KINROSS Great Bear

Great Bear Gold Project
Impact Statement

Appendix J:

Geochemistry Summary Report



GREAT BEAR RESOURCES

GREAT BEAR PROJECT

GEOCHEMISTRY SUMMARY FOR IMPACT STATEMENT

NOVEMBER 2025



GREAT BEAR PROJECT

GEOCHEMISTRY SUMMARY FOR IMPACT STATEMENT

GREAT BEAR RESOURCES

PROJECT NO.: OMEMA2303
NOVEMBER 2025

WSP CANADA INC.
6925 CENTURY AVENUE, SUITE 600
MISSISSAUGA, ONTARIO, CANADA, L5N 7K2

T: +1 905-567-4444
WSP.COM

SIGNATURES

PREPARED BY:

Original Signed

Kristen Gault. MSc, P.Geo.
Technical Director, Geochemistry

REVIEWED BY:

Original Signed

Steve Sibbick. MSc, P.Geo.
Senior Technical Director

ABBREVIATIONS

ABA	Acid Base Accounting
ACT Labs	Activation Laboratories Ltd.
AEX Program	Advanced Exploration Program
AP	Acid Potential
ARD	Acid Rock Drainage
BV	Bureau Veritas
CarbNP	Carbonate Neutralization Potential
CarbNPR	Carbonate Neutralization Potential Ratio
CMR	Carbonate Molar Ratio
CND	Cyanide Destruction
CO_2	Carbon Dioxide
CVAA(S)	Cold Vapour Atomic Adsorption (Spectroscopy)
CVAFS	Cold Vapor Atomic Fluorescence Spectroscopy
DO	Dissolved Oxygen
EC	Electric Conductivity
EMPA	Electron Microprobe Analysis
FLB	Field Leach Barrel
Global ARD	Global ARD Testing Services Inc.
Great Bear Resources	Great Bear Resources Ltd.
H_2O_2	Hydrogen Peroxide
HCl	Hydrochloric Acid
$HClO_4$	Perchloric Acid
HDPE	High-density Polyethylene
HF	Hydrofluoric Acid
HNO_3	Nitric Acid
IC	Ion Chromatograph
ICP	Inductively Coupled Plasma
ICP-MS	Inductively Coupled Plasma Mass Spectrometry
ICP-OES	Inductively Coupled Plasma Optical Emission Spectrometry
ISE	Selective Ion Electrode
LOI	Loss on Ignition
MEND	Mine Environment Neutral Drainage
ML	Metal Leaching
ML / ARD	Metal Leaching / Acid Rock Drainage
MPA	Maximum Potential Acidity
Na_2CO_3	Sodium Carbonate
NAG	Net Acid Generation
NML	Non-Metal Leaching
NP	Neutralization Potential
NPAG	Non-Potentially Acid Generating
NPR	Neutralization Potential Ratio

ORP	Oxidation-Reduction Potential
PAG	Potentially Acid Generating
Project	Great Bear Project
PVC	Polyvinyl Chloride
PWQO	Provincial Water Quality Objectives
QA / QC	Quality Assurance / Quality Control
QEMSCAN	Quantitative Evaluation of Materials by Scanning Electron Microscopy
RPD	Relative Percent Difference
R-XRD	Rietveld X-Ray Diffraction
SFE	Shake Flask Extraction
SGS Lakefield	SGS Laboratories
SO_2	Sulphur Dioxide
TC	Total Carbon
TDS	Total Dissolved Solids
TIC	Total Inorganic Carbon
VMF	Viggo management facility
w/w	Weight / Weight
WAD	Weak Acid Dissociable
WSP	WSP Canada Inc.

UNITS

˚C	degrees Celsius
µm	micrometre
cm	centimetres
g	gram
kg	kilogram
kg $CaCO_3$/t	kilograms of calcium carbonate per tonne
km	kilometre
L	litre
m	metre
masl	metres above sea level
mg $CaCO_3$/L	milligrams of calcium carbonate per litre
mg $CaCO_3$/m^2/week	milligrams of calcium carbonate per square metre per week
mg/kg	milligrams per kilogram
mg/kg/week	milligram per kilogram per week
mg/L	milligram per litre
mg/m^2/week	milligram per square metre per week
mL	millilitre
mL/min	millilitre per minute
mm	millimetres
ng/L	nanograms per litre
nm	nanometres
wt.%	weight percent

ELEMENTS

Ag	Silver
Al	Aluminum
As	Arsenic
Au	Gold
B	Boron
Ba	Barium
Be	Beryllium
Bi	Bismuth
Ca	Calcium
Cd	Cadmium
Ce	Cerium
Co	Cobalt
Cr	Chromium
Cs	Cesium
Cu	Copper
Fe	Iron
Ga	Gallium
Ge	Germanium
Hf	Hafnium
Hg	Mercury
In	Indium
K	Potassium
La	Lanthanum
Li	Lithium
Mg	Magnesium
Mn	Manganese
Mo	Molybdenum
Na	Sodium
Nb	Niobium
Ni	Nickel
P	Phosphorus
Pb	Lead
Rb	Rubidium
Re	Rhenium
S	Sulphur
Sb	Antimony
Sc	Scandium
Se	Selenium
Sn	Tin
Sr	Strontium
Ta	Tantalum
Te	Tellurium
Th	Thorium
Tl	Thallium
U	Uranium
V	Vanadium
W	Tungsten
Yr	Yttrium
Zn	Zinc
Zr	Zirconium

TABLE OF CONTENTS

ABBREVIATIONS II

UNITS IV

ELEMENTS V

1 INTRODUCTION 1-1

1.1 Project Background 1-1

1.2 Scope of Work 1-1

1.3 Report Structure 1-2

2 PHYSIOGRAPHY AND GEOLOGY 2-1

2.1 Physiography 2-1

2.2 Geology 2-1

2.2.1 Regional Geology 2-1

2.2.2 Project Geology 2-1

3 PROGRAM DESIGN 3-1

3.1 Regulatory Context 3-1

3.2 Objectives and Approach 3-1

3.3 Static Testing 3-3

3.3.1 Acid Base Accounting 3-3

3.3.2 Elemental Content 3-4

3.3.3 Short-Term Leaching Tests 3-4

3.3.4 Mineralogy 3-5

3.4 Kinetic Testing 3-6

3.4.1 Laboratory Kinetic Tests 3-6

3.4.1.1 Humidity Cells 3-6

3.4.1.2 Column Tests 3-7

3.4.2 Field Kinetic Tests 3-7

4 ANALYTICAL METHODS 4-1

4.1 Overview 4-1

4.2 Analytical Laboratories 4-1

4.3 Static Testing Methods 4-2

4.3.1 Sample Preparation 4-2

4.3.2 Acid Base Accounting 4-3

4.3.3 Net Acid Generation Test 4-5

TABLE OF CONTENTS

4.3.4 Elemental Content 4-5
4.3.5 Short-Term Leaching Tests 4-6
4.3.6 Bulk Mineralogy By R-XRD 4-7
4.3.7 Detailed Mineralogy 4-8
4.4 Laboratory Kinetic Tests 4-9
4.4.1 Humidity Cell Testing 4-9
4.4.2 Trickle Leach Column Testing 4-10
4.4.3 Subaqueous Recirculating Column Testing 4-12
4.4.4 Subaerial Paste Backfill Kinetic Testing 4-13
4.4.5 Subaqueous Paste Backfill Kinetic Testing 4-14
4.5 Field Kinetic Tests 4-19
4.5.1 Field Leach Barrels 4-19
4.5.2 Overburden Field Leach Tests 4-22
4.6 Quality Assurance and Quality Control 4-24
4.6.1 Laboratory Continuity 4-24
4.6.2 Detection Limits 4-24
4.6.3 QA / QC Protocols 4-24
5 PROJECT ROCK 5-1
5.1 Summary 5-1
5.2 Static Testing 5-3
5.2.1 Overview 5-3
5.2.2 Drill Core Samples 5-3
5.2.3 Analytical Test Methods and Screening Approach 5-4
5.2.4 Quality Assurance and Quality Control 5-6
5.2.5 Results 5-8
5.2.6 Key Findings 5-19
5.3 Detailed Mineralogy 5-49
5.3.1 Program Overview 5-49
5.3.2 Test Samples 5-49
5.3.3 Methods of Analysis 5-49
5.3.4 Data Analysis and Interpretation 5-51
5.3.5 Quality Assurance and Quality Control 5-52
5.3.6 Results - Quantitative Mineralogy and EMPA 5-52
5.3.7 Results – Mineral / Element Associations and Deportment 5-54
5.3.8 Results – Comparison with Static Results 5-56
5.3.9 Key Findings 5-60
5.4 Humidity Cell Testing 5-88
5.4.1 Overview 5-88

TABLE OF CONTENTS

5.4.2 Testing Details 5-88
5.4.3 Quality Assurance and Quality Control 5-89
5.4.4 Results 5-90
5.4.5 Lag Time to Acid Onset for Humidity Cell Tests 5-93
5.4.6 Key Findings 5-96
5.5 Column Testing 5-113
5.5.1 Overview 5-113
5.5.2 Column Testing Details 5-113
5.5.3 Quality Assurance and Quality Control 5-114
5.5.4 Results 5-114
5.5.5 Arsenic Leaching 5-117
5.5.6 Key Findings 5-119
5.6 Field Leach Barrel Testing 5-145
5.6.1 Overview 5-145
5.6.2 Summary of FLB Tests 5-145
5.6.3 Leachate Sampling and Analysis 5-146
5.6.4 Screening Approach 5-146
5.6.5 Quality Assurance and Quality Control 5-146
5.6.6 Results 5-147
5.6.7 Key Findings 5-150
6 TAILINGS 6-1
6.1 Summary 6-1
6.2 Static Testing 6-2
6.2.1 Overview 6-2
6.2.2 Summary of Available Samples 6-2
6.2.3 Analytical Test Methods and Screening Approach 6-4
6.2.4 Quality Assurance and Quality Control 6-6
6.2.5 Acid Generation Potential 6-6
6.2.6 Elemental Content 6-11
6.2.7 Screening Assessment of Process Water 6-12
6.2.8 Shake Flask Extraction 6-14
6.2.9 Bulk Mineralogy 6-15
6.2.10 Key Findings 6-18
6.3 Kinetic Testing 6-31
6.3.1 Program Overview 6-31
6.3.2 Quality Assurance and Quality Control 6-34
6.3.3 Desulphurized Tailings 6-34
6.3.4 Concentrate Tailings 6-36

TABLE OF CONTENTS

6.3.5 Whole Tailings 6-37
6.3.6 Paste Backfill Subaerial Kinetic Test 6-38
6.3.7 Subaqueous Recirculating Column Test 6-39
6.3.8 Key Findings 6-41

7 OVERBURDEN 7-1
7.1 Summary 7-1
7.2 Static Testing 7-2
7.2.1 Program Overview 7-2
7.2.2 Summary of Available Samples 7-2
7.2.3 Analytical Test Methods and Screening Approach 7-3
7.2.4 Quality Assurance and Quality Control 7-4
7.2.5 Results 7-6
7.2.6 Key Findings 7-9
7.3 Kinetic Testing 7-22
7.3.1 Program Overview 7-22
7.3.2 Trickle Leach Column Testing Program 7-22
7.3.3 Quality Assurance and Quality Control 7-24
7.3.4 Results 7-24
7.3.5 Key Findings 7-26
7.3.6 Field Cell Testing 7-27

8 REFERENCES 8-1

TABLE OF CONTENTS

TABLES

Table 2.2-1: Key Rock Types 2-2
Table 3.2-1: Summary of Testing Programs 3-2
Table 3.3-1: ARD Classification Criteria 3-5
Table 4.2-1: Summary of Analytical Laboratories 4-1
Table 4.3-1: Acid Addition and Equivalent NP Values for the Fizz Test 4-9
Table 4.3-2: Summary of EMPA Sulphide and Sulpharsenide Mineral Analysis 4-9
Table 5.2-1: Relative Abundances of Rock Types - Open Pits and Underground 5-21
Table 5.2-2: Drill Core Sample Summary 5-21
Table 5.2-3: Summary of Drill Core Static Testing Program 5-22
Table 5.2-4: Summary of ABA and Elemental Content Duplicate Tests 5-23
Table 5.2-5: Summary of S Speciation 5-24
Table 5.2-6: Summary of Modified NP and CarbNP Values 5-25
Table 5.2-7: Summary of PAG and NPAG Samples 5-26
Table 5.2-8: Summary of Elemental Content Qualitative Screening Analysis - Selected Elements 5-27
Table 5.2-9: Summary of SFE Qualitative Screening Analysis - Selected Elements 5-28
Table 5.2-10: Chemical Formulae of Phases Identified in R-XRD Testing 5-29
Table 5.3-1: Detailed Mineralogy Samples 5-63
Table 5.3-2: Detailed Mineralogy Sample Descriptions 5-64
Table 5.3-3: Summary of EMPA Sulphide and Sulpharsenide Mineral Analysis 5-68
Table 5.3-4: General Approach for EMPA Analysis 5-68
Table 5.3-5: EMPA Applied Concentration for Ni, As and Co Deportment 5-69
Table 5.3-6: Elements with Different Sulphide Mineral Associations 5-70
Table 5.4-1: Humidity Cell Study Summary 5-99
Table 5.4-2: Humidity Cell Description 5-100
Table 5.4-3: Humidity Cell Sample Mineralogy (R-XRD and QEMSCAN) 5-103
Table 5.4-4: Estimated Depletion Times for Humidity Cell Tests ... 106
Table 5.4-5: Lag Time Relationships 5-107
Table 5.4-6: Release Rate Summary - Selected Parameters 5-108
Table 5.5-1: Column Program Summary 5-121
Table 5.5-2: Column Descriptions 5-122
Table 5.5-3: Steady Leachate Concentration Summary of Non-Sulphide Elements of Interest (above Static SFE Screening) 5-124
Table 5.5-4: Steady Concentration Summary of Sulphide Elements of Interest 5-125
Table 5.5-5: Detailed Mineralogy Samples with Gersdorffite-Cobaltite as Primary As Host 5-127
Table 5.5-6: Detailed Mineralogy and Leaching Summary of MS3, Basalt and Frag2 Samples 5-127
Table 5.5-7: Guidance for Management of NPAG Rock 5-128
Table 5.5-8: Lithology Proportions Based on As Thresholds 5-129

TABLE OF CONTENTS

Table 5.6-1: FLB Program Summary 5-152
Table 5.6-2: Summary of Drill Core Added to FLB Tests 5-152
Table 5.6-3: Summary of ML / Acid Generation Potential of the FLB Tests 5-153
Table 5.6-4: Summary of FLB Static Testing Results 5-154
Table 5.6-5: 2023 to 2024 FLB Sampling Schedule 5-155
Table 5.6-6: Summary of Analyses Performed on FLB Samples and Field Blanks 5-155
Table 5.6-7: Median Release Rates over the Monitoring Period for FLB Tests 5-156
Table 6.2-1: Summary of Synthetic Tailings Samples 6-19
Table 6.2-2: Summary of Tailings Static Testing Program 6-19
Table 6.2-3: Selected Data for Ore Composites and Tailings 6-20
Table 6.2-4: Summary of Supernatant Screening Assessment for Desulphurized Tailings Samples 6-20
Table 6.2-5: Summary of Supernatant Screening Assessment for Concentrate Tailings 6-21
Table 6.2-6: Summary of Supernatant Screening Assessment for Whole Tailings 6-22
Table 6.2-7: Summary of SFE Screening Assessment for Tailings 6-23
Table 6.3-1: Data Summary for Samples Included in Kinetic Testing Program 6-42
Table 6.3-2: Estimated Depletion Times for Tailings 6-43
Table 6.3-3: Release Rate Summary of Selected Parameters 6-44
Table 7.2-1: Overburden Sample Summary by Location 7-11
Table 7.2-2: Overburden Units 7-11
Table 7.2-3: Analytical Program Summary 7-11
Table 7.2-4: Summary of SFE Leachate Screening on Overburden Samples 7-12
Table 7.3-1: Summary of Overburden Kinetic Testing Program 7-28
Table 7.3-2: Summary of Overburden Column Leachate Screening 7-29

TABLE OF CONTENTS

FIGURES

Figure 1.3-1: Project Location 1-3
Figure 2.2-1: Regional Geology of Red Lake District 2-3
Figure 2.2-2: Project Geology Map 2-4
Figure 2.2-3: Great Bear Project Stratigraphy 2-5
Figure 4.4-1: Conceptual Drawing of the Humidity Cells 4-16
Figure 4.4-2: Conceptual Drawing of the Trickle Leach Columns 4-16
Figure 4.4-3: Conceptual Drawing of the Concentrate Tailings Subaqueous Recirculating Column 4-17
Figure 4.4-4: Conceptual Drawing of the Subaerial Paste Backfill Kinetic Test 4-17
Figure 4.4-5: Conceptual Drawing of the Paste Backfill Subaqueous Kinetic Test 4-18
Figure 4.5-1: Conceptual Drawing of a Field Leach Barrel Test 4-21
Figure 4.5-2: Conceptual Drawing of an Overburden Field Leach Test 4-23
Figure 5.2-1: Sample Locations - Static Testing 5-30
Figure 5.2-2:Sulphide S vs. Total S (Material Class and Lithology) 5-31
Figure 5.2-3: Sulphide S vs. Total S (Mine Area) 5-32
Figure 5.2-4: Total Sulphur vs. ICP-MS Sulphur (Material Class and Lithology) 5-33
Figure 5.2-5: Total Sulphur vs. ICP-MS Sulphur (Mine Area) 5-34
Figure 5.2-6: Carbonate NP vs. NP (Material Class and Lithology) 5-35
Figure 5.2-7: Carbonate NP vs. NP (Mine Area) 5-36
Figure 5.2-8: Carbonate NP vs. MPA (Material Class and Lithology) 5-37
Figure 5.2-9: Carbonate NP vs. MPA (Mine Area) 5-38
Figure 5.2-10: NP vs. AP (Material Class and Lithology) 5-39
Figure 5.2-11: NP vs. AP (Mine Area) 5-40
Figure 5.2-12: NAG pH vs. CarbNPR 5-41
Figure 5.2-13: NAG pH vs. Total S 5-42
Figure 5.2-14: Molar Fe vs. Molar S 5-43
Figure 5.2-15: Molar As vs. Molar S 5-44
Figure 5.2-16: Molar Zn vs. Molar S 5-45
Figure 5.2-17: SFE Leachable As vs. Solid As 5-46
Figure 5.2-18: Total S from XRD vs. Total S from ABA 5-47
Figure 5.2-19: Total C from XRD vs. TIC from ABA 5-48
Figure 5.3-1: Modal Mineralogy – Felsic Volcanic 1 5-71
Figure 5.3-2: Modal Mineralogy – Felsic Volcanic 2 5-72
Figure 5.3-3: Modal Mineralogy – Metasediment (2 and 3) and Argillite 5-73
Figure 5.3-4: Modal Mineralogy – Basalt 5-74
Figure 5.3-5: Modal Mineralogy – Fragmental 1 and 2 5-75
Figure 5.3-6: QEMSCAN Fe Deportment 5-76
Figure 5.3-7: QEMSCAN As Deportment 5-77
Figure 5.3-8: QEMSCAN Co Deportment 5-78
Figure 5.3-9: QEMSCAN Ni Deportment 5-79
Figure 5.3-10: Corrected QEMSCAN As Deportment 5-80
Figure 5.3-11: QEMSCAN Sulphide Fe vs. Fe Content 5-81
Figure 5.3-12: QEMSCAN Pyrrhotite S vs. ABA Sulphate S 5-82
Figure 5.3-13: QEMSCAN S Deportment 5-83

TABLE OF CONTENTS

Figure 5.3-14: QEMSCAN AP vs. ABA MPA 5-84
Figure 5.3-15: QEMSCAN AP (Acid Generating Sulphides) vs. ABA AP 5-85
Figure 5.3-16: QEMSCAN NP vs. ABA NP 5-86
Figure 5.3-17: QEMSCAN CarbNP Distribution 5-87
Figure 5.4-1: Relationship between Sulphate Release Rates and Solid Phase Total S Content. PAG and NPAG Classification based on ABA Testing 5-111
Figure 5.4-2: Relationship between AP Release Rate and MPA of the Test Samples 5-112
Figure 5.5-1: Representative Columns 5-130
Figure 5.5-2: Aqua Regia As vs. Four Acid As 5-131
Figure 5.5-3: Leachable As – Felsic Volcanic 5-132
Figure 5.5-4: Leachable As – Metasediment 5-133
Figure 5.5-5: Leachable As – Basalt 5-134
Figure 5.5-6: Leachable As – Fragmental 5-135
Figure 5.5-7: Leachable As vs. Four Acid As – Lithology 5-136
Figure 5.5-8: Leachable Zn – Felsic Volcanic 5-137
Figure 5.5-9: Leachable Cd – Felsic Volcanic 5-138
Figure 5.5-10: Leachable Pb – Felsic Volcanic 5-139
Figure 5.5-11: Leachable As vs. Four Acid As – Mineralogy 5-140
Figure 5.5-12: Leachable As vs. Four Acid As – Mineralogy (Column and Humidity Cells) 5-141
Figure 5.5-13: Leachable As vs. Molar Ratio of Four Acid As to Sulphide Fe 5-142
Figure 5.5-14: Leachable As vs. Molar Ratio of Four Acid As to ABA Total S 5-143
Figure 5.5-15: Leachable As vs. Four Acid As – Mineralogy with As Thresholds (Column and Humidity Cells) 5-144
Figure 5.6-1: FLB Conceptual Diagram 5-157
Figure 5.6-2: FLB vs. Humidity Cell SO_4 Release 5-158
Figure 5.6-3: FLB-01 Static Testing Results 5-159
Figure 5.6-4: FLB-02 Static Testing Results 5-160
Figure 5.6-5: FLB-03 Static Testing Results 5-161
Figure 5.6-6: FLB-04 Static Testing Results 5-162
Figure 5.6-7: FLB-05 Static Testing Results 5-163
Figure 5.6-8: FLB-06 Static Testing Results 5-164
Figure 5.6-9: FLB-07 Static Testing Results 5-165
Figure 5.6-10: FLB-08 Static Testing Results 5-166
Figure 5.6-11: FLB-09 Static Testing Results 5-167
Figure 5.6-12: FLB-10 Static Testing Results 5-168
Figure 5.6-13: FLB-11 Static Testing Results 5-169
Figure 5.6-14: FLB-12 Static Testing Results 5-170
Figure 5.6-15: FLB-13 Static Testing Results 5-171
Figure 5.6-16: FLB-14 Static Testing Results 5-172
Figure 5.6-17: FLB-15 Static Testing Results 5-173
Figure 6.2-1: Flowsheet and Geochemical Test Samples 6-24
Figure 6.2-2: Sulphide S vs. Total S 6-25
Figure 6.2-3: CarbNP vs. NP 6-26
Figure 6.2-4: CarbNP vs. MPA 6-27
Figure 6.2-5: NP vs. AP 6-28
Figure 6.2-6: Comparison of As:S Molar Ratio and As Concentrations in Tailings Supernatant 6-29

TABLE OF CONTENTS

Figure 6.2-7: Comparison of As:S Molar Ratio and As Concentrations in SFE Leachate 6-30
Figure 6.3-1: Comparison of As Release in Humidity Cell Tests to Solid Phase As Content 6-45
Figure 7.2-1: Site Plan and Overburden Sampling Program Locations 7-13
Figure 7.2-2: Sulphide S vs Total S 7-14
Figure 7.2-3: TIC vs TC 7-15
Figure 7.2-4: Paste pH vs. Total S / Paste pH vs. NP 7-16
Figure 7.2-5: CarbNP vs. NP 7-17
Figure 7.2-6: CarbNP vs. MPA 7-18
Figure 7.2-7: NP vs. AP 7-19
Figure 7.2-8: NAG pH vs. CarbNPR 7-20
Figure 7.2-9: NAG pH vs. NPR 7-21

APPENDICES

A Analytical Methods
B Project Rock Static Testing
B1 Project Rock Static Testing Results
B2 Project Rock QA / QC Results
B3 Cross Sections
C Project Rock Detailed Mineralogy
- C1 Detailed Mineralogy SGS Reports
- C2 EMPA Data
- C3 EMPA Statistics
- C4 Four Acid and Deportment Data
- C5 R-XRD and QEMSCAN Results
- C6 QEMSCAN ABA Data

D Project Rock Humidity Cell Tests
- D1 Particle Size Analysis Results
- D2 Project Rock Humidity Cell Test Results

E Project Rock Column Tests
- E1 Particle Size Analysis Results
- E2 Scaled Column Test Results
- E3 Unscaled Column Test Results
- E4 Steady Unscaled Concentration Summary

F Project Rock FLB Tests
- F1 FLB Sample Intervals
- F2 FLB Static Testing Results
- F3 FLB Leachate Results

G Tailings Static Testing
H Desulphurized Tailings Humidity Cell Tests
I Concentrate Tailings Subaqueous Column Test
J Whole Tailings Humidity Cell Tests
K Paste Backfill Subaerial Kinetic Test
L Paste Backfill Subaqueous Kinetic Test

TABLE OF CONTENTS

M Overburden Static Testing
- M1 Overburden Static Testing Results
- M2 Overburden QA /QC Results

N Overburden Column Tests
- N1 Overburden Columns Static Testing Results
- N2 Overburden Column Test Results
- N3 Comparison of Overburden Column Leachate to Surface Water Quality

O Certificates of Analysis

1 INTRODUCTION

1.1 PROJECT BACKGROUND

Great Bear Resources Ltd. (Great Bear Resources), a wholly owned subsidiary of Kinross Gold Corporation, is proposing to develop a gold mine (the Great Bear Project). The Great Bear Project (the Project) is located approximately 25 km southeast of the Municipality of Red Lake (Figure 1.3-1) in northwestern Ontario.

This report has been prepared to describe the geochemical characteristics of geologic materials likely to be encountered (e.g., rock and overburden) or generated (e.g., tailings and, paste backfill) during mine development. This report documents the approach, methods, and results of the static and kinetic geochemical testing programs to assess the metal leaching and acid generation potential of Project materials.

For the purposes of this assessment, rock at the Project has been classified into two groups.

- Ore-grade materials: Samples collected from the open pit and underground mine volume that contained an economic gold content.
- Mine rock: All mine rock excluding ore-grade materials and including future exposed rock surfaces.

In addition to rock materials, tailings (generated from metallurgical test programs), paste backfill (generated from engineering test programs), and overburden materials were also tested as part of the Project geochemical assessment.

- Tailings: Tailings are a by-product from the processing of ore-grade material to recover gold. Geochemical testing included in this assessment utilized tailings samples generated from metallurgical test programs conducted for the Project. Current Project plans include the use of flotation to generate desulphurized tailings alongside a smaller volume of concentrate tailings.
- Paste backfill: Backfill will be generated for structural use in underground mining. Paste backfill, prepared from whole tailings, is currently planned to represent the primary form of backfill used at the Project. Geochemical testing of paste backfill utilized samples prepared according to current Project engineering specifications, using tailings generated from metallurgical programs.
- Overburden: Overburden represents the natural, unconsolidated materials overlying bedrock that will be excavated as part of Project development.

1.2 SCOPE OF WORK

This Geochemistry Summary Report summarizes the findings of geochemical baseline characterization work completed by WSP Canada Inc. (WSP) in support of the Project Impact Statement. Geochemical baseline studies comprised various programs and the data included in this report represents data collected up to July 2025.

The scope of the baseline program conducted for the Project has progressed over time based on ongoing development of the Project and subsequent technical findings of the geochemistry programs, plus feedback received from regulatory agencies and Indigenous communities. The metal leaching / acid rock drainage (ML / ARD) characterization program for the Project is highly robust and comprehensive. The magnitude of the collected dataset exceeds standard approaches for similar mining projects completed or undergoing the approvals processes in Ontario. Geochemistry investigations are continuing and will be reported during the environmental approvals process as appropriate.

Several comprehensive ML / ARD characterization programs were conducted to evaluate the geochemical characteristics of Project geologic materials, including:

- Static and kinetic testing of drill core samples, representing mine rock and ore-grade materials, including future stockpiled materials and exposed mine surfaces. Static testing included a program with 3,885 drill core samples from the mine volume. The kinetic testing program included 84 kinetic tests, with 35 humidity cell tests and 34 column tests operated in the laboratory, and 15 field leach barrel tests operated in the field at the Great Bear Property.
- Static and kinetic testing of metallurgical tailings samples including desulphurized tailings (seven samples) and concentrate tailings (nine samples) representing tailings to be generated under the current mine plan. Tailings testing was conducted on samples subject to bench scale cyanide destruction. Whole tailings (nine samples) were also tested, along with prepared paste backfill (one sample). Tailings kinetic testing included nine humidity cell tests and one column test. Two kinetic tests were conducted for paste backfill.
- Static and kinetic testing of overburden samples representative of overburden to be excavated as part of Project development. The static testing program included 172 overburden samples. Kinetic testing included 14 trickle leach column tests and six field cells which are under construction.

This report summarizes static and kinetic test data available to support the Impact Statement. Kinetic test programs continue to be routinely monitored. Targeted ongoing test work is underway to support mine engineering.

In addition to the above baseline geochemical data, the Project has an extensive exploration geochemistry database including multielement ICP data representing approximately 500,000 drill core samples within the mine volume which was used to develop ABA analogue relationships with the exploration geochemistry database. These relationships were utilized to generate an ML / ARD block model for the Project to support mine rock management.

1.3 REPORT STRUCTURE

This report contains relevant background and contextual information to guide the reader through key components of the Project geology (Section 2), the overall ML / ARD program design (Section 3), and analytical test methods used (Section 4). The static and kinetic testing programs for each geologic material characterized as part of the ML / ARD assessment are provided in the following sections:

- Section 5: Project rock, including mine rock and ore-grade materials.
- Section 6: Tailings, including desulphurized tailings, concentrate tailings and whole tailings, along with paste backfill.
- Section 7: Project overburden.

Appendix A provides information regarding analytical methods and detection limits used for the assessment.

Appendices B through N provide tabulated data and graphs related to the various test programs, as referenced throughout this document.

Certificates of analysis for the completed test work are provided in Appendix O.

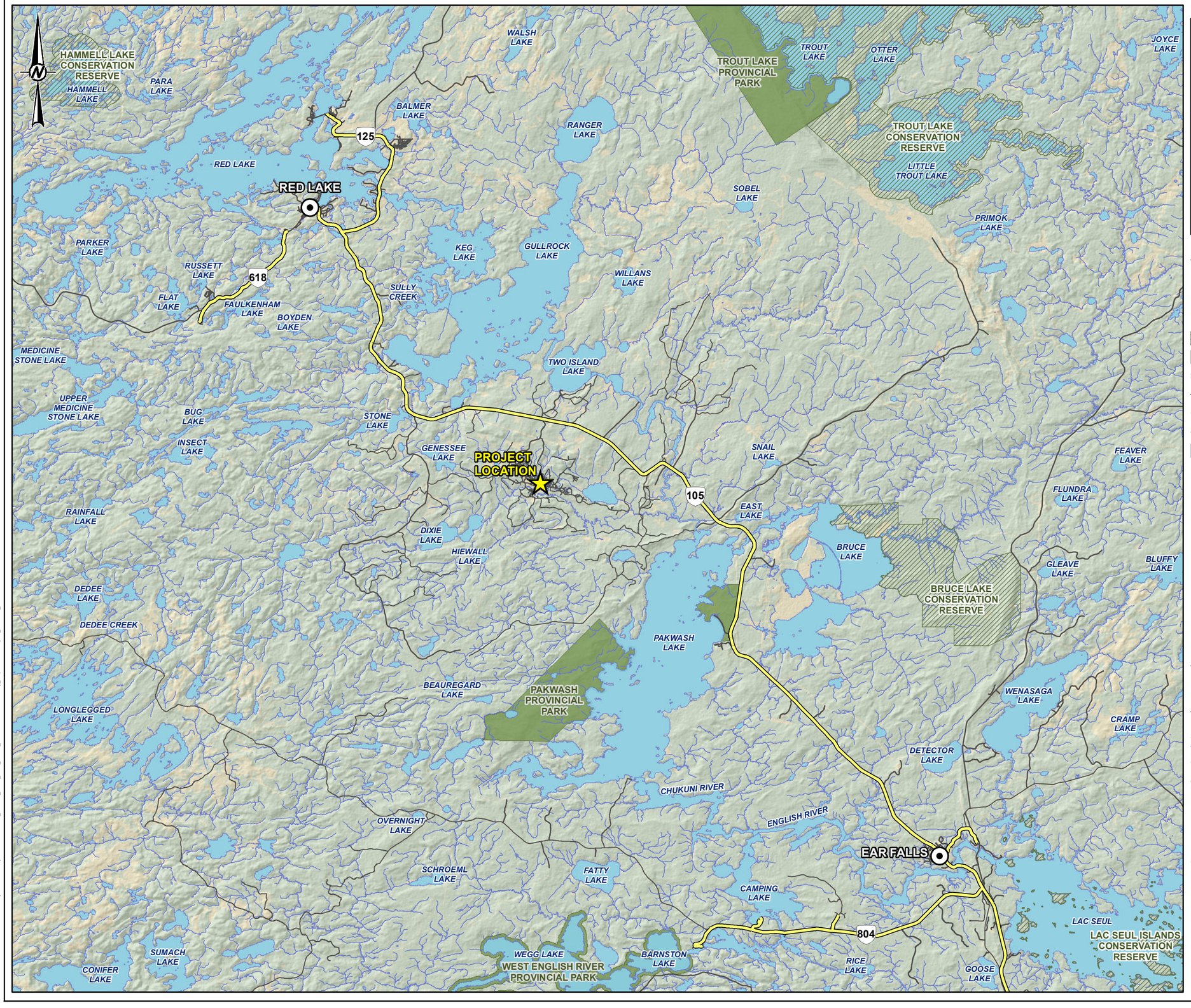

KEY MAP



SCALE 1:30,000,000

LEGEND

- PROJECT LOCATION
- TOWN
- CONSERVATION RESERVE
- PROVINCIAL PARK
- HIGHWAY
- LOCAL ROAD
- RESOURCE/ RECREATION ROAD
- WATERCOURSE
- WATERBODY

0 2.5 5 10

1:250,000 KILOMETRES

NOTE(S)

1. ALL LOCATIONS ARE APPROXIMATE

REFERENCE(S)

1. CONTAINS INFORMATION LICENSED UNDER THE OPEN GOVERNMENT LICENCE - ONTARIO
2. WATERCOURSES AND WATERBODY ACQUIRED FROM LAND INFORMATION ONTARIO (MNRF) AND MODIFIED TO MATCH AERIAL IMAGERY AND LIDAR.
3. ROADS INFORMATION PROVIDED BY GREAT BEAR RESOURCES, AUGUST 2022.
4. COORDINATE SYSTEM: NAD 1983 UTM ZONE 15N

CLIENT
GREAT BEAR RESOURCES

PROJECT
GREAT BEAR PROJECT

TITLE
PROJECT LOCATION

CONSULTANT

YYYY-MM-DD	2025-06-06
DESIGNED	----
PREPARED	MD
REVIEWED	----
APPROVED	----

PROJECT NO.	CONTROL	REV.	FIGURE
CA0031272	0001	A	1.3-1

IF THIS MEASUREMENT DOES NOT MATCH WHAT IS SHOWN, THE SHEET SIZE HAS BEEN MODIFIED FROM: ANSI B

25mm

0

PATH: X:\CA\CAOAK300-OAK\MIS-FS\1-Project\P-2023\Projects\OMEMA23\03_Kinross_Great_Bear_Env\7_GIS\GeoChem\Summary_Report\MXD\Project_Location_1.mxd PRINTED ON: 2025-06-06 AT: 1:24:37 PM

2 PHYSIOGRAPHY AND GEOLOGY

2.1 PHYSIOGRAPHY

The regional topography includes low, rolling hills with numerous small lakes and spruce bogs. Project terrain is gently sloping with elevation ranging from 350 to 460 masl. Bedrock occurrences are rare on the property and, where observed, they are typically glacially polished. Overburden depth typically ranges from 1 to 20 m and averages 10 m.

2.2 GEOLOGY

The following geological information for the Project has been summarized from Great Bear Resources geologists and the Voluntary National Instrument 43-101 Technical Report (Pfieffer et al. 2023).

2.2.1 REGIONAL GEOLOGY

The Project is located within the Red Lake greenstone belt of the Uchi Subprovince of the Archean Superior Province of the Canadian Shield (Figure 2.2-1). The rocks of Red Lake greenstone belt (east trending) and Birch-Confederation greenstone belt (north trending) originated in a setting characterized by volcanic eruption and deposition of volcanic sedimentary sequences on an active continental margin, followed by subduction related arc volcanism and later continental collision causing metamorphism.

Gold mineralization within the Red Lake greenstone belt region is epigenetic and structurally controlled, manifesting in veins, lenses, fractures, and hinge zones along contacts between different geologic units.

2.2.2 PROJECT GEOLOGY

At a local scale, the Project area is bounded by intrusive batholiths within a northwest-southeast trending belt of metavolcanic and metasedimentary rocks that are interpreted to have been formed in a marine setting next to active volcanism prior to metamorphism.

The southwestern portion of the Property is within a mafic domain and consists of intercalated mafic volcanic flows, argillite, siltstone, iron formation, and minor local felsic volcanics (Figure 2.2-2). The mafic domain hosts two mineralized zones that together comprise only approximately 3% of the measured, indicated and inferred resources for the Project: the Limb Zone and Hinge Zone.

Gold mineralization in the Limb Zone occurs as silica-sulphide replacement alteration zones, including replacement of sediments if present, or as silica flooding and quartz-calcite veins in the absence of sediments. Gold mineralization in the Hinge Zone is present in quartz veins and is associated with weak carbonate quartz alteration.

At the center of the Property, a younger sequence of intermediate to mafic volcanic and volcaniclastic rocks are present, which have a similar stratigraphy, but higher proportion of felsic pyroclastic rocks compared to the western and eastern portions of the Property. These rocks host the greatest mineralization for the Project in the LP Zone, which trends northwest to southeast and contains disseminated gold hosted by felsic volcanics and volcaniclastic sediments. Alteration of the LP Zone is variable and includes strong to pervasive albitization and silicification of the felsic volcanic units, and sericite / muscovite alteration of the metasedimentary units.

Sulphide minerals including pyrite (FeS_2) and pyrrhotite (Fe_7S_8) are the main sulphides associated with gold mineralization in all three ore zones. Lesser arsenopyrite (FeAsS) and minor amounts of chalcopyrite ($CuFeS_2$), sphalerite (ZnS), and galena (PbS) have been observed to be associated with the mineralized zones.

The northeastern portion of the Property is characterized by a felsic domain consisting of porphyritic dacite flows and volcaniclastic rocks intercalated with sedimentary layers.

Figure 2.2-3 presents the stratigraphy at the property. The rock types and stratigraphy inferred from exploration drilling is consistent across the property. Table 2.2-1 summarizes key rock types from the current geological interpretation for the Project.

Current Project plans include the development of two open pits, LP Central pit and the Viggo pit, and an underground mine. The mine volume is generally situated within the LP Zone of the deposit. The Limb and Hinge Zone are intercepted by the underground mine volume but they represent a limited proportion of the overall mine volume for the Project.

Table 2.2-1: Key Rock Types

Lithology	Mineralized Zone
Felsic Volcanic 1	LP Zone
Felsic Volcanic 2	
Metasediment 2	
Metasediment 3	
Fragmental 1	
Fragmental 2	
Mafic Volcanic (1)	Limb and Hinge Zones (primary) LP Zone (trace)
Argillite	Limb and Hinge Zones

Note:

1 Mafic volcanic includes several basalts including Foliated Mafic Flow, Pillow Basalt, Massive Basalt, and Biotite Calcite Pillow Basalt. The term basalt is used in subsequent sections of this document when referring to mafic volcanic rock type.

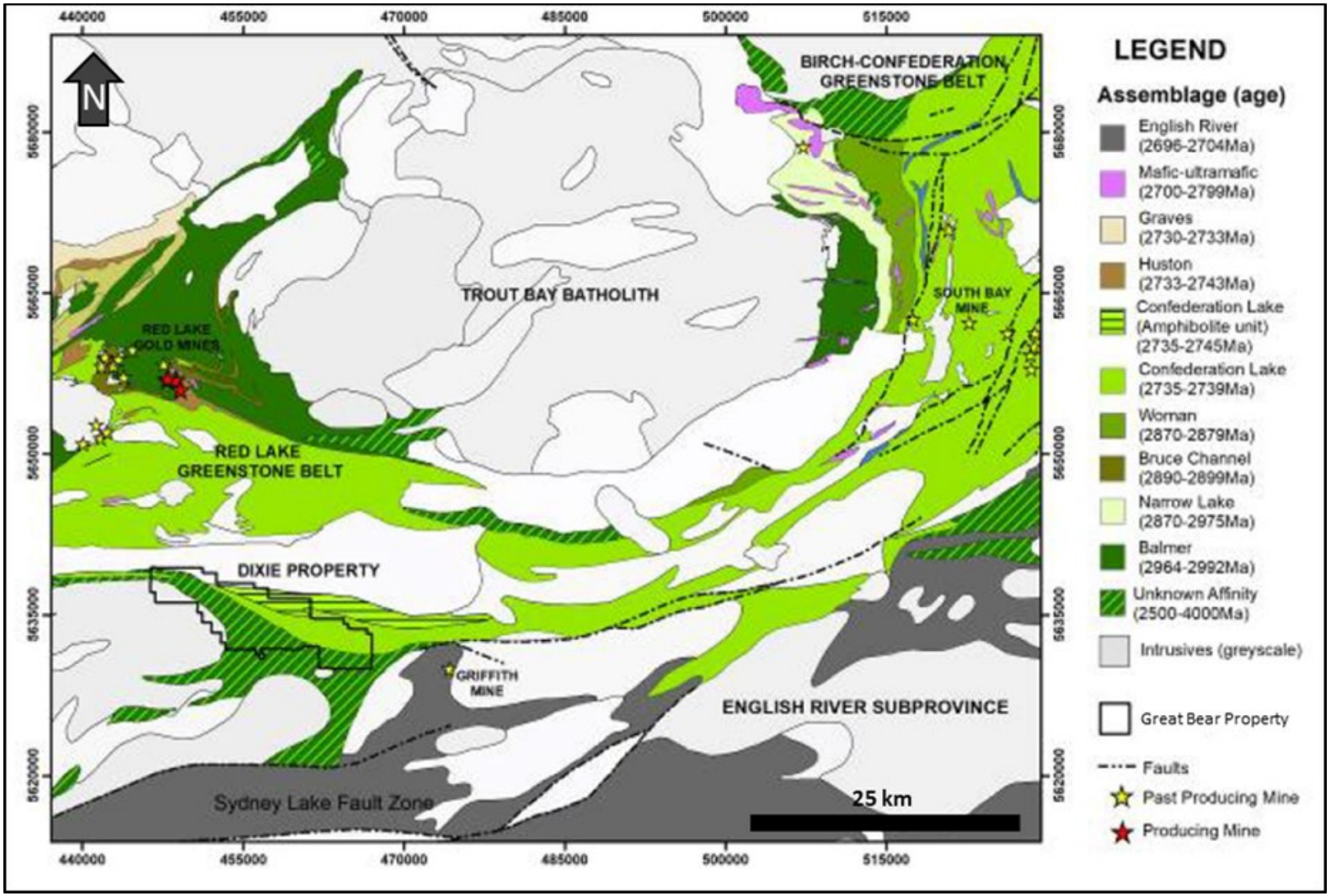

Note:Great Bear Project location denoted on figure as Dixie Property.

Figure 2.2-1: Regional Geology of Red Lake District

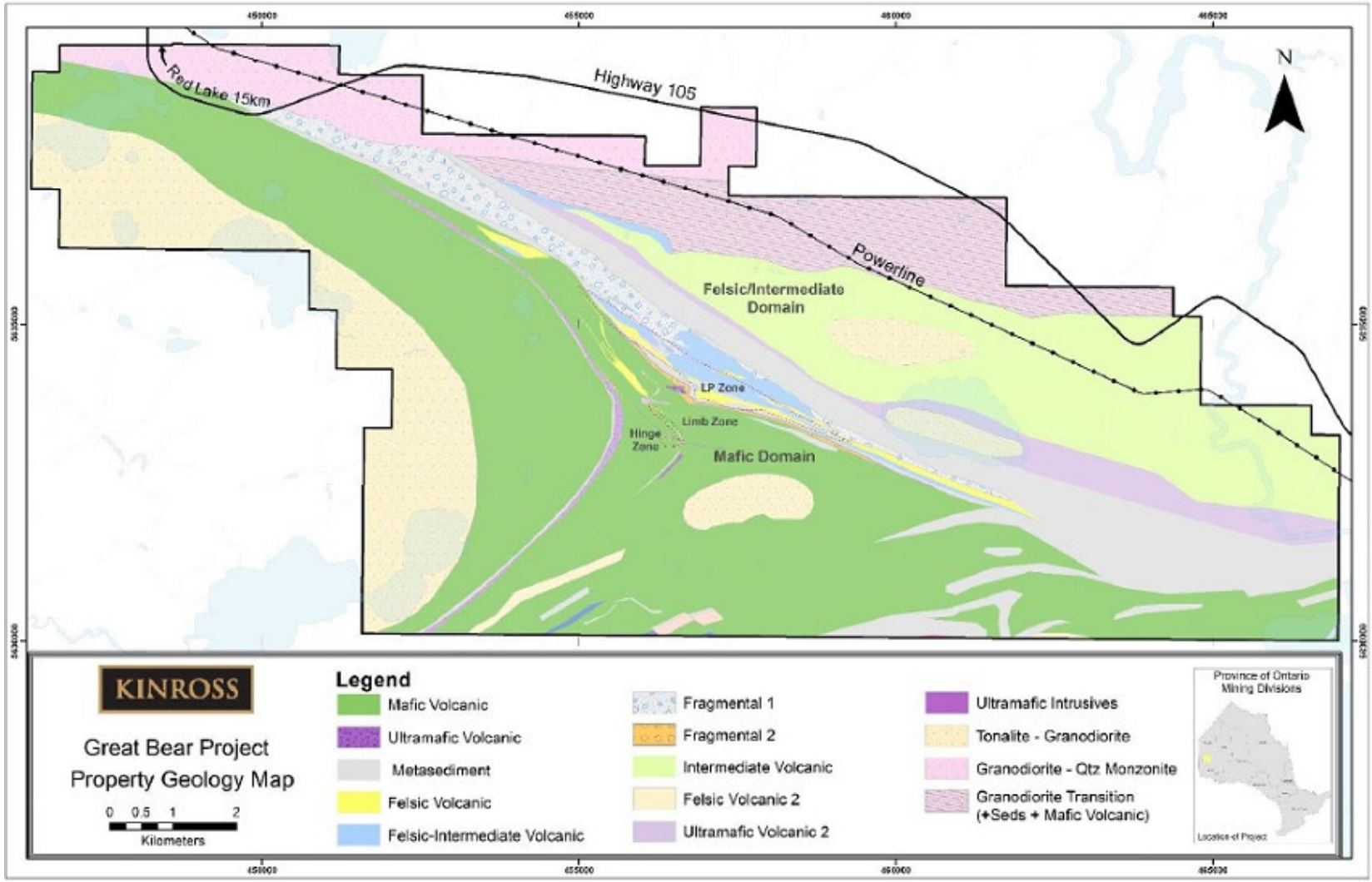

Figure 2.2-2: Project Geology Map

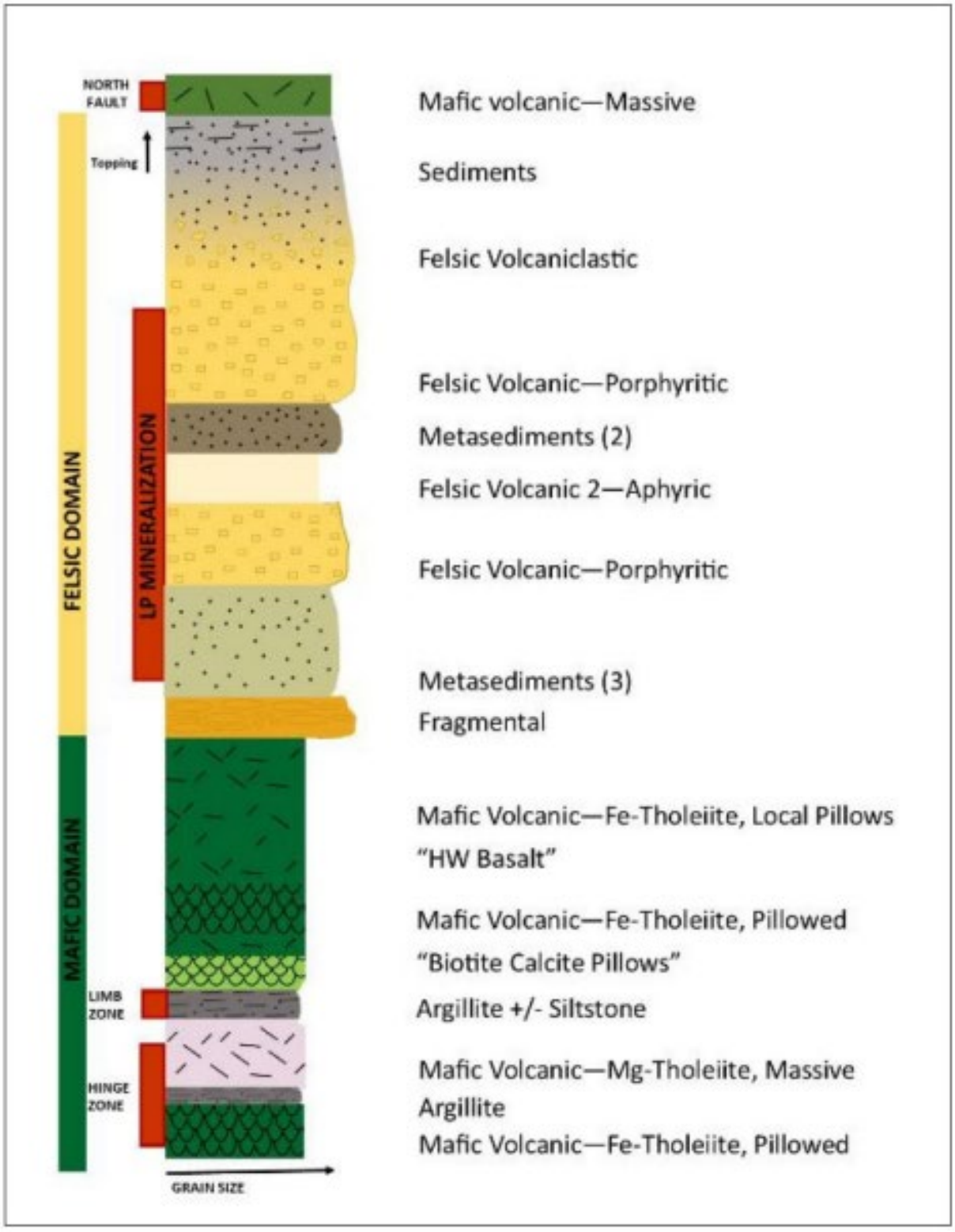

Note:Stratigraphy not to scale.

Figure 2.2-3: Great Bear Project Stratigraphy

3 PROGRAM DESIGN

3.1 REGULATORY CONTEXT

The approach and testing methods used in this report are based on the requirements described under the Ontario *Mining Act*; namely guidance found within the reference document *Prediction Manual for Drainage* Chemistry *from Sulphidic Geologic Materials* (MEND 2009), which represents best practice and industry-standard approaches and methodologies for ML / ARD sampling and characterization in Canada.

3.2 OBJECTIVES AND APPROACH

The overall objective of the ML / ARD program is to establish the necessary data and knowledge to support environmental approvals, engineering design and management decisions for various geological materials including mine rock and ore-grade materials, tailings, backfill and overburden.

Specific objectives of the ML / ARD characterization program included:

- Accurate representation of the geochemical characteristics of geological materials (mine rock, ore-grade materials, tailings, paste backfill and overburden) proposed to be generated through comprehensive sampling, analytical testing and data analysis.
- Estimates of the weathering behaviour of the above-mentioned geological materials through geochemical testing and monitoring studies.

A substantial amount of data has been collected for the Great Bear Project, which includes 500,000 exploration assay samples and 3,885 drill core samples collected to support the geochemical studies referenced herein. Table 3.2-1 summarizes the geochemical testing conducted for the Project. Detailed information on each mine material is provided in the Sections listed in Table 3.2-1.

The following sections describe the purposes of each of the tests that were used. Detailed methodologies for the work completed are provided within this report.

Table 3.2-1: Summary of Testing Programs

Material Type	Static Testing	Mineralogical Testing	Kinetic Testing	Report Section

Drill Core
 	
(Mine rock and ore-grade materials)
	– ABA Parameters (n=3,885)
	  – Full ABA (n=933)
	  – S and TIC (n=2,952)
	  – n=2,952 samples analyzed by ICP S and TIC
	  – n=433 samples also analyzed by total S (Leco), TIC, Modified NP
	  – n=15 Total S (Leco) and TIC
	– Elemental content (n=3,885)
	– NAG pH (n=658)
	– SFE (n=228)
	– NAG leachate (n=52)
		– R-XRD (n=198)
		– Detailed mineralogy (QEMSCAN and EMPA) (n=65)
			– Humidity cells (n=35)
			– Column tests (n=34)
			– Field kinetic tests (n=15)
				Section 5

Tailings	<u>Desulphurized Tailings</u> – ABA (n=7) – Elemental content (n=7) – NAG pH (n=7) – SFE (n=7) – Supernatant testing (n=6) <u>Concentrate Tailings</u> – ABA (n=9) – Elemental content (n=9) – NAG pH (n=1) – SFE (n=4) – Supernatant testing (n=6) <u>Whole Tailings</u> – ABA (n=9) – Elemental content (n=9) – NAG pH (n=9) – SFE (n=9) – NAG leachate (n=9) – Supernatant testing (n=13)	<u>Desulphurized Tailings</u> – R-XRD (n=6) <u>Concentrate Tailings</u> – R-XRD (n=1) <u>Whole Tailings</u> – R-XRD (n=5)	<u>Desulphurized Tailings</u> – Humidity cells (n=4) <u>Concentrate Tailings</u> – Column test (n=1) <u>Whole Tailings</u> – Humidity cells (n=5)	Section 6
Paste backfill	– ABA (n=1) – Elemental content (n=1)	– R-XRD (n=1)	– Kinetic tests (n=2)	
Overburden	– ABA (n=172) – Elemental content (n=172) – NAG pH (n=100) – SFE (n=126)	– R-XRD (n=31)	– Column tests (n=1) – Field kinetic tests (n=6; under construction)	Section 7

Note: Abbreviations are provided in front of document.

3.3 STATIC TESTING

3.3.1 ACID BASE ACCOUNTING

The most common source of ARD is oxidation of sulphide bearing rock. The accepted approach for assessing future ARD risk is ABA. ABA is a group of analytical methods to assess the potential for a sample to generate acidity by determining the balance between acid producing (e.g., iron sulphides) and acid neutralizing (e.g., carbonates) minerals in a sample. This is measured by determining a neutralization potential and an acid generation potential of a sample through standardized testing and assumptions (MEND 2009).

Numerous minerals contribute to the acid neutralization capacity in a sample. Carbonate minerals (e.g., calcite and dolomite) are considered fast-reacting sources of neutralization capacity that weather fast enough to maintain neutral pH when sulphide oxidation rates are high. Aluminosilicate minerals are another source of neutralization capacity; however, they are typically only effective at neutralizing relatively low rates of acid generation and supplementing the acid neutralization by carbonate minerals. At high rates of acid generation aluminosilicates are typically not effective sources of neutralization capacity.

For samples with only Ca and Mg carbonate minerals (e.g., calcite and dolomite) present, CarbNP is a measure of the most readily available NP in a sample. CarbNP may overestimate available NP when Fe carbonates such as siderite and ankerite are present. The Fe carbonate minerals can be slower to react, and the Fe fractions of these minerals provide no net acid neutralization capacity under oxidizing conditions. Thus, careful interpretation of NP results is required. Identification of the type of carbonate minerals present can be supported by mineralogical analysis where necessary. CarbNP (i.e., NP provided by carbonate minerals) was used as the basis for the NP determination of a sample.

The oxidation of sulphur bearing minerals are the primary sources of acidity from sulphidic materials. Ubiquitous sulphide minerals including pyrite and pyrrhotite, along with other sulphide minerals, produce acidity when they undergo oxidation and contribute to the acid generation capacity of a sample. Some sulphide minerals, such as sphalerite and galena, do not produce acidity when they undergo oxidation by oxygen. As well, consideration of a sample's acid generation capacity included use of its MPA, which conservatively assumes that all sulphur bearing minerals in the sample generate acidity.

The ratio of NP to AP capacity is referred to as the NPR (NP/AP). NPR values are assessed on the criteria provided in Table 3.3-1, as identified in MEND (2009). NPR is a widely accepted criterion to characterize the potential of geologic materials to produce ARD. Values less than one indicate that the AP exceeds NP, and values greater than one indicate that a sample has excess NP. However, values of NPR between 1 and 2 are considered to have an uncertain acid generating potential, whereas NPR values greater than 2 are considered NPAG. An initial screening value separating PAG rock from NPAG is an NPR value of 2. A threshold value of 2 is generally accepted as industry best practice for rock and was utilized for current Project purposes for all tested samples.

CarbNP/MPA (or CarbNPR) is a similar measure to NPR but is based on the carbonate content of the sample and the total S concentration. In the absence of iron carbonates, this ratio generally provides a more conservative screening threshold between PAG and NPAG rock, by assuming the only available NP is from Ca and Mg carbonates and that all sulphur-bearing minerals generate acidity. If Fe carbonates are present, then this ratio may overestimate the effective CarbNP and lead to incorrect categorization of PAG rock.

NPR values were based on CarbNPR (CarbNP/MPA). Modified NP, AP, and NPR values were considered for supplemental purposes.

A complimentary approach to the ABA methods described above is to conduct other standardized tests, such as the NAG test which provides an assessment of the potential of a sample to generate acid (AMIRA 2002). The NAG test measures the final pH of a sample under enhanced sulphide oxidation by

the addition of hydrogen peroxide. Essentially, the test oxidizes all sulphide in the sample and measures whether there is sufficient neutralization capacity present to prevent acidic conditions in the sample. A final pH of less than 4.5 in this test is considered indicative of PAG material, whereas a NAG pH above 4.5 indicates a sample that has little potential to produce net acidity in the future and may be NPAG.

Sequential NAG testing, in which the sample is subjected to multiple rounds of oxidation with hydrogen peroxide were also conducted on samples when sulphide was not completely oxidized in the single addition NAG test. NAG test results were assessed in conjunction with the results of ABA testing.

3.3.2 ELEMENTAL CONTENT

An understanding of the minor and trace element concentrations of the material being assessed is important, since enhanced metal release and mobility is the primary concern of ARD. In addition, certain elements may also exhibit leaching under neutral drainage conditions.

Chemical digestion and analysis of a sample is used to quantify the concentrations of elements in samples but does not provide a direct assessment of metal leaching potential.

There are no regulatory standards that apply directly to the elemental content of materials in relation to metal leaching risks. In the absence of defined threshold values, the elemental content of the samples were qualitatively evaluated against average elemental continental crustal compositions (Price 1997). For screening purposes, samples with more than 10 times the average crustal abundance for a given element were considered to be enriched in that element and were given additional consideration in subsequent metal leaching tests.

Overburden samples were also screened against the Ontario Typical Range values for uncontaminated soils (MOE 2011). These comparisons were for initial screening purposes only and imply neither compliance nor non-compliance with soil quality standards.

3.3.3 SHORT-TERM LEACHING TESTS

The potential risk of short-term metal leaching was assessed by completion of empirical leach testing. Short-term leaching tests are used to screen samples for their metal leaching potential on a preliminary basis.

- SFE was used as an initial screening procedure on the short-term metal leaching potential of the samples. The test involves gently agitating a sample in deionized water at a ratio of 3:1 water to solids for 24 hours. SFE testing was conducted on a subset of rock samples selected to cover the major lithologies, with additional samples selected from minor lithologies, along with samples of tailings and overburden. Solid phase elemental content data were a key consideration in sample selection.
- Analysis of the leachate from the NAG pH test (described above) was also completed for a subset of drill core samples to identify potential parameters which may be of interest under net-acidic conditions. Selection of NAG leachate samples for analysis primarily focused on samples with acidic NAG pH leachate, but included other samples to cover a range of lithologies and solid phase metal contents were assessed. NAG leachate analysis provides only a total metal release under complete instantaneous oxidation of the sulphide content of a sample and should not be interpreted as a direct indicator of water quality. Sequential NAG leachate testing was completed as required on a subset of drill core samples, consistent with guidance in AMIRA (2002).
- Specifically for the tailings, water quality analysis of supernatant produced as part of metallurgical testing was also conducted. Supernatant samples were collected throughout various stages of tailings processing to provide information regarding process water that could be discharged with tailings during operations.

To provide a frame of reference for comparison purposes only, SFE and NAG leachate concentrations, as well as supernatant water quality data, were compared to Ontario PWQO for protection of aquatic life.

Screening of results in comparison to PWQO included the interim as well as prescribed (in place) values. PWQO guidelines, which are related to the pH, hardness, and alkalinity of receiving water, were based on the general chemistry of the receiving water. Parameters which were greater than their respective PWQO may be identified as parameters of potential interest in subsequent metal leaching studies (i.e., kinetic tests). However, it is recognized that leachate concentrations produced by empirical laboratory tests like the SFE and NAG test do not simulate actual drainage conditions. This comparison is strictly for reference purposes and implies neither compliance nor non-compliance with the specified standard or objective.

Kinetic testing, as described in Section 3.4 provides more detailed information on the metal leaching potential of a sample.

3.3.4 MINERALOGY

The mineralogy of a sample is fundamental to the understanding of metal leaching and acid generation potential. Mineralogical testing was conducted to support the overall ML / ARD assessment including interpretation of static test results and to assess the influence of sample mineralogy on the kinetic test results, including metal leaching potential and the lag times to net acidic conditions for PAG samples.

Bulk mineralogical analysis was conducted by X-ray diffraction with R-XRD on numerous samples of each rock type, along with tailings, backfill, and overburden. This technique provides a semi-quantitative to quantitative assessment of the mineral composition of a sample.

Detailed mineralogical studies including QEMSCAN and EMPA were also completed to assess major and minor mineral constituents and trace element content of those minerals at the micrometer scale.

Mineralogical data are used to improve the understanding of the forms and quantities of potentially acid generating and acid neutralizing minerals and the trace element content of minerals within the sample.

Table 3.3-1: ARD Classification Criteria

Classification (1)	Criteria	Interpretation
PAG	CarbNPR <1	Sample is likely to generate acidity
Uncertain	CarbNPR 1-2	Sample has uncertain acid generating potential
NPAG	CarbNPR >2	Sample is unlikely to generate acidity

Note:

1 Classification scheme based on MEND (2009) guidelines. For the purposes of this assessment, an NPR threshold of 2 was used to differentiate PAG and NPAG materials (see text).

3.4 KINETIC TESTING

Kinetic testing is undertaken to estimate the rates of weathering, oxidation and metal release in geologic materials. These tests can also be used to estimate the time to acid onset for PAG materials. There are no regulatory criteria that are directly applicable to assess metal release data from kinetic tests.

Kinetic testing can be done using laboratory tests under controlled conditions or using field tests at the Project site, which take advantage of actual site conditions (temperature, humidity, precipitation). These tests are completed on a carefully selected sub-set of samples and generally require operation over an extended time period with regular sampling and monitoring.

For the Project, kinetic testing programs included the following:

- Thirty-five mine rock humidity cells (63 to 109 weeks available data per test).
- Thirty-four mine rock trickle leach columns (26 weeks available data per test).
- Fifteen field leach barrels (approximately 1.5 years of monitoring data). The tests were prepared with drill core and are operated in the field at the Great Bear Project site.
- Nine tailings humidity cells (22 to 83 weeks available data per test) and one tailings subaqueous recirculating column (22 weeks available data). The tests were prepared with metallurgical test work tailings.
- Two kinetic tests for paste backfill, including one test operated as a subaerial test (25 weeks available data) and one test operated as subaqueous recirculating column test (22 weeks available data). The tests utilized prepared paste backfill.
- Fourteen overburden trickle leach columns (8 to 47 weeks available data per test). The tests were prepared with overburden samples from the Project.

The kinetic testing program for the Project was used to assess:

- Rates of sulphide oxidation, neutralization capacity depletion, and metal leaching.
- Interpreted timing to the onset of acidic conditions in PAG materials.
- Potential parameters of interest for metal leaching in Project materials.

Ongoing kinetic tests on selected rock and tailings samples are also being conducted to evaluate the applicability of potential Project-specific thresholds to distinguish PAG and NPAG materials.

3.4.1 LABORATORY KINETIC TESTS

The following sections describe the purpose and operation of various types of laboratory kinetic tests that have been used to characterize materials for the Project. Laboratory tests are small-scale tests, generally conducted with one kg (or several kg) of sample, as outlined below.

3.4.1.1 HUMIDITY CELLS

Humidity cells are a standardized laboratory test designed to estimate primary mineral reaction rates like sulphide oxidation and carbonate mineral dissolution over a long period of time.

Humidity cell tests involve placing a prepared sample into a Plexiglas column equipped with a basal drainage port and subjecting the sample to a weekly cycle of wetting and drying periods. In humidity cell tests, the size of the Plexiglas column, mass of the sample, volume of deionized water used, and the cycle of wet and dry days are standardized. The tests are designed to flush weathering products out of the cell so the rates of sulphide oxidation and NP release, along with metal release, can be measured. It is common for these tests to operate for several months or years.

A key use for the humidity cell data is to determine the rates of sulphide mineral oxidation and neutralization capacity mineral dissolution, in order to estimate the lag time to net acidic conditions for a PAG sample. Metal release rates are also determined and used to assess metal leaching potential. Humidity cell tests are a fundamental component of an ML / ARD assessment per guidance in MEND (2009).

3.4.1.2 COLUMN TESTS

Column tests are customized laboratory tests that are designed to provide information on drainage chemistry and release rates from a sample. Column tests are distinguished from humidity cells in that the column size, sample mass, sample grain size, ambient conditions and leachate volume can be customized to provide information in response to a specific objective for an ML / ARD assessment. Columns are also distinguished from humidity cells in that they generally operate with lower flushing rates to better simulate natural conditions which can result in incomplete flushing of secondary reaction products that form in the sample during oxidation.

Several types of column tests were used for the Project ML / ARD assessment, for a range of materials:

- Trickle leach columns were prepared with drill core samples to primarily evaluate neutral metal leaching from Project rock. The trickle leach columns involved placing a prepared (crushed) drill core sample into a Plexiglas column and leaching a set volume of deionized water through the sample on a weekly basis. Weekly leachates were collected and analyzed.
- Trickle leach columns were prepared with overburden samples to evaluate drainage quality from stockpiled overburden materials. The trickle leach columns involved placing an overburden sample into a Plexiglas column and leaching a set volume of deionized water through the sample on a weekly basis. Weekly leachates were collected and analyzed.
- A subaerial backfill test was prepared using a casted slab of paste backfill and trickling deionized water over the backfill surface each week, to evaluate metal release from paste backfill surfaces. Weekly leachates were collected and analyzed.
- Separate subaqueous recirculating columns were prepared for: a) sulphide concentrate tailings and b) paste backfill. In the subaqueous columns, the prepared sample was placed in the column, and a set volume of deionized water was maintained above the sample. For the sulphide concentrate tailings column, the overlying water was gently and continuously circulated over the sample. A sample of the overlying water was collected weekly and replaced with an equal volume of clean deionized water to maintain the water cover volume. For the paste backfill column, a peristaltic pump was used to recirculate deionized water from the bottom to the top of the column, and weekly leachate samples were collected from a port located at the base of the column. Subaqueous column tests provide insight into the reactivity of a sample stored under water.

3.4.2 FIELD KINETIC TESTS

Mine Rock Field Leach Barrels

FLBs were constructed at the Project site to gather information on field oxidation rates and drainage chemistry that is based on test operation under actual site conditions and at a larger scale than laboratory testing allows.

For each sample between 100 kg and 200 kg of drill core, each representing a single rock type, were placed into an open 205 L drum that was connected to a sealed sampling vessel through a basal drain and pipe. Precipitation was allowed to fall directly into the drum and flow through the contained sample material where it was then collected in the sample vessel for analysis.

Leachate samples from the FLBs were routinely collected and analyzed. Data were evaluated directly and compared to laboratory kinetic test results to inform the ML / ARD assessment.

Overburden Field Cells

Construction of overburden field leach tests are in progress. The tests will be conducted using large HDPE totes (approximately 4000 L) that are open to precipitation and fitted with a basal drain system connected to a sealed collection vessel. Each field test will contain 3 to 4 m^3 of overburden collected from six representative areas across the Project. Leachate samples from the tests will be routinely collected and analyzed. Data will be evaluated directly and compared to laboratory kinetic test results to inform the ML / ARD assessment. Operation of the tests is scheduled to commence in Fall 2025.

4 ANALYTICAL METHODS

4.1 OVERVIEW

Analytical methods utilized as part of the baseline geochemical characterization are described in the following section. This information is intended to provide a detailed description of test methods used as part of the ML / ARD assessment and to supplement the analytical method information provided in Sections 5, 6 and 7.

As indicated throughout this report, the methods utilized for the ML / ARD assessment are consistent with guidance outlined in MEND (2009), which represents best practice and industry-standard approaches and methodologies for ML / ARD characterization in Canada.

4.2 ANALYTICAL LABORATORIES

Laboratory programs and related analyses included in this report were carried out at commercial ML / ARD laboratories from 2022 to 2025, as described below.

- Static and kinetic testing of drill core, synthetic tailings, and overburden samples were conducted at:
  - Global ARD in Burnaby, British Columbia.
  - SGS in Lakefield, Ontario.
  - BV in Burnaby, British Columbia.
- Additional testing of drill core including 3,885 samples for S, TIC, and metals analysis were conducted at:
  - BV in Vancouver, British Columbia.
  - ACT Labs in Ancaster, Ontario.
- Leachates from field kinetic tests including the FLBs were analyzed at ALS, Winnipeg, and Manitoba.

A summary of analytical laboratories used for each program is provided in Table 4.2-1.

Multiple laboratories were used to support the varying needs of the analytical programs over time, and for quality assurance / quality control (QA / QC) checks to verify results (see Sections 5.2.4 and 7.2.4).

Table 4.2-1: Summary of Analytical Laboratories

Test Program	Static Testing	Kinetic Testing
Drill Core	Global ARD SGS Lakefield BV ACT Labs	SGS Lakefield
Tailings	Global ARD	Global ARD
Paste Backfill	Global ARD	Global ARD
Overburden	Global ARD SGS Lakefield BV	Global ARD
Mine Rock Field Test (FLB)	Global ARD SGS Lakefield	ALS Winnipeg
Overburden Field Cells	Global ARD	Under construction (Fall 2025)

4.3 STATIC TESTING METHODS

Static testing methods are described below. Methods are consistent with guidance outlined in MEND (2009).

4.3.1 SAMPLE PREPARATION

Drill Core

Samples were collected from drill core archived at the Great Bear Property. Samples were collected as half core, with some quarter core samples, depending on core availability. Sample collection procedures and approaches are discussed further in Section 5.2.2.

At the laboratory, drill core samples were initially crushed to <9.5 mm. A 1,000 g split was obtained for further preparation, and the remaining sample was archived for future test work. The 1,000 g split was crushed to <6.3 mm size.

- The 1,000 g split of <6.3 mm material was split into two representative samples, including a 250 g sample and a 750 g sample.
  - 750 g of the <6.3 mm material was crushed to 75% passing 2 mm, then pulverized to 85% passing 75 µm. Standard chromium-free ceramic pulverization bowls were used. The pulverized sample was used for ABA, elemental content analysis, NAG testing, and bulk mineralogical analysis (R-XRD).
  - 250 g of the <6.3 mm material was used for SFE testing.

Detailed mineralogical analysis was completed on a subset of drill core samples.

- Most samples were available as coarse rejects from the prep work described above. The coarse reject material represented a crush size of <9.5 mm or <6.3 mm for the mineralogy work; 150 g was further crushed to a P80 (80% passing) 150 µm for the polished section preparation for mineralogical analysis. A 0.2 to 0.5 g split was pulverized to 75 µm and was submitted for representative chemical analysis.
- For eight of the samples only pulverized (80% passing 75 µm) material was available for the mineralogy work. The preparation of polished sections and additional chemical analyses conducted as part of the program used the pulverized material directly.

Synthetic Tailings

Synthetic tailings samples were available from metallurgical test programs for the Project. The preparation of these samples as part of the metallurgical programs is discussed further in Section 6.2.2.

Prior to testing, all tailings samples were air-dried at room temperature, hand rolled (if required to break up samples) and split by riffling.

- A 150 g split of the samples was pulverized to 85% passing 200 mesh (75 µm) and used for ABA, NAG pH, NAG leachate, elemental content and bulk mineralogical analyses.
- A 250 g split of unpulverized sample was used for SFE testing where mass allowed. For some samples, limited mass was available, and a smaller split (minimum of 75 g) was used for modified SFE testing to retain enough sample mass for additional analyses.

Paste Backfill

Paste backfill was prepared according to engineering specifications for the Project as discussed in Section 6.2.2.

- Paste backfill was prepared at Global ARD in 2024 using whole tailings samples mixed with 3% (by dry weight) Terraflow binder.

- Water was added to achieve a solids content of 72.5% w/w, and the mixture was homogenized into a paste using a high-shear mixer.
- Paste backfill was cast in molds for testing and cured for 28 days at 35˚C, with relative humidity above 95% maintained throughout the curing period.

A 150 g split of the prepared backfill was pulverized to 85% passing 200 mesh (75 µm) and used for ABA, elemental content and bulk mineralogical analyses (R-XRD).

The remaining casted backfill was retained for additional test work.

Overburden

Overburden samples were collected as described in Section 7.2.2.

Overburden samples were air dried at room temperature and sieved to <6.3 mm size to remove coarse organic debris and oversized rock fragments. Testing was conducted on the <6.3 mm fraction. A 400 g split was obtained for further preparation, and the remaining sample was archived for future testwork.

- A 150 g split of the samples was pulverized to 85% passing 200 mesh (75 µm) and used for ABA, NAG pH, elemental content and bulk mineralogical analyses (R-XRD).
- A 250 g split of unpulverized sample was used for SFE testing where mass allowed. For some samples, limited mass was available and a smaller split (minimum of 40 g) was used for modified SFE testing to retain enough sample mass for additional analyses.

4.3.2 ACID BASE ACCOUNTING

ABA includes a number of complementary tests to assess the potential for a sample to generate acidity by determining the balance between acid producing and acid neutralizing minerals in a sample.

Analytical methods used for ABA analyses conducted on the samples as part of this assessment are described below.

Paste pH

Paste pH was used to assess the current balance of acidity / alkalinity in the samples. The paste pH is measured from the supernatant via a pH probe following mixing of deionized water[1] with pulverised sample to form a paste. Analysis of pH is useful for estimating weathering and leaching conditions and detecting samples with no reactive neutralizing minerals or a surplus of acidic soluble constituents. pH is a principal factor in both primary mineral reaction rates and secondary mineral solubility and therefore can have a large effect on drainage chemistry. Solid sample pH values are reported as paste pH and are measurements made on the mixtures of water and pulverized sample.

Forms of Sulphur and Acid Potential

Sulphur in a geologic sample can be represented in several forms, including sulphide, acid-leachable sulphate, acid-insoluble sulphate, organic S, and elemental S. ABA testing consisted of the analysis of total S, acid-leachable sulphate S, and sulphide S. S species were measured using the following methods:

- Total S was determined by Leco analyzer. Oxygen was passed over a pulverized sample as it was heated in an induction furnace. The SO_2 released from the heated samples was measured by an infrared sensor and converted to a S concentration based on the original mass of the sample.
- Acid-leachable sulphate S was determined by various analytical methods, as described below. Primarily, sulphate S was determined by HCl leach and Leco analyzer (Table A-1). A subset of samples were analyzed by HCl leach and turbidimeter, and sodium carbonate leach to verify the potential presence of insoluble sulphate minerals (Table A-1).

[1] Analytical grade deionized water used in all testing methods.

- Sulphate by HCl leach and Leco analyzer: A pulverized sample was digested with HCl at room temperature and washed with deionized water to remove any excess chloride remaining. The acid digested sample and an untreated sample are analyzed by Leco analyzer. The difference between the S measurements determined for the two samples represents the sulphate S content of a sample.
- Sulphate by HCl leach and turbidimeter: A pulverized sample was treated with HCl and boiled for 30 minutes. The digested sample was filtered, and the filtrate was analyzed by turbidimeter.
- Sulphate by Na_2CO_3 leach: A pulverised sample was mixed with Na_2CO_3. Deionized water was added and the mixture was boiled for 30 minutes. The digested sample was reconstituted with deionized water and filtered before HCl was added to reach a pH 7.0. The sample was submitted for sulphate analysis by turbidimeter. Coloured and / or turbid samples underwent additional preparation (e.g., filtering and treatment with hydroxylamine hydrochloride) prior to turbidimetric analysis.

- Sulphide S was determined by difference (i.e., total S minus sulphate S). Sulphide S by difference was utilized to represent the sulphide content for the majority of the samples, based on the assessment described in the sections that follow in this report.
- A subset of drill core and tailings samples also had sulphide S analyzed directly by HNO_3 leach, to supplement the determination of sulphide S by difference. For these analyses, a sample was first subjected to sulphate S analysis by hot HCl leach and turbidimeter, as described above. The solid residue remaining after filtration of the sample was treated with HNO_3 and sulphide was analyzed by turbidimeter. Samples that underwent sulphide S testing by HNO_3 leach are listed in Table A-1. Direct analysis of sulphide S is known to be influenced by several confounding factors as outlined in MEND (2009) and should be interpreted alongside other mineralogical information about the samples.

AP is a measure of a samples' potential to generate acidity from the oxidation of sulphide minerals. MPA is a more conservative term that assumes all S in a sample (sulphides and other S-bearing minerals) is available to generate acidity. For this work, MPA was calculated using total S. AP was also determined using the calculated sulphide S value (determined by the difference between total S and sulphate analyses).

Review of data for approximately 900 samples identified that total S aligned well with the sulphide content of the samples (e.g., S generally represented by sulphide S; see Section 5.2). Total S by Leco, as described above, was also highly consistent with S by acid digestion and ICP-MS analysis. Therefore, ICP-MS S measurements were used to calculate MPA values for samples where total S measurements by Leco furnace were unavailable (including partial ABA analyses for 2,504 samples).

Forms of Neutralization Potential

NP is a measure of the ability of a sample to neutralize acid. Two complimentary methods were used to assess the sample's NP; namely, the Modified Sobek method and measurement of carbonate C based on the analysis of TIC.

The Modified NP method measures the ability of the sample to neutralize a known volume of acid for a short exposure period.

- The amount and strength of HCl required for the Modified NP procedure is determined by the fizz test. The samples were ground to <0.24 mm (60 mesh), and HCl was added dropwise to 0.5 g of sample. The strength of the effervescence (fizz), which was determined by visual assessment, roughly corresponded to the content of reactive carbonates in the sample. Post-testing, fizz ratings were compared to the measured NP values as a QA / QC measure. Samples should not exceed the equivalent NP that is provided in Table 4.3-1.
- Modified NP was measured using the MEND (1991) method, which is an update to the 1989 Lawrence modified NP method. Pulverized samples were digested with a known amount of HCl determined based on the fizz rating assigned to the sample. After 24 hours, the residual acid was back titrated to a pH of 8.3, and the acid consumed by the sample was calculated in terms of calcium

carbonate equivalents. The Modified NP test via the 1991 MEND method is the most common Modified Sobek NP method utilized in Canada.

Measurement of TIC was used to determine CarbNP of the samples. TIC is assumed to represent the carbonate mineral content of the sample. TIC was primarily determined by HCl leach / Leco analyzer. The TIC content of some samples was determined by $HClO_4$ leach and coulometer. Confirmatory analysis utilizing both analytical methods was conducted on a subset of tailings and drill core samples for verification purposes.

- TIC by HCl leach / Leco: A pulverized sample was treated with HCl to allow inorganic carbonate species to effervesce as CO_2. The acid treated sample and an untreated sample are analyzed by Leco analyzer. The difference between the C measurements determined for the two samples represents the TIC content of a sample.
- $HClO_4$ leach / coulometer: A pulverized sample is placed in a glass bottle and purged with a CO_2-free carrier gas to remove atmospheric CO_2. The sample is acidified at 45 to 55˚C using $HClO_4$ and inorganic C species in the sample effervesce as CO_2 which is measured using absolute coulometric titration.

TC, including both organic and inorganic forms of C, was also analyzed as check against the TIC content (e.g., the TIC content should not exceed the TC determined for a sample). The TC content of samples was determined by Leco analyzer. Oxygen was passed over a pulverized sample as it was heated in an induction furnace. The CO_2 released from the heated samples was measured by an infrared sensor and converted to a C concentration based on the original mass of the sample.

4.3.3 NET ACID GENERATION TEST

Following completion of ABA and metals analysis, a subset of samples was tested by additional static testing methods including single-addition NAG testing outlined in AMIRA (2002) and summarized below. For some drill core samples with elevated sulphide contents (generally >1%S) sequential NAG testing was completed.

The NAG test is a complimentary test to ABA which provides an assessment of the potential of a sample to generate acid (AMIRA 2002). NAG tests use H_2O_2 to rapidly oxidize sulphide minerals in a sample and determine if a sample has enough neutralization capacity to buffer the acidity generated during sulphide oxidation. Approximately 2.5 g of pulverized sample was reacted with 250 mL of 15% H_2O_2 at room temperature until effervescence ceased. The sample was then heated for a minimum of two hours and boiled rapidly for several minutes to decompose the remaining peroxide. Deionized water was added to the sample volume to maintain a volume of 250 mL, and the pH of the resultant solution is determined by pH probe. This test will oxidize sulphides in concentrations of up to 1% S in the sample, higher sulphide contents may require an additional dose of H_2O_2 to completely oxidize the sulphide present.

In samples with >1% S, S may only be partially oxidized by a single addition of H_2O_2 and would be quickly neutralized by available neutralizing minerals. Sequential NAG tests can be utilized in this instance. The sequential NAG test is a multi-stage procedure. The steps of the single addition NAG test are carried out on the sample, the leachate is filtered and analyzed, and then the NAG test is repeated on the sample residue. The cycle is repeated until such time that there is no longer catalytic decomposition of the sample (i.e., when the NAG pH is >4.5).

4.3.4 ELEMENTAL CONTENT

An understanding of the minor and trace element characteristics of the rock mass being assessed is important as enhanced metal release and mobility is the primary concern of ARD. In addition, certain elements may also exhibit leaching under neutral drainage conditions.

Two chemical digestion methods were utilized as part of the ML / ARD assessment, including aqua regia digestion and four acid digestion. A description of each digest method and the objective of the test for the geochemical program are provided below.

Aqua Regia Digestion with ICP-MS

- Aqua regia digestion (e.g., a combination of HNO_3 and HCl) is considered a near total digestion for most minor and trace elements, since most minerals in the rocks are dissolved (including sulphides, carbonates, oxides, and sulphates), with the exception of some resistant minerals such as silicates that may only be partially digested. Dissolution of environmentally meaningful metal phases is generally achieved by this technique.
- Aqua regia digestion was conducted on rock, tailings and overburden samples after which the dissolved leachate samples were analyzed by ICP-MS scan for Ag, Al, As, B, Ba, Be, Bi, Ca, Cd, Co, Cr, Cu, Fe, Ga, Ge, Hg, K, La, Li, Mg, Mn, Mo, Na, Ni, P, Pb, S, Sb, Sc, Se, Sn, Sr, Th, Ti, Tl, U, V, W, Y, Zn, Zr. Detection limits for each parameter are included in Appendix A (Table A-2).
- The results of the aqua regia digestion and ICP-MS scan were compared to qualitative screening values (e.g., 10 times crustal abundance) to evaluate elemental enrichment.

Four Acid Digestion with ICP-MS

- The four acid method (e.g., a mixture of HF, $HClO_4$, HNO_3 and HCl acids) is capable of dissolving most metal salts, carbonates, sulphides, silicates, sulphates and oxides, and provides a more complete breakdown of silicate minerals than can be achieved by aqua regia digestion.
- Chemical extraction by the four acid digestion was conducted on Project rock samples after which sample leachates were analyzed by ICP-MS scan for Ag, Al, As, Ba, Be, Bi, Ca, Cd, Co, Cr, Cu, Fe, Ga, Ge, K, La, Li, Mg, Mn, Mo, Na, Ni, P, Pb, S, Sb, Sc, Se, Sn, Sr, Th, Ti, Tl, U, V, W, Y, Zn and Zr. Detection limits for each parameter are included in Appendix A (Table A-2).
- The four acid digestion may cause volatilization of some elements, including Hg and B, which may result in underreporting of these parameters. For this reason, Hg and B were not analyzed by the four acid method and aqua regia is considered a more suitable method for solid phase determination of these parameters.
- The four acid digest and ICP-MS scan was conducted to allow direct integration of the baseline ML / ARD characterization dataset with the Project exploration geochemistry database, which includes multielement ICP-MS data (by four acid digestion) representing approximately 500,000 drill core samples within the mine volume. Analyses conducted as part of the baseline assessment are being utilized to develop ABA analogue relationships with the exploration geochemistry database.

4.3.5 SHORT-TERM LEACHING TESTS

In addition to assessing metal leaching potential by identifying the risk of ARD, the risk of metal leaching has been further assessed by completion of empirical leach testing. This included SFE tests, NAG leachate analysis and tailings supernatant analysis. Of particular interest in short-term leach tests are any parameters that were identified as having an enriched solid phase elemental content (Section 4.3.4).

SFE testing (MEND 2009) was completed on a subset of drill core, tailings and overburden samples. NAG leachate testing (AMIRA 2002) was completed on a subset of drill core and tailings samples. Both tests were completed on samples representing a range of lithologies and elemental content values among the dataset. The NAG leachate samples were also specifically selected to represent samples that were classified as PAG by ABA testing.

Tailings supernatant (simulated process water from synthetic tailings) was also tested for its chemical composition. It is noted that supernatant samples collected reflect the laboratory bench-scale CND process and are not representative of the operational process. The use of data from these short-term leaching tests as an indicator of potential future process water quality is considered preliminary and holds no regulatory significance.

Shake Flask Extraction

SFE testing was used to assess the potential release of soluble metals during the initial stages of weathering. The SFE test was conducted on a 250 g split of sieved sample using a 3:1 deionized water to solid ratio. Where sample mass was limited, a smaller split of sample was used in testing (minimum of 40 g) and a 3:1 ratio of deionized water to solids was maintained. The samples were agitated for 24 hours. After agitation, samples were left to rest for one to three hours to allow suspended particles to settle before filtering through 0.45 µm filter paper.

Samples analyzed at Global ARD were agitated via a gyratory shaker. SGS Lakefield could not clearly confirm detailed method information regarding the agitation method used and it was unclear if the samples had undergone end over end shaking or were bottle rolled. As discussed in Sections 5.2.4 and 7.2.4, the shaking method used by SGS may have resulted in QA / QC issues with some specific samples which is discussed further in 7.2.4.

The filtered leachates were analyzed for pH, EC, acidity, alkalinity, sulphate, and dissolved metals (Ag, Al, As, B, Be, Ca, Cd, Co, Cr, Cu, Fe, Hg, K, Mg, Mo, Na, Ni, P, Pb, Sb, Se, Sr, Tl, U, V, Zn and Zr). Additional parameters (e.g., total cyanide, WAD cyanide, free cyanide, total cyanate, thiocyanate, nitrate, nitrite and ammonia) were analyzed for the synthetic tailings samples. Analytical methods and detection limits for individual parameters are included in Table A-3 in Appendix A.

NAG Leachate

Analysis of the leachate from the NAG pH test described above was also completed to identify potential parameters which may be of interest for mine rock under net-acidic conditions. Sequential NAG tests were conducted as part of NAG leachate testing for samples with >1% S, consistent with AMIRA (2002). These results provide only an indicator of total metal release under complete oxidation of the sulphide content of a sample and should not be interpreted as a direct indicator of drainage water quality.

After a pulverised sample is reacted with H_2O_2 as part of NAG pH testing, the fully oxidized slurry is filtered through 0.45 µm paper and analyzed for pH, EC, acidity, alkalinity, sulphate, and dissolved metals (Ag, Al, As, B, Be, Ca, Cd, Co, Cr, Cu, Fe, Hg, K, Mg, Mo, Na, Ni, P, Pb, Sb, Se, Sr, Tl, U, V, Zn and Zr). Analytical methods and detection limits for individual parameters are included in Table A-4 in Appendix A.

Tailings Supernatant

Tailings supernatant (simulated process water) was collected at various stages of metallurgical testing as described in Section 6.2.2.

Supernatant samples were shaken to homogenize and filtered through 0.45 µm paper. The filtrate was analyzed for pH, EC, acidity, alkalinity, sulphate, chloride, fluoride, nitrate, nitrite, ammonia, total cyanide, WAD cyanide, free cyanide, cyanate, thiocyanate, and metals (Ag, Al, As, B, Ba, Be, Ca, Cd, Co, Cr, Fe, Hg, K, Mg, Mo, Na, Ni, P, Pb, Sb, Se, Sr, Tl, U, V, W, Zn and Zr). Analytical methods and detection limits for individual parameters are included in Appendix A (Table A-5).

4.3.6 BULK MINERALOGY BY R-XRD

Mineralogy is fundamental to the understanding of metal leaching and acid generation potential of geologic materials. It is used to identify major and minor minerals, which can be used to improve the understanding of the forms of potentially acid generating and acid neutralizing minerals.

Bulk mineralogical analysis was conducted by R-XRD. This technique provides a semi-quantitative to quantitative assessment of the mineral composition of a sample.

Samples were ground to less than 10 µm and analyzed as a random powder mount using an X-ray diffractometer equipped with a step-scanning goniometer. The results reported represent the relative amounts of crystalline mineral phases in the mounted specimens normalized to 100%. This method is effective at identifying crystalline phases present in abundance greater than a few weight percent. With favorable peak profiles and minimal overlapping peaks, phases may be detected at less than one weight percent.

4.3.7 DETAILED MINERALOGY

Quantitative Minerology

QEMSCAN was completed on a subset of samples for quantitative mineralogy of major, minor and trace constituents, to further assess the metal leaching and acid generation potential of the samples in detail. QEMSCAN is configured to measure mineralogical variability based on chemistry at the micrometer-scale.

The QEMSCAN analysis utilized the following:

- Particle Mapping Analysis, a two-dimensional mapping procedure aimed at resolving liberation and locking characteristics of a generic set of particles. A predefined number of particles are mapped at a point spacing selected in order to spatially resolve and describe mineral textures and associations.
- Back scatter electron signal intensity, as well as an energy dispersive X-ray spectral signal at each measurement point. The assessment makes no simplification or assumption of homogeneity based on the BSE intensity. The spectral signal is used to assign mineral identities to each measurement point by comparing the spectrum against a mineral species identification program or database.
- The raw data collected by the instrument is extracted, reviewed for quality, and processed offline using the iExplorer software and reported in a standardized format. Processing includes textural and chemical refining of the data and classification into categories to extract appropriate mineralogical data for the program.

Additional details regarding the QEMSCAN analysis are described in Section 5.3.3.

Electron Microprobe Analysis

EMPA analysis was completed to determine trace element content of sulphide minerals. The trace element content of sulphide minerals can influence metal release rates and overall reactivity of some sulphides.

EMPA was conducted for target minerals identified in QEMSCAN analysis, using a JEOL JXA-8230 probe in point analysis mode with calibration to reference standards (Appendix C). Most samples underwent EMPA analysis for target minerals identified in QEMSCAN analysis. Some samples were not analyzed due to a low abundance of minerals of interest. Spot analysis targeted by the operator included quantification of the major elements for each mineral and selected minor elements. A lower limit of detection was determined for minor elements in the analyses using the 3-sigma method.

The sulphide and sulpharsenide minerals selected for analysis and the minor elements quantified for each are shown in Table 4.3-2.

Further EMPA analysis details are described in Section 5.3.3.

Geochemical Analysis

Geochemical analysis was conducted on the samples analyzed by detailed mineralogy. The geochemical analysis was completed to provide a reference and check on the element totals determined by QEMSCAN and associated element deportment totals. Analytical methods included:

- Total S and TC analysis by combustion using a C / S analyzer.
- Whole rock analysis of major elements by borate fusion X-ray Fluorescence.
- Four acid extraction of major and trace elements. Quantification was by ICP-OES for the first stage of work and ICP-MS for the second stage of analysis. Four acid digest was completed for quantification of total element content for comparison to QEMSCAN results.
- Aqua-regia extraction and quantification by ICP-MS was also included for the second stage of analyses for consistency with interim test work at the time and for completeness. Results were consistent and did not materially affect this study.

Whole rock analysis included quantification as major oxides: SiO_2, Al_2O_3, Fe_2O_3, MgO, CaO, Na_2O, K_2O, P_2O_5, MnO, TiO_2, Cr_2O_3, V_2O_5 and LOI. Four acid ICP-OES analysis included quantification of: As, Ag, Ba, Be, Bi, Cd, Co, Cu, Li, Mo, Ni, Pb, Sb, Se, Sn, Sr, Tl, Y, Zn. Aqua regia and four acid ICP-MS analysis included quantification of: Hg (aqua regia only), Ag, As, Al, Ba, B (aqua regia only), Be, Bi, Ca, Cd, Co, Cr, Cu, Fe, K, Mg, Mn, Mo, Na, Ni, P, Pb, S, Sb, Se, Sn, Sr, Ti, Th, Tl, U, V, W, Y, Zn, and Zr. Hg and B were only provided by aqua regia digestion and ICP-MS since this lower temperature digestion allows Hg and B to be non-volatile under the analytical conditions.

Table 4.3-1: Acid Addition and Equivalent NP Values for the Fizz Test

Fizz Rating	Amount of HCl for NP Measurement (mL)	Normality of HCl	Equivalent NP (kg $CaCO_3$/t)
None / 1	20	0.1	50
Slight / 2	40	0.1	100
Moderate / 3	40	0.5	500
Strong / 4	80	0.5	1000

Table 4.3-2: Summary of EMPA Sulphide and Sulpharsenide Mineral Analysis

Mineral	Mineral Formula	Quantified Minor Elements	# of Analyses
Pyrite	FeS_2	Co, Ni, Cu, As, Se	603
Pyrrhotite	$Fe_{1-x}S$	Co, Ni, Cu, Se	431
Sphalerite	(Fe,Zn)S	Cd, Mn, Cu, Se	122
Arsenopyrite	FeAsS	Co, Ni, Sb, Se	77
Chalcopyrite	$CuFeS_2$	Co, Ni, Se	24
Galena	PbS	Se	31
Gersdorffite-Cobaltite	(Fe,Ni,Co)AsS	Sb, Se	24

4.4 LABORATORY KINETIC TESTS

Kinetic testing methods described below are based on guidance in MEND (2009). Kinetic tests are used to assess:

- Rates of sulphide oxidation, NP depletion and metal release.
- Interpreted timing of acid onset in PAG materials.
- Site-specific thresholds for use in defining PAG material, where applicable.

4.4.1 HUMIDITY CELL TESTING

Humidity cell tests were prepared with drill core and synthetic tailings samples following completion of static testing. The tests utilized 0.5 to 1.0 kg samples as described in Sections 5.4.2 and 6.3.3.

- Drill core samples were crushed to 80% passing 6.3 mm, homogenized and placed in standard mine rock humidity cells (10.16 cm inner diameter, 0.64 cm wall thickness). Humidity cell tests containing drill core samples operated under ambient conditions at the SGS Lakefield laboratory.
- Synthetic tailings samples were homogenized and placed in standard tailings humidity cells (20.32 cm inner diameter, 0.64 cm wall thickness). Humidity cells containing synthetic tailings samples operated under ambient conditions at the Global ARD laboratory.

Particle size analysis was conducted to verify the grain size distribution of the prepared drill core samples.

Each humidity cell test contains a perforated acrylic base plate located approximately 2.5 cm from the base of the column. Filter media was placed over the perforated disk to prevent fine particles from passing through. For the tests operated at the Global ARD laboratory, shark skin filter paper and a nylon

400-mesh screen were used, whereas the tests operated at the SGS Lakefield laboratory utilized geotextile fabric as filter media.

Prepared samples were carefully placed atop the base plate and arranged so the top surface of the sample was level. A port is located at the base of the column for sampling. Each column was covered with a 0.64 cm thick clear acrylic lid, which contained small holes through which deionized water was added and air was circulated. A conceptual diagram of a humidity cell is included in Figure 4.4-1. A photograph of tests operating at SGS Lakefield and Global ARD are included in Appendix A (Figure A-1).

Each humidity cell is operated on a weekly cycle, wherein the cell is exposed to humid air for three days followed by dry air for three days. On the final day of the cycle (day 7), the sample is rinsed with deionized water. The resultant leachate is collected from the sampling port at the bottom of the humidity cell and filtered through 0.45 µm filter paper prior to analysis.

Humidity cell leachates from rock samples were analyzed for pH, EC, acidity, alkalinity, sulphate, chloride, fluoride, dissolved metals (Ag, Al, As, B, Be, Ca, Cd, Co, Cr, Cu, Fe, Hg, K, Mg, Mo, Na, Ni, P, Pb, Sb, Se, Sr, Tl, W, U, V, Zn, and Zr). In addition to the above, humidity cell leachates from tailings samples were also analyzed for nitrate, nitrite, total ammonia, total cyanide, WAD cyanide, free cyanide, total cyanate and thiocyanate. Ultra-trace Hg monitoring was initiated for mine rock leachate in May 2025 to provide Hg data reportable to an analytical detection limit of 0.00000004 mg/L. Analytical methods and detection limits for individual parameters are included in Table A-6.

Throughout testing, humidity cell results were monitored, and the frequency of analysis was adjusted based on the results observed, as described in Sections 5.4.2 and 6.3.1. In some tests for some parameters, where concentrations were consistently below detection limits, monitoring was discontinued after a period of time.

Leachate chemistry was used to calculate release rates:

- For humidity cell tests containing prepared drill core samples, release rates (expressed as $mg/m^2/week$) were based on estimated surface areas of the humidity cell samples. Grain size analysis was conducted on each test sample (Appendix D1). A simple geometric model of particle size and surface area (assuming spherical particles) was used to determine a reference surface area for each sample. For humidity cell tests containing synthetic tailings samples, release rates (expressed as mg/kg/week) were calculated based on the mass of the humidity cell samples.

Release rates observed over time were used to determine trends in metal release, the rates of sulphide oxidation and NP depletion, and to assess the acid generation potential of the samples, as described in Sections 5.4.2 and 6.3.1.

At the time of report preparation, no tests had been terminated and consequently no method information is provided on termination testing for the humidity cell test samples.

4.4.2 TRICKLE LEACH COLUMN TESTING

Trickle leach column testing has been completed for rock samples and is ongoing for overburden samples to assess drainage chemistry.

The selection of samples for column testing and specific objectives of trickle leach column testing for the various sample types are described in Section 5.5.2 and 7.3.2.

A conceptual drawing of a trickle leach column is shown in Figure 4.4-2, and photographs of the tests operated at SGS Lakefield and Global ARD are included in Appendix A (Figure A-2). Trickle leach column tests were prepared and conducted as described in the following sections.

Drill Core

Trickle leach columns were operated with prepared drill core at the SGS Lakefield laboratory under ambient conditions.

- Approximately 0.95 kg of homogenized, prepared drill core samples (crushed to <6.3 mm fraction) were placed into clear PVC columns (5.1 cm inner diameter, 33 cm height and 0.64 cm wall thickness). The resulting height of prepared sample in each column was approximately 26 cm.
- To allow the column to freely drain over the entire diameter, the base of each column was sealed with a 0.33 cm polypropylene perforated base plate fitted on top with a single sheet of needle punch geotextile.
- Columns were operated as subaerial trickle-leach columns where deionized water is passed through the sample at a steady rate representing simulated unsaturated porous flow in rock. Columns were flushed weekly with approximately 0.30 to 0.35 L of deionized water.
  - Deionized water was distributed using a manifold and drip irrigation emitters for columns COL-1 to COL-30. Flows and emitters were adjusted regularly to achieve the target flow (drip) rate in each column.
  - For columns COL-31 to COL-34 the deionized water was metered to each column using a peristaltic pump that had a 5:1 gear reducer and target flow rates were calibrated individually. A peristaltic pump was used for COL-31 to COL-34 with a gear reducer and a separate tunable cassette head for each column. Deionized water was fed from individual containers rather than a common source with the manifold.
- Each column set-up included an initial flushing procedure to remove any accumulated oxidation products present at test start-up that could influence test results.
  - The initial flushing procedure comprised one application of 0.25 L and two applications of 0.35 L of deionized water, for a total of 0.85 L passed through the column prior to weekly operation of the column.
  - Drainage from each flush was collected and analyzed to confirm leaching trends and that generally stable leachate concentrations were achieved after the second 0.35 L leach cycle. Concentrations measured after the second 0.35 L leach cycle were recorded as week 0 of the test.
- Dedicated clear 500 mL polyethylene terephthalate wide mouth bottles were used for sample collection with the sample vessels changed weekly. At vessel change, the samples were capped and submitted to the analytical lab for subsample preparation (preservation and filtration as required) and analysis.

Leachates were analyzed following each initial flush and then weekly for pH, EC, acidity, alkalinity, chloride, fluoride, sulphate, and dissolved metals (Ag, Al, As, B, Ba, Be, Bi, Ca, Cd, Co, Cr, Cu, Fe, Hg, K, Mg, Mn, Mo, Na, Ni, P, Pb, S, Sb, Se, Si, Sn, Sr, Th, Ti, Tl, U, V, W, Zn and Zr) for the duration of testing. Detection limits and methods used for analysis of individual parameters are included in Table A-6.

The column testing program included two blank columns. The blank columns were constructed in the same manner as the rest of the columns but operated in an empty state as a check on deionized water quality and any interactions with column materials as constructed.

The column tests were terminated after 26 weeks of operation.

Overburden

Overburden trickle leach columns were operated at the Global ARD laboratory under ambient conditions.

- Approximately 0.55 to 1.1 kg of homogenized overburden samples (sieved to <6.3 mm fraction) were placed into clear cast acrylic columns. The size of the column used for each test was selected based on the mass of sample available. A column height of 23 cm and wall thickness of 0.64 cm was used for all columns, and the inner diameter of columns ranged from 7.6 cm to 8.9 cm to achieve an approximate sample height of 10 cm.
- A perforated acrylic base plate, covered with shark skin filter paper and nylon 400-mesh screen, was located approximately 2.5 cm from the base. Each column was fitted with a 0.64 cm thick clear acrylic cover.

- Columns were operated as subaerial trickle-leach columns where deionized water was passed through the overburden sample at a steady rate, approximately representing precipitation flow into overburden. Deionized water was distributed through a trickle leach coil (showerhead type) placed at the top of each column. A peristaltic pump was used to push deionized water through the trickle leach coil to simulate rainfall over the surface of the sample. Two flow rates were used during testing to evaluate controls on leachate chemistry.
  - From week 1 to 14 (COL-1) and week 1 to 17 (COL-2 through COL-4), week 1 through 23 (COL-5), and the entire operating period thus far for COL-6 through COL-17 (8 to 12 weeks) a weekly flushing volume of 0.35 L deionized water was used. This was the minimum volume of water that could be passed through the column to guarantee a sufficient leachate volume to test all necessary parameters and to conduct reanalysis of leachate for QA / QC checks if required.
  - The weekly flushing volume was reduced to 0.18 L per week in week 15 (COL-1), week 18 (COL-2 through COL-4, and COL-6 through COL-17) and week 24 (COL-5), following the development of stable leachate conditions at the 0.35 L flushing volume.
- To achieve a pumping rate low enough to attain the prescribed weekly flushing volume, the peristaltic pump was operated on the following intermittent pumping two-minute schedule:
  - Weekly flushing volume of 0.35 L: 14 seconds on, 106 seconds off.
  - Weekly flushing volume of 0.18 L: 7 seconds on, 113 seconds off.
- Deionized water was allowed to percolate through the sample and the resultant leachate was collected from the base of the column on a weekly basis, filtered through 0.45 µm filter paper and analyzed for pH, EC, ORP, acidity, alkalinity, sulphate, chloride, fluoride, nitrate, nitrite, dissolved metals (Ag, Al, As, B, Be, Ca, Cd, Co, Cr, Cu, Fe, Hg, K, Mg, Mo, Na, Ni, P, Pb, Sb, Se, Sr, Tl, U, V, W, Zn, and Zr). Analytical methods and detection limits for individual parameters are included in Table A-6.
- Ultra-trace Hg monitoring was initiated in May 2025 to provide Hg data reportable to an analytical detection limit of 0.00000004 mg/L. To facilitate this testing, monitoring of P (colourimetry) and Hg (CVAA) was discontinued to allow sufficient leachate for ultra-trace Hg analysis in the columns operating at the reduced flushing volume (COL-2 and COL-4; 0.18 L). Prior to discontinuing monitoring, both Hg and P had stabilized at concentrations below their respective analytical detection limit in COL-2 and COL-4 leachate.
- Three blank columns were included in the testing study. These columns were constructed in the same manner as the rest of the columns and operated in an empty state as a quality control check on deionized water quality and potential interactions with column materials or introduced contamination due to laboratory methods (i.e., filtering). The blank columns were analyzed for the same suite of parameters as the remaining columns.

At the time of report preparation, 12 out of the 14 tests continue to operate. The two columns that ceased operation became consolidated such that sufficient leachate could not pass through the sample.

4.4.3 SUBAQUEOUS RECIRCULATING COLUMN TESTING

Subaqueous recirculating column testing was conducted at Global ARD on a sample of synthetic concentrate tailings to assess sulphide oxidation and metal release under submerged conditions. As described in Section 6.3.1, one column test is currently in operation with synthetic concentrate tailings and 22 weeks of data are available. A conceptual drawing of the subaqueous recirculating column test is provided in Figure 4.4-3, and a photograph of the test is included in Appendix A (Figure A-3).

Prior to testing, synthetic concentrate samples were air dried and combined to achieve sufficient mass for column testing. Samples were thoroughly homogenized, and a representative split of the composited sample underwent static testing (ABA, elemental content by aqua regia and R-XRD) to characterize the material prior to kinetic testing.

The column was filled with concentrate tailings and deionized water as follows:

- Prepared concentrate tailings were carefully placed in a clear cast acrylic column (15.24 cm inner diameter, 56 cm height, 0.64 cm wall thickness). The base of the column was sealed and consisted of a perforated base plate covered in a shark skin filter paper and nylon 400-mesh screen. The mass of sample used was approximately 2.6 kg and reached a height of approximately 7 cm in the column.
- Deionized water was gently poured into the top of the column through a funnel to minimize disturbance to the sample. Approximately 3.8 L of water was added to saturate the concentrate sample and achieve an overlying water column of 21 cm for a liquid-to-solid ratio of 3:1 by volume.
- Tygon tubing was installed to operate the column and facilitate sampling:
  - A Tygon tube was positioned in the overlying water column 7 cm above the tailings - water interface and a peristaltic pump was attached to recirculate water above the sample surface at a rate of 0.5 mL/min.
  - Sampling was conducted via two Tygon tubes, one of which was installed at the tailings - water interface, and the other was installed 14 cm above the tailings - water interface. Individual leachate samples were drawn from each of the two sampling tubes weekly via peristaltic pump and were stored in nitrogen-purged bottles to prevent oxidation. After each sampling event, deionized water was added to replace the volume sampled in order to maintain an overlying water of 21 cm throughout the entire testing period.

Leachates were filtered through 0.45 µm filter paper and analyzed as follows:

- Leachate collected from the sampling tube located at the tailings - water interface was analyzed weekly for DO and ORP throughout the entire operating period of the test.
- Leachate collected from the sampling tube located 14 cm above the tailings - water interface was analyzed for pH, EC, ORP, DO, acidity, alkalinity, sulphate, chloride, fluoride, nitrate, nitrite, ammonia, total cyanide, WAD cyanide, and dissolved metals (Ag, Al, As, B, Ba, Be, Ca, Cd, Co, Cr, Cu, Fe, Hg, K, Mg, Mo, Na, Ni, P, Pb, Sb, Se, Sr, Tl, U, W, V, Zn and Zr).
- Analysis was conducted weekly throughout the entire test period for all parameters except for nitrogen species (nitrite, nitrate and ammonia) and cyanide species (total cyanide and weak acid dissociable; WAD cyanide). Monitoring of these parameters was decreased to a biweekly frequency after stable low concentrations were observed in the first nine weeks of testing.
- Analytical methods and detection limits for individual parameters are included in Table A-6 in Appendix A.

Leachate chemistry was used to calculate release rates. Release rates were represented as a flux (e.g., release rate per planar surface area of tailings in contact with the overlying water column).

At the time of report preparation, the subaqueous recirculating column test on concentrate tailings continues to operate.

4.4.4 SUBAERIAL PASTE BACKFILL KINETIC TESTING

Kinetic testing of the paste backfill was conducted at Global ARD on a sample to assess sulphide oxidation and metal release in paste backfill under subaerial conditions (Section 6.3.1). The test was operated under ambient conditions for a period of 25 weeks. A conceptual drawing of the kinetic test is provided in Figure 4.4-4. A photograph of the test is provided in Appendix A (Figure A-4) for reference.

- Paste backfill was prepared as described in Section 6.2.2 and cast in a slab (50 cm length, 10 cm width and 2.5 cm thickness). A planar slab was utilized to represent a surface of paste backfill over which contact water could flow.
- The slab was placed in a custom clear acrylic mount (0.64 wall thickness) that had been built with a slight inclination (12.5 to 14 degrees) to encourage drainage down gradient.

- A perforated Tygon tube was placed perpendicular to the top of the slab to facilitate slow percolation of a uniform flow of deionized water across the paste backfill. Silicon barriers were placed along the slab edges to direct water flow downwards over the surface of the paste backfill slab.
- The test was operated at a flow rate of 0.35 L per week. This was achieved via an intermittent deionized water pumping system at a rate of 0.35 mL/min (on for 2 seconds, off for 18 seconds). The pumping rate was chosen to achieve the minimum volume of leachate required for the analytical testing suite (approximately 0.35 L).
- An initial flushing volume of 0.7 L was used to initiate the test to remove any accumulated oxidation products or curing residues. Leachate from this flush was collected, analyzed and recorded as week 0 of the test. Subsequent weeks maintained a consistent flushing volume of 0.35 L per week. A total of 9.45 L of deionized water was percolated over the paste backfill throughout the 25-week testing period.
- Leachate was collected at the base of the test mount on a weekly basis, filtered through 0.45 µm filter paper and stored in nitrogen-purged bottles to prevent oxidation. Leachate was analyzed for pH, EC, acidity, alkalinity, ORP, DO, sulphate, chloride, fluoride, nitrate, nitrite, ammonia, total cyanide, WAD cyanide, dissolved metals (Ag, Al, As, B, Be, Ca, Cd, Co, Cr, Cu, Fe, Hg, K, Mg, Mo, Na, Ni, P, Pb, Sb, Se, Sr, Tl, U, V, W, Zn, and Zr). Analytical methods and detection limits for individual parameters are included in Table A-6.

Leachate chemistry from the subaerial paste backfill test was used to calculate release rates. Release rates (expressed as $mg/m^2/week$) were calculated based on the planar surface area of the backfill slab in contact with deionized water throughout testing.

The subaerial paste backfill test was terminated after 25 weeks of operation.

4.4.5 SUBAQUEOUS PASTE BACKFILL KINETIC TESTING

Kinetic testing of the paste backfill was conducted at Global ARD to assess sulphide oxidation and metal release in paste backfill under subaqueous conditions. The test was operated under ambient conditions for a period of 22 weeks (Section 6.3.1). A conceptual drawing of the subaqueous kinetic test is provided in Figure 4.4-5. A photograph of the test is provided in Appendix A (Figure A-5) for reference.

- Paste backfill was prepared as described in Section 6.2.2. For the subaqueous test, the paste was cast in spheres with a diameter of 2.5 cm. Each sphere was formed by casting two separate hemispheres, which were cured then secured together with a small amount of the prepared paste backfill mixture. A total of 162 spheres were prepared.
- The spheres were carefully placed in a clear acrylic column (15.24 cm inner diameter, 83 cm height and 0.64 cm wall thickness) atop a perforated acrylic base covered with a shark skin filter paper and nylon 400-mesh screen to reach a sample height of approximately 15 cm. The top of the column was capped with a 0.64 cm thick clear acrylic cover.
- Deionized water was gently poured into the top of the column using a funnel. Nine pre-leaching cycles (week -8 through week 0) were completed prior to initiating the subaqueous column test to remove curing by-products or soluble phases. This was conducted to simulate backfill that had been exposed to contact water prior to flooding.
    - In the first pre leach cycle, approximately 2.3 L of deionized water was added to saturate the spheres and obtain an overlying water column with a height of 5 cm water overlying the spheres. After 24 hours, the water was drained through the port located at the bottom of the column. Deionized water was added back to the column to reach an overlying water column of 5 cm (approximately 2.1 L in subsequent pre-leach cycles). A total of nine pre-leach cycles were conducted, amounting to a total volume of approximately 19 L passed through the material prior to the start of the test.
    - Leachate from each pre-leach cycle was collected and analyzed for pH, EC, TDS, sulphate, Al, Sb, As, Be, B, Cd, Ca, Cr, Co, Cu, Fe, Pb, Mg, Hg, Mo, Ni, P, K, Se, Ag, Na, Sr, S, Tl, W, U, V,

Zn and Zr. Results from pre-leach cycles were monitored to confirm that stored oxidation products or curing by-products had been flushed from the paste backfill. The kinetic testing was initiated when monitored parameters reached relatively stable conditions.

  - The spheres of casted paste backfill were fragile, and approximately half of the spheres broke into separate hemispheres as the deionized water was added in the pre-leaching cycles. This was accounted for as part of estimates of leachable surface area of backfill present in the column.

- After the pre-leaching cycles were completed, the column was drained and deionized water was added to reach a height of 47.5 cm over the spheres (approximately 9.1 L). The ratio of water to solids used in laboratory testing was established to be a reasonable approximation of the estimated water to rock ratio in a water-filled backfilled stope. A peristaltic pump was used to recirculate deionized water from the bottom to the top of the column at a rate of approximately one contact water volume per week (approximately 13.1 L, including pore volume and overlying water).
- Weekly leachate samples were collected from a port located at the base of the column and stored in nitrogen purged bottles to prevent oxidation. After each sampling event an equivalent amount of deionized water (e.g., 0.35 L) was added to the top of the column to maintain an overlying water column of 47.5 cm throughout testing.
- Leachates were filtered through 0.45 µm filter paper and analyzed for pH, EC, acidity, alkalinity, ORP, DO, sulphate, chloride, fluoride, nitrate, nitrite, ammonia, total cyanide, WAD cyanide, and dissolved metals (Ag, Al, As, B, Be, Ca, Cd, Co, Cr, Cu, Fe, Hg, K, Mg, Mo, Na, Ni, P, Pb, Sb, Se, Sr, Tl, U, V, W, Zn, and Zr). Analytical methods and detection limits for individual parameters are included in Table A-6.

Leachate chemistry from the recirculating column test was used to calculate release rates. Release rates were represented as a flux (e.g., release rate per surface area of material in contact with the overlying water column). As previously mentioned, approximately half of the hemispheres separated when deionized was introduced in the pre-leaching cycles. For calculation of release rates, the surface area of paste backfill in contact with water was therefore determined based on 81 spheres and 162 hemispheres. Calculated release rates were used to assess trends in metal release under submerged conditions.

The subaqueous paste backfill test was terminated after 22 weeks of operation.

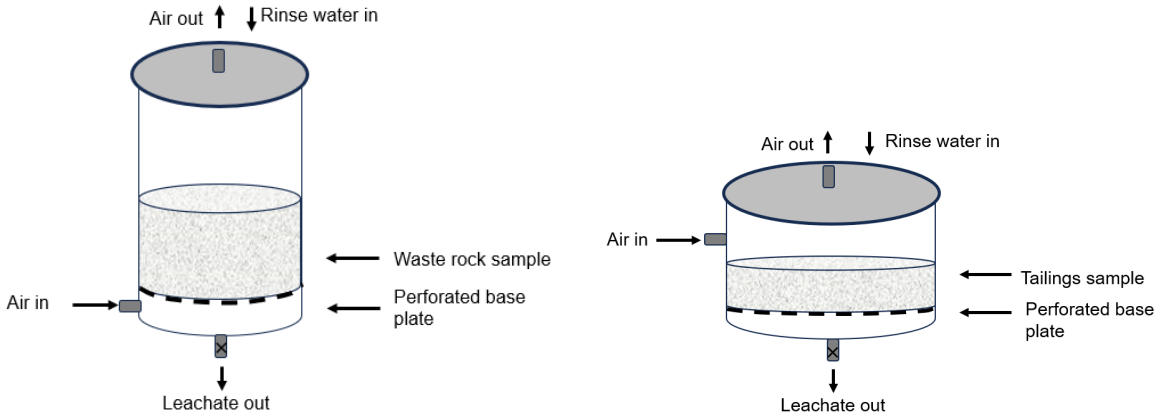

Figure 4.4-1: Conceptual Drawing of the Humidity Cells

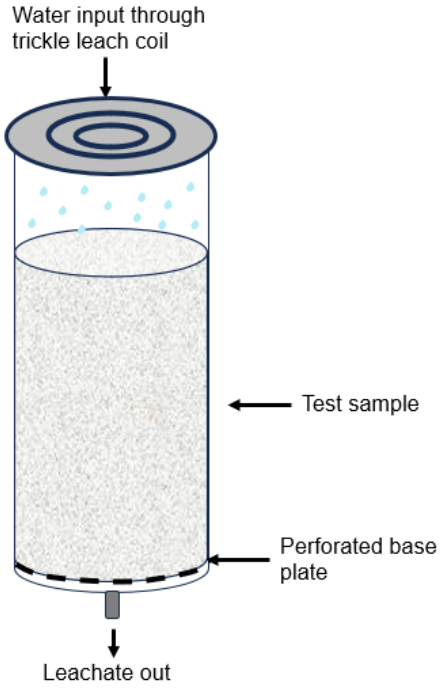

Figure 4.4-2: Conceptual Drawing of the Trickle Leach Columns

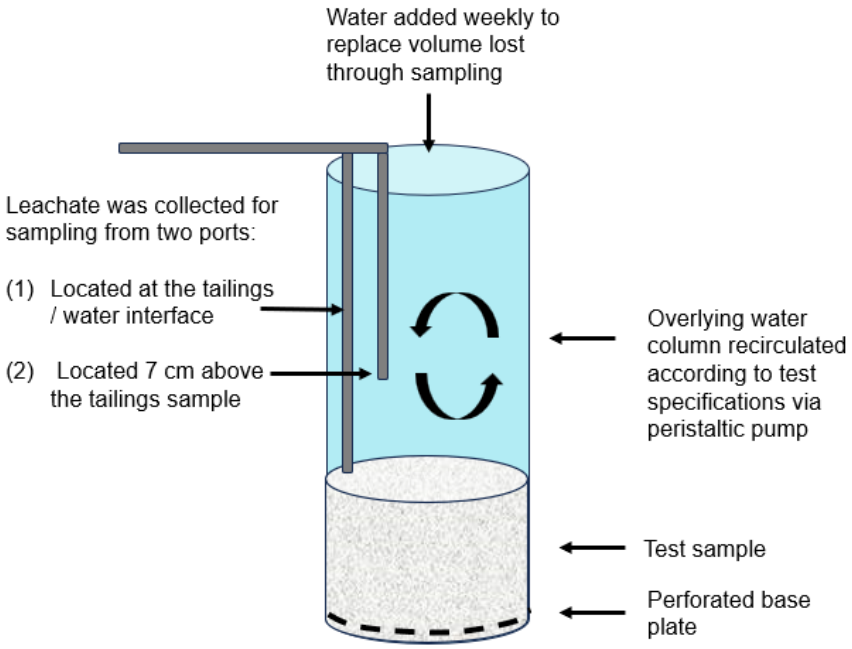

Figure 4.4-3: Conceptual Drawing of the Concentrate Tailings Subaqueous Recirculating Column

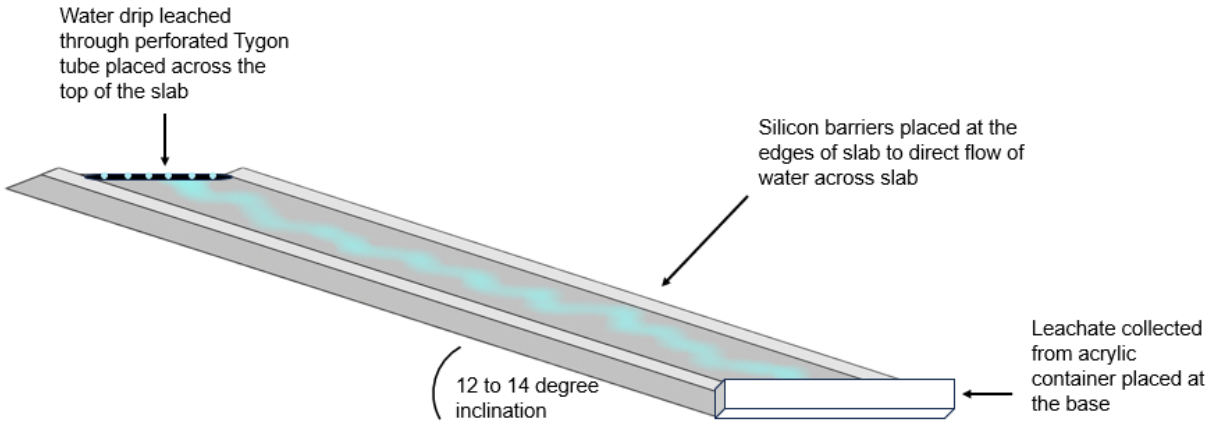

Figure 4.4-4: Conceptual Drawing of the Subaerial Paste Backfill Kinetic Test

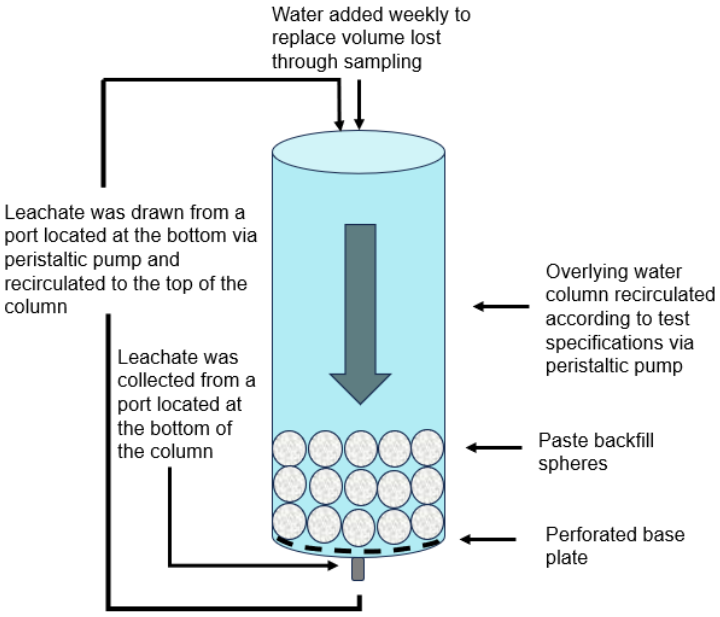

Figure 4.4-5: Conceptual Drawing of the Paste Backfill Subaqueous Kinetic Test

4.5 FIELD KINETIC TESTS

4.5.1 FIELD LEACH BARRELS

Field kinetic testing, consisting of FLBs containing drill core samples, was conducted to evaluate field-scale acid generation potential and metal release. Fifteen FLBs containing drill core and one blank FLB test are currently in operation and data from 20 sampling events are available (Section 5.6). A conceptual drawing of an FLB test is provided in Figure 4.5-1, and a photograph of an FLB is included in Appendix A (Figure A-6).

- Samples were selected as per the criteria described in Section 5.6.2. Selected samples were inspected prior to use in FLB testing and representative subsamples (10 to 14 per barrel) were collected for ML / ARD verification testing to confirm the geochemical properties of each test sample, including ABA and elemental content analyses.
- The FLB tests were constructed in an open area, away from regular site traffic and any overhanging structures that would impede precipitation.
- The FLBs were constructed using open-top plastic 250 L drums. A hole was drilled in the base of the drum and fitted with a PVC bulkhead fitting and straight PVC hose connection fitting. A filtration bed comprising quartz sand and geotextile was placed in the bottom of the barrel. A sealed leachate collection pail was constructed and connected to the drum with clear vinyl tubing and PVC fittings. The FLBs were constructed on an elevated platform with covered access for the leachate collection pails.
- Following the addition of filter sand, selected drill core was carefully added to the barrel. The mass of drill core added to each FLB varied between approximately 100 to 200 kg. A blank test was also included in the field testing program. The blank was constructed in the same manner as the rest of the FLBs but contained only the filter media (quartz sand) used in the tests.
- Leachate sampling was conducted bi-weekly by Great Bear Resources, from July to October 2023 and April to October 2024, totaling 20 sampling events (Section 5.6.3). Leachates were collected during spring to fall conditions in 2023 and 2024, but not during periods of ice buildup or when insufficient water was available due to dry weather.
- Throughout testing, precipitation data collected from the site's weather station was monitored and compared to the leachate volumes recovered from the tests to validate the performance of the FLBs. All FLB tests functioned properly, with no leaks observed or adjustments required during the monitoring period.

FLB leachates were analyzed for the following parameters. The order of parameters listed was established as the priority for sample collection, in the event of low volumes in leachate pails (that may occur during periods of low precipitation):

- Field parameters (temperature, pH, conductivity).
- Dissolved Hg.
- Dissolved metals (Ag, Al, As, B, Ba, Be, Bi, Ca, Cd, Co, Cr, Cu, Fe, Hg, K, Mg, Mn, Mo, Na, Ni, P, Pb, Sb, Se, Sr, Ti, Tl, U, V, W, Zn, and Zr).
- General chemistry: anions by IC (sulphate, Cl, F), alkalinity, lab pH and conductivity.
- Total P.
- Acidity.
- TDS.

Analytical methods and detection limits for individual parameters are included in Table A-6 in Appendix A.

At each sampling event, field conditions (including weather and the collected leachate volume in the pails) were recorded, the pail was carefully moved from the barrel. If the pail contained greater than 2 L of leachate, sampling proceeded as follows:

- The sampler donned a clean pair of single-use powder free nitrile gloves.
- Leachate samples were drawn from the pail using a plastic syringe, taking care not to hit the sides of the pail. Leachate was placed in a field measurement cup / bottle (that was rinsed three times with leachate prior to use) and field parameters were recorded by a calibrated field meter that was rinsed with deionized water prior to use.
- A new plastic syringe was rinsed three times with leachate and used to collect water quality samples as described below:
  - Unfiltered samples (pH, acidity, alkalinity, conductivity, total P, anions and TDS) were collected first. If the sample bottle did not contain preservatives, the bottle was rinsed three times with leachate prior to collecting the sample. If the sample bottle contained pre-loaded preservatives, the sample was added directly to the bottle without rinsing.
  - Filtered samples (Hg and metals) were collected subsequently. The syringe was used to collect leachate from the pails as described previously. Before discharging to a sample bottle, a 0.45 µm field filter was affixed to the end of the syringe. A few mL of leachate was dispensed through the filter to rinse the membrane, and the remaining leachate was dispensed into sample bottles. When the syringe was emptied, the filter was removed and held by the edges while the syringe collected additional leachate from the pails. The filter was reattached, and leachate was dispensed until all the sample bottles were full. Multiple filters were used while sampling as required.

If a pail contained less than 2 L of leachate, sampling was conducted as described below:

- The sampler donned a clean pair of single-use powder free nitrile gloves.
- A new plastic syringe was rinsed three times with leachate and used to collect water quality samples:
  - Filtered samples (Hg and metals) were collected first. Field filtering and collection of samples was conducted as described above.
  - Sampling was continued according to the priority list of parameters presented above, following sampling procedures described for unfiltered samples and field parameters.

At each sampling event, one duplicate sample and one field blank containing lab-supplied deionized water was also collected. The duplicate sample was analyzed for the same set of parameters as the FLBs. The field blank was analyzed for dissolved metals and dissolved Hg.

In addition to the 15 FLBs, 1 blank FLB test (FLB-B) was included in the testing program. The FLB was constructed in the same manner as the rest of the tests but operated in an empty state to assess background conditions of the test. Leachate samples from FLB-B were measured for the same parameters as FLBs containing drill core.

Prior to shipment, samples were stored under refrigerated conditions (refrigerator or cooler). Samples were shipped under chain of custody directly from the Great Bear Property to ALS Winnipeg. Sample shipments were timed such that no parameters exceeded recommended hold times with the exception of pH, which has a hold time of 15 mins. Field pH measurements were taken to account for this known short hold time.

Release rates (expressed in mg/kg/week) were calculated based on the mass of drill core used in each FLB test and used to assess sulphide oxidation and metal release under field conditions, as described in Section 5.6.

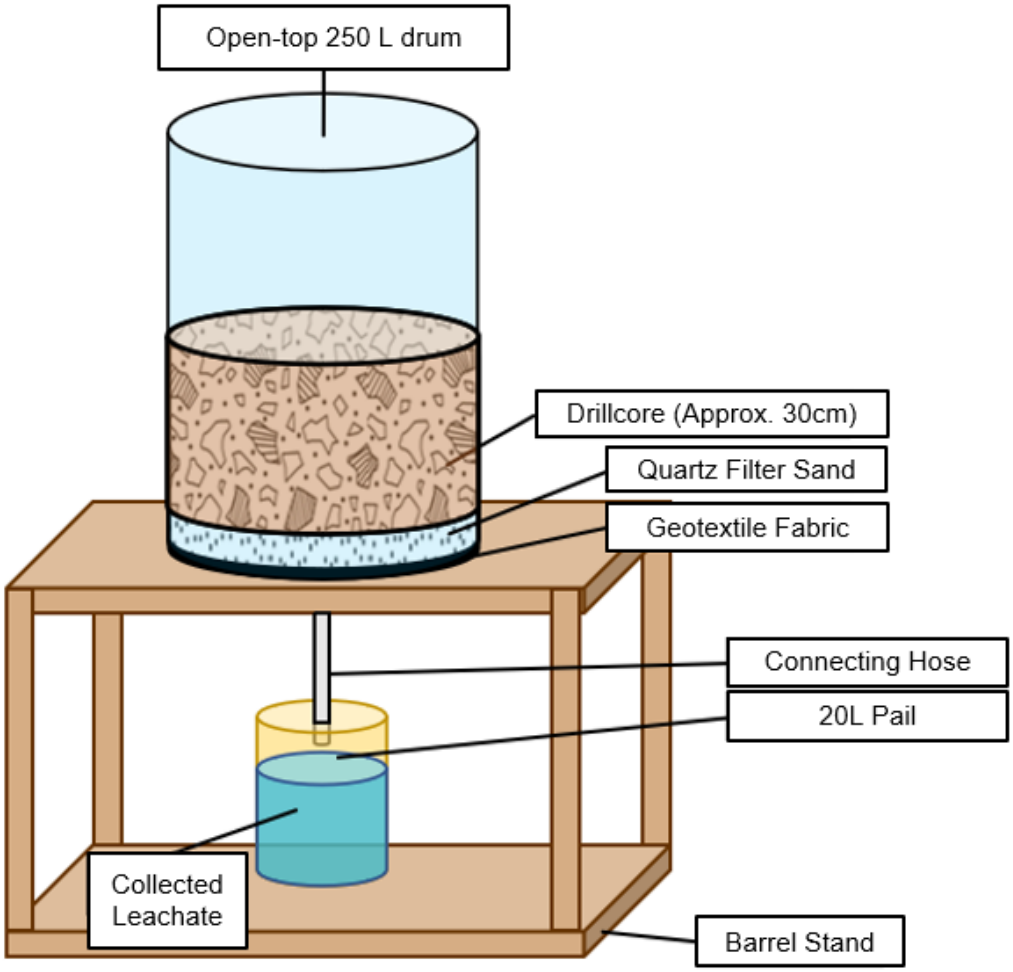

Figure 4.5-1: Conceptual Drawing of a Field Leach Barrel Test

4.5.2 OVERBURDEN FIELD LEACH TESTS

Construction of overburden field leach tests is underway to evaluate field-scale acid generation potential and metal release. Six field leach tests containing representative samples of overburden are planned to be constructed using 4000 L HDPE totes. A conceptual drawing of the field test is provided in Figure 4.5-2.

- Samples were selected to encompass the spatial distribution of overburden from across the Great Bear Project. Representative subsamples from each of the 3 to 4 m^3 test samples were collected for ML / ARD testing to confirm geochemical properties of each sample.
- The tests will be operated in an open area on site, away from routine site traffic and overhanging structures or foliage that would shelter the field test from precipitation.
- The HDPE totes will be equipped with a basal drain and will be mounted on a platform at a slight angle to facilitate drainage through the basal drain. A quartz sand filtration bed and geotextile liner will be added to the bottom of the tote, which will be connected to a sealed leachate collection pail with clear vinyl tubing and PVC fittings.
- Following addition of the filter sand, the 3 to 4 m^3 overburden sample will be added to the tote.
- Leachate sampling is planned to be conducted bi-weekly by Great Bear Resources in tandem with sampling from the FLBs as described above.

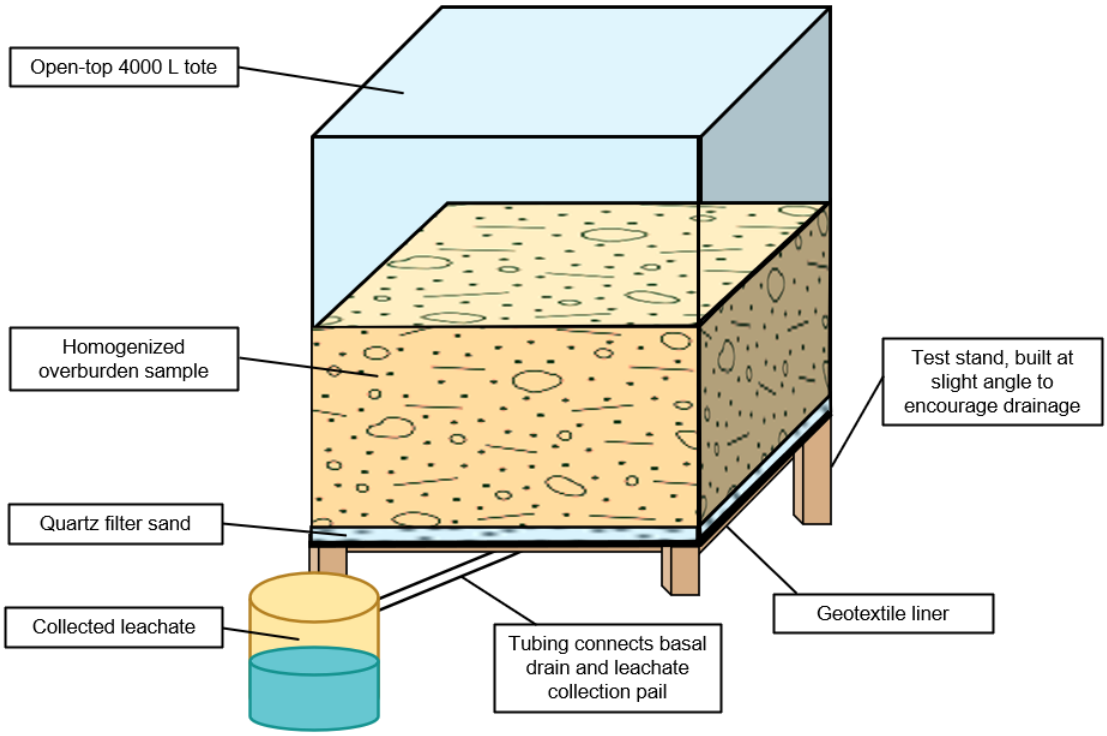

Figure 4.5-2: Conceptual Drawing of an Overburden Field Leach Test

4.6 QUALITY ASSURANCE AND QUALITY CONTROL

4.6.1 LABORATORY CONTINUITY

Several facilities conduct commercial ML / ARD analyses in Canada. Analyses undertaken as part of the baseline geochemical characterization studies were carried out at multiple laboratories, from 2022 to 2025, as detailed in Section 4.2. The use of multiple laboratories is not uncommon for long-term geochemical programs and is acceptable provided that there is continuity in test methods such that the generated data can be considered as one dataset. The following strategies were utilized to maintain continuity among the various laboratory test programs:

- Consistent sample preparation and analytical methods were specified to be used by laboratories so that results were comparable. Methods used were consistent with MEND (2009).
- Where sample mass allowed, replicate samples were completed at the various laboratories to further confirm consistency between methods. If inconsistencies were noted, QA / QC programs we conducted to further evaluate observations and verify test results.
- All detection limits used for the Project underwent an initial review to confirm they were suitable (e.g., below relevant qualitative screening criteria for individual parameters).

For some parameters (including sulphate S and TIC) multiple analytical methods were used dependent upon the analytical facilities at each laboratory. Results were compared to confirm they were consistent across methods.

4.6.2 DETECTION LIMITS

Analytical methods and detection limits used for individual parameters are listed in Table A-1 through Table A-6 of Appendix A. Consistent analytical methods were specified to be used by both laboratories to confirm results were comparable, however minor differences in detection limits may be noted between laboratories. This occurs due to the use of different analytical instruments, calibration, or the use of dilution for specific samples.

As previously described all detection limits used underwent review to confirm they were suitable (e.g., below relevant screening criteria).

Where detection limits varied throughout testing, the range of detection limits used are shown in Tables A-1 through A-6. On isolated occasions, some parameters had a detection limit higher than its respective screening value due to required dilution, as noted in in Tables A-1 through A-6. Detection limit concentrations are also depicted with < in data presented in Appendix B through Appendix N for completeness.

4.6.3 QA / QC PROTOCOLS

All laboratory data received for the Project underwent an initial review to confirm data accuracy and precision. Where available, this included review of laboratory-provided QA / QC protocols such as replicates, duplicates, and certified reference materials as described below:

- Review of blank samples to verify concentrations were generally below detection limits.
- Comparison of duplicate samples results to confirm there was an acceptable relative percent difference between analyses (e.g., generally within 10% for measurements that were at least five times greater than the analytical detection limit).
- Calculation of charge balances for water / leachate samples to confirm they were within the range considered acceptable (e.g., +/- 15%).

- Recalculation of mathematically derived results reported by laboratories (e.g., sulphide S by difference, AP, CarbNP, NPR and CarbNPR).

After the initial review, further QA / QC checks were completed to verify data integrity, including comparison of the following data to identify any inconsistencies between analyses that may signify potential data quality issues:

- Reconciliation of S species, total S content, and S mineralogy.
- Fizz rating information was reviewed and confirmed to not exceed maximum indicated acid strength and volume guidelines for a given sample's NP content per guidance in MEND (2009).
- TC and TIC content.
- NP and CarbNP content, including individual review of negative NP samples where applicable.
- ARD classification based on NPR, CarbNPR and NAG pH criteria was consistent. Where inconsistent, the results could be explained by the sample characteristics and test response.

In addition, drill core samples analyzed at Global ARD, BV, and ACT Labs were run alongside certified reference materials (standards varied by parameter). Analytical results for the certified reference materials showed excellent agreement with standard values and these results are presented in the appended laboratory certificates of analysis (Appendix O).

Furthermore, drill core samples were run in duplicate for key ABA parameters (total S, NP, TIC and TC) as well as for elemental content by both aqua regia digest ICP-MS and four acid digest ICP-MS. Original and duplicate results were compared. Due to the inherent heterogeneity of rock samples, an RPD range of ±25% between the original and the duplicate sample was considered acceptable, and most samples fell within this range. Comparison of duplicate data for drill core is discussed further in Section 5.2. Duplicate testing of drill core samples included:

- Approximately 187 duplicate analyses of total S, and 137 duplicates of sulphate S.
- Approximately 150 duplicate analyses of TIC, NP, and TC.
- Approximately 180 duplicate analyses of for elemental content by both aqua regia ICP-MS and four acid ICP-MS.

In addition to the above approaches, the Project has a large multielement exploration geochemistry database. As such, nearly all drill core samples submitted for ML / ARD analysis had a paired half core analyzed as part of the exploration program (four acid digestion and ICP-MS) (n=3,835). Comparison of the four acid datasets indicated generally good agreement between the analyses.

Select samples were reanalyzed to confirm results and alignment of key parameters if initial data reviews suggested there were potential QA / QC concerns in the original analysis (either systematic or random). Following reanalysis the data were reviewed:

- The original data were retained if the duplicate assessment confirmed the original result.
- In instances where QA / QC concerns were noted in the original data, the reanalysis result was used. Where QA / QC concerns were identified, the reanalysis result appeared to resolve the analytical inconsistencies observed in the original data.

Additional QA / QC programs were conducted for several subsets of drill core and overburden samples. This included verification testing at multiple laboratories where QA / QC concerns were identified. These programs are described in Sections 5.2.4 and 7.2.4.

Specific QA / QC protocols were established where leachates were collected in the field, including for the FLB program. This information is described in detail in Section 5.6.5.

5 PROJECT ROCK

5.1 SUMMARY

Comprehensive geochemical characterization programs were undertaken for representative rock samples from the Project to characterize its metal leaching and acid generation potential. This included a static testing program with 3,885 drill core samples and a kinetic testing program with 84 kinetic tests with dozens of weeks to several years of data. Kinetic testing includes 35 humidity cell tests and 34 column tests operated in the laboratory, and 15 field leach barrel tests operated in the field at the Great Bear Property.

Baseline geochemistry programs for Project rock have been underway for several years. The sampling approach and testing methods utilized are based on the requirements described under the Ontario Mining Act, namely guidance found within the reference document Prediction for Drainage Chemistry for Sulphidic Geologic Materials (MEND 2009), which represents best practice and industry-standard approaches and methodologies for ML / ARD sampling and characterization in Canada.

The scope of the baseline program has progressed over time based on technical findings of the geochemistry programs, plus feedback received from regulatory agencies and stakeholders. Overall, the characterization program for Project rock is highly robust and comprehensive. The magnitude of the collected dataset exceeds standard approaches for similar mining projects completed or undergoing the approvals processes in Ontario.

Static testing results for 3,885 samples indicated that S contents of drill core samples were variable, ranging from below the analytical detection limit (0.01%) up to 10%. Samples of the most abundant rock types (Felsic Volcanic 1, Felsic Volcanic 2) generally had S contents on the order of 0.5 to 0.7%. Samples of ore-grade materials generally had higher S contents (1.3%) compared to mine rock samples (0.39%). However, numerous mine rock samples had S contents that were similar to or higher than the ore-grade samples.

Sulphur was primarily present as the acid-generating sulphide minerals pyrite and pyrrhotite. Sulphate was present in low abundance (median 0.06% sulphate sulphur) in most samples tested by ABA; this result was confirmed by mineralogical testing (R-XRD, and QEMSCAN). Total S was found to be strongly correlated with sulphide content and an accurate measure of the acid generation capacity of the rock (expressed as MPA).

CarbNP was calculated for all samples based on TIC measurements. Overall, the samples exhibited variable CarbNP contents that ranged from 1 to 200 kg $CaCO_3$/t. Most samples had a low neutralization capacity (median CarbNP 11 kg $CaCO_3$/t) although higher CarbNP contents were observed for some specific rock types (e.g., Basalt, CarbNP on the order of 50 kg $CaCO_3$/t). CarbNP was typically similar to or lower than Modified NP, suggesting most neutralization capacity in the samples was present as carbonate minerals, with calcite as the primary carbonate mineral as identified by mineralogical testing.

A CarbNPR (CarbNP/MPA) threshold of 2 was used to classify samples as PAG or NPAG. Approximately 80% of tested drill core samples were classified as PAG by this threshold, including 78% of mine rock samples and 94% of ore-grade samples. Most samples from the LP Central pit (85%) and Viggo pit (67%) were classified as PAG, along with approximately half of the samples (50%) from the underground mine. A majority of mine rock samples from Felsic Volcanic 1 (78%), Felsic Volcanic 2 (90%), Fragmental 1 (75%), Metasediment 2 (98%), and Metasediment 3 (77%) were classified as PAG, whereas most mine rock samples of Fragmental 2 (73%) and Basalt (79%) were NPAG.

Results for the 35 humidity cell tests (63 to 109 weeks of data) supported the classification of samples as PAG or NPAG as determined by ABA testing. Overall, sulphide oxidation rates in the humidity cell tests were low. The data suggest that Project rock may have a range of lag times, including: low sulphide oxidation rates in typical pyrite and pyrrhotite bearing materials leading to long lag times (10 years or longer), low sulphide oxidation rates in high sulphide, low neutralization capacity materials with accessory

sulphides (e.g., sphalerite, galena), and acidification within a limited timeframe in high sulphide, low neutralization capacity samples. Material with a low neutralization capacity and high sulphide content is currently understood to represent a minor component of the overall Project rock.

The observed low sulphide oxidation rates in the samples may be due to trace metal substitution and are currently being assessed in detailed mineralogy programs. Galvanic interactions may also be influencing sulphide oxidation rates, but given the current mineralogical dataset, the prevalence of non-acid generating sulphides is thought to be limited and therefore not notably affecting the observed low sulphide oxidation rates. Kinetic testing continues to be routinely monitored.

Comparison of humidity cell release rates to release rates obtained from 15 field kinetic tests (FLBs) suggests that sulphide oxidation rates under field conditions may be up to 10 times slower than those observed in the laboratory. This is attributed to differences in flushing, temperature, and sample grain size, and indicates that practical lag times in the field could be longer than those currently estimated from humidity cell testing. However, net acid generating conditions may still occur within a limited timeframe for samples with very low neutralization capacity and higher sulphide content, as progression toward acidic conditions was observed for two field tests after one year of monitoring.

Initial static testing including elemental content analysis and short-term leaching tests (SFE tests) identified several parameters of potential interest for neutral metal leaching. Primarily this included As, as solid phase contents were above screening values in 48% of the drill core samples and leachate concentrations were above screening values in 65% of the SFE tests.

The results of kinetic testing demonstrated that As release rates varied distinctly based on the As content of the sample and As sulphide mineralogy present. Different As sulphide associations are also observed among the different Project rock types, indicating that different As leaching behaviours are present amongst the various rock types. Comparisons of laboratory and field kinetic test data generally showed alignment, whereby samples with a higher solid phase As content generally had higher As release rates than samples with a lower solid phase As content. However, As release rates were lower for some materials with a lower As solid phase content in field kinetic tests relative to laboratory tests, possibly due to reduced reactivity under field conditions.

For major rock types including Felsic Volcanic 1 and Felsic Volcanic 2, if As was present in the samples it typically occurred in pyrite (As-bearing pyrite) or as arsenopyrite (which was typically present with pyrite or pyrite and pyrrhotite). These samples were observed to leach As at relatively low rates (e.g., below the interim PWQO screening value) except where solid phase As concentrations were elevated (>100 mg/kg). These elevated As content samples represent a small fraction of the dataset overall and much of the Felsic Volcanic 1 and Felsic Volcanic 2 rock was determined to be non-As leaching.

Other rock types including Metasediment 2, Metasediment 3, Fragmental 1, Fragmental 2, and Basalt hosted As in As-bearing pyrite, arsenopyrite, and the As sulphide mineral gersdorffite-cobaltite. This mineral is understood to occur in isolated samples and not be present in the bulk of the Project rock. However, when these samples had a higher proportion of gersdorffite-cobaltite and little pyrite / pyrrhotite, they had a higher potential for As leaching as a result of the lack of secondary Fe-oxyhydroxide surfaces (produced from pyrite / pyrrhotite oxidation) to adsorb the As released during gersdorffite-cobaltite oxidation. This behaviour was observed for samples of Metasediment 2, Metasediment 3, Fragmental 1, Fragmental 2 where solid phase As was >12 mg/kg and for some Basalt samples where solid phase As was >46 mg/kg. Below these solid phase content thresholds, As leaching rates from these rock types are expected to be low.

Other elements that were above screening values in terms of their solid phase contents or leachate concentrations in short-term leaching tests did not appear to be of interest for metal leaching under neutral pH conditions for the bulk of the Project rock based on low release rates in the extensive laboratory and field kinetic testing programs undertaken.

Project rock generally contained low levels of Hg with no potential for Hg leaching observed in kinetic tests. Greater than 99% of the samples had solid phase Hg concentrations that were below screening values and 90% of the overall dataset had Hg concentrations that were at or below the analytical detection limit (0.005 to 0.05 mg/kg). Mercury release rates in all kinetic tests were based on

concentrations at or near the analytical detection limit (0.000005 to 0.00001 mg/L) for all tests for the duration of testing. Ultra-trace Hg analysis (detection limit of 0.00000004 mg/L) was recently initiated for ongoing kinetic tests to supplement the currently available data. Results of this analysis confirms very low Hg release rates in humidity cell tests (less or equal to 0.0000002 mg/m^2/week).

NAG leachate analysis indicated that several metals (Ag, Al, As, B, Cd, Co, Cr, Cu, Fe, Mo, Ni, P, Pb, Se, Tl, U, V, W, and Zn) may be of potential interest under acidic leaching conditions. Humidity cell tests generally showed longer lag times to net acidic conditions and stable acidic leaching conditions have not yet developed for many PAG samples undergoing kinetic testing. Metal release rates for the kinetic tests will continue to be monitored.

5.2 STATIC TESTING

5.2.1 OVERVIEW

A static testing program was undertaken to assess the metal leaching and acid rock drainage (ML / ARD) potential of rock expected to be encountered during mining. The static testing program included a total of 3,885 samples of archived drill core from 342 drillholes within the proposed mine volume. Samples represented rock from the LP Central pit, Viggo pit, and underground mine, based on current mine design information. Samples were selected to represent both mine rock and ore-grade materials for all key Project lithologies, including Felsic Volcanic 1, Felsic Volcanic 2, Metasediment 2, Metasediment 3, Fragmental 1, Fragmental 2, and Basalt.

The 3,885 sample dataset comprised samples collected as part of several programs:

- 933 samples were collected as part of initial baseline programs for the Project between 2022 and 2024. These samples were analyzed by full ABA analysis and elemental content analysis, as well as more detailed static testing methods including NAG pH, SFE, NAG leachate, and R-XRD.
- 2,952 samples were collected as part of a supplemental baseline program for the Project in 2024. Samples in this dataset were analyzed by partial ABA testing (total S, TIC, and TC), as well as elemental content analysis.

The sampling approach and testing methods utilized for the drill core static testing program are based on the requirements described under the Ontario *Mining Act*, namely guidance found within the reference document *Prediction for Drainage Chemistry for Sulphidic Geologic Materials* (MEND 2009), which represents best practice and industry-standard approaches and methodologies for ML / ARD sampling and characterization in Canada.

The static testing program for Project rock from drill core samples was comprehensive and robust. The scope of the program and the magnitude of the collected dataset exceeds standard approaches for similar mining projects undergoing the approvals process in Ontario.

5.2.2 DRILL CORE SAMPLES

Samples were selected through review of drill core logs, exploration geochemistry data consisting of continuous (1 m interval) multielement ICP assay results, and geologic information including geologic models. Currently available data for the overall Great Bear Project mine volume includes exploration assay data for over 500,000 samples analyzed by four acid ICP-MS. A total of 3,885 geochemical characterization samples have been collected to date representing the overall Great Bear Project rock mass.

The spatial location of the drill core samples relative to the currently planned mine volume is shown in Figure 5.2-1. Cross sections are provided in Appendix B.

The drill core samples comprised:

- 3,432 samples representative of the open pit volume, including LP Central pit and Viggo pit.
- 453 samples representative of the underground mine volume.

The majority of samples were located within the proposed mine volumes, with some samples located within a 50 m buffer zone around the proposed open pits. A wider buffer (up to 200 m away for some samples but typically within 50 to 75 m) was used for the underground samples due to core availability in some areas of the deeper underground mine. Deeper levels of the underground mine will be developed later in the Project and sample coverage in these areas will be supplemented as additional drilling is conducted. Based on currently available geological and block model data, it is assumed that the composition of rock from these deeper levels will be geochemically similar to the rock that has been sampled to date.

Major and minor rock types expected to be encountered during the currently planned mine development were targeted as part of drill core sampling and analysis. Key rock types for the LP Central pit, Viggo pit, and underground mine are shown in Table 5.2-1. The LP Central pit is the volumetrically largest of the mine developments.

For the purposes of this assessment, rock at the Project has been classified into two groups:

- Ore-grade materials: samples with an economic gold content.
- Mine rock: all rock from the mine volume excluding ore-grade materials and including future exposed rock surfaces.

Ore-grade materials are most often associated with the Felsic Volcanic 1 and Felsic Volcanic 2 rock types. However, these lithologies also comprise a notable proportion of the mine rock.

Samples were selected through review of drill core logs, exploration geochemistry data consisting of continuous (1 m interval) multielement ICP assay results, and geologic information including geologic models and cross sections of the open pits and underground mine.

Drill core recovered from within the last 10 years was targeted for sample collection. Although more recent drill core was the primary focus of sampling, a subset of samples (n=49) from older holes (drilled between 2002 and 2007) were included. These samples were included to permit more complete spatial coverage and for comparative purposes to assess mine rock reactivity (i.e., weathering effects from 15 to 20 years of exposure).

Individual samples generally comprised 1 to 1.5 m intervals of drill core, spaced at 5 to 50 m intervals from most drill holes. Samples covered a range of rock characteristics, including rock types, alteration types, and sulphide mineral contents. Samples were collected at a higher or lower frequency from some drill holes so that sufficient coverage of key rock types for ML / ARD testing could be achieved.

A summary of the drill core samples is presented in Table 5.2-2. The distribution of the samples among the various rock types generally aligned well with the overall rock type proportions in the mine volume. Samples were collected by Great Bear Resources based on sample lists from WSP. Samples were collected in three campaigns, in December 2022, May 2023, and June 2024.

5.2.3 ANALYTICAL TEST METHODS AND SCREENING APPROACH

Drill core samples were tested by a suite of static testing methods as described in Section 4, including ABA, NAG pH, elemental content by aqua regia ICP-MS and four acid ICP-MS, SFE, NAG leachate, and R-XRD. A summary of the tests completed is provided in Table 5.2-3. Detailed information on these methods and sample preparation information is presented in Appendix A.

Laboratory analyses were carried out at commercial ML / ARD laboratories from 2022 to 2024, as listed below:

- Static testing of 933 drill core samples, including ABA, NAG pH, elemental content by aqua regia ICP-MS and four acid ICP-MS, SFE, NAG Leachate, and R-XRD, were conducted at the following laboratories:
  - Global ARD in Burnaby, British Columbia.
  - SGS in Lakefield, Ontario.
- Additional static testing of 2,952 drill core samples for TIC, TC, total S, and elemental content by aqua regia ICP-MS and four acid ICP-MS, was conducted at:
  - BV in Vancouver, British Columbia.
  - ACT Labs in Ancaster, Ontario.

An overview of the static test methods used for the ML / ARD assessment is discussed below.

- ABA testing was conducted to evaluate the balance of potentially acid generating and neutralizing minerals in the samples.
  - As shown in Table 5.2-3, 933 samples underwent full ABA analysis, which included determination of paste pH, total S by Leco furnace, sulphate S by HCl leach, sulphide S by difference (total S less sulphate S), TC by Leco furnace, TIC by HCl leach and Leco furnace, and Modified NP[2].
  - Partial ABA analysis was conducted on samples from the open pit to supplement the full ABA analyses, including 2,952 samples analyzed for S by ICP-MS and TIC by HCl leach / Leco, 433 samples analyzed for of total S, TC, and Modified NP[1], and 15 samples analyzed for total S and TC.
  - For both full and partial ABA analyses, TIC was used to calculate the CarbNP. Total S by Leco was used to calculate the MPA where full ABA test results were available. As discussed in Section 5.2.5 Leco S showed good alignment with aqua regia ICP-MS S. Therefore, where Leco S was not analyzed, ICP S was used to calculate MPA.
  - As described in Section 5.2.5, neutralization capacity was primarily derived from carbonate minerals, however some samples with lower CarbNP values contained low amounts to no carbonate minerals. Net neutralizing carbonate (i.e., calcite) was identified as the main source of neutralization capacity in samples tested by R-XRD and detailed mineralogy (Section 5.3). Therefore, for assessment purposes, NPR values were calculated using CarbNPR (CarbNP/MPA), which assumes that only carbonate minerals are available for neutralization, and all S minerals generate acidity. Sample classification as PAG or NPAG was determined based on the criteria provided in Table 3.3-1.
  - Project information and data indicated that several sulphide minerals including pyrite (FeS_2), pyrrhotite (Fe_7S_8), sphalerite (ZnS), and galena (PbS) are observed to be present in the rock (see Section 5.2.6). Geological observations indicated that other sulphides, arsenopyrite (FeAsS) and chalcopyrite ($CuFeS_2$), may also be present, but they appear to be isolated or present in low abundances based on the baseline data collected. The oxidation of pyrite, pyrrhotite, and chalcopyrite generates acidity, whereas the oxidation of monosulphide minerals such as sphalerite and galena does not. Therefore, elemental content data were used to estimate the quantity of S associated with non-acid generating sulphides (ZnS and PbS) in all samples and evaluate the need to consider the potential presence of these phases when calculating acid generation capacity for the samples. The estimated proportion of acid generating, and non-acid generating sulphide phases (inferred from elemental content results) is discussed further in subsequent sections.

[2] Modified Sobek NP based on MEND (1991) which is an update to the 1989 Lawrence Modified NP method.

- NAG testing was conducted to complement the ABA analyses. NAG results were screened against NAG pH criteria for PAG and NPAG materials (AMIRA 2002) and assessed in conjunction with NPR values from ABA testing.
- Solid phase elemental content analysis was conducted by aqua regia digestion and ICP-MS scan for environmental screening purposes, including measurement of Hg, Ag, Al, As, Ba, B, Be, Bi, Ca, Cd, Co, Cr, Cu, Fe, K, Li, Mg, Mn, Mo, Na, Ni, P, Pb, Sb, Se, Si, Sn, Sr, Ti, Tl, U, V, W, and Zn. Solid phase elemental content results were compared to 10 times the crustal abundance values presented in Price (1997) for screening purposes. Sample concentrations greater than the screening value were considered enriched in those elements. This approach is used to screen the samples for elemental enrichment based on standard screening values and does not provide a direct assessment of metal leach potential or resulting water quality. Elements that were enriched in the solid phase were given additional consideration in subsequent metal leaching assessments (SFE, NAG, and kinetic testing).
- Elemental content analysis was also determined for all samples by four acid digest and ICP-MS scan, including measurement of Ag, Al, As, Ba, Be, Bi, Ca, Cd, Co, Cr, Cu, Fe, K, Li, Mg, Mn, Mo, Na, Ni, P, Pb, Sb, Se, Si, Sn, Sr, Ti, Tl, U, V, W, and Zn. This was conducted to support use of the data in conjunction with the exploration ICP data set (which uses the four acid digestion method).
- Short-term leaching tests were conducted on the samples. This included:
  - SFE testing was conducted to assess the potential release of soluble metals during the initial (i.e., short-term) stages of weathering. Leachates were analyzed for pH, EC, alkalinity, acidity, sulphate, and metals (Hg, Ag, Al, As, B, Be, Ca, Cd, Co, Cr, Cu, Fe, K, Mg, Mo, Na, Ni, P, Pb, Sb, Se, Sr, Tl, U, V, W, and Zn).
  - NAG leachate testing was conducted to identify parameters of potential interest under net-acidic leaching conditions. Sequential NAG tests (the same sample subjected to two or more NAG tests in succession) were conducted as part of NAG leachate testing for samples with >1% S (AMIRA 2002). Leachates were analyzed for pH, EC, alkalinity, acidity, sulphate, and metals (Hg, Ag, Al, As, B, Be, Ca, Cd, Co, Cr, Cu, Fe, K, Mg, Mo, Na, Ni, P, Pb, Sb, Se, Sr, Tl, U, V, W, and Zn).
  - The results of short-term leaching tests, including SFE and NAG leachate test results, were compared to Ontario PWQO for protection of aquatic life, including both interim PWQO and PWQO values, for screening purposes. The short-term leaching tests and screening approach are not a direct assessment of mine water quality and comparisons to screening values hold no regulatory significance. Elements that were above screening values were further assessed using kinetic tests.
- Mineralogical testing was conducted by R-XRD to identify major and minor minerals, including those potentially involved in acid-generating and neutralizing reactions.

5.2.4 QUALITY ASSURANCE AND QUALITY CONTROL

Data was reviewed for QA / QC on an ongoing basis during data collection. QA / QC samples for solid phase analysis (i.e., ABA and elemental content) included:

- Pulp duplicates: two analyses performed on splits of the same pulverized material.
- Prep duplicates: two analyses performed on splits from the same parent sample that were pulverized separately.

Pulp duplicate analyses included samples initially run at SGS Lakefield and re-analyzed at Global ARD as well as samples initially run at Global ARD that were analyzed in duplicate as part of routine QA / QC practices. QA / QC analysis included measurement of total S (Leco furnace), Modified NP, TIC (HCl leach / Leco furnace), TC (Leco furnace), and solid phase elemental content (aqua regia ICP-MS and four acid ICP-MS).

A subset of samples initially analyzed at SGS Lakefield were randomly re-selected for QA / QC analysis at Global ARD. In addition, select samples were reanalyzed to confirm results and alignment of key

parameters if initial data reviews suggested there were potential QA / QC concerns in the original analysis (either systematic or random). Following reanalysis, the data were reviewed:

- The original data were retained if the duplicate assessment confirmed the original result.
- In instances where QA / QC concerns were noted in the original data, the reanalysis result was used. Where QA / QC concerns were identified, the reanalysis result appeared to resolve the analytical inconsistencies observed in the original data.

Duplicate tests are summarized in Table 5.2-4 and full results of duplicate testing are provided in Appendix B.

RPDs were calculated for duplicate sample runs for key ABA parameters, as well as elemental content analysis (both aqua regia digest and four acid digest ICP-MS). Due to the inherent natural heterogeneity of rock samples, an RPD range of ±25% was considered acceptable.

- Most samples fell within this range and typically had RPDs of ±10 to 15% or less.
- RPDs that were outside of this range generally occurred for samples with very low concentrations (typically below or near the analytical detection limit), and comparison of the measured values indicated good agreement despite their slightly elevated RPD. This was noted most often in solid phase elemental content results for Sb, Se, Sn, Hg, Ag, B, and Bi, which had different analytical detection limits at SGS Lakefield and Global ARD.
- Larger RPD values were sometimes observed for elements: associated with refractory minerals (i.e., those that are difficult to dissolve in solution), prone to volatilization during digestion (i.e., loss from solution due to evaporation), sensitive to solution stability, or requiring stronger oxidizers (including Cr, Zr, As, Mo, and V).

In addition to duplicate sample analyses, results of four acid testing (n=3,882 samples) were compared to their matching (other drill core half) analysis in the Project exploration geochemistry dataset. This comparison included S, As, Cd, Co, Cr, Cu, Fe, Mo, Ni, Pb, Sb, Tl, U, V, W, Y, Zn and Zr. Excellent agreement between the measurements was observed for Co, Cu, Fe, Ni, S, V, Y, Zn and Zr, with between 70% and 90% of samples agreeing within ±10% and 90% to 99% of samples agreeing within ±25%. A majority of As (67%), Cr (69%) and Pb (80%) measurements agreed within ±25%. Other parameters (Cd, Mo, Sb, Tl, U, and W) frequently had higher RPD values, primarily due to differences in analytical detection limits used. RPD values >25% sometimes occurred for detectable values and was attributed to heterogeneity between the half core samples.

Samples analyzed at Global ARD were additionally run alongside certified reference material (standards varied by parameter). Analytical results for the reference material showed excellent agreement with standard values and these results are presented in the attached laboratory certificates of analysis (Appendix O).

QA / QC of leachate samples from SFE and NAG testing was also completed via charge balancing. The analyzed solutions were typically balanced within 10%, which is well within the accepted range.

- It was noted that during QA / QC review for the overburden samples (Section 7.2.4), leachate concentrations of Fe and some trace metals were elevated in SFE leachates from SGS Lakefield compared to those from Global ARD. Routine QA / QC checks (charge balancing, method blanks, and laboratory duplicates) on the data did not identify any issues, and the samples were analyzed across several batches and dates. Duplicate SFE analysis of five drill core samples was conducted at both SGS Lakefield and Global ARD and confirmed this trend (Appendix B).
- Subsequent discussions with SGS Lakefield could not clearly confirm detailed method information. It was unclear if the samples had undergone end over end shaking or if sufficient settling of particles was allowed after shaking and prior to leachate filtration. Global ARD utilized a gyratory shaker as recommended in MEND (2009). Elevated SFE leachate concentrations at SGS Lakefield are thought to be a product of the method used resulting in additional fine material present in the solution (see Appendix A for additional details).

- Despite the observed concentration differences between the two labs, the SGS Lakefield SFE leachate dataset was retained for assessment purposes and considered adequate for initial data screening. The data are considered conservative given the observed trends and a robust kinetic testing program (including field and lab tests, see Sections 5.4, 5.5, and 5.6) has been undertaken to verify metal leaching potential.

5.2.5 RESULTS

Key static testing results are summarized below. Selected figures are attached. All results and statistical summaries of results are provided in Appendix B.

Acid Generation Potential

Total S results measured by Leco furnace were available for 1,366 samples. Among this dataset, S contents were variable, with concentrations ranging from approximately 0.01% (the analytical detection limit) to 10%, with a median S content of 0.43% (Figure 5.2-2 and Figure 5.2-3; Table 5.2-5; Tables B1 and B2 of Appendix B).

- Samples from LP Central pit had higher median S content (0.73%) than samples from the Viggo pit (0.26%) or underground mine volume (0.25%); however, the range of S contents for samples from the open pits and the underground were similar, approximately 0.01% to 10%.
- Both mine rock and ore-grade samples were available for the open pits and the underground. Higher median S contents were observed in samples of ore-grade materials (1.3%) compared to mine rock (0.39%). However, numerous mine rock samples had S contents that were similar to, or even higher than, the ore-grade samples.
- Among the mine rock samples, median S contents of Felsic Volcanic 1 (0.52%) and Felsic Volcanic 2 (0.76%) were the highest among all key lithologies. Sulphur contents for other rock types were generally lower including Fragmental 1 (median of 0.33%), Metasediment 2 (median of 0.37%), Metasediment 3 (median of 0.16%), Basalt (median of 0.20%), and Fragmental 2 mine rock (median of 0.06%) were much lower than other lithologies. Most key rock types showed similar ranges of S contents including Felsic Volcanic 1, Felsic Volcanic 2, Metasediment 2, Metasediment 3, Fragmental 1, and Fragmental 2.

Nine hundred and thirty-three samples were analyzed for total S by Leco furnace and sulphate S by HCl leach. Sulphide S by difference was determined for these samples. The relationship between total S and sulphide S content is presented in Figure 5.2-2 and Figure 5.2-3 and indicated that S was primarily present as sulphide S in samples. This observation is supported by the findings of R-XRD and detailed mineralogy (Section 5.3), which indicated that S was primarily present as the sulphide minerals pyrite and pyrrhotite, with minor to trace amounts of other sulphides, including sphalerite and galena in isolated samples.

- Sulphate S concentrations were low, with a median sulphate S concentration of 0.06%. Median sulphate concentrations were similar between the LP Central pit (0.05%), Viggo pit (0.05%), and underground (0.07%). In general, samples with higher total S content also had higher sulphate S content. However, some samples with higher total S content had a low (i.e., below detection) sulphate content. This was most common in samples from the LP Central pit, however there was not a clear association of samples with low sulphate S and high total S with other sample properties including lithology, core age, sample location, or sample depth.
- A higher sulphate S content (>1% and up to 8.5%) was observed for 28 of 933 samples (3% of samples). Based on sample mineralogical information (pyrrhotite is commonly identified) the higher sulphate S content of these samples was attributed to the dissolution of pyrrhotite during the HCl leach test. To date, Project geology, mineralogical testing, and ABA testing suggest that most S is expected to be present as sulphide and the detected sulphate concentrations in these samples are considered an artefact of the HCl leach test procedure and the specific sample mineralogy (pyrrhotite). As shown in Figure 5.2-2 and Figure 5.2-3, many samples with higher proportions of

sulphate S (i.e., those sitting below the 1:1 line shown) that were tested by R-XRD contained pyrrhotite. It is noted that not all samples shown in Figure 5.2-2 were tested by R-XRD.

- Additional supplemental S speciation testing (sodium carbonate [Na_2CO_3] leach and nitric acid [HNO_3] leach) on a subset of samples (n=50) confirmed that sulphides represent the main S species in the samples (Table B-3 of Appendix B).
  - Sulphate S contents analyzed by Na_2CO_3 leach indicated low levels of sulphate. Sulphate S ranged from 0.01% (the analytical detection limit) to 0.04%. Of the 50 samples, 39 had sulphate S concentrations by Na_2CO_3 leach that were below the analytical detection limit (0.01%).
  - The results of the Na_2CO_3 leach test agreed with the results of the HCl leach test for 44 out of 50 samples. These samples had low sulphate S contents, consistent with the results of detailed mineralogical testing (Section 5.3) which indicated that sulphate (as gypsum / anhydrite) was present in low abundance (0.001% to 0.028%) in all samples. Other sulphate phases were not detected during detailed mineralogical testing. One of the 198 samples tested by R-XRD contained 0.6% jarosite; however, this measurement could not be confirmed through other testing approaches.
  - For six samples, differences between the HCl and Na_2CO_3 leach results were observed whereby HCl leach results showed higher concentrations of sulphate S; R-XRD results were available for five of these samples, and four contained notable (3 to 25 wt.%) pyrrhotite, indicating that some pyrrhotite may have dissolved during the HCl leach test and resulted in the higher sulphate S concentration by that method.
  - Results of the HNO_3 leach test showed that for most samples, the sulphide content of the sample was underestimated by this test. Underestimation of sulphide by the HNO_3 leach test is common for samples that contain high amounts of crystalline pyrite (MEND 2009).

Project geologic information and mineralogical test results indicated that some non-acid generating sulphide minerals, such as sphalerite (ZnS) and galena (PbS) may be present in the samples alongside acid generating Fe sulphide minerals (pyrite and pyrrhotite). To confirm that non-acid generating sulphide contents were low amongst the entire dataset, elemental content data for the drill core samples (Tables B-3 of Appendix B) was used to estimate the quantity of these phases present in the samples. The results of this evaluation suggested that for approximately 99% of samples (n=1,361), most of the S in the samples (i.e., typically >98%) is likely associated with acid generating phases, (i.e., pyrite and / or pyrrhotite). Results of mineralogical testing (Section 5.3) were consistent with this observation. Therefore, no adjustment was made to AP and MPA calculations to account for low levels of non-acid generating sulphides.

Sulphur concentrations measured by Leco furnace and aqua regia digest ICP-MS were compared for 1,366 samples to assess whether ICP S measurements could be used to calculate an analogue total S content for samples that did not undergo total S analysis by Leco furnace in order to have greater coverage of material from the LP Central pit, which represents the bulk of the mine volume. As shown in Figure 5.2-4 and Figure 5.2-5 S measured by Leco and S measured by aqua regia digest and ICP-MS were highly consistent. A relationship of approximately 1:1 was observed for most samples. The relative percent difference between the two values for most samples was within ±10%. For completeness, a comparison of total S measurements by Leco furnace and four acid ICP-MS was also considered. Results of this comparison also showed that most samples had four acid S values that were within a ±10% relative difference between the total S value measured by Leco furnace.

Sulphur content by ICP (aqua regia) was available for 2,519 samples that were not analyzed for total S by Leco furnace. The range of S contents and median S contents of this dataset were consistent with the Leco S dataset. As most S has been established to be sulphide S and Leco S and ICP S were highly consistent, the ICP S data was used as a proxy for total S where it was not directly analyzed. Therefore, for assessment purposes MPA values were calculated based on Leco S and aqua regia ICP S where Leco S data was not available.

CarbNP data was calculated for 3,885 samples based on TIC measurements. Overall, the samples exhibited variable CarbNP contents (Table 5.2-6, Tables B-1 and B-2 of Appendix B). The median CarbNP of all samples was 11 kg $CaCO_3$/t with most samples ranging from approximately 1 to 200 kg $CaCO_3$/t (Table 5.2-6). Six samples had a notably higher CarbNP content relative to the rest of the dataset, with CarbNP values on the order of 340 to 450 kg/$CaCO_3$/t. The high CarbNP of these samples was attributed to the presence of large calcite veins; such materials are understood to be generally isolated and limited in abundance within the mine volume.

- Median CarbNP contents were relatively similar between the LP Central pit (11 kg $CaCO_3$/t) and Viggo pit (6.7 kg $CaCO_3$/t), and slightly higher for samples from the underground mine (18 kg $CaCO_3$/t). Median CarbNP values for mine rock (11 kg $CaCO_3$/t) and ore-grade samples (12 kg $CaCO_3$/t) were similar.
- A comparison of key Project lithologies (including Felsic Volcanic 1, Felsic Volcanic 2, Metasediment 2, Metasediment 3, Fragmental 1, and Fragmental 2) indicated similar CarbNP content distribution from samples among most lithologies. Felsic Volcanic 1 and Felsic Volcanic 2, which represent the most abundant mine rock types, had median CarbNP contents of 12 and 13 kg CaCO3/t, respectively. Basalt had a notably elevated median CarbNP (49 kg $CaCO_3$/t) relative to other major lithologies, while Metasediment 2 (1.8 kg $CaCO_3$/t) and Metasediment 3 (3.9 kg $CaCO_3$/t) had notably lower median CarbNP contents.

Both Modified NP and CarbNP measurements were available for 1,368 samples. The relationship between Modified NP and CarbNP is presented in Figure 5.2-6 and Figure 5.2-7 and indicated the following:

- CarbNP was typically similar to or slightly lower than Modified NP for most samples with a Modified NP >20 kg $CaCO_3$/t, indicating that most of the neutralization capacity was present as carbonate minerals in these samples. This was consistent with the results R-XRD which indicated that most (>90%) of the samples tested contained calcite as the primary source of NP.
- Samples with a lower Modified NP content (i.e., <20 kg CaCO3/t, n=763 samples) generally had low levels of CarbNP (i.e., generally 5 kg CaCO3/t) suggesting that neutralization capacity was primarily derived from non-carbonate minerals in these samples. Of the samples in this group, 180 (24%) had no detectable CarbNP. The samples with low to no detectable CarbNP were primarily samples of Felsic Volcanic 1, Felsic Volcanic 2, Fragmental 1, Fragmental 2, Metasediment 2, or Metasediment 3 samples. Two samples (one Metasediment 2 and Felsic Volcanic 1) had marginally negative Modified NP values (e.g., -0.5 kg $CaCO_3$/t), which can be due to the potential presence of low levels of stored acidity or due to analytical precision [3]. Additionally, these samples represent a fractional percentage of the dataset (approximately 0.05%), and negative NP values or evidence of stored acidity has not been observed in other samples.
- Forty-seven samples (e.g., 3% of the dataset), including samples of Felsic Volcanic 1, Felsic Volcanic 2, Basalt, Fragmental 1, Metasediment 2, Metasediment 3, and Argillite had CarbNP values that were slightly greater than their respective Modified NP values, suggesting that some of the neutralization capacity in these isolated samples was present as non-net neutralizing carbonate minerals (e.g., Fe carbonates potentially including siderite, ankerite, and ferroan dolomite). R-XRD confirmed this information; where non-net neutralizing carbonates were identified, they were typically present at low abundances (<1 wt.%) and often co-occurred with calcite and dolomite. In most samples, non-net neutralizing carbonates represented a small fraction of the overall carbonate minerals present.

Paste pH values were available for 933 samples. Paste pH was circumneutral to alkaline ranging from approximately 6.5 to 10 (Tables B-1 and B-2 of Appendix B).

[3] These samples were collected as part of the supplemental baseline program for the Project in 2024 and are part of the partial ABA dataset. No corresponding measurements of paste pH or sulphate are available.

Ninety-nine percent of the samples (n=3,836 of 3,885 samples) collected for static testing were obtained from drilling programs conducted over the last six years. In some cases, samples were collected from older drillholes (advanced between 2002 and 2007) to provide greater coverage of the underground mine. This included the drillholes DL-2005-14 (n=5 samples), DC-13-07 (n=5 samples), BR-211 (n=36 samples), DL-04-10 (n=1 sample), DL-04-11 (n=1 sample), DL-04-12 (n=1 sample). To assess potential effects from weathering in storage on these samples, available sulphate S and CarbNP contents were compared among the dataset on the basis of sample age at the time of testing. Higher sulphate S and / or lower neutralization capacity contents can suggest that archived drill core may have weathered in storage, which can influence interpretation of ABA test results as well as provide insight into the reactivity of the drill core.

- Comparison of ABA test results among drill core samples obtained from drilling over the last five years showed no patterns in S content or speciation and CarbNP or Modified NP content related to core age. Available sulphate S measurements of the older samples (n=13 measurements) indicated that sulphate contents were generally low and near the analytical detection limit (0.01%) for most samples. CarbNP was calculated for all samples and a range of CarbNP contents from approximately 0.7 to 124 kg $CaCO_3$/t was observed, similar to what was seen for more recent drill core samples. This suggests that older drill core samples (15 to 20 years old at the time of testing) have undergone minimal changes over time.

Acid generation potential was evaluated based on CarbNPR (CarbNP/MPA) values (Table 5.2-7; Tables B-1 and B-2 of Appendix B). As some samples contained low levels of CarbNP and notable sulphate S contents (largely due to artefacts related to pyrrhotite dissolution in the HCl leach test, see Section 4), CarbNPR was considered a more appropriate approach to classify the acid generation potential than NPR (NP/AP).

Results based on CarbNPR are presented below. CarbNPR could be calculated for 3,885 samples based on the available data. This included CarbNP directly analyzed by TIC and MPA based on Leco S and ICP S.

- Overall, 80% of drill core samples were classified as PAG, including 78% of mine rock samples and 94% of ore-grade samples (Table 5.2-7; Figure 5.2-8 and Figure 5.2-9).
- When mine area is considered, approximately half of the samples from the underground mine were NPAG. Most of the samples from LP Central pit (85%) and Viggo pit (67%) were PAG.
- When rock type is considered, a majority of Basalt (79%) and Fragmental 2 (73%) mine rock samples were classified as NPAG. A majority of Felsic Volcanic 1 (78%), Felsic Volcanic 2 (90%), Fragmental 1 (75%), Metasediment 2 (98%), Metasediment 3 (77%), and Argillite (92%) mine rock samples were classified as PAG.
- Among samples identified as PAG by CarbNPR, 2,539 samples (82% of PAG samples) had CarbNP contents ≤20 kg $CaCO_3$/t. This primarily included samples of Felsic Volcanic 1 (58%), Felsic Volcanic 2 (16%), and Metasediment 2 (15%), though other rock types including Metasediment 3, Fragmental 1, Fragmental 2, Argillite, Basalt, and other lithologies were present among this group. Ninety percent of these samples were from the LP Central pit, seven percent were from the underground mine volume, and three percent were from the Viggo pit.
- Approximately 21% of the samples (n=197) had CarbNPR values between 1 and 2, indicating that these samples have an uncertain acid generating potential.

NPR (NP/AP) was also evaluated, for completeness (Figure 5.2-10 and Figure 5.2-11). NPR values were calculated for 933 samples.

- Differences in sample classification by NPR compared to CarbNPR was primarily noted for a subset of samples (n=155 of samples) with relatively low total S content (average 0.25%), low CarbNP content (<20 kg $CaCO_3$/t, including 29 samples with below detection TIC concentrations) but higher NP content. These samples were classified as PAG by CarbNPR but NPAG by NPR. Non-carbonate minerals represent the primary source of neutralization capacity in these samples.

- Given the low S content of the samples, non-carbonate minerals may provide a suitable source of buffering depending on neutralization capacity and acidity release rates. Ongoing kinetic testing will be used to assess the behaviour of such samples. For current Project purposes, as these samples have a CarbNPR ≤2 they are classified as PAG.

NAG pH analyses were available for 658 samples. The results of NAG testing generally agreed with the results of ABA testing, including agreement between both tests observed for approximately 70% of the samples (Figure 5.2-12 and Figure 5.2-13; Table B-4 of Appendix B).

- Approximately 28% of the tested samples (n=182 samples) had a NAG pH ≤4.5 and were classified as PAG. This was consistent with the classification of these samples based on ABA testing (CarbNPR ≤2).
- Most (i.e., 72% of samples, n=476) of the samples had a NAG pH >4.5 and were classified as NPAG by NAG testing.
  - Approximately 57% of these samples (n=272) were classified as NPAG by ABA testing (CarbNPR >2) and have a low probability of producing net acidity in the future.
  - Approximately 43% of these samples (n=204) classified as NPAG by NAG testing were classified as PAG by ABA testing (CarbNPR ≤2).
    - For 51 of the 204 samples, the apparent low reactivity during the NAG test was attributed to contents of S ≥1% and the resulting incomplete oxidation of sulphides during the test.
    - A total of 106 of the 204 samples with <1% S were classified as PAG based on CarbNPR and NPAG based on NPR. These samples often had much lower CarbNP than Modified NP. The NAG pH results for these samples suggests that samples may have neutralization capacity derived from non-carbonate minerals. For these samples CarbNPR may overestimate their acid generation potential as the neutralization capacity is primarily derived from reactive non-carbonate neutralizing minerals.
    - Forty-seven of the 204 samples with inconsistent results by both methods had lower levels of S (approximately 0.2 to 0.9%), inferred to be present as sulphide S based on ABA test results. All but one of these samples was classified as uncertain by their NPR value (NPR 1-2). Inconsistent results for these samples may be attributed to subsample variability or the presence of slow-reacting sulphide phases (i.e., those that produce little acidity) in the NAG test. Pyrrhotite, which may be present at low levels based on mineralogical testing, may also undergo incomplete oxidation during the NAG test, and underestimate acid generation potential.

Overall, the NAG pH results are generally supportive of the use of a CarbNPR threshold of 2 for separating NPAG and PAG rock (Figure 5.2-12). All samples with CarbNPR >2 had NAG pH >4.5. However, a notable proportion of samples with a CarbNPR ≤2 had NAG pH >4.5. The NAG pH response in some samples could be explained by potential partial oxidation of sulphides in some of the samples (e.g., TS >1%), however, numerous samples had a lower S content, CarbNPR between 1-2, and NAG pH values >4.5.

Given the influence of S content on acid generation potential, NAG pH results were compared to the total S data for the samples. This comparison showed the following:

- All samples with total S measurements (Leco furnace) ≤0.15% that were subject to NAG pH testing (n=197) were classified as NPAG by the NAG test regardless of their CarbNPR value (i.e., all samples with CarbNPR ≤2 and TS <0.15% were NPAG by the NAG test).
- Nearly all (99%) of these samples contained more non-carbonate NP than CarbNP and the results suggested that neutralization capacity contributions from non-carbonate minerals may be able to buffer the acidity generated during sulphide oxidation in these samples.

Overall, the results indicate that a total S threshold can be used to supplement the classification of acid generation potential of the samples based on CarbNPR. Using this, samples with a total S ≤0.15% are classified as NPAG regardless of CarbNP content, and samples with >0.15% total S will continue to be classified based on their CarbNPR value. Kinetic test results to date are supportive of a 0.15% sulphur threshold (Sections 5.4 to 5.6).

Elemental Content

Results from elemental content analysis of 3,885 samples are discussed below. All results and statistical summaries are provided in Appendix B, Tables B-4 to B-9.

The proportions of samples greater than 10 times crustal abundance screening values are summarized in Table 5.2-8 for selected elements. The following observations were made with respect to elemental enrichment in the samples for key metals:

- Solid phase As concentrations were greater than the screening value (18 mg/kg) in 48% of samples (n=1,885 samples). Arsenic concentrations were low overall (median 17 mg/kg). Most samples (approximately 80%) contained 0.1 to 60 mg/kg As. A small subset of samples had higher As concentrations, with isolated samples (n=3) containing >1% As.
  - Approximately 45% of the mine rock samples (n=1,572 samples) and 80% of the ore-grade samples (n=311 samples) had As concentrations greater than the screening value. The As content of the mine rock samples (median 14 mg/kg) was generally lower than the ore-grade samples (median 81 mg/kg).
  - Approximately 51% of samples from LP Central pit were enriched in As (n=1,688 samples). Lower proportions were observed for Viggo pit samples (27%, n=36 samples) and underground samples (35%, n=159 samples). Median As contents were higher for samples from LP Central pit (19 mg/kg) compared to samples from Viggo pit (4.1 mg/kg) and the underground (8.8 mg/kg).
  - Samples exhibiting As enrichment were observed for all key Project lithologies including a majority of Felsic Volcanic 2 (81% of samples) and Metasediment 2 (68% of samples), samples as well just under half of all Felsic Volcanic 1 samples (43%). Median As contents were higher for samples of Felsic Volcanic 2 (60 mg/kg) and Metasediment 2 (62 mg/kg) than samples from other lithologies (typically on the order of 5-20 mg/kg). Isolated instances of elevated As relative to the screening value were observed in trace lithologies.
- Concentrations of Se were greater than the screening value (0.5 mg/kg) in 31% of samples (n=1,200; Table 5.2-8). Selenium concentrations ranged from 0.1 mg/kg (the analytical detection limit) to 49 mg/kg (median 0.21 mg/kg; Tables B-4 and B-5, Appendix B).
  - Elevated Se was more frequently observed in ore-grade samples (occurring in 68% of samples) relative to mine rock samples (occurring in 27% of samples; Table 5.2-8). Approximately 33% of samples from LP Central pit, 8% of Viggo pit samples, and 20% of samples from the underground had concentrations greater than the Se screening value.
  - All key rock types had samples with elevated Se (Felsic Volcanic 1, Felsic Volcanic 2, Metasediment 2, Metasediment 3, Fragmental 2, and Basalt) for approximately 5-20% of samples.
  - Relationships between solid phase Se and S content suggested that Se substitution in pyrite may be present.
- Approximately 11% of samples (n=418) had Ag concentrations greater than the screening value (0.75 mg/kg; Table 5.2-8). Silver concentrations ranged from 0.007 mg/kg to 100 mg/kg (median 0.25 mg/kg) but were typically on the order of 0.15 to 0.5 mg/kg; Tables B-4 and B-5 of Appendix B). Silver enrichment was more frequently observed in ore-grade materials (44% of all samples; median 0.64 mg/kg) relative to mine rock samples (7% of samples; median 0.5%). Enrichment of Ag was observed in approximately 12% of samples from LP Central pit (n=389), 2% of samples from Viggo pit (n=2), and 6% of underground samples (n=27). Among key rock types, Ag enrichment was observed in samples of Felsic Volcanic 1 (13% of samples), Felsic Volcanic 2 (10% of samples), and Metasediment 2 (7% of samples), as well as one sample of Basalt, three samples of Fragmental 1 and four samples of Metasediment 3, as well as isolated instances of other lithologies.
- Concentrations of Cd were greater than the screening value (1.5 mg/kg) in 7% of drill core samples (Table 5.2-8). Cadmium concentrations ranged from 0.01 mg/kg (the analytical detection limit) to 450 mg/kg (median 0.070 mg/kg; Tables B-4 and B-5 of Appendix B). Values of Cd above the screening level was observed more frequently in ore-grade materials (18% of samples) relative to

mine rock samples (5% of samples). Levels above the screening concentration were observed in 7% of samples from LP Central pit (n=236) and 6% (n=28) of underground samples. No samples from Viggo pit had Cd content above the screening level. Similar proportions of samples with elevated Cd occurred among most key rock types, typically ranging from 2% to 9% of the samples in each lithology (Felsic Volcanic 1, Felsic Volcanic 2, Metasediment 2, Metasediment 3, Fragmental 1, Fragmental 2, and Basalt) A strong positive relationship between Cd content and Zn content was observed, especially for samples with >1 mg/kg of Zn, suggesting that Cd in these samples is likely associated with sphalerite.

- Concentrations of W were greater than the screening value (13 mg/kg) in 5% of samples, with concentrations ranging from 0.04 mg/kg to 1700 mg/kg (median 0.40 mg/kg; Table 5.2-8; Tables B-4 and B-5 of Appendix B). Higher W contents were observed more frequently in ore-grade samples (20% of samples) than mine rock samples (4% of samples). Approximately 6% of samples from LP Central pit, as well as one sample from Viggo pit, and 5% of samples from the underground were above the screening level. Elevated concentrations of W were primarily observed in samples Felsic Volcanic 1 and Felsic Volcanic 2 (7% of samples for both lithologies) isolated enriched samples were also observed for the Fragmental 1, Fragmental 2, Metasediment 2, and other lithologies. Solid phase W concentrations that were above screening values were attributed to the potential presence of scheelite (CaWO4); geological information indicates that scheelite was identified in LP Zone samples (Pfeiffer et al., 2023), however the presence of scheelite appeared to be limited in R-XRD testing of baseline samples.
- Isolated instances (i.e., <5% of samples tested samples) of metal concentrations greater than the screening values were observed for Zn (n=138), Mo (n=129), Pb (n=106), Cu (n=15), Sb (n=28), Ni (n=2) and Co (n=1; Table 5.2-8; Tables B-4 and B-5 of Appendix B). Values above the screening levels for these elements were primarily observed in Felsic Volcanic 1 and Felsic Volcanic 2 lithologies.
- Greater than 99% of the samples were below the 10 times crustal abundance screening value for Hg (0.85 mg/kg) and 90% of the overall dataset had Hg concentrations that were at or below the analytical detection limit (0.005 to 0.05 mg/kg). Less than 0.5% of the samples (n=19 of 3,885 samples) had Hg greater than the 10 times crustal abundance screening value. These isolated samples comprised Felsic Volcanic 1 and Felsic Volcanic 2 lithologies and had a median Hg content of 2.2 mg/kg. Over half (n=11 of 19) of these samples were ore-grade materials, and this group had a median sulphide content (2.0%) that was approximately one order of magnitude higher than the overall Project ML / ARD database (0.2% S), Felsic Volcanic 1 rock (median 0.28% S) and Felsic Volcanic 2 rock (median 0.13% S). Overall, this subset of samples appears to be atypical and non-representative of Project rock.

In general, higher metal concentrations were observed for samples with higher S contents, with broad trends in elemental content and S content were observed for Fe, As, Pb, Cd, Se, Zn, and Ag. Although Ag, Sb and Se concentrations were generally low (i.e., at or near the analytical detection limit) for most samples, higher concentrations of these elements were typically observed for samples with a higher S content relative to other samples. Several of these elements (including Cd, Pb, Se, and Zn) had stronger positive trends in samples with higher S contents, likely driven by the presence of sulphide minerals (such as sphalerite or galena), or substitution of these elements into pyrite.

Elemental content data were compared to S content on a molar basis for selected elements to assess the potential presence of metal sulphide minerals in the samples that could influence their acid generation potential. The findings of this assessment generally agreed with R-XRD data.

- Iron to S molar ratios aligned with the presence of pyrite and / or pyrrhotite in some samples (Figure 5.2-14). Higher Fe relative to S concentrations were observed for most samples, attributed to the partial dissolution of Fe-bearing oxides (e.g., hematite, magnetite) or some silicates (e.g., biotite, chlorite, amphiboles) in the aqua regia digest. These observations are consistent with the results of R-XRD testing, discussed further under Bulk Mineralogy (below).
- While As was identified to be elevated relative to screening values in 43% of samples, a comparison of As to S molar ratios indicated that the As content of the samples was lower than the S content for

most samples, as shown in Figure 5.2-15. This suggests that although arsenopyrite (FeAsS) has been identified in some of the Project rock, it does not appear to be the primary sulphide phase in the samples, and As may be present in other sulphide minerals (e.g., substituted in pyrite). Further detailed information on As mineralogy is presented in Section 5.3.

- A comparison of Zn and S content of the samples indicated that the Zn content of the samples was lower than the S content of most samples (Figure 5.2-16). However, a subset of samples comprising Felsic Volcanic 1, Felsic Volcanic 2, and Metasediment 2, had concurrently elevated Zn and S content, suggesting that sphalerite (ZnS) may be present among the tested samples. This was consistent with geological observations for the Project and the results of mineralogical testing (discussed further in Section 5.3).
- While chalcopyrite ($CuFeS_2$) and galena (PbS) have also been identified in geologic observations for the Project, concentrations of Pb and Cu were generally lower than the S content of the samples. This suggests that chalcopyrite and galena were not notably present in the tested samples.

Metal Leaching Assessment

Based on the results of solid phase elemental content, 228 samples were analyzed by SFE testing. The SFE leachates were compared to screening values to identify parameters of potential interest for metal leaching. The screening analysis included comparison of the SFE leachate chemistry to both PWQO and interim PWQO values. As previously described, the SFE test and screening approach is not a direct assessment of mine water quality and comparisons to screening criteria hold no regulatory significance.

SFE leachate results are tabulated in Tables B-7 and B-8 of Appendix B. Key parameters greater than the qualitative screening values are summarized in Table 5.2-9. Key observations for the SFE test are summarized below.

The pH of the SFE leachates was weakly acidic to alkaline, typically ranging from approximately pH 6.0 to 9.6 (median pH 8.0).

Sulphate concentrations were typically on the order of 2 to 10 mg/L (median 3.9 mg/L; Tables B-7 and B-8 of Appendix B). Eleven of the 228 leachates had relatively elevated sulphate concentrations, up to 230 mg/L. Most of these samples had elevated total S contents (2 to 8%), however, elevated sulphate concentrations in SFE leachates were not always observed for samples with higher total S contents (i.e., >1% total S).

Metal concentrations in the SFE leachates were typically below the qualitative screening values for most metals including Se, Mo, and Hg which had solid phase elemental content above screening values in isolated samples (Tables B-7 and B-8 of Appendix B). However, some metals had concentrations greater than screening values as outlined below:

- Concentrations of Al were greater than the interim PWQO screening value (0.075 mg/L) in 99% of samples tested by SFE (Table 5.2-9; Tables B-8 and B-9 of Appendix B). This is likely an artefact of the testing procedure due to the presence of colloidal Al and is unlikely to be observed under field conditions at neutral pH.
- SFE leachate concentrations of As were greater than the interim PWQO screening value (0.005 mg/L) in 65% of samples, and the PWQO screening value (0.1 mg/L) for 10% of samples (Table 5.2-9; Tables B-8 and B-9 of Appendix B). This included a majority (approximately 71%) of samples from the proposed LP Central pit and underground mine volumes. A smaller proportion of samples from the Viggo pit (39% of samples) were above the interim PWQO screening value and only one sample was above the PWQO value.
  - Concentrations of As in SFE leachates were variable and ranged from 0.00017 to 3.7 mg/L (median 0.025 mg/L). Samples from the LP Central pit and underground had slightly higher median concentrations of As in SFE leachates (0.016 mg/L and 0.013 mg/L, respectively) compared to samples from the Viggo pit (0.0025 mg/L). Samples of all key rock types had a majority of SFE leachates with As greater than the interim screening value (0.005 mg/L) except for Basalt, for which approximately half of the samples were above the interim PWQO screening value. A smaller proportion (on the order of 15% or less) were greater than the PWQO value (0.1 mg/L) for the key lithologies.

  - A relationship between solid phase As content and SFE leachate As concentration was observed, with higher solid phase As samples generally observed to show higher SFE As concentrations (Figure 5.2-17). The relationship between As release and As content has also been observed in kinetic testing (Sections 5.4 to 5.6), whereby higher steady state release rates of As have been observed for humidity cell test samples with higher solid phase As contents. Kinetic testing has demonstrated a relationship between As leaching rates and the As to S (As:S) molar ratio, which suggests that As host mineralogy is an important consideration for As leaching (discussed in detail in Section 5.3).

- Concentrations of V were greater than the interim PWQO screening value (0.006 mg/L) in 39% of the tested samples (Tables B-8 and B-9 of Appendix B), including 44% LP Central pit samples, 45% of underground samples and 15% of Viggo pit samples (15%). Elevated V was most frequently observed in samples of Basalt (65% of samples) and Metasediment 3 (53% of samples), but were also commonly observed in Metasediment 2, Felsic Volcanic 1, and Felsic Volcanic 2 samples. V concentrations were low overall and ranged from 0.00007 mg/L to 0.035 mg/L (median 0.0043 mg/L). In general, samples with a higher V content typically had higher V concentrations in SFE leachates, but this was not always observed.
  - Kinetic testing to date, including humidity cell and trickle leach column testing (Sections 5.4 and 5.5), has indicated that most Project rock is expected to leach V at concentrations below the interim PWQO value. One test, COL-7 (Basalt), produced leachates with vanadium concentrations above the interim PWQO value; however, Basalt comprises a very low percentage of Project rock (Table 5.2-1) and this sample had a very high solid phase V content (96th percentile or 180 mg/kg) that is not representative of V concentrations in the bulk of Project rock. Further, field testing has shown low leachate concentrations of V under field conditions where all measurements were below the interim PWQO value (see Section 5.6).
- Between 10% and 15% of samples had concentrations of P, Fe and Cr that were above PWQO or interim PWQO values (Table 5.2-9; Tables B-8 and B-9 of Appendix B). Approximately 20% of the samples from the LP Central pit, 11% of the samples from the underground mine and between 5% and 7% of samples from Viggo pit had concentrations of these elements above screening values. Most frequently, samples with concentrations above screening occurred in Fragmental 1, Fragmental 2 (iron only), Metasediment 2 and Metasediment 3.
- Less than 10% of samples had concentrations of Pb and Ag that were greater than PWQO and / or interim PWQO values. Specifically:
  - SFE leachates with Pb concentrations greater than the applied screening values comprised <20% of key rock types (Felsic Volcanic 1, Felsic Volcanic 2, Fragmental 1, Fragmental 2, Metasediment 2, and Metasediment 3) and occurred most commonly in samples from LP Central pit (16% of samples) and rarely in samples from underground (7%) and Viggo pit (2%). Concentrations of Pb concentrations ranged from 0.00005 mg/L to 0.069 mg/L (median 0.00009 mg/L) overall. In general, a trend was observed between samples with higher solid phase Pb concentration and higher Pb concentration in SFE leachates.
  - Concentrations of Ag were greater than the PWQO screening value (0.0001 mg/L) most commonly in samples from Felsic Volcanic 1 (12%), Felsic Volcanic 2 (6%) and Metasediment 2 (8%), and included 11% of LP Central pit samples, 2% of Viggo pit samples (n=1), and 5% of underground samples. Ag concentrations ranged from 0.00001 mg/L (the analytical detection limit) to 0.0012 mg/L (median 0.00005 mg/L) in the overall dataset.
- Isolated instances (i.e., <5% of the samples) of leachate concentrations greater than applicable PWQO and / or interim PWQO screening values were observed for Sb (n=8 samples), Co (n=5 samples), W (n=5 samples), Cu (n=3 samples), Cd (n=1 sample), Ni (n=2 samples), Zn (n=1 sample), and U (n=1 sample; Table 5.2-9; Tables B-8 and B-9 of Appendix B).

NAG leachate testing was undertaken to assess metal release under acidic conditions. Thirty-one samples were tested, and results are summarized below and in Table B-10 of Appendix B.

Results of NAG testing suggest that Ag, Al, As, B, Cd, Co, Cr, Cu, Fe, Mo, Ni, P, Pb, Se, Tl, U, V, W, and Zn are the most likely elements of potential interest under acidic conditions. Note that NAG leachate testing does not provide an assessment of the rates of metal release and kinetic tests are a more useful method for determining risks of metal leaching.

Bulk Mineralogy

Mineralogical identification using R-XRD was completed on 198 samples to assess their mineralogical composition including the presence of acid generating and acid neutralizing minerals. Results are presented in Table B-11 of Appendix B. Chemical formulae of the minerals discussed below are provided in Table 5.2-10. It is noted that R-XRD can identify minerals at concentrations down to fractions of a weight percent when suitable diffraction conditions exist. Key results are discussed below.

- Sulphide minerals were detected in 147 samples. Minerals identified generally included pyrite, pyrrhotite, sphalerite, and galena (Table B-11 of Appendix B).
  - Pyrite was identified in 124 samples and was the most common sulphide mineral identified by R-XRD Concentrations of pyrite ranged from 0.1 wt.% to 9.1 wt.% (typically 0.3 wt.% to 2 wt.%). In 70 of the 124 samples, pyrite was sulphide phase identified. For the remaining 54 samples containing pyrite, other sulphide phases were also present. Most commonly pyrite co-occurred with pyrrhotite (n=48 samples); however, other phases including sphalerite (n=13 samples), galena (n=2 samples), and marcasite (n=1 sample) were also present alongside pyrite.
  - Pyrrhotite was identified in 68 samples and typically ranged between 0.1 to 6.5 wt.% (median 2.5 wt.%). For 19 of these samples, pyrrhotite was the only sulphide phase present.
    - Pyrrhotite primarily occurred with pyrite but co-occurred with sphalerite in 9 samples. Pyrite and pyrrhotite were often present in similar amounts.
    - A few isolated samples in the dataset (n=9 of the 198 samples) had higher pyrrhotite contents, ranging from approximately 10 to 28 wt.%. The pyrrhotite content measured by R-XRD was supported by ABA test results for these samples. The majority of the samples where this occurred were from the Argillite lithology, which is a trace lithology (0.03%) relative to the overall mine volume. Such materials are not typical among the overall Project rock.
  - Sphalerite was identified in 17 samples and concentrations ranged from 0.1 wt.% to approximately 8 wt.% (typically 1 wt.%). Sphalerite was the only sulphide mineral identified in one sample (0.3 wt.%; DX450204, Felsic Volcanic 1). The other samples contained sphalerite and other sulphides including pyrite, pyrrhotite, and / or galena.
  - Galena was identified in two samples from the LP Central pit with concentrations of 0.3 and 0.6 wt.%. Galena was associated with other sulphide phases, including sphalerite and pyrite.
  - A comparison between R-XRD results (expressed as sulphide S) and ABA sulphide analysis (sulphide S by difference) indicated generally reasonable agreement between the two tests (Figure 5.2-18). In isolated instances (5 of 198 samples), differences of approximately 2-3% S were observed. This was attributed to subsample variability.
- Sulphate minerals were identified in two of the 198 samples.
  - Jarosite was detected in one underground sample of Basalt (DX550072) at a concentration of 0.6 wt.%. A comparison of sulphate from jarosite in this sample with sulphate measured by ABA indicated lower sulphate concentrations from ABA. There is uncertainty regarding the identification of jarosite in this sample as the identified concentration is below the generally reliable detection limit for R-XRD (several weight percent). Despite low levels of jarosite being measured, evidence of stored acidity (which can occur due to the presence of jarosite) was not identified for this sample. No other samples contained jarosite.
  - Gypsum was identified in one sample of ore-grade Felsic Volcanic 2 (DX450177) with a concentration of 0.6 wt.% (Table B-11 of Appendix B).

- Carbonate minerals were identified in 188 samples and included calcite, calcite-magnesian, dolomite, ankerite, dolomite-ankerite, siderite, and rhodochrosite. Ten samples with a generally low CarbNP content contained no detectable carbonates by R-XRD (Table B-11 of Appendix B).
  - Calcite was the dominant carbonate mineral in the samples and most contained calcite (n=146 samples) or magnesian calcite (n=48 samples). Where present, calcite (and magnesian calcite) concentrations typically ranged from 0.1 to approximately 4 wt.% in most samples.
  - Four samples had higher amounts of calcite (on the order of 30 to 49 wt.%); core photography provided by Great Bear Resources confirmed that all four samples were from sections of drill core with prevalent calcite veining. CarbNP contents of these samples calculated from R-XRD results (approximately 300-400 kg $CaCO_3$/t) agreed with CarbNP contents from ABA testing. As previously discussed, CarbNP contents of most samples tested by ABA ranged from 1 to 200 kg $CaCO_3$/t; these four isolated samples with a higher calcite content are not representative of the overall Project rock.
  - Dolomite was present in four of the samples and concentrations ranged from 0.1 wt.% to 0.8 wt.%. These dolomite-bearing samples also contained other carbonates including calcite, ankerite, and / or siderite.
  - Non-net neutralizing carbonate minerals were present at low levels in some samples, with concentrations ranging from approximately 0.1 to 1 wt.%. This included ankerite (30 samples), dolomite-ankerite (9 samples), and siderite (28 samples). These phases typically co-occurred with other carbonates including calcite.
  - Rhodochrosite was present in 7 of the samples with concentrations of 0.1 to 0.52 wt.%. These samples also contained calcite, siderite, and / or ankerite.
  - A comparison between R-XRD carbonate results (expressed as carbon) and TIC results from ABA testing generally indicated reasonable agreement between the two tests (Figure 5.2-19). At lower carbon concentrations, the carbon content of some samples was underestimated or overestimated by R-XRD relative to ABA testing. This difference was attributed to the low sensitivity of R-XRD at lower concentrations.

The following additional observations are provided from the R-XRD results:

- Feldspars identified in the samples included K-feldspar (as microcline, orthoclase, and unspecified K-feldspar) and plagioclase (as albite, anorthite, and unspecified plagioclase) (Table B-11 of Appendix B).
  - Contents of K-feldspar ranged from 0.1 wt.% to approximately 22%.
  - Plagioclase contents ranged from 0.4 to 73 wt.%. In all mine areas (LP Central pit, Viggo pit, and the underground), plagioclase (albite) was the most dominant form of feldspar. Concentrations of anorthite were typically much lower than concentrations of albite in the tested samples.
- Quartz was present in all samples, with concentrations ranging from 1 to 82 wt.%. Other oxide minerals including ilmenite, magnetite, rutile, goethite, titanite, and hematite were variably present in generally low amounts (<5 wt.%; Table B-11 of Appendix B).
- Phyllosilicates were identified in the samples including chlorite, clinochlore, muscovite, illite, biotite, talc, phlogopite, kaolinite, biotite-phlogopite, and petalite. Most samples contained chlorite, muscovite, and biotite, with lesser quantities of the other phyllosilicate minerals identified. Chlorite contents in the samples ranged up to 12 wt.%. Muscovite contents in the samples were generally on the order of 3 to 12 wt.% with a few samples ranging up to 53 wt.%. Biotite contents in the samples ranged from 0.2 to 25 wt.% with most samples on the order of 5 wt.%. Kaolinite was present in 19 samples up to approximately 1 wt.%. Clinochlore occurred in 40 samples, with concentrations on the order of 1 to 3 wt.% in most samples. Other phyllosilicate phases, including talc, phlogopite, and petalite, occurred in isolated samples.

- Amphibole phases identified included actinolite, cummingtonite, hornblende, and magnesiohornblende. Amphiboles were most abundant in Basalt samples, though some higher concentrations were found in Felsic Volcanic 1 samples as well. These higher concentrations were generally found in actinolite (on the order of 20 to 60 wt.%). Actinolite, cummingtonite, hornblende, and magnesiohornblende were variably present in samples of other lithologies including isolated samples of Felsic Volcanic and Metasediment rock types.
- Pyroxene (diopside) was identified in 91 samples up to a concentration of approximately 6 wt.% and were most commonly present among the Felsic Volcanic, Metasediment, and Fragmental rock types (Table B-11 of Appendix B).
- Garnet in the form of almandine was present in 30 of the samples with concentrations ranging from 0.2 to 15 wt.%. Pyrope was present in 4 samples up to 13 wt.% and spessartine was present in 2 samples with concentrations up to 6 wt.%.
- Tourmaline (dravite) was present in 7 samples ranging from 0.7 to 11 wt.% (Table B-11 of Appendix B).
- Low levels of scheelite (0.5 wt.%) were identified in one sample (Table B-11 of Appendix B).
- Phosphates (apatite) were identified in 11 samples with concentrations ranging from 0.3 to 0.8 wt.% (Table B-11 of Appendix B).
- Sorosilicates identified in the samples included epidote and clinozoisite (Table B-11 of Appendix B). Epidote concentrations ranged from 0.5 to 8 wt.% in nine samples. Clinozoisite concentrations ranged from 0.7 to 4 wt.% in 18 samples.

5.2.6 KEY FINDINGS

Acid Generation Potential

- Samples from LP Central pit had higher median S content (0.73%) than samples from the Viggo pit (0.26%) or underground mine volume (0.25%). The range of S contents for samples from the open pits and the underground were similar, with concentrations ranging from below the analytical detection limit (0.01%) to approximately 10%. Higher median S contents were observed in samples of ore-grade materials (1.3%) compared to mine rock (0.39%); however, numerous mine rock samples had S contents that were similar to, or even higher than, the ore-grade samples. Median S contents were highest (approximately 0.5 to 0.7%) among samples of Felsic Volcanic 1 and Felsic Volcanic 2 samples, which represent the main rock type in the mine volume. Concentrations of S were lower (median values ranging from approximately 0.15 to 0.4%) for samples of other rock types including Metasediment 2, Metasediment 3, Fragmental 1, and Basalt. Relatively low (0.06%) median S contents were observed for samples of Fragmental 2.
- ABA test results indicated that sulphide was generally the primary S species in the samples. This observation is supported by the findings of R-XRD and detailed mineralogy (Section 5.3), which indicated that S was primarily present as the sulphide minerals pyrite and pyrrhotite, with minor to trace amounts of other sulphides, primarily including sphalerite and galena. Non-acid generating sulphide minerals comprised a small proportion of the sulphides in the samples overall (generally representing <2% of the total S content where present).
- Samples had a median CarbNP content of 11 kg $CaCO_3$/t, with most samples having CarbNP contents between 1 and 200 kg $CaCO_3$/t. CarbNP was typically similar to or lower than Modified NP, suggesting most of the neutralization capacity in the samples was present as carbonate minerals. This agrees with the results of R-XRD testing that demonstrated calcite was the primary contributor to neutralization capacity. Non-net neutralizing carbonates (e.g., siderite, ankerite) were present at low abundances in isolated samples and typically co-occurred with calcite. Some samples of Felsic Volcanic 1, Felsic Volcanic 2, Fragmental 1, Fragmental 2, Metasediment 2, or Metasediment 3 contained no detectable CarbNP and low levels of Modified NP. Higher CarbNP contents (median 49 kg $CaCO_3$/t) were observed for samples of Basalt.

- Overall, 80% of drill core samples were classified as PAG by a CarbNPR threshold of 2, including 78% of mine rock samples and 94% of ore-grade samples. This included a majority of samples from the open pits and underground with the highest proportion of PAG samples in the LP Central pit. A majority of Felsic Volcanic 1, Felsic Volcanic 2, Fragmental 1, Metasediment 2, Metasediment 3, and Argillite samples were classified as PAG. Basalt and Fragmental 2 samples were primarily classified as NPAG. Lag times for PAG samples will be confirmed by kinetic testing which is underway.
- NAG pH test results generally supported the results of ABA testing, however, NAG pH test results indicated that some samples with a lower S content (S ≤0.15%) may be NPAG despite having a CarbNPR ≤2. To date, kinetic test results are supportive of this threshold value (Section 5.4.5).

Elemental Content and Metal Leaching Assessment

- The results of elemental screening analysis identified that solid phase concentrations of most metals were low relative to 10 times average crustal abundance values. Solid phase concentrations of some elements were greater than their qualitative screening values for some samples including As (48%), Se (31%), Ag (11%), Cd (7%), and W (5%). Approximately 3 to 4% of samples had concentrations of either Zn, Mo, and / or Pb above the screening criteria. Few samples (approximately ≤0.5%) were above the criteria for the metals Cu, Sb, Ni, and Co.
- Greater than 99% of the samples were below the 10 times crustal abundance screening value for Hg (0.85 mg/kg) and 90% of the overall dataset had Hg concentrations that were at or below the analytical detection limit (0.005 to 0.05 mg/kg). Less than 0.5% of the samples (n=19 of 3,885 samples) had Hg greater than the 10 times crustal abundance screening value; most of these samples were ore-grade materials.
- SFE leachate results indicated that As may be a parameter of potential interest for metal leaching under neutral leaching conditions, with 65% of samples being above the interim PWQO screening value. A small subset of the samples (10%) had concentrations of As above the PWQO value. Further assessment of metal leaching has been carried out (Section 5.3), along with kinetic testing (Sections 5.4 to 5.6). Other elements with isolated enriched solid phase elemental contents were not considered to be a risk for metal leaching based on SFE concentrations.
- Some metals were observed to have concentrations above PWQO screening values in SFE leachates including V (39% of samples), P (13% of samples), Fe (15% of samples), Cr (11% of samples), Pb (8% of samples), and Ag (6% of samples). Isolated samples (<5% of the dataset) had concentrations of Sb, Co, W, Cd Ni, Cu, Zn, and U above the screening values used. These parameters were included in subsequent metal leaching studies (i.e., kinetic testing). Metal release rates are discussed further in Sections 5.4 to 5.6.
- NAG leachate results indicated that Ag, Al, As, B, Cd, Co, Cr, Cu, Fe, Mo, Ni, P, Pb, Se, Tl, U, V, W, and Zn are the most likely elements of potential interest under acidic leaching.

Table 5.2-1: Relative Abundances of Rock Types - Open Pits and Underground

Lithology	Relative Abundance [1]		
	LP Central Pit	Viggo Pit	Underground
Felsic Volcanic 1	73%	38%	41%
Felsic Volcanic 2	12%	12%	39%
Fragmental 1	-- [2]	24%	0.009%
Fragmental 2	0.1%	5%	1%
Metasediment 2	13%	9%	11%
Metasediment 3	2%	8%	5%
Basalt	-- [2]	0.3%	3%
Argillite	-- [2]	-- [2]	0.03%
Other Rock Types [3]	0.006%	3%	0.48%

Notes:

1 Abundances were calculated from the Project block model.

2 Indicates no volume of the rock type is present in the block model files.

3 Other lithologies include Rhyolite, Ultramafic, Quartz, Sericite Schist, Andalusite Schist, Intrusive Breccia, Metasediment 1, Calcite Vein, and Felsic Fragmental.

Table 5.2-2: Drill Core Sample Summary

Group	Number of Mine Rock Samples	Number of Ore-Grade Samples	Total Samples
All Samples	3,495	390	3,885
By Area			
LP Central pit	2,940	361	3,301
Viggo Pit	125	6	131
Underground	430	23	453
By Lithology			
Felsic Volcanic 1	2,091	297	2,388
Basalt	150	0	150
Felsic Volcanic 2	498	66	564
Metasediment 2	394	20	414
Metasediment 3	103	0	103
Fragmental 1	162	4	166
Fragmental 2	40	2	42
Argillite	13	0	13
Other [2]	44	1	45

Notes:

1 Classification as mine rock or ore-grade materials was based gold content.

2 Other lithologies include Rhyolite, Ultramafic, Quartz, Sericite Schist, Andalusite Schist, Intrusive Breccia, Metasediment 1, Calcite Vein, and Felsic Fragmental.

Table 5.2-3: Summary of Drill Core Static Testing Program

Category	Full ABA [1]	Partial ABA: ICP S and TIC	Partial ABA: Leco S, TC, and Modified Sobek NP	Partial ABA: Leco S and TC	NAG pH	Elemental Content (Aqua Regia ICP-MS)	Elemental Content (Four acid ICP-MS)	SFE	NAG Leachate [2]	R-XRD
All Samples	933	2,952	433	15	658	3,885	3,882	228	52	198
By Mine Area										
LP Central Pit	349	2,952	433	15	228	3,301	3,298	55	18	67
Viggo Pit	131	--		--	20	131	131	41	2	15
Underground	453	--		--	410	453	453	132	32	116
By Class										
Mine Rock	846	2,649	380	14	591	3,495	3,493	206	47	170
Ore-Grade Materials	87	303	53	1	67	390	389	22	6	28
By Lithology										
Felsic Volcanic 1	310	2,018	284	9	239	2,388	2,386	75	16	66
Felsic Volcanic 2	124	440	72	3	87	564	563	32	8	28
Basalt	150	--	--	--	115	150	150	31	4	30
Metasediment 2	83	331	49	2	58	414	414	24	11	22
Metasediment 3	81	22	--	--	64	103	103	19	7	19
Fragmental 1	46	120	16	1	22	166	166	20	2	10
Fragmental 2	42	--	--	--	41	42	42	10	1	11
Argillite	10	3	--	--	10	13	13	5	1	9
Other	27	18	--	--	22	45	45	12	1	3

Notes:
Other lithologies include Rhyolite, Ultramafic, Quartz, Sericite Schist, Andalusite Schist, Intrusive Breccia, Metasediment 1, Calcite Vein, and Felsic Fragmental.
Classification as mine rock or ore-grade materials was based on gold content.

1 Including total S by Leco furnace, sulphate S by HCl leach, sulphide S by difference, Modified Sobek NP based on MEND (1991) which is an update to the 1989 Lawrence Modified NP method, TC by Leco furnace, and TIC by HCl leach and Leco furnace.

2 Additional cycles of NAG testing completed as required based on guidance in AMIRA (2002).

Table 5.2-4: Summary of ABA and Elemental Content Duplicate Tests

Key Solid Phase Parameters	Number of Pulp Duplicate Analyses	Number of Prep Duplicate Analyses
Total S	157	30
Sulphate S	107	30
Modified NP	112	30
TIC	125	30
TC	133	30
Aqua Regia ICP-MS Metals	155	28
Four acid ICP-MS Metals	151	26

Notes:

Pulp duplicates represent two analyses performed on splits of the same pulverized material. Pulp duplicates include samples initially run at SGS Lakefield and re-analyzed at Global ARD as well as samples initially run at Global ARD that were analyzed in duplicate as part of routine QA / QC practices.

Prep duplicates represent two analyses performed on splits from the same parent sample that were pulverized separately.

Table 5.2-5: Summary of S Speciation

Type		Total S (%) [1]			Sulphate S (%) [2]			Sulphide S (%) [3]		
		Count	Median	Range	Count	Median	Range	Count	Median	Range
All Samples		1366	0.43	0.010 - 10	933	0.060	0.0055 - 8.5	933	0.21	0.0097 - 6.7
Mine Rock Samples		1226	0.39	0.010 - 10	846	0.060	0.0055 - 8.5	846	0.18	0.0097 - 6.7
Ore-Grade Samples		140	1.3	0.040 - 8.0	87	0.10	0.010 - 1.4	87	0.92	0.0020 - 5.5
By Mine Area										
LP Central Pit		782	0.73	0.010 - 8.0	349	0.050	0.0072 - 1.8	349	0.55	0.010 - 6.0
Viggo Pit		131	0.26	0.030 - 5.6	131	0.050	0.010 - 2.6	131	0.16	0.020 - 3.0
Underground		453	0.25	0.020 - 10	453	0.070	0.0055 - 8.5	453	0.14	0.0097 - 6.7
By Lithology										
Mine Rock Samples	Felsic Volcanic 1	558	0.52	0.010 - 8.0	310	0.14	0.0058 - 2.4	310	0.28	0.010 - 6.7
	Felsic Volcanic 2	166	0.76	0.020 - 7.5	103	0.080	0.0093 - 2.9	103	0.36	0.010 - 3.9
	Fragmental 1	60	0.33	0.040 - 4.1	45	0.060	0.010 - 0.3	45	0.24	0.026 - 4.4
	Fragmental 2	40	0.060	0.020 - 1.7	40	0.020	0.010 - 1.1	40	0.035	0.0097 - 1.1
	Metasediment 2	123	0.37	0.060 - 5.6	80	0.080	0.010 - 2.6	80	0.28	0.050 - 4.1
	Metasediment 3	83	0.16	0.020 - 6.7	81	0.060	0.0055 - 4.7	81	0.090	0.010 - 2.0
	Basalt	150	0.20	0.020 - 10	150	0.077	0.0057 - 8.5	150	0.10	0.010 - 3.3
	Argillite	11	4.1	0.10 - 8.7	10	3.4	0.040 - 5.7	10	1.3	0.060 - 4.5
	Other	35	0.19	0.020 - 1.9	27	0.030	0.0083 - 1.0	27	0.11	0.010 - 1.6
Ore-Grade Samples	Felsic Volcanic 1	96	1.4	0.040 - 8.0	60	0.090	0.010 - 1.4	60	1.3	0.020 - 5.5
	Felsic Volcanic 2	30	0.96	0.15 - 5.4	21	0.13	0.010 - 0.27	21	0.60	0.080 - 5.4
	Fragmental 1	2	0.79	0.29 - 1.3	1	0.10	--	1	0.19	--
	Fragmental 2	2	0.055	0.050 - 0.060	2	0.020	--	2	0.035	0.030 - 0.040
	Metasediment 2	9	2.5	0.33 - 5.2	3	0.31	0.010 - 1.1	3	0.68	0.63 - 2.8
	Other	1	3.1	--	0	--	--	0	--	--

Notes:

Cells with – notation indicate no samples.
For categories containing single samples, no range is presented. The sample value is shown in the Median column.
Classification as mine rock or ore-grade materials was based on gold content.
Other lithologies include Rhyolite, Ultramafic, Quartz, Sericite Schist, Andalusite Schist, Intrusive Breccia, Metasediment 1, Calcite Vein, and Felsic Fragmental.

1 *Total S measured by Leco furnace.*
2 *Sulphate S measured by HCl leach.*
3 *Sulphide S calculated as the difference between total S and sulphate S.*

Table 5.2-6: Summary of Modified NP and CarbNP Values

Type		Count	Modified NP (1)		Count	CarbNP (2)	
			Median	Range		Median	Range
All Samples		1364	18	0.70 - 445	3885	11	0.67 - 428
Mine Rock Samples		1224	18	0.70 - 445	3495	11	0.67 - 417
Ore-Grade Samples		140	17	2.0 - 439	390	12	0.67 - 428
By Mine Area							
LP Central Pit		780	16	0.70 - 445	3301	11	0.67 - 417
Viggo Pit		131	14	4.6 - 126	131	6.7	0.67 - 112
Underground		453	27	2.2 - 426	453	18	0.67 - 428
By Lithology							
Mine Rock Samples	Felsic Volcanic 1	557	19	1.3 - 445	2091	13	0.67 - 417
	Felsic Volcanic 2	166	17	0.70 - 339	498	12	0.67 - 323
	Fragmental 1	60	13	5.4 - 41	162	7.2	0.67 - 42
	Fragmental 2	40	18	5.1 - 83	40	12	0.67 - 76
	Metasediment 2	122	9.8	4.9 - 180	394	1.8	0.67 - 172
	Metasediment 3	83	14	5.4 - 48	103	3.9	0.67 - 47
	Basalt	150	59	9.5 - 199	150	49	0.67 - 193
	Argillite	11	21	7.4 - 377	13	25	0.67 - 370
	Other	35	15	1.0 - 412	44	5.8	0.67 - 383
Ore-Grade Samples	Felsic Volcanic 1	96	17	3.7 - 439	297	12	0.67 - 428
	Felsic Volcanic 2	30	20	2.0 - 123	66	17	1.7 - 115
	Fragmental 1	2	39	31 - 47	4	19	2.0 - 39
	Fragmental 2	2	11	11 - 11.2	2	1.0	0.67 - 1.3
	Metasediment 2	9	9.5	6.2 - 80	20	5.0	1.3 - 64
	Other	1	2.5	--	1	1.8	--

Notes:

For categories containing single samples, no range is presented. The sample value is shown in the Median column.
Classification as mine rock or ore-grade materials was based on gold content.
Other lithologies include Rhyolite, Ultramafic, Quartz, Sericite Schist, Andalusite Schist, Intrusive Breccia, Metasediment 1, Calcite Vein, and Felsic Fragmental.

1 *Modified Sobek NP based on MEND (1991) which is an update to the 1989 Lawrence Modified NP method.*
2 *CarbNP calculated from TIC measured by HCl Leach and Leco furnace.*

Table 5.2-7: Summary of PAG and NPAG Samples

Type		Count CarbNPR	Classification based on CarbNPR (1)			
			Count NPAG	Count PAG	% NPAG	% PAG
All Samples		3885	781	3104	20%	80%
Mine Rock Samples		3495	757	2738	22%	78%
Ore-Grade Samples		390	24	366	6%	94%
By Mine Area						
LP Central Pit		3301	505	2796	15%	85%
Viggo Pit		131	43	88	33%	67%
Underground		453	233	220	51%	49%
By Lithology						
Mine Rock Samples	Felsic Volcanic 1	2091	468	1623	22%	78%
	Felsic Volcanic 2	498	49	449	10%	90%
	Fragmental 1	162	42	120	26%	74%
	Fragmental 2	40	29	11	73%	28%
	Metasediment 2	394	7	387	2%	98%
	Metasediment 3	103	24	79	23%	77%
	Basalt	150	119	31	79%	21%
	Argillite	13	1	12	8%	92%
	Other	44	18	26	41%	59%
Ore-Grade Samples	Felsic Volcanic 1	297	19	278	6%	94%
	Felsic Volcanic 2	66	4	62	6%	94%
	Fragmental 1	4	1	3	25%	75%
	Fragmental 2	2	0	2	0%	100%
	Metasediment 2	20	0	20	0%	100%
	Other	1	0	1	0%	100%

Notes:

Classification as mine rock or ore-grade materials was based on gold content.
Other lithologies include Rhyolite, Ultramafic, Quartz, Sericite Schist, Andalusite Schist, Intrusive Breccia, Metasediment 1, Calcite Vein, and Felsic Fragmental.
Blue shading indicates the majority proportion.

1 *CarbNPR calculated as CarbNP/MPA, where CarbNP is calculated from TIC and MPA is calculated from S determined by Leco or aqua regia ICP-MS where Leco S was unavailable. PAG and NPAG classifications based on an NPR threshold of 2.*

Table 5.2-8: Summary of Elemental Content Qualitative Screening Analysis - Selected Elements

Parameters	Count	Parameters												
		Hg	Ag	As	Cd	Co	Cu	Mo	Ni	Pb	Sb	Se	W	Zn
10x Crustal Abundance Values (mg/kg) [(1)]		*0.85*	*0.75*	*18.0*	*1.5*	*250*	*600*	*12.0*	*840*	*140*	*2.0*	*0.50*	*12.5*	*700*
All Samples	3,885	0.5%	11%	48%	7%	0.03%	0.4%	3%	0.05%	3%	1%	31%	5%	4%
Mine Rock	3,495	0.2%	7%	45%	5%	0.03%	0.3%	3%	0.06%	1%	1%	27%	4%	3%
Ore-Grade Samples	390	3%	44%	80%	18%	0%	1%	4%	0%	14%	2%	68%	20%	10%
By Mine Area														
LP Central Pit	3,301	0.4%	12%	51%	7%	0%	0.3%	4%	0%	3%	1%	33%	6%	4%
Viggo Pit	131	0%	2%	27%	0%	0.8%	0.8%	0%	1%	0%	2%	8%	1%	0%
Underground	453	2%	6%	35%	6%	0%	0.9%	1%	0.2%	2%	0%	22%	5%	4%
By Lithology														
Felsic Volcanic 1	2,388	0.6%	13%	43%	9%	0%	0.5%	5%	0%	4%	1%	38%	7%	4%
Felsic Volcanic 2	564	0.7%	10%	81%	4%	0%	0.2%	3%	0%	1%	2%	27%	7%	2%
Fragmental 1	166	0%	2%	15%	2%	0%	0%	0%	0%	0%	0%	5%	2%	1%
Fragmental 2	42	0%	0%	14%	0%	0%	0%	0%	0%	0%	0%	2%	2%	0%
Metasediment 2	414	0%	7%	68%	4%	0.2%	0.2%	0%	0.2%	0%	0%	17%	2%	3%
Metasediment 3	103	0%	4%	28%	2%	0%	0%	0%	0%	0%	0%	3%	1%	0%
Basalt	150	0%	1%	31%	3%	0%	0.7%	0%	0%	0%	0%	23%	0%	1%
Argillite	13	0%	8%	54%	46%	0%	8%	0%	0%	0%	0%	85%	0%	31%
Other	45	0%	11%	27%	2%	0%	0%	0%	2%	0%	0%	18%	2%	2%

Notes:

Classification as mine rock or ore-grade materials was based on gold content.
Other lithologies include Rhyolite, Ultramafic, Quartz, Sericite Schist, Andalusite Schist, Intrusive Breccia, Metasediment 1, Calcite Vein, and Felsic Fragmental.
Percentages are given relative to the total counts in each category for aqua regia ICP results.
1 *Based on average continental crust values provided in Price (1997).*

Table 5.2-9: Summary of SFE Qualitative Screening Analysis - Selected Elements

Parameters		**pH**	**Al**	**Sb**	**As**	**Cd**	**Cr**	**Co**	**Cu**	**Fe**	**Pb**	**Ni**	**P**	**Ag**	**W**	**U**	**V**	**Zn**
Units		*pH Units*	*mg/L*	*mg/L*	*mg/L*	*mg/L*	*mg/L*	*mg/L*	*mg/L*	*mg/L*	*mg/L*	*mg/L*	*mg/L*	*mg/L*	*mg/L*	*mg/L*	*mg/L*	*mg/L*
PWQO Screening Value		*6.5-8.5*	--	--	*0.1*	*0.0002*	*0.001*	--	*0.005*	*0.3*	*0.005*	*0.025*	--	*0.0001*	--	--	--	*0.03*
Interim PWQO Screening Value		--	*0.075*	*0.02*	*0.005*	*0.0001*	--	*0.0009*	*0.005*	--	*0.001*	--	*0.03*	--	*0.03*	*0.005*	*0.006*	*0.02*
All Samples	Count	228	228	228	228	228	228	228	228	228	228	228	228	228	228	228	228	228
	% >PWQO	46%	--	--	10%	0%	11%	--	1%	15%	2%	1%	--	6%	--	--	--	0.4%
	% >Interim PWQO	--	99%	4%	65%	0.4%	--	2%	1%	--	8%	--	13%	--	2%	0.4%	39%	0.4%
Mine Rock Samples	Count	206	206	206	206	206	206	206	206	206	206	206	206	206	206	206	206	206
	% >PWQO	45%	--	--	9%	0%	12%	--	1%	16%	1%	1%	--	5%	--	--	--	0.5%
	% >Interim PWQO	--	99%	3%	63%	0.5%	--	2%	1%	--	7%	--	13%	--	1%	0.5%	41%	0.5%
Ore-Grade Samples	Count	22	22	22	22	22	22	22	22	22	22	22	22	22	22	22	22	22
	% >PWQO	50%	--	--	18%	0%	0%	--	0%	14%	9%	0%	--	18%	--	--	--	0%
	% >Interim PWQO	--	100%	5%	82%	0%	--	0%	0%	--	18%	--	9%	--	9%	0%	23%	0%
By Mine Area																		
LP Central Pit	Count	55	55	55	55	55	55	55	55	55	55	55	55	55	55	55	55	55
	% >PWQO	53%	--	--	9%	0%	16%	--	2%	20%	4%	0%	--	11%	--	--	--	2%
	% >Interim PWQO	--	100%	7%	71%	2%	--	0%	2%	--	16%	--	22%	--	5%	0%	44%	2%
Viggo Pit	Count	41	41	41	41	41	41	41	41	41	41	41	41	41	41	41	41	41
	% >PWQO	66%	--	--	5%	0%	5%	--	2%	10%	0%	5%	--	2%	--	--	--	0%
	% >Interim PWQO	--	98%	5%	39%	0%	--	5%	2%	--	2%	--	7%	--	0%	0%	15%	0%
Underground	Count	132	132	132	132	132	132	132	132	132	132	132	132	132	132	132	132	132
	% >PWQO	36%	--	--	11%	0%	11%	--	1%	15%	2%	0%	--	5%	--	--	--	0%
	% >Interim PWQO	--	98%	2%	70%	0%	--	2%	1%	--	7%	--	11%	--	2%	1%	45%	0%
By Lithology																		
Felsic Volcanic 1	Count	75	75	75	75	75	75	75	75	75	75	75	75	75	75	75	75	75
	% >PWQO	41%	--	--	11%	0%	4%	--	1%	9%	3%	0%	--	12%	--	--	--	1%
	% >Interim PWQO	--	100%	5%	64%	1%	--	0%	1%	--	8%	--	8%	--	5%	1%	37%	1%
Felsic Volcanic 2	Count	32	32	32	32	32	32	32	32	32	32	32	32	32	32	32	32	32
	% >PWQO	50%	--	--	19%	0%	3%	--	0%	3%	6%	0%	--	6%	--	--	--	0%
	% >Interim PWQO	--	97%	3%	88%	0%	--	0%	0%	--	19%	--	3%	--	0%	0%	9%	0%
Fragmental 1	Count	20	20	20	20	20	20	20	20	20	20	20	20	20	20	20	20	20
	% >PWQO	75%	--	--	5%	0%	25%	--	0%	40%	0%	0%	--	0%	--	--	--	0%
	% >Interim PWQO	--	100%	0%	65%	0%	--	5%	0%	--	15%	--	45%	--	0%	0%	65%	0%
Fragmental 2	Count	10	10	10	10	10	10	10	10	10	10	10	10	10	10	10	10	10
	% >PWQO	30%	--	--	10%	0%	10%	--	0%	30%	0%	0%	--	0%	--	--	--	0%
	% >Interim PWQO	--	100%	0%	90%	0%	--	0%	0%	--	10%	--	10%	--	0%	0%	20%	0%
Metasediment 2	Count	24	24	24	24	24	24	24	24	24	24	24	24	24	24	24	24	24
	% >PWQO	58%	--	--	4%	0%	29%	--	4%	38%	0%	8%	--	8%	--	--	--	0%
	% >Interim PWQO	--	96%	8%	58%	0%	--	8%	4%	--	4%	--	25%	--	0%	0%	38%	0%
Metasediment 3	Count	19	19	19	19	19	19	19	19	19	19	19	19	19	19	19	19	19
	% >PWQO	47%	--	--	16%	0%	26%	--	0%	26%	5%	0%	--	0%	--	--	--	0%
	% >Interim PWQO	--	100%	0%	79%	0%	--	5%	0%	--	5%	--	32%	--	0%	0%	53%	0%
Basalt	Count	31	31	31	31	31	31	31	31	31	31	31	31	31	31	31	31	31
	% >PWQO	39%	--	--	3%	0%	3%	--	0%	3%	0%	0%	--	0%	--	--	--	0%
	% >Interim PWQO	--	100%	0%	42%	0%	--	0%	0%	--	0%	--	0%	--	3%	0%	68%	0%
Argillite	Count	5	5	5	5	5	5	5	5	5	5	5	5	5	5	5	5	5
	% >PWQO	0%	--	--	0%	0%	0%	--	0%	0%	0%	0%	--	0%	--	--	--	0%
	% >Interim PWQO	--	100%	0%	40%	0%	--	20%	0%	--	0%	--	0%	--	0%	0%	0%	0%
Other	Count	12	12	12	12	12	12	12	12	12	12	12	12	12	12	12	12	12
	% >PWQO	33%	--	--	8%	0%	17%	--	8%	8%	0%	0%	--	8%	--	--	--	0%
	% >Interim PWQO	--	92%	8%	50%	0%	--	0%	8%	--	8%	--	0%	--	0%	0%	33%	0%

Notes:
Samples with dashed (--) notation indicate no screening value.
Classification as mine rock or ore-grade materials was based on gold content.
Other lithologies include Rhyolite, Ultramafic, Quartz, Sericite Schist, Andalusite Schist, Intrusive Breccia, Metasediment 1, Calcite Vein, and Felsic Fragmental.
Screening values are for qualitative assessment only and hold no regulatory significance.

Table 5.2-10: Chemical Formulae of Phases Identified in R-XRD Testing

Mineral Group	Mineral	Chemical Formula
Sulphides	Pyrite	FeS_2
	Marcasite	FeS_2
	Pyrrhotite	Fe_7S_8
	Sphalerite	ZnS
	Galena	PbS
Sulphates	Jarosite	$KFe_3(SO_4)_2(OH)_6$
	Gypsum	$CaSO_4\ 2H_2O$
Carbonates	Calcite	$CaCO_3$
	Calcite magnesian	$(Ca,Mg)CO_3$
	Dolomite	$CaMg(CO_3)_2$
	Ankerite	$CaFe(CO_3)_2$
	Dolomite - Ankerite	$CaMg(CO_3)_1 – Ca(Fe^{2+},Mg,Mn)(CO_3)_2$
	Siderite	$FeCO_3$
	Rhodochrosite	$MnCO_3$
Feldspars	Potassium Feldspar (including microcline, orthoclase, and unspecified)	$KAlSi_3O_8$
	Albite	$NaAlSi_3O_8$
	Anorthite	$CaAl_2Si_2O_8$
	Plagioclase	$(NaSi,CaAl)AlSi_2O_8$
Oxides	Ilmenite	$FeTiO_3$
	Quartz	SiO_2
	Magnetite	Fe_3O_4
	Rutile	TiO_2
	Goethite	$\alpha FeO{\cdot}OH$
	Titanite	$CaTiSiO_5$
	Hematite	Fe_2O_3
Phyllosilicates	Chlorite	$(Fe,(Mg,Mn)_5,Al)(Si_3Al)O_{10}(OH)_8$
	Clinochlore	$(Mg,Fe^{2+})_5Al(Si_3Al)O_{10}(OH)_8$
	Muscovite	$KAl_2(AlSi_3O_{10})(OH)_2$
	Illite – Muscovite 2M1	$\sim K_{0.65}Al_{2.0}(Al_{0.65}Si_{3.35}O_{10})(OH)_2$
	Biotite	$K(Mg,Fe)_3(AlSi_3O_{10})(OH)_2$
	Talc	$Mg_3Si_4O_{10}(OH)_2$
	Phlogopite	$KMg_3(AlSi_3O_{10})(OH)_2$
	Kaolinite	$Al_2Si_2O_5(OH)_4$
	Biotite-Phlogopite	$K(Mg,Fe)_3(AlSi_3O_{10})(OH)_2$
	Petalite	$LiAlSi_4O_{10}$
Amphiboles	Actinolite	$Ca_2(Mg,Fe)_5Si_8O_{22}(OH)_2$
	Cummingtonite	$(Mg,Fe)_7Si_8O_{22}(OH)_2$
	Amphibole (actinolite; cummingtonite)	$AB_2C_5((Si,Al,Ti)_8O_{22})(OH,F,Cl,O)_2$
		A = Na, K, Ca, Pb^{2+}
		B = Li, Na, Mg, Fe^{2+}, Mn^{2+}, Ca
		C = Li, Na, Mg, Fe^{2+}, Mn^{2+}, Zn, Co, Ni, Al, Fe^{3+}, Cr^{3+}, Mn^{3+}, V^{3+}, Ti, Zr
	Hornblende	$(Ca,Na)_{2\text{-}3}(Mg,Fe,Al)_5Si_6(Si,Al)_2O_{22}(OH)_2$
	Magnesiohornblende	$Ca_2(Mg,Fe)_4Al(Si_7Al)O_{22}(OH,F)_2$
Pyroxenes	Diopside	$CaMgSi_2O_6$
Garnets	Almandine	$Fe^{2+}{}_3Al_2(SiO_4)_3$
	Spessartine	$Mn_3Al_2Si_3O_{12}$
	Pyrope	$Mg_3Al_2Si_3O_{12}$
Tungstates	Scheelite	$CaWO_4$
Tourmalines	Dravite	$NaMg_3Al_6(BO_3)_3Si_6O_{18}(OH)_4$
Phosphates	Apatite	$Ca_5(PO_4)_3(F,Cl,OH)$
Sorosilicates	Epidote	$Ca_2(Al,Fe)Al_2O(SiO_4)(Si_2O_7)(OH)$
	Clinozoisite	$Ca_2Al_3(SiO_4)_3(OH)$

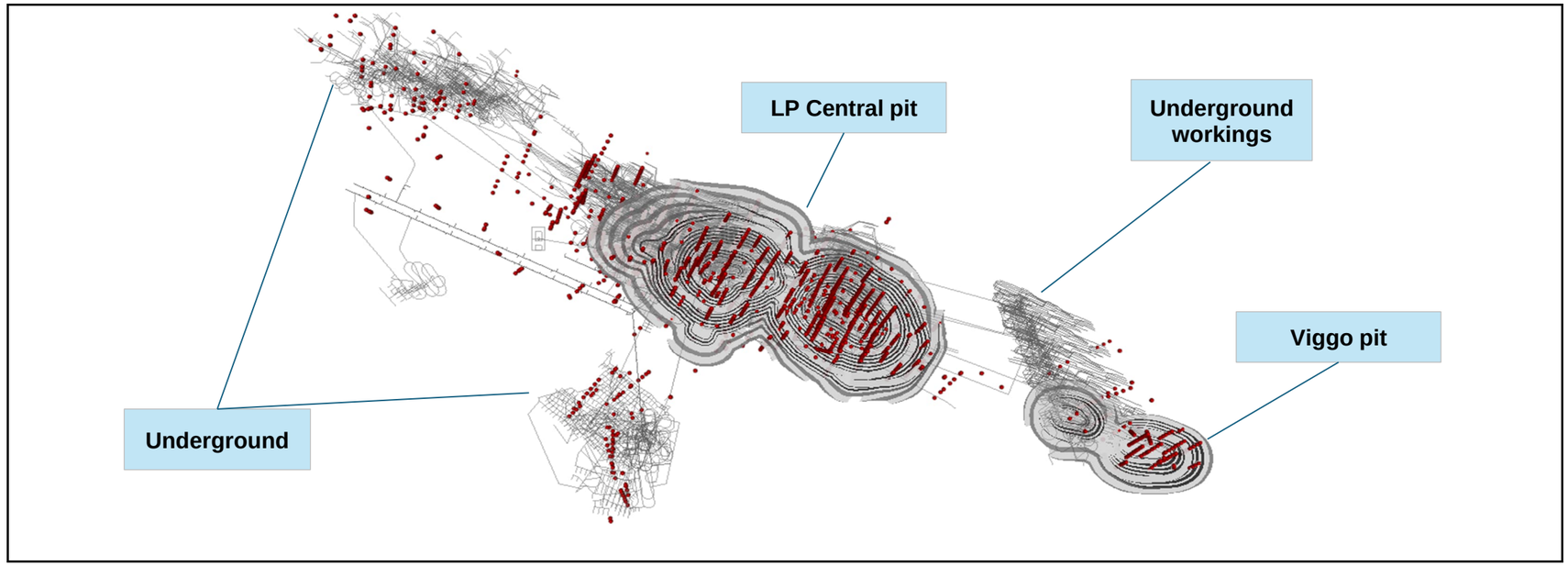

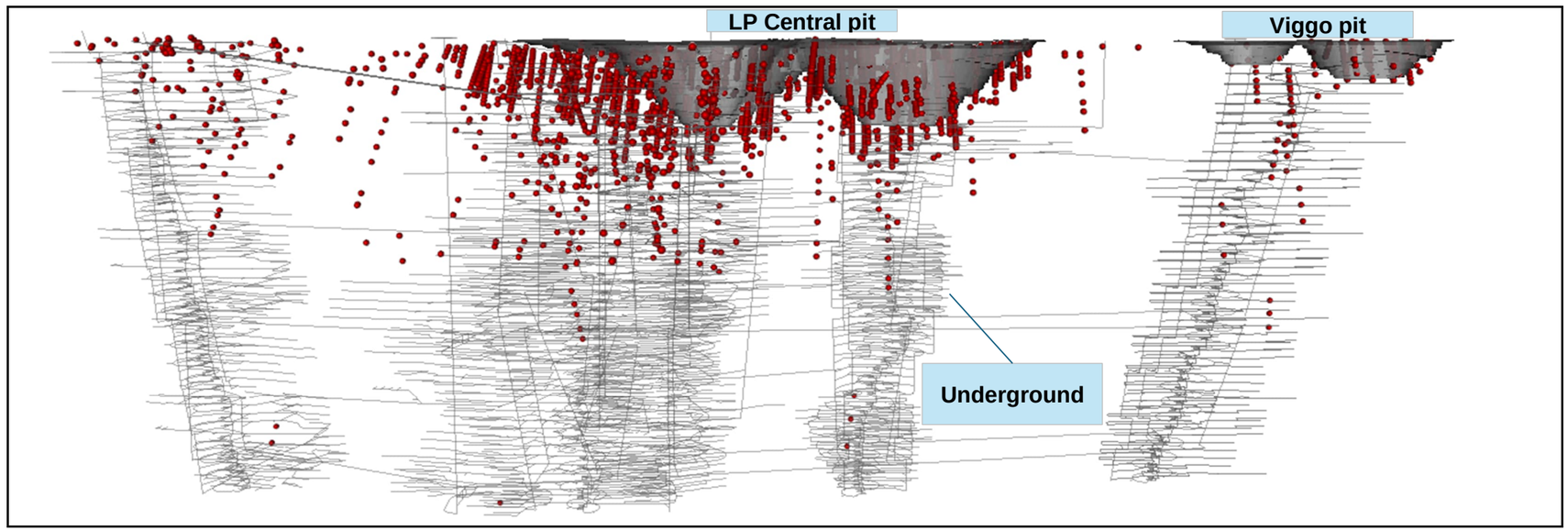

Notes

LP Central pit design based on the files Surface_LP-NOV_10x5x10_1700-MII_10_No-Susex_Limited and pitdsgn_1400_PF85_Pits no topo_tr. Viggo pit design was based on string_topo_intersection_1400_pf100_viggo_10025_v12_250604. All files provided by Great Bear Resources.

Underground design based on the file GBP - Total Mine Dev Solids 2023120 provided by Great Bear Resources. Deeper levels of the underground mine will be developed later in the Project and sample coverage in these areas will be supplemented as additional drilling is conducted.

wsp

KINROSS

Sample Locations - Static Testing

Geochemistry Summary for Impact Statement

Great Bear Project			
Figure Number		5.2-1	
Project Number		OMEMA2303	
Date		Nov. 2025	
Drawn	FM	Reviewed	AK

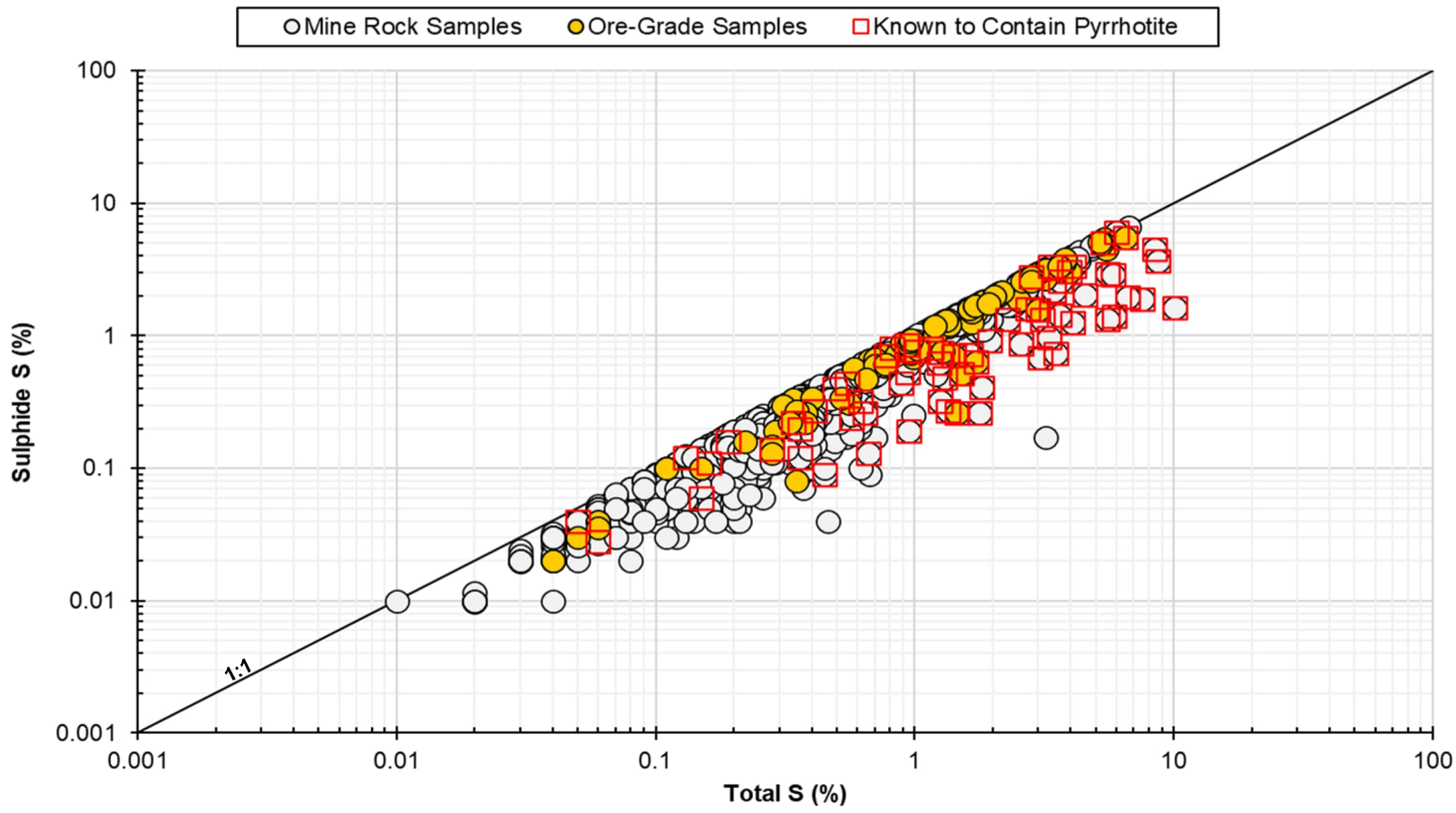

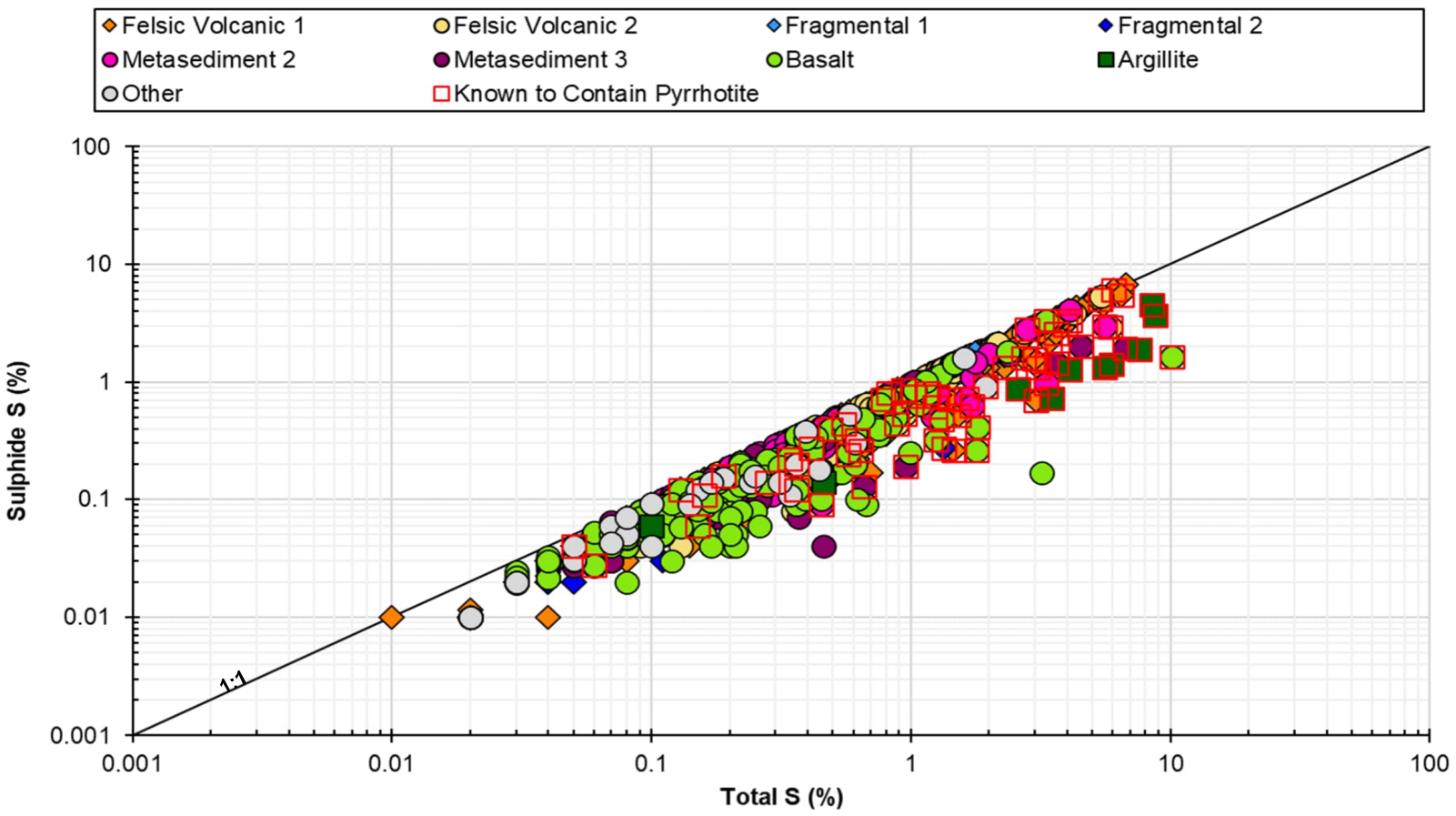

Notes

Total Sulphur measured by Leco furnace

Sulphide Sulphur calculated by difference (Total S measured by Leco Analyzer - Sulphate S measured by HCl Leach)

The samples listed as 'known to contain pyrrhotite represent the samples analyzed by XRD where pyrrhotite was identified. Of the 933 samples shown, 198 were tested by XRD and it is expected that additional samples shown in the figures also contain pyrrhotite based on the test response.

Classification as mine rock or ore-grade materials was based on gold content.

Sulphide S vs. Total S (Material Class and Lithology)			
Geochemistry Summary for Impact Statement			
Great Bear Project			
Figure Number		5.2-2	
Project Number		OMEMA2303	
Date		Nov. 2025	
Drawn	FM	Reviewed	AK

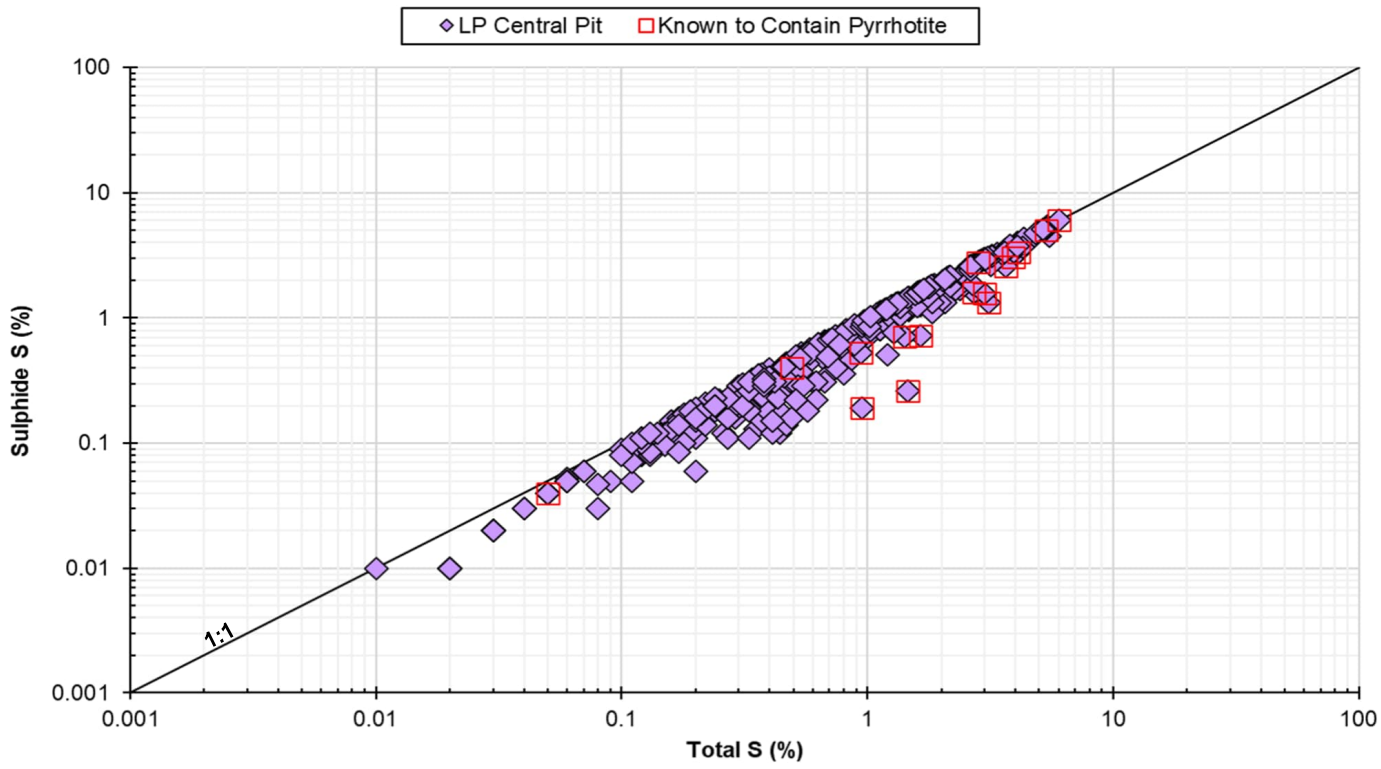

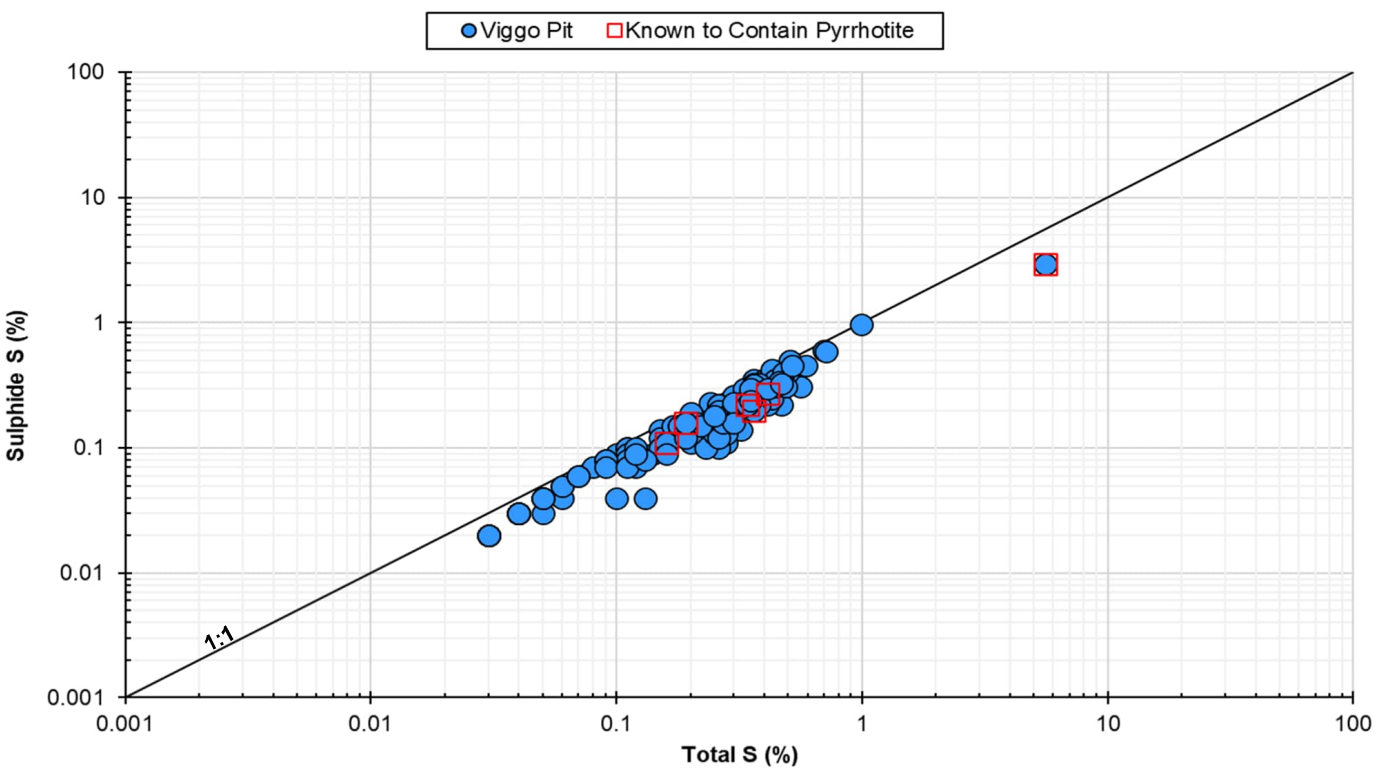

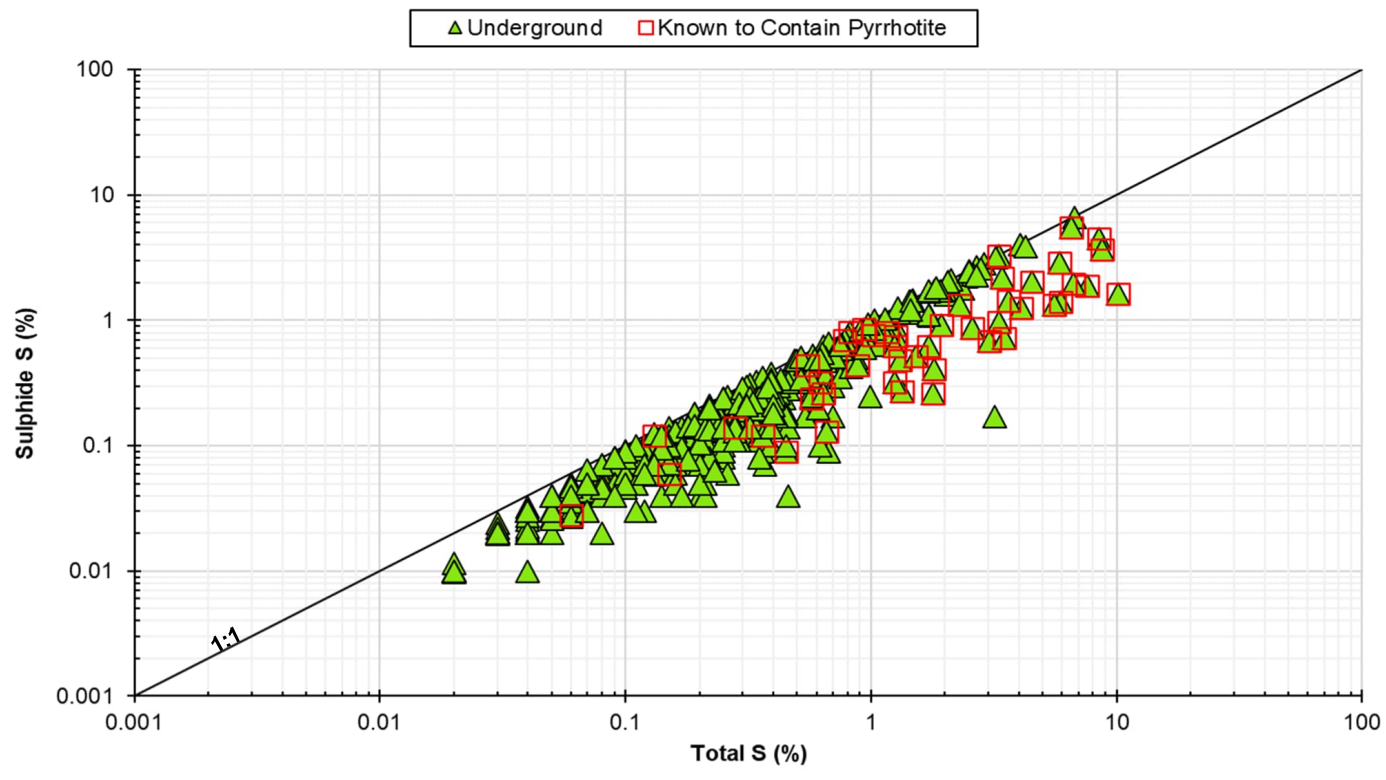

Notes

Total Sulphur measured by Leco furnace

Sulphide Sulphur calculated by difference (Total S measured by Leco Analyzer - Sulphate S measured by HCl Leach)

The samples listed as 'known to contain pyrrhotite represent the samples analyzed by XRD where pyrrhotite was identified. Of the 933 samples shown, 198 were tested by XRD and it is expected that additional samples shown in the figures also contain pyrrhotite based on the test response.

KINROSS

Sulphide S vs. Total S (Mine Area)

Geochemistry Summary for Impact Statement

Great Bear Project

Figure Number		5.2-3	
Project Number		OMEMA2303	
Date		Nov. 2025	
Drawn	FM	Reviewed	AK

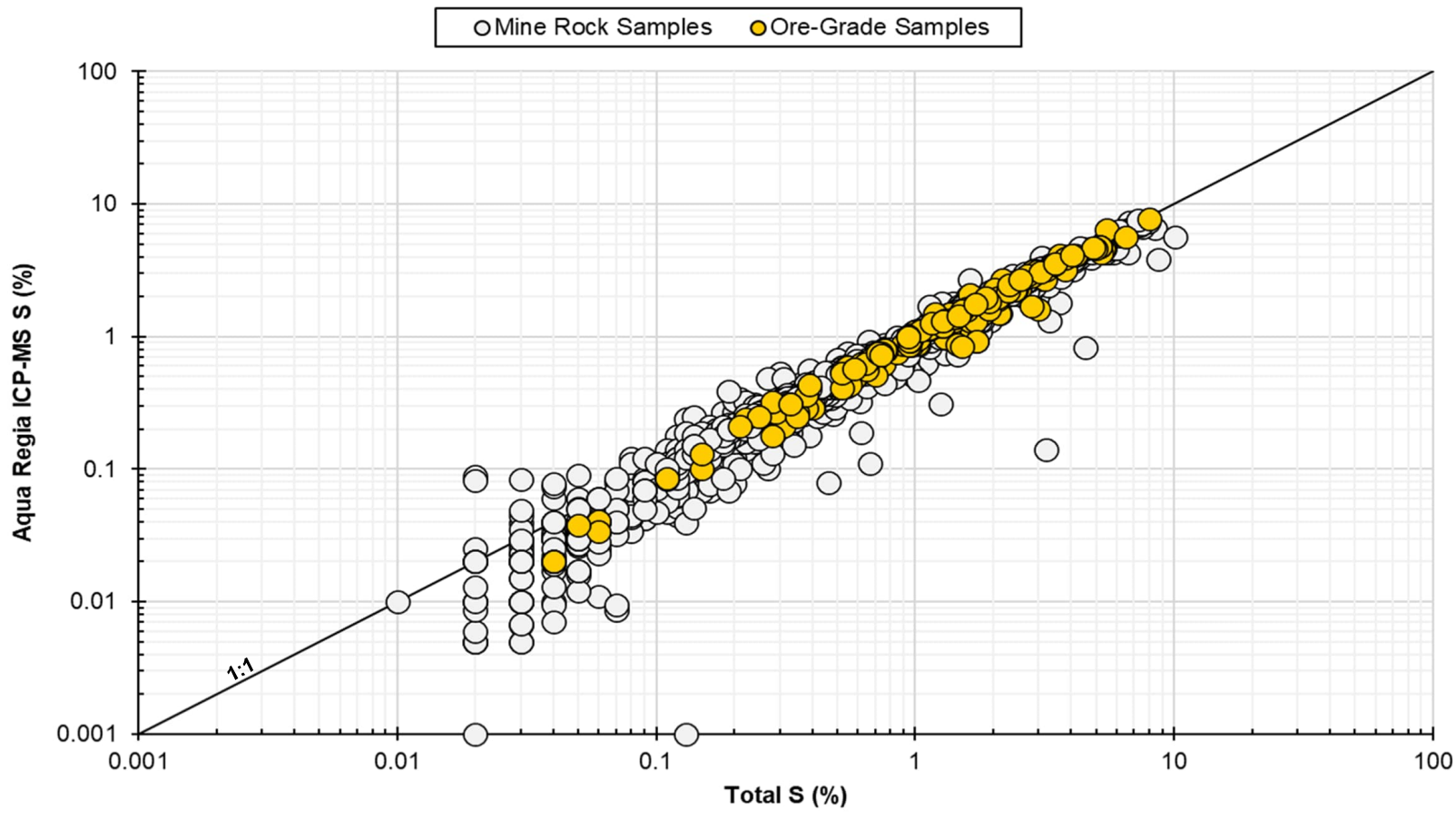

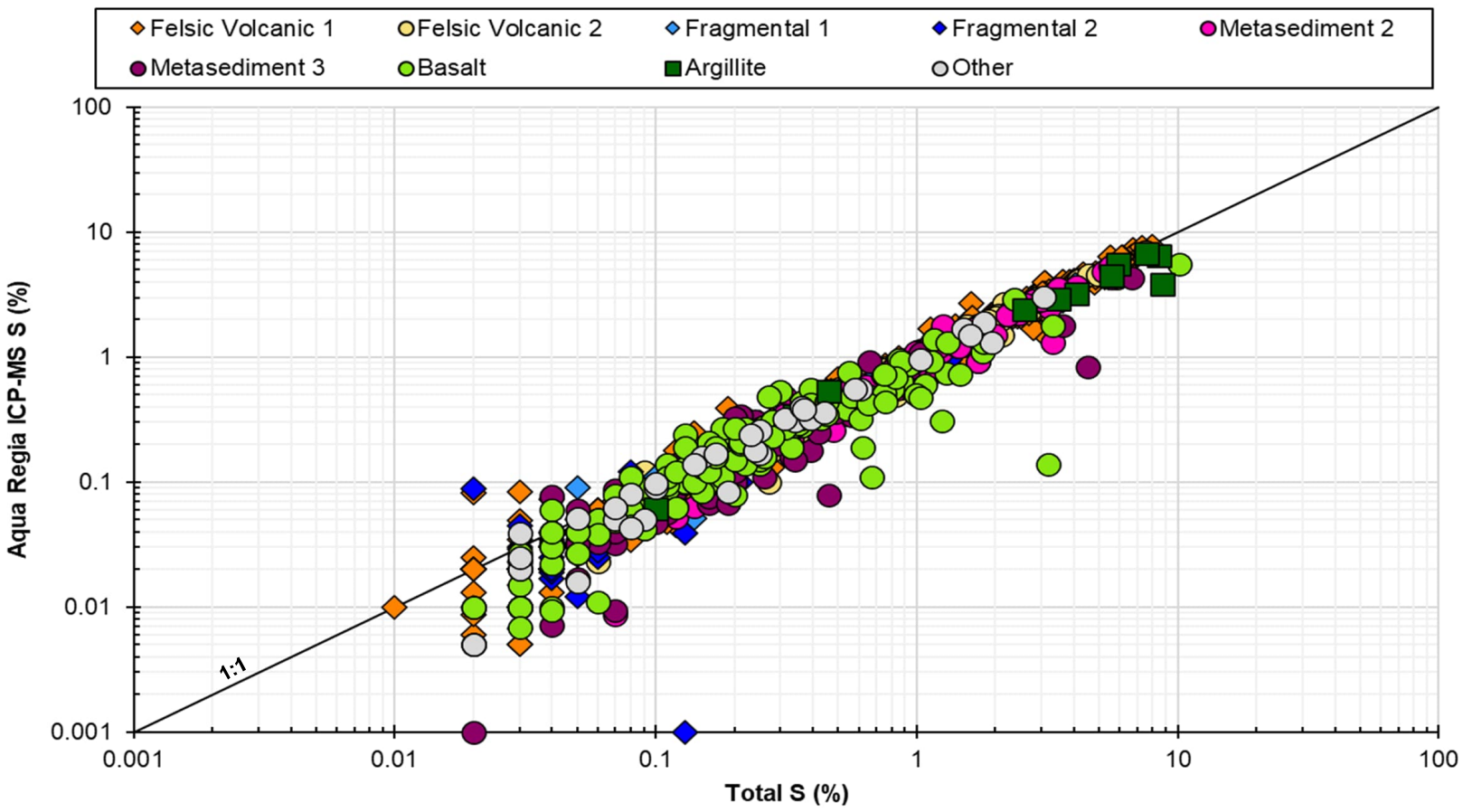

Notes

Total Sulphur measured by Leco furnace

Classification as mine rock or ore-grade materials was based on gold content.

Total Sulphur vs. ICP-MS Sulphur (Material Class and Lithology)

Geochemistry Summary for Impact Statement

Great Bear Project

Figure Number		5.2-4	
Project Number		OMEMA2303	
Date		Nov. 2025	
Drawn	FM	Reviewed	AK

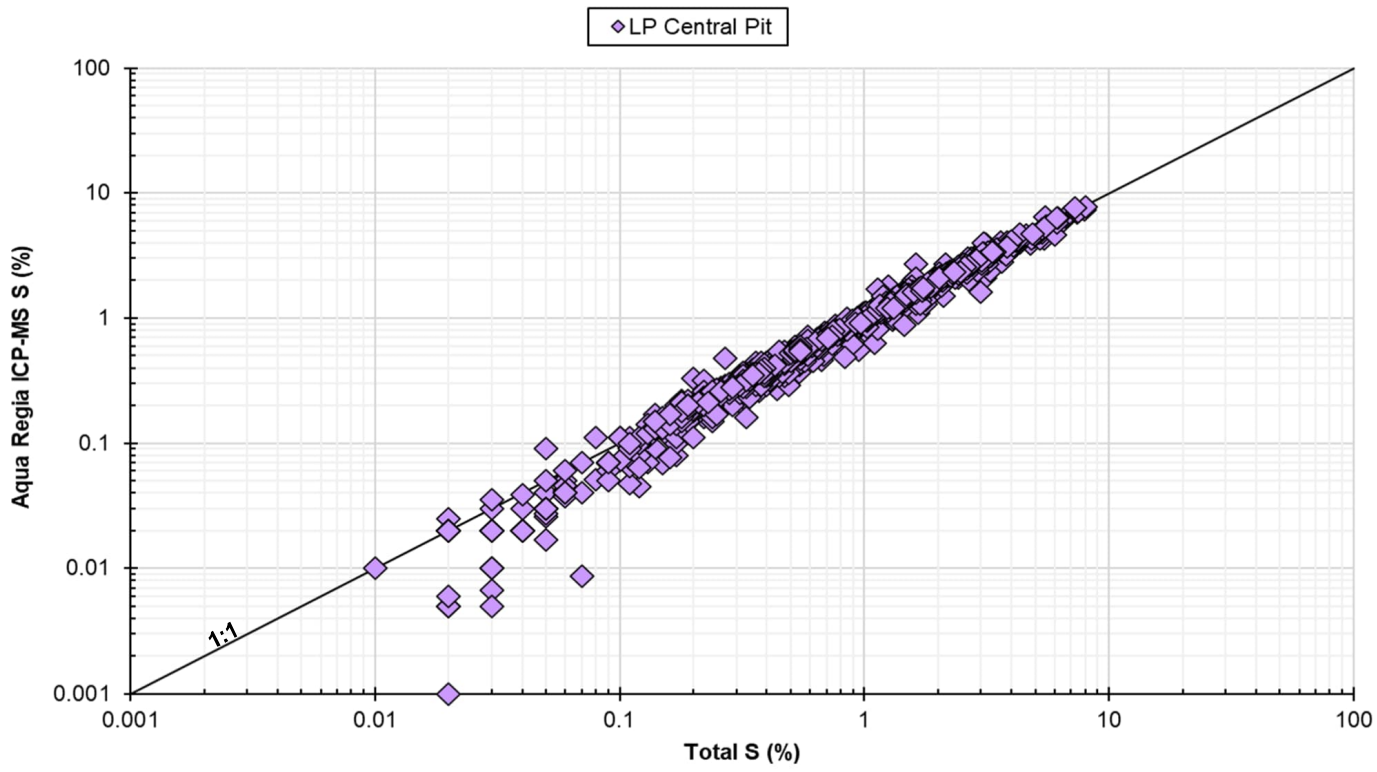

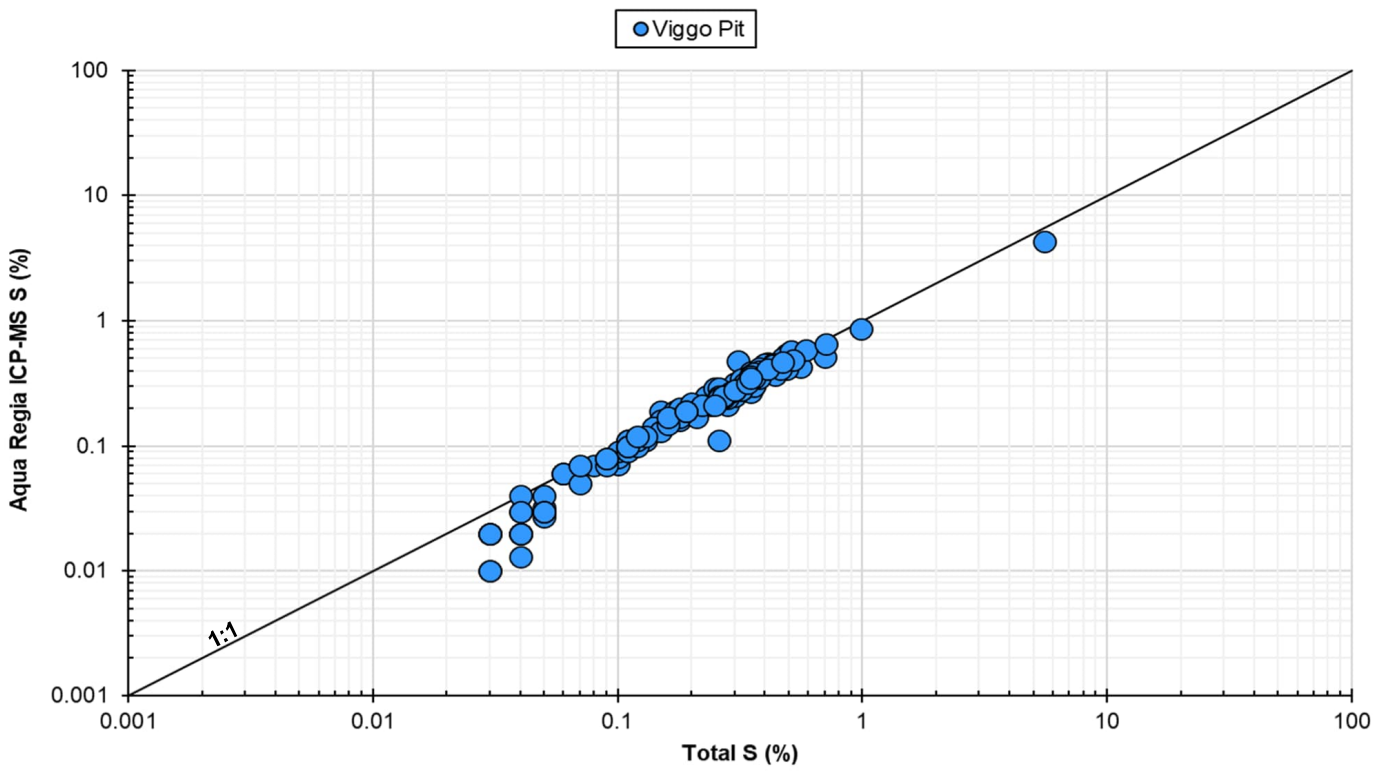

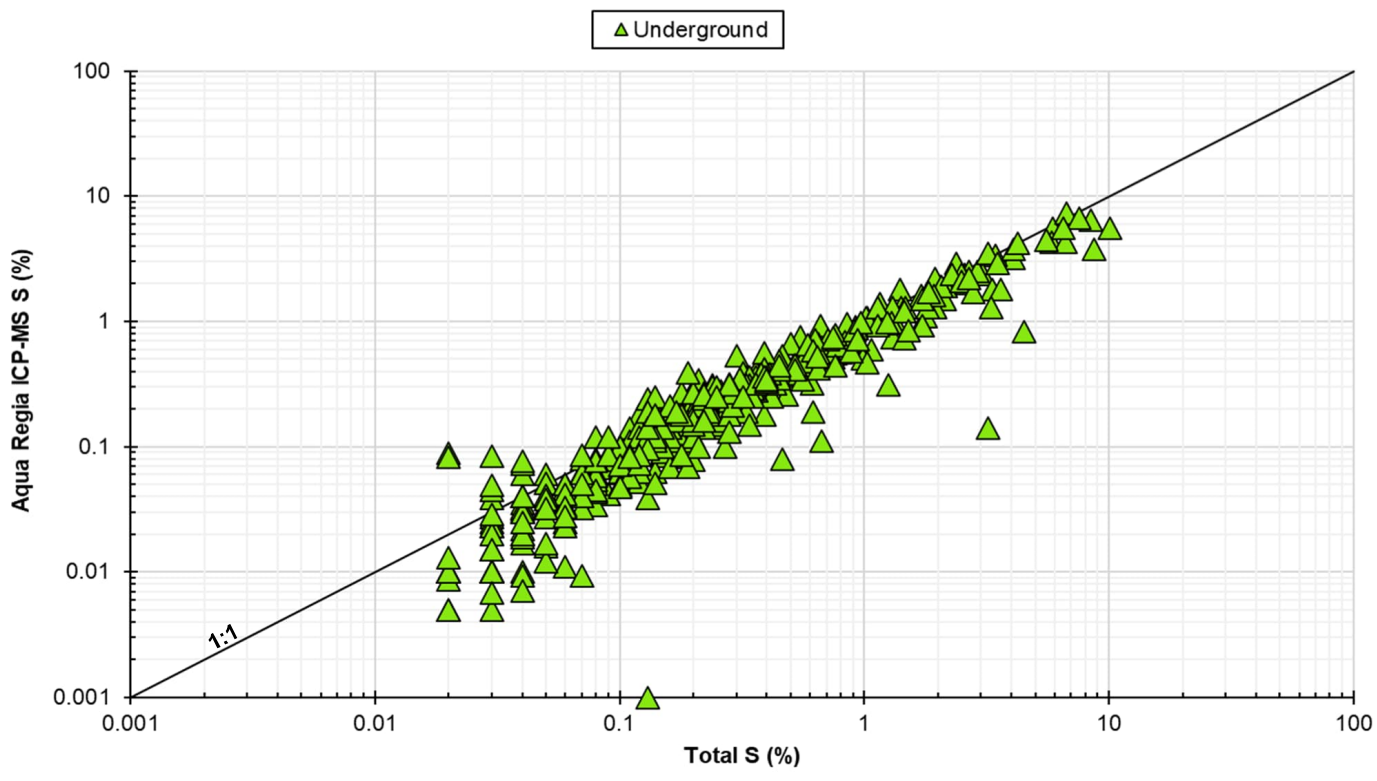

Notes

Total Sulphur measured by Leco furnace

Classification as mine rock or ore-grade materials was based on gold content.

Total Sulphur vs. ICP-MS Sulphur (Mine Area)

Geochemistry Summary for Impact Statement

Great Bear Project

Figure Number		5.2-5	
Project Number		OMEMA2303	
Date		Nov. 2025	
Drawn	FM	Reviewed	AK

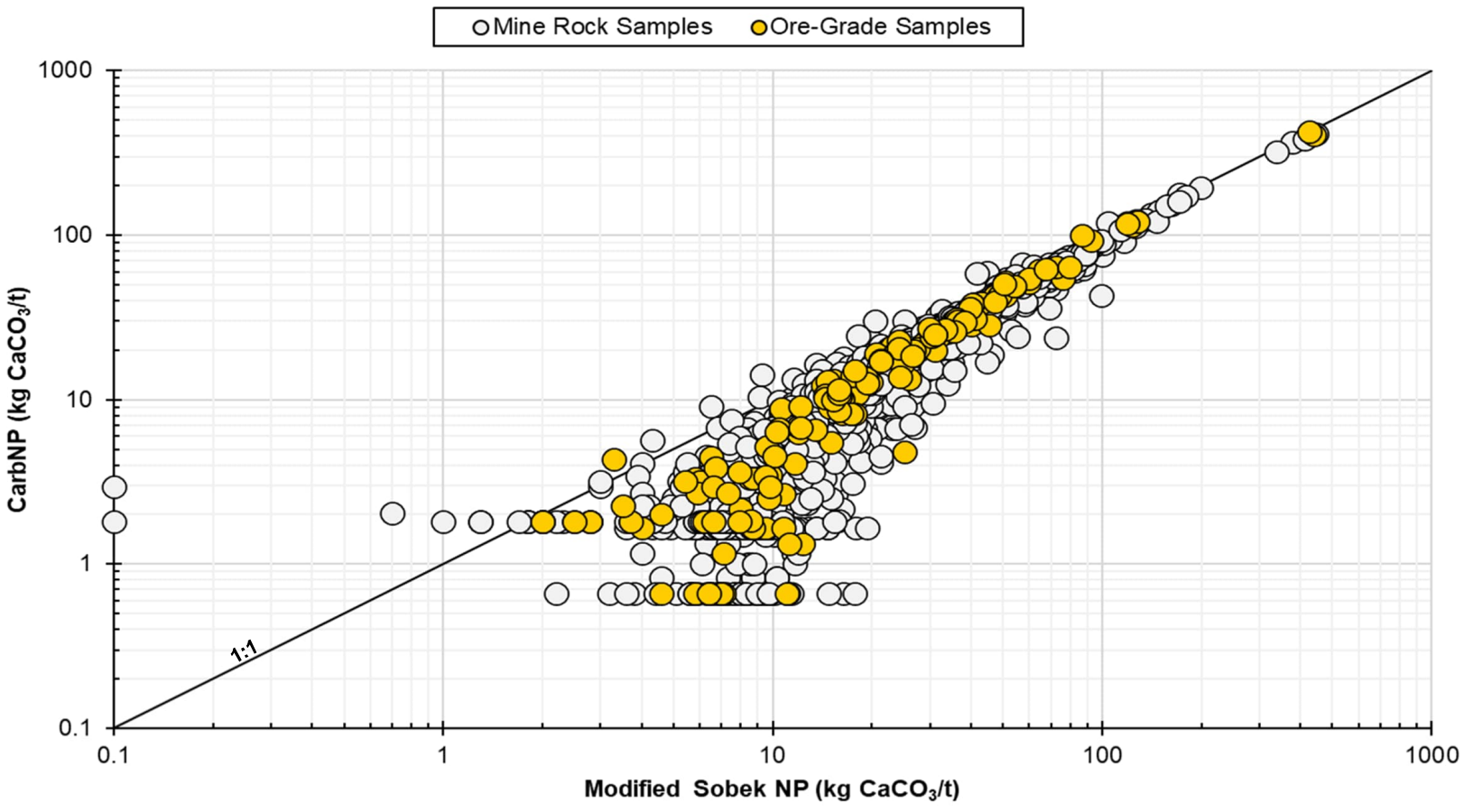

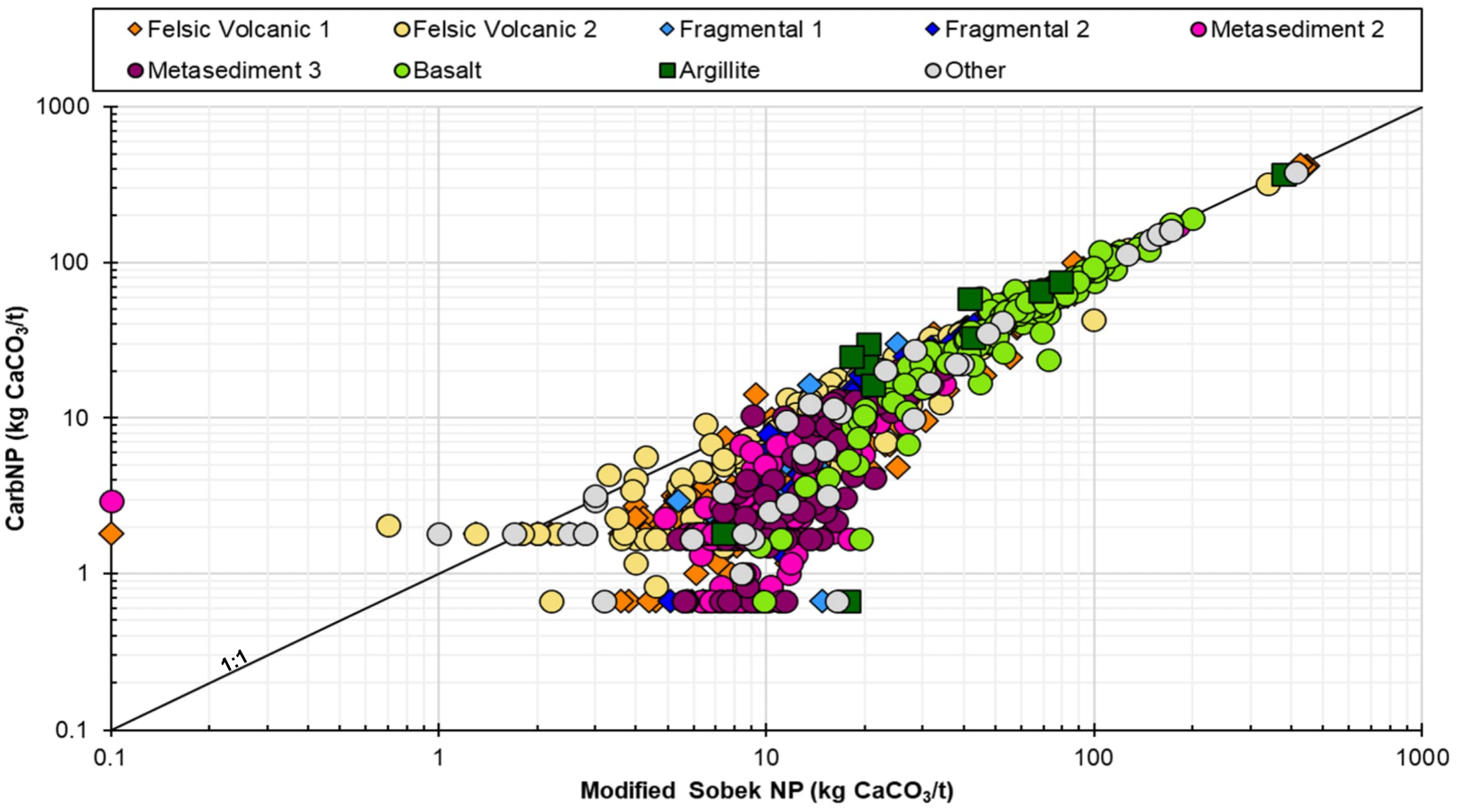

Notes

Neutralization Potential measured by the Modified Sobek method. Carbonate NP calculated form total inorganic carbon measured by HCl leach and Leco Analyzer.

Samples with negative Modified Sobek NP values shown at 0.1 kg $CaCO_3$/t for plotting purposes.

Classification as mine rock or ore-grade materials was based on gold content.

KINROSS

Carbonate NP vs. NP (Material Class and Lithology)

Geochemistry Summary for Impact Statement

Great Bear Project

Figure Number		5.2-6	
Project Number		OMEMA2303	
Date		Nov. 2025	
Drawn	FM	Reviewed	AK

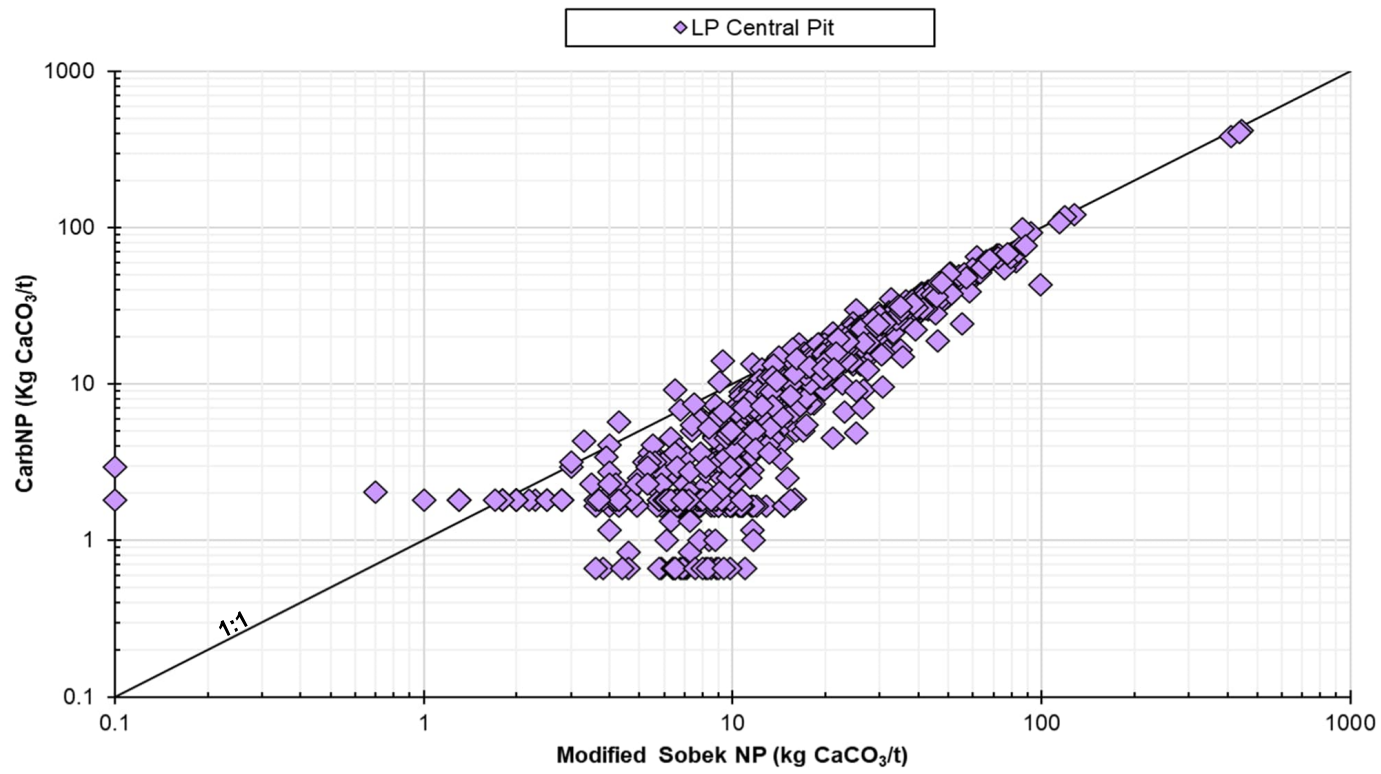

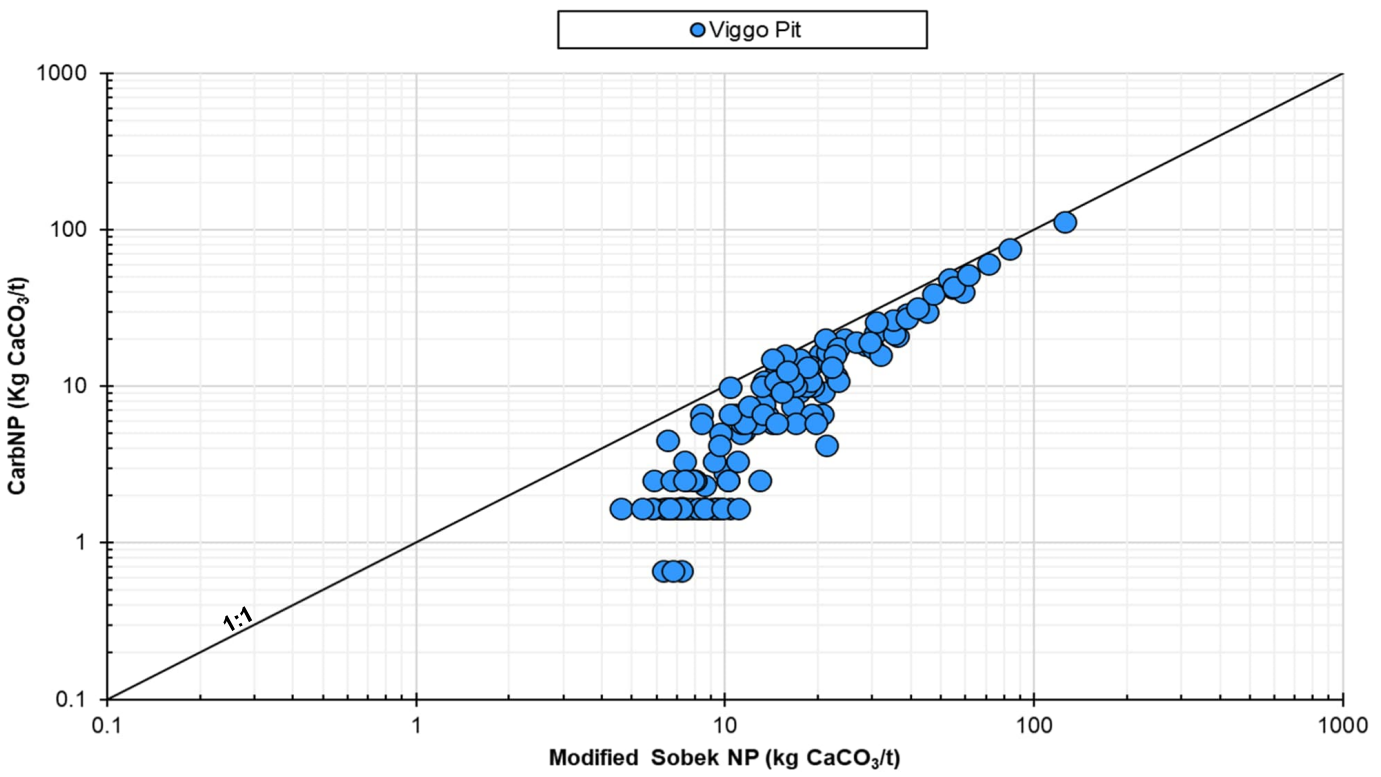

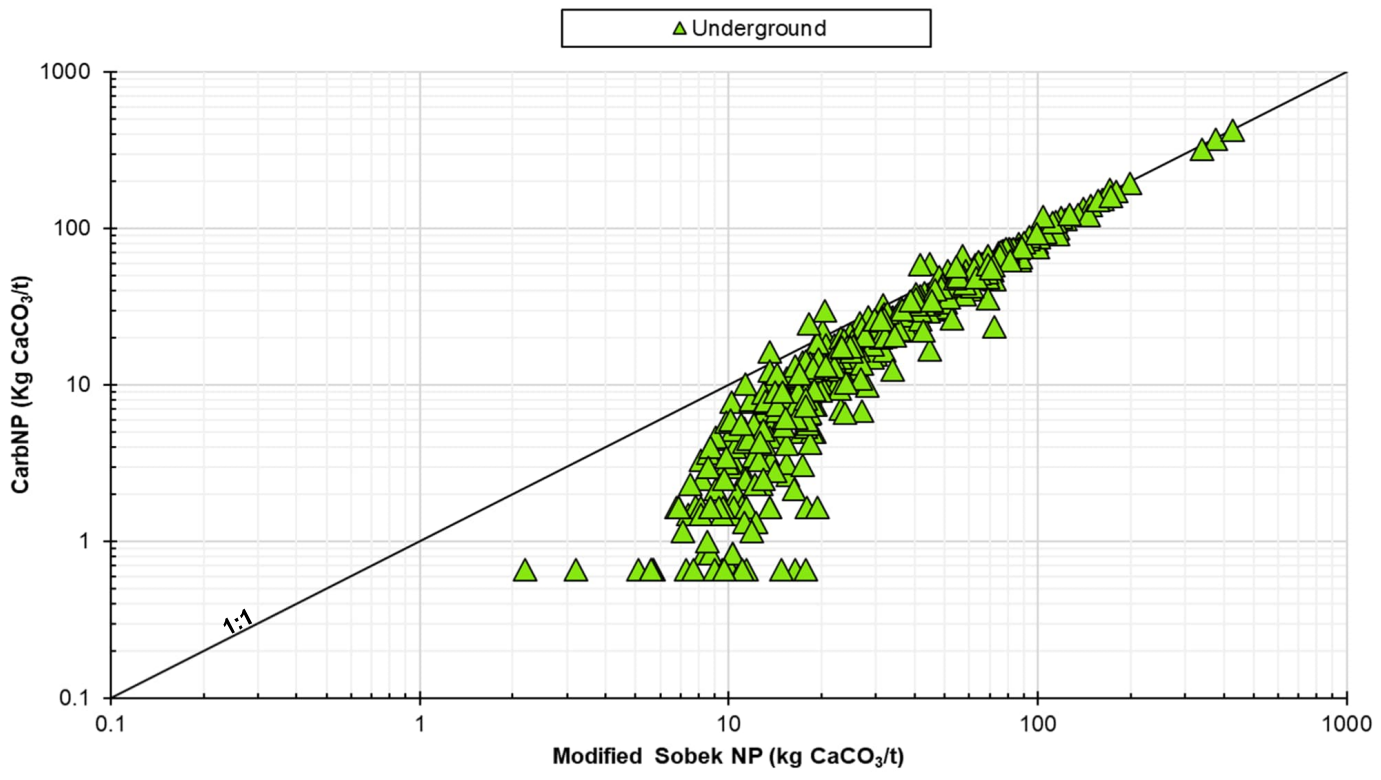

Notes

Neutralization Potential measured by the Modified Sobek method. Carbonate NP calculated form total inorganic carbon measured by HCl leach and Leco Analyzer.

Samples with negative Modified Sobek NP values shown at 0.1 kg $CaCO_3$/t for plotting purposes.

KINROSS

Carbonate NP vs. NP (Mine Area)

Geochemistry Summary for Impact Statement

Great Bear Project

Figure Number		5.2-7	
Project Number		OMEMA2303	
Date		Nov. 2025	
Drawn	FM	Reviewed	AK

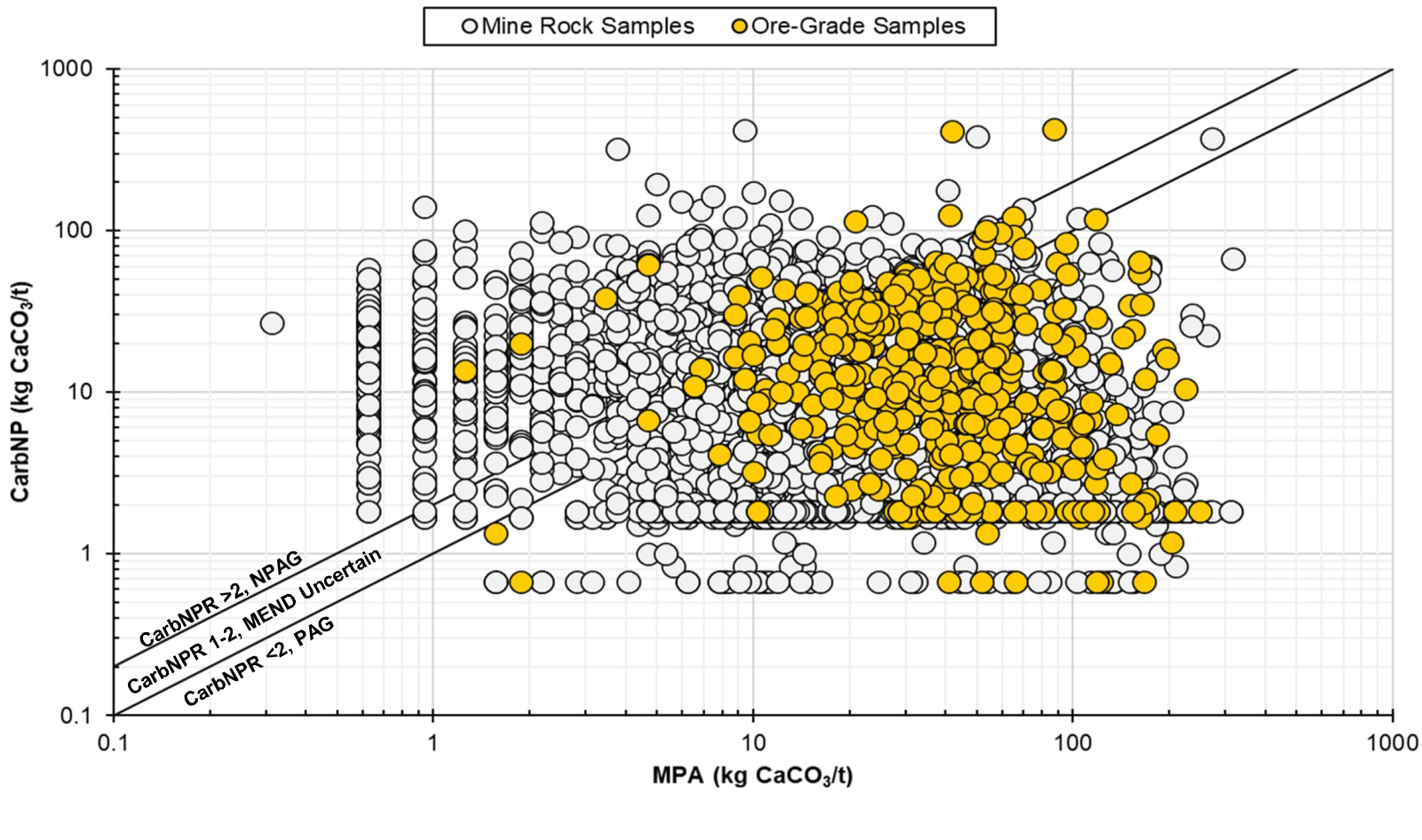

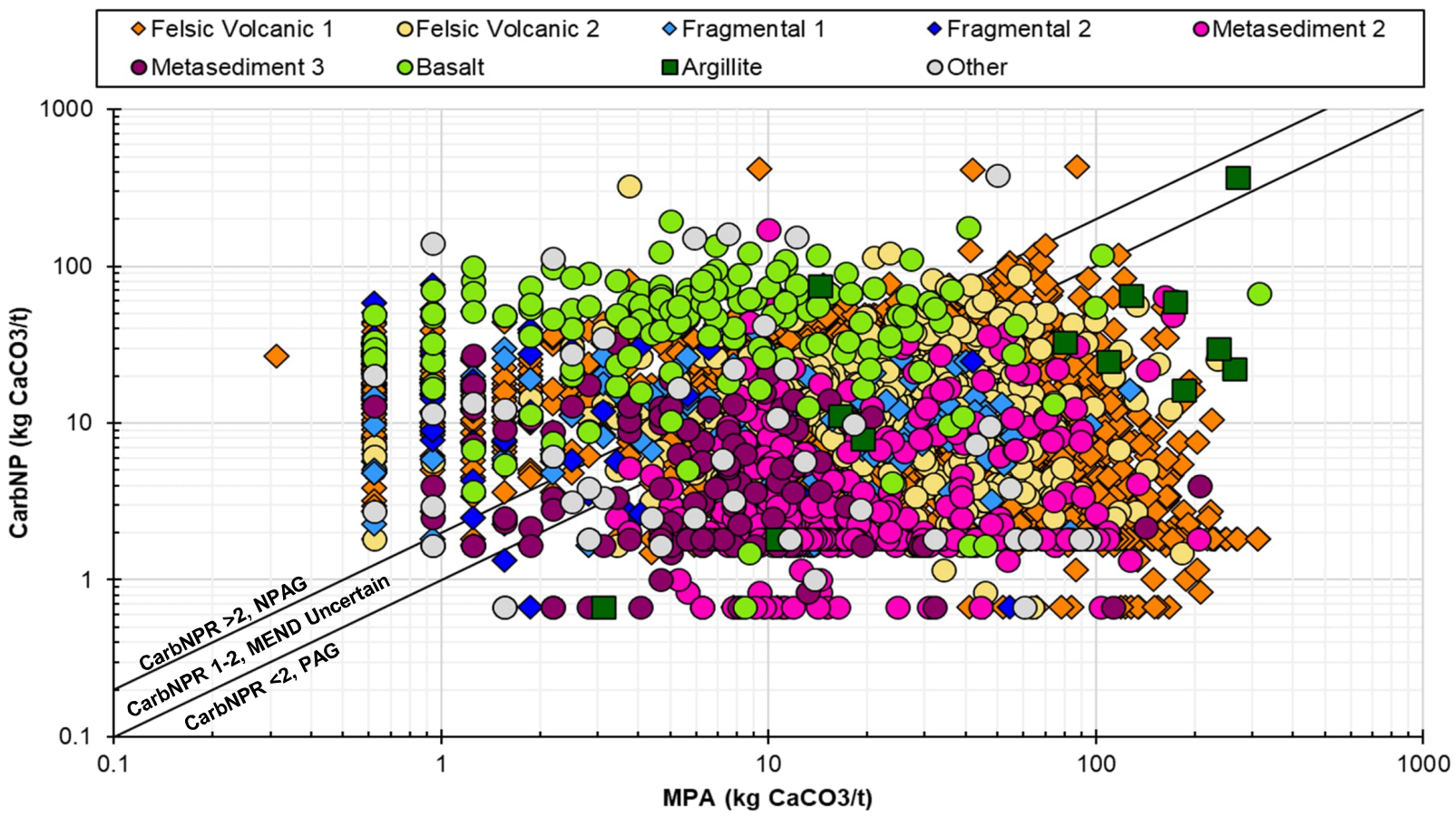

Notes

Carbonate NP calculated form total inorganic carbon measured by HCl leach and Leco Analyzer.

MPA calculated from Total S (Leco furnace) where available. Where unavailable, ICP sulphur measurements were used to calcuate MPA (see text).

Classification as mine rock or ore-grade materials was based on gold content.

KINROSS

Carbonate NP vs. MPA (Material Class and Lithology)

Geochemistry Summary for Impact Statement

Great Bear Project

Figure Number		5.2-8	
Project Number		OMEMA2303	
Date		Nov. 2025	
Drawn	FM	Reviewed	AK

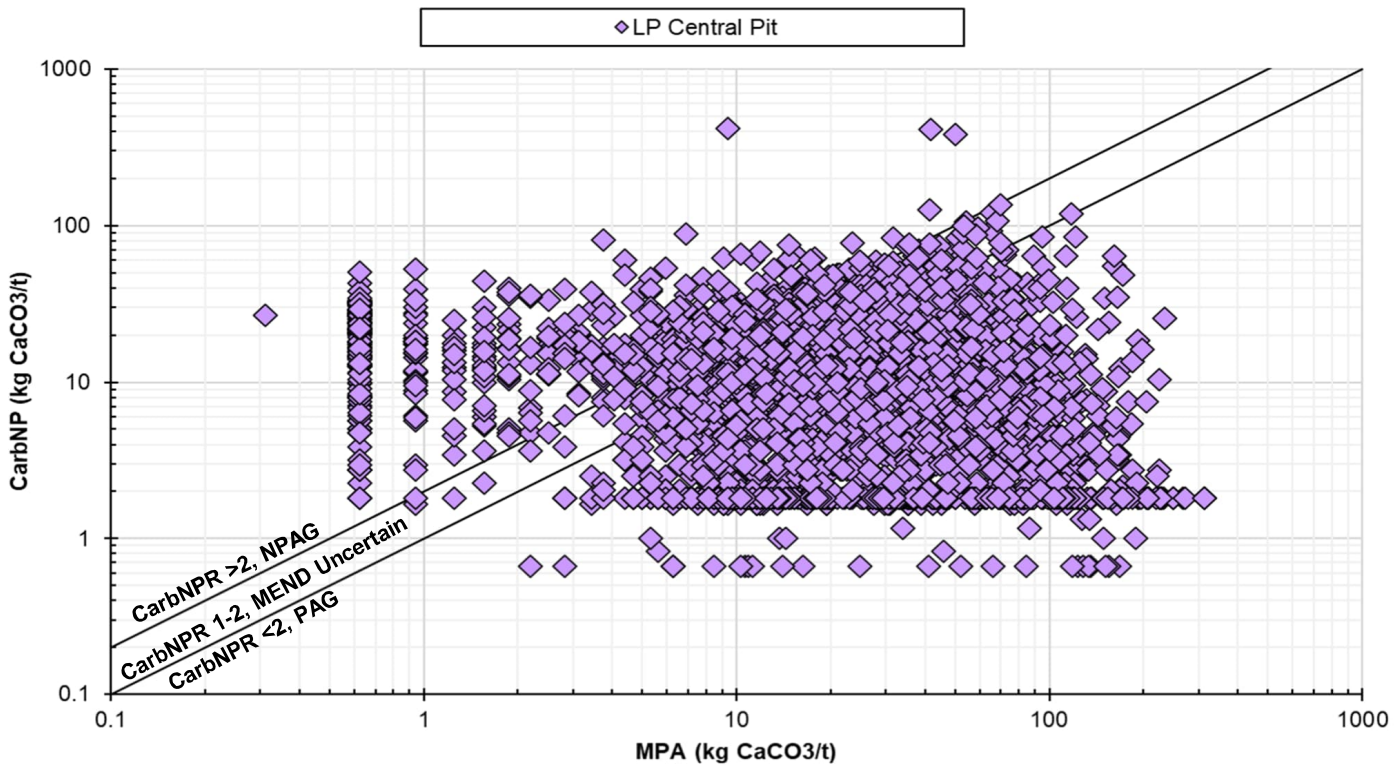

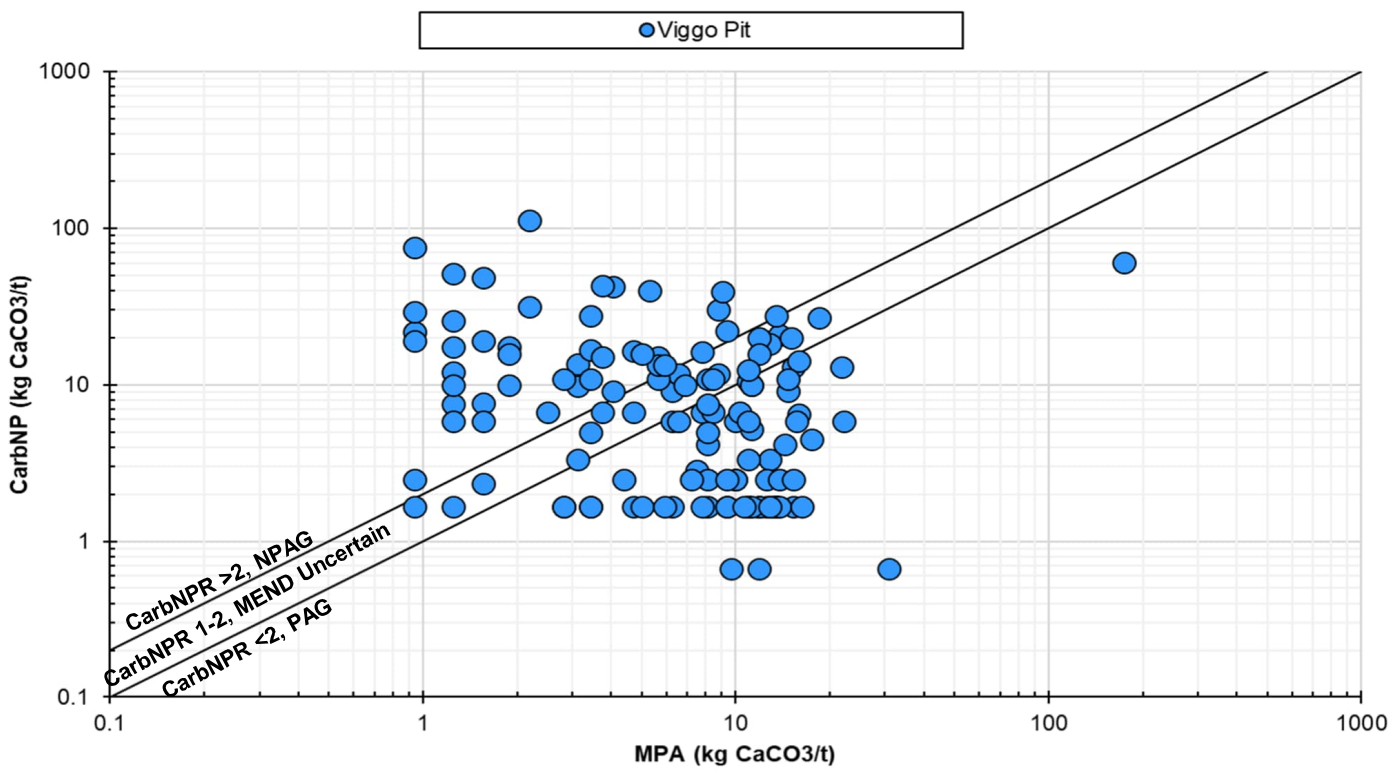

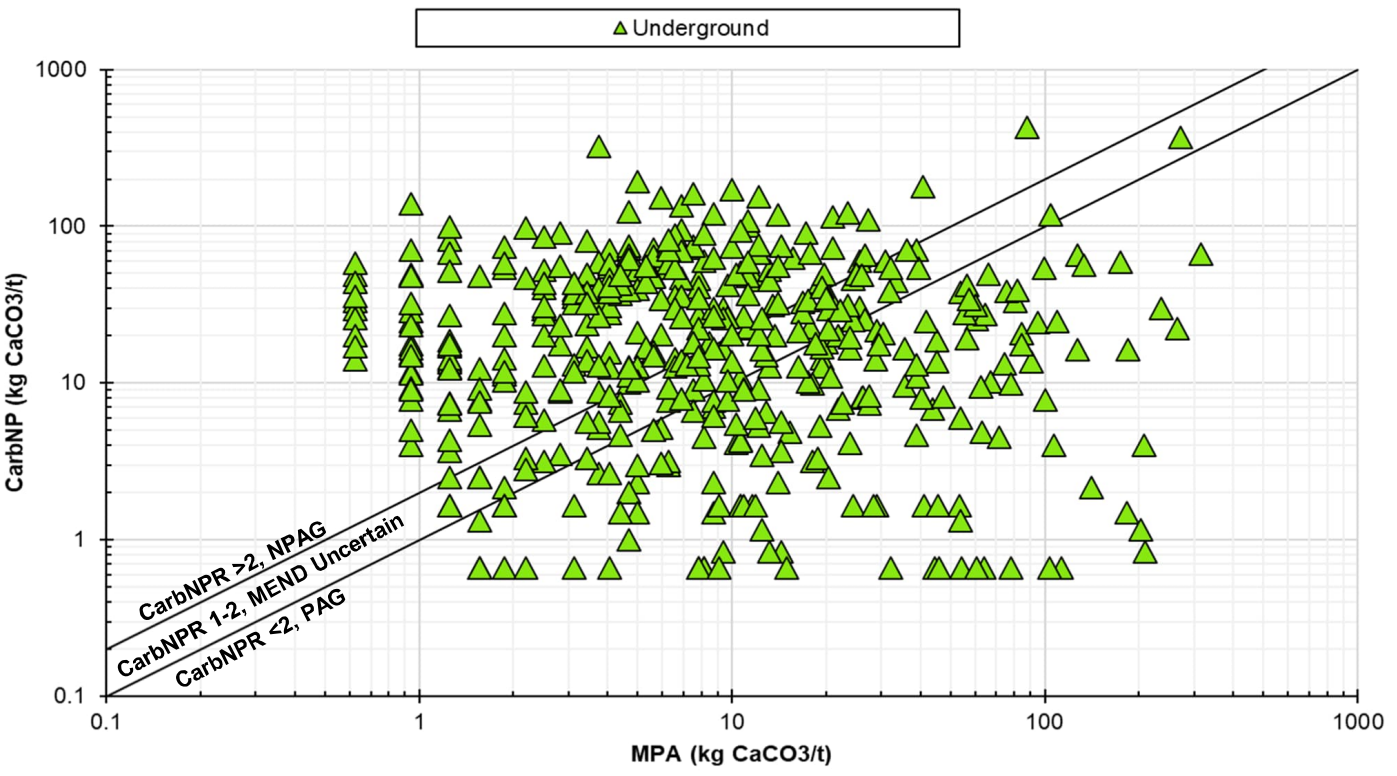

Notes

Carbonate NP calculated form total inorganic carbon measured by HCl leach and Leco Analyzer.

MPA calculated from Total S (Leco furnace) where available. Where unavailable, ICP sulphur measurements were used to calcuate MPA (see text).

KINROSS

Carbonate NP vs. MPA (Mine Area)			
Geochemistry Summary for Impact Statement			
Great Bear Project			
Figure Number		5.2-9	
Project Number		OMEMA2303	
Date		Nov. 2025	
Drawn	FM	Reviewed	AK

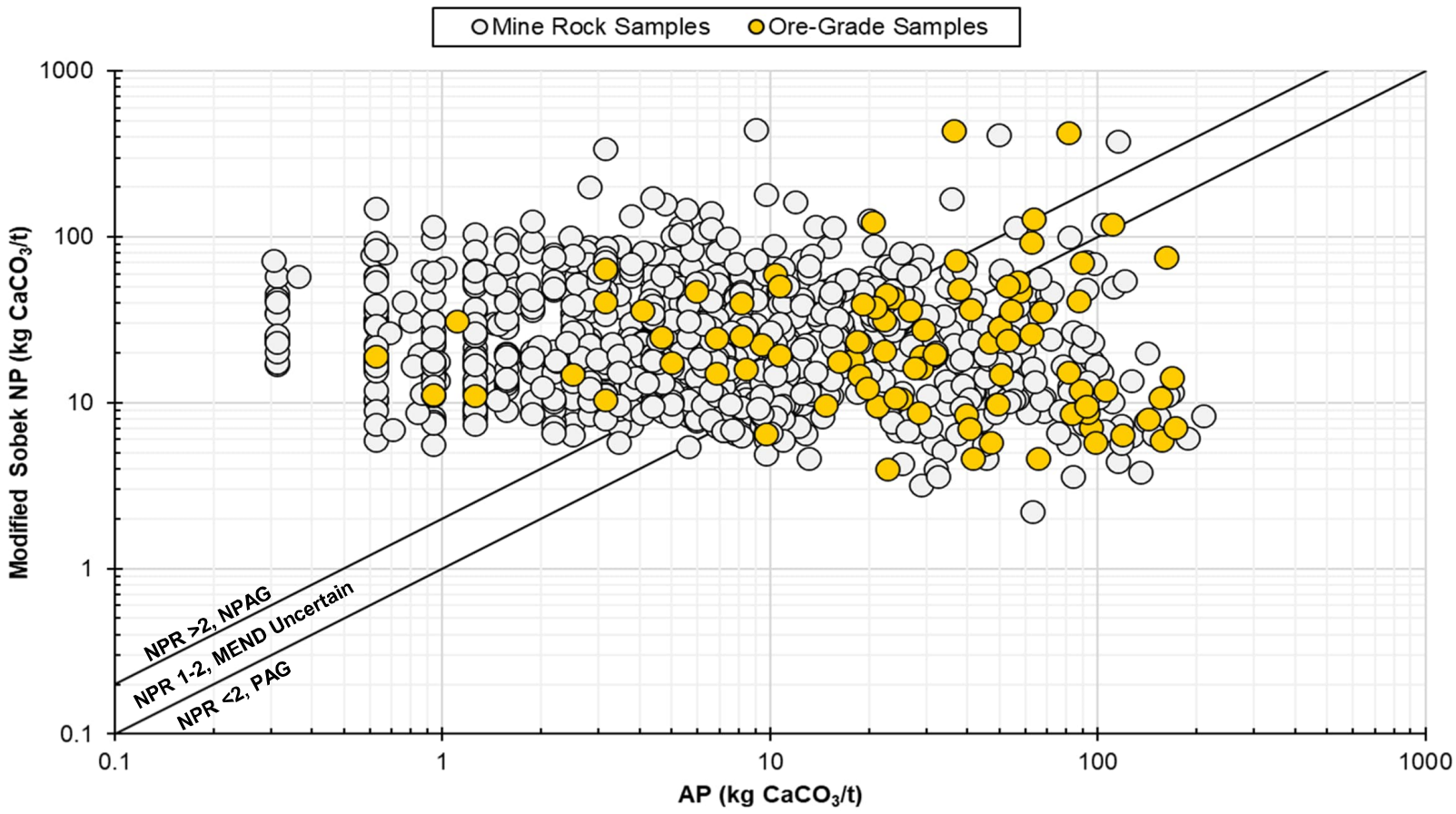

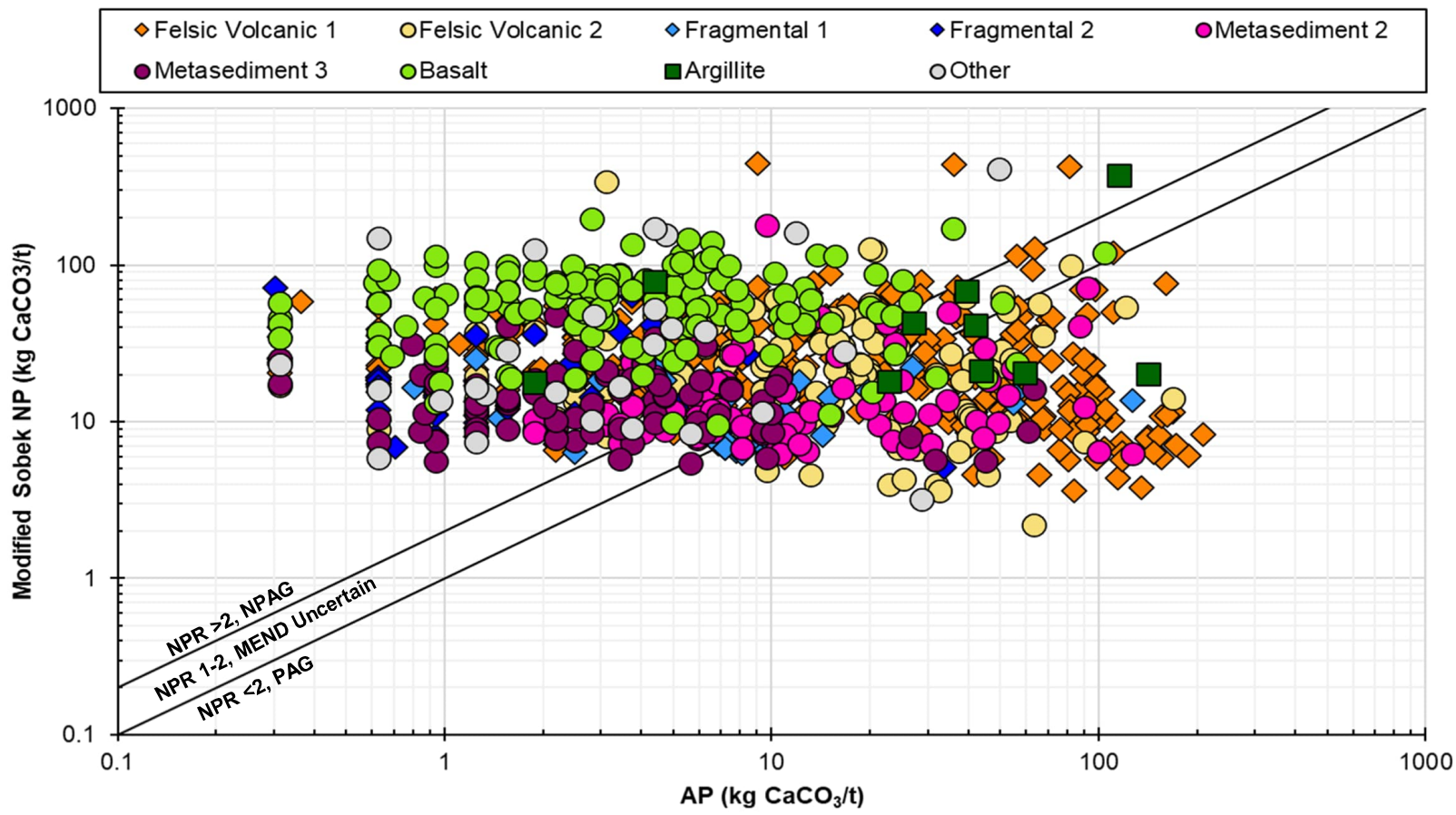

Notes

Neutralization Potential measured by the Modified Sobek method.

Acid potential calculated from sulphide sulphur by difference (Total sulphur less sulphate sulphur).

Classification as mine rock or ore-grade materials was based on gold content.

KINROSS

NP vs. AP (Material Class and Lithology)

Geochemistry Summary for Impact Statement

Great Bear Project

Figure Number		5.2-10	
Project Number		OMEMA2303	
Date		Nov. 2025	
Drawn	FM	Reviewed	AK

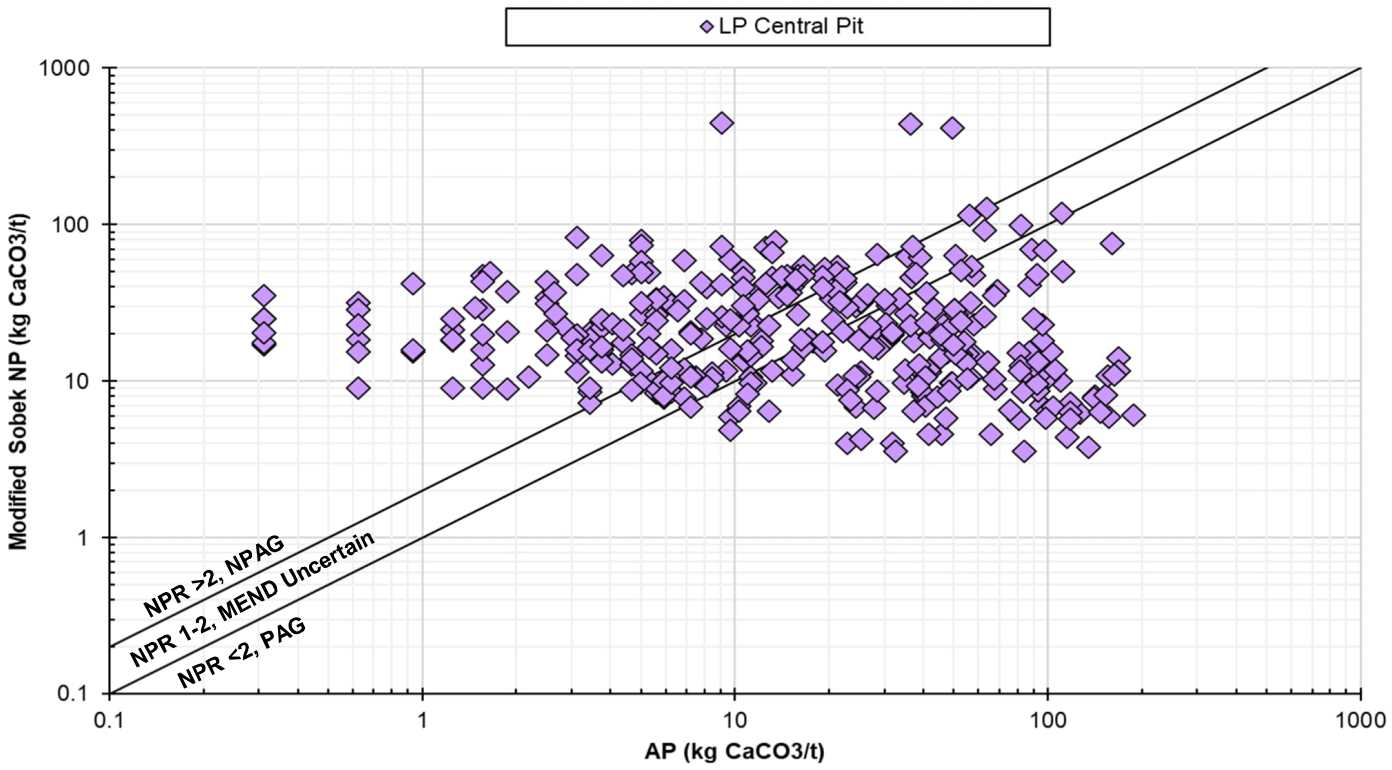

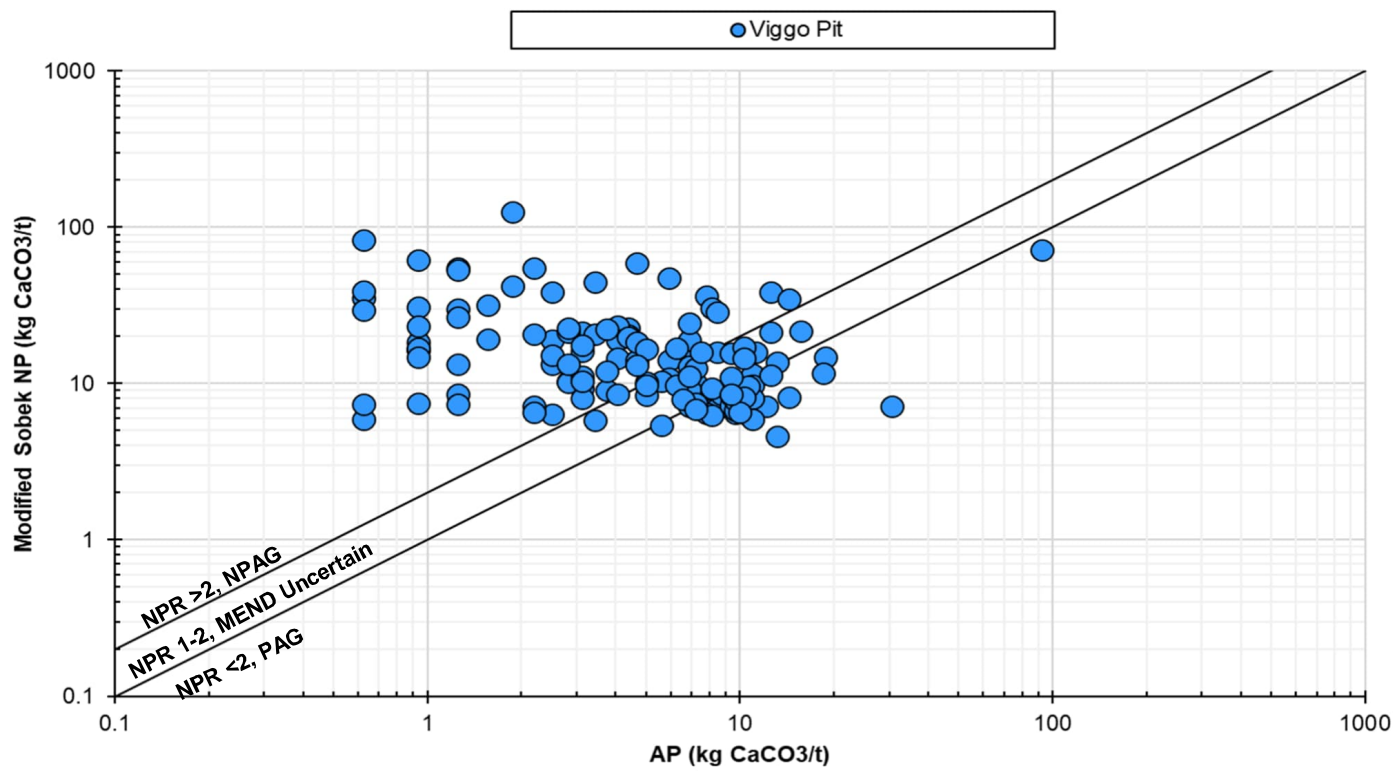

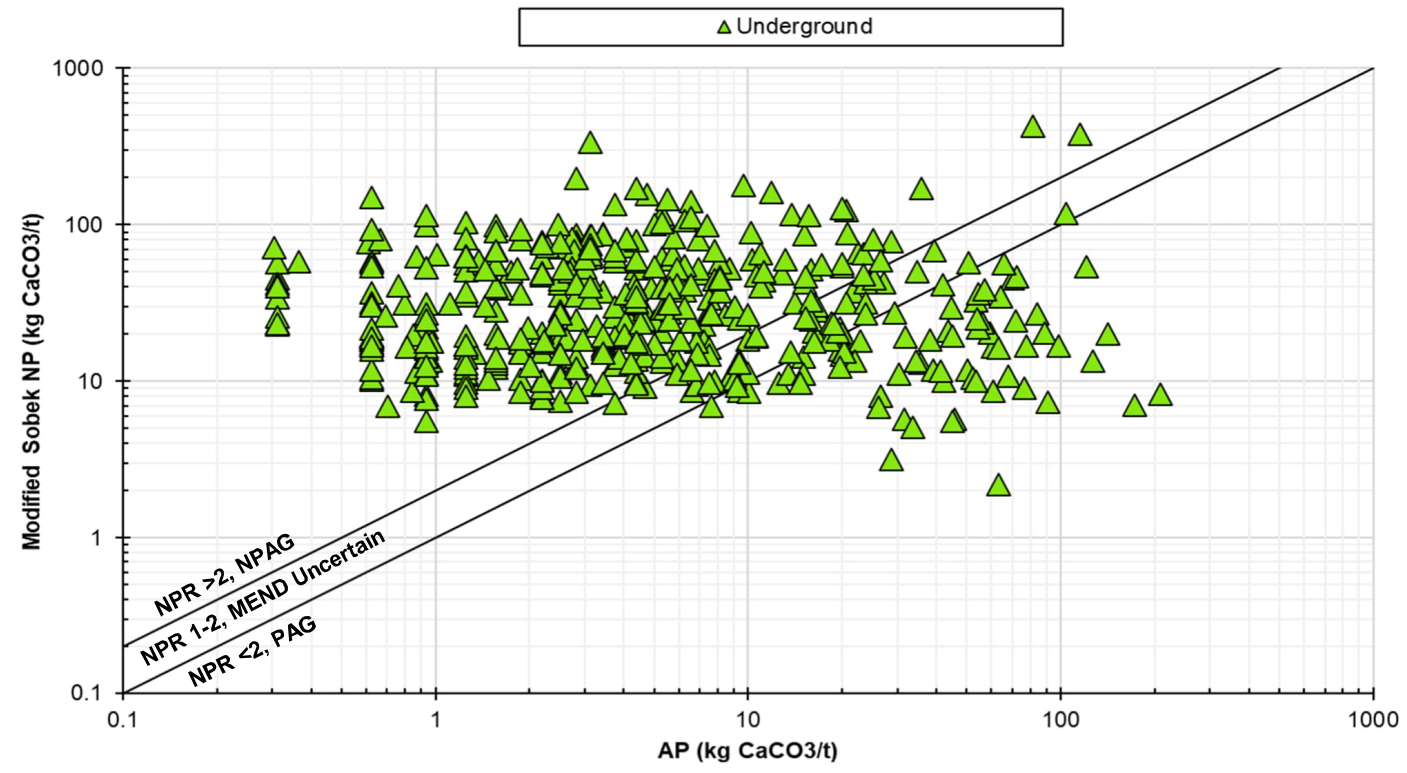

Notes

Neutralization Potential measured by the Modified Sobek method.

Acid potential calculated from sulphide sulphur by difference (Total sulphur less sulphate sulphur).

KINROSS

NP vs. AP (Mine Area)

Geochemistry Summary for Impact Statement

Great Bear Project

Figure Number		5.2-11	
Project Number		OMEMA2303	
Date		Nov. 2025	
Drawn	FM	Reviewed	AK

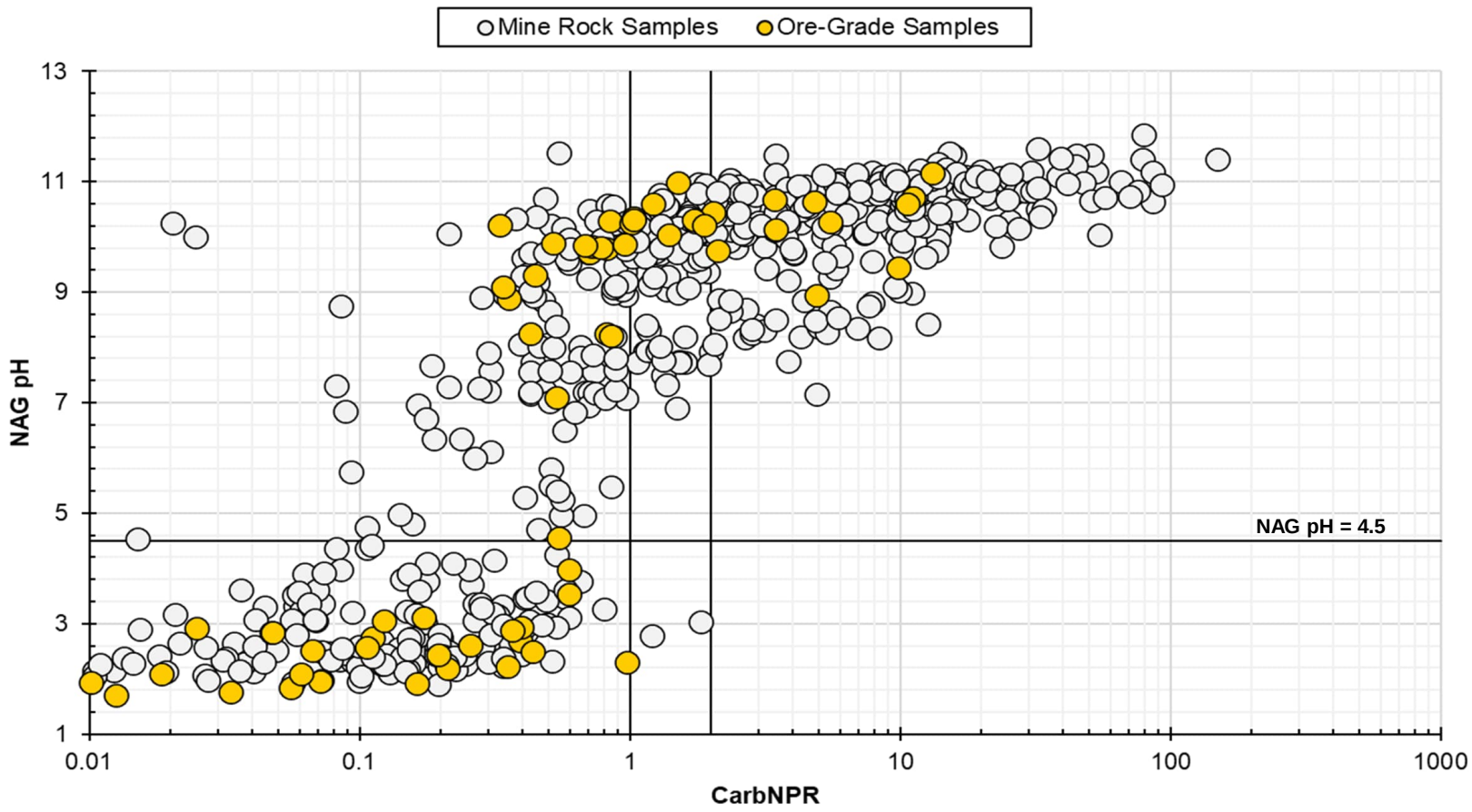

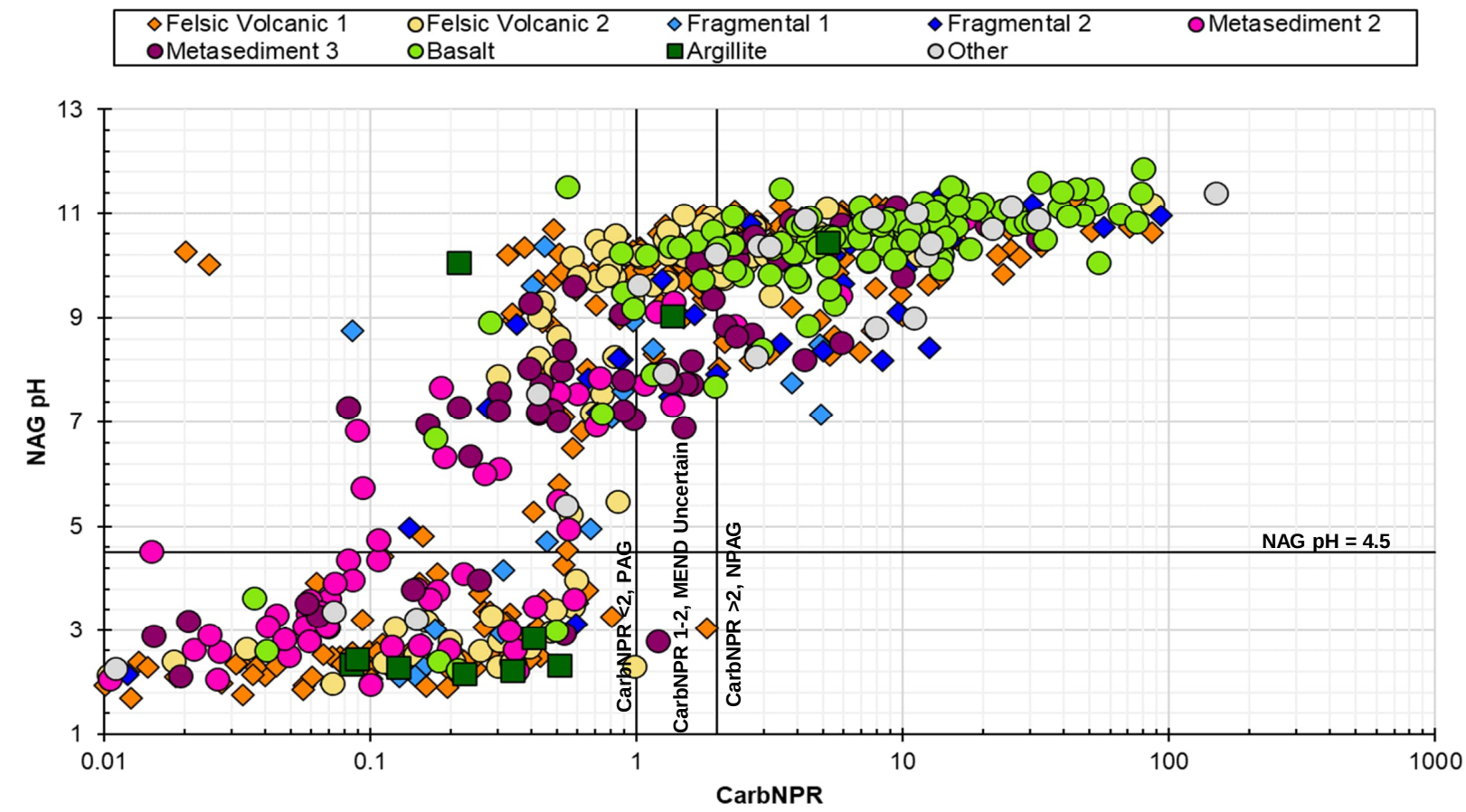

Notes

CarbNPR clculated as CarbNP/MPA.

NAG pH by single addition NAG test. Samples classified as PAG (NPR 2) with NAG pH >4.5 sometimes contained >1% sulphur; higher NAG pH values may result from incomplete oxidation in these samples (see text).

A CarbNPR threshold of 2 was used for separating PAG and NPAG samples. This value is generally accepted as industry best practice in the absence of a site-specific geochemical threshold.

Classification as mine rock or ore-grade materials was based on gold content.

KINROSS

NAG pH vs. CarbNPR

Geochemistry Summary for Impact Statement

Great Bear Project

Figure Number		5.2-12	
Project Number		OMEMA2303	
Date		Nov. 2025	
Drawn	FM	Reviewed	AK

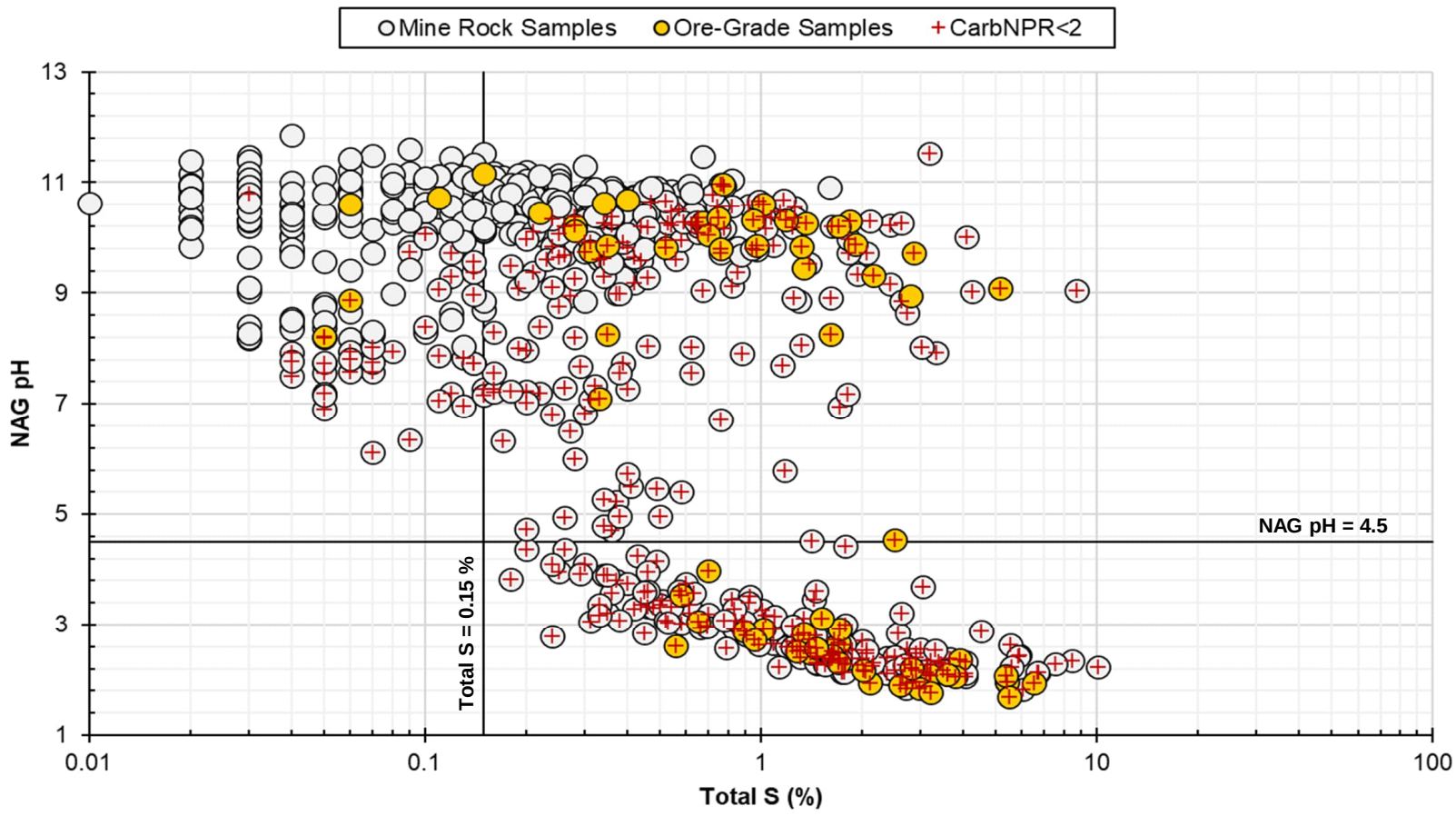

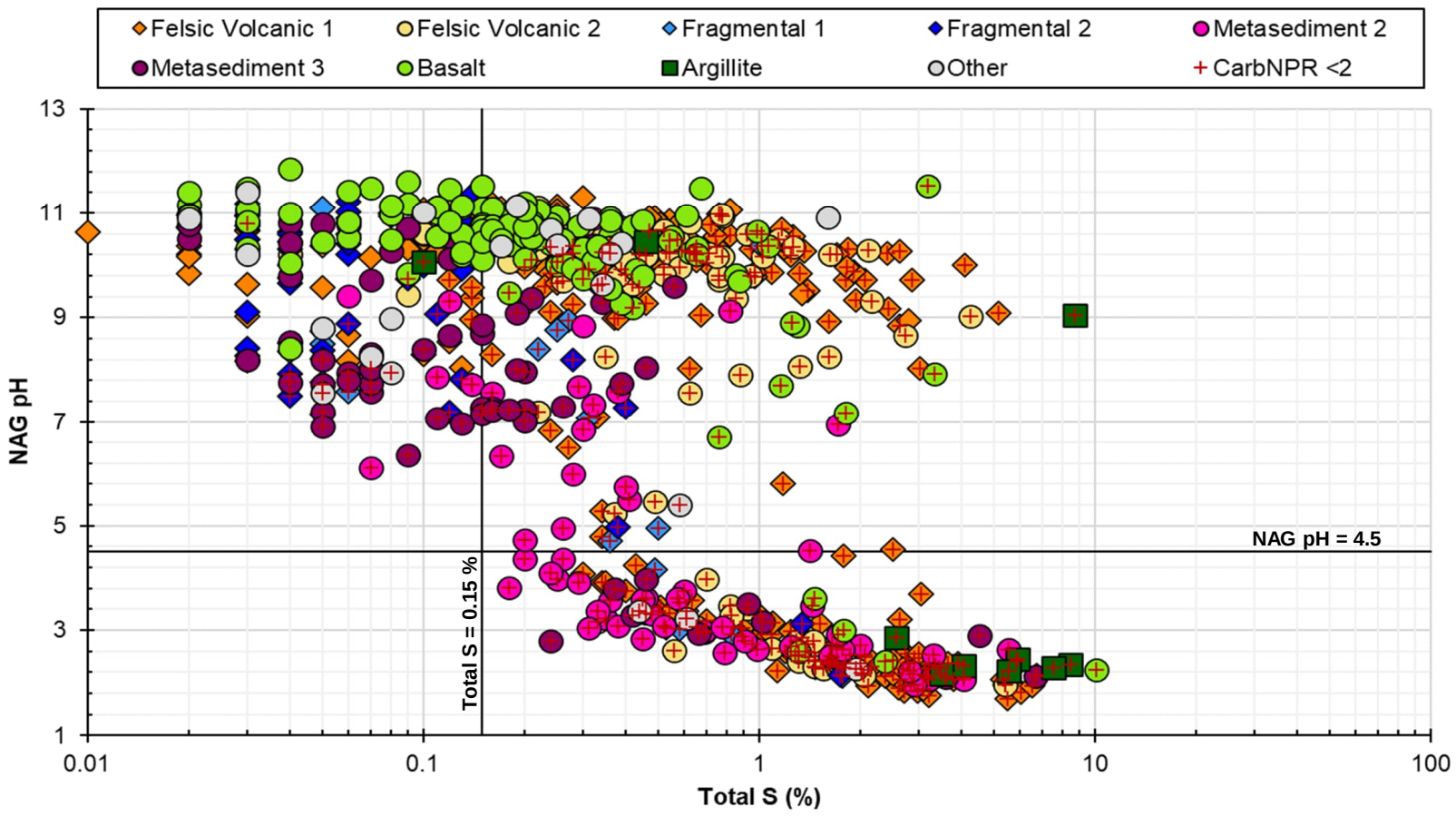

Notes

Total Sulphur measured by Leco furnace.

NAG pH by single addition NAG test. Samples classified as PAG (NPR 2) with NAG pH >4.5 sometimes contained >1% sulphur; higher NAG pH values may result from incomplete oxidation in these samples (see text).

A CarbNPR threshold of 2 was used for separating PAG and NPAG samples. This value is generally accepted as industry best practice in the absence of a site-specific geochemical threshold.

Classification as mine rock or ore-grade materials was based on gold content.

KINROSS

NAG pH vs. Total S

Geochemistry Summary for Impact Statement

Great Bear Project

Figure Number		5.2-13	
Project Number		OMEMA2303	
Date		Nov. 2025	
Drawn	FM	Reviewed	AK

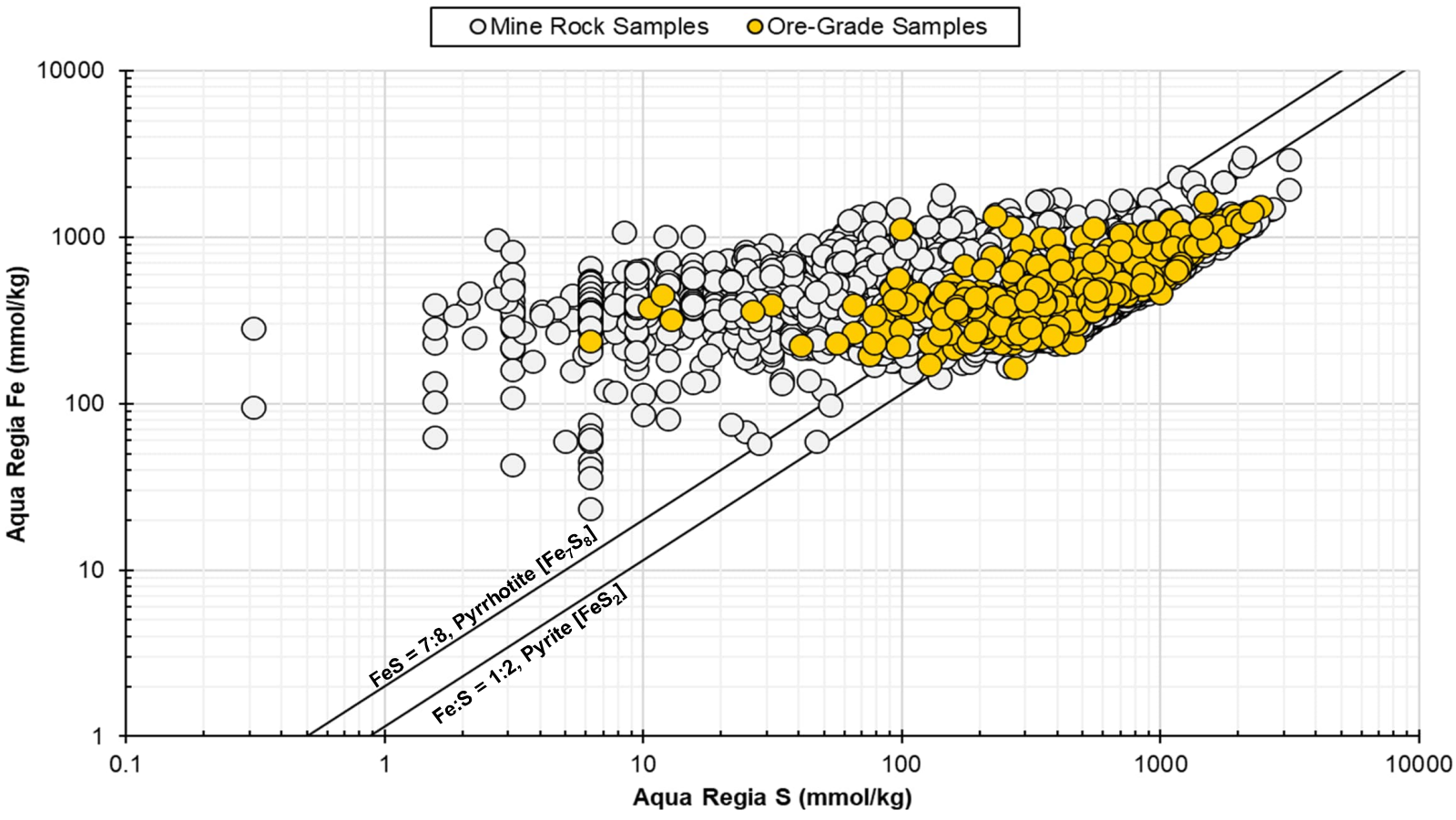

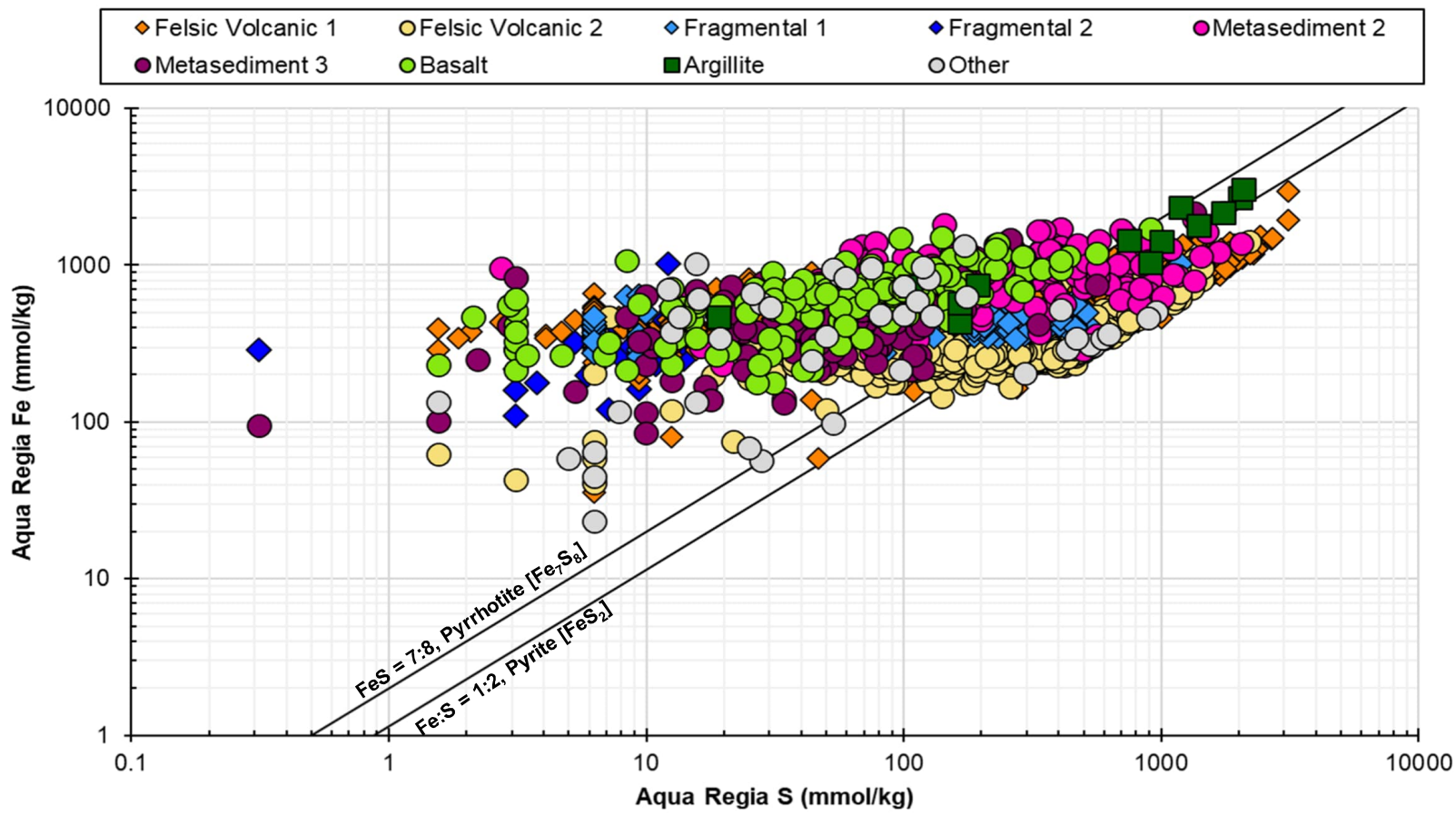

Notes

Molar iron concentration calculated from iron concentration measured by aqua regia digest and ICP-MS.

Molar sulphur concentration calculated from sulphur concentration measured by aqua regia digest and ICP-MS.

Classification as mine rock or ore-grade materials was based on gold content.

KINROSS

Molar Fe vs. Molar S

Geochemistry Summary for Impact Statement

Great Bear Project

Figure Number		5.2-14	
Project Number		OMEMA2303	
Date		Nov. 2025	
Drawn	FM	Reviewed	AK

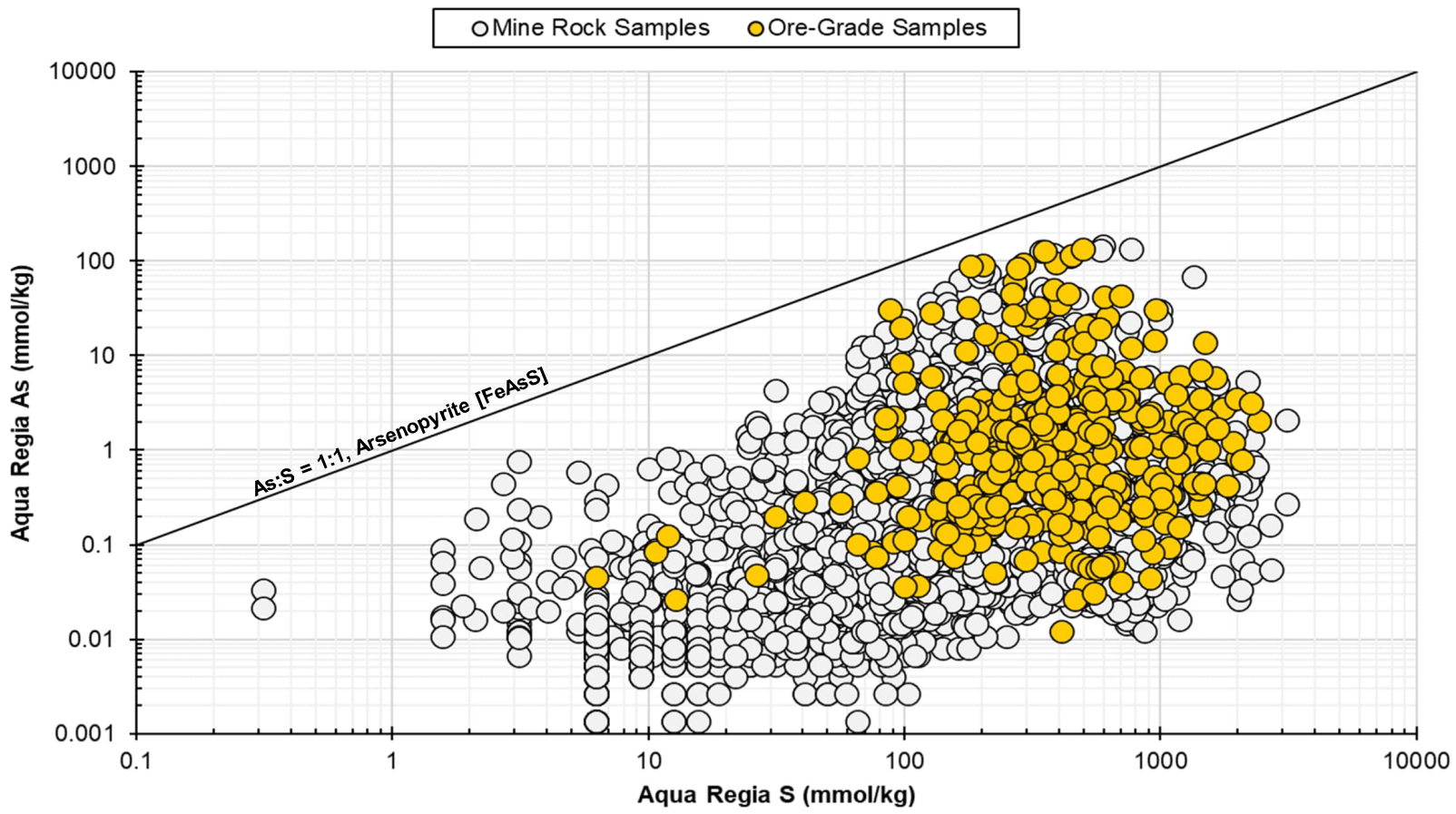

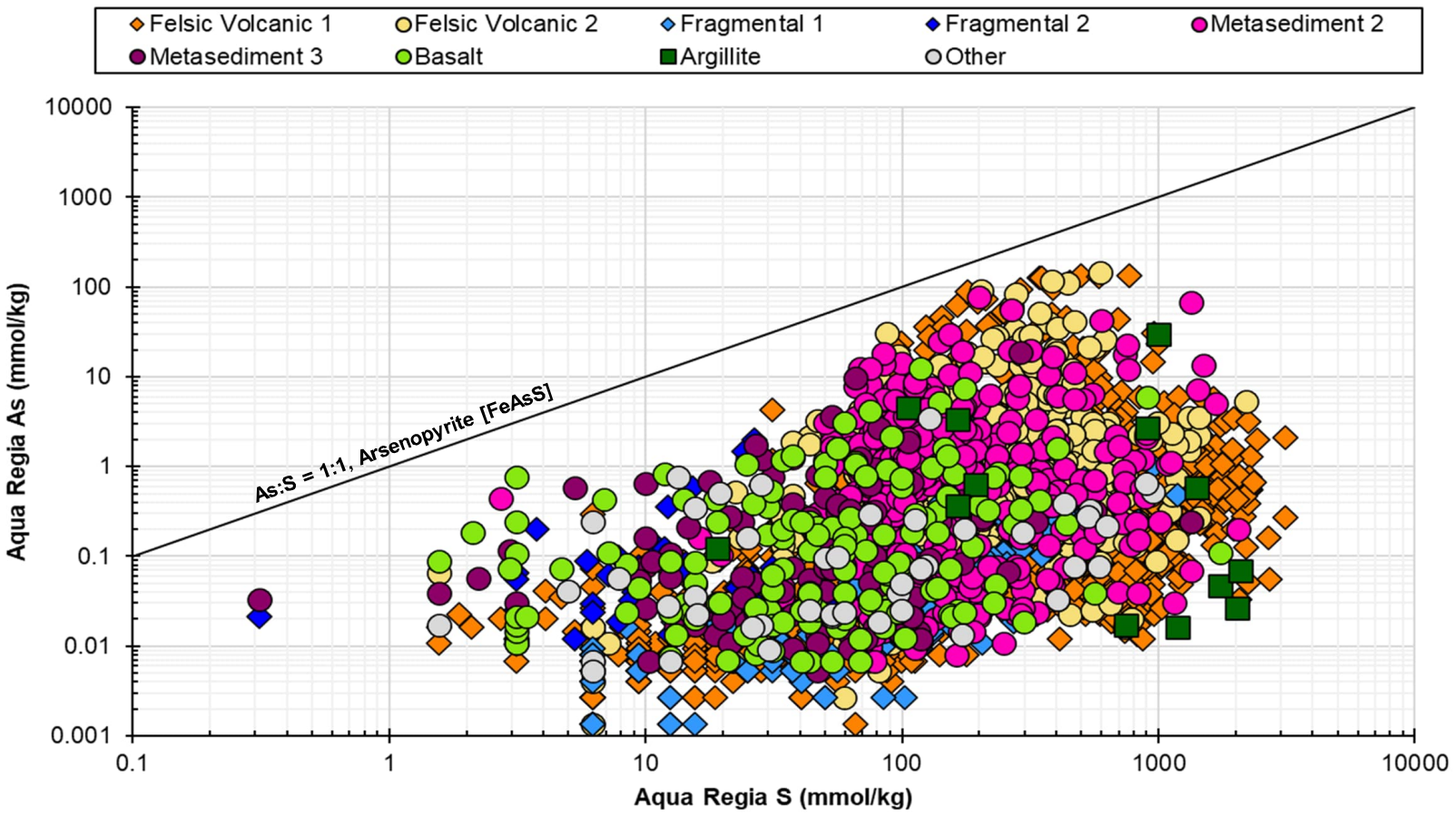

Notes

Molar arsenic concentration calculated from arsenic concentration measured by aqua regia digest and ICP-MS.

Molar sulphur concentration calculated from sulphur concentration measured by aqua regia digest and ICP-MS.

Classification as mine rock or ore-grade materials was based on gold content.

KINROSS

Molar As vs. Molar S

Geochemistry Summary for Impact Statement

Great Bear Project

Figure Number		5.2-15	
Project Number		OMEMA2303	
Date		Nov. 2025	
Drawn	FM	Reviewed	AK

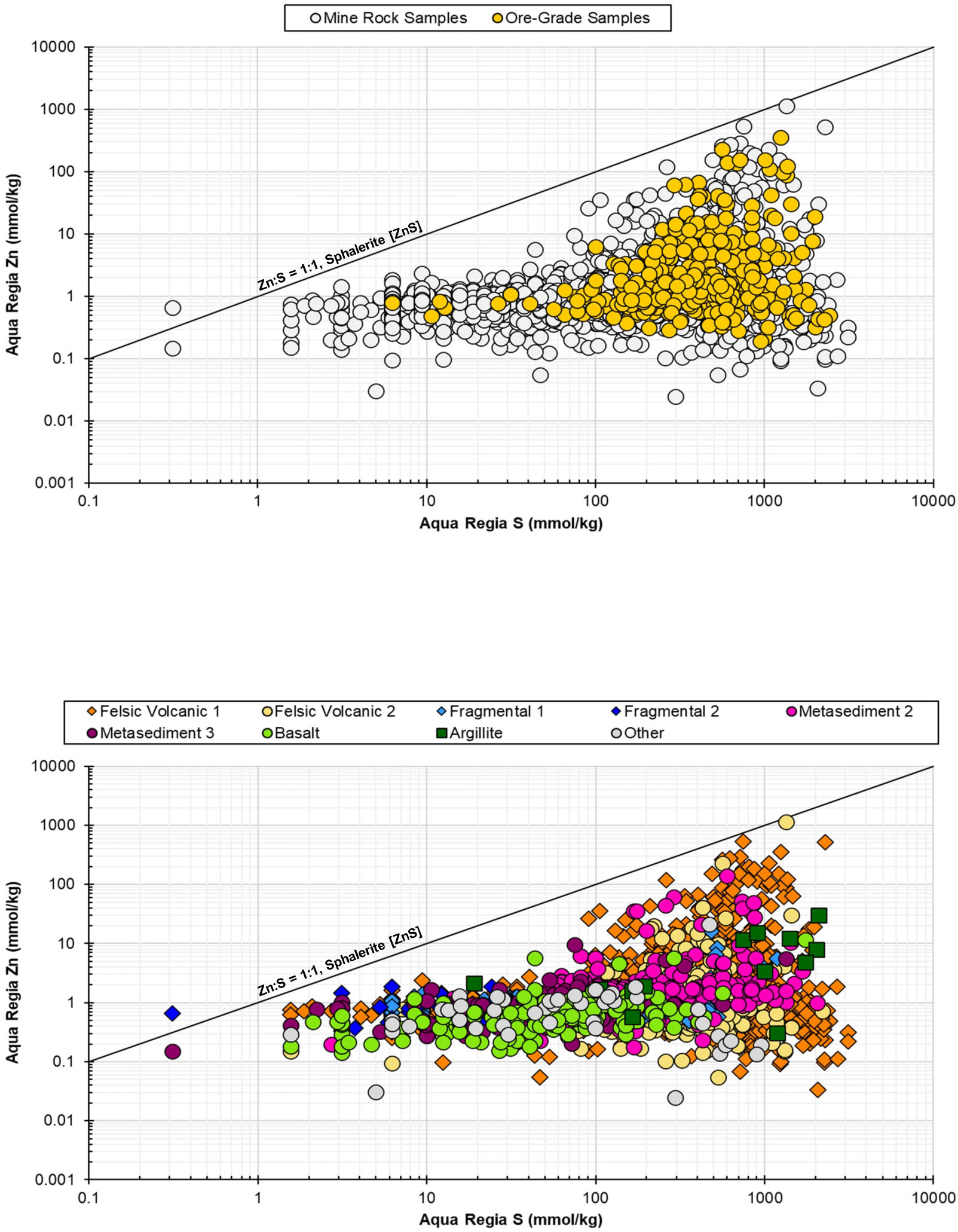

Notes

Molar zinc concentration calculated from zinc concentration measured by aqua regia digest and ICP-MS.

Molar sulphur concentration calculated from sulphur concentration measured by aqua regia digest and ICP-MS.

Classification as mine rock or ore-grade materials was based on gold content.

Molar Zn vs. Molar S

Geochemistry Summary for Impact Statement

Great Bear Project

Figure Number		5.2-16	
Project Number		OMEMA2303	
Date		Nov. 2025	
Drawn	FM	Reviewed	AK

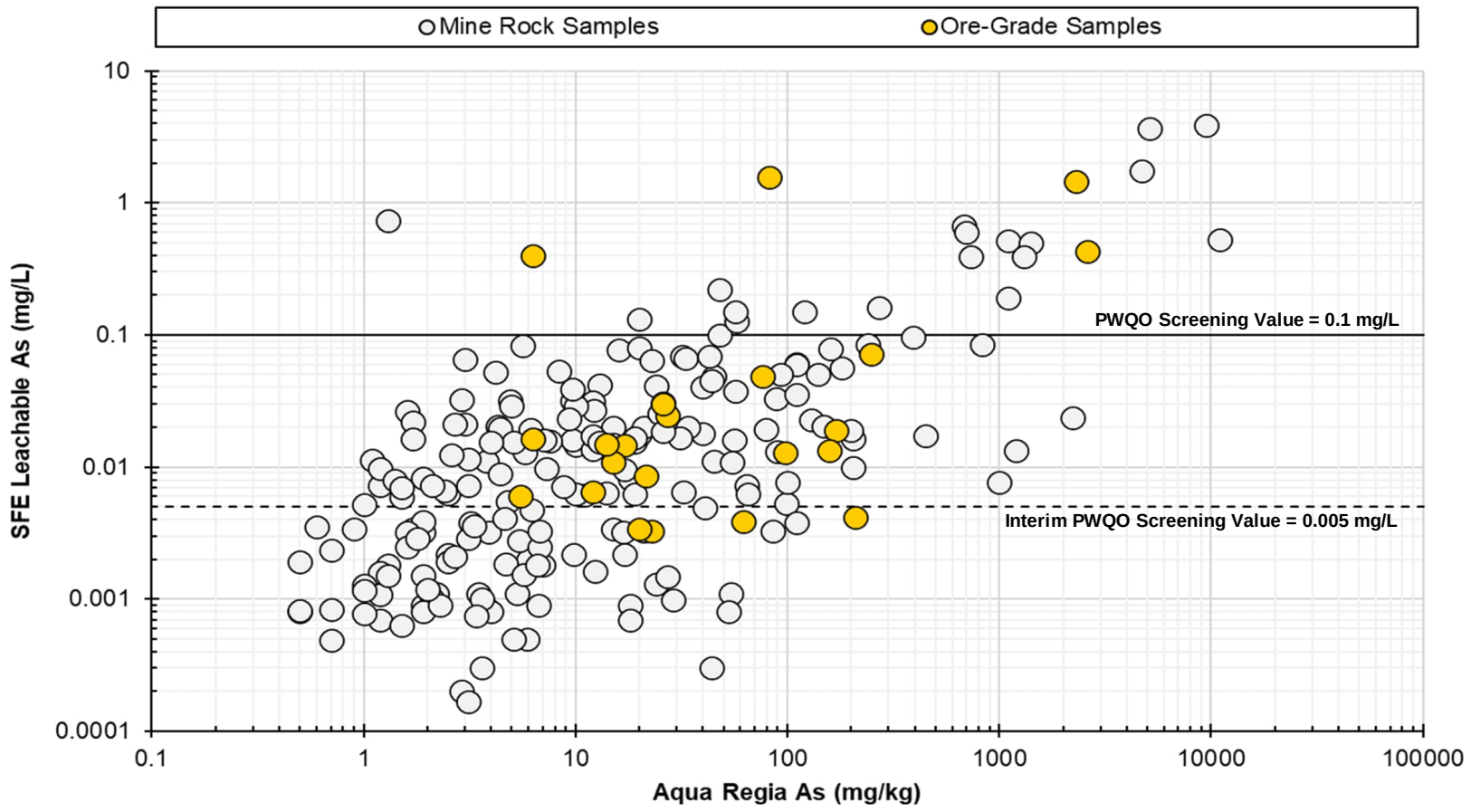

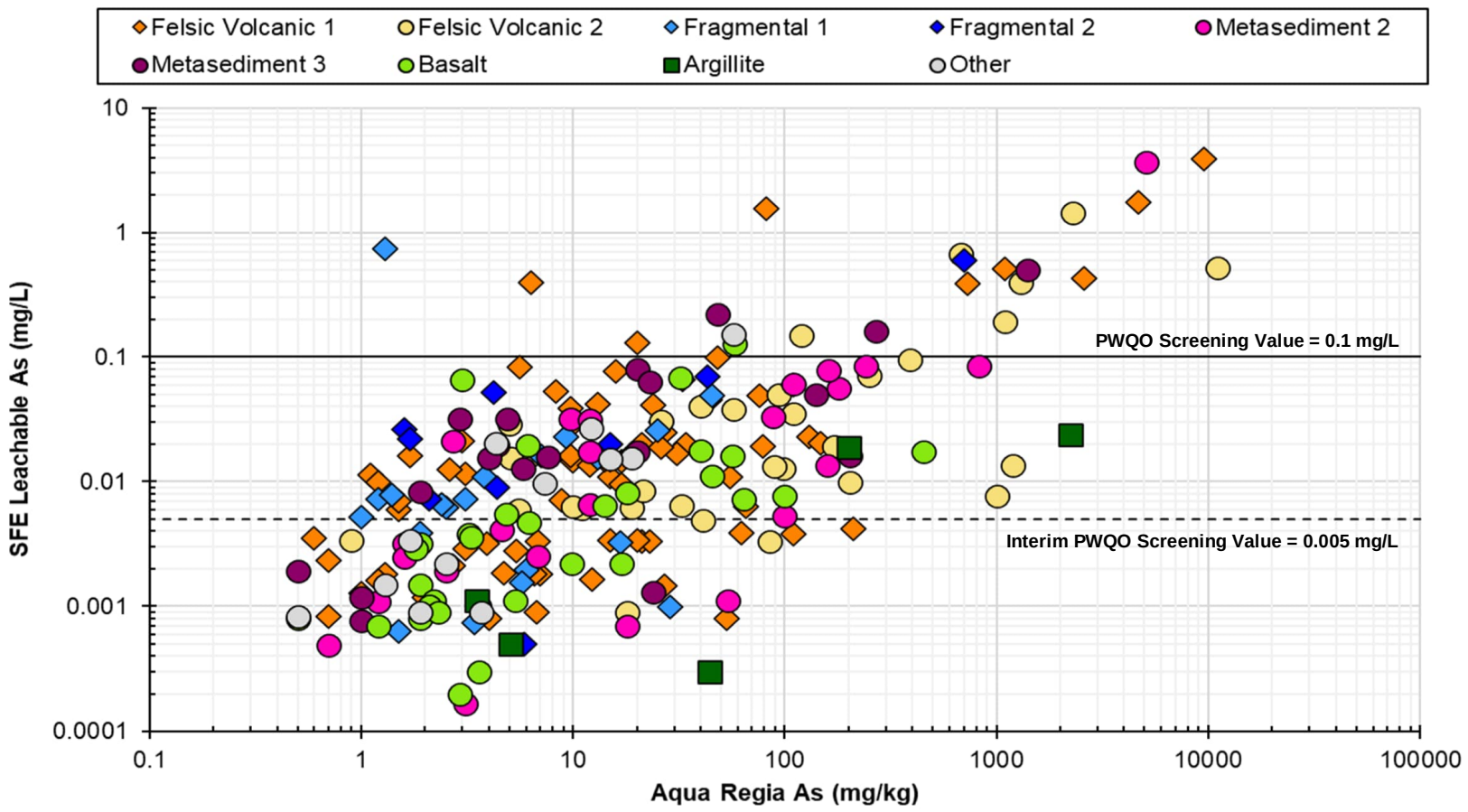

Notes

Screening values are for comparison purposes only and hold no regulatory significance.
Solid phase arsenic content measured by aqua regia digest and ICP-MS.
SFE testing was completed on a subset of samples.

Classification as mine rock or ore-grade materials was based on gold content.

KINROSS

SFE Leachable As vs. Solid As

Geochemistry Summary for Impact Statement

Great Bear Project

Figure Number		5.2-17	
Project Number		OMEMA2303	
Date		Nov. 2025	
Drawn	FM	Reviewed	AK

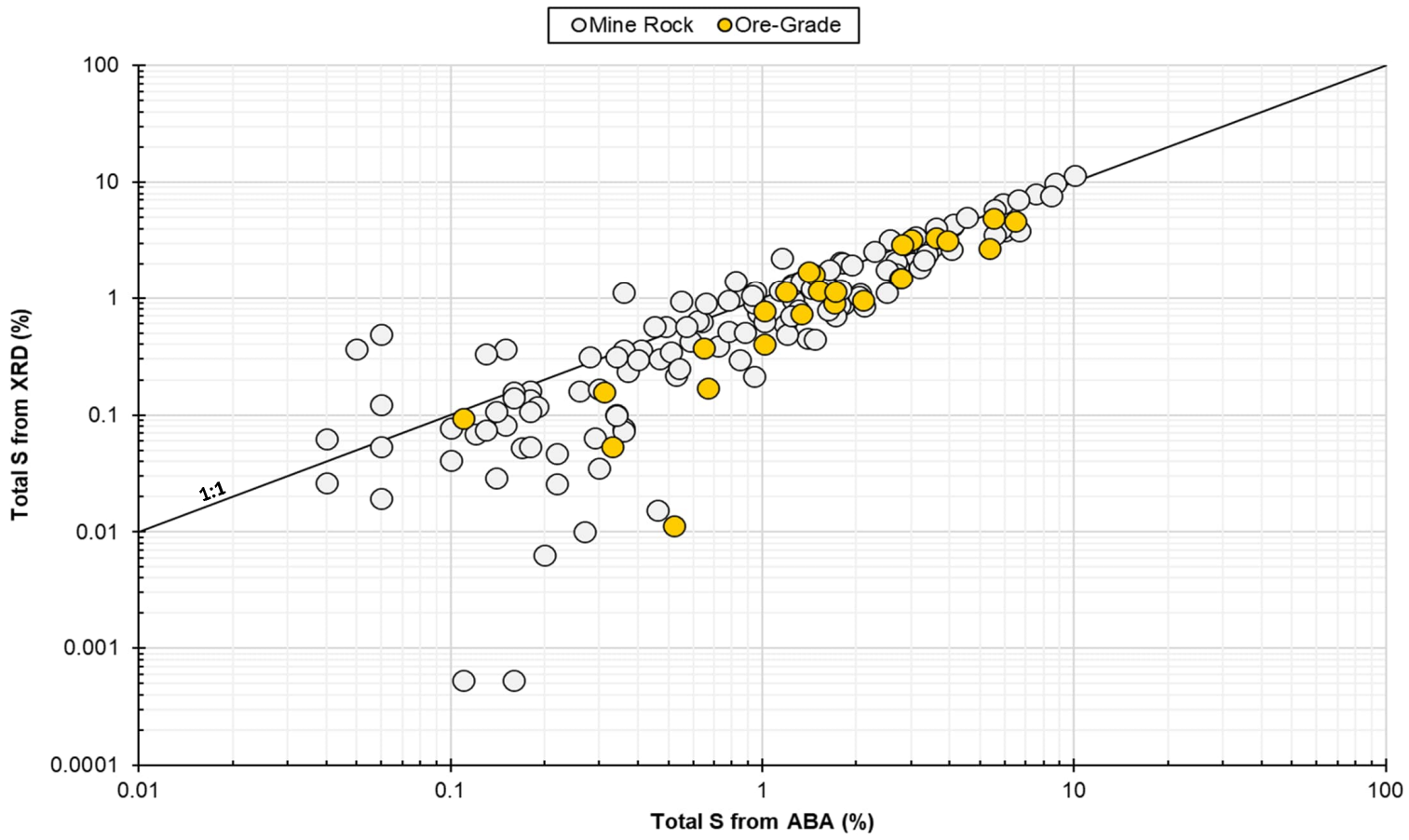

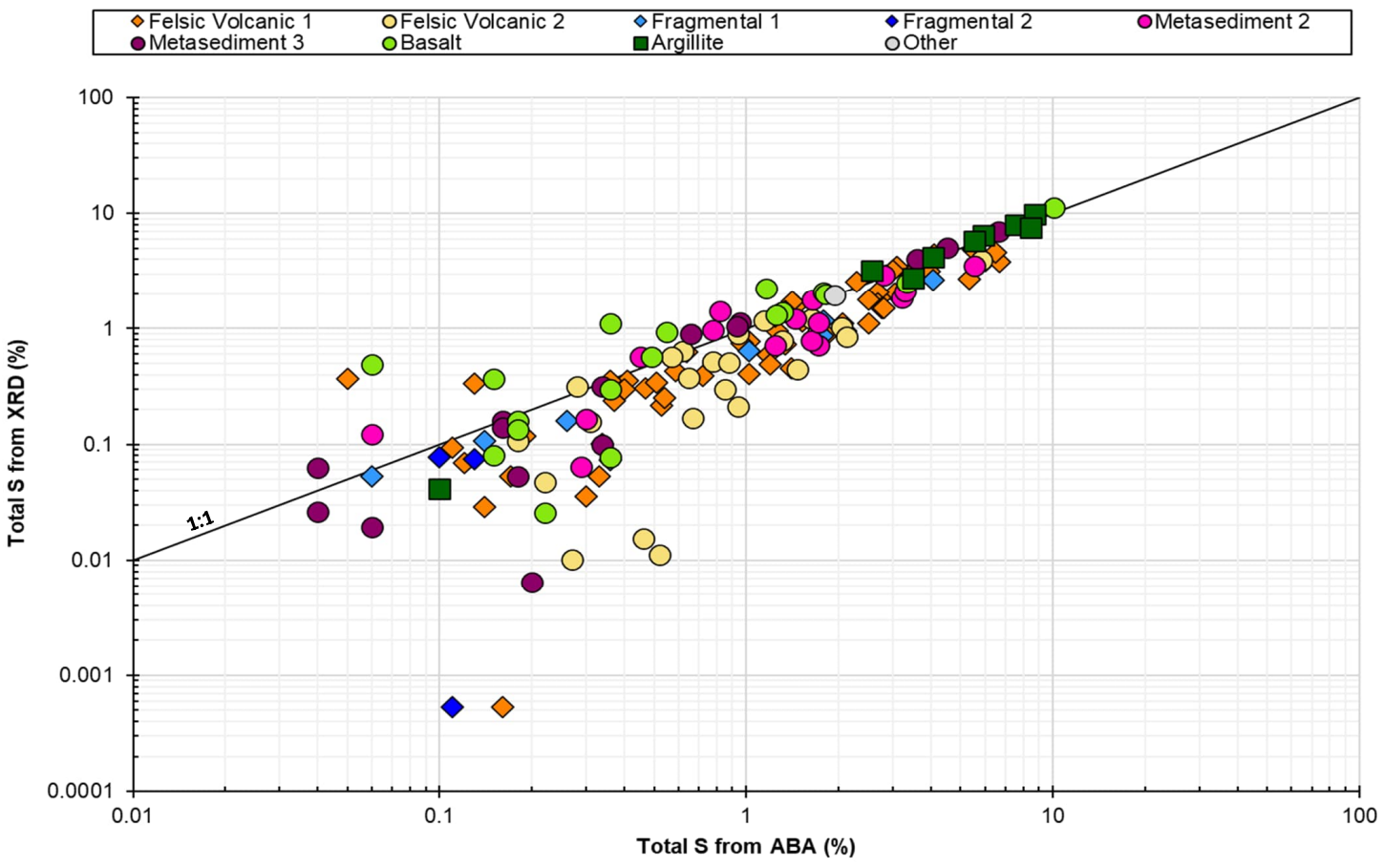

Notes

Total S from XRD based on the sum of sulphide and sulphate species detected during R-XRD testing.

Total S from ABA testing measured by Leco furnace.

R-XRD concentrations are generally reliable at concentrations >0.5%. Detection limits generally range from 0.2-0.5% depending on crystallinity.

Classification as mine rock or ore-grade materials was based on gold content.

KINROSS

Total S from XRD vs. Total S from ABA

Geochemistry Summary for Impact Statement

Great Bear Project

Figure Number		5.2-18	
Project Number		OMEMA2303	
Date		Nov. 2025	
Drawn	FM	Reviewed	AK

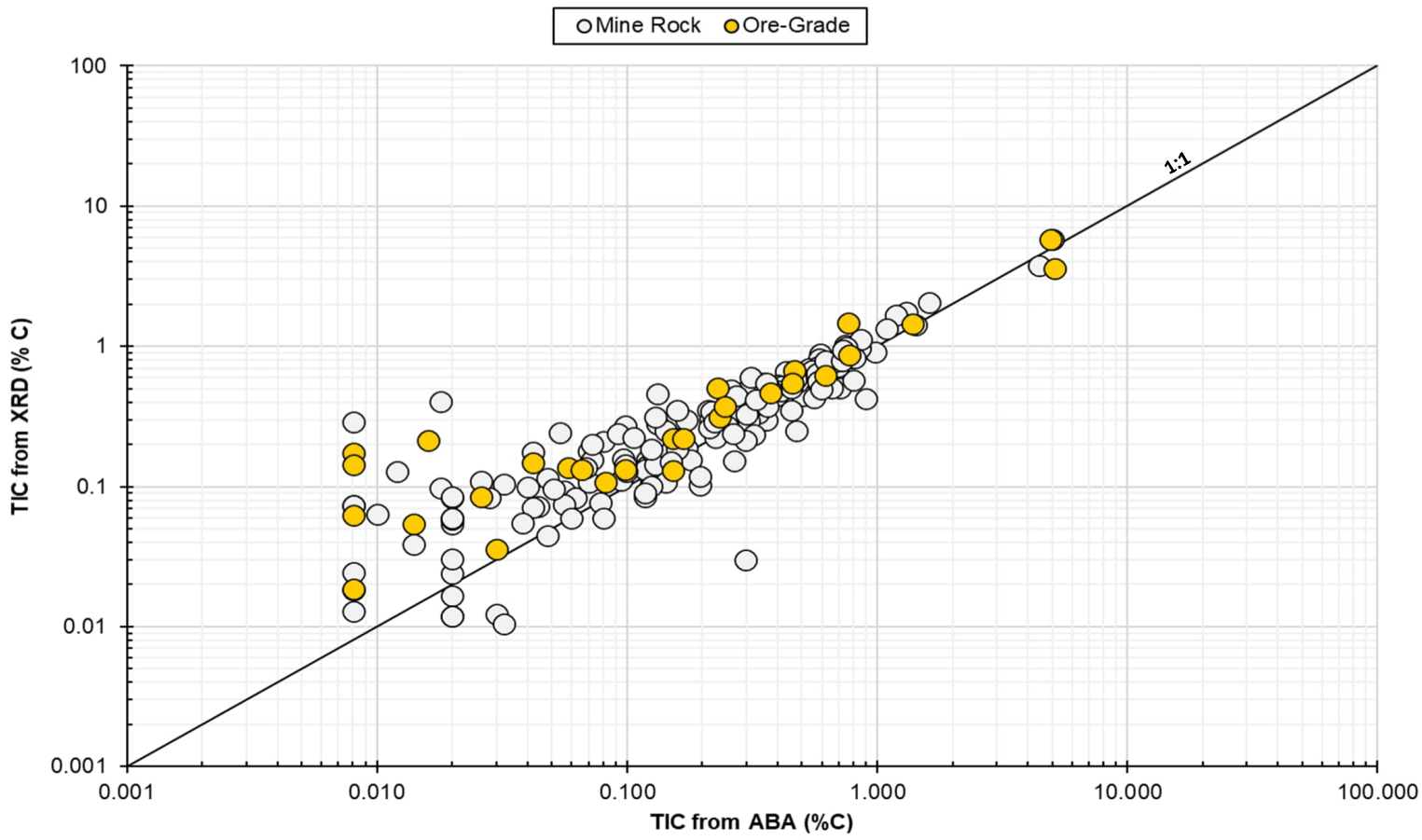

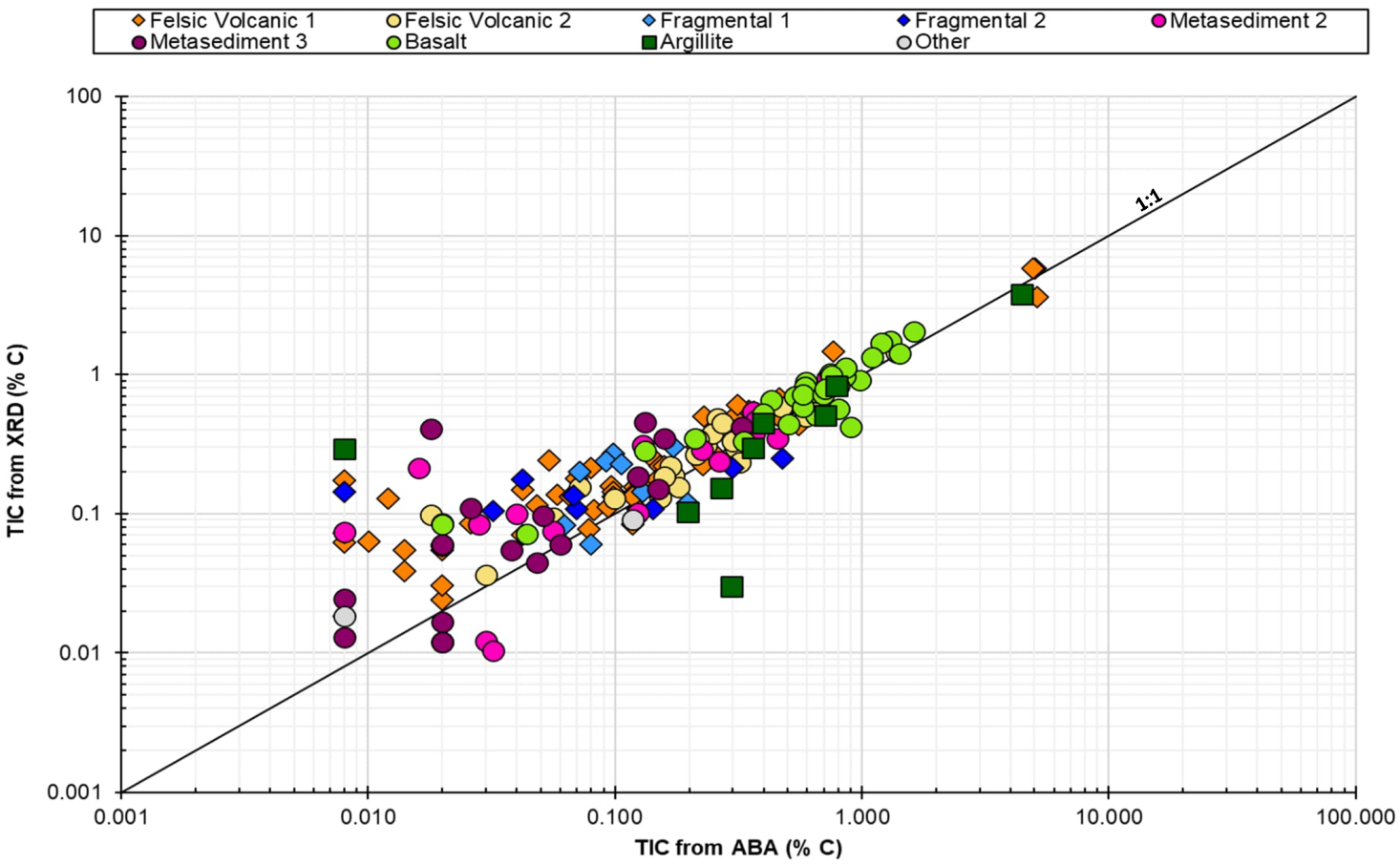

Notes

Total C from R-XRD based on the sum of carbonate species detected during R-XRD testing.

TIC from ABA testing measured by HCl leach and Leco furnace.

R-XRD concentrations are generally reliable at concentrations >0.5%. Detection limitis generally range from 0.2-0.5% depending on crystallinity.

Classification as mine rock or ore-grade materials was based on gold content.

KINROSS

Total C from XRD vs. TIC from ABA

Geochemistry Summary for Impact Statement

Great Bear Project

Figure Number		5.2-19	
Project Number		OMEMA2303	
Date		Nov. 2025	
Drawn	FM	Reviewed	AK

5.3 DETAILED MINERALOGY

5.3.1 *PROGRAM OVERVIEW*

Mineralogy is fundamental to the understanding of the physical and geochemical stability and relative weathering rates of geological materials under different weathering conditions (MEND 2009). The detailed mineralogy program for the Project included 65 samples selected to be representative of key Project rock types as shown in Table 5.3-1. The samples represent the range of geochemical characteristics observed in the static tests for both mine rock and ore-grade materials.

The objectives of the detailed mineralogy study were to establish the range of host minerals for As and other elements of interest and confirm the sulphide, carbonate, and overall mineralogy of the Project rock as expressed in the representative column and humidity cell samples. The work expands on and supports static testing (Section 5.2) and provides detailed mineralogical information to support humidity cell (Section 5.4), column leaching (Section 5.5) and FLB studies (Section 5.6). This section contains data reported up to March 2025.

In addition to understanding the distribution of potential elements of environmental interest in the column and humidity cell programs, knowledge of the different sulphide forms and the understanding of minor elements present within the sulphide minerals can support interpretation of metal leaching observations.

5.3.2 TEST SAMPLES

In total, 65 samples were selected for detailed mineralogy and kinetic tests. Fifty-three samples were analyzed in early 2024 and 12 samples were analyzed in late 2024 (Appendix C1). Samples were identified to represent key rock types in the mine volume (Table 5.3-1). Four of the detailed mineralogy samples (e.g., FV1: DX450232 and Basalt: DX450022, DX450113, DX550101) were used for both column and humidity cell testing.

The detailed mineralogy program included all samples selected for humidity cell and column tests. The samples covered the major rock types expected for the Project and a wide range of PAG and NPAG materials generally covering the range of metal contents, sulphide content and NP observed for the applicable static data (Table 5.3-2).

Samples were selected from available representative sample splits from static testing and included samples with sufficient material for the humidity cell and column kinetic tests and corresponding detailed mineralogy analysis.

Most samples were available as coarse rejects from previous work at SGS in Lakefield, Ontario. The material represented a crush size of <9.5 mm or <6.3 mm and 150 g was further crushed to a P80 (80% passing) 150 µm after which a polished section prepared for mineralogical analysis. For eight of the humidity cell samples (HC-3, HC-4, HC-6, HC-7, HC-13, HC-15, HC-22 and HC-26) only pulverized (80% passing 75 µm) assay pulp material was available for the mineralogy work after humidity cell preparation. For these samples polished sections were prepared directly from the material received. For each sample a 0.2 to 0.5 g split was pulverized to 75 µm and was submitted for representative chemical analysis.

5.3.3 METHODS OF ANALYSIS

Quantitative mineralogy analyses were completed by SGS Lakefield under the direction of WSP. Additional supporting microprobe work was conducted at Queen's University in Kingston, Ontario under the direction of SGS Lakefield and WSP. The work was conducted in two stages including 53 samples analyzed in early 2024 and 12 samples analyzed in late 2024 (Appendix C1).

Each petrographic polished section was subjected to quantitative mineralogy by QEMSCAN including analysis of major and minor mineral constituents. EMPA was also included for selected target minerals to confirm mineral identities and identify minor element content of the primary sulphide minerals identified by QEMSCAN. Geochemical analysis was included to support the quantitative

mineralogy by providing a mass balance check for major constituents. Analytical method descriptions are provided in the subsections below and in Section 4.

Quantitative Mineralogy

QEMSCAN is configured to measure mineralogical variability based on chemistry at the micrometer-scale. The mode of QEMSCAN analysis used for this Project (Appendix C1) was Particle Mapping Analysis. Particle Mapping Analysis is a two-dimensional mapping analysis aimed at resolving liberation and locking characteristics of a generic set of particles. A pre-defined number of particles are mapped at a point spacing selected to spatially resolve and describe mineral textures and associations.

QEMSCAN utilizes both the back scattered electron signal intensity, as well as an energy dispersive X-ray spectral signal at each measurement point and makes no simplification or assumption of homogeneity based on the backscatter electron intensity. The spectral signal is used to assign mineral identities to each measurement point by comparing the spectrum against a mineral species identification program or database.

The raw data as collected by the instrument is extracted, reviewed for quality, and processed offline using the iExplorer software and reported in a standardized format. Processing includes textural and chemical refining of the data and classification into categories to extract appropriate mineralogical data for the program.

The work (Appendix C1) also documents simulated grain-size of the carbonate and sulphide minerals analyzed as well as liberation information gathered during the QEMSCAN processing. The information is available to consult but was not the focus of this study. Additional size reduction of the samples with a focus on mineral identification means the mineral liberation observed will no longer represent the coarser column and humidity cell materials.

Electron Microprobe Analysis

EMPA was conducted using a JEOL JXA-8230 probe in point analysis mode with calibration to reference standards (Appendix C1). Most samples underwent EMPA analysis for target minerals identified in QEMSCAN analysis. Some samples were not analyzed due to a low abundance of minerals of interest. Spot analysis targeted by the operator included quantification of the major elements for each mineral and selected minor elements. A lower limit of detection was determined for minor elements in the analyses using the 3-sigma method.

The sulphide and sulpharsenide minerals selected for analysis and the minor elements quantified for each are shown in Table 5.3-3.

In addition to the minerals summarized in Table 5.3-3, the following additional minerals were analyzed by EMPA:

- Pentlandite $(Fe,Ni)_9S_8$ was detected as a minor component of the sulphide fraction in a number of samples using QEMSCAN. A few of these samples were targeted for analysis by EMPA, but pentlandite targets were not located by the operator and therefore no analyses for pentlandite are currently available.
- The arsenide loellingite ($FeAs_2$) was also detected by two-point analysis in the EMPA data in one sample and analysis of Co, Ni, Sb, and Se (n=1; COL-11 / HC-23) was completed. It is noted that loellingite was not detected in this sample by QEMSCAN.
- EMPA analyses were also completed on two relatively abundant Ca-Al-Silicates (e.g., amphibole and garnet) in several Basalt samples to confirm mineral composition.

The element deportment for the sulphide and sulpharsenide mineral fraction of each sample was calculated based on the mineral mass of each phase from QEMSCAN and the average composition of each phase from the EMPA data.

Geochemical Analysis

Geochemical analysis was conducted for the 65 samples. The geochemical analysis was completed to provide a reference and check on the element totals determined by QEMSCAN and associated element deportment totals. Analytical methods included:

- Total S and TC analysis by combustion using a carbon / sulphur analyzer.

- Whole rock analysis of major elements by borate fusion X-ray Fluorescence.
- Four acid digest to quantify major and trace elements. Quantification was by ICP-OES for the first stage of work and ICP-MS for the second stage of analysis. Four acid digest was completed for quantification of total element content for comparison to QEMSCAN results.
- Aqua-regia digest and quantification by ICP-MS was also included for the second stage of analyses for consistency with interim work at the time and for completeness. Results were consistent with and did not materially affect or contribute to this program.

Whole rock analysis included quantification as major oxides: SiO_2, Al_2O_3, Fe_2O_3, MgO, CaO, Na_2O, K_2O, P_2O_5, MnO, TiO_2, Cr_2O_3, V_2O_5 and LOI. Four acid ICP-OES analysis included quantification of: As, Ag, Ba, Be, Bi, Cd, Co, Cu, Li, Mo, Ni, Pb, Sb, Se, Sn, Sr, Tl, Y, Zn. Aqua regia and four acid ICP-MS analysis included quantification of: Hg (aqua regia only), Ag, As, Al, Ba, B (aqua regia only), Be, Bi, Ca, Cd, Co, Cr, Cu, Fe, K, Mg, Mn, Mo, Na, Ni, P, Pb, S, Sb, Se, Sn, Sr, Ti, Th, Tl, U, V, W, Y, Zn, and Zr. Mercury and B were only provided by aqua regia digestion and ICP-MS since this lower temperature digestion allows Hg and B to be non-volatile under the analytical conditions.

The above-described work represents direct analysis of the sample splits prepared for the detailed mineralogy and kinetic test work. Each sample is also represented by static test work (Section 5.2) applicable to that sample that will generally include at least ABA, element content by aqua regia and four acid digestion and ICP-MS. In addition, some samples included SFE, R-XRD, NAG pH and NAG leachate. The static four acid digest results were considered the reference values for interpretation of the detailed mineralogy and metal leaching results.

5.3.4 DATA ANALYSIS AND INTERPRETATION

The detailed mineralogical assessment focused on As, Cd, Co, Cu, Mo, Ni, Pb, Sb, Se and Zn as they are the principal elements observed to be associated with the sulphide fraction of the samples and have regulatory water quality guidelines that are potentially applicable to the Project. Iron, which is the predominant element in the sulphide minerals, was also considered since it is potentially relevant in metal release from oxidizing sulphide minerals and when oxidized also produces iron oxyhydroxide surfaces capable of sorbing As and other minor / trace elements.

Other elements of interest identified in the static program (Section 5.2.5) including V, P, Cr, W and U may be present in relatively low abundance and likely without association to the sulphide fraction of the samples. In addition, none of these elements were greater than the applicable screening values in column studies (Section 5.5).

Mercury is a potential element of interest from an environmental perspective. However, static test work has shown that solid phase mercury concentrations are very low with 75th percentile concentrations below the analytical detection limits (<0.05 and <0.005 mg/kg) and was not expected to be well resolved in this mineralogy study. In addition, no SFE leachates in static testing had concentrations greater than the PWQO screening value (0.0002 mg/L). Mercury was also not identified as a neutral metal leaching concern in column and humidity cell tests. Steady-state concentrations in column leachates were consistently below the screening value and humidity cell release rates were similarly low and based on concentrations consistently below the screening value. Consistent with the low overall concentrations, Hg was not observed as a discrete mineral phase in the QEMSCAN analysis or as a minor element in EMPA analysis of sulphide minerals.

QEMSCAN and EMPA

SGS Lakefield detected numerous mineral phases in the suite of samples and a mineral list was developed with the iExplorer processing software. Simulated element assays were calculated from the QEMSCAN data and compared to the applicable chemical reference analysis. Deviation between the calculated QEMSCAN assays and actual assays may occur due to the solid solution chemistry of some minerals.

A proposed number of EMPA analyses for target minerals (Table 5.3-4) in each polished section was roughly scaled from QEMSCAN mineral abundance by SGS Lakefield in consultation with WSP. The number of proposed analyses per section was identified to the analyzing laboratory (Queen's University). The actual numbers of analyses completed approached the target values, but in a few cases were limited by the ability of the operator to locate sufficient targets especially for low abundance minerals in a given section. EMPA quantification of relevant minor elements in each

sulphide mineral was determined by the operator and confirmed by inspection of X-ray spectra at the time of analysis.

The QEMSCAN sulphide mineral modal distributions along with the EMPA data were used to determine the elemental deportment by sulphide mineral for each sample. Elemental deportment was calculated for S, Fe, As, Cd, Co, Cu, Mo, Pb, Ni, and Zn. Since probe data was not available for pentlandite, an assumed stoichiometry for this mineral ($Fe_{4.5}Ni_{4.5}S_8$) was applied.

For some minerals a low and high concentration range of some minor elements were observed. For these situations, a threshold approach was applied where a higher concentration was assigned when the average concentration of that element was above a prescribed threshold for a given mineral. The high and low concentration EMPA averages were applied to the selected samples as shown in Table 5.3-5.

5.3.5 QUALITY ASSURANCE AND QUALITY CONTROL

Upon receipt, laboratory data quality was reviewed. QA / QC protocols included a comparison of element of interest concentrations that were determined among the different analytical programs for the same samples. This included the four acid ICP-OES / MS results from the detailed mineralogy program, the four acid ICP-MS analysis from static testing, and the QEMSCAN / EMPA (deportment) totals. Results were in generally good agreement. Specific variance where it was noted is discussed for the applicable results (Section 5.3.8).

A comparison of the ABA results from static testing and corresponding speciated sulphide and carbonate QEMSCAN results was included as well as a comparison of mineralogy by R-XRD and QEMSCAN. The ABA and QEMSCAN results were generally in agreement, however, low levels of sulphate sulphur (assumed to be present as gypsum / anhydrite) was detected in all samples in QEMSCAN which contrasted distinctly with sulphate determinations by ABA at notably higher concentrations and is described in Section 5.3.8. The R-XRD and QEMSCAN results were similar overall for major minerals identified (generally greater than 10%) and a discussion of the results from these two programs are also provided in Section 5.3.8.

5.3.6 RESULTS - QUANTITATIVE MINERALOGY AND EMPA

Detailed mineralogy and EMPA results for the 65 samples are described in the following subsections with supporting information provided in Appendix C.

QEMSCAN

The overall modal mineralogy of the samples organized by lithology are summarized below and in Figure 5.3-1 to Figure 5.3-5:

- The sulphide mineral content varied from trace to over 10 wt.% in a few samples and included primarily pyrite (0.02 to 11.5 wt.%) and sometimes pyrite and pyrrhotite (0 to 16.8 wt.%). Other sulphide minerals including arsenopyrite (FeAsS), chalcopyrite ($CuFeS_2$), gersdorffite-cobaltite (Fe,Ni,Co)AsS, sphalerite (Fe,Zn)S, and / or galena (PbS) were observed at 1 wt.% to a few wt.% in one or more samples. Molybdenite (MoS_2) and pentlandite ($(Fe,Ni)_9S_8$) were not detected in the majority of samples. When detected they were at trace concentrations (<0.1 wt.%) except for pentlandite for a single Metasediment 2 sample (HC-15; 0.7 wt.%). [4]
- Notably lower total sulphide mineral content was observed for the Metasediment 3 (<0.73 wt.%; Figure 5.3-3), Basalt (<1.4 wt.%; Figure 5.3-4) and Fragmental 2 samples (<1.1 wt.%; Figure 5.3-) which is consistent with the observed generally lower S contents of these units. The highest pyrite (11.5 wt.%) and pyrrhotite (16.8%) content were observed in Argillite samples HC-26 and COL-1, respectively (Figure 5.3-3). Sulphide mineral content of the samples is further discussed below in relation to element deportment (Section 5.3.7).

[4] Pentlandite in this Metasediment 2 sample represented 5% of the sulphide fraction by mass and two lower sulphur content Felsic Volcanic 1 samples (HC-7 and COL 29) had low pentlandite concentrations that represented around 1% of the total sulphide content with the rest of samples having low or undetectable amounts.

- Calcite was the primary carbonate mineral observed among all samples (Figure 5.3-1 to Figure 5.3-5) ranging from 0.02 to 11 wt.% with dolomite / ankerite generally observed in trace amounts ranging from 0 to 0.8 wt.%. Except for Basalt, the calcite content of all lithologies was variable and was often observed at only trace concentrations. Basalt samples (Figure 5.3-4) contained higher calcite content (range 2.2 to 11 wt.%).
- For broader context, the principal mineralogy of Felsic Volcanic and Metasediment lithologies contained quartz, plagioclase (albite / oligoclase), and sericite / muscovite (Figure 5.3-1 to Figure 5.3-3). However, Metasediment 2 samples (Figure 5.3-3) generally contained a higher abundance of biotite (6.4 to 31 wt.%) and sometimes more chlorite (0.80 to 18.3 wt.%). More calcic plagioclase forms (e.g., labradorite and bytownite / anorthite) were detected at relatively low concentrations in most samples compared to the more sodic albite / oligoclase. A few samples, primarily from Felsic Volcanic 1, had calcic plagioclase in greater abundance than the sodic form.
- Argillite samples also primarily contained quartz and plagioclase (albite / oligoclase; Figure 5.3-3). Other silicate minerals between 1 and 9% in the two samples included biotite, chlorite, and clays. Calcic plagioclase (anorthite / bytownite and labradorite) was also observed between 2.7 to 6.7 wt.% in one of the Argillite samples.
- Amphibole was the most abundant mineral for Basalt samples in the range of 20 to 61 wt.% (Figure 5.3-4). It is noted that diopside ($CaMgSi_2O_6$) was identified by R-XRD in some samples but may not be well resolved by QEMSCAN and could be reporting with the amphibole results in some cases. Quartz, sodic plagioclase (albite / oligoclase), and sericite / muscovite were observed at lower abundance (e.g., quartz, 5.3 to 22 wt.%; albite / oligoclase, 3.3 to 30 wt.%; sericite / muscovite, 0.17 to 6.5 wt.%. A couple of Basalt samples had calcic plagioclase (labradorite and bytownite / anorthite) identified in greater abundance than the sodic form.
- Fragmental lithologies predominantly contained quartz, plagioclase (albite / oligoclase) and sericite / muscovite (Figure 5.3-5). Biotite was observed in most samples in the range of 2.6 to 31 wt.% and a greater abundance of calcic plagioclase (anorthite / bytownite and labradorite; 1.1 to 10 wt.%), amphibole (1.4 to 5.8 wt.%), and garnet (3.2 to 3.5 wt.%) were also observed in two of the samples. Other silicate minerals included chlorite and clays in the range of 1.1 to 23 wt.%.
- More calcic plagioclase forms (e.g., anorthite / bytownite and labradorite) were detected at relatively low concentrations in most samples compared to the more sodic plagioclase forms (e.g., albite / oligoclase). A small number (eight), primarily Felsic Volcanic 1 samples had calcic plagioclase in greater abundance than the sodic form.
- Iron oxides were present in all samples at trace to moderate levels and ranged from 0.11 to 6.96 wt.%.

EMPA

EMPA was used to determine minor element concentrations in key mineral phases that were identified by QEMSCAN. The discussion below presents the minor element information by targeted mineral hosts. A summary of analyses and detailed EMPA results grouped by mineral and sample are presented in Appendix C2 including overall statistics for each mineral analyzed. Corresponding summary statistics by sample are provided in Appendix C3.

Pyrite and Pyrrhotite

- Cobalt, Ni and As occurred as minor elements in pyrite and were generally low and close to the detection limits (0.03 to 0.04 wt.%) for most samples. However, some samples contained concentrations up to 2.0, 1.1 and 1.8 wt.% Co, Ni and As, respectively. Samples identified with elevated Co, Ni and As are summarized in Table 5.3-5 along with the approach used to manage deportment calculations for the variable element contents observed.
- Similarly, Co and Ni occurred as minor elements in pyrrhotite and were also low and close to detection limits. However, more elevated Ni concentrations up to 0.7 wt.% were observed in a number of samples (Table 5.3-5). In comparison, slightly elevated concentrations of Co in pyrrhotite at up to 0.12 wt.% was observed for three Basalt samples (COL-8, HC-20, and HC-22).
- Selenium was only rarely detected in pyrite and pyrrhotite. Concentrations up to 0.28 wt.% in pyrite and 0.09 wt.% in pyrrhotite were observed in COL-33 (Fragmental 2) and COL-16 (Felsic Volcanic 1), respectively.

Arsenic Minerals

- Cobalt and Ni content in arsenopyrite varied from sample to sample. Co was consistently below the detection limit for most samples but was more elevated in some samples with concentrations up to 4.5 wt.% for COL-2 (Metasediment 2). Samples that had elevated Co usually also had elevated Ni content (but less than Co with maximum concentration 1.4 wt.%). However, sample HC-2 (Felsic Volcanic 1) with some elevated Co concentrations (up to 0.48 wt.%) consistently had Ni below detection limit, whereas sample COL-18 (Felsic Volcanic 1) contained elevated Ni at up to 0.65% but Co consistently below detection limit.
- Results confirmed sulphide and sulpharsenide mineralogy identified by QEMSCAN with one exception (COL-11 / HC-23) where two analyses of the Fe arsenide mineral loellingite ($FeAs_2$) were observed by EMPA but not detected in QEMSCAN. The loellingite composition for the two analyses completed included Co and Ni substituting for Fe. Cobalt and Ni content ranged from 2.1 to 4.7 wt.% and 4.4 to 7 wt.%, respectively.
- Gersdorffite-cobaltite analysis included fifteen points for HC-15 (Metasediment 2), a single point for COL-2 (Metasediment 2), six points for COL-7 (Basalt), and two points for COL-33 (Fragmental 2). Though the number of analyses were limited, the results indicate variability in Co and Ni content with Co-rich (cobaltite) identified in three of the samples (COL-2, COL-7, COL-33) and Ni-rich (gersdorffite) identified in the fourth (HC-15). Solid solution Fe content for cobaltite analyses ranged from 4.9 to 8.6 wt.% and for gersdorffite 9.0 to 11 wt.%.
- Analyses of gersdorffite in HC-15 (Metasediment 2) detected Sb at up to 0.17 wt.%, while cobaltite analyzed in COL-2 (Metasediment 3) and COL-7 (Basalt) had undetectable Sb.
- Antimony concentrations in arsenopyrite were generally at or below detection limit with a few analyses above detection and one analysis out of 77 with an Sb content of 0.6 wt.%.
- Selenium was not detected in arsenopyrite or gersdorffite-cobaltite although detection limits were elevated (0.26 wt.%) in comparison to other minerals (0.02 to 0.03 wt.%).

Sphalerite

- Iron solid solution replacing Zn in sphalerite generally varied over a narrow range within a given sample but was as low as 0.4 wt.% for COL-27 (Felsic Volcanic 2), a sample with a small amount of sphalerite. Median Fe concentrations in sphalerite for the rest of the samples analyzed ranged from 2.5 to 7.5 wt.%. Cadmium and Mn were consistently detected as minor elements in sphalerite with Cd present at up to 0.6 wt.% and Mn up to 0.4 wt.%. Selenium was consistently less than 0.03 wt.%.

Chalcopyrite

- Minor elements substitutions in chalcopyrite were low with Co, Ni and Se consistently less than 0.03 wt.%.

Galena

- For the three samples analyzed, minor elements substitutions in galena were not detected with the exception of selenium around the detection limit (0.03 wt.%). The highest selenium concentration (up to 0.6 wt.%) was observed for HC-4 (Felsic Volcanic 1).

5.3.7 RESULTS – MINERAL / ELEMENT ASSOCIATIONS AND DEPORTMENT

Based on the mineralogical analysis completed some elements are singly associated with specific minerals. Cadmium and Zn were hosted only by sphalerite, molybdenite was the only host for Mo, and galena was the only mineral host for Pb. Copper was primarily hosted by chalcopyrite with very low concentrations of Cu sometimes observed in pyrite and pyrrhotite. Selenium and Sb were observed in minor to trace concentrations and exhibited limited resolution in the current work. Consistent with low to undetectable solid phase concentrations in the samples, Hg was not observed in QEMSCAN or EMPA analyses.

For other elements including As, Co, Fe and Ni, element associations among the sulphide minerals is more complex and described herein as deportment. Element and mineral associations for the deportment analysis that follows is summarized in Table 5.3-6.

Iron Deportment

As discussed previously, the sulphide Fe fraction is not an element of direct environmental interest but rather is potentially important in minor element mobility due to interactions during sulphide oxidation. Iron oxyhydroxides formed by sulphide oxidation also have the potential to adsorb dissolved As and metals.

The proportion of Fe hosting sulphide mineral phases are shown in Figure 5.3-6. Note that the sample order for this plot is grouped first by lithology and then by increasing ABA total S content.

- The Felsic Volcanic 1 samples had most Fe from pyrite. Three samples (COL-19, COL-21, HC-34) had a greater proportion of Fe from pyrrhotite than pyrite and two samples (COL-16 and HC-2) had the main Fe hosts split among pyrite, arsenopyrite and pyrrhotite. Greater than 10% of the Fe was hosted in chalcopyrite in two samples (HC-6 and COL-22). Four samples (COL-30, COL-22, HC-4, and HC-9) had greater than 5% of the Fe in sphalerite.
- The Felsic Volcanic 2 samples, similar to Felsic Volcanic 1 samples, had Fe primarily from pyrite or a mix of pyrite and pyrrhotite. Two of the samples (COL-17 and COL-26) had arsenopyrite and pyrite as the main Fe hosts.
- Metasediment samples (MS2 and MS3) had Fe primarily hosted in both pyrite and pyrrhotite.
- Basalt samples also had mixed Fe from both pyrite and pyrrhotite with a generally higher proportion from pyrrhotite. About half of the Basalt samples had greater than 5% of the Fe from chalcopyrite.
- Fragmental 2 samples had Fe primarily hosted in pyrrhotite for three samples (COL-31, COL-34, HC-35), arsenopyrite for one sample (COL-32), and mixed pyrite and pyrrhotite for one sample (COL-33). The Fragmental 1 sample had Fe almost completely from pyrite while the two argillite samples had Fe exclusively from pyrite and pyrrhotite.

Arsenic Deportment

The proportion of As hosting sulphide mineral phases are shown in Figure 5.3-8 grouped by lithology. Note that for this plot the arrangement of samples within each lithology is by increasing As content.

- Pyrite or arsenopyrite were the primary As hosts in most samples for all lithologies with some Felsic Volcanic 1 and Felsic Volcanic 2 samples having a mixture of pyrite and arsenopyrite.
- Pyrite or arsenopyrite were the primary As host in most Metasediment and Fragmental samples. Some samples had gersdorffite-cobaltite as the primary As host including Metasediment 2 (HC-15), Metasediment 3 (COL-5, COL-6), and Fragmental 2 (HC-36, COL-33). The single Metasediment 2 sample (HC-15) with the more Ni-rich form (gersdorffite) identified had relatively high S and As content. All other samples with this As host mineralogy typically had the more Co-rich form (cobaltite) and low S (≤0.2%) content.
- Pyrite or arsenopyrite were the primary As host in most Basalt samples. Some samples of basalt (HC-22, COL-7, COL-8) had gersdorffite-cobaltite as the main As host. The Co rich (cobaltite) end member was identified in one Basalt sample (COL-7).

Cobalt and Nickel Deportment

Sulphide mineral proportions that host Co and Ni are shown in Figure 5.3-9 and Figure 5.3-10 respectively. Note that for these plots the arrangement of samples within each lithology is by increasing Co and Ni content.

- Pyrite was the primary Co host for most samples, followed by gersdorffite-cobaltite in some Metasediment (COL-2; Metasediment 2, HC-15; Metasediment 2, COL-5; Metasediment 3, COL-6; Metasediment 3), Basalt (COL-7, COL-8, HC-22), and Fragmental 2 (COL-33 and HC-35) samples and arsenopyrite in one Felsic Volcanic 1 sample (HC-34), one Basalt sample (HC-23 / COL-11), and two Fragmental 2 (COL-31 and COL-32) samples. One Felsic Volcanic 1 sample (HC-2) and two Felsic Volcanic 2 samples (COL-17 and COL-26) had a mixture of Co from pyrite and arsenopyrite.
- Pyrite was the primary Ni host in Felsic Volcanic samples. Felsic Volcanic 1 samples often had pentlandite as a prominent Ni host including three samples where it was the primary host (HC-7, HC-29, COL-29). Other samples had pyrrhotite as an important host (HC-2, COL-19, and COL-

29) and in one case was the primary Ni host (HC-34). Pyrrhotite and arsenopyrite were other prominent hosts of Ni in most Felsic Volcanic 2 samples.

- Mixtures of varying Ni host minerals including pyrite, pyrrhotite, gersdorffite-cobaltite, and pentlandite were common in Metasediment and Basalt samples. Pyrite was the primary Ni host in one Metasediment 2 sample (COL-4) and gersdorffite-cobaltite was the primary Ni host in one Basalt sample (COL-7).
- The two Argillite samples had Ni primarily from pyrite and pyrrhotite with one sample also identifying pentlandite.
- The Fragmental 1 sample had Ni primarily from pyrite with a small amount from pentlandite. The Fragmental 2 samples had Ni primarily in the form of mixtures of varying Ni host minerals including pyrrhotite, arsenopyrite, gersdorffite-cobaltite, and pentlandite.

5.3.8 RESULTS – COMPARISON WITH STATIC RESULTS

QEMSCAN and Geochemical Data Comparison

QEMSCAN totals were reconciled by SGS Lakefield to the chemical analysis for TC, total S and major cations by digestion-ICP analysis. Results were in generally good agreement (SGS reports in Appendix C1).

Reconciliation of the minor elements of interest for this study are provided in Appendix C4. Comparisons included: mineralogy program subsample (ICP-OES or ICP-MS) and static testing results (ICP-MS); mineralogy program subsample (ICP-OES or ICP-MS) and QEMSCAN / deportment totals; and QEMSCAN / deportment and static testing results (ICP-MS). Comparison of Se and Sb were not included since they were present at low concentrations with poor resolution in the quantitative mineralogy analysis. Due to low sphalerite content in the samples for the second stage of analysis, Cd content was also notably low and deportment was not quantified or compared for those samples.

- Four acid ICP-OES or ICP-MS for the mineralogy subsample when compared to the static program four acid ICP-MS analysis had generally good agreement for all elements including As, Cd, Co, Cu, Pb, Mo, Ni and Zn though some original static testing results were limited by more elevated ICP-OES detection limits. Results suggest good replication during the subsampling process.
- Four acid ICP-OES or ICP-MS for the mineralogy subsample when compared to the deportment totals were similarly in generally good agreement for As, Cd, Cu, Pb and Zn subject the ICP-OES analytical detection limits for the original sample set. Cobalt, Mo and Ni showed more scatter with a less distinct trend. The lack of a trend for Mo is attributed to low Mo concentrations in the samples. However, in the case of Co and Ni, poor fits in results probably indicate poor resolution in the QEMSCAN deportment calculations and assumptions since those elements are also distributed among multiple hosting minerals with variable stoichiometry (e.g., Co and Ni in gersdorffite-cobaltite, Co and Ni in arsenopyrite, Co and Ni in pyrite and Ni in pentlandite and pyrrhotite).
- Comparison of static results (ICP-MS) and QEMSCAN deportment results also have generally good agreement for As, Cd, Cu, Pb, and Zn with increasing scatter at decreasing concentrations. As for the mineralogy subsample and QEMSCAN results above, reproducibility for Co, Mo and Ni is generally poor and probably reflects low concentrations for Mo and poor resolution in deportment calculations for Ni and Co.

It was noted that the deportment calculated As sometimes underestimated the measured As content in the sample. This may represent poor detection of a high As content phase in relatively low abundance for those samples. Therefore, an estimate of the possible missing As sulphide was calculated for these samples when deportment calculated As totaled less than 90% of the measured As.

- An As concentration was assigned to an inferred As sulphide by subtracting the QEMSCAN As from the As determined by static testing. The As deportment was then recalculated for each host mineral phase based on the total As from static testing.

- For samples inferred to be missing a possible As sulphide in the QEMSCAN analysis, a check was made that the small amount of additional S was still in general agreement with the total ABA S value. For these samples the results agreed within the limits of expected analytical variation.
- Based on these calculations, corrected As deportment data was produced and is shown in Figure 5.3-11, which now includes an undifferentiated (und.) As sulphide phase. Arsenic sulphide (und.) likely represents unquantified arsenopyrite or in some cases gersdorffite-cobaltite. Note that the arrangement of samples within each lithology is by increasing As content in Figure 5.3-11.

As noted previously, Fe associated with sulphide in the samples may be of particular importance for metal leaching. Total Fe derived by four acid digest for most samples will overestimate Fe in sulphide phases as Fe from crystalline Fe oxides and Fe in silicate minerals are likely to be released during four acid digestion. Aqua-regia digest is potentially more suitable since it is expected to dissolve sulphide minerals, with little or more limited dissolution of Fe from the crystalline oxide and silicate fractions.

- A comparison of QEMSCAN sulphide Fe with aqua-regia and four acid extracted Fe from static data for the mineralogy sample set is provided in Figure 5.3-12. Results identified slightly higher but somewhat similar Fe extraction for most lithologies in the four acid digest compared to the aqua-regia digest.
- Only the Basalt samples with more mafic minerals had substantially more Fe extracted by the four acid digest.
- Results also indicated aqua-regia Fe is only a good predictor of sulphide Fe at high sulphide content. For lower sulphide content samples small quantities of non-sulphide Fe in the aqua-regia digest become a substantial fraction of the Fe observed making the association poor.

Comparison of Detailed (QEMSCAN) and Static (R-XRD) Mineralogy

The R-XRD and available QEMSCAN data for samples where there are results from both methods (n=43) were compared in Appendix C5. The results were similar overall for major minerals identified (generally greater than 10%). As expected QEMSCAN was able to identify minor and trace minerals in the samples. Though the QEMSCAN method was able to resolve lower concentration minerals in the samples based on chemical signatures of individual particles, R-XRD is complimentary since the analysis is based on the X-ray diffraction response to mineral structures.

The focus of this work was on characterizing the carbonate and sulphide mineral fractions in the samples. Generally, other major and minor silicate and oxide minerals were also classified by QEMSCAN, but there are a few notable considerations due to the differences in analytical techniques which are identified below:

- Clay minerals by QEMSCAN will not align directly with R-XRD results. QEMSCAN will group a number of clay minerals (e.g., kaolinite, illite, montmorillonite) due to limited chemical spectra by grain size. For the Project data, R-XRD identified kaolinite in a few samples and grouped illite with sericite / muscovite. In addition, fine grained mica minerals (muscovite and biotite) and chlorite may also be grouped with clays in the absence of good chemical spectra.
- Diopside ($CaMgSi_2O_6$) was identified by R-XRD in about half the samples without a corresponding phase by QEMSCAN. Diopside may be grouped with amphiboles by QEMSCAN since various calcium silicates can be difficult to resolve with QEMSCAN alone.
- Dravite ($NaMg_3Al_6(BO_3)_3Si_6O_{18}(OH)_4$) was identified in two samples by R-XRD including one sample at 10 wt.% but was not identified by QEMSCAN. QEMSCAN cannot detect B (low atomic mass) and the composition of dravite is otherwise very similar to chlorite so QEMSCAN may be classifying dravite as chlorite when present.
- Trace concentrations of rutile were reported by R-XRD but not identified by QEMSCAN.

Mineralogy Analysis of AP

ABA data and corresponding speciated sulphide results from detailed mineralogy are tabulated for reference in Appendix C6. QEMSCAN results identified acid generating sulphide minerals (pyrite, pyrrhotite, chalcopyrite, arsenopyrite, gersdorffite-cobaltite, pentlandite and molybdenite) and non-acid generating sulphides (sphalerite and galena).

Sulphate S (assumed to be present as gypsum / anhydrite) was detected in low abundance in all samples in QEMSCAN which contrasted distinctly with sulphate determinations by ABA at notably higher concentrations. The difference appears to be as a result of overestimated sulphate in ABA by dissolution of pyrrhotite in some samples as hypothesized in Section 5.2.4.

- QEMSCAN sulphate S was observed with a range of 0.001 to 0.028% and ABA sulphate S ranged from 0.01 to 6%. As discussed in Section 5.2, higher ABA sulphate S (by the HCl leach test) was inferred to be related to pyrrhotite dissolution, which is a known interference in the test.
- A plot of QEMSCAN sulphate and pyrrhotite S vs. ABA sulphate S (Figure 5.3-13) supports the pyrrhotite dissolution hypothesis with increasing sulphate S observed with increasing pyrrhotite S content.
- Two moderate to high S Felsic Volcanic 1 samples (e.g., COL-14 and COL-18) identified notably higher ABA sulphate S than pyrrhotite S. Pyrite is the primary sulphide phase in these samples by QEMSCAN and assuming all of the pyrite was resistant to dissolution in the HCl extraction, the higher sulphate S concentrations for these samples may indicate an underestimate of pyrrhotite content by QEMSCAN in these pyrite rich samples or subsample variability.

To further support an understanding of AP in the samples, the distribution (deportment) of S among the various sulphide minerals is provided in Figure 5.3-14. Samples are grouped by lithology and arranged by increasing ABA total S content.

- All samples among the lithologies had S mostly associated with acid generating sulphide minerals, which most often included pyrite or a combination of pyrite and pyrrhotite.
- Other acid generating sulphide minerals included chalcopyrite and arsenopyrite. Chalcopyrite made up more than 5% of the sulphide fraction in three Felsic Volcanic 1 samples and over half of the Basalt samples. Arsenopyrite was more than 10% of the sulphide fraction for two Felsic Volcanic 1, two Felsic Volcanic 2, and two Fragmental 2 samples.
- Non-acid generating sulphides identified included sphalerite and galena. Sphalerite was more than 10% of the sulphide fraction in six of the Felsic Volcanic 1 samples. It is noted that the Fe content of sphalerite may result in potential for acid generation from the Fe fraction of sphalerite, but the amount is small and has not been considered for the purpose of this analysis. Galena, where detected, was most prominent in Felsic Volcanic 1 samples and up to 1.5% in one sample.
- Though sphalerite content was generally low in mine rock, high proportions tended to be noted in higher sulphide (>2.5% S) Felsic Volcanic 1 samples (as noted in Section 5.2.4). A greater proportion of chalcopyrite also tended to be observed in lower sulphide content Basalt samples (<0.5% S). Otherwise, no particular relationships were noted in sulphide assemblages with overall variations in sulphide content.

The analysis included comparisons of ABA MPA and AP to comparable calculated values from the speciated S results by QEMSCAN.

- As discussed previously, for this Project due to the presence of pyrrhotite, total S and MPA is expected to be the most appropriate measure of acid potential.
- QEMSCAN MPA and ABA MPA results were in generally good agreement (Figure 5.3-15) reflecting good overall reproducibility between the two methods. Considering the available S speciation of QEMSCAN, the ABA MPA and QEMSCAN AP calculated using only the acid generating sulphides were compared. Results were only marginally different reflecting small changes in only the subset of Felsic Volcanic 1 samples with elevated concentrations of sphalerite.
- Similar plots comparing QEMSCAN AP and ABA AP (Figure 5.3-16) based on sulphide S had similar trends, but greater scatter due to loss of pyrrhotite in the ABA HCl leach discussed previously.

Mineralogy Analysis of NP

ABA data and corresponding speciated carbonate results from detailed mineralogy are tabulated for reference in Appendix C6. QEMSCAN results identified calcite, dolomite and ankerite, which were used to calculate QEMSCAN CarbNP for comparison to ABA CarbNP data (Figure 5.3-17).

- Generally good agreement was observed between the two methods on the basis of total carbonate mineral content. For some samples QEMSCAN appeared to underestimate the CarbNP. Alternatively, the ABA CarbNP near the TIC detection limit may be overestimated.
- Comparison of the NP determination by titration and the non-Fe-bearing $CaCO_3$ equivalent content from calcite and dolomite ($CarbNP_{Cal+Dol}$) is also provided [5]. At NP above approximately 18 kg $CaCO_3$/t results for NP and $CarbNP_{Cal+Dol}$ were similar. The NP was generally higher than $CarbNP_{Cal+Dol}$ for lower NP results indicating the presence of non-carbonate NP measured in the titration. It was also noted that the Metasediment 2 samples with low $CarbNP_{Cal+Dol}$ had the most notably elevated NP by titration. This may be due to the higher content of biotite and chlorite noted in these samples.
- Overall, the results confirm that only a small fraction (17 to 33%) of the NP is present as Ca carbonate in most samples with a Modified NP <18 kg $CaCO_3$/t.

CarbNP speciation grouped by lithology and arranged by increasing ABA CarbNP content is provided in Figure 5.3-18. The mineralogical interpretation of NP in the samples is described below.

- The carbonate NP from QEMSCAN calcite and dolomite for the sample set ranges from 0.2 to 110 kg $CaCO_3$/t for all samples and 0.2 to 65 kg $CaCO_3$/t for samples excluding Basalt, indicating that Basalt has generally higher CarbNP than other lithologies.
- No low CarbNP samples common in most lithologies were present among the Basalt samples (QEMSCAN CarbNP range 22 to 110 kg $CaCO_3$/t).
- Calcite is the predominant carbonate mineral among the samples. COL-25 (Felsic Volcanic 2) and HC-33 (Felsic Volcanic 1) had notably elevated proportion of ankerite (28 to 39%), and COL-3 (Metasediment 2) had almost 80% of carbonate as dolomite. Dolomite is present in some samples but when present represents 20% or less of the CarbNP.
- Only small quantities of ankerite (that may provide no net neutralization) were detected. A single sample of Felsic Volcanic 1 and Felsic Volcanic 2 had ankerite at almost 40% and 30%, respectively, of measured CarbNP. Metasediment 2 samples had more than half of the samples with ankerite detected, but at a few percent or less of the CarbNP. Except for the higher ankerite samples already mentioned, ankerite representing 5% or more of the CarbNP was only observed in two Felsic Volcanic 1 samples and one Basalt sample.
- Calcium carbonates are expected to be the only effective neutralizing minerals for most mine rock. However, QEMSCAN showed some potentially reactive non-CarbNP in some samples that may be effective for the lower S content samples with low sulphide oxidation rates.

Silicate minerals that may have potential to provide some limited neutralization capacity at very low sulphide content and corresponding low sulphide oxidation rates are present but overall at relatively low proportions in the samples tested. General observations are identified here for information purposes.

- Minerals expected to have low reactivity and provide essentially no NP include quartz, sodic plagioclase (albite / oligoclase) and sericite / muscovite. These minerals represent the bulk of the silicate fraction at about 50 to 90% by mass for all samples except Basalt and around 10 to 50% for Basalt samples.
- Basalt has about 40 to 50% of the silicate mass as amphibole or amphibole and garnet which may have some limited neutralization capacity at low rates of sulphide oxidation.
- Biotite and chlorite have been noted to be present in consistently higher amounts in Metasediment 2 and Fragmental 2 samples (up to 30 to 40% by mass combined) which similarly may provide some limited neutralization capacity at low rates of sulphide oxidation.
- Other minerals with some potential to neutralize low rates of acidity include calcic plagioclase (labradorite and anorthite / bytownite) and the aforementioned biotite and chlorite which are present in variable amounts among all of the samples.

[5] Though ankerite was low in these samples, it was excluded from the comparison considering its lower reactivity and potential for no net neutralization from the iron fraction of the mineral.

The above observations on potential non-carbonate NP in samples studied is supported by response of low NP samples (e.g., <20 kg $CaCO_3$/t) in the Modified NP test.

- These low NP samples tend to exhibit increasing proportions of non-CarbNP in comparison to the measured CarbNP.
- Metasediment 2 samples in particular appear to have the highest measured non-CarbNP in comparison to CarbNP and it is noted these samples also contain more elevated biotite and chlorite content.
- The relevance of the apparent small amount of non-carbonate NP in some samples needs to be assessed in the context of corresponding low sulphide content rock. Humidity cell testing underway includes low sulphide content and low NP samples for this purpose.

5.3.9 KEY FINDINGS

Detailed mineralogy has confirmed variable sulphide mineral content with most samples containing pyrite and some containing a mixture of pyrite and pyrrhotite. Samples contained variable quantities of other sulphide and sulpharsenide minerals including sphalerite, arsenopyrite, gersdorffite-cobaltite, galena, chalcopyrite and pentlandite. Trace amounts of molybdenite were identified in some samples. Minor element concentrations of the various sulphides have also been determined across the range of samples tested.

The work also identified calcite as the primary carbonate mineral and identified other potentially neutralizing minerals to support interpretation of NP and humidity cell testing for the project.

Sulphides, Metal Deportment and AP

Key findings related to AP and sulphide mineralogy are summarized below.

- QEMSCAN analysis identified the presence of only trace quantities of sulphate (assumed to be gypsum) and confirmed that dissolution of pyrrhotite in the ABA HCl sulphate was responsible for the more elevated sulphate reported for the ABA analyses.
- Pyrite or pyrite and pyrrhotite are the primary sulphide minerals present in most samples.
  - In addition to potentially different sulphide oxidation processes and rates for pyrrhotite vs. pyrite among the samples, the sulphide Fe fraction is potentially important in limiting mobility of As and other elements as it oxidizes and forms secondary Fe oxyhydroxides and other Fe phases in the initial stages of sulphide oxidation.
  - Sulphide Fe for Felsic Volcanic 1 samples is primarily from pyrite and for Felsic Volcanic 2 samples is sometimes more from pyrite and sometimes more from pyrrhotite.
  - The pyrrhotite Fe fraction tends to predominate for other lithologies including metasediments, Fragmental 2, Basalt and Argillite.
  - A substantial portion (>20%) of the sulphide Fe can also be due to other (non-pyrite) Fe-bearing sulphides including arsenopyrite and chalcopyrite when present in high abundance, especially for Felsic Volcanic 1, Felsic Volcanic 2 and Fragmental 2 lithologies.
- Arsenic hosting mineralogy includes low As pyrite, higher As pyrite, arsenopyrite and gersdorffite-cobaltite that varies among the samples and lithologies tested.
  - Arsenic in Felsic Volcanic rocks was primarily hosted by varying quantities of arsenopyrite and generally low As concentrations in pyrite.
  - Pyrite and / or arsenopyrite were the primary As host in most Basalt, Metasediment, and Fragmental samples.
  - The As-bearing sulphide gersdorffite-cobaltite was observed to be the primary As host mineral in some samples of Basalt, Metasediment 2, Metasediment 3 and Fragmental 2 lithologies. It was essentially absent from Felsic Volcanic samples.
  - Argillite had As in pyrite.
- Cobalt hosting mineralogy included gersdorffite-cobaltite and variable Co substitution in pyrite and arsenopyrite. The primary Co host mineralogy varied among samples and different lithologies.

  - Felsic volcanic samples had Co primarily hosted in pyrite and sometimes arsenopyrite.
  - For Metasediments, Fragmental 2 and Basalt samples, the primary Co host varied among pyrite, arsenopyrite and gersdorffite-cobaltite.
  - Argillite had Co in pyrite.
- Nickel hosting mineralogy included a number of sulphide minerals including pentlandite, gersdorffite-cobaltite, and variable Ni substitution in pyrite, arsenopyrite, and pyrrhotite. The Ni host mineralogy varied among samples and different lithologies.
  - Nickel in Felsic Volcanic samples was primarily in pyrite and sometimes in pyrite and pyrrhotite.
  - Some Felsic Volcanic 1 samples had Ni primarily in pentlandite and a few samples of Felsic Volcanic 1 and Felsic Volcanic 2 had 10 to 30% of the Ni in arsenopyrite.
  - Nickel distribution in Metasediments and Basalt was also sometimes in pyrite and pyrrhotite but generally was distributed among three or more sulphides including pyrite, pyrrhotite, pentlandite and / or gersdorffite-cobaltite.
  - Fragmental 2 samples were more variable with major Ni hosts that included gersdorffite-cobaltite, arsenopyrite, pyrrhotite and pentlandite that varied from sample to sample.
  - Argillite had Ni in pyrite and pyrrhotite or pyrite, pyrrhotite and pentlandite.
- Zinc and Cd were hosted in sphalerite that had a variable Fe content up to 7.5 wt.% and minor Mn up to 0.4 wt.%.
  - Sphalerite, though generally low among the samples, was identified as a generally high proportion of the sulphide fraction of Felsic Volcanic 1 samples that contained >2.5% sulphur.
  - Since sphalerite is non-acid generating at neutral pH, the high sphalerite content of high sulphide Felsic Volcanic 1 humidity cells should be factored into the interpretation of the observed leaching behaviour of these humidity cells.
- Lead was hosted in galena that was present in some samples and was not identified as a neutral metal leaching concern in column tests. The only minor element noted in galena was Se at up to 0.6 wt.% in one of three samples and at or below detection in the other two samples.
- Copper was hosted primarily in chalcopyrite. The low sulphide Basalt samples (<0.5% S) appeared to have a greater proportion of chalcopyrite.
- Antimony and Se were present at very low to undetectable concentrations among the sulphide minerals and were not well resolved in this study.
  - Antimony concentrations in arsenopyrite were rarely detected. Analyses of gersdorffite in HC-15 (Metasediment 2) detected Sb at up to 0.17 wt.%, while cobaltite analyzed in COL-2 (Metasediment 3) and COL-7 (Basalt) had undetectable Sb.
  - Selenium was only rarely detected in pyrite, pyrrhotite and galena.
  - Selenium was not detected in chalcopyrite, sphalerite, arsenopyrite or gersdorffite-cobaltite, although more elevated detection limits were observed for As minerals due to matrix effects.

Mineralogy and NP

Key findings related to mineralogy and NP are summarized below.

- Calcite is the predominant carbonate mineral among the samples. COL-25 (Felsic Volcanic 2) and HC-33 (Felsic Volcanic 1) had notably elevated proportion of ankerite (28 to 39%), and COL-3 (Metasediment 2) had almost 80% of carbonate as dolomite. Dolomite is present in some samples but when present represents 20% or less of the CarbNP.
- No low CarbNP samples (<20 kg $CaCO_3$/t) common in most lithologies were present among the Basalt samples.
- Only small quantities of ankerite (that may provide no net neutralization) were detected. However, a sample of Felsic Volcanic 1 and a sample of Felsic Volcanic 2 had ankerite at almost 40% and 30%, respectively, of the measured CarbNP.

- Ankerite was detected in more than half of the Metasediment 2 samples, but only composed a few percent or less of the CarbNP.

The focus of the QEMSCAN work was on identifying and characterizing sulphide and carbonate minerals. Ca carbonate minerals were expected to be the only effective neutralizing minerals for most mine rock. However, QEMSCAN confirmed some potentially reactive non-carbonate mineral NP in some samples (especially Basalt) that may be available and effective for low S content samples and low sulphide oxidation rates.

- Minerals expected to have low reactivity and provide essentially no NP include quartz, sodic plagioclase (albite / oligoclase) and sericite / muscovite. These minerals represented the bulk of the silicate fraction at about 50 to 90% by mass for all samples except Basalt where they represented between 10 to 50% of the sample mass.
- The results confirm that for the low NP (non-Basalt) samples with a Modified NP <18 kg $CaCO_3$/t only a small fraction (17 to 33%) of the NP is present as Ca carbonate.
- Basalt has about 40 to 50% of the silicate mass as amphibole or amphibole and garnet which may have some limited neutralization capacity at low rates of sulphide oxidation.
- Biotite and chlorite have been noted to be present in consistently higher amounts in Metasediment 2 and Fragmental 2 samples (up to 30 to 40% by mass combined) which similarly may provide some limited neutralization capacity at low rates of sulphide oxidation.
- Other minerals with some potential to neutralize low rates of acidity include calcic plagioclase (labradorite and anorthite / bytownite) and the aforementioned biotite and chlorite which are present in variable amounts among all of the samples.
- The relevance of the apparent small amount of non-carbonate NP in some samples needs to be assessed in the context of corresponding low sulphide content rock. Humidity cell testing underway includes low sulphide content and low NP samples for this purpose. Should non-carbonate mineral NP be identified as a potential benefit, more detailed analysis of silicate minerals may be appropriate.

Table 5.3-1: Detailed Mineralogy Samples

Rock Type	Rock Type ID	Related Column Tests	Related Humidity Cells	Number of Detailed Mineralogy Samples
Felsic Volcanic 1	FV1	13	16	28
Felsic Volcanic 2	FV2	5	4	9
Metasediment 2	MS2	3	3	6
Metasediment 3	MS3	2	3	5
Fragmental 1	Frag1	-	1	1
Fragmental 2	Frag2	4	1	5
Basalt	Basalt	6	6	9
Argillite	S1A	1	1	2
Total [(1)]		34	35	65

Notes:

1 *Total number of detailed mineralogy samples is equal to 65 due to the same sample (e.g., FV1: DX450232 and Basalt: DX450022, DX450113, DX550101) used for both column and humidity cell testing.*

Table 5.3-2: Detailed Mineralogy Sample Descriptions

Sample ID	Lithology	HC/COL ID	As [1]	S [2]	As / S Molar Ratio	AP	MPA	CarbNP	NP [3]	ABA Description	Metals Desciption [4]
			mg/kg	%		kg $CaCO_3$/t	kg $CaCO_3$/t	kg $CaCO_3$/t	kg $CaCO_3$/t		
DX450052	Felsic Volcanic 1	HC-1	75	3.4	9.52E-04	102	105	9.8	15	PAG, High S	-Elevated As, Se, and Zn (87th to 99th percentile) -Other elevated metals (Ag, Be, Cd, Cu, Fe, Hg, Pb, Sb)
DX550083	Felsic Volcanic 1	HC-2	1873	1.3	6.36E-02	23	39	54	65	CarbNPR 1 to 2, Typical S	-Elevated As and Se (~99th percentile) -Other elevated metals (Ag, Cd, Cr, Cu, Hg, Mo, Pb, Sb, W)
DX450204	Felsic Volcanic 1	HC-3	5.0	0.40	5.35E-04	12	13	8.2	17	PAG	-Other elevated metals (Ag, Al, Be, Co, Cr, Cu, Fe, Hg, Ni, Sb)
DX450176	Felsic Volcanic 1	HC-4	9.2	2.8	1.42E-04	84	87	1.2	12	PAG, High S, Very Low NP	-Elevated Se and Zn (95 to 100th percentile) -Other elevated metals (Ag, Be, Cd, Co, Cr, Cu, Fe, Hg, Ni, Pb, Sb)
DX450232	Felsic Volcanic 1	HC-5 / COL-15	19	1.2	6.78E-04	37	38	11	18	PAG, Typical S	-Elevated Zn (89th percentile) -Other elevated metals (Ag, Cd, Cr, Hg, P, Sb, Tl, U)
DX450181	Felsic Volcanic 1	HC-6	1.6	0.050	1.37E-03	1.3	1.6	12	18	NPAG	-Other elevated metals (Ag, Be, Cr, Hg, Sb)
DX450002	Felsic Volcanic 1	HC-7	12	0.12	4.28E-03	3.1	3.8	34	42	NPAG	-Other elevated metals (Ag, Be, Cr, Cu, Hg, Mo, Sb)
DX450108	Felsic Volcanic 1	HC-8	23	0.54	1.82E-03	17	17	48	54	NPAG, Typical S	-Other elevated metals (Ag, Hg, Mo, Sb, W)
DX450076	Felsic Volcanic 1	HC-9	90	6.7	5.75E-04	209	209	0.83	8.3	PAG, High S, Very Low NP	-Elevated As, Se, and Zn (88 to 100th percentile) -Other elevated metals (Ag, Be, Cd, Co, Cu, Fe, Hg, Ni, P, Pb, Sb, Tl, U)
DX450186	Felsic Volcanic 2	HC-10	110	0.57	8.26E-03	7.5	18	23	27	CarbNPR 1 to 2	-Elevated Se (83rd percentile) -Other elevated metals (Ag, Cr, Hg, Sb)
DX450118	Felsic Volcanic 2	HC-11	8.2	0.27	1.30E-03	5.3	8.4	18	21	NPAG	-Other elevated metals (Ag, Cd, Hg, Sb, W)
DX550107	Felsic Volcanic 1	HC-12	12	2.5	2.11E-04	78	78	9.8	17	PAG, High S	-Other elevated metals (Cr, Hg, Ni, Sb, W)
DX450159	Felsic Volcanic 2	HC-13	91	1.3	2.97E-03	40	41	6.0	8.0	PAG, Typical S	-Other elevated metals (Ag, Cr, Hg, Ni, Sb)
DX450171	Metasediment 2	HC-14	87	1.2	3.00E-03	34	39	4.7	14	PAG, High S	-Elevated Se (95th percentile) -Other elevated metals (Ag, Be, Co, Cr, Cu, Fe, Hg, Ni, Pb, Sb, V, W)
DX450134	Metasediment 2	HC-15	6000	5.6	4.63E-02	93	173	60	71	PAG, High S	-Elevated As and Se (100th percentile) -Other elevated metals (Ag, Cd, Co, Cu, Fe, Hg, Ni, Sb)
DX450185	Metasediment 2	HC-16	13	0.60	9.27E-04	5.9	19	3.3	14	PAG, Typical S	-Elevated Se (77th percentile) -Other elevated metals (Ag, Cr, Hg, P, Sb, W)
DX450032	Metasediment 3	HC-17	7.3	1.0	3.03E-04	32	32	0.67	5.7	PAG, High S, Very Low NP	-Elevated Se and Zn (97 to 99th percentile) -Other elevated metals (Cd, P, Tl, U, V, W)

Notes:

1 Element content by four acid leach.

2 Total sulphur by ABA.

3 Modified Sobek neutralization potential.

4 Statistical descriptions are relative to the specific lithology in the ML / ARD database based on aqua regia for all cells and columns except for the argillite samples HC-26 and COL-1. If not specified directly, 'elevated' refers to greater than the 75th percentile rank, 'typical' refers to between the 40th and 75th percentile rank, and 'low' refers to lower than the 40th percentile rank among the dataset for the lithology. Further details provided for specific elements in the table.

Table 5.3-2: Detailed Mineralogy Sample Descriptions (continued)

Sample ID	Lithology	HC/COL ID	As [1]	S [2]	As / S Molar Ratio	AP	MPA	CarbNP	NP [3]	ABA Description	Metals Desciption [4]
			mg/kg	%		kg $CaCO_3$/t	kg $CaCO_3$/t	kg $CaCO_3$/t	kg $CaCO_3$/t		
DX550064	Metasediment 3	HC-18	15	0.040	1.65E-02	0.80	1.3	27	31	NPAG	-Elevated Cr (77th percentile)
DX450008	Felsic Volcanic 2	HC-19	1.7	0.22	3.31E-04	6.3	6.9	4.7	8.7	PAG, Very Low NP	-Other elevated metals (Ag, Cr, Cu, Hg, Mo, Sb)
DX550056	Basalt	HC-20	2.0	0.18	4.76E-04	4.4	5.6	48	59	NPAG, Typical S	-Elevated Se and Cu (81 to 89th percentile)
DX450022	Basalt	HC-21 / COL-10	8.4	0.18	2.00E-03	2.8	5.6	71	78	NPAG, Typical S	-Other elevated metals (B, Cd, Cu, Mo)
DX450077	Basalt	HC-22	4.2	0.15	1.20E-03	2.8	4.7	63	75	NPAG, Typical S	-Elevated Zn (97th percentile) -Other elevated metals (Cd, Mo, P, Pb)
DX450113	Basalt	HC-23 / COL-11	390	0.49	3.41E-02	13	15	67	72	NPAG, High S	-Elevated As (98th percentile) -Other elevated metals (Ag, Fe, W)
DX550101	Basalt	HC-24 / COL-12	3.0	0.060	2.14E-03	0.87	1.9	58	63	NPAG	-Elevated Cr (89th percentile)
DX450128	Basalt	HC-25	22	1.1	8.80E-04	20	33	44	54	CarbNPR 1 to 2, High S	-Elevated Zn (93rd percentile) -Other elevated metals (Ag, Be, Cd, Fe, Hg, Ni, U, V, W)
DX450021	Argillite	HC-26	1.8	8.5	9.10E-06	141	265	22	20	PAG, High S	-Elevated Se and Zn (95 to 98th percentile) -Other elevated metals (Ag, Cd, Co, Cr, Cu, Fe, Hg, Mo, Ni, Sb, V)
DX450222	Fragmental 1	HC-27	18	1.8	4.33E-04	55	56	8.8	15	PAG, High S	-Elevated As and Se (88th percentile) -Other elevated metals (Ag, Cr, Hg, Pb, Sb)
031787	Metasediment 3	HC-28	1.4	0.2	3.00E-04	4.4	6.3	3.2	9.9	PAG, Typical S	-Other elevated metals (Cr, Mo, P, V)
DX450179	Felsic Volcanic 1	HC-29	2	0.16	5.35E-04	4.7	5.0	5.8	13	CarbNPR 1 to 2	-Elevated Zn (81st percentile) -Other elevated metals (Ag, Al, Cd, Co, Cr, Hg, Ni, Sb)
031644	Felsic Volcanic 1	HC-30	150	0.53	1.21E-02	15	17	30	35	CarbNPR 1 to 2, Typical S	-Elevated As (93rd percentile) -Other elevated metals (Al, Be, Co, Cr, Cu, Fe, Hg, Ni, P, Sb, Tl, V)
DX450183	Felsic Volcanic 1	HC-31	9.2	0.47	8.38E-04	14	15	26	34	CarbNPR 1 to 2	-Other elevated metals (Ag, Be, Cr, Hg, Sb)
031576	Felsic Volcanic 1	HC-32	84.9	0.72	5.05E-03	22	23	29	32	CarbNPR 1 to 2, Typical S	-Elevated As and Zn (79 to 88th percentile) -Other elevated metals (Ag, Cd, Cr, Cu, Hg, Pb, Sb, W)
DX450213	Felsic Volcanic 1	HC-33	34.6	5.35	2.77E-04	156	167	0.67	2.4	PAG, High S, Very Low NP	-Elevated Se (91st percentile) -Other elevated metals (Ag, Be, Co, Cr, Fe, Hg, Mo, Sb, Tl, U)
DX450174	Felsic Volcanic 1	HC-34	96	0.25	1.64E-02	2.8	7.8	46	50	NPAG	-Elevated As (85th percentile) -Other elevated metals (Ag, Co, Cr, Cu, Hg, Mo, Sb, W)
031795	Fragmental 2	HC-35	28	0.13	9.22E-03	2.2	4.1	2.7	16	PAG, Typical S, Very Low NP	-Elevated As and Zn (83 to 88th percentile) -Other elevated metals (Al, Be, Co, Cr, Cu, Fe, Ni, P, Tl, V)

Notes:
1 Element content by four acid leach.
2 Total sulphur by ABA.
3 Modified Sobek neutralization potential.
4 Statistical descriptions are relative to the specific lithology in the ML / ARD database based on aqua regia for all cells and columns except for the argillite samples HC-26 and COL-1. If not specified directly, 'elevated' refers to greater than the 75th percentile rank, 'typical' refers to between the 40th and 75th percentile rank, and 'low' refers to lower than the 40th percentile rank among the dataset for the lithology. Further details provided for specific elements in the table.

Table 5.3-2: Detailed Mineralogy Sample Descriptions (continued)

Sample ID	Lithology	HC/COL ID	As [1]	S [2]	As / S Molar Ratio	AP	MPA	CarbNP	NP [3]	ABA Description	Metals Desciption [4]
			mg/kg	%		kg $CaCO_3$/t	kg $CaCO_3$/t	kg $CaCO_3$/t	kg $CaCO_3$/t		
DX450119	Argillite	COL-1	4.3	7.56	2.43E-05	59	236	30	21	PAG, High S	-Elevated Co, Cd, Cu, Mo, Ni, Se, and Zn (94-100th percentile) -Other elevated metals (Ag, Al, Be, Fe, Hg, Pb, Sb, V)
DX450080	Metasediment 2	COL-2	190	0.2	4.07E-02	3.4	6.3	0.67	8.5	PAG	-Elevated As (78th percentile) -Other elevated metals (Be, Co, Hg, Sb)
DX450143	Metasediment 2	COL-3	160	1.42	4.82E-03	42	44	0.67	10	PAG, High S	-Elevated Co and Cu (98-99th percentile) -Other elevated metals (Ag, Al, Cr, Fe, Hg, Mo, Ni, P, Sb, Se, V, W, Zn)
DX450153	Metasediment 2	COL-4	3.2	4.07	3.37E-05	127	127	1.3	5.2	PAG, High S	-Elevated Cu and Se (89th-91st percentile) -Other elevated metals (Ag, Co, Hg, Sb)
DX450017	Metasediment 3	COL-5	14	0.39	1.54E-03	9.4	12	5.3	14	PAG, High S	-Elevated Cd (94th percentile) -Other elevated metals (Ag, Be, Mo, Se, Zn)
DX450144	Metasediment 3	COL-6	37.2	0.13	1.22E-02	3.8	4.1	0.67	7.3	PAG, Typical S	-Elevated As (82nd percentile) -Other elevated metals (B, Cd, Mo, Ni, Zr)
DX550073	Basalt	COL-7	46	0.09	2.19E-02	2.8	3.4	49	69	NPAG	-Elevated As (81st percentile) -Other elevated metals (Al, Be, Co, Cr, Fe, Ni, Pb, Ti, V, W, Zr)
DX550053	Basalt	COL-8	2.3	0.13	7.57E-04	2.8	4.1	57	67	NPAG	-Elevated Cu (86th percentile)
DX550089	Basalt	COL-9	2	0.85	1.01E-04	21	27	66	88	NPAG, High S	-Elevated Cu, Mo, and Se (95-97th percentile) -Other elevated metals (Cr, Fe, Pb, Tl)
DX450051	Felsic Volcanic 1	COL-13	83	2.91	1.22E-03	89	91	7.0	13	PAG, High S, Very Low NP	-Elevated As (89th percentile) -Other elevated metals (Ag, Be, Cd, Cr, Cu, Fe, Hg, Pb, Sb, Se, U, Zn)
DX450239	Felsic Volcanic 1	COL-14	63	5.51	4.89E-04	142	172	2.2	8.0	PAG, High S	-Elevated As and Se (84-98th percentile) -Other elevated metals (Ag, Be, Co, Cr, Fe, Hg, Sb)
DX450071	Felsic Volcanic 1	COL-16	3800	0.82	1.98E-01	23	26	60	67	NPAG, Typical S	-Elevated As and Se (99-100th percentile) -Other elevated metals (Ag, Be, Hg, Mo, Sb, U, W)
DX450130	Felsic Volcanic 2	COL-17	2000	0.34	2.52E-01	10	11	51	60	NPAG	-Elevated As and Se (81-98th percentile) -Other elevated metals (Ag, Be, Cd, Co, Cr, Cu, Fe, Hg, Ni, P, Sb, V, W)

Notes:

1 Element content by four acid leach.

2 Total sulphur by ABA.

3 Modified Sobek neutralization potential.

4 Statistical descriptions are relative to the specific lithology in the ML / ARD database based on aqua regia for all cells and columns except for the argillite samples HC-26 and COL-1. If not specified directly, 'elevated' refers to greater than the 75th percentile rank, 'typical' refers to between the 40th and 75th percentile rank, and 'low' refers to lower than the 40th percentile rank among the dataset for the lithology. Further details provided for specific elements in the table.

Table 5.3-2: Detailed Mineralogy Sample Descriptions (continued)

Sample ID	Lithology	HC/COL ID	As [1]	S [2]	As / S Molar Ratio	AP	MPA	CarbNP	NP [3]	ABA Description	Metals Desciption [4]
			mg/kg	%		kg $CaCO_3$/t	kg $CaCO_3$/t	kg $CaCO_3$/t	kg $CaCO_3$/t		
DX450039	Felsic Volcanic 1	COL-18	840	2.15	1.67E-02	61	67	10	17	PAG, High S, Very Low NP	-Elevated As (98th percentile) -Other elevated metals (Ag, Cd, Co, Cr, Cu, Fe, Hg, Mn, Mo, Ni, Sb, U, Zn)
DX450089	Felsic Volcanic 1	COL-19	11	0.39	1.21E-03	12	12	31	38	NPAG	-Elevated Cr (89th percentile) -Other elevated metals (Co, Hg, P, Sb, Tl, V)
DX450137	Felsic Volcanic 1	COL-20	4.2	0.11	1.63E-03	2.5	3.4	29	34	NPAG	-Elevated Ag (85th percentile) -Other elevated metals (Cr, Hg, Sb)
DX450233	Felsic Volcanic 1	COL-21	5.2	3.1	7.18E-05	42	97	3.5	12	PAG, High S	-Elevated Cd, Fe, Tl and Zn (98-99th percentile) -Other elevated metals (Ag, Al, Be, Cr, Cu, Hg, Sb, Se)
DX450200	Felsic Volcanic 1	COL-22	13	2.62	2.12E-04	72	82	39	46	PAG, High S	-Elevated Ag, Cd, Cu and Zn (100th percentile) -Other elevated metals (Cr, Fe, Hg, Mo, Sb, Se, Tl, W)
DX450155	Felsic Volcanic 1	COL-23	14	1.18	5.08E-04	37	37	19	46	PAG, Typical S	-Elevated Mo (98th percentile) -Other elevated metals (Ag, Be, Cd, Cr, Cu, Hg, Pb, Sb, Se, Zn)
DX450030	Felsic Volcanic 2	COL-24	19	0.64	1.27E-03	20	20	18	22	PAG	-Elevated Cd and Zn (89-90th percentile) -Other elevated metals (Ag, Hg, Pb, Sb, U, W)
DX450049	Felsic Volcanic 2	COL-25	81	0.44	7.88E-03	7.5	14	20	28	CarbNPR 1 to 2	-Elevated Cu and Pb (83rd-84th percentile) -Other elevated metals (Ag, Be, Cd, Cr, Hg, Ni, Sb, W, Zn)
DX450105	Felsic Volcanic 2	COL-26	13000	2.05	2.71E-01	63	64	0.67	2.2	PAG, High S	-Elevated As and Sb (100th percentile) -Other elevated metals (Ag, Fe, Hg, Pb, U)
DX450170	Felsic Volcanic 2	COL-27	28	5.4	2.22E-04	168	169	12	14	PAG, High S	-Elevated Cd, Cu, Pb, Se and Zn (99-100th percentile) -Other elevated metals (Ag, Co, Cr, Fe, Hg, Mo, W)
DX450227	Felsic Volcanic 1	COL-28	3.3	0.05	2.82E-03	1.3	1.6	14	21	NPAG	-Other elevated metals (Cr)
DX450230	Felsic Volcanic 1	COL-29	1.1	0.07	6.73E-04	1.9	2.2	13	21	NPAG	-Other elevated metals (Al, Cr, V)
DX450135	Felsic Volcanic 1	COL-30	4.8	0.04	5.14E-03	0.94	1.3	12	16	NPAG	-Elevated Cd and Zn (85-86th percentile) -Other elevated metals (Cr, Pb)
031759	Fragmental 2	COL-31	140	0.09	6.66E-02	1.6	2.8	3.5	12	CarbNPR 1 to 2, Typical S, Very Low NP	-Elevated As (95th percentile) -Other elevated metals (Al, B, Be, Co, Fe, Ni, Tl, Zn, Zr)
031782	Fragmental 2	COL-32	45.9	0.04	4.91E-02	0.63	1.3	19	19	NPAG	-Elevated As (83rd percentile)
031623	Fragmental 2	COL-33	41	0.1	1.75E-02	2.8	3.1	12	14	NPAG, High S	-Elevated As (90th percentile) -Other elevated metals (Co, Cr, Mo, Ni, Pb, U)
031718	Fragmental 2	COL-34	30	0.13	9.88E-03	2.2	4.1	42	49	NPAG, High S	-Elevated As (78th percentile) -Other elevated metals (Al, B, Co, Cr, Fe, Ni, P, Tl, U, V, W)

Notes:

1 Element content by four acid leach.

2 Total sulphur by ABA.

3 Modified Sobek neutralization potential.

4 Statistical descriptions are relative to the specific lithology in the ML / ARD database based on aqua regia for all cells and columns except for the argillite samples HC-26 and COL-1. If not specified directly, 'elevated' refers to greater than the 75th percentile rank, 'typical' refers to between the 40th and 75th percentile rank, and 'low' refers to lower than the 40th percentile rank among the dataset for the lithology. Further details provided for specific elements in the table.

Table 5.3-3: Summary of EMPA Sulphide and Sulpharsenide Mineral Analysis

Mineral	Mineral Formula	Quantified Minor Elements	# of Analyses
Pyrite	FeS_2	Co, Ni, Cu, As, Se	603
Pyrrhotite	$Fe_{1-x}S$	Co, Ni, Cu, Se	431
Sphalerite	(Fe,Zn)S	Cd, Mn, Cu, Se	122
Arsenopyrite	FeAsS	Co, Ni, Sb, Se	77
Chalcopyrite	$CuFeS_2$	Co, Ni, Se	24
Galena	PbS	Se	31
Gersdorffite-Cobaltite	(Fe,Ni,Co)AsS	Sb, Se	24

Table 5.3-4: General Approach for EMPA Analysis

QEMSCAN Mineral Abundance (%)	# of Analysis
>1%	15
0.2 to 1	10
0.1 to 0.2	5
<0.1	*

Notes:

* *For low sulphide content samples 2 to 5 target attempts were included for pyrite, pyrrhotite, sphalerite, chalcopyrite, galena, arsenopyrite and gersdorffite-cobaltite. The overall priority was directed to analysis of pyrite, pyrrhotite, arsenopyrite, gersdorffite-cobaltite and sphalerite within the allocated effort for the work.*

Table 5.3-5: EMPA Applied Concentration for Ni, As and Co Deportment

n=53 samples, HC-1 to HC-27, COL-1 to COL-30			
Mineral	EMPA *	% Ni Applied	Applicable Samples
Pyrite	Ni >0.1%	0.18	HC-3 (FV1), COL15 / HC-5 (FV1), COL-20 (FV1), COL-29 (FV1), COL-17 (FV2), HC-14 (MS2), COL-2 (MS2), HC-20 (Basalt), COL-8 (Basalt)
	Average Ni <0.1%	0.07	All other samples
Pyrrhotite	Ni >0.1%	0.22	COL-19 (FV1), HC-19 (FV2), COL-17 (FV2), HC-15 (MS2), HC-16 (MS2), COL-2 (MS2), HC-18 (MS3), HC-22 (Basalt), COL-11 / HC-23 (Basalt), COL-12 / HC-24 (Basalt), COL-7 (Basalt), COL-8 (Basalt)
	Ni <0.1%	0.05	All other samples
Mineral	EMPA *	% As Applied	Applicable Samples
Pyrite	As >0.1%	0.19	HC-1 (FV1), HC-2 (FV1), HC-9 (FV1), COL-13 (FV1), COL-16 (FV1), COL-18 (FV1), HC-10 (FV2), HC-11 (FV2), HC-13 (FV2), COL-17 (FV2), COL-26 (FV2), HC-16 (MS2)
	As <0.1%	0.02	All other samples
Mineral	EMPA *	% Co Applied	Applicable Samples
Pyrite	Co >0.7%	0.19	HC-4 (FV1), HC-6 (FV1), COL-16 (FV1), COL-28 (FV1), COL-29 (FV1), HC-10 (FV2), COL-25 (FV2), HC-14 (MS2), HC-15 (MS2), HC-16 (MS2), HC-20 (Basalt), HC-25 (Basalt), COL-8 (Basalt)
	Co <0.7%	0.03	All other samples
Arsenopyrite	Co >0.2%	0.86	COL-3 (MS2), COL-2 (MS2), COL-11 / HC-23 (Basalt)
	Co <0.2%	0.03	All other samples
n=12 samples, HC-28 to HC-35, COL-31 to COL-34			
Mineral	EMPA *	% Ni Applied	Applicable Samples
Pyrite	Ni >0.1%	0.2	HC-30 (FV1), HC-32 (FV1), HC-35 (Frag2)
	Ni <0.1%	0.02	All other samples
Pyrrhotite	Ni >0.1%	0.15	HC-31 (FV1), HC-34 (FV1), HC-28 (MS3), COL-31 (Frag2), COL-33 (Frag2), COL-34 (Frag2)
	Ni <0.1%	0.04	All other samples
Arsenopyrite	Ni >0.2%	0.44	HC-30 (FV1)
	Ni <0.2%	0.03	All other samples
Mineral	EMPA *	% As Applied	Applicable Samples
Pyrite	As >0.1%	0.15	HC-29 (FV1), HC-30 (FV1), HC-32 (FV1), HC-35 (Frag2)
	As <0.1%	0.03	All other samples
Mineral	EMPA *	% Co Applied	Applicable Samples
Pyrite	Co >0.7%	0.13	HC-30 (FV1), HC-33 (FV1), HC-28 (MS3)
	Co <0.7%	0.02	All other samples
Arsenopyrite	Co >0.9%	1.1	HC-30 (FV1), HC-34 (FV1), COL-31 (Frag2), COL-32 (Frag2)
	Co <0.9%	0.09	All other samples

Notes:

* *Average percentages.*

Table 5.3-6: Elements with Different Sulphide Mineral Associations

Element	Major Element in Mineral	Detected Minor Element in Mineral
As	arsenopyrite, gersdorffite-cobaltite	pyrite
Co	arsenopyrite, gersdorffite-cobaltite	pyrite, pyrrhotite**
Fe	pyrite, pyrrhotite, sphalerite, chalcopyrite, arsenopyrite, gersdorffite-cobaltite, pentlandite*	
Ni	pentlandite*, arsenopyrite, gersdorffite-cobaltite	pyrite, pyrrhotite

Notes:

* *No EMPA results for pentlandite and equimolar Fe and Ni pentlandite was assumed with no minor element substitutions.*

** *Generally at detection limit.*

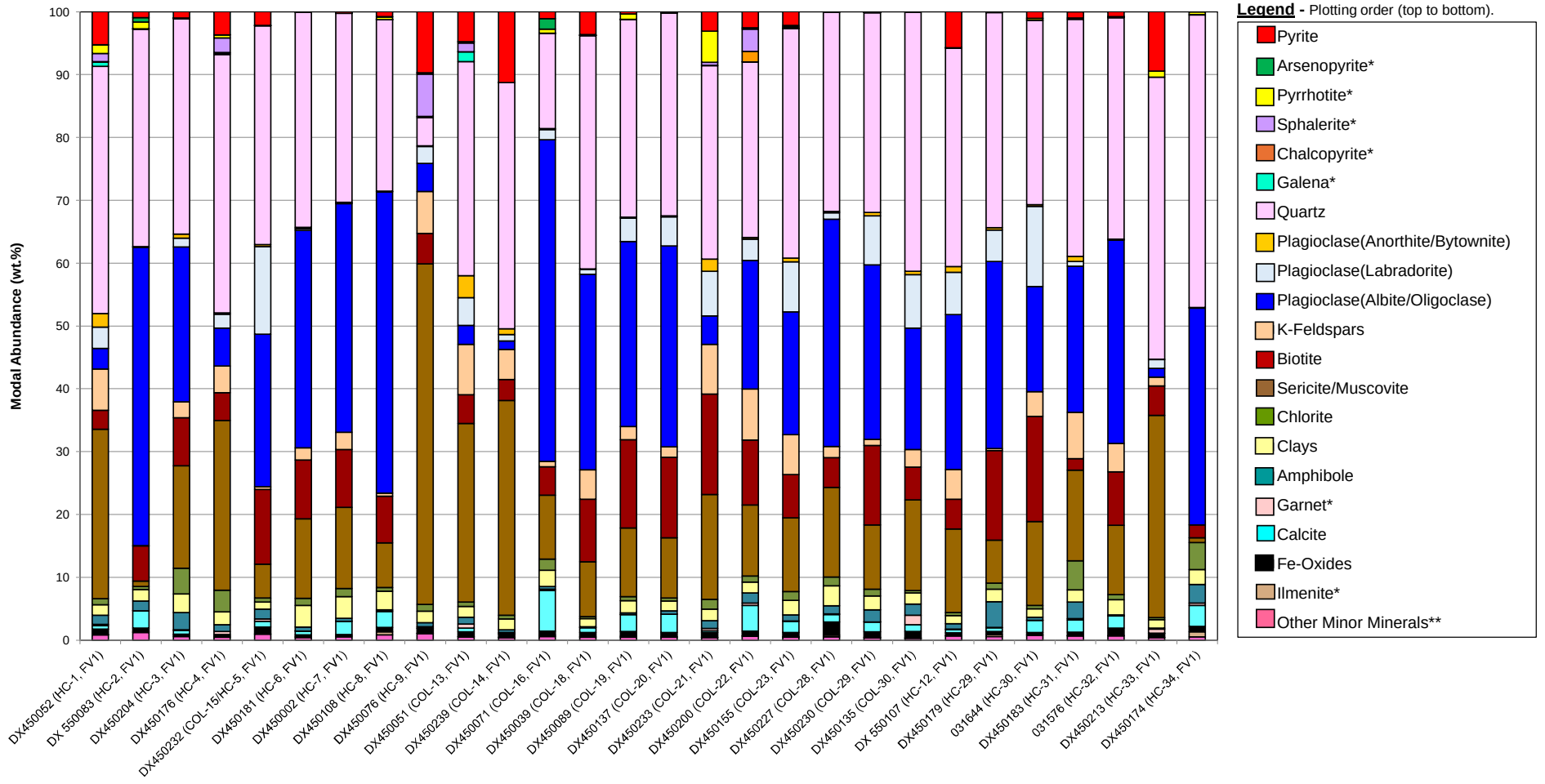

Notes:
* Generally minor phase and not visible in some samples.
** Includes all minerals at ≤1 wt.% - other oxides, silicates, sulphides (e.g. pentlandite, molybdenite) and carbonates (e.g., ankerite, dolomite).

wsp
KINROSS

Modal Mineralogy - Felsic Volcanic 1

Geochemistry Summary for Impact Statement			
Great Bear Project			
Figure Number		5.3-1	
Project Number		OMEMA2303	
Date		November 2025	
Drawn	MT	Reviewed	SW

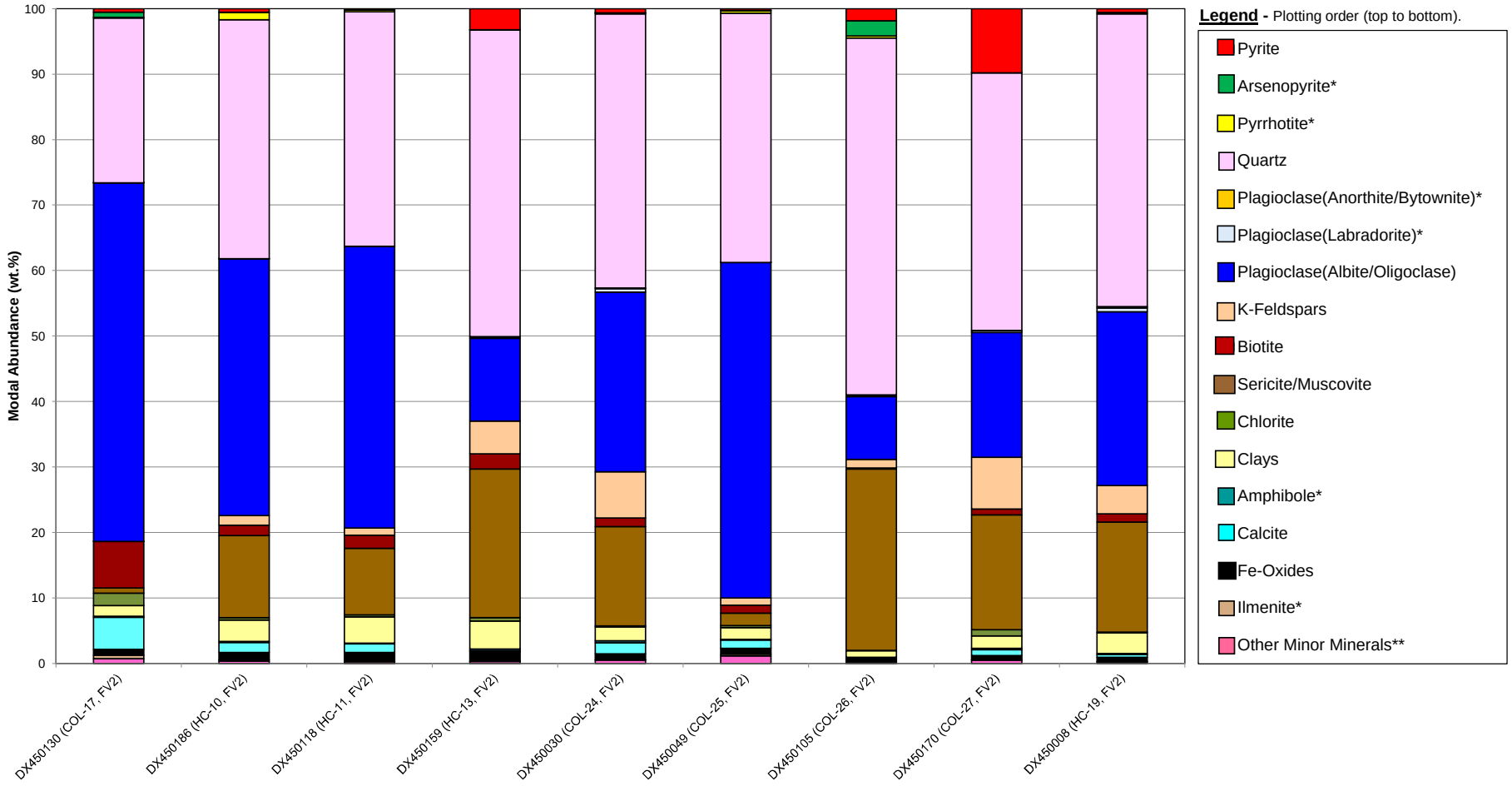

Notes:

* Generally minor phase and not visible in some samples.

** Includes all minerals at ≤1 wt.% - other oxides, silicates (e.g., garnet), sulphides (e.g., sphalerite, chalcopyrite, galena) and carbonates (e.g., ankerite, dolomite).

wsp

KINROSS

Modal Mineralogy - Felsic Volcanic 2

Geochemistry Summary for Impact Statement

Great Bear Project

Figure Number		5.3-2	
Project Number		OMEMA2303	
Date		November 2025	
Drawn	MT	Reviewed	SW

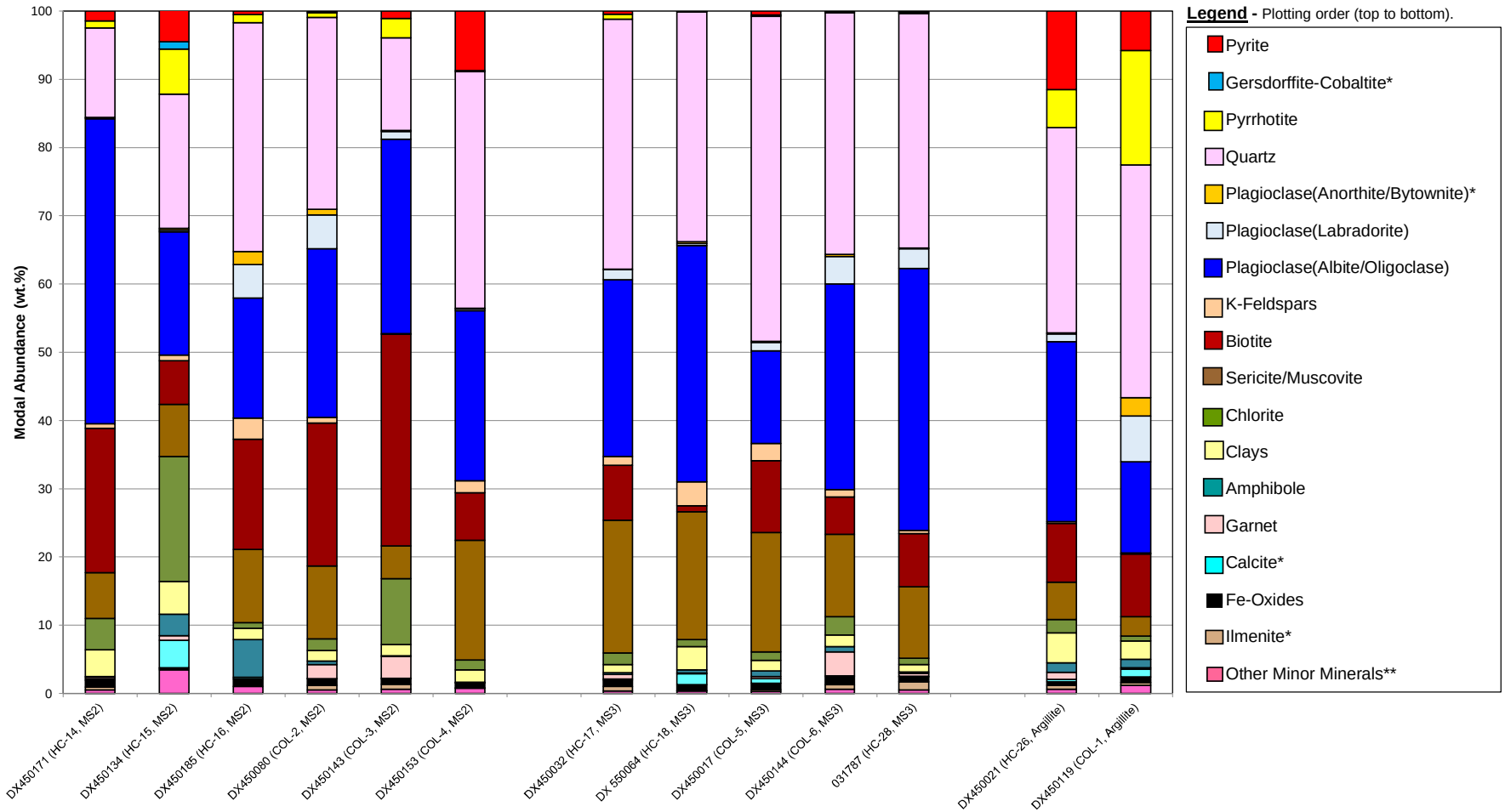

Notes:
* Generally minor phase and not visible in some samples.
** Includes all minerals at ≤1 wt.% - other oxides, silicates, sulphides (e.g., pentlandite, molybdenite, chalcopyrite, galena) and carbonates (e.g., ankerite, dolomite).

wsp

KINROSS

Modal Mineralogy - Metasediment (2 & 3) & Argillite			
Geochemistry Summary for Impact Statement			
Great Bear Project			
Figure Number		5.3-3	
Project Number		OMEMA2303	
Date		November 2025	
Drawn	MT	Reviewed	SW

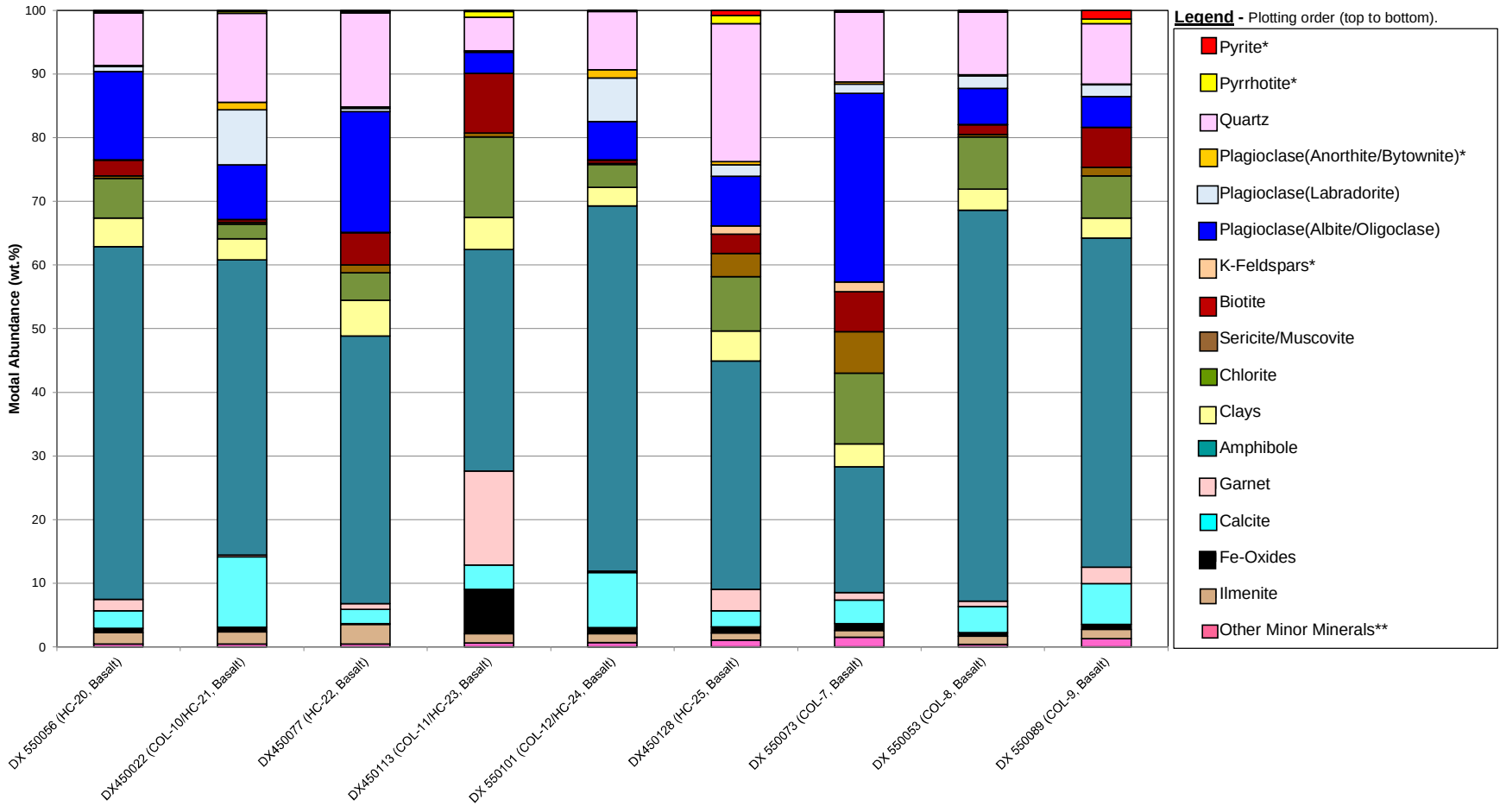

Notes:

* Generally minor phase and not visible in some samples.

** Includes all minerals at ≤1 wt.% - other oxides, silicates, sulphides (e.g., pentlandite, arsenopyrite, gersdorffite-cobaltite, sphalerite, chalcopyrite, galena) and carbonates (e.g., ankerite, dolomite).

wsp

KINROSS

Modal Mineralogy - Basalt

Geochemistry Summary for Impact Statement

Great Bear Project

Figure Number		5.3-4	
Project Number		OMEMA2303	
Date		November 2025	
Drawn	MT	Reviewed	SW

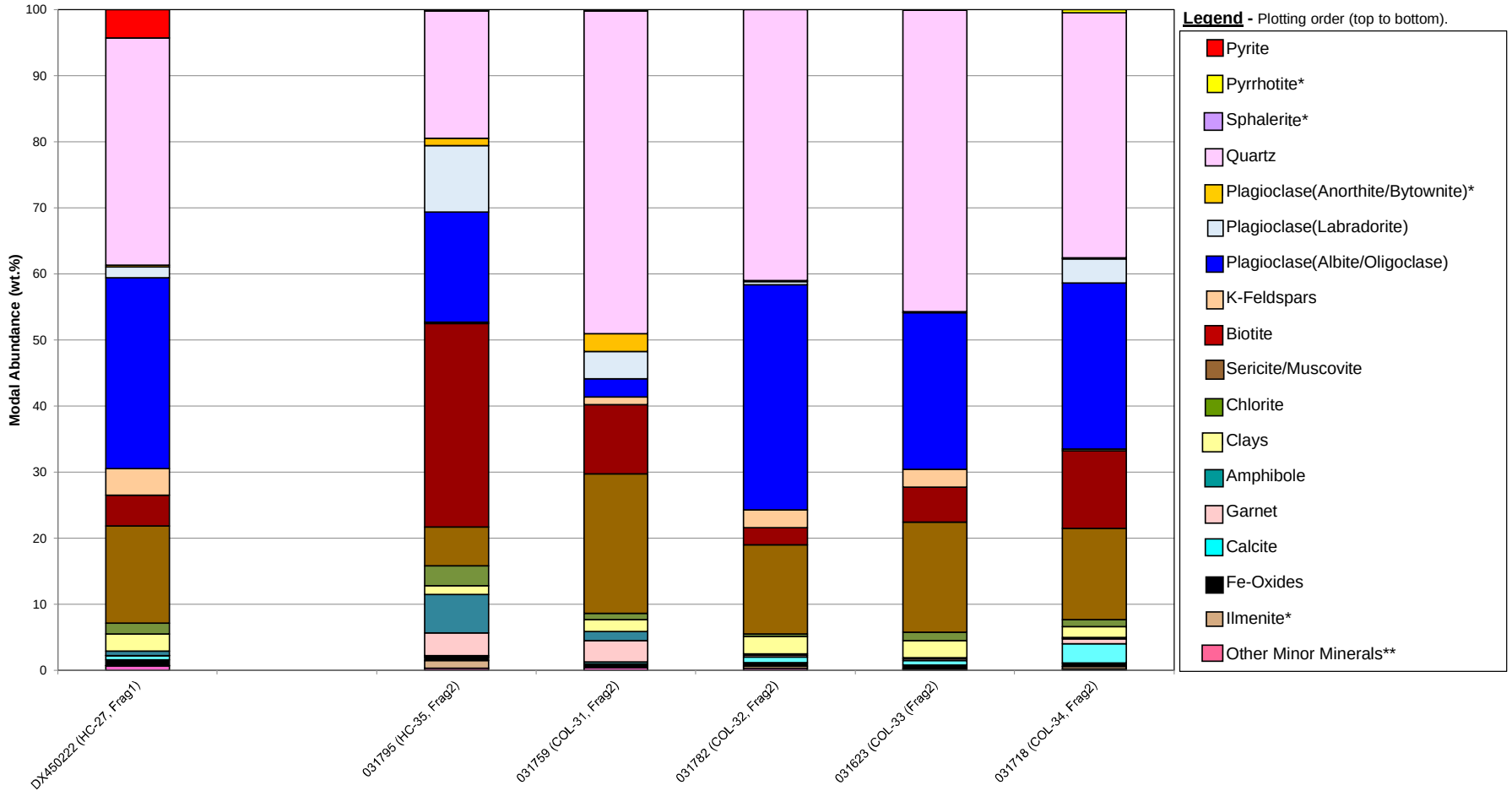

Notes:
* Generally minor phase and not visible in some samples.
** Includes all minerals at ≤1 wt.% - other oxides, silicates, sulphides (e.g., pentlandite, molybdenite, gersdorffite-cobaltite, arsenopyrite, chalcopyrite, galena) and carbonates (e.g., ankerite, dolomite).

wsp

KINROSS

Modal Mineralogy - Fragmental 1 & 2			
Geochemistry Summary for Impact Statement			
Great Bear Project			
Figure Number		5.3-5	
Project Number		OMEMA2303	
Date		November 2025	
Drawn	MT	Reviewed	SW

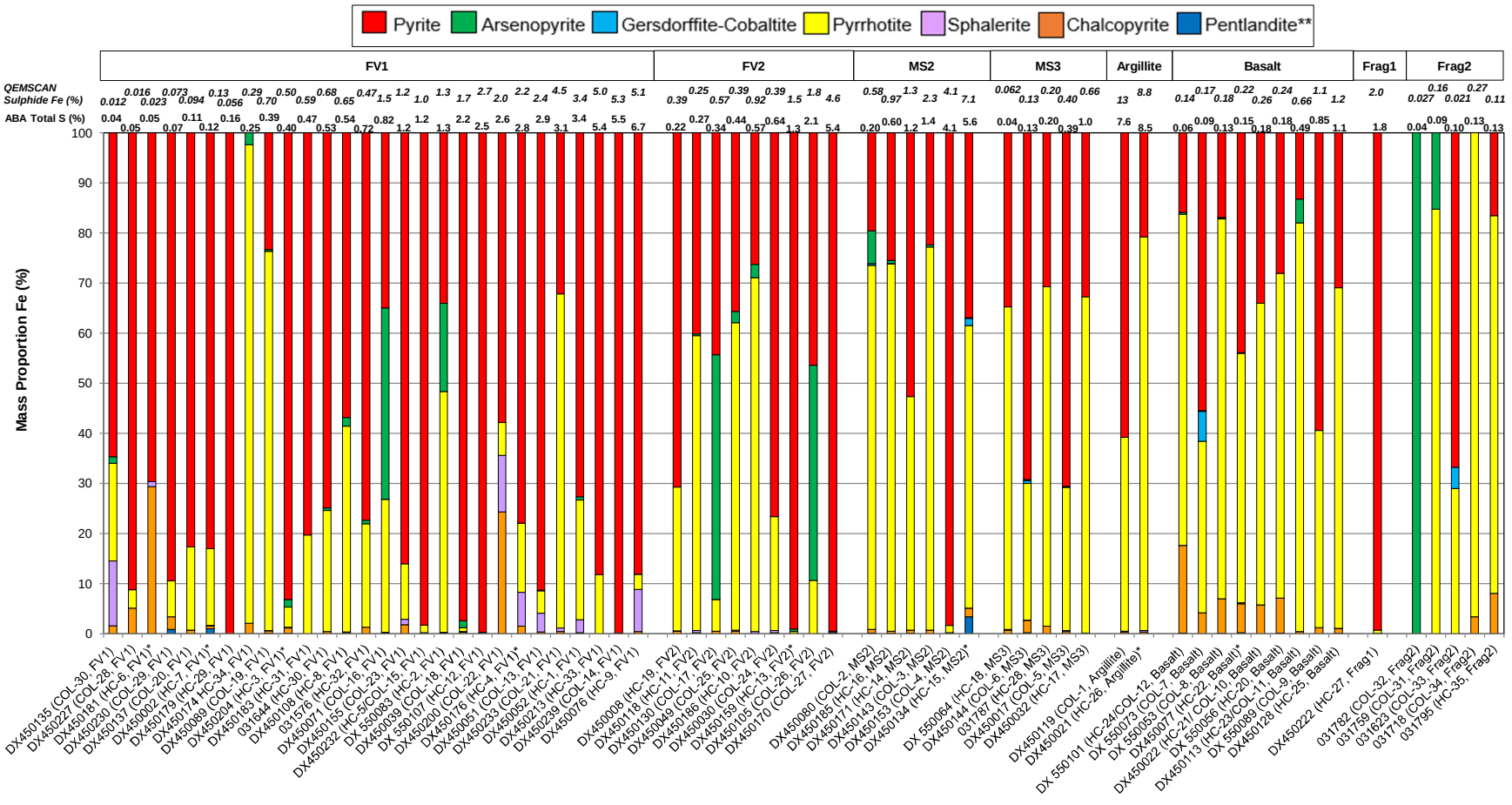

Notes:
* Samples represent assay pulps.
** No EMPA data and $Fe_{4.5}Ni_{4.5}S_8$ stoichiometry was assumed.
Sample order is grouped by lithology and arranged by increasing ABA total S within each lithology.

KINROSS

QEMSCAN Fe Deportment			
Geochemistry Summary for Impact Statement			
Great Bear Project			
Figure Number		5.3-6	
Project Number		OMEMA2303	
Date		November 2025	
Drawn	MT	Reviewed	SW

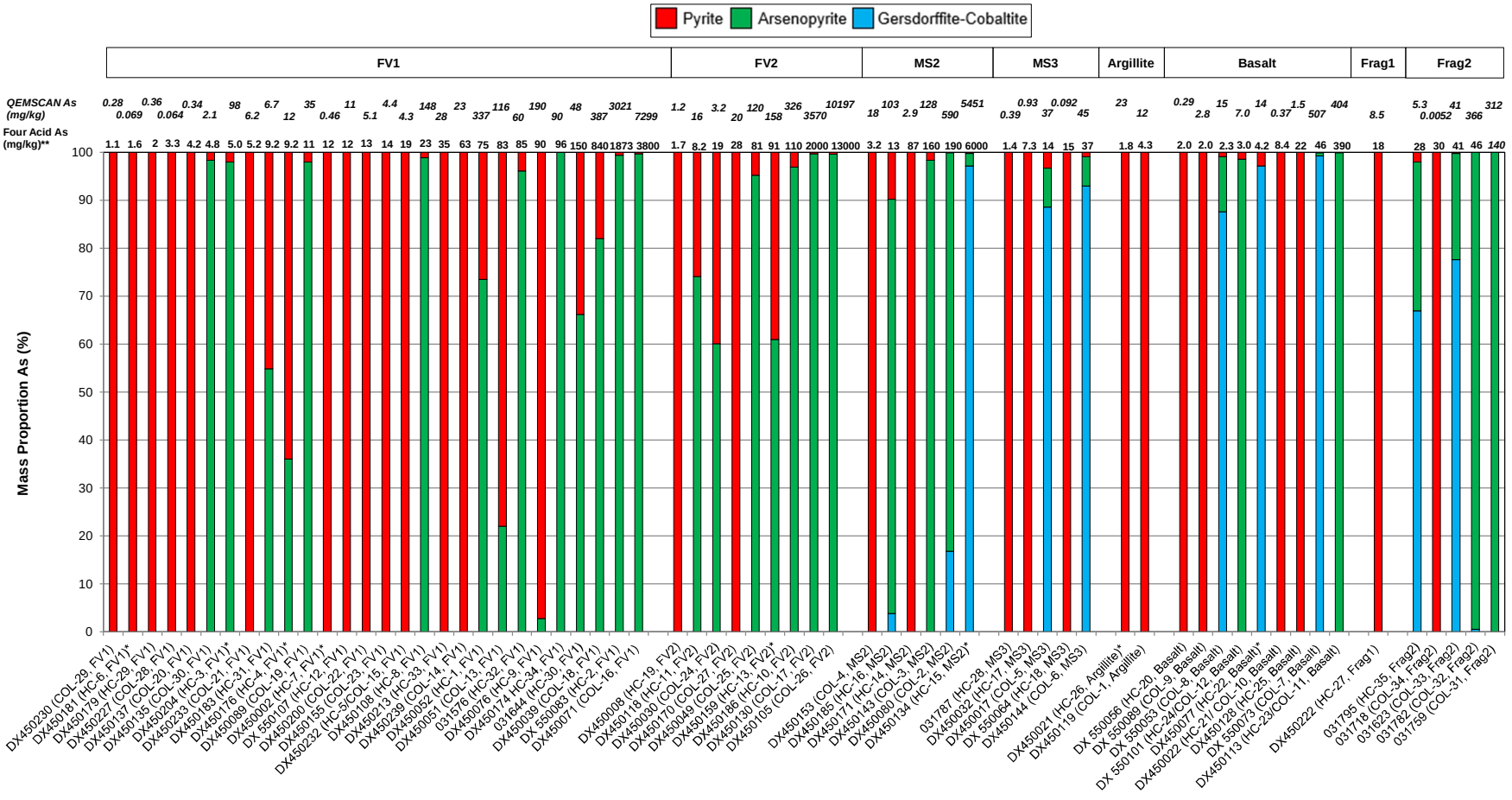

Notes:

* Samples represent assay pulps.

** Bold four acid As values represent the four acid As content from the original sample by MS (mg/kg).

Sample order is grouped by lithology and arranged by increasing four acid As content within each lithology.

KINROSS

QEMSCAN As Deportment			
Geochemistry Summary for Impact Statement			
Great Bear Project			
Figure Number		5.3-7	
Project Number		OMEMA2303	
Date		November 2025	
Drawn	MT	Reviewed	SW

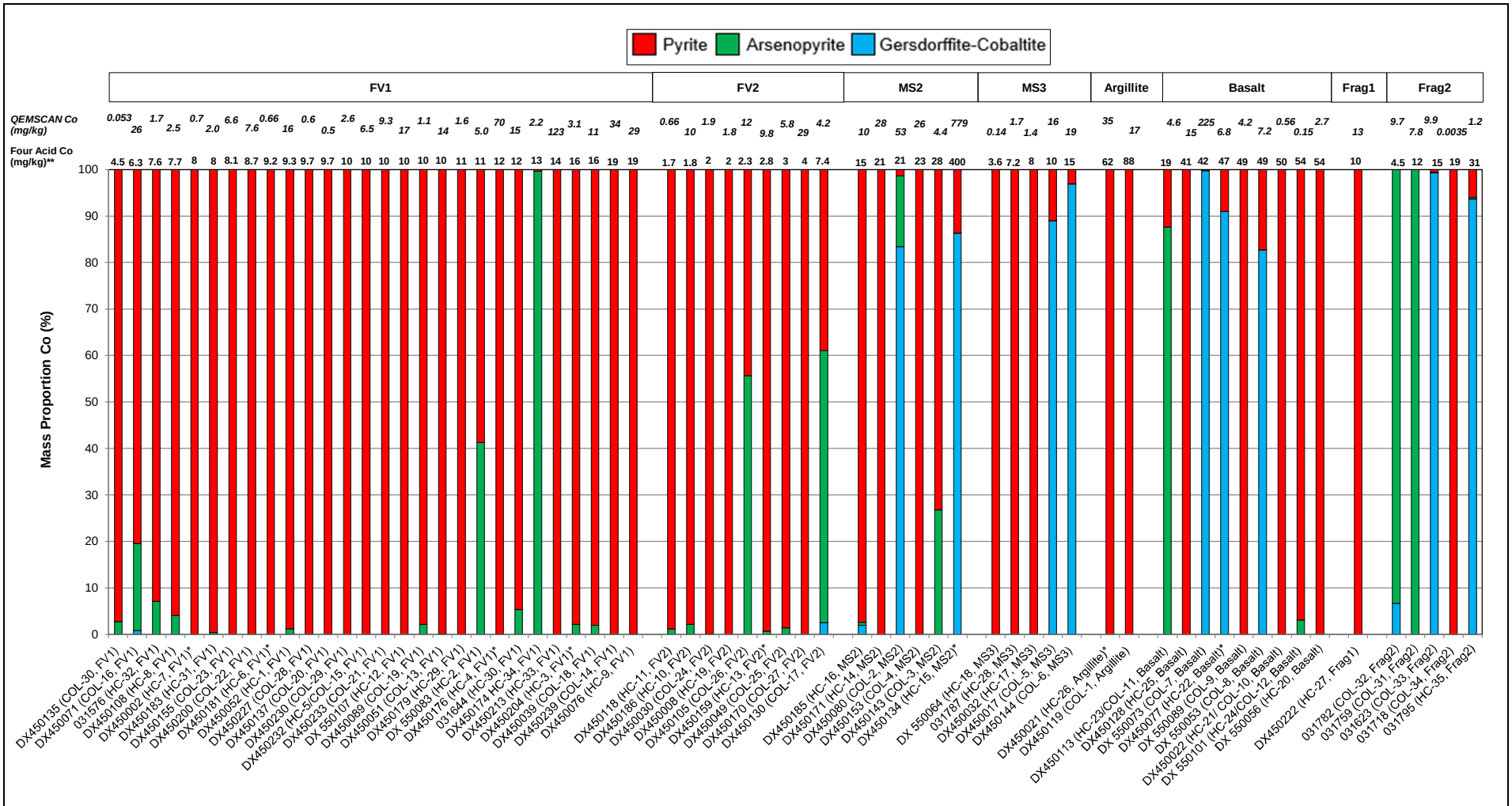

Notes:

* Samples represent assay pulps.

** Bold four acid Co values represent the four acid Co content from the original sample by MS (mg/kg).

Sample order is grouped by lithology and arranged by increasing four acid Co content within each lithology.

QEMSCAN Co Deportment	
Geochemistry Summary for Impact Statement	
Great Bear Project	
Figure Number	5.3-8
Project Number	OMEMA2303
Date	November 2025
Drawn: MT	Reviewed: SW

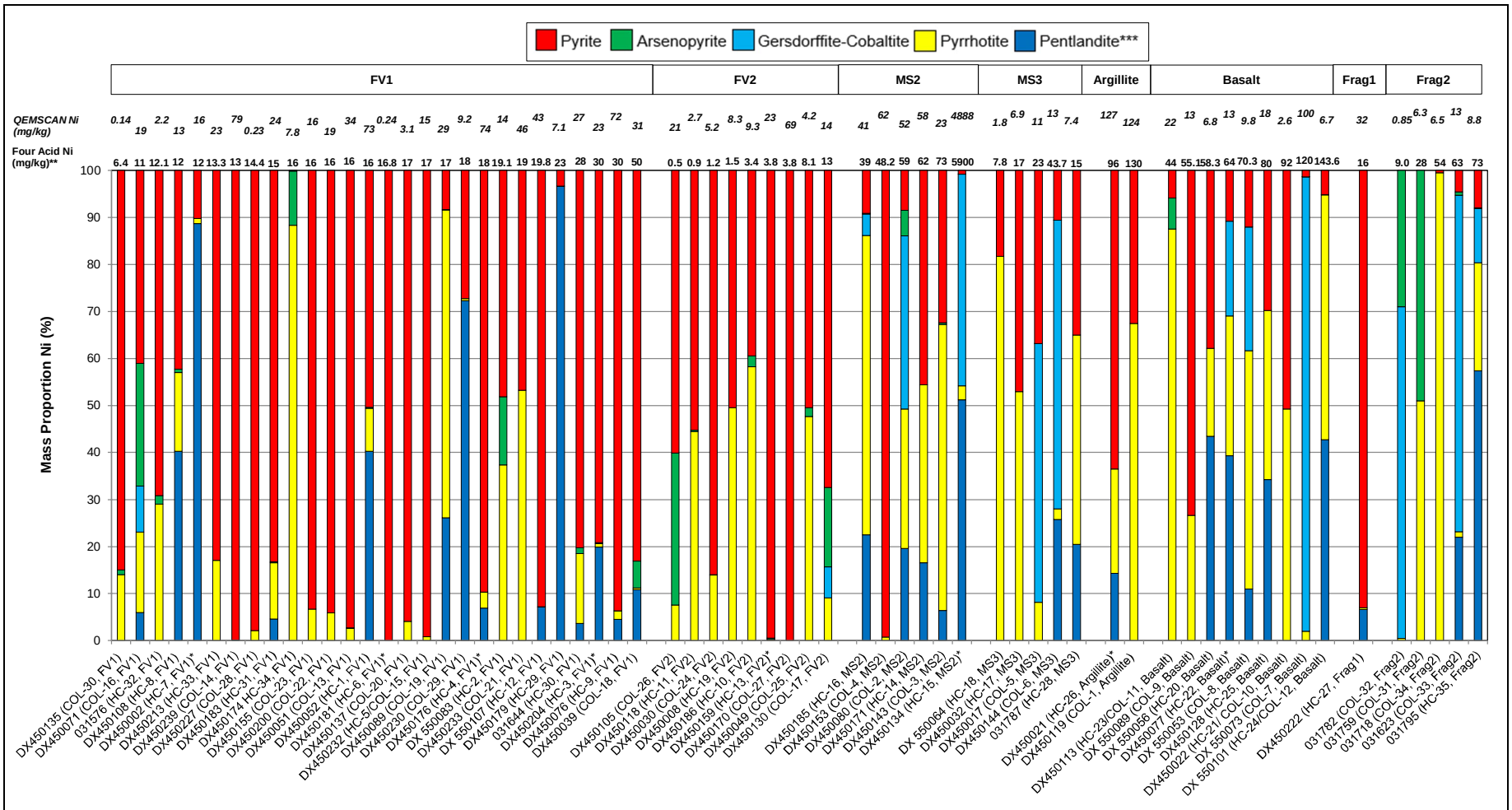

Notes:

* Samples represent assay pulps..

** Bold four acid Ni values represent the four acid Ni content from the original sample by MS (mg/kg).

*** No EMPA data and $Fe_{4.5}Ni_{4.5}S_8$ stoichiometry was assumed.

Sample order is grouped by lithology and arranged by increasing four acid Ni content within each lithology.

KINROSS

QEMSCAN Ni Deportment			
Geochemistry Summary for Impact Statement			
Great Bear Project			
Figure Number		5.3-9	
Project Number		OMEMA2303	
Date		November 2025	
Drawn	MT	Reviewed	SW

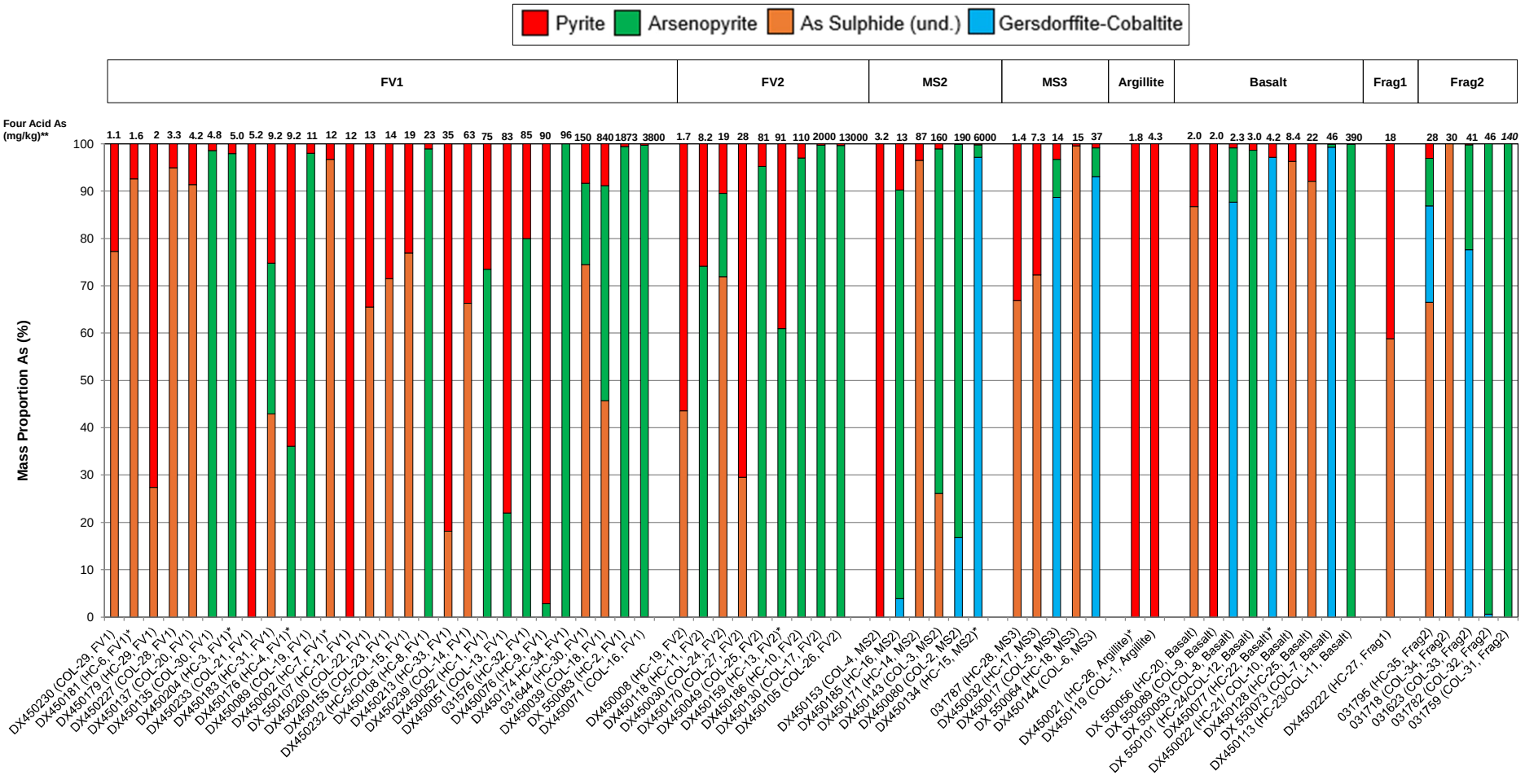

Notes:

* Samples represent assay pulps.

** Bold four acid As values represent the four acid As content from the original sample by MS (mg/kg).

Sample order is grouped by lithology and arranged by increasing four acid As content within each lithology.

KINROSS

Corrected QEMSCAN As Deportment			
Geochemistry Summary for Impact Statement			
Great Bear Project			
Figure Number		5.3-10	
Project Number		OMEMA2303	
Date		November 2025	
Drawn	MT	Reviewed	SW

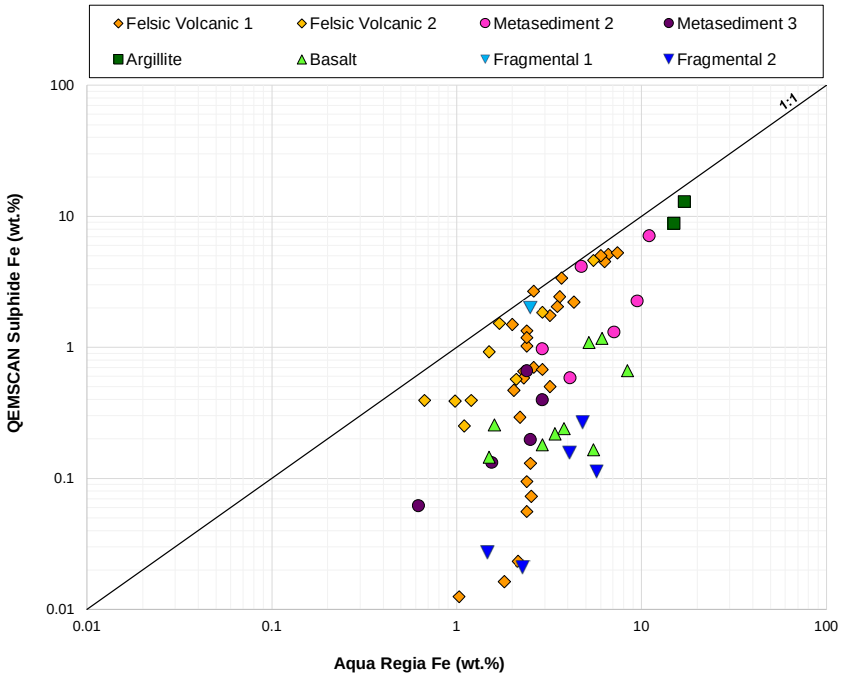

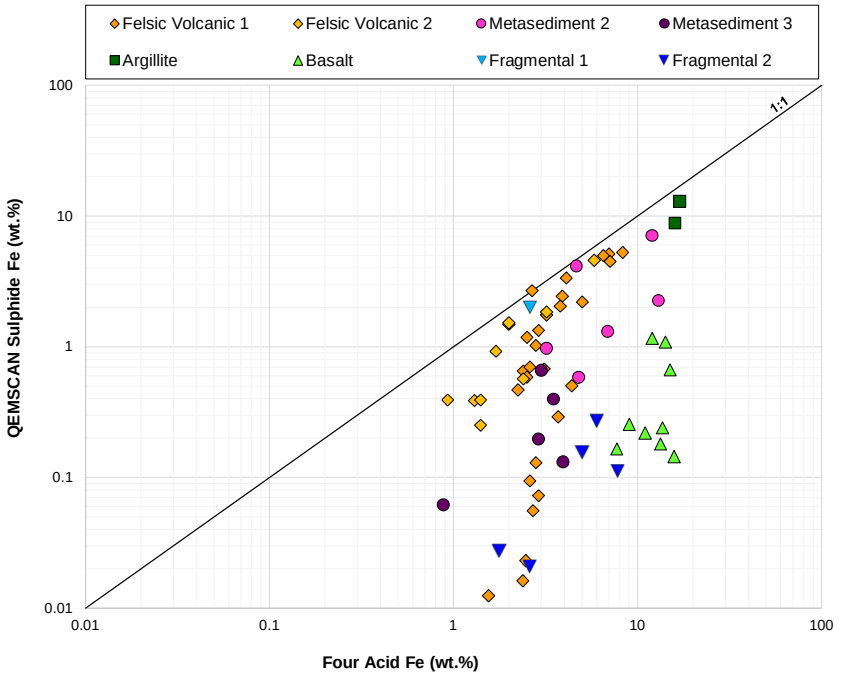

QEMSCAN Sulphide Fe vs. Fe Content	
Geochemistry Summary for Impact Statement	
Great Bear Project	
Figure Number	5.3-11
Project Number	OMEMA2303
Date	November 2025
Drawn: MT	Reviewed: SW

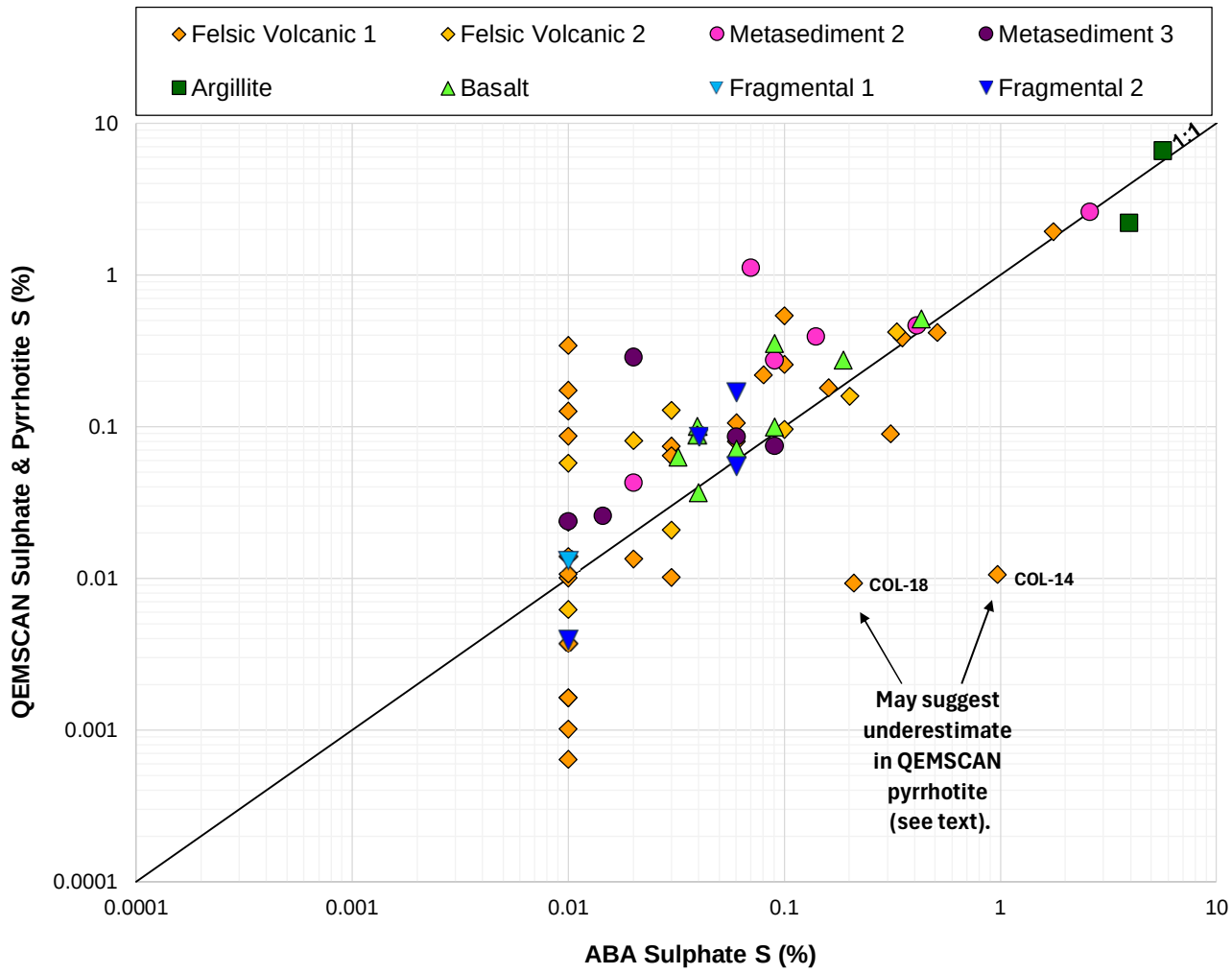

		QEMSCAN Sulphate & Pyrrhotite S vs. ABA Sulphate S			
		Geochemistry Summary for Impact Statement			
		Great Bear Project			
		Figure Number		5.3-12	
		Project Number		OMEMA2303	
		Date		November 2025	
		Drawn	MT	Reviewed	SW

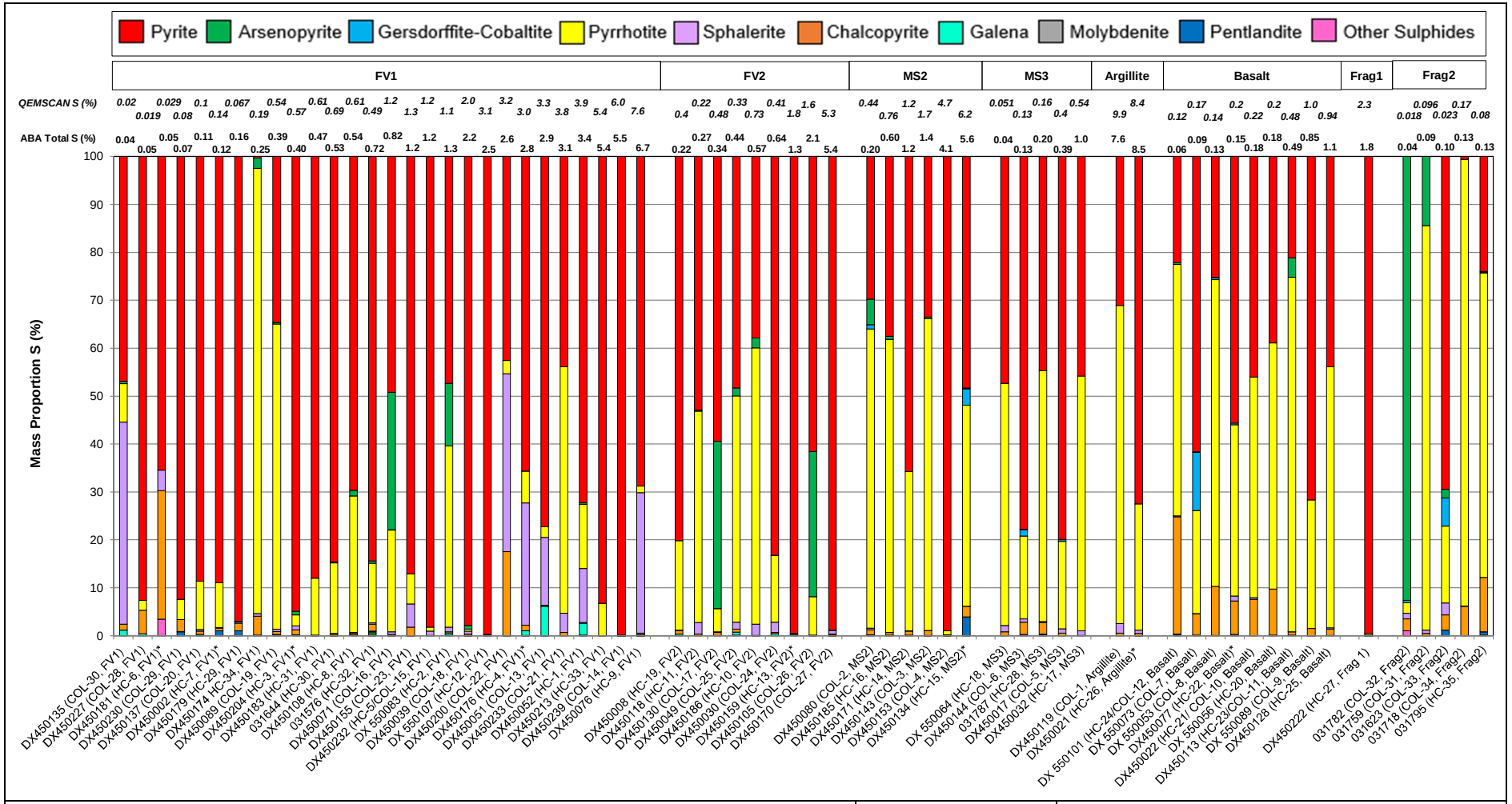

Notes:

* Samples represent assay pulps.

Sample order is grouped by lithology and arranged by increasing ABA total S within each lithology.

KINROSS

QEMSCAN S Deportment			
Geochemistry Summary for Impact Statement			
Great Bear Project			
Figure Number	5.3-13		
Project Number	OMEMA2303		
Date	November 2025		
Drawn	MT	Reviewed	SW

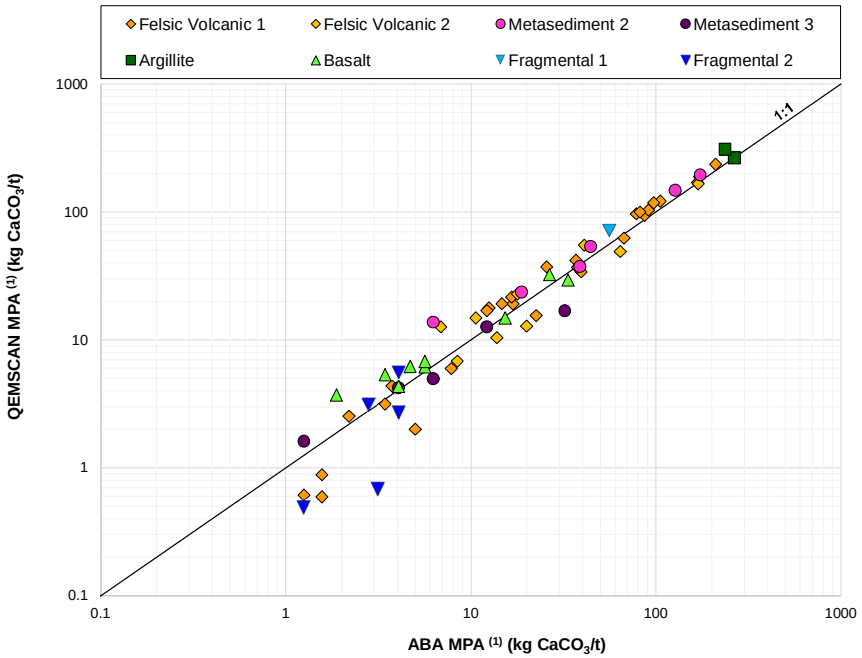

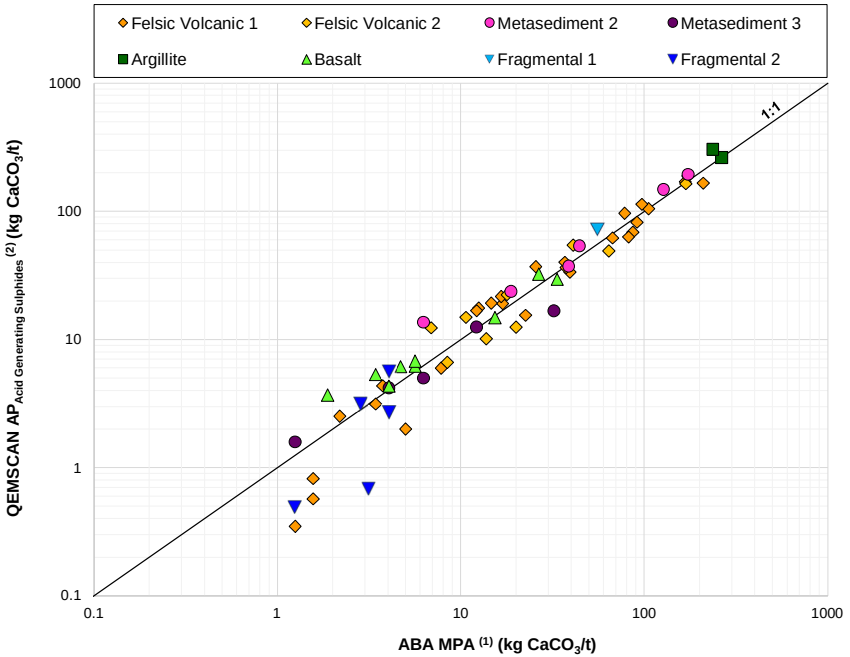

Notes:
(1) MPA calculated as 31.25*Total S.
(2) AP calculated as 31.25*Sulphide S. ABA Sulphide S = Total S - HCl leachable Sulphate S.

QEMSCAN AP vs. ABA MPA	
Geochemistry Summary for Impact Statement	
Great Bear Project	
Figure Number	5.3-14
Project Number	OMEMA2303
Date	November 2025
Drawn: MT	Reviewed: SW

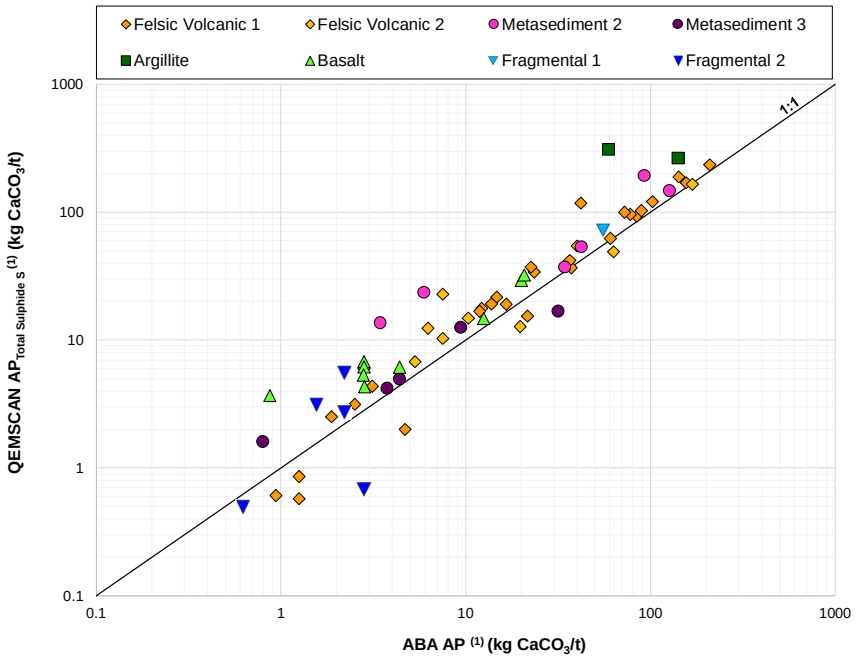

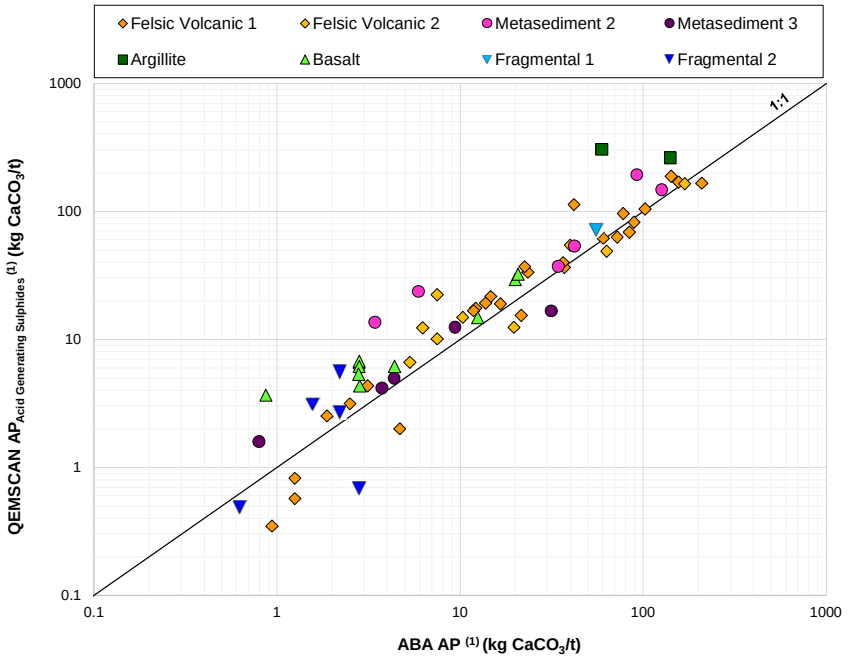

Notes:
(1) AP calculated as 31.25*Sulphide S. ABA Sulphide S = Total S - HCl leachable Sulphate S.

QEMSCAN AP (Acid Generating Sulphides) vs. ABA AP

Geochemistry Summary for Impact Statement

Great Bear Project

Figure Number		5.3-15	
Project Number		OMEMA2303	
Date		November 2025	
Drawn	MT	Reviewed	SW

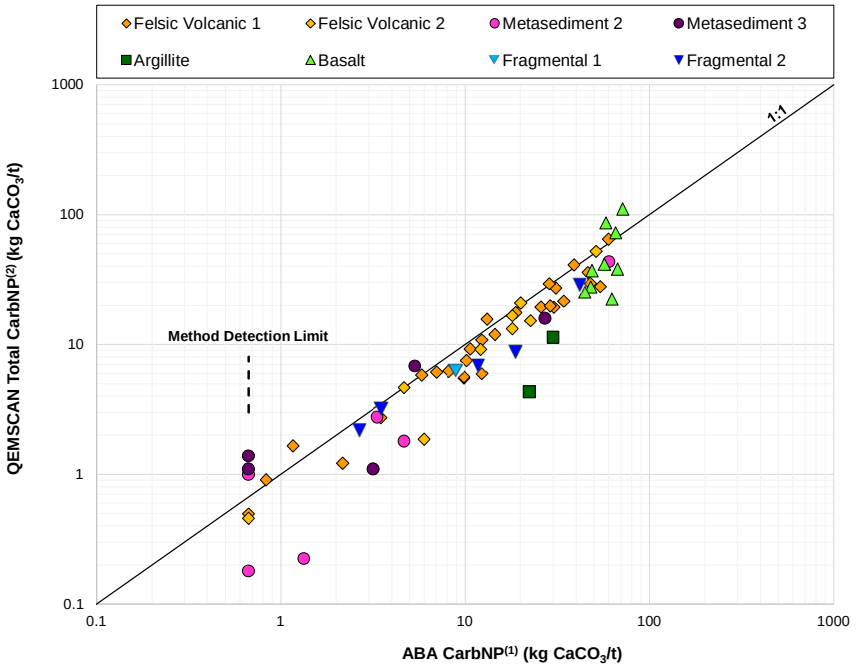

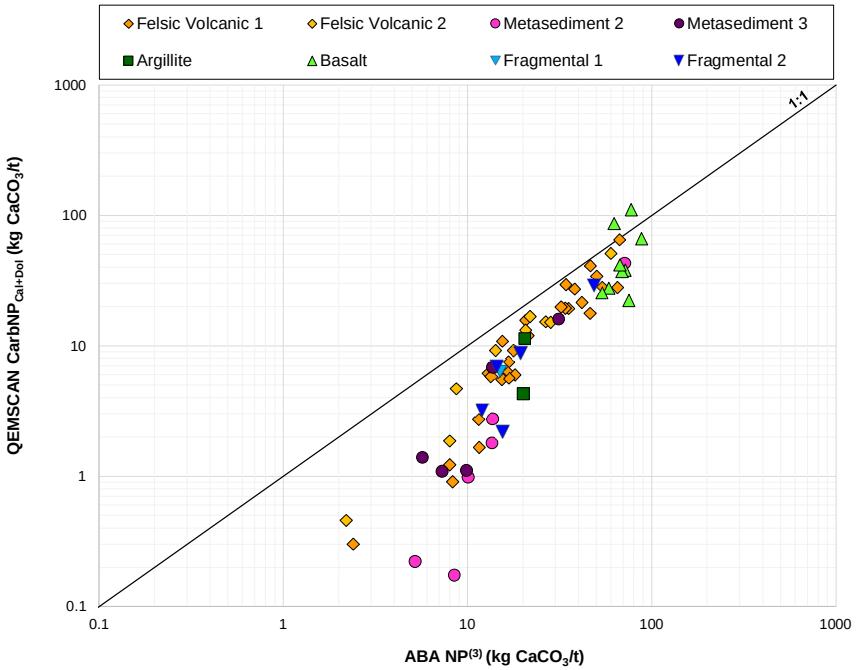

Notes:
(1) CarbNP calculated from TIC.
(2) QEMSCAN Total CarbNP is the sum of calcite, dolomite and ankerite portions.
(3) NP measured by the Modified Sobek Method.

QEMSCAN NP vs. ABA NP			
Geochemistry Summary for Impact Statement			
Great Bear Project			
Figure Number		5.3-16	
Project Number		OMEMA2303	
Date		November 2025	
Drawn	MT	Reviewed	SW

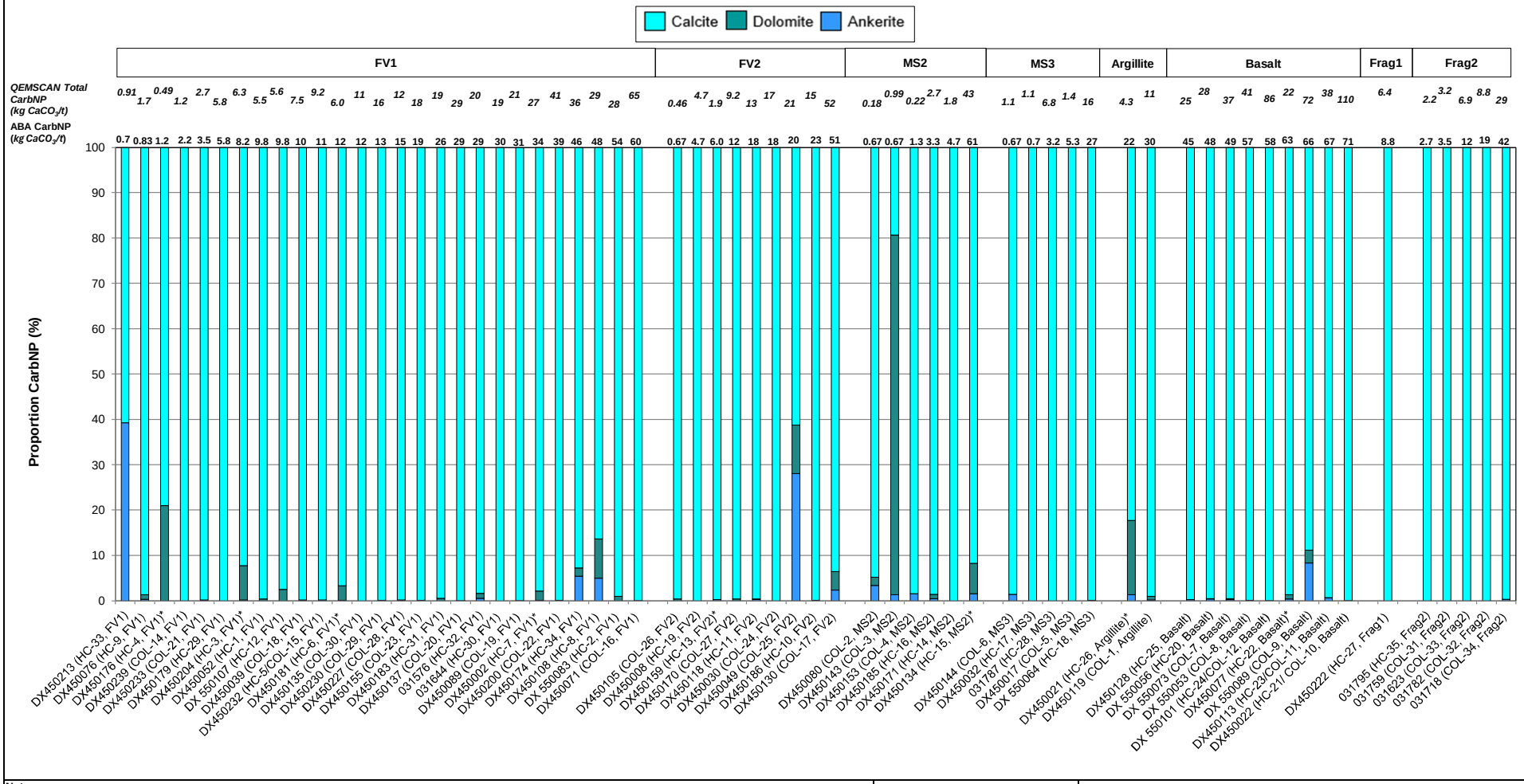

Notes:

* Samples represent assay pulps.

Sample order is grouped by lithology and arranged by increasing ABA CarbNP within each lithology.

KINROSS

QEMSCAN CarbNP Distribution			
Geochemistry Summary for Impact Statement			
Great Bear Project			
Figure Number		5.3-17	
Project Number		OMEMA2303	
Date		November 2025	
Drawn	MT	Reviewed	SW

5.4 HUMIDITY CELL TESTING

5.4.1 OVERVIEW

Testing consisted of 35 humidity cells prepared with drill core samples. The test samples were selected to be representative of key Project rock types as shown in Table 5.4-1. The humidity cell test samples represent the range of geochemical characteristics observed in the static tests for both mine rock and ore-grade materials.

Humidity cell testing described in this report was initiated in stages, including 27 tests (HC-1 to HC-27) initiated in May 2023 and eight tests (HC-28 to HC-35) initiated in April 2024.

This section presents data for cells HC-1 to HC-35 that was collected up to July 2025. Currently available data includes:

- 109 weeks of data for the humidity cells initiated in May 2023.
- 63 weeks of data for the humidity cells initiated in April 2024.

The tests continue to be monitored as appropriate.

The approach and testing methods utilized herein are based on the requirements described under the *Ontario Mining Act*; namely guidance found within the reference document *Prediction for Drainage Chemistry for Sulphidic Geologic Materials* (MEND 2009), which represents best practice and industry-standard approaches and methodologies for ML / ARD sampling and characterization in Canada.

5.4.2 TESTING DETAILS

A summary of humidity cell testing is provided below. Geochemical descriptions of the test samples are summarized in Table 5.4-2. Mineralogical data from R-XRD and QEMSCAN for the humidity cell samples is provided in Table 5.4-3.

Samples were selected following completion of static testing on drill core samples (Section 5.2) to represent key rock types in the mine volume, including the LP Central pit, Viggo pit and underground mine, based on current mine design. Samples include a range of sulphide, NP and metal content of both mine rock and ore-grade material from the following lithologies: Felsic Volcanic (FV1, FV2), Metasediment (MS2, MS3), Fragmental (Frag1, Frag2), Basalt and minor Argillite. Static test results indicated that both mine rock and ore-grade samples typically encompassed similar ranges of S, NP and solid phase metal contents. Therefore, the samples selected for humidity cell testing were chosen to represent the broad range of geochemical characteristics observed for mine rock and ore-grade materials.

All tests are conducted at the SGS laboratory in Lakefield, Ontario, following the procedures described in MEND (2009) and detailed in Appendix A.

The humidity cells are operated as standard mine rock humidity cell tests. The tests were prepared with 0.5 to 1 kg of prepared drill core and flushed weekly with 0.5 to 1 L of deionized water (i.e., a 1:1 water to rock ratio was maintained). Leachates were analyzed weekly for the parameters listed in Section 4.4.1.

- HC-1 to HC-27 were initiated in May 2023.
  - In April 2024 the analytical schedule was updated to analyze dissolved metals on a biweekly basis for HC-1 to HC-27, and to discontinue chloride and fluoride analyses [6] for all cells except for HC-15, HC-19 and HC-26. Chloride analysis for HC-15 and HC-26 and fluoride analysis for HC-19 were modified to a biweekly schedule in April 2024. Chloride analysis for HC-19 and fluoride analysis for HC-15 were discontinued in April 2024. Fluoride analysis for

[6] Chloride and fluoride analyses were discontinued when concentrations were consistently below the analytical detection limit.

HC-19 was discontinued in July 2024. Chloride analysis for HC-15 and HC-26 was discontinued in May 2025.

  - In May 2025 the analytical schedule was updated to analyze dissolved metals on a monthly basis for cells HC-8 to HC-27.

- HC-28 to HC-35 were initiated in April 2024.
  - In May 2025 the analytical schedule was updated to analyze dissolved metals on a biweekly basis for cells HC-28 to HC-35 and discontinue chloride and fluoride analysis in those cells.

Changes were made to the analytical detection limit for several analytes throughout the testing as follows:

- The detection limit for sulphate was modified from 2 to 0.2 mg/L in June 2024, following a change in the sulphate analytical method from colorimetry to ion chromatography. This change was made under the direction of WSP and Great Bear Resources, to support obtaining measurable sulphate concentrations for all the tests.
- The detection limit for chloride was reduced from 1 to 0.2 mg/L in June 2024, alongside sulphate, as part of a change in the analytical method from colorimetry to ion chromatography.
- Following routine annual instrument review by the laboratory, detection limits were modified for several elements including S (from 3 to 5 mg/L), Cu (from 0.0002 to 0.002 mg/L), Mo (from 0.00004 to 0.0004 mg/L), and W (from 0.00002 to 0.0002) in January 2024. The detection limit for Cu was further modified from 0.002 to 0.001 mg/L in February 2024.
- In May 2025, ultra-trace analysis of Hg was incorporated into the analytical schedule for all humidity cell tests to detect Hg at the sub-nanogram level (0.00000004 mg/L). Ultra-trace Hg analyses [7] are conducted at Flett Research Ltd. In Winnipeg, Manitoba through a method based on Cold Vapor Atomic Fluorescence Spectroscopy (CVAFS).

Leachate chemistry was used to calculate release rates based on estimated surface areas of the humidity cell samples. Calculated release rates (expressed as mg/m^2/week) were used to determine trends in metal release, the rates of sulphide oxidation and NP depletion, and to estimate the lag time to acid onset in the samples.

5.4.3 QUALITY ASSURANCE AND QUALITY CONTROL

Humidity cell leachate data were reviewed for QA / QC purposes through continuous review. QA / QC evaluation included:

- Assessment of laboratory QA / QC reports, including method blanks, laboratory duplicates, and spike recoveries.
- Verification of detection limits.
- Review of ionic charge balance.
- Review of anomalous data spikes.
- Comparison of results from total S (by ICP-MS) versus sulphate S (by IC) measured in the leachate.
- Comparison of results from Hg analysis by CVAA (detection limit of 0.00001 mg/L) with ultra-trace Hg analysis by CVAFS (detection limit of 0.00000004 mg/L).

Assessment of QA / QC data indicated good data quality for the HC leachates. Results of the QA / QC analyses included the following observations:

- Method blanks were consistently below detection limits.
- Duplicate analyses were generally acceptable (RPD typically less than 20%), with occasional higher RPDs limited to concentrations near detection limits.

[7] Ultra-trace analyses were conducted on the leachates to supplement and corroborate the very low concentrations (typically below the analytical detection limit of 0.00001 mg/L) previously determined by CVAA.

- Charge balance results were typically within +/- 15% for samples. Larger imbalances are attributed to near-detection limit uncertainty.
- Consistently higher alkalinity concentrations in several humidity cell leachates were observed for data in week 29 of the test. Alkalinity concentrations returned to the previous baseline for each cell in the following week.
- pH for weeks 54 and 107 for HC-33 and HC-13, respectively, was omitted due to quality assurance issues.
- ICP-S vs sulphate-S results displayed a good agreement (typically within +/- 15%). Larger differences at low concentrations were attributed to the elevated sulphate and sulphur detection limits (0.2 to 2 mg/L for sulphate, 3 to 5 mg/L for sulphur) or near-detection limit uncertainty.
- Hg results displayed good agreement between the compared methods whereby all the results from CVAFS were below the detection limit for CVAA (<0.00001 mg/L).
- Data collected at weeks 10 and 29 for HC-6 and week 59 for cell HC-3 were excluded due to isolated deviations from the testing protocol, specifically involving the addition of water volume exceeding protocol specifications and / or the absence of leachate filtration.

5.4.4 RESULTS

Humidity cell test results are presented in Table D-1 through Table D-35 and Figure D-1 through Figure D-148 in Appendix D. Figures are grouped by rock type for ease of review.

Concentrations of several parameters including Hg (CVAA; detection limit of 0.00001 mg/L), Ag (detection limit of 0.00005 mg/L), and Cr (detection limit of 0.00008 mg/L) were generally at or near the analytical detection limit throughout the duration of testing. Ongoing humidity cell testing is utilizing ultra-trace detection limits for Hg (0.00000004 mg/L). Four weeks of data are currently available and ultra-trace Hg analyses continues.

Results for key parameters are summarized below based on the available data.

- Leachates from 29 of the 35 cells had a circumneutral pH, with pH levels around pH 6.5 to 7.4 in recent data (Figures D-1 to D-4). Of the 29 circumneutral cells, two FV samples (HC-31, and HC-32) displayed slightly decreasing pH trends in recent data. The other 27 cells, including all Basalt and Fragmental lithologies, 15 Felsic Volcanic and four Metasediment samples displayed generally stable pH in recent data. Acidic to weakly acidic pH conditions (on the order of approximately pH 4.5 to 6.2) were observed in six PAG cells that had elevated sulphide content and a low NP content, including three Felsic Volcanic cells (HC-4, HC-9, HC-33), two Metasediment cells (HC-14, HC-17), and one Argillite cell (HC-26). These tests have operated over the long term (63 to 109 weeks of data).
- Leachate pH for HC-4 and HC-9 (FV1; PAG, High S, Very Low NP) showed gradual pH decline, becoming net-acid generating (i.e., pH consistently <6.5) after approximately 40 weeks and stabilizing at pH 5.0 to 5.6. HC-33 (FV1; PAG, High S, Very Low NP) remained weakly to moderately acidic (around pH 4.8) since early testing. These cells have high sulphide (>2 wt.%) and low NP (5 to12 kg $CaCO_3$/t) and represent a minor portion of the mine volume.
  - HC-14 (MS2; PAG, High S) showed a slow and steady decline, dropping below pH 6.5 after 76 weeks and ranging between 6 and 6.4 in recent data. After 35 weeks of testing, HC-17 (MS3; PAG, High S, Very Low NP) showed a steady decline to below pH 6.5 after 56 weeks, with recent pH values between 5 and 5.4.
  - HC-26 (Argillite; PAG, High S) showed erratic pH values that were consistently below pH 6.5 after 63 weeks of testing. Recent pH values ranged between pH 4 and 5.
- Acidity release rates were derived from near or below detection limit concentrations (2 mg $CaCO_3$/L) for 28 of the 35 cells throughout the test period (Figures D-9 to D-12). Acidity release rates were based on detectable values in the order of 0.1 to 10 mg $CaCO_3/m^2$/week for six cells with an elevated sulphide content (approximately 1 to 7% sulphide S) that had weakly acidic to acidic pH values in recent data, including HC-4 (FV1; PAG, High S, Very Low NP), HC-9 (FV1; PAG, High S, Very Low NP), HC-14 (MS2; PAG, High S), HC-17 (MS3; PAG, High S, Very Low NP), HC-26 (Argillite; PAG, High S), and HC-33 (FV1; PAG, High S, Very Low NP). One cell (HC-15; PAG, High S) had detectable acidity release despite circumneutral but variable pH values

in recent data. Increasing trends in acidity release for these cells were generally consistent with trends in decreasing pH and alkalinity.

- Alkalinity release rates were in the order of 0.03 to 0.3 mg $CaCO_3/m^2$/week (Figures D-13 to D-16). Of the 35 humidity cell tests, 21 cells representing samples from all rock types had relatively steady alkalinity release rates in recent data, whereas 14 cells showed decreasing trends in alkalinity release. Seven of these cells with steady alkalinity release had alkalinity release rates based on concentrations at or near the detection limit, including HC-1 (FV1; PAG, High S), HC-4 (FV1; PAG, High S, Very Low NP), HC-9 (FV1; PAG, High S, Very Low NP), HC-14 (MS2; PAG, High S), HC-17 (MS3; PAG, High S, Very Low NP), HC-26 (Argillite; PAG, High S) and HC-33 (FV1; PAG, High S, Very Low NP). Non-detectable alkalinity release was associated with cells that had weakly acidic to acidic leachate pH, as expected.
- Sulphate release rates for most cells declined after start-up and stabilized between 0.004 and 0.5 mg/m^2/week (Figures D-17 to D-20). Felsic volcanic cells (e.g., HC-4, HC-9, HC-33) showed relatively stable sulphate release despite decreasing pH and detectable acidity. Metasediment cells (HC-14, HC-15, HC-17) exhibited increasing sulphate release in recent data, coinciding with pH decline and acidity release. Argillite (HC-26) had the highest sulphate release (up to 2.7 mg/m^2/week), with erratic trends that generally increased from week 20 onward.
  - A relationship between solid phase total S content and sulphate release rate was observed for the samples, as shown in Figure 5.4-1. Sulphate release rates generally showed an increasing trend with total S content for the samples. Sulphate release rates were higher for HC-26 (Argillite; PAG, High S) relative to other samples with a similar total S content, attributed to the elevated pyrrhotite content identified by R-XRD and QEMSCAN (5.6 and 16 wt.% respectively, Table 5.4-3) of this sample.
  - As shown in Figure 5.4-1, NPAG samples (with a lower total S content) generally had lower sulphate release rates relative to PAG samples. However, some PAG samples with a low total S content had similarly low rates of sulphate release as the NPAG samples. Higher sulphate release rates were generally associated with samples with a higher total S content, represented by the PAG samples in the data set.
  - Sulphate release rates were based on detectable sulphate concentrations for most humidity cell tests. Three NPAG cells (HC-6, HC-7 and HC-34) had sulphate release rates that were primarily based on detection limit-derived values [8] (i.e., 0.2 mg/L). The low observed sulphate release rates are attributed to low sulphide oxidation rates for these cells in the current data (Figure 5.4-1).
- Release rates for As varied from 0.000004 to 0.002 mg/m^2/week among the test samples. Release rates for most cells showed steady to steadily decreasing trends (Figures D-33 to D-36).
  - Most samples with a typical [9] As content generally had lower As release rates than samples with a higher As content. However, several samples with a relatively low solid phase As content, including HC-7 (FV1; NPAG), HC-16 (MS2; PAG, Typical S), HC-18 (MS3; NPAG), HC-21 (Basalt; NPAG, Typical S), HC-29 (FV1; CarbNPR 1 to 2), HC-31 (FV1; CarbNPR 1 to 2), and HC-35 (Frag2; PAG, Typical S, Very Low NP) had As release rates that were similar to samples with a higher solid phase As content. Samples with a higher solid phase As content included HC-2 (FV1; CarbNPR 1 to 2, Typical S), HC-15 (MS2; PAG, High S), HC-23 (Basalt; NPAG, High S), and HC-30 (FV1; CarbNPR 1 to 2, Typical S). These samples had a solid phase As content that was >90th percentile relative to their respective lithologies in the ML / ARD database, with 160 to 5,100 mg/kg As.
  - There was a reasonably consistent relationship between the solid phase As:S molar ratio and As release rates for most samples; in general samples with a lower As:S molar ratio had lower As release rates. This suggested that As host mineralogy is an important consideration in As leaching from the samples.

[8] Median sulphate release rates were based on at or below detection limit-derived values if more than 50% of the results in the last 10 weeks of testing showed sulphate concentrations that were at or below the analytical detection limit.
[9] The term typical refers to values >40th to <75th percentile range relative to the samples of a specific lithology in the ML / ARD database.

  - Relatively low concentrations of the sulpharsenide mineral gersdorffite-cobaltite (or an undifferentiated As sulphide phase) were identified by QEMSCAN (Section 5.3; Table 5.4-3) for some isolated samples that had a relatively low solid phase As content but a higher-than-expected As leaching rate. Based on the currently available data, it is likely that the low As content humidity cell samples with higher As release rates contain gersdorffite-cobaltite, which gives rise to the observed higher As release rates for these samples. Due to the low abundance of these phases, they are not directly reflected in the bulk As and S composition of these samples. It is noted that sulpharsenide phases are currently understood to have a limited presence among the overall Project rock.

- Release rates for Se showed a steady to steadily decreasing trend over the test period for most samples (Figures D-37 to D-40). Se release rates varied among the tests and were on the order of 0.0000008 mg/m^2/week (based on detection limit-derived concentrations of 0.00004 mg/L) to approximately 0.00004 mg/m^2/week in recent data. Increasing Se release trends were observed in recent data for a number of cells that displayed an increase in sulphate and acidity release (Felsic volcanic cell HC-9, and Metasediment cells HC-14, HC-15 and HC-17) which was generally concurrent with decreasing pH. A relationship between solid phase Se content and Se release rate was observed, whereby samples with a higher Se content had higher Se release rates. Most samples with a typical solid phase Se content relative to their respective lithologies in the ML / ARD database had low Se release rates that were often based on the analytical detection limit. Samples with a higher sulphide content often had higher Se release rates, attributed to Se substituting for S in sulphide minerals (e.g., pyrite).
- Release rates for Zn were consistently low for most cells, on the order of 0.00005 mg/m^2/week and were typically based on detection limit-derived concentrations (0.002 mg/L, Figures D-41 to D-44). Zn release rates for several cells including HC-1 (FV1; PAG, High S), HC-17 (MS3; PAG, High S, Very Low NP), HC-26 (Argillite; PAG, High S), and HC-33 (FV1; PAG, High S, Very Low NP) were elevated relative to the other cells (0.0003 to 0.003 mg/m^2/week). Zn release rates for HC-4 (FV1; PAG, High S, Very Low NP) and HC-9 (FV1; PAG, High S, Very Low NP) were notably elevated relative to other cells (0.05 to 0.2 mg/m^2/week, Figure D-41).
  - Overall higher Zn release rates for HC-1, HC-4, HC-9, HC-17, and HC-26 were attributed to their elevated Zn content (on the order of 270 to 34,000 mg/kg, Table 5.4-2) and progression to acidic conditions (pH less than 6) in cells HC-4, HC-9, HC-17 and HC-26. Zn release rates for HC-33 (32 mg/kg Zn) were greater than other cells with a similar Zn content and this was attributed to the acidic pH observed in this cell.
  - Sphalerite was identified by R-XRD and QEMSCAN in HC-1 (0.7 and 1.3 wt.%), HC-4 (1.1 and 2.3 wt.%), and HC-9 (5.1 and 6.7 wt.%), although the samples also contained pyrite (Table 5.4-3). Trace sphalerite was also identified in cell HC-17 (0.02%) and HC-26 (0.19%) using QEMSCAN.
  - Release rates for Cd showed similar patterns to Zn release rates, attributed to the release of Cd substituted for Zn in sphalerite. Release rates for Cd were generally low for most cells (on the order of 0.0000001 mg/m^2/week and based on at or near the analytical detection limit concentrations of 0.000003 mg/L).
  - Cd release rates were higher for cells with an elevated Cd content including HC-1 (FV1; PAG, High S), HC-4 (FV1; PAG, High S, Very Low NP), HC-9 (FV1; PAG, High S, Very Low NP), HC-17 (MS3; PAG, High S, Very Low NP), and HC-26 (Argillite; PAG, High S) which represented ≥95th percentile Cd content relative to their respective lithologies among the ML / ARD database (approximately 1 to 200 mg/kg Cd, Figures D-45 to D-48). Increased Cd release rates were concurrent with decreasing pH trends and the development of weakly acidic conditions (pH <6.5) in these cells.
- Release rates for Pb were consistently low for most cells, on the order of 0.000002 mg/m^2/week and were typically based on detection limit-derived concentrations (0.00009 mg/L, Figures D-49 to D-52). Pb release rates for several cells including HC-1 (FV1; PAG, High S), HC-4 (FV1; PAG, High S, Very Low NP), and HC-9 (FV1; PAG, High S, Very Low NP) were elevated relative to the other cells.
  - Pb release rates were relatively steady at 0.001 mg/m^2/week for HC-1 over the first 50 weeks of testing, and after decreased toward 0.0005 mg/m^2/week. Release rates for Pb in HC-9 steadily increased to values of approximately 0.01 mg/m^2/week after 80 weeks of testing.

Similarly, Pb release rates for HC-4 increased to approximately 0.01 mg/m^2/week after week 60 (Figure D-49).

  - Release rates for Pb in HC-17 were based on detection limit concentrations for the first 90 weeks of testing, after which Pb release rates showed a slightly increasing trend toward 0.000006 mg/m^2/week in recent data.
  - These trends were consistent with decreasing trends in pH and / or the development of acidic to weakly acidic conditions in these cells. Higher Pb release rates for HC-1, HC-4, and HC-9 were attributed to their elevated Pb content (910 to 6,200 mg/kg, representing ≥95th percentile Pb content among the FV1 samples in the ML / ARD database).

- Release rates for Ni were low and stable for most cells, on the order of 0.000003 mg/m^2/week and were typically based on detection limit concentrations (0.0001 mg/L, Figures D-53 to D-56). Several cells had higher Ni release (0.000005 to 0.002 mg/m^2/week) including HC-4 (FV1; PAG, High S, Very Low NP), HC-9 (FV1; PAG, High S, Very Low NP), HC-14 (MS3; PAG, High S), HC-15 (MS2; PAG, High S), HC-17 (MS3; PAG, High S, Very Low NP), HC-26 (Argillite; PAG, High S), and HC-33 (FV1; PAG, High S, Very Low NP). While some of these cells had elevated solid phase Ni contents (e.g., HC-9, HC-15 and HC-26), solid phase Ni concentrations were lower for other samples and trends in Ni release were attributed to the development of acidic to weakly acidic leaching conditions in these cells (e.g., most recently, HC-14). HC-15 (MS2; PAG, High S) has exhibited sustained high release rates for Ni (0.002 mg/m^2/week) since week 88. Leachates for this cell had a neutral pH and elevated Ni release was attributed to the high Ni content of the test sample (6,100 mg/kg, 100th percentile among the ML / ARD database and contained gersdorffite-cobaltite).
- Release rates for Co were low and stable in most cells, ranging from approximately 0.0000001 to 0.000002 mg/m^2/week in recent data (Figures D-57 to D-60). Release rates for Co were elevated (up to 0.0002 mg/m^2/week) and / or displayed increasing trends typically in cells that developed acidic to weakly acidic conditions, including HC-4, HC-9, HC-14, HC-17, HC-26, HC-33. Alternatively, Co release rates were higher (0.0000001 mg/m^2/week) for a neutral leaching cell with a very high Co content, HC-15 (100th percentile solid phase Co content relative to the MS2 samples in the ML / ARD database, 400 mg/kg). This sample had the highest gersdorffite-cobaltite abundance among all humidity cell samples (approximately 1%).
- Release rates for Hg were based on concentrations at the analytical detection limit (0.00001 mg/L by CVAA analysis) for all the humidity cell tests over the duration of testing (Figures D-61 to D-64).
- Ultra-trace Hg analysis (determined through CVAFS) confirmed the very low release rates of Hg (less or equal to 0.0000002 mg/m^2/week) in the samples as initially determined by CVAA.

5.4.5 LAG TIME TO ACID ONSET FOR HUMIDITY CELL TESTS

The time to depletion of sulphide and NP in the humidity cells was estimated to provide guidance on the time to acid onset for PAG Project rock.

Release rates for S were calculated from the last 10 weeks of available data for all humidity cell tests. Neutralization potential loss rates were calculated by two methods, depending on the cell's CMR, represented by the molar release of Ca, Mg and sulphate as (Ca+Mg)/SO_4 in the leachates.

  - For cells with a CMR >2, NP dissolution was interpreted to be enhanced under test conditions, due to the weekly flushing of the cell with weakly acidic deionized rinse water. Therefore, S release rates were used to estimate NP loss rates, assuming a 1:2 ratio of AP production and NP consumption.
  - For cells with a CMR 1 to 2, NP dissolution was interpreted to occur mainly due to sulphide oxidation. Neutralization potential loss rates were directly calculated based on Ca and Mg release for these cells.
  - For cells that appeared to have sulphate release influenced by the oxidation of non-acid generating sulphide minerals, weekly sulphate release rates (and CMR values) were corrected via mass balance approaches to account for sulphate produced from the oxidation of acid generating sulphide minerals only. This correction was conducted for HC-9, which had a mixed sulphide mineralogy including acid generating and non-acid generating sulphides,

and a notable amount of sulphate release (20 to 30%) that appeared to be generated from the oxidation of non-acid generating sulphides (mainly sphalerite, minor galena) before the observed acid onset. During neutral leachate pH conditions, sulphate release rates for other samples that contained non-acid generating sulphides appeared to have a negligible proportion of their sulphate release (e.g., <3%) associated with non-acid generating sulphide oxidation.

  - Loss of S and NP during the overall test period was similarly determined based on the above approaches.

- CarbNP was used as the measure of available acid neutralization capacity in the samples for assessment purposes. Given the low sulphide oxidation rates observed for some samples, it is possible that some of the non-carbonate NP present in the samples may also be able to provide some effective NP.

Estimated lag times are presented in Table 5.4-4. Observed lag times are provided for cells that became net-acid generating during testing.

Fifteen of the 20 Felsic Volcanic samples were PAG. Overall, cells with a more typical S content generally showed low rates of sulphide oxidation in the humidity cell tests, which resulted in prolonged estimates of lag times to acid onset. Kinetic test results to date indicate the following lag times:

- One cell, HC-19, had a very low NP content (5 kg $CaCO_3$/t) and a low S content (0.2%) and was estimated to become net acid generating in approximately 90 years based on the currently available data. Sulphide oxidation rates for this cell were very low, with sulphate release rates based on concentrations that were near the analytical detection limit.
- Cells with a moderate S content (e.g., 1 to 3%) and relatively low NP content (approximately 5 to 10 kg $CaCO_3$/t) including HC-1, HC-12 and HC-13 had low sulphide oxidation rates in the humidity cell tests and lag times were on the order of one to two decades.
- Cells with a higher NP content (e.g., ≥20 kg $CaCO_3$/t) had lag times estimated to be approximately 100 years or longer. Lag times greater than 100 years were also estimated for cells that had a lower NP content (approximately 5 to 10 kg $CaCO_3$/t) that contained low S levels, including HC-3 (0.4% S) and HC-29 (0.16% S).
- Cells with very low NP and a high S content relative to the FV samples in the ML / ARD database, including HC-4, HC-9 and HC-33 (CarbNP <2 kg $CaCO_3$/t) became net-acid generating during the test period: HC-4 and HC-9 became net-acid generating after 40 weeks of testing and HC-33 was net-acid generating upon test start-up. The differences in lag times for these cells is hypothesized to be related to their mineralogy.
  - HC-33 contained only acid generating sulphide minerals (i.e., pyrite and pyrrhotite) while HC-4 and HC-9 contained acid generating and non-acid generating sulphides (i.e., pyrite, sphalerite, and galena). The presence of non-acid generating sulphides in HC-4 and HC-9 may have also reduced the reactivity of pyrite through galvanic interactions. While non-acid generating sulphides are present in some samples, they do not appear to be prevalent, and they may not be the reason for the observed lower sulphide oxidation rates among all the samples.

Similar patterns were observed for other rock types:

- All three MS2 samples were PAG (HC-14, HC-15 and HC-16).
  - Leachate from sample HC-14 became weakly acidic (pH between 6 and 6.5) after approximately 80 weeks of testing. This sample had low CarbNP determined by ABA (4.7 $CaCO_3$/t), moderate sulphur (1.2%) and moderate sulphate release rates in comparison to other samples. Of note, CarbNP determinations using QEMSCAN data (1.8 kg $CaCO_3$/t) was notably lower than CarbNP determined by ABA.
  - Lag times to acid onset were estimated to be 14 years for HC-16, based on low sulphate release rates and relatively low S (0.6%), despite the relatively low CarbNP content of this sample (approximately 3 kg $CaCO_3$/t).
  - HC-15 had one of the highest NP and S contents among the MS2 samples in the ML / ARD database (CarbNP 60 kg $CaCO_3$/t and 5.6% S) and had an estimated lag time of approximately 40 years.

- Two of the three MS3 samples were PAG (HC-17 and HC-28). HC-17 had a very low CarbNP content (0.7 kg $CaCO_3$/t) and a high S content relative to the MS3 lithology in the ML / ARD database (1% S) and became net-acid generating after 56 weeks of testing. HC-28 had typical NP and S contents relative to the MS3 samples in the ML / ARD database (CarbNP 3 kg $CaCO_3$/t and 0.2% S) and had an estimated lag time to acid onset of 76 years.
- One of the six Basalt samples was PAG (HC-25) and had an estimated lag time of 76 years. The NP content of the PAG Basalt sample was typical among the Basalt samples in the ML / ARD database (approximately 45 kg $CaCO_3$/t).
- The Fragmental 1 and Fragmental 2 samples (HC-27 and HC-35) were both PAG with lag times to acid onset estimated to be in the order of 29 and 32 years, respectively.
- The Argillite sample (HC-26) was PAG with an anomalously high (8.5%) sulphide content. Cell leachates initially became acidic after 43 weeks of testing and became fully acidic after 63 weeks. This cell had a CarbNP content on the order of 20 kg $CaCO_3$/t, and was previously estimated to have a lag time on the order of several years. While sulphate release rates did increase since the previous update (which affects lag time estimates), test results also suggest that only about 15% of the sample's CarbNP (mainly identified as calcite by R-XRD) was utilized prior to the onset of net-acid generating conditions. This suggests that a proportion of the measured NP in this sample may have been unavailable for neutralization (or at a minimum not able to react sufficiently rapidly to neutralize acidity generated from this high pyrrhotite content sample). Notably, mineralogical examination of this sample identified calcite contents (QEMSCAN 0.35 wt.%, or 3.5 kg $CaCO_3$/t; R-XRD 1.3 wt.%, or 13 kg $CaCO_3$/t) that would represent lower effective CarbNP values that would correspond more closely to the observed lag time.

Six samples had a total S content of 0.15% or less (HC-6, HC-7, HC-18, HC-22, HC-24 and HC-35), which represents the lower total S content threshold to separate PAG and NPAG for the Project (Section 5.2.5).

- Five of the six samples (HC-6, HC-7, HC-18, HC-22 and HC-24) were NPAG by ABA testing. Kinetic testing also indicated that these samples were NPAG when their release rates and estimated lag times to sulphide and NP depletion were considered.
- One sample (HC-35) with a S content of 0.13% was classified as PAG by ABA testing (CarbNPR <1). The sample contained very little CarbNP (2.7 kg $CaCO_3$/t) but had an NPR>2 owing to the presence of non-carbonate NP (Modified NP of 16 kg $CaCO_3$/t, including 30 to 40% plagioclase identified by mineralogical testing).
    - Humidity cell test results indicated that CarbNP loss was enhanced by the test procedure (CMR value of approximately 10). Therefore, to be consistent with the approaches used for other cells, CarbNP release as a result of acid-neutralization was estimated as two times the acid potential release rate; however, the actual CarbNP loss could be lower than estimated. Sulphate release rates were also slightly above the detection limit, and it is expected that non-carbonate NP may also be available for neutralization in this sample. Static test results indicated that non-carbonate NP may be available for neutralization in similar samples (see Section 5.2.5.
    - Considering the estimated NP loss rate and conservatively assuming only CarbNP is available for neutralization, results suggest the sample is PAG with a lag time of 32 years; at that time, it is estimated that the sample would contain less than 0.09% sulphur. If a small portion of the non-carbonate NP is effective (approximately 30%) the sample would be classified as NPAG based on the humidity cell test results. Considering the observed low sulphide oxidation rates, it is expected that at least some of the non-carbonate NP will be effective. Ongoing studies will confirm the performance of low sulphur materials.
- Seven humidity cell tests (HC-2, HC-10, HC-25, HC-29, HC-30, HC-31 and HC-32) had an NPR between 1 and 2 and results were reviewed in the context of developing a site-specific NPR value. Evaluation of the test results indicated that the dissolution of NP in these cells was driven by weakly acidic rinse water in the test procedure, rather than in response to sulphide oxidation, under current test conditions. Therefore, an NPR of 2 is still recommended based on the current data.

5.4.6 KEY FINDINGS

Interpreted Lag Time to Apply for Mine Planning

Lag time relationships were developed for PAG Project rock based on the available humidity cell test results (63 to 109 weeks). These were based on the observed relationship between sulphide oxidation rate and S content in the samples. A relationship was derived that relates total S content (expressed as MPA) with acid potential release and lag time to acid onset.

All PAG Rock, Except Argillite

As discussed in Section 5.4.4, a relationship between sulphate release rate and solid phase S content was observed, whereby samples with a lower solid phase S content appear to have lower sulphide oxidation rates. This suggests that a sample's S content will influence the rate at which AP is produced, and consequently the rate at which NP is consumed and the resulting lag time to net-acidification of the sample. A lag time relationship was determined as follows:

- Sulphate release rates were converted to acid potential release. A relationship between S content (expressed as MPA) and acid potential release was represented by an equation that was fit to the upper-most datapoints (Figure 5.4-2) in order to estimate the minimum time to acid onset.
- Acid potential release rates were used to estimate NP loss rates, assuming a 1:2 ratio of AP production to NP consumption. Equations are provided in Table 5.4-5 to calculate lag times based on the above considerations.

As described herein, a few samples contained mixed sulphide mineralogy with acid generating sulphides (pyrite, pyrrhotite) and non-acid generating sulphides present (mainly sphalerite) in some samples. The sulphate release rates used to express acid potential release were adjusted for one sample (HC-9) which was markedly influenced by sphalerite oxidation. While this adjustment was made for one of the samples, the presence of sphalerite in the Project rock is currently understood to be minor, and galvanic interactions between sulphides are not anticipated to notably impact the overall lag time estimates.

PAG Argillite

The Argillite test sample (HC-26) had higher AP (sulphate) release rates than other humidity cell tests with a similar S content (Figure 5.4-2). This was attributed to the elevated pyrrhotite content of the sample (Table 5.4-3), resulting in it being more reactive than other test samples.

Other Argillite samples (n=10 samples) tested as part of ongoing baseline studies for the Project showed similar geochemical characteristics and sulphide mineralogy. Therefore, data from HC-26 was used to represent Argillite materials for the purposes of this assessment. Acid potential release was calculated from the sulphate release rate and NP consumption was estimated assuming a 1:2 ratio of AP production to NP consumption. A lag time relationship for Argillite is provided in Table 5.4-5.

Based on the Project block model, Argillite represents a very minor rock type (<1% of the mine volume). Information from the block model indicates that Argillite blocks have a median S content of 0.3%. This suggests that the Argillite sample in the humidity cell test (S content of 8.5%) is not representative of the bulk of the Argillite associated with the mine development. Argillite with 8.5% sulphur represents the 91st percentile amongst collected Argillite drill core samples that were submitted for ABA testing (n=11). Therefore, this lag time estimate for Argillite is likely not representative of the bulk of this rock type and will ascribe a much shorter lag time to net acidic conditions than will be experienced by the bulk of the Argillite rock.

Lag Time Relationships

The lag time relationships shown in Table 5.4-5 will be applied in the ARD block model to estimate PAG rock characteristics and guide mine rock management. These estimates are based on currently available results of the humidity cell tests (63 to 109 weeks of test data). Lag times will continue to be assessed as additional humidity cell test data becomes available.

Uncertainties in the estimated lag times increase with decreasing CarbNP values. Lag time equations also assume that CarbNP is the only reactive source of NP in the rock and that all CarbNP is readily available for neutralization. If some of the CarbNP is not available, or non-carbonate NP provides an effective source of buffering (particularly for lower S content samples with low rates of sulphide

oxidation), the above equations may require modification to account for these factors. Humidity cell testing is continuing to assess the performance of these materials.

For the purposes of these estimates, it was assumed that rates of sulphide oxidation in the humidity cells were representative of sulphide oxidation rates for Project rock in the field. However, in northern environments field oxidation rates are generally slower than laboratory measured rates. Lower temperatures during the winter months may slow oxidation rates and extend the lag times (MEND 1.61.6); scaling differences (particle size differences) between laboratory samples and field Project rock may further extend the duration until net-acidic conditions occur. Field kinetic test data (Section 5.6) suggest that oxidation rates may be five to ten times slower under field conditions relative to measured laboratory rates.

Overall, the humidity cell test data suggest that Project materials may have a range of lag times:

- Low sulphide oxidation rates in typical pyrite- and pyrrhotite-bearing materials leading to long lag times (10 years or longer).
- Low sulphide oxidation rates in high sulphide, low NP materials with accessory sulphides (e.g., sphalerite, galena).
- Acidification within a limited timeframe in high sulphide, low NP samples. This material is currently understood to represent a minor component of the overall Project rock.

In general, sulphide oxidation rates were low for most samples. Trace metal substitution in pyrite / pyrrhotite may play a role in the observed low rates of sulphide (pyrite / pyrrhotite) oxidation and are currently being assessed in detailed mineralogy programs. Galvanic interactions may also be influencing sulphide oxidation rates, but given the current mineralogical dataset, the prevalence of non-acid generating sulphides is thought to be limited and therefore not notably affecting the observed low sulphide oxidation rates. Kinetic testing continues to be routinely monitored.

Site Specific Neutralization Potential Ratio

Humidity cell test results were also interpreted to support an assessment of developing a site-specific NPR threshold for Project rock. The standard thresholds for PAG and NPAG mine rock listed in MEND (2009) include NPR ≤1 is PAG, NPR >2 is NPAG, and materials with an NPR 1 to 2 having an uncertain acid generating potential. Humidity cell testing of materials with an NPR between 1 and 2 can be used to support further refinement of the NPR threshold between uncertain and NPAG through evaluation of sulphide and NP reaction rates in humidity cell tests.

Seven humidity cell tests had a CarbNPR between 1 and 2 (Table 5.4-2) for which results were reviewed in the context of developing a site-specific NPR value.

- The CMR values (i.e., molar ratio of $Ca+Mg/SO_4$) for these cells were greater than two (on the order of 5), indicating that the dissolution of NP in these cells was driven by the weakly acidic rinse water in the test procedure, rather than solely in response to sulphide oxidation.
- Due to this, depletion time estimates for these samples were prepared based on the acid potential release and theoretical NP release (assuming 2:1 NP to AP release).
- Based on the response of the samples in the humidity cell tests, an NPR of 2 is still recommended as the threshold between PAG and NPAG rock.

Site Specific Total S Threshold

A total S content of 0.15% represents the threshold for distinguishing PAG and NPAG for the Project. This criterion was developed through review of static test results (Section 5.2.5) and compared to kinetic test data.

Five out of the six humidity cell tests with a total S content of 0.15% or less were NPAG by ABA using CarbNP. Kinetic testing results confirmed these samples were estimated to be NPAG.

One cell with 0.13% sulphur (HC-35) was classified as PAG by CarbNPR but contained a notable proportion of non-carbonate NP and had an NPR >2.

Test results indicated that CarbNP loss was enhanced by the test procedure so CarbNP loss was estimated as two times the acid potential release rate for assessment purposes. The estimated CarbNP loss rates suggested that the sample was PAG with a lag time of 32 years if only CarbNP was available for neutralization. However, CarbNP loss rates due to sulphide oxidation may be lower

than estimated and it is likely that non-carbonate NP will be a source of neutralization given the observed low sulphide oxidation rates in the sample. Humidity cell test results indicated that if a small proportion of the non-carbonate NP was effective at neutralizing acidity the sample would be NPAG. Further, other samples with a TS <0.15% have shown consistently low rates of sulphide oxidation suggesting that non-carbonate NP is likely to be a source of effective NP for the samples.

Results of the kinetic tests are supportive of the total S threshold of 0.15%. Ongoing studies will confirm the performance of low sulphur materials.

Metal Leaching

Summarized release rates are presented in Table 5.4-6 for selected parameters. Rates are based on the median release rates observed over the last 10 weeks of testing for cells HC-1 to HC-27 (109 weeks of data available), and over the last 5 weeks of testing for cells HC-28 to HC-35 (63 weeks of data available).

The release rates shown represent circumneutral pH conditions for most cells (except for HC-4, HC-9, HC-14, HC-17, HC-26 and HC-33). In general, metal release rates were relatively low for most metals for test samples representative of material with typical solid phase characteristics relative to the ML / ARD database (i.e., values >40th to <75th percentile range relative to the samples of a specific lithology in the ML / ARD database). Relatively elevated release rates for some cells were often associated with samples with a higher elemental content in the solid phase (see Section 5.4.4) and / or associated to the development of acidic conditions.

Release rates may continue to change over time following acidification of the PAG rock samples, or stabilization of existing acidic leaching conditions where they have begun to develop.

Table 5.4-1: Humidity Cell Study Summary

Rock Type	Rock Type ID	Number of Humidity Cell Tests
Felsic Volcanic 1	FV1	16
Felsic Volcanic 2	FV2	4
Metasediment 2	MS2	3
Metasediment 3	MS3	3
Basalt	Basalt	6
Argillite	S1A	1
Fragmental 1	Frag1	1
Fragmental 2	Frag2	1
Total		35

Table 5.4-2: Humidity Cell Description

HC ID	Sample ID	Lithology	Total S [1]	Sulphide S [1]	AP	MPA	CarbNP	NP [2]	CarbNPR	NPR	ABA Description	Metals Description [3]	Weeks of data / Status
			%	%	kg $CaCO_3$/t	kg $CaCO_3$/t	kg $CaCO_3$/t	kg $CaCO_3$/t	CarbNP/MPA	NP/AP			
HC-1	DX450052	Felsic Volcanic 1	3.4	3.3	102	105	9.8	15	0.093	0.15	PAG, High S	-Elevated As, Se, and Zn (87th to 99th percentile) -Other elevated metals (Ag, Be, Cd, Cu, Fe, Hg, Pb, Sb)	66 / Ongoing
HC-2	DX550083	Felsic Volcanic 1	1.3	0.95 [4]	23	39	54	65	1.4	2.8	CarbNPR 1 to 2, Typical S	-Elevated As and Se (98 to 99th percentile) -Other elevated metals (Ag, Cd, Cr, Cu, Hg, Mo, Pb, Sb, W)	
HC-3	DX450204	Felsic Volcanic 1	0.40	0.39	12	13	8.2	17	0.65	1.4	PAG	-Other elevated metals (Ag, Al, Be, Co, Cr, Cu, Fe, Hg, Ni, Sb)	
HC-4	DX450176	Felsic Volcanic 1	2.8	2.7	84	87	1.2	12	0.013	0.14	PAG, High S, Very Low NP	-Elevated Se and Zn (95 to 100th percentile) -Other elevated metals (Ag, Be, Cd, Co, Cr, Cu, Fe, Hg, Ni, Pb, Sb)	
HC-5	DX450232	Felsic Volcanic 1	1.2	1.2	37	38	11	18	0.28	0.48	PAG, Typical S	-Elevated Zn (89th percentile) -Other elevated metals (Ag, Cd, Cr, Hg, P, Sb, Tl, U)	
HC-6	DX450181	Felsic Volcanic 1	0.050	0.040	1.3	1.6	12	18	7.9	14	NPAG	-Other elevated metals (Ag, Be, Cr, Hg, Sb)	
HC-7	DX450002	Felsic Volcanic 1	0.12	0.10	3.1	3.8	34	42	9.2	13	NPAG	-Other elevated metals (Ag, Be, Cr, Cu, Hg, Mo, Sb)	
HC-8	DX450108	Felsic Volcanic 1	0.54	0.53	17	17	48	54	2.8	3.3	NPAG, Typical S	-Other elevated metals (Ag, Hg, Mo, Sb, W)	
HC-9	DX450076	Felsic Volcanic 1	6.7	6.7	209	209	0.83	8.3	0.0040	0.040	PAG, High S, Very Low NP	-Elevated As, Se, and Zn (88 to 100th percentile) -Other elevated metals (Ag, Be, Cd, Co, Cu, Fe, Hg, Ni, P, Pb, Sb, Tl, U)	
HC-10	DX450186	Felsic Volcanic 2	0.57	0.57 [4]	7.5	18	23	27	1.3	3.5	CarbNPR 1 to 2	-Elevated Se (83rd percentile) -Other elevated metals (Ag, Cr, Hg, Sb)	
HC-11	DX450118	Felsic Volcanic 2	0.27	0.17	5.3	8.4	18	21	2.1	3.9	NPAG	-Other elevated metals (Ag, Cd, Hg, Sb, W)	
HC-12	DX550107	Felsic Volcanic 1	2.5	2.5	78	78	9.8	17	0.13	0.22	PAG, High S	-Other elevated metals (Cr, Hg, Ni, Sb, W)	
HC-13	DX450159	Felsic Volcanic 2	1.3	1.3	40	41	6.0	8.0	0.15	0.20	PAG, Typical S	-Other elevated metals (Ag, Cr, Hg, Ni, Sb)	

Notes:

1 Total sulphur determined by Leco analyzer. Sulphide sulphur determined by difference (Total sulphur - Sulphate sulphur HCl leach).

2 Modified Sobek neutralization potential.

3 Statistical descriptions are relative to the specific lithology in the ML / ARD database for all cells except for the argillite sample HC-26. If not specified directly, elevated refers to greater than the 75th percentile rank, typical refers to between the 40th and 75th percentile rank, and low refers to lower than the 40th percentile rank among the dataset for the lithology. Further details provided for specific elements in the table.

4 Sulphide sulphur based on XRD results for samples that contained pyrrhotite and showed elevated proportions of sulphate relative to total sulphur that was not detected by mineralogical analysis. It is suspected that some of the pyrrhotite may have dissolved during the HCl Leach procedure causing the overestimation of sulphate in these samples.

Table 5.4-2: Humidity Cell Description

HC ID	Sample ID	Lithology	Total S [1]	Sulphide S [1]	AP	MPA	CarbNP	NP [2]	CarbNPR	NPR	ABA Description	Metals Description [3]	Weeks of data / Status
			%	%	kg $CaCO_3$/t	kg $CaCO_3$/t	kg $CaCO_3$/t	kg $CaCO_3$/t	CarbNP/MPA	NP/AP			
HC-14	DX450171	Metasediment 2	1.2	1.1	34	39	4.7	14	0.12	0.40	PAG, High S	-Elevated Se (95th percentile) -Other elevated metals (Ag, Be, Co, Cr, Cu, Fe, Hg, Ni, Pb, Sb, V, W)	66 / Ongoing
HC-15	DX450134	Metasediment 2	5.6	3.0	93	173	60	71	0.35	0.77	PAG, High S	-Elevated As and Se (100th percentile) -Other elevated metals (Ag, Cd, Co, Cu, Fe, Hg, Ni, Sb)	
HC-16	DX450185	Metasediment 2	0.60	0.19	5.9	19	3.3	14	0.18	2.3	PAG, Typical S	-Elevated Se (77th percentile) -Other elevated metals (Ag, Cr, Hg, P, Sb, W)	
HC-17	DX450032	Metasediment 3	1.0	1.0	32	32	0.7	5.7	0.021	0.18	PAG, High S, Very Low NP	-Elevated Se and Zn (97 to 99th percentile) -Other elevated metals (Cd, P, Tl, U, V, W)	
HC-18	DX550064	Metasediment 3	0.040	0.026	0.80	1.3	27	31	22	39	NPAG	-Elevated Cr (77th percentile)	
HC-19	DX450008	Felsic Volcanic 2	0.22	0.20	6.3	6.9	4.7	8.7	0.68	1.4	PAG, Very Low NP	-Other elevated metals (Ag, Cr, Cu, Hg, Mo, Sb)	
HC-20	DX550056	Basalt	0.18	0.14	4.4	5.6	48	59	8.6	13	NPAG, Typical S	-Elevated Se and Cu (81 to 89th percentile)	
HC-21	DX450022	Basalt	0.18	0.090	2.8	5.6	71	78	13	28	NPAG, Typical S	-Other elevated metals (B, Cd, Cu, Mo)	
HC-22	DX450077	Basalt	0.15	0.090	2.8	4.7	63	75	13	27	NPAG, Typical S	-Elevated Zn (97th percentile) -Other elevated metals (Cd, Mo, P, Pb)	
HC-23	DX450113	Basalt	0.49	0.40	13	15	67	72	4.4	5.7	NPAG, High S	-Elevated As (98th percentile) -Other elevated metals (Ag, Fe, W)	
HC-24	DX550101	Basalt	0.060	0.028	0.87	1.9	58	63	31	72	NPAG	-Elevated Cr (89th percentile)	
HC-25	DX450128	Basalt	1.1	0.64	20	33	44	54	1.3	2.7	CarbNPR 1 to 2, High S	-Elevated Zn (93rd percentile) -Other elevated metals (Ag, Be, Cd, Fe, Hg, Ni, U, V, W)	
HC-26	DX450021	Argillite	8.5	7.6 [4]	141	265	22	20	0.084	0.14	PAG, High S	-Elevated Se and Zn (95 to 98th percentile) -Other elevated metals (Ag, Cd, Co, Cr, Cu, Fe, Hg, Mo, Ni, Sb, V)	
HC-27	DX450222	Fragmental 1	1.8	1.8	55	56	8.8	15	0.16	0.27	PAG, High S	-Elevated As and Se (88th percentile) -Other elevated metals (Ag, Cr, Hg, Pb, Sb)	

Notes:

1 Total sulphur determined by Leco analyzer. Sulphide sulphur determined by difference (Total sulphur - Sulphate sulphur HCl leach).

2 Modified Sobek neutralization potential.

3 Statistical descriptions are relative to the specific lithology in the ML / ARD database for all cells except for the argillite sample HC-26. If not specified directly, elevated refers to greater than the 75th percentile rank, typical refers to between the 40th and 75th percentile rank, and low refers to lower than the 40th percentile rank among the dataset for the lithology. Further details provided for specific elements in the table.

4 Sulphide sulphur based on XRD results for samples that contained pyrrhotite and showed elevated proportions of sulphate relative to total sulphur that was not detected by mineralogical analysis. It is suspected that some of the pyrrhotite may have dissolved during the HCl Leach procedure causing the overestimation of sulphate in these samples.

Table 5.4-2: Humidity Cell Description

HC ID	Sample ID	Lithology	Total S [1]	Sulphide S [1]	AP	MPA	CarbNP	NP [2]	CarbNPR	NPR	ABA Description	Metals Description [3]	Weeks of data / Status
			%	%	kg $CaCO_3$/t	kg $CaCO_3$/t	kg $CaCO_3$/t	kg $CaCO_3$/t	CarbNP/MPA	NP/AP			
HC-28	031787	Metasediment 3	0.20	0.14	4.4	6.3	3.2	9.9	0.51	2.3	PAG, Typical S	-Other elevated metals (Cr, Mo, P, V)	19 / Ongoing
HC-29	DX450179	Felsic Volcanic 1	0.16	0.15	4.7	5.0	5.8	13	1.2	2.9	CarbNPR 1 to 2	-Elevated Zn (81st percentile) -Other elevated metals (Ag, Al, Cd, Co, Cr, Hg, Ni, Sb)	
HC-30	031644	Felsic Volcanic 1	0.53	0.47	15	17	30	35	1.8	2.4	CarbNPR 1 to 2, Typical S	-Elevated As (93rd percentile) -Other elevated metals (Al, Be, Co, Cr, Cu, Fe, Hg, Ni, P, Sb, Tl, V)	
HC-31	DX450183	Felsic Volcanic 1	0.47	0.44	14	15	26	34	1.8	2.5	CarbNPR 1 to 2	-Other elevated metals (Ag, Be, Cr, Hg, Sb)	
HC-32	031576	Felsic Volcanic 1	0.72	0.69	22	23	29	32	1.3	1.5	CarbNPR 1 to 2, Typical S	-Elevated As and Zn (79 to 88th percentile) -Other elevated metals (Ag, Cd, Cr, Cu, Hg, Pb, Sb, W)	
HC-33	DX450213	Felsic Volcanic 1	5.4	5.0	156	167	0.7	2.4	0.0040	0.015	PAG, High S, Very Low NP	-Elevated Se (91st percentile) -Other elevated metals (Ag, Be, Co, Cr, Fe, Hg, Mo, Sb, Tl, U)	
HC-34	DX450174	Felsic Volcanic 1	0.25	0.090	2.8	7.8	46	50	5.9	18	NPAG	-Elevated As (85th percentile) -Other elevated metals (Ag, Co, Cr, Cu, Hg, Mo, Sb, W)	
HC-35	031795	Fragmental 2	0.13	0.070	2.2	4.1	2.7	16	0.66	7.1	PAG, Typical S, Very Low NP	-Elevated As and Zn (83 to 88th percentile) -Other elevated metals (Al, Be, Co, Cr, Cu, Fe, Ni, P, Tl, V)	

Notes:

1 Total sulphur determined by Leco analyzer. Sulphide sulphur determined by difference (Total sulphur - Sulphate sulphur HCl leach).

2 Modified Sobek neutralization potential.

3 Statistical descriptions are relative to the specific lithology in the ML / ARD database for all cells except for the argillite sample HC-26. If not specified directly, elevated refers to greater than the 75th percentile rank, typical refers to between the 40th and 75th percentile rank, and low refers to lower than the 40th percentile rank among the dataset for the lithology. Further details provided for specific elements in the table.

4 Sulphide sulphur based on XRD results for samples that contained pyrrhotite and showed elevated proportions of sulphate relative to total sulphur that was not detected by mineralogical analysis. It is suspected that some of the pyrrhotite may have dissolved during the HCl Leach procedure causing the overestimation of sulphate in these samples.

Table 5.4-3: Humidity Cell Sample Mineralogy (R-XRD)

Group	Mineral	HC ID	HC-1	HC-2	HC-3	HC-4	HC-5	HC-6	HC-7	HC-8	HC-9	HC-10	HC-11	HC-12	HC-13	HC-14
		Sample ID	DX450052	DX550083	DX450204	DX450176	DX450232	DX450181	DX450002	DX450108	DX450076	DX450186	DX450118	DX550107	DX450159	DX450171
		Lithology	Felsic Volcanic 1	Felsic Volcanic 1	Felsic Volcanic 1	Felsic Volcanic 1	Felsic Volcanic 1	Felsic Volcanic 1	Felsic Volcanic 1	Felsic Volcanic 1	Felsic Volcanic 1	Felsic Volcanic 2	Felsic Volcanic 2	Felsic Volcanic 1	Felsic Volcanic 2	Metasediment 2
		Zone	LP	AEX	LP	LP	LP	LP	LP	LP	LP	LP	LP	AEX	LP	LP
		Formula / Unit	wt.%	wt.%	wt.%	wt.%	wt.%	wt.%	wt.%	wt.%	wt.%	wt.%	wt.%	wt.%	wt.%	wt.%
Sulphides	Pyrite	FeS_2	4.0	-	0.53	2.5	0.92	0.10	0.13	0.47	5.8	0.057	0.019	3.3	1.5	1.3
	Pyrrhotite	Fe_7S_8	-	2.4	-	-	-	0.75	-	-	-	1.4	-	-	-	-
	Sphalerite	ZnS	0.73	-	0.12	1.1	-	0	-	-	5.1	-	-	-	-	-
	Galena	PbS	0.55	-	0	0.043	-	0.041	-	-	-	-	-	-	-	-
Carbonates	Calcite	$CaCO_3$	1.1	-	1.2	0.32	1.4	1.5	4.0	4.8	0.53	3.5	2.6	-	1.3	0.62
	Calcite magnesian	$(Ca,Mg)CO_3$	-	5.3	-	-	-	-	-	-	-	-	-	0.59	-	-
	Ankerite	$CaFe(CO_3)_2$	-	-	-	-	-	-	-	1.3	-	0.49	0.46	-	0.025	0
	Dolomite	$CaMg(CO_3)_2$	-	-	-	-	-	-	-	-	-	-	-	-	-	-
	Siderite	$FeCO_3$	-	-	-	-	-	-	-	-	-	-	-	-	-	-
Feldspars	Microcline	$KAlSi_3O_8$	8.6	1.2	3.4	4.2	3.1	4.8	5.0	1.1	12	3.0	2.8	11	4.8	1.9
	Albite	$NaAlSi_3O_8$	-	69	-	-	45	-	-	-	9.9	-	-	38	-	-
	Plagioclase	$(NaSi,CaAl)AlSi_2O_8$	13	-	27	14	-	38	40	51	-	44	49	-	19	58
Oxides	Quartz	SiO_2	42	18	33	42	35	29	28	24	7.2	35	34	38	48	16
	Ilmenite	$FeTiO_3$	0.13	-	0.30	0.33	-	0.14	0.65	0.71	-	0.32	0.42	0	0.32	0.53
	Magnetite	Fe_3O_4	0.11	-	0.14	0	-	0.11	0.13	0.39	0.76	0.13	0.24	-	0.34	0.48
	Hematite	Fe_2O_3	0.60	-	0	0	-	0.091	0.25	0.13	-	0.093	0.058	-	0.0030	0.11
	Rutile	TiO_2	0.34	-	0.11	0	-	0.79	-	-	-	-	-	-	-	-
Phyllosilicates	Chlorite	$(Fe,(Mg,Mn)_5,Al)(Si_3Al)O_{10}(OH)_8$	0.54	-	1.1	2.2	0.59	2.0	1.9	0.91	3.2	0.67	0.65	-	0.25	3.5
	Muscovite	$KAl_2(AlSi_3O_{10})(OH)_2$	21	0.22	18	25	4.3	10	8.4	7.6	53	8.7	6.3	7.1	22	3.6
	Biotite	$K(Mg,Fe)_3(AlSi_3O_{10})(OH)_2$	2.5	1.5	8.7	2.3	7.1	8.9	9.2	7.9	2.2	2.5	3.6	2.5	2.2	12
	Petalite	$Li(AlSi_4O_{10})$	-	-	-	-	-	-	-	-	-	-	-	-	-	-
Amphiboles	Actinolite	$Ca_2(Mg,Fe)_5Si_8O_{22}(OH)_2$	-	2.1	3.1	1.2	-	1.2	-	-	-	-	-	-	-	-
	Cummingtonite	$(Mg,Fe)_7Si_8O_{22}(OH)_2$	-	-	-	-	-	-	-	-	-	-	-	-	-	-
Pyroxenes	Diopside	$CaMgSi_2O_6$	4.4	0.83	3.1	6.0	2.1	3.0	2.3	-	-	-	-	-	-	3.1
Garnets	Almandine	$Fe_3Al_2Si_3O_{12}$	-	-	-	-	-	-	-	-	-	-	-	-	-	-
Tourmalines	Dravite	$NaMg_3Al_6(BO_3)_3Si_6O_{18}(OH)_4$	-	-	-	-	-	-	-	-	-	-	-	-	-	-

Table 5.4-3: Humidity Cell Sample Mineralogy (R-XRD)

Group	Mineral	HC ID	HC-15	HC-16	HC-17	HC-18	HC-19	HC-20	HC-21	HC-22	HC-23	HC-24	HC-25	HC-26	HC-27
		Sample ID	DX450134	DX450185	DX450032	DX550064	DX450008	DX550056	DX450022	DX450077	DX450113	DX550101	DX450128	DX450021	DX450222
		Lithology	Metasediment 2	Metasediment 2	Metasediment 3	Metasediment 3	Felsic Volcanic 2	Basalt	Basalt	Basalt	Basalt	Basalt	Basalt	Argillite	Fragmental 1
		Zone	LP	LP	LP	AEX	LP	AEX	Hinge	Limb	LP	AEX	LP	Hinge	LP
		Formula / Unit	wt.%	wt.%	wt.%	wt.%	wt.%	wt.%	wt.%	wt.%	wt.%	wt.%	wt.%	wt.%	wt.%
Sulphides	Pyrite	FeS_2	0.36	-	0	0.12	0.088	0.30	0.25	0.15	0.30	0.33	-	2.7	2.2
	Pyrrhotite	Fe_7S_8	8.4	-	-	-	-	-	-	-	1.0	0.79	-	16	-
	Sphalerite	ZnS	-	-	-	-	-	-	-	-	-	-	-	-	-
	Galena	PbS	-	-	-	-	-	-	-	-	-	-	-	-	-
Carbonates	Calcite	$CaCO_3$	7.8	0.83	0.20	3.5	0.78	5.9	9.1	8.0	6.9	6.0	5.8	1.3	1.7
	Calcite magnesian	$(Ca,Mg)CO_3$	-	-	-	-	-	-	-	-	-	-	-	-	-
	Ankerite	$CaFe(CO_3)_2$	-	-	0	0	0.0080	0.27	0.38	0.47	0.19	0	-	-	0.40
	Dolomite	$CaMg(CO_3)_2$	-	-	-	-	-	-	-	-	-	-	-	-	-
	Siderite	$FeCO_3$	-	-	-	-	-	-	-	-	-	-	-	-	-
Feldspars	Microcline	$KAlSi_3O_8$	1.4	4.4	1.6	4.5	4.8	1.9	1.7	1.9	0.67	1.4	3.0	-	9.5
	Albite	$NaAlSi_3O_8$	24	34	-	-	-	-	-	-	-	-	15	36	-
	Plagioclase	$(NaSi,CaAl)AlSi_2O_8$	-	-	30	39	34	15	25	24	2.5	19	-	-	37
Oxides	Quartz	SiO_2	20	41	34	30	43	6.2	12	11	2.6	10	30	30	32
	Ilmenite	$FeTiO_3$	-	-	0.79	0.19	0.075	1.8	2.5	3.9	2.1	2.7	1.6	0.15	0.91
	Magnetite	Fe_3O_4	-	-	0.059	0.25	0.14	0.24	0.023	0	4.2	0	-	-	0
	Hematite	Fe_2O_3	-	-	0.080	0.058	0.069	0	0.19	0.20	0	0.13	-	-	0.16
	Rutile	TiO_2	-	-	-	-	-	0.68	0.46	0.65	0.63	0.56	-	-	1.3
Phyllosilicates	Chlorite	$(Fe,(Mg,Mn)_5,Al)(Si_3Al)O_{10}(OH)_8$	7.0	-	3.1	3.2	2.0	4.0	2.3	3.1	5.1	3.0	6.7	3.4	3.7
	Muscovite	$KAl_2(AlSi_3O_{10})(OH)_2$	6.4	5.7	23	16	12	3.0	1.0	2.2	5.0	0.78	-	3.0	6.5
	Biotite	$K(Mg,Fe)_3(AlSi_3O_{10})(OH)_2$	8.4	7.6	4.0	1.0	1.2	0.44	0.20	2.8	1.0	0.46	3.7	6.8	1.8
	Petalite	$Li(AlSi_4O_{10})$	-	-	-	-	-	-	-	-	-	-	-	-	-
Amphiboles	Actinolite	$Ca_2(Mg,Fe)_5Si_8O_{22}(OH)_2$	-	3.4	-	-	-	59	43	39	30	50	32	1.1	-
	Cummingtonite	$(Mg,Fe)_7Si_8O_{22}(OH)_2$	-	-	-	-	-	-	-	-	23	1.1	-	-	-
Pyroxenes	Diopside	$CaMgSi_2O_6$	5.8	2.9	2.6	2.2	1.5	1.7	1.1	1.7	1.2	2.4	2.3	-	2.5
Garnets	Almandine	$Fe_3Al_2Si_3O_{12}$	-	-	-	-	-	-	-	-	14	0.73	-	-	-
Tourmalines	Dravite	$NaMg_3Al_6(BO_3)_3Si_6O_{18}(OH)_4$	10	-	-	-	-	-	-	-	-	-	-	-	-

Table 5.4-3: Humidity Cell Sample Mineralogy (R-XRD)

Group	Mineral	HC ID	HC-28	HC-29	HC-30	HC-31	HC-32	HC-33	HC-34	HC-35
		Sample ID	031787	DX450179	031644	DX450183	031576	DX450213	DX450174	031795
		Lithology	Metasediment 3	Felsic Volcanic 1	Felsic Volcanic 1	Felsic Volcanic 1	Felsic Volcanic 1	Felsic Volcanic 1	Felsic Volcanic 1	Fragmental 2
		Zone	AEX	LP	LP	LP	LP	LP	LP	AEX
		Formula / Unit	wt.%	wt.%	wt.%	wt.%	wt.%	wt.%	wt.%	wt.%
Sulphides	Pyrite	FeS_2	0.012	0.0010	0.41	0.57	0.73	4.6	-	0.14
	Pyrrhotite	Fe_7S_8	-	-	-	-	-	0.68	-	-
	Sphalerite	ZnS	-	-	-	-	-	-	-	-
	Galena	PbS	-	-	-	-	-	-	-	-
Carbonates	Calcite	$CaCO_3$	0.45	1.1	4.1	3.8	3.8	0.65	3.6	0.51
	Calcite magnesian	$(Ca,Mg)CO_3$	-	-	-	-	-	-	-	-
	Ankerite	$CaFe(CO_3)_2$	-	0.81	0.50	0.48	0.035	0.15	-	0.25
	Dolomite	$CaMg(CO_3)_2$	0.0070	0.0010	0.056	0	0.64	0.76	-	0
	Siderite	$FeCO_3$	-	-	0.21	0.34	0.44	0.37	-	0.29
Feldspars	Microcline	$KAlSi_3O_8$	-	-	7.7	8.7	4.0	0.93	0.18	2.3
	Albite	$NaAlSi_3O_8$	-	-	-	-	-	-	45	-
	Plagioclase	$(NaSi,CaAl)AlSi_2O_8$	45	45	36	29	37	2.1	-	38
Oxides	Quartz	SiO_2	36	39	31	39	41	49	40	25
	Ilmenite	$FeTiO_3$	0.60	0.059	0.10	0.086	0.11	0.034	0.83	0.77
	Magnetite	Fe_3O_4	0.40	0.21	0.20	0.97	0.79	0.68	-	0.27
	Hematite	Fe_2O_3	0.16	0.082	0.077	0.089	0.045	0	-	0.053
	Rutile	TiO_2	-	-	-	-	-	-	-	-
Phyllosilicates	Chlorite	$(Fe,(Mg,Mn)_5,Al)(Si_3Al)O_{10}(OH)_8$	0.093	1.6	2.2	3.2	1.7	2.8	1.7	4.8
	Muscovite	$KAl_2(AlSi_3O_{10})(OH)_2$	9.0	4.9	6.4	10	5.3	35	0.43	1.6
	Biotite	$K(Mg,Fe)_3(AlSi_3O_{10})(OH)_2$	8.2	7.8	11	2.0	3.8	2.1	1.6	19
	Petalite	$Li(AlSi_4O_{10})$	-	-	-	1.2	0.88	0.41	-	-
Amphiboles	Actinolite	$Ca_2(Mg,Fe)_5Si_8O_{22}(OH)_2$	-	-	-	-	-	-	2.1	1.8
	Cummingtonite	$(Mg,Fe)_7Si_8O_{22}(OH)_2$	-	-	-	-	-	-	4.0	-
Pyroxenes	Diopside	$CaMgSi_2O_6$	-	-	-	-	-	-	-	1.2
Garnets	Almandine	$Fe_3Al_2Si_3O_{12}$	-	-	-	-	-	-	-	3.8
Tourmalines	Dravite	$NaMg_3Al_6(BO_3)_3Si_6O_{18}(OH)_4$	-	-	-	-	-	-	-	-

Table 5.4-4: Estimated Depletion Times for Humidity Cell Tests

HC ID	Sample ID	Lithology	Total S	Sulphide S	MPA	CarbNP	AP Release Rate [1]	NP Release Rate [1]	Time to MPA Depletion [2]	Time to CarbNP Depletion [2]	CarbNPR [3]	Classification based on humidity cell test results
Units			%	%	kg $CaCO_3$/t	kg $CaCO_3$/t	(kg $CaCO_3$/t)/week	(kg $CaCO_3$/t)/week	Years	Years	CarbNP/MPA	PAG or NPAG
HC-1	DX450052	Felsic Volcanic 1	3.4	3.3	105	9.8	0.010	0.020	199	15	0.093	PAG
HC-2	DX550083	Felsic Volcanic 1	1.3	0.75 [4] [1.3]	39	54	0.0053	0.011	144	99	1.4	PAG
HC-3	DX450204	Felsic Volcanic 1	0.40	0.39	13	8.2	0.00051	0.0010	464	149	0.65	PAG
HC-4	DX450176	Felsic Volcanic 1	2.8	2.7	87	1.2	*Cell acidic from week 40*				0.013	PAG
HC-5	DX450232	Felsic Volcanic 1	1.2	1.2	38	11	0.0019	0.0038	377	53	0.28	PAG
HC-6	DX450181	Felsic Volcanic 1	0.050	0.040	1.6	12	0.00020	0.00040	139	581	7.9	NPAG
HC-7	DX450002	Felsic Volcanic 1	0.12	0.10	3.8	34	0.00019	0.00039	360	1685	9.2	NPAG
HC-8	DX450108	Felsic Volcanic 1	0.54	0.53	17	48	0.0024	0.0047	137	194	2.8	NPAG
HC-9	DX450076	Felsic Volcanic 1	6.7	6.7	209	0.83	*Cell acidic from week 40*				0.0040	PAG
HC-10	DX450186	Felsic Volcanic 2	0.57	0.24 [4] [0.57]	18	23	0.00084	0.0017	408	259	1.3	PAG
HC-11	DX450118	Felsic Volcanic 2	0.27	0.17	8.4	18	0.00084	0.0017	192	205	2.1	NPAG
HC-12	DX550107	Felsic Volcanic 1	2.5	2.5	78	9.8	0.0039	0.0078	383	22	0.13	PAG
HC-13	DX450159	Felsic Volcanic 2	1.3	1.3	41	6.0	0.0036	0.0072	218	16	0.15	PAG
HC-14	DX450171	Metasediment 2	1.2	1.1	39	4.7	*Cell acidic from week 76*				0.12	PAG
HC-15	DX450134	Metasediment 2	5.6	3.0 [4] [5.6]	173	60	0.019	0.038	176	38	0.35	PAG
HC-16	DX450185	Metasediment 2	0.60	0.19	19	3.3	0.0022	0.0043	167	14	0.18	PAG
HC-17	DX450032	Metasediment 3	1.0	1.0	32	0.67	*Cell acidic from week 56*				0.021	PAG
HC-18	DX550064	Metasediment 3	0.040	0.026	1.3	27	0.00029	0.00059	75	880	22	NPAG
HC-19	DX450008	Felsic Volcanic 2	0.22	0.20	6.9	4.7	0.00048	0.00097	270	89	0.68	PAG
HC-20	DX550056	Basalt	0.18	0.14	5.6	48	0.0011	0.0022	99	427	8.6	NPAG
HC-21	DX450022	Basalt	0.18	0.090	5.6	71	0.0014	0.0028	76	485	13	NPAG
HC-22	DX450077	Basalt	0.15	0.090	4.7	63	0.00080	0.0016	111	754	13	NPAG
HC-23	DX450113	Basalt	0.49	0.40	15	67	0.00079	0.0016	370	813	4.4	NPAG
HC-24	DX550101	Basalt	0.060	0.028 [4] [0.060]	1.9	58	0.00068	0.0014	51	816	31	NPAG
HC-25	DX450128	Basalt	1.1	0.64	33	44	0.0057	0.011	114	76	1.3	PAG
HC-26	DX450021	Argillite	8.5	4.5 [4] [8.5]	265	20 [6]	*Cell acidic from week 43*				0.084	PAG
HC-27	DX450222	Fragmental 1	1.8	1.8	56	8.8	0.0028	0.0055	388	29	0.16	PAG
HC-28	31787	Metasediment 3	0.20	0.14	6.3	3.2	0.00039	0.00079	304	76	0.51	PAG
HC-29	DX450179	Felsic Volcanic 1	0.16	0.15	5.0	5.8	0.00021	0.00042	456	265	1.2	PAG
HC-30	31644	Felsic Volcanic 1	0.53	0.47	17	30	0.0015	0.0031	205	188	1.8	PAG
HC-31	DX450183	Felsic Volcanic 1	0.47	0.44	15	26	0.0015	0.0030	187	164	1.8	PAG
HC-32	31576	Felsic Volcanic 1	0.72	0.69	23	29	0.0018	0.0035	245	158	1.3	PAG
HC-33	DX450213	Felsic Volcanic 1	5.4	5.0	167	0.67	*Cell acidic from week 0*				0.0040	PAG
HC-34	DX450174	Felsic Volcanic 1	0.25	0.090	7.8	46	0.00020	0.00041	733	2177	5.9	NPAG
HC-35	31795	Fragmental 2	0.13	0.070	4.1	2.7	0.00079	0.0016	98	32	0.66	PAG [5]

Notes:

1 *Release rates based on median release rates for the last 10 weeks of data for all cells. Acid potential release rates based on S release rates. NP release rates estimated from acid potential release rates for cells with a CMR >2, assuming a 1:2 ratio of AP production and NP consumption. Neutralization potential release rates were estimated from Ca and Mg release for cells with CMR 1 to 2.*

2 *Time to AP depletion based on MPA for all cells. Time to NP depletion based on CarbNP. Lag times include consideration for AP and NP release during the test period, and the projected release of AP and NP based on the release rates.*

3 *Neutralization potential ratio based on CarbNPR (CarbNP/MPA).*

4 *These samples contained pyrrhotite and the HCl leach test identified a notable proportion of sulphate S. The sulphide S content of these samples is shown based on total S minus sulphate S for consistency with the other data. However, sulphate minerals were not present in these samples based on R-XRD and QEMSCAN results, and elevated sulphate S is attributed to the dissolution of pyrrhotite in the HCl leach test. The sulphide S value is shown in square brackets [ ] for those samples, in consideration for mineralogical artefacts in the HCl leach test.*

5 *PAG classification is based on consideration of carbonate NP. Sample contains notable non-carbonate NP and has low sulphide oxidation rates. Sample may be NPAG and will continue to be monitored.*

6 *Neutralization potential was based on the modified Sobek NP results for cells that had CarbNP greater than modified Sobek NP values (suggesting the presence of non-net neutralizing carbonates).*

Table 5.4-5: Lag Time Relationships

Rock type	AP Release Rate (kg $CaCO_3$/t/year)	NP Release Rate (kg $CaCO_3$/t/year)	Lag Time Estimate (years)
PAG rock	$MPA^{0.94}$ × 0.0115	$MPA^{0.94}$ × 0.023	CarbNP/($MPA^{0.94}$× 0.023)
Argillite	2.671	5.342	CarbNP × 0.187

Table 5.4-6: Release Rate Summary - Selected Parameters

Parameters	HC ID	HC-1	HC-2	HC-3	HC-4	HC-5	HC-6	HC-7	HC-8	HC-9	HC-10	HC-11	HC-12	HC-13
	Sample ID	**DX450052**	**DX550083**	**DX450204**	**DX450176**	**DX450232**	**DX450181**	**DX450002**	**DX450108**	**DX450076**	**DX450186**	**DX450118**	**DX550107**	**DX450159**
	Lithology	**Felsic Volcanic 1**	**Felsic Volcanic 1**	**Felsic Volcanic 1**	**Felsic Volcanic 1**	**Felsic Volcanic 1**	**Felsic Volcanic 1**	**Felsic Volcanic 1**	**Felsic Volcanic 1**	**Felsic Volcanic 1**	**Felsic Volcanic 2**	**Felsic Volcanic 2**	**Felsic Volcanic 1**	**Felsic Volcanic 2**
	Units	***Median Release Rates (Weeks 100 to 109)***												
pH	-	6.6	7.1	6.9	5.3	6.9	7.0	6.9	7.0	5.5	6.9	6.9	6.8	6.7
Acidity	mg $CaCO_3/m^2/wk$	0.051	0.046	0.058	0.18	0.043	0.046	0.040	0.041	0.42	0.064	0.058	0.038	0.049
Alkalinity	mg $CaCO_3/m^2/wk$	0.075	0.32	0.10	0.044	0.098	0.11	0.11	0.18	0.058	0.13	0.15	0.095	0.17
Sulphate	$mg/m^2/wk$	0.25	0.12	0.015	0.29	0.042	0.0046	0.0040	0.048	0.43	0.028	0.025	0.072	0.084
Ca	$mg/m^2/wk$	0.13	0.16	0.038	0.045	0.051	0.043	0.034	0.072	0.028	0.066	0.062	0.066	0.10
Mg	$mg/m^2/wk$	0.00076	0.0028	0.0017	0.016	0.00081	0.0011	0.0011	0.0045	0.0042	0.00074	0.0010	0.00054	0.0011
P	$mg/m^2/wk$	0.000076	0.000069	0.000087	0.000066	0.000065	0.000071	0.000060	0.000061	0.000088	0.000095	0.000086	0.000056	0.000073
Al	$mg/m^2/wk$	0.000050	0.0013	0.00062	0.00042	0.00058	0.00043	0.00047	0.0010	0.00041	0.00079	0.0012	0.00058	0.00082
Sb	$mg/m^2/wk$	0.000023	0.000021	0.000026	0.000020	0.000019	0.000021	0.000018	0.000018	0.000026	0.000029	0.000026	0.000017	0.000022
As	$mg/m^2/wk$	0.0000050	0.00031	0.000012	0.0000044	0.000021	0.0000050	0.000064	0.000014	0.0000059	0.0000095	0.0000059	0.000025	0.000029
Be	$mg/m^2/wk$	0.00000018	0.00000016	0.0000002	0.00000031	0.00000015	0.00000017	0.00000014	0.00000014	0.00000029	0.00000022	0.0000002	0.00000013	0.00000017
B	$mg/m^2/wk$	0.000050	0.000046	0.000058	0.000044	0.000043	0.000047	0.000040	0.000040	0.000059	0.000064	0.000057	0.000037	0.000049
Cd	$mg/m^2/wk$	0.000068	0.00000021	8.9E-08	0.00024	0.00000021	7.1E-08	6.0E-08	6.2E-08	0.0011	0.00000029	0.00000014	0.00000014	0.00000015
Cr	$mg/m^2/wk$	0.0000020	0.0000018	0.0000023	0.0000018	0.0000017	0.0000019	0.0000016	0.0000016	0.0000023	0.0000025	0.0000023	0.0000015	0.0000019
Co	$mg/m^2/wk$	0.00000055	0.00000066	0.00000023	0.000078	0.00000011	0.00000019	0.00000032	0.00000028	0.000024	0.0000006	0.00000021	0.00000013	0.00000012
Cu	$mg/m^2/wk$	0.000025	0.000023	0.000029	0.000088	0.000022	0.000024	0.000020	0.000020	0.00018	0.000032	0.000029	0.000019	0.000024
Fe	$mg/m^2/wk$	0.00018	0.00016	0.00020	0.0041	0.00015	0.00017	0.00014	0.00014	0.0055	0.00022	0.00020	0.00013	0.00017
Pb	$mg/m^2/wk$	0.00054	0.0000056	0.0000026	0.014	0.0000019	0.0000021	0.0000020	0.0000018	0.011	0.0000029	0.0000026	0.0000017	0.0000022
Hg	$mg/m^2/wk$	0.00000025	0.00000023	0.00000029	0.00000022	0.00000022	0.00000024	0.0000002	0.0000002	0.00000029	0.00000032	0.00000029	0.00000019	0.00000024
Ultra trace Hg	$mg/m^2/wk$	7.6E-09	5.5E-09	3.8E-08	3.1E-09	1.0E-08	2.3E-08	2.8E-08	1.3E-08	3.1E-09	6.4E-08	1.9E-08	4.7E-09	2.9E-09
Mo	$mg/m^2/wk$	0.000010	0.0000093	0.000012	0.0000088	0.0000087	0.0000095	0.0000079	0.0000081	0.000012	0.000013	0.000011	0.0000075	0.0000097
Ni	$mg/m^2/wk$	0.0000025	0.0000023	0.0000029	0.00054	0.0000023	0.0000025	0.0000020	0.0000021	0.00070	0.0000032	0.0000029	0.0000019	0.0000024
Se	$mg/m^2/wk$	0.0000040	0.000034	0.0000012	0.000024	0.00000087	0.00000095	0.00000079	0.0000010	0.000038	0.0000032	0.0000011	0.0000011	0.00000097
Ag	$mg/m^2/wk$	0.0000013	0.0000012	0.0000015	0.0000011	0.0000011	0.0000012	0.00000099	0.0000010	0.0000015	0.0000016	0.0000014	0.00000093	0.0000012
Tl	$mg/m^2/wk$	0.00000013	0.00000044	0.00000015	0.00000046	0.00000011	0.00000012	9.9E-08	0.0000001	0.0000015	0.00000016	0.00000014	9.3E-08	0.00000019
U	$mg/m^2/wk$	0.00000013	0.0000057	0.0000052	0.0000026	0.0000075	0.0000025	0.0000058	0.0000018	0.000014	0.0000054	0.0000015	0.0000023	0.0000036
V	$mg/m^2/wk$	0.00000025	0.0000050	0.0000033	0.00000022	0.0000056	0.0000052	0.0000026	0.0000018	0.00000029	0.00000063	0.00000086	0.0000016	0.00000049
W	$mg/m^2/wk$	0.0000050	0.0000046	0.0000058	0.0000044	0.0000043	0.0000070	0.0000043	0.0000040	0.0000059	0.0000064	0.0000057	0.0000037	0.0000049
Zn	$mg/m^2/wk$	0.0027	0.000046	0.000058	0.048	0.000043	0.000047	0.000043	0.000040	0.20	0.000064	0.000057	0.000037	0.000049
Zr	$mg/m^2/wk$	0.000050	0.000046	0.000058	0.000044	0.000043	0.000047	0.000040	0.000040	0.000059	0.000064	0.000057	0.000037	0.000049

Note:
Shaded cells indicate release rates primarily based on detection limit values.

Table 5.4-6: Release Rate Summary - Selected Parameters

Parameters	HC ID	HC-14	HC-15	HC-16	HC-17	HC-18	HC-19	HC-20	HC-21	HC-22	HC-23	HC-24	HC-25	HC-26	HC-27
	Sample ID	DX450171	DX450134	DX450185	DX450032	DX550064	DX450008	DX550056	DX450022	DX450077	DX450113	DX550101	DX450128	DX450021	DX450222
	Lithology	Metasediment 2	Metasediment 2	Metasediment 2	Metasediment 3	Metasediment 3	Felsic Volcanic 2	Basalt	Basalt	Basalt	Basalt	Basalt	Basalt	Argillite	Fragmental 1
	Units	*Median Release Rates (Weeks 100 to 109)*													
pH	-	6.2	6.9	6.8	5.3	6.9	6.8	7.0	7.1	6.7	6.9	6.9	7.1	4.5	6.8
Acidity	mg $CaCO_3/m^2/wk$	0.043	0.11	0.054	0.18	0.051	0.045	0.038	0.055	0.050	0.046	0.056	0.042	2.0	0.055
Alkalinity	mg $CaCO_3/m^2/wk$	0.034	0.23	0.17	0.046	0.14	0.070	0.12	0.26	0.17	0.20	0.17	0.19	0.066	0.11
Sulphate	$mg/m^2/wk$	0.19	0.46	0.056	0.12	0.0076	0.011	0.021	0.040	0.021	0.018	0.019	0.12	2.7	0.079
Ca	$mg/m^2/wk$	0.073	0.30	0.079	0.026	0.057	0.030	0.053	0.11	0.055	0.091	0.076	0.13	0.44	0.065
Mg	$mg/m^2/wk$	0.0036	0.0054	0.00088	0.0027	0.00061	0.00041	0.0024	0.0029	0.0022	0.0024	0.0026	0.0015	0.034	0.00099
P	$mg/m^2/wk$	0.000051	0.000070	0.000078	0.000068	0.000077	0.000068	0.000057	0.000081	0.000075	0.000070	0.000083	0.000062	0.00010	0.000083
Al	$mg/m^2/wk$	0.000069	0.000094	0.0013	0.0011	0.00084	0.00050	0.00057	0.0013	0.00068	0.00092	0.0011	0.00087	0.00050	0.00080
Sb	$mg/m^2/wk$	0.000015	0.000021	0.000023	0.000020	0.000023	0.000020	0.000017	0.000024	0.000023	0.000021	0.000025	0.000019	0.000030	0.000025
As	$mg/m^2/wk$	0.0000086	0.0016	0.000095	0.000014	0.00010	0.0000045	0.000015	0.00013	0.000013	0.000067	0.000039	0.000012	0.0000067	0.0000083
Be	$mg/m^2/wk$	0.00000012	0.00000017	0.00000018	0.00000018	0.00000018	0.00000016	0.00000013	0.00000019	0.00000018	0.00000016	0.00000019	0.00000015	0.00000037	0.00000019
B	$mg/m^2/wk$	0.000034	0.000047	0.000052	0.000045	0.000051	0.000045	0.000038	0.000054	0.000050	0.000046	0.000055	0.000041	0.00010	0.000055
Cd	$mg/m^2/wk$	0.00000019	0.00000016	0.00000016	0.0000022	0.0000001	6.8E-08	5.7E-08	8.1E-08	0.00000015	7.0E-08	8.3E-08	6.3E-08	0.000010	8.3E-08
Cr	$mg/m^2/wk$	0.0000014	0.0000019	0.0000021	0.0000018	0.0000020	0.0000018	0.0000015	0.0000022	0.0000020	0.0000019	0.0000022	0.0000017	0.0000027	0.0000022
Co	$mg/m^2/wk$	0.000016	0.000017	0.00000078	0.00018	0.00000074	0.00000023	0.00000056	0.0000020	0.00000075	0.00000027	0.00000053	0.0000012	0.00011	0.00000011
Cu	$mg/m^2/wk$	0.000017	0.00012	0.000026	0.000091	0.000026	0.000023	0.000019	0.000027	0.000025	0.000023	0.000028	0.000021	0.000034	0.000028
Fe	$mg/m^2/wk$	0.00086	0.00016	0.00018	0.014	0.00018	0.00016	0.00013	0.00019	0.00018	0.00016	0.00019	0.00015	0.70	0.00019
Pb	$mg/m^2/wk$	0.0000015	0.0000021	0.0000023	0.0000063	0.0000023	0.0000020	0.0000017	0.0000024	0.0000023	0.0000021	0.0000025	0.0000019	0.0000030	0.0000025
Hg	$mg/m^2/wk$	0.00000017	0.00000023	0.00000026	0.00000023	0.00000026	0.00000023	0.00000019	0.00000027	0.00000025	0.00000023	0.00000028	0.00000021	0.00000033	0.00000028
Ultra trace Hg	$mg/m^2/wk$	1.2E-08	0.00000021	7.9E-09	3.7E-09	2.7E-08	1.0E-08	1.2E-08	1.2E-08	5.1E-08	2.3E-08	1.3E-08	2.1E-08	6.4E-08	5.7E-08
Mo	$mg/m^2/wk$	0.0000068	0.0000094	0.000010	0.0000091	0.000010	0.0000090	0.0000076	0.000011	0.000010	0.0000093	0.000011	0.0000083	0.000013	0.000011
Ni	$mg/m^2/wk$	0.000099	0.0018	0.0000027	0.00041	0.0000026	0.0000023	0.0000019	0.0000027	0.0000050	0.0000023	0.0000028	0.0000022	0.00085	0.0000028
Se	$mg/m^2/wk$	0.0000050	0.0000096	0.0000010	0.0000016	0.0000010	0.0000009	0.00000076	0.0000011	0.0000010	0.00000093	0.0000011	0.00000083	0.000011	0.0000011
Ag	$mg/m^2/wk$	0.00000085	0.0000012	0.0000013	0.0000011	0.0000013	0.0000011	0.00000095	0.0000014	0.0000013	0.0000012	0.0000014	0.0000010	0.0000017	0.0000014
Tl	$mg/m^2/wk$	8.5E-08	0.00000014	0.00000014	0.00000011	0.00000013	0.00000011	9.5E-08	0.00000014	0.00000013	0.00000012	0.00000014	0.0000001	0.00000017	0.00000014
U	$mg/m^2/wk$	0.00000079	0.0000010	0.000011	0.000026	0.0000040	0.00000079	0.00000046	0.00000014	0.00000023	0.00000065	0.00000022	0.00000046	0.0000062	0.0000023
V	$mg/m^2/wk$	0.00000068	0.0000007	0.0000029	0.00000023	0.0000020	0.00000045	0.0000069	0.0000047	0.0000098	0.0000020	0.0000064	0.0000033	0.00000033	0.0000028
W	$mg/m^2/wk$	0.0000034	0.0000047	0.0000052	0.0000045	0.0000051	0.0000045	0.0000038	0.0000054	0.0000050	0.0000046	0.0000055	0.0000041	0.0000067	0.0000055
Zn	$mg/m^2/wk$	0.000034	0.000047	0.000052	0.00036	0.000051	0.000045	0.000038	0.000054	0.000050	0.000046	0.000055	0.000041	0.00050	0.000055
Zr	$mg/m^2/wk$	0.000034	0.000047	0.000052	0.000045	0.000051	0.000045	0.000038	0.000054	0.000050	0.000046	0.000055	0.000041	0.000067	0.000055

Note:
Shaded cells indicate release rates primarily based on detection limit values.

Table 5.4-6: Release Rate Summary - Selected Parameters

Parameters	HC ID	HC-28	HC-29	HC-30	HC-31	HC-32	HC-33	HC-34	HC-35
	Sample ID	31787	DX450179	031644	DX450183	031576	DX450213	DX450174	031795
	Lithology	Metasediment 3	Felsic Volcanic 1	Felsic Volcanic 1	Felsic Volcanic 1	Felsic Volcanic 1	Felsic Volcanic 1	Felsic Volcanic 1	Fragmental 2
	Units	*Median Release Rates (Weeks 57 to 66)*							
pH	-	6.8	6.7	6.9	6.7	6.7	4.8	7.4	7.4
Acidity	mg $CaCO_3/m^2/wk$	0.065	0.057	0.063	0.055	0.088	0.21	0.066	0.059
Alkalinity	mg $CaCO_3/m^2/wk$	0.081	0.14	0.12	0.17	0.21	0.050	0.25	0.26
Sulphate	$mg/m^2/wk$	0.013	0.0057	0.049	0.042	0.078	0.23	0.0067	0.022
Ca	$mg/m^2/wk$	0.040	0.047	0.058	0.069	0.11	0.028	0.080	0.086
Mg	$mg/m^2/wk$	0.00095	0.0016	0.0022	0.0012	0.0019	0.0051	0.0053	0.0013
P	$mg/m^2/wk$	0.000099	0.000086	0.000094	0.000083	0.00013	0.000075	0.000099	0.000088
Al	$mg/m^2/wk$	0.00068	0.00068	0.00037	0.00083	0.0014	0.0011	0.0012	0.0062
Sb	$mg/m^2/wk$	0.000030	0.000026	0.000028	0.000025	0.000039	0.000023	0.000030	0.000026
As	$mg/m^2/wk$	0.000035	0.00013	0.000081	0.00018	0.000045	0.0000050	0.000095	0.0011
Be	$mg/m^2/wk$	0.00000023	0.0000002	0.00000022	0.00000019	0.0000003	0.0000010	0.00000023	0.00000021
B	$mg/m^2/wk$	0.000066	0.000057	0.000063	0.000055	0.000087	0.000050	0.000066	0.000059
Cd	$mg/m^2/wk$	0.0000001	8.6E-08	0.00000016	8.6E-08	0.00000026	0.00000054	9.9E-08	0.00000012
Cr	$mg/m^2/wk$	0.0000026	0.0000023	0.0000025	0.0000022	0.0000035	0.0000020	0.0000026	0.0000024
Co	$mg/m^2/wk$	0.00000036	0.0000004	0.00000035	0.00000052	0.0000004	0.0000058	0.00000041	0.00000045
Cu	$mg/m^2/wk$	0.000033	0.000029	0.000031	0.000028	0.000043	0.000025	0.000033	0.000029
Fe	$mg/m^2/wk$	0.00023	0.00020	0.00022	0.00019	0.00030	0.046	0.00023	0.00021
Pb	$mg/m^2/wk$	0.0000030	0.0000026	0.0000029	0.0000025	0.0000039	0.0000023	0.0000030	0.0000026
Hg	$mg/m^2/wk$	0.00000033	0.00000029	0.00000031	0.00000028	0.00000043	0.00000025	0.00000033	0.00000029
Ultra trace Hg	$mg/m^2/wk$	1.2E-08	6.8E-09	9.1E-09	9.5E-09	2.6E-08	2.5E-09	1.3E-08	3.0E-09
Mo	$mg/m^2/wk$	0.000013	0.000011	0.000013	0.000011	0.000017	0.000010	0.000013	0.000012
Ni	$mg/m^2/wk$	0.0000034	0.0000029	0.0000031	0.0000028	0.0000043	0.000087	0.0000033	0.0000029
Se	$mg/m^2/wk$	0.0000013	0.0000011	0.0000013	0.0000011	0.0000065	0.0000059	0.0000013	0.0000012
Ag	$mg/m^2/wk$	0.0000016	0.0000014	0.0000016	0.0000014	0.0000022	0.0000013	0.0000017	0.0000015
Tl	$mg/m^2/wk$	0.00000016	0.00000014	0.00000016	0.00000014	0.00000022	0.00000013	0.00000017	0.00000015
U	$mg/m^2/wk$	0.0000074	0.000021	0.000010	0.000017	0.0000048	0.000011	0.0000012	0.0000048
V	$mg/m^2/wk$	0.0000056	0.0000087	0.0000039	0.0000059	0.0000049	0.00000025	0.0000084	0.000017
W	$mg/m^2/wk$	0.0000066	0.0000057	0.0000063	0.0000055	0.0000087	0.0000050	0.0000066	0.0000059
Zn	$mg/m^2/wk$	0.000066	0.000057	0.000063	0.000055	0.000087	0.00033	0.000066	0.000059
Zr	$mg/m^2/wk$	0.000066	0.000057	0.000063	0.000055	0.000087	0.000050	0.000066	0.000059

Note:
Shaded cells indicate release rates primarily based on detection limit values.

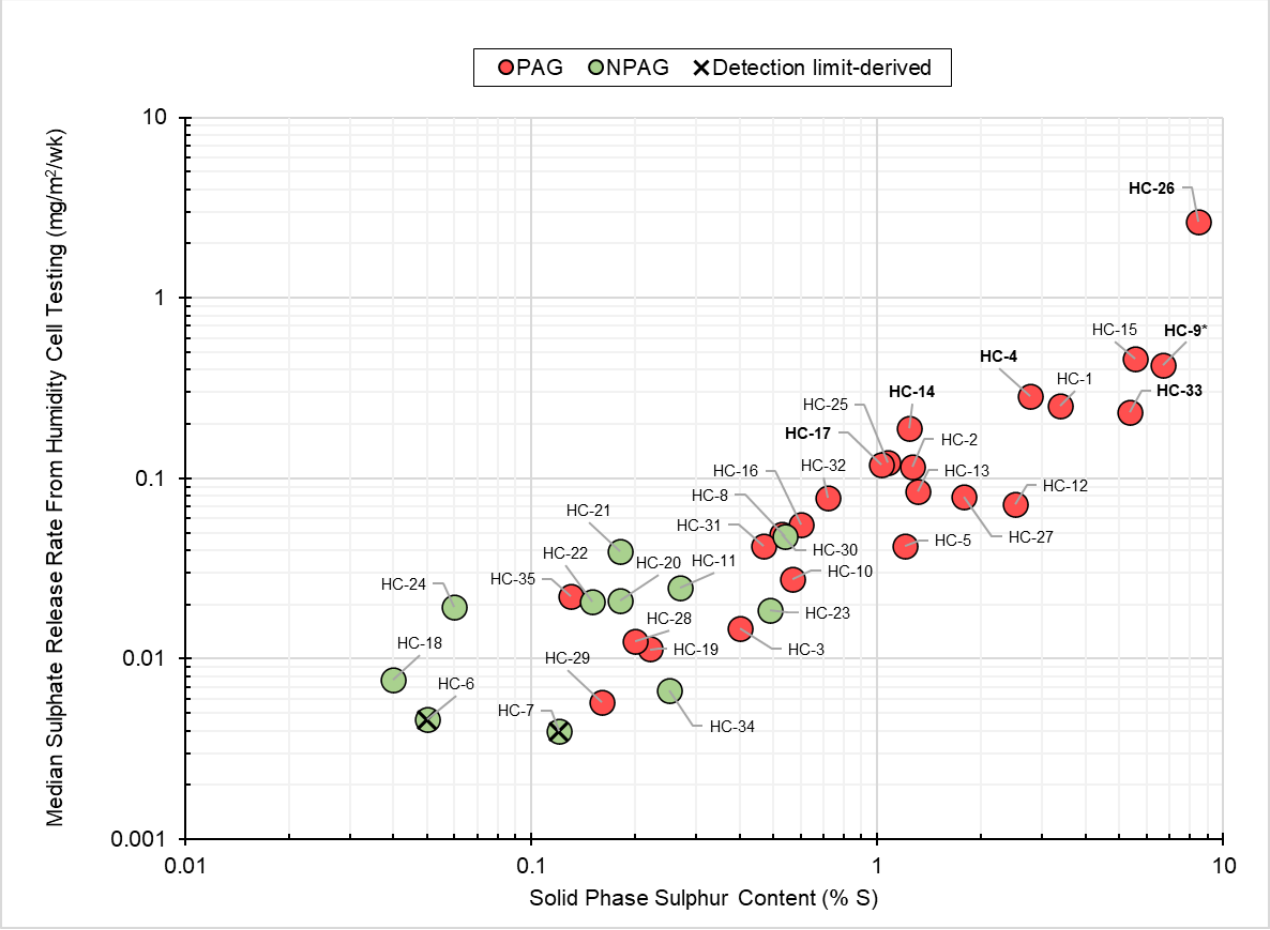

Figure 5.4-1: Relationship between Sulphate Release Rates and Solid Phase Total S Content. PAG and NPAG Classification based on ABA Testing

Notes:
Sulphate release rates are the median of the last 10 weeks of testing for all cells. Bolded labels indicate cells that have become acidic.
HC-9 contains a notable proportion of the non-acid generating sulphide sphalerite. Sulphate release for this cell shows total sulphate released.

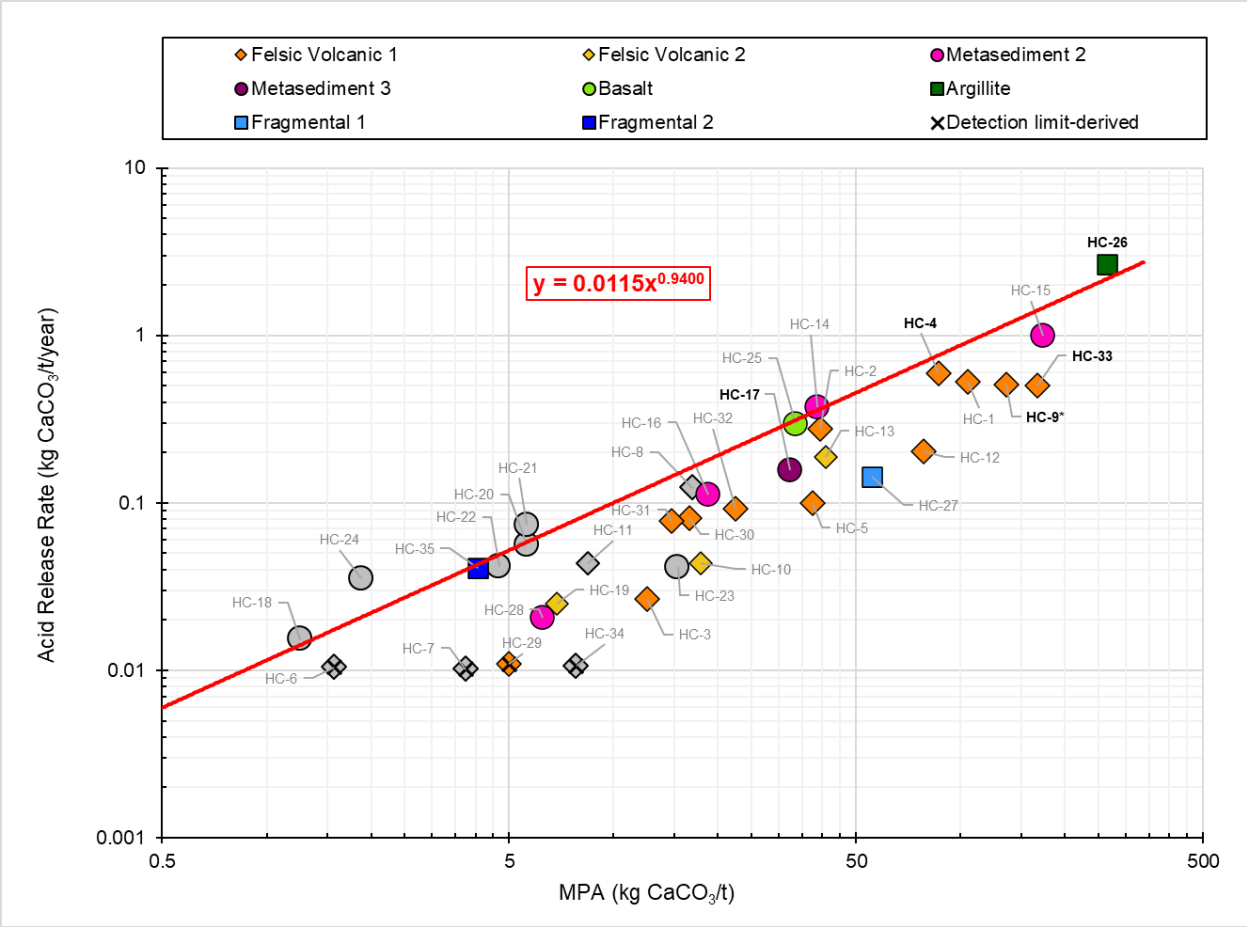

Figure 5.4-2: Relationship between AP Release Rate and MPA of the Test Samples

Notes:
PAG cells shown in coloured symbols. NPAG cells shown in grey.
Release rates are the median of the last 10 weeks of testing for all cells.
Bolded cells became net-acid generating during the test and show pre-acidic AP release rates for lag time estimation purposes.
HC-33 was net-acid generating since test start-up therefore shows the median AP release rate of the last 10 weeks of testing.
Due to the high sphalerite content of HC-9, AP release rates and maximum potential acidity contents for this cell were corrected to represent acid-generating sulphides and associated sulphate release only (see text).

5.5 COLUMN TESTING

5.5.1 OVERVIEW

The column test study for the Project rock included 34 column tests. The test samples were selected to represent key Project rock types in the mine volume as shown in Table 5.5-1. The column test samples included material with a representative range of sulphide, NP and metal contents for NPAG and PAG rock.

Column testing was undertaken to estimate net drainage water quality from test materials.

The results of the column tests are used to inform the Project regarding:

- Neutral metal leaching and NPAG mine rock management requirements.
- Thresholds to guide the segregation and management of metal leaching (ML) and non-metal leaching (NML) rock, if required.

Column testing (Table 5.5-1) was initiated in two stages, including 30 tests (COL-1 to COL-30) initiated in July 2023 and an additional four tests (COL-31 to COL-34) initiated in July 2024, based on static testing on drill core samples (Section 5.2.4). All of the tests operated for a total of 26 weeks per test. COL-1 to COL-30 were terminated in January 2024 and COL-31 to COL-34 were terminated in January 2025. This section contains data reported up to February 2025.

Results of the column tests are discussed in the following sections.

5.5.2 COLUMN TESTING DETAILS

A summary of column testing is provided below. Column testing was conducted at SGS Lakefield following procedures outlined in MEND (2009). Geochemical descriptions of the test samples are summarized in Table 5.5-2. Detailed mineralogical analysis was conducted on all column test samples as presented in Section 5.3.

The 34 column test samples were selected following completion of static testing on drill core samples to represent key rock types in the mine volume (including the overall Project and the AEX Program). The test samples included material with a representative range of sulphide, NP and metal contents. Test samples were selected to represent the range of solid phase concentrations for elements of interest, based on the initial static testing results. This primarily included As, although other sulphide associated elements including Sb, Cd, Co, Cu, Pb, Mo, Ni, Se and Zn were also represented in the sample set. Mercury was not identified as an element of interest based on static testing but was considered for completeness. Other non-sulphide associated elements of interest identified in the static program (Section 5.2.5) including V, P, Cr, W and U were also considered.

Columns were operated as subaerial trickle-leach columns where deionized water is passed through a selected mine rock sample (crushed to <6.3 mm) at a steady rate representing simulated unsaturated porous flow in mine rock. Columns were flushed weekly with approximately 0.30 to 0.35 L of deionized water following an initial flushing procedure to remove any accumulated oxidation products.

Further information regarding test set-up and operation is provided in Section 4.4.2. Representative photos of the columns are provided in Figure 5.5-1.

The column tests were terminated after 26 weeks of operation after the development of steady-state drainage quality. Termination of the column tests included the following:

- Material from each column was removed for archiving and doubled bagged in sealed polyethylene bags with excess air removed.

- Photographs of each of the columns were taken before and after dismantling. Additional testing was not completed at the time of termination.

The finer grain size of the sample material in the columns was interpreted to represent the source of the majority of metal release but is estimated to represent approximately 10% of the rock mass in future stockpiles. The PSD certificates of analysis for the column test samples are shown in Appendix E1. Coarser rock representing the majority of stockpile rock mass is expected to have a materially lower surface area and correspondingly lower rates of metal release. Therefore, 1/10th of the measured column leachate concentration is defined as the scaled leachate concentration for assessment purposes. Unless stated otherwise, leachate concentrations discussed and described hereafter refer to scaled leachate concentrations based on this definition and are presented in Appendix E2.

- Leachate chemistry was used to calculate scaled leachate concentrations based on 1/10th of the measured column leachate concentration. Measured column pH (scaling not applicable) is also included as an indicator in column leaching behaviour and water quality.
- These leachate concentrations were compared to screening values as applicable to provide context to the observed results. It is recognized, however, that the tests are not a direct assessment of mine water quality and comparisons to screening criteria hold no regulatory significance. The screening analysis included comparison of the leachate chemistry to PWQO for the protection of aquatic life, including both in-place PWQO values and interim PWQO values.

Detailed sulphide mineralogy of each sample (Section 5.3) guided interpretation of column leaching results. Elemental contents determined for static testing of the source materials (Section 5.2) were interpreted to represent the potential environmentally available fraction and also provided key reference information for relating leaching observations to the mine rock database.

- For element content, specific consideration was required for As since it was identified to be a priority metal leaching concern and it was also recognized that exploration data and block model results guiding mine rock management were based on four acid concentrations (not aqua-regia).
- In order to interpret site specific metal leaching thresholds and management guidance for As, the four acid elemental contents were used. It was also confirmed that As results by four acid and aqua-regia methods were generally consistent (Figure 5.5-2).

5.5.3 QUALITY ASSURANCE AND QUALITY CONTROL

Upon receipt, column leachate data quality was reviewed. Charge balances, method blanks and method spikes for column testing returned QA / QC data that was within expected benchmarks with rare exceptions that were associated with low leachate concentrations near the analytical detection limit. As noted in Section 5.5.2, column testing included operation of two blank columns as a check on deionized water quality and any interactions with column materials as constructed. Results discussed in Section 5.5.4, confirmed consistently low concentrations from the blank columns that were below analytical detection limits for most elements.

The solid phase geochemical data supporting this work for some column samples have been confirmed in accordance with on-going analytical programs and QA checks with on-going work. Nominal differences were noted in results within expected analytical variability, but the checks did not result in material changes in any metal reference values for the column samples over the course of the study.

5.5.4 RESULTS

Column Leaching

All weekly unscaled (raw) column results are provided grouped by Felsic Volcanic (FV1 and FV2), Metasediment (MS2, MS3 and Argillite), Basalt and Fragmental (Frag2) lithologies in Appendix E3 (Figures E3-1 to E3-132) with steady neutral leaching concentrations for each column provided in Appendix E4. The tabulated leachate concentrations were the median of the last five weeks of steady neutral leaching concentrations. Scaled results are discussed below and presented in Appendix E2.

Results for several parameters including acidity, fluoride, chloride, Hg, Ag, Be, Bi, Fe, P, Ti and Th were generally at or near the analytical detection limit for the duration of the testing. Results for the blank columns were generally at or near the analytical detection limit for the duration of the testing, except for manganese and tin which both had low median (last five weeks) measurable leachate concentrations of approximately 0.00002 mg/L. Steady leaching results (last five weeks) for non-sulphide elements of interest that had concentrations in SFE leachate above screening values including V, P, Cr, W and U (Section 5.5.2) were below screening values for all columns (Table 5.5-3).

Observed leaching trends are summarized below for sulphate and elements of interest related to sulphide oxidation and leaching. Sulphate is included as a measure of relative sulphide oxidation / leaching rates occurring in each sample.

- Sulphate concentrations were generally stable for each column during the test period. Overall, higher sulphide solid phase content columns had higher sulphate leachate concentrations; however, concentrations were generally low ranging from 0.1 to 23 mg/L.
- Metal / element leaching (e.g., Sb, As, Cd, Co, Cu, Mo, Ni, Pb, Se and Zn) exhibited generally steady leachate concentrations for individual columns over the duration of the testing.
- Individual columns with high element solid phase content (e.g., As, Cd, Co, Cu, Pb, Ni and Zn) tended to exhibit initially increasing leachate concentrations that then generally stabilized toward the end of testing. Such samples are not representative of the bulk of the Project rock.

Steady-state pH and leachate concentrations (non-acidic leaching) are presented in Table 5.5-4 for sulphide elements of interest (As, Cd, Co, Cu, Hg, Mo, Ni, Pb, Sb, Se, Zn) and compared to PWQO and interim PWQO screening values. Leachate concentrations are based on the median of the last five weeks of testing at steady pH neutral conditions.

- Most steady-state column leachate concentrations were below the respective PWQO or interim PWQO screening values.
- Elements with leachate concentrations that were greater than the screening values included: As, Cd, Pb and Zn. These elements were above screening values for neutral leaching PAG samples. With the exception of As, these elements were below screening values in NPAG samples. These samples had high solid phase sulphur and metal contents (99th percentile to maximum metal contents) and are expected to represent a very small quantity of Project rock.
- Other sulphide and non-sulphide elements of interest including Sb, Co, Cu, Hg, Mo, Ni, Se, P, Cr, W and U had steady leachate concentrations that were all below screening values in all columns.

The focus of this work was the evaluation of neutral leaching concentrations of NPAG samples and similar neutral leaching of PAG samples at initial pH neutral conditions. However, three low NP and PAG columns including one Felsic Volcanic 2 sample (COL-26) and two Metasediment 2 samples (COL-3 and COL-4) exhibited declining pH toward the end of testing period. These columns decreased to acidic (pH <6.5) conditions. Though humidity cells (not columns) are the accepted standard for assessing carbonate depletion rates, the behaviour of the three PAG columns with declining pH is summarized below.

- The Felsic Volcanic 2 column (COL-26) trended to lower pH near pH 6.4 to 6.6 and approached acidic conditions at week 20. This sample was confirmed to have relatively low calcite content (0.5 $CaCO_3$/t) and relatively high sulphide content of 1.6% S from pyrite and arsenopyrite.
- Leachate from the two other Metasediment 2 samples decreased to acidic conditions (pH <6.5) at week 15 (COL-4) and week 20 (COL-3) and more rapidly than any of the humidity cells described in Section 5.4. Increased sulphate, acidity and some elements were observed for these columns several weeks before or in concert with the decline in pH.
- These Metasediment 2 samples were confirmed to have very low calcite content (0.2 kg $CaCO_3$/t) and relatively high sulphide content, one with 4.7% S from pyrite and one with 1.7% S from pyrite and pyrrhotite. The column with mixed pyrite and pyrrhotite also contained 0.8 kg $CaCO_3$/t dolomite.
- Results for these elevated sulphide and low CarbNP materials align with the depletion time estimates expected based on humidity cell tests (Section 5.4).

Key Parameters

The analyses for parameters and lithologies with leachate concentrations that were above PWQO and interim PWQO screening values are shown in Figure 5.5-3 to Figure 5.5-10.

Results are presented for As in all lithologies. As described above, concentrations above screening values were only observed for Zn, Cd and Pb for isolated PAG samples of Felsic Volcanic that had high sulphur and metal content (99th percentile to maximum solid phase metal content) and are expected to represent a small volume of Project rock.

Results presented include leachate concentration trends for all columns where one or more columns were above the screening values for that lithology. The cumulative frequency distributions of solid phase element content in all static program samples (Section 5.2.5) and each column are included, and a summary of observations are provided below.

Arsenic was above the interim screening value (0.005 mg/L) in the most samples (10 of 34 columns) and included samples for a number of lithologies including Felsic Volcanic 1 (COL-16, COL-18), Felsic Volcanic 2 (COL-17, COL-26), Metasediment 2 (COL-2), Metasediment 3 (COL-5, COL-6), Basalt (COL-7) and Fragmental 2 (COL-33, COL-34) (Table 5.5-4).

- All Felsic Volcanic samples with leachate concentrations above the screening value had elevated solid phase As content (>95th percentile) and are inferred to represent a small volume of Project mine rock (Figure 5.5-3).
- Only one of three Metasediment 2 columns had leachate concentrations above the As screening value and is approximately 80th percentile As solid phase content for Metasediment 2 rock (Figure 5.5-4). Two Metasediment 3 samples were above the screening value and had moderate to elevated As solid phase content at approximately 67th and 84th percentile in comparison to the Metasediment 2 sample. The apparent differences between the Metasediment 2 and Metasediment 3 samples appear to be related to different As mineralogy and is discussed further below.
- Only one of six Basalt columns had leachate concentrations above the screening value (Figure 5.5-5) and the As solid phase content of that sample was elevated (>80th percentile) in comparison to all Basalt samples.
- All Fragmental 2 columns had greater than 85th percentile solid phase As content. The two lower As content samples (COL-33 and COL-34) had As leachate concentrations above the interim PWQO screening value while the two higher As content samples had leachate concentrations at or below the screening value (Figure 5.5-6).

Overall, there was a generally increasing trend in As leachate concentration with increasing As solid phase content in the samples (Figure 5.5-7). However, there was variability among the samples and detailed mineralogy work has been completed to assess As leaching trends. The relationship between As leaching and As host mineralogy is summarized in detail in Section 5.5.5.

Zinc, Cd and Pb leachate concentrations were above the screening value in several Felsic Volcanic samples. Samples with leachate concentrations above the screening values were very high in solid phase sulphur and metals and are understood to represent a minor component of the Felsic Volcanic rock.

- Zinc leachate concentrations were above the PWQO and interim PWQO screening values (0.03 and 0.02 mg/L respectively) for one Felsic Volcanic 1 column (COL-22) which also contained near the maximum Zn solid phase content of Felsic Volcanic 1 samples (e.g., approximately 100th percentile; Figure 5.5-8).
- Cadmium leachate concentrations were above the interim PWQO screening value (0.0001 mg/L) for two Felsic Volcanic 1 samples (COL-13, COL-22) that both represented higher end Cd solid phase content (approximately 99th percentile) of all Felsic Volcanic 1 samples (Figure 5.5-9).
- Elevated Cd (and Zn) solid phase content and leaching for COL-13 and COL-22 is consistent with the presence of sphalerite (Fe,Zn)S identified from detailed mineralogy of these samples.
- Lead leachate concentrations were above the interim PWQO and PWQO screening values (0.001 mg/L and 0.005 mg/L respectively) for one Felsic Volcanic 1 column (COL-13) which also

contained the maximum Pb solid phase content of all Felsic Volcanic 1 samples (100th percentile). Additionally, one Felsic Volcanic 2 column (COL-27) that contained approximately 99th percentile Pb (Figure 5.5-10), was above the interim PWQO screening value (0.001 mg/L).

- Elevated Pb solid phase content and leaching in COL-13 and COL-27 occurs for samples identified as containing galena (PbS) based on detailed mineralogy. The elevated lead leachate concentrations at near neutral pH are somewhat anomalous given the generally expected low mobility of Pb under these conditions although the screening values are also relatively low. Galvanic interaction between galena and other sulphide minerals within the samples (with or without colloidal mobilization) are considered possible explanations for Pb concentrations observed for these columns.

5.5.5 ARSENIC LEACHING

Based on detailed mineralogy findings herein (Section 5.3), the following describes a number of key factors expected to influence As mobility for Project samples and discusses observed sulphide mineralogy in relation to the reported As leaching observations.

Conceptual Description of As Leaching for Project Rock

Due to low solubility of Fe at neutral pH and the importance of Fe oxyhydroxides and other As Fe solid phases in reducing As mobility, the Fe content of sulphide minerals (both Fe As sulphides and non-As sulphides) is a key factor in understanding As mobility in water flowing through mine rock systems. Overall descriptions of the potentially important processes are described below.

- High As retention on Fe oxyhydroxides is generally observed to be limited to a 1:4 As to Fe molar ratio or greater when coprecipitated or sorbed to high surface area forms.
- For pyrite-bound As, it can be inferred that practically all of the As at low solid phase concentration relative to Fe could be readily adsorbed to newly formed Fe oxyhydroxide surfaces upon oxidation of the sulphide.
- During sulphide oxidation of arsenopyrite (FeAsS), a portion of the As can potentially be retained by sorption or coprecipitation with newly formed Fe oxyhydroxide. The 1:1 As to Fe molar ratio of arsenopyrite results in lower Fe availability than the 1:4 ratio and leads to a potential that some As may be released or initial solid phases formed may have lower stability and greater As solubility.
- In contrast to pyrite and arsenopyrite, gersdorffite-cobaltite (Fe,Ni,Co)AsS has a high As content compared to Fe: very little As would be taken up by the Fe oxyhydroxides produced during oxidation of this sulphide. Other minerals may influence and control the solubility of As during oxidation. But these minerals may be amorphous in nature and difficult to detect in the early weathering stages of the mine materials.
- Higher proportions of Fe sulphides (pyrite and pyrrhotite) have the potential to reduce As leaching during oxidation by increasing sorption sites on newly forming Fe oxide / oxyhydroxide surfaces with on-going non-As-bearing sulphide oxidation. Such surfaces can bind As and limit its release if the surfaces are of sufficient quantity and where transport and uptake conditions are favourable. The relative oxidation rates of the As host minerals and the non-As Fe sulphide minerals will also be important.

Arsenic Leaching Results and Sulphide Mineralogy

Arsenic sulphide mineralogy was observed to play a distinct role in As leaching for the column samples. As discussed in Section 5.3.9, mineralogy results indicated the presence arsenopyrite and sometimes gersdorffite-cobaltite solid solutions in the samples as well as variable contents of other sulphide minerals (most often pyrite or mixed pyrite and pyrrhotite). Sometimes an undifferentiated As sulphide (interpreted to be arsenopyrite or gersdorffite-cobaltite) was inferred by QEMSCAN based on low As totals in the analysis.

- Observed As concentrations in leachates above screening values generally occurred in samples with relatively elevated solid phase As content (Figure 5.5-11) and the majority of these samples contain As primarily in the form of arsenopyrite.

- Several samples were observed that leach relatively high concentrations of As with only moderate As solid phase content (Figure 5.5-11), including isolated PAG samples of Metasediment 3 (COL-5, COL-6) and NPAG samples of Basalt (COL-7) and Fragmental 2 (COL-33, COL-34). Detailed mineralogical results have identified these samples as containing primarily As in the form of gersdorffite-cobaltite. These rock types primarily hosted As in pyrite and / or arsenopyrite, and gersdorffite-cobaltite was only present in isolated samples.

As leaching was also more broadly assessed by incorporating leaching results from humidity cell testing.

- The humidity cell steady As loading rates were recalculated as simulated concentrations at the column flow rate. Standard humidity cell operation flushes the cells once weekly whereas columns were operated under a steady trickle leach. However, the total weekly flushed volumes of the columns are relatively similar (0.3 L/kg) compared to the humidity cells (1 L/kg) making this a reasonable comparison.
- Humidity cell results when plotted with column results (Figure 5.5-12) are generally consistent with column results (Figure 5.5-11).

For the combined column and humidity cell sample set, the importance of Fe on As release appears to be evident by comparing the samples' As to sulphide Fe ratio versus their As leaching concentrations (Figure 5.5-13).

- Results indicate an overall increasing trend in dissolved As leachate concentration with increasing As to Fe ratio.
- Rather than following a direct linear trend, the results range from very low As leaching samples with low As to Fe ratios (As in pyrite) to high As leaching samples with higher As to Fe ratios (gersdorffite-cobaltite or arsenopyrite). Results are spread across a band of As to Fe ratios at a given leaching rate. This band is interpreted to be due to multiple Fe As relationships within the samples, varying quantities of low or no As content Fe sulphides (pyrite and pyrrhotite) and likely varying oxidation rates among the various sulphide minerals present.
- The Fe sulphide content of the samples (pyrite, pyrrhotite and arsenopyrite) means that the molar As to S ratio is a generally good measure of the As to Fe ratio. Therefore, the molar As to S ratio (Figure 5.5-14) shows a similar trend as that observed for QEMSCAN sulphide Fe (Figure 5.5-13). Relatively small shifts among samples between the two plots are related to varying sulphide mineral proportions (e.g., pyrrhotite and pyrite that have different Fe to S ratios).

Based on the understanding and observations described above, samples with a high proportion of gersdorffite-cobaltite and little Fe sulphide (pyrite / pyrrhotite) have the highest potential for As leaching. Any gersdorffite-cobaltite that oxidizes and leaches As without concurrently oxidizing pyrite or pyrrhotite will contain insufficient secondary Fe oxyhydroxide surfaces to adsorb As. However, the majority of samples had no gersdorffite-cobaltite detected. This aligned with the observation that aside from several isolated samples, most samples had As concentrations in column leachates that were below screening values.

As leaching from samples with arsenopyrite in the presence of a very low content of Fe sulphides could also occur; however, this was only observed for the high As sample (COL-26, 100th percentile As) which is also PAG and is expected to represent a very small quantity of Project rock.

Lithology Specific Leaching Considerations

Based on the detailed mineralogy results outlined in Section 5.3.6, it is understood that the key As minerals are pyrite, arsenopyrite and gersdorffite-cobaltite.

Most samples had no gersdorffite-cobaltite detected (Figure 5.5-12 and Table 5.5-5). Relatively few samples were observed with gersdorffite-cobaltite detected as a minor phase. Samples with gersdorffite-cobaltite as a minor phase are expected to have As leaching primarily influenced by the primary arsenopyrite or arsenopyrite and Fe sulphide mineralogy. Gersdorffite-cobaltite was identified as the primary As host mineral in some isolated samples.

Detailed mineralogy identified arsenopyrite and Fe sulphides (pyrite / pyrrhotite) as the primary As host mineralogy in all Felsic Volcanic samples (Figure 5.5-12), with some of these samples (COL-16, COL-17, COL-18 and COL-26) above the 0.005 mg/L leachable As screening level when the As solid phase

content was greater than 100 mg/kg. The Felsic Volcanic rock types show little evidence of gersdorffite-cobaltite and much lower potential for As leaching.

While pyrite and arsenopyrite were generally the main As hosts in the Basalt, Metasediment, and Fragmental rock types, gersdorffite-cobaltite was identified as the primary As host in a relatively small subset of samples of these lithologies (Figure 5.5-12 and Table 5.5-5).

- A single Metasediment 2 sample (17% of Metasediment 2 samples) with gersdorffite-cobaltite as the primary As host mineralogy had relatively high S and As solid phase content and was also PAG.
- Two Metasediment 3 samples with this host mineralogy represented a relatively high proportion of Metasediment 3 samples (40%) with As solid phase contents of 14 and 37 mg/kg and column leachate concentrations above the screening value for As.
- Three Fragmental 2 samples (COL-33, COL-34 and HC-35) had As mainly as gersdorffite-cobaltite or As sulphide (und.) [10]. These samples had low solid phase As content (approximately 30 to 45 mg/kg) and leachable As above the interim PWQO screening value.
- Three samples of Basalt (COL-7, COL-8 and HC-22) had As mainly as gersdorffite-cobaltite. COL-7 had solid phase As content of 46 ppm and leached As above the screening level. In comparison, samples in COL-8 and HC-22 had very low As content in the solid phase (2.3 and 4.2 mg/kg, respectively) and did not leach As above the screening level.

Based on the available information, some samples of Metasediment 3, Basalt and Fragmental 2 appear to have a greater potential for As leaching due to the presence of gersdorffite-cobaltite in low sulphide rock (Table 5.5-6). To mitigate the potential for As leaching, metal leaching thresholds were defined for As to guide rock management for the Project.

5.5.6 KEY FINDINGS

Metal Leaching Thresholds

Based on column test results, only As has been identified as a parameter of interest for metal leaching from Project rock. Leaching of As has been shown to vary distinctly based on the As sulphide mineralogy present (Section 5.5.5). Different As sulphide associations are also observed among the different lithologies (Figure 5.5-15), and leaching thresholds can be interpreted by lithology based on primary As host mineralogy. It is noted that where upper As leaching limits are indicated, they are conservative and defined by the highest As leaching samples. There are lower As leaching samples at similar or higher solid phase concentrations in each case.

Felsic Volcanics

- Arsenopyrite and Fe sulphides (pyrite / pyrrhotite) were the primary As hosts in the Felsic Volcanic samples. Samples with arsenopyrite generally also contained pyrite or pyrite and pyrrhotite and were observed to leach As at relatively low rates and below the interim PWQO screening value except where As solid phase content was elevated (>100 mg/kg). These elevated As content samples represent a small fraction of the dataset.
- Based on these results, an upper limit of 100 mg/kg As solid phase content for non-As leaching Felsic Volcanic rock was identified (Figure 5.5-15).

Metasediments and Fragmental

- Pyrite and / or arsenopyrite were the primary As hosts. Some samples of the Metasediment and Fragmental lithologies were identified to contain gersdorffite-cobaltite as the primary As hosts.
- Samples with gersdorffite-cobaltite and low contents of other sulphides, namely COL-5 (Metasediment 3), COL-6 (Metasediment 3), and COL-33 (Fragmental 2) leached relatively high concentrations of As above the interim PWQO screening value with relatively low solid phase As content of <41 mg/kg.

[10] As sulphide (und.) is defined as As sulphide undifferentiated. Additional details are provided in Section 5.3.

- Two higher As content Fragmental 2 samples (COL-31 and COL-32) at 140 and 46 mg/kg respectively leached As at concentrations at or below the below the interim PWQO screening value and had As mineralogy mainly identified as arsenopyrite.
- Based on these results a threshold of 12 mg/kg solid phase As was conservatively identified for non-As leaching Metasedimentary and Fragmental (Figure 5.5-15).

Basalt

- Detailed mineralogy for the Basalt samples identified a range of different primary As mineral hosts. Arsenic was hosted by arsenopyrite and pyrite in most samples. Arsenic was hosted by gersdorffite-cobaltite in isolated samples.
- Most basalt samples leached low levels of As despite having a wide range of solid phase As contents. Arsenic was hosted by arsenopyrite, pyrite, or an undifferentiated As sulphide in these samples. Higher As leaching was noted for Basalt COL-7 (46 mg/kg As) attributed to gersdorffite-cobaltite as the primary As host in the sample. However, other Basalt samples with low concentrations of As that contained gersdorffite-cobaltite as the main As host phase leached low levels of As.
- Based on the observed variability for Basalt, an As leaching threshold based on the highest observed enhanced As leaching sample (46 mg/kg) is proposed (Figure 5.5-15). This recognizes that As leaching is expected to decline for material below this threshold and a portion of this material will have very low As leaching. Thus, the net As leaching rates and resulting concentrations are expected to be relatively low for material below this threshold.

Summary Guidance for Mine Rock Management

Guidance for managing NPAG rock for the Project is summarized in Table 5.5-7. Non-metal leaching (NML) NPAG rock is identified as geochemically suitable for construction or placement in the NPAG non-metal leaching stockpile.

- Felsic Volcanic (Felsic Volcanic 1 and Felsic Volcanic 2) NPAG rock with As solid phase content ≤100 mg/kg can be considered NML on the basis of column leaching results and consistently identified arsenopyrite and pyrite dominant As host mineralogy in these rock types.
- NPAG Basalt rock with an As solid phase content ≤46 mg/kg can be considered NML based on the understanding of As mineralogy and leaching in this rock type.
- NPAG Metasediments (Metasediment 2 and Metasediment 3) and Fragmental (Fragmental 1 and Fragmental 2) rock types with As solid phase content ≤12 mg/kg can be considered NML based on column leaching results and identification of gersdorffite-cobaltite in these rock types.
- Low S argillite rock has been identified in low quantities within the future underground development. In the absence of characterization of this specific material for metal leaching characteristics, only rock ≤12 mg/kg As should be considered NML.
- NPAG Sericite Schist, Rhyolite and other lesser rock types (e.g., <3% of the mine volume) are considered NML based on small quantities and generally low As solid phase content observed in block models. Though expected to be a low risk for metal leaching, use in construction is not recommended since leachability testing was not completed.

The identified As thresholds have been applied to the ML / ARD block model for the Project. The projected proportions of NPAG / NML rock and overall NPAG rock volumes are shown in Table 5.5-8.

- Based on the thresholds derived from column testing, relatively high proportions of NPAG rock would be identified as NML.
- Other rock types including Sericite Schist and Rhyolite have not been assessed for metal leaching but are small in quantity and have generally low solid phase As content overall and therefore are considered NML at this time.
- Overall, low quantities of the identified NPAG rock volume are expected to be metal leaching and require management.

Table 5.5-1: Column Program Summary

Rock Type	Rock Type ID	Number of Column Tests
Felsic Volcanic 1	FV1	13
Felsic Volcanic 2	FV2	5
Metasediment 2	MS2	3
Metasediment 3	MS3	2
Fragmental 1	Frag1	-
Fragmental 2	Frag2	4
Basalt	Basalt	6
Argillite	S1A	1
Total		34

Table 5.5-2: Column Descriptions

Column ID	Sample ID	Lithology	Total S [1]	Sulphide S [1]	AP	MPA	CarbNP	NP [2]	CarbNPR	NPR	ABA Description	Metals Desciption [3]	Weeks of Data / Status
			%	%	kg $CaCO_3$/t	kg $CaCO_3$/t	kg $CaCO_3$/t	kg $CaCO_3$/t	CarbNP/MPA	NP/AP			
COL-1	DX450119	Argillite	7.6	1.9	59	236	30	21	0.13	0.35	PAG, High S	-Elevated Co, Cd, Cu, Mo, Ni, Se, and Zn (94-100th percentile) -Other elevated metals (Ag, Al, Be, Fe, Hg, Pb, Sb, V)	26 / Terminated
COL-2	DX450080	Metasediment 2	0.2	0.11	3.4	6.3	0.67	8.5	0.11	2.5	PAG	-Elevated As (78th percentile) -Other elevated metals (Be, Co, Hg, Sb)	
COL-3	DX450143	Metasediment 2	1.4	1.4	42	44	0.67	10	0.015	0.24	PAG, High S	-Elevated Co and Cu (98-99th percentile) -Other elevated metals (Ag, Al, Cr, Fe, Hg, Mo, Ni, P, Sb, Se, V, W, Zn)	
COL-4	DX450153	Metasediment 2	4.1	4.1	127	127	1.3	5.2	0.01	0.041	PAG, High S	-Elevated Cu and Se (89th-91st percentile) -Other elevated metals (Ag, Co, Hg, Sb)	
COL-5	DX450017	Metasediment 3	0.39	0.3	9.4	12	5.3	14	0.44	1.5	PAG, High S	-Elevated Cd (94th percentile) -Other elevated metals (Ag, Be, Mo, Se, Zn)	
COL-6	DX450144	Metasediment 3	0.13	0.12	3.8	4.1	0.67	7.3	0.16	1.9	PAG, Typical S	-Elevated As (82nd percentile) -Other elevated metals (B, Cd, Mo, Ni, Zr)	
COL-7	DX550073	Basalt	0.09	0.048	2.8	3.4	49	69	14	46	NPAG	-Elevated As (81st percentile) -Other elevated metals (Al, Be, Co, Cr, Fe, Ni, Pb, Ti, V, W, Zr)	
COL-8	DX550053	Basalt	0.13	0.091	2.8	4.1	57	67	14	24	NPAG	-Elevated Cu (86th percentile)	
COL-9	DX550089	Basalt	0.85	0.66	21	27	66	88	2.5	4.3	NPAG, High S	-Elevated Cu, Mo, and Se (95-97th percentile) -Other elevated metals (Cr, Fe, Pb, Tl)	
COL-10	DX450022	Basalt	0.18	0.09	2.8	5.6	71	78	13	28	NPAG, Typical S	-Other elevated metals (B, Cd, Cu, Mo)	
COL-11	DX450113	Basalt	0.49	0.4	13	15	67	72	4.4	5.7	NPAG, High S	-Elevated As (98th percentile) -Other elevated metals (Ag, Fe, W)	
COL-12	DX550101	Basalt	0.06	0.028	0.87	1.9	58	63	31	72	NPAG	-Elevated Cr (89th percentile)	
COL-13	DX450051	Felsic Volcanic 1	2.9	2.9	89	91	7.0	13	0.077	0.15	PAG, High S, Very Low NP	-Elevated As (89th percentile) -Other elevated metals (Ag, Be, Cd, Cr, Cu, Fe, Hg, Pb, Sb, Se, U, Zn)	
COL-14	DX450239	Felsic Volcanic 1	5.5	4.5	142	172	2.2	8.0	0.013	0.056	PAG, High S	-Elevated As and Se (84-98th percentile) -Other elevated metals (Ag, Be, Co, Cr, Fe, Hg, Sb)	
COL-15	DX450232	Felsic Volcanic 1	1.2	1.2	37	38	11	18	0.28	0.48	PAG, Typical S	-Elevated Zn (89th percentile) -Other elevated metals (Ag, Cd, Cr, Hg, P, Sb, Tl, U)	
COL-16	DX450071	Felsic Volcanic 1	0.82	0.72	23	26	60	67	2.3	3.0	NPAG, Typical S	-Elevated As and Se (99-100th percentile) -Other elevated metals (Ag, Be, Hg, Mo, Sb, U, W)	
COL-17	DX450130	Felsic Volcanic 2	0.34	0.33	10	11	51	60	4.8	5.8	NPAG	-Elevated As and Se (81-98th percentile) -Other elevated metals (Ag, Be, Cd, Co, Cr, Cu, Fe, Hg, Ni, P, Sb, V, W)	

Notes:

1 Total S determined by Leco analyzer. Sulphide S determined by difference (Total S - Sulphate S HCl leach).

2 Modified Sobek neutralization potential.

3 Statistical descriptions are relative to the specific lithology in the ML / ARD database based on aqua regia for all columns except for the argillite sample COL-1. If not specified directly, 'elevated' refers to greater than the 75th percentile rank, 'typical' refers to between the 40th and 75th percentile rank, and 'low' refers to lower than 40th percentile rank among the databset for the lithology. Further details provided for specific elements in the table.

Table 5.5-2: Column Descriptions (continued)

Column ID	Sample ID	Lithology	Total S [1]	Sulphide S [1]	AP	MPA	CarbNP	NP [2]	CarbNPR	NPR	ABA Description	Metals Desciption [3]	Weeks of Data / Status
			%	%	kg $CaCO_3$/t	kg $CaCO_3$/t	kg $CaCO_3$/t	kg $CaCO_3$/t	CarbNP/MPA	NP/AP			
COL-18	DX450039	Felsic Volcanic 1	2.2	1.9	61	67	10	17	0.15	0.28	PAG, High S, Very Low NP	-Elevated As (98th percentile) -Other elevated metals (Ag, Cd, Co, Cr, Cu, Fe, Hg, Mn, Mo, Ni, Sb, U, Zn)	26 / Terminated
COL-19	DX450089	Felsic Volcanic 1	0.39	0.38	12	12	31	38	2.5	3.2	NPAG	-Elevated Cr (89th percentile) -Other elevated metals (Co, Hg, P, Sb, Tl, V)	
COL-20	DX450137	Felsic Volcanic 1	0.11	0.08	2.5	3.4	29	34	8.3	14	NPAG	-Elevated Ag (85th percentile) -Other elevated metals (Cr, Hg, Sb)	
COL-21	DX450233	Felsic Volcanic 1	3.1	1.3	42	97	3.5	12	0.036	0.27	PAG, High S	-Elevated Cd, Fe, Tl and Zn (98-99th percentile) -Other elevated metals (Ag, Al, Be, Cr, Cu, Hg, Sb, Se)	
COL-22	DX450200	Felsic Volcanic 1	2.6	2.3	72	82	39	46	0.48	0.64	PAG, High S	-Elevated Ag, Cd, Cu and Zn (100th percentile) -Other elevated metals (Cr, Fe, Hg, Mo, Sb, Se, Tl, W)	
COL-23	DX450155	Felsic Volcanic 1	1.2	1.2	37	37	19	46	0.51	1.3	PAG, Typical S	-Elevated Mo (98th percentile) -Other elevated metals (Ag, Be, Cd, Cr, Cu, Hg, Pb, Sb, Se, Zn)	
COL-24	DX450030	Felsic Volcanic 2	0.64	0.63	20	20	18	22	0.9	1.1	PAG	-Elevated Cd and Zn (89-90th percentile) -Other elevated metals (Ag, Hg, Pb, Sb, U, W)	
COL-25	DX450049	Felsic Volcanic 2	0.44	0.24	7.5	14	20	28	1.5	3.8	CarbNPR 1 to 2	-Elevated Cu and Pb (83rd-84th percentile) -Other elevated metals (Ag, Be, Cd, Cr, Hg, Ni, Sb, W, Zn)	
COL-26	DX450105	Felsic Volcanic 2	2.1	2.0	63	64	0.67	2.2	0.01	0.035	PAG, High S	-Elevated As and Sb (100th percentile) -Other elevated metals (Ag, Fe, Hg, Pb, U)	
COL-27	DX450170	Felsic Volcanic 2	5.4	5.4	168	169	12	14	0.072	0.084	PAG, High S	-Elevated Cd, Cu, Pb, Se and Zn (99-100th percentile) -Other elevated metals (Ag, Co, Cr, Fe, Hg, Mo, W)	
COL-28	DX450227	Felsic Volcanic 1	0.05	0.04	1.3	1.6	14	21	9.3	17	NPAG	-Other elevated metals (Cr)	
COL-29	DX450230	Felsic Volcanic 1	0.07	0.06	1.9	2.2	13	21	6.0	11	NPAG	-Other elevated metals (Al, Cr, V)	
COL-30	DX450135	Felsic Volcanic 1	0.04	0.03	0.94	1.3	12	16	9.9	17	NPAG	-Elevated Cd and Zn (85-86th percentile) -Other elevated metals (Cr, Pb)	
COL-31	031759	Fragmental 2	0.09	0.05	1.6	2.8	3.5	12	1.2	7.7	CarbNPR 1 to 2, Typical S, Very Low NP	-Elevated As (95th percentile) -Other elevated metals (Al, B, Be, Co, Fe, Ni, Tl, Zn, Zr)	
COL-32	031782	Fragmental 2	0.04	0.02	0.63	1.3	19	19	15	31	NPAG	-Elevated As (83rd percentile)	
COL-33	031623	Fragmental 2	0.1	0.09	2.8	3.1	12	14	3.8	5.1	NPAG, High S	-Elevated As (90th percentile) -Other elevated metals (Co, Cr, Mo, Ni, Pb, U)	
COL-34	031718	Fragmental 2	0.13	0.07	2.2	4.1	42	49	10	22	NPAG, High S	-Elevated As (78th percentile) -Other elevated metals (Al, B, Co, Cr, Fe, Ni, P, Tl, U, V, W)	

Notes:

1 Total S determined by Leco analyzer. Sulphide S determined by difference (Total S - Sulphate S HCl leach).

2 Modified Sobek neutralization potential.

3 Statistical descriptions are relative to the specific lithology in the ML / ARD database based on aqua regia for all columns except for the argillite sample COL-1. If not specified directly, 'elevated' refers to greater than the 75th percentile rank, 'typical' refers to between the 40th and 75th percentile rank, and 'low' refers to lower than 40th percentile rank among the databset for the lithology. Further details provided for specific elements in the table.

Table 5.5-3: Steady Leachate Concentration Summary of Non-Sulphide Elements of Interest (above Static SFE Screening)

Parameters	Column ID			COL-1	COL-2	COL-3	COL-4	COL-5	COL-6	COL-7	COL-8	COL-9	COL-10
	Sample ID			DX450119	DX450080	DX450143	DX450153	DX450017	DX450144	DX550073	DX550053	DX550089	DX450022
	Lithology	PWQO Screening Value	Interim PWQO Screening Value	Argillite	Metasediment 2	Metasediment 2	Metasediment 2	Metasediment 3	Metasediment 3	Basalt	Basalt	Basalt	Basalt
	Units			*Median Concentrations**									
Cr	mg/L	0.001	-	0.000009	0.000008	0.000011	0.000008	0.00001	0.000012	0.000009	0.000019	0.000008	0.000009
P	mg/L	-	0.03	0.0003	0.0003	0.0003	0.0003	0.0003	0.0003	0.0003	0.0003	0.0004	0.0003
W	mg/L	-	0.03	0.000002	0.00021	0.000009	0.000003	0.00002	0.000011	0.000021	0.000012	0.000018	0.000007
U	mg/L	-	0.005	0.0000031	0.000079	0.000096	0.000041	0.000084	0.000023	0.000037	0.0000065	0.00001	0.000008
V	mg/L	-	0.006	0.000001	0.00023	0.000058	0.000013	0.000085	0.00013	0.0006	0.00015	0.000047	0.00023

Parameters	Column ID			COL-11	COL-12	COL-13	COL-14	COL-15	COL-16	COL-17	COL-18	COL-19	COL-20
	Sample ID			DX450113	DX550101	DX450051	DX450239	DX450232	DX450071	DX450130	DX450039	DX450089	DX450137
	Lithology	PWQO Screening Value	Interim PWQO Screening Value	Basalt	Basalt	Felsic Volcanic 1	Felsic Volcanic 1	Felsic Volcanic 1	Felsic Volcanic 1	Felsic Volcanic 2	Felsic Volcanic 1	Felsic Volcanic 1	Felsic Volcanic 1
	Units			*Median Concentrations**									
Cr	mg/L	0.001	-	0.000012	0.000009	0.000009	0.00001	0.000009	0.000009	0.000013	0.000015	0.000012	0.000008
P	mg/L	-	0.03	0.0003	0.0003	0.0003	0.0003	0.0003	0.0003	0.0003	0.0003	0.0003	0.0003
W	mg/L	-	0.03	0.000029	0.000008	0.000022	0.000016	0.000028	0.000045	0.000041	0.000017	0.00002	0.000016
U	mg/L	-	0.005	0.000031	0.000012	0.0000005	0.00019	0.00066	0.00026	0.00023	0.00034	0.00015	0.0002
V	mg/L	-	0.006	0.000047	0.0002	0.000001	0.000005	0.0002	0.000081	0.000099	0.00015	0.00007	0.00014

Parameters	Column ID			COL-21	COL-22	COL-23	COL-24	COL-25	COL-26	COL-27	COL-28	COL-29	COL-30
	Sample ID			DX450233	DX450200	DX450155	DX450030	DX450049	DX450105	DX450170	DX450227	DX450230	DX450135
	Lithology	PWQO Screening Value	Interim PWQO Screening Value	Felsic Volcanic 1	Felsic Volcanic 1	Felsic Volcanic 1	Felsic Volcanic 2	Felsic Volcanic 2	Felsic Volcanic 2	Felsic Volcanic 2	Felsic Volcanic 1	Felsic Volcanic 1	Felsic Volcanic 1
	Units			*Median Concentrations**									
Cr	mg/L	0.001	-	0.000009	0.000008	0.000013	0.00001	0.000008	0.000008	0.000008	0.000008	0.000008	0.000009
P	mg/L	-	0.03	0.0004	0.0003	0.0004	0.0004	0.0003	0.0003	0.0003	0.0005	0.0003	0.0003
W	mg/L	-	0.03	0.000016	0.00003	0.000045	0.00011	0.00002	0.00002	0.00002	0.00003	0.00002	0.000013
U	mg/L	-	0.005	0.00026	0.000038	0.00037	0.00016	0.00012	0.00021	0.00004	0.00024	0.00023	0.00013
V	mg/L	-	0.006	0.000019	0.000007	0.0001	0.000034	0.00001	0.000026	0.000003	0.00014	0.00016	0.000059

Parameters	Column ID			COL-31	COL-32	COL-33	COL-34
	Sample ID			031759	031782	031623	031718
	Lithology	PWQO Screening Value	Interim PWQO Screening Value	Fragmental 2	Fragmental 2	Fragmental 2	Fragmental 2
	Units			*Median Scaled Concentrations**			
Cr	mg/L	0.001	-	0.000008	0.000008	0.000008	0.000008
P	mg/L	-	0.03	0.0003	0.0003	0.0003	0.0003
W	mg/L	-	0.03	0.00002	0.00002	0.00006	0.00002
U	mg/L	-	0.005	0.000071	0.00009	0.00014	0.00027
V	mg/L	-	0.006	0.0001	0.00016	0.00021	0.00015

Notes:

** Median steady concentrations use the last 5 weeks (weeks 22 to 26) unless pH was declining (e.g., COL-2 - weeks 13 to 17, COL-3 - weeks 11 to 15, COL-4 - weeks 10 to 14, COL-26 - weeks 11 to 15; see text).*

Grey shaded cells primarily based on detection limit values.

Bolded text indicates metal concentrations greater than interim PWQO screening value.

Blue shaded cells indicate metal concentrations greater than PWQO screening value.

Screening values are for qualitative assessment only and hold no regulatory significance.

Table 5.5-4: Steady Leachate Concentration Summary of Sulphide Elements of Interest

Parameters	Column ID			COL-1	COL-2	COL-3	COL-4	COL-5	COL-6	COL-7	COL-8	COL-9	COL-10
	Sample ID			DX450119	DX450080	DX450143	DX450153	DX450017	DX450144	DX550073	DX550053	DX550089	DX450022
	Lithology	PWQO Screening Value	Interim PWQO Screening Value	Argillite	Metasediment 2	Metasediment 2	Metasediment 2	Metasediment 3	Metasediment 3	Basalt	Basalt	Basalt	Basalt
	Units			*Median Concentrations**									
pH	pH	6.5-8.5	-	7.4	7.2	7.3	7.0	7.6	7.4	7.7	7.7	7.9	7.7
Antimony	mg/L	-	0.02	0.00009	0.00012	0.00012	0.00013	0.00009	0.00012	0.00009	0.00009	0.00009	0.00009
Arsenic	mg/L	0.1	0.005	0.00006	**0.0052**	0.0016	0.00012	**0.0064**	**0.042**	**0.038**	0.00038	0.00009	0.0026
Cadmium	mg/L	0.0002	0.0001	0.000056	0.0000005	0.0000004	0.000043	0.0000005	0.0000005	0.0000003	0.0000005	0.0000004	0.0000004
Cobalt	mg/L	0.0009	-	0.00031	0.0000084	0.000063	0.000026	0.0000031	0.000050	0.000080	0.000012	0.000017	0.000032
Copper	mg/L	0.005	0.005	0.00003	0.00005	0.00002	0.00002	0.00002	0.00002	0.00002	0.00007	0.00005	0.00004
Lead	mg/L	0.005	0.001	0.000009	0.000009	0.000017	0.00003	0.000009	0.000009	0.000009	0.000009	0.000009	0.000009
Mercury	mg/L	0.0002	-	0.000001	0.000004	0.000002	0.000004	0.000001	0.000001	0.000001	0.000001	0.000001	0.000001
Molybdenum	mg/L	-	0.04	0.000009	0.00002	0.00001	0.000008	0.000057	0.00015	0.000025	0.000024	0.00004	0.00001
Nickel	mg/L	0.025	-	0.00024	0.00002	0.00022	0.00024	0.00001	0.00006	0.00011	0.00001	0.00002	0.00002
Selenium	mg/L	0.1	-	0.00023	0.000015	0.000064	0.000062	0.000007	0.000014	0.00003	0.000027	0.000065	0.000025
Zinc	mg/L	0.03	0.02	0.011	0.0002	0.0002	0.0003	0.0002	0.0002	0.0002	0.0002	0.0002	0.0002

Parameters	Column ID			COL-11	COL-12	COL-13	COL-14	COL-15	COL-16	COL-17	COL-18	COL-19	COL-20
	Sample ID			DX450113	DX550101	DX450051	DX450239	DX450232	DX450071	DX450130	DX450039	DX450089	DX450137
	Lithology	PWQO Screening Value	Interim PWQO Screening Value	Basalt	Basalt	Felsic Volcanic 1	Felsic Volcanic 1	Felsic Volcanic 1	Felsic Volcanic 1	Felsic Volcanic 2	Felsic Volcanic 1	Felsic Volcanic 1	Felsic Volcanic 1
	Units			*Median Concentrations**									
pH	pH	6.5-8.5	-	7.7	7.7	7.3	7.3	7.5	7.6	7.6	7.5	7.5	7.6
Antimony	mg/L	-	0.02	0.00014	0.00009	0.0068	0.00009	0.00026	0.00022	0.0002	0.00016	0.00014	0.0001
Arsenic	mg/L	0.1	0.005	0.0015	0.00063	0.00002	0.00003	0.00097	**0.011**	**0.005**	**0.007**	0.00042	0.00079
Cadmium	mg/L	0.0002	0.0001	0.0000003	0.0000003	**0.00013**	0.0000036	0.0000041	0.0000015	0.0000005	0.0000062	0.0000009	0.0000003
Cobalt	mg/L	0.0009	-	0.0000083	0.000012	0.0000032	0.0000069	0.0000025	0.0000076	0.0000093	0.0000021	0.0000048	0.0000012
Copper	mg/L	0.005	0.005	0.00002	0.00003	0.00002	0.00002	0.0002	0.00002	0.00003	0.0002	0.00002	0.00002
Lead	mg/L	0.005	0.001	0.000009	0.000009	**0.015**	0.000009	0.000009	0.000009	0.000009	0.000009	0.000009	0.000009
Mercury	mg/L	0.0002	-	0.000001	0.000001	0.000002	0.000001	0.000001	0.000001	0.000001	0.000001	0.000001	0.000001
Molybdenum	mg/L	-	0.04	0.000013	0.000007	0.000015	0.00001	0.000029	0.00006	0.000031	0.00002	0.00004	0.000023
Nickel	mg/L	0.025	-	0.00002	0.00002	0.00002	0.00002	0.00001	0.00001	0.00002	0.00001	0.00001	0.00001
Selenium	mg/L	0.1	-	0.000004	0.000022	0.000086	0.00026	0.000037	0.00054	0.00012	0.000019	0.000008	0.000004
Zinc	mg/L	0.03	0.02	0.0002	0.0002	0.0065	0.0002	0.0002	0.0002	0.0002	0.0002	0.0002	0.0002

Parameters	Column ID			COL-21	COL-22	COL-23	COL-24	COL-25	COL-26	COL-27	COL-28	COL-29	COL-30
	Sample ID			DX450233	DX450200	DX450155	DX450030	DX450049	DX450105	DX450170	DX450227	DX450230	DX450135
	Lithology	PWQO Screening Value	Interim PWQO Screening Value	Felsic Volcanic 1	Felsic Volcanic 1	Felsic Volcanic 1	Felsic Volcanic 2	Felsic Volcanic 2	Felsic Volcanic 2	Felsic Volcanic 2	Felsic Volcanic 1	Felsic Volcanic 1	Felsic Volcanic 1
	Units			*Median Concentrations**									
pH	pH	6.5-8.5	-	7.6	7.3	7.6	7.5	7.5	7.3	7.3	7.6	7.6	7.6
Antimony	mg/L	-	0.02	0.00009	0.00044	0.0002	0.00017	0.00014	0.00092	0.00034	0.00009	0.00009	0.0001
Arsenic	mg/L	0.1	0.005	0.00008	0.00004	0.00076	0.00086	0.0001	**0.23**	0.00014	0.00027	0.0002	0.0027
Cadmium	mg/L	0.0002	0.0001	0.000046	**0.00084**	0.000050	0.000005	0.0000015	0.0000008	0.000052	0.0000005	0.0000005	0.000002
Cobalt	mg/L	0.0009	-	0.000014	0.000032	0.0000073	0.0000029	0.0000072	0.0000092	0.0000029	0.0000016	0.0000011	0.0000029
Copper	mg/L	0.005	0.005	0.0002	0.0011	0.00006	0.00002	0.00002	0.00002	0.00002	0.00002	0.00002	0.00002
Lead	mg/L	0.005	0.001	0.000009	0.000009	0.000011	0.00001	0.000009	0.000011	**0.002**	0.000009	0.000009	0.000009
Mercury	mg/L	0.0002	-	0.000002	0.000001	0.000001	0.000001	0.000001	0.000004	0.000001	0.000001	0.000001	0.000001
Molybdenum	mg/L	-	0.04	0.000009	0.000065	0.00023	0.000018	0.00009	0.000008	0.00004	0.000009	0.000013	0.00004
Nickel	mg/L	0.025	-	0.00002	0.00005	0.00001	0.00001	0.00003	0.00001	0.00001	0.00001	0.00001	0.00001
Selenium	mg/L	0.1	-	0.000099	0.000018	0.000089	0.000031	0.00019	0.000015	0.0012	0.000004	0.000004	0.00001
Zinc	mg/L	0.03	0.02	0.0036	**0.048**	0.0009	0.0002	0.0002	0.0003	0.0011	0.0002	0.0002	0.0002

Notes:

** Median steady concentrations use the last 5 weeks (weeks 22 to 26) unless column is going acid (e.g., COL-2 - weeks 13 to 17, COL-3 - weeks 11 to 15, COL-4 - weeks 10 to 14, COL-26 - weeks 11 to 15).*

Grey shaded cells primarily based on detection limit values.

Bolded text indicates metal concentrations greater than interim PWQO screening value.

Blue shaded cells indicate metal concentrations greater than PWQO screening value.

Screening values are for qualitative assessment only and hold no regulatory significance.

Table 5.5-4: Steady Leachate Concentration Summary of Sulphide Elements of Interest (continued)

Parameters	Column ID			COL-31	COL-32	COL-33	COL-34
	Sample ID			031759	031782	031623	031718
	Lithology	PWQO Screening Value	Interim PWQO Screening	Fragmental 2	Fragmental 2	Fragmental 2	Fragmental 2
	Units			*Median Scaled Concentrations**			
pH	pH	6.5-8.5	-	7.5	7.7	7.7	7.9
Antimony	mg/L	-	0.02	0.00019	0.00015	0.0001	0.00018
Arsenic	mg/L	0.1	0.005	0.0029	0.0049	**0.032**	**0.011**
Cadmium	mg/L	0.0002	0.0001	0.0000003	0.0000007	0.0000016	0.0000006
Cobalt	mg/L	0.0009	-	0.0000016	0.0000037	0.00011	0.000063
Copper	mg/L	0.005	0.005	0.0001	0.0001	0.0001	0.0001
Lead	mg/L	0.005	0.001	0.000009	0.000009	0.000017	0.000009
Mercury	mg/L	0.0002	-	0.000001	0.000001	0.000001	0.000001
Molybdenum	mg/L	-	0.04	0.00004	0.00004	0.00004	0.00004
Nickel	mg/L	0.025	-	0.00001	0.00001	0.00006	0.00003
Selenium	mg/L	0.1	-	0.000004	0.000005	0.000008	0.000007
Zinc	mg/L	0.03	0.02	0.0002	0.0002	0.0002	0.0002

Notes:

** Median steady scaled concentrations use the last 5 weeks (weeks 22 to 26) unless column is going acid (e.g., COL-2 - weeks 13 to 17, COL-3 - weeks 11 to 15, COL-4 - weeks 10 to 14, COL-26 - weeks 11 to 15).*

Grey shaded cells primarily based on detection limit values.

Bolded text indicates metal concentrations greater than interim PWQO screening value.

Blue shaded cells indicate metal concentrations greater than PWQO screening value.

Screening values are for qualitative assessment only and hold no regulatory significance.

Table 5.5-5: Detailed Mineralogy Samples with Gersdorffite-Cobaltite as Primary As Host

Rock Type	Total No. of Samples	Primary As Host as Gersdorffite-Cobaltite	% Gersdorffite-Cobaltite Dominant Samples	Total No. Gersdorffite-Cobaltite Detected	% Samples Gersdorffite-Cobaltite Detected
FV1	28	0	0%	1	4%
FV2	9	0	0%	1	11%
MS2	6	1	17%	3	50%
MS3	5	2	40%	2	40%
Basalt	9	3	33%	3	33%
Argillite	2	0	0%	0	0%
Frag1	1	0	0%	0	0%
Frag2	5	3*	60%	3	60%
Total	65	9	14%	13	20%

Note:

* *Two samples of As sulphide (und.) inferred to be gersdorffite-cobaltite based on leaching behaviour.*

Table 5.5-6: Detailed Mineralogy and Leaching Summary of MS3, Basalt and Frag2 Samples

Sample ID	COL / HC ID	Rock Type	Primary As Host	ABA Total S (%)	Four Acid As (mg/kg)	Leachable As >Screening Value*
DX450032	HC-17	MS3	As Sulphide (und.)	1.03	7.3	No
DX550064	HC-18	MS3	As Sulphide (und.)	0.04	15.4	No
DX450017	COL-5	MS3	Gersdorffite-Cobaltite	0.39	14	Yes
DX450144	COL-6	MS3	Gersdorffite-Cobaltite	0.13	37.2	Yes
31787	HC-28	MS3	Mixed As Sulphide (und.) and Pyrite	0.2	1.4	No
DX550056	HC-20	Basalt	As Sulphide (und.)	0.18	2	No
DX450022	COL-10 / HC-21	Basalt	As Sulphide (und.)	0.18	8.4	No
DX450077	HC-22	Basalt	Gersdorffite-Cobaltite	0.15	4.2	No
DX450113	COL-11 / HC-23	Basalt	Arsenopyrite	0.49	390	No
DX550101	COL-12 / HC-24	Basalt	Arsenopyrite	0.06	3	No
DX450128	HC-25	Basalt	As Sulphide (und.)	1.07	22	No
DX550073	COL-7	Basalt	Gersdorffite-Cobaltite	0.09	46	Yes
DX550053	COL-8	Basalt	Gersdorffite-Cobaltite	0.13	2.3	No
DX550089	COL-9	Basalt	Pyrite	0.85	2	No
31795	HC-35	Frag2	Inferred Gersdorffite-Cobaltite**	0.13	28	Yes
31759	COL-31	Frag2	Arsenopyrite	0.09	140	No
31782	COL-32	Frag2	Arsenopyrite	0.04	46	No
31623	COL-33	Frag2	Gersdorffite-Cobaltite	0.1	41	Yes
31718	COL-34	Frag2	Inferred Gersdorffite-Cobaltite**	0.13	30	Yes

Notes:

* *Leachable As refers to column or humidity cell concentration and screening value refers to the interim PWQO screening value of 0.005 mg/L.*

** *Two samples of As sulphide (und.) inferred to be gersdorffite-cobaltite based on leaching behaviour.*

Bold text identifies low S samples (≤0.2%) with slightly elevated As (>10 mg/kg) and gersdorffite-cobaltite as the primary As host that also exhibit As leaching above the screening value.

Table 5.5-7: Guidance for Management of NPAG Rock

Lithology	Guidance*
Felsic Volcanic (FV1, FV2)	If ≤100 mg/kg As - suitable for NPAG stockpile or use in construction.
Basalt	If ≤46 mg/kg As - suitable for NPAG stockpile or use in construction.
Metasediment (MS2 & MS3)	If ≤12 mg/kg As - suitable for NPAG stockpile or use in construction.
Fragmental (Frag1, Frag2)	If ≤12 mg/kg As - suitable for NPAG stockpile or use in construction.
Argillite	If ≤12 mg/kg As - suitable for NPAG stockpile or use in construction.
Other (e.g., Sericite Schist and Rhyolite)	Suitable for NPAG stockpile. Not suitable for construction.

Notes:

* *For mine rock management, solid phase As content is based on four acid digest results for consistency with the exploration data and block model results.*

Table 5.5-8: Lithology Proportions Based on As Thresholds

Rock type	Rock type ID	LP Central Pit [1]					Underground [1]				
		Proportion of Total Pit Volume	Prportion of Lithology		NPAG Rock [4]		Proportion of Underground Volume	Prportion of Lithology		NPAG Rock [4]	
			PAG	NPAG	NPAG / NML	NPAG / ML		PAG	NPAG	NPAG / NML	NPAG / ML
Felsic Volcanic 1	FV1	70%	59.1%	10.7%	10.6%	0.1%	17%	14.7%	2.5%	2.3%	0.2%
Felsic Volcanic 2	FV2	11%	8.4%	2.7%	2.2%	0.4%	38%	29.1%	8.9%	6.8%	2.1%
Metasediment 2	MS2	13%	12.5%	0.7%	0.4%	0.3%	16%	14.4%	1.2%	0.7%	0.5%
Metasediment 3	MS3	2%	0.81%	1.7%	1.0%	0.6%	14%	5.7%	8.4%	6.4%	2.0%
Fragmental 1	Frag1	2%	2.3%	0.2%	0.1%	0.04%	0.03%	0.03%	-- [6]	-- [6]	-- [6]
Fragmental 2	Frag2	0.6%	0.04%	0.5%	0.4%	0.2%	5%	0.6%	4.0%	2.9%	1.1%
Basalt [2]	Basalt	0.03%	-- [6]	0.03%	0.03%	-- [6]	9%	0.1%	8.5%	6.9%	1.6%
Argillite	S1A	-- [5]	-- [5]	-- [5]	-- [5]	-- [5]	0.08%	0.02%	0.07%	0.01%	0.05%
Other [3]		0.34%	0.07%	0.26%	0.24%	0.025%	2%	1.1%	0.6%	0.4%	0.2%
Total		**100%**	**83%**	**17%**	**15%**	**2%**	**100%**	**66%**	**34%**	**26%**	**8%**

Notes:

1 Classification as mine rock or ore-grade materials was based on whether samples contained an economic gold content for the LP Central Pit. Classification as mine rock provided by Great Bear Resources for the underground. Proportions were calculated from Project ML / ARD block model.

2 Basalt includes several basalt types including Foliated Mafic Flow, Pillow Basalt, Massive Basalt, and Biotite Calcite Pillow Basalt.

3 Other low abundance lithologies including Ultramafic, Rhyolite, Sericite Schist, Amphibole Schist and Dyke 1.

4 Percentage of NPAG rock as metal leaching or non-metal leaching is relative to total mine volume.

5 Indicates no volume of rock type is present in the block model.

6 Indicates volume of rock type present in the block model, but no PAG or metal leaching proportions were identified.

7 Indicates volume of rock type present in the block model, but only PAG proportions were identified.

Orange cells represent lithology proportions where ≤100 mg/kg As is non-metal leaching.

Green cells represent lithology proportions where ≤46mg/kg As is non-metal leaching.

Blue cells represent lithology proportions where ≤12 mg/kg As is non-metal leaching.

Yellow cells represent lithology proportions assumed to be non-metal leaching based on generally low As content in block models.

a)



b)



Notes
a) Example of the column testing operating system at initiation.
b) Representative columns and column material used during the tests at the end of operation.

wsp

KINROSS

Operating System, Representative Columns and Column Material

Geochemistry Summary for Impact Statement

Great Bear Project

Figure Number		5.5-1	
Project Number		OMEMA2303	
Date		November 2025	
Drawn	MT	Reviewed	SW

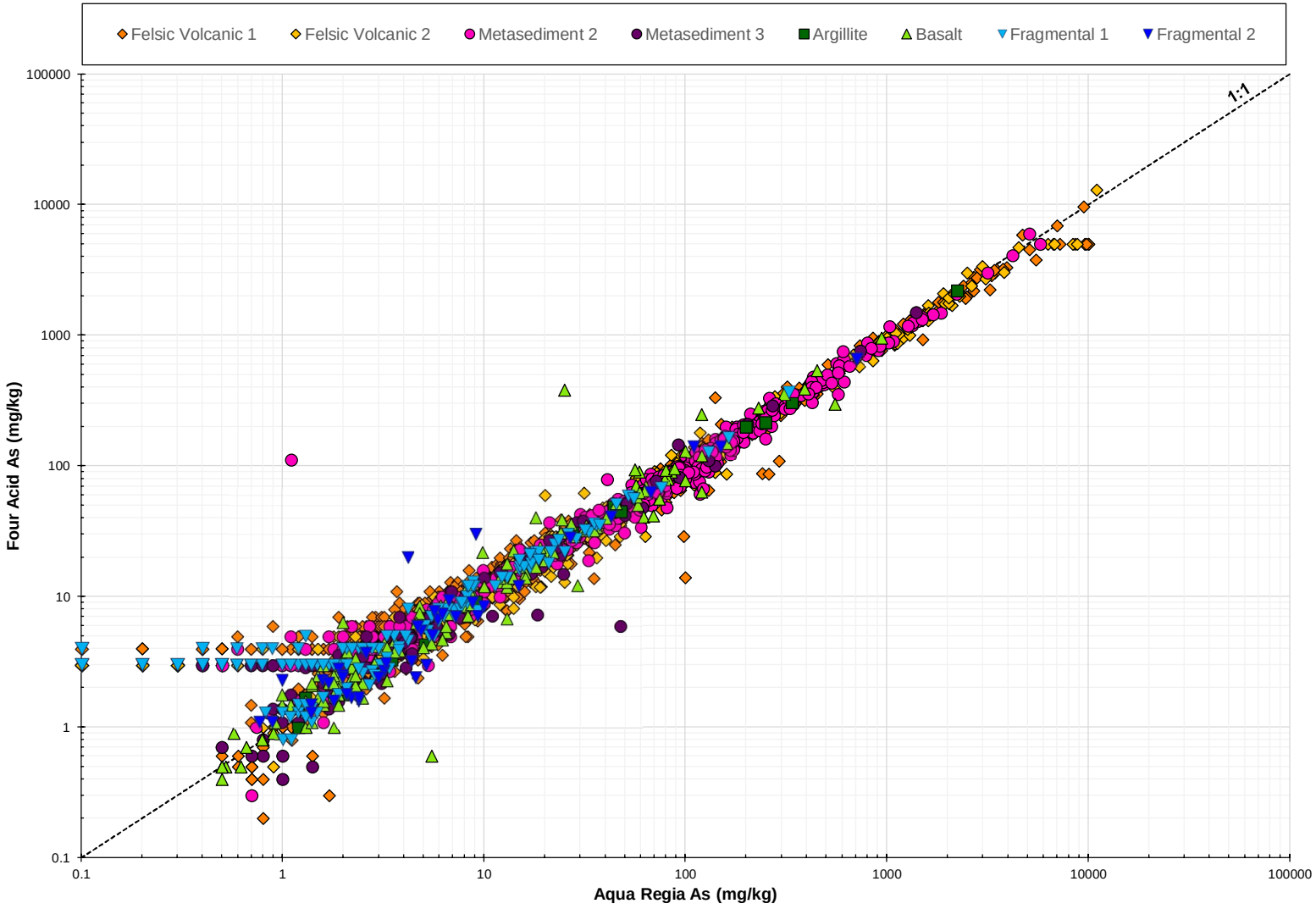

Aqua Regia As vs. Four Acid As	
Geochemistry Summary for Impact Statement	
Great Bear Project	
Figure Number	5.5-2
Project Number	OMEMA2303
Date	November 2025
Drawn: MT	Reviewed: SW

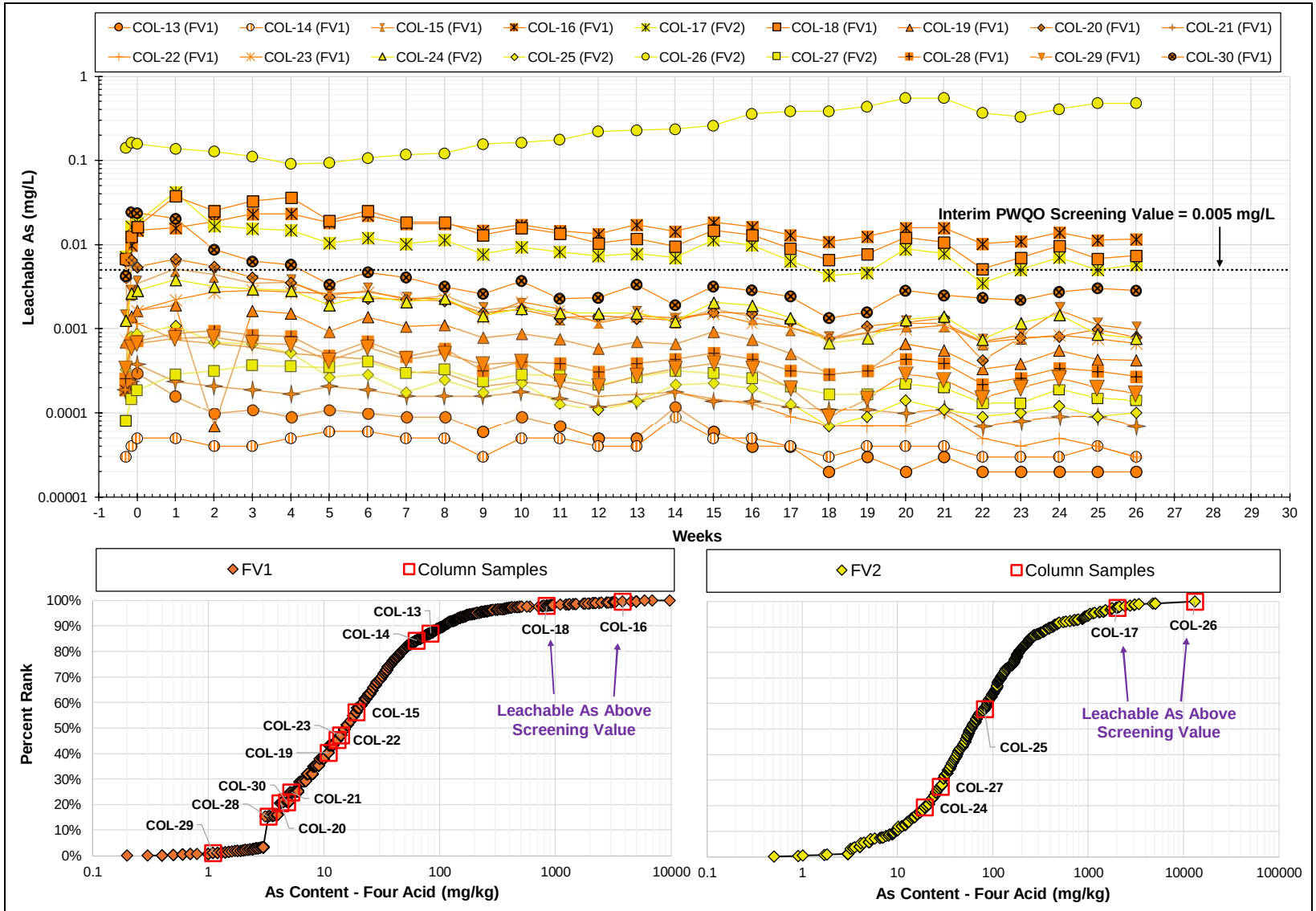

Notes

LP Zone samples shown with solid lines.
Hinge Zone samples shown with dashed and dotted lines.
AEX samples shown with dotted lines.
Results before week 0 represent initial flushing procedure.
Four acid content was utilized since As has been identified as a key element for leaching concern. As thresholds must be aligned with the Project block model, which which is based on four acid results. These results have been confirmed to be generally consistent with aqua regia results (Figure 5.5-2).

Leachable As - Felsic Volcanic			
Geochemistry Summary for Impact Statement			
Great Bear Project			
Figure Number	5.5-3		
Project Number	OMEMA2303		
Date	November 2025		
Drawn	MT	Reviewed	SW

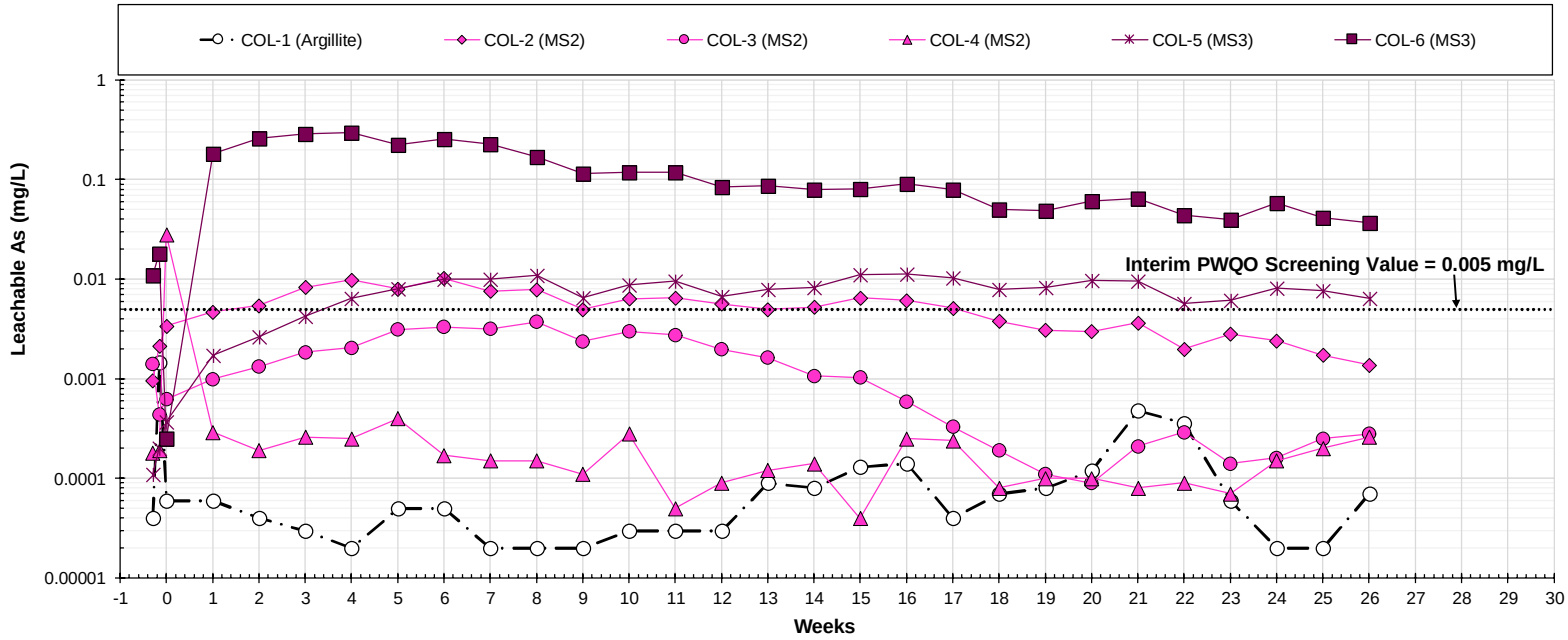

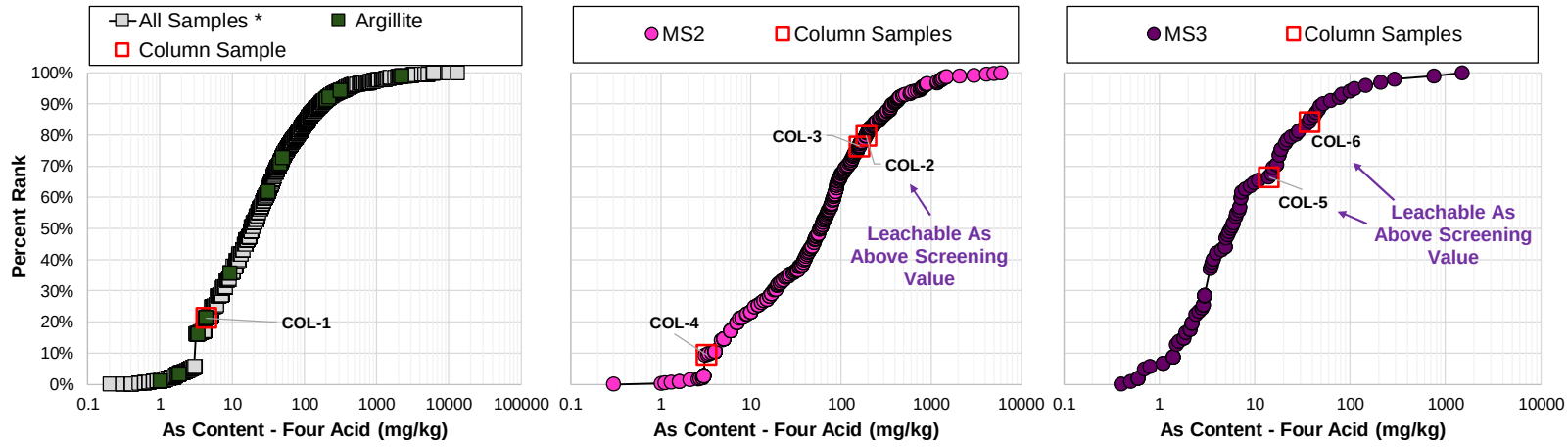

Notes

Data for COL-3 after week 20 and COL-4 after week 15 reflect acidic leaching conditions. Not used in neutral leaching rates.
LP Zone samples shown with solid lines.
Hinge Zone samples shown with dashed and dotted lines.
AEX samples shown with dotted lines.
Results before week 0 represent initial flushing procedure.
Four acid content was utilized since As has been identified as a key element for leaching concern. As thresholds must be aligned with the Project block model, which which is based on four acid results. These results have been confirmed to be generally consistent with aqua regia results (Figure 5.5-2).
* Argillite is presented based on all samples in the ML / ARD database.

Leachable As - Metasediment

Geochemistry Summary for Impact Statement

Great Bear Project

Figure Number		5.5-4	
Project Number		OMEMA2303	
Date		November 2025	
Drawn	MT	Reviewed	SW

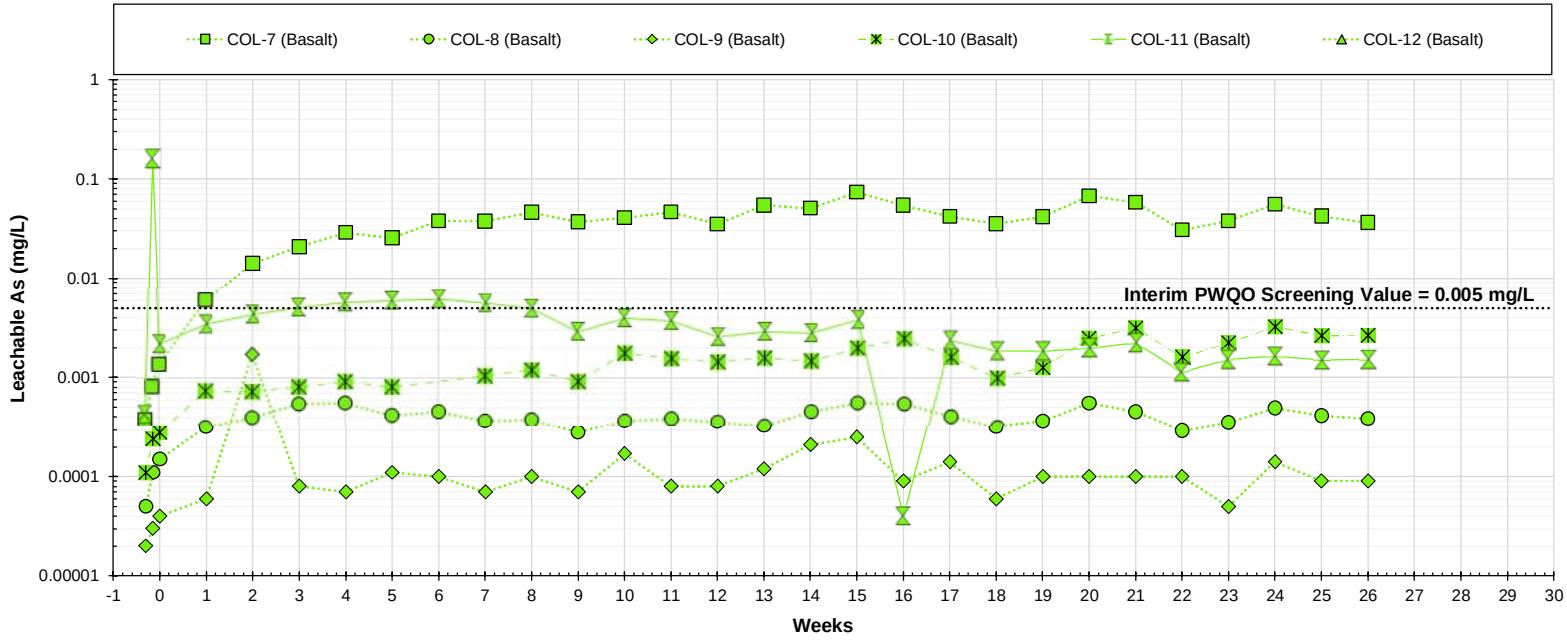

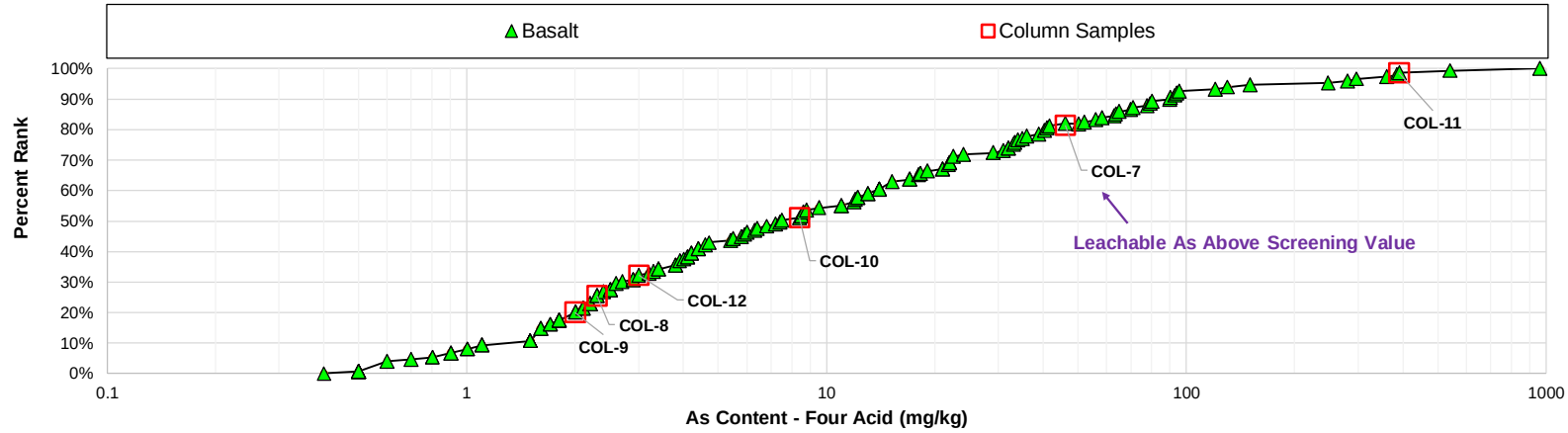

Notes

LP Zone samples shown with solid lines.
Hinge Zone samples shown with dashed and dotted lines.
AEX samples shown with dotted lines.
Results before week 0 represent initial flushing procedure.
Four acid content was utilized since As has been identified as a key element for leaching concern. As thresholds must be aligned with the Project block model, which which is based on four acid results. These results have been confirmed to be generally consistent with aqua regia results (Figure 5.5-2).

KINROSS

Leachable As - Basalt

Geochemistry Summary for Impact Statement

Great Bear Project

Figure Number	5.5-5		
Project Number	OMEMA2303		
Date	November 2025		
Drawn	MT	Reviewed	SW

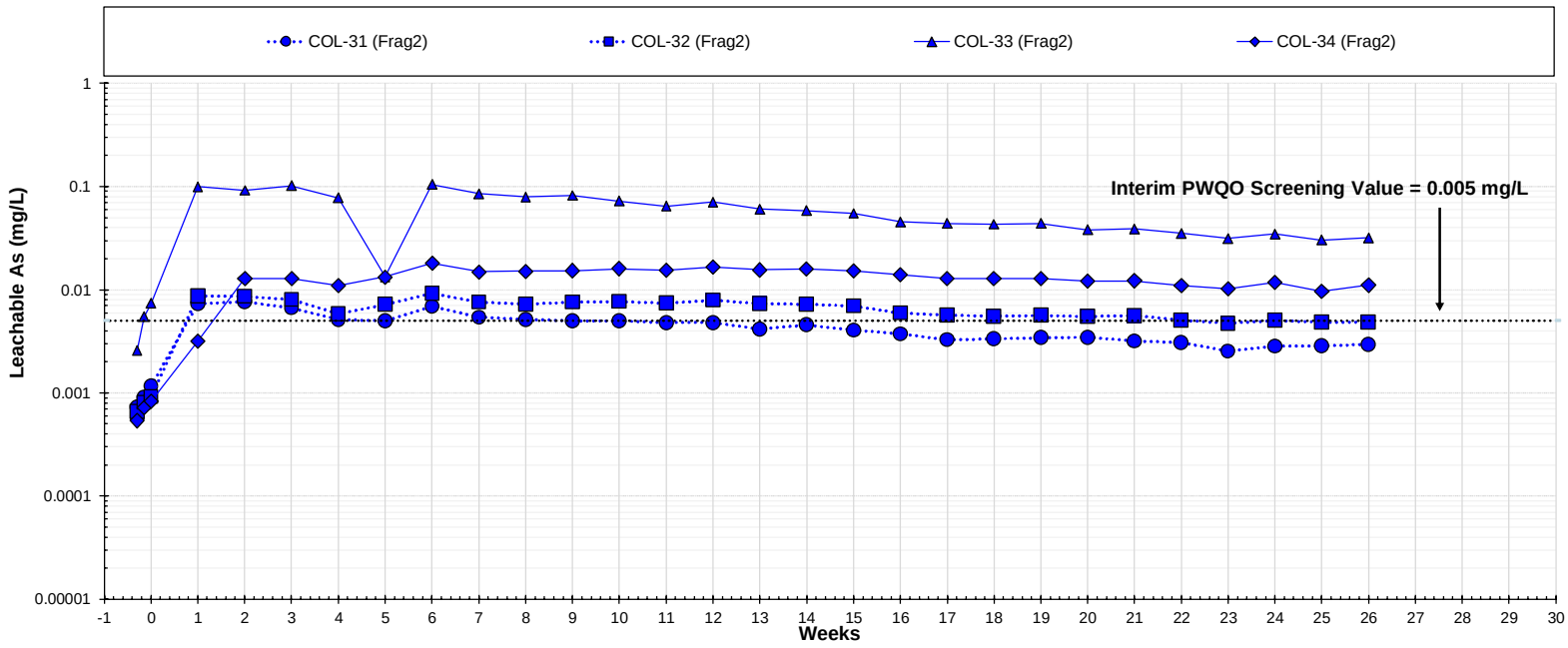

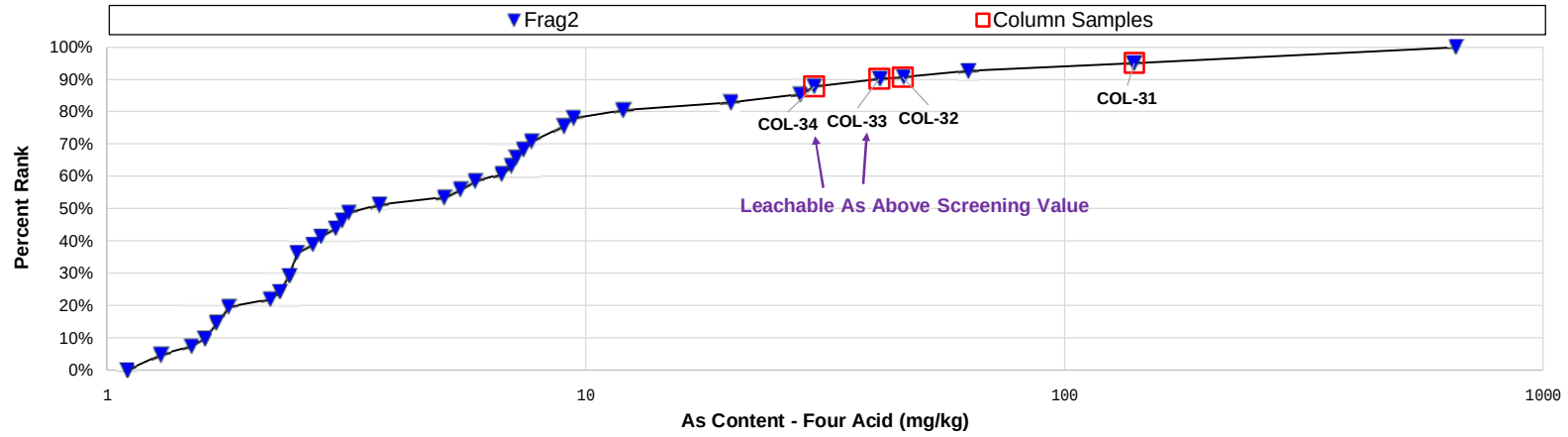

Notes

LP Zone samples shown with solid lines.
Hinge Zone samples shown with dashed and dotted lines.
AEX samples shown with dotted lines.
Results before week 0 represent initial flushing procedure.
Four acid content was utilized since As has been identified as a key element for leaching concern. As thresholds must be aligned with the Project block model, which which is based on four acid results. These results have been confirmed to be generally consistent with aqua regia results (Figure 5.5-2).

Leachable As - Fragmental			
Geochemistry Summary for Impact Statement			
Great Bear Project			
Figure Number	5.5-6		
Project Number	OMEMA2303		
Date	November 2025		
Drawn	MT	Reviewed	SW

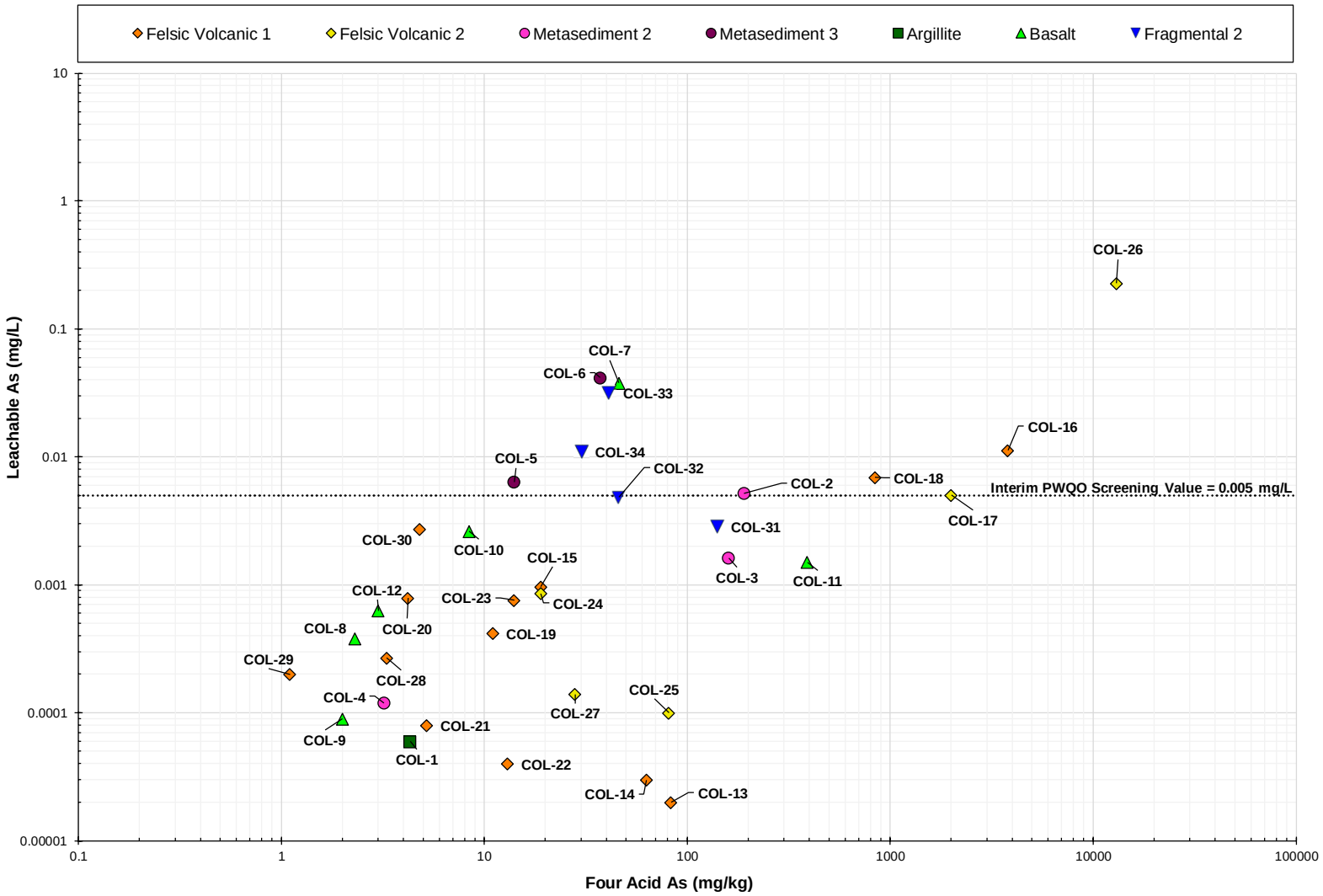

KINROSS

Leachable As vs. Four Acid As - Lithology			
Geochemistry Summary for Impact Statement			
Great Bear Project			
Figure Number	5.5-7		
Project Number	OMEMA2303		
Date	November 2025		
Drawn	MT	Reviewed	SW

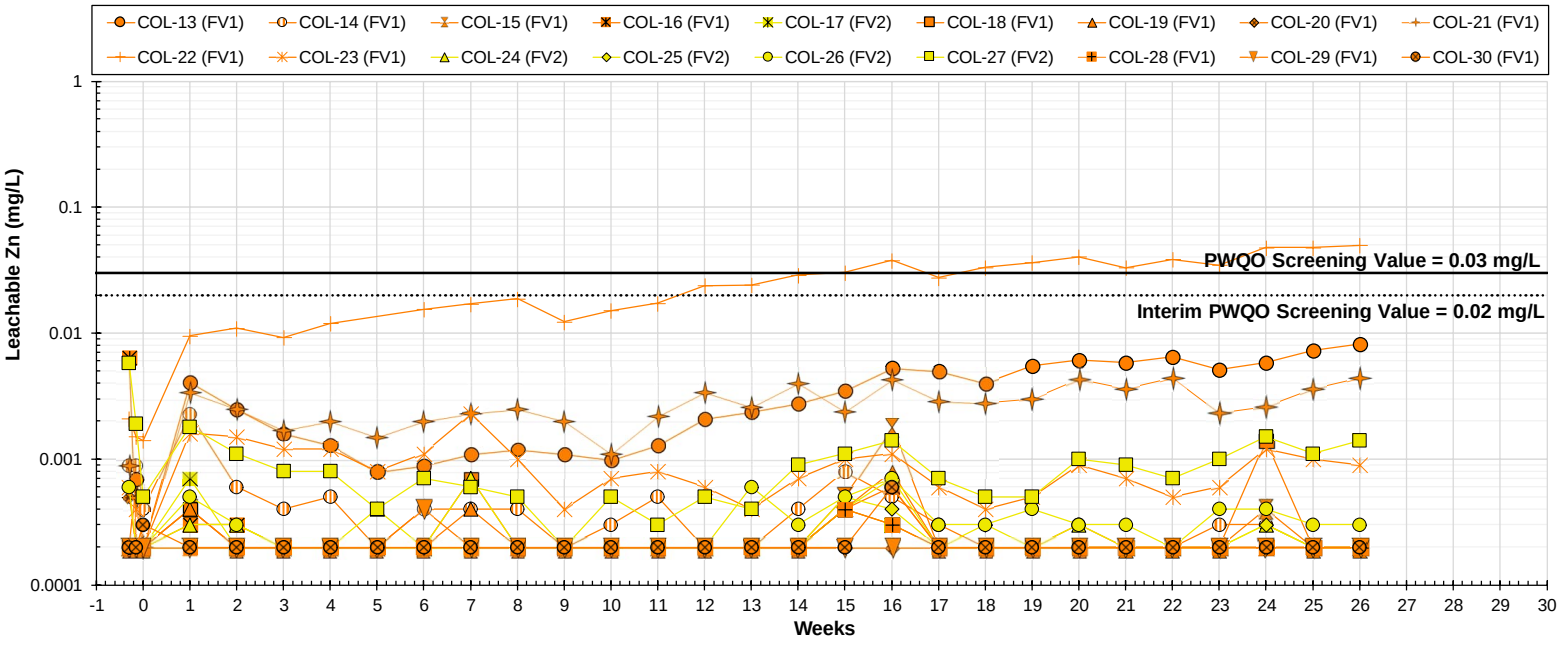

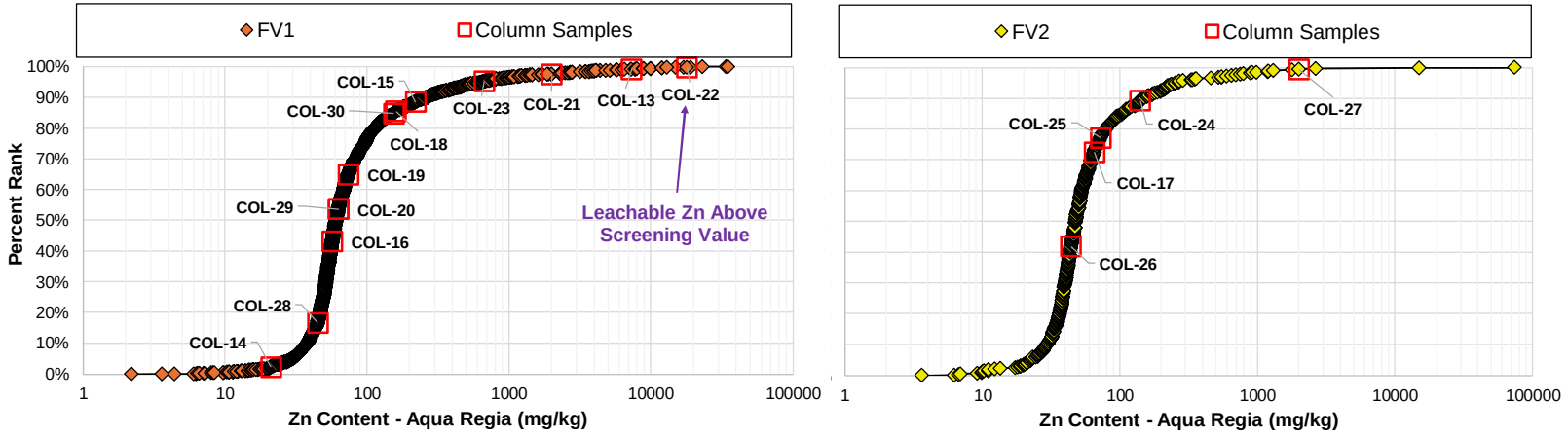

Notes

LP Zone samples shown with solid lines.
Hinge Zone samples shown with dashed and dotted lines.
AEX samples shown with dotted lines.
Results before week 0 represent initial flushing procedure.
Aqua regia results are interpreted to represent the environmentally available element content and provide key reference information for relating As leaching observation to the mine rock database.

KINROSS

Leachable Zn - Felsic Volcanic

Geochemistry Summary for Impact Statement

Great Bear Project

Figure Number		5.5-8	
Project Number		OMEMA2303	
Date		November 2025	
Drawn	MT	Reviewed	SW

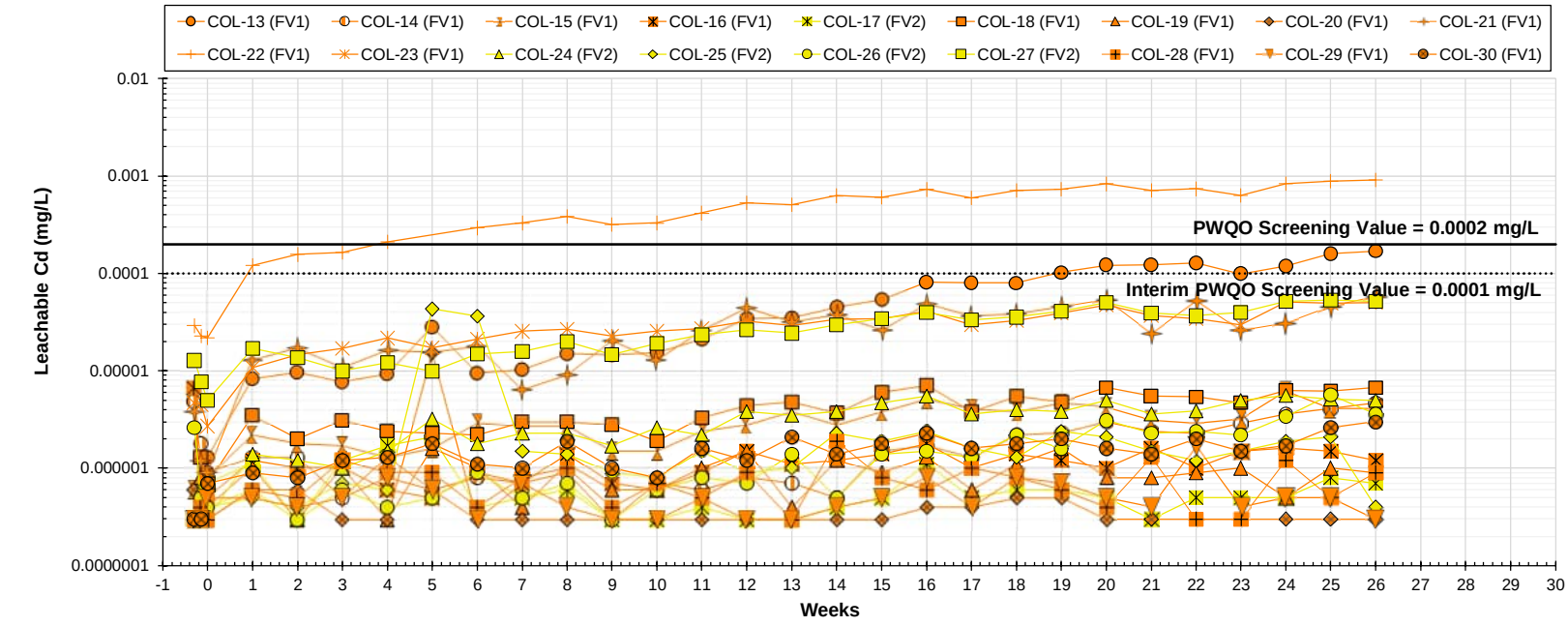

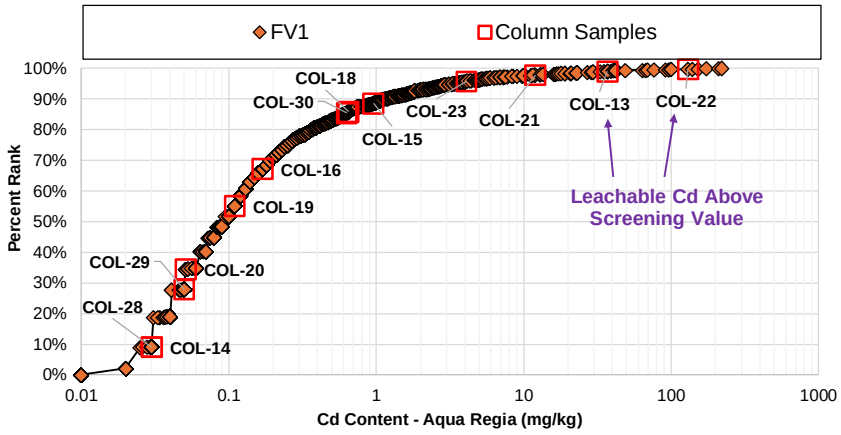

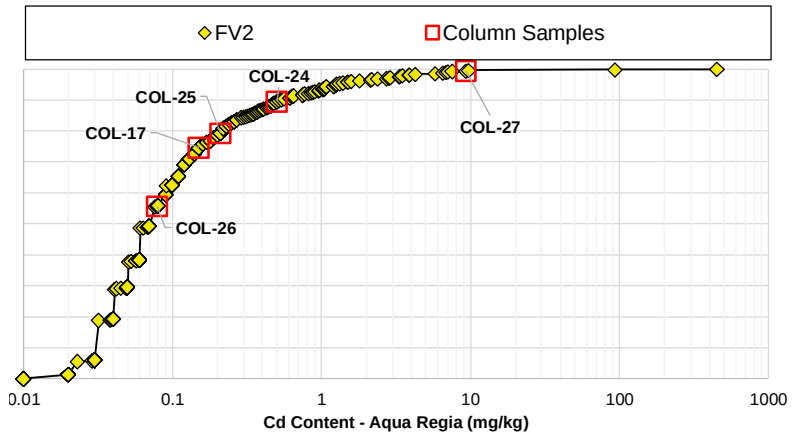

Notes

LP Zone samples shown with solid lines.
Hinge Zone samples shown with dashed and dotted lines.
AEX samples shown with dotted lines.
Results before week 0 represent initial flushing procedure.
Aqua regia results are interpreted to represent the environmentally available element content and provide key reference information for relating As leaching observation to the mine rock database.

KINROSS

Leachable Cd - Felsic Volcanic

Geochemistry Summary for Impact Statement

Great Bear Project

Figure Number		5.5-9	
Project Number		OMEMA2303	
Date		November 2025	
Drawn	MT	Reviewed	SW

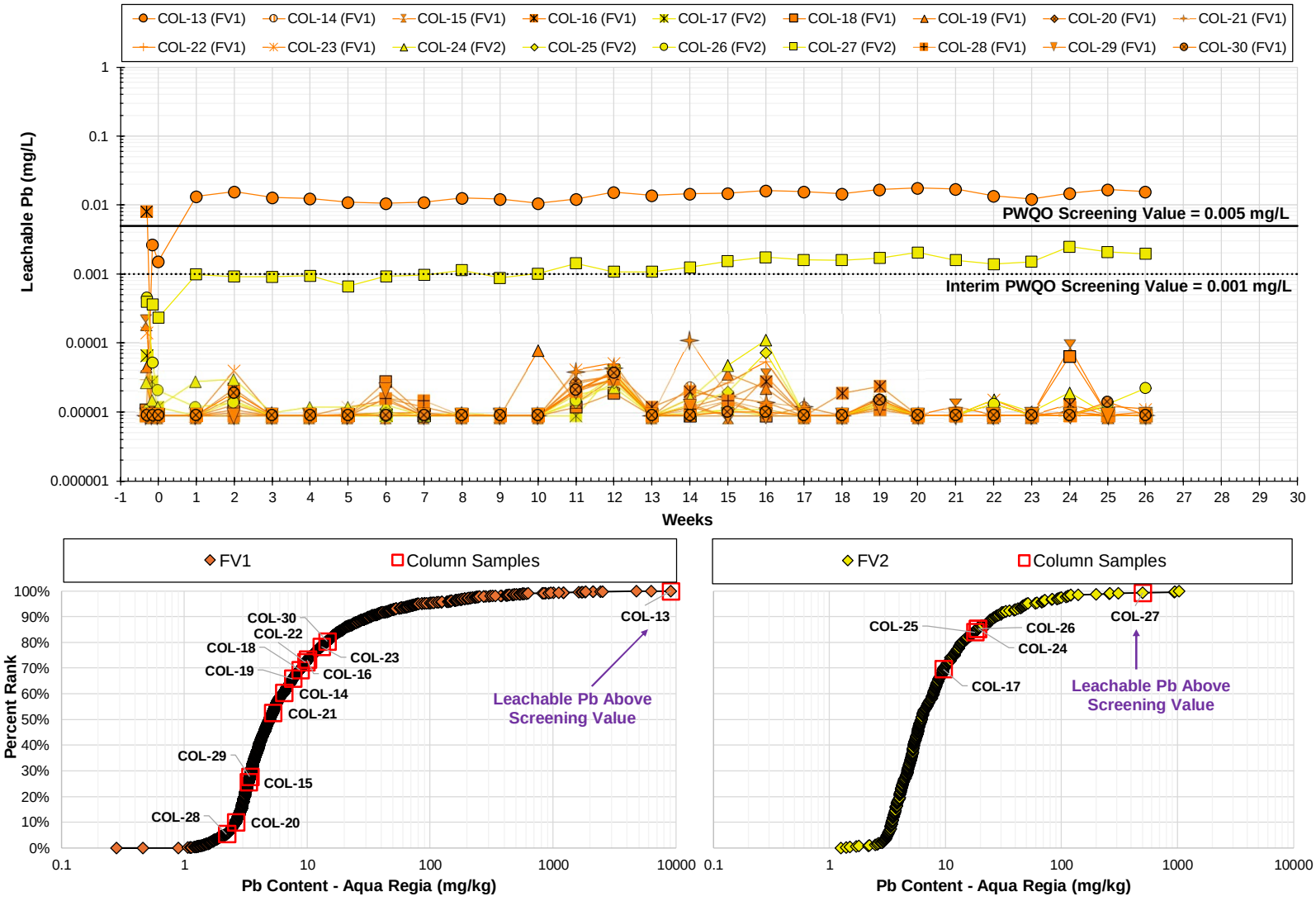

Notes

LP Zone samples shown with solid lines.
Hinge Zone samples shown with dashed and dotted lines.
AEX samples shown with dotted lines.
Results before week 0 represent initial flushing procedure.
Aqua regia results are interpreted to represent the environmentally available element content and provide key reference information for relating As leaching observation to the mine rock database.

Leachable Pb - Felsic Volcanic

Geochemistry Summary for Impact Statement

Great Bear Project

Figure Number		5.5-10	
Project Number		OMEMA2303	
Date		November 2025	
Drawn	MT	Reviewed	SW

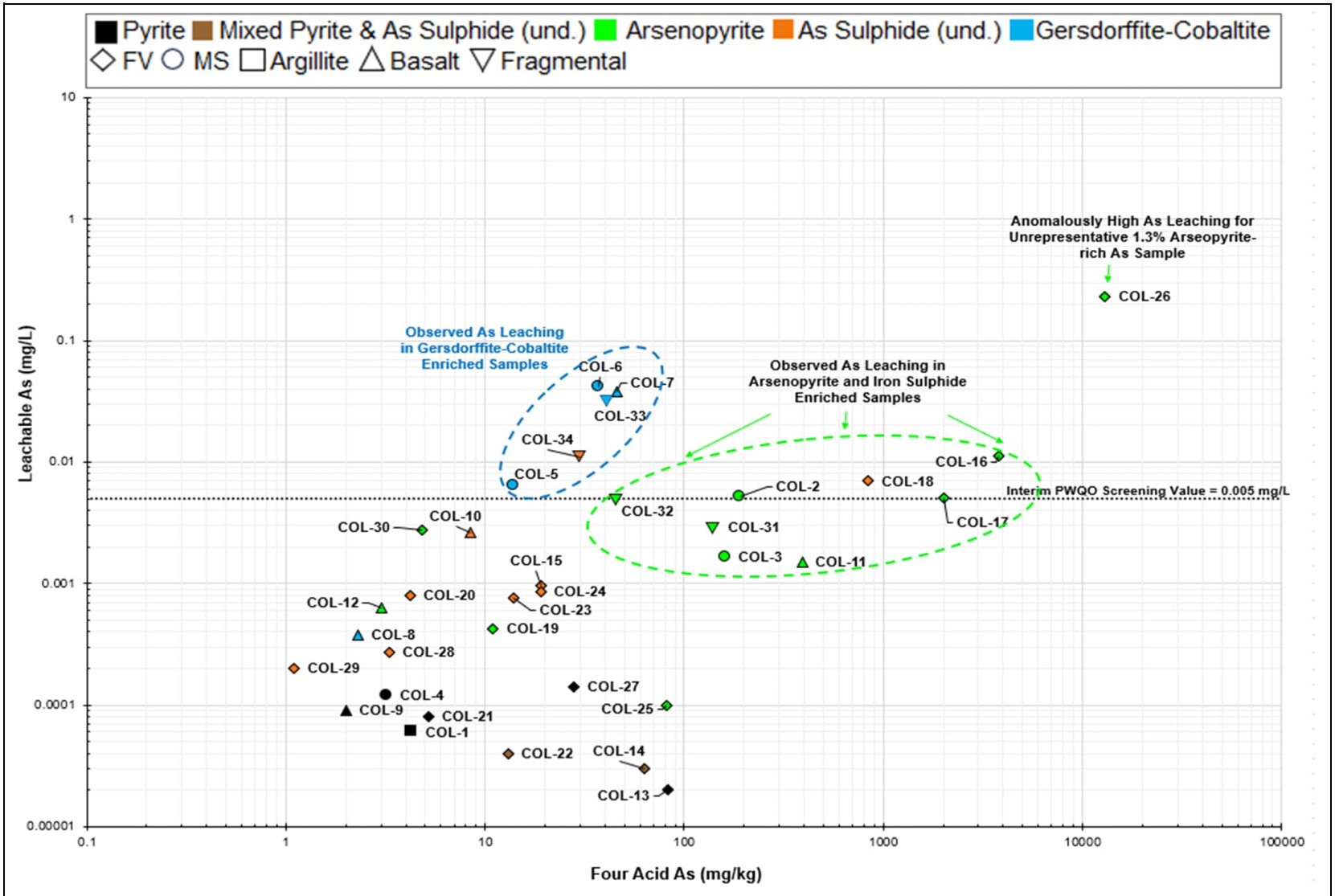

		Leachable As vs. Four Acid As - Mineralogy	
		Geochemistry Summary for Impact Statement	
		Great Bear Project	
		Figure Number	5.5-11
		Project Number	OMEMA2303
		Date	November 2025
		Drawn: MT	Reviewed: SW

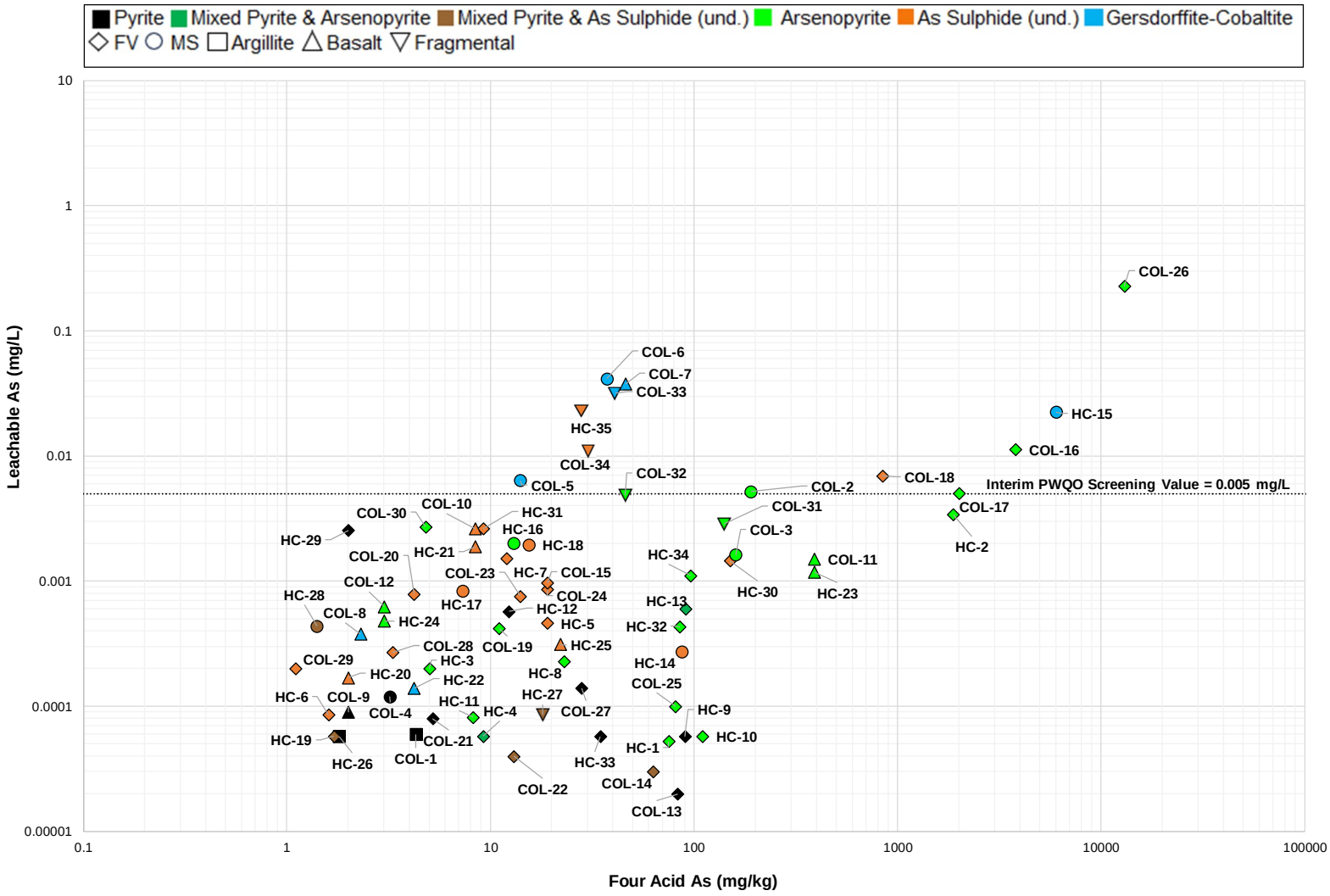

Leachable As vs. Four Acid As - Mineralogy (Column and Humidity Cell Samples)	
Geochemistry Summary for Impact Statement	
Great Bear Project	
Figure Number	5.5-12
Project Number	OMEMA2303
Date	November 2025
Drawn: MT	Reviewed: SW

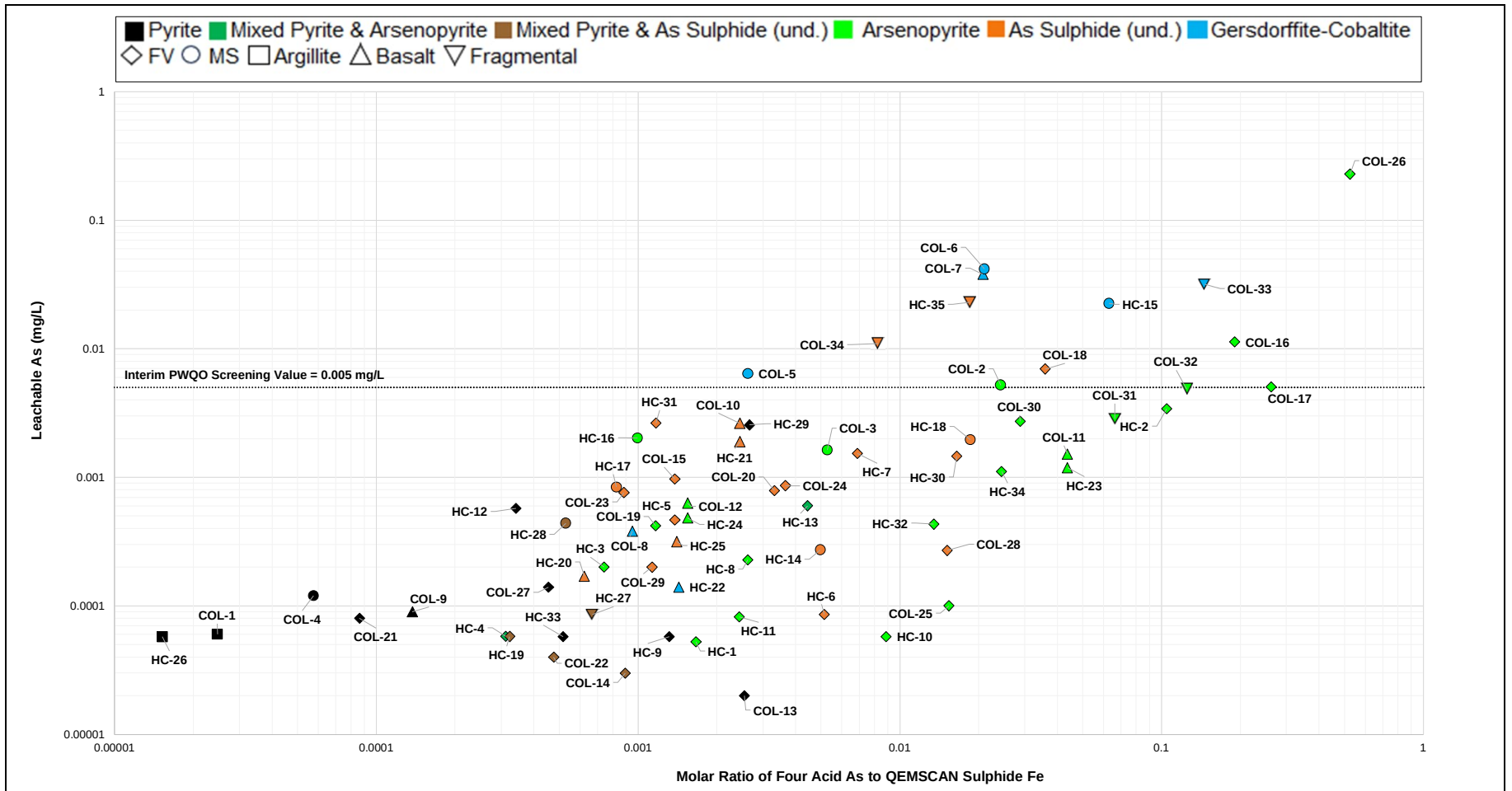

Leachable As vs. Molar Ratio of Four Acid As to Sulphide Fe			
Geochemistry Summary for Impact Statement			
Great Bear Project			
Figure Number		5.5-13	
Project Number		OMEMA2303	
Date		November 2025	
Drawn	MT	Reviewed	SW

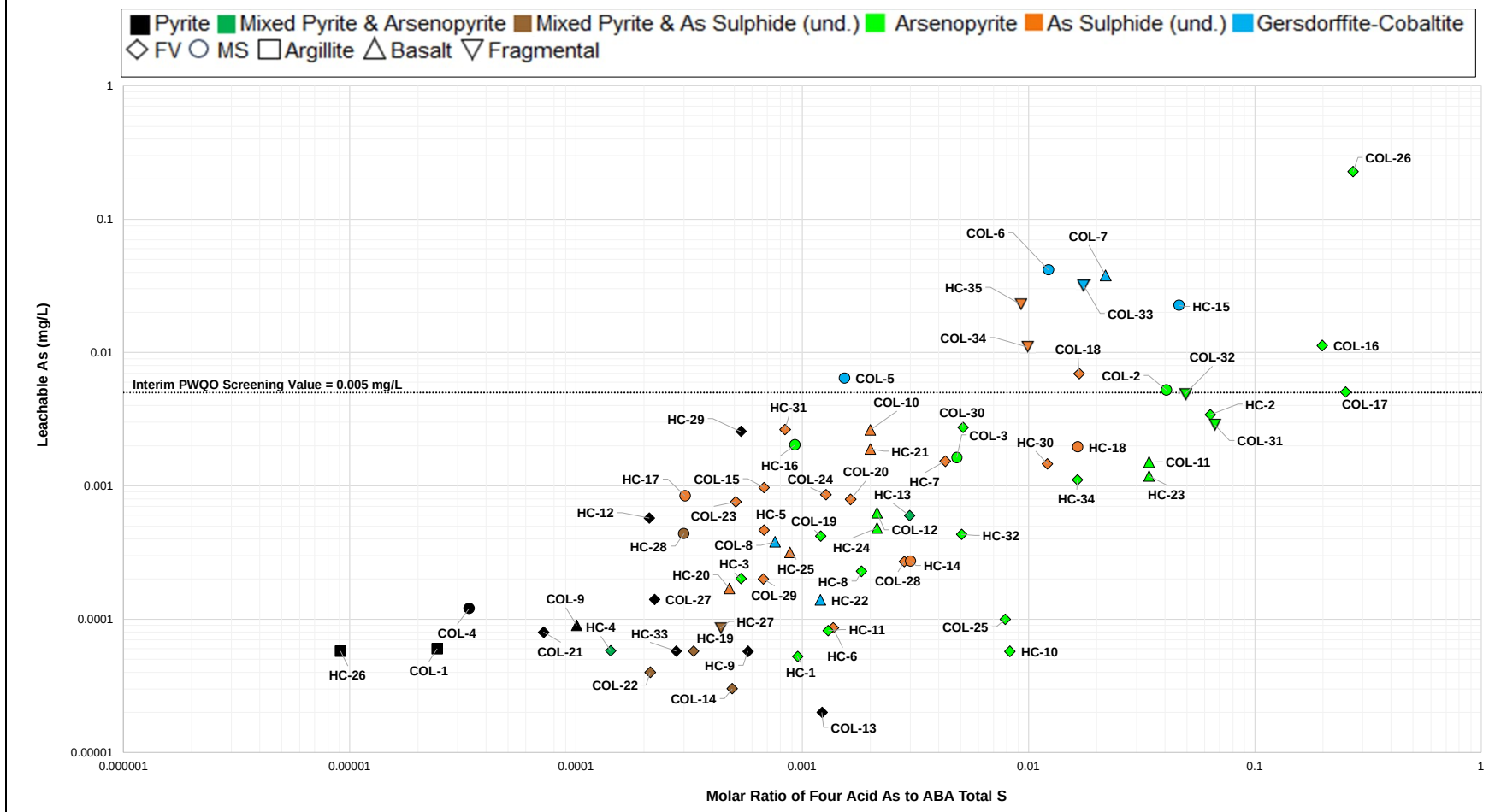

		Leachable As vs. Molar Ratio of Four Acid As to ABA Total S	
		Geochemistry Summary for Impact Statement	
		Great Bear Project	
		Figure Number	5.5-14
		Project Number	OMEMA2303
		Date	November 2025
		Drawn: MT	Reviewed: SW

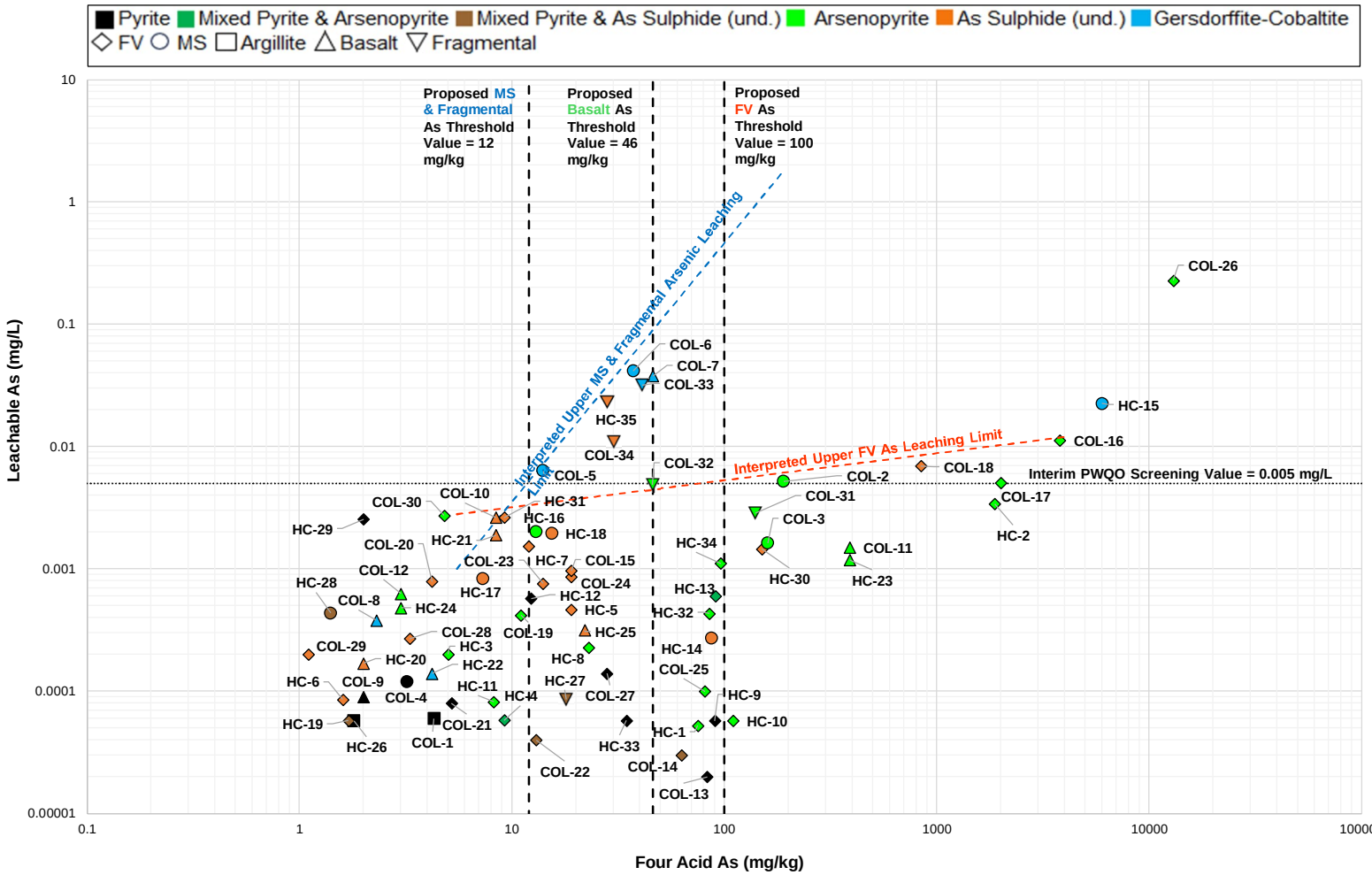

Leachable As vs. Four Acid As - Mineralogy with As Thresholds (Column and Humidity Cell Samples)	
Geochemistry Summary for Impact Statement	
Great Bear Project	
Figure Number	5.5-15
Project Number	OMEMA2303
Date	November 2025
Drawn: MT	Reviewed: SW

5.6 FIELD LEACH BARREL TESTING

5.6.1 OVERVIEW

Field kinetic testing using Field Leach Barrel (FLB) tests was conducted as part of the ML / ARD assessment. A total of 16 FLB tests were constructed at the Great Bear site in July 2023 (Table 5.6-1). The FLB tests contain samples representing Project rock types.

Each test was prepared using approximately 100 to 200 kg of drill core, representing key lithologies with varying S and metal contents. The drill core was carefully placed into an open-top 250 L drums equipped with a quartz sand filter bed and connected to a sealed sampling vessel through a basal drain and pipe. Precipitation can contact the drill core, and the resulting drainage is collected in the sampling vessel.

Leachate chemistry from these tests has been routinely monitored to evaluate field-scale acid generation potential and metal release. Approximately 1.5 years of monitoring data is available. This includes data up to the end of the 2024 monitoring season (October 2024) as summarized in this section.

Routine monitoring of the tests is ongoing.

5.6.2 SUMMARY OF FLB TESTS

A summary of the FLB test program is provided below. There are a total of 16 tests currently in operation, including 15 FLBs containing drill core and one FLB blank containing only the filter media (quartz sand) used in the tests. The sample height and mass contained in each barrel is summarized in Table 5.6-2. Geochemical descriptions of the test samples are provided in Table 5.6-3. Detailed information on FLB set up, sampling and geochemical testing is provided in Section 4.5.1.

The FLB tests were constructed on the Project site by WSP during June and July 2023 and are located adjacent to the Great Bear weather station. Drill core samples in the FLB tests were selected from recently drilled core representing the proposed mine volume, including the currently planned open pits and underground workings. Sample selection was based on review of drill core logs plus the results of continuous multi-element ICP data. Each FLB was selected to represent a single lithology, with a focus on key lithologies for the Project. Drill core representing a range of As and other metal contents was selected for use in the tests.

Prior to placement in the FLBs, all drill core intervals selected for testing were inspected by qualified WSP personnel. Representative subsamples (10 to 14 per barrel) were collected for ML / ARD verification testing to confirm the geochemical properties of each test sample (Appendix F, Table F-1).

- Table 5.6-3 provides a summary of the ML / ARD characteristics of the FLB tests, based on the above subsamples. The data presented represents a weighted average of the data based on the interval lengths used.
  - For all elements other than As, the elemental content data shown for each FLB is based on aqua regia digest results for the subsamples. Percentile ranks are relative to the aqua regia ICP-MS database (n=3,885 samples).
  - For As specifically, four acid digest results were used to represent the As content of the samples. Four acid ICP-MS data were used for As as this data is the basis for the Project As leaching thresholds (Section 5.5). Percentile ranks for As are relative to the four acid database (n=3,882 samples).
- ABA and elemental content results are detailed in Tables F-2, F-3 and F-4 in Appendix F, respectively.

Samples selected for FLB testing were chosen to represent a broad range of geochemical characteristics of Project rock. As shown in Table 5.6-4 tests were constructed that represented all key Project lithologies and included a range of NP contents, S contents and metal contents.

ABA and elemental content data for the subsamples are shown relative to data from the ML / ARD dataset and the Project block model in Figure 5.6-3 to Figure 5.6-17. The subsamples showed reasonably consistent characteristics for most of the FLBs (Figure 5.6-3 to Figure 5.6-17). Elemental content data for the subsamples was also generally consistent with the exploration ICP data for the drill core used in the tests.

Leachate chemistry was monitored through bi-weekly sampling and testing by Great Bear Resources. The following section presents the available test results of the FLB testing. This includes approximately 20 leachate sampling events, covering the time period from July 2023 to October 2024.

5.6.3 LEACHATE SAMPLING AND ANALYSIS

Leachate sampling was conducted by Great Bear Resources personnel. Sampling occurred bi-weekly from July to October 2023 and April to October 2024, totaling 20 sampling events (Table 5.6-5; Appendix F, Table F-5). Leachates were collected during spring to fall conditions in 2023 and 2024, but not during periods of ice buildup or when insufficient water was available due to dry weather.

Leachates were analyzed at ALS in Winnipeg, Manitoba. Detailed methodology is provided in Section 4 of this report.

Precipitation data collected from the site's weather station were monitored and compared to the leachate volumes recovered from the tests to validate the performance of the FLBs. All FLB tests functioned properly, with no leaks observed or adjustments required during the monitoring period.

Table 5.6-6 provides a summary of the analyses performed on the FLB leachate and field blank samples, including field parameters, dissolved metals, Hg, and other constituents such as anions and total phosphorus.

5.6.4 SCREENING APPROACH

- Leachate results were compared to screening values as applicable to provide context to the observed results. It is recognized, however, that the tests are not a direct assessment of mine water quality and comparisons to screening criteria hold no regulatory significance.
- The screening analysis included a comparison of the leachate chemistry to water quality objectives for the protection of aquatic life, including both PWQO values and interim PWQO values.
- Leachate chemistries were analyzed to calculate release rates and identify trends in metal release. The metal release rates were determined based on the mass of drill core used in each FLB test, representing median release rates over the monitoring period.

5.6.5 QUALITY ASSURANCE AND QUALITY CONTROL

FLB data were reviewed for QA / QC purposes on an ongoing basis during as outlined below. Field blank (FLB-B) data and duplicate results are provided in Appendix F. Detection limits and methods are summarized in Appendix A. Certificates of analysis are provided in Appendix O. QA / QC evaluation included:

- Assessment of laboratory QA / QC reports of internal blank measurements, hold time evaluations, and internal duplicate measurements.
- Collection and assessment of field blank samples (deionized water decanted into sample bottles at the field site) and field duplicate samples (two leachate samples collected from the same barrel where one sample was submitted as a blind duplicate).

- Collection and assessment of leachate from the blank FLB test (FLB-B; quartz sand filter media) to measure background conditions.

Overall, assessment of QA / QC data indicated good data quality for the FLB leachates. Results of QA / QC analyses included the following observations:

- Laboratory QA / QC reports indicated that laboratory blanks met ALS data quality objectives for all reports received, with rare exceptions (four out of approximately 1,000 measurements).
- Field blank metal concentrations were typically non-detectable. In some cases, field blank measurements were marginally greater than the analytical detection limit. Rarely, field blank measurements indicated high background levels of some parameters, including measurements of Ca, Mg, K and Sr during one sampling event in September 2024. Phosphorous in the field blank was also commonly detected and followed the same pattern of fluctuating concentrations as other FLBs, suggesting the presence of organic matter (leaves) in the barrels. Elevated background concentrations in the field blank did not appear to affect results for other FLB tests.
- Hold times were within the recommended guidelines with the exception of laboratory pH measurements which have a hold time of 15 minutes and are not practical to assess within that timeframe for field samples. To account for this known short hold time, field pH measurements were collected for each FLB at every sampling event. All leachates dispensed into bottles pre-loaded with preservatives for select analytes as required by the laboratory and were stored in refrigerated conditions (stored in a refrigerator or transported in coolers).
- Duplicate analyses completed by the laboratory were generally acceptable, as outlined in the certificates of analysis.
- Field duplicates indicated good replicability, with sample results that were generally within ±10% for concentrations that were greater than five times the analytical detection limit. In rare instances (i.e., individual parameter measurements), larger relative percentage differences were observed; however, the absolute difference between the sample concentrations was typically small.
- Leachate chemistry from FLB-B indicated that leachate concentrations of metals in this barrel were low relative to FLB tests containing drill core and below the analytical detection limit for most parameters. Leachate pH in this barrel was circumneutral.

5.6.6 RESULTS

The results of the field parameters and laboratory analyses of the FLB leachate samples are presented and discussed in the following subsections. Concentration trends for all currently monitored parameters are illustrated in Appendix F. Available leachate results including those for QA / QC samples are also provided in Appendix F.

pH and Temperature

Key observations for measured field parameters are summarized below. The leachate pH and temperature were measured on the Project site during leachate collection, with leachate pH also measured in the laboratory.

- Laboratory leachate pH (lab pH) measurements (Figure F3-1 of Appendix F3) in the FLBs showed more consistency between sampling events and were generally on the order of pH 7 to 8 for most tests and were relatively consistent with those obtained from humidity cell tests.
- The field-measured leachate pH (field pH) of the FLB leachates ranged from circumneutral to alkaline, typically between 6.5 and 8.5 (Figure F3-2). Occasional measurements of pH slightly outside the bounds of PWQO screening values (6.5-8.5) were observed. This primarily occurred for samples of Felsic Volcanic and Metasedimentary rock.
- Laboratory pH for FLB-07 (Felsic Volcanic 1, High S, Very Low NP, PAG) has been gradually decreasing. Laboratory measurements indicate mildly acidic conditions, with pH consistently below 6.5 during September and October 2024, and a current reading of 6.2. Leachate for FLB-13

(Metasediment 2, Typical S, Very Low NP, PAG) also shows a decreasing trend in pH, with pH on the order of 6.5 in recent data.

- Temperatures recorded at the time of sample collection generally align with seasonal ambient conditions (Figure F3-3), ranging from 1.0 °C in early spring to 30.2 °C during the summer.

Acidity, Alkalinity and Sulphate

- Acidity levels were typically at or near the analytical detection limit (2 mg $CaCO_3$/L) for the majority of the test period (Figure F3-7). Erratic acidity trends were observed between August through October 2024. In particular, FLB-03 (typical S, typical NP, Uncertain, Felsic Volcanic 1) and FLB-05 (high S, typical to low NP, PAG, Felsic Volcanic 1) showed slight increases, with acidity concentrations of 55 mg $CaCO_3$/L and 7.2 mg $CaCO_3$/L in August 2024, respectively. Recent acidity increases were observed for FLB-03, FLB-04 and FLB-12.
- Alkalinity concentrations ranged from 2.6 to 107 mg $CaCO_3$/L, with a median value of 29 mg $CaCO_3$/L (Figure F3-8). Sample FLB-03 (typical S, typical NP, Uncertain, Felsic Volcanic 1) exhibited elevated alkalinity in August 2024 (75 mg $CaCO_3$/L), consistent with trends in acidity and conductivity observed during the same period. Relatively low and / or declining alkalinity concentrations were seen primarily in Metasediments and one Felsic Volcanic test. FLB-07 (Felsic Volcanic 1, high S, low NP, PAG) and FLB-13 (Metasediment 2, Typical S, Very Low NP, PAG) had declining alkalinity concentrations in recent data, consistent with observed pH trends for these tests.
- Sulphate concentrations across samples ranged from 1.0 to 80 mg/L, with a median concentration of 13.8 mg/L. Sulphate exhibited a seasonal trend, with higher concentrations observed during the fall and lower concentrations in spring.
  - Basalt samples (FLB-8, FLB-9 and FLB-10) consistently displayed sulphate concentrations at or below 10 mg/L throughout the monitoring period. Low sulphate release is consistent with their low S content and elevated NPR and CarbNPR, indicating substantial NP and pH buffering capacity.
  - Felsic Volcanic 1 (FV1) samples, particularly FLB-05 and FLB-07, showed some of the highest sulphate release rates compared to the other FLB tests. This is consistent with their high S content and lower NPRs. FLB-07, with a total S content of 4.1%, exhibited sulphate concentrations ranging from 15 to 53 mg/L.
  - Metasediment 2 (MS2) samples FLB-13 and FLB-14 exhibited elevated sulphate concentrations relative to other FLBs, showing trends comparable to the Felsic Volcanic 1 samples. Notably, FLB-13 (typical S, PAG) reported sulphate levels as high as 80 mg/L.
  - Recent data indicate sulphate concentrations below 40 mg/L in all samples except for PAG samples FLB-07, FLB-13 and FLB-14, which reported concentrations between 45 and 80 mg/L.

Leachate Metal Concentrations

The concentrations of key metals in FLB leachates are discussed below.

FLB tests with a higher solid phase As content generally showed higher As release, consistent with observations in other kinetic tests for the Project.

- Several tests had As concentrations in leachates that were consistently greater than the interim PWQO screening value (0.005 mg/L) including Felsic Volcanic 1 samples FLB-01, FLB-04, FLB-06 and FLB-08 (Basalt). FLB-12 (Felsic Volcanic 2) was consistently equal to or greater than or at the PWQO screening value (0.1 mg/L). These tests had neutral leachates and were classified as PAG materials with an elevated solid phase As content (on the order of 120 to 1,600 mg/kg, representing the 93rd to 99th percentile of the ML / ARD dataset). One Felsic Volcanic 1 FLB (FLB-03) with relatively low As content (14 mg/kg) had leachate concentrations slightly greater than the interim PWQO screening value in recent data despite low As concentrations for most of the preceding monitoring period.

- Other PAG FLBs (Felsic Volcanic and Metasedimentary rock types) had leachate concentrations below the interim PWQO screening value even when solid phase As contents were elevated (up to 348 mg/kg; 88th percentile).
- Four FLBs were NPAG including two Felsic Volcanic FLBs (FLB-02 and FLB-11) and two Basalt FLBs (FLB-09 and FLB-10). The results from these tests were inspected with respect to the As leaching thresholds established (Section 5.5 Columns) for Felsic Volcanic (100 mg/kg) and Basalt (46 mg/kg).
  - The Felsic Volcanic tests both had a low solid phase As content (e.g., approximately 5 to 15 mg/kg). Arsenic concentrations in the leachates from FLB-02 were approximately an order of magnitude lower than the interim PWQO screening value. FLB-11 had As concentrations at or slightly above the interim PWQO screening value. FLB-11 had an As content of approximately 13 mg/kg and a S content of 0.14%. Similar materials have shown As leaching at relatively low As contents in other kinetic tests, likely due to the presence of low levels of the As sulphide mineral gersdorffite-cobaltite.
  - The tests containing Basalt had As contents of 63 mg/kg (FLB-09) and 23 mg/kg (FLB-10). FLB-09 had average As contents greater than the established As threshold value for Basalt (46 mg/kg). Arsenic concentrations in leachates were relatively steady and averaged at or slightly below the interim PWQO for As during the monitoring period (median leachate concentration 0.004 mg/L). FLB-10 had a relatively low As content (23 mg/kg) with a median leachate concentration of 0.003 mg/L. Leachate concentrations in FLB-10 varied and several events had As concentrations higher than screening values. This was attributed to the presence of isolated pieces of core in FLB-10 that may contain gersdorffite-cobaltite based on As:S information for the core, which may be influencing As release from the test. Such samples are understood to be non-representative of the bulk of the NPAG Basalt.
  - The existing As thresholds developed from laboratory kinetic test data remain valid and should continue to be utilized. It is noted that these NPAG tests were initiated prior to the development of current As thresholds, and before information on site-specific As host mineralogy was available.

Trends for other metals are described below:

- Cadmium concentrations were steady in the first two years of operation for most FLBs, and most barrels had concentrations below the interim PWQO value (0.0001 mg/L). A few FLBs (FLB-05, FLB-07 and FLB-13) containing Felsic Volcanic 2 and Metasediment 2 samples had Cd concentrations above the interim PWQO value (0.0002 mg/L) and / or the PWQO value (0.0001 mg/L).Higher Cd concentrations in FLB leachates generally correlated with higher solid phase Cd content (FLB-05 and FLB-07) or declining leachate pH (FLB-13).
- Cobalt concentrations remained stable in 2023 and 2024 for most cells. Elevated and somewhat erratic trends were observed for three FLBs comprising Metasediment 2 (FLB-13 and FLB-14) and Felsic Volcanic 1 (FLB-07). Elevated Co concentrations (up to 0.01 mg/L) were consistent with the observed declining pH trend in these tests.
- Copper concentrations in the samples ranged from near the detection limit (0.0002 mg/L) to 0.007 mg/L, with a median value of 0.0015 mg/L. Concentrations were similar among FLB tests of all lithologies, and most measurements were below the interim PWQO value (0.005 mg/L). Isolated measurements of Cu in some Felsic Volcanic leachates were above the interim PWQO value, with concentrations up to approximately 0.01 mg/L observed.
- Concentrations of Hg below the analytical detection limit (0.0000005 mg/L) were reported for all FLB leachates throughout the monitoring period.
- Most FLB tests had Ni concentrations that were below the PWQO value (0.025 mg/L) and concentrations were typically near to or below the analytical detection limit (0.005 mg/L). Nickel concentrations were notably elevated in leachates for PAG samples FLB-07 (Felsic Volcanic 1) FLB-13 (Metasediment 2) and FLB-14 (Metasediment 2), with FLB-13 reaching a peak of 0.1 mg/L. Elevated Ni concentrations generally correlated with higher nickel content.

- Lead concentrations were consistently low, remaining below the interim PWQO (0.001 mg/L) value across all FLBs.
- Selenium concentrations were steady and consistently below the PWQO screening value throughout testing. A positive relationship was observed between solid-phase Se content and leachate concentrations, with Basalt samples (FLB-08, FLB-09 and FLB-10) displaying the lowest Se concentrations.
- Most FLBs had Zn concentrations below the PWQO value (0.03 mg/L) and interim PWQO value (0.02 mg/L) for the duration of 2024. FLB-05 (Felsic Volcanic 1) exhibited the highest Zn concentration, attributed to its materially elevated solid-phase Zn content (0.6%, 99th percentile among the ML / ARD dataset).

5.6.7 KEY FINDINGS

Release Rates

Median release rates over the monitoring period are summarized in Table 5.6-7. Figures showing the release rates calculated for each sampling event are provided for all parameters in Appendix F3.

Release rates were calculated as follows:

- The total load released from the FLB tests between initiation in July 2023 and October 2024 was considered in determination of the release rates for each test.
- It was assumed that no load was released during the winter months. During this time, no liquid water was released from the tests due to freezing conditions.
- Release rates were normalized to the mass of rock in each test. Release rates are expressed per unit time to represent the active (non-frozen) periods of testing for comparison to humidity cell test results.

The release rates observed during the FLB tests predominantly reflect circumneutral pH conditions, with median pH values ranging from 7.0 to 7.8. As previously described, two PAG tests with a low NP contents, FLB-07 (Felsic Volcanic 1) and FLB-13 (Metasediment 2), showed slightly decreasing trends in pH and had pH on the order of 6.2 to 6.5 in recent data.

Comparison of Field and Laboratory Sulphate Release Rates

A comparative analysis of sulphate release in the FLB and humidity cell tests was conducted to evaluate sulphide oxidation rate differences between field and laboratory conditions (Figure 5.6-2). The following key observations were noted:

- Median sulphate concentrations from FLB testing were on the order of five to ten times higher than median sulphate concentrations from humidity cell testing. This is primarily attributed to the higher degree of flushing in humidity cell tests compared to the FLBs (i.e., higher water to rock ratio), which receive only local precipitation. To account for these differences, a mass-normalized rate was calculated for the FLBs using the total mass of rock in the test and compared to mass-normalized rates from humidity cell testing.
- Sulphate release rates and S content trends observed in humidity cell tests were also observed in FLB tests, whereby samples with lower solid phase S contents had lower sulphate release rates than samples with a higher solid phase S content.
- Median sulphate release rates for each lithology from the FLB tests were typically lower than the laboratory humidity cell tests. Median sulphate release rates from the humidity cell tests were on the order of five times higher for samples with lower total S contents. At higher S contents, the difference in median release rates increased; release rates were approximately 10 times higher in the humidity cell tests compared to FLB tests with similar S content. The lower rates observed in the FLB tests were attributed to differences in field and laboratory conditions (e.g., temperature, flushing), as well as the higher surface area to mass ratio of samples in the humidity cell tests (drill core crushed to <6.4 mm) relative to the FLBs (pieces of drill core).

Acid Generation Potential

The FLB tests indicate that most samples exhibit circumneutral to alkaline drainage pH conditions, with seasonal pH variations influenced by ambient temperature changes. Some PAG samples including FLB-07 and FLB-13, characterized by typical to high sulphide content and low CarbNP, are showed a gradual pH decline with slightly acidic pH in recent monitoring data, signaling the potential onset of net-acid generation in these tests.

Comparison to laboratory humidity cell rates suggests that field oxidation rates for sulphides in the FLB tests range from 5 to 10 times slower than laboratory humidity cell rates, attributed to differences in flushing, temperature, and sample grain size. Current estimates of net acid generation lag times for PAG rock materials are based on laboratory derived sulphide oxidation rates. The FLB derived rates suggest that lag times could be longer under field conditions than currently estimated. However, net acid generating conditions may still occur within a limited timeframe for materials that have a very low NP content, as progression toward net acidification appears to be occurring for two tests after one year of field monitoring. Therefore, additional consideration is required when using the observed field rates to adjust laboratory-derived lag times.

Arsenic Release

Release rates for As were lower for some of the FLBs relative to the laboratory kinetic tests with a similar As content, particularly for samples with a lower solid phase As content. This may be due to reduced reactivity under field conditions or perhaps variability in As host mineralogy which has been observed to show a range of As leaching rates for samples with a similar As content. Otherwise, trends in As release for the FLBs were generally consistent with the laboratory kinetic tests, whereby samples with a higher As content generally had higher As release rates than samples with a lower As content.

At present there are four FLBs in operation with NPAG materials, including two FLBs containing Felsic Volcanic and two FLBs containing Basalt. The results from these tests were inspected with respect to the As leaching thresholds established for Felsic Volcanic (100 mg/kg) and Basalt (46 mg/kg).

Currently available data for these tests is relatively consistent with laboratory test data, however, some of the NPAG materials in the FLBs may contain As sulphide minerals that may not be highly representative of the overall NPAG rock for the Project. In particular, the two NPAG tests FLB-11 (Felsic Volcanic) and FLB-10 (Basalt) have As and S levels that are similar to samples that have been observed to contain the As sulphide mineral gersdorffite-cobaltite. While this phase is understood to not be pervasive among the Project rock, elevated As leaching at low solid phase As contents has been observed to occur where it is present. Therefore, it is possible that As release rates from these barrels are overestimating As release relative to how more typical NPAG material will perform.

These tests were initiated prior to the development of the current As leaching thresholds and before information on site-specific As host mineralogy was available. The current As leaching thresholds for NPAG rock remain valid.

Other Metals

Metal release from the FLBs was evaluated for other metals. Concentrations in FLB leachates for other metals including Pb, Cr, Ag and Hg were below analytical detection limits and screening values for all tests. Concentrations of Sb, Mo, Se, W and V were below screening values for all tests.

Concentrations of Cd, Co and Ni were below screening values in all NPAG test leachates. Concentrations of Cu were below screening values in all NPAG test leachates aside from one sampling event for FLB-11 where Cu was marginally above the screening value; all other leachates for this test had low Cu concentrations.

Concentrations of Cd, Co, Ni, Cu, U and Zn were greater than screening values in several Felsic Volcanic and / or Metasediment tests that were PAG. Generally, these tests had higher sulphur and solid phase metal contents or declining leachate pH (FLB-07, FLB-13). These samples are not representative of the bulk of the Project rock. Leachates for some of the Felsic Volcanic tests had U concentrations that were higher than screening values on isolated occasions; however, U concentrations were generally below screening values for these tests.

Table 5.6-1: FLB Program Summary

Rock type	Rock type ID	Number of FLB tests [1]
Felsic Volcanic 1	FV1	7
Felsic Volcanic 2	FV2	2
Metasediment 2	MS2	2
Metasediment 3	MS3	1
Basalt	Basalt	3
Total		15

Notes:

1 In addition to the FLB tests constructed with rock, one blank barrel consisting of only the filter media (quartz sand) was constructed as an experimental control.

Table 5.6-2: Summary of Drill Core Added to FLB Tests

FLB ID	Lithology	Height of Rock in Barrel (m)	Mass of Rock in Barrel (kg)
FLB-01	FV1	0.49	217
FLB-02	FV1	0.43	191
FLB-03	FV1	0.40	177
FLB-04	FV1	0.31	138
FLB-05	FV1	0.38	169
FLB-06	FV1	0.32	142
FLB-07	FV1	0.34	149
FLB-08	Basalt	0.30	131
FLB-09	Basalt	0.32	142
FLB-10	Basalt	0.34	151
FLB-11	FV2	0.24	106
FLB-12	FV2	0.28	124
FLB-13	MS2	0.47	209
FLB-14	MS2	0.34	151
FLB-15	MS3	0.31	138

Table 5.6-3: Summary of ML / Acid Generation Potential of the FLB Tests

FLB ID	Acronym	Acid Rock Drainage Potential (1)	Key Metals Description		
			Elevated Concentrations (>75th percentile)	Typical Concentrations (40th to 75th percentile)	Low Concentrations (<40th percentile)
FLB-01	FV1	Uncertain	As (97th percentile)	Pb, Cd, Se, Zn	Ni, Cu, Co
FLB-02	FV1	NPAG	Ni (81st percentile)	Co, Cd, Cu, Zn	Se, As, Pb
FLB-03	FV1	Typical S, Uncertain	Ni (87th percentile)	Co, Cd, Pb, Zn, Se, As, Cu	--
FLB-04	FV1	Typical S, Uncertain	As (99th percentile) Ni, Se (83rd to 84th percentile)	Co, Cu, Pb, Cd	Zn
FLB-05	FV1	High S, PAG	As (76th percentile) Pb, Zn, Cd, Cu, Se (98 to 99th percentile)	Ni, Co	--
FLB-06	FV1	Typical S, PAG	As (93rd percentile) Cu, Pb, Ni, Zn (82nd to 85th percentile) Se (79th percentile)	Co, Cd	--
FLB-07	FV1	High S, Very Low NP, PAG	Se, Ni, Co (91st percentile) As (83rd percentile)	Pb, Cd, Zn	Cu
FLB-08	Basalt	High S, Uncertain	As (93rd percentile) Cd, Zn (90 to 95th percentile) Pb, Se (88th percentile)	Ni, Co	Cu
FLB-09	Basalt	Typical S, NPAG	As (85th percentile) Co (84th percentile)	Ni, Cu, Zn, Cd, Pb, Se	--
FLB-10	Basalt	NPAG	--	As, Cu, Co, Pb, Ni, Cd, Zn	Se
FLB-11	FV2	NPAG	Ni (87th percentile) Co, Cu (80 to 86th percentile)	Zn	Cd, Se, As, Pb
FLB-12	FV2	Typical S, PAG	As (96th percentile) Pb, Se (82nd to 89th percentile) Cd, Ni, Zn (76th to 78th percentile)	Co, Cu	--
FLB-13	MS2	Typical S, Very Low NP, PAG	As (88th percentile)	Pb, Se, Ni, Cd, Cu, Co	Zn
FLB-14	MS2	Typical S, PAG	Pb, Se (91st percentile) Zn, Cd, Cu (82nd to 86th percentile)	As, Ni	Co
FLB-15	MS3	High S, PAG	Se, Pb (80th percentile)	Cd, Cu, As, Co, Ni, Zn	--

Notes:

1 *Acid generation potential and elemental content characteristics are based on results for all subsamples (n=10 to 14).*

2 *Statistical descriptions are relative to the specific lithology in the ML / ARD database for all tests. If not specified directly, elevated refers to greater than the 75th percentile rank, typical refers to between the 40th and 75th percentile rank, and low refers to lower than the 40th percentile rank among the dataset for the lithology. Further details provided for specific elements in the table.*

3 *Percentile ranks for all parameters except As were calculated using aqua regia ICP-MS results for barrel subsamples relative to the Project aqua regia ICP-MS database (n=3,885 samples). As percentile ranks were calculated relative to the Project four acid ICP-MS database (n=3,882 samples) using four acid ICP-MS data for the barrel subsamples as Project As leaching thresholds are based on four acid ICP-MS results (Section 5.5).*

Table 5.6-4: Summary of FLB Static Testing Results

FLB ID	Lithology	Total S [1]	SO_4-S [1]	Sulphide-S [1]	AP [2]	MPA [3]	TIC [4]	CarbNP [5]	NP [6]	NPR [7]	CarbNPR [7]
		wt.%	wt.%	wt.%	kg $CaCO_3$/t	kg $CaCO_3$/t	%C	kg $CaCO_3$/t	kg $CaCO_3$/t	NP/AP	CarbNP/MPA
FLB-01	FV1	0.35	0.21	0.14	4.4	11	0.19	16	27	6.2	1.4
FLB-02	FV1	0.13	0.04	0.09	2.9	4.2	0.33	28	38	13	6.6
FLB-03	FV1	0.61	0.17	0.44	14	19	0.40	33	43	3.1	1.7
FLB-04	FV1	0.50	0.26	0.24	7.5	16	0.19	16	24	3.2	1.0
FLB-05	FV1	2.5	0.48	2.1	64	79	0.42	35	43	0.67	0.44
FLB-06	FV1	1.6	0.36	1.2	39	50	0.17	14	21	0.55	0.28
FLB-07	FV1	4.1	0.33	3.8	118	128	0.14	12	18	0.15	0.09
FLB-08	Basalt	0.75	0.20	0.55	17	24	0.40	33	40	2.3	1.4
FLB-09	Basalt	0.30	0.12	0.18	5.7	9.3	0.50	42	54	9.5	4.5
FLB-10	Basalt	0.07	0.025	0.05	1.5	2.3	0.43	36	46	30	15
FLB-11	FV2	0.14	0.060	0.08	2.5	4.4	0.27	22	33	13	5.1
FLB-12	FV2	1.1	0.24	0.84	26	34	0.13	10	16	0.61	0.31
FLB-13	MS2	0.37	0.14	0.23	7.1	12	0.04	3.0	13	1.8	0.26
FLB-14	MS2	1.3	0.46	0.83	26	40	0.14	12	24	0.92	0.29
FLB-15	MS3	0.40	0.20	0.20	6.4	13	0.068	5.7	16	2.5	0.45

Notes:

1 Total S measured by Leco furnace. Sulphate S measured by HCl leach. Sulphide S calculated by difference (Total S – Sulphate S = Sulphide S).

*2 Calculated as 31.25*Sulphide S by difference.*

*3 Calculated as 31.25*Total S by Leco furnace.*

4 Measured by HCl leach and Leco furnace.

*5 Calculated from TIC (TIC*10*(100/12.01) = CarbNP).*

6 MEND 1991 method, based on the 1989 Lawrence Modified NP method.

7 NPR calculated as the ratio of the weighted average NP to the weighted average AP. CarbNPR calculated as the ratio of the weighted average CarbNP to the weighted average MPA.

Table 5.6-5: 2023 to 2024 FLB Sampling Schedule

Month	Number of Weeks of Test Operation	Sampling Dates	Samples Collected
July	3	July 27, 2023	FLB-01, FLB-02, FLB-03, FLB-04, FLB-05, FLB-06, FLB-07, FLB-08, FLB-09, FLB-10, FLB-11, FLB-12, FLB-13, FLB-14, and FLB-15 Duplicate FLB Sample [1] Blank FLB (FLB-B) Field blank (FB; lab-supplied deionized water)
August	6	August 16, 2023	
	8	August 27, 2023	
September	10	September 11, 2023	
	12	September 27, 2023	
October	14	October 9, 2023	
	15	October 20, 2023	
April	41	April 13, 2024	
May	44	May 4, 2024	
	46	May 19, 2024	
	47	May 31, 2024	
June	49	June 12, 2024	
	51	June 27, 2024	
July	54	July 14, 2024	
	56	July 30, 2024	
August	58	August 12, 2024	
	60	August 27, 2024	
September	62	September 9, 2024	
	64	September 22, 2024	
October	68	October 20, 2024	

Notes:

1 FLB with the highest leachate volume from the sampling date was selected to be the duplicate sample.

Table 5.6-6: Summary of Analyses Performed on FLB Samples and Field Blanks

Item	Analysis Performed (Priority Order for Collection)
FLB-01, FLB-02, FLB-03, FLB-04, FLB-05, FLB-06, FLB-07, FLB-08, FLB-09, FLB-10, FLB-11, FLB-12, FLB-13, FLB-14, and FLB-15 Duplicate FLB Sample Blank FLB (B)	Field parameters (temperature, pH, conductivity) measured with field meter
	Dissolved Mercury (CVAAS)
	Dissolved Metals (ICP-MS) [1]
	Anions by ion chromatography (sulphate, chloride, fluoride), alkalinity, lab pH, and conductivity
	Total Phosphorous (colorimetry)
	Acidity
	TDS
Field blank (FB; lab-supplied deionized water) [2]	Dissolved Metals (ICP-MS)
	Dissolved Mercury (CVAAS)

Notes:

1 Dissolved metals included Al, Sb, As, Ba, Be, Bi, B, Cd, Ca, Cr, Co, Cu, Fe, Pb, Li, Mg, Mn, Mo, Ni, K, Se, Si, Ag, Na, Sr, S, Te, Tl, Th, Sn, Ti, W, U, V, W, Zn and Zr.

2 Field blank (FB) samples were analyzed only for Dissolved Metals and Dissolved Mercury (Cold Vapor Atomic Absorption Spectroscopy - CVAAS).

Table 5.6-7: Median Release Rates Over the Monitoring Period for FLB tests

Parameters	FLB ID	FLB-01	FLB-02	FLB-03	FLB-04	FLB-05	FLB-06	FLB-07	FLB-08	FLB-09	FLB-10	FLB-11	FLB-12	FLB-13	FLB-14	FLB-15
	Lithology	Felsic Volcanic 1 (FV1)	Felsic Volcanic 1 (FV1)	Felsic Volcanic 1 (FV1)	Felsic Volcanic 1 (FV1)	Felsic Volcanic 1 (FV1)	Felsic Volcanic 1 (FV1)	Felsic Volcanic 1 (FV1)	Basalt (Basalt)	Basalt (Basalt)	Basalt (Basalt)	Felsic Volcanic 2 (FV2)	Felsic Volcanic 2 (FV2)	Metasediment 2 (MS2)	Metasediment 2 (MS2)	Metasediment 3 (MS3)
	Units	***Release Rates (Sampling Events 1-15)***														
pH	pH Units	7.7	7.7	7.8	7.6	7.4	7.5	7.0	7.7	7.6	7.7	7.7	7.5	7.1	7.2	7.4
Acidity	mg/kg/wk	0.035	0.038	0.043	0.051	0.049	0.052	0.047	0.059	0.052	0.038	0.061	0.058	0.034	0.047	0.051
Alkalinity	mg/kg/wk	0.55	0.50	0.68	0.56	0.43	0.66	0.23	1.0	0.81	0.71	1.0	0.64	0.18	0.39	0.43
Sulphate	mg/kg/wk	0.22	0.088	0.24	0.31	0.72	0.48	0.71	0.21	0.11	0.046	0.15	0.49	0.59	0.72	0.42
Calcium	mg/kg/wk	0.22	0.19	0.29	0.27	0.37	0.35	0.28	0.38	0.30	0.24	0.38	0.40	0.22	0.33	0.25
Magnesium	mg/kg/wk	0.013	0.013	0.017	0.018	0.035	0.026	0.034	0.019	0.017	0.016	0.022	0.034	0.027	0.035	0.030
Phosphorus	mg/kg/wk	0.00037	0.00032	0.00038	0.00028	0.00017	0.00035	0.00016	0.00037	0.00024	0.00033	0.00046	0.00086	0.00012	0.00017	0.00029
Aluminum	mg/kg/wk	0.00044	0.00045	0.00054	0.00042	0.00016	0.00043	0.00020	0.00083	0.00061	0.00067	0.00099	0.00051	0.00010	0.00021	0.00040
Antimony	mg/kg/wk	7.5E-05	2.9E-05	3.6E-05	7.1E-05	3.0E-05	8.5E-05	1.0E-05	1.3E-05	1.3E-05	1.0E-05	7.4E-05	1.2E-04	1.7E-05	2.4E-05	3.4E-05
Arsenic	mg/kg/wk	0.00077	0.000028	0.000081	0.00018	0.000021	0.00042	0.000019	0.00021	0.00010	0.000071	0.00017	0.0038	0.000028	0.000021	0.000044
Beryllium	mg/kg/wk	3.3E-07	3.8E-07	3.7E-07	5.0E-07	4.7E-07	5.1E-07	4.8E-07	5.9E-07	5.2E-07	3.8E-07	6.1E-07	5.7E-07	3.3E-07	4.6E-07	5.4E-07
Boron	mg/kg/wk	0.00028	0.00027	0.00032	0.00032	0.00035	0.00033	0.00039	0.00032	0.00027	0.00020	0.00042	0.00037	0.00022	0.00026	0.00033
Cadmium	mg/kg/wk	8.5E-08	9.6E-08	9.9E-08	1.3E-07	2.0E-05	3.0E-07	1.9E-06	1.6E-07	1.3E-07	1.4E-07	1.7E-07	2.4E-07	5.2E-07	4.6E-07	2.1E-07
Chromium	mg/kg/wk	8.3E-06	9.6E-06	9.4E-06	1.2E-05	1.2E-05	1.4E-05	1.1E-05	1.5E-05	1.3E-05	9.5E-06	1.5E-05	1.4E-05	8.3E-06	1.1E-05	1.3E-05
Cobalt	mg/kg/wk	3.0E-06	2.5E-06	3.3E-06	4.4E-06	1.4E-05	3.6E-06	1.0E-05	4.1E-06	2.8E-06	2.2E-06	4.9E-06	5.6E-06	4.3E-05	2.1E-05	5.2E-06
Copper	mg/kg/wk	3.8E-05	3.2E-05	5.1E-05	3.3E-05	3.7E-05	5.1E-05	2.5E-05	4.5E-05	2.8E-05	3.3E-05	7.2E-05	6.8E-05	1.2E-05	2.4E-05	3.7E-05
Iron	mg/kg/wk	0.00017	0.00021	0.00020	0.00025	0.00026	0.00026	0.00037	0.00031	0.00026	0.00019	0.00030	0.00028	0.00017	0.00094	0.00029
Lead	mg/kg/wk	8.3E-07	1.1E-06	9.3E-07	1.3E-06	3.3E-06	1.4E-06	1.2E-06	1.5E-06	1.3E-06	9.5E-07	1.5E-06	1.6E-06	8.3E-07	1.1E-06	1.4E-06
Mercury	mg/kg/wk	1.0E-07	1.1E-07	9.1E-08	1.6E-07	1.3E-07	1.5E-07	1.4E-07	1.6E-07	1.5E-07	1.2E-07	1.8E-07	1.5E-07	1.0E-07	1.3E-07	1.3E-07
Molybdenum	mg/kg/wk	2.7E-05	2.5E-05	3.4E-05	2.7E-05	1.5E-05	3.4E-05	6.6E-06	9.9E-06	7.0E-06	5.1E-06	5.1E-05	5.5E-05	5.9E-06	1.1E-05	2.4E-05
Nickel	mg/kg/wk	2.2E-05	1.3E-05	1.8E-05	4.0E-05	3.4E-05	4.8E-05	7.5E-05	1.6E-05	1.7E-05	1.0E-05	2.1E-05	2.1E-05	6.2E-04	2.2E-04	3.3E-05
Selenium	mg/kg/wk	7.5E-06	2.3E-06	6.2E-06	3.1E-05	4.8E-05	6.4E-05	4.1E-05	2.7E-06	2.8E-06	2.3E-06	5.1E-06	5.9E-05	9.1E-06	2.7E-05	5.3E-06
Silver	mg/kg/wk	2.3E-07	1.9E-07	1.9E-07	2.6E-07	2.4E-07	2.6E-07	2.3E-07	2.9E-07	2.6E-07	2.1E-07	3.3E-07	2.8E-07	1.7E-07	2.3E-07	2.7E-07
Thallium	mg/kg/wk	1.7E-07	1.9E-07	1.9E-07	2.5E-07	3.6E-07	2.6E-07	3.3E-07	2.9E-07	2.6E-07	1.9E-07	3.0E-07	2.8E-07	2.5E-07	2.7E-07	2.7E-07
Uranium	mg/kg/wk	0.000128	0.000087	0.000135	0.000082	0.000018	0.000104	0.000010	0.000009	0.000008	0.000014	0.000207	0.000071	0.000006	0.000021	0.000014
Vanadium	mg/kg/wk	2.30E-05	2.31E-05	2.19E-05	2.18E-05	1.29E-05	2.54E-05	1.32E-05	2.80E-05	2.68E-05	2.39E-05	3.00E-05	3.99E-05	9.54E-06	1.26E-05	2.22E-05
Zinc	mg/kg/wk	3.07E-05	5.57E-05	5.28E-05	5.62E-05	2.14E-03	5.75E-05	1.36E-04	8.72E-05	6.12E-05	7.10E-05	9.39E-05	7.02E-05	1.02E-04	6.04E-05	1.49E-04
Zirconium	mg/kg/wk	6.38E-06	7.66E-06	7.88E-06	7.68E-06	7.09E-06	8.71E-06	6.89E-06	8.80E-06	7.81E-06	5.73E-06	1.21E-05	1.01E-05	4.99E-06	6.87E-06	8.94E-06

Notes:

Release rates in shaded cells primarily based on detection limit values.

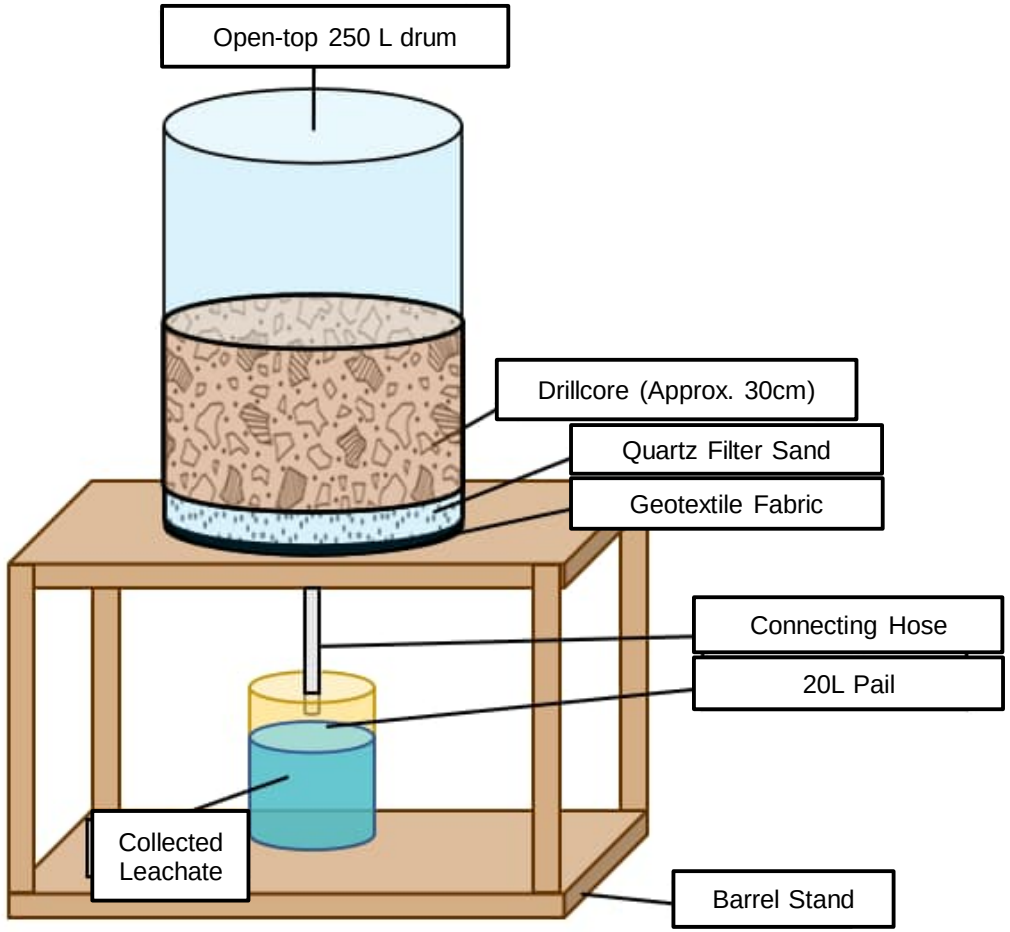

Notes

Diagram is not to scale

FLB Conceptual Diagram			
Geochemistry Summary for Impact Statement			
Kinross Great Bear Project			
Project Number		OMEMA2303	
Date		November 2025	
Figure Number		5.6-1	
Drawn	YW	Reviewed	EC

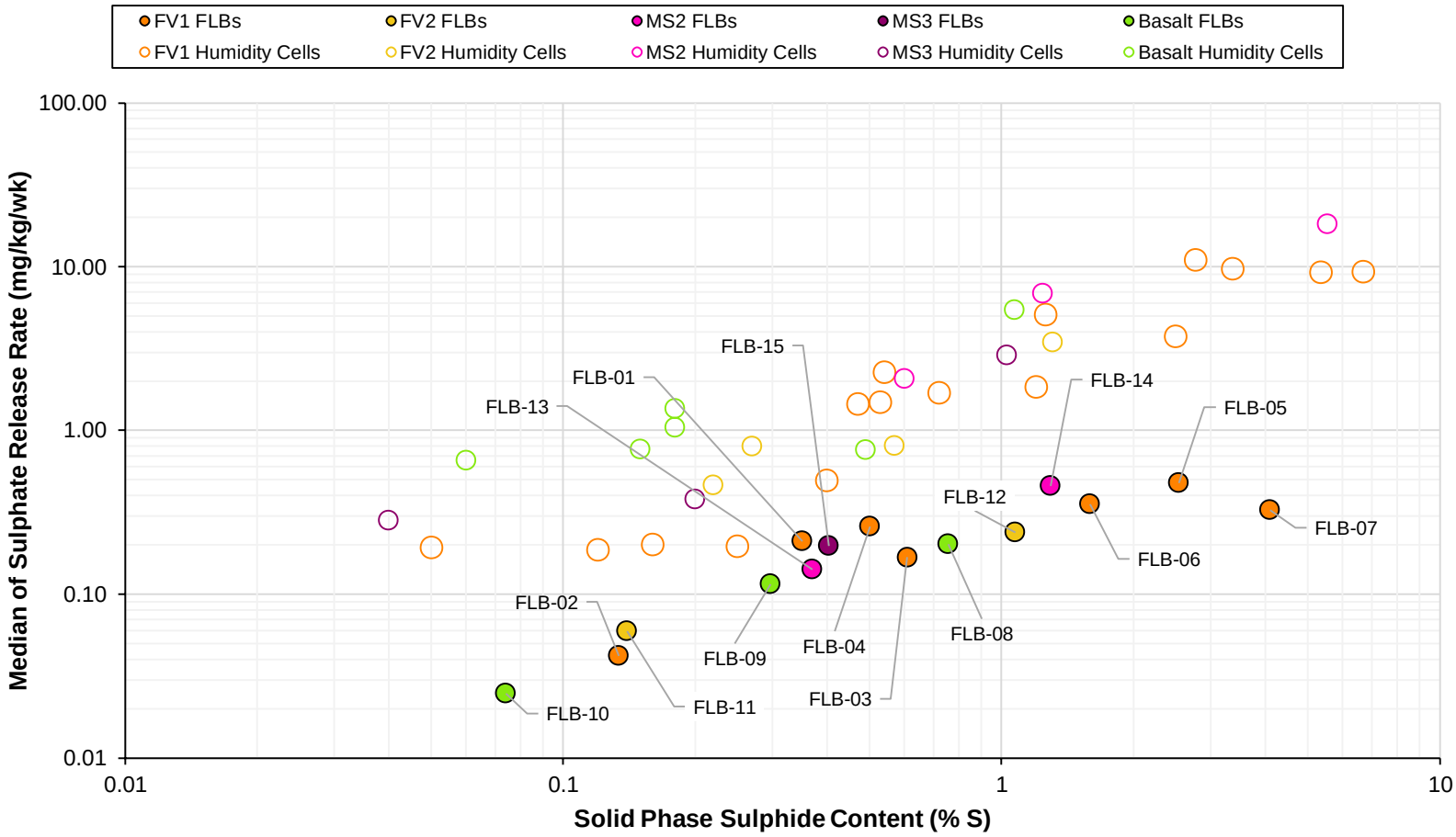

Notes

In some cases, data could not be collected due to dry barrel conditions or ice building up in the barrel (see text).

FLB and Humidity Cell Sulphate Release Rates

Great Bear Project			
Project Number		OMEMA2303	
Date		November 2025	
Figure Number		5.6-2	
Drawn	YW	Reviewed	JB

FLB-01

Uncertain

FELSIC VOLCANIC 1

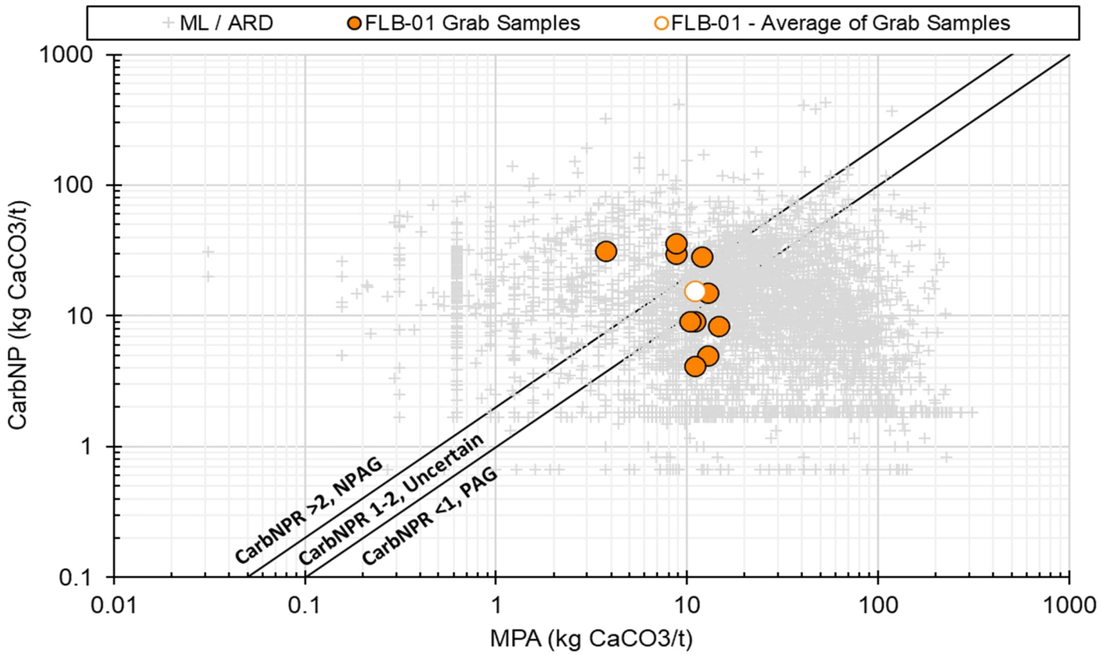

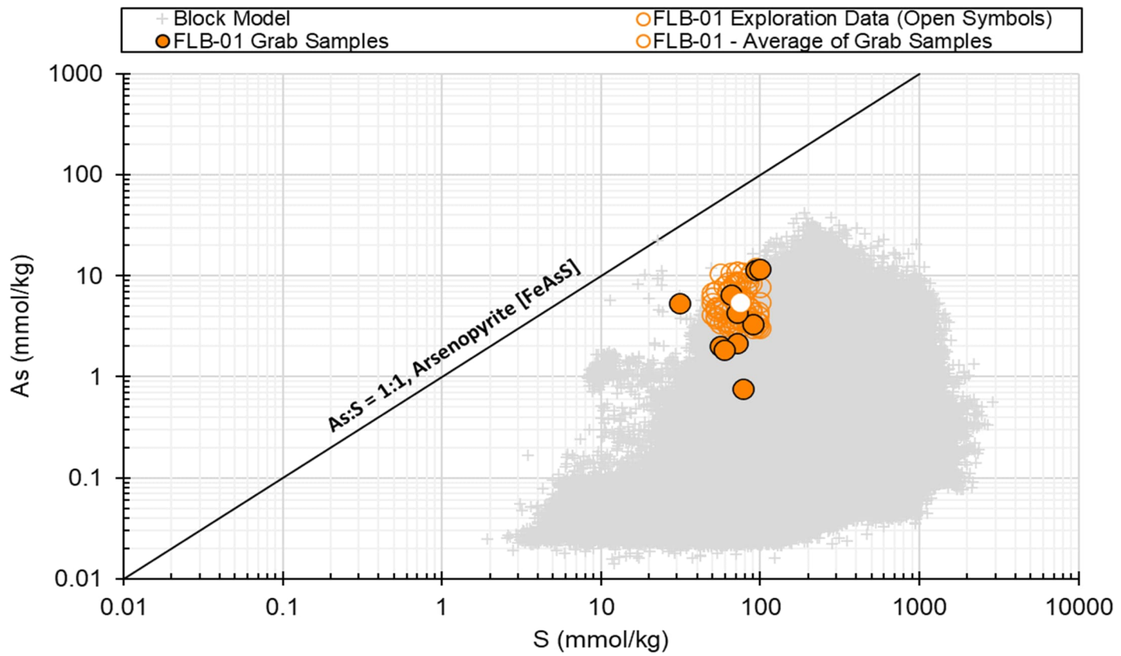

Notes

Grab samples - represent 10 - 14 grab samples of representative pieces of drill core used to construct the tests. ABA and elemental content analyzed directly.

Average compositions calculated based on interval length of individual grab samples; 10 - 14 grab samples per test (see text).

Exploration data - represent exploration ICP data

Background As and S data taken from the Project block model.

FLB-01 Static Testing Results			
Geochemistry Summary for Impact Statement			
Kinross Great Bear Project			
Project Number		OMEMA2303	
Date		November 2025	
Figure Number		5.6-3	
Drawn	YW	Reviewed	EC

FLB-02

NPAG

FELSIC VOLCANIC 1

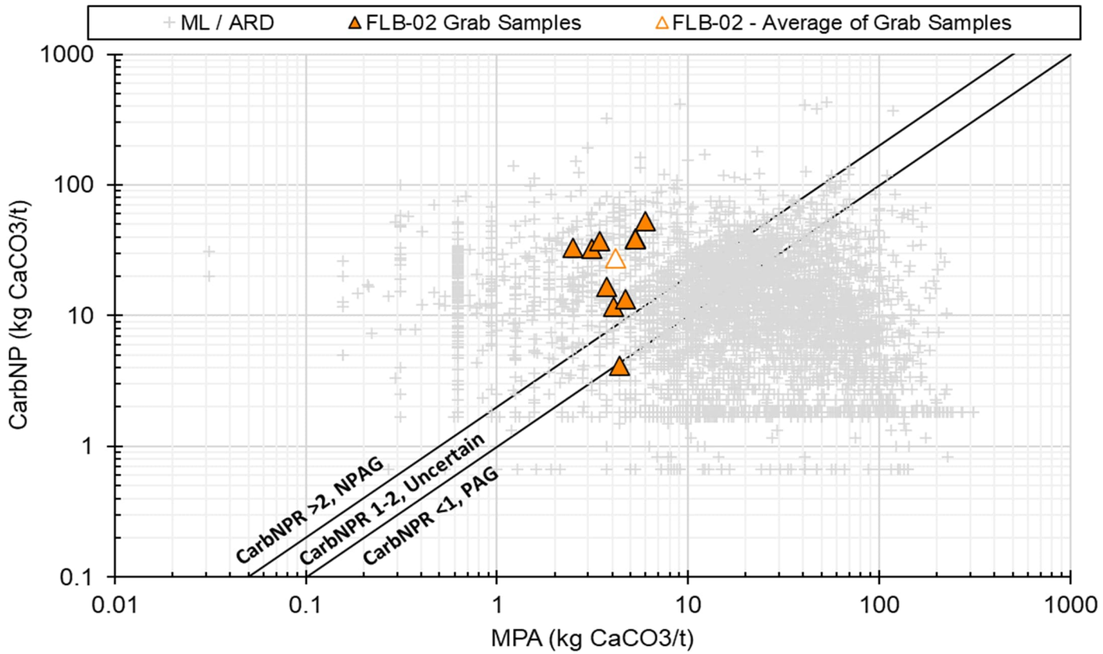

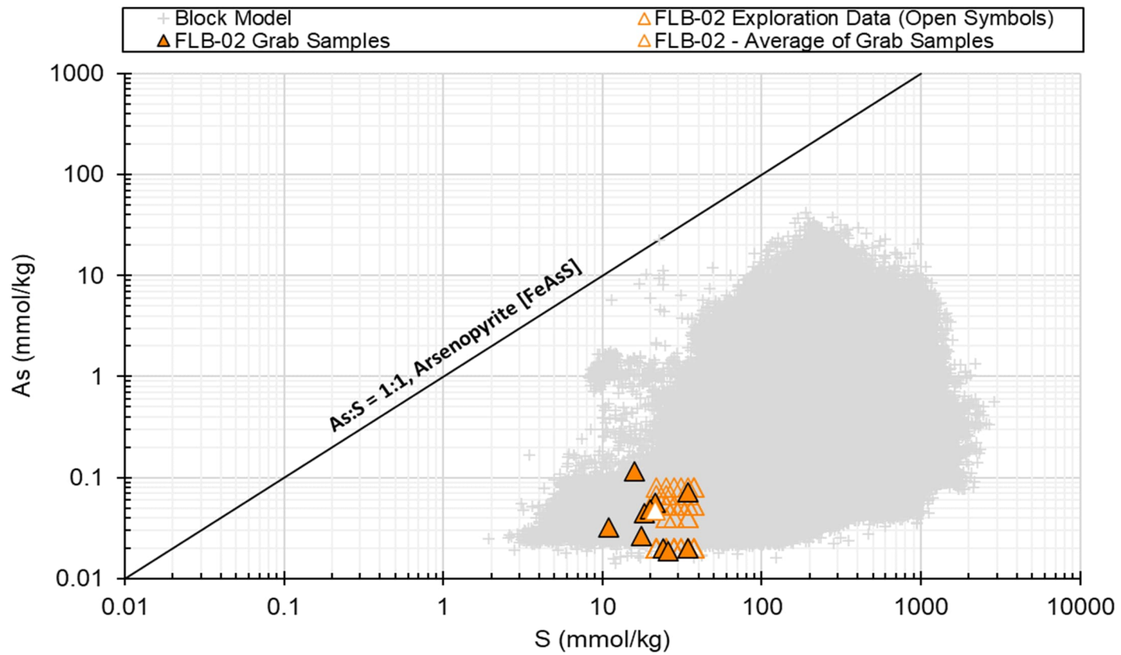

Notes

Grab samples - represent 10 - 14 grab samples of representative pieces of drill core used to construct the tests. ABA and elemental content analyzed directly.

Average compositions calculated based on interval length of individual grab samples; 10 - 14 grab samples per test (see text).

Exploration data - represent exploration ICP data

Background As and S data taken from the Project block model.

FLB-02 Static Testing Results			
Geochemistry Summary for Impact Statement			
Kinross Great Bear Project			
Project Number		OMEMA2303	
Date		November 2025	
Figure Number		5.6-4	
Drawn	YW	Reviewed	EC

FLB-03

Typical S, Uncertain

FELSIC VOLCANIC 1

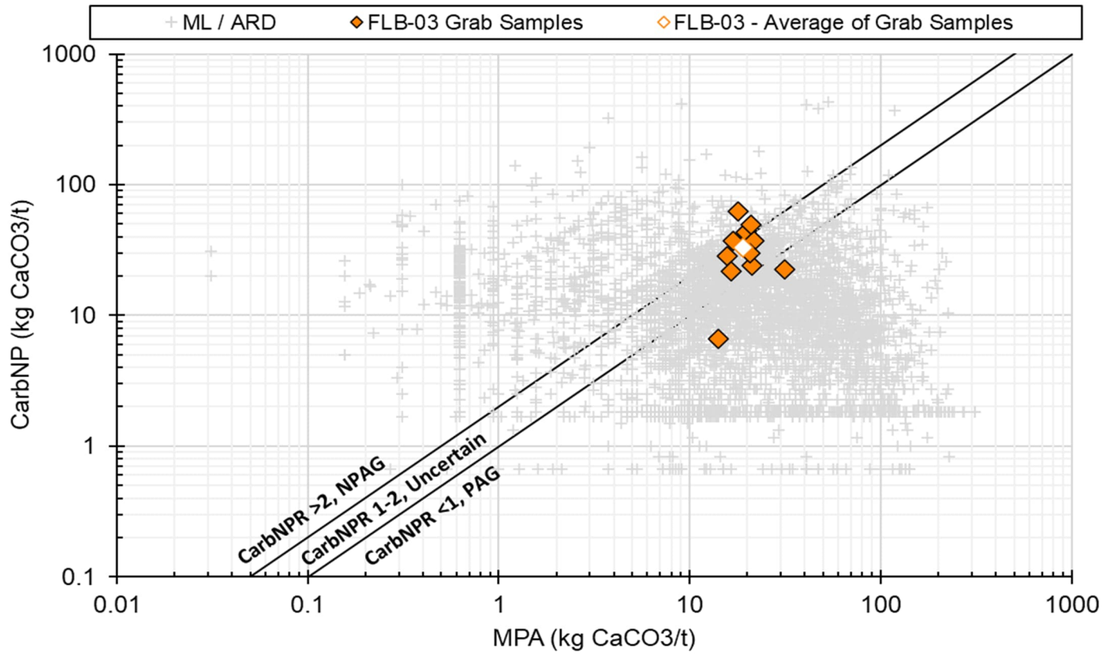

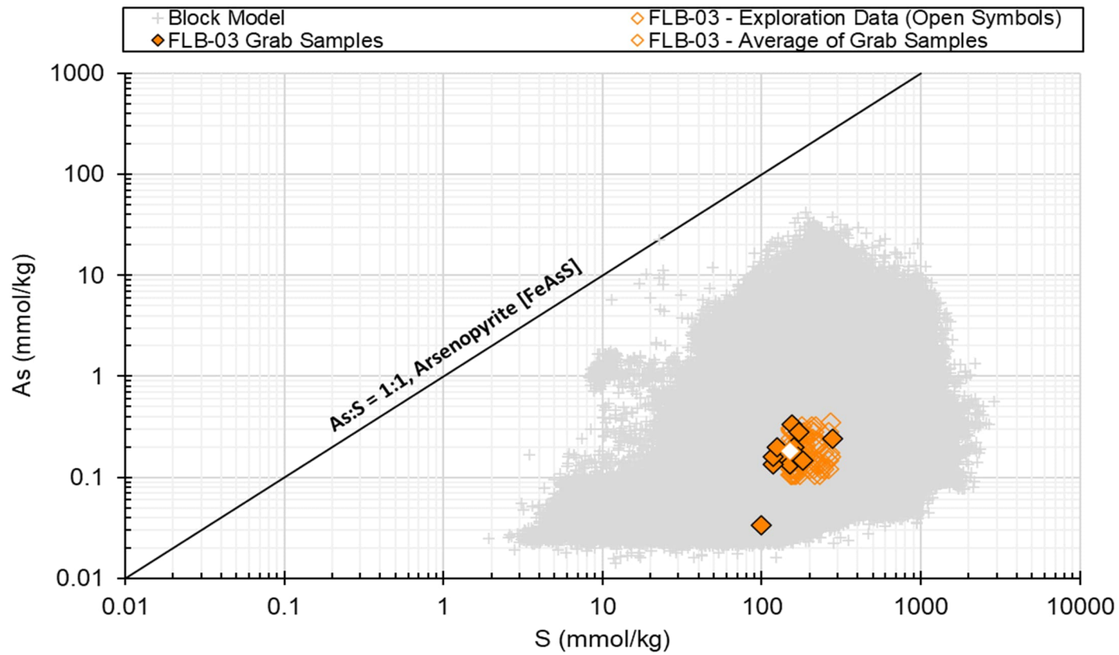

Notes

Grab samples - represent 10 - 14 grab samples of representative pieces of drill core used to construct the tests. ABA and elemental content analyzed directly.

Average compositions calculated based on interval length of individual grab samples; 10 - 14 grab samples per test (see text).

Exploration data - represent exploration ICP data

Background As and S data taken from the Project block model.

wsp

KINROSS

FLB-03 Static Testing Results			
Geochemistry Summary for Impact Statement			
Kinross Great Bear Project			
Project Number	OMEMA2303		
Date	November 2025		
Figure Number	5.6-5		
Drawn	YW	Reviewed	EC

FLB-04

Typical S, Uncertain

FELSIC VOLCANIC 1

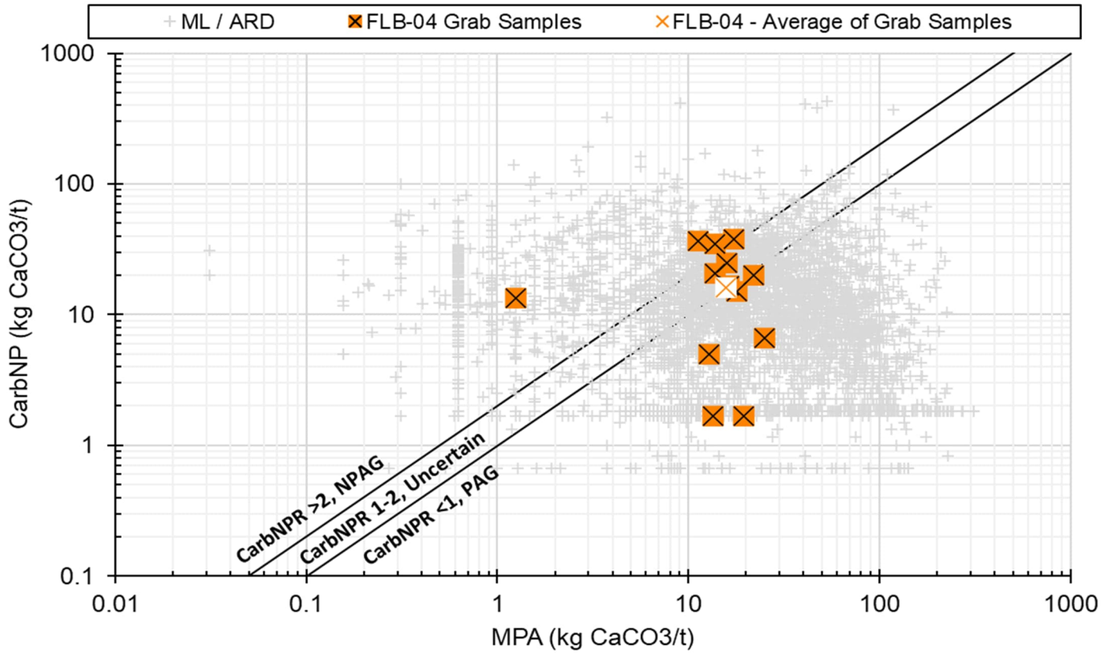

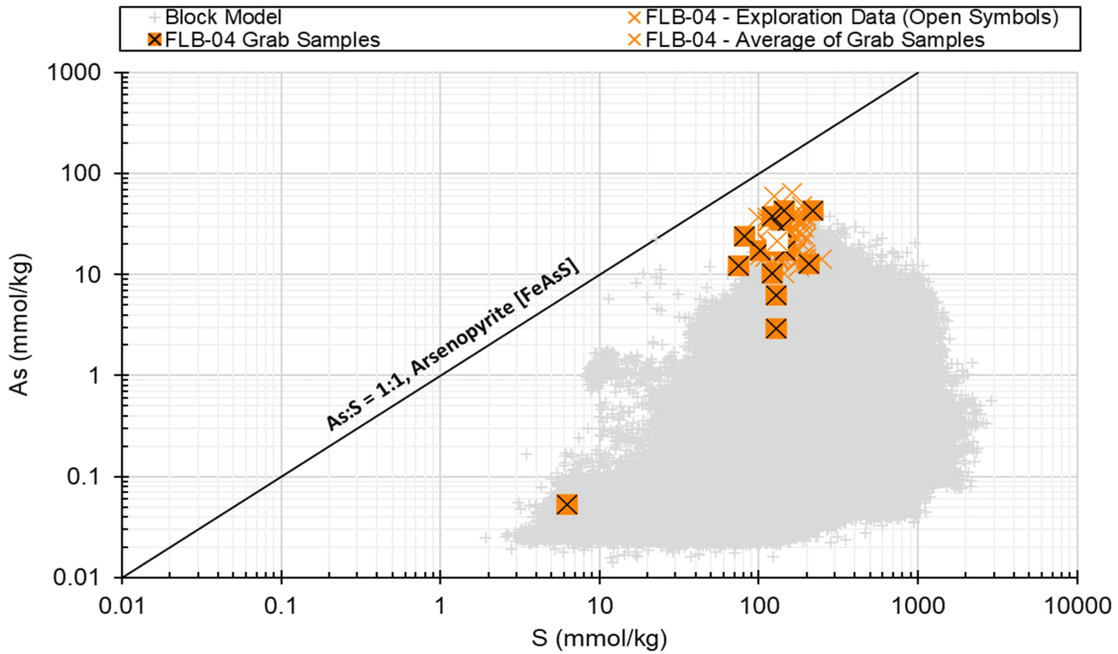

Notes

Grab samples - represent 10 - 14 grab samples of representative pieces of drill core used to construct the tests. ABA and elemental content analyzed directly.

Average compositions calculated based on interval length of individual grab samples; 10 - 14 grab samples per test (see text).

Exploration data - represent exploration ICP data

Background As and S data taken from the Project block model.

FLB-04 Static Testing Results			
Geochemistry Summary for Impact Statement			
Kinross Great Bear Project			
Project Number		OMEMA2303	
Date		November 2025	
Figure Number		5.6-6	
Drawn	YW	Reviewed	EC

FLB-05

High S, PAG

FELSIC VOLCANIC 1

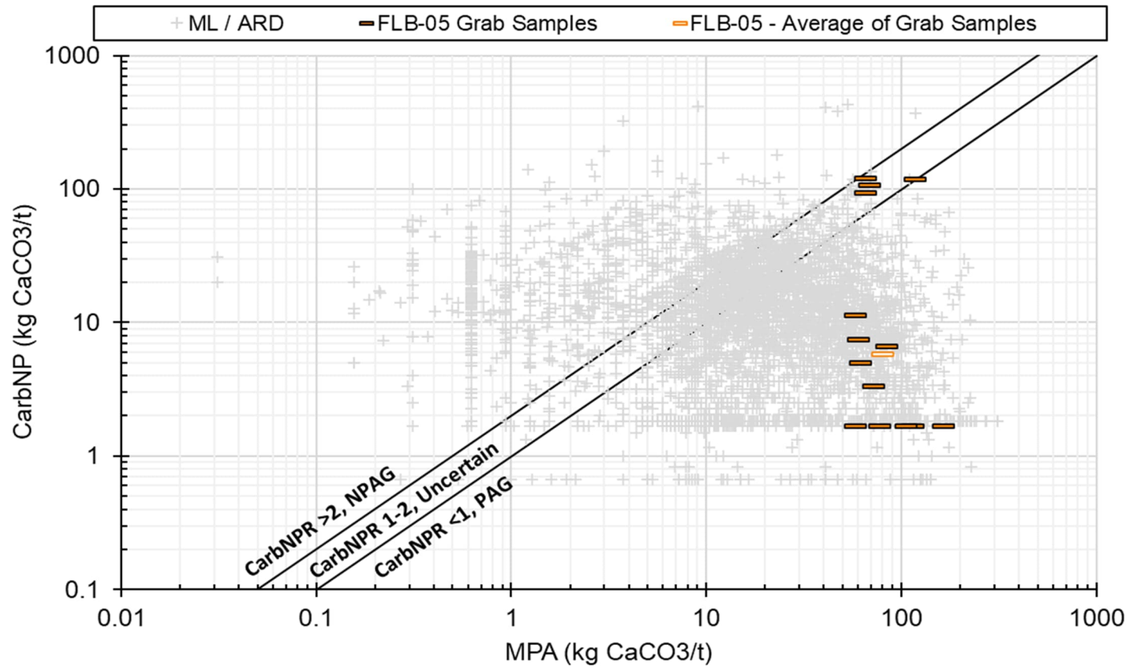

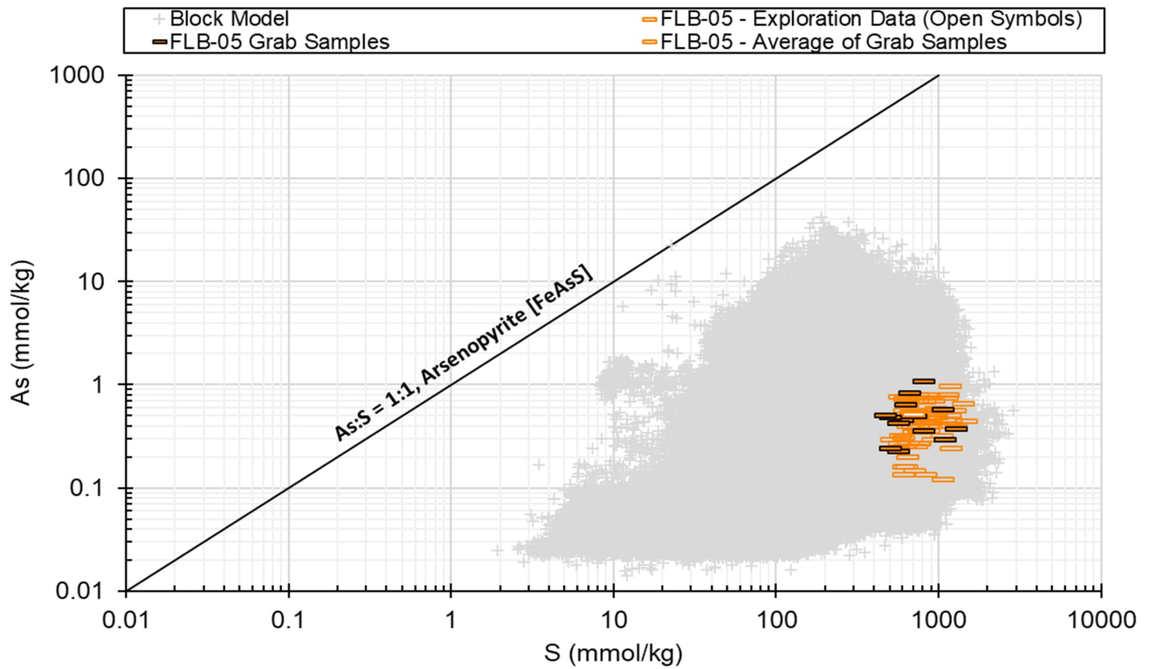

Notes

Grab samples - represent 10 - 14 grab samples of representative pieces of drill core used to construct the tests. ABA and elemental content analyzed directly.

Average compositions calculated based on interval length of individual grab samples; 10 - 14 grab samples per test (see text).

CarbNP value shown is the median NP. Median NP used in place of the average due to distribution of NP values among test subsamples.

Exploration data - represent exploration ICP data

Background As and S data taken from the Project block model.

wsp

KINROSS

FLB-05 Static Testing Results			
Geochemistry Summary for Impact Statement			
Kinross Great Bear Project			
Project Number		OMEMA2303	
Date		November 2025	
Figure Number		5.6-7	
Drawn	YW	Reviewed	EC

FLB-06

Typical S, PAG

FELSIC VOLCANIC 1

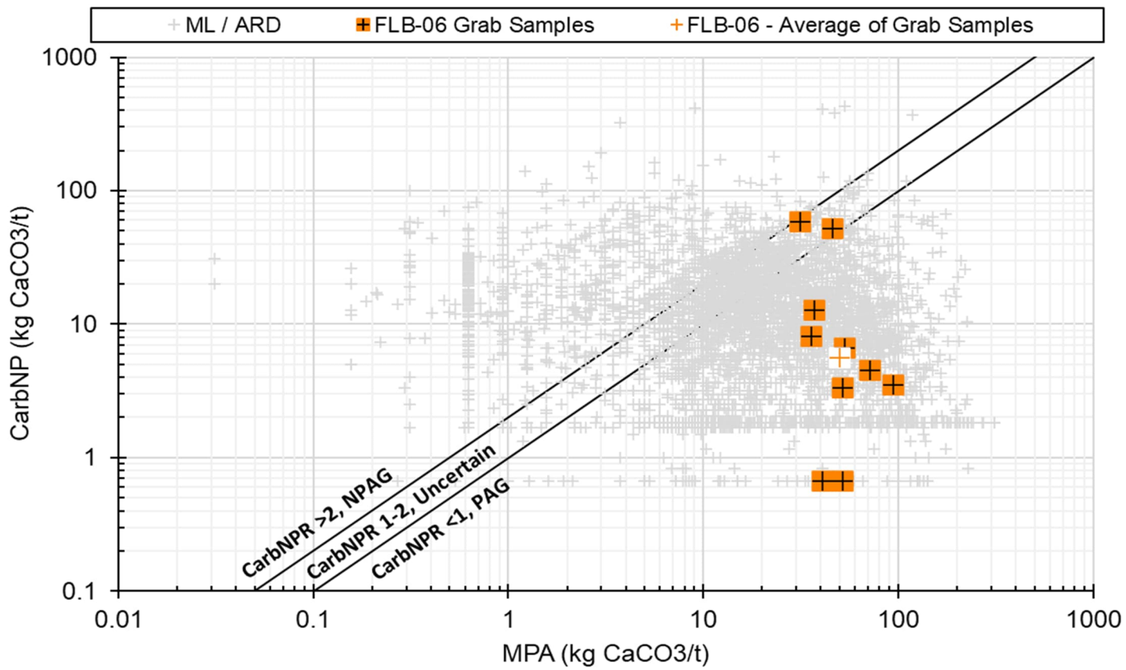

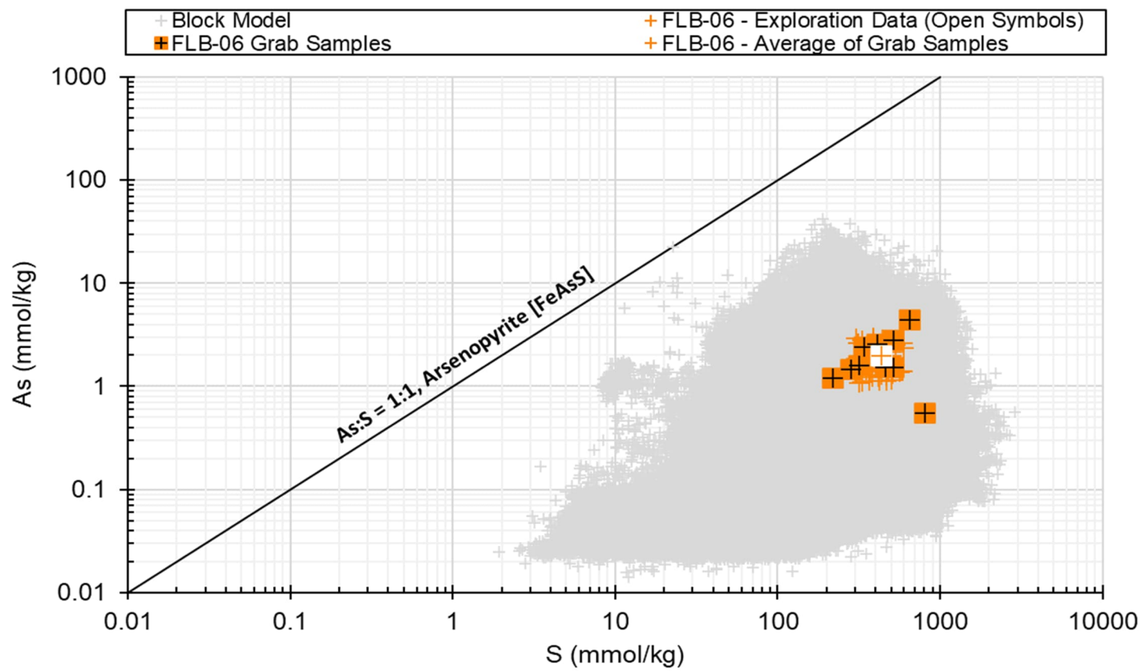

Notes

Grab samples - represent 10 - 14 grab samples of representative pieces of drill core used to construct the tests. ABA and elemental content analyzed directly.

Average compositions calculated based on interval length of individual grab samples; 10 - 14 grab samples per test (see text).

CarbNP value shown is the median NP. Median NP used in place of the average due to distribution of NP values among test subsamples.

Exploration data - represent exploration ICP data

Background As and S data taken from the Project block model.

wsp

KINROSS

FLB-06 Static Testing Results			
Geochemistry Summary for Impact Statement			
Kinross Great Bear Project			
Project Number	OMEMA2303		
Date	November 2025		
Figure Number	5.6-8		
Drawn	YW	Reviewed	EC

FLB-07

High S, Very Low NP, PAG

FELSIC VOLCANIC 1

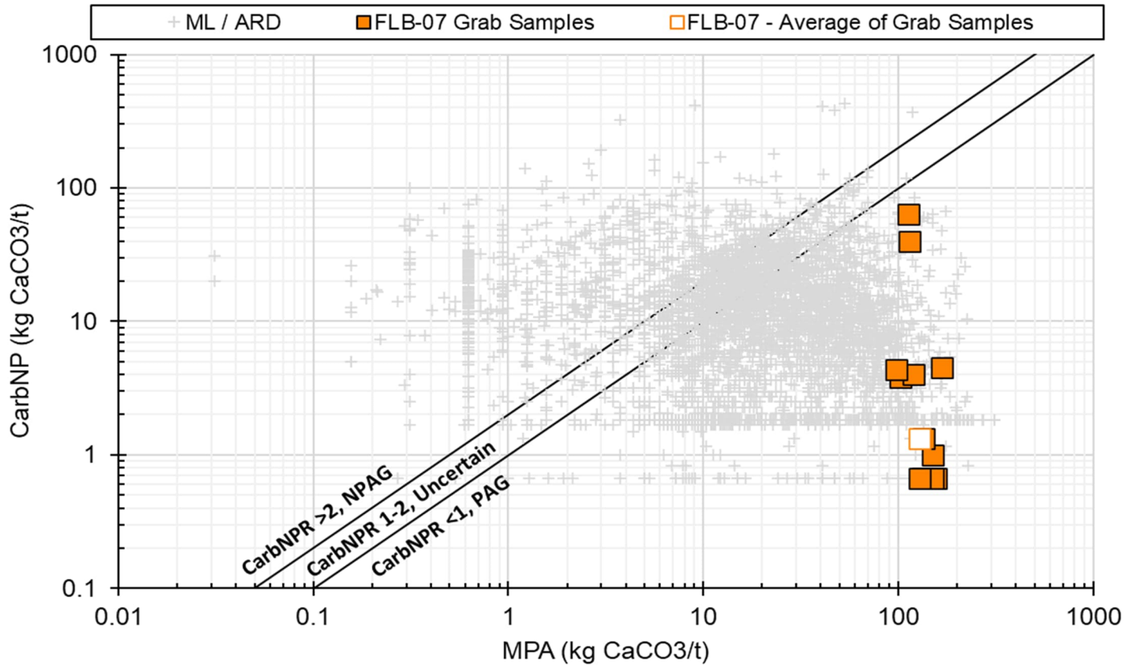

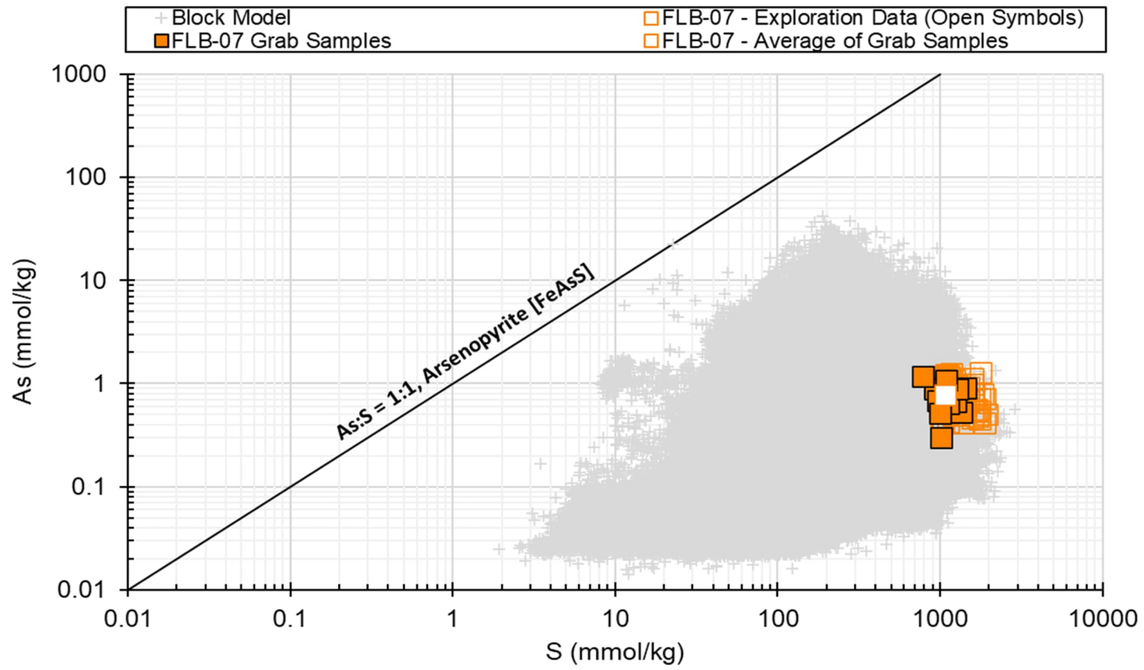

Notes

Grab samples - represent 10 - 14 grab samples of representative pieces of drill core used to construct the tests. ABA and elemental content analyzed directly.

Average compositions calculated based on interval length of individual grab samples; 10 - 14 grab samples per test (see text).

CarbNP value shown is the median NP. Median NP used in place of the average due to distribution of NP values among test subsamples.

Exploration data - represent exploration ICP data

Background As and S data taken from the Project block model.

FLB-07 Static Testing Results			
Geochemistry Summary for Impact Statement			
Kinross Great Bear Project			
Project Number		OMEMA2303	
Date		November 2025	
Figure Number		5.6-9	
Drawn	YW	Reviewed	EC

FLB-08

High S, Uncertain

BASALT

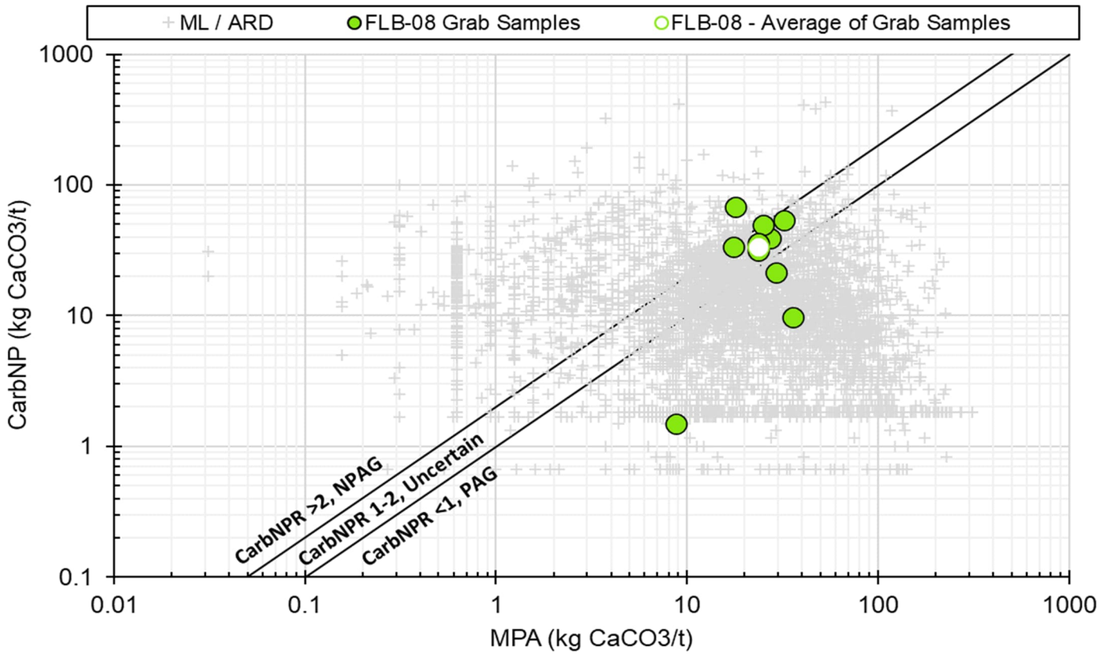

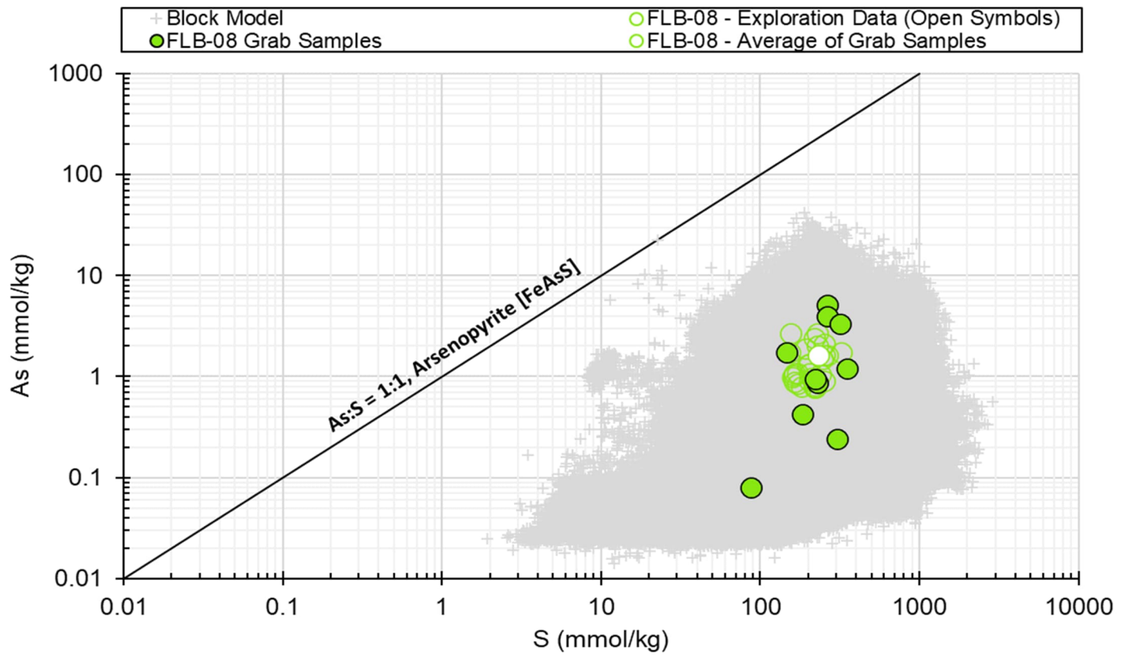

Notes

Grab samples - represent 10 - 14 grab samples of representative pieces of drill core used to construct the tests. ABA and elemental content analyzed directly.

Average compositions calculated based on interval length of individual grab samples; 10 - 14 grab samples per test (see text).

Exploration data - represent exploration ICP data

Background As and S data taken from the Project block model.

FLB-08 Static Testing Results			
Geochemistry Summary for Impact Statement			
Kinross Great Bear Project			
Project Number		OMEMA2303	
Date		November 2025	
Figure Number		5.6-10	
Drawn	YW	Reviewed	EC

FLB-09

Typical S, NPAG

BASALT

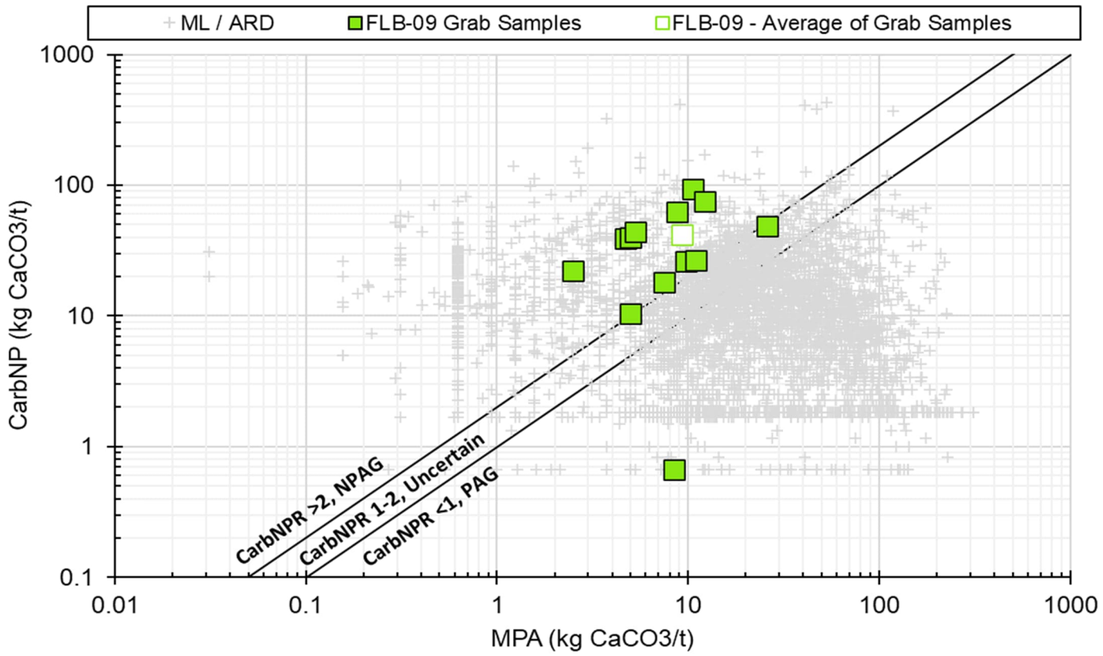

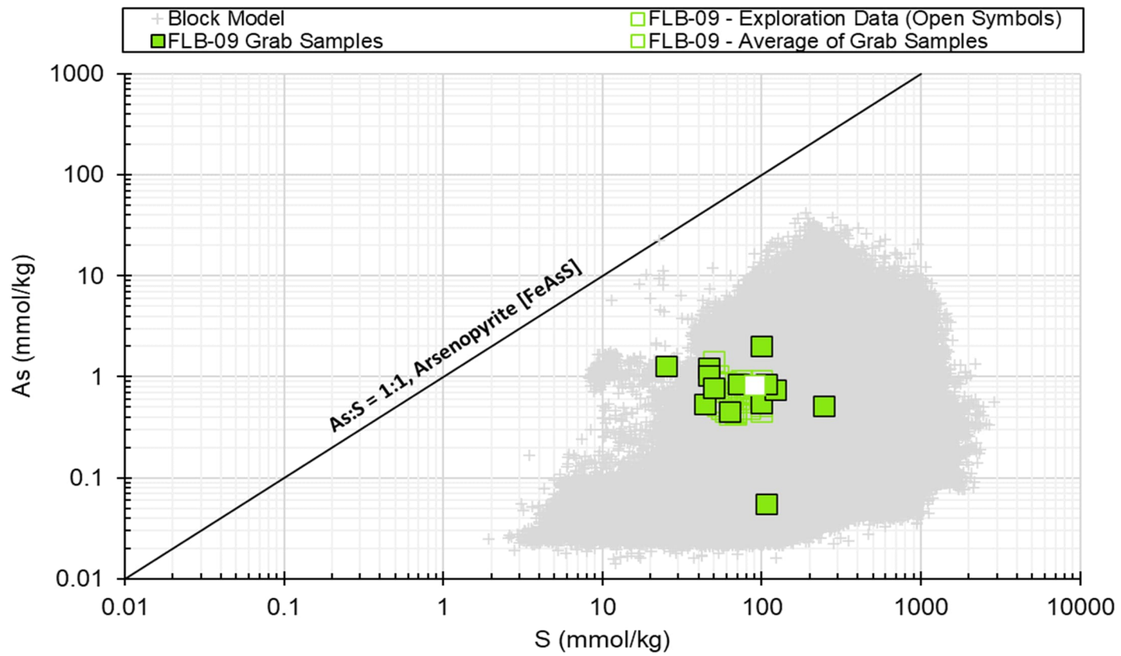

Notes

Grab samples - represent 10 - 14 grab samples of representative pieces of drill core used to construct the tests. ABA and elemental content analyzed directly.

Average compositions calculated based on interval length of individual grab samples; 10 - 14 grab samples per test (see text).

Exploration data - represent exploration ICP data

Background As and S data taken from the Project block model.

FLB-09 Static Testing Results			
Geochemistry Summary for Impact Statement			
Kinross Great Bear Project			
Project Number		OMEMA2303	
Date		November 2025	
Figure Number		5.6-11	
Drawn	YW	Reviewed	EC

FLB-10

NPAG

BASALT

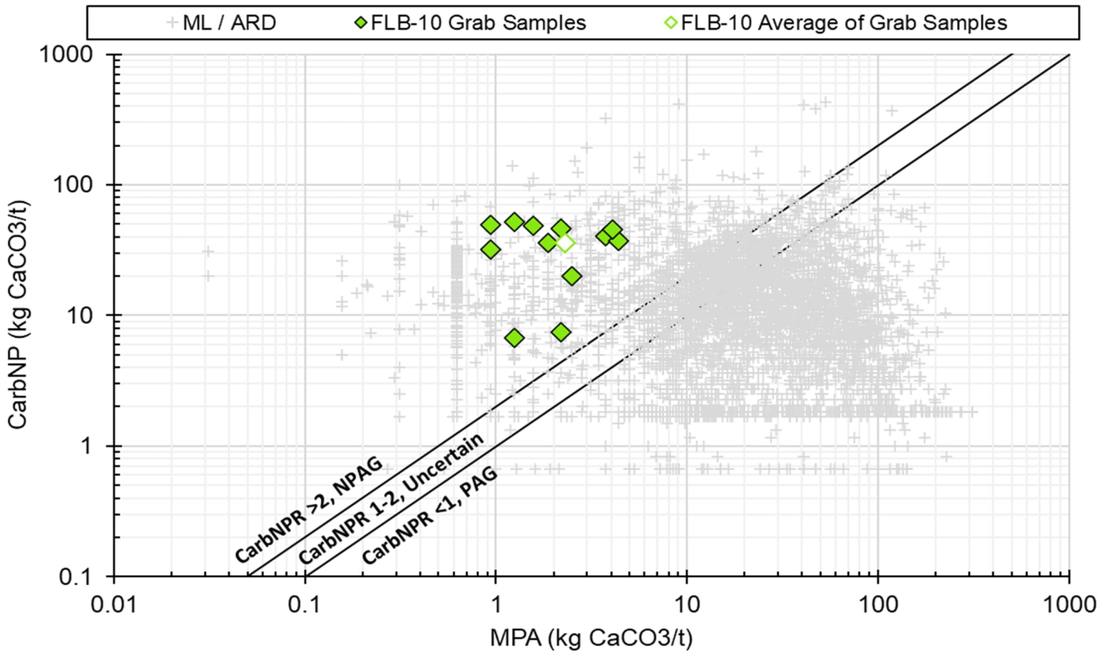

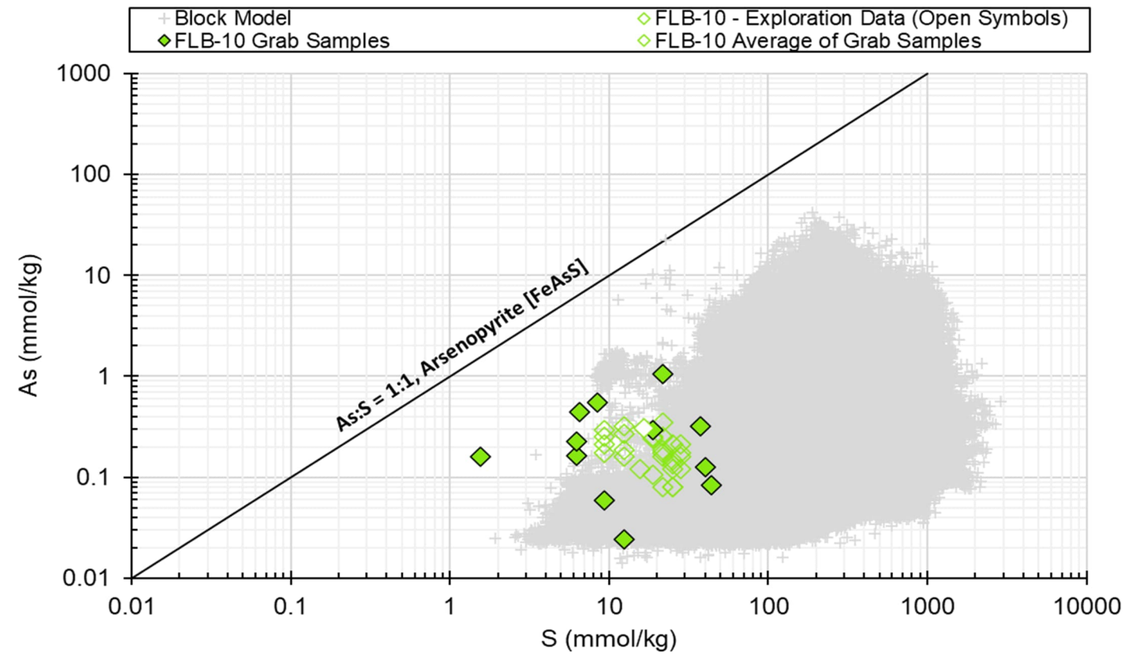

Notes

Grab samples - represent 10 - 14 grab samples of representative pieces of drill core used to construct the tests. ABA and elemental content analyzed directly.

Average compositions calculated based on interval length of individual grab samples; 10 - 14 grab samples per test (see text).

Exploration data - represent exploration ICP data

Background As and S data taken from the Project block model.

FLB-10 Static Testing Results			
Geochemistry Summary for Impact Statement			
Kinross Great Bear Project			
Project Number		OMEMA2303	
Date		November 2025	
Figure Number		5.6-12	
Drawn	YW	Reviewed	EC

FLB-11

NPAG

FELSIC VOLCANIC 2

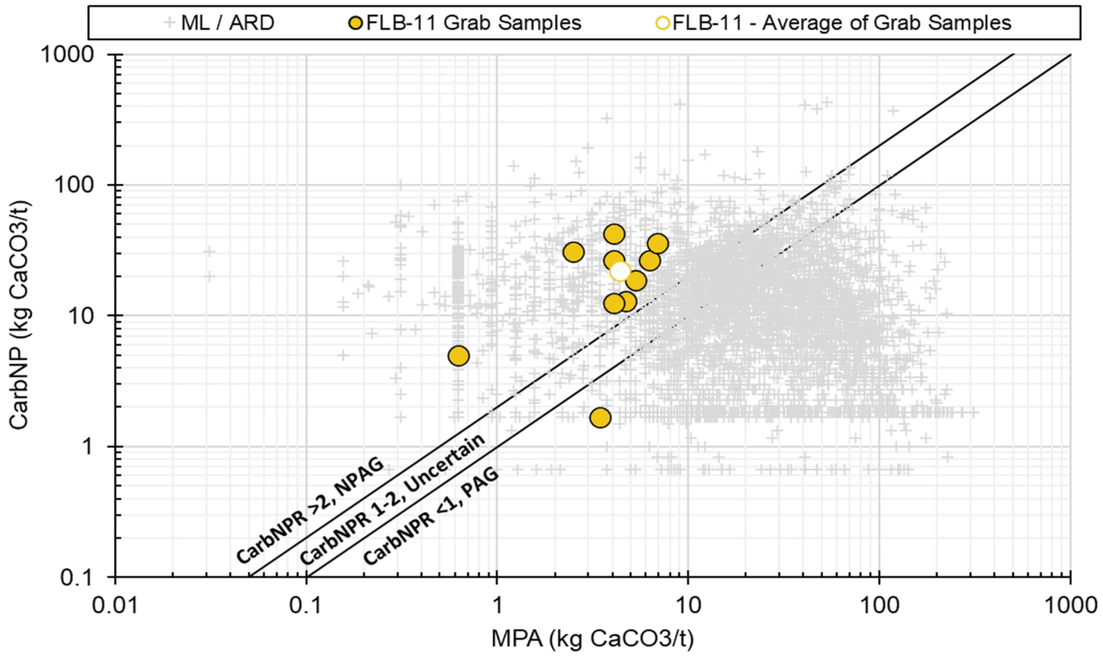

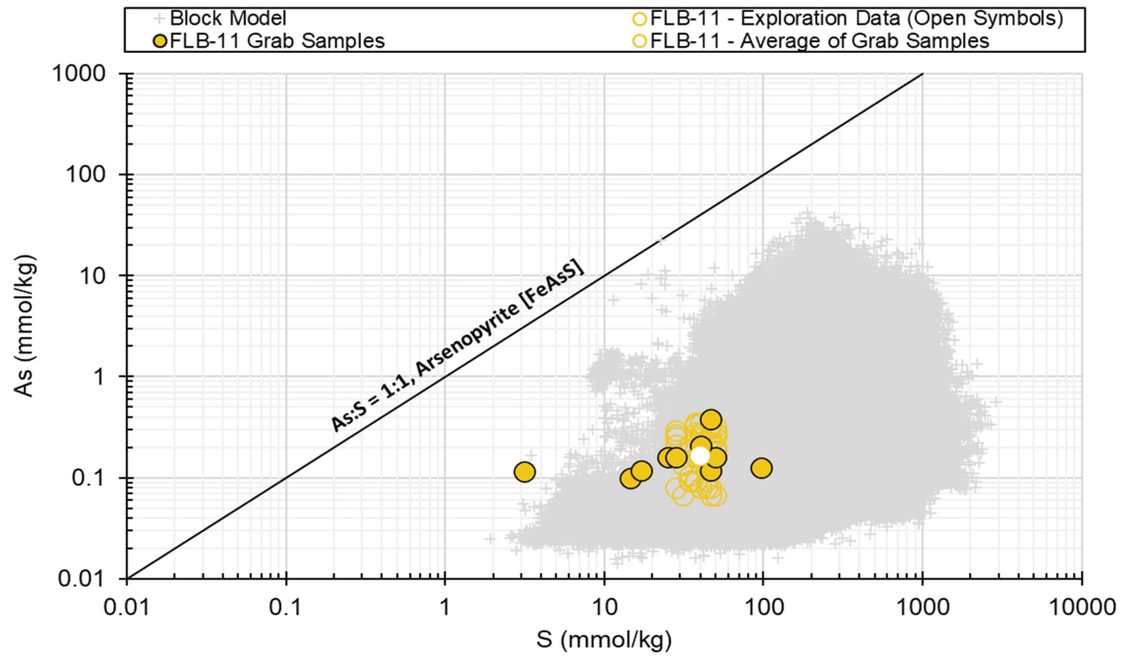

Notes

Grab samples - represent 10 - 14 grab samples of representative pieces of drill core used to construct the tests. ABA and elemental content analyzed directly.

Average compositions calculated based on interval length of individual grab samples; 10 - 14 grab samples per test (see text).

Exploration data - represent exploration ICP data

Background As and S data taken from the Project block model.

FLB-11 Static Testing Results	
Geochemistry Summary for Impact Statement	
Kinross Great Bear Project	
Project Number	OMEMA2303
Date	November 2025
Figure Number	5.6-13
Drawn: YW	Reviewed: EC

FLB-12

Typical S, NPAG

FELSIC VOLCANIC 2

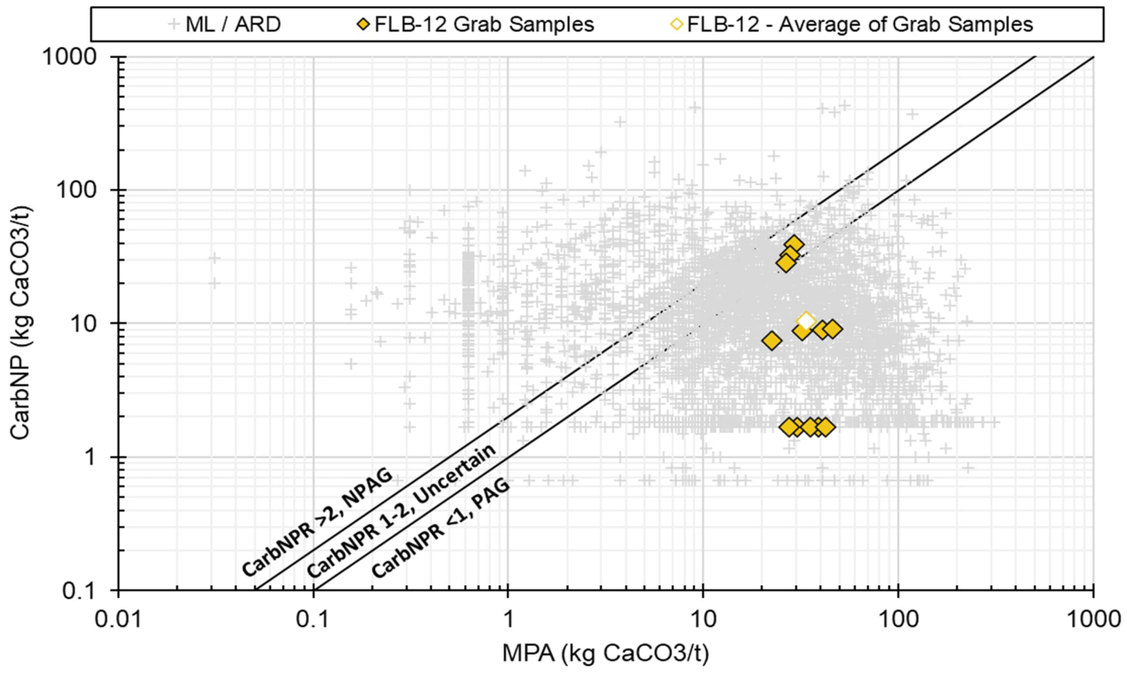

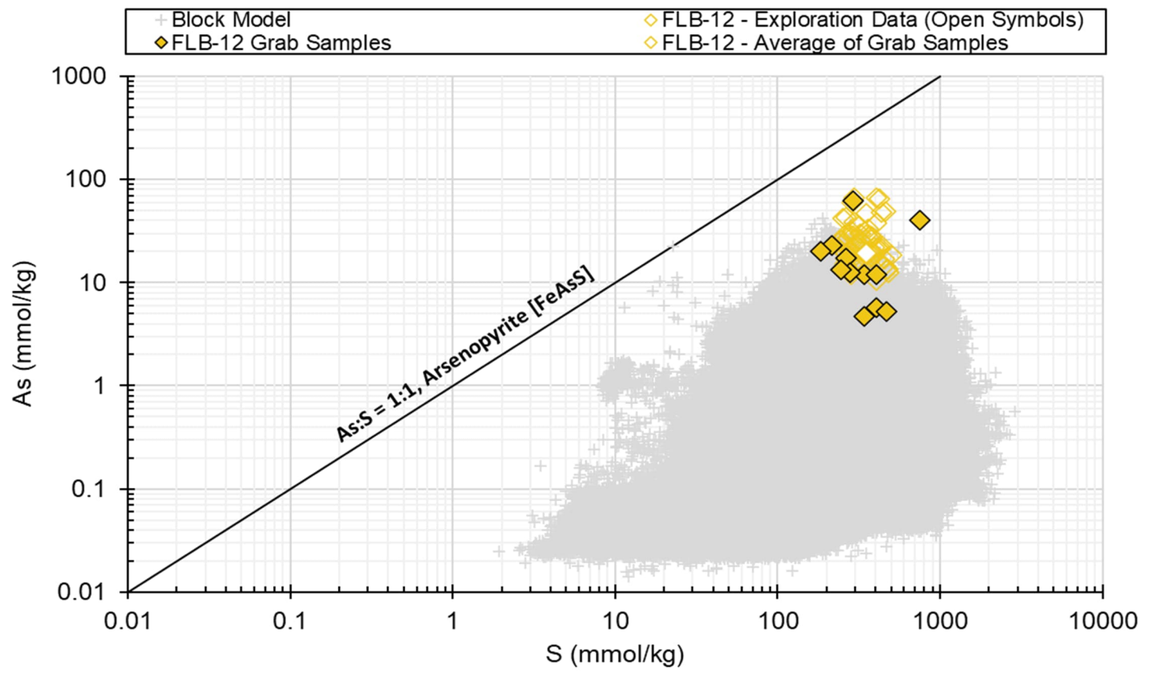

Notes

Grab samples - represent 10 - 14 grab samples of representative pieces of drill core used to construct the tests. ABA and elemental content analyzed directly.

Average compositions calculated based on interval length of individual grab samples; 10 - 14 grab samples per test (see text).

CarbNP value shown is the median NP. Median NP used in place of the average due to distribution of NP values among test subsamples.

Exploration data - represent exploration ICP data

Background As and S data taken from the Project block model.

FLB-12 Static Testing Results			
Geochemistry Summary for Impact Statement			
Kinross Great Bear Project			
Project Number		OMEMA2303	
Date		November 2025	
Figure Number		5.6-14	
Drawn	YW	Reviewed	EC

FLB-13

Typical S, Very Low NP, PAG

METASEDIMENT 2

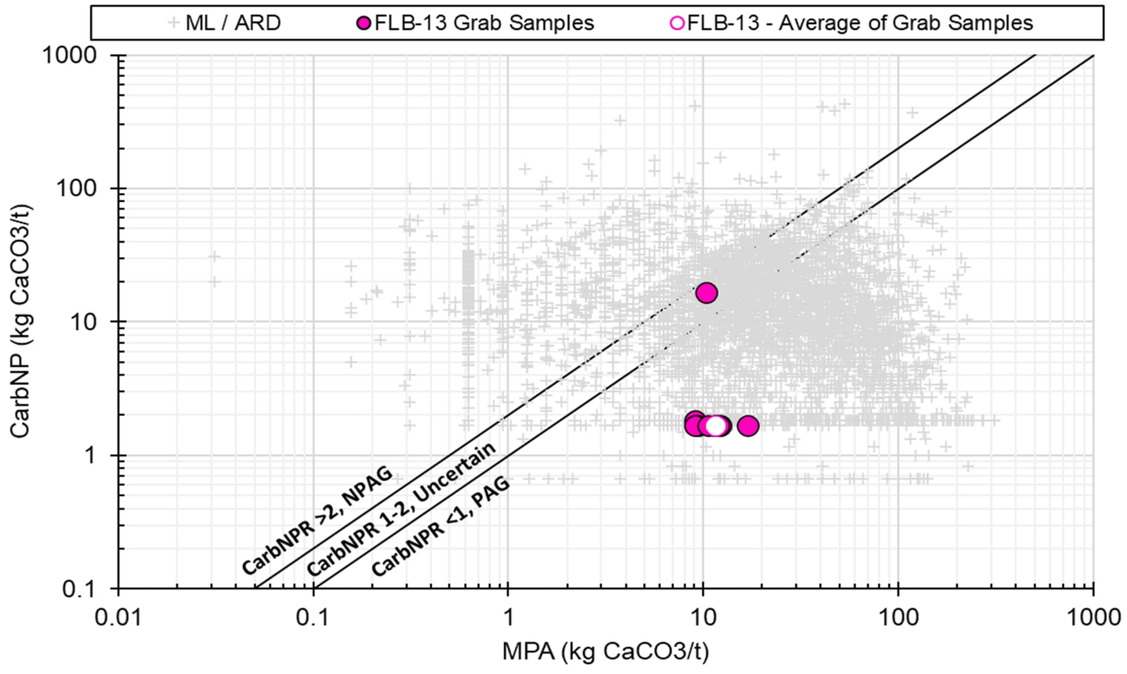

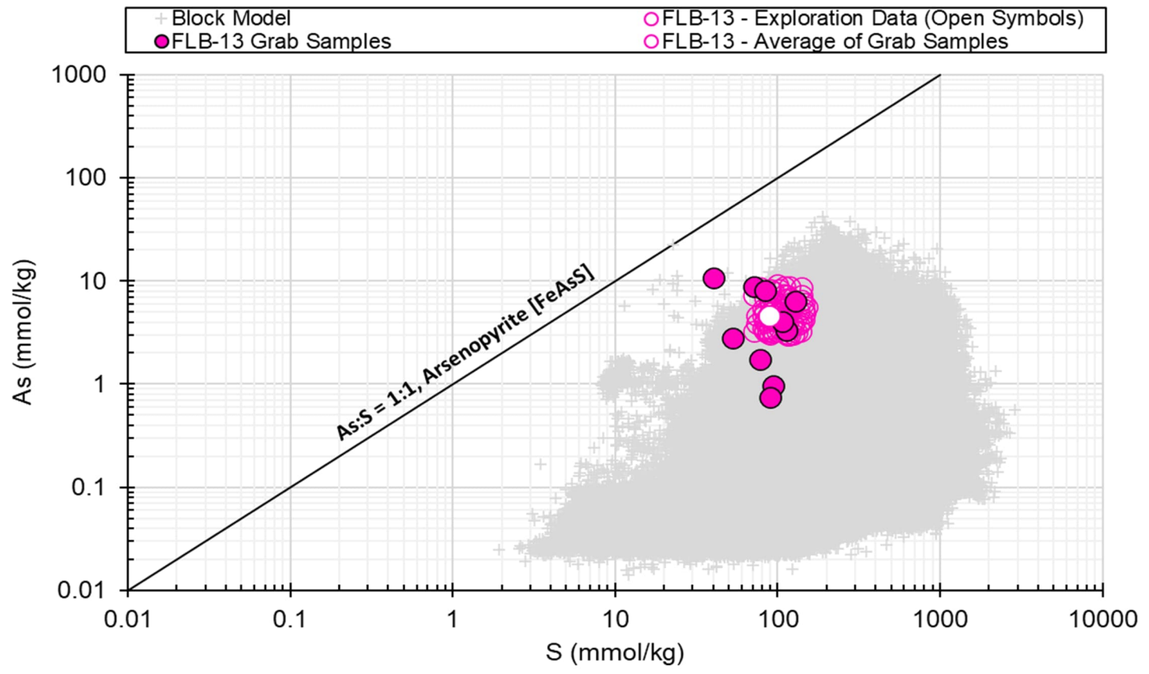

Notes

Grab samples - represent 10 - 14 grab samples of representative pieces of drill core used to construct the tests. ABA and elemental content analyzed directly.

Average compositions calculated based on interval length of individual grab samples; 10 - 14 grab samples per test (see text).

CarbNP value shown is the median NP. Median NP used in place of the average due to distribution of NP values among test subsamples.

Exploration data - represent exploration ICP data

Background As and S data taken from the Project block model.

FLB-13 Static Testing Results			
Geochemistry Summary for Impact Statement			
Kinross Great Bear Project			
Project Number		OMEMA2303	
Date		November 2025	
Figure Number		5.6-15	
Drawn	YW	Reviewed	EC

FLB-14

Typical S, PAG

METASEDIMENT 2

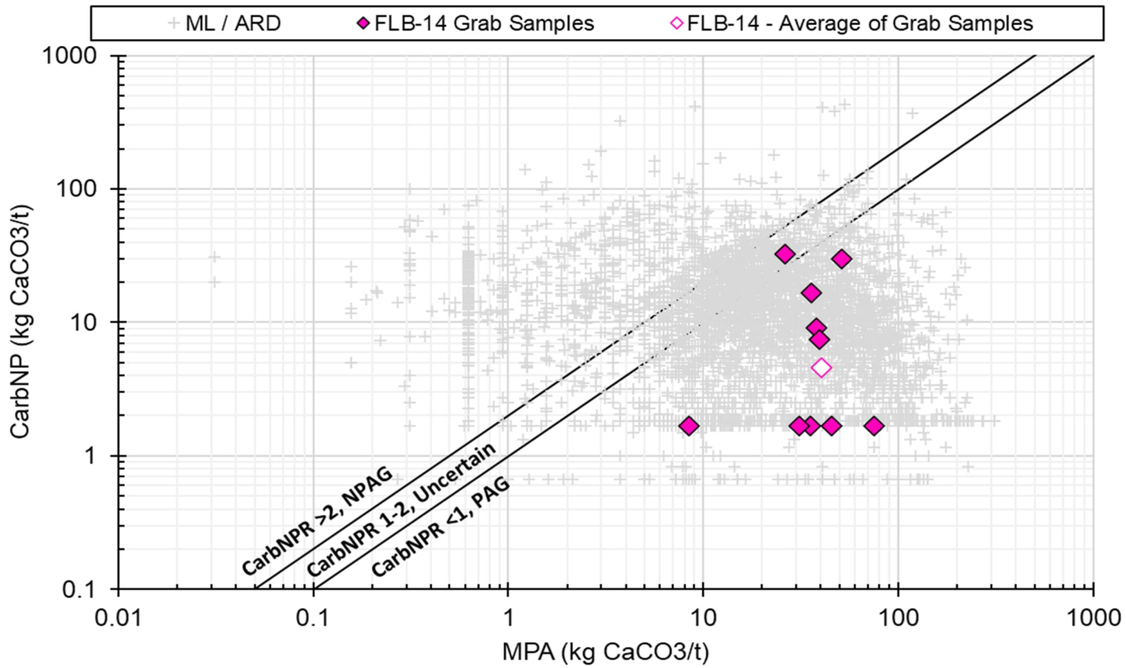

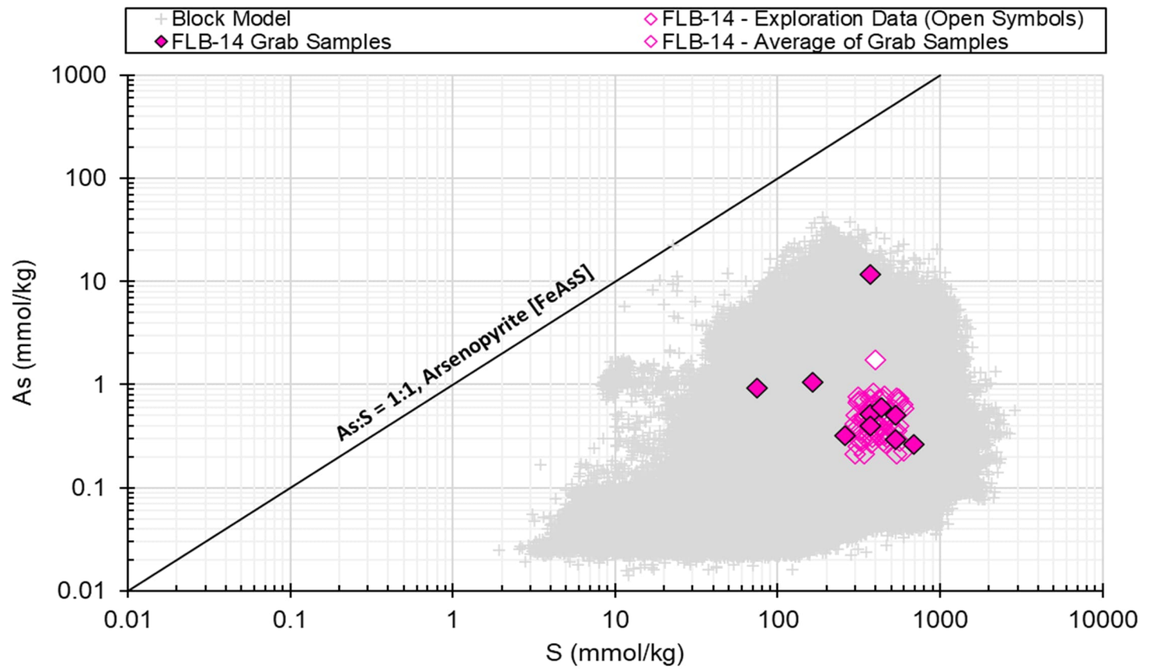

Notes

Grab samples - represent 10 - 14 grab samples of representative pieces of drill core used to construct the tests. ABA and elemental content analyzed directly.

Average compositions calculated based on interval length of individual grab samples; 10 - 14 grab samples per test (see text).

CarbNP value shown is the median NP. Median NP used in place of the average due to distribution of NP values among test subsamples.

Exploration data - represent exploration ICP data

Background As and S data taken from the Project block model.

FLB-14 Static Testing Results			
Geochemistry Summary for Impact Statement			
Kinross Great Bear Project			
Project Number	OMEMA2303		
Date	November 2025		
Figure Number	5.6-16		
Drawn	YW	Reviewed	EC

FLB-15

High S, PAG

METASEDIMENT 3

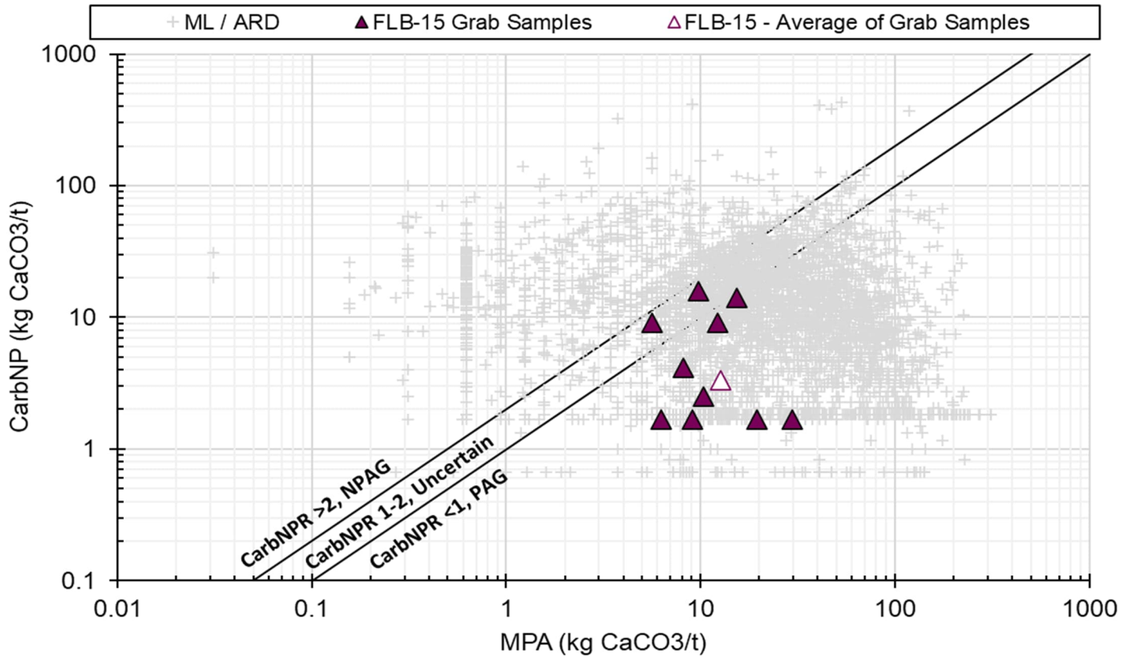

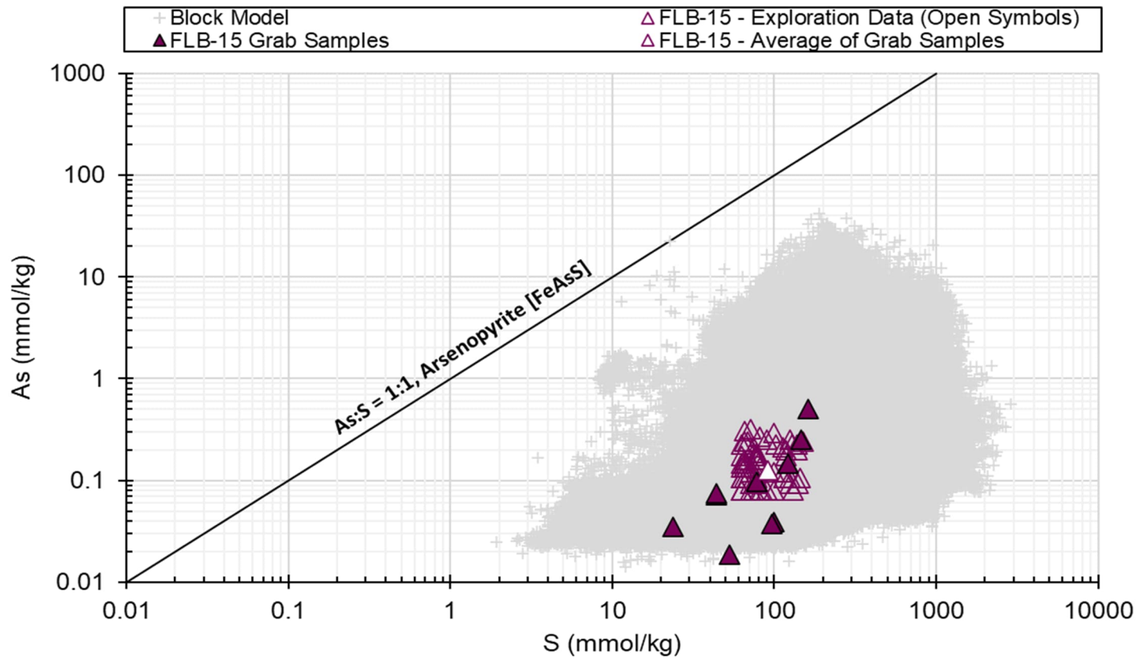

Notes

Grab samples - represent 10 - 14 grab samples of representative pieces of drill core used to construct the tests. ABA and elemental content analyzed directly.

Average compositions calculated based on interval length of individual grab samples; 10 - 14 grab samples per test (see text).

CarbNP value shown is the median NP. Median NP used in place of the average due to distribution of NP values among test subsamples.

Exploration data - represent exploration ICP data

Background As and S data taken from the Project block model.

FLB-15 Static Testing Results			
Geochemistry Summary for Impact Statement			
Kinross Great Bear Project			
Project Number		OMEMA2303	
Date		November 2025	
Figure Number		5.6-17	
Drawn	YW	Reviewed	EC

6 TAILINGS

6.1 SUMMARY

Static testing and kinetic testing were conducted on synthetic tailings samples produced as part of metallurgical testing for the Project, including desulphurized tailings and concentrate tailings. Static testing and kinetic testing were also conducted on samples representing whole tailings that will be used to generate paste backfill, as well as samples of prepared paste backfill. The ML / ARD characteristics of these materials are summarized below and described in greater detail through Section 6.

Desulphurized Tailings

Desulphurized tailings samples are NPAG with a low total S content (median 0.18%), primarily present as sulphides (pyrite). Desulphurized tailings had no potential for net acidic leachates and low metal release rates based on humidity cell testing. Mercury concentrations in test leachates were below or at the analytical detection limit throughout testing. Solid phase metal concentrations were low and were usually below screening values.

Analyses conducted on supernatant samples (post-cyanide destruction; post-CND) representing process water to be discharged with the tailings indicated that the process water generally had a circumneutral pH with generally low metal concentrations. Metal concentrations were below qualitative screening values for most elements with the exception of P and Co (all samples) and As, Cu, Fe, Mo and Sb in isolated samples. Sulphate concentrations were on the order of 1,000 mg/L and were attributed to the addition of sulphate as a reagent during the CND process.

Concentrate Tailings

Concentrate tailings samples are PAG. The samples had an elevated total S content (median 32%), present as sulphides (mainly pyrite). Consistent with their high sulphide content, the samples had elevated solid phase concentrations of several metals (Ag, As, Cd, Cu, Se, Pb, Mo, Zn, Sb and W).

Results of the subaqueous recirculating column test on the concentrate tailings sample indicated that oxidation of the material was limited under submerged conditions as are proposed for the Project. Consistent with low rates of sulphide oxidation, metal release rates for the concentrate tailings sample were low and many parameters (including Sb, Be, Cr, Pb, Mo, Ni, Ag, Tl, W, V, Zn and Zr) were below analytical detection limits.

Analyses conducted on supernatant samples (post-CND) representing process water to be discharged with the concentrate tailings indicated that supernatant had circumneutral pH and sulphate concentrations of approximately 1,000 mg/L, which is attributed to the addition of sulphate in the CND process. Most elements in the concentrate supernatant were below qualitative screening values with the exception of P and Co (all samples) and several other elements (As, Cu, Fe, Mo, Cd, Cr, Sb and Pb) in isolated samples. Concentrations of P were attributed to the reagents used during flotation. Mercury was below screening values and the analytical detection limit.

Whole Tailings

Whole tailings (e.g., tailings generated that have not undergone flotation) will be used to generate paste backfill. The whole tailings samples representative of the LP Zone were PAG with median total S content of 1.2%. Sulphur was mainly present as pyrite in the samples, although some samples contained pyrite and pyrrhotite.

Humidity cell testing indicated that metal release rates from the whole tailings samples were generally low under current neutral leaching conditions. Based on the humidity cell test results, lag times were estimated to be on the order of 10 years for whole tailings that represent the life of mine LP tailings to be used for backfill generation.

Paste Backfill

Paste backfill was prepared from whole tailings samples representing the life of mine whole tailings. Properties of the paste backfill sample were similar to the whole tailings from which the paste was prepared. The paste backfill sample had a total S content of approximately 1% (present as pyrite) and was classified as PAG by ABA.

Subaerial and subaqueous kinetic testing conducted on paste backfill samples generally indicated low metal release rates. Release rates from the subaqueous kinetic test, representing submerged backfill under closure conditions, were generally lower than release rates observed from the subaerial test.

Based on trends in release rates for the whole tailings and the NP and AP content of the paste backfill, a lag time to net acidic conditions for the paste backfill is currently estimated to be on the order of 10 years under laboratory conditions. However, placement of the paste backfill underground in sealed stopes will limit its interaction with oxygen and water which is expected to prolong the laboratory estimated lag time.

6.2 STATIC TESTING

6.2.1 OVERVIEW

A static testing program was undertaken to assess the metal leaching and acid generation potential of Project tailings. The program utilized synthetic tailings samples produced as part of metallurgical test work undertaken for the Project. A flotation process was used to prepare desulphurized tailings from whole tailings; the sulphides and other minerals removed from the whole tailings during this process were prepared into concentrate tailings.

Tailings samples evaluated as part of this assessment included seven samples of desulphurized tailings and nine samples of concentrate tailings. All samples underwent bench scale CND. Supernatant samples were also collected throughout various stages of the metallurgical testing to provide information regarding the process water quality that could be discharged with the tailings during operations. These samples represent the current mine plan and Project flowsheet. The results of static testing will be used to inform tailings and related water quality management strategies.

In addition to the desulphurized tailings and concentrate tailings samples, whole tailings (e.g., tailings that did not undergo flotation) were also tested. This included the assessment of nine samples of synthetic whole tailings produced in earlier metallurgical testing programs. These samples do not reflect the expected composition and geochemical characteristics of Project tailings to be discharged to surface management facilities based on the current mine plan. However, whole tailings will be used to generate paste backfill for use in the underground mine. As such, geochemical test results for the whole tailings samples are included herein for completeness.

Paste backfill is planned to be the primary form of structural backfill in the underground mine. Paste backfill was produced from synthetic whole tailings samples, Terraflow binder and water according to Project engineering specifications available at the time of sample preparation. The prepared paste backfill was included in the geochemical testing program to characterize this material. The paste backfill samples discussed below will be supplemented with additional samples prepared using whole tailings and membrane reject solution, consistent with recent updates in Project planning.

6.2.2 SUMMARY OF AVAILABLE SAMPLES

The static testing program utilized synthetic tailings samples produced as part of metallurgical test work for the Project.

The static testing program was initiated in 2022. Since that time, the Project flowsheet has progressed to optimize gold recovery and support tailings management strategies. This is common during the mine design process, and the samples tested reflect the flowsheet at various stages of Project development.

Currently, the Project flowsheet includes the following processing stages:

- Grinding, gravity separation, and cyanide leaching to recover gold.
- CND conducted on whole tailings with SO_2/air.
- Flotation to generate NPAG desulphurized tailings and a smaller volume of PAG concentrate tailings.
- The CND process is currently being optimized as part of ongoing mine engineering. This may affect the types and / or quantities of reagents used.

A summary of the synthetic tailings samples included in the static testing program is provided in Table 6.2-1 and presented in Figure 6.2-1. The samples tested were produced from three metallurgical programs that took place at SGS Lakefield from 2022 to 2024.

Desulphurized Tailings and Concentrate Tailings

Sixteen tailings samples were produced in 2024 from flotation testing that reflects the current Project flowsheet. These samples were generated from LP Zone ore composites, which are expected to comprise over 95% of the ore resources at the Project (Pfeiffer et al. 2023). Samples included the following:

- Seven samples of desulphurized tailings produced from ore composites representative of the LP Zone. Prior to geochemical testing, samples were stored as slurry in sealed and refrigerated pails.
- Nine samples of concentrate tailings produced from ore composites representative of the LP Zone. Prior to geochemical testing, samples were stored as frozen filter cakes in sealed plastic bags.

All of these samples were subjected to CND prior to flotation.

Tailings process water was also collected and included:

- Six samples of whole tailings supernatant prior to CND and prior to flotation (pre-CND and pre-flotation).
- Six samples of post-CND supernatant from the desulphurized tailings (post-CND and post-flotation).
- Six samples of post-CND supernatant from the concentrate tailings (post-CND and post-flotation).

Whole Tailings

During earlier metallurgical programs in 2022 and 2023, samples of whole tailings were produced. Samples were produced from nine ore composites, including six ore composites from the LP Zone, two ore composites from the Hinge Zone, and one ore composite from the Limb Zone. These samples included:

- Nine samples of whole tailings (not subjected to CND), including six samples of LP Zone whole tailings, two samples of Hinge Zone whole tailings and one sample of Limb Zone whole tailings. Following preparation of the samples, they were oven dried (40°C), and size fractioned to support other metallurgical test work. The remaining grain size fractioned samples were subsequently recomposited to support their use in the geochemical test program at that time. Pre-CND supernatant samples were also collected at this time from the six samples of LP Zone whole tailings.
- Five whole tailings samples that were subjected to CND testing. These five samples were re-generated from five of the original nine ore composite samples and included three samples of LP Zone tailings and one sample each of Limb Zone and Hinge Zone tailings. Data for some samples were considered as paired samples because they were generated from the same original ore composite. Whole tailings supernatant (post-CND) samples were also collected from these five samples.

Paste Backfill

Post-CND whole tailings representative of the LP Zone was used to prepare samples of paste backfill according to Project engineering specifications for underground backfill. The whole tailings sample used

to prepare the backfill was previously characterized and selected by Great Bear Resources to be representative of the life of mine tailings feed to the paste plant.

Paste backfill was prepared at the Global ARD laboratory in Burnaby, British Columbia in 2024 using simulated whole tailings mixed with 3% (by dry weight) Terraflow binder supplied by Minefill Australia. Water was added to achieve a solids content of 72.5% w/w, and the mixture was homogenized into a paste using a high-shear mixer. Backfill was cured for 28 days at 35°C, with relative humidity above 95% maintained throughout the curing period.

The prepared backfill sample and samples of the whole tailings and binder (which were used in the preparation of backfill) were analyzed separately as part of the static test program.

6.2.3 ANALYTICAL TEST METHODS AND SCREENING APPROACH

Static testing was conducted at the Global ARD laboratory in Burnaby, British Columbia. A summary of the static tests completed on tailings is provided in Table 6.2-2. An overview of the static test methods used for the ML / ARD assessment is discussed below. Further details on these methods and sample preparation information are presented in Section 4.3 and Appendix A.

ABA testing was conducted on all samples to evaluate the balance of potentially acid generating and acid neutralizing minerals in the samples.

- ABA testing included determination of paste pH, total S by Leco furnace, sulphate S by HCl leach followed by Leco furnace or turbidimeter, sulphide S by difference (total S – sulphate S), Modified NP [11], TC by Leco furnace and TIC. CarbNP was calculated from TIC. Supplemental test work was completed on the whole tailings samples produced in 2022 and 2023 to confirm sulfur speciation, including sulphate S by Na_2CO_3 leach and sulphide S by HNO_3 leach.
- TIC was analyzed by several methods including HCl leach and Leco furnace for six of the desulphurized tailings samples, eight of the concentrate tailings samples, and the prepared paste backfill sample. TIC was analyzed by $HClO_4$ leach and coulometer for the whole tailings samples, seven samples of desulphurized tailings and nine samples of concentrate tailings. There appeared to be an interference with the Leco furnace analysis for TIC for the concentrate tailings. This was suspected to be related to the presence of metallurgical reagents in the samples. Therefore, all samples from 2024 were also analyzed by $HClO_4$ leach and coulometer determination to measure their TIC content.
  - TIC content by $HClO_4$ leach and coulometer was consistent with HCl leach for the desulphurized tailings samples that were analyzed by both methods. CarbNP was calculated from TIC by HCl leach and Leco where available (F9-RO, F7-RO, F8-RO, F4-RO, F5-RO and F6-R-RO). CarbNP was calculated from TIC by $HClO_4$ leach and coulometry for the remaining tailings samples (F1-Ro Tailings, F1-Ro Concentrate, C01-F9, C02-F7, C03-F8, C04-F4, C05-F5R, C06-F6R, CO2-F1 and CO2- F2).
  - The sample of Terraflow binder (used in the backfill) could not be analyzed for TIC using the Leco furnace. Due to the nature of the sample (slag-based cement binder), it appeared incompatible with HCl leach and high temperatures and melted when analysis was attempted. This sample was therefore analyzed by $HClO_4$ leach and coulometer.

NAG testing was conducted on seven desulphurized tailings samples, one sample of concentrate tailings, and nine whole tailings samples. Analysis of NAG leachate chemistry is also available for the whole tailings samples.

- NAG pH results were screened against NAG pH criteria for PAG and NPAG materials (AMIRA 2002) and assessed in conjunction with NPR values from ABA testing.

[11] MEND 1991 method, based on the 1989 Lawrence Modified NP method.

- NAG leachates were analyzed for pH, conductivity, acidity, sulphate, chloride, fluoride, total dissolved P, and dissolved metals (Hg, Ag, Al, As, B, Be, Ca, Cd, Co, Cr, Cu, Fe, K, Mg, Mo, Na, Ni, P, Pb, Sb, Se, Sr, Tl, U, V, W and Zn).
- NAG leachate chemistry was compared to screening values to identify parameters of potential interest under acidic leaching conditions. The screening analysis included comparison of the NAG leachate chemistry to PWQO values for the protection of aquatic life, including both in-place PWQO values and interim PWQO values. The NAG leachate test and screening approach is not a direct representation of site water quality and comparisons to screening values hold no regulatory significance.

Solid phase elemental content analysis was conducted on all samples by aqua regia digestion and ICP-MS scan for environmental screening purposes. Results were compared to 10 times the crustal abundance values presented in Price (1997) for screening purposes. Sample concentrations greater than the screening value were considered enriched in those elements. This approach is used to screen the samples for elemental enrichment based on standard screening values and does not provide a direct assessment of metal leaching potential or resulting drainage water quality. Elements that were enriched in the solid phase were given additional consideration in subsequent metal leaching assessments (SFE, NAG, and kinetic testing).

Post-CND supernatant (decant water) samples were analyzed to assess the quality of process water that could be discharged with tailings during mine operations. Supernatant was also analyzed prior to CND to evaluate the influence of bench scale reagent addition on the water quality of the post-CND supernatant samples.

- The tailings supernatant was analyzed for pH, conductivity, acidity, alkalinity, sulphate, chloride, fluoride, nitrate, nitrite, ammonia, total cyanide, weak acid dissociable cyanide, free cyanide, cyanate, thiocyanate, total dissolved P by colourimetry, Hg by CVAA and dissolved metals by ICP-MS (Ag, Al, As, B, Be, Ca, Cd, Co, Cr, Cu, Fe, K, Mg, Mo, Na, Ni, Pb, Sb, Se, Sr, Tl, U, V, W and Zn).
- Results were compared to screening values to identify parameters of potential interest. The screening analysis included comparison of the SFE leachate chemistry to both in-place PWQO values and interim PWQO values.
- It is noted that the bench-scale CND process is not directly representative of the field-scale process. The use of the data as an indicator of potential future process water quality is considered preliminary and for screening purposes only.

SFE testing was conducted on selected samples including seven samples of post-CND desulphurized tailings, four samples of post-CND concentrate tailings and nine samples of pre-CND whole tailings. The SFE test is a screening test to assess the potential release of soluble metals during the initial (e.g., short-term) stages of weathering.

- Leachates from the desulphurized tailings, one sample of concentrate tailings and all pre-CND whole tailings were analyzed for pH, conductivity, acidity, alkalinity, sulphate, nitrate, nitrite, ammonia, total cyanide, weak acid dissociable cyanide, free cyanide, cyanate, thiocyanate, total dissolved P by colourimetry, Hg by CVAA and dissolved metals by ICP-MS (Ag, Al, As, B, Be, Ca, Cd, Co, Cr, Cu, Fe, K, Mg, Mo, Na, Ni, Pb, Sb, Se, Sn, Sr, Tl, U, V, W and Zn).
  - To preserve mass for kinetic testing, three of the concentrate tailings samples were analyzed for a reduced set of parameters including pH, conductivity, acidity, alkalinity, sulphate, nitrate, nitrite, ammonia, Hg by CVAA and dissolved metals by ICP-MS (Ag, Al, As, B, Be, Ca, Cd, Co, Cr, Cu, Fe, K, Mg, Mo, Na, Ni, Pb, Sb, Se, Sn, Sr, Tl, U, V, W and Zn).
- Modified SFE testing, maintaining a 3:1 mass ratio of deionized water to sample, was conducted on three of the concentrate tailings samples (C02-F7, C04-F4 and C02-F1) due to limitations in sample mass available. Leachates from these samples were analyzed for pH, conductivity, acidity, alkalinity, sulphate, chloride, fluoride, nitrate, nitrite, Hg by CVAA and dissolved metals by ICP-MS (Ag, Al, As, B, Be, Ca, Cd, Co, Cr, Cu, Fe, K, Mg, Mo, Na, Ni, Pb, Sb, Se, Sn, Sr, Tl, U, V, W and Zn). Total dissolved P, ammonia and cyanide species were not analyzed due to low sample volume.

- Leachate chemistry was compared to screening values to identify parameters of potential interest for metal leaching. The screening analysis included comparison of the SFE leachate chemistry to in-place PWQO values and interim PWQO values. The SFE test and screening approach is not a direct representation of mine water quality and comparisons to screening values hold no regulatory significance.

Mineralogical testing using R-XRD was conducted on six desulphurized tailings samples, five samples of whole tailings, one sample each of the whole tailings and Terraflow binder used in the preparation of paste backfill, and one sample of prepared paste backfill. R-XRD analysis was also conducted on one composite sample of concentrate tailings that was utilized for kinetic testing.

6.2.4 QUALITY ASSURANCE AND QUALITY CONTROL

Upon receipt, laboratory data quality was reviewed according to the methods presented in Section 4.6. Where provided, this included review of laboratory QA / QC protocols such as replicates, duplicates, and certified reference materials.

Relative percent differences were found to be within acceptable limits (<10%) and were usually within 5% with rare exceptions that tended to occur for parameters that were near the analytical detection limit.

Comparison of NPR values and NAG pH generally showed good alignment for all samples, where available.

Charge balances, method blanks and method spikes for aqueous analyses returned QA / QC data that was within expected benchmarks with rare exceptions that were also associated with low concentrations near the analytical detection limit.

Differences were noted for the Terraflow binder sample between carbon results in ABA testing and calculated carbon based on R-XRD results. Specifically, the R-XRD results showed notably higher calcite than expected based on CarbNP data from ABA testing. Mass balance calculations for the whole tailings, binder and the prepared paste also suggested that CarbNP was underestimated by ABA and that the CarbNP of the Terraflow binder was on the order of 400 kg $CaCO_3$/t. This aligned with the calculated CarbNP based on the calcite content of the sample. Aqua regia calcium by ICP-MS aligned with R-XRD calcite. The CarbNP results from ABA testing were therefore attributed to analytical challenges due to sample composition. Carbon content based on the R-XRD results was therefore used in place of ABA results for this specific sample.

6.2.5 ACID GENERATION POTENTIAL

Key static testing results are summarized below and shown in Figure 6.2-2 through Figure 6.2-5. Additional results and data are provided in Appendix G.

Desulphurized Tailings

Samples of desulphurized tailings were NPAG and had low concentrations of total S, ranging from 0.07 to 0.23% (median 0.18%; Table G-1). Sulphate S concentrations were low relative to the total S concentrations, ranging from 0.02 to 0.12% in the desulphurized tailings samples.

The relationship between total S and sulphide S is presented in Figure 6.2-2. In general, S was predominately present as sulphide in the desulphurized tailings, however the proportion of sulphide S relative to sulphate S was somewhat variable in individual samples due to the low S content (and sulphate S contents near the detection limit).

- The R-XRD results (discussed further below) support the results of S speciation testing, whereby sulphides represent the predominant form of S in the samples, with no identified sulphate phases. The S contents of the samples were too low to reliably confirm sulphide phases by R-XRD and a detailed mineralogy program has been initiated to provide additional information regarding sulphide mineralogy in the desulphurized tailings.

The Modified NP content of desulphurized tailings samples ranged from 11 to 45 kg $CaCO_3$/t (median of 27 kg $CaCO_3$/t). The relationship between NP and CarbNP is presented in Figure 6.2-3.

- CarbNP was slightly lower than Modified NP, suggesting that while carbonate minerals comprise most of the neutralization capacity in the desulphurized tailings samples, some NP may also be contributed by aluminosilicate phases. This was confirmed by R-XRD testing which identified calcite as the dominant carbonate mineral in all six samples, and high levels of plagioclase feldspar. Low levels (<0.5%) of other carbonate minerals (e.g., siderite and ankerite-dolomite) were also identified as possibly present by R-XRD analysis, although the presence of these phases could not be completely resolved in the spectra.

Acid generation potential was evaluated based on the sample's NPR (Table G-1), including NPR (NP/AP) and CarbNPR (CarbNP/MPA). As some samples contained lower levels of CarbNP, CarbNPR is considered a more appropriate approach to classify the acid generation potential of the samples. Results based on CarbNPR are discussed below and additional information on NPR values is provided for completeness.

- All of the desulphurized tailings samples were classified as NPAG. NPR values were consistent with CarbNPR values (Table G-1), and classification of the samples was consistent for both approaches (Figure 6.2-4 and Figure 6.2-5).

Acid generation potential was also evaluated based on results of single addition NAG pH testing that was completed on all seven desulphurized tailings samples. All seven desulphurized tailings samples were classified as NPAG by the NAG test, consistent with the classification of the samples by ABA testing (Table G-2).

Concentrate Tailings

Results of the ABA analyses are presented in Table G-1 (Appendix G), and key results are summarized below. The tested samples of concentrate tailings were PAG.

The concentrate tailings samples had elevated concentrations of total S as expected due to the flotation process, ranging from 21 to 42% (median 32%). Sulphate S concentrations were low relative to the total S contents of the samples, at 0.03 to 2.1%. The relationship between total S and sulphide S is presented in Figure 6.2-2 and indicated that S was predominantly present as sulphide S in the concentrate tailings.

- Due to limitations in sample mass available, mineralogical analysis by R-XRD was completed on a composite sample of concentrate tailings (generated from the individual samples) that was also used for the kinetic test program (Section 6.3; COMP-S). Results indicated that pyrite represented the dominant sulphide mineral in the concentrate tailings (70 wt.%), with small amounts of pyrrhotite (1.6 wt.%) and chalcopyrite (0.6 wt.%) also present. Gypsum was the only sulphate mineral identified and was present at a trace level (0.6 wt.%). These results are consistent with ABA testing. Detailed mineralogical testing is underway for concentrate tailings.

The Modified NP content of the concentrate tailings samples ranged from 3.9 to 119 kg $CaCO_3$/t (median of 51 kg $CaCO_3$/t). CarbNP was generally similar to or slightly lower than Modified NP for most samples of concentrate tailings (Figure 6.2-3). This suggests that carbonate minerals comprise most of the neutralization capacity in the samples. For samples with NP <10 kg $CaCO_3$/t, Modified NP was slightly higher than CarbNP indicating that non-carbonate minerals may contribute some of the NP in these samples. Alternatively, one sample with Modified NP of 10 kg $CaCO_3$/t had CarbNP that was slightly higher than NP, indicating the sample may contain a small amount of non-net-neutralizing carbonate minerals.

Mineralogical analysis conducted on the composite sample of concentrate tailings identified a small amount of calcite (2.2 wt.%) which generally aligned with the amount of CarbNP detected in this sample (31 kg $CaCO_3$/t). Non-net neutralizing carbonate minerals such as ankerite-dolomite and / or siderite were not identified. These results were expected based on the relationship between CarbNP and Modified NP in ABA results, which indicated that most of the NP was derived from carbonate minerals.

Acid generation potential was evaluated based on the samples' CarbNPR. Results are discussed below and presented in Figure 6.2-4 as well as Table G-1 (Appendix G). NPR values are shown in Table G-1 and additional information on NPR values is provided below for completeness.

- All of the concentrate tailings samples were classified as PAG (Figure 6.2-4). CarbNPR values for these samples were less than 1.
- NPR values were consistent with CarbNPR values (Table G-1), and classification of the samples was consistent for both approaches (Figure 6.2-5).

Acid generation potential was also evaluated by NAG pH testing (single addition) on one concentrate tailings sample. The concentrate tailings sample was classified as PAG by the NAG test (Table G-2). This is consistent with the classification of the sample by ABA testing.

For completeness, the ABA results for the desulphurized tailings and concentrate tailings samples presented above were compared to the ABA results for the ore composites used to generate the tailings. Selected data are shown in Table 6.2-3.

- Higher Modified NP values were noted for the concentrate tailings relative to the desulphurized tailings and ore composites (Table 6.2-3). The CarbNP and Modified NP content of the desulphurized tailings samples was generally consistent with the CarbNP and Modified NP content of the ore composites, as shown in Table 6.2-3. However, most samples of concentrate tailings had CarbNP and Modified NP contents that were several times greater than the NP content of their respective ore composite samples. NP of the concentrate tailings samples were analyzed in duplicate (where sample quantity allowed) and the results were reproducible.
- Higher Modified NP and CarbNP values for the concentrate tailings relative to the desulphurized tailings and ore composites may be related to the flotation process. Metallurgical studies are continuing and will provide additional samples of concentrate tailings for further analysis including kinetic testing. For current Project purposes the concentrate tailings is assumed to have a low NP content (e.g., similar to the desulphurized tailings).

Whole Tailings

Whole tailings samples were produced from nine ore composites, including nine samples of pre-CND whole tailings and five samples of post-CND whole tailings. Data for five samples of the pre- and post-CND whole tailings were considered as paired samples because they were generated from the same original ore composite.

Results of the ABA analyses are presented in Table G-1 (Appendix G) and key results are summarized below. ABA test results were generally consistent among the paired samples (C01 / CND-1, C02 / CND-2, C03 / CND-3, C08 / CND-4 and C09 / CND-5). An average of the ABA test results was used to represent the paired samples from the 2022 and 2023 programs discussed below.

Whole tailings [12] samples comprising material representative of the bulk of Project ore feed (e.g., the LP Zone) were PAG. Samples representing the Hinge Zone ore feed were NPAG, and samples from the Limb Zone had an uncertain acid generation potential (e.g., NPR 1 to 2). The whole tailings samples overall had variable S contents, ranging from 0.4% to 4% in all whole tailings samples tested, and from 0.7% to 2.6% (median 1.2%) in samples representative of the LP Zone.

Sulphate S concentrations were low overall and relative to sulphide S, ranging from 0.01 to 0.03% in the whole tailings samples (Figure 6.2-2). The presence of S as predominantly sulphide was supported by additional S speciation testing completed on the samples. Results of S speciation testing are included in Table G-1 of Appendix G.

[12] ABA results of whole tailings samples prepared in 2022 and 2023 were generally consistent among the paired samples. An average of the ABA test result was used to represent the overall result for the paired samples C01 / CND-1, C02 / CND-2 and C03 / CND-3.

Mineralogical testing by R-XRD conducted on the five samples of post-CND tailings produced in 2023 further confirmed this, with no sulphate minerals identified in any of the samples. Sulphide was primarily present as pyrite in the LP Zone samples, and as pyrite and pyrrhotite in the Limb and Hinge Zone samples.

The samples had variable Modified NP contents, ranging from approximately 15 to 150 kg $CaCO_3$/t (Table G-1). The Modified NP content of the LP Zone samples (n=6) ranged from approximately 15 to 50 kg $CaCO_3$/t (median 30 kg $CaCO_3$/t). The highest Modified NP value was observed for the Limb Zone sample, at approximately 150 kg $CaCO_3$/t. The Modified NP content of the Hinge Zone samples (n=2) was approximately 100 kg $CaCO_3$/t.

The relationship between Modified NP and CarbNP is presented in Figure 6.2-3 and indicated the following:

- The LP Zone samples (n=6) generally had a low CarbNP content, ranging from 7.5 to 33 kg $CaCO_3$/t (median 21 kg $CaCO_3$/t), consistent with R-XRD results which identified low quantities of carbonate minerals. CarbNP in these samples was lower than the Modified NP for most of the samples (Figure 6.2-3). This suggests that though carbonate minerals comprise most of the neutralization capacity in the samples, some samples contained a notable proportion of non-carbonate neutralization capacity (potentially from the high proportion of plagioclase feldspar identified in these samples).
- The Hinge Zone samples (n=2) had a higher NP content (e.g., on the order of 100 kg $CaCO_3$/t), and the CarbNP for these samples was similar to or slightly lower than the Modified NP (Figure 6.2-3). This suggests that most of the neutralization capacity in these samples was present as carbonate minerals.
- The Limb Zone sample had the highest NP content among the sample set (150 kg $CaCO_3$/t). The CarbNP value for this sample was similar to, but slightly greater than the NP, suggesting that some of the neutralization potential in the sample may be present as non-net neutralizing carbonate minerals (e.g., Fe carbonates, potentially including siderite or ankerite; Figure 6.2-3). This was consistent with mineralogical results for this sample, which identified ankerite-dolomite and potential trace amounts of siderite in the sample.

Acid generation potential was evaluated based on the sample's CarbNPR. Results based on CarbNPR are discussed below and presented in Figure 6.2-4 as well as Table G-1 (Appendix G). NPR values are shown in Table G-1 and additional information on NPR values is provided below for completeness.

- The LP Zone and Limb Zone samples were classified as PAG.
- This was generally consistent with the classification by NPR, with the exception of one isolated sample from the LP Zone (C05) which had higher non-carbonate neutralization capacity and was classified as NPAG (Figure 6.2-5).
- All samples from the Hinge Zone were classified as NPAG by both approaches.

Acid generation potential was also evaluated by NAG pH testing (single addition). Testing was completed on 14 samples of whole tailings. Results for the single-addition NAG test are shown in Table G-2.

Results were reasonably consistent among the paired samples and the average NAG pH value was generally used for paired samples. However, results for sample pair C03 / CND3 were inconsistent, whereby sample C03 was classified as PAG by the NAG pH test (NAG pH of 2.9) and sample CND3 was classified as NPAG by the NAG pH test (NAG pH 10.3). This difference was attributed to the small sample size (2.5 g) used for this analysis, and potential subsample variability at this scale of sample; results for other analytical tests for this pair of samples generally showed reasonable agreement. Therefore, NAG pH test results for samples C03 and CND3 were considered individually.

The results of NAG testing for the LP Zone samples were as follows:

- Three of the LP Zone samples (C02 / CND-2, C03 and C04) had a NAG pH <4.5 and were classified as PAG. This was consistent with the classification of these samples based on ABA testing (CarbNPR ≤2).

- Four of the LP Zone samples (C01 / CND-1, CND-3, C05, C06) had a NAG pH >4.5 and were classified as NPAG by the NAG test. However, these samples were classified as PAG based on ABA testing (CarbNPR ≤2).
  - C06 had a S content >1% and inconsistent results between the NAG test and ABA testing were attributed to incomplete oxidation of S during the single addition NAG test.
  - NAG pH and ABA test results for C05 were inconsistent: C05 was classified as NPAG based on its NAG pH value, PAG based on its CarbNPR value, and NPAG based on its NPR value, due to its higher Modified NP content. Together these results suggest that some of the non-carbonate neutralization capacity in this sample may be reactive and may support its classification as NPAG. The observed results appear to be isolated to this single sample.
  - The other two samples with inconsistent results by the two methods (C01 / CND-1, CND-3) contained lower levels of S (approximately 0.7% to 0.8%), inferred to be present as sulphide S based on ABA testing. Inconsistent results for these samples were attributed to subsample variability or the presence of slow-reacting sulphide phases (e.g., produce little acidity). As previously noted, pyrrhotite is present in sample C01 / CND1. Pyrrhotite may undergo incomplete oxidation during the NAG test, giving rise to the observed result for these samples.

The two Hinge Zone samples had NAG pH >4.5 and were classified as NPAG. These samples were also classified as NPAG by ABA testing. Hinge Zone tailings are planned to comprise a small proportion of the overall Project tailings volume.

The Limb Zone sample had a NAG pH >4.5 and was classified as NPAG by the NAG test. However, the sample was classified as PAG by ABA testing. The apparent low reactivity during the single addition NAG test was attributed to elevated levels of S (e.g., >1%) and the presence of elevated levels of pyrrhotite, both of which can be associated with the incomplete oxidation of sulphides during the test.

Paste Backfill

Results of the ABA analyses completed on the prepared paste backfill samples and the whole tailings and Terraflow binder used in preparation of the paste backfill, are presented in Table G-1 (Appendix G) and key results are summarized below.

- The whole tailings and prepared paste backfill samples had similar total S contents of approximately 1.1%, consistent with the S content observed for LP Zone whole tailings overall. S speciation testing indicated that S was predominantly present as sulphides in these samples, with low sulphate S contents, ranging from <0.01 to 0.03% (Figure 6.2-2).
- The total S content of the Terraflow binder sample was slightly higher (1.4%). Sulphate S was found to comprise all of the S present in the sample of Terraflow binder.
- The above results for S speciation testing are consistent with R-XRD results which identified sulphide minerals (e.g., pyrite and pyrrhotite) in the whole tailings and prepared paste backfill samples. No sulphate mineral phases were detected for those samples. Mineralogy results for the Terraflow binder identified sulphate mineral phases including gypsum and ettringite. Sulphide minerals were not detected in the sample of Terraflow binder analyzed by R-XRD.

The Modified NP content of the whole tailings used in backfill preparation was 37 kg $CaCO_3$/t, with most of the neutralization capacity contributed by carbonates (CarbNP 25 kg $CaCO_3$/t). The characteristics of the sample were consistent with R-XRD data and similar to other samples of LP Zone whole tailings (approximately 3 wt.% calcite).

ABA results for the Terraflow binder indicated that the sample had a CarbNP of 69 kg $CaCO_3$/t and a Modified NP of 991 kg $CaCO_3$/t (Figure 6.2-3). However, mineralogical analysis (R-XRD) indicated that the sample had a high proportion of calcite (37 wt.%), suggesting that the CarbNP for the sample was on the order of 375 kg $CaCO_3$/t. Mass balance calculations for the whole tailings, binder and the prepared paste also suggested that CarbNP was underestimated by ABA and that the CarbNP of the Terraflow binder was on the order of 400 kg $CaCO_3$/t. This aligned with the calculated CarbNP based on the calcite content of the sample. The calculated CarbNP (414 kg $CaCO_3$/t) was therefore used to represent the

CarbNP of the Terraflow binder. Other Leco-based analyses for the Terraflow binder demonstrated analytical challenges as summarized in Section 6.2.3. Comparison of CarbNP vs Modified NP of the Terraflow indicated that the binder has considerable carbonate neutralization capacity and a notable amount of non-carbonate neutralization capacity. Non-carbonate neutralization capacity was attributed to aluminosilicates based on mineralogy.

The prepared paste backfill sample had slightly more Modified NP than the whole tailings, with a Modified NP of 60 kg $CaCO_3$/t and a CarbNP of 37 $CaCO_3$/t, indicating that the sample contained both carbonate neutralization capacity and non-carbonate neutralization capacity. As discussed above, the prepared backfill sample is expected to contain small quantities of a highly reactive source of neutralization capacity. The slight increase of Modified NP content following preparation of the paste compared to the whole tailings material aligns with the characteristics of the Terraflow binder used in the paste.

The acid generation potential of the prepared backfill was evaluated based on the sample's neutralization potential ratio. Results based on CarbNPR are discussed below and presented in Table G-1 and Figure 6.2-4 (Appendix G). NPR values are shown in Table G-1 and Figure 6.2-5 and additional information on NPR values is provided below for completeness.

- The sample of prepared paste backfill had a CarbNPR of 1 and NPR of 1.8 and was classified as PAG. This is consistent with the ABA classification of the whole tailings used in preparation of the backfill.
- Kinetic testing is underway to confirm the acid generation potential of prepared backfill.

6.2.6 ELEMENTAL CONTENT

Elemental content analysis is used to quantify the concentration of elements in solid phases (e.g., minerals), but does not provide a direct assessment of metal leaching potential or drainage water quality. The solid phase elemental content of the samples was compared to 10 times the average crustal abundance value for a given element (Price 1997) for screening purposes. Samples with elemental concentrations greater than these screening values were considered enriched in those elements.

The information presented below focuses on selected elements and includes those that are of key relevance to ML / ARD. All results are provided in Table G-3 (Appendix G).

Results were reviewed and elemental enrichment was based on concentrations above the analytical detection limit where those detection limits were lower than or equal to 10 times the crustal abundance values.

Desulphurized Tailings

Key results for the desulphurized tailings samples (n=7) are summarized below:

- Mercury was below the screening value (0.85 mg/kg) in all desulphurized tailings samples.
- Arsenic concentrations were slightly greater than the screening value (18 mg/kg) in three of the desulphurized tailings samples, on the order of 25 to 40 mg/kg.
- Tungsten concentrations were slightly greater than the screening value (13 mg/kg) in two of the desulphurized tailings samples.

Concentrate Tailings

Key results for the concentrate tailings samples (n=9) are summarized below. Due to the purposeful high sulphide content of these samples (due to flotation), numerous elements were above screening values:

- Concentrations of Ag, As, Cd, Cu and Se were greater than their respective screening values in all concentrate tailings samples.
- Some concentrate tailings samples had concentrations greater than their respective screening values for Pb (n=8), Mo (n=7), Zn (n=6), Sb (n=4) and W (n=2).
- Mercury was below the screening value (0.85 mg/kg) in all concentrate tailings samples.

Review of molar ratios in elemental content data suggested that Fe sulphides were the primary sulphide minerals present in the samples. This was supported by mineralogical data from R-XRD analysis completed on a composite sample of the concentrate tailings, which identified pyrite as the predominant sulphide mineral present (70 wt.%). Detailed mineralogical analysis is underway to confirm sulphide mineral phases in the concentrate tailings.

Whole Tailings

Key results for the whole tailings samples (n=9) are summarized below.

- Paired samples generally had consistent results, and the average of the paired samples was therefore used to represent the overall result. The majority of elements were below screening values in all samples with the following exceptions:
  - Selenium concentrations were greater than the screening value (0.5 mg/kg) in all of the samples (n=9). In most of the samples, Se concentrations were marginally greater than the screening value; however, several samples had Se contents on the order of 1 to 4 mg/kg. This included several samples from the LP Zone and the single Limb Zone sample. A relationship between the S and Se content of the samples was observed, whereby samples with a higher S content had a higher Se content.
  - Arsenic concentrations were greater than the screening value (18 mg/kg) in most samples (n=8). Arsenic concentrations ranged from approximately 20 to 300 mg/kg for the LP Zone and Hinge Zone samples. The single Limb Zone sample had an As content of approximately 0.15% (1,500 mg/kg). Some samples with a higher S content had a higher As content, however this trend was not consistent among the dataset. The As content of the samples was generally notably lower than the S content of the samples on a molar basis, suggesting that arsenopyrite is not likely to be an important sulphide phase in the samples. No As minerals were identified in R-XRD for these samples.
  - Tungsten was above the screening value (13 mg/kg) in three samples.
  - Two LP Zone samples had Cd (n=1) and Mo (n=1) concentrations above the respective screening values for these elements.
- All whole tailings samples had Hg concentrations that were below screening values.

Paste Backfill

Elemental content analysis of the paste backfill sample showed:

- Arsenic concentrations were greater than the screening value (18 mg/kg) in the prepared backfill sample, with concentrations of 195 mg/kg (the same as the As concentration in the whole tailings sample that was used in preparation of the backfill).
- Selenium and W concentrations were greater than the screening values (0.5 mg/kg and 13 mg/kg) in the prepared backfill and were similar to the concentrations in the whole tailings used to prepare the backfill.
- Mercury was below screening values (0.85 mg/kg).

6.2.7 SCREENING ASSESSMENT OF PROCESS WATER

Supernatant data was inspected to assess process water quality that could be discharged with the tailings during mine operations. It is recognized that the bench-scale CND process is not consistent with field scale operations and this assessment is considered preliminary.

Test results are shown in Table G-4 (Appendix G).

Desulphurized Tailings

Supernatant from six of the desulphurized tailings samples (post-CND) was analyzed. A summary of parameters with concentrations greater than in-place and interim PWQO screening values is provided in Table 6.2-4. The following additional observations are provided with respect to qualitative screening values:

- The pH of the desulphurized tailings supernatant samples ranged from 6.4 to 7.4, with one sample below the PWQO screening value for pH (6.5).
- The sulphate concentration of the supernatant samples ranged from 973 to 1,374 mg/L (median 1,209 mg/L) in desulphurized tailings. The sulphate concentration of the pre-CND supernatant was notably lower (e.g., 70 to 100 mg/L, Table G-4) and the increase in sulphate was attributed to reagents used in the CND process.
- Mercury in all post-CND supernatant samples was below the PWQO screening value (0.0002 mg/L) and the analytical detection limit (0.000005 mg/L).
- Metal concentrations in desulphurized tailings supernatant were low for the majority of elements, and notably lower than the concentrations in pre-CND supernatant for equivalent samples (Table G-4). A summary of elements that had concentrations in supernatant greater than qualitative screening values is presented in Table 6.2-4.
- Arsenic concentrations in the supernatant varied and appeared to be influenced by As mineralogy, as samples with a higher solid phase As:S molar ratio had higher As concentrations in their supernatants (Figure 6.2-6). Similar trends have been observed for mine rock. Arsenic concentrations generally ranged from 0.0003 mg/L to 0.042 mg/L (median 0.003 mg/L). Most samples fell within that range however one sample (F8-RO) had higher supernatant As and was inferred to contain cobaltite-gersdorffite based on its As:S molar ratio and apparent As leaching behaviour. A detailed mineralogy program is currently underway for the tailings to confirm the influence of mineralogy on metal release.

Concentrate Tailings

Supernatant from six of the concentrate tailings samples, post-CND, was analyzed.

A summary of parameters with concentrations greater than screening values is provided in Table 6.2-5. The following additional observations are provided with respect to qualitative screening values:

- The pH of the concentrate tailings supernatants ranged from 7.2 to 7.7.
- The sulphate concentration of the supernatant of concentrate tailings samples ranged from 844 to 1,182 mg/L (median 1,087 mg/L). As previously mentioned, the sulphate concentration of the pre-CND supernatant was notably lower (e.g., 70 to 100 mg/L, Table G-4) and the increase in sulphate was attributed to reagents used in the bench scale CND process.
- Mercury in all concentrate tailings supernatants was below the PWQO screening value (0.0002 mg/L) and the analytical detection limit (0.000005 mg/L).
- Metal concentrations were lower than observed in pre-CND supernatant for equivalent samples. Some elements greater than qualitative screening values were observed in the supernatant samples as presented in Table 6.2-5. Concentrations of P above screening values were attributed to reagent use during flotation.
- Arsenic concentrations in the tailings supernatants varied and appeared to be influenced by As mineralogy of the tailings, as samples with a higher solid phase As:S molar ratio had higher As concentrations in their supernatants (Figure 6.2-6). Supernatant As concentrations in concentrate tailings samples ranged from 0.0005 mg/L to 0.036 mg/L with most samples falling within that range. One concentrate tailings sample (C03-F8) had an elevated As concentration (0.36 mg/L; Table G-4), which was also observed in the supernatant of this sample's desulphurized tailings counterpart (F8-RO) discussed above and was inferred to contain cobaltite-gersdorffite. A detailed mineralogy program is underway to provide additional information.

Whole Tailings

Post-CND supernatant from the whole tailings samples was also analyzed (n=11).

The test results are shown in Table G-4 (Appendix G) and summarized in Table 6.2-6. Results were compared to screening values, where applicable, for assessment purposes. Key results for the post-CND supernatant are summarized below:

- The pH of the post-CND supernatant samples ranged from approximately 6.9 to 7.8. Sulphate concentrations were on the order of 1800 mg/L in most samples; however, the Limb Zone supernatant had sulphate concentrations on the order of 3700 mg/L, consistent with the higher sulphide content of the Limb Zone tailings relative to the other samples. One sample of supernatant from LP Zone post-CND tailings also had a high sulphate value (4200 mg/L). This sample was generated during a separate metallurgical program that reported challenges with the CND process and excess reagents being used.
- Copper concentrations were greater than screening values in most of the post-CND supernatant samples. This is due to the nature of the CND process which used $CuSO_4$ as a reagent.
- As concentrations in supernatant were above the interim PWQO screening value in four out of six samples. The highest supernatant concentrations (approximately 0.01 mg/L) were observed for samples with higher As:S ratios, indicating that supernatant concentrations may be influenced by the As mineralogy of the ore feed. The As:S ratios in whole tailings were consistent with those in the ore composites used in preparation of the samples.
- Other metals that were above screening values in post-CND supernatant for whole tailings included As, Cd, Cr, Co, Fe, Sb, Mo and U.

6.2.8 SHAKE FLASK EXTRACTION

SFE testing was conducted on selected samples of tailings as presented in Section 6.2.3. The concentrations in SFE leachates were compared to in-place and interim PWQO screening values to identify parameters of potential interest for metal leaching. Test results are summarized in Table 6.2-7. Complete test results are presented in Table G-5 (Appendix G).

Desulphurized Tailings

SFE testing was conducted on all seven desulphurized tailings samples. Key observations regarding SFE leachates with respect to qualitative screening values are summarized below:

- The pH of the desulphurized tailings SFE leachates was weakly acidic, with pH on the order of 6.3 to 6.6 for all tested samples.
- Sulphate concentrations in the leachates of the desulphurized tailings samples ranged from 61 to 214 mg/L. Samples with higher sulphide content generally had higher sulphate concentration in the SFE leachates.
- Metal concentrations in the SFE leachates were typically below the qualitative screening values for most metals (Table 6.2-7).
  - Arsenic concentrations were below the in-place PWQO (0.1 mg/L) for all desulphurized tailings samples tested. Arsenic concentrations were slightly greater than the interim PWQO screening value (0.005 mg/L) in SFE leachate of two desulphurized tailings samples. A relationship was noted between As concentrations in SFE leachates and the solid phase As:S content of desulphurized tailings samples, whereby higher As in leachate was associated with higher As:S ratios in the solid phase (Figure 6.2-7). The two samples with As concentrations greater than the interim PWQO screening value had a higher As:S molar ratio compared to the other desulphurized tailings samples. This suggests that As host mineralogy is influencing As release from these samples. Detailed mineralogical testing of the tailings is underway to confirm As host mineralogy.

- Mercury was below the analytical detection limit (0.000005 mg/L) for all desulphurized tailings samples.

Concentrate Tailings

SFE testing was conducted on four concentrate tailings samples. The other five concentrate tailings samples were not analyzed for SFE testing due to limited sample mass. The SFE leachates were compared to in-place and interim PWQO screening values to identify parameters of potential interest for metal leaching. Test results are summarized in Table 6.2-7. Complete test results are presented in Table G-5 (Appendix G).

Key observations regarding SFE leachates with respect to qualitative screening values are summarized below:

- The pH of the concentrate tailings SFE leachates was circumneutral, with pH ranging from 6.7 to 7.1.
- Sulphate concentrations in the concentrate tailings SFE leachates ranged from 169 to 714 mg/L. A discernable relationship between SFE leachable sulphate and solid phase S content was not observed.
- Metal concentrations in the SFE leachates were typically below the qualitative screening values for most metals (Table 6.2-7).

Whole Tailings

SFE testing was conducted on the pre-CND whole tailings samples (n=9). The SFE leachates were compared to screening values, as applicable, to identify parameters of potential interest for metal leaching. Test results are presented in Table G-5 (Appendix G). Key results are summarized below.

- The pH of the SFE leachates was weakly acidic, with pH on the order of 6.1 to 6.5 for all tested samples.
- Sulphate concentrations were low in the leachates for all samples, ranging from approximately 5 to 50 mg/L. Generally leachate sulphate concentrations increased with increasing solid phase sulphide content.
- Metal concentrations in the SFE leachates were typically below the qualitative screening values for most metals (Table 6.2-7).
    - Aluminium concentrations were greater than the screening value (0.075 mg/L) in most samples (n=8). This is likely an artefact of the testing procedure due to the presence of colloidal Al and is unlikely to be observed under field conditions.
    - Arsenic concentrations were higher than the interim PWQO screening value (0.005 mg/L) in five of the samples, including most of the LP Zone samples (n=4) and one of the Limb samples (n=1). Samples with a higher solid phase As:S molar ratio generally had higher As concentrations in the SFE leachates, as observed for other tailings samples (Figure 6.2-7).

NAG leachate testing was also conducted on all of the whole tailings samples to identify parameters of potential interest under acidic leaching conditions. NAG leachate tests are conducted for screening purposes and are not a direct indicator of drainage quality. Results are presented in Table G-7 (Appendix G).

- Results of NAG leachate testing suggested that Al, Ag, As, Cd, Co, Cr, Cu, Fe, Ni, Pb, Tl, U, V and Zn may be constituents of potential interest under acidic leaching conditions.

6.2.9 BULK MINERALOGY

Mineralogical identification using R-XRD was completed on six desulphurized tailings samples, one sample of concentrate, five samples of whole tailings and backfill (including Terraflow binder). This was done to assess the samples' mineralogical composition including the presence of acid generating and acid neutralizing minerals. Results are provided in Table G-6 (Appendix G), along with chemical formulae

of the minerals discussed below. It is noted that R-XRD can identify minerals at concentrations down to fractions of a weight percent when suitable diffraction conditions exist.

Desulphurized Tailings

Mineralogical testing of the six desulphurized tailings samples identified the following:

- Sulphide minerals could not be clearly resolved in the R-XRD analysis, which reflects the low sulphide content of the samples as determined by other methods. However, the R-XRD analysis identified the possible presence of low levels of pyrite (0.13 wt.%) in one sample and pyrrhotite in two samples (0.36 and 0.53 wt.%). No sulphate minerals were not identified by R-XRD.
- Carbonate minerals included calcite, along with low levels of ankerite-dolomite and siderite likely present.
  - Calcite was the dominant carbonate mineral in all six samples, with concentrations ranging from 0.9% to approximately 4.0 wt.%.
  - Low levels of ankerite-dolomite were likely present in five of the samples, ranging from approximately 0.21 to 0.47 wt.%. Siderite was also indicated in all six samples ranging from 0.12 to 0.40 wt.%.
- The following aluminosilicate phases were identified:
  - Plagioclase (albite) was identified in all samples, with concentrations ranging from approximately 18 to 45 wt.%. Potassium feldspar (microcline) was also identified in all samples with concentrations ranging from approximately 2.5 to 7.0 wt.%.
  - Phyllosilicates were detected in all samples, including illite / muscovite (5.5 to 23 wt.%), biotite (4.7 to 10 wt.%), and clinochlore (1.2 to 2.9 wt.%).
- Quartz was present in all six samples, with concentrations ranging from approximately 32 to 44 wt.%.
- Actinolite was present in four samples, ranging from less than 1 wt.% to 1.2 wt.%.

Concentrate Tailings

Mineralogical analysis was not completed on individual samples of concentrate tailings due to limitations in sample mass. Mineralogical identification using R-XRD was completed on the composite sample prepared for kinetic testing (COMP-S). The sample was prepared from several concentrate tailings samples and is considered generally representative of the concentrate tailings to be produced. Additional concentrate tailings samples will be tested as they are available to confirm mineralogical characteristics of the concentrate. Results are provided in Table G-6 (Appendix G), along with chemical formulae of the minerals discussed below:

- The composite sample had a high proportion of sulphide minerals, as expected. Sulphides were predominantly present as pyrite (70 wt.%) with small amounts of pyrrhotite (1.6 wt.%) and chalcopyrite (0.3 wt.%) also identified in the sample. A small amount (0.6 wt.%) of the sulphate mineral gypsum was also identified in the sample.
- Calcite was the only carbonate mineral identified in the sample with a concentration of 2.2 wt.%. It is noted that the concentrate tailings had a large range in CarbNP / Modified NP content, and the carbonate mineralogy identified in the composite sample is not representative of all individual samples of concentrate tailings.
- The following aluminosilicate phases were identified:
  - Plagioclase (albite, calcian) was identified in the sample with a concentration of 7.7 wt.%.
  - Phyllosilicates were detected in the sample, including illite / muscovite (5.9 wt.%), biotite (1.4 wt.%), and clinochlore (1.0 wt.%).
- Oxide minerals, including quartz (7.7 wt.%) and titanite (1.1 wt.%) were identified in the sample.
- A small amount of actinolite (<1 wt.%) was also identified in the sample.

Whole Tailings

Mineralogical identification using R-XRD was completed on five whole tailings samples to assess their mineralogical composition including the presence of acid generating and acid neutralizing minerals. Results are provided in Table G-6 (Appendix G). Chemical formulae of the minerals discussed below are provided in Table G-6.

Mineralogical differences were observed among the samples from different mineralized zones as presented below, consistent with the varying rock types and mineralization styles that comprise the various zones.

- Pyrite was present in all three LP Zone samples, with concentrations ranging from 0.8 to 4.1 wt.%. One of these samples also contained pyrrhotite (0.6 wt.%). No sulphate minerals were detected. Carbonate minerals were identified in all three LP Zone samples, with concentrations on the order of 1 to 3 wt.%, with trace ankerite-dolomite in two samples. Silicate minerals including plagioclase (identified as albite; 18 to 40 wt.%), muscovite (8 to 22 wt.%), biotite (4 to 9 wt.%), microcline (5 to 8 wt.%), and chamosite (0.5 to 2.5 wt.%) were present in all three samples, as well as quartz (35 to 43 wt.%) and actinolite (0.1 to 1.3 wt.%).
- Pyrrhotite (1.0 wt.%) and pyrite (0.5 wt.%) were identified in the single Hinge Zone sample. No sulphate minerals were detected. Carbonate minerals were identified to include magnesian calcite (8.1 wt.%), calcite (2.8 wt.%), and ankerite-dolomite (0.5 wt.%). Plagioclase (20 wt.%), actinolite (35 wt.%), cummingtonite (2.7 wt.%), biotite (3.1 wt.%), chamosite (3.2 wt.%), ilmenite (1.3 wt.%) and quartz (22%) were also identified in the sample.
- Pyrrhotite (7.4 wt.%) and pyrite (1.6 wt.%) were identified in the single Limb Zone sample. No sulphate minerals were detected. Carbonate minerals were identified to include magnesian calcite (9.3 wt.%), ankerite-dolomite (3.9 wt.%), calcite (3.3 wt.%), and trace siderite (0.4 wt.%). Plagioclase (27 wt.%), actinolite (12 wt.%), cummingtonite (3.6 wt.%), biotite (4.9 wt.%), chamosite (2.2 wt.%), ilmenite (0.8 wt.%), and quartz (23 wt.%) were also identified in the sample.

Paste Backfill

Mineralogical identification using R-XRD was conducted on the post-CND whole tailings and Terraflow binder, and on the prepared paste backfill sample to assess their composition and the presence of acid-generating and acid-neutralizing minerals. The whole tailings sample used to prepare the backfill is mineralogically similar to other whole tailings samples tested. Mineralogy results are provided in Table G-6 (Appendix G). Overall, the mineralogy of the paste backfill closely mirrored the whole tailings composition, as expected.

Key findings from the mineralogical analysis are summarized as follows:

- S was predominately present as sulphide minerals in the whole tailings and prepared paste backfill, and as sulphate minerals in the Terraflow binder, consistent with the findings of ABA testing (see Section 6.2.5).
  - Sulphide minerals identified in the whole tailings and prepared paste backfill include pyrite (1.9 and 1.8 wt.%, respectively) and pyrrhotite (0.3 and 0.4 wt.%, respectively). No sulphide minerals were identified in the sample of Terraflow binder.
  - Sulphate minerals identified in the Terraflow binder include gypsum (10.9 wt.%) and ettringite (1.4 wt.%). No sulphate minerals were identified in the whole tailings or prepared paste backfill.
- Calcite was the only carbonate mineral identified in the samples tested as part of the backfill program. The whole tailings and prepared backfill samples had similar calcite concentrations at 3.2 wt.% and 4.4 wt.%, respectively. The Terraflow binder had a notably higher calcite content at 38 wt.%.
- Feldspars, predominantly albite, comprised approximately 37% of the whole tailings and paste backfill, with microcline present in smaller amounts (<6%). The Terraflow binder did not contain any feldspar minerals.
- Phyllosilicates were identified in the whole tailings and prepared paste backfill samples, including illite - muscovite (approximately 7 wt.%), biotite (approximately 8 wt.%) and clinochlore (1.3 wt.%). The

Terraflow binder did not contain any phyllosilicates, however other silicate minerals were identified in the sample, including merwinite (6.5 wt.%) and hatrurite (37 wt.%)

- Quartz was detected in all three samples, with concentrations ranging from 2.0 wt.% in the Terraflow binder to approximately 34 wt.% in the whole tailings and prepared paste backfill. The Terraflow binder also contained 5.3 wt.% of brownmillerite, a calcium-aluminum-iron oxide mineral.
- Trace amounts (approximately 0.2 wt.%) of actinolite and apatite were also identified in the whole tailings and prepared backfill samples.

6.2.10 KEY FINDINGS

- The desulphurized tailings samples were NPAG and had low concentrations of total S that was predominately identified as sulphide. Modified NP was low to moderate (up to 45 kg $CaCO_3$/t) and was mostly attributed to carbonate minerals (calcite and possible siderite and ankerite-dolomite identified by R-XRD) and non-carbonate minerals (plagioclase feldspar).
- Concentrate tailings samples were PAG based on ABA testing and NAG testing, and had elevated concentrations of total S mainly present as pyrite (70 wt.%). The Modified NP content of the concentrate tailings samples ranged from 3.9 to 119 kg $CaCO_3$/t (median of 51 kg $CaCO_3$/t) and were higher than Modified NP values relative to the desulphurized tailings and ore composites. Additional metallurgical studies are underway and will provide additional samples of concentrate material for confirmation of neutralization capacity.
- Whole tailings samples representative of the Project ore feed (LP Zone) were PAG by ABA testing and NAG testing, with variable S contents predominantly as pyrite. These samples had a low CarbNP content, ranging from 7.5 to 30 kg $CaCO_3$/t (median 21 kg $CaCO_3$/t), consistent with R-XRD results which identified low quantities of carbonate minerals. CarbNP in these samples was typically lower than the Modified NP of the samples (Figure 6.2-3). This suggests that although carbonate minerals comprise most of the neutralization capacity in the samples, some samples contained a notable proportion of non-carbonate neutralization capacity (potentially from the high proportion of plagioclase feldspar identified in these samples).
- The metal leaching and acid generation potential of the paste backfill was similar to the whole tailings from which the paste was prepared. The paste backfill had CarbNP of 37 kg $CaCO_3$/t, a total S content of approximately 1% and an uncertain acid generation potential with a CarbNPR of 1. S was present as sulphide S (pyrite) with minor amounts of possible pyrrhotite (<0.5%). Humidity cell testing is underway to further evaluate the metal leaching and acid generation potential of paste backfill.
- Elemental content of desulphurized tailings, whole tailings and prepared backfill were generally below screening values for the majority of elements. Mercury concentrations were below screening values in all samples, and concentrations of As, Se and W were sometimes above screening values in some samples. Conversely, concentrate tailings had several elements above their screening levels, due to the purposeful high sulphide content of the material. Mercury was below the screening value in all concentrate tailings samples.
- Tailings supernatant samples had sulphate concentrations generally on the order of 1,000 to 2,000 mg/L attributed largely to reagent addition. Supernatant metals concentrations were usually low and below PWQO screening values. Some samples of desulphurized tailings, concentrate tailings and whole tailings showed concentrations of Sb, As, Cu, Co, Fe and Mo that were above screening values. Concentrate tailings and whole tailings also showed infrequent concentrations of Cd and Cr that were above screening values. Lead was above screening in one sample of concentrate. Silver and U were above screening values in whole tailings (one sample and three samples, respectively). Mercury concentrations were below PWQO screening values in all samples.
- SFE results for desulphurized tailings, concentrate tailings and whole tailings showed most metals were below PWQO screening values and those concentrations were notably lower than supernatant concentrations. All samples of desulphurized tailings and whole tailings had Hg SFE concentrations below the screening values.

Table 6.2-1: Summary of Synthetic Tailings Samples

Sample Type	Number of Samples	
	Zone	Description
Desulphurized tailings	LP Zone	7 tailings samples (post-CND)
Concentrate tailings	LP Zone	9 tailings samples (post-CND)
Whole tailings	LP Zone	6 tailings samples [1]
	Hinge Zone	2 tailings samples [2]
	Limb Zone	1 tailings sample [3]
Supernatant	LP Zone (n=23) Hinge Zone (n=1) Limb Zone (n=1)	7 pre-CND, pre-flotation supernatant (whole tailings) 6 post-CND, pre-flotation supernatant (whole tailings) 6 post-CND, post-flotation supernatant samples (desulphurized tailings) 6 post-CND, post-flotation supernatant samples (concentrate tailings)
Paste Backfill	LP Zone	1 sample of prepared paste backfill

Notes:

1 *Three paired samples prepared from the same ore composites; three samples prepared from additional ore composites.*
2 *Paired sample prepared from the same ore composite; one sample prepared from an additional ore composite.*
3 *Three paired samples prepared from the same ore composites; three samples prepared from additional ore composites.*

Table 6.2-2: Summary of Tailings Static Testing Program

Sample Type	Number of Samples Analyzed						
	ABA	NAG pH	Elemental Content	SFE	NAG Leachate	Supernatant	R-XRD
All Samples	29	17	29	20	9	24	16
By Type							
Desulphurized tailings	7	7	7	7	--	6	6
Concentrate tailings	9	1	9	4	--	6	1 [1]
Whole tailings	9 [2]	9 [2]	9 [2]	9 [3]	9 [2]	13 [4]	5
Backfill materials [5]	2	--	2	--	--	--	2
Prepared paste backfill	1	--	1	--	--	--	1

Notes:

1 *Composite sample. Individual samples not analyzed due to mass limitations.*
2 *Includes five paired samples prepared from the same ore composites and four samples prepared from additional ore composites (pre-CND whole tailings, no flotation).*
3 *Includes the nine individual (unpaired) samples of whole tailings pre-CND (no flotation).*
4 *Includes seven samples of pre-CND supernatant and six samples of post-CND supernatant collected from whole tailings (no flotation).*
5 *Backfill materials include one sample of post-CND whole tailings and one sample of Terraflow binder.*

Table 6.2-3: Selected Data for Ore Composites and Tailings

Ore Composite	Test ID	CarbNP (kg $CaCO_3$/t) [1]			Modified NP (kg $CaCO_3$/t) [2]		
		Ore Composite [3]	Desulphurized Tailings	Concentrate Tailings	Ore Composite [3]	Desulphurized Tailings	Concentrate Tailings
C01	F9	15	14	**39**	23	25	**51**
C02	F1-Ro	5.2	19	14	11	28	9.9
C02	F1		No flotation tailings produced	5.0		No flotation tailings produced	7.8
C02	F2			2.5			3.9
C02	F7		5.0	5.0		11	7.6
C03	F8	19	16	**64**	24	24	**76**
C04	F4	20	18	**49**	26	27	**55**
C05	F5	37	32	**103**	42	44	**119**
C06	F6	36	29	**82**	39	45	**96**

Notes:
1 Carbonate neutralization potential, calculated from total inorganic carbon.
2 Modified Sobek neutralization potential.
3 Values from metallurgy report; analytical methods not indicated.
Bold NP values for the concentrate tailings are considered notably different from their respective ore composites and desulphurized tailings samples.

Table 6.2-4: Summary of Supernatant Screening Assessment for Desulphurized Tailings Samples

Parameter	In-Place PWQO Screening Value	Interim PWQO Screening Value	Desulphurized Tailings Supernatant (n=6)
pH	6.5-8.5	-	1
P	-	0.02 mg/L	6
Al	-	0.075 mg/L	0
Sb	-	0.02 mg/L	2
As	0.1 mg/L	0.005 mg/L	1 (in-place) 3 (interim)
Be	0.011 mg/L	-	0
B	-	0.2 mg/L	0
Cd	0.0002 mg/L	0.0001 mg/L	0
Cr	0.001 mg/L	-	0
Co	-	0.0009 mg/L	6
Cu	0.005 mg/L	0.005 mg/L	4 (in-place) 4 (interim)
Fe	0.3 mg/L	-	2
Pb	0.005 mg/L	0.001 mg/L	0
Hg	0.0002 mg/L	-	0
Mo	-	0.04 mg/L	2
Ni	0.025 mg/L	-	0
Se	0.1 mg/L	-	0
Ag	0.0001 mg/L	-	0
Tl	-	0.0003 mg/L	0
W	-	0.03 mg/L	0
U	-	0.005 mg/L	0
V	-	0.006 mg/L	0
Zn	0.03 mg/L	0.02 mg/L	0
Zr	-	0.004 mg/L	0

Notes:
Screening values are for assessment purposes only and hold no regulatory significance.
Supernatant samples were collected post-CND.

Table 6.2-5: Summary of Supernatant Screening Assessment for Concentrate Tailings

Sample ID	In-Place PWQO Screening Value*	Interim PWQO Screening Value*	Concentrate Tailings Supernatant (n=6)
pH	6.5-8.5	-	0
P	-	0.02 mg/L	6
Al	-	0.075 mg/L	0
Sb	-	0.02 mg/L	2
As	0.1 mg/L	0.005 mg/L	1 (in-place) 4 (interim)
Be	0.011 mg/L	-	0
B	-	0.2 mg/L	0
Cd	0.0002 mg/L	0.0001 mg/L	0
Cr	0.001 mg/L	-	1
Co	-	0.0009 mg/L	6
Cu	0.005 mg/L	0.005 mg/L	5 (in-place) 5 (interim)
Fe	0.3 mg/L	-	2
Pb	0.005 mg/L	0.001 mg/L	1 (interim)
Hg	0.0002 mg/L	-	0
Mo	-	0.04 mg/L	1
Ni	0.025 mg/L	-	0
Se	0.1 mg/L	-	0
Ag	0.0001 mg/L	-	0
Tl	-	0.0003 mg/L	0
W	-	0.03 mg/L	0
U	-	0.005 mg/L	0
V	-	0.006 mg/L	0
Zn	0.03 mg/L	0.02 mg/L	0
Zr	-	0.004 mg/L	0

Notes:
Screening values are for assessment purposes only and hold no regulatory significance.
Supernatant samples were collected post-CND.

Table 6.2-6: Summary of Supernatant Screening Assessment for Whole Tailings

Sample ID	In-Place PWQO screening value*	Interim PWQO screening value*	Whole Tailings Supernatant (n=6)
pH	6.5-8.5	-	0
P	-	0.02 mg/L	1
Al	-	0.075 mg/L	0
Sb	-	0.02 mg/L	1
As	0.1 mg/L	0.005 mg/L	4 (interim) 1 (interim)
Be	0.011 mg/L	-	0
B	-	0.2 mg/L	0
Cd	0.0002 mg/L	0.0001 mg/L	1 (interim)
Cr	0.001 mg/L	-	1
Co	-	0.0009 mg/L	6
Cu	0.005 mg/L	0.005 mg/L	5 (in-place) 5 (interim)
Fe	0.3 mg/L	-	5
Pb	0.005 mg/L	0.001 mg/L	0
Hg	0.0002 mg/L	-	0
Mo	-	0.04 mg/L	6
Ni	0.025 mg/L	-	0
Se	0.1 mg/L	-	0
Ag	0.0001 mg/L	-	1
Tl	-	0.0003 mg/L	0
W	-	0.03 mg/L	0
U	-	0.005 mg/L	3
V	-	0.006 mg/L	0
Zn	0.03 mg/L	0.02 mg/L	0
Zr	-	0.004 mg/L	0

Notes:
Screening values are for assessment purposes only and hold no regulatory significance.
Supernatant samples were collected post-CND.

Table 6.2-7: Summary of SFE Screening Assessment for Tailings

Sample ID	In-Place PWQO screening value*	Interim PWQO screening value*	Desulphurized Tailings (n=7)	Concentrate Tailings (n=4)	Whole Tailings (n=9)
pH	6.5-8.5	-	6	0	9
P (1)	-	0.02 mg/L	7	4 (1)	1
Al	-	0.075 mg/L	1	0	8
Sb	-	0.02 mg/L	0	0	0
As	0.1 mg/L	0.005 mg/L	2 (interim)	0	5 (interim)
Be	0.011 mg/L	-	0	0	0
B	-	0.2 mg/L	0	0	0
Cd	0.0002 mg/L	0.0001 mg/L	0	0	0
Cr	0.001 mg/L	-	0	0	3
Co	-	0.0009 mg/L	3	4	7
Cr	0.005 mg/L	0.005 mg/L	0	4 (in-place) 4 (interim)	0
Fe	0.3 mg/L	-	0	0	0
Pb	0.005 mg/L	0.001 mg/L	0	0	0
Hg	0.0002 mg/L	-	0	1	0
Mo	-	0.04 mg/L	0	0	0
Ni	0.025 mg/L	-	0	0	0
Se	0.1 mg/L	-	0	0	0
Ag	0.0001 mg/L	-	0	2	0
Tl	-	0.0003 mg/L	0	0	0
W	-	0.03 mg/L	0	0	0
U	-	0.005 mg/L	0	0	0
V	-	0.006 mg/L	0	0	0
Zn	0.03 mg/L	0.02 mg/L	0	0	0
Zr	-	0.004 mg/L	0	0	0

Notes:
Screening values are for assessment purposes only and hold no regulatory significance.
1 Screening applied to P concentrations determined by colourimetry, except for three samples of concentrate tailings which used P concentrations determined by ICP-MS.

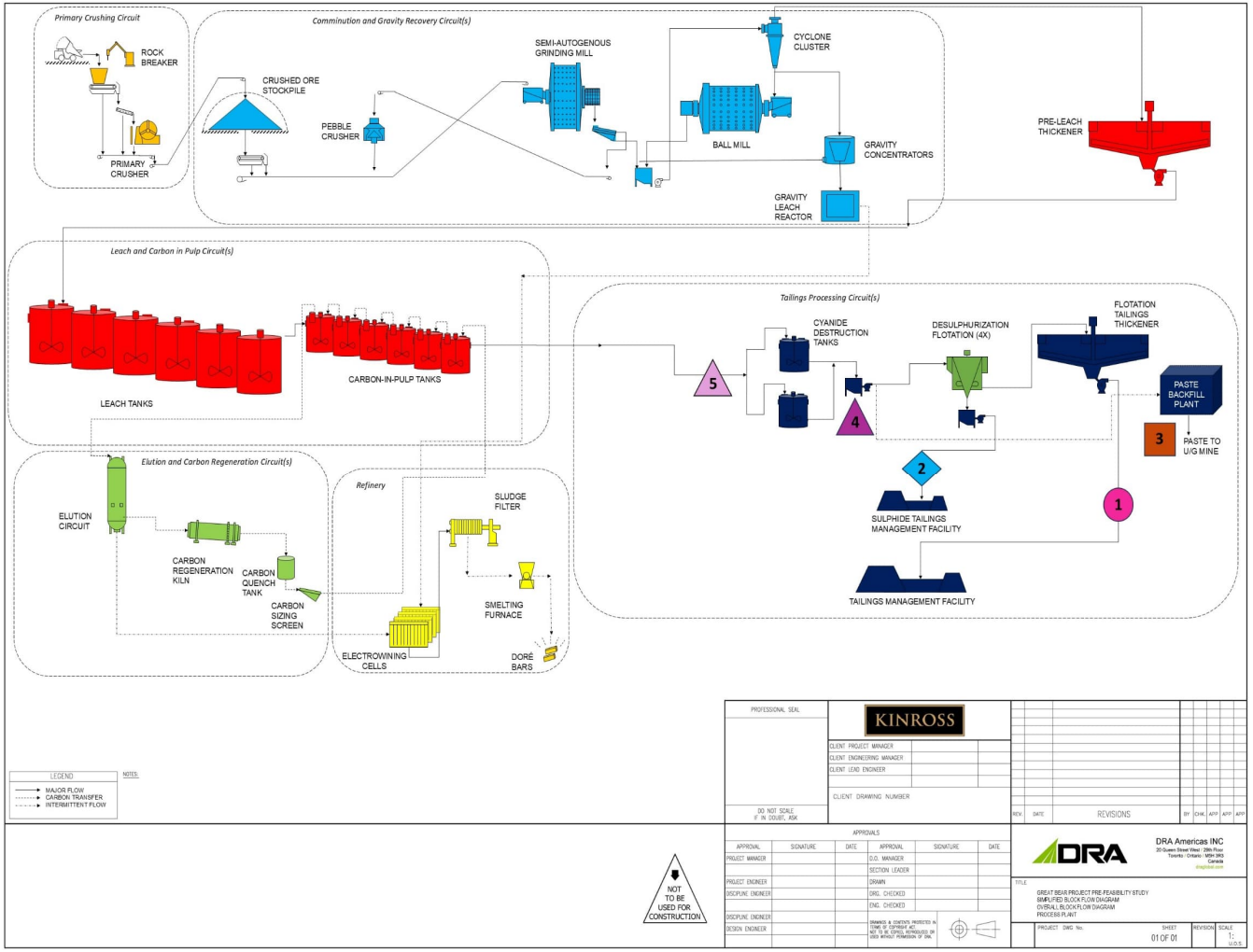

Legend

1. Desulphurized tailings and post-CND process water
2. Concentrate tailings and post-CND process water
3. Paste backfill
4. Whole tailings and post-CND process water
5. Pre-CND process water

wsp

KINROSS

Flowsheet and Geochemical Test Samples

Great Bear Project, Geochemistry Summary Report

Great Bear Project

Figure Number		6.2-1	
Project Number		OMEMA2303	
Date		November 2025	
Drawn	SM	Reviewed	JB

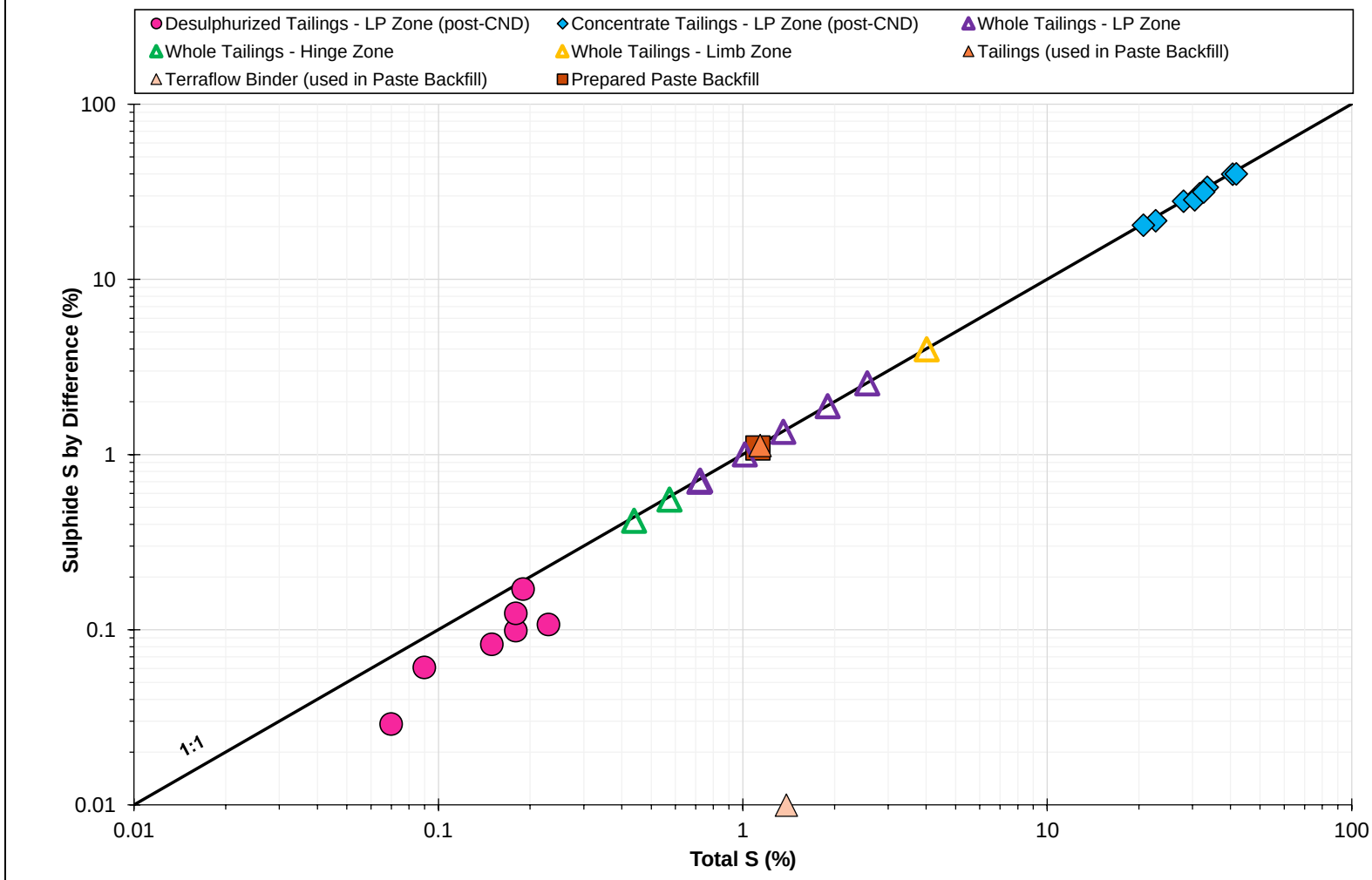

Notes:
Total sulphur determined by Leco analyzer for all samples.

Sulphide sulphur determined by difference (total sulphur by Leco - sulphate sulphur by HCl leach).

Sulphide S vs. Total S

Great Bear Project, Geochemistry Summary Report

Great Bear Project

Figure Number		6.2-2	
Project Number		OMEMA2303	
Date		November 2025	
Drawn	SM	Reviewed	JB

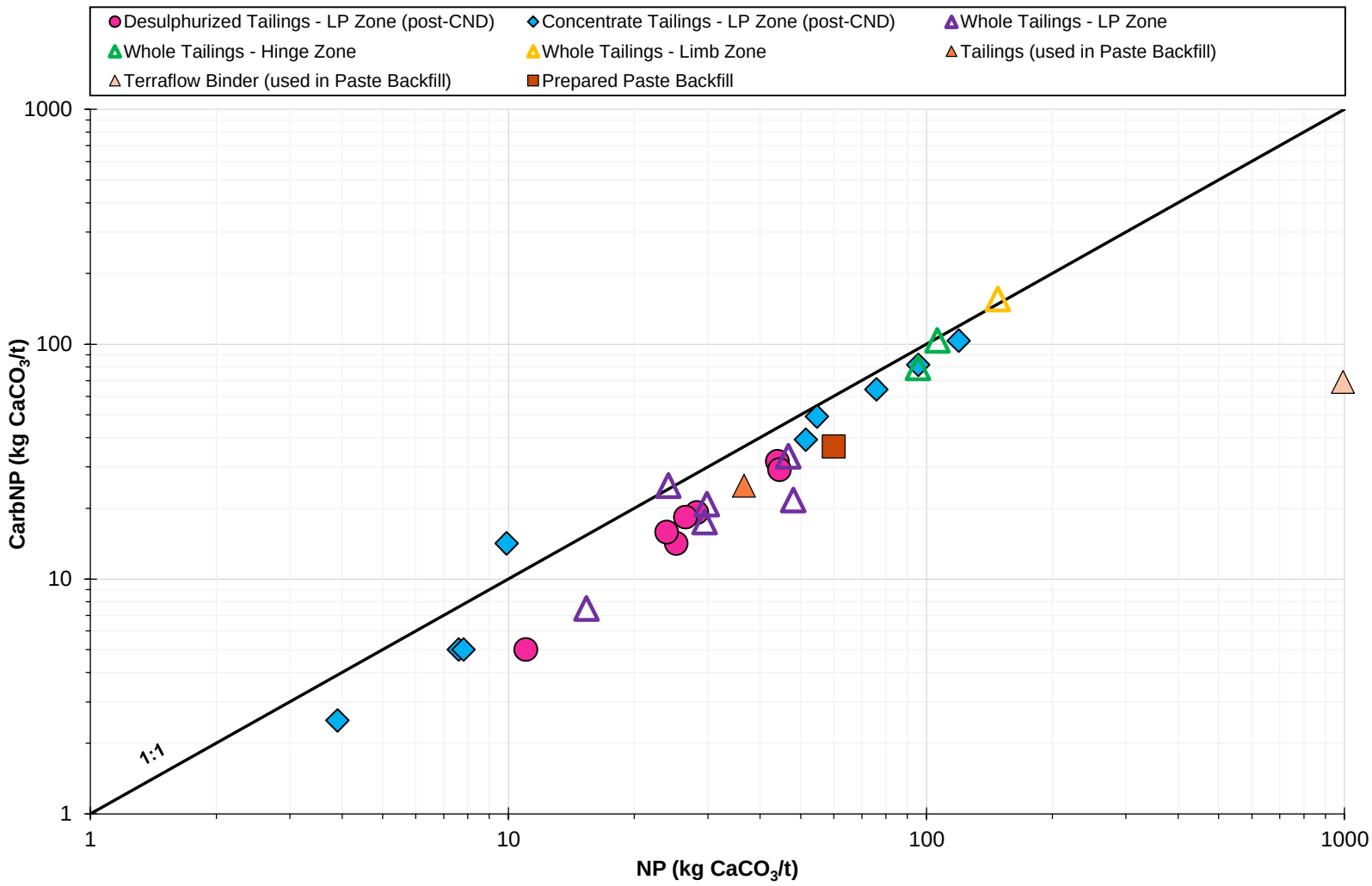

Notes:
Carbonate NP calculated from TIC measured by $HClO_4$ leach and coulometer or HCl leach and Leco.

Neutralization potential determined by Modified Sobek Method.

CarbNP vs. NP

Great Bear Project, Geochemistry Summary Report

Great Bear Project

Figure Number		6.2-3	
Project Number		OMEMA2303	
Date		November 2025	
Drawn	SM	Reviewed	JB

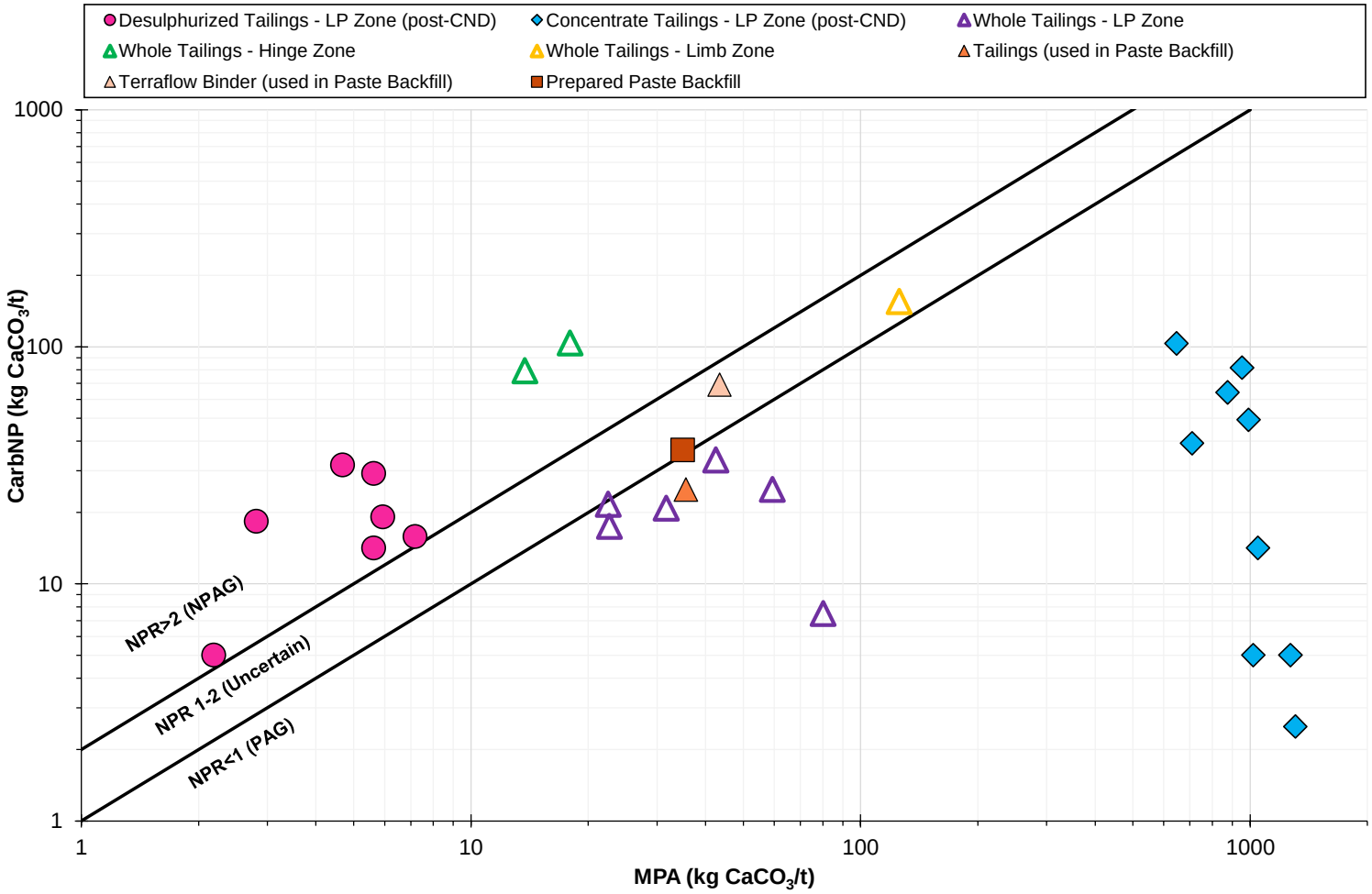

Notes:
Carbonate NP calculated from TIC measured by $HClO_4$ leach and coulometer or HCl leach and Leco.

Maximum potential acidity, calculated as 31.25*Total S by Leco.

KINROSS

CarbNP vs. MPA			
Great Bear Project, Geochemistry Summary Report			
Great Bear Project			
Figure Number	6.2-4		
Project Number	OMEMA2303		
Date	November 2025		
Drawn	SM	Reviewed	JB

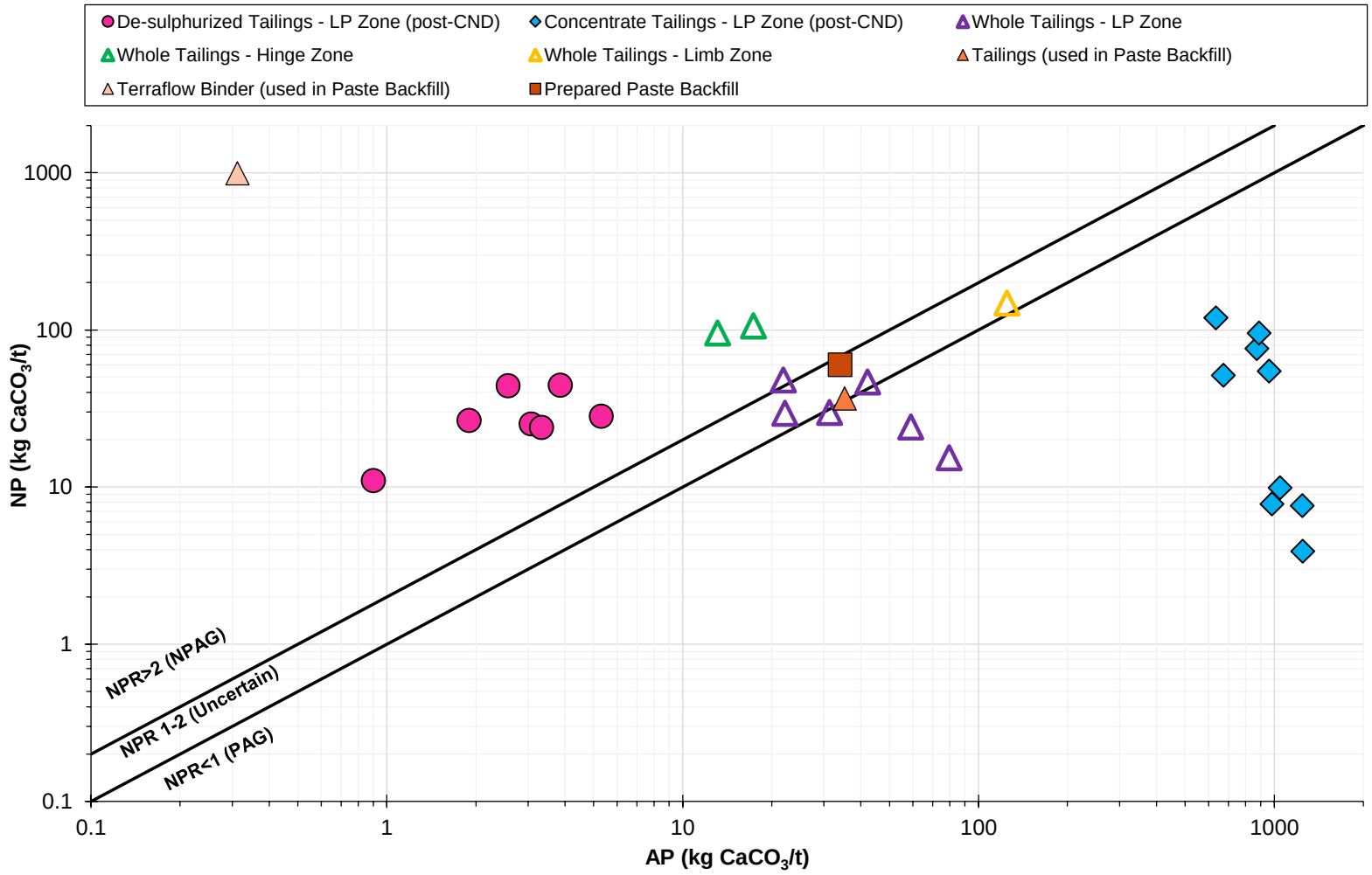

Notes:

Neutralization potential determined by Modified Sobek Method.

Acid potential calculated from sulphide S by difference (total sulphur - sulphate sulphur).

KINROSS

NP vs. AP

Great Bear Project, Geochemistry Summary Report

Great Bear Project

Figure Number		6.2-5	
Project Number		OMEMA2303	
Date		November 2025	
Drawn	SM	Reviewed	JB

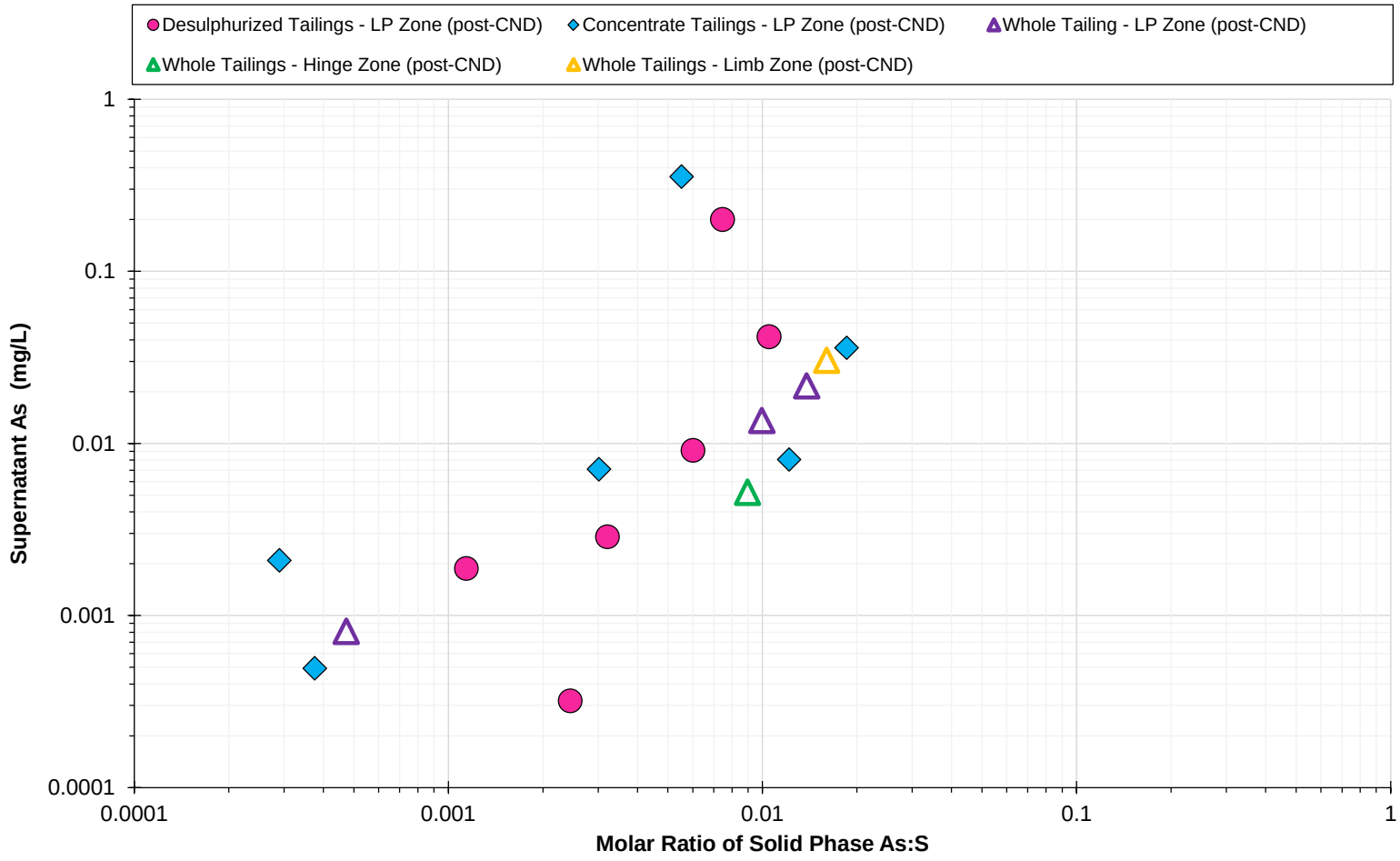

Notes:

Comparison of As:S molar ratio and As concentrations in tailings supernatant

Great Bear Project, Geochemistry Summary Report

Great Bear Project

Figure Number		6.2-6	
Project Number		OMEMA2303	
Date		November 2025	
Drawn	SM	Reviewed	JB

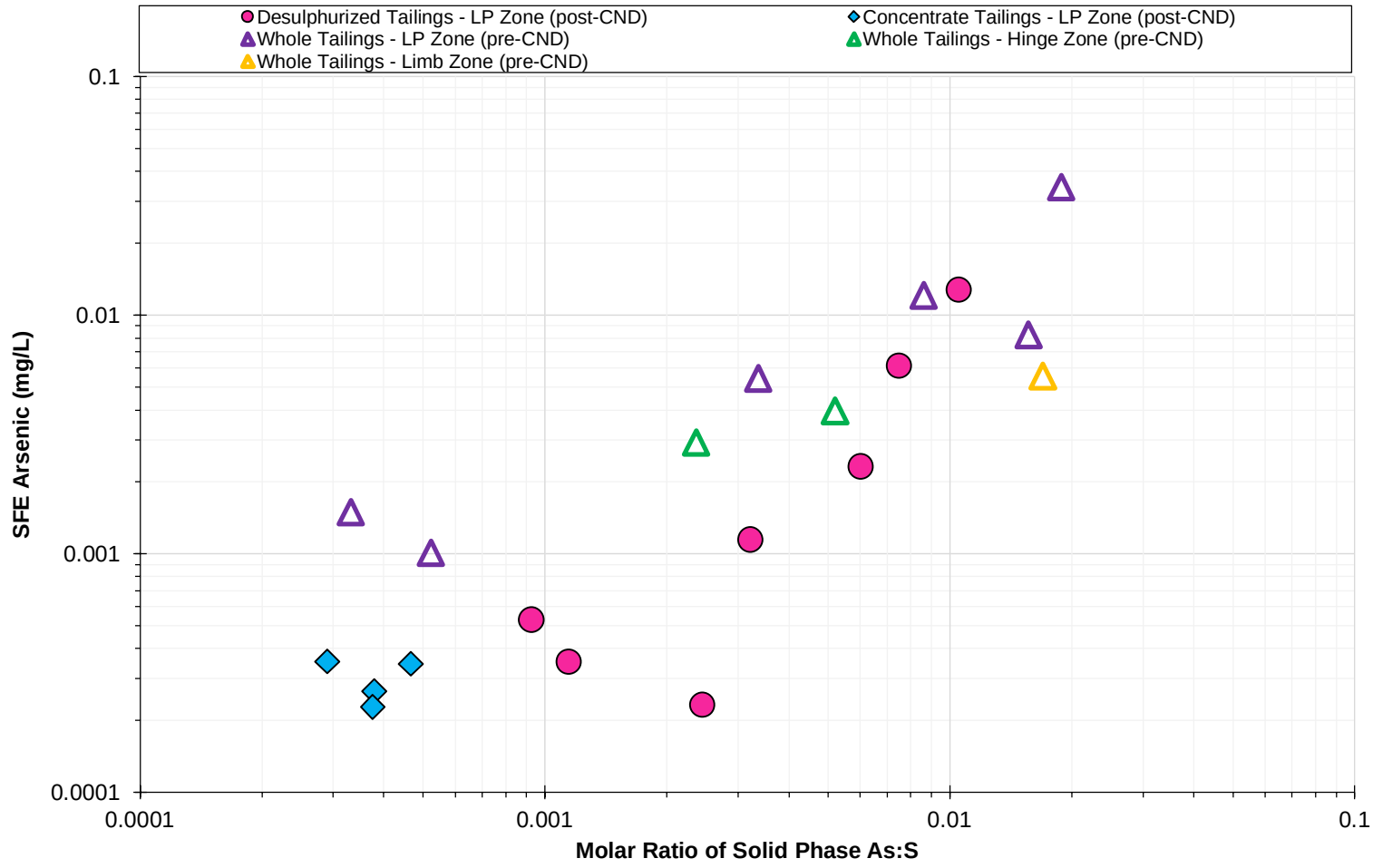

Notes:

Comparison of As:S molar ratio and As concentrations in SFE leachate

Great Bear Project, Geochemistry Summary Report

Great Bear Project

Figure Number		6.2-7	
Project Number		OMEMA2303	
Date		November 2025	
Drawn	SM	Reviewed	JB

6.3 KINETIC TESTING

6.3.1 PROGRAM OVERVIEW

A kinetic testing program was undertaken to assess the metal leaching and acid generation potential of synthetic tailings samples produced as part of the Project metallurgical testing program, as well as prepared paste backfill material. This included the use of humidity cell tests and column tests for the tailings, as well as additional kinetic tests for the paste backfill. The purpose of these tests and key aspects of the program are described below.

Key aspects of the Project flowsheet are summarized in Section 6.2.2.

Tailings

The tailings kinetic testing program was initiated in 2023 and includes the following tests:

- Four humidity cells containing samples of desulphurized tailings (post-CND), which represent the bulk of tailings to be produced during the Project based on the current mine plan. Cells were initiated in two stages and available results include 22 to 55 weeks of data. The samples included in humidity cell tests were selected from a set of seven desulphurized tailings samples generated in metallurgical testing. Samples selected for humidity cell testing represented S, NP and metals content in the moderate to high range of values identified for desulphurized tailings (Appendix G). All four samples tested in humidity cells are representative of the LP Zone, from which the bulk of the Project tailings will be derived based on the current mine plan. This section contains data reported up to November 2024 for humidity cells containing desulphurized tailings.
- One subaqueous recirculating column test containing a sample of concentrate tailings (post-CND). Concentrate tailings are planned to be stored under water cover at the VMF. Twenty-two weeks of data is available for this test. The sample tested in the subaqueous column comprised a composite of all nine concentrate tailings samples that were produced during metallurgical test work. All concentrate tailings included in the subaqueous recirculating column are representative of the LP Zone. This section contains data reported up to November 2024 for the column test containing concentrate tailings.
- Five humidity cells containing samples of whole tailings (post-CND). Three of the samples represent the tailings that will be used to generate paste backfill for the underground workings. The other two samples represent tailings from low volume ore zones that are included for completeness. Eighty-three weeks of data are available. This section contains data reported up to December 2024 for humidity cells containing whole tailings.

The humidity cell tests are intended to provide the following information to support the Project:

- Rates of sulphide oxidation, depletion of neutralization capacity, and metal release.
- Interpreted timing of acid onset in PAG materials.
- Site-specific NPR thresholds to define PAG material, where applicable.

The objective of the column test is to evaluate mass load release from the submerged concentrate tailings.

Paste Backfill

In 2024, two kinetic tests were initiated with paste backfill prepared according to current Project engineering specifications. The tests included:

- One subaerial kinetic test, intended to provide information regarding the quality of water following contact with backfilled surfaces under subaerial conditions (e.g., throughout the operations phase of the Project, prior to flooding of the underground). The test was terminated in December 2024, and

25 weeks of data are available. This section contains all data reported up to the test's termination in December 2024.

- One subaqueous kinetic test, intended to provide information regarding the quality of water in contact with backfilled surfaces under submerged conditions (e.g., after the underground is filled with water at closure). This test was terminated in December 2024, and 22 weeks of data is available. This section contains all data reported up to the test's termination in December 2024.

These tests evaluated the geochemical characteristics of the material in terms of sulphide oxidation / metal release and water quality.

A summary of the tailings kinetic testing program is provided below in Table 6.3-1, including key geochemical information for the test samples. Additional kinetic test work is ongoing to evaluate the applicability of potential Project-specific thresholds to distinguish PAG and NPAG tailings.

Humidity Cell Testing Program

Humidity cell testing is underway on samples that represent the desulphurized tailings expected to be discharged to the TMF throughout operations. Humidity cell testing was also conducted on simulated samples of whole tailings that were prepared prior to the current Project flowsheet for tailings and represent the whole tailings that will be used to generate paste backfill for the underground workings.

All humidity cell tests operate at Global ARD in Burnaby, British Columbia following procedures presented in MEND (2009) and described in Section 4.4.1.

- The humidity cell tests were prepared with 1 kg of tailings and flushed weekly with 500 mL of deionized water. Leachates drained from the cells were analyzed as follows:
  - Weekly analysis of pH, EC and sulphate throughout the entire operating period of all humidity cells (HC-1 through HC-9).
  - For HC-1 through HC-6, acidity and alkalinity were analyzed weekly from week 0 to 23, and biweekly from week 25 onwards. For HC-7 through HC-9, acidity and alkalinity were analyzed weekly throughout the entire operating period.
  - Chloride and fluoride were monitored weekly from week 0 through week 23 for all humidity cells (HC-1 through HC-9). Results of monitoring were assessed throughout operation of the cells and the monitoring frequency was decreased and / or discontinued when measured concentrations in leachate were consistently below detection limits (HC-1 to HC-6). Chloride monitoring for HC-6 stopped in week 23 when fluoride analysis was discontinued and resumed in week 47 following review of available data.
  - Nitrogen species (nitrite, nitrate and total ammonia) and cyanide species (total cyanide, weak acid dissociable cyanide, free cyanide, total cyanate and thiocyanate) were monitored weekly from week 0 through week 11 for HC-1 through HC-6, and from week 0 through week 20 for HC-7 through HC-9. Results of monitoring were assessed throughout operation of the cells and the monitoring frequency was decreased to biweekly and / or discontinued when measured concentrations in leachate were consistently below detection limits.
  - Dissolved P by colourimetry, Hg by CVAA and dissolved metals by ICP-MS (Al, Sb, As, Ba, Be, Bi, B, Cd, Cr, Co, Cu, Fe, Pb, Li, Mn, Mo, Ni, Se, Si, Ag, Sr, Tl, Th, Sn, Ti, W, U, V, Zn, Zr, K, Na, Ca, and Mg) were analyzed weekly from week 0 to 23 and biweekly from week 25 onwards for humidity cells HC-1 through HC-6. Dissolved metals were analyzed weekly for humidity cells HC-7 to HC-9.
- Leachate chemistry was used to calculate release rates. Release rates were calculated based on the mass of the tailings sample used in the test for the purposes of this assessment.
- Calculated release rates were used to determine trends in metal release, the rates of sulphide oxidation and neutralization potential depletion, and to estimate the lag time to acid onset in the samples, where applicable.

Concentrate Tailings Subaqueous Recirculating Column Testing

Column testing is underway for one sample of simulated concentrate tailings representative of the tailings to be discharged throughout operations. Concentrate tailings will be stored under water cover in the VMF. The subaqueous recirculating column operates at the Global ARD laboratory in Burnaby, British Columbia.

The test includes a sample of concentrate tailings maintained under a recirculating water cover in a clear acrylic column (see Section 4.4.3 for a conceptual drawing). The test is operated following the procedures described in Section 4.4.3.

Leachates were analyzed as follows:

- Leachate collected from the sampling tube located at the tailings - water interface was analyzed weekly for DO and ORP throughout the entire operating period of the test.
- Leachate collected from the sampling tube located 14 cm above the tailings - water was analyzed for pH, EC, acidity, alkalinity, sulphate, chloride, fluoride, dissolved P by colourimetry, hardness, Hg by CVAA, and dissolved metals by ICP-MS (Al, Sb, As, Ba, Be, Bi, B, Cd, Cr, Co, Cu, Fe, Pb, Li, Mn, Mo, Ni, Se, Si, Ag, Sr, Tl, Th, Sn, Ti, W, U, V, Zn, Zr, K, Na, Ca, Mg and S). Analysis was conducted weekly throughout the entire test period for all parameters except for nitrogen species (nitrite, nitrate and ammonia) and cyanide species (total cyanide and WAD cyanide), which was decreased to biweekly monitoring after nine weeks of testing.
- Leachate chemistry was used to calculate release rates. Release rates were represented as a flux (e.g., release rate per planar surface area of tailings in contact with the overlying water column).
- Calculated release rates were used to assess trends in metal release from the concentrate tailings under submerged conditions.

Subaerial Paste Backfill Kinetic Test

The subaerial backfill kinetic test comprised a slab of backfill placed on an angle in a plexiglass container. Water was percolated onto the angled backfill surface and allowed to flow down the slab surface before being collected in a vessel at the bottom of the angled slab. Details are provided in Section 4.4.4.

The test was operated at the Global ARD laboratory in Burnaby, British Columbia for 25 weeks, and was terminated in December 2024 after monitored parameters were observed to stabilize or be on decreasing trends. Specifications of test setup are presented in Section 4.4.4.

- Leachate was analyzed for pH, EC, acidity, alkalinity, ORP, DO, sulphate, chloride, fluoride, nitrite, nitrate, total ammonia, total cyanide, WAD cyanide and P (by colourimetry), Hg (CVAA), and dissolved metals by ICP-MS (Ag, Al, As, B, Ba, Be, Bi, Ca, Cd, Co, Cr, Cu, Fe, K, Mg, Mn, Mo, Na, Ni, Pb, Sb, Se, Sr, Ti, Tl, U, V, W, Zn and Zr).
- Leachate chemistry was used to calculate release rates. Release rates were based on the surface area of the backfill slab in contact with the deionized water.

Subaqueous Paste Backfill Kinetic Test

The subaqueous backfill test comprised cast spheres of prepared backfill maintained under a recirculating water cover in a Plexiglas column. The test was operated at the Global ARD laboratory in Burnaby, British Columbia for 22 weeks, and was terminated in December 2024 after monitored parameters had stabilized. Prior to the 22 week testing duration, nine pre-leaching cycles were completed in which each cycle used approximately 2 L of deionized water to saturate and then rinse the backfill spheres. Details of the testing is provided in Section 4.4.5.

- Leachate was analyzed for pH, EC, acidity, alkalinity, ORP, DO, sulphate, chloride, fluoride, nitrite, nitrate, total ammonia, total cyanide, WAD cyanide and P (by colourimetry), Hg (CVAA), and dissolved metals by ICP-MS (Ag, Al, As, B, Ba, Be, Bi, Ca, Cd, Co, Cr, Cu, Fe, K, Mg, Mn, Mo, Na, Ni, Pb, Sb, Se, Sr, Ti, Tl, U, V, W, Zn and Zr).

- Leachate chemistry was used to calculate release rates. Release rates were represented as a flux (e.g., release rate per surface area of paste backfill in contact with the overlying water column).

6.3.2 QUALITY ASSURANCE AND QUALITY CONTROL

Kinetic test data was validated through review of charge balance anomalous data spikes if applicable and comparison of ICP S and sulphate S in kinetic test leachate.

No QA / QC issues were noted in the kinetic testing programs.

6.3.3 DESULPHURIZED TAILINGS

Four humidity cells comprising desulphurized tailings representative of the LP Zone and the current mine plan were initiated in 2024 (HC-6 through HC-9). Full static testing results for the samples included in the kinetic testing program are included in Appendix G.

Humidity cell test results are presented in Appendix H and contain data reported up to November 2024. Key observations over the first 55 weeks of testing for HC-6, and the first 22 weeks of testing for HC-7, HC-8 and HC-9 are summarized below:

- The leachate pH for all desulphurized tailings cells (HC-6 through HC-9) ranged from approximately pH 6 to 7 (Figure H-1) over the test period. Leachates were generally stable around pH 6.5 to 7 in recent data.
- Sulphate release rates decreased for all cells since the start of testing to values between 20 to 30 mg/kg/week after 22 weeks of testing. Cell HC-6 continued to steadily decline to approximately 7 mg/kg/week after 55 weeks of testing (Figure H-4).
- Arsenic release rates showed a steady to steadily decreasing trend over the test period and were on the order of 0.0001 to 0.004 mg/kg/week in recent data (Figure H-8). A relationship of higher As release with higher molar ratios of As to S was observed, (Figure 6.3-1 below).
  - Notably, cell HC-8 had a similar solid phase As content as cell HC-7 but had As release rates that were an order of magnitude higher than As released by cell HC-7. Similar to observations made for supernatant, the HC-8 sample had a higher solid phase As:S molar ratio than all other desulphurized tailings samples included in the humidity cell testing program, indicating the As host mineralogy of HC-8 may influence As release and the sample may contain cobaltite-gersdorffite. Bulk mineralogical analysis by R-XRD did not identify any As mineral phases, potentially due to the low overall sulphide content of the desulphurized tailings.
  - A detailed mineralogical test program is underway to verify mineralogy of the test samples.
- Cadmium release rates for cells HC-6, HC-7 and HC-9 were based on concentrations in leachate below or near the detection limit. The Cd release rate of HC-8 fluctuated and was usually slightly higher relative to the other desulphurized tailings cells, which was attributed to the higher solid phase Cd content of the sample (Figure H-10).
- Molybdenum release rates for the desulphurized tailings cells (HC-6 through HC-9) fluctuated throughout testing; three of the four cells (HC-6, HC-7, HC-9) showed increasing release rates after approximately 10 to 30 weeks of testing to approximately 0.002 mg/kg/week in the last week of data (Figure H-11).
- Cobalt release rates decreased throughout testing to approximately 0.0001 mg/kg/week (cells HC-7, HC-8, HC-9) and 0.0006 mg/kg/week (HC-6; Figure H-18).
- Copper release rates decreased throughout testing to approximately 0.002 mg/kg/week in recent weeks (Figure H-19).
- Iron release rates for HC-7, HC-8 and HC-9 range from 0.005 to 0.01 mg/kg/week in recent data Figure H-20). The Fe release rate for HC-6 (the longest running humidity cell containing desulphurized tailings) increased over the last 35 weeks of testing, with recent data on the order of

0.05 mg/kg/week (Figure H-20). The cell had a leachate pH between 6 and 7 and a similar trend in WAD cyanide release, suggesting that Fe release is associated with dissolution of Fe-cyanide phases.

- Concentrations of several parameters including Be, Be, Cr, Pb, Hg, Ni, Ag, V and Zn were generally at or near the analytical detection limit for the duration of testing.
- Release rates for total cyanide and WAD cyanide showed an increasing trend in cell HC-6 after 25 weeks of testing, with release rates on the order of 0.2 mg/kg/week and 0.01 mg/kg/week respectively (Figures H-38 and H-39). Cells HC-7 and HC-8 also showed increasing release rates after approximately 5 weeks of testing, though release rates remained low in available data after 22 weeks of testing. Notably, these samples did not achieve targeted cyanide levels during testing of the CND process which necessitated precipitation of Fe-cyanide phase(s) from solution as part of metallurgical testing. This information, combined with the observed concurrent increase in Fe leaching suggests that dissolution of a precipitated cyanide-bearing phase or phases may be occurring. Great Bear Resources continues to refine the cyanide destruct process using SO_2 / air and precipitation of similar quantities of cyanide bearing phases is not expected under operational conditions.

Lag Time to Acid Onset

The pH of leachate from all desulphurized tailings humidity cells remained between 6 and 7 throughout the entire testing period. The time to depletion of sulphide and neutralization potential in the humidity cells was estimated to verify the ARD classification of desulphurized tailings. Estimated lag times are presented in Table 6.3-2 based on the available data.

- It was assumed that all the sulphate released in the humidity cells was due to sulphide oxidation and thus resulted in the dissolution of neutralization potential within the sample.
- For the purposes of this assessment, it was assumed that rates of sulphide oxidation in the humidity cells were representative of sulphide oxidation rates for tailings in the field; however, in northern environments field oxidation rates are generally slower than laboratory measured rates due to lower temperatures during the winter months which slow chemical reaction rates (MEND 2006) and can extend lag times. This will be further evaluated as part of geochemical programs for the Project.
- Sulphur release rates were determined based on the median sulphate release rate measured over the last five weeks of testing. Sulphur release rates were then used to calculate AP release rates. NP loss rates were calculated based on the median of the combined Ca and Mg release rates measured through the last five weeks of testing in cells where the CMR was less than two in the last five weeks of testing (e.g., HC-7 through HC-9). The CMR of HC-6 was above two in the last five weeks of testing, and NP loss rates were therefore calculated assuming a 1:2 ratio of AP release rates and NP dissolution.
- CarbNP was used as the measure of available acid neutralization capacity, except for cell HC-5 which had a higher CarbNP than Modified NP and Modified NP was therefore used for this cell.

Depletion estimates indicated that sulphide depletion will occur prior to NP depletion and identified no potential for net acidic leachates from the desulphurized tailings samples (HC-6 through HC-9).

This was consistent with the classification of desulphurized tailings as NPAG based on ABA test data.

Metal Release

In general, release rates from the desulphurized tailings humidity cells (HC-6 through HC-9) were relatively low for most metals, with relationships noted between release rates and solid phase concentrations for several parameters including Cd and As particularly when As:S ratios were considered. Release rates for several parameters including Be, B, Cr, Pb, Hg, Ni, Ag, V and Zn were based on concentrations in leachate that were below analytical detection limits throughout most of the testing period.

An increase in cyanide leaching was noted, with a similar increasing trend in Fe release noted over the same time period. The metallurgical process has been modified to include an aeration stage to remove

Fe prior to CND, which is expected to result in less solid cyanide phases being precipitated. Additional metallurgical testing is underway.

6.3.4 CONCENTRATE TAILINGS

One subaqueous recirculating column test was initiated using a composited concentrate tailings sample in June 2024 (sample name COMP-S; test reference COL-1). As previously described, the subaqueous recirculating column test maintains a water cover over the concentrate tailings that is slowly and continuously circulated.

On a weekly basis, a leachate sample is removed from the overlying water column, removing load from the system and replacing it with an equal volume of fresh deionized water. The load lost through the preceding week's sampling event was determined and (mathematically) added to the calculated load remaining in the column. Since the test is operated as a recirculating column (e.g., load is retained in the overlying water each week), weekly release rates were calculated based on the change in load in the column from week to week. Release rates are therefore presented as a flux (e.g., load per planar surface area of tailings in contact with the overlying water: mg/m^2/week) in Appendix I (Figures I-1 through I-41). Where the change in load released from the sample was negative (e.g., load was lost during sampling) or equal to zero, release rates were determined based on one-half of the detection limit value for the given parameter. For completeness, leachate sample concentrations are also included in Figures I-1 to I-41.

Results are presented in Appendix I which contains data reported up to November 2024. Key observations over the first 22 weeks of testing are summarized below:

- The pH of column water decreased in the first five weeks of testing to a minimum value of pH 5.7 likely due to minor sulphide oxidation, as evidenced by concurrent sulphate release over this period and decreasing dissolved oxygen levels (Appendix I; Figures I-1, I-7 and I-4). After the first five weeks of testing, pH increased steadily to approximately pH 6.5 in recent data and sulphate release rates were considerably lower than in the first five weeks of testing.
- Dissolved oxygen, measured in column at the tailings - water interface, decreased over the first six weeks of testing, then slowly returned to oxygen levels that were similar to the start of testing (Figure I-4). Patterns in dissolved oxygen concentrations suggested higher levels of oxygen consumption early during testing, consistent with low levels of sulphide oxidation occurring at the surface of the tailings. Sulphide oxidation rates were low under subaqueous conditions and decreased throughout the test as evidenced by low and decreasing sulphate release rates.
- Cyanide species showed positive net load release and an increasing trend in column concentrations (Figure I-14 and I-15). This was attributed to slow release of residual pore water from the sample, rather than the dissolution of solid phase Fe cyanides, as no concurrent increase in Fe release was observed.
- Metal release rates in the concentrate tailings column were low overall, consistent with the subaqueous condition of the test and low sulphide oxidation rates. Release rates decreased throughout testing and were based on detection limit values
- in at least one of the last five weeks of testing for all reported parameters. The majority of data showed concentrations below the analytical detection limits for Al, Sb, Be, Bi, B, Cr, Pb, Li, Ni, Tl, Th, Ti, W, V and Zr.

Lag Time to Acid Onset

Lag times to acidification were not determined for the concentrate tailings under subaerial conditions, as it is assumed that this would occur in a very short timeframe. For Project purposes, the concentrate tailings will be managed in a saturated condition under a water cover in the VMF. Results of the column test demonstrated low rates of sulphide oxidation and metal release from the concentrate tailings under subaqueous condition.

Metal Release

Metal release rates for the concentrate tailings sample (COL-1) were low and showed lower release rates in the last weeks of testing, with many parameters (including Sb, Be, Cr, Pb, Mo, Ni, Ag, Tl, W, V, Zn and Zr) below analytical detection limits in recent weeks data. Total cyanide and WAD cyanide release rates were relatively low throughout the available data, attributed to the slow release of pore water from the tailings sample.

6.3.5 WHOLE TAILINGS

Five humidity cell tests were initiated on samples of synthetic whole tailings (HC-1 through HC-5) in May 2023. These samples represent tailings from the LP Zone, which represents the bulk of the ore feed for the Project. Tailings samples from two smaller ore zones, the Limb Zone and Hinge Zone, were also included.

The tailings represent whole tailings that will be used to generate paste backfill. Static testing results for the samples included in kinetic testing are presented in Appendix G.

Results are presented in Figures J-1 to J-42 of Appendix J which contains data reported up to December 2024. Key observations from humidity cell testing on whole tailings samples are summarized below:

- The pH of all cells has ranged between 6 and 7 throughout testing (Figure J-1).
- Sulphate release rates generally stabilized after 70 weeks, with release rates on the order of 20 to 50 mg/kg/week (HC-1 to HC-4; Figure J-4). Sulphate release rates for HC-5 (Limb Zone) showed a slowly increasing trend throughout the test, with release rates on the order of 100 mg/kg/week since approximately week 50.
- Arsenic release rates were on the order of 0.00005 to 0.002 mg/kg/week and showed relatively stable to decreasing trends in recent data. As previously noted, the higher As:S molar ratio content of humidity cell samples generally corresponded to higher As release rates (Figure 6.3-1). The highest As release rates were observed for the Limb sample (HC-5, approximately 1500 mg/kg As) and two of the LP samples (HC-1 and HC-3, approximately 200 mg/kg As; Figure J-8).
- Cadmium release rates for HC-2 (LP Zone) and HC-5 (Limb Zone) were elevated compared to the other whole tailings cells which were attributed to higher solid phase Cd concentrations in these test samples (0.52 mg/kg and 1.2 mg/kg respectively). Both cells showed a slight increasing trend over the last 10 weeks of testing to release rates on the order of 0.00006 mg/kg/week (HC-2) and 0.00002 mg/kg/week (HC-5). Cd release for HC-1 (LP Zone), HC-3 (LP Zone) and HC-4 (Hinge Zone) remained stable at approximately 0.000004 mg/kg/week (Figure J-10) and were based on Cd concentrations that were below the detection limit.
- Molybdenum release rates for HC-1(LP Zone), HC-2 (LP Zone), HC-4 (Hinge Zone) and HC-5 (Limb Zone) stabilized after 30 weeks of testing to rates between 0.0004 and 0.0005 mg/kg/week (Figure J-11). Molybdenum release rates for HC-3 (LP Zone) varied by an order of magnitude throughout the test period and showed periods of broadly increasing and decreasing release rates. After week 60, release rates increased to approximately 0.006 mg/kg/week in week 83 for this cell (Figure J-11). The elevated Mo release rates observed for HC-3 were attributed to the higher solid phase Mo content in this cell (5.4 mg/kg).
- Cobalt release rates were steady and ranged from 0.0001 to 0.001 mg/kg/week (Figure J-18).
- Selenium release rates were low and ranged from 0.0001 to 0.0005 mg/kg/week (Figure J-9).
- Mercury concentrations were very low throughout testing and were generally below the analytical detection limit (0.0000019 mg/L) in all whole tailings tests (HC-1 through HC-5; Figure J-22).
- Cyanide species release rates were steady and did not follow the pattern of increasing cyanide release that was observed in the desulphurized tailings and tailings concentrate.

Lag Time to Acid Onset

The time to depletion of sulphide and neutralization potential in the humidity cells was estimated to provide guidance on the time to acid onset for PAG tailings. Estimated lag times are presented in Table 6.3-2. For the purposes of this assessment, the following assumptions and approaches were used:

- It was assumed that all the sulphate released in the humidity cells was due to sulphide oxidation and thus resulted in the dissolution of neutralization potential within the sample.
- It was assumed that rates of sulphide oxidation in the humidity cells were representative of sulphide oxidation rates for tailings in the field; however, in northern environments field oxidation rates are generally slower than laboratory measured rates. Lower temperatures during the winter months may slow oxidation rates and extend the lag times. This will be further evaluated as part of geochemical programs for the Project.
- Sulphur release rates were determined based on the median sulphate release rate measured over the last five weeks of testing. Sulphur release rates were then used to calculate AP release rates. NP loss rates were calculated based on the median of the combined Ca and Mg release rates measured through the last five weeks of testing in cells where the CMR was less than two in the last five weeks of testing.
- CarbNP was used as the measure of available acid neutralization capacity in the samples. Calculations for one sample (HC-5) utilized Modified NP as the data indicated the potential presence of an excess of non-neutralizing carbonate minerals.

Key findings are as follows:

- Depletion estimates indicated that the three LP Zone whole tailings samples (HC-1, HC-2 and HC-3) were PAG with lag times to acid onset estimated to be on the order of 3 to 14 years (Table 6.3-2).
- One whole tailings sample (HC-5, Limb Zone) that was classified as PAG by ABA testing (CarbNPR=1.3) is considered NPAG using humidity cell testing as a result of high sulphate release rates and a short calculated sulphide depletion time compared to CarbNP depletion times. However, it is noted that the calculated time to CarbNP depletion and sulphide depletion are similar and small changes in release rates could affect the classification of the sample. Further, the characteristics of the Limb Zone sample (e.g., 4% S and 152 kg $CaCO_3$/t CarbNP) do not represent the overall Project tailings and results of this test are not suitable to define a site-specific NPR for the tailings.
- The Hinge Zone whole tailings sample (HC-4) is classified as NPAG, which is consistent with ABA test data.

Metal Release

Metal release rates for the whole tailings humidity cells (HC-1 through HC-5) were generally slightly higher than release rates determined for the desulphurized tailings samples but remained relatively low, with concentrations of many parameters (including Hg) consistently below analytical detection limits throughout testing. As with the desulphurized tailings, trends were noted between solid phase content of As and Cd and release rates for these parameters.

6.3.6 PASTE BACKFILL SUBAERIAL KINETIC TEST

Subaerial kinetic testing of backfill was initiated in July 2024 using prepared paste backfill. The subaerial test was terminated in December 2024 after 25 weeks of testing as monitored parameters had generally stabilized. Static testing results for the prepared paste backfill used in kinetic testing are included in Appendix G.

Results of the subaerial kinetic test are presented in Figures K-1 to K-42 of Appendix K which contains data reported up to December 2024. Key observations throughout the 25 weeks of operation are included below:

- Leachate pH (Figure K-1) showed a steady and slightly increasing trend over the duration of testing, from approximately pH 6 at start-up to approximately pH 7 after 25 weeks of testing. Acidity concentrations ranged between 14 and 50 mg $CaCO_3$/L and showed an overall decrease throughout testing (Figure K-5). Alkalinity concentrations ranged from 15 and 30 mg $CaCO_3$/L and showed a relatively steady to decreasing trend.
- Sulphate concentrations were on the order of 250 to 500 mg/L during the first 5 weeks of testing and then steadily decreased toward 100 mg/L after 25 weeks of testing (Figure K-7).
- Metal concentrations in leachate were low with many parameters (including Sb, Be, B, Cd, Cr, Pb, Hg, Ni, Ag, Tl, W, V, Zn, Zr) having reported concentrations that were below the analytical detection limit. Other parameters including Co, Cu, Fe, Mo and Se showed decreasing trends throughout the test.
- Mercury was below detection in most weeks of testing, with stable and detection-limit based Hg release in recent data.
- Results of kinetic testing suggest that some oxidation of the backfill slab is expected with low levels of concurrent metal release under subaerial conditions for a limited duration after placement. Backfilled stopes will be effectively sealed and low oxygen conditions will further limit oxidation in underground conditions prior to natural flooding that will occur at closure.

Lag Time to Acid Onset

The subaerial kinetic test cannot be used for calculation of lag times and lag times were therefore not determined for these materials. However, the AP and NP properties of the prepared backfill closely resembled those of the whole tailings materials used in preparation of the paste backfill. Similar whole tailings samples tested in humidity cells (HC-1 and HC-3) indicated a lag time of on the order of 10 to 14 years under subaerial conditions.

Based on trends in the release rates for the whole tailings, and the NP and AP content of the paste backfill, a lag time for the paste backfill is currently estimated to be on the order of 10 years under laboratory conditions. However, placement of the paste backfill underground in cooler (approximately 10°C) conditions and in sealed stopes that will limit interaction with oxygen and water is expected to prolong the above estimated laboratory lag time. Humidity cell tests have been initiated with paste backfill samples.

Metal Release

Metals concentrations in leachate from the paste backfill subaerial kinetic test were low and stable, with several parameters consistently below detection limits including Sb, Be, B, Cd, Cr, Pb, Hg, Ni, Ag, Tl, W, V, Zn and Zr.

6.3.7 SUBAQUEOUS RECIRCULATING COLUMN TEST

A subaqueous recirculating column test was initiated in July 2024 using prepared paste backfill. Static testing results for the prepared paste backfill used in kinetic testing are included in Appendix G.

On a weekly basis, a leachate sample was removed from the overlying water column, removing load from the system and replacing it with an equal volume of fresh deionized water. The load lost through the preceding week's sampling event was determined and (mathematically) added to the calculated load remaining in the column. Since the test was operated as a recirculating column (e.g., load is retained in the overlying water each week), weekly release rates were calculated based on the change in load in the column from week to week. Release rates are therefore presented as a flux (e.g., load per planar surface area of tailings in contact with the overlying water, mg/m^2/week) on Figures L-1 through L-42 in Appendix L which contains data reported up to the test's termination in December 2024.

Where the change in load released from the sample was negative (e.g., load was lost during sampling) or equal to zero, a base load minimum release rate was calculated using one-half of the detection limit value

for the given parameter. For completeness, leachate sample concentrations are also included in Appendix L (Figures L-1 to L-42).

The subaqueous recirculating column test was terminated in December 2024 after 22 weeks as monitored parameters had stabilized or showed decreasing trends.

During the nine pre-leach cycles of flooding and draining the column, pH, sulphate and metals concentrations were measured and compared to the water quality observed for the subaerial backfill test. pH values were higher (pH 7 to pH 8) compared to the subaerial backfill test and sulphate and metals concentrations were either similar to the concentrations in subaerial leachate in all cycles (Sb, Cd, Pb, Hg, Zn and Zr) or similar initially then lower after two to three flushing cycles (Co, Cu, Fe, Se, Sr; Appendix L).

Key observations through the 22 weeks of operation for the subaqueous recirculating column test are summarized below:

- The pH of leachate from the subaqueous recirculating column test increased slightly throughout testing from 6.2 at the onset of testing to 7.1 after 22 weeks of operation (Figure L-1).
- Acidity release rates were low (median 5 mg/m^2/week) throughout the test (Figure L-5) and usually based on minimum loading rates [13] (e.g., detection limit multiplied by water volume).
- Alkalinity (Figure L-6) was detected throughout the test, with recent release rates (around 100 mg/m²/week) remaining close to initial values (150 mg/m²/week).
- Sulphate release rates were low and variable throughout testing, with a median sulphate release rate of 26 mg/m^2/week (ranging from approximately 5 mg/m^2/week to 250 mg/m^2/week; Figure L-7). Sulphate release rates in the subaqueous recirculating column were one to two orders of magnitude less than release rates observed for paste backfill under subaerial conditions.
- Metal release was low and generally stable to decreasing in the submerged backfill. Release for several key parameters were usually based on base load minimum release rates (see footnote), including As, Sb, Be, Cr, Cu, Fe, Pb, Hg, Ni, Se, Ag, Tl, W, U, V, Zn and Zr and were generally lower than release rates in the subaerial kinetic test. These low release rates may be higher than expected in field conditions due to observations made in the laboratory that approximately half of the cast spheres broke in half and further disintegrated throughout the test, likely resulting in higher loads than if the material had stayed intact.

Metal Release

Metal release rates in the paste backfill subaqueous kinetic test were generally lower than release rates in the subaerial kinetic test as expected. Release for several key parameters were generally stable and based on base load minimum release rates (see footnote), including As, Sb, Be, Cr, Cu, Fe, Pb, Hg, Ni, Se, Ag, Tl, W, U, V, Zn and Zr.

Lag Time to Acid Onset

The subaqueous recirculating column test cannot be used for calculation of lag times and lag times were therefore not determined for these materials. However, paste backfill is not at risk for acid generation under subaqueous conditions due to low oxygen levels.

[13] Where the change in load released from the sample was negative (e.g., load was lost during sampling) or equal to zero, a base load minimum release rate was calculated using one-half of the detection limit value for the given parameter.

6.3.8 KEY FINDINGS

Key findings for each material type are discussed below. Lag time information is presented above for each material type and summarized in Table 6.3-2 below. Summarized release rates are presented in Table 6.3-3 for selected parameters.

Desulphurized Tailings

- Results of humidity cell testing conducted on the desulphurized tailings samples (HC-6 through HC-9) indicated no potential for net acidic leachates, and low metal release rates. Metal release rates were generally lower for desulphurized tailings than whole tailings, as expected, with the exception of Cu which was slightly higher in the desulphurized samples compared to whole tailings, likely due to the addition of $CuSO_4$ in the flotation and CND circuits.
- Mercury concentrations in test leachates were very low throughout testing and were below the analytical detection limit in most samples.

Concentrate Tailings

- Results of the subaqueous recirculating column test on the concentrate tailings indicated that oxidation of the sample was limited under submerged conditions. Minor sulphide oxidation early in the test was evidenced by concurrent sulphate release and decreasing dissolved oxygen levels and pH in the first five weeks. After that time, sulphate release rates decreased, and pH and dissolved oxygen levels increased, which indicated that oxidation was limited in extent. Metal release rates were low throughout testing and stabilized in the last five weeks of testing for most parameters. Detailed mineralogy testing has been initiated on a representative split of the column sample.

Whole Tailings

- Results of humidity cell testing conducted on whole tailings indicated that three of the samples (representing the LP Zone) were potentially acid generating with lag times to acid onset estimated to be on the order of 3 to 14 years. The remaining two samples of whole tailings tested representing the Limb and Hinge Zones were determined to be NPAG by kinetic testing. Metal release rates were low throughout testing, and Hg concentrations were usually below the analytical detection limit.

Paste Backfill

- Results of kinetic testing conducted on paste backfill generally indicated low metal release from both the subaerial and subaqueous tests. Release rates from the subaqueous kinetic test, representing submerged backfill under closure conditions, were generally lower than release rates observed from the subaerial test. Mercury release rates were low throughout testing and were below detection in every week of the subaqueous kinetic test, and below detection in the last 19 weeks of the subaerial test. Release rates of other key parameters (e.g., As and Co) were low with stable to decreasing trends observed throughout testing.
- The prepared backfill samples had similar geochemistry to the whole tailings (used to prepare the backfill), which had a lag time estimate of approximately a decade. However, prepared backfill is expected to have a longer lag time to net acidic conditions when placed in sealed underground stopes due to cooler temperatures and materially reduced airflow during operations and ultimately under submerged conditions at closure.

Table 6.3-1: Data Summary for Samples Included in Kinetic Testing Program

Test ID	Sample ID	Sample Description	Zone	Initiation Date	Weeks Operating	Total S [1] (%)	MPA [2] (kg $CaCO_3$/t)	CarbNP [3] (kg $CaCO_3$/t)	NP [4] (kg $CaCO_3$/t)	CarbNPR [5] (CarbNP/ MPA)	NPR [6] (NP/AP)
HC-6	F1-Ro Tailings	Desulphurized tailings, post-CND	LP	Nov. 2023	58	0.19	5.9	19	28	3.2	5.3
HC-7	F8-RO	Desulphurized tailings, post-CND	LP	June 2024	23	0.23	7.2	16	24	2.2	6.9
HC-8	F5-RO	Desulphurized tailings, post-CND	LP	June 2024	23	0.15	4.7	32	44.	6.8	23
HC-9	F6-R-RO	Desulphurized tailings, post-CND	LP	June 2024	23	0.18	5.6	29	45	5.2	29
COL-1	COMP-S	Concentrate tailings, post-CND	LP	June 2024	23	31	959	31	28	0.032	0.030
HC-1	CND-1	Whole tailings, post-CND	LP	May 2023	85	0.68	21	22	31	1.0	1.5
HC-2	CND-2	Whole tailings, post-CND	LP	May 2023	85	2.3	72	8.3	18	0.12	0.25
HC-3	CND-3	Whole tailings, post-CND	LP	May 2023	85	0.79	25	22	31	0.88	1.3
HC-4	CND-4	Whole tailings, post-CND	Hinge	May 2023	85	0.66	21	104	108	5.1	5.4
HC-5	CND-5	Whole tailings, post-CND	Limb	May 2023	85	4.0	124	161	152	1.3	1.2
Backfill Kinetic Tests [7]	WSP 03	Prepared Paste Backfill	LP	July 2024	25 / 22	1.1	35	37	60	1.1	8

Notes:

1 Total S determined by Leco analyzer.
*2 Maximum potential acidity, calculated as 31.25*Total S.*
*3 Carbonate neutralization potential, calculated as TIC*10*(100/12.01).*
4 Modified Sobek neutralization potential.
5 Carbonate neutralization potential (CarbNP) ratio, calculated as CarbNP/MPA.
6 Neutralization potential ratio, calculated as NP/AP.
7 Backfill kinetic tests terminated in December 2024.

Table 6.3-2: Estimated Depletion Times for Tailings

HC ID	Tailings Sample ID	Zone	Total S	Sulphide S	MPA	CarbNP	AP Release Rate [1]	NP Release Rate [1]	Time to MPA Depletion [2]	Time to CarbNP Depletion [2]	CarbNPR [3]	Classification based on Humidity cell Test Results
Units			%	%	kg $CaCO_3$/t	kg $CaCO_3$/t	kg $CaCO_3$/t/week	kg $CaCO_3$/t/week	Years	Years	CarbNP/MPA	-
HC-1	CND-1	LP	0.68	0.66	21	22	0.016	0.028	23	14	1.0	PAG
HC-2	CND-2	LP	2.3	2.3	72	8.3	0.050	0.049	29	2.9	0.12	PAG
HC-3	CND-3	LP	0.79	0.78	25	22	0.027	0.041	19	10	0.9	PAG
HC-4	CND-4	Hinge	0.66	0.64	21	104	0.040	0.056	12	36	5.1	NPAG
HC-5	CND-5	Limb	4.0	3.94	124	152	0.10	0.12	25	26	1.2 [4]	NPAG [4]
HC-6	F1-Ro Flotation Tailings	LP	0.19	0.17	5.9	19	0.00079	0.016	16	22	3.2	NPAG
HC-7	F8-RO	LP	0.23	0.11	7.2	16	0.044	0.059	3.6	4.9	2.2	NPAG
HC-8	F5-RO	LP	0.15	0.082	4.7	32	0.027	0.043	3.8	14	6.8	NPAG
HC-9	F6-R-RO	LP	0.18	0.12	5.6	29	0.033	0.043	3.8	13	5.2	NPAG

Notes

1 *Release rates based on median release rates for the last five weeks of data. AP release rates based on sulphate release rates. NP release rates based on measured NP loss (as Ca and Mg) for cells with CMR <2; for cells with CMR >2, NP release rate was estimated from AP release rates, assuming a 1:2 ratio of acid potential production and neutralization potential dissolution.*

2 *Time to AP depletion based on MPA for all cells. Time to NP depletion based on carbonate NP except for HC-5, which used Modified NP, as CarbNP was greater than NP in this cell. Lag times include consideration for S and NP release during the entire test period, and the projected release of S and NP based on the release rates.*

3 *Neutralization potential ratio based on CarbNPR (CarbNP/MPA), except for HC-5 which was based on NPR (NP/MPA), as the sample appeared to contain non-net neutralizing carbonate minerals.*

4 *Estimated times to depletion for MPA and CarbNP are similar and small changes in release rates could affect the characterization of the sample. Characteristics of the Limb sample (e.g., 4% S and 152 kg CaCO3/t CarbNP) do not represent the overall Project tailings and results of this test are not suitable to define a site-specific NPR for tailings.*

Table 6.3-3: Release Rate Summary of Selected Parameters

HC ID	HC-1 [1]	HC-2 [1]	HC-3 [1]	HC-4 [1]	HC-5 [1]	HC-6 [1]	HC-7 [1]	HC-8 [1]	HC-9 [1]	Subaqueous Recirculating COL-1 [2]	Paste Backfill Subaerial Kinetic Test	Paste Backfill Subaqueous Kinetic Test
Sample ID	CND-1	CND-2	CND-3	CND-4	CND-5	F1-RO Tailings	F8-RO	F5-RO	F6-R-RO	COMP-S	WSP 03	WSP 03
Sample Description	Whole Tailings, post-CND	Whole Tailings, post-CND	Whole Tailings, post-CND	Whole Tailings, post-CND	Whole Tailings, post-CND	Desulphurized Tailings, post-CND	Desulphurized Tailings, post-CND	Desulphurized Tailings, post-CND	Desulphurized Tailings, post-CND	Concentrate Tailing, post-CND	Prepared Paste Backfill	Prepared Paste Backfill
Zone	LP	LP	LP	Hinge	Limb	LP	LP	LP	LP	LP	LP	LP
pH	6.7	6.5	6.9	6.7	6.7	6.8	6.8	6.8	6.9	6.7	6.45	6.93
-	mg/kg/week	mg/kg/week	mg/kg/week	mg/kg/week	mg/kg/week	mg/kg/week	mg/kg/week	mg/kg/week	mg/kg/week	mg/m^2/week	mg/m^2/week	mg/m^2/week
Acidity	8.7	9	8.2	9.4	11	9.5	11	11	9.1	54	121	6
Alkalinity	14	11	15	24	17	18	17	22	16	225	93	6
Sulphate	16	48	26	38	97	9	43	26	32	54	732	59
Ca	11	20	16	20	38	10	22	16	17	27	282	0.58
Mg	0.26	0.19	0.22	1.1	4.9	0.2	0.33	0.46	0.2	27	13	0.58
P	0.0013	0.0013	0.0013	0.0013	0.0013	0.0013	0.0016	0.0026	0.0013	5	0.018	0.035
Al	0.032	0.0074	0.024	0.01	0.0031	0.02	0.021	0.031	0.022	1.6	0.20	0.012
Sb	0.00054	0.00029	0.00044	0.00022	0.00022	0.00022	0.001	0.00022	0.00022	0.27	0.0062	0.0012
As	0.0017	0.000085	0.0017	0.00032	0.00094	0.00012	0.0012	0.0045	0.00049	0.054	0.018	0.0023
Be	0.000044	0.000042	0.000043	0.000044	0.000043	0.000045	0.000045	0.000045	0.000044	0.054	0.0012	0.0012
Bo	0.022	0.021	0.022	0.022	0.022	0.022	0.023	0.022	0.022	27	0.62	0.58
Cd	0.0000044	0.000065	0.0000045	0.0000044	0.00002	0.0000045	0.0000045	0.0000075	0.0000044	0.0054	0.00012	0.00012
Cr	0.00044	0.00042	0.00043	0.00044	0.00043	0.00045	0.00045	0.00045	0.00044	0.54	0.012	0.012
Co	0.00043	0.0012	0.00011	0.00023	0.00071	0.0006	0.00012	0.00012	0.0001	0.15	0.0050	0.0012
Cu	0.00041	0.00037	0.00035	0.00024	0.0003	0.00094	0.0017	0.0013	0.0012	0.11	0.034	0.0058
Fe	0.012	0.0031	0.012	0.0022	0.0022	0.061	0.0082	0.0091	0.0058	2.7	0.48	0.23
Pb	0.000088	0.000085	0.000087	0.000087	0.000086	0.000092	0.00009	0.000089	0.000089	0.11	0.0025	0.0023
Hg	0.00000083	0.00000081	0.00000082	0.00000083	0.00000082	0.00000085	0.00000086	0.00000085	0.00000084	0.00021	0.000012	0.000022
Mo	0.00044	0.00047	0.0054	0.00052	0.00043	0.0018	0.0032	0.0008	0.0016	0.54	0.065	0.0012
Ni	0.00044	0.00043	0.00043	0.00044	0.00065	0.00045	0.00045	0.00045	0.00044	0.54	0.012	0.012
Se	0.00017	0.00066	0.00017	0.00015	0.00016	0.0002	0.00017	0.00014	0.00018	0.054	0.0017	0.0058
Ag	0.0000088	0.0000085	0.0000087	0.0000087	0.0000086	0.0000089	0.000009	0.0000089	0.0000089	0.011	0.00025	0.00023
Tl	0.0000044	0.000017	0.0000045	0.000011	0.0000065	0.0000045	0.0000045	0.0000045	0.0000044	0.005	0.00012	0.00012
U	0.00028	0.00044	0.00045	0.00004	0.00004	0.00061	0.00045	0.00079	0.00045	0.03	0.0048	0.00058
V	0.0022	0.0021	0.0022	0.0022	0.0022	0.0022	0.0023	0.0022	0.0022	2.7	0.062	0.058
Zn	0.0022	0.0028	0.0022	0.0022	0.0022	0.0022	0.0023	0.0022	0.0022	2.7	0.062	0.058
W	0.00063	0.00042	0.00044	0.00044	0.00043	0.00044	0.00045	0.00062	0.00044	0.54	0.012	0.0012
Zr	0.000044	0.000042	0.000043	0.000044	0.000043	0.000045	0.000045	0.000045	0.000044	0.05	0.0012	0.0012
Total Cyanide	0.02	-	-	-	-	0.17	0.039	0.021	0.072	6	1.3	0.34
WAD Cyanide	-	-	-	-	-	0.011	0.0012	0.0026	0.005	1	0.13	0.029

Notes:

1 *Release rates for HC-1 through HC-9 were calculated based on the median load release in the last five weeks of testing per mass of tailings sample used in the cell.*
2 *Release rates for COL-1 were calculated based on median load release in the last five weeks of testing per surface area of tailings in contact with the overlying water column. Minimum release rates were assigned where load release was determined to be negative or equal to zero (see text).*
3 *Release rates for the paste backfill subaerial kinetic test were calculated based on the median load release in the last five weeks of testing per surface area of paste backfill in contact with deionized water used in testing.*
4 *Release rates for the paste backfill subaqueous kinetic test were calculated based on median load release in the last five weeks of testing per surface area of backfill in contact with water. Minimum release rates were assigned where load release was determined to be negative or equal to zero (see text).*

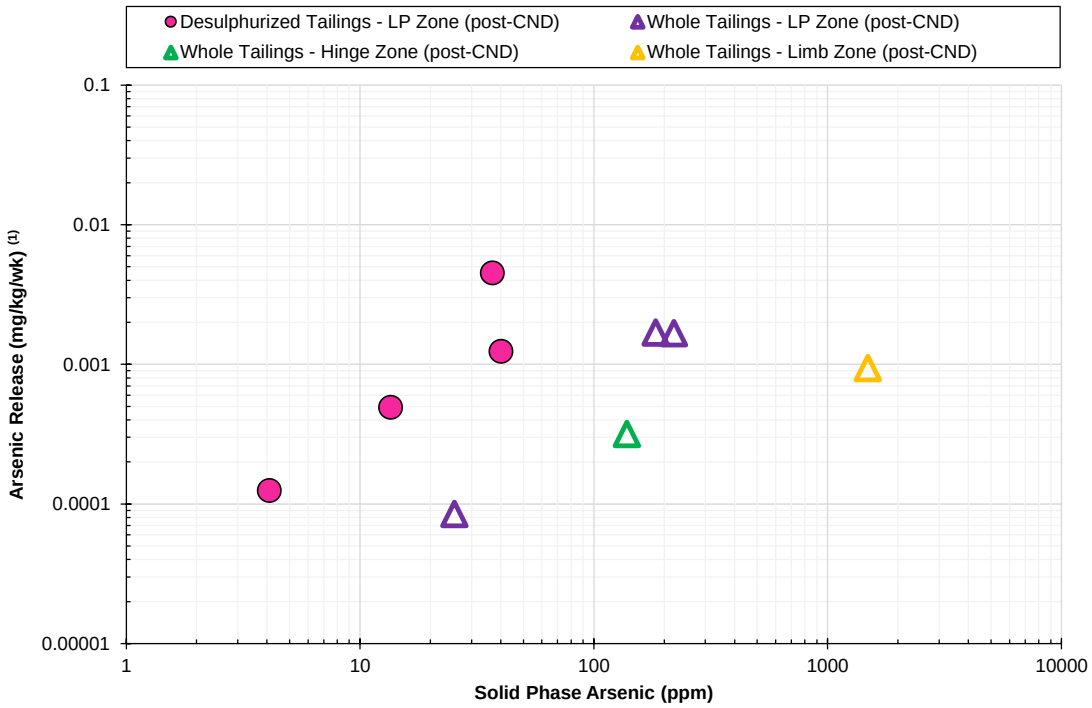

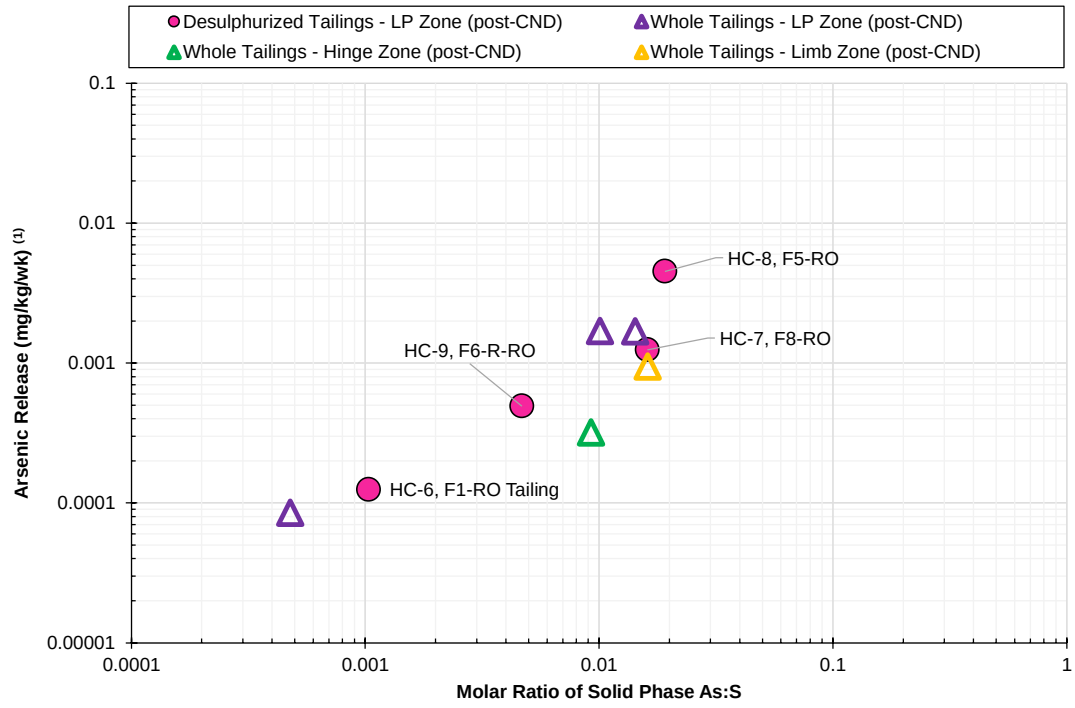

Notes:
(1) Median arsenic release over the last five weeks of testing in mg/kg/week

Comparison of As release in humidity cell tests to solid phase As content

Great Bear Project, Geochemistry Summary Report

Great Bear Project			
Figure Number		6.3-1	
Project Number		OMEMA2303	
Date		November 2025	
Drawn	SM	Reviewed	JB

7 OVERBURDEN

7.1 SUMMARY

A geochemical characterization program was undertaken to assess overburden materials that will be relocated as part of Project development. As part of the program, a total of 172 samples were submitted for static testing analyses, and 14 samples were included in laboratory-based trickle-leach column tests, which have 8 to 47 weeks of data currently available. The scope of the overburden characterization program conducted for the Project exceeds standard approaches for overburden materials for similar mining projects undergoing the approvals process in Ontario.

Geochemical testing on 172 samples of overburden indicated that the overburden is NPAG based on an average CarbNPR of 37. The samples had a very low total S content; total S was below the analytical detection limit in approximately 30% of the samples. Where detectable, total S concentrations ranged from 0.006% to 0.11% (median 0.01%).

Ninety-six percent of the samples (i.e., n=165) had a CarbNPR >2 and were considered NPAG. Seven samples had a CarbNPR ≤2 and generally consisted of glacial sands with no neutralization capacity and S contents that were at or very close to the detection limit. These materials are not considered a risk for acid generation. This was consistent with NAG test results that indicated that these samples were NPAG.

Most samples had a Modified NP content on the order of 8 kg $CaCO_3$/t, although it ranged from -0.7 to 135 kg $CaCO_3$/t (Appendix M1). NP was predominantly represented by CarbNP for most samples; however, samples with a low Modified NP content often contained no CarbNP. Samples that comprised glacial sand most often had low levels of NP, likely reflecting the predominance of quartz in these samples.

The samples had a low solid phase metals content that were usually below screening values. Solid phase mercury concentrations were below the analytical detection limit for most samples and below screening values for all samples.

SFE testing showed concentrations of metals in leachates that were generally below screening values in most samples with the exception of Ag, Cr and Cu in approximately 15% of samples and concentrations of As, Co, W, U, V and Zr, in isolated samples. Overall, however, metal concentrations were generally low. Mercury concentrations in SFE leachates were below analytical detection limits for 96% (n=121) of the samples and below screening values for all samples. Results from the SFE tests do not represent drainage quality, but act as a screening tool to identify parameters of potential interest.

It is noted that static testing (Section 7.2) demonstrated that the overburden samples were NPAG with very low S contents (typically below analytical detection limits) and low solid phase metal contents. Typically, materials with very low sulphide and metal contents below screening values are considered a low risk for ML / ARD and are not subject to kinetic testing; kinetic tests usually focus on material with a higher S or metal content considered to pose a potential risk. Despite this, the Project utilized a proactive and protective approach and included kinetic testing on overburden for completeness. Overburden laboratory kinetic testing utilized trickle leach column tests. The column tests were initiated between May 2024 and May 2025 and currently have 8 to 47 weeks of results available.

The pH of leachate from 13 of the 14 overburden column tests was generally stable between 6 and 8 throughout testing. Median sulphate and metal concentrations in leachate over the last five weeks of testing were low, and usually similar to or lower than those observed in baseline surface water data for the site, with many parameters (including Hg) consistently below analytical detection limits.

Column testing included three low NP samples with a range of S contents (<0.01 to 0.05%) that were collected from the near surface. Owing to their low NP content, these samples had an NPR ≤2; however, NAG pH testing indicated the samples were NPAG. Two of these three samples had column leachate pH values that were consistent with the other column tests (i.e., pH 6 to 8), including other tests that had a

lower NP content. Leachate pH for one sample (COL-3) was notably consistent with the blank columns. This was attributed to the pH of deionized water used in the laboratory test, as well as the low NP of the sample and the potential influence of natural organic acids that may have been present as the sample was collected near the soil interface. The sample had a very low sulphur content overall (0.03%) and leachate sulphate concentrations were low, indicating that sulphide oxidation was not driving the pH response of this test. Similar drainage quality is not anticipated to occur under field conditions, as testing indicates that in contrast to the COL-3 sample, most overburden materials produce alkalinity which provides buffering capacity to the drainage.

Construction of field kinetic tests is underway to further assess drainage quality under field conditions.

7.2 STATIC TESTING

7.2.1 PROGRAM OVERVIEW

A static testing program was undertaken to assess the geochemical characteristics of overburden materials that will be relocated as part of Project development. As part of the program, a total of 172 samples representing the various types of Project overburden were collected.

Samples underwent static testing which included: ABA analyses, NAG testing, elemental content analysis, SFE testing and bulk mineralogical analysis (by R-XRD). Results were reviewed to assess the metal leaching and acid generation potential of overburden materials. Kinetic testing was also conducted as outlined in Section 7.3.

The approach and testing methods utilized herein are based on the requirements described under the *Ontario Mining Act*; namely guidance found within the reference document *Prediction for Drainage Chemistry for Sulphidic Geologic Materials* (MEND 2009), which represents best practice and industry-standard approaches and methodologies for ML / ARD sampling and characterization in Canada.

7.2.2 SUMMARY OF AVAILABLE SAMPLES

A total of 172 overburden samples were collected between 2023 and 2025 as part of drilling and test pitting programs completed for the Project, including the following:

- Thirty samples collected in 2023 as part of the initial site-wide overburden characterization study undertaken for the Project.
- Eighty-six samples collected in 2024 to supplement the initial overburden characterization.
- Fifty-six samples collected in 2025 to further supplement the existing overburden database. This includes six large scale (3 to 4 m^3) samples that were collected from the open pit LP Central pit and AEX Program areas to be used in field leach tests. These samples were homogenized in the field and triplicate subsamples of the homogenized material were collected from each of the field test pad samples.

Samples were collected across the anticipated Project as shown in Figure 7.2-1 and summarized in Table 7.2-1.

Samples were selected based on the available test pits / drill holes advanced as part of hydrogeological and geotechnical investigations. Overburden at the Project typically ranges from 1 to 20 m and averages 10 m. Samples were selected to represent materials from surface to depths of up to 26.2 m below ground surface. Samples within several metres of the bedrock-overburden interface were also included in areas where deeper surface excavation will be required for mine development.

Samples included in this assessment represent the range of material types observed at the Project, including glacial till along with glaciofluvial and glaciolacustrine sediments. The glaciolacustrine sediments comprise three defined units as summarized in Table 7.2-2.

Detailed sample descriptions are provided in Table M-1 of Appendix M.

7.2.3 ANALYTICAL TEST METHODS AND SCREENING APPROACH

Static testing for the 30 samples collected in 2023 was conducted at SGS Lakefield. Static testing for the 142 samples collected in 2024 and 2025 was conducted at Global ARD. Consistent analytical methods were specified to be used by both labs to facilitate comparison of results and a complete dataset. Methods are briefly summarized below and presented in Section 4.3.

Prior to testing, all samples were passed through a 6.35 mm sieve to remove organic debris and any coarse gravel or cobbles. Subsequent sample preparation and testing was completed on the sieved portion of the sample.

Static testing methods are summarized in Table 7.2-3 and the approach used to screen the results for the metal leaching and acid generation potential of the samples are described below.

Following the initial test work, additional testing was undertaken for quality assurance and verification purposes. This additional test work is discussed further in Section 7.2.4.

- ABA testing was completed on all samples (n=172) to assess the potential for a sample to generate acidity, determined by the balance of acid generating and neutralizing minerals in a sample.
  - ABA testing included determination of paste pH, total S by Leco furnace, sulphate S by HCl leach, sulphide S by difference (total S – sulphate S), Modified NP [14], TC by Leco furnace, TIC by HCl leach and Leco furnace. CarbNP was calculated from TIC.
  - Acid generation capacity was calculated based on the results of S speciation testing, including the calculation of AP based on sulphide S, and MPA based on total S.
  - Test results were used to calculate the sample's NPR (NP/AP) and CarbNPR (CarbNP/MPA) to classify the acid generation potential of a sample. For Project planning purposes, ABA results with an NPR ≤2 were assumed to be PAG. Samples with an NPR >2 were considered to be NPAG (MEND 2009).
  - Triplicate subsamples from each of the large field leach test samples were tested in 2025. ABA results were found to be consistent between triplicate samples and results are presented as the average of the triplicate results for each field test sample.
- NAG testing was conducted on a subset of 100 samples to confirm the results of the ABA testing.
  - NAG pH results were screened against NAG pH criteria for PAG and NPAG materials (AMIRA 2002) and assessed in conjunction with NPR values from ABA testing.
  - NAG pH results for the triplicate subsamples collected from each of the large field leach test samples were consistent and were therefore presented as the average of the triplicate results for each field test sample.
- Elemental content analysis was conducted on all samples by aqua regia digest and ICP-MS scan. The purpose of this test is to assess the presence of environmentally meaningful elements and screen samples against qualitative threshold values. Results were screened against the following values for comparative purposes:
  - Ten times the average continental crust abundance of the given element (Price 1997). Samples with elemental concentrations greater than the qualitative screening value were considered enriched in those elements. The comparison to 10 times the crustal abundance value was made for screening purposes only and holds no regulatory significance.

[14] MEND 1991 method, based on the Lawrence 1989 Modified NP method.

  - Ontario Typical Range values for uncontaminated soils (MOE 2011). These comparisons were for screening purposes only and imply neither compliance nor non-compliance with soil quality standards as the overburden tested represent natural, background conditions.
  - Elemental content results were found to be reasonably consistent between the triplicate subsamples collected from each of the large field leach test samples, and results were therefore presented as the average of the triplicate subsamples.
- The potential release of soluble metals was assessed using the SFE test on a subset of 126 [15] samples, including each of the individual triplicate subsamples [16]. SFE results on the triplicate samples were not averaged as some parameters showed results that sometimes varied between the triplicate samples, which was attributed to subsample variability and / or analytical precision at low concentrations. The purpose of the test is to assess the presence of readily soluble metals and is not a direct indicator of drainage quality.
  - Leachates were analyzed for pH, conductivity, acidity, alkalinity, sulphate, total dissolved P by colourimetry, hardness and dissolved metals.
  - Leachate chemistry was compared to screening values to identify parameters of potential interest for metal leaching. The screening analysis included comparison of the SFE leachate chemistry to PWQO values for the protection of aquatic life, including both in-place PWQO values and interim PWQO values. The SFE test and screening approach is not a direct representation of future water quality and comparisons to screening criteria hold no regulatory significance.
- Mineralogical testing using R-XRD was conducted on 31 samples of Project overburden. Results for the triplicate subsamples for the large field leach test samples were consistent and results for these samples were therefore presented as an average.

7.2.4 QUALITY ASSURANCE AND QUALITY CONTROL

Static testing for 30 samples collected in 2023 was conducted at SGS Lakefield and static testing for the 142 samples analyzed in 2024 and 2025 was conducted at Global ARD. Upon receipt, data from both laboratories was reviewed for quality according to the methods outlined in Section 4.6.3. Where available, this included review of laboratory-provided QA / QC protocols such as replicates, duplicates and certified reference materials.

This review indicated that in general results of static analyses met the acceptability criteria described in Section 4.6.3. For most parameters, relative percent differences were found to be within acceptable limits (<10%) and were usually within 5% with rare exceptions that tended to occur for parameters that were near the analytical detection limit, or for some additional parameters as described below. Similarly, charge balances, method blanks and method spikes for aqueous analyses returned QA / QC data that was within expected benchmarks with rare exceptions that were also associated with low concentrations near the analytical detection limit.

Results obtained from SGS Lakefield and Global ARD were also compared to each other as part of QA / QC checks. In general, results of ABA and elemental content analyses were determined to be reasonably consistent. However, key differences in SFE leachate quality were noted between the datasets from each laboratory, as described below. Re-analysis was completed at SGS Lakefield, Global ARD and a third laboratory (BV) to resolve the differences.

Results of re-analyses completed are described below.

[15] SFE testing initially completed on 155 samples, however, results for 29 samples were deemed to be invalid through a QA / QC program. See Section 7.2.4.
[16] Some variability in SFE results was noted for the subsamples collected from the locations selected for field testing, and results of triplicate analyses were therefore evaluated individually.

ABA Testing

- Three samples had slightly negative Modified NP values. Results were validated through re-analysis of two samples, which showed similar Modified NP results with the absolute difference ranging from 0.3 to 1.5 $CaCO_3$/t. This was considered to be acceptably repeatable. As discussed in Section 7.3.5, some samples have a very low neutralization capacity and some variability between subsamples commonly occurs when analyzing geologic materials.
- An additional 22 samples with low CarbNP based on TIC content below the analytical detection limit (<0.02% TIC) were reanalyzed. Results of the reanalysis remained consistently below the analytical detection limit for all 22 samples reanalyzed.

SFE Testing

SFE testing was completed on 155 samples, with 29 samples tested at SGS Lakefield and 126 samples tested at Global ARD. As previously noted, key differences were noted between the datasets from each laboratory:

- Leachates from SGS Lakefield had concentrations of iron and some trace metals that were elevated relative to screening values. This was initially attributed to the presence of colloids and / or the physical disturbance or dissolution of iron oxyhydroxide minerals (which are often associated with trace metals). The leachate pH from samples tested at SGS Lakefield was on the order of pH 8 to 9.
- While SFE leachates from Global ARD had similar major ion composition to leachates from SGS Lakefield, they had a lower pH (on the order of pH 6.5) and notably lower iron and metal concentrations overall. Very few of the leachates from Global ARD had metals greater than screening values.

Routine QA / QC checks (review of charge balance, method blanks and laboratory duplicates) of data received from each laboratory did not identify any apparent issues with the analyses. The samples also comprised analyses conducted over multiple batches and dates at each laboratory. ABA and solid phase metal content results were consistent among the samples and could not explain the systematic differences observed between SFE test results from SGS Lakefield versus Global ARD.

Therefore, to further evaluate the apparent differences between the two laboratories, additional analyses were conducted:

- 10 samples originally analyzed at Global ARD were analyzed at SGS Lakefield.
- 15 samples originally analyzed at SGS Lakefield were analyzed at Global ARD.
- Global ARD re-analyzed an additional 15 samples from their sample set to confirm their results were repeatable.

Verification testing was conducted at BV. This included full SFE testing of 21 samples, 10 of which have previously undergone SFE testing at both SGS Lakefield and Global ARD, and 11 which have been previously tested at Global ARD. Preserved leachates including 10 SFE leachates from SGS Lakefield and 14 SFE leachates from Global ARD were also reanalyzed at BV to rule out any issues with the ICP analysis. Results are shown in Appendix M2 for all three laboratories.

- The Global ARD results were confirmed to be repeatable.
- Re-analysis of the samples confirmed consistent differences between Global ARD and SGS Lakefield in terms of the pH and metal content of the SFE leachates as presented in Table M-6.
- Results from the third laboratory (BV) were generally consistent with the Global ARD results. This confirmed the systematic differences noted between SFE leachates from SGS and leachates from other laboratories.

The SFE test results from the initial 29 samples conducted at SGS Lakefield are considered invalid based on the above QA / QC assessment and are not used as part of the baseline program for comparison with screening values. Subsequent discussions with SGS Lakefield could not clearly confirm detailed method information. It was unclear if the samples had undergone end over end shaking or if sufficient settling of particles was allowed after shaking and prior to leachate filtration. The observed differences in the data were attributed to differences in methods used.

7.2.5 RESULTS

Static test results for overburden samples are tabulated in Appendix M1 and presented in the following sections.

Acid Generation Potential

- The total S content of the overburden samples was very low overall, with approximately 30% of the samples below detection (<0.005% or <0.01%[17]). When detectable, total S concentrations ranged from 0.006% to 0.11% (median of 0.010%; Table M-2). Samples located proximal to the bedrock-overburden interface (i.e., within 5 m of the interface) had a similarly very low total S content.
- The sulphate S content of the samples was also very low and 115 samples (67%) had a sulphate S content below the analytical detection limit [18].
- The relationship between sulphide S and total S is presented in Figure 7.2-2. For samples with sulphate S content below detection, sulphide S was assumed to be equal to total S to be conservative.
  - For most samples tested, S was predominately present as sulphide S.
  - For a small proportion of the samples (approximately 26%) sulphate represented at least half of the total S present, including 24 samples in which sulphate comprised all the S present. This was attributed to the low total S content of the samples (equal to or slightly greater than the detection limit for sulphate S) and sulphate S being measured at or near the detection limit for these samples. Sulphate minerals were not detected by mineralogical testing.
- A comparison of TC versus TIC is presented in Figure 7.2-3 and indicates that C was predominately present as inorganic C in most samples tested, presumably as carbonate minerals. A small proportion of the samples (approximately 22%), had TC contents that were several times greater than their TIC content, suggesting the presence of organic C in these samples. A subset of these samples (n=22) underwent re-analysis which confirmed the TC and TIC results for the samples.
- Modified NP values were variable and ranged from approximately -0.7 to 135 kg $CaCO_3$/t (median 7.7 kg $CaCO_3$/t; Table M-2).
  - Samples with higher neutralization capacity generally comprised glaciolacustrine sediments (upper- and lower-unit material types), while samples with low levels of neutralization capacity often comprised sandy glaciolacustrine (shoreline) and glaciofluvial materials. Materials with lower neutralization capacity typically contained more quartz and plagioclase by R-XRD than samples with higher neutralization capacity, which had detectable levels of carbonate minerals. Samples with lower Modified NP values were located throughout various Project locations and included samples collected at surface as well as proximal to the bedrock-overburden interface (within 5.0 m).
  - Results indicated that three samples had slightly negative Modified NP (-0.4 to -0.7 kg $CaCO_3$/t). Two of the samples were re-analyzed along with a subset of other low NP samples (n=5, <2 kg $CaCO_3$/t) and results showed minor variation around the original NP results, with the absolute difference in results ranging from 0.3 to 1.5 kg $CaCO_3$/t. The negative NP content for these samples was attributed to analytical variability rather than stored acidity, based on the overall ABA results of the samples.

[17] The detection limit for total S was 0.005% for samples WSP 01 through WSP 30 and 0.01% for samples WSP 31 through WSP 116.
[18] The detection limit for sulphate S was 0.04% for samples WSP 01 through WSP 30 and 0.01% for samples WSP 31 through WSP 116.

- The paste pH of the samples was generally circumneutral to mildly alkaline, with a median paste pH of 8.3. Twenty-nine samples (approximately 16% of the samples analyzed) had lower paste pH values, ranging from 4.6 to 6.4. The maximum paste pH among the samples was 9.8 (Table M-2).
  - Samples with paste pH<6.5 had total S content ranging from below the detection limit up to 0.04% (median of 0.01%) and contained non-detectable to low levels of NP (Figure 7.2-4). The observed paste pH for these samples was attributed to the pH of the deionized water used in the test (pH 5 to 6), as these samples contained effectively no acid generating or neutralizing content. Many of these samples also comprised glacial sands and the lower paste pH results may also be influenced by the abrasion pH of quartz (pH 6).
- A comparison of Modified NP and CarbNP is presented in Figure 7.2-5. Results indicate that CarbNP values were similar to Modified NP values for most samples with NP content greater than 20 kg $CaCO_3$/t, suggesting that neutralization capacity was predominantly present as carbonate minerals in these samples. For samples with NP content of less than 20 kg $CaCO_3$/t, CarbNP values were typically lower than Modified NP values, suggesting that non-carbonate minerals may provide some of the neutralization capacity in these samples. Many samples with a Modified NP less than 10 kg $CaCO_3$/t had non-detectable CarbNP and no detectable carbonates by R-XRD. One sample (WSP 04) had notably lower CarbNP content (4 kg $CaCO_3$/t) than Modified NP content (on the order of 51 kg $CaCO_3$/t) suggesting that non-carbonate minerals may comprise a large portion of the neutralization capacity in this sample. This sample appears to be an outlier, as other samples had good agreement between Modified NP and CarbNP.

As previously described, acid generation potential was evaluated based on the sample's NPR, which was calculated by two approaches, including CarbNPR (CarbNP/MPA) and NPR (NP/AP). Some samples had a sulphide S content (calculated by difference) of zero. In those cases, acid generation capacity was represented by MPA (based on total S).

Consideration of CarbNPR and NPR gave consistent results with approximately 96% of the samples (n=165) classified as NPAG (Figure 7.2-6 and Figure 7.2-7). The average CarbNPR for overburden samples was 37 and the average NPR was 60.

Eleven samples had CarbNPR ≤2 and / or NPR ≤2. Of these samples, only three had CarbNPR and NPR ≤2. These samples generally consisted of glacial sands with no neutralization capacity and total S contents that were at, or very close to, the analytical detection limit. These materials are not considered a risk for acid generation.

Acid generation potential was also evaluated by NAG pH testing (single addition). Testing was completed on a subset of 100 samples. Results for the single-addition NAG testing are presented in Table M-2 and summarized below.

- All 100 samples tested by the NAG test (including the samples with negative and low NP) had a NAG pH >4.5 suggesting that all samples were NPAG.
- Most of these samples (n=90) were also classified as NPAG by ABA testing (i.e., CarbNPR / NPR >2).
- The remaining 10 samples for which NAG pH data is available had low total S content (ranging from <0.01% to 0.08%) and a low CarbNP and Modified NP content but had an NPR or CarbNPR ≤2. All of these samples were indicated to be NPAG by the NAG pH test (Figure 7.2-8 and Figure 7.2-9).

Elemental Content

Results of elemental content testing were compared against the qualitative screening values discussed in Section 7.2.3. Comparisons against screening values are for assessment purposes only and hold no regulatory significance.

Solid phase concentrations of metals of key relevance to ML / ARD were low and several were below analytical detection limits (Table M-3).

- One sample had As content marginally higher than the 10 times crustal abundance screening value (18 mg/kg).

- One sample had Ag and W concentrations greater than the 10 times crustal abundance screening values (0.75 mg/kg and 13 mg/kg respectively).
- Hg concentrations were below the screening value (0.85 mg/kg) for all samples and below the analytical detection limit (<0.05 mg/kg or <0.005 mg/kg [19]) for approximately 60% of samples (n=102).

The following observations were made with respect to the Ontario Typical Range soil screening standards:

- All samples had elemental concentrations that were below screening values for B, Be, Cd, Co, Hg, Ni, Pb, Sb, Se, Tl and Zn.
- Isolated samples were slightly greater than the screening values for As (n=1; 18 mg/kg), Ba (n=1; 220 mg/kg), Cu (n=1; 92 mg/kg), Mo (n=4; 2 mg/kg), U (n=2; 2.5 mg/kg) and V (n=6; 86 mg/kg).
- Cr concentrations were marginally greater than Ontario Typical Range screening values for 57% of the samples (n=98).
- Analytical detection limits were higher than the screening value for Sb in some samples (n=30; 1.3 mg/kg) and Ag (n=24; 0.5 mg/kg). As a result, some samples appeared to have concentrations greater than the screening values for those parameters; however, concentrations were below the detection limits. Samples analyzed with lower detection limits (n=142) had Ag and Sb concentrations below screening values.
- Mercury concentrations were below the screening value for all samples and below the analytical detection limit for approximately 60% of samples (n=102).

Metal Leaching Assessment

SFE test results were available for 126 samples. SFE results were compared against PWQO values for screening purposes, including both the in-place and interim PWQO values (Table M-4). Comparisons against screening values are for assessment purposes only and are used to identify parameters of potential interest for a project but hold no regulatory significance and are not a direct indicator of drainage quality. The metal leaching potential of the overburden is being confirmed as part of ongoing kinetic testing programs, as summarized in Section 7.3.

Table 7.2-4 summarizes comparison of the SFE test results to the screening values. Concentrations of many parameters were below screening values in most samples. The following observations are provided with respect to qualitative screening criteria:

- Aluminum concentrations were higher than the PWQO screening values in approximately half (n=76) of the samples tested; however, this was attributed to the presence of colloidal Al as a result of the testing procedure and is unlikely to be observed under field conditions. Sixteen samples had Fe concentrations in leachates slightly greater than the in-place PWQO value (0.3 mg/L). A strong relationship between SFE leachable Al and Fe was observed. It is inferred that the observed Fe concentrations are due to the presence of colloidal Fe from the physical disturbance of iron oxyhydroxide minerals present in the samples, or the dissolution of iron oxyhydroxide minerals in the deionized water used in the test (which is mildly acidic). Such concentrations are unlikely to be observed under oxic field conditions at neutral pH.
- Concentrations of Ag, Cr and Cu were greater than PWQO screening values (0.0001 mg/L, 0.001 mg/L and 0.005 mg/L respectively) in approximately 15% of samples. Concentrations were only slightly greater than the screening values and samples were not noted to be enriched in solid phase metals relative to 10 times crustal abundance screening values.

[19] The detection limit for Hg was <0.05 mg/kg for the samples analyzed at SGS Lakefield (WSP 01 through WSP 30); for the samples analyzed at Global ARD the detection limit for mercury was <0.005 mg/kg.

- Concentrations of some parameters, including As, Co, W, U, V and Zr, were slightly greater than their respective screening values in isolated samples as indicated in Table 7.2-4. These were isolated samples and do not represent concentrations expected in site drainage.
- Mercury concentrations were below the screening value for all samples and below the analytical detection limit for 96% of samples (n=121).

Bulk Mineralogy

Mineralogical testing was completed on 31 overburden samples to determine their mineralogical composition including the presence of acid generating and acid neutralizing minerals. Results are provided in Table M-5. Key observations from testing are summarized below:

- No sulphide minerals were identified in any of the samples analyzed. This aligns with the very low total S content of the samples.
- Carbonate minerals were present in 43% (n=13) of the samples as calcite (0.45 to 5.4 wt.%) and dolomite – ankerite (0.68 to 5.8 wt.%). These samples also reported the highest TIC results in ABA analysis and TIC calculated from R-XRD results was consistent with the ABA results. The remaining 18 samples analyzed contained no detectable carbonate minerals. Results of ABA analyses indicated that most of these samples had low but detectable Modified NP (ranging from -0.7 to 8.5 kg $CaCO_3$/t) suggesting that some of the aluminosilicate phases identified below (e.g., plagioclase feldspar, illite-smectite, clinochlore, vermiculite) may contribute a small amount of neutralization capacity to overburden materials.
- Feldspars were identified in all samples, including unspecified plagioclase feldspar (18 to 43 wt.%) and unspecified potassium feldspar (10 to 14 wt.%).
- Oxide minerals identified in the samples include quartz, which was present in all samples with concentrations ranging from 14 to 44 wt.%, and magnetite, which was present in small amounts (<0.8 wt.%) in 19 of the samples.
- Phyllosilicates were identified in all samples including illite-muscovite (1.2 to 9.7 wt.%), illite-smectite (2.7 to 7.5 wt.%), biotite (0.7% to 5.3 wt.%), clinochlore (0.5 to 6.1 wt.%), kaolinite (0.98 to 3.9 wt.%), montmorillonite (0.23 to 26 wt.%.) and vermiculite (0.24 to 1.5 wt.%). Most samples contained illite-muscovite, biotite and clinochlore. Approximately half of the samples analyzed contained illite-smectite and montmorillonite. Kaolinite and vermiculite were present in some of the samples analyzed.
- Other silicate minerals identified included amphibole (1.9 to 5.3 wt.%) in 25 samples, clinozoisite (0.7 to 2.8 wt.%) in 23 of the samples and actinolite (2.1 to 5.1 wt.%) in six samples. Minor amounts of titanite (0.32 to 0.61 wt.%) were also identified in 10 samples.
- Trace amounts of the phosphate mineral apatite (0.17 to 0.25 wt.%) were identified in three of the samples.

7.2.6 KEY FINDINGS

- Geochemical testing indicates that the overburden is NPAG based on an average CarbNPR of 37. The samples had a very low total S content; total S was below the analytical detection limit in approximately 30% of the samples. Where detectable, total S concentrations ranged from 0.006% to 0.11%.
- Ninety-six percent (96%) of the samples (i.e., n=165 samples) had a CarbNPR >2 and were considered NPAG. Seven samples had a CarbNPR ≤2 and generally consisted of glacial sands with no neutralization capacity and S contents that were at or very close to the detection limit. These materials are not considered a risk for acid generation. This was consistent with NAG test results that indicated that these samples were NPAG.
- The samples had a low solid phase metal content that was generally below screening values. Solid phase Hg concentrations were below screening values for all samples and below the analytical detection limit for approximately 60% of samples (n=102).

- Metals concentrations in SFE leachates were generally below qualitative screening criteria for most parameters. Hg concentrations in SFE leachates were below analytical detection limits for 96% (n=121) of the samples and below screening values for all samples. Results from the SFE tests do not represent drainage quality, but act as screening tool to identify parameters of potential interest. Kinetic testing is ongoing to assess metal leaching potential from Project overburden.
- Mineralogical testing indicated that no S-bearing phases (sulphide minerals or sulphate minerals) were detected in the overburden samples. Some samples contained carbonate minerals including calcite, along with aluminosilicate phases and quartz. These results were consistent with the ABA test results for the samples.

Table 7.2-1: Overburden Sample Summary by Location

Location	Number of Samples
AEX Program Site (within mine main site area)	28
Open Pit (LP Central pit and Viggo pit)	40
Stockpile Area	27
Process Plant Site	12
Collection Water Pond	4
Main Collection Channel	6
Effluent / Fresh Water Pipeline	1
Sand and Gravel Pit 3	7
Sand and Gravel Pit 3B	16
Sand and Gravel Pit 4	3
Sand and Gravel Pit 5	1
Sand and Gravel Pit 6	5
Tailings Management Facility	7
Other (1)	15
Total	**172**

Note:
1 Samples collected from areas outside of the proposed Project development footprint (potential process plant site).

Table 7.2-2: Overburden Units

Overburden Unit	Number of Samples	Description
Glaciolacustrine Shoreline	18	Sand and silt, includes gravel and cobbles at some locations; shoreline and shallow water deposits.
Glaciolacustrine Upper Sediments	44	Clay, deep water deposits, often varved with silt laminae; includes clayey silt.
Glaciolacustrine Lower Sediments	14	Silt, shallow water deposits from early glacial lake, occurs below the clay rich glaciolacustrine deposits; includes sandy silt, sand beds and / or clay laminae.
Glaciofluvial Sediments	54	Sand and silty sand, can include gravel, outwash deposits that may have formed in subaqueous fans and similar environments.
Glacial Till	36	Mixture of sand, silt, gravel, cobbles, boulders, and some clay; likely deposited subglacially; may include some stratified deposits; also referred to as moraine; often interspersed with bedrock outcrops.
Mixed	**6**	Overburden materials from the large scale field test samples. Overburden was mixed by excavator to homogenize for field testing.
Total	**172**	

Table 7.2-3: Analytical Program Summary

Analysis	Number of Samples (1)
ABA	172
NAG pH	100
Elemental Content	172
SFE	126
R-XRD	31

Note:
1 Does not include additional QA / QC testing on the samples (see Section 7.2.4).

Table 7.2-4: Summary of SFE Leachate Screening on Overburden Samples

Sample ID	In-Place PWQO Screening Value*	Interim PWQO Screening Value*	Number of Samples Greater than PWQO Screening Values (n=63)
pH	6.5-8.5	-	78 (in-place)
P	-	0.02 mg/L	29 (interim)
Al	-	0.075 mg/L	76 (interim)
Sb	-	0.02 mg/L	0
As	0.1 mg/L	0.005 mg/L	1 (interim)
Be	0.011 mg/L	-	0
B	-	0.2 mg/L	0
Cd	0.0002 mg/L	0.0001 mg/L	0
Cr	0.001 mg/L	-	16 (in-place)
Co	-	0.0009 mg/L	1 (interim)
Cu	0.005 mg/L	0.005 mg/L	19 (in-place)
			19 (interim)
Fe	0.3 mg/L	-	16 (in-place)
Pb	0.005 mg/L	0.001 mg/L	0
Hg	0.0002 mg/L	-	0
Mo	-	0.04 mg/L	0
Ni	0.025 mg/L	-	0
Se	0.1 mg/L	-	0
Ag	0.0001 mg/L	-	20 (in-place)
Tl	-	0.0003 mg/L	0
W	-	0.03 mg/L	1 (interim)
U	-	0.005 mg/L	8 (interim)
V	-	0.006 mg/L	7 (interim)
Zn	0.03 mg/L	0.02 mg/L	0
Zr	-	0.004 mg/L	2 (interim)

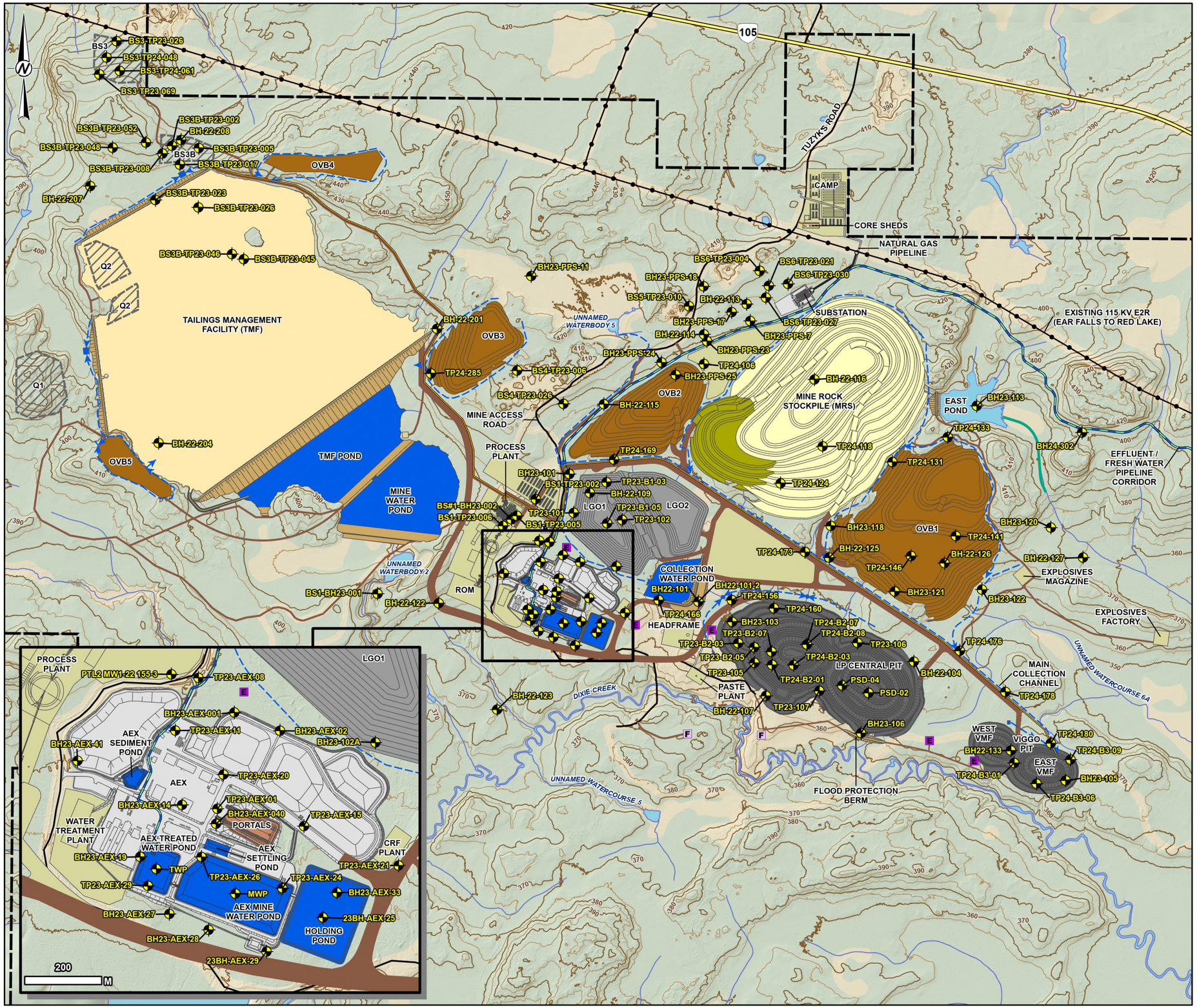

KEY MAP

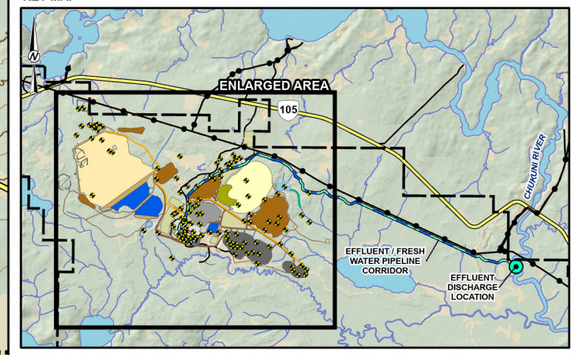

SCALE: 1:175,000

LEGEND

- PROPERTY BOUNDARY
- OVERBURDEN SAMPLING PROGRAM LOCATION
- HIGHWAY (INCLUDING ENBRIDGE PIPELINE)
- LOCAL ROAD
- EXISTING TRANSMISSION LINE
- WATERCOURSE
- WATERBODY
- MAJOR CONTOURS (10 M INTERVAL)
- MINOR CONTOURS (5 M INTERVAL)

PROPOSED MINE FEATURE

- OPEN PIT
- MINE ROCK STOCKPILE (NPAG)
- MINE ROCK STOCKPILE (PAG)
- LOW GRADE ORE STOCKPILE (LGO)
- OVERBURDEN STOCKPILE (OVB)
- TAILINGS MANAGEMENT FACILITY (TMF)
- DAM
- POND
- COLLECTION DITCH
- MINE FACILITIES / INFRASTRUCTURE
- ROAD
- PORTAL
- ADVANCED EXPLORATION SITE (AEX)
- ROCK QUARRY (Q) / SAND AND GRAVEL PIT (B)
- DIVERSION CHANNEL
- E EXHAUST VENT RAISE
- F FRESH AIR VENT RAISE
- TRANSMISSION LINE
- TAILINGS PIPELINE
- PASTE PLANT PIPELINE
- EFFLUENT / FRESH WATER PIPELINE CORRIDOR
- EFFLUENT DISCHARGE LOCATION

0 0.25 0.5 1

1:26,500 METRES

NOTE(S)

1. ALL LOCATIONS ARE APPROXIMATE

REFERENCE(S)

1. CONTAINS INFORMATION LICENSED UNDER THE OPEN GOVERNMENT LICENCE - ONTARIO
2. CONTOURS ACQUIRED FROM 2022 LIDAR SURVEY.
3. PROPERTY BOUNDARY PROVIDED BY GREAT BEAR RESOURCES, AUGUST 2024.
4. ROADS INFORMATION PROVIDED BY GREAT BEAR RESOURCES, AUGUST 2022.
5. SITE PLAN BASED ON INFORMATION PROVIDED BY GREAT BEAR RESOURCES, DECEMBER 2024 / JUNE 2025.
6. COORDINATE SYSTEM: NAD 1983 UTM ZONE 15N

CLIENT
GREAT BEAR RESOURCES

PROJECT
GREAT BEAR PROJECT

TITLE
SITE PLAN AND OVERBURDEN SAMPLING PROGRAM LOCATIONS

CONSULTANT

wsp

YYYY-MM-DD	2025-11-04
DESIGNED	----
PREPARED	MD
REVIEWED	----
APPROVED	----

PROJECT NO.	CONTROL	REV.	FIGURE
CA0031272	0001	A	7.2-1

IF THIS MEASUREMENT DOES NOT MATCH WHAT IS SHOWN, THE SHEET SIZE HAS BEEN MODIFIED FROM ANSI B

0 25mm

PATH: X:\CA\CAOAK300-OAK\MIS-FS1-Project\P2022\Projects\OMEMA2303_Kinross_Great_Bear_Env\7_GIS\GeoChem\Overburden_Memo_June2025\PRO\OVB_Memo_June2025.aprx PRINTED ON: AT: 11:30:27 AM

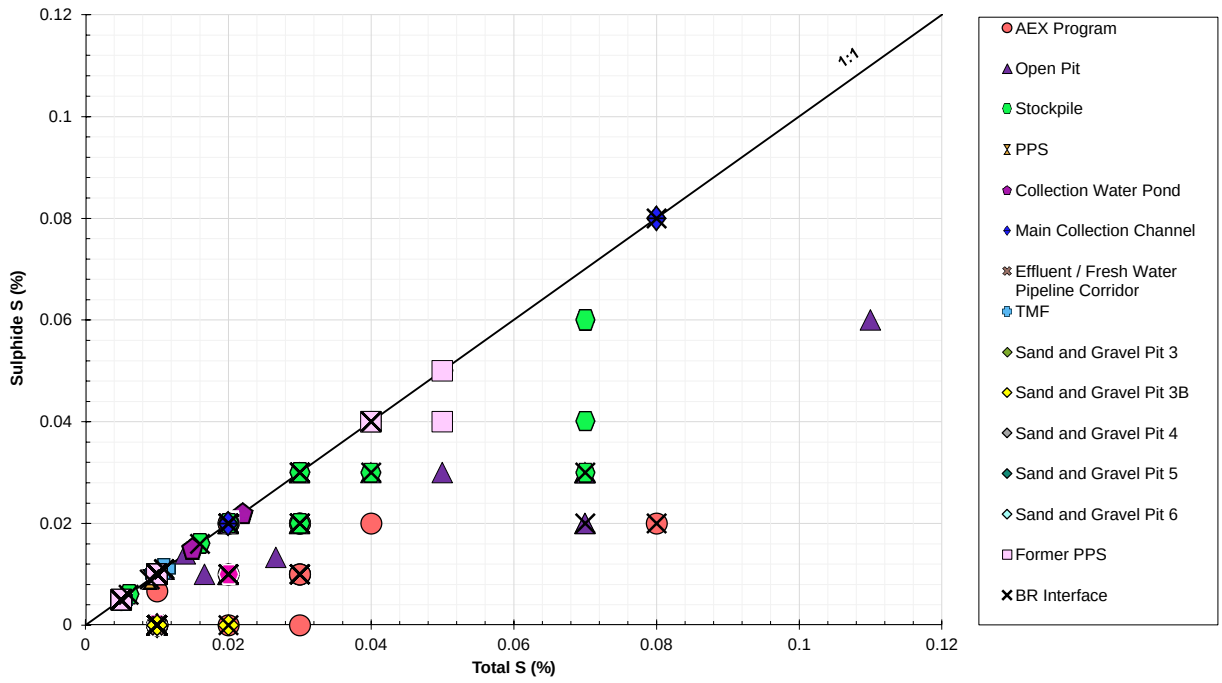

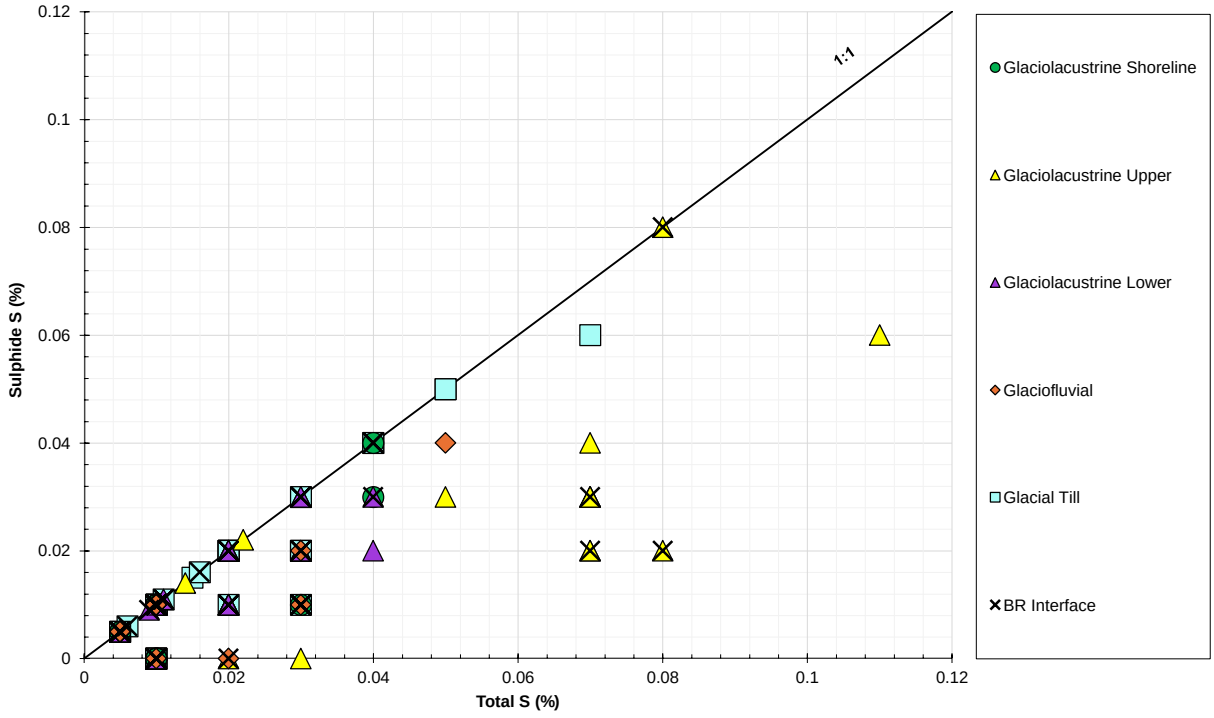

Notes:

Sulphide S determined by difference (total S - sulphate S). Where sulphate S was below the detection limit, sulphide S was assumed to be equal to total sulphur.

WSP 01 through WSP 30 were analyzed at SGS with a detection limit of 0.005% for total S and 0.04% for sulphate S. The remaining samples were analyzed at Global ARD with a detection limit of 0.01% for both total S and sulphate S.

Soil types were inferred based on test pit and borehole logs; samples marked with an X were collected within 5 m of the bedrock interface.

KINROSS

Sulphide S vs. Total S

Geochemistry Summary Report

Great Bear Project

Figure Number		7.2-2	
Project Number		OMEMA2303	
Date		November 2025	
Drawn	SM	Reviewed	JB

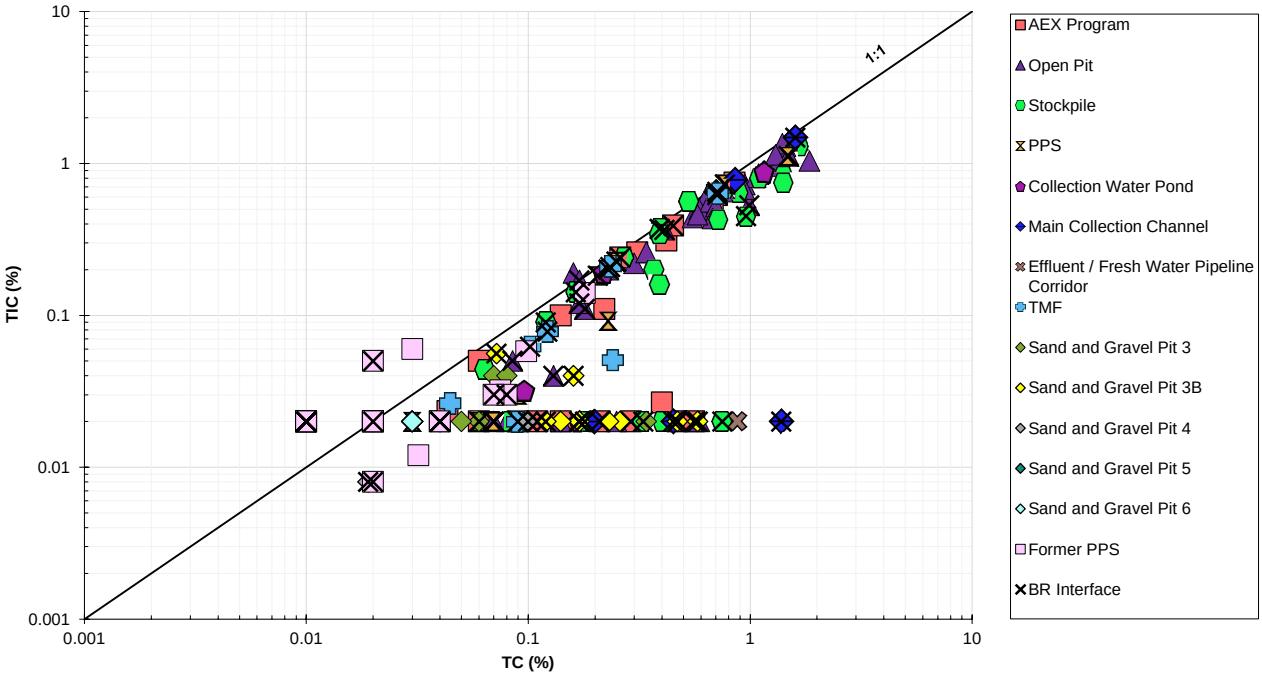

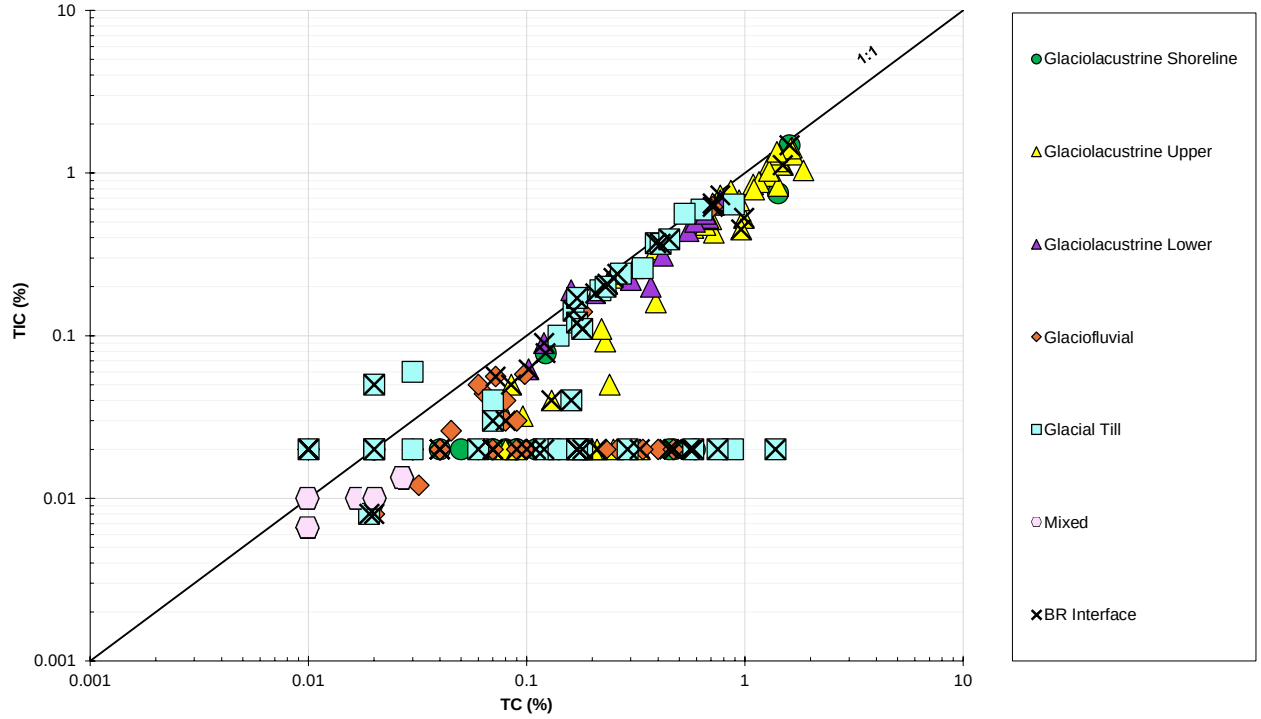

Notes:
Total carbon determined by Leco analyzer.

TIC (as C) determined by Leco analyzer and HCl leach.

Soil types were inferred based on test pit and borehole logs; samples marked with an X were collected within 5 m of the bedrock interface.

KINROSS

TIC vs.TC

Geochemistry Summary Report

Great Bear Project

Figure Number		7.2-3	
Project Number		OMEMA2303	
Date		November 2025	
Drawn	SM	Reviewed	JB

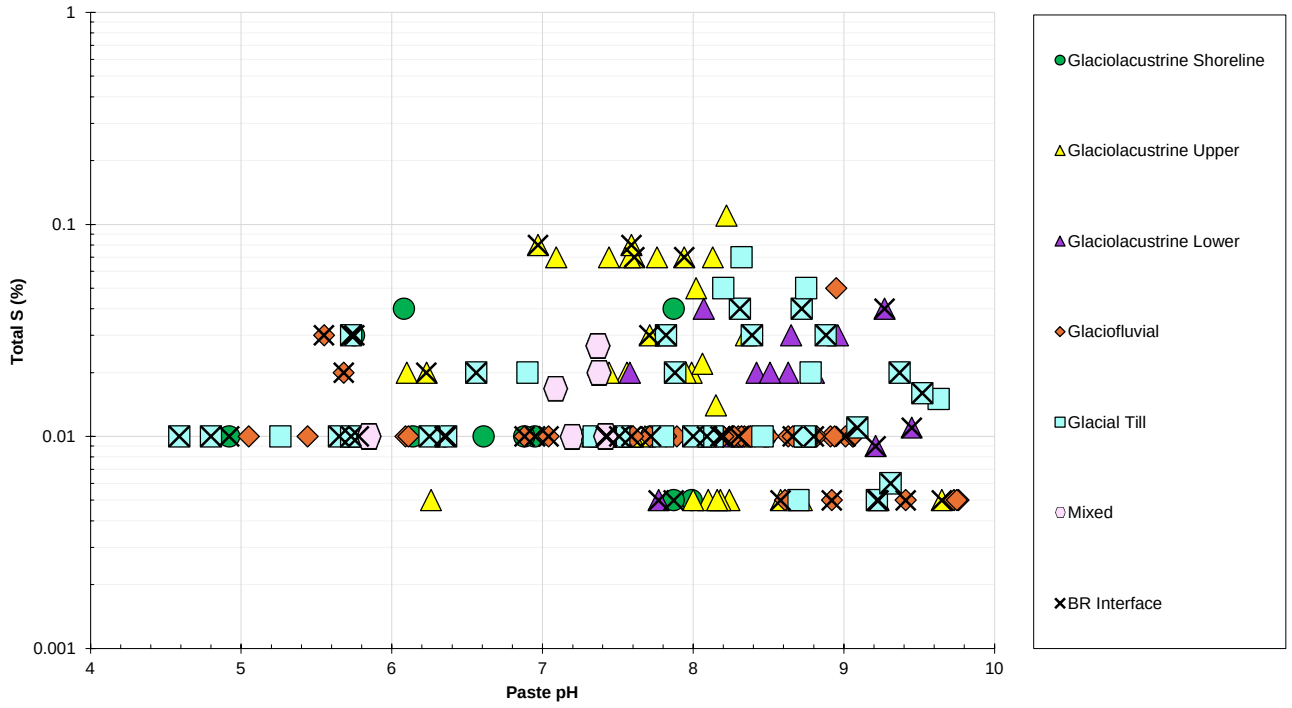

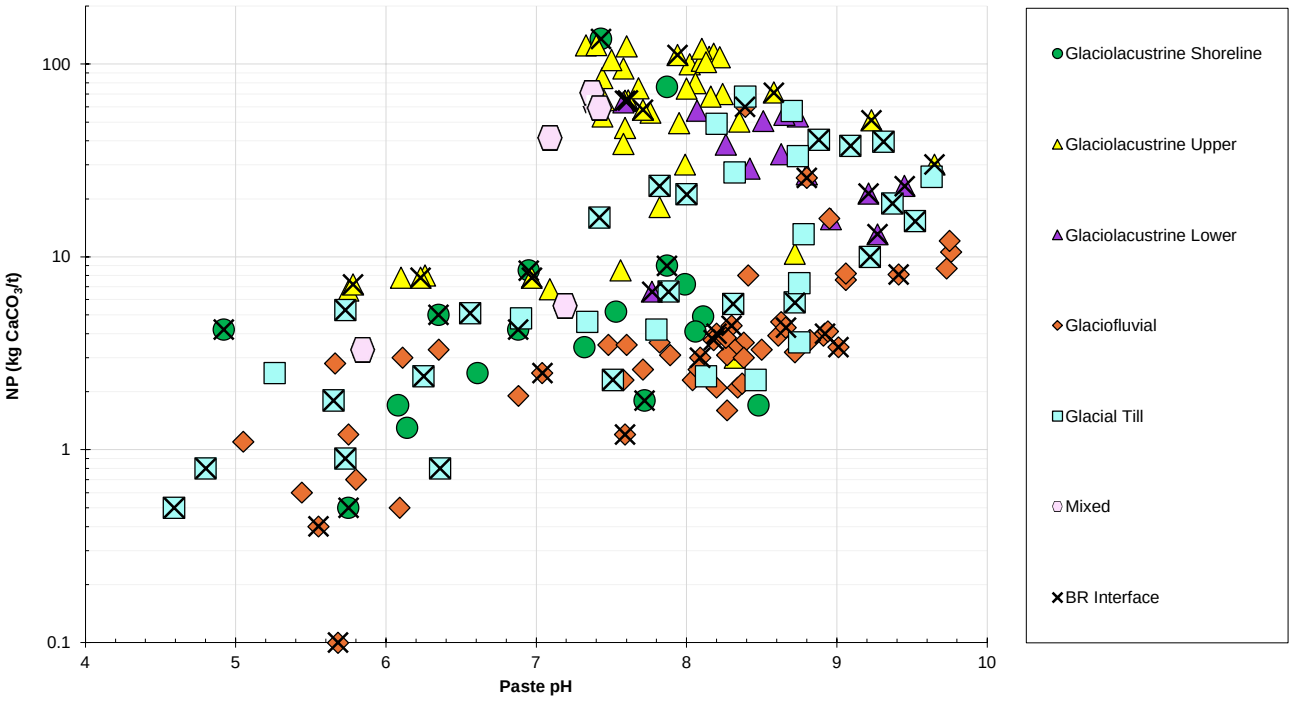

Notes:
Negative NP samples shown as 0.5 kg $CaCO_3$/t for graphing purposes.

Soil types were inferred based on test pit and borehole logs; samples marked with an X were collected within 5 m of the bedrock interface.

KINROSS

Paste pH vs.Total S / Paste pH vs. NP

Geochemistry Summary Report

Great Bear Project

Figure Number		7.2-4	
Project Number		OMEMA2303	
Date		November 2025	
Drawn	SM	Reviewed	JB

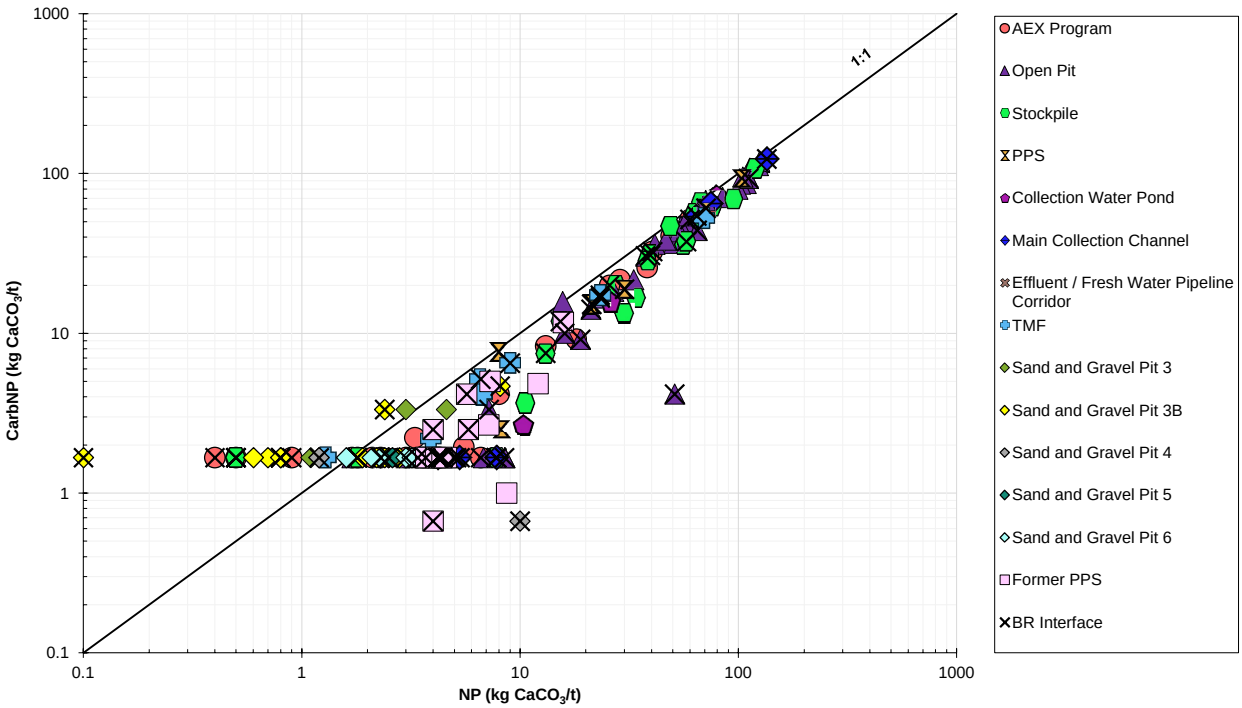

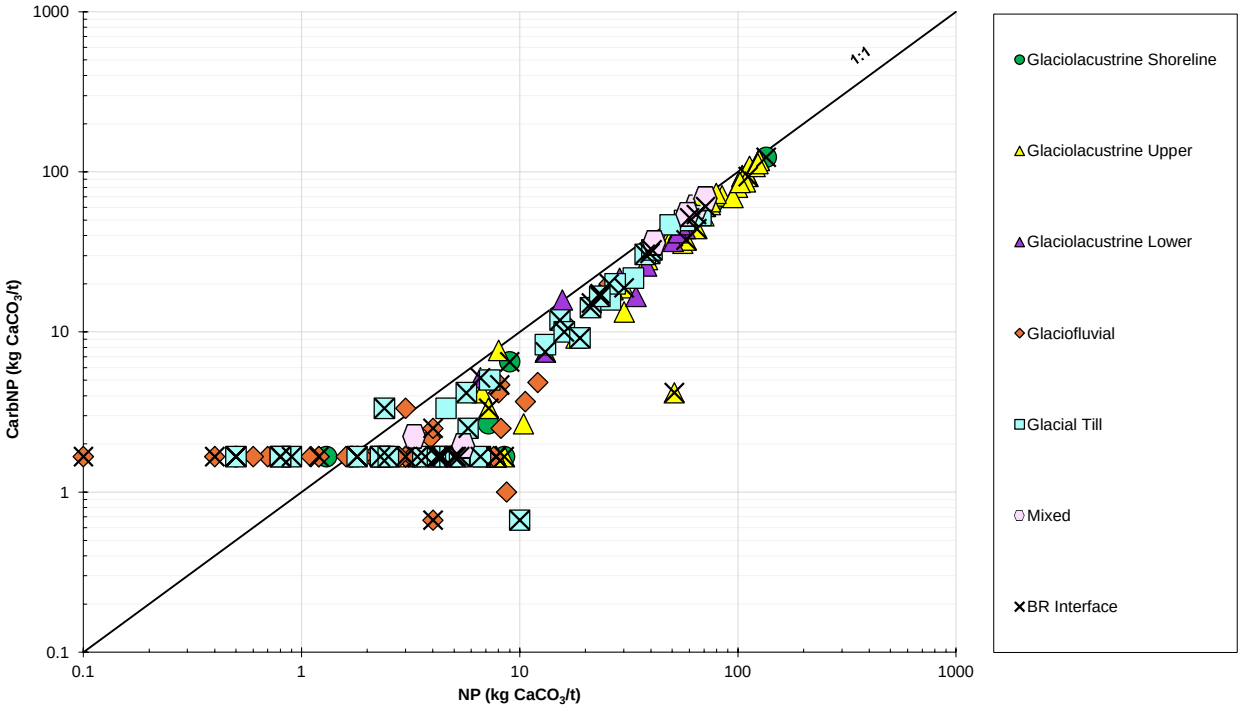

Notes:

Neutralization potential determined by MEND 1991 method, based on the Lawrence 1989 Modified NP method.

CarbNP calculated from TIC by HCl leach and Leco.

Negative NP samples shown as 0.5 kg $CaCO_3$/t for graphing purposes.

Soil types were inferred based on test pit and borehole logs; samples marked with an X were collected within 5 m of the bedrock interface.

KINROSS

CarbNP vs. NP

Geochemistry Summary Report

Great Bear Project

Figure Number		7.2-5	
Project Number		OMEMA2303	
Date		November 2025	
Drawn	SM	Reviewed	JB

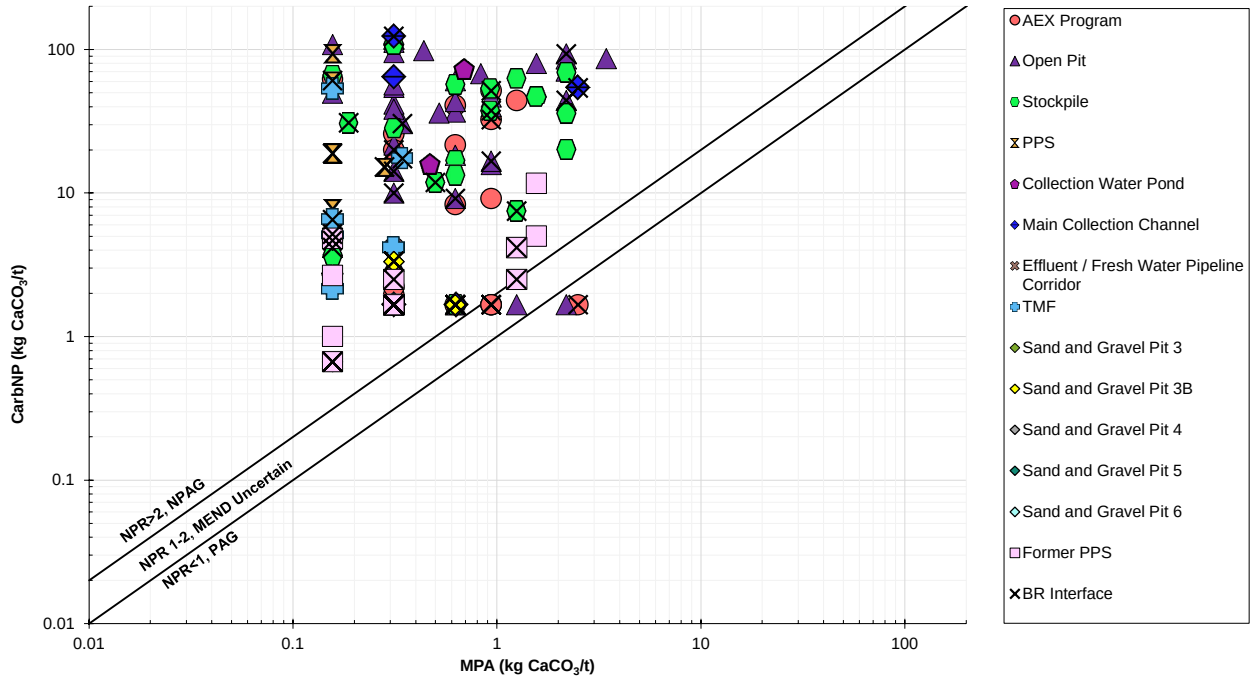

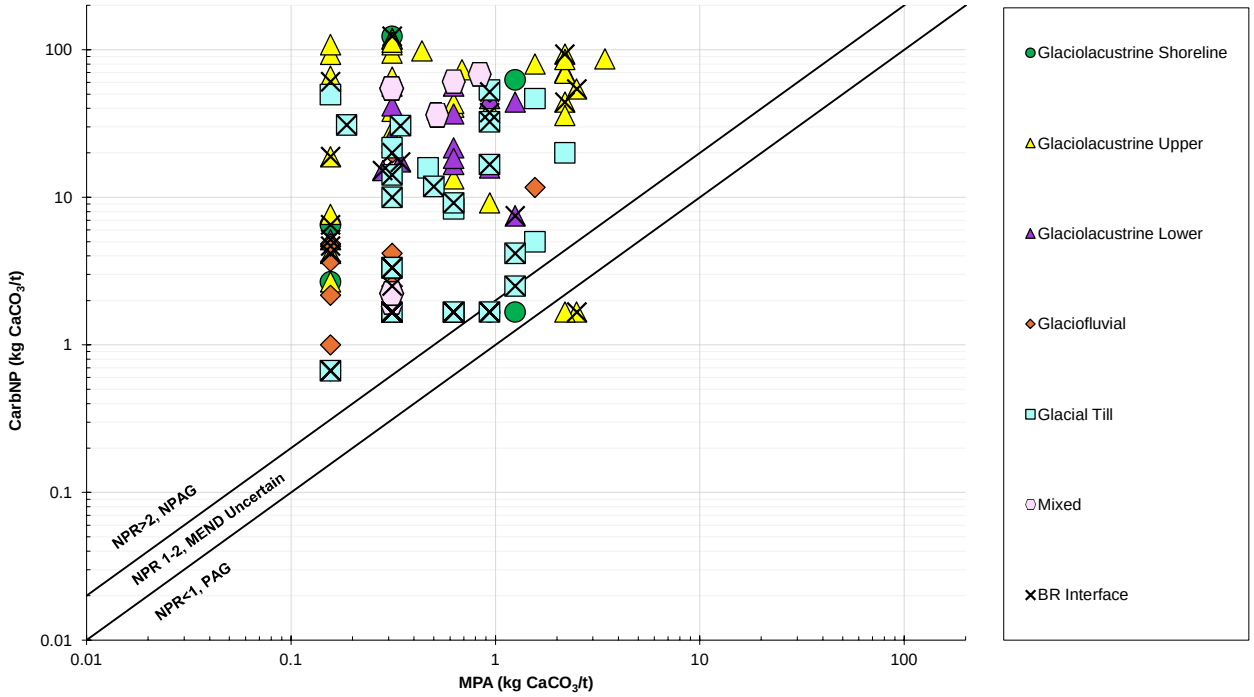

Notes:
Carbonate NP calculated from total inorganic carbon by HCl leach and Leco.

Maximum acid potenital calculated as 31.25* total sulphur by Leco.

Soil types were inferred based on test pit and borehole logs; samples marked with an X were collected within 5 m of the bedrock interface.

wsp

KINROSS

CarbNP vs. MPA

Geochemistry Summary Report

Great Bear Project

Figure Number		7.2-6	
Project Number		OMEMA2303	
Date		November 2025	
Drawn	SM	Reviewed	JB

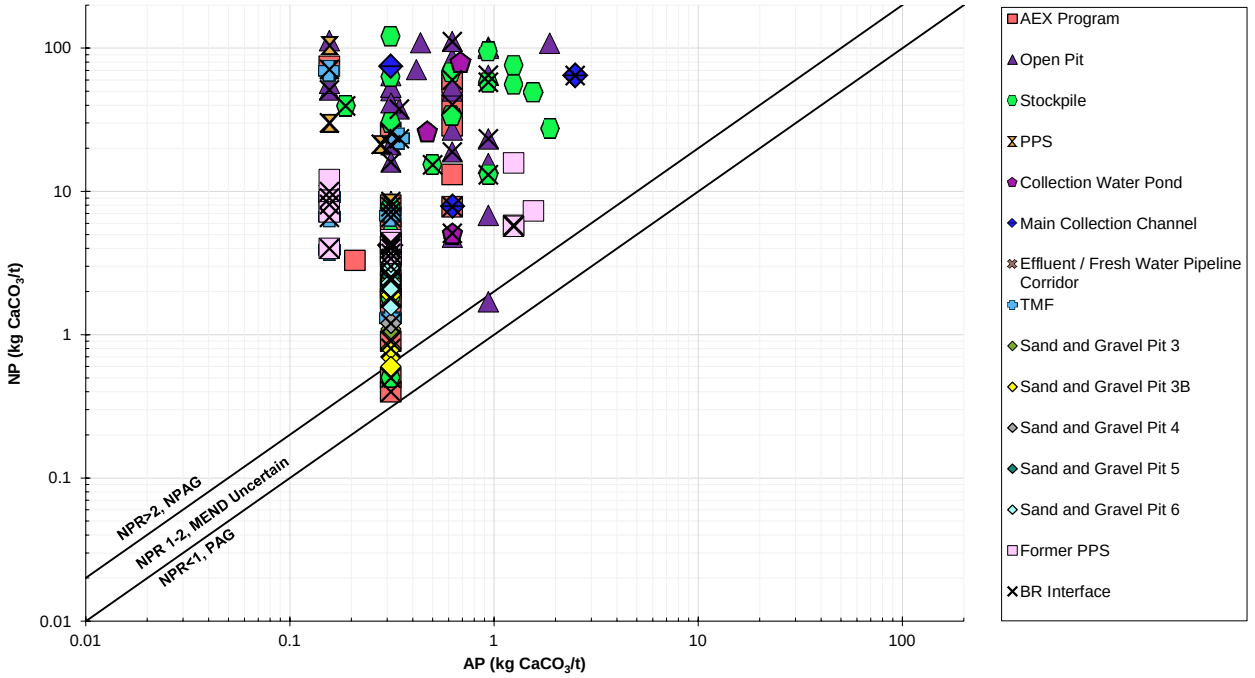

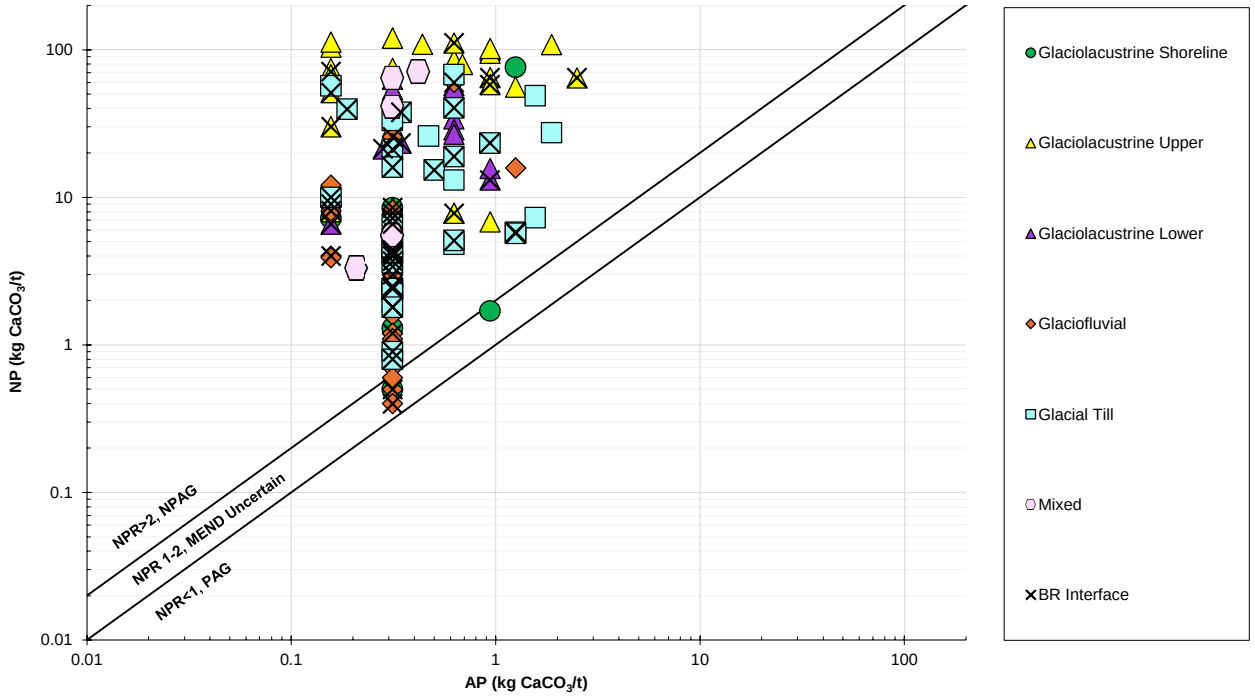

Notes:

Neutralization potential determined by Modified Sobek method; negative NP values shown as 0.5 kg $CaCO_3$/t for graphing purposes.

Acid potential calculated from sulphide S by difference (total sulphur by Leco - sulphate sulphur). For samples with sulphide S content of 0%, AP was assumed to be equal to MPA when calculating NPR.

Soil types were inferred based on test pit and borehole logs; samples marked with an X were collected within 5 m of the bedrock interface.

KINROSS

NP vs. AP

Geochemistry Summary Report

Great Bear Project

Figure Number		7.2-7	
Project Number		OMEMA2303	
Date		November 2025	
Drawn	SM	Reviewed	JB

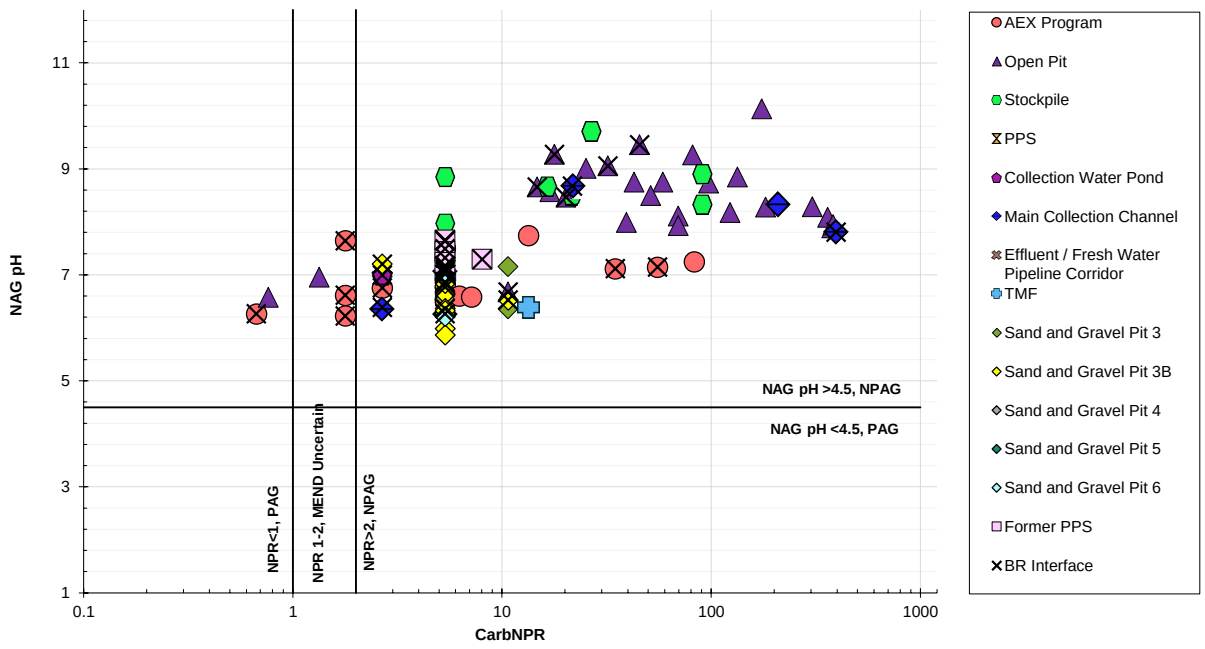

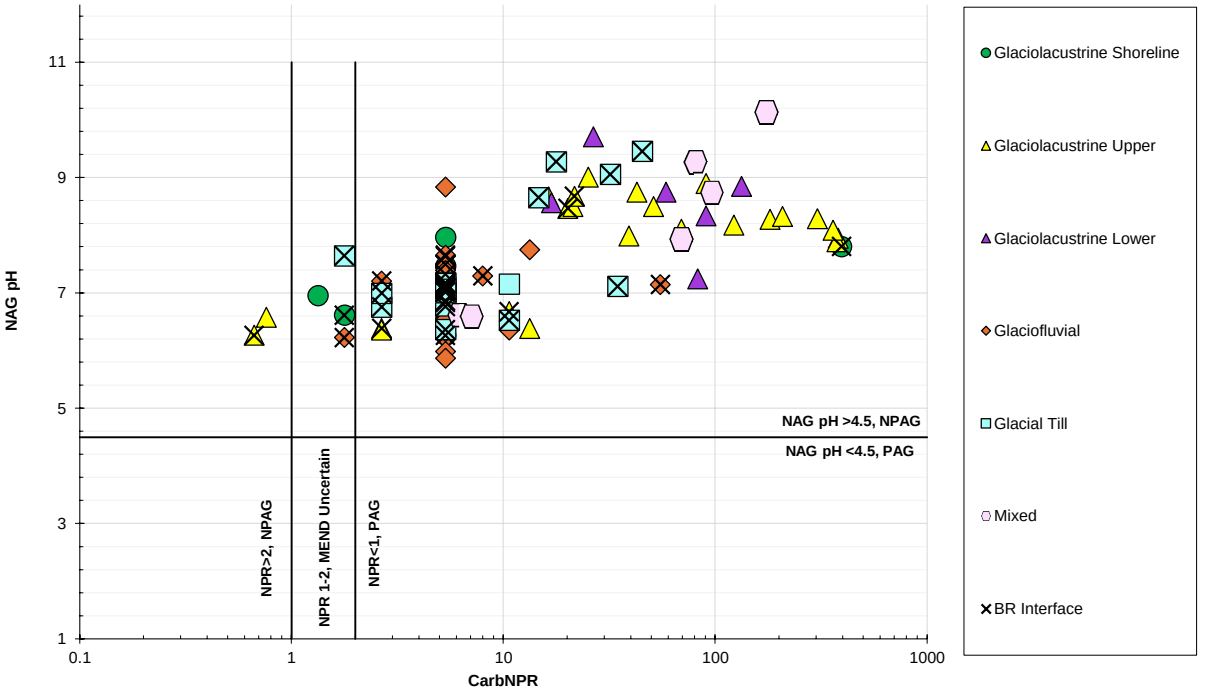

Notes:

NAG pH by single addition NAG test.

CarbNPR calculated as CarbNP/MPA.

Soil types were inferred based on test pit and borehole logs; samples marked with an X were collected within 5 m of the bedrock interface.

KINROSS

NAG pH vs CarbNPR			
Geochemistry Summary Report			
Great Bear Project			
Figure Number	7.2-8		
Project Number	OMEMA2303		
Date	November 2025		
Drawn	SM	Reviewed	JB

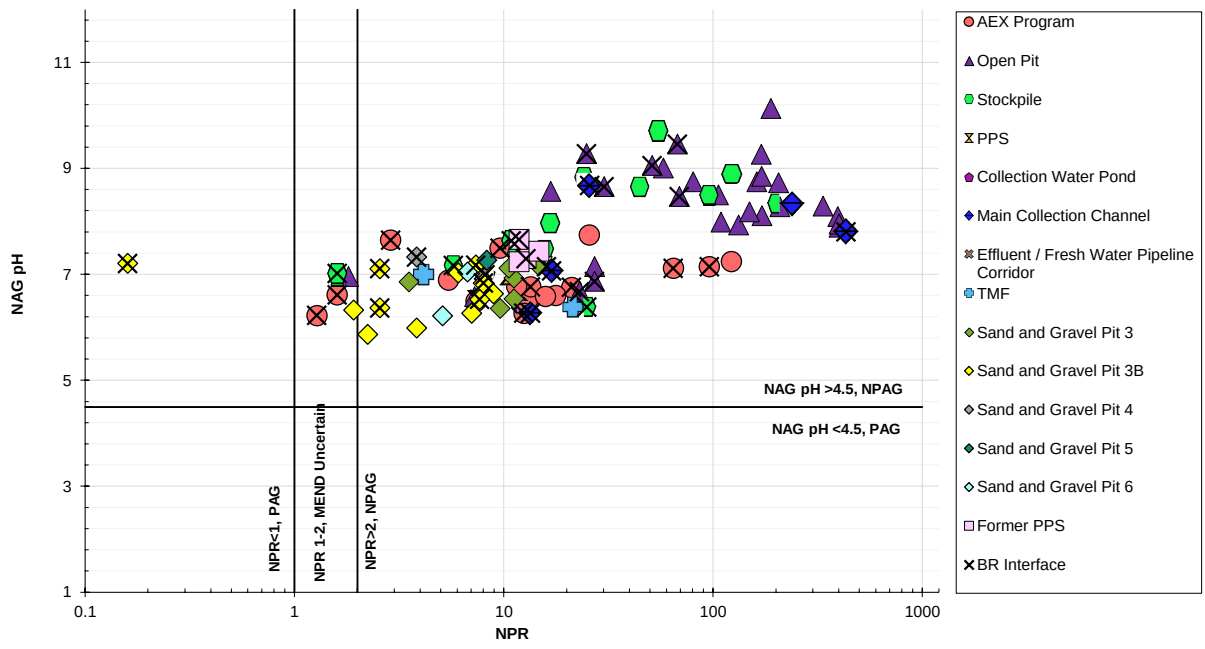

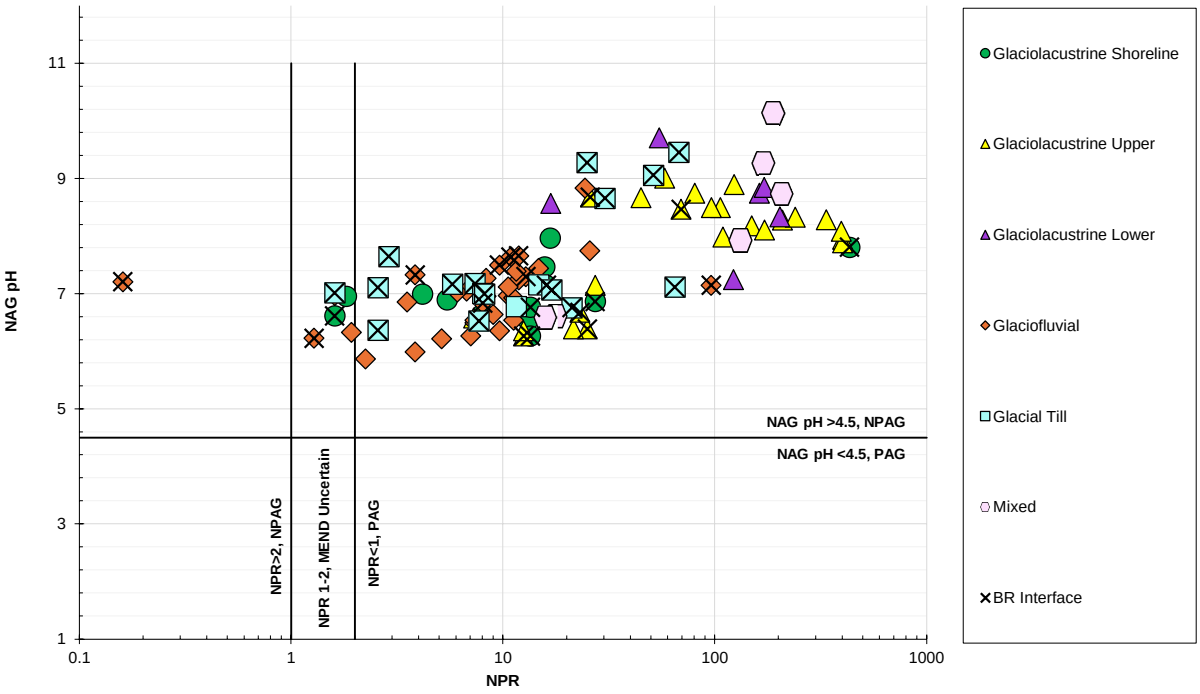

Notes:

NAG pH by single addition NAG test.

NPR calculated as NP/AP. For samples with sulphide sulphur content of 0.0%, NPR was calculated as NP/MPA.

Samples with negative NP values show NPR values calculated with 0.5 kg $CaCO_3$/t for graphing purposes.

Soil types were inferred based on test pit and borehole logs; samples marked with an X were collected within 5 m of the bedrock interface.

KINROSS

NAG pH vs. NPR

Geochemistry Summary Report

Great Bear Project

Figure Number		7.2-9	
Project Number		OMEMA2303	
Date		November 2025	
Drawn	SM	Reviewed	JB

7.3 KINETIC TESTING

7.3.1 PROGRAM OVERVIEW

A kinetic testing program for the Project was initiated to supplement the static program and further evaluate the potential drainage quality from overburden materials that will be relocated as part of site development. Additional kinetic tests, consisting of large-scale field leach tests, are under construction.

The samples selected for kinetic testing included a range of materials representing the overall overburden characteristics based on the static testing database (n=172 samples). Although the overburden has a very low sulphur content and low metal content, samples with more conservative (i.e., relatively higher S, lower neutralization capacity, and higher metal contents) were also included. Kinetic test results are available for 14 tests as follows:

- 47 weeks of data (n=1 test).
- 37 weeks of data (n=2 tests).
- 26 weeks of data (n=1 test).
- 12 weeks of data (n=9 tests).
- 8 weeks of data (n=1 test).

There are no regulatory criteria to assess metal release data from kinetic tests for overburden. The approach and testing methods utilized herein are based on the requirements of the Ontario *Mining Act*; namely guidance found within the reference document *Prediction for Drainage Chemistry for Sulphidic Geologic Materials* (MEND 2009), which represents best practice and industry-standard approaches and methodologies for ML / ARD sampling and characterization in Canada.

It is noted that static testing (Section 7.2) demonstrated that the overburden samples were NPAG with very low S contents (typically below analytical detection limits) and low solid phase metal contents. Typically, materials with very low sulphide and metal contents below screening values are considered a low risk for ML / ARD and are not subject to kinetic testing; kinetic tests usually focus on material with a higher S or metal content considered to pose a potential risk. Despite this, the Project utilized a proactive and protective approach and included kinetic testing on overburden for completeness.

7.3.2 TRICKLE LEACH COLUMN TESTING PROGRAM

The current kinetic testing program consists of 14 trickle leach columns and three method blank columns as summarized in Table 7.3-1. These tests were initiated in 2024 and 2025 at Global ARD in Burnaby, and 8 to 47 weeks of test results are available.

Kinetic testing was initiated on overburden samples following the completion of static testing (kinetic test results presented in Appendix N). Samples selected for kinetic testing include 11 samples considered to be representative of the range of geochemical characteristics of Project overburden, and three samples of outlier materials (e.g., relatively lower NP and higher S contents) collected from the near surface. These samples are described below:

- Four samples with low total S content (i.e., at or below the analytical detection limit of 0.01%), which is common for Project overburden. Low S samples included in the kinetic testing program included three samples with low to typical solid phase metals content and very low neutralization capacity (COL-2, COL-7 and COL-9), and one sample (COL-6) with higher neutralization capacity (approximately 80th percentile) and a higher metals content relative to other overburden samples.
- Two samples with total S contents considered typical based on the average total S observed in the overburden database (i.e., 0.02%). This included one sample (COL-12) that had average to low neutralization capacity (i.e., 2nd percentile CarbNP and 54th percentile Modified NP) and a higher

metals content relative to other samples, and one sample (COL-4) with higher neutralization capacity (i.e., approximately 80th percentile CarbNP and Modified NP content) and typical metals content [20].

- Five samples with total S content considered elevated relative to the overall database (i.e., 0.03 to 0.06%, representing 81st to 94th percentile S content of overburden), although the S content of these samples was still considered to be very low. These samples were selected to represent the range of neutralization capacity and metals content as described below:
  - Three samples with low to typical neutralization capacity compared to other samples (i.e., approximately 2nd to 60th percentile CarbNP and 40th to 60th percentile Modified NP content). Two of these samples had generally typical solid phase metal content (COL-14 and COL-16) and one sample (COL-8) had a higher metals content relative to other overburden samples.
  - Two samples (COL-1 and COL-10) with higher neutralization capacity (i.e., approximately 90th percentile CarbNP and Modified NP content) and a higher solid phase metals content relative to other overburden samples.

Three outlier samples with low NP, low CarbNP and a range of S and metals contents were also tested for completeness. These three samples had NPR ≤2 but were NPAG based on NAG testing and are not considered a risk for ARD. All three of these samples had CarbNP that was based on TIC below the analytical detection limit and were collected from shallow depths within 10 cm of overlying organic material. Additionally:

- COL-3 was prepared with a glaciofluvial sample that had a very low Modified NP content (0.4 kg $CaCO_3$/t; 2nd percentile). The sample had a total S content that was higher relative to other samples (0.03%; 81st percentile) and typical metals content in comparison to the overburden database.
- The COL-13 sample had a negative NP (-0.7 kg $CaCO_3$/t), S that was below the analytical detection limit, and low metals content. Despite the low S content (<0.01%), the sample had an NPR ≤2 due to the lack of NP in the sample.
- The COL-15 sample had higher metals and a higher S content in comparison to the overburden database (0.05%; 92nd percentile) and a low NP.

At the initiation of testing, all columns were flushed weekly with 0.35 L deionized water. The weekly flushing volume was reduced to 0.18 L to represent a reasonable approximation of the expected rainfall infiltration to overburden ratio under field conditions. These reductions occurred in week 15 for COL-1, in week 18 for COL-2 through COL-4, and in week 24 for COL-5 (method blank). The remaining column tests (COL-6 through COL-17) were initiated at a later date and the flushing volume has not yet been reduced. The flushing volume for these tests will be reduced after 18 weeks of testing for consistency with the other tests.

During the testing period, two of the samples containing fine grained material (COL-1 and COL-3) consolidated (after 47 and 26 weeks) such that sufficient leachate could not pass through the sample for analysis. These samples were removed from the columns, air dried and gently rolled to break up the material in an attempt to encourage better drainage. After replacing these samples in the columns, the issues with drainage remained and these two columns were therefore terminated after 47 weeks of testing (COL-1) and 26 weeks of testing (COL-3). ABA testing and elemental content analyses were completed on the column residue at termination. Results of termination testing are provided in Appendix N1 (Table N-4 through N-6).

Results of trickle leach column tests were compared to the range of concentrations observed from several key site surface water monitoring stations for screening purposes only. Surface water monitoring stations were selected based on proximity to future site infrastructure. Data from 2020 to 2024 was used for comparisons. Secondary screening was also completed using in place and interim PWQO values to

[20] Statistical descriptions are relative to the overburden ML / ARD database. Low refers to concentrations that are lower than the 40th percentile rank, Typical refers to samples with concentrations between the 40th and 75th percentile rank, and Elevated is greater than the 75th percentile rank.

support a qualitative assessment of column test results. Comparison to PWQO is for screening purposes only and has no regulatory significance.

7.3.3 QUALITY ASSURANCE AND QUALITY CONTROL

Kinetic test data was validated through review of charge balance information, blank column data and assessment of analytical spikes in the data, if present.

Method blank column data usually showed dissolved metals concentrations that were below or near the analytical detection limit, as expected. No QA / QC issues were noted in kinetic test data.

7.3.4 RESULTS

Results of the overburden kinetic tests are summarized below and presented in Appendix N. This includes data collected up to July 2025 (e.g., 8 to 47 weeks of testing as indicated in Table 7.3-1).

Results are presented as the concentrations measured in column leachate and are compared to water quality screening values, including surface water quality data from key stations monitored between 2020 and 2024 as part of baseline studies for the Project. Comparisons were also made to PWQO values. These comparisons were completed to identify potential parameters of interest in drainage from overburden materials. Steady-state conditions for the drainage quality were based on the median concentration over the last five weeks of monitoring.

As presented in the previous section, overburden at the Project has very low total S content (average 0.02%), no detectable sulphide minerals, and low to moderate CarbNP (average 21 kg $CaCO_3$/t). As described in Section 7.3.2, samples included in column testing include those representing the range of characteristics for overburden based on static testing results, including 11 samples representative of the bulk of the overburden at the project, and three samples that were considered to be outlier materials (COL-3, COL-13 and COL-15).

Key observations from the tests containing material representative of expected overburden quality (COL-1, COL-2, and COL-4 through COL-12, COL-14 and COL-16) are summarized below and presented in Appendix N2:

- Leachate pH generally ranged between 6.2 and 8 (Figure N2-1).
- Sulphate concentrations in column leachate were low, generally below 10 mg/L (Figure N2-5) following the first five weeks of testing. This was observed for all tests, including columns containing samples with a higher solid phase S content relative to other samples (i.e., 0.03 to 0.06%). Sulphide mineral contents in the samples were also low, and as such these samples are not expected to be a notable source of sulphate release due to sulphide oxidation.
- Alkalinity concentrations were noted to be higher (ranging from approximately 50 to 150 mg/L $CaCO_3$/L; Figure N2-4) in leachate from columns containing samples with detectable CarbNP (i.e., COL-1, COL-4, COL-6, COL-8, COL-10, COL-14 and COL-16). Alkalinity concentrations were notably lower (i.e., 5 to 20 mg/L $CaCO_3$/L) in the leachate of columns that contained samples with CarbNP based on TIC below the detection limit (COL-2, COL-7, COL-9 and COL-12), as expected.

Metal concentrations in test leachates were low and showed stable to decreasing trends throughout testing for most parameters. Mercury was consistently below the CVAA detection limit (0.000005 mg/L) in all test leachates, and results of ultra-trace mercury analyses indicated concentrations were up to two orders of magnitude lower than the CVAA detection limit.

One test containing a sample with overall low solid phase metals concentrations that were higher relative to other overburden samples (COL-12) showed an increasing trend in leachate concentrations for a few parameters, including Be, Cr, Ni, Pb, Tl, Zn, and Zr, although concentrations of these parameters remained low. Similar trends were not noted in other columns containing samples with similar metals content. (COL-1, COL-6, COL-8, COL-10 and COL-15).

Metal concentrations in test leachates did not appear to be affected by the change in flushing rates for COL-1 through COL-5 (Figures N2-1 to N2-36 in Appendix N2).

For context, median metals concentrations in column leachates from the last five weeks of available data were compared to surface water quality data from several baseline water quality monitoring stations across the future Project footprint, as summarized in Table 7.3-2 and shown in Figures N3-1 through N3-25 (Appendix N3). Median concentrations were calculated from concentrations observed at the reduced flushing volume (0.18 L) for COL-1 through COL-5 and from concentrations at the original flushing volume (0.35 L) for COL-6 through COL-17.

Most parameters had median concentrations in column leachates that were comparable to or lower than those observed in surface waters at site. One test (COL-14) had W concentrations in leachate that were slightly above the range observed in site surface waters however, those concentrations were well below PWQO values. This was attributed to the sample's solid phase W content, which, while below screening values, is considered high (94th percentile) relative to the rest of Project overburden. Concentrations of many parameters (including CVAA Hg) were consistently below analytical detection limits in all column tests.

Median concentrations over the last five weeks of testing were also compared to in-place and interim PWQO values. However, laboratory test concentrations are not a direct indicator of drainage quality and this comparison implies neither compliance nor non-compliance with water quality objectives. Key observations from the screening conducted on column leachates are summarized below for key parameters of interest and presented in Table 7.3-2.

- Columns considered representative of Project overburden had leachate concentrations that were below PWQO screening values in all leachate samples for most parameters, including Hg.
- The median leachate concentrations through the last five weeks of testing were generally below PWQO screening values for all parameters, with many parameters (including CVAA Hg) below analytical detection limits.
- Median concentrations of Al in COL-9, COL-12, COL-14 and COL-16 were slightly above the interim PWQO screening value (0.075 mg/L), which was attributed to the dissolution of aluminosilicate minerals caused by flushing by deionized water during the laboratory test.
- Isolated parameters had median concentrations through the last five weeks of testing that were greater than PWQO screening values in some of the test leachates. This included two tests (COL-4 and COL-12) with Cr slightly greater than the PWQO screening value (0.001 mg/L), three tests (COL-4, COL-6 and COL-14) with U slightly greater than the interim PWQO screening value (0.005 mg/L), and one test (COL-12) with Fe slightly greater than the PWQO screening value (0.3 mg/L). In all cases, these elements were within the range of measured site surface water quality concentrations.

Key observations for the three outlier samples (i.e., lower NP and relatively higher sulphur content; COL-3, COL-13 and COL-15) are summarized below. As previously noted, the samples had an NPR or CarbNPR ≤2 but NAG testing indicated the samples were NPAG. These samples are not expected to represent the bulk of the overburden at the Project based on the sample's low NP and / or CarbNP relative to the majority of overburden at the Project, as well as the shallow collection depth and proximity to organic material. Of note, overburden at the Project ranges up to 20 m in thickness and averages 10 m and organic material is typically limited and represents a small proportion of surficial materials.

- The pH of leachate from two of the three columns (COL-13 and COL-15) was generally between 6 and 6.5.
- Alkalinity in these two columns was approximately 10 mg $CaCO_3$/L despite low CarbNP (based on below detection limit TIC concentrations) and low NP content of these samples.
- Leachate sulphate concentrations were low and decreased throughout the test to values less than 5 mg/L (COL-15) or below detection (COL-13, 0.2 mg/L) which is indicative of considerably low to no sulphide oxidation in the tests.

Steady-state leachate metals concentrations in COL-13 and COL-15 were comparable to, or lower than concentrations observed in surface waters at site (Figures N3-1 to N3-35 in Appendix N3). Steady state

leachate concentrations were compared to PWQO values for reference purposes only. As described above, laboratory test concentrations are not a direct indicator of drainage quality and this comparison implies neither compliance nor non-compliance with water quality objectives. Steady state leachate concentrations were below screening values in COL-13 and were below screening values for most parameters in COL-15 except for Cr and Fe (Table 7.3-2). These elements were within the range of measured site surface water quality concentrations.

In comparison, leachate pH from the third outlier sample (COL-3) was slightly lower (approximately 4.5 to 6) and highly consistent with the method blank columns (COL-5, COL-11 and COL-17). This was attributed to the pH of deionized water used in the laboratory test, as well as the low NP of the sample and the influence of natural organic acids that may have been present as the sample was collected near the soil interface. Sample logs indicated that bulk organic matter was present above the sample interval and TC levels in the sample aligned with the potential presence of organic C. The sample had a very low sulphur content overall (0.03%) and leachate sulphate concentrations were low, indicating that sulphide oxidation was not driving the pH response of this test.

Leachate from COL-3 was generally noted to have slightly higher concentrations of metals than leachate from the other column tests, however, concentrations remained low and generally within the range of surface water concentrations at the Project. Steady state leachate metals concentrations were usually below PWQO screening values for most parameters except for Al, Cr, Co, and Fe, which were attributed to the leachate pH in the test, and which was previously noted to be influenced by deionized water used in laboratory testing and the presence of natural organic acids.

Drainage quality similar to COL-3 is not anticipated to occur under field conditions, as testing indicates that most overburden materials produce alkalinity which provides buffering capacity to the drainage.

Twelve of the laboratory-based trickle leach columns containing overburden samples remain in operation and will continue to be monitored to assess the metal leaching potential of the overburden. Field kinetic testing of overburden samples as described in Section 7.3.6 is also planned for 2025 to assess potential drainage quality under field conditions.

7.3.5 KEY FINDINGS

Leachate from columns containing samples that are representative of the bulk of the overburden at the Project (COL-1, COL-2, COL-4, COL-6, COL-7, COL-8, COL-9, COL-10, COL-12, COL-14 and COL-16) remained stable at pH values of approximately 6 to 8 throughout the entire testing period. Metal concentrations were similar to surface water quality concentrations from the Project site and were generally below PWQO screening values. Isolated parameters had concentrations in leachate greater than site surface waters (W) or PWQO screening values (Al, Cr, Fe and U) in one to five of the tests. Many parameters, including Hg, were below PWQO screening values in all data collected from the column tests. Results of kinetic testing are not indicative of a concern for metal leaching from overburden.

Three outlier samples were included in the column testing program. These samples had low NP and a range of S contents (<0.01 to 0.05%). Owing to their low NP content they had an NPR ≤2 but NAG testing indicated they were NPAG. Leachate pH was generally between 6 and 6.5 for two of the three samples, consistent with some of the more representative overburden samples. Both samples had leachate concentrations of metals that were within the range of surface water concentrations at the Project, and the majority of parameters were also below PWQO and / or interim PWQO values for both columns.

Leachate pH for one of the outlier samples (COL-3) was notably consistent with the blank columns. This was attributed to the pH of deionized water used in the laboratory test, as well as the low NP of the sample and the potential influence of natural organic acids that may have been present in the sample. The sample had a very low sulphur content overall (0.03%) and leachate sulphate concentrations were low, indicating that sulphide oxidation was likely not driving the pH response of this test. Similar drainage quality is not anticipated to occur under field conditions, as testing indicates that in contrast to the COL-3 sample, most overburden materials produce alkalinity which provides buffering capacity to the drainage.

Trickle leach column testing is ongoing for 12 of the samples, and construction of field kinetic tests for overburden materials is underway. These tests will be used to further assess overburden metal leaching potential under field conditions.

7.3.6 FIELD CELL TESTING

Construction of field tests is underway at the site to further assess overburden drainage quality under field conditions. Large quantity overburden samples (3 to 4 m^3) were collected from six locations throughout the Project where relocation of overburden for mine development will be required. Material from each sampling location selected for field testing was homogenized in the field and three representative subsamples (replicates) were collected from each location and submitted to the laboratory for static analyses. Results from laboratory static testing completed on the samples were reported in Section 7.2.5.

The current proposed configuration of field tests consists of open-top HDPE 4,000 L totes equipped with a basal drain. The tote will be mounted on a platform at a slight angle to facilitate drainage through the basal drain. A quartz sand filtration bed and geotextile liner will be added to the bottom of the tote, which will be connected to a sealed leachate collection pail with clear vinyl tubing and PVC fittings. The homogenized test material will be placed in the bottom of the lined tote. The field test will be open to precipitation and drainage from the overburden will be directed via vinyl tubing to the collection pail.

Leachate samples will be collected at regular intervals from the collection pail according to the frequency and procedures described in Section 4.5 and in tandem with sampling events for the FLB tests. Test leachate will be monitored for the parameters listed below. The order of parameters listed was established as the priority for sample collection, in the event of low volumes in leachate pails, that may occur during periods of low precipitation:

- Field parameters (temperature, pH, conductivity).
- Dissolved Hg.
- Dissolved metals (Ag, Al, As, B, Ba, Be, Bi, Ca, Cd, Co, Cr, Cu, Fe, Hg, K, Mg, Mn, Mo, Na, Ni, P, Pb, Sb, Se, Sr, Ti, Tl, U, V, W, Zn and Zr).
- General chemistry: anions by IC (sulphate, Cl, F), alkalinity, lab pH and conductivity.
- Total P.
- Acidity.
- TDS.

Results will be reviewed as available and reported as appropriate.

Table 7.3-1: Summary of Overburden Kinetic Testing Program

Test ID	Sample ID	Initiation Date	Results Available	Project Location	Material Type	Total S (%)	CarbNP (kg $CaCO_3$/t)	NP (kg $CaCO_3$/t)	CarbNPR (CarbNP/MPA)	NPR (NP/AP)	Solid Phase Metals Content [2]
COL-1 [1]	WSP 25 / WSP 28	May 2024	47 weeks	Open Pit / Stockpile	Glaciolacustrine Upper	0.057	85	89	48	166	Elevated metals
COL-2	WSP 61	October 2024	39 weeks	AEX Program	Glacial Till	<0.010	1.7	3.6	5.3	12	Typical metals
COL-3	WSP 63	October 2024	26 weeks	AEX Program	Glaciofluvial	0.030	1.7	0.4	1.8	1.3	Typical metals
COL-4 [1]	WSP 93 / WSP 97	October 2024	37 weeks	Open Pit	Glaciolacustrine Lower	0.020	48	53	76	84	Typical metals
COL-5	Method Blank	October 2024	37 weeks	-	Method Blank	-	-	-	-	-	-
COL-6	WSP 30	April 2025	12 weeks	Open Pit	Glacial Till	<0.005	50	57	317	364	Elevated metals
COL-7	WSP 38	April 2025	12 weeks	Other [3]	Glaciofluvial	0.010	1.7	4.4	5.3	14	Typical metals
COL-8	WSP 57	April 2025	9 weeks	AEX Program	Glaciolacustrine Upper	0.030	9.2	18	9.8	19	Elevated metals
COL-9	WSP 62	April 2025	12 weeks	AEX Program	Glaciofluvial	<0.010	1.7	3.0	5.3	9.6	Low metals
COL-10	WSP 100	April 2025	12 weeks	Open Pit	Glaciolacustrine Upper	0.050	80	100	51	106	Elevated metals
COL-11	Method Blank	April 2025	12 weeks	-	Method Blank	-	-	-	-	-	-
COL-12	WSP 102	April 2025	12 weeks	Open Pit	Glaciolacustrine Upper	0.020	1.7	8.5	2.7	27	Elevated metals
COL-13	WSP 105	April 2025	12 weeks	Stockpile	Glaciofluvial	<0.010	1.7	-0.7	5.3	1.6	Low metals
COL-14 [1]	WSP 119 / WSP 120	May 2025	8 weeks	Other [3]	Glaciofluvial / Glacial Till	0.040	3.3	9.8	2.7	7.8	Typical metals
COL-15 [1]	WSP 49 / WSP 91	April 2025	12 weeks	AEX Program / Open Pit / Stockpile	Glaciolacustrine Upper	0.050	1.7	4.8	1.1	3.1	Elevated metals
COL-16 [1]	WSP 51 / WSP 109	April 2025	12 weeks	AEX Program/ Open Pit	Glacial Till / Glaciolacustrine Lower	0.060	6.7	11	3.6	5.6	Typical metals
COL-17	Method Blank	April 2025	12 weeks	-	Method Blank	-	-	-	-	-	-

Notes:

1 Composite sample used to allow adequate mass for column testing.

2 Statistical descriptions are relative to the overburden ML / ARD database. Low refers to concentrations that are lower than the 40th percentile rank, Typical refers to samples with concentrations between the 40th and 75th percentile rank, and Elevated is greater than the 75th percentile rank.

3 Samples collected from areas outside of the proposed Project development footprint (potential process plant site).

Table 7.3-2: Summary of Overburden Column Leachate Screening

Parameter	Units	In-Place PWQO	Interim PWQO	Minimum Surface Water Quality	Median Surface Water Quality	Maximum Surface Water Quality	COL-1	COL-2	COL-3	COL-4	COL-6	COL-7	COL-8	COL-9	COL-10	COL-12	COL-13	COL-14	COL-15	COL-16
pH	pH Units	6.5-8.5	-	4.3	6.6	8.2	7.5	6.3	5.4	6.8	6.6	6.4	6.8	6.2	6.8	6.3	6.2	6.6	6.3	6.6
Hg	mg/L	0.0002	-	0.0000025	0.0000050	0.00015	<0.000005	<0.000005	<0.000005	<0.000005	<0.000005	<0.000005	<0.000005	<0.000005	<0.000005	<0.000005	<0.000005	<0.000005	0.0000065	<0.000005
Ag	mg/L	0.0001	-	0.000005	0.000012	0.00017	<0.000010	<0.000020	<0.000010	<0.000020	<0.000010	<0.000010	<0.000010	<0.000010	<0.000010	<0.000010	<0.000010	<0.000010	0.000012	<0.000010
Al	mg/L	-	0.075	0.0039	0.095	**1.5**	0.013	0.062	**0.94**	0.049	0.019	0.037	0.044	**0.075**	0.0062	**1.5**	0.012	**0.17**	**0.76**	**0.14**
As	mg/L	0.1	0.005	0.0004	0.0030	**0.041**	0.00077	0.00262	0.00125	0.0013	0.0011	0.00021	0.00060	0.00022	0.00037	0.0013	0.0019	0.0031	0.0014	0.0010
Be	mg/L	0.011	-	0.0000035	0.000012	0.00012	<0.000010	<0.000020	0.000054	<0.000020	<0.000010	<0.000010	<0.000010	<0.000010	<0.000010	0.000037	<0.000010	<0.000010	0.000048	<0.000010
B	mg/L	-	0.2	0.001	0.0050	0.14	0.0075	<0.0040	0.0032	<0.0040	0.0026	<0.0020	0.0074	<0.0020	0.011	0.0073	0.0033	0.0033	0.011	<0.0020
Cd	mg/L	0.0002	0.0001	0.0000015	0.0000080	0.00039	<0.0000020	<0.0000040	0.000016	<0.0000040	<0.0000020	<0.0000020	0.0000020	<0.0000020	0.0000054	0.0000052	0.0000065	<0.0000020	0.0000047	<0.0000020
Cr	mg/L	0.001	-	0.000005	0.00052	0.0038	0.00080	<0.0010	0.0032	0.0018	0.00072	<0.00050	0.00080	<0.00050	<0.00050	0.0021	<0.00050	<0.00050	0.0018	<0.00050
Co	mg/L	-	0.0009	0.000002	0.000159	**0.0072**	0.000011	0.000071	**0.0011**	0.000046	0.0000061	0.000018	0.000014	0.000033	0.000033	0.00020	0.00088	0.000043	0.00017	0.000014
Cu	mg/L	0.005	0.005	0.0001	0.0010	**0.0098**	0.0016	0.0012	0.0021	0.0012	0.00088	0.0015	0.0014	0.0011	0.0035	0.0025	0.00037	0.00081	0.0039	0.00084
Fe	mg/L	0.3	-	0.005	0.50	6.6	0.0093	0.0359	0.39	0.029	0.0061	0.021	0.024	0.060	<0.0020	0.81	0.086	0.031	0.48	0.0049
Mo	mg/L	-	0.04	0.00002	0.00024	0.019	0.0020	0.0002	<0.000010	0.00083	0.0010	0.0004	0.0011	0.000081	0.0030	0.00050	<0.000010	0.0031	0.00022	0.00075
Ni	mg/L	0.025	-	0.0002	0.00090	0.020	0.00045	0.00036	0.00148	0.00031	0.00009	0.00015	0.00029	0.00014	0.00056	0.0017	0.00014	0.00011	0.0036	0.000056
P	mg/L	-	0.02	0.001	**0.039**	**10**	<0.0050	<0.0050	<0.0050	<0.0050	0.0084	<0.0050	0.0058	<0.0050	<0.0050	0.0055	<0.0050	<0.0050	<0.0050	<0.0050
Pb	mg/L	0.005	0.001	0.000005	0.00011	**0.0014**	<0.000050	<0.00010	0.000097	<0.00010	<0.000050	<0.000050	<0.000050	0.000064	<0.000050	0.00055	<0.000050	0.00010	0.00025	<0.000050
Sb	mg/L	-	0.02	0.00005	0.00030	0.00045	0.00014	0.00011	<0.000050	0.00027	0.00017	<0.000050	0.00016	0.000081	0.00010	0.00025	0.000079	0.00016	0.00021	0.00014
Se	mg/L	0.1	-	0.00002	0.00013	0.0061	<0.00010	<0.00020	0.00025	<0.00020	<0.00010	<0.00010	<0.00010	<0.00010	0.0025	<0.00010	<0.00010	<0.00010	0.00017	<0.00010
Tl	mg/L	-	0.0003	0.0000025	0.0000050	**0.040**	<0.0000040	<0.0000080	0.000024	<0.0000080	<0.0000040	0.0000045	<0.0000040	<0.0000040	<0.0000040	0.000012	0.0000074	<0.0000040	0.0000068	0.000020
W	mg/L	-	0.03	0.00001	0.000050	0.0062	<0.00020	0.00066	<0.00020	0.00081	0.0053	0.00061	0.00037	<0.00020	0.00047	<0.00020	<0.00020	0.012	<0.00020	0.0011
U	mg/L	-	0.005	0.0000025	0.00018	**0.023**	0.0011	0.0000090	0.0003	**0.017**	**0.0080**	0.000073	0.000089	0.000069	0.0022	0.000087	0.0000047	**0.0057**	0.00010	0.0025
V	mg/L	-	0.006	0.00009	0.00078	0.0047	0.0027	<0.0020	<0.0010	0.0040	0.0048	<0.0010	0.0028	<0.0010	0.0023	0.0054	<0.0010	0.0032	0.0035	0.0020
Zn	mg/L	0.03	0.02	0.00034	0.0020	**0.15**	0.0022	<0.0020	0.0043	0.0020	0.0011	0.0015	0.0017	0.0012	0.0013	0.0029	0.0015	0.0012	0.0023	0.0013
Zr	mg/L	-	0.004	0.00015	0.0010	**0.0070**	0.000022	0.000083	0.0020	0.000079	<0.000020	0.000056	0.000077	0.00012	<0.000020	0.0029	0.000039	0.00010	0.0020	0.000022

Notes:

1 Screening was conducted on the median concentration in leachate over the last five weeks of testing, which represents metal release at decreased flushing rates for COL-1 and two weeks of data with decreased flushing rates for COL-2 through COL-4. Screening was conducted for assessment purposes only and holds no regulatory significance.

2 Bolded values indicate metal concentration greater than interim PWQO screening value.

3 Shaded cells indicate metal concentrations greater than in-place PWQO screening value.

8 REFERENCES

- AMIRA 2002. Amira International ARD Test Handbook. Ian Wark Research Institute. Environmental Geochemistry International Pty Ltd. May 2002.
- Mine Environment Neutral Drainage (MEND) 1991. Acid Rock Drainage Prediction Manual. MEND Project 1.16.1b.
- Mine Environment Neutral Drainage (MEND) 2006. Update on Cold Temperature Effects on Geochemical Weathering. MEND Report 1.61.6.
- Mine Environment Neutral Drainage (MEND) 2009. Prediction Manual for Drainage Chemistry for Sulphidic Geologic Materials. Natural Resources Canada. MEND Report 1.20.1. December 2009.
- Ministry of the Environment (MOE) 2011. Soil, ground water and sediment standards for use under Part XV.1 of the Environmental Protection Act. Ontario Ministry of Environment, Conservation and Parks. July 1, 2011.
- Pfeiffer, N., Long, G., Breau, Y., Prawasono, A., and Tarigan, A. 2023. Voluntary National Instrument 43-101 Technical Report. Great Bear Project. Ontario, Canada.
- Price, W.A. 1997. Draft Guidelines and Recommended Methods for the Prediction of Metal Leaching and Acid Rock Drainage at Mine Sites in British Columbia.

Appendix A
Analytical Methods

Table A-1: ABA Methods and Detection Limits

Program	Project Rock			Tailings		
Parameter	**Detection Limit**	**Method**	**Analytical Lab**	**Detection Limit**	**Method**	**Analytical Lab**
Paste pH	Global ARD 0.1 pH units SGS Lakefield 0.1 pH units	Global ARD pH meter SGS Lakefield pH meter	Global ARD SGS Lakefield	0.1 pH units	pH Meter	Global ARD
Fizz Rating	--	Global ARD Visual assessment SGS Lakefield Visual Assessment	Global ARD SGS Lakefield	--	Visual Assessment	Global ARD
Total S	BV 0.02% Global ARD 0.01%	BV Leco analyzer Global ARD Leco analyzer	BV Global ARD	Global ARD 0.01%	Desulphurized Tailings Leco analyzer Concentrate Tailings Leco analyzer Whole Tailings Leco analyzer	Global ARD
Sulphate Sulphur	Global ARD 0.01%	Global ARD Determined by two methods: (1) HCl leach and Leco analyzer (2) Na2CO3 Leach and turbidimeter	Global ARD	Global ARD 0.01%	Desulphurized Tailings: HCl leach and Leco analyzer Concentrate Tailings HCl leach and Leco analyzer Whole Tailings: Determined by two methods: (1) HCl leach and turbidimeter (2) Na_2CO_3 leach and turbidimeter	Global ARD
Sulphide Sulphur	Global ARD 0.0% (by difference) 0.01% (sequential leach)	Global ARD Determined by two methods: (1) By difference (Total S - Sulphate S) (2) Sequential leach - HCl leach and turbidimeter (sulphate) followed by HNO_3 leach and turbidimeter (sulphate).	Global ARD	Global ARD 0.0% (by difference) 0.01% (sequential leach)	Desulphurized Tailings: (1) By difference (Total S - Sulphate S) (2) Sequential leach - HCl leach and turbidimeter (sulphate) followed by HNO_3 leach and turbidimeter (sulphate). Concentrate Tailings (1) By difference (Total S - Sulphate S) (2) Sequential leach - HCl leach and turbidimeter (sulphate) followed by HNO_3 leach and turbidimeter (sulphate). Whole Tailings: (1) By difference (Total S - Sulphate S) (2) Sequential leach - HCl leach and turbidimeter (sulphate) followed by HNO_3 leach and turbidimeter (sulphate).	Global ARD
NP	BV -- Global ARD -- SGS Lakefield --	BV Modified Sobek Method (MEND 1991) Global ARD Modified Sobek Method (MEND 1991) SGS Lakefield Modified Sobek Method (MEND 1991)	BV Global ARD SGS Lakefield	Global ARD --	Desulphurized Tailings Modified Sobek NP (MEND 1991) Concentrate Tailings Modified Sobek NP (MEND 1991) Whole Tailings Modified Sobek NP (MEND 1991)	Global ARD
Total Carbon	BV 0.02% Global ARD 0.01% - 0.02% SGS Lakefield 0.005%	BV Leco analyzer Global ARD Leco analyzer SGS Lakefield Leco analyzer	BV Global ARD SGS Lakefield	Global ARD 0.02%	Desulphurized Tailings Leco analyzer Concentrate Tailings Leco analyzer Whole Tailings Leco analyzer	Global ARD
Total Inorganic Carbon	BV 0.022% as C 0.08 % as CO_2 Global ARD 0.02%. as C SGS Lakefield 0.008% as C, 0.04% as CO_3	BV $HClO_4$ leach and Leco analyzer Global ARD $HClO_4$ leach, evolved CO_2 analyzed by CO_2 Coulometer. SGS Lakefield HCl Leach and Leco analyzer	BV Global ARD SGS Lakefield	Global ARD 0.02%	Desulphurized Tailings: Determined by two methods: (1) HCl leach and Leco analyzer (2) $HClO_4$ leach and CO_2 coulometer Concentrate Tailings: $HClO_4$ leach followed by CO_2 coulometer Whole Tailings: $HClO_4$ leach followed by CO_2 coulometer	Global ARD
NAG pH	Global ARD 0.1 pH units SGS Lakefield 0.1 pH units	Global ARD pH meter SGS Lakefield pH meter	Global ARD SFS Lakefield	--	pH Meter	Global ARD

Table A-1: ABA Methods and Detection Limits

Program	Paste Backfill			Overburden		
Parameter	**Detection Limit**	**Method**	**Analytical Lab**	**Detection Limit**	**Method**	**Analytical Lab**
Paste pH	0.1 pH units	pH Meter	Global ARD	Global ARD 0.1 pH units SGS Lakefield 0.1 pH units	pH Meter	Global ARD SGS Lakefield
Fizz Rating	--	Visual Assessment	Global ARD	--	Visual Assessment	Global ARD SGS Lakefield
Total S	Global ARD 0.01%	Parent Materials: Leco analyzer Prepared Backfill: Leco analyzer	Global ARD	Global ARD 0.01% SGS Lakefield 0.005%	Global ARD: Leco analyzer SGS Lakefield: Leco analyzer	Global ARD SGS Lakefield
Sulphate Sulphur	Global ARD 0.01%	Parent Materials: Determined by two methods: (1) Tailings (WSP 01) analyzed by HCl leach and Leco. (2) Binder (WSP 02) analyzed by HCl leach and turbidimeter. Prepared Backfill: HCl leach and Leco.	Global ARD	Global ARD 0.01% SGS Lakefield 0.04%	Global ARD HCl leach and Leco analyzer SGS Lakefield HCl leach and Leco analyzer	Global ARD SGS Lakefield
Sulphide Sulphur	Global ARD 0.0% (by difference)	Global ARD By difference (Total S - Sulphate S)	Global ARD	Global ARD 0.0% (by difference)	Global ARD By difference (Total S - Sulphate S	Global ARD
NP	Global ARD --	Parent Materials: Modified Sobek NP (MEND 1991) Prepared Backfill Modified Sobek NP (MEND 1991)	Global ARD	Global ARD -- SGS Lakefield --	Global ARD Modified Sobek NP (MEND 1991) SGS Lakefield Modified Sobek NP (MEND 1991)	Global ARD SGS Lakefield
Total Carbon	Global ARD 0.02%	Parent Materials: Leco analyzer Prepared Backfill: Leco analyzer	Global ARD	Global ARD 0.01 % as C SGS Lakefield 0.005%	Global ARD Leco analyzer SGS Lakefield Leco analyzer	Global ARD SGS Lakefield
Total Inorganic Carbon	Global ARD 0.02%	Parent Materials: Determined by two methods: (1) Tailings (WSP 01) analyzed by HCl leach and Leco analyzer. (2) Binder (WSP 02) analyzed by $HClO_4$ leach followed by CO_2 coulometer. Prepared Backfill: HCl leach and Leco analyzer.	Global ARD	Global ARD 0.02% as C SGS Lakefield 0.008% as C 0.04% as CO_3	Global ARD HCl leach and Leco analyzer SGS Lakefield HCl leach and Leco analyzer	Global ARD SGS Lakefield
NAG pH	--	pH Meter	Global ARD	--	pH Meter	Global ARD SGS Lakefield

Table A-2: Elemental Content Methods and Detection Limits

Program	Project Rock														
Parameter	Detection Limit	Method	Analytical Lab	Detection Limit	Method	Analytical Lab	Detection Limit	Method	Analytical Lab	Detection Limit	Method	Analytical Lab	Detection Limit	Method	Analytical Lab
Aluminum	0.01 %	Aqua Regia ICP-MS	BV Vancouver	0.01 %	Aqua Regia ICP-MS	Global ARD	1 to 3 ppm	Aqua Regia ICP-MS	SGS Lakefield	0.01%	Four Acid ICP-MS	ACT Labs	0.01 %	Four Acid ICP-MS	Global ARD
Antimony	0.02 ppm	Aqua Regia ICP-MS	BV Vancouver	0.05 ppm	Aqua Regia ICP-MS	Global ARD	0.8 to 2 ppm	Aqua Regia ICP-MS	SGS Lakefield	0.5 ppm	Four Acid ICP-MS	ACT Labs	0.5 ppm	Four Acid ICP-MS	Global ARD
Arsenic	0.1 ppm	Aqua Regia ICP-MS	BV Vancouver	0.1 ppm	Aqua Regia ICP-MS	Global ARD	0.5 ppm	Aqua Regia ICP-MS	SGS Lakefield	3 ppm	Four Acid ICP-MS	ACT Labs	0.2 ppm	Four Acid ICP-MS	Global ARD
Barium	0.5 ppm	Aqua Regia ICP-MS	BV Vancouver	10 ppm	Aqua Regia ICP-MS	Global ARD	0.01 to 0.1 ppm	Aqua Regia ICP-MS	SGS Lakefield	7 ppm	Four Acid ICP-MS	ACT Labs	10 ppm	Four Acid ICP-MS	Global ARD
Beryllium	0.1 ppm	Aqua Regia ICP-MS	BV Vancouver	0.05 ppm	Aqua Regia ICP-MS	Global ARD	0.02 ppm	Aqua Regia ICP-MS	SGS Lakefield	1 ppm	Four Acid ICP-MS	ACT Labs	0.05 ppm	Four Acid ICP-MS	Global ARD
Bismuth	0.02 ppm	Aqua Regia ICP-MS	BV Vancouver	0.01 ppm	Aqua Regia ICP-MS	Global ARD	0.085 ppm to 0.09 ppm	Aqua Regia ICP-MS	SGS Lakefield	2 ppm	Four Acid ICP-MS	ACT Labs	0.01 ppm	Four Acid ICP-MS	Global ARD
Boron	20 ppm	Aqua Regia ICP-MS	BV Vancouver	10 ppm	Aqua Regia ICP-MS	Global ARD	1 to 2 ppm	Aqua Regia ICP-MS	SGS Lakefield	--	Four Acid ICP-MS	ACT Labs	--	Four Acid ICP-MS	Global ARD
Cadmium	0.01 ppm	Aqua Regia ICP-MS	BV Vancouver	0.01 ppm	Aqua Regia ICP-MS	Global ARD	0.02 to 0.05 ppm	Aqua Regia ICP-MS	SGS Lakefield	0.3 ppm	Four Acid ICP-MS	ACT Labs	0.02 ppm	Four Acid ICP-MS	Global ARD
Calcium	0.01 %	Aqua Regia ICP-MS	BV Vancouver	0.01 %	Aqua Regia ICP-MS	Global ARD	3 ppm	Aqua Regia ICP-MS	SGS Lakefield	0.01%	Four Acid ICP-MS	ACT Labs	0.01 %	Four Acid ICP-MS	Global ARD
Cerium	0.1 ppm	Aqua Regia ICP-MS	BV Vancouver	0.02 ppm	Aqua Regia ICP-MS	Global ARD	--	Aqua Regia ICP-MS	SGS Lakefield	--	Four Acid ICP-MS	ACT Labs	0.02 ppm	Four Acid ICP-MS	Global ARD
Cesium	0.02 ppm	Aqua Regia ICP-MS	BV Vancouver	0.05 ppm	Aqua Regia ICP-MS	Global ARD	--	Aqua Regia ICP-MS	SGS Lakefield	--	Four Acid ICP-MS	ACT Labs	0.05 ppm	Four Acid ICP-MS	Global ARD
Chromium	0.5 ppm	Aqua Regia ICP-MS	BV Vancouver	1 ppm	Aqua Regia ICP-MS	Global ARD	0.5 ppm	Aqua Regia ICP-MS	SGS Lakefield	1 ppm	Four Acid ICP-MS	ACT Labs	1 ppm	Four Acid ICP-MS	Global ARD
Cobalt	0.1 ppm	Aqua Regia ICP-MS	BV Vancouver	0.1 ppm	Aqua Regia ICP-MS	Global ARD	0.01 ppm	Aqua Regia ICP-MS	SGS Lakefield	1 ppm	Four Acid ICP-MS	ACT Labs	0.1 ppm	Four Acid ICP-MS	Global ARD
Copper	0.01 ppm	Aqua Regia ICP-MS	BV Vancouver	0.2 ppm	Aqua Regia ICP-MS	Global ARD	0.1 ppm	Aqua Regia ICP-MS	SGS Lakefield	1 ppm	Four Acid ICP-MS	ACT Labs	0.2 ppm	Four Acid ICP-MS	Global ARD
Gallium	0.1 ppm	Aqua Regia ICP-MS	BV Vancouver	0.05 ppm	Aqua Regia ICP-MS	Global ARD	--	Aqua Regia ICP-MS	SGS Lakefield	1 ppm	Four Acid ICP-MS	ACT Labs	0.05 ppm	Four Acid ICP-MS	Global ARD
Germanium	0.1 ppm	Aqua Regia ICP-MS	BV Vancouver	0.05 ppm	Aqua Regia ICP-MS	Global ARD	--	Aqua Regia ICP-MS	SGS Lakefield	--	Four Acid ICP-MS	ACT Labs	0.05 ppm	Four Acid ICP-MS	Global ARD
Hafnium	0.02 ppm	Aqua Regia ICP-MS	BV Vancouver	0.02 ppm	Aqua Regia ICP-MS	Global ARD	--	Aqua Regia ICP-MS	SGS Lakefield	--	Four Acid ICP-MS	ACT Labs	0.1 ppm	Four Acid ICP-MS	Global ARD
Gold	0.0002 ppm	Aqua Regia ICP-MS	BV Vancouver	0.0005 ppm	Aqua Regia ICP-MS	Global ARD	--	Aqua Regia ICP-MS	SGS Lakefield	--	Four Acid ICP-MS	ACT Labs	--	Four Acid ICP-MS	Global ARD
Indium	0.02 ppm	Aqua Regia ICP-MS	BV Vancouver	0.005 ppm	Aqua Regia ICP-MS	Global ARD	--	Aqua Regia ICP-MS	SGS Lakefield	--	Four Acid ICP-MS	ACT Labs	0.005 ppm	Four Acid ICP-MS	Global ARD
Iron	0.01 %	Aqua Regia ICP-MS	BV Vancouver	0.01 %	Aqua Regia ICP-MS	Global ARD	3 ppm	Aqua Regia ICP-MS	SGS Lakefield	0.01%	Four Acid ICP-MS	ACT Labs	0.01 %	Four Acid ICP-MS	Global ARD
Lanthanum	0.5 ppm	Aqua Regia ICP-MS	BV Vancouver	0.2 ppm	Aqua Regia ICP-MS	Global ARD	--	Aqua Regia ICP-MS	SGS Lakefield	--	Four Acid ICP-MS	ACT Labs	0.5 ppm	Four Acid ICP-MS	Global ARD
Lithium	0.1 ppm	Aqua Regia ICP-MS	BV Vancouver	0.1 ppm	Aqua Regia ICP-MS	Global ARD	--	Aqua Regia ICP-MS	SGS Lakefield	1 ppm	Four Acid ICP-MS	ACT Labs	0.2 ppm	Four Acid ICP-MS	Global ARD
Lead	0.01 ppm	Aqua Regia ICP-MS	BV Vancouver	0.2 ppm	Aqua Regia ICP-MS	Global ARD	0.05 to 0.1 ppm	Aqua Regia ICP-MS	SGS Lakefield	3 ppm	Four Acid ICP-MS	ACT Labs	0.5 ppm	Four Acid ICP-MS	Global ARD
Magnesium	0.01 %	Aqua Regia ICP-MS	BV Vancouver	0.01 %	Aqua Regia ICP-MS	Global ARD	1 to 3 ppm	Aqua Regia ICP-MS	SGS Lakefield	0.01%	Four Acid ICP-MS	ACT Labs	0.01 %	Four Acid ICP-MS	Global ARD
Manganese	1 ppm	Aqua Regia ICP-MS	BV Vancouver	5 ppm	Aqua Regia ICP-MS	Global ARD	0.1 ppm	Aqua Regia ICP-MS	SGS Lakefield	5 ppm	Four Acid ICP-MS	ACT Labs	5 ppm	Four Acid ICP-MS	Global ARD
Mercury	0.01 ppm	Aqua Regia ICP-MS	BV Vancouver	0.005 ppm	Aqua Regia ICP-MS	Global ARD	0.05 ppm	Aqua Regia ICP-MS	SGS Lakefield	--	Four Acid ICP-MS	ACT Labs	--	Four Acid ICP-MS	Global ARD
Molybdenum	0.01 ppm	Aqua Regia ICP-MS	BV Vancouver	0.05 ppm	Aqua Regia ICP-MS	Global ARD	0.1 ppm	Aqua Regia ICP-MS	SGS Lakefield	1 ppm	Four Acid ICP-MS	ACT Labs	0.05 ppm	Four Acid ICP-MS	Global ARD
Nickel	0.1 ppm	Aqua Regia ICP-MS	BV Vancouver	0.2 ppm	Aqua Regia ICP-MS	Global ARD	0.1 to 0.5 ppm	Aqua Regia ICP-MS	SGS Lakefield	1 ppm	Four Acid ICP-MS	ACT Labs	0.2 ppm	Four Acid ICP-MS	Global ARD
Niobium	0.02 ppm	Aqua Regia ICP-MS	BV Vancouver	0.05 ppm	Aqua Regia ICP-MS	Global ARD	--	Aqua Regia ICP-MS	SGS Lakefield	--	Four Acid ICP-MS	ACT Labs	0.1 ppm	Four Acid ICP-MS	Global ARD
Phosphorus	0.001 %	Aqua Regia ICP-MS	BV Vancouver	10 ppm	Aqua Regia ICP-MS	Global ARD	3 ppm	Aqua Regia ICP-MS	SGS Lakefield	0.001%	Four Acid ICP-MS	ACT Labs	10 ppm	Four Acid ICP-MS	Global ARD
Potassium	0.01 %	Aqua Regia ICP-MS	BV Vancouver	0.01 %	Aqua Regia ICP-MS	Global ARD	3 ppm	Aqua Regia ICP-MS	SGS Lakefield	0.01%	Four Acid ICP-MS	ACT Labs	0.01 %	Four Acid ICP-MS	Global ARD
Rubidium	0.1 ppm	Aqua Regia ICP-MS	BV Vancouver	0.1 ppm	Aqua Regia ICP-MS	Global ARD	--	Aqua Regia ICP-MS	SGS Lakefield	--	Four Acid ICP-MS	ACT Labs	0.1 ppm	Four Acid ICP-MS	Global ARD
Rhenium	1 ppb	Aqua Regia ICP-MS	BV Vancouver	0.001 ppm	Aqua Regia ICP-MS	Global ARD	--	Aqua Regia ICP-MS	SGS Lakefield	--	Four Acid ICP-MS	ACT Labs	0.002 ppm	Four Acid ICP-MS	Global ARD
Scandium	0.1 ppm	Aqua Regia ICP-MS	BV Vancouver	0.1 ppm	Aqua Regia ICP-MS	Global ARD	--	Aqua Regia ICP-MS	SGS Lakefield	4 ppm	Four Acid ICP-MS	ACT Labs	0.1 ppm	Four Acid ICP-MS	Global ARD
Selenium	0.1 ppm	Aqua Regia ICP-MS	BV Vancouver	0.2 ppm	Aqua Regia ICP-MS	Global ARD	0.1 to 0.5 ppm	Aqua Regia ICP-MS	SGS Lakefield	--	Four Acid ICP-MS	ACT Labs	1 ppm	Four Acid ICP-MS	Global ARD
Silver	2 ppb	Aqua Regia ICP-MS	BV Vancouver	0.01 ppm	Aqua Regia ICP-MS	Global ARD	0.05 to 0.75 ppm	Aqua Regia ICP-MS	SGS Lakefield	0.3 ppm	Four Acid ICP-MS	ACT Labs	0.01 ppm	Four Acid ICP-MS	Global ARD
Sodium	0.001 %	Aqua Regia ICP-MS	BV Vancouver	0.01 %	Aqua Regia ICP-MS	Global ARD	1 to 3 ppm	Aqua Regia ICP-MS	SGS Lakefield	0.01%	Four Acid ICP-MS	ACT Labs	0.01 %	Four Acid ICP-MS	Global ARD
Strontium	0.5 ppm	Aqua Regia ICP-MS	BV Vancouver	0.2 ppm	Aqua Regia ICP-MS	Global ARD	0.02 ppm	Aqua Regia ICP-MS	SGS Lakefield	1 ppm	Four Acid ICP-MS	ACT Labs	0.2 ppm	Four Acid ICP-MS	Global ARD
Sulphur	0.02 %	Aqua Regia ICP-MS	BV Vancouver	0.0001	Aqua Regia ICP-MS	Global ARD	10 to 200 ppm	Aqua Regia ICP-MS	SGS Lakefield	0.01%	Four Acid ICP-MS	ACT Labs	0.01%	Four Acid ICP-MS	Global ARD
Tantalum	0.05 ppm	Aqua Regia ICP-MS	BV Vancouver	0.01 ppm	Aqua Regia ICP-MS	Global ARD	--	Aqua Regia ICP-MS	SGS Lakefield	--	Four Acid ICP-MS	ACT Labs	0.05 ppm	Four Acid ICP-MS	Global ARD
Tellurium	0.02 ppm	Aqua Regia ICP-MS	BV Vancouver	0.01 ppm	Aqua Regia ICP-MS	Global ARD	--	Aqua Regia ICP-MS	SGS Lakefield	2 ppm	Four Acid ICP-MS	ACT Labs	0.05 ppm	Four Acid ICP-MS	Global ARD
Thallium	0.02 ppm	Aqua Regia ICP-MS	BV Vancouver	0.02 ppm	Aqua Regia ICP-MS	Global ARD	0.02 ppm	Aqua Regia ICP-MS	SGS Lakefield	5 ppm	Four Acid ICP-MS	ACT Labs	0.02 ppm	Four Acid ICP-MS	Global ARD
Thorium	0.1 ppm	Aqua Regia ICP-MS	BV Vancouver	0.2 ppm	Aqua Regia ICP-MS	Global ARD	0.5 ppm	Aqua Regia ICP-MS	SGS Lakefield	--	Four Acid ICP-MS	ACT Labs	0.2 ppm	Four Acid ICP-MS	Global ARD
Tin	0.1 ppm	Aqua Regia ICP-MS	BV Vancouver	0.2 ppm	Aqua Regia ICP-MS	Global ARD	2 to 6 ppm	Aqua Regia ICP-MS	SGS Lakefield	--	Four Acid ICP-MS	ACT Labs	0.2 ppm	Four Acid ICP-MS	Global ARD
Tungsten	0.1 ppm	Aqua Regia ICP-MS	BV Vancouver	0.05 ppm	Aqua Regia ICP-MS	Global ARD	0.04 ppm	Aqua Regia ICP-MS	SGS Lakefield	5 ppm	Four Acid ICP-MS	ACT Labs	0.1 ppm	Four Acid ICP-MS	Global ARD
Uranium	0.1 ppm	Aqua Regia ICP-MS	BV Vancouver	0.05 ppm	Aqua Regia ICP-MS	Global ARD	0.002 ppm	Aqua Regia ICP-MS	SGS Lakefield	10 ppm	Four Acid ICP-MS	ACT Labs	0.1 ppm	Four Acid ICP-MS	Global ARD
Vanadium	1 ppm	Aqua Regia ICP-MS	BV Vancouver	1 ppm	Aqua Regia ICP-MS	Global ARD	1 ppm	Aqua Regia ICP-MS	SGS Lakefield	2 ppm	Four Acid ICP-MS	ACT Labs	1 ppm	Four Acid ICP-MS	Global ARD
Yttrium	0.01 ppm	Aqua Regia ICP-MS	BV Vancouver	0.05 ppm	Aqua Regia ICP-MS	Global ARD	0.004 ppm	Aqua Regia ICP-MS	SGS Lakefield	1 ppm	Four Acid ICP-MS	ACT Labs	0.1 ppm	Four Acid ICP-MS	Global ARD
Zinc	0.1 ppm	Aqua Regia ICP-MS	BV Vancouver	1 ppm	Aqua Regia ICP-MS	Global ARD	0.7 ppm	Aqua Regia ICP-MS	SGS Lakefield	1 ppm	Four Acid ICP-MS	ACT Labs	2 ppm	Four Acid ICP-MS	Global ARD
Zirconium	0.1 ppm	Aqua Regia ICP-MS	BV Vancouver	0.5 ppm	Aqua Regia ICP-MS	Global ARD	0.05 ppm	Aqua Regia ICP-MS	SGS Lakefield	5 ppm	Four Acid ICP-MS	ACT Labs	0.5 ppm	Four Acid ICP-MS	Global ARD

Table A-2: Elemental Content Methods and Detection Limits

Program	Project Rock			Tailings / Backfill			Overburden					
Parameter	**Detection Limit**	**Method**	**Analytical Lab**	**Detection Limit**	**Method**	**Analytical Lab**	**Detection Limit**	**Method**	**Analytical Lab**	**Detection Limit**	**Method**	**Analytical Lab**
Aluminum	1 to 3 ppm	Four Acid ICP-MS	SGS Lakefield	Aqua Regia ICP-MS	0.01 %	Global ARD	0.01 %	Aqua Regia ICP-MS	Global ARD	1 µg/g	Aqua Regia ICP-MS	SGS Lakefield
Antimony	0.8 to 2 ppm	Four Acid ICP-MS	SGS Lakefield	Aqua Regia ICP-MS	0.05 ppm	Global ARD	0.05 ppm	Aqua Regia ICP-MS	Global ARD	2 µg/g	Aqua Regia ICP-MS	SGS Lakefield
Arsenic	0.5 ppm	Four Acid ICP-MS	SGS Lakefield	Aqua Regia ICP-MS	0.1 ppm	Global ARD	0.1 ppm	Aqua Regia ICP-MS	Global ARD	0.5 µg/g	Aqua Regia ICP-MS	SGS Lakefield
Barium	0.01 to 0.1 ppm	Four Acid ICP-MS	SGS Lakefield	Aqua Regia ICP-MS	10 ppm	Global ARD	10 ppm	Aqua Regia ICP-MS	Global ARD	0.01 µg/g	Aqua Regia ICP-MS	SGS Lakefield
Beryllium	0.02 ppm	Four Acid ICP-MS	SGS Lakefield	Aqua Regia ICP-MS	0.05 ppm	Global ARD	0.05 ppm	Aqua Regia ICP-MS	Global ARD	0.02 µg/g	Aqua Regia ICP-MS	SGS Lakefield
Bismuth	0.085 ppm to 0.09 ppm	Four Acid ICP-MS	SGS Lakefield	Aqua Regia ICP-MS	0.01 ppm	Global ARD	0.01 ppm	Aqua Regia ICP-MS	Global ARD	0.085 µg/g	Aqua Regia ICP-MS	SGS Lakefield
Boron	--	Four Acid ICP-MS	SGS Lakefield	Aqua Regia ICP-MS	10 ppm	Global ARD	10 ppm	Aqua Regia ICP-MS	Global ARD	1 µg/g	Aqua Regia ICP-MS	SGS Lakefield
Cadmium	0.02 to 0.05 ppm	Four Acid ICP-MS	SGS Lakefield	Aqua Regia ICP-MS	0.01 ppm	Global ARD	0.01 ppm	Aqua Regia ICP-MS	Global ARD	0.02 µg/g	Aqua Regia ICP-MS	SGS Lakefield
Calcium	3 ppm	Four Acid ICP-MS	SGS Lakefield	Aqua Regia ICP-MS	0.01 %	Global ARD	0.01%	Aqua Regia ICP-MS	Global ARD	3 µg/g	Aqua Regia ICP-MS	SGS Lakefield
Cerium	--	Four Acid ICP-MS	SGS Lakefield	Aqua Regia ICP-MS	0.02 ppm	Global ARD	-	Aqua Regia ICP-MS	Global ARD	-	Aqua Regia ICP-MS	SGS Lakefield
Cesium	--	Four Acid ICP-MS	SGS Lakefield	Aqua Regia ICP-MS	0.05 ppm	Global ARD	-	Aqua Regia ICP-MS	Global ARD	-	Aqua Regia ICP-MS	SGS Lakefield
Chromium	0.5 ppm	Four Acid ICP-MS	SGS Lakefield	Aqua Regia ICP-MS	1 ppm	Global ARD	1 ppm	Aqua Regia ICP-MS	Global ARD	0.5 µg/g	Aqua Regia ICP-MS	SGS Lakefield
Cobalt	0.01 ppm	Four Acid ICP-MS	SGS Lakefield	Aqua Regia ICP-MS	0.1 ppm	Global ARD	0.1 ppm	Aqua Regia ICP-MS	Global ARD	0.01 µg/g	Aqua Regia ICP-MS	SGS Lakefield
Copper	0.1 ppm	Four Acid ICP-MS	SGS Lakefield	Aqua Regia ICP-MS	0.2 ppm	Global ARD	0.2 ppm	Aqua Regia ICP-MS	Global ARD	0.1 µg/g	Aqua Regia ICP-MS	SGS Lakefield
Gallium	--	Four Acid ICP-MS	SGS Lakefield	Aqua Regia ICP-MS	0.05 ppm	Global ARD	-	Aqua Regia ICP-MS	Global ARD	-	Aqua Regia ICP-MS	SGS Lakefield
Germanium	--	Four Acid ICP-MS	SGS Lakefield	Aqua Regia ICP-MS	0.05 ppm	Global ARD	-	Aqua Regia ICP-MS	Global ARD	-	Aqua Regia ICP-MS	SGS Lakefield
Hafnium	--	Four Acid ICP-MS	SGS Lakefield	Aqua Regia ICP-MS	0.02 ppm	Global ARD	-	Aqua Regia ICP-MS	Global ARD	-	Aqua Regia ICP-MS	SGS Lakefield
Gold	--	Four Acid ICP-MS	SGS Lakefield	Aqua Regia ICP-MS	0.0005 ppm	Global ARD	-	Aqua Regia ICP-MS	Global ARD	-	Aqua Regia ICP-MS	SGS Lakefield
Indium	--	Four Acid ICP-MS	SGS Lakefield	Aqua Regia ICP-MS	0.005 ppm	Global ARD	-	Aqua Regia ICP-MS	Global ARD	-	Aqua Regia ICP-MS	SGS Lakefield
Iron	3 ppm	Four Acid ICP-MS	SGS Lakefield	Aqua Regia ICP-MS	0.01 %	Global ARD	0.01 %	Aqua Regia ICP-MS	Global ARD	3 µg/g	Aqua Regia ICP-MS	SGS Lakefield
Lanthanum	--	Four Acid ICP-MS	SGS Lakefield	Aqua Regia ICP-MS	0.2 ppm	Global ARD	-	Aqua Regia ICP-MS	Global ARD	-	Aqua Regia ICP-MS	SGS Lakefield
Lithium	--	Four Acid ICP-MS	SGS Lakefield	Aqua Regia ICP-MS	0.1 ppm	Global ARD	-	Aqua Regia ICP-MS	Global ARD	-	Aqua Regia ICP-MS	SGS Lakefield
Lead	0.05 to 0.1 ppm	Four Acid ICP-MS	SGS Lakefield	Aqua Regia ICP-MS	0.2 ppm	Global ARD	0.2 ppm	Aqua Regia ICP-MS	Global ARD	0.1 µg/g	Aqua Regia ICP-MS	SGS Lakefield
Magnesium	1 to 3 ppm	Four Acid ICP-MS	SGS Lakefield	Aqua Regia ICP-MS	0.01 %	Global ARD	0.01 %	Aqua Regia ICP-MS	Global ARD	1 µg/g	Aqua Regia ICP-MS	SGS Lakefield
Manganese	0.1 ppm	Four Acid ICP-MS	SGS Lakefield	Aqua Regia ICP-MS	5 ppm	Global ARD	5 ppm	Aqua Regia ICP-MS	Global ARD	0.1 µg/g	Aqua Regia ICP-MS	SGS Lakefield
Mercury	--	Four Acid ICP-MS	SGS Lakefield	Aqua Regia ICP-MS	0.005 ppm	Global ARD	0.005 ppm	Aqua Regia ICP-MS	Global ARD	0.05 µg/g	Aqua Regia ICP-MS	SGS Lakefield
Molybdenum	0.1 ppm	Four Acid ICP-MS	SGS Lakefield	Aqua Regia ICP-MS	0.05 ppm	Global ARD	0.05 ppm	Aqua Regia ICP-MS	Global ARD	0.1 µg/g	Aqua Regia ICP-MS	SGS Lakefield
Nickel	0.1 to 0.5 ppm	Four Acid ICP-MS	SGS Lakefield	Aqua Regia ICP-MS	0.2 ppm	Global ARD	0.2 ppm	Aqua Regia ICP-MS	Global ARD	0.5 µg/g	Aqua Regia ICP-MS	SGS Lakefield
Niobium	--	Four Acid ICP-MS	SGS Lakefield	Aqua Regia ICP-MS	0.05 ppm	Global ARD	-	Aqua Regia ICP-MS	Global ARD	-	Aqua Regia ICP-MS	SGS Lakefield
Phosphorus	3 ppm	Four Acid ICP-MS	SGS Lakefield	Aqua Regia ICP-MS	10 ppm	Global ARD	10 ppm	Aqua Regia ICP-MS	Global ARD	3 µg/g	Aqua Regia ICP-MS	SGS Lakefield
Potassium	3 ppm	Four Acid ICP-MS	SGS Lakefield	Aqua Regia ICP-MS	0.01 %	Global ARD	0.01 %	Aqua Regia ICP-MS	Global ARD	3 µg/g	Aqua Regia ICP-MS	SGS Lakefield
Rubidium	--	Four Acid ICP-MS	SGS Lakefield	Aqua Regia ICP-MS	0.1 ppm	Global ARD	-	Aqua Regia ICP-MS	Global ARD	-	Aqua Regia ICP-MS	SGS Lakefield
Rhenium	--	Four Acid ICP-MS	SGS Lakefield	Aqua Regia ICP-MS	0.001 ppm	Global ARD	-	Aqua Regia ICP-MS	Global ARD	-	Aqua Regia ICP-MS	SGS Lakefield
Scandium	--	Four Acid ICP-MS	SGS Lakefield	Aqua Regia ICP-MS	0.1 ppm	Global ARD	-	Aqua Regia ICP-MS	Global ARD	-	Aqua Regia ICP-MS	SGS Lakefield
Selenium	0.1 to 0.5 ppm	Four Acid ICP-MS	SGS Lakefield	Aqua Regia ICP-MS	0.2 ppm	Global ARD	0.2 ppm	Aqua Regia ICP-MS	Global ARD	0.5 µg/g	Aqua Regia ICP-MS	SGS Lakefield
Silver	0.05 to 0.75 ppm	Four Acid ICP-MS	SGS Lakefield	Aqua Regia ICP-MS	0.01 ppm	Global ARD	0.01 ppm	Aqua Regia ICP-MS	Global ARD	0.75 µg/g to 0.5 µg/g	Aqua Regia ICP-MS	SGS Lakefield
Sodium	1 to 3 ppm	Four Acid ICP-MS	SGS Lakefield	Aqua Regia ICP-MS	0.01 %	Global ARD	0.01 %	Aqua Regia ICP-MS	Global ARD	1 µg/g	Aqua Regia ICP-MS	SGS Lakefield
Strontium	0.02 ppm	Four Acid ICP-MS	SGS Lakefield	Aqua Regia ICP-MS	0.2 ppm	Global ARD	0.2 ppm	Aqua Regia ICP-MS	Global ARD	0.02 µg/g	Aqua Regia ICP-MS	SGS Lakefield
Sulphur	10 to 200 ppm	Four Acid ICP-MS	SGS Lakefield	Aqua Regia ICP-MS	0.01 %	Global ARD	0.01 %	Aqua Regia ICP-MS	Global ARD	200 µg/g	Aqua Regia ICP-MS	SGS Lakefield
Tantalum	--	Four Acid ICP-MS	SGS Lakefield	Aqua Regia ICP-MS	0.01 ppm	Global ARD	-	Aqua Regia ICP-MS	Global ARD	-	Aqua Regia ICP-MS	SGS Lakefield
Tellurium	--	Four Acid ICP-MS	SGS Lakefield	Aqua Regia ICP-MS	0.01 ppm	Global ARD	-	Aqua Regia ICP-MS	Global ARD	-	Aqua Regia ICP-MS	SGS Lakefield
Thallium	0.02 ppm	Four Acid ICP-MS	SGS Lakefield	Aqua Regia ICP-MS	0.02 ppm	Global ARD	0.02 ppm	Aqua Regia ICP-MS	Global ARD	0.02 µg/g	Aqua Regia ICP-MS	SGS Lakefield
Thorium	0.1 to 0.5 ppm	Four Acid ICP-MS	SGS Lakefield	Aqua Regia ICP-MS	0.2 ppm	Global ARD	0.2 ppm	Aqua Regia ICP-MS	Global ARD	0.5 µg/g	Aqua Regia ICP-MS	SGS Lakefield
Tin	2 to 6 ppm	Four Acid ICP-MS	SGS Lakefield	Aqua Regia ICP-MS	0.2 ppm	Global ARD	0.2 ppm	Aqua Regia ICP-MS	Global ARD	2 µg/g	Aqua Regia ICP-MS	SGS Lakefield
Tungsten	0.04 ppm	Four Acid ICP-MS	SGS Lakefield	Aqua Regia ICP-MS	0.05 ppm	Global ARD	0.05 ppm	Aqua Regia ICP-MS	Global ARD	0.04 µg/g	Aqua Regia ICP-MS	SGS Lakefield
Uranium	0.002 ppm	Four Acid ICP-MS	SGS Lakefield	Aqua Regia ICP-MS	0.05 ppm	Global ARD	0.05 ppm	Aqua Regia ICP-MS	Global ARD	0.002 µg/g	Aqua Regia ICP-MS	SGS Lakefield
Vanadium	1 ppm	Four Acid ICP-MS	SGS Lakefield	Aqua Regia ICP-MS	1 ppm	Global ARD	1 ppm	Aqua Regia ICP-MS	Global ARD	1 µg/g	Aqua Regia ICP-MS	SGS Lakefield
Yttrium	0.004 ppm	Four Acid ICP-MS	SGS Lakefield	Aqua Regia ICP-MS	0.05 ppm	Global ARD	0.05 ppm	Aqua Regia ICP-MS	Global ARD	0.004 µg/g	Aqua Regia ICP-MS	SGS Lakefield
Zinc	0.7 ppm	Four Acid ICP-MS	SGS Lakefield	Aqua Regia ICP-MS	1 ppm	Global ARD	1 ppm	Aqua Regia ICP-MS	Global ARD	0.7 µg/g	Aqua Regia ICP-MS	SGS Lakefield
Zirconium	0.03 ppm	Four Acid ICP-MS	SGS Lakefield	Aqua Regia ICP-MS	0.5 ppm	Global ARD	0.5 ppm	Aqua Regia ICP-MS	Global ARD	0.03 µg/g	Aqua Regia ICP-MS	SGS Lakefield

Table A-3: SFE Methods and Detection Limits

Program	Project Rock						Tailings			Overburden		
Parameter	Detection Limit	Method	Analytical Lab	Detection Limit	Method	Analytical Lab	Detection Limit	Method	Analytical Lab	Detection Limit	Method	Analytical Lab
pH	0.01 pH units	Meter	Global ARD	0.05 pH units	Meter	SGS Lakefield	0.01 pH units	Meter	Global ARD	0.01 pH units	Meter	Global ARD
EC	1 µS/cm	Meter	Global ARD	2 µS/cm	Meter	SGS Lakefield	1 µS/cm	Meter	Global ARD	1 µS/cm	Meter	Global ARD
Acidity	0.5 mg CaCO3/L	Titration	Global ARD	2 µS/cm	Titration	SGS Lakefield	0.5 mg $CaCO_3$/L	Titration	Global ARD	0.5 mg $CaCO_3$/L	Titration	Global ARD
Alkalinity	0.5 mg CaCO3/L	Titration	Global ARD	2 µS/cm	Titration	SGS Lakefield	0.5 mg $CaCO_3$/L	Titration	Global ARD	0.5 mg $CaCO_3$/L	Titration	Global ARD
Sulphate	1 mg/L	Gravimetric	Global ARD	2 mg/L	Discrete Analyzer	SGS Lakefield	1 mg/L	Gravimetric	Global ARD	1 mg/L	Turbidmetry	Global ARD
Nitrate	-	-	Global ARD	-	-	SGS Lakefield	0.01 mg/L	IC	Global ARD	-	-	Global ARD
Nitrite	-	-	Global ARD	-	-	SGS Lakefield	0.01 mg/L	IC	Global ARD	-	-	Global ARD
Ammonia	-	-	Global ARD	-	-	SGS Lakefield	0.05 mg/L	Colourimetry	Global ARD	-	-	Global ARD
Total Cyanide	-	-	Global ARD	-	-	SGS Lakefield	0.002 mg/L	Flow Injection	Global ARD	-	-	Global ARD
WAD Cyanide	-	-	Global ARD	-	-	SGS Lakefield	0.002 mg/L to 0.005 mg/L	Flow Injection	Global ARD	-	-	Global ARD
Free Cyanide	-	-	Global ARD	-	-	SGS Lakefield	0.005 mg/L	Flow Injection	Global ARD	-	-	Global ARD
Cyanate	-	-	Global ARD	-	-	SGS Lakefield	1.0 mg/L	Colourimetry	Global ARD	-	-	Global ARD
Thiocyanate	-	-	Global ARD	-	-	SGS Lakefield	0.5 mg/L	Colourimetry	Global ARD	-	-	Global ARD
Aluminum	0.001 mg/L	ICP-MS	Global ARD	-	-	SGS Lakefield	0.001 mg/L	ICP-MS	Global ARD	0.001 mg/L	ICP-MS	Global ARD
Antimony	0.00005 mg/L	ICP-MS	Global ARD	0.0009 mg/L	ICP-MS	SGS Lakefield	0.00005 mg/L	ICP-MS	Global ARD	0.00005 mg/L	ICP-MS	Global ARD
Arsenic	0.00005 mg/L	ICP-MS	Global ARD	0.0002 mg/L	ICP-MS	SGS Lakefield	0.00005 mg/L	ICP-MS	Global ARD	0.00005 mg/L to 0.00087 mg/L	ICP-MS	Global ARD
Beryllium	0.00001 mg/L	ICP-MS	Global ARD	0.000007 mg/L	ICP-MS	SGS Lakefield	0.00001 mg/L to 0.00005 mg/L	ICP-MS	Global ARD	0.00001 mg/L	ICP-MS	Global ARD
Boron	0.002 mg/L	ICP-MS	Global ARD	0.002 mg/L	ICP-MS	SGS Lakefield	0.002 mg/L	ICP-MS	Global ARD	0.002 mg/L	ICP-MS	Global ARD
Cadmium	0.000002 mg/L	ICP-MS	Global ARD	0.000003 mg/L	ICP-MS	SGS Lakefield	0.000002 mg/L to 0.000004 mg/L	ICP-MS	Global ARD	0.000002 mg/L to 0.00001 mg/L	ICP-MS	Global ARD
Calcium	0.05 mg/L	ICP-MS	Global ARD	0.01 mg/L	ICP-MS	SGS Lakefield	0.05 mg/L	ICP-MS	Global ARD	0.05 mg/L	ICP-MS	Global ARD
Chromium	0.0005 mg/L	ICP-MS	Global ARD	0.00008 mg/L	ICP-MS	SGS Lakefield	0.0005 mg/L to 0.0025 mg/L	ICP-MS	Global ARD	0.0005 mg/L	ICP-MS	Global ARD
Cobalt	0.000005 mg/L	ICP-MS	Global ARD	0.000004 mg/L	ICP-MS	SGS Lakefield	0.000005 mg/L	ICP-MS	Global ARD	0.000005 mg/L	ICP-MS	Global ARD
Copper	0.0001 mg/L	ICP-MS	Global ARD	0.0002 to 0.001 mg/L	ICP-MS	SGS Lakefield	0.0001 mg/L	ICP-MS	Global ARD	0.0001 mg/L	ICP-MS	Global ARD
Iron	0.002 mg/L	ICP-MS	Global ARD	0.007 mg/L	ICP-MS	SGS Lakefield	0.002 mg/L	ICP-MS	Global ARD	0.002 mg/L	ICP-MS	Global ARD
Lead	0.00005 mg/L	ICP-MS	Global ARD	0.00009 mg/L	ICP-MS	SGS Lakefield	0.00005 mg/L to 0.00025 mg/L	ICP-MS	Global ARD	0.00005 mg/L	ICP-MS	Global ARD
Magnesium	0.005 mg/L	ICP-MS	Global ARD	0.001 mg/L	ICP-MS	SGS Lakefield	0.005 mg/L	ICP-MS	Global ARD	0.005 mg/L	ICP-MS	Global ARD
Mercury	0.000005 mg/L	ICP-MS	Global ARD	0.00001 mg/L	ICP-MS	SGS Lakefield	0.005 ug/L to 0.01 ug/L	CVAA / CVAF	Global ARD	0.005 ug/L	CVAA	Global ARD
Molybdenum	0.00001 mg/L	ICP-MS	Global ARD	0.0004 mg/L	ICP-MS	SGS Lakefield	0.00001 mg/L	ICP-MS	Global ARD	0.00001 mg/L	ICP-MS	Global ARD
Nickel	0.00004 mg/L	ICP-MS	Global ARD	0.0001 mg/L	ICP-MS	SGS Lakefield	0.00004 mg/L	ICP-MS	Global ARD	0.00004 mg/L	ICP-MS	Global ARD
Phosphorus	0.01 mg/L	IC	Global ARD	0.003 mg/L	ICP-MS	SGS Lakefield	0.005 mg/L / 0.01 mg/L	IC / Colourimetry / ICP-MS Phosphorus was analyzed by ICP-MS for three concentrate tailings samples due to mass limitations	Global ARD	0.005 mg/L	Colourimetry	Global ARD
Potassium	0.02 mg/L	ICP-MS	Global ARD	0.003 to 0.009 mg/L	ICP-MS	SGS Lakefield	0.02 mg/L	ICP-MS	Global ARD	0.02 mg/L	ICP-MS	Global ARD
Selenium	0.0001 mg/L	ICP-MS	Global ARD	0.00004 mg/L	ICP-MS	SGS Lakefield	0.0001 mg/L	ICP-MS	Global ARD	0.0001 mg/L	ICP-MS	Global ARD
Silver	0.00001 mg/L	ICP-MS	Global ARD	0.00005 mg/L	ICP-MS	SGS Lakefield	0.00001 mg/L	ICP-MS	Global ARD	0.00001 mg/L	ICP-MS	Global ARD
Sodium	0.02 mg/L	ICP-MS	Global ARD	0.01 mg/L	ICP-MS	SGS Lakefield	0.02 mg/L	ICP-MS	Global ARD	0.02 mg/L	ICP-MS	Global ARD
Strontium	0.0001 mg/L	ICP-MS	Global ARD	0.00008 mg/L	ICP-MS	SGS Lakefield	0.0001 mg/L	ICP-MS	Global ARD	0.0001 mg/L	ICP-MS	Global ARD
Thallium	0.000004 mg/L	ICP-MS	Global ARD	0.000005 mg/L	ICP-MS	SGS Lakefield	0.000004 mg/L	ICP-MS	Global ARD	0.000004 mg/L	ICP-MS	Global ARD
Tungsten	0.0002 mg/L	ICP-MS	Global ARD	0.0002 mg/L	ICP-MS	SGS Lakefield	0.0002 mg/L to 0.001 mg/L	ICP-MS	Global ARD	0.0002 mg/L	ICP-MS	Global ARD
Uranium	0.000001 mg/L	ICP-MS	Global ARD	0.000002 mg/L	ICP-MS	SGS Lakefield	0.000001 mg/L	ICP-MS	Global ARD	0.000001 mg/L	ICP-MS	Global ARD
Vanadium	0.001 mg/L	ICP-MS	Global ARD	0.00001 mg/L	ICP-MS	SGS Lakefield	0.001 mg/L to 0.005 mg/L	ICP-MS	Global ARD	0.001 mg/L	ICP-MS	Global ARD
Zinc	0.001 mg/L	ICP-MS	Global ARD	0.002 mg/L	ICP-MS	SGS Lakefield	0.001 mg/L to 0.005 mg/L	ICP-MS	Global ARD	0.001 mg/L	ICP-MS	Global ARD
Zirconium	0.00002 mg/L	ICP-MS	Global ARD	-	ICP-MS	SGS Lakefield	0.00002 mg/L to 0.0001 mg/L	ICP-MS	Global ARD	0.00002 mg/L	ICP-MS	Global ARD

Table A-4: NAG Leachate Methods and Detection Limits

	Project Rock			Tailings		
Parameter	**Detection Limit**	**Method**	**Analytical Lab**	**Detection Limit**	**Method**	**Analytical Lab**
pH	0.05 pH units	Meter	SGS Lakefield	0.01 pH units	Meter	Global ARD
Acidity	2 mg/L as $CaCO_3$	Titration	SGS Lakefield	0.5 mg CaCO3/L	Titration	Global ARD
Alkalinity	2 mg/L as $CaCO_3$	Titration	SGS Lakefield	0.5 mg CaCO3/L	Titration	Global ARD
Sulphate	2 mg/L as $CaCO_3$	Discrete Analyzer	SGS Lakefield	1 mg/L	Gravimetric	Global ARD
Aluminum	0.001 to 0.001 mg/L	ICP-MS	SGS Lakefield	0.001 mg/L	ICP-MS	Global ARD
Antimony	0.0009 mg/L	ICP-MS	SGS Lakefield	0.00005 mg/L	ICP-MS	Global ARD
Arsenic	0.0002 mg/L	ICP-MS	SGS Lakefield	0.0025 mg/L to 0.004 mg/L	ICP-MS	Global ARD
Beryllium	0.000007 mg/L	ICP-MS	SGS Lakefield	0.00001 mg/L	ICP-MS	Global ARD
Boron	0.002 mg/L	ICP-MS	SGS Lakefield	0.002 mg/L	ICP-MS	Global ARD
Cadmium	0.000003 mg/L	ICP-MS	SGS Lakefield	0.000002 mg/L to 0.00001 mg/L	ICP-MS	Global ARD
Calcium	0.01 mg/L	ICP-MS	SGS Lakefield	0.05 mg/L	ICP-MS	Global ARD
Chromium	0.00008 mg/L	ICP-MS	SGS Lakefield	0.0005 mg/L	ICP-MS	Global ARD
Cobalt	0.000004 mg/L	ICP-MS	SGS Lakefield	0.000005 mg/L	ICP-MS	Global ARD
Copper	0.0002 to 0.001 mg/L	ICP-MS	SGS Lakefield	0.0001 mg/L	ICP-MS	Global ARD
Iron	0.007 mg/L	ICP-MS	SGS Lakefield	0.002 mg/L	ICP-MS	Global ARD
Lead	0.00009 mg/L	ICP-MS	SGS Lakefield	0.00005 mg/L	ICP-MS	Global ARD
Magnesium	0.001 mg/L	ICP-MS	SGS Lakefield	0.005 mg/L	ICP-MS	Global ARD
Mercury	0.00001 mg/L	ICP-MS	SGS Lakefield	0.005 ug/L	CVAA / CVAF	Global ARD
Molybdenum	0.0004 mg/L	ICP-MS	SGS Lakefield	0.00001 mg/L	ICP-MS	Global ARD
Nickel	0.0001 mg/L	ICP-MS	SGS Lakefield	0.00004 mg/L	ICP-MS	Global ARD
Phosphorus	0.003 mg/L	ICP-MS	SGS Lakefield	0.01 mg/L	ICP-MS	Global ARD
Potassium	0.003 to 0.009 mg/L	ICP-MS	SGS Lakefield	0.02 mg/L	ICP-MS	Global ARD
Selenium	0.00004 mg/L	ICP-MS	SGS Lakefield	0.0001 mg/L	ICP-MS	Global ARD
Silver	0.00005 mg/L	ICP-MS	SGS Lakefield	0.00001 mg/L	ICP-MS	Global ARD
Sodium	0.01 mg/L	ICP-MS	SGS Lakefield	0.02 mg/L	ICP-MS	Global ARD
Strontium	0.00008 mg/L	ICP-MS	SGS Lakefield	0.0001 mg/L	ICP-MS	Global ARD
Thallium	0.000005 mg/L	ICP-MS	SGS Lakefield	0.000004 mg/L	ICP-MS	Global ARD
Tungsten	0.0002 mg/L	ICP-MS	SGS Lakefield	0.0002 mg/L	ICP-MS	Global ARD
Uranium	0.000002 mg/L	ICP-MS	SGS Lakefield	0.000001 mg/L	ICP-MS	Global ARD
Vanadium	0.00001 mg/L	ICP-MS	SGS Lakefield	0.001 mg/L	ICP-MS	Global ARD
Zinc	0.002 mg/L	ICP-MS	SGS Lakefield	0.001 mg/L	ICP-MS	Global ARD
Zirconium	--	ICP-MS	SGS Lakefield	0.00002 mg/L	ICP-MS	Global ARD

Table A-5: Supernatant Methods and Detection Limits

Program	Tailings		
Parameter	**Detection Limit**	**Method**	**Analytical Lab**
pH	0.01 pH units	Meter	Global ARD
EC	1 µS/cm	Meter	Global ARD
Acidity (to pH 8.3)	0.5 mg CaCO3/L	Titration	Global ARD
Alkalinity (to pH 4.5)	0.5 mg CaCO3/L	Titration	Global ARD
Sulphate	1 mg/L	Turbidimetry	Global ARD
Chloride	0.1 mg/L	IC	Global ARD
Fluoride	0.1 mg/L to 5 mg/L	IC	Global ARD
Nitrate	0.01 mg/Lto 0.5 mg/L	IC	Global ARD
Nitrite	0.01 mg/L to 0.5 mg/L	IC	Global ARD
Ammonia	0.05 mg/L	Colourimetry	Global ARD
Total Cyanide	0.05 mg/L	Flow Injection	Global ARD
Cyanide WAD	0.002 mg/L to 0.02 mg/L	Flow Injection	Global ARD
Free Cyanide	0.005 mg/L	Flow Injection	Global ARD
Cyanate	0.1 mg/L to 1 mg/L	Colourimetry	Global ARD
Thiocyanate	5 mg/L to 50 mg/L	Colourimetry	Global ARD
Total Dissolved Phosphorus	0.005 mg/L	IC / Colourimetry	Global ARD
Aluminum Dissolved	0.001 mg/L	ICP-MS	Global ARD
Antimony Dissolved	0.00005 mg/L	ICP-MS	Global ARD
Arsenic Dissolved	0.00005 mg/L	ICP-MS	Global ARD
Barium Dissolved	0.0001 mg/L	ICP-MS	Global ARD
Beryllium Dissolved	0.00001 mg/L to 0.00005 mg/L	ICP-MS	Global ARD
Boron Dissolved	0.002 mg/L	ICP-MS	Global ARD
Cadmium Dissolved	0.000002 mg/L to 0.000102 mg/L	ICP-MS	Global ARD
Calcium Dissolved	0.05 mg/L	ICP-MS	Global ARD
Chromium Dissolved	0.0005 mg/L to 0.001 mg/L	ICP-MS	Global ARD
Cobalt Dissolved	0.000005 mg/L	ICP-MS	Global ARD
Copper Dissolved	0.0002 mg/L	ICP-MS	Global ARD
Iron Dissolved	0.002 mg/L	ICP-MS	Global ARD
Lead Dissolved	0.00005 mg/L to 0.00025 mg/L	ICP-MS	Global ARD
Magnesium Dissolved	0.005 mg/L	ICP-MS	Global ARD
Mercury Dissolved	0.005 ug/L	CVAA / CVAF	Global ARD
Molybdenum Dissolved	0.00001 mg/L	ICP-MS	Global ARD
Nickel Dissolved	0.00004 mg/L	ICP-MS	Global ARD
Potassium Dissolved	0.02 mg/L	ICP-MS	Global ARD
Selenium Dissolved	0.0001 mg/L	ICP-MS	Global ARD
Silver Dissolved	0.00001 mg/L to 0.00002 mg/L	ICP-MS	Global ARD
Sodium Dissolved	0.02 mg/L	ICP-MS	Global ARD
Strontium Dissolved	0.0001 mg/L	ICP-MS	Global ARD
Thallium Dissolved	0.000004 mg/L to 0.00002 mg/L	ICP-MS	Global ARD
Tungsten Dissolved	0.001 mg/L	ICP-MS	Global ARD
Uranium Dissolved	0.000001 mg/L	ICP-MS	Global ARD
Vanadium Dissolved	0.001 mg/L to 0.005 mg/L	ICP-MS	Global ARD
Zinc Dissolved	0.001 mg/L to 0.005 mg/L	ICP-MS	Global ARD
Zirconium Dissolved	0.00002 mg/L to 0.0001 mg/L	ICP-MS	Global ARD

Table A-6: Kinetic Test Methods and Detection Limits

Program	Project Rock						Tailings / Backfill			
Test IDs	Rock HC-1 through HC-35		Rock COL-1 through COL-34		FLB-1 through FLB-15		Tailings HC-6 through HC-9		Tailings HC-1 through HC-5	
Parameter	Detection Limit	Method	Detection Limit	Method	Detection Limit	Method	Detection Limit	Method	Detection Limit	Method
pH	-	pH Meter	-	pH Meter	-	pH Meter	-	pH meter	-	pH meter
Electrical Conductivity	1 µS/cm	EC meter	2 µS/cm	EC meter	-	EC meter	1 µS/cm	EC meter	1 µS/cm	EC meter
ORP	-	-	-	-	-		-	-	-	-
DO	-	-	-	-	-		-	-	-	-
Acidity	2 mg $CaCO_3$/L	Titration	2 mg $CaCO_3$/L	Titration	-	Titration	0.5 mg $CaCO_3$/L	Titration	0.5 mg $CaCO_3$/L	Titration
Alkalinity	2 mg $CaCO_3$/L	Titration	2 mg $CaCO_3$/L	Titration	-	Titration	0.5 mg $CaCO_3$/L	Titration	0.5 mg $CaCO_3$/L	Titration
Sulphate	0.2 mg/L to 2 mg/L	IC	0.2 mg/L	IC	0.3 mg/L	IC	0.5 mg/L	Turbidimetry	0.5 mg/L	Turbidimetry
Chloride	0.2 mg/L to 1 mg/L	IC	0.2 mg/L	IC	0.1 mg/L	IC	0.5 mg/L	IC	0.5 mg/L to 1.0 mg/L	IC
Fluoride	0.06 mg/L	ISE	0.06 mg/L	ISE	0.02 mg/L	IC	0.05 mg/L	ISE	0.05 mg/L to 0.5 mg/L	ISE
Nitrate as N (NO_3)	-	-	-	-	-	-	0.02 mg/L to 0.2 mg/L	IC	0.02 mg/L	IC
Nitrite as N (NO_2)	-	-	-	-	-	-	0.005 mg/L to 0.05 mg/L	IC	0.005 to 0.05 mg/L	IC
Total Ammonia (NH_3)	-	-	-	-	-	-	0.015 mg/L	Colourimetry	0.015 mg/L	Colourimetry
Total Cyanide	-	-	-	-	-	-	0.0025 mg/L	Colourimetric - Distillation	0.0025 mg/L	Colourimetric - Distillation
WAD Cyanide	-	-	-	-	-	-	0.002 mg/L to 0.0025 mg/L	Colourimetric - Distillation	0.002 mg/L to 0.0025 mg/L	Colourimetric - Distillation
Free Cyanide	-	-	-	-	-	-	0.002 mg/L to 2 mg/L	Colourimetric - Distillation	0.002 to 2.0 mg/L	Colourimetric - Distillation
Total Cyanate	-	-	-	-	-	-	0.05 mg/L to 0.1 mg/L	IC	0.05 mg/L to 0.1 mg/L	IC
Thiocyanate	-	-	-	-	-	-	0.2 mg/L	IC	0.2 mg/L to 1 mg/L	IC
Aluminum	0.001 mg/L	ICP-MS	0.001 mg/L	ICP-MS	0.001 mg/L	ICP-MS	0.003 mg/L	ICP-MS	0.003 mg/L	ICP-MS
Antimony	0.0009 mg/L	ICP-MS	0.0009 mg/L	ICP-MS	0.0001 mg/L	ICP-MS	0.0005 mg/L	ICP-MS	0.0005 mg/L to 0.001 mg/L	ICP-MS
Arsenic	0.0002 mg/L	ICP-MS	0.0002 mg/L	ICP-MS	0.0001 mg/L	ICP-MS	0.0001 mg/L	ICP-MS	0.0001 mg/L	ICP-MS
Barium	-	-	0.00008 mg/L	ICP-MS	-	-	-	-	-	-
Beryllium	0.000007 mg/L	ICP-MS	0.000007 mg/L	ICP-MS	0.00002 mg/L	ICP-MS	0.0001 mg/L to 0.0002 mg/L	ICP-MS	0.0001 mg/L to 0.0002 mg/L	ICP-MS
Bismuth	-	-	0.00001 mg/L	ICP-MS	-	-	-	-	-	-
Boron	0.002 mg/L	ICP-MS	0.002 mg/L	ICP-MS	0.01 mg/L	ICP-MS	0.05 mg/L to 0.1 mg/L	ICP-MS	0.05 mg/L to 0.1 mg/L	ICP-MS
Cadmium	0.000003 mg/L	ICP-MS	0.000003 mg/L	ICP-MS	0.000005 mg/L	ICP-MS	0.00001 mg/L to 0.00002 mg/L	ICP-MS	0.00001 mg/L to 0.00002 mg/L	ICP-MS
Calcium	0.01 mg/L	ICP-MS	0.01 mg/L	ICP-MS	0.05 mg/L	ICP-MS	0.05 mg/L	ICP-MS	0.05 mg/L	ICP-MS
Chromium	0.00004 mg/L to 0.00008 mg/L	ICP-MS	0.00008 mg/L	ICP-MS	0.0005 mg/L	ICP-MS	0.001 mg/L	ICP-MS	0.001 mg/L to 0.002 mg/L DL was 0.002 mg/L was used for Week 0 in HC-2, HC-3 and HC-4.	ICP-MS

Table A-6: Kinetic Test Methods and Detection Limits

Program	Project Rock						Tailings / Backfill			
Test IDs	Rock HC-1 through HC-35		Rock COL-1 through COL-34		FLB-1 through FLB-15		Tailings HC-6 through HC-9		Tailings HC-1 through HC-5	
Parameter	Detection Limit	Method	Detection Limit	Method	Detection Limit	Method	Detection Limit	Method	Detection Limit	Method
Cobalt	0.000004 mg/L	ICP-MS	0.000004 mg/L	ICP-MS	0.0001 mg/L	ICP-MS	0.0002 mg/L	ICP-MS	0.0002 mg/L	ICP-MS
Copper	0.0002 mg/L to 0.002 mg/L	ICP-MS	0.0002 mg/L to 0.001 mg/L	ICP-MS	0.0002 mg/L	ICP-MS	0.0002 mg/L	ICP-MS	0.0002 mg/L	ICP-MS
Iron	0.007 mg/L	ICP-MS	0.007 mg/L	ICP-MS	0.01 mg/L	ICP-MS	0.005 mg/L	ICP-MS	0.005 mg/L	ICP-MS
Lead	0.00009 mg/L	ICP-MS	0.00009 mg/L	ICP-MS	0.00005 mg/L	ICP-MS	0.0002 mg/L to 0.0004 mg/L	ICP-MS	0.0002 mg/L to 0.0004 mg/L	ICP-MS
Magnesium	0.001 mg/L	ICP-MS	0.001 mg/L	ICP-MS	0.005 mg/L	ICP-MS	0.05 mg/L	ICP-MS	0.05 mg/L	ICP-MS
Manganese	-	-	0.00001 mg/L	ICP-MS	-	-	-	-	-	-
Mercury	0.00001 mg/L	CVAA	0.00001 mg/L	CVAA	0.000005 mg/L	CVAA	0.0000019 mg/L	CVAA / CVAFS	0.0000019 mg/L	CVAA / CVAFS
Mercury (Ultra-trace)	0.00000004 mg/L	CVAFS	-	-	-	-	0.00000004 mg/L	CVAFS	-	-
Molybdenum	0.00004 mg/L to 0.0004 mg/L	ICP-MS	0.00004 mg/L to 0.0004 mg/L	ICP-MS	0.00005 mg/L	ICP-MS	0.001 mg/L	ICP-MS	0.001 mg/L	ICP-MS
Nickel	0.0001 mg/L	ICP-MS	0.0001 mg/L	ICP-MS	0.0005 mg/L	ICP-MS	0.001 mg/L to 0.002 mg/L	ICP-MS	0.001 mg/L	ICP-MS
Phosphorus	0.003 mg/L	ICP-MS	0.003 mg/L	ICP-MS	0.002 mg/L	Colourimetry	0.003 mg/L	Colourimetry	0.003 mg/L	Colourimetry
Potassium	0.009 mg/L	ICP-MS	0.009 mg/L	ICP-MS	0.05 mg/L	ICP-MS	0.05 mg/L	ICP-MS	0.05 mg/L	ICP-MS
Selenium	0.00004 mg/L	ICP-MS	0.00004 mg/L	ICP-MS	0.00005 mg/L	ICP-MS	0.0001 mg/L	ICP-MS	0.0001 mg/L	ICP-MS
Silicon	-	-	0.02 mg/L	ICP-MS	-	-	-	-	-	-
Silver	0.00005 mg/L	ICP-MS	0.00005 mg/L	ICP-MS	0.00001 mg/L	ICP-MS	0.00002 mg/L to 0.00004 mg/L	ICP-MS	0.00002 mg/L	ICP-MS
Sodium	0.01 mg/L	ICP-MS	0.01 mg/L	ICP-MS	0.05 mg/L	ICP-MS	0.05 mg/L	ICP-MS	0.05 mg/L	ICP-MS
Strontium	0.00008 mg/L	ICP-MS	0.00008 mg/L	ICP-MS	0.0002 mg/L	ICP-MS	0.001 mg/L	ICP-MS	0.001 mg/L	ICP-MS
Sulphur	-	-	1 mg/L	ICP-MS	-	-	-	-	-	-
Thallium	0.000005 mg/L	ICP-MS	0.000005 mg/L	ICP-MS	0.00001 mg/L	ICP-MS	0.00001 mg/L to 0.00002 mg/L	ICP-MS	0.00001 mg/L to 0.00002 mg/L	ICP-MS
Thorium	-	-	0.0001 mg/L	ICP-MS	-	-	-	-	-	-
Tin	-	-	0.00006 mg/L	ICP-MS	-	-	-	-	-	-
Titanium	-	-	0.00005 mg/L	ICP-MS	-	-	-	-	-	-
Tungsten	00002 mg/L to 0.0002 mg	ICP-MS	0.00002 mg/L to 0.0002 mg/L	ICP-MS	0.0001 mg/L	ICP-MS	0.001 mg/L to 0.002 mg/L	ICP-MS	0.001 mg/L to 0.002 mg/L	ICP-MS
Uranium	0.000002 mg/L	ICP-MS	0.000002 mg/L	ICP-MS	0.00001 mg/L	ICP-MS	0.0001 mg/L	ICP-MS	0.0001 mg/L	ICP-MS
Vanadium	0.00001 mg/L	ICP-MS	0.00001 mg/L	ICP-MS	0.0005 mg/L	ICP-MS	0.005 mg/L to 0.01 mg/L DL was at 0.01 mg/L for week 1 in HC-7 and HC-8 due to required dilutions.	ICP-MS	0.005 mg/L to 0.01 mg/L DL was at 0.01 mg/L for week 1 in HC-2, HC-3 and HC-4 due to required dilutions.	ICP-MS
Zinc	0.002 mg/L	ICP-MS	0.002 mg/L	ICP-MS	0.001 mg/L	ICP-MS	0.005 mg/L to 0.01 mg/L	ICP-MS	0.005 mg/L to 0.01 mg/L	ICP-MS
Zirconium	0.002 mg/L	ICP-MS	0.002 mg/L	ICP-MS	0.0003 mg/L	ICP-MS	0.0001 mg/L	ICP-MS	0.0001 mg/L to 0.0002 mg/L	ICP-MS

Table A-6: Kinetic Test Methods and Detection Limits

Program	Tailings / Backfill								Overburden	
Test IDs	**Tailings COL-1**		**Subaerial Paste Backfill COL-1 (pre-leach cycles)**		**Subaerial Paste Backfill COL-1 (operating period)**		**Subaqueous Paste Backfill COL-1**		**Overburden COL-1 through COL-17**	
Parameter	**Detection Limit**	**Method**	**Detection Limit**	**Method**	**Detection Limit**	**Method**	**Detection Limit**	**Method**	**Detection Limit**	**Method**
pH	-	pH Meter	-	pH Meter	-	pH Meter	-	pH Meter	-	pH Meter
Electrical Conductivity	1 µS/cm	EC meter	1 µS/cm	EC meter	1 µS/cm	EC meter	1 µS/cm	EC meter	1 µS/cm	EC meter
ORP	1 mV	ORP Meter	-	-	1 mV	ORP Meter	1 mV	ORP Meter	1 mV	ORP Meter
DO	0.1 mg/L	DO Meter	-	-	0.1 mg/L	DO Meter	0.1 mg/L	DO Meter	0.1 mg/L	DO Meter
Acidity	0.5 mg $CaCO_3$/L	Titration	-	-	0.5 mg $CaCO_3$/L	Titration	0.5 mg $CaCO_3$/L	Titration	0.5 mg $CaCO_3$/L	Titration
Alkalinity	0.5 mg $CaCO_3$/L	Titration	-	-	0.5 mg $CaCO_3$/L	Titration	0.5 mg $CaCO_3$/L	Titration	0.5 mg $CaCO_3$/L	Titration
Sulphate	0.5 mg/L	Turbidimetry	0.5 mg/L	Turbidimetry	0.5 mg/L	Turbidimetry	0.5 mg/L	Turbidimetry	0.5 mg/L	Turbidimetry
Chloride	0.5 mg/L	IC	-	-	0.5 mg/L	IC	0.5 mg/L	IC	0.1 mg/L	IC
Fluoride	0.05 mg/L	ISE	-	-	0.05 mg/L	ISE	0.05 mg/L	ISE	0.1 mg/L	ISE
Nitrate as N (NO_3)	0.02 mg/L	IC	-	-	0.02 mg/L	IC	0.02 mg/L	IC	0.01 mg/L	IC
Nitrite as N (NO_2)	0.005 mg/L	IC	-	-	0.005 mg/L	IC	0.005 mg/L	IC	0.01 mg/L	IC
Total Ammonia (NH_3)	0.015 mg/L	Colourimetry	-	-	0.015 mg/L	Colourimetry	0.015 mg/L	Colourimetry	-	-
Total Cyanide	0.0025 mg/L	Colourimetric - Distillation	-	-	0.0025 mg/L	Colourimetric - Distillation	0.0025 mg/L	Colourimetric - Distillation	-	-
WAD Cyanide	0.0025 mg/L	Colourimetric - DIstillation	-	-	0.0025 mg/L	Colourimetric - Distillation	0.0025 mg/L	Colourimetric - Distillation	-	-
Free Cyanide	-	-	-	-	-	-	-	-	-	-
Total Cyanate	-	-	-	-	-	-	-	-	-	-
Thiocyanate	-	-	-	-	-	-	-	-	-	-
Aluminum	0.015 mg/L to 0.06 mg/L	ICP-MS	0.001 mg/L	ICP-MS	0.001 mg/L	ICP-MS	0.001 mg/L	ICP-MS	0.001 to 0.005 mg/L	ICP-MS
Antimony	0.0025 mg/L to 0.01 mg/L	ICP-MS	0.0001 mg/L	ICP-MS	0.001 mg/L to 0.0025 mg/L	ICP-MS	0.0001 mg/L	ICP-MS	0.00005 to 0.00025 mg/L	ICP-MS
Arsenic	0.0005 mg/L to 0.002 mg/L	ICP-MS	0.0002 mg/L	ICP-MS	0.0002 mg/L	ICP-MS	0.0002 mg/L	ICP-MS	0.00005 to 0.0009 mg/L	ICP-MS
Barium	-	-	-	-	-	-	-	-	-	-
Beryllium	0.0001 mg/L to 0.002 mg/L	ICP-MS	<0.000010 mg/L	ICP-MS	0.0002 mg/L to 0.0005 mg/L	ICP-MS	0.0001 mg/L	ICP-MS	0.00001 mg/L to 0.00005 mg/L	ICP-MS
Bismuth	-	-	-	-	-	-	-	-	-	-
Boron	0.05 mg/L to 1 mg/L DL was at 0.25 mg/L or higher (up to 1 mg/L) in weeks 0-3, 5-26, 28-29, 32-33, 35, 38 due to required dilution.	ICP-MS	0.01 mg/L	ICP-MS	0.1 mg/L to 0.25 mg/L DL was at 0.25 mg/L in week 1 for COL-1 due to required dilution.	ICP-MS	0.05 mg/L	ICP-MS	0.002 mg/L to 0.01 mg/L	ICP-MS
Cadmium	0.00005 mg/L to 0.0002 mg/L DL was at 0.0002 mg/L in weeks 5 and 8 due to required dilution.	ICP-MS	0.0000080 mg/L to 0.000052 mg/L	ICP-MS	0.00002 mg/L to 0.00005 mg/L	ICP-MS	0.00001 mg/L	ICP-MS	0.000002 mg/L to 0.000032 mg/L	ICP-MS
Calcium	0.05 mg/L	ICP-MS	0.05 mg/L	ICP-MS	0.05 mg/L	ICP-MS	0.05 mg/L	ICP-MS	0.05 mg/L to 0.25 mg/L	ICP-MS
Chromium	0.001 mg/L to 0.02 mg/L DL was at 0.002 mg/L or higher (up to 0.02 mg/L) in weeks 0-3, and 5-22 due to required dilution.	ICP-MS	0.00050 mg/L	ICP-MS	0.002 mg/L DL was at 0.002 mg/L in weeks 6-25 due to required dilution.	ICP-MS	0.001 mg/L	ICP-MS	0.0005 mg/L to 0.0025 mg/L DL was at 0.0025 mg/L for 5 weeks in COL-1 and for 9 weeks in COL-2 and COL-4 due to required dilutions.	ICP-MS

Table A-6: Kinetic Test Methods and Detection Limits

Program	Tailings / Backfill								Overburden	
Test IDs	**Tailings COL-1**		**Subaerial Paste Backfill COL-1 (pre-leach cycles)**		**Subaerial Paste Backfill COL-1 (operating period)**		**Subaqueous Paste Backfill COL-1**		**Overburden COL-1 through COL-17**	
Parameter	**Detection Limit**	**Method**	**Detection Limit**	**Method**	**Detection Limit**	**Method**	**Detection Limit**	**Method**	**Detection Limit**	**Method**
Cobalt	0.0002 mg/L	ICP-MS	0.0001 mg/L	ICP-MS	0.0001 mg/L	ICP-MS	0.0001 mg/L	ICP-MS	0.000005 to 0.000025 mg/L	ICP-MS
Copper	0.0002 mg/L	ICP-MS	0.0016 mg/L to 0.0035 mg/L	ICP-MS	0.0005 mg/L	ICP-MS	0.0005 mg/L	ICP-MS	0.0001 mg/L to 0.0005 mg/L	ICP-MS
Iron	0.025 mg/L to 0.1 mg/L	ICP-MS	0.02 mg/L	ICP-MS	0.02 mg/L	ICP-MS	0.02 mg/L	ICP-MS	0.002 mg/L to 0.014 mg/L	ICP-MS
Lead	0.001 mg/L to 0.004 mg/L	ICP-MS	0.000050 mg/L	ICP-MS	0.0004 mg/L to 0.001 mg/L	ICP-MS	0.0002 mg/L	ICP-MS	0.00005 mg/L to 0.00025 mg/L	ICP-MS
Magnesium	0.05 mg/L	ICP-MS	0.05 mg/L	ICP-MS	0.05 mg/L	ICP-MS	0.0005 mg/L	ICP-MS	0.005 mg/L to 0.025 mg/L	ICP-MS
Manganese	-	-	-	-	-	-	-	-	-	-
Mercury	0.0000019 mg/L	CVAA / CVAFS	0.000020 mg/L	ICP-MS	0.0000019 mg/L	CVAA / CVAFS	0.0000019 mg/L	CVAA / CVAFS	0.000005 mg/L to 0.00001 mg/L	CVAA
Mercury (Ultra-trace)	0.00000004 mg/L	CVAFS	-	-	-	-	-	-	0.00000004 mg/L	CVAFS
Molybdenum	0.005 mg/L to 0.02 mg/L	ICP-MS	0.0001 mg/L	ICP-MS	0.0001 mg/L	ICP-MS	0.0001 mg/L	ICP-MS	0.00001 mg/L to 0.00005 mg/L	ICP-MS
Nickel	0.005 mg/L to 0.02 mg/L	ICP-MS	0.005 mg/L	ICP-MS	0.002 mg/L to 0.005 mg/L	ICP-MS	0.001 mg/L	ICP-MS	0.00004 to 0.0002 mg/L	ICP-MS
Phosphorus	0.003 mg/L	Colourimetry	0.010 mg/L	ICP-MS	0.003 mg/L	Colourimetry	0.003 mg/L	Colourimetry	0.005 to 0.01 mg/L	Colourimetry
Potassium	0.05 mg/L	ICP-MS	0.05 mg/L	ICP-MS	0.05 mg/L	ICP-MS	0.05 mg/L	ICP-MS	0.02 mg/L to 0.1 mg/L	ICP-MS
Selenium	0.001 mg/L to 0.002 mg/L	ICP-MS	0.0005 mg/L	ICP-MS	0.0005 mg/L	ICP-MS	0.0005 mg/L	ICP-MS	0.0001 mg/L to 0.0005 mg/L	ICP-MS
Silicon	-	-	-	-	-	-	-	-	-	-
Silver	0.0001 mg/L to 0.0004 mg/L DL was at 0.0002 mg/L or higher (up to 0.0004 mg/L) for weeks 2-3, 5-17, and 20 due to the required dilution.	ICP-MS	0.000010 mg/L	ICP-MS	0.00004 mg/L to 0.0001 mg/L	ICP-MS	0.00002 mg/L	ICP-MS	0.00001 mg/L to 0.00005 mg/L	ICP-MS
Sodium	0.05 mg/L	ICP-MS	0.02 mg/L	ICP-MS	0.02 mg/L	ICP-MS	0.02 mg/L	ICP-MS	0.02 mg/L to 0.1 mg/L	ICP-MS
Strontium	0.001 mg/L	ICP-MS	0.0002 mg/L	ICP-MS	0.0002 mg/L	ICP-MS	0.0002 mg/L	ICP-MS	0.0001 to 0.0005 mg/L	ICP-MS
Sulphur	-	-	-	-	-	-	-	-	-	-
Thallium	0.00001 mg/L to 0.0002 mg/L	ICP-MS	0.0000040 mg/L	ICP-MS	0.00002 mg/L to 0.00005 mg/L	ICP-MS	0.00001 mg/L	ICP-MS	0.000004 mg/L to 0.00002 mg/L	ICP-MS
Thorium	-	-	-	-	-	-	-	-	-	-
Tin	-	-	-	-	-	-	-	-	-	-
Titanium	-	-	-	-	-	-	-	-	-	-
Tungsten	0.001 mg/L to 0.02 mg/L	ICP-MS	0.0001 mg/L	ICP-MS	0.002 mg/L to 0.005 mg/L	ICP-MS	0.0001 mg/L	ICP-MS	0.0002 mg/L to 0.001 mg/L	ICP-MS
Uranium	0.0005 mg/L to 0.002 mg/L	ICP-MS	0.00005 mg/L	ICP-MS	0.00005 mg/L	ICP-MS	0.00005 mg/L	ICP-MS	0.000001 to 0.00005 mg/L	ICP-MS
Vanadium	0.005 mg/L to 0.1 mg/L DL was at 0.025 mg/L or higher (up to 0.1 mg/L) for weeks 0-3, and 5-22 due to the required dilution.	ICP-MS	0.001 mg/L	ICP-MS	0.01 mg/L to 0.025 mg/L DL was at 0.25 mg/L in week 1 for COL-1 due to required dilution.	ICP-MS	0.005 mg/L	ICP-MS	0.001 mg/L to 0.005 mg/L	ICP-MS
Zinc	0.025 mg/L to 0.1 mg/L DL was at 0.025 mg/L or higher (up to 0.1 mg/L) for weeks 0-3, and 5-22 due to the required dilution.	ICP-MS	0.0010 mg/L	ICP-MS	0.01 mg/L to 0.025 mg/L	ICP-MS	0.005 mg/L	ICP-MS	0.001 mg/L to 0.005 mg/L	ICP-MS
Zirconium	0.0001 mg/L to 0.002 mg/L	ICP-MS	0.000020 mg/L	ICP-MS	0.0002 mg/L to 0.0005 mg/L	ICP-MS	0.0001 mg/L	ICP-MS	0.00002 mg/L to 0.0001 mg/L	ICP-MS





Note:
Photographs of the humidity cell tests containing rock samples (top) and synthetic tailings samples (bottom).

Humidity Cell Photographs	
Geochemistry Summary Report	
Great Bear Project	
Figure Number	A-1
Project Number	OMEMA 2303
Date	November 2025







Note:
Photographs of the trickle leach column tests containing rock samples (top) and overburden samples (bottom).

Trickle Leach Column Photographs

Geochemistry Summary Report

Great Bear Project

Figure Number	A-2
Project Number	OMEMA 2303
Date	November 2025

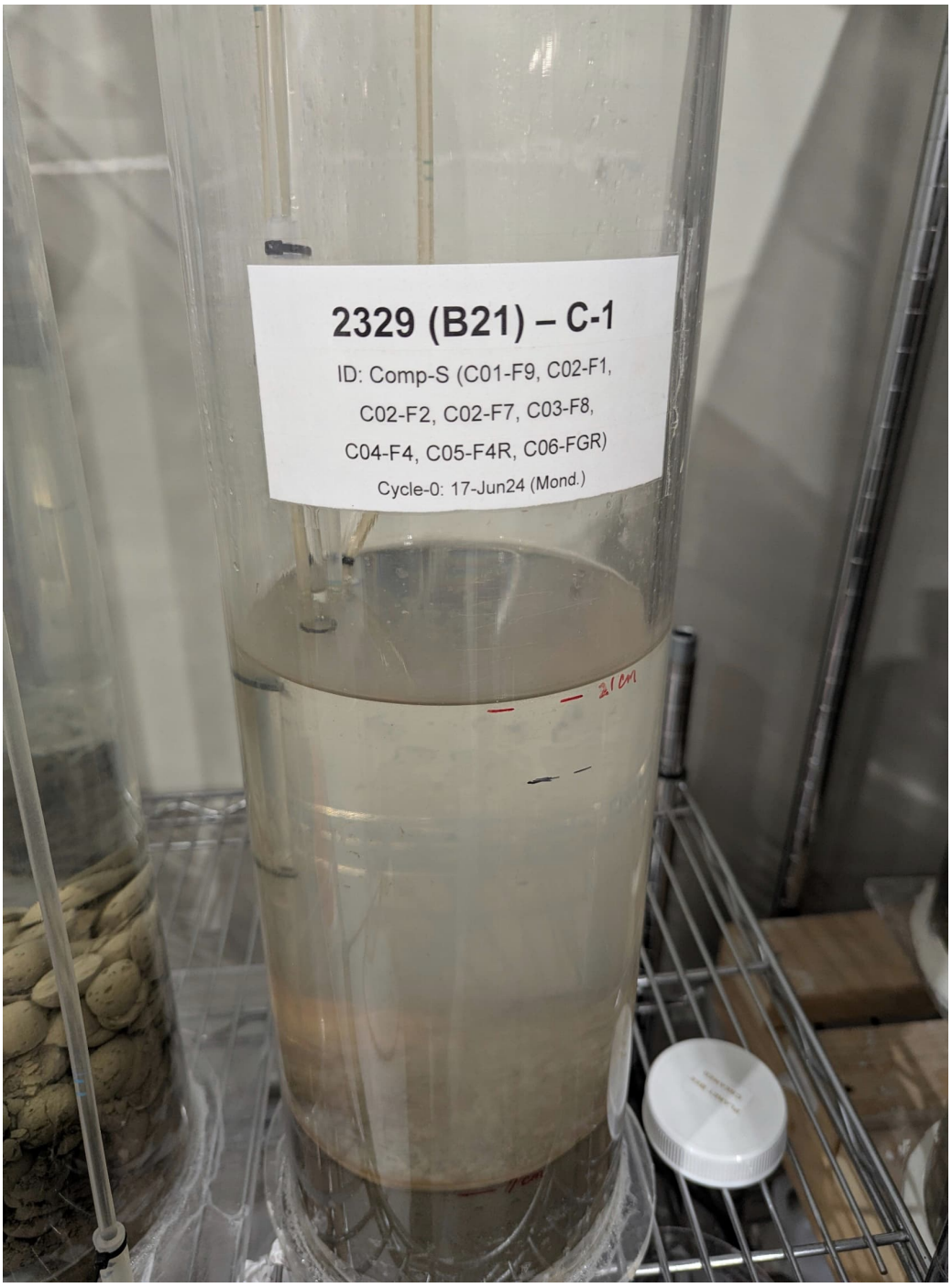

Note:
Photograph of the recirculating subaqueous column test containing concentrate tailings.

Subaqueous Recirculating Column Photograph

Geochemistry Summary Report

Great Bear Project

Figure Number	A-3
Project Number	OMEMA 2303
Date	November 2025





Note:
Photographs of the paste backfill subaerial kinetic test in the curing period (top) and during operation (bottom).

Paste Backfill Subaerial Kinetic Test Photographs	
Geochemistry Summary Report	
Great Bear Project	
Figure Number	A-4
Project Number	OMEMA 2303
Date	November 2025





Note:
Photographs of the paste backfill subaqueous kinetic test in the curing period (left) and during operations (right).

Paste Backfill Subaqueous Kinetic Test Photographs

Geochemistry Summary Report

Great Bear Project

Figure Number	A-5
Project Number	OMEMA 2303
Date	November 2025



Note:
Photograph of Field Leach Barrels.

FLB Test Photograph

Geochemistry Summary Report

Great Bear Project

Figure Number	A-6
Project Number	OMEMA 2303
Date	November 2025

Appendix B Project Rock Static Testing

Appendix B
B1: Project Rock Static Testing Results

Table B-1. Acid Base Accounting Results

Sample ID	Drillhole ID	From	To	Lithology	Area	Class	Paste pH	Fizz Rating	Total S[1]	SO_4 S[1]	Sulphide S[1]	AP[2]	MPA[2]	NP[3]	Total C[4]	TIC[4]	CarbNP[5]	NPR[6]	CarbNPR[6]
		m	*m*				pH Units	n/a	%	%	%	kg CaCO3/t	kg CaCO3/t	kg CaCO3/t	%C	%C	kg CaCO3/t	NP/AP	CarbNP/MPA
DX450001	BR-018	50	51	Fragmental 1	Underground	Mine Rock	9.9	3	0.21	0.070	0.14	4.4	6.6	25	0.19	0.17	14	5.8	2.2
DX450002	BR-018	102	103	Felsic Volcanic 1	Underground	Mine Rock	9.7	4	0.12	0.020	0.10	3.1	3.8	42	0.44	0.41	34	13	9.2
DX450003	BR-018	202	203	Felsic Volcanic 1	Underground	Mine Rock	10	3	0.13	0.050	0.080	2.5	4.1	35	0.36	0.33	28	14	6.9
DX450004	DHZ-018	63.5	64	Ultramafic	Underground	Mine Rock	9.2	3	0.31	0.17	0.14	4.4	9.7	53	0.52	0.50	42	12	4.3
DX450005	BR-018	348	349	Metasediment 3	Underground	Mine Rock	9.5	3	0.090	0.010	0.080	2.5	2.8	28	0.24	0.21	17	11	6.2
DX450006	BR-018	400.3	401.3	Basalt	Underground	Mine Rock	9.9	3	0.25	0.17	0.080	2.5	7.8	42	0.45	0.42	35	17	4.5
DX450007	BR-154	48	49	Felsic Volcanic 1	Central Pit	Mine Rock	9.9	3	0.060	<0.01	0.050	1.6	1.9	13	0.083	0.060	5.0	8.1	2.7
DX450008	BR-154	153.5	155	Felsic Volcanic 2	Central Pit	Mine Rock	9.9	3	0.22	0.020	0.20	6.3	6.9	8.7	0.080	0.056	4.7	1.4	0.68
DX450009	BR-154	249	250.5	Felsic Volcanic 1	Central Pit	Mine Rock	9.9	2	0.43	0.090	0.34	11	13	14	0.11	0.086	7.2	1.3	0.53
DX450010	BR-154	301.5	303	Fragmental 1	Underground	Mine Rock	9.9	2	0.58	0.30	0.28	8.8	18	11	0.061	0.038	3.2	1.2	0.17
DX450011	BR-154	350	351	Fragmental 1	Underground	Mine Rock	10	3	0.83	0.20	0.63	20	26	16	0.12	0.096	8.0	0.80	0.31
DX450012	BR-154	400	401	Felsic Volcanic 1	Underground	Mine Rock	9.6	2	2.0	0.40	1.6	50	63	12	0.080	0.058	4.8	0.23	0.077
DX450013	BR-154	457.8	458.7	Felsic Volcanic 1	Underground	Mine Rock	10.0	2	0.84	0.17	0.67	21	26	15	0.12	0.098	8.2	0.71	0.31
DX450014	BR-154	508	509	Metasediment 2	Underground	Mine Rock	9.8	2	0.26	0.11	0.15	4.7	8.1	9.2	0.033	0.0080	0.67	2.0	0.082
DX450015	BR-154	547.5	549	Metasediment 2	Underground	Mine Rock	9.9	2	0.25	0.15	0.10	3.1	7.8	9.5	0.018	0.0080	0.67	3.0	0.085
DX450016	BR-154	647	648	Felsic Volcanic 2	Underground	Mine Rock	9.7	3	0.62	0.30	0.32	10	19	19	0.19	0.17	14	1.9	0.74
DX450017	BR-154	717	718.5	Metasediment 3	Underground	Mine Rock	9.4	2	0.39	0.090	0.30	9.4	12	14	0.089	0.064	5.3	1.5	0.44
DX450018	BR-154	760.6	762	Fragmental 2	Underground	Mine Rock	10	3	0.040	0.020	0.020	0.63	1.3	19	0.19	0.17	14	31	11
DX450020	DHZ-019	49.5	51	Basalt	Underground	Mine Rock	9.5	3	0.020	<0.01	0.010	0.31	0.63	46	0.42	0.40	33	146	53
DX450021	DHZ-019	83.75	84.4	Argillite	Underground	Mine Rock	7.8	3	8.5	4.0	4.5	141	265	20	2.6	0.27	22	0.14	0.084
DX450022	DHZ-019	102	103.5	Basalt	Underground	Mine Rock	9.4	4	0.18	0.090	0.090	2.8	5.6	78	0.90	0.86	71	28	13
DX450023	DHZ-019	148.5	150	Basalt	Underground	Mine Rock	9.4	4	0.24	0.11	0.13	4.1	7.5	77	0.90	0.87	72	19	9.7
DX450024	DHZ-018	99	100.5	Basalt	Underground	Mine Rock	9.1	4	0.22	<0.01	0.21	6.6	6.9	141	1.6	1.6	135	21	20
DX450025	DHZ-018	151.5	153	Basalt	Underground	Mine Rock	9.3	4	0.080	0.040	0.040	1.3	2.5	57	0.66	0.63	53	45	21
DX450026	BR-096	58.5	60	Fragmental 1	Central Pit	Mine Rock	9.7	3	0.50	0.11	0.39	12	16	18	0.15	0.13	10	1.5	0.67
DX450027	BR-096	185.1	186.1	Felsic Volcanic 1	Underground	Mine Rock	9.6	3	1.4	0.26	1.1	36	44	13	0.10	0.082	6.8	0.37	0.16
DX450028	BR-096	201	202.5	Fragmental 1	Underground	Mine Rock	9.9	3	0.49	<0.01	0.48	15	15	14	0.088	0.058	4.8	0.95	0.32
DX450029	BR-096	299	300	Felsic Volcanic 1	Underground	Mine Rock	10	3	0.62	0.10	0.52	16	19	21	0.18	0.15	13	1.3	0.65
DX450030	BR-096	344	345	Felsic Volcanic 2	Underground	Mine Rock	9.8	3	0.64	<0.01	0.63	20	20	22	0.24	0.22	18	1.1	0.90
DX450031	BR-096	395.3	396	Felsic Volcanic 2	Underground	Mine Rock	10	3	0.38	0.10	0.28	8.8	12	53	0.57	0.54	45	6.0	3.8
DX450032	BR-096	449.9	451	Metasediment 3	Underground	Mine Rock	9.7	2	1.0	0.020	1.0	32	32	5.7	0.015	0.0080	0.67	0.18	0.021
DX450033	BR-096	557.5	558.5	Fragmental 2	Underground	Mine Rock	9.9	2	0.12	0.040	0.080	2.5	3.8	11	0.056	0.032	2.7	4.5	0.71
DX450034	BR-007	47	48	Felsic Volcanic 1	Central Pit	Mine Rock	10	3	0.010	<0.01	0.010	0.31	0.31	35	0.35	0.32	27	112	86
DX450035	DHZ-018	182.4	182.8	Argillite	Underground	Mine Rock	8.4	4	8.7	5.0	3.7	115	272	377	4.5	4.4	370	3.3	1.4
DX450036	DHZ-018	229.4	230.25	Argillite	Underground	Mine Rock	9.5	3	2.6	1.7	0.87	27	80	43	2.0	0.40	33	1.6	0.41
DX450037	BR-007	349.7	350.7	Felsic Volcanic 1	Underground	Mine Rock	8.8	3	2.4	0.18	2.2	70	76	45	0.49	0.46	39	0.64	0.51
DX450038	BR-007	454.3	455.2	Felsic Volcanic 1	Underground	Mine Rock	9.4	3	2.7	<0.01	2.7	84	84	27	0.28	0.25	21	0.32	0.25
DX450039	BR-007	558.95	559.95	Felsic Volcanic 1	Underground	Mine Rock	9.7	3	2.2	0.21	1.9	61	67	17	0.15	0.12	10	0.28	0.15
DX450040	BR-007	653.4	654.9	Metasediment 3	Underground	Mine Rock	9.9	2	0.20	0.060	0.14	4.4	6.3	14	0.11	0.092	7.7	3.2	1.2
DX450041	BR-007	749.1	749.6	Fragmental 2	Underground	Mine Rock	8.2	2	1.7	0.66	1.1	34	54	5.1	0.028	0.0080	0.67	0.15	0.012
DX450042	DHZ-049	10.3	10.8	Argillite	Underground	Mine Rock	8.6	4	4.1	2.8	1.3	39	128	69	1.4	0.79	65	1.7	0.51
DX450043	BR-460	40	41	Felsic Volcanic 1	Central Pit	Mine Rock	9.1	2	2.4	0.20	2.2	68	74	8.9	0.061	0.036	3.0	0.13	0.040
DX450044	DHZ-049	133.2	134.15	Ultramafic	Underground	Mine Rock	9.4	4	0.39	<0.01	0.38	12	12	162	1.9	1.9	154	14	13
DX450045	DHZ-049	151	151.5	Basalt	Underground	Mine Rock	9.9	3	0.030	<0.01	0.020	0.63	0.94	37	0.32	0.30	25	59	26
DX450046	DHZ-049	196.5	197.9	Basalt	Underground	Mine Rock	9.7	4	0.040	<0.01	0.030	0.94	1.3	99	1.00	0.98	82	105	65
DX450047	DHZ-049	250.5	252	Basalt	Underground	Mine Rock	9.2	2	0.090	<0.01	0.080	2.5	2.8	18	0.12	0.11	8.8	7.4	3.1
DX450048	BR-094	380	381	Felsic Volcanic 2	Underground	Mine Rock	10	3	0.28	0.050	0.23	7.2	8.8	23	0.10	0.084	7.0	3.2	0.80
DX450049	BR-094	402	403	Felsic Volcanic 2	Underground	Mine Rock	10	3	0.44	0.20	0.24	7.5	14	28	0.26	0.24	20	3.8	1.5
DX450050	BR-094	494.2	495	Felsic Volcanic 2	Underground	Ore-Grade	9.1	Strong	0.67	<0.01	0.66	21	21	123	1.4	1.4	115	6.0	5.5
DX450051	BR-101	121.3	122.3	Felsic Volcanic 1	Central Pit	Mine Rock	9.0	2	2.9	0.060	2.9	89	91	13	0.11	0.084	7.0	0.15	0.077
DX450052	BR-101	128.85	129.85	Felsic Volcanic 1	Central Pit	Mine Rock	8.4	2	3.4	0.10	3.3	102	105	15	0.14	0.12	9.8	0.15	0.093
DX450053	DL-043	51	52.5	Basalt	Underground	Mine Rock	9.2	4	0.13	0.040	0.090	2.8	4.1	75	0.88	0.85	70	27	17
DX450054	DL-043	103.5	105	Basalt	Underground	Mine Rock	9.2	4	0.11	0.020	0.090	2.8	3.4	87	0.99	0.97	81	31	24
DX450055	DL-043	150	151.5	Basalt	Underground	Mine Rock	9.6	4	0.030	<0.01	0.020	0.63	0.94	59	0.60	0.57	48	94	51
DX450056	DL-043	199.5	201	Basalt	Underground	Mine Rock	9.7	2	0.060	0.010	0.050	1.6	1.9	20	0.16	0.14	11	13	6.0
DX450057	DL-043	261.15	262	Ultramafic	Underground	Mine Rock	9.8	4	0.030	<0.01	0.020	0.63	0.94	149	1.7	1.7	140	238	149
DX450058	DL-043	300	301.5	Basalt	Underground	Mine Rock	9.6	4	3.2	3.0	0.17	5.3	100	62	0.67	0.65	54	12	0.55
DX450059	DL-043	349.5	351	Basalt	Underground	Mine Rock	9.5	4	0.090	0.020	0.070	2.2	2.8	62	0.69	0.67	56	28	20
DX450060	DL-043	400.5	402	Basalt	Underground	Mine Rock	9.5	4	0.12	0.020	0.10	3.1	3.8	66	0.74	0.71	59	21	16
DX450061	DL-048	40.5	42	Basalt	Underground	Mine Rock	9.5	4	0.15	0.040	0.11	3.4	4.7	88	0.85	0.80	67	25	14

(1) Total S measured by Leco furnace; Sulphate S measured by HCl cold leach, Sulphide S calculated by difference (Total S - Sulphate S).

(2) Acid Potential calculated as 31.25*Sulphide S; Maximum Acid Potential calculated as 31.25*Total S or 31.25*ICP-S (aqua regia) if Total S by Leco was unavialable (see text).

(3) Neutralization Potential measured by Modified Sobeck Method.

(4) Total Carbon measured by Leco furance; TIC measured by HCl leach and Leco furnance; TIC as %C measured by HCl leach.

(5) Carbonate Neutralization Potential calculated from TIC.

(6) Neutralization Potential Ratio calculated as NP/AP; Carbonate Neutralization Potential Ratio calculated as CarbNP/MPA.

Classification as mine rock or ore-grade materials was based on gold content.

Table B-1. Acid Base Accounting Results

Sample ID	Drillhole ID	From	To	Lithology	Area	Class	Paste pH	Fizz Rating	Total S[1]	SO_4 S[1]	Sulphide S[1]	AP[2]	MPA[2]	NP[3]	Total C[4]	TIC[4]	CarbNP[5]	NPR[6]	CarbNPR[6]
		m	*m*				pH Units	n/a	%	%	%	kg CaCO3/t	kg CaCO3/t	kg CaCO3/t	%C	%C	kg CaCO3/t	NP/AP	CarbNP/MPA
DX450062	DL-048	85.5	87	Basalt	Underground	Mine Rock	9.2	4	0.070	0.030	0.040	1.3	2.2	104	1.2	1.2	98	83	45
DX450063	DL-048	133.9	134.4	Argillite	Underground	Mine Rock	8.4	2	5.9	4.5	1.4	44	185	21	1.4	0.20	16	0.48	0.088
DX450064	DL-048	186.5	187.5	Basalt	Underground	Mine Rock	9.5	4	0.67	0.58	0.090	2.8	21	79	0.89	0.87	73	28	3.5
DX450065	DL-048	236.5	237	Basalt	Underground	Mine Rock	9.3	4	0.040	<0.01	0.030	0.94	1.3	115	1.2	1.2	99	123	79
DX450066	DL-048	283.5	285	Basalt	Underground	Mine Rock	9.6	4	0.13	0.030	0.10	3.1	4.1	62	0.68	0.66	55	20	14
DX450067	DL-048	334.5	336	Basalt	Underground	Mine Rock	9.4	4	0.15	0.080	0.070	2.2	4.7	78	0.87	0.85	71	36	15
DX450068	BR-460	80.05	81	Felsic Volcanic 1	Central Pit	Mine Rock	8.5	2	2.8	<0.01	2.8	88	88	15	0.13	0.10	8.7	0.18	0.099
DX450069	DL-048	436.5	438	Basalt	Underground	Mine Rock	9.7	3	0.11	0.020	0.090	2.8	3.4	25	0.22	0.21	17	8.7	5.0
DX450070	DL-048	537	538.5	Basalt	Underground	Mine Rock	9.2	4	0.090	0.040	0.050	1.6	2.8	99	1.1	1.1	91	63	32
DX450071	BR-037	443.35	444.35	Felsic Volcanic 1	Underground	Mine Rock	9.7	4	0.82	0.10	0.72	23	26	67	0.74	0.72	60	3.0	2.3
DX450072	BR-037	445.45	446.1	Felsic Volcanic 1	Underground	Mine Rock	10.0	4	1.2	0.32	0.92	29	39	78	0.87	0.85	71	2.7	1.8
DX450073	BR-159	13.5	15	Metasediment 1	Central Pit	Mine Rock	9.7	2	0.44	0.26	0.18	5.6	14	8.4	0.031	0.012	1.00	1.5	0.073
DX450074	BR-159	39	39.9	Metasediment 1	Central Pit	Mine Rock	9.7	2	0.61	0.31	0.30	9.4	19	12	0.060	0.034	2.8	1.2	0.15
DX450075	BR-159	480.7	481.4	Felsic Volcanic 1	Underground	Mine Rock	9.1	2	3.4	1.3	2.2	68	107	11	0.076	0.048	4.0	0.16	0.037
DX450076	BR-159	483.8	484.8	Felsic Volcanic 1	Underground	Mine Rock	8.0	2	6.7	<0.01	6.7	209	209	8.3	0.030	0.010	0.83	0.040	0.0040
DX450077	DL-075	199.8	200.8	Basalt	Underground	Mine Rock	9.6	4	0.15	0.060	0.090	2.8	4.7	75	0.77	0.75	63	27	13
DX450079	BR-039	29.5	30.5	Felsic Volcanic 1	Central Pit	Mine Rock	10	4	0.76	0.080	0.68	21	24	54	0.53	0.51	42	2.5	1.8
DX450080	BR-039	60	61	Metasediment 2	Central Pit	Mine Rock	9.6	2	0.20	0.090	0.11	3.4	6.3	8.5	0.016	0.0080	0.67	2.5	0.11
DX450081	DL-075	304.9	305.8	Basalt	Underground	Mine Rock	9.7	4	0.36	0.19	0.17	5.3	11	116	1.2	1.2	100	22	8.9
DX450082	BR-039	146.5	147.5	Felsic Volcanic 2	Central Pit	Mine Rock	9.5	3	1.1	<0.01	1.1	35	36	27	0.32	0.30	25	0.77	0.71
DX450083	BR-039	200	201	Felsic Volcanic 2	Central Pit	Mine Rock	9.7	2	0.92	0.14	0.78	24	29	30	0.30	0.29	24	1.2	0.83
DX450084	BR-039	306	307	Metasediment 3	Underground	Mine Rock	9.6	2	0.26	0.12	0.14	4.4	8.1	11	0.028	0.0080	0.67	2.6	0.082
DX450085	BR-039	357	358	Fragmental 2	Central Pit	Mine Rock	10	4	0.14	0.040	0.10	3.1	4.4	83	0.74	0.72	60	27	14
DX450086	BR-039	391	392	Basalt	Central Pit	Mine Rock	9.5	4	0.36	0.20	0.16	5.0	11	79	0.74	0.72	60	16	5.4
DX450087	BR-039	452.5	454	Basalt	Central Pit	Mine Rock	9.0	4	0.29	0.13	0.16	5.0	9.1	74	0.76	0.74	62	15	6.8
DX450088	BR-135	76	77	Felsic Volcanic 1	Central Pit	Mine Rock	9.5	2	1.7	0.17	1.5	46	52	21	0.14	0.12	10	0.45	0.20
DX450089	BR-135	157	158	Felsic Volcanic 1	Central Pit	Mine Rock	9.8	2	0.39	<0.01	0.38	12	12	38	0.39	0.37	31	3.2	2.5
DX450090	BR-135	217	218	Felsic Volcanic 1	Central Pit	Mine Rock	9.4	1	2.1	0.74	1.3	42	65	12	0.076	0.056	4.7	0.28	0.072
DX450091	BR-135	300	301	Felsic Volcanic 1	Central Pit	Mine Rock	9.8	2	0.30	0.050	0.25	7.8	9.4	19	0.18	0.16	13	2.4	1.4
DX450092	BR-135	358.5	360	Metasediment 2	Central Pit	Mine Rock	9.5	2	0.26	0.14	0.12	3.8	8.1	24	0.20	0.18	15	6.4	1.8
DX450093	BR-135	407.5	408.5	Metasediment 2	Underground	Mine Rock	9.9	2	0.46	0.18	0.28	8.8	14	10	0.037	0.010	0.83	1.2	0.058
DX450094	BR-135	507	508	Felsic Volcanic 2	Underground	Mine Rock	10.0	2	0.10	0.040	0.060	1.9	3.1	18	0.17	0.16	13	9.5	4.2
DX450095	BR-135	607.9	609	Fragmental 2	Underground	Mine Rock	9.7	3	0.060	0.020	0.040	1.3	1.9	35	0.35	0.33	28	28	15
DX450096	BR-133	84	84.9	Felsic Volcanic 1	Central Pit	Ore-Grade	8.8	1	3.9	0.89	3.0	95	123	7.1	0.028	0.0080	0.67	0.075	0.0054
DX450097	BR-133	336.75	337.25	Felsic Volcanic 1	Central Pit	Mine Rock	8.9	4	0.30	<0.01	0.29	9.1	9.4	445	5.0	5.0	417	49	44
DX450098	DC-13-07	32.5	33.3	Felsic Volcanic 1	Central Pit	Mine Rock	10	4	0.16	<0.01	0.15	4.7	5.0	49	0.50	0.47	39	10	7.9
DX450099	DC-13-07	51	52	Felsic Volcanic 2	Central Pit	Mine Rock	9.1	1	1.5	<0.01	1.5	46	46	4.6	0.033	0.010	0.83	0.10	0.018
DX450100	DC-13-07	70	71	Metasediment 2	Central Pit	Mine Rock	9.8	2	0.070	<0.01	0.060	1.9	2.2	8.9	0.028	0.0080	0.67	4.7	0.30
DX450101	DC-13-07	140	140.9	Metasediment 3	Central Pit	Mine Rock	9.7	1	0.090	0.040	0.050	1.6	2.8	9.0	0.025	0.0080	0.67	5.8	0.24
DX450102	DC-13-07	162	163	Metasediment 3	Central Pit	Mine Rock	9.9	3	0.020	0.010	0.010	0.31	0.63	25	0.26	0.24	20	81	32
DX450103	DC-13-07	197	198	Fragmental 2	Central Pit	Mine Rock	9.9	3	0.030	0.010	0.020	0.63	0.94	32	0.35	0.33	27	51	29
DX450104	BR-023	308	309	Metasediment 2	Underground	Mine Rock	9.6	2	0.48	0.080	0.40	13	15	9.8	0.020	0.0080	0.67	0.78	0.044
DX450105	BR-023	428	429	Felsic Volcanic 2	Underground	Mine Rock	8.9	1	2.1	0.030	2.0	63	64	2.2	0.017	0.0080	0.67	0.035	0.010
DX450106	BR-023	445	445.9	Felsic Volcanic 1	Underground	Mine Rock	9.6	2	0.88	0.24	0.64	20	28	15	0.11	0.088	7.3	0.74	0.27
DX450107	BR-023	548	549	Fragmental 2	Underground	Mine Rock	9.7	3	0.030	<0.01	0.020	0.63	0.94	18	0.20	0.18	15	29	16
DX450108	BR-079	51	52	Felsic Volcanic 1	Central Pit	Mine Rock	9.8	3	0.54	<0.01	0.53	17	17	54	0.59	0.57	48	3.3	2.8
DX450109	BR-079	105	105.9	Felsic Volcanic 2	Underground	Mine Rock	9.8	2	0.76	0.12	0.64	20	24	20	0.22	0.20	17	1.0	0.70
DX450110	BR-079	159	160	Metasediment 3	Underground	Mine Rock	9.9	2	0.24	0.090	0.15	4.7	7.5	15	0.13	0.11	9.0	3.1	1.2
DX450111	BR-079	253	254	Felsic Volcanic 1	Central Pit	Mine Rock	9.8	4	0.17	<0.01	0.16	5.0	5.3	59	0.57	0.55	46	12	8.6
DX450112	BR-079	302	303	Fragmental 2	Central Pit	Mine Rock	9.9	2	0.030	<0.01	0.020	0.63	0.94	18	0.19	0.17	14	29	15
DX450113	BR-079	357	358.5	Basalt	Central Pit	Mine Rock	9.0	4	0.49	0.090	0.40	13	15	72	0.83	0.81	67	5.7	4.4
DX450114	BR-083	46.5	47.5	Felsic Volcanic 1	Underground	Mine Rock	9.9	2	0.19	<0.01	0.18	5.6	5.9	28	0.27	0.25	20	4.9	3.5
DX450115	BR-083	106.5	108	Felsic Volcanic 1	Underground	Mine Rock	9.9	2	0.25	<0.01	0.24	7.5	7.8	34	0.35	0.33	27	4.5	3.5
DX450116	BR-083	207.25	207.75	Felsic Volcanic 2	Underground	Mine Rock	10.0	2	0.26	0.080	0.18	5.6	8.1	14	0.15	0.13	10	2.5	1.3
DX450117	BR-083	245.25	246.25	Felsic Volcanic 2	Underground	Mine Rock	10.0	2	0.54	0.090	0.45	14	17	32	0.41	0.39	33	2.2	1.9
DX450118	BR-083	297.5	298.5	Felsic Volcanic 2	Underground	Mine Rock	9.8	2	0.27	0.10	0.17	5.3	8.4	21	0.23	0.22	18	3.9	2.1
DX450119	DHZ-021	167	168	Argillite	Underground	Mine Rock	8.4	2	7.6	5.7	1.9	59	236	21	3.3	0.36	30	0.35	0.13
DX450120	DHZ-021	198	199.5	Basalt	Underground	Mine Rock	8.9	4	0.16	0.070	0.090	2.8	5.0	199	2.4	2.3	193	71	39
DX450121	DL_2005_13	50	51.5	Basalt	Underground	Mine Rock	9.2	4	0.060	0.020	0.040	1.3	1.9	82	0.91	0.89	74	66	39
DX450122	DL_2005_13	100	101.5	Basalt	Underground	Mine Rock	9.2	4	0.15	0.030	0.12	3.8	4.7	135	1.5	1.5	124	36	26

(1) Total S measured by Leco furnace; Sulphate S measured by HCl cold leach, Sulphide S calculated by difference (Total S - Sulphate S).

(2) Acid Potential calculated as 31.25*Sulphide S; Maximum Acid Potential calculated as 31.25*Total S or 31.25*ICP-S (aqua regia) if Total S by Leco was unavialable (see text).

(3) Neutralization Potential measured by Modified Sobeck Method.

(4) Total Carbon measured by Leco furance; TIC measured by HCl leach and Leco furnance; TIC as %C measured by HCl leach.

(5) Carbonate Neutralization Potential calculated from TIC.

(6) Neutralization Potential Ratio calculated as NP/AP; Carbonate Neutralization Potential Ratio calculated as CarbNP/MPA.

Classification as mine rock or ore-grade materials was based on gold content.

Table B-1. Acid Base Accounting Results

Sample ID	Drillhole ID	From	To	Lithology	Area	Class	Paste pH	Fizz Rating	Total S[1]	SO_4 S[1]	Sulphide S[1]	AP[2]	MPA[2]	NP[3]	Total C[4]	TIC[4]	CarbNP[5]	NPR[6]	CarbNPR[6]
		m	*m*				pH Units	n/a	%	%	%	kg CaCO3/t	kg CaCO3/t	kg CaCO3/t	%C	%C	kg CaCO3/t	NP/AP	CarbNP/MPA
DX450123	DL_2005_13	148.6	150	Basalt	Underground	Mine Rock	9.3	4	0.42	0.16	0.26	8.1	13	58	0.65	0.63	52	7.1	4.0
DX450124	DL_2005_13	200.5	202	Basalt	Underground	Mine Rock	9.7	4	0.020	<0.01	0.010	0.31	0.63	58	0.61	0.59	49	184	78
DX450125	BR-444	48.75	49.5	Felsic Volcanic 2	Underground	Mine Rock	10	4	0.10	<0.01	0.090	2.8	3.1	50	0.49	0.47	39	18	13
DX450126	BR-444	108	108.85	Fragmental 2	Underground	Mine Rock	9.7	1	0.040	<0.01	0.030	0.94	1.3	8.2	0.054	0.030	2.5	8.7	2.0
DX450127	BR-444	141	142.5	Basalt	Underground	Mine Rock	8.7	2	2.4	0.57	1.8	56	74	24	0.19	0.16	13	0.42	0.18
DX450128	BR-444	195.5	197	Basalt	Underground	Mine Rock	8.9	4	1.1	0.43	0.64	20	33	54	0.56	0.53	44	2.7	1.3
DX450129	BR-208	220.5	221	Felsic Volcanic 2	Underground	Mine Rock	8.8	4	0.12	0.020	0.10	3.1	3.8	339	3.9	3.9	323	108	86
DX450130	BR-275	479	480	Felsic Volcanic 2	Underground	Ore-Grade	9.9	4	0.34	<0.01	0.33	10	11	60	0.63	0.62	51	5.8	4.8
DX450131	BR-294	198.25	198.75	Calcite Vein	Central Pit	Mine Rock	9.0	4	1.6	<0.01	1.6	50	50	412	4.6	4.6	383	8.3	7.7
DX450132	BR-460	202	202.7	Felsic Volcanic 1	Central Pit	Mine Rock	8.8	3	1.4	0.010	1.4	43	44	29	0.33	0.31	26	0.67	0.59
DX450133	BR-438	84.5	85	Felsic Volcanic 1	Central Pit	Ore-Grade	9.3	3	1.3	<0.01	1.3	42	42	4.6	0.038	0.024	2.0	0.11	0.048
DX450134	BR-375	88.1	88.85	Metasediment 2	Viggo Pit	Mine Rock	8.4	4	5.6	2.6	3.0	93	173	71	0.75	0.73	60	0.77	0.35
DX450135	BR-317	58	59	Felsic Volcanic 1	Central Pit	Mine Rock	9.9	2	0.040	0.010	0.030	0.94	1.3	16	0.16	0.15	12	17	9.9
DX450136	BR-317	102	103.5	Felsic Volcanic 1	Central Pit	Mine Rock	9.9	3	0.12	<0.01	0.11	3.4	3.8	20	0.19	0.18	15	5.9	3.9
DX450137	BR-317	118.5	120	Felsic Volcanic 1	Central Pit	Mine Rock	9.9	3	0.11	0.030	0.080	2.5	3.4	34	0.36	0.34	29	14	8.3
DX450138	BR-317	276	277.5	Fragmental 2	Underground	Mine Rock	9.9	2	0.030	0.010	0.020	0.63	0.94	10	0.11	0.094	7.8	16	8.4
DX450139	BR-192	68.6	69.1	Felsic Volcanic 1	Central Pit	Ore-Grade	8.7	4	1.3	0.18	1.2	36	42	439	5.0	4.9	410	12	9.8
DX450140	BR-344	110.4	111.6	Felsic Volcanic 2	Central Pit	Mine Rock	9.3	1	1.1	0.070	1.0	32	34	4.0	0.028	0.014	1.2	0.13	0.034
DX450141	BR-347	52	53	Felsic Volcanic 1	Central Pit	Mine Rock	9.7	3	0.34	0.11	0.23	7.2	11	21	0.20	0.18	15	2.9	1.4
DX450142	BR-347	111.3	112.4	Felsic Volcanic 2	Central Pit	Ore-Grade	9.6	2	0.31	<0.01	0.30	9.4	9.7	23	0.26	0.25	20	2.4	2.1
DX450143	BR-347	153	153.9	Metasediment 2	Underground	Mine Rock	9.5	1	1.4	0.070	1.4	42	44	10	0.022	0.0080	0.67	0.24	0.015
DX450144	BR-347	216	217.25	Metasediment 3	Underground	Mine Rock	9.6	1	0.13	0.010	0.12	3.8	4.1	7.3	0.033	0.0080	0.67	1.9	0.16
DX450145	BR-347	247.5	249	Fragmental 2	Underground	Mine Rock	9.8	3	0.13	0.020	0.11	3.4	4.1	38	0.39	0.37	31	11	7.6
DX450146	BR-347	311	312	Basalt	Underground	Mine Rock	9.8	2	0.040	<0.01	0.030	0.94	1.3	13	0.057	0.044	3.7	14	2.9
DX450147	DL-075	52.1	53.5	Basalt	Underground	Mine Rock	9.5	4	0.15	0.040	0.11	3.4	4.7	87	0.91	0.90	75	25	16
DX450148	DL-075	100	100.8	Basalt	Underground	Mine Rock	9.8	3	0.020	<0.01	0.010	0.31	0.63	42	0.37	0.36	30	135	47
DX450149	DL-075	150.5	151.5	Basalt	Underground	Mine Rock	9.6	2	0.16	0.030	0.13	4.1	5.0	27	0.27	0.25	21	6.7	4.2
DX450150	DL-075	243.7	245.2	Basalt	Underground	Mine Rock	9.5	4	0.060	0.020	0.040	1.3	1.9	63	0.67	0.65	54	51	29
DX450151	BR-293	46.3	47	Felsic Volcanic 1	Central Pit	Mine Rock	8.8	2	3.7	0.13	3.5	110	114	10	0.057	0.044	3.7	0.092	0.032
DX450152	BR-293	105.2	106.4	Metasediment 2	Central Pit	Mine Rock	9.3	1	1.6	0.060	1.6	49	51	9.8	0.030	0.030	2.5	0.20	0.049
DX450153	BR-293	137.5	139	Metasediment 2	Central Pit	Mine Rock	8.8	1	4.1	0.020	4.1	127	127	6.3	0.016	0.016	1.3	0.050	0.010
DX450154	BR-293	147	148	Metasediment 2	Central Pit	Mine Rock	9.0	1	3.2	<0.01	3.2	100	100	6.5	0.035	0.032	2.7	0.065	0.027
DX450155	BR-293	223.5	225	Felsic Volcanic 1	Central Pit	Mine Rock	9.6	2	1.2	<0.01	1.2	37	37	46	0.25	0.23	19	1.3	0.51
DX450156	BR-293	272.35	273	Felsic Volcanic 2	Central Pit	Ore-Grade	9.4	2	1.7	0.22	1.5	47	53	23	0.26	0.25	21	0.49	0.39
DX450157	BR-293	359	360.2	Metasediment 2	Underground	Mine Rock	9.5	2	0.26	<0.01	0.25	7.8	8.1	10	0.059	0.054	4.5	1.3	0.55
DX450158	BR-244	32.05	32.75	Felsic Volcanic 1	Central Pit	Ore-Grade	9.5	3	2.5	0.66	1.9	58	78	47	0.52	0.51	43	0.81	0.55
DX450159	BR-244	105.6	106.5	Felsic Volcanic 2	Central Pit	Mine Rock	9.3	2	1.3	0.030	1.3	40	41	8.0	0.079	0.072	6.0	0.20	0.15
DX450160	BR-244	142.5	144	Metasediment 2	Central Pit	Mine Rock	9.8	2	0.18	0.070	0.11	3.4	5.6	7.3	0.14	0.010	0.83	2.1	0.15
DX450161	BR-244	204.9	206	Metasediment 3	Underground	Mine Rock	9.7	2	0.030	0.010	0.020	0.63	0.94	11	0.046	0.048	4.0	17	4.3
DX450162	BR-244	219.8	220.6	Metasediment 3	Underground	Mine Rock	9.6	2	0.11	0.040	0.070	2.2	3.4	8.1	0.12	0.040	3.3	3.7	0.97
DX450163	BR-244	255	256.5	Fragmental 2	Underground	Mine Rock	10.0	3	0.030	0.010	0.020	0.63	0.94	32	0.35	0.34	29	51	31
DX450164	BR-244	300	301.5	Basalt	Underground	Mine Rock	9.8	3	0.20	0.10	0.10	3.1	6.3	85	0.89	0.89	74	27	12
DX450165	BR-189	245.25	245.75	Felsic Volanic 2	Central Pit	Mine Rock	9.7	2	0.37	0.20	0.17	5.3	12	10	0.084	0.078	6.5	1.9	0.56
DX450166	BR-378	160.2	161.3	Felsic Volcanic 1	Viggo Pit	Mine Rock	9.3	2	0.51	0.090	0.42	13	16	14	0.077	0.078	6.5	1.0	0.41
DX450167	BR-193	46	47.5	Felsic Volcanic 1	Central Pit	Mine Rock	9.5	2	1.9	0.020	1.9	58	58	15	0.14	0.13	11	0.26	0.19
DX450168	BR-193	104.4	105.4	Felsic Volcanic 1	Central Pit	Mine Rock	9.8	2	1.7	0.080	1.6	49	52	17	0.13	0.13	11	0.35	0.21
DX450169	BR-193	145.1	146.1	Felsic Volcanic 1	Central Pit	Mine Rock	9.9	2	2.4	0.23	2.2	69	76	38	0.42	0.41	34	0.55	0.45
DX450170	BR-193	210	211	Felsic Volcanic 2	Central Pit	Ore-Grade	8.6	2	5.4	0.010	5.4	168	169	14	0.15	0.15	12	0.084	0.072
DX450171	BR-193	258.3	259.3	Metasediment 2	Underground	Mine Rock	9.5	1	1.2	0.14	1.1	34	39	14	0.058	0.056	4.7	0.40	0.12
DX450172	BR-193	357	358.5	Metasediment 3	Underground	Mine Rock	9.8	1	0.16	0.080	0.080	2.5	5.0	7.5	0.033	0.028	2.3	3.0	0.47
DX450173	BR-193	393.5	394	Fragmental 2	Underground	Ore-Grade	9.9	2	0.060	0.020	0.040	1.3	1.9	11	0.098	0.0080	0.67	8.8	0.36
DX450174	BR-193	457	458.4	Felsic Volcanic 1	Underground	Mine Rock	10	3	0.25	0.16	0.090	2.8	7.8	50	0.58	0.56	46	18	5.9
DX450175	BR-193	496.8	497.8	Basalt	Underground	Mine Rock	10	3	0.19	0.11	0.080	2.5	5.9	72	0.66	0.65	54	29	9.1
DX450176	BR-169	31	31.85	Felsic Volcanic 1	Central Pit	Mine Rock	8.2	1	2.8	0.080	2.7	84	87	12	0.037	0.014	1.2	0.14	0.013
DX450177	BR-178	622.4	622.9	Felsic Volcanic 2	Underground	Mine Rock	8.6	1	5.8	2.9	2.9	91	183	7.4	0.041	0.018	1.5	0.082	0.0082
DX450178	BR-191	430.6	431.1	Felsic Volcanic 1	Underground	Mine Rock	9.6	2	3.0	2.4	0.69	22	95	37	0.32	0.29	24	1.7	0.26
DX450179	BR-187	58	59	Felsic Volcanic 1	Central Pit	Mine Rock	10	2	0.16	0.010	0.15	4.7	5.0	13	0.084	0.070	5.8	2.9	1.2
DX450180	BR-187	95	96	Felsic Volcanic 1	Central Pit	Mine Rock	9.8	2	0.50	0.14	0.36	11	16	11	0.067	0.050	4.2	0.94	0.27
DX450181	BR-187	133	134	Felsic Volcanic 1	Central Pit	Mine Rock	9.8	2	0.050	0.010	0.040	1.3	1.6	18	0.16	0.15	12	14	7.9
DX450182	BR-187	204	205	Felsic Volcanic 1	Central Pit	Mine Rock	10	2	0.52	0.16	0.36	11	16	24	0.21	0.19	16	2.2	0.99

(1) Total S measured by Leco furnace; Sulphate S measured by HCl cold leach, Sulphide S calculated by difference (Total S - Sulphate S).

(2) Acid Potential calculated as 31.25*Sulphide S; Maximum Acid Potential calculated as 31.25*Total S or 31.25*ICP-S (aqua regia) if Total S by Leco was unavialable (see text).

(3) Neutralization Potential measured by Modified Sobeck Method.

(4) Total Carbon measured by Leco furance; TIC measured by HCl leach and Leco furnance; TIC as %C measured by HCl leach.

(5) Carbonate Neutralization Potential calculated from TIC.

(6) Neutralization Potential Ratio calculated as NP/AP; Carbonate Neutralization Potential Ratio calculated as CarbNP/MPA.

Classification as mine rock or ore-grade materials was based on gold content.

Table B-1. Acid Base Accounting Results

Sample ID	Drillhole ID	From	To	Lithology	Area	Class	Paste pH	Fizz Rating	Total S[1]	SO_4 S[1]	Sulphide S[1]	AP[2]	MPA[2]	NP[3]	Total C[4]	TIC[4]	CarbNP[5]	NPR[6]	CarbNPR[6]
		m	*m*				pH Units	n/a	%	%	%	kg CaCO3/t	kg CaCO3/t	kg CaCO3/t	%C	%C	kg CaCO3/t	NP/AP	CarbNP/MPA
DX450183	BR-187	254	255	Felsic Volcanic 1	Central Pit	Mine Rock	9.5	2	0.47	0.030	0.44	14	15	34	0.34	0.31	26	2.5	1.8
DX450184	BR-187	309	310	Felsic Volcanic 1	Underground	Mine Rock	9.4	1	0.61	0.18	0.43	13	19	11	0.085	0.064	5.3	0.83	0.28
DX450185	BR-187	372	373	Metasediment 2	Underground	Mine Rock	10	1	0.60	0.41	0.19	5.9	19	14	0.065	0.040	3.3	2.3	0.18
DX450186	BR-187	451	452	Felsic Volcanic 2	Underground	Mine Rock	10	3	0.57	0.33	0.24	7.5	18	27	0.30	0.27	23	3.5	1.3
DX450187	BR-187	524.5	526	Metasediment 3	Underground	Mine Rock	9.8	1	0.20	0.13	0.070	2.2	6.3	10	0.058	0.036	3.0	4.7	0.48
DX450188	BR-187	564	565.5	Fragmental 2	Underground	Mine Rock	9.9	3	0.080	0.020	0.060	1.9	2.5	36	0.38	0.35	29	19	12
DX450189	BR-134	86.7	87.2	Felsic Volcanic 1	Central Pit	Mine Rock	9.2	2	2.7	1.1	1.6	50	85	17	0.16	0.14	12	0.34	0.14
DX450190	BR-117	103.5	105	Fragmental 1	Central Pit	Mine Rock	10	2	0.27	0.16	0.11	3.4	8.4	16	0.12	0.098	8.2	4.7	0.97
DX450191	BR-117	158.1	159.6	Felsic Volcanic 1	Central Pit	Mine Rock	9.6	2	0.10	0.010	0.090	2.8	3.1	23	0.19	0.17	14	8.1	4.5
DX450192	BR-117	198.1	199.6	Fragmental 1	Underground	Mine Rock	9.9	2	0.33	0.21	0.12	3.8	10	13	0.070	0.050	4.2	3.5	0.40
DX450193	BR-117	254	255	Fragmental 1	Underground	Mine Rock	9.3	2	4.1	<0.01	4.1	127	127	14	0.22	0.20	16	0.11	0.13
DX450194	BR-117	299.5	300.5	Felsic Volcanic 1	Underground	Mine Rock	9.6	1	1.7	0.030	1.7	53	53	11	0.048	0.020	1.7	0.20	0.031
DX450195	BR-117	352.1	352.6	Felsic Volcanic 1	Underground	Mine Rock	9.6	1	1.5	<0.01	1.5	46	46	5.7	0.019	0.0080	0.67	0.12	0.015
DX450196	BR-117	405	406	Metasediment 2	Underground	Mine Rock	10	1	0.28	0.16	0.12	3.8	8.8	13	0.090	0.028	2.3	3.4	0.27
DX450197	BR-117	596	597	Metasediment 2	Underground	Mine Rock	10	2	0.41	0.18	0.23	7.2	13	18	0.094	0.078	6.5	2.5	0.51
DX450198	BR-117	649	650	Metasediment 3	Underground	Mine Rock	9.9	1	0.37	0.30	0.070	2.2	12	7.8	0.040	0.020	1.7	3.6	0.14
DX450200	BR-099	300	301	Felsic Volcanic 1	Underground	Mine Rock	9.6	3	2.6	0.31	2.3	72	82	46	0.48	0.47	39	0.64	0.48
DX450201	DL-075	370.5	371.5	Basalt	Underground	Mine Rock	8.1	Slight	0.030	<0.01	0.020	0.63	0.94	30	0.19	0.21	17	49	19
DX450202	BR-068	50	51	Felsic Volcanic 1	Central Pit	Mine Rock	9.8	3	0.25	0.030	0.22	6.9	7.8	59	0.57	0.55	46	8.6	5.9
DX450203	BR-068	106	107	Felsic Volcanic 1	Central Pit	Mine Rock	9.6	3	0.060	<0.01	0.050	1.6	1.9	29	0.30	0.28	23	18	13
DX450204	BR-068	152.6	153.75	Felsic Volcanic 1	Central Pit	Mine Rock	9.5	2	0.40	<0.01	0.39	12	13	17	0.12	0.098	8.2	1.4	0.65
DX450205	BR-068	187	188	Metasediment 2	Central Pit	Mine Rock	9.4	2	0.52	0.030	0.49	15	16	11	0.020	0.0080	0.67	0.72	0.041
DX450206	BR-068	253	254	Felsic Volcanic 1	Central Pit	Mine Rock	9.6	3	1.4	0.040	1.3	42	43	20	0.18	0.15	13	0.47	0.30
DX450207	BR-068	409.2	410.2	Felsic Volcanic 2	Central Pit	Mine Rock	9.6	4	2.7	0.1	2.6	82	85	100	0.55	0.52	43	1.2	0.51
DX450208	BR-068	448.3	449.3	Felsic Volcanic 1	Central Pit	Mine Rock	9.7	2	0.58	0.070	0.51	16	18	48	0.53	0.50	41	3.0	2.3
DX450209	BR-068	606.6	607.6	Metasediment 3	Underground	Mine Rock	9.8	2	0.050	<0.01	0.040	1.3	1.6	11	0.053	0.030	2.5	9.0	1.6
DX450210	BR-117	55.8	57.3	Felsic Volcanic 1	Central Pit	Mine Rock	9.8	2	0.54	0.18	0.36	11	17	15	0.092	0.068	5.7	1.3	0.34
DX450211	BR-099	291	292	Felsic Volcanic 1	Underground	Ore-Grade	9.7	3	1.0	0.26	0.76	24	32	43	0.49	0.46	39	1.8	1.2
DX450212	BR-403	415.1	415.6	Metasediment 3	Underground	Mine Rock	9.0	3	0.42	0.12	0.30	9.4	13	8.7	0.029	0.010	0.83	0.93	0.063
DX450213	BR-068	323.25	324.25	Felsic Volcanic 1	Central Pit	Ore-Grade	8.1	2	5.4	0.35	5.0	156	167	5.9	0.014	0.0080	0.67	0.038	0.0040
DX450214	BR-068	352.9	353.9	Felsic Volcanic 1	Central Pit	Mine Rock	8.7	2	5.4	0.030	5.4	168	169	12	0.084	0.056	4.7	0.069	0.028
DX450215	BR-068	373.75	374.6	Felsic Volcanic 1	Central Pit	Ore-Grade	9.1	3	2.9	<0.01	2.9	89	89	70	0.79	0.76	63	0.78	0.71
DX450216	BR-021	31	32	Felsic Volcanic 1	Central Pit	Mine Rock	9.6	3	1.0	0.020	0.99	31	32	31	0.33	0.30	25	0.99	0.80
DX450217	BR-021	65	66	Felsic Volcanic 1	Central Pit	Ore-Grade	9.2	3	1.0	0.10	0.92	29	32	19	0.18	0.15	13	0.66	0.40
DX450218	BR-021	91	92	Felsic Volcanic 1	Central Pit	Ore-Grade	9.4	2	0.58	<0.01	0.57	18	18	18	0.15	0.13	11	1.0	0.60
DX450219	BR-021	131	132	Felsic Volcanic 1	Central Pit	Mine Rock	9.8	3	0.24	0.060	0.18	5.6	7.5	34	0.37	0.35	29	6.0	3.8
DX450220	BR-021	155	156	Felsic Volcanic 1	Central Pit	Mine Rock	10.0	3	0.44	0.32	0.12	3.8	14	22	0.19	0.16	13	5.9	0.98
DX450221	BR-023	18	19	Felsic Volcanic 1	Central Pit	Mine Rock	9.4	2	0.37	<0.01	0.36	11	12	23	0.15	0.12	10.0	2.0	0.86
DX450222	BR-023	62	63	Fragmental 1	Central Pit	Mine Rock	9.3	2	1.8	<0.01	1.8	55	56	15	0.13	0.11	8.8	0.27	0.16
DX450223	BR-023	117	118	Felsic Volcanic 1	Central Pit	Mine Rock	9.7	3	1.1	0.12	0.97	30	34	23	0.24	0.17	14	0.77	0.41
DX450224	BR-023	136.8	138	Felsic Volcanic 1	Central Pit	Ore-Grade	9.9	3	0.75	0.040	0.71	22	23	32	0.31	0.29	24	1.4	1.0
DX450225	BR-137	153.55	154.5	Felsic Volcanic 1	Central Pit	Mine Rock	9.8	2	1.1	0.11	0.99	31	34	18	0.16	0.13	11	0.59	0.32
DX450226	BR-137	208.45	209.15	Felsic Volcanic 1	Central Pit	Ore-Grade	9.1	2	2.1	<0.01	2.1	66	66	4.6	0.021	0.0080	0.67	0.070	0.010
DX450227	BR-067	27	28.5	Felsic Volcanic 1	Central Pit	Mine Rock	9.7	2	0.050	<0.01	0.040	1.3	1.6	21	0.20	0.17	14	17	9.3
DX450228	BR-067	185.6	186.6	Felsic Volcanic 1	Central Pit	Mine Rock	9.3	3	3.1	0.060	3.1	96	98	18	0.16	0.14	12	0.19	0.12
DX450229	BR-192	40.5	41.5	Felsic Volcanic 1	Central Pit	Ore-Grade	9.2	3	1.8	0.020	1.8	57	58	54	0.60	0.58	48	0.95	0.84
DX450237	BR-174	349.35	350.85	Metasediment 2	Central Pit	Mine Rock	9.5	2	0.69	0.34	0.35	11	22	16	0.11	0.086	7.2	1.4	0.33
DX450238	BR-174	415.9	416.9	Felsic Volcanic 2	Central Pit	Mine Rock	9.7	3	0.82	0.27	0.55	17	26	19	0.20	0.18	15	1.1	0.57
DX450239	BR-067	299	300	Felsic Volcanic 1	Central Pit	Ore-Grade	8.1	2	5.5	0.97	4.5	142	172	8.0	0.046	0.026	2.2	0.056	0.013
DX550051	BR-388	63.85	65.25	Basalt	Underground	Mine Rock	9.0	3	0.55	0.11	0.44	14	17	116	1.1	1.1	91	8.4	5.3
DX550052	BR-388	87.5	88.85	Basalt	Underground	Mine Rock	9.9	3	0.25	0.068	0.18	5.7	7.8	60	0.50	0.49	41	11	5.2
DX550053	DL-066	189	190.00	Basalt	Underground	Mine Rock	9.5	3	0.13	0.039	0.091	2.8	4.1	67	0.70	0.68	57	24	14
DX550054	DL-066	101.9	103.40	Basalt	Underground	Mine Rock	9.8	3	0.30	0.077	0.22	7.0	9.4	49	0.37	0.36	30	7.0	3.2
DX550055	DL-066	136.5	138.00	Basalt	Underground	Mine Rock	9.3	3	0.26	0.077	0.18	5.7	8.1	65	0.73	0.72	60	11	7.4
DX550056	DL-066	247.5	249.00	Basalt	Underground	Mine Rock	9.4	3	0.18	0.040	0.14	4.4	5.6	59	0.59	0.58	48	13	8.6
DX550057	DL-066	520.3	521.50	Basalt	Underground	Mine Rock	9.9	3	0.22	0.088	0.13	4.1	6.9	72	0.60	0.56	47	17	6.8
DX550058	DL-066	472.2	473.10	Basalt	Underground	Mine Rock	9.8	3	0.15	0.049	0.10	3.2	4.7	86	0.80	0.78	65	27	14
DX550059	DL-066	567.6	568.90	Basalt	Underground	Mine Rock	9.4	3	0.18	0.093	0.087	2.7	5.6	82	0.78	0.77	64	30	11
DX550060	DL-066	615.9	617.35	Basalt	Underground	Mine Rock	9.0	3	3.3	<0.01	3.3	104	104	119	1.4	1.4	119	1.1	1.1
DX550061	DL-066	618.25	619.15	Basalt	Underground	Mine Rock	8.8	3	1.3	0.16	1.1	36	41	171	2.2	2.1	178	4.8	4.4

(1) Total S measured by Leco furnace; Sulphate S measured by HCl cold leach, Sulphide S calculated by difference (Total S - Sulphate S).

(2) Acid Potential calculated as 31.25*Sulphide S; Maximum Acid Potential calculated as 31.25*Total S or 31.25*ICP-S (aqua regia) if Total S by Leco was unavialable (see text).

(3) Neutralization Potential measured by Modified Sobeck Method.

(4) Total Carbon measured by Leco furance; TIC measured by HCl leach and Leco furnance; TIC as %C measured by HCl leach.

(5) Carbonate Neutralization Potential calculated from TIC.

(6) Neutralization Potential Ratio calculated as NP/AP; Carbonate Neutralization Potential Ratio calculated as CarbNP/MPA.

Classification as mine rock or ore-grade materials was based on gold content.

Table B-1. Acid Base Accounting Results

Sample ID	Drillhole ID	From	To	Lithology	Area	Class	Paste pH	Fizz Rating	Total S[1]	SO_4 S[1]	Sulphide S[1]	AP[2]	MPA[2]	NP[3]	Total C[4]	TIC[4]	CarbNP[5]	NPR[6]	CarbNPR[6]
		m	*m*				pH Units	n/a	%	%	%	kg CaCO3/t	kg CaCO3/t	kg CaCO3/t	%C	%C	kg CaCO3/t	NP/AP	CarbNP/MPA
DX550062	BR-385	389.75	390.25	Felsic Volcanic 1	Underground	Mine Rock	10	3	0.50	0.015	0.48	15	16	87	0.77	0.75	63	5.8	4.0
DX550063	BR-385	417.5	418.00	Metasediment 3	Underground	Mine Rock	9.4	None	0.93	0.080	0.85	27	29	8.1	0.020	0.020	1.7	0.30	0.057
DX550064	BR-385	440.3	441.50	Metasediment 3	Underground	Mine Rock	9.7	3	0.040	0.014	0.026	0.80	1.3	31	0.34	0.33	27	39	22
DX550065	BR-385	466	467.20	Metasediment 2	Underground	Mine Rock	9.8	3	0.82	<0.01	0.81	25	26	45	0.38	0.36	30	1.8	1.2
DX550066	BR-385	479.75	481.25	Felsic Volcanic 1	Underground	Mine Rock	10	2	0.11	0.030	0.080	2.5	3.4	21	0.18	0.17	14	8.3	4.0
DX550067	BR-385	514.5	516.00	Felsic Volcanic 1	Underground	Mine Rock	9.9	2	0.18	0.061	0.12	3.7	5.6	26	0.21	0.19	16	7.0	2.8
DX550068	BR-385	353.5	355.00	Metasediment 3	Underground	Mine Rock	9.8	2	0.21	0.10	0.11	3.4	6.6	18	0.17	0.15	13	5.3	1.9
DX550069	BR-385	349.5	350.50	Metasediment 3	Underground	Mine Rock	9.8	2	0.46	0.14	0.32	10	14	8.6	0.056	0.044	3.7	0.85	0.26
DX550070	BR-385	282	283.50	Intrusive Breccia	Underground	Mine Rock	10	3	0.25	0.093	0.16	4.9	7.8	39	0.28	0.27	22	8.0	2.9
DX550071	BR-386	116	117.50	Felsic Volcanic 1	Underground	Mine Rock	9.8	3	0.080	0.028	0.052	1.6	2.5	39	0.36	0.35	29	24	12
DX550072	BR-386	60.5	62.00	Basalt	Underground	Mine Rock	9.3	3	0.36	0.010	0.35	11	11	65	0.58	0.58	48	6.0	4.3
DX550073	BR-386	102.8	104.10	Basalt	Underground	Mine Rock	9.4	3	0.11	0.021	0.089	2.8	3.4	69	0.59	0.59	49	25	14
DX550074	BR-384	418.05	419.30	Metasediment 2	Underground	Mine Rock	8.6	2	1.4	<0.01	1.4	45	45	30	0.25	0.22	19	0.66	0.41
DX550075	BR-384	385.8	386.60	Felsic Fragmental	Underground	Mine Rock	9.3	2	0.17	0.031	0.14	4.3	5.3	32	0.22	0.20	17	7.2	3.2
DX550076	BR-384	367.5	369.00	Felsic Fragmental	Underground	Mine Rock	9.2	3	0.10	0.0083	0.092	2.9	3.1	48	0.44	0.42	35	17	11
DX550077	BR-384	470.25	471.30	Felsic Volcanic 1	Underground	Mine Rock	9.8	3	0.42	0.20	0.22	6.9	13	52	0.55	0.54	45	7.5	3.4
DX550078	BR-384	333.25	334.65	Felsic Fragmental	Underground	Mine Rock	9.2	2	0.58	0.049	0.53	17	18	28	0.13	0.12	9.8	1.7	0.54
DX550079	BR-384	313	314.50	Felsic Fragmental	Underground	Mine Rock	9.7	2	0.070	0.027	0.043	1.3	2.2	15	0.095	0.074	6.2	11	2.8
DX550080	BR-384	516	517.00	Felsic Volcanic 2	Underground	Mine Rock	9.7	2	0.85	0.19	0.66	21	27	32	0.32	0.31	25	1.5	0.96
DX550081	BR-384	506.55	507.55	Felsic Volcanic 2	Underground	Mine Rock	9.4	2	0.78	0.25	0.53	16	24	31	0.31	0.30	25	1.9	1.0
DX550082	BR-384	563	564.00	Felsic Volcanic 2	Underground	Mine Rock	9.8	2	0.92	0.30	0.62	19	29	20	0.19	0.17	14	1.1	0.49
DX550083	BR-384	606	607.00	Felsic Volcanic 1	Underground	Mine Rock	10	3	1.3	0.51	0.75	23	39	65	0.67	0.65	54	2.8	1.4
DX550084	BR-384	661.2	662.00	Metasediment 2	Underground	Mine Rock	9.9	2	2.0	0.25	1.7	55	63	22	0.13	0.11	9.5	0.40	0.15
DX550085	BR-384	669.25	670.50	Felsic Volcanic 2	Underground	Mine Rock	10	3	2.1	<0.01	2.1	66	66	57	0.60	0.59	49	0.86	0.75
DX550086	BR-384	714	715.00	Felsic Volcanic 1	Underground	Mine Rock	9.7	2	2.9	0.050	2.8	89	90	20	0.17	0.16	14	0.23	0.15
DX550087	BR-384	751	752.35	Felsic Volcanic 1	Underground	Mine Rock	9.7	3	1.9	0.22	1.7	54	61	33	0.31	0.30	25	0.61	0.42
DX550088	DL-071	37.5	39.00	Basalt	Underground	Mine Rock	8.9	3	0.24	0.055	0.18	5.8	7.5	84	0.91	0.90	75	14	10.0
DX550089	DL-071	51	52.50	Basalt	Underground	Mine Rock	8.9	3	0.85	0.19	0.66	21	27	88	0.80	0.79	66	4.3	2.5
DX550090	DL-071	91.25	92.00	Basalt	Underground	Mine Rock	8.9	2	0.15	<0.01	0.14	4.4	4.7	60	0.65	0.64	53	14	11
DX550091	DL-071	335	336.00	Basalt	Underground	Mine Rock	9.1	3	0.32	0.099	0.22	6.9	10	81	0.90	0.89	74	12	7.4
DX550092	DL-071	385.5	387.00	Basalt	Underground	Mine Rock	9.3	2	0.13	0.043	0.087	2.7	4.1	54	0.50	0.49	41	20	10
DX550093	DL-071	415.5	417.00	Basalt	Underground	Mine Rock	9.2	2	0.22	0.020	0.20	6.3	6.9	106	1.1	1.1	94	17	14
DX550094	REG-003	103.5	103.90	Basalt	Underground	Mine Rock	9.7	3	0.20	0.12	0.079	2.5	6.3	100	0.91	0.90	75	41	12
DX550095	REG-003	138	139.50	Basalt	Underground	Mine Rock	9.6	3	0.28	0.10	0.18	5.5	8.8	146	1.5	1.5	121	26	14
DX550096	REG-004	87	88.50	Basalt	Underground	Mine Rock	9.5	2	0.43	0.090	0.34	11	13	48	0.38	0.37	31	4.5	2.3
DX550097	REG-004	101.5	102.50	Basalt	Underground	Mine Rock	8.7	3	1.2	0.36	0.80	25	36	80	0.87	0.85	71	3.2	2.0
DX550098	REG-004	136.5	138.00	Basalt	Underground	Mine Rock	9.6	2	0.11	0.037	0.073	2.3	3.4	72	0.29	0.28	24	32	6.9
DX550099	BH-22-21	92.4	93.40	Basalt	Underground	Mine Rock	9.4	3	0.030	0.010	0.020	0.61	0.94	77	0.86	0.85	71	126	76
DX550100	BH-22-23	71.3	72.30	Basalt	Underground	Mine Rock	9.7	2	0.020	<0.01	0.010	0.31	0.63	34	0.32	0.31	26	110	42
DX550101	BH-22-27	41.1	42.10	Basalt	Underground	Mine Rock	9.3	3	0.060	0.032	0.028	0.87	1.9	63	0.70	0.70	58	72	31
DX550102	BH-22-27A	47.4	48.80	Ultramafic	Underground	Mine Rock	9.6	2	0.19	0.038	0.15	4.8	5.9	157	1.8	1.8	152	33	26
DX550103	BH-22-27	23.1	24.10	Basalt	Underground	Mine Rock	9.3	2	0.080	0.024	0.056	1.7	2.5	50	0.49	0.48	40	29	16
DX550104	BH-22-27A	32.4	33.40	Rhyolite	Underground	Mine Rock	10	2	0.050	0.019	0.031	0.97	1.6	14	0.16	0.15	12	14	7.9
DX550105	BH-22-21	71.4	72.40	Basalt	Underground	Mine Rock	9.5	2	0.040	0.019	0.021	0.67	1.3	81	0.83	0.81	68	121	54
DX550106	BH-22-23	56.3	57.30	Basalt	Underground	Mine Rock	8.9	3	0.21	0.049	0.16	5.0	6.6	101	1.1	1.1	88	20	13
DX550107	BR-384	726	727.10	Felsic Volcanic 1	Underground	Mine Rock	9.1	2	2.5	0.01	2.5	78	78	17	0.13	0.12	9.8	0.22	0.13
DX550108	BR-384	741	742.00	Felsic Volcanic 1	Underground	Mine Rock	9.8	3	2.1	<0.01	2.1	64	64	35	0.34	0.33	27	0.54	0.43
DX550109	BR-384	735	736.00	Felsic Volcanic 1	Underground	Mine Rock	9.3	2	3.2	0.040	3.2	99	100	17	0.11	0.094	7.8	0.17	0.078
031751	BR-116	777	778.5	Basalt	Underground	Mine Rock	9.6	2	0.18	0.10	0.080	2.5	5.6	19	0.099	0.060	5.0	7.6	0.89
031752	BR-096	595.5	596.7	Basalt	Underground	Mine Rock	9.6	2	0.62	0.52	0.10	3.1	19	45	0.25	0.20	17	14	0.87
031753	BR-096	598.85	600	Basalt	Underground	Mine Rock	9.8	2	0.30	0.15	0.15	4.7	9.4	29	0.23	0.20	16	6.1	1.8
031754	BR-115	727.5	729	Basalt	Underground	Mine Rock	9.6	2	0.13	<0.01	0.12	3.8	4.1	30	0.23	0.19	16	8.0	3.9
031755	BR-132	400.5	401.5	Metasediment 3	Underground	Mine Rock	10	2	0.46	0.42	0.040	1.3	14	12	0.11	0.068	5.7	9.7	0.39
031756	BR-132	534.55	536	Basalt	Underground	Mine Rock	9.7	2	0.42	0.26	0.16	5.0	13	24	0.19	0.15	13	4.9	0.96
031757	BR-190	412.95	414	Metasediment 3	Underground	Mine Rock	10.0	2	0.080	0.040	0.040	1.3	2.5	17	0.17	0.15	13	14	5.1
031758	BR-190	438.25	439.25	Sericite Schist	Underground	Mine Rock	9.0	2	1.9	1.0	0.92	29	61	3.2	0.012	0.0080	0.67	0.11	0.011
031759	BR-190	451.5	453	Fragmental 2	Underground	Mine Rock	9.6	2	0.090	0.040	0.050	1.6	2.8	12	0.10	0.042	3.5	7.7	1.2
031760	BR-190	465	466	Fragmental 2	Underground	Mine Rock	10	2	0.060	0.030	0.030	0.94	1.9	16	0.17	0.12	10	17	5.5
031761	BR-190	506.55	507.7	Felsic Fragmental	Underground	Mine Rock	9.7	2	0.36	0.16	0.20	6.3	11	38	0.28	0.27	22	6.1	2.0
031762	BR-085	190	190.5	Metasediment 3	Underground	Mine Rock	8.5	2	3.6	2.2	1.4	45	113	5.6	0.018	0.0080	0.67	0.12	0.0059

(1) Total S measured by Leco furnace; Sulphate S measured by HCl cold leach, Sulphide S calculated by difference (Total S - Sulphate S).

(2) Acid Potential calculated as 31.25*Sulphide S; Maximum Acid Potential calculated as 31.25*Total S or 31.25*ICP-S (aqua regia) if Total S by Leco was unavialable (see text).

(3) Neutralization Potential measured by Modified Sobeck Method.

(4) Total Carbon measured by Leco furance; TIC measured by HCl leach and Leco furnance; TIC as %C measured by HCl leach.

(5) Carbonate Neutralization Potential calculated from TIC.

(6) Neutralization Potential Ratio calculated as NP/AP; Carbonate Neutralization Potential Ratio calculated as CarbNP/MPA.

Classification as mine rock or ore-grade materials was based on gold content.

Table B-1. Acid Base Accounting Results

Sample ID	Drillhole ID	From	To	Lithology	Area	Class	Paste pH	Fizz Rating	Total S[1]	SO_4 S[1]	Sulphide S[1]	AP[2]	MPA[2]	NP[3]	Total C[4]	TIC[4]	CarbNP[5]	NPR[6]	CarbNPR[6]
		m	*m*				pH Units	n/a	%	%	%	kg CaCO3/t	kg CaCO3/t	kg CaCO3/t	%C	%C	kg CaCO3/t	NP/AP	CarbNP/MPA
031763	BR-085	251.5	252.8	Metasediment 3	Underground	Mine Rock	9.7	2	0.15	0.030	0.12	3.8	4.7	19	0.19	0.15	13	5.0	2.7
031764	BR-089	654	655.5	Fragmental 2	Underground	Mine Rock	9.4	2	0.28	0.11	0.17	5.3	8.8	13	0.14	0.092	7.7	2.5	0.88
031765	BR-089	676.5	677.5	Fragmental 2	Underground	Mine Rock	9.7	2	1.3	1.1	0.27	8.4	42	27	0.56	0.30	25	3.2	0.59
031766	BR-140	587	588	Felsic Fragmental	Underground	Mine Rock	9.4	2	0.050	0.010	0.040	1.3	1.6	16	0.039	0.0080	0.67	13	0.43
031767	BR-131	472.5	474	Metasediment 3	Underground	Mine Rock	10	2	0.19	0.10	0.090	2.8	5.9	13	0.10	0.062	5.2	4.6	0.87
031768	BR-131	506.7	507.7	Sericite Schist	Underground	Mine Rock	10	2	0.34	0.23	0.11	3.4	11	17	0.17	0.13	11	4.9	1.0
031769	BR-141	661.6	662.6	Metasediment 3	Underground	Mine Rock	10	2	0.15	0.060	0.090	2.8	4.7	8.5	0.049	0.012	1.00	3.0	0.21
031770	BR-141	686	687	Metasediment 3	Underground	Mine Rock	9.3	2	0.15	0.040	0.11	3.4	4.7	16	0.16	0.12	10.0	4.7	2.1
031771	BR-141	688	689	Metasediment 3	Underground	Mine Rock	9.8	4	0.18	0.11	0.070	2.2	5.6	48	0.61	0.57	47	22	8.4
031772	BR-098	674	675.35	Felsic Volcanic 1	Underground	Mine Rock	10	2	0.040	0.030	0.010	0.31	1.3	24	0.24	0.20	17	76	14
031773	DL-056	271.5	273	Basalt	Underground	Mine Rock	9.6	2	0.22	0.14	0.080	2.5	6.9	77	0.85	0.84	70	31	10
031774	DL-055	191	191.5	Basalt	Underground	Mine Rock	9.0	2	0.87	0.37	0.50	16	27	114	1.4	1.3	110	7.3	4.1
031775	BR-176	759	760.5	Basalt	Underground	Mine Rock	9.5	4	0.15	0.090	0.060	1.9	4.7	81	0.79	0.74	62	43	13
031776	DL-04-12	312	313.5	Basalt	Underground	Mine Rock	9.5	2	0.54	0.37	0.17	5.3	17	40	0.35	0.34	28	7.5	1.7
031777	BR-176	698.2	699.7	Metasediment 3	Underground	Mine Rock	9.7	2	0.070	0.040	0.030	0.94	2.2	5.6	0.047	0.0080	0.67	6.0	0.30
031778	BR-194	390.8	392.3	Metasediment 2	Underground	Mine Rock	10	2	0.12	0.060	0.060	1.9	3.8	10	0.072	0.062	5.2	5.5	1.4
031779	BR-194	401	402	Metasediment 2	Underground	Mine Rock	10	2	0.14	0.070	0.070	2.2	4.4	9.1	0.066	0.056	4.7	4.2	1.1
031780	BR-194	576.4	576.95	Argillite	Underground	Mine Rock	9.6	4	0.46	0.32	0.14	4.4	14	79	0.91	0.90	75	18	5.2
031781	BR-194	477.8	478.6	Fragmental 2	Underground	Mine Rock	10	2	0.050	0.030	0.020	0.63	1.6	12	0.10	0.094	7.8	19	5.0
031782	BR-192	336.5	338	Fragmental 2	Underground	Mine Rock	10	2	0.040	0.020	0.020	0.63	1.3	19	0.23	0.22	19	31	15
031783	BR-194	498.85	499.5	Fragmental 2	Underground	Mine Rock	10	2	0.080	0.040	0.040	1.3	2.5	9.8	0.079	0.070	5.8	7.8	2.3
031784	BR-193	328.4	329.4	Metasediment 3	Underground	Mine Rock	10	2	0.15	0.090	0.060	1.9	4.7	15	0.15	0.13	11	8.2	2.4
031785	BR-193	331.8	333	Metasediment 3	Underground	Mine Rock	9.8	2	0.15	0.070	0.080	2.5	4.7	11	0.034	0.024	2.0	4.2	0.43
031786	BR-193	329.9	330.4	Metasediment 3	Underground	Mine Rock	8.3	2	6.7	4.7	2.0	61	208	8.7	0.065	0.048	4.0	0.14	0.019
31787	BR-193	316.6	318	Metasediment 3	Underground	Mine Rock	10	2	0.20	0.060	0.14	4.4	6.3	9.9	0.051	0.038	3.2	2.3	0.51
031788	BR-192	220.5	222	Metasediment 2	Underground	Mine Rock	9.1	2	1.7	0.61	1.1	35	54	50	0.47	0.45	38	1.4	0.70
031789	BR-192	232	233	Felsic Volcanic 1	Underground	Mine Rock	9.6	2	0.34	0.15	0.19	5.9	11	11	0.062	0.052	4.3	1.9	0.41
031790	BR-381	258.5	259	Basalt	Underground	Mine Rock	9.3	2	1.8	1.5	0.26	8.1	56	38	0.35	0.33	28	4.6	0.50
031791	BR-381	248.4	248.85	Basalt	Underground	Mine Rock	9.9	2	0.45	0.27	0.18	5.6	14	41	0.40	0.39	32	7.2	2.3
031792	BR-381	222.35	223.15	Sericite Schist	Underground	Mine Rock	9.7	2	0.080	0.030	0.050	1.6	2.5	28	0.34	0.33	27	18	11
031793	DL-063A	259.35	260.35	Basalt	Underground	Mine Rock	9.2	4	0.20	0.16	0.040	1.3	6.3	63	0.72	0.70	58	50	9.4
031794	BR-291	697.8	699	Metasediment 3	Underground	Mine Rock	9.3	2	0.060	0.020	0.040	1.3	1.9	9.1	0.030	0.026	2.2	7.3	1.2
031795	BR-197	345.5	346.5	Fragmental 2	Underground	Mine Rock	9.8	2	0.13	0.060	0.070	2.2	4.1	16	0.039	0.032	2.7	7.1	0.66
031796	BR-197	282	282.65	Felsic Volcanic 2	Underground	Mine Rock	10.0	2	0.060	0.020	0.040	1.3	1.9	20	0.19	0.17	14	16	7.6
031797	BH22-27	51	52	Basalt	Underground	Mine Rock	9.0	4	0.36	0.15	0.21	6.6	11	112	1.4	1.3	109	17	9.7
031798	BH22-24	85	86	Basalt	Underground	Mine Rock	9.6	4	0.21	0.16	0.050	1.6	6.6	69	0.47	0.43	36	44	5.5
031799	BH22-24	60	61	Basalt	Underground	Mine Rock	9.5	4	0.21	0.17	0.040	1.3	6.6	51	0.70	0.65	54	41	8.3
031800	BH22-20	213	214	Basalt	Underground	Mine Rock	9.0	4	0.20	0.13	0.070	2.2	6.3	76	0.90	0.85	71	35	11
031801	BH22-20	114	115	Basalt	Underground	Mine Rock	9.5	4	0.11	0.060	0.050	1.6	3.4	55	0.64	0.59	49	35	14
031802	BH22-25	165	166	Basalt	Underground	Mine Rock	9.8	4	0.65	0.29	0.36	11	20	44	0.39	0.35	29	3.9	1.4
031803	BH22-25	140	141	Basalt	Underground	Mine Rock	9.6	4	0.99	0.74	0.25	7.8	31	45	0.76	0.72	60	5.7	1.9
031804	BH22-18	42	43	Basalt	Underground	Mine Rock	9.0	4	1.8	1.4	0.41	13	57	49	0.55	0.50	42	3.8	0.74
031805	BH22-18	27	28	Basalt	Underground	Mine Rock	9.2	4	0.45	0.28	0.17	5.3	14	104	1.5	1.4	119	20	8.4
031806	BH22-17	210	211	Basalt	Underground	Mine Rock	9.4	4	0.080	0.060	0.020	0.63	2.5	93	1.1	1.0	85	149	34
031807	BR-386	509.1	509.45	Metasediment 2	Underground	Mine Rock	9.9	4	0.32	0.010	0.31	9.7	10	180	2.1	2.1	172	19	17
031808	DL-066	355.5	357	Basalt	Underground	Mine Rock	9.2	2	0.26	0.20	0.060	1.9	8.1	94	1.1	1.1	89	50	11
031809	DL-066	367.5	368.55	Rhyolite	Underground	Mine Rock	10	2	0.020	0.010	0.010	0.31	0.63	23	0.25	0.24	20	74	32
031811	BH22-23	55	60	Basalt	Underground	Mine Rock	9.2	4	0.12	0.090	0.030	0.94	3.8	31	0.36	0.32	27	33	7.1
031812	BH22-23	30	31	Basalt	Underground	Mine Rock	9.1	2	0.36	0.27	0.090	2.8	11	36	0.31	0.27	23	13	2.0
031813	BR-117	781.5	783	Basalt	Underground	Mine Rock	9.2	2	0.33	0.17	0.16	5.0	10	54	0.61	0.59	49	11	4.8
031814	DL-067	277	278.5	Basalt	Underground	Mine Rock	9.6	2	0.20	0.15	0.050	1.6	6.3	90	0.99	0.98	81	58	13
031815	DL-067	415	415.5	Basalt	Underground	Mine Rock	8.5	2	10	8.5	1.6	51	316	57	1.6	0.80	67	1.1	0.21
031816	DL-067	571.8	572.2	Argillite	Underground	Mine Rock	9.9	2	0.10	0.040	0.060	1.9	3.1	18	<0.005	0.0080	0.67	9.4	0.21
031817	BR-386	312	313.5	Metasediment 3	Underground	Mine Rock	10	2	0.16	0.090	0.070	2.2	5.0	10	0.057	0.018	1.5	4.6	0.30
031818	BR-068	668.8	669.45	Metasediment 2	Underground	Mine Rock	10.0	2	0.16	0.10	0.060	1.9	5.0	8.6	0.076	0.036	3.0	4.6	0.60
031819	BR-068	680	681	Metasediment 3	Underground	Mine Rock	9.3	2	0.16	0.090	0.070	2.2	5.0	20	0.17	0.15	13	9.3	2.5
116732	BR-122	605.5	606	Metasediment 3	Underground	Mine Rock	10	2	4.5	2.5	2.0	63	141	16	0.066	0.026	2.2	0.26	0.015
116733	BR-122	683	684	Fragmental 2	Underground	Mine Rock	9.5	2	0.030	0.010	0.020	0.63	0.94	18	0.19	0.14	12	28	13
116734	BR-122	720	720.5	Felsic Volcanic 1	Underground	Mine Rock	10.0	2	0.70	0.53	0.17	5.3	22	14	0.12	0.082	6.8	2.7	0.31
116735	BR-122	743.6	744.1	Basalt	Underground	Mine Rock	9.6	4	0.61	0.41	0.20	6.3	19	55	0.56	0.53	44	8.7	2.3

(1) Total S measured by Leco furnace; Sulphate S measured by HCl cold leach, Sulphide S calculated by difference (Total S - Sulphate S).

(2) Acid Potential calculated as 31.25*Sulphide S; Maximum Acid Potential calculated as 31.25*Total S or 31.25*ICP-S (aqua regia) if Total S by Leco was unavialable (see text).

(3) Neutralization Potential measured by Modified Sobeck Method.

(4) Total Carbon measured by Leco furance; TIC measured by HCl leach and Leco furnance; TIC as %C measured by HCl leach.

(5) Carbonate Neutralization Potential calculated from TIC.

(6) Neutralization Potential Ratio calculated as NP/AP; Carbonate Neutralization Potential Ratio calculated as CarbNP/MPA.

Classification as mine rock or ore-grade materials was based on gold content.

Table B-1. Acid Base Accounting Results

Sample ID	Drillhole ID	From	To	Lithology	Area	Class	Paste pH	Fizz Rating	Total S[1]	SO_4 S[1]	Sulphide S[1]	AP[2]	MPA[2]	NP[3]	Total C[4]	TIC[4]	CarbNP[5]	NPR[6]	CarbNPR[6]
		m	*m*				pH Units	n/a	%	%	%	kg CaCO3/t	kg CaCO3/t	kg CaCO3/t	%C	%C	kg CaCO3/t	NP/AP	CarbNP/MPA
116736	BR-121	721.35	722.5	Metasediment 3	Underground	Mine Rock	9.2	2	0.12	0.060	0.060	1.9	3.8	15	0.15	0.11	8.8	8.2	2.4
116737	BR-121	725.1	726.5	Metasediment 3	Underground	Mine Rock	9.8	2	0.66	0.53	0.13	4.1	21	24	0.18	0.13	11	5.9	0.53
116738	BR-121	738	739.5	Basalt	Underground	Mine Rock	8.9	2	1.3	0.83	0.48	15	41	11	0.14	0.020	1.7	0.74	0.041
116739	BR-160	366.4	367.4	Felsic Volcanic 1	Underground	Mine Rock	9.9	2	0.14	0.10	0.040	1.3	4.4	8.1	0.050	0.018	1.5	6.5	0.34
116740	BR-160	268.75	270	Metasediment 3	Underground	Mine Rock	9.9	2	0.050	0.020	0.030	0.94	1.6	7.7	0.053	0.0080	0.67	8.2	0.43
116741	BR-160	396	396.6	Rhyolite	Underground	Mine Rock	10	2	0.030	0.010	0.020	0.63	0.94	16	0.17	0.14	11	26	12
116742	BR-067	670.5	672	Felsic Volcanic 2	Underground	Mine Rock	10.0	2	1.3	0.040	1.3	39	40	12	0.13	0.096	8.0	0.30	0.20
116743	BR-067	682.3	683.3	Felsic Volcanic 2	Underground	Mine Rock	10.0	4	0.78	0.14	0.64	20	24	57	0.60	0.56	46	2.8	1.9
116744	BR-067	700.5	702	Metasediment 3	Underground	Mine Rock	9.8	2	0.56	0.24	0.32	10	18	11	0.17	0.12	10	1.1	0.58
116745	BR-067	739.9	740.3	Intrusive Breccia	Underground	Mine Rock	9.8	2	0.080	0.010	0.070	2.2	2.5	15	0.081	0.038	3.2	7.0	1.3
116746	DL-051	340.2	340.75	Ultramafic	Underground	Mine Rock	9.8	2	0.24	0.10	0.14	4.4	7.5	172	2.0	1.9	162	39	22
116747	DL-051	226	226.8	Argillite	Underground	Mine Rock	9.2	2	3.5	2.8	0.73	23	109	18	1.4	0.30	25	0.80	0.23
116748	DL-04-10	291.95	292.5	Basalt	Underground	Mine Rock	10	2	0.16	0.11	0.050	1.6	5.0	69	0.65	0.63	53	44	11
116749	DL-04-11	376.5	378	Basalt	Underground	Mine Rock	9.1	4	0.39	0.29	0.10	3.1	12	75	0.82	0.81	67	24	5.5
116750	DL-062	273.85	274.5	Argillite	Underground	Mine Rock	8.6	2	5.6	4.2	1.3	42	174	42	1.5	0.71	59	0.99	0.34
031851	BR-181	88.6	89.25	Felsic Volcanic 1	Viggo Pit	Mine Rock	9.8	Slight	0.28	0.17	0.11	3.4	8.8	45	0.44	0.36	30	13	3.4
031852	BR-165	314	314.95	Felsic Volcanic 1	Central Pit	Mine Rock	9.7	Slight	0.12	0.040	0.080	2.5	3.8	44	0.44	0.38	32	17	8.4
031853	BR-160	137.9	138.6	Felsic Volcanic 1	Central Pit	Mine Rock	9.6	Slight	0.28	0.11	0.17	5.3	8.8	50	0.51	0.43	36	9.3	4.1
031854	BR-155	352.5	354	Felsic Volcanic 1	Underground	Mine Rock	9.5	Slight	0.41	0.24	0.17	5.3	13	29	0.22	0.18	15	5.5	1.2
031855	BR-133	233.4	234.5	Felsic Volcanic 1	Central Pit	Mine Rock	9.7	None	0.35	0.22	0.13	4.1	11	13	0.080	0.050	4.2	3.2	0.38
031856	BR-152	214.05	215	Felsic Volcanic 1	Central Pit	Mine Rock	9.7	None	0.14	0.040	0.10	3.1	4.4	15	0.10	0.050	4.2	4.6	0.95
031857	BR-158	167.3	168.75	Felsic Volcanic 1	Central Pit	Mine Rock	9.4	Slight	0.15	0.030	0.12	3.8	4.7	25	0.21	0.16	13	6.6	2.8
031858	BR-165	249.5	250.5	Felsic Volcanic 1	Central Pit	Mine Rock	9.8	Slight	0.12	0.040	0.080	2.5	3.8	31	0.24	0.20	17	13	4.4
031859	BR-152	88.5	89.5	Felsic Volcanic 1	Central Pit	Mine Rock	9.8	Slight	0.17	0.010	0.16	5.0	5.3	50	0.50	0.46	38	10.0	7.2
031860	BR-076	53	54	Felsic Volcanic 1	Central Pit	Mine Rock	9.5	Slight	0.17	0.070	0.10	3.1	5.3	48	0.51	0.47	39	15	7.4
031861	BR-043	259.5	261	Felsic Volcanic 1	Underground	Mine Rock	8.7	Slight	0.10	0.020	0.080	2.5	3.1	45	0.44	0.39	32	18	10
031862	BR-226	138	139	Felsic Volcanic 1	Central Pit	Mine Rock	9.3	Slight	0.19	0.070	0.12	3.8	5.9	63	0.67	0.64	53	17	9.0
031863	BR-237	147.2	148.1	Felsic Volcanic 1	Central Pit	Mine Rock	9.4	Slight	0.13	0.050	0.080	2.5	4.1	21	0.16	0.14	12	8.4	2.9
031864	BR-284	288	288.65	Felsic Volcanic 1	Central Pit	Mine Rock	9.8	Slight	0.11	0.060	0.050	1.6	3.4	47	0.48	0.45	37	30	11
031865	BR-318	100.4	101.8	Felsic Volcanic 1	Central Pit	Mine Rock	9.4	Slight	0.080	0.050	0.030	0.94	2.5	42	0.43	0.40	33	45	13
031866	BR-346	42.75	43.8	Felsic Volcanic 1	Central Pit	Mine Rock	8.8	Slight	0.41	0.29	0.12	3.8	13	16	0.090	0.060	5.0	4.3	0.39
031867	BR-209	127.85	128.55	Felsic Volcanic 1	Central Pit	Ore-Grade	9.5	Slight	0.38	0.12	0.26	8.1	12	40	0.40	0.34	28	4.9	2.4
031868	BR-481	527.8	528.6	Felsic Volcanic 1	Central Pit	Mine Rock	9.8	Slight	0.33	0.22	0.11	3.4	10	19	0.16	0.11	9.2	5.5	0.89
031869	BR-210	410.9	412	Felsic Volcanic 1	Underground	Mine Rock	9.7	Slight	0.35	0.23	0.12	3.8	11	19	0.14	0.11	9.2	5.1	0.84
031870	BR-242	112.6	114	Felsic Volcanic 1	Central Pit	Mine Rock	9.5	Slight	0.47	0.33	0.14	4.4	15	18	0.12	0.10	8.3	4.0	0.57
031871	BR-433	200.6	202.1	Felsic Volcanic 1	Central Pit	Mine Rock	9.6	Slight	0.69	0.22	0.47	15	22	48	0.48	0.45	37	3.2	1.7
031872	BR-123	203	204	Felsic Volcanic 1	Central Pit	Mine Rock	9.8	Moderate	0.67	0.36	0.31	9.7	21	60	0.65	0.59	49	6.2	2.3
031873	BR-166	134.8	135.95	Felsic Volcanic 1	Central Pit	Mine Rock	9.2	Slight	0.63	0.010	0.62	19	20	53	0.54	0.52	43	2.7	2.2
031874	BR-109	67.35	68	Felsic Volcanic 1	Central Pit	Mine Rock	9.5	Slight	0.68	0.030	0.65	20	21	34	0.32	0.29	24	1.7	1.1
031875	BR-164	211.75	213	Felsic Volcanic 1	Central Pit	Mine Rock	9.1	Slight	0.66	0.18	0.48	15	21	37	0.38	0.36	30	2.5	1.5
031876	BR-105	202.3	203.3	Felsic Volcanic 1	Central Pit	Mine Rock	9.5	Slight	0.57	0.14	0.43	13	18	78	0.77	0.75	62	5.8	3.5
031877	BR-156	366	367.5	Felsic Volcanic 1	Central Pit	Mine Rock	9.7	Slight	0.53	0.15	0.38	12	17	33	0.27	0.26	22	2.8	1.3
031878	BR-100	222	223	Felsic Volcanic 1	Central Pit	Mine Rock	9.1	Slight	0.54	0.20	0.34	11	17	46	0.47	0.45	37	4.3	2.2
031879	BR-069	98	99	Felsic Volcanic 1	Central Pit	Mine Rock	8.9	None	0.45	0.18	0.27	8.4	14	11	0.090	0.080	6.7	1.3	0.47
031880	BR-342	42.4	43	Felsic Volcanic 1	Central Pit	Mine Rock	9.6	Slight	1.0	0.19	0.81	25	31	32	0.29	0.27	22	1.3	0.72
031881	BR-463	112.5	114	Felsic Volcanic 1	Central Pit	Mine Rock	9.5	Slight	0.50	0.16	0.34	11	16	40	0.37	0.34	28	3.7	1.8
031882	BR-224	321	321.6	Felsic Volcanic 1	Central Pit	Mine Rock	9.7	2	1.0	0.098	0.91	28	32	65	0.72	0.70	58	2.3	1.8
031883	BR-192	151.5	152.5	Felsic Volcanic 1	Central Pit	Mine Rock	9.7	3	1.5	0.33	1.1	36	46	62	0.65	0.62	52	1.7	1.1
031884	BR-250B	214.4	215.15	Felsic Volcanic 1	Central Pit	Ore-Grade	9.2	2	1.7	0.38	1.3	40	52	8.5	0.067	0.040	3.3	0.21	0.065
031885	BR-284	504.75	505.5	Felsic Volcanic 1	Underground	Mine Rock	9.4	2	2.3	0.97	1.3	41	72	12	0.088	0.054	4.5	0.28	0.063
031886	BR-341	67.5	69	Felsic Volcanic 1	Central Pit	Ore-Grade	9.7	2	1.3	0.014	1.3	40	41	7.0	0.030	0.0080	0.67	0.17	0.016
031887	BR-429	221.8	222.85	Felsic Volcanic 1	Central Pit	Ore-Grade	9.7	2	1.2	0.23	0.92	29	36	16	0.12	0.098	8.2	0.56	0.23
031888	BR-248	280	281	Felsic Volcanic 1	Central Pit	Mine Rock	8.2	2	4.3	0.53	3.8	118	134	7.3	0.035	0.016	1.3	0.062	0.0099
031889	BR-230	263	264.5	Felsic Volcanic 1	Central Pit	Mine Rock	8.5	2	4.1	0.76	3.3	104	128	6.8	0.012	0.0080	0.67	0.065	0.0052
031890	BR-566	203.65	204.35	Felsic Volcanic 1	Central Pit	Mine Rock	8.6	2	4.8	0.29	4.5	140	149	7.8	0.034	0.012	1.00	0.056	0.0067
031891	BR-142	70	71	Felsic Volcanic 1	Central Pit	Mine Rock	9.0	2	3.3	0.23	3.0	95	102	10	0.069	0.046	3.8	0.11	0.038
031892	BR-176	247	248	Felsic Volcanic 1	Central Pit	Mine Rock	8.6	2	5.0	0.054	4.9	153	155	8.2	0.023	0.0080	0.67	0.053	0.0043
31893	BR-502	76.8	77.7	Metasediment 2	Central Pit	Mine Rock	9.8	2	0.29	0.090	0.20	6.3	9.1	16	0.025	0.022	1.8	2.5	0.20
031894	BR-225	351.4	352.05	Metasediment 2	Central Pit	Mine Rock	9.7	None	0.29	0.11	0.18	5.6	9.1	9.0	<0.02	<0.02	1.7	1.6	0.18
031895	BR-320	156	157.5	Metasediment 2	Central Pit	Mine Rock	9.7	Slight	0.37	0.22	0.15	4.7	12	13	0.050	<0.02	1.7	2.7	0.14

(1) Total S measured by Leco furnace; Sulphate S measured by HCl cold leach, Sulphide S calculated by difference (Total S - Sulphate S).

(2) Acid Potential calculated as 31.25*Sulphide S; Maximum Acid Potential calculated as 31.25*Total S or 31.25*ICP-S (aqua regia) if Total S by Leco was unavialable (see text).

(3) Neutralization Potential measured by Modified Sobeck Method.

(4) Total Carbon measured by Leco furance; TIC measured by HCl leach and Leco furnance; TIC as %C measured by HCl leach.

(5) Carbonate Neutralization Potential calculated from TIC.

(6) Neutralization Potential Ratio calculated as NP/AP; Carbonate Neutralization Potential Ratio calculated as CarbNP/MPA.

Classification as mine rock or ore-grade materials was based on gold content.

Table B-1. Acid Base Accounting Results

Sample ID	Drillhole ID	From	To	Lithology	Area	Class	Paste pH	Fizz Rating	Total S[1]	SO_4 S[1]	Sulphide S[1]	AP[2]	MPA[2]	NP[3]	Total C[4]	TIC[4]	CarbNP[5]	NPR[6]	CarbNPR[6]
		m	*m*				pH Units	n/a	%	%	%	kg CaCO3/t	kg CaCO3/t	kg CaCO3/t	%C	%C	kg CaCO3/t	NP/AP	CarbNP/MPA
031896	BR-503	167.75	169.25	Metasediment 2	Central Pit	Mine Rock	9.4	None	0.39	0.12	0.27	8.4	12	11	0.030	<0.02	1.7	1.2	0.14
031897	BR-206	252	253	Metasediment 2	Central Pit	Mine Rock	9.5	None	0.38	0.19	0.19	5.9	12	7.8	0.020	<0.02	1.7	1.3	0.14
031898	BR-233	262.5	263.5	Metasediment 2	Central Pit	Mine Rock	9.7	Slight	0.33	0.14	0.19	5.9	10	35	0.29	0.20	17	5.9	1.6
031899	BR-188	275.6	277	Metasediment 2	Central Pit	Mine Rock	9.4	None	0.54	0.17	0.37	12	17	9.8	<0.02	<0.02	1.7	0.85	0.099
031900	BR-140	203	204	Felsic Volcanic 1	Central Pit	Mine Rock	7.7	2	4.3	<0.01	4.3	135	135	3.8	0.018	0.0080	0.67	0.028	0.0049
031901	BR-086	157.8	159	Felsic Volcanic 1	Central Pit	Mine Rock	8.5	3	3.6	0.47	3.1	98	113	69	0.79	0.76	64	0.71	0.57
031902	BR-118	39	40	Felsic Volcanic 1	Central Pit	Mine Rock	7.2	2	4.3	0.61	3.7	115	134	4.4	0.016	0.0080	0.67	0.038	0.0050
031903	BR-034	149	150	Felsic Volcanic 1	Central Pit	Mine Rock	8.8	2	3.8	0.61	3.2	101	120	11	0.068	0.048	4.0	0.11	0.033
031904	BR-067	230	231	Felsic Volcanic 1	Central Pit	Mine Rock	8.7	2	3.1	0.12	3.0	94	98	11	0.073	0.052	4.3	0.12	0.044
031905	BR-152	357	358	Felsic Volcanic 1	Central Pit	Mine Rock	9.4	3	1.7	0.18	1.5	47	53	15	0.10	0.080	6.7	0.32	0.13
031906	BR-135	327.5	328	Felsic Volcanic 1	Central Pit	Ore-Grade	9.4	2	1.7	0.15	1.5	47	52	5.8	0.016	0.0080	0.67	0.12	0.013
031907	BR-133	134	135	Felsic Volcanic 1	Central Pit	Ore-Grade	9.5	2	1.2	0.18	1.0	32	37	20	0.18	0.15	13	0.62	0.35
031908	BR-087	342.55	343.3	Felsic Volcanic 1	Central Pit	Ore-Grade	9.3	2	3.0	1.4	1.6	49	94	9.8	0.066	0.042	3.5	0.20	0.037
031909	BR-413	19.4	20.65	Metasediment 2	Central Pit	Mine Rock	9.6	None	0.37	0.13	0.24	7.5	12	11	0.030	<0.02	1.7	1.4	0.14
031910	BR-147	218	219.2	Metasediment 2	Central Pit	Mine Rock	9.3	None	0.30	0.080	0.22	6.9	9.4	12	0.030	<0.02	1.7	1.7	0.18
031911	BR-163	445	446	Metasediment 2	Underground	Mine Rock	10.0	None	0.34	0.13	0.21	6.6	11	8.7	<0.02	<0.02	1.7	1.3	0.16
031912	BR-333	119.15	120.5	Metasediment 2	Underground	Mine Rock	9.0	Slight	1.1	0.38	0.76	24	36	32	0.29	0.20	17	1.3	0.47
031913	BR-203	99.9	100.65	Metasediment 2	Central Pit	Mine Rock	9.3	None	1.1	0.32	0.81	25	35	12	0.030	<0.02	1.7	0.45	0.047
031914	BR-555	61.15	62.5	Metasediment 2	Central Pit	Mine Rock	9.2	None	1.5	0.030	1.4	44	45	7.9	0.030	<0.02	1.7	0.18	0.037
031915	BR-432	173.5	175	Metasediment 2	Central Pit	Mine Rock	9.4	Slight	1.6	0.92	0.72	23	51	43	0.42	0.36	30	1.9	0.58
031916	BR-382	67.3	68.6	Metasediment 2	Central Pit	Mine Rock	9.6	Slight	1.2	0.70	0.51	16	38	27	0.22	0.11	9.2	1.7	0.24
031917	BR-437	64.5	66	Metasediment 2	Central Pit	Mine Rock	8.6	Slight	0.84	0.39	0.45	14	26	47	0.47	0.39	32	3.3	1.2
031918	BR-253	51.6	52.5	Metasediment 2	Central Pit	Mine Rock	9.3	Slight	0.27	0.11	0.16	5.0	8.4	12	0.040	<0.02	1.7	2.3	0.20
031919	BR-192	183.9	184.9	Metasediment 2	Central Pit	Mine Rock	9.6	None	1.3	0.46	0.80	25	39	18	0.16	0.090	7.5	0.73	0.19
031920	BR-175	418.9	420.4	Metasediment 2	Central Pit	Mine Rock	8.2	Slight	2.4	0.70	1.7	53	75	15	0.070	<0.02	1.7	0.28	0.022
031921	BR-434	40.95	41.95	Metasediment 3	Central Pit	Mine Rock	9.4	Slight	0.33	0.15	0.18	5.6	10	15	0.10	0.030	2.5	2.7	0.24
031922	BR-213	343.55	345	Metasediment 3	Central Pit	Mine Rock	9.5	None	0.20	0.050	0.15	4.7	6.3	15	0.080	<0.02	1.7	3.1	0.27
031923	BR-219	205.5	207	Metasediment 3	Central Pit	Mine Rock	8.7	None	0.62	0.31	0.31	9.7	19	5.9	0.030	<0.02	1.7	0.61	0.086
031924	BR-392	248.9	250.4	Metasediment 3	Underground	Mine Rock	9.5	Slight	0.39	0.050	0.34	11	12	19	0.19	0.11	9.2	1.8	0.75
031925	BR-509	136.4	137.4	Metasediment 3	Central Pit	Mine Rock	9.1	None	0.95	0.76	0.19	5.9	30	10	0.030	<0.02	1.7	1.7	0.056
031926	BR-356	56.45	57.5	Metasediment 3	Central Pit	Mine Rock	9.1	Slight	0.49	0.33	0.16	5.0	15	27	0.25	0.17	14	5.4	0.92
031927	BR-153	41.5	43	Metasediment 3	Central Pit	Mine Rock	9.0	None	0.29	0.090	0.20	6.3	9.1	8.5	<0.02	<0.02	1.7	1.4	0.18
031928	BR-036	190.9	191.7	Metasediment 3	Central Pit	Mine Rock	9.6	Slight	0.18	0.080	0.10	3.1	5.6	20	0.17	0.11	9.2	6.3	1.6
031929	BR-181	201.5	202.5	Metasediment 3	Viggo Pit	Mine Rock	8.9	Slight	0.26	0.16	0.10	3.1	8.1	21	0.14	0.050	4.2	6.8	0.51
031930	BR-037	308.8	309.75	Metasediment 3	Central Pit	Mine Rock	9.3	Slight	0.31	0.11	0.20	6.3	9.7	31	0.25	0.19	16	4.9	1.6
031931	BR-131	333	334	Metasediment 2	Central Pit	Ore-Grade	9.6	None	0.99	0.31	0.68	21	31	9.5	0.020	<0.02	1.7	0.45	0.054
031932	BR-410	194	195	Felsic Volcanic 1	Central Pit	Mine Rock	9.5	2	0.52	0.23	0.29	9.1	16	26	0.20	0.20	17	2.8	1.0
031933	BR-185	155.9	157.05	Felsic Volcanic 1	Central Pit	Mine Rock	9.0	None	0.80	0.44	0.36	11	25	9.8	0.10	0.080	6.7	0.87	0.27
031934	BR-163	418.9	419.5	Felsic Volcanic 1	Underground	Mine Rock	9.5	Slight	0.70	0.40	0.30	9.4	22	25	0.26	0.24	20	2.7	0.91
031935	BR-039	144.8	145.7	Felsic Volcanic 1	Central Pit	Mine Rock	9.5	Slight	0.44	0.19	0.25	7.8	14	43	0.45	0.42	35	5.5	2.5
031936	BR-022	447	447.5	Felsic Volcanic 1	Central Pit	Mine Rock	9.6	None	0.62	0.40	0.22	6.9	19	7.8	<0.02	<0.02	1.7	1.1	0.086
031937	BR-001	100.75	101.25	Felsic Volcanic 1	Underground	Mine Rock	9.7	Slight	0.36	0.10	0.26	8.1	11	47	0.47	0.44	37	5.8	3.3
031938	BR-481	485	486	Felsic Volcanic 1	Central Pit	Mine Rock	9.0	None	2.0	0.64	1.3	42	62	12	0.080	0.060	5.0	0.28	0.081
031939	BR-190	225	226	Felsic Volcanic 1	Central Pit	Ore-Grade	9.5	Strong	2.1	0.050	2.0	64	65	128	1.5	1.5	121	2.0	1.8
031940	BR-167	187.6	188.2	Felsic Volcanic 1	Central Pit	Mine Rock	8.3	None	2.5	0.66	1.8	57	77	11	0.040	<0.02	1.7	0.19	0.022
031941	BR-156	335.45	336.5	Felsic Volcanic 1	Central Pit	Mine Rock	8.9	None	2.3	0.61	1.7	53	72	14	0.070	0.040	3.3	0.27	0.047
031942	BR-137	83	84	Felsic Volcanic 1	Central Pit	Mine Rock	8.4	Slight	1.9	0.19	1.7	54	60	18	0.13	0.090	7.5	0.33	0.12
031943	BR-448	41	42.5	Basalt	Underground	Mine Rock	9.3	3	0.93	0.17	0.76	24	29	27	0.28	0.26	21	1.1	0.74
031944	BR-339	148.5	150	Basalt	Underground	Mine Rock	8.8	2	1.1	0.12	1.0	32	36	19	0.14	0.12	9.7	0.61	0.27
031945	DL-070	43.05	44	Basalt	Central Pit	Mine Rock	9.1	3	0.87	0.20	0.67	21	27	50	0.50	0.47	39	2.4	1.4
031946	BR-657	44.4	45.9	Basalt	Underground	Mine Rock	9.0	3	0.80	0.049	0.75	23	25	48	0.62	0.59	49	2.0	2.0
031947	BR-030	129.7	130.7	Basalt	Underground	Mine Rock	9.0	3	1.0	0.18	0.85	27	32	59	0.67	0.65	54	2.2	1.7
031948	BR-031	6	7.5	Basalt	Underground	Mine Rock	9.2	3	0.75	0.40	0.35	11	23	40	0.40	0.38	31	3.7	1.3
31949	BR-399	51.5	53	Basalt	Underground	Mine Rock	9.3	2	0.28	0.062	0.22	6.8	8.8	9.5	0.038	0.018	1.5	1.4	0.17
031950	BR-448	47	48.5	Basalt	Underground	Mine Rock	9.4	3	0.040	0.0076	0.032	1.0	1.3	65	0.64	0.62	52	64	41
031951	BR-493	27	28.15	Basalt	Underground	Mine Rock	9.1	3	0.070	0.026	0.044	1.4	2.2	59	0.59	0.56	46	43	21
031952	BR-548	70.5	72	Basalt	Central Pit	Mine Rock	9.6	3	0.060	0.0072	0.053	1.6	1.9	49	0.46	0.43	36	30	19
031953	BR-268	27	27.6	Basalt	Underground	Mine Rock	9.8	Slight	0.040	<0.01	0.030	0.94	1.3	27	0.14	0.081	6.8	29	5.4
031954	BH22-08	84.1	85.1	Felsic Volcanic 1	Central Pit	Mine Rock	9.7	Slight	0.41	0.26	0.15	4.7	13	14	0.080	0.060	5.0	3.0	0.39
031955	BR-425	160	160.65	Felsic Volcanic 1	Central Pit	Mine Rock	9.6	Slight	0.57	0.39	0.18	5.6	18	27	0.23	0.18	15	4.7	0.84

(1) Total S measured by Leco furnace; Sulphate S measured by HCl cold leach, Sulphide S calculated by difference (Total S - Sulphate S).

(2) Acid Potential calculated as 31.25*Sulphide S; Maximum Acid Potential calculated as 31.25*Total S or 31.25*ICP-S (aqua regia) if Total S by Leco was unavialable (see text).

(3) Neutralization Potential measured by Modified Sobeck Method.

(4) Total Carbon measured by Leco furance; TIC measured by HCl leach and Leco furnance; TIC as %C measured by HCl leach.

(5) Carbonate Neutralization Potential calculated from TIC.

(6) Neutralization Potential Ratio calculated as NP/AP; Carbonate Neutralization Potential Ratio calculated as CarbNP/MPA.

Classification as mine rock or ore-grade materials was based on gold content.

Table B-1. Acid Base Accounting Results

Sample ID	Drillhole ID	From	To	Lithology	Area	Class	Paste pH	Fizz Rating	Total S[1]	SO_4 S[1]	Sulphide S[1]	AP[2]	MPA[2]	NP[3]	Total C[4]	TIC[4]	CarbNP[5]	NPR[6]	CarbNPR[6]
		m	*m*				pH Units	n/a	%	%	%	kg CaCO3/t	kg CaCO3/t	kg CaCO3/t	%C	%C	kg CaCO3/t	NP/AP	CarbNP/MPA
031956	BR-378	173.5	174.75	Felsic Volcanic 1	Viggo Pit	Mine Rock	9.4	Slight	0.44	0.19	0.25	7.8	14	36	0.36	0.25	21	4.6	1.5
031957	BR-347	45	46.35	Felsic Volcanic 1	Central Pit	Mine Rock	9.6	None	0.43	0.20	0.23	7.2	13	6.8	0.020	<0.02	1.7	0.95	0.12
031958	BR-225	120.6	121.95	Felsic Volcanic 1	Central Pit	Mine Rock	8.9	Slight	2.7	0.84	1.9	58	84	23	0.18	0.080	6.7	0.40	0.079
031959	BR-142	140	140.5	Felsic Volcanic 1	Central Pit	Ore-Grade	7.9	None	5.2	0.26	5.0	155	163	11	0.080	<0.02	1.7	0.070	0.010
031960	BRH-002	96.5	97	Felsic Volcanic 1	Central Pit	Mine Rock	7.9	None	3.6	1.1	2.6	81	114	5.7	0.020	<0.02	1.7	0.070	0.015
031961	BR-324	136	137	Felsic Volcanic 1	Central Pit	Ore-Grade	8.3	None	3.4	0.39	3.0	93	105	8.7	0.030	<0.02	1.7	0.094	0.016
031962	BR-321	209	209.75	Felsic Volcanic 1	Central Pit	Mine Rock	9.1	None	1.8	0.73	1.1	35	58	9.8	0.040	<0.02	1.7	0.28	0.029
031963	BR-469	163.6	164.6	Felsic Volcanic 2	Central Pit	Mine Rock	8.8	None	0.88	0.10	0.78	24	28	6.8	0.050	<0.02	1.7	0.28	0.061
031964	BR-322	290	291	Felsic Volcanic 2	Central Pit	Mine Rock	9.5	Slight	0.89	0.28	0.61	19	28	47	0.47	0.39	32	2.5	1.2
031965	BR-142	294.5	295.5	Felsic Volcanic 2	Central Pit	Ore-Grade	9.6	Slight	0.85	0.13	0.72	23	27	45	0.41	0.34	28	2.0	1.1
031966	BR-509	22.5	23.7	Felsic Volcanic 2	Central Pit	Ore-Grade	8.8	None	0.97	0.24	0.73	23	30	4.0	<0.02	<0.02	1.7	0.18	0.055
031967	BR-509	84.1	85.1	Felsic Volcanic 2	Central Pit	Mine Rock	9.1	None	1.2	0.35	0.89	28	39	6.7	0.070	0.020	1.7	0.24	0.043
031968	BR-464	180.4	181.2	Felsic Volcanic 2	Central Pit	Mine Rock	8.9	None	1.5	0.28	1.2	37	46	6.5	0.16	0.11	9.2	0.17	0.20
031969	BR-228	419.3	420.3	Felsic Volcanic 2	Underground	Mine Rock	8.9	Slight	0.72	0.14	0.58	18	23	18	0.17	0.090	7.5	1.0	0.33
031970	BR-342	158.6	160.1	Felsic Volcanic 2	Central Pit	Mine Rock	8.8	None	1.1	0.32	0.81	25	35	4.3	0.040	<0.02	1.7	0.17	0.047
031971	BR-213	281.75	282.5	Felsic Volcanic 2	Central Pit	Mine Rock	9.2	Slight	0.94	0.41	0.53	17	29	47	0.51	0.47	39	2.9	1.3
031972	BR-204	204.75	206.25	Felsic Volcanic 2	Central Pit	Mine Rock	8.7	None	1.4	0.32	1.0	33	43	3.6	<0.02	<0.02	1.7	0.11	0.039
031973	BH22-08	202	203	Felsic Volcanic 2	Central Pit	Mine Rock	9.6	2	0.15	0.053	0.097	3.0	4.7	19	0.19	0.16	13	6.3	2.8
031974	DL-142	115	115.5	Felsic Volcanic 2	Central Pit	Mine Rock	9.5	None	0.020	<0.01	0.010	0.31	0.63	17	0.13	0.060	5.0	54	8.0
031975	BR-279	288	289.5	Felsic Volcanic 2	Underground	Mine Rock	9.5	Slight	0.13	0.030	0.10	3.1	4.1	34	0.27	0.15	12	11	3.1
031976	BR-521	72.4	73.4	Felsic Volcanic 2	Viggo Pit	Mine Rock	9.2	Slight	0.13	0.090	0.040	1.3	4.1	55	0.59	0.51	42	44	10
031977	BR-509	126.5	127.9	Felsic Volcanic 2	Central Pit	Mine Rock	9.2	Slight	0.22	0.080	0.14	4.4	6.9	48	0.51	0.43	36	11	5.2
031978	BR-346	51.25	51.75	Felsic Volcanic 2	Central Pit	Mine Rock	9.2	Slight	0.20	0.14	0.060	1.9	6.3	38	0.37	0.32	27	20	4.3
031979	BR-334	163.8	165	Felsic Volcanic 2	Underground	Mine Rock	9.3	Slight	0.080	0.040	0.040	1.3	2.5	37	0.41	0.37	31	30	12
031980	BR-428	225	225.95	Felsic Volcanic 2	Central Pit	Mine Rock	9.3	None	0.11	0.040	0.070	2.2	3.4	11	0.12	0.020	1.7	4.8	0.48
031981	BR-250B	312.95	314	Felsic Volcanic 2	Central Pit	Mine Rock	9.9	3	0.13	0.046	0.084	2.6	4.1	37	0.35	0.32	26	14	6.5
031982	BR-232	296.8	298.1	Felsic Volcanic 2	Central Pit	Mine Rock	9.7	3	0.17	0.085	0.085	2.7	5.3	27	0.26	0.23	19	10	3.5
031983	BR-399	149.7	151.2	Basalt	Underground	Mine Rock	9.5	3	0.080	0.034	0.046	1.4	2.5	30	0.27	0.24	20	21	8.1
031984	BR-339	135.3	136.65	Basalt	Underground	Mine Rock	9.5	2	0.070	0.019	0.051	1.6	2.2	19	0.11	0.090	7.5	12	3.4
031985	BR-398	176.5	178	Basalt	Underground	Mine Rock	9.3	3	0.13	0.072	0.058	1.8	4.1	52	0.57	0.55	46	29	11
031986	BR-478	36.5	37.5	Basalt	Underground	Mine Rock	9.3	3	0.12	0.027	0.093	2.9	3.8	50	0.51	0.49	40	17	11
031987	BR-030	9	10.25	Basalt	Underground	Mine Rock	9.4	2	0.030	0.0057	0.024	0.76	0.94	41	0.41	0.39	32	54	34
031988	BR-657	59.2	60.4	Basalt	Underground	Mine Rock	9.4	3	0.14	0.044	0.096	3.0	4.4	46	0.47	0.44	37	15	8.5
031989	BR-657	55.8	57.3	Basalt	Underground	Mine Rock	9.5	3	0.16	0.074	0.086	2.7	5.0	50	0.50	0.47	39	19	7.9
031990	BR-657	41.3	42.4	Basalt	Underground	Mine Rock	9.5	3	0.15	0.068	0.082	2.6	4.7	52	0.49	0.47	39	20	8.4
031991	BR-658	15.5	17	Basalt	Underground	Mine Rock	8.9	3	0.34	0.10	0.24	7.4	11	99	1.1	1.1	93	13	8.8
031992	BR-388	37.5	38.65	Basalt	Central Pit	Mine Rock	9.2	3	0.080	0.033	0.047	1.5	2.5	30	0.29	0.27	22	20	8.9
031993	BR-268	11.9	12.9	Basalt	Underground	Mine Rock	9.2	3	0.24	0.066	0.17	5.4	7.5	29	0.24	0.22	18	5.3	2.4
031994	BR-449	94.3	95.8	Basalt	Underground	Mine Rock	9.2	2	0.16	0.031	0.13	4.0	5.0	20	0.16	0.12	10	4.9	2.1
031995	BR-047	27.5	29	Basalt	Underground	Mine Rock	8.9	3	0.39	0.063	0.33	10	12	89	0.93	0.91	76	8.7	6.2
031996	BR-386	72	73	Basalt	Central Pit	Mine Rock	9.0	2	0.27	0.11	0.16	5.0	8.4	9.8	0.016	0.0080	0.67	2.0	0.079
031997	BR-398	179.5	181	Basalt	Underground	Mine Rock	9.5	3	0.83	0.41	0.42	13	26	60	0.61	0.58	49	4.6	1.9
031998	BR-444	136	137.1	Basalt	Underground	Mine Rock	9.4	2	0.17	0.074	0.096	3.0	5.3	54	0.55	0.53	44	18	8.3
116967	BR-221	450.3	450.8	Felsic Volcanic 1	Underground	Ore-Grade	9.8	3	0.040	0.020	0.020	0.63	1.3	19	0.18	0.16	13	31	11
116968	BR-321	275.05	275.55	Felsic Volcanic 1	Central Pit	Mine Rock	9.8	3	0.55	0.26	0.29	9.1	17	42	0.47	0.45	38	4.6	2.2
116969	BR-164	324.95	325.45	Felsic Volcanic 1	Central Pit	Mine Rock	10	3	0.51	0.29	0.22	6.9	16	33	0.31	0.30	25	4.8	1.6
116970	BR-231	77.95	78.45	Felsic Volcanic 1	Central Pit	Ore-Grade	9.4	3	3.8	0.22	3.5	111	118	119	1.4	1.4	118	1.1	1.0
116971	BR-231	82.5	83	Felsic Volcanic 1	Central Pit	Ore-Grade	9.7	3	2.1	0.070	2.0	63	65	93	1.1	1.1	93	1.5	1.4
116972	BR-380	40.25	41.6	Felsic Volcanic 1	Central Pit	Mine Rock	9.9	3	2.2	0.38	1.8	56	68	114	1.3	1.3	108	2.0	1.6
116973	BRH-002	102.75	103.25	Felsic Volcanic 1	Central Pit	Mine Rock	9.6	3	1.8	0.50	1.3	42	58	19	0.13	0.14	11	0.45	0.20
116974	BR-230	250.7	251.6	Felsic Volcanic 1	Central Pit	Mine Rock	8.3	3	4.8	0.11	4.7	148	151	6.4	0.017	0.0080	0.67	0.043	0.0044
116975	BR-231	134.7	135.3	Felsic Volcanic 1	Central Pit	Mine Rock	8.8	3	5.3	0.14	5.2	163	167	11	0.056	0.054	4.5	0.068	0.027
116976	BR-283	428.5	430	Felsic Volcanic 1	Central Pit	Mine Rock	9.5	3	3.6	0.080	3.6	111	114	50	0.48	0.48	40	0.45	0.35
116977	BR-192	384	385.5	Basalt	Underground	Mine Rock	9.2	3	0.57	0.32	0.25	7.8	18	69	0.82	0.81	67	8.8	3.8
116978	BR-130	478.85	480	Basalt	Central Pit	Mine Rock	9.3	3	0.75	0.35	0.40	13	23	42	0.44	0.43	36	3.4	1.5
116979	BR-144	645.5	647	Basalt	Underground	Mine Rock	9.5	3	0.56	0.20	0.36	11	18	50	0.41	0.40	33	4.5	1.9
116980	BR-199	386.5	387.5	Basalt	Underground	Mine Rock	9.6	3	0.35	0.16	0.19	5.9	11	53	0.32	0.32	26	8.9	2.4
116981	DL-063A	354.5	355.5	Basalt	Underground	Mine Rock	9.8	3	0.31	0.12	0.19	5.9	9.7	42	0.32	0.31	26	7.0	2.7
116982	REG-004	70.5	72	Basalt	Underground	Mine Rock	9.0	Moderate	0.28	0.15	0.13	4.1	8.8	82	0.85	0.75	62	20	7.1
116983	DL-061	226	227	Basalt	Underground	Mine Rock	9.6	3	0.050	0.020	0.030	0.94	1.6	54	0.59	0.58	48	57	31

(1) Total S measured by Leco furnace; Sulphate S measured by HCl cold leach, Sulphide S calculated by difference (Total S - Sulphate S).

(2) Acid Potential calculated as 31.25*Sulphide S; Maximum Acid Potential calculated as 31.25*Total S or 31.25*ICP-S (aqua regia) if Total S by Leco was unavialable (see text).

(3) Neutralization Potential measured by Modified Sobeck Method.

(4) Total Carbon measured by Leco furance; TIC measured by HCl leach and Leco furnance; TIC as %C measured by HCl leach.

(5) Carbonate Neutralization Potential calculated from TIC.

(6) Neutralization Potential Ratio calculated as NP/AP; Carbonate Neutralization Potential Ratio calculated as CarbNP/MPA.

Classification as mine rock or ore-grade materials was based on gold content.

Table B-1. Acid Base Accounting Results

Sample ID	Drillhole ID	From	To	Lithology	Area	Class	Paste pH	Fizz Rating	Total S[1]	SO_4 S[1]	Sulphide S[1]	AP[2]	MPA[2]	NP[3]	Total C[4]	TIC[4]	CarbNP[5]	NPR[6]	CarbNPR[6]
		m	*m*				pH Units	n/a	%	%	%	kg CaCO3/t	kg CaCO3/t	kg CaCO3/t	%C	%C	kg CaCO3/t	NP/AP	CarbNP/MPA
116984	REG-003	149.1	150	Basalt	Underground	Mine Rock	9.5	3	0.030	0.010	0.020	0.63	0.94	58	0.60	0.60	50	92	53
116985	BR-252	170.6	171.6	Felsic Volcanic 2	Central Pit	Mine Rock	9.5	3	1.3	0.030	1.3	40	41	11	0.10	0.11	9.0	0.28	0.22
116986	BR-509	20.5	21.5	Felsic Volcanic 2	Central Pit	Ore-Grade	9.3	3	1.0	0.23	0.80	25	32	11	0.096	0.11	8.8	0.42	0.27
031501	BR-216	161	162	Felsic Volcanic 1	Central Pit	Mine Rock	8.8	3	0.51	<0.01	0.50	16	16	45	0.50	0.49	41	2.9	2.6
031502	BR-216	75	76.5	Felsic Volcanic 1	Central Pit	Mine Rock	8.8	3	0.82	<0.01	0.81	25	26	33	0.43	0.42	35	1.3	1.4
031503	BR-168	165.75	166.25	Felsic Volcanic 1	Central Pit	Mine Rock	8.6	2	1.1	<0.01	1.1	35	35	12	0.092	0.084	7.0	0.34	0.20
031504	BR-168	31.5	33	Felsic Volcanic 1	Central Pit	Mine Rock	8.9	3	0.030	<0.01	0.020	0.63	0.94	29	0.29	0.29	24	46	25
031505	BR-188	20	21	Felsic Volcanic 1	Central Pit	Mine Rock	9.5	Slight	0.22	<0.01	0.21	6.6	6.9	28	0.24	0.22	18	4.3	2.7
031506	BR-216	20.55	21.4	Felsic Volcanic 1	Central Pit	Mine Rock	9.0	2	0.63	<0.01	0.62	19	20	16	0.11	0.11	8.8	0.81	0.45
031507	BR-176	40.3	41.8	Felsic Volcanic 1	Central Pit	Mine Rock	8.9	3	0.19	<0.01	0.18	5.6	5.9	24	0.22	0.22	18	4.3	3.1
031508	BR-201	168.6	169.5	Felsic Volcanic 1	Central Pit	Ore-Grade	8.2	3	1.4	0.70	0.71	22	44	21	0.24	0.23	19	0.93	0.43
031509	BR-201	38.7	40	Felsic Volcanic 1	Central Pit	Mine Rock	8.8	3	0.36	<0.01	0.35	11	11	27	0.23	0.22	18	2.5	1.6
031510	BR-142	137.75	138.5	Felsic Volcanic 1	Central Pit	Ore-Grade	8.2	2	2.8	<0.01	2.8	88	89	12	0.092	0.076	6.3	0.13	0.071
031511	BR-142	216.75	217.5	Felsic Volcanic 2	Central Pit	Ore-Grade	8.4	3	2.2	<0.01	2.2	67	68	35	0.38	0.36	30	0.53	0.44
031512	BR-142	249.5	250.5	Felsic Volcanic 1	Central Pit	Mine Rock	8.4	3	1.1	<0.01	1.1	34	34	34	0.36	0.34	29	1.00	0.84
031513	BR-197	148.15	148.65	Felsic Volcanic 2	Central Pit	Mine Rock	9.1	3	1.3	<0.01	1.3	39	39	62	0.79	0.78	65	1.6	1.6
031514	BR-200	193.7	194.45	Felsic Volcanic 2	Central Pit	Mine Rock	9.0	3	0.46	0.12	0.34	11	14	30	0.27	0.26	22	2.9	1.5
031515	BR-231	82	82.5	Felsic Volcanic 1	Central Pit	Ore-Grade	8.4	2	2.0	<0.01	2.0	63	63	26	0.17	0.16	13	0.41	0.21
031516	BR-231	154	155.5	Felsic Volcanic 1	Central Pit	Ore-Grade	8.5	2	3.8	<0.01	3.8	118	119	6.4	0.015	0.0080	0.67	0.054	0.0056
031517	BR-200	59.3	60.25	Felsic Volcanic 1	Central Pit	Mine Rock	8.7	Slight	0.74	<0.01	0.73	23	23	30	0.24	0.24	20	1.3	0.86
031518	BR-232	61.2	62	Felsic Volcanic 1	Central Pit	Mine Rock	9.2	2	1.5	0.020	1.5	45	46	14	0.12	0.11	8.8	0.31	0.19
031519	BR-232	142.9	144	Felsic Volcanic 1	Central Pit	Mine Rock	9.2	2	1.6	0.36	1.2	39	50	13	0.098	0.086	7.2	0.33	0.14
031520	BR-241	46.25	47.5	Felsic Volcanic 1	Central Pit	Ore-Grade	9.4	2	1.3	0.51	0.77	24	40	11	0.052	0.032	2.7	0.45	0.067
031521	BR-235	170	171	Felsic Volcanic 2	Central Pit	Mine Rock	9.7	2	0.42	0.11	0.31	9.7	13	16	0.19	0.18	15	1.7	1.1
031522	BR-313	55.7	56.2	Metasediment 2	Central Pit	Mine Rock	8.7	2	1.8	0.29	1.5	46	55	18	0.15	0.13	11	0.40	0.20
031523	BR-314	47.4	47.9	Felsic Volcanic 1	Central Pit	Ore-Grade	9.7	3	1.4	0.15	1.2	38	43	49	0.53	0.52	43	1.3	1.0
031524	BR-314	80	80.9	Metasediment 3	Central Pit	Mine Rock	9.6	3	0.16	0.030	0.13	4.1	5.0	23	0.25	0.23	19	5.8	3.8
031525	BR-341	42.8	44.05	Felsic Volcanic 1	Central Pit	Mine Rock	9.7	3	0.89	0.28	0.61	19	28	18	0.16	0.14	12	0.94	0.43
031526	BR-248	42	43.5	Felsic Volcanic 1	Central Pit	Mine Rock	9.7	2	0.27	0.040	0.23	7.2	8.4	11	0.075	0.058	4.8	1.5	0.57
031527	BR-248	156.5	157.5	Felsic Volcanic 1	Central Pit	Mine Rock	9.1	2	0.34	0.010	0.33	10	11	6.9	0.015	0.0080	0.67	0.67	0.063
031528	BR-316	23	23.9	Metasediment 3	Central Pit	Mine Rock	9.9	2	0.020	<0.01	0.010	0.31	0.63	18	0.18	0.15	13	56	21
031529	BR-467	13.5	15	Metasediment 2	Central Pit	Mine Rock	9.5	2	0.35	0.020	0.33	10	11	6.5	0.034	0.0080	0.67	0.63	0.061
031530	BR-467	82.3	83.3	Felsic Volcanic 2	Central Pit	Mine Rock	9.3	2	0.83	0.10	0.73	23	26	8.8	0.11	0.088	7.3	0.39	0.28
031531	BR-468	9.3	10.3	Felsic Volcanic 2	Central Pit	Mine Rock	8.9	2	1.3	<0.01	1.3	41	41	11	0.13	0.10	8.3	0.26	0.20
031532	BR-465	15	16.5	Metasediment 2	Central Pit	Mine Rock	9.2	2	0.45	0.040	0.41	13	14	6.5	0.019	0.0080	0.67	0.51	0.047
031533	BR-003	18	19	Felsic Volcanic 1	Underground	Mine Rock	10	3	0.030	0.010	0.020	0.63	0.94	31	0.30	0.28	23	49	25
031534	BR-042	72	72.5	Felsic Volcanic 1	Underground	Mine Rock	9.1	3	0.080	<0.01	0.070	2.2	2.5	49	0.54	0.52	44	23	17
031535	BR-028	23	24	Metasediment 2	Central Pit	Mine Rock	9.7	2	0.17	0.020	0.15	4.7	5.3	8.8	0.029	0.012	1.00	1.9	0.19
031536	BR-035	45	46	Metasediment 2	Central Pit	Mine Rock	9.6	2	0.46	0.040	0.42	13	14	12	0.032	0.012	1.00	0.89	0.070
031537	BR-035	80	81	Felsic Volcanic 1	Central Pit	Mine Rock	10.0	2	0.040	<0.01	0.030	0.94	1.3	16	0.13	0.10	8.7	17	6.9
031538	BR-035	121	122	Felsic Volcanic 1	Central Pit	Mine Rock	8.9	2	2.7	<0.01	2.7	85	85	11	0.082	0.058	4.8	0.13	0.057
031539	BR-037	52	53.05	Felsic Volcanic 1	Central Pit	Mine Rock	9.2	2	2.2	0.020	2.2	67	68	10	0.052	0.036	3.0	0.15	0.044
031540	BR-037	122.4	123	Felsic Volcanic 1	Central Pit	Ore-Grade	10.0	3	1.3	0.010	1.3	41	41	37	0.38	0.36	30	0.90	0.72
031541	BR-037	60.45	61.45	Felsic Volcanic 1	Central Pit	Ore-Grade	9.7	3	0.70	0.030	0.67	21	22	38	0.39	0.37	30	1.8	1.4
031542	BR-038	82.2	82.7	Felsic Volcanic 1	Central Pit	Ore-Grade	8.3	2	3.2	0.51	2.7	83	99	8.6	0.046	0.022	1.8	0.10	0.019
031543	BR-041	56	57	Metasediment 2	Underground	Mine Rock	9.2	2	0.30	<0.01	0.29	9.1	9.4	10	0.029	0.010	0.83	1.1	0.089
031544	BR-043	26.5	27	Fragmental 1	Underground	Mine Rock	8.8	2	0.31	<0.01	0.30	9.4	9.7	13	0.11	0.094	7.8	1.4	0.81
031545	BR-057	178	179	Metasediment 2	Viggo Pit	Mine Rock	8.4	2	0.99	0.010	0.98	31	31	7.2	0.015	0.0080	0.67	0.24	0.022
031546	BR-060	36	37	Felsic Volcanic 1	Central Pit	Mine Rock	8.8	2	0.060	<0.01	0.050	1.6	1.9	16	0.15	0.12	10	10	5.5
031547	BR-060	139.5	140.35	Felsic Volcanic 1	Central Pit	Mine Rock	8.4	3	1.6	<0.01	1.6	50	51	29	0.29	0.27	22	0.57	0.44
031548	BR-060	315.7	317	Metasediment 2	Central Pit	Mine Rock	8.7	2	0.79	0.040	0.75	23	25	7.6	0.026	0.0080	0.67	0.32	0.027
031549	BR-065	146	147	Felsic Volcanic 1	Central Pit	Ore-Grade	8.8	2	0.89	<0.01	0.88	28	28	16	0.14	0.12	10	0.59	0.37
031550	BR-076	38	39	Metasediment 2	Central Pit	Mine Rock	8.7	2	0.20	<0.01	0.19	5.9	6.3	8.0	0.024	0.0080	0.67	1.3	0.11
031552	BR-082	33	34	Felsic Volcanic 2	Underground	Mine Rock	8.8	3	0.30	<0.01	0.29	9.1	9.4	30	0.33	0.31	26	3.3	2.8
031553	BR-085	57.75	58.25	Felsic Volcanic 2	Central Pit	Mine Rock	9.7	Moderate	1.6	0.0093	1.6	51	51	64	0.66	0.62	52	1.3	1.0
031554	BR-085	128	128.5	Metasediment 2	Central Pit	Mine Rock	8.8	2	0.36	<0.01	0.35	11	11	8.3	0.024	0.0080	0.67	0.76	0.059
031555	BR-100	22	23	Felsic Volcanic 2	Central Pit	Mine Rock	8.9	2	0.18	0.010	0.17	5.3	5.6	20	0.20	0.17	14	3.8	2.6
031556	BR-100	99	100	Felsic Volcanic 1	Central Pit	Mine Rock	9.2	3	0.19	<0.01	0.18	5.6	5.9	33	0.27	0.25	21	5.9	3.6
031557	BR-123	66.5	67.5	Felsic Volcanic 2	Central Pit	Mine Rock	8.6	3	1.6	<0.01	1.6	50	50	23	0.23	0.21	17	0.46	0.35
031558	BR-123	162.4	163.4	Felsic Volcanic 2	Central Pit	Mine Rock	8.5	2	1.5	<0.01	1.5	45	46	20	0.19	0.16	14	0.44	0.30

(1) Total S measured by Leco furnace; Sulphate S measured by HCl cold leach, Sulphide S calculated by difference (Total S - Sulphate S).

(2) Acid Potential calculated as 31.25*Sulphide S; Maximum Acid Potential calculated as 31.25*Total S or 31.25*ICP-S (aqua regia) if Total S by Leco was unavialable (see text).

(3) Neutralization Potential measured by Modified Sobeck Method.

(4) Total Carbon measured by Leco furance; TIC measured by HCl leach and Leco furnance; TIC as %C measured by HCl leach.

(5) Carbonate Neutralization Potential calculated from TIC.

(6) Neutralization Potential Ratio calculated as NP/AP; Carbonate Neutralization Potential Ratio calculated as CarbNP/MPA.

Classification as mine rock or ore-grade materials was based on gold content.

Table B-1. Acid Base Accounting Results

Sample ID	Drillhole ID	From	To	Lithology	Area	Class	Paste pH	Fizz Rating	Total S[1]	SO_4 S[1]	Sulphide S[1]	AP[2]	MPA[2]	NP[3]	Total C[4]	TIC[4]	CarbNP[5]	NPR[6]	CarbNPR[6]
		m	*m*				pH Units	n/a	%	%	%	kg CaCO3/t	kg CaCO3/t	kg CaCO3/t	%C	%C	kg CaCO3/t	NP/AP	CarbNP/MPA
031559	BR-129	70	71	Fragmental 1	Central Pit	Mine Rock	8.4	2	1.8	<0.01	1.8	55	55	13	0.11	0.098	8.2	0.24	0.15
031560	BR-131	168.65	169.2	Felsic Volcanic 1	Central Pit	Ore-Grade	8.6	2	1.6	<0.01	1.6	51	51	15	0.14	0.12	10.0	0.29	0.20
031561	BR-132	138.5	139.6	Felsic Volcanic 1	Central Pit	Mine Rock	8.7	3	1.8	<0.01	1.8	57	57	32	0.35	0.33	28	0.56	0.49
031562	BR-140	34	35	Felsic Volcanic 1	Central Pit	Mine Rock	8.1	2	2.7	<0.01	2.7	84	84	3.6	0.024	0.0080	0.67	0.043	0.0079
031563	BR-140	174	175	Felsic Volcanic 1	Central Pit	Ore-Grade	8.1	2	3.0	<0.01	3.0	93	93	9.6	0.079	0.062	5.2	0.10	0.056
031566	BR-170	38	39	Felsic Volcanic 1	Central Pit	Mine Rock	8.6	3	1.6	<0.01	1.6	51	51	27	0.26	0.24	20	0.52	0.40
031567	BR-170	140.75	141.25	Felsic Volcanic 1	Central Pit	Ore-Grade	8.2	2	2.6	<0.01	2.6	81	81	15	0.17	0.16	13	0.19	0.16
031568	BR-170	214.1	215.1	Felsic Volcanic 1	Central Pit	Ore-Grade	8.0	2	3.2	0.070	3.1	98	100	5.8	0.053	0.040	3.3	0.059	0.033
031569	BR-146	52	53	Felsic Volcanic 1	Central Pit	Mine Rock	8.8	3	0.24	<0.01	0.23	7.2	7.5	20	0.18	0.17	14	2.8	1.9
031570	BR-156	22.5	24	Felsic Volcanic 1	Central Pit	Mine Rock	8.9	3	0.020	<0.01	0.010	0.31	0.63	25	0.26	0.25	21	80	33
031571	BR-171	44	45	Felsic Volcanic 1	Central Pit	Mine Rock	7.5	2	6.0	<0.01	6.0	188	188	6.1	0.018	0.012	1.00	0.032	0.0053
031572	BR-171	121.25	121.75	Metasediment 2	Central Pit	Mine Rock	8.3	2	2.9	<0.01	2.9	90	91	13	0.11	0.11	9.0	0.14	0.099
031573	BR-190	227	227.6	Felsic Volcanic 1	Central Pit	Ore-Grade	8.2	3	5.2	<0.01	5.2	161	161	76	0.67	0.66	55	0.47	0.34
031574	BR-190	92.85	93.85	Felsic Volcanic 1	Central Pit	Mine Rock	8.1	3	3.1	<0.01	3.1	96	97	23	0.23	0.23	19	0.24	0.20
031575	BR-181	6	7	Felsic Volcanic 1	Viggo Pit	Mine Rock	8.5	2	0.30	0.080	0.22	6.9	9.4	7.2	0.025	0.020	1.7	1.0	0.18
031576	BR-237	21	21.7	Felsic Volcanic 1	Central Pit	Mine Rock	9.5	3	0.72	0.030	0.69	22	23	32	0.36	0.35	29	1.5	1.3
031577	BR-237	65.3	66.1	Felsic Volcanic 1	Central Pit	Ore-Grade	8.7	2	3.6	0.24	3.4	105	113	12	0.11	0.082	6.8	0.11	0.061
031578	BR-243	73.4	74	Metasediment 2	Central Pit	Mine Rock	9.7	2	0.57	0.040	0.53	17	18	16	0.14	0.12	10	0.99	0.58
031579	BR-254	63	63.3	Felsic Volcanic 2	Central Pit	Mine Rock	9.1	2	1.6	<0.01	1.6	48	49	8.7	0.086	0.072	6.0	0.18	0.12
031580	BR-281	33	34.5	Felsic Volcanic 1	Central Pit	Mine Rock	9.6	2	0.21	0.040	0.17	5.3	6.6	16	0.14	0.092	7.7	3.1	1.2
031581	BR-285	18	19.5	Felsic Volcanic 1	Central Pit	Mine Rock	9.9	3	0.030	<0.01	0.020	0.63	0.94	23	0.23	0.21	17	37	18
031582	BR-285	87.5	89	Fragmental 1	Central Pit	Mine Rock	9.7	3	0.050	<0.01	0.040	1.3	1.6	25	0.38	0.36	30	20	19
031583	BR-309	12.45	13.45	Felsic Volcanic 1	Underground	Mine Rock	9.8	3	0.10	<0.01	0.090	2.8	3.1	42	0.46	0.45	37	15	12
031584	BR-327	43.5	45	Felsic Volcanic 2	Central Pit	Mine Rock	9.8	2	0.10	0.020	0.080	2.5	3.1	15	0.15	0.14	12	5.9	3.7
031585	BR-333	65	66	Felsic Volcanic 2	Underground	Ore-Grade	9.9	2	0.22	0.060	0.16	5.0	6.9	17	0.19	0.17	14	3.5	2.0
031586	BR-333	130.3	131.1	Felsic Volcanic 1	Underground	Ore-Grade	9.7	3	0.15	0.050	0.10	3.1	4.7	65	0.76	0.74	62	21	13
031587	BR-339	73.5	75	Metasediment 3	Underground	Mine Rock	9.7	2	0.070	0.020	0.050	1.6	2.2	13	0.12	0.11	8.8	8.3	4.0
031588	BR-342	49.4	50.6	Felsic Volcanic 1	Central Pit	Mine Rock	8.7	2	1.2	0.010	1.2	38	39	9.4	0.065	0.046	3.8	0.24	0.099
031589	BR-348	18.7	19.2	Felsic Volcanic 1	Central Pit	Mine Rock	9.5	2	0.12	0.020	0.10	3.1	3.8	16	0.12	0.096	8.0	5.1	2.1
031590	BR-360	16.2	17	Felsic Volcanic 2	Underground	Mine Rock	9.7	3	0.52	<0.01	0.51	16	16	25	0.28	0.26	21	1.6	1.3
031591	BR-391	51.2	52.2	Felsic Volcanic 2	Underground	Ore-Grade	9.5	3	0.76	0.17	0.59	18	24	24	0.25	0.23	19	1.3	0.82
031592	BR-392	39	40.5	Felsic Volcanic 1	Underground	Mine Rock	10.0	3	0.19	0.010	0.18	5.6	5.9	40	0.42	0.41	34	7.0	5.7
031593	BR-392	169.5	170.15	Felsic Volcanic 2	Underground	Mine Rock	9.7	3	0.22	<0.01	0.21	6.6	6.9	41	0.45	0.43	36	6.3	5.2
031594	BR-399	23.4	24.7	Metasediment 3	Underground	Mine Rock	9.6	3	0.25	0.010	0.24	7.5	7.8	16	0.19	0.16	13	2.2	1.7
031595	BR-425	28.5	30	Felsic Volcanic 2	Central Pit	Mine Rock	8.9	2	0.58	0.060	0.52	16	18	19	0.19	0.17	14	1.1	0.79
031596	BR-429	18	19.5	Felsic Volcanic 1	Central Pit	Mine Rock	9.9	2	0.12	<0.01	0.11	3.4	3.8	16	0.16	0.14	12	4.6	3.2
031597	BR-449	19.7	21.2	Felsic Volcanic 1	Underground	Mine Rock	9.7	2	0.030	<0.01	0.020	0.63	0.94	17	0.084	0.060	5.0	28	5.3
031598	BR-461	30.2	31.2	Metasediment 2	Central Pit	Mine Rock	9.7	2	0.33	0.070	0.26	8.1	10	9.4	0.019	0.0080	0.67	1.2	0.065
031599	BR-469	62.95	64	Felsic Volcanic 2	Central Pit	Mine Rock	9.7	2	0.69	0.20	0.49	15	22	14	0.14	0.12	10	0.89	0.47
031600	BR-522	40.25	41.75	Metasediment 2	Viggo Pit	Mine Rock	9.9	2	0.38	0.040	0.34	11	12	6.3	0.020	0.0080	0.67	0.59	0.056
031601	BR-521	17.75	19.25	Metasediment 2	Viggo Pit	Mine Rock	9.4	2	0.31	0.050	0.26	8.1	9.7	6.8	0.021	0.0080	0.67	0.84	0.069
031602	BR-407	387	388.5	Felsic Volcanic 1	Central Pit	Mine Rock	8.7	2	1.6	<0.01	1.6	50	50	17	0.17	0.15	12	0.34	0.25
031603	BR-407	30	31.5	Metasediment 2	Central Pit	Mine Rock	8.7	None	0.24	0.040	0.20	6.3	7.5	9.8	0.02	<0.02	1.7	1.6	0.22
031604	BR-407	206.5	208	Felsic Volcanic 1	Central Pit	Mine Rock	9.8	2	0.030	<0.01	0.020	0.63	0.94	16	0.16	0.14	12	25	12
031606	BR-734	30.9	32.4	Fragmental 1	Viggo Pit	Mine Rock	10	3	0.15	0.010	0.14	4.4	4.7	23	0.21	0.20	16	5.2	3.5
031607	BR-734	45	46.5	Felsic Volcanic 2	Viggo Pit	Mine Rock	10.0	3	0.25	0.11	0.14	4.4	7.8	20	0.21	0.19	16	4.6	2.1
031608	BR-734	66.4	67.9	Felsic Volcanic 1	Viggo Pit	Mine Rock	10	3	0.10	0.020	0.080	2.5	3.1	19	0.18	0.16	13	7.6	4.3
031609	BR-734	117	118.5	Metasediment 3	Viggo Pit	Mine Rock	9.7	2	0.050	<0.01	0.040	1.3	1.6	8.6	0.050	0.028	2.3	6.9	1.5
031610	BR-418	9.6	10.6	Metasediment 2	Central Pit	Mine Rock	9.7	2	0.11	0.010	0.10	3.1	3.4	11	0.053	0.030	2.5	3.6	0.73
031611	BR-418	78	79.5	Metasediment 3	Central Pit	Mine Rock	9.7	2	0.12	<0.01	0.11	3.4	3.8	9.1	0.15	0.12	10	2.6	2.8
031612	BR-483	56.65	58.15	Fragmental 1	Central Pit	Mine Rock	10	2	0.050	<0.01	0.040	1.3	1.6	9.1	0.086	0.072	6.0	7.3	3.8
031613	BR-536	274.5	276	Felsic Volcanic 1	Central Pit	Mine Rock	9.1	2	2.6	<0.01	2.6	82	83	13	0.12	0.10	8.3	0.15	0.10
031614	BR-408	96	97.5	Felsic Volcanic 1	Central Pit	Mine Rock	10.0	2	0.050	<0.01	0.040	1.3	1.6	18	0.17	0.14	12	15	7.7
031615	BR-737	36.5	38	Fragmental 1	Viggo Pit	Mine Rock	10	2	0.050	0.010	0.040	1.3	1.6	13	0.11	0.092	7.7	11	4.9
031616	BR-739	71	72	Felsic Volcanic 2	Viggo Pit	Mine Rock	9.9	3	0.49	0.13	0.36	11	15	16	0.18	0.16	13	1.4	0.85
031617	BR-409	24	25.5	Felsic Volcanic 2	Central Pit	Mine Rock	8.6	None	0.33	0.020	0.31	9.7	10	4.9	0.04	<0.02	1.7	0.51	0.16
031618	BR-409	73.5	74.75	Felsic Volcanic 2	Central Pit	Mine Rock	9.6	None	0.030	<0.01	0.020	0.63	0.94	9.0	0.14	<0.02	1.7	14	1.8
031619	BR-297	54	55.5	Felsic Volcanic 1	Central Pit	Mine Rock	9.9	3	0.47	0.050	0.42	13	15	67	0.75	0.74	61	5.1	4.2
031620	BR-298	41.8	42.7	Metasediment 2	Central Pit	Ore-Grade	8.7	3	2.8	<0.01	2.8	88	88	41	0.39	0.37	31	0.47	0.35
031621	BR-387	56	57.5	Fragmental 2	Central Pit	Mine Rock	9.5	3	0.060	<0.01	0.050	1.6	1.9	43	0.50	0.48	40	28	21

(1) Total S measured by Leco furnace; Sulphate S measured by HCl cold leach, Sulphide S calculated by difference (Total S - Sulphate S).

(2) Acid Potential calculated as 31.25*Sulphide S; Maximum Acid Potential calculated as 31.25*Total S or 31.25*ICP-S (aqua regia) if Total S by Leco was unavialable (see text).

(3) Neutralization Potential measured by Modified Sobeck Method.

(4) Total Carbon measured by Leco furance; TIC measured by HCl leach and Leco furnance; TIC as %C measured by HCl leach.

(5) Carbonate Neutralization Potential calculated from TIC.

(6) Neutralization Potential Ratio calculated as NP/AP; Carbonate Neutralization Potential Ratio calculated as CarbNP/MPA.

Classification as mine rock or ore-grade materials was based on gold content.

Table B-1. Acid Base Accounting Results

Sample ID	Drillhole ID	From	To	Lithology	Area	Class	Paste pH	Fizz Rating	Total S[1]	SO_4 S[1]	Sulphide S[1]	AP[2]	MPA[2]	NP[3]	Total C[4]	TIC[4]	CarbNP[5]	NPR[6]	CarbNPR[6]
		m	*m*				pH Units	n/a	%	%	%	kg CaCO3/t	kg CaCO3/t	kg CaCO3/t	%C	%C	kg CaCO3/t	NP/AP	CarbNP/MPA
031622	BR-004	64	65	Felsic Volcanic 1	Underground	Ore-Grade	9.6	3	0.11	<0.01	0.10	3.1	3.4	40	0.47	0.46	38	13	11
031623	BR-031	37.55	38.8	Fragmental 2	Underground	Mine Rock	9.6	2	0.10	<0.01	0.090	2.8	3.1	14	0.15	0.14	12	5.1	3.8
031624	BR-034	121	122	Felsic Volcanic 1	Central Pit	Mine Rock	8.9	2	2.9	<0.01	2.9	90	91	25	0.25	0.24	20	0.28	0.22
031625	BR-120	207	207.5	Felsic Volcanic 1	Central Pit	Mine Rock	9.2	2	2.1	0.010	2.1	64	64	13	0.12	0.12	9.8	0.21	0.15
031626	BR-145	47	48	Felsic Volcanic 1	Central Pit	Ore-Grade	8.9	3	0.95	0.10	0.85	27	30	36	0.38	0.37	31	1.4	1.0
031627	BR-162	88	89	Fragmental 1	Viggo Pit	Mine Rock	9.5	2	0.36	<0.01	0.35	11	11	12	0.067	0.062	5.2	1.1	0.46
031628	BR-181	124.3	125	Felsic Volcanic 2	Viggo Pit	Ore-Grade	8.8	2	0.56	0.25	0.31	9.7	18	6.5	0.063	0.054	4.5	0.67	0.26
031629	BR-190	189.1	190.5	Felsic Volcanic 1	Central Pit	Mine Rock	8.5	2	3.0	<0.01	3.0	93	93	13	0.099	0.096	8.0	0.14	0.086
031630	BR-403	59.8	60.8	Felsic Volcanic 1	Central Pit	Mine Rock	8.6	2	1.8	<0.01	1.8	55	56	10	0.078	0.074	6.2	0.19	0.11
031631	BR-518	322.6	323.45	Felsic Volcanic 1	Central Pit	Mine Rock	8.4	None	2.6	0.21	2.4	76	82	6.6	<0.02	<0.02	1.7	0.087	0.020
031632	BR-518	380.9	381.4	Felsic Volcanic 2	Central Pit	Ore-Grade	9.2	Slight	1.6	<0.01	1.6	50	51	29	0.26	0.26	22	0.57	0.43
031633	BR-518	400.4	401.4	Felsic Volcanic 1	Central Pit	Mine Rock	8.1	2	4.1	0.32	3.8	118	128	5.7	0.044	0.038	3.2	0.048	0.025
031634	BR-176	168.2	169.2	Felsic Volcanic 1	Central Pit	Mine Rock	8.9	2	2.6	<0.01	2.6	82	82	12	0.098	0.092	7.7	0.14	0.094
031635	BR-176	292	293	Felsic Volcanic 2	Central Pit	Ore-Grade	9.7	3	1.7	<0.01	1.7	53	53	51	0.63	0.62	52	0.96	0.98
031636	BR-186	52	53	Felsic Volcanic 1	Central Pit	Mine Rock	8.8	3	0.38	0.090	0.29	9.1	12	73	0.82	0.81	67	8.1	5.7
031637	BR-224	98.4	99.4	Metasediment 2	Central Pit	Mine Rock	9.1	Slight	0.060	<0.01	0.050	1.6	1.9	20	0.13	0.13	11	13	5.8
031638	BR-224	247.65	248.3	Felsic Volcanic 1	Central Pit	Ore-Grade	8.7	Slight	1.7	<0.01	1.7	53	53	24	0.21	0.21	17	0.45	0.33
031639	BR-210	18	19.5	Felsic Volcanic 1	Central Pit	Mine Rock	8.5	2	0.14	0.020	0.12	3.8	4.4	13	0.10	0.094	7.8	3.5	1.8
031640	BR-236	21.5	22.5	Felsic Volcanic 1	Central Pit	Mine Rock	8.8	3	1.2	<0.01	1.2	36	37	23	0.22	0.21	18	0.62	0.49
031641	BR-240	69	69.6	Felsic Volcanic 1	Central Pit	Ore-Grade	9.2	2	0.96	0.050	0.91	28	30	8.7	0.043	0.040	3.3	0.31	0.11
031642	BR-240	29	30.5	Felsic Volcanic 1	Central Pit	Mine Rock	9.2	3	0.38	0.050	0.33	10	12	23	0.22	0.21	18	2.2	1.5
031643	BR-241	108	108.5	Felsic Volcanic 2	Central Pit	Mine Rock	9.2	3	1.3	<0.01	1.3	41	41	24	0.25	0.24	20	0.58	0.49
031644	BR-241	131.75	132.55	Felsic Volcanic 1	Central Pit	Mine Rock	9.4	3	0.53	0.060	0.47	15	17	35	0.39	0.36	30	2.4	1.8
031645	BR-244	96	97.5	Felsic Volcanic 2	Central Pit	Mine Rock	9.4	3	0.38	0.070	0.31	9.7	12	25	0.30	0.30	25	2.5	2.1
031646	BR-283	34.5	36	Felsic Volcanic 1	Central Pit	Mine Rock	9.6	3	0.020	<0.01	0.010	0.31	0.63	20	0.18	0.18	15	65	24
031647	BR-293	79	80	Felsic Volcanic 1	Central Pit	Mine Rock	9.3	3	0.97	<0.01	0.96	30	30	33	0.35	0.35	29	1.1	0.96
031648	BR-344	46	46.95	Felsic Volcanic 1	Central Pit	Mine Rock	9.5	2	0.13	0.010	0.12	3.8	4.1	17	0.15	0.15	12	4.5	3.0
031649	BR-322	169.5	170.9	Fragmental 1	Central Pit	Mine Rock	9.4	3	1.0	0.16	0.86	27	32	22	0.18	0.17	14	0.83	0.45
031650	BR-345	19	20.3	Felsic Volcanic 1	Central Pit	Mine Rock	9.4	3	0.17	0.030	0.14	4.4	5.3	21	0.19	0.19	15	4.9	2.9
031651	BR-378	146.75	148	Metasediment 2	Viggo Pit	Mine Rock	9.3	3	0.30	0.040	0.26	8.1	9.4	31	0.27	0.26	22	3.8	2.3
031652	BR-370	22.8	24.2	Felsic Volcanic 1	Viggo Pit	Mine Rock	9.1	2	0.24	0.010	0.23	7.2	7.5	10	0.038	0.034	2.8	1.4	0.38
031653	BR-379	39.6	40.3	Felsic Volcanic 1	Viggo Pit	Mine Rock	9.5	2	0.10	<0.01	0.090	2.8	3.1	10	0.12	0.12	9.8	3.7	3.1
031654	BR-379	84.2	85.2	Felsic Volcanic 1	Viggo Pit	Ore-Grade	9.0	2	0.35	0.080	0.27	8.4	11	16	0.14	0.13	10	1.9	0.96
031655	BR-379	143.1	144.1	Felsic Volcanic 1	Viggo Pit	Mine Rock	8.7	2	0.040	0.010	0.030	0.94	1.3	16	0.16	0.15	12	17	9.7
031656	BR-428	73.2	74.7	Felsic Volcanic 1	Central Pit	Mine Rock	9.1	3	0.46	0.050	0.41	13	14	23	0.23	0.21	18	1.8	1.2
031657	BR-437	98.9	99.9	Felsic Volcanic 1	Central Pit	Mine Rock	9.1	3	0.20	0.040	0.16	5.0	6.3	32	0.29	0.29	24	6.3	3.8
031658	BR-444	44.9	46.4	Metasediment 3	Underground	Mine Rock	9.5	Slight	0.040	<0.01	0.030	0.94	1.3	22	0.16	0.15	12	23	10.0
031660	BR-455	37.5	39	Felsic Volcanic 1	Underground	Mine Rock	9.5	3	0.090	<0.01	0.080	2.5	2.8	27	0.28	0.28	23	11	8.3
031661	BR-433	160.8	161.8	Felsic Volcanic 1	Central Pit	Mine Rock	8.7	3	3.0	0.050	3.0	93	94	48	0.53	0.52	44	0.52	0.46
031662	BR-505	21	22.5	Felsic Volcanic 2	Central Pit	Mine Rock	9.0	2	1.0	0.010	1.0	32	32	20	0.23	0.22	18	0.64	0.57
031663	BR-564	15.8	17.3	Felsic Volcanic 1	Central Pit	Mine Rock	8.7	2	0.24	0.040	0.20	6.3	7.5	12	0.064	0.056	4.7	1.9	0.62
031664	BR-567	85.75	86.5	Felsic Volcanic 2	Viggo Pit	Ore-Grade	9.3	2	0.70	0.10	0.60	19	22	15	0.16	0.16	13	0.78	0.59
116951	BR-272	51.8	53.3	Fragmental 1	Underground	Mine Rock	9.7	2	0.25	0.010	0.24	7.5	7.8	15	0.11	0.0080	0.67	2.0	0.085
116952	BR-201	146.5	147	Felsic Volcanic 1	Central Pit	Ore-Grade	8.7	2	1.5	1.2	0.26	8.1	46	25	0.065	0.058	4.8	3.1	0.11
116953	BR-535	171.2	172.2	Felsic Volcanic 1	Central Pit	Ore-Grade	10.0	3	1.2	0.010	1.2	37	37	72	0.79	0.77	64	2.0	1.7
116954	BR-535	220.6	221.6	Felsic Volcanic 2	Central Pit	Ore-Grade	10	3	0.77	0.16	0.61	19	24	40	0.45	0.43	36	2.1	1.5
117014	BR-058	12.65	13.8	Quartz Sericite Schist	Viggo Pit	Mine Rock	8.7	None	0.15	0.030	0.12	3.8	4.7	9.1	0.070	<0.02	1.7	2.4	0.36
117009	BR-058	30.5	31.5	Quartz Sericite Schist	Viggo Pit	Mine Rock	9.4	None	0.030	<0.01	0.020	0.63	0.94	5.9	0.040	<0.02	1.7	9.4	1.8
117006	BR-058	53.6	54.6	Felsic Volcanic 1	Viggo Pit	Mine Rock	8.7	None	0.40	0.13	0.27	8.4	13	7.0	0.010	<0.02	1.7	0.83	0.13
117010	BR-058	72.5	74	Felsic Volcanic 1	Viggo Pit	Mine Rock	9.3	Slight	0.20	0.090	0.11	3.4	6.3	21	0.15	0.11	9.2	6.1	1.5
117012	BR-058	91	92.5	Felsic Volcanic 1	Viggo Pit	Mine Rock	9.1	None	0.43	0.080	0.35	11	13	9.7	0.030	<0.02	1.7	0.89	0.12
117007	BR-058	126.15	127	Metasediment 2	Viggo Pit	Mine Rock	9.0	None	0.49	0.10	0.39	12	15	7.2	<0.01	<0.02	1.7	0.59	0.11
117013	BR-058	150	150.5	Felsic Volcanic 1	Viggo Pit	Mine Rock	9.4	None	0.11	<0.01	0.10	3.1	3.4	9.4	0.050	<0.02	1.7	3.0	0.48
117015	BR-058	166.7	167.2	Felsic Volcanic 2	Viggo Pit	Mine Rock	9.1	Slight	0.47	0.25	0.22	6.9	15	17	0.15	0.11	9.2	2.5	0.62
117008	BR-181	47.4	48	Fragmental 1	Viggo Pit	Mine Rock	9.0	Slight	0.20	0.010	0.19	5.9	6.3	14	0.060	0.070	5.8	2.4	0.93
117002	BR-162	11	12.5	Felsic Volcanic 1	Viggo Pit	Mine Rock	9.4	Slight	0.080	0.010	0.070	2.2	2.5	21	0.12	0.080	6.7	9.5	2.7
117003	BR-162	30	31	Quartz Sericite Schist	Viggo Pit	Mine Rock	9.4	None	0.14	0.050	0.090	2.8	4.4	10	0.080	0.030	2.5	3.6	0.57
117005	BR-162	51.5	52.5	Felsic Volcanic 1	Viggo Pit	Mine Rock	9.3	Slight	0.26	0.040	0.22	6.9	8.1	13	0.080	0.030	2.5	1.9	0.31
117011	BR-162	69.5	70.1	Felsic Volcanic 1	Viggo Pit	Mine Rock	8.6	Slight	0.17	0.020	0.15	4.7	5.3	59	0.50	0.48	40	13	7.5
117004	BR-162	94	95	Felsic Volcanic 1	Viggo Pit	Mine Rock	8.8	None	0.42	0.14	0.28	8.8	13	8.6	0.010	<0.02	1.7	0.98	0.13

(1) Total S measured by Leco furnace; Sulphate S measured by HCl cold leach, Sulphide S calculated by difference (Total S - Sulphate S).

(2) Acid Potential calculated as 31.25*Sulphide S; Maximum Acid Potential calculated as 31.25*Total S or 31.25*ICP-S (aqua regia) if Total S by Leco was unavialable (see text).

(3) Neutralization Potential measured by Modified Sobeck Method.

(4) Total Carbon measured by Leco furance; TIC measured by HCl leach and Leco furnance; TIC as %C measured by HCl leach.

(5) Carbonate Neutralization Potential calculated from TIC.

(6) Neutralization Potential Ratio calculated as NP/AP; Carbonate Neutralization Potential Ratio calculated as CarbNP/MPA.

Classification as mine rock or ore-grade materials was based on gold content.

Table B-1. Acid Base Accounting Results

Sample ID	Drillhole ID	From	To	Lithology	Area	Class	Paste pH	Fizz Rating	Total S[1]	SO_4 S[1]	Sulphide S[1]	AP[2]	MPA[2]	NP[3]	Total C[4]	TIC[4]	CarbNP[5]	NPR[6]	CarbNPR[6]
		m	*m*				pH Units	n/a	%	%	%	kg CaCO3/t	kg CaCO3/t	kg CaCO3/t	%C	%C	kg CaCO3/t	NP/AP	CarbNP/MPA
117035	BR-567	15	16.5	Fragmental 1	Viggo Pit	Mine Rock	9.5	None	0.35	0.090	0.26	8.1	11	9.4	0.010	<0.02	1.7	1.2	0.15
117036	BR-567	33.5	35	Fragmental 1	Viggo Pit	Mine Rock	9.4	Slight	0.040	0.010	0.030	0.94	1.3	17	0.12	0.090	7.5	18	6.0
117037	BR-567	55.2	56.2	Felsic Volcanic 1	Viggo Pit	Mine Rock	9.3	Slight	0.41	0.14	0.27	8.4	13	29	0.22	0.22	18	3.4	1.4
117038	BR-567	72.3	73.3	Felsic Volcanic 2	Viggo Pit	Mine Rock	9.0	Slight	0.51	<0.01	0.50	16	16	22	0.21	0.17	14	1.4	0.89
117039	BR-567	99.8	101.3	Felsic Volcanic 1	Viggo Pit	Mine Rock	9.2	Slight	0.060	<0.01	0.050	1.6	1.9	19	0.17	0.12	10.0	12	5.3
117040	BR-567	125.6	125.9	Felsic Volcanic 1	Viggo Pit	Mine Rock	8.7	Slight	0.030	0.010	0.020	0.63	0.94	35	0.32	0.26	22	57	23
117028	BR-568	9	10	Felsic Volcanic 1	Viggo Pit	Mine Rock	9.3	Slight	0.21	0.080	0.13	4.1	6.6	23	0.22	0.14	12	5.6	1.8
117029	BR-568	33.3	34.3	Felsic Volcanic 1	Viggo Pit	Mine Rock	9.3	Slight	0.18	0.050	0.13	4.1	5.6	23	0.21	0.13	11	5.7	1.9
117030	BR-568	39.4	40.4	Felsic Volcanic 2	Viggo Pit	Mine Rock	9.1	None	0.23	0.13	0.10	3.1	7.2	8.0	0.090	0.030	2.5	2.6	0.35
117031	BR-568	47.8	49.3	Felsic Volcanic 1	Viggo Pit	Mine Rock	9.4	Slight	0.25	0.12	0.13	4.1	7.8	19	0.14	0.080	6.7	4.7	0.85
117032	BR-568	70.5	71.5	Felsic Volcanic 1	Viggo Pit	Mine Rock	9.5	Slight	0.060	0.020	0.040	1.3	1.9	30	0.27	0.21	17	24	9.3
117033	BR-568	92.6	93.9	Metasediment 2	Viggo Pit	Mine Rock	9.0	None	0.20	0.070	0.13	4.1	6.3	8.6	0.030	<0.02	1.7	2.1	0.27
117034	BR-568	110	111	Metasediment 3	Viggo Pit	Mine Rock	8.8	None	0.040	<0.01	0.030	0.94	1.3	7.5	0.060	<0.02	1.7	8.0	1.3
117023	BR-569	9	10	Fragmental 1	Viggo Pit	Mine Rock	9.1	None	0.41	0.19	0.22	6.9	13	9.2	0.070	0.040	3.3	1.3	0.26
117022	BR-569	31.5	33	Fragmental 1	Viggo Pit	Mine Rock	9.2	None	0.40	0.050	0.35	11	13	8.0	0.060	0.030	2.5	0.73	0.20
117021	BR-569	49.5	50.4	Felsic Volcanic 1	Viggo Pit	Mine Rock	9.2	Slight	0.43	0.030	0.40	13	13	39	0.37	0.33	27	3.1	2.0
110720	BR-569	73.75	74.1	Felsic Volcanic 2	Viggo Pit	Mine Rock	9.2	None	0.43	<0.01	0.42	13	13	4.6	0.020	<0.02	1.7	0.35	0.12
117019	BR-569	89.4	90.4	Felsic Volcanic 2	Viggo Pit	Mine Rock	9.3	Slight	0.11	0.010	0.10	3.1	3.4	16	0.16	0.13	11	5.2	3.1
117018	BR-569	107	108	Felsic Volcanic 1	Viggo Pit	Mine Rock	9.4	Slight	0.040	0.010	0.030	0.94	1.3	18	0.15	0.12	10.0	20	8.0
117017	BR-569	130.75	131.7	Felsic Volcanic 1	Viggo Pit	Mine Rock	9.5	Slight	0.050	0.020	0.030	0.94	1.6	17	0.11	0.070	5.8	18	3.7
117016	BR-569	143.65	144.65	Metasediment 2	Viggo Pit	Mine Rock	9.1	Slight	0.32	0.18	0.14	4.4	10	20	0.13	0.070	5.8	4.5	0.58
117027	BR-638	10.5	12	Felsic Volcanic 1	Viggo Pit	Mine Rock	9.4	Slight	0.060	<0.01	0.050	1.6	1.9	32	0.27	0.19	16	20	8.4
117026	BR-638	30	31.5	Felsic Volcanic 1	Viggo Pit	Mine Rock	9.6	Slight	0.030	<0.01	0.020	0.63	0.94	39	0.38	0.35	29	62	31
117025	BR-638	60	61	Quartz Sericite Schist	Viggo Pit	Mine Rock	9.4	None	0.10	0.060	0.040	1.3	3.1	7.4	0.090	0.040	3.3	5.9	1.1
117024	BR-638	86	87	Fragmental 1	Viggo Pit	Mine Rock	9.0	None	0.43	0.18	0.25	7.8	13	6.5	0.030	<0.02	1.7	0.83	0.12
DX491021	BR-732	10	11	Fragmental 1	Viggo Pit	Mine Rock	8.2	None	0.35	0.090	0.26	8.1	11	6.3	0.010	<0.02	1.7	0.78	0.15
DX491045	BR-732	31.5	32	Fragmental 1	Viggo Pit	Mine Rock	8.5	None	0.38	0.080	0.30	9.4	12	7.3	0.030	<0.02	1.7	0.78	0.14
DX491069	BR-732	49.5	50.5	Fragmental 1	Viggo Pit	Mine Rock	8.6	Slight	0.26	0.040	0.22	6.9	8.1	19	0.15	0.13	11	2.7	1.3
DX491095	BR-732	69	70	Felsic Volcanic 2	Viggo Pit	Mine Rock	9.4	None	0.11	0.010	0.10	3.1	3.4	11	0.090	0.060	5.0	3.6	1.5
117480	BR-058	109	110.25	Metasediment 2	Viggo Pit	Mine Rock	7.9	None	0.33	0.030	0.30	9.4	10	8.4	0.080	0.080	6.7	0.90	0.65
117481	BR-058	137	138	Felsic Volcanic 1	Viggo Pit	Mine Rock	9.1	Slight	0.11	0.020	0.090	2.8	3.4	21	0.21	0.20	17	7.6	4.8
117482	BR-181	93	94	Felsic Volcanic 1	Viggo Pit	Mine Rock	8.5	None	0.50	0.10	0.40	13	16	11	0.050	0.070	5.8	0.90	0.37
117479	BR-567	54.2	55.2	Felsic Volcanic 1	Viggo Pit	Ore-Grade	9.1	Slight	0.38	0.16	0.22	6.9	12	24	0.21	0.24	20	3.5	1.7
117478	BR-569	81.4	82.25	Felsic Volcanic 2	Viggo Pit	Mine Rock	9.2	Slight	0.050	<0.01	0.040	1.3	1.6	53	0.55	0.58	48	42	31
117468	BR-379	10.3	11.4	Felsic Volcanic 1	Viggo Pit	Mine Rock	8.5	Slight	0.28	0.15	0.13	4.1	8.8	15	0.12	0.14	12	3.6	1.3
117469	BR-379	21	22.45	Metasediment 2	Viggo Pit	Mine Rock	8.8	None	0.27	0.080	0.19	5.9	8.4	11	0.070	0.080	6.7	1.8	0.79
117470	BR-379	30.7	31.7	Felsic Volcanic 1	Viggo Pit	Mine Rock	9.3	None	0.26	0.080	0.18	5.6	8.1	10	0.050	<0.02	1.7	1.8	0.20
117471	BR-379	50	51	Felsic Volcanic 1	Viggo Pit	Mine Rock	9.1	Slight	0.12	0.020	0.10	3.1	3.8	18	0.17	0.18	15	5.6	4.0
117472	BR-379	60.4	60.7	Felsic Volcanic 1	Viggo Pit	Mine Rock	9.0	None	0.44	0.090	0.35	11	14	5.9	<0.02	0.030	2.5	0.54	0.18
117473	BR-379	70.2	71.5	Felsic Volcanic 1	Viggo Pit	Mine Rock	8.9	Slight	0.59	0.13	0.46	14	18	35	0.30	0.32	27	2.4	1.4
117474	BR-379	96.2	97.2	Felsic Volcanic 1	Viggo Pit	Mine Rock	9.2	Slight	0.040	<0.01	0.030	0.94	1.3	31	0.29	0.31	26	33	21
117475	BR-379	107.3	108.3	Felsic Volcanic 2	Viggo Pit	Mine Rock	8.4	Slight	0.38	0.080	0.30	9.4	12	16	0.17	0.19	16	1.7	1.3
117476	BR-379	117	118	Felsic Volcanic 2	Viggo Pit	Mine Rock	8.3	Slight	0.18	0.030	0.15	4.7	5.6	14	0.17	0.18	15	3.0	2.7
117477	BR-379	127	128	Felsic Volcanic 2	Viggo Pit	Mine Rock	9.1	Slight	0.48	0.080	0.40	13	15	21	0.21	0.24	20	1.7	1.3
117493	BH23-11	12	13	Felsic Volcanic 1	Viggo Pit	Mine Rock	9.3	None	0.21	0.050	0.16	5.0	6.6	8.4	0.040	0.070	5.8	1.7	0.89
117492	BH23-11	22	23	Fragmental 1	Viggo Pit	Mine Rock	9.2	None	0.26	0.060	0.20	6.3	8.1	9.7	0.040	0.060	5.0	1.6	0.61
117491	BH23-11	32	33	Fragmental 1	Viggo Pit	Mine Rock	9.1	None	0.32	0.090	0.23	7.2	10	7.5	0.030	0.030	2.5	1.0	0.25
117490	BH23-11	42	43	Felsic Volcanic 1	Viggo Pit	Mine Rock	8.7	Slight	0.35	0.12	0.23	7.2	11	13	0.050	0.070	5.8	1.8	0.53
117489	BH23-11	52	53	Felsic Volcanic 1	Viggo Pit	Mine Rock	9.1	Slight	0.36	0.16	0.20	6.3	11	17	0.15	0.12	10.0	2.7	0.89
117487	BH23-12	4	5	Fragmental 1	Viggo Pit	Mine Rock	8.6	None	0.49	0.18	0.31	9.7	15	6.7	<0.02	0.030	2.5	0.69	0.16
117488	BH23-12	15	16	Fragmental 1	Viggo Pit	Mine Rock	9.2	None	0.44	0.13	0.31	9.7	14	7.8	0.030	<0.02	1.7	0.81	0.12
117486	BH23-12	24	25	Fragmental 1	Viggo Pit	Mine Rock	9.2	None	0.32	0.11	0.21	6.6	10	7.9	0.030	0.030	2.5	1.2	0.25
117485	BH23-12	34	35	Fragmental 1	Viggo Pit	Mine Rock	8.6	None	0.46	0.12	0.34	11	14	9.6	0.060	0.050	4.2	0.90	0.29
117484	BH23-12	45	46	Fragmental 1	Viggo Pit	Mine Rock	9.0	Slight	0.18	0.030	0.15	4.7	5.6	19	0.17	0.16	13	3.9	2.4
117483	BH23-12	54.5	55.5	Fragmental 1	Viggo Pit	Mine Rock	9.2	None	0.090	<0.01	0.080	2.5	2.8	6.4	0.020	<0.02	1.7	2.6	0.59
117451	BR-734	12.55	13.4	Felsic Volcanic 1	Viggo Pit	Mine Rock	9.2	Slight	0.71	0.12	0.59	18	22	12	0.080	0.070	5.8	0.63	0.26
117452	BR-734	21.5	23	Fragmental 1	Viggo Pit	Ore-Grade	9.1	Slight	0.29	0.10	0.19	5.9	9.1	47	0.49	0.47	39	8.0	4.3
117453	BR-734	54.9	56.4	Felsic Volcanic 2	Viggo Pit	Ore-Grade	9.2	Slight	0.15	0.050	0.10	3.1	4.7	10	0.11	0.080	6.7	3.3	1.4
117454	BR-734	76.8	78.3	Felsic Volcanic 1	Viggo Pit	Mine Rock	9.3	Slight	0.040	<0.01	0.030	0.94	1.3	23	0.21	0.21	17	25	14
117455	BR-734	88.5	88.9	Felsic Volcanic 1	Viggo Pit	Mine Rock	8.5	Slight	0.050	<0.01	0.040	1.3	1.6	27	0.24	0.23	19	21	12

(1) Total S measured by Leco furnace; Sulphate S measured by HCl cold leach, Sulphide S calculated by difference (Total S - Sulphate S).

(2) Acid Potential calculated as 31.25*Sulphide S; Maximum Acid Potential calculated as 31.25*Total S or 31.25*ICP-S (aqua regia) if Total S by Leco was unavialable (see text).

(3) Neutralization Potential measured by Modified Sobeck Method.

(4) Total Carbon measured by Leco furance; TIC measured by HCl leach and Leco furnance; TIC as %C measured by HCl leach.

(5) Carbonate Neutralization Potential calculated from TIC.

(6) Neutralization Potential Ratio calculated as NP/AP; Carbonate Neutralization Potential Ratio calculated as CarbNP/MPA.

Classification as mine rock or ore-grade materials was based on gold content.

Table B-1. Acid Base Accounting Results

Sample ID	Drillhole ID	From	To	Lithology	Area	Class	Paste pH	Fizz Rating	Total S[1]	SO_4 S[1]	Sulphide S[1]	AP[2]	MPA[2]	NP[3]	Total C[4]	TIC[4]	CarbNP[5]	NPR[6]	CarbNPR[6]
		m	*m*				pH Units	n/a	%	%	%	kg CaCO3/t	kg CaCO3/t	kg CaCO3/t	%C	%C	kg CaCO3/t	NP/AP	CarbNP/MPA
117456	BR-734	97.85	99.35	Felsic Volcanic 1	Viggo Pit	Mine Rock	9.1	Slight	0.11	0.030	0.080	2.5	3.4	39	0.34	0.33	27	15	8.0
117457	BR-734	111	112.5	Metasediment 3	Viggo Pit	Mine Rock	8.7	None	0.16	0.050	0.11	3.4	5.0	5.8	0.060	<0.02	1.7	1.7	0.33
117458	BR-734	127.2	128.7	Metasediment 3	Viggo Pit	Mine Rock	8.7	Slight	0.36	0.030	0.33	10	11	17	0.14	0.12	10.0	1.6	0.89
117459	BR-735	10.35	10.75	Quartz Sericite Schist	Viggo Pit	Mine Rock	9.6	Strong	0.070	<0.01	0.060	1.9	2.2	126	1.4	1.4	112	67	51
117460	BR-735	30	31.15	Fragmental 1	Viggo Pit	Mine Rock	9.0	None	0.38	0.050	0.33	10	12	8.2	0.030	<0.02	1.7	0.80	0.14
117461	BR-735	51	52.5	Felsic Volcanic 1	Viggo Pit	Mine Rock	9.3	Slight	0.16	0.070	0.090	2.8	5.0	23	0.21	0.19	16	8.0	3.2
117462	BR-735	70.5	72	Fragmental 1	Viggo Pit	Mine Rock	8.7	None	0.52	0.060	0.46	14	16	8.2	0.030	0.020	1.7	0.57	0.10
117463	BR-735	90	90.9	Fragmental 1	Viggo Pit	Mine Rock	9.2	None	0.30	0.070	0.23	7.2	9.4	6.8	0.020	<0.02	1.7	0.95	0.18
117464	BR-735	113.75	114.75	Felsic Volcanic 1	Viggo Pit	Mine Rock	9.4	Slight	0.12	0.050	0.070	2.2	3.8	55	0.55	0.52	43	25	12
117465	BR-735	135.4	136.4	Felsic Volcanic 1	Viggo Pit	Mine Rock	9.4	Slight	0.070	<0.01	0.060	1.9	2.2	42	0.41	0.38	32	22	14
117466	BR-735	141	142	Felsic Volcanic 2	Viggo Pit	Mine Rock	9.2	Slight	0.090	0.010	0.080	2.5	2.8	13	0.14	0.13	11	5.4	3.8
117467	BR-735	150.1	150.85	Felsic Volcanic 2	Viggo Pit	Mine Rock	9.4	Slight	0.26	0.14	0.12	3.8	8.1	12	0.12	0.090	7.5	3.2	0.92
117498	BH24-01	40.75	41.75	Felsic Volcanic 1	Viggo Pit	Mine Rock	9.5	Slight	0.27	0.11	0.16	5.0	8.4	17	0.15	0.13	11	3.3	1.3
117497	BH24-01	51	52	Felsic Volcanic 1	Viggo Pit	Mine Rock	9.0	None	0.36	0.040	0.32	10	11	6.6	0.020	<0.02	1.7	0.66	0.15
117496	BH24-01	60	61	Fragmental 1	Viggo Pit	Mine Rock	9.2	Slight	0.35	0.050	0.30	9.4	11	11	0.050	0.040	3.3	1.2	0.30
117495	BH24-01	69.5	70.5	Fragmental 1	Viggo Pit	Mine Rock	9.4	Slight	0.30	0.14	0.16	5.0	9.4	10	0.060	0.030	2.5	2.0	0.27
117494	BH24-01	90	91	Fragmental 1	Viggo Pit	Mine Rock	9.2	None	0.41	0.11	0.30	9.4	13	8.6	0.040	<0.02	1.7	0.92	0.13
DX489414	BH24-02	10	11	Felsic Volcanic 2	Viggo Pit	Mine Rock	9.1	Slight	0.22	0.070	0.15	4.7	6.9	13	0.13	0.12	10.0	2.8	1.5
DX489413	BH24-02	30.1	31	Felsic Volcanic 2	Viggo Pit	Mine Rock	8.5	Slight	0.47	0.14	0.33	10	15	15	0.17	0.13	11	1.4	0.74
DX489412	BH24-02	50	51	Felsic Volcanic 1	Viggo Pit	Mine Rock	9.4	Slight	0.19	0.070	0.12	3.8	5.9	22	0.21	0.16	13	5.9	2.2
DX489411	BH24-02	70.5	71	Felsic Volcanic 1	Viggo Pit	Mine Rock	9.5	None	0.090	0.020	0.070	2.2	2.8	7.2	0.030	<0.02	1.7	3.3	0.59
117500	BH24-02	90.95	91.75	Felsic Volcanic 1	Viggo Pit	Mine Rock	9.4	None	0.11	0.040	0.070	2.2	3.4	6.6	<0.02	<0.02	1.7	3.0	0.48
117499	BH24-02	110.75	111.5	Felsic Volcanic 1	Viggo Pit	Mine Rock	9.3	Slight	0.030	<0.01	0.020	0.63	0.94	30	0.28	0.23	19	47	20
DX489416	BH24-03	65	65.6	Felsic Volcanic 1	Viggo Pit	Mine Rock	9.1	Moderate	0.040	<0.01	0.030	0.94	1.3	61	0.66	0.62	52	65	41
DX489415	BH24-03	85.5	86.5	Fragmental 2	Viggo Pit	Mine Rock	8.6	Moderate	0.030	<0.01	0.020	0.63	0.94	83	0.94	0.91	76	133	81
A0962870	BH24-01	10	11	Felsic Volcanic 1	Viggo Pit	Mine Rock	9.5	Slight	0.13	0.050	0.080	2.5	4.1	15	0.14	0.11	9.2	6.1	2.3
A0962869	BH24-01	22.3	23.3	Felsic Volcanic 1	Viggo Pit	Mine Rock	9.2	Slight	0.12	0.030	0.090	2.8	3.8	13	0.12	0.080	6.7	4.7	1.8
A0962868	BH24-01	30.9	31.9	Felsic Volcanic 1	Viggo Pit	Mine Rock	9.3	None	0.19	0.030	0.16	5.0	5.9	9.8	0.020	<0.02	1.7	2.0	0.28
DX489422	BH24-03	6.1	7.1	Metasediment 3	Viggo Pit	Mine Rock	9.2	None	0.030	<0.01	0.020	0.63	0.94	7.4	0.060	0.030	2.5	12	2.7
DX489421	BH24-03	16	17	Metasediment 3	Viggo Pit	Mine Rock	9.0	None	0.34	0.12	0.22	6.9	11	11	0.020	0.020	1.7	1.6	0.16
DX489420	BH24-03	25.4	26.4	Metasediment 3	Viggo Pit	Mine Rock	8..71	None	0.25	0.070	0.18	5.6	7.8	5.4	<0.02	<0.02	1.7	0.96	0.21
DX489418	BH24-03	36	37	Metasediment 3	Viggo Pit	Mine Rock	9.1	Slight	0.35	0.11	0.24	7.5	11	16	0.14	0.15	12	2.1	1.1
DX489417	BH24-03	44.4	45.3	Felsic Volcanic 1	Viggo Pit	Mine Rock	9.0	Slight	0.040	<0.01	0.030	0.94	1.3	15	0.080	0.070	5.8	16	4.7
031665	REG-026	1018.5	1020	Felsic Volcanic 1	Underground	Mine Rock	9.8	Slight	0.20	0.095	0.10	3.3	6.3	23	0.19	0.11	9.4	7.0	1.5
031666	REG-026	1064.8	1065.2	Felsic Volcanic 1	Underground	Mine Rock	8.8	Slight	0.13	<0.01	0.12	3.8	4.1	58	0.53	0.45	38	15	9.3
031667	REG-026	1114.5	1116	Fragmental 2	Underground	Mine Rock	9.1	None	0.040	0.017	0.023	0.71	1.3	6.9	0.030	<0.02	1.7	9.8	1.3
031668	BR-433	269.2	270.2	Felsic Volcanic 1	Underground	Mine Rock	9.4	Slight	0.65	0.14	0.51	16	20	51	0.51	0.44	36	3.2	1.8
031669	BR-433	230.9	232.4	Metasediment 2	Underground	Mine Rock	9.5	None	0.78	0.076	0.70	22	24	14	0.030	<0.02	1.7	0.62	0.068
031670	BR-259	696	697	Fragmental 2	Underground	Mine Rock	9.5	Slight	0.40	0.16	0.24	7.5	13	9.8	0.10	0.041	3.4	1.3	0.28
031671	BR-259	719.75	720.25	Metasediment 3	Underground	Mine Rock	9.4	Slight	0.18	0.039	0.14	4.4	5.6	19	0.080	0.060	5.0	4.2	0.89
031672	BR-259	655.5	656.7	Metasediment 3	Underground	Mine Rock	9.4	None	0.070	0.0055	0.064	2.0	2.2	13	0.060	0.040	3.3	6.2	1.5
031673	BR-259	636.85	637.3	Felsic Volcanic 1	Underground	Ore-Grade	9.8	Slight	0.060	0.025	0.035	1.1	1.9	31	0.25	0.24	20	28	11
031674	BR-378	229.15	230.5	Felsic Volcanic 1	Underground	Mine Rock	9.8	Slight	0.020	<0.01	0.010	0.31	0.63	26	0.23	0.17	14	82	23
031675	BR-378	253	254.3	Metasediment 3	Underground	Mine Rock	8.9	Slight	0.19	0.045	0.15	4.5	5.9	17	0.11	0.037	3.1	3.8	0.52
031676	BR-378	106	107.2	Fragmental 1	Underground	Mine Rock	9.8	None	0.060	0.013	0.047	1.5	1.9	10	0.020	<0.02	1.7	7.1	0.89
031677	BR-378	336.9	338.4	Basalt	Underground	Mine Rock	9.2	Slight	0.030	0.0079	0.022	0.69	0.94	26	0.22	0.20	17	38	18
031678	BR-378	128	129.5	Felsic Volcanic 1	Underground	Mine Rock	9.7	Slight	0.14	0.056	0.084	2.6	4.4	19	0.13	0.090	7.5	7.1	1.7
031679	BR-378	191	192	Felsic Volcanic 2	Underground	Mine Rock	9.6	Slight	0.15	0.079	0.071	2.2	4.7	18	0.18	0.15	12	7.9	2.7
031680	BR-378	299.9	301.4	Fragmental 2	Underground	Mine Rock	9.6	Slight	0.21	0.072	0.14	4.3	6.6	42	0.38	0.36	30	9.6	4.6
031681	BR-469	155.5	157	Felsic Volcanic 2	Underground	Mine Rock	8.7	Slight	1.8	0.084	1.7	54	57	25	0.28	0.23	19	0.47	0.34
031682	BR-469	263.85	265.35	Metasediment 3	Underground	Mine Rock	9.7	Slight	0.11	0.060	0.050	1.6	3.4	41	0.42	0.39	32	26	9.4
031683	BR-469	204.7	205.7	Felsic Volcanic 2	Underground	Ore-Grade	9.7	Slight	0.28	0.13	0.15	4.6	8.8	25	0.25	0.20	16	5.3	1.9
031684	BR-393	455.1	456.35	Basalt	Underground	Mine Rock	9.6	Slight	0.65	0.16	0.49	15	20	43	0.36	0.27	22	2.8	1.1
031685	BR-393	404.8	406.3	Fragmental 2	Underground	Mine Rock	9.7	Slight	0.18	0.10	0.077	2.4	5.6	23	0.21	0.18	15	9.6	2.7
031686	BR-393	342	343.5	Felsic Volcanic 1	Underground	Mine Rock	9.9	Slight	0.14	0.044	0.096	3.0	4.4	61	0.60	0.51	43	20	9.8
031687	BR-397	188.4	189.1	Felsic Volcanic 1	Underground	Mine Rock	9.2	Slight	0.10	0.054	0.046	1.4	3.1	52	0.54	0.52	43	36	14
031688	BR-397	275.8	277.3	Basalt	Underground	Mine Rock	9.9	Slight	0.050	0.019	0.031	0.97	1.6	18	0.16	0.065	5.4	18	3.5
031689	BR-370	369.5	371	Metasediment 3	Underground	Mine Rock	9.5	Slight	0.050	0.023	0.027	0.85	1.6	20	0.13	0.11	9.2	23	5.9
031690	BR-523	195.5	196.3	Felsic Volcanic 2	Underground	Ore-Grade	9.1	None	0.65	0.18	0.47	15	20	9.7	0.10	0.030	2.5	0.66	0.12
031691	BR-523	128.5	130	Felsic Volcanic 1	Underground	Mine Rock	9.6	Slight	0.24	0.095	0.14	4.5	7.5	24	0.18	0.080	6.7	5.3	0.89

(1) Total S measured by Leco furnace; Sulphate S measured by HCl cold leach, Sulphide S calculated by difference (Total S - Sulphate S).

(2) Acid Potential calculated as 31.25*Sulphide S; Maximum Acid Potential calculated as 31.25*Total S or 31.25*ICP-S (aqua regia) if Total S by Leco was unavialable (see text).

(3) Neutralization Potential measured by Modified Sobeck Method.

(4) Total Carbon measured by Leco furance; TIC measured by HCl leach and Leco furnance; TIC as %C measured by HCl leach.

(5) Carbonate Neutralization Potential calculated from TIC.

(6) Neutralization Potential Ratio calculated as NP/AP; Carbonate Neutralization Potential Ratio calculated as CarbNP/MPA.

Classification as mine rock or ore-grade materials was based on gold content.

Table B-1. Acid Base Accounting Results

Sample ID	Drillhole ID	From	To	Lithology	Area	Class	Paste pH	Fizz Rating	Total S[1]	SO_4 S[1]	Sulphide S[1]	AP[2]	MPA[2]	NP[3]	Total C[4]	TIC[4]	CarbNP[5]	NPR[6]	CarbNPR[6]
		m	*m*				pH Units	n/a	%	%	%	kg CaCO3/t	kg CaCO3/t	kg CaCO3/t	%C	%C	kg CaCO3/t	NP/AP	CarbNP/MPA
031692	BR-523	167	168.1	Metasediment 2	Underground	Mine Rock	9.6	Slight	0.29	0.072	0.22	6.8	9.1	18	0.090	<0.02	1.7	2.6	0.18
031693	BR-523	148.1	148.5	Felsic Volcanic 1	Underground	Mine Rock	9.4	None	0.34	0.20	0.14	4.4	11	9.6	0.050	<0.02	1.7	2.2	0.16
031694	BR-523	55.8	56.8	Metasediment 2	Underground	Mine Rock	8.5	None	0.91	0.072	0.84	26	28	6.8	0.010	<0.02	1.7	0.26	0.059
031695	BR-523	100.7	102	Fragmental 1	Underground	Mine Rock	9.6	Slight	0.14	0.045	0.095	3.0	4.4	18	0.13	0.080	6.7	6.2	1.5
031696	BR-523	78.5	79.5	Felsic Volcanic 1	Underground	Mine Rock	9.9	None	0.35	0.11	0.24	7.6	11	6.9	0.020	<0.02	1.7	0.90	0.15
031697	BR-772	1476.25	1477.75	Felsic Volcanic 1	Underground	Mine Rock	9.2	Slight	0.13	0.0058	0.12	3.9	4.1	14	0.12	0.10	8.3	3.7	2.0
031698	BR-772	1533	1534.5	Basalt	Underground	Mine Rock	8.9	Slight	0.76	0.11	0.65	20	24	15	0.12	0.050	4.2	0.76	0.18
031699	BR-682	1070	1070.9	Fragmental 2	Underground	Mine Rock	9.8	None	0.38	0.085	0.29	9.2	12	9.3	0.050	<0.02	1.7	1.0	0.14
031700	BR-392	365	366.5	Basalt	Underground	Mine Rock	9.0	Slight	1.5	0.016	1.4	45	46	19	0.10	<0.02	1.7	0.43	0.036
031701	BR-024	400.25	400.75	Metasediment 3	Underground	Mine Rock	9.2	Slight	0.34	0.15	0.19	6.1	11	18	0.16	0.051	4.2	3.0	0.40
031702	BR-024	353.5	354	Fragmental 2	Underground	Mine Rock	9.7	Moderate	0.020	0.010	0.0097	0.30	0.63	72	0.77	0.70	58	236	93
031703	BR-024	452	452.55	Metasediment 3	Underground	Mine Rock	9.7	None	0.10	0.050	0.050	1.6	3.1	14	0.080	<0.02	1.7	8.7	0.53
031704	BR-024	503	504	Felsic Volcanic 1	Underground	Mine Rock	9.8	3	0.030	<0.01	0.020	0.63	0.94	22	0.21	0.18	15	35	16
031705	BR-771	1474.2	1475	Metasediment 3	Underground	Mine Rock	9.8	None	0.060	0.033	0.027	0.84	1.9	8.7	0.030	<0.02	1.7	10	0.89
031706	BR-771	1302.3	1303.8	Felsic Volcanic 1	Underground	Mine Rock	9.2	Slight	0.12	0.049	0.071	2.2	3.8	18	0.18	0.067	5.6	8.2	1.5
031707	BR-771	1382.6	1383.4	Felsic Volcanic 2	Underground	Mine Rock	9.3	Slight	0.88	0.44	0.44	14	28	15	0.13	0.099	8.2	1.1	0.30
031708	BR-695	1709.5	1711	Metasediment 3	Underground	Mine Rock	9.5	Slight	0.040	0.012	0.028	0.87	1.3	11	0.040	<0.02	1.7	13	1.3
031709	BR-481	754.5	756	Felsic Volcanic 2	Underground	Mine Rock	9.6	Slight	1.5	0.23	1.2	38	45	18	0.20	0.17	14	0.48	0.30
031710	BR-760	204.7	206.2	Fragmental 1	Underground	Mine Rock	9.5	Slight	0.050	0.024	0.026	0.81	1.6	17	0.12	0.091	7.6	20	4.9
031711	BR-760	300	301.1	Metasediment 2	Underground	Mine Rock	9.6	Slight	0.32	0.077	0.24	7.6	10	27	0.21	0.16	14	3.5	1.4
031712	BR-760	355	356	Felsic Volcanic 1	Underground	Mine Rock	9.7	Slight	0.23	0.17	0.063	2.0	7.2	22	0.20	0.16	13	11	1.8
031713	BR-760	253.2	254	Fragmental 1	Underground	Mine Rock	9.7	Slight	0.22	0.085	0.13	4.2	6.9	13	0.13	0.095	7.9	3.1	1.2
031714	BR-760	457.5	459	Felsic Volcanic 1	Underground	Mine Rock	9.7	Moderate	0.020	0.0084	0.012	0.36	0.63	58	0.58	0.53	44	160	71
031715	BR-760	406.8	407.55	Felsic Volcanic 2	Underground	Ore-Grade	9.6	Slight	0.52	0.18	0.34	11	16	19	0.18	0.15	13	1.8	0.78
031716	BR-481	599.8	601	Felsic Volcanic 2	Underground	Mine Rock	9.9	3	0.71	0.20	0.51	16	22	33	0.36	0.35	29	2.1	1.3
031717	BR-481	655.8	656.7	Felsic Volcanic 1	Underground	Ore-Grade	9.9	3	0.97	0.030	0.94	29	30	28	0.26	0.25	21	0.94	0.68
031718	BR-745	772.3	773.5	Fragmental 2	Underground	Mine Rock	9.8	Moderate	0.13	0.060	0.070	2.2	4.1	49	0.52	0.50	42	22	10
031719	BR-745	601.75	603	Felsic Volcanic 1	Underground	Ore-Grade	9.6	3	0.33	0.11	0.22	6.9	10	15	0.082	0.066	5.5	2.2	0.53
031720	BR-745	669	670.5	Felsic Volcanic 2	Underground	Mine Rock	9.9	3	0.040	0.010	0.030	0.94	1.3	18	0.19	0.17	14	19	11
031721	BR-763	542.35	543.85	Metasediment 2	Underground	Mine Rock	9.8	3	0.45	0.36	0.090	2.8	14	12	0.052	0.028	2.3	4.3	0.17
031722	BR-763	599.65	601.15	Felsic Volcanic 1	Underground	Mine Rock	9.7	3	0.25	0.14	0.11	3.4	7.8	20	0.19	0.18	15	5.7	1.9
031723	BR-682	1029	1030.5	Felsic Volcanic 1	Underground	Mine Rock	8.5	3	2.5	0.050	2.5	77	78	9.0	0.13	0.0080	0.67	0.12	0.0085
031724	BR-682	874.8	875.7	Felsic Volcanic 1	Underground	Ore-Grade	9.1	3	2.8	0.20	2.6	81	88	426	5.2	5.1	428	5.2	4.9
031725	BR-682	777.9	778.9	Felsic Volcanic 1	Underground	Ore-Grade	7.9	3	6.5	0.98	5.5	173	203	7.1	0.032	0.014	1.2	0.041	0.0057
031726	BR-682	927.6	928.2	Felsic Volcanic 1	Underground	Mine Rock	9.2	3	2.7	0.40	2.3	72	84	24	0.22	0.21	18	0.34	0.21
031727	BR-682	969	970	Felsic Volcanic 1	Underground	Ore-Grade	9.3	3	1.9	0.18	1.7	54	60	36	0.40	0.37	31	0.67	0.52
031728	BR-682	482	483.5	Fragmental 2	Underground	Mine Rock	9.9	3	0.040	0.020	0.020	0.63	1.3	19	0.17	0.15	12	30	9.9
031729	BR-682	646.2	647.5	Metasediment 2	Underground	Mine Rock	9.6	3	3.3	2.3	0.97	30	103	11	0.0060	0.0080	0.67	0.37	0.0065
031730	BR-682	390.5	391.6	Felsic Volcanic 1	Underground	Mine Rock	10	3	0.030	0.010	0.020	0.63	0.94	54	0.59	0.57	48	87	51
031731	BR-682	559.55	561	Metasediment 3	Underground	Mine Rock	9.8	3	0.070	0.020	0.050	1.6	2.2	14	0.046	0.034	2.8	9.0	1.3
031732	BR-682	312	313.5	Basalt	Underground	Mine Rock	9.8	3	0.17	0.13	0.040	1.3	5.3	62	0.69	0.67	56	50	10
031733	BR-227	840.5	842	Basalt	Underground	Mine Rock	10.0	3	1.3	0.93	0.32	10	39	27	0.15	0.13	11	2.7	0.28
031734	BR-227	812	813	Fragmental 2	Underground	Mine Rock	9.4	3	0.020	<0.01	0.010	0.31	0.63	40	0.44	0.43	36	129	57
031735	BR-227	502	503	Felsic Volcanic 1	Underground	Mine Rock	10	3	0.31	0.10	0.21	6.6	9.7	24	0.19	0.12	10	3.6	1.1
031736	BR-227	685.5	686.5	Felsic Volcanic 2	Underground	Mine Rock	9.8	3	0.090	0.050	0.040	1.3	2.8	14	0.12	0.11	9.0	11	3.2
031737	BR-227	609	609.75	Metasediment 2	Underground	Mine Rock	9.6	3	0.38	0.24	0.14	4.4	12	18	0.12	0.072	6.0	4.1	0.51
031738	BR-227	644.1	645.6	Felsic Volcanic 1	Underground	Mine Rock	9.9	3	0.40	0.22	0.18	5.6	13	25	0.22	0.20	16	4.4	1.3
031739	BR-227	745	746.5	Felsic Volcanic 1	Underground	Mine Rock	10	3	0.030	<0.01	0.020	0.63	0.94	19	0.13	0.11	9.3	30	10.0
031740	BR-247	690	691.5	Fragmental 2	Underground	Mine Rock	9.9	3	0.040	0.010	0.030	0.94	1.3	14	0.11	0.090	7.5	15	6.0
031826	BR-392	309	310.5	Fragmental 2	Underground	Mine Rock	9.7	3	0.030	<0.01	0.020	0.63	0.94	17	0.13	0.11	9.0	27	9.6
031827	BR-392	264	265.5	Metasediment 3	Underground	Mine Rock	9.8	3	0.12	0.060	0.060	1.9	3.8	19	0.19	0.15	13	10.0	3.4
031828	BR-156	355	356	Felsic Volcanic 1	Underground	Mine Rock	9.9	3	0.63	0.080	0.55	17	20	55	0.63	0.59	49	3.2	2.5
031829	BR-156	405	406.5	Felsic Volcanic 1	Underground	Mine Rock	10.0	3	0.59	0.10	0.49	15	18	25	0.23	0.21	18	1.7	0.97
031830	BR-156	458	459	Metasediment 2	Underground	Mine Rock	9.8	3	0.29	0.18	0.11	3.4	9.1	9.7	0.040	0.0080	0.67	2.8	0.074
031831	BR-156	515	516	Felsic Volcanic 2	Underground	Mine Rock	9.3	3	1.7	<0.01	1.7	53	54	10	0.089	0.072	6.0	0.19	0.11
031832	BR-156	564	565	Felsic Volcanic 2	Underground	Ore-Grade	9.8	3	0.35	0.27	0.080	2.5	11	15	0.13	0.11	9.0	6.0	0.82
031833	BR-156	612	613.1	Metasediment 3	Underground	Mine Rock	9.8	3	0.070	0.040	0.030	0.94	2.2	17	0.092	0.074	6.2	18	2.8
031834	BR-007	460.25	460.75	Felsic Volcanic 1	Underground	Mine Rock	9.5	3	1.8	<0.01	1.8	57	57	39	0.43	0.41	34	0.68	0.60
031835	BR-007	504.65	505.15	Metasediment 2	Underground	Ore-Grade	9.7	3	1.7	1.1	0.63	20	54	12	0.031	0.016	1.3	0.62	0.025
031836	BR-007	555.7	556.2	Felsic Volcanic 1	Underground	Mine Rock	9.9	3	1.2	0.62	0.62	19	39	21	0.18	0.16	13	1.1	0.34

(1) Total S measured by Leco furnace; Sulphate S measured by HCl cold leach, Sulphide S calculated by difference (Total S - Sulphate S).

(2) Acid Potential calculated as 31.25*Sulphide S; Maximum Acid Potential calculated as 31.25*Total S or 31.25*ICP-S (aqua regia) if Total S by Leco was unavialable (see text).

(3) Neutralization Potential measured by Modified Sobeck Method.

(4) Total Carbon measured by Leco furance; TIC measured by HCl leach and Leco furnance; TIC as %C measured by HCl leach.

(5) Carbonate Neutralization Potential calculated from TIC.

(6) Neutralization Potential Ratio calculated as NP/AP; Carbonate Neutralization Potential Ratio calculated as CarbNP/MPA.

Classification as mine rock or ore-grade materials was based on gold content.

Table B-1. Acid Base Accounting Results

Sample ID	Drillhole ID	From	To	Lithology	Area	Class	Paste pH	Fizz Rating	Total S[1]	SO_4 S[1]	Sulphide S[1]	AP[2]	MPA[2]	NP[3]	Total C[4]	TIC[4]	CarbNP[5]	NPR[6]	CarbNPR[6]
		m	*m*				pH Units	n/a	%	%	%	kg CaCO3/t	kg CaCO3/t	kg CaCO3/t	%C	%C	kg CaCO3/t	NP/AP	CarbNP/MPA
031837	BR-007	605.3	606	Felsic Volcanic 1	Underground	Ore-Grade	10	3	0.28	0.15	0.13	4.1	8.8	36	0.38	0.36	30	8.9	3.4
031838	BR-007	705	706	Felsic Volcanic 1	Underground	Mine Rock	10	3	0.28	0.17	0.11	3.4	8.8	15	0.085	0.074	6.2	4.5	0.70
031839	BR-007	753.6	754.3	Fragmental 2	Underground	Ore-Grade	10.0	3	0.050	0.020	0.030	0.94	1.6	11	0.046	0.016	1.3	12	0.85
031840	BR-030	209.8	210.8	Fragmental 2	Underground	Mine Rock	9.9	3	0.14	0.020	0.12	3.8	4.4	63	0.61	0.59	49	17	11
031841	BR-030	249.6	251.1	Metasediment 3	Underground	Mine Rock	9.9	3	0.040	0.010	0.030	0.94	1.3	25	0.22	0.21	17	26	14
031842	BR-030	290.9	291.85	Felsic Volcanic 1	Underground	Mine Rock	9.9	3	0.020	0.010	0.010	0.31	0.63	23	0.23	0.21	17	74	27
031843	BR-030	399.1	399.9	Felsic Volcanic 2	Underground	Mine Rock	10	3	0.22	0.020	0.20	6.3	6.9	30	0.33	0.31	26	4.8	3.8
031844	BR-030	437.3	438.2	Felsic Volcanic 2	Underground	Mine Rock	10	3	0.28	0.14	0.14	4.4	8.8	32	0.35	0.32	27	7.3	3.0
031845	BR-084	333.2	334.2	Felsic Volcanic 2	Underground	Mine Rock	10	3	0.25	0.11	0.14	4.4	7.8	39	0.43	0.42	35	8.9	4.5
031846	BR-084	393.75	394.75	Felsic Volcanic 2	Underground	Mine Rock	9.8	3	0.75	0.11	0.64	20	23	127	1.5	1.5	122	6.4	5.2
031847	BR-084	432.6	433.7	Felsic Volcanic 1	Underground	Ore-Grade	9.9	3	1.5	1.0	0.52	16	48	18	0.12	0.098	8.2	1.1	0.17
031848	BR-084	491	492.5	Fragmental 2	Underground	Mine Rock	10.0	3	0.11	0.080	0.030	0.94	3.4	11	0.093	0.068	5.7	12	1.6
031849	BR-084	568.3	569.8	Basalt	Underground	Mine Rock	9.2	3	0.36	0.24	0.12	3.8	11	69	0.73	0.71	59	18	5.3
031850	BR-024	289	290.5	Basalt	Underground	Mine Rock	9.7	3	0.45	0.35	0.10	3.1	14	71	0.71	0.67	55	23	3.9
116955	BR-388	448.5	450	Metasediment 2	Underground	Mine Rock	9.9	2	0.40	0.19	0.21	6.6	13	12	0.042	0.014	1.2	1.8	0.093
116956	BR-517	656.5	657.5	Felsic Volcanic 2	Underground	Mine Rock	9.7	3	0.94	0.34	0.60	19	29	23	0.24	0.21	18	1.2	0.60
116957	BR-388	415.5	417	Felsic Volcanic 1	Underground	Mine Rock	10	3	0.39	0.25	0.14	4.4	12	32	0.28	0.24	20	7.3	1.7
116958	BR-517	753.3	754.35	Metasediment 3	Underground	Mine Rock	10	2	0.040	0.010	0.030	0.94	1.3	18	0.11	0.088	7.3	19	5.9
116959	BR-481	805.5	806.7	Felsic Volcanic 2	Underground	Mine Rock	9.9	3	0.62	0.13	0.49	15	19	46	0.52	0.49	41	3.0	2.1
116960	BR-388	362	363	Metasediment 3	Underground	Mine Rock	10	2	0.050	0.010	0.040	1.3	1.6	13	0.059	0.030	2.5	10	1.6
116961	BR-517	603	604.5	Felsic Volcanic 1	Underground	Mine Rock	10	3	0.64	0.38	0.26	8.1	20	46	0.45	0.42	35	5.6	1.7
116962	BR-517	556.15	556.9	Felsic Volcanic 2	Underground	Mine Rock	9.6	3	4.3	0.39	3.9	121	133	54	0.71	0.68	57	0.45	0.43
116963	BR-517	706	707	Felsic Volcanic 2	Underground	Mine Rock	9.9	3	0.40	0.22	0.18	5.6	13	31	0.35	0.31	26	5.5	2.1
116964	BR-388	261	262.5	Fragmental 2	Underground	Mine Rock	10	3	0.060	0.020	0.040	1.3	1.9	17	0.17	0.14	12	14	6.3
116965	BR-388	311.5	312.55	Fragmental 2	Underground	Mine Rock	9.8	2	0.040	0.010	0.030	0.94	1.3	13	0.079	0.052	4.3	13	3.5
116966	BR-763	656.4	657.9	Metasediment 3	Underground	Mine Rock	10	3	0.32	0.18	0.14	4.4	10	35	0.29	0.25	20	7.9	2.0
DX758033	BR-144	193	194	Felsic Volcanic 1	Central Pit	Mine Rock	--	--	0.63	--	--	--	20	15	0.13	0.10	8.4	--	0.43
DX758034	BR-144	205	206	Felsic Volcanic 1	Central Pit	Mine Rock	--	--	--	--	--	--	16	--	--	0.46	39	--	2.4
DX758035	BR-144	211	211.75	Felsic Volcanic 1	Central Pit	Mine Rock	--	--	--	--	--	--	18	--	--	0.26	22	--	1.2
DX758036	BR-144	221	222	Felsic Volcanic 1	Central Pit	Mine Rock	--	--	--	--	--	--	43	--	--	0.093	7.7	--	0.18
DX758037	BR-144	225	226	Felsic Volcanic 1	Central Pit	Mine Rock	--	--	--	--	--	--	16	--	--	0.18	15	--	0.96
DX758038	BR-144	231.85	232.8	Metasediment 2	Central Pit	Mine Rock	--	--	--	--	--	--	17	--	--	0.022	1.8	--	0.11
DX758039	BR-144	233.3	234.45	Metasediment 2	Central Pit	Mine Rock	--	--	--	--	--	--	19	--	--	0.022	1.8	--	0.094
DX758040	BR-144	236.3	236.8	Felsic Volcanic 1	Central Pit	Mine Rock	--	--	0.65	--	--	--	20	15	0.11	0.098	8.2	--	0.4
DX758041	BR-144	242.75	243.75	Felsic Volcanic 1	Central Pit	Mine Rock	--	--	--	--	--	--	16	--	--	0.32	27	--	1.7
DX758042	BR-144	256	256.5	Metasediment 2	Central Pit	Mine Rock	--	--	--	--	--	--	20	--	--	0.022	1.8	--	0.092
DX758043	BR-144	262	263.5	Metasediment 2	Central Pit	Mine Rock	--	--	--	--	--	--	27	--	--	0.022	1.8	--	0.068
DX758044	BR-144	266.5	268	Metasediment 2	Central Pit	Mine Rock	--	--	0.25	--	--	--	7.8	8.9	0.040	0.022	1.8	--	0.23
DX758045	BR-144	271.5	273	Metasediment 2	Central Pit	Mine Rock	--	--	--	--	--	--	8.1	--	--	0.074	6.1	--	0.76
DX758046	BR-144	275.95	277	Felsic Volcanic 1	Central Pit	Mine Rock	--	--	--	--	--	--	14	--	--	0.18	15	--	1.1
DX758047	BR-144	280.5	282	Metasediment 2	Central Pit	Mine Rock	--	--	--	--	--	--	18	--	--	0.022	1.8	--	0.099
DX758048	BR-144	284.5	286	Metasediment 2	Central Pit	Mine Rock	--	--	--	--	--	--	11	--	--	0.022	1.8	--	0.17
DX758049	BR-144	290.5	292	Metasediment 2	Central Pit	Mine Rock	--	--	0.61	--	--	--	19	7.7	0.020	0.022	1.8	--	0.095
DX758050	BR-144	295	296.5	Metasediment 2	Central Pit	Mine Rock	--	--	--	--	--	--	9.4	--	--	0.022	1.8	--	0.19
DX758051	BR-144	301.3	302.3	Felsic Volcanic 1	Central Pit	Mine Rock	--	--	--	--	--	--	10	--	--	0.096	8.0	--	0.8
DX758052	BR-144	305.9	306.5	Metasediment 2	Central Pit	Mine Rock	--	--	--	--	--	--	39	--	--	0.022	1.8	--	0.047
DX758053	BR-144	316.9	318	Metasediment 2	Central Pit	Mine Rock	--	--	--	--	--	--	30	--	--	0.022	1.8	--	0.061
A0962709	BR-147	255	256	Felsic Volcanic 2	Central Pit	Mine Rock	--	--	0.59	--	--	--	18	21	0.25	0.26	21	--	1.2
A0962710	BR-147	260	260.95	Felsic Volcanic 2	Central Pit	Mine Rock	--	--	--	--	--	--	22	--	--	0.074	6.1	--	0.28
A0962711	BR-147	265.25	266	Felsic Volcanic 2	Central Pit	Mine Rock	--	--	--	--	--	--	22	--	--	0.090	7.5	--	0.35
A0962712	BR-147	275	276	Felsic Volcanic 2	Central Pit	Mine Rock	--	--	--	--	--	--	51	--	--	0.049	4.1	--	0.08
A0962708	BR-147	279	280	Felsic Volcanic 2	Central Pit	Ore-Grade	--	--	2.1	--	--	--	65	3.3	0.050	0.052	4.3	--	0.066
A0962713	BR-147	285	286	Felsic Volcanic 1	Central Pit	Mine Rock	--	--	--	--	--	--	9.1	--	--	0.44	37	--	4.1
A0962714	BR-147	291.3	292.05	Felsic Volcanic 2	Central Pit	Mine Rock	--	--	--	--	--	--	54	--	--	0.25	21	--	0.38
DX758127	BR-173	26	27	Quartz Sericite Schist	Central Pit	Mine Rock	--	--	0.030	--	--	--	0.94	3.0	0.050	0.035	3.0	--	3.2
DX758128	BR-173	31	32.5	Felsic Volcanic 1	Central Pit	Mine Rock	--	--	--	--	--	--	1.9	--	--	0.16	13	--	7.1
DX758129	BR-173	35.5	37	Felsic Volcanic 1	Central Pit	Mine Rock	--	--	--	--	--	--	1.9	--	--	0.13	11	--	5.9
DX758130	BR-173	40	41.5	Felsic Volcanic 1	Central Pit	Mine Rock	--	--	--	--	--	--	2.8	--	--	0.24	20	--	7.1
DX758131	BR-173	44.5	46	Felsic Volcanic 1	Central Pit	Mine Rock	--	--	0.24	--	--	--	7.5	31	0.30	0.30	25	--	3.3
DX758132	BR-173	50	51	Felsic Volcanic 1	Central Pit	Mine Rock	--	--	--	--	--	--	5.6	--	--	0.30	25	--	4.4

(1) Total S measured by Leco furnace; Sulphate S measured by HCl cold leach, Sulphide S calculated by difference (Total S - Sulphate S).

(2) Acid Potential calculated as 31.25*Sulphide S; Maximum Acid Potential calculated as 31.25*Total S or 31.25*ICP-S (aqua regia) if Total S by Leco was unavialable (see text).

(3) Neutralization Potential measured by Modified Sobeck Method.

(4) Total Carbon measured by Leco furance; TIC measured by HCl leach and Leco furnance; TIC as %C measured by HCl leach.

(5) Carbonate Neutralization Potential calculated from TIC.

(6) Neutralization Potential Ratio calculated as NP/AP; Carbonate Neutralization Potential Ratio calculated as CarbNP/MPA.

Classification as mine rock or ore-grade materials was based on gold content.

Table B-1. Acid Base Accounting Results

Sample ID	Drillhole ID	From	To	Lithology	Area	Class	Paste pH	Fizz Rating	Total S[1]	SO_4 S[1]	Sulphide S[1]	AP[2]	MPA[2]	NP[3]	Total C[4]	TIC[4]	CarbNP[5]	NPR[6]	CarbNPR[6]
		m	*m*				pH Units	n/a	%	%	%	kg CaCO3/t	kg CaCO3/t	kg CaCO3/t	%C	%C	kg CaCO3/t	NP/AP	CarbNP/MPA
A0964865	BR-173	55.5	57	Felsic Volcanic 1	Central Pit	Mine Rock	--	--	--	--	--	--	6.6	--	--	0.19	16	--	2.4
A0964866	BR-173	60	61.2	Felsic Volcanic 1	Central Pit	Mine Rock	--	--	--	--	--	--	2.5	--	--	0.23	19	--	7.6
A0964867	BR-173	67	68.5	Felsic Volcanic 1	Central Pit	Mine Rock	--	--	--	--	--	--	13	--	--	0.23	19	--	1.5
A0964868	BR-173	76.5	77.5	Metasediment 2	Central Pit	Mine Rock	--	--	--	--	--	--	11	--	--	0.022	1.8	--	0.17
A0964869	BR-173	81.6	82.5	Felsic Volcanic 1	Central Pit	Mine Rock	--	--	0.21	--	--	--	6.6	11	0.070	0.071	5.9	--	0.9
A0964870	BR-173	84.75	85.85	Metasediment 2	Central Pit	Mine Rock	--	--	--	--	--	--	9.4	--	--	0.13	10	--	1.1
A0964871	BR-173	88	89.5	Felsic Volcanic 1	Central Pit	Mine Rock	--	--	--	--	--	--	10	--	--	0.19	16	--	1.5
A0964177	BR-174	43	44.5	Felsic Volcanic 1	Central Pit	Mine Rock	--	--	--	--	--	--	13	--	--	0.31	26	--	2.0
A0964178	BR-174	49	50.5	Felsic Volcanic 1	Central Pit	Mine Rock	--	--	--	--	--	--	15	--	--	0.19	16	--	1.1
A0964179	BR-174	55.7	57	Felsic Volcanic 1	Central Pit	Mine Rock	--	--	--	--	--	--	11	--	--	0.052	4.3	--	0.38
A0964180	BR-174	60	61.5	Felsic Volcanic 1	Central Pit	Mine Rock	--	--	0.20	--	--	--	6.3	12	0.080	0.076	6.4	--	1.0
A0964181	BR-174	65.5	66	Metasediment 2	Central Pit	Mine Rock	--	--	--	--	--	--	10	--	--	0.027	2.3	--	0.22
A0964182	BR-174	70	71.2	Metasediment 2	Central Pit	Mine Rock	--	--	--	--	--	--	16	--	--	0.022	1.8	--	0.12
A0964183	BR-174	75	76.45	Felsic Volcanic 1	Central Pit	Mine Rock	--	--	--	--	--	--	13	--	--	0.17	14	--	1.1
A0964184	BR-174	78	79	Felsic Volcanic 1	Central Pit	Mine Rock	--	--	--	--	--	--	30	--	--	0.31	26	--	0.87
A0964185	BR-174	84.25	85	Felsic Volcanic 1	Central Pit	Mine Rock	--	--	--	--	--	--	11	--	--	0.13	10	--	0.96
A0964186	BR-174	88.1	89.2	Felsic Volcanic 1	Central Pit	Mine Rock	--	--	--	--	--	--	6.9	--	--	0.022	1.8	--	0.26
A0964187	BR-174	96.9	98.4	Felsic Volcanic 1	Central Pit	Mine Rock	--	--	--	--	--	--	30	--	--	0.16	14	--	0.45
A0964188	BR-174	101	102.5	Felsic Volcanic 1	Central Pit	Mine Rock	--	--	1.2	--	--	--	38	36	0.39	0.36	30	--	0.79
A0964189	BR-174	119	120.5	Felsic Volcanic 1	Central Pit	Mine Rock	--	--	--	--	--	--	20	--	--	0.16	13	--	0.66
A0964190	BR-174	125.9	127.4	Felsic Volcanic 1	Central Pit	Mine Rock	--	--	--	--	--	--	67	--	--	0.063	5.2	--	0.078
A0964191	BR-174	136.4	137.9	Felsic Volcanic 1	Central Pit	Mine Rock	--	--	--	--	--	--	27	--	--	0.15	13	--	0.48
A0964192	BR-174	143.9	145.4	Felsic Volcanic 1	Central Pit	Mine Rock	--	--	--	--	--	--	21	--	--	0.17	14	--	0.66
A0964193	BR-174	152.9	154.4	Felsic Volcanic 1	Central Pit	Mine Rock	--	--	--	--	--	--	13	--	--	0.20	17	--	1.2
A0964194	BR-174	164.9	166.4	Felsic Volcanic 1	Central Pit	Mine Rock	--	--	--	--	--	--	13	--	--	0.24	20	--	1.5
A0964195	BR-174	169.4	170.9	Felsic Volcanic 1	Central Pit	Mine Rock	--	--	1.1	--	--	--	34	13	0.10	0.079	6.6	--	0.19
A0964196	BR-174	175.4	176.9	Felsic Volcanic 1	Central Pit	Mine Rock	--	--	--	--	--	--	41	--	--	0.082	6.8	--	0.17
A0964197	BR-174	181	182	Felsic Volcanic 1	Central Pit	Mine Rock	--	--	--	--	--	--	44	--	--	0.060	5.0	--	0.11
A0964198	BR-174	185	186	Felsic Volcanic 1	Central Pit	Mine Rock	--	--	--	--	--	--	24	--	--	0.19	16	--	0.67
A0964702	BR-174	205	206	Felsic Volcanic 1	Central Pit	Ore-Grade	--	--	--	--	--	--	53	--	--	0.60	50	--	0.95
A0964701	BR-174	212.15	213	Felsic Volcanic 1	Central Pit	Ore-Grade	--	--	0.96	--	--	--	30	60	0.65	0.65	55	--	1.8
A0964199	BR-174	225	226.5	Felsic Volcanic 1	Central Pit	Mine Rock	--	--	--	--	--	--	20	--	--	0.41	34	--	1.7
A0964200	BR-174	243	244.5	Felsic Volcanic 1	Central Pit	Mine Rock	--	--	--	--	--	--	17	--	--	0.53	44	--	2.7
A0964201	BR-174	250.5	252	Felsic Volcanic 1	Central Pit	Mine Rock	--	--	--	--	--	--	16	--	--	0.39	33	--	2.1
A0964202	BR-174	256.5	258	Felsic Volcanic 1	Central Pit	Mine Rock	--	--	0.47	--	--	--	15	36	0.38	0.37	31	--	2.1
A0964203	BR-174	270	271	Felsic Volcanic 1	Central Pit	Mine Rock	--	--	--	--	--	--	30	--	--	0.17	14	--	0.46
A0964204	BR-174	279	280	Felsic Volcanic 1	Central Pit	Mine Rock	--	--	--	--	--	--	14	--	--	0.15	12	--	0.87
A0964205	BR-174	284	285.05	Felsic Volcanic 1	Central Pit	Mine Rock	--	--	--	--	--	--	48	--	--	0.093	7.7	--	0.16
A0964206	BR-174	287	288	Felsic Volcanic 1	Central Pit	Mine Rock	--	--	--	--	--	--	13	--	--	0.34	28	--	2.1
A0964207	BR-174	291	292	Felsic Volcanic 1	Central Pit	Mine Rock	--	--	0.41	--	--	--	13	23	0.25	0.25	21	--	1.6
A0964208	BR-174	311.1	312.6	Felsic Volcanic 1	Central Pit	Mine Rock	--	--	--	--	--	--	16	--	--	0.13	11	--	0.7
A0964209	BR-174	331.3	332.8	Metasediment 2	Central Pit	Mine Rock	--	--	--	--	--	--	15	--	--	0.022	1.8	--	0.12
A0964210	BR-174	337.1	338.6	Felsic Volcanic 1	Central Pit	Mine Rock	--	--	--	--	--	--	13	--	--	0.24	20	--	1.5
A0964211	BR-174	343.35	344.85	Metasediment 2	Central Pit	Mine Rock	--	--	--	--	--	--	28	--	--	0.022	1.8	--	0.065
A0964212	BR-174	347.85	349.35	Metasediment 2	Central Pit	Mine Rock	--	--	0.91	--	--	--	28	7.1	<0.020	0.022	1.8	--	0.064
A0964213	BR-174	355.35	356.85	Metasediment 2	Central Pit	Mine Rock	--	--	--	--	--	--	20	--	--	0.022	1.8	--	0.092
A0964214	BR-175	22.5	24	Fragmental 1	Central Pit	Mine Rock	--	--	--	--	--	--	7.2	--	--	0.052	4.3	--	0.6
A0964215	BR-175	40.2	41.7	Felsic Volcanic 1	Central Pit	Mine Rock	--	--	--	--	--	--	16	--	--	0.20	16	--	1.0
A0964216	BR-175	46.2	46.8	Felsic Volcanic 1	Central Pit	Mine Rock	--	--	--	--	--	--	17	--	--	0.22	18	--	1.1
A0964218	BR-175	53.3	54.8	Felsic Volcanic 1	Central Pit	Mine Rock	--	--	0.39	--	--	--	12	30	0.31	0.32	27	--	2.2
A0964219	BR-175	59.3	60.8	Felsic Volcanic 1	Central Pit	Mine Rock	--	--	--	--	--	--	13	--	--	0.23	19	--	1.5
A0964220	BR-175	64.65	66	Metasediment 2	Central Pit	Mine Rock	--	--	--	--	--	--	10	--	--	0.025	2.0	--	0.2
A0964221	BR-175	69.6	71.1	Felsic Volcanic 1	Central Pit	Mine Rock	--	--	--	--	--	--	21	--	--	0.20	17	--	0.79
A0964222	BR-175	75.6	77.1	Felsic Volcanic 1	Central Pit	Mine Rock	--	--	--	--	--	--	19	--	--	0.32	27	--	1.4
A0964223	BR-175	81.7	83.2	Felsic Volcanic 1	Central Pit	Mine Rock	--	--	--	--	--	--	33	--	--	0.071	5.9	--	0.18
A0964217	BR-175	91.6	92.6	Felsic Volcanic 1	Central Pit	Mine Rock	--	--	--	--	--	--	7.5	--	--	0.13	11	--	1.5
A0964224	BR-175	97.3	98.8	Metasediment 2	Central Pit	Mine Rock	--	--	--	--	--	--	13	--	--	0.027	2.3	--	0.17
A0964225	BR-175	102.4	103.4	Metasediment 2	Central Pit	Mine Rock	--	--	0.35	--	--	--	11	6.6	0.030	0.022	1.8	--	0.17
A0964226	BR-175	107.9	109.4	Felsic Volcanic 1	Central Pit	Mine Rock	--	--	--	--	--	--	9.1	--	--	0.18	15	--	1.7
A0964227	BR-175	111.55	113	Metasediment 2	Central Pit	Mine Rock	--	--	--	--	--	--	15	--	--	0.025	2.0	--	0.14

(1) Total S measured by Leco furnace; Sulphate S measured by HCl cold leach, Sulphide S calculated by difference (Total S - Sulphate S).

(2) Acid Potential calculated as 31.25*Sulphide S; Maximum Acid Potential calculated as 31.25*Total S or 31.25*ICP-S (aqua regia) if Total S by Leco was unavialable (see text).

(3) Neutralization Potential measured by Modified Sobeck Method.

(4) Total Carbon measured by Leco furance; TIC measured by HCl leach and Leco furnance; TIC as %C measured by HCl leach.

(5) Carbonate Neutralization Potential calculated from TIC.

(6) Neutralization Potential Ratio calculated as NP/AP; Carbonate Neutralization Potential Ratio calculated as CarbNP/MPA.

Classification as mine rock or ore-grade materials was based on gold content.

Table B-1. Acid Base Accounting Results

Sample ID	Drillhole ID	From	To	Lithology	Area	Class	Paste pH	Fizz Rating	Total S[1]	SO_4 S[1]	Sulphide S[1]	AP[2]	MPA[2]	NP[3]	Total C[4]	TIC[4]	CarbNP[5]	NPR[6]	CarbNPR[6]
		m	*m*				pH Units	n/a	%	%	%	kg CaCO3/t	kg CaCO3/t	kg CaCO3/t	%C	%C	kg CaCO3/t	NP/AP	CarbNP/MPA
A0964228	BR-175	118.35	119.85	Felsic Volcanic 1	Central Pit	Mine Rock	--	--	--	--	--	--	37	--	--	0.060	5.0	--	0.14
A0964229	BR-175	123.65	124.65	Felsic Volcanic 1	Central Pit	Mine Rock	--	--	--	--	--	--	94	--	--	0.074	6.1	--	0.065
A0964230	BR-175	128.65	129.65	Felsic Volcanic 1	Central Pit	Mine Rock	--	--	--	--	--	--	77	--	--	0.11	9.3	--	0.12
A0964231	BR-175	132.8	133.8	Felsic Volcanic 1	Central Pit	Mine Rock	--	--	--	--	--	--	87	--	--	0.027	2.3	--	0.026
A0964232	BR-175	138.5	140	Felsic Volcanic 1	Central Pit	Mine Rock	--	--	--	--	--	--	84	--	--	0.085	7.0	--	0.083
A0964233	BR-175	149.6	151.1	Felsic Volcanic 1	Central Pit	Mine Rock	--	--	--	--	--	--	43	--	--	0.13	11	--	0.25
117278	BR-039	130	131	Felsic Volcanic 2	Central Pit	Mine Rock	--	--	--	--	--	--	41	--	--	0.055	4.5	--	0.11
117279	BR-039	134	135.3	Felsic Volcanic 2	Central Pit	Ore-Grade	--	--	--	--	--	--	40	--	--	0.082	6.8	--	0.17
117280	BR-039	139.5	140.5	Felsic Volcanic 2	Central Pit	Mine Rock	--	--	--	--	--	--	34	--	--	0.21	18	--	0.52
117281	BR-039	145.7	146.5	Felsic Volcanic 2	Central Pit	Ore-Grade	--	--	--	--	--	--	23	--	--	0.31	26	--	1.1
117282	BR-039	150.5	151.5	Felsic Volcanic 2	Central Pit	Mine Rock	--	--	--	--	--	--	24	--	--	0.21	17	--	0.72
117283	BR-039	156.5	157.5	Felsic Volcanic 1	Central Pit	Mine Rock	--	--	--	--	--	--	17	--	--	0.18	15	--	0.89
117284	BR-039	161.5	162.5	Felsic Volcanic 2	Central Pit	Mine Rock	--	--	1.1	--	--	--	34	12	0.19	0.16	13	--	0.4
117285	BR-039	166.5	167.5	Felsic Volcanic 2	Central Pit	Mine Rock	--	--	--	--	--	--	28	--	--	0.12	10	--	0.37
117286	BR-039	167.5	168.5	Felsic Volcanic 2	Central Pit	Ore-Grade	--	--	--	--	--	--	43	--	--	0.14	12	--	0.27
117287	BR-039	172.5	173.25	Felsic Volcanic 2	Central Pit	Mine Rock	--	--	--	--	--	--	24	--	--	0.11	9.5	--	0.4
117294	BR-039	174.25	175.25	Felsic Volcanic 2	Central Pit	Ore-Grade	--	--	--	--	--	--	42	--	--	0.022	1.8	--	0.043
117288	BR-039	177.25	178.25	Felsic Volcanic 2	Central Pit	Mine Rock	--	--	--	--	--	--	32	--	--	0.057	4.8	--	0.15
117289	BR-039	184.25	185.25	Felsic Volcanic 2	Central Pit	Mine Rock	--	--	--	--	--	--	53	--	--	0.27	23	--	0.43
117290	BR-039	188.25	189.25	Felsic Volcanic 2	Central Pit	Mine Rock	--	--	--	--	--	--	52	--	--	0.21	17	--	0.33
117291	BR-039	195	196	Felsic Volcanic 2	Central Pit	Mine Rock	--	--	1.8	--	--	--	55	16	0.24	0.22	18	--	0.33
117292	BR-039	205	206	Felsic Volcanic 2	Central Pit	Mine Rock	--	--	--	--	--	--	13	--	--	0.24	20	--	1.6
117293	BR-039	210	210.75	Felsic Volcanic 2	Central Pit	Mine Rock	--	--	--	--	--	--	64	--	--	0.052	4.3	--	0.067
117296	BR-066	25	26	Felsic Volcanic 1	Central Pit	Mine Rock	--	--	--	--	--	--	0.63	--	--	0.098	8.2	--	13
117297	BR-066	30.5	31.5	Felsic Volcanic 1	Central Pit	Mine Rock	--	--	0.090	--	--	--	2.8	59	0.54	0.47	39	--	14
117298	BR-066	35.9	36.9	Felsic Volcanic 1	Central Pit	Mine Rock	--	--	--	--	--	--	0.63	--	--	0.068	5.7	--	9.1
117299	BR-066	40.5	41.5	Felsic Volcanic 1	Central Pit	Mine Rock	--	--	--	--	--	--	3.8	--	--	0.090	7.5	--	2.0
117300	BR-066	46	47	Felsic Volcanic 1	Central Pit	Mine Rock	--	--	--	--	--	--	5.6	--	--	0.063	5.2	--	0.93
A0963051	BR-066	50	51	Felsic Volcanic 1	Central Pit	Mine Rock	--	--	--	--	--	--	3.8	--	--	0.28	23	--	6.2
A0963052	BR-066	56	57	Felsic Volcanic 1	Central Pit	Mine Rock	--	--	--	--	--	--	3.4	--	--	0.16	14	--	4.0
A0963053	BR-066	60.4	61.4	Metasediment 2	Central Pit	Mine Rock	--	--	--	--	--	--	10	--	--	0.022	1.8	--	0.18
A0963054	BR-066	64.85	65.85	Metasediment 2	Central Pit	Mine Rock	--	--	--	--	--	--	4.7	--	--	0.030	2.5	--	0.53
A0963055	BR-066	70.45	71	Felsic Volcanic 1	Central Pit	Mine Rock	--	--	--	--	--	--	1.3	--	--	0.041	3.4	--	2.7
A0963056	BR-066	74.6	75.2	Felsic Volcanic 1	Central Pit	Mine Rock	--	--	--	--	--	--	8.4	--	--	0.079	6.6	--	0.78
A0963057	BR-066	80.5	81	Felsic Volcanic 2	Central Pit	Mine Rock	--	--	0.090	--	--	--	2.8	1.8	0.030	0.022	1.8	--	0.65
A0963058	BR-066	85.35	86	Felsic Volcanic 1	Central Pit	Mine Rock	--	--	--	--	--	--	3.4	--	--	0.16	13	--	3.8
A0963059	BR-066	90	91	Felsic Volcanic 1	Central Pit	Mine Rock	--	--	--	--	--	--	1.6	--	--	0.20	17	--	11
A0963060	BR-066	95	96	Felsic Volcanic 1	Central Pit	Mine Rock	--	--	--	--	--	--	4.1	--	--	0.16	14	--	3.4
A0963061	BR-066	100	101	Felsic Volcanic 1	Central Pit	Mine Rock	--	--	--	--	--	--	5.6	--	--	0.19	16	--	2.8
A0963091	BR-066	102	103	Felsic Volcanic 1	Central Pit	Mine Rock	--	--	--	--	--	--	10	--	--	0.16	13	--	1.3
A0963062	BR-066	105	106	Felsic Volcanic 1	Central Pit	Mine Rock	--	--	--	--	--	--	1.6	--	--	0.17	14	--	8.9
A0963063	BR-066	110	111	Felsic Volcanic 1	Central Pit	Mine Rock	--	--	--	--	--	--	2.5	--	--	0.20	17	--	6.8
A0963064	BR-066	120	120.65	Felsic Volcanic 1	Central Pit	Mine Rock	--	--	--	--	--	--	8.1	--	--	0.25	20	--	2.5
A0963065	BR-066	124.75	125.25	Felsic Volcanic 1	Central Pit	Mine Rock	--	--	--	--	--	--	1.3	--	--	0.022	1.8	--	1.5
A0963066	BR-066	130.5	131	Felsic Volcanic 1	Central Pit	Mine Rock	--	--	0.35	--	--	--	11	15	0.15	0.14	12	--	1.1
A0963067	BR-066	135	136	Felsic Volcanic 2	Central Pit	Mine Rock	--	--	--	--	--	--	0.63	--	--	0.085	7.0	--	11
A0963068	BR-066	140.5	141.3	Metasediment 2	Central Pit	Mine Rock	--	--	--	--	--	--	7.5	--	--	0.074	6.1	--	0.82
A0963069	BR-066	145.3	146.3	Fragmental 1	Central Pit	Mine Rock	--	--	--	--	--	--	3.1	--	--	0.24	20	--	6.5
A0963070	BR-066	150.3	151.3	Fragmental 1	Central Pit	Mine Rock	--	--	0.12	--	--	--	3.8	18	0.14	0.13	11	--	2.9
A0963071	BR-066	155.4	156.4	Fragmental 1	Central Pit	Mine Rock	--	--	--	--	--	--	2.5	--	--	0.13	11	--	4.5
A0963072	BR-066	160.2	160.8	Fragmental 1	Central Pit	Mine Rock	--	--	--	--	--	--	1.3	--	--	0.24	20	--	16
A0963073	BR-066	165	166	Felsic Volcanic 1	Central Pit	Mine Rock	--	--	--	--	--	--	8.4	--	--	0.25	21	--	2.5
A0963092	BR-066	172	172.9	Felsic Volcanic 1	Central Pit	Mine Rock	--	--	--	--	--	--	12	--	--	0.52	43	--	3.7
A0963074	BR-066	175	176	Felsic Volcanic 1	Central Pit	Mine Rock	--	--	--	--	--	--	11	--	--	0.18	15	--	1.4
A0963075	BR-066	179	180	Felsic Volcanic 1	Central Pit	Mine Rock	--	--	--	--	--	--	43	--	--	0.098	8.2	--	0.19
A0963093	BR-066	186.5	187.5	Felsic Volcanic 1	Central Pit	Mine Rock	--	--	--	--	--	--	13	--	--	0.30	25	--	2.0
A0963076	BR-066	195.3	196.3	Metasediment 2	Central Pit	Mine Rock	--	--	--	--	--	--	16	--	--	0.027	2.3	--	0.14
A0963077	BR-066	200	201	Metasediment 2	Central Pit	Mine Rock	--	--	0.51	--	--	--	16	7.8	0.040	0.022	1.8	--	0.11
A0963078	BR-066	205.3	205.9	Felsic Volcanic 1	Central Pit	Mine Rock	--	--	--	--	--	--	9.1	--	--	0.16	14	--	1.5
A0963079	BR-066	210.75	211.8	Felsic Volcanic 1	Central Pit	Mine Rock	--	--	--	--	--	--	19	--	--	0.15	12	--	0.65

(1) Total S measured by Leco furnace; Sulphate S measured by HCl cold leach, Sulphide S calculated by difference (Total S - Sulphate S).

(2) Acid Potential calculated as 31.25*Sulphide S; Maximum Acid Potential calculated as 31.25*Total S or 31.25*ICP-S (aqua regia) if Total S by Leco was unavialable (see text).

(3) Neutralization Potential measured by Modified Sobeck Method.

(4) Total Carbon measured by Leco furance; TIC measured by HCl leach and Leco furnance; TIC as %C measured by HCl leach.

(5) Carbonate Neutralization Potential calculated from TIC.

(6) Neutralization Potential Ratio calculated as NP/AP; Carbonate Neutralization Potential Ratio calculated as CarbNP/MPA.

Classification as mine rock or ore-grade materials was based on gold content.

Table B-1. Acid Base Accounting Results

Sample ID	Drillhole ID	From	To	Lithology	Area	Class	Paste pH	Fizz Rating	Total S[1]	SO_4 S[1]	Sulphide S[1]	AP[2]	MPA[2]	NP[3]	Total C[4]	TIC[4]	CarbNP[5]	NPR[6]	CarbNPR[6]
		m	*m*				pH Units	n/a	%	%	%	kg CaCO3/t	kg CaCO3/t	kg CaCO3/t	%C	%C	kg CaCO3/t	NP/AP	CarbNP/MPA
A0963080	BR-066	215.1	216.1	Fragmental 1	Central Pit	Mine Rock	--	--	--	--	--	--	18	--	--	0.033	2.7	--	0.15
A0963094	BR-066	218.1	218.7	Fragmental 1	Central Pit	Mine Rock	--	--	--	--	--	--	21	--	--	0.25	21	--	1.0
A0963081	BR-066	225.5	226.2	Fragmental 1	Central Pit	Mine Rock	--	--	--	--	--	--	28	--	--	0.11	9.5	--	0.34
A0963082	BR-066	235.65	236.3	Fragmental 1	Central Pit	Mine Rock	--	--	--	--	--	--	19	--	--	0.082	6.8	--	0.35
A0963083	BR-066	239.3	240	Fragmental 1	Central Pit	Mine Rock	--	--	--	--	--	--	26	--	--	0.087	7.3	--	0.28
A0963095	BR-066	244	245	Fragmental 1	Central Pit	Mine Rock	--	--	1.2	--	--	--	37	28	0.28	0.28	23	--	0.62
A0963084	BR-066	255.2	256.2	Fragmental 1	Central Pit	Mine Rock	--	--	--	--	--	--	29	--	--	0.26	22	--	0.73
A0963096	BR-066	261.75	262.5	Fragmental 1	Central Pit	Mine Rock	--	--	--	--	--	--	53	--	--	0.065	5.5	--	0.1
A0963097	BR-066	266.9	267.5	Fragmental 1	Central Pit	Mine Rock	--	--	--	--	--	--	48	--	--	0.038	3.2	--	0.066
A0963085	BR-066	269.6	270.35	Fragmental 1	Central Pit	Mine Rock	--	--	--	--	--	--	23	--	--	0.033	2.7	--	0.12
A0963098	BR-066	278	279	Felsic Volcanic 1	Central Pit	Mine Rock	--	--	--	--	--	--	22	--	--	0.057	4.8	--	0.22
A0963099	BR-066	292.25	293.25	Felsic Volcanic 1	Central Pit	Mine Rock	--	--	--	--	--	--	23	--	--	0.35	29	--	1.3
A0963086	BR-066	296.2	296.8	Felsic Volcanic 1	Central Pit	Mine Rock	--	--	--	--	--	--	67	--	--	0.10	8.4	--	0.13
A0963087	BR-066	301.4	302.4	Felsic Volcanic 2	Central Pit	Ore-Grade	--	--	0.95	--	--	--	30	54	0.60	0.59	49	--	1.7
A0963088	BR-066	310	311	Felsic Volcanic 1	Central Pit	Ore-Grade	--	--	--	--	--	--	20	--	--	0.51	43	--	2.1
A0963089	BR-066	325.5	326.5	Felsic Volcanic 1	Central Pit	Ore-Grade	--	--	--	--	--	--	16	--	--	0.45	37	--	2.4
A0963100	BR-066	331.5	332.5	Felsic Volcanic 1	Central Pit	Mine Rock	--	--	--	--	--	--	14	--	--	0.29	24	--	1.7
A0963001	BR-066	339.5	340.5	Felsic Volcanic 1	Central Pit	Mine Rock	--	--	0.75	--	--	--	23	40	0.39	0.38	32	--	1.4
A0963090	BR-066	351.2	352.2	Felsic Volcanic 1	Central Pit	Mine Rock	--	--	--	--	--	--	19	--	--	0.19	15	--	0.8
A0963002	BR-066	355.7	356.7	Felsic Volcanic 1	Central Pit	Mine Rock	--	--	--	--	--	--	23	--	--	0.26	21	--	0.95
DX758007	BR-144	26	27	Felsic Volcanic 1	Central Pit	Mine Rock	--	--	--	--	--	--	9.7	--	--	0.12	9.8	--	1.0
DX758008	BR-144	32	33	Felsic Volcanic 1	Central Pit	Mine Rock	--	--	--	--	--	--	26	--	--	0.027	2.3	--	0.089
DX758009	BR-144	42	43	Felsic Volcanic 1	Central Pit	Mine Rock	--	--	--	--	--	--	17	--	--	0.13	10	--	0.62
DX758010	BR-144	45.55	46.15	Felsic Volcanic 1	Central Pit	Mine Rock	--	--	--	--	--	--	11	--	--	0.044	3.6	--	0.34
DX758011	BR-144	50.2	51	Felsic Volcanic 1	Central Pit	Mine Rock	--	--	0.68	--	--	--	21	9.6	0.060	0.057	4.8	--	0.22
DX758012	BR-144	55	56	Felsic Volcanic 1	Central Pit	Mine Rock	--	--	--	--	--	--	15	--	--	0.11	8.9	--	0.59
DX758013	BR-144	60	61	Felsic Volcanic 1	Central Pit	Mine Rock	--	--	--	--	--	--	18	--	--	0.14	12	--	0.65
DX758014	BR-144	64.6	65.6	Felsic Volcanic 1	Central Pit	Mine Rock	--	--	--	--	--	--	21	--	--	0.17	15	--	0.71
DX758015	BR-144	72.6	73.6	Felsic Volcanic 1	Central Pit	Mine Rock	--	--	--	--	--	--	34	--	--	0.15	13	--	0.37
DX758016	BR-144	76.6	77.6	Felsic Volcanic 1	Central Pit	Mine Rock	--	--	--	--	--	--	18	--	--	0.13	11	--	0.61
DX758017	BR-144	81.8	82.5	Felsic Volcanic 1	Central Pit	Mine Rock	--	--	--	--	--	--	26	--	--	0.17	14	--	0.55
DX758018	BR-144	93	94	Felsic Volcanic 1	Central Pit	Mine Rock	--	--	--	--	--	--	23	--	--	0.32	26	--	1.2
DX758019	BR-144	98	98.5	Felsic Volcanic 1	Central Pit	Mine Rock	--	--	2.4	--	--	--	75	12	0.090	0.079	6.6	--	0.087
DX758020	BR-144	98.5	99	Felsic Volcanic 1	Central Pit	Ore-Grade	--	--	--	--	--	--	192	--	--	0.22	18	--	0.096
DX758021	BR-144	105	106	Felsic Volcanic 1	Central Pit	Mine Rock	--	--	--	--	--	--	86	--	--	0.044	3.6	--	0.042
DX758022	BR-144	111.75	112.5	Felsic Volcanic 1	Central Pit	Mine Rock	--	--	--	--	--	--	52	--	--	0.47	39	--	0.74
DX758023	BR-144	114.5	115.25	Felsic Volcanic 1	Central Pit	Mine Rock	--	--	--	--	--	--	38	--	--	0.36	30	--	0.79
DX758024	BR-144	120	121	Felsic Volcanic 1	Central Pit	Mine Rock	--	--	--	--	--	--	53	--	--	0.11	9.1	--	0.17
DX758025	BR-144	129	130	Felsic Volcanic 1	Central Pit	Mine Rock	--	--	--	--	--	--	19	--	--	0.50	42	--	2.2
DX758026	BR-144	132.5	133.25	Felsic Volcanic 1	Central Pit	Ore-Grade	--	--	--	--	--	--	53	--	--	0.58	48	--	0.92
DX758027	BR-144	137	137.5	Felsic Volcanic 1	Central Pit	Ore-Grade	--	--	--	--	--	--	47	--	--	0.62	51	--	1.1
DX758028	BR-144	142.7	143.25	Felsic Volcanic 1	Central Pit	Ore-Grade	--	--	--	--	--	--	33	--	--	0.47	39	--	1.2
DX758029	BR-144	149	150	Felsic Volcanic 1	Central Pit	Mine Rock	--	--	--	--	--	--	15	--	--	0.31	26	--	1.7
DX758030	BR-144	152	153	Felsic Volcanic 1	Central Pit	Ore-Grade	--	--	0.55	--	--	--	17	38	0.40	0.36	30	--	1.7
DX758031	BR-144	176	177	Felsic Volcanic 1	Central Pit	Mine Rock	--	--	--	--	--	--	12	--	--	0.31	26	--	2.1
DX758032	BR-144	189	190	Felsic Volcanic 1	Central Pit	Mine Rock	--	--	--	--	--	--	13	--	--	0.28	23	--	1.7
A0964603	BR-407	334.5	336	Felsic Volcanic 1	Central Pit	Mine Rock	--	--	--	--	--	--	3.1	--	--	0.25	21	--	6.6
A0964604	BR-407	340.5	342	Felsic Volcanic 1	Central Pit	Mine Rock	--	--	--	--	--	--	5.3	--	--	0.17	14	--	2.6
A0964605	BR-407	345	346.5	Felsic Volcanic 1	Central Pit	Mine Rock	--	--	--	--	--	--	5.9	--	--	0.22	18	--	3.1
A0964606	BR-407	355.5	357	Felsic Volcanic 1	Central Pit	Mine Rock	--	--	--	--	--	--	10	--	--	0.34	28	--	2.8
A0964607	BR-407	361.5	363	Felsic Volcanic 1	Central Pit	Mine Rock	--	--	--	--	--	--	12	--	--	0.17	15	--	1.2
A0964608	BR-407	367.5	369	Felsic Volcanic 1	Central Pit	Mine Rock	--	--	--	--	--	--	7.8	--	--	0.44	36	--	4.7
A0964609	BR-407	381	382.5	Felsic Volcanic 1	Central Pit	Mine Rock	--	--	--	--	--	--	15	--	--	0.22	18	--	1.2
A0964617	BR-407	389	390	Felsic Volcanic 1	Central Pit	Mine Rock	--	--	--	--	--	--	49	--	--	0.20	17	--	0.34
A0964610	BR-407	393	394.5	Felsic Volcanic 1	Central Pit	Mine Rock	--	--	--	--	--	--	51	--	--	0.25	21	--	0.41
A0964611	BR-407	401	402	Felsic Volcanic 1	Central Pit	Mine Rock	--	--	3.0	--	--	--	93	8.2	0.060	0.033	2.7	--	0.029
A0964612	BR-407	406	407	Felsic Volcanic 1	Central Pit	Mine Rock	--	--	--	--	--	--	116	--	--	0.041	3.4	--	0.029
A0964613	BR-407	417	417.75	Felsic Volcanic 1	Central Pit	Mine Rock	--	--	--	--	--	--	83	--	--	0.082	6.8	--	0.083
A0964614	BR-407	431.5	432.35	Felsic Volcanic 1	Central Pit	Ore-Grade	--	--	--	--	--	--	105	--	--	0.074	6.1	--	0.058
A0964615	BR-407	435	436	Felsic Volcanic 1	Central Pit	Mine Rock	--	--	--	--	--	--	63	--	--	0.071	5.9	--	0.093

(1) Total S measured by Leco furnace; Sulphate S measured by HCl cold leach, Sulphide S calculated by difference (Total S - Sulphate S).

(2) Acid Potential calculated as 31.25*Sulphide S; Maximum Acid Potential calculated as 31.25*Total S or 31.25*ICP-S (aqua regia) if Total S by Leco was unavialable (see text).

(3) Neutralization Potential measured by Modified Sobeck Method.

(4) Total Carbon measured by Leco furance; TIC measured by HCl leach and Leco furnance; TIC as %C measured by HCl leach.

(5) Carbonate Neutralization Potential calculated from TIC.

(6) Neutralization Potential Ratio calculated as NP/AP; Carbonate Neutralization Potential Ratio calculated as CarbNP/MPA.

Classification as mine rock or ore-grade materials was based on gold content.

Table B-1. Acid Base Accounting Results

Sample ID	Drillhole ID	From	To	Lithology	Area	Class	Paste pH	Fizz Rating	Total S[1]	SO_4 S[1]	Sulphide S[1]	AP[2]	MPA[2]	NP[3]	Total C[4]	TIC[4]	CarbNP[5]	NPR[6]	CarbNPR[6]
		m	*m*				pH Units	n/a	%	%	%	kg CaCO3/t	kg CaCO3/t	kg CaCO3/t	%C	%C	kg CaCO3/t	NP/AP	CarbNP/MPA
117426	BR-426	23	24	Felsic Volcanic 1	Central Pit	Mine Rock	--	--	--	--	--	--	7.8	--	--	0.31	26	--	3.3
117427	BR-426	33	34.5	Felsic Volcanic 1	Central Pit	Mine Rock	--	--	--	--	--	--	16	--	--	0.60	50	--	3.1
117428	BR-426	40.5	42	Felsic Volcanic 1	Central Pit	Ore-Grade	--	--	--	--	--	--	15	--	--	0.49	41	--	2.8
117429	BR-426	44.6	46	Felsic Volcanic 1	Central Pit	Mine Rock	--	--	--	--	--	--	14	--	--	0.41	34	--	2.4
117430	BR-426	57	58	Felsic Volcanic 2	Central Pit	Ore-Grade	--	--	1.1	--	--	--	35	2.8	0.040	0.022	1.8	--	0.051
117431	BR-426	61.5	63	Felsic Volcanic 1	Central Pit	Mine Rock	--	--	--	--	--	--	25	--	--	0.13	11	--	0.44
117432	BR-426	66	67	Felsic Volcanic 2	Central Pit	Ore-Grade	--	--	--	--	--	--	31	--	--	0.022	1.8	--	0.058
117433	BR-426	80	81.15	Felsic Volcanic 2	Central Pit	Mine Rock	--	--	--	--	--	--	24	--	--	0.24	20	--	0.82
117434	BR-426	84.4	85.75	Felsic Volcanic 2	Central Pit	Ore-Grade	--	--	--	--	--	--	22	--	--	0.23	20	--	0.89
117435	BR-426	90	91	Felsic Volcanic 2	Central Pit	Mine Rock	--	--	--	--	--	--	26	--	--	0.21	18	--	0.69
117436	BR-426	94.2	95.2	Felsic Volcanic 1	Central Pit	Mine Rock	--	--	--	--	--	--	26	--	--	0.071	5.9	--	0.23
117437	BR-426	100.55	101.6	Felsic Volcanic 2	Central Pit	Mine Rock	--	--	--	--	--	--	20	--	--	0.17	14	--	0.7
117438	BR-426	105.4	106.55	Felsic Volcanic 2	Central Pit	Mine Rock	--	--	0.93	--	--	--	29	28	0.32	0.15	12	--	0.42
117439	BR-426	110.5	112	Felsic Volcanic 2	Central Pit	Mine Rock	--	--	--	--	--	--	20	--	--	0.23	19	--	0.95
117440	BR-426	115	116.5	Felsic Volcanic 2	Central Pit	Mine Rock	--	--	--	--	--	--	32	--	--	0.25	21	--	0.67
117441	BR-426	121	122.5	Felsic Volcanic 2	Central Pit	Mine Rock	--	--	--	--	--	--	44	--	--	0.32	27	--	0.6
117442	BR-426	127	128.5	Felsic Volcanic 2	Central Pit	Mine Rock	--	--	--	--	--	--	48	--	--	0.26	22	--	0.46
117443	BR-426	133.5	135	Felsic Volcanic 2	Central Pit	Mine Rock	--	--	--	--	--	--	45	--	--	0.36	30	--	0.67
117444	BR-426	139.5	141	Felsic Volcanic 2	Central Pit	Mine Rock	--	--	--	--	--	--	51	--	--	0.20	17	--	0.33
117445	BR-426	145.5	147	Felsic Volcanic 2	Central Pit	Mine Rock	--	--	1.0	--	--	--	32	16	0.19	0.20	17	--	0.53
117446	BR-426	151.5	152.5	Felsic Volcanic 2	Central Pit	Mine Rock	--	--	--	--	--	--	25	--	--	0.37	31	--	1.2
117447	BR-426	156	157	Felsic Volcanic 2	Central Pit	Mine Rock	--	--	--	--	--	--	49	--	--	0.049	4.1	--	0.083
A0964680	BR-426	163.5	164.45	Felsic Volcanic 2	Central Pit	Mine Rock	--	--	--	--	--	--	21	--	--	0.27	22	--	1.0
117195	BR-038	23	24	Felsic Volcanic 1	Central Pit	Mine Rock	--	--	--	--	--	--	25	--	--	0.16	13	--	0.52
117196	BR-038	31.35	32.3	Felsic Volcanic 1	Central Pit	Mine Rock	--	--	--	--	--	--	38	--	--	0.13	11	--	0.28
117166	BR-038	38	39	Felsic Volcanic 1	Central Pit	Mine Rock	--	--	--	--	--	--	43	--	--	0.10	8.6	--	0.2
117167	BR-038	41.9	42.9	Felsic Volcanic 1	Central Pit	Mine Rock	--	--	--	--	--	--	51	--	--	0.082	6.8	--	0.13
117197	BR-038	47.2	47.9	Felsic Volcanic 1	Central Pit	Mine Rock	--	--	--	--	--	--	37	--	--	0.16	13	--	0.36
117168	BR-038	50.2	50.7	Felsic Volcanic 1	Central Pit	Mine Rock	--	--	4.2	--	--	--	131	5.2	0.070	0.038	3.2	--	0.024
117198	BR-038	55	56	Felsic Volcanic 1	Central Pit	Mine Rock	--	--	--	--	--	--	17	--	--	0.20	16	--	0.97
117199	BR-038	62.5	63	Felsic Volcanic 1	Central Pit	Mine Rock	--	--	--	--	--	--	45	--	--	0.45	37	--	0.83
117169	BR-038	65.5	66	Felsic Volcanic 1	Central Pit	Mine Rock	--	--	--	--	--	--	58	--	--	0.15	13	--	0.22
117170	BR-038	70.62	71.55	Felsic Volcanic 1	Central Pit	Mine Rock	--	--	--	--	--	--	49	--	--	0.20	17	--	0.35
117200	BR-038	74.5	75.25	Felsic Volcanic 1	Central Pit	Mine Rock	--	--	--	--	--	--	33	--	--	0.31	25	--	0.78
117258	BR-038	81.7	82.2	Felsic Volcanic 1	Central Pit	Ore-Grade	--	--	--	--	--	--	46	--	--	0.076	6.4	--	0.14
117171	BR-038	87.8	88.8	Felsic Volcanic 1	Central Pit	Ore-Grade	--	--	--	--	--	--	36	--	--	0.42	35	--	0.98
117172	BR-038	105.5	106.5	Felsic Volcanic 1	Central Pit	Mine Rock	--	--	0.40	--	--	--	13	16	0.14	0.14	12	--	0.95
117173	BR-038	116.15	117.15	Felsic Volcanic 1	Central Pit	Mine Rock	--	--	--	--	--	--	28	--	--	0.24	20	--	0.7
117251	BR-038	122.5	123.5	Felsic Volcanic 1	Central Pit	Mine Rock	--	--	--	--	--	--	16	--	--	0.25	21	--	1.3
117252	BR-038	128	129	Felsic Volcanic 1	Central Pit	Mine Rock	--	--	--	--	--	--	30	--	--	0.39	32	--	1.1
117174	BR-038	140.85	141.85	Felsic Volcanic 1	Central Pit	Mine Rock	--	--	--	--	--	--	16	--	--	0.41	34	--	2.2
117253	BR-038	145.85	146.65	Felsic Volcanic 1	Central Pit	Mine Rock	--	--	--	--	--	--	16	--	--	0.22	18	--	1.2
117175	BR-038	150.9	151.9	Felsic Volcanic 1	Central Pit	Mine Rock	--	--	0.56	--	--	--	18	10	0.10	0.087	7.3	--	0.42
117176	BR-038	161.6	162.6	Felsic Volcanic 1	Central Pit	Mine Rock	--	--	--	--	--	--	19	--	--	0.21	17	--	0.89
117177	BR-038	166.6	167.6	Felsic Volcanic 1	Central Pit	Mine Rock	--	--	--	--	--	--	9.7	--	--	0.27	22	--	2.3
117178	BR-038	186	186.6	Felsic Volcanic 1	Central Pit	Mine Rock	--	--	--	--	--	--	10	--	--	0.34	28	--	2.8
117179	BR-038	191.5	192.5	Metasediment 2	Central Pit	Mine Rock	--	--	--	--	--	--	6.6	--	--	0.022	1.8	--	0.28
117180	BR-038	196.8	197.8	Metasediment 2	Central Pit	Mine Rock	--	--	--	--	--	--	9.4	--	--	0.022	1.8	--	0.19
117181	BR-038	202.3	203.3	Metasediment 2	Central Pit	Mine Rock	--	--	--	--	--	--	14	--	--	0.022	1.8	--	0.13
117254	BR-038	207.25	208.25	Felsic Volcanic 1	Central Pit	Mine Rock	--	--	0.39	--	--	--	12	15	0.12	0.11	9.5	--	0.78
117182	BR-038	211.35	212.35	Metasediment 2	Central Pit	Mine Rock	--	--	--	--	--	--	18	--	--	0.022	1.8	--	0.1
117183	BR-038	217.9	218.65	Metasediment 2	Central Pit	Mine Rock	--	--	--	--	--	--	28	--	--	0.022	1.8	--	0.065
117184	BR-038	220.5	221.7	Metasediment 2	Central Pit	Mine Rock	--	--	--	--	--	--	23	--	--	0.022	1.8	--	0.078
117185	BR-038	222.7	223.7	Metasediment 2	Central Pit	Mine Rock	--	--	--	--	--	--	5.6	--	--	0.022	1.8	--	0.32
117186	BR-038	227.2	228.2	Felsic Volcanic 1	Central Pit	Mine Rock	--	--	--	--	--	--	16	--	--	0.087	7.3	--	0.46
117255	BR-038	233.5	234	Felsic Volcanic 1	Central Pit	Mine Rock	--	--	--	--	--	--	11	--	--	0.32	27	--	2.4
117256	BR-038	239.5	240	Felsic Volcanic 1	Central Pit	Mine Rock	--	--	--	--	--	--	27	--	--	0.42	35	--	1.3
117187	BR-038	242.65	243.65	Felsic Volcanic 1	Central Pit	Mine Rock	--	--	--	--	--	--	13	--	--	0.27	23	--	1.8
117188	BR-038	245.95	246.75	Metasediment 2	Central Pit	Mine Rock	--	--	--	--	--	--	13	--	--	0.022	1.8	--	0.15
117189	BR-038	253.2	254.2	Felsic Volcanic 1	Central Pit	Ore-Grade	--	--	--	--	--	--	12	--	--	0.29	25	--	2.1

(1) Total S measured by Leco furnace; Sulphate S measured by HCl cold leach, Sulphide S calculated by difference (Total S - Sulphate S).

(2) Acid Potential calculated as 31.25*Sulphide S; Maximum Acid Potential calculated as 31.25*Total S or 31.25*ICP-S (aqua regia) if Total S by Leco was unavialable (see text).

(3) Neutralization Potential measured by Modified Sobeck Method.

(4) Total Carbon measured by Leco furance; TIC measured by HCl leach and Leco furnance; TIC as %C measured by HCl leach.

(5) Carbonate Neutralization Potential calculated from TIC.

(6) Neutralization Potential Ratio calculated as NP/AP; Carbonate Neutralization Potential Ratio calculated as CarbNP/MPA.

Classification as mine rock or ore-grade materials was based on gold content.

Table B-1. Acid Base Accounting Results

Sample ID	Drillhole ID	From	To	Lithology	Area	Class	Paste pH	Fizz Rating	Total S[1]	SO_4 S[1]	Sulphide S[1]	AP[2]	MPA[2]	NP[3]	Total C[4]	TIC[4]	CarbNP[5]	NPR[6]	CarbNPR[6]
		m	*m*				pH Units	n/a	%	%	%	kg CaCO3/t	kg CaCO3/t	kg CaCO3/t	%C	%C	kg CaCO3/t	NP/AP	CarbNP/MPA
117190	BR-038	264.1	264.65	Metasediment 2	Central Pit	Ore-Grade	--	--	--	--	--	--	55	--	--	0.022	1.8	--	0.033
117191	BR-038	268.6	269.6	Felsic Volcanic 2	Central Pit	Mine Rock	--	--	0.77	--	--	--	24	4.0	0.050	0.049	4.1	--	0.17
117192	BR-038	269.6	270.6	Felsic Volcanic 2	Central Pit	Mine Rock	--	--	--	--	--	--	17	--	--	0.12	10.0	--	0.58
117257	BR-038	278.2	279.2	Felsic Volcanic 2	Central Pit	Mine Rock	--	--	--	--	--	--	28	--	--	0.13	10	--	0.37
117193	BR-038	281.3	282.3	Felsic Volcanic 2	Central Pit	Mine Rock	--	--	--	--	--	--	28	--	--	0.32	26	--	0.95
117194	BR-038	285.3	286.3	Felsic Volcanic 2	Central Pit	Mine Rock	--	--	--	--	--	--	6.9	--	--	1.1	88	--	13
117259	BR-039	14	15	Felsic Volcanic 1	Central Pit	Mine Rock	--	--	--	--	--	--	23	--	--	0.14	12	--	0.52
117260	BR-039	20.5	21.5	Felsic Volcanic 1	Central Pit	Mine Rock	--	--	--	--	--	--	20	--	--	0.41	34	--	1.7
117261	BR-039	34	35.3	Metasediment 2	Central Pit	Mine Rock	--	--	--	--	--	--	8.8	--	--	0.022	1.8	--	0.21
117262	BR-039	42.4	43	Metasediment 2	Central Pit	Mine Rock	--	--	2.3	--	--	--	72	18	0.15	0.13	11	--	0.15
117263	BR-039	47	48.3	Metasediment 2	Central Pit	Mine Rock	--	--	--	--	--	--	15	--	--	0.022	1.8	--	0.12
117264	BR-039	53	54	Metasediment 2	Central Pit	Mine Rock	--	--	--	--	--	--	14	--	--	0.030	2.5	--	0.17
117295	BR-039	59	60	Metasediment 2	Central Pit	Mine Rock	--	--	--	--	--	--	14	--	--	0.022	1.8	--	0.13
117265	BR-039	63	64	Metasediment 2	Central Pit	Mine Rock	--	--	--	--	--	--	43	--	--	0.022	1.8	--	0.042
117266	BR-039	65	66	Metasediment 2	Central Pit	Mine Rock	--	--	--	--	--	--	12	--	--	0.027	2.3	--	0.19
117267	BR-039	70	71	Metasediment 2	Central Pit	Mine Rock	--	--	--	--	--	--	9.7	--	--	0.022	1.8	--	0.19
117268	BR-039	75	76	Metasediment 2	Central Pit	Mine Rock	--	--	--	--	--	--	11	--	--	0.022	1.8	--	0.17
117269	BR-039	80	81	Metasediment 2	Central Pit	Mine Rock	--	--	--	--	--	--	18	--	--	0.096	8.0	--	0.43
117270	BR-039	85.3	85.9	Metasediment 2	Central Pit	Mine Rock	--	--	--	--	--	--	43	--	--	0.022	1.8	--	0.042
117271	BR-039	91	92	Felsic Volcanic 1	Central Pit	Mine Rock	--	--	--	--	--	--	12	--	--	0.27	22	--	1.9
117272	BR-039	95.6	96.4	Metasediment 2	Central Pit	Mine Rock	--	--	--	--	--	--	14	--	--	0.022	1.8	--	0.13
117273	BR-039	102	103	Metasediment 2	Central Pit	Mine Rock	--	--	--	--	--	--	7.2	--	--	0.068	5.7	--	0.79
117274	BR-039	109	110	Felsic Volcanic 1	Central Pit	Mine Rock	--	--	--	--	--	--	9.7	--	--	0.41	34	--	3.5
117275	BR-039	115.8	117	Felsic Volcanic 2	Central Pit	Mine Rock	--	--	--	--	--	--	28	--	--	0.17	14	--	0.5
117276	BR-039	120.15	121.5	Felsic Volcanic 2	Central Pit	Ore-Grade	--	--	1.2	--	--	--	37	2.0	0.030	0.022	1.8	--	0.049
117277	BR-039	125	126	Felsic Volcanic 2	Central Pit	Mine Rock	--	--	--	--	--	--	26	--	--	0.12	10.0	--	0.39
117391	BR-211	39	40	Felsic Volcanic 1	Central Pit	Mine Rock	--	--	--	--	--	--	12	--	--	0.35	30	--	2.4
117392	BR-211	44.45	45.15	Felsic Volcanic 1	Central Pit	Ore-Grade	--	--	--	--	--	--	35	--	--	0.56	46	--	1.3
117393	BR-211	50	51	Felsic Volcanic 1	Central Pit	Mine Rock	--	--	2.2	--	--	--	68	13	0.13	0.10	8.4	--	0.12
117394	BR-211	61.25	62	Felsic Volcanic 1	Central Pit	Mine Rock	--	--	--	--	--	--	15	--	--	0.31	26	--	1.8
117395	BR-211	65.75	66.5	Felsic Volcanic 1	Central Pit	Mine Rock	--	--	--	--	--	--	11	--	--	0.36	30	--	2.7
117396	BR-211	73.25	74	Felsic Volcanic 1	Central Pit	Mine Rock	--	--	--	--	--	--	26	--	--	0.085	7.0	--	0.27
117397	BR-211	74.75	75.5	Felsic Volcanic 1	Central Pit	Mine Rock	--	--	--	--	--	--	19	--	--	0.038	3.2	--	0.17
117398	BR-211	81	81.7	Felsic Volcanic 1	Central Pit	Mine Rock	--	--	--	--	--	--	106	--	--	0.038	3.2	--	0.03
117399	BR-211	86.5	87.5	Felsic Volcanic 1	Central Pit	Mine Rock	--	--	--	--	--	--	42	--	--	0.085	7.0	--	0.17
117400	BR-211	91.5	92.5	Felsic Volcanic 1	Central Pit	Mine Rock	--	--	--	--	--	--	34	--	--	0.035	3.0	--	0.086
117401	BR-211	93.5	94.5	Felsic Volcanic 1	Central Pit	Mine Rock	--	--	--	--	--	--	107	--	--	0.044	3.6	--	0.034
117402	BR-211	99.8	100.5	Felsic Volcanic 2	Central Pit	Ore-Grade	--	--	4.2	--	--	--	130	18	0.20	0.18	15	--	0.12
117403	BR-211	103.2	103.9	Felsic Volcanic 2	Central Pit	Ore-Grade	--	--	--	--	--	--	64	--	--	0.49	41	--	0.65
117404	BR-211	115.5	116.5	Felsic Volcanic 1	Central Pit	Mine Rock	--	--	--	--	--	--	38	--	--	0.18	15	--	0.41
117405	BR-211	119.5	120.25	Felsic Volcanic 1	Central Pit	Mine Rock	--	--	--	--	--	--	26	--	--	0.071	5.9	--	0.23
117406	BR-211	146.5	147.6	Felsic Volcanic 1	Central Pit	Mine Rock	--	--	0.33	--	--	--	10	26	0.27	0.26	22	--	2.1
117407	BR-211	160	161.2	Metasediment 2	Central Pit	Mine Rock	--	--	--	--	--	--	13	--	--	0.022	1.8	--	0.14
117408	BR-211	165	166	Felsic Volcanic 1	Central Pit	Mine Rock	--	--	--	--	--	--	18	--	--	0.20	16	--	0.92
117409	BR-211	171	172	Felsic Volcanic 1	Central Pit	Mine Rock	--	--	--	--	--	--	21	--	--	0.55	46	--	2.2
117410	BR-211	176.5	177	Felsic Volcanic 1	Central Pit	Mine Rock	--	--	--	--	--	--	27	--	--	0.43	36	--	1.3
117411	BR-211	182.85	183.4	Felsic Volcanic 1	Central Pit	Ore-Grade	--	--	--	--	--	--	63	--	--	0.14	11	--	0.18
117412	BR-211	190	191	Felsic Volcanic 1	Central Pit	Mine Rock	--	--	--	--	--	--	21	--	--	0.46	38	--	1.8
117413	BR-211	197.6	198.1	Felsic Volcanic 2	Central Pit	Mine Rock	--	--	--	--	--	--	39	--	--	0.29	25	--	0.63
117414	BR-211	201	202.05	Metasediment 2	Central Pit	Mine Rock	--	--	--	--	--	--	9.1	--	--	0.063	5.2	--	0.58
117415	BR-211	216	216.8	Felsic Volcanic 2	Central Pit	Mine Rock	--	--	2.2	--	--	--	70	56	0.62	0.61	51	--	0.73
117416	BR-211	220.15	221.3	Metasediment 2	Central Pit	Mine Rock	--	--	--	--	--	--	13	--	--	0.065	5.5	--	0.43
117417	BR-211	225.3	225.75	Felsic Volcanic 2	Central Pit	#N/A	--	--	--	--	--	--	55	--	--	0.11	9.5	--	0.17
117418	BR-211	231	232.05	Metasediment 2	Central Pit	Mine Rock	--	--	--	--	--	--	38	--	--	0.030	2.5	--	0.066
117419	BR-211	238.5	240	Metasediment 2	Central Pit	Mine Rock	--	--	--	--	--	--	12	--	--	0.030	2.5	--	0.22
117420	BR-211	245	246	Felsic Volcanic 2	Central Pit	Mine Rock	--	--	--	--	--	--	29	--	--	0.50	41	--	1.4
117421	BR-211	250.5	251.5	Felsic Volcanic 2	Central Pit	Mine Rock	--	--	0.85	--	--	--	27	36	0.43	0.41	34	--	1.3
117422	BR-211	254.5	255.5	Felsic Volcanic 2	Central Pit	Ore-Grade	--	--	--	--	--	--	27	--	--	0.46	38	--	1.4
117423	BR-211	264	265	Felsic Volcanic 2	Central Pit	Mine Rock	--	--	--	--	--	--	38	--	--	0.025	2.0	--	0.054
117424	BR-211	270.7	272	Felsic Volcanic 2	Central Pit	Mine Rock	--	--	--	--	--	--	22	--	--	0.27	23	--	1.0

(1) Total S measured by Leco furnace; Sulphate S measured by HCl cold leach, Sulphide S calculated by difference (Total S - Sulphate S).

(2) Acid Potential calculated as 31.25*Sulphide S; Maximum Acid Potential calculated as 31.25*Total S or 31.25*ICP-S (aqua regia) if Total S by Leco was unavialable (see text).

(3) Neutralization Potential measured by Modified Sobeck Method.

(4) Total Carbon measured by Leco furance; TIC measured by HCl leach and Leco furnance; TIC as %C measured by HCl leach.

(5) Carbonate Neutralization Potential calculated from TIC.

(6) Neutralization Potential Ratio calculated as NP/AP; Carbonate Neutralization Potential Ratio calculated as CarbNP/MPA.

Classification as mine rock or ore-grade materials was based on gold content.

Table B-1. Acid Base Accounting Results

Sample ID	Drillhole ID	From	To	Lithology	Area	Class	Paste pH	Fizz Rating	Total S[1]	SO_4 S[1]	Sulphide S[1]	AP[2]	MPA[2]	NP[3]	Total C[4]	TIC[4]	CarbNP[5]	NPR[6]	CarbNPR[6]
		m	*m*				pH Units	n/a	%	%	%	kg CaCO3/t	kg CaCO3/t	kg CaCO3/t	%C	%C	kg CaCO3/t	NP/AP	CarbNP/MPA
117425	BR-211	276	277	Felsic Volcanic 2	Central Pit	Mine Rock	--	--	--	--	--	--	50	--	--	0.085	7.0	--	0.14
A0964891	BR-311	30.3	31.1	Felsic Volcanic 1	Central Pit	Mine Rock	--	--	--	--	--	--	32	--	--	0.11	9.1	--	0.29
A0964892	BR-311	35.25	35.75	Felsic Volcanic 1	Central Pit	Mine Rock	--	--	--	--	--	--	22	--	--	0.35	29	--	1.3
A0964893	BR-311	44	45	Felsic Volcanic 1	Central Pit	Mine Rock	--	--	--	--	--	--	41	--	--	0.049	4.1	--	0.1
A0964894	BR-311	48	48.7	Felsic Volcanic 1	Central Pit	Mine Rock	--	--	0.43	--	--	--	13	17	0.17	0.16	13	--	1.0
A0964895	BR-311	55.75	57	Felsic Volcanic 1	Central Pit	Mine Rock	--	--	--	--	--	--	16	--	--	0.16	14	--	0.86
A0964896	BR-311	61.5	63	Felsic Volcanic 1	Central Pit	Mine Rock	--	--	--	--	--	--	21	--	--	0.17	15	--	0.71
A0964897	BR-311	170.75	171.3	Felsic Volcanic 2	Central Pit	Mine Rock	--	--	0.67	--	--	--	21	39	0.44	0.42	35	--	1.7
A0964898	BR-311	175.75	177	Felsic Volcanic 2	Central Pit	Mine Rock	--	--	--	--	--	--	27	--	--	0.35	29	--	1.1
A0964899	BR-311	183.9	184.9	Felsic Volcanic 2	Central Pit	Mine Rock	--	--	--	--	--	--	30	--	--	0.13	11	--	0.37
A0964900	BR-311	196.1	197.5	Felsic Volcanic 1	Central Pit	Mine Rock	--	--	--	--	--	--	14	--	--	0.42	35	--	2.5
A0964901	BR-311	202.5	203.5	Felsic Volcanic 1	Central Pit	Mine Rock	--	--	--	--	--	--	9.1	--	--	0.21	17	--	1.9
A0964902	BR-311	207	207.8	Felsic Volcanic 2	Central Pit	Mine Rock	--	--	--	--	--	--	18	--	--	0.29	25	--	1.4
A0964903	BR-311	212.75	213.6	Felsic Volcanic 2	Central Pit	Mine Rock	--	--	0.49	--	--	--	15	31	0.34	0.33	27	--	1.8
A0964904	BR-311	217.5	218.5	Felsic Volcanic 2	Central Pit	Mine Rock	--	--	--	--	--	--	12	--	--	0.22	18	--	1.6
A0964905	BR-311	222.9	223.5	Felsic Volcanic 2	Central Pit	Mine Rock	--	--	--	--	--	--	39	--	--	0.16	14	--	0.35
A0964021	BR-406	401	402	Felsic Volcanic 1	Central Pit	Mine Rock	--	--	5.6	--	--	--	173	2.0	0.050	0.022	1.8	--	0.01
A0964022	BR-406	406.3	406.8	Felsic Volcanic 1	Central Pit	Mine Rock	--	--	--	--	--	--	165	--	--	0.038	3.2	--	0.019
A0964023	BR-406	416	417	Felsic Volcanic 1	Central Pit	Mine Rock	--	--	--	--	--	--	29	--	--	0.44	36	--	1.3
A0964024	BR-406	420	421	Felsic Volcanic 1	Central Pit	Mine Rock	--	--	--	--	--	--	30	--	--	0.33	27	--	0.9
A0964025	BR-406	425	426	Felsic Volcanic 1	Central Pit	Mine Rock	--	--	--	--	--	--	23	--	--	0.17	15	--	0.64
A0964026	BR-406	430	431	Felsic Volcanic 1	Central Pit	Mine Rock	--	--	0.64	--	--	--	20	21	0.21	0.22	18	--	0.91
A0964027	BR-406	435	435.7	Felsic Volcanic 1	Central Pit	Mine Rock	--	--	--	--	--	--	50	--	--	0.86	72	--	1.4
A0964561	BR-407	35.6	37.1	Fragmental 1	Central Pit	Mine Rock	--	--	--	--	--	--	1.6	--	--	0.027	2.3	--	1.5
A0964562	BR-407	40.4	41.75	Metasediment 2	Central Pit	Mine Rock	--	--	0.28	--	--	--	8.8	7.3	0.080	0.022	1.8	--	0.21
A0964563	BR-407	45.35	46.5	Fragmental 1	Central Pit	Mine Rock	--	--	--	--	--	--	3.1	--	--	0.10	8.4	--	2.7
A0964564	BR-407	65.5	67	Fragmental 1	Central Pit	Mine Rock	--	--	0.19	--	--	--	5.9	14	0.13	0.10	8.6	--	1.5
A0964565	BR-407	71.5	72.6	Fragmental 1	Central Pit	Mine Rock	--	--	--	--	--	--	4.1	--	--	0.093	7.7	--	1.9
A0964566	BR-407	75.5	77	Fragmental 1	Central Pit	Mine Rock	--	--	--	--	--	--	4.4	--	--	0.16	14	--	3.1
A0964567	BR-407	81.5	83	Fragmental 1	Central Pit	Mine Rock	--	--	--	--	--	--	5.3	--	--	0.13	10	--	2.0
A0964568	BR-407	87	88	Fragmental 1	Central Pit	Mine Rock	--	--	--	--	--	--	0.63	--	--	0.060	5.0	--	8.0
A0964569	BR-407	92	93.5	Felsic Volcanic 1	Central Pit	Mine Rock	--	--	--	--	--	--	0.63	--	--	0.35	29	--	46
A0964570	BR-407	97.5	99	Fragmental 1	Central Pit	Mine Rock	--	--	--	--	--	--	0.63	--	--	0.17	14	--	23
A0964571	BR-407	105	106.5	Fragmental 1	Central Pit	Mine Rock	--	--	0.040	--	--	--	1.3	16	0.15	0.14	12	--	9.5
A0964572	BR-407	110.6	112	Fragmental 1	Central Pit	Mine Rock	--	--	--	--	--	--	0.63	--	--	0.12	9.8	--	16
A0964573	BR-407	115.7	117	Fragmental 1	Central Pit	Mine Rock	--	--	--	--	--	--	0.63	--	--	0.17	15	--	23
A0964574	BR-407	123.3	124.5	Fragmental 1	Central Pit	Mine Rock	--	--	--	--	--	--	0.63	--	--	0.057	4.8	--	7.6
A0964575	BR-407	130.5	132	Fragmental 1	Central Pit	Mine Rock	--	--	--	--	--	--	0.63	--	--	0.033	2.7	--	4.4
A0964576	BR-407	136.5	138	Fragmental 1	Central Pit	Mine Rock	--	--	--	--	--	--	10	--	--	0.15	13	--	1.2
A0964577	BR-407	141	142.5	Fragmental 1	Central Pit	Mine Rock	--	--	--	--	--	--	3.8	--	--	0.14	11	--	3.0
A0964578	BR-407	146.9	148.4	Fragmental 1	Central Pit	Mine Rock	--	--	--	--	--	--	2.5	--	--	0.13	11	--	4.5
A0964579	BR-407	152	153.5	Fragmental 1	Central Pit	Mine Rock	--	--	--	--	--	--	0.94	--	--	0.14	12	--	12
A0964580	BR-407	157	158.5	Fragmental 1	Central Pit	Mine Rock	--	--	--	--	--	--	0.94	--	--	0.11	8.9	--	9.5
A0964581	BR-407	162	162.9	Fragmental 1	Central Pit	Mine Rock	--	--	--	--	--	--	3.1	--	--	0.22	18	--	5.7
A0964582	BR-407	166	167.5	Fragmental 1	Central Pit	Mine Rock	--	--	--	--	--	--	3.8	--	--	0.027	2.3	--	0.61
A0964583	BR-407	171	172	Fragmental 1	Central Pit	Mine Rock	--	--	--	--	--	--	0.94	--	--	0.022	1.8	--	1.9
A0964584	BR-407	176	177.5	Felsic Volcanic 1	Central Pit	Mine Rock	--	--	--	--	--	--	0.94	--	--	0.32	27	--	29
A0964585	BR-407	192.3	193.5	Felsic Volcanic 1	Central Pit	Mine Rock	--	--	--	--	--	--	0.63	--	--	0.082	6.8	--	11
A0964586	BR-407	197.5	199	Felsic Volcanic 1	Central Pit	Mine Rock	--	--	0.19	--	--	--	5.9	28	0.31	0.29	24	--	4.1
A0964616	BR-407	203.85	205	Felsic Volcanic 1	Central Pit	Mine Rock	--	--	--	--	--	--	0.94	--	--	0.074	6.1	--	6.5
A0964587	BR-407	212.5	214	Felsic Volcanic 1	Central Pit	Mine Rock	--	--	--	--	--	--	0.63	--	--	0.26	22	--	35
A0964588	BR-407	218	219	Felsic Volcanic 1	Central Pit	Mine Rock	--	--	--	--	--	--	10	--	--	0.24	20	--	2.0
A0964589	BR-407	225	226.5	Felsic Volcanic 1	Central Pit	Mine Rock	--	--	--	--	--	--	0.63	--	--	0.19	16	--	25
A0964590	BR-407	231	231.6	Felsic Volcanic 1	Central Pit	Mine Rock	--	--	--	--	--	--	0.63	--	--	0.068	5.7	--	9.1
A0964591	BR-407	241.5	243	Felsic Volcanic 1	Central Pit	Mine Rock	--	--	--	--	--	--	0.63	--	--	0.22	18	--	29
A0964592	BR-407	247.5	249	Felsic Volcanic 1	Central Pit	Mine Rock	--	--	--	--	--	--	0.63	--	--	0.21	17	--	28
A0964593	BR-407	261	262.5	Felsic Volcanic 1	Central Pit	Mine Rock	--	--	--	--	--	--	0.63	--	--	0.19	16	--	25
A0964594	BR-407	267	268.5	Felsic Volcanic 1	Central Pit	Mine Rock	--	--	--	--	--	--	0.63	--	--	0.16	13	--	21
A0964595	BR-407	273	274.5	Felsic Volcanic 1	Central Pit	Mine Rock	--	--	--	--	--	--	1.6	--	--	0.044	3.6	--	2.3
A0964596	BR-407	285	286	Metasediment 2	Central Pit	Mine Rock	--	--	--	--	--	--	4.7	--	--	0.022	1.8	--	0.39

(1) Total S measured by Leco furnace; Sulphate S measured by HCl cold leach, Sulphide S calculated by difference (Total S - Sulphate S).

(2) Acid Potential calculated as 31.25*Sulphide S; Maximum Acid Potential calculated as 31.25*Total S or 31.25*ICP-S (aqua regia) if Total S by Leco was unavialable (see text).

(3) Neutralization Potential measured by Modified Sobeck Method.

(4) Total Carbon measured by Leco furance; TIC measured by HCl leach and Leco furnance; TIC as %C measured by HCl leach.

(5) Carbonate Neutralization Potential calculated from TIC.

(6) Neutralization Potential Ratio calculated as NP/AP; Carbonate Neutralization Potential Ratio calculated as CarbNP/MPA.

Classification as mine rock or ore-grade materials was based on gold content.

Table B-1. Acid Base Accounting Results

Sample ID	Drillhole ID	From	To	Lithology	Area	Class	Paste pH	Fizz Rating	Total S[1]	SO_4 S[1]	Sulphide S[1]	AP[2]	MPA[2]	NP[3]	Total C[4]	TIC[4]	CarbNP[5]	NPR[6]	CarbNPR[6]
		m	*m*				pH Units	n/a	%	%	%	kg CaCO3/t	kg CaCO3/t	kg CaCO3/t	%C	%C	kg CaCO3/t	NP/AP	CarbNP/MPA
A0964597	BR-407	291	292.5	Metasediment 2	Central Pit	Mine Rock	--	--	--	--	--	--	8.4	--	--	0.14	12	--	1.4
A0964598	BR-407	298.5	300	Fragmental 1	Central Pit	Mine Rock	--	--	--	--	--	--	2.2	--	--	0.082	6.8	--	3.1
A0964599	BR-407	304.5	305.6	Fragmental 1	Central Pit	Mine Rock	--	--	0.070	--	--	--	2.2	13	0.070	0.057	4.8	--	2.2
A0964600	BR-407	318.6	319.6	Felsic Volcanic 1	Central Pit	Mine Rock	--	--	--	--	--	--	5.3	--	--	0.36	30	--	5.7
A0964601	BR-407	323.9	325.05	Felsic Volcanic 1	Central Pit	Mine Rock	--	--	--	--	--	--	3.4	--	--	0.21	17	--	5.0
A0964602	BR-407	330	331	Metasediment 2	Central Pit	Mine Rock	--	--	--	--	--	--	10	--	--	0.098	8.2	--	0.82
A0964752	BR-463	17.5	19	Felsic Volcanic 1	Central Pit	Mine Rock	--	--	--	--	--	--	32	--	--	0.29	24	--	0.76
A0964753	BR-463	31	32.5	Felsic Volcanic 1	Central Pit	Mine Rock	--	--	--	--	--	--	22	--	--	0.48	40	--	1.9
A0964754	BR-463	54.7	56.2	Felsic Volcanic 1	Central Pit	Mine Rock	--	--	--	--	--	--	20	--	--	0.15	13	--	0.64
A0964755	BR-463	62	63.5	Felsic Volcanic 1	Central Pit	Mine Rock	--	--	--	--	--	--	9.7	--	--	0.096	8.0	--	0.82
A0964756	BR-463	81.5	82.5	Felsic Volcanic 1	Central Pit	Mine Rock	--	--	0.43	--	--	--	13	15	0.14	0.13	11	--	0.83
A0964757	BR-463	130.5	132	Felsic Volcanic 1	Central Pit	Mine Rock	--	--	--	--	--	--	10	--	--	0.19	16	--	1.5
A0964758	BR-463	139.2	140.6	Felsic Volcanic 1	Central Pit	Mine Rock	--	--	--	--	--	--	21	--	--	0.26	22	--	1.1
A0964759	BR-463	153.2	154.2	Felsic Volcanic 1	Central Pit	Mine Rock	--	--	--	--	--	--	12	--	--	0.10	8.6	--	0.75
A0964760	BR-463	157.6	158.7	Metasediment 2	Central Pit	Mine Rock	--	--	--	--	--	--	25	--	--	0.022	1.8	--	0.072
A0964761	BR-463	162.2	163.2	Felsic Volcanic 1	Central Pit	Mine Rock	--	--	--	--	--	--	23	--	--	0.37	30	--	1.3
A0964762	BR-463	168	169.5	Metasediment 2	Central Pit	Mine Rock	--	--	0.60	--	--	--	19	9.8	0.040	0.022	1.8	--	0.097
A0964763	BR-463	172.9	174.4	Metasediment 2	Central Pit	Mine Rock	--	--	--	--	--	--	12	--	--	0.022	1.8	--	0.16
A0964764	BR-463	175.8	176.7	Metasediment 2	Central Pit	Mine Rock	--	--	--	--	--	--	22	--	--	0.022	1.8	--	0.082
A0964765	BR-463	186.8	188.3	Felsic Volcanic 1	Central Pit	Mine Rock	--	--	--	--	--	--	18	--	--	0.22	18	--	0.99
A0964766	BR-464	13.7	15	Felsic Volcanic 1	Central Pit	Mine Rock	--	--	--	--	--	--	11	--	--	0.14	12	--	1.1
A0964767	BR-464	20.3	21.3	Metasediment 2	Central Pit	Mine Rock	--	--	--	--	--	--	10	--	--	0.022	1.8	--	0.18
A0964768	BR-464	27	28.35	Felsic Volcanic 1	Central Pit	Mine Rock	--	--	0.46	--	--	--	14	21	0.16	0.055	4.5	--	0.32
A0964769	BR-464	35.2	36.2	Metasediment 2	Central Pit	Mine Rock	--	--	--	--	--	--	81	--	--	0.044	3.6	--	0.045
A0964721	BR-464	71.7	72.7	Metasediment 2	Central Pit	Ore-Grade	--	--	--	--	--	--	23	--	--	0.098	8.2	--	0.36
A0964722	BR-464	76	77.3	Felsic Volcanic 2	Central Pit	Mine Rock	--	--	--	--	--	--	36	--	--	0.29	24	--	0.66
A0964723	BR-464	87.4	88.3	Felsic Volcanic 2	Central Pit	Mine Rock	--	--	--	--	--	--	11	--	--	0.20	17	--	1.5
A0964724	BR-464	91.7	92.8	Felsic Volcanic 2	Central Pit	Mine Rock	--	--	0.80	--	--	--	25	9.7	0.12	0.074	6.1	--	0.25
A0964725	BR-464	100	101.5	Felsic Volcanic 2	Central Pit	Mine Rock	--	--	--	--	--	--	26	--	--	0.096	8.0	--	0.31
A0964726	BR-464	105.7	106.7	Felsic Volcanic 2	Central Pit	Mine Rock	--	--	--	--	--	--	26	--	--	0.15	12	--	0.48
A0964727	BR-464	110.5	111.85	Felsic Volcanic 2	Central Pit	Mine Rock	--	--	--	--	--	--	29	--	--	0.12	10.0	--	0.34
A0964728	BR-464	115.3	116	Felsic Volcanic 2	Central Pit	Mine Rock	--	--	--	--	--	--	33	--	--	0.046	3.9	--	0.12
A0964729	BR-464	120.2	121	Felsic Volcanic 2	Central Pit	Mine Rock	--	--	--	--	--	--	21	--	--	0.17	14	--	0.68
A0964730	BR-464	125	126.5	Felsic Volcanic 2	Central Pit	Mine Rock	--	--	0.76	--	--	--	24	20	0.22	0.21	17	--	0.74
A0964731	BR-464	130.4	131.9	Felsic Volcanic 1	Central Pit	Mine Rock	--	--	--	--	--	--	27	--	--	0.33	28	--	1.0
A0964732	BR-464	136	137	Felsic Volcanic 2	Central Pit	Mine Rock	--	--	--	--	--	--	49	--	--	0.31	25	--	0.52
A0964733	BR-464	141.9	143.4	Felsic Volcanic 2	Central Pit	Mine Rock	--	--	--	--	--	--	37	--	--	0.17	14	--	0.38
A0964734	BR-464	146.9	148.1	Felsic Volcanic 2	Central Pit	Mine Rock	--	--	--	--	--	--	28	--	--	0.23	19	--	0.69
A0964735	BR-464	151.6	152.8	Felsic Volcanic 2	Central Pit	Mine Rock	--	--	--	--	--	--	23	--	--	0.21	17	--	0.75
A0964736	BR-464	156.3	157.3	Felsic Volcanic 2	Central Pit	Mine Rock	--	--	0.38	--	--	--	12	13	0.14	0.10	8.6	--	0.73
A0964737	BR-464	160.7	161.85	Felsic Volcanic 2	Central Pit	Mine Rock	--	--	--	--	--	--	23	--	--	0.074	6.1	--	0.27
A0964738	BR-464	164.6	166.1	Felsic Volcanic 2	Central Pit	Mine Rock	--	--	--	--	--	--	11	--	--	0.093	7.7	--	0.73
A0964739	BR-465	18.6	18.9	Felsic Volcanic 1	Central Pit	Mine Rock	--	--	--	--	--	--	35	--	--	0.022	1.8	--	0.052
A0964740	BR-465	24.4	25.6	Felsic Volcanic 2	Central Pit	Mine Rock	--	--	--	--	--	--	4.4	--	--	0.038	3.2	--	0.73
A0964741	BR-465	33.6	34.3	Felsic Volcanic 2	Central Pit	Mine Rock	--	--	--	--	--	--	17	--	--	0.022	1.8	--	0.11
A0964742	BR-465	38	39	Felsic Volcanic 2	Central Pit	Mine Rock	--	--	1.3	--	--	--	39	3.9	0.050	0.041	3.4	--	0.087
A0964743	BR-465	45.15	46.65	Felsic Volcanic 2	Central Pit	Mine Rock	--	--	--	--	--	--	8.4	--	--	0.16	13	--	1.5
A0964826	BR-465	51	52.5	Felsic Volcanic 2	Central Pit	Mine Rock	--	--	--	--	--	--	7.8	--	--	0.16	13	--	1.7
A0964827	BR-465	57	58.5	Felsic Volcanic 2	Central Pit	Mine Rock	--	--	--	--	--	--	30	--	--	0.12	10.0	--	0.33
A0964828	BR-465	63	64.5	Felsic Volcanic 2	Central Pit	Mine Rock	--	--	--	--	--	--	10	--	--	0.17	14	--	1.4
A0964829	BR-465	68.5	70	Felsic Volcanic 2	Central Pit	Mine Rock	--	--	--	--	--	--	63	--	--	0.20	16	--	0.26
A0964830	BR-465	73.4	74.8	Felsic Volcanic 2	Central Pit	Mine Rock	--	--	1.5	--	--	--	46	14	0.18	0.16	13	--	0.29
A0964831	BR-465	85.7	87.2	Felsic Volcanic 1	Central Pit	Mine Rock	--	--	--	--	--	--	25	--	--	0.38	32	--	1.3
A0964832	BR-465	99.5	100.5	Felsic Volcanic 2	Central Pit	Mine Rock	--	--	--	--	--	--	38	--	--	0.22	18	--	0.47
A0964833	BR-465	104.9	106	Felsic Volcanic 2	Central Pit	Mine Rock	--	--	--	--	--	--	38	--	--	0.11	9.3	--	0.25
A0964834	BR-465	110.1	111.4	Felsic Volcanic 2	Central Pit	Mine Rock	--	--	--	--	--	--	26	--	--	0.25	21	--	0.8
A0964835	BR-465	115.7	116.4	Felsic Volcanic 2	Central Pit	Mine Rock	--	--	--	--	--	--	41	--	--	0.13	11	--	0.26
A0964836	BR-465	121.1	122	Felsic Volcanic 2	Central Pit	Mine Rock	--	--	1.1	--	--	--	36	14	0.16	0.16	13	--	0.38
A0964837	BR-465	126.4	127.9	Felsic Volcanic 1	Central Pit	Mine Rock	--	--	--	--	--	--	10	--	--	0.38	32	--	3.1
A0964838	BR-465	150.5	152	Felsic Volcanic 1	Central Pit	Mine Rock	--	--	--	--	--	--	17	--	--	0.37	31	--	1.9

(1) Total S measured by Leco furnace; Sulphate S measured by HCl cold leach, Sulphide S calculated by difference (Total S - Sulphate S).

(2) Acid Potential calculated as 31.25*Sulphide S; Maximum Acid Potential calculated as 31.25*Total S or 31.25*ICP-S (aqua regia) if Total S by Leco was unavialable (see text).

(3) Neutralization Potential measured by Modified Sobeck Method.

(4) Total Carbon measured by Leco furance; TIC measured by HCl leach and Leco furnance; TIC as %C measured by HCl leach.

(5) Carbonate Neutralization Potential calculated from TIC.

(6) Neutralization Potential Ratio calculated as NP/AP; Carbonate Neutralization Potential Ratio calculated as CarbNP/MPA.

Classification as mine rock or ore-grade materials was based on gold content.

Table B-1. Acid Base Accounting Results

Sample ID	Drillhole ID	From	To	Lithology	Area	Class	Paste pH	Fizz Rating	Total S[1]	SO_4 S[1]	Sulphide S[1]	AP[2]	MPA[2]	NP[3]	Total C[4]	TIC[4]	CarbNP[5]	NPR[6]	CarbNPR[6]
		m	*m*				pH Units	n/a	%	%	%	kg CaCO3/t	kg CaCO3/t	kg CaCO3/t	%C	%C	kg CaCO3/t	NP/AP	CarbNP/MPA
A0964697	BR-466	6.1	7.1	Felsic Volcanic 2	Central Pit	Mine Rock	--	--	--	--	--	--	33	--	--	0.11	8.9	--	0.27
A0964698	BR-466	11.8	13.3	Felsic Volcanic 2	Central Pit	Mine Rock	--	--	--	--	--	--	23	--	--	0.15	13	--	0.56
A0964699	BR-466	17.1	18.6	Felsic Volcanic 2	Central Pit	Mine Rock	--	--	--	--	--	--	14	--	--	0.16	14	--	0.97
A0964700	BR-466	24.15	25.35	Felsic Volcanic 2	Central Pit	Mine Rock	--	--	0.45	--	--	--	14	19	0.23	0.19	16	--	1.1
A0964618	BR-466	29.4	30.9	Felsic Volcanic 2	Central Pit	Mine Rock	--	--	--	--	--	--	23	--	--	0.25	21	--	0.91
A0964619	BR-466	36.4	37.4	Felsic Volcanic 2	Central Pit	Mine Rock	--	--	--	--	--	--	33	--	--	0.22	18	--	0.55
A0964620	BR-466	41.4	42.9	Felsic Volcanic 2	Central Pit	Mine Rock	--	--	--	--	--	--	38	--	--	0.11	9.3	--	0.24
A0964621	BR-466	48.4	49.9	Felsic Volcanic 2	Central Pit	Mine Rock	--	--	--	--	--	--	45	--	--	0.16	13	--	0.29
A0964622	BR-466	55.4	56.3	Felsic Volcanic 2	Central Pit	Mine Rock	--	--	--	--	--	--	50	--	--	0.074	6.1	--	0.12
A0964623	BR-466	60.65	61.5	Felsic Volcanic 2	Central Pit	Mine Rock	--	--	1.3	--	--	--	39	15	0.16	0.14	12	--	0.3
A0964624	BR-466	65.5	67	Felsic Volcanic 2	Central Pit	Mine Rock	--	--	--	--	--	--	48	--	--	0.071	5.9	--	0.12
A0964625	BR-466	70.6	71.9	Felsic Volcanic 2	Central Pit	Mine Rock	--	--	--	--	--	--	22	--	--	0.17	15	--	0.67
A0964626	BR-466	76.2	77.7	Felsic Volcanic 2	Central Pit	Mine Rock	--	--	--	--	--	--	14	--	--	0.065	5.5	--	0.4
A0964627	BR-466	82.2	83.7	Felsic Volcanic 2	Central Pit	Ore-Grade	--	--	--	--	--	--	28	--	--	0.022	1.8	--	0.065
A0964628	BR-466	87.1	88.1	Felsic Volcanic 2	Central Pit	Mine Rock	--	--	--	--	--	--	7.8	--	--	0.090	7.5	--	0.96
A0964629	BR-466	93.5	94.3	Felsic Volcanic 2	Central Pit	Mine Rock	--	--	1.8	--	--	--	56	6.3	0.070	0.055	4.5	--	0.082
A0964630	BR-466	98.15	99.15	Felsic Volcanic 2	Central Pit	Mine Rock	--	--	--	--	--	--	39	--	--	0.074	6.1	--	0.16
A0964631	BR-466	104.3	105.5	Felsic Volcanic 2	Central Pit	Mine Rock	--	--	--	--	--	--	18	--	--	0.071	5.9	--	0.33
A0964632	BR-466	109.3	110.3	Felsic Volcanic 2	Central Pit	Mine Rock	--	--	--	--	--	--	8.1	--	--	0.093	7.7	--	0.95
A0964633	BR-466	119.05	120.3	Felsic Volcanic 2	Central Pit	Mine Rock	--	--	--	--	--	--	21	--	--	0.022	1.8	--	0.087
117134	BR-020	190.45	190.8	Felsic Volcanic 1	Central Pit	Mine Rock	--	--	--	--	--	--	16	--	--	0.58	49	--	3.0
117135	BR-020	196.5	198	Felsic Volcanic 2	Central Pit	Mine Rock	--	--	1.4	--	--	--	43	12	0.15	0.15	12	--	0.29
117136	BR-020	200	201	Felsic Volcanic 2	Central Pit	Mine Rock	--	--	--	--	--	--	18	--	--	0.087	7.3	--	0.41
117137	BR-020	204	205	Felsic Volcanic 2	Central Pit	Mine Rock	--	--	--	--	--	--	34	--	--	0.10	8.4	--	0.24
117138	BR-020	210	211	Felsic Volcanic 2	Central Pit	Mine Rock	--	--	--	--	--	--	43	--	--	0.16	13	--	0.31
117133	BR-020	215	216	Felsic Volcanic 2	Central Pit	Mine Rock	--	--	--	--	--	--	50	--	--	0.022	1.8	--	0.036
117139	BR-020	223	224	Felsic Volcanic 2	Central Pit	Mine Rock	--	--	--	--	--	--	22	--	--	0.18	15	--	0.7
117140	BR-020	230	231	Felsic Volcanic 2	Central Pit	Mine Rock	--	--	0.54	--	--	--	17	15	0.16	0.16	14	--	0.81
117141	BR-020	235	235.8	Felsic Volcanic 2	Central Pit	Mine Rock	--	--	--	--	--	--	26	--	--	0.30	25	--	0.96
117142	BR-020	240	241	Felsic Volcanic 1	Central Pit	Mine Rock	--	--	--	--	--	--	17	--	--	0.24	20	--	1.2
117143	BR-020	245	246	Felsic Volcanic 1	Central Pit	Mine Rock	--	--	--	--	--	--	9.7	--	--	0.38	32	--	3.3
A0963308	BR-108	15	16	Felsic Volcanic 1	Central Pit	Mine Rock	--	--	--	--	--	--	0.63	--	--	0.29	24	--	39
A0963309	BR-108	20	21	Felsic Volcanic 2	Central Pit	Mine Rock	--	--	--	--	--	--	0.63	--	--	0.022	1.8	--	2.9
A0963310	BR-108	25	26	Felsic Volcanic 2	Central Pit	Mine Rock	--	--	0.030	--	--	--	0.94	12	0.060	0.068	5.7	--	6.1
A0963311	BR-108	30.55	31.5	Felsic Volcanic 2	Central Pit	Mine Rock	--	--	--	--	--	--	9.1	--	--	0.046	3.9	--	0.43
A0963312	BR-108	35.5	36	Felsic Volcanic 2	Central Pit	Mine Rock	--	--	--	--	--	--	13	--	--	0.14	11	--	0.87
A0963313	BR-108	41	41.75	Felsic Volcanic 1	Central Pit	Mine Rock	--	--	--	--	--	--	2.8	--	--	0.23	20	--	6.9
A0963314	BR-108	46.75	47.9	Felsic Volcanic 1	Central Pit	Mine Rock	--	--	--	--	--	--	2.5	--	--	0.19	16	--	6.4
A0963315	BR-108	51.9	52.5	Felsic Volcanic 1	Central Pit	Mine Rock	--	--	--	--	--	--	11	--	--	0.34	29	--	2.7
A0963316	BR-108	57	58	Felsic Volcanic 1	Central Pit	Mine Rock	--	--	0.090	--	--	--	2.8	27	0.27	0.23	19	--	6.8
A0963317	BR-108	62.5	63.5	Felsic Volcanic 1	Central Pit	Mine Rock	--	--	--	--	--	--	2.8	--	--	0.26	21	--	7.6
A0963318	BR-108	67.5	68.5	Felsic Volcanic 1	Central Pit	Mine Rock	--	--	--	--	--	--	2.8	--	--	0.24	20	--	7.1
A0963319	BR-108	73.75	74.5	Felsic Volcanic 1	Central Pit	Mine Rock	--	--	--	--	--	--	12	--	--	0.15	12	--	1.0
A0963320	BR-108	78.5	79.25	Felsic Volcanic 1	Central Pit	Mine Rock	--	--	--	--	--	--	2.5	--	--	0.18	15	--	6.1
A0963321	BR-108	83.75	84.5	Felsic Volcanic 1	Central Pit	Mine Rock	--	--	--	--	--	--	4.7	--	--	0.13	11	--	2.4
A0962982	BR-236	87	88.5	Felsic Volcanic 1	Central Pit	Ore-Grade	--	--	--	--	--	--	18	--	--	0.46	38	--	2.1
A0962983	BR-236	99	100.5	Felsic Volcanic 1	Central Pit	Ore-Grade	--	--	--	--	--	--	18	--	--	0.41	35	--	1.9
A0962984	BR-236	109.5	111	Felsic Volcanic 1	Central Pit	Ore-Grade	--	--	0.62	--	--	--	19	27	0.27	0.24	20	--	1.0
A0962985	BR-236	114.5	116	Felsic Volcanic 1	Central Pit	Mine Rock	--	--	--	--	--	--	13	--	--	0.12	9.8	--	0.74
A0962986	BR-236	134	135	Felsic Volcanic 1	Central Pit	Mine Rock	--	--	--	--	--	--	23	--	--	0.13	11	--	0.47
A0962987	BR-236	143	144	Felsic Volcanic 1	Central Pit	Mine Rock	--	--	--	--	--	--	18	--	--	0.25	20	--	1.2
A0962988	BR-236	151.65	152.5	Felsic Volcanic 1	Central Pit	Mine Rock	--	--	--	--	--	--	13	--	--	0.23	19	--	1.4
A0962989	BR-236	168.3	168.8	Felsic Volcanic 1	Central Pit	Mine Rock	--	--	--	--	--	--	11	--	--	0.13	10	--	0.98
A0962990	BR-236	178	178.9	Metasediment 2	Central Pit	Mine Rock	--	--	0.24	--	--	--	7.8	--	0.030	0.022	1.8	--	0.23
A0962991	BR-236	181.4	182.5	Metasediment 2	Central Pit	Mine Rock	--	--	--	--	--	--	8.8	--	--	0.022	1.8	--	0.21
A0962992	BR-236	185	185.85	Metasediment 2	Central Pit	Mine Rock	--	--	--	--	--	--	9.4	--	--	0.022	1.8	--	0.19
A0962993	BR-236	195.1	196	Metasediment 2	Central Pit	Mine Rock	--	--	--	--	--	--	12	--	--	0.022	1.8	--	0.16
A0964533	BR-237	174	175.4	Felsic Volcanic 2	Central Pit	Mine Rock	--	--	--	--	--	--	11	--	--	0.16	14	--	1.2
A0964534	BR-237	181.7	182.6	Felsic Volcanic 1	Central Pit	Mine Rock	--	--	--	--	--	--	19	--	--	0.26	22	--	1.2
A0964535	BR-237	191.5	192.5	Felsic Volcanic 2	Central Pit	Mine Rock	--	--	1.4	--	--	--	43	1.3	0.030	0.022	1.8	--	0.042

(1) Total S measured by Leco furnace; Sulphate S measured by HCl cold leach, Sulphide S calculated by difference (Total S - Sulphate S).

(2) Acid Potential calculated as 31.25*Sulphide S; Maximum Acid Potential calculated as 31.25*Total S or 31.25*ICP-S (aqua regia) if Total S by Leco was unavialable (see text).

(3) Neutralization Potential measured by Modified Sobeck Method.

(4) Total Carbon measured by Leco furance; TIC measured by HCl leach and Leco furnance; TIC as %C measured by HCl leach.

(5) Carbonate Neutralization Potential calculated from TIC.

(6) Neutralization Potential Ratio calculated as NP/AP; Carbonate Neutralization Potential Ratio calculated as CarbNP/MPA.

Classification as mine rock or ore-grade materials was based on gold content.

Table B-1. Acid Base Accounting Results

Sample ID	Drillhole ID	From	To	Lithology	Area	Class	Paste pH	Fizz Rating	Total S[1]	SO_4 S[1]	Sulphide S[1]	AP[2]	MPA[2]	NP[3]	Total C[4]	TIC[4]	CarbNP[5]	NPR[6]	CarbNPR[6]
		m	*m*				pH Units	n/a	%	%	%	kg CaCO3/t	kg CaCO3/t	kg CaCO3/t	%C	%C	kg CaCO3/t	NP/AP	CarbNP/MPA
A0964536	BR-237	196.4	197.4	Felsic Volcanic 2	Central Pit	Mine Rock	--	--	--	--	--	--	30	--	--	0.079	6.6	--	0.22
A0964537	BR-237	204	204.8	Felsic Volcanic 2	Central Pit	Ore-Grade	--	--	--	--	--	--	46	--	--	0.022	1.8	--	0.039
A0964538	BR-237	210	211.3	Felsic Volcanic 2	Central Pit	Mine Rock	--	--	--	--	--	--	39	--	--	0.12	9.8	--	0.25
A0964539	BR-237	215.3	215.7	Felsic Volcanic 2	Central Pit	Mine Rock	--	--	--	--	--	--	33	--	--	0.21	17	--	0.53
A0964540	BR-237	220.75	222	Felsic Volcanic 2	Central Pit	Mine Rock	--	--	--	--	--	--	23	--	--	0.14	11	--	0.49
A0964541	BR-237	226.8	227.6	Felsic Volcanic 2	Central Pit	Mine Rock	--	--	0.88	--	--	--	28	13	0.16	0.13	11	--	0.39
A0964542	BR-237	232.4	233.5	Felsic Volcanic 2	Central Pit	Mine Rock	--	--	--	--	--	--	29	--	--	0.11	9.3	--	0.32
A0963701	BR-322	15	16.4	Felsic Volcanic 1	Central Pit	Mine Rock	--	--	--	--	--	--	6.9	--	--	0.11	9.3	--	1.4
A0963702	BR-322	31	32	Felsic Volcanic 1	Central Pit	Mine Rock	--	--	--	--	--	--	59	--	--	0.044	3.6	--	0.062
A0963703	BR-322	37.4	38.4	Felsic Volcanic 1	Central Pit	Mine Rock	--	--	--	--	--	--	10	--	--	0.14	11	--	1.1
A0963704	BR-322	45.6	46.8	Fragmental 1	Central Pit	Mine Rock	--	--	--	--	--	--	7.5	--	--	0.055	4.5	--	0.61
A0963705	BR-322	50.85	51.6	Felsic Volcanic 1	Central Pit	Mine Rock	--	--	0.47	--	--	--	15	15	0.15	0.13	11	--	0.76
A0963706	BR-322	60	60.75	Fragmental 1	Central Pit	Mine Rock	--	--	--	--	--	--	8.1	--	--	0.022	1.8	--	0.22
A0963707	BR-322	70	71.3	Felsic Volcanic 1	Central Pit	Mine Rock	--	--	--	--	--	--	5.9	--	--	0.052	4.3	--	0.73
A0963708	BR-322	75	76.5	Felsic Volcanic 1	Central Pit	Mine Rock	--	--	--	--	--	--	7.8	--	--	0.23	20	--	2.5
A0963709	BR-322	87	88.4	Felsic Volcanic 1	Central Pit	Mine Rock	--	--	--	--	--	--	9.1	--	--	0.055	4.5	--	0.5
A0963710	BR-322	96	97.5	Felsic Volcanic 1	Central Pit	Mine Rock	--	--	--	--	--	--	12	--	--	0.090	7.5	--	0.63
A0963711	BR-322	102	103.5	Felsic Volcanic 1	Central Pit	Mine Rock	--	--	0.41	--	--	--	13	14	0.13	0.13	11	--	0.83
A0963712	BR-322	119.85	121.3	Fragmental 1	Central Pit	Mine Rock	--	--	--	--	--	--	23	--	--	0.079	6.6	--	0.28
A0963713	BR-322	126.35	127.2	Fragmental 1	Central Pit	Mine Rock	--	--	--	--	--	--	19	--	--	0.046	3.9	--	0.21
A0963714	BR-322	136.6	137.65	Fragmental 1	Central Pit	Mine Rock	--	--	--	--	--	--	25	--	--	0.15	12	--	0.49
A0963715	BR-322	141	142.5	Fragmental 1	Central Pit	Mine Rock	--	--	--	--	--	--	21	--	--	0.079	6.6	--	0.31
A0963716	BR-322	150	151	Fragmental 1	Central Pit	Mine Rock	--	--	--	--	--	--	35	--	--	0.13	11	--	0.31
A0963717	BR-322	156	157.2	Fragmental 1	Central Pit	Mine Rock	--	--	1.1	--	--	--	36	11	0.12	0.093	7.7	--	0.22
A0963718	BR-322	162	163.5	Fragmental 1	Central Pit	Mine Rock	--	--	--	--	--	--	46	--	--	0.14	12	--	0.26
A0963719	BR-322	173	174	Fragmental 1	Central Pit	Mine Rock	--	--	--	--	--	--	32	--	--	0.12	10	--	0.32
A0963720	BR-322	176	177	Fragmental 1	Central Pit	Mine Rock	--	--	--	--	--	--	27	--	--	0.22	19	--	0.69
A0963721	BR-322	182.1	183	Felsic Volcanic 1	Central Pit	Mine Rock	--	--	--	--	--	--	37	--	--	0.29	24	--	0.64
A0963722	BR-322	192.4	193.4	Felsic Volcanic 1	Central Pit	Mine Rock	--	--	--	--	--	--	32	--	--	0.32	27	--	0.85
A0963723	BR-322	214.7	216	Felsic Volcanic 1	Central Pit	Ore-Grade	--	--	0.76	--	--	--	24	24	0.26	0.27	23	--	0.96
A0963724	BR-322	259	260	Felsic Volcanic 1	Central Pit	Mine Rock	--	--	--	--	--	--	40	--	--	0.29	24	--	0.6
A0963725	BR-324	24	25	Felsic Volcanic 1	Central Pit	Mine Rock	--	--	--	--	--	--	17	--	--	0.065	5.5	--	0.32
A0963726	BR-324	25	26	Felsic Volcanic 1	Central Pit	Mine Rock	--	--	--	--	--	--	15	--	--	0.030	2.5	--	0.17
A0963727	BR-324	30	31	Fragmental 1	Central Pit	Mine Rock	--	--	--	--	--	--	5.9	--	--	0.022	1.8	--	0.31
A0963728	BR-324	34.5	36	Felsic Volcanic 1	Central Pit	Mine Rock	--	--	--	--	--	--	7.5	--	--	0.049	4.1	--	0.55
A0963729	BR-324	46.5	48	Felsic Volcanic 1	Central Pit	Mine Rock	--	--	0.55	--	--	--	17	7.5	0.070	0.065	5.5	--	0.32
A0963730	BR-324	60	61	Felsic Volcanic 1	Central Pit	Mine Rock	--	--	--	--	--	--	28	--	--	0.25	20	--	0.73
A0963731	BR-324	69	70.5	Felsic Volcanic 1	Central Pit	Mine Rock	--	--	--	--	--	--	27	--	--	0.096	8.0	--	0.29
A0963732	BR-324	80.6	81.15	Felsic Volcanic 1	Central Pit	Mine Rock	--	--	--	--	--	--	28	--	--	0.71	59	--	2.1
A0963733	BR-324	88	89	Felsic Volcanic 1	Central Pit	Mine Rock	--	--	--	--	--	--	52	--	--	0.085	7.0	--	0.14
A0963734	BR-324	95	96.5	Felsic Volcanic 1	Central Pit	Mine Rock	--	--	--	--	--	--	39	--	--	0.28	24	--	0.6
A0963735	BR-324	103.5	105	Felsic Volcanic 1	Central Pit	Mine Rock	--	--	0.67	--	--	--	21	30	0.32	0.34	29	--	1.4
A0963736	BR-324	115.5	117	Felsic Volcanic 1	Central Pit	Mine Rock	--	--	--	--	--	--	18	--	--	0.40	33	--	1.9
A0963737	BR-324	125	126	Felsic Volcanic 1	Central Pit	Ore-Grade	--	--	--	--	--	--	30	--	--	0.22	19	--	0.63
A0963738	BR-324	126.8	128	Felsic Volcanic 1	Central Pit	Mine Rock	--	--	--	--	--	--	51	--	--	0.060	5.0	--	0.098
A0963739	BR-324	128	129	Felsic Volcanic 1	Central Pit	Mine Rock	--	--	3.2	--	--	--	100	6.6	0.080	0.022	1.8	--	0.018
A0963740	BR-324	129	130.5	Felsic Volcanic 1	Central Pit	Mine Rock	--	--	--	--	--	--	53	--	--	0.26	22	--	0.42
A0963741	BR-324	145.5	147	Felsic Volcanic 1	Central Pit	Mine Rock	--	--	--	--	--	--	21	--	--	0.38	32	--	1.5
A0963742	BR-324	159.5	160.5	Felsic Volcanic 1	Central Pit	Ore-Grade	--	--	--	--	--	--	22	--	--	0.35	29	--	1.4
A0963743	BR-324	164.5	165.5	Felsic Volcanic 1	Central Pit	Mine Rock	--	--	--	--	--	--	28	--	--	0.32	27	--	0.96
A0963744	BR-324	175.75	176.5	Felsic Volcanic 1	Central Pit	Mine Rock	--	--	--	--	--	--	68	--	--	0.28	23	--	0.35
A0963745	BR-324	180.75	181.5	Felsic Volcanic 2	Central Pit	Mine Rock	--	--	--	--	--	--	32	--	--	1.00	83	--	2.6
A0963746	BR-324	184.5	185.25	Felsic Volcanic 1	Central Pit	Ore-Grade	--	--	--	--	--	--	22	--	--	0.45	37	--	1.7
A0963747	BR-324	198	199.5	Felsic Volcanic 1	Central Pit	Mine Rock	--	--	0.67	--	--	--	21	17	0.18	0.14	11	--	0.54
A0963748	BR-324	205.5	207	Felsic Volcanic 1	Central Pit	Mine Rock	--	--	--	--	--	--	14	--	--	0.19	16	--	1.1
A0964907	BR-409	11.45	12.5	Felsic Volcanic 2	Central Pit	Mine Rock	--	--	--	--	--	--	26	--	--	0.025	2.0	--	0.079
A0964908	BR-409	16.5	17.8	Felsic Volcanic 2	Central Pit	Mine Rock	--	--	--	--	--	--	36	--	--	0.022	1.8	--	0.051
A0964906	BR-409	25.5	27	Felsic Volcanic 2	Central Pit	Mine Rock	--	--	--	--	--	--	5.9	--	--	0.063	5.2	--	0.88
A0964909	BR-409	30	31.5	Felsic Volcanic 1	Central Pit	Mine Rock	--	--	--	--	--	--	2.8	--	--	0.18	15	--	5.4
A0964910	BR-409	36	37.5	Felsic Volcanic 1	Central Pit	Mine Rock	--	--	0.060	--	--	--	1.9	25	0.27	0.26	21	--	11

(1) Total S measured by Leco furnace; Sulphate S measured by HCl cold leach, Sulphide S calculated by difference (Total S - Sulphate S).

(2) Acid Potential calculated as 31.25*Sulphide S; Maximum Acid Potential calculated as 31.25*Total S or 31.25*ICP-S (aqua regia) if Total S by Leco was unavialable (see text).

(3) Neutralization Potential measured by Modified Sobeck Method.

(4) Total Carbon measured by Leco furance; TIC measured by HCl leach and Leco furnance; TIC as %C measured by HCl leach.

(5) Carbonate Neutralization Potential calculated from TIC.

(6) Neutralization Potential Ratio calculated as NP/AP; Carbonate Neutralization Potential Ratio calculated as CarbNP/MPA.

Classification as mine rock or ore-grade materials was based on gold content.

Table B-1. Acid Base Accounting Results

Sample ID	Drillhole ID	From	To	Lithology	Area	Class	Paste pH	Fizz Rating	Total S[1]	SO_4 S[1]	Sulphide S[1]	AP[2]	MPA[2]	NP[3]	Total C[4]	TIC[4]	CarbNP[5]	NPR[6]	CarbNPR[6]
		m	*m*				pH Units	n/a	%	%	%	kg CaCO3/t	kg CaCO3/t	kg CaCO3/t	%C	%C	kg CaCO3/t	NP/AP	CarbNP/MPA
A0964911	BR-409	42	43.5	Felsic Volcanic 1	Central Pit	Mine Rock	--	--	--	--	--	--	0.94	--	--	0.47	39	--	42
A0964912	BR-409	48	49	Felsic Volcanic 1	Central Pit	Mine Rock	--	--	--	--	--	--	0.63	--	--	0.52	43	--	69
A0964913	BR-409	69	70.5	Felsic Volcanic 2	Central Pit	Mine Rock	--	--	--	--	--	--	0.63	--	--	0.074	6.1	--	9.8
A0964914	BR-409	76.9	77.2	Metasediment 2	Central Pit	Mine Rock	--	--	--	--	--	--	11	--	--	0.027	2.3	--	0.2
A0964915	BR-409	82.25	83.5	Felsic Volcanic 1	Central Pit	Mine Rock	--	--	--	--	--	--	1.6	--	--	0.12	10.0	--	6.4
A0964916	BR-409	87	88.5	Felsic Volcanic 1	Central Pit	Mine Rock	--	--	0.14	--	--	--	4.4	17	0.17	0.14	12	--	2.8
A0964917	BR-409	93	94.5	Felsic Volcanic 1	Central Pit	Mine Rock	--	--	--	--	--	--	4.1	--	--	0.16	14	--	3.4
A0964918	BR-409	100.05	101	Felsic Volcanic 1	Central Pit	Mine Rock	--	--	--	--	--	--	4.1	--	--	0.14	12	--	3.0
A0964919	BR-409	105	106.5	Felsic Volcanic 1	Central Pit	Mine Rock	--	--	--	--	--	--	7.8	--	--	0.12	10.0	--	1.3
A0964920	BR-409	109.5	111	Felsic Volcanic 1	Central Pit	Mine Rock	--	--	--	--	--	--	11	--	--	0.065	5.5	--	0.48
A0964921	BR-409	115.7	117	Felsic Volcanic 1	Central Pit	Mine Rock	--	--	--	--	--	--	22	--	--	0.033	2.7	--	0.13
A0964922	BR-409	123	124.5	Felsic Volcanic 1	Central Pit	Mine Rock	--	--	0.40	--	--	--	13	26	0.27	0.25	21	--	1.7
A0964923	BR-409	130.95	132	Felsic Volcanic 1	Central Pit	Mine Rock	--	--	--	--	--	--	17	--	--	0.29	25	--	1.4
A0964924	BR-409	140.8	142	Felsic Volcanic 1	Central Pit	Mine Rock	--	--	--	--	--	--	5.0	--	--	0.082	6.8	--	1.4
A0964925	BR-409	147	148.05	Felsic Volcanic 1	Central Pit	Mine Rock	--	--	--	--	--	--	44	--	--	0.055	4.5	--	0.1
A0964926	BR-409	156	157.5	Fragmental 1	Central Pit	Mine Rock	--	--	--	--	--	--	20	--	--	0.13	11	--	0.53
A0964927	BR-409	160.5	161.6	Fragmental 1	Central Pit	Mine Rock	--	--	--	--	--	--	18	--	--	0.085	7.0	--	0.39
A0964928	BR-409	165	166.5	Fragmental 1	Central Pit	Mine Rock	--	--	0.33	--	--	--	10	20	0.22	0.18	15	--	1.5
A0964929	BR-409	175.5	177	Felsic Volcanic 1	Central Pit	Mine Rock	--	--	--	--	--	--	32	--	--	0.16	14	--	0.43
A0964930	BR-409	186	187.5	Fragmental 1	Central Pit	Mine Rock	--	--	--	--	--	--	43	--	--	0.17	15	--	0.34
A0964931	BR-409	189.8	190.5	Fragmental 1	Central Pit	Mine Rock	--	--	--	--	--	--	12	--	--	0.13	11	--	0.92
A0964932	BR-409	199.85	201	Fragmental 1	Central Pit	Mine Rock	--	--	--	--	--	--	26	--	--	0.068	5.7	--	0.22
A0964933	BR-409	204.35	205.35	Felsic Volcanic 1	Central Pit	Mine Rock	--	--	--	--	--	--	67	--	--	0.063	5.2	--	0.078
A0964934	BR-409	210	211.5	Felsic Volcanic 1	Central Pit	Mine Rock	--	--	1.1	--	--	--	33	19	0.19	0.18	15	--	0.45
A0964935	BR-409	217.45	217.95	Felsic Volcanic 1	Central Pit	Mine Rock	--	--	--	--	--	--	21	--	--	0.29	24	--	1.1
A0964487	BR-203	19.5	20.5	Felsic Volcanic 1	Central Pit	Mine Rock	--	--	0.86	--	--	--	27	16	0.18	0.15	12	--	0.47
A0964488	BR-203	27.1	27.6	Felsic Volcanic 1	Central Pit	Ore-Grade	--	--	--	--	--	--	55	--	--	0.035	3.0	--	0.054
A0964489	BR-203	31	32	Felsic Volcanic 1	Central Pit	Ore-Grade	--	--	--	--	--	--	14	--	--	0.12	10.0	--	0.73
A0964490	BR-203	36	37.5	Felsic Volcanic 1	Central Pit	Mine Rock	--	--	--	--	--	--	19	--	--	0.40	34	--	1.7
A0964491	BR-203	41.5	43	Felsic Volcanic 1	Central Pit	Mine Rock	--	--	--	--	--	--	10	--	--	0.17	14	--	1.3
A0964492	BR-203	54.5	56	Felsic Volcanic 1	Central Pit	Mine Rock	--	--	--	--	--	--	13	--	--	0.20	16	--	1.2
A0964493	BR-203	59	60.5	Felsic Volcanic 1	Central Pit	Mine Rock	--	--	0.53	--	--	--	17	16	0.18	0.14	12	--	0.73
A0964494	BR-203	68	69	Felsic Volcanic 1	Central Pit	Mine Rock	--	--	--	--	--	--	18	--	--	0.23	19	--	1.1
A0964495	BR-203	73.05	73.7	Felsic Volcanic 1	Central Pit	Mine Rock	--	--	--	--	--	--	13	--	--	0.39	32	--	2.6
A0964496	BR-203	80.3	81.2	Metasediment 2	Central Pit	Ore-Grade	--	--	--	--	--	--	51	--	--	0.074	6.1	--	0.12
A0964497	BR-203	93.4	94.85	Metasediment 2	Central Pit	Mine Rock	--	--	--	--	--	--	15	--	--	0.060	5.0	--	0.34
A0964498	BR-203	120.3	121.8	Felsic Volcanic 1	Central Pit	Mine Rock	--	--	--	--	--	--	21	--	--	0.18	15	--	0.74
A0964499	BR-203	124.1	125.1	Felsic Volcanic 1	Central Pit	Ore-Grade	--	--	0.95	--	--	--	30	14	0.16	0.13	11	--	0.36
A0964500	BR-203	132.4	133.2	Metasediment 2	Central Pit	Mine Rock	--	--	--	--	--	--	10	--	--	0.027	2.3	--	0.23
A0964051	BR-203	137.6	138.7	Metasediment 2	Central Pit	Mine Rock	--	--	--	--	--	--	11	--	--	0.033	2.7	--	0.26
A0964052	BR-203	145.6	147.1	Metasediment 2	Central Pit	Mine Rock	--	--	--	--	--	--	9.4	--	--	0.022	1.8	--	0.19
A0964053	BR-203	151	151.75	Metasediment 2	Central Pit	Mine Rock	--	--	--	--	--	--	13	--	--	0.022	1.8	--	0.15
A0964054	BR-203	164.5	165.2	Felsic Volcanic 1	Central Pit	Mine Rock	--	--	--	--	--	--	5.9	--	--	0.082	6.8	--	1.1
A0964055	BR-203	169.3	170.45	Fragmental 1	Central Pit	Mine Rock	--	--	0.58	--	--	--	18	5.4	0.070	0.035	3.0	--	0.16
A0964056	BR-203	177.15	178.65	Felsic Volcanic 1	Central Pit	Mine Rock	--	--	--	--	--	--	16	--	--	0.12	10.0	--	0.64
A0964057	BR-203	181.6	183	Felsic Volcanic 2	Central Pit	Mine Rock	--	--	--	--	--	--	71	--	--	0.041	3.4	--	0.048
A0964058	BR-203	188.6	189.6	Felsic Volcanic 2	Central Pit	Mine Rock	--	--	--	--	--	--	38	--	--	0.022	1.8	--	0.048
A0964059	BR-203	193.25	193.8	Felsic Volcanic 2	Central Pit	Mine Rock	--	--	--	--	--	--	47	--	--	0.022	1.8	--	0.039
A0964060	BR-203	201.15	201.7	Felsic Volcanic 2	Central Pit	Mine Rock	--	--	--	--	--	--	54	--	--	0.060	5.0	--	0.093
A0963825	BR-215	21	22.25	Fragmental 1	Central Pit	Mine Rock	--	--	0.87	--	--	--	30	--	0.16	0.13	10	--	0.35
A0963826	BR-215	27	28.5	Fragmental 1	Central Pit	Mine Rock	--	--	--	--	--	--	10	--	--	0.022	1.8	--	0.18
A0963827	BR-215	33.4	33.9	Fragmental 1	Central Pit	Mine Rock	--	--	--	--	--	--	36	--	--	0.044	3.6	--	0.1
A0963828	BR-215	39	40.5	Fragmental 1	Central Pit	Mine Rock	--	--	--	--	--	--	53	--	--	0.065	5.5	--	0.1
A0963829	BR-215	45	46.5	Fragmental 1	Central Pit	Mine Rock	--	--	--	--	--	--	47	--	--	0.071	5.9	--	0.13
A0963830	BR-215	54.1	54.6	Fragmental 1	Central Pit	Ore-Grade	--	--	--	--	--	--	52	--	--	0.16	13	--	0.26
A0963831	BR-215	63	63.9	Felsic Volcanic 1	Central Pit	Mine Rock	--	--	1.0	--	--	--	35	--	0.17	0.15	13	--	0.37
A0963832	BR-215	69.35	70.5	Felsic Volcanic 1	Central Pit	Mine Rock	--	--	--	--	--	--	33	--	--	0.27	22	--	0.67
A0963833	BR-215	75	76.5	Felsic Volcanic 1	Central Pit	Mine Rock	--	--	--	--	--	--	48	--	--	0.17	14	--	0.3
A0963834	BR-215	82.5	84	Felsic Volcanic 1	Central Pit	Mine Rock	--	--	--	--	--	--	15	--	--	0.25	20	--	1.4
A0963835	BR-215	87	88.5	Felsic Volcanic 1	Central Pit	Mine Rock	--	--	--	--	--	--	12	--	--	0.27	22	--	1.9

(1) Total S measured by Leco furnace; Sulphate S measured by HCl cold leach, Sulphide S calculated by difference (Total S - Sulphate S).

(2) Acid Potential calculated as 31.25*Sulphide S; Maximum Acid Potential calculated as 31.25*Total S or 31.25*ICP-S (aqua regia) if Total S by Leco was unavialable (see text).

(3) Neutralization Potential measured by Modified Sobeck Method.

(4) Total Carbon measured by Leco furance; TIC measured by HCl leach and Leco furnance; TIC as %C measured by HCl leach.

(5) Carbonate Neutralization Potential calculated from TIC.

(6) Neutralization Potential Ratio calculated as NP/AP; Carbonate Neutralization Potential Ratio calculated as CarbNP/MPA.

Classification as mine rock or ore-grade materials was based on gold content.

Table B-1. Acid Base Accounting Results

Sample ID	Drillhole ID	From	To	Lithology	Area	Class	Paste pH	Fizz Rating	Total S[1]	SO_4 S[1]	Sulphide S[1]	AP[2]	MPA[2]	NP[3]	Total C[4]	TIC[4]	CarbNP[5]	NPR[6]	CarbNPR[6]
		m	*m*				pH Units	n/a	%	%	%	kg CaCO3/t	kg CaCO3/t	kg CaCO3/t	%C	%C	kg CaCO3/t	NP/AP	CarbNP/MPA
A0963836	BR-215	96.5	97.5	Felsic Volcanic 1	Central Pit	Mine Rock	--	--	--	--	--	--	22	--	--	0.19	16	--	0.73
A0963837	BR-215	103.5	104.45	Felsic Volcanic 1	Central Pit	Mine Rock	--	--	0.59	--	--	--	21	--	0.12	0.079	6.6	--	0.32
A0963838	BR-215	119.55	120.5	Felsic Volcanic 1	Central Pit	Ore-Grade	--	--	--	--	--	--	21	--	--	0.41	34	--	1.7
A0963839	BR-215	130.5	132	Felsic Volcanic 1	Central Pit	Ore-Grade	--	--	--	--	--	--	18	--	--	0.50	42	--	2.3
A0963840	BR-215	139.5	140.65	Felsic Volcanic 1	Central Pit	Mine Rock	--	--	--	--	--	--	31	--	--	0.43	36	--	1.2
A0963841	BR-215	148.55	150	Felsic Volcanic 1	Central Pit	Ore-Grade	--	--	--	--	--	--	27	--	--	0.40	34	--	1.3
A0963842	BR-215	157.75	158.45	Felsic Volcanic 1	Central Pit	Mine Rock	--	--	--	--	--	--	46	--	--	0.17	14	--	0.3
A0963843	BR-215	179.7	180.5	Felsic Volcanic 1	Central Pit	Mine Rock	--	--	0.61	--	--	--	20	--	0.41	0.40	34	--	1.7
A0963844	BR-215	190.1	191.4	Felsic Volcanic 1	Central Pit	Mine Rock	--	--	--	--	--	--	27	--	--	0.38	32	--	1.2
A0963845	BR-215	200.7	201.7	Felsic Volcanic 1	Central Pit	Ore-Grade	--	--	--	--	--	--	33	--	--	0.61	50	--	1.5
A0963846	BR-215	217	218	Felsic Volcanic 1	Central Pit	Mine Rock	--	--	--	--	--	--	13	--	--	0.42	35	--	2.7
A0963847	BR-215	224.1	225	Felsic Volcanic 1	Central Pit	Ore-Grade	--	--	--	--	--	--	22	--	--	0.29	24	--	1.1
A0963848	BR-215	237.2	237.7	Felsic Volcanic 1	Central Pit	Ore-Grade	--	--	--	--	--	--	27	--	--	0.49	41	--	1.5
A0963849	BR-215	256.9	258	Felsic Volcanic 1	Central Pit	Mine Rock	--	--	0.36	--	--	--	12	--	0.32	0.31	26	--	2.2
A0963850	BR-215	278.15	278.6	Metasediment 2	Central Pit	Mine Rock	--	--	--	--	--	--	10	--	--	0.033	2.7	--	0.27
A0963851	BR-215	299	300	Metasediment 2	Central Pit	Mine Rock	--	--	--	--	--	--	7.8	--	--	0.022	1.8	--	0.23
A0963602	BR-234	127.5	128.5	Metasediment 2	Central Pit	Mine Rock	--	--	--	--	--	--	25	--	--	0.022	1.8	--	0.072
A0963603	BR-234	132	133.1	Felsic Volcanic 2	Central Pit	Mine Rock	--	--	--	--	--	--	10	--	--	0.082	6.8	--	0.66
A0963604	BR-234	150.65	151.35	Felsic Volcanic 2	Central Pit	Ore-Grade	--	--	0.63	--	--	--	20	--	0.25	0.22	18	--	0.88
A0963605	BR-234	155.2	156.7	Felsic Volcanic 2	Central Pit	Ore-Grade	--	--	--	--	--	--	48	--	--	0.022	1.8	--	0.038
A0963606	BR-234	160.5	162	Felsic Volcanic 2	Central Pit	Mine Rock	--	--	--	--	--	--	46	--	--	0.12	10	--	0.22
A0963607	BR-234	165	166.5	Felsic Volcanic 2	Central Pit	Mine Rock	--	--	--	--	--	--	54	--	--	0.12	10.0	--	0.19
A0963608	BR-234	171	172.5	Felsic Volcanic 2	Central Pit	Mine Rock	--	--	--	--	--	--	32	--	--	0.10	8.6	--	0.27
A0963609	BR-234	178.4	179.1	Felsic Volcanic 2	Central Pit	Mine Rock	--	--	--	--	--	--	44	--	--	0.20	16	--	0.37
A0963610	BR-235	18.3	19.4	Felsic Volcanic 1	Central Pit	Mine Rock	--	--	0.43	--	--	--	14	--	0.36	0.34	28	--	2.0
A0963611	BR-235	27.2	28.3	Felsic Volcanic 1	Central Pit	Mine Rock	--	--	--	--	--	--	19	--	--	0.17	14	--	0.76
A0963612	BR-235	45	46.1	Felsic Volcanic 1	Central Pit	Mine Rock	--	--	--	--	--	--	15	--	--	0.26	22	--	1.4
A0963613	BR-235	54.6	56	Felsic Volcanic 1	Central Pit	Mine Rock	--	--	--	--	--	--	12	--	--	0.16	14	--	1.2
A0963614	BR-235	58.5	60	Felsic Volcanic 1	Central Pit	Mine Rock	--	--	--	--	--	--	16	--	--	0.14	12	--	0.77
A0963615	BR-235	64.5	66	Felsic Volcanic 1	Central Pit	Mine Rock	--	--	--	--	--	--	8.1	--	--	0.038	3.2	--	0.39
A0963616	BR-235	70.5	72	Felsic Volcanic 1	Central Pit	Mine Rock	--	--	0.44	--	--	--	15	--	0.11	0.093	7.7	--	0.53
A0963617	BR-235	75	76.5	Felsic Volcanic 1	Central Pit	Mine Rock	--	--	--	--	--	--	15	--	--	0.063	5.2	--	0.36
A0963618	BR-235	79	80.5	Metasediment 2	Central Pit	Mine Rock	--	--	--	--	--	--	5.3	--	--	0.022	1.8	--	0.34
A0963619	BR-235	80.5	82	Metasediment 2	Central Pit	Mine Rock	--	--	--	--	--	--	9.7	--	--	0.022	1.8	--	0.19
A0963620	BR-235	85.75	86.4	Felsic Volcanic 1	Central Pit	Mine Rock	--	--	--	--	--	--	35	--	--	0.47	39	--	1.1
A0963621	BR-235	87.25	88.1	Metasediment 2	Central Pit	Mine Rock	--	--	--	--	--	--	16	--	--	0.033	2.7	--	0.17
A0963622	BR-235	90	91	Felsic Volcanic 1	Central Pit	Mine Rock	--	--	0.80	--	--	--	27	--	0.21	0.21	18	--	0.67
A0963623	BR-235	96.75	97.1	Felsic Volcanic 1	Central Pit	Mine Rock	--	--	--	--	--	--	27	--	--	0.12	10.0	--	0.38
A0963624	BR-235	105.8	107.3	Metasediment 2	Central Pit	Mine Rock	--	--	--	--	--	--	11	--	--	0.022	1.8	--	0.16
A0963625	BR-235	114.9	115.9	Felsic Volcanic 1	Central Pit	Mine Rock	--	--	--	--	--	--	10	--	--	0.23	19	--	1.9
A0963626	BR-235	119.7	120.55	Metasediment 2	Central Pit	Mine Rock	--	--	--	--	--	--	13	--	--	0.022	1.8	--	0.14
A0963627	BR-235	127.05	127.75	Metasediment 2	Central Pit	Mine Rock	--	--	--	--	--	--	14	--	--	0.022	1.8	--	0.13
A0963628	BR-235	131.3	132.4	Metasediment 2	Central Pit	Mine Rock	--	--	0.31	--	--	--	9.4	--	0.040	0.030	2.5	--	0.27
A0963629	BR-235	140.35	140.8	Metasediment 2	Central Pit	Mine Rock	--	--	--	--	--	--	12	--	--	0.022	1.8	--	0.16
A0963630	BR-235	148.25	148.9	Metasediment 2	Central Pit	Mine Rock	--	--	--	--	--	--	25	--	--	0.022	1.8	--	0.073
A0963631	BR-235	151.7	153	Metasediment 2	Central Pit	Mine Rock	--	--	--	--	--	--	20	--	--	0.022	1.8	--	0.091
A0963632	BR-235	164	165	Metasediment 2	Central Pit	Mine Rock	--	--	--	--	--	--	14	--	--	0.21	18	--	1.2
A0963633	BR-235	166.2	166.8	Felsic Volcanic 2	Central Pit	Mine Rock	--	--	--	--	--	--	11	--	--	0.21	17	--	1.5
A0963634	BR-235	171.9	172.5	Felsic Volcanic 2	Central Pit	Mine Rock	--	--	0.45	--	--	--	15	--	0.27	0.24	20	--	1.3
A0963635	BR-235	174.8	176	Felsic Volcanic 2	Central Pit	Mine Rock	--	--	--	--	--	--	18	--	--	0.22	18	--	0.99
A0963636	BR-235	181.3	182.3	Felsic Volcanic 2	Central Pit	Ore-Grade	--	--	--	--	--	--	31	--	--	0.27	23	--	0.73
A0963637	BR-235	184	184.7	Felsic Volcanic 2	Central Pit	Mine Rock	--	--	--	--	--	--	38	--	--	0.20	17	--	0.44
A0963638	BR-235	187.6	188.9	Felsic Volcanic 2	Central Pit	Mine Rock	--	--	--	--	--	--	16	--	--	0.16	14	--	0.87
A0963639	BR-235	192.55	193.4	Felsic Volcanic 2	Central Pit	Mine Rock	--	--	--	--	--	--	30	--	--	0.22	18	--	0.61
A0963640	BR-235	200.8	202.1	Felsic Volcanic 2	Central Pit	Mine Rock	--	--	0.79	--	--	--	27	--	0.31	0.33	27	--	1.0
A0963641	BR-235	207.7	208.6	Felsic Volcanic 2	Central Pit	Mine Rock	--	--	--	--	--	--	25	--	--	0.25	20	--	0.82
A0963642	BR-235	213	214	Felsic Volcanic 2	Central Pit	Mine Rock	--	--	--	--	--	--	38	--	--	0.84	70	--	1.8
A0963643	BR-235	218	218.7	Felsic Volcanic 2	Central Pit	Mine Rock	--	--	--	--	--	--	25	--	--	0.59	50	--	2.0
A0962976	BR-236	23.5	24.8	Felsic Volcanic 1	Central Pit	Mine Rock	--	--	--	--	--	--	38	--	--	0.11	9.1	--	0.24
A0962977	BR-236	30	31	Felsic Volcanic 1	Central Pit	Mine Rock	--	--	--	--	--	--	29	--	--	0.16	13	--	0.46

(1) Total S measured by Leco furnace; Sulphate S measured by HCl cold leach, Sulphide S calculated by difference (Total S - Sulphate S).

(2) Acid Potential calculated as 31.25*Sulphide S; Maximum Acid Potential calculated as 31.25*Total S or 31.25*ICP-S (aqua regia) if Total S by Leco was unavialable (see text).

(3) Neutralization Potential measured by Modified Sobeck Method.

(4) Total Carbon measured by Leco furance; TIC measured by HCl leach and Leco furnance; TIC as %C measured by HCl leach.

(5) Carbonate Neutralization Potential calculated from TIC.

(6) Neutralization Potential Ratio calculated as NP/AP; Carbonate Neutralization Potential Ratio calculated as CarbNP/MPA.

Classification as mine rock or ore-grade materials was based on gold content.

Table B-1. Acid Base Accounting Results

Sample ID	Drillhole ID	From	To	Lithology	Area	Class	Paste pH	Fizz Rating	Total S[1]	SO_4 S[1]	Sulphide S[1]	AP[2]	MPA[2]	NP[3]	Total C[4]	TIC[4]	CarbNP[5]	NPR[6]	CarbNPR[6]
		m	*m*				pH Units	n/a	%	%	%	kg CaCO3/t	kg CaCO3/t	kg CaCO3/t	%C	%C	kg CaCO3/t	NP/AP	CarbNP/MPA
A0962978	BR-236	39.5	40.5	Felsic Volcanic 1	Central Pit	Mine Rock	--	--	0.53	--	--	--	16	--	0.28	0.29	24	--	1.5
A0962979	BR-236	50.5	51.5	Felsic Volcanic 1	Central Pit	Mine Rock	--	--	--	--	--	--	14	--	--	0.11	9.1	--	0.66
A0962980	BR-236	68	69	Felsic Volcanic 1	Central Pit	Mine Rock	--	--	--	--	--	--	29	--	--	0.40	33	--	1.1
A0962981	BR-236	80.5	81.5	Felsic Volcanic 1	Central Pit	Mine Rock	--	--	--	--	--	--	13	--	--	0.27	23	--	1.8
A0964234	BR-175	155.6	157.1	Felsic Volcanic 1	Central Pit	Mine Rock	--	--	2.2	--	--	--	68	5.3	0.030	0.033	2.7	--	0.04
A0964235	BR-175	157.1	158.6	Felsic Volcanic 1	Central Pit	Mine Rock	--	--	--	--	--	--	84	--	--	0.049	4.1	--	0.048
A0964236	BR-175	163.1	164.1	Felsic Volcanic 1	Central Pit	Mine Rock	--	--	--	--	--	--	81	--	--	0.074	6.1	--	0.076
A0964237	BR-175	167.1	168.1	Felsic Volcanic 1	Central Pit	Mine Rock	--	--	--	--	--	--	61	--	--	0.10	8.4	--	0.14
A0964238	BR-175	173.7	174.7	Felsic Volcanic 1	Central Pit	Mine Rock	--	--	--	--	--	--	56	--	--	0.11	9.1	--	0.16
A0964239	BR-175	179.7	181.2	Felsic Volcanic 1	Central Pit	Mine Rock	--	--	--	--	--	--	36	--	--	0.17	15	--	0.4
A0964240	BR-175	184	185.5	Felsic Volcanic 1	Central Pit	Mine Rock	--	--	--	--	--	--	25	--	--	0.24	20	--	0.81
A0964241	BR-175	190	191.5	Felsic Volcanic 1	Central Pit	Ore-Grade	--	--	--	--	--	--	30	--	--	0.098	8.2	--	0.28
A0964242	BR-175	196	197.5	Felsic Volcanic 1	Central Pit	Mine Rock	--	--	--	--	--	--	37	--	--	0.11	9.3	--	0.25
A0964243	BR-175	207	208	Felsic Volcanic 1	Central Pit	Mine Rock	--	--	--	--	--	--	118	--	--	0.027	2.3	--	0.019
A0964246	BR-175	208	209	Felsic Volcanic 1	Central Pit	Mine Rock	--	--	3.3	--	--	--	104	8.6	0.040	0.035	3.0	--	0.028
A0964244	BR-175	214.5	216	Felsic Volcanic 1	Central Pit	Mine Rock	--	--	--	--	--	--	44	--	--	0.14	12	--	0.27
A0964245	BR-175	222	223.5	Felsic Volcanic 1	Central Pit	Mine Rock	--	--	--	--	--	--	20	--	--	0.11	9.1	--	0.45
A0964247	BR-175	228.7	229.85	Felsic Volcanic 1	Central Pit	Ore-Grade	--	--	--	--	--	--	66	--	--	0.090	7.5	--	0.11
A0964248	BR-175	238	239	Felsic Volcanic 1	Central Pit	Mine Rock	--	--	--	--	--	--	63	--	--	0.022	1.8	--	0.029
A0964249	BR-175	243.4	244.4	Felsic Volcanic 1	Central Pit	Ore-Grade	--	--	--	--	--	--	114	--	--	0.10	8.6	--	0.076
A0964250	BR-175	248.4	249.4	Felsic Volcanic 1	Central Pit	Mine Rock	--	--	2.0	--	--	--	64	13	0.090	0.085	7.0	--	0.11
A0964251	BR-175	268.7	269.6	Felsic Volcanic 1	Central Pit	Mine Rock	--	--	--	--	--	--	18	--	--	0.35	29	--	1.6
A0964252	BR-175	278.7	280	Felsic Volcanic 1	Central Pit	Mine Rock	--	--	--	--	--	--	13	--	--	0.26	21	--	1.6
A0964253	BR-175	282	283.5	Felsic Volcanic 1	Central Pit	Mine Rock	--	--	--	--	--	--	18	--	--	0.14	12	--	0.66
A0964254	BR-175	298.9	300	Felsic Volcanic 1	Central Pit	Mine Rock	--	--	--	--	--	--	14	--	--	0.32	27	--	1.9
A0964255	BR-175	321	322.5	Felsic Volcanic 1	Central Pit	Mine Rock	--	--	--	--	--	--	17	--	--	0.17	14	--	0.86
A0964256	BR-175	338.9	340.4	Felsic Volcanic 1	Central Pit	Mine Rock	--	--	--	--	--	--	21	--	--	0.25	21	--	1.0
A0964257	BR-175	349.5	350.5	Felsic Volcanic 1	Central Pit	Mine Rock	--	--	0.48	--	--	--	15	7.0	0.030	0.027	2.3	--	0.15
A0964258	BR-175	352.5	353.5	Felsic Volcanic 1	Central Pit	Mine Rock	--	--	--	--	--	--	47	--	--	0.055	4.5	--	0.097
A0964259	BR-175	360.5	362	Felsic Volcanic 1	Central Pit	Mine Rock	--	--	--	--	--	--	16	--	--	0.19	16	--	1.0
A0964770	BR-461	21	22.3	Felsic Volcanic 1	Central Pit	Mine Rock	--	--	--	--	--	--	15	--	--	0.12	9.8	--	0.67
A0964771	BR-461	28.7	30.2	Metasediment 2	Central Pit	Mine Rock	--	--	--	--	--	--	20	--	--	0.022	1.8	--	0.091
A0964772	BR-461	35.7	36.6	Felsic Volcanic 2	Central Pit	Mine Rock	--	--	--	--	--	--	17	--	--	0.18	15	--	0.88
A0964773	BR-461	40.5	41.5	Felsic Volcanic 2	Central Pit	Mine Rock	--	--	1.0	--	--	--	32	16	0.18	0.16	14	--	0.43
A0964774	BR-461	46.3	47.3	Felsic Volcanic 2	Central Pit	Mine Rock	--	--	--	--	--	--	41	--	--	0.20	16	--	0.4
A0964775	BR-461	52.7	53.8	Felsic Volcanic 2	Central Pit	Mine Rock	--	--	--	--	--	--	34	--	--	0.23	19	--	0.57
A0964776	BR-461	56.5	57.5	Felsic Volcanic 2	Central Pit	Mine Rock	--	--	--	--	--	--	29	--	--	0.28	23	--	0.81
A0964777	BR-461	70.6	72	Felsic Volcanic 1	Central Pit	Mine Rock	--	--	0.34	--	--	--	11	32	0.35	0.34	28	--	2.7
A0964778	BR-461	75	75.7	Felsic Volcanic 2	Central Pit	Mine Rock	--	--	--	--	--	--	30	--	--	0.046	3.9	--	0.13
A0964779	BR-461	88.6	89.6	Felsic Volcanic 2	Central Pit	Mine Rock	--	--	--	--	--	--	40	--	--	0.022	1.8	--	0.046
A0964780	BR-461	89.6	90.6	Felsic Volcanic 2	Central Pit	Mine Rock	--	--	--	--	--	--	33	--	--	0.052	4.3	--	0.13
A0964781	BR-461	95.7	96.7	Felsic Volcanic 2	Central Pit	Mine Rock	--	--	--	--	--	--	37	--	--	0.063	5.2	--	0.14
A0964782	BR-461	100.7	101.6	Felsic Volcanic 2	Central Pit	Mine Rock	--	--	1.4	--	--	--	43	2.0	<0.02	0.022	1.8	--	0.042
A0964783	BR-461	102.6	102.9	Felsic Volcanic 2	Central Pit	Mine Rock	--	--	--	--	--	--	38	--	--	0.068	5.7	--	0.15
A0964784	BR-461	103.9	104.9	Felsic Volcanic 2	Central Pit	Mine Rock	--	--	1.7	--	--	--	52	4.3	0.070	0.068	5.7	--	0.11
A0964785	BR-461	105.9	106.9	Felsic Volcanic 2	Central Pit	Mine Rock	--	--	--	--	--	--	62	--	--	0.041	3.4	--	0.055
A0964786	BR-461	111	112	Felsic Volcanic 2	Central Pit	Mine Rock	--	--	--	--	--	--	54	--	--	0.21	18	--	0.33
A0964744	BR-461	117	118	Felsic Volcanic 2	Central Pit	Mine Rock	--	--	--	--	--	--	59	--	--	0.063	5.2	--	0.088
A0964745	BR-461	121.4	122.4	Felsic Volcanic 2	Central Pit	Mine Rock	--	--	--	--	--	--	19	--	--	0.21	18	--	0.95
A0964746	BR-461	124.9	125.4	Felsic Volcanic 2	Central Pit	Mine Rock	--	--	0.83	--	--	--	26	12	0.13	0.11	9.5	--	0.37
A0964747	BR-461	130.6	131.6	Felsic Volcanic 2	Central Pit	Mine Rock	--	--	--	--	--	--	12	--	--	0.16	14	--	1.1
A0964748	BR-461	136	137.1	Felsic Volcanic 2	Central Pit	Mine Rock	--	--	--	--	--	--	6.6	--	--	0.16	13	--	2.0
A0964749	BR-461	150.7	151.7	Felsic Volcanic 2	Central Pit	Mine Rock	--	--	--	--	--	--	53	--	--	0.13	11	--	0.21
A0964750	BR-461	156	157	Felsic Volcanic 2	Central Pit	Mine Rock	--	--	--	--	--	--	56	--	--	0.22	19	--	0.33
A0964751	BR-461	165.6	166.6	Felsic Volcanic 2	Central Pit	Mine Rock	--	--	--	--	--	--	18	--	--	0.18	15	--	0.81
A0962901	BR-150	16	17	Felsic Volcanic 1	Central Pit	Mine Rock	--	--	--	--	--	--	8.8	--	--	0.16	14	--	1.6
A0962902	BR-150	26	27	Felsic Volcanic 1	Central Pit	Mine Rock	--	--	0.26	--	--	--	8.1	12	0.090	0.082	6.8	--	0.84
A0962903	BR-150	33	34	Felsic Volcanic 1	Central Pit	Mine Rock	--	--	--	--	--	--	15	--	--	0.12	10.0	--	0.65
A0962904	BR-150	40	41	Fragmental 1	Central Pit	Mine Rock	--	--	--	--	--	--	13	--	--	0.025	2.0	--	0.16
A0962905	BR-150	45	46	Fragmental 1	Central Pit	Mine Rock	--	--	--	--	--	--	12	--	--	0.030	2.5	--	0.21

(1) Total S measured by Leco furnace; Sulphate S measured by HCl cold leach, Sulphide S calculated by difference (Total S - Sulphate S).

(2) Acid Potential calculated as 31.25*Sulphide S; Maximum Acid Potential calculated as 31.25*Total S or 31.25*ICP-S (aqua regia) if Total S by Leco was unavialable (see text).

(3) Neutralization Potential measured by Modified Sobeck Method.

(4) Total Carbon measured by Leco furance; TIC measured by HCl leach and Leco furnance; TIC as %C measured by HCl leach.

(5) Carbonate Neutralization Potential calculated from TIC.

(6) Neutralization Potential Ratio calculated as NP/AP; Carbonate Neutralization Potential Ratio calculated as CarbNP/MPA.

Classification as mine rock or ore-grade materials was based on gold content.

Table B-1. Acid Base Accounting Results

Sample ID	Drillhole ID	From	To	Lithology	Area	Class	Paste pH	Fizz Rating	Total S[1]	SO_4 S[1]	Sulphide S[1]	AP[2]	MPA[2]	NP[3]	Total C[4]	TIC[4]	CarbNP[5]	NPR[6]	CarbNPR[6]
		m	*m*				pH Units	n/a	%	%	%	kg CaCO3/t	kg CaCO3/t	kg CaCO3/t	%C	%C	kg CaCO3/t	NP/AP	CarbNP/MPA
A0962906	BR-150	50	51	Fragmental 1	Central Pit	Mine Rock	--	--	--	--	--	--	18	--	--	0.038	3.2	--	0.17
A0962907	BR-150	55	56	Fragmental 1	Central Pit	Mine Rock	--	--	--	--	--	--	19	--	--	0.030	2.5	--	0.13
A0962908	BR-150	60	61	Fragmental 1	Central Pit	Mine Rock	--	--	--	--	--	--	19	--	--	0.046	3.9	--	0.2
A0962924	BR-150	66	67	Fragmental 1	Central Pit	Mine Rock	--	--	0.57	--	--	--	18	25	0.23	0.19	16	--	0.89
A0962909	BR-150	70	71.5	Fragmental 1	Central Pit	Mine Rock	--	--	--	--	--	--	43	--	--	0.14	12	--	0.28
A0962910	BR-150	75	76	Fragmental 1	Central Pit	Mine Rock	--	--	--	--	--	--	14	--	--	0.030	2.5	--	0.18
A0962911	BR-150	81	82	Fragmental 1	Central Pit	Mine Rock	--	--	--	--	--	--	13	--	--	0.065	5.5	--	0.44
A0962912	BR-150	85	86	Fragmental 1	Central Pit	Mine Rock	--	--	--	--	--	--	18	--	--	0.046	3.9	--	0.22
A0962925	BR-150	92	93	Fragmental 1	Central Pit	Mine Rock	--	--	--	--	--	--	40	--	--	0.11	8.9	--	0.22
A0962926	BR-150	96	97	Felsic Volcanic 1	Central Pit	Mine Rock	--	--	0.61	--	--	--	19	26	0.25	0.23	19	--	0.99
A0962913	BR-150	107	108	Felsic Volcanic 1	Central Pit	Mine Rock	--	--	--	--	--	--	13	--	--	0.19	16	--	1.2
A0962927	BR-150	113	114	Felsic Volcanic 1	Central Pit	Mine Rock	--	--	--	--	--	--	25	--	--	0.27	23	--	0.9
A0962914	BR-150	125.5	126.2	Felsic Volcanic 1	Central Pit	Mine Rock	--	--	--	--	--	--	45	--	--	0.23	19	--	0.42
A0962915	BR-150	130.5	131.5	Felsic Volcanic 1	Central Pit	Mine Rock	--	--	--	--	--	--	58	--	--	0.096	8.0	--	0.14
A0962928	BR-150	141.5	142	Felsic Volcanic 1	Central Pit	Mine Rock	--	--	--	--	--	--	44	--	--	0.65	55	--	1.2
A0962929	BR-150	147.75	148.5	Felsic Volcanic 1	Central Pit	Mine Rock	--	--	0.80	--	--	--	25	29	0.32	0.25	21	--	0.84
A0962916	BR-150	160	161	Felsic Volcanic 1	Central Pit	Mine Rock	--	--	--	--	--	--	37	--	--	0.26	22	--	0.59
A0962917	BR-150	165	166	Felsic Volcanic 1	Central Pit	Ore-Grade	--	--	--	--	--	--	14	--	--	0.35	29	--	2.1
A0962930	BR-150	187.25	188	Felsic Volcanic 1	Central Pit	Mine Rock	--	--	--	--	--	--	30	--	--	0.13	11	--	0.35
A0962931	BR-150	191	191.75	Felsic Volcanic 1	Central Pit	Mine Rock	--	--	--	--	--	--	24	--	--	0.22	19	--	0.78
A0962918	BR-150	194.75	195.5	Felsic Volcanic 1	Central Pit	Mine Rock	--	--	--	--	--	--	18	--	--	0.20	17	--	0.94
A0962919	BR-150	200.75	201.5	Felsic Volcanic 1	Central Pit	Mine Rock	--	--	1.1	--	--	--	33	27	0.27	0.25	21	--	0.63
A0962920	BR-150	205	205.5	Felsic Volcanic 1	Central Pit	Mine Rock	--	--	--	--	--	--	45	--	--	0.29	25	--	0.54
A0962921	BR-150	216.75	217.5	Felsic Volcanic 1	Central Pit	Mine Rock	--	--	--	--	--	--	25	--	--	0.20	17	--	0.68
A0962922	BR-150	225	226	Felsic Volcanic 1	Central Pit	Ore-Grade	--	--	--	--	--	--	18	--	--	0.31	26	--	1.4
A0962923	BR-150	246	247	Felsic Volcanic 1	Central Pit	Mine Rock	--	--	--	--	--	--	29	--	--	0.50	41	--	1.4
A0962932	BR-154	15	16	Felsic Volcanic 1	Central Pit	Mine Rock	--	--	--	--	--	--	0.63	--	--	0.090	7.5	--	12
A0962933	BR-154	20	21	Felsic Volcanic 1	Central Pit	Mine Rock	--	--	0.030	--	--	--	0.94	24	0.24	0.22	18	--	19
A0962934	BR-154	25	26	Felsic Volcanic 1	Central Pit	Mine Rock	--	--	--	--	--	--	0.63	--	--	0.096	8.0	--	13
A0962935	BR-154	30	31	Felsic Volcanic 1	Central Pit	Mine Rock	--	--	--	--	--	--	0.63	--	--	0.096	8.0	--	13
A0962936	BR-154	36	37	Metasediment 3	Central Pit	Mine Rock	--	--	--	--	--	--	4.7	--	--	0.022	1.8	--	0.39
A0962937	BR-154	45.3	46.5	Felsic Volcanic 1	Central Pit	Mine Rock	--	--	--	--	--	--	6.6	--	--	0.022	1.8	--	0.28
A0962938	BR-154	53.5	54	Felsic Volcanic 1	Central Pit	Mine Rock	--	--	--	--	--	--	1.6	--	--	0.063	5.2	--	3.3
A0962939	BR-154	58.5	60	Felsic Volcanic 1	Central Pit	Mine Rock	--	--	0.040	--	--	--	1.3	16	0.13	0.13	10	--	8.4
A0962940	BR-154	63	63.8	Felsic Volcanic 1	Central Pit	Mine Rock	--	--	--	--	--	--	0.63	--	--	0.098	8.2	--	13
A0962941	BR-154	69	69.5	Felsic Volcanic 1	Central Pit	Mine Rock	--	--	--	--	--	--	0.94	--	--	0.033	2.7	--	2.9
A0962942	BR-154	76.5	78	Felsic Volcanic 1	Central Pit	Mine Rock	--	--	--	--	--	--	5.0	--	--	0.055	4.5	--	0.91
A0962943	BR-154	81	82.5	Felsic Volcanic 1	Central Pit	Mine Rock	--	--	--	--	--	--	2.8	--	--	0.074	6.1	--	2.2
A0962944	BR-154	85.5	87	Felsic Volcanic 1	Central Pit	Mine Rock	--	--	--	--	--	--	5.6	--	--	0.15	12	--	2.2
A0962945	BR-154	90.75	91.25	Felsic Volcanic 1	Central Pit	Mine Rock	--	--	0.65	--	--	--	20	13	0.080	0.060	5.0	--	0.25
A0962946	BR-154	96.4	96.9	Felsic Volcanic 1	Central Pit	Mine Rock	--	--	--	--	--	--	8.8	--	--	0.055	4.5	--	0.52
A0962947	BR-154	100.7	102	Felsic Volcanic 1	Central Pit	Mine Rock	--	--	--	--	--	--	2.2	--	--	0.076	6.4	--	2.9
A0962948	BR-154	106.5	108	Felsic Volcanic 1	Central Pit	Mine Rock	--	--	--	--	--	--	5.0	--	--	0.24	20	--	4.0
A0962949	BR-154	112.5	114	Felsic Volcanic 1	Central Pit	Mine Rock	--	--	--	--	--	--	0.94	--	--	0.14	12	--	13
A0962950	BR-154	118.5	120	Felsic Volcanic 1	Central Pit	Mine Rock	--	--	--	--	--	--	6.3	--	--	0.22	19	--	3.0
117052	BR-136	85	86	Felsic Volcanic 1	Central Pit	Mine Rock	--	--	--	--	--	--	0.63	--	--	0.046	3.9	--	6.2
117053	BR-136	89.5	90.5	Felsic Volcanic 1	Central Pit	Mine Rock	--	--	--	--	--	--	14	--	--	0.12	10.0	--	0.73
117054	BR-136	99	100	Felsic Volcanic 1	Central Pit	Mine Rock	--	--	0.050	--	--	--	1.6	9.4	0.090	0.065	5.5	--	3.5
117055	BR-136	101	102	Felsic Volcanic 1	Central Pit	Mine Rock	--	--	--	--	--	--	1.3	--	--	0.055	4.5	--	3.6
117056	BR-136	105	106	Felsic Volcanic 1	Central Pit	Mine Rock	--	--	--	--	--	--	0.63	--	--	0.18	15	--	24
117057	BR-136	110	111	Felsic Volcanic 1	Central Pit	Mine Rock	--	--	--	--	--	--	0.94	--	--	0.10	8.4	--	9.0
117058	BR-136	115.85	117	Felsic Volcanic 1	Central Pit	Mine Rock	--	--	--	--	--	--	2.5	--	--	0.15	12	--	4.9
117059	BR-136	123	124	Felsic Volcanic 1	Central Pit	Mine Rock	--	--	--	--	--	--	1.9	--	--	0.057	4.8	--	2.5
117060	BR-136	125	126	Felsic Volcanic 1	Central Pit	Mine Rock	--	--	0.14	--	--	--	4.4	15	0.15	0.11	9.5	--	2.2
117061	BR-136	130	131	Felsic Volcanic 1	Central Pit	Mine Rock	--	--	--	--	--	--	6.6	--	--	0.13	10	--	1.6
117062	BR-136	135.5	136.5	Felsic Volcanic 1	Central Pit	Mine Rock	--	--	--	--	--	--	22	--	--	0.044	3.6	--	0.16
117063	BR-136	139	140.15	Felsic Volcanic 1	Central Pit	Mine Rock	--	--	--	--	--	--	7.8	--	--	0.15	12	--	1.6
A0963449	BR-136	145	146	Felsic Volcanic 1	Central Pit	Mine Rock	--	--	--	--	--	--	5.0	--	--	0.098	8.2	--	1.6
A0963450	BR-136	150	151	Felsic Volcanic 1	Central Pit	Mine Rock	--	--	--	--	--	--	14	--	--	0.038	3.2	--	0.23
A0963451	BR-136	155.25	156.5	Felsic Volcanic 1	Central Pit	Mine Rock	--	--	--	--	--	--	28	--	--	0.13	11	--	0.38

(1) Total S measured by Leco furnace; Sulphate S measured by HCl cold leach, Sulphide S calculated by difference (Total S - Sulphate S).

(2) Acid Potential calculated as 31.25*Sulphide S; Maximum Acid Potential calculated as 31.25*Total S or 31.25*ICP-S (aqua regia) if Total S by Leco was unavialable (see text).

(3) Neutralization Potential measured by Modified Sobeck Method.

(4) Total Carbon measured by Leco furance; TIC measured by HCl leach and Leco furnance; TIC as %C measured by HCl leach.

(5) Carbonate Neutralization Potential calculated from TIC.

(6) Neutralization Potential Ratio calculated as NP/AP; Carbonate Neutralization Potential Ratio calculated as CarbNP/MPA.

Classification as mine rock or ore-grade materials was based on gold content.

Table B-1. Acid Base Accounting Results

Sample ID	Drillhole ID	From	To	Lithology	Area	Class	Paste pH	Fizz Rating	Total S[1]	SO_4 S[1]	Sulphide S[1]	AP[2]	MPA[2]	NP[3]	Total C[4]	TIC[4]	CarbNP[5]	NPR[6]	CarbNPR[6]
		m	*m*				pH Units	n/a	%	%	%	kg CaCO3/t	kg CaCO3/t	kg CaCO3/t	%C	%C	kg CaCO3/t	NP/AP	CarbNP/MPA
A0963493	BR-136	161.65	162.5	Felsic Volcanic 1	Central Pit	Mine Rock	--	--	0.81	--	--	--	25	65	0.69	0.68	57	--	2.2
A0963452	BR-136	166.85	168	Felsic Volcanic 1	Central Pit	Mine Rock	--	--	--	--	--	--	28	--	--	0.049	4.1	--	0.14
A0963453	BR-136	168	169	Felsic Volcanic 1	Central Pit	Mine Rock	--	--	--	--	--	--	14	--	--	0.14	11	--	0.83
A0963454	BR-136	171	172	Felsic Volcanic 1	Central Pit	Mine Rock	--	--	--	--	--	--	15	--	--	0.087	7.3	--	0.5
A0963455	BR-136	177	178	Felsic Volcanic 1	Central Pit	Mine Rock	--	--	--	--	--	--	14	--	--	0.19	16	--	1.1
A0963456	BR-136	181	181.5	Felsic Volcanic 1	Central Pit	Mine Rock	--	--	--	--	--	--	8.4	--	--	0.057	4.8	--	0.57
A0963457	BR-136	181.5	183	Felsic Volcanic 1	Central Pit	Mine Rock	--	--	--	--	--	--	26	--	--	0.15	12	--	0.47
A0963494	BR-136	188	189	Felsic Volcanic 1	Central Pit	Mine Rock	--	--	1.4	--	--	--	44	16	0.14	0.11	8.9	--	0.2
A0963495	BR-136	193	194	Felsic Volcanic 1	Central Pit	Mine Rock	--	--	--	--	--	--	39	--	--	0.060	5.0	--	0.13
A0963458	BR-136	197	198	Felsic Volcanic 1	Central Pit	Mine Rock	--	--	--	--	--	--	14	--	--	0.068	5.7	--	0.4
A0963459	BR-136	199	200	Felsic Volcanic 1	Central Pit	Mine Rock	--	--	--	--	--	--	21	--	--	0.082	6.8	--	0.32
A0963460	BR-136	206.85	207.7	Felsic Volcanic 1	Central Pit	Mine Rock	--	--	--	--	--	--	10	--	--	0.068	5.7	--	0.55
A0963461	BR-136	207.7	208.3	Felsic Volcanic 1	Central Pit	Mine Rock	--	--	--	--	--	--	7.5	--	--	0.085	7.0	--	0.94
A0963462	BR-136	211.8	212.6	Felsic Volcanic 1	Central Pit	Mine Rock	--	--	--	--	--	--	26	--	--	0.26	22	--	0.85
A0963496	BR-136	221	222	Felsic Volcanic 1	Central Pit	Mine Rock	--	--	0.64	--	--	--	20	26	0.27	0.25	21	--	1.1
A0963497	BR-136	229	230	Felsic Volcanic 1	Central Pit	Mine Rock	--	--	--	--	--	--	15	--	--	0.28	23	--	1.6
A0963463	BR-136	233	233.7	Felsic Volcanic 1	Central Pit	Mine Rock	--	--	--	--	--	--	4.4	--	--	0.038	3.2	--	0.73
A0963464	BR-136	233.7	234.5	Felsic Volcanic 1	Central Pit	Mine Rock	--	--	--	--	--	--	38	--	--	0.23	19	--	0.5
A0963498	BR-136	238.5	239.25	Felsic Volcanic 1	Central Pit	Mine Rock	--	--	--	--	--	--	21	--	--	0.18	15	--	0.71
A0963465	BR-136	266	267	Felsic Volcanic 1	Central Pit	Mine Rock	--	--	--	--	--	--	29	--	--	0.31	25	--	0.88
A0963466	BR-136	277	277.75	Felsic Volcanic 1	Central Pit	Mine Rock	--	--	--	--	--	--	17	--	--	0.38	31	--	1.9
A0963499	BR-136	287.8	288.6	Felsic Volcanic 1	Central Pit	Mine Rock	--	--	1.4	--	--	--	43	37	0.35	0.35	30	--	0.68
A0963500	BR-136	293	294	Felsic Volcanic 1	Central Pit	Mine Rock	--	--	--	--	--	--	35	--	--	0.096	8.0	--	0.23
A0963467	BR-136	301	302	Felsic Volcanic 1	Central Pit	Mine Rock	--	--	--	--	--	--	47	--	--	0.14	12	--	0.25
A0962801	BR-136	305	306	Felsic Volcanic 1	Central Pit	Mine Rock	--	--	--	--	--	--	20	--	--	0.54	45	--	2.3
A0963468	BR-136	318.2	318.7	Felsic Volcanic 1	Central Pit	Ore-Grade	--	--	--	--	--	--	37	--	--	0.022	1.8	--	0.05
A0963469	BR-136	318.7	319.2	Felsic Volcanic 1	Central Pit	Ore-Grade	--	--	--	--	--	--	38	--	--	0.074	6.1	--	0.16
A0963470	BR-136	319.2	319.7	Felsic Volcanic 1	Central Pit	Mine Rock	--	--	--	--	--	--	25	--	--	0.074	6.1	--	0.25
A0962802	BR-136	326.55	327.5	Felsic Volcanic 1	Central Pit	Mine Rock	--	--	0.41	--	--	--	13	12	0.11	0.11	8.9	--	0.69
A0963471	BR-136	330.5	331.5	Felsic Volcanic 1	Central Pit	Mine Rock	--	--	--	--	--	--	13	--	--	0.12	9.8	--	0.73
A0963488	BR-136	334.5	335.5	Felsic Volcanic 1	Central Pit	Mine Rock	--	--	--	--	--	--	12	--	--	0.20	17	--	1.5
A0962803	BR-136	336.5	337.5	Felsic Volcanic 1	Central Pit	Mine Rock	--	--	--	--	--	--	34	--	--	0.31	25	--	0.75
A0963489	BR-136	338.5	339.5	Felsic Volcanic 1	Central Pit	Mine Rock	--	--	--	--	--	--	10	--	--	0.19	16	--	1.5
A0962804	BR-136	341.5	342.5	Felsic Volcanic 1	Central Pit	Mine Rock	--	--	--	--	--	--	18	--	--	0.42	35	--	2.0
A0962805	BR-136	346.5	347.5	Felsic Volcanic 1	Central Pit	Ore-Grade	--	--	--	--	--	--	31	--	--	0.25	21	--	0.69
A0962805	BR-136	346.5	347.5	Felsic Volcanic 1	Central Pit	Ore-Grade	--	--	--	--	--	--	31	--	--	0.25	21	--	0.69
A0963490	BR-136	351.4	352.5	Felsic Volcanic 1	Central Pit	Mine Rock	--	--	0.38	--	--	--	12	26	0.25	0.22	18	--	1.5
A0963472	BR-136	359	360	Felsic Volcanic 1	Central Pit	Mine Rock	--	--	--	--	--	--	20	--	--	0.16	14	--	0.67
A0963473	BR-136	367	367.75	Felsic Volcanic 1	Central Pit	Mine Rock	--	--	--	--	--	--	32	--	--	0.071	5.9	--	0.19
A0963474	BR-136	370.4	370.9	Felsic Volcanic 1	Central Pit	Ore-Grade	--	--	--	--	--	--	15	--	--	0.10	8.4	--	0.55
A0963475	BR-136	370.9	371.4	Felsic Volcanic 1	Central Pit	Ore-Grade	--	--	--	--	--	--	56	--	--	0.057	4.8	--	0.086
A0963476	BR-136	375.6	376.1	Felsic Volcanic 1	Central Pit	Ore-Grade	--	--	--	--	--	--	32	--	--	0.11	9.3	--	0.29
A0962806	BR-136	379.5	380.25	Felsic Volcanic 1	Central Pit	Mine Rock	--	--	--	--	--	--	27	--	--	0.10	8.4	--	0.31
A0963477	BR-136	387	388	Felsic Volcanic 1	Central Pit	Mine Rock	--	--	0.70	--	--	--	22	14	0.15	0.12	10	--	0.47
A0963478	BR-136	395	396	Felsic Volcanic 1	Central Pit	Mine Rock	--	--	--	--	--	--	18	--	--	0.090	7.5	--	0.41
A0963479	BR-136	398	399.1	Metasediment 2	Central Pit	Ore-Grade	--	--	--	--	--	--	29	--	--	0.022	1.8	--	0.063
A0963480	BR-136	402.3	403.5	Felsic Volcanic 1	Central Pit	Ore-Grade	--	--	--	--	--	--	16	--	--	0.074	6.1	--	0.39
A0963481	BR-136	403.5	404.5	Felsic Volcanic 1	Central Pit	Ore-Grade	--	--	--	--	--	--	11	--	--	0.065	5.5	--	0.48
A0963482	BR-136	408	409	Felsic Volcanic 1	Central Pit	Mine Rock	--	--	--	--	--	--	34	--	--	0.15	12	--	0.36
A0963483	BR-136	413.1	414.1	Metasediment 2	Central Pit	Mine Rock	--	--	--	--	--	--	14	--	--	0.022	1.8	--	0.13
A0963484	BR-136	419.5	421	Metasediment 2	Central Pit	Mine Rock	--	--	0.28	--	--	--	8.8	7.3	0.040	0.022	1.8	--	0.21
A0963491	BR-136	422.4	423.85	Felsic Volcanic 1	Central Pit	Mine Rock	--	--	--	--	--	--	11	--	--	0.087	7.3	--	0.65
A0963485	BR-136	425	425.8	Metasediment 2	Central Pit	Mine Rock	--	--	--	--	--	--	8.4	--	--	0.022	1.8	--	0.22
A0963486	BR-136	432.9	433.5	Metasediment 2	Central Pit	Mine Rock	--	--	--	--	--	--	14	--	--	0.025	2.0	--	0.15
A0963487	BR-136	433.5	434.8	Felsic Volcanic 1	Central Pit	Mine Rock	--	--	--	--	--	--	7.8	--	--	0.033	2.7	--	0.35
A0962807	BR-137	185.6	186.1	Felsic Volcanic 1	Central Pit	Ore-Grade	--	--	--	--	--	--	74	--	--	0.049	4.1	--	0.055
A0962808	BR-137	191	192	Felsic Volcanic 1	Central Pit	Mine Rock	--	--	--	--	--	--	25	--	--	0.14	12	--	0.47
A0962809	BR-137	195	195.85	Felsic Volcanic 1	Central Pit	Mine Rock	--	--	0.50	--	--	--	16	12	0.10	0.074	6.1	--	0.39
A0962810	BR-137	200.4	201.4	Felsic Volcanic 1	Central Pit	Ore-Grade	--	--	--	--	--	--	19	--	--	0.11	8.9	--	0.46
A0964707	BR-137	215.65	216.15	Felsic Volcanic 1	Central Pit	Ore-Grade	--	--	--	--	--	--	39	--	--	0.030	2.5	--	0.064
A0962811	BR-137	225.1	225.65	Metasediment 2	Central Pit	Mine Rock	--	--	--	--	--	--	9.4	--	--	0.022	1.8	--	0.19

(1) Total S measured by Leco furnace; Sulphate S measured by HCl cold leach, Sulphide S calculated by difference (Total S - Sulphate S).

(2) Acid Potential calculated as 31.25*Sulphide S; Maximum Acid Potential calculated as 31.25*Total S or 31.25*ICP-S (aqua regia) if Total S by Leco was unavialable (see text).

(3) Neutralization Potential measured by Modified Sobeck Method.

(4) Total Carbon measured by Leco furance; TIC measured by HCl leach and Leco furnance; TIC as %C measured by HCl leach.

(5) Carbonate Neutralization Potential calculated from TIC.

(6) Neutralization Potential Ratio calculated as NP/AP; Carbonate Neutralization Potential Ratio calculated as CarbNP/MPA.

Classification as mine rock or ore-grade materials was based on gold content.

Table B-1. Acid Base Accounting Results

Sample ID	Drillhole ID	From	To	Lithology	Area	Class	Paste pH	Fizz Rating	Total S[1]	SO_4 S[1]	Sulphide S[1]	AP[2]	MPA[2]	NP[3]	Total C[4]	TIC[4]	CarbNP[5]	NPR[6]	CarbNPR[6]
		m	*m*				pH Units	n/a	%	%	%	kg CaCO3/t	kg CaCO3/t	kg CaCO3/t	%C	%C	kg CaCO3/t	NP/AP	CarbNP/MPA
A0962812	BR-137	230.55	231.3	Felsic Volcanic 1	Central Pit	Mine Rock	--	--	--	--	--	--	13	--	--	0.022	1.8	--	0.15
A0962851	BR-138	30.5	31.5	Felsic Volcanic 1	Central Pit	Mine Rock	--	--	--	--	--	--	45	--	--	0.30	25	--	0.56
A0962813	BR-138	36.75	37.75	Felsic Volcanic 1	Central Pit	Mine Rock	--	--	--	--	--	--	44	--	--	0.096	8.0	--	0.18
A0962814	BR-138	38.35	39	Felsic Volcanic 1	Central Pit	Mine Rock	--	--	2.2	--	--	--	70	9.0	0.10	0.071	5.9	--	0.085
A0962815	BR-138	40.5	41.25	Felsic Volcanic 1	Central Pit	Ore-Grade	--	--	--	--	--	--	107	--	--	0.055	4.5	--	0.043
A0962852	BR-138	45	45.75	Felsic Volcanic 1	Central Pit	Ore-Grade	--	--	--	--	--	--	44	--	--	0.54	45	--	1.0
A0962853	BR-138	55	56	Felsic Volcanic 1	Central Pit	Mine Rock	--	--	--	--	--	--	23	--	--	0.37	30	--	1.3
A0962816	BR-138	65	66	Felsic Volcanic 1	Central Pit	Ore-Grade	--	--	--	--	--	--	54	--	--	0.044	3.6	--	0.068
A0962817	BR-138	66	66.6	Felsic Volcanic 1	Central Pit	Mine Rock	--	--	--	--	--	--	57	--	--	0.17	14	--	0.25
A0962818	BR-138	71	72	Felsic Volcanic 1	Central Pit	Mine Rock	--	--	--	--	--	--	34	--	--	0.18	15	--	0.44
A0962854	BR-138	78	79	Felsic Volcanic 1	Central Pit	Mine Rock	--	--	1.9	--	--	--	58	17	0.16	0.13	10	--	0.18
A0962819	BR-138	83	84	Felsic Volcanic 1	Central Pit	Mine Rock	--	--	--	--	--	--	19	--	--	0.26	21	--	1.1
A0962820	BR-138	90	91	Felsic Volcanic 1	Central Pit	Mine Rock	--	--	--	--	--	--	42	--	--	0.096	8.0	--	0.19
A0962821	BR-138	94	95	Felsic Volcanic 1	Central Pit	Mine Rock	--	--	--	--	--	--	27	--	--	0.11	9.1	--	0.34
A0962822	BR-138	97.1	97.6	Felsic Volcanic 1	Central Pit	Mine Rock	--	--	--	--	--	--	14	--	--	0.20	17	--	1.2
A0962823	BR-138	100	101	Felsic Volcanic 1	Central Pit	Mine Rock	--	--	--	--	--	--	14	--	--	0.22	18	--	1.3
A0962824	BR-138	108	109	Felsic Volcanic 1	Central Pit	Mine Rock	--	--	--	--	--	--	41	--	--	0.21	17	--	0.42
A0962855	BR-138	115	116	Felsic Volcanic 1	Central Pit	Mine Rock	--	--	0.85	--	--	--	27	15	0.16	0.12	10	--	0.38
A0962825	BR-138	125	126	Felsic Volcanic 1	Central Pit	Mine Rock	--	--	--	--	--	--	21	--	--	0.31	26	--	1.2
A0962826	BR-138	133	134	Felsic Volcanic 1	Central Pit	Mine Rock	--	--	--	--	--	--	21	--	--	0.24	20	--	0.98
A0962827	BR-138	139.5	140.5	Felsic Volcanic 1	Central Pit	Mine Rock	--	--	--	--	--	--	22	--	--	0.18	15	--	0.69
A0962828	BR-138	162	163	Felsic Volcanic 1	Central Pit	Mine Rock	--	--	--	--	--	--	13	--	--	0.23	19	--	1.5
A0962856	BR-138	172	173	Felsic Volcanic 1	Central Pit	Mine Rock	--	--	--	--	--	--	22	--	--	0.35	29	--	1.3
A0962829	BR-138	177	178	Felsic Volcanic 1	Central Pit	Ore-Grade	--	--	--	--	--	--	14	--	--	0.071	5.9	--	0.42
A0962830	BR-138	184	185	Felsic Volcanic 1	Central Pit	Mine Rock	--	--	0.54	--	--	--	17	19	0.19	0.18	15	--	0.89
A0964009	BR-164	392.25	393.1	Metasediment 2	Central Pit	Mine Rock	--	--	--	--	--	--	5.9	--	--	0.022	1.8	--	0.31
A0964010	BR-164	401.25	402	Metasediment 2	Central Pit	Mine Rock	--	--	0.18	--	--	--	5.6	10	0.060	0.027	2.3	--	0.4
A0964011	BR-164	406.5	407.65	Metasediment 2	Central Pit	Mine Rock	--	--	--	--	--	--	8.8	--	--	0.022	1.8	--	0.21
A0964458	BR-202	31.05	32	Felsic Volcanic 1	Central Pit	Ore-Grade	--	--	--	--	--	--	27	--	--	0.17	15	--	0.55
A0964459	BR-202	35.05	35.7	Felsic Volcanic 1	Central Pit	Mine Rock	--	--	--	--	--	--	24	--	--	0.17	14	--	0.58
A0964460	BR-202	37.9	39	Felsic Volcanic 1	Central Pit	Mine Rock	--	--	--	--	--	--	22	--	--	0.14	11	--	0.52
A0964461	BR-202	55.35	55.85	Felsic Volcanic 1	Central Pit	Mine Rock	--	--	--	--	--	--	23	--	--	0.17	14	--	0.64
A0964462	BR-202	57.6	58.3	Felsic Volcanic 1	Central Pit	Mine Rock	--	--	0.78	--	--	--	24	41	0.46	0.46	38	--	1.6
A0964463	BR-202	66	66.6	Felsic Volcanic 1	Central Pit	Mine Rock	--	--	--	--	--	--	21	--	--	0.30	25	--	1.2
A0964464	BR-202	71.8	72.3	Felsic Volcanic 1	Central Pit	Ore-Grade	--	--	--	--	--	--	26	--	--	0.076	6.4	--	0.24
A0964465	BR-202	75	75.8	Felsic Volcanic 1	Central Pit	Ore-Grade	--	--	--	--	--	--	45	--	--	0.44	37	--	0.81
A0964466	BR-202	79	79.5	Felsic Volcanic 1	Central Pit	Ore-Grade	--	--	--	--	--	--	27	--	--	0.32	26	--	0.99
A0964467	BR-202	85.45	86.3	Felsic Volcanic 1	Central Pit	Mine Rock	--	--	--	--	--	--	16	--	--	0.34	28	--	1.8
A0964468	BR-202	91.7	93	Metasediment 2	Central Pit	Ore-Grade	--	--	0.33	--	--	--	10	6.5	0.030	0.022	1.8	--	0.18
A0964469	BR-202	96.3	97.25	Felsic Volcanic 1	Central Pit	Mine Rock	--	--	--	--	--	--	8.4	--	--	0.055	4.5	--	0.54
A0964470	BR-202	101.6	102.65	Felsic Volcanic 1	Central Pit	Mine Rock	--	--	--	--	--	--	38	--	--	0.34	28	--	0.74
A0964471	BR-202	106.4	107.9	Metasediment 2	Central Pit	Mine Rock	--	--	--	--	--	--	17	--	--	0.022	1.8	--	0.11
A0964472	BR-202	111	112.5	Felsic Volcanic 1	Central Pit	Mine Rock	--	--	--	--	--	--	15	--	--	0.28	23	--	1.5
A0964473	BR-202	115.5	117	Felsic Volcanic 1	Central Pit	Mine Rock	--	--	--	--	--	--	24	--	--	0.24	20	--	0.83
A0964474	BR-202	121.4	121.9	Felsic Volcanic 1	Central Pit	Ore-Grade	--	--	0.25	--	--	--	7.8	12	0.11	0.049	4.1	--	0.52
A0964475	BR-202	127.6	128.9	Metasediment 2	Central Pit	Mine Rock	--	--	--	--	--	--	8.4	--	--	0.044	3.6	--	0.43
A0964476	BR-202	132.8	133.65	Metasediment 2	Central Pit	Mine Rock	--	--	--	--	--	--	17	--	--	0.022	1.8	--	0.11
A0964477	BR-202	139.5	141	Metasediment 2	Central Pit	Mine Rock	--	--	--	--	--	--	10	--	--	0.022	1.8	--	0.18
A0964478	BR-202	147.6	148.1	Metasediment 2	Central Pit	Mine Rock	--	--	--	--	--	--	7.5	--	--	0.046	3.9	--	0.52
A0964479	BR-202	154	154.6	Metasediment 2	Central Pit	Mine Rock	--	--	--	--	--	--	12	--	--	0.022	1.8	--	0.16
A0964480	BR-202	162	162.95	Metasediment 2	Central Pit	Mine Rock	--	--	0.32	--	--	--	10	7.7	0.030	0.022	1.8	--	0.18
A0964481	BR-202	170.95	171.45	Felsic Volcanic 1	Central Pit	Mine Rock	--	--	--	--	--	--	100	--	--	0.24	20	--	0.2
A0964482	BR-202	176.55	177.05	Felsic Volcanic 1	Central Pit	Ore-Grade	--	--	--	--	--	--	35	--	--	0.022	1.8	--	0.051
A0964483	BR-202	192.25	193.2	Felsic Volcanic 2	Central Pit	Mine Rock	--	--	--	--	--	--	45	--	--	0.11	9.3	--	0.21
A0964484	BR-202	199.5	201	Felsic Volcanic 2	Central Pit	Mine Rock	--	--	--	--	--	--	46	--	--	0.18	15	--	0.33
A0964485	BR-202	216	217.5	Felsic Volcanic 2	Central Pit	Mine Rock	--	--	--	--	--	--	13	--	--	0.17	14	--	1.1
A0964486	BR-202	222	222.5	Felsic Volcanic 1	Central Pit	Mine Rock	--	--	0.55	--	--	--	17	25	0.29	0.23	19	--	1.1
A0964061	BR-204	178.65	179.3	Felsic Volcanic 1	Central Pit	Mine Rock	--	--	--	--	--	--	5.9	--	--	0.022	1.8	--	0.31
A0964062	BR-204	183.8	184.6	Metasediment 2	Central Pit	Mine Rock	--	--	--	--	--	--	8.1	--	--	0.022	1.8	--	0.22
A0964063	BR-204	191.9	193	Metasediment 2	Central Pit	Mine Rock	--	--	--	--	--	--	11	--	--	0.022	1.8	--	0.17

(1) Total S measured by Leco furnace; Sulphate S measured by HCl cold leach, Sulphide S calculated by difference (Total S - Sulphate S).

(2) Acid Potential calculated as 31.25*Sulphide S; Maximum Acid Potential calculated as 31.25*Total S or 31.25*ICP-S (aqua regia) if Total S by Leco was unavialable (see text).

(3) Neutralization Potential measured by Modified Sobeck Method.

(4) Total Carbon measured by Leco furance; TIC measured by HCl leach and Leco furnance; TIC as %C measured by HCl leach.

(5) Carbonate Neutralization Potential calculated from TIC.

(6) Neutralization Potential Ratio calculated as NP/AP; Carbonate Neutralization Potential Ratio calculated as CarbNP/MPA.

Classification as mine rock or ore-grade materials was based on gold content.

Table B-1. Acid Base Accounting Results

Sample ID	Drillhole ID	From	To	Lithology	Area	Class	Paste pH	Fizz Rating	Total S[1]	SO_4 S[1]	Sulphide S[1]	AP[2]	MPA[2]	NP[3]	Total C[4]	TIC[4]	CarbNP[5]	NPR[6]	CarbNPR[6]
		m	*m*				pH Units	n/a	%	%	%	kg CaCO3/t	kg CaCO3/t	kg CaCO3/t	%C	%C	kg CaCO3/t	NP/AP	CarbNP/MPA
A0964064	BR-204	195	195.8	Felsic Volcanic 1	Central Pit	Mine Rock	--	--	--	--	--	--	12	--	--	0.022	1.8	--	0.15
A0964065	BR-204	210.75	211.75	Felsic Volcanic 2	Central Pit	Mine Rock	--	--	--	--	--	--	32	--	--	0.022	1.8	--	0.057
A0964066	BR-204	218.8	219.8	Felsic Volcanic 2	Central Pit	Mine Rock	--	--	0.98	--	--	--	31	2.3	0.030	0.022	1.8	--	0.059
A0964067	BR-204	226.5	227.45	Felsic Volcanic 2	Central Pit	Mine Rock	--	--	--	--	--	--	46	--	--	0.098	8.2	--	0.18
A0964068	BR-204	232.5	233.5	Felsic Volcanic 2	Central Pit	Mine Rock	--	--	--	--	--	--	53	--	--	0.13	11	--	0.21
A0964069	BR-204	237.5	238.5	Felsic Volcanic 2	Central Pit	Mine Rock	--	--	--	--	--	--	39	--	--	0.10	8.6	--	0.22
A0964070	BR-209	24	25	Felsic Volcanic 1	Central Pit	Mine Rock	--	--	--	--	--	--	17	--	--	0.39	32	--	1.9
117326	BR-209	29.6	31	Felsic Volcanic 1	Central Pit	Ore-Grade	--	--	--	--	--	--	38	--	--	0.37	31	--	0.81
117327	BR-209	34	35.5	Felsic Volcanic 1	Central Pit	Ore-Grade	--	--	1.1	--	--	--	35	36	0.32	0.31	26	--	0.73
A0964071	BR-209	38.5	40	Felsic Volcanic 1	Central Pit	Mine Rock	--	--	--	--	--	--	26	--	--	0.43	36	--	1.4
117328	BR-209	55.5	57	Felsic Volcanic 1	Central Pit	Mine Rock	--	--	--	--	--	--	5.6	--	--	0.12	10.0	--	1.8
117329	BR-209	60	61.5	Felsic Volcanic 1	Central Pit	Mine Rock	--	--	--	--	--	--	14	--	--	0.25	21	--	1.5
A0964072	BR-209	63	64.2	Felsic Volcanic 1	Central Pit	Mine Rock	--	--	--	--	--	--	10	--	--	0.35	29	--	2.9
117330	BR-209	76.65	77.65	Metasediment 2	Central Pit	Mine Rock	--	--	--	--	--	--	7.8	--	--	0.033	2.7	--	0.35
117331	BR-209	80.4	81.45	Metasediment 2	Central Pit	Mine Rock	--	--	0.24	--	--	--	7.5	9.3	0.030	0.022	1.8	--	0.24
117332	BR-209	86.75	87.65	Metasediment 2	Central Pit	Mine Rock	--	--	--	--	--	--	8.4	--	--	0.093	7.7	--	0.92
117333	BR-209	100.5	102	Felsic Volcanic 1	Central Pit	Mine Rock	--	--	--	--	--	--	5.3	--	--	0.20	17	--	3.1
117334	BR-209	122.05	123	Felsic Volcanic 2	Central Pit	Mine Rock	--	--	--	--	--	--	28	--	--	0.085	7.0	--	0.26
A0964073	BR-209	134.5	135.3	Felsic Volcanic 2	Central Pit	Mine Rock	--	--	--	--	--	--	51	--	--	0.29	24	--	0.48
117335	BR-209	139.4	140.4	Felsic Volcanic 2	Central Pit	Mine Rock	--	--	--	--	--	--	52	--	--	0.10	8.6	--	0.17
117336	BR-209	144.55	145.8	Felsic Volcanic 2	Central Pit	Mine Rock	--	--	1.4	--	--	--	43	8.2	0.090	0.068	5.7	--	0.13
A0964074	BR-209	146.3	147	Felsic Volcanic 2	Central Pit	Mine Rock	--	--	--	--	--	--	52	--	--	0.049	4.1	--	0.079
117337	BR-209	150	151	Felsic Volcanic 2	Central Pit	Mine Rock	--	--	--	--	--	--	40	--	--	0.22	18	--	0.45
117338	BR-209	157	158	Felsic Volcanic 2	Central Pit	Ore-Grade	--	--	--	--	--	--	10	--	--	0.20	17	--	1.7
117339	BR-209	163.25	164.5	Felsic Volcanic 2	Central Pit	Mine Rock	--	--	--	--	--	--	28	--	--	0.076	6.4	--	0.23
A0964075	BR-209	184.5	186	Felsic Volcanic 1	Central Pit	Mine Rock	--	--	--	--	--	--	13	--	--	0.43	36	--	2.8
117340	BR-209	191	192	Felsic Volcanic 2	Central Pit	Mine Rock	--	--	0.32	--	--	--	10	23	0.26	0.25	21	--	2.1
A0963852	BR-217	16.9	18	Felsic Volcanic 1	Central Pit	Mine Rock	--	--	--	--	--	--	26	--	--	0.22	18	--	0.7
A0963853	BR-217	21	22.5	Felsic Volcanic 1	Central Pit	Ore-Grade	--	--	--	--	--	--	48	--	--	0.16	13	--	0.28
A0963854	BR-217	28.4	29.9	Felsic Volcanic 1	Central Pit	Mine Rock	--	--	--	--	--	--	30	--	--	0.24	20	--	0.67
A0963855	BR-217	33	34.5	Felsic Volcanic 1	Central Pit	Mine Rock	--	--	--	--	--	--	27	--	--	0.26	21	--	0.79
A0963856	BR-217	40	41.4	Felsic Volcanic 1	Central Pit	Mine Rock	--	--	--	--	--	--	35	--	--	0.19	16	--	0.47
A0963857	BR-217	44.2	45.5	Felsic Volcanic 1	Central Pit	Mine Rock	--	--	0.78	--	--	--	24	19	0.18	0.17	14	--	0.58
A0963858	BR-217	51	52.5	Felsic Volcanic 1	Central Pit	Mine Rock	--	--	--	--	--	--	19	--	--	0.27	22	--	1.2
A0963859	BR-217	55.4	56.9	Felsic Volcanic 1	Central Pit	Mine Rock	--	--	--	--	--	--	14	--	--	0.21	17	--	1.2
A0963860	BR-217	61	61.25	Felsic Volcanic 1	Central Pit	Ore-Grade	--	--	--	--	--	--	22	--	--	0.22	18	--	0.83
A0963861	BR-217	65.6	67	Felsic Volcanic 1	Central Pit	Mine Rock	--	--	--	--	--	--	23	--	--	0.33	27	--	1.2
A0963862	BR-217	70	71.5	Felsic Volcanic 1	Central Pit	Mine Rock	--	--	--	--	--	--	18	--	--	0.25	21	--	1.1
A0963863	BR-217	74.5	76	Felsic Volcanic 1	Central Pit	Mine Rock	--	--	1.1	--	--	--	33	21	0.25	0.20	17	--	0.51
A0963864	BR-217	83	84	Felsic Volcanic 1	Central Pit	Mine Rock	--	--	--	--	--	--	37	--	--	0.16	13	--	0.37
A0963865	BR-217	87.7	88.4	Felsic Volcanic 1	Central Pit	Mine Rock	--	--	--	--	--	--	42	--	--	0.071	5.9	--	0.14
A0963866	BR-217	94.5	96	Felsic Volcanic 1	Central Pit	Mine Rock	--	--	--	--	--	--	29	--	--	0.14	12	--	0.39
A0963867	BR-217	102.5	103.5	Felsic Volcanic 1	Central Pit	Mine Rock	--	--	--	--	--	--	48	--	--	0.14	12	--	0.24
A0963868	BR-217	124.5	126	Felsic Volcanic 1	Central Pit	Mine Rock	--	--	--	--	--	--	26	--	--	0.40	34	--	1.3
A0963869	BR-217	133.5	135	Felsic Volcanic 1	Central Pit	Mine Rock	--	--	0.84	--	--	--	26	14	0.12	0.10	8.4	--	0.32
A0963870	BR-217	138	138.5	Felsic Volcanic 1	Central Pit	Mine Rock	--	--	--	--	--	--	22	--	--	0.10	8.6	--	0.39
A0963871	BR-217	143.3	144.8	Felsic Volcanic 1	Central Pit	Mine Rock	--	--	--	--	--	--	23	--	--	0.24	20	--	0.88
A0963872	BR-217	148.5	149.5	Felsic Volcanic 1	Central Pit	Mine Rock	--	--	--	--	--	--	24	--	--	0.32	27	--	1.1
A0963873	BR-217	152.4	153.1	Felsic Volcanic 1	Central Pit	Ore-Grade	--	--	--	--	--	--	27	--	--	0.10	8.4	--	0.31
A0963874	BR-217	164.5	165	Felsic Volcanic 1	Central Pit	Ore-Grade	--	--	--	--	--	--	39	--	--	0.53	45	--	1.1
A0963875	BR-217	170	170.5	Felsic Volcanic 1	Central Pit	Mine Rock	--	--	0.84	--	--	--	26	31	0.31	0.31	25	--	0.97
A0963876	BR-217	174.45	175.55	Metasediment 1	Central Pit	Mine Rock	--	--	--	--	--	--	13	--	--	0.068	5.7	--	0.44
A0963877	BR-217	181.85	183.25	Metasediment 2	Central Pit	Ore-Grade	--	--	--	--	--	--	33	--	--	0.10	8.4	--	0.26
A0963878	BR-217	185.8	186.9	Felsic Volcanic 1	Central Pit	Mine Rock	--	--	--	--	--	--	10	--	--	0.15	13	--	1.3
A0963879	BR-217	189.55	190.75	Metasediment 2	Central Pit	Mine Rock	--	--	--	--	--	--	7.2	--	--	0.030	2.5	--	0.35
A0963880	BR-217	195	196.15	Metasediment 2	Central Pit	Mine Rock	--	--	--	--	--	--	28	--	--	0.022	1.8	--	0.064
A0963881	BR-217	201	201.4	Metasediment 2	Central Pit	Ore-Grade	--	--	2.5	--	--	--	77	6.2	0.030	0.022	1.8	--	0.024
A0963882	BR-217	206	207.3	Metasediment 2	Central Pit	Mine Rock	--	--	--	--	--	--	17	--	--	0.022	1.8	--	0.11
A0963883	BR-217	208.9	209.4	Felsic Volcanic 1	Central Pit	Mine Rock	--	--	--	--	--	--	25	--	--	0.035	3.0	--	0.12
A0963884	BR-217	214.5	216	Metasediment 2	Central Pit	Mine Rock	--	--	--	--	--	--	7.8	--	--	0.022	1.8	--	0.23

(1) Total S measured by Leco furnace; Sulphate S measured by HCl cold leach, Sulphide S calculated by difference (Total S - Sulphate S).

(2) Acid Potential calculated as 31.25*Sulphide S; Maximum Acid Potential calculated as 31.25*Total S or 31.25*ICP-S (aqua regia) if Total S by Leco was unavialable (see text).

(3) Neutralization Potential measured by Modified Sobeck Method.

(4) Total Carbon measured by Leco furance; TIC measured by HCl leach and Leco furnance; TIC as %C measured by HCl leach.

(5) Carbonate Neutralization Potential calculated from TIC.

(6) Neutralization Potential Ratio calculated as NP/AP; Carbonate Neutralization Potential Ratio calculated as CarbNP/MPA.

Classification as mine rock or ore-grade materials was based on gold content.

Table B-1. Acid Base Accounting Results

Sample ID	Drillhole ID	From	To	Lithology	Area	Class	Paste pH	Fizz Rating	Total S[1]	SO_4 S[1]	Sulphide S[1]	AP[2]	MPA[2]	NP[3]	Total C[4]	TIC[4]	CarbNP[5]	NPR[6]	CarbNPR[6]
		m	*m*				pH Units	n/a	%	%	%	kg CaCO3/t	kg CaCO3/t	kg CaCO3/t	%C	%C	kg CaCO3/t	NP/AP	CarbNP/MPA
A0963885	BR-217	220.2	221.3	Metasediment 2	Central Pit	Mine Rock	--	--	--	--	--	--	8.1	--	--	0.022	1.8	--	0.22
A0963886	BR-217	225.7	227.2	Metasediment 2	Central Pit	Mine Rock	--	--	--	--	--	--	10	--	--	0.027	2.3	--	0.23
A0963887	BR-217	242.8	243.35	Metasediment 2	Central Pit	Mine Rock	--	--	0.50	--	--	--	16	9.2	0.050	0.030	2.5	--	0.16
A0963888	BR-217	249.05	249.55	Felsic Volcanic 1	Central Pit	Mine Rock	--	--	--	--	--	--	27	--	--	0.36	30	--	1.1
A0963889	BR-217	253.65	255	Felsic Volcanic 2	Central Pit	Mine Rock	--	--	--	--	--	--	34	--	--	0.022	1.8	--	0.053
A0963322	BR-108	88.25	89	Felsic Volcanic 1	Central Pit	Mine Rock	--	--	0.030	--	--	--	0.94	15	0.14	0.12	10	--	11
A0963323	BR-108	93.25	94	Felsic Volcanic 1	Central Pit	Mine Rock	--	--	--	--	--	--	0.94	--	--	0.23	19	--	20
A0963324	BR-108	98	99	Felsic Volcanic 1	Central Pit	Mine Rock	--	--	--	--	--	--	6.6	--	--	0.16	13	--	2.0
A0963325	BR-108	103	104	Felsic Volcanic 1	Central Pit	Mine Rock	--	--	--	--	--	--	21	--	--	0.13	11	--	0.51
A0963326	BR-108	108	109	Felsic Volcanic 1	Central Pit	Mine Rock	--	--	--	--	--	--	0.94	--	--	0.23	19	--	20
A0963363	BR-108	119.25	120	Felsic Volcanic 1	Central Pit	Mine Rock	--	--	--	--	--	--	8.4	--	--	0.055	4.5	--	0.54
A0963364	BR-108	123	123.75	Felsic Volcanic 1	Central Pit	Mine Rock	--	--	0.53	--	--	--	17	20	0.20	0.19	15	--	0.93
A0963327	BR-108	139.5	140.5	Felsic Volcanic 1	Central Pit	Mine Rock	--	--	--	--	--	--	30	--	--	0.15	13	--	0.43
A0963328	BR-108	143.5	144.4	Felsic Volcanic 1	Central Pit	Mine Rock	--	--	--	--	--	--	7.8	--	--	0.052	4.3	--	0.55
A0963365	BR-108	153.5	154.5	Felsic Volcanic 1	Central Pit	Mine Rock	--	--	--	--	--	--	7.8	--	--	0.022	1.8	--	0.23
A0963329	BR-108	165.8	166.3	Felsic Volcanic 1	Central Pit	Mine Rock	--	--	--	--	--	--	13	--	--	0.20	17	--	1.3
A0963330	BR-108	169.1	170	Fragmental 1	Central Pit	Mine Rock	--	--	--	--	--	--	5.9	--	--	0.065	5.5	--	0.92
A0963331	BR-108	179.75	180.75	Fragmental 1	Central Pit	Mine Rock	--	--	0.33	--	--	--	10	15	0.13	0.12	10.0	--	0.97
A0963332	BR-108	189	189.5	Felsic Volcanic 1	Central Pit	Mine Rock	--	--	--	--	--	--	18	--	--	0.12	9.8	--	0.54
A0963366	BR-108	199	200	Fragmental 1	Central Pit	Mine Rock	--	--	--	--	--	--	19	--	--	0.12	9.8	--	0.52
A0963367	BR-108	206.5	207.5	Felsic Volcanic 1	Central Pit	Mine Rock	--	--	--	--	--	--	37	--	--	0.20	16	--	0.45
A0963368	BR-108	216	216.5	Fragmental 1	Central Pit	Mine Rock	--	--	--	--	--	--	13	--	--	0.24	20	--	1.5
A0963333	BR-108	224.5	225.5	Fragmental 1	Central Pit	Mine Rock	--	--	--	--	--	--	19	--	--	0.17	14	--	0.76
A0963334	BR-108	240	241	Felsic Volcanic 1	Central Pit	Mine Rock	--	--	0.85	--	--	--	27	41	0.47	0.46	38	--	1.4
A0963356	BR-108	246.55	247.5	Felsic Volcanic 1	Central Pit	Mine Rock	--	--	--	--	--	--	10	--	--	0.23	19	--	1.9
A0963335	BR-108	257.5	258	Felsic Volcanic 1	Central Pit	Mine Rock	--	--	--	--	--	--	11	--	--	0.35	29	--	2.7
A0963336	BR-108	261.5	262	Felsic Volcanic 1	Central Pit	Mine Rock	--	--	--	--	--	--	12	--	--	0.27	23	--	1.9
A0963357	BR-108	269.5	270.5	Felsic Volcanic 1	Central Pit	Mine Rock	--	--	--	--	--	--	12	--	--	0.30	25	--	2.1
A0963337	BR-108	273	273.5	Felsic Volcanic 1	Central Pit	Mine Rock	--	--	--	--	--	--	29	--	--	0.23	19	--	0.66
A0963338	BR-108	279	280	Felsic Volcanic 1	Central Pit	Mine Rock	--	--	0.61	--	--	--	19	34	0.35	0.35	29	--	1.5
A0963358	BR-108	283	284	Felsic Volcanic 1	Central Pit	Mine Rock	--	--	--	--	--	--	11	--	--	0.35	29	--	2.8
A0963339	BR-108	289.5	290	Felsic Volcanic 1	Central Pit	Mine Rock	--	--	--	--	--	--	44	--	--	0.063	5.2	--	0.12
A0963340	BR-108	293	294	Felsic Volcanic 1	Central Pit	Mine Rock	--	--	--	--	--	--	24	--	--	0.17	15	--	0.61
A0963341	BR-108	298.5	299.5	Felsic Volcanic 1	Central Pit	Mine Rock	--	--	--	--	--	--	11	--	--	0.20	16	--	1.5
A0963342	BR-108	303.5	304.25	Felsic Volcanic 1	Central Pit	Ore-Grade	--	--	--	--	--	--	15	--	--	0.20	16	--	1.1
A0963343	BR-108	309.5	310.25	Felsic Volcanic 1	Central Pit	Mine Rock	--	--	0.56	--	--	--	18	26	0.26	0.25	21	--	1.2
A0963344	BR-108	314.75	315.5	Felsic Volcanic 1	Central Pit	Ore-Grade	--	--	--	--	--	--	16	--	--	0.19	16	--	1.0
A0963359	BR-108	319.25	320	Felsic Volcanic 1	Central Pit	Mine Rock	--	--	--	--	--	--	12	--	--	0.33	28	--	2.3
A0963345	BR-108	322.5	323.25	Felsic Volcanic 1	Central Pit	Ore-Grade	--	--	--	--	--	--	20	--	--	0.51	42	--	2.1
A0963346	BR-108	328.5	329.25	Felsic Volcanic 1	Central Pit	Ore-Grade	--	--	--	--	--	--	18	--	--	0.29	24	--	1.4
A0963347	BR-108	333	333.5	Felsic Volcanic 1	Central Pit	Mine Rock	--	--	--	--	--	--	26	--	--	0.53	45	--	1.7
A0963348	BR-108	336	336.5	Felsic Volcanic 1	Central Pit	Mine Rock	--	--	1.2	--	--	--	36	34	0.38	0.36	30	--	0.83
A0963349	BR-108	340.5	341	Felsic Volcanic 2	Central Pit	Ore-Grade	--	--	--	--	--	--	40	--	--	0.20	17	--	0.41
A0963350	BR-108	344	345	Felsic Volcanic 2	Central Pit	Mine Rock	--	--	--	--	--	--	32	--	--	0.29	24	--	0.77
A0963351	BR-108	354	355	Felsic Volcanic 1	Central Pit	Mine Rock	--	--	--	--	--	--	20	--	--	0.36	30	--	1.5
A0963360	BR-108	358	358.75	Felsic Volcanic 1	Central Pit	Mine Rock	--	--	--	--	--	--	6.9	--	--	0.14	12	--	1.7
A0963361	BR-108	363.25	364	Felsic Volcanic 1	Central Pit	Mine Rock	--	--	--	--	--	--	3.1	--	--	0.22	18	--	5.8
A0963352	BR-108	369.5	370.5	Felsic Volcanic 1	Central Pit	Mine Rock	--	--	0.45	--	--	--	14	18	0.17	0.15	12	--	0.87
A0963362	BR-108	371.5	372.5	Felsic Volcanic 1	Central Pit	Mine Rock	--	--	--	--	--	--	6.9	--	--	0.096	8.0	--	1.2
A0963353	BR-108	375.5	376.25	Felsic Volcanic 1	Central Pit	Mine Rock	--	--	--	--	--	--	12	--	--	0.055	4.5	--	0.38
A0963354	BR-108	380.75	381.5	Felsic Volcanic 1	Central Pit	Mine Rock	--	--	--	--	--	--	15	--	--	0.16	13	--	0.85
A0963355	BR-108	385.25	386	Felsic Volcanic 1	Central Pit	Mine Rock	--	--	--	--	--	--	10	--	--	0.13	11	--	1.1
A0964012	BR-164	32	33	Felsic Volcanic 1	Central Pit	Mine Rock	--	--	--	--	--	--	18	--	--	0.24	20	--	1.1
A0962765	BR-164	41.1	42	Felsic Volcanic 1	Central Pit	Mine Rock	--	--	0.12	--	--	--	3.8	32	0.35	0.33	27	--	7.3
A0962766	BR-164	46.8	47.7	Felsic Volcanic 1	Central Pit	Mine Rock	--	--	--	--	--	--	6.6	--	--	0.035	3.0	--	0.45
A0962767	BR-164	56.5	58	Metasediment 2	Central Pit	Mine Rock	--	--	--	--	--	--	7.8	--	--	0.022	1.8	--	0.23
A0962768	BR-164	62	63	Fragmental 1	Central Pit	Mine Rock	--	--	--	--	--	--	9.1	--	--	0.033	2.7	--	0.3
A0964013	BR-164	75	76.5	Felsic Volcanic 1	Central Pit	Mine Rock	--	--	--	--	--	--	21	--	--	0.26	22	--	1.0
A0962769	BR-164	82.5	84	Felsic Volcanic 1	Central Pit	Mine Rock	--	--	--	--	--	--	15	--	--	0.11	8.9	--	0.59
A0962770	BR-164	87	88.5	Felsic Volcanic 1	Central Pit	Mine Rock	--	--	0.28	--	--	--	8.8	17	0.17	0.065	5.5	--	0.62

(1) Total S measured by Leco furnace; Sulphate S measured by HCl cold leach, Sulphide S calculated by difference (Total S - Sulphate S).

(2) Acid Potential calculated as 31.25*Sulphide S; Maximum Acid Potential calculated as 31.25*Total S or 31.25*ICP-S (aqua regia) if Total S by Leco was unavialable (see text).

(3) Neutralization Potential measured by Modified Sobeck Method.

(4) Total Carbon measured by Leco furance; TIC measured by HCl leach and Leco furnance; TIC as %C measured by HCl leach.

(5) Carbonate Neutralization Potential calculated from TIC.

(6) Neutralization Potential Ratio calculated as NP/AP; Carbonate Neutralization Potential Ratio calculated as CarbNP/MPA.

Classification as mine rock or ore-grade materials was based on gold content.

Table B-1. Acid Base Accounting Results

Sample ID	Drillhole ID	From	To	Lithology	Area	Class	Paste pH	Fizz Rating	Total S[1]	SO_4 S[1]	Sulphide S[1]	AP[2]	MPA[2]	NP[3]	Total C[4]	TIC[4]	CarbNP[5]	NPR[6]	CarbNPR[6]
		m	*m*				pH Units	n/a	%	%	%	kg CaCO3/t	kg CaCO3/t	kg CaCO3/t	%C	%C	kg CaCO3/t	NP/AP	CarbNP/MPA
A0962771	BR-164	96	97.5	Felsic Volcanic 1	Central Pit	Mine Rock	--	--	--	--	--	--	6.6	--	--	0.052	4.3	--	0.66
A0962772	BR-164	100.5	102	Felsic Volcanic 1	Central Pit	Mine Rock	--	--	--	--	--	--	33	--	--	0.096	8.0	--	0.24
A0962773	BR-164	110	111	Felsic Volcanic 1	Central Pit	Mine Rock	--	--	--	--	--	--	12	--	--	0.087	7.3	--	0.61
A0962774	BR-164	114	115.5	Felsic Volcanic 1	Central Pit	Mine Rock	--	--	--	--	--	--	22	--	--	0.11	9.3	--	0.43
A0962775	BR-164	120	121.5	Felsic Volcanic 1	Central Pit	Mine Rock	--	--	--	--	--	--	11	--	--	0.12	10	--	0.91
A0962776	BR-164	124.5	126	Felsic Volcanic 1	Central Pit	Mine Rock	--	--	0.55	--	--	--	17	18	0.17	0.15	12	--	0.73
A0962777	BR-164	128.5	129	Felsic Volcanic 1	Central Pit	Mine Rock	--	--	--	--	--	--	57	--	--	0.022	1.8	--	0.032
A0962778	BR-164	136.35	137.5	Felsic Volcanic 1	Central Pit	Mine Rock	--	--	--	--	--	--	26	--	--	0.10	8.4	--	0.32
A0962779	BR-164	142.5	144	Felsic Volcanic 1	Central Pit	Mine Rock	--	--	--	--	--	--	6.3	--	--	0.11	9.3	--	1.5
A0962780	BR-164	148.5	150	Felsic Volcanic 1	Central Pit	Mine Rock	--	--	--	--	--	--	18	--	--	0.11	9.1	--	0.52
A0962781	BR-164	153	154	Felsic Volcanic 1	Central Pit	Mine Rock	--	--	--	--	--	--	27	--	--	0.022	1.8	--	0.067
A0962782	BR-164	159.15	159.75	Felsic Volcanic 1	Central Pit	Mine Rock	--	--	1.0	--	--	--	33	8.8	0.080	0.038	3.2	--	0.098
A0964014	BR-164	165	166.5	Felsic Volcanic 1	Central Pit	Mine Rock	--	--	--	--	--	--	48	--	--	0.20	17	--	0.34
A0962783	BR-164	171	172.5	Felsic Volcanic 1	Central Pit	Mine Rock	--	--	--	--	--	--	31	--	--	0.16	13	--	0.42
A0964015	BR-164	177	178.5	Felsic Volcanic 1	Central Pit	Mine Rock	--	--	--	--	--	--	34	--	--	0.32	27	--	0.79
A0964016	BR-164	195	196.5	Felsic Volcanic 1	Central Pit	Mine Rock	--	--	--	--	--	--	35	--	--	0.25	21	--	0.61
A0964017	BR-164	205.5	207	Felsic Volcanic 1	Central Pit	Mine Rock	--	--	--	--	--	--	16	--	--	0.41	34	--	2.2
A0962784	BR-164	210.1	211.2	Felsic Volcanic 1	Central Pit	Mine Rock	--	--	0.32	--	--	--	10	27	0.28	0.26	21	--	2.1
A0962785	BR-164	215.3	216.5	Felsic Volcanic 1	Central Pit	Mine Rock	--	--	--	--	--	--	16	--	--	0.14	12	--	0.74
A0962786	BR-164	220.5	222	Felsic Volcanic 1	Central Pit	Mine Rock	--	--	--	--	--	--	18	--	--	0.30	25	--	1.4
A0962787	BR-164	227.75	228.35	Felsic Volcanic 1	Central Pit	Mine Rock	--	--	--	--	--	--	19	--	--	0.39	32	--	1.7
A0962788	BR-164	232.4	232.9	Felsic Volcanic 1	Central Pit	Mine Rock	--	--	--	--	--	--	22	--	--	0.32	27	--	1.3
A0964018	BR-164	238.3	238.9	Felsic Volcanic 1	Central Pit	Mine Rock	--	--	--	--	--	--	20	--	--	0.48	40	--	2.0
A0962789	BR-164	250.5	251.65	Felsic Volcanic 1	Central Pit	Mine Rock	--	--	1.1	--	--	--	35	17	0.17	0.14	12	--	0.34
A0964019	BR-164	267	267.5	Felsic Volcanic 1	Central Pit	Mine Rock	--	--	--	--	--	--	16	--	--	0.13	11	--	0.68
A0962790	BR-164	273.6	274.45	Felsic Volcanic 1	Central Pit	Mine Rock	--	--	--	--	--	--	51	--	--	0.23	19	--	0.37
A0962791	BR-164	281.7	282.2	Felsic Volcanic 1	Central Pit	Mine Rock	--	--	--	--	--	--	25	--	--	0.15	13	--	0.52
A0962792	BR-164	283.75	284.25	Felsic Volcanic 1	Central Pit	Ore-Grade	--	--	--	--	--	--	46	--	--	0.11	9.1	--	0.2
A0962793	BR-164	286.95	287.45	Felsic Volcanic 1	Central Pit	Mine Rock	--	--	--	--	--	--	25	--	--	0.18	15	--	0.59
A0962794	BR-164	295	295.75	Felsic Volcanic 1	Central Pit	Mine Rock	--	--	0.42	--	--	--	13	28	0.31	0.27	22	--	1.7
A0962795	BR-164	302.5	303	Felsic Volcanic 1	Central Pit	Mine Rock	--	--	--	--	--	--	22	--	--	0.22	18	--	0.83
A0962796	BR-164	308	309	Felsic Volcanic 1	Central Pit	Ore-Grade	--	--	--	--	--	--	31	--	--	0.16	14	--	0.44
A0962797	BR-164	312	313	Felsic Volcanic 1	Central Pit	Mine Rock	--	--	--	--	--	--	34	--	--	0.065	5.5	--	0.16
A0962798	BR-164	316.7	317.7	Felsic Volcanic 1	Central Pit	Ore-Grade	--	--	--	--	--	--	38	--	--	0.67	56	--	1.5
A0962799	BR-164	327.1	327.6	Felsic Volcanic 1	Central Pit	Ore-Grade	--	--	0.74	--	--	--	23	13	0.14	0.079	6.6	--	0.28
A0962800	BR-164	332	333	Felsic Volcanic 1	Central Pit	Mine Rock	--	--	--	--	--	--	20	--	--	0.47	39	--	1.9
A0964020	BR-164	337.5	338	Felsic Volcanic 1	Central Pit	Mine Rock	--	--	--	--	--	--	24	--	--	0.32	27	--	1.1
A0964001	BR-164	347.8	348.4	Metasediment 2	Central Pit	Mine Rock	--	--	--	--	--	--	9.1	--	--	0.022	1.8	--	0.2
A0964002	BR-164	356	357	Felsic Volcanic 1	Central Pit	Ore-Grade	--	--	--	--	--	--	10	--	--	0.10	8.6	--	0.84
A0964003	BR-164	361.45	362.45	Felsic Volcanic 1	Central Pit	Mine Rock	--	--	--	--	--	--	18	--	--	0.033	2.7	--	0.16
A0964004	BR-164	365	366	Felsic Volcanic 1	Central Pit	Mine Rock	--	--	0.48	--	--	--	15	12	0.10	0.087	7.3	--	0.48
A0964005	BR-164	372.4	373	Felsic Volcanic 1	Central Pit	Mine Rock	--	--	--	--	--	--	12	--	--	0.12	10	--	0.88
A0964006	BR-164	377.5	378.5	Metasediment 2	Central Pit	Mine Rock	--	--	--	--	--	--	34	--	--	0.022	1.8	--	0.054
A0964007	BR-164	382	383.15	Metasediment 2	Central Pit	Mine Rock	--	--	--	--	--	--	13	--	--	0.022	1.8	--	0.14
A0964008	BR-164	387.7	388.95	Metasediment 2	Central Pit	Mine Rock	--	--	--	--	--	--	10	--	--	0.022	1.8	--	0.18
A0963048	BR-106	15	16	Felsic Volcanic 1	Central Pit	Mine Rock	--	--	--	--	--	--	13	--	--	0.17	14	--	1.0
A0963303	BR-106	19	20	Felsic Volcanic 1	Central Pit	Mine Rock	--	--	--	--	--	--	21	--	--	0.20	16	--	0.77
A0963049	BR-106	25	26	Felsic Volcanic 1	Central Pit	Mine Rock	--	--	--	--	--	--	14	--	--	0.10	8.6	--	0.6
A0963304	BR-106	27	28	Felsic Volcanic 1	Central Pit	Mine Rock	--	--	--	--	--	--	31	--	--	0.15	12	--	0.4
A0963050	BR-106	32	33	Felsic Volcanic 1	Central Pit	Mine Rock	--	--	--	--	--	--	25	--	--	0.10	8.4	--	0.33
A0963251	BR-106	35	36	Felsic Volcanic 1	Central Pit	Mine Rock	--	--	--	--	--	--	28	--	--	0.13	11	--	0.39
A0963252	BR-106	40	41	Felsic Volcanic 1	Central Pit	Mine Rock	--	--	0.13	--	--	--	4.1	14	0.13	0.13	11	--	2.7
A0963305	BR-106	49	49.8	Felsic Volcanic 1	Central Pit	Mine Rock	--	--	--	--	--	--	26	--	--	0.17	14	--	0.53
A0963253	BR-106	52.45	53.45	Felsic Volcanic 1	Central Pit	Mine Rock	--	--	--	--	--	--	9.7	--	--	0.090	7.5	--	0.77
A0963254	BR-106	60.45	61.45	Felsic Volcanic 1	Central Pit	Mine Rock	--	--	--	--	--	--	20	--	--	0.057	4.8	--	0.24
A0963255	BR-106	63.45	64.45	Felsic Volcanic 1	Central Pit	Mine Rock	--	--	--	--	--	--	6.6	--	--	0.11	8.9	--	1.4
A0963256	BR-106	68.15	69.15	Felsic Volcanic 1	Central Pit	Mine Rock	--	--	--	--	--	--	7.8	--	--	0.14	12	--	1.5
A0963257	BR-106	73.45	74.45	Felsic Volcanic 1	Central Pit	Mine Rock	--	--	--	--	--	--	1.6	--	--	0.079	6.6	--	4.2
A0963258	BR-106	78.45	79.45	Felsic Volcanic 1	Central Pit	Mine Rock	--	--	0.040	--	--	--	1.3	17	0.18	0.19	16	--	13
A0963259	BR-106	83.45	84.45	Felsic Volcanic 1	Central Pit	Mine Rock	--	--	--	--	--	--	0.63	--	--	0.15	12	--	20

(1) Total S measured by Leco furnace; Sulphate S measured by HCl cold leach, Sulphide S calculated by difference (Total S - Sulphate S).

(2) Acid Potential calculated as 31.25*Sulphide S; Maximum Acid Potential calculated as 31.25*Total S or 31.25*ICP-S (aqua regia) if Total S by Leco was unavialable (see text).

(3) Neutralization Potential measured by Modified Sobeck Method.

(4) Total Carbon measured by Leco furance; TIC measured by HCl leach and Leco furnance; TIC as %C measured by HCl leach.

(5) Carbonate Neutralization Potential calculated from TIC.

(6) Neutralization Potential Ratio calculated as NP/AP; Carbonate Neutralization Potential Ratio calculated as CarbNP/MPA.

Classification as mine rock or ore-grade materials was based on gold content.

Table B-1. Acid Base Accounting Results

Sample ID	Drillhole ID	From	To	Lithology	Area	Class	Paste pH	Fizz Rating	Total S[1]	SO_4 S[1]	Sulphide S[1]	AP[2]	MPA[2]	NP[3]	Total C[4]	TIC[4]	CarbNP[5]	NPR[6]	CarbNPR[6]
		m	*m*				pH Units	n/a	%	%	%	kg CaCO3/t	kg CaCO3/t	kg CaCO3/t	%C	%C	kg CaCO3/t	NP/AP	CarbNP/MPA
A0963260	BR-106	88.55	89.05	Felsic Volcanic 1	Central Pit	Mine Rock	--	--	--	--	--	--	2.2	--	--	0.20	17	--	7.6
A0963261	BR-106	93.55	94.55	Felsic Volcanic 1	Central Pit	Mine Rock	--	--	--	--	--	--	0.94	--	--	0.21	18	--	19
A0963262	BR-106	97.8	98.9	Felsic Volcanic 1	Central Pit	Mine Rock	--	--	--	--	--	--	28	--	--	0.14	11	--	0.41
A0963263	BR-106	103.45	104.45	Felsic Volcanic 1	Central Pit	Mine Rock	--	--	--	--	--	--	7.5	--	--	0.22	18	--	2.4
A0963264	BR-106	108.1	109.1	Felsic Volcanic 1	Central Pit	Mine Rock	--	--	--	--	--	--	9.1	--	--	0.15	12	--	1.4
A0963265	BR-106	113.1	114.3	Felsic Volcanic 1	Central Pit	Mine Rock	--	--	0.26	--	--	--	8.1	16	0.16	0.079	6.6	--	0.81
A0963266	BR-106	117.65	118.65	Felsic Volcanic 1	Central Pit	Mine Rock	--	--	--	--	--	--	5.0	--	--	0.15	12	--	2.5
A0963267	BR-106	124.6	125.6	Felsic Volcanic 1	Central Pit	Mine Rock	--	--	--	--	--	--	11	--	--	0.090	7.5	--	0.69
A0963268	BR-106	130	131	Felsic Volcanic 1	Central Pit	Mine Rock	--	--	--	--	--	--	13	--	--	0.18	15	--	1.2
A0963269	BR-106	135	136	Felsic Volcanic 1	Central Pit	Mine Rock	--	--	--	--	--	--	22	--	--	0.10	8.6	--	0.4
A0963270	BR-106	145.2	146.2	Felsic Volcanic 1	Central Pit	Mine Rock	--	--	--	--	--	--	31	--	--	0.074	6.1	--	0.2
A0963271	BR-106	151.2	152.2	Felsic Volcanic 1	Central Pit	Mine Rock	--	--	--	--	--	--	7.5	--	--	0.25	21	--	2.8
A0963306	BR-106	156.5	157.5	Felsic Volcanic 1	Central Pit	Mine Rock	--	--	0.50	--	--	--	16	15	0.13	0.13	11	--	0.7
A0963272	BR-106	166.4	167.4	Felsic Volcanic 1	Central Pit	Mine Rock	--	--	--	--	--	--	15	--	--	0.065	5.5	--	0.36
A0963273	BR-106	171.65	172.65	Felsic Volcanic 1	Central Pit	Mine Rock	--	--	--	--	--	--	15	--	--	0.038	3.2	--	0.21
A0963274	BR-106	176.65	177.65	Felsic Volcanic 1	Central Pit	Mine Rock	--	--	--	--	--	--	11	--	--	0.13	11	--	1.0
A0963275	BR-106	180.65	181.65	Felsic Volcanic 1	Central Pit	Mine Rock	--	--	--	--	--	--	43	--	--	0.022	1.8	--	0.043
A0963276	BR-106	181.65	182.65	Felsic Volcanic 1	Central Pit	Mine Rock	--	--	--	--	--	--	34	--	--	0.065	5.5	--	0.16
A0963307	BR-106	184.65	185.65	Felsic Volcanic 1	Central Pit	Mine Rock	--	--	--	--	--	--	35	--	--	0.096	8.0	--	0.23
A0963277	BR-106	191.95	192.55	Felsic Volcanic 1	Central Pit	Mine Rock	--	--	1.0	--	--	--	32	11	0.060	0.057	4.8	--	0.15
A0963278	BR-106	198.65	199.65	Felsic Volcanic 1	Central Pit	Mine Rock	--	--	--	--	--	--	11	--	--	0.20	17	--	1.5
A0963279	BR-106	208.65	209.6	Felsic Volcanic 1	Central Pit	Mine Rock	--	--	--	--	--	--	7.2	--	--	0.11	9.3	--	1.3
A0963280	BR-106	218.3	219.3	Felsic Volcanic 1	Central Pit	Mine Rock	--	--	--	--	--	--	12	--	--	0.31	26	--	2.1
A0963281	BR-106	229.1	230.1	Felsic Volcanic 1	Central Pit	Mine Rock	--	--	--	--	--	--	7.5	--	--	0.057	4.8	--	0.64
A0963282	BR-106	234.1	235.1	Felsic Volcanic 1	Central Pit	Mine Rock	--	--	--	--	--	--	11	--	--	0.14	12	--	1.1
A0963283	BR-106	240.1	241.1	Felsic Volcanic 1	Central Pit	Mine Rock	--	--	0.14	--	--	--	4.4	20	0.20	0.21	17	--	4.0
A0963284	BR-106	252.3	253.5	Felsic Volcanic 1	Central Pit	Mine Rock	--	--	--	--	--	--	8.1	--	--	0.21	17	--	2.2
A0963299	BR-106	258.85	259.85	Felsic Volcanic 1	Central Pit	Mine Rock	--	--	--	--	--	--	3.8	--	--	0.16	13	--	3.6
A0963285	BR-106	262.85	263.75	Felsic Volcanic 1	Central Pit	Mine Rock	--	--	--	--	--	--	11	--	--	0.16	14	--	1.3
A0963300	BR-106	263.75	264.5	Felsic Volcanic 1	Central Pit	Mine Rock	--	--	--	--	--	--	5.9	--	--	0.044	3.6	--	0.61
A0963286	BR-106	285	286	Felsic Volcanic 1	Central Pit	Mine Rock	--	--	--	--	--	--	7.8	--	--	0.19	16	--	2.0
A0963287	BR-106	304	305	Felsic Volcanic 1	Central Pit	Mine Rock	--	--	--	--	--	--	17	--	--	0.30	25	--	1.5
A0963288	BR-106	310	311	Felsic Volcanic 1	Central Pit	Mine Rock	--	--	0.20	--	--	--	6.3	26	0.26	0.21	17	--	2.8
A0963289	BR-106	319	320	Felsic Volcanic 1	Central Pit	Ore-Grade	--	--	--	--	--	--	29	--	--	0.022	1.8	--	0.063
A0963290	BR-106	323.75	324.25	Felsic Volcanic 1	Central Pit	Mine Rock	--	--	--	--	--	--	9.7	--	--	0.12	9.8	--	1.0
A0963291	BR-106	328.85	329.85	Felsic Volcanic 1	Central Pit	Mine Rock	--	--	--	--	--	--	19	--	--	0.17	14	--	0.74
A0963301	BR-106	330.85	331.85	Felsic Volcanic 1	Central Pit	Mine Rock	--	--	--	--	--	--	5.9	--	--	0.16	13	--	2.3
A0963292	BR-106	333.85	334.85	Felsic Volcanic 1	Central Pit	Mine Rock	--	--	--	--	--	--	11	--	--	0.19	16	--	1.4
A0963302	BR-106	344.1	345.2	Felsic Volcanic 1	Central Pit	Mine Rock	--	--	--	--	--	--	14	--	--	0.093	7.7	--	0.55
A0963293	BR-106	350.3	351.3	Felsic Volcanic 1	Central Pit	Mine Rock	--	--	0.42	--	--	--	13	15	0.13	0.11	9.1	--	0.69
A0963294	BR-106	355.3	356.05	Metasediment 2	Central Pit	Mine Rock	--	--	--	--	--	--	17	--	--	0.052	4.3	--	0.26
A0963295	BR-106	360.5	361	Metasediment 2	Central Pit	Mine Rock	--	--	--	--	--	--	9.1	--	--	0.022	1.8	--	0.2
A0963296	BR-106	365.25	366.25	Metasediment 2	Central Pit	Mine Rock	--	--	--	--	--	--	9.4	--	--	0.022	1.8	--	0.19
A0963297	BR-106	370.2	371.2	Metasediment 2	Central Pit	Mine Rock	--	--	--	--	--	--	11	--	--	0.022	1.8	--	0.17
A0963298	BR-106	375.5	376.5	Felsic Volcanic 2	Central Pit	Mine Rock	--	--	--	--	--	--	36	--	--	0.022	1.8	--	0.051
A0962859	BR-139	41.5	42.5	Felsic Volcanic 1	Central Pit	Mine Rock	--	--	--	--	--	--	6.3	--	--	0.11	8.9	--	1.4
A0962860	BR-139	47.5	48.5	Felsic Volcanic 1	Central Pit	Mine Rock	--	--	0.33	--	--	--	10	12	0.10	0.10	8.4	--	0.82
A0962861	BR-139	52.5	53.5	Felsic Volcanic 1	Central Pit	Mine Rock	--	--	--	--	--	--	9.4	--	--	0.10	8.6	--	0.92
A0962862	BR-139	60	61	Felsic Volcanic 1	Central Pit	Mine Rock	--	--	--	--	--	--	13	--	--	0.21	17	--	1.4
A0962863	BR-139	70	71	Felsic Volcanic 1	Central Pit	Mine Rock	--	--	--	--	--	--	5.9	--	--	0.093	7.7	--	1.3
A0962864	BR-139	78.5	79.5	Felsic Volcanic 1	Central Pit	Mine Rock	--	--	--	--	--	--	6.9	--	--	0.15	12	--	1.8
A0962865	BR-139	85.5	86.5	Felsic Volcanic 1	Central Pit	Mine Rock	--	--	--	--	--	--	34	--	--	0.20	17	--	0.5
A0962866	BR-139	91	92	Felsic Volcanic 1	Central Pit	Mine Rock	--	--	--	--	--	--	19	--	--	0.18	15	--	0.77
A0962867	BR-139	97	98	Felsic Volcanic 1	Central Pit	Mine Rock	--	--	1.2	--	--	--	38	16	0.14	0.12	10	--	0.27
A0963673	BR-139	103	104.25	Felsic Volcanic 1	Central Pit	Mine Rock	--	--	--	--	--	--	20	--	--	0.15	13	--	0.65
A0962871	BR-139	108	108.5	Felsic Volcanic 1	Central Pit	Mine Rock	--	--	--	--	--	--	20	--	--	0.035	3.0	--	0.15
A0962872	BR-139	111.6	113	Felsic Volcanic 1	Central Pit	Mine Rock	--	--	--	--	--	--	18	--	--	0.079	6.6	--	0.38
A0962873	BR-139	116.5	117.5	Felsic Volcanic 1	Central Pit	Mine Rock	--	--	--	--	--	--	14	--	--	0.21	17	--	1.3
A0962874	BR-139	124.5	125.5	Felsic Volcanic 1	Central Pit	Mine Rock	--	--	--	--	--	--	56	--	--	0.071	5.9	--	0.11
A0962875	BR-139	131.5	132.2	Felsic Volcanic 1	Central Pit	Mine Rock	--	--	--	--	--	--	29	--	--	0.56	47	--	1.6

(1) Total S measured by Leco furnace; Sulphate S measured by HCl cold leach, Sulphide S calculated by difference (Total S - Sulphate S).

(2) Acid Potential calculated as 31.25*Sulphide S; Maximum Acid Potential calculated as 31.25*Total S or 31.25*ICP-S (aqua regia) if Total S by Leco was unavialable (see text).

(3) Neutralization Potential measured by Modified Sobeck Method.

(4) Total Carbon measured by Leco furance; TIC measured by HCl leach and Leco furnance; TIC as %C measured by HCl leach.

(5) Carbonate Neutralization Potential calculated from TIC.

(6) Neutralization Potential Ratio calculated as NP/AP; Carbonate Neutralization Potential Ratio calculated as CarbNP/MPA.

Classification as mine rock or ore-grade materials was based on gold content.

Table B-1. Acid Base Accounting Results

Sample ID	Drillhole ID	From	To	Lithology	Area	Class	Paste pH	Fizz Rating	Total S[1]	SO_4 S[1]	Sulphide S[1]	AP[2]	MPA[2]	NP[3]	Total C[4]	TIC[4]	CarbNP[5]	NPR[6]	CarbNPR[6]
		m	*m*				pH Units	n/a	%	%	%	kg CaCO3/t	kg CaCO3/t	kg CaCO3/t	%C	%C	kg CaCO3/t	NP/AP	CarbNP/MPA
A0962876	BR-139	138	138.5	Felsic Volcanic 1	Central Pit	Mine Rock	--	--	1.4	--	--	--	44	16	0.14	0.12	10.0	--	0.23
A0962877	BR-139	145.5	147	Felsic Volcanic 1	Central Pit	Mine Rock	--	--	--	--	--	--	54	--	--	0.065	5.5	--	0.1
A0962878	BR-139	152.5	153.5	Felsic Volcanic 1	Central Pit	Ore-Grade	--	--	--	--	--	--	57	--	--	0.093	7.7	--	0.14
A0962879	BR-139	158.5	159.5	Felsic Volcanic 1	Central Pit	Mine Rock	--	--	--	--	--	--	57	--	--	0.11	9.1	--	0.16
A0962880	BR-139	164.5	165.25	Felsic Volcanic 1	Central Pit	Mine Rock	--	--	--	--	--	--	42	--	--	0.055	4.5	--	0.11
A0962881	BR-139	173	174	Felsic Volcanic 1	Central Pit	Mine Rock	--	--	--	--	--	--	16	--	--	0.20	16	--	1.0
A0962882	BR-139	179.5	180.5	Felsic Volcanic 1	Central Pit	Mine Rock	--	--	--	--	--	--	45	--	--	0.14	12	--	0.26
A0962883	BR-139	184.75	185.5	Felsic Volcanic 1	Central Pit	Mine Rock	--	--	1.1	--	--	--	33	14	0.12	0.11	9.5	--	0.29
A0962884	BR-139	196	197	Felsic Volcanic 1	Central Pit	Mine Rock	--	--	--	--	--	--	22	--	--	0.15	12	--	0.56
A0962885	BR-139	213.5	214	Felsic Volcanic 1	Central Pit	Mine Rock	--	--	--	--	--	--	54	--	--	0.068	5.7	--	0.11
A0962886	BR-139	243.5	244.5	Felsic Volcanic 1	Central Pit	Mine Rock	--	--	--	--	--	--	12	--	--	0.13	10	--	0.88
A0962887	BR-139	260.5	261.5	Felsic Volcanic 1	Central Pit	Mine Rock	--	--	--	--	--	--	11	--	--	0.11	9.5	--	0.87
A0962888	BR-139	272	273	Felsic Volcanic 1	Central Pit	Mine Rock	--	--	--	--	--	--	9.7	--	--	0.11	9.1	--	0.94
A0962889	BR-139	286.5	287.25	Felsic Volcanic 1	Central Pit	Ore-Grade	--	--	--	--	--	--	84	--	--	0.038	3.2	--	0.038
A0964708	BR-139	298.5	299	Felsic Volcanic 1	Central Pit	Ore-Grade	--	--	0.66	--	--	--	21	10	0.080	0.055	4.5	--	0.22
A0964709	BR-139	303	303.5	Felsic Volcanic 1	Central Pit	Ore-Grade	--	--	--	--	--	--	28	--	--	0.11	9.3	--	0.33
A0964710	BR-139	309	309.75	Felsic Volcanic 1	Central Pit	Mine Rock	--	--	--	--	--	--	22	--	--	0.079	6.6	--	0.31
A0964711	BR-139	315.5	316	Felsic Volcanic 1	Central Pit	Ore-Grade	--	--	--	--	--	--	34	--	--	0.12	9.8	--	0.29
A0964712	BR-139	320.25	321	Metasediment 2	Central Pit	Mine Rock	--	--	--	--	--	--	14	--	--	0.022	1.8	--	0.13
A0962890	BR-139	326	327	Metasediment 2	Central Pit	Mine Rock	--	--	--	--	--	--	34	--	--	0.022	1.8	--	0.054
A0962891	BR-139	335.3	336.45	Metasediment 2	Central Pit	Mine Rock	--	--	--	--	--	--	10	--	--	0.038	3.2	--	0.31
A0962892	BR-139	340.9	342	Metasediment 2	Central Pit	Mine Rock	--	--	0.37	--	--	--	12	<2.3	0.040	0.035	3.0	--	0.26
A0962893	BR-139	348	349	Metasediment 2	Central Pit	Mine Rock	--	--	--	--	--	--	8.8	--	--	0.022	1.8	--	0.21
A0962894	BR-139	366.5	367	Metasediment 2	Central Pit	Mine Rock	--	--	--	--	--	--	6.9	--	--	0.022	1.8	--	0.26
A0963547	BR-185	23.6	24.5	Felsic Volcanic 1	Central Pit	Mine Rock	--	--	--	--	--	--	16	--	--	0.14	12	--	0.71
A0964158	BR-168	117	118.5	Felsic Volcanic 1	Central Pit	Mine Rock	--	--	--	--	--	--	17	--	--	0.23	19	--	1.1
A0964154	BR-168	123.5	124.5	Felsic Volcanic 1	Central Pit	Mine Rock	--	--	--	--	--	--	15	--	--	0.32	27	--	1.8
A0964155	BR-168	130.95	131.45	Felsic Volcanic 1	Central Pit	Mine Rock	--	--	--	--	--	--	21	--	--	0.58	49	--	2.3
A0964156	BR-168	141	142.1	Felsic Volcanic 1	Central Pit	Mine Rock	--	--	0.31	--	--	--	9.7	25	0.26	0.27	22	--	2.3
A0964157	BR-168	149.65	150.2	Felsic Volcanic 1	Central Pit	Mine Rock	--	--	--	--	--	--	16	--	--	0.27	22	--	1.4
A0964159	BR-168	159	160.5	Felsic Volcanic 1	Central Pit	Mine Rock	--	--	--	--	--	--	21	--	--	0.041	3.4	--	0.16
A0964160	BR-168	166.25	166.75	Felsic Volcanic 1	Central Pit	Mine Rock	--	--	--	--	--	--	68	--	--	0.065	5.5	--	0.081
A0964161	BR-168	171.6	172.4	Felsic Volcanic 1	Central Pit	Mine Rock	--	--	--	--	--	--	12	--	--	0.22	18	--	1.5
A0964162	BR-168	177	178	Felsic Volcanic 1	Central Pit	Mine Rock	--	--	--	--	--	--	24	--	--	0.25	21	--	0.85
A0964163	BR-168	182.25	183	Felsic Volcanic 1	Central Pit	Mine Rock	--	--	--	--	--	--	13	--	--	0.33	27	--	2.1
A0964164	BR-168	192	192.5	Felsic Volcanic 1	Central Pit	Mine Rock	--	--	0.22	--	--	--	6.9	19	0.22	0.22	18	--	2.6
A0964165	BR-168	198.3	199.3	Felsic Volcanic 1	Central Pit	Mine Rock	--	--	--	--	--	--	11	--	--	0.33	27	--	2.4
A0964166	BR-168	207.3	207.8	Felsic Volcanic 1	Central Pit	Mine Rock	--	--	--	--	--	--	29	--	--	0.17	14	--	0.49
A0964167	BR-168	213	214	Felsic Volcanic 1	Central Pit	Mine Rock	--	--	--	--	--	--	19	--	--	0.15	13	--	0.68
A0964168	BR-168	219.55	221	Felsic Volcanic 1	Central Pit	Mine Rock	--	--	--	--	--	--	6.9	--	--	0.35	29	--	4.2
A0964169	BR-168	227.8	228.6	Felsic Volcanic 1	Central Pit	Mine Rock	--	--	--	--	--	--	16	--	--	0.48	40	--	2.5
A0964170	BR-168	234.55	235.05	Felsic Volcanic 1	Central Pit	Mine Rock	--	--	0.47	--	--	--	15	15	0.15	0.14	11	--	0.77
A0964171	BR-168	252.9	254	Felsic Volcanic 1	Central Pit	Mine Rock	--	--	--	--	--	--	13	--	--	0.17	14	--	1.1
A0964172	BR-168	268.5	270	Felsic Volcanic 1	Central Pit	Mine Rock	--	--	--	--	--	--	12	--	--	0.24	20	--	1.7
A0964173	BR-168	280.5	282	Felsic Volcanic 1	Central Pit	Mine Rock	--	--	--	--	--	--	13	--	--	0.16	13	--	1.0
A0964174	BR-168	298.65	299.15	Felsic Volcanic 1	Central Pit	Ore-Grade	--	--	--	--	--	--	14	--	--	0.19	16	--	1.1
A0964175	BR-168	320.6	321.35	Felsic Volcanic 1	Central Pit	Mine Rock	--	--	--	--	--	--	37	--	--	0.041	3.4	--	0.092
A0964176	BR-168	325.5	326.45	Metasediment 2	Central Pit	Mine Rock	--	--	--	--	--	--	12	--	--	0.022	1.8	--	0.15
117301	BR-169	40.5	41.5	Felsic Volcanic 1	Central Pit	Ore-Grade	--	--	1.1	--	--	--	33	14	0.14	0.12	10	--	0.31
A0964638	BR-169	54.2	55.3	Felsic Volcanic 1	Central Pit	Mine Rock	--	--	--	--	--	--	33	--	--	0.13	10	--	0.32
A0964639	BR-169	62	62.9	Felsic Volcanic 1	Central Pit	Mine Rock	--	--	--	--	--	--	14	--	--	0.25	21	--	1.5
117302	BR-169	65.5	66	Felsic Volcanic 1	Central Pit	Mine Rock	--	--	--	--	--	--	37	--	--	0.10	8.4	--	0.23
117303	BR-169	74.25	74.8	Felsic Volcanic 1	Central Pit	Mine Rock	--	--	--	--	--	--	12	--	--	0.076	6.4	--	0.55
117304	BR-169	76.05	76.7	Felsic Volcanic 1	Central Pit	Mine Rock	--	--	--	--	--	--	15	--	--	0.11	9.3	--	0.62
117305	BR-169	83.5	84	Felsic Volcanic 1	Central Pit	Mine Rock	--	--	--	--	--	--	27	--	--	0.060	5.0	--	0.18
117306	BR-169	85.5	86.35	Felsic Volcanic 1	Central Pit	Mine Rock	--	--	0.51	--	--	--	16	15	0.13	0.10	8.4	--	0.53
A0964640	BR-169	95.45	96	Felsic Volcanic 1	Central Pit	Mine Rock	--	--	--	--	--	--	20	--	--	0.16	13	--	0.67
117307	BR-169	98.25	99	Felsic Volcanic 1	Central Pit	Mine Rock	--	--	--	--	--	--	16	--	--	0.16	13	--	0.83
117308	BR-169	103.9	105	Felsic Volcanic 1	Central Pit	Mine Rock	--	--	--	--	--	--	7.8	--	--	0.20	17	--	2.1
117309	BR-169	121.6	123	Felsic Volcanic 1	Central Pit	Ore-Grade	--	--	--	--	--	--	27	--	--	0.071	5.9	--	0.22

(1) Total S measured by Leco furnace; Sulphate S measured by HCl cold leach, Sulphide S calculated by difference (Total S - Sulphate S).

(2) Acid Potential calculated as 31.25*Sulphide S; Maximum Acid Potential calculated as 31.25*Total S or 31.25*ICP-S (aqua regia) if Total S by Leco was unavialable (see text).

(3) Neutralization Potential measured by Modified Sobeck Method.

(4) Total Carbon measured by Leco furance; TIC measured by HCl leach and Leco furnance; TIC as %C measured by HCl leach.

(5) Carbonate Neutralization Potential calculated from TIC.

(6) Neutralization Potential Ratio calculated as NP/AP; Carbonate Neutralization Potential Ratio calculated as CarbNP/MPA.

Classification as mine rock or ore-grade materials was based on gold content.

Table B-1. Acid Base Accounting Results

Sample ID	Drillhole ID	From	To	Lithology	Area	Class	Paste pH	Fizz Rating	Total S[1]	SO_4 S[1]	Sulphide S[1]	AP[2]	MPA[2]	NP[3]	Total C[4]	TIC[4]	CarbNP[5]	NPR[6]	CarbNPR[6]
		m	*m*				pH Units	n/a	%	%	%	kg CaCO3/t	kg CaCO3/t	kg CaCO3/t	%C	%C	kg CaCO3/t	NP/AP	CarbNP/MPA
A0964714	BR-169	126	126.8	Felsic Volcanic 1	Central Pit	Ore-Grade	--	--	--	--	--	--	40	--	--	0.12	10	--	0.26
A0964715	BR-169	127.8	128.4	Felsic Volcanic 1	Central Pit	Ore-Grade	--	--	--	--	--	--	25	--	--	0.030	2.5	--	0.1
A0964716	BR-169	129	129.55	Felsic Volcanic 1	Central Pit	Ore-Grade	--	--	1.6	--	--	--	49	6.0	0.050	0.038	3.2	--	0.064
A0964717	BR-169	130.15	130.7	Felsic Volcanic 1	Central Pit	Ore-Grade	--	--	--	--	--	--	50	--	--	0.038	3.2	--	0.063
A0964718	BR-169	131.85	132.4	Felsic Volcanic 1	Central Pit	Ore-Grade	--	--	--	--	--	--	18	--	--	0.37	31	--	1.7
117310	BR-169	150	150.5	Felsic Volcanic 1	Central Pit	Mine Rock	--	--	--	--	--	--	8.4	--	--	0.30	25	--	3.0
117311	BR-169	150.5	151.1	Metasediment 2	Central Pit	Mine Rock	--	--	--	--	--	--	12	--	--	0.27	22	--	1.9
117312	BR-169	154.5	156	Metasediment 2	Central Pit	Mine Rock	--	--	--	--	--	--	8.4	--	--	0.022	1.8	--	0.22
117313	BR-169	158.55	160	Metasediment 2	Central Pit	Mine Rock	--	--	--	--	--	--	12	--	--	0.12	9.8	--	0.85
117314	BR-169	165	165.7	Metasediment 2	Central Pit	Mine Rock	--	--	0.49	--	--	--	15	8.8	0.030	0.022	1.8	--	0.12
117316	BR-169	186	186.55	Felsic Volcanic 1	Central Pit	Mine Rock	--	--	--	--	--	--	6.3	--	--	0.12	10.0	--	1.6
117317	BR-169	189.65	190.7	Metasediment 2	Central Pit	Mine Rock	--	--	--	--	--	--	11	--	--	0.033	2.7	--	0.25
A0964641	BR-169	199.4	199.9	Felsic Volcanic 2	Central Pit	Mine Rock	--	--	--	--	--	--	29	--	--	0.17	15	--	0.5
117318	BR-169	205.5	207	Felsic Volcanic 2	Central Pit	Mine Rock	--	--	--	--	--	--	53	--	--	0.12	10.0	--	0.19
117319	BR-169	210	210.5	Felsic Volcanic 2	Central Pit	Mine Rock	--	--	--	--	--	--	39	--	--	0.085	7.0	--	0.18
117315	BR-169	214.5	216	Felsic Volcanic 2	Central Pit	Mine Rock	--	--	--	--	--	--	15	--	--	0.17	14	--	0.97
117320	BR-169	220.35	221.75	Felsic Volcanic 2	Central Pit	Mine Rock	--	--	0.59	--	--	--	18	6.8	0.090	0.082	6.8	--	0.37
117321	BR-169	224.5	225.45	Felsic Volcanic 2	Central Pit	Mine Rock	--	--	--	--	--	--	9.7	--	--	0.15	13	--	1.3
A0964642	BR-169	232.5	234	Felsic Volcanic 1	Central Pit	Mine Rock	--	--	--	--	--	--	14	--	--	0.31	26	--	1.9
117322	BR-169	241.5	242.8	Felsic Volcanic 2	Central Pit	Mine Rock	--	--	--	--	--	--	12	--	--	0.13	11	--	0.88
117323	BR-169	246.7	247.7	Felsic Volcanic 2	Central Pit	Ore-Grade	--	--	--	--	--	--	21	--	--	0.22	18	--	0.89
A0964643	BR-169	251.15	252	Felsic Volcanic 2	Central Pit	Mine Rock	--	--	--	--	--	--	28	--	--	0.20	17	--	0.6
117324	BR-169	256.5	258	Metasediment 2	Central Pit	Mine Rock	--	--	--	--	--	--	7.2	--	--	0.022	1.8	--	0.25
117325	BR-169	266.75	268.2	Metasediment 2	Central Pit	Mine Rock	--	--	0.31	--	--	--	9.7	9.0	0.090	0.074	6.1	--	0.63
A0962994	BR-241	70.85	72.15	Metasediment 2	Central Pit	Mine Rock	--	--	--	--	--	--	12	--	--	0.025	2.0	--	0.18
A0962995	BR-241	79.6	81	Felsic Volcanic 1	Central Pit	Mine Rock	--	--	--	--	--	--	7.8	--	--	0.10	8.4	--	1.1
A0962996	BR-241	97.85	98.35	Felsic Volcanic 2	Central Pit	Mine Rock	--	--	--	--	--	--	83	--	--	0.18	15	--	0.18
A0962997	BR-241	104.65	105.2	Felsic Volcanic 1	Central Pit	Mine Rock	--	--	--	--	--	--	17	--	--	0.19	15	--	0.93
A0962998	BR-241	110.5	111.5	Felsic Volcanic 2	Central Pit	Mine Rock	--	--	--	--	--	--	47	--	--	0.044	3.6	--	0.077
A0962999	BR-241	117.8	119	Felsic Volcanic 1	Central Pit	Mine Rock	--	--	0.51	--	--	--	16	41	0.41	0.44	37	--	2.3
A0963000	BR-241	125.5	126.5	Felsic Volcanic 2	Central Pit	Mine Rock	--	--	--	--	--	--	20	--	--	0.079	6.6	--	0.33
A0964501	BR-241	130.7	131.75	Felsic Volcanic 1	Central Pit	Ore-Grade	--	--	--	--	--	--	50	--	--	0.34	29	--	0.57
A0964502	BR-241	144	145.5	Felsic Volcanic 2	Central Pit	Mine Rock	--	--	--	--	--	--	42	--	--	0.093	7.7	--	0.19
A0964503	BR-241	148.5	150	Felsic Volcanic 2	Central Pit	Mine Rock	--	--	--	--	--	--	25	--	--	0.16	13	--	0.53
A0964504	BR-241	153.5	154.8	Felsic Volcanic 2	Central Pit	Mine Rock	--	--	--	--	--	--	8.4	--	--	0.12	10.0	--	1.2
A0964505	BR-241	162	163.5	Felsic Volcanic 2	Central Pit	Mine Rock	--	--	--	--	--	--	15	--	--	0.10	8.6	--	0.58
A0964506	BR-241	171.7	173.2	Felsic Volcanic 1	Central Pit	Mine Rock	--	--	0.44	--	--	--	14	--	0.25	0.24	20	--	1.4
A0964507	BR-241	180.65	182.15	Felsic Volcanic 1	Central Pit	Mine Rock	--	--	--	--	--	--	13	--	--	0.098	8.2	--	0.65
A0964508	BR-241	183.35	183.8	Felsic Volcanic 2	Central Pit	Mine Rock	--	--	--	--	--	--	11	--	--	0.025	2.0	--	0.18
A0964509	BR-241	212.3	213.2	Felsic Volcanic 1	Central Pit	Mine Rock	--	--	--	--	--	--	5.3	--	--	0.022	1.8	--	0.34
A0964510	BR-241	213.2	214	Felsic Volcanic 1	Central Pit	Mine Rock	--	--	--	--	--	--	9.1	--	--	0.025	2.0	--	0.23
A0962968	BR-250B	186.85	187.35	Felsic Volcanic 1	Central Pit	Ore-Grade	--	--	--	--	--	--	105	--	--	0.022	1.8	--	0.017
A0964958	DNE-001	23	24.5	Felsic Volcanic 1	Central Pit	Mine Rock	--	--	--	--	--	--	26	--	--	0.022	1.8	--	0.071
A0964957	DNE-001	28	30	Felsic Volcanic 2	Central Pit	Mine Rock	--	--	1.5	--	--	--	45	14	0.17	0.18	15	--	0.33
A0964956	DNE-001	36	37.5	Felsic Volcanic 2	Central Pit	Mine Rock	--	--	--	--	--	--	38	--	--	0.090	7.5	--	0.2
A0964955	DNE-001	43.5	45	Felsic Volcanic 2	Central Pit	Mine Rock	--	--	--	--	--	--	39	--	--	0.035	3.0	--	0.075
A0964954	DNE-001	49	49.5	Felsic Volcanic 1	Central Pit	Mine Rock	--	--	--	--	--	--	26	--	--	0.39	32	--	1.2
A0964953	DNE-001	56.25	57	Felsic Volcanic 1	Central Pit	Mine Rock	--	--	--	--	--	--	23	--	--	0.29	24	--	1.0
A0964952	DNE-001	63	64.5	Felsic Volcanic 1	Central Pit	Mine Rock	--	--	--	--	--	--	40	--	--	0.20	17	--	0.43
A0964951	DNE-001	70.45	71.3	Felsic Volcanic 2	Central Pit	Mine Rock	--	--	--	--	--	--	46	--	--	0.15	12	--	0.27
A0964950	DNE-001	75.75	76.6	Felsic Volcanic 1	Central Pit	Mine Rock	--	--	0.47	--	--	--	15	38	0.41	0.41	34	--	2.3
A0964949	DNE-001	80.4	81.4	Felsic Volcanic 2	Central Pit	Mine Rock	--	--	--	--	--	--	19	--	--	0.11	9.1	--	0.48
A0964948	DNE-001	85.8	87	Felsic Volcanic 1	Central Pit	Mine Rock	--	--	--	--	--	--	9.4	--	--	0.46	38	--	4.1
A0964947	DNE-001	93	94.5	Felsic Volcanic 1	Central Pit	Mine Rock	--	--	--	--	--	--	16	--	--	0.34	28	--	1.8
A0964946	DNE-001	106.5	108	Felsic Volcanic 1	Central Pit	Mine Rock	--	--	--	--	--	--	13	--	--	0.33	28	--	2.1
A0964945	DNE-001	117.9	118.7	Felsic Volcanic 1	Central Pit	Mine Rock	--	--	--	--	--	--	14	--	--	0.23	19	--	1.4
A0964944	DNE-001	118.7	119.5	Felsic Volcanic 1	Central Pit	Mine Rock	--	--	--	--	--	--	14	--	--	0.22	18	--	1.3
A0964943	DNE-001	124.6	125.7	Felsic Volcanic 1	Central Pit	Mine Rock	--	--	1.0	--	--	--	32	20	0.24	0.22	18	--	0.57
A0964942	DNE-001	131.5	132.15	Felsic Volcanic 1	Central Pit	Mine Rock	--	--	--	--	--	--	16	--	--	0.27	22	--	1.4
A0964941	DNE-001	142.65	144	Felsic Volcanic 1	Central Pit	Mine Rock	--	--	--	--	--	--	21	--	--	0.28	23	--	1.1

(1) Total S measured by Leco furnace; Sulphate S measured by HCl cold leach, Sulphide S calculated by difference (Total S - Sulphate S).

(2) Acid Potential calculated as 31.25*Sulphide S; Maximum Acid Potential calculated as 31.25*Total S or 31.25*ICP-S (aqua regia) if Total S by Leco was unavialable (see text).

(3) Neutralization Potential measured by Modified Sobeck Method.

(4) Total Carbon measured by Leco furance; TIC measured by HCl leach and Leco furnance; TIC as %C measured by HCl leach.

(5) Carbonate Neutralization Potential calculated from TIC.

(6) Neutralization Potential Ratio calculated as NP/AP; Carbonate Neutralization Potential Ratio calculated as CarbNP/MPA.

Classification as mine rock or ore-grade materials was based on gold content.

Table B-1. Acid Base Accounting Results

Sample ID	Drillhole ID	From	To	Lithology	Area	Class	Paste pH	Fizz Rating	Total S[1]	SO_4 S[1]	Sulphide S[1]	AP[2]	MPA[2]	NP[3]	Total C[4]	TIC[4]	CarbNP[5]	NPR[6]	CarbNPR[6]
		m	*m*				pH Units	n/a	%	%	%	kg CaCO3/t	kg CaCO3/t	kg CaCO3/t	%C	%C	kg CaCO3/t	NP/AP	CarbNP/MPA
A0964940	DNE-001	157.5	159	Felsic Volcanic 1	Central Pit	Mine Rock	--	--	--	--	--	--	12	--	--	0.31	26	--	2.2
A0964939	DNE-001	169.5	171	Felsic Volcanic 1	Central Pit	Mine Rock	--	--	--	--	--	--	19	--	--	0.31	26	--	1.4
A0964938	DNE-001	174	175.5	Felsic Volcanic 2	Central Pit	Mine Rock	--	--	--	--	--	--	18	--	--	0.16	13	--	0.75
A0964937	DNE-001	180	181.5	Felsic Volcanic 2	Central Pit	Mine Rock	--	--	--	--	--	--	12	--	--	0.23	19	--	1.6
A0964936	DNE-001	187.5	188.4	Felsic Volcanic 2	Central Pit	Mine Rock	--	--	0.33	--	--	--	10	14	0.16	0.14	12	--	1.2
A0963125	BR-085	26	27	Felsic Volcanic 1	Central Pit	Mine Rock	--	--	1.9	--	--	--	59	4.1	0.060	0.022	1.8	--	0.031
A0963126	BR-085	31	32	Felsic Volcanic 1	Central Pit	Mine Rock	--	--	--	--	--	--	61	--	--	0.085	7.0	--	0.12
A0963127	BR-085	36	37	Felsic Volcanic 1	Central Pit	Mine Rock	--	--	1.6	--	--	--	48	18	0.22	0.20	17	--	0.35
A0963128	BR-085	41	42	Felsic Volcanic 1	Central Pit	Mine Rock	--	--	--	--	--	--	42	--	--	0.20	17	--	0.41
A0963129	BR-085	46	47	Felsic Volcanic 1	Central Pit	Mine Rock	--	--	--	--	--	--	43	--	--	0.34	29	--	0.67
A0963130	BR-085	52.25	53.25	Felsic Volcanic 2	Central Pit	Mine Rock	--	--	2.1	--	--	--	64	18	0.21	0.18	15	--	0.24
A0963135	BR-085	56.75	57.25	Felsic Volcanic 2	Central Pit	Mine Rock	--	--	--	--	--	--	51	--	--	0.56	47	--	0.93
A0963131	BR-085	62.15	63.15	Felsic Volcanic 1	Central Pit	Mine Rock	--	--	--	--	--	--	72	--	--	0.78	65	--	0.9
A0963132	BR-085	67.8	68.9	Felsic Volcanic 1	Central Pit	Mine Rock	--	--	--	--	--	--	53	--	--	0.78	65	--	1.2
A0963133	BR-085	72.3	73.3	Felsic Volcanic 1	Central Pit	Mine Rock	--	--	1.6	--	--	--	51	64	0.71	0.66	55	--	1.1
A0963134	BR-085	77.85	78.85	Felsic Volcanic 1	Central Pit	Mine Rock	--	--	--	--	--	--	122	--	--	0.31	26	--	0.21
A0963136	BR-086	36.2	37.5	Felsic Volcanic 1	Central Pit	Mine Rock	--	--	--	--	--	--	24	--	--	0.56	47	--	1.9
A0963137	BR-086	40	41	Felsic Volcanic 1	Central Pit	Ore-Grade	--	--	0.64	--	--	--	20	33	0.38	0.32	27	--	1.3
A0963138	BR-086	45	46	Felsic Volcanic 1	Central Pit	Mine Rock	--	--	--	--	--	--	19	--	--	0.44	37	--	2.0
A0963139	BR-086	60.3	61.8	Felsic Volcanic 1	Central Pit	Ore-Grade	--	--	--	--	--	--	49	--	--	0.22	18	--	0.37
A0963140	BR-086	89.25	89.75	Felsic Volcanic 1	Central Pit	Mine Rock	--	--	--	--	--	--	25	--	--	0.41	34	--	1.4
A0963141	BR-086	94.6	96.1	Felsic Volcanic 1	Central Pit	Mine Rock	--	--	--	--	--	--	15	--	--	0.38	32	--	2.2
A0963142	BR-086	102	103	Felsic Volcanic 1	Central Pit	Mine Rock	--	--	--	--	--	--	30	--	--	0.68	57	--	1.9
A0963143	BR-086	106	107	Felsic Volcanic 1	Central Pit	Ore-Grade	--	--	1.3	--	--	--	40	68	0.79	0.75	62	--	1.6
A0963144	BR-086	115.5	117	Felsic Volcanic 1	Central Pit	Mine Rock	--	--	--	--	--	--	17	--	--	0.47	40	--	2.4
A0963145	BR-086	121.5	123	Felsic Volcanic 1	Central Pit	Mine Rock	--	--	--	--	--	--	16	--	--	0.44	37	--	2.3
A0963146	BR-086	126	126.5	Felsic Volcanic 1	Central Pit	Mine Rock	--	--	--	--	--	--	13	--	--	0.64	53	--	4.0
A0963147	BR-086	140.85	142.35	Felsic Volcanic 1	Central Pit	Mine Rock	--	--	--	--	--	--	27	--	--	0.44	37	--	1.4
A0963148	BR-086	149.75	150.75	Felsic Volcanic 1	Central Pit	Mine Rock	--	--	2.7	--	--	--	85	7.5	0.13	0.090	7.5	--	0.088
A0963149	BR-086	152.75	153.2	Felsic Volcanic 1	Central Pit	Mine Rock	--	--	--	--	--	--	131	--	--	0.093	7.7	--	0.059
A0963150	BR-086	155.25	156.25	Felsic Volcanic 1	Central Pit	Mine Rock	--	--	--	--	--	--	86	--	--	0.049	4.1	--	0.048
A0963045	BR-086	165	166	Felsic Volcanic 1	Central Pit	Mine Rock	--	--	--	--	--	--	151	--	--	0.10	8.6	--	0.057
A0963046	BR-086	170	171	Felsic Volcanic 1	Central Pit	Mine Rock	--	--	--	--	--	--	86	--	--	0.23	20	--	0.23
A0963047	BR-086	181.1	182.1	Felsic Volcanic 1	Central Pit	Mine Rock	--	--	--	--	--	--	88	--	--	0.46	38	--	0.43
A0963151	BR-086	207.85	209.35	Metasediment 2	Central Pit	Mine Rock	--	--	--	--	--	--	47	--	--	0.43	36	--	0.77
A0963152	BR-086	214.3	215.8	Argillite	Central Pit	Mine Rock	--	--	--	--	--	--	19	--	--	0.096	8.0	--	0.41
A0963153	BR-086	220.3	221.8	Argillite	Central Pit	Mine Rock	--	--	0.34	--	--	--	11	7.4	0.050	0.022	1.8	--	0.17
A0963154	BR-086	225.8	227.3	Argillite	Central Pit	Mine Rock	--	--	--	--	--	--	17	--	--	0.13	11	--	0.67
A0963155	BR-086	231.2	232.7	Felsic Volcanic 1	Central Pit	Mine Rock	--	--	--	--	--	--	10	--	--	0.22	19	--	1.8
A0963156	BR-086	258.9	260.4	Felsic Volcanic 1	Central Pit	Mine Rock	--	--	--	--	--	--	27	--	--	0.43	35	--	1.3
A0963157	BR-086	264.4	264.7	Felsic Volcanic 1	Central Pit	Mine Rock	--	--	--	--	--	--	18	--	--	0.50	42	--	2.3
A0963158	BR-086	275.05	276.55	Metasediment 2	Central Pit	Mine Rock	--	--	0.64	--	--	--	20	8.5	0.080	0.038	3.2	--	0.16
A0963159	BR-087	50.55	51.5	Felsic Volcanic 1	Central Pit	Mine Rock	--	--	--	--	--	--	13	--	--	0.13	10	--	0.78
A0963160	BR-087	67	68	Felsic Volcanic 1	Central Pit	Mine Rock	--	--	0.39	--	--	--	12	56	0.34	0.29	24	--	2.0
A0963161	BR-087	71	72.5	Felsic Volcanic 1	Central Pit	Mine Rock	--	--	--	--	--	--	11	--	--	0.23	20	--	1.8
A0963162	BR-087	77	78.5	Felsic Volcanic 1	Central Pit	Mine Rock	--	--	--	--	--	--	16	--	--	0.16	13	--	0.86
A0963163	BR-087	85	86.5	Felsic Volcanic 1	Central Pit	Mine Rock	--	--	--	--	--	--	59	--	--	0.57	48	--	0.8
A0963164	BR-087	92.5	94	Felsic Volcanic 1	Central Pit	Mine Rock	--	--	--	--	--	--	124	--	--	0.038	3.2	--	0.026
A0963165	BR-087	100	101.5	Felsic Volcanic 1	Central Pit	Mine Rock	--	--	2.5	--	--	--	79	10	0.11	0.076	6.4	--	0.081
A0963166	BR-087	106	107.5	Felsic Volcanic 1	Central Pit	Mine Rock	--	--	--	--	--	--	123	--	--	0.057	4.8	--	0.039
A0963167	BR-087	111.5	113	Felsic Volcanic 1	Central Pit	Mine Rock	--	--	--	--	--	--	81	--	--	0.063	5.2	--	0.065
A0963168	BR-087	117.4	118.5	Felsic Volcanic 1	Central Pit	Mine Rock	--	--	--	--	--	--	84	--	--	0.035	3.0	--	0.035
A0963169	BR-087	123	124.5	Felsic Volcanic 1	Central Pit	Mine Rock	--	--	--	--	--	--	79	--	--	0.057	4.8	--	0.061
A0963170	BR-087	138	139.5	Felsic Volcanic 1	Central Pit	Mine Rock	--	--	--	--	--	--	70	--	--	0.093	7.7	--	0.11
A0963171	BR-087	150	151.5	Felsic Volcanic 1	Central Pit	Mine Rock	--	--	--	--	--	--	63	--	--	0.14	12	--	0.18
A0963172	BR-087	160.5	162	Felsic Volcanic 1	Central Pit	Mine Rock	--	--	--	--	--	--	66	--	--	0.060	5.0	--	0.075
A0963173	BR-087	172.7	174.25	Felsic Volcanic 1	Central Pit	Mine Rock	--	--	--	--	--	--	58	--	--	0.13	11	--	0.18
A0963174	BR-087	180	181.5	Felsic Volcanic 1	Central Pit	Mine Rock	--	--	--	--	--	--	66	--	--	0.063	5.2	--	0.079
A0963175	BR-087	187	188	Felsic Volcanic 1	Central Pit	Mine Rock	--	--	--	--	--	--	67	--	--	0.15	13	--	0.19
A0963176	BR-087	195	196	Felsic Volcanic 1	Central Pit	Ore-Grade	--	--	3.4	--	--	--	108	10	0.12	0.076	6.4	--	0.059

(1) Total S measured by Leco furnace; Sulphate S measured by HCl cold leach, Sulphide S calculated by difference (Total S - Sulphate S).

(2) Acid Potential calculated as 31.25*Sulphide S; Maximum Acid Potential calculated as 31.25*Total S or 31.25*ICP-S (aqua regia) if Total S by Leco was unavialable (see text).

(3) Neutralization Potential measured by Modified Sobeck Method.

(4) Total Carbon measured by Leco furance; TIC measured by HCl leach and Leco furnance; TIC as %C measured by HCl leach.

(5) Carbonate Neutralization Potential calculated from TIC.

(6) Neutralization Potential Ratio calculated as NP/AP; Carbonate Neutralization Potential Ratio calculated as CarbNP/MPA.

Classification as mine rock or ore-grade materials was based on gold content.

Table B-1. Acid Base Accounting Results

Sample ID	Drillhole ID	From	To	Lithology	Area	Class	Paste pH	Fizz Rating	Total S[1]	SO_4 S[1]	Sulphide S[1]	AP[2]	MPA[2]	NP[3]	Total C[4]	TIC[4]	CarbNP[5]	NPR[6]	CarbNPR[6]
		m	*m*				pH Units	n/a	%	%	%	kg CaCO3/t	kg CaCO3/t	kg CaCO3/t	%C	%C	kg CaCO3/t	NP/AP	CarbNP/MPA
A0963177	BR-087	199	200	Felsic Volcanic 1	Central Pit	Mine Rock	--	--	--	--	--	--	66	--	--	0.23	19	--	0.29
A0963178	BR-087	205	205.5	Felsic Volcanic 1	Central Pit	Mine Rock	--	--	--	--	--	--	57	--	--	0.14	11	--	0.2
A0963179	BR-087	208.6	209.1	Felsic Volcanic 1	Central Pit	Ore-Grade	--	--	2.7	--	--	--	85	24	0.23	0.17	14	--	0.16
A0963180	BR-087	217	218	Felsic Volcanic 1	Central Pit	Ore-Grade	--	--	--	--	--	--	58	--	--	0.28	23	--	0.41
A0963181	BR-087	230.5	232	Felsic Volcanic 1	Central Pit	Mine Rock	--	--	--	--	--	--	27	--	--	0.34	28	--	1.0
A0963182	BR-087	245	246.5	Felsic Volcanic 1	Central Pit	Ore-Grade	--	--	--	--	--	--	26	--	--	0.58	48	--	1.8
A0963183	BR-087	258	259.5	Felsic Volcanic 1	Central Pit	Mine Rock	--	--	--	--	--	--	26	--	--	0.16	14	--	0.52
A0963184	BR-087	267	268.5	Felsic Volcanic 1	Central Pit	Mine Rock	--	--	--	--	--	--	20	--	--	0.44	37	--	1.9
A0963185	BR-087	275.3	276	Felsic Volcanic 2	Central Pit	Mine Rock	--	--	--	--	--	--	132	--	--	0.17	14	--	0.11
A0963186	BR-087	279.85	280.7	Felsic Volcanic 2	Central Pit	Mine Rock	--	--	4.6	--	--	--	143	7.4	0.10	0.060	5.0	--	0.035
A0963187	BR-087	292	293	Felsic Volcanic 1	Central Pit	Ore-Grade	--	--	--	--	--	--	150	--	--	0.41	34	--	0.23
A0963188	BR-087	310	311	Felsic Volcanic 1	Central Pit	Ore-Grade	--	--	--	--	--	--	56	--	--	0.51	42	--	0.76
A0963189	BR-087	321	322	Metasediment 2	Central Pit	Ore-Grade	--	--	2.5	--	--	--	77	17	0.15	0.098	8.2	--	0.11
A0963190	BR-087	326	327	Felsic Volcanic 1	Central Pit	Mine Rock	--	--	--	--	--	--	23	--	--	0.63	52	--	2.3
A0963191	BR-087	334	335	Felsic Volcanic 1	Central Pit	Mine Rock	--	--	--	--	--	--	56	--	--	0.59	49	--	0.88
A0962716	BR-149	33	34.25	Felsic Volcanic 1	Central Pit	Mine Rock	--	--	--	--	--	--	9.1	--	--	0.022	1.8	--	0.2
A0962717	BR-149	93.95	95	Felsic Volcanic 1	Central Pit	Mine Rock	--	--	0.57	--	--	--	18	29	0.31	0.28	23	--	1.3
A0962718	BR-149	103.5	105	Felsic Volcanic 1	Central Pit	Mine Rock	--	--	--	--	--	--	10	--	--	0.17	15	--	1.5
A0962719	BR-149	110.3	111	Felsic Volcanic 1	Central Pit	Mine Rock	--	--	--	--	--	--	68	--	--	0.12	10	--	0.15
A0962720	BR-149	114.5	116	Felsic Volcanic 1	Central Pit	Mine Rock	--	--	--	--	--	--	80	--	--	0.079	6.6	--	0.082
A0962715	BR-149	120.5	122	Felsic Volcanic 1	Central Pit	Mine Rock	--	--	2.5	--	--	--	77	3.8	0.050	0.022	1.8	--	0.024
A0962721	BR-149	125	126	Felsic Volcanic 1	Central Pit	Mine Rock	--	--	--	--	--	--	92	--	--	0.041	3.4	--	0.037
A0962722	BR-149	130	131	Felsic Volcanic 1	Central Pit	Mine Rock	--	--	--	--	--	--	69	--	--	0.049	4.1	--	0.059
A0962723	BR-149	138	139.5	Felsic Volcanic 1	Central Pit	Mine Rock	--	--	--	--	--	--	92	--	--	0.079	6.6	--	0.072
A0962724	BR-149	144.3	145.8	Felsic Volcanic 1	Central Pit	Mine Rock	--	--	2.0	--	--	--	62	17	0.19	0.15	12	--	0.2
A0962725	BR-149	148.5	149.25	Felsic Volcanic 1	Central Pit	Mine Rock	--	--	--	--	--	--	74	--	--	0.068	5.7	--	0.076
A0963510	BR-170	160	161	Felsic Volcanic 1	Central Pit	Mine Rock	--	--	--	--	--	--	229	--	--	0.022	1.8	--	0.0079
A0963511	BR-170	164.8	166	Felsic Volcanic 1	Central Pit	Mine Rock	--	--	8.0	--	--	--	248	2.8	0.050	0.022	1.8	--	0.0073
A0963509	BR-170	209	210	Felsic Volcanic 2	Central Pit	Mine Rock	--	--	--	--	--	--	132	--	--	0.033	2.7	--	0.021
A0963517	BR-170	211	212	Felsic Volcanic 1	Central Pit	Mine Rock	--	--	3.3	--	--	--	103	1.3	0.060	0.022	1.8	--	0.018
A0963512	BR-170	219.9	220.9	Felsic Volcanic 1	Central Pit	Ore-Grade	--	--	--	--	--	--	164	--	--	0.42	35	--	0.21
A0963513	BR-170	235.15	236.2	Metasediment 2	Central Pit	Mine Rock	--	--	--	--	--	--	76	--	--	0.26	22	--	0.29
A0963514	BR-170	243.75	244.75	Metasediment 2	Central Pit	Ore-Grade	--	--	5.2	--	--	--	162	80	0.80	0.77	64	--	0.4
A0963515	BR-170	258	259	Felsic Volcanic 2	Central Pit	Mine Rock	--	--	--	--	--	--	29	--	--	0.20	17	--	0.58
A0963516	BR-170	264	265	Felsic Volcanic 2	Central Pit	Mine Rock	--	--	--	--	--	--	13	--	--	0.24	20	--	1.5
A0963518	BR-171	28.5	29.5	Felsic Volcanic 1	Central Pit	Mine Rock	--	--	--	--	--	--	70	--	--	0.12	10.0	--	0.14
A0963519	BR-171	31.5	32.5	Felsic Volcanic 1	Central Pit	Mine Rock	--	--	--	--	--	--	93	--	--	0.027	2.3	--	0.025
A0963520	BR-171	34.5	35.5	Felsic Volcanic 1	Central Pit	Mine Rock	--	--	1.5	--	--	--	46	11	0.13	0.10	8.4	--	0.18
A0963521	BR-171	42	42.7	Felsic Volcanic 1	Central Pit	Mine Rock	--	--	--	--	--	--	313	--	--	0.022	1.8	--	0.0058
A0963542	BR-171	45	46	Felsic Volcanic 1	Central Pit	Mine Rock	--	--	6.5	--	--	--	204	4.3	0.060	0.022	1.8	--	0.0089
A0963522	BR-171	48	49	Felsic Volcanic 1	Central Pit	Mine Rock	--	--	--	--	--	--	67	--	--	0.046	3.9	--	0.058
A0963523	BR-171	56	57	Quartz Sericite Schist	Central Pit	Mine Rock	--	--	--	--	--	--	43	--	--	0.087	7.3	--	0.17
A0963524	BR-171	60	61	Quartz Sericite Schist	Central Pit	Mine Rock	--	--	--	--	--	--	54	--	--	0.046	3.9	--	0.071
A0963525	BR-171	65	65.8	Quartz Sericite Schist	Central Pit	Mine Rock	--	--	1.0	--	--	--	32	1.0	0.040	0.022	1.8	--	0.056
A0963526	BR-171	71.55	72.2	Felsic Volcanic 1	Central Pit	Mine Rock	--	--	--	--	--	--	123	--	--	0.022	1.8	--	0.015
A0963527	BR-171	78	79	Felsic Volcanic 2	Central Pit	Mine Rock	--	--	--	--	--	--	53	--	--	0.090	7.5	--	0.14
A0963541	BR-171	81	82	Felsic Volcanic 2	Central Pit	Ore-Grade	--	--	--	--	--	--	118	--	--	0.033	2.7	--	0.023
A0963528	BR-171	82	83	Felsic Volcanic 2	Central Pit	Ore-Grade	--	--	--	--	--	--	69	--	--	0.022	1.8	--	0.026
A0963529	BR-171	87.5	88.2	Felsic Volcanic 1	Central Pit	Ore-Grade	--	--	--	--	--	--	167	--	--	0.025	2.0	--	0.012
A0963530	BR-171	91.5	92	Felsic Volcanic 1	Central Pit	Mine Rock	--	--	1.4	--	--	--	44	51	0.56	0.45	38	--	0.86
A0963531	BR-171	97.25	98	Felsic Volcanic 1	Central Pit	Mine Rock	--	--	--	--	--	--	54	--	--	1.3	106	--	1.9
A0963532	BR-171	100	101	Felsic Volcanic 1	Central Pit	Mine Rock	--	--	--	--	--	--	122	--	--	1.0	84	--	0.69
A0963533	BR-171	115.55	116	Felsic Volcanic 1	Central Pit	Mine Rock	--	--	--	--	--	--	43	--	--	0.13	11	--	0.26
A0963544	BR-171	121.75	122.75	Metasediment 2	Central Pit	Mine Rock	--	--	--	--	--	--	73	--	--	0.093	7.7	--	0.11
A0963534	BR-171	123.65	124.4	Metasediment 2	Central Pit	Mine Rock	--	--	--	--	--	--	74	--	--	0.038	3.2	--	0.043
A0963535	BR-171	131.7	132.2	Felsic Volcanic 1	Central Pit	Mine Rock	--	--	2.3	--	--	--	73	84	0.97	0.84	70	--	0.95
A0963536	BR-171	136.05	137	Metasediment 2	Central Pit	Mine Rock	--	--	--	--	--	--	86	--	--	0.15	12	--	0.14
A0963537	BR-171	147.8	148.3	Metasediment 2	Central Pit	Mine Rock	--	--	--	--	--	--	13	--	--	0.022	1.8	--	0.15
A0963538	BR-171	163.5	164.45	Metasediment 2	Central Pit	Mine Rock	--	--	0.22	--	--	--	6.9	6.2	0.070	0.022	1.8	--	0.26
A0963539	BR-171	172	173	Metasediment 2	Central Pit	Mine Rock	--	--	--	--	--	--	26	--	--	0.079	6.6	--	0.25

(1) Total S measured by Leco furnace; Sulphate S measured by HCl cold leach, Sulphide S calculated by difference (Total S - Sulphate S).

(2) Acid Potential calculated as 31.25*Sulphide S; Maximum Acid Potential calculated as 31.25*Total S or 31.25*ICP-S (aqua regia) if Total S by Leco was unavialable (see text).

(3) Neutralization Potential measured by Modified Sobeck Method.

(4) Total Carbon measured by Leco furance; TIC measured by HCl leach and Leco furnance; TIC as %C measured by HCl leach.

(5) Carbonate Neutralization Potential calculated from TIC.

(6) Neutralization Potential Ratio calculated as NP/AP; Carbonate Neutralization Potential Ratio calculated as CarbNP/MPA.

Classification as mine rock or ore-grade materials was based on gold content.

Table B-1. Acid Base Accounting Results

Sample ID	Drillhole ID	From	To	Lithology	Area	Class	Paste pH	Fizz Rating	Total S[1]	SO_4 S[1]	Sulphide S[1]	AP[2]	MPA[2]	NP[3]	Total C[4]	TIC[4]	CarbNP[5]	NPR[6]	CarbNPR[6]
		m	*m*				pH Units	n/a	%	%	%	kg CaCO3/t	kg CaCO3/t	kg CaCO3/t	%C	%C	kg CaCO3/t	NP/AP	CarbNP/MPA
A0963540	BR-171	198.5	199.5	Felsic Volcanic 1	Central Pit	Mine Rock	--	--	--	--	--	--	12	--	--	0.32	27	--	2.2
A0963543	BR-171	209	210.5	Metasediment 3	Central Pit	Mine Rock	--	--	--	--	--	--	17	--	--	0.035	3.0	--	0.17
A0964376	BR-191	126.7	128.2	Felsic Volcanic 1	Central Pit	Mine Rock	--	--	--	--	--	--	58	--	--	0.079	6.6	--	0.11
A0964377	BR-191	133.2	133.7	Felsic Volcanic 1	Central Pit	Mine Rock	--	--	2.5	--	--	--	77	11	0.15	0.085	7.0	--	0.092
A0964378	BR-191	138.35	139	Felsic Volcanic 1	Central Pit	Mine Rock	--	--	--	--	--	--	74	--	--	0.093	7.7	--	0.1
A0964379	BR-191	142.6	143.6	Felsic Volcanic 1	Central Pit	Mine Rock	--	--	--	--	--	--	83	--	--	0.022	1.8	--	0.022
A0964380	BR-191	147	148	Felsic Volcanic 1	Central Pit	Mine Rock	--	--	--	--	--	--	59	--	--	0.022	1.8	--	0.031
A0964381	BR-191	150	151.5	Felsic Volcanic 1	Central Pit	Mine Rock	--	--	4.2	--	--	--	132	2.2	0.050	0.022	1.8	--	0.014
A0964382	BR-191	156	157.5	Felsic Volcanic 1	Central Pit	Mine Rock	--	--	--	--	--	--	84	--	--	0.033	2.7	--	0.032
A0964383	BR-191	160.5	162	Felsic Volcanic 1	Central Pit	Mine Rock	--	--	--	--	--	--	83	--	--	0.022	1.8	--	0.022
A0964384	BR-191	167.35	168.2	Felsic Volcanic 1	Central Pit	Mine Rock	--	--	--	--	--	--	70	--	--	0.17	14	--	0.2
A0964385	BR-191	178.45	179.15	Felsic Volcanic 1	Central Pit	Mine Rock	--	--	2.2	--	--	--	70	9.1	0.080	0.038	3.2	--	0.045
A0964386	BR-191	184	185.5	Felsic Volcanic 1	Central Pit	Mine Rock	--	--	--	--	--	--	78	--	--	0.063	5.2	--	0.067
117448	BR-283	19	20	Fragmental 1	Central Pit	Mine Rock	--	--	--	--	--	--	0.63	--	--	0.027	2.3	--	3.6
117449	BR-283	25.5	27	Felsic Volcanic 1	Central Pit	Mine Rock	--	--	--	--	--	--	0.63	--	--	0.096	8.0	--	13
A0964839	BR-283	33	34.5	Felsic Volcanic 1	Central Pit	Mine Rock	--	--	--	--	--	--	0.63	--	--	0.12	10.0	--	16
117064	BR-283	50.2	51	Felsic Volcanic 1	Central Pit	Mine Rock	--	--	--	--	--	--	0.63	--	--	0.17	14	--	23
117065	BR-283	55.5	57	Felsic Volcanic 1	Central Pit	Mine Rock	--	--	--	--	--	--	0.63	--	--	0.15	12	--	20
117066	BR-283	61.5	63	Felsic Volcanic 1	Central Pit	Mine Rock	--	--	--	--	--	--	0.63	--	--	0.17	14	--	22
117067	BR-283	72	73.5	Felsic Volcanic 1	Central Pit	Mine Rock	--	--	--	--	--	--	0.63	--	--	0.33	27	--	44
117068	BR-283	76.5	78	Felsic Volcanic 1	Central Pit	Mine Rock	--	--	--	--	--	--	0.94	--	--	0.64	53	--	56
117069	BR-283	82.5	84	Felsic Volcanic 1	Central Pit	Mine Rock	--	--	0.020	--	--	--	0.63	32	0.37	0.34	28	--	45
117070	BR-283	90	91.5	Felsic Volcanic 1	Central Pit	Mine Rock	--	--	--	--	--	--	0.63	--	--	0.40	33	--	53
117071	BR-283	96	97.5	Felsic Volcanic 1	Central Pit	Mine Rock	--	--	--	--	--	--	0.63	--	--	0.40	33	--	53
117072	BR-283	103.5	105	Felsic Volcanic 1	Central Pit	Mine Rock	--	--	--	--	--	--	0.63	--	--	0.38	32	--	51
117073	BR-283	111	112.5	Felsic Volcanic 1	Central Pit	Mine Rock	--	--	--	--	--	--	0.63	--	--	0.33	28	--	44
117074	BR-283	115.5	117	Felsic Volcanic 1	Central Pit	Mine Rock	--	--	--	--	--	--	0.63	--	--	0.33	27	--	44
117075	BR-283	120	121.5	Felsic Volcanic 1	Central Pit	Mine Rock	--	--	--	--	--	--	0.63	--	--	0.38	32	--	51
117076	BR-283	126	127.5	Felsic Volcanic 1	Central Pit	Mine Rock	--	--	0.050	--	--	--	1.6	25	0.24	0.21	18	--	11
117077	BR-283	137.25	138.5	Felsic Volcanic 1	Central Pit	Mine Rock	--	--	--	--	--	--	0.63	--	--	0.28	23	--	37
117078	BR-283	144.7	146	Felsic Volcanic 1	Central Pit	Mine Rock	--	--	--	--	--	--	0.63	--	--	0.32	26	--	42
117079	BR-283	150	151.5	Felsic Volcanic 1	Central Pit	Mine Rock	--	--	--	--	--	--	0.63	--	--	0.28	24	--	38
117080	BR-283	156	157.5	Felsic Volcanic 1	Central Pit	Mine Rock	--	--	--	--	--	--	0.63	--	--	0.27	22	--	36
117081	BR-283	162	163.5	Felsic Volcanic 1	Central Pit	Mine Rock	--	--	--	--	--	--	6.9	--	--	0.25	21	--	3.0
117082	BR-283	166.85	168	Felsic Volcanic 1	Central Pit	Mine Rock	--	--	0.040	--	--	--	1.3	23	0.25	0.21	18	--	14
117083	BR-283	171	172.5	Felsic Volcanic 1	Central Pit	Mine Rock	--	--	--	--	--	--	1.3	--	--	0.20	17	--	13
117084	BR-283	175.5	177	Felsic Volcanic 1	Central Pit	Mine Rock	--	--	--	--	--	--	2.8	--	--	0.20	17	--	6.0
117085	BR-283	181.5	183	Felsic Volcanic 1	Central Pit	Mine Rock	--	--	--	--	--	--	0.63	--	--	0.21	17	--	28
117086	BR-283	189	190.5	Felsic Volcanic 1	Central Pit	Mine Rock	--	--	--	--	--	--	1.9	--	--	0.20	16	--	8.7
117087	BR-283	201	202.5	Felsic Volcanic 1	Central Pit	Mine Rock	--	--	--	--	--	--	1.6	--	--	0.20	17	--	11
117088	BR-283	211.5	213	Felsic Volcanic 1	Central Pit	Mine Rock	--	--	0.15	--	--	--	4.7	22	0.22	0.19	16	--	3.4
117089	BR-283	217.5	219	Felsic Volcanic 1	Central Pit	Mine Rock	--	--	--	--	--	--	2.8	--	--	0.20	17	--	6.1
117090	BR-283	225	226.5	Felsic Volcanic 1	Central Pit	Mine Rock	--	--	--	--	--	--	7.5	--	--	0.23	20	--	2.6
117091	BR-283	231	232.5	Felsic Volcanic 1	Central Pit	Mine Rock	--	--	--	--	--	--	0.63	--	--	0.16	13	--	21
117092	BR-283	237	238.5	Felsic Volcanic 1	Central Pit	Mine Rock	--	--	--	--	--	--	0.63	--	--	0.25	20	--	33
117093	BR-283	244.5	246	Felsic Volcanic 1	Central Pit	Mine Rock	--	--	--	--	--	--	0.94	--	--	0.24	20	--	21
117094	BR-283	250.5	252	Felsic Volcanic 1	Central Pit	Mine Rock	--	--	0.16	--	--	--	5.0	30	0.36	0.32	27	--	5.3
117095	BR-283	255.6	256.5	Felsic Volcanic 1	Central Pit	Mine Rock	--	--	--	--	--	--	1.9	--	--	0.31	26	--	14
117096	BR-283	265.5	267	Felsic Volcanic 1	Central Pit	Mine Rock	--	--	--	--	--	--	6.6	--	--	0.37	31	--	4.7
117097	BR-283	274.5	276	Felsic Volcanic 1	Central Pit	Mine Rock	--	--	--	--	--	--	10	--	--	0.23	19	--	1.9
117098	BR-283	288	289.5	Felsic Volcanic 1	Central Pit	Mine Rock	--	--	--	--	--	--	88	--	--	0.087	7.3	--	0.082
117099	BR-283	306	307.2	Felsic Volcanic 1	Central Pit	Mine Rock	--	--	--	--	--	--	76	--	--	0.096	8.0	--	0.1
117100	BR-283	318	318.9	Felsic Volcanic 1	Central Pit	Mine Rock	--	--	--	--	--	--	80	--	--	0.093	7.7	--	0.096
A0963951	BR-283	340.9	342	Felsic Volcanic 1	Central Pit	Mine Rock	--	--	--	--	--	--	59	--	--	0.060	5.0	--	0.085
A0963952	BR-283	361.5	363	Felsic Volcanic 1	Central Pit	Mine Rock	--	--	2.8	--	--	--	86	10	0.10	0.071	5.9	--	0.069
A0963953	BR-283	388.5	390	Felsic Volcanic 1	Central Pit	Mine Rock	--	--	--	--	--	--	58	--	--	0.096	8.0	--	0.14
A0963954	BR-283	401.75	402.4	Felsic Volcanic 1	Central Pit	Mine Rock	--	--	--	--	--	--	4.4	--	--	0.58	48	--	11
A0963955	BR-283	414.25	415.25	Felsic Volcanic 1	Central Pit	Mine Rock	--	--	--	--	--	--	13	--	--	0.41	34	--	2.6
A0963956	BR-283	421.5	422.5	Felsic Volcanic 1	Central Pit	Mine Rock	--	--	--	--	--	--	17	--	--	0.41	34	--	2.1
117146	BR-034	104	105	Felsic Volcanic 1	Central Pit	Mine Rock	--	--	--	--	--	--	65	--	--	0.13	11	--	0.17

(1) Total S measured by Leco furnace; Sulphate S measured by HCl cold leach, Sulphide S calculated by difference (Total S - Sulphate S).

(2) Acid Potential calculated as 31.25*Sulphide S; Maximum Acid Potential calculated as 31.25*Total S or 31.25*ICP-S (aqua regia) if Total S by Leco was unavialable (see text).

(3) Neutralization Potential measured by Modified Sobeck Method.

(4) Total Carbon measured by Leco furance; TIC measured by HCl leach and Leco furnance; TIC as %C measured by HCl leach.

(5) Carbonate Neutralization Potential calculated from TIC.

(6) Neutralization Potential Ratio calculated as NP/AP; Carbonate Neutralization Potential Ratio calculated as CarbNP/MPA.

Classification as mine rock or ore-grade materials was based on gold content.

Table B-1. Acid Base Accounting Results

Sample ID	Drillhole ID	From	To	Lithology	Area	Class	Paste pH	Fizz Rating	Total S[1]	SO_4 S[1]	Sulphide S[1]	AP[2]	MPA[2]	NP[3]	Total C[4]	TIC[4]	CarbNP[5]	NPR[6]	CarbNPR[6]
		m	*m*				pH Units	n/a	%	%	%	kg CaCO3/t	kg CaCO3/t	kg CaCO3/t	%C	%C	kg CaCO3/t	NP/AP	CarbNP/MPA
117147	BR-034	110	111	Felsic Volcanic 1	Central Pit	Mine Rock	--	--	--	--	--	--	63	--	--	0.055	4.5	--	0.072
117148	BR-034	115	116	Felsic Volcanic 1	Central Pit	Mine Rock	--	--	2.8	--	--	--	88	13	0.11	0.093	7.7	--	0.088
117205	BR-034	122	123	Felsic Volcanic 1	Central Pit	Mine Rock	--	--	--	--	--	--	85	--	--	0.28	23	--	0.28
117149	BR-034	125	125.5	Felsic Volcanic 2	Central Pit	Mine Rock	--	--	--	--	--	--	74	--	--	0.055	4.5	--	0.062
117144	BR-034	132	133	Felsic Volcanic 2	Central Pit	Mine Rock	--	--	3.5	--	--	--	109	0.70	0.020	0.025	2.0	--	0.019
117150	BR-034	135	136	Felsic Volcanic 2	Central Pit	Mine Rock	--	--	--	--	--	--	69	--	--	0.022	1.8	--	0.026
117201	BR-034	139	139.7	Felsic Volcanic 2	Central Pit	Mine Rock	--	--	--	--	--	--	61	--	--	0.082	6.8	--	0.11
117145	BR-034	141.2	142.4	Felsic Volcanic 2	Central Pit	Mine Rock	--	--	--	--	--	--	114	--	--	0.030	2.5	--	0.022
117202	BR-034	145.4	146.4	Felsic Volcanic 1	Central Pit	Mine Rock	--	--	--	--	--	--	82	--	--	0.14	12	--	0.14
117203	BR-034	154.6	156	Felsic Volcanic 2	Central Pit	Mine Rock	--	--	2.9	--	--	--	90	5.4	0.070	0.044	3.6	--	0.041
117204	BR-034	159.5	160.6	Felsic Volcanic 2	Central Pit	Mine Rock	--	--	--	--	--	--	43	--	--	0.20	17	--	0.39
117206	BR-035	38.9	39.5	Felsic Volcanic 1	Central Pit	Mine Rock	--	--	0.32	--	--	--	10	39	0.40	0.35	29	--	2.9
117207	BR-035	42	43	Metasediment 2	Central Pit	Mine Rock	--	--	--	--	--	--	7.2	--	--	0.033	2.7	--	0.38
117164	BR-035	43	44	Metasediment 2	Central Pit	Mine Rock	--	--	--	--	--	--	6.3	--	--	0.022	1.8	--	0.29
117208	BR-035	48	49	Metasediment 2	Central Pit	Mine Rock	--	--	--	--	--	--	6.3	--	--	0.022	1.8	--	0.29
117209	BR-035	51	52	Felsic Volcanic 1	Central Pit	Mine Rock	--	--	--	--	--	--	9.7	--	--	0.14	12	--	1.2
117210	BR-035	58	58.5	Felsic Volcanic 1	Central Pit	Mine Rock	--	--	--	--	--	--	7.5	--	--	0.11	9.3	--	1.2
117211	BR-035	59.6	60.4	Felsic Volcanic 1	Central Pit	Mine Rock	--	--	--	--	--	--	6.3	--	--	0.082	6.8	--	1.1
117212	BR-035	64.5	65	Felsic Volcanic 1	Central Pit	Mine Rock	--	--	--	--	--	--	19	--	--	0.16	14	--	0.7
117213	BR-035	82	83	Felsic Volcanic 1	Central Pit	Mine Rock	--	--	--	--	--	--	12	--	--	0.26	22	--	1.9
117214	BR-035	86	87	Felsic Volcanic 1	Central Pit	Mine Rock	--	--	--	--	--	--	15	--	--	0.16	13	--	0.86
117215	BR-035	91.6	92	Felsic Volcanic 1	Central Pit	Mine Rock	--	--	0.18	--	--	--	5.6	11	0.10	0.079	6.6	--	1.2
117216	BR-035	97	98	Felsic Volcanic 1	Central Pit	Mine Rock	--	--	--	--	--	--	12	--	--	0.055	4.5	--	0.37
117217	BR-035	100	101	Felsic Volcanic 1	Central Pit	Mine Rock	--	--	--	--	--	--	6.3	--	--	0.13	10	--	1.7
117218	BR-035	110	111	Felsic Volcanic 1	Central Pit	Mine Rock	--	--	--	--	--	--	15	--	--	0.16	13	--	0.89
117219	BR-035	115	116	Felsic Volcanic 1	Central Pit	Mine Rock	--	--	--	--	--	--	69	--	--	0.10	8.4	--	0.12
117165	BR-035	120	121	Felsic Volcanic 1	Central Pit	Mine Rock	--	--	--	--	--	--	96	--	--	0.079	6.6	--	0.068
117220	BR-035	126	127	Felsic Volcanic 1	Central Pit	Mine Rock	--	--	--	--	--	--	69	--	--	0.079	6.6	--	0.095
117222	BR-035	130.3	131	Felsic Volcanic 1	Central Pit	Mine Rock	--	--	--	--	--	--	97	--	--	0.098	8.2	--	0.085
117221	BR-035	135	136	Felsic Volcanic 1	Central Pit	Mine Rock	--	--	--	--	--	--	89	--	--	0.030	2.5	--	0.028
117223	BR-035	142	143	Felsic Volcanic 1	Central Pit	Mine Rock	--	--	--	--	--	--	63	--	--	0.12	9.8	--	0.15
117224	BR-035	145	146	Felsic Volcanic 1	Central Pit	Mine Rock	--	--	--	--	--	--	64	--	--	0.17	14	--	0.22
117225	BR-035	150	151	Felsic Volcanic 1	Central Pit	Mine Rock	--	--	1.9	--	--	--	61	19	0.16	0.13	11	--	0.18
117226	BR-035	155	156	Felsic Volcanic 1	Central Pit	Mine Rock	--	--	--	--	--	--	58	--	--	0.14	12	--	0.2
117227	BR-035	161	161.5	Felsic Volcanic 1	Central Pit	Mine Rock	--	--	--	--	--	--	119	--	--	0.11	9.5	--	0.08
117228	BR-035	165	166	Felsic Volcanic 1	Central Pit	Mine Rock	--	--	--	--	--	--	68	--	--	0.046	3.9	--	0.056
117229	BR-035	169	170	Felsic Volcanic 1	Central Pit	Mine Rock	--	--	<0.02	--	--	--	66	--	--	0.11	9.5	--	0.14
117230	BR-035	173	174	Felsic Volcanic 1	Central Pit	Mine Rock	--	--	--	--	--	--	39	--	--	0.16	13	--	0.35
117231	BR-035	178	179	Felsic Volcanic 1	Central Pit	Mine Rock	--	--	--	--	--	--	73	--	--	0.12	10	--	0.14
117232	BR-035	182	183	Felsic Volcanic 1	Central Pit	Mine Rock	--	--	--	--	--	--	68	--	--	0.17	14	--	0.21
117233	BR-035	185	186	Felsic Volcanic 1	Central Pit	Mine Rock	--	--	--	--	--	--	83	--	--	0.26	22	--	0.26
117234	BR-035	190	191	Felsic Volcanic 1	Central Pit	Mine Rock	--	--	--	--	--	--	79	--	--	0.044	3.6	--	0.046
117235	BR-035	196	197	Felsic Volcanic 1	Central Pit	Mine Rock	--	--	--	--	--	--	64	--	--	0.052	4.3	--	0.067
117236	BR-035	200.35	201	Felsic Volcanic 1	Central Pit	Mine Rock	--	--	1.7	--	--	--	52	13	0.11	0.085	7.0	--	0.13
117237	BR-035	206	207	Felsic Volcanic 1	Central Pit	Mine Rock	--	--	--	--	--	--	60	--	--	0.19	16	--	0.27
117238	BR-035	209.9	211	Felsic Volcanic 1	Central Pit	Mine Rock	--	--	--	--	--	--	100	--	--	0.093	7.7	--	0.077
117239	BR-035	215	216	Felsic Volcanic 1	Central Pit	Mine Rock	--	--	--	--	--	--	97	--	--	0.025	2.0	--	0.021
117240	BR-035	219	220	Felsic Volcanic 1	Central Pit	Mine Rock	--	--	--	--	--	--	100	--	--	0.049	4.1	--	0.041
117241	BR-035	225	226	Felsic Volcanic 1	Central Pit	Mine Rock	--	--	--	--	--	--	91	--	--	0.11	9.3	--	0.1
117242	BR-035	227.5	228	Felsic Volcanic 1	Central Pit	Mine Rock	--	--	--	--	--	--	110	--	--	0.19	16	--	0.14
117243	BR-035	233.5	234	Felsic Volcanic 1	Central Pit	Mine Rock	--	--	--	--	--	--	61	--	--	0.32	26	--	0.43
117244	BR-035	240	240.5	Felsic Volcanic 1	Central Pit	Mine Rock	--	--	--	--	--	--	60	--	--	0.19	16	--	0.27
117245	BR-035	245	245.5	Felsic Volcanic 1	Central Pit	Ore-Grade	--	--	--	--	--	--	47	--	--	0.41	34	--	0.73
117246	BR-035	248.6	249.6	Felsic Volcanic 2	Central Pit	Mine Rock	--	--	0.69	--	--	--	22	14	0.17	0.14	11	--	0.53
117247	BR-035	256	256.7	Felsic Volcanic 1	Central Pit	Mine Rock	--	--	--	--	--	--	36	--	--	0.16	14	--	0.38
117248	BR-035	262	263	Felsic Volcanic 1	Central Pit	Ore-Grade	--	--	--	--	--	--	88	--	--	0.13	11	--	0.12
117249	BR-035	267	268	Felsic Volcanic 1	Central Pit	Ore-Grade	--	--	--	--	--	--	88	--	--	0.16	13	--	0.15
117250	BR-035	271.6	273	Felsic Volcanic 1	Central Pit	Mine Rock	--	--	--	--	--	--	105	--	--	0.18	15	--	0.14
117151	BR-035	277	278	Felsic Volcanic 1	Central Pit	Mine Rock	--	--	--	--	--	--	89	--	--	0.17	15	--	0.16
117152	BR-035	280.7	282	Felsic Volcanic 1	Central Pit	Mine Rock	--	--	--	--	--	--	185	--	--	0.033	2.7	--	0.015

(1) Total S measured by Leco furnace; Sulphate S measured by HCl cold leach, Sulphide S calculated by difference (Total S - Sulphate S).

(2) Acid Potential calculated as 31.25*Sulphide S; Maximum Acid Potential calculated as 31.25*Total S or 31.25*ICP-S (aqua regia) if Total S by Leco was unavialable (see text).

(3) Neutralization Potential measured by Modified Sobeck Method.

(4) Total Carbon measured by Leco furance; TIC measured by HCl leach and Leco furnance; TIC as %C measured by HCl leach.

(5) Carbonate Neutralization Potential calculated from TIC.

(6) Neutralization Potential Ratio calculated as NP/AP; Carbonate Neutralization Potential Ratio calculated as CarbNP/MPA.

Classification as mine rock or ore-grade materials was based on gold content.

Table B-1. Acid Base Accounting Results

Sample ID	Drillhole ID	From	To	Lithology	Area	Class	Paste pH	Fizz Rating	Total S[1]	SO_4 S[1]	Sulphide S[1]	AP[2]	MPA[2]	NP[3]	Total C[4]	TIC[4]	CarbNP[5]	NPR[6]	CarbNPR[6]
		m	*m*				pH Units	n/a	%	%	%	kg CaCO3/t	kg CaCO3/t	kg CaCO3/t	%C	%C	kg CaCO3/t	NP/AP	CarbNP/MPA
117153	BR-035	289.7	291	Felsic Volcanic 1	Central Pit	Mine Rock	--	--	--	--	--	--	99	--	--	0.035	3.0	--	0.03
117154	BR-035	300	301	Felsic Volcanic	Central Pit	Mine Rock	--	--	--	--	--	--	124	--	--	0.055	4.5	--	0.037
117155	BR-035	312	313	Felsic Volcanic 1	Central Pit	Ore-Grade	--	--	3.8	--	--	--	119	9.5	0.080	0.041	3.4	--	0.029
117156	BR-035	321	322	Felsic Volcanic 2	Central Pit	Ore-Grade	--	--	--	--	--	--	93	--	--	0.40	33	--	0.35
117157	BR-035	330.7	331.5	Felsic Volcanic 1	Central Pit	Mine Rock	--	--	--	--	--	--	25	--	--	0.64	54	--	2.1
117158	BR-035	340.5	340.9	Felsic Volcanic 1	Central Pit	Ore-Grade	--	--	--	--	--	--	25	--	--	0.32	27	--	1.1
117159	BR-035	350	351	Felsic Volcanic 1	Central Pit	Mine Rock	--	--	--	--	--	--	15	--	--	0.22	18	--	1.2
117160	BR-035	361	362	Felsic Volcanic 2	Central Pit	Mine Rock	--	--	0.93	--	--	--	29	14	0.11	0.071	5.9	--	0.2
117161	BR-035	373	374	Felsic Volcanic 1	Central Pit	Mine Rock	--	--	--	--	--	--	16	--	--	0.24	20	--	1.2
117162	BR-035	388.5	390	Felsic Volcanic 2	Central Pit	Mine Rock	--	--	--	--	--	--	26	--	--	0.22	18	--	0.69
117163	BR-035	403	404	Felsic Volcanic 2	Central Pit	Mine Rock	--	--	--	--	--	--	11	--	--	0.14	11	--	1.1
A0963240	BR-068	25	26	Felsic Volcanic 1	Central Pit	Mine Rock	--	--	--	--	--	--	0.63	--	--	0.32	27	--	43
A0963241	BR-068	30	31	Felsic Volcanic 1	Central Pit	Mine Rock	--	--	--	--	--	--	0.63	--	--	0.32	26	--	42
A0963242	BR-068	35	36	Felsic Volcanic 1	Central Pit	Mine Rock	--	--	--	--	--	--	0.94	--	--	0.36	30	--	32
A0963243	BR-068	40	41.2	Felsic Volcanic 1	Central Pit	Mine Rock	--	--	--	--	--	--	0.63	--	--	0.38	32	--	51
A0963244	BR-068	48	49	Felsic Volcanic 1	Central Pit	Mine Rock	--	--	0.35	--	--	--	11	19	0.18	0.16	13	--	1.2
A0963117	BR-068	52	53	Felsic Volcanic 1	Central Pit	Mine Rock	--	--	--	--	--	--	8.1	--	--	0.23	20	--	2.4
A0963245	BR-068	55	56	Felsic Volcanic 1	Central Pit	Mine Rock	--	--	--	--	--	--	7.5	--	--	0.15	12	--	1.7
A0963246	BR-068	60	61	Felsic Volcanic 1	Central Pit	Mine Rock	--	--	--	--	--	--	0.63	--	--	0.33	27	--	44
A0963247	BR-068	65	66	Felsic Volcanic 1	Central Pit	Mine Rock	--	--	--	--	--	--	0.63	--	--	0.25	20	--	33
A0963248	BR-068	69.9	71	Felsic Volcanic 1	Central Pit	Mine Rock	--	--	--	--	--	--	0.63	--	--	0.29	24	--	39
A0963249	BR-068	75	76	Felsic Volcanic 1	Central Pit	Mine Rock	--	--	--	--	--	--	0.63	--	--	0.39	32	--	52
A0963250	BR-068	81	82	Felsic Volcanic 1	Central Pit	Mine Rock	--	--	--	--	--	--	0.63	--	--	0.22	18	--	29
A0963101	BR-068	85	86	Felsic Volcanic 1	Central Pit	Mine Rock	--	--	--	--	--	--	0.63	--	--	0.34	28	--	45
A0963102	BR-068	91.05	92	Felsic Volcanic 1	Central Pit	Mine Rock	--	--	--	--	--	--	2.8	--	--	0.18	15	--	5.4
A0963103	BR-068	95	96	Felsic Volcanic 1	Central Pit	Mine Rock	--	--	--	--	--	--	0.63	--	--	0.46	38	--	61
A0963104	BR-068	100.5	101.5	Felsic Volcanic 1	Central Pit	Mine Rock	--	--	--	--	--	--	0.63	28	0.27	0.26	22	--	35
A0963118	BR-068	105	106	Felsic Volcanic 1	Central Pit	Mine Rock	--	--	--	--	--	--	0.63	--	--	0.40	33	--	53
A0963105	BR-068	110	111	Felsic Volcanic 1	Central Pit	Mine Rock	--	--	--	--	--	--	0.63	--	--	0.61	50	--	81
A0963106	BR-068	115	116	Felsic Volcanic 1	Central Pit	Mine Rock	--	--	--	--	--	--	0.63	--	--	0.30	25	--	40
A0963107	BR-068	120	121	Felsic Volcanic 1	Central Pit	Mine Rock	--	--	--	--	--	--	0.63	--	--	0.17	15	--	23
A0963108	BR-068	125.6	126.1	Felsic Volcanic 1	Central Pit	Mine Rock	--	--	--	--	--	--	1.9	--	--	0.45	38	--	20
A0963109	BR-068	131	131.5	Felsic Volcanic 1	Central Pit	Mine Rock	--	--	--	--	--	--	3.8	--	--	0.98	81	--	22
A0963110	BR-068	135	136	Felsic Volcanic 1	Central Pit	Mine Rock	--	--	--	--	--	--	1.6	--	--	0.27	22	--	14
A0963111	BR-068	140	141	Felsic Volcanic 1	Central Pit	Mine Rock	--	--	--	--	--	--	0.63	--	--	0.37	31	--	49
A0963112	BR-068	145	146	Felsic Volcanic 1	Central Pit	Mine Rock	--	--	<0.02	--	--	--	0.63	25	0.22	0.11	9.1	--	15
A0963113	BR-068	161.3	162.3	Felsic Volcanic 1	Central Pit	Mine Rock	--	--	--	--	--	--	1.3	--	--	0.093	7.7	--	6.2
A0963114	BR-068	165.6	166.5	Felsic Volcanic 1	Central Pit	Mine Rock	--	--	--	--	--	--	0.63	--	--	0.22	18	--	29
A0963115	BR-068	172.4	173.4	Felsic Volcanic 1	Central Pit	Mine Rock	--	--	--	--	--	--	2.2	--	--	0.11	8.9	--	4.1
A0963116	BR-068	309.4	309.9	Felsic Volcanic 1	Central Pit	Mine Rock	--	--	--	--	--	--	268	--	--	0.022	1.8	--	0.0068
A0963119	BR-068	324.25	325.25	Felsic Volcanic 1	Central Pit	Mine Rock	--	--	6.7	--	--	--	208	2.5	0.030	0.022	1.8	--	0.0087
A0963545	BR-172	30	31	Felsic Volcanic 1	Central Pit	Mine Rock	--	--	--	--	--	--	47	--	--	0.022	1.8	--	0.039
DX758102	BR-172	35	36	Felsic Volcanic 1	Central Pit	Mine Rock	--	--	--	--	--	--	39	--	--	0.13	11	--	0.28
DX758103	BR-172	40.2	40.7	Felsic Volcanic 2	Central Pit	Mine Rock	--	--	1.8	--	--	--	55	19	0.22	0.22	18	--	0.33
DX758104	BR-172	45.5	46.5	Felsic Volcanic 1	Central Pit	Mine Rock	--	--	--	--	--	--	32	--	--	0.20	17	--	0.53
DX758105	BR-172	51.5	52.2	Felsic Volcanic 1	Central Pit	Mine Rock	--	--	--	--	--	--	115	--	--	0.025	2.0	--	0.018
DX758106	BR-172	55.5	56.5	Felsic Volcanic 1	Central Pit	Mine Rock	--	--	--	--	--	--	137	--	--	0.022	1.8	--	0.013
DX758107	BR-172	60.5	61.5	Felsic Volcanic 1	Central Pit	Mine Rock	--	--	--	--	--	--	158	--	--	0.022	1.8	--	0.011
DX758108	BR-172	65.5	66.5	Felsic Volcanic 1	Central Pit	Ore-Grade	--	--	--	--	--	--	81	--	--	0.022	1.8	--	0.022
DX758109	BR-172	70.5	71.5	Felsic Volcanic 1	Central Pit	Mine Rock	--	--	--	--	--	--	103	--	--	0.027	2.3	--	0.022
DX758110	BR-172	75.5	76.7	Felsic Volcanic 1	Central Pit	Mine Rock	--	--	--	--	--	--	184	--	--	0.16	14	--	0.074
DX758111	BR-172	80.1	80.75	Felsic Volcanic 1	Central Pit	Ore-Grade	--	--	--	--	--	--	198	--	--	0.19	16	--	0.082
DX758112	BR-172	84.75	85.5	Felsic Volcanic 1	Central Pit	Ore-Grade	--	--	2.4	--	--	--	76	6.6	0.040	0.022	1.8	--	0.024
DX758113	BR-172	93.75	94.5	Felsic Volcanic 1	Central Pit	Ore-Grade	--	--	--	--	--	--	33	--	--	0.13	11	--	0.33
DX758114	BR-172	99.75	100.5	Felsic Volcanic 1	Central Pit	Mine Rock	--	--	--	--	--	--	42	--	--	0.23	19	--	0.45
DX758115	BR-172	126.8	127.7	Metasediment 2	Central Pit	Mine Rock	--	--	--	--	--	--	9.7	--	--	0.022	1.8	--	0.19
DX758116	BR-172	132	133.5	Metasediment 2	Central Pit	Mine Rock	--	--	--	--	--	--	8.4	--	--	0.033	2.7	--	0.32
DX758117	BR-172	139.5	141	Metasediment 2	Central Pit	Mine Rock	--	--	--	--	--	--	7.5	--	--	0.022	1.8	--	0.24
DX758118	BR-172	142.5	143.35	Metasediment 2	Central Pit	Mine Rock	--	--	0.28	--	--	--	8.8	9.8	0.050	0.022	1.8	--	0.21
DX758119	BR-172	146	147.5	Metasediment 2	Central Pit	Mine Rock	--	--	--	--	--	--	17	--	--	0.052	4.3	--	0.26

(1) Total S measured by Leco furnace; Sulphate S measured by HCl cold leach, Sulphide S calculated by difference (Total S - Sulphate S).

(2) Acid Potential calculated as 31.25*Sulphide S; Maximum Acid Potential calculated as 31.25*Total S or 31.25*ICP-S (aqua regia) if Total S by Leco was unavialable (see text).

(3) Neutralization Potential measured by Modified Sobeck Method.

(4) Total Carbon measured by Leco furance; TIC measured by HCl leach and Leco furnance; TIC as %C measured by HCl leach.

(5) Carbonate Neutralization Potential calculated from TIC.

(6) Neutralization Potential Ratio calculated as NP/AP; Carbonate Neutralization Potential Ratio calculated as CarbNP/MPA.

Classification as mine rock or ore-grade materials was based on gold content.

Table B-1. Acid Base Accounting Results

Sample ID	Drillhole ID	From	To	Lithology	Area	Class	Paste pH	Fizz Rating	Total S[1]	SO_4 S[1]	Sulphide S[1]	AP[2]	MPA[2]	NP[3]	Total C[4]	TIC[4]	CarbNP[5]	NPR[6]	CarbNPR[6]
		m	*m*				pH Units	n/a	%	%	%	kg CaCO3/t	kg CaCO3/t	kg CaCO3/t	%C	%C	kg CaCO3/t	NP/AP	CarbNP/MPA
DX758120	BR-172	152.6	153.15	Metasediment 2	Central Pit	Mine Rock	--	--	--	--	--	--	18	--	--	0.052	4.3	--	0.25
DX758121	BR-172	157.5	159	Felsic Volcanic 1	Central Pit	Mine Rock	--	--	--	--	--	--	21	--	--	0.074	6.1	--	0.29
DX758122	BR-172	169.5	170.8	Metasediment 3	Central Pit	Mine Rock	--	--	--	--	--	--	7.5	--	--	0.052	4.3	--	0.58
DX758123	BR-172	188.5	190	Metasediment 2	Central Pit	Mine Rock	--	--	--	--	--	--	30	--	--	0.025	2.0	--	0.069
DX758124	BR-172	245.4	246.6	Felsic Volcanic 1	Central Pit	Mine Rock	--	--	0.24	--	--	--	7.5	14	0.080	0.055	4.5	--	0.61
A0964076	BR-213	35.5	37	Felsic Volcanic 1	Central Pit	Mine Rock	--	--	--	--	--	--	225	--	--	0.033	2.7	--	0.012
A0964077	BR-213	40.5	41.5	Felsic Volcanic 1	Central Pit	Mine Rock	--	--	--	--	--	--	103	--	--	0.096	8.0	--	0.077
A0964078	BR-213	45.5	46.5	Felsic Volcanic 1	Central Pit	Mine Rock	--	--	--	--	--	--	62	--	--	0.14	12	--	0.2
A0964079	BR-213	51.5	52.5	Felsic Volcanic 1	Central Pit	Mine Rock	--	--	--	--	--	--	119	--	--	0.071	5.9	--	0.049
A0964080	BR-213	55.5	56.5	Felsic Volcanic 1	Central Pit	Mine Rock	--	--	3.8	--	--	--	120	10	0.090	0.060	5.0	--	0.042
A0964081	BR-213	60.5	61.5	Felsic Volcanic 1	Central Pit	Mine Rock	--	--	--	--	--	--	91	--	--	0.060	5.0	--	0.055
A0964082	BR-213	65.5	67	Felsic Volcanic 1	Central Pit	Mine Rock	--	--	--	--	--	--	78	--	--	0.052	4.3	--	0.055
A0964083	BR-213	71.5	72.5	Felsic Volcanic 1	Central Pit	Mine Rock	--	--	--	--	--	--	82	--	--	0.17	14	--	0.18
A0964084	BR-213	76	77	Felsic Volcanic 1	Central Pit	Mine Rock	--	--	--	--	--	--	57	--	--	0.19	15	--	0.27
A0964085	BR-213	80	81	Felsic Volcanic 1	Central Pit	Mine Rock	--	--	--	--	--	--	46	--	--	0.16	13	--	0.29
A0964086	BR-213	85	86	Felsic Volcanic 1	Central Pit	Mine Rock	--	--	--	--	--	--	72	--	--	0.14	12	--	0.16
A0964087	BR-213	90	91	Felsic Volcanic 1	Central Pit	Mine Rock	--	--	--	--	--	--	104	--	--	0.025	2.0	--	0.02
A0964088	BR-213	95	96	Felsic Volcanic 1	Central Pit	Mine Rock	--	--	--	--	--	--	121	--	--	0.027	2.3	--	0.019
A0964089	BR-213	102	103	Felsic Volcanic 1	Central Pit	Mine Rock	--	--	--	--	--	--	109	--	--	0.027	2.3	--	0.021
A0964090	BR-213	107	108	Felsic Volcanic 1	Central Pit	Mine Rock	--	--	7.4	--	--	--	231	4.2	0.050	0.022	1.8	--	0.0079
A0964091	BR-213	112	113	Felsic Volcanic 1	Central Pit	Mine Rock	--	--	--	--	--	--	89	--	--	0.10	8.6	--	0.097
A0964092	BR-213	117	118	Felsic Volcanic 1	Central Pit	Mine Rock	--	--	6.1	--	--	--	192	2.0	0.040	0.022	1.8	--	0.0095
A0964093	BR-213	119	120	Felsic Volcanic 1	Central Pit	Mine Rock	--	--	--	--	--	--	165	--	--	0.052	4.3	--	0.026
A0964094	BR-213	124	125	Felsic Volcanic 1	Central Pit	Mine Rock	--	--	--	--	--	--	110	--	--	0.027	2.3	--	0.021
A0964095	BR-213	130	131	Felsic Volcanic 1	Central Pit	Mine Rock	--	--	--	--	--	--	62	--	--	0.096	8.0	--	0.13
A0964096	BR-213	135	135.75	Felsic Volcanic 1	Central Pit	Mine Rock	--	--	--	--	--	--	63	--	--	0.24	20	--	0.32
A0964097	BR-213	140	140.5	Felsic Volcanic 1	Central Pit	Ore-Grade	--	--	2.3	--	--	--	71	16	0.13	0.10	8.6	--	0.12
A0964098	BR-213	145	146	Felsic Volcanic 1	Central Pit	Mine Rock	--	--	--	--	--	--	36	--	--	0.13	11	--	0.31
A0964099	BR-213	154	155	Felsic Volcanic 1	Central Pit	Mine Rock	--	--	--	--	--	--	85	--	--	0.068	5.7	--	0.067
A0964100	BR-213	159	160	Felsic Volcanic 1	Central Pit	Mine Rock	--	--	--	--	--	--	160	--	--	0.063	5.2	--	0.033
A0963801	BR-213	165	166	Felsic Volcanic 1	Central Pit	Mine Rock	--	--	--	--	--	--	124	--	--	0.022	1.8	--	0.015
A0963802	BR-213	170	171	Felsic Volcanic 1	Central Pit	Ore-Grade	--	--	--	--	--	--	104	--	--	0.20	17	--	0.16
A0963803	BR-213	174	174.5	Felsic Volcanic 1	Central Pit	Ore-Grade	--	--	--	--	--	--	48	--	--	0.17	14	--	0.29
A0963804	BR-213	179.5	180.5	Felsic Volcanic 2	Central Pit	Mine Rock	--	--	--	--	--	--	74	--	--	0.12	10.0	--	0.13
A0963805	BR-213	185.5	186.15	Quartz Sericite Schist	Central Pit	Ore-Grade	--	--	3.1	--	--	--	96	2.5	0.040	0.022	1.8	--	0.019
A0963806	BR-213	190.5	191.5	Felsic Volcanic 1	Central Pit	Mine Rock	--	--	--	--	--	--	98	--	--	0.093	7.7	--	0.079
A0963807	BR-213	201	202	Felsic Volcanic 1	Central Pit	Mine Rock	--	--	--	--	--	--	84	--	--	0.030	2.5	--	0.03
A0963808	BR-213	210	211	Felsic Volcanic 2	Central Pit	Mine Rock	--	--	--	--	--	--	73	--	--	0.041	3.4	--	0.046
A0963809	BR-213	216	217	Felsic Volcanic 1	Central Pit	Mine Rock	--	--	--	--	--	--	83	--	--	0.041	3.4	--	0.041
A0963810	BR-213	221.5	222.5	Felsic Volcanic 1	Central Pit	Ore-Grade	--	--	--	--	--	--	48	--	--	0.022	1.8	--	0.038
A0963811	BR-213	227.2	228	Felsic Volcanic 1	Central Pit	Mine Rock	--	--	--	--	--	--	91	--	--	0.096	8.0	--	0.088
A0963812	BR-213	243	244	Felsic Volcanic 2	Central Pit	Ore-Grade	--	--	5.0	--	--	--	155	30	0.32	0.29	24	--	0.16
A0963813	BR-213	247	248	Felsic Volcanic 1	Central Pit	Mine Rock	--	--	--	--	--	--	44	--	--	0.89	74	--	1.7
A0963814	BR-213	251	252	Felsic Volcanic 1	Central Pit	Mine Rock	--	--	--	--	--	--	51	--	--	1.00	83	--	1.6
A0963815	BR-213	259	260	Felsic Volcanic 1	Central Pit	Mine Rock	--	--	--	--	--	--	15	--	--	0.28	23	--	1.5
A0963816	BR-213	266.35	267.85	Metasediment 2	Central Pit	Mine Rock	--	--	2.2	--	--	--	69	20	0.17	0.13	11	--	0.16
A0963817	BR-213	274	275	Felsic Volcanic 2	Central Pit	Mine Rock	--	--	--	--	--	--	24	--	--	0.16	14	--	0.56
A0963818	BR-213	286.65	287.25	Felsic Volcanic 2	Central Pit	Ore-Grade	--	--	--	--	--	--	30	--	--	0.41	35	--	1.2
A0963819	BR-213	291.3	292.3	Felsic Volcanic 2	Central Pit	Mine Rock	--	--	--	--	--	--	28	--	--	0.27	23	--	0.83
A0963820	BR-213	297.3	298.5	Felsic Volcanic 2	Central Pit	Mine Rock	--	--	--	--	--	--	11	--	--	0.20	17	--	1.5
A0963821	BR-213	306.75	307.5	Metasediment 2	Central Pit	Mine Rock	--	--	--	--	--	--	19	--	--	0.044	3.6	--	0.19
A0963822	BR-213	314.5	315	Felsic Volcanic 1	Central Pit	Mine Rock	--	--	--	--	--	--	49	--	--	0.17	14	--	0.29
A0963823	BR-213	324.5	325.5	Metasediment 3	Central Pit	Mine Rock	--	--	--	--	--	--	6.6	--	--	0.022	1.8	--	0.28
A0963824	BR-213	328.5	330	Metasediment 2	Central Pit	Mine Rock	--	--	--	--	--	--	15	--	--	0.022	1.8	--	0.12
A0964859	BR-230	225	226	Felsic Volcanic 1	Central Pit	Mine Rock	--	--	--	--	--	--	135	--	--	0.022	1.8	--	0.013
A0964852	BR-230	231	232	Felsic Volcanic 1	Central Pit	Mine Rock	--	--	--	--	--	--	71	--	--	0.076	6.4	--	0.089
A0964853	BR-230	236.2	237	Felsic Volcanic 1	Central Pit	Mine Rock	--	--	2.1	--	--	--	65	5.8	0.030	0.025	2.0	--	0.031
A0964854	BR-230	241.05	241.75	Felsic Volcanic 2	Central Pit	Mine Rock	--	--	--	--	--	--	38	--	--	0.17	14	--	0.36
A0964855	BR-230	245.4	246.4	Felsic Volcanic 1	Central Pit	Mine Rock	--	--	--	--	--	--	45	--	--	0.057	4.8	--	0.11
A0964856	BR-230	255.5	256.3	Felsic Volcanic 1	Central Pit	Mine Rock	--	--	--	--	--	--	112	--	--	0.027	2.3	--	0.02

(1) Total S measured by Leco furnace; Sulphate S measured by HCl cold leach, Sulphide S calculated by difference (Total S - Sulphate S).

(2) Acid Potential calculated as 31.25*Sulphide S; Maximum Acid Potential calculated as 31.25*Total S or 31.25*ICP-S (aqua regia) if Total S by Leco was unavialable (see text).

(3) Neutralization Potential measured by Modified Sobeck Method.

(4) Total Carbon measured by Leco furance; TIC measured by HCl leach and Leco furnance; TIC as %C measured by HCl leach.

(5) Carbonate Neutralization Potential calculated from TIC.

(6) Neutralization Potential Ratio calculated as NP/AP; Carbonate Neutralization Potential Ratio calculated as CarbNP/MPA.

Classification as mine rock or ore-grade materials was based on gold content.

Table B-1. Acid Base Accounting Results

Sample ID	Drillhole ID	From	To	Lithology	Area	Class	Paste pH	Fizz Rating	Total S[1]	SO_4 S[1]	Sulphide S[1]	AP[2]	MPA[2]	NP[3]	Total C[4]	TIC[4]	CarbNP[5]	NPR[6]	CarbNPR[6]
		m	*m*				pH Units	n/a	%	%	%	kg CaCO3/t	kg CaCO3/t	kg CaCO3/t	%C	%C	kg CaCO3/t	NP/AP	CarbNP/MPA
A0964857	BR-230	260.6	262	Felsic Volcanic 1	Central Pit	Mine Rock	--	--	--	--	--	--	148	--	--	0.022	1.8	--	0.012
A0964858	BR-230	276.6	277.4	Felsic Volcanic 2	Central Pit	Mine Rock	--	--	7.5	--	--	--	234	34	0.35	0.31	26	--	0.11
A0963930	BR-231	35.5	36.5	Felsic Volcanic 1	Central Pit	Mine Rock	--	--	--	--	--	--	108	--	--	0.055	4.5	--	0.042
A0963938	BR-231	40.15	41	Felsic Volcanic 1	Central Pit	Mine Rock	--	--	--	--	--	--	168	--	--	0.041	3.4	--	0.02
A0963931	BR-231	43.5	44.5	Felsic Volcanic 1	Central Pit	Mine Rock	--	--	--	--	--	--	158	--	--	0.025	2.0	--	0.013
A0963932	BR-231	50	50.5	Felsic Volcanic 1	Central Pit	Mine Rock	--	--	2.6	--	--	--	82	7.3	0.040	0.025	2.0	--	0.025
A0963933	BR-231	57	57.9	Felsic Volcanic 1	Central Pit	Mine Rock	--	--	--	--	--	--	228	--	--	0.022	1.8	--	0.008
A0963934	BR-231	64.75	65.6	Felsic Volcanic 1	Central Pit	Mine Rock	--	--	--	--	--	--	98	--	--	0.076	6.4	--	0.065
A0963935	BR-231	68.4	68.9	Felsic Volcanic 1	Central Pit	Mine Rock	--	--	--	--	--	--	94	--	--	0.060	5.0	--	0.053
A0963936	BR-231	90	90.85	Felsic Volcanic 2	Central Pit	Mine Rock	--	--	1.3	--	--	--	42	22	0.26	0.20	17	--	0.41
A0963937	BR-231	96.5	97.5	Felsic Volcanic 1	Central Pit	Mine Rock	--	--	--	--	--	--	97	--	--	0.093	7.7	--	0.079
A0964028	BR-231	101.2	101.7	Felsic Volcanic 1	Central Pit	Mine Rock	--	--	--	--	--	--	67	--	--	0.19	16	--	0.24
A0964029	BR-231	109	110	Quartz Sericite Schist	Central Pit	Mine Rock	--	--	1.5	--	--	--	47	12	0.13	0.11	9.5	--	0.2
A0964030	BR-231	115.1	116.1	Quartz Sericite Schist	Central Pit	Mine Rock	--	--	--	--	--	--	89	--	--	0.022	1.8	--	0.02
A0964031	BR-231	119.85	120.85	Felsic Volcanic 1	Central Pit	Mine Rock	--	--	--	--	--	--	53	--	--	0.074	6.1	--	0.12
A0964032	BR-231	130.5	131.5	Felsic Volcanic 1	Central Pit	Mine Rock	--	--	--	--	--	--	88	--	--	0.022	1.8	--	0.021
A0964033	BR-231	143.5	145	Felsic Volcanic 1	Central Pit	Mine Rock	--	--	--	--	--	--	36	--	--	0.022	1.8	--	0.05
A0964034	BR-231	152.5	154	Felsic Volcanic 1	Central Pit	Mine Rock	--	--	2.2	--	--	--	70	5.8	0.030	0.022	1.8	--	0.026
A0964035	BR-231	159.9	160.6	Felsic Volcanic 1	Central Pit	Ore-Grade	--	--	--	--	--	--	96	--	--	0.65	54	--	0.56
A0964036	BR-231	163	163.7	Felsic Volcanic 1	Central Pit	Mine Rock	--	--	--	--	--	--	37	--	--	0.70	58	--	1.6
A0964037	BR-231	166.3	167	Felsic Volcanic 1	Central Pit	Mine Rock	--	--	--	--	--	--	147	--	--	0.11	9.1	--	0.062
A0964038	BR-231	168	169	Felsic Volcanic 1	Central Pit	Mine Rock	--	--	--	--	--	--	57	--	--	0.53	44	--	0.78
A0964039	BR-231	175	176	Felsic Volcanic 1	Central Pit	Mine Rock	--	--	--	--	--	--	37	--	--	0.41	34	--	0.93
A0964040	BR-231	180	180.8	Felsic Volcanic 2	Central Pit	Mine Rock	--	--	--	--	--	--	43	--	--	0.41	35	--	0.8
A0964041	BR-231	190.1	190.8	Felsic Volcanic 2	Central Pit	Mine Rock	--	--	--	--	--	--	33	--	--	0.29	25	--	0.74
A0964042	BR-231	195.5	196.5	Felsic Volcanic 2	Central Pit	Mine Rock	--	--	--	--	--	--	21	--	--	0.16	13	--	0.63
A0964043	BR-231	200.5	201.5	Felsic Volcanic 2	Central Pit	Mine Rock	--	--	0.33	--	--	--	10	12	0.15	0.13	11	--	1.0
A0964044	BR-231	206	206.85	Felsic Volcanic 2	Central Pit	Mine Rock	--	--	--	--	--	--	12	--	--	0.10	8.4	--	0.73
A0964045	BR-231	210.55	211.5	Metasediment 2	Central Pit	Mine Rock	--	--	--	--	--	--	18	--	--	0.20	16	--	0.93
A0964046	BR-231	214.9	215.4	Metasediment 2	Central Pit	Ore-Grade	--	--	--	--	--	--	60	--	--	0.25	21	--	0.34
A0964047	BR-231	224	224.7	Metasediment 2	Central Pit	Mine Rock	--	--	0.19	--	--	--	5.9	7.0	0.040	0.022	1.8	--	0.31
A0964048	BR-231	230	231	Metasediment 2	Central Pit	Mine Rock	--	--	--	--	--	--	11	--	--	0.025	2.0	--	0.18
A0964049	BR-231	249.5	251	Metasediment 3	Central Pit	Mine Rock	--	--	--	--	--	--	7.5	--	--	0.063	5.2	--	0.7
A0964050	BR-231	284.4	285	Felsic Volcanic 1	Central Pit	Mine Rock	--	--	--	--	--	--	33	--	--	0.022	1.8	--	0.055
A0963986	BR-316	52.6	53.7	Felsic Volcanic 1	Central Pit	Mine Rock	--	--	--	--	--	--	4.4	--	--	0.022	1.8	--	0.42
A0963987	BR-316	78.65	80.1	Felsic Fragmental	Central Pit	Mine Rock	--	--	--	--	--	--	5.9	--	--	0.030	2.5	--	0.42
A0963988	BR-316	85.35	86.85	Felsic Fragmental	Central Pit	Mine Rock	--	--	0.23	--	--	--	7.2	13	0.080	0.071	5.9	--	0.82
A0963989	BR-316	108.25	109.25	Felsic Volcanic 1	Central Pit	Mine Rock	--	--	--	--	--	--	8.4	--	--	0.022	1.8	--	0.22
A0963990	BR-316	110	111	Felsic Volcanic 1	Central Pit	Mine Rock	--	--	--	--	--	--	8.8	--	--	0.063	5.2	--	0.6
A0963991	BR-317	18	19	Metasediment 2	Central Pit	Mine Rock	--	--	--	--	--	--	18	--	--	0.079	6.6	--	0.38
A0963992	BR-317	24	25.5	Felsic Volcanic 1	Central Pit	Mine Rock	--	--	0.70	--	--	--	22	9.3	0.20	0.17	14	--	0.64
A0963993	BR-317	32.95	33.9	Metasediment 2	Central Pit	Mine Rock	--	--	--	--	--	--	7.5	--	--	0.046	3.9	--	0.52
A0963994	BR-317	36.1	36.9	Metasediment 3	Central Pit	Mine Rock	--	--	--	--	--	--	12	--	--	0.17	14	--	1.2
A0963995	BR-317	57	58	Felsic Volcanic 1	Central Pit	Mine Rock	--	--	0.31	--	--	--	9.7	10	0.10	0.063	5.2	--	0.54
A0963996	BR-317	60	60.5	Metasediment 3	Central Pit	Mine Rock	--	--	--	--	--	--	5.3	--	--	0.076	6.4	--	1.2
A0963997	BR-317	65.9	67.35	Felsic Volcanic 1	Central Pit	Mine Rock	--	--	--	--	--	--	7.8	--	--	0.022	1.8	--	0.23
A0963998	BR-317	68	69.25	Felsic Volcanic 1	Central Pit	Mine Rock	--	--	--	--	--	--	16	--	--	0.14	11	--	0.7
A0963999	BR-317	93.35	94.85	Metasediment 3	Central Pit	Mine Rock	--	--	--	--	--	--	6.3	--	--	0.068	5.7	--	0.91
A0964000	BR-317	97.2	98	Metasediment 3	Central Pit	Mine Rock	--	--	0.25	--	--	--	7.8	17	0.11	0.087	7.3	--	0.93
A0964872	BR-383	527.2	528.5	Felsic Volcanic 1	Central Pit	Mine Rock	--	--	--	--	--	--	118	--	--	0.12	9.8	--	0.083
A0964873	BR-383	535.5	536.5	Felsic Volcanic 1	Central Pit	Mine Rock	--	--	--	--	--	--	69	--	--	0.11	9.3	--	0.14
A0964874	BR-383	540.7	541.8	Felsic Volcanic 1	Central Pit	Mine Rock	--	--	3.9	--	--	--	122	4.7	0.070	0.022	1.8	--	0.015
A0964875	BR-383	544	544.9	Felsic Volcanic 1	Central Pit	Mine Rock	--	--	--	--	--	--	125	--	--	0.16	13	--	0.11
A0964876	BR-383	551.4	552.5	Felsic Volcanic 1	Central Pit	Mine Rock	--	--	--	--	--	--	84	--	--	0.096	8.0	--	0.095
A0964877	BR-383	556.9	558.25	Felsic Volcanic 1	Central Pit	Mine Rock	--	--	--	--	--	--	4.7	--	--	0.022	1.8	--	0.39
A0964878	BR-383	560.25	561.25	Felsic Volcanic 1	Central Pit	Mine Rock	--	--	2.6	--	--	--	82	11	0.13	0.11	9.1	--	0.11
A0964879	BR-383	566.25	567.25	Felsic Volcanic 1	Central Pit	Mine Rock	--	--	--	--	--	--	69	--	--	0.022	1.8	--	0.026
A0964880	BR-383	572.3	573.4	Felsic Volcanic 1	Central Pit	Mine Rock	--	--	--	--	--	--	43	--	--	0.23	19	--	0.44
A0964881	BR-383	576.5	577.5	Felsic Volcanic 1	Central Pit	Mine Rock	--	--	--	--	--	--	83	--	--	0.046	3.9	--	0.046
A0964882	BR-383	581.4	582.55	Felsic Volcanic 1	Central Pit	Mine Rock	--	--	--	--	--	--	72	--	--	0.16	13	--	0.18

(1) Total S measured by Leco furnace; Sulphate S measured by HCl cold leach, Sulphide S calculated by difference (Total S - Sulphate S).

(2) Acid Potential calculated as 31.25*Sulphide S; Maximum Acid Potential calculated as 31.25*Total S or 31.25*ICP-S (aqua regia) if Total S by Leco was unavialable (see text).

(3) Neutralization Potential measured by Modified Sobeck Method.

(4) Total Carbon measured by Leco furance; TIC measured by HCl leach and Leco furnance; TIC as %C measured by HCl leach.

(5) Carbonate Neutralization Potential calculated from TIC.

(6) Neutralization Potential Ratio calculated as NP/AP; Carbonate Neutralization Potential Ratio calculated as CarbNP/MPA.

Classification as mine rock or ore-grade materials was based on gold content.

Table B-1. Acid Base Accounting Results

Sample ID	Drillhole ID	From	To	Lithology	Area	Class	Paste pH	Fizz Rating	Total S[1]	SO_4 S[1]	Sulphide S[1]	AP[2]	MPA[2]	NP[3]	Total C[4]	TIC[4]	CarbNP[5]	NPR[6]	CarbNPR[6]
		m	*m*				pH Units	n/a	%	%	%	kg CaCO3/t	kg CaCO3/t	kg CaCO3/t	%C	%C	kg CaCO3/t	NP/AP	CarbNP/MPA
A0964634	DL-064	20.4	21.4	Felsic Volcanic 1	Central Pit	Mine Rock	--	--	--	--	--	--	6.6	--	--	0.022	1.8	--	0.28
A0964635	DL-064	57.65	59.15	Felsic Fragmental	Central Pit	Mine Rock	--	--	0.37	--	--	--	12	8.5	0.030	0.022	1.8	--	0.16
A0964636	DL-064	71.35	72.85	Felsic Volcanic 2	Central Pit	Mine Rock	--	--	--	--	--	--	19	--	--	0.17	14	--	0.72
A0964637	DL-064	96	97.5	Felsic Volcanic 1	Central Pit	Mine Rock	--	--	--	--	--	--	11	--	--	0.16	13	--	1.2
A0963003	BR-067	45	46.5	Felsic Volcanic 1	Central Pit	Mine Rock	--	--	--	--	--	--	4.1	--	--	0.21	17	--	4.3
A0963004	BR-067	64.5	66	Felsic Volcanic 1	Central Pit	Mine Rock	--	--	<0.02	--	--	--	0.63	16	0.13	0.13	10	--	17
A0963005	BR-067	84	85.5	Felsic Volcanic 1	Central Pit	Mine Rock	--	--	--	--	--	--	0.63	--	--	0.28	24	--	38
A0963006	BR-067	93	94.5	Metasediment 2	Central Pit	Mine Rock	--	--	--	--	--	--	8.8	--	--	0.53	44	--	5.0
A0963007	BR-067	96	97.5	Metasediment 2	Central Pit	Mine Rock	--	--	--	--	--	--	5.0	--	--	0.046	3.9	--	0.77
A0963008	BR-067	100.9	102	Fragmental 1	Central Pit	Mine Rock	--	--	--	--	--	--	14	--	--	0.052	4.3	--	0.31
A0963009	BR-067	106.5	108	Fragmental 1	Central Pit	Mine Rock	--	--	0.10	--	--	--	3.1	17	0.12	0.098	8.2	--	2.6
A0963010	BR-067	112.5	114	Fragmental 1	Central Pit	Mine Rock	--	--	--	--	--	--	7.8	--	--	0.022	1.8	--	0.23
A0963011	BR-067	117	118.5	Fragmental 1	Central Pit	Mine Rock	--	--	--	--	--	--	21	--	--	0.044	3.6	--	0.18
A0963012	BR-067	122.5	123.4	Metasediment 2	Central Pit	Mine Rock	--	--	--	--	--	--	9.4	--	--	0.23	19	--	2.1
A0963013	BR-067	127.5	129	Felsic Volcanic 1	Central Pit	Mine Rock	--	--	--	--	--	--	13	--	--	0.14	12	--	0.86
A0963014	BR-067	133.5	135	Felsic Volcanic 1	Central Pit	Mine Rock	--	--	--	--	--	--	12	--	--	0.26	22	--	1.8
A0963015	BR-067	139.5	141	Felsic Volcanic 1	Central Pit	Mine Rock	--	--	--	--	--	--	17	--	--	0.24	20	--	1.2
A0963016	BR-067	157.5	159	Metasediment 2	Central Pit	Mine Rock	--	--	0.55	--	--	--	17	9.7	0.060	0.030	2.5	--	0.15
A0963017	BR-067	165	166.5	Felsic Volcanic 1	Central Pit	Mine Rock	--	--	--	--	--	--	28	--	--	0.22	18	--	0.66
A0963018	BR-067	171	172	Felsic Volcanic 1	Central Pit	Mine Rock	--	--	--	--	--	--	23	--	--	0.22	18	--	0.81
A0963019	BR-067	174.6	175.6	Felsic Volcanic 1	Central Pit	Mine Rock	--	--	--	--	--	--	93	--	--	0.038	3.2	--	0.034
A0963020	BR-067	180.6	181.6	Felsic Volcanic 1	Central Pit	Mine Rock	--	--	--	--	--	--	85	--	--	0.057	4.8	--	0.056
A0963021	BR-067	187.6	188.6	Felsic Volcanic 1	Central Pit	Mine Rock	--	--	--	--	--	--	85	--	--	0.098	8.2	--	0.097
A0963022	BR-067	191.4	192.3	Felsic Volcanic 1	Central Pit	Mine Rock	--	--	--	--	--	--	92	--	--	0.14	12	--	0.13
A0963023	BR-067	196.2	196.8	Felsic Volcanic 1	Central Pit	Mine Rock	--	--	--	--	--	--	82	--	--	0.049	4.1	--	0.05
A0963024	BR-067	197.05	198	Felsic Volcanic 1	Central Pit	Mine Rock	--	--	3.2	--	--	--	100	8.7	0.070	0.055	4.5	--	0.045
A0963025	BR-067	209.8	210.8	Felsic Volcanic 1	Central Pit	Mine Rock	--	--	--	--	--	--	113	--	--	0.022	1.8	--	0.016
A0963026	BR-067	214.9	216	Felsic Volcanic 1	Central Pit	Mine Rock	--	--	--	--	--	--	110	--	--	0.022	1.8	--	0.017
A0963027	BR-067	225.8	226.8	Felsic Volcanic 1	Central Pit	Mine Rock	--	--	--	--	--	--	224	--	--	0.022	1.8	--	0.0081
A0963028	BR-067	229	230	Felsic Volcanic 1	Central Pit	Mine Rock	--	--	--	--	--	--	149	--	--	0.022	1.8	--	0.012
A0963029	BR-067	236	237	Felsic Volcanic 1	Central Pit	Mine Rock	--	--	--	--	--	--	119	--	--	0.025	2.0	--	0.017
A0963030	BR-067	240	241	Felsic Volcanic 1	Central Pit	Mine Rock	--	--	--	--	--	--	139	--	--	0.057	4.8	--	0.034
A0963031	BR-067	245	246	Felsic Volcanic 1	Central Pit	Mine Rock	--	--	--	--	--	--	139	--	--	0.055	4.5	--	0.033
A0963032	BR-067	248	249	Felsic Volcanic 1	Central Pit	Mine Rock	--	--	6.2	--	--	--	193	4.3	0.040	0.022	1.8	--	0.0094
A0963033	BR-067	253	254	Felsic Volcanic 1	Central Pit	Mine Rock	--	--	--	--	--	--	149	--	--	0.022	1.8	--	0.012
A0963034	BR-067	260	261	Felsic Volcanic 1	Central Pit	Mine Rock	--	--	--	--	--	--	40	--	--	0.15	12	--	0.31
A0963035	BR-067	268	269	Felsic Volcanic 1	Central Pit	Mine Rock	--	--	--	--	--	--	133	--	--	0.033	2.7	--	0.02
A0963036	BR-067	275	276	Felsic Volcanic 1	Central Pit	Mine Rock	--	--	--	--	--	--	42	--	--	0.14	12	--	0.28
A0963037	BR-067	280.5	282	Felsic Volcanic 1	Central Pit	Mine Rock	--	--	--	--	--	--	143	--	--	0.085	7.0	--	0.049
A0963038	BR-067	291	292	Felsic Volcanic 1	Central Pit	Mine Rock	--	--	--	--	--	--	53	--	--	0.068	5.7	--	0.11
A0963044	BR-067	298	299	Felsic Volcanic 1	Central Pit	Mine Rock	--	--	3.1	--	--	--	97	5.0	0.050	0.030	2.5	--	0.026
A0963039	BR-067	303	304	Felsic Volcanic 1	Central Pit	Mine Rock	--	--	2.3	--	--	--	70	10	0.060	0.046	3.9	--	0.055
A0964703	BR-067	311	311.5	Felsic Volcanic 1	Central Pit	Mine Rock	--	--	--	--	--	--	71	--	--	0.13	11	--	0.15
A0964704	BR-067	326	327	Felsic Volcanic 1	Central Pit	Ore-Grade	--	--	--	--	--	--	57	--	--	0.52	43	--	0.76
A0964705	BR-067	331	332	Felsic Volcanic 2	Central Pit	Mine Rock	--	--	--	--	--	--	40	--	--	0.80	66	--	1.7
A0963040	BR-067	360	361	Felsic Volcanic 1	Central Pit	Mine Rock	--	--	--	--	--	--	25	--	--	0.37	31	--	1.2
A0963041	BR-067	370	371	Felsic Volcanic 1	Central Pit	Mine Rock	--	--	--	--	--	--	9.1	--	--	0.30	25	--	2.7
A0963042	BR-067	383	384	Felsic Volcanic 1	Central Pit	Mine Rock	--	--	0.38	--	--	--	12	33	0.33	0.32	27	--	2.3
A0963043	BR-067	411	412	Felsic Volcanic 1	Central Pit	Mine Rock	--	--	--	--	--	--	2.2	--	--	0.42	35	--	16
A0963369	BR-118	38.1	39	Felsic Volcanic 1	Central Pit	Mine Rock	--	--	--	--	--	--	78	--	--	0.022	1.8	--	0.023
A0963370	BR-118	49	50	Felsic Volcanic 1	Central Pit	Mine Rock	--	--	--	--	--	--	120	--	--	0.022	1.8	--	0.015
A0963371	BR-118	69.9	70.9	Felsic Volcanic 1	Central Pit	Ore-Grade	--	--	--	--	--	--	101	--	--	0.022	1.8	--	0.018
A0963372	BR-118	87.7	88.7	Felsic Volcanic 1	Central Pit	Mine Rock	--	--	1.9	--	--	--	59	1.8	0.030	0.022	1.8	--	0.031
A0963374	BR-118	108.4	109.4	Felsic Volcanic	Central Pit	Mine Rock	--	--	--	--	--	--	107	--	--	0.022	1.8	--	0.017
A0963375	BR-118	113.3	114.3	Felsic Volcanic	Central Pit	Mine Rock	--	--	--	--	--	--	54	--	--	0.022	1.8	--	0.034
A0963376	BR-118	118.3	119.4	Felsic Volcanic	Central Pit	Mine Rock	--	--	5.3	--	--	--	166	13	0.16	0.13	11	--	0.066
A0963377	BR-118	123.4	124.15	Felsic Volcanic	Central Pit	Mine Rock	--	--	--	--	--	--	40	--	--	0.022	1.8	--	0.046
A0963378	BR-118	128.15	129.15	Felsic Volcanic	Central Pit	Mine Rock	--	--	--	--	--	--	33	--	--	0.022	1.8	--	0.054
A0963373	BR-118	133.15	134.15	Felsic Volcanic 1	Central Pit	Ore-Grade	--	--	8.0	--	--	--	250	3.7	0.040	0.022	1.8	--	0.0073
A0963379	BR-118	138	139	Felsic Volcanic 1	Central Pit	Mine Rock	--	--	--	--	--	--	46	--	--	0.022	1.8	--	0.039

(1) Total S measured by Leco furnace; Sulphate S measured by HCl cold leach, Sulphide S calculated by difference (Total S - Sulphate S).

(2) Acid Potential calculated as 31.25*Sulphide S; Maximum Acid Potential calculated as 31.25*Total S or 31.25*ICP-S (aqua regia) if Total S by Leco was unavialable (see text).

(3) Neutralization Potential measured by Modified Sobeck Method.

(4) Total Carbon measured by Leco furance; TIC measured by HCl leach and Leco furnance; TIC as %C measured by HCl leach.

(5) Carbonate Neutralization Potential calculated from TIC.

(6) Neutralization Potential Ratio calculated as NP/AP; Carbonate Neutralization Potential Ratio calculated as CarbNP/MPA.

Classification as mine rock or ore-grade materials was based on gold content.

Table B-1. Acid Base Accounting Results

Sample ID	Drillhole ID	From	To	Lithology	Area	Class	Paste pH	Fizz Rating	Total S[1]	SO_4 S[1]	Sulphide S[1]	AP[2]	MPA[2]	NP[3]	Total C[4]	TIC[4]	CarbNP[5]	NPR[6]	CarbNPR[6]
		m	*m*				pH Units	n/a	%	%	%	kg CaCO3/t	kg CaCO3/t	kg CaCO3/t	%C	%C	kg CaCO3/t	NP/AP	CarbNP/MPA
A0963380	BR-118	143.2	144	Metasediment 2	Central Pit	Mine Rock	--	--	--	--	--	--	109	--	--	0.025	2.0	--	0.019
A0963381	BR-118	148	149	Metasediment 2	Central Pit	Mine Rock	--	--	5.5	--	--	--	172	57	0.57	0.58	48	--	0.28
A0963382	BR-118	152	153	Metasediment 2	Central Pit	Mine Rock	--	--	--	--	--	--	63	--	--	0.25	21	--	0.33
A0962895	BR-140	177.6	178.6	Felsic Volcanic 1	Central Pit	Ore-Grade	--	--	--	--	--	--	66	--	--	0.057	4.8	--	0.072
A0962896	BR-140	183	184	Felsic Volcanic	Central Pit	Mine Rock	--	--	2.8	--	--	--	89	4.0	0.060	0.033	2.7	--	0.031
A0962897	BR-140	188	189	Felsic Volcanic	Central Pit	Mine Rock	--	--	--	--	--	--	66	--	--	0.027	2.3	--	0.035
A0962898	BR-140	193.4	194.4	Felsic Volcanic	Central Pit	Mine Rock	--	--	--	--	--	--	64	--	--	0.033	2.7	--	0.042
A0962899	BR-140	198	199	Felsic Volcanic 1	Central Pit	Mine Rock	--	--	--	--	--	--	68	--	--	0.035	3.0	--	0.043
A0962705	BR-140	204	205	Felsic Volcanic 1	Central Pit	Mine Rock	--	--	--	--	--	--	196	--	--	0.022	1.8	--	0.0093
A0962900	BR-140	209	210	Felsic Volcanic	Central Pit	Mine Rock	--	--	--	--	--	--	89	--	--	0.022	1.8	--	0.02
A0962701	BR-140	214	215	Felsic Volcanic	Central Pit	Mine Rock	--	--	--	--	--	--	119	--	--	0.022	1.8	--	0.015
A0962702	BR-140	219	220	Metasediment 2	Central Pit	Ore-Grade	--	--	3.5	--	--	--	108	7.9	0.030	0.022	1.8	--	0.017
A0962703	BR-140	224.6	225.5	Felsic Volcanic 1	Central Pit	Ore-Grade	--	--	--	--	--	--	80	--	--	0.071	5.9	--	0.074
A0962704	BR-140	229	229.5	Felsic Volcanic 1	Central Pit	Ore-Grade	--	--	--	--	--	--	64	--	--	0.16	13	--	0.21
A0963674	BR-141	33	34	Felsic Volcanic 1	Central Pit	Mine Rock	--	--	--	--	--	--	15	--	--	0.23	19	--	1.3
A0963675	BR-141	45	46	Felsic Volcanic 1	Central Pit	Mine Rock	--	--	--	--	--	--	48	--	--	0.23	19	--	0.4
A0963676	BR-141	52.5	54	Felsic Volcanic 1	Central Pit	Mine Rock	--	--	2.2	--	--	--	67	26	0.27	0.28	23	--	0.35
A0963677	BR-141	59	60	Felsic Volcanic 1	Central Pit	Mine Rock	--	--	--	--	--	--	75	--	--	0.060	5.0	--	0.067
A0963678	BR-141	65.4	66	Felsic Volcanic 1	Central Pit	Mine Rock	--	--	--	--	--	--	37	--	--	0.076	6.4	--	0.17
A0963679	BR-141	69.85	71	Felsic Volcanic 1	Central Pit	Mine Rock	--	--	--	--	--	--	74	--	--	0.046	3.9	--	0.052
A0963680	BR-141	74	75	Felsic Volcanic 1	Central Pit	Mine Rock	--	--	--	--	--	--	60	--	--	0.022	1.8	--	0.03
A0963681	BR-141	79	80	Felsic Volcanic 1	Central Pit	Mine Rock	--	--	--	--	--	--	52	--	--	0.079	6.6	--	0.13
A0963682	BR-141	84.6	85.6	Felsic Volcanic 1	Central Pit	Mine Rock	--	--	--	--	--	--	68	--	--	0.027	2.3	--	0.033
A0963683	BR-141	90	91	Felsic Volcanic 1	Central Pit	Mine Rock	--	--	--	--	--	--	84	--	--	0.041	3.4	--	0.041
A0963684	BR-141	95	96	Felsic Volcanic 1	Central Pit	Mine Rock	--	--	3.3	--	--	--	102	28	0.25	0.22	18	--	0.18
A0963685	BR-141	100	101	Felsic Volcanic 1	Central Pit	Mine Rock	--	--	--	--	--	--	88	--	--	0.022	1.8	--	0.021
A0963686	BR-141	104.5	105.5	Felsic Volcanic 1	Central Pit	Mine Rock	--	--	--	--	--	--	206	--	--	0.022	1.8	--	0.0088
A0963687	BR-141	111	112	Felsic Volcanic 1	Central Pit	Mine Rock	--	--	--	--	--	--	90	--	--	0.071	5.9	--	0.066
A0963688	BR-141	115	116	Felsic Volcanic 1	Central Pit	Mine Rock	--	--	--	--	--	--	103	--	--	0.055	4.5	--	0.044
A0963689	BR-141	122	123	Felsic Volcanic 1	Central Pit	Mine Rock	--	--	--	--	--	--	90	--	--	0.085	7.0	--	0.078
A0963690	BR-141	129	130	Felsic Volcanic 1	Central Pit	Mine Rock	--	--	--	--	--	--	68	--	--	0.090	7.5	--	0.11
A0963691	BR-141	134	134.85	Felsic Volcanic 1	Central Pit	Mine Rock	--	--	--	--	--	--	64	--	--	0.090	7.5	--	0.12
A0963692	BR-141	141	142	Felsic Volcanic 1	Central Pit	Mine Rock	--	--	--	--	--	--	73	--	--	0.096	8.0	--	0.11
A0963693	BR-141	146	147	Felsic Volcanic 1	Central Pit	Mine Rock	--	--	4.3	--	--	--	136	17	0.17	0.13	11	--	0.082
A0963694	BR-141	181	182	Felsic Volcanic 1	Central Pit	Mine Rock	--	--	--	--	--	--	179	--	--	0.090	7.5	--	0.042
A0963695	BR-141	186	187	Felsic Volcanic 1	Central Pit	Mine Rock	--	--	--	--	--	--	218	--	--	0.022	1.8	--	0.0083
A0963696	BR-141	193	194	Felsic Volcanic 1	Central Pit	Mine Rock	--	--	--	--	--	--	105	--	--	0.046	3.9	--	0.037
A0963697	BR-141	199.5	200.5	Felsic Volcanic 1	Central Pit	Ore-Grade	--	--	--	--	--	--	183	--	--	0.065	5.5	--	0.03
A0963698	BR-141	206	207	Felsic Volcanic 1	Central Pit	Ore-Grade	--	--	4.9	--	--	--	152	5.9	0.050	0.033	2.7	--	0.018
A0963699	BR-141	213	214	Felsic Volcanic 1	Central Pit	Ore-Grade	--	--	--	--	--	--	208	--	--	0.022	1.8	--	0.0087
A0963700	BR-141	219.5	220	Felsic Volcanic 1	Central Pit	Mine Rock	--	--	--	--	--	--	164	--	--	0.041	3.4	--	0.021
DX758001	BR-141	227	228	Felsic Volcanic 1	Central Pit	Mine Rock	--	--	--	--	--	--	116	--	--	0.022	1.8	--	0.016
DX758002	BR-141	232	233	Felsic Volcanic 1	Central Pit	Ore-Grade	--	--	--	--	--	--	84	--	--	0.11	9.1	--	0.11
DX758003	BR-141	258	259	Felsic Volcanic 1	Central Pit	Mine Rock	--	--	--	--	--	--	47	--	--	0.041	3.4	--	0.073
DX758004	BR-141	262	263	Felsic Volcanic 1	Central Pit	Mine Rock	--	--	3.0	--	--	--	95	<0.5	0.040	0.022	1.8	--	0.019
DX758005	BR-141	267	268	Felsic Volcanic 1	Central Pit	Mine Rock	--	--	--	--	--	--	78	--	--	0.022	1.8	--	0.023
DX758251	BR-141	272	273	Felsic Volcanic 1	Central Pit	Mine Rock	--	--	--	--	--	--	143	--	--	0.074	6.1	--	0.043
DX758006	BR-141	283.8	284.5	Felsic Volcanic 1	Central Pit	Ore-Grade	--	--	--	--	--	--	225	--	--	0.13	10	--	0.046
A0962707	BR-141	291	292	Felsic Volcanic 1	Central Pit	Ore-Grade	--	--	--	--	--	--	60	--	--	0.26	22	--	0.37
A0962706	BR-141	295	296	Felsic Volcanic 1	Central Pit	Ore-Grade	--	--	4.0	--	--	--	125	6.7	0.080	0.046	3.9	--	0.031
A0964101	BR-142	24.65	25.5	Felsic Volcanic 1	Central Pit	Mine Rock	--	--	--	--	--	--	272	--	--	0.022	1.8	--	0.0067
A0964102	BR-142	29.5	30.5	Felsic Volcanic 1	Central Pit	Mine Rock	--	--	--	--	--	--	170	--	--	0.022	1.8	--	0.011
A0964103	BR-142	35.5	36.5	Felsic Volcanic 1	Central Pit	Mine Rock	--	--	--	--	--	--	51	--	--	0.15	12	--	0.24
A0964104	BR-142	45.25	46	Felsic Volcanic 1	Central Pit	Mine Rock	--	--	6.1	--	--	--	191	4.2	0.060	0.027	2.3	--	0.012
A0964105	BR-142	48	49	Felsic Volcanic 1	Central Pit	Mine Rock	--	--	--	--	--	--	100	--	--	0.033	2.7	--	0.027
A0964106	BR-142	50	51	Felsic Volcanic 1	Central Pit	Mine Rock	--	--	--	--	--	--	93	--	--	0.046	3.9	--	0.042
A0964107	BR-142	54	55	Felsic Volcanic 1	Central Pit	Mine Rock	--	--	--	--	--	--	89	--	--	0.022	1.8	--	0.02
A0964108	BR-142	60	61	Felsic Volcanic 1	Central Pit	Mine Rock	--	--	--	--	--	--	114	--	--	0.041	3.4	--	0.03
A0964109	BR-142	65	66	Felsic Volcanic 1	Central Pit	Mine Rock	--	--	--	--	--	--	99	--	--	0.022	1.8	--	0.018
A0964110	BR-142	75	76	Felsic Volcanic 1	Central Pit	Mine Rock	--	--	--	--	--	--	108	--	--	0.038	3.2	--	0.03

(1) Total S measured by Leco furnace; Sulphate S measured by HCl cold leach, Sulphide S calculated by difference (Total S - Sulphate S).

(2) Acid Potential calculated as 31.25*Sulphide S; Maximum Acid Potential calculated as 31.25*Total S or 31.25*ICP-S (aqua regia) if Total S by Leco was unavialable (see text).

(3) Neutralization Potential measured by Modified Sobeck Method.

(4) Total Carbon measured by Leco furance; TIC measured by HCl leach and Leco furnance; TIC as %C measured by HCl leach.

(5) Carbonate Neutralization Potential calculated from TIC.

(6) Neutralization Potential Ratio calculated as NP/AP; Carbonate Neutralization Potential Ratio calculated as CarbNP/MPA.

Classification as mine rock or ore-grade materials was based on gold content.

Table B-1. Acid Base Accounting Results

Sample ID	Drillhole ID	From	To	Lithology	Area	Class	Paste pH	Fizz Rating	Total S[1]	SO_4 S[1]	Sulphide S[1]	AP[2]	MPA[2]	NP[3]	Total C[4]	TIC[4]	CarbNP[5]	NPR[6]	CarbNPR[6]
		m	*m*				pH Units	n/a	%	%	%	kg CaCO3/t	kg CaCO3/t	kg CaCO3/t	%C	%C	kg CaCO3/t	NP/AP	CarbNP/MPA
A0964111	BR-142	81	82	Felsic Volcanic 1	Central Pit	Mine Rock	--	--	--	--	--	--	127	--	--	0.090	7.5	--	0.059
A0964112	BR-142	85	86	Felsic Volcanic 1	Central Pit	Mine Rock	--	--	--	--	--	--	70	--	--	0.15	12	--	0.18
A0964113	BR-142	90.5	91.5	Felsic Volcanic 1	Central Pit	Mine Rock	--	--	--	--	--	--	101	--	--	0.096	8.0	--	0.079
A0964114	BR-142	96.5	97.5	Felsic Volcanic 1	Central Pit	Mine Rock	--	--	--	--	--	--	53	--	--	0.15	12	--	0.23
A0964115	BR-142	105.5	106.5	Felsic Volcanic 1	Central Pit	Mine Rock	--	--	--	--	--	--	35	--	--	0.19	16	--	0.45
A0964116	BR-142	112.75	113.5	Felsic Volcanic 1	Central Pit	Mine Rock	--	--	7.3	--	--	--	227	3.6	0.050	0.022	1.8	--	0.008
A0964117	BR-142	120	121	Felsic Volcanic 1	Central Pit	Mine Rock	--	--	--	--	--	--	57	--	--	0.21	17	--	0.31
A0964118	BR-142	136.75	137.25	Felsic Volcanic 1	Central Pit	Ore-Grade	--	--	--	--	--	--	64	--	--	0.18	15	--	0.23
A0964119	BR-142	142.25	143	Felsic Volcanic 1	Central Pit	Mine Rock	--	--	--	--	--	--	126	--	--	0.022	1.8	--	0.014
A0964120	BR-142	156.5	157.5	Felsic Volcanic 1	Central Pit	Mine Rock	--	--	--	--	--	--	57	--	--	0.068	5.7	--	0.099
A0964121	BR-142	161.5	162.5	Felsic Volcanic 1	Central Pit	Mine Rock	--	--	--	--	--	--	63	--	--	0.052	4.3	--	0.069
A0964122	BR-142	170.85	171.35	Felsic Volcanic 1	Central Pit	Ore-Grade	--	--	1.6	--	--	--	49	24	0.26	0.25	21	--	0.42
A0964123	BR-142	173.85	174.5	Felsic Volcanic 1	Central Pit	Mine Rock	--	--	--	--	--	--	48	--	--	0.057	4.8	--	0.099
A0964124	BR-142	178.5	179.5	Felsic Volcanic 1	Central Pit	Mine Rock	--	--	--	--	--	--	37	--	--	0.085	7.0	--	0.19
A0964125	BR-142	183	184	Felsic Volcanic 1	Central Pit	Mine Rock	--	--	--	--	--	--	41	--	--	0.46	38	--	0.94
A0964126	BR-142	190.5	191	Felsic Volcanic 1	Central Pit	Mine Rock	--	--	--	--	--	--	28	--	--	0.19	16	--	0.58
A0964127	BR-142	196	197	Felsic Volcanic 1	Central Pit	Mine Rock	--	--	--	--	--	--	39	--	--	0.057	4.8	--	0.12
A0964128	BR-142	201	202	Felsic Volcanic 1	Central Pit	Mine Rock	--	--	1.5	--	--	--	47	14	0.14	0.12	10	--	0.22
A0964129	BR-142	211	212	Felsic Volcanic 1	Central Pit	Mine Rock	--	--	--	--	--	--	75	--	--	0.55	45	--	0.61
A0964130	BR-142	217.5	218.25	Felsic Volcanic 2	Central Pit	Ore-Grade	--	--	--	--	--	--	40	--	--	0.11	8.9	--	0.22
A0964131	BR-142	223	223.95	Felsic Volcanic 1	Central Pit	Mine Rock	--	--	--	--	--	--	25	--	--	0.50	41	--	1.7
A0964132	BR-142	231	232	Felsic Volcanic 2	Central Pit	Ore-Grade	--	--	--	--	--	--	29	--	--	0.56	46	--	1.6
A0964133	BR-142	236	236.75	Felsic Volcanic 2	Central Pit	Ore-Grade	--	--	--	--	--	--	21	--	--	0.39	33	--	1.5
A0964134	BR-142	240	241	Felsic Volcanic 2	Central Pit	Mine Rock	--	--	--	--	--	--	20	--	--	0.57	48	--	2.4
A0964135	BR-142	245	246	Felsic Volcanic 2	Central Pit	Mine Rock	--	--	0.65	--	--	--	20	43	0.46	0.45	38	--	1.9
A0964136	BR-142	250.5	251	Felsic Volcanic 1	Central Pit	Mine Rock	--	--	--	--	--	--	13	--	--	0.35	29	--	2.2
A0964137	BR-142	264	264.7	Felsic Volcanic 1	Central Pit	Mine Rock	--	--	--	--	--	--	26	--	--	0.27	22	--	0.87
A0964138	BR-142	279.5	280.5	Felsic Volcanic 2	Central Pit	Mine Rock	--	--	--	--	--	--	30	--	--	0.15	13	--	0.42
A0964139	BR-142	285	286	Felsic Volcanic 2	Central Pit	Mine Rock	--	--	--	--	--	--	37	--	--	0.22	18	--	0.48
A0964140	BR-142	307	308	Felsic Volcanic 1	Central Pit	Mine Rock	--	--	--	--	--	--	21	--	--	0.28	23	--	1.1
A0964141	BR-142	317	318	Metasediment 2	Central Pit	Mine Rock	--	--	0.55	--	--	--	17	9.2	0.040	0.022	1.8	--	0.11
A0964142	BR-142	324.8	325.75	Metasediment 2	Central Pit	Mine Rock	--	--	--	--	--	--	18	--	--	0.030	2.5	--	0.14
DX758125	BR-173	18.5	19.5	Quartz Sericite Schist	Central Pit	Mine Rock	--	--	0.25	--	--	--	7.8	3.0	0.060	0.038	3.2	--	0.41
DX758126	BR-173	23.5	24	Felsic Volcanic 1	Central Pit	Mine Rock	--	--	--	--	--	--	0.63	--	--	0.076	6.4	--	10
A0964260	BR-176	25.5	27	Felsic Volcanic 1	Central Pit	Mine Rock	--	--	--	--	--	--	7.2	--	--	0.17	14	--	2.0
A0964261	BR-176	29	30.5	Felsic Volcanic 1	Central Pit	Mine Rock	--	--	--	--	--	--	9.7	--	--	0.14	12	--	1.2
A0964262	BR-176	35.8	37.3	Felsic Volcanic 1	Central Pit	Mine Rock	--	--	0.060	--	--	--	1.9	20	0.20	0.19	16	--	8.6
A0964264	BR-176	38.8	40.3	Felsic Volcanic 1	Central Pit	Mine Rock	--	--	--	--	--	--	0.63	--	--	0.033	2.7	--	4.4
A0964263	BR-176	44.8	46.3	Felsic Volcanic 1	Central Pit	Mine Rock	--	--	--	--	--	--	4.7	--	--	0.39	32	--	6.9
A0964265	BR-176	52	53.5	Quartz Sericite Schist	Central Pit	Mine Rock	--	--	--	--	--	--	1.3	--	--	0.16	13	--	11
A0964266	BR-176	55	56.5	Quartz Sericite Schist	Central Pit	Mine Rock	--	--	0.090	--	--	--	2.8	2.8	0.070	0.022	1.8	--	0.65
A0964267	BR-176	61	62.5	Quartz Sericite Schist	Central Pit	Mine Rock	--	--	--	--	--	--	0.63	--	--	0.033	2.7	--	4.4
A0964268	BR-176	64	65	Quartz Sericite Schist	Central Pit	Mine Rock	--	--	--	--	--	--	2.8	--	--	0.046	3.9	--	1.4
A0964269	BR-176	73.5	75	Fragmental 1	Central Pit	Mine Rock	--	--	--	--	--	--	0.94	--	--	0.071	5.9	--	6.3
A0964270	BR-176	79.5	81	Fragmental 1	Central Pit	Mine Rock	--	--	--	--	--	--	1.6	--	--	0.31	26	--	17
A0964271	BR-176	85.5	87	Fragmental 1	Central Pit	Mine Rock	--	--	0.18	--	--	--	5.6	23	0.18	0.17	14	--	2.5
A0964272	BR-176	90	91.5	Fragmental 1	Central Pit	Mine Rock	--	--	--	--	--	--	5.3	--	--	0.27	22	--	4.2
A0964273	BR-176	94.5	95.5	Fragmental 1	Central Pit	Mine Rock	--	--	--	--	--	--	10	--	--	0.22	18	--	1.8
A0964274	BR-176	102	103.5	Felsic Volcanic 1	Central Pit	Mine Rock	--	--	--	--	--	--	17	--	--	0.17	14	--	0.81
A0964275	BR-176	106.5	108	Felsic Volcanic 1	Central Pit	Mine Rock	--	--	--	--	--	--	0.63	--	--	0.038	3.2	--	5.1
A0964276	BR-176	111	112.5	Felsic Volcanic 1	Central Pit	Mine Rock	--	--	--	--	--	--	12	--	--	0.23	20	--	1.7
A0964277	BR-176	115.5	117	Felsic Volcanic 1	Central Pit	Mine Rock	--	--	0.53	--	--	--	17	42	0.38	0.37	30	--	1.8
A0964278	BR-176	120	121.5	Felsic Volcanic 1	Central Pit	Mine Rock	--	--	--	--	--	--	9.4	--	--	0.22	18	--	2.0
A0964279	BR-176	124.5	126	Felsic Volcanic 1	Central Pit	Mine Rock	--	--	--	--	--	--	3.8	--	--	0.074	6.1	--	1.6
A0964280	BR-177	389	390	Felsic Volcanic 1	Central Pit	Mine Rock	--	--	--	--	--	--	144	--	--	0.041	3.4	--	0.024
A0964285	BR-177	392	393	Felsic Volcanic 1	Central Pit	Mine Rock	--	--	--	--	--	--	77	--	--	0.12	10	--	0.13
A0964281	BR-177	398	399	Felsic Volcanic 1	Central Pit	Mine Rock	--	--	--	--	--	--	42	--	--	0.19	16	--	0.37
A0964282	BR-177	407.5	408.5	Felsic Volcanic 1	Central Pit	Mine Rock	--	--	3.8	--	--	--	120	4.2	0.050	0.022	1.8	--	0.015
A0964283	BR-177	409.5	410.5	Felsic Volcanic 1	Central Pit	Mine Rock	--	--	--	--	--	--	107	--	--	0.11	8.9	--	0.083
A0964284	BR-177	412.5	413.5	Felsic Volcanic 1	Central Pit	Mine Rock	--	--	--	--	--	--	184	--	--	0.022	1.8	--	0.0099

(1) Total S measured by Leco furnace; Sulphate S measured by HCl cold leach, Sulphide S calculated by difference (Total S - Sulphate S).

(2) Acid Potential calculated as 31.25*Sulphide S; Maximum Acid Potential calculated as 31.25*Total S or 31.25*ICP-S (aqua regia) if Total S by Leco was unavialable (see text).

(3) Neutralization Potential measured by Modified Sobeck Method.

(4) Total Carbon measured by Leco furance; TIC measured by HCl leach and Leco furnance; TIC as %C measured by HCl leach.

(5) Carbonate Neutralization Potential calculated from TIC.

(6) Neutralization Potential Ratio calculated as NP/AP; Carbonate Neutralization Potential Ratio calculated as CarbNP/MPA.

Classification as mine rock or ore-grade materials was based on gold content.

Table B-1. Acid Base Accounting Results

Sample ID	Drillhole ID	From	To	Lithology	Area	Class	Paste pH	Fizz Rating	Total S[1]	SO_4 S[1]	Sulphide S[1]	AP[2]	MPA[2]	NP[3]	Total C[4]	TIC[4]	CarbNP[5]	NPR[6]	CarbNPR[6]
		m	*m*				pH Units	n/a	%	%	%	kg CaCO3/t	kg CaCO3/t	kg CaCO3/t	%C	%C	kg CaCO3/t	NP/AP	CarbNP/MPA
A0964286	BR-177	417	418	Felsic Volcanic 1	Central Pit	Mine Rock	--	--	--	--	--	--	89	--	--	0.090	7.5	--	0.084
A0964287	BR-177	420	421	Felsic Volcanic 1	Central Pit	Mine Rock	--	--	--	--	--	--	109	--	--	0.055	4.5	--	0.042
A0964288	BR-177	424	425.25	Felsic Volcanic 1	Central Pit	Mine Rock	--	--	2.4	--	--	--	76	15	0.14	0.13	11	--	0.14
A0964289	BR-177	430.3	431.3	Felsic Volcanic 1	Central Pit	Mine Rock	--	--	--	--	--	--	85	--	--	0.14	11	--	0.13
A0964706	BR-211	33	34	Felsic Volcanic 1	Central Pit	Mine Rock	--	--	--	--	--	--	22	--	--	0.15	13	--	0.59
A0963890	BR-217	259	260.3	Felsic Volcanic 2	Central Pit	Mine Rock	--	--	--	--	--	--	48	--	--	0.082	6.8	--	0.14
A0963891	BR-217	266.5	267	Felsic Volcanic 2	Central Pit	Mine Rock	--	--	--	--	--	--	30	--	--	0.22	19	--	0.61
A0963892	BR-217	269.5	271	Felsic Volcanic 2	Central Pit	Mine Rock	--	--	--	--	--	--	40	--	--	0.18	15	--	0.37
A0963893	BR-217	273.6	274.2	Felsic Volcanic 2	Central Pit	Mine Rock	--	--	0.83	--	--	--	26	45	0.48	0.50	41	--	1.6
A0963894	BR-217	283.3	284.5	Felsic Volcanic 2	Central Pit	Mine Rock	--	--	--	--	--	--	52	--	--	0.19	16	--	0.3
A0963895	BR-217	286.5	287.8	Felsic Volcanic 2	Central Pit	Ore-Grade	--	--	--	--	--	--	19	--	--	0.10	8.6	--	0.45
A0963896	BR-217	292	293	Felsic Volcanic 2	Central Pit	Mine Rock	--	--	--	--	--	--	18	--	--	0.093	7.7	--	0.42
A0963897	BR-217	294	294.8	Felsic Volcanic 2	Central Pit	Mine Rock	--	--	--	--	--	--	35	--	--	0.27	22	--	0.64
A0963922	BR-228	12	13.5	Felsic Volcanic 1	Central Pit	Mine Rock	--	--	--	--	--	--	0.63	--	--	0.25	21	--	33
A0963923	BR-228	17.5	19	Felsic Volcanic 1	Central Pit	Mine Rock	--	--	0.050	--	--	--	1.6	26	0.26	0.085	7.0	--	4.5
A0963924	BR-228	25	26.5	Felsic Volcanic 1	Central Pit	Mine Rock	--	--	--	--	--	--	5.0	--	--	0.090	7.5	--	1.5
A0963925	BR-228	30.9	32.4	Felsic Volcanic 1	Central Pit	Mine Rock	--	--	--	--	--	--	0.94	--	--	0.40	33	--	35
A0963926	BR-228	36.9	38.4	Felsic Volcanic 1	Central Pit	Mine Rock	--	--	--	--	--	--	6.6	--	--	0.090	7.5	--	1.1
A0963927	BR-228	44.6	46.1	Felsic Volcanic 1	Central Pit	Mine Rock	--	--	--	--	--	--	11	--	--	0.063	5.2	--	0.48
A0963928	BR-228	51.85	53.35	Felsic Volcanic 1	Central Pit	Mine Rock	--	--	--	--	--	--	2.5	--	--	0.14	11	--	4.5
A0963929	BR-228	59.3	60.8	Felsic Volcanic 1	Central Pit	Mine Rock	--	--	0.060	--	--	--	1.9	12	0.060	0.055	4.5	--	2.4
A0964522	BR-240	155	156	Felsic Volcanic 2	Central Pit	Mine Rock	--	--	--	--	--	--	43	--	--	0.27	22	--	0.52
A0964523	BR-240	160	161	Felsic Volcanic 2	Central Pit	Mine Rock	--	--	--	--	--	--	46	--	--	0.20	17	--	0.37
A0964524	BR-240	163.8	164.8	Felsic Volcanic 2	Central Pit	Mine Rock	--	--	--	--	--	--	43	--	--	0.17	15	--	0.33
A0964525	BR-240	171.5	173	Felsic Volcanic 1	Central Pit	Mine Rock	--	--	--	--	--	--	39	--	--	0.10	8.6	--	0.22
A0964526	BR-240	174.5	176	Felsic Volcanic 1	Central Pit	Mine Rock	--	--	--	--	--	--	21	--	--	0.49	41	--	2.0
A0964527	BR-240	180	180.8	Felsic Volcanic 2	Central Pit	Mine Rock	--	--	1.5	--	--	--	46	2.0	0.050	0.022	1.8	--	0.04
A0964528	BR-240	191.75	192.75	Felsic Volcanic 2	Central Pit	Mine Rock	--	--	--	--	--	--	20	--	--	0.20	16	--	0.82
A0964529	BR-240	196.5	198	Felsic Volcanic 1	Central Pit	Mine Rock	--	--	--	--	--	--	10	--	--	0.23	20	--	1.9
A0964530	BR-240	201	202.35	Felsic Volcanic 1	Central Pit	Mine Rock	--	--	--	--	--	--	13	--	--	0.28	23	--	1.8
A0964531	BR-240	204.5	205.25	Felsic Volcanic 1	Central Pit	Mine Rock	--	--	--	--	--	--	20	--	--	0.20	17	--	0.87
A0964532	BR-240	211.25	212.75	Felsic Volcanic 1	Central Pit	Mine Rock	--	--	--	--	--	--	23	--	--	0.45	37	--	1.6
A0964511	BR-243	116	117	Felsic Volcanic 1	Central Pit	Mine Rock	--	--	0.19	--	--	--	5.9	18	0.18	0.13	11	--	1.9
A0964512	BR-243	125.2	126.35	Felsic Volcanic 2	Central Pit	Mine Rock	--	--	--	--	--	--	49	--	--	0.068	5.7	--	0.12
A0964513	BR-243	128.5	129	Felsic Volcanic 2	Central Pit	Mine Rock	--	--	--	--	--	--	56	--	--	0.022	1.8	--	0.033
A0964514	BR-243	135	136.5	Felsic Volcanic 2	Central Pit	Mine Rock	--	--	--	--	--	--	35	--	--	0.21	18	--	0.51
A0964515	BR-243	139.75	140.8	Felsic Volcanic 1	Central Pit	Mine Rock	--	--	--	--	--	--	24	--	--	0.076	6.4	--	0.27
A0964516	BR-243	144.75	146	Felsic Volcanic 2	Central Pit	Mine Rock	--	--	--	--	--	--	24	--	--	0.20	17	--	0.71
A0964517	BR-243	150	151.5	Felsic Volcanic 2	Central Pit	Mine Rock	--	--	0.32	--	--	--	10	14	0.16	0.16	13	--	1.3
A0964518	BR-243	156	156.5	Felsic Volcanic 1	Central Pit	Mine Rock	--	--	--	--	--	--	33	--	--	0.19	16	--	0.49
A0964519	BR-243	160.25	161	Felsic Volcanic 2	Central Pit	Mine Rock	--	--	--	--	--	--	43	--	--	0.035	3.0	--	0.068
A0964520	BR-243	164.75	165.25	Felsic Volcanic 2	Central Pit	Mine Rock	--	--	--	--	--	--	40	--	--	0.10	8.6	--	0.21
A0964521	BR-243	173	174	Felsic Volcanic 1	Central Pit	Mine Rock	--	--	--	--	--	--	19	--	--	0.22	18	--	0.96
117341	BR-321	16.9	18.4	Felsic Volcanic 1	Central Pit	Mine Rock	--	--	0.22	--	--	--	6.9	11	0.080	0.055	4.5	--	0.66
117342	BR-321	24.5	26	Felsic Volcanic 1	Central Pit	Mine Rock	--	--	--	--	--	--	6.3	--	--	0.049	4.1	--	0.65
117343	BR-321	30.4	31.5	Felsic Volcanic 1	Central Pit	Mine Rock	--	--	--	--	--	--	8.4	--	--	0.060	5.0	--	0.59
117344	BR-321	35.3	36.8	Felsic Volcanic 1	Central Pit	Mine Rock	--	--	--	--	--	--	7.8	--	--	0.087	7.3	--	0.93
117345	BR-321	44.8	46.3	Felsic Volcanic 1	Central Pit	Mine Rock	--	--	--	--	--	--	11	--	--	0.13	11	--	1.0
117369	BR-321	54.7	56.1	Felsic Volcanic 1	Central Pit	Mine Rock	--	--	--	--	--	--	16	--	--	0.17	14	--	0.9
117370	BR-321	59	60.5	Felsic Volcanic 1	Central Pit	Mine Rock	--	--	0.43	--	--	--	13	30	0.33	0.30	25	--	1.8
117346	BR-321	66.5	68	Fragmental 1	Central Pit	Mine Rock	--	--	--	--	--	--	8.8	--	--	0.038	3.2	--	0.36
117347	BR-321	71	73.25	Fragmental 1	Central Pit	Mine Rock	--	--	--	--	--	--	23	--	--	0.17	14	--	0.61
117371	BR-321	80	81.5	Fragmental 1	Central Pit	Mine Rock	--	--	--	--	--	--	26	--	--	0.31	26	--	1.0
117348	BR-321	84.5	86	Fragmental 1	Central Pit	Mine Rock	--	--	--	--	--	--	5.6	--	--	0.32	26	--	4.7
117349	BR-321	90	91	Fragmental 1	Central Pit	Mine Rock	--	--	--	--	--	--	35	--	--	0.16	13	--	0.37
117350	BR-321	94	95.5	Fragmental 1	Central Pit	Mine Rock	--	--	0.67	--	--	--	21	12	0.10	0.087	7.3	--	0.35
117351	BR-321	101.5	103	Fragmental 1	Central Pit	Mine Rock	--	--	--	--	--	--	46	--	--	0.13	11	--	0.24
117352	BR-321	106	107	Felsic Volcanic 1	Central Pit	Mine Rock	--	--	--	--	--	--	30	--	--	0.20	16	--	0.55
117372	BR-321	108	109	Felsic Volcanic 1	Central Pit	Mine Rock	--	--	--	--	--	--	35	--	--	0.22	18	--	0.51
117373	BR-321	113	114	Felsic Volcanic 1	Central Pit	Mine Rock	--	--	--	--	--	--	39	--	--	0.41	34	--	0.87

(1) Total S measured by Leco furnace; Sulphate S measured by HCl cold leach, Sulphide S calculated by difference (Total S - Sulphate S).

(2) Acid Potential calculated as 31.25*Sulphide S; Maximum Acid Potential calculated as 31.25*Total S or 31.25*ICP-S (aqua regia) if Total S by Leco was unavialable (see text).

(3) Neutralization Potential measured by Modified Sobeck Method.

(4) Total Carbon measured by Leco furance; TIC measured by HCl leach and Leco furnance; TIC as %C measured by HCl leach.

(5) Carbonate Neutralization Potential calculated from TIC.

(6) Neutralization Potential Ratio calculated as NP/AP; Carbonate Neutralization Potential Ratio calculated as CarbNP/MPA.

Classification as mine rock or ore-grade materials was based on gold content.

Table B-1. Acid Base Accounting Results

Sample ID	Drillhole ID	From	To	Lithology	Area	Class	Paste pH	Fizz Rating	Total S[1]	SO_4 S[1]	Sulphide S[1]	AP[2]	MPA[2]	NP[3]	Total C[4]	TIC[4]	CarbNP[5]	NPR[6]	CarbNPR[6]
		m	*m*				pH Units	n/a	%	%	%	kg CaCO3/t	kg CaCO3/t	kg CaCO3/t	%C	%C	kg CaCO3/t	NP/AP	CarbNP/MPA
117374	BR-321	121.5	122.75	Felsic Volcanic 1	Central Pit	Mine Rock	--	--	--	--	--	--	49	--	--	0.24	20	--	0.4
117375	BR-321	130	131	Felsic Volcanic 1	Central Pit	Mine Rock	--	--	0.59	--	--	--	18	26	0.30	0.28	23	--	1.3
117353	BR-321	142	143	Felsic Volcanic 1	Central Pit	Mine Rock	--	--	--	--	--	--	12	--	--	0.31	25	--	2.1
117354	BR-321	150	151.5	Felsic Volcanic 1	Central Pit	Mine Rock	--	--	--	--	--	--	12	--	--	0.28	24	--	2.0
117355	BR-321	156	157.5	Felsic Volcanic 1	Central Pit	Mine Rock	--	--	--	--	--	--	12	--	--	0.31	26	--	2.2
117356	BR-321	160.5	162	Felsic Volcanic 1	Central Pit	Mine Rock	--	--	--	--	--	--	17	--	--	0.23	19	--	1.1
117376	BR-321	168	169	Felsic Volcanic 1	Central Pit	Mine Rock	--	--	--	--	--	--	15	--	--	0.57	47	--	3.2
117357	BR-321	170	171	Felsic Volcanic 1	Central Pit	Mine Rock	--	--	0.34	--	--	--	11	32	0.36	0.33	28	--	2.6
117377	BR-321	181.5	182.5	Felsic Volcanic 1	Central Pit	Mine Rock	--	--	--	--	--	--	20	--	--	0.18	15	--	0.74
117378	BR-321	190.9	192	Felsic Volcanic 1	Central Pit	Mine Rock	--	--	--	--	--	--	13	--	--	0.34	29	--	2.3
117379	BR-321	198	199.5	Felsic Volcanic 1	Central Pit	Mine Rock	--	--	--	--	--	--	38	--	--	0.20	16	--	0.44
117380	BR-321	204	205.5	Felsic Volcanic 1	Central Pit	Mine Rock	--	--	--	--	--	--	37	--	--	0.17	14	--	0.38
117381	BR-321	212	212.8	Felsic Volcanic 1	Central Pit	Ore-Grade	--	--	--	--	--	--	137	--	--	0.087	7.3	--	0.053
117382	BR-321	215.5	217	Felsic Volcanic 1	Central Pit	Mine Rock	--	--	1.3	--	--	--	40	18	0.13	0.12	10.0	--	0.25
117358	BR-321	220	221.5	Felsic Volcanic 1	Central Pit	Mine Rock	--	--	--	--	--	--	31	--	--	0.52	43	--	1.4
117359	BR-321	224.5	226	Felsic Volcanic 1	Central Pit	Mine Rock	--	--	--	--	--	--	17	--	--	0.23	20	--	1.2
117383	BR-321	232	233	Felsic Volcanic 1	Central Pit	Ore-Grade	--	--	--	--	--	--	28	--	--	0.20	17	--	0.61
117384	BR-321	245	246	Felsic Volcanic 1	Central Pit	Ore-Grade	--	--	--	--	--	--	17	--	--	0.25	21	--	1.3
117385	BR-321	255	256	Felsic Volcanic 1	Central Pit	Mine Rock	--	--	--	--	--	--	16	--	--	0.41	34	--	2.1
117386	BR-321	262	263	Felsic Volcanic 1	Central Pit	Mine Rock	--	--	--	--	--	--	19	--	--	0.46	38	--	2.0
117360	BR-321	268	269	Felsic Volcanic 1	Central Pit	Ore-Grade	--	--	1.5	--	--	--	48	12	0.13	0.11	9.1	--	0.19
117387	BR-321	283.75	284.5	Felsic Volcanic 1	Central Pit	Ore-Grade	--	--	--	--	--	--	23	--	--	0.31	26	--	1.1
117388	BR-321	289	290	Felsic Volcanic 1	Central Pit	Mine Rock	--	--	--	--	--	--	12	--	--	0.33	27	--	2.2
117389	BR-321	295	296	Felsic Volcanic 1	Central Pit	Mine Rock	--	--	--	--	--	--	21	--	--	0.38	32	--	1.5
117361	BR-321	301.75	302.5	Felsic Volcanic 1	Central Pit	Mine Rock	--	--	--	--	--	--	27	--	--	0.30	25	--	0.92
117390	BR-321	307.5	309	Felsic Volcanic 1	Central Pit	Mine Rock	--	--	--	--	--	--	22	--	--	0.19	16	--	0.72
117362	BR-321	319.5	321	Felsic Volcanic 1	Central Pit	Mine Rock	--	--	--	--	--	--	11	--	--	0.022	1.8	--	0.17
117363	BR-321	324	325.5	Metasediment 2	Central Pit	Mine Rock	--	--	0.47	--	--	--	15	5.8	0.030	0.022	1.8	--	0.12
117364	BR-321	332	333	Metasediment 2	Central Pit	Mine Rock	--	--	--	--	--	--	14	--	--	0.022	1.8	--	0.13
117365	BR-321	339	340.25	Metasediment 2	Central Pit	Mine Rock	--	--	--	--	--	--	8.4	--	--	0.022	1.8	--	0.22
117366	BR-321	350.6	351.5	Metasediment 2	Central Pit	Mine Rock	--	--	--	--	--	--	9.1	--	--	0.022	1.8	--	0.2
117367	BR-321	356	357.5	Metasediment 2	Central Pit	Mine Rock	--	--	--	--	--	--	6.6	--	--	0.025	2.0	--	0.31
117368	BR-321	362	363	Metasediment 2	Central Pit	Mine Rock	--	--	--	--	--	--	10	--	--	0.022	1.8	--	0.18
117041	BR-136	15	16.5	Felsic Volcanic 2	Central Pit	Mine Rock	--	--	0.19	--	--	--	5.9	10	0.10	0.057	4.8	--	0.8
117042	BR-136	20	21	Felsic Volcanic 2	Central Pit	Mine Rock	--	--	--	--	--	--	5.9	--	--	0.074	6.1	--	1.0
117043	BR-136	26	27	Felsic Volcanic 2	Central Pit	Mine Rock	--	--	--	--	--	--	7.2	--	--	0.022	1.8	--	0.25
117044	BR-136	32	33	Felsic Volcanic 2	Central Pit	Mine Rock	--	--	--	--	--	--	8.1	--	--	0.052	4.3	--	0.53
117045	BR-136	37	38	Felsic Volcanic 2	Central Pit	Mine Rock	--	--	--	--	--	--	45	--	--	0.038	3.2	--	0.071
117046	BR-136	42	43	Felsic Volcanic 2	Central Pit	Mine Rock	--	--	--	--	--	--	63	--	--	0.082	6.8	--	0.11
117047	BR-136	47	48	Felsic Volcanic 2	Central Pit	Mine Rock	--	--	2.5	--	--	--	79	5.5	0.070	0.049	4.1	--	0.052
A0963492	BR-136	52	53	Felsic Volcanic 1	Central Pit	Mine Rock	--	--	--	--	--	--	41	--	--	0.16	13	--	0.33
117048	BR-136	58	59	Fragmental 1	Central Pit	Mine Rock	--	--	--	--	--	--	29	--	--	0.087	7.3	--	0.25
117049	BR-136	64	65	Fragmental 1	Central Pit	Mine Rock	--	--	--	--	--	--	27	--	--	0.022	1.8	--	0.067
117050	BR-136	72	73	Felsic Volcanic 1	Central Pit	Mine Rock	--	--	--	--	--	--	18	--	--	0.16	14	--	0.74
117051	BR-136	80	81.2	Felsic Volcanic 1	Central Pit	Mine Rock	--	--	--	--	--	--	5.9	--	--	0.071	5.9	--	0.99
A0962831	BR-138	188.75	189.5	Felsic Volcanic 1	Central Pit	Mine Rock	--	--	--	--	--	--	24	--	--	0.20	17	--	0.69
A0962832	BR-138	195.25	196.25	Felsic Volcanic 1	Central Pit	Mine Rock	--	--	--	--	--	--	40	--	--	0.22	18	--	0.45
A0962833	BR-138	197.25	198	Felsic Volcanic 1	Central Pit	Mine Rock	--	--	--	--	--	--	51	--	--	0.14	12	--	0.23
A0962834	BR-138	202	203	Felsic Volcanic 1	Central Pit	Mine Rock	--	--	--	--	--	--	14	--	--	0.28	23	--	1.7
A0962857	BR-138	209	210	Felsic Volcanic 1	Central Pit	Mine Rock	--	--	--	--	--	--	13	--	--	0.18	15	--	1.1
A0962835	BR-138	215.75	216.5	Felsic Volcanic 1	Central Pit	Ore-Grade	--	--	--	--	--	--	38	--	--	0.057	4.8	--	0.13
A0962836	BR-138	219.75	220.5	Felsic Volcanic 1	Central Pit	Mine Rock	--	--	0.47	--	--	--	15	26	0.27	0.27	22	--	1.5
A0962837	BR-138	223.5	224.5	Felsic Volcanic 1	Central Pit	Mine Rock	--	--	--	--	--	--	21	--	--	0.22	19	--	0.9
A0962838	BR-138	226.5	227.15	Felsic Volcanic 1	Central Pit	Ore-Grade	--	--	--	--	--	--	38	--	--	0.22	18	--	0.48
A0962839	BR-138	228	228.5	Felsic Volcanic 1	Central Pit	Ore-Grade	--	--	--	--	--	--	36	--	--	0.082	6.8	--	0.19
A0962840	BR-138	229	229.5	Felsic Volcanic 1	Central Pit	Ore-Grade	--	--	--	--	--	--	36	--	--	0.025	2.0	--	0.057
A0962858	BR-138	231.5	232	Felsic Volcanic 1	Central Pit	Ore-Grade	--	--	--	--	--	--	24	--	--	0.38	32	--	1.3
A0962841	BR-138	234.25	235	Felsic Volcanic 1	Central Pit	Ore-Grade	--	--	--	--	--	--	47	--	--	0.076	6.4	--	0.14
A0962843	BR-138	237.5	238	Felsic Volcanic 1	Central Pit	Ore-Grade	--	--	--	--	--	--	18	--	--	0.027	2.3	--	0.13
A0962842	BR-138	238	238.9	Felsic Volcanic 1	Central Pit	Ore-Grade	--	--	--	--	--	--	44	--	--	0.022	1.8	--	0.042

(1) Total S measured by Leco furnace; Sulphate S measured by HCl cold leach, Sulphide S calculated by difference (Total S - Sulphate S).

(2) Acid Potential calculated as 31.25*Sulphide S; Maximum Acid Potential calculated as 31.25*Total S or 31.25*ICP-S (aqua regia) if Total S by Leco was unavialable (see text).

(3) Neutralization Potential measured by Modified Sobeck Method.

(4) Total Carbon measured by Leco furance; TIC measured by HCl leach and Leco furnance; TIC as %C measured by HCl leach.

(5) Carbonate Neutralization Potential calculated from TIC.

(6) Neutralization Potential Ratio calculated as NP/AP; Carbonate Neutralization Potential Ratio calculated as CarbNP/MPA.

Classification as mine rock or ore-grade materials was based on gold content.

Table B-1. Acid Base Accounting Results

Sample ID	Drillhole ID	From	To	Lithology	Area	Class	Paste pH	Fizz Rating	Total S[1]	SO_4 S[1]	Sulphide S[1]	AP[2]	MPA[2]	NP[3]	Total C[4]	TIC[4]	CarbNP[5]	NPR[6]	CarbNPR[6]
		m	*m*				pH Units	n/a	%	%	%	kg CaCO3/t	kg CaCO3/t	kg CaCO3/t	%C	%C	kg CaCO3/t	NP/AP	CarbNP/MPA
A0962844	BR-138	238.9	239.4	Felsic Volcanic 1	Central Pit	Ore-Grade	--	--	--	--	--	--	13	--	--	0.16	13	--	1.0
A0962845	BR-138	239.4	240	Felsic Volcanic 1	Central Pit	Ore-Grade	--	--	--	--	--	--	58	--	--	0.11	9.1	--	0.16
A0962846	BR-138	240	240.5	Felsic Volcanic 1	Central Pit	Ore-Grade	--	--	--	--	--	--	52	--	--	0.16	13	--	0.25
A0962847	BR-138	241.5	242	Felsic Volcanic 1	Central Pit	Ore-Grade	--	--	--	--	--	--	41	--	--	0.10	8.6	--	0.21
A0962848	BR-138	245.5	245.9	Felsic Volcanic 1	Central Pit	Mine Rock	--	--	--	--	--	--	5.0	--	--	0.038	3.2	--	0.64
A0962849	BR-138	249	250	Metasediment 2	Central Pit	Mine Rock	--	--	0.32	--	--	--	10	6.2	0.040	0.022	1.8	--	0.18
A0962850	BR-138	255	256	Felsic Volcanic 1	Central Pit	Mine Rock	--	--	--	--	--	--	23	--	--	0.16	14	--	0.6
A0962726	BR-157	15.85	17.35	Felsic Volcanic 1	Central Pit	Mine Rock	--	--	--	--	--	--	0.63	--	--	0.035	3.0	--	4.7
A0962727	BR-157	21.85	23.35	Felsic Volcanic 1	Central Pit	Mine Rock	--	--	--	--	--	--	0.63	--	--	0.057	4.8	--	7.6
A0962728	BR-157	26.85	28	Felsic Volcanic 1	Central Pit	Mine Rock	--	--	--	--	--	--	0.94	--	--	0.18	15	--	16
A0962729	BR-157	31.75	33.25	Felsic Volcanic 1	Central Pit	Mine Rock	--	--	--	--	--	--	1.6	--	--	0.15	13	--	8.1
A0962730	BR-157	36.25	37.7	Felsic Volcanic 1	Central Pit	Mine Rock	--	--	--	--	--	--	2.2	--	--	0.044	3.6	--	1.7
A0962731	BR-157	38	39.5	Felsic Volcanic 1	Central Pit	Mine Rock	--	--	0.11	--	--	--	3.4	4.3	0.060	0.022	1.8	--	0.53
A0962732	BR-157	41	42	Felsic Volcanic 1	Central Pit	Mine Rock	--	--	--	--	--	--	0.63	--	--	0.10	8.4	--	13
A0962733	BR-157	48	49	Metasediment 3	Central Pit	Mine Rock	--	--	--	--	--	--	4.7	--	--	0.046	3.9	--	0.82
A0962734	BR-157	54.65	55.3	Felsic Volcanic 1	Central Pit	Mine Rock	--	--	--	--	--	--	8.8	--	--	0.052	4.3	--	0.49
A0962735	BR-157	56.1	57.6	Felsic Volcanic 1	Central Pit	Mine Rock	--	--	--	--	--	--	8.8	--	--	0.049	4.1	--	0.47
A0962736	BR-157	57.6	59.1	Felsic Volcanic 1	Central Pit	Mine Rock	--	--	--	--	--	--	6.3	--	--	0.093	7.7	--	1.2
DX758054	BR-167	16	17	Felsic Volcanic 1	Central Pit	Mine Rock	--	--	--	--	--	--	17	--	--	0.13	11	--	0.66
DX758055	BR-167	22	23	Felsic Volcanic 1	Central Pit	Mine Rock	--	--	0.26	--	--	--	8.1	6.5	0.050	0.044	3.6	--	0.45
DX758056	BR-167	30	31	Felsic Volcanic 1	Central Pit	Mine Rock	--	--	--	--	--	--	15	--	--	0.057	4.8	--	0.32
DX758057	BR-167	33	33.5	Felsic Volcanic 1	Central Pit	Mine Rock	--	--	--	--	--	--	53	--	--	0.45	38	--	0.72
DX758058	BR-167	35.5	36	Felsic Volcanic 1	Central Pit	Mine Rock	--	--	--	--	--	--	35	--	--	0.025	2.0	--	0.059
DX758059	BR-167	37	38	Felsic Volcanic 1	Central Pit	Mine Rock	--	--	--	--	--	--	36	--	--	0.049	4.1	--	0.11
DX758060	BR-167	43	43.9	Felsic Volcanic 1	Central Pit	Mine Rock	--	--	--	--	--	--	10	--	--	0.063	5.2	--	0.51
DX758061	BR-167	43.9	45	Felsic Volcanic 1	Central Pit	Mine Rock	--	--	--	--	--	--	17	--	--	0.11	9.5	--	0.57
DX758062	BR-167	51	52	Felsic Volcanic 1	Central Pit	Mine Rock	--	--	0.49	--	--	--	15	30	0.32	0.30	25	--	1.6
DX758063	BR-167	57	58	Felsic Volcanic 1	Central Pit	Mine Rock	--	--	--	--	--	--	14	--	--	0.16	13	--	0.96
DX758064	BR-167	63	64	Felsic Volcanic 1	Central Pit	Mine Rock	--	--	--	--	--	--	29	--	--	0.11	9.3	--	0.32
DX758065	BR-167	64	65	Felsic Volcanic 1	Central Pit	Mine Rock	--	--	--	--	--	--	22	--	--	0.14	12	--	0.52
DX758066	BR-167	72	73	Felsic Volcanic 1	Central Pit	Mine Rock	--	--	--	--	--	--	21	--	--	0.055	4.5	--	0.21
DX758067	BR-167	73	74	Felsic Volcanic 1	Central Pit	Mine Rock	--	--	--	--	--	--	35	--	--	0.13	11	--	0.31
DX758068	BR-167	77	78	Felsic Volcanic 1	Central Pit	Mine Rock	--	--	--	--	--	--	26	--	--	0.15	12	--	0.47
DX758069	BR-167	83	84	Felsic Volcanic 1	Central Pit	Mine Rock	--	--	0.45	--	--	--	14	35	0.34	0.34	28	--	2.0
DX758070	BR-167	89.5	90.3	Felsic Volcanic 1	Central Pit	Mine Rock	--	--	--	--	--	--	47	--	--	0.14	11	--	0.24
DX758071	BR-167	92.3	93	Felsic Volcanic 1	Central Pit	Mine Rock	--	--	--	--	--	--	24	--	--	0.098	8.2	--	0.34
DX758072	BR-167	94	95	Felsic Volcanic 1	Central Pit	Mine Rock	--	--	--	--	--	--	14	--	--	0.22	19	--	1.3
DX758073	BR-167	102	103	Felsic Volcanic 1	Central Pit	Mine Rock	--	--	--	--	--	--	17	--	--	0.27	23	--	1.4
DX758074	BR-167	108	108.7	Felsic Volcanic 1	Central Pit	Mine Rock	--	--	--	--	--	--	13	--	--	0.30	25	--	1.9
DX758075	BR-167	113	114	Felsic Volcanic 1	Central Pit	Mine Rock	--	--	--	--	--	--	18	--	--	0.28	23	--	1.3
DX758076	BR-167	124.1	125.1	Felsic Volcanic 1	Central Pit	Mine Rock	--	--	0.52	--	--	--	16	45	0.47	0.44	37	--	2.3
DX758077	BR-167	129	130	Felsic Volcanic 1	Central Pit	Mine Rock	--	--	--	--	--	--	17	--	--	0.25	21	--	1.3
DX758078	BR-167	141	142	Felsic Volcanic 1	Central Pit	Mine Rock	--	--	--	--	--	--	20	--	--	0.31	25	--	1.3
DX758079	BR-167	145	146	Felsic Volcanic 1	Central Pit	Mine Rock	--	--	--	--	--	--	18	--	--	0.17	14	--	0.78
DX758080	BR-167	151	152	Felsic Volcanic 1	Central Pit	Mine Rock	--	--	--	--	--	--	34	--	--	0.20	17	--	0.49
DX758081	BR-167	158	159	Felsic Volcanic 1	Central Pit	Mine Rock	--	--	--	--	--	--	16	--	--	0.35	29	--	1.9
DX758082	BR-167	166	167	Felsic Volcanic 1	Central Pit	Mine Rock	--	--	--	--	--	--	32	--	--	0.11	9.1	--	0.28
DX758083	BR-167	171	172	Felsic Volcanic 1	Central Pit	Mine Rock	--	--	0.85	--	--	--	27	20	0.21	0.17	15	--	0.55
DX758084	BR-167	177	178	Felsic Volcanic 1	Central Pit	Mine Rock	--	--	--	--	--	--	39	--	--	0.14	12	--	0.31
DX758085	BR-167	194	195	Felsic Volcanic 1	Central Pit	Mine Rock	--	--	--	--	--	--	24	--	--	0.28	23	--	0.99
DX758086	BR-167	202	203	Felsic Volcanic 1	Central Pit	Mine Rock	--	--	--	--	--	--	20	--	--	0.27	22	--	1.1
DX758087	BR-167	208	209	Felsic Volcanic 1	Central Pit	Mine Rock	--	--	--	--	--	--	15	--	--	0.31	25	--	1.7
DX758088	BR-167	213	213.5	Felsic Volcanic 1	Central Pit	Mine Rock	--	--	--	--	--	--	29	--	--	0.26	21	--	0.74
DX758089	BR-167	215.55	216.5	Felsic Volcanic 1	Central Pit	Mine Rock	--	--	--	--	--	--	51	--	--	0.038	3.2	--	0.063
DX758090	BR-167	216.5	217.5	Felsic Volcanic 1	Central Pit	Mine Rock	--	--	1.3	--	--	--	41	7.1	0.060	0.041	3.4	--	0.083
DX758091	BR-167	217.5	218.5	Felsic Volcanic 1	Central Pit	Mine Rock	--	--	--	--	--	--	33	--	--	0.022	1.8	--	0.055
DX758092	BR-167	221.5	222.5	Felsic Volcanic 1	Central Pit	Mine Rock	--	--	--	--	--	--	26	--	--	0.060	5.0	--	0.2
DX758093	BR-167	226	227	Felsic Volcanic 1	Central Pit	Mine Rock	--	--	--	--	--	--	16	--	--	0.14	12	--	0.76
DX758094	BR-167	233	233.6	Felsic Volcanic 1	Central Pit	Mine Rock	--	--	--	--	--	--	41	--	--	0.060	5.0	--	0.12
DX758095	BR-167	236	237	Felsic Volcanic 1	Central Pit	Mine Rock	--	--	--	--	--	--	18	--	--	0.082	6.8	--	0.38

(1) Total S measured by Leco furnace; Sulphate S measured by HCl cold leach, Sulphide S calculated by difference (Total S - Sulphate S).

(2) Acid Potential calculated as 31.25*Sulphide S; Maximum Acid Potential calculated as 31.25*Total S or 31.25*ICP-S (aqua regia) if Total S by Leco was unavialable (see text).

(3) Neutralization Potential measured by Modified Sobeck Method.

(4) Total Carbon measured by Leco furance; TIC measured by HCl leach and Leco furnance; TIC as %C measured by HCl leach.

(5) Carbonate Neutralization Potential calculated from TIC.

(6) Neutralization Potential Ratio calculated as NP/AP; Carbonate Neutralization Potential Ratio calculated as CarbNP/MPA.

Classification as mine rock or ore-grade materials was based on gold content.

Table B-1. Acid Base Accounting Results

Sample ID	Drillhole ID	From	To	Lithology	Area	Class	Paste pH	Fizz Rating	Total S[1]	SO_4 S[1]	Sulphide S[1]	AP[2]	MPA[2]	NP[3]	Total C[4]	TIC[4]	CarbNP[5]	NPR[6]	CarbNPR[6]
		m	*m*				pH Units	n/a	%	%	%	kg CaCO3/t	kg CaCO3/t	kg CaCO3/t	%C	%C	kg CaCO3/t	NP/AP	CarbNP/MPA
DX758096	BR-167	244	245	Felsic Volcanic 1	Central Pit	Mine Rock	--	--	--	--	--	--	12	--	--	0.096	8.0	--	0.67
DX758097	BR-167	253.95	255	Felsic Volcanic 1	Central Pit	Ore-Grade	--	--	2.3	--	--	--	72	7.9	0.060	0.044	3.6	--	0.051
DX758098	BR-167	255	256	Felsic Volcanic 1	Central Pit	Ore-Grade	--	--	--	--	--	--	48	--	--	0.052	4.3	--	0.09
DX758099	BR-167	264	265	Felsic Volcanic 1	Central Pit	Mine Rock	--	--	--	--	--	--	18	--	--	0.12	9.8	--	0.53
DX758100	BR-167	270	271	Felsic Volcanic 1	Central Pit	Mine Rock	--	--	--	--	--	--	27	--	--	0.15	12	--	0.47
DX758101	BR-167	272	273	Felsic Volcanic 1	Central Pit	Ore-Grade	--	--	--	--	--	--	75	--	--	0.041	3.4	--	0.046
A0963501	BR-167	315	316	Metasediment 2	Central Pit	Mine Rock	--	--	--	--	--	--	13	--	--	0.022	1.8	--	0.14
A0963502	BR-167	322.8	324	Metasediment 2	Central Pit	Mine Rock	--	--	--	--	--	--	10	--	--	0.022	1.8	--	0.18
A0963503	BR-167	327	328	Metasediment 2	Central Pit	Mine Rock	--	--	0.25	--	--	--	7.8	13	0.090	0.049	4.1	--	0.52
A0963504	BR-167	332	333	Felsic Volcanic 1	Central Pit	Mine Rock	--	--	--	--	--	--	11	--	--	0.27	22	--	2.1
A0963505	BR-167	357.8	358.9	Metasediment 2	Central Pit	Mine Rock	--	--	--	--	--	--	10	--	--	0.022	1.8	--	0.18
A0963506	BR-167	363.1	364.6	Felsic Volcanic 1	Central Pit	Mine Rock	--	--	--	--	--	--	12	--	--	0.17	14	--	1.2
A0963507	BR-167	373.45	374.5	Felsic Volcanic 2	Central Pit	Mine Rock	--	--	--	--	--	--	53	--	--	0.14	11	--	0.22
A0963508	BR-167	390	390.5	Felsic Volcanic 2	Central Pit	Mine Rock	--	--	--	--	--	--	23	--	--	0.35	29	--	1.2
A0964143	BR-168	19.1	19.6	Felsic Volcanic 1	Central Pit	Mine Rock	--	--	--	--	--	--	26	--	--	0.11	9.3	--	0.35
A0964144	BR-168	24.75	25.55	Felsic Volcanic 1	Central Pit	Mine Rock	--	--	0.23	--	--	--	7.2	12	0.090	0.085	7.0	--	0.98
A0964145	BR-168	41.5	43	Felsic Volcanic 1	Central Pit	Mine Rock	--	--	--	--	--	--	12	--	--	0.18	15	--	1.3
A0964146	BR-168	55.4	56.2	Felsic Volcanic 1	Central Pit	Mine Rock	--	--	--	--	--	--	20	--	--	0.098	8.2	--	0.4
A0964147	BR-168	61.7	63	Felsic Volcanic 1	Central Pit	Mine Rock	--	--	--	--	--	--	8.1	--	--	0.22	18	--	2.2
A0964148	BR-168	75	76.1	Felsic Volcanic 1	Central Pit	Mine Rock	--	--	--	--	--	--	40	--	--	0.13	11	--	0.26
A0964149	BR-168	81.8	82.4	Felsic Volcanic 1	Central Pit	Mine Rock	--	--	--	--	--	--	13	--	--	0.13	11	--	0.85
A0964150	BR-168	87.8	88.5	Felsic Volcanic 1	Central Pit	Mine Rock	--	--	--	--	--	--	32	--	--	0.046	3.9	--	0.12
A0964151	BR-168	91.5	93	Felsic Volcanic 1	Central Pit	Mine Rock	--	--	0.50	--	--	--	16	11	0.10	0.096	8.0	--	0.51
A0964152	BR-168	100.7	101.6	Felsic Volcanic 1	Central Pit	Mine Rock	--	--	--	--	--	--	52	--	--	0.052	4.3	--	0.084
A0964153	BR-168	105.9	107.25	Felsic Volcanic 1	Central Pit	Mine Rock	--	--	--	--	--	--	31	--	--	0.085	7.0	--	0.23
A0964720	BR-464	42.9	44.4	Felsic Volcanic 1	Central Pit	Mine Rock	--	--	--	--	--	--	12	--	--	0.11	9.5	--	0.83
A0963548	BR-185	28.5	29.5	Felsic Volcanic 1	Central Pit	Ore-Grade	--	--	--	--	--	--	23	--	--	0.093	7.7	--	0.34
A0963549	BR-185	38.85	39.5	Felsic Volcanic 1	Central Pit	Ore-Grade	--	--	--	--	--	--	20	--	--	0.074	6.1	--	0.31
A0963550	BR-185	48.6	49.5	Felsic Volcanic 1	Central Pit	Mine Rock	--	--	--	--	--	--	41	--	--	0.079	6.6	--	0.16
A0963551	BR-185	52	52.8	Felsic Volcanic 1	Central Pit	Ore-Grade	--	--	0.39	--	--	--	12	15	0.13	0.12	10.0	--	0.82
A0963552	BR-185	67.5	68.5	Felsic Volcanic 1	Central Pit	Mine Rock	--	--	--	--	--	--	10	--	--	0.23	19	--	1.9
A0963553	BR-185	73.5	75	Felsic Volcanic 1	Central Pit	Mine Rock	--	--	--	--	--	--	19	--	--	0.044	3.6	--	0.19
A0963554	BR-185	79	80	Felsic Volcanic 1	Central Pit	Mine Rock	--	--	--	--	--	--	12	--	--	0.11	9.3	--	0.78
A0963555	BR-185	85	86	Felsic Volcanic 1	Central Pit	Mine Rock	--	--	--	--	--	--	16	--	--	0.19	16	--	1.0
A0963556	BR-185	91	92	Felsic Volcanic 1	Central Pit	Mine Rock	--	--	--	--	--	--	18	--	--	0.20	17	--	0.97
A0963557	BR-185	97.75	98.75	Felsic Volcanic 1	Central Pit	Mine Rock	--	--	--	--	--	--	8.1	--	--	0.096	8.0	--	0.98
A0963558	BR-185	106.75	107.75	Felsic Volcanic 1	Central Pit	Mine Rock	--	--	0.59	--	--	--	18	30	0.22	0.19	15	--	0.84
A0963559	BR-185	140	141.5	Felsic Volcanic 1	Central Pit	Mine Rock	--	--	--	--	--	--	10	--	--	0.022	1.8	--	0.18
A0963560	BR-185	145	146.15	Metasediment 2	Central Pit	Mine Rock	--	--	--	--	--	--	12	--	--	0.11	9.5	--	0.78
A0963561	BR-185	149.75	151	Metasediment 2	Central Pit	Mine Rock	--	--	--	--	--	--	50	--	--	0.022	1.8	--	0.036
A0963562	BR-185	157.05	158	Felsic Volcanic 2	Central Pit	Mine Rock	--	--	--	--	--	--	16	--	--	0.12	9.8	--	0.6
A0963546	BR-185	163	164	Felsic Volcanic 2	Central Pit	Mine Rock	--	--	--	--	--	--	10	--	--	0.079	6.6	--	0.64
A0963564	BR-185	175	176	Felsic Volcanic 2	Central Pit	Mine Rock	--	--	1.5	--	--	--	46	5.6	0.050	0.038	3.2	--	0.069
A0963565	BR-185	179.75	180.5	Felsic Volcanic 2	Central Pit	Mine Rock	--	--	--	--	--	--	27	--	--	0.093	7.7	--	0.29
A0963566	BR-185	186.15	186.7	Felsic Volcanic 2	Central Pit	Mine Rock	--	--	--	--	--	--	19	--	--	0.052	4.3	--	0.23
A0963567	BR-185	191.25	192	Felsic Volcanic 2	Central Pit	Mine Rock	--	--	--	--	--	--	10	--	--	0.076	6.4	--	0.62
A0963568	BR-185	197.5	198.25	Felsic Volcanic 2	Central Pit	Mine Rock	--	--	--	--	--	--	14	--	--	0.17	14	--	1.0
A0963569	BR-185	210.5	211	Felsic Volcanic 2	Central Pit	Mine Rock	--	--	--	--	--	--	15	--	--	0.22	18	--	1.2
A0963570	BR-185	214.5	215	Felsic Volcanic 2	Central Pit	Mine Rock	--	--	--	--	--	--	14	--	--	0.28	23	--	1.7
A0964290	BR-188	21	22	Felsic Volcanic 1	Central Pit	Mine Rock	--	--	0.32	--	--	--	10	18	0.17	0.17	14	--	1.4
A0964291	BR-188	26	26.5	Felsic Volcanic 1	Central Pit	Mine Rock	--	--	--	--	--	--	22	--	--	0.21	18	--	0.8
A0964292	BR-188	37	38	Felsic Volcanic 1	Central Pit	Mine Rock	--	--	--	--	--	--	7.8	--	--	0.090	7.5	--	0.96
A0964293	BR-188	44	45	Felsic Volcanic 1	Central Pit	Mine Rock	--	--	--	--	--	--	12	--	--	0.21	17	--	1.5
A0964294	BR-188	49	50	Felsic Volcanic 1	Central Pit	Mine Rock	--	--	--	--	--	--	32	--	--	0.13	10	--	0.32
A0964295	BR-188	51.8	52.8	Felsic Volcanic 1	Central Pit	Mine Rock	--	--	--	--	--	--	14	--	--	0.093	7.7	--	0.55
A0964296	BR-188	60	61	Felsic Volcanic 1	Central Pit	Mine Rock	--	--	--	--	--	--	12	--	--	0.087	7.3	--	0.61
A0964297	BR-188	65	66	Felsic Volcanic 1	Central Pit	Mine Rock	--	--	0.43	--	--	--	13	13	0.12	0.11	8.9	--	0.66
A0964298	BR-188	70.8	72	Felsic Volcanic 1	Central Pit	Ore-Grade	--	--	--	--	--	--	49	--	--	0.076	6.4	--	0.13
A0964301	BR-188	81	81.7	Felsic Volcanic 1	Central Pit	Mine Rock	--	--	--	--	--	--	11	--	--	0.25	20	--	1.9
A0964302	BR-188	89	90	Felsic Volcanic 1	Central Pit	Mine Rock	--	--	--	--	--	--	21	--	--	0.26	22	--	1.1

(1) Total S measured by Leco furnace; Sulphate S measured by HCl cold leach, Sulphide S calculated by difference (Total S - Sulphate S).

(2) Acid Potential calculated as 31.25*Sulphide S; Maximum Acid Potential calculated as 31.25*Total S or 31.25*ICP-S (aqua regia) if Total S by Leco was unavialable (see text).

(3) Neutralization Potential measured by Modified Sobeck Method.

(4) Total Carbon measured by Leco furance; TIC measured by HCl leach and Leco furnance; TIC as %C measured by HCl leach.

(5) Carbonate Neutralization Potential calculated from TIC.

(6) Neutralization Potential Ratio calculated as NP/AP; Carbonate Neutralization Potential Ratio calculated as CarbNP/MPA.

Classification as mine rock or ore-grade materials was based on gold content.

Table B-1. Acid Base Accounting Results

Sample ID	Drillhole ID	From	To	Lithology	Area	Class	Paste pH	Fizz Rating	Total S[1]	SO_4 S[1]	Sulphide S[1]	AP[2]	MPA[2]	NP[3]	Total C[4]	TIC[4]	CarbNP[5]	NPR[6]	CarbNPR[6]
		m	*m*				pH Units	n/a	%	%	%	kg CaCO3/t	kg CaCO3/t	kg CaCO3/t	%C	%C	kg CaCO3/t	NP/AP	CarbNP/MPA
A0964303	BR-188	96	97	Felsic Volcanic 1	Central Pit	Mine Rock	--	--	--	--	--	--	8.4	--	--	0.25	21	--	2.5
A0964304	BR-188	103	104	Felsic Volcanic 1	Central Pit	Mine Rock	--	--	--	--	--	--	13	--	--	0.14	11	--	0.91
A0964305	BR-188	114	115	Felsic Volcanic 1	Central Pit	Ore-Grade	--	--	0.52	--	--	--	16	21	0.20	0.21	17	--	1.1
A0964299	BR-188	121	122	Felsic Volcanic 1	Central Pit	Mine Rock	--	--	--	--	--	--	7.8	--	--	0.20	17	--	2.1
A0964306	BR-188	130	131	Felsic Volcanic 1	Central Pit	Mine Rock	--	--	--	--	--	--	11	--	--	0.079	6.6	--	0.6
A0964307	BR-188	136.5	138	Felsic Volcanic 1	Central Pit	Mine Rock	--	--	--	--	--	--	8.1	--	--	0.16	14	--	1.7
A0964308	BR-188	141	142	Felsic Volcanic 1	Central Pit	Mine Rock	--	--	--	--	--	--	15	--	--	0.25	21	--	1.4
A0964309	BR-188	146.5	147	Felsic Volcanic 1	Central Pit	Mine Rock	--	--	--	--	--	--	35	--	--	0.049	4.1	--	0.12
A0964310	BR-188	151.5	152.5	Felsic Volcanic 1	Central Pit	Mine Rock	--	--	--	--	--	--	14	--	--	0.13	11	--	0.77
A0964311	BR-188	154.1	155	Felsic Volcanic 1	Central Pit	Ore-Grade	--	--	0.94	--	--	--	29	12	0.10	0.082	6.8	--	0.23
A0964312	BR-188	161	162	Felsic Volcanic 1	Central Pit	Ore-Grade	--	--	--	--	--	--	25	--	--	0.15	12	--	0.49
A0964313	BR-188	165.5	166.5	Felsic Volcanic 1	Central Pit	Mine Rock	--	--	--	--	--	--	6.6	--	--	0.14	11	--	1.7
A0964314	BR-188	174.5	175.5	Felsic Volcanic 1	Central Pit	Mine Rock	--	--	--	--	--	--	8.4	--	--	0.25	21	--	2.5
A0964315	BR-188	180.5	181.5	Felsic Volcanic 1	Central Pit	Mine Rock	--	--	--	--	--	--	11	--	--	0.23	20	--	1.8
A0964316	BR-188	185.1	186	Felsic Volcanic 1	Central Pit	Mine Rock	--	--	--	--	--	--	15	--	--	0.074	6.1	--	0.41
A0964317	BR-188	190	191	Felsic Volcanic 1	Central Pit	Mine Rock	--	--	0.63	--	--	--	20	13	0.11	0.10	8.4	--	0.43
A0964318	BR-188	195.3	196.3	Felsic Volcanic 1	Central Pit	Ore-Grade	--	--	--	--	--	--	22	--	--	0.22	18	--	0.83
A0964319	BR-188	217.75	219	Felsic Volcanic 1	Central Pit	Mine Rock	--	--	--	--	--	--	7.2	--	--	0.26	22	--	3.1
A0964320	BR-188	222	223	Felsic Volcanic 1	Central Pit	Mine Rock	--	--	--	--	--	--	12	--	--	0.13	11	--	0.96
A0964321	BR-188	236.3	237	Felsic Volcanic 1	Central Pit	Mine Rock	--	--	--	--	--	--	8.8	--	--	0.20	16	--	1.9
A0964322	BR-188	244	245	Felsic Volcanic 1	Central Pit	Mine Rock	--	--	--	--	--	--	7.8	--	--	0.12	10	--	1.3
A0964323	BR-188	250	251	Felsic Volcanic 1	Central Pit	Mine Rock	--	--	--	--	--	--	12	--	--	0.15	12	--	1.1
A0964324	BR-188	258	259	Felsic Volcanic 1	Central Pit	Mine Rock	--	--	0.32	--	--	--	10	21	0.18	0.18	15	--	1.5
A0964325	BR-188	263.1	263.9	Felsic Volcanic 1	Central Pit	Ore-Grade	--	--	--	--	--	--	16	--	--	0.16	14	--	0.84
A0964326	BR-188	268	269	Felsic Volcanic 1	Central Pit	Mine Rock	--	--	--	--	--	--	12	--	--	0.14	12	--	0.97
A0964328	BR-188	273.6	274.6	Metasediment 2	Central Pit	Mine Rock	--	--	--	--	--	--	23	--	--	0.044	3.6	--	0.16
A0964327	BR-188	278.5	279.3	Metasediment 2	Central Pit	Mine Rock	--	--	--	--	--	--	7.5	--	--	0.10	8.6	--	1.2
A0964329	BR-188	284.5	285.75	Metasediment 2	Central Pit	Mine Rock	--	--	--	--	--	--	8.8	--	--	0.022	1.8	--	0.21
A0964330	BR-188	294	294.5	Metasediment 2	Central Pit	Mine Rock	--	--	--	--	--	--	26	--	--	0.030	2.5	--	0.095
A0964331	BR-188	300.45	301.4	Metasediment 2	Central Pit	Mine Rock	--	--	0.37	--	--	--	12	4.9	0.040	0.027	2.3	--	0.2
A0964332	BR-188	301.4	302.55	Metasediment 2	Central Pit	Mine Rock	--	--	--	--	--	--	8.4	--	--	0.27	22	--	2.7
A0964334	BR-188	305.85	306.85	Metasediment 2	Central Pit	Mine Rock	--	--	--	--	--	--	91	--	--	0.041	3.4	--	0.037
A0964333	BR-188	311.6	312.15	Felsic Volcanic 2	Central Pit	Mine Rock	--	--	--	--	--	--	31	--	--	0.44	37	--	1.2
A0964335	BR-188	315	316	Felsic Volcanic 2	Central Pit	Mine Rock	--	--	--	--	--	--	30	--	--	0.065	5.5	--	0.18
A0964336	BR-188	320	321	Felsic Volcanic 2	Central Pit	Mine Rock	--	--	--	--	--	--	6.9	--	--	0.079	6.6	--	0.96
A0964337	BR-188	326	327	Felsic Volcanic 2	Central Pit	Mine Rock	--	--	--	--	--	--	11	--	--	0.093	7.7	--	0.69
A0964338	BR-188	331.45	332.9	Felsic Volcanic 2	Central Pit	Mine Rock	--	--	1.4	--	--	--	43	3.7	0.030	0.022	1.8	--	0.043
A0964339	BR-189	25	26	Felsic Volcanic 1	Central Pit	Mine Rock	--	--	--	--	--	--	9.1	--	--	0.15	12	--	1.4
A0964340	BR-189	31.75	33	Felsic Volcanic 1	Central Pit	Ore-Grade	--	--	--	--	--	--	37	--	--	0.20	17	--	0.45
A0964341	BR-189	36	36.6	Felsic Volcanic 1	Central Pit	Ore-Grade	--	--	--	--	--	--	38	--	--	0.19	16	--	0.42
A0964342	BR-189	44.35	45.25	Felsic Volcanic 1	Central Pit	Mine Rock	--	--	--	--	--	--	7.8	--	--	0.24	20	--	2.6
A0964343	BR-189	49.95	50.5	Felsic Volcanic 1	Central Pit	Ore-Grade	--	--	--	--	--	--	22	--	--	0.063	5.2	--	0.24
A0964344	BR-189	54	55	Felsic Volcanic 1	Central Pit	Mine Rock	--	--	--	--	--	--	11	--	--	0.13	11	--	0.97
A0964345	BR-189	61	62	Felsic Volcanic 1	Central Pit	Mine Rock	--	--	0.18	--	--	--	5.6	20	0.18	0.18	15	--	2.7
A0964346	BR-189	76	77	Felsic Volcanic 1	Central Pit	Mine Rock	--	--	--	--	--	--	6.6	--	--	0.29	24	--	3.7
A0964347	BR-189	82	83	Felsic Volcanic 1	Central Pit	Mine Rock	--	--	--	--	--	--	14	--	--	0.25	21	--	1.5
A0964348	BR-189	87.8	88.5	Felsic Volcanic 1	Central Pit	Ore-Grade	--	--	--	--	--	--	28	--	--	0.13	11	--	0.4
A0964349	BR-189	98	99	Felsic Volcanic 1	Central Pit	Ore-Grade	--	--	--	--	--	--	14	--	--	0.19	16	--	1.1
A0964350	BR-189	103.5	104	Felsic Volcanic 1	Central Pit	Mine Rock	--	--	--	--	--	--	9.1	--	--	0.14	12	--	1.3
A0964351	BR-189	106	106.5	Felsic Volcanic 1	Central Pit	Mine Rock	--	--	--	--	--	--	19	--	--	0.10	8.6	--	0.46
A0964352	BR-189	108.5	109.5	Felsic Volcanic 1	Central Pit	Mine Rock	--	--	0.39	--	--	--	12	14	0.11	0.10	8.4	--	0.69
A0964353	BR-189	113	114	Felsic Volcanic 1	Central Pit	Ore-Grade	--	--	--	--	--	--	28	--	--	0.055	4.5	--	0.16
A0964354	BR-189	119	120	Felsic Volcanic 1	Central Pit	Ore-Grade	--	--	--	--	--	--	24	--	--	0.11	9.3	--	0.39
A0964355	BR-189	128	128.7	Felsic Volcanic 1	Central Pit	Ore-Grade	--	--	--	--	--	--	20	--	--	0.58	48	--	2.4
A0964356	BR-189	133.5	135	Metasediment 2	Central Pit	Mine Rock	--	--	--	--	--	--	9.1	--	--	0.022	1.8	--	0.2
A0964357	BR-189	141	142.35	Metasediment 2	Central Pit	Mine Rock	--	--	--	--	--	--	11	--	--	0.060	5.0	--	0.46
A0964358	BR-189	147.6	148.85	Metasediment 2	Central Pit	Mine Rock	--	--	--	--	--	--	11	--	--	0.085	7.0	--	0.64
A0964359	BR-189	151	152.5	Metasediment 2	Central Pit	Mine Rock	--	--	0.34	--	--	--	11	11	0.040	0.022	1.8	--	0.17
A0964360	BR-189	162	163.1	Metasediment 2	Central Pit	Mine Rock	--	--	--	--	--	--	23	--	--	0.022	1.8	--	0.079
A0964361	BR-189	167	168	Felsic Volcanic 2	Central Pit	Mine Rock	--	--	--	--	--	--	50	--	--	0.12	10.0	--	0.2

(1) Total S measured by Leco furnace; Sulphate S measured by HCl cold leach, Sulphide S calculated by difference (Total S - Sulphate S).

(2) Acid Potential calculated as 31.25*Sulphide S; Maximum Acid Potential calculated as 31.25*Total S or 31.25*ICP-S (aqua regia) if Total S by Leco was unavialable (see text).

(3) Neutralization Potential measured by Modified Sobeck Method.

(4) Total Carbon measured by Leco furance; TIC measured by HCl leach and Leco furnance; TIC as %C measured by HCl leach.

(5) Carbonate Neutralization Potential calculated from TIC.

(6) Neutralization Potential Ratio calculated as NP/AP; Carbonate Neutralization Potential Ratio calculated as CarbNP/MPA.

Classification as mine rock or ore-grade materials was based on gold content.

Table B-1. Acid Base Accounting Results

Sample ID	Drillhole ID	From	To	Lithology	Area	Class	Paste pH	Fizz Rating	Total S[1]	SO_4 S[1]	Sulphide S[1]	AP[2]	MPA[2]	NP[3]	Total C[4]	TIC[4]	CarbNP[5]	NPR[6]	CarbNPR[6]
		m	*m*				pH Units	n/a	%	%	%	kg CaCO3/t	kg CaCO3/t	kg CaCO3/t	%C	%C	kg CaCO3/t	NP/AP	CarbNP/MPA
A0964362	BR-189	172.3	173	Felsic Volcanic 2	Central Pit	Mine Rock	--	--	--	--	--	--	33	--	--	0.17	14	--	0.41
A0964363	BR-189	177	178	Felsic Volcanic 2	Central Pit	Mine Rock	--	--	--	--	--	--	35	--	--	0.22	18	--	0.51
A0964364	BR-189	181.5	182.4	Felsic Volcanic 2	Central Pit	Mine Rock	--	--	--	--	--	--	35	--	--	0.038	3.2	--	0.092
A0964365	BR-189	186	187	Felsic Volcanic 2	Central Pit	Mine Rock	--	--	--	--	--	--	23	--	--	0.022	1.8	--	0.08
A0964366	BR-189	187	187.7	Felsic Volcanic 2	Central Pit	Mine Rock	--	--	0.89	--	--	--	28	1.8	<0.02	0.022	1.8	--	0.065
A0964367	BR-189	192	193	Felsic Volcanic 2	Central Pit	Mine Rock	--	--	--	--	--	--	6.9	--	--	0.087	7.3	--	1.1
A0964368	BR-189	200.55	201.1	Felsic Volcanic 2	Central Pit	Mine Rock	--	--	--	--	--	--	6.3	--	--	0.16	13	--	2.1
A0964369	BR-189	208	209.4	Felsic Volcanic 2	Central Pit	Ore-Grade	--	--	--	--	--	--	14	--	--	0.24	20	--	1.4
A0964370	BR-189	210.3	211.1	Felsic Volcanic 2	Central Pit	Ore-Grade	--	--	--	--	--	--	21	--	--	0.13	11	--	0.52
A0964371	BR-189	220	221	Felsic Volcanic 1	Central Pit	Mine Rock	--	--	--	--	--	--	27	--	--	0.31	26	--	0.96
A0964372	BR-189	225	226.35	Metasediment 2	Central Pit	Mine Rock	--	--	--	--	--	--	13	--	--	0.033	2.7	--	0.2
A0964373	BR-189	235.65	236.25	Metasediment 2	Central Pit	Mine Rock	--	--	--	--	--	--	7.8	--	--	0.022	1.8	--	0.23
A0964374	BR-189	240	241.5	Metasediment 2	Central Pit	Mine Rock	--	--	0.16	--	--	--	5.0	6.2	0.020	0.022	1.8	--	0.36
A0964375	BR-189	244.15	245.25	Felsic Volcanic 2	Central Pit	Mine Rock	--	--	--	--	--	--	12	--	--	0.16	13	--	1.1
A0963898	BR-219	23.1	24	Felsic Volcanic 1	Central Pit	Ore-Grade	--	--	--	--	--	--	9.4	--	--	0.14	12	--	1.3
A0963899	BR-219	29.35	30.4	Felsic Volcanic 1	Central Pit	Mine Rock	--	--	--	--	--	--	14	--	--	0.15	12	--	0.85
A0963900	BR-219	36.1	36.6	Felsic Volcanic 1	Central Pit	Ore-Grade	--	--	--	--	--	--	19	--	--	0.23	20	--	1.0
A0963901	BR-219	41.75	42.25	Felsic Volcanic 1	Central Pit	Mine Rock	--	--	--	--	--	--	9.7	--	--	0.17	14	--	1.5
A0963902	BR-219	47	48	Felsic Volcanic 1	Central Pit	Ore-Grade	--	--	0.58	--	--	--	18	31	0.30	0.30	25	--	1.4
A0963903	BR-219	63.1	63.4	Metasediment 2	Central Pit	Mine Rock	--	--	--	--	--	--	35	--	--	0.035	3.0	--	0.084
A0963904	BR-219	68.5	69.05	Felsic Volcanic 1	Central Pit	Mine Rock	--	--	--	--	--	--	11	--	--	0.022	1.8	--	0.17
A0963905	BR-219	73.75	75.25	Metasediment 2	Central Pit	Mine Rock	--	--	--	--	--	--	10	--	--	0.022	1.8	--	0.18
A0963906	BR-219	85.5	86.6	Felsic Volcanic 1	Central Pit	Mine Rock	--	--	--	--	--	--	13	--	--	0.17	14	--	1.1
A0963907	BR-219	93.6	95.05	Felsic Volcanic 2	Central Pit	Mine Rock	--	--	--	--	--	--	24	--	--	0.068	5.7	--	0.23
A0963908	BR-219	97.7	99.2	Felsic Volcanic 2	Central Pit	Mine Rock	--	--	--	--	--	--	31	--	--	0.12	10.0	--	0.32
A0963909	BR-219	106.3	107.5	Felsic Volcanic 2	Central Pit	Mine Rock	--	--	0.95	--	--	--	30	7.9	0.090	0.071	5.9	--	0.2
A0963910	BR-219	112	113.25	Felsic Volcanic 2	Central Pit	Mine Rock	--	--	--	--	--	--	16	--	--	0.096	8.0	--	0.51
A0963911	BR-219	117.6	118.75	Felsic Volcanic 2	Central Pit	Mine Rock	--	--	--	--	--	--	20	--	--	0.13	11	--	0.53
A0963912	BR-219	123.25	124.35	Felsic Volcanic 2	Central Pit	Mine Rock	--	--	--	--	--	--	7.8	--	--	0.13	11	--	1.4
A0963913	BR-219	129.4	130.9	Felsic Volcanic 2	Central Pit	Mine Rock	--	--	--	--	--	--	8.1	--	--	0.11	9.3	--	1.1
A0963914	BR-219	133.8	135.2	Felsic Volcanic 1	Central Pit	Mine Rock	--	--	--	--	--	--	27	--	--	0.28	23	--	0.87
A0963915	BR-219	143	144.5	Felsic Volcanic 2	Central Pit	Mine Rock	--	--	--	--	--	--	8.8	--	--	0.10	8.6	--	0.99
A0963916	BR-219	149	149.65	Felsic Volcanic 2	Central Pit	Mine Rock	--	--	0.23	--	--	--	7.2	9.5	0.060	0.055	4.5	--	0.63
A0963917	BR-219	155.5	157	Metasediment 2	Central Pit	Mine Rock	--	--	--	--	--	--	5.6	--	--	0.022	1.8	--	0.32
A0963918	BR-219	160	161.5	Metasediment 2	Central Pit	Mine Rock	--	--	--	--	--	--	10	--	--	0.025	2.0	--	0.2
A0963919	BR-219	167.65	169	Felsic Volcanic 2	Central Pit	Mine Rock	--	--	--	--	--	--	8.4	--	--	0.093	7.7	--	0.92
A0963920	BR-219	196.75	198	Metasediment 3	Central Pit	Mine Rock	--	--	--	--	--	--	8.4	--	--	0.076	6.4	--	0.75
A0963921	BR-219	201	202.5	Metasediment 3	Central Pit	Mine Rock	--	--	--	--	--	--	7.8	--	--	0.035	3.0	--	0.38
A0963644	BR-250B	21	22.5	Felsic Volcanic 1	Central Pit	Mine Rock	--	--	--	--	--	--	25	--	--	0.14	12	--	0.46
A0963645	BR-250B	25.2	26	Felsic Volcanic 1	Central Pit	Mine Rock	--	--	0.80	--	--	--	25	46	0.43	0.43	36	--	1.4
A0963646	BR-250B	35.25	36	Felsic Volcanic 1	Central Pit	Mine Rock	--	--	--	--	--	--	23	--	--	0.45	37	--	1.7
A0963647	BR-250B	42	43.5	Felsic Volcanic 1	Central Pit	Ore-Grade	--	--	--	--	--	--	17	--	--	0.14	11	--	0.67
A0963648	BR-250B	49.5	51	Felsic Volcanic 1	Central Pit	Mine Rock	--	--	--	--	--	--	16	--	--	0.14	12	--	0.76
A0963649	BR-250B	61.5	63	Felsic Volcanic 1	Central Pit	Mine Rock	--	--	--	--	--	--	11	--	--	0.16	14	--	1.2
A0963650	BR-250B	72	73.4	Felsic Volcanic 1	Central Pit	Mine Rock	--	--	--	--	--	--	27	--	--	0.15	12	--	0.46
A0962951	BR-250B	75.5	77	Felsic Volcanic 1	Central Pit	Mine Rock	--	--	--	--	--	--	10	--	--	0.19	16	--	1.6
A0962952	BR-250B	88.5	90	Felsic Volcanic 1	Central Pit	Mine Rock	--	--	0.35	--	--	--	11	20	0.19	0.20	17	--	1.5
A0962953	BR-250B	93.8	94.35	Felsic Volcanic 1	Central Pit	Mine Rock	--	--	--	--	--	--	16	--	--	0.22	19	--	1.2
A0962954	BR-250B	100	101.5	Felsic Volcanic 1	Central Pit	Ore-Grade	--	--	--	--	--	--	15	--	--	0.35	29	--	2.0
A0962955	BR-250B	109.5	110.5	Felsic Volcanic 1	Central Pit	Mine Rock	--	--	--	--	--	--	15	--	--	0.16	13	--	0.88
A0962956	BR-250B	117	117.8	Felsic Volcanic 1	Central Pit	Mine Rock	--	--	--	--	--	--	9.4	--	--	0.17	15	--	1.6
A0962957	BR-250B	123	124.5	Felsic Volcanic 1	Central Pit	Mine Rock	--	--	--	--	--	--	11	--	--	0.17	15	--	1.3
A0962958	BR-250B	139.5	141	Felsic Volcanic 1	Central Pit	Mine Rock	--	--	--	--	--	--	9.7	--	--	0.22	18	--	1.9
A0962959	BR-250B	148	149.5	Felsic Volcanic 1	Central Pit	Ore-Grade	--	--	0.21	--	--	--	6.6	16	0.14	0.13	11	--	1.7
A0962960	BR-250B	152.5	154	Felsic Volcanic 1	Central Pit	Mine Rock	--	--	--	--	--	--	7.5	--	--	0.14	12	--	1.5
A0962961	BR-250B	160.2	161.5	Felsic Volcanic 1	Central Pit	Mine Rock	--	--	--	--	--	--	17	--	--	0.044	3.6	--	0.21
A0962962	BR-250B	165.5	167	Felsic Volcanic 1	Central Pit	Mine Rock	--	--	--	--	--	--	18	--	--	0.15	12	--	0.69
A0962963	BR-250B	174	175	Felsic Volcanic 1	Central Pit	Mine Rock	--	--	--	--	--	--	13	--	--	0.17	14	--	1.1
A0962964	BR-250B	178.3	179.3	Felsic Volcanic 1	Central Pit	Ore-Grade	--	--	--	--	--	--	92	--	--	0.090	7.5	--	0.082
A0962965	BR-250B	180.3	180.9	Felsic Volcanic 1	Central Pit	Ore-Grade	--	--	--	--	--	--	28	--	--	0.057	4.8	--	0.17

(1) Total S measured by Leco furnace; Sulphate S measured by HCl cold leach, Sulphide S calculated by difference (Total S - Sulphate S).

(2) Acid Potential calculated as 31.25*Sulphide S; Maximum Acid Potential calculated as 31.25*Total S or 31.25*ICP-S (aqua regia) if Total S by Leco was unavialable (see text).

(3) Neutralization Potential measured by Modified Sobeck Method.

(4) Total Carbon measured by Leco furance; TIC measured by HCl leach and Leco furnance; TIC as %C measured by HCl leach.

(5) Carbonate Neutralization Potential calculated from TIC.

(6) Neutralization Potential Ratio calculated as NP/AP; Carbonate Neutralization Potential Ratio calculated as CarbNP/MPA.

Classification as mine rock or ore-grade materials was based on gold content.

Table B-1. Acid Base Accounting Results

Sample ID	Drillhole ID	From	To	Lithology	Area	Class	Paste pH	Fizz Rating	Total S[1]	SO_4 S[1]	Sulphide S[1]	AP[2]	MPA[2]	NP[3]	Total C[4]	TIC[4]	CarbNP[5]	NPR[6]	CarbNPR[6]
		m	*m*				pH Units	n/a	%	%	%	kg CaCO3/t	kg CaCO3/t	kg CaCO3/t	%C	%C	kg CaCO3/t	NP/AP	CarbNP/MPA
A0962966	BR-250B	185.85	186.35	Felsic Volcanic 1	Central Pit	Ore-Grade	--	--	2.5	--	--	--	79	5.4	0.050	0.038	3.2	--	0.04
A0962967	BR-250B	186.35	186.85	Felsic Volcanic 1	Central Pit	Ore-Grade	--	--	--	--	--	--	120	--	--	0.022	1.8	--	0.015
A0962969	BR-250B	190.5	191	Felsic Volcanic 1	Central Pit	Ore-Grade	--	--	--	--	--	--	64	--	--	0.085	7.0	--	0.11
A0962970	BR-250B	192	193	Felsic Volcanic 1	Central Pit	Ore-Grade	--	--	--	--	--	--	60	--	--	0.038	3.2	--	0.053
A0962971	BR-250B	204.5	206	Felsic Volcanic 1	Central Pit	Mine Rock	--	--	--	--	--	--	16	--	--	0.17	14	--	0.87
A0962972	BR-250B	211.35	212.35	Felsic Volcanic 1	Central Pit	Ore-Grade	--	--	--	--	--	--	36	--	--	0.027	2.3	--	0.064
A0962973	BR-250B	216.2	217.2	Felsic Volcanic 1	Central Pit	Ore-Grade	--	--	--	--	--	--	53	--	--	0.10	8.4	--	0.16
A0962974	BR-250B	217.8	218.6	Felsic Volcanic 1	Central Pit	Ore-Grade	--	--	0.72	--	--	--	23	30	0.31	0.33	27	--	1.2
A0962975	BR-250B	225	225.65	Felsic Volcanic 1	Central Pit	Mine Rock	--	--	--	--	--	--	14	--	--	0.13	11	--	0.76
A0963939	BR-250B	231	232.35	Metasediment 2	Central Pit	Mine Rock	--	--	--	--	--	--	23	--	--	0.035	3.0	--	0.13
A0963940	BR-250B	235.9	237	Metasediment 2	Central Pit	Mine Rock	--	--	--	--	--	--	11	--	--	0.022	1.8	--	0.17
A0963941	BR-250B	240	241.5	Metasediment 2	Central Pit	Mine Rock	--	--	--	--	--	--	13	--	--	0.035	3.0	--	0.22
A0963942	BR-250B	246	247.5	Metasediment 2	Central Pit	Mine Rock	--	--	--	--	--	--	12	--	--	0.022	1.8	--	0.15
A0963943	BR-250B	252.5	253	Metasediment 2	Central Pit	Mine Rock	--	--	--	--	--	--	39	--	--	0.030	2.5	--	0.065
A0963944	BR-250B	257.5	258.55	Metasediment 2	Central Pit	Mine Rock	--	--	0.31	--	--	--	9.7	9.1	0.030	0.025	2.0	--	0.21
A0963945	BR-250B	262.9	263.75	Metasediment 2	Central Pit	Mine Rock	--	--	--	--	--	--	56	--	--	0.082	6.8	--	0.12
A0963946	BR-250B	265.9	267	Felsic Volcanic 1	Central Pit	Mine Rock	--	--	--	--	--	--	15	--	--	0.19	16	--	1.0
A0963947	BR-250B	273	274	Felsic Volcanic 1	Central Pit	Mine Rock	--	--	--	--	--	--	9.7	--	--	0.23	19	--	2.0
A0963948	BR-250B	283.8	285	Felsic Volcanic 2	Central Pit	Mine Rock	--	--	--	--	--	--	23	--	--	0.057	4.8	--	0.2
A0963949	BR-250B	295	296	Felsic Volcanic 2	Central Pit	Mine Rock	--	--	--	--	--	--	4.7	--	--	0.14	12	--	2.5
A0963950	BR-250B	300	301	Felsic Volcanic 2	Central Pit	Mine Rock	--	--	--	--	--	--	5.9	--	--	0.14	12	--	2.0
A0964840	BR-326	50.5	51.5	Felsic Volcanic 1	Central Pit	Mine Rock	--	--	0.24	--	--	--	7.5	13	0.090	0.093	7.7	--	1.0
A0964841	BR-326	59	60	Felsic Volcanic 1	Central Pit	Mine Rock	--	--	--	--	--	--	30	--	--	0.030	2.5	--	0.084
A0964842	BR-326	63	64.35	Felsic Volcanic 1	Central Pit	Mine Rock	--	--	--	--	--	--	21	--	--	0.057	4.8	--	0.23
A0964843	BR-326	72.4	73.2	Metasediment 2	Central Pit	Mine Rock	--	--	--	--	--	--	9.4	--	--	0.027	2.3	--	0.24
A0964844	BR-326	75.5	76.6	Metasediment 2	Central Pit	Mine Rock	--	--	--	--	--	--	12	--	--	0.030	2.5	--	0.22
A0964845	BR-326	80	81	Felsic Volcanic 2	Central Pit	Mine Rock	--	--	--	--	--	--	62	--	--	0.022	1.8	--	0.029
A0964846	BR-326	84.6	85.25	Felsic Volcanic 2	Central Pit	Mine Rock	--	--	--	--	--	--	17	--	--	0.12	10	--	0.62
A0964847	BR-326	91	92	Felsic Volcanic 2	Central Pit	Mine Rock	--	--	1.1	--	--	--	35	14	0.12	0.13	11	--	0.32
A0964848	BR-326	94	95	Felsic Volcanic 1	Central Pit	Mine Rock	--	--	--	--	--	--	13	--	--	0.23	19	--	1.4
A0964849	BR-326	102	103	Felsic Volcanic 2	Central Pit	Mine Rock	--	--	--	--	--	--	17	--	--	0.074	6.1	--	0.36
A0964850	BR-326	109.3	110	Felsic Volcanic 2	Central Pit	Mine Rock	--	--	--	--	--	--	5.6	--	--	0.11	9.3	--	1.7
A0964851	BR-326	119.35	119.95	Felsic Volcanic 2	Central Pit	Mine Rock	--	--	--	--	--	--	13	--	--	0.27	22	--	1.8
A0963596	BR-327	11.7	12.7	Felsic Volcanic 2	Central Pit	Mine Rock	--	--	--	--	--	--	118	--	--	0.082	6.8	--	0.058
A0963597	BR-327	16.3	17.5	Felsic Volcanic 2	Central Pit	Mine Rock	--	--	--	--	--	--	51	--	--	0.030	2.5	--	0.049
A0963598	BR-327	22.3	23.1	Felsic Volcanic 2	Central Pit	Mine Rock	--	--	1.1	--	--	--	35	5.9	0.030	0.027	2.3	--	0.065
A0963599	BR-327	27.25	28.4	Felsic Volcanic 2	Central Pit	Mine Rock	--	--	--	--	--	--	23	--	--	0.079	6.6	--	0.28
A0963600	BR-327	30.2	30.75	Felsic Volcanic 2	Central Pit	Mine Rock	--	--	--	--	--	--	10	--	--	0.11	9.3	--	0.93
A0963749	BR-327	39.6	40.5	Felsic Volcanic 2	Central Pit	Mine Rock	--	--	--	--	--	--	6.6	--	--	0.096	8.0	--	1.2
A0963750	BR-327	48.15	49	Felsic Volcanic 2	Central Pit	Ore-Grade	--	--	--	--	--	--	9.7	--	--	0.079	6.6	--	0.68
A0963751	BR-327	55.5	57	Felsic Volcanic 2	Central Pit	Mine Rock	--	--	--	--	--	--	4.4	--	--	0.11	9.1	--	2.1
A0963752	BR-327	74.5	75.1	Metasediment 2	Central Pit	Mine Rock	--	--	--	--	--	--	7.5	--	--	0.022	1.8	--	0.24
A0963753	BR-327	81	81.9	Metasediment 2	Central Pit	Mine Rock	--	--	0.19	--	--	--	5.9	8.0	0.040	0.022	1.8	--	0.31
A0963754	BR-327	88.55	89.9	Metasediment 2	Central Pit	Mine Rock	--	--	--	--	--	--	18	--	--	0.022	1.8	--	0.1
A0963755	BR-327	94.5	96	Metasediment 2	Central Pit	Mine Rock	--	--	--	--	--	--	7.2	--	--	0.049	4.1	--	0.57
A0963756	BR-327	104.8	105.25	Metasediment 2	Central Pit	Mine Rock	--	--	--	--	--	--	29	--	--	0.096	8.0	--	0.27
A0963757	BR-327	117	118	Metasediment 3	Central Pit	Mine Rock	--	--	--	--	--	--	6.9	--	--	0.046	3.9	--	0.56
A0963758	BR-327	121.2	122.7	Metasediment 3	Central Pit	Mine Rock	--	--	--	--	--	--	7.5	--	--	0.065	5.5	--	0.73
A0963759	BR-327	128	129	Metasediment 3	Central Pit	Mine Rock	--	--	--	--	--	--	3.8	--	--	0.022	1.8	--	0.48
A0963760	BR-327	141.4	142.8	Metasediment 3	Central Pit	Mine Rock	--	--	0.35	--	--	--	11	13	0.11	0.063	5.2	--	0.48
A0963761	BR-329a	14.5	16	Felsic Volcanic 1	Central Pit	Mine Rock	--	--	--	--	--	--	10	--	--	0.10	8.6	--	0.84
A0963762	BR-329a	27.7	28.6	Felsic Volcanic 1	Central Pit	Mine Rock	--	--	--	--	--	--	7.2	--	--	0.079	6.6	--	0.92
A0963763	BR-329a	31.6	33	Felsic Volcanic 1	Central Pit	Mine Rock	--	--	--	--	--	--	8.8	--	--	0.035	3.0	--	0.34
A0963764	BR-329a	39	40.4	Felsic Volcanic 1	Central Pit	Mine Rock	--	--	--	--	--	--	12	--	--	0.033	2.7	--	0.23
A0963765	BR-329a	44.2	44.8	Felsic Volcanic 2	Central Pit	Mine Rock	--	--	--	--	--	--	20	--	--	0.10	8.6	--	0.44
A0963766	BR-329a	46.45	47.9	Felsic Volcanic 2	Central Pit	Mine Rock	--	--	--	--	--	--	19	--	--	0.033	2.7	--	0.15
A0963767	BR-329a	55.4	56.5	Felsic Volcanic 2	Central Pit	Mine Rock	--	--	--	--	--	--	43	--	--	0.022	1.8	--	0.042
A0963768	BR-329a	59.5	60.8	Felsic Volcanic 2	Central Pit	Mine Rock	--	--	0.32	--	--	--	10	29	0.29	0.28	23	--	2.3
A0963769	BR-329a	64.9	65.5	Felsic Volcanic 2	Central Pit	Mine Rock	--	--	--	--	--	--	28	--	--	0.030	2.5	--	0.089
A0963770	BR-329a	71.3	72.35	Felsic Volcanic 2	Central Pit	Mine Rock	--	--	--	--	--	--	18	--	--	0.046	3.9	--	0.21

(1) Total S measured by Leco furnace; Sulphate S measured by HCl cold leach, Sulphide S calculated by difference (Total S - Sulphate S).

(2) Acid Potential calculated as 31.25*Sulphide S; Maximum Acid Potential calculated as 31.25*Total S or 31.25*ICP-S (aqua regia) if Total S by Leco was unavialable (see text).

(3) Neutralization Potential measured by Modified Sobeck Method.

(4) Total Carbon measured by Leco furance; TIC measured by HCl leach and Leco furnance; TIC as %C measured by HCl leach.

(5) Carbonate Neutralization Potential calculated from TIC.

(6) Neutralization Potential Ratio calculated as NP/AP; Carbonate Neutralization Potential Ratio calculated as CarbNP/MPA.

Classification as mine rock or ore-grade materials was based on gold content.

Table B-1. Acid Base Accounting Results

Sample ID	Drillhole ID	From	To	Lithology	Area	Class	Paste pH	Fizz Rating	Total S[1]	SO_4 S[1]	Sulphide S[1]	AP[2]	MPA[2]	NP[3]	Total C[4]	TIC[4]	CarbNP[5]	NPR[6]	CarbNPR[6]
		m	*m*				pH Units	n/a	%	%	%	kg CaCO3/t	kg CaCO3/t	kg CaCO3/t	%C	%C	kg CaCO3/t	NP/AP	CarbNP/MPA
A0963771	BR-329a	75.7	77.2	Felsic Volcanic 2	Central Pit	Mine Rock	--	--	--	--	--	--	9.4	--	--	0.15	12	--	1.3
A0963772	BR-329a	94.5	96	Felsic Volcanic 2	Central Pit	Mine Rock	--	--	--	--	--	--	7.8	--	--	0.16	13	--	1.7
A0963773	BR-329a	104.4	105.15	Felsic Volcanic 2	Central Pit	Mine Rock	--	--	--	--	--	--	3.8	--	--	0.16	13	--	3.5
A0963774	BR-329a	109.5	111	Felsic Volcanic 2	Central Pit	Mine Rock	--	--	0.14	--	--	--	4.4	7.4	0.070	0.065	5.5	--	1.2
A0963775	BR-329a	119	120	Felsic Volcanic 1	Central Pit	Mine Rock	--	--	--	--	--	--	7.5	--	--	0.23	19	--	2.5
A0963776	BR-329a	124.5	126	Metasediment 2	Central Pit	Mine Rock	--	--	--	--	--	--	5.0	--	--	0.022	1.8	--	0.36
A0963777	BR-329a	131.15	132	Metasediment 2	Central Pit	Mine Rock	--	--	--	--	--	--	10	--	--	0.065	5.5	--	0.55
A0963778	BR-329a	136.5	138	Metasediment 2	Central Pit	Mine Rock	--	--	--	--	--	--	7.8	--	--	0.022	1.8	--	0.23
A0963779	BR-329a	142.5	143.3	Metasediment 2	Central Pit	Mine Rock	--	--	--	--	--	--	5.9	--	--	0.025	2.0	--	0.34
A0964543	BR-341	16.5	18	Felsic Volcanic 1	Central Pit	Mine Rock	--	--	--	--	--	--	6.3	--	--	0.16	13	--	2.1
A0964544	BR-341	21.25	21.75	Felsic Volcanic 1	Central Pit	Mine Rock	--	--	0.52	--	--	--	16	6.5	0.050	0.044	3.6	--	0.22
A0964545	BR-341	27	28	Felsic Volcanic 1	Central Pit	Mine Rock	--	--	--	--	--	--	4.7	--	--	0.18	15	--	3.2
A0964546	BR-341	30.9	31.75	Felsic Volcanic 1	Central Pit	Mine Rock	--	--	--	--	--	--	76	--	--	0.055	4.5	--	0.06
A0964547	BR-341	37.9	39	Felsic Volcanic 1	Central Pit	Mine Rock	--	--	--	--	--	--	19	--	--	0.14	11	--	0.61
A0964548	BR-341	42	42.8	Felsic Volcanic 1	Central Pit	Mine Rock	--	--	--	--	--	--	32	--	--	0.057	4.8	--	0.15
A0964549	BR-341	49.1	49.4	Felsic Volcanic 1	Central Pit	Ore-Grade	--	--	--	--	--	--	30	--	--	0.057	4.8	--	0.16
A0964550	BR-341	54	55.5	Felsic Volcanic 1	Central Pit	Ore-Grade	--	--	--	--	--	--	37	--	--	0.022	1.8	--	0.049
A0964551	BR-341	73.05	73.55	Felsic Volcanic 1	Central Pit	Ore-Grade	--	--	--	--	--	--	41	--	--	0.025	2.0	--	0.05
A0964552	BR-341	78.5	79	Felsic Volcanic 1	Central Pit	Mine Rock	--	--	0.55	--	--	--	17	15	0.14	0.074	6.1	--	0.36
A0964553	BR-341	83.8	85.3	Felsic Volcanic 1	Central Pit	Mine Rock	--	--	--	--	--	--	13	--	--	0.35	29	--	2.3
A0964554	BR-341	90.35	91.85	Felsic Volcanic 1	Central Pit	Mine Rock	--	--	--	--	--	--	8.8	--	--	0.19	16	--	1.8
A0964555	BR-341	96.55	98	Felsic Volcanic 1	Central Pit	Mine Rock	--	--	--	--	--	--	17	--	--	0.16	13	--	0.77
A0964556	BR-341	102.8	103.45	Felsic Volcanic 1	Central Pit	Mine Rock	--	--	--	--	--	--	7.8	--	--	0.26	22	--	2.8
A0964557	BR-341	112.5	113.9	Felsic Volcanic 1	Central Pit	Mine Rock	--	--	--	--	--	--	14	--	--	0.18	15	--	1.1
A0964558	BR-341	130	130.9	Felsic Volcanic 1	Central Pit	Mine Rock	--	--	0.28	--	--	--	8.8	16	0.13	0.12	10.0	--	1.1
A0964559	BR-341	135	136.5	Felsic Volcanic 1	Central Pit	Ore-Grade	--	--	--	--	--	--	24	--	--	0.071	5.9	--	0.25
A0964560	BR-341	141.5	142.9	Felsic Volcanic 1	Central Pit	Ore-Grade	--	--	--	--	--	--	36	--	--	0.11	8.9	--	0.25
A0964672	BR-341	147	148	Felsic Volcanic 1	Central Pit	Mine Rock	--	--	--	--	--	--	12	--	--	0.16	13	--	1.1
A0964673	BR-341	151.15	152.45	Felsic Volcanic 1	Central Pit	Mine Rock	--	--	--	--	--	--	14	--	--	0.068	5.7	--	0.4
A0964674	BR-341	157.1	158.25	Felsic Volcanic 1	Central Pit	Mine Rock	--	--	--	--	--	--	9.1	--	--	0.055	4.5	--	0.5
A0964675	BR-341	162.4	163	Felsic Volcanic 1	Central Pit	Mine Rock	--	--	--	--	--	--	9.4	--	--	0.11	9.3	--	0.99
A0964676	BR-341	188	189	Felsic Volcanic 1	Central Pit	Mine Rock	--	--	0.29	--	--	--	9.1	17	0.14	0.14	11	--	1.3
A0964677	BR-341	214.3	214.7	Felsic Volcanic 1	Central Pit	Mine Rock	--	--	--	--	--	--	16	--	--	0.076	6.4	--	0.4
A0964678	BR-341	218.35	219.85	Felsic Volcanic 1	Central Pit	Mine Rock	--	--	--	--	--	--	15	--	--	0.15	12	--	0.84
A0964679	BR-341	224.05	225	Felsic Volcanic 1	Central Pit	Mine Rock	--	--	--	--	--	--	13	--	--	0.26	22	--	1.7

Table B-1. Acid Base Accounting Results

Sample ID	Drillhole ID	From	To	Lithology	Area	Class	Paste pH	Fizz Rating	Total S[1]	SO_4 S[1]	Sulphide S[1]	AP[2]	MPA[2]	NP[3]	Total C[4]	TIC[4]	CarbNP[5]	NPR[6]	CarbNPR[6]
		m	*m*				pH Units	n/a	%	%	%	kg CaCO3/t	kg CaCO3/t	kg CaCO3/t	%C	%C	kg CaCO3/t	NP/AP	CarbNP/MPA
A0963586	BR-403	26.1	27	Felsic Volcanic 1	Central Pit	Mine Rock	--	--	--	--	--	--	6.3	--	--	0.34	28	--	4.5
A0963587	BR-403	30.95	32	Felsic Volcanic 1	Central Pit	Mine Rock	--	--	--	--	--	--	0.94	--	--	0.12	10.0	--	11
A0963588	BR-403	36.3	37.8	Felsic Volcanic 1	Central Pit	Mine Rock	--	--	--	--	--	--	2.2	--	--	0.068	5.7	--	2.6
A0963589	BR-403	41.8	42.8	Felsic Volcanic 1	Central Pit	Mine Rock	--	--	--	--	--	--	2.8	--	--	0.17	14	--	5.0
A0963590	BR-403	47.8	48.8	Felsic Volcanic 1	Central Pit	Mine Rock	--	--	--	--	--	--	9.4	--	--	0.12	10.0	--	1.1
A0963591	BR-403	52.9	54	Felsic Volcanic 1	Central Pit	Mine Rock	--	--	--	--	--	--	15	--	--	0.10	8.4	--	0.56
A0963592	BR-403	58.3	58.8	Felsic Volcanic 1	Central Pit	Mine Rock	--	--	--	--	--	--	11	--	--	0.022	1.8	--	0.17
A0963593	BR-403	63	64	Felsic Volcanic 1	Central Pit	Mine Rock	--	--	0.36	--	--	--	11	20	0.16	0.14	11	--	1.0
A0963594	BR-403	81.35	82.35	Felsic Volcanic 1	Central Pit	Mine Rock	--	--	--	--	--	--	12	--	--	0.35	29	--	2.5
A0963120	BR-076	20.2	21	Metasediment 2	Central Pit	Mine Rock	--	--	--	--	--	--	15	--	--	0.022	1.8	--	0.12
A0963121	BR-076	31	32	Metasediment 2	Central Pit	Mine Rock	--	--	--	--	--	--	7.8	--	--	0.022	1.8	--	0.23
A0963122	BR-076	41	42	Metasediment 2	Central Pit	Mine Rock	--	--	--	--	--	--	5.9	--	--	0.025	2.0	--	0.34
A0963123	BR-076	88	89	Metasediment 2	Central Pit	Mine Rock	--	--	--	--	--	--	8.1	--	--	0.027	2.3	--	0.28
A0963124	BR-076	100	101	Metasediment 2	Central Pit	Mine Rock	--	--	0.55	--	--	--	17	7.2	0.10	0.022	1.8	--	0.11
A0963214	BR-099	28	29	Fragmental 1	Central Pit	Mine Rock	--	--	--	--	--	--	9.4	--	--	0.022	1.8	--	0.19
A0963215	BR-099	32.9	34	Fragmental 1	Central Pit	Mine Rock	--	--	--	--	--	--	12	--	--	0.071	5.9	--	0.51
A0963216	BR-099	37.4	38.4	Fragmental 1	Central Pit	Mine Rock	--	--	--	--	--	--	14	--	--	0.074	6.1	--	0.45
A0963217	BR-099	58.1	59.1	Fragmental 1	Central Pit	Mine Rock	--	--	--	--	--	--	6.6	--	--	0.14	12	--	1.8
A0963218	BR-099	62.55	64	Fragmental 1	Central Pit	Mine Rock	--	--	--	--	--	--	9.4	--	--	0.14	11	--	1.2
A0963219	BR-099	64	65.5	Fragmental 1	Central Pit	Mine Rock	--	--	--	--	--	--	4.4	--	--	0.18	15	--	3.5
A0963220	BR-099	68	69.35	Fragmental 1	Central Pit	Mine Rock	--	--	0.31	--	--	--	9.7	41	0.39	0.37	30	--	3.1
A0963221	BR-099	80	81	Felsic Volcanic 1	Central Pit	Mine Rock	--	--	--	--	--	--	49	--	--	0.20	17	--	0.34
A0963222	BR-099	86.5	88	Fragmental 1	Central Pit	Mine Rock	--	--	--	--	--	--	21	--	--	0.074	6.1	--	0.29
A0963223	BR-099	93	94	Felsic Volcanic 1	Central Pit	Mine Rock	--	--	--	--	--	--	40	--	--	0.098	8.2	--	0.2
A0963224	BR-099	99	99.5	Felsic Volcanic 1	Central Pit	Mine Rock	--	--	--	--	--	--	65	--	--	0.055	4.5	--	0.07
A0963225	BR-099	112.9	113.35	Felsic Volcanic 1	Central Pit	Mine Rock	--	--	--	--	--	--	38	--	--	0.42	35	--	0.94
A0963226	BR-099	117.6	118.2	Felsic Volcanic 1	Central Pit	Mine Rock	--	--	--	--	--	--	6.3	--	--	0.34	28	--	4.5
A0963227	BR-099	123	124	Felsic Volcanic 1	Central Pit	Ore-Grade	--	--	1.4	--	--	--	45	9.8	0.030	0.035	3.0	--	0.066
A0963228	BR-099	124	125	Felsic Volcanic 1	Central Pit	Mine Rock	--	--	--	--	--	--	36	--	--	0.033	2.7	--	0.077
A0963229	BR-099	132	133	Felsic Volcanic 1	Central Pit	Mine Rock	--	--	--	--	--	--	65	--	--	0.33	27	--	0.42
A0963230	BR-099	138.5	140	Felsic Volcanic 1	Central Pit	Mine Rock	--	--	--	--	--	--	8.4	--	--	0.25	20	--	2.4
A0963231	BR-099	142.5	144	Felsic Volcanic 1	Central Pit	Mine Rock	--	--	--	--	--	--	7.2	--	--	0.26	22	--	3.0
A0963232	BR-099	147	148.5	Felsic Volcanic 1	Central Pit	Mine Rock	--	--	--	--	--	--	12	--	--	0.38	32	--	2.6
A0963233	BR-099	152.2	153	Felsic Volcanic 1	Central Pit	Mine Rock	--	--	--	--	--	--	17	--	--	0.72	60	--	3.5
A0963234	BR-099	161.85	162.5	Metasediment 2	Central Pit	Mine Rock	--	--	3.0	--	--	--	94	6.0	<0.020	0.022	1.8	--	0.019
A0963235	BR-099	173.35	174	Metasediment 2	Central Pit	Mine Rock	--	--	--	--	--	--	10	--	--	0.79	66	--	6.4
A0963236	BR-099	180.2	181.7	Fragmental 1	Central Pit	Mine Rock	--	--	--	--	--	--	84	--	--	0.025	2.0	--	0.024
A0963237	BR-099	190	191	Felsic Volcanic 1	Central Pit	Mine Rock	--	--	--	--	--	--	71	--	--	0.022	1.8	--	0.026
A0963238	BR-099	195	196	Felsic Volcanic 1	Central Pit	Mine Rock	--	--	--	--	--	--	55	--	--	0.13	11	--	0.19
A0963239	BR-099	205.5	207	Metasediment 2	Central Pit	Mine Rock	--	--	--	--	--	--	134	--	--	0.049	4.1	--	0.031
A0963434	BR-123	51	52	Felsic Volcanic 2	Central Pit	Mine Rock	--	--	--	--	--	--	58	--	--	0.10	8.4	--	0.15
A0963435	BR-123	60	60.5	Felsic Volcanic 2	Central Pit	Ore-Grade	--	--	1.9	--	--	--	60	51	0.63	0.61	50	--	0.84
A0963436	BR-123	67.5	68.5	Felsic Volcanic 2	Central Pit	Mine Rock	--	--	--	--	--	--	48	--	--	0.16	13	--	0.27
A0963437	BR-123	82	83	Felsic Volcanic 1	Central Pit	Mine Rock	--	--	--	--	--	--	38	--	--	0.48	40	--	1.1
A0963438	BR-123	92.7	93.2	Felsic Volcanic 1	Central Pit	Mine Rock	--	--	--	--	--	--	28	--	--	0.30	25	--	0.89
A0963439	BR-123	102.45	103.5	Felsic Volcanic 2	Central Pit	Mine Rock	--	--	--	--	--	--	23	--	--	0.18	15	--	0.65
A0963440	BR-123	108.8	109.8	Felsic Volcanic 2	Central Pit	Mine Rock	--	--	--	--	--	--	22	--	--	0.26	22	--	0.99
A0963441	BR-123	123	123.75	Felsic Volcanic 1	Central Pit	Mine Rock	--	--	--	--	--	--	39	--	--	0.28	23	--	0.6
A0963442	BR-123	134.2	135.2	Felsic Volcanic 1	Central Pit	Mine Rock	--	--	1.6	--	--	--	51	47	0.52	0.53	45	--	0.88
A0963443	BR-123	141.35	142.1	Felsic Volcanic 1	Central Pit	Mine Rock	--	--	--	--	--	--	50	--	--	0.16	13	--	0.26
A0963444	BR-123	148.95	149.6	Felsic Volcanic 1	Central Pit	Ore-Grade	--	--	--	--	--	--	61	--	--	0.34	28	--	0.46
A0963445	BR-123	159.9	160.4	Felsic Volcanic 2	Central Pit	Mine Rock	--	--	--	--	--	--	48	--	--	0.082	6.8	--	0.14
A0963446	BR-123	164.15	164.8	Felsic Volcanic 1	Central Pit	Mine Rock	--	--	--	--	--	--	48	--	--	0.11	9.3	--	0.19
A0963447	BR-123	189	190	Metasediment 2	Central Pit	Mine Rock	--	--	--	--	--	--	37	--	--	0.022	1.8	--	0.049
A0963448	BR-123	199.2	200.2	Metasediment 2	Central Pit	Ore-Grade	--	--	--	--	--	--	89	--	--	0.093	7.7	--	0.086
A0963655	BR-124	42	43	Felsic Volcanic 1	Central Pit	Mine Rock	--	--	1.8	--	--	--	56	5.3	0.040	0.035	3.0	--	0.053
A0963656	BR-124	52	53	Felsic Volcanic 1	Central Pit	Mine Rock	--	--	--	--	--	--	64	--	--	0.065	5.5	--	0.086
A0963657	BR-124	58	58.7	Felsic Volcanic 1	Central Pit	Mine Rock	--	--	--	--	--	--	85	--	--	0.16	13	--	0.16
A0963658	BR-124	67.3	67.8	Felsic Volcanic 1	Central Pit	Mine Rock	--	--	--	--	--	--	55	--	--	0.10	8.4	--	0.15
A0963659	BR-124	75.8	76.3	Felsic Volcanic 1	Central Pit	Mine Rock	--	--	--	--	--	--	51	--	--	0.055	4.5	--	0.089

(1) Total S measured by Leco furnace; Sulphate S measured by HCl cold leach, Sulphide S calculated by difference (Total S - Sulphate S).

(2) Acid Potential calculated as 31.25*Sulphide S; Maximum Acid Potential calculated as 31.25*Total S or 31.25*ICP-S (aqua regia) if Total S by Leco was unavialable (see text).

(3) Neutralization Potential measured by Modified Sobeck Method.

(4) Total Carbon measured by Leco furance; TIC measured by HCl leach and Leco furnance; TIC as %C measured by HCl leach.

(5) Carbonate Neutralization Potential calculated from TIC.

(6) Neutralization Potential Ratio calculated as NP/AP; Carbonate Neutralization Potential Ratio calculated as CarbNP/MPA.

Classification as mine rock or ore-grade materials was based on gold content.

Table B-1. Acid Base Accounting Results

Sample ID	Drillhole ID	From	To	Lithology	Area	Class	Paste pH	Fizz Rating	Total S[1]	SO_4 S[1]	Sulphide S[1]	AP[2]	MPA[2]	NP[3]	Total C[4]	TIC[4]	CarbNP[5]	NPR[6]	CarbNPR[6]
		m	*m*				pH Units	n/a	%	%	%	kg CaCO3/t	kg CaCO3/t	kg CaCO3/t	%C	%C	kg CaCO3/t	NP/AP	CarbNP/MPA
A0963660	BR-124	83.7	84.5	Felsic Volcanic 2	Central Pit	Mine Rock	--	--	--	--	--	--	74	--	--	0.030	2.5	--	0.034
A0963661	BR-124	89.5	90.2	Felsic Volcanic 2	Central Pit	Ore-Grade	--	--	--	--	--	--	43	--	--	0.66	55	--	1.3
A0963662	BR-124	96.1	97.1	Felsic Volcanic 2	Central Pit	Mine Rock	--	--	1.4	--	--	--	45	11	0.10	0.093	7.7	--	0.17
A0963663	BR-124	106	107	Felsic Volcanic 1	Central Pit	Mine Rock	--	--	--	--	--	--	43	--	--	0.098	8.2	--	0.19
A0963664	BR-124	113	113.5	Felsic Volcanic 1	Central Pit	Ore-Grade	--	--	--	--	--	--	100	--	--	0.27	22	--	0.22
A0963665	BR-124	123.5	124.5	Felsic Volcanic 1	Central Pit	Mine Rock	--	--	--	--	--	--	31	--	--	0.24	20	--	0.65
A0963666	BR-124	133.5	134.5	Felsic Volcanic 1	Central Pit	Mine Rock	--	--	--	--	--	--	33	--	--	0.28	24	--	0.73
A0963667	BR-124	143.5	144.5	Felsic Volcanic 1	Central Pit	Mine Rock	--	--	--	--	--	--	18	--	--	0.21	17	--	0.94
A0963668	BR-124	157.25	157.75	Felsic Volcanic 1	Central Pit	Mine Rock	--	--	--	--	--	--	15	--	--	0.10	8.6	--	0.58
A0963669	BR-124	168.15	169	Felsic Volcanic 1	Central Pit	Mine Rock	--	--	0.93	--	--	--	29	37	0.41	0.37	31	--	1.1
A0963670	BR-124	177.6	178.1	Felsic Volcanic 1	Central Pit	Ore-Grade	--	--	--	--	--	--	71	--	--	0.32	26	--	0.37
A0963671	BR-124	187.6	188.6	Felsic Volcanic 1	Central Pit	Mine Rock	--	--	--	--	--	--	28	--	--	0.41	34	--	1.2
A0963672	BR-124	198.5	199.5	Felsic Volcanic 1	Central Pit	Mine Rock	--	--	--	--	--	--	35	--	--	0.44	37	--	1.0
A0963969	BR-293	25	25.5	Fragmental 1	Central Pit	Mine Rock	--	--	--	--	--	--	97	--	--	0.12	9.8	--	0.1
A0963970	BR-293	36.1	36.6	Fragmental 1	Central Pit	Ore-Grade	--	--	--	--	--	--	49	--	--	0.025	2.0	--	0.042
A0963971	BR-293	50.8	51.8	Felsic Volcanic 1	Central Pit	Mine Rock	--	--	--	--	--	--	15	--	--	0.91	76	--	5.2
A0963972	BR-293	61.9	62.7	Fragmental 1	Central Pit	Ore-Grade	--	--	1.3	--	--	--	40	31	0.33	0.30	25	--	0.62
A0963973	BR-293	71.1	71.6	Felsic Volcanic 1	Central Pit	Mine Rock	--	--	--	--	--	--	81	--	--	0.087	7.3	--	0.09
A0963974	BR-293	81.6	83	Felsic Volcanic 1	Central Pit	Mine Rock	--	--	--	--	--	--	18	--	--	0.31	26	--	1.5
A0963975	BR-293	92.5	92.9	Metasediment 2	Central Pit	Mine Rock	--	--	--	--	--	--	42	--	--	0.12	10	--	0.24
A0963976	BR-293	98.95	100.1	Metasediment 2	Central Pit	Mine Rock	--	--	--	--	--	--	101	--	--	0.022	1.8	--	0.018
A0963977	BR-293	110.5	111.5	Metasediment 2	Central Pit	Mine Rock	--	--	--	--	--	--	70	--	--	0.022	1.8	--	0.026
A0963978	BR-293	120	121	Metasediment 2	Central Pit	Mine Rock	--	--	--	--	--	--	82	--	--	0.022	1.8	--	0.022
A0963979	BR-293	132	133.5	Felsic Volcanic 1	Central Pit	Mine Rock	--	--	1.9	--	--	--	58	4.0	0.030	0.027	2.3	--	0.039
A0963980	BR-293	142.3	143.2	Metasediment 2	Central Pit	Mine Rock	--	--	--	--	--	--	84	--	--	0.022	1.8	--	0.022
A0963981	BR-293	151.6	152.7	Felsic Volcanic 1	Central Pit	Mine Rock	--	--	--	--	--	--	7.2	--	--	0.18	15	--	2.1
A0963982	BR-293	158.15	159	Metasediment 2	Central Pit	Mine Rock	--	--	--	--	--	--	205	--	--	0.022	1.8	--	0.0089
A0963983	BR-293	166	167	Felsic Volcanic 1	Central Pit	Mine Rock	--	--	--	--	--	--	221	--	--	0.030	2.5	--	0.011
A0963984	BR-293	177.35	177.85	Felsic Volcanic 1	Central Pit	Mine Rock	--	--	--	--	--	--	76	--	--	0.044	3.6	--	0.048
A0963985	BR-293	193	194	Metasediment 2	Central Pit	Mine Rock	--	--	2.6	--	--	--	81	6.1	0.030	0.022	1.8	--	0.022
A0964890	BR-414	21	22.5	Metasediment 2	Central Pit	Mine Rock	--	--	--	--	--	--	7.2	--	--	0.022	1.8	--	0.25
A0964889	BR-414	28.5	30	Metasediment 2	Central Pit	Mine Rock	--	--	--	--	--	--	5.6	--	--	0.022	1.8	--	0.32
A0964888	BR-414	42.8	44.05	Metasediment 2	Central Pit	Mine Rock	--	--	--	--	--	--	3.8	--	--	0.025	2.0	--	0.55
A0964887	BR-414	57.2	58.7	Metasediment 2	Central Pit	Mine Rock	--	--	--	--	--	--	10	--	--	0.068	5.7	--	0.55
A0964886	BR-414	74	75	Metasediment 2	Central Pit	Mine Rock	--	--	--	--	--	--	15	--	--	0.022	1.8	--	0.12
A0964885	BR-414	84	85.3	Metasediment 2	Central Pit	Mine Rock	--	--	--	--	--	--	13	--	--	0.022	1.8	--	0.15
A0964884	BR-414	109.55	111	Metasediment 2	Central Pit	Mine Rock	--	--	0.33	--	--	--	10	6.3	<0.02	0.022	1.8	--	0.18
A0964883	BR-414	121.5	123	Metasediment 2	Central Pit	Mine Rock	--	--	--	--	--	--	20	--	--	0.025	2.0	--	0.1
A0963651	BR-415	25.3	26.8	Metasediment 2	Central Pit	Mine Rock	--	--	--	--	--	--	11	--	--	0.035	3.0	--	0.26
A0963652	BR-415	36	37.5	Metasediment 2	Central Pit	Mine Rock	--	--	--	--	--	--	10	--	--	0.13	10	--	1.0
A0963653	BR-415	58	59	Metasediment 3	Central Pit	Mine Rock	--	--	--	--	--	--	8.1	--	--	0.027	2.3	--	0.28
A0963654	BR-415	71.3	72.5	Metasediment 3	Central Pit	Mine Rock	--	--	--	--	--	--	9.1	--	--	0.044	3.6	--	0.4
A0963197	BR-089	42.1	43	Felsic Volcanic 1	Central Pit	Mine Rock	--	--	--	--	--	--	65	--	--	0.022	1.8	--	0.028
A0963198	BR-089	52	53	Felsic Volcanic 1	Central Pit	Mine Rock	--	--	2.0	--	--	--	63	13	0.12	0.11	8.9	--	0.14
A0963199	BR-089	62	63	Felsic Volcanic 1	Central Pit	Mine Rock	--	--	--	--	--	--	55	--	--	0.11	9.5	--	0.17
A0963200	BR-089	72	73	Felsic Volcanic 1	Central Pit	Mine Rock	--	--	--	--	--	--	103	--	--	0.082	6.8	--	0.066
A0963201	BR-089	82	82.75	Felsic Volcanic 2	Central Pit	Mine Rock	--	--	--	--	--	--	79	--	--	0.063	5.2	--	0.066
A0963202	BR-089	92.55	93.5	Felsic Volcanic 1	Central Pit	Mine Rock	--	--	--	--	--	--	60	--	--	0.13	11	--	0.18
A0963203	BR-089	97.8	98.75	Felsic Volcanic 2	Central Pit	Mine Rock	--	--	--	--	--	--	57	--	--	0.12	9.8	--	0.17
A0963204	BR-089	106.25	107	Felsic Volcanic 2	Central Pit	Mine Rock	--	--	--	--	--	--	55	--	--	0.25	20	--	0.37
A0963205	BR-089	116	117	Felsic Volcanic 2	Central Pit	Mine Rock	--	--	2.0	--	--	--	63	17	0.17	0.15	13	--	0.2
A0963206	BR-089	132	133	Felsic Volcanic 1	Central Pit	Mine Rock	--	--	--	--	--	--	62	--	--	0.62	52	--	0.83
A0963207	BR-089	152	152.75	Felsic Volcanic 1	Central Pit	Mine Rock	--	--	--	--	--	--	48	--	--	0.41	34	--	0.71
A0963208	BR-089	165.5	166.5	Felsic Volcanic 1	Central Pit	Mine Rock	--	--	--	--	--	--	34	--	--	0.30	25	--	0.73
A0963209	BR-089	179	179.5	Felsic Volcanic 1	Central Pit	Mine Rock	--	--	--	--	--	--	38	--	--	0.75	62	--	1.7
A0963210	BR-089	191	191.5	Felsic Volcanic 1	Central Pit	Ore-Grade	--	--	--	--	--	--	59	--	--	1.2	97	--	1.6
A0963211	BR-089	211	212	Felsic Volcanic 1	Central Pit	Mine Rock	--	--	--	--	--	--	41	--	--	0.37	31	--	0.76
A0963212	BR-089	225.95	227	Felsic Volcanic 1	Central Pit	Ore-Grade	--	--	1.5	--	--	--	46	27	0.27	0.22	18	--	0.4
A0963213	BR-089	241	242	Felsic Volcanic 1	Central Pit	Mine Rock	--	--	--	--	--	--	31	--	--	0.20	17	--	0.53
A0963192	BR-089	253.4	254.4	Felsic Volcanic 1	Central Pit	Ore-Grade	--	--	--	--	--	--	57	--	--	0.64	53	--	0.94

(1) Total S measured by Leco furnace; Sulphate S measured by HCl cold leach, Sulphide S calculated by difference (Total S - Sulphate S).

(2) Acid Potential calculated as 31.25*Sulphide S; Maximum Acid Potential calculated as 31.25*Total S or 31.25*ICP-S (aqua regia) if Total S by Leco was unavialable (see text).

(3) Neutralization Potential measured by Modified Sobeck Method.

(4) Total Carbon measured by Leco furance; TIC measured by HCl leach and Leco furnance; TIC as %C measured by HCl leach.

(5) Carbonate Neutralization Potential calculated from TIC.

(6) Neutralization Potential Ratio calculated as NP/AP; Carbonate Neutralization Potential Ratio calculated as CarbNP/MPA.

Classification as mine rock or ore-grade materials was based on gold content.

Table B-1. Acid Base Accounting Results

Sample ID	Drillhole ID	From	To	Lithology	Area	Class	Paste pH	Fizz Rating	Total S[1]	SO_4 S[1]	Sulphide S[1]	AP[2]	MPA[2]	NP[3]	Total C[4]	TIC[4]	CarbNP[5]	NPR[6]	CarbNPR[6]
		m	*m*				pH Units	n/a	%	%	%	kg CaCO3/t	kg CaCO3/t	kg CaCO3/t	%C	%C	kg CaCO3/t	NP/AP	CarbNP/MPA
A0963193	BR-089	267.75	268.75	Felsic Volcanic 1	Central Pit	Mine Rock	--	--	--	--	--	--	49	--	--	0.20	17	--	0.35
A0963194	BR-089	279	280	Felsic Volcanic 1	Central Pit	Mine Rock	--	--	--	--	--	--	56	--	--	0.43	36	--	0.64
A0963195	BR-089	289.5	290.25	Felsic Volcanic 1	Central Pit	Mine Rock	--	--	--	--	--	--	43	--	--	0.51	42	--	0.99
A0963196	BR-089	299.5	300.5	Felsic Volcanic 1	Central Pit	Mine Rock	--	--	--	--	--	--	49	--	--	0.15	12	--	0.25
A0963957	BR-285	21	22	Felsic Volcanic 1	Central Pit	Mine Rock	--	--	--	--	--	--	0.63	--	--	0.25	21	--	34
A0963958	BR-285	28.5	29.5	Felsic Volcanic 1	Central Pit	Mine Rock	--	--	<0.02	--	--	--	0.63	23	0.23	0.20	17	--	27
A0963959	BR-285	38	39	Felsic Volcanic 1	Central Pit	Mine Rock	--	--	--	--	--	--	0.63	--	--	0.14	12	--	19
A0963960	BR-285	45	46.5	Felsic Volcanic 1	Central Pit	Mine Rock	--	--	--	--	--	--	0.63	--	--	0.32	27	--	43
A0963961	BR-285	55.5	57	Felsic Volcanic 1	Central Pit	Mine Rock	--	--	--	--	--	--	1.9	--	--	0.23	19	--	10
A0963962	BR-285	64	65.5	Fragmental 1	Central Pit	Mine Rock	--	--	--	--	--	--	8.4	--	--	0.038	3.2	--	0.38
A0963963	BR-285	75	76.4	Felsic Volcanic 1	Central Pit	Mine Rock	--	--	--	--	--	--	5.6	--	--	0.022	1.8	--	0.32
A0963964	BR-285	83.75	84.5	Fragmental 1	Central Pit	Mine Rock	--	--	0.11	--	--	--	3.4	22	0.17	0.19	16	--	4.6
A0963965	BR-285	99.5	100.5	Felsic Volcanic 1	Central Pit	Mine Rock	--	--	--	--	--	--	8.8	--	--	0.34	28	--	3.2
A0963966	BR-285	109.5	111	Fragmental 1	Central Pit	Mine Rock	--	--	--	--	--	--	3.1	--	--	0.32	27	--	8.5
A0963967	BR-285	125.5	126.5	Felsic Volcanic 1	Central Pit	Mine Rock	--	--	3.4	--	--	--	106	5.3	0.040	0.027	2.3	--	0.021
A0963968	BR-285	152	153	Fragmental 1	Central Pit	Mine Rock	--	--	--	--	--	--	47	--	--	0.022	1.8	--	0.039
A0963571	BR-290	19.5	21	Felsic Volcanic 1	Central Pit	Mine Rock	--	--	--	--	--	--	0.63	--	--	0.34	29	--	46
A0963572	BR-290	30.45	31.5	Felsic Volcanic 1	Central Pit	Mine Rock	--	--	0.020	--	--	--	0.63	29	0.30	0.31	26	--	41
A0963573	BR-290	42.1	43.5	Felsic Volcanic 1	Central Pit	Mine Rock	--	--	--	--	--	--	0.63	--	--	0.20	17	--	27
A0963574	BR-290	52.5	54	Felsic Volcanic 1	Central Pit	Mine Rock	--	--	--	--	--	--	0.63	--	--	0.35	29	--	47
A0963575	BR-290	63	64.5	Felsic Volcanic 1	Central Pit	Mine Rock	--	--	--	--	--	--	0.63	--	--	0.37	31	--	49
A0963576	BR-290	75.6	76.5	Felsic Volcanic 1	Central Pit	Mine Rock	--	--	--	--	--	--	1.6	--	--	0.13	11	--	7.0
A0963577	BR-290	87	88.5	Felsic Volcanic 1	Central Pit	Mine Rock	--	--	--	--	--	--	0.63	--	--	0.38	32	--	51
A0963578	BR-290	99	100	Felsic Volcanic 1	Central Pit	Mine Rock	--	--	0.020	--	--	--	0.63	23	0.23	0.24	20	--	32
A0963579	BR-290	111	112.5	Felsic Volcanic 1	Central Pit	Mine Rock	--	--	--	--	--	--	0.63	--	--	0.32	27	--	43
A0963580	BR-290	122	123	Felsic Volcanic 1	Central Pit	Mine Rock	--	--	--	--	--	--	6.3	--	--	0.18	15	--	2.4
A0963581	BR-290	135	136.5	Fragmental 1	Central Pit	Mine Rock	--	--	--	--	--	--	6.9	--	--	0.50	42	--	6.1
A0963582	BR-290	147	148.5	Fragmental 1	Central Pit	Mine Rock	--	--	--	--	--	--	7.8	--	--	0.28	24	--	3.0
A0963583	BR-290	160.5	161	Fragmental 1	Central Pit	Mine Rock	--	--	--	--	--	--	1.9	--	--	0.23	19	--	10
A0964824	BR-431	19.5	20.7	Felsic Volcanic 1	Central Pit	Mine Rock	--	--	2.1	--	--	--	64	35	0.38	0.38	32	--	0.5
A0964825	BR-431	28.6	29.5	Felsic Volcanic 2	Central Pit	Mine Rock	--	--	--	--	--	--	74	--	--	0.16	14	--	0.18
A0964860	BR-431	40.4	41.9	Metasediment 2	Central Pit	Mine Rock	--	--	--	--	--	--	57	--	--	0.082	6.8	--	0.12
A0964861	BR-431	54.2	55.55	Metasediment 2	Central Pit	Ore-Grade	--	--	--	--	--	--	10	--	--	0.038	3.2	--	0.32
A0964862	BR-431	62.5	64	Metasediment 2	Central Pit	Ore-Grade	--	--	--	--	--	--	38	--	--	0.046	3.9	--	0.1
A0964863	BR-431	75	76.5	Metasediment 2	Central Pit	Mine Rock	--	--	--	--	--	--	14	--	--	0.022	1.8	--	0.13
A0964864	BR-431	97	98.5	Metasediment 2	Central Pit	Mine Rock	--	--	0.26	--	--	--	8.1	6.9	0.030	0.022	1.8	--	0.22
A0964787	BR-431	110	111.5	Metasediment 2	Central Pit	Mine Rock	--	--	--	--	--	--	10	--	--	0.044	3.6	--	0.35
A0964788	BR-431	122	123.5	Metasediment 2	Central Pit	Mine Rock	--	--	--	--	--	--	24	--	--	0.093	7.7	--	0.33
A0964789	BR-431	138.9	140.3	Metasediment 2	Central Pit	Mine Rock	--	--	--	--	--	--	7.5	--	--	0.11	9.5	--	1.3
A0963780	BR-432	26.6	27.8	Felsic Volcanic 1	Central Pit	Mine Rock	--	--	--	--	--	--	27	--	--	0.42	35	--	1.3
A0963781	BR-432	45	46.5	Felsic Volcanic 1	Central Pit	Mine Rock	--	--	--	--	--	--	46	--	--	0.15	12	--	0.27
A0963782	BR-432	58.6	60	Felsic Volcanic 1	Central Pit	Mine Rock	--	--	0.75	--	--	--	23	87	1.1	0.93	78	--	3.3
A0963783	BR-432	76	77	Felsic Volcanic 2	Central Pit	Mine Rock	--	--	--	--	--	--	59	--	--	0.12	10	--	0.17
A0963784	BR-432	86.7	87.7	Felsic Volcanic 2	Central Pit	Mine Rock	--	--	--	--	--	--	33	--	--	0.18	15	--	0.46
A0963785	BR-432	98.4	99.4	Felsic Volcanic 1	Central Pit	Ore-Grade	--	--	--	--	--	--	69	--	--	0.49	41	--	0.59
A0963786	BR-432	108.4	109.7	Felsic Volcanic 1	Central Pit	Ore-Grade	--	--	--	--	--	--	93	--	--	0.23	20	--	0.21
A0963787	BR-432	123.1	124	Felsic Volcanic 2	Central Pit	Mine Rock	--	--	--	--	--	--	43	--	--	0.44	36	--	0.84
A0963788	BR-432	131.65	133	Metasediment 2	Central Pit	Ore-Grade	--	--	0.74	--	--	--	23	7.3	0.030	0.033	2.7	--	0.12
A0963789	BR-432	141.6	142.8	Metasediment 2	Central Pit	Mine Rock	--	--	--	--	--	--	19	--	--	0.022	1.8	--	0.095
A0963790	BR-432	150.5	152	Metasediment 2	Central Pit	Mine Rock	--	--	--	--	--	--	11	--	--	0.025	2.0	--	0.18
A0963791	BR-432	160.5	162	Metasediment 2	Central Pit	Mine Rock	--	--	--	--	--	--	32	--	--	0.18	15	--	0.48
A0963792	BR-432	170.5	172	Metasediment 2	Central Pit	Mine Rock	--	--	--	--	--	--	28	--	--	0.25	21	--	0.76
A0963793	BR-432	181	182.5	Metasediment 2	Central Pit	Mine Rock	--	--	--	--	--	--	8.1	--	--	0.022	1.8	--	0.22
A0963794	BR-432	191.1	192.6	Metasediment 2	Central Pit	Mine Rock	--	--	0.37	--	--	--	12	9.9	0.060	0.060	5.0	--	0.43
A0963795	BR-432	200	201	Metasediment 2	Central Pit	Mine Rock	--	--	--	--	--	--	52	--	--	0.027	2.3	--	0.044
A0963796	BR-433	35.3	36.3	Felsic Volcanic 1	Central Pit	Mine Rock	--	--	--	--	--	--	23	--	--	0.38	32	--	1.4
A0963797	BR-433	49.4	50.4	Felsic Volcanic 1	Central Pit	Mine Rock	--	--	--	--	--	--	63	--	--	0.16	14	--	0.22
A0963798	BR-433	68	69.5	Felsic Volcanic 1	Central Pit	Mine Rock	--	--	--	--	--	--	44	--	--	0.41	34	--	0.78
A0963799	BR-433	80	81	Felsic Volcanic 1	Central Pit	Mine Rock	--	--	--	--	--	--	41	--	--	0.17	14	--	0.34
A0963800	BR-433	81	82.1	Felsic Volcanic 1	Central Pit	Ore-Grade	--	--	0.94	--	--	--	29	16	0.15	0.14	12	--	0.39

(1) Total S measured by Leco furnace; Sulphate S measured by HCl cold leach, Sulphide S calculated by difference (Total S - Sulphate S).

(2) Acid Potential calculated as 31.25*Sulphide S; Maximum Acid Potential calculated as 31.25*Total S or 31.25*ICP-S (aqua regia) if Total S by Leco was unavialable (see text).

(3) Neutralization Potential measured by Modified Sobeck Method.

(4) Total Carbon measured by Leco furance; TIC measured by HCl leach and Leco furnance; TIC as %C measured by HCl leach.

(5) Carbonate Neutralization Potential calculated from TIC.

(6) Neutralization Potential Ratio calculated as NP/AP; Carbonate Neutralization Potential Ratio calculated as CarbNP/MPA.

Classification as mine rock or ore-grade materials was based on gold content.

Table B-1. Acid Base Accounting Results

Sample ID	Drillhole ID	From	To	Lithology	Area	Class	Paste pH	Fizz Rating	Total S[1]	SO_4 S[1]	Sulphide S[1]	AP[2]	MPA[2]	NP[3]	Total C[4]	TIC[4]	CarbNP[5]	NPR[6]	CarbNPR[6]
		m	*m*				pH Units	n/a	%	%	%	kg CaCO3/t	kg CaCO3/t	kg CaCO3/t	%C	%C	kg CaCO3/t	NP/AP	CarbNP/MPA
A0964790	BR-433	110	111	Felsic Volcanic 1	Central Pit	Mine Rock	--	--	--	--	--	--	24	--	--	0.33	27	--	1.1
A0964791	BR-433	131.2	132.2	Felsic Volcanic 1	Central Pit	Ore-Grade	--	--	--	--	--	--	28	--	--	0.48	40	--	1.4
A0964792	BR-433	149.3	150.3	Felsic Volcanic 1	Central Pit	Mine Rock	--	--	--	--	--	--	56	--	--	0.33	28	--	0.49
A0964793	BR-433	161.8	163.3	Felsic Volcanic 1	Central Pit	Mine Rock	--	--	--	--	--	--	88	--	--	0.46	38	--	0.43
A0964794	BR-433	175.95	176.95	Felsic Volcanic 2	Central Pit	Ore-Grade	--	--	1.9	--	--	--	58	21	0.24	0.21	17	--	0.3
A0964795	BR-433	176.95	178.15	Felsic Volcanic 2	Central Pit	Mine Rock	--	--	--	--	--	--	47	--	--	0.33	27	--	0.58
A0964796	BR-433	186.6	187.6	Felsic Volcanic 2	Central Pit	Mine Rock	--	--	--	--	--	--	31	--	--	0.66	55	--	1.8
A0964797	BR-433	195.7	196.7	Metasediment 2	Central Pit	Mine Rock	--	--	--	--	--	--	57	--	--	0.022	1.8	--	0.032
A0964798	BR-433	205.1	206.3	Metasediment 2	Central Pit	Mine Rock	--	--	--	--	--	--	37	--	--	0.10	8.6	--	0.23
A0964799	BR-433	215.4	216.4	Metasediment 2	Central Pit	Mine Rock	--	--	--	--	--	--	11	--	--	0.20	17	--	1.6
A0964800	BR-433	229.4	230.9	Metasediment 2	Central Pit	Mine Rock	--	--	0.92	--	--	--	29	20	0.13	0.13	11	--	0.38
A0964801	BR-433	241	242.5	Metasediment 2	Central Pit	Mine Rock	--	--	--	--	--	--	9.7	--	--	0.022	1.8	--	0.19
117101	BR-005	13.55	14.05	Metasediment 2	Central Pit	Mine Rock	--	--	--	--	--	--	32	--	--	0.022	1.8	--	0.057
117102	BR-005	18	19	Metasediment 2	Central Pit	Mine Rock	--	--	--	--	--	--	6.9	--	--	0.022	1.8	--	0.26
117103	BR-005	28.1	28.6	Metasediment 2	Central Pit	Mine Rock	--	--	--	--	--	--	10	--	--	0.063	5.2	--	0.52
117104	BR-005	42	43	Metasediment 2	Central Pit	Mine Rock	--	--	--	--	--	--	11	--	--	0.022	1.8	--	0.16
117105	BR-005	51	52	Felsic Volcanic 1	Central Pit	Mine Rock	--	--	1.0	--	--	--	32	24	0.25	0.22	19	--	0.58
117106	BR-005	62	63	Felsic Volcanic 1	Central Pit	Mine Rock	--	--	--	--	--	--	44	--	--	0.58	49	--	1.1
117107	BR-005	72	73	Felsic Volcanic 2	Central Pit	Mine Rock	--	--	--	--	--	--	45	--	--	0.73	60	--	1.3
117108	BR-005	79	80	Felsic Volcanic 1	Central Pit	Mine Rock	--	--	--	--	--	--	25	--	--	0.71	60	--	2.4
117109	BR-005	101.5	102	Felsic Volcanic 1	Central Pit	Mine Rock	--	--	--	--	--	--	84	--	--	0.19	16	--	0.19
117110	BR-005	106	107	Felsic Volcanic 1	Central Pit	Mine Rock	--	--	--	--	--	--	95	--	--	0.18	15	--	0.16
117111	BR-005	118	118.5	Felsic Volcanic 1	Central Pit	Mine Rock	--	--	2.2	--	--	--	69	10	0.090	0.082	6.8	--	0.099
117112	BR-005	131	131.5	Felsic Volcanic 1	Central Pit	Mine Rock	--	--	--	--	--	--	313	--	--	0.022	1.8	--	0.0058
117113	BR-005	138	138.5	Felsic Volcanic 1	Central Pit	Mine Rock	--	--	--	--	--	--	50	--	--	0.15	13	--	0.25
117114	BR-005	148	149	Felsic Volcanic 1	Central Pit	Mine Rock	--	--	--	--	--	--	66	--	--	0.033	2.7	--	0.041
117115	BR-005	160.65	161.5	Felsic Volcanic 2	Central Pit	Mine Rock	--	--	--	--	--	--	98	--	--	0.15	13	--	0.13
117116	BR-005	171.5	172	Felsic Volcanic 1	Central Pit	Mine Rock	--	--	--	--	--	--	98	--	--	0.033	2.7	--	0.028
117117	BR-005	191.1	191.6	Felsic Volcanic 1	Central Pit	Mine Rock	--	--	1.5	--	--	--	47	8.2	0.070	0.035	3.0	--	0.063
117118	BR-005	202.5	203.5	Felsic Volcanic 1	Central Pit	Mine Rock	--	--	--	--	--	--	49	--	--	0.16	14	--	0.28
117119	BR-005	212	212.5	Felsic Volcanic 1	Central Pit	Mine Rock	--	--	--	--	--	--	115	--	--	0.14	12	--	0.1
117120	BR-005	223.15	223.65	Felsic Volcanic 1	Central Pit	Mine Rock	--	--	--	--	--	--	72	--	--	0.079	6.6	--	0.091
117121	BR-005	232	233	Felsic Volcanic 1	Central Pit	Mine Rock	--	--	--	--	--	--	69	--	--	0.025	2.0	--	0.03
117122	BR-005	239	240	Felsic Volcanic 1	Central Pit	Mine Rock	--	--	--	--	--	--	69	--	--	0.10	8.4	--	0.12
117123	BR-005	249	250	Felsic Volcanic 1	Central Pit	Mine Rock	--	--	1.6	--	--	--	50	35	0.40	0.35	29	--	0.59
117124	BR-005	260	261	Felsic Volcanic 1	Central Pit	Mine Rock	--	--	--	--	--	--	23	--	--	0.15	12	--	0.54
117125	BR-005	270	271	Felsic Volcanic 1	Central Pit	Mine Rock	--	--	--	--	--	--	55	--	--	0.098	8.2	--	0.15
117126	BR-005	281.5	282	Felsic Volcanic 1	Central Pit	Mine Rock	--	--	--	--	--	--	38	--	--	0.11	9.3	--	0.25
117127	BR-005	291	291.5	Felsic Volcanic 1	Central Pit	Mine Rock	--	--	--	--	--	--	32	--	--	0.11	9.1	--	0.28
117128	BR-005	302	303	Felsic Volcanic 1	Central Pit	Mine Rock	--	--	--	--	--	--	67	--	--	0.052	4.3	--	0.065
117129	BR-005	309	310	Felsic Volcanic 1	Central Pit	Mine Rock	--	--	2.0	--	--	--	62	12	0.11	0.060	5.0	--	0.081
117130	BR-005	318	318.5	Felsic Volcanic 1	Central Pit	Mine Rock	--	--	--	--	--	--	63	--	--	0.022	1.8	--	0.029
117131	BR-005	339	340	Felsic Volcanic 1	Central Pit	Mine Rock	--	--	--	--	--	--	48	--	--	0.17	15	--	0.3
117450	BR-283	45	46.5	Felsic Volcanic 1	Central Pit	Mine Rock	--	--	--	--	--	--	1.6	--	--	0.14	12	--	7.6
117132	BR-005	355.3	356	Felsic Volcanic 1	Central Pit	Mine Rock	--	--	--	--	--	--	77	--	--	0.055	4.5	--	0.059
A0963383	BR-122	26	27	Felsic Volcanic 1	Central Pit	Mine Rock	--	--	0.030	--	--	--	0.94	31	0.32	0.11	9.5	--	10
A0963384	BR-122	32	33.5	Felsic Volcanic 1	Central Pit	Mine Rock	--	--	--	--	--	--	1.6	--	--	0.23	19	--	12
A0963385	BR-122	44	45.5	Felsic Volcanic 1	Central Pit	Mine Rock	--	--	--	--	--	--	0.94	--	--	0.22	18	--	19
A0963386	BR-122	49.5	51	Felsic Volcanic 1	Central Pit	Mine Rock	--	--	--	--	--	--	0.63	--	--	0.26	22	--	35
A0963387	BR-122	55.5	57	Felsic Volcanic 1	Central Pit	Mine Rock	--	--	--	--	--	--	0.94	--	--	0.22	18	--	19
A0963388	BR-122	60	61.5	Felsic Volcanic 1	Central Pit	Mine Rock	--	--	--	--	--	--	0.63	--	--	0.39	32	--	52
A0963389	BR-122	66	67.5	Felsic Volcanic 1	Central Pit	Mine Rock	--	--	--	--	--	--	0.63	--	--	0.32	26	--	42
A0963390	BR-122	72	73.5	Felsic Volcanic 1	Central Pit	Mine Rock	--	--	0.040	--	--	--	1.3	36	0.38	0.18	15	--	12
A0963391	BR-122	81	82.5	Felsic Volcanic 1	Central Pit	Mine Rock	--	--	--	--	--	--	0.63	--	--	0.33	28	--	44
A0963392	BR-122	91	92.5	Felsic Volcanic 1	Central Pit	Mine Rock	--	--	--	--	--	--	0.63	--	--	0.41	34	--	55
A0963393	BR-122	97	98.5	Felsic Volcanic 1	Central Pit	Mine Rock	--	--	--	--	--	--	0.63	--	--	0.38	32	--	51
A0963394	BR-122	103	104.5	Felsic Volcanic 1	Central Pit	Mine Rock	--	--	--	--	--	--	0.63	--	--	0.23	19	--	31
A0963395	BR-122	108.5	110	Felsic Volcanic 1	Central Pit	Mine Rock	--	--	--	--	--	--	0.63	--	--	0.022	1.8	--	2.9
A0963396	BR-122	113	114.5	Felsic Volcanic 1	Central Pit	Mine Rock	--	--	--	--	--	--	1.3	--	--	0.30	25	--	20
A0963397	BR-122	119	120.5	Felsic Volcanic 1	Central Pit	Mine Rock	--	--	0.050	--	--	--	1.6	48	0.54	0.53	44	--	28

(1) Total S measured by Leco furnace; Sulphate S measured by HCl cold leach, Sulphide S calculated by difference (Total S - Sulphate S).

(2) Acid Potential calculated as 31.25*Sulphide S; Maximum Acid Potential calculated as 31.25*Total S or 31.25*ICP-S (aqua regia) if Total S by Leco was unavialable (see text).

(3) Neutralization Potential measured by Modified Sobeck Method.

(4) Total Carbon measured by Leco furance; TIC measured by HCl leach and Leco furnance; TIC as %C measured by HCl leach.

(5) Carbonate Neutralization Potential calculated from TIC.

(6) Neutralization Potential Ratio calculated as NP/AP; Carbonate Neutralization Potential Ratio calculated as CarbNP/MPA.

Classification as mine rock or ore-grade materials was based on gold content.

Table B-1. Acid Base Accounting Results

Sample ID	Drillhole ID	From	To	Lithology	Area	Class	Paste pH	Fizz Rating	Total S[1]	SO_4 S[1]	Sulphide S[1]	AP[2]	MPA[2]	NP[3]	Total C[4]	TIC[4]	CarbNP[5]	NPR[6]	CarbNPR[6]
		m	*m*				pH Units	n/a	%	%	%	kg CaCO3/t	kg CaCO3/t	kg CaCO3/t	%C	%C	kg CaCO3/t	NP/AP	CarbNP/MPA
A0963398	BR-122	125	126.5	Felsic Volcanic 1	Central Pit	Mine Rock	--	--	--	--	--	--	0.63	--	--	0.29	24	--	38
A0963399	BR-122	131	132.5	Felsic Volcanic 1	Central Pit	Mine Rock	--	--	--	--	--	--	0.63	--	--	0.32	27	--	43
A0963400	BR-122	137	138.5	Felsic Volcanic 1	Central Pit	Mine Rock	--	--	--	--	--	--	0.63	--	--	0.29	24	--	38
A0963401	BR-122	143	144.5	Felsic Volcanic 1	Central Pit	Mine Rock	--	--	--	--	--	--	0.63	--	--	0.35	29	--	46
A0963402	BR-122	149	150.5	Felsic Volcanic 1	Central Pit	Mine Rock	--	--	--	--	--	--	0.63	--	--	0.22	18	--	29
A0963403	BR-122	157	158	Felsic Volcanic 1	Central Pit	Mine Rock	--	--	0.050	--	--	--	1.6	20	0.21	0.19	16	--	10
A0963404	BR-122	162	163.5	Felsic Volcanic 1	Central Pit	Mine Rock	--	--	--	--	--	--	0.94	--	--	0.19	15	--	16
A0963405	BR-122	167	168	Felsic Volcanic 1	Central Pit	Mine Rock	--	--	--	--	--	--	2.5	--	--	0.057	4.8	--	1.9
A0963406	BR-122	172	173.5	Felsic Volcanic 1	Central Pit	Mine Rock	--	--	--	--	--	--	0.63	--	--	0.26	21	--	34
A0963407	BR-122	177	178	Felsic Volcanic 1	Central Pit	Mine Rock	--	--	--	--	--	--	1.3	--	--	0.060	5.0	--	4.0
A0963408	BR-122	183	184.5	Felsic Volcanic 1	Central Pit	Mine Rock	--	--	--	--	--	--	0.63	--	--	0.19	15	--	25
A0963409	BR-122	192.5	194	Felsic Volcanic 1	Central Pit	Mine Rock	--	--	0.090	--	--	--	2.8	30	0.29	0.29	24	--	8.5
A0963410	BR-122	197	198	Felsic Volcanic 1	Central Pit	Mine Rock	--	--	--	--	--	--	2.5	--	--	0.23	20	--	7.8
A0963411	BR-122	202	203	Felsic Volcanic 1	Central Pit	Mine Rock	--	--	--	--	--	--	0.94	--	--	0.19	16	--	17
A0963412	BR-122	208	209.5	Felsic Volcanic 1	Central Pit	Mine Rock	--	--	--	--	--	--	0.63	--	--	0.35	29	--	47
A0963413	BR-122	219	220.5	Felsic Volcanic 1	Central Pit	Mine Rock	--	--	--	--	--	--	7.8	--	--	0.25	21	--	2.7
A0963414	BR-122	225	226.5	Felsic Volcanic 1	Central Pit	Mine Rock	--	--	--	--	--	--	2.2	--	--	0.43	36	--	16
A0963415	BR-122	231	232.5	Felsic Volcanic 1	Central Pit	Mine Rock	--	--	--	--	--	--	5.6	--	--	0.32	27	--	4.8
A0963416	BR-122	237	238.5	Felsic Volcanic 1	Central Pit	Mine Rock	--	--	--	--	--	--	5.3	--	--	0.34	28	--	5.3
A0963417	BR-122	243.25	244.25	Felsic Volcanic 1	Central Pit	Mine Rock	--	--	1.9	--	--	--	58	15	0.15	0.022	1.8	--	0.031
A0963418	BR-122	247	248	Felsic Volcanic 1	Central Pit	Mine Rock	--	--	--	--	--	--	66	--	--	0.16	13	--	0.2
A0963419	BR-122	252	253	Felsic Volcanic 1	Central Pit	Mine Rock	--	--	--	--	--	--	82	--	--	0.22	18	--	0.23
A0963420	BR-122	257	258	Felsic Volcanic 1	Central Pit	Mine Rock	--	--	--	--	--	--	58	--	--	0.022	1.8	--	0.031
A0963421	BR-122	262	263	Felsic Volcanic 1	Central Pit	Mine Rock	--	--	--	--	--	--	87	--	--	0.022	1.8	--	0.021
A0963422	BR-122	267	268	Felsic Volcanic 1	Central Pit	Mine Rock	--	--	--	--	--	--	93	--	--	0.096	8.0	--	0.085
A0963423	BR-122	272	273	Felsic Volcanic 1	Central Pit	Mine Rock	--	--	2.9	--	--	--	90	10	0.080	0.079	6.6	--	0.073
A0963424	BR-122	281	282	Felsic Volcanic 1	Central Pit	Mine Rock	--	--	--	--	--	--	81	--	--	0.25	21	--	0.26
A0963425	BR-122	285	286	Felsic Volcanic 1	Central Pit	Mine Rock	--	--	--	--	--	--	79	--	--	0.074	6.1	--	0.078
A0963426	BR-122	290	291	Felsic Volcanic 1	Central Pit	Mine Rock	--	--	--	--	--	--	68	--	--	0.13	11	--	0.16
A0963427	BR-122	295	296	Felsic Volcanic 1	Central Pit	Mine Rock	--	--	--	--	--	--	68	--	--	0.087	7.3	--	0.11
A0963428	BR-122	300	301	Felsic Volcanic 1	Central Pit	Mine Rock	--	--	--	--	--	--	41	--	--	0.16	14	--	0.34
A0963429	BR-122	305	306	Felsic Volcanic 1	Central Pit	Mine Rock	--	--	1.9	--	--	--	58	16	0.16	0.17	15	--	0.25
A0963430	BR-122	312.5	313.5	Felsic Volcanic 1	Central Pit	Mine Rock	--	--	--	--	--	--	79	--	--	0.060	5.0	--	0.063
A0963431	BR-122	318	319	Felsic Volcanic 1	Central Pit	Mine Rock	--	--	--	--	--	--	70	--	--	0.14	11	--	0.16
A0963432	BR-122	323	324	Felsic Volcanic 1	Central Pit	Mine Rock	--	--	--	--	--	--	101	--	--	0.044	3.6	--	0.036
A0963433	BR-122	330	331	Felsic Volcanic 1	Central Pit	Mine Rock	--	--	--	--	--	--	102	--	--	0.23	19	--	0.19
A0964713	BR-160	30	30.8	Felsic Volcanic 1	Central Pit	Ore-Grade	--	--	--	--	--	--	86	--	--	0.16	14	--	0.16
A0962738	BR-160	34.4	35.2	Felsic Volcanic 1	Central Pit	Mine Rock	--	--	2.3	--	--	--	72	14	0.13	0.13	10	--	0.15
A0962739	BR-160	41.85	42.4	Felsic Volcanic 1	Central Pit	Mine Rock	--	--	--	--	--	--	164	--	--	0.071	5.9	--	0.036
A0962740	BR-160	45.5	46.5	Felsic Volcanic 1	Central Pit	Mine Rock	--	--	--	--	--	--	77	--	--	0.11	9.3	--	0.12
A0962741	BR-160	50.5	51.5	Felsic Volcanic 1	Central Pit	Mine Rock	--	--	--	--	--	--	74	--	--	0.12	10	--	0.14
A0962742	BR-160	55.5	56.5	Felsic Volcanic 1	Central Pit	Mine Rock	--	--	--	--	--	--	93	--	--	0.14	12	--	0.13
A0962743	BR-160	59.5	60.5	Felsic Volcanic 1	Central Pit	Mine Rock	--	--	--	--	--	--	76	--	--	0.29	24	--	0.31
A0962744	BR-160	64	65	Quartz Sericite Schist	Central Pit	Mine Rock	--	--	1.8	--	--	--	57	1.7	<0.02	0.022	1.8	--	0.032
A0962745	BR-160	68	69	Quartz Sericite Schist	Central Pit	Mine Rock	--	--	--	--	--	--	63	--	--	0.022	1.8	--	0.029
A0962746	BR-160	72	73	Felsic Volcanic 2	Central Pit	Mine Rock	--	--	--	--	--	--	56	--	--	0.16	13	--	0.23
A0962747	BR-160	77	78	Felsic Volcanic 2	Central Pit	Mine Rock	--	--	--	--	--	--	59	--	--	0.079	6.6	--	0.11
A0962748	BR-160	82	83	Felsic Volcanic 2	Central Pit	Mine Rock	--	--	--	--	--	--	60	--	--	0.044	3.6	--	0.061
A0962749	BR-160	87.1	88.1	Felsic Volcanic 2	Central Pit	Mine Rock	--	--	--	--	--	--	53	--	--	0.34	29	--	0.54
A0962750	BR-160	92.05	93	Felsic Volcanic 1	Central Pit	Mine Rock	--	--	2.7	--	--	--	84	11	0.090	0.085	7.0	--	0.084
A0962751	BR-160	97	98	Felsic Volcanic 1	Central Pit	Mine Rock	--	--	--	--	--	--	71	--	--	0.10	8.6	--	0.12
A0962752	BR-160	104.5	105.5	Felsic Volcanic 1	Central Pit	Mine Rock	--	--	--	--	--	--	63	--	--	0.071	5.9	--	0.093
A0962753	BR-160	109	110	Felsic Volcanic 1	Central Pit	Mine Rock	--	--	--	--	--	--	72	--	--	0.025	2.0	--	0.028
A0962737	BR-160	112	113	Felsic Volcanic 1	Central Pit	Mine Rock	--	--	--	--	--	--	101	--	--	0.022	1.8	--	0.018
A0962754	BR-160	114.1	115.1	Felsic Volcanic 1	Central Pit	Mine Rock	--	--	--	--	--	--	70	--	--	1.6	136	--	1.9
A0962755	BR-160	119	120	Felsic Volcanic 1	Central Pit	Mine Rock	--	--	2.3	--	--	--	70	78	0.93	0.82	69	--	0.98
A0962756	BR-160	123	124	Felsic Volcanic 1	Central Pit	Mine Rock	--	--	--	--	--	--	46	--	--	0.40	33	--	0.73
A0962757	BR-160	130.4	130.9	Metasediment 2	Central Pit	Mine Rock	--	--	--	--	--	--	39	--	--	0.041	3.4	--	0.088
A0962758	BR-160	145.25	146	Felsic Volcanic 1	Central Pit	Ore-Grade	--	--	--	--	--	--	53	--	--	0.85	71	--	1.3
A0962759	BR-160	150	150.75	Felsic Volcanic 1	Central Pit	Mine Rock	--	--	--	--	--	--	77	--	--	0.26	22	--	0.29

(1) Total S measured by Leco furnace; Sulphate S measured by HCl cold leach, Sulphide S calculated by difference (Total S - Sulphate S).

(2) Acid Potential calculated as 31.25*Sulphide S; Maximum Acid Potential calculated as 31.25*Total S or 31.25*ICP-S (aqua regia) if Total S by Leco was unavialable (see text).

(3) Neutralization Potential measured by Modified Sobeck Method.

(4) Total Carbon measured by Leco furance; TIC measured by HCl leach and Leco furnance; TIC as %C measured by HCl leach.

(5) Carbonate Neutralization Potential calculated from TIC.

(6) Neutralization Potential Ratio calculated as NP/AP; Carbonate Neutralization Potential Ratio calculated as CarbNP/MPA.

Classification as mine rock or ore-grade materials was based on gold content.

Table B-1. Acid Base Accounting Results

Sample ID	Drillhole ID	From	To	Lithology	Area	Class	Paste pH	Fizz Rating	Total S[1]	SO_4 S[1]	Sulphide S[1]	AP[2]	MPA[2]	NP[3]	Total C[4]	TIC[4]	CarbNP[5]	NPR[6]	CarbNPR[6]
		m	*m*				pH Units	n/a	%	%	%	kg CaCO3/t	kg CaCO3/t	kg CaCO3/t	%C	%C	kg CaCO3/t	NP/AP	CarbNP/MPA
A0962760	BR-160	155.25	156	Felsic Volcanic 1	Central Pit	Mine Rock	--	--	--	--	--	--	59	--	--	0.74	62	--	1.1
A0962761	BR-160	162	163.05	Felsic Volcanic 1	Central Pit	Mine Rock	--	--	0.71	--	--	--	22	39	0.42	0.37	31	--	1.4
A0962762	BR-160	169	170	Metasediment 2	Central Pit	Ore-Grade	--	--	--	--	--	--	21	--	--	0.15	13	--	0.62
A0962763	BR-160	185.5	187	Metasediment 2	Central Pit	Mine Rock	--	--	--	--	--	--	10	--	--	0.022	1.8	--	0.18
A0962764	BR-160	191.5	193	Metasediment 2	Central Pit	Mine Rock	--	--	--	--	--	--	5.9	--	--	0.074	6.1	--	1.0
A0964387	BR-193	47.5	49	Felsic Volcanic 1	Central Pit	Mine Rock	--	--	--	--	--	--	52	--	--	0.12	10	--	0.2
A0964388	BR-193	65.3	66.8	Felsic Volcanic 1	Central Pit	Mine Rock	--	--	--	--	--	--	47	--	--	0.25	21	--	0.45
A0964389	BR-193	70.9	71.5	Felsic Volcanic 1	Central Pit	Mine Rock	--	--	2.5	--	--	--	77	21	0.21	0.19	16	--	0.2
A0964390	BR-193	77	78.5	Felsic Volcanic 1	Central Pit	Ore-Grade	--	--	--	--	--	--	51	--	--	0.25	21	--	0.41
A0964391	BR-193	83.4	84.3	Felsic Volcanic 1	Central Pit	Mine Rock	--	--	--	--	--	--	85	--	--	0.17	14	--	0.16
A0964392	BR-193	90.6	91.2	Felsic Volcanic 1	Central Pit	Mine Rock	--	--	--	--	--	--	59	--	--	0.19	16	--	0.27
A0964393	BR-193	93.2	93.7	Felsic Volcanic 1	Central Pit	Mine Rock	--	--	--	--	--	--	51	--	--	0.074	6.1	--	0.12
A0964394	BR-193	97.1	98.2	Felsic Volcanic 1	Central Pit	Mine Rock	--	--	--	--	--	--	55	--	--	0.31	25	--	0.47
A0964395	BR-193	102	103.1	Felsic Volcanic 1	Central Pit	Mine Rock	--	--	2.3	--	--	--	72	20	0.19	0.17	14	--	0.19
A0964396	BR-193	108.2	109.1	Felsic Volcanic 1	Central Pit	Ore-Grade	--	--	--	--	--	--	53	--	--	1.1	90	--	1.7
A0964397	BR-193	113.5	115	Felsic Volcanic 1	Central Pit	Mine Rock	--	--	--	--	--	--	101	--	--	0.28	23	--	0.23
A0964398	BR-193	118.9	120.4	Felsic Volcanic 1	Central Pit	Mine Rock	--	--	--	--	--	--	53	--	--	0.27	22	--	0.43
A0964399	BR-193	122.5	123	Felsic Volcanic 1	Central Pit	Mine Rock	--	--	--	--	--	--	39	--	--	0.093	7.7	--	0.2
A0964400	BR-193	129	130.4	Felsic Volcanic 1	Central Pit	Mine Rock	--	--	--	--	--	--	83	--	--	0.17	14	--	0.17
A0964401	BR-193	135	136.5	Felsic Volcanic 1	Central Pit	Mine Rock	--	--	3.3	--	--	--	104	18	0.17	0.16	13	--	0.12
A0964402	BR-193	150	151.5	Felsic Volcanic 1	Central Pit	Mine Rock	--	--	--	--	--	--	79	--	--	0.082	6.8	--	0.086
A0964403	BR-193	155.7	157	Felsic Volcanic 1	Central Pit	Mine Rock	--	--	--	--	--	--	71	--	--	0.082	6.8	--	0.096
A0964404	BR-193	160.6	162	Felsic Volcanic 1	Central Pit	Mine Rock	--	--	--	--	--	--	62	--	--	0.52	43	--	0.69
A0964405	BR-193	167.5	169	Felsic Volcanic 1	Central Pit	Mine Rock	--	--	--	--	--	--	66	--	--	0.074	6.1	--	0.093
A0964406	BR-193	171.8	172.8	Felsic Volcanic 1	Central Pit	Ore-Grade	--	--	--	--	--	--	57	--	--	0.38	32	--	0.56
A0964407	BR-193	176	177	Felsic Volcanic 1	Central Pit	Mine Rock	--	--	--	--	--	--	93	--	--	0.48	40	--	0.43
A0964408	BR-193	181.5	183	Felsic Volcanic 1	Central Pit	Mine Rock	--	--	2.3	--	--	--	72	39	0.45	0.39	33	--	0.46
A0964409	BR-193	192	193.5	Felsic Volcanic 1	Central Pit	Mine Rock	--	--	--	--	--	--	148	--	--	0.022	1.8	--	0.012
A0964410	BR-193	198	199.5	Felsic Volcanic 1	Central Pit	Mine Rock	--	--	--	--	--	--	85	--	--	0.15	12	--	0.14
A0964411	BR-193	206	207	Felsic Volcanic 2	Central Pit	Mine Rock	--	--	--	--	--	--	40	--	--	0.14	12	--	0.3
A0964412	BR-193	208.8	210	Felsic Volcanic 2	Central Pit	Mine Rock	--	--	--	--	--	--	48	--	--	0.17	14	--	0.29
A0964413	BR-193	215	215.95	Felsic Volcanic 2	Central Pit	Mine Rock	--	--	--	--	--	--	58	--	--	1.1	87	--	1.5
A0964414	BR-193	230.5	231	Felsic Volcanic 1	Central Pit	Mine Rock	--	--	1.9	--	--	--	58	12	0.050	0.046	3.9	--	0.066
A0964415	BR-193	237.5	238.5	Metasediment 2	Central Pit	Mine Rock	--	--	--	--	--	--	48	--	--	0.027	2.3	--	0.048
A0964416	BR-193	245.7	246.7	Metasediment 2	Central Pit	Mine Rock	--	--	--	--	--	--	70	--	--	0.13	11	--	0.15
A0964417	BR-194	45.5	47	Felsic Volcanic 1	Central Pit	Mine Rock	--	--	--	--	--	--	69	--	--	0.10	8.6	--	0.13
A0964418	BR-194	55.3	56.6	Felsic Volcanic 1	Central Pit	Mine Rock	--	--	--	--	--	--	48	--	--	0.29	25	--	0.51
A0964419	BR-194	60.3	61.5	Felsic Volcanic 1	Central Pit	Mine Rock	--	--	--	--	--	--	65	--	--	0.11	8.9	--	0.14
A0964420	BR-194	70.5	72	Felsic Volcanic 1	Central Pit	Mine Rock	--	--	2.0	--	--	--	63	22	0.24	0.23	20	--	0.31
A0964421	BR-194	79.5	81	Felsic Volcanic 1	Central Pit	Mine Rock	--	--	--	--	--	--	68	--	--	0.11	9.5	--	0.14
A0964422	BR-194	84	85.5	Felsic Volcanic 1	Central Pit	Mine Rock	--	--	--	--	--	--	77	--	--	0.065	5.5	--	0.071
A0964423	BR-194	90	91.5	Felsic Volcanic 1	Central Pit	Mine Rock	--	--	--	--	--	--	96	--	--	0.074	6.1	--	0.064
A0964424	BR-194	96	97.5	Felsic Volcanic 1	Central Pit	Mine Rock	--	--	--	--	--	--	72	--	--	0.027	2.3	--	0.032
A0964425	BR-194	102	103.5	Felsic Volcanic 1	Central Pit	Mine Rock	--	--	--	--	--	--	111	--	--	0.16	13	--	0.12
A0964426	BR-194	108	109.5	Felsic Volcanic 1	Central Pit	Mine Rock	--	--	2.6	--	--	--	81	9.4	0.080	0.079	6.6	--	0.082
A0964427	BR-194	113.5	115	Felsic Volcanic 1	Central Pit	Mine Rock	--	--	--	--	--	--	57	--	--	0.14	11	--	0.2
A0964428	BR-194	121.1	122.2	Felsic Volcanic 1	Central Pit	Mine Rock	--	--	--	--	--	--	83	--	--	0.14	12	--	0.14
A0964429	BR-194	125.2	126.1	Felsic Volcanic 1	Central Pit	Mine Rock	--	--	--	--	--	--	63	--	--	0.085	7.0	--	0.11
A0964430	BR-194	129.25	130.3	Felsic Volcanic 1	Central Pit	Ore-Grade	--	--	--	--	--	--	41	--	--	1.5	126	--	3.0
A0964431	BR-194	134	135.5	Felsic Volcanic 1	Central Pit	Mine Rock	--	--	--	--	--	--	63	--	--	0.19	16	--	0.25
A0964432	BR-194	139.25	140.45	Felsic Volcanic 1	Central Pit	Mine Rock	--	--	--	--	--	--	54	--	--	0.26	22	--	0.41
A0964433	BR-194	146	147	Felsic Volcanic 1	Central Pit	Mine Rock	--	--	2.5	--	--	--	78	8.4	0.070	0.063	5.2	--	0.067
A0964434	BR-194	151	152	Felsic Volcanic 1	Central Pit	Ore-Grade	--	--	--	--	--	--	46	--	--	0.19	16	--	0.35
A0964435	BR-194	156.5	158	Felsic Volcanic 1	Central Pit	Mine Rock	--	--	--	--	--	--	47	--	--	0.11	9.3	--	0.2
A0964436	BR-194	161.7	163.1	Felsic Volcanic 1	Central Pit	Mine Rock	--	--	--	--	--	--	43	--	--	0.18	15	--	0.35
A0964437	BR-194	166.5	168	Felsic Volcanic 1	Central Pit	Mine Rock	--	--	--	--	--	--	43	--	--	0.27	22	--	0.52
A0964438	BR-194	171	172.1	Felsic Volcanic 1	Central Pit	Mine Rock	--	--	--	--	--	--	31	--	--	0.21	18	--	0.58
A0964439	BR-194	176.55	177.5	Felsic Volcanic 1	Central Pit	Ore-Grade	--	--	1.7	--	--	--	53	87	1.3	1.2	99	--	1.9
A0964440	BR-194	182.5	183	Felsic Volcanic 1	Central Pit	Mine Rock	--	--	--	--	--	--	48	--	--	0.19	15	--	0.33
A0964441	BR-194	187	188	Felsic Volcanic 1	Central Pit	Ore-Grade	--	--	--	--	--	--	57	--	--	0.40	33	--	0.59

(1) Total S measured by Leco furnace; Sulphate S measured by HCl cold leach, Sulphide S calculated by difference (Total S - Sulphate S).

(2) Acid Potential calculated as 31.25*Sulphide S; Maximum Acid Potential calculated as 31.25*Total S or 31.25*ICP-S (aqua regia) if Total S by Leco was unavialable (see text).

(3) Neutralization Potential measured by Modified Sobeck Method.

(4) Total Carbon measured by Leco furance; TIC measured by HCl leach and Leco furnance; TIC as %C measured by HCl leach.

(5) Carbonate Neutralization Potential calculated from TIC.

(6) Neutralization Potential Ratio calculated as NP/AP; Carbonate Neutralization Potential Ratio calculated as CarbNP/MPA.

Classification as mine rock or ore-grade materials was based on gold content.

Table B-1. Acid Base Accounting Results

Sample ID	Drillhole ID	From	To	Lithology	Area	Class	Paste pH	Fizz Rating	Total S[1]	SO_4 S[1]	Sulphide S[1]	AP[2]	MPA[2]	NP[3]	Total C[4]	TIC[4]	CarbNP[5]	NPR[6]	CarbNPR[6]
		m	*m*				pH Units	n/a	%	%	%	kg CaCO3/t	kg CaCO3/t	kg CaCO3/t	%C	%C	kg CaCO3/t	NP/AP	CarbNP/MPA
A0964442	BR-194	192	193	Felsic Volcanic 1	Central Pit	Mine Rock	--	--	--	--	--	--	43	--	--	0.23	19	--	0.43
A0964443	BR-194	198	199	Felsic Volcanic 1	Central Pit	Ore-Grade	--	--	--	--	--	--	59	--	--	0.37	31	--	0.52
A0964444	BR-194	203	204	Felsic Volcanic 1	Central Pit	Mine Rock	--	--	--	--	--	--	54	--	--	0.18	15	--	0.28
A0964445	BR-194	208	209	Felsic Volcanic 1	Central Pit	Mine Rock	--	--	1.2	--	--	--	39	22	0.21	0.19	16	--	0.41
A0964446	BR-194	213	214	Felsic Volcanic 1	Central Pit	Mine Rock	--	--	--	--	--	--	47	--	--	0.18	15	--	0.32
A0964447	BR-194	217.7	218.4	Felsic Volcanic 1	Central Pit	Mine Rock	--	--	--	--	--	--	57	--	--	0.34	28	--	0.49
A0964448	BR-194	223.5	224.5	Felsic Volcanic 1	Central Pit	Mine Rock	--	--	--	--	--	--	38	--	--	0.30	25	--	0.67
A0964449	BR-194	229	229.9	Felsic Volcanic 1	Central Pit	Mine Rock	--	--	--	--	--	--	66	--	--	0.18	15	--	0.22
A0964450	BR-194	237.7	238.7	Felsic Volcanic 1	Central Pit	Mine Rock	--	--	--	--	--	--	71	--	--	0.25	21	--	0.29
A0964451	BR-194	242.75	243.25	Felsic Volcanic 1	Central Pit	Mine Rock	--	--	1.7	--	--	--	54	39	0.42	0.27	22	--	0.41
A0964452	BR-194	247	247.95	Felsic Volcanic 2	Central Pit	Mine Rock	--	--	--	--	--	--	75	--	--	0.11	9.3	--	0.12
A0964453	BR-194	251	252	Felsic Volcanic 2	Central Pit	Ore-Grade	--	--	--	--	--	--	118	--	--	0.35	29	--	0.25
A0964454	BR-194	256.5	258	Felsic Volcanic 1	Central Pit	Mine Rock	--	--	--	--	--	--	93	--	--	0.17	14	--	0.15
A0964455	BR-194	262.5	264	Felsic Volcanic 1	Central Pit	Mine Rock	--	--	--	--	--	--	76	--	--	0.40	34	--	0.44
A0964456	BR-194	268.5	269	Felsic Volcanic 1	Central Pit	Mine Rock	--	--	--	--	--	--	103	--	--	0.39	32	--	0.31
A0964457	BR-194	275.5	277	Felsic Volcanic 1	Central Pit	Mine Rock	--	--	2.3	--	--	--	73	20	0.17	0.15	12	--	0.17
A0964671	BR-381	8	9	Felsic Volcanic 1	Central Pit	Ore-Grade	--	--	--	--	--	--	115	--	--	0.022	1.8	--	0.016
A0964652	BR-381	13.55	14.5	Felsic Volcanic 2	Central Pit	Mine Rock	--	--	--	--	--	--	35	--	--	0.88	74	--	2.1
A0964653	BR-381	17.8	18.5	Felsic Volcanic 2	Central Pit	Mine Rock	--	--	--	--	--	--	113	--	--	0.24	20	--	0.18
A0964654	BR-381	22.5	23.5	Felsic Volcanic 2	Central Pit	Mine Rock	--	--	--	--	--	--	99	--	--	0.53	45	--	0.45
A0964655	BR-381	27.8	28.8	Felsic Volcanic 2	Central Pit	Ore-Grade	--	--	--	--	--	--	40	--	--	0.46	38	--	0.95
A0964656	BR-381	32.15	33.2	Felsic Volcanic 2	Central Pit	Mine Rock	--	--	1.3	--	--	--	41	89	1.0	0.92	77	--	1.9
A0964657	BR-381	42.05	43	Felsic Volcanic 1	Central Pit	Mine Rock	--	--	--	--	--	--	17	--	--	0.14	12	--	0.69
A0964658	BR-381	47.05	48	Metasediment 2	Central Pit	Mine Rock	--	--	--	--	--	--	19	--	--	0.027	2.3	--	0.12
A0964659	BR-381	52	53.5	Metasediment 2	Central Pit	Mine Rock	--	--	--	--	--	--	23	--	--	0.025	2.0	--	0.087
A0964660	BR-381	58	59	Felsic Volcanic 1	Central Pit	Mine Rock	--	--	--	--	--	--	19	--	--	0.18	15	--	0.79
A0964661	BR-381	64	65.5	Metasediment 2	Central Pit	Mine Rock	--	--	--	--	--	--	7.8	--	--	0.030	2.5	--	0.32
A0964662	BR-381	69	70.45	Metasediment 2	Central Pit	Mine Rock	--	--	0.29	--	--	--	9.1	13	0.090	0.044	3.6	--	0.4
A0964663	BR-381	74.9	76	Metasediment 2	Central Pit	Mine Rock	--	--	--	--	--	--	10	--	--	0.022	1.8	--	0.18
A0964664	BR-381	80.5	81.5	Metasediment 2	Central Pit	Mine Rock	--	--	--	--	--	--	14	--	--	0.022	1.8	--	0.13
A0964665	BR-381	85	86	Metasediment 2	Central Pit	Mine Rock	--	--	--	--	--	--	57	--	--	0.26	22	--	0.38
A0964666	BR-381	90.5	92	Felsic Volcanic 1	Central Pit	Mine Rock	--	--	--	--	--	--	12	--	--	0.16	13	--	1.1
A0964667	BR-381	95.75	97	Felsic Volcanic 1	Central Pit	Mine Rock	--	--	--	--	--	--	14	--	--	0.30	25	--	1.8
A0964668	BR-381	106.1	107.55	Felsic Volcanic 1	Central Pit	Mine Rock	--	--	0.35	--	--	--	11	14	0.10	0.087	7.3	--	0.66
A0964669	BR-381	111.1	111.6	Felsic Volcanic 1	Central Pit	Mine Rock	--	--	--	--	--	--	13	--	--	0.060	5.0	--	0.38
A0964670	BR-381	122	123	Metasediment 3	Central Pit	Mine Rock	--	--	--	--	--	--	7.2	--	--	0.022	1.8	--	0.25
A0964802	BR-435	30	31	Felsic Volcanic 1	Central Pit	Mine Rock	--	--	--	--	--	--	58	--	--	0.11	9.1	--	0.16
A0964811	BR-435	35	36	Felsic Volcanic 1	Central Pit	Mine Rock	--	--	--	--	--	--	70	--	--	0.093	7.7	--	0.11
A0964803	BR-435	41	42	Felsic Volcanic 1	Central Pit	Mine Rock	--	--	--	--	--	--	79	--	--	0.071	5.9	--	0.075
A0964804	BR-435	46.6	47.3	Felsic Volcanic 1	Central Pit	Mine Rock	--	--	1.7	--	--	--	54	35	0.39	0.38	31	--	0.58
A0964805	BR-435	52	53	Felsic Volcanic 1	Central Pit	Mine Rock	--	--	--	--	--	--	45	--	--	0.49	40	--	0.89
A0964806	BR-435	55	56	Felsic Volcanic 1	Central Pit	Mine Rock	--	--	--	--	--	--	36	--	--	0.92	77	--	2.2
A0964807	BR-435	60	60.8	Metasediment 2	Central Pit	Mine Rock	--	--	--	--	--	--	34	--	--	0.20	16	--	0.48
A0964808	BR-435	65.75	67.25	Metasediment 2	Central Pit	Mine Rock	--	--	--	--	--	--	7.2	--	--	0.022	1.8	--	0.25
A0964809	BR-435	72	73.5	Metasediment 2	Central Pit	Mine Rock	--	--	--	--	--	--	22	--	--	0.082	6.8	--	0.31
A0964810	BR-435	84	85.5	Metasediment 2	Central Pit	Mine Rock	--	--	--	--	--	--	8.1	--	--	0.022	1.8	--	0.22
A0964812	BR-435	93.35	94.2	Metasediment 2	Central Pit	Mine Rock	--	--	0.97	--	--	--	30	21	0.14	0.15	12	--	0.41
A0964813	BR-435	99	100.5	Metasediment 2	Central Pit	Mine Rock	--	--	--	--	--	--	10	--	--	0.022	1.8	--	0.18
A0964814	BR-435	105	106.5	Metasediment 2	Central Pit	Mine Rock	--	--	--	--	--	--	13	--	--	0.022	1.8	--	0.14
A0964815	BR-435	111	112.5	Metasediment 2	Central Pit	Mine Rock	--	--	--	--	--	--	15	--	--	0.046	3.9	--	0.25
A0964816	BR-435	117.05	117.45	Metasediment 2	Central Pit	Mine Rock	--	--	--	--	--	--	5.3	--	--	0.030	2.5	--	0.47
A0964817	BR-435	122	123	Metasediment 2	Central Pit	Mine Rock	--	--	--	--	--	--	11	--	--	0.035	3.0	--	0.28
A0964818	BR-435	128.75	129.25	Metasediment 2	Central Pit	Mine Rock	--	--	0.23	--	--	--	7.2	12	0.090	0.087	7.3	--	1.0
A0964819	BR-435	132	133.5	Metasediment 2	Central Pit	Mine Rock	--	--	--	--	--	--	12	--	--	0.022	1.8	--	0.15
A0964820	BR-435	138	139	Metasediment 2	Central Pit	Mine Rock	--	--	--	--	--	--	9.7	--	--	0.022	1.8	--	0.19
A0964821	BR-435	141.6	143.1	Metasediment 2	Central Pit	Mine Rock	--	--	--	--	--	--	15	--	--	0.035	3.0	--	0.19
A0964822	BR-435	146	147.5	Metasediment 2	Central Pit	Mine Rock	--	--	--	--	--	--	33	--	--	0.32	27	--	0.81
A0964823	BR-435	153	154.5	Felsic Volcanic 1	Central Pit	Mine Rock	--	--	--	--	--	--	13	--	--	0.26	21	--	1.7
DX758451	BR-007	32.8	33.8	Felsic Volcanic 1	Central Pit	Mine Rock	--	--	--	--	--	--	0.63	--	--	0.14	11	--	18
DX758452	BR-007	38.3	39.3	Felsic Volcanic 1	Central Pit	Mine Rock	--	--	--	--	--	--	0.63	--	--	0.20	16	--	26

(1) Total S measured by Leco furnace; Sulphate S measured by HCl cold leach, Sulphide S calculated by difference (Total S - Sulphate S).

(2) Acid Potential calculated as 31.25*Sulphide S; Maximum Acid Potential calculated as 31.25*Total S or 31.25*ICP-S (aqua regia) if Total S by Leco was unavialable (see text).

(3) Neutralization Potential measured by Modified Sobeck Method.

(4) Total Carbon measured by Leco furance; TIC measured by HCl leach and Leco furnance; TIC as %C measured by HCl leach.

(5) Carbonate Neutralization Potential calculated from TIC.

(6) Neutralization Potential Ratio calculated as NP/AP; Carbonate Neutralization Potential Ratio calculated as CarbNP/MPA.

Classification as mine rock or ore-grade materials was based on gold content.

Table B-1. Acid Base Accounting Results

Sample ID	Drillhole ID	From	To	Lithology	Area	Class	Paste pH	Fizz Rating	Total S[1]	SO_4 S[1]	Sulphide S[1]	AP[2]	MPA[2]	NP[3]	Total C[4]	TIC[4]	CarbNP[5]	NPR[6]	CarbNPR[6]
		m	*m*				pH Units	n/a	%	%	%	kg CaCO3/t	kg CaCO3/t	kg CaCO3/t	%C	%C	kg CaCO3/t	NP/AP	CarbNP/MPA
DX758453	BR-034	165	165.5	Felsic Volcanic 1	Central Pit	Mine Rock	--	--	--	--	--	--	72	--	--	0.19	16	--	0.22
DX758454	BR-034	190	190.5	Felsic Volcanic 1	Central Pit	Ore-Grade	--	--	--	--	--	--	154	--	--	0.022	1.8	--	0.012
DX758455	BR-065	199	200	Felsic Volcanic 1	Central Pit	Mine Rock	--	--	--	--	--	--	9.4	--	--	0.052	4.3	--	0.46
DX758456	BR-065	210	211	Felsic Volcanic 1	Central Pit	Mine Rock	--	--	--	--	--	--	11	--	--	0.32	27	--	2.5
DX758457	BR-065	221.7	222.7	Felsic Volcanic 1	Central Pit	Mine Rock	--	--	--	--	--	--	6.3	--	--	0.071	5.9	--	0.95
DX758458	BR-065	234.85	235.85	Felsic Volcanic 1	Central Pit	Ore-Grade	--	--	--	--	--	--	18	--	--	0.24	20	--	1.1
DX758459	BR-066	317.5	318.5	Felsic Volcanic 1	Central Pit	Mine Rock	--	--	--	--	--	--	12	--	--	0.40	34	--	2.9
DX758460	BR-067	30	31.5	Felsic Volcanic 1	Central Pit	Mine Rock	--	--	--	--	--	--	0.63	--	--	0.16	13	--	21
DX758461	BR-067	269	270	Felsic Volcanic 1	Central Pit	Mine Rock	--	--	--	--	--	--	111	--	--	0.022	1.8	--	0.016
DX758462	BR-067	380	381	Felsic Volcanic 1	Central Pit	Mine Rock	--	--	--	--	--	--	21	--	--	0.32	27	--	1.3
DX758463	BR-068	178.85	179.5	Metasediment 2	Central Pit	Mine Rock	--	--	--	--	--	--	5.9	--	--	0.022	1.8	--	0.31
DX758464	BR-069	50.5	51	Felsic Volcanic 1	Central Pit	Mine Rock	--	--	--	--	--	--	15	--	--	0.12	10	--	0.67
DX758465	BR-069	179.6	180.6	Felsic Volcanic 1	Central Pit	Mine Rock	--	--	--	--	--	--	29	--	--	0.093	7.7	--	0.26
DX758466	BR-069	224.7	225.7	Felsic Volcanic 1	Central Pit	Mine Rock	--	--	--	--	--	--	42	--	--	0.19	16	--	0.38
DX758467	BR-086	200.2	201.2	Felsic Volcanic 1	Central Pit	Ore-Grade	--	--	--	--	--	--	70	--	--	0.93	78	--	1.1
DX758468	BR-086	201.2	201.95	Felsic Volcanic 1	Central Pit	Ore-Grade	--	--	--	--	--	--	95	--	--	1.0	84	--	0.89
DX758469	BR-087	337	338	Felsic Volcanic 1	Central Pit	Mine Rock	--	--	--	--	--	--	22	--	--	0.34	28	--	1.3
DX758470	BR-105	157.5	158.5	Felsic Volcanic 1	Central Pit	Mine Rock	--	--	--	--	--	--	11	--	--	0.022	1.8	--	0.16
DX758471	BR-105	312.1	312.75	Felsic Volcanic 2	Central Pit	Mine Rock	--	--	--	--	--	--	6.9	--	--	0.17	14	--	2.0
DX758472	BR-105	322.7	324	Felsic Volcanic 1	Central Pit	Mine Rock	--	--	--	--	--	--	9.1	--	--	0.11	8.9	--	0.98
DX758473	BR-106	188.65	189.65	Felsic Volcanic 1	Central Pit	Mine Rock	--	--	--	--	--	--	15	--	--	0.087	7.3	--	0.5
DX758474	BR-106	235.1	236.1	Felsic Volcanic 1	Central Pit	Mine Rock	--	--	--	--	--	--	15	--	--	0.044	3.6	--	0.25
DX758475	BR-108	264	265	Felsic Volcanic 1	Central Pit	Mine Rock	--	--	--	--	--	--	19	--	--	0.23	19	--	0.99
DX758401	BR-135	115	116	Felsic Volcanic 1	Central Pit	Mine Rock	--	--	--	--	--	--	21	--	--	0.26	22	--	1.1
DX758402	BR-135	176	177	Felsic Volcanic 1	Central Pit	Ore-Grade	--	--	--	--	--	--	18	--	--	0.11	9.1	--	0.52
DX758403	BR-135	177	178	Felsic Volcanic 1	Central Pit	Mine Rock	--	--	--	--	--	--	18	--	--	0.022	1.8	--	0.1
DX758404	BR-135	183	184	Felsic Volcanic 1	Central Pit	Mine Rock	--	--	--	--	--	--	43	--	--	0.16	13	--	0.31
DX758405	BR-135	253	254	Felsic Volcanic 1	Central Pit	Mine Rock	--	--	--	--	--	--	21	--	--	0.076	6.4	--	0.3
DX758406	BR-135	273	274	Felsic Volcanic 1	Central Pit	Mine Rock	--	--	--	--	--	--	12	--	--	0.090	7.5	--	0.62
DX758407	BR-135	276	277	Felsic Volcanic 1	Central Pit	Ore-Grade	--	--	--	--	--	--	16	--	--	0.049	4.1	--	0.25
DX758408	BR-135	280	281	Felsic Volcanic 1	Central Pit	Mine Rock	--	--	--	--	--	--	21	--	--	0.10	8.6	--	0.41
DX758409	BR-135	292	293	Felsic Volcanic 1	Central Pit	Mine Rock	--	--	--	--	--	--	25	--	--	0.11	9.1	--	0.36
DX758410	BR-135	315	316	Felsic Volcanic 1	Central Pit	Ore-Grade	--	--	--	--	--	--	66	--	--	0.022	1.8	--	0.028
DX758411	BR-135	317	318	Felsic Volcanic 1	Central Pit	Ore-Grade	--	--	--	--	--	--	57	--	--	0.20	17	--	0.29
DX758412	BR-135	321.75	322.5	Felsic Volcanic 1	Central Pit	Ore-Grade	--	--	--	--	--	--	26	--	--	0.079	6.6	--	0.25
DX758413	BR-135	335.25	336	Felsic Volcanic 1	Central Pit	Mine Rock	--	--	--	--	--	--	21	--	--	0.035	3.0	--	0.14
DX758414	BR-136	248	249	Felsic Volcanic 1	Central Pit	Mine Rock	--	--	--	--	--	--	33	--	--	0.37	31	--	0.94
DX758415	BR-136	254	255	Felsic Volcanic 1	Central Pit	Ore-Grade	--	--	--	--	--	--	23	--	--	0.37	31	--	1.3
DX758416	BR-136	358	359	Felsic Volcanic 1	Central Pit	Mine Rock	--	--	--	--	--	--	13	--	--	0.049	4.1	--	0.3
DX758417	BR-136	366.25	367	Felsic Volcanic 1	Central Pit	Mine Rock	--	--	--	--	--	--	19	--	--	0.11	9.3	--	0.49
DX758418	BR-138	155	156	Felsic Volcanic 1	Central Pit	Mine Rock	--	--	--	--	--	--	12	--	--	0.17	15	--	1.3
DX758419	BR-138	253	254	Felsic Volcanic 1	Central Pit	Mine Rock	--	--	--	--	--	--	15	--	--	0.065	5.5	--	0.36
DX758332	BR-139	298	298.5	Felsic Volcanic 1	Central Pit	Ore-Grade	--	--	--	--	--	--	25	--	--	0.046	3.9	--	0.15
DX758420	BR-141	286	287	Felsic Volcanic 1	Central Pit	Ore-Grade	--	--	--	--	--	--	60	--	--	0.33	27	--	0.46
DX758221	BR-142	146.75	147.5	Felsic Volcanic 1	Central Pit	Mine Rock	--	--	--	--	--	--	78	--	--	0.35	29	--	0.37
DX758222	BR-142	154.5	155.5	Felsic Volcanic 1	Central Pit	Mine Rock	--	--	--	--	--	--	93	--	--	0.025	2.0	--	0.022
DX758223	BR-142	288	289	Felsic Volcanic 2	Central Pit	Mine Rock	--	--	--	--	--	--	34	--	--	0.50	42	--	1.2
DX758224	BR-142	301.5	302.5	Felsic Volcanic 2	Central Pit	Mine Rock	--	--	--	--	--	--	38	--	--	0.50	42	--	1.1
DX758421	BR-146	65	66	Felsic Volcanic 1	Central Pit	Mine Rock	--	--	--	--	--	--	21	--	--	0.057	4.8	--	0.22
DX758422	BR-146	75	76	Felsic Volcanic 1	Central Pit	Mine Rock	--	--	--	--	--	--	25	--	--	0.044	3.6	--	0.15
DX758423	BR-146	86	86.6	Felsic Volcanic 1	Central Pit	Mine Rock	--	--	--	--	--	--	17	--	--	0.027	2.3	--	0.13
DX758424	BR-146	96	97	Felsic Volcanic 1	Central Pit	Mine Rock	--	--	--	--	--	--	21	--	--	0.049	4.1	--	0.2
DX758425	BR-146	104.5	105.5	Felsic Volcanic 1	Central Pit	Mine Rock	--	--	--	--	--	--	12	--	--	0.13	11	--	0.88
DX758426	BR-146	126.55	127.5	Metasediment 2	Central Pit	Mine Rock	--	--	--	--	--	--	18	--	--	0.022	1.8	--	0.099
DX758427	BR-146	136	137	Felsic Volcanic 1	Central Pit	Mine Rock	--	--	--	--	--	--	9.4	--	--	0.19	16	--	1.7
DX758428	BR-146	144	145	Felsic Volcanic 1	Central Pit	Mine Rock	--	--	--	--	--	--	11	--	--	0.15	12	--	1.1
DX758429	BR-146	145	146	Felsic Volcanic 1	Central Pit	Mine Rock	--	--	--	--	--	--	8.4	--	--	0.20	16	--	1.9
DX758430	BR-146	161.9	162.5	Metasediment 2	Central Pit	Mine Rock	--	--	--	--	--	--	22	--	--	0.033	2.7	--	0.12
DX758431	BR-146	171.3	172	Felsic Volcanic 1	Central Pit	Mine Rock	--	--	--	--	--	--	17	--	--	0.033	2.7	--	0.16
DX758432	BR-146	176.75	177.75	Felsic Volcanic 2	Central Pit	Mine Rock	--	--	--	--	--	--	43	--	--	0.046	3.9	--	0.089

(1) Total S measured by Leco furnace; Sulphate S measured by HCl cold leach, Sulphide S calculated by difference (Total S - Sulphate S).

(2) Acid Potential calculated as 31.25*Sulphide S; Maximum Acid Potential calculated as 31.25*Total S or 31.25*ICP-S (aqua regia) if Total S by Leco was unavialable (see text).

(3) Neutralization Potential measured by Modified Sobeck Method.

(4) Total Carbon measured by Leco furance; TIC measured by HCl leach and Leco furnance; TIC as %C measured by HCl leach.

(5) Carbonate Neutralization Potential calculated from TIC.

(6) Neutralization Potential Ratio calculated as NP/AP; Carbonate Neutralization Potential Ratio calculated as CarbNP/MPA.

Classification as mine rock or ore-grade materials was based on gold content.

Table B-1. Acid Base Accounting Results

Sample ID	Drillhole ID	From	To	Lithology	Area	Class	Paste pH	Fizz Rating	Total S[1]	SO_4 S[1]	Sulphide S[1]	AP[2]	MPA[2]	NP[3]	Total C[4]	TIC[4]	CarbNP[5]	NPR[6]	CarbNPR[6]
		m	*m*				pH Units	n/a	%	%	%	kg CaCO3/t	kg CaCO3/t	kg CaCO3/t	%C	%C	kg CaCO3/t	NP/AP	CarbNP/MPA
DX758433	BR-147	247	248	Felsic Volcanic 2	Central Pit	Mine Rock	--	--	--	--	--	--	30	--	--	0.12	10	--	0.34
DX758434	BR-154	130.2	131.2	Felsic Volcanic 1	Central Pit	Mine Rock	--	--	--	--	--	--	11	--	--	0.29	25	--	2.3
DX758216	BR-168	301	301.6	Felsic Volcanic 1	Central Pit	Ore-Grade	--	--	--	--	--	--	39	--	--	0.049	4.1	--	0.1
DX758435	BR-170	151.5	153	Felsic Volcanic 1	Central Pit	Mine Rock	--	--	--	--	--	--	53	--	--	0.12	10	--	0.19
DX758436	BR-170	200	201	Felsic Volcanic 1	Central Pit	Mine Rock	--	--	--	--	--	--	178	--	--	0.022	1.8	--	0.01
DX758437	BR-170	205	206	Felsic Volcanic 1	Central Pit	Mine Rock	--	--	--	--	--	--	110	--	--	0.022	1.8	--	0.016
DX758438	BR-172	98.25	99	Felsic Volcanic 1	Central Pit	Mine Rock	--	--	--	--	--	--	36	--	--	0.58	48	--	1.4
DX758209	BR-175	251.4	252.4	Felsic Volcanic 1	Central Pit	Mine Rock	--	--	--	--	--	--	19	--	--	0.50	41	--	2.2
DX758210	BR-175	271.7	272.7	Felsic Volcanic 1	Central Pit	Mine Rock	--	--	--	--	--	--	20	--	--	0.090	7.5	--	0.38
DX758211	BR-177	385	386	Felsic Volcanic 1	Central Pit	Mine Rock	--	--	--	--	--	--	204	--	--	0.090	7.5	--	0.037
DX758204	BR-192	49	50	Felsic Volcanic 1	Central Pit	Mine Rock	--	--	--	--	--	--	82	--	--	0.23	20	--	0.24
DX758205	BR-192	127.5	128.95	Felsic Volcanic 1	Central Pit	Mine Rock	--	--	--	--	--	--	63	--	--	0.12	10	--	0.16
DX758206	BR-192	135	135.5	Felsic Volcanic 1	Central Pit	Ore-Grade	--	--	--	--	--	--	40	--	--	0.060	5.0	--	0.12
DX758207	BR-192	196.6	198	Felsic Volcanic 1	Central Pit	Mine Rock	--	--	--	--	--	--	18	--	--	0.14	11	--	0.63
DX758208	BR-192	226	227.5	Felsic Volcanic 1	Central Pit	Mine Rock	--	--	--	--	--	--	12	--	--	0.26	22	--	1.8
DX758217	BR-201	210.8	211.4	Felsic Volcanic 2	Central Pit	Mine Rock	--	--	--	--	--	--	39	--	--	0.022	1.8	--	0.047
DX758218	BR-201	280.5	282	Felsic Volcanic 1	Central Pit	Mine Rock	--	--	--	--	--	--	28	--	--	0.11	9.5	--	0.34
DX758219	BR-201	282	282.7	Felsic Volcanic 1	Central Pit	Mine Rock	--	--	--	--	--	--	18	--	--	0.12	9.8	--	0.55
DX758212	BR-202	22.05	23.45	Felsic Volcanic 1	Central Pit	Mine Rock	--	--	--	--	--	--	20	--	--	0.16	13	--	0.65
DX758213	BR-202	186	186.65	Felsic Volcanic 2	Central Pit	Mine Rock	--	--	--	--	--	--	45	--	--	0.14	12	--	0.26
DX758214	BR-202	208.5	210	Felsic Volcanic 2	Central Pit	Mine Rock	--	--	--	--	--	--	50	--	--	0.068	5.7	--	0.11
DX758215	BR-203	83.2	84.2	Felsic Volcanic 1	Central Pit	Ore-Grade	--	--	--	--	--	--	31	--	--	0.33	27	--	0.88
DX758220	BR-204	214.7	215.4	Felsic Volcanic 2	Central Pit	Ore-Grade	--	--	--	--	--	--	29	--	--	0.022	1.8	--	0.063
DX758201	BR-208	43.8	44.6	Metasediment 2	Central Pit	Mine Rock	--	--	--	--	--	--	16	--	--	0.052	4.3	--	0.28
DX758202	BR-208	51.65	52.4	Felsic Volcanic 1	Central Pit	Mine Rock	--	--	--	--	--	--	23	--	--	0.23	19	--	0.84
DX758203	BR-208	114.25	115.25	Fragmental 1	Central Pit	Mine Rock	--	--	--	--	--	--	5.6	--	--	0.068	5.7	--	1.0
DX758333	BR-212	149.75	150.75	Felsic Volcanic 1	Central Pit	Ore-Grade	--	--	--	--	--	--	36	--	--	0.071	5.9	--	0.16
DX758334	BR-212	193.5	195	Metasediment 2	Central Pit	Mine Rock	--	--	--	--	--	--	18	--	--	0.022	1.8	--	0.1
DX758335	BR-212	214	215	Felsic Volcanic 2	Central Pit	Mine Rock	--	--	--	--	--	--	23	--	--	0.26	22	--	0.93
DX758225	BR-212	234	235	Felsic Volcanic 2	Central Pit	Mine Rock	--	--	--	--	--	--	19	--	--	0.34	28	--	1.5
DX758226	BR-212	239.75	240.4	Felsic Volcanic 2	Central Pit	Mine Rock	--	--	--	--	--	--	28	--	--	0.45	37	--	1.3
DX758227	BR-212	274.5	276	Metasediment 2	Central Pit	Mine Rock	--	--	--	--	--	--	12	--	--	0.022	1.8	--	0.15
DX758228	BR-212	285.7	287.1	Metasediment 3	Central Pit	Mine Rock	--	--	--	--	--	--	5.6	--	--	0.022	1.8	--	0.32
DX758229	BR-214	178.55	179.05	Felsic Volcanic 1	Central Pit	Ore-Grade	--	--	--	--	--	--	36	--	--	0.12	10	--	0.29
DX758230	BR-214	218.85	219.6	Felsic Volcanic 2	Central Pit	Ore-Grade	--	--	--	--	--	--	36	--	--	0.38	31	--	0.88
DX758231	BR-214	252	253.5	Felsic Volcanic 1	Central Pit	Mine Rock	--	--	--	--	--	--	20	--	--	0.15	12	--	0.62
DX758232	BR-214	283.2	284	Felsic Volcanic 1	Central Pit	Mine Rock	--	--	--	--	--	--	24	--	--	0.23	19	--	0.8
DX758233	BR-215	158.45	159.1	Felsic Volcanic 1	Central Pit	Ore-Grade	--	--	--	--	--	--	58	--	--	0.071	5.9	--	0.1
DX758234	BR-215	175.5	177	Felsic Volcanic 1	Central Pit	Mine Rock	--	--	--	--	--	--	15	--	--	0.33	27	--	1.8
DX758235	BR-215	296.9	298	Metasediment 2	Central Pit	Mine Rock	--	--	--	--	--	--	11	--	--	0.022	1.8	--	0.17
DX758236	BR-217	112.5	114	Felsic Volcanic 1	Central Pit	Mine Rock	--	--	--	--	--	--	33	--	--	0.063	5.2	--	0.16
DX758237	BR-217	161.6	162.6	Felsic Volcanic 1	Central Pit	Mine Rock	--	--	--	--	--	--	41	--	--	0.25	21	--	0.51
DX758238	BR-217	228.7	230.15	Metasediment 2	Central Pit	Mine Rock	--	--	--	--	--	--	9.4	--	--	0.022	1.8	--	0.19
DX758239	BR-231	69.85	70.35	Felsic Volcanic 1	Central Pit	Ore-Grade	--	--	--	--	--	--	85	--	--	0.28	23	--	0.27
DX758240	BR-231	86.7	87.3	Felsic Volcanic 2	Central Pit	Ore-Grade	--	--	--	--	--	--	38	--	--	0.15	12	--	0.33
DX758241	BR-231	92.2	92.8	Felsic Volcanic 2	Central Pit	Mine Rock	--	--	--	--	--	--	46	--	--	0.13	10	--	0.23
DX758242	BR-231	148	149.5	Felsic Volcanic 1	Central Pit	Mine Rock	--	--	--	--	--	--	74	--	--	0.022	1.8	--	0.024
DX758243	BR-231	157	158	Felsic Volcanic 1	Central Pit	Mine Rock	--	--	--	--	--	--	68	--	--	0.022	1.8	--	0.027
DX758244	BR-231	181.9	182.45	Felsic Volcanic 2	Central Pit	Ore-Grade	--	--	--	--	--	--	56	--	--	0.38	32	--	0.56
DX758245	BR-234	129	130	Felsic Volcanic 2	Central Pit	Mine Rock	--	--	--	--	--	--	16	--	--	0.052	4.3	--	0.27
DX758246	BR-234	192.5	193.5	Felsic Volcanic 1	Central Pit	Mine Rock	--	--	--	--	--	--	21	--	--	0.15	12	--	0.59
DX758247	BR-235	31.9	33	Felsic Volcanic 1	Central Pit	Ore-Grade	--	--	--	--	--	--	34	--	--	0.21	17	--	0.51
DX758248	BR-237	211.7	213	Felsic Volcanic 2	Central Pit	Mine Rock	--	--	--	--	--	--	42	--	--	0.057	4.8	--	0.11
DX758249	BR-243	121.15	122.1	Metasediment 2	Central Pit	Mine Rock	--	--	--	--	--	--	29	--	--	0.022	1.8	--	0.062
DX758250	BR-243	140.8	141.35	Felsic Volcanic 1	Central Pit	Mine Rock	--	--	--	--	--	--	23	--	--	0.45	38	--	1.6
DX758301	BR-243	169.95	171	Felsic Volcanic 2	Central Pit	Ore-Grade	--	--	--	--	--	--	28	--	--	0.12	10.0	--	0.36
DX758302	BR-243	177	178.5	Felsic Volcanic 1	Central Pit	Mine Rock	--	--	--	--	--	--	27	--	--	0.046	3.9	--	0.15
DX758303	BR-243	187.35	188.35	Metasediment 2	Central Pit	Mine Rock	--	--	--	--	--	--	13	--	--	0.022	1.8	--	0.15
DX758304	BR-254	29.25	30.45	Felsic Volcanic 1	Central Pit	Ore-Grade	--	--	--	--	--	--	33	--	--	0.030	2.5	--	0.075
DX758305	BR-254	59.5	60	Felsic Volcanic 1	Central Pit	Mine Rock	--	--	--	--	--	--	27	--	--	0.033	2.7	--	0.1

(1) Total S measured by Leco furnace; Sulphate S measured by HCl cold leach, Sulphide S calculated by difference (Total S - Sulphate S).

(2) Acid Potential calculated as 31.25*Sulphide S; Maximum Acid Potential calculated as 31.25*Total S or 31.25*ICP-S (aqua regia) if Total S by Leco was unavialable (see text).

(3) Neutralization Potential measured by Modified Sobeck Method.

(4) Total Carbon measured by Leco furance; TIC measured by HCl leach and Leco furnance; TIC as %C measured by HCl leach.

(5) Carbonate Neutralization Potential calculated from TIC.

(6) Neutralization Potential Ratio calculated as NP/AP; Carbonate Neutralization Potential Ratio calculated as CarbNP/MPA.

Classification as mine rock or ore-grade materials was based on gold content.

Table B-1. Acid Base Accounting Results

Sample ID	Drillhole ID	From	To	Lithology	Area	Class	Paste pH	Fizz Rating	Total S[1]	SO_4 S[1]	Sulphide S[1]	AP[2]	MPA[2]	NP[3]	Total C[4]	TIC[4]	CarbNP[5]	NPR[6]	CarbNPR[6]
		m	*m*				pH Units	n/a	%	%	%	kg CaCO3/t	kg CaCO3/t	kg CaCO3/t	%C	%C	kg CaCO3/t	NP/AP	CarbNP/MPA
DX758306	BR-254	114	114.75	Metasediment 2	Central Pit	Mine Rock	--	--	--	--	--	--	10	--	--	0.022	1.8	--	0.18
DX758307	BR-254	179.9	181.4	Metasediment 3	Central Pit	Mine Rock	--	--	--	--	--	--	6.3	--	--	0.022	1.8	--	0.29
DX758308	BR-281	162	162.75	Felsic Volcanic 1	Central Pit	Mine Rock	--	--	--	--	--	--	33	--	--	0.18	15	--	0.46
DX758309	BR-281	171	171.75	Felsic Volcanic 1	Central Pit	Ore-Grade	--	--	--	--	--	--	30	--	--	0.26	21	--	0.7
DX758310	BR-281	179	180	Felsic Volcanic 1	Central Pit	Mine Rock	--	--	--	--	--	--	12	--	--	0.25	21	--	1.7
DX758311	BR-281	188	189	Felsic Volcanic 1	Central Pit	Mine Rock	--	--	--	--	--	--	9.7	--	--	0.23	19	--	2.0
DX758312	BR-283	339.4	340.9	Felsic Volcanic 1	Central Pit	Mine Rock	--	--	--	--	--	--	103	--	--	0.022	1.8	--	0.018
DX758313	BR-293	33.35	33.85	Felsic Volcanic 1	Central Pit	Mine Rock	--	--	--	--	--	--	171	--	--	0.022	1.8	--	0.011
DX758439	BR-296	37.85	38.7	Felsic Volcanic 1	Central Pit	Ore-Grade	--	--	--	--	--	--	55	--	--	0.14	11	--	0.21
DX758440	BR-296	108	109.1	Felsic Volcanic 1	Central Pit	Mine Rock	--	--	--	--	--	--	13	--	--	0.19	16	--	1.2
DX758441	BR-296	133.8	135	Felsic Volcanic 1	Central Pit	Mine Rock	--	--	--	--	--	--	9.7	--	--	0.12	10.0	--	1.0
DX758442	BR-296	148.5	150	Felsic Volcanic 1	Central Pit	Mine Rock	--	--	--	--	--	--	5.3	--	--	0.027	2.3	--	0.43
DX758443	BR-296	188.4	189.85	Metasediment 3	Central Pit	Mine Rock	--	--	--	--	--	--	12	--	--	0.044	3.6	--	0.31
DX758444	BR-299	32.2	33.3	Felsic Volcanic 1	Central Pit	Mine Rock	--	--	--	--	--	--	35	--	--	0.11	9.3	--	0.27
DX758445	BR-299	37.25	38.25	Felsic Volcanic 1	Central Pit	Ore-Grade	--	--	--	--	--	--	42	--	--	0.049	4.1	--	0.098
DX758446	BR-299	45.25	46.25	Felsic Volcanic 1	Central Pit	Mine Rock	--	--	--	--	--	--	34	--	--	0.22	18	--	0.53
DX758447	BR-299	54.9	55.75	Metasediment 2	Central Pit	Ore-Grade	--	--	--	--	--	--	143	--	--	0.26	22	--	0.15
DX758314	BR-321	235	236	Felsic Volcanic 1	Central Pit	Mine Rock	--	--	--	--	--	--	14	--	--	0.35	29	--	2.0
DX758315	BR-321	271.5	272.25	Felsic Volcanic 1	Central Pit	Mine Rock	--	--	--	--	--	--	26	--	--	0.40	33	--	1.3
DX758316	BR-321	280.85	281.5	Felsic Volcanic 1	Central Pit	Ore-Grade	--	--	--	--	--	--	19	--	--	0.15	13	--	0.66
DX758317	BR-344	27.25	28.7	Felsic Volcanic 1	Central Pit	Ore-Grade	--	--	--	--	--	--	32	--	--	0.027	2.3	--	0.072
DX758318	BR-344	39.15	40.5	Felsic Volcanic 1	Central Pit	Mine Rock	--	--	--	--	--	--	16	--	--	0.23	19	--	1.2
DX758319	BR-344	101	102	Felsic Volcanic 1	Central Pit	Mine Rock	--	--	--	--	--	--	12	--	--	0.060	5.0	--	0.41
DX758320	BR-344	127.75	129	Felsic Volcanic 2	Central Pit	Mine Rock	--	--	--	--	--	--	11	--	--	0.13	11	--	1.0
DX758321	BR-380	25.2	26.25	Felsic Volcanic 1	Central Pit	Mine Rock	--	--	--	--	--	--	47	--	--	0.15	13	--	0.27
DX758322	BR-380	30	31	Felsic Volcanic 1	Central Pit	Mine Rock	--	--	--	--	--	--	63	--	--	0.13	11	--	0.17
DX758323	BR-380	118	119.5	Felsic Volcanic 1	Central Pit	Mine Rock	--	--	--	--	--	--	14	--	--	0.25	21	--	1.5
DX758324	BR-381	56.85	58	Felsic Volcanic 1	Central Pit	Mine Rock	--	--	--	--	--	--	16	--	--	0.11	9.5	--	0.59
DX758448	BR-407	34.1	35.6	Fragmental 1	Central Pit	Mine Rock	--	--	--	--	--	--	4.7	--	--	0.022	1.8	--	0.39
DX758449	BR-407	182.9	183.5	Felsic Volcanic 1	Central Pit	Mine Rock	--	--	--	--	--	--	0.63	--	--	0.26	22	--	35
DX758450	BR-414	72	73	Felsic Volcanic 1	Central Pit	Mine Rock	--	--	--	--	--	--	17	--	--	0.44	37	--	2.2
DX758325	BR-428	62.7	64.2	Felsic Volcanic 1	Central Pit	Ore-Grade	--	--	--	--	--	--	16	--	--	0.044	3.6	--	0.22
DX758326	BR-428	77.7	79.2	Felsic Volcanic 1	Central Pit	Mine Rock	--	--	--	--	--	--	13	--	--	0.10	8.4	--	0.67
DX758327	BR-461	92.7	93.7	Felsic Volcanic 2	Central Pit	Mine Rock	--	--	--	--	--	--	28	--	--	0.041	3.4	--	0.12
DX758328	BR-463	124.5	126	Felsic Volcanic 1	Central Pit	Mine Rock	--	--	--	--	--	--	12	--	--	0.24	20	--	1.7
DX758329	BR-464	79.1	80.1	Felsic Volcanic 2	Central Pit	Mine Rock	--	--	--	--	--	--	21	--	--	0.12	10.0	--	0.48
DX758330	BR-464	189.25	190.75	Felsic Volcanic 2	Central Pit	Mine Rock	--	--	--	--	--	--	7.2	--	--	0.17	14	--	1.9
DX758331	BR-465	18.9	20.1	Felsic Volcanic 2	Central Pit	Mine Rock	--	--	--	--	--	--	45	--	--	0.14	12	--	0.26

(1) Total S measured by Leco furnace; Sulphate S measured by HCl cold leach, Sulphide S calculated by difference (Total S - Sulphate S).

(2) Acid Potential calculated as 31.25*Sulphide S; Maximum Acid Potential calculated as 31.25*Total S or 31.25*ICP-S (aqua regia) if Total S by Leco was unavialable (see text).

(3) Neutralization Potential measured by Modified Sobeck Method.

(4) Total Carbon measured by Leco furance; TIC measured by HCl leach and Leco furnance; TIC as %C measured by HCl leach.

(5) Carbonate Neutralization Potential calculated from TIC.

(6) Neutralization Potential Ratio calculated as NP/AP; Carbonate Neutralization Potential Ratio calculated as CarbNP/MPA.

Classification as mine rock or ore-grade materials was based on gold content.

Table B-2. Acid Base Accounting (ABA) Statistical Summary

Group		Parameter	Paste pH	Total S[1]	SO4 S[1]	Sulphide S[1]	AP[2]	MPA[2]	NP[3]	Total C[4]	TIC[4]	CarbNP[5]	NPR[6]	CarbNPR[6]	Parameter	Classification based on NPR	Classification based on CarbNPR
			pH units	*%*	*%*	*%*	*kg $CaCO_3$/t*	*kg $CaCO_3$/t*	*kg $CaCO_3$/t*	*% C*	*% C*	*kg $CaCO_3$/t*	*NP/AP*	*CarbNP/MPA*		*NPR <2*	*CarbNPR<2*
All samples	All samples	Count	933	1366	933	933	933	3885	1364	1366	3885	3885	933	1381	Count	933	3885
		Minimum	7.2	0.010	0.0055	0.0097	0.30	0.31	0.70	0.0050	0.0080	0.67	0.028	0.0040	Count NPAG	563	781
		25th Percentile	9.1	0.18	0.010	0.087	2.7	9.1	11	0.079	0.055	4.5	0.93	0.20	Percent NPAG	60%	20%
		Median	9.5	0.43	0.060	0.21	6.6	19	18	0.16	0.13	11	2.8	0.83			
		Average	9.4	0.96	0.19	0.63	20	32	28	0.29	0.20	17	1.4	0.55	Count PAG	370	3104
		75th Percentile	9.8	1.2	0.16	0.70	22	43	34	0.34	0.25	21	11	2.8	Percent PAG	40%	80%
		Maximum	10	10	8.5	6.7	209	316	445	5.2	5.1	428	238	149			
	All Central Pit samples	Count	349	782	349	349	349	3301	780	782	3301	3301	349	797	Count	349	3301
		Minimum	7.2	0.010	0.0072	0.010	0.31	0.31	0.70	0.012	0.0080	0.67	0.028	0.0040	Count NPAG	142	505
		25th Percentile	8.9	0.33	0.010	0.18	5.6	11	9.8	0.070	0.055	4.5	0.34	0.12	Percent NPAG	41%	15%
		Median	9.4	0.73	0.050	0.55	17	21	16	0.14	0.13	11	0.92	0.48			
		Average	9.2	1.2	0.15	1.1	34	35	23	0.22	0.18	15	0.67	0.38	Count PAG	207	2796
		75th Percentile	9.7	1.7	0.19	1.6	49	46	27	0.27	0.23	20	4.3	1.5	Percent PAG	59%	85%
		Maximum	10	8.0	1.8	6.0	188	313	445	5.0	5.0	417	112	86			
	All Viggo Pit samples	Count	131	131	131	131	131	131	131	131	131	131	131	131	Count	131	131
		Minimum	7.9	0.030	0.010	0.020	0.63	0.94	4.6	0.010	0.0080	0.67	0.24	0.022	Count NPAG	78	43
		25th Percentile	9.0	0.11	0.010	0.080	2.5	3.4	8.5	0.040	0.029	2.4	1.2	0.29	Percent NPAG	60%	33%
		Median	9.2	0.26	0.050	0.16	5.0	8.1	14	0.12	0.080	6.7	2.7	0.82			
		Average	9.1	0.30	0.086	0.21	6.6	9.3	19	0.16	0.14	12	2.9	1.3	Count PAG	53	88
		75th Percentile	9.4	0.38	0.11	0.28	8.6	12	21	0.21	0.18	15	7.2	3.1	Percent PAG	40%	67%
		Maximum	10	5.6	2.6	3.0	93	173	126	1.4	1.4	112	133	81			
	All Underground Samples	Count	453	453	453	453	453	453	453	453	453	453	453	453	Count	453	453
		Minimum	7.8	0.020	0.0055	0.0097	0.30	0.63	2.2	0.0050	0.0080	0.67	0.035	0.0040	Count NPAG	343	233
		25th Percentile	9.3	0.11	0.020	0.060	1.9	3.4	15	0.12	0.082	6.8	2.2	0.51	Percent NPAG	76%	51%
		Median	9.6	0.25	0.070	0.14	4.3	7.8	27	0.25	0.22	18	6.2	2.3			
		Average	9.6	0.68	0.26	0.42	13	21	40	0.43	0.38	32	3.1	1.5	Count PAG	110	220
		75th Percentile	9.9	0.63	0.17	0.38	12	20	54	0.59	0.54	45	19	9.1	Percent PAG	24%	49%
		Maximum	10	10	8.5	6.7	209	316	426	5.2	5.1	428	238	149			
	Mine Rock samples	Count	846	1226	846	846	846	3495	1224	1226	3495	3495	846	1240	Count	846	3495
		Minimum	7.2	0.010	0.0055	0.0097	0.30	0.31	0.70	0.0050	0.0080	0.67	0.028	0.0040	Count NPAG	538	757
		25th Percentile	9.1	0.16	0.010	0.080	2.5	8.1	11	0.080	0.055	4.5	1.1	0.21	Percent NPAG	64%	22%
		Median	9.5	0.39	0.060	0.18	5.6	17	18	0.16	0.13	11	3.2	0.93			
		Average	9.4	0.87	0.19	0.55	17	30	28	0.28	0.19	16	1.6	0.59	Count PAG	308	2738
		75th Percentile	9.8	1.0	0.15	0.53	16	39	33	0.34	0.25	20	13	3.2	Percent PAG	36%	78%
		Maximum	10	10	8.5	6.7	209	316	445	5.0	5.0	417	238	149			
	Ore-Grade samples	Count	87	140	87	87	87	390	140	140	390	390	87	141	Count	87	390
		Minimum	7.9	0.040	0.010	0.020	0.63	1.3	2.0	0.014	0.0080	0.67	0.038	0.0040	Count NPAG	25	24
		25th Percentile	8.8	0.70	0.010	0.41	13	23	9.6	0.062	0.057	4.8	0.30	0.066	Percent NPAG	29%	6%
		Median	9.3	1.3	0.10	0.92	29	38	17	0.16	0.15	12	0.60	0.30			
		Average	9.2	1.7	0.20	1.5	46	50	31	0.33	0.25	21	0.69	0.39	Count PAG	62	366
		75th Percentile	9.7	2.4	0.23	2.0	63	60	36	0.38	0.34	28	2.1	1.0	Percent PAG	71%	94%
		Maximum	10	8.0	1.4	5.5	173	250	439	5.2	5.1	428	31	13			

(1) Total S measured by Leco furnace; Sulphate S measured by HCl cold leach, Sulphide S calculated by difference (Total S - Sulphate S).
(2) Acid Potential calculated as 31.25*Sulphide S; Maximum Acid Potential calculated as 31.25*Total S.
(3) Neutralization Potential measured by Modified Sobeck Method.
(4) Total Carbon measured by Leco furance; TIC measured by HCl leach and Leco furnance; TIC as %C measured by HCl leach.
(5) Carbonate Neutralization Potential calculated from TIC.
(6) Neutralization Potential Ratio calculated as NP/AP; Carbonate Neutralization Potential Ratio calculated as CarbNP/MPA.
Classification as mine rock or ore-grade materials was based on gold content.
"Other" lithology refers to the following minor lithologies: Metasediment 1, Ultramafic, Calcite Vein, Intrusive Breccia, Felsic Fragmental, Rhyolite, and Sericite Schist.

Table B-2. Acid Base Accounting (ABA) Statistical Summary

Group		Parameter	Paste pH	Total S[1]	SO4 S[1]	Sulphide S[1]	AP[2]	MPA[2]	NP[3]	Total C[4]	TIC[4]	CarbNP[5]	NPR[6]	CarbNPR[6]	Parameter	Classification based on NPR	Classification based on CarbNPR
			pH units	*%*	*%*	*%*	*kg $CaCO_3$/t*	*kg $CaCO_3$/t*	*kg $CaCO_3$/t*	*% C*	*% C*	*kg $CaCO_3$/t*	*NP/AP*	*CarbNP/MPA*		*NPR <2*	*CarbNPR<2*
Felsic Volcanic 1	All samples	Count	370	654	370	370	370	2388	653	654	2388	2388	370	663	Count	370	2388
		Minimum	7.2	0.010	0.0058	0.010	0.31	0.31	1.3	0.010	0.0080	0.67	0.028	0.0040	Count NPAG	190	487
		25th Percentile	8.9	0.25	0.010	0.12	3.8	11	12	0.090	0.079	6.6	0.47	0.18	Percent NPAG	51%	20%
		Median	9.4	0.62	0.050	0.36	11	21	19	0.17	0.15	13	1.7	0.67			
		Average	9.3	1.2	0.15	0.99	31	37	26	0.25	0.20	17	0.83	0.44	Count PAG	180	1901
		75th Percentile	9.7	1.9	0.18	1.5	47	53	31	0.31	0.26	22	6.2	2.2	Percent PAG	49%	80%
		Maximum	10	8.0	2.4	6.7	209	313	445	5.2	5.1	428	160	86			
	Mine Rock samples	Count	310	558	310	310	310	2091	557	558	2091	2091	310	567	Count	310	2091
		Minimum	7.2	0.010	0.0058	0.010	0.31	0.31	1.3	0.010	0.0080	0.67	0.028	0.0040	Count NPAG	177	468
		25th Percentile	9.0	0.21	0.010	0.11	3.3	9.7	12	0.094	0.080	6.7	0.61	0.20	Percent NPAG	57%	22%
		Median	9.4	0.52	0.050	0.28	8.6	19	19	0.17	0.16	13	2.2	0.80			
		Average	9.3	1.1	0.14	0.85	26	35	24	0.23	0.19	16	0.91	0.46	Count PAG	133	1623
		75th Percentile	9.7	1.7	0.17	1.2	38	49	31	0.30	0.26	22	7.5	2.4	Percent PAG	43%	78%
		Maximum	10	8.0	2.4	6.7	209	313	445	5.0	5.0	417	160	86			
	Ore-Grade samples	Count	60	96	60	60	60	297	96	96	297	297	60	96	Count	60	297
		Minimum	7.9	0.040	0.010	0.020	0.63	1.3	3.7	0.014	0.0080	0.67	0.038	0.0040	Count NPAG	13	19
		25th Percentile	8.6	0.76	0.010	0.71	22	24	9.8	0.067	0.062	5.2	0.16	0.063	Percent NPAG	22%	6%
		Median	9.2	1.4	0.090	1.3	41	40	17	0.15	0.15	12	0.42	0.28			
		Average	9.1	1.9	0.23	1.7	54	52	35	0.36	0.27	22	0.64	0.38	Count PAG	47	278
		75th Percentile	9.7	2.6	0.25	2.6	82	63	36	0.38	0.34	28	1.8	1.0	Percent PAG	78%	94%
		Maximum	10	8.0	1.4	5.5	173	250	439	5.2	5.1	428	31	13			
Felsic Volcanic 2	All samples	Count	124	196	124	124	124	564	196	196	564	564	124	199	Count	124	564
		Minimum	8.3	0.020	0.0093	0.010	0.31	0.63	0.70	0.017	0.0080	0.67	0.035	0.0082	Count NPAG	60	53
		25th Percentile	9.1	0.32	0.010	0.15	4.7	15	10	0.10	0.076	6.4	0.65	0.25	Percent NPAG	48%	9%
		Median	9.5	0.77	0.080	0.43	13	29	17	0.18	0.15	12	1.3	0.52			
		Average	9.4	1.00	0.13	0.66	21	33	24	0.25	0.19	16	1.1	0.52	Count PAG	64	511
		75th Percentile	9.8	1.3	0.16	0.80	25	43	29	0.30	0.23	19	4.9	1.6	Percent PAG	52%	91%
		Maximum	10	7.5	2.9	5.4	168	234	339	3.9	3.9	323	108	86			
	Mine Rock samples	Count	103	166	103	103	103	498	166	166	498	498	103	168	Count	103	498
		Minimum	8.3	0.020	0.0093	0.010	0.31	0.63	0.70	0.017	0.0080	0.67	0.035	0.0082	Count NPAG	51	49
		25th Percentile	9.1	0.29	0.010	0.14	4.4	14	10	0.10	0.076	6.4	0.81	0.29	Percent NPAG	50%	10%
		Median	9.5	0.76	0.080	0.36	11	28	17	0.18	0.14	12	1.5	0.51			
		Average	9.4	0.93	0.13	0.61	19	32	23	0.25	0.19	16	1.2	0.54	Count PAG	52	449
		75th Percentile	9.8	1.3	0.14	0.80	25	43	28	0.29	0.22	18	5.3	1.8	Percent PAG	50%	90%
		Maximum	10	7.5	2.9	3.9	121	234	339	3.9	3.9	323	108	86			
	Ore-Grade samples	Count	21	30	21	21	21	66	30	30	66	66	21	31	Count	21	66
		Minimum	8.4	0.15	0.010	0.080	2.5	4.7	2.0	0.020	0.020	1.7	0.084	0.049	Count NPAG	9	4
		25th Percentile	9.1	0.58	0.010	0.31	9.7	21	10	0.10	0.079	6.6	0.57	0.14	Percent NPAG	43%	6%
		Median	9.4	0.96	0.13	0.60	19	31	20	0.22	0.20	17	1.1	0.55			
		Average	9.4	1.4	0.12	0.92	29	41	26	0.28	0.24	20	0.91	0.47	Count PAG	12	62
		75th Percentile	9.7	1.7	0.18	0.80	25	47	34	0.37	0.36	30	3.3	1.2	Percent PAG	57%	94%
		Maximum	10	5.4	0.27	5.4	168	169	123	1.4	1.4	115	6.0	5.5			
Fragmental 1	All samples	Count	46	62	46	46	46	166	62	62	166	166	46	63	Count	46	166
		Minimum	8.2	0.040	0.010	0.026	0.81	0.63	5.4	0.010	0.0080	0.67	0.11	0.085	Count NPAG	18	43
		25th Percentile	9.0	0.18	0.010	0.14	4.4	4.8	9.3	0.053	0.038	3.2	0.83	0.19	Percent NPAG	39%	26%
		Median	9.3	0.33	0.060	0.24	7.3	11	13	0.11	0.087	7.3	1.8	0.72			
		Average	9.3	0.46	0.077	0.39	12	17	15	0.12	0.11	9.1	1.2	0.63	Count PAG	28	123
		75th Percentile	9.7	0.48	0.11	0.33	10	21	18	0.15	0.14	12	3.8	1.9	Percent PAG	61%	74%
		Maximum	10	4.1	0.30	4.1	127	127	47	0.49	0.50	42	20	19			
	Mine Rock samples	Count	45	60	45	45	45	162	60	60	162	162	45	61	Count	45	162
		Minimum	8.2	0.040	0.010	0.026	0.81	0.63	5.4	0.010	0.0080	0.67	0.11	0.085	Count NPAG	17	42
		25th Percentile	9.0	0.18	0.010	0.14	4.4	4.7	9.2	0.048	0.038	3.2	0.83	0.18	Percent NPAG	38%	26%
		Median	9.3	0.33	0.060	0.24	7.5	10	13	0.11	0.086	7.2	1.8	0.70			
		Average	9.3	0.45	0.076	0.39	12	16	14	0.11	0.11	8.8	1.2	0.62	Count PAG	28	120
		75th Percentile	9.7	0.47	0.11	0.33	10	21	18	0.14	0.14	12	3.5	1.5	Percent PAG	62%	74%
		Maximum	10	4.1	0.30	4.1	127	127	41	0.39	0.50	42	20	19			
	Ore-Grade samples	Count	1	2	1	1	1	4	2	2	4	4	1	2	Count	1	4
		Minimum	9.1	0.29	0.10	0.19	5.9	9.1	31	0.33	0.025	2.0	8.0	0.62	Count NPAG	1	1
		25th Percentile	9.1	0.54	0.10	0.19	5.9	32	35	0.37	0.12	10	8.0	1.5	Percent NPAG	100%	25%
		Median	9.1	0.79	0.10	0.19	5.9	44	39	0.41	0.23	19	6.6	0.77			
		Average	9.1	0.79	0.10	0.19	5.9	37	39	0.41	0.24	20	6.6	0.81	Count PAG	0	3
		75th Percentile	9.1	1.0	0.10	0.19	5.9	49	43	0.45	0.34	28	8.0	3.4	Percent PAG	0%	75%
		Maximum	9.1	1.3	0.10	0.19	5.9	52	47	0.49	0.47	39	8.0	4.3			

(1) Total S measured by Leco furnace; Sulphate S measured by HCl cold leach, Sulphide S calculated by difference (Total S - Sulphate S).
(2) Acid Potential calculated as 31.25*Sulphide S; Maximum Acid Potential calculated as 31.25*Total S.
(3) Neutralization Potential measured by Modified Sobeck Method.
(4) Total Carbon measured by Leco furance; TIC measured by HCl leach and Leco furnance; TIC as %C measured by HCl leach.
(5) Carbonate Neutralization Potential calculated from TIC.
(6) Neutralization Potential Ratio calculated as NP/AP; Carbonate Neutralization Potential Ratio calculated as CarbNP/MPA.
Classification as mine rock or ore-grade materials was based on gold content.
"Other" lithology refers to the following minor lithologies: Metasediment 1, Ultramafic, Calcite Vein, Intrusive Breccia, Felsic Fragmental, Rhyolite, and Sericite Schist.

Table B-2. Acid Base Accounting (ABA) Statistical Summary

Group		Parameter	Paste pH	Total S[1]	SO4 S[1]	Sulphide S[1]	AP[2]	MPA[2]	NP[3]	Total C[4]	TIC[4]	CarbNP[5]	NPR[6]	CarbNPR[6]	Parameter	Classification based on NPR	Classification based on CarbNPR
			pH units	*%*	*%*	*%*	*kg $CaCO_3$/t*	*kg $CaCO_3$/t*	*kg $CaCO_3$/t*	*% C*	*% C*	*kg $CaCO_3$/t*	*NP/AP*	*CarbNP/MPA*		*NPR <2*	*CarbNPR<2*
Fragmental 2	All samples	Count	42	42	42	42	42	42	42	42	42	42	42	42	Count	42	42
		Minimum	8.2	0.020	0.010	0.0097	0.30	0.63	5.1	0.028	0.0080	0.67	0.15	0.012	Count NPAG	39	29
		25th Percentile	9.6	0.040	0.010	0.020	0.63	1.3	11	0.099	0.056	4.7	8.8	1.4	Percent NPAG	93%	69%
		Median	9.8	0.060	0.020	0.035	1.1	1.9	17	0.17	0.14	12	16	6.3			
		Average	9.7	0.16	0.073	0.088	2.7	5.0	25	0.25	0.22	18	9.2	3.7	Count PAG	3	13
		75th Percentile	9.9	0.13	0.040	0.079	2.5	4.1	34	0.37	0.34	28	28	13	Percent PAG	7%	31%
		Maximum	10	1.7	1.1	1.1	34	54	83	0.94	0.91	76	236	93			
	Mine Rock samples	Count	40	40	40	40	40	40	40	40	40	40	40	40	Count	40	40
		Minimum	8.2	0.020	0.010	0.0097	0.30	0.63	5.1	0.028	0.0080	0.67	0.15	0.012	Count NPAG	37	29
		25th Percentile	9.6	0.038	0.010	0.020	0.63	1.2	12	0.10	0.070	5.8	8.5	1.9	Percent NPAG	93%	73%
		Median	9.8	0.060	0.020	0.035	1.1	1.9	18	0.18	0.15	12	16	6.4			
		Average	9.7	0.17	0.075	0.091	2.8	5.2	26	0.26	0.23	19	9.1	3.7	Count PAG	3	11
		75th Percentile	9.9	0.13	0.045	0.083	2.6	4.1	36	0.38	0.35	29	29	14	Percent PAG	8%	28%
		Maximum	10	1.7	1.1	1.1	34	54	83	0.94	0.91	76	236	93			
	Ore-Grade samples	Count	2	2	2	2	2	2	2	2	2	2	2	2	Count	2	2
		Minimum	9.9	0.050	0.020	0.030	0.94	1.6	11	0.046	0.0080	0.67	8.8	0.36	Count NPAG	2	0
		25th Percentile	9.9	0.053	0.020	0.033	1.0	1.6	11	0.059	0.010	0.83	9.6	0.48	Percent NPAG	100%	0%
		Median	10.0	0.055	0.020	0.035	1.1	1.7	11	0.072	0.012	1.00	10	0.58			
		Average	10.0	0.055	0.020	0.035	1.1	1.7	11	0.072	0.012	1.00	10	0.58	Count PAG	0	2
		75th Percentile	10.0	0.058	0.020	0.038	1.2	1.8	11	0.085	0.014	1.2	11	0.73	Percent PAG	0%	100%
		Maximum	10.0	0.060	0.020	0.040	1.3	1.9	11	0.098	0.016	1.3	12	0.85			
Metasediment 2	All samples	Count	83	132	83	83	83	414	131	132	414	414	83	134	Count	83	414
		Minimum	7.9	0.060	0.010	0.050	1.6	1.9	4.9	0.0060	0.0080	0.67	0.050	0.0065	Count NPAG	27	7
		25th Percentile	9.1	0.29	0.040	0.19	5.8	9.1	7.9	0.030	0.022	1.8	0.62	0.094	Percent NPAG	33%	2%
		Median	9.5	0.38	0.080	0.29	9.1	12	9.8	0.040	0.022	1.8	1.1	0.15			
		Average	9.4	0.87	0.21	0.62	19	23	15	0.11	0.064	5.3	0.80	0.20	Count PAG	56	407
		75th Percentile	9.7	0.93	0.19	0.76	24	23	14	0.091	0.048	4.0	2.5	0.35	Percent PAG	67%	98%
		Maximum	10	5.6	2.6	4.1	127	205	180	2.1	2.1	172	19	17			
	Mine Rock samples	Count	80	123	80	80	80	394	122	123	394	394	80	125	Count	80	394
		Minimum	7.9	0.060	0.010	0.050	1.6	1.9	4.9	0.0060	0.0080	0.67	0.050	0.0065	Count NPAG	27	7
		25th Percentile	9.1	0.28	0.040	0.18	5.5	9.1	7.9	0.029	0.022	1.8	0.65	0.097	Percent NPAG	34%	2%
		Median	9.5	0.37	0.080	0.28	8.6	12	9.8	0.040	0.022	1.8	1.1	0.16			
		Average	9.4	0.77	0.20	0.59	18	21	15	0.10	0.060	5.0	0.81	0.21	Count PAG	53	387
		75th Percentile	9.7	0.81	0.18	0.75	24	20	14	0.090	0.044	3.6	2.6	0.36	Percent PAG	66%	98%
		Maximum	10	5.6	2.6	4.1	127	205	180	2.1	2.1	172	19	17			
	Ore-Grade samples	Count	3	9	3	3	3	20	9	9	20	20	3	9	Count	3	20
		Minimum	8.7	0.33	0.010	0.63	20	10	6.2	0.020	0.016	1.3	0.45	0.017	Count NPAG	0	0
		25th Percentile	9.2	0.99	0.16	0.66	20	27	7.3	0.030	0.022	1.8	0.46	0.025	Percent NPAG	0%	0%
		Median	9.6	2.5	0.31	0.68	21	52	9.5	0.030	0.060	5.0	0.45	0.065			
		Average	9.4	2.2	0.47	1.4	43	59	21	0.17	0.13	11	0.49	0.15	Count PAG	3	20
		75th Percentile	9.7	2.8	0.70	1.7	54	80	17	0.15	0.11	9.5	0.55	0.18	Percent PAG	100%	100%
		Maximum	9.7	5.2	1.1	2.8	88	162	80	0.80	0.77	64	0.62	0.40			
Metasediment 3	All samples	Count	81	83	81	81	81	103	83	83	103	103	81	83	Count	81	103
		Minimum	8.3	0.020	0.0055	0.010	0.31	0.63	5.4	0.015	0.0080	0.67	0.12	0.0059	Count NPAG	63	24
		25th Percentile	9.3	0.070	0.020	0.040	1.3	3.3	8.9	0.048	0.022	1.8	2.3	0.32	Percent NPAG	78%	23%
		Median	9.7	0.16	0.060	0.090	2.8	5.9	14	0.10	0.046	3.9	4.8	0.77			
		Average	9.5	0.39	0.20	0.19	6.1	11	15	0.12	0.080	6.7	2.5	0.54	Count PAG	18	79
		75th Percentile	9.8	0.34	0.11	0.18	5.6	9.8	18	0.16	0.12	9.6	9.0	2.4	Percent PAG	22%	77%
		Maximum	10	6.7	4.7	2.0	63	208	48	0.61	0.57	47	81	32			
	Mine Rock samples	Count	81	83	81	81	81	103	83	83	103	103	81	83	Count	81	103
		Minimum	8.3	0.020	0.0055	0.010	0.31	0.63	5.4	0.015	0.0080	0.67	0.12	0.0059	Count NPAG	63	24
		25th Percentile	9.3	0.070	0.020	0.040	1.3	3.3	8.9	0.048	0.022	1.8	2.3	0.32	Percent NPAG	78%	23%
		Median	9.7	0.16	0.060	0.090	2.8	5.9	14	0.10	0.046	3.9	4.8	0.77			
		Average	9.5	0.39	0.20	0.19	6.1	11	15	0.12	0.080	6.7	2.5	0.54	Count PAG	18	79
		75th Percentile	9.8	0.34	0.11	0.18	5.6	9.8	18	0.16	0.12	9.6	9.0	2.4	Percent PAG	22%	77%
		Maximum	10	6.7	4.7	2.0	63	208	48	0.61	0.57	47	81	32			
	Ore-Grade samples	Count	0	0	0	0	0	0	0	0	0	0	0	0	Count	0	0
		Minimum	--	--	--	--	--	--	--	--	--	--	--	--	Count NPAG	--	--
		25th Percentile	--	--	--	--	--	--	--	--	--	--	--	--	Percent NPAG	--	--
		Median	--	--	--	--	--	--	--	--	--	--	--	--			
		Average	--	--	--	--	--	--	--	--	--	--	--	--	Count PAG	--	--
		75th Percentile	--	--	--	--	--	--	--	--	--	--	--	--	Percent PAG	--	--
		Maximum	--	--	--	--	--	--	--	--	--	--	--	--			

(1) Total S measured by Leco furnace; Sulphate S measured by HCl cold leach, Sulphide S calculated by difference (Total S - Sulphate S).
(2) Acid Potential calculated as 31.25*Sulphide S; Maximum Acid Potential calculated as 31.25*Total S.
(3) Neutralization Potential measured by Modified Sobeck Method.
(4) Total Carbon measured by Leco furance; TIC measured by HCl leach and Leco furnance; TIC as %C measured by HCl leach.
(5) Carbonate Neutralization Potential calculated from TIC.
(6) Neutralization Potential Ratio calculated as NP/AP; Carbonate Neutralization Potential Ratio calculated as CarbNP/MPA.
Classification as mine rock or ore-grade materials was based on gold content.
"Other" lithology refers to the following minor lithologies: Metasediment 1, Ultramafic, Calcite Vein, Intrusive Breccia, Felsic Fragmental, Rhyolite, and Sericite Schist.

Table B-2. Acid Base Accounting (ABA) Statistical Summary

Group		Parameter	Paste pH	Total S[1]	SO4 S[1]	Sulphide S[1]	AP[2]	MPA[2]	NP[3]	Total C[4]	TIC[4]	CarbNP[5]	NPR[6]	CarbNPR[6]	Parameter	Classification based on NPR	Classification based on CarbNPR
			pH units	*%*	*%*	*%*	*kg $CaCO_3$/t*	*kg $CaCO_3$/t*	*kg $CaCO_3$/t*	*% C*	*% C*	*kg $CaCO_3$/t*	*NP/AP*	*CarbNP/MPA*		*NPR <2*	*CarbNPR<2*
Basalt	All samples	Count	150	150	150	150	150	150	150	150	150	150	150	150	Count	150	150
		Minimum	8.1	0.020	0.0057	0.010	0.31	0.63	9.5	0.016	0.0080	0.67	0.42	0.036	Count NPAG	140	119
		25th Percentile	9.2	0.11	0.025	0.050	1.6	3.4	42	0.36	0.34	28	7.1	2.4	Percent NPAG	93%	79%
		Median	9.4	0.20	0.077	0.10	3.1	6.3	59	0.61	0.59	49	19	7.9			
		Average	9.4	0.45	0.22	0.23	7.1	14	62	0.65	0.62	52	8.8	3.7	Count PAG	10	31
		75th Percentile	9.6	0.43	0.17	0.21	6.6	13	79	0.86	0.83	69	34	14	Percent PAG	7%	21%
		Maximum	10	10	8.5	3.3	104	316	199	2.4	2.3	193	184	79			
	Mine Rock samples	Count	150	150	150	150	150	150	150	150	150	150	150	150	Count	150	150
		Minimum	8.1	0.020	0.0057	0.010	0.31	0.63	9.5	0.016	0.0080	0.67	0.42	0.036	Count NPAG	140	119
		25th Percentile	9.2	0.11	0.025	0.050	1.6	3.4	42	0.36	0.34	28	7.1	2.4	Percent NPAG	93%	79%
		Median	9.4	0.20	0.077	0.10	3.1	6.3	59	0.61	0.59	49	19	7.9			
		Average	9.4	0.45	0.22	0.23	7.1	14	62	0.65	0.62	52	8.8	3.7	Count PAG	10	31
		75th Percentile	9.6	0.43	0.17	0.21	6.6	13	79	0.86	0.83	69	34	14	Percent PAG	7%	21%
		Maximum	10	10	8.5	3.3	104	316	199	2.4	2.3	193	184	79			
	Ore-Grade samples	Count	0	0	0	0	0	0	0	0	0	0	0	0	Count	0	0
		Minimum	--	--	--	--	--	--	--	--	--	--	--	--	Count NPAG	--	--
		25th Percentile	--	--	--	--	--	--	--	--	--	--	--	--	Percent NPAG	--	--
		Median	--	--	--	--	--	--	--	--	--	--	--	--			
		Average	--	--	--	--	--	--	--	--	--	--	--	--	Count PAG	--	--
		75th Percentile	--	--	--	--	--	--	--	--	--	--	--	--	Percent PAG	--	--
		Maximum	--	--	--	--	--	--	--	--	--	--	--	--			
Argillite	All samples	Count	10	11	10	10	10	13	11	11	13	13	10	11	Count	10	13
		Minimum	7.8	0.10	0.040	0.060	1.9	3.1	7.4	0.0050	0.0080	0.67	0.14	0.084	Count NPAG	3	1
		25th Percentile	8.4	1.5	2.0	0.77	24	17	19	1.1	0.13	11	0.56	0.15	Percent NPAG	30%	8%
		Median	8.6	4.1	3.4	1.3	41	109	21	1.4	0.30	25	0.52	0.19			
		Average	8.8	4.3	3.1	1.6	50	116	65	1.7	0.66	55	1.3	0.41	Count PAG	7	12
		75th Percentile	9.4	6.7	4.4	1.8	55	185	56	2.3	0.71	59	2.9	0.46	Percent PAG	70%	92%
		Maximum	9.9	8.7	5.7	4.5	141	272	377	4.5	4.4	370	18	5.2			
	Mine Rock samples	Count	10	11	10	10	10	13	11	11	13	13	10	11	Count	10	13
		Minimum	7.8	0.10	0.040	0.060	1.9	3.1	7.4	0.0050	0.0080	0.67	0.14	0.084	Count NPAG	3	1
		25th Percentile	8.4	1.5	2.0	0.77	24	17	19	1.1	0.13	11	0.56	0.15	Percent NPAG	30%	8%
		Median	8.6	4.1	3.4	1.3	41	109	21	1.4	0.30	25	0.52	0.19			
		Average	8.8	4.3	3.1	1.6	50	116	65	1.7	0.66	55	1.3	0.41	Count PAG	7	12
		75th Percentile	9.4	6.7	4.4	1.8	55	185	56	2.3	0.71	59	2.9	0.46	Percent PAG	70%	92%
		Maximum	9.9	8.7	5.7	4.5	141	272	377	4.5	4.4	370	18	5.2			
	Ore-Grade samples	Count	0	0	0	0	0	0	0	0	0	0	0	0	Count	0	0
		Minimum	--	--	--	--	--	--	--	--	--	--	--	--	Count NPAG	--	--
		25th Percentile	--	--	--	--	--	--	--	--	--	--	--	--	Percent NPAG	--	--
		Median	--	--	--	--	--	--	--	--	--	--	--	--			
		Average	--	--	--	--	--	--	--	--	--	--	--	--	Count PAG	--	--
		75th Percentile	--	--	--	--	--	--	--	--	--	--	--	--	Percent PAG	--	--
		Maximum	--	--	--	--	--	--	--	--	--	--	--	--			
Other	All samples	Count	27	36	27	27	27	45	36	36	45	45	27	36	Count	27	45
		Minimum	8.7	0.020	0.0083	0.010	0.31	0.63	1.0	0.012	0.0080	0.67	0.11	0.011	Count NPAG	23	18
		25th Percentile	9.3	0.078	0.010	0.041	1.3	2.5	8.2	0.058	0.022	1.8	5.4	0.39	Percent NPAG	85%	40%
		Median	9.6	0.21	0.030	0.11	3.4	7.2	15	0.11	0.068	5.7	4.4	0.87			
		Average	9.6	0.47	0.10	0.21	6.5	18	46	0.49	0.38	32	7.1	2.2	Count PAG	4	27
		75th Percentile	9.8	0.40	0.096	0.17	5.3	18	38	0.30	0.24	20	17	8.7	Percent PAG	15%	60%
		Maximum	10	3.1	1.0	1.6	50	96	412	4.6	4.6	383	238	149			
	Mine Rock samples	Count	27	35	27	27	27	44	35	35	44	44	27	35	Count	27	44
		Minimum	8.7	0.020	0.0083	0.010	0.31	0.63	1.0	0.012	0.0080	0.67	0.11	0.011	Count NPAG	23	18
		25th Percentile	9.3	0.075	0.010	0.041	1.3	2.4	8.5	0.060	0.028	2.3	5.4	0.42	Percent NPAG	85%	41%
		Median	9.6	0.19	0.030	0.11	3.4	6.6	15	0.13	0.070	5.8	4.5	0.98			
		Average	9.6	0.39	0.10	0.21	6.5	16	47	0.50	0.39	32	7.3	2.6	Count PAG	4	26
		75th Percentile	9.8	0.38	0.096	0.17	5.3	15	39	0.31	0.25	21	17	9.4	Percent PAG	15%	59%
		Maximum	10	1.9	1.0	1.6	50	89	412	4.6	4.6	383	238	149			
	Ore-Grade samples	Count	0	1	0	0	0	1	1	1	1	1	0	1	Count	0	1.0
		Minimum	--	3.1	--	--	--	96	2.5	0.040	0.022	1.8	--	0.019	Count NPAG	--	--
		25th Percentile	--	--	--	--	--	--	--	--	--	--	--	--	Percent NPAG	--	--
		Median	--	--	--	--	--	--	--	--	--	--	--	--			
		Average	--	--	--	--	--	--	--	--	--	--	--	--	Count PAG	--	1
		75th Percentile	--	--	--	--	--	--	--	--	--	--	--	--	Percent PAG	--	100%
		Maximum	--	--	--	--	--	--	--	--	--	--	--	--			

(1) Total S measured by Leco furnace; Sulphate S measured by HCl cold leach, Sulphide S calculated by difference (Total S - Sulphate S).
(2) Acid Potential calculated as 31.25*Sulphide S; Maximum Acid Potential calculated as 31.25*Total S.
(3) Neutralization Potential measured by Modified Sobeck Method.
(4) Total Carbon measured by Leco furance; TIC measured by HCl leach and Leco furnance; TIC as %C measured by HCl leach.
(5) Carbonate Neutralization Potential calculated from TIC.
(6) Neutralization Potential Ratio calculated as NP/AP; Carbonate Neutralization Potential Ratio calculated as CarbNP/MPA.
Classification as mine rock or ore-grade materials was based on gold content.
"Other" lithology refers to the following minor lithologies: Metasediment 1, Ultramafic, Calcite Vein, Intrusive Breccia, Felsic Fragmental, Rhyolite, and Sericite Schist.

Table B-3. Sulphur Speciation Results

Sample ID	Total Sulphur	Sulphate S	Sulphide S	Sulphate S	Sulphide
Method	*Leco Furnace*	*EPA 600 HCl Leach*	*Calculated (1)*	*Na_2CO_3 Leach*	*HNO_3 Leach*
Units	*%*	*%*	*%*	*%*	*%*
DX450021	8.49	3.95	4.52	0.04	1.51
DX450024	0.23	<0.01	0.21	<0.01	0.01
DX450028	0.51	<0.01	0.48	<0.01	0.02
DX450035	8.69	5.02	3.68	0.01	--
DX450036	2.59	1.70	0.87	<0.01	0.13
DX450038	2.78	<0.01	2.68	0.01	1.62
DX450041	1.73	0.66	1.08	0.01	0.30
DX450046	0.05	<0.01	0.03	<0.01	0.02
DX450047	0.09	<0.01	0.08	<0.01	0.02
DX450050	0.67	<0.01	0.66	<0.01	0.18
DX450063	5.95	4.51	1.40	0.01	--
DX450065	0.04	<0.01	0.03	<0.01	0.02
DX450066	0.13	0.03	0.10	<0.01	0.02
DX450076	6.81	<0.01	6.69	0.01	3.93
DX450096	4.01	0.89	3.04	<0.01	1.57
DX450097	0.28	<0.01	0.29	<0.01	<0.01
DX450098	0.17	<0.01	0.15	<0.01	0.07
DX450100	0.08	<0.01	0.06	<0.01	0.03
DX450105	2.01	0.03	2.02	<0.01	0.97
DX450111	0.18	<0.01	0.16	<0.01	0.05
DX450124	0.04	<0.01	0.01	<0.01	0.02
DX450125	0.12	<0.01	0.09	<0.01	0.04
DX450126	0.02	<0.01	0.03	<0.01	<0.01
DX450132	1.49	<0.01	1.39	0.01	0.72
DX450134	5.70	2.59	2.96	0.02	--
DX450142	0.35	<0.01	0.30	<0.01	--
DX450146	0.08	<0.01	0.03	<0.01	0.02
DX450154	3.32	<0.01	3.20	0.01	2.60
DX450162	0.14	0.04	0.07	<0.01	0.02
DX450166	0.52	0.09	0.42	<0.01	0.14
DX450172	0.11	0.08	0.08	<0.01	<0.01
DX450188	0.11	0.02	0.06	<0.01	0.03
DX450193	4.17	<0.01	4.05	0.01	3.31
DX450201	0.04	<0.01	0.02	<0.01	0.02
DX450209	0.08	<0.01	0.04	<0.01	0.04
DX450221	0.36	<0.01	0.36	<0.01	0.17
DX450222	1.81	<0.01	1.77	<0.01	1.57
DX450227	0.06	<0.01	0.04	<0.01	0.02
DX450232	1.29	<0.01	1.19	<0.01	0.77
DX550060	3.37	<0.01	3.32	<0.01	--
DX550063	0.96	0.08	0.85	<0.01	0.03
DX550065	0.84	0.01	0.81	<0.01	<0.01
DX550066	0.13	0.03	0.08	<0.01	0.03
DX550072	0.36	<0.01	0.35	<0.01	<0.01
DX550074	1.46	<0.01	1.43	<0.01	1.12
DX550080	0.88	0.19	0.66	<0.01	0.27
DX550083	1.31	0.51	0.75	<0.01	0.27
DX550085	2.18	<0.01	2.11	<0.01	1.41
DX550107	2.55	<0.01	2.49	0.03	1.92
DX550108	2.11	<0.01	2.05	0.02	1.35

(1) Calculated as Total Sulphur by Leco furnace (original result) less sulphate sulphur by EPA 600 leach.

(2) Calculated as Total Sulphur
by Leco furance (duplicate result)

Table B-4. NAG pH Results

Sample ID	Drillhole ID	From	To	Lithology	Area	Class	NAG pH
		m	*m*				*pH units*
DX450001	BR-018	50	51	Fragmental 1	Underground	Mine Rock	10
DX450002	BR-018	102	103	Felsic Volcanic 1	Underground	Mine Rock	11
DX450003	BR-018	202	203	Felsic Volcanic 1	Underground	Mine Rock	11
DX450004	DHZ-018	63.5	64	Ultramafic	Underground	Mine Rock	11
DX450005	BR-018	348	349	Metasediment 3	Underground	Mine Rock	11
DX450006	BR-018	400.3	401.3	Basalt	Underground	Mine Rock	11
DX450007	BR-154	48	49	Felsic Volcanic 1	Central Pit	Mine Rock	8.2
DX450008	BR-154	153.5	155	Felsic Volcanic 2	Central Pit	Mine Rock	7.2
DX450009	BR-154	249	250.5	Felsic Volcanic 1	Central Pit	Mine Rock	4.3
DX450010	BR-154	301.5	303	Fragmental 1	Underground	Mine Rock	3.0
DX450011	BR-154	350	351	Fragmental 1	Underground	Mine Rock	2.9
DX450012	BR-154	400	401	Felsic Volcanic 1	Underground	Mine Rock	2.4
DX450013	BR-154	457.8	458.7	Felsic Volcanic 1	Underground	Mine Rock	3.1
DX450014	BR-154	508	509	Metasediment 2	Underground	Mine Rock	4.4
DX450015	BR-154	547.5	549	Metasediment 2	Underground	Mine Rock	4.0
DX450016	BR-154	647	648	Felsic Volcanic 2	Underground	Mine Rock	7.6
DX450017	BR-154	717	718.5	Metasediment 3	Underground	Mine Rock	7.7
DX450018	BR-154	760.6	762	Fragmental 2	Underground	Mine Rock	11
DX450020	DHZ-019	49.5	51	Basalt	Underground	Mine Rock	11
DX450021	DHZ-019	83.75	84.4	Argillite	Underground	Mine Rock	2.4
DX450022	DHZ-019	102	103.5	Basalt	Underground	Mine Rock	11
DX450023	DHZ-019	148.5	150	Basalt	Underground	Mine Rock	11
DX450024	DHZ-018	99	100.5	Basalt	Underground	Mine Rock	11
DX450025	DHZ-018	151.5	153	Basalt	Underground	Mine Rock	11
DX450026	BR-096	58.5	60	Fragmental 1	Central Pit	Mine Rock	5.0
DX450027	BR-096	185.1	186.1	Felsic Volcanic 1	Underground	Mine Rock	2.7
DX450028	BR-096	201	202.5	Fragmental 1	Underground	Mine Rock	4.2
DX450029	BR-096	299	300	Felsic Volcanic 1	Underground	Mine Rock	8.0
DX450030	BR-096	344	345	Felsic Volcanic 2	Underground	Mine Rock	10
DX450031	BR-096	395.3	396	Felsic Volcanic 2	Underground	Mine Rock	11
DX450032	BR-096	449.9	451	Metasediment 3	Underground	Mine Rock	3.2
DX450033	BR-096	557.5	558.5	Fragmental 2	Underground	Mine Rock	7.2
DX450034	BR-007	47	48	Felsic Volcanic 1	Central Pit	Mine Rock	11
DX450035	DHZ-018	182.4	182.8	Argillite	Underground	Mine Rock	9.1
DX450036	DHZ-018	229.4	230.25	Argillite	Underground	Mine Rock	2.9
DX450037	BR-007	349.7	350.7	Felsic Volcanic 1	Underground	Mine Rock	10
DX450038	BR-007	454.3	455.2	Felsic Volcanic 1	Underground	Mine Rock	2.3
DX450039	BR-007	558.95	559.95	Felsic Volcanic 1	Underground	Mine Rock	2.3
DX450040	BR-007	653.4	654.9	Metasediment 3	Underground	Mine Rock	8.0
DX450041	BR-007	749.1	749.6	Fragmental 2	Underground	Mine Rock	2.1
DX450042	DHZ-049	10.3	10.8	Argillite	Underground	Mine Rock	2.3
DX450043	BR-460	40	41	Felsic Volcanic 1	Central Pit	Mine Rock	2.1
DX450044	DHZ-049	133.2	134.15	Ultramafic	Underground	Mine Rock	10
DX450045	DHZ-049	151	151.5	Basalt	Underground	Mine Rock	11
DX450046	DHZ-049	196.5	197.9	Basalt	Underground	Mine Rock	11
DX450047	DHZ-049	250.5	252	Basalt	Underground	Mine Rock	9.8
DX450048	BR-094	380	381	Felsic Volcanic 2	Underground	Mine Rock	10
DX450049	BR-094	402	403	Felsic Volcanic 2	Underground	Mine Rock	10
DX450050	BR-094	494.2	495	Felsic Volcanic 2	Underground	Ore-Grade	10
DX450051	BR-101	121.3	122.3	Felsic Volcanic 1	Central Pit	Mine Rock	2.5
DX450052	BR-101	128.85	129.85	Felsic Volcanic 1	Central Pit	Mine Rock	2.3
DX450053	DL-043	51	52.5	Basalt	Underground	Mine Rock	11
DX450054	DL-043	103.5	105	Basalt	Underground	Mine Rock	11
DX450055	DL-043	150	151.5	Basalt	Underground	Mine Rock	11
DX450056	DL-043	199.5	201	Basalt	Underground	Mine Rock	11
DX450057	DL-043	261.15	262	Ultramafic	Underground	Mine Rock	11
DX450058	DL-043	300	301.5	Basalt	Underground	Mine Rock	12
DX450059	DL-043	349.5	351	Basalt	Underground	Mine Rock	11
DX450060	DL-043	400.5	402	Basalt	Underground	Mine Rock	11
DX450061	DL-048	40.5	42	Basalt	Underground	Mine Rock	11
DX450062	DL-048	85.5	87	Basalt	Underground	Mine Rock	11
DX450063	DL-048	133.9	134.4	Argillite	Underground	Mine Rock	2.5
DX450064	DL-048	186.5	187.5	Basalt	Underground	Mine Rock	11
DX450065	DL-048	236.5	237	Basalt	Underground	Mine Rock	12
DX450066	DL-048	283.5	285	Basalt	Underground	Mine Rock	11
DX450067	DL-048	334.5	336	Basalt	Underground	Mine Rock	12
DX450068	BR-460	80.05	81	Felsic Volcanic 1	Central Pit	Mine Rock	2.2
DX450069	DL-048	436.5	438	Basalt	Underground	Mine Rock	11

Classification as mine rock or ore-grade materials was based on gold content.

Results reflect single addition NAG pH testing

Table B-4. NAG pH Results

Sample ID	Drillhole ID	From	To	Lithology	Area	Class	NAG pH
		m	*m*				*pH units*
DX450070	DL-048	537	538.5	Basalt	Underground	Mine Rock	12
DX450071	BR-037	443.35	444.35	Felsic Volcanic 1	Underground	Mine Rock	11
DX450072	BR-037	445.45	446.1	Felsic Volcanic 1	Underground	Mine Rock	10
DX450073	BR-159	13.5	15	Metasediment 1	Central Pit	Mine Rock	3.4
DX450074	BR-159	39	39.9	Metasediment 1	Central Pit	Mine Rock	3.2
DX450075	BR-159	480.7	481.4	Felsic Volcanic 1	Underground	Mine Rock	2.3
DX450076	BR-159	483.8	484.8	Felsic Volcanic 1	Underground	Mine Rock	2.1
DX450077	DL-075	199.8	200.8	Basalt	Underground	Mine Rock	11
DX450079	BR-039	29.5	30.5	Felsic Volcanic 1	Central Pit	Mine Rock	11
DX450080	BR-039	60	61	Metasediment 2	Central Pit	Mine Rock	4.4
DX450081	DL-075	304.9	305.8	Basalt	Underground	Mine Rock	11
DX450082	BR-039	146.5	147.5	Felsic Volcanic 2	Central Pit	Mine Rock	10
DX450083	BR-039	200	201	Felsic Volcanic 2	Central Pit	Mine Rock	11
DX450084	BR-039	306	307	Metasediment 3	Underground	Mine Rock	7.3
DX450085	BR-039	357	358	Fragmental 2	Central Pit	Mine Rock	11
DX450086	BR-039	391	392	Basalt	Central Pit	Mine Rock	11
DX450087	BR-039	452.5	454	Basalt	Central Pit	Mine Rock	11
DX450088	BR-135	76	77	Felsic Volcanic 1	Central Pit	Mine Rock	2.7
DX450089	BR-135	157	158	Felsic Volcanic 1	Central Pit	Mine Rock	11
DX450090	BR-135	217	218	Felsic Volcanic 1	Central Pit	Mine Rock	2.5
DX450091	BR-135	300	301	Felsic Volcanic 1	Central Pit	Mine Rock	9.9
DX450092	BR-135	358.5	360	Metasediment 2	Central Pit	Mine Rock	10
DX450093	BR-135	407.5	408.5	Metasediment 2	Underground	Mine Rock	3.3
DX450094	BR-135	507	508	Felsic Volcanic 2	Underground	Mine Rock	11
DX450095	BR-135	607.9	609	Fragmental 2	Underground	Mine Rock	11
DX450096	BR-133	84	84.9	Felsic Volcanic 1	Central Pit	Ore-Grade	2.4
DX450097	BR-133	336.75	337.25	Felsic Volcanic 1	Central Pit	Mine Rock	11
DX450098	DC-13-07	32.5	33.3	Felsic Volcanic 1	Central Pit	Mine Rock	11
DX450099	DC-13-07	51	52	Felsic Volcanic 2	Central Pit	Mine Rock	2.4
DX450100	DC-13-07	70	71	Metasediment 2	Central Pit	Mine Rock	6.1
DX450101	DC-13-07	140	140.9	Metasediment 3	Central Pit	Mine Rock	6.4
DX450102	DC-13-07	162	163	Metasediment 3	Central Pit	Mine Rock	11
DX450103	DC-13-07	197	198	Fragmental 2	Central Pit	Mine Rock	11
DX450104	BR-023	308	309	Metasediment 2	Underground	Mine Rock	3.3
DX450105	BR-023	428	429	Felsic Volcanic 2	Underground	Mine Rock	2.2
DX450106	BR-023	445	445.9	Felsic Volcanic 1	Underground	Mine Rock	3.1
DX450107	BR-023	548	549	Fragmental 2	Underground	Mine Rock	11
DX450108	BR-079	51	52	Felsic Volcanic 1	Central Pit	Mine Rock	11
DX450109	BR-079	105	105.9	Felsic Volcanic 2	Underground	Mine Rock	9.7
DX450110	BR-079	159	160	Metasediment 3	Underground	Mine Rock	2.8
DX450111	BR-079	253	254	Felsic Volcanic 1	Central Pit	Mine Rock	11
DX450112	BR-079	302	303	Fragmental 2	Central Pit	Mine Rock	10
DX450113	BR-079	357	358.5	Basalt	Central Pit	Mine Rock	10
DX450114	BR-083	46.5	47.5	Felsic Volcanic 1	Underground	Mine Rock	11
DX450115	BR-083	106.5	108	Felsic Volcanic 1	Underground	Mine Rock	11
DX450116	BR-083	207.25	207.75	Felsic Volcanic 2	Underground	Mine Rock	9.7
DX450117	BR-083	245.25	246.25	Felsic Volcanic 2	Underground	Mine Rock	10
DX450118	BR-083	297.5	298.5	Felsic Volcanic 2	Underground	Mine Rock	11
DX450119	DHZ-021	167	168	Argillite	Underground	Mine Rock	2.3
DX450120	DHZ-021	198	199.5	Basalt	Underground	Mine Rock	11
DX450121	DL_2005_13	50	51.5	Basalt	Underground	Mine Rock	11
DX450122	DL_2005_13	100	101.5	Basalt	Underground	Mine Rock	11
DX450123	DL_2005_13	148.6	150	Basalt	Underground	Mine Rock	11
DX450124	DL_2005_13	200.5	202	Basalt	Underground	Mine Rock	11
DX450125	BR-444	48.75	49.5	Felsic Volcanic 2	Underground	Mine Rock	11
DX450126	BR-444	108	108.85	Fragmental 2	Underground	Mine Rock	7.9
DX450127	BR-444	141	142.5	Basalt	Underground	Mine Rock	2.4
DX450128	BR-444	195.5	197	Basalt	Underground	Mine Rock	10
DX450129	BR-208	220.5	221	Felsic Volcanic 2	Underground	Mine Rock	11
DX450130	BR-275	479	480	Felsic Volcanic 2	Underground	Ore-Grade	11
DX450131	BR-294	198.25	198.75	Calcite Vein	Central Pit	Mine Rock	11
DX450132	BR-460	202	202.7	Felsic Volcanic 1	Central Pit	Mine Rock	9.5
DX450133	BR-438	84.5	85	Felsic Volcanic 1	Central Pit	Ore-Grade	2.9
DX450134	BR-375	88.1	88.85	Metasediment 2	Viggo Pit	Mine Rock	2.6
DX450135	BR-317	58	59	Felsic Volcanic 1	Central Pit	Mine Rock	11
DX450136	BR-317	102	103.5	Felsic Volcanic 1	Central Pit	Mine Rock	11
DX450137	BR-317	118.5	120	Felsic Volcanic 1	Central Pit	Mine Rock	11
DX450138	BR-317	276	277.5	Fragmental 2	Underground	Mine Rock	8.2

Classification as mine rock or ore-grade materials was based on gold content.

Results reflect single addition NAG pH testing

Table B-4. NAG pH Results

Sample ID	Drillhole ID	From	To	Lithology	Area	Class	NAG pH
		m	*m*				*pH units*
DX450139	BR-192	68.6	69.1	Felsic Volcanic 1	Central Pit	Ore-Grade	9.5
DX450140	BR-344	110.4	111.6	Felsic Volcanic 2	Central Pit	Mine Rock	2.7
DX450141	BR-347	52	53	Felsic Volcanic 1	Central Pit	Mine Rock	10
DX450142	BR-347	111.3	112.4	Felsic Volcanic 2	Central Pit	Ore-Grade	9.8
DX450143	BR-347	153	153.9	Metasediment 2	Underground	Mine Rock	4.5
DX450144	BR-347	216	217.25	Metasediment 3	Underground	Mine Rock	7.0
DX450145	BR-347	247.5	249	Fragmental 2	Underground	Mine Rock	11
DX450146	BR-347	311	312	Basalt	Underground	Mine Rock	8.4
DX450147	DL-075	52.1	53.5	Basalt	Underground	Mine Rock	11
DX450148	DL-075	100	100.8	Basalt	Underground	Mine Rock	11
DX450149	DL-075	150.5	151.5	Basalt	Underground	Mine Rock	11
DX450150	DL-075	243.7	245.2	Basalt	Underground	Mine Rock	11
DX450151	BR-293	46.3	47	Felsic Volcanic 1	Central Pit	Mine Rock	2.4
DX450152	BR-293	105.2	106.4	Metasediment 2	Central Pit	Mine Rock	2.5
DX450153	BR-293	137.5	139	Metasediment 2	Central Pit	Mine Rock	2.1
DX450154	BR-293	147	148	Metasediment 2	Central Pit	Mine Rock	2.1
DX450155	BR-293	223.5	225	Felsic Volcanic 1	Central Pit	Mine Rock	5.8
DX450156	BR-293	272.35	273	Felsic Volcanic 2	Central Pit	Ore-Grade	2.7
DX450157	BR-293	359	360.2	Metasediment 2	Underground	Mine Rock	5.0
DX450158	BR-244	32.05	32.75	Felsic Volcanic 1	Central Pit	Ore-Grade	4.6
DX450159	BR-244	105.6	106.5	Felsic Volcanic 2	Central Pit	Mine Rock	2.5
DX450160	BR-244	142.5	144	Metasediment 2	Central Pit	Mine Rock	3.8
DX450161	BR-244	204.9	206	Metasediment 3	Underground	Mine Rock	8.2
DX450162	BR-244	219.8	220.6	Metasediment 3	Underground	Mine Rock	7.1
DX450163	BR-244	255	256.5	Fragmental 2	Underground	Mine Rock	11
DX450164	BR-244	300	301.5	Basalt	Underground	Mine Rock	11
DX450165	BR-189	245.25	245.75	Felsic Volanic 2	Central Pit	Mine Rock	5.2
DX450166	BR-378	160.2	161.3	Felsic Volcanic 1	Viggo Pit	Mine Rock	3.5
DX450167	BR-193	46	47.5	Felsic Volcanic 1	Central Pit	Mine Rock	2.5
DX450168	BR-193	104.4	105.4	Felsic Volcanic 1	Central Pit	Mine Rock	2.5
DX450169	BR-193	145.1	146.1	Felsic Volcanic 1	Central Pit	Mine Rock	9.2
DX450170	BR-193	210	211	Felsic Volcanic 2	Central Pit	Ore-Grade	2.0
DX450171	BR-193	258.3	259.3	Metasediment 2	Underground	Mine Rock	2.7
DX450172	BR-193	357	358.5	Metasediment 3	Underground	Mine Rock	7.3
DX450173	BR-193	393.5	394	Fragmental 2	Underground	Ore-Grade	8.9
DX450174	BR-193	457	458.4	Felsic Volcanic 1	Underground	Mine Rock	11
DX450175	BR-193	496.8	497.8	Basalt	Underground	Mine Rock	11
DX450176	BR-169	31	31.85	Felsic Volcanic 1	Central Pit	Mine Rock	2.4
DX450177	BR-178	622.4	622.9	Felsic Volcanic 2	Underground	Mine Rock	2.4
DX450178	BR-191	430.6	431.1	Felsic Volcanic 1	Underground	Mine Rock	3.7
DX450179	BR-187	58	59	Felsic Volcanic 1	Central Pit	Mine Rock	8.3
DX450180	BR-187	95	96	Felsic Volcanic 1	Central Pit	Mine Rock	3.4
DX450181	BR-187	133	134	Felsic Volcanic 1	Central Pit	Mine Rock	9.6
DX450182	BR-187	204	205	Felsic Volcanic 1	Central Pit	Mine Rock	10.0
DX450183	BR-187	254	255	Felsic Volcanic 1	Central Pit	Mine Rock	11
DX450184	BR-187	309	310	Felsic Volcanic 1	Underground	Mine Rock	3.4
DX450185	BR-187	372	373	Metasediment 2	Underground	Mine Rock	3.8
DX450186	BR-187	451	452	Felsic Volcanic 2	Underground	Mine Rock	11
DX450187	BR-187	524.5	526	Metasediment 3	Underground	Mine Rock	7.2
DX450188	BR-187	564	565.5	Fragmental 2	Underground	Mine Rock	11
DX450189	BR-134	86.7	87.2	Felsic Volcanic 1	Central Pit	Mine Rock	2.6
DX450190	BR-117	103.5	105	Fragmental 1	Central Pit	Mine Rock	8.9
DX450191	BR-117	158.1	159.6	Felsic Volcanic 1	Central Pit	Mine Rock	11
DX450192	BR-117	198.1	199.6	Fragmental 1	Underground	Mine Rock	9.6
DX450193	BR-117	254	255	Fragmental 1	Underground	Mine Rock	2.1
DX450194	BR-117	299.5	300.5	Felsic Volcanic 1	Underground	Mine Rock	2.3
DX450195	BR-117	352.1	352.6	Felsic Volcanic 1	Underground	Mine Rock	2.3
DX450196	BR-117	405	406	Metasediment 2	Underground	Mine Rock	6.0
DX450197	BR-117	596	597	Metasediment 2	Underground	Mine Rock	5.5
DX450198	BR-117	649	650	Metasediment 3	Underground	Mine Rock	3.8
DX450200	BR-099	300	301	Felsic Volcanic 1	Underground	Mine Rock	8.9
DX450201	DL-075	370.5	371.5	Basalt	Underground	Mine Rock	11
DX450202	BR-068	50	51	Felsic Volcanic 1	Central Pit	Mine Rock	11
DX450203	BR-068	106	107	Felsic Volcanic 1	Central Pit	Mine Rock	11
DX450204	BR-068	152.6	153.75	Felsic Volcanic 1	Central Pit	Mine Rock	3.8
DX450205	BR-068	187	188	Metasediment 2	Central Pit	Mine Rock	3.1
DX450206	BR-068	253	254	Felsic Volcanic 1	Central Pit	Mine Rock	2.6
DX450207	BR-068	409.2	410.2	Felsic Volcanic 2	Central Pit	Mine Rock	8.7

Classification as mine rock or ore-grade materials was based on gold content.

Results reflect single addition NAG pH testing

Table B-4. NAG pH Results

Sample ID	Drillhole ID	From	To	Lithology	Area	Class	NAG pH
		m	*m*				*pH units*
DX450208	BR-068	448.3	449.3	Felsic Volcanic 1	Central Pit	Mine Rock	11
DX450209	BR-068	606.6	607.6	Metasediment 3	Underground	Mine Rock	7.7
DX450210	BR-117	55.8	57.3	Felsic Volcanic 1	Central Pit	Mine Rock	3.3
DX450211	BR-099	291	292	Felsic Volcanic 1	Underground	Ore-Grade	11
DX450212	BR-403	415.1	415.6	Metasediment 3	Underground	Mine Rock	3.3
DX450213	BR-068	323.25	324.25	Felsic Volcanic 1	Central Pit	Ore-Grade	2.1
DX450214	BR-068	352.9	353.9	Felsic Volcanic 1	Central Pit	Mine Rock	2.0
DX450215	BR-068	373.75	374.6	Felsic Volcanic 1	Central Pit	Ore-Grade	9.7
DX450216	BR-021	31	32	Felsic Volcanic 1	Central Pit	Mine Rock	3.3
DX450217	BR-021	65	66	Felsic Volcanic 1	Central Pit	Ore-Grade	2.9
DX450218	BR-021	91	92	Felsic Volcanic 1	Central Pit	Ore-Grade	3.5
DX450219	BR-021	131	132	Felsic Volcanic 1	Central Pit	Mine Rock	10
DX450220	BR-021	155	156	Felsic Volcanic 1	Central Pit	Mine Rock	9.6
DX450221	BR-023	18	19	Felsic Volcanic 1	Central Pit	Mine Rock	9.0
DX450222	BR-023	62	63	Fragmental 1	Central Pit	Mine Rock	2.3
DX450223	BR-023	117	118	Felsic Volcanic 1	Central Pit	Mine Rock	2.9
DX450224	BR-023	136.8	138	Felsic Volcanic 1	Central Pit	Ore-Grade	10
DX450225	BR-137	153.55	154.5	Felsic Volcanic 1	Central Pit	Mine Rock	3.2
DX450226	BR-137	208.45	209.15	Felsic Volcanic 1	Central Pit	Ore-Grade	1.9
DX450227	BR-067	27	28.5	Felsic Volcanic 1	Central Pit	Mine Rock	10
DX450228	BR-067	185.6	186.6	Felsic Volcanic 1	Central Pit	Mine Rock	2.3
DX450229	BR-192	40.5	41.5	Felsic Volcanic 1	Central Pit	Ore-Grade	10
DX450230	BR-174	30	31.5	Felsic Volcanic 1	Central Pit	Mine Rock	10
DX450231	BR-174	79	80	Felsic Volcanic 1	Central Pit	Mine Rock	9.1
DX450232	BR-174	130.4	131.9	Felsic Volcanic 1	Central Pit	Mine Rock	2.6
DX450233	BR-174	188	189	Felsic Volcanic 1	Central Pit	Mine Rock	2.1
DX450234	BR-174	232.5	234	Felsic Volcanic 1	Central Pit	Ore-Grade	11
DX450235	BR-174	259.5	261	Felsic Volcanic 1	Central Pit	Mine Rock	11
DX450236	BR-174	292	293.2	Felsic Volcanic 1	Central Pit	Mine Rock	10
DX450237	BR-174	349.35	350.85	Metasediment 2	Central Pit	Mine Rock	3.0
DX550051	BR-388	63.85	65.25	Basalt	Underground	Mine Rock	11
DX550052	BR-388	87.5	88.85	Basalt	Underground	Mine Rock	10
DX550053	DL-066	189	190.00	Basalt	Underground	Mine Rock	10
DX550054	DL-066	101.9	103.40	Basalt	Underground	Mine Rock	10
DX550055	DL-066	136.5	138.00	Basalt	Underground	Mine Rock	10
DX550056	DL-066	247.5	249.00	Basalt	Underground	Mine Rock	10
DX550057	DL-066	520.3	521.50	Basalt	Underground	Mine Rock	11
DX550058	DL-066	472.2	473.10	Basalt	Underground	Mine Rock	10
DX550059	DL-066	567.6	568.90	Basalt	Underground	Mine Rock	11
DX550060	DL-066	615.9	617.35	Basalt	Underground	Mine Rock	7.9
DX550061	DL-066	618.25	619.15	Basalt	Underground	Mine Rock	8.9
DX550062	BR-385	389.75	390.25	Felsic Volcanic 1	Underground	Mine Rock	11
DX550063	BR-385	417.5	418.00	Metasediment 3	Underground	Mine Rock	3.5
DX550064	BR-385	440.3	441.50	Metasediment 3	Underground	Mine Rock	11
DX550065	BR-385	466	467.20	Metasediment 2	Underground	Mine Rock	9.1
DX550066	BR-385	479.75	481.25	Felsic Volcanic 1	Underground	Mine Rock	10
DX550067	BR-385	514.5	516.00	Felsic Volcanic 1	Underground	Mine Rock	10
DX550068	BR-385	353.5	355.00	Metasediment 3	Underground	Mine Rock	9.4
DX550069	BR-385	349.5	350.50	Metasediment 3	Underground	Mine Rock	4.0
DX550070	BR-385	282	283.50	Intrusive Breccia	Underground	Mine Rock	10
DX550071	BR-386	116	117.50	Felsic Volcanic 1	Underground	Mine Rock	11
DX550072	BR-386	60.5	62.00	Basalt	Underground	Mine Rock	10
DX550073	BR-386	102.8	104.10	Basalt	Underground	Mine Rock	11
DX550074	BR-384	418.05	419.30	Metasediment 2	Underground	Mine Rock	3.5
DX550075	BR-384	385.8	386.60	Felsic Fragmental	Underground	Mine Rock	10
DX550076	BR-384	367.5	369.00	Felsic Fragmental	Underground	Mine Rock	11
DX550077	BR-384	470.25	471.30	Felsic Volcanic 1	Underground	Mine Rock	11
DX550078	BR-384	333.25	334.65	Felsic Fragmental	Underground	Mine Rock	5.4
DX550079	BR-384	313	314.50	Felsic Fragmental	Underground	Mine Rock	8.3
DX550080	BR-384	516	517.00	Felsic Volcanic 2	Underground	Mine Rock	9.4
DX550081	BR-384	506.55	507.55	Felsic Volcanic 2	Underground	Mine Rock	10
DX550082	BR-384	563	564.00	Felsic Volcanic 2	Underground	Mine Rock	3.4
DX550083	BR-384	606	607.00	Felsic Volcanic 1	Underground	Mine Rock	11
DX550084	BR-384	661.2	662.00	Metasediment 2	Underground	Mine Rock	2.7
DX550085	BR-384	669.25	670.50	Felsic Volcanic 2	Underground	Mine Rock	10
DX550086	BR-384	714	715.00	Felsic Volcanic 1	Underground	Mine Rock	2.2
DX550087	BR-384	751	752.35	Felsic Volcanic 1	Underground	Mine Rock	9.3
DX550088	DL-071	37.5	39	Basalt	Underground	Mine Rock	10

Classification as mine rock or ore-grade materials was based on gold content.

Results reflect single addition NAG pH testing

Table B-4. NAG pH Results

Sample ID	Drillhole ID	From	To	Lithology	Area	Class	NAG pH
		m	*m*				*pH units*
DX550089	DL-071	51	52.5	Basalt	Underground	Mine Rock	9.8
DX550090	DL-071	91.25	92.00	Basalt	Underground	Mine Rock	11
DX550091	DL-071	335	336.00	Basalt	Underground	Mine Rock	10
DX550092	DL-071	385.5	387.00	Basalt	Underground	Mine Rock	11
DX550093	DL-071	415.5	417.00	Basalt	Underground	Mine Rock	11
DX550094	REG-003	103.5	103.90	Basalt	Underground	Mine Rock	11
DX550095	REG-003	138	139.50	Basalt	Underground	Mine Rock	9.9
DX550096	REG-004	87	88.50	Basalt	Underground	Mine Rock	9.9
DX550097	REG-004	101.5	102.50	Basalt	Underground	Mine Rock	7.7
DX550098	REG-004	136.5	138.00	Basalt	Underground	Mine Rock	11
DX550099	BH-22-21	92.4	93.40	Basalt	Underground	Mine Rock	11
DX550100	BH-22-23	71.3	72.30	Basalt	Underground	Mine Rock	11
DX550101	BH-22-27	41.1	42.10	Basalt	Underground	Mine Rock	11
DX550102	BH-22-27A	47.4	48.80	Ultramafic	Underground	Mine Rock	11
DX550103	BH-22-27	23.1	24.10	Basalt	Underground	Mine Rock	11
DX550104	BH-22-27A	32.4	33.40	Rhyolite	Underground	Mine Rock	8.8
DX550105	BH-22-21	71.4	72.40	Basalt	Underground	Mine Rock	10
DX550106	BH-22-23	56.3	57.30	Basalt	Underground	Mine Rock	11
DX550107	BR-384	726	727.10	Felsic Volcanic 1	Underground	Mine Rock	2.4
DX550108	BR-384	741	742.00	Felsic Volcanic 1	Underground	Mine Rock	9.7
DX550109	BR-384	735	736.00	Felsic Volcanic 1	Underground	Mine Rock	2.4
031751	BR-116	777	778.5	Basalt	Underground	Mine Rock	9.5
031752	BR-096	595.5	596.7	Basalt	Underground	Mine Rock	10
031753	BR-096	598.85	600	Basalt	Underground	Mine Rock	9.7
031754	BR-115	727.5	729	Basalt	Underground	Mine Rock	10
031755	BR-132	400.5	401.5	Metasediment 3	Underground	Mine Rock	8.1
031756	BR-132	534.55	536	Basalt	Underground	Mine Rock	9.2
031757	BR-190	412.95	414	Metasediment 3	Underground	Mine Rock	10
031758	BR-190	438.25	439.25	Sericite Schist	Underground	Mine Rock	2.3
031759	BR-190	451.5	453	Fragmental 2	Underground	Mine Rock	9.7
031760	BR-190	465	466	Fragmental 2	Underground	Mine Rock	10
031761	BR-190	506.55	507.7	Felsic Fragmental	Underground	Mine Rock	10
031762	BR-085	190	190.5	Metasediment 3	Underground	Mine Rock	2.1
031763	BR-085	251.5	252.8	Metasediment 3	Underground	Mine Rock	8.7
031764	BR-089	654	655.5	Fragmental 2	Underground	Mine Rock	8.2
031765	BR-089	676.5	677.5	Fragmental 2	Underground	Mine Rock	3.1
031766	BR-140	587	588	Felsic Fragmental	Underground	Mine Rock	7.6
031767	BR-131	472.5	474	Metasediment 3	Underground	Mine Rock	9.1
031768	BR-131	506.7	507.7	Sericite Schist	Underground	Mine Rock	9.6
031769	BR-141	661.6	662.6	Metasediment 3	Underground	Mine Rock	7.3
031770	BR-141	686	687	Metasediment 3	Underground	Mine Rock	8.9
031771	BR-141	688	689	Metasediment 3	Underground	Mine Rock	11
031772	BR-098	674	675.35	Felsic Volcanic 1	Underground	Mine Rock	9.8
031773	DL-056	271.5	273	Basalt	Underground	Mine Rock	11
031774	DL-055	191	191.5	Basalt	Underground	Mine Rock	9.7
031775	BR-176	759	760.5	Basalt	Underground	Mine Rock	10
031776	DL-04-12	312	313.5	Basalt	Underground	Mine Rock	10
031777	BR-176	698.2	699.7	Metasediment 3	Underground	Mine Rock	7.6
031778	BR-194	390.8	392.3	Metasediment 2	Underground	Mine Rock	9.3
031779	BR-194	401	402	Metasediment 2	Underground	Mine Rock	7.7
031780	BR-194	576.4	576.95	Argillite	Underground	Mine Rock	10
031781	BR-194	477.8	478.6	Fragmental 2	Underground	Mine Rock	8.4
031782	BR-192	336.5	338	Fragmental 2	Underground	Mine Rock	10
031783	BR-194	498.85	499.5	Fragmental 2	Underground	Mine Rock	10
031784	BR-193	328.4	329.4	Metasediment 3	Underground	Mine Rock	10
031785	BR-193	331.8	333	Metasediment 3	Underground	Mine Rock	7.2
031786	BR-193	329.9	330.4	Metasediment 3	Underground	Mine Rock	2.1
31787	BR-193	316.6	318	Metasediment 3	Underground	Mine Rock	7.0
031788	BR-192	220.5	222	Metasediment 2	Underground	Mine Rock	6.9
031789	BR-192	232	233	Felsic Volcanic 1	Underground	Mine Rock	5.3
031790	BR-381	258.5	259	Basalt	Underground	Mine Rock	3.0
031791	BR-381	248.4	248.85	Basalt	Underground	Mine Rock	10
031792	BR-381	222.35	223.15	Sericite Schist	Underground	Mine Rock	9.0
031793	DL-063A	259.35	260.35	Basalt	Underground	Mine Rock	10
031794	BR-291	697.8	699	Metasediment 3	Underground	Mine Rock	7.9
031795	BR-197	345.5	346.5	Fragmental 2	Underground	Mine Rock	7.8
031796	BR-197	282	282.65	Felsic Volcanic 2	Underground	Mine Rock	11
031797	BH22-27	51	52	Basalt	Underground	Mine Rock	11

Classification as mine rock or ore-grade materials was based on gold content.

Results reflect single addition NAG pH testing

Table B-4. NAG pH Results

Sample ID	Drillhole ID	From	To	Lithology	Area	Class	NAG pH
		m	*m*				*pH units*
031798	BH22-24	85	86	Basalt	Underground	Mine Rock	11
031799	BH22-24	60	61	Basalt	Underground	Mine Rock	11
031800	BH22-20	213	214	Basalt	Underground	Mine Rock	11
031801	BH22-20	114	115	Basalt	Underground	Mine Rock	11
031802	BH22-25	165	166	Basalt	Underground	Mine Rock	10
031803	BH22-25	140	141	Basalt	Underground	Mine Rock	11
031804	BH22-18	42	43	Basalt	Underground	Mine Rock	7.2
031805	BH22-18	27	28	Basalt	Underground	Mine Rock	11
031806	BH22-17	210	211	Basalt	Underground	Mine Rock	11
031807	BR-386	509.1	509.45	Metasediment 2	Underground	Mine Rock	11
031808	DL-066	355.5	357	Basalt	Underground	Mine Rock	10
031809	DL-066	367.5	368.55	Rhyolite	Underground	Mine Rock	11
031811	BH22-23	55	60	Basalt	Underground	Mine Rock	11
031812	BH22-23	30	31	Basalt	Underground	Mine Rock	10
031813	BR-117	781.5	783	Basalt	Underground	Mine Rock	10
031814	DL-067	277	278.5	Basalt	Underground	Mine Rock	11
031815	DL-067	415	415.5	Basalt	Underground	Mine Rock	2.2
031816	DL-067	571.8	572.2	Argillite	Underground	Mine Rock	10
031817	BR-386	312	313.5	Metasediment 3	Underground	Mine Rock	7.2
031818	BR-068	668.8	669.45	Metasediment 2	Underground	Mine Rock	7.6
031819	BR-068	680	681	Metasediment 3	Underground	Mine Rock	10
116732	BR-122	605.5	606	Metasediment 3	Underground	Mine Rock	2.9
116733	BR-122	683	684	Fragmental 2	Underground	Mine Rock	8.4
116734	BR-122	720	720.5	Felsic Volcanic 1	Underground	Mine Rock	3.2
116735	BR-122	743.6	744.1	Basalt	Underground	Mine Rock	11
116736	BR-121	721.35	722.5	Metasediment 3	Underground	Mine Rock	8.7
116737	BR-121	725.1	726.5	Metasediment 3	Underground	Mine Rock	2.9
116738	BR-121	738	739.5	Basalt	Underground	Mine Rock	2.6
116739	BR-160	366.4	367.4	Felsic Volcanic 1	Underground	Mine Rock	9.0
116740	BR-160	268.75	270	Metasediment 3	Underground	Mine Rock	7.2
116741	BR-160	396	396.6	Rhyolite	Underground	Mine Rock	10
116742	BR-067	670.5	672	Felsic Volcanic 2	Underground	Mine Rock	2.8
116743	BR-067	682.3	683.3	Felsic Volcanic 2	Underground	Mine Rock	11
116744	BR-067	700.5	702	Metasediment 3	Underground	Mine Rock	9.6
116745	BR-067	739.9	740.3	Intrusive Breccia	Underground	Mine Rock	7.9
116746	DL-051	340.2	340.75	Ultramafic	Underground	Mine Rock	11
116747	DL-051	226	226.8	Argillite	Underground	Mine Rock	2.2
116748	DL-04-10	291.95	292.5	Basalt	Underground	Mine Rock	11
116749	DL-04-11	376.5	378	Basalt	Underground	Mine Rock	9.3
116750	DL-062	273.85	274.5	Argillite	Underground	Mine Rock	2.2
031501	BR-216	161	162	Felsic Volcanic 1	Central Pit	Mine Rock	11
031502	BR-216	75	76.5	Felsic Volcanic 1	Central Pit	Mine Rock	11
031503	BR-168	165.75	166.25	Felsic Volcanic 1	Central Pit	Mine Rock	2.2
031504	BR-168	31.5	33	Felsic Volcanic 1	Central Pit	Mine Rock	10
031505	BR-188	20	21	Felsic Volcanic 1	Central Pit	Mine Rock	10
031506	BR-216	20.55	21.4	Felsic Volcanic 1	Central Pit	Mine Rock	3.6
031507	BR-176	40.3	41.8	Felsic Volcanic 1	Central Pit	Mine Rock	10
031508	BR-201	168.6	169.5	Felsic Volcanic 1	Central Pit	Ore-Grade	2.5
031509	BR-201	38.7	40	Felsic Volcanic 1	Central Pit	Mine Rock	10
031510	BR-142	137.75	138.5	Felsic Volcanic 1	Central Pit	Ore-Grade	2.0
031511	BR-142	216.75	217.5	Felsic Volcanic 2	Central Pit	Ore-Grade	9.3
031512	BR-142	249.5	250.5	Felsic Volcanic 1	Central Pit	Mine Rock	9.9
031513	BR-197	148.15	148.65	Felsic Volcanic 2	Central Pit	Mine Rock	10
031514	BR-200	193.7	194.45	Felsic Volcanic 2	Central Pit	Mine Rock	10
031515	BR-231	82	82.5	Felsic Volcanic 1	Central Pit	Ore-Grade	2.2
031516	BR-231	154	155.5	Felsic Volcanic 1	Central Pit	Ore-Grade	2.1
031517	BR-200	59.3	60.25	Felsic Volcanic 1	Central Pit	Mine Rock	11
031518	BR-232	61.2	62	Felsic Volcanic 1	Central Pit	Mine Rock	2.4
031519	BR-232	142.9	144	Felsic Volcanic 1	Central Pit	Mine Rock	2.4
031520	BR-241	46.25	47.5	Felsic Volcanic 1	Central Pit	Ore-Grade	2.5
031521	BR-235	170	171	Felsic Volcanic 2	Central Pit	Mine Rock	9.6
031522	BR-313	55.7	56.2	Metasediment 2	Central Pit	Mine Rock	2.6
031523	BR-314	47.4	47.9	Felsic Volcanic 1	Central Pit	Ore-Grade	10
031524	BR-314	80	80.9	Metasediment 3	Central Pit	Mine Rock	11
031525	BR-341	42.8	44.05	Felsic Volcanic 1	Central Pit	Mine Rock	3.1
031526	BR-248	42	43.5	Felsic Volcanic 1	Central Pit	Mine Rock	6.5
031527	BR-248	156.5	157.5	Felsic Volcanic 1	Central Pit	Mine Rock	3.9
031528	BR-316	23	23.9	Metasediment 3	Central Pit	Mine Rock	11

Classification as mine rock or ore-grade materials was based on gold content.

Results reflect single addition NAG pH testing

Table B-4. NAG pH Results

Sample ID	Drillhole ID	From	To	Lithology	Area	Class	NAG pH
		m	*m*				*pH units*
031529	BR-467	13.5	15	Metasediment 2	Central Pit	Mine Rock	3.2
031530	BR-467	82.3	83.3	Felsic Volcanic 2	Central Pit	Mine Rock	3.3
031531	BR-468	9.3	10.3	Felsic Volcanic 2	Central Pit	Mine Rock	2.4
031532	BR-465	15	16.5	Metasediment 2	Central Pit	Mine Rock	2.8
031533	BR-003	18	19	Felsic Volcanic 1	Underground	Mine Rock	11
031534	BR-042	72	72.5	Felsic Volcanic 1	Underground	Mine Rock	11
031535	BR-028	23	24	Metasediment 2	Central Pit	Mine Rock	6.3
031536	BR-035	45	46	Metasediment 2	Central Pit	Mine Rock	3.6
031537	BR-035	80	81	Felsic Volcanic 1	Central Pit	Mine Rock	8.4
031538	BR-035	121	122	Felsic Volcanic 1	Central Pit	Mine Rock	1.9
031539	BR-037	52	53.05	Felsic Volcanic 1	Central Pit	Mine Rock	2.3
031540	BR-037	122.4	123	Felsic Volcanic 1	Central Pit	Ore-Grade	9.8
031541	BR-037	60.45	61.45	Felsic Volcanic 1	Central Pit	Ore-Grade	10
031542	BR-038	82.2	82.7	Felsic Volcanic 1	Central Pit	Ore-Grade	2.1
031543	BR-041	56	57	Metasediment 2	Underground	Mine Rock	6.8
031544	BR-043	26.5	27	Fragmental 1	Underground	Mine Rock	7.1
031545	BR-057	178	179	Metasediment 2	Viggo Pit	Mine Rock	2.6
031546	BR-060	36	37	Felsic Volcanic 1	Central Pit	Mine Rock	8.7
031547	BR-060	139.5	140.35	Felsic Volcanic 1	Central Pit	Mine Rock	8.9
031548	BR-060	315.7	317	Metasediment 2	Central Pit	Mine Rock	2.6
031549	BR-065	146	147	Felsic Volcanic 1	Central Pit	Ore-Grade	2.9
031550	BR-076	38	39	Metasediment 2	Central Pit	Mine Rock	4.7
031552	BR-082	33	34	Felsic Volcanic 2	Underground	Mine Rock	11
031553	BR-085	57.75	58.25	Felsic Volcanic 2	Central Pit	Mine Rock	10
031554	BR-085	128	128.5	Metasediment 2	Central Pit	Mine Rock	3.6
031555	BR-100	22	23	Felsic Volcanic 2	Central Pit	Mine Rock	10
031556	BR-100	99	100	Felsic Volcanic 1	Central Pit	Mine Rock	10
031557	BR-123	66.5	67.5	Felsic Volcanic 2	Central Pit	Mine Rock	2.4
031558	BR-123	162.4	163.4	Felsic Volcanic 2	Central Pit	Mine Rock	2.3
031559	BR-129	70	71	Fragmental 1	Central Pit	Mine Rock	2.1
031562	BR-140	34	35	Felsic Volcanic 1	Central Pit	Mine Rock	1.9
031563	BR-140	174	175	Felsic Volcanic 1	Central Pit	Ore-Grade	1.9
031566	BR-170	38	39	Felsic Volcanic 1	Central Pit	Mine Rock	2.4
031567	BR-170	140.75	141.25	Felsic Volcanic 1	Central Pit	Ore-Grade	1.9
031568	BR-170	214.1	215.1	Felsic Volcanic 1	Central Pit	Ore-Grade	1.8
031569	BR-146	52	53	Felsic Volcanic 1	Central Pit	Mine Rock	9.8
031570	BR-156	22.5	24	Felsic Volcanic 1	Central Pit	Mine Rock	10
031571	BR-171	44	45	Felsic Volcanic 1	Central Pit	Mine Rock	1.8
031572	BR-171	121.25	121.75	Metasediment 2	Central Pit	Mine Rock	2.0
031573	BR-190	227	227.6	Felsic Volcanic 1	Central Pit	Ore-Grade	9.1
031574	BR-190	92.85	93.85	Felsic Volcanic 1	Central Pit	Mine Rock	1.9
031575	BR-181	6	7	Felsic Volcanic 1	Viggo Pit	Mine Rock	4.1
031576	BR-237	21	21.7	Felsic Volcanic 1	Central Pit	Mine Rock	11
031577	BR-237	65.3	66.1	Felsic Volcanic 1	Central Pit	Ore-Grade	2.1
031578	BR-243	73.4	74	Metasediment 2	Central Pit	Mine Rock	3.6
031579	BR-254	63	63.3	Felsic Volcanic 2	Central Pit	Mine Rock	2.3
031580	BR-281	33	34.5	Felsic Volcanic 1	Central Pit	Mine Rock	10
031581	BR-285	18	19.5	Felsic Volcanic 1	Central Pit	Mine Rock	11
031582	BR-285	87.5	89	Fragmental 1	Central Pit	Mine Rock	11
031583	BR-309	12.45	13.45	Felsic Volcanic 1	Underground	Mine Rock	11
031584	BR-327	43.5	45	Felsic Volcanic 2	Central Pit	Mine Rock	11
031585	BR-333	65	66	Felsic Volcanic 2	Underground	Ore-Grade	10
031586	BR-333	130.3	131.1	Felsic Volcanic 1	Underground	Ore-Grade	11
031587	BR-339	73.5	75	Metasediment 3	Underground	Mine Rock	9.7
031588	BR-342	49.4	50.6	Felsic Volcanic 1	Central Pit	Mine Rock	2.6
031589	BR-348	18.7	19.2	Felsic Volcanic 1	Central Pit	Mine Rock	8.5
031590	BR-360	16.2	17	Felsic Volcanic 2	Underground	Mine Rock	11
031591	BR-391	51.2	52.2	Felsic Volcanic 2	Underground	Ore-Grade	9.8
031592	BR-392	39	40.5	Felsic Volcanic 1	Underground	Mine Rock	11
031593	BR-392	169.5	170.15	Felsic Volcanic 2	Underground	Mine Rock	11
031594	BR-399	23.4	24.7	Metasediment 3	Underground	Mine Rock	10
031595	BR-425	28.5	30	Felsic Volcanic 2	Central Pit	Mine Rock	10.0
031596	BR-429	18	19.5	Felsic Volcanic 1	Central Pit	Mine Rock	10
031597	BR-449	19.7	21.2	Felsic Volcanic 1	Underground	Mine Rock	8.3
031598	BR-461	30.2	31.2	Metasediment 2	Central Pit	Mine Rock	3.4
031599	BR-469	62.95	64	Felsic Volcanic 2	Central Pit	Mine Rock	3.0
031600	BR-522	40.25	41.75	Metasediment 2	Viggo Pit	Mine Rock	3.1
031601	BR-521	17.75	19.25	Metasediment 2	Viggo Pit	Mine Rock	3.1

Classification as mine rock or ore-grade materials was based on gold content.

Results reflect single addition NAG pH testing

Table B-4. NAG pH Results

Sample ID	Drillhole ID	From	To	Lithology	Area	Class	NAG pH
		m	*m*				*pH units*
031602	BR-407	387	388.5	Felsic Volcanic 1	Central Pit	Mine Rock	2.4
031603	BR-407	30	31.5	Metasediment 2	Central Pit	Mine Rock	4.1
031604	BR-407	206.5	208	Felsic Volcanic 1	Central Pit	Mine Rock	9.6
031606	BR-734	30.9	32.4	Fragmental 1	Viggo Pit	Mine Rock	10
031609	BR-734	117	118.5	Metasediment 3	Viggo Pit	Mine Rock	6.9
031610	BR-418	9.6	10.6	Metasediment 2	Central Pit	Mine Rock	7.9
031611	BR-418	78	79.5	Metasediment 3	Central Pit	Mine Rock	11
031612	BR-483	56.65	58.15	Fragmental 1	Central Pit	Mine Rock	7.8
031613	BR-536	274.5	276	Felsic Volcanic 1	Central Pit	Mine Rock	2.1
031614	BR-408	96	97.5	Felsic Volcanic 1	Central Pit	Mine Rock	8.8
031615	BR-737	36.5	38	Fragmental 1	Viggo Pit	Mine Rock	7.2
031616	BR-739	71	72	Felsic Volcanic 2	Viggo Pit	Mine Rock	5.5
031617	BR-409	24	25.5	Felsic Volcanic 2	Central Pit	Mine Rock	3.2
031618	BR-409	73.5	74.75	Felsic Volcanic 2	Central Pit	Mine Rock	11
031619	BR-297	54	55.5	Felsic Volcanic 1	Central Pit	Mine Rock	11
031620	BR-298	41.8	42.7	Metasediment 2	Central Pit	Ore-Grade	2.2
031621	BR-387	56	57.5	Fragmental 2	Central Pit	Mine Rock	11
031622	BR-004	64	65	Felsic Volcanic 1	Underground	Ore-Grade	11
031623	BR-031	37.55	38.8	Fragmental 2	Underground	Mine Rock	10.0
031624	BR-034	121	122	Felsic Volcanic 1	Central Pit	Mine Rock	2.4
031625	BR-120	207	207.5	Felsic Volcanic 1	Central Pit	Mine Rock	2.5
031626	BR-145	47	48	Felsic Volcanic 1	Central Pit	Ore-Grade	10
031627	BR-162	88	89	Fragmental 1	Viggo Pit	Mine Rock	4.7
031628	BR-181	124.3	125	Felsic Volcanic 2	Viggo Pit	Ore-Grade	2.6
031629	BR-190	189.1	190.5	Felsic Volcanic 1	Central Pit	Mine Rock	2.6
031630	BR-403	59.8	60.8	Felsic Volcanic 1	Central Pit	Mine Rock	4.4
031631	BR-518	322.6	323.45	Felsic Volcanic 1	Central Pit	Mine Rock	10
031632	BR-518	380.9	381.4	Felsic Volcanic 2	Central Pit	Ore-Grade	8.3
031633	BR-518	400.4	401.4	Felsic Volcanic 1	Central Pit	Mine Rock	10
031634	BR-176	168.2	169.2	Felsic Volcanic 1	Central Pit	Mine Rock	3.2
031635	BR-176	292	293	Felsic Volcanic 2	Central Pit	Ore-Grade	2.3
031636	BR-186	52	53	Felsic Volcanic 1	Central Pit	Mine Rock	9.9
031637	BR-224	98.4	99.4	Metasediment 2	Central Pit	Mine Rock	9.4
031638	BR-224	247.65	248.3	Felsic Volcanic 1	Central Pit	Ore-Grade	10
031639	BR-210	18	19.5	Felsic Volcanic 1	Central Pit	Mine Rock	9.4
031640	BR-236	21.5	22.5	Felsic Volcanic 1	Central Pit	Mine Rock	11
031641	BR-240	69	69.6	Felsic Volcanic 1	Central Pit	Ore-Grade	2.7
031642	BR-240	29	30.5	Felsic Volcanic 1	Central Pit	Mine Rock	9.0
031643	BR-241	108	108.5	Felsic Volcanic 2	Central Pit	Mine Rock	8.1
031644	BR-241	131.75	132.55	Felsic Volcanic 1	Central Pit	Mine Rock	3.0
031645	BR-244	96	97.5	Felsic Volcanic 2	Central Pit	Mine Rock	9.8
031646	BR-283	34.5	36	Felsic Volcanic 1	Central Pit	Mine Rock	9.8
031647	BR-293	79	80	Felsic Volcanic 1	Central Pit	Mine Rock	9.8
031648	BR-344	46	46.95	Felsic Volcanic 1	Central Pit	Mine Rock	10
031649	BR-322	169.5	170.9	Fragmental 1	Central Pit	Mine Rock	10
031650	BR-345	19	20.3	Felsic Volcanic 1	Central Pit	Mine Rock	11
031651	BR-378	146.75	148	Metasediment 2	Viggo Pit	Mine Rock	8.9
031652	BR-370	22.8	24.2	Felsic Volcanic 1	Viggo Pit	Mine Rock	10
031653	BR-379	39.6	40.3	Felsic Volcanic 1	Viggo Pit	Mine Rock	8.3
031654	BR-379	84.2	85.2	Felsic Volcanic 1	Viggo Pit	Ore-Grade	9.9
031655	BR-379	143.1	144.1	Felsic Volcanic 1	Viggo Pit	Mine Rock	10
031656	BR-428	73.2	74.7	Felsic Volcanic 1	Central Pit	Mine Rock	9.3
031657	BR-437	98.9	99.9	Felsic Volcanic 1	Central Pit	Mine Rock	9.2
031658	BR-444	44.9	46.4	Metasediment 3	Underground	Mine Rock	9.8
031660	BR-455	37.5	39	Felsic Volcanic 1	Underground	Mine Rock	10
031661	BR-433	160.8	161.8	Felsic Volcanic 1	Central Pit	Mine Rock	8.0
031662	BR-505	21	22.5	Felsic Volcanic 2	Central Pit	Mine Rock	10
031663	BR-564	15.8	17.3	Felsic Volcanic 1	Central Pit	Mine Rock	6.8
031664	BR-567	85.75	86.5	Felsic Volcanic 2	Viggo Pit	Ore-Grade	4.0
116951	BR-272	51.8	53.3	Fragmental 1	Underground	Mine Rock	8.8
116952	BR-201	146.5	147	Felsic Volcanic 1	Central Pit	Ore-Grade	2.6
116953	BR-535	171.2	172.2	Felsic Volcanic 1	Central Pit	Ore-Grade	10
116954	BR-535	220.6	221.6	Felsic Volcanic 2	Central Pit	Ore-Grade	11
031665	REG-026	1018.5	1020	Felsic Volcanic 1	Underground	Mine Rock	10.0
031666	REG-026	1064.8	1065.2	Felsic Volcanic 1	Underground	Mine Rock	11
031667	REG-026	1114.5	1116	Fragmental 2	Underground	Mine Rock	7.5
031668	BR-433	269.2	270.2	Felsic Volcanic 1	Underground	Mine Rock	10
031669	BR-433	230.9	232.4	Metasediment 2	Underground	Mine Rock	3.1

Classification as mine rock or ore-grade materials was based on gold content.

Results reflect single addition NAG pH testing

Table B-4. NAG pH Results

Sample ID	Drillhole ID	From	To	Lithology	Area	Class	NAG pH
		m	*m*				*pH units*
031670	BR-259	696	697	Fragmental 2	Underground	Mine Rock	7.3
031671	BR-259	719.75	720.25	Metasediment 3	Underground	Mine Rock	7.2
031672	BR-259	655.5	656.7	Metasediment 3	Underground	Mine Rock	7.8
031673	BR-259	636.85	637.3	Felsic Volcanic 1	Underground	Ore-Grade	11
031674	BR-378	229.15	230.5	Felsic Volcanic 1	Underground	Mine Rock	10
031675	BR-378	253	254.3	Metasediment 3	Underground	Mine Rock	8.0
031676	BR-378	106	107.2	Fragmental 1	Underground	Mine Rock	7.6
031677	BR-378	336.9	338.4	Basalt	Underground	Mine Rock	10
031678	BR-378	128	129.5	Felsic Volcanic 1	Underground	Mine Rock	9.6
031679	BR-378	191	192	Felsic Volcanic 2	Underground	Mine Rock	10
031680	BR-378	299.9	301.4	Fragmental 2	Underground	Mine Rock	11
031681	BR-469	155.5	157	Felsic Volcanic 2	Underground	Mine Rock	2.4
031682	BR-469	263.85	265.35	Metasediment 3	Underground	Mine Rock	11
031683	BR-469	204.7	205.7	Felsic Volcanic 2	Underground	Ore-Grade	10
031684	BR-393	455.1	456.35	Basalt	Underground	Mine Rock	10
031685	BR-393	404.8	406.3	Fragmental 2	Underground	Mine Rock	11
031686	BR-393	342	343.5	Felsic Volcanic 1	Underground	Mine Rock	11
031687	BR-397	188.4	189.1	Felsic Volcanic 1	Underground	Mine Rock	11
031688	BR-397	275.8	277.3	Basalt	Underground	Mine Rock	10
031689	BR-370	369.5	371	Metasediment 3	Underground	Mine Rock	11
031690	BR-523	195.5	196.3	Felsic Volcanic 2	Underground	Ore-Grade	3.1
031691	BR-523	128.5	130	Felsic Volcanic 1	Underground	Mine Rock	9.1
031692	BR-523	167	168.1	Metasediment 2	Underground	Mine Rock	7.7
031693	BR-523	148.1	148.5	Felsic Volcanic 1	Underground	Mine Rock	4.8
031694	BR-523	55.8	56.8	Metasediment 2	Underground	Mine Rock	2.8
031695	BR-523	100.7	102	Fragmental 1	Underground	Mine Rock	7.7
031696	BR-523	78.5	79.5	Felsic Volcanic 1	Underground	Mine Rock	3.9
031697	BR-772	1476.25	1477.75	Felsic Volcanic 1	Underground	Mine Rock	8.1
031698	BR-772	1533	1534.5	Basalt	Underground	Mine Rock	6.7
031699	BR-682	1070	1070.9	Fragmental 2	Underground	Mine Rock	5.0
031700	BR-392	365	366.5	Basalt	Underground	Mine Rock	3.6
031701	BR-024	400.25	400.75	Metasediment 3	Underground	Mine Rock	9.3
031702	BR-024	353.5	354	Fragmental 2	Underground	Mine Rock	11
031703	BR-024	452	452.55	Metasediment 3	Underground	Mine Rock	8.4
031704	BR-024	503	504	Felsic Volcanic 1	Underground	Mine Rock	10
031705	BR-771	1474.2	1475	Metasediment 3	Underground	Mine Rock	7.8
031706	BR-771	1302.3	1303.8	Felsic Volcanic 1	Underground	Mine Rock	9.7
031707	BR-771	1382.6	1383.4	Felsic Volcanic 2	Underground	Mine Rock	7.9
031708	BR-695	1709.5	1711	Metasediment 3	Underground	Mine Rock	7.8
031709	BR-481	754.5	756	Felsic Volcanic 2	Underground	Mine Rock	2.8
031710	BR-760	204.7	206.2	Fragmental 1	Underground	Mine Rock	8.5
031711	BR-760	300	301.1	Metasediment 2	Underground	Mine Rock	7.3
031712	BR-760	355	356	Felsic Volcanic 1	Underground	Mine Rock	9.6
031713	BR-760	253.2	254	Fragmental 1	Underground	Mine Rock	8.4
031714	BR-760	457.5	459	Felsic Volcanic 1	Underground	Mine Rock	11
031715	BR-760	406.8	407.55	Felsic Volcanic 2	Underground	Ore-Grade	9.8
031716	BR-481	599.8	601	Felsic Volcanic 2	Underground	Mine Rock	10
031717	BR-481	655.8	656.7	Felsic Volcanic 1	Underground	Ore-Grade	9.9
031718	BR-745	772.3	773.5	Fragmental 2	Underground	Mine Rock	9.9
031719	BR-745	601.75	603	Felsic Volcanic 1	Underground	Ore-Grade	7.1
031720	BR-745	669	670.5	Felsic Volcanic 2	Underground	Mine Rock	10
031721	BR-763	542.35	543.85	Metasediment 2	Underground	Mine Rock	3.6
031722	BR-763	599.65	601.15	Felsic Volcanic 1	Underground	Mine Rock	9.7
031723	BR-682	1029	1030.5	Felsic Volcanic 1	Underground	Mine Rock	2.2
031724	BR-682	874.8	875.7	Felsic Volcanic 1	Underground	Ore-Grade	9.0
031725	BR-682	777.9	778.9	Felsic Volcanic 1	Underground	Ore-Grade	1.9
031726	BR-682	927.6	928.2	Felsic Volcanic 1	Underground	Mine Rock	2.3
031727	BR-682	969	970	Felsic Volcanic 1	Underground	Ore-Grade	9.9
031728	BR-682	482	483.5	Fragmental 2	Underground	Mine Rock	10
031729	BR-682	646.2	647.5	Metasediment 2	Underground	Mine Rock	2.5
031730	BR-682	390.5	391.6	Felsic Volcanic 1	Underground	Mine Rock	11
031731	BR-682	559.55	561	Metasediment 3	Underground	Mine Rock	8.0
031732	BR-682	312	313.5	Basalt	Underground	Mine Rock	10
031733	BR-227	840.5	842	Basalt	Underground	Mine Rock	8.9
031734	BR-227	812	813	Fragmental 2	Underground	Mine Rock	11
031735	BR-227	502	503	Felsic Volcanic 1	Underground	Mine Rock	9.9
031736	BR-227	685.5	686.5	Felsic Volcanic 2	Underground	Mine Rock	9.4
031737	BR-227	609	609.75	Metasediment 2	Underground	Mine Rock	7.6

Classification as mine rock or ore-grade materials was based on gold content.

Results reflect single addition NAG pH testing

Table B-4. NAG pH Results

Sample ID	Drillhole ID	From	To	Lithology	Area	Class	NAG pH
		m	*m*				*pH units*
031738	BR-227	644.1	645.6	Felsic Volcanic 1	Underground	Mine Rock	9.8
031739	BR-227	745	746.5	Felsic Volcanic 1	Underground	Mine Rock	9.0
031740	BR-247	690	691.5	Fragmental 2	Underground	Mine Rock	9.7
031826	BR-392	309	310.5	Fragmental 2	Underground	Mine Rock	9.1
031827	BR-392	264	265.5	Metasediment 3	Underground	Mine Rock	10
031828	BR-156	355	356	Felsic Volcanic 1	Underground	Mine Rock	10
031829	BR-156	405	406.5	Felsic Volcanic 1	Underground	Mine Rock	10
031830	BR-156	458	459	Metasediment 2	Underground	Mine Rock	3.9
031831	BR-156	515	516	Felsic Volcanic 2	Underground	Mine Rock	2.4
031832	BR-156	564	565	Felsic Volcanic 2	Underground	Ore-Grade	8.3
031833	BR-156	612	613.1	Metasediment 3	Underground	Mine Rock	8.3
031834	BR-007	460.25	460.75	Felsic Volcanic 1	Underground	Mine Rock	10.0
031835	BR-007	504.65	505.15	Metasediment 2	Underground	Ore-Grade	2.9
031836	BR-007	555.7	556.2	Felsic Volcanic 1	Underground	Mine Rock	3.0
031837	BR-007	605.3	606	Felsic Volcanic 1	Underground	Ore-Grade	10
031838	BR-007	705	706	Felsic Volcanic 1	Underground	Mine Rock	9.3
031839	BR-007	753.6	754.3	Fragmental 2	Underground	Ore-Grade	8.2
031840	BR-030	209.8	210.8	Fragmental 2	Underground	Mine Rock	11
031841	BR-030	249.6	251.1	Metasediment 3	Underground	Mine Rock	10
031842	BR-030	290.9	291.85	Felsic Volcanic 1	Underground	Mine Rock	10
031843	BR-030	399.1	399.9	Felsic Volcanic 2	Underground	Mine Rock	10
031844	BR-030	437.3	438.2	Felsic Volcanic 2	Underground	Mine Rock	10
031845	BR-084	333.2	334.2	Felsic Volcanic 2	Underground	Mine Rock	11
031846	BR-084	393.75	394.75	Felsic Volcanic 2	Underground	Mine Rock	10
031847	BR-084	432.6	433.7	Felsic Volcanic 1	Underground	Ore-Grade	3.1
031848	BR-084	491	492.5	Fragmental 2	Underground	Mine Rock	9.1
031849	BR-084	568.3	569.8	Basalt	Underground	Mine Rock	9.6
031850	BR-024	289	290.5	Basalt	Underground	Mine Rock	9.8
116955	BR-388	448.5	450	Metasediment 2	Underground	Mine Rock	5.7
116956	BR-517	656.5	657.5	Felsic Volcanic 2	Underground	Mine Rock	9.8
116957	BR-388	415.5	417	Felsic Volcanic 1	Underground	Mine Rock	9.9
116958	BR-517	753.3	754.35	Metasediment 3	Underground	Mine Rock	8.5
116959	BR-481	805.5	806.7	Felsic Volcanic 2	Underground	Mine Rock	11
116960	BR-388	362	363	Metasediment 3	Underground	Mine Rock	8.2
116961	BR-517	603	604.5	Felsic Volcanic 1	Underground	Mine Rock	10
116962	BR-517	556.15	556.9	Felsic Volcanic 2	Underground	Mine Rock	9.0
116963	BR-517	706	707	Felsic Volcanic 2	Underground	Mine Rock	10
116964	BR-388	261	262.5	Fragmental 2	Underground	Mine Rock	10
116965	BR-388	311.5	312.55	Fragmental 2	Underground	Mine Rock	8.5
116966	BR-763	656.4	657.9	Metasediment 3	Underground	Mine Rock	10

Classification as mine rock or ore-grade materials was based on gold content.

Results reflect single addition NAG pH testing

Table B-5 Aqua Regia Metals

Sample ID	Drillhole ID	From	To	Lithology	Area	Class	Silver	Aluminum	Arsenic	Boron	Barium	Beryllium	Bismuth	Calcium	Cadmium	Cobalt	Chromium
		m	m				ppm	%	ppm	ppm	ppm	ppm	ppm	%	ppm	ppm	ppm
10x Crustal Abundance (Price 1997) [(1)]							*0.75*	*--*	*18*	*100*	*4250*	*30*	*0.085*	*--*	*1.5*	*250*	*1020*
DX450001	BR-018	50	51	Fragmental 1	Underground	Mine Rock	<0.75	1.5	3.8	2.0	140	0.1	0.19	1.1	0.080	16	53
DX450002	BR-018	102	103	Felsic Volcanic 1	Underground	Mine Rock	<0.75	1.2	13	2.0	100	0.13	0.31	1.7	0.060	7.9	46
DX450003	BR-018	202	203	Felsic Volcanic 1	Underground	Mine Rock	<0.75	1.2	8.3	<1	81	0.08	<0.085	1.4	0.12	7.5	8.0
DX450004	DHZ-018	63.5	64	Ultramafic	Underground	Mine Rock	<0.75	1.6	1.9	<1	140	0.07	0.12	2.2	0.040	27	120
DX450005	BR-018	348	349	Metasediment 3	Underground	Mine Rock	<0.75	1.4	1.2	2.0	33	0.55	<0.085	1.2	0.040	13	78
DX450006	BR-018	400.3	401.3	Basalt	Underground	Mine Rock	<0.75	1.6	8.7	<1	96	0.05	0.22	1.9	4.0	41	65
DX450007	BR-154	48	49	Felsic Volcanic 1	Central Pit	Mine Rock	<0.75	1.3	0.80	2.0	240	0.08	0.54	0.46	0.040	9.6	17
DX450008	BR-154	153.5	155	Felsic Volcanic 2	Central Pit	Mine Rock	<0.75	0.46	1.4	<1	46	0.07	0.69	0.32	0.060	2.1	31
DX450009	BR-154	249	250.5	Felsic Volcanic 1	Central Pit	Mine Rock	<0.75	1.2	2.2	<1	94	0.07	1.7	0.50	0.050	10	14
DX450010	BR-154	301.5	303	Fragmental 1	Underground	Mine Rock	<0.75	1.2	5.3	<1	100	0.06	1.9	0.34	0.090	12	43
DX450011	BR-154	350	351	Fragmental 1	Underground	Mine Rock	<0.75	1.5	8.7	<1	94	0.08	3.4	0.55	0.090	13	36
DX450012	BR-154	400	401	Felsic Volcanic 1	Underground	Mine Rock	<0.75	1.4	99	<1	53	0.13	0.73	0.65	16	9.9	35
DX450013	BR-154	457.8	458.7	Felsic Volcanic 1	Underground	Mine Rock	<0.75	0.72	33	2.0	55	0.06	0.57	0.52	0.090	6.5	6.3
DX450014	BR-154	508	509	Metasediment 2	Underground	Mine Rock	<0.75	1.8	4.2	2.0	79	0.12	0.49	0.31	0.11	17	97
DX450015	BR-154	547.5	549	Metasediment 2	Underground	Mine Rock	<0.75	2.5	110	3.0	140	0.13	0.36	0.19	0.15	24	87
DX450016	BR-154	647	648	Felsic Volcanic 2	Underground	Mine Rock	<0.75	0.36	45	<1	35	0.09	0.72	0.70	0.060	1.8	25
DX450017	BR-154	717	718.5	Metasediment 3	Underground	Mine Rock	<0.75	1.6	10	6.0	98	0.18	0.16	0.43	0.21	9.6	28
DX450018	BR-154	760.6	762	Fragmental 2	Underground	Mine Rock	<0.75	1.2	0.90	<1	130	0.09	0.23	0.79	0.050	6.1	30
DX450020	DHZ-019	49.5	51	Basalt	Underground	Mine Rock	0.030	3.6	0.80	<10	51	0.05	<0.01	2.8	0.030	21	120
DX450021	DHZ-019	83.75	84.4	Argillite	Underground	Mine Rock	<0.75	1.4	2.0	4.0	130	0.15	3.9	0.52	3.9	64	73
DX450022	DHZ-019	102	103.5	Basalt	Underground	Mine Rock	0.070	1.0	8.0	<10	<10	<0.05	0.02	5.8	0.15	15	62
DX450023	DHZ-019	148.5	150	Basalt	Underground	Mine Rock	<0.75	0.89	0.90	<1	49	0.03	<0.085	3.5	0.070	20	54
DX450024	DHZ-018	99	100.5	Basalt	Underground	Mine Rock	<0.75	1.3	1.2	2.0	4.7	0.04	<0.085	5.9	0.090	20	47
DX450025	DHZ-018	151.5	153	Basalt	Underground	Mine Rock	<0.75	1.6	2.2	<1	85	0.05	<0.085	2.6	0.060	14	77
DX450026	BR-096	58.5	60	Fragmental 1	Central Pit	Mine Rock	<0.75	1.6	2.1	2.0	140	0.12	0.49	0.70	0.11	19	69
DX450027	BR-096	185.1	186.1	Felsic Volcanic 1	Underground	Mine Rock	7.7	1.4	10	<1	61	0.09	22	0.70	99	9.3	30
DX450028	BR-096	201	202.5	Fragmental 1	Underground	Mine Rock	<0.75	1.7	3.8	<1	150	0.09	0.52	0.58	0.17	15	36
DX450029	BR-096	299	300	Felsic Volcanic 1	Underground	Mine Rock	0.75	1.2	8.3	<1	140	0.06	0.8	0.80	0.69	7.8	48
DX450030	BR-096	344	345	Felsic Volcanic 2	Underground	Mine Rock	0.75	0.34	20	2.0	71	0.07	0.48	0.89	0.50	1.8	2.3
DX450031	BR-096	395.3	396	Felsic Volcanic 2	Underground	Mine Rock	0.75	0.40	15	<1	63	0.1	1.7	2.0	0.14	4.8	36
DX450032	BR-096	449.9	451	Metasediment 3	Underground	Mine Rock	0.40	1.4	18	<10	143	0.06	1.41	0.89	1.2	8.2	44
DX450033	BR-096	557.5	558.5	Fragmental 2	Underground	Mine Rock	0.75	1.7	5.6	<1	200	0.06	0.88	0.31	0.050	14	45
DX450034	BR-007	47	48	Felsic Volcanic 1	Central Pit	Mine Rock	0.050	1.1	0.50	<10	91	0.11	<0.01	1.4	0.020	8.1	185
DX450035	DHZ-018	182.4	182.8	Argillite	Underground	Mine Rock	<0.75	0.56	1.2	4.0	13	0.02	1.1	14	0.11	47	17
DX450036	DHZ-018	229.4	230.25	Argillite	Underground	Mine Rock	<0.75	3.4	1.3	3.0	350	0.23	3.2	2.2	3.2	37	110
DX450037	BR-007	349.7	350.7	Felsic Volcanic 1	Underground	Mine Rock	<0.75	0.71	3.4	<1	61	0.06	2.6	2.0	0.15	12	27
DX450038	BR-007	454.3	455.2	Felsic Volcanic 1	Underground	Mine Rock	1.0	0.75	14	<1	47	0.09	4.4	1.2	0.39	11	11
DX450039	BR-007	558.95	559.95	Felsic Volcanic 1	Underground	Mine Rock	<0.75	0.93	733	<1	58	0.07	1.9	0.60	0.65	16	120
DX450040	BR-007	653.4	654.9	Metasediment 3	Underground	Mine Rock	0.75	0.90	203	<1	72	0.05	0.42	0.51	0.77	7.3	6.4
DX450041	BR-007	749.1	749.6	Fragmental 2	Underground	Mine Rock	0.75	0.31	5.9	<1	27	0.08	0.43	0.095	0.68	4.9	110
DX450042	DHZ-049	10.3	10.8	Argillite	Underground	Mine Rock	<0.75	0.45	2231	<1	70	0.05	1.2	2.5	1.0	63	16
DX450043	BR-460	40	41	Felsic Volcanic 1	Central Pit	Mine Rock	1.0	0.82	14	<1	63	0.07	1.6	0.39	0.20	13	50
DX450044	DHZ-049	133.2	134.15	Ultramafic	Underground	Mine Rock	<0.75	3.1	3.7	<1	280	0.39	0.35	5.0	0.42	63	790

(1) Ten times average crustal abundance values presented in Price (1997).

Blue highlighting indicates samples with metal concentrations greater than the ten times crustal abundance screening value are present in the analyzed group.

Screening values are for qualitative assessment only and hold no regulatory significance.

Classification as mine rock or ore-grade materials was based on gold content.

A value of "--" indicates metal was not measured for the given sample; the variation in elements analyzed is due to measurement at two different laboratories (see text).

Table B-5 Aqua Regia Metals

Sample ID	Drillhole ID	From	To	Lithology	Area	Class	Silver	Aluminum	Arsenic	Boron	Barium	Beryllium	Bismuth	Calcium	Cadmium	Cobalt	Chromium
		m	m				ppm	%	ppm	ppm	ppm	ppm	ppm	%	ppm	ppm	ppm
10x Crustal Abundance (Price 1997) [(1)]							*0.75*	*--*	*18*	*100*	*4250*	*30*	*0.085*	*--*	*1.5*	*250*	*1020*
DX450045	DHZ-049	151	151.5	Basalt	Underground	Mine Rock	<0.75	1.9	1.1	<1	75	0.04	<0.085	1.9	0.030	13	81
DX450046	DHZ-049	196.5	197.9	Basalt	Underground	Mine Rock	<0.75	3.3	32	2.0	390	0.11	<0.085	5.0	0.050	18	65
DX450047	DHZ-049	250.5	252	Basalt	Underground	Mine Rock	<0.75	2.5	1.0	<1	120	0.04	<0.085	1.4	0.030	18	54
DX450048	BR-094	380	381	Felsic Volcanic 2	Underground	Mine Rock	<0.75	0.39	9.0	<1	80	0.14	0.24	0.93	0.060	2.3	6.0
DX450049	BR-094	402	403	Felsic Volcanic 2	Underground	Mine Rock	0.75	0.34	75	<1	80	0.13	0.85	0.97	0.21	2.2	29
DX450050	BR-094	494.2	495	Felsic Volcanic 2	Underground	Ore-Grade	5.3	1.1	116	<1	110	0.4	1.7	4.7	0.12	13	140
DX450051	BR-101	121.3	122.3	Felsic Volcanic 1	Central Pit	Mine Rock	15	1.1	103	2.0	29	0.24	0.58	0.81	37	10	19
DX450052	BR-101	128.85	129.85	Felsic Volcanic 1	Central Pit	Mine Rock	8.1	1.1	85	5.0	32	0.43	0.14	0.88	33	9.8	16
DX450053	DL-043	51	52.5	Basalt	Underground	Mine Rock	<0.5	0.69	12	<1	0.94	0.046	<0.085	3.0	0.056	16	21
DX450054	DL-043	103.5	105	Basalt	Underground	Mine Rock	<0.5	0.66	18	<1	2.6	0.076	<0.085	3.4	0.13	23	28
DX450055	DL-043	150	151.5	Basalt	Underground	Mine Rock	<0.5	1.1	8.0	<1	86	0.034	<0.085	2.3	<0.02	12	51
DX450056	DL-043	199.5	201	Basalt	Underground	Mine Rock	<0.5	1.5	0.57	<1	270	0.032	<0.085	1.1	<0.02	13	40
DX450057	DL-043	261.15	262	Ultramafic	Underground	Mine Rock	<0.5	3.2	2.1	<1	660	0.66	<0.085	3.4	0.063	45	780
DX450058	DL-043	300	301.5	Basalt	Underground	Mine Rock	<0.5	0.68	<0.5	<1	3.7	0.022	<0.085	2.6	0.067	12	22
DX450059	DL-043	349.5	351	Basalt	Underground	Mine Rock	<0.5	1.1	0.52	2.0	6.8	0.041	<0.085	2.6	0.021	14	43
DX450060	DL-043	400.5	402	Basalt	Underground	Mine Rock	<0.5	0.78	0.66	<1	6.4	0.026	<0.085	2.7	0.044	11	25
DX450061	DL-048	40.5	42	Basalt	Underground	Mine Rock	<0.5	1.4	1.4	<1	160	0.04	<0.085	2.8	0.042	32	53
DX450062	DL-048	85.5	87	Basalt	Underground	Mine Rock	<0.5	0.96	1.8	<1	1.8	0.052	<0.085	3.8	0.034	12	8.0
DX450063	DL-048	133.9	134.4	Argillite	Underground	Mine Rock	<0.5	1.5	3.5	3.0	240	0.15	1.2	0.73	1.6	63	60
DX450064	DL-048	186.5	187.5	Basalt	Underground	Mine Rock	<0.5	0.53	5.4	<1	1.2	0.054	<0.085	3.0	0.053	15	5.0
DX450065	DL-048	236.5	237	Basalt	Underground	Mine Rock	0.040	3.6	1.3	<10	<10	0.09	<0.01	4.9	0.040	18	265
DX450066	DL-048	283.5	285	Basalt	Underground	Mine Rock	<0.5	0.72	1.9	<1	6.4	0.022	<0.085	2.4	0.049	14	32
DX450067	DL-048	334.5	336	Basalt	Underground	Mine Rock	<0.5	0.87	<0.5	<1	6.9	0.026	<0.085	3.2	0.041	14	21
DX450068	BR-460	80.05	81	Felsic Volcanic 1	Central Pit	Mine Rock	<0.5	0.35	3.9	3.0	29	0.22	2.1	0.62	0.037	10	3.6
DX450069	DL-048	436.5	438	Basalt	Underground	Mine Rock	<0.5	0.73	0.62	<1	5.1	0.023	<0.085	1.2	0.039	9.5	24
DX450070	DL-048	537	538.5	Basalt	Underground	Mine Rock	<0.5	1.1	0.79	<1	49	0.028	<0.085	4.0	0.061	12	25
DX450071	BR-037	443.35	444.35	Felsic Volcanic 1	Underground	Mine Rock	1.6	0.66	5500	4.0	72	0.13	0.78	2.4	0.17	7.0	8.9
DX450072	BR-037	445.45	446.1	Felsic Volcanic 1	Underground	Mine Rock	<0.5	0.33	9500	<1	49	0.036	0.71	2.8	0.065	9.6	8.8
DX450073	BR-159	13.5	15	Metasediment 1	Central Pit	Mine Rock	<0.5	1.6	19	2.0	230	0.072	0.18	0.19	0.054	15	43
DX450074	BR-159	39	39.9	Metasediment 1	Central Pit	Mine Rock	<0.5	1.8	15	<1	200	0.11	0.27	0.38	0.062	17	62
DX450075	BR-159	480.7	481.4	Felsic Volcanic 1	Underground	Mine Rock	7.4	1.3	29	<1	61	0.12	8.9	0.50	96	12	6.5
DX450076	BR-159	483.8	484.8	Felsic Volcanic 1	Underground	Mine Rock	9.4	0.79	96	2.0	49	0.17	14	0.27	210	20	3.5
DX450077	DL-075	199.8	200.8	Basalt	Underground	Mine Rock	<0.5	1.4	3.0	<1	230	0.079	<0.085	2.9	0.54	21	50
DX450079	BR-039	29.5	30.5	Felsic Volcanic 1	Central Pit	Mine Rock	<0.5	1.2	20	<1	180	0.063	0.14	1.8	0.18	11	24
DX450080	BR-039	60	61	Metasediment 2	Central Pit	Mine Rock	<0.5	2.6	180	2.0	220	0.21	0.53	0.41	0.11	23	91
DX450081	DL-075	304.9	305.8	Basalt	Underground	Mine Rock	<0.5	1.2	4.8	<1	300	0.063	<0.085	3.9	0.078	29	55
DX450082	BR-039	146.5	147.5	Felsic Volcanic 2	Central Pit	Mine Rock	<0.5	0.31	210	<1	38	0.13	0.19	1.0	0.26	2.5	2.9
DX450083	BR-039	200	201	Felsic Volcanic 2	Central Pit	Mine Rock	<0.5	0.51	36	2.0	150	0.15	0.12	0.95	0.045	1.9	85
DX450084	BR-039	306	307	Metasediment 3	Underground	Mine Rock	<0.5	1.4	34	5.0	96	0.29	0.097	0.32	0.041	23	120
DX450085	BR-039	357	358	Fragmental 2	Central Pit	Mine Rock	<0.5	1.8	2.6	3.0	370	0.2	0.097	2.6	0.056	13	130
DX450086	BR-039	391	392	Basalt	Central Pit	Mine Rock	<0.5	1.4	24	2.0	88	0.086	<0.085	2.9	0.066	34	83
DX450087	BR-039	452.5	454	Basalt	Central Pit	Mine Rock	<0.5	1.4	2.0	2.0	2.2	0.066	<0.085	3.1	0.064	17	270
DX450088	BR-135	76	77	Felsic Volcanic 1	Central Pit	Mine Rock	<0.5	1.1	12	6.0	69	0.17	0.1	0.63	0.051	9.9	180

(1) Ten times average crustal abundance values presented in Price (1997).

Blue highlighting indicates samples with metal concentrations greater than the ten times crustal abundance screening value are present in the analyzed group.

Screening values are for qualitative assessment only and hold no regulatory significance.

Classification as mine rock or ore-grade materials was based on gold content.

A value of "--" indicates metal was not measured for the given sample; the variation in elements analyzed is due to measurement at two different laboratories (see text).

Table B-5 Aqua Regia Metals

Sample ID	Drillhole ID	From	To	Lithology	Area	Class	Silver	Aluminum	Arsenic	Boron	Barium	Beryllium	Bismuth	Calcium	Cadmium	Cobalt	Chromium
		m	m				ppm	%	ppm	ppm	ppm	ppm	ppm	%	ppm	ppm	ppm
10x Crustal Abundance (Price 1997) [1]							*0.75*	*--*	*18*	*100*	*4250*	*30*	*0.085*	*--*	*1.5*	*250*	*1020*
DX450089	BR-135	157	158	Felsic Volcanic 1	Central Pit	Mine Rock	<0.5	1.2	7.6	<1	92	0.06	<0.085	1.3	0.11	11	57
DX450090	BR-135	217	218	Felsic Volcanic 1	Central Pit	Mine Rock	2.4	0.98	21	<1	44	0.086	1.2	0.47	35	10	66
DX450091	BR-135	300	301	Felsic Volcanic 1	Central Pit	Mine Rock	<0.5	0.95	17	<1	80	0.11	<0.085	0.66	0.14	8.7	61
DX450092	BR-135	358.5	360	Metasediment 2	Central Pit	Mine Rock	<0.5	2.2	260	<1	120	0.23	0.25	0.82	0.13	23	120
DX450093	BR-135	407.5	408.5	Metasediment 2	Underground	Mine Rock	<0.5	2.7	99	<1	230	0.15	0.5	0.19	<0.02	17	120
DX450094	BR-135	507	508	Felsic Volcanic 2	Underground	Mine Rock	<0.5	0.80	3.6	2.0	130	0.08	<0.085	0.63	0.064	4.0	48
DX450095	BR-135	607.9	609	Fragmental 2	Underground	Mine Rock	<0.5	1.1	6.2	3.0	98	0.12	<0.085	1.3	0.079	8.1	69
DX450096	BR-133	84	84.9	Felsic Volcanic 1	Central Pit	Ore-Grade	7.1	0.86	67	2.0	56	0.16	9.5	0.34	140	13	34
DX450097	BR-133	336.75	337.25	Felsic Volcanic 1	Central Pit	Mine Rock	0.80	0.82	4.0	<1	35	0.076	1.2	17	3.7	6.6	30
DX450098	DC-13-07	32.5	33.3	Felsic Volcanic 1	Central Pit	Mine Rock	<0.5	1.3	48	<1	83	0.061	<0.085	1.7	0.13	10	52
DX450099	DC-13-07	51	52	Felsic Volcanic 2	Central Pit	Mine Rock	1.5	0.30	390	2.0	45	0.12	<0.085	0.12	0.069	2.3	68
DX450100	DC-13-07	70	71	Metasediment 2	Central Pit	Mine Rock	<0.5	2.6	33	2.0	210	0.15	0.18	0.11	0.022	9.1	82
DX450101	DC-13-07	140	140.9	Metasediment 3	Central Pit	Mine Rock	<0.5	1.8	1.9	<1	300	0.048	<0.085	0.23	<0.02	14	81
DX450102	DC-13-07	162	163	Metasediment 3	Central Pit	Mine Rock	<0.75	0.45	2.5	4.0	37	0.055	<0.085	1.0	<0.02	2.8	150
DX450103	DC-13-07	197	198	Fragmental 2	Central Pit	Mine Rock	0.060	0.98	4.9	<10	92	0.13	0.11	1.2	0.050	6.2	12
DX450104	BR-023	308	309	Metasediment 2	Underground	Mine Rock	<0.75	2.7	30	<1	140	0.08	0.36	0.31	0.052	20	67
DX450105	BR-023	428	429	Felsic Volcanic 2	Underground	Mine Rock	<0.75	0.20	11000	<1	25	0.051	0.38	0.074	0.079	2.4	1.4
DX450106	BR-023	445	445.9	Felsic Volcanic 1	Underground	Mine Rock	<0.75	1.7	150	<1	41	0.14	0.099	0.91	0.070	12	33
DX450107	BR-023	548	549	Fragmental 2	Underground	Mine Rock	0.070	0.64	4.2	<10	51	0.11	0.08	0.93	0.050	2.0	4.0
DX450108	BR-079	51	52	Felsic Volcanic 1	Central Pit	Mine Rock	<0.75	0.86	21	<1	100	0.094	1.9	2.0	0.19	8.2	12
DX450109	BR-079	105	105.9	Felsic Volcanic 2	Underground	Mine Rock	<0.75	0.30	120	<1	60	0.056	0.75	0.82	0.068	2.5	2.6
DX450110	BR-079	159	160	Metasediment 3	Underground	Mine Rock	<0.75	0.75	4.9	<1	49	0.038	0.5	0.56	0.066	5.0	7.9
DX450111	BR-079	253	254	Felsic Volcanic 1	Central Pit	Mine Rock	<0.75	2.5	7.5	2.0	250	0.32	0.14	2.4	0.057	18	91
DX450112	BR-079	302	303	Fragmental 2	Central Pit	Mine Rock	0.13	0.70	5.7	<10	91	0.06	0.03	0.82	0.040	8.7	15
DX450113	BR-079	357	358.5	Basalt	Central Pit	Mine Rock	<0.75	1.1	390	2.0	12	0.066	0.14	3.3	0.032	17	37
DX450114	BR-083	46.5	47.5	Felsic Volcanic 1	Underground	Mine Rock	<0.75	1.7	3.7	2.0	150	0.081	<0.085	1.2	0.026	13	20
DX450115	BR-083	106.5	108	Felsic Volcanic 1	Underground	Mine Rock	<0.75	1.1	3.0	2.0	88	0.062	<0.085	1.4	0.13	8.3	8.1
DX450116	BR-083	207.25	207.75	Felsic Volcanic 2	Underground	Mine Rock	<0.75	0.40	5.7	<1	49	0.06	0.31	0.50	0.41	1.2	2.0
DX450117	BR-083	245.25	246.25	Felsic Volcanic 2	Underground	Mine Rock	<0.75	0.15	26	<1	59	0.071	0.37	1.0	0.053	2.3	2.6
DX450118	BR-083	297.5	298.5	Felsic Volcanic 2	Underground	Mine Rock	<0.75	0.36	14	<1	49	0.099	0.43	0.82	0.17	1.8	3.6
DX450119	DHZ-021	167	168	Argillite	Underground	Mine Rock	<0.75	1.9	5.1	5.0	180	0.16	3.8	1.1	5.2	93	41
DX450120	DHZ-021	198	199.5	Basalt	Underground	Mine Rock	<0.75	1.7	27	<1	24	0.037	<0.085	8.4	0.059	23	49
DX450121	DL_2005_13	50	51.5	Basalt	Underground	Mine Rock	0.050	1.3	1.5	<10	35	0.07	0.01	3.3	0.040	17	33
DX450122	DL_2005_13	100	101.5	Basalt	Underground	Mine Rock	0.75	1.5	2.0	<1	130	0.03	<0.085	5.3	0.089	24	32
DX450123	DL_2005_13	148.6	150	Basalt	Underground	Mine Rock	0.75	0.80	0.92	<1	8.7	0.026	<0.085	2.5	0.076	27	12
DX450124	DL_2005_13	200.5	202	Basalt	Underground	Mine Rock	0.040	1.5	1.6	<10	436	0.05	0.01	2.5	0.010	12	68
DX450125	BR-444	48.75	49.5	Felsic Volcanic 2	Underground	Mine Rock	0.75	1.9	2.3	<1	210	0.071	<0.085	1.8	0.051	17	160
DX450126	BR-444	108	108.85	Fragmental 2	Underground	Mine Rock	0.040	1.3	1.0	<10	189	0.06	0.04	0.25	0.020	8.0	10
DX450127	BR-444	141	142.5	Basalt	Underground	Mine Rock	0.79	2.4	450	2.0	140	0.16	6	1.3	12	26	34
DX450128	BR-444	195.5	197	Basalt	Underground	Mine Rock	<0.75	1.9	9.8	<1	25	0.11	0.14	2.5	0.16	27	99
DX450129	BR-208	220.5	221	Felsic Volcanic 2	Underground	Mine Rock	0.040	0.81	11	<10	24	0.2	0.05	11	0.040	3.9	16
DX450130	BR-275	479	480	Felsic Volcanic 2	Underground	Ore-Grade	<0.75	0.65	2300	<1	200	0.16	0.9	2.1	0.15	7.5	15
DX450131	BR-294	198.25	198.75	Calcite Vein	Central Pit	Mine Rock	<0.75	0.37	5.7	<1	27	0.021	1.5	16	5.6	5.9	5.3

(1) Ten times average crustal abundance values presented in Price (1997).

Blue highlighting indicates samples with metal concentrations greater than the ten times crustal abundance screening value are present in the analyzed group.

Screening values are for qualitative assessment only and hold no regulatory significance.

Classification as mine rock or ore-grade materials was based on gold content.

A value of "--" indicates metal was not measured for the given sample; the variation in elements analyzed is due to measurement at two different laboratories (see text).

Table B-5 Aqua Regia Metals

Sample ID	Drillhole ID	From	To	Lithology	Area	Class	Silver	Aluminum	Arsenic	Boron	Barium	Beryllium	Bismuth	Calcium	Cadmium	Cobalt	Chromium
		m	m				ppm	%	ppm	ppm	ppm	ppm	ppm	%	ppm	ppm	ppm
10x Crustal Abundance (Price 1997) [(1)]							*0.75*	*--*	*18*	*100*	*4250*	*30*	*0.085*	*--*	*1.5*	*250*	*1020*
DX450132	BR-460	202	202.7	Felsic Volcanic 1	Central Pit	Mine Rock	8.6	0.12	5.6	<1	8.7	0.02	5.8	1.2	3.5	10	6.0
DX450133	BR-438	84.5	85	Felsic Volcanic 1	Central Pit	Ore-Grade	4.1	0.34	6.3	2.0	42	0.062	23	0.18	7.3	2.7	1.0
DX450134	BR-375	88.1	88.85	Metasediment 2	Viggo Pit	Mine Rock	0.83	1.6	5100	7.0	49	0.092	12	2.7	0.61	400	85
DX450135	BR-317	58	59	Felsic Volcanic 1	Central Pit	Mine Rock	0.19	0.78	5.1	<10	50	0.07	0.29	0.69	0.63	4.1	32
DX450136	BR-317	102	103.5	Felsic Volcanic 1	Central Pit	Mine Rock	<0.75	1.1	6.7	<1	110	0.051	0.098	0.82	0.051	8.2	14
DX450137	BR-317	118.5	120	Felsic Volcanic 1	Central Pit	Mine Rock	<0.75	1.2	2.7	2.0	110	0.042	0.093	1.4	0.051	9.9	19
DX450138	BR-317	276	277.5	Fragmental 2	Underground	Mine Rock	0.040	0.42	1.9	<10	41	0.09	0.06	0.42	0.040	1.2	3.0
DX450139	BR-192	68.6	69.1	Felsic Volcanic 1	Central Pit	Ore-Grade	19	0.16	6.4	<1	17	0.046	40	18	19	7.1	3.6
DX450140	BR-344	110.4	111.6	Felsic Volcanic 2	Central Pit	Mine Rock	<0.75	0.31	1900	2.0	19	0.079	0.59	0.18	0.091	2.5	1.3
DX450141	BR-347	52	53	Felsic Volcanic 1	Central Pit	Mine Rock	<0.75	1.0	20	2.0	52	0.038	1.8	0.86	0.057	8.4	7.6
DX450142	BR-347	111.3	112.4	Felsic Volcanic 2	Central Pit	Ore-Grade	<0.75	0.46	61	<1	31	0.06	0.2	0.92	0.057	1.6	3.2
DX450143	BR-347	153	153.9	Metasediment 2	Underground	Mine Rock	<0.75	4.0	140	<1	270	0.14	0.79	0.24	0.049	28	120
DX450144	BR-347	216	217.25	Metasediment 3	Underground	Mine Rock	0.080	0.96	29	13	61	0.06	0.16	0.30	0.16	12	53
DX450145	BR-347	247.5	249	Fragmental 2	Underground	Mine Rock	<0.75	0.84	1.6	2.0	70	0.084	0.11	1.4	0.037	2.5	7.4
DX450146	BR-347	311	312	Basalt	Underground	Mine Rock	0.050	1.2	33	<10	<10	0.08	<0.01	1.2	0.030	21	24
DX450147	DL-075	52.1	53.5	Basalt	Underground	Mine Rock	0.75	1.2	8.5	<1	390	0.04	<0.085	3.3	0.19	28	48
DX450148	DL-075	100	100.8	Basalt	Underground	Mine Rock	0.020	1.6	58	<10	124	0.09	0.01	1.7	0.030	22	209
DX450149	DL-075	150.5	151.5	Basalt	Underground	Mine Rock	<0.75	1.2	3.2	<1	14	0.041	0.12	1.4	0.035	21	18
DX450150	DL-075	243.7	245.2	Basalt	Underground	Mine Rock	0.050	1.5	3.8	11	89	0.07	0.01	3.4	0.080	15	27
DX450151	BR-293	46.3	47	Felsic Volcanic 1	Central Pit	Mine Rock	7.7	1.6	21	2.0	54	0.17	25	0.35	64	8.9	8.2
DX450152	BR-293	105.2	106.4	Metasediment 2	Central Pit	Mine Rock	1.2	2.2	13	2.0	110	0.16	3.5	0.40	1.3	24	160
DX450153	BR-293	137.5	139	Metasediment 2	Central Pit	Mine Rock	<0.75	0.99	2.3	<1	50	0.09	6.9	0.18	0.12	23	85
DX450154	BR-293	147	148	Metasediment 2	Central Pit	Mine Rock	<0.75	1.2	9.9	<1	57	0.11	3.8	0.22	0.38	21	89
DX450155	BR-293	223.5	225	Felsic Volcanic 1	Central Pit	Mine Rock	1.0	1.2	10	2.0	60	0.12	2	1.1	4.1	8.4	89
DX450156	BR-293	272.35	273	Felsic Volcanic 2	Central Pit	Ore-Grade	1.5	0.50	1600	<1	55	0.13	2.6	0.94	93	6.9	80
DX450157	BR-293	359	360.2	Metasediment 2	Underground	Mine Rock	<0.75	2.2	17	2.0	120	0.24	0.3	0.33	0.15	28	110
DX450158	BR-244	32.05	32.75	Felsic Volcanic 1	Central Pit	Ore-Grade	0.77	0.81	510	<1	49	0.16	0.26	2.0	0.36	18	130
DX450159	BR-244	105.6	106.5	Felsic Volcanic 2	Central Pit	Mine Rock	<0.75	0.49	70	2.0	46	0.099	1.1	0.33	0.040	3.0	83
DX450160	BR-244	142.5	144	Metasediment 2	Central Pit	Mine Rock	<0.75	3.0	62	<1	170	0.14	0.5	0.17	0.033	17	94
DX450161	BR-244	204.9	206	Metasediment 3	Underground	Mine Rock	0.040	2.2	2.3	<10	240	0.1	0.03	0.36	0.020	14	420
DX450162	BR-244	219.8	220.6	Metasediment 3	Underground	Mine Rock	<0.75	1.1	18	2.0	66	0.089	0.12	0.32	0.041	9.9	73
DX450163	BR-244	255	256.5	Fragmental 2	Underground	Mine Rock	<0.75	0.90	5.2	<1	60	0.11	0.12	1.2	0.052	3.1	53
DX450164	BR-244	300	301.5	Basalt	Underground	Mine Rock	<0.75	2.4	13	<1	170	0.085	<0.085	3.8	0.092	39	120
DX450165	BR-189	245.25	245.75	Felsic Volanic 2	Central Pit	Mine Rock	<0.75	1.0	680	2.0	92	0.1	0.22	0.40	0.13	4.0	62
DX450166	BR-378	160.2	161.3	Felsic Volcanic 1	Viggo Pit	Mine Rock	2.4	2.4	4700	5.0	62	0.39	9.5	1.0	0.16	20	100
DX450167	BR-193	46	47.5	Felsic Volcanic 1	Central Pit	Mine Rock	0.91	0.82	19	2.0	75	0.077	2.3	0.66	1.8	11	110
DX450168	BR-193	104.4	105.4	Felsic Volcanic 1	Central Pit	Mine Rock	1.0	0.91	6.0	<1	120	0.052	1.8	0.65	0.17	9.2	90
DX450169	BR-193	145.1	146.1	Felsic Volcanic 1	Central Pit	Mine Rock	5.1	0.66	9.2	<1	90	0.092	8.5	1.6	2.0	9.8	83
DX450170	BR-193	210	211	Felsic Volcanic 2	Central Pit	Ore-Grade	5.6	0.30	20	2.0	50	0.097	12	0.57	9.3	4.2	77
DX450171	BR-193	258.3	259.3	Metasediment 2	Underground	Mine Rock	<0.75	2.7	67	<1	440	0.25	1.2	0.34	0.096	23	180
DX450172	BR-193	357	358.5	Metasediment 3	Underground	Mine Rock	0.30	1.7	11	10	114	<0.05	0.07	0.36	0.040	17	329
DX450173	BR-193	393.5	394	Fragmental 2	Underground	Ore-Grade	<0.75	0.81	2.0	<1	95	0.067	0.34	0.40	0.031	5.2	68
DX450174	BR-193	457	458.4	Felsic Volcanic 1	Underground	Mine Rock	<0.75	0.59	75	<1	40	0.064	0.31	2.0	0.086	12	91

(1) Ten times average crustal abundance values presented in Price (1997).

Blue highlighting indicates samples with metal concentrations greater than the ten times crustal abundance screening value are present in the analyzed group.

Screening values are for qualitative assessment only and hold no regulatory significance.

Classification as mine rock or ore-grade materials was based on gold content.

A value of "--" indicates metal was not measured for the given sample; the variation in elements analyzed is due to measurement at two different laboratories (see text).

Table B-5 Aqua Regia Metals

Sample ID	Drillhole ID	From	To	Lithology	Area	Class	Silver	Aluminum	Arsenic	Boron	Barium	Beryllium	Bismuth	Calcium	Cadmium	Cobalt	Chromium
		m	m				ppm	%	ppm	ppm	ppm	ppm	ppm	%	ppm	ppm	ppm
10x Crustal Abundance (Price 1997) [1]							*0.75*	*--*	*18*	*100*	*4250*	*30*	*0.085*	*--*	*1.5*	*250*	*1020*
DX450175	BR-193	496.8	497.8	Basalt	Underground	Mine Rock	<0.75	2.4	1.5	<1	170	0.097	0.11	3.3	0.094	19	37
DX450176	BR-169	31	31.85	Felsic Volcanic 1	Central Pit	Mine Rock	7.2	1.2	6.7	3.0	35	0.29	2.7	0.32	69	13	73
DX450177	BR-178	622.4	622.9	Felsic Volcanic 2	Underground	Mine Rock	40	0.40	18	2.0	27	0.15	57	0.23	450	5.1	95
DX450178	BR-191	430.6	431.1	Felsic Volcanic 1	Underground	Mine Rock	1.3	1.9	43	<1	140	0.18	1.1	1.9	220	17	130
DX450179	BR-187	58	59	Felsic Volcanic 1	Central Pit	Mine Rock	0.75	1.4	1.2	<1	160	0.081	0.19	0.48	0.41	11	93
DX450180	BR-187	95	96	Felsic Volcanic 1	Central Pit	Mine Rock	<0.75	1.0	5.0	2.0	70	0.066	0.22	0.42	0.64	9.5	76
DX450181	BR-187	133	134	Felsic Volcanic 1	Central Pit	Mine Rock	<0.75	1.2	1.2	4.0	100	0.12	<0.085	0.71	0.11	8.4	84
DX450182	BR-187	204	205	Felsic Volcanic 1	Central Pit	Mine Rock	<0.75	1.8	13	<1	79	0.081	0.16	1.1	0.12	14	92
DX450183	BR-187	254	255	Felsic Volcanic 1	Central Pit	Mine Rock	<0.75	1.1	9.5	2.0	22	0.15	0.09	1.5	0.064	9.0	89
DX450184	BR-187	309	310	Felsic Volcanic 1	Underground	Mine Rock	<0.75	1.0	95	3.0	34	0.12	0.13	0.48	0.070	7.1	82
DX450185	BR-187	372	373	Metasediment 2	Underground	Mine Rock	<0.75	1.9	9.7	<1	130	0.14	0.24	0.73	0.069	16	110
DX450186	BR-187	451	452	Felsic Volcanic 2	Underground	Mine Rock	<0.75	0.33	110	<1	44	0.069	0.34	1.1	0.11	2.1	60
DX450187	BR-187	524.5	526	Metasediment 3	Underground	Mine Rock	<0.75	1.8	58	<1	80	0.13	0.66	0.50	0.045	6.7	60
DX450188	BR-187	564	565.5	Fragmental 2	Underground	Mine Rock	<0.75	1.5	2.0	<1	120	0.099	0.18	1.7	0.21	7.7	58
DX450189	BR-134	86.7	87.2	Felsic Volcanic 1	Central Pit	Mine Rock	5.2	1.1	25	3.0	34	0.28	4	0.99	100	10	49
DX450190	BR-117	103.5	105	Fragmental 1	Central Pit	Mine Rock	<0.75	1.2	0.83	<1	150	0.056	0.19	0.57	0.18	13	87
DX450191	BR-117	158.1	159.6	Felsic Volcanic 1	Central Pit	Mine Rock	<0.75	1.5	1.6	2.0	99	0.098	<0.085	1.1	0.11	21	71
DX450192	BR-117	198.1	199.6	Fragmental 1	Underground	Mine Rock	<0.75	2.1	45	<1	160	0.11	0.27	0.41	0.13	21	110
DX450193	BR-117	254	255	Fragmental 1	Underground	Mine Rock	7.2	1.9	36	<1	68	0.14	17	0.83	1.2	13	74
DX450194	BR-117	299.5	300.5	Felsic Volcanic 1	Underground	Mine Rock	0.96	1.2	30	<1	97	0.089	1.4	0.35	0.22	16	66
DX450195	BR-117	352.1	352.6	Felsic Volcanic 1	Underground	Mine Rock	<0.75	0.78	3.0	<1	55	0.073	2.7	0.19	0.18	8.5	65
DX450196	BR-117	405	406	Metasediment 2	Underground	Mine Rock	<0.75	2.8	0.74	<1	270	0.071	0.38	0.38	0.12	22	140
DX450197	BR-117	596	597	Metasediment 2	Underground	Mine Rock	<0.75	2.9	21	<1	650	0.18	0.3	0.50	0.051	23	190
DX450198	BR-117	649	650	Metasediment 3	Underground	Mine Rock	<0.75	1.1	3.7	<1	80	0.054	0.21	0.25	0.090	7.4	65
DX450200	BR-099	300	301	Felsic Volcanic 1	Underground	Mine Rock	26	1.2	8.8	<1	61	0.094	3.1	1.9	130	9.0	56
DX450201	DL-075	370.5	371.5	Basalt	Underground	Mine Rock	<0.75	3.2	6.1	3.0	170	0.09	<0.085	2.8	0.16	9.3	81
DX450202	BR-068	50	51	Felsic Volcanic 1	Central Pit	Mine Rock	<0.75	1.4	24	<1	280	0.41	0.27	2.0	0.053	12	160
DX450203	BR-068	106	107	Felsic Volcanic 1	Central Pit	Mine Rock	0.040	0.80	0.90	<10	46	0.13	0.02	1.4	0.020	8.8	270
DX450204	BR-068	152.6	153.75	Felsic Volcanic 1	Central Pit	Mine Rock	<0.75	1.7	3.7	2.0	85	0.16	0.67	0.73	0.041	14	75
DX450205	BR-068	187	188	Metasediment 2	Central Pit	Mine Rock	<0.75	2.2	0.86	<1	140	0.12	0.54	0.22	0.034	15	140
DX450206	BR-068	253	254	Felsic Volcanic 1	Central Pit	Mine Rock	<0.75	0.77	6.2	<1	50	0.066	2.4	0.74	0.031	6.9	59
DX450207	BR-068	409.2	410.2	Felsic Volcanic 2	Central Pit	Mine Rock	<0.75	0.81	62	<1	86	0.21	7.3	1.7	0.26	8.4	72
DX450208	BR-068	448.3	449.3	Felsic Volcanic 1	Central Pit	Mine Rock	<0.75	0.88	120	<1	110	0.15	0.82	1.8	0.29	7.8	52
DX450209	BR-068	606.6	607.6	Metasediment 3	Underground	Mine Rock	0.080	1.4	1.0	<10	239	<0.05	0.06	0.47	0.040	10	232
DX450210	BR-117	55.8	57.3	Felsic Volcanic 1	Central Pit	Mine Rock	<0.75	1.1	1.7	2.0	86	0.11	1.5	0.60	0.041	15	83
DX450211	BR-099	291	292	Felsic Volcanic 1	Underground	Ore-Grade	0.72	0.84	14	<10	179	0.09	2.7	1.8	29	8.0	340
DX450212	BR-403	415.1	415.6	Metasediment 3	Underground	Mine Rock	<0.75	1.7	24	4.0	14	0.11	0.42	0.31	0.16	15	81
DX450213	BR-068	323.25	324.25	Felsic Volcanic 1	Central Pit	Ore-Grade	<0.75	0.73	29	4.0	71	0.13	14	0.17	0.029	14	70
DX450214	BR-068	352.9	353.9	Felsic Volcanic 1	Central Pit	Mine Rock	0.75	0.79	22	5.0	47	0.095	7.6	0.53	0.064	15	65
DX450215	BR-068	373.75	374.6	Felsic Volcanic 1	Central Pit	Ore-Grade	2.6	0.71	30	<1	120	0.11	7.4	2.6	0.57	9.0	68
DX450216	BR-021	31	32	Felsic Volcanic 1	Central Pit	Mine Rock	<0.75	0.94	22	<1	45	0.095	0.41	1.2	0.29	8.2	66
DX450217	BR-021	65	66	Felsic Volcanic 1	Central Pit	Ore-Grade	<0.75	1.3	14	4.0	61	0.13	0.4	0.83	3.9	8.7	70
DX450218	BR-021	91	92	Felsic Volcanic 1	Central Pit	Ore-Grade	0.78	1.2	17	4.0	120	0.12	0.22	0.60	1.1	7.7	76

(1) Ten times average crustal abundance values presented in Price (1997).

Blue highlighting indicates samples with metal concentrations greater than the ten times crustal abundance screening value are present in the analyzed group.

Screening values are for qualitative assessment only and hold no regulatory significance.

Classification as mine rock or ore-grade materials was based on gold content.

A value of "--" indicates metal was not measured for the given sample; the variation in elements analyzed is due to measurement at two different laboratories (see text).

Table B-5 Aqua Regia Metals

Sample ID	Drillhole ID	From	To	Lithology	Area	Class	Silver	Aluminum	Arsenic	Boron	Barium	Beryllium	Bismuth	Calcium	Cadmium	Cobalt	Chromium
		m	m				ppm	%	ppm	ppm	ppm	ppm	ppm	%	ppm	ppm	ppm
10x Crustal Abundance (Price 1997) [(1)]							*0.75*	*--*	*18*	*100*	*4250*	*30*	*0.085*	*--*	*1.5*	*250*	*1020*
DX450219	BR-021	131	132	Felsic Volcanic 1	Central Pit	Mine Rock	<0.75	1.2	6.9	2.0	74	0.068	0.095	1.3	0.087	8.6	69
DX450220	BR-021	155	156	Felsic Volcanic 1	Central Pit	Mine Rock	<0.75	1.4	6.8	2.0	200	0.058	0.3	0.82	0.079	12	62
DX450221	BR-023	18	19	Felsic Volcanic 1	Central Pit	Mine Rock	<0.75	1.7	3.6	4.0	170	0.17	0.18	0.95	0.034	21	94
DX450222	BR-023	62	63	Fragmental 1	Central Pit	Mine Rock	<0.75	0.76	21	2.0	45	0.077	0.48	0.62	0.073	9.8	69
DX450223	BR-023	117	118	Felsic Volcanic 1	Central Pit	Mine Rock	<0.75	1.1	23	<1	74	0.064	1.1	0.93	3.4	11	58
DX450224	BR-023	136.8	138	Felsic Volcanic 1	Central Pit	Ore-Grade	<0.75	1.1	21	<1	110	0.078	0.41	1.2	0.26	8.9	64
DX450225	BR-137	153.55	154.5	Felsic Volcanic 1	Central Pit	Mine Rock	<0.75	1.1	47	<1	57	0.068	0.24	0.74	0.074	8.7	62
DX450226	BR-137	208.45	209.15	Felsic Volcanic 1	Central Pit	Ore-Grade	<0.75	0.27	170	<1	32	0.093	0.8	0.12	0.16	7.6	66
DX450227	BR-067	27	28.5	Felsic Volcanic 1	Central Pit	Mine Rock	0.080	0.64	1.8	<10	54	0.06	0.03	0.85	0.030	8.1	44
DX450228	BR-067	185.6	186.6	Felsic Volcanic 1	Central Pit	Mine Rock	<0.75	0.96	18	2.0	35	0.083	2.3	0.90	0.98	10	62
DX450229	BR-192	40.5	41.5	Felsic Volcanic 1	Central Pit	Ore-Grade	1.8	0.50	5.0	<1	39	0.069	8.8	2.1	3.8	6.5	79
DX450230	BR-174	30	31.5	Felsic Volcanic 1	Central Pit	Mine Rock	0.060	1.5	0.70	<10	210	0.05	0.06	0.98	0.050	9.6	38
DX450231	BR-174	79	80	Felsic Volcanic 1	Central Pit	Mine Rock	<0.75	0.54	3.4	<1	23	0.08	0.37	0.95	0.11	5.1	66
DX450232	BR-174	130.4	131.9	Felsic Volcanic 1	Central Pit	Mine Rock	<0.75	1.3	15	2.0	130	0.075	2.5	0.79	0.96	9.2	62
DX450233	BR-174	188	189	Felsic Volcanic 1	Central Pit	Mine Rock	1.5	2.1	5.3	4.0	58	0.21	3.8	0.68	12	10	66
DX450234	BR-174	232.5	234	Felsic Volcanic 1	Central Pit	Ore-Grade	<0.75	0.98	8.0	<1	81	0.072	0.19	1.8	0.26	8.2	66
DX450235	BR-174	259.5	261	Felsic Volcanic 1	Central Pit	Mine Rock	<0.75	1.4	4.6	<1	110	0.085	0.26	1.7	0.20	11	66
DX450236	BR-174	292	293.2	Felsic Volcanic 1	Central Pit	Mine Rock	<0.75	1.0	11	<1	170	0.06	0.22	1.4	0.12	9.5	51
DX450237	BR-174	349.35	350.85	Metasediment 2	Central Pit	Mine Rock	<0.75	2.1	2.7	2.0	150	0.15	0.72	0.47	0.064	21	120
DX450238	BR-174	415.9	416.9	Felsic Volcanic 2	Central Pit	Mine Rock	<0.75	0.33	160	<1	34	0.074	0.12	0.70	0.038	2.3	51
DX450239	BR-067	299	300	Felsic Volcanic 1	Central Pit	Ore-Grade	1.2	0.60	62	5.0	46	0.16	15	0.33	0.030	19	62
DX550051	BR-388	63.85	65.25	Basalt	Underground	Mine Rock	0.60	2.5	64	6.0	34	0.13	<0.085	3.9	0.16	50	110
DX550052	BR-388	87.5	88.85	Basalt	Underground	Mine Rock	<0.5	1.9	16	<1	190	0.049	<0.085	2.0	0.058	32	97
DX550053	DL-066	189	190.00	Basalt	Underground	Mine Rock	<0.5	1.1	1.9	<1	30	0.022	<0.085	2.8	0.034	14	61
DX550054	DL-066	101.9	103.40	Basalt	Underground	Mine Rock	<0.5	1.2	2.2	<1	160	<0.02	<0.085	1.6	0.046	20	42
DX550055	DL-066	136.5	138.00	Basalt	Underground	Mine Rock	<0.5	1.1	2.1	<1	43	0.028	<0.085	2.8	0.057	16	73
DX550056	DL-066	247.5	249.00	Basalt	Underground	Mine Rock	<0.5	1.4	1.9	<1	90	0.029	<0.085	2.4	0.038	25	59
DX550057	DL-066	520.3	521.50	Basalt	Underground	Mine Rock	<0.5	2.2	<0.5	<1	230	0.08	<0.085	2.5	0.12	28	83
DX550058	DL-066	472.2	473.10	Basalt	Underground	Mine Rock	<0.5	1.8	1.9	<1	330	0.035	<0.085	2.7	0.10	41	96
DX550059	DL-066	567.6	568.90	Basalt	Underground	Mine Rock	<0.5	1.7	<0.5	<1	220	0.057	<0.085	2.9	0.10	28	140
DX550060	DL-066	615.9	617.35	Basalt	Underground	Mine Rock	<0.5	1.3	2.9	<1	270	0.064	0.1	4.5	0.24	51	170
DX550061	DL-066	618.25	619.15	Basalt	Underground	Mine Rock	<0.5	1.9	3.6	2.0	290	0.27	<0.085	5.2	0.19	40	160
DX550062	BR-385	389.75	390.25	Felsic Volcanic 1	Underground	Mine Rock	<0.5	2.7	3.5	<1	400	0.5	0.54	2.6	0.074	20	110
DX550063	BR-385	417.5	418.00	Metasediment 3	Underground	Mine Rock	<0.5	2.2	20	<1	120	0.053	0.29	0.23	0.024	11	63
DX550064	BR-385	440.3	441.50	Metasediment 3	Underground	Mine Rock	<0.5	0.59	12	2.0	55	0.11	0.13	1.1	0.066	3.0	70
DX550065	BR-385	466	467.20	Metasediment 2	Underground	Mine Rock	<0.5	2.4	180	2.0	270	0.27	0.8	1.9	0.33	10	110
DX550066	BR-385	479.75	481.25	Felsic Volcanic 1	Underground	Mine Rock	<0.5	0.91	13	2.0	86	0.044	0.09	0.64	0.037	5.2	64
DX550067	BR-385	514.5	516.00	Felsic Volcanic 1	Underground	Mine Rock	<0.5	1.1	9.6	<1	97	0.049	0.15	0.86	0.11	6.7	57
DX550068	BR-385	353.5	355.00	Metasediment 3	Underground	Mine Rock	<0.5	0.60	2.3	<1	85	0.05	0.13	0.61	0.061	5.9	79
DX550069	BR-385	349.5	350.50	Metasediment 3	Underground	Mine Rock	<0.5	0.71	1.1	2.0	85	0.04	0.13	0.21	0.038	2.1	44
DX550070	BR-385	282	283.50	Intrusive Breccia	Underground	Mine Rock	<0.5	1.9	1.4	2.0	190	0.38	0.1	1.2	0.059	11	150
DX550071	BR-386	116	117.50	Felsic Volcanic 1	Underground	Mine Rock	<0.5	1.1	8.4	3.0	89	0.3	<0.085	1.3	0.025	4.8	72
DX550072	BR-386	60.5	62.00	Basalt	Underground	Mine Rock	<0.5	2.0	1.9	<1	76	0.052	<0.085	2.2	0.067	25	56

(1) Ten times average crustal abundance values presented in Price (1997).

Blue highlighting indicates samples with metal concentrations greater than the ten times crustal abundance screening value are present in the analyzed group.

Screening values are for qualitative assessment only and hold no regulatory significance.

Classification as mine rock or ore-grade materials was based on gold content.

A value of "--" indicates metal was not measured for the given sample; the variation in elements analyzed is due to measurement at two different laboratories (see text).

Table B-5 Aqua Regia Metals

Sample ID	Drillhole ID	From	To	Lithology	Area	Class	Silver	Aluminum	Arsenic	Boron	Barium	Beryllium	Bismuth	Calcium	Cadmium	Cobalt	Chromium
		m	m				ppm	%	ppm	ppm	ppm	ppm	ppm	%	ppm	ppm	ppm
10x Crustal Abundance (Price 1997) [(1)]							*0.75*	*--*	*18*	*100*	*4250*	*30*	*0.085*	*--*	*1.5*	*250*	*1020*
DX550073	BR-386	102.8	104.10	Basalt	Underground	Mine Rock	<0.5	2.0	40	3.0	96	0.12	<0.085	2.1	<0.02	33	290
DX550074	BR-384	418.05	419.30	Metasediment 2	Underground	Mine Rock	<0.5	2.8	54	3.0	41	0.28	0.22	0.87	0.13	27	76
DX550075	BR-384	385.8	386.60	Felsic Fragmental	Underground	Mine Rock	<0.5	2.1	1.7	2.0	42	0.19	0.14	0.93	0.028	14	86
DX550076	BR-384	367.5	369.00	Felsic Fragmental	Underground	Mine Rock	<0.5	1.5	0.68	5.0	43	0.33	<0.085	1.6	<0.02	8.1	83
DX550077	BR-384	470.25	471.30	Felsic Volcanic 1	Underground	Mine Rock	<0.5	0.83	13	1.0	89	0.13	0.18	1.8	0.13	7.2	73
DX550078	BR-384	333.25	334.65	Felsic Fragmental	Underground	Mine Rock	<0.5	1.9	1.0	3.0	69	0.099	0.22	0.75	0.080	15	120
DX550079	BR-384	313	314.50	Felsic Fragmental	Underground	Mine Rock	<0.5	1.0	38	2.0	77	0.064	<0.085	0.50	<0.02	20	130
DX550080	BR-384	516	517.00	Felsic Volcanic 2	Underground	Mine Rock	<0.5	0.47	40	2.0	74	0.091	<0.085	1.1	0.97	2.1	78
DX550081	BR-384	506.55	507.55	Felsic Volcanic 2	Underground	Mine Rock	0.60	0.49	19	3.0	47	0.21	0.66	1.0	6.5	2.1	71
DX550082	BR-384	563	564.00	Felsic Volcanic 2	Underground	Mine Rock	<0.5	0.44	25	<1	93	0.061	0.16	0.63	0.24	2.1	57
DX550083	BR-384	606	607.00	Felsic Volcanic 1	Underground	Mine Rock	1.4	0.40	1100	<1	100	0.1	4.8	2.2	0.26	9.7	78
DX550084	BR-384	661.2	662.00	Metasediment 2	Underground	Mine Rock	0.70	1.9	830	<1	260	0.17	1.7	0.54	0.39	18	140
DX550085	BR-384	669.25	670.50	Felsic Volcanic 2	Underground	Mine Rock	<0.5	0.62	26	<1	220	0.19	2.5	1.9	0.48	6.3	71
DX550086	BR-384	714	715.00	Felsic Volcanic 1	Underground	Mine Rock	<0.5	0.79	9.7	6.0	53	0.044	2.4	0.73	0.095	9.2	79
DX550087	BR-384	751	752.35	Felsic Volcanic 1	Underground	Mine Rock	<0.5	0.96	34	<1	88	0.064	0.1	1.2	0.13	12	75
DX550088	DL-071	37.5	39.00	Basalt	Underground	Mine Rock	<0.5	1.5	5.3	<1	20	0.19	<0.085	3.2	0.052	18	150
DX550089	DL-071	51	52.50	Basalt	Underground	Mine Rock	<0.5	1.7	1.4	<1	130	0.042	<0.085	3.0	0.061	28	180
DX550090	DL-071	91.25	92.00	Basalt	Underground	Mine Rock	<0.5	1.8	29	4.0	24	0.048	<0.085	2.8	0.045	18	180
DX550091	DL-071	335	336.00	Basalt	Underground	Mine Rock	<0.5	1.2	3.6	<1	5.4	0.035	<0.085	3.2	0.054	19	160
DX550092	DL-071	385.5	387.00	Basalt	Underground	Mine Rock	<0.5	1.5	1.3	<1	350	0.065	<0.085	2.1	0.055	20	180
DX550093	DL-071	415.5	417.00	Basalt	Underground	Mine Rock	<0.5	1.4	1.2	<1	120	0.034	<0.085	3.8	0.062	24	190
DX550094	REG-003	103.5	103.90	Basalt	Underground	Mine Rock	<0.5	2.1	16	3.0	280	0.23	<0.085	3.1	0.12	34	250
DX550095	REG-003	138	139.50	Basalt	Underground	Mine Rock	<0.5	2.7	2.5	<1	170	0.079	0.36	4.9	0.086	35	200
DX550096	REG-004	87	88.50	Basalt	Underground	Mine Rock	<0.5	2.1	45	<1	310	0.15	<0.085	2.1	0.072	33	220
DX550097	REG-004	101.5	102.50	Basalt	Underground	Mine Rock	<0.5	1.3	17	<1	77	0.12	0.14	3.2	0.10	28	260
DX550098	REG-004	136.5	138.00	Basalt	Underground	Mine Rock	<0.5	2.6	13	3.0	410	0.082	<0.085	2.9	0.047	29	300
DX550099	BH-22-21	92.4	93.40	Basalt	Underground	Mine Rock	<0.5	0.54	5.5	<1	42	<0.02	<0.085	2.8	<0.02	11	230
DX550100	BH-22-23	71.3	72.30	Basalt	Underground	Mine Rock	<0.5	0.45	6.7	<1	38	0.025	<0.085	1.3	<0.02	8.7	140
DX550101	BH-22-27	41.1	42.10	Basalt	Underground	Mine Rock	<0.5	0.89	1.6	<1	5.6	<0.02	<0.085	2.6	0.036	8.8	180
DX550102	BH-22-27A	47.4	48.80	Ultramafic	Underground	Mine Rock	<0.5	2.0	1.2	2.0	220	0.16	0.44	5.8	0.11	14	250
DX550103	BH-22-27	23.1	24.10	Basalt	Underground	Mine Rock	<0.5	1.3	6.5	2.0	23	<0.02	<0.085	2.0	0.045	15	190
DX550104	BH-22-27A	32.4	33.40	Rhyolite	Underground	Mine Rock	<0.5	0.17	3.1	<1	12	0.1	0.18	0.46	<0.02	0.58	200
DX550105	BH-22-21	71.4	72.40	Basalt	Underground	Mine Rock	0.050	1.5	3.3	<10	184	0.06	<0.01	3.2	0.070	21	132
DX550106	BH-22-23	56.3	57.30	Basalt	Underground	Mine Rock	0.080	1.9	8.6	<10	66	0.12	0.04	4.3	0.050	31	188
DX550107	BR-384	726	727.10	Felsic Volcanic 1	Underground	Mine Rock	<0.5	1.1	12	2.0	47	0.11	3	0.81	0.23	9.6	130
DX550108	BR-384	741	742.00	Felsic Volcanic 1	Underground	Mine Rock	<0.5	0.73	16	<1	51	0.035	1.3	1.2	0.70	7.1	61
DX550109	BR-384	735	736.00	Felsic Volcanic 1	Underground	Mine Rock	0.70	1.8	55	2.0	73	0.22	2	1.0	0.62	10	80
031751	BR-116	777	778.5	Basalt	Underground	Mine Rock	<0.5	2.2	15	<1	250	0.27	<0.085	1.2	<0.02	17	44
031752	BR-096	595.5	596.7	Basalt	Underground	Mine Rock	<0.5	1.5	230	<1	120	0.08	<0.085	1.6	0.030	27	20
031753	BR-096	598.85	600	Basalt	Underground	Mine Rock	<0.5	1.7	1.9	<1	360	0.06	0.086	1.3	0.14	22	46
031754	BR-115	727.5	729	Basalt	Underground	Mine Rock	<0.5	1.9	310	3.0	420	0.07	0.18	1.2	0.11	33	64
031755	BR-132	400.5	401.5	Metasediment 3	Underground	Mine Rock	<0.5	0.80	1.4	<1	120	0.05	<0.085	0.52	0.030	8.0	22
031756	BR-132	534.55	536	Basalt	Underground	Mine Rock	<0.5	2.2	20	<1	320	0.11	0.227	0.97	0.050	33	68

(1) Ten times average crustal abundance values presented in Price (1997).

Blue highlighting indicates samples with metal concentrations greater than the ten times crustal abundance screening value are present in the analyzed group.

Screening values are for qualitative assessment only and hold no regulatory significance.

Classification as mine rock or ore-grade materials was based on gold content.

A value of "--" indicates metal was not measured for the given sample; the variation in elements analyzed is due to measurement at two different laboratories (see text).

Table B-5 Aqua Regia Metals

Sample ID	Drillhole ID	From	To	Lithology	Area	Class	Silver	Aluminum	Arsenic	Boron	Barium	Beryllium	Bismuth	Calcium	Cadmium	Cobalt	Chromium
		m	m				ppm	%	ppm	ppm	ppm	ppm	ppm	%	ppm	ppm	ppm
10x Crustal Abundance (Price 1997) [1]							*0.75*	*--*	*18*	*100*	*4250*	*30*	*0.085*	*--*	*1.5*	*250*	*1020*
031757	BR-190	412.95	414	Metasediment 3	Underground	Mine Rock	<0.5	0.67	1.9	2.0	79	0.05	<0.085	0.61	<0.02	7.6	33
031758	BR-190	438.25	439.25	Sericite Schist	Underground	Mine Rock	6.8	0.43	2.5	2.0	53	0.16	0.12	0.043	0.13	6.0	2.4
031759	BR-190	451.5	453	Fragmental 2	Underground	Mine Rock	<0.5	2.7	110	5.0	180	0.41	<0.085	0.84	0.040	12	11
031760	BR-190	465	466	Fragmental 2	Underground	Mine Rock	<0.5	1.1	7.3	2.0	77	0.1	0.162	0.75	0.030	4.4	12
031761	BR-190	506.55	507.7	Felsic Fragmental	Underground	Mine Rock	<0.5	4.1	6.0	3.0	280	0.4	0.24	2.2	0.10	30	52
031762	BR-085	190	190.5	Metasediment 3	Underground	Mine Rock	<0.5	0.78	24	3.0	79	0.11	0.189	0.28	0.050	8.2	10
031763	BR-085	251.5	252.8	Metasediment 3	Underground	Mine Rock	<0.5	0.71	3.8	4.0	51	0.15	<0.085	0.84	0.030	6.8	20
031764	BR-089	654	655.5	Fragmental 2	Underground	Mine Rock	<0.5	1.2	2.4	4.0	99	0.13	0.176	0.56	0.37	4.8	3.6
031765	BR-089	676.5	677.5	Fragmental 2	Underground	Mine Rock	<0.5	1.0	68	<1	210	0.09	0.613	0.83	0.29	15	23
031766	BR-140	587	588	Felsic Fragmental	Underground	Mine Rock	<0.5	1.6	1.7	2.0	64	0.1	<0.085	0.43	<0.02	12	17
031767	BR-131	472.5	474	Metasediment 3	Underground	Mine Rock	<0.5	1.3	3.1	<1	170	0.05	<0.085	0.55	0.040	10	17
031768	BR-131	506.7	507.7	Sericite Schist	Underground	Mine Rock	<0.5	0.49	2.9	<1	58	0.03	<0.085	0.71	0.020	10	32
031769	BR-141	661.6	662.6	Metasediment 3	Underground	Mine Rock	<0.5	1.3	5.6	<1	110	0.04	0.138	0.21	<0.02	8.8	14
031770	BR-141	686	687	Metasediment 3	Underground	Mine Rock	<0.5	1.2	270	4.0	31	0.22	0.184	0.67	0.35	10	12
031771	BR-141	688	689	Metasediment 3	Underground	Mine Rock	<0.5	0.68	61	2.0	21	0.06	0.321	1.8	0.060	4.8	7.6
031772	BR-098	674	675.35	Felsic Volcanic 1	Underground	Mine Rock	<0.5	1.2	8.1	<1	390	0.08	<0.085	0.88	0.040	8.4	22
031773	DL-056	271.5	273	Basalt	Underground	Mine Rock	<0.5	1.0	2.5	<1	160	0.07	<0.085	3.0	0.050	19	70
031774	DL-055	191	191.5	Basalt	Underground	Mine Rock	<0.5	2.2	28	8.0	160	0.3	<0.085	4.3	0.38	35	120
031775	BR-176	759	760.5	Basalt	Underground	Mine Rock	<0.5	1.4	1.9	2.0	170	0.1	<0.085	2.7	0.040	26	48
031776	DL-04-12	312	313.5	Basalt	Underground	Mine Rock	<0.5	1.6	940	2.0	77	0.11	0.11	1.3	0.17	41	150
031777	BR-176	698.2	699.7	Metasediment 3	Underground	Mine Rock	<0.5	0.48	48	<1	39	0.06	<0.085	0.28	<0.02	16	7.9
031778	BR-194	390.8	392.3	Metasediment 2	Underground	Mine Rock	<0.5	1.5	12	2.0	150	0.11	0.14	0.43	0.040	11	110
031779	BR-194	401	402	Metasediment 2	Underground	Mine Rock	<0.5	1.0	7.8	2.0	96	0.07	0.1	0.29	0.080	6.1	140
031780	BR-194	576.4	576.95	Argillite	Underground	Mine Rock	<0.5	0.57	250	<1	41	0.06	0.18	2.2	0.14	18	190
031781	BR-194	477.8	478.6	Fragmental 2	Underground	Mine Rock	<0.5	0.92	15	<1	88	0.06	<0.085	0.36	0.030	7.0	100
031782	BR-192	336.5	338	Fragmental 2	Underground	Mine Rock	<0.5	0.74	10	2.0	87	0.06	<0.085	0.72	<0.02	3.7	12
031783	BR-194	498.85	499.5	Fragmental 2	Underground	Mine Rock	0.080	1.9	3.2	<10	253	0.07	0.06	0.35	0.020	11	19
031784	BR-193	328.4	329.4	Metasediment 3	Underground	Mine Rock	<0.5	1.0	20	<1	170	0.06	<0.085	0.65	0.040	14	130
031785	BR-193	331.8	333	Metasediment 3	Underground	Mine Rock	<0.5	1.8	92	<1	140	0.11	<0.085	0.50	0.070	15	170
031786	BR-193	329.9	330.4	Metasediment 3	Underground	Mine Rock	7.9	0.86	18	2.0	53	0.1	1	0.39	1.9	16	100
31787	BR-193	316.6	318	Metasediment 3	Underground	Mine Rock	<0.5	1.3	1.7	<1	190	0.06	<0.085	0.33	0.030	7.4	150
031788	BR-192	220.5	222	Metasediment 2	Underground	Mine Rock	<0.5	2.0	18	4.0	290	0.26	0.19	1.6	0.060	7.9	34
031789	BR-192	232	233	Felsic Volcanic 1	Underground	Mine Rock	<0.5	1.3	3.1	4.0	98	0.13	0.3	0.35	0.15	12	18
031790	BR-381	258.5	259	Basalt	Underground	Mine Rock	<0.5	1.3	31	<1	130	0.06	0.24	1.3	0.070	34	200
031791	BR-381	248.4	248.85	Basalt	Underground	Mine Rock	<0.5	2.6	14	<1	450	0.1	0.18	1.2	0.060	29	120
031792	BR-381	222.35	223.15	Sericite Schist	Underground	Mine Rock	0.12	0.24	12	<10	27	0.17	0.07	0.91	0.090	3.7	4.0
031793	DL-063A	259.35	260.35	Basalt	Underground	Mine Rock	<0.5	1.4	13	<1	2.1	0.08	<0.085	2.8	0.060	21	140
031794	BR-291	697.8	699	Metasediment 3	Underground	Mine Rock	0.30	2.0	1.3	<10	176	0.08	0.07	0.54	0.050	15	29
031795	BR-197	345.5	346.5	Fragmental 2	Underground	Mine Rock	<0.5	3.4	27	<1	620	0.16	<0.085	0.47	0.030	30	160
031796	BR-197	282	282.65	Felsic Volcanic 2	Underground	Mine Rock	<0.5	1.3	0.80	3.0	140	0.09	<0.085	0.72	0.030	9.7	100
031797	BH22-27	51	52	Basalt	Underground	Mine Rock	<0.5	1.2	4.8	2.0	8.8	0.05	<0.085	5.0	0.040	17	37
031798	BH22-24	85	86	Basalt	Underground	Mine Rock	<0.5	1.2	20	<1	150	0.05	<0.085	2.1	0.070	22	12
031799	BH22-24	60	61	Basalt	Underground	Mine Rock	<0.5	1.8	85	<1	240	0.1	<0.085	2.9	0.060	37	51

(1) Ten times average crustal abundance values presented in Price (1997).

Blue highlighting indicates samples with metal concentrations greater than the ten times crustal abundance screening value are present in the analyzed group.

Screening values are for qualitative assessment only and hold no regulatory significance.

Classification as mine rock or ore-grade materials was based on gold content.

A value of "--" indicates metal was not measured for the given sample; the variation in elements analyzed is due to measurement at two different laboratories (see text).

Table B-5 Aqua Regia Metals

Sample ID	Drillhole ID	From	To	Lithology	Area	Class	Silver	Aluminum	Arsenic	Boron	Barium	Beryllium	Bismuth	Calcium	Cadmium	Cobalt	Chromium
		m	m				ppm	%	ppm	ppm	ppm	ppm	ppm	%	ppm	ppm	ppm
10x Crustal Abundance (Price 1997) [1]							*0.75*	*--*	*18*	*100*	*4250*	*30*	*0.085*	*--*	*1.5*	*250*	*1020*
031800	BH22-20	213	214	Basalt	Underground	Mine Rock	<0.5	1.9	13	2.0	2.5	0.05	<0.085	3.2	0.20	22	21
031801	BH22-20	114	115	Basalt	Underground	Mine Rock	<0.5	1.3	1.4	<1	51	0.03	<0.085	2.4	0.050	15	14
031802	BH22-25	165	166	Basalt	Underground	Mine Rock	<0.5	1.7	1.7	2.0	210	0.18	<0.085	2.1	0.070	35	58
031803	BH22-25	140	141	Basalt	Underground	Mine Rock	<0.5	0.95	1.6	<1	54	0.06	<0.085	3.2	0.050	25	17
031804	BH22-18	42	43	Basalt	Underground	Mine Rock	<0.5	1.2	2.5	<1	64	0.09	0.116	2.6	0.060	35	28
031805	BH22-18	27	28	Basalt	Underground	Mine Rock	0.090	2.7	5.5	10	125	0.21	0.05	4.7	0.28	31	113
031806	BH22-17	210	211	Basalt	Underground	Mine Rock	<0.5	1.3	2.3	<1	200	0.1	<0.085	3.7	0.070	21	38
031807	BR-386	509.1	509.45	Metasediment 2	Underground	Mine Rock	<0.5	3.4	160	<1	670	1	0.46	4.5	0.21	38	750
031808	DL-066	355.5	357	Basalt	Underground	Mine Rock	<0.5	1.7	82	2.0	9.4	0.12	<0.085	4.0	0.12	19	93
031809	DL-066	367.5	368.55	Rhyolite	Underground	Mine Rock	<0.5	0.57	1.3	2.0	82	0.22	0.37	0.76	0.040	1.8	160
031811	BH22-23	55	60	Basalt	Underground	Mine Rock	<0.5	1.5	2.3	<1	29	0.08	<0.085	2.2	0.040	18	33
031812	BH22-23	30	31	Basalt	Underground	Mine Rock	<0.5	1.8	22	2.0	130	0.12	<0.085	1.8	0.060	22	34
031813	BR-117	781.5	783	Basalt	Underground	Mine Rock	<0.5	1.5	12	5.0	54	0.08	<0.085	2.4	0.030	18	110
031814	DL-067	277	278.5	Basalt	Underground	Mine Rock	<0.5	1.5	1.0	<1	180	0.05	<0.085	2.9	0.050	22	170
031815	DL-067	415	415.5	Basalt	Underground	Mine Rock	0.60	1.1	8.3	<1	270	0.08	0.76	1.7	2.9	110	110
031816	DL-067	571.8	572.2	Argillite	Underground	Mine Rock	<0.5	1.9	9.1	<1	150	0.12	<0.085	0.82	0.83	8.4	81
031817	BR-386	312	313.5	Metasediment 3	Underground	Mine Rock	<0.5	1.8	4.1	<1	410	0.1	0.25	0.43	0.040	11	28
031818	BR-068	668.8	669.45	Metasediment 2	Underground	Mine Rock	<0.5	0.53	3.4	<1	70	0.05	<0.085	0.39	<0.02	8.5	15
031819	BR-068	680	681	Metasediment 3	Underground	Mine Rock	<0.5	1.3	0.80	<1	2.9	0.04	<0.085	1.4	0.050	12	240
116732	BR-122	605.5	606	Metasediment 3	Underground	Mine Rock	0.50	2.4	5.0	<1	250	0.04	0.152	0.49	0.47	21	33
116733	BR-122	683	684	Fragmental 2	Underground	Mine Rock	<0.5	0.56	4.6	6.0	71	0.14	<0.085	0.72	0.040	2.4	4.1
116734	BR-122	720	720.5	Felsic Volcanic 1	Underground	Mine Rock	<0.5	0.98	430	<1	170	0.04	0.339	0.42	0.050	16	24
116735	BR-122	743.6	744.1	Basalt	Underground	Mine Rock	<0.5	1.7	6.2	<1	220	0.18	<0.085	2.2	0.040	26	72
116736	BR-121	721.35	722.5	Metasediment 3	Underground	Mine Rock	<0.5	1.2	17	5.0	52	0.27	0.235	0.59	0.090	9.2	6.6
116737	BR-121	725.1	726.5	Metasediment 3	Underground	Mine Rock	<0.5	0.95	1400	<1	170	0.06	0.475	0.77	0.080	31	24
116738	BR-121	738	739.5	Basalt	Underground	Mine Rock	<0.5	1.6	120	2.0	16	0.31	0.189	0.46	0.020	22	34
116739	BR-160	366.4	367.4	Felsic Volcanic 1	Underground	Mine Rock	<0.5	1.3	6.2	1.0	130	0.08	0.166	0.30	0.030	10	16
116740	BR-160	268.75	270	Metasediment 3	Underground	Mine Rock	<0.5	0.65	44	1.0	43	0.05	<0.085	0.31	0.030	19	19
116741	BR-160	396	396.6	Rhyolite	Underground	Mine Rock	<0.5	0.34	4.3	<1	120	0.08	0.13	0.53	0.050	1.1	5.4
116742	BR-067	670.5	672	Felsic Volcanic 2	Underground	Mine Rock	<0.5	0.38	63	<1	61	0.05	0.143	0.48	0.080	2.3	1.7
116743	BR-067	682.3	683.3	Felsic Volcanic 2	Underground	Mine Rock	<0.5	1.5	1100	<1	160	0.48	0.758	2.1	0.11	12	46
116744	BR-067	700.5	702	Metasediment 3	Underground	Mine Rock	<0.5	0.43	140	<1	37	0.12	0.119	0.63	0.14	2.0	1.6
116745	BR-067	739.9	740.3	Intrusive Breccia	Underground	Mine Rock	<0.5	1.9	57	<1	120	0.1	<0.085	0.76	<0.02	28	320
116746	DL-051	340.2	340.75	Ultramafic	Underground	Mine Rock	<0.5	2.9	7.3	2.0	980	1.5	<0.085	4.0	0.080	33	380
116747	DL-051	226	226.8	Argillite	Underground	Mine Rock	<0.5	0.56	200	2.0	28	0.07	0.7	0.44	3.6	23	140
116748	DL-04-10	291.95	292.5	Basalt	Underground	Mine Rock	<0.5	1.9	2.9	2.0	370	0.04	<0.085	1.9	0.050	55	150
116749	DL-04-11	376.5	378	Basalt	Underground	Mine Rock	<0.5	1.4	1.8	2.0	36	0.09	<0.085	3.3	0.060	21	95
116750	DL-062	273.85	274.5	Argillite	Underground	Mine Rock	0.90	0.64	44	3.0	4.4	0.05	1.1	1.4	3.9	53	150
031851	BR-181	88.6	89.25	Felsic Volcanic 1	Viggo Pit	Mine Rock	<0.5	1.7	120	2.0	120	0.07	0.25	1.4	0.050	10	16
031852	BR-165	314	314.95	Felsic Volcanic 1	Central Pit	Mine Rock	0.080	1.8	320	13	145	0.06	0.15	1.6	0.060	7.0	16
031853	BR-160	137.9	138.6	Felsic Volcanic 1	Central Pit	Mine Rock	<0.5	1.1	110	2.0	110	0.13	0.17	1.6	0.10	6.8	11
031854	BR-155	352.5	354	Felsic Volcanic 1	Underground	Mine Rock	<0.5	1.1	230	2.0	95	0.07	0.1	0.85	0.18	6.9	7.4
031855	BR-133	233.4	234.5	Felsic Volcanic 1	Central Pit	Mine Rock	<0.5	1.2	460	2.0	66	0.08	0.12	0.48	0.060	7.8	13

(1) Ten times average crustal abundance values presented in Price (1997).

Blue highlighting indicates samples with metal concentrations greater than the ten times crustal abundance screening value are present in the analyzed group.

Screening values are for qualitative assessment only and hold no regulatory significance.

Classification as mine rock or ore-grade materials was based on gold content.

A value of "--" indicates metal was not measured for the given sample; the variation in elements analyzed is due to measurement at two different laboratories (see text).

Table B-5 Aqua Regia Metals

Sample ID	Drillhole ID	From	To	Lithology	Area	Class	Silver	Aluminum	Arsenic	Boron	Barium	Beryllium	Bismuth	Calcium	Cadmium	Cobalt	Chromium
		m	m				ppm	%	ppm	ppm	ppm	ppm	ppm	%	ppm	ppm	ppm
10x Crustal Abundance (Price 1997) [(1)]							*0.75*	*--*	*18*	*100*	*4250*	*30*	*0.085*	*--*	*1.5*	*250*	*1020*
031856	BR-152	214.05	215	Felsic Volcanic 1	Central Pit	Mine Rock	<0.5	1.9	1.3	2.0	270	0.11	0.11	0.64	0.040	11	21
031857	BR-158	167.3	168.75	Felsic Volcanic 1	Central Pit	Mine Rock	<0.5	1.6	1.9	3.0	98	0.17	0.14	1.2	0.050	9.7	8.6
031858	BR-165	249.5	250.5	Felsic Volcanic 1	Central Pit	Mine Rock	<0.5	1.9	5.5	<1	490	0.05	0.12	0.98	0.090	12	12
031859	BR-152	88.5	89.5	Felsic Volcanic 1	Central Pit	Mine Rock	<0.5	2.2	1.6	<1	380	0.19	<0.085	1.9	0.080	15	62
031860	BR-076	53	54	Felsic Volcanic 1	Central Pit	Mine Rock	<0.5	1.4	6.0	2.0	150	0.06	0.11	1.8	0.14	9.4	26
031861	BR-043	259.5	261	Felsic Volcanic 1	Underground	Mine Rock	<0.5	1.3	6.8	2.0	110	0.08	<0.085	1.4	0.070	9.8	14
031862	BR-226	138	139	Felsic Volcanic 1	Central Pit	Mine Rock	<0.5	1.2	1.5	<1	170	0.05	<0.085	2.0	0.14	9.2	21
031863	BR-237	147.2	148.1	Felsic Volcanic 1	Central Pit	Mine Rock	<0.5	1.8	3.2	5.0	160	0.13	<0.085	0.76	0.080	8.3	14
031864	BR-284	288	288.65	Felsic Volcanic 1	Central Pit	Mine Rock	<0.5	1.5	3.0	1.0	140	0.07	0.1	1.5	0.090	10	15
031865	BR-318	100.4	101.8	Felsic Volcanic 1	Central Pit	Mine Rock	<0.5	1.2	2.3	2.0	140	0.06	0.14	1.4	0.040	6.9	18
031866	BR-346	42.75	43.8	Felsic Volcanic 1	Central Pit	Mine Rock	<0.5	2.6	830	4.0	51	0.65	0.18	1.4	0.060	4.9	5.8
031867	BR-209	127.85	128.55	Felsic Volcanic 1	Central Pit	Ore-Grade	<0.5	1.5	170	2.0	190	0.11	0.12	1.3	0.060	9.6	10
031868	BR-481	527.8	528.6	Felsic Volcanic 1	Central Pit	Mine Rock	<0.5	0.78	67	2.0	32	0.1	0.1	0.59	0.15	3.9	5.1
031869	BR-210	410.9	412	Felsic Volcanic 1	Underground	Mine Rock	<0.5	1.4	390	1.0	75	0.06	0.14	0.67	0.050	8.6	9.3
031870	BR-242	112.6	114	Felsic Volcanic 1	Central Pit	Mine Rock	<0.5	1.4	860	2.0	96	0.07	0.14	0.67	0.060	9.7	12
031871	BR-433	200.6	202.1	Felsic Volcanic 1	Central Pit	Mine Rock	<0.5	1.2	10	<1	350	0.1	0.44	1.6	0.46	10	25
031872	BR-123	203	204	Felsic Volcanic 1	Central Pit	Mine Rock	<0.5	1.5	11	<1	320	0.09	0.37	1.4	0.040	12	35
031873	BR-166	134.8	135.95	Felsic Volcanic 1	Central Pit	Mine Rock	<0.5	1.4	13	3.0	110	0.13	<0.085	2.0	0.13	7.9	14
031874	BR-109	67.35	68	Felsic Volcanic 1	Central Pit	Mine Rock	<0.5	1.2	9.6	3.0	89	0.09	<0.085	1.0	0.13	7.8	18
031875	BR-164	211.75	213	Felsic Volcanic 1	Central Pit	Mine Rock	<0.5	1.1	19	2.0	43	0.12	0.18	1.1	0.11	9.2	11
031876	BR-105	202.3	203.3	Felsic Volcanic 1	Central Pit	Mine Rock	<0.5	2.2	19	3.0	160	0.2	<0.085	3.0	0.040	19	59
031877	BR-156	366	367.5	Felsic Volcanic 1	Central Pit	Mine Rock	<0.5	2.5	17	<1	99	0.32	<0.085	1.6	0.080	11	51
031878	BR-100	222	223	Felsic Volcanic 1	Central Pit	Mine Rock	<0.5	0.91	9.9	2.0	57	0.11	0.1	1.6	0.16	6.0	6.9
031879	BR-069	98	99	Felsic Volcanic 1	Central Pit	Mine Rock	<0.5	1.4	1.8	5.0	68	0.15	0.11	0.55	0.11	6.8	10
031880	BR-342	42.4	43	Felsic Volcanic 1	Central Pit	Mine Rock	<0.5	1.8	15	<1	170	0.2	0.2	1.5	0.060	16	35
031881	BR-463	112.5	114	Felsic Volcanic 1	Central Pit	Mine Rock	<0.5	1.6	8.6	2.0	110	0.07	0.12	0.92	0.070	11	12
031882	BR-224	321	321.6	Felsic Volcanic 1	Central Pit	Mine Rock	<0.5	0.76	130	5.0	150	0.21	1	2.4	0.65	6.5	11
031883	BR-192	151.5	152.5	Felsic Volcanic 1	Central Pit	Mine Rock	<0.5	1.7	100	5.0	320	0.2	1.3	2.3	0.26	14	59
031884	BR-250B	214.4	215.15	Felsic Volcanic 1	Central Pit	Ore-Grade	<0.5	0.78	100	5.0	42	0.11	0.26	0.38	0.29	8.9	5.9
031885	BR-284	504.75	505.5	Felsic Volcanic 1	Underground	Mine Rock	0.80	1.3	140	5.0	110	0.26	1.8	0.32	0.92	8.9	12
031886	BR-341	67.5	69	Felsic Volcanic 1	Central Pit	Ore-Grade	<0.5	1.2	160	5.0	49	0.04	<0.085	0.23	0.13	11	15
031887	BR-429	221.8	222.85	Felsic Volcanic 1	Central Pit	Ore-Grade	<0.5	2.1	100	5.0	58	0.27	<0.085	0.90	0.050	14	63
31893	BR-502	76.8	77.7	Metasediment 2	Central Pit	Mine Rock	<0.5	3.0	200	3.0	180	0.17	0.31	0.18	0.060	23	79
031894	BR-225	351.4	352.05	Metasediment 2	Central Pit	Mine Rock	<0.5	2.7	130	2.0	180	0.14	0.3	0.15	0.050	19	100
031895	BR-320	156	157.5	Metasediment 2	Central Pit	Mine Rock	<0.5	2.4	54	<1	140	0.15	0.18	0.48	0.070	16	71
031896	BR-503	167.75	169.25	Metasediment 2	Central Pit	Mine Rock	<0.5	2.7	55	3.0	180	0.15	0.25	0.21	0.060	20	87
031897	BR-206	252	253	Metasediment 2	Central Pit	Mine Rock	<0.5	2.6	560	<1	120	0.08	0.39	0.15	0.070	22	89
031898	BR-233	262.5	263.5	Metasediment 2	Central Pit	Mine Rock	<0.5	3.7	920	3.0	240	0.21	0.24	1.1	0.14	25	240
031899	BR-188	275.6	277	Metasediment 2	Central Pit	Mine Rock	<0.5	3.2	430	2.0	200	0.13	0.26	0.17	0.19	19	94
031900	BR-140	203	204	Felsic Volcanic 1	Central Pit	Mine Rock	1.2	0.69	68	5.0	67	0.13	6.1	0.13	0.12	9.6	4.6
031901	BR-086	157.8	159	Felsic Volcanic 1	Central Pit	Mine Rock	0.32	1.3	63	<10	59	0.18	3.68	0.98	0.12	9.4	12
031902	BR-118	39	40	Felsic Volcanic 1	Central Pit	Mine Rock	1.2	1.0	43	5.0	96	0.14	6.5	0.13	0.11	17	3.9
031903	BR-034	149	150	Felsic Volcanic 1	Central Pit	Mine Rock	<0.5	1.5	50	10	44	0.28	6.2	0.56	0.27	14	15

(1) Ten times average crustal abundance values presented in Price (1997).

Blue highlighting indicates samples with metal concentrations greater than the ten times crustal abundance screening value are present in the analyzed group.

Screening values are for qualitative assessment only and hold no regulatory significance.

Classification as mine rock or ore-grade materials was based on gold content.

A value of "--" indicates metal was not measured for the given sample; the variation in elements analyzed is due to measurement at two different laboratories (see text).

Table B-5 Aqua Regia Metals

Sample ID	Drillhole ID	From	To	Lithology	Area	Class	Silver	Aluminum	Arsenic	Boron	Barium	Beryllium	Bismuth	Calcium	Cadmium	Cobalt	Chromium
		m	m				ppm	%	ppm	ppm	ppm	ppm	ppm	%	ppm	ppm	ppm
10x Crustal Abundance (Price 1997) [(1)]							*0.75*	*--*	*18*	*100*	*4250*	*30*	*0.085*	*--*	*1.5*	*250*	*1020*
031904	BR-067	230	231	Felsic Volcanic 1	Central Pit	Mine Rock	1.1	1.5	51	7.0	65	0.22	10	0.82	0.59	9.8	5.9
031905	BR-152	357	358	Felsic Volcanic 1	Central Pit	Mine Rock	<0.5	1.8	190	6.0	61	0.17	0.95	0.75	0.22	12	16
031906	BR-135	327.5	328	Felsic Volcanic 1	Central Pit	Ore-Grade	0.70	1.1	150	5.0	30	0.07	<0.085	0.17	0.060	9.6	8.4
031907	BR-133	134	135	Felsic Volcanic 1	Central Pit	Ore-Grade	0.80	1.1	120	5.0	90	0.08	0.18	0.75	0.27	8.9	8.8
031908	BR-087	342.55	343.3	Felsic Volcanic 1	Central Pit	Ore-Grade	1.1	1.4	39	5.0	96	0.15	0.86	0.23	0.68	2.9	9.1
031909	BR-413	19.4	20.65	Metasediment 2	Central Pit	Mine Rock	<0.5	2.0	210	11	160	0.13	0.56	0.37	0.060	16	70
031910	BR-147	218	219.2	Metasediment 2	Central Pit	Mine Rock	<0.5	3.0	610	3.0	200	0.18	0.22	0.47	0.080	22	140
031911	BR-163	445	446	Metasediment 2	Underground	Mine Rock	<0.5	2.4	280	<1	130	0.11	0.33	0.14	0.070	22	73
031912	BR-333	119.15	120.5	Metasediment 2	Underground	Mine Rock	<0.5	1.9	40	4.0	370	0.24	0.58	1.1	0.12	11	47
031913	BR-203	99.9	100.65	Metasediment 2	Central Pit	Mine Rock	<0.5	2.6	24	3.0	160	0.21	0.31	0.35	0.070	14	86
031914	BR-555	61.15	62.5	Metasediment 2	Central Pit	Mine Rock	0.90	1.8	37	2.0	93	0.12	1.3	0.20	0.12	17	47
031915	BR-432	173.5	175	Metasediment 2	Central Pit	Mine Rock	0.60	1.9	19	<1	390	0.31	1.8	1.1	0.37	22	110
031916	BR-382	67.3	68.6	Metasediment 2	Central Pit	Mine Rock	<0.5	1.6	800	<1	160	0.32	0.45	0.79	0.28	25	120
031917	BR-437	64.5	66	Metasediment 2	Central Pit	Mine Rock	0.60	2.1	64	5.0	160	0.22	<0.085	1.0	0.28	12	32
031918	BR-253	51.6	52.5	Metasediment 2	Central Pit	Mine Rock	<0.5	3.2	70	4.0	560	0.24	0.22	0.35	0.030	15	61
031919	BR-192	183.9	184.9	Metasediment 2	Central Pit	Mine Rock	<0.5	2.0	40	<1	180	0.34	1.5	0.57	0.25	25	100
031920	BR-175	418.9	420.4	Metasediment 2	Central Pit	Mine Rock	0.93	3.2	18	19	96	0.14	0.42	0.53	0.070	13	64
031921	BR-434	40.95	41.95	Metasediment 3	Central Pit	Mine Rock	<0.5	1.1	5.6	2.0	100	0.06	<0.085	0.43	0.14	4.0	4.3
031922	BR-213	343.55	345	Metasediment 3	Central Pit	Mine Rock	<0.5	1.5	2.1	2.0	120	0.07	0.15	0.23	0.070	12	28
031923	BR-219	205.5	207	Metasediment 3	Central Pit	Mine Rock	<0.5	1.5	18	4.0	48	0.18	0.27	0.15	0.090	15	12
031924	BR-392	248.9	250.4	Metasediment 3	Underground	Mine Rock	<0.5	1.9	6.9	2.0	390	0.14	0.22	0.90	0.080	11	35
031925	BR-509	136.4	137.4	Metasediment 3	Central Pit	Mine Rock	<0.5	2.0	31	3.0	180	0.25	0.14	0.41	<0.02	14	18
031926	BR-356	56.45	57.5	Metasediment 3	Central Pit	Mine Rock	<0.5	1.3	2.6	4.0	99	0.12	0.25	0.27	0.12	8.4	19
031927	BR-153	41.5	43	Metasediment 3	Central Pit	Mine Rock	<0.5	1.4	1.0	4.0	140	0.13	<0.085	0.30	0.060	13	27
031928	BR-036	190.9	191.7	Metasediment 3	Central Pit	Mine Rock	<0.5	0.96	6.0	<1	110	0.07	0.15	0.64	<0.02	5.0	8.6
031929	BR-181	201.5	202.5	Metasediment 3	Viggo Pit	Mine Rock	<0.5	1.1	3.1	4.0	62	0.1	<0.085	0.69	<0.02	8.2	11
031930	BR-037	308.8	309.75	Metasediment 3	Central Pit	Mine Rock	<0.5	1.4	5.1	2.0	200	0.09	0.26	0.94	0.050	14	18
031931	BR-131	333	334	Metasediment 2	Central Pit	Ore-Grade	1.3	2.4	26	1.0	330	0.16	3.7	0.16	0.65	20	79
031932	BR-410	194	195	Felsic Volcanic 1	Central Pit	Mine Rock	1.2	1.6	850	2.0	460	0.12	29	0.74	0.11	11	21
031933	BR-185	155.9	157.05	Felsic Volcanic 1	Central Pit	Mine Rock	<0.5	2.8	2900	4.0	77	0.33	0.47	1.2	0.050	16	21
031934	BR-163	418.9	419.5	Felsic Volcanic 1	Underground	Mine Rock	<0.5	0.32	3500	<1	11	0.07	0.15	0.88	0.14	4.5	6.5
031935	BR-039	144.8	145.7	Felsic Volcanic 1	Central Pit	Mine Rock	<0.5	1.0	260	2.0	120	0.15	0.19	1.3	0.18	8.3	13
031936	BR-022	447	447.5	Felsic Volcanic 1	Central Pit	Mine Rock	<0.5	1.3	1300	<1	30	0.21	0.1	0.48	0.060	7.9	6.3
031937	BR-001	100.75	101.25	Felsic Volcanic 1	Underground	Mine Rock	<0.5	0.89	930	<1	310	0.17	0.27	1.5	0.030	7.0	13
031938	BR-481	485	486	Felsic Volcanic 1	Central Pit	Mine Rock	1.6	1.2	31	2.0	84	0.14	2	0.47	7.5	7.6	7.1
031939	BR-190	225	226	Felsic Volcanic 1	Central Pit	Ore-Grade	13	0.91	35	<1	180	0.16	28	4.3	39	9.6	19
031940	BR-167	187.6	188.2	Felsic Volcanic 1	Central Pit	Mine Rock	2.9	2.4	25	5.0	60	0.46	1.1	1.0	77	11	5.5
031941	BR-156	335.45	336.5	Felsic Volcanic 1	Central Pit	Mine Rock	1.2	2.3	65	2.0	52	0.41	1.6	1.3	49	7.7	6.4
031942	BR-137	83	84	Felsic Volcanic 1	Central Pit	Mine Rock	3.1	1.7	33	6.0	31	0.34	3.5	0.73	23	12	17
031943	BR-448	41	42.5	Basalt	Underground	Mine Rock	<0.5	1.3	17	5.0	14	0.15	0.2	1.2	0.090	13	9.8
031944	BR-339	148.5	150	Basalt	Underground	Mine Rock	<0.5	2.4	59	8.0	150	0.15	0.63	0.78	2.1	40	150
031945	DL-070	43.05	44	Basalt	Central Pit	Mine Rock	<0.5	1.0	25	5.0	47	0.08	0.14	2.1	0.050	33	23
031946	BR-657	44.4	45.9	Basalt	Underground	Mine Rock	<0.5	2.5	550	5.0	150	0.08	0.09	2.4	0.070	42	50

(1) Ten times average crustal abundance values presented in Price (1997).

Blue highlighting indicates samples with metal concentrations greater than the ten times crustal abundance screening value are present in the analyzed group.

Screening values are for qualitative assessment only and hold no regulatory significance.

Classification as mine rock or ore-grade materials was based on gold content.

A value of "--" indicates metal was not measured for the given sample; the variation in elements analyzed is due to measurement at two different laboratories (see text).

Table B-5 Aqua Regia Metals

Sample ID	Drillhole ID	From	To	Lithology	Area	Class	Silver	Aluminum	Arsenic	Boron	Barium	Beryllium	Bismuth	Calcium	Cadmium	Cobalt	Chromium
		m	m				ppm	%	ppm	ppm	ppm	ppm	ppm	%	ppm	ppm	ppm
10x Crustal Abundance (Price 1997) [(1)]							*0.75*	*--*	*18*	*100*	*4250*	*30*	*0.085*	*--*	*1.5*	*250*	*1020*
031947	BR-030	129.7	130.7	Basalt	Underground	Mine Rock	<0.5	1.4	120	6.0	37	0.07	0.09	2.8	0.030	28	37
031948	BR-031	6	7.5	Basalt	Underground	Mine Rock	<0.5	1.9	63	6.0	120	0.07	0.13	1.9	0.12	49	160
31949	BR-399	51.5	53	Basalt	Underground	Mine Rock	0.19	2.4	6.5	<10	333	0.27	0.05	0.76	0.11	7.7	5.0
031950	BR-448	47	48.5	Basalt	Underground	Mine Rock	<0.5	1.5	5.5	5.0	180	0.1	<0.085	2.6	0.030	8.5	11
031951	BR-493	27	28.15	Basalt	Underground	Mine Rock	<0.5	1.5	79	5.0	140	0.06	<0.085	2.5	0.050	34	47
031952	BR-548	70.5	72	Basalt	Central Pit	Mine Rock	<0.5	0.84	62	5.0	100	0.04	<0.085	1.9	0.080	19	14
031953	BR-268	27	27.6	Basalt	Underground	Mine Rock	<0.5	2.5	1.8	7.0	610	0.07	<0.085	0.81	0.030	18	61
031954	BH22-08	84.1	85.1	Felsic Volcanic 1	Central Pit	Mine Rock	<0.5	1.2	1800	<1	56	0.05	0.13	0.47	0.040	7.6	11
031955	BR-425	160	160.65	Felsic Volcanic 1	Central Pit	Mine Rock	<0.5	1.7	450	2.0	77	0.13	<0.085	0.92	0.040	8.1	18
031956	BR-378	173.5	174.75	Felsic Volcanic 1	Viggo Pit	Mine Rock	<0.5	0.89	2700	2.0	120	0.15	0.12	0.90	0.11	6.9	8.6
031957	BR-347	45	46.35	Felsic Volcanic 1	Central Pit	Mine Rock	<0.5	2.4	1500	2.0	180	0.07	0.22	0.18	0.070	21	68
031958	BR-225	120.6	121.95	Felsic Volcanic 1	Central Pit	Mine Rock	4.9	2.3	47	3.0	52	0.27	9.3	1.7	35	9.1	14
031959	BR-142	140	140.5	Felsic Volcanic 1	Central Pit	Ore-Grade	55	0.78	34	2.0	83	0.13	110	0.54	23	8.7	7.4
031960	BRH-002	96.5	97	Felsic Volcanic 1	Central Pit	Mine Rock	3.6	0.95	77	3.0	55	0.14	3.5	0.25	67	11	4.5
031961	BR-324	136	137	Felsic Volcanic 1	Central Pit	Ore-Grade	10	2.7	39	4.0	100	0.26	9.3	0.54	16	12	8.6
031962	BR-321	209	209.75	Felsic Volcanic 1	Central Pit	Mine Rock	1.4	1.9	34	2.0	62	0.38	1.8	0.84	23	8.3	5.7
031963	BR-469	163.6	164.6	Felsic Volcanic 2	Central Pit	Mine Rock	<0.5	0.50	2500	3.0	42	0.12	0.13	0.19	0.27	1.8	2.1
031964	BR-322	290	291	Felsic Volcanic 2	Central Pit	Mine Rock	<0.5	0.22	2100	<1	27	0.04	0.46	1.4	0.17	6.9	8.4
031965	BR-142	294.5	295.5	Felsic Volcanic 2	Central Pit	Ore-Grade	0.60	0.50	1000	<1	100	0.06	0.8	1.8	0.21	6.1	9.6
031966	BR-509	22.5	23.7	Felsic Volcanic 2	Central Pit	Ore-Grade	<0.5	0.46	4500	2.0	40	0.12	0.15	0.077	0.18	1.6	2.4
031967	BR-509	84.1	85.1	Felsic Volcanic 2	Central Pit	Mine Rock	<0.5	0.64	910	3.0	53	0.07	<0.085	0.18	0.050	1.7	1.9
031968	BR-464	180.4	181.2	Felsic Volcanic 2	Central Pit	Mine Rock	<0.5	0.59	550	3.0	36	0.08	0.48	0.23	0.030	3.0	3.0
031969	BR-228	419.3	420.3	Felsic Volcanic 2	Underground	Mine Rock	<0.5	0.92	1400	<1	28	0.21	0.09	0.89	0.15	7.9	22
031970	BR-342	158.6	160.1	Felsic Volcanic 2	Central Pit	Mine Rock	<0.5	0.88	470	2.0	48	0.16	0.19	0.33	0.15	3.3	3.9
031971	BR-213	281.75	282.5	Felsic Volcanic 2	Central Pit	Mine Rock	0.70	0.32	1000	<1	19	0.1	0.96	1.7	0.65	2.0	1.8
031972	BR-204	204.75	206.25	Felsic Volcanic 2	Central Pit	Mine Rock	<0.5	0.46	910	1.0	53	0.13	0.49	0.047	0.060	2.3	2.0
031973	BH22-08	202	203	Felsic Volcanic 2	Central Pit	Mine Rock	<0.5	0.93	22	5.0	100	0.17	0.29	0.80	0.030	3.8	2.9
031974	DL-142	115	115.5	Felsic Volcanic 2	Central Pit	Mine Rock	<0.5	0.42	4.9	2.0	49	0.03	<0.085	0.50	0.030	5.8	17
031975	BR-279	288	289.5	Felsic Volcanic 2	Underground	Mine Rock	<0.5	1.1	10	<1	160	0.12	0.09	0.97	0.030	6.3	8.5
031976	BR-521	72.4	73.4	Felsic Volcanic 2	Viggo Pit	Mine Rock	<0.5	0.80	18	3.0	56	0.08	<0.085	1.1	0.030	1.6	1.7
031977	BR-509	126.5	127.9	Felsic Volcanic 2	Central Pit	Mine Rock	<0.5	1.7	8.0	4.0	210	0.15	<0.085	1.3	0.040	12	18
031978	BR-346	51.25	51.75	Felsic Volcanic 2	Central Pit	Mine Rock	<0.5	1.7	9.7	4.0	68	0.28	<0.085	1.3	0.050	6.5	78
031979	BR-334	163.8	165	Felsic Volcanic 2	Underground	Mine Rock	<0.5	0.66	6.7	2.0	99	0.1	0.24	0.70	0.060	1.5	2.3
031980	BR-428	225	225.95	Felsic Volcanic 2	Central Pit	Mine Rock	<0.5	0.79	12	2.0	61	0.11	0.18	0.41	0.040	1.7	2.3
031981	BR-250B	312.95	314	Felsic Volcanic 2	Central Pit	Mine Rock	<0.5	2.2	20	6.0	250	0.08	0.16	1.4	0.060	15	21
031987	BR-030	9	10.25	Basalt	Underground	Mine Rock	<0.5	1.1	8.3	5.0	19	0.04	<0.085	1.9	<0.02	16	11
031988	BR-657	59.2	60.4	Basalt	Underground	Mine Rock	<0.5	1.7	4.6	7.0	51	0.06	<0.085	2.0	0.050	37	130
031989	BR-657	55.8	57.3	Basalt	Underground	Mine Rock	<0.5	1.9	80	5.0	130	0.04	<0.085	2.0	0.040	60	160
031990	BR-657	41.3	42.4	Basalt	Underground	Mine Rock	<0.5	2.1	18	5.0	380	0.06	<0.085	2.1	0.070	34	82
031991	BR-658	15.5	17	Basalt	Underground	Mine Rock	<0.5	1.7	69	5.0	3.3	0.05	<0.085	4.3	0.080	24	36
031992	BR-388	37.5	38.65	Basalt	Central Pit	Mine Rock	<0.5	1.1	88	5.0	55	0.09	<0.085	1.6	0.050	20	15
031993	BR-268	11.9	12.9	Basalt	Underground	Mine Rock	<0.5	1.8	120	11	72	0.05	0.29	1.4	0.030	35	46
031994	BR-449	94.3	95.8	Basalt	Underground	Mine Rock	<0.5	2.2	100	7.0	24	0.07	<0.085	1.1	0.11	36	120

(1) Ten times average crustal abundance values presented in Price (1997).

Blue highlighting indicates samples with metal concentrations greater than the ten times crustal abundance screening value are present in the analyzed group.

Screening values are for qualitative assessment only and hold no regulatory significance.

Classification as mine rock or ore-grade materials was based on gold content.

A value of "--" indicates metal was not measured for the given sample; the variation in elements analyzed is due to measurement at two different laboratories (see text).

Table B-5 Aqua Regia Metals

Sample ID	Drillhole ID	From	To	Lithology	Area	Class	Silver	Aluminum	Arsenic	Boron	Barium	Beryllium	Bismuth	Calcium	Cadmium	Cobalt	Chromium
		m	m				ppm	%	ppm	ppm	ppm	ppm	ppm	%	ppm	ppm	ppm
10x Crustal Abundance (Price 1997) [(1)]							*0.75*	*--*	*18*	*100*	*4250*	*30*	*0.085*	*--*	*1.5*	*250*	*1020*
031995	BR-047	27.5	29	Basalt	Underground	Mine Rock	<0.5	2.3	74	5.0	97	0.07	<0.085	3.5	0.090	40	18
031996	BR-386	72	73	Basalt	Central Pit	Mine Rock	<0.5	2.5	36	8.0	110	0.13	0.09	0.79	0.060	24	62
031997	BR-398	179.5	181	Basalt	Underground	Mine Rock	0.13	2.3	24	10	112	0.1	0.04	3.9	0.080	39	89
031998	BR-444	136	137.1	Basalt	Underground	Mine Rock	<0.5	2.2	57	7.0	200	0.07	0.15	2.2	0.10	49	59
116967	BR-221	450.3	450.8	Felsic Volcanic 1	Underground	Ore-Grade	0.060	1.1	3.4	<10	91	0.08	0.18	0.68	0.070	7.4	10
116968	BR-321	275.05	275.55	Felsic Volcanic 1	Central Pit	Mine Rock	<0.5	0.27	2700	<1	8.9	0.059	0.28	1.3	0.078	5.1	5.7
116969	BR-164	324.95	325.45	Felsic Volcanic 1	Central Pit	Mine Rock	1.9	0.45	940	<1	92	0.057	0.39	1.1	0.085	4.5	6.5
116970	BR-231	77.95	78.45	Felsic Volcanic 1	Central Pit	Ore-Grade	3.4	1.5	25	6.0	180	0.21	6.4	4.5	5.0	6.7	7.8
116971	BR-231	82.5	83	Felsic Volcanic 1	Central Pit	Ore-Grade	10	0.78	18	1.0	160	0.075	15	3.3	7.8	5.7	6.7
116972	BR-380	40.25	41.6	Felsic Volcanic 1	Central Pit	Mine Rock	3.4	0.95	41	<1	160	0.25	10	3.7	12	13	52
116973	BRH-002	102.75	103.25	Felsic Volcanic 1	Central Pit	Mine Rock	3.6	2.6	27	4.0	57	0.37	0.46	1.4	21	9.5	9.4
116974	BR-230	250.7	251.6	Felsic Volcanic 1	Central Pit	Mine Rock	0.60	1.1	68	4.0	100	0.22	4.8	0.12	0.13	16	17
116975	BR-231	134.7	135.3	Felsic Volcanic 1	Central Pit	Mine Rock	0.90	1.5	73	9.0	150	0.34	7.3	0.31	0.048	16	23
116976	BR-283	428.5	430	Felsic Volcanic 1	Central Pit	Mine Rock	<0.5	1.8	43	4.0	85	0.26	3.4	1.9	0.14	15	58
116977	BR-192	384	385.5	Basalt	Underground	Mine Rock	<0.5	0.67	100	<1	31	0.071	0.2	2.4	0.084	18	13
116978	BR-130	478.85	480	Basalt	Central Pit	Mine Rock	0.27	1.7	57	<10	21	0.16	0.08	2.9	0.18	26	14
116979	BR-144	645.5	647	Basalt	Underground	Mine Rock	<0.5	1.5	35	2.0	250	0.13	0.13	1.9	0.029	16	40
116980	BR-199	386.5	387.5	Basalt	Underground	Mine Rock	<0.5	2.1	160	<1	350	0.1	0.096	1.6	0.067	34	90
116981	DL-063A	354.5	355.5	Basalt	Underground	Mine Rock	<0.5	1.7	5.0	<1	170	0.22	<0.085	1.8	0.054	22	34
116982	REG-004	70.5	72	Basalt	Underground	Mine Rock	<0.5	1.4	59	<1	87	0.069	<0.085	3.4	0.080	28	23
116983	DL-061	226	227	Basalt	Underground	Mine Rock	0.070	1.8	6.6	<10	17	0.14	0.01	3.1	0.050	23	49
116984	REG-003	149.1	150	Basalt	Underground	Mine Rock	<0.5	1.6	18	3.0	56	0.11	<0.085	2.3	0.053	23	24
116985	BR-252	170.6	171.6	Felsic Volcanic 2	Central Pit	Mine Rock	6.7	0.60	430	2.0	58	0.082	0.56	0.33	0.061	3.1	10
116986	BR-509	20.5	21.5	Felsic Volcanic 2	Central Pit	Ore-Grade	<0.5	0.58	1600	3.0	51	0.1	<0.085	0.33	0.38	2.5	3.6
031501	BR-216	161	162	Felsic Volcanic 1	Central Pit	Mine Rock	<0.5	1.2	46	<1	160	0.11	<0.085	1.7	0.20	8.5	59
031502	BR-216	75	76.5	Felsic Volcanic 1	Central Pit	Mine Rock	<0.5	1.2	33	<1	97	0.06	0.2	1.6	0.28	8.3	64
031503	BR-168	165.75	166.25	Felsic Volcanic 1	Central Pit	Mine Rock	1.3	1.0	47	<1	51	0.1	0.54	0.40	4.0	11	74
031504	BR-168	31.5	33	Felsic Volcanic 1	Central Pit	Mine Rock	<0.5	1.1	0.80	2.0	120	0.07	0.11	1.1	0.040	7.9	64
031505	BR-188	20	21	Felsic Volcanic 1	Central Pit	Mine Rock	<0.5	1.3	2.1	<1	120	0.05	<0.085	0.88	0.040	8.8	56
031506	BR-216	20.55	21.4	Felsic Volcanic 1	Central Pit	Mine Rock	<0.5	1.5	4.7	<1	170	0.13	0.16	0.68	0.18	14	97
031507	BR-176	40.3	41.8	Felsic Volcanic 1	Central Pit	Mine Rock	<0.5	1.6	0.90	2.0	210	0.07	0.1	0.94	0.040	11	64
031508	BR-201	168.6	169.5	Felsic Volcanic 1	Central Pit	Ore-Grade	1.2	0.88	23	<1	180	0.11	0.23	0.91	0.17	5.4	140
031509	BR-201	38.7	40	Felsic Volcanic 1	Central Pit	Mine Rock	<0.5	1.5	2.9	3.0	130	0.1	0.1	0.92	0.24	11	58
031510	BR-142	137.75	138.5	Felsic Volcanic 1	Central Pit	Ore-Grade	2.1	1.2	20	2.0	99	0.08	7.7	0.53	0.15	9.7	72
031511	BR-142	216.75	217.5	Felsic Volcanic 2	Central Pit	Ore-Grade	2.3	0.70	170	<1	33	0.24	4	1.3	3.9	7.7	83
031512	BR-142	249.5	250.5	Felsic Volcanic 1	Central Pit	Mine Rock	<0.5	1.3	32	8.0	52	0.25	0.23	1.3	0.26	9.4	62
031513	BR-197	148.15	148.65	Felsic Volcanic 2	Central Pit	Mine Rock	<0.5	0.19	41	<1	38	0.05	1.8	2.5	5.8	3.4	66
031514	BR-200	193.7	194.45	Felsic Volcanic 2	Central Pit	Mine Rock	<0.5	0.90	93	2.0	84	0.12	0.17	1.0	0.050	4.6	110
031515	BR-231	82	82.5	Felsic Volcanic 1	Central Pit	Ore-Grade	<0.5	1.1	16	4.0	42	0.18	3.5	0.96	0.47	8.4	75
031516	BR-231	154	155.5	Felsic Volcanic 1	Central Pit	Ore-Grade	1.7	1.7	82	<1	210	0.15	5.9	0.15	1.7	16	110
031517	BR-200	59.3	60.25	Felsic Volcanic 1	Central Pit	Mine Rock	<0.5	2.0	20	4.0	54	0.21	0.15	1.3	0.14	14	120
031518	BR-232	61.2	62	Felsic Volcanic 1	Central Pit	Mine Rock	1.2	1.4	14	2.0	110	0.07	3.1	0.59	5.1	9.8	88
031519	BR-232	142.9	144	Felsic Volcanic 1	Central Pit	Mine Rock	1.1	1.4	34	2.0	78	0.11	2.6	0.67	27	9.3	70

(1) Ten times average crustal abundance values presented in Price (1997).

Blue highlighting indicates samples with metal concentrations greater than the ten times crustal abundance screening value are present in the analyzed group.

Screening values are for qualitative assessment only and hold no regulatory significance.

Classification as mine rock or ore-grade materials was based on gold content.

A value of "--" indicates metal was not measured for the given sample; the variation in elements analyzed is due to measurement at two different laboratories (see text).

Table B-5 Aqua Regia Metals

Sample ID	Drillhole ID	From	To	Lithology	Area	Class	Silver	Aluminum	Arsenic	Boron	Barium	Beryllium	Bismuth	Calcium	Cadmium	Cobalt	Chromium
		m	m				ppm	%	ppm	ppm	ppm	ppm	ppm	%	ppm	ppm	ppm
10x Crustal Abundance (Price 1997) [(1)]							*0.75*	*--*	*18*	*100*	*4250*	*30*	*0.085*	*--*	*1.5*	*250*	*1020*
031520	BR-241	46.25	47.5	Felsic Volcanic 1	Central Pit	Ore-Grade	1.4	1.4	2600	2.0	53	0.15	0.22	0.48	0.13	13	88
031521	BR-235	170	171	Felsic Volcanic 2	Central Pit	Mine Rock	0.80	0.41	95	2.0	66	0.07	<0.085	0.67	0.070	1.7	43
031522	BR-313	55.7	56.2	Metasediment 2	Central Pit	Mine Rock	<0.5	1.7	460	2.0	160	0.11	0.28	0.79	0.040	11	94
031523	BR-314	47.4	47.9	Felsic Volcanic 1	Central Pit	Ore-Grade	1.1	1.3	68	<1	370	0.26	0.71	2.0	0.27	18	110
031524	BR-314	80	80.9	Metasediment 3	Central Pit	Mine Rock	<0.5	0.88	4.4	<1	62	0.06	0.098	0.94	0.060	6.6	53
031525	BR-341	42.8	44.05	Felsic Volcanic 1	Central Pit	Mine Rock	<0.5	0.80	5.0	2.0	71	0.059	0.24	0.62	0.072	9.2	6.6
031526	BR-248	42	43.5	Felsic Volcanic 1	Central Pit	Mine Rock	<0.5	1.2	18	2.0	70	0.06	0.15	0.46	0.080	8.9	65
031527	BR-248	156.5	157.5	Felsic Volcanic 1	Central Pit	Mine Rock	<0.5	2.3	33	<1	150	0.15	0.23	0.17	0.14	19	130
031528	BR-316	23	23.9	Metasediment 3	Central Pit	Mine Rock	<0.5	0.48	2.9	<1	54	0.04	0.092	0.72	0.080	3.1	44
031529	BR-467	13.5	15	Metasediment 2	Central Pit	Mine Rock	<0.5	3.3	280	2.0	180	0.18	0.34	0.26	0.040	29	150
031530	BR-467	82.3	83.3	Felsic Volcanic 2	Central Pit	Mine Rock	<0.5	0.46	420	2.0	38	0.08	0.16	0.40	0.050	1.7	60
031531	BR-468	9.3	10.3	Felsic Volcanic 2	Central Pit	Mine Rock	3.1	0.67	65	2.0	78	0.14	0.22	0.46	0.070	4.4	53
031532	BR-465	15	16.5	Metasediment 2	Central Pit	Mine Rock	<0.5	1.9	87	2.0	150	0.09	0.32	0.17	0.060	19	100
031533	BR-003	18	19	Felsic Volcanic 1	Underground	Mine Rock	0.060	1.1	1.1	<10	115	0.07	0.02	1.0	0.040	8.7	45
031534	BR-042	72	72.5	Felsic Volcanic 1	Underground	Mine Rock	<0.5	1.4	3.3	<1	300	0.12	0.099	2.0	0.10	10	72
031535	BR-028	23	24	Metasediment 2	Central Pit	Mine Rock	<0.5	2.6	140	2.0	150	0.12	0.24	0.21	0.43	23	170
031536	BR-035	45	46	Metasediment 2	Central Pit	Mine Rock	<0.5	2.8	3.4	2.0	230	0.17	0.27	0.27	0.16	15	130
031537	BR-035	80	81	Felsic Volcanic 1	Central Pit	Mine Rock	<0.5	1.4	2.6	2.0	160	0.09	<0.085	0.59	0.13	9.8	85
031538	BR-035	121	122	Felsic Volcanic 1	Central Pit	Mine Rock	<0.5	0.75	7.0	3.0	43	0.13	2.9	0.45	0.77	11	110
031539	BR-037	52	53.05	Felsic Volcanic 1	Central Pit	Mine Rock	0.90	2.7	37	5.0	110	0.38	8	1.1	8.3	12	93
031540	BR-037	122.4	123	Felsic Volcanic 1	Central Pit	Ore-Grade	<0.5	0.93	82	2.0	160	0.06	0.99	1.3	1.8	6.5	110
031541	BR-037	60.45	61.45	Felsic Volcanic 1	Central Pit	Ore-Grade	0.70	1.3	14	<1	220	0.09	0.72	1.4	1.8	12	110
031542	BR-038	82.2	82.7	Felsic Volcanic 1	Central Pit	Ore-Grade	1.9	1.2	150	<1	62	0.1	1.9	0.26	13	12	58
031543	BR-041	56	57	Metasediment 2	Underground	Mine Rock	<0.5	2.2	12	<1	490	0.28	0.34	0.25	0.47	20	210
031544	BR-043	26.5	27	Fragmental 1	Underground	Mine Rock	<0.5	1.4	2.5	3.0	180	0.09	0.19	0.48	0.070	15	98
031545	BR-057	178	179	Metasediment 2	Viggo Pit	Mine Rock	0.60	2.0	4200	6.0	53	0.42	0.61	0.53	0.17	18	96
031546	BR-060	36	37	Felsic Volcanic 1	Central Pit	Mine Rock	<0.5	0.95	3.0	3.0	34	0.15	<0.085	0.78	0.030	7.8	64
031547	BR-060	139.5	140.35	Felsic Volcanic 1	Central Pit	Mine Rock	1.3	0.86	79	2.0	54	0.08	2.2	1.2	18	10	73
031548	BR-060	315.7	317	Metasediment 2	Central Pit	Mine Rock	<0.5	1.9	4.6	<1	180	0.11	0.28	0.24	0.11	18	130
031549	BR-065	146	147	Felsic Volcanic 1	Central Pit	Ore-Grade	<0.5	1.2	40	2.0	34	0.19	0.15	0.78	0.53	11	84
031550	BR-076	38	39	Metasediment 2	Central Pit	Mine Rock	<0.5	2.2	62	3.0	180	0.13	0.24	0.17	0.21	19	160
031552	BR-082	33	34	Felsic Volcanic 2	Underground	Mine Rock	<0.5	0.32	11	<1	140	0.12	0.16	1.1	0.13	1.9	45
031553	BR-085	57.75	58.25	Felsic Volcanic 2	Central Pit	Mine Rock	0.97	0.33	97	<10	60	0.15	2.89	2.3	0.82	2.5	30
031554	BR-085	128	128.5	Metasediment 2	Central Pit	Mine Rock	<0.5	2.2	79	2.0	200	0.09	0.3	0.23	0.13	15	110
031555	BR-100	22	23	Felsic Volcanic 2	Central Pit	Mine Rock	<0.5	0.93	1.8	<1	140	0.05	<0.085	0.80	0.040	8.3	64
031556	BR-100	99	100	Felsic Volcanic 1	Central Pit	Mine Rock	<0.5	3.3	3.2	2.0	370	0.3	<0.085	1.6	0.020	27	250
031557	BR-123	66.5	67.5	Felsic Volcanic 2	Central Pit	Mine Rock	<0.5	0.40	10	2.0	39	0.08	0.91	0.95	0.21	4.5	65
031558	BR-123	162.4	163.4	Felsic Volcanic 2	Central Pit	Mine Rock	<0.5	1.1	23	3.0	85	0.09	1.5	0.75	0.56	8.9	70
031559	BR-129	70	71	Fragmental 1	Central Pit	Mine Rock	<0.5	0.53	13	<1	43	0.05	0.16	0.53	0.070	8.0	60
031560	BR-131	168.65	169.2	Felsic Volcanic 1	Central Pit	Ore-Grade	12	0.73	4.7	<1	96	0.05	11	0.62	2.7	7.4	86
031561	BR-132	138.5	139.6	Felsic Volcanic 1	Central Pit	Mine Rock	0.60	0.85	10	<1	150	0.08	0.58	1.3	0.14	9.3	86
031562	BR-140	34	35	Felsic Volcanic 1	Central Pit	Mine Rock	1.0	0.48	19	3.0	69	0.17	3.7	0.15	0.35	7.7	66
031563	BR-140	174	175	Felsic Volcanic 1	Central Pit	Ore-Grade	<0.5	0.81	27	<1	63	0.07	3.5	0.44	0.050	9.9	76

(1) Ten times average crustal abundance values presented in Price (1997).

Blue highlighting indicates samples with metal concentrations greater than the ten times crustal abundance screening value are present in the analyzed group.

Screening values are for qualitative assessment only and hold no regulatory significance.

Classification as mine rock or ore-grade materials was based on gold content.

A value of "--" indicates metal was not measured for the given sample; the variation in elements analyzed is due to measurement at two different laboratories (see text).

Table B-5 Aqua Regia Metals

Sample ID	Drillhole ID	From	To	Lithology	Area	Class	Silver	Aluminum	Arsenic	Boron	Barium	Beryllium	Bismuth	Calcium	Cadmium	Cobalt	Chromium
		m	m				ppm	%	ppm	ppm	ppm	ppm	ppm	%	ppm	ppm	ppm
10x Crustal Abundance (Price 1997) [(1)]							*0.75*	*--*	*18*	*100*	*4250*	*30*	*0.085*	*--*	*1.5*	*250*	*1020*
031566	BR-170	38	39	Felsic Volcanic 1	Central Pit	Mine Rock	<0.5	0.82	12	2.0	45	0.07	0.91	1.1	0.040	10	61
031572	BR-171	121.25	121.75	Metasediment 2	Central Pit	Mine Rock	<0.5	1.1	91	2.0	130	0.12	1.2	0.48	12	20	87
031573	BR-190	227	227.6	Felsic Volcanic 1	Central Pit	Ore-Grade	1.4	1.4	110	<1	150	0.1	1.7	2.4	1.0	11	66
031574	BR-190	92.85	93.85	Felsic Volcanic 1	Central Pit	Mine Rock	<0.5	0.60	6.3	2.0	41	0.05	2.7	0.89	0.13	10	77
031575	BR-181	6	7	Felsic Volcanic 1	Viggo Pit	Mine Rock	<0.5	1.3	1.3	2.0	91	0.06	0.16	0.20	0.070	13	82
031576	BR-237	21	21.7	Felsic Volcanic 1	Central Pit	Mine Rock	1.7	0.84	98	<1	130	0.09	0.21	1.3	0.48	7.0	72
031577	BR-237	65.3	66.1	Felsic Volcanic 1	Central Pit	Ore-Grade	1.5	0.99	69	<1	82	0.09	0.65	0.55	41	13	64
031578	BR-243	73.4	74	Metasediment 2	Central Pit	Mine Rock	<0.5	1.3	10	<1	130	0.06	0.31	0.70	0.15	9.6	49
031579	BR-254	63	63.3	Felsic Volcanic 2	Central Pit	Mine Rock	<0.5	0.61	71	4.0	47	0.09	0.38	0.42	0.12	3.2	64
031580	BR-281	33	34.5	Felsic Volcanic 1	Central Pit	Mine Rock	<0.5	1.4	2.3	2.0	180	0.07	0.2	0.68	0.10	8.7	64
031581	BR-285	18	19.5	Felsic Volcanic 1	Central Pit	Mine Rock	<0.5	1.1	1.2	<1	90	0.06	0.43	0.98	0.040	8.6	54
031582	BR-285	87.5	89	Fragmental 1	Central Pit	Mine Rock	<0.5	1.9	1.2	2.0	320	0.08	<0.085	1.7	0.070	13	68
031583	BR-309	12.45	13.45	Felsic Volcanic 1	Underground	Mine Rock	<0.5	1.1	35	2.0	120	0.1	<0.085	1.8	0.11	8.3	45
031584	BR-327	43.5	45	Felsic Volcanic 2	Central Pit	Mine Rock	<0.5	0.64	39	<1	69	0.07	0.24	0.57	0.050	1.6	44
031585	BR-333	65	66	Felsic Volcanic 2	Underground	Ore-Grade	<0.5	0.40	6.3	<1	76	0.06	0.3	0.71	0.10	1.8	44
031586	BR-333	130.3	131.1	Felsic Volcanic 1	Underground	Ore-Grade	<0.5	1.2	15	<1	240	0.12	0.29	2.5	0.25	10	76
031587	BR-339	73.5	75	Metasediment 3	Underground	Mine Rock	<0.5	0.90	4.4	2.0	120	0.04	<0.085	0.61	0.030	11	84
031588	BR-342	49.4	50.6	Felsic Volcanic 1	Central Pit	Mine Rock	<0.5	1.5	110	6.0	27	0.22	0.12	0.58	0.060	8.6	74
031589	BR-348	18.7	19.2	Felsic Volcanic 1	Central Pit	Mine Rock	<0.5	2.0	5.0	3.0	230	0.14	0.12	1.0	0.060	10	100
031590	BR-360	16.2	17	Felsic Volcanic 2	Underground	Mine Rock	<0.5	0.27	1000	<1	6.8	0.08	0.63	1.0	0.36	1.9	67
031591	BR-391	51.2	52.2	Felsic Volcanic 2	Underground	Ore-Grade	5.2	0.45	98	<10	68	0.11	8.89	1.1	3.9	3.1	3.0
031592	BR-392	39	40.5	Felsic Volcanic 1	Underground	Mine Rock	<0.5	1.2	35	2.0	140	0.08	0.14	1.7	1.2	17	49
031593	BR-392	169.5	170.15	Felsic Volcanic 2	Underground	Mine Rock	<0.5	0.97	3.0	<1	11	0.19	0.13	1.8	0.060	7.9	130
031594	BR-399	23.4	24.7	Metasediment 3	Underground	Mine Rock	<0.5	0.67	7.6	2.0	55	0.09	<0.085	0.68	0.11	7.9	52
031595	BR-425	28.5	30	Felsic Volcanic 2	Central Pit	Mine Rock	<0.5	0.38	49	<1	29	0.08	0.12	0.66	0.50	2.1	57
031596	BR-429	18	19.5	Felsic Volcanic 1	Central Pit	Mine Rock	<0.5	1.3	1.8	2.0	190	0.05	0.32	0.68	0.040	9.8	54
031597	BR-449	19.7	21.2	Felsic Volcanic 1	Underground	Mine Rock	<0.5	1.1	1.2	3.0	120	0.06	<0.085	0.40	<0.02	9.8	78
031598	BR-461	30.2	31.2	Metasediment 2	Central Pit	Mine Rock	<0.5	2.4	59	3.0	160	0.14	0.32	0.17	0.080	22	170
031599	BR-469	62.95	64	Felsic Volcanic 2	Central Pit	Mine Rock	<0.5	0.91	8.2	2.0	53	0.07	0.25	0.48	0.13	7.5	69
031600	BR-522	40.25	41.75	Metasediment 2	Viggo Pit	Mine Rock	<0.5	1.8	17	2.0	200	0.07	0.27	0.14	0.11	18	110
031601	BR-521	17.75	19.25	Metasediment 2	Viggo Pit	Mine Rock	<0.5	2.6	88	2.0	130	0.12	0.28	0.17	0.20	23	120
031602	BR-407	387	388.5	Felsic Volcanic 1	Central Pit	Mine Rock	<0.5	0.77	31	<1	58	0.09	0.16	0.81	0.090	8.8	72
031603	BR-407	30	31.5	Metasediment 2	Central Pit	Mine Rock	<0.5	2.3	7.9	2.0	29	0.22	0.23	0.29	1.2	19	110
031604	BR-407	206.5	208	Felsic Volcanic 1	Central Pit	Mine Rock	<0.5	0.70	0.80	2.0	31	0.12	<0.085	0.75	<0.02	7.7	71
031606	BR-734	30.9	32.4	Fragmental 1	Viggo Pit	Mine Rock	<0.5	1.7	9.3	2.0	120	0.1	0.24	0.91	0.050	10	65
031607	BR-734	45	46.5	Felsic Volcanic 2	Viggo Pit	Mine Rock	<0.5	0.45	330	<1	47	0.06	<0.085	0.69	0.040	1.8	69
031608	BR-734	66.4	67.9	Felsic Volcanic 1	Viggo Pit	Mine Rock	<0.5	1.2	2.4	<1	130	0.04	<0.085	0.69	0.040	8.9	59
031609	BR-734	117	118.5	Metasediment 3	Viggo Pit	Mine Rock	<0.5	1.5	4.4	6.0	150	0.08	<0.085	0.26	0.070	14	85
031610	BR-418	9.6	10.6	Metasediment 2	Central Pit	Mine Rock	<0.5	2.0	2.7	2.0	260	0.08	0.13	0.31	0.070	11	79
031611	BR-418	78	79.5	Metasediment 3	Central Pit	Mine Rock	<0.5	1.5	1.5	3.0	180	0.08	<0.085	0.76	0.030	11	67
031612	BR-483	56.65	58.15	Fragmental 1	Central Pit	Mine Rock	<0.5	0.97	1.4	2.0	92	0.05	<0.085	0.34	0.040	6.7	69
031613	BR-536	274.5	276	Felsic Volcanic 1	Central Pit	Mine Rock	<0.5	0.93	7.7	2.0	110	0.08	1.5	0.53	0.32	13	95
031614	BR-408	96	97.5	Felsic Volcanic 1	Central Pit	Mine Rock	<0.5	1.3	1.1	2.0	220	0.06	0.26	0.81	0.030	11	73

(1) Ten times average crustal abundance values presented in Price (1997).

Blue highlighting indicates samples with metal concentrations greater than the ten times crustal abundance screening value are present in the analyzed group.

Screening values are for qualitative assessment only and hold no regulatory significance.

Classification as mine rock or ore-grade materials was based on gold content.

A value of "--" indicates metal was not measured for the given sample; the variation in elements analyzed is due to measurement at two different laboratories (see text).

Table B-5 Aqua Regia Metals

Sample ID	Drillhole ID	From	To	Lithology	Area	Class	Silver	Aluminum	Arsenic	Boron	Barium	Beryllium	Bismuth	Calcium	Cadmium	Cobalt	Chromium
		m	m				ppm	%	ppm	ppm	ppm	ppm	ppm	%	ppm	ppm	ppm
10x Crustal Abundance (Price 1997) [(1)]							*0.75*	*--*	*18*	*100*	*4250*	*30*	*0.085*	*--*	*1.5*	*250*	*1020*
031615	BR-737	36.5	38	Fragmental 1	Viggo Pit	Mine Rock	<0.5	1.8	1.9	2.0	170	0.07	0.1	0.58	0.060	12	71
031616	BR-739	71	72	Felsic Volcanic 2	Viggo Pit	Mine Rock	<0.5	0.39	140	<1	60	0.07	2.9	0.57	0.11	2.5	81
031617	BR-409	24	25.5	Felsic Volcanic 2	Central Pit	Mine Rock	<0.5	0.55	0.90	2.0	56	0.08	0.5	0.10	0.090	2.5	44
031618	BR-409	73.5	74.75	Felsic Volcanic 2	Central Pit	Mine Rock	0.080	0.52	0.90	<10	33	0.11	0.4	0.26	0.040	0.60	1.0
031619	BR-297	54	55.5	Felsic Volcanic 1	Central Pit	Mine Rock	<0.5	1.3	130	<1	160	0.15	0.19	2.9	0.16	10	59
031620	BR-298	41.8	42.7	Metasediment 2	Central Pit	Ore-Grade	0.86	2.2	158	<10	94	0.13	0.96	1.2	0.18	23	116
031621	BR-387	56	57.5	Fragmental 2	Central Pit	Mine Rock	<0.5	0.75	1.7	2.0	90	0.07	0.16	1.9	0.12	4.1	54
031622	BR-004	64	65	Felsic Volcanic 1	Underground	Ore-Grade	<0.5	1.2	3.6	<1	200	0.22	0.136	1.4	0.060	7.8	71
031623	BR-031	37.55	38.8	Fragmental 2	Underground	Mine Rock	<0.5	1.1	43	3.0	120	0.12	0.186	0.44	0.070	17	110
031624	BR-034	121	122	Felsic Volcanic 1	Central Pit	Mine Rock	<0.5	0.51	21	12	73	0.1	2.4	0.93	0.070	6.3	76
031625	BR-120	207	207.5	Felsic Volcanic 1	Central Pit	Mine Rock	0.70	0.77	8.9	2.0	120	0.1	1.8	0.49	1.3	11	96
031626	BR-145	47	48	Felsic Volcanic 1	Central Pit	Ore-Grade	<0.5	2.4	27	4.0	77	0.31	0.617	1.9	0.14	9.9	84
031627	BR-162	88	89	Fragmental 1	Viggo Pit	Mine Rock	<0.5	2.2	3.1	10	170	0.18	0.174	0.49	0.15	16	130
031628	BR-181	124.3	125	Felsic Volcanic 2	Viggo Pit	Ore-Grade	0.70	0.39	250	2.0	65	0.1	<0.085	0.22	0.070	1.8	110
031629	BR-190	189.1	190.5	Felsic Volcanic 1	Central Pit	Mine Rock	<0.5	1.2	17	2.0	70	0.12	3	0.57	0.090	14	99
031630	BR-403	59.8	60.8	Felsic Volcanic 1	Central Pit	Mine Rock	<0.5	0.79	15	3.0	39	0.1	0.18	0.41	0.050	9.4	73
031631	BR-518	322.6	323.45	Felsic Volcanic 1	Central Pit	Mine Rock	<0.5	0.44	14	3.0	72	0.09	4.3	0.20	<0.02	12	66
031632	BR-518	380.9	381.4	Felsic Volcanic 2	Central Pit	Ore-Grade	<0.5	0.56	9.6	3.0	66	0.06	0.407	0.43	0.10	4.5	69
031633	BR-518	400.4	401.4	Felsic Volcanic 1	Central Pit	Mine Rock	1.1	0.90	110	<1	96	0.14	5.9	0.26	0.040	9.7	73
031634	BR-176	168.2	169.2	Felsic Volcanic 1	Central Pit	Mine Rock	<0.5	0.88	13	<1	43	0.12	2.1	0.55	0.090	7.2	81
031635	BR-176	292	293	Felsic Volcanic 2	Central Pit	Ore-Grade	0.60	0.98	30	<1	200	0.13	1.3	1.8	0.10	7.7	110
031636	BR-186	52	53	Felsic Volcanic 1	Central Pit	Mine Rock	<0.5	1.2	2.2	3.0	100	0.12	0.226	2.7	0.46	9.2	69
031637	BR-224	98.4	99.4	Metasediment 2	Central Pit	Mine Rock	<0.5	2.8	1.6	3.0	330	0.22	<0.085	1.2	0.060	16	91
031638	BR-224	247.65	248.3	Felsic Volcanic 1	Central Pit	Ore-Grade	<0.5	0.96	26	4.0	95	0.1	0.952	0.78	0.97	6.7	110
031639	BR-210	18	19.5	Felsic Volcanic 1	Central Pit	Mine Rock	<0.5	1.2	1.6	2.0	130	0.09	<0.085	0.44	0.030	8.0	66
031640	BR-236	21.5	22.5	Felsic Volcanic 1	Central Pit	Mine Rock	<0.5	1.2	26	3.0	58	0.11	0.216	0.86	0.74	9.4	88
031641	BR-240	69	69.6	Felsic Volcanic 1	Central Pit	Ore-Grade	<0.5	0.99	7000	2.0	47	0.1	0.221	0.31	0.10	14	66
031642	BR-240	29	30.5	Felsic Volcanic 1	Central Pit	Mine Rock	<0.5	1.3	19	4.0	90	0.14	0.154	0.80	0.25	9.0	85
031643	BR-241	108	108.5	Felsic Volcanic 2	Central Pit	Mine Rock	<0.5	0.66	57	2.0	69	0.07	0.195	0.83	0.070	2.2	64
031644	BR-241	131.75	132.55	Felsic Volcanic 1	Central Pit	Mine Rock	<0.5	2.1	160	4.0	140	0.34	0.113	1.4	0.060	13	110
031645	BR-244	96	97.5	Felsic Volcanic 2	Central Pit	Mine Rock	<0.5	0.51	250	2.0	50	0.12	0.118	0.84	0.20	2.1	74
031646	BR-283	34.5	36	Felsic Volcanic 1	Central Pit	Mine Rock	<0.5	0.93	1.7	2.0	110	0.08	<0.085	0.73	<0.02	7.9	78
031647	BR-293	79	80	Felsic Volcanic 1	Central Pit	Mine Rock	<0.5	1.3	13	3.0	120	0.1	0.331	1.2	0.24	9.4	88
031648	BR-344	46	46.95	Felsic Volcanic 1	Central Pit	Mine Rock	<0.5	1.4	9.7	2.0	160	0.09	<0.085	0.61	0.030	9.5	81
031649	BR-322	169.5	170.9	Fragmental 1	Central Pit	Mine Rock	<0.5	1.3	25	<1	140	0.09	0.54	0.78	0.050	10	74
031650	BR-345	19	20.3	Felsic Volcanic 1	Central Pit	Mine Rock	<0.5	1.5	8.6	3.0	99	0.1	<0.085	0.76	0.040	9.3	74
031651	BR-378	146.75	148	Metasediment 2	Viggo Pit	Mine Rock	<0.5	2.8	17	3.0	260	0.38	0.255	1.5	0.23	29	270
031652	BR-370	22.8	24.2	Felsic Volcanic 1	Viggo Pit	Mine Rock	<0.5	2.1	1.2	4.0	350	0.11	0.331	0.41	0.040	15	88
031653	BR-379	39.6	40.3	Felsic Volcanic 1	Viggo Pit	Mine Rock	<0.5	4.0	13	4.0	270	0.45	0.117	1.2	0.050	24	290
031654	BR-379	84.2	85.2	Felsic Volcanic 1	Viggo Pit	Ore-Grade	<0.5	1.9	120	7.0	69	0.41	<0.085	0.87	0.080	8.2	87
031655	BR-379	143.1	144.1	Felsic Volcanic 1	Viggo Pit	Mine Rock	<0.5	1.2	3.1	2.0	170	0.09	<0.085	0.61	0.030	8.6	76
031656	BR-428	73.2	74.7	Felsic Volcanic 1	Central Pit	Mine Rock	<0.5	1.0	61	2.0	69	0.09	0.094	0.80	0.050	6.7	77
031657	BR-437	98.9	99.9	Felsic Volcanic 1	Central Pit	Mine Rock	<0.5	1.4	2.6	3.0	130	0.12	<0.085	1.0	0.12	8.5	79

(1) Ten times average crustal abundance values presented in Price (1997).

Blue highlighting indicates samples with metal concentrations greater than the ten times crustal abundance screening value are present in the analyzed group.

Screening values are for qualitative assessment only and hold no regulatory significance.

Classification as mine rock or ore-grade materials was based on gold content.

A value of "--" indicates metal was not measured for the given sample; the variation in elements analyzed is due to measurement at two different laboratories (see text).

Table B-5 Aqua Regia Metals

Sample ID	Drillhole ID	From	To	Lithology	Area	Class	Silver	Aluminum	Arsenic	Boron	Barium	Beryllium	Bismuth	Calcium	Cadmium	Cobalt	Chromium
		m	m				ppm	%	ppm	ppm	ppm	ppm	ppm	%	ppm	ppm	ppm
10x Crustal Abundance (Price 1997) [(1)]							*0.75*	*--*	*18*	*100*	*4250*	*30*	*0.085*	*--*	*1.5*	*250*	*1020*
031658	BR-444	44.9	46.4	Metasediment 3	Underground	Mine Rock	<0.5	0.82	5.8	2.0	96	0.05	<0.085	0.76	0.030	14	78
031660	BR-455	37.5	39	Felsic Volcanic 1	Underground	Mine Rock	<0.5	1.3	3.0	2.0	130	0.09	<0.085	0.96	0.050	7.9	80
031661	BR-433	160.8	161.8	Felsic Volcanic 1	Central Pit	Mine Rock	<0.5	0.63	9.8	21	92	0.09	1.5	1.8	0.12	10	93
031662	BR-505	21	22.5	Felsic Volcanic 2	Central Pit	Mine Rock	<0.5	0.36	120	<1	41	0.11	0.147	0.70	0.10	1.8	69
116954	BR-535	220.6	221.6	Felsic Volcanic 2	Central Pit	Ore-Grade	2.9	0.35	200	<1	36	0.09	2.9	1.4	1.8	3.1	40
117014	BR-058	12.65	13.8	Quartz Sericite Schist	Viggo Pit	Mine Rock	0.11	1.2	7.1	60	131	0.19	0.14	0.34	0.040	4.9	91
117009	BR-058	30.5	31.5	Quartz Sericite Schist	Viggo Pit	Mine Rock	0.11	0.25	0.50	13	16	0.15	0.37	0.18	0.050	0.30	49
117006	BR-058	53.6	54.6	Felsic Volcanic 1	Viggo Pit	Mine Rock	0.12	1.6	1.4	12	194	0.05	0.22	0.17	0.090	17	90
117010	BR-058	72.5	74	Felsic Volcanic 1	Viggo Pit	Mine Rock	0.12	0.87	1.4	14	59	0.06	0.21	0.68	0.030	6.5	49
117012	BR-058	91	92.5	Felsic Volcanic 1	Viggo Pit	Mine Rock	0.11	1.8	0.60	22	191	0.1	0.21	0.32	0.090	19	99
117007	BR-058	126.15	127	Metasediment 2	Viggo Pit	Mine Rock	0.15	2.2	3.1	17	156	0.1	0.22	0.15	0.070	25	111
117013	BR-058	150	150.5	Felsic Volcanic 1	Viggo Pit	Mine Rock	0.080	1.0	3.1	10	86	0.07	0.11	0.39	0.020	8.5	67
117015	BR-058	166.7	167.2	Felsic Volcanic 2	Viggo Pit	Mine Rock	0.21	0.53	51	<10	42	0.1	0.09	0.66	0.040	2.6	69
117008	BR-181	47.4	48	Fragmental 1	Viggo Pit	Mine Rock	0.13	2.6	3.3	<10	96	0.34	0.16	0.85	0.040	20	130
117002	BR-162	11	12.5	Felsic Volcanic 1	Viggo Pit	Mine Rock	0.13	1.6	1.0	<10	231	0.07	0.06	0.61	0.060	14	71
117003	BR-162	30	31	Quartz Sericite Schist	Viggo Pit	Mine Rock	0.11	0.81	1.9	43	38	0.1	0.27	0.42	0.040	5.6	75
117005	BR-162	51.5	52.5	Felsic Volcanic 1	Viggo Pit	Mine Rock	0.10	2.4	14	33	130	0.14	0.32	0.57	0.050	18	104
117011	BR-162	69.5	70.1	Felsic Volcanic 1	Viggo Pit	Mine Rock	0.15	3.4	8.8	29	344	1.04	0.22	2.4	0.11	25	152
117004	BR-162	94	95	Felsic Volcanic 1	Viggo Pit	Mine Rock	0.13	1.9	1.6	27	111	0.11	0.21	0.37	0.080	20	117
117035	BR-567	15	16.5	Fragmental 1	Viggo Pit	Mine Rock	0.13	2.4	1.2	23	181	0.11	0.2	0.35	0.040	22	118
117036	BR-567	33.5	35	Fragmental 1	Viggo Pit	Mine Rock	0.070	0.95	2.8	18	85	0.05	0.08	0.59	0.020	6.0	52
117037	BR-567	55.2	56.2	Felsic Volcanic 1	Viggo Pit	Mine Rock	0.37	2.2	148	14	55	0.16	0.07	1.4	0.030	12	75
117038	BR-567	72.3	73.3	Felsic Volcanic 2	Viggo Pit	Mine Rock	0.41	0.65	124	<10	62	0.09	1.43	0.81	0.18	2.7	67
117039	BR-567	99.8	101.3	Felsic Volcanic 1	Viggo Pit	Mine Rock	0.050	1.5	2.2	22	161	0.13	0.04	0.85	0.030	12	67
117040	BR-567	125.6	125.9	Felsic Volcanic 1	Viggo Pit	Mine Rock	0.14	2.3	1.3	21	95	0.15	0.03	1.6	0.030	21	395
117028	BR-568	9	10	Felsic Volcanic 1	Viggo Pit	Mine Rock	0.25	1.3	232	33	83	0.12	0.22	0.99	0.030	9.8	74
117029	BR-568	33.3	34.3	Felsic Volcanic 1	Viggo Pit	Mine Rock	0.17	1.4	28	13	64	0.11	0.08	0.99	0.030	10	78
117030	BR-568	39.4	40.4	Felsic Volcanic 2	Viggo Pit	Mine Rock	0.10	0.66	203	12	50	0.1	0.02	0.41	0.030	1.8	68
117031	BR-568	47.8	49.3	Felsic Volcanic 1	Viggo Pit	Mine Rock	0.14	1.4	4.1	<10	155	0.14	0.12	0.83	0.030	13	57
117032	BR-568	70.5	71.5	Felsic Volcanic 1	Viggo Pit	Mine Rock	0.070	1.4	0.70	<10	110	0.08	0.05	1.1	0.030	8.4	65
117033	BR-568	92.6	93.9	Metasediment 2	Viggo Pit	Mine Rock	0.070	4.6	0.70	<10	655	0.75	0.15	0.89	0.030	14	138
117034	BR-568	110	111	Metasediment 3	Viggo Pit	Mine Rock	0.040	0.91	8.0	11	77	0.11	0.23	0.37	0.010	10	61
117023	BR-569	9	10	Fragmental 1	Viggo Pit	Mine Rock	0.23	1.9	131	11	93	0.15	0.4	0.48	0.060	20	96
117022	BR-569	31.5	33	Fragmental 1	Viggo Pit	Mine Rock	0.17	2.0	29	12	162	0.08	0.4	0.22	0.080	18	113
117021	BR-569	49.5	50.4	Felsic Volcanic 1	Viggo Pit	Mine Rock	0.19	1.5	108	<10	116	0.11	0.27	1.5	0.040	10	72
110720	BR-569	73.75	74.1	Felsic Volcanic 2	Viggo Pit	Mine Rock	0.28	0.37	72	<10	58	0.07	0.29	0.13	0.020	3.1	40
117019	BR-569	89.4	90.4	Felsic Volcanic 2	Viggo Pit	Mine Rock	0.080	0.53	4.0	12	75	0.08	0.02	0.60	0.030	1.7	45
117018	BR-569	107	108	Felsic Volcanic 1	Viggo Pit	Mine Rock	0.11	1.1	1.1	<10	114	0.07	0.03	0.76	0.030	8.7	70
117017	BR-569	130.75	131.7	Felsic Volcanic 1	Viggo Pit	Mine Rock	0.070	1.5	1.0	<10	158	0.07	0.03	0.57	0.030	8.8	47
117016	BR-569	143.65	144.65	Metasediment 2	Viggo Pit	Mine Rock	0.10	2.6	1.2	<10	707	0.39	0.3	1.2	0.030	7.6	117
117027	BR-638	10.5	12	Felsic Volcanic 1	Viggo Pit	Mine Rock	0.10	1.8	0.70	<10	186	0.08	0.03	1.2	0.050	14	84
117026	BR-638	30	31.5	Felsic Volcanic 1	Viggo Pit	Mine Rock	0.14	1.9	0.70	<10	228	0.06	0.06	1.4	0.050	14	68
117025	BR-638	60	61	Quartz Sericite Schist	Viggo Pit	Mine Rock	0.11	0.32	1.3	<10	30	0.1	0.4	0.29	0.050	1.2	83

(1) Ten times average crustal abundance values presented in Price (1997).

Blue highlighting indicates samples with metal concentrations greater than the ten times crustal abundance screening value are present in the analyzed group.

Screening values are for qualitative assessment only and hold no regulatory significance.

Classification as mine rock or ore-grade materials was based on gold content.

A value of "--" indicates metal was not measured for the given sample; the variation in elements analyzed is due to measurement at two different laboratories (see text).

Table B-5 Aqua Regia Metals

Sample ID	Drillhole ID	From	To	Lithology	Area	Class	Silver	Aluminum	Arsenic	Boron	Barium	Beryllium	Bismuth	Calcium	Cadmium	Cobalt	Chromium
		m	m				ppm	%	ppm	ppm	ppm	ppm	ppm	%	ppm	ppm	ppm
10x Crustal Abundance (Price 1997) [1]							*0.75*	*--*	*18*	*100*	*4250*	*30*	*0.085*	*--*	*1.5*	*250*	*1020*
117024	BR-638	86	87	Fragmental 1	Viggo Pit	Mine Rock	0.14	2.1	8.3	<10	88	0.09	0.24	0.20	0.12	17	82
DX491021	BR-732	10	11	Fragmental 1	Viggo Pit	Mine Rock	0.090	1.9	52	<10	139	0.09	0.17	0.13	0.070	20	92
DX491045	BR-732	31.5	32	Fragmental 1	Viggo Pit	Mine Rock	0.13	1.8	1.0	<10	160	0.1	0.19	0.23	0.13	18	89
DX491069	BR-732	49.5	50.5	Fragmental 1	Viggo Pit	Mine Rock	0.15	1.3	17	<10	49	0.27	0.12	0.77	0.19	8.4	75
DX491095	BR-732	69	70	Felsic Volcanic 2	Viggo Pit	Mine Rock	0.13	1.1	7.0	<10	121	0.13	0.45	0.39	0.050	5.0	93
117480	BR-058	109	110.25	Metasediment 2	Viggo Pit	Mine Rock	0.27	1.5	2.2	<10	201	0.17	0.24	0.25	0.43	15	94
117481	BR-058	137	138	Felsic Volcanic 1	Viggo Pit	Mine Rock	0.14	1.6	46	<10	127	0.1	0.26	0.81	0.070	15	74
117482	BR-181	93	94	Felsic Volcanic 1	Viggo Pit	Mine Rock	0.29	3.0	291	<10	120	0.52	0.18	1.1	0.060	17	67
117479	BR-567	54.2	55.2	Felsic Volcanic 1	Viggo Pit	Ore-Grade	0.31	1.4	74	<10	111	0.12	0.13	0.88	0.030	12	66
117478	BR-569	81.4	82.25	Felsic Volcanic 2	Viggo Pit	Mine Rock	0.090	0.98	5.1	<10	104	0.07	0.06	1.8	0.080	8.7	88
117468	BR-379	10.3	11.4	Felsic Volcanic 1	Viggo Pit	Mine Rock	0.11	1.2	1.8	<10	77	0.09	0.06	0.65	0.070	7.8	37
117469	BR-379	21	22.45	Metasediment 2	Viggo Pit	Mine Rock	0.13	1.9	1.6	<10	224	0.42	0.21	0.53	0.090	16	96
117470	BR-379	30.7	31.7	Felsic Volcanic 1	Viggo Pit	Mine Rock	0.10	1.9	1.3	<10	187	0.15	0.15	0.47	0.050	18	164
117471	BR-379	50	51	Felsic Volcanic 1	Viggo Pit	Mine Rock	0.10	0.77	7.3	<10	59	0.07	0.5	0.70	0.040	5.8	36
117472	BR-379	60.4	60.7	Felsic Volcanic 1	Viggo Pit	Mine Rock	0.15	1.6	11	<10	117	0.07	0.22	0.14	0.080	18	81
117473	BR-379	70.2	71.5	Felsic Volcanic 1	Viggo Pit	Mine Rock	0.25	2.9	12	<10	201	0.39	0.2	1.4	0.11	24	163
117474	BR-379	96.2	97.2	Felsic Volcanic 1	Viggo Pit	Mine Rock	0.11	1.3	22	<10	132	0.11	0.17	1.2	0.050	7.5	41
117475	BR-379	107.3	108.3	Felsic Volcanic 2	Viggo Pit	Mine Rock	0.10	0.36	118	<10	30	0.11	0.09	0.58	0.030	2.5	36
117476	BR-379	117	118	Felsic Volcanic 2	Viggo Pit	Mine Rock	0.18	0.50	89	<10	77	0.12	0.05	0.56	0.070	1.7	41
117477	BR-379	127	128	Felsic Volcanic 2	Viggo Pit	Mine Rock	0.20	0.39	7.0	<10	79	0.07	0.35	0.73	0.050	2.2	55
117493	BH23-11	12	13	Felsic Volcanic 1	Viggo Pit	Mine Rock	0.14	1.6	4.6	<10	242	0.08	0.54	0.31	0.030	15	89
117492	BH23-11	22	23	Fragmental 1	Viggo Pit	Mine Rock	0.13	2.0	6.0	<10	209	0.15	0.24	0.48	0.080	17	78
117491	BH23-11	32	33	Fragmental 1	Viggo Pit	Mine Rock	0.14	1.7	4.2	<10	198	0.06	0.22	0.22	0.11	17	82
117490	BH23-11	42	43	Felsic Volcanic 1	Viggo Pit	Mine Rock	0.17	2.8	17	<10	209	0.37	0.22	1.1	0.31	19	90
117489	BH23-11	52	53	Felsic Volcanic 1	Viggo Pit	Mine Rock	0.13	1.4	4.7	<10	115	0.07	0.2	0.58	0.14	15	83
117487	BH23-12	4	5	Fragmental 1	Viggo Pit	Mine Rock	0.17	1.5	1.1	<10	132	0.07	0.21	0.15	0.090	18	114
117488	BH23-12	15	16	Fragmental 1	Viggo Pit	Mine Rock	0.15	1.3	1.5	<10	122	0.05	0.23	0.26	0.080	17	94
117486	BH23-12	24	25	Fragmental 1	Viggo Pit	Mine Rock	0.11	1.3	2.9	<10	100	0.06	0.16	0.28	0.060	14	90
117485	BH23-12	34	35	Fragmental 1	Viggo Pit	Mine Rock	0.20	1.3	17	<10	38	0.18	0.25	0.40	0.080	19	79
117484	BH23-12	45	46	Fragmental 1	Viggo Pit	Mine Rock	0.17	0.86	5.7	<10	71	0.06	0.32	0.66	0.070	6.4	45
117483	BH23-12	54.5	55.5	Fragmental 1	Viggo Pit	Mine Rock	0.12	1.3	1.3	<10	113	0.09	0.21	0.28	0.040	15	90
117451	BR-734	12.55	13.4	Felsic Volcanic 1	Viggo Pit	Mine Rock	0.42	1.6	33	<10	131	0.09	0.27	0.40	0.050	19	100
117452	BR-734	21.5	23	Fragmental 1	Viggo Pit	Ore-Grade	0.22	1.2	164	<10	40	0.26	0.11	2.0	0.050	7.9	39
117453	BR-734	54.9	56.4	Felsic Volcanic 2	Viggo Pit	Ore-Grade	0.10	0.52	22	<10	112	0.08	0.03	0.41	0.040	1.7	37
117454	BR-734	76.8	78.3	Felsic Volcanic 1	Viggo Pit	Mine Rock	0.070	1.1	0.90	<10	119	0.06	0.04	0.89	0.040	8.0	46
117455	BR-734	88.5	88.9	Felsic Volcanic 1	Viggo Pit	Mine Rock	0.080	1.3	0.80	<10	32	0.35	0.04	1.2	0.010	8.1	66
117456	BR-734	97.85	99.35	Felsic Volcanic 1	Viggo Pit	Mine Rock	0.11	1.5	0.70	<10	231	0.13	0.07	1.3	0.060	10	60
117457	BR-734	111	112.5	Metasediment 3	Viggo Pit	Mine Rock	0.070	1.2	1.0	<10	68	0.33	0.04	0.43	0.030	3.1	41
117458	BR-734	127.2	128.7	Metasediment 3	Viggo Pit	Mine Rock	0.11	0.57	0.90	<10	36	0.08	0.12	0.65	0.050	9.7	45
117459	BR-735	10.35	10.75	Quartz Sericite Schist	Viggo Pit	Mine Rock	0.37	4.8	2.7	<10	208	0.51	0.21	4.4	0.10	34	532
117460	BR-735	30	31.15	Fragmental 1	Viggo Pit	Mine Rock	0.12	1.6	1.1	<10	185	0.06	0.2	0.24	0.060	17	84
117461	BR-735	51	52.5	Felsic Volcanic 1	Viggo Pit	Mine Rock	0.15	0.83	1.6	<10	40	<0.05	0.09	0.90	0.030	5.7	38
117462	BR-735	70.5	72	Fragmental 1	Viggo Pit	Mine Rock	0.15	1.7	1.3	<10	92	0.14	0.18	0.27	0.060	19	98

(1) Ten times average crustal abundance values presented in Price (1997).

Blue highlighting indicates samples with metal concentrations greater than the ten times crustal abundance screening value are present in the analyzed group.

Screening values are for qualitative assessment only and hold no regulatory significance.

Classification as mine rock or ore-grade materials was based on gold content.

A value of "--" indicates metal was not measured for the given sample; the variation in elements analyzed is due to measurement at two different laboratories (see text).

Table B-5 Aqua Regia Metals

Sample ID	Drillhole ID	From	To	Lithology	Area	Class	Silver	Aluminum	Arsenic	Boron	Barium	Beryllium	Bismuth	Calcium	Cadmium	Cobalt	Chromium
		m	m				ppm	%	ppm	ppm	ppm	ppm	ppm	%	ppm	ppm	ppm
10x Crustal Abundance (Price 1997) [(1)]							*0.75*	*--*	*18*	*100*	*4250*	*30*	*0.085*	*--*	*1.5*	*250*	*1020*
117463	BR-735	90	90.9	Fragmental 1	Viggo Pit	Mine Rock	0.17	2.1	1.6	<10	215	0.06	0.41	0.20	0.050	18	78
117464	BR-735	113.75	114.75	Felsic Volcanic 1	Viggo Pit	Mine Rock	0.10	1.7	5.4	<10	144	0.08	0.1	2.0	0.050	12	47
117465	BR-735	135.4	136.4	Felsic Volcanic 1	Viggo Pit	Mine Rock	0.13	1.5	9.0	<10	128	0.08	0.06	1.6	0.030	11	41
117466	BR-735	141	142	Felsic Volcanic 2	Viggo Pit	Mine Rock	0.14	0.56	93	<10	37	0.1	0.22	0.53	0.030	2.1	35
117467	BR-735	150.1	150.85	Felsic Volcanic 2	Viggo Pit	Mine Rock	0.11	0.48	32	<10	48	<0.05	0.03	0.50	0.030	1.8	29
117498	BH24-01	40.75	41.75	Felsic Volcanic 1	Viggo Pit	Mine Rock	0.11	1.3	14	<10	72	<0.05	0.12	0.67	0.050	12	57
117497	BH24-01	51	52	Felsic Volcanic 1	Viggo Pit	Mine Rock	0.19	1.8	2.7	<10	80	0.09	0.21	0.18	0.050	18	84
117496	BH24-01	60	61	Fragmental 1	Viggo Pit	Mine Rock	0.13	2.3	4.7	<10	209	0.15	0.14	0.47	0.070	22	126
117495	BH24-01	69.5	70.5	Fragmental 1	Viggo Pit	Mine Rock	0.11	1.8	3.4	<10	213	0.05	0.14	0.39	0.080	15	82
117494	BH24-01	90	91	Fragmental 1	Viggo Pit	Mine Rock	0.14	1.6	2.7	<10	179	0.06	0.16	0.26	0.080	18	82
117499	BH24-02	110.75	111.5	Felsic Volcanic 1	Viggo Pit	Mine Rock	0.060	1.2	0.90	<10	99	0.08	0.02	1.2	0.020	8.7	47
DX489416	BH24-03	65	65.6	Felsic Volcanic 1	Viggo Pit	Mine Rock	0.10	2.0	0.50	<10	242	0.06	0.08	2.2	0.040	14	108
DX489415	BH24-03	85.5	86.5	Fragmental 2	Viggo Pit	Mine Rock	0.030	1.0	2.2	<10	41	0.16	0.12	3.2	0.030	2.7	49
A0962870	BH24-01	10	11	Felsic Volcanic 1	Viggo Pit	Mine Rock	0.16	1.1	2.9	<10	111	<0.05	0.06	0.59	0.040	7.3	42
A0962869	BH24-01	22.3	23.3	Felsic Volcanic 1	Viggo Pit	Mine Rock	0.12	0.87	2.3	<10	50	<0.05	0.1	0.59	0.030	6.0	44
A0962868	BH24-01	30.9	31.9	Felsic Volcanic 1	Viggo Pit	Mine Rock	0.16	3.9	65	<10	205	0.3	0.19	0.97	0.030	24	117
DX489422	BH24-03	6.1	7.1	Metasediment 3	Viggo Pit	Mine Rock	0.030	0.86	0.80	<10	123	<0.05	0.02	0.27	0.020	2.4	27
DX489421	BH24-03	16	17	Metasediment 3	Viggo Pit	Mine Rock	0.11	2.6	1.0	<10	163	0.78	0.14	1.1	0.030	9.7	43
DX489420	BH24-03	25.4	26.4	Metasediment 3	Viggo Pit	Mine Rock	0.10	1.1	0.70	<10	54	0.07	0.07	0.20	0.020	11	45
DX489418	BH24-03	36	37	Metasediment 3	Viggo Pit	Mine Rock	0.080	0.94	1.6	<10	88	<0.05	0.15	0.79	0.020	12	67
DX489417	BH24-03	44.4	45.3	Felsic Volcanic 1	Viggo Pit	Mine Rock	0.15	2.2	2.0	<10	93	0.08	0.04	1.1	0.050	15	119
031665	REG-026	1018.5	1020	Felsic Volcanic 1	Underground	Mine Rock	<0.5	1.3	26	2.0	76	0.11	<0.085	0.81	0.16	8.6	9.5
031666	REG-026	1064.8	1065.2	Felsic Volcanic 1	Underground	Mine Rock	<0.5	1.9	2.6	3.0	92	0.54	0.096	2.1	<0.02	17	130
031667	REG-026	1114.5	1116	Fragmental 2	Underground	Mine Rock	<0.5	0.89	6.7	<1	61	0.079	<0.085	0.29	0.025	11	31
031668	BR-433	269.2	270.2	Felsic Volcanic 1	Underground	Mine Rock	<0.5	1.2	21	2.0	100	0.12	0.095	1.6	2.5	12	12
031669	BR-433	230.9	232.4	Metasediment 2	Underground	Mine Rock	<0.5	2.1	1.6	2.0	430	0.11	0.3	0.19	0.053	23	100
031670	BR-259	696	697	Fragmental 2	Underground	Mine Rock	<0.5	2.1	700	2.0	230	0.16	0.45	0.27	0.42	5.9	7.1
031671	BR-259	719.75	720.25	Metasediment 3	Underground	Mine Rock	<0.5	2.4	23	<1	110	0.2	<0.085	1.0	0.080	17	67
031672	BR-259	655.5	656.7	Metasediment 3	Underground	Mine Rock	<0.5	1.4	8.6	<1	93	0.094	<0.085	0.41	0.020	15	29
031673	BR-259	636.85	637.3	Felsic Volcanic 1	Underground	Ore-Grade	<0.5	1.2	6.3	<1	200	0.053	0.11	0.91	0.064	6.8	21
031674	BR-378	229.15	230.5	Felsic Volcanic 1	Underground	Mine Rock	<0.5	1.3	1.5	3.0	150	0.11	<0.085	0.69	0.028	8.5	11
031675	BR-378	253	254.3	Metasediment 3	Underground	Mine Rock	<0.5	1.8	21	10	96	0.2	0.16	0.54	0.064	11	24
031676	BR-378	106	107.2	Fragmental 1	Underground	Mine Rock	<0.5	1.9	7.1	4.0	230	0.12	0.36	0.29	0.092	15	49
031677	BR-378	336.9	338.4	Basalt	Underground	Mine Rock	<0.5	2.0	14	<1	20	0.067	<0.085	1.3	0.024	21	53
031678	BR-378	128	129.5	Felsic Volcanic 1	Underground	Mine Rock	<0.5	1.5	8.7	4.0	150	0.1	0.34	0.57	0.074	11	26
031679	BR-378	191	192	Felsic Volcanic 2	Underground	Mine Rock	<0.5	0.65	160	3.0	120	0.13	<0.085	0.60	0.070	1.5	2.3
031680	BR-378	299.9	301.4	Fragmental 2	Underground	Mine Rock	<0.5	1.8	4.7	3.0	240	0.099	0.13	1.2	0.069	12	42
031681	BR-469	155.5	157	Felsic Volcanic 2	Underground	Mine Rock	<0.5	0.36	110	2.0	38	0.15	0.17	0.64	0.020	2.1	5.6
031682	BR-469	263.85	265.35	Metasediment 3	Underground	Mine Rock	<0.5	0.53	51	2.0	81	0.084	0.17	2.2	0.070	13	18
031683	BR-469	204.7	205.7	Felsic Volcanic 2	Underground	Ore-Grade	<0.5	0.54	21	2.0	120	0.085	<0.085	0.63	0.032	1.6	2.1
031684	BR-393	455.1	456.35	Basalt	Underground	Mine Rock	<0.5	2.4	3.2	<1	440	0.32	0.11	2.2	0.079	18	52
031685	BR-393	404.8	406.3	Fragmental 2	Underground	Mine Rock	<0.5	0.82	150	<1	160	0.075	0.11	0.76	0.048	4.6	15
031686	BR-393	342	343.5	Felsic Volcanic 1	Underground	Mine Rock	<0.5	1.2	9.5	<1	390	0.23	0.15	1.8	0.056	9.4	13

(1) Ten times average crustal abundance values presented in Price (1997).

Blue highlighting indicates samples with metal concentrations greater than the ten times crustal abundance screening value are present in the analyzed group.

Screening values are for qualitative assessment only and hold no regulatory significance.

Classification as mine rock or ore-grade materials was based on gold content.

A value of "--" indicates metal was not measured for the given sample; the variation in elements analyzed is due to measurement at two different laboratories (see text).

Table B-5 Aqua Regia Metals

Sample ID	Drillhole ID	From	To	Lithology	Area	Class	Silver	Aluminum	Arsenic	Boron	Barium	Beryllium	Bismuth	Calcium	Cadmium	Cobalt	Chromium
		m	m				ppm	%	ppm	ppm	ppm	ppm	ppm	%	ppm	ppm	ppm
10x Crustal Abundance (Price 1997) [(1)]							*0.75*	*--*	*18*	*100*	*4250*	*30*	*0.085*	*--*	*1.5*	*250*	*1020*
031687	BR-397	188.4	189.1	Felsic Volcanic 1	Underground	Mine Rock	<0.5	2.1	17	4.0	150	0.099	<0.085	2.8	0.053	31	96
031688	BR-397	275.8	277.3	Basalt	Underground	Mine Rock	<0.5	2.3	1.8	<1	380	0.081	<0.085	0.53	0.034	7.3	12
031689	BR-370	369.5	371	Metasediment 3	Underground	Mine Rock	<0.5	1.8	6.7	2.0	110	0.16	<0.085	1.5	0.12	9.3	20
031690	BR-523	195.5	196.3	Felsic Volcanic 2	Underground	Ore-Grade	1.1	0.54	850	4.0	99	0.23	0.086	0.30	0.070	1.6	3.3
031691	BR-523	128.5	130	Felsic Volcanic 1	Underground	Mine Rock	<0.5	1.8	730	3.0	140	0.42	0.24	0.68	0.083	15	100
031692	BR-523	167	168.1	Metasediment 2	Underground	Mine Rock	<0.5	3.2	580	4.0	150	1.2	0.27	1.2	0.047	14	48
031693	BR-523	148.1	148.5	Felsic Volcanic 1	Underground	Mine Rock	<0.5	2.2	27	2.0	240	0.1	0.29	0.24	0.10	21	83
031694	BR-523	55.8	56.8	Metasediment 2	Underground	Mine Rock	<0.5	2.0	15	3.0	130	0.13	0.32	0.14	0.11	18	61
031695	BR-523	100.7	102	Fragmental 1	Underground	Mine Rock	<0.5	2.2	2.4	3.0	330	0.16	0.27	0.55	0.049	15	60
031696	BR-523	78.5	79.5	Felsic Volcanic 1	Underground	Mine Rock	<0.5	1.4	1.1	2.0	100	0.067	0.26	0.12	0.087	14	38
031697	BR-772	1476.25	1477.75	Felsic Volcanic 1	Underground	Mine Rock	<0.5	0.69	2.0	2.0	47	0.09	0.14	0.53	0.033	8.1	34
031698	BR-772	1533	1534.5	Basalt	Underground	Mine Rock	<0.5	1.6	3.3	6.0	50	0.15	0.15	1.5	2.8	24	30
031699	BR-682	1070	1070.9	Fragmental 2	Underground	Mine Rock	<0.5	1.5	1.4	2.0	170	0.091	0.27	0.32	0.080	15	39
031700	BR-392	365	366.5	Basalt	Underground	Mine Rock	<0.5	1.9	2.3	<1	220	0.38	0.11	1.3	0.037	11	15
031701	BR-024	400.25	400.75	Metasediment 3	Underground	Mine Rock	<0.5	1.7	1.7	2.0	55	0.089	<0.085	0.82	0.029	10	18
031702	BR-024	353.5	354	Fragmental 2	Underground	Mine Rock	<0.5	1.9	0.78	2.0	220	0.2	<0.085	2.3	0.13	9.6	60
031703	BR-024	452	452.55	Metasediment 3	Underground	Mine Rock	<0.5	1.6	16	2.0	200	0.11	<0.085	0.66	0.050	12	8.9
031704	BR-024	503	504	Felsic Volcanic 1	Underground	Mine Rock	<0.5	0.97	2.6	2.0	110	0.17	0.11	0.81	0.020	8.0	11
031705	BR-771	1474.2	1475	Metasediment 3	Underground	Mine Rock	<0.5	1.2	0.50	<1	150	0.078	<0.085	0.33	0.020	6.1	31
031706	BR-771	1302.3	1303.8	Felsic Volcanic 1	Underground	Mine Rock	<0.5	1.4	3.3	2.0	100	0.17	<0.085	0.73	0.038	7.9	11
031707	BR-771	1382.6	1383.4	Felsic Volcanic 2	Underground	Mine Rock	<0.5	0.85	1200	2.0	74	0.2	<0.085	0.81	0.023	2.5	1.9
031708	BR-695	1709.5	1711	Metasediment 3	Underground	Mine Rock	0.19	1.3	4.0	13	107	0.09	0.04	0.54	0.030	8.6	20
031709	BR-481	754.5	756	Felsic Volcanic 2	Underground	Mine Rock	<0.5	0.48	78	<1	63	0.079	0.22	0.59	0.041	1.5	0.99
031710	BR-760	204.7	206.2	Fragmental 1	Underground	Mine Rock	<0.5	1.4	1.4	3.0	170	0.12	<0.085	0.60	0.041	12	29
031711	BR-760	300	301.1	Metasediment 2	Underground	Mine Rock	0.19	2.2	6.8	15	217	0.25	0.18	0.91	0.11	24	189
031712	BR-760	355	356	Felsic Volcanic 1	Underground	Mine Rock	<0.5	1.1	5.9	2.0	84	0.09	0.28	0.76	0.047	5.9	8.2
031713	BR-760	253.2	254	Fragmental 1	Underground	Mine Rock	<0.5	1.1	1.3	3.0	110	0.14	0.39	0.43	0.059	4.4	2.9
031714	BR-760	457.5	459	Felsic Volcanic 1	Underground	Mine Rock	<0.5	1.2	1.5	<1	110	0.14	<0.085	1.3	0.020	6.8	8.5
031715	BR-760	406.8	407.55	Felsic Volcanic 2	Underground	Ore-Grade	<0.5	0.48	450	2.0	76	0.14	0.098	0.82	0.30	2.0	5.4
031716	BR-481	599.8	601	Felsic Volcanic 2	Underground	Mine Rock	<0.5	0.47	110	<1	110	0.13	0.16	1.1	0.11	2.2	66
031717	BR-481	655.8	656.7	Felsic Volcanic 1	Underground	Ore-Grade	0.50	0.81	76	2.0	180	0.14	0.31	0.90	0.21	5.0	72
031718	BR-745	772.3	773.5	Fragmental 2	Underground	Mine Rock	0.070	1.8	9.1	<10	128	0.09	0.13	1.8	0.070	13	71
031719	BR-745	601.75	603	Felsic Volcanic 1	Underground	Ore-Grade	<0.5	2.7	1500	4.0	81	0.88	0.099	1.2	0.049	7.1	64
031720	BR-745	669	670.5	Felsic Volcanic 2	Underground	Mine Rock	0.14	0.40	5.0	<10	80	0.07	0.76	0.50	0.050	2.3	2.0
031721	BR-763	542.35	543.85	Metasediment 2	Underground	Mine Rock	<0.5	1.7	160	<1	110	0.12	0.15	0.28	0.099	18	100
031722	BR-763	599.65	601.15	Felsic Volcanic 1	Underground	Mine Rock	<0.5	0.60	99	<1	140	0.14	0.31	0.59	0.075	2.2	60
031723	BR-682	1029	1030.5	Felsic Volcanic 1	Underground	Mine Rock	0.70	0.63	6.6	2.0	44	0.13	10	0.29	0.086	8.3	74
031724	BR-682	874.8	875.7	Felsic Volcanic 1	Underground	Ore-Grade	22	0.76	11	<1	190	0.2	54	16	12	6.0	31
031725	BR-682	777.9	778.9	Felsic Volcanic 1	Underground	Ore-Grade	3.0	0.68	210	2.0	95	0.17	9.7	0.17	0.38	15	67
031726	BR-682	927.6	928.2	Felsic Volcanic 1	Underground	Mine Rock	<0.5	0.66	6.8	<1	74	0.069	2	0.86	0.11	11	100
031727	BR-682	969	970	Felsic Volcanic 1	Underground	Ore-Grade	0.70	0.57	4.7	<1	73	0.095	2.2	1.3	0.12	7.1	73
031728	BR-682	482	483.5	Fragmental 2	Underground	Mine Rock	<0.5	0.91	3.3	<1	110	0.09	<0.085	0.58	0.033	6.1	89
031729	BR-682	646.2	647.5	Metasediment 2	Underground	Mine Rock	<0.5	2.1	2.5	<1	190	0.13	0.22	0.20	0.022	13	120

(1) Ten times average crustal abundance values presented in Price (1997).

Blue highlighting indicates samples with metal concentrations greater than the ten times crustal abundance screening value are present in the analyzed group.

Screening values are for qualitative assessment only and hold no regulatory significance.

Classification as mine rock or ore-grade materials was based on gold content.

A value of "--" indicates metal was not measured for the given sample; the variation in elements analyzed is due to measurement at two different laboratories (see text).

Table B-5 Aqua Regia Metals

Sample ID	Drillhole ID	From	To	Lithology	Area	Class	Silver	Aluminum	Arsenic	Boron	Barium	Beryllium	Bismuth	Calcium	Cadmium	Cobalt	Chromium
		m	m				ppm	%	ppm	ppm	ppm	ppm	ppm	%	ppm	ppm	ppm
10x Crustal Abundance (Price 1997) [(1)]							*0.75*	*--*	*18*	*100*	*4250*	*30*	*0.085*	*--*	*1.5*	*250*	*1020*
031730	BR-682	390.5	391.6	Felsic Volcanic 1	Underground	Mine Rock	<0.5	1.8	1.5	<1	270	0.16	<0.085	2.0	0.053	5.6	66
031731	BR-682	559.55	561	Metasediment 3	Underground	Mine Rock	<0.5	1.7	3.6	<1	190	0.078	<0.085	0.47	0.023	12	82
031732	BR-682	312	313.5	Basalt	Underground	Mine Rock	<0.5	1.0	2.9	<1	110	0.056	<0.085	2.4	0.060	23	44
031733	BR-227	840.5	842	Basalt	Underground	Mine Rock	<0.5	3.1	1.8	4.0	450	0.18	<0.085	1.7	0.035	23	82
031734	BR-227	812	813	Fragmental 2	Underground	Mine Rock	<0.5	1.0	2.1	4.0	63	0.27	<0.085	1.4	<0.02	4.6	61
031735	BR-227	502	503	Felsic Volcanic 1	Underground	Mine Rock	<0.5	1.3	15	<1	110	0.081	<0.085	0.80	0.067	9.3	66
031736	BR-227	685.5	686.5	Felsic Volcanic 2	Underground	Mine Rock	<0.5	0.72	140	<1	130	0.11	<0.085	0.42	0.042	2.3	77
031737	BR-227	609	609.75	Metasediment 2	Underground	Mine Rock	<0.5	3.0	240	<1	380	0.24	0.29	0.61	0.034	17	130
031738	BR-227	644.1	645.6	Felsic Volcanic 1	Underground	Mine Rock	<0.5	1.3	55	2.0	150	0.093	0.12	0.80	0.10	8.9	63
031739	BR-227	745	746.5	Felsic Volcanic 1	Underground	Mine Rock	<0.5	1.5	3.7	2.0	130	0.096	0.15	0.61	0.046	9.9	77
031740	BR-247	690	691.5	Fragmental 2	Underground	Mine Rock	<0.5	1.1	1.8	<1	130	0.091	0.11	0.35	0.48	3.5	54
031826	BR-392	309	310.5	Fragmental 2	Underground	Mine Rock	<0.5	1.2	3.0	4.0	130	0.13	<0.085	0.62	0.068	16	95
031827	BR-392	264	265.5	Metasediment 3	Underground	Mine Rock	<0.5	0.94	130	<1	140	0.079	<0.085	0.61	0.16	6.5	76
031828	BR-156	355	356	Felsic Volcanic 1	Underground	Mine Rock	<0.5	1.6	13	<1	91	0.23	<0.085	2.1	0.088	12	66
031834	BR-007	460.25	460.75	Felsic Volcanic 1	Underground	Mine Rock	1.4	0.59	10	<1	67	0.13	2.6	1.4	1.2	7.4	77
031835	BR-007	504.65	505.15	Metasediment 2	Underground	Ore-Grade	0.60	2.3	12	<1	310	0.14	0.75	0.26	25	19	120
031836	BR-007	555.7	556.2	Felsic Volcanic 1	Underground	Mine Rock	1.0	1.5	1300	<1	570	0.18	2.3	0.68	3.1	11	70
031837	BR-007	605.3	606	Felsic Volcanic 1	Underground	Ore-Grade	<0.5	1.5	8.4	<1	220	0.083	0.2	1.3	1.8	10	55
031838	BR-007	705	706	Felsic Volcanic 1	Underground	Mine Rock	<0.5	1.8	2.7	<1	200	0.1	<0.085	0.57	4.0	13	76
031839	BR-007	753.6	754.3	Fragmental 2	Underground	Ore-Grade	<0.5	1.3	9.3	<1	170	0.057	<0.085	0.20	0.033	5.2	56
031840	BR-030	209.8	210.8	Fragmental 2	Underground	Mine Rock	<0.5	3.2	8.8	2.0	450	0.37	0.28	2.1	0.069	21	110
031841	BR-030	249.6	251.1	Metasediment 3	Underground	Mine Rock	<0.5	1.1	2.6	2.0	140	0.086	<0.085	0.88	0.033	12	89
031842	BR-030	290.9	291.85	Felsic Volcanic 1	Underground	Mine Rock	<0.5	0.79	9.3	3.0	65	0.12	0.088	0.85	0.036	4.9	67
031843	BR-030	399.1	399.9	Felsic Volcanic 2	Underground	Mine Rock	<0.5	0.52	14	<1	28	0.21	0.28	1.1	0.039	1.8	46
031844	BR-030	437.3	438.2	Felsic Volcanic 2	Underground	Mine Rock	<0.5	0.61	1300	<1	120	0.14	0.17	1.1	0.057	4.8	110
031845	BR-084	333.2	334.2	Felsic Volcanic 2	Underground	Mine Rock	<0.5	0.37	5.1	<1	56	0.11	0.14	1.3	0.060	1.7	69
031846	BR-084	393.75	394.75	Felsic Volcanic 2	Underground	Mine Rock	1.9	1.6	66	<1	280	0.91	7.4	3.9	0.44	16	150
031847	BR-084	432.6	433.7	Felsic Volcanic 1	Underground	Ore-Grade	<0.5	1.7	870	<1	250	0.092	0.28	0.54	1.0	23	78
031848	BR-084	491	492.5	Fragmental 2	Underground	Mine Rock	<0.5	0.81	4.4	<1	150	0.085	<0.085	0.36	0.030	1.8	53
031849	BR-084	568.3	569.8	Basalt	Underground	Mine Rock	0.090	1.9	56	14	54	0.06	0.03	2.4	0.030	33	70
031850	BR-024	289	290.5	Basalt	Underground	Mine Rock	<0.5	3.0	14	4.0	270	0.18	<0.085	2.9	0.063	28	130
116955	BR-388	448.5	450	Metasediment 2	Underground	Mine Rock	<0.5	2.2	12	<1	230	0.088	0.24	0.22	0.074	19	92
116956	BR-517	656.5	657.5	Felsic Volcanic 2	Underground	Mine Rock	<0.5	0.52	20	2.0	95	0.093	<0.085	0.76	1.4	2.3	2.3
116957	BR-388	415.5	417	Felsic Volcanic 1	Underground	Mine Rock	<0.5	1.8	2.9	<1	170	0.11	0.12	1.2	0.25	11	25
116958	BR-517	753.3	754.35	Metasediment 3	Underground	Mine Rock	<0.5	1.0	4.3	<1	110	0.05	0.095	0.46	0.035	5.5	6.2
116959	BR-481	805.5	806.7	Felsic Volcanic 2	Underground	Mine Rock	<0.5	0.38	93	<1	58	0.088	<0.085	1.6	0.076	1.8	1.5
116960	BR-388	362	363	Metasediment 3	Underground	Mine Rock	<0.5	1.8	2.0	<1	230	0.068	<0.085	0.41	0.022	14	28
116961	BR-517	603	604.5	Felsic Volcanic 1	Underground	Mine Rock	<0.5	1.0	130	<1	370	0.25	0.21	1.6	0.084	7.8	15
116962	BR-517	556.15	556.9	Felsic Volcanic 2	Underground	Mine Rock	0.92	0.81	114	24	36	0.14	3.44	2.0	0.47	14	16
116963	BR-517	706	707	Felsic Volcanic 2	Underground	Mine Rock	0.80	0.62	47	<1	140	0.12	<0.085	1.1	0.39	2.8	3.3
116964	BR-388	261	262.5	Fragmental 2	Underground	Mine Rock	<0.5	0.85	2.4	<1	120	0.045	<0.085	0.59	0.034	4.0	14
116965	BR-388	311.5	312.55	Fragmental 2	Underground	Mine Rock	<0.5	1.3	1.4	<1	140	0.11	0.11	0.31	0.10	3.8	5.8
116966	BR-763	656.4	657.9	Metasediment 3	Underground	Mine Rock	<0.5	1.2	1.2	<1	170	0.14	0.1	1.1	0.040	16	82

(1) Ten times average crustal abundance values presented in Price (1997).

Blue highlighting indicates samples with metal concentrations greater than the ten times crustal abundance screening value are present in the analyzed group.

Screening values are for qualitative assessment only and hold no regulatory significance.

Classification as mine rock or ore-grade materials was based on gold content.

A value of "--" indicates metal was not measured for the given sample; the variation in elements analyzed is due to measurement at two different laboratories (see text).

Table B-5 Aqua Regia Metals

Sample ID	Drillhole ID	From	To	Lithology	Area	Class	Silver	Aluminum	Arsenic	Boron	Barium	Beryllium	Bismuth	Calcium	Cadmium	Cobalt	Chromium
		m	m				ppm	%	ppm	ppm	ppm	ppm	ppm	%	ppm	ppm	ppm
10x Crustal Abundance (Price 1997) [(1)]							*0.75*	*--*	*18*	*100*	*4250*	*30*	*0.085*	*--*	*1.5*	*250*	*1020*
DX758033	BR-144	193	194	Felsic Volcanic 1	Central Pit	Mine Rock	0.21	1.6	12	<20	63	0.1	0.19	0.78	0.23	9.8	16
DX758034	BR-144	205	206	Felsic Volcanic 1	Central Pit	Mine Rock	0.24	1.4	12	<20	92	0.1	0.09	1.8	0.19	9.7	17
DX758035	BR-144	211	211.75	Felsic Volcanic 1	Central Pit	Mine Rock	0.22	1.3	18	<20	74	0.1	0.12	1.1	0.35	9.5	17
DX758036	BR-144	221	222	Felsic Volcanic 1	Central Pit	Mine Rock	0.68	1.0	103	<20	65	<0.1	1	0.52	3.2	9.2	11
DX758037	BR-144	225	226	Felsic Volcanic 1	Central Pit	Mine Rock	0.20	2.3	20	<20	88	0.3	0.11	1.4	0.12	8.7	10
DX758038	BR-144	231.85	232.8	Metasediment 2	Central Pit	Mine Rock	0.20	2.5	16	<20	316	0.2	0.27	0.30	0.040	19	97
DX758039	BR-144	233.3	234.45	Metasediment 2	Central Pit	Mine Rock	0.32	2.4	3.1	<20	138	0.1	0.26	0.18	0.040	21	74
DX758040	BR-144	236.3	236.8	Felsic Volcanic 1	Central Pit	Mine Rock	0.25	1.3	17	<20	135	<0.1	0.17	0.57	0.14	11	17
DX758041	BR-144	242.75	243.75	Felsic Volcanic 1	Central Pit	Mine Rock	0.13	1.4	11	<20	76	<0.1	0.12	1.3	0.070	9.9	14
DX758042	BR-144	256	256.5	Metasediment 2	Central Pit	Mine Rock	0.26	2.7	344	<20	197	0.1	0.33	0.26	0.050	21	87
DX758043	BR-144	262	263.5	Metasediment 2	Central Pit	Mine Rock	0.21	3.1	242	<20	106	0.2	0.32	0.25	0.040	15	76
DX758044	BR-144	266.5	268	Metasediment 2	Central Pit	Mine Rock	0.18	2.3	245	<20	101	0.2	0.28	0.28	0.060	21	78
DX758045	BR-144	271.5	273	Metasediment 2	Central Pit	Mine Rock	0.19	2.0	248	<20	61	0.2	0.21	0.42	0.050	19	77
DX758046	BR-144	275.95	277	Felsic Volcanic 1	Central Pit	Mine Rock	0.22	1.4	22	<20	94	0.1	0.16	0.86	0.080	9.8	14
DX758047	BR-144	280.5	282	Metasediment 2	Central Pit	Mine Rock	0.18	2.7	434	<20	100	0.1	0.23	0.20	0.040	19	84
DX758048	BR-144	284.5	286	Metasediment 2	Central Pit	Mine Rock	0.18	2.5	233	<20	212	0.1	0.2	0.18	0.040	20	96
DX758049	BR-144	290.5	292	Metasediment 2	Central Pit	Mine Rock	0.15	3.0	312	<20	276	0.1	0.19	0.19	0.030	18	103
DX758050	BR-144	295	296.5	Metasediment 2	Central Pit	Mine Rock	0.13	2.2	2.2	<20	129	0.1	0.2	0.16	0.040	20	80
DX758051	BR-144	301.3	302.3	Felsic Volcanic 1	Central Pit	Mine Rock	0.23	1.7	9.2	<20	237	0.2	0.14	0.56	0.15	11	31
DX758052	BR-144	305.9	306.5	Metasediment 2	Central Pit	Mine Rock	0.36	2.3	3.6	<20	170	0.1	0.54	0.18	0.040	14	48
DX758053	BR-144	316.9	318	Metasediment 2	Central Pit	Mine Rock	0.38	2.3	3.2	<20	222	0.2	0.37	0.19	0.070	22	102
A0962709	BR-147	255	256	Felsic Volcanic 2	Central Pit	Mine Rock	0.13	0.41	214	<20	30	0.1	0.12	0.83	0.16	1.6	1.9
A0962710	BR-147	260	260.95	Felsic Volcanic 2	Central Pit	Mine Rock	0.12	0.44	200	<20	30	<0.1	0.06	0.41	0.030	2.0	2.1
A0962711	BR-147	265.25	266	Felsic Volcanic 2	Central Pit	Mine Rock	0.13	0.47	286	<20	32	<0.1	0.12	0.38	0.050	2.6	4.7
A0962712	BR-147	275	276	Felsic Volcanic 2	Central Pit	Mine Rock	0.20	0.31	244	<20	27	<0.1	0.1	0.20	0.13	2.0	2.1
A0962708	BR-147	279	280	Felsic Volcanic 2	Central Pit	Ore-Grade	0.71	0.25	1941	<20	28	0.1	0.57	0.18	0.48	2.1	3.8
A0962713	BR-147	285	286	Felsic Volcanic 1	Central Pit	Mine Rock	0.14	1.3	22	<20	71	<0.1	0.06	1.6	0.070	11	14
A0962714	BR-147	291.3	292.05	Felsic Volcanic 2	Central Pit	Mine Rock	0.057	0.25	130	<20	28	<0.1	0.1	0.85	0.030	1.9	2.9
DX758127	BR-173	26	27	Quartz Sericite Schist	Central Pit	Mine Rock	0.093	0.27	0.40	<20	30	0.1	0.29	0.11	0.020	<0.1	2.3
DX758128	BR-173	31	32.5	Felsic Volcanic 1	Central Pit	Mine Rock	0.066	1.8	0.60	<20	182	0.1	0.06	0.89	0.060	13	28
DX758129	BR-173	35.5	37	Felsic Volcanic 1	Central Pit	Mine Rock	0.069	2.2	0.40	<20	228	0.1	0.06	0.85	0.030	15	29
DX758130	BR-173	40	41.5	Felsic Volcanic 1	Central Pit	Mine Rock	0.081	2.7	1.1	<20	252	0.2	0.08	1.4	0.42	15	40
DX758131	BR-173	44.5	46	Felsic Volcanic 1	Central Pit	Mine Rock	0.080	2.3	1.2	<20	257	0.1	0.2	1.5	0.040	14	31
DX758132	BR-173	50	51	Felsic Volcanic 1	Central Pit	Mine Rock	0.048	1.4	1.0	<20	97	<0.1	0.06	1.1	0.040	9.5	11
A0964865	BR-173	55.5	57	Felsic Volcanic 1	Central Pit	Mine Rock	0.074	1.3	1.8	<20	122	<0.1	0.06	0.78	0.030	8.8	13
A0964866	BR-173	60	61.2	Felsic Volcanic 1	Central Pit	Mine Rock	0.043	1.3	0.40	<20	113	<0.1	0.03	0.94	0.030	8.5	14
A0964867	BR-173	67	68.5	Felsic Volcanic 1	Central Pit	Mine Rock	0.084	1.3	1.8	<20	127	<0.1	0.15	0.90	0.040	9.9	20
A0964868	BR-173	76.5	77.5	Metasediment 2	Central Pit	Mine Rock	0.10	2.0	1.7	<20	109	<0.1	0.19	0.19	0.070	21	78
A0964869	BR-173	81.6	82.5	Felsic Volcanic 1	Central Pit	Mine Rock	0.062	1.4	1.2	<20	237	<0.1	0.15	0.44	0.040	9.8	16
A0964870	BR-173	84.75	85.85	Metasediment 2	Central Pit	Mine Rock	0.074	1.7	2.3	<20	182	0.1	0.12	0.60	0.070	11	43
A0964871	BR-173	88	89.5	Felsic Volcanic 1	Central Pit	Mine Rock	0.081	0.91	2.4	<20	105	<0.1	0.27	0.81	0.040	7.6	12
A0964177	BR-174	43	44.5	Felsic Volcanic 1	Central Pit	Mine Rock	0.10	1.1	2.4	<20	74	<0.1	2.15	1.2	0.040	8.8	11
A0964178	BR-174	49	50.5	Felsic Volcanic 1	Central Pit	Mine Rock	0.087	1.3	2.7	<20	120	<0.1	0.85	0.86	0.030	8.7	13

(1) Ten times average crustal abundance values presented in Price (1997).

Blue highlighting indicates samples with metal concentrations greater than the ten times crustal abundance screening value are present in the analyzed group.

Screening values are for qualitative assessment only and hold no regulatory significance.

Classification as mine rock or ore-grade materials was based on gold content.

A value of "--" indicates metal was not measured for the given sample; the variation in elements analyzed is due to measurement at two different laboratories (see text).

Table B-5 Aqua Regia Metals

Sample ID	Drillhole ID	From	To	Lithology	Area	Class	Silver	Aluminum	Arsenic	Boron	Barium	Beryllium	Bismuth	Calcium	Cadmium	Cobalt	Chromium
		m	m				ppm	%	ppm	ppm	ppm	ppm	ppm	%	ppm	ppm	ppm
10x Crustal Abundance (Price 1997) [(1)]							*0.75*	*--*	*18*	*100*	*4250*	*30*	*0.085*	*--*	*1.5*	*250*	*1020*
A0964179	BR-174	55.7	57	Felsic Volcanic 1	Central Pit	Mine Rock	0.10	1.5	1.8	<20	193	0.1	0.21	0.38	0.040	12	32
A0964180	BR-174	60	61.5	Felsic Volcanic 1	Central Pit	Mine Rock	0.066	2.0	2.6	<20	261	0.1	0.25	0.54	0.050	16	61
A0964181	BR-174	65.5	66	Metasediment 2	Central Pit	Mine Rock	0.099	2.1	12	<20	93	0.1	0.31	0.21	0.060	23	67
A0964182	BR-174	70	71.2	Metasediment 2	Central Pit	Mine Rock	0.13	2.1	1.7	<20	172	<0.1	0.26	0.23	0.070	21	76
A0964183	BR-174	75	76.45	Felsic Volcanic 1	Central Pit	Mine Rock	0.093	1.2	1.6	<20	108	<0.1	0.17	0.70	0.060	10	24
A0964184	BR-174	78	79	Felsic Volcanic 1	Central Pit	Mine Rock	0.12	0.56	4.6	<20	48	<0.1	0.2	1.2	0.040	4.6	5.6
A0964185	BR-174	84.25	85	Felsic Volcanic 1	Central Pit	Mine Rock	0.12	1.1	2.2	<20	145	<0.1	0.32	0.70	0.050	8.9	9.7
A0964186	BR-174	88.1	89.2	Felsic Volcanic 1	Central Pit	Mine Rock	0.053	1.3	2.0	<20	90	<0.1	0.14	0.16	0.030	13	37
A0964187	BR-174	96.9	98.4	Felsic Volcanic 1	Central Pit	Mine Rock	0.13	0.79	8.5	<20	76	<0.1	0.28	0.73	0.040	9.1	9.9
A0964188	BR-174	101	102.5	Felsic Volcanic 1	Central Pit	Mine Rock	0.21	1.4	27	<20	126	<0.1	0.23	1.5	0.25	12	18
A0964189	BR-174	119	120.5	Felsic Volcanic 1	Central Pit	Mine Rock	0.22	1.3	15	<20	135	<0.1	0.25	0.85	0.23	7.6	15
A0964190	BR-174	125.9	127.4	Felsic Volcanic 1	Central Pit	Mine Rock	0.49	1.4	19	<20	177	0.1	12.68	0.61	0.26	11	13
A0964191	BR-174	136.4	137.9	Felsic Volcanic 1	Central Pit	Mine Rock	0.30	1.5	16	<20	166	<0.1	0.56	0.90	0.57	9.9	20
A0964192	BR-174	143.9	145.4	Felsic Volcanic 1	Central Pit	Mine Rock	0.29	1.4	15	<20	154	<0.1	0.32	1.0	1.2	9.9	19
A0964193	BR-174	152.9	154.4	Felsic Volcanic 1	Central Pit	Mine Rock	0.22	1.2	12	<20	146	<0.1	0.34	0.97	0.26	9.1	12
A0964194	BR-174	164.9	166.4	Felsic Volcanic 1	Central Pit	Mine Rock	0.22	1.5	8.3	<20	184	<0.1	0.39	0.99	0.18	9.8	56
A0964195	BR-174	169.4	170.9	Felsic Volcanic 1	Central Pit	Mine Rock	0.51	1.5	18	<20	104	<0.1	3.25	0.61	1.0	8.9	14
A0964196	BR-174	175.4	176.9	Felsic Volcanic 1	Central Pit	Mine Rock	0.48	1.7	13	<20	64	0.1	2.18	0.79	1.3	8.9	17
A0964197	BR-174	181	182	Felsic Volcanic 1	Central Pit	Mine Rock	0.75	3.3	25	<20	68	0.6	2.11	1.7	3.8	10	14
A0964198	BR-174	185	186	Felsic Volcanic 1	Central Pit	Mine Rock	0.46	4.3	26	<20	89	0.8	0.71	2.8	1.5	9.6	17
A0964702	BR-174	205	206	Felsic Volcanic 1	Central Pit	Ore-Grade	0.44	0.68	194	<20	174	0.2	0.38	2.1	0.50	9.1	19
A0964701	BR-174	212.15	213	Felsic Volcanic 1	Central Pit	Ore-Grade	0.43	0.92	141	<20	57	0.2	0.12	2.2	0.43	9.3	9.7
A0964199	BR-174	225	226.5	Felsic Volcanic 1	Central Pit	Mine Rock	0.11	1.1	16	<20	91	<0.1	0.11	1.5	0.12	9.5	14
A0964200	BR-174	243	244.5	Felsic Volcanic 1	Central Pit	Mine Rock	0.13	1.4	8.4	<20	102	0.1	0.21	2.0	0.17	12	14
A0964201	BR-174	250.5	252	Felsic Volcanic 1	Central Pit	Mine Rock	0.18	1.6	7.0	<20	129	<0.1	0.2	1.5	0.17	13	14
A0964202	BR-174	256.5	258	Felsic Volcanic 1	Central Pit	Mine Rock	0.29	1.7	5.3	<20	125	0.1	0.15	1.5	0.33	13	16
A0964203	BR-174	270	271	Felsic Volcanic 1	Central Pit	Mine Rock	0.50	1.4	24	<20	80	0.1	0.8	0.80	8.5	9.9	16
A0964204	BR-174	279	280	Felsic Volcanic 1	Central Pit	Mine Rock	0.16	0.88	20	<20	104	<0.1	0.1	0.63	0.080	6.5	11
A0964205	BR-174	284	285.05	Felsic Volcanic 1	Central Pit	Mine Rock	1.3	0.60	82	<20	139	0.1	1.99	0.44	2.8	7.4	4.7
A0964206	BR-174	287	288	Felsic Volcanic 1	Central Pit	Mine Rock	0.15	1.2	13	<20	125	<0.1	0.28	1.2	0.10	9.0	14
A0964207	BR-174	291	292	Felsic Volcanic 1	Central Pit	Mine Rock	0.13	1.2	16	<20	119	<0.1	0.09	0.94	0.090	9.1	15
A0964208	BR-174	311.1	312.6	Felsic Volcanic 1	Central Pit	Mine Rock	0.13	0.94	8.8	<20	113	<0.1	0.27	0.57	0.18	8.0	9.4
A0964209	BR-174	331.3	332.8	Metasediment 2	Central Pit	Mine Rock	0.22	2.4	2.8	<20	164	<0.1	0.54	0.22	0.040	18	79
A0964210	BR-174	337.1	338.6	Felsic Volcanic 1	Central Pit	Mine Rock	0.18	1.5	9.1	<20	103	<0.1	0.12	1.0	0.080	11	18
A0964211	BR-174	343.35	344.85	Metasediment 2	Central Pit	Mine Rock	0.34	2.7	1.7	<20	270	0.1	0.45	0.25	0.060	21	112
A0964212	BR-174	347.85	349.35	Metasediment 2	Central Pit	Mine Rock	0.18	2.5	5.9	<20	146	0.1	0.44	0.16	0.040	25	85
A0964213	BR-174	355.35	356.85	Metasediment 2	Central Pit	Mine Rock	0.21	2.3	1.7	<20	304	0.1	0.21	0.18	0.090	21	89
A0964214	BR-175	22.5	24	Fragmental 1	Central Pit	Mine Rock	0.083	2.3	1.7	<20	97	0.2	0.15	0.37	0.080	19	63
A0964215	BR-175	40.2	41.7	Felsic Volcanic 1	Central Pit	Mine Rock	0.078	1.2	2.8	<20	80	<0.1	0.2	0.85	0.070	8.3	13
A0964216	BR-175	46.2	46.8	Felsic Volcanic 1	Central Pit	Mine Rock	0.089	1.1	1.4	<20	92	<0.1	1.48	0.87	0.030	8.7	12
A0964218	BR-175	53.3	54.8	Felsic Volcanic 1	Central Pit	Mine Rock	0.058	1.2	1.1	<20	72	<0.1	0.2	1.2	0.040	7.9	12
A0964219	BR-175	59.3	60.8	Felsic Volcanic 1	Central Pit	Mine Rock	0.058	1.1	3.6	<20	95	<0.1	0.13	0.92	0.030	8.6	13
A0964220	BR-175	64.65	66	Metasediment 2	Central Pit	Mine Rock	0.092	1.7	1.3	<20	177	0.1	0.18	0.25	0.13	19	64

(1) Ten times average crustal abundance values presented in Price (1997).

Blue highlighting indicates samples with metal concentrations greater than the ten times crustal abundance screening value are present in the analyzed group.

Screening values are for qualitative assessment only and hold no regulatory significance.

Classification as mine rock or ore-grade materials was based on gold content.

A value of "--" indicates metal was not measured for the given sample; the variation in elements analyzed is due to measurement at two different laboratories (see text).

Table B-5 Aqua Regia Metals

Sample ID	Drillhole ID	From	To	Lithology	Area	Class	Silver	Aluminum	Arsenic	Boron	Barium	Beryllium	Bismuth	Calcium	Cadmium	Cobalt	Chromium
		m	m				ppm	%	ppm	ppm	ppm	ppm	ppm	%	ppm	ppm	ppm
10x Crustal Abundance (Price 1997) [(1)]							*0.75*	*--*	*18*	*100*	*4250*	*30*	*0.085*	*--*	*1.5*	*250*	*1020*
A0964221	BR-175	69.6	71.1	Felsic Volcanic 1	Central Pit	Mine Rock	0.10	1.0	2.5	<20	88	<0.1	0.05	0.84	0.050	9.1	13
A0964222	BR-175	75.6	77.1	Felsic Volcanic 1	Central Pit	Mine Rock	0.058	1.1	4.0	<20	96	<0.1	0.08	1.2	0.040	10	20
A0964223	BR-175	81.7	83.2	Felsic Volcanic 1	Central Pit	Mine Rock	0.16	1.5	7.1	<20	146	0.2	1.06	0.43	0.040	17	64
A0964217	BR-175	91.6	92.6	Felsic Volcanic 1	Central Pit	Mine Rock	0.035	1.1	1.7	<20	51	0.2	0.03	0.79	0.010	8.8	12
A0964224	BR-175	97.3	98.8	Metasediment 2	Central Pit	Mine Rock	0.12	1.7	1.5	<20	174	<0.1	0.23	0.23	0.060	17	53
A0964225	BR-175	102.4	103.4	Metasediment 2	Central Pit	Mine Rock	0.090	2.0	1.0	<20	142	<0.1	0.24	0.18	0.060	18	48
A0964226	BR-175	107.9	109.4	Felsic Volcanic 1	Central Pit	Mine Rock	0.094	1.2	1.7	<20	122	<0.1	0.06	0.81	0.040	8.3	12
A0964227	BR-175	111.55	113	Metasediment 2	Central Pit	Mine Rock	0.12	1.6	1.8	<20	89	<0.1	0.23	0.22	0.060	18	53
A0964228	BR-175	118.35	119.85	Felsic Volcanic 1	Central Pit	Mine Rock	0.22	1.4	7.4	<20	120	<0.1	0.68	0.34	0.050	16	43
A0964229	BR-175	123.65	124.65	Felsic Volcanic 1	Central Pit	Mine Rock	0.36	1.2	16	<20	58	0.1	6.59	0.60	0.090	10	14
A0964230	BR-175	128.65	129.65	Felsic Volcanic 1	Central Pit	Mine Rock	0.41	0.77	22	<20	37	<0.1	3.63	0.61	0.32	8.4	7.8
A0964231	BR-175	132.8	133.8	Felsic Volcanic 1	Central Pit	Mine Rock	0.32	1.1	32	<20	38	0.2	4.24	0.49	0.33	11	8.4
A0964232	BR-175	138.5	140	Felsic Volcanic 1	Central Pit	Mine Rock	0.48	0.95	38	<20	32	0.1	3.95	0.59	0.090	11	9.7
A0964233	BR-175	149.6	151.1	Felsic Volcanic 1	Central Pit	Mine Rock	1.2	1.9	25	<20	60	0.2	2.58	1.1	10	12	18
117278	BR-039	130	131	Felsic Volcanic 2	Central Pit	Mine Rock	0.14	0.33	180	<20	50	0.1	0.15	0.18	0.20	2.2	1.9
117279	BR-039	134	135.3	Felsic Volcanic 2	Central Pit	Ore-Grade	0.21	0.67	182	<20	53	0.2	0.15	0.50	0.19	5.0	41
117280	BR-039	139.5	140.5	Felsic Volcanic 2	Central Pit	Mine Rock	0.67	0.37	250	<20	53	0.1	0.28	0.88	0.27	2.0	1.9
117281	BR-039	145.7	146.5	Felsic Volcanic 2	Central Pit	Ore-Grade	0.18	0.66	191	<20	66	0.1	0.2	1.2	0.10	3.9	6.0
117282	BR-039	150.5	151.5	Felsic Volcanic 2	Central Pit	Mine Rock	0.11	0.50	94	<20	96	0.1	0.13	0.79	0.050	2.6	2.6
117283	BR-039	156.5	157.5	Felsic Volcanic 1	Central Pit	Mine Rock	0.086	1.7	58	<20	96	0.2	0.13	1.1	0.060	9.3	9.5
117284	BR-039	161.5	162.5	Felsic Volcanic 2	Central Pit	Mine Rock	0.048	0.29	116	<20	28	<0.1	0.11	0.60	0.11	1.9	0.90
117285	BR-039	166.5	167.5	Felsic Volcanic 2	Central Pit	Mine Rock	0.14	0.40	241	<20	29	0.2	0.03	0.49	0.090	2.2	1.4
117286	BR-039	167.5	168.5	Felsic Volcanic 2	Central Pit	Ore-Grade	0.12	0.55	351	<20	32	0.2	0.05	0.62	0.12	3.4	9.3
117287	BR-039	172.5	173.25	Felsic Volcanic 2	Central Pit	Mine Rock	0.14	0.32	166	<20	27	<0.1	0.04	0.40	0.11	1.7	2.3
117294	BR-039	174.25	175.25	Felsic Volcanic 2	Central Pit	Ore-Grade	0.55	0.12	1126	<20	18	<0.1	0.54	0.090	0.32	1.7	<0.5
117288	BR-039	177.25	178.25	Felsic Volcanic 2	Central Pit	Mine Rock	0.24	0.42	220	<20	32	<0.1	0.02	0.25	0.070	2.0	1.6
117289	BR-039	184.25	185.25	Felsic Volcanic 2	Central Pit	Mine Rock	0.061	0.32	213	<20	50	0.1	0.14	1.0	0.070	2.2	1.4
117290	BR-039	188.25	189.25	Felsic Volcanic 2	Central Pit	Mine Rock	0.11	0.44	260	<20	32	<0.1	0.19	0.92	0.070	1.9	1.5
117291	BR-039	195	196	Felsic Volcanic 2	Central Pit	Mine Rock	0.12	0.35	124	<20	27	<0.1	0.26	0.81	0.040	1.9	1.4
117292	BR-039	205	206	Felsic Volcanic 2	Central Pit	Mine Rock	0.13	0.52	61	<20	65	<0.1	0.15	0.86	0.020	1.8	1.7
117293	BR-039	210	210.75	Felsic Volcanic 2	Central Pit	Mine Rock	0.072	0.36	75	<20	55	<0.1	0.15	0.20	0.050	2.1	1.2
117296	BR-066	25	26	Felsic Volcanic 1	Central Pit	Mine Rock	0.074	1.6	0.40	<20	280	<0.1	2.86	0.67	0.10	13	27
117297	BR-066	30.5	31.5	Felsic Volcanic 1	Central Pit	Mine Rock	0.046	3.4	0.50	<20	479	1.8	3.7	2.5	0.040	25	246
117298	BR-066	35.9	36.9	Felsic Volcanic 1	Central Pit	Mine Rock	0.035	2.2	0.10	<20	261	0.2	0.55	0.87	0.060	8.7	26
117299	BR-066	40.5	41.5	Felsic Volcanic 1	Central Pit	Mine Rock	0.062	1.5	0.40	<20	108	<0.1	0.08	0.54	0.020	9.3	7.3
117300	BR-066	46	47	Felsic Volcanic 1	Central Pit	Mine Rock	0.073	1.3	0.30	<20	85	<0.1	0.09	0.41	0.030	9.3	12
A0963051	BR-066	50	51	Felsic Volcanic 1	Central Pit	Mine Rock	0.11	0.71	0.80	<20	34	<0.1	0.08	1.2	0.18	6.8	8.8
A0963052	BR-066	56	57	Felsic Volcanic 1	Central Pit	Mine Rock	0.072	1.4	0.50	<20	293	<0.1	0.06	0.90	0.020	11	12
A0963053	BR-066	60.4	61.4	Metasediment 2	Central Pit	Mine Rock	0.089	2.8	0.90	<20	199	0.2	0.17	0.26	0.030	15	68
A0963054	BR-066	64.85	65.85	Metasediment 2	Central Pit	Mine Rock	0.072	2.2	1.8	<20	155	0.1	1.67	0.23	0.030	18	65
A0963055	BR-066	70.45	71	Felsic Volcanic 1	Central Pit	Mine Rock	0.056	0.94	0.40	<20	127	<0.1	0.18	0.32	0.030	6.7	8.4
A0963056	BR-066	74.6	75.2	Felsic Volcanic 1	Central Pit	Mine Rock	0.11	1.4	3.6	<20	75	0.1	0.11	0.50	0.030	10	39
A0963057	BR-066	80.5	81	Felsic Volcanic 2	Central Pit	Mine Rock	0.084	0.40	0.50	<20	25	<0.1	0.33	0.10	0.050	2.2	2.6

(1) Ten times average crustal abundance values presented in Price (1997).

Blue highlighting indicates samples with metal concentrations greater than the ten times crustal abundance screening value are present in the analyzed group.

Screening values are for qualitative assessment only and hold no regulatory significance.

Classification as mine rock or ore-grade materials was based on gold content.

A value of "--" indicates metal was not measured for the given sample; the variation in elements analyzed is due to measurement at two different laboratories (see text).

Table B-5 Aqua Regia Metals

Sample ID	Drillhole ID	From	To	Lithology	Area	Class	Silver	Aluminum	Arsenic	Boron	Barium	Beryllium	Bismuth	Calcium	Cadmium	Cobalt	Chromium
		m	m				ppm	%	ppm	ppm	ppm	ppm	ppm	%	ppm	ppm	ppm
10x Crustal Abundance (Price 1997) [(1)]							*0.75*	*--*	*18*	*100*	*4250*	*30*	*0.085*	*--*	*1.5*	*250*	*1020*
A0963058	BR-066	85.35	86	Felsic Volcanic 1	Central Pit	Mine Rock	0.097	1.1	1.1	<20	65	<0.1	0.68	0.68	0.020	7.5	11
A0963059	BR-066	90	91	Felsic Volcanic 1	Central Pit	Mine Rock	0.065	1.2	0.70	<20	145	<0.1	0.06	0.88	0.010	8.4	11
A0963060	BR-066	95	96	Felsic Volcanic 1	Central Pit	Mine Rock	0.062	1.4	0.20	<20	144	<0.1	0.12	0.69	0.030	8.4	13
A0963061	BR-066	100	101	Felsic Volcanic 1	Central Pit	Mine Rock	0.084	1.3	0.60	<20	158	<0.1	0.15	0.77	0.030	8.4	12
A0963091	BR-066	102	103	Felsic Volcanic 1	Central Pit	Mine Rock	0.10	1.5	0.70	<20	128	<0.1	0.28	0.79	0.030	11	13
A0963062	BR-066	105	106	Felsic Volcanic 1	Central Pit	Mine Rock	0.071	1.4	0.40	<20	132	<0.1	0.08	0.68	0.050	8.1	11
A0963063	BR-066	110	111	Felsic Volcanic 1	Central Pit	Mine Rock	0.070	1.4	0.40	<20	137	<0.1	0.05	0.88	0.020	8.0	12
A0963064	BR-066	120	120.65	Felsic Volcanic 1	Central Pit	Mine Rock	0.058	1.5	0.50	<20	132	<0.1	0.08	1.0	0.050	12	13
A0963065	BR-066	124.75	125.25	Felsic Volcanic 1	Central Pit	Mine Rock	0.088	0.17	0.40	<20	13	<0.1	<0.02	0.12	0.030	1.2	3.8
A0963066	BR-066	130.5	131	Felsic Volcanic 1	Central Pit	Mine Rock	0.13	1.2	0.90	<20	63	<0.1	0.17	0.66	0.040	8.9	13
A0963067	BR-066	135	136	Felsic Volcanic 2	Central Pit	Mine Rock	0.10	0.28	1.2	<20	25	0.1	0.28	0.38	0.060	0.10	0.90
A0963068	BR-066	140.5	141.3	Metasediment 2	Central Pit	Mine Rock	0.14	2.9	4.4	<20	58	0.3	0.2	0.53	0.26	20	73
A0963069	BR-066	145.3	146.3	Fragmental 1	Central Pit	Mine Rock	0.096	2.3	1.9	<20	291	0.1	0.11	1.3	0.050	16	52
A0963070	BR-066	150.3	151.3	Fragmental 1	Central Pit	Mine Rock	0.083	2.1	0.40	<20	360	<0.1	0.07	0.78	0.050	15	38
A0963071	BR-066	155.4	156.4	Fragmental 1	Central Pit	Mine Rock	0.051	2.6	0.40	<20	275	0.1	0.07	1.1	0.040	14	36
A0963072	BR-066	160.2	160.8	Fragmental 1	Central Pit	Mine Rock	0.042	1.7	0.10	<20	272	<0.1	0.06	1.1	0.030	11	22
A0963073	BR-066	165	166	Felsic Volcanic 1	Central Pit	Mine Rock	0.065	1.2	1.7	<20	106	<0.1	0.08	0.97	0.030	9.1	11
A0963092	BR-066	172	172.9	Felsic Volcanic 1	Central Pit	Mine Rock	0.072	2.0	3.1	<20	185	0.2	0.92	1.9	0.050	16	69
A0963074	BR-066	175	176	Felsic Volcanic 1	Central Pit	Mine Rock	0.067	1.2	1.6	<20	99	<0.1	0.26	0.89	0.030	8.9	11
A0963075	BR-066	179	180	Felsic Volcanic 1	Central Pit	Mine Rock	0.085	1.2	3.9	<20	126	<0.1	1.43	0.52	0.040	12	16
A0963093	BR-066	186.5	187.5	Felsic Volcanic 1	Central Pit	Mine Rock	0.075	1.1	1.5	<20	106	<0.1	0.52	1.2	0.050	8.6	13
A0963076	BR-066	195.3	196.3	Metasediment 2	Central Pit	Mine Rock	0.096	1.5	0.60	<20	143	<0.1	0.21	0.23	0.070	16	48
A0963077	BR-066	200	201	Metasediment 2	Central Pit	Mine Rock	0.11	2.7	2.8	<20	189	<0.1	0.43	0.15	0.050	20	86
A0963078	BR-066	205.3	205.9	Felsic Volcanic 1	Central Pit	Mine Rock	0.057	1.1	0.60	<20	136	<0.1	0.11	0.70	0.020	8.5	25
A0963079	BR-066	210.75	211.8	Felsic Volcanic 1	Central Pit	Mine Rock	0.12	1.1	3.9	<20	115	<0.1	0.3	0.63	0.17	8.2	12
A0963080	BR-066	215.1	216.1	Fragmental 1	Central Pit	Mine Rock	0.19	1.5	1.0	<20	148	0.2	0.26	0.25	0.23	16	50
A0963094	BR-066	218.1	218.7	Fragmental 1	Central Pit	Mine Rock	0.11	2.5	7.6	<20	291	0.6	0.21	1.8	0.080	27	271
A0963081	BR-066	225.5	226.2	Fragmental 1	Central Pit	Mine Rock	0.11	1.4	1.6	<20	295	0.2	0.2	0.73	0.020	16	60
A0963082	BR-066	235.65	236.3	Fragmental 1	Central Pit	Mine Rock	0.43	1.8	3.6	<20	78	0.3	0.16	0.52	0.27	17	53
A0963083	BR-066	239.3	240	Fragmental 1	Central Pit	Mine Rock	0.25	1.2	15	<20	88	0.1	0.4	0.47	0.58	13	19
A0963095	BR-066	244	245	Fragmental 1	Central Pit	Mine Rock	0.28	1.1	12	<20	88	<0.1	0.53	1.1	0.22	9.8	16
A0963084	BR-066	255.2	256.2	Fragmental 1	Central Pit	Mine Rock	0.42	1.9	9.0	<20	72	0.4	0.32	1.5	0.65	10	7.7
A0963096	BR-066	261.75	262.5	Fragmental 1	Central Pit	Mine Rock	0.69	4.2	8.9	<20	199	0.6	1.22	1.6	2.2	25	136
A0963097	BR-066	266.9	267.5	Fragmental 1	Central Pit	Mine Rock	0.45	2.3	19	<20	75	0.3	2	1.0	0.70	11	9.8
A0963085	BR-066	269.6	270.35	Fragmental 1	Central Pit	Mine Rock	0.24	2.6	5.5	<20	73	0.3	0.98	1.2	0.10	7.6	9.9
A0963098	BR-066	278	279	Felsic Volcanic 1	Central Pit	Mine Rock	0.24	2.7	5.2	<20	74	0.3	0.9	1.2	0.10	7.4	10
A0963099	BR-066	292.25	293.25	Felsic Volcanic 1	Central Pit	Mine Rock	0.28	1.1	17	<20	104	0.2	0.38	1.4	0.30	7.6	13
A0963086	BR-066	296.2	296.8	Felsic Volcanic 1	Central Pit	Mine Rock	1.1	1.2	37	<20	75	0.1	5.7	0.66	3.7	10	11
A0963087	BR-066	301.4	302.4	Felsic Volcanic 2	Central Pit	Ore-Grade	0.65	1.2	147	<20	85	0.1	0.89	2.1	2.9	12	16
A0963088	BR-066	310	311	Felsic Volcanic 1	Central Pit	Ore-Grade	0.17	0.99	253	<20	68	<0.1	0.08	1.8	0.23	8.6	11
A0963089	BR-066	325.5	326.5	Felsic Volcanic 1	Central Pit	Ore-Grade	0.19	1.7	26	<20	141	<0.1	0.11	1.8	0.15	13	41
A0963100	BR-066	331.5	332.5	Felsic Volcanic 1	Central Pit	Mine Rock	0.16	1.7	15	<20	96	<0.1	0.09	1.2	0.15	14	40
A0963001	BR-066	339.5	340.5	Felsic Volcanic 1	Central Pit	Mine Rock	0.28	1.7	26	<20	128	0.1	0.16	1.6	0.32	12	18

(1) Ten times average crustal abundance values presented in Price (1997).

Blue highlighting indicates samples with metal concentrations greater than the ten times crustal abundance screening value are present in the analyzed group.

Screening values are for qualitative assessment only and hold no regulatory significance.

Classification as mine rock or ore-grade materials was based on gold content.

A value of "--" indicates metal was not measured for the given sample; the variation in elements analyzed is due to measurement at two different laboratories (see text).

Table B-5 Aqua Regia Metals

Sample ID	Drillhole ID	From	To	Lithology	Area	Class	Silver	Aluminum	Arsenic	Boron	Barium	Beryllium	Bismuth	Calcium	Cadmium	Cobalt	Chromium
		m	m				ppm	%	ppm	ppm	ppm	ppm	ppm	%	ppm	ppm	ppm
10x Crustal Abundance (Price 1997) [(1)]							*0.75*	*--*	*18*	*100*	*4250*	*30*	*0.085*	*--*	*1.5*	*250*	*1020*
A0963090	BR-066	351.2	352.2	Felsic Volcanic 1	Central Pit	Mine Rock	0.23	1.1	11	<20	71	<0.1	0.29	0.85	0.65	9.2	13
A0963002	BR-066	355.7	356.7	Felsic Volcanic 1	Central Pit	Mine Rock	0.37	1.2	32	<20	81	<0.1	0.25	1.2	0.13	9.7	13
DX758007	BR-144	26	27	Felsic Volcanic 1	Central Pit	Mine Rock	0.43	1.1	8.1	<20	71	0.1	0.56	0.82	0.45	5.4	19
DX758008	BR-144	32	33	Felsic Volcanic 1	Central Pit	Mine Rock	0.45	3.1	8.2	<20	168	0.3	2.46	1.2	1.1	10	43
DX758009	BR-144	42	43	Felsic Volcanic 1	Central Pit	Mine Rock	0.34	2.1	8.5	<20	137	0.2	0.63	1.3	4.9	12	15
DX758010	BR-144	45.55	46.15	Felsic Volcanic 1	Central Pit	Mine Rock	0.18	1.7	6.2	<20	279	<0.1	0.8	0.49	0.070	7.7	17
DX758011	BR-144	50.2	51	Felsic Volcanic 1	Central Pit	Mine Rock	0.31	1.4	12	<20	176	0.1	1.2	0.42	0.080	10	15
DX758012	BR-144	55	56	Felsic Volcanic 1	Central Pit	Mine Rock	0.21	1.4	16	<20	137	<0.1	0.82	0.61	0.82	11	15
DX758013	BR-144	60	61	Felsic Volcanic 1	Central Pit	Mine Rock	0.42	1.3	21	<20	122	<0.1	1.33	0.76	0.17	8.8	14
DX758014	BR-144	64.6	65.6	Felsic Volcanic 1	Central Pit	Mine Rock	0.42	1.7	18	<20	96	0.1	0.28	1.0	0.61	9.7	14
DX758015	BR-144	72.6	73.6	Felsic Volcanic 1	Central Pit	Mine Rock	0.43	2.1	14	<20	82	0.3	0.63	1.5	5.0	11	14
DX758016	BR-144	76.6	77.6	Felsic Volcanic 1	Central Pit	Mine Rock	0.28	1.5	8.7	<20	94	0.1	0.61	0.83	7.3	8.9	11
DX758017	BR-144	81.8	82.5	Felsic Volcanic 1	Central Pit	Mine Rock	0.47	1.2	12	<20	90	<0.1	0.49	0.85	1.1	9.1	18
DX758018	BR-144	93	94	Felsic Volcanic 1	Central Pit	Mine Rock	0.27	1.5	15	<20	268	<0.1	0.44	1.3	0.41	10	25
DX758019	BR-144	98	98.5	Felsic Volcanic 1	Central Pit	Mine Rock	1.1	1.4	19	<20	142	0.1	1.54	0.38	0.58	10	8.9
DX758020	BR-144	98.5	99	Felsic Volcanic 1	Central Pit	Ore-Grade	3.2	1.6	91	<20	59	0.1	6.4	1.2	2.6	16	18
DX758021	BR-144	105	106	Felsic Volcanic 1	Central Pit	Mine Rock	0.73	1.4	46	<20	83	0.1	2.48	0.38	2.0	12	14
DX758022	BR-144	111.75	112.5	Felsic Volcanic 1	Central Pit	Mine Rock	0.30	1.0	36	<20	124	<0.1	0.9	1.6	0.41	9.3	8.1
DX758023	BR-144	114.5	115.25	Felsic Volcanic 1	Central Pit	Mine Rock	0.40	0.96	26	<20	83	<0.1	1.17	1.3	0.60	8.3	13
DX758024	BR-144	120	121	Felsic Volcanic 1	Central Pit	Mine Rock	0.55	2.1	41	<20	91	0.2	1.8	0.96	12	13	27
DX758025	BR-144	129	130	Felsic Volcanic 1	Central Pit	Mine Rock	0.25	1.1	72	<20	197	<0.1	0.33	1.7	0.37	8.9	20
DX758026	BR-144	132.5	133.25	Felsic Volcanic 1	Central Pit	Ore-Grade	0.42	0.80	523	<20	76	0.1	0.56	1.9	2.6	8.6	9.5
DX758027	BR-144	137	137.5	Felsic Volcanic 1	Central Pit	Ore-Grade	1.1	0.53	1201	<20	66	0.1	0.98	1.9	1.1	6.9	8.2
DX758028	BR-144	142.7	143.25	Felsic Volcanic 1	Central Pit	Ore-Grade	0.68	0.67	1900	<20	72	0.1	0.88	1.6	0.48	7.0	11
DX758029	BR-144	149	150	Felsic Volcanic 1	Central Pit	Mine Rock	0.12	1.3	28	<20	95	<0.1	0.2	1.2	0.11	9.8	18
DX758030	BR-144	152	153	Felsic Volcanic 1	Central Pit	Ore-Grade	0.34	1.3	22	<20	110	<0.1	0.15	1.4	0.15	9.6	16
DX758031	BR-144	176	177	Felsic Volcanic 1	Central Pit	Mine Rock	0.19	1.2	8.7	<20	49	0.1	0.24	1.3	0.65	8.7	12
DX758032	BR-144	189	190	Felsic Volcanic 1	Central Pit	Mine Rock	0.26	1.6	9.2	<20	71	0.1	0.07	1.4	0.10	9.9	14
A0964603	BR-407	334.5	336	Felsic Volcanic 1	Central Pit	Mine Rock	0.066	1.2	1.1	<20	142	<0.1	0.18	1.0	0.040	8.3	11
A0964604	BR-407	340.5	342	Felsic Volcanic 1	Central Pit	Mine Rock	0.081	1.2	1.6	<20	117	<0.1	0.06	0.76	0.030	8.9	11
A0964605	BR-407	345	346.5	Felsic Volcanic 1	Central Pit	Mine Rock	0.098	1.1	1.9	<20	86	<0.1	0.03	0.94	0.10	8.7	11
A0964606	BR-407	355.5	357	Felsic Volcanic 1	Central Pit	Mine Rock	0.075	1.0	4.3	<20	80	<0.1	0.05	1.3	0.070	8.7	11
A0964607	BR-407	361.5	363	Felsic Volcanic 1	Central Pit	Mine Rock	0.12	0.99	3.4	<20	54	<0.1	0.07	0.82	0.030	9.2	11
A0964608	BR-407	367.5	369	Felsic Volcanic 1	Central Pit	Mine Rock	0.070	1.1	3.6	<20	117	<0.1	0.05	1.5	0.050	8.2	8.5
A0964609	BR-407	381	382.5	Felsic Volcanic 1	Central Pit	Mine Rock	0.15	1.1	4.9	<20	97	<0.1	0.05	0.89	0.11	9.1	11
A0964617	BR-407	389	390	Felsic Volcanic 1	Central Pit	Mine Rock	0.21	0.64	17	<20	52	<0.1	0.41	0.86	0.17	8.4	7.6
A0964610	BR-407	393	394.5	Felsic Volcanic 1	Central Pit	Mine Rock	0.56	0.77	12	<20	51	<0.1	1.03	1.1	0.46	9.6	16
A0964611	BR-407	401	402	Felsic Volcanic 1	Central Pit	Mine Rock	0.47	1.0	8.6	<20	80	0.1	4.39	0.43	0.070	9.9	9.0
A0964612	BR-407	406	407	Felsic Volcanic 1	Central Pit	Mine Rock	0.58	1.4	27	<20	75	0.2	10.46	0.58	0.040	11	7.3
A0964613	BR-407	417	417.75	Felsic Volcanic 1	Central Pit	Mine Rock	0.25	1.5	17	<20	73	0.1	6.85	0.87	0.060	8.3	10
A0964614	BR-407	431.5	432.35	Felsic Volcanic 1	Central Pit	Ore-Grade	0.55	0.72	18	<20	66	0.1	3.55	0.45	0.040	9.2	7.5
A0964615	BR-407	435	436	Felsic Volcanic 1	Central Pit	Mine Rock	0.22	0.88	22	<20	49	0.2	2.76	0.57	0.070	6.3	5.2
117426	BR-426	23	24	Felsic Volcanic 1	Central Pit	Mine Rock	0.18	1.0	13	<20	74	<0.1	0.16	1.1	0.090	8.6	17

(1) Ten times average crustal abundance values presented in Price (1997).

Blue highlighting indicates samples with metal concentrations greater than the ten times crustal abundance screening value are present in the analyzed group.

Screening values are for qualitative assessment only and hold no regulatory significance.

Classification as mine rock or ore-grade materials was based on gold content.

A value of "--" indicates metal was not measured for the given sample; the variation in elements analyzed is due to measurement at two different laboratories (see text).

Table B-5 Aqua Regia Metals

Sample ID	Drillhole ID	From	To	Lithology	Area	Class	Silver	Aluminum	Arsenic	Boron	Barium	Beryllium	Bismuth	Calcium	Cadmium	Cobalt	Chromium
		m	m				ppm	%	ppm	ppm	ppm	ppm	ppm	%	ppm	ppm	ppm
10x Crustal Abundance (Price 1997) [(1)]							*0.75*	*--*	*18*	*100*	*4250*	*30*	*0.085*	*--*	*1.5*	*250*	*1020*
117427	BR-426	33	34.5	Felsic Volcanic 1	Central Pit	Mine Rock	0.24	0.87	246	<20	93	0.1	0.26	2.0	0.16	8.5	12
117428	BR-426	40.5	42	Felsic Volcanic 1	Central Pit	Ore-Grade	0.91	0.98	103	<20	108	0.1	0.2	1.7	0.14	9.0	16
117429	BR-426	44.6	46	Felsic Volcanic 1	Central Pit	Mine Rock	0.29	1.2	107	<20	93	<0.1	0.24	1.5	0.25	9.5	12
117430	BR-426	57	58	Felsic Volcanic 2	Central Pit	Ore-Grade	0.18	0.33	164	<20	36	<0.1	0.13	0.13	0.14	2.1	0.90
117431	BR-426	61.5	63	Felsic Volcanic 1	Central Pit	Mine Rock	0.26	1.4	232	<20	64	0.1	0.09	0.74	0.42	12	17
117432	BR-426	66	67	Felsic Volcanic 2	Central Pit	Ore-Grade	0.16	0.35	183	<20	21	<0.1	0.05	0.12	0.13	2.2	1.3
117433	BR-426	80	81.15	Felsic Volcanic 2	Central Pit	Mine Rock	0.23	0.64	94	<20	74	<0.1	0.23	0.81	0.14	4.2	4.1
117434	BR-426	84.4	85.75	Felsic Volcanic 2	Central Pit	Ore-Grade	0.099	0.39	197	<20	25	<0.1	0.23	0.81	0.070	2.8	5.2
117435	BR-426	90	91	Felsic Volcanic 2	Central Pit	Mine Rock	0.19	0.38	246	<20	29	0.1	0.13	0.78	0.18	1.9	1.7
117436	BR-426	94.2	95.2	Felsic Volcanic 1	Central Pit	Mine Rock	0.11	0.18	95	<20	13	<0.1	0.05	0.29	0.030	4.2	1.6
117437	BR-426	100.55	101.6	Felsic Volcanic 2	Central Pit	Mine Rock	0.15	0.41	176	<20	23	<0.1	0.13	0.62	0.090	1.9	2.0
117438	BR-426	105.4	106.55	Felsic Volcanic 2	Central Pit	Mine Rock	0.14	0.64	345	<20	47	0.2	0.17	1.1	0.080	4.3	30
117439	BR-426	110.5	112	Felsic Volcanic 2	Central Pit	Mine Rock	0.15	0.39	138	<20	35	<0.1	0.12	0.76	0.070	2.1	1.7
117440	BR-426	115	116.5	Felsic Volcanic 2	Central Pit	Mine Rock	0.17	0.32	240	<20	33	<0.1	0.38	0.85	0.090	1.9	1.0
117441	BR-426	121	122.5	Felsic Volcanic 2	Central Pit	Mine Rock	0.20	0.32	98	<20	34	<0.1	0.08	1.1	0.10	2.1	2.1
117442	BR-426	127	128.5	Felsic Volcanic 2	Central Pit	Mine Rock	0.064	0.23	53	<20	20	<0.1	0.09	0.92	0.080	2.0	0.80
117443	BR-426	133.5	135	Felsic Volcanic 2	Central Pit	Mine Rock	0.12	0.39	59	<20	39	<0.1	0.22	1.2	0.14	2.5	3.9
117444	BR-426	139.5	141	Felsic Volcanic 2	Central Pit	Mine Rock	0.089	0.30	48	<20	41	0.1	0.17	0.72	0.090	1.8	0.90
117445	BR-426	145.5	147	Felsic Volcanic 2	Central Pit	Mine Rock	0.21	0.36	20	<20	52	<0.1	0.44	0.65	0.060	1.6	1.7
117446	BR-426	151.5	152.5	Felsic Volcanic 2	Central Pit	Mine Rock	0.25	0.59	55	<20	44	0.1	0.26	1.4	0.050	1.7	0.80
117447	BR-426	156	157	Felsic Volcanic 2	Central Pit	Mine Rock	0.099	1.3	52	<20	55	0.6	0.21	0.82	0.050	2.1	1.7
A0964680	BR-426	163.5	164.45	Felsic Volcanic 2	Central Pit	Mine Rock	0.20	0.41	62	<20	50	<0.1	0.12	0.93	0.060	2.2	1.0
117195	BR-038	23	24	Felsic Volcanic 1	Central Pit	Mine Rock	0.55	2.5	5.7	<20	93	0.3	0.82	1.4	0.74	11	16
117196	BR-038	31.35	32.3	Felsic Volcanic 1	Central Pit	Mine Rock	0.37	1.4	16	<20	59	0.1	0.57	0.77	0.45	11	29
117166	BR-038	38	39	Felsic Volcanic 1	Central Pit	Mine Rock	0.22	1.3	22	<20	80	<0.1	0.62	0.64	0.11	11	20
117167	BR-038	41.9	42.9	Felsic Volcanic 1	Central Pit	Mine Rock	0.34	0.92	25	<20	46	<0.1	1.31	0.46	0.28	9.3	12
117197	BR-038	47.2	47.9	Felsic Volcanic 1	Central Pit	Mine Rock	0.58	1.9	17	<20	94	0.2	0.92	1.2	0.53	8.9	20
117168	BR-038	50.2	50.7	Felsic Volcanic 1	Central Pit	Mine Rock	2.3	0.99	46	<20	58	0.1	2.94	0.28	29	12	5.7
117198	BR-038	55	56	Felsic Volcanic 1	Central Pit	Mine Rock	0.38	1.0	8.6	<20	135	<0.1	0.3	0.88	0.19	8.3	13
117199	BR-038	62.5	63	Felsic Volcanic 1	Central Pit	Mine Rock	0.60	1.2	41	<20	80	0.2	1.26	1.9	2.4	7.9	11
117169	BR-038	65.5	66	Felsic Volcanic 1	Central Pit	Mine Rock	0.59	1.5	41	<20	66	0.2	1.77	0.83	16	12	11
117170	BR-038	70.62	71.55	Felsic Volcanic 1	Central Pit	Mine Rock	0.27	0.95	42	<20	114	<0.1	1.64	0.85	1.0	10	12
117200	BR-038	74.5	75.25	Felsic Volcanic 1	Central Pit	Mine Rock	0.28	2.5	42	<20	72	0.3	0.19	2.0	0.36	10	17
117258	BR-038	81.7	82.2	Felsic Volcanic 1	Central Pit	Ore-Grade	1.3	1.4	48	<20	66	0.2	0.91	0.54	6.6	9.1	15
117171	BR-038	87.8	88.8	Felsic Volcanic 1	Central Pit	Ore-Grade	0.30	1.2	153	<20	150	0.1	0.45	1.5	0.65	11	12
117172	BR-038	105.5	106.5	Felsic Volcanic 1	Central Pit	Mine Rock	0.27	1.4	12	<20	114	<0.1	1.09	0.63	0.17	9.5	16
117173	BR-038	116.15	117.15	Felsic Volcanic 1	Central Pit	Mine Rock	0.23	1.3	25	<20	54	0.1	0.21	1.1	1.7	9.9	13
117251	BR-038	122.5	123.5	Felsic Volcanic 1	Central Pit	Mine Rock	0.15	1.3	16	<20	71	<0.1	0.13	0.93	0.10	8.8	15
117252	BR-038	128	129	Felsic Volcanic 1	Central Pit	Mine Rock	0.33	2.8	22	<20	69	0.4	0.22	2.4	2.7	10	15
117174	BR-038	140.85	141.85	Felsic Volcanic 1	Central Pit	Mine Rock	0.17	1.4	19	<20	107	<0.1	0.08	1.5	0.090	13	16
117253	BR-038	145.85	146.65	Felsic Volcanic 1	Central Pit	Mine Rock	0.31	1.3	49	<20	170	<0.1	0.2	0.88	0.10	11	18
117175	BR-038	150.9	151.9	Felsic Volcanic 1	Central Pit	Mine Rock	0.19	0.77	28	<20	57	<0.1	0.09	0.47	0.47	6.6	7.3
117176	BR-038	161.6	162.6	Felsic Volcanic 1	Central Pit	Mine Rock	0.18	1.3	23	<20	119	<0.1	0.34	0.84	0.13	11	14

(1) Ten times average crustal abundance values presented in Price (1997).

Blue highlighting indicates samples with metal concentrations greater than the ten times crustal abundance screening value are present in the analyzed group.

Screening values are for qualitative assessment only and hold no regulatory significance.

Classification as mine rock or ore-grade materials was based on gold content.

A value of "--" indicates metal was not measured for the given sample; the variation in elements analyzed is due to measurement at two different laboratories (see text).

Table B-5 Aqua Regia Metals

Sample ID	Drillhole ID	From	To	Lithology	Area	Class	Silver	Aluminum	Arsenic	Boron	Barium	Beryllium	Bismuth	Calcium	Cadmium	Cobalt	Chromium
		m	m				ppm	%	ppm	ppm	ppm	ppm	ppm	%	ppm	ppm	ppm
10x Crustal Abundance (Price 1997) [(1)]							*0.75*	*--*	*18*	*100*	*4250*	*30*	*0.085*	*--*	*1.5*	*250*	*1020*
117177	BR-038	166.6	167.6	Felsic Volcanic 1	Central Pit	Mine Rock	0.23	1.4	5.0	<20	81	0.1	0.14	1.0	0.10	8.9	11
117178	BR-038	186	186.6	Felsic Volcanic 1	Central Pit	Mine Rock	0.15	0.90	9.5	<20	91	<0.1	0.1	1.2	0.080	7.1	9.0
117179	BR-038	191.5	192.5	Metasediment 2	Central Pit	Mine Rock	0.18	1.9	40	<20	114	<0.1	0.22	0.17	0.14	18	61
117180	BR-038	196.8	197.8	Metasediment 2	Central Pit	Mine Rock	0.18	1.7	54	<20	157	<0.1	0.2	0.18	0.040	17	63
117181	BR-038	202.3	203.3	Metasediment 2	Central Pit	Mine Rock	0.18	3.0	115	<20	306	0.1	0.21	0.21	0.030	18	94
117254	BR-038	207.25	208.25	Felsic Volcanic 1	Central Pit	Mine Rock	0.20	1.5	8.2	<20	218	<0.1	0.22	0.62	0.060	12	16
117182	BR-038	211.35	212.35	Metasediment 2	Central Pit	Mine Rock	0.28	2.0	344	<20	118	0.2	0.32	0.20	0.23	21	65
117183	BR-038	217.9	218.65	Metasediment 2	Central Pit	Mine Rock	0.37	3.7	428	<20	308	0.2	1.22	0.20	0.12	21	92
117184	BR-038	220.5	221.7	Metasediment 2	Central Pit	Mine Rock	0.37	3.2	5.3	<20	160	0.2	0.7	0.18	0.060	18	77
117185	BR-038	222.7	223.7	Metasediment 2	Central Pit	Mine Rock	0.13	2.1	32	<20	113	0.1	0.29	0.18	0.10	17	84
117186	BR-038	227.2	228.2	Felsic Volcanic 1	Central Pit	Mine Rock	0.23	1.3	7.3	<20	70	<0.1	0.15	0.50	0.21	13	18
117255	BR-038	233.5	234	Felsic Volcanic 1	Central Pit	Mine Rock	0.25	1.2	6.6	<20	102	<0.1	0.05	1.2	0.050	11	18
117256	BR-038	239.5	240	Felsic Volcanic 1	Central Pit	Mine Rock	0.27	1.0	21	<20	13	0.2	0.09	1.8	0.33	12	16
117187	BR-038	242.65	243.65	Felsic Volcanic 1	Central Pit	Mine Rock	0.14	1.3	3.8	<20	122	<0.1	0.08	1.1	0.070	11	18
117188	BR-038	245.95	246.75	Metasediment 2	Central Pit	Mine Rock	0.19	1.9	4.2	<20	127	0.1	0.16	0.26	0.060	20	77
117189	BR-038	253.2	254.2	Felsic Volcanic 1	Central Pit	Ore-Grade	0.16	1.2	14	<20	50	<0.1	0.19	1.2	0.050	11	17
117190	BR-038	264.1	264.65	Metasediment 2	Central Pit	Ore-Grade	0.51	2.2	489	<20	172	0.2	0.43	0.34	0.030	14	33
117191	BR-038	268.6	269.6	Felsic Volcanic 2	Central Pit	Mine Rock	0.10	0.42	32	<20	27	<0.1	0.3	0.20	0.050	2.4	0.80
117192	BR-038	269.6	270.6	Felsic Volcanic 2	Central Pit	Mine Rock	0.11	0.46	48	<20	24	<0.1	0.21	0.45	0.030	2.4	2.1
117257	BR-038	278.2	279.2	Felsic Volcanic 2	Central Pit	Mine Rock	0.15	0.34	193	<20	25	<0.1	0.12	0.46	0.050	2.2	1.0
117193	BR-038	281.3	282.3	Felsic Volcanic 2	Central Pit	Mine Rock	0.25	0.35	144	<20	48	<0.1	0.34	1.1	0.060	2.4	2.4
117194	BR-038	285.3	286.3	Felsic Volcanic 2	Central Pit	Mine Rock	0.065	3.2	83	<20	168	0.4	0.29	3.4	0.090	32	388
117259	BR-039	14	15	Felsic Volcanic 1	Central Pit	Mine Rock	0.45	1.3	26	<20	59	0.1	0.55	0.76	1.3	9.7	11
117260	BR-039	20.5	21.5	Felsic Volcanic 1	Central Pit	Mine Rock	0.10	1.3	12	<20	108	<0.1	0.1	1.5	0.050	11	13
117261	BR-039	34	35.3	Metasediment 2	Central Pit	Mine Rock	0.18	2.2	108	<20	162	<0.1	0.8	0.23	0.090	17	70
117262	BR-039	42.4	43	Metasediment 2	Central Pit	Mine Rock	0.66	2.3	1337	<20	181	0.2	1.17	0.64	0.13	22	79
117263	BR-039	47	48.3	Metasediment 2	Central Pit	Mine Rock	0.20	2.3	43	<20	235	0.1	0.33	0.22	0.030	19	80
117264	BR-039	53	54	Metasediment 2	Central Pit	Mine Rock	0.22	2.3	103	<20	140	0.1	0.25	0.24	0.060	22	84
117295	BR-039	59	60	Metasediment 2	Central Pit	Mine Rock	0.21	2.6	342	<20	192	0.2	0.39	0.19	0.020	19	81
117265	BR-039	63	64	Metasediment 2	Central Pit	Mine Rock	0.27	3.1	72	<20	279	0.1	0.66	0.18	0.020	20	84
117266	BR-039	65	66	Metasediment 2	Central Pit	Mine Rock	0.21	2.7	69	<20	197	0.2	0.28	0.25	0.060	20	100
117267	BR-039	70	71	Metasediment 2	Central Pit	Mine Rock	0.13	1.9	21	<20	121	<0.1	0.2	0.16	0.060	20	77
117268	BR-039	75	76	Metasediment 2	Central Pit	Mine Rock	0.12	2.6	60	<20	197	0.1	0.24	0.19	0.080	22	89
117269	BR-039	80	81	Metasediment 2	Central Pit	Mine Rock	0.16	2.9	101	<20	186	0.2	0.18	0.54	0.060	21	102
117270	BR-039	85.3	85.9	Metasediment 2	Central Pit	Mine Rock	0.66	2.5	5.6	<20	202	0.1	0.41	0.18	0.020	19	75
117271	BR-039	91	92	Felsic Volcanic 1	Central Pit	Mine Rock	0.15	1.5	8.5	<20	96	<0.1	0.1	1.1	0.11	11	16
117272	BR-039	95.6	96.4	Metasediment 2	Central Pit	Mine Rock	0.23	2.6	3.7	<20	256	0.2	0.18	0.28	0.070	25	133
117273	BR-039	102	103	Metasediment 2	Central Pit	Mine Rock	0.19	1.9	66	<20	122	0.2	0.23	0.44	0.050	16	68
117274	BR-039	109	110	Felsic Volcanic 1	Central Pit	Mine Rock	0.081	1.4	33	<20	65	<0.1	0.07	1.5	0.070	11	21
117275	BR-039	115.8	117	Felsic Volcanic 2	Central Pit	Mine Rock	0.086	0.47	324	<20	41	<0.1	0.15	0.59	0.070	2.9	2.2
117276	BR-039	120.15	121.5	Felsic Volcanic 2	Central Pit	Ore-Grade	0.32	0.31	123	<20	23	<0.1	0.26	0.080	0.16	2.0	1.9
117277	BR-039	125	126	Felsic Volcanic 2	Central Pit	Mine Rock	0.16	0.40	497	<20	26	<0.1	0.24	0.50	0.10	1.7	0.80
117391	BR-211	39	40	Felsic Volcanic 1	Central Pit	Mine Rock	0.13	1.4	3.9	<20	94	<0.1	0.29	1.4	0.070	9.3	19

(1) Ten times average crustal abundance values presented in Price (1997).

Blue highlighting indicates samples with metal concentrations greater than the ten times crustal abundance screening value are present in the analyzed group.

Screening values are for qualitative assessment only and hold no regulatory significance.

Classification as mine rock or ore-grade materials was based on gold content.

A value of "--" indicates metal was not measured for the given sample; the variation in elements analyzed is due to measurement at two different laboratories (see text).

Table B-5 Aqua Regia Metals

Sample ID	Drillhole ID	From	To	Lithology	Area	Class	Silver	Aluminum	Arsenic	Boron	Barium	Beryllium	Bismuth	Calcium	Cadmium	Cobalt	Chromium
		m	m				ppm	%	ppm	ppm	ppm	ppm	ppm	%	ppm	ppm	ppm
10x Crustal Abundance (Price 1997) [1]							*0.75*	*--*	*18*	*100*	*4250*	*30*	*0.085*	*--*	*1.5*	*250*	*1020*
117392	BR-211	44.45	45.15	Felsic Volcanic 1	Central Pit	Ore-Grade	0.54	1.2	14	<20	108	<0.1	1.01	2.0	0.25	9.1	14
117393	BR-211	50	51	Felsic Volcanic 1	Central Pit	Mine Rock	1.2	1.6	37	<20	97	0.1	2.27	0.68	0.32	12	18
117394	BR-211	61.25	62	Felsic Volcanic 1	Central Pit	Mine Rock	0.21	1.6	7.1	<20	148	<0.1	0.46	1.2	4.4	12	22
117395	BR-211	65.75	66.5	Felsic Volcanic 1	Central Pit	Mine Rock	0.22	1.7	6.3	<20	121	0.2	0.41	1.5	1.2	12	35
117396	BR-211	73.25	74	Felsic Volcanic 1	Central Pit	Mine Rock	0.46	1.6	2.0	<20	112	<0.1	0.88	0.50	43	13	16
117397	BR-211	74.75	75.5	Felsic Volcanic 1	Central Pit	Mine Rock	0.28	1.7	3.1	<20	109	<0.1	0.55	0.33	0.11	10	16
117398	BR-211	81	81.7	Felsic Volcanic 1	Central Pit	Mine Rock	1.2	1.4	59	<20	96	<0.1	2.32	0.32	0.10	14	16
117399	BR-211	86.5	87.5	Felsic Volcanic 1	Central Pit	Mine Rock	0.80	1.5	18	<20	116	0.1	1.91	0.57	6.9	9.4	13
117400	BR-211	91.5	92.5	Felsic Volcanic 1	Central Pit	Mine Rock	0.64	2.5	4.9	<20	217	0.3	0.86	0.73	19	11	11
117401	BR-211	93.5	94.5	Felsic Volcanic 1	Central Pit	Mine Rock	0.86	1.4	31	<20	81	0.2	2.28	0.27	1.1	9.4	7.6
117402	BR-211	99.8	100.5	Felsic Volcanic 2	Central Pit	Ore-Grade	1.3	0.96	214	<20	77	0.1	2.81	0.68	1.3	11	11
117403	BR-211	103.2	103.9	Felsic Volcanic 2	Central Pit	Ore-Grade	0.86	0.52	234	<20	84	0.1	0.96	1.6	0.41	9.3	14
117404	BR-211	115.5	116.5	Felsic Volcanic 1	Central Pit	Mine Rock	0.75	0.71	57	<20	64	<0.1	0.96	0.72	4.1	7.3	8.6
117405	BR-211	119.5	120.25	Felsic Volcanic 1	Central Pit	Mine Rock	0.35	1.2	33	<20	46	0.2	1.24	0.62	1.6	6.5	7.7
117406	BR-211	146.5	147.6	Felsic Volcanic 1	Central Pit	Mine Rock	0.13	1.1	12	<20	75	<0.1	0.12	1.0	0.23	8.4	9.8
117407	BR-211	160	161.2	Metasediment 2	Central Pit	Mine Rock	0.20	2.5	571	<20	142	0.2	0.15	0.50	0.21	21	75
117408	BR-211	165	166	Felsic Volcanic 1	Central Pit	Mine Rock	0.39	1.2	83	<20	92	0.1	0.23	0.83	0.17	9.7	13
117409	BR-211	171	172	Felsic Volcanic 1	Central Pit	Mine Rock	0.25	0.88	81	<20	95	0.1	0.17	1.8	0.16	8.5	10
117410	BR-211	176.5	177	Felsic Volcanic 1	Central Pit	Mine Rock	1.4	0.77	226	<20	208	0.2	2.46	1.5	1.2	7.7	11
117411	BR-211	182.85	183.4	Felsic Volcanic 1	Central Pit	Ore-Grade	1.3	1.6	87	<20	224	0.3	1.05	0.58	0.25	19	108
117412	BR-211	190	191	Felsic Volcanic 1	Central Pit	Mine Rock	0.26	1.1	232	<20	99	0.1	0.32	1.7	0.19	10	17
117413	BR-211	197.6	198.1	Felsic Volcanic 2	Central Pit	Mine Rock	0.68	0.36	231	<20	65	<0.1	1.19	1.1	0.52	2.8	4.5
117414	BR-211	201	202.05	Metasediment 2	Central Pit	Mine Rock	0.12	2.4	326	<20	296	0.2	0.14	0.35	0.030	24	88
117415	BR-211	216	216.8	Felsic Volcanic 2	Central Pit	Mine Rock	0.59	0.54	27	<20	92	<0.1	0.93	2.1	0.10	20	59
117416	BR-211	220.15	221.3	Metasediment 2	Central Pit	Mine Rock	0.18	2.4	201	<20	566	0.2	0.18	0.36	0.050	22	122
117417	BR-211	225.3	225.75	Felsic Volcanic 2	Central Pit	#N/A	0.31	0.40	52	<20	118	0.1	0.45	0.43	0.22	3.9	6.8
117418	BR-211	231	232.05	Metasediment 2	Central Pit	Mine Rock	0.25	2.8	3.9	<20	195	0.2	0.32	0.30	0.030	20	57
117419	BR-211	238.5	240	Metasediment 2	Central Pit	Mine Rock	0.075	2.8	481	<20	195	0.3	0.17	0.23	0.010	22	55
117420	BR-211	245	246	Felsic Volcanic 2	Central Pit	Mine Rock	0.12	0.56	34	<20	72	0.1	0.2	1.7	0.060	3.0	5.3
117421	BR-211	250.5	251.5	Felsic Volcanic 2	Central Pit	Mine Rock	0.48	0.53	52	<20	76	<0.1	0.5	1.4	0.11	2.9	3.6
117422	BR-211	254.5	255.5	Felsic Volcanic 2	Central Pit	Ore-Grade	0.36	0.52	58	<20	99	0.1	0.43	1.5	0.13	3.2	5.3
117423	BR-211	264	265	Felsic Volcanic 2	Central Pit	Mine Rock	0.23	0.22	110	<20	27	<0.1	0.23	0.12	0.40	2.2	1.2
117424	BR-211	270.7	272	Felsic Volcanic 2	Central Pit	Mine Rock	0.19	0.40	188	<20	43	<0.1	0.11	0.99	0.12	2.0	5.4
117425	BR-211	276	277	Felsic Volcanic 2	Central Pit	Mine Rock	0.20	0.45	273	<20	38	<0.1	0.28	0.32	0.13	2.5	3.2
A0964891	BR-311	30.3	31.1	Felsic Volcanic 1	Central Pit	Mine Rock	0.33	1.9	15	<20	63	0.2	0.32	1.0	3.1	10	15
A0964892	BR-311	35.25	35.75	Felsic Volcanic 1	Central Pit	Mine Rock	0.22	2.0	16	<20	75	0.1	0.13	1.4	3.4	17	116
A0964893	BR-311	44	45	Felsic Volcanic 1	Central Pit	Mine Rock	0.30	1.1	43	<20	71	<0.1	0.44	0.32	0.91	9.6	7.9
A0964894	BR-311	48	48.7	Felsic Volcanic 1	Central Pit	Mine Rock	0.13	1.5	6.0	<20	73	0.1	0.07	0.94	0.090	8.5	8.6
A0964895	BR-311	55.75	57	Felsic Volcanic 1	Central Pit	Mine Rock	0.17	1.2	8.1	<20	69	0.1	0.21	0.87	0.11	9.1	10
A0964896	BR-311	61.5	63	Felsic Volcanic 1	Central Pit	Mine Rock	0.27	1.2	10	<20	80	0.1	0.38	0.86	0.43	9.6	8.9
A0964897	BR-311	170.75	171.3	Felsic Volcanic 2	Central Pit	Mine Rock	0.15	0.70	139	<20	74	<0.1	0.18	1.5	0.48	7.1	4.9
A0964898	BR-311	175.75	177	Felsic Volcanic 2	Central Pit	Mine Rock	0.23	0.45	122	<20	45	<0.1	0.39	1.2	0.10	2.8	2.3
A0964899	BR-311	183.9	184.9	Felsic Volcanic 2	Central Pit	Mine Rock	0.18	0.39	116	<20	31	<0.1	0.54	0.45	0.14	2.0	0.80

(1) Ten times average crustal abundance values presented in Price (1997).

Blue highlighting indicates samples with metal concentrations greater than the ten times crustal abundance screening value are present in the analyzed group.

Screening values are for qualitative assessment only and hold no regulatory significance.

Classification as mine rock or ore-grade materials was based on gold content.

A value of "--" indicates metal was not measured for the given sample; the variation in elements analyzed is due to measurement at two different laboratories (see text).

Table B-5 Aqua Regia Metals

Sample ID	Drillhole ID	From	To	Lithology	Area	Class	Silver	Aluminum	Arsenic	Boron	Barium	Beryllium	Bismuth	Calcium	Cadmium	Cobalt	Chromium
		m	m				ppm	%	ppm	ppm	ppm	ppm	ppm	%	ppm	ppm	ppm
10x Crustal Abundance (Price 1997) [(1)]							*0.75*	*--*	*18*	*100*	*4250*	*30*	*0.085*	*--*	*1.5*	*250*	*1020*
A0964900	BR-311	196.1	197.5	Felsic Volcanic 1	Central Pit	Mine Rock	0.075	1.5	24	<20	114	<0.1	0.09	1.6	0.040	12	15
A0964901	BR-311	202.5	203.5	Felsic Volcanic 1	Central Pit	Mine Rock	0.096	1.5	12	<20	98	<0.1	0.07	0.85	0.030	12	16
A0964902	BR-311	207	207.8	Felsic Volcanic 2	Central Pit	Mine Rock	0.11	0.40	40	<20	35	0.1	0.13	1.0	0.060	1.8	1.6
A0964903	BR-311	212.75	213.6	Felsic Volcanic 2	Central Pit	Mine Rock	0.12	0.73	100	<20	61	0.2	0.25	1.1	0.040	6.7	103
A0964904	BR-311	217.5	218.5	Felsic Volcanic 2	Central Pit	Mine Rock	0.10	0.39	54	<20	38	<0.1	0.32	0.75	0.050	1.8	0.80
A0964905	BR-311	222.9	223.5	Felsic Volcanic 2	Central Pit	Mine Rock	0.16	0.39	53	<20	43	<0.1	0.49	0.65	0.060	2.7	1.9
A0964021	BR-406	401	402	Felsic Volcanic 1	Central Pit	Mine Rock	0.51	0.57	50	<20	70	0.1	5.14	0.14	0.030	13	2.4
A0964022	BR-406	406.3	406.8	Felsic Volcanic 1	Central Pit	Mine Rock	0.35	0.98	52	<20	55	0.3	4.12	0.47	0.030	12	3.6
A0964023	BR-406	416	417	Felsic Volcanic 1	Central Pit	Mine Rock	0.56	1.1	24	<20	89	<0.1	2.23	1.5	0.090	9.8	13
A0964024	BR-406	420	421	Felsic Volcanic 1	Central Pit	Mine Rock	0.64	1.0	23	<20	75	<0.1	1.56	1.3	0.29	8.9	13
A0964025	BR-406	425	426	Felsic Volcanic 1	Central Pit	Mine Rock	0.25	1.6	31	<20	79	0.2	2.06	1.0	0.36	9.2	12
A0964026	BR-406	430	431	Felsic Volcanic 1	Central Pit	Mine Rock	0.28	1.5	13	<20	89	<0.1	0.6	0.98	0.080	11	14
A0964027	BR-406	435	435.7	Felsic Volcanic 1	Central Pit	Mine Rock	0.61	0.57	26	<20	75	0.1	1.61	2.6	1.3	6.5	9.1
A0964561	BR-407	35.6	37.1	Fragmental 1	Central Pit	Mine Rock	0.046	1.2	1.5	<20	153	<0.1	0.1	0.26	0.020	7.3	14
A0964562	BR-407	40.4	41.75	Metasediment 2	Central Pit	Mine Rock	0.089	1.8	3.4	<20	94	0.1	0.22	0.25	0.040	17	43
A0964563	BR-407	45.35	46.5	Fragmental 1	Central Pit	Mine Rock	0.074	0.97	0.60	<20	92	<0.1	0.1	0.43	0.040	8.3	14
A0964564	BR-407	65.5	67	Fragmental 1	Central Pit	Mine Rock	0.099	1.1	0.40	<20	106	<0.1	0.06	0.62	0.070	12	19
A0964565	BR-407	71.5	72.6	Fragmental 1	Central Pit	Mine Rock	0.13	1.2	0.30	<20	133	<0.1	0.05	0.48	0.11	11	25
A0964566	BR-407	75.5	77	Fragmental 1	Central Pit	Mine Rock	0.095	0.97	0.50	<20	52	<0.1	0.08	0.66	0.040	7.8	11
A0964567	BR-407	81.5	83	Fragmental 1	Central Pit	Mine Rock	0.090	0.76	1.5	<20	44	<0.1	0.13	0.56	0.020	6.7	4.7
A0964568	BR-407	87	88	Fragmental 1	Central Pit	Mine Rock	0.076	0.87	0.40	<20	79	<0.1	0.05	0.33	0.020	7.0	6.8
A0964569	BR-407	92	93.5	Felsic Volcanic 1	Central Pit	Mine Rock	0.052	1.3	0.40	<20	97	<0.1	0.08	1.4	0.030	11	15
A0964570	BR-407	97.5	99	Fragmental 1	Central Pit	Mine Rock	0.080	0.93	0.30	<20	81	<0.1	0.07	0.80	0.030	11	25
A0964571	BR-407	105	106.5	Fragmental 1	Central Pit	Mine Rock	0.045	1.1	0.50	<20	102	0.1	0.05	0.79	0.020	12	25
A0964572	BR-407	110.6	112	Fragmental 1	Central Pit	Mine Rock	0.063	1.2	0.70	<20	116	0.1	0.06	0.82	0.020	12	32
A0964573	BR-407	115.7	117	Fragmental 1	Central Pit	Mine Rock	0.10	1.3	0.50	<20	80	0.2	0.18	1.0	0.020	12	24
A0964574	BR-407	123.3	124.5	Fragmental 1	Central Pit	Mine Rock	0.062	1.2	0.60	<20	163	<0.1	2.11	0.41	0.030	11	19
A0964575	BR-407	130.5	132	Fragmental 1	Central Pit	Mine Rock	0.094	1.6	0.60	<20	220	<0.1	2.22	0.35	0.050	14	26
A0964576	BR-407	136.5	138	Fragmental 1	Central Pit	Mine Rock	0.12	1.6	0.20	<20	198	<0.1	0.27	0.64	0.13	16	60
A0964577	BR-407	141	142.5	Fragmental 1	Central Pit	Mine Rock	0.067	1.3	0.40	<20	88	<0.1	0.09	0.65	0.010	7.4	13
A0964578	BR-407	146.9	148.4	Fragmental 1	Central Pit	Mine Rock	0.067	1.8	0.40	<20	221	<0.1	0.11	0.69	0.030	12	13
A0964579	BR-407	152	153.5	Fragmental 1	Central Pit	Mine Rock	0.062	0.95	0.60	<20	78	<0.1	0.07	0.74	0.030	4.9	6.4
A0964580	BR-407	157	158.5	Fragmental 1	Central Pit	Mine Rock	0.049	1.2	0.40	<20	131	<0.1	0.04	0.51	0.020	7.4	9.1
A0964581	BR-407	162	162.9	Fragmental 1	Central Pit	Mine Rock	0.089	1.6	0.50	<20	268	0.2	0.08	1.0	0.030	15	52
A0964582	BR-407	166	167.5	Fragmental 1	Central Pit	Mine Rock	0.078	2.2	0.60	<20	195	<0.1	0.58	0.20	0.050	20	78
A0964583	BR-407	171	172	Fragmental 1	Central Pit	Mine Rock	0.12	1.4	0.40	<20	141	<0.1	0.67	0.16	0.090	15	31
A0964584	BR-407	176	177.5	Felsic Volcanic 1	Central Pit	Mine Rock	0.050	0.94	0.50	<20	103	<0.1	0.04	1.2	0.030	8.7	12
A0964585	BR-407	192.3	193.5	Felsic Volcanic 1	Central Pit	Mine Rock	0.078	0.70	0.30	<20	64	<0.1	<0.02	0.72	0.030	8.4	13
A0964586	BR-407	197.5	199	Felsic Volcanic 1	Central Pit	Mine Rock	0.062	0.50	2.4	<20	45	<0.1	0.07	1.1	0.020	7.0	9.3
A0964616	BR-407	203.85	205	Felsic Volcanic 1	Central Pit	Mine Rock	0.016	0.74	0.40	<20	24	0.2	<0.02	0.90	<0.01	7.6	12
A0964587	BR-407	212.5	214	Felsic Volcanic 1	Central Pit	Mine Rock	0.038	0.77	0.30	<20	54	<0.1	<0.02	1.1	0.020	7.9	11
A0964588	BR-407	218	219	Felsic Volcanic 1	Central Pit	Mine Rock	0.056	0.88	0.50	<20	17	0.2	0.08	1.1	<0.01	10	11
A0964589	BR-407	225	226.5	Felsic Volcanic 1	Central Pit	Mine Rock	0.061	0.79	0.30	<20	126	<0.1	<0.02	0.75	0.030	7.7	12

(1) Ten times average crustal abundance values presented in Price (1997).

Blue highlighting indicates samples with metal concentrations greater than the ten times crustal abundance screening value are present in the analyzed group.

Screening values are for qualitative assessment only and hold no regulatory significance.

Classification as mine rock or ore-grade materials was based on gold content.

A value of "--" indicates metal was not measured for the given sample; the variation in elements analyzed is due to measurement at two different laboratories (see text).

Table B-5 Aqua Regia Metals

Sample ID	Drillhole ID	From	To	Lithology	Area	Class	Silver	Aluminum	Arsenic	Boron	Barium	Beryllium	Bismuth	Calcium	Cadmium	Cobalt	Chromium
		m	m				ppm	%	ppm	ppm	ppm	ppm	ppm	%	ppm	ppm	ppm
10x Crustal Abundance (Price 1997) [(1)]							*0.75*	*--*	*18*	*100*	*4250*	*30*	*0.085*	*--*	*1.5*	*250*	*1020*
A0964590	BR-407	231	231.6	Felsic Volcanic 1	Central Pit	Mine Rock	0.063	0.93	0.20	<20	117	<0.1	0.02	0.56	0.020	8.8	13
A0964591	BR-407	241.5	243	Felsic Volcanic 1	Central Pit	Mine Rock	0.048	0.79	0.40	<20	75	<0.1	<0.02	0.91	0.020	8.6	13
A0964592	BR-407	247.5	249	Felsic Volcanic 1	Central Pit	Mine Rock	0.073	0.81	0.20	<20	101	<0.1	<0.02	0.85	0.020	8.5	12
A0964593	BR-407	261	262.5	Felsic Volcanic 1	Central Pit	Mine Rock	0.067	0.86	0.50	<20	88	<0.1	<0.02	0.78	0.020	8.3	12
A0964594	BR-407	267	268.5	Felsic Volcanic 1	Central Pit	Mine Rock	0.089	1.2	0.30	<20	154	<0.1	0.08	0.95	0.030	13	24
A0964595	BR-407	273	274.5	Felsic Volcanic 1	Central Pit	Mine Rock	0.089	1.8	0.20	<20	185	0.2	0.08	0.77	0.020	16	44
A0964596	BR-407	285	286	Metasediment 2	Central Pit	Mine Rock	0.22	3.0	1.6	<20	170	0.2	0.21	0.26	0.10	23	88
A0964597	BR-407	291	292.5	Metasediment 2	Central Pit	Mine Rock	0.15	1.9	1.1	<20	236	0.1	0.1	0.88	0.050	16	50
A0964598	BR-407	298.5	300	Fragmental 1	Central Pit	Mine Rock	0.058	1.7	0.50	<20	201	0.1	0.06	0.80	0.020	14	26
A0964599	BR-407	304.5	305.6	Fragmental 1	Central Pit	Mine Rock	0.10	2.5	0.20	<20	231	0.2	0.06	1.1	0.040	12	25
A0964600	BR-407	318.6	319.6	Felsic Volcanic 1	Central Pit	Mine Rock	0.069	1.1	0.60	<20	74	0.1	0.05	1.3	0.030	8.6	11
A0964601	BR-407	323.9	325.05	Felsic Volcanic 1	Central Pit	Mine Rock	0.058	1.2	0.60	<20	127	<0.1	0.06	0.82	0.030	8.5	11
A0964602	BR-407	330	331	Metasediment 2	Central Pit	Mine Rock	0.17	1.9	1.0	<20	187	0.1	0.19	0.50	0.20	14	46
A0964752	BR-463	17.5	19	Felsic Volcanic 1	Central Pit	Mine Rock	0.31	1.2	32	<20	48	0.2	0.56	1.3	0.90	9.7	21
A0964753	BR-463	31	32.5	Felsic Volcanic 1	Central Pit	Mine Rock	0.20	1.1	15	<20	108	<0.1	0.1	1.7	0.19	9.6	15
A0964754	BR-463	54.7	56.2	Felsic Volcanic 1	Central Pit	Mine Rock	0.34	2.6	45	<20	53	0.5	0.03	1.6	0.47	10	22
A0964755	BR-463	62	63.5	Felsic Volcanic 1	Central Pit	Mine Rock	0.20	1.4	8.7	<20	103	0.1	0.03	0.46	0.13	9.2	16
A0964756	BR-463	81.5	82.5	Felsic Volcanic 1	Central Pit	Mine Rock	0.20	1.3	4.4	<20	91	<0.1	0.12	0.63	0.030	9.7	11
A0964757	BR-463	130.5	132	Felsic Volcanic 1	Central Pit	Mine Rock	0.12	1.5	9.1	<20	99	<0.1	0.09	1.3	0.080	11	25
A0964758	BR-463	139.2	140.6	Felsic Volcanic 1	Central Pit	Mine Rock	0.17	1.3	4.6	<20	91	<0.1	0.19	1.1	0.070	11	24
A0964759	BR-463	153.2	154.2	Felsic Volcanic 1	Central Pit	Mine Rock	0.12	1.3	3.8	<20	92	<0.1	0.1	0.75	0.070	11	20
A0964760	BR-463	157.6	158.7	Metasediment 2	Central Pit	Mine Rock	0.21	3.0	2.0	<20	190	0.1	0.63	0.19	0.050	21	108
A0964761	BR-463	162.2	163.2	Felsic Volcanic 1	Central Pit	Mine Rock	0.18	1.1	3.7	<20	35	0.1	0.22	1.8	0.15	11	15
A0964762	BR-463	168	169.5	Metasediment 2	Central Pit	Mine Rock	0.17	2.8	65	<20	66	0.2	0.23	0.33	0.070	20	92
A0964763	BR-463	172.9	174.4	Metasediment 2	Central Pit	Mine Rock	0.14	2.6	200	<20	346	<0.1	0.16	0.30	0.020	21	93
A0964764	BR-463	175.8	176.7	Metasediment 2	Central Pit	Mine Rock	0.24	2.8	472	<20	199	0.1	0.32	0.23	0.060	23	91
A0964765	BR-463	186.8	188.3	Felsic Volcanic 1	Central Pit	Mine Rock	0.18	1.4	1.5	<20	123	<0.1	0.19	0.94	0.080	12	20
A0964766	BR-464	13.7	15	Felsic Volcanic 1	Central Pit	Mine Rock	0.29	1.5	16	<20	141	<0.1	0.25	0.74	0.090	13	44
A0964767	BR-464	20.3	21.3	Metasediment 2	Central Pit	Mine Rock	0.15	2.4	6.8	<20	172	0.1	0.15	0.23	0.10	20	77
A0964768	BR-464	27	28.35	Felsic Volcanic 1	Central Pit	Mine Rock	0.18	1.6	4.3	<20	140	0.1	0.24	0.88	0.070	13	29
A0964769	BR-464	35.2	36.2	Metasediment 2	Central Pit	Mine Rock	0.48	2.4	86	<20	178	0.2	0.79	0.17	0.060	29	79
A0964721	BR-464	71.7	72.7	Metasediment 2	Central Pit	Ore-Grade	0.11	2.8	133	<20	380	0.3	0.14	0.55	0.010	16	73
A0964722	BR-464	76	77.3	Felsic Volcanic 2	Central Pit	Mine Rock	0.17	0.30	39	<20	73	<0.1	0.26	0.93	0.060	2.1	2.6
A0964723	BR-464	87.4	88.3	Felsic Volcanic 2	Central Pit	Mine Rock	0.098	0.60	56	<20	101	0.1	0.06	0.75	0.020	2.3	3.2
A0964724	BR-464	91.7	92.8	Felsic Volcanic 2	Central Pit	Mine Rock	0.15	0.40	40	<20	52	<0.1	0.16	0.42	0.090	2.2	3.9
A0964725	BR-464	100	101.5	Felsic Volcanic 2	Central Pit	Mine Rock	0.10	0.40	45	<20	50	<0.1	0.06	0.46	0.060	2.4	3.5
A0964726	BR-464	105.7	106.7	Felsic Volcanic 2	Central Pit	Mine Rock	0.34	0.35	46	<20	33	<0.1	0.05	0.58	0.050	2.3	3.4
A0964727	BR-464	110.5	111.85	Felsic Volcanic 2	Central Pit	Mine Rock	0.099	0.35	78	<20	33	<0.1	0.09	0.64	0.040	2.0	2.6
A0964728	BR-464	115.3	116	Felsic Volcanic 2	Central Pit	Mine Rock	0.24	0.26	975	<20	9.9	<0.1	0.08	0.18	<0.01	2.2	3.4
A0964729	BR-464	120.2	121	Felsic Volcanic 2	Central Pit	Mine Rock	0.14	0.41	200	<20	30	0.1	0.07	0.65	0.060	2.2	3.0
A0964730	BR-464	125	126.5	Felsic Volcanic 2	Central Pit	Mine Rock	0.14	0.36	49	<20	45	<0.1	0.04	0.77	0.060	2.2	3.0
A0964731	BR-464	130.4	131.9	Felsic Volcanic 1	Central Pit	Mine Rock	0.21	1.6	93	<20	75	0.2	0.12	1.4	0.10	13	24
A0964732	BR-464	136	137	Felsic Volcanic 2	Central Pit	Mine Rock	0.15	0.29	138	<20	32	<0.1	0.91	1.1	0.030	2.2	2.9

(1) Ten times average crustal abundance values presented in Price (1997).

Blue highlighting indicates samples with metal concentrations greater than the ten times crustal abundance screening value are present in the analyzed group.

Screening values are for qualitative assessment only and hold no regulatory significance.

Classification as mine rock or ore-grade materials was based on gold content.

A value of "--" indicates metal was not measured for the given sample; the variation in elements analyzed is due to measurement at two different laboratories (see text).

Table B-5 Aqua Regia Metals

Sample ID	Drillhole ID	From	To	Lithology	Area	Class	Silver	Aluminum	Arsenic	Boron	Barium	Beryllium	Bismuth	Calcium	Cadmium	Cobalt	Chromium
		m	m				ppm	%	ppm	ppm	ppm	ppm	ppm	%	ppm	ppm	ppm
10x Crustal Abundance (Price 1997) [(1)]							*0.75*	*--*	*18*	*100*	*4250*	*30*	*0.085*	*--*	*1.5*	*250*	*1020*
A0964733	BR-464	141.9	143.4	Felsic Volcanic 2	Central Pit	Mine Rock	0.16	0.34	100	<20	52	<0.1	0.09	0.64	0.030	2.6	2.3
A0964734	BR-464	146.9	148.1	Felsic Volcanic 2	Central Pit	Mine Rock	0.11	0.80	36	<20	70	<0.1	0.11	0.94	0.040	5.3	31
A0964735	BR-464	151.6	152.8	Felsic Volcanic 2	Central Pit	Mine Rock	0.17	0.59	149	<20	86	<0.1	0.12	0.83	0.030	3.0	14
A0964736	BR-464	156.3	157.3	Felsic Volcanic 2	Central Pit	Mine Rock	0.12	0.54	412	<20	54	<0.1	0.07	0.50	0.030	2.5	8.2
A0964737	BR-464	160.7	161.85	Felsic Volcanic 2	Central Pit	Mine Rock	0.26	0.47	231	<20	34	0.1	0.25	0.33	0.23	2.0	2.3
A0964738	BR-464	164.6	166.1	Felsic Volcanic 2	Central Pit	Mine Rock	0.18	0.56	147	<20	85	<0.1	0.16	0.45	0.020	2.2	3.2
A0964739	BR-465	18.6	18.9	Felsic Volcanic 1	Central Pit	Mine Rock	0.29	0.58	3.6	<20	79	<0.1	0.38	0.11	0.060	4.2	11
A0964740	BR-465	24.4	25.6	Felsic Volcanic 2	Central Pit	Mine Rock	0.087	1.7	2.9	<20	216	<0.1	0.11	0.20	0.080	8.0	18
A0964741	BR-465	33.6	34.3	Felsic Volcanic 2	Central Pit	Mine Rock	0.12	2.6	128	<20	443	0.1	0.16	0.29	0.020	14	50
A0964742	BR-465	38	39	Felsic Volcanic 2	Central Pit	Mine Rock	0.15	0.29	40	<20	24	<0.1	0.42	0.14	0.030	2.0	2.5
A0964743	BR-465	45.15	46.65	Felsic Volcanic 2	Central Pit	Mine Rock	0.073	0.48	32	<20	55	<0.1	0.03	0.55	0.030	1.8	2.5
A0964826	BR-465	51	52.5	Felsic Volcanic 2	Central Pit	Mine Rock	0.075	0.44	65	<20	90	<0.1	0.02	0.56	0.030	1.7	2.5
A0964827	BR-465	57	58.5	Felsic Volcanic 2	Central Pit	Mine Rock	0.13	0.31	81	<20	40	<0.1	0.04	0.38	0.060	2.2	2.2
A0964828	BR-465	63	64.5	Felsic Volcanic 2	Central Pit	Mine Rock	0.11	0.48	67	<20	75	<0.1	0.03	0.62	0.030	2.2	2.5
A0964829	BR-465	68.5	70	Felsic Volcanic 2	Central Pit	Mine Rock	0.13	0.21	190	<20	24	<0.1	<0.02	0.70	0.010	1.9	4.0
A0964830	BR-465	73.4	74.8	Felsic Volcanic 2	Central Pit	Mine Rock	0.19	0.24	38	<20	35	<0.1	0.08	0.56	0.030	1.8	2.4
A0964831	BR-465	85.7	87.2	Felsic Volcanic 1	Central Pit	Mine Rock	0.23	1.3	57	<20	85	0.1	0.1	1.4	0.060	10	17
A0964832	BR-465	99.5	100.5	Felsic Volcanic 2	Central Pit	Mine Rock	0.11	0.38	45	<20	63	<0.1	0.17	0.71	0.040	3.0	3.3
A0964833	BR-465	104.9	106	Felsic Volcanic 2	Central Pit	Mine Rock	0.14	0.27	46	<20	44	<0.1	0.37	0.38	0.11	1.7	2.4
A0964834	BR-465	110.1	111.4	Felsic Volcanic 2	Central Pit	Mine Rock	0.28	0.36	106	<20	53	<0.1	0.32	0.85	0.030	1.8	2.1
A0964835	BR-465	115.7	116.4	Felsic Volcanic 2	Central Pit	Mine Rock	0.14	0.35	56	<20	14	<0.1	0.25	0.49	0.030	1.9	7.1
A0964836	BR-465	121.1	122	Felsic Volcanic 2	Central Pit	Mine Rock	0.15	0.50	270	<20	51	<0.1	0.14	0.54	0.020	2.0	4.4
A0964837	BR-465	126.4	127.9	Felsic Volcanic 1	Central Pit	Mine Rock	0.16	1.3	80	<20	118	0.1	0.13	1.4	0.040	10	13
A0964838	BR-465	150.5	152	Felsic Volcanic 1	Central Pit	Mine Rock	0.15	1.2	933	25	44	0.4	0.09	1.3	0.040	7.4	10
A0964697	BR-466	6.1	7.1	Felsic Volcanic 2	Central Pit	Mine Rock	1.6	0.27	57	<20	25	<0.1	0.11	0.39	0.22	1.9	2.1
A0964698	BR-466	11.8	13.3	Felsic Volcanic 2	Central Pit	Mine Rock	0.11	0.38	108	<20	40	<0.1	0.11	0.58	0.070	2.0	2.6
A0964699	BR-466	17.1	18.6	Felsic Volcanic 2	Central Pit	Mine Rock	0.15	0.45	37	<20	79	<0.1	0.07	0.61	0.060	1.8	2.4
A0964700	BR-466	24.15	25.35	Felsic Volcanic 2	Central Pit	Mine Rock	0.096	0.49	56	<20	53	<0.1	0.06	0.71	0.020	1.6	1.8
A0964618	BR-466	29.4	30.9	Felsic Volcanic 2	Central Pit	Mine Rock	0.095	0.36	83	<20	74	<0.1	0.11	0.82	0.21	1.8	2.2
A0964619	BR-466	36.4	37.4	Felsic Volcanic 2	Central Pit	Mine Rock	0.080	0.37	226	<20	31	<0.1	0.03	0.74	0.040	1.8	2.0
A0964620	BR-466	41.4	42.9	Felsic Volcanic 2	Central Pit	Mine Rock	0.12	0.30	730	<20	30	<0.1	<0.02	0.46	0.030	1.7	2.7
A0964621	BR-466	48.4	49.9	Felsic Volcanic 2	Central Pit	Mine Rock	0.071	0.35	66	<20	32	<0.1	0.14	0.57	<0.01	2.0	2.6
A0964622	BR-466	55.4	56.3	Felsic Volcanic 2	Central Pit	Mine Rock	0.052	0.34	21	<20	59	<0.1	0.1	0.28	0.060	2.1	1.8
A0964623	BR-466	60.65	61.5	Felsic Volcanic 2	Central Pit	Mine Rock	0.069	0.67	47	<20	74	<0.1	0.49	0.53	0.030	3.9	43
A0964624	BR-466	65.5	67	Felsic Volcanic 2	Central Pit	Mine Rock	0.12	0.43	65	<20	68	<0.1	0.39	0.54	0.030	2.7	3.2
A0964625	BR-466	70.6	71.9	Felsic Volcanic 2	Central Pit	Mine Rock	0.13	0.63	123	<20	48	0.1	0.13	0.66	0.030	3.7	23
A0964626	BR-466	76.2	77.7	Felsic Volcanic 2	Central Pit	Mine Rock	0.10	0.41	490	<20	30	<0.1	0.07	0.27	0.030	1.6	2.3
A0964627	BR-466	82.2	83.7	Felsic Volcanic 2	Central Pit	Ore-Grade	0.36	0.39	6301	<20	40	<0.1	0.73	0.14	0.040	1.9	8.5
A0964628	BR-466	87.1	88.1	Felsic Volcanic 2	Central Pit	Mine Rock	0.076	0.58	103	<20	56	0.1	<0.02	0.42	0.010	1.5	1.9
A0964629	BR-466	93.5	94.3	Felsic Volcanic 2	Central Pit	Mine Rock	0.13	0.43	232	<20	75	<0.1	0.02	0.22	0.020	1.7	2.4
A0964630	BR-466	98.15	99.15	Felsic Volcanic 2	Central Pit	Mine Rock	0.34	0.29	1143	<20	33	<0.1	0.02	0.32	0.030	1.6	2.6
A0964631	BR-466	104.3	105.5	Felsic Volcanic 2	Central Pit	Mine Rock	0.33	0.46	808	<20	34	0.1	0.11	0.27	0.030	1.7	1.9
A0964632	BR-466	109.3	110.3	Felsic Volcanic 2	Central Pit	Mine Rock	0.072	0.49	50	<20	52	<0.1	0.09	0.33	0.030	1.5	1.9

(1) Ten times average crustal abundance values presented in Price (1997).

Blue highlighting indicates samples with metal concentrations greater than the ten times crustal abundance screening value are present in the analyzed group.

Screening values are for qualitative assessment only and hold no regulatory significance.

Classification as mine rock or ore-grade materials was based on gold content.

A value of "--" indicates metal was not measured for the given sample; the variation in elements analyzed is due to measurement at two different laboratories (see text).

Table B-5 Aqua Regia Metals

Sample ID	Drillhole ID	From	To	Lithology	Area	Class	Silver	Aluminum	Arsenic	Boron	Barium	Beryllium	Bismuth	Calcium	Cadmium	Cobalt	Chromium
		m	m				ppm	%	ppm	ppm	ppm	ppm	ppm	%	ppm	ppm	ppm
10x Crustal Abundance (Price 1997) [(1)]							*0.75*	*--*	*18*	*100*	*4250*	*30*	*0.085*	*--*	*1.5*	*250*	*1020*
A0964633	BR-466	119.05	120.3	Felsic Volcanic 2	Central Pit	Mine Rock	0.13	0.59	238	<20	37	0.1	0.07	0.27	0.060	3.2	4.9
117134	BR-020	190.45	190.8	Felsic Volcanic 1	Central Pit	Mine Rock	0.28	2.1	21	<20	238	<0.1	0.08	2.1	0.050	17	92
117135	BR-020	196.5	198	Felsic Volcanic 2	Central Pit	Mine Rock	0.15	0.61	57	<20	38	<0.1	0.08	0.51	0.050	3.2	21
117136	BR-020	200	201	Felsic Volcanic 2	Central Pit	Mine Rock	0.20	0.41	195	<20	28	<0.1	0.03	0.29	0.030	1.9	1.9
117137	BR-020	204	205	Felsic Volcanic 2	Central Pit	Mine Rock	0.16	0.37	36	<20	32	<0.1	0.13	0.33	0.050	1.7	2.4
117138	BR-020	210	211	Felsic Volcanic 2	Central Pit	Mine Rock	0.22	0.34	21	<20	40	<0.1	0.09	0.57	0.050	1.7	2.4
117133	BR-020	215	216	Felsic Volcanic 2	Central Pit	Mine Rock	0.074	0.30	38	<20	27	<0.1	0.03	0.050	0.030	1.8	1.6
117139	BR-020	223	224	Felsic Volcanic 2	Central Pit	Mine Rock	0.061	0.51	15	<20	101	<0.1	0.44	0.63	0.040	1.9	2.2
117140	BR-020	230	231	Felsic Volcanic 2	Central Pit	Mine Rock	0.18	0.35	32	<20	37	<0.1	2.67	0.53	0.020	1.3	2.0
117141	BR-020	235	235.8	Felsic Volcanic 2	Central Pit	Mine Rock	0.32	0.34	185	<20	54	<0.1	0.63	1.1	0.010	1.6	2.9
117142	BR-020	240	241	Felsic Volcanic 1	Central Pit	Mine Rock	0.20	1.1	187	<20	77	<0.1	0.13	0.95	0.060	10	15
117143	BR-020	245	246	Felsic Volcanic 1	Central Pit	Mine Rock	0.20	1.3	43	<20	59	<0.1	0.1	1.3	0.050	10	14
A0963308	BR-108	15	16	Felsic Volcanic 1	Central Pit	Mine Rock	0.034	1.3	0.10	<20	22	0.2	0.03	1.4	<0.01	11	26
A0963309	BR-108	20	21	Felsic Volcanic 2	Central Pit	Mine Rock	0.064	0.34	0.40	<20	46	0.1	0.16	0.090	<0.01	1.4	2.4
A0963310	BR-108	25	26	Felsic Volcanic 2	Central Pit	Mine Rock	0.026	0.64	0.30	<20	56	0.3	0.41	0.20	<0.01	2.6	2.9
A0963311	BR-108	30.55	31.5	Felsic Volcanic 2	Central Pit	Mine Rock	0.13	0.65	0.80	<20	60	0.2	0.33	0.15	0.070	3.0	3.1
A0963312	BR-108	35.5	36	Felsic Volcanic 2	Central Pit	Mine Rock	0.30	0.70	1.8	<20	117	0.1	1.24	0.52	0.050	3.4	3.2
A0963313	BR-108	41	41.75	Felsic Volcanic 1	Central Pit	Mine Rock	0.055	0.98	0.70	<20	112	<0.1	0.12	0.84	0.020	8.0	12
A0963314	BR-108	46.75	47.9	Felsic Volcanic 1	Central Pit	Mine Rock	0.066	1.1	0.80	<20	120	<0.1	0.08	0.79	0.020	8.1	11
A0963315	BR-108	51.9	52.5	Felsic Volcanic 1	Central Pit	Mine Rock	0.088	1.0	0.80	<20	75	<0.1	0.22	1.2	0.020	8.7	11
A0963316	BR-108	57	58	Felsic Volcanic 1	Central Pit	Mine Rock	0.069	1.2	0.60	<20	111	<0.1	0.07	0.96	0.020	8.3	9.8
A0963317	BR-108	62.5	63.5	Felsic Volcanic 1	Central Pit	Mine Rock	0.055	1.3	0.70	<20	148	<0.1	0.12	1.0	0.020	8.9	11
A0963318	BR-108	67.5	68.5	Felsic Volcanic 1	Central Pit	Mine Rock	0.070	1.2	0.70	<20	96	<0.1	0.07	1.1	0.020	8.2	11
A0963319	BR-108	73.75	74.5	Felsic Volcanic 1	Central Pit	Mine Rock	0.11	1.5	1.2	<20	105	0.1	0.23	0.72	0.020	11	10
A0963320	BR-108	78.5	79.25	Felsic Volcanic 1	Central Pit	Mine Rock	0.066	1.2	0.70	<20	133	<0.1	0.12	0.73	0.020	8.4	11
A0963321	BR-108	83.75	84.5	Felsic Volcanic 1	Central Pit	Mine Rock	0.086	1.2	0.90	<20	139	<0.1	0.12	0.58	0.010	8.7	11
A0962982	BR-236	87	88.5	Felsic Volcanic 1	Central Pit	Ore-Grade	0.25	1.2	31	<20	77	<0.1	0.09	1.7	0.12	11	12
A0962983	BR-236	99	100.5	Felsic Volcanic 1	Central Pit	Ore-Grade	0.24	1.1	21	<20	56	<0.1	0.09	1.6	0.10	10	13
A0962984	BR-236	109.5	111	Felsic Volcanic 1	Central Pit	Ore-Grade	0.45	1.3	18	<20	92	<0.1	0.28	1.1	0.15	11	15
A0962985	BR-236	114.5	116	Felsic Volcanic 1	Central Pit	Mine Rock	0.18	1.2	9.1	<20	84	<0.1	0.06	0.61	0.10	9.1	13
A0962986	BR-236	134	135	Felsic Volcanic 1	Central Pit	Mine Rock	0.15	0.78	15	<20	84	<0.1	0.25	0.57	0.050	7.2	9.5
A0962987	BR-236	143	144	Felsic Volcanic 1	Central Pit	Mine Rock	0.11	1.3	8.4	<20	93	<0.1	0.1	1.1	0.050	11	17
A0962988	BR-236	151.65	152.5	Felsic Volcanic 1	Central Pit	Mine Rock	0.11	1.1	8.4	<20	85	0.1	0.14	0.99	0.070	10	13
A0962989	BR-236	168.3	168.8	Felsic Volcanic 1	Central Pit	Mine Rock	0.17	1.6	6.0	<20	221	<0.1	0.19	0.81	0.040	11	14
A0962990	BR-236	178	178.9	Metasediment 2	Central Pit	Mine Rock	0.092	2.1	1.0	<20	179	<0.1	0.18	0.17	0.060	21	81
A0962991	BR-236	181.4	182.5	Metasediment 2	Central Pit	Mine Rock	0.11	2.6	2.2	<20	221	0.1	0.18	0.20	0.070	23	93
A0962992	BR-236	185	185.85	Metasediment 2	Central Pit	Mine Rock	0.12	2.2	1.5	<20	208	0.1	0.16	0.15	0.030	19	81
A0962993	BR-236	195.1	196	Metasediment 2	Central Pit	Mine Rock	0.13	2.3	211	<20	144	0.1	0.2	0.20	0.070	22	85
A0964533	BR-237	174	175.4	Felsic Volcanic 2	Central Pit	Mine Rock	1.1	0.47	114	<20	51	<0.1	9.89	0.64	0.030	1.9	1.7
A0964534	BR-237	181.7	182.6	Felsic Volcanic 1	Central Pit	Mine Rock	0.13	1.7	83	<20	104	0.1	0.06	1.2	0.050	13	77
A0964535	BR-237	191.5	192.5	Felsic Volcanic 2	Central Pit	Mine Rock	0.11	0.26	26	<20	29	<0.1	0.3	0.060	0.070	1.8	1.8
A0964536	BR-237	196.4	197.4	Felsic Volcanic 2	Central Pit	Mine Rock	0.72	0.30	221	<20	20	<0.1	0.17	0.29	0.090	1.9	0.80
A0964537	BR-237	204	204.8	Felsic Volcanic 2	Central Pit	Ore-Grade	0.38	0.10	907	<20	12	<0.1	0.33	0.090	0.14	1.7	<0.5

(1) Ten times average crustal abundance values presented in Price (1997).

Blue highlighting indicates samples with metal concentrations greater than the ten times crustal abundance screening value are present in the analyzed group.

Screening values are for qualitative assessment only and hold no regulatory significance.

Classification as mine rock or ore-grade materials was based on gold content.

A value of "--" indicates metal was not measured for the given sample; the variation in elements analyzed is due to measurement at two different laboratories (see text).

Table B-5 Aqua Regia Metals

Sample ID	Drillhole ID	From	To	Lithology	Area	Class	Silver	Aluminum	Arsenic	Boron	Barium	Beryllium	Bismuth	Calcium	Cadmium	Cobalt	Chromium
		m	m				ppm	%	ppm	ppm	ppm	ppm	ppm	%	ppm	ppm	ppm
10x Crustal Abundance (Price 1997) [(1)]							*0.75*	*--*	*18*	*100*	*4250*	*30*	*0.085*	*--*	*1.5*	*250*	*1020*
A0964538	BR-237	210	211.3	Felsic Volcanic 2	Central Pit	Mine Rock	0.16	0.27	313	<20	26	<0.1	0.05	0.43	0.10	1.9	0.70
A0964539	BR-237	215.3	215.7	Felsic Volcanic 2	Central Pit	Mine Rock	0.10	0.87	47	<20	72	0.1	0.26	0.78	0.18	6.7	80
A0964540	BR-237	220.75	222	Felsic Volcanic 2	Central Pit	Mine Rock	0.21	0.43	33	<20	92	<0.1	0.32	0.50	0.030	1.6	18
A0964541	BR-237	226.8	227.6	Felsic Volcanic 2	Central Pit	Mine Rock	0.22	0.36	25	<20	48	<0.1	0.46	0.50	0.030	2.0	2.2
A0964542	BR-237	232.4	233.5	Felsic Volcanic 2	Central Pit	Mine Rock	0.23	0.26	85	<20	31	<0.1	0.26	0.47	0.080	2.0	<0.5
A0963701	BR-322	15	16.4	Felsic Volcanic 1	Central Pit	Mine Rock	0.081	0.71	0.90	<20	39	<0.1	0.2	0.44	0.020	4.9	5.9
A0963702	BR-322	31	32	Felsic Volcanic 1	Central Pit	Mine Rock	0.084	0.49	9.4	<20	47	<0.1	0.65	0.26	0.060	8.2	2.9
A0963703	BR-322	37.4	38.4	Felsic Volcanic 1	Central Pit	Mine Rock	0.10	1.0	0.80	<20	105	<0.1	0.27	0.61	0.050	7.9	11
A0963704	BR-322	45.6	46.8	Fragmental 1	Central Pit	Mine Rock	0.092	1.4	0.50	<20	126	<0.1	0.18	0.32	0.060	14	42
A0963705	BR-322	50.85	51.6	Felsic Volcanic 1	Central Pit	Mine Rock	0.086	0.89	2.4	<20	58	<0.1	0.33	0.64	0.020	8.4	10
A0963706	BR-322	60	60.75	Fragmental 1	Central Pit	Mine Rock	0.063	1.7	0.70	<20	116	<0.1	0.24	0.14	0.040	16	58
A0963707	BR-322	70	71.3	Felsic Volcanic 1	Central Pit	Mine Rock	0.082	0.93	1.8	<20	113	<0.1	0.11	0.34	0.030	10	10
A0963708	BR-322	75	76.5	Felsic Volcanic 1	Central Pit	Mine Rock	0.10	1.1	6.6	<20	96	<0.1	0.03	0.91	0.030	7.9	17
A0963709	BR-322	87	88.4	Felsic Volcanic 1	Central Pit	Mine Rock	0.087	1.0	1.7	<20	109	<0.1	0.08	0.31	0.020	9.1	13
A0963710	BR-322	96	97.5	Felsic Volcanic 1	Central Pit	Mine Rock	0.11	0.83	1.2	<20	83	<0.1	0.2	0.42	0.020	10	9.7
A0963711	BR-322	102	103.5	Felsic Volcanic 1	Central Pit	Mine Rock	0.094	0.96	1.1	<20	88	<0.1	0.05	0.59	0.030	9.4	8.8
A0963712	BR-322	119.85	121.3	Fragmental 1	Central Pit	Mine Rock	0.12	0.87	5.5	<20	84	<0.1	0.65	0.39	0.030	8.5	9.8
A0963713	BR-322	126.35	127.2	Fragmental 1	Central Pit	Mine Rock	0.16	0.83	3.3	<20	92	<0.1	0.29	0.29	0.080	9.7	13
A0963714	BR-322	136.6	137.65	Fragmental 1	Central Pit	Mine Rock	0.13	0.93	8.2	<20	90	<0.1	0.14	0.61	0.020	8.7	11
A0963715	BR-322	141	142.5	Fragmental 1	Central Pit	Mine Rock	0.15	0.90	6.4	<20	65	<0.1	0.15	0.43	0.030	8.6	8.3
A0963716	BR-322	150	151	Fragmental 1	Central Pit	Mine Rock	0.20	1.3	15	<20	58	0.3	0.2	0.71	0.030	12	31
A0963717	BR-322	156	157.2	Fragmental 1	Central Pit	Mine Rock	0.12	0.92	8.8	<20	89	<0.1	0.43	0.56	0.040	10	12
A0963718	BR-322	162	163.5	Fragmental 1	Central Pit	Mine Rock	0.11	0.99	23	<20	53	<0.1	0.82	0.70	0.070	9.4	7.0
A0963719	BR-322	173	174	Fragmental 1	Central Pit	Mine Rock	0.23	1.7	26	<20	134	<0.1	0.11	1.1	0.050	11	15
A0963720	BR-322	176	177	Fragmental 1	Central Pit	Mine Rock	0.31	1.4	16	<20	96	<0.1	0.2	0.96	0.34	11	29
A0963721	BR-322	182.1	183	Felsic Volcanic 1	Central Pit	Mine Rock	0.16	0.96	19	<20	83	<0.1	0.2	0.99	0.73	9.5	17
A0963722	BR-322	192.4	193.4	Felsic Volcanic 1	Central Pit	Mine Rock	0.35	1.0	21	<20	63	<0.1	0.18	1.1	1.6	9.7	17
A0963723	BR-322	214.7	216	Felsic Volcanic 1	Central Pit	Ore-Grade	0.17	1.0	29	<20	82	<0.1	0.07	0.97	0.19	10	13
A0963724	BR-322	259	260	Felsic Volcanic 1	Central Pit	Mine Rock	0.25	0.81	406	<20	54	<0.1	0.13	0.96	0.37	8.9	13
A0963725	BR-324	24	25	Felsic Volcanic 1	Central Pit	Mine Rock	0.082	1.0	3.7	<20	108	<0.1	0.18	0.33	0.080	10	14
A0963726	BR-324	25	26	Felsic Volcanic 1	Central Pit	Mine Rock	0.095	1.2	1.6	<20	99	<0.1	0.2	0.29	0.040	11	16
A0963727	BR-324	30	31	Fragmental 1	Central Pit	Mine Rock	0.085	1.9	1.2	<20	136	<0.1	0.26	0.19	0.070	19	64
A0963728	BR-324	34.5	36	Felsic Volcanic 1	Central Pit	Mine Rock	0.093	1.3	1.3	<20	117	<0.1	0.49	0.28	0.10	13	25
A0963729	BR-324	46.5	48	Felsic Volcanic 1	Central Pit	Mine Rock	0.074	1.0	5.6	<20	90	<0.1	0.35	0.33	0.020	8.8	9.4
A0963730	BR-324	60	61	Felsic Volcanic 1	Central Pit	Mine Rock	0.094	1.5	15	<20	130	<0.1	0.15	1.1	0.040	12	21
A0963731	BR-324	69	70.5	Felsic Volcanic 1	Central Pit	Mine Rock	0.14	1.1	12	<20	75	0.1	0.17	0.46	0.080	10	10
A0963732	BR-324	80.6	81.15	Felsic Volcanic 1	Central Pit	Mine Rock	0.10	3.0	7.7	<20	200	0.2	0.18	2.6	0.040	27	216
A0963733	BR-324	88	89	Felsic Volcanic 1	Central Pit	Mine Rock	0.15	0.88	40	<20	68	<0.1	0.3	0.55	0.13	11	8.3
A0963734	BR-324	95	96.5	Felsic Volcanic 1	Central Pit	Mine Rock	0.21	1.0	33	<20	55	<0.1	0.22	1.0	0.32	9.4	12
A0963735	BR-324	103.5	105	Felsic Volcanic 1	Central Pit	Mine Rock	0.17	1.2	13	<20	68	<0.1	0.34	1.2	0.12	9.7	13
A0963736	BR-324	115.5	117	Felsic Volcanic 1	Central Pit	Mine Rock	0.20	1.1	15	<20	118	<0.1	0.19	1.5	0.070	9.6	8.9
A0963737	BR-324	125	126	Felsic Volcanic 1	Central Pit	Ore-Grade	0.76	1.2	15	<20	65	<0.1	0.55	0.92	4.3	9.3	15
A0963738	BR-324	126.8	128	Felsic Volcanic 1	Central Pit	Mine Rock	2.0	1.4	24	<20	101	0.1	3.14	0.52	21	12	12

(1) Ten times average crustal abundance values presented in Price (1997).

Blue highlighting indicates samples with metal concentrations greater than the ten times crustal abundance screening value are present in the analyzed group.

Screening values are for qualitative assessment only and hold no regulatory significance.

Classification as mine rock or ore-grade materials was based on gold content.

A value of "--" indicates metal was not measured for the given sample; the variation in elements analyzed is due to measurement at two different laboratories (see text).

Table B-5 Aqua Regia Metals

Sample ID	Drillhole ID	From	To	Lithology	Area	Class	Silver	Aluminum	Arsenic	Boron	Barium	Beryllium	Bismuth	Calcium	Cadmium	Cobalt	Chromium
		m	m				ppm	%	ppm	ppm	ppm	ppm	ppm	%	ppm	ppm	ppm
10x Crustal Abundance (Price 1997) [(1)]							*0.75*	*--*	*18*	*100*	*4250*	*30*	*0.085*	*--*	*1.5*	*250*	*1020*
A0963739	BR-324	128	129	Felsic Volcanic 1	Central Pit	Mine Rock	17	1.4	19	<20	65	0.1	42.93	0.22	21	12	7.9
A0963740	BR-324	129	130.5	Felsic Volcanic 1	Central Pit	Mine Rock	2.3	1.8	32	<20	113	0.4	3.06	1.2	9.1	13	58
A0963741	BR-324	145.5	147	Felsic Volcanic 1	Central Pit	Mine Rock	0.33	1.1	14	<20	75	<0.1	0.14	1.3	0.23	9.7	15
A0963742	BR-324	159.5	160.5	Felsic Volcanic 1	Central Pit	Ore-Grade	0.26	1.3	25	<20	76	<0.1	0.15	1.3	0.33	10	13
A0963743	BR-324	164.5	165.5	Felsic Volcanic 1	Central Pit	Mine Rock	0.31	1.1	24	<20	62	<0.1	0.31	1.2	0.34	11	12
A0963744	BR-324	175.75	176.5	Felsic Volcanic 1	Central Pit	Mine Rock	0.48	1.2	78	<20	46	0.2	1.01	1.2	37	10	12
A0963745	BR-324	180.75	181.5	Felsic Volcanic 2	Central Pit	Mine Rock	0.21	0.44	33	<20	29	<0.1	0.25	3.0	0.27	10	7.5
A0963746	BR-324	184.5	185.25	Felsic Volcanic 1	Central Pit	Ore-Grade	0.18	1.2	84	<20	197	0.1	0.15	1.6	0.14	10	27
A0963747	BR-324	198	199.5	Felsic Volcanic 1	Central Pit	Mine Rock	1.2	1.4	78	<20	51	0.1	0.16	0.95	4.3	9.7	11
A0963748	BR-324	205.5	207	Felsic Volcanic 1	Central Pit	Mine Rock	0.30	1.4	49	<20	59	0.1	0.1	1.2	0.95	10	15
A0964907	BR-409	11.45	12.5	Felsic Volcanic 2	Central Pit	Mine Rock	0.076	0.20	1.8	<20	38	<0.1	0.05	0.15	0.050	1.2	0.70
A0964908	BR-409	16.5	17.8	Felsic Volcanic 2	Central Pit	Mine Rock	0.093	0.28	2.6	<20	47	<0.1	0.22	0.16	0.10	1.7	2.1
A0964906	BR-409	25.5	27	Felsic Volcanic 2	Central Pit	Mine Rock	0.074	0.79	0.80	<20	52	0.1	0.19	0.35	0.030	3.4	3.2
A0964909	BR-409	30	31.5	Felsic Volcanic 1	Central Pit	Mine Rock	0.062	1.4	0.80	<20	138	<0.1	0.1	0.82	0.030	9.4	15
A0964910	BR-409	36	37.5	Felsic Volcanic 1	Central Pit	Mine Rock	0.052	1.1	0.80	<20	134	<0.1	0.09	0.95	0.030	8.1	10
A0964911	BR-409	42	43.5	Felsic Volcanic 1	Central Pit	Mine Rock	0.038	1.6	0.40	<20	112	<0.1	0.07	1.6	0.040	12	29
A0964912	BR-409	48	49	Felsic Volcanic 1	Central Pit	Mine Rock	0.064	1.6	0.50	<20	68	<0.1	0.06	2.0	0.040	13	33
A0964913	BR-409	69	70.5	Felsic Volcanic 2	Central Pit	Mine Rock	0.079	0.29	<0.1	<20	11	0.1	0.51	0.25	0.030	<0.1	1.6
A0964914	BR-409	76.9	77.2	Metasediment 2	Central Pit	Mine Rock	0.12	2.6	0.70	<20	82	0.2	0.29	0.35	0.030	19	71
A0964915	BR-409	82.25	83.5	Felsic Volcanic 1	Central Pit	Mine Rock	0.061	1.2	0.50	<20	124	<0.1	0.14	0.63	0.030	8.1	11
A0964916	BR-409	87	88.5	Felsic Volcanic 1	Central Pit	Mine Rock	0.062	1.2	1.0	<20	124	<0.1	0.24	0.67	0.040	8.7	12
A0964917	BR-409	93	94.5	Felsic Volcanic 1	Central Pit	Mine Rock	0.054	1.2	1.3	<20	148	<0.1	0.15	0.81	0.030	9.9	13
A0964918	BR-409	100.05	101	Felsic Volcanic 1	Central Pit	Mine Rock	0.056	1.7	0.20	<20	427	<0.1	0.16	0.81	0.030	11	23
A0964919	BR-409	105	106.5	Felsic Volcanic 1	Central Pit	Mine Rock	0.061	1.2	1.2	<20	100	<0.1	1.04	0.70	0.020	8.9	10
A0964920	BR-409	109.5	111	Felsic Volcanic 1	Central Pit	Mine Rock	0.092	1.2	0.50	<20	121	<0.1	0.23	0.35	0.030	11	17
A0964921	BR-409	115.7	117	Felsic Volcanic 1	Central Pit	Mine Rock	0.11	1.1	2.3	<20	103	<0.1	0.77	0.28	0.030	9.3	9.0
A0964922	BR-409	123	124.5	Felsic Volcanic 1	Central Pit	Mine Rock	0.082	1.2	1.8	<20	115	<0.1	0.15	1.1	0.030	11	15
A0964923	BR-409	130.95	132	Felsic Volcanic 1	Central Pit	Mine Rock	0.074	1.1	17	<20	100	<0.1	0.11	1.3	0.030	10	18
A0964924	BR-409	140.8	142	Felsic Volcanic 1	Central Pit	Mine Rock	0.062	1.1	1.0	<20	108	<0.1	0.07	0.45	0.040	11	20
A0964925	BR-409	147	148.05	Felsic Volcanic 1	Central Pit	Mine Rock	0.13	0.65	16	<20	50	<0.1	0.15	0.44	0.10	12	15
A0964926	BR-409	156	157.5	Fragmental 1	Central Pit	Mine Rock	0.11	1.0	8.3	<20	86	<0.1	0.61	0.65	0.040	9.0	11
A0964927	BR-409	160.5	161.6	Fragmental 1	Central Pit	Mine Rock	0.13	1.3	4.9	<20	83	<0.1	0.24	0.52	0.030	12	14
A0964928	BR-409	165	166.5	Fragmental 1	Central Pit	Mine Rock	0.11	1.5	8.4	<20	101	<0.1	0.17	0.96	0.030	9.5	13
A0964929	BR-409	175.5	177	Felsic Volcanic 1	Central Pit	Mine Rock	0.083	1.0	40	<20	67	<0.1	0.16	0.91	0.030	10	11
A0964930	BR-409	186	187.5	Fragmental 1	Central Pit	Mine Rock	0.093	1.3	33	<20	52	<0.1	0.17	0.93	0.040	13	36
A0964931	BR-409	189.8	190.5	Fragmental 1	Central Pit	Mine Rock	0.098	1.8	4.1	<20	155	0.3	0.12	0.78	0.040	13	38
A0964932	BR-409	199.85	201	Fragmental 1	Central Pit	Mine Rock	0.13	0.99	18	<20	89	<0.1	0.47	0.34	0.020	8.5	7.6
A0964933	BR-409	204.35	205.35	Felsic Volcanic 1	Central Pit	Mine Rock	0.17	0.73	24	<20	53	<0.1	0.44	0.36	0.050	10	5.0
A0964934	BR-409	210	211.5	Felsic Volcanic 1	Central Pit	Mine Rock	0.13	1.2	35	<20	77	<0.1	0.15	0.82	0.040	9.5	9.9
A0964935	BR-409	217.45	217.95	Felsic Volcanic 1	Central Pit	Mine Rock	0.18	2.2	10	<20	206	0.1	0.14	1.5	0.050	16	98
A0964487	BR-203	19.5	20.5	Felsic Volcanic 1	Central Pit	Mine Rock	0.24	1.4	16	<20	61	0.1	0.07	0.87	0.21	8.6	12
A0964488	BR-203	27.1	27.6	Felsic Volcanic 1	Central Pit	Ore-Grade	4.0	0.53	103	<20	49	<0.1	1	0.24	4.1	8.2	3.4
A0964489	BR-203	31	32	Felsic Volcanic 1	Central Pit	Ore-Grade	0.54	1.8	6.6	<20	71	0.2	0.06	0.95	1.2	8.7	11

(1) Ten times average crustal abundance values presented in Price (1997).

Blue highlighting indicates samples with metal concentrations greater than the ten times crustal abundance screening value are present in the analyzed group.

Screening values are for qualitative assessment only and hold no regulatory significance.

Classification as mine rock or ore-grade materials was based on gold content.

A value of "--" indicates metal was not measured for the given sample; the variation in elements analyzed is due to measurement at two different laboratories (see text).

Table B-5 Aqua Regia Metals

Sample ID	Drillhole ID	From	To	Lithology	Area	Class	Silver	Aluminum	Arsenic	Boron	Barium	Beryllium	Bismuth	Calcium	Cadmium	Cobalt	Chromium
		m	m				ppm	%	ppm	ppm	ppm	ppm	ppm	%	ppm	ppm	ppm
10x Crustal Abundance (Price 1997) [(1)]							*0.75*	*--*	*18*	*100*	*4250*	*30*	*0.085*	*--*	*1.5*	*250*	*1020*
A0964490	BR-203	36	37.5	Felsic Volcanic 1	Central Pit	Mine Rock	0.31	1.5	20	<20	87	0.1	0.12	1.7	0.27	8.5	9.9
A0964491	BR-203	41.5	43	Felsic Volcanic 1	Central Pit	Mine Rock	0.21	1.3	8.0	<20	84	0.1	0.07	0.84	0.60	9.3	16
A0964492	BR-203	54.5	56	Felsic Volcanic 1	Central Pit	Mine Rock	0.13	1.2	11	<20	109	<0.1	0.06	0.94	0.040	8.1	8.7
A0964493	BR-203	59	60.5	Felsic Volcanic 1	Central Pit	Mine Rock	0.16	1.2	25	<20	76	<0.1	0.25	0.73	0.070	9.0	13
A0964494	BR-203	68	69	Felsic Volcanic 1	Central Pit	Mine Rock	0.23	1.3	86	<20	79	0.2	0.11	0.98	0.18	8.6	20
A0964495	BR-203	73.05	73.7	Felsic Volcanic 1	Central Pit	Mine Rock	0.26	1.0	418	<20	55	0.2	0.04	1.5	0.25	8.8	18
A0964496	BR-203	80.3	81.2	Metasediment 2	Central Pit	Ore-Grade	0.52	1.5	424	<20	38	0.2	0.16	0.47	0.19	18	78
A0964497	BR-203	93.4	94.85	Metasediment 2	Central Pit	Mine Rock	0.23	1.5	254	<20	94	0.1	0.15	0.37	0.050	18	57
A0964498	BR-203	120.3	121.8	Felsic Volcanic 1	Central Pit	Mine Rock	0.33	1.1	26	<20	73	<0.1	0.13	0.95	0.12	8.5	8.2
A0964499	BR-203	124.1	125.1	Felsic Volcanic 1	Central Pit	Ore-Grade	11	0.96	35	<20	73	<0.1	5.68	0.69	2.2	7.9	13
A0964500	BR-203	132.4	133.2	Metasediment 2	Central Pit	Mine Rock	0.15	3.1	82	<20	172	0.4	0.12	0.47	0.16	21	82
A0964051	BR-203	137.6	138.7	Metasediment 2	Central Pit	Mine Rock	0.31	3.1	46	<20	210	0.2	0.22	0.38	0.050	20	95
A0964052	BR-203	145.6	147.1	Metasediment 2	Central Pit	Mine Rock	0.27	2.5	117	<20	141	0.2	0.24	0.30	0.14	22	89
A0964053	BR-203	151	151.75	Metasediment 2	Central Pit	Mine Rock	0.18	2.6	123	<20	171	0.1	0.28	0.29	0.050	18	67
A0964054	BR-203	164.5	165.2	Felsic Volcanic 1	Central Pit	Mine Rock	0.20	1.9	15	<20	242	<0.1	0.21	0.48	0.14	16	61
A0964055	BR-203	169.3	170.45	Fragmental 1	Central Pit	Mine Rock	0.20	2.4	328	<20	218	0.2	0.31	0.31	0.060	13	38
A0964056	BR-203	177.15	178.65	Felsic Volcanic 1	Central Pit	Mine Rock	0.18	2.3	156	<20	261	0.1	0.2	0.70	0.060	14	29
A0964057	BR-203	181.6	183	Felsic Volcanic 2	Central Pit	Mine Rock	0.48	0.53	92	<20	54	<0.1	1.99	0.18	0.050	2.6	1.9
A0964058	BR-203	188.6	189.6	Felsic Volcanic 2	Central Pit	Mine Rock	0.13	0.17	2979	<20	13	<0.1	0.04	0.12	0.060	2.8	<0.5
A0964059	BR-203	193.25	193.8	Felsic Volcanic 2	Central Pit	Mine Rock	0.088	0.30	631	<20	37	<0.1	0.05	0.040	0.060	2.1	3.4
A0964060	BR-203	201.15	201.7	Felsic Volcanic 2	Central Pit	Mine Rock	0.18	0.41	37	<20	22	<0.1	0.22	0.30	0.070	2.6	<0.5
A0963825	BR-215	21	22.25	Fragmental 1	Central Pit	Mine Rock	0.12	1.2	23	<20	70	<0.1	0.17	0.70	0.15	9.4	19
A0963826	BR-215	27	28.5	Fragmental 1	Central Pit	Mine Rock	0.12	1.8	1.4	<20	156	0.1	0.6	0.30	0.080	16	50
A0963827	BR-215	33.4	33.9	Fragmental 1	Central Pit	Mine Rock	0.070	1.1	15	<20	76	<0.1	0.7	0.41	0.020	8.9	13
A0963828	BR-215	39	40.5	Fragmental 1	Central Pit	Mine Rock	0.15	1.1	23	<20	64	<0.1	0.12	0.66	0.070	9.3	6.2
A0963829	BR-215	45	46.5	Fragmental 1	Central Pit	Mine Rock	0.15	1.5	35	<20	69	0.1	0.16	0.69	0.050	9.0	7.4
A0963830	BR-215	54.1	54.6	Fragmental 1	Central Pit	Ore-Grade	0.46	1.1	56	<20	44	0.1	1.28	0.87	3.2	9.0	13
A0963831	BR-215	63	63.9	Felsic Volcanic 1	Central Pit	Mine Rock	0.30	1.5	23	<20	77	<0.1	0.28	0.80	0.69	9.3	15
A0963832	BR-215	69.35	70.5	Felsic Volcanic 1	Central Pit	Mine Rock	0.28	1.1	23	<20	51	<0.1	0.24	1.1	0.050	9.2	12
A0963833	BR-215	75	76.5	Felsic Volcanic 1	Central Pit	Mine Rock	0.28	0.98	50	<20	53	<0.1	1	0.73	0.040	8.9	12
A0963834	BR-215	82.5	84	Felsic Volcanic 1	Central Pit	Mine Rock	0.27	1.2	11	<20	117	<0.1	0.12	1.3	0.40	8.6	10
A0963835	BR-215	87	88.5	Felsic Volcanic 1	Central Pit	Mine Rock	0.18	1.2	8.2	<20	125	<0.1	0.1	1.1	0.11	8.6	10
A0963836	BR-215	96.5	97.5	Felsic Volcanic 1	Central Pit	Mine Rock	0.31	2.1	10	<20	135	0.2	0.43	1.0	0.27	12	11
A0963837	BR-215	103.5	104.45	Felsic Volcanic 1	Central Pit	Mine Rock	0.13	1.1	10	<20	110	0.1	0.17	0.53	0.080	8.6	11
A0963838	BR-215	119.55	120.5	Felsic Volcanic 1	Central Pit	Ore-Grade	0.26	0.98	34	<20	70	<0.1	0.13	1.5	0.12	9.1	9.3
A0963839	BR-215	130.5	132	Felsic Volcanic 1	Central Pit	Ore-Grade	0.18	0.94	91	<20	71	<0.1	0.11	1.5	0.12	7.7	8.4
A0963840	BR-215	139.5	140.65	Felsic Volcanic 1	Central Pit	Mine Rock	0.22	0.81	157	<20	69	<0.1	0.18	1.3	0.18	7.7	7.0
A0963841	BR-215	148.55	150	Felsic Volcanic 1	Central Pit	Ore-Grade	0.28	1.0	313	<20	82	<0.1	0.11	1.5	0.21	8.8	9.4
A0963842	BR-215	157.75	158.45	Felsic Volcanic 1	Central Pit	Mine Rock	0.79	1.0	141	<20	75	0.1	0.35	0.76	2.0	9.6	10
A0963843	BR-215	179.7	180.5	Felsic Volcanic 1	Central Pit	Mine Rock	0.23	1.2	155	<20	88	<0.1	0.08	1.5	0.49	9.7	8.4
A0963844	BR-215	190.1	191.4	Felsic Volcanic 1	Central Pit	Mine Rock	0.19	1.1	55	<20	93	<0.1	0.09	1.5	0.14	8.7	8.1
A0963845	BR-215	200.7	201.7	Felsic Volcanic 1	Central Pit	Ore-Grade	0.19	1.0	181	<20	115	0.1	0.12	2.0	0.48	8.9	8.8
A0963846	BR-215	217	218	Felsic Volcanic 1	Central Pit	Mine Rock	0.16	1.6	16	<20	82	<0.1	0.09	1.5	0.12	13	12

(1) Ten times average crustal abundance values presented in Price (1997).

Blue highlighting indicates samples with metal concentrations greater than the ten times crustal abundance screening value are present in the analyzed group.

Screening values are for qualitative assessment only and hold no regulatory significance.

Classification as mine rock or ore-grade materials was based on gold content.

A value of "--" indicates metal was not measured for the given sample; the variation in elements analyzed is due to measurement at two different laboratories (see text).

Table B-5 Aqua Regia Metals

Sample ID	Drillhole ID	From	To	Lithology	Area	Class	Silver	Aluminum	Arsenic	Boron	Barium	Beryllium	Bismuth	Calcium	Cadmium	Cobalt	Chromium
		m	m				ppm	%	ppm	ppm	ppm	ppm	ppm	%	ppm	ppm	ppm
10x Crustal Abundance (Price 1997) [(1)]							*0.75*	*--*	*18*	*100*	*4250*	*30*	*0.085*	*--*	*1.5*	*250*	*1020*
A0963847	BR-215	224.1	225	Felsic Volcanic 1	Central Pit	Ore-Grade	0.54	0.99	63	<20	72	<0.1	0.19	1.1	0.67	8.5	10
A0963848	BR-215	237.2	237.7	Felsic Volcanic 1	Central Pit	Ore-Grade	0.19	1.4	75	<20	49	0.2	0.08	2.0	0.14	13	30
A0963849	BR-215	256.9	258	Felsic Volcanic 1	Central Pit	Mine Rock	0.11	1.5	32	<20	108	0.1	0.13	1.2	0.090	11	16
A0963850	BR-215	278.15	278.6	Metasediment 2	Central Pit	Mine Rock	0.17	1.9	5.6	<20	123	<0.1	0.2	0.27	0.050	20	78
A0963851	BR-215	299	300	Metasediment 2	Central Pit	Mine Rock	0.12	2.8	29	<20	113	0.1	0.22	0.14	0.040	23	97
A0963602	BR-234	127.5	128.5	Metasediment 2	Central Pit	Mine Rock	0.31	2.1	2.0	<20	227	0.1	0.43	0.19	0.060	22	94
A0963603	BR-234	132	133.1	Felsic Volcanic 2	Central Pit	Mine Rock	0.097	0.82	38	<20	81	<0.1	0.06	0.44	0.030	2.8	2.7
A0963604	BR-234	150.65	151.35	Felsic Volcanic 2	Central Pit	Ore-Grade	0.27	1.1	6789	<20	24	0.2	0.25	1.1	0.080	10	15
A0963605	BR-234	155.2	156.7	Felsic Volcanic 2	Central Pit	Ore-Grade	0.19	0.39	135	<20	46	0.1	0.24	0.10	0.20	2.1	1.6
A0963606	BR-234	160.5	162	Felsic Volcanic 2	Central Pit	Mine Rock	0.067	0.44	62	<20	57	<0.1	0.08	0.53	0.050	1.9	2.1
A0963607	BR-234	165	166.5	Felsic Volcanic 2	Central Pit	Mine Rock	0.10	0.41	35	<20	62	<0.1	0.35	0.63	0.030	2.3	1.5
A0963608	BR-234	171	172.5	Felsic Volcanic 2	Central Pit	Mine Rock	0.12	0.64	29	<20	70	<0.1	0.05	0.55	0.11	2.9	18
A0963609	BR-234	178.4	179.1	Felsic Volcanic 2	Central Pit	Mine Rock	0.11	0.49	47	<20	62	0.1	0.13	0.90	0.050	3.1	6.2
A0963610	BR-235	18.3	19.4	Felsic Volcanic 1	Central Pit	Mine Rock	0.19	1.3	11	<20	105	<0.1	0.06	1.4	0.050	9.9	19
A0963611	BR-235	27.2	28.3	Felsic Volcanic 1	Central Pit	Mine Rock	0.32	1.4	13	<20	83	<0.1	0.1	0.88	0.040	10	13
A0963612	BR-235	45	46.1	Felsic Volcanic 1	Central Pit	Mine Rock	0.18	1.4	19	<20	112	<0.1	0.11	1.1	0.070	10	21
A0963613	BR-235	54.6	56	Felsic Volcanic 1	Central Pit	Mine Rock	0.13	1.3	9.0	<20	72	0.1	0.07	0.72	0.12	9.4	14
A0963614	BR-235	58.5	60	Felsic Volcanic 1	Central Pit	Mine Rock	0.17	1.5	12	<20	85	0.1	0.15	0.54	0.15	11	23
A0963615	BR-235	64.5	66	Felsic Volcanic 1	Central Pit	Mine Rock	0.16	1.2	7.0	<20	51	0.2	0.09	0.26	0.39	8.6	11
A0963616	BR-235	70.5	72	Felsic Volcanic 1	Central Pit	Mine Rock	0.17	1.3	9.4	<20	85	<0.1	0.31	0.47	0.070	9.7	16
A0963617	BR-235	75	76.5	Felsic Volcanic 1	Central Pit	Mine Rock	0.21	1.4	12	<20	151	<0.1	0.22	0.40	0.37	11	22
A0963618	BR-235	79	80.5	Metasediment 2	Central Pit	Mine Rock	0.15	2.2	143	<20	105	0.1	0.56	0.14	0.050	21	71
A0963619	BR-235	80.5	82	Metasediment 2	Central Pit	Mine Rock	0.17	2.6	75	<20	95	0.2	0.34	0.16	0.070	23	79
A0963620	BR-235	85.75	86.4	Felsic Volcanic 1	Central Pit	Mine Rock	0.33	1.5	12	<20	240	<0.1	0.37	1.6	0.090	14	36
A0963621	BR-235	87.25	88.1	Metasediment 2	Central Pit	Mine Rock	0.14	2.1	4.6	<20	202	0.1	0.21	0.19	0.18	22	82
A0963622	BR-235	90	91	Felsic Volcanic 1	Central Pit	Mine Rock	0.22	1.6	9.6	<20	239	<0.1	0.26	0.92	0.12	13	14
A0963623	BR-235	96.75	97.1	Felsic Volcanic 1	Central Pit	Mine Rock	0.23	1.7	7.2	<20	356	<0.1	0.27	0.69	0.090	14	15
A0963624	BR-235	105.8	107.3	Metasediment 2	Central Pit	Mine Rock	0.18	1.9	68	<20	166	<0.1	0.21	0.16	0.070	17	68
A0963625	BR-235	114.9	115.9	Felsic Volcanic 1	Central Pit	Mine Rock	0.12	1.2	2.5	<20	110	<0.1	0.15	0.81	0.080	9.2	21
A0963626	BR-235	119.7	120.55	Metasediment 2	Central Pit	Mine Rock	0.12	2.6	3.6	<20	315	<0.1	0.23	0.18	0.020	17	71
A0963627	BR-235	127.05	127.75	Metasediment 2	Central Pit	Mine Rock	0.19	2.8	103	<20	171	0.1	0.24	0.19	0.020	18	80
A0963628	BR-235	131.3	132.4	Metasediment 2	Central Pit	Mine Rock	0.11	2.7	139	<20	194	0.1	0.21	0.33	0.050	20	80
A0963629	BR-235	140.35	140.8	Metasediment 2	Central Pit	Mine Rock	0.16	1.8	42	<20	269	<0.1	0.12	0.21	0.030	18	74
A0963630	BR-235	148.25	148.9	Metasediment 2	Central Pit	Mine Rock	0.15	3.2	0.80	<20	249	0.1	0.26	0.14	0.010	16	64
A0963631	BR-235	151.7	153	Metasediment 2	Central Pit	Mine Rock	0.11	3.1	149	<20	239	0.2	0.16	0.23	0.020	15	49
A0963632	BR-235	164	165	Metasediment 2	Central Pit	Mine Rock	0.058	3.0	245	<20	439	0.4	0.08	1.2	0.040	11	48
A0963633	BR-235	166.2	166.8	Felsic Volcanic 2	Central Pit	Mine Rock	0.087	0.57	10	<20	74	<0.1	0.06	0.73	0.030	1.3	1.6
A0963634	BR-235	171.9	172.5	Felsic Volcanic 2	Central Pit	Mine Rock	0.088	0.77	75	<20	116	0.1	0.05	0.93	0.020	3.9	20
A0963635	BR-235	174.8	176	Felsic Volcanic 2	Central Pit	Mine Rock	0.12	0.50	24	<20	60	<0.1	0.04	0.76	0.040	2.3	1.9
A0963636	BR-235	181.3	182.3	Felsic Volcanic 2	Central Pit	Ore-Grade	0.18	0.30	83	<20	36	<0.1	0.12	0.91	0.10	2.0	1.7
A0963637	BR-235	184	184.7	Felsic Volcanic 2	Central Pit	Mine Rock	0.14	0.37	77	<20	48	<0.1	0.21	0.66	0.060	2.1	1.6
A0963638	BR-235	187.6	188.9	Felsic Volcanic 2	Central Pit	Mine Rock	0.15	0.52	145	<20	57	<0.1	0.08	0.56	0.11	2.3	2.3
A0963640	BR-235	200.8	202.1	Felsic Volcanic 2	Central Pit	Mine Rock	0.18	0.55	57	<20	70	<0.1	0.33	1.1	0.31	2.8	3.1

(1) Ten times average crustal abundance values presented in Price (1997).

Blue highlighting indicates samples with metal concentrations greater than the ten times crustal abundance screening value are present in the analyzed group.

Screening values are for qualitative assessment only and hold no regulatory significance.

Classification as mine rock or ore-grade materials was based on gold content.

A value of "--" indicates metal was not measured for the given sample; the variation in elements analyzed is due to measurement at two different laboratories (see text).

Table B-5 Aqua Regia Metals

Sample ID	Drillhole ID	From	To	Lithology	Area	Class	Silver	Aluminum	Arsenic	Boron	Barium	Beryllium	Bismuth	Calcium	Cadmium	Cobalt	Chromium
		m	m				ppm	%	ppm	ppm	ppm	ppm	ppm	%	ppm	ppm	ppm
10x Crustal Abundance (Price 1997) [(1)]							*0.75*	*--*	*18*	*100*	*4250*	*30*	*0.085*	*--*	*1.5*	*250*	*1020*
A0963641	BR-235	207.7	208.6	Felsic Volcanic 2	Central Pit	Mine Rock	0.097	0.72	48	<20	49	<0.1	0.03	1.2	0.070	3.7	38
A0963642	BR-235	213	214	Felsic Volcanic 2	Central Pit	Mine Rock	0.091	0.35	88	<20	33	<0.1	0.04	2.8	0.050	1.9	2.0
A0963643	BR-235	218	218.7	Felsic Volcanic 2	Central Pit	Mine Rock	0.12	2.2	20	<20	151	0.1	0.03	2.2	0.030	17	207
A0962976	BR-236	23.5	24.8	Felsic Volcanic 1	Central Pit	Mine Rock	0.35	1.9	38	<20	73	0.2	0.75	0.95	0.050	9.3	16
A0962977	BR-236	30	31	Felsic Volcanic 1	Central Pit	Mine Rock	0.40	1.3	16	<20	73	<0.1	0.37	0.77	1.5	10	13
A0962978	BR-236	39.5	40.5	Felsic Volcanic 1	Central Pit	Mine Rock	0.24	1.3	15	<20	90	<0.1	0.13	1.1	0.64	10	14
A0962979	BR-236	50.5	51.5	Felsic Volcanic 1	Central Pit	Mine Rock	0.30	1.4	8.7	<20	108	0.1	0.11	0.53	1.8	9.4	16
A0962980	BR-236	68	69	Felsic Volcanic 1	Central Pit	Mine Rock	0.20	1.1	35	<20	82	<0.1	0.28	1.4	0.47	9.7	18
A0962981	BR-236	80.5	81.5	Felsic Volcanic 1	Central Pit	Mine Rock	0.21	1.2	9.8	<20	89	<0.1	0.12	1.2	0.18	9.7	15
A0964234	BR-175	155.6	157.1	Felsic Volcanic 1	Central Pit	Mine Rock	0.56	1.1	30	<20	58	<0.1	4.31	0.35	0.060	9.6	10
A0964235	BR-175	157.1	158.6	Felsic Volcanic 1	Central Pit	Mine Rock	0.69	0.92	26	<20	61	<0.1	3.98	0.34	0.84	9.0	7.8
A0964236	BR-175	163.1	164.1	Felsic Volcanic 1	Central Pit	Mine Rock	1.4	0.98	41	<20	95	<0.1	4.99	0.41	5.9	10	13
A0964237	BR-175	167.1	168.1	Felsic Volcanic 1	Central Pit	Mine Rock	0.90	2.6	30	<20	68	0.3	3.1	1.5	2.7	12	15
A0964238	BR-175	173.7	174.7	Felsic Volcanic 1	Central Pit	Mine Rock	1.7	2.0	29	<20	68	0.2	3.43	1.1	11	8.4	15
A0964239	BR-175	179.7	181.2	Felsic Volcanic 1	Central Pit	Mine Rock	0.57	1.3	19	<20	87	<0.1	1.48	0.83	2.9	9.7	14
A0964240	BR-175	184	185.5	Felsic Volcanic 1	Central Pit	Mine Rock	0.26	1.2	13	<20	83	<0.1	0.81	1.0	1.8	8.5	14
A0964241	BR-175	190	191.5	Felsic Volcanic 1	Central Pit	Ore-Grade	1.3	2.1	5.2	<20	83	0.2	3.71	1.1	5.3	7.8	14
A0964242	BR-175	196	197.5	Felsic Volcanic 1	Central Pit	Mine Rock	0.28	1.4	19	<20	102	0.2	3.32	0.71	2.6	9.9	13
A0964243	BR-175	207	208	Felsic Volcanic 1	Central Pit	Mine Rock	0.86	3.5	57	<20	145	0.5	8.01	1.1	0.45	18	38
A0964246	BR-175	208	209	Felsic Volcanic 1	Central Pit	Mine Rock	1.1	2.8	44	<20	106	0.4	6.15	1.2	42	16	19
A0964244	BR-175	214.5	216	Felsic Volcanic 1	Central Pit	Mine Rock	0.49	1.4	23	<20	107	0.2	2.55	0.75	0.96	8.0	10
A0964245	BR-175	222	223.5	Felsic Volcanic 1	Central Pit	Mine Rock	0.26	1.6	16	<20	108	0.1	0.99	0.76	1.5	9.2	17
A0964247	BR-175	228.7	229.85	Felsic Volcanic 1	Central Pit	Ore-Grade	1.3	1.7	25	<20	85	0.2	23.05	0.67	0.66	12	9.3
A0964248	BR-175	238	239	Felsic Volcanic 1	Central Pit	Mine Rock	1.1	1.9	15	<20	72	0.3	2.2	0.53	2.5	10	11
A0964249	BR-175	243.4	244.4	Felsic Volcanic 1	Central Pit	Ore-Grade	0.91	1.2	87	<20	117	0.2	3.61	0.50	2.5	11	11
A0964250	BR-175	248.4	249.4	Felsic Volcanic 1	Central Pit	Mine Rock	1.2	1.5	61	<20	65	0.3	2.14	0.53	9.9	10	9.8
A0964251	BR-175	268.7	269.6	Felsic Volcanic 1	Central Pit	Mine Rock	0.14	1.5	34	<20	147	<0.1	0.2	1.4	0.18	12	15
A0964252	BR-175	278.7	280	Felsic Volcanic 1	Central Pit	Mine Rock	0.18	1.3	25	<20	75	<0.1	0.23	1.3	0.17	9.5	14
A0964253	BR-175	282	283.5	Felsic Volcanic 1	Central Pit	Mine Rock	0.15	1.4	34	<20	101	<0.1	0.35	1.3	0.10	9.4	15
A0964254	BR-175	298.9	300	Felsic Volcanic 1	Central Pit	Mine Rock	0.14	1.4	13	<20	147	<0.1	0.14	1.3	0.11	11	17
A0964255	BR-175	321	322.5	Felsic Volcanic 1	Central Pit	Mine Rock	0.21	1.3	11	<20	102	<0.1	0.13	0.87	0.16	10	16
A0964256	BR-175	338.9	340.4	Felsic Volcanic 1	Central Pit	Mine Rock	0.54	1.7	13	<20	93	0.1	0.33	1.3	1.2	15	18
A0964257	BR-175	349.5	350.5	Felsic Volcanic 1	Central Pit	Mine Rock	0.77	1.1	13	<20	26	0.2	0.23	0.39	2.3	10	13
A0964258	BR-175	352.5	353.5	Felsic Volcanic 1	Central Pit	Mine Rock	1.4	1.1	68	<20	63	0.1	1.43	0.47	7.0	7.9	9.3
A0964259	BR-175	360.5	362	Felsic Volcanic 1	Central Pit	Mine Rock	0.53	1.1	15	<20	73	<0.1	0.49	0.95	1.4	9.5	13
A0964770	BR-461	21	22.3	Felsic Volcanic 1	Central Pit	Mine Rock	0.30	1.0	8.0	<20	50	0.1	0.14	0.59	0.51	9.0	20
A0964771	BR-461	28.7	30.2	Metasediment 2	Central Pit	Mine Rock	0.29	2.8	196	<20	155	0.2	0.32	0.21	0.24	24	99
A0964772	BR-461	35.7	36.6	Felsic Volcanic 2	Central Pit	Mine Rock	0.12	0.54	57	<20	52	0.1	0.07	0.71	0.15	2.5	1.6
A0964773	BR-461	40.5	41.5	Felsic Volcanic 2	Central Pit	Mine Rock	0.22	0.62	64	<20	50	0.1	1.02	0.64	0.060	3.0	4.4
A0964774	BR-461	46.3	47.3	Felsic Volcanic 2	Central Pit	Mine Rock	0.084	0.33	100	<20	28	0.1	0.23	0.80	0.18	2.0	1.2
A0964775	BR-461	52.7	53.8	Felsic Volcanic 2	Central Pit	Mine Rock	0.32	0.46	333	<20	47	<0.1	3.25	0.90	0.11	2.0	2.7
A0964776	BR-461	56.5	57.5	Felsic Volcanic 2	Central Pit	Mine Rock	0.18	0.37	232	<20	30	<0.1	0.13	1.1	0.080	2.0	2.2
A0964777	BR-461	70.6	72	Felsic Volcanic 1	Central Pit	Mine Rock	0.16	1.1	180	<20	72	0.2	0.22	1.3	0.11	8.9	17

(1) Ten times average crustal abundance values presented in Price (1997).

Blue highlighting indicates samples with metal concentrations greater than the ten times crustal abundance screening value are present in the analyzed group.

Screening values are for qualitative assessment only and hold no regulatory significance.

Classification as mine rock or ore-grade materials was based on gold content.

A value of "--" indicates metal was not measured for the given sample; the variation in elements analyzed is due to measurement at two different laboratories (see text).

Table B-5 Aqua Regia Metals

Sample ID	Drillhole ID	From	To	Lithology	Area	Class	Silver	Aluminum	Arsenic	Boron	Barium	Beryllium	Bismuth	Calcium	Cadmium	Cobalt	Chromium
		m	m				ppm	%	ppm	ppm	ppm	ppm	ppm	%	ppm	ppm	ppm
10x Crustal Abundance (Price 1997) [(1)]							*0.75*	*--*	*18*	*100*	*4250*	*30*	*0.085*	*--*	*1.5*	*250*	*1020*
A0964778	BR-461	75	75.7	Felsic Volcanic 2	Central Pit	Mine Rock	0.13	0.43	222	<20	21	<0.1	0.09	0.19	0.090	2.1	1.9
A0964779	BR-461	88.6	89.6	Felsic Volcanic 2	Central Pit	Mine Rock	0.092	0.36	1534	<20	26	<0.1	0.06	0.080	0.090	2.1	2.0
A0964780	BR-461	89.6	90.6	Felsic Volcanic 2	Central Pit	Mine Rock	0.10	0.32	277	<20	14	<0.1	0.05	0.20	0.11	2.3	0.60
A0964781	BR-461	95.7	96.7	Felsic Volcanic 2	Central Pit	Mine Rock	0.16	0.32	425	<20	19	<0.1	0.09	0.28	0.14	2.3	0.90
A0964782	BR-461	100.7	101.6	Felsic Volcanic 2	Central Pit	Mine Rock	0.11	0.24	8384	<20	30	<0.1	0.13	0.080	0.12	1.9	2.0
A0964783	BR-461	102.6	102.9	Felsic Volcanic 2	Central Pit	Mine Rock	0.22	0.20	8800	<20	20	<0.1	0.17	0.24	0.060	2.0	1.0
A0964784	BR-461	103.9	104.9	Felsic Volcanic 2	Central Pit	Mine Rock	0.26	0.34	1607	<20	33	0.1	0.09	0.25	0.35	2.0	2.0
A0964785	BR-461	105.9	106.9	Felsic Volcanic 2	Central Pit	Mine Rock	0.28	0.30	109	<20	33	<0.1	0.17	0.17	0.020	1.9	0.90
A0964786	BR-461	111	112	Felsic Volcanic 2	Central Pit	Mine Rock	0.059	0.23	90	<20	43	<0.1	0.06	0.83	0.030	2.1	1.5
A0964744	BR-461	117	118	Felsic Volcanic 2	Central Pit	Mine Rock	0.11	0.62	42	<20	55	0.4	0.12	0.45	0.040	2.0	0.90
A0964745	BR-461	121.4	122.4	Felsic Volcanic 2	Central Pit	Mine Rock	0.12	0.38	155	<20	36	<0.1	0.12	0.85	0.11	1.9	1.5
A0964746	BR-461	124.9	125.4	Felsic Volcanic 2	Central Pit	Mine Rock	0.31	0.44	193	<20	50	<0.1	0.37	0.53	0.11	2.3	1.7
A0964747	BR-461	130.6	131.6	Felsic Volcanic 2	Central Pit	Mine Rock	0.31	0.63	69	<20	65	0.1	0.12	0.74	0.23	2.5	2.9
A0964748	BR-461	136	137.1	Felsic Volcanic 2	Central Pit	Mine Rock	0.41	0.50	75	<20	68	<0.1	1.25	0.63	0.080	2.2	0.90
A0964749	BR-461	150.7	151.7	Felsic Volcanic 2	Central Pit	Mine Rock	0.084	0.26	87	<20	27	<0.1	0.09	0.55	0.24	2.0	1.7
A0964750	BR-461	156	157	Felsic Volcanic 2	Central Pit	Mine Rock	0.098	0.41	191	<20	25	0.1	0.12	0.91	0.070	3.3	31
A0964751	BR-461	165.6	166.6	Felsic Volcanic 2	Central Pit	Mine Rock	0.53	0.37	191	<20	45	<0.1	0.04	0.76	0.090	1.6	1.7
A0962901	BR-150	16	17	Felsic Volcanic 1	Central Pit	Mine Rock	0.077	1.2	2.3	<20	136	<0.1	0.11	0.83	0.030	9.5	12
A0962902	BR-150	26	27	Felsic Volcanic 1	Central Pit	Mine Rock	0.047	1.2	1.2	<20	116	0.1	0.1	0.45	0.030	8.5	11
A0962903	BR-150	33	34	Felsic Volcanic 1	Central Pit	Mine Rock	0.093	1.3	1.7	<20	110	<0.1	0.35	0.65	0.070	9.5	11
A0962904	BR-150	40	41	Fragmental 1	Central Pit	Mine Rock	0.095	2.2	1.1	<20	130	0.1	0.25	0.25	0.050	20	66
A0962905	BR-150	45	46	Fragmental 1	Central Pit	Mine Rock	0.075	1.6	0.70	<20	150	<0.1	0.34	0.31	0.040	15	33
A0962906	BR-150	50	51	Fragmental 1	Central Pit	Mine Rock	0.11	1.5	6.6	<20	133	0.2	0.2	0.33	0.020	18	48
A0962907	BR-150	55	56	Fragmental 1	Central Pit	Mine Rock	0.16	1.5	2.4	<20	91	0.1	0.17	0.27	0.16	17	38
A0962908	BR-150	60	61	Fragmental 1	Central Pit	Mine Rock	0.22	1.6	2.2	<20	162	0.1	0.19	0.31	0.59	17	49
A0962924	BR-150	66	67	Fragmental 1	Central Pit	Mine Rock	0.091	2.2	4.9	<20	233	0.2	0.12	1.1	0.050	20	54
A0962909	BR-150	70	71.5	Fragmental 1	Central Pit	Mine Rock	0.082	0.58	19	<20	61	<0.1	0.11	0.71	0.050	9.5	7.9
A0962910	BR-150	75	76	Fragmental 1	Central Pit	Mine Rock	0.10	1.8	2.1	<20	70	0.1	0.23	0.33	0.080	21	60
A0962911	BR-150	81	82	Fragmental 1	Central Pit	Mine Rock	0.075	1.0	2.1	<20	115	<0.1	0.07	0.44	0.020	8.1	5.3
A0962912	BR-150	85	86	Fragmental 1	Central Pit	Mine Rock	0.083	1.1	5.0	<20	75	0.1	0.34	0.36	0.030	10	10
A0962925	BR-150	92	93	Fragmental 1	Central Pit	Mine Rock	0.076	0.81	22	<20	56	<0.1	0.23	0.73	0.040	10	7.0
A0962926	BR-150	96	97	Felsic Volcanic 1	Central Pit	Mine Rock	0.12	1.1	6.6	<20	50	<0.1	0.14	1.2	0.030	11	10
A0962913	BR-150	107	108	Felsic Volcanic 1	Central Pit	Mine Rock	0.076	1.2	5.6	<20	99	<0.1	0.11	0.99	0.030	11	10
A0962927	BR-150	113	114	Felsic Volcanic 1	Central Pit	Mine Rock	0.082	1.3	21	<20	91	<0.1	0.82	1.2	0.040	9.6	23
A0962914	BR-150	125.5	126.2	Felsic Volcanic 1	Central Pit	Mine Rock	0.10	0.96	45	<20	77	<0.1	0.29	1.0	0.040	10	21
A0962915	BR-150	130.5	131.5	Felsic Volcanic 1	Central Pit	Mine Rock	0.11	0.79	32	<20	48	<0.1	0.32	0.69	0.030	9.8	6.6
A0962928	BR-150	141.5	142	Felsic Volcanic 1	Central Pit	Mine Rock	0.74	1.8	43	<20	51	0.2	0.27	2.8	0.22	14	19
A0962929	BR-150	147.75	148.5	Felsic Volcanic 1	Central Pit	Mine Rock	0.26	0.84	22	<20	39	0.1	0.23	1.2	0.050	6.4	12
A0962916	BR-150	160	161	Felsic Volcanic 1	Central Pit	Mine Rock	0.50	1.1	21	<20	94	<0.1	0.85	1.2	0.62	8.5	9.3
A0962917	BR-150	165	166	Felsic Volcanic 1	Central Pit	Ore-Grade	0.15	1.1	13	<20	120	<0.1	0.16	1.5	0.12	9.0	9.0
A0962930	BR-150	187.25	188	Felsic Volcanic 1	Central Pit	Mine Rock	0.40	1.2	24	<20	53	<0.1	0.24	0.83	2.0	11	15
A0962931	BR-150	191	191.75	Felsic Volcanic 1	Central Pit	Mine Rock	0.28	1.4	12	<20	74	<0.1	0.2	1.2	0.95	8.7	15
A0962918	BR-150	194.75	195.5	Felsic Volcanic 1	Central Pit	Mine Rock	0.26	1.2	15	<20	61	<0.1	0.18	1.1	0.50	7.8	14

(1) Ten times average crustal abundance values presented in Price (1997).

Blue highlighting indicates samples with metal concentrations greater than the ten times crustal abundance screening value are present in the analyzed group.

Screening values are for qualitative assessment only and hold no regulatory significance.

Classification as mine rock or ore-grade materials was based on gold content.

A value of "--" indicates metal was not measured for the given sample; the variation in elements analyzed is due to measurement at two different laboratories (see text).

Table B-5 Aqua Regia Metals

Sample ID	Drillhole ID	From	To	Lithology	Area	Class	Silver	Aluminum	Arsenic	Boron	Barium	Beryllium	Bismuth	Calcium	Cadmium	Cobalt	Chromium
		m	m				ppm	%	ppm	ppm	ppm	ppm	ppm	%	ppm	ppm	ppm
10x Crustal Abundance (Price 1997) [(1)]							*0.75*	*--*	*18*	*100*	*4250*	*30*	*0.085*	*--*	*1.5*	*250*	*1020*
A0962919	BR-150	200.75	201.5	Felsic Volcanic 1	Central Pit	Mine Rock	0.16	1.1	22	<20	52	0.1	0.27	1.2	0.60	11	17
A0962920	BR-150	205	205.5	Felsic Volcanic 1	Central Pit	Mine Rock	0.29	1.5	62	<20	64	0.2	0.48	1.4	3.6	11	17
A0962921	BR-150	216.75	217.5	Felsic Volcanic 1	Central Pit	Mine Rock	0.35	1.1	28	<20	77	<0.1	0.46	0.91	4.0	9.6	14
A0962922	BR-150	225	226	Felsic Volcanic 1	Central Pit	Ore-Grade	0.43	1.3	25	<20	71	<0.1	0.1	1.4	0.13	10	18
A0962923	BR-150	246	247	Felsic Volcanic 1	Central Pit	Mine Rock	0.18	1.2	75	<20	83	<0.1	0.15	1.8	0.10	10	12
A0962932	BR-154	15	16	Felsic Volcanic 1	Central Pit	Mine Rock	0.068	1.3	0.80	<20	151	0.1	0.05	0.55	0.030	11	37
A0962933	BR-154	20	21	Felsic Volcanic 1	Central Pit	Mine Rock	0.067	1.3	0.50	<20	185	0.1	0.05	1.0	0.040	11	37
A0962934	BR-154	25	26	Felsic Volcanic 1	Central Pit	Mine Rock	0.057	0.85	0.60	<20	151	0.1	0.04	0.58	0.030	8.3	24
A0962935	BR-154	30	31	Felsic Volcanic 1	Central Pit	Mine Rock	0.18	1.6	0.40	<20	316	0.1	0.08	0.76	0.030	16	56
A0962936	BR-154	36	37	Metasediment 3	Central Pit	Mine Rock	0.17	2.0	0.80	<20	43	0.3	1.38	0.24	0.050	15	36
A0962937	BR-154	45.3	46.5	Felsic Volcanic 1	Central Pit	Mine Rock	0.13	1.3	<0.1	<20	106	<0.1	0.28	0.16	0.070	11	14
A0962938	BR-154	53.5	54	Felsic Volcanic 1	Central Pit	Mine Rock	0.085	1.0	0.50	<20	145	0.1	0.06	0.48	<0.01	8.5	12
A0962939	BR-154	58.5	60	Felsic Volcanic 1	Central Pit	Mine Rock	0.048	1.3	0.20	<20	161	0.1	0.38	0.67	0.020	9.7	18
A0962940	BR-154	63	63.8	Felsic Volcanic 1	Central Pit	Mine Rock	0.080	1.1	0.60	<20	104	<0.1	0.12	0.62	0.040	8.7	14
A0962941	BR-154	69	69.5	Felsic Volcanic 1	Central Pit	Mine Rock	0.040	0.71	0.40	<20	95	<0.1	0.05	0.28	0.020	4.5	5.9
A0962942	BR-154	76.5	78	Felsic Volcanic 1	Central Pit	Mine Rock	0.15	1.0	0.50	<20	113	<0.1	0.09	0.36	0.030	8.3	15
A0962943	BR-154	81	82.5	Felsic Volcanic 1	Central Pit	Mine Rock	0.076	0.98	0.80	<20	73	<0.1	0.06	0.44	0.050	6.7	9.9
A0962944	BR-154	85.5	87	Felsic Volcanic 1	Central Pit	Mine Rock	0.078	1.4	0.70	<20	103	0.1	0.06	0.81	0.040	9.9	17
A0962945	BR-154	90.75	91.25	Felsic Volcanic 1	Central Pit	Mine Rock	0.24	1.3	0.60	<20	86	0.2	0.15	0.69	0.090	14	22
A0962946	BR-154	96.4	96.9	Felsic Volcanic 1	Central Pit	Mine Rock	0.13	1.1	0.70	<20	63	0.1	0.13	0.42	0.030	11	20
A0962947	BR-154	100.7	102	Felsic Volcanic 1	Central Pit	Mine Rock	0.086	1.2	0.50	<20	149	<0.1	0.04	0.56	0.030	10	18
A0962948	BR-154	106.5	108	Felsic Volcanic 1	Central Pit	Mine Rock	0.085	1.7	0.20	<20	184	<0.1	0.06	1.2	0.040	13	33
A0962949	BR-154	112.5	114	Felsic Volcanic 1	Central Pit	Mine Rock	0.087	1.6	0.70	<20	296	<0.1	0.09	0.77	0.020	14	31
A0962950	BR-154	118.5	120	Felsic Volcanic 1	Central Pit	Mine Rock	0.099	1.5	1.7	<20	158	<0.1	0.07	1.1	0.040	14	31
117052	BR-136	85	86	Felsic Volcanic 1	Central Pit	Mine Rock	0.063	0.71	0.90	<20	92	<0.1	0.02	0.68	0.020	8.0	12
117053	BR-136	89.5	90.5	Felsic Volcanic 1	Central Pit	Mine Rock	0.11	1.0	3.2	<20	56	<0.1	0.35	0.58	0.030	9.9	9.9
117054	BR-136	99	100	Felsic Volcanic 1	Central Pit	Mine Rock	0.042	1.2	0.50	<20	102	<0.1	0.04	0.40	0.020	8.3	9.5
117055	BR-136	101	102	Felsic Volcanic 1	Central Pit	Mine Rock	0.055	1.3	0.90	<20	132	0.1	0.04	0.63	0.030	8.3	11
117056	BR-136	105	106	Felsic Volcanic 1	Central Pit	Mine Rock	0.068	1.1	0.40	<20	114	<0.1	0.05	0.84	0.030	8.2	11
117057	BR-136	110	111	Felsic Volcanic 1	Central Pit	Mine Rock	0.054	1.2	0.60	<20	143	<0.1	0.03	0.62	0.020	8.5	11
117058	BR-136	115.85	117	Felsic Volcanic 1	Central Pit	Mine Rock	0.032	1.0	0.50	<20	79	0.2	0.07	0.84	<0.01	8.6	13
117059	BR-136	123	124	Felsic Volcanic 1	Central Pit	Mine Rock	0.034	1.1	0.80	<20	30	0.2	0.13	0.65	<0.01	9.2	11
117060	BR-136	125	126	Felsic Volcanic 1	Central Pit	Mine Rock	0.061	1.2	2.2	<20	47	0.2	0.08	0.79	0.030	8.4	12
117061	BR-136	130	131	Felsic Volcanic 1	Central Pit	Mine Rock	0.051	1.1	0.90	<20	57	0.2	0.04	0.86	0.020	9.5	11
117062	BR-136	135.5	136.5	Felsic Volcanic 1	Central Pit	Mine Rock	0.11	1.2	2.1	<20	59	0.2	0.26	0.60	0.22	9.5	9.2
117063	BR-136	139	140.15	Felsic Volcanic 1	Central Pit	Mine Rock	0.20	0.94	1.9	<20	24	0.2	0.04	0.73	0.14	8.0	11
A0963449	BR-136	145	146	Felsic Volcanic 1	Central Pit	Mine Rock	0.076	1.1	1.3	<20	88	<0.1	0.05	0.63	0.020	8.8	11
A0963450	BR-136	150	151	Felsic Volcanic 1	Central Pit	Mine Rock	0.13	1.0	1.6	<20	115	<0.1	0.17	0.34	0.030	10	12
A0963451	BR-136	155.25	156.5	Felsic Volcanic 1	Central Pit	Mine Rock	0.073	0.94	1.5	<20	123	<0.1	0.13	0.58	0.020	9.4	11
A0963493	BR-136	161.65	162.5	Felsic Volcanic 1	Central Pit	Mine Rock	0.17	2.1	6.0	<20	199	0.3	0.19	2.4	0.040	20	198
A0963452	BR-136	166.85	168	Felsic Volcanic 1	Central Pit	Mine Rock	0.095	1.0	4.7	<20	103	0.1	0.1	0.32	0.040	9.8	11
A0963453	BR-136	168	169	Felsic Volcanic 1	Central Pit	Mine Rock	0.081	1.1	2.7	<20	120	<0.1	0.09	0.62	0.040	9.3	12
A0963454	BR-136	171	172	Felsic Volcanic 1	Central Pit	Mine Rock	0.093	1.1	2.0	<20	110	<0.1	0.09	0.43	0.12	9.3	8.2

(1) Ten times average crustal abundance values presented in Price (1997).

Blue highlighting indicates samples with metal concentrations greater than the ten times crustal abundance screening value are present in the analyzed group.

Screening values are for qualitative assessment only and hold no regulatory significance.

Classification as mine rock or ore-grade materials was based on gold content.

A value of "--" indicates metal was not measured for the given sample; the variation in elements analyzed is due to measurement at two different laboratories (see text).

Table B-5 Aqua Regia Metals

Sample ID	Drillhole ID	From	To	Lithology	Area	Class	Silver	Aluminum	Arsenic	Boron	Barium	Beryllium	Bismuth	Calcium	Cadmium	Cobalt	Chromium
		m	m				ppm	%	ppm	ppm	ppm	ppm	ppm	%	ppm	ppm	ppm
10x Crustal Abundance (Price 1997) [(1)]							*0.75*	*--*	*18*	*100*	*4250*	*30*	*0.085*	*--*	*1.5*	*250*	*1020*
A0963455	BR-136	177	178	Felsic Volcanic 1	Central Pit	Mine Rock	0.13	1.4	4.2	<20	122	<0.1	0.08	0.88	0.12	8.8	10
A0963456	BR-136	181	181.5	Felsic Volcanic 1	Central Pit	Mine Rock	0.062	0.46	2.0	<20	32	<0.1	0.06	0.26	0.040	3.3	6.2
A0963457	BR-136	181.5	183	Felsic Volcanic 1	Central Pit	Mine Rock	0.17	1.2	3.4	<20	94	0.1	0.15	0.66	0.070	10	12
A0963494	BR-136	188	189	Felsic Volcanic 1	Central Pit	Mine Rock	0.15	1.8	27	<20	128	0.1	0.17	0.95	0.040	11	17
A0963495	BR-136	193	194	Felsic Volcanic 1	Central Pit	Mine Rock	0.12	0.93	12	<20	96	<0.1	0.37	0.42	0.040	9.4	7.5
A0963458	BR-136	197	198	Felsic Volcanic 1	Central Pit	Mine Rock	0.13	1.1	2.6	<20	90	0.1	0.21	0.42	0.070	8.8	8.2
A0963459	BR-136	199	200	Felsic Volcanic 1	Central Pit	Mine Rock	0.23	1.1	9.8	<20	90	0.1	0.84	0.43	0.060	9.0	7.8
A0963460	BR-136	206.85	207.7	Felsic Volcanic 1	Central Pit	Mine Rock	0.070	0.38	5.5	<20	32	<0.1	0.17	0.28	0.040	5.2	8.3
A0963461	BR-136	207.7	208.3	Felsic Volcanic 1	Central Pit	Mine Rock	0.076	0.53	3.9	<20	60	<0.1	0.2	0.35	0.030	3.9	7.1
A0963462	BR-136	211.8	212.6	Felsic Volcanic 1	Central Pit	Mine Rock	0.12	1.2	8.9	<20	101	0.1	0.45	1.1	0.13	11	29
A0963496	BR-136	221	222	Felsic Volcanic 1	Central Pit	Mine Rock	0.13	1.2	26	<20	52	<0.1	0.04	1.1	0.080	8.4	13
A0963497	BR-136	229	230	Felsic Volcanic 1	Central Pit	Mine Rock	0.12	1.1	101	<20	52	0.1	0.07	1.2	0.23	8.1	12
A0963463	BR-136	233	233.7	Felsic Volcanic 1	Central Pit	Mine Rock	0.060	0.21	13	<20	11	<0.1	<0.02	0.23	0.12	1.4	7.1
A0963464	BR-136	233.7	234.5	Felsic Volcanic 1	Central Pit	Mine Rock	0.27	0.91	32	<20	45	<0.1	0.11	0.98	0.11	9.6	14
A0963498	BR-136	238.5	239.25	Felsic Volcanic 1	Central Pit	Mine Rock	0.15	1.1	22	<20	79	<0.1	0.04	0.85	0.10	9.1	18
A0963465	BR-136	266	267	Felsic Volcanic 1	Central Pit	Mine Rock	0.26	1.2	15	<20	79	<0.1	0.11	1.3	0.12	11	13
A0963466	BR-136	277	277.75	Felsic Volcanic 1	Central Pit	Mine Rock	0.14	1.4	12	<20	127	<0.1	0.09	1.6	0.080	12	26
A0963499	BR-136	287.8	288.6	Felsic Volcanic 1	Central Pit	Mine Rock	0.19	2.1	22	<20	109	0.3	0.12	1.6	0.11	14	67
A0963500	BR-136	293	294	Felsic Volcanic 1	Central Pit	Mine Rock	0.18	1.4	20	<20	92	<0.1	0.05	0.73	0.060	12	18
A0963467	BR-136	301	302	Felsic Volcanic 1	Central Pit	Mine Rock	0.31	0.90	38	<20	69	0.1	0.33	0.75	4.6	7.2	6.9
A0962801	BR-136	305	306	Felsic Volcanic 1	Central Pit	Mine Rock	0.15	1.7	18	<20	52	0.2	0.07	2.0	0.15	17	43
A0963468	BR-136	318.2	318.7	Felsic Volcanic 1	Central Pit	Ore-Grade	1.5	0.73	46	<20	45	<0.1	0.34	0.31	2.3	8.0	7.3
A0963469	BR-136	318.7	319.2	Felsic Volcanic 1	Central Pit	Ore-Grade	4.4	1.1	28	<20	47	<0.1	4.07	0.50	5.2	8.6	9.0
A0963470	BR-136	319.2	319.7	Felsic Volcanic 1	Central Pit	Mine Rock	0.39	0.88	32	<20	42	<0.1	0.04	0.49	0.57	7.0	9.4
A0962802	BR-136	326.55	327.5	Felsic Volcanic 1	Central Pit	Mine Rock	0.21	1.3	18	<20	69	<0.1	0.03	0.59	0.060	9.5	16
A0963471	BR-136	330.5	331.5	Felsic Volcanic 1	Central Pit	Mine Rock	0.21	1.5	21	<20	98	0.1	0.03	0.77	0.090	9.6	17
A0963488	BR-136	334.5	335.5	Felsic Volcanic 1	Central Pit	Mine Rock	0.18	1.5	39	<20	95	0.1	0.03	1.1	0.090	9.5	16
A0962803	BR-136	336.5	337.5	Felsic Volcanic 1	Central Pit	Mine Rock	0.27	1.8	51	<20	78	0.3	0.1	1.5	0.19	16	37
A0963489	BR-136	338.5	339.5	Felsic Volcanic 1	Central Pit	Mine Rock	0.22	1.2	34	<20	87	<0.1	<0.02	0.96	0.26	8.9	16
A0962804	BR-136	341.5	342.5	Felsic Volcanic 1	Central Pit	Mine Rock	0.33	1.0	53	<20	88	<0.1	0.06	1.7	0.34	8.3	14
A0962805	BR-136	346.5	347.5	Felsic Volcanic 1	Central Pit	Ore-Grade	0.36	1.3	50	<20	92	<0.1	0.08	1.1	0.13	8.2	14
A0963490	BR-136	351.4	352.5	Felsic Volcanic 1	Central Pit	Mine Rock	0.17	1.4	49	<20	117	<0.1	0.05	1.0	0.060	9.9	23
A0963472	BR-136	359	360	Felsic Volcanic 1	Central Pit	Mine Rock	0.23	1.4	60	<20	65	<0.1	0.06	0.87	0.090	9.8	14
A0963473	BR-136	367	367.75	Felsic Volcanic 1	Central Pit	Mine Rock	0.23	1.0	117	<20	54	<0.1	0.2	0.45	0.15	10	10
A0963474	BR-136	370.4	370.9	Felsic Volcanic 1	Central Pit	Ore-Grade	0.58	0.70	93	<20	35	<0.1	0.07	0.47	0.030	6.4	11
A0963475	BR-136	370.9	371.4	Felsic Volcanic 1	Central Pit	Ore-Grade	0.14	0.95	131	<20	52	0.2	0.21	0.44	0.050	9.0	5.7
A0963476	BR-136	375.6	376.1	Felsic Volcanic 1	Central Pit	Ore-Grade	3.1	1.0	131	<20	72	0.3	0.8	0.74	0.35	6.1	9.3
A0962806	BR-136	379.5	380.25	Felsic Volcanic 1	Central Pit	Mine Rock	0.19	1.4	307	<20	57	0.2	0.06	0.95	0.20	9.9	13
A0963477	BR-136	387	388	Felsic Volcanic 1	Central Pit	Mine Rock	0.27	0.80	115	<20	19	<0.1	0.03	0.63	0.080	9.2	9.8
A0963478	BR-136	395	396	Felsic Volcanic 1	Central Pit	Mine Rock	0.29	1.5	204	<20	134	0.1	0.28	0.56	0.10	15	56
A0963479	BR-136	398	399.1	Metasediment 2	Central Pit	Ore-Grade	0.58	2.1	604	<20	197	0.2	0.33	0.29	0.36	20	88
A0963480	BR-136	402.3	403.5	Felsic Volcanic 1	Central Pit	Ore-Grade	0.33	1.5	5.5	<20	111	0.1	0.16	0.55	0.13	16	66
A0963481	BR-136	403.5	404.5	Felsic Volcanic 1	Central Pit	Ore-Grade	0.16	1.1	2.8	<20	99	<0.1	0.12	0.45	0.090	9.4	14

(1) Ten times average crustal abundance values presented in Price (1997).

Blue highlighting indicates samples with metal concentrations greater than the ten times crustal abundance screening value are present in the analyzed group.

Screening values are for qualitative assessment only and hold no regulatory significance.

Classification as mine rock or ore-grade materials was based on gold content.

A value of "--" indicates metal was not measured for the given sample; the variation in elements analyzed is due to measurement at two different laboratories (see text).

Table B-5 Aqua Regia Metals

Sample ID	Drillhole ID	From	To	Lithology	Area	Class	Silver	Aluminum	Arsenic	Boron	Barium	Beryllium	Bismuth	Calcium	Cadmium	Cobalt	Chromium
		m	m				ppm	%	ppm	ppm	ppm	ppm	ppm	%	ppm	ppm	ppm
10x Crustal Abundance (Price 1997) [(1)]							*0.75*	*--*	*18*	*100*	*4250*	*30*	*0.085*	*--*	*1.5*	*250*	*1020*
A0963482	BR-136	408	409	Felsic Volcanic 1	Central Pit	Mine Rock	0.16	1.2	13	<20	79	<0.1	0.25	0.91	0.040	10	12
A0963483	BR-136	413.1	414.1	Metasediment 2	Central Pit	Mine Rock	0.29	2.6	58	<20	231	0.1	1.6	0.23	0.040	20	91
A0963484	BR-136	419.5	421	Metasediment 2	Central Pit	Mine Rock	0.11	2.8	414	<20	201	0.1	0.24	0.27	0.050	24	117
A0963491	BR-136	422.4	423.85	Felsic Volcanic 1	Central Pit	Mine Rock	0.16	1.6	45	<20	199	0.1	0.13	0.67	0.030	10	24
A0963485	BR-136	425	425.8	Metasediment 2	Central Pit	Mine Rock	0.10	3.0	23	<20	244	0.2	0.3	0.52	0.060	20	100
A0963486	BR-136	432.9	433.5	Metasediment 2	Central Pit	Mine Rock	0.23	2.7	84	<20	235	0.1	0.2	0.25	0.11	20	98
A0963487	BR-136	433.5	434.8	Felsic Volcanic 1	Central Pit	Mine Rock	0.14	1.5	50	<20	122	<0.1	0.16	0.44	0.060	9.0	13
A0962807	BR-137	185.6	186.1	Felsic Volcanic 1	Central Pit	Ore-Grade	1.1	0.56	268	<20	69	0.2	0.65	0.28	1.6	9.4	5.0
A0962808	BR-137	191	192	Felsic Volcanic 1	Central Pit	Mine Rock	0.20	1.9	179	<20	95	0.2	0.11	1.3	0.22	9.9	18
A0962809	BR-137	195	195.85	Felsic Volcanic 1	Central Pit	Mine Rock	0.22	2.2	67	<20	34	0.3	0.09	1.0	0.070	11	14
A0962810	BR-137	200.4	201.4	Felsic Volcanic 1	Central Pit	Ore-Grade	0.22	3.1	107	<20	29	1	<0.02	1.8	0.21	8.8	12
A0964707	BR-137	215.65	216.15	Felsic Volcanic 1	Central Pit	Ore-Grade	75	0.18	7234	<20	81	<0.1	1.94	0.10	0.98	4.1	4.1
A0962811	BR-137	225.1	225.65	Metasediment 2	Central Pit	Mine Rock	0.11	2.6	22	<20	138	0.1	0.24	0.18	0.050	20	94
A0962812	BR-137	230.55	231.3	Felsic Volcanic 1	Central Pit	Mine Rock	0.21	2.7	162	<20	184	0.2	0.19	0.44	0.060	22	107
A0962851	BR-138	30.5	31.5	Felsic Volcanic 1	Central Pit	Mine Rock	0.21	1.6	43	<20	112	<0.1	0.25	2.5	0.19	13	18
A0962813	BR-138	36.75	37.75	Felsic Volcanic 1	Central Pit	Mine Rock	0.41	0.74	35	<20	40	0.2	0.35	0.55	0.25	7.8	6.7
A0962814	BR-138	38.35	39	Felsic Volcanic 1	Central Pit	Mine Rock	0.36	0.94	52	<20	69	0.2	0.71	0.51	3.8	7.7	6.1
A0962815	BR-138	40.5	41.25	Felsic Volcanic 1	Central Pit	Ore-Grade	1.2	0.77	152	<20	60	0.1	0.99	0.41	37	9.7	8.9
A0962852	BR-138	45	45.75	Felsic Volcanic 1	Central Pit	Ore-Grade	0.94	1.3	28	<20	104	<0.1	0.52	1.9	0.73	10	14
A0962853	BR-138	55	56	Felsic Volcanic 1	Central Pit	Mine Rock	0.25	1.3	14	<20	82	<0.1	0.16	1.5	0.17	11	14
A0962816	BR-138	65	66	Felsic Volcanic 1	Central Pit	Ore-Grade	0.12	0.84	21	<20	65	0.1	0.28	0.40	0.090	7.6	7.1
A0962817	BR-138	66	66.6	Felsic Volcanic 1	Central Pit	Mine Rock	0.12	0.85	19	<20	56	0.2	0.38	0.87	0.12	9.7	6.7
A0962818	BR-138	71	72	Felsic Volcanic 1	Central Pit	Mine Rock	0.20	0.89	16	<20	69	<0.1	0.19	0.88	0.070	7.7	10
A0962854	BR-138	78	79	Felsic Volcanic 1	Central Pit	Mine Rock	0.37	1.4	24	<20	56	0.1	0.17	0.90	0.37	12	12
A0962819	BR-138	83	84	Felsic Volcanic 1	Central Pit	Mine Rock	0.80	1.3	7.3	<20	60	<0.1	0.08	1.1	0.23	10	14
A0962820	BR-138	90	91	Felsic Volcanic 1	Central Pit	Mine Rock	1.0	1.1	9.4	<20	21	0.3	1.78	0.78	10.0	11	10
A0962821	BR-138	94	95	Felsic Volcanic 1	Central Pit	Mine Rock	0.55	1.4	6.2	<20	31	0.2	0.29	0.99	2.4	11	14
A0962822	BR-138	97.1	97.6	Felsic Volcanic 1	Central Pit	Mine Rock	0.16	1.1	4.9	<20	46	0.2	0.07	0.99	0.15	10	18
A0962823	BR-138	100	101	Felsic Volcanic 1	Central Pit	Mine Rock	0.23	1.6	3.4	<20	125	0.1	0.12	1.1	0.27	12	18
A0962824	BR-138	108	109	Felsic Volcanic 1	Central Pit	Mine Rock	0.19	1.3	18	<20	74	<0.1	0.14	0.97	0.060	11	18
A0962855	BR-138	115	116	Felsic Volcanic 1	Central Pit	Mine Rock	0.14	1.3	24	<20	79	<0.1	0.06	0.74	0.050	9.9	16
A0962825	BR-138	125	126	Felsic Volcanic 1	Central Pit	Mine Rock	0.17	1.2	10	<20	114	<0.1	0.04	1.2	0.050	10	16
A0962826	BR-138	133	134	Felsic Volcanic 1	Central Pit	Mine Rock	0.35	1.3	12	<20	122	<0.1	0.06	1.1	0.13	9.9	17
A0962827	BR-138	139.5	140.5	Felsic Volcanic 1	Central Pit	Mine Rock	0.20	1.2	15	<20	105	<0.1	0.07	0.78	0.080	10	14
A0962828	BR-138	162	163	Felsic Volcanic 1	Central Pit	Mine Rock	0.18	1.2	12	<20	87	<0.1	0.03	0.95	0.24	9.2	16
A0962856	BR-138	172	173	Felsic Volcanic 1	Central Pit	Mine Rock	0.22	1.4	28	<20	119	<0.1	0.13	1.3	0.19	10	15
A0962829	BR-138	177	178	Felsic Volcanic 1	Central Pit	Ore-Grade	0.12	1.2	11	<20	56	<0.1	0.09	0.50	0.080	9.0	14
A0962830	BR-138	184	185	Felsic Volcanic 1	Central Pit	Mine Rock	0.16	1.2	22	<20	84	<0.1	0.07	0.72	0.060	9.1	15
A0964009	BR-164	392.25	393.1	Metasediment 2	Central Pit	Mine Rock	0.15	2.7	113	<20	206	0.1	0.16	0.21	0.040	21	100
A0964010	BR-164	401.25	402	Metasediment 2	Central Pit	Mine Rock	0.12	2.8	23	<20	247	0.2	0.18	0.38	0.060	20	102
A0964011	BR-164	406.5	407.65	Metasediment 2	Central Pit	Mine Rock	0.15	2.3	53	<20	97	0.1	0.31	0.21	0.060	23	97
A0964458	BR-202	31.05	32	Felsic Volcanic 1	Central Pit	Ore-Grade	0.28	1.6	36	<20	64	0.1	0.04	1.0	0.15	8.8	13
A0964459	BR-202	35.05	35.7	Felsic Volcanic 1	Central Pit	Mine Rock	0.30	1.3	27	<20	18	0.3	0.06	1.0	0.43	9.1	11

(1) Ten times average crustal abundance values presented in Price (1997).

Blue highlighting indicates samples with metal concentrations greater than the ten times crustal abundance screening value are present in the analyzed group.

Screening values are for qualitative assessment only and hold no regulatory significance.

Classification as mine rock or ore-grade materials was based on gold content.

A value of "--" indicates metal was not measured for the given sample; the variation in elements analyzed is due to measurement at two different laboratories (see text).

Table B-5 Aqua Regia Metals

Sample ID	Drillhole ID	From	To	Lithology	Area	Class	Silver	Aluminum	Arsenic	Boron	Barium	Beryllium	Bismuth	Calcium	Cadmium	Cobalt	Chromium
		m	m				ppm	%	ppm	ppm	ppm	ppm	ppm	%	ppm	ppm	ppm
10x Crustal Abundance (Price 1997) [(1)]							*0.75*	*--*	*18*	*100*	*4250*	*30*	*0.085*	*--*	*1.5*	*250*	*1020*
A0964460	BR-202	37.9	39	Felsic Volcanic 1	Central Pit	Mine Rock	0.26	1.3	27	<20	73	<0.1	0.11	0.80	0.25	9.0	9.2
A0964461	BR-202	55.35	55.85	Felsic Volcanic 1	Central Pit	Mine Rock	0.21	0.94	33	<20	64	<0.1	0.31	0.69	0.27	8.5	22
A0964462	BR-202	57.6	58.3	Felsic Volcanic 1	Central Pit	Mine Rock	0.36	0.91	39	<20	74	<0.1	0.28	1.6	1.1	7.0	13
A0964463	BR-202	66	66.6	Felsic Volcanic 1	Central Pit	Mine Rock	0.31	1.2	61	<20	81	0.1	0.14	1.2	0.53	9.0	19
A0964464	BR-202	71.8	72.3	Felsic Volcanic 1	Central Pit	Ore-Grade	8.6	0.20	3439	<20	2.5	<0.1	0.88	0.31	0.24	3.7	5.0
A0964465	BR-202	75	75.8	Felsic Volcanic 1	Central Pit	Ore-Grade	0.28	1.4	8601	<20	76	0.2	0.2	1.8	0.10	15	9.6
A0964466	BR-202	79	79.5	Felsic Volcanic 1	Central Pit	Ore-Grade	2.3	1.6	170	<20	59	0.1	0.12	1.7	0.64	14	7.7
A0964467	BR-202	85.45	86.3	Felsic Volcanic 1	Central Pit	Mine Rock	0.18	1.2	297	<20	83	<0.1	0.13	1.3	0.090	9.2	14
A0964468	BR-202	91.7	93	Metasediment 2	Central Pit	Ore-Grade	0.11	1.8	612	<20	101	<0.1	0.12	0.15	0.040	22	72
A0964469	BR-202	96.3	97.25	Felsic Volcanic 1	Central Pit	Mine Rock	0.16	1.2	15	<20	74	<0.1	0.08	0.48	0.050	8.7	17
A0964470	BR-202	101.6	102.65	Felsic Volcanic 1	Central Pit	Mine Rock	0.42	1.6	42	<20	113	0.1	0.31	1.3	0.10	11	28
A0964471	BR-202	106.4	107.9	Metasediment 2	Central Pit	Mine Rock	0.21	2.3	135	<20	123	0.2	0.21	0.24	0.080	19	70
A0964472	BR-202	111	112.5	Felsic Volcanic 1	Central Pit	Mine Rock	0.46	1.2	40	<20	81	<0.1	0.16	1.1	0.26	10	20
A0964473	BR-202	115.5	117	Felsic Volcanic 1	Central Pit	Mine Rock	0.22	1.0	156	<20	72	<0.1	0.12	1.1	0.060	8.6	9.2
A0964474	BR-202	121.4	121.9	Felsic Volcanic 1	Central Pit	Ore-Grade	0.16	0.99	27	<20	79	<0.1	0.08	0.45	0.13	7.2	13
A0964475	BR-202	127.6	128.9	Metasediment 2	Central Pit	Mine Rock	0.16	2.3	90	<20	108	0.1	0.19	0.29	0.20	21	78
A0964476	BR-202	132.8	133.65	Metasediment 2	Central Pit	Mine Rock	0.25	2.9	156	<20	197	0.1	0.24	0.27	0.14	19	86
A0964477	BR-202	139.5	141	Metasediment 2	Central Pit	Mine Rock	0.14	2.5	1076	<20	123	0.1	0.39	0.19	0.13	23	85
A0964478	BR-202	147.6	148.1	Metasediment 2	Central Pit	Mine Rock	0.12	2.0	7.3	<20	200	<0.1	0.25	0.28	0.050	17	55
A0964479	BR-202	154	154.6	Metasediment 2	Central Pit	Mine Rock	0.22	2.7	217	<20	175	0.2	0.38	0.44	0.11	22	96
A0964480	BR-202	162	162.95	Metasediment 2	Central Pit	Mine Rock	0.12	2.8	88	<20	206	0.2	0.23	0.30	0.020	14	43
A0964481	BR-202	170.95	171.45	Felsic Volcanic 1	Central Pit	Mine Rock	0.44	1.6	1762	<20	101	0.1	0.2	0.99	0.030	15	13
A0964482	BR-202	176.55	177.05	Felsic Volcanic 1	Central Pit	Ore-Grade	0.23	1.5	9595	<20	24	0.1	0.11	0.52	0.12	12	15
A0964483	BR-202	192.25	193.2	Felsic Volcanic 2	Central Pit	Mine Rock	0.12	0.30	38	<20	36	<0.1	0.44	0.44	0.030	1.9	2.0
A0964484	BR-202	199.5	201	Felsic Volcanic 2	Central Pit	Mine Rock	0.10	0.35	25	<20	44	<0.1	0.13	0.71	0.070	1.9	2.0
A0964485	BR-202	216	217.5	Felsic Volcanic 2	Central Pit	Mine Rock	0.21	0.62	142	<20	55	<0.1	1.09	0.67	0.040	1.9	1.1
A0964486	BR-202	222	222.5	Felsic Volcanic 1	Central Pit	Mine Rock	0.28	1.3	175	<20	119	0.1	0.98	1.1	0.030	9.5	16
A0964061	BR-204	178.65	179.3	Felsic Volcanic 1	Central Pit	Mine Rock	0.15	2.0	29	<20	204	0.1	0.17	0.39	0.080	14	42
A0964062	BR-204	183.8	184.6	Metasediment 2	Central Pit	Mine Rock	0.14	2.7	76	<20	160	0.1	0.31	0.34	0.10	24	104
A0964063	BR-204	191.9	193	Metasediment 2	Central Pit	Mine Rock	0.22	2.6	93	<20	214	0.1	0.31	0.15	0.040	19	81
A0964064	BR-204	195	195.8	Felsic Volcanic 1	Central Pit	Mine Rock	0.16	2.3	386	<20	263	<0.1	0.27	0.21	0.030	13	51
A0964065	BR-204	210.75	211.75	Felsic Volcanic 2	Central Pit	Mine Rock	0.13	0.39	85	<20	50	<0.1	0.08	0.070	0.080	2.9	14
A0964066	BR-204	218.8	219.8	Felsic Volcanic 2	Central Pit	Mine Rock	0.21	0.41	499	<20	26	<0.1	0.04	0.13	0.040	2.0	0.90
A0964067	BR-204	226.5	227.45	Felsic Volcanic 2	Central Pit	Mine Rock	0.22	0.28	31	<20	26	<0.1	0.12	0.37	0.040	2.3	1.7
A0964068	BR-204	232.5	233.5	Felsic Volcanic 2	Central Pit	Mine Rock	0.21	0.31	29	<20	19	<0.1	0.15	0.56	0.050	2.0	0.70
A0964069	BR-204	237.5	238.5	Felsic Volcanic 2	Central Pit	Mine Rock	0.058	0.40	20	<20	45	<0.1	0.08	0.47	0.060	2.6	3.3
A0964070	BR-209	24	25	Felsic Volcanic 1	Central Pit	Mine Rock	0.14	1.0	95	<20	30	0.1	0.14	1.4	0.10	8.5	8.8
117326	BR-209	29.6	31	Felsic Volcanic 1	Central Pit	Ore-Grade	0.66	1.2	187	<20	48	0.2	0.1	1.8	0.14	13	11
117327	BR-209	34	35.5	Felsic Volcanic 1	Central Pit	Ore-Grade	0.29	1.7	2487	<20	72	0.1	0.09	1.4	0.13	16	11
A0964071	BR-209	38.5	40	Felsic Volcanic 1	Central Pit	Mine Rock	1.7	1.8	338	<20	137	0.2	0.16	1.7	0.18	20	81
117328	BR-209	55.5	57	Felsic Volcanic 1	Central Pit	Mine Rock	0.14	1.3	88	<20	66	<0.1	0.16	0.60	0.080	10	21
117329	BR-209	60	61.5	Felsic Volcanic 1	Central Pit	Mine Rock	0.19	1.1	86	<20	59	<0.1	0.08	1.1	0.070	9.0	8.3
A0964072	BR-209	63	64.2	Felsic Volcanic 1	Central Pit	Mine Rock	0.25	1.5	57	<20	91	<0.1	0.18	1.3	0.11	11	22

(1) Ten times average crustal abundance values presented in Price (1997).

Blue highlighting indicates samples with metal concentrations greater than the ten times crustal abundance screening value are present in the analyzed group.

Screening values are for qualitative assessment only and hold no regulatory significance.

Classification as mine rock or ore-grade materials was based on gold content.

A value of "--" indicates metal was not measured for the given sample; the variation in elements analyzed is due to measurement at two different laboratories (see text).

Table B-5 Aqua Regia Metals

Sample ID	Drillhole ID	From	To	Lithology	Area	Class	Silver	Aluminum	Arsenic	Boron	Barium	Beryllium	Bismuth	Calcium	Cadmium	Cobalt	Chromium
		m	m				ppm	%	ppm	ppm	ppm	ppm	ppm	%	ppm	ppm	ppm
10x Crustal Abundance (Price 1997) [(1)]							*0.75*	*--*	*18*	*100*	*4250*	*30*	*0.085*	*--*	*1.5*	*250*	*1020*
117330	BR-209	76.65	77.65	Metasediment 2	Central Pit	Mine Rock	0.13	2.9	26	<20	196	0.2	0.2	0.52	0.040	20	88
117331	BR-209	80.4	81.45	Metasediment 2	Central Pit	Mine Rock	0.12	2.7	57	<20	177	0.2	0.26	0.41	0.050	21	95
117332	BR-209	86.75	87.65	Metasediment 2	Central Pit	Mine Rock	0.13	2.9	424	<20	233	0.1	0.45	0.56	0.040	23	70
117333	BR-209	100.5	102	Felsic Volcanic 1	Central Pit	Mine Rock	0.18	1.7	3.3	<20	149	<0.1	0.14	0.75	0.070	11	24
117334	BR-209	122.05	123	Felsic Volcanic 2	Central Pit	Mine Rock	0.22	0.39	186	<20	30	<0.1	0.13	0.29	0.040	1.9	1.6
A0964073	BR-209	134.5	135.3	Felsic Volcanic 2	Central Pit	Mine Rock	0.14	0.81	63	<20	77	0.1	0.11	1.0	0.050	6.5	37
117335	BR-209	139.4	140.4	Felsic Volcanic 2	Central Pit	Mine Rock	0.12	0.32	35	<20	36	<0.1	0.09	0.44	0.10	1.7	1.8
117336	BR-209	144.55	145.8	Felsic Volcanic 2	Central Pit	Mine Rock	0.071	0.43	29	<20	56	<0.1	0.15	0.29	0.040	2.7	18
A0964074	BR-209	146.3	147	Felsic Volcanic 2	Central Pit	Mine Rock	0.13	0.42	28	<20	54	0.1	0.15	0.20	0.040	2.4	17
117337	BR-209	150	151	Felsic Volcanic 2	Central Pit	Mine Rock	0.090	0.50	193	<20	56	<0.1	0.14	0.70	0.030	1.9	0.80
117338	BR-209	157	158	Felsic Volcanic 2	Central Pit	Ore-Grade	0.15	0.53	384	<20	55	<0.1	0.26	0.71	0.040	1.8	0.90
117339	BR-209	163.25	164.5	Felsic Volcanic 2	Central Pit	Mine Rock	0.18	0.42	1630	<20	45	<0.1	0.57	0.29	0.040	2.1	0.90
A0964075	BR-209	184.5	186	Felsic Volcanic 1	Central Pit	Mine Rock	0.22	1.5	42	<20	83	0.2	0.13	1.7	0.10	12	13
117340	BR-209	191	192	Felsic Volcanic 2	Central Pit	Mine Rock	0.083	0.49	35	<20	87	<0.1	0.06	0.86	0.020	1.6	0.70
A0963852	BR-217	16.9	18	Felsic Volcanic 1	Central Pit	Mine Rock	0.20	1.0	19	<20	104	<0.1	0.1	0.92	0.17	9.3	25
A0963853	BR-217	21	22.5	Felsic Volcanic 1	Central Pit	Ore-Grade	0.23	1.1	53	<20	66	<0.1	0.41	0.84	0.21	10	12
A0963854	BR-217	28.4	29.9	Felsic Volcanic 1	Central Pit	Mine Rock	0.16	1.1	30	<20	72	<0.1	0.36	1.0	0.090	9.5	12
A0963855	BR-217	33	34.5	Felsic Volcanic 1	Central Pit	Mine Rock	0.16	1.1	13	<20	67	<0.1	0.04	0.99	0.24	9.2	13
A0963856	BR-217	40	41.4	Felsic Volcanic 1	Central Pit	Mine Rock	0.51	1.3	19	<20	76	0.1	0.76	0.87	0.29	8.3	12
A0963857	BR-217	44.2	45.5	Felsic Volcanic 1	Central Pit	Mine Rock	0.17	1.3	12	<20	88	<0.1	0.15	0.75	0.10	9.7	26
A0963858	BR-217	51	52.5	Felsic Volcanic 1	Central Pit	Mine Rock	0.18	1.2	11	<20	86	<0.1	0.06	1.0	0.13	8.7	13
A0963859	BR-217	55.4	56.9	Felsic Volcanic 1	Central Pit	Mine Rock	0.15	0.72	19	<20	49	<0.1	0.18	0.77	0.10	5.2	7.0
A0963860	BR-217	61	61.25	Felsic Volcanic 1	Central Pit	Ore-Grade	0.35	1.1	12	<20	71	<0.1	0.07	0.97	0.15	9.4	14
A0963861	BR-217	65.6	67	Felsic Volcanic 1	Central Pit	Mine Rock	0.22	1.2	17	<20	66	0.1	0.05	1.2	0.10	8.6	12
A0963862	BR-217	70	71.5	Felsic Volcanic 1	Central Pit	Mine Rock	0.13	1.2	8.6	<20	77	<0.1	0.04	0.96	0.060	8.9	14
A0963863	BR-217	74.5	76	Felsic Volcanic 1	Central Pit	Mine Rock	0.13	1.2	14	<20	71	0.1	0.07	0.94	0.070	11	20
A0963864	BR-217	83	84	Felsic Volcanic 1	Central Pit	Mine Rock	0.23	1.6	17	<20	85	0.1	0.12	1.1	0.18	9.0	14
A0963865	BR-217	87.7	88.4	Felsic Volcanic 1	Central Pit	Mine Rock	0.20	0.70	29	<20	33	0.2	0.45	0.47	1.4	5.9	2.3
A0963866	BR-217	94.5	96	Felsic Volcanic 1	Central Pit	Mine Rock	0.28	1.1	19	<20	64	<0.1	0.3	0.68	0.27	7.6	11
A0963867	BR-217	102.5	103.5	Felsic Volcanic 1	Central Pit	Mine Rock	0.39	1.8	23	<20	73	0.2	0.13	0.96	1.8	11	14
A0963868	BR-217	124.5	126	Felsic Volcanic 1	Central Pit	Mine Rock	0.22	1.2	46	<20	114	<0.1	0.09	1.4	0.17	8.6	8.1
A0963869	BR-217	133.5	135	Felsic Volcanic 1	Central Pit	Mine Rock	0.29	1.9	45	<20	56	0.3	0.04	0.93	0.59	9.2	9.1
A0963870	BR-217	138	138.5	Felsic Volcanic 1	Central Pit	Mine Rock	0.19	1.1	19	<20	64	<0.1	0.25	0.52	0.10	11	10
A0963871	BR-217	143.3	144.8	Felsic Volcanic 1	Central Pit	Mine Rock	0.56	1.1	53	<20	89	<0.1	0.89	0.90	0.59	8.5	8.5
A0963872	BR-217	148.5	149.5	Felsic Volcanic 1	Central Pit	Mine Rock	0.28	0.96	44	<20	150	<0.1	0.33	1.2	0.22	8.4	13
A0963873	BR-217	152.4	153.1	Felsic Volcanic 1	Central Pit	Ore-Grade	0.30	0.94	48	<20	53	<0.1	0.15	0.50	0.62	9.5	8.8
A0963874	BR-217	164.5	165	Felsic Volcanic 1	Central Pit	Ore-Grade	0.33	1.5	859	<20	27	0.4	0.06	1.9	0.21	14	11
A0963875	BR-217	170	170.5	Felsic Volcanic 1	Central Pit	Mine Rock	0.23	1.0	236	<20	41	0.1	0.05	1.2	0.28	7.9	7.9
A0963876	BR-217	174.45	175.55	Metasediment 1	Central Pit	Mine Rock	0.22	1.8	259	<20	136	0.3	0.09	0.37	0.080	15	39
A0963877	BR-217	181.85	183.25	Metasediment 2	Central Pit	Ore-Grade	0.33	1.4	54	<20	129	0.2	0.38	0.49	0.15	17	68
A0963878	BR-217	185.8	186.9	Felsic Volcanic 1	Central Pit	Mine Rock	0.16	1.3	33	<20	88	<0.1	0.09	0.68	0.080	9.4	19
A0963879	BR-217	189.55	190.75	Metasediment 2	Central Pit	Mine Rock	0.12	2.3	42	<20	126	0.2	0.11	0.30	0.030	22	81
A0963880	BR-217	195	196.15	Metasediment 2	Central Pit	Mine Rock	0.26	2.3	81	<20	156	0.1	0.23	0.25	0.040	19	100

(1) Ten times average crustal abundance values presented in Price (1997).

Blue highlighting indicates samples with metal concentrations greater than the ten times crustal abundance screening value are present in the analyzed group.

Screening values are for qualitative assessment only and hold no regulatory significance.

Classification as mine rock or ore-grade materials was based on gold content.

A value of "--" indicates metal was not measured for the given sample; the variation in elements analyzed is due to measurement at two different laboratories (see text).

Table B-5 Aqua Regia Metals

Sample ID	Drillhole ID	From	To	Lithology	Area	Class	Silver	Aluminum	Arsenic	Boron	Barium	Beryllium	Bismuth	Calcium	Cadmium	Cobalt	Chromium
		m	m				ppm	%	ppm	ppm	ppm	ppm	ppm	%	ppm	ppm	ppm
10x Crustal Abundance (Price 1997) [(1)]							*0.75*	*--*	*18*	*100*	*4250*	*30*	*0.085*	*--*	*1.5*	*250*	*1020*
A0963881	BR-217	201	201.4	Metasediment 2	Central Pit	Ore-Grade	0.49	1.5	3.0	<20	155	0.2	0.42	0.20	0.080	76	63
A0963882	BR-217	206	207.3	Metasediment 2	Central Pit	Mine Rock	0.25	2.1	339	<20	120	0.2	0.21	0.24	0.060	20	66
A0963883	BR-217	208.9	209.4	Felsic Volcanic 1	Central Pit	Mine Rock	0.40	1.0	3941	<20	98	<0.1	0.3	0.26	0.17	9.7	7.6
A0963884	BR-217	214.5	216	Metasediment 2	Central Pit	Mine Rock	0.17	2.7	217	<20	128	0.1	0.2	0.26	0.060	24	100
A0963885	BR-217	220.2	221.3	Metasediment 2	Central Pit	Mine Rock	0.15	2.6	53	<20	197	0.1	0.21	0.16	0.040	22	99
A0963886	BR-217	225.7	227.2	Metasediment 2	Central Pit	Mine Rock	0.15	3.2	60	<20	267	0.2	0.25	0.31	0.050	24	104
A0963887	BR-217	242.8	243.35	Metasediment 2	Central Pit	Mine Rock	0.17	2.8	1852	<20	161	0.2	0.3	0.40	0.020	18	45
A0963888	BR-217	249.05	249.55	Felsic Volcanic 1	Central Pit	Mine Rock	0.33	1.8	238	<20	136	<0.1	0.36	1.3	0.030	9.1	16
A0963889	BR-217	253.65	255	Felsic Volcanic 2	Central Pit	Mine Rock	0.16	0.36	3817	<20	33	<0.1	0.04	0.090	0.050	1.8	2.6
A0963322	BR-108	88.25	89	Felsic Volcanic 1	Central Pit	Mine Rock	0.042	1.5	0.40	<20	123	0.1	0.12	0.65	0.020	9.0	11
A0963323	BR-108	93.25	94	Felsic Volcanic 1	Central Pit	Mine Rock	0.048	1.3	0.30	<20	138	<0.1	0.17	0.93	0.040	9.3	10
A0963324	BR-108	98	99	Felsic Volcanic 1	Central Pit	Mine Rock	0.088	1.1	0.60	<20	103	<0.1	0.17	0.62	0.030	9.0	9.7
A0963325	BR-108	103	104	Felsic Volcanic 1	Central Pit	Mine Rock	0.081	1.1	5.1	<20	131	<0.1	0.07	0.71	0.020	10	16
A0963326	BR-108	108	109	Felsic Volcanic 1	Central Pit	Mine Rock	0.058	1.4	0.50	<20	196	<0.1	0.11	0.95	0.030	9.9	16
A0963363	BR-108	119.25	120	Felsic Volcanic 1	Central Pit	Mine Rock	0.12	1.2	0.70	<20	121	<0.1	0.37	0.50	0.030	9.3	9.3
A0963364	BR-108	123	123.75	Felsic Volcanic 1	Central Pit	Mine Rock	0.049	1.3	35	<20	145	<0.1	0.12	0.82	0.040	9.0	16
A0963327	BR-108	139.5	140.5	Felsic Volcanic 1	Central Pit	Mine Rock	0.20	1.4	21	<20	127	<0.1	0.19	0.88	0.050	10	17
A0963328	BR-108	143.5	144.4	Felsic Volcanic 1	Central Pit	Mine Rock	0.051	0.96	1.5	<20	95	<0.1	0.09	0.38	0.020	8.2	8.7
A0963365	BR-108	153.5	154.5	Felsic Volcanic 1	Central Pit	Mine Rock	0.065	1.2	1.4	<20	125	<0.1	0.05	0.26	0.010	8.6	9.0
A0963329	BR-108	165.8	166.3	Felsic Volcanic 1	Central Pit	Mine Rock	0.083	1.3	3.3	<20	143	<0.1	0.14	0.82	0.030	8.8	18
A0963330	BR-108	169.1	170	Fragmental 1	Central Pit	Mine Rock	0.066	1.2	1.8	<20	110	<0.1	0.09	0.41	0.020	7.9	18
A0963331	BR-108	179.75	180.75	Fragmental 1	Central Pit	Mine Rock	0.094	1.2	2.0	<20	120	<0.1	0.04	0.61	0.020	8.4	8.4
A0963332	BR-108	189	189.5	Felsic Volcanic 1	Central Pit	Mine Rock	0.085	1.2	2.8	<20	88	<0.1	0.06	0.75	0.020	8.0	8.3
A0963366	BR-108	199	200	Fragmental 1	Central Pit	Mine Rock	0.084	1.3	3.0	<20	92	<0.1	0.06	0.77	0.020	8.4	8.6
A0963367	BR-108	206.5	207.5	Felsic Volcanic 1	Central Pit	Mine Rock	0.13	1.3	8.8	<20	112	<0.1	0.15	0.98	0.020	11	14
A0963368	BR-108	216	216.5	Fragmental 1	Central Pit	Mine Rock	0.10	1.1	5.1	<20	108	<0.1	0.54	0.85	0.030	8.0	8.7
A0963333	BR-108	224.5	225.5	Fragmental 1	Central Pit	Mine Rock	0.11	1.3	11	<20	115	<0.1	0.28	0.82	0.040	9.0	12
A0963334	BR-108	240	241	Felsic Volcanic 1	Central Pit	Mine Rock	0.14	1.0	28	<20	77	<0.1	0.13	1.6	0.050	8.5	9.5
A0963356	BR-108	246.55	247.5	Felsic Volcanic 1	Central Pit	Mine Rock	0.10	1.2	39	<20	96	<0.1	0.11	1.0	0.040	8.3	12
A0963335	BR-108	257.5	258	Felsic Volcanic 1	Central Pit	Mine Rock	0.077	1.1	13	<20	66	<0.1	0.06	1.2	0.12	8.2	11
A0963336	BR-108	261.5	262	Felsic Volcanic 1	Central Pit	Mine Rock	0.12	0.71	22	<20	63	<0.1	0.18	0.94	0.070	5.5	9.3
A0963357	BR-108	269.5	270.5	Felsic Volcanic 1	Central Pit	Mine Rock	0.15	0.84	49	<20	70	<0.1	0.1	1.0	0.54	5.5	7.9
A0963337	BR-108	273	273.5	Felsic Volcanic 1	Central Pit	Mine Rock	0.27	1.0	27	<20	58	<0.1	0.16	0.88	5.2	9.0	12
A0963338	BR-108	279	280	Felsic Volcanic 1	Central Pit	Mine Rock	0.21	1.1	40	<20	73	<0.1	0.06	1.2	0.21	8.9	11
A0963358	BR-108	283	284	Felsic Volcanic 1	Central Pit	Mine Rock	0.14	1.1	112	<20	69	<0.1	0.03	1.5	0.20	8.5	13
A0963339	BR-108	289.5	290	Felsic Volcanic 1	Central Pit	Mine Rock	0.49	0.80	44	<20	42	0.3	0.9	0.50	0.54	5.8	2.8
A0963340	BR-108	293	294	Felsic Volcanic 1	Central Pit	Mine Rock	0.23	1.1	46	<20	59	<0.1	0.08	0.79	0.11	7.9	13
A0963341	BR-108	298.5	299.5	Felsic Volcanic 1	Central Pit	Mine Rock	0.34	1.0	99	<20	65	<0.1	0.09	0.86	0.59	7.4	12
A0963342	BR-108	303.5	304.25	Felsic Volcanic 1	Central Pit	Ore-Grade	0.22	1.2	49	<20	69	<0.1	0.04	0.85	0.31	8.9	13
A0963343	BR-108	309.5	310.25	Felsic Volcanic 1	Central Pit	Mine Rock	0.20	1.3	48	<20	72	0.1	0.04	1.0	0.14	9.5	12
A0963344	BR-108	314.75	315.5	Felsic Volcanic 1	Central Pit	Ore-Grade	0.27	0.95	94	<20	53	<0.1	0.06	0.82	0.070	7.9	13
A0963359	BR-108	319.25	320	Felsic Volcanic 1	Central Pit	Mine Rock	0.19	1.1	51	<20	76	<0.1	0.08	1.2	0.10	8.4	12
A0963345	BR-108	322.5	323.25	Felsic Volcanic 1	Central Pit	Ore-Grade	0.22	1.2	59	<20	72	<0.1	0.12	1.8	0.10	9.5	14

(1) Ten times average crustal abundance values presented in Price (1997).

Blue highlighting indicates samples with metal concentrations greater than the ten times crustal abundance screening value are present in the analyzed group.

Screening values are for qualitative assessment only and hold no regulatory significance.

Classification as mine rock or ore-grade materials was based on gold content.

A value of "--" indicates metal was not measured for the given sample; the variation in elements analyzed is due to measurement at two different laboratories (see text).

Table B-5 Aqua Regia Metals

Sample ID	Drillhole ID	From	To	Lithology	Area	Class	Silver	Aluminum	Arsenic	Boron	Barium	Beryllium	Bismuth	Calcium	Cadmium	Cobalt	Chromium
		m	m				ppm	%	ppm	ppm	ppm	ppm	ppm	%	ppm	ppm	ppm
10x Crustal Abundance (Price 1997) [(1)]							*0.75*	*--*	*18*	*100*	*4250*	*30*	*0.085*	*--*	*1.5*	*250*	*1020*
A0963346	BR-108	328.5	329.25	Felsic Volcanic 1	Central Pit	Ore-Grade	0.33	1.2	70	<20	86	<0.1	0.24	1.1	0.13	10	22
A0963347	BR-108	333	333.5	Felsic Volcanic 1	Central Pit	Mine Rock	0.36	0.66	347	<20	140	0.1	0.13	1.8	0.19	7.4	14
A0963348	BR-108	336	336.5	Felsic Volcanic 1	Central Pit	Mine Rock	0.52	0.69	3309	<20	91	0.1	0.38	1.2	0.30	8.0	9.7
A0963349	BR-108	340.5	341	Felsic Volcanic 2	Central Pit	Ore-Grade	0.76	0.69	2636	<20	81	<0.1	0.5	0.81	3.4	8.5	14
A0963350	BR-108	344	345	Felsic Volcanic 2	Central Pit	Mine Rock	0.30	0.92	574	<20	83	0.2	0.09	1.1	0.12	9.0	13
A0963351	BR-108	354	355	Felsic Volcanic 1	Central Pit	Mine Rock	0.22	0.34	5100	<20	43	<0.1	0.39	1.1	0.090	5.8	11
A0963360	BR-108	358	358.75	Felsic Volcanic 1	Central Pit	Mine Rock	0.11	1.5	42	<20	75	0.1	0.04	0.67	0.060	11	16
A0963361	BR-108	363.25	364	Felsic Volcanic 1	Central Pit	Mine Rock	0.074	1.4	88	<20	96	<0.1	0.08	0.95	0.050	10	25
A0963352	BR-108	369.5	370.5	Felsic Volcanic 1	Central Pit	Mine Rock	0.18	1.3	38	<20	72	0.1	0.23	0.78	0.060	9.5	11
A0963362	BR-108	371.5	372.5	Felsic Volcanic 1	Central Pit	Mine Rock	0.11	1.8	35	<20	55	0.2	0.13	0.89	0.040	9.4	14
A0963353	BR-108	375.5	376.25	Felsic Volcanic 1	Central Pit	Mine Rock	0.16	1.6	16	<20	84	<0.1	0.19	0.66	0.040	14	8.0
A0963354	BR-108	380.75	381.5	Felsic Volcanic 1	Central Pit	Mine Rock	0.16	1.6	20	<20	91	0.1	0.23	1.2	0.040	14	8.8
A0963355	BR-108	385.25	386	Felsic Volcanic 1	Central Pit	Mine Rock	0.14	1.2	25	<20	70	<0.1	0.21	0.70	0.040	9.1	21
A0964012	BR-164	32	33	Felsic Volcanic 1	Central Pit	Mine Rock	0.16	1.1	2.9	<20	65	0.1	0.14	1.2	0.040	13	18
A0962765	BR-164	41.1	42	Felsic Volcanic 1	Central Pit	Mine Rock	0.033	1.1	1.1	<20	16	0.3	0.22	1.3	<0.01	7.9	10
A0962766	BR-164	46.8	47.7	Felsic Volcanic 1	Central Pit	Mine Rock	0.25	2.0	4.7	<20	44	0.3	0.27	0.32	0.16	20	63
A0962767	BR-164	56.5	58	Metasediment 2	Central Pit	Mine Rock	0.087	1.8	0.50	<20	123	0.1	0.19	0.13	0.050	18	63
A0962768	BR-164	62	63	Fragmental 1	Central Pit	Mine Rock	0.11	1.6	1.3	<20	113	0.1	0.2	0.21	0.090	16	58
A0964013	BR-164	75	76.5	Felsic Volcanic 1	Central Pit	Mine Rock	0.068	1.1	24	<20	102	0.1	0.22	1.0	0.020	9.0	13
A0962769	BR-164	82.5	84	Felsic Volcanic 1	Central Pit	Mine Rock	0.12	1.2	2.8	<20	108	<0.1	0.44	0.57	0.090	9.3	11
A0962770	BR-164	87	88.5	Felsic Volcanic 1	Central Pit	Mine Rock	0.098	1.0	1.0	<20	94	<0.1	0.04	0.68	0.060	8.3	11
A0962771	BR-164	96	97.5	Felsic Volcanic 1	Central Pit	Mine Rock	0.095	1.2	0.80	<20	90	<0.1	0.03	0.48	0.080	8.5	9.3
A0962772	BR-164	100.5	102	Felsic Volcanic 1	Central Pit	Mine Rock	0.10	0.99	12	<20	96	<0.1	0.82	0.68	0.050	10	10
A0962773	BR-164	110	111	Felsic Volcanic 1	Central Pit	Mine Rock	0.070	1.5	1.8	<20	134	0.1	0.04	0.63	0.040	9.2	10
A0962774	BR-164	114	115.5	Felsic Volcanic 1	Central Pit	Mine Rock	0.073	1.3	4.7	<20	126	<0.1	0.3	0.67	0.030	11	36
A0962775	BR-164	120	121.5	Felsic Volcanic 1	Central Pit	Mine Rock	0.13	1.1	1.8	<20	94	0.1	0.04	0.66	0.18	8.2	8.1
A0962776	BR-164	124.5	126	Felsic Volcanic 1	Central Pit	Mine Rock	0.21	1.2	5.0	<20	86	0.1	0.04	0.72	0.42	8.4	9.9
A0962777	BR-164	128.5	129	Felsic Volcanic 1	Central Pit	Mine Rock	0.069	1.0	8.8	<20	90	<0.1	0.46	0.25	0.050	12	8.2
A0962778	BR-164	136.35	137.5	Felsic Volcanic 1	Central Pit	Mine Rock	0.092	1.1	4.4	<20	148	<0.1	0.09	0.76	0.030	9.3	15
A0962779	BR-164	142.5	144	Felsic Volcanic 1	Central Pit	Mine Rock	0.27	1.6	3.2	<20	107	0.3	0.08	0.67	0.65	9.7	8.0
A0962780	BR-164	148.5	150	Felsic Volcanic 1	Central Pit	Mine Rock	0.12	1.4	2.1	<20	146	0.1	0.13	0.68	0.040	11	10
A0962781	BR-164	153	154	Felsic Volcanic 1	Central Pit	Mine Rock	0.081	0.90	7.9	<20	71	<0.1	0.13	0.24	0.070	9.4	3.8
A0962782	BR-164	159.15	159.75	Felsic Volcanic 1	Central Pit	Mine Rock	0.11	0.97	12	<20	67	<0.1	0.19	0.46	0.040	9.7	16
A0964014	BR-164	165	166.5	Felsic Volcanic 1	Central Pit	Mine Rock	0.18	1.1	31	<20	75	<0.1	0.08	0.97	0.040	11	14
A0962783	BR-164	171	172.5	Felsic Volcanic 1	Central Pit	Mine Rock	0.20	1.3	18	<20	79	0.1	0.65	0.82	0.85	9.7	13
A0964015	BR-164	177	178.5	Felsic Volcanic 1	Central Pit	Mine Rock	0.16	0.97	21	<20	68	<0.1	0.18	1.2	0.98	9.4	18
A0964016	BR-164	195	196.5	Felsic Volcanic 1	Central Pit	Mine Rock	0.15	1.0	24	<20	92	<0.1	0.08	0.97	0.13	8.9	13
A0964017	BR-164	205.5	207	Felsic Volcanic 1	Central Pit	Mine Rock	0.14	1.3	18	<20	89	<0.1	0.16	1.5	0.11	8.8	12
A0962784	BR-164	210.1	211.2	Felsic Volcanic 1	Central Pit	Mine Rock	0.36	1.1	18	<20	26	0.1	0.07	1.1	0.050	7.9	15
A0962785	BR-164	215.3	216.5	Felsic Volcanic 1	Central Pit	Mine Rock	0.37	1.1	25	<20	62	<0.1	0.12	0.92	0.15	9.8	17
A0962786	BR-164	220.5	222	Felsic Volcanic 1	Central Pit	Mine Rock	0.18	1.2	17	<20	83	<0.1	0.23	1.1	0.13	8.9	15
A0962787	BR-164	227.75	228.35	Felsic Volcanic 1	Central Pit	Mine Rock	0.15	1.1	33	<20	67	<0.1	0.08	1.4	0.16	9.4	15
A0962788	BR-164	232.4	232.9	Felsic Volcanic 1	Central Pit	Mine Rock	0.18	1.2	34	<20	65	<0.1	0.09	1.4	0.13	10	13

(1) Ten times average crustal abundance values presented in Price (1997).

Blue highlighting indicates samples with metal concentrations greater than the ten times crustal abundance screening value are present in the analyzed group.

Screening values are for qualitative assessment only and hold no regulatory significance.

Classification as mine rock or ore-grade materials was based on gold content.

A value of "--" indicates metal was not measured for the given sample; the variation in elements analyzed is due to measurement at two different laboratories (see text).

Table B-5 Aqua Regia Metals

Sample ID	Drillhole ID	From	To	Lithology	Area	Class	Silver	Aluminum	Arsenic	Boron	Barium	Beryllium	Bismuth	Calcium	Cadmium	Cobalt	Chromium
		m	m				ppm	%	ppm	ppm	ppm	ppm	ppm	%	ppm	ppm	ppm
10x Crustal Abundance (Price 1997) [(1)]							*0.75*	*--*	*18*	*100*	*4250*	*30*	*0.085*	*--*	*1.5*	*250*	*1020*
A0964018	BR-164	238.3	238.9	Felsic Volcanic 1	Central Pit	Mine Rock	0.20	0.99	28	<20	54	<0.1	0.14	1.7	0.11	9.2	14
A0962789	BR-164	250.5	251.65	Felsic Volcanic 1	Central Pit	Mine Rock	0.58	1.1	43	<20	38	0.1	0.89	0.94	3.6	6.1	8.9
A0964019	BR-164	267	267.5	Felsic Volcanic 1	Central Pit	Mine Rock	0.18	1.8	11	<20	74	0.2	0.11	1.1	0.070	11	12
A0962790	BR-164	273.6	274.45	Felsic Volcanic 1	Central Pit	Mine Rock	0.27	1.2	61	<20	43	0.2	0.16	1.3	0.49	9.5	12
A0962791	BR-164	281.7	282.2	Felsic Volcanic 1	Central Pit	Mine Rock	0.28	0.96	44	<20	53	<0.1	0.1	0.82	0.16	8.9	15
A0962792	BR-164	283.75	284.25	Felsic Volcanic 1	Central Pit	Ore-Grade	15	0.56	121	<20	73	<0.1	1.26	0.45	1.1	6.6	11
A0962793	BR-164	286.95	287.45	Felsic Volcanic 1	Central Pit	Mine Rock	0.43	1.1	29	<20	91	<0.1	0.16	0.79	0.13	10	16
A0962794	BR-164	295	295.75	Felsic Volcanic 1	Central Pit	Mine Rock	0.19	0.94	80	<20	53	<0.1	0.12	1.1	0.070	8.1	14
A0962795	BR-164	302.5	303	Felsic Volcanic 1	Central Pit	Mine Rock	0.23	1.1	82	<20	93	<0.1	0.04	0.99	0.10	9.2	13
A0962796	BR-164	308	309	Felsic Volcanic 1	Central Pit	Ore-Grade	0.46	0.88	80	<20	77	<0.1	0.15	0.81	0.56	9.4	13
A0962797	BR-164	312	313	Felsic Volcanic 1	Central Pit	Mine Rock	0.36	1.3	88	<20	55	0.1	0.13	0.58	0.35	9.8	10
A0962798	BR-164	316.7	317.7	Felsic Volcanic 1	Central Pit	Ore-Grade	0.78	0.92	3758	<20	74	0.2	0.13	2.2	0.12	12	11
A0962799	BR-164	327.1	327.6	Felsic Volcanic 1	Central Pit	Ore-Grade	4.0	0.76	163	<20	121	<0.1	0.86	0.52	0.39	7.6	11
A0962800	BR-164	332	333	Felsic Volcanic 1	Central Pit	Mine Rock	0.27	1.7	167	<20	65	0.1	0.05	1.9	0.080	13	13
A0964020	BR-164	337.5	338	Felsic Volcanic 1	Central Pit	Mine Rock	0.60	1.7	63	<20	54	<0.1	0.06	1.5	0.060	15	12
A0964001	BR-164	347.8	348.4	Metasediment 2	Central Pit	Mine Rock	0.14	2.5	3.9	<20	144	0.1	0.15	0.22	0.030	20	84
A0964002	BR-164	356	357	Felsic Volcanic 1	Central Pit	Ore-Grade	0.14	1.2	15	<20	77	<0.1	0.1	0.51	0.12	9.2	20
A0964003	BR-164	361.45	362.45	Felsic Volcanic 1	Central Pit	Mine Rock	0.29	1.5	7.4	<20	135	<0.1	0.25	0.27	0.060	18	60
A0964004	BR-164	365	366	Felsic Volcanic 1	Central Pit	Mine Rock	0.23	1.3	13	<20	85	0.1	0.29	0.63	0.030	8.6	12
A0964005	BR-164	372.4	373	Felsic Volcanic 1	Central Pit	Mine Rock	0.14	0.92	8.4	<20	76	<0.1	0.14	0.57	0.030	6.7	6.3
A0964006	BR-164	377.5	378.5	Metasediment 2	Central Pit	Mine Rock	0.27	3.0	43	<20	244	0.1	0.22	0.16	0.050	20	94
A0964007	BR-164	382	383.15	Metasediment 2	Central Pit	Mine Rock	0.20	2.7	66	<20	159	0.1	0.24	0.17	0.030	21	92
A0964008	BR-164	387.7	388.95	Metasediment 2	Central Pit	Mine Rock	0.14	2.5	162	<20	193	<0.1	0.23	0.18	0.030	22	98
A0963048	BR-106	15	16	Felsic Volcanic 1	Central Pit	Mine Rock	0.11	0.71	1.9	<20	88	<0.1	0.07	0.68	0.060	7.9	11
A0963303	BR-106	19	20	Felsic Volcanic 1	Central Pit	Mine Rock	0.079	0.92	2.2	<20	113	<0.1	0.14	0.83	0.040	8.7	9.4
A0963049	BR-106	25	26	Felsic Volcanic 1	Central Pit	Mine Rock	0.10	0.93	1.1	<20	97	<0.1	0.16	0.54	0.030	8.9	8.0
A0963304	BR-106	27	28	Felsic Volcanic 1	Central Pit	Mine Rock	0.17	0.80	5.6	<20	82	<0.1	0.28	0.67	0.060	8.4	8.9
A0963050	BR-106	32	33	Felsic Volcanic 1	Central Pit	Mine Rock	0.083	0.70	2.8	<20	83	<0.1	0.17	0.47	0.040	7.4	7.2
A0963251	BR-106	35	36	Felsic Volcanic 1	Central Pit	Mine Rock	0.11	0.74	9.1	<20	85	<0.1	0.24	0.54	0.060	7.9	7.3
A0963252	BR-106	40	41	Felsic Volcanic 1	Central Pit	Mine Rock	0.14	1.1	1.2	<20	116	<0.1	0.06	0.60	0.060	8.2	7.9
A0963305	BR-106	49	49.8	Felsic Volcanic 1	Central Pit	Mine Rock	0.21	0.80	4.5	<20	131	<0.1	0.06	0.73	0.050	8.1	7.7
A0963253	BR-106	52.45	53.45	Felsic Volcanic 1	Central Pit	Mine Rock	0.14	1.1	2.1	<20	88	<0.1	0.06	0.48	0.050	7.9	7.9
A0963254	BR-106	60.45	61.45	Felsic Volcanic 1	Central Pit	Mine Rock	0.24	0.94	13	<20	89	<0.1	0.21	0.41	0.060	8.9	5.0
A0963255	BR-106	63.45	64.45	Felsic Volcanic 1	Central Pit	Mine Rock	0.16	1.1	0.90	<20	110	<0.1	0.06	0.55	0.050	7.9	7.1
A0963256	BR-106	68.15	69.15	Felsic Volcanic 1	Central Pit	Mine Rock	0.11	1.3	1.5	<20	131	<0.1	0.18	0.68	0.030	9.3	13
A0963257	BR-106	73.45	74.45	Felsic Volcanic 1	Central Pit	Mine Rock	0.067	1.5	1.8	<20	126	0.1	0.11	0.53	0.030	8.8	9.9
A0963258	BR-106	78.45	79.45	Felsic Volcanic 1	Central Pit	Mine Rock	0.057	1.1	0.60	<20	112	<0.1	0.03	0.77	0.020	8.6	11
A0963259	BR-106	83.45	84.45	Felsic Volcanic 1	Central Pit	Mine Rock	0.059	1.1	0.90	<20	94	0.1	0.02	0.65	0.020	8.3	12
A0963260	BR-106	88.55	89.05	Felsic Volcanic 1	Central Pit	Mine Rock	0.049	1.2	1.1	<20	154	<0.1	0.03	0.84	0.030	8.8	12
A0963261	BR-106	93.55	94.55	Felsic Volcanic 1	Central Pit	Mine Rock	0.11	1.3	0.60	<20	166	<0.1	0.1	0.84	0.030	9.0	14
A0963262	BR-106	97.8	98.9	Felsic Volcanic 1	Central Pit	Mine Rock	0.15	1.2	4.7	<20	116	<0.1	0.1	0.62	0.050	9.9	15
A0963263	BR-106	103.45	104.45	Felsic Volcanic 1	Central Pit	Mine Rock	0.082	1.4	1.3	<20	140	<0.1	0.05	1.1	0.030	11	18
A0963264	BR-106	108.1	109.1	Felsic Volcanic 1	Central Pit	Mine Rock	0.16	0.85	1.6	<20	89	<0.1	0.11	0.65	0.040	8.9	8.0

(1) Ten times average crustal abundance values presented in Price (1997).

Blue highlighting indicates samples with metal concentrations greater than the ten times crustal abundance screening value are present in the analyzed group.

Screening values are for qualitative assessment only and hold no regulatory significance.

Classification as mine rock or ore-grade materials was based on gold content.

A value of "--" indicates metal was not measured for the given sample; the variation in elements analyzed is due to measurement at two different laboratories (see text).

Table B-5 Aqua Regia Metals

Sample ID	Drillhole ID	From	To	Lithology	Area	Class	Silver	Aluminum	Arsenic	Boron	Barium	Beryllium	Bismuth	Calcium	Cadmium	Cobalt	Chromium
		m	m				ppm	%	ppm	ppm	ppm	ppm	ppm	%	ppm	ppm	ppm
10x Crustal Abundance (Price 1997) [(1)]							*0.75*	*--*	*18*	*100*	*4250*	*30*	*0.085*	*--*	*1.5*	*250*	*1020*
A0963265	BR-106	113.1	114.3	Felsic Volcanic 1	Central Pit	Mine Rock	0.14	0.83	3.2	<20	71	<0.1	0.06	0.70	0.050	9.1	8.4
A0963266	BR-106	117.65	118.65	Felsic Volcanic 1	Central Pit	Mine Rock	0.13	1.0	1.4	<20	117	<0.1	0.05	0.65	0.030	9.4	9.3
A0963267	BR-106	124.6	125.6	Felsic Volcanic 1	Central Pit	Mine Rock	0.18	0.94	2.4	<20	96	<0.1	0.06	0.47	0.030	11	9.0
A0963268	BR-106	130	131	Felsic Volcanic 1	Central Pit	Mine Rock	0.14	1.0	2.8	<20	100	<0.1	0.07	0.85	0.050	8.6	8.4
A0963269	BR-106	135	136	Felsic Volcanic 1	Central Pit	Mine Rock	0.25	0.86	3.4	<20	66	<0.1	0.14	0.57	0.060	9.2	7.6
A0963270	BR-106	145.2	146.2	Felsic Volcanic 1	Central Pit	Mine Rock	0.26	0.81	7.6	<20	51	<0.1	0.41	0.42	0.080	9.9	7.8
A0963271	BR-106	151.2	152.2	Felsic Volcanic 1	Central Pit	Mine Rock	0.14	1.2	1.2	<20	136	<0.1	0.05	0.93	0.050	9.5	11
A0963306	BR-106	156.5	157.5	Felsic Volcanic 1	Central Pit	Mine Rock	0.20	1.4	2.0	<20	131	<0.1	0.23	0.73	0.080	7.9	11
A0963272	BR-106	166.4	167.4	Felsic Volcanic 1	Central Pit	Mine Rock	0.21	0.95	2.0	<20	83	<0.1	0.21	0.42	0.040	9.8	8.2
A0963273	BR-106	171.65	172.65	Felsic Volcanic 1	Central Pit	Mine Rock	0.14	0.84	2.5	<20	87	<0.1	0.1	0.30	0.020	11	9.1
A0963274	BR-106	176.65	177.65	Felsic Volcanic 1	Central Pit	Mine Rock	0.16	1.2	7.2	<20	53	0.2	0.03	0.66	0.060	8.7	12
A0963275	BR-106	180.65	181.65	Felsic Volcanic 1	Central Pit	Mine Rock	0.65	0.61	82	<20	42	0.1	0.24	0.24	0.93	8.1	17
A0963276	BR-106	181.65	182.65	Felsic Volcanic 1	Central Pit	Mine Rock	0.32	0.75	87	<20	46	<0.1	0.1	0.39	0.13	8.7	8.9
A0963307	BR-106	184.65	185.65	Felsic Volcanic 1	Central Pit	Mine Rock	0.75	1.3	43	<20	88	0.3	0.13	0.84	0.67	12	33
A0963277	BR-106	191.95	192.55	Felsic Volcanic 1	Central Pit	Mine Rock	0.33	0.90	9.4	<20	48	0.1	0.34	0.64	0.040	12	23
A0963278	BR-106	198.65	199.65	Felsic Volcanic 1	Central Pit	Mine Rock	0.21	0.99	6.2	<20	78	<0.1	0.03	0.79	0.050	9.4	12
A0963279	BR-106	208.65	209.6	Felsic Volcanic 1	Central Pit	Mine Rock	0.18	1.3	2.7	<20	81	<0.1	0.03	0.58	0.030	9.2	19
A0963280	BR-106	218.3	219.3	Felsic Volcanic 1	Central Pit	Mine Rock	0.13	2.0	5.5	<20	115	0.2	0.13	1.4	0.060	18	58
A0963281	BR-106	229.1	230.1	Felsic Volcanic 1	Central Pit	Mine Rock	0.12	1.3	4.2	<20	115	0.1	0.05	0.73	0.030	8.9	15
A0963282	BR-106	234.1	235.1	Felsic Volcanic 1	Central Pit	Mine Rock	0.17	1.2	4.3	<20	75	<0.1	0.07	0.64	0.030	9.7	15
A0963283	BR-106	240.1	241.1	Felsic Volcanic 1	Central Pit	Mine Rock	0.094	1.3	10	<20	207	<0.1	0.04	0.80	0.030	9.2	16
A0963284	BR-106	252.3	253.5	Felsic Volcanic 1	Central Pit	Mine Rock	0.088	1.2	15	<20	42	0.2	0.04	1.0	0.020	9.6	15
A0963299	BR-106	258.85	259.85	Felsic Volcanic 1	Central Pit	Mine Rock	0.089	1.1	33	<20	74	<0.1	<0.02	0.67	0.030	7.5	12
A0963285	BR-106	262.85	263.75	Felsic Volcanic 1	Central Pit	Mine Rock	0.10	1.4	63	<20	73	<0.1	0.02	0.76	0.020	9.8	14
A0963300	BR-106	263.75	264.5	Felsic Volcanic 1	Central Pit	Mine Rock	0.17	1.3	47	<20	119	<0.1	0.03	0.51	0.020	9.5	16
A0963286	BR-106	285	286	Felsic Volcanic 1	Central Pit	Mine Rock	0.097	1.2	16	<20	58	<0.1	0.04	0.82	0.030	11	12
A0963287	BR-106	304	305	Felsic Volcanic 1	Central Pit	Mine Rock	0.24	1.5	31	<20	127	0.1	0.08	1.1	0.060	12	50
A0963288	BR-106	310	311	Felsic Volcanic 1	Central Pit	Mine Rock	0.063	1.6	10	<20	125	0.2	0.03	1.1	0.020	11	18
A0963289	BR-106	319	320	Felsic Volcanic 1	Central Pit	Ore-Grade	0.33	1.1	81	<20	45	<0.1	0.07	0.23	0.040	9.1	8.8
A0963290	BR-106	323.75	324.25	Felsic Volcanic 1	Central Pit	Mine Rock	0.17	1.3	14	<20	108	<0.1	0.06	0.58	0.030	9.0	15
A0963291	BR-106	328.85	329.85	Felsic Volcanic 1	Central Pit	Mine Rock	0.22	1.5	30	<20	100	<0.1	0.1	0.94	0.040	12	20
A0963301	BR-106	330.85	331.85	Felsic Volcanic 1	Central Pit	Mine Rock	0.093	1.6	50	<20	94	<0.1	0.02	0.90	0.030	9.9	15
A0963292	BR-106	333.85	334.85	Felsic Volcanic 1	Central Pit	Mine Rock	0.10	1.3	57	<20	60	<0.1	0.05	0.83	0.040	8.6	13
A0963302	BR-106	344.1	345.2	Felsic Volcanic 1	Central Pit	Mine Rock	0.21	1.7	8.8	<20	84	0.1	0.16	0.68	0.010	17	118
A0963293	BR-106	350.3	351.3	Felsic Volcanic 1	Central Pit	Mine Rock	0.25	1.2	5.5	<20	94	<0.1	0.09	0.55	0.040	9.0	15
A0963294	BR-106	355.3	356.05	Metasediment 2	Central Pit	Mine Rock	0.29	2.3	2.3	<20	224	<0.1	0.22	0.41	0.070	22	89
A0963295	BR-106	360.5	361	Metasediment 2	Central Pit	Mine Rock	0.13	2.6	99	<20	113	0.1	0.21	0.18	0.050	21	89
A0963296	BR-106	365.25	366.25	Metasediment 2	Central Pit	Mine Rock	0.17	2.8	25	<20	81	0.2	0.23	0.18	0.050	23	94
A0963297	BR-106	370.2	371.2	Metasediment 2	Central Pit	Mine Rock	0.16	2.8	63	<20	152	0.1	0.28	0.31	0.050	23	91
A0963298	BR-106	375.5	376.5	Felsic Volcanic 2	Central Pit	Mine Rock	1.3	0.63	46	<20	55	<0.1	10.87	0.13	0.040	3.1	12
A0962859	BR-139	41.5	42.5	Felsic Volcanic 1	Central Pit	Mine Rock	0.083	1.1	0.70	<20	122	<0.1	0.04	0.56	0.020	8.8	9.8
A0962860	BR-139	47.5	48.5	Felsic Volcanic 1	Central Pit	Mine Rock	0.084	1.0	0.70	<20	83	<0.1	0.09	0.51	0.030	9.7	7.0
A0962861	BR-139	52.5	53.5	Felsic Volcanic 1	Central Pit	Mine Rock	0.12	0.93	1.3	<20	78	<0.1	0.07	0.50	0.020	9.5	11

(1) Ten times average crustal abundance values presented in Price (1997).

Blue highlighting indicates samples with metal concentrations greater than the ten times crustal abundance screening value are present in the analyzed group.

Screening values are for qualitative assessment only and hold no regulatory significance.

Classification as mine rock or ore-grade materials was based on gold content.

A value of "--" indicates metal was not measured for the given sample; the variation in elements analyzed is due to measurement at two different laboratories (see text).

Table B-5 Aqua Regia Metals

Sample ID	Drillhole ID	From	To	Lithology	Area	Class	Silver	Aluminum	Arsenic	Boron	Barium	Beryllium	Bismuth	Calcium	Cadmium	Cobalt	Chromium
		m	m				ppm	%	ppm	ppm	ppm	ppm	ppm	%	ppm	ppm	ppm
10x Crustal Abundance (Price 1997) [(1)]							*0.75*	*--*	*18*	*100*	*4250*	*30*	*0.085*	*--*	*1.5*	*250*	*1020*
A0962862	BR-139	60	61	Felsic Volcanic 1	Central Pit	Mine Rock	0.23	0.85	3.7	<20	63	0.1	0.09	0.95	0.10	8.5	9.5
A0962863	BR-139	70	71	Felsic Volcanic 1	Central Pit	Mine Rock	0.081	1.1	0.50	<20	82	<0.1	0.03	0.46	0.020	8.8	9.7
A0962864	BR-139	78.5	79.5	Felsic Volcanic 1	Central Pit	Mine Rock	0.096	1.6	1.3	<20	163	0.2	0.05	0.73	0.080	8.8	11
A0962865	BR-139	85.5	86.5	Felsic Volcanic 1	Central Pit	Mine Rock	0.15	1.3	17	<20	71	0.1	0.13	1.0	0.050	9.8	9.0
A0962866	BR-139	91	92	Felsic Volcanic 1	Central Pit	Mine Rock	0.068	1.3	7.0	<20	72	0.2	0.07	0.98	0.040	9.4	12
A0962867	BR-139	97	98	Felsic Volcanic 1	Central Pit	Mine Rock	0.089	1.2	9.5	<20	69	0.1	0.27	0.72	0.060	11	15
A0963673	BR-139	103	104.25	Felsic Volcanic 1	Central Pit	Mine Rock	0.17	1.1	4.0	<20	78	0.1	0.11	0.81	0.060	9.6	15
A0962871	BR-139	108	108.5	Felsic Volcanic 1	Central Pit	Mine Rock	0.093	0.99	2.2	<20	106	0.1	0.51	0.30	0.030	9.6	7.6
A0962872	BR-139	111.6	113	Felsic Volcanic 1	Central Pit	Mine Rock	0.12	0.95	7.0	<20	75	0.1	0.33	0.56	0.020	9.2	9.7
A0962873	BR-139	116.5	117.5	Felsic Volcanic 1	Central Pit	Mine Rock	0.15	1.2	4.9	<20	119	<0.1	0.66	0.94	0.050	8.8	8.7
A0962874	BR-139	124.5	125.5	Felsic Volcanic 1	Central Pit	Mine Rock	0.17	1.3	27	<20	59	0.2	0.31	0.58	0.20	11	6.9
A0962875	BR-139	131.5	132.2	Felsic Volcanic 1	Central Pit	Mine Rock	0.13	1.8	14	<20	85	0.3	0.1	2.3	0.050	18	246
A0962876	BR-139	138	138.5	Felsic Volcanic 1	Central Pit	Mine Rock	0.12	0.89	17	<20	23	0.3	0.19	0.76	0.26	8.5	12
A0962877	BR-139	145.5	147	Felsic Volcanic 1	Central Pit	Mine Rock	0.079	0.60	39	<20	25	0.2	0.29	0.42	0.090	7.9	5.7
A0962878	BR-139	152.5	153.5	Felsic Volcanic 1	Central Pit	Ore-Grade	0.44	0.84	38	<20	51	0.3	0.31	0.51	0.23	11	21
A0962879	BR-139	158.5	159.5	Felsic Volcanic 1	Central Pit	Mine Rock	0.12	0.69	34	<20	33	0.2	0.31	0.68	0.040	7.3	7.5
A0962880	BR-139	164.5	165.25	Felsic Volcanic 1	Central Pit	Mine Rock	0.11	1.1	32	<20	59	0.2	0.12	0.96	0.56	8.1	12
A0962881	BR-139	173	174	Felsic Volcanic 1	Central Pit	Mine Rock	0.17	1.3	6.3	<20	93	<0.1	0.04	0.85	0.080	9.6	15
A0962882	BR-139	179.5	180.5	Felsic Volcanic 1	Central Pit	Mine Rock	0.28	1.0	24	<20	55	0.1	0.23	0.81	0.52	8.8	11
A0962883	BR-139	184.75	185.5	Felsic Volcanic 1	Central Pit	Mine Rock	0.15	0.96	18	<20	46	0.2	0.12	0.60	0.42	7.0	6.1
A0962884	BR-139	196	197	Felsic Volcanic 1	Central Pit	Mine Rock	0.16	1.5	15	<20	75	0.1	0.17	0.96	0.040	10	12
A0962885	BR-139	213.5	214	Felsic Volcanic 1	Central Pit	Mine Rock	0.38	1.1	40	<20	43	0.2	0.1	0.49	0.33	10	11
A0962886	BR-139	243.5	244.5	Felsic Volcanic 1	Central Pit	Mine Rock	0.19	1.2	9.1	<20	87	<0.1	0.04	0.55	0.050	9.3	15
A0962887	BR-139	260.5	261.5	Felsic Volcanic 1	Central Pit	Mine Rock	0.16	1.2	25	<20	77	<0.1	0.04	0.59	0.090	9.2	13
A0962888	BR-139	272	273	Felsic Volcanic 1	Central Pit	Mine Rock	0.17	1.2	17	<20	75	<0.1	0.05	0.50	0.080	9.5	13
A0962889	BR-139	286.5	287.25	Felsic Volcanic 1	Central Pit	Ore-Grade	2.2	0.65	163	<20	45	<0.1	2.92	0.31	1.8	9.1	6.8
A0964708	BR-139	298.5	299	Felsic Volcanic 1	Central Pit	Ore-Grade	0.44	2.0	115	<20	61	0.6	0.07	0.97	0.090	7.8	9.6
A0964709	BR-139	303	303.5	Felsic Volcanic 1	Central Pit	Ore-Grade	1.6	0.86	59	<20	93	0.1	0.35	0.51	1.0	9.1	9.1
A0964710	BR-139	309	309.75	Felsic Volcanic 1	Central Pit	Mine Rock	0.56	1.2	59	<20	54	0.1	0.13	0.58	0.080	9.9	15
A0964711	BR-139	315.5	316	Felsic Volcanic 1	Central Pit	Ore-Grade	0.86	1.2	104	<20	85	0.1	0.16	0.59	0.11	16	59
A0964712	BR-139	320.25	321	Metasediment 2	Central Pit	Mine Rock	0.18	2.1	154	<20	120	<0.1	0.15	0.24	0.17	18	63
A0962890	BR-139	326	327	Metasediment 2	Central Pit	Mine Rock	0.34	2.0	1.8	<20	201	<0.1	0.31	0.24	0.060	23	59
A0962891	BR-139	335.3	336.45	Metasediment 2	Central Pit	Mine Rock	0.16	3.1	111	<20	172	0.3	0.35	0.71	0.050	22	97
A0962892	BR-139	340.9	342	Metasediment 2	Central Pit	Mine Rock	0.25	3.3	195	<20	224	0.2	0.44	0.69	0.070	21	100
A0962893	BR-139	348	349	Metasediment 2	Central Pit	Mine Rock	0.15	2.7	167	<20	164	0.1	0.32	0.29	0.050	23	84
A0962894	BR-139	366.5	367	Metasediment 2	Central Pit	Mine Rock	0.088	2.5	8.5	<20	152	0.2	0.08	0.44	0.030	12	45
A0963547	BR-185	23.6	24.5	Felsic Volcanic 1	Central Pit	Mine Rock	0.32	1.1	23	<20	69	0.1	0.13	0.70	0.12	8.1	7.7
A0964158	BR-168	117	118.5	Felsic Volcanic 1	Central Pit	Mine Rock	0.17	1.0	11	<20	82	<0.1	0.09	0.89	0.090	8.4	12
A0964154	BR-168	123.5	124.5	Felsic Volcanic 1	Central Pit	Mine Rock	0.12	1.3	6.6	<20	78	<0.1	0.04	1.2	0.070	9.9	16
A0964155	BR-168	130.95	131.45	Felsic Volcanic 1	Central Pit	Mine Rock	0.18	2.3	4.2	<20	179	0.4	0.11	2.3	0.11	18	141
A0964156	BR-168	141	142.1	Felsic Volcanic 1	Central Pit	Mine Rock	0.20	1.4	4.3	<20	76	0.1	0.04	1.1	0.15	9.3	17
A0964157	BR-168	149.65	150.2	Felsic Volcanic 1	Central Pit	Mine Rock	0.32	1.3	9.0	<20	98	<0.1	0.03	1.0	0.13	9.8	17
A0964159	BR-168	159	160.5	Felsic Volcanic 1	Central Pit	Mine Rock	0.34	1.1	7.6	<20	79	<0.1	0.06	0.29	0.12	10	12

(1) Ten times average crustal abundance values presented in Price (1997).

Blue highlighting indicates samples with metal concentrations greater than the ten times crustal abundance screening value are present in the analyzed group.

Screening values are for qualitative assessment only and hold no regulatory significance.

Classification as mine rock or ore-grade materials was based on gold content.

A value of "--" indicates metal was not measured for the given sample; the variation in elements analyzed is due to measurement at two different laboratories (see text).

Table B-5 Aqua Regia Metals

Sample ID	Drillhole ID	From	To	Lithology	Area	Class	Silver	Aluminum	Arsenic	Boron	Barium	Beryllium	Bismuth	Calcium	Cadmium	Cobalt	Chromium
		m	m				ppm	%	ppm	ppm	ppm	ppm	ppm	%	ppm	ppm	ppm
10x Crustal Abundance (Price 1997) [(1)]							*0.75*	*--*	*18*	*100*	*4250*	*30*	*0.085*	*--*	*1.5*	*250*	*1020*
A0964160	BR-168	166.25	166.75	Felsic Volcanic 1	Central Pit	Mine Rock	1.7	0.59	84	<20	34	<0.1	1.06	0.32	2.7	11	9.1
A0964161	BR-168	171.6	172.4	Felsic Volcanic 1	Central Pit	Mine Rock	0.25	1.1	7.4	<20	74	<0.1	0.03	0.83	0.070	8.7	14
A0964162	BR-168	177	178	Felsic Volcanic 1	Central Pit	Mine Rock	0.29	1.3	12	<20	49	0.3	0.18	1.1	0.13	20	13
A0964163	BR-168	182.25	183	Felsic Volcanic 1	Central Pit	Mine Rock	0.49	1.0	80	<20	23	0.2	0.09	1.3	0.10	8.6	13
A0964164	BR-168	192	192.5	Felsic Volcanic 1	Central Pit	Mine Rock	0.088	0.81	7.2	<20	41	0.1	0.05	0.90	0.050	9.9	10
A0964165	BR-168	198.3	199.3	Felsic Volcanic 1	Central Pit	Mine Rock	0.37	1.2	11	<20	63	<0.1	0.09	1.2	0.35	9.0	13
A0964166	BR-168	207.3	207.8	Felsic Volcanic 1	Central Pit	Mine Rock	0.35	1.2	20	<20	120	0.1	0.29	0.82	0.15	10	12
A0964167	BR-168	213	214	Felsic Volcanic 1	Central Pit	Mine Rock	0.24	1.2	10	<20	50	<0.1	0.05	0.76	0.24	9.1	16
A0964168	BR-168	219.55	221	Felsic Volcanic 1	Central Pit	Mine Rock	0.15	1.3	4.5	<20	93	0.1	<0.02	1.3	0.040	11	20
A0964169	BR-168	227.8	228.6	Felsic Volcanic 1	Central Pit	Mine Rock	0.29	2.6	9.9	<20	195	0.2	0.07	1.8	0.13	22	82
A0964170	BR-168	234.55	235.05	Felsic Volcanic 1	Central Pit	Mine Rock	0.17	1.2	19	<20	70	0.2	0.05	0.63	0.12	9.1	14
A0964171	BR-168	252.9	254	Felsic Volcanic 1	Central Pit	Mine Rock	0.16	1.5	13	<20	117	0.1	0.04	0.76	0.050	11	28
A0964172	BR-168	268.5	270	Felsic Volcanic 1	Central Pit	Mine Rock	0.17	1.3	21	<20	105	<0.1	0.08	0.98	0.060	9.0	14
A0964173	BR-168	280.5	282	Felsic Volcanic 1	Central Pit	Mine Rock	0.11	1.2	119	<20	75	<0.1	0.07	0.64	0.040	9.3	14
A0964174	BR-168	298.65	299.15	Felsic Volcanic 1	Central Pit	Ore-Grade	17	0.57	158	72	53	<0.1	0.91	0.74	0.55	7.5	10
A0964175	BR-168	320.6	321.35	Felsic Volcanic 1	Central Pit	Mine Rock	0.55	0.73	122	<20	35	<0.1	0.22	0.34	0.090	9.0	7.2
A0964176	BR-168	325.5	326.45	Metasediment 2	Central Pit	Mine Rock	0.15	2.5	160	<20	205	0.1	0.26	0.17	0.070	19	80
117301	BR-169	40.5	41.5	Felsic Volcanic 1	Central Pit	Ore-Grade	1.1	1.2	53	<20	82	0.2	0.22	0.73	0.37	10	8.2
A0964638	BR-169	54.2	55.3	Felsic Volcanic 1	Central Pit	Mine Rock	0.23	1.5	45	<20	73	0.1	0.06	0.78	0.080	8.8	15
A0964639	BR-169	62	62.9	Felsic Volcanic 1	Central Pit	Mine Rock	0.28	1.3	5.4	<20	104	<0.1	0.08	0.96	0.070	9.4	14
117302	BR-169	65.5	66	Felsic Volcanic 1	Central Pit	Mine Rock	0.17	1.2	27	<20	73	0.1	0.17	0.62	0.070	9.3	14
117303	BR-169	74.25	74.8	Felsic Volcanic 1	Central Pit	Mine Rock	0.23	1.3	9.7	<20	76	<0.1	0.08	0.40	0.060	11	14
117304	BR-169	76.05	76.7	Felsic Volcanic 1	Central Pit	Mine Rock	0.26	1.2	14	<20	73	<0.1	0.08	0.58	0.070	9.1	13
117305	BR-169	83.5	84	Felsic Volcanic 1	Central Pit	Mine Rock	0.19	1.3	19	<20	70	<0.1	0.22	0.41	0.10	12	13
117306	BR-169	85.5	86.35	Felsic Volcanic 1	Central Pit	Mine Rock	0.17	1.3	24	<20	67	<0.1	0.11	0.63	0.090	10	13
A0964640	BR-169	95.45	96	Felsic Volcanic 1	Central Pit	Mine Rock	0.38	1.3	52	<20	96	<0.1	0.02	0.68	0.13	10	16
117307	BR-169	98.25	99	Felsic Volcanic 1	Central Pit	Mine Rock	0.20	1.3	36	<20	107	<0.1	0.09	0.66	0.13	9.0	14
117308	BR-169	103.9	105	Felsic Volcanic 1	Central Pit	Mine Rock	0.20	1.2	49	<20	105	<0.1	0.09	0.79	0.070	8.9	19
117309	BR-169	121.6	123	Felsic Volcanic 1	Central Pit	Ore-Grade	0.20	1.7	112	<20	48	0.5	0.07	0.81	0.050	9.2	6.8
A0964714	BR-169	126	126.8	Felsic Volcanic 1	Central Pit	Ore-Grade	0.35	0.84	284	<20	76	0.1	0.1	0.54	0.22	8.2	7.2
A0964715	BR-169	127.8	128.4	Felsic Volcanic 1	Central Pit	Ore-Grade	1.7	0.78	815	<20	61	<0.1	0.06	0.29	0.17	7.6	15
A0964716	BR-169	129	129.55	Felsic Volcanic 1	Central Pit	Ore-Grade	0.53	1.5	1545	<20	41	0.5	0.07	0.58	0.050	10	7.9
A0964717	BR-169	130.15	130.7	Felsic Volcanic 1	Central Pit	Ore-Grade	0.37	1.1	1032	<20	41	0.5	0.08	0.50	0.22	8.8	9.7
A0964718	BR-169	131.85	132.4	Felsic Volcanic 1	Central Pit	Ore-Grade	0.30	0.83	2395	<20	65	0.1	0.1	1.3	0.090	7.0	12
117310	BR-169	150	150.5	Felsic Volcanic 1	Central Pit	Mine Rock	0.15	1.1	143	<20	57	0.2	0.1	1.2	0.080	7.7	12
117311	BR-169	150.5	151.1	Metasediment 2	Central Pit	Mine Rock	0.091	2.7	505	<20	192	0.4	0.17	1.2	0.050	20	84
117312	BR-169	154.5	156	Metasediment 2	Central Pit	Mine Rock	0.13	2.7	44	<20	180	0.2	0.2	0.36	0.060	19	94
117313	BR-169	158.55	160	Metasediment 2	Central Pit	Mine Rock	0.26	1.7	6.2	<20	130	<0.1	0.2	0.76	0.050	10	13
117314	BR-169	165	165.7	Metasediment 2	Central Pit	Mine Rock	0.27	2.9	2227	<20	129	0.2	0.65	0.42	0.070	21	84
117316	BR-169	186	186.55	Felsic Volcanic 1	Central Pit	Mine Rock	0.12	1.2	13	<20	66	<0.1	0.05	0.58	0.050	8.2	12
117317	BR-169	189.65	190.7	Metasediment 2	Central Pit	Mine Rock	0.18	2.4	158	<20	160	0.2	0.24	0.45	0.10	17	69
A0964641	BR-169	199.4	199.9	Felsic Volcanic 2	Central Pit	Mine Rock	0.30	1.3	20	<20	81	<0.1	0.18	0.87	0.020	15	214
117318	BR-169	205.5	207	Felsic Volcanic 2	Central Pit	Mine Rock	0.31	0.45	86	<20	67	<0.1	0.14	0.46	0.090	1.7	1.6

(1) Ten times average crustal abundance values presented in Price (1997).

Blue highlighting indicates samples with metal concentrations greater than the ten times crustal abundance screening value are present in the analyzed group.

Screening values are for qualitative assessment only and hold no regulatory significance.

Classification as mine rock or ore-grade materials was based on gold content.

A value of "--" indicates metal was not measured for the given sample; the variation in elements analyzed is due to measurement at two different laboratories (see text).

Table B-5 Aqua Regia Metals

Sample ID	Drillhole ID	From	To	Lithology	Area	Class	Silver	Aluminum	Arsenic	Boron	Barium	Beryllium	Bismuth	Calcium	Cadmium	Cobalt	Chromium
		m	m				ppm	%	ppm	ppm	ppm	ppm	ppm	%	ppm	ppm	ppm
10x Crustal Abundance (Price 1997) [1]							*0.75*	*--*	*18*	*100*	*4250*	*30*	*0.085*	*--*	*1.5*	*250*	*1020*
117319	BR-169	210	210.5	Felsic Volcanic 2	Central Pit	Mine Rock	0.16	0.71	47	<20	67	<0.1	0.45	0.41	0.040	4.2	6.3
117315	BR-169	214.5	216	Felsic Volcanic 2	Central Pit	Mine Rock	0.19	0.58	67	<20	65	<0.1	0.36	0.62	0.050	1.8	2.1
117320	BR-169	220.35	221.75	Felsic Volcanic 2	Central Pit	Mine Rock	0.19	0.53	2024	<20	55	<0.1	0.11	0.29	0.050	1.9	2.7
117321	BR-169	224.5	225.45	Felsic Volcanic 2	Central Pit	Mine Rock	0.15	0.56	30	<20	95	<0.1	0.06	0.57	0.020	1.5	2.0
A0964642	BR-169	232.5	234	Felsic Volcanic 1	Central Pit	Mine Rock	0.17	1.3	45	<20	95	<0.1	0.06	1.2	0.040	10	16
117322	BR-169	241.5	242.8	Felsic Volcanic 2	Central Pit	Mine Rock	0.24	0.57	40	<20	80	<0.1	0.14	0.47	0.030	1.8	2.6
117323	BR-169	246.7	247.7	Felsic Volcanic 2	Central Pit	Ore-Grade	0.39	0.40	60	<20	64	<0.1	0.22	0.69	0.050	2.1	3.2
A0964643	BR-169	251.15	252	Felsic Volcanic 2	Central Pit	Mine Rock	0.38	2.3	497	<20	74	0.6	0.17	1.4	0.060	13	32
117324	BR-169	256.5	258	Metasediment 2	Central Pit	Mine Rock	0.092	3.1	99	<20	160	0.2	0.46	0.22	0.010	15	50
117325	BR-169	266.75	268.2	Metasediment 2	Central Pit	Mine Rock	0.17	1.2	4.1	<20	96	0.1	0.4	0.38	0.060	5.6	5.8
A0962994	BR-241	70.85	72.15	Metasediment 2	Central Pit	Mine Rock	0.16	3.0	116	<20	239	0.2	0.22	0.31	0.040	26	113
A0962995	BR-241	79.6	81	Felsic Volcanic 1	Central Pit	Mine Rock	0.17	1.3	20	<20	97	<0.1	0.1	0.50	0.040	8.4	11
A0962996	BR-241	97.85	98.35	Felsic Volcanic 2	Central Pit	Mine Rock	0.40	1.5	19	<20	224	0.1	0.45	0.65	0.040	12	85
A0962997	BR-241	104.65	105.2	Felsic Volcanic 1	Central Pit	Mine Rock	0.20	1.5	14	<20	135	<0.1	0.1	0.86	0.030	12	19
A0962998	BR-241	110.5	111.5	Felsic Volcanic 2	Central Pit	Mine Rock	0.31	0.60	79	<20	37	<0.1	0.41	0.28	0.070	2.3	3.6
A0962999	BR-241	117.8	119	Felsic Volcanic 1	Central Pit	Mine Rock	0.22	2.9	56	<20	118	0.4	0.13	1.9	0.060	15	72
A0963000	BR-241	125.5	126.5	Felsic Volcanic 2	Central Pit	Mine Rock	0.27	1.3	182	<20	78	0.2	0.4	1.1	0.090	7.2	12
A0964501	BR-241	130.7	131.75	Felsic Volcanic 1	Central Pit	Ore-Grade	0.96	1.0	>10000	<20	39	0.2	0.45	1.4	0.070	10	4.9
A0964502	BR-241	144	145.5	Felsic Volcanic 2	Central Pit	Mine Rock	1.0	0.30	399	<20	53	<0.1	0.07	0.34	0.52	1.7	4.0
A0964503	BR-241	148.5	150	Felsic Volcanic 2	Central Pit	Mine Rock	0.17	0.56	32	<20	120	0.1	0.07	0.52	0.060	1.6	1.6
A0964504	BR-241	153.5	154.8	Felsic Volcanic 2	Central Pit	Mine Rock	0.096	0.59	12	<20	75	<0.1	0.06	0.43	0.060	1.7	2.5
A0964505	BR-241	162	163.5	Felsic Volcanic 2	Central Pit	Mine Rock	0.12	0.61	14	<20	80	<0.1	0.19	0.37	0.050	1.7	1.7
A0964506	BR-241	171.7	173.2	Felsic Volcanic 1	Central Pit	Mine Rock	0.25	1.6	163	<20	106	0.1	0.12	1.0	0.030	10	14
A0964507	BR-241	180.65	182.15	Felsic Volcanic 1	Central Pit	Mine Rock	0.16	1.9	7.9	<20	76	0.2	0.05	0.89	0.030	10	13
A0964508	BR-241	183.35	183.8	Felsic Volcanic 2	Central Pit	Mine Rock	0.18	0.59	1.7	<20	60	<0.1	0.09	0.18	0.030	2.8	3.2
A0964509	BR-241	212.3	213.2	Felsic Volcanic 1	Central Pit	Mine Rock	0.039	0.80	0.50	<20	53	0.1	0.06	0.10	0.010	2.0	1.6
A0964510	BR-241	213.2	214	Felsic Volcanic 1	Central Pit	Mine Rock	0.075	0.87	0.30	<20	44	0.1	0.1	0.27	0.020	2.1	3.6
A0962968	BR-250B	186.85	187.35	Felsic Volcanic 1	Central Pit	Ore-Grade	3.6	0.41	389	<20	31	<0.1	0.22	0.10	1.6	8.7	2.4
A0964958	DNE-001	23	24.5	Felsic Volcanic 1	Central Pit	Mine Rock	0.36	1.6	210	<20	56	0.2	0.05	1.0	0.060	9.8	16
A0964957	DNE-001	28	30	Felsic Volcanic 2	Central Pit	Mine Rock	0.12	0.30	171	<20	26	<0.1	0.05	0.60	0.030	1.8	1.3
A0964956	DNE-001	36	37.5	Felsic Volcanic 2	Central Pit	Mine Rock	0.14	0.38	122	<20	30	<0.1	0.05	0.36	0.050	2.1	2.5
A0964955	DNE-001	43.5	45	Felsic Volcanic 2	Central Pit	Mine Rock	0.15	0.20	150	<20	18	<0.1	0.12	0.15	0.11	1.6	0.50
A0964954	DNE-001	49	49.5	Felsic Volcanic 1	Central Pit	Mine Rock	0.22	1.3	88	<20	129	0.1	0.2	1.5	0.060	6.5	12
A0964953	DNE-001	56.25	57	Felsic Volcanic 1	Central Pit	Mine Rock	0.20	1.3	88	<20	75	<0.1	0.11	1.2	0.040	8.1	12
A0964952	DNE-001	63	64.5	Felsic Volcanic 1	Central Pit	Mine Rock	0.19	1.8	156	<20	81	0.2	0.11	1.2	0.080	11	16
A0964951	DNE-001	70.45	71.3	Felsic Volcanic 2	Central Pit	Mine Rock	0.068	0.27	159	<20	28	<0.1	0.13	0.52	0.040	1.7	2.0
A0964950	DNE-001	75.75	76.6	Felsic Volcanic 1	Central Pit	Mine Rock	0.19	1.5	67	<20	83	0.1	0.08	1.5	0.050	11	14
A0964949	DNE-001	80.4	81.4	Felsic Volcanic 2	Central Pit	Mine Rock	0.12	0.40	27	<20	45	<0.1	0.35	0.43	0.14	1.8	2.5
A0964948	DNE-001	85.8	87	Felsic Volcanic 1	Central Pit	Mine Rock	0.21	1.5	74	<20	182	0.1	0.27	1.6	0.080	11	15
A0964947	DNE-001	93	94.5	Felsic Volcanic 1	Central Pit	Mine Rock	0.19	1.5	116	<20	89	<0.1	0.24	1.3	0.050	11	16
A0964946	DNE-001	106.5	108	Felsic Volcanic 1	Central Pit	Mine Rock	0.22	1.9	123	<20	138	0.2	0.23	1.4	0.050	13	23
A0964945	DNE-001	117.9	118.7	Felsic Volcanic 1	Central Pit	Mine Rock	0.19	0.54	37	<20	62	<0.1	0.29	0.86	0.040	2.4	2.4
A0964944	DNE-001	118.7	119.5	Felsic Volcanic 1	Central Pit	Mine Rock	0.20	0.70	38	<20	78	<0.1	0.28	0.84	0.040	3.6	2.6

(1) Ten times average crustal abundance values presented in Price (1997).

Blue highlighting indicates samples with metal concentrations greater than the ten times crustal abundance screening value are present in the analyzed group.

Screening values are for qualitative assessment only and hold no regulatory significance.

Classification as mine rock or ore-grade materials was based on gold content.

A value of "--" indicates metal was not measured for the given sample; the variation in elements analyzed is due to measurement at two different laboratories (see text).

Table B-5 Aqua Regia Metals

Sample ID	Drillhole ID	From	To	Lithology	Area	Class	Silver	Aluminum	Arsenic	Boron	Barium	Beryllium	Bismuth	Calcium	Cadmium	Cobalt	Chromium
		m	m				ppm	%	ppm	ppm	ppm	ppm	ppm	%	ppm	ppm	ppm
10x Crustal Abundance (Price 1997) [(1)]							*0.75*	*--*	*18*	*100*	*4250*	*30*	*0.085*	*--*	*1.5*	*250*	*1020*
A0964943	DNE-001	124.6	125.7	Felsic Volcanic 1	Central Pit	Mine Rock	0.13	0.70	70	<20	53	0.1	0.29	0.85	0.040	5.0	10
A0964942	DNE-001	131.5	132.15	Felsic Volcanic 1	Central Pit	Mine Rock	0.27	1.5	91	<20	77	0.2	0.15	1.1	0.060	11	13
A0964941	DNE-001	142.65	144	Felsic Volcanic 1	Central Pit	Mine Rock	0.16	1.5	112	<20	137	0.1	0.22	1.1	0.040	11	13
A0964940	DNE-001	157.5	159	Felsic Volcanic 1	Central Pit	Mine Rock	0.15	1.6	27	<20	79	0.2	0.19	1.3	0.040	10	11
A0964939	DNE-001	169.5	171	Felsic Volcanic 1	Central Pit	Mine Rock	0.21	1.4	142	<20	63	0.1	0.15	1.2	0.050	10	13
A0964938	DNE-001	174	175.5	Felsic Volcanic 2	Central Pit	Mine Rock	0.20	0.47	179	<20	66	<0.1	0.12	0.54	0.060	1.7	1.0
A0964937	DNE-001	180	181.5	Felsic Volcanic 2	Central Pit	Mine Rock	0.15	0.47	106	<20	62	<0.1	0.11	0.79	0.080	1.5	2.2
A0964936	DNE-001	187.5	188.4	Felsic Volcanic 2	Central Pit	Mine Rock	0.15	0.56	34	<20	80	0.1	0.09	0.58	0.030	1.6	1.6
A0963125	BR-085	26	27	Felsic Volcanic 1	Central Pit	Mine Rock	0.86	0.36	24	<20	55	0.2	3.44	0.20	0.11	2.2	2.0
A0963126	BR-085	31	32	Felsic Volcanic 1	Central Pit	Mine Rock	1.0	1.1	43	<20	75	0.3	5.58	0.87	0.16	2.5	2.3
A0963127	BR-085	36	37	Felsic Volcanic 1	Central Pit	Mine Rock	0.75	0.70	36	<20	65	<0.1	4.61	0.86	1.5	6.1	7.8
A0963128	BR-085	41	42	Felsic Volcanic 1	Central Pit	Mine Rock	0.52	0.51	30	<20	46	<0.1	2.93	0.79	0.98	3.7	4.9
A0963129	BR-085	46	47	Felsic Volcanic 1	Central Pit	Mine Rock	0.61	0.41	39	<20	74	<0.1	1.2	1.2	2.3	2.1	4.3
A0963130	BR-085	52.25	53.25	Felsic Volcanic 2	Central Pit	Mine Rock	0.38	0.46	40	<20	77	0.1	2.07	0.71	0.080	2.2	3.1
A0963135	BR-085	56.75	57.25	Felsic Volcanic 2	Central Pit	Mine Rock	11	0.46	109	<20	93	0.1	75.86	2.0	1.2	2.4	3.2
A0963131	BR-085	62.15	63.15	Felsic Volcanic 1	Central Pit	Mine Rock	2.6	0.87	96	<20	202	0.3	8.43	2.6	1.7	11	17
A0963132	BR-085	67.8	68.9	Felsic Volcanic 1	Central Pit	Mine Rock	0.72	0.74	102	<20	257	0.2	1.36	2.7	0.49	9.7	27
A0963133	BR-085	72.3	73.3	Felsic Volcanic 1	Central Pit	Mine Rock	0.27	0.43	41	<20	63	0.1	1.84	2.3	0.21	9.1	16
A0963134	BR-085	77.85	78.85	Felsic Volcanic 1	Central Pit	Mine Rock	0.78	1.8	195	<20	137	0.2	1.81	1.1	1.0	17	69
A0963136	BR-086	36.2	37.5	Felsic Volcanic 1	Central Pit	Mine Rock	0.51	0.97	16	<20	118	0.1	0.24	2.1	0.68	11	12
A0963137	BR-086	40	41	Felsic Volcanic 1	Central Pit	Ore-Grade	0.85	0.80	8.2	<20	138	0.1	1.33	1.3	1.7	5.7	12
A0963138	BR-086	45	46	Felsic Volcanic 1	Central Pit	Mine Rock	0.41	1.1	27	<20	148	0.1	0.71	1.6	0.53	8.4	14
A0963139	BR-086	60.3	61.8	Felsic Volcanic 1	Central Pit	Ore-Grade	0.28	1.0	40	<20	105	0.1	0.67	1.1	0.17	12	13
A0963140	BR-086	89.25	89.75	Felsic Volcanic 1	Central Pit	Mine Rock	0.16	0.78	11	<20	93	0.1	0.32	1.5	0.13	7.2	12
A0963141	BR-086	94.6	96.1	Felsic Volcanic 1	Central Pit	Mine Rock	0.18	1.2	7.7	<20	205	0.1	0.26	1.5	0.070	8.9	15
A0963142	BR-086	102	103	Felsic Volcanic 1	Central Pit	Mine Rock	1.9	1.2	15	<20	306	0.3	1.89	2.4	0.72	12	31
A0963143	BR-086	106	107	Felsic Volcanic 1	Central Pit	Ore-Grade	1.2	0.45	31	<20	133	0.2	2.31	2.4	0.56	9.6	10
A0963144	BR-086	115.5	117	Felsic Volcanic 1	Central Pit	Mine Rock	0.14	1.2	16	<20	151	0.1	0.16	1.7	0.16	9.7	14
A0963145	BR-086	121.5	123	Felsic Volcanic 1	Central Pit	Mine Rock	0.21	1.1	12	<20	110	0.1	0.23	1.7	0.14	10	14
A0963146	BR-086	126	126.5	Felsic Volcanic 1	Central Pit	Mine Rock	0.12	1.1	16	<20	133	0.1	0.29	2.3	0.14	9.1	11
A0963147	BR-086	140.85	142.35	Felsic Volcanic 1	Central Pit	Mine Rock	0.19	1.0	18	<20	87	<0.1	0.31	1.6	0.74	9.2	13
A0963148	BR-086	149.75	150.75	Felsic Volcanic 1	Central Pit	Mine Rock	0.21	0.62	22	<20	120	0.1	2.04	0.37	0.090	2.7	2.9
A0963149	BR-086	152.75	153.2	Felsic Volcanic 1	Central Pit	Mine Rock	0.19	1.7	25	<20	62	0.2	2.31	1.0	0.020	41	17
A0963150	BR-086	155.25	156.25	Felsic Volcanic 1	Central Pit	Mine Rock	0.24	0.63	22	<20	110	0.1	2.98	0.20	0.070	2.2	2.3
A0963045	BR-086	165	166	Felsic Volcanic 1	Central Pit	Mine Rock	0.78	0.98	54	<20	91	<0.1	6.89	0.57	0.050	15	21
A0963046	BR-086	170	171	Felsic Volcanic 1	Central Pit	Mine Rock	1.5	1.3	40	<20	134	<0.1	16.53	1.1	0.080	14	18
A0963047	BR-086	181.1	182.1	Felsic Volcanic 1	Central Pit	Mine Rock	1.1	0.91	90	<20	144	0.2	2.86	1.7	1.6	9.4	22
A0963151	BR-086	207.85	209.35	Metasediment 2	Central Pit	Mine Rock	3.8	1.7	423	<20	219	0.1	7.82	1.6	0.35	21	27
A0963152	BR-086	214.3	215.8	Argillite	Central Pit	Mine Rock	0.29	2.1	48	<20	654	0.2	0.41	0.44	0.17	23	129
A0963153	BR-086	220.3	221.8	Argillite	Central Pit	Mine Rock	0.24	2.3	337	<20	187	0.2	0.24	0.22	0.14	24	92
A0963154	BR-086	225.8	227.3	Argillite	Central Pit	Mine Rock	0.51	1.6	27	<20	464	0.1	0.39	0.63	0.22	17	80
A0963155	BR-086	231.2	232.7	Felsic Volcanic 1	Central Pit	Mine Rock	0.22	1.5	18	<20	75	0.2	0.14	1.2	1.1	11	18
A0963156	BR-086	258.9	260.4	Felsic Volcanic 1	Central Pit	Mine Rock	0.23	0.99	17	<20	190	0.1	0.29	1.7	0.12	7.9	17

(1) Ten times average crustal abundance values presented in Price (1997).

Blue highlighting indicates samples with metal concentrations greater than the ten times crustal abundance screening value are present in the analyzed group.

Screening values are for qualitative assessment only and hold no regulatory significance.

Classification as mine rock or ore-grade materials was based on gold content.

A value of "--" indicates metal was not measured for the given sample; the variation in elements analyzed is due to measurement at two different laboratories (see text).

Table B-5 Aqua Regia Metals

Sample ID	Drillhole ID	From	To	Lithology	Area	Class	Silver	Aluminum	Arsenic	Boron	Barium	Beryllium	Bismuth	Calcium	Cadmium	Cobalt	Chromium
		m	m				ppm	%	ppm	ppm	ppm	ppm	ppm	%	ppm	ppm	ppm
10x Crustal Abundance (Price 1997) [(1)]							*0.75*	*--*	*18*	*100*	*4250*	*30*	*0.085*	*--*	*1.5*	*250*	*1020*
A0963157	BR-086	264.4	264.7	Felsic Volcanic 1	Central Pit	Mine Rock	0.21	2.1	10	<20	395	0.1	0.23	2.1	0.12	17	11
A0963158	BR-086	275.05	276.55	Metasediment 2	Central Pit	Mine Rock	0.19	2.7	177	<20	166	0.2	0.19	0.44	0.060	14	54
A0963159	BR-087	50.55	51.5	Felsic Volcanic 1	Central Pit	Mine Rock	0.13	1.6	2.8	<20	182	0.2	0.21	0.90	0.040	11	20
A0963160	BR-087	67	68	Felsic Volcanic 1	Central Pit	Mine Rock	0.054	1.1	4.3	<20	95	0.1	0.12	1.3	0.040	9.2	13
A0963161	BR-087	71	72.5	Felsic Volcanic 1	Central Pit	Mine Rock	0.053	1.0	3.5	<20	43	0.1	0.08	1.1	0.050	8.7	14
A0963162	BR-087	77	78.5	Felsic Volcanic 1	Central Pit	Mine Rock	0.080	1.3	14	<20	85	0.1	0.13	0.87	0.10	8.7	12
A0963163	BR-087	85	86.5	Felsic Volcanic 1	Central Pit	Mine Rock	0.42	0.58	1.7	<20	80	<0.1	0.67	2.2	0.21	8.6	10
A0963164	BR-087	92.5	94	Felsic Volcanic 1	Central Pit	Mine Rock	0.25	0.38	4.3	<20	28	<0.1	2.2	0.33	0.090	10	2.4
A0963165	BR-087	100	101.5	Felsic Volcanic 1	Central Pit	Mine Rock	0.20	0.81	4.8	<20	70	<0.1	0.95	0.51	0.18	9.7	11
A0963166	BR-087	106	107.5	Felsic Volcanic 1	Central Pit	Mine Rock	0.20	0.63	3.6	<20	56	<0.1	1.47	0.45	0.25	12	6.8
A0963167	BR-087	111.5	113	Felsic Volcanic 1	Central Pit	Mine Rock	0.21	0.99	3.6	<20	119	<0.1	1.21	0.46	0.13	10	18
A0963168	BR-087	117.4	118.5	Felsic Volcanic 1	Central Pit	Mine Rock	0.20	0.90	8.8	<20	96	<0.1	1.09	0.38	0.13	12	19
A0963169	BR-087	123	124.5	Felsic Volcanic 1	Central Pit	Mine Rock	0.36	1.0	9.8	<20	112	<0.1	1.71	0.46	0.18	10	19
A0963170	BR-087	138	139.5	Felsic Volcanic 1	Central Pit	Mine Rock	0.14	0.74	2.4	<20	70	<0.1	1.43	0.57	0.090	9.1	16
A0963171	BR-087	150	151.5	Felsic Volcanic 1	Central Pit	Mine Rock	0.64	0.79	3.6	<20	87	<0.1	1.65	0.72	0.17	9.2	15
A0963172	BR-087	160.5	162	Felsic Volcanic 1	Central Pit	Mine Rock	0.35	0.83	4.1	<20	76	<0.1	1.35	0.41	0.10	8.4	16
A0963173	BR-087	172.7	174.25	Felsic Volcanic 1	Central Pit	Mine Rock	0.20	1.3	5.3	<20	130	0.2	1.58	0.78	0.070	11	64
A0963174	BR-087	180	181.5	Felsic Volcanic 1	Central Pit	Mine Rock	0.47	0.81	3.7	<20	67	<0.1	2.44	0.50	0.10	9.3	16
A0963175	BR-087	187	188	Felsic Volcanic 1	Central Pit	Mine Rock	0.87	0.74	4.0	<20	91	<0.1	1.66	0.80	0.18	9.5	15
A0963176	BR-087	195	196	Felsic Volcanic 1	Central Pit	Ore-Grade	0.60	0.96	7.0	<20	67	0.1	3.37	0.56	0.090	8.7	11
A0963177	BR-087	199	200	Felsic Volcanic 1	Central Pit	Mine Rock	0.18	0.48	12	<20	66	<0.1	1.33	0.98	0.050	4.6	5.6
A0963178	BR-087	205	205.5	Felsic Volcanic 1	Central Pit	Mine Rock	0.11	0.63	16	<20	72	<0.1	0.95	0.66	0.040	4.2	6.5
A0963179	BR-087	208.6	209.1	Felsic Volcanic 1	Central Pit	Ore-Grade	1.1	1.1	3.3	<20	107	0.1	2.11	0.90	0.73	9.7	11
A0963180	BR-087	217	218	Felsic Volcanic 1	Central Pit	Ore-Grade	0.34	0.88	42	<20	109	<0.1	1.06	1.2	0.060	6.4	10
A0963181	BR-087	230.5	232	Felsic Volcanic 1	Central Pit	Mine Rock	0.20	1.1	24	<20	97	0.1	0.28	1.5	0.11	7.8	11
A0963182	BR-087	245	246.5	Felsic Volcanic 1	Central Pit	Ore-Grade	2.5	0.93	27	<20	147	0.2	1.66	2.1	1.0	8.7	14
A0963183	BR-087	258	259.5	Felsic Volcanic 1	Central Pit	Mine Rock	1.8	1.2	22	<20	133	0.1	4.02	1.7	0.59	9.4	11
A0963184	BR-087	267	268.5	Felsic Volcanic 1	Central Pit	Mine Rock	0.21	1.1	29	<20	115	0.1	0.19	1.8	0.16	9.4	14
A0963185	BR-087	275.3	276	Felsic Volcanic 2	Central Pit	Mine Rock	1.5	0.36	268	<20	35	0.1	5.44	0.79	0.030	9.5	5.5
A0963186	BR-087	279.85	280.7	Felsic Volcanic 2	Central Pit	Mine Rock	0.67	0.48	166	<20	80	0.1	3.27	0.32	0.10	8.3	4.6
A0963187	BR-087	292	293	Felsic Volcanic 1	Central Pit	Ore-Grade	1.7	1.3	156	<20	109	0.3	6.71	1.6	0.21	15	33
A0963188	BR-087	310	311	Felsic Volcanic 1	Central Pit	Ore-Grade	0.57	1.1	353	<20	103	0.4	0.48	1.5	1.7	15	75
A0963189	BR-087	321	322	Metasediment 2	Central Pit	Ore-Grade	0.98	2.1	905	<20	192	0.3	2.7	0.56	0.71	21	150
A0963190	BR-087	326	327	Felsic Volcanic 1	Central Pit	Mine Rock	0.12	0.93	61	<20	362	0.3	0.31	2.1	0.39	9.1	17
A0963191	BR-087	334	335	Felsic Volcanic 1	Central Pit	Mine Rock	0.40	0.90	869	<20	226	0.2	0.9	2.1	0.13	9.8	40
A0962716	BR-149	33	34.25	Felsic Volcanic 1	Central Pit	Mine Rock	0.11	2.3	2.3	<20	42	0.2	0.61	0.29	0.020	18	68
A0962717	BR-149	93.95	95	Felsic Volcanic 1	Central Pit	Mine Rock	0.15	1.0	3.9	<20	64	0.3	0.19	1.3	0.030	12	24
A0962718	BR-149	103.5	105	Felsic Volcanic 1	Central Pit	Mine Rock	0.090	1.2	5.1	<20	67	0.1	0.11	0.89	0.050	9.0	14
A0962719	BR-149	110.3	111	Felsic Volcanic 1	Central Pit	Mine Rock	0.16	0.80	2.9	<20	102	<0.1	0.69	0.62	0.090	8.6	12
A0962720	BR-149	114.5	116	Felsic Volcanic 1	Central Pit	Mine Rock	0.15	0.72	4.7	<20	85	0.1	1.18	0.51	0.42	11	16
A0962715	BR-149	120.5	122	Felsic Volcanic 1	Central Pit	Mine Rock	0.21	0.63	7.4	<20	67	<0.1	2.1	0.21	0.060	10	4.5
A0962721	BR-149	125	126	Felsic Volcanic 1	Central Pit	Mine Rock	0.14	1.0	8.4	<20	72	0.1	1.5	0.32	0.050	12	15
A0962722	BR-149	130	131	Felsic Volcanic 1	Central Pit	Mine Rock	0.14	0.67	6.8	<20	57	<0.1	1.5	0.34	0.060	8.2	4.9

(1) Ten times average crustal abundance values presented in Price (1997).

Blue highlighting indicates samples with metal concentrations greater than the ten times crustal abundance screening value are present in the analyzed group.

Screening values are for qualitative assessment only and hold no regulatory significance.

Classification as mine rock or ore-grade materials was based on gold content.

A value of "--" indicates metal was not measured for the given sample; the variation in elements analyzed is due to measurement at two different laboratories (see text).

Table B-5 Aqua Regia Metals

Sample ID	Drillhole ID	From	To	Lithology	Area	Class	Silver	Aluminum	Arsenic	Boron	Barium	Beryllium	Bismuth	Calcium	Cadmium	Cobalt	Chromium
		m	m				ppm	%	ppm	ppm	ppm	ppm	ppm	%	ppm	ppm	ppm
10x Crustal Abundance (Price 1997) [(1)]							*0.75*	*--*	*18*	*100*	*4250*	*30*	*0.085*	*--*	*1.5*	*250*	*1020*
A0962723	BR-149	138	139.5	Felsic Volcanic 1	Central Pit	Mine Rock	0.33	0.91	4.6	<20	84	<0.1	3.17	0.50	0.16	10	8.4
A0962724	BR-149	144.3	145.8	Felsic Volcanic 1	Central Pit	Mine Rock	0.36	0.76	3.7	<20	56	0.1	3.21	0.79	0.13	8.8	12
A0962725	BR-149	148.5	149.25	Felsic Volcanic 1	Central Pit	Mine Rock	0.27	0.85	4.3	<20	66	0.1	1.89	0.57	0.15	9.7	11
A0963510	BR-170	160	161	Felsic Volcanic 1	Central Pit	Mine Rock	0.47	0.98	41	<20	65	0.3	4	0.38	0.030	14	8.4
A0963511	BR-170	164.8	166	Felsic Volcanic 1	Central Pit	Mine Rock	1.1	0.48	58	<20	62	0.2	5.34	0.19	0.040	19	3.9
A0963509	BR-170	209	210	Felsic Volcanic 2	Central Pit	Mine Rock	2.3	0.39	145	<20	72	0.1	17.84	0.12	0.080	5.0	2.7
A0963517	BR-170	211	212	Felsic Volcanic 1	Central Pit	Mine Rock	1.6	0.54	54	<20	84	0.2	17.22	0.060	0.060	3.1	1.5
A0963512	BR-170	219.9	220.9	Felsic Volcanic 1	Central Pit	Ore-Grade	0.85	0.93	436	<20	122	0.3	4.45	1.3	0.16	16	57
A0963513	BR-170	235.15	236.2	Metasediment 2	Central Pit	Mine Rock	0.82	2.2	1698	<20	169	0.4	1.28	1.0	2.0	16	74
A0963514	BR-170	243.75	244.75	Metasediment 2	Central Pit	Ore-Grade	0.99	2.0	1021	<20	93	0.3	1.07	2.5	0.55	10	63
A0963515	BR-170	258	259	Felsic Volcanic 2	Central Pit	Mine Rock	0.22	0.39	39	<20	69	<0.1	0.18	0.74	0.54	2.1	2.0
A0963516	BR-170	264	265	Felsic Volcanic 2	Central Pit	Mine Rock	0.22	0.74	25	<20	113	0.1	0.29	0.92	0.26	2.4	1.7
A0963518	BR-171	28.5	29.5	Felsic Volcanic 1	Central Pit	Mine Rock	0.25	1.5	35	<20	140	0.1	2.31	0.71	0.040	12	21
A0963519	BR-171	31.5	32.5	Felsic Volcanic 1	Central Pit	Mine Rock	0.40	0.98	32	<20	90	0.2	2.24	0.19	0.040	6.0	4.0
A0963520	BR-171	34.5	35.5	Felsic Volcanic 1	Central Pit	Mine Rock	0.18	0.89	14	<20	76	0.2	1.59	0.51	0.050	4.6	5.1
A0963521	BR-171	42	42.7	Felsic Volcanic 1	Central Pit	Mine Rock	1.6	0.75	158	<20	28	0.1	11.09	0.11	0.060	55	6.9
A0963542	BR-171	45	46	Felsic Volcanic 1	Central Pit	Mine Rock	1.00	1.4	68	<20	89	0.2	3.65	0.15	0.10	14	12
A0963522	BR-171	48	49	Felsic Volcanic 1	Central Pit	Mine Rock	0.65	1.7	57	<20	120	<0.1	3.38	0.35	0.070	12	22
A0963523	BR-171	56	57	Quartz Sericite Schist	Central Pit	Mine Rock	1.3	0.36	29	<20	64	0.1	4.9	0.31	0.15	2.1	2.7
A0963524	BR-171	60	61	Quartz Sericite Schist	Central Pit	Mine Rock	1.1	0.33	25	<20	55	<0.1	9.55	0.20	0.050	2.7	1.9
A0963525	BR-171	65	65.8	Quartz Sericite Schist	Central Pit	Mine Rock	0.28	0.36	14	<20	58	0.1	1.68	0.050	<0.01	1.4	3.0
A0963526	BR-171	71.55	72.2	Felsic Volcanic 1	Central Pit	Mine Rock	1.0	1.2	122	<20	111	0.4	7.09	0.24	0.090	7.2	6.9
A0963527	BR-171	78	79	Felsic Volcanic 2	Central Pit	Mine Rock	0.83	0.80	43	<20	111	0.2	4.28	0.49	3.3	2.6	1.5
A0963541	BR-171	81	82	Felsic Volcanic 2	Central Pit	Ore-Grade	1.5	0.34	56	<20	66	0.1	8.37	0.12	0.63	4.6	1.5
A0963528	BR-171	82	83	Felsic Volcanic 2	Central Pit	Ore-Grade	1.4	0.94	31	<20	56	0.2	6.55	0.43	0.15	4.6	2.9
A0963529	BR-171	87.5	88.2	Felsic Volcanic 1	Central Pit	Ore-Grade	2.6	1.5	127	<20	81	0.2	12.48	0.47	1.4	18	26
A0963530	BR-171	91.5	92	Felsic Volcanic 1	Central Pit	Mine Rock	0.70	0.47	42	<20	137	0.1	2.59	1.7	5.9	7.1	15
A0963531	BR-171	97.25	98	Felsic Volcanic 1	Central Pit	Mine Rock	0.93	0.99	254	<20	234	0.2	2.44	4.3	2.7	15	66
A0963532	BR-171	100	101	Felsic Volcanic 1	Central Pit	Mine Rock	0.72	1.1	220	<20	158	0.3	3.88	3.4	0.12	12	49
A0963533	BR-171	115.55	116	Felsic Volcanic 1	Central Pit	Mine Rock	0.65	2.2	56	<20	374	0.2	0.88	0.70	0.14	23	73
A0963544	BR-171	121.75	122.75	Metasediment 2	Central Pit	Mine Rock	0.25	1.6	67	<20	173	0.1	1.15	0.60	21	21	66
A0963534	BR-171	123.65	124.4	Metasediment 2	Central Pit	Mine Rock	0.36	1.1	49	<20	122	0.1	0.69	0.28	15	21	49
A0963535	BR-171	131.7	132.2	Felsic Volcanic 1	Central Pit	Mine Rock	0.73	1.7	26	<20	225	0.1	0.98	2.9	29	18	91
A0963536	BR-171	136.05	137	Metasediment 2	Central Pit	Mine Rock	0.80	2.1	44	<20	44	0.2	0.9	0.78	18	21	94
A0963537	BR-171	147.8	148.3	Metasediment 2	Central Pit	Mine Rock	0.35	1.9	1.2	<20	448	<0.1	0.32	0.13	0.12	21	132
A0963538	BR-171	163.5	164.45	Metasediment 2	Central Pit	Mine Rock	0.22	2.3	123	<20	150	0.1	0.28	0.20	0.17	20	88
A0963539	BR-171	172	173	Metasediment 2	Central Pit	Mine Rock	0.38	2.9	183	<20	134	0.5	0.85	0.85	23	13	50
A0963540	BR-171	198.5	199.5	Felsic Volcanic 1	Central Pit	Mine Rock	0.20	1.1	12	<20	58	0.1	0.17	1.4	0.18	9.7	14
A0963543	BR-171	209	210.5	Metasediment 3	Central Pit	Mine Rock	0.30	1.4	6.3	<20	78	0.1	0.19	0.27	0.13	9.1	6.9
A0964376	BR-191	126.7	128.2	Felsic Volcanic 1	Central Pit	Mine Rock	0.10	0.95	2.6	<20	100	0.1	0.57	0.58	0.11	6.4	7.2
A0964377	BR-191	133.2	133.7	Felsic Volcanic 1	Central Pit	Mine Rock	0.34	0.87	2.2	<20	98	0.1	0.74	0.57	0.22	8.4	7.8
A0964378	BR-191	138.35	139	Felsic Volcanic 1	Central Pit	Mine Rock	0.21	0.80	1.1	<20	102	0.1	0.77	0.57	0.14	11	17
A0964379	BR-191	142.6	143.6	Felsic Volcanic 1	Central Pit	Mine Rock	0.082	0.44	1.0	<20	54	<0.1	0.96	0.16	0.040	8.7	3.2

(1) Ten times average crustal abundance values presented in Price (1997).

Blue highlighting indicates samples with metal concentrations greater than the ten times crustal abundance screening value are present in the analyzed group.

Screening values are for qualitative assessment only and hold no regulatory significance.

Classification as mine rock or ore-grade materials was based on gold content.

A value of "--" indicates metal was not measured for the given sample; the variation in elements analyzed is due to measurement at two different laboratories (see text).

Table B-5 Aqua Regia Metals

Sample ID	Drillhole ID	From	To	Lithology	Area	Class	Silver	Aluminum	Arsenic	Boron	Barium	Beryllium	Bismuth	Calcium	Cadmium	Cobalt	Chromium
		m	m				ppm	%	ppm	ppm	ppm	ppm	ppm	%	ppm	ppm	ppm
10x Crustal Abundance (Price 1997) [(1)]							*0.75*	*--*	*18*	*100*	*4250*	*30*	*0.085*	*--*	*1.5*	*250*	*1020*
A0964380	BR-191	147	148	Felsic Volcanic 1	Central Pit	Mine Rock	0.17	0.52	2.0	<20	43	<0.1	1.36	0.19	0.22	11	5.4
A0964381	BR-191	150	151.5	Felsic Volcanic 1	Central Pit	Mine Rock	0.21	0.62	6.0	<20	73	<0.1	1.63	0.16	0.10	7.2	3.9
A0964382	BR-191	156	157.5	Felsic Volcanic 1	Central Pit	Mine Rock	0.24	0.79	1.3	<20	94	<0.1	2.46	0.32	0.36	11	6.3
A0964383	BR-191	160.5	162	Felsic Volcanic 1	Central Pit	Mine Rock	0.25	0.90	2.9	<20	70	<0.1	2	0.32	0.16	13	11
A0964384	BR-191	167.35	168.2	Felsic Volcanic 1	Central Pit	Mine Rock	0.29	1.2	5.5	<20	180	<0.1	2.99	0.99	0.17	14	32
A0964385	BR-191	178.45	179.15	Felsic Volcanic 1	Central Pit	Mine Rock	0.29	0.78	1.7	<20	47	0.1	2.67	0.45	0.15	9.5	16
A0964386	BR-191	184	185.5	Felsic Volcanic 1	Central Pit	Mine Rock	0.44	0.88	3.2	<20	97	<0.1	2.26	0.48	0.21	10	19
117448	BR-283	19	20	Fragmental 1	Central Pit	Mine Rock	0.070	1.2	<0.1	<20	95	<0.1	0.04	0.27	0.050	13	26
117449	BR-283	25.5	27	Felsic Volcanic 1	Central Pit	Mine Rock	0.056	0.90	0.50	<20	76	0.1	<0.02	0.63	0.010	7.7	12
A0964839	BR-283	33	34.5	Felsic Volcanic 1	Central Pit	Mine Rock	0.035	0.91	0.30	<20	87	<0.1	<0.02	0.72	0.010	8.1	12
117064	BR-283	50.2	51	Felsic Volcanic 1	Central Pit	Mine Rock	0.062	0.97	0.30	<20	112	0.1	<0.02	0.85	0.020	8.7	14
117065	BR-283	55.5	57	Felsic Volcanic 1	Central Pit	Mine Rock	0.073	1.1	0.40	<20	112	<0.1	0.05	0.85	<0.01	8.6	14
117066	BR-283	61.5	63	Felsic Volcanic 1	Central Pit	Mine Rock	0.037	1.2	0.40	<20	183	<0.1	<0.02	0.87	0.020	8.2	12
117067	BR-283	72	73.5	Felsic Volcanic 1	Central Pit	Mine Rock	0.022	1.2	<0.1	<20	95	0.1	<0.02	1.4	0.020	8.7	16
117068	BR-283	76.5	78	Felsic Volcanic 1	Central Pit	Mine Rock	0.039	1.5	1.3	<20	150	0.2	0.04	2.3	0.030	12	25
117069	BR-283	82.5	84	Felsic Volcanic 1	Central Pit	Mine Rock	0.024	1.1	0.10	<20	80	0.1	<0.02	1.3	0.020	8.4	13
117070	BR-283	90	91.5	Felsic Volcanic 1	Central Pit	Mine Rock	0.028	1.1	<0.1	<20	90	0.1	0.02	1.4	0.030	8.3	14
117071	BR-283	96	97.5	Felsic Volcanic 1	Central Pit	Mine Rock	0.040	1.2	0.40	<20	81	0.1	<0.02	1.4	0.020	8.6	15
117072	BR-283	103.5	105	Felsic Volcanic 1	Central Pit	Mine Rock	0.027	1.7	0.50	<20	134	0.2	<0.02	1.5	0.020	11	14
117073	BR-283	111	112.5	Felsic Volcanic 1	Central Pit	Mine Rock	0.048	1.3	0.40	<20	116	0.1	0.02	1.3	0.020	9.6	15
117074	BR-283	115.5	117	Felsic Volcanic 1	Central Pit	Mine Rock	0.043	1.2	0.40	<20	120	0.1	<0.02	1.2	0.020	8.1	13
117075	BR-283	120	121.5	Felsic Volcanic 1	Central Pit	Mine Rock	0.022	1.3	0.50	<20	110	0.1	<0.02	1.3	0.020	8.5	13
117076	BR-283	126	127.5	Felsic Volcanic 1	Central Pit	Mine Rock	0.037	1.3	0.40	<20	251	0.1	0.03	0.91	0.020	9.5	15
117077	BR-283	137.25	138.5	Felsic Volcanic 1	Central Pit	Mine Rock	0.025	1.1	0.20	<20	134	0.1	0.03	1.2	0.030	8.8	13
117078	BR-283	144.7	146	Felsic Volcanic 1	Central Pit	Mine Rock	0.026	1.1	0.40	<20	64	0.2	0.03	1.4	0.020	8.6	16
117079	BR-283	150	151.5	Felsic Volcanic 1	Central Pit	Mine Rock	0.059	1.3	0.30	<20	97	<0.1	0.03	1.2	0.030	9.2	14
117080	BR-283	156	157.5	Felsic Volcanic 1	Central Pit	Mine Rock	0.032	1.1	0.80	<20	96	<0.1	0.02	1.1	0.020	8.7	15
117081	BR-283	162	163.5	Felsic Volcanic 1	Central Pit	Mine Rock	0.085	1.4	0.80	<20	118	<0.1	0.11	1.2	0.040	9.9	15
117082	BR-283	166.85	168	Felsic Volcanic 1	Central Pit	Mine Rock	0.048	1.2	0.60	<20	137	<0.1	0.03	0.92	0.030	8.8	14
117083	BR-283	171	172.5	Felsic Volcanic 1	Central Pit	Mine Rock	0.065	1.2	0.40	<20	146	0.1	0.03	0.96	0.040	9.1	15
117084	BR-283	175.5	177	Felsic Volcanic 1	Central Pit	Mine Rock	0.18	1.2	0.70	<20	109	<0.1	0.03	1.3	0.040	7.9	12
117085	BR-283	181.5	183	Felsic Volcanic 1	Central Pit	Mine Rock	0.062	0.98	1.0	<20	93	<0.1	<0.02	0.91	0.030	8.4	13
117086	BR-283	189	190.5	Felsic Volcanic 1	Central Pit	Mine Rock	0.061	0.98	0.60	<20	74	0.1	0.02	0.90	0.020	8.9	14
117087	BR-283	201	202.5	Felsic Volcanic 1	Central Pit	Mine Rock	0.067	1.2	1.2	<20	121	0.1	0.03	0.95	0.030	9.1	13
117088	BR-283	211.5	213	Felsic Volcanic 1	Central Pit	Mine Rock	0.056	1.2	3.2	<20	130	0.2	0.03	0.95	0.020	9.4	12
117089	BR-283	217.5	219	Felsic Volcanic 1	Central Pit	Mine Rock	0.079	1.2	0.50	<20	108	<0.1	0.02	1.0	0.030	9.5	14
117090	BR-283	225	226.5	Felsic Volcanic 1	Central Pit	Mine Rock	0.091	1.3	1.4	<20	141	0.1	0.11	1.0	0.040	9.6	14
117091	BR-283	231	232.5	Felsic Volcanic 1	Central Pit	Mine Rock	0.040	1.2	0.70	<20	133	<0.1	0.02	0.73	0.020	8.6	15
117092	BR-283	237	238.5	Felsic Volcanic 1	Central Pit	Mine Rock	0.035	1.3	0.60	<20	130	0.1	0.04	1.1	0.020	9.5	14
117093	BR-283	244.5	246	Felsic Volcanic 1	Central Pit	Mine Rock	0.0070	1.4	0.60	<20	146	0.1	0.03	1.1	0.010	9.3	15
117094	BR-283	250.5	252	Felsic Volcanic 1	Central Pit	Mine Rock	0.058	1.4	2.8	<20	134	<0.1	0.05	1.3	0.030	9.0	12
117095	BR-283	255.6	256.5	Felsic Volcanic 1	Central Pit	Mine Rock	0.044	1.3	2.0	<20	215	<0.1	0.02	1.2	0.040	9.3	13
117096	BR-283	265.5	267	Felsic Volcanic 1	Central Pit	Mine Rock	0.056	1.5	2.3	<20	84	0.1	0.07	1.6	0.030	12	35

(1) Ten times average crustal abundance values presented in Price (1997).

Blue highlighting indicates samples with metal concentrations greater than the ten times crustal abundance screening value are present in the analyzed group.

Screening values are for qualitative assessment only and hold no regulatory significance.

Classification as mine rock or ore-grade materials was based on gold content.

A value of "--" indicates metal was not measured for the given sample; the variation in elements analyzed is due to measurement at two different laboratories (see text).

Table B-5 Aqua Regia Metals

Sample ID	Drillhole ID	From	To	Lithology	Area	Class	Silver	Aluminum	Arsenic	Boron	Barium	Beryllium	Bismuth	Calcium	Cadmium	Cobalt	Chromium
		m	m				ppm	%	ppm	ppm	ppm	ppm	ppm	%	ppm	ppm	ppm
10x Crustal Abundance (Price 1997) [1]							*0.75*	*--*	*18*	*100*	*4250*	*30*	*0.085*	*--*	*1.5*	*250*	*1020*
117097	BR-283	274.5	276	Felsic Volcanic 1	Central Pit	Mine Rock	0.062	1.4	6.3	<20	107	<0.1	0.06	1.1	0.10	9.6	14
117098	BR-283	288	289.5	Felsic Volcanic 1	Central Pit	Mine Rock	0.12	0.62	3.1	<20	47	<0.1	0.97	0.54	0.070	9.1	7.4
117099	BR-283	306	307.2	Felsic Volcanic 1	Central Pit	Mine Rock	0.23	1.1	4.3	<20	90	<0.1	1.53	0.64	0.10	12	22
117100	BR-283	318	318.9	Felsic Volcanic 1	Central Pit	Mine Rock	0.26	1.1	5.8	<20	162	<0.1	1.55	0.59	0.12	12	15
A0963951	BR-283	340.9	342	Felsic Volcanic 1	Central Pit	Mine Rock	0.34	0.79	2.6	<20	63	<0.1	1.59	0.38	0.060	8.9	13
A0963952	BR-283	361.5	363	Felsic Volcanic 1	Central Pit	Mine Rock	0.32	0.87	4.0	<20	38	0.3	2.08	0.50	0.030	9.7	18
A0963953	BR-283	388.5	390	Felsic Volcanic 1	Central Pit	Mine Rock	0.18	0.51	8.9	<20	64	<0.1	1.33	0.78	0.070	4.9	6.9
A0963954	BR-283	401.75	402.4	Felsic Volcanic 1	Central Pit	Mine Rock	0.066	2.7	5.1	<20	475	0.2	0.07	2.4	0.10	20	46
A0963955	BR-283	414.25	415.25	Felsic Volcanic 1	Central Pit	Mine Rock	0.18	1.3	12	<20	203	0.2	0.13	1.8	0.090	9.4	16
A0963956	BR-283	421.5	422.5	Felsic Volcanic 1	Central Pit	Mine Rock	0.19	1.0	13	<20	142	0.1	0.26	1.7	0.67	9.1	12
117146	BR-034	104	105	Felsic Volcanic 1	Central Pit	Mine Rock	0.21	0.68	5.0	<20	94	0.1	1.25	0.77	0.19	6.6	9.9
117147	BR-034	110	111	Felsic Volcanic 1	Central Pit	Mine Rock	0.29	0.68	5.9	<20	104	0.2	2.48	0.45	0.77	5.7	4.0
117148	BR-034	115	116	Felsic Volcanic 1	Central Pit	Mine Rock	0.27	1.0	7.7	<20	57	0.1	1.46	0.59	0.29	11	17
117205	BR-034	122	123	Felsic Volcanic 1	Central Pit	Mine Rock	0.26	0.63	19	<20	106	0.2	2.08	1.2	0.040	4.8	7.8
117149	BR-034	125	125.5	Felsic Volcanic 2	Central Pit	Mine Rock	0.37	0.92	17	<20	104	0.2	1.97	0.49	0.060	5.1	6.8
117144	BR-034	132	133	Felsic Volcanic 2	Central Pit	Mine Rock	0.33	0.25	24	<20	53	<0.1	3.71	0.050	0.050	2.2	1.8
117150	BR-034	135	136	Felsic Volcanic 2	Central Pit	Mine Rock	0.34	0.39	28	<20	75	0.1	13.19	0.090	0.030	2.5	2.3
117201	BR-034	139	139.7	Felsic Volcanic 2	Central Pit	Mine Rock	1.0	0.43	31	<20	90	0.2	11.34	0.35	0.060	2.2	6.7
117145	BR-034	141.2	142.4	Felsic Volcanic 2	Central Pit	Mine Rock	0.48	0.39	36	<20	71	0.1	4.07	0.13	0.080	1.8	2.3
117202	BR-034	145.4	146.4	Felsic Volcanic 1	Central Pit	Mine Rock	0.27	1.7	54	<20	60	0.4	3.8	1.2	0.040	7.7	13
117203	BR-034	154.6	156	Felsic Volcanic 2	Central Pit	Mine Rock	0.65	0.61	36	<20	95	0.2	4.1	0.32	0.45	3.8	6.6
117204	BR-034	159.5	160.6	Felsic Volcanic 2	Central Pit	Mine Rock	0.45	0.44	24	<20	74	0.1	2.41	0.92	0.050	2.3	5.5
117206	BR-035	38.9	39.5	Felsic Volcanic 1	Central Pit	Mine Rock	0.15	1.7	6.3	<20	31	0.2	0.23	1.7	0.020	18	137
117207	BR-035	42	43	Metasediment 2	Central Pit	Mine Rock	0.12	2.6	8.5	<20	76	0.3	0.16	0.32	0.030	18	83
117164	BR-035	43	44	Metasediment 2	Central Pit	Mine Rock	0.10	2.6	2.0	<20	156	0.3	0.16	0.34	0.13	15	74
117208	BR-035	48	49	Metasediment 2	Central Pit	Mine Rock	0.075	2.4	15	<20	88	0.2	0.12	0.21	0.080	16	70
117209	BR-035	51	52	Felsic Volcanic 1	Central Pit	Mine Rock	0.11	1.4	1.0	<20	123	<0.1	0.11	0.89	0.050	11	18
117210	BR-035	58	58.5	Felsic Volcanic 1	Central Pit	Mine Rock	0.083	1.4	2.2	<20	129	0.1	0.24	0.72	0.040	10	17
117211	BR-035	59.6	60.4	Felsic Volcanic 1	Central Pit	Mine Rock	0.10	1.4	3.2	<20	110	0.1	0.12	0.48	0.070	9.8	16
117212	BR-035	64.5	65	Felsic Volcanic 1	Central Pit	Mine Rock	0.14	1.2	11	<20	89	0.2	0.21	0.89	0.060	9.5	15
117213	BR-035	82	83	Felsic Volcanic 1	Central Pit	Mine Rock	0.087	1.3	6.2	<20	95	0.1	0.08	1.4	0.040	13	85
117214	BR-035	86	87	Felsic Volcanic 1	Central Pit	Mine Rock	0.074	1.2	2.7	<20	98	0.1	0.06	1.1	0.060	10	15
117215	BR-035	91.6	92	Felsic Volcanic 1	Central Pit	Mine Rock	0.068	1.1	1.2	<20	57	<0.1	0.04	0.53	0.020	9.4	15
117216	BR-035	97	98	Felsic Volcanic 1	Central Pit	Mine Rock	0.11	1.2	1.5	<20	99	0.1	0.07	0.80	0.11	10	11
117217	BR-035	100	101	Felsic Volcanic 1	Central Pit	Mine Rock	0.074	1.2	1.5	<20	103	<0.1	0.03	0.74	0.030	9.0	12
117218	BR-035	110	111	Felsic Volcanic 1	Central Pit	Mine Rock	0.12	1.2	5.5	<20	102	<0.1	0.23	0.89	0.030	9.6	14
117219	BR-035	115	116	Felsic Volcanic 1	Central Pit	Mine Rock	0.23	0.86	1.6	<20	28	0.2	0.59	0.75	0.20	11	13
117165	BR-035	120	121	Felsic Volcanic 1	Central Pit	Mine Rock	0.32	1.0	5.2	<20	58	0.2	2.04	0.68	0.10	9.3	9.6
117220	BR-035	126	127	Felsic Volcanic 1	Central Pit	Mine Rock	0.19	0.85	2.8	<20	43	0.1	1.2	0.62	0.10	11	18
117222	BR-035	130.3	131	Felsic Volcanic 1	Central Pit	Mine Rock	0.19	0.96	1.7	<20	83	<0.1	1.76	0.61	0.080	11	16
117221	BR-035	135	136	Felsic Volcanic 1	Central Pit	Mine Rock	0.18	1.0	3.7	<20	69	0.1	2.19	0.36	0.060	11	11
117223	BR-035	142	143	Felsic Volcanic 1	Central Pit	Mine Rock	0.22	0.90	5.2	<20	79	<0.1	1.8	0.66	0.080	8.1	14
117224	BR-035	145	146	Felsic Volcanic 1	Central Pit	Mine Rock	0.14	0.91	6.4	<20	86	<0.1	1.79	0.85	0.070	9.3	14

(1) Ten times average crustal abundance values presented in Price (1997).

Blue highlighting indicates samples with metal concentrations greater than the ten times crustal abundance screening value are present in the analyzed group.

Screening values are for qualitative assessment only and hold no regulatory significance.

Classification as mine rock or ore-grade materials was based on gold content.

A value of "--" indicates metal was not measured for the given sample; the variation in elements analyzed is due to measurement at two different laboratories (see text).

Table B-5 Aqua Regia Metals

Sample ID	Drillhole ID	From	To	Lithology	Area	Class	Silver	Aluminum	Arsenic	Boron	Barium	Beryllium	Bismuth	Calcium	Cadmium	Cobalt	Chromium
		m	m				ppm	%	ppm	ppm	ppm	ppm	ppm	%	ppm	ppm	ppm
10x Crustal Abundance (Price 1997) [(1)]							*0.75*	*--*	*18*	*100*	*4250*	*30*	*0.085*	*--*	*1.5*	*250*	*1020*
117225	BR-035	150	151	Felsic Volcanic 1	Central Pit	Mine Rock	0.22	1.0	7.6	<20	86	0.1	1.32	0.81	0.11	11	14
117226	BR-035	155	156	Felsic Volcanic 1	Central Pit	Mine Rock	0.077	0.79	9.0	<20	82	<0.1	1.36	0.77	0.060	8.1	9.9
117227	BR-035	161	161.5	Felsic Volcanic 1	Central Pit	Mine Rock	0.17	1.1	16	<20	101	0.1	2.43	0.80	0.090	16	25
117228	BR-035	165	166	Felsic Volcanic 1	Central Pit	Mine Rock	0.095	0.73	16	<20	64	<0.1	1.73	0.35	0.040	9.2	5.9
117229	BR-035	169	170	Felsic Volcanic 1	Central Pit	Mine Rock	0.10	0.90	22	<20	71	<0.1	1.94	0.70	0.050	9.3	11
117230	BR-035	173	174	Felsic Volcanic 1	Central Pit	Mine Rock	0.12	0.95	16	<20	75	0.2	1.42	0.91	0.060	9.4	13
117231	BR-035	178	179	Felsic Volcanic 1	Central Pit	Mine Rock	0.16	0.87	5.4	<20	64	0.1	2.26	0.77	0.060	9.5	12
117232	BR-035	182	183	Felsic Volcanic 1	Central Pit	Mine Rock	0.17	0.82	5.3	<20	85	<0.1	1.43	0.87	0.060	8.6	12
117233	BR-035	185	186	Felsic Volcanic 1	Central Pit	Mine Rock	0.17	0.77	8.1	<20	65	<0.1	1.06	1.2	0.48	10	11
117234	BR-035	190	191	Felsic Volcanic 1	Central Pit	Mine Rock	0.17	0.91	3.7	<20	57	<0.1	1.6	0.38	0.070	10	7.6
117235	BR-035	196	197	Felsic Volcanic 1	Central Pit	Mine Rock	0.17	1.4	4.0	<20	47	0.1	1.28	0.68	0.11	9.1	15
117236	BR-035	200.35	201	Felsic Volcanic 1	Central Pit	Mine Rock	0.18	0.88	5.9	<20	57	0.1	1.28	0.59	0.090	7.5	13
117237	BR-035	206	207	Felsic Volcanic 1	Central Pit	Mine Rock	0.34	0.77	12	<20	75	0.1	3.49	0.95	0.51	7.9	7.9
117238	BR-035	209.9	211	Felsic Volcanic 1	Central Pit	Mine Rock	0.16	0.81	5.8	<20	38	0.1	1.86	0.60	0.41	10	8.3
117239	BR-035	215	216	Felsic Volcanic 1	Central Pit	Mine Rock	0.23	0.74	5.6	<20	33	0.1	2.12	0.37	0.16	8.8	4.7
117240	BR-035	219	220	Felsic Volcanic 1	Central Pit	Mine Rock	0.16	0.96	9.9	<20	49	<0.1	2.33	0.38	0.67	9.2	11
117241	BR-035	225	226	Felsic Volcanic 1	Central Pit	Mine Rock	0.14	0.84	12	<20	51	0.1	1.85	0.67	0.11	10	14
117242	BR-035	227.5	228	Felsic Volcanic 1	Central Pit	Mine Rock	0.13	0.59	14	<20	57	0.1	2.51	0.95	0.26	10	9.1
117243	BR-035	233.5	234	Felsic Volcanic 1	Central Pit	Mine Rock	0.21	0.79	31	<20	69	<0.1	0.91	1.3	0.060	11	13
117244	BR-035	240	240.5	Felsic Volcanic 1	Central Pit	Mine Rock	0.18	0.98	37	<20	68	0.1	1.33	1.0	0.050	9.6	15
117245	BR-035	245	245.5	Felsic Volcanic 1	Central Pit	Ore-Grade	0.46	1.1	16	<20	88	<0.1	1.02	1.6	1.7	12	13
117246	BR-035	248.6	249.6	Felsic Volcanic 2	Central Pit	Mine Rock	0.16	0.45	23	<20	35	<0.1	0.54	0.59	0.060	2.0	1.8
117247	BR-035	256	256.7	Felsic Volcanic 1	Central Pit	Mine Rock	0.23	0.92	21	<20	44	<0.1	1.06	0.87	0.080	8.5	14
117248	BR-035	262	263	Felsic Volcanic 1	Central Pit	Ore-Grade	0.35	0.97	30	<20	69	<0.1	2.45	0.77	0.060	11	17
117249	BR-035	267	268	Felsic Volcanic 1	Central Pit	Ore-Grade	0.54	0.82	15	<20	83	<0.1	2.11	0.86	0.44	10	15
117250	BR-035	271.6	273	Felsic Volcanic 1	Central Pit	Mine Rock	0.22	0.92	14	<20	90	<0.1	3.08	0.88	0.080	9.8	12
117151	BR-035	277	278	Felsic Volcanic 1	Central Pit	Mine Rock	0.28	0.92	17	<20	58	0.3	2.17	0.99	0.060	10	12
117152	BR-035	280.7	282	Felsic Volcanic 1	Central Pit	Mine Rock	0.67	0.84	34	<20	85	0.3	3.65	0.20	0.030	12	4.4
117153	BR-035	289.7	291	Felsic Volcanic 1	Central Pit	Mine Rock	0.39	1.3	45	<20	81	0.3	3.44	0.35	0.050	21	38
117154	BR-035	300	301	Felsic Volcanic	Central Pit	Mine Rock	1.1	1.4	145	<20	100	0.2	4.41	0.34	0.070	18	37
117155	BR-035	312	313	Felsic Volcanic 1	Central Pit	Ore-Grade	0.96	1.4	149	<20	101	0.2	4.93	0.34	0.080	17	39
117156	BR-035	321	322	Felsic Volcanic 2	Central Pit	Ore-Grade	0.67	0.92	151	<20	118	0.3	2.44	1.3	0.15	9.5	27
117157	BR-035	330.7	331.5	Felsic Volcanic 1	Central Pit	Mine Rock	0.23	1.1	176	<20	418	0.3	0.49	2.1	0.19	12	16
117158	BR-035	340.5	340.9	Felsic Volcanic 1	Central Pit	Ore-Grade	0.81	0.49	91	<20	112	0.1	1.57	1.2	0.55	6.4	13
117159	BR-035	350	351	Felsic Volcanic 1	Central Pit	Mine Rock	0.14	0.91	52	<20	72	<0.1	0.12	1.1	0.080	7.6	13
117160	BR-035	361	362	Felsic Volcanic 2	Central Pit	Mine Rock	0.31	1.3	1318	<20	220	0.2	0.43	0.46	0.080	13	32
117161	BR-035	373	374	Felsic Volcanic 1	Central Pit	Mine Rock	0.35	1.2	31	<20	156	0.2	0.11	1.1	0.37	8.3	7.7
117162	BR-035	388.5	390	Felsic Volcanic 2	Central Pit	Mine Rock	0.13	0.43	25	<20	113	<0.1	0.15	0.79	0.15	2.0	2.6
117163	BR-035	403	404	Felsic Volcanic 2	Central Pit	Mine Rock	0.20	0.62	12	<20	81	0.1	0.18	0.55	0.37	2.0	0.90
A0963240	BR-068	25	26	Felsic Volcanic 1	Central Pit	Mine Rock	0.042	1.2	0.30	<20	100	<0.1	<0.02	1.3	0.020	9.0	14
A0963241	BR-068	30	31	Felsic Volcanic 1	Central Pit	Mine Rock	0.036	0.97	0.50	<20	70	0.1	<0.02	1.3	0.010	8.7	12
A0963242	BR-068	35	36	Felsic Volcanic 1	Central Pit	Mine Rock	0.020	1.0	0.80	<20	65	0.2	0.02	1.4	<0.01	8.7	11
A0963243	BR-068	40	41.2	Felsic Volcanic 1	Central Pit	Mine Rock	0.0090	1.2	0.40	<20	97	0.1	<0.02	1.4	0.010	8.5	12

(1) Ten times average crustal abundance values presented in Price (1997).

Blue highlighting indicates samples with metal concentrations greater than the ten times crustal abundance screening value are present in the analyzed group.

Screening values are for qualitative assessment only and hold no regulatory significance.

Classification as mine rock or ore-grade materials was based on gold content.

A value of "--" indicates metal was not measured for the given sample; the variation in elements analyzed is due to measurement at two different laboratories (see text).

Table B-5 Aqua Regia Metals

Sample ID	Drillhole ID	From	To	Lithology	Area	Class	Silver	Aluminum	Arsenic	Boron	Barium	Beryllium	Bismuth	Calcium	Cadmium	Cobalt	Chromium
		m	m				ppm	%	ppm	ppm	ppm	ppm	ppm	%	ppm	ppm	ppm
10x Crustal Abundance (Price 1997) [(1)]							*0.75*	*--*	*18*	*100*	*4250*	*30*	*0.085*	*--*	*1.5*	*250*	*1020*
A0963244	BR-068	48	49	Felsic Volcanic 1	Central Pit	Mine Rock	0.055	0.82	1.2	<20	44	0.2	0.05	0.82	0.010	10	9.7
A0963117	BR-068	52	53	Felsic Volcanic 1	Central Pit	Mine Rock	0.052	0.84	1.1	<20	53	0.1	0.02	1.1	0.020	8.9	12
A0963245	BR-068	55	56	Felsic Volcanic 1	Central Pit	Mine Rock	0.060	0.97	0.50	<20	88	0.1	0.03	0.73	0.020	9.0	12
A0963246	BR-068	60	61	Felsic Volcanic 1	Central Pit	Mine Rock	0.094	0.95	0.60	<20	82	<0.1	<0.02	1.3	0.020	8.0	12
A0963247	BR-068	65	66	Felsic Volcanic 1	Central Pit	Mine Rock	0.044	1.0	0.40	<20	98	0.1	<0.02	1.0	0.020	8.6	13
A0963248	BR-068	69.9	71	Felsic Volcanic 1	Central Pit	Mine Rock	0.041	1.1	0.30	<20	65	0.1	<0.02	1.3	0.010	8.6	11
A0963249	BR-068	75	76	Felsic Volcanic 1	Central Pit	Mine Rock	0.032	1.4	0.40	<20	118	0.2	<0.02	1.6	<0.01	7.9	19
A0963250	BR-068	81	82	Felsic Volcanic 1	Central Pit	Mine Rock	0.017	0.92	0.50	<20	51	0.2	<0.02	0.99	<0.01	8.6	11
A0963101	BR-068	85	86	Felsic Volcanic 1	Central Pit	Mine Rock	0.020	0.97	0.40	<20	33	0.2	<0.02	1.6	0.21	5.4	11
A0963102	BR-068	91.05	92	Felsic Volcanic 1	Central Pit	Mine Rock	0.032	0.98	0.50	<20	77	0.1	<0.02	0.87	0.010	8.7	11
A0963103	BR-068	95	96	Felsic Volcanic 1	Central Pit	Mine Rock	0.037	0.98	0.40	<20	53	0.1	<0.02	1.7	<0.01	8.0	12
A0963104	BR-068	100.5	101.5	Felsic Volcanic 1	Central Pit	Mine Rock	0.022	1.1	0.50	<20	83	0.2	<0.02	1.1	<0.01	10	13
A0963118	BR-068	105	106	Felsic Volcanic 1	Central Pit	Mine Rock	0.10	0.90	0.20	<20	61	0.1	<0.02	1.5	0.010	7.5	12
A0963105	BR-068	110	111	Felsic Volcanic 1	Central Pit	Mine Rock	0.017	1.3	0.60	<20	91	0.1	0.02	2.2	<0.01	7.8	12
A0963106	BR-068	115	116	Felsic Volcanic 1	Central Pit	Mine Rock	0.049	0.83	<0.1	<20	48	0.1	<0.02	1.3	<0.01	8.0	13
A0963107	BR-068	120	121	Felsic Volcanic 1	Central Pit	Mine Rock	0.034	0.87	0.50	<20	56	<0.1	<0.02	0.83	<0.01	8.0	12
A0963108	BR-068	125.6	126.1	Felsic Volcanic 1	Central Pit	Mine Rock	0.15	1.9	1.6	<20	251	0.2	<0.02	1.9	0.020	16	44
A0963109	BR-068	131	131.5	Felsic Volcanic 1	Central Pit	Mine Rock	0.058	1.3	0.60	<20	144	0.1	0.02	3.6	0.050	9.8	35
A0963110	BR-068	135	136	Felsic Volcanic 1	Central Pit	Mine Rock	0.048	1.1	0.20	<20	81	0.1	<0.02	1.2	0.020	8.5	13
A0963111	BR-068	140	141	Felsic Volcanic 1	Central Pit	Mine Rock	0.072	1.2	0.50	<20	112	<0.1	<0.02	1.4	0.020	8.3	12
A0963112	BR-068	145	146	Felsic Volcanic 1	Central Pit	Mine Rock	0.033	1.1	0.50	<20	88	0.1	<0.02	0.93	0.010	8.0	12
A0963113	BR-068	161.3	162.3	Felsic Volcanic 1	Central Pit	Mine Rock	0.086	1.5	<0.1	<20	205	<0.1	0.09	0.73	0.040	12	24
A0963114	BR-068	165.6	166.5	Felsic Volcanic 1	Central Pit	Mine Rock	0.073	1.5	0.40	<20	183	0.1	0.06	1.1	0.040	12	19
A0963115	BR-068	172.4	173.4	Felsic Volcanic 1	Central Pit	Mine Rock	0.045	1.5	0.30	<20	202	<0.1	0.06	0.90	0.020	14	24
A0963116	BR-068	309.4	309.9	Felsic Volcanic 1	Central Pit	Mine Rock	0.26	0.97	12	<20	20	0.2	4.24	0.27	1.3	19	5.0
A0963119	BR-068	324.25	325.25	Felsic Volcanic 1	Central Pit	Mine Rock	0.58	0.61	28	<20	51	<0.1	4.93	0.17	0.020	9.0	3.5
A0963545	BR-172	30	31	Felsic Volcanic 1	Central Pit	Mine Rock	0.36	0.29	1629	<20	13	0.2	0.8	0.090	0.050	3.1	0.70
DX758102	BR-172	35	36	Felsic Volcanic 1	Central Pit	Mine Rock	0.38	0.34	23	<20	37	0.1	2.27	0.66	2.5	2.3	3.1
DX758103	BR-172	40.2	40.7	Felsic Volcanic 2	Central Pit	Mine Rock	3.0	0.20	31	<20	48	<0.1	10.1	0.78	0.16	2.3	2.1
DX758104	BR-172	45.5	46.5	Felsic Volcanic 1	Central Pit	Mine Rock	0.68	1.3	47	<20	117	<0.1	0.68	1.1	0.66	8.4	14
DX758105	BR-172	51.5	52.2	Felsic Volcanic 1	Central Pit	Mine Rock	0.70	1.9	56	<20	100	0.5	5.37	0.73	0.070	9.5	9.5
DX758106	BR-172	55.5	56.5	Felsic Volcanic 1	Central Pit	Mine Rock	1.7	1.4	82	<20	85	0.2	10.83	0.16	0.14	19	29
DX758107	BR-172	60.5	61.5	Felsic Volcanic 1	Central Pit	Mine Rock	1.9	1.2	93	<20	72	0.2	22.27	0.17	0.070	17	16
DX758108	BR-172	65.5	66.5	Felsic Volcanic 1	Central Pit	Ore-Grade	1.2	1.3	53	<20	107	0.1	3.35	0.17	0.070	16	24
DX758109	BR-172	70.5	71.5	Felsic Volcanic 1	Central Pit	Mine Rock	0.49	2.0	98	<20	122	0.1	2.89	0.34	2.8	26	73
DX758110	BR-172	75.5	76.7	Felsic Volcanic 1	Central Pit	Mine Rock	1.2	1.1	240	<20	22	0.1	2.89	0.85	5.9	15	22
DX758111	BR-172	80.1	80.75	Felsic Volcanic 1	Central Pit	Ore-Grade	1.3	1.1	259	<20	20	0.1	3.01	0.92	6.5	15	17
DX758112	BR-172	84.75	85.5	Felsic Volcanic 1	Central Pit	Ore-Grade	28	1.4	317	<20	184	0.2	59.83	0.18	1.1	6.4	15
DX758113	BR-172	93.75	94.5	Felsic Volcanic 1	Central Pit	Ore-Grade	0.58	1.8	48	<20	227	0.2	0.58	0.69	0.25	21	109
DX758114	BR-172	99.75	100.5	Felsic Volcanic 1	Central Pit	Mine Rock	0.70	0.33	153	<20	74	<0.1	1.43	0.91	1.2	2.7	4.4
DX758115	BR-172	126.8	127.7	Metasediment 2	Central Pit	Mine Rock	0.23	2.7	8.0	<20	293	0.2	0.44	0.29	0.080	25	128
DX758116	BR-172	132	133.5	Metasediment 2	Central Pit	Mine Rock	0.28	2.3	1029	<20	166	0.1	0.61	0.41	0.29	22	119
DX758117	BR-172	139.5	141	Metasediment 2	Central Pit	Mine Rock	0.36	2.5	45	<20	214	0.1	0.3	0.15	0.070	20	93

(1) Ten times average crustal abundance values presented in Price (1997).

Blue highlighting indicates samples with metal concentrations greater than the ten times crustal abundance screening value are present in the analyzed group.

Screening values are for qualitative assessment only and hold no regulatory significance.

Classification as mine rock or ore-grade materials was based on gold content.

A value of "--" indicates metal was not measured for the given sample; the variation in elements analyzed is due to measurement at two different laboratories (see text).

Table B-5 Aqua Regia Metals

Sample ID	Drillhole ID	From	To	Lithology	Area	Class	Silver	Aluminum	Arsenic	Boron	Barium	Beryllium	Bismuth	Calcium	Cadmium	Cobalt	Chromium
		m	m				ppm	%	ppm	ppm	ppm	ppm	ppm	%	ppm	ppm	ppm
10x Crustal Abundance (Price 1997) [1]							*0.75*	*--*	*18*	*100*	*4250*	*30*	*0.085*	*--*	*1.5*	*250*	*1020*
DX758118	BR-172	142.5	143.35	Metasediment 2	Central Pit	Mine Rock	0.29	2.6	118	<20	179	0.3	0.37	0.38	0.040	16	59
DX758119	BR-172	146	147.5	Metasediment 2	Central Pit	Mine Rock	0.46	2.6	1.1	<20	319	0.1	0.45	0.37	13	14	100
DX758120	BR-172	152.6	153.15	Metasediment 2	Central Pit	Mine Rock	0.46	2.6	1.1	<20	330	0.1	0.46	0.37	13	13	101
DX758121	BR-172	157.5	159	Felsic Volcanic 1	Central Pit	Mine Rock	0.49	2.1	3.9	<20	148	0.1	0.47	0.68	17	10	19
DX758122	BR-172	169.5	170.8	Metasediment 3	Central Pit	Mine Rock	0.21	0.93	47	<20	65	<0.1	0.34	0.36	3.4	6.7	4.4
DX758123	BR-172	188.5	190	Metasediment 2	Central Pit	Mine Rock	0.19	1.9	2.0	<20	61	0.1	0.14	0.32	0.32	16	12
DX758124	BR-172	245.4	246.6	Felsic Volcanic 1	Central Pit	Mine Rock	0.10	2.1	0.80	<20	180	0.1	0.15	0.68	0.030	14	45
A0964076	BR-213	35.5	37	Felsic Volcanic 1	Central Pit	Mine Rock	0.20	1.3	3.8	<20	40	0.2	3.21	0.44	4.0	9.5	8.3
A0964077	BR-213	40.5	41.5	Felsic Volcanic 1	Central Pit	Mine Rock	0.19	1.1	14	<20	89	0.1	1.57	0.69	0.55	13	12
A0964078	BR-213	45.5	46.5	Felsic Volcanic 1	Central Pit	Mine Rock	0.12	0.90	8.2	<20	99	<0.1	1.43	0.71	0.13	8.4	13
A0964079	BR-213	51.5	52.5	Felsic Volcanic 1	Central Pit	Mine Rock	0.14	0.91	18	<20	87	<0.1	1.88	0.43	0.040	7.7	8.4
A0964080	BR-213	55.5	56.5	Felsic Volcanic 1	Central Pit	Mine Rock	0.24	1.4	20	<20	119	0.2	5.19	0.64	0.070	12	10
A0964081	BR-213	60.5	61.5	Felsic Volcanic 1	Central Pit	Mine Rock	0.23	0.96	3.9	<20	101	<0.1	2.57	0.41	0.11	10	7.5
A0964082	BR-213	65.5	67	Felsic Volcanic 1	Central Pit	Mine Rock	0.25	0.84	4.0	<20	73	0.1	3.06	0.48	0.090	9.4	5.9
A0964083	BR-213	71.5	72.5	Felsic Volcanic 1	Central Pit	Mine Rock	0.23	0.80	8.3	<20	86	0.1	1.33	0.85	1.1	8.1	6.6
A0964084	BR-213	76	77	Felsic Volcanic 1	Central Pit	Mine Rock	0.22	1.1	15	<20	80	0.1	2.43	0.94	0.070	8.6	14
A0964085	BR-213	80	81	Felsic Volcanic 1	Central Pit	Mine Rock	0.30	1.2	14	<20	66	0.2	2.34	0.93	0.11	12	16
A0964086	BR-213	85	86	Felsic Volcanic 1	Central Pit	Mine Rock	0.24	0.83	10	<20	59	<0.1	2.14	0.69	0.040	11	8.0
A0964087	BR-213	90	91	Felsic Volcanic 1	Central Pit	Mine Rock	0.25	0.80	6.2	<20	53	0.1	2.61	0.32	0.030	9.4	5.8
A0964088	BR-213	95	96	Felsic Volcanic 1	Central Pit	Mine Rock	0.20	0.99	13	<20	62	<0.1	2.46	0.33	0.020	9.5	7.6
A0964089	BR-213	102	103	Felsic Volcanic 1	Central Pit	Mine Rock	0.23	1.1	15	<20	75	0.1	3.17	0.35	0.020	9.9	8.4
A0964090	BR-213	107	108	Felsic Volcanic 1	Central Pit	Mine Rock	0.31	0.86	21	<20	80	0.1	4.51	0.30	0.040	10	5.8
A0964091	BR-213	112	113	Felsic Volcanic 1	Central Pit	Mine Rock	0.27	1.7	15	<20	97	0.2	3	0.88	0.050	14	51
A0964092	BR-213	117	118	Felsic Volcanic 1	Central Pit	Mine Rock	0.36	0.97	30	<20	71	0.1	5.43	0.22	0.060	18	4.3
A0964093	BR-213	119	120	Felsic Volcanic 1	Central Pit	Mine Rock	0.26	1.6	35	<20	82	0.3	4.98	0.71	0.030	11	7.5
A0964094	BR-213	124	125	Felsic Volcanic 1	Central Pit	Mine Rock	0.25	1.5	21	<20	91	0.2	3.61	0.64	0.030	13	14
A0964095	BR-213	130	131	Felsic Volcanic 1	Central Pit	Mine Rock	0.30	1.5	46	<20	86	0.2	4.33	0.83	0.030	6.7	14
A0964096	BR-213	135	135.75	Felsic Volcanic 1	Central Pit	Mine Rock	0.37	0.97	39	<20	107	<0.1	2.14	1.1	0.14	11	16
A0964097	BR-213	140	140.5	Felsic Volcanic 1	Central Pit	Ore-Grade	0.75	2.5	28	<20	130	0.5	2.75	1.2	0.050	10	12
A0964098	BR-213	145	146	Felsic Volcanic 1	Central Pit	Mine Rock	0.24	1.8	31	<20	174	0.2	1.29	0.97	0.040	9.0	13
A0964099	BR-213	154	155	Felsic Volcanic 1	Central Pit	Mine Rock	0.23	1.1	39	<20	46	0.1	1.72	0.60	0.030	11	11
A0964100	BR-213	159	160	Felsic Volcanic 1	Central Pit	Mine Rock	0.41	1.2	33	<20	75	0.2	7.4	0.60	0.020	9.3	5.9
A0963801	BR-213	165	166	Felsic Volcanic 1	Central Pit	Mine Rock	0.37	0.57	5.1	<20	66	0.1	5	0.15	0.030	5.1	2.1
A0963802	BR-213	170	171	Felsic Volcanic 1	Central Pit	Ore-Grade	0.44	1.3	13	<20	73	0.2	2.99	1.2	0.20	11	11
A0963803	BR-213	174	174.5	Felsic Volcanic 1	Central Pit	Ore-Grade	0.80	0.49	19	<20	103	<0.1	1.36	0.71	0.070	2.6	3.5
A0963804	BR-213	179.5	180.5	Felsic Volcanic 2	Central Pit	Mine Rock	0.75	0.46	34	<20	123	0.2	2.32	0.48	0.10	2.0	2.4
A0963805	BR-213	185.5	186.15	Quartz Sericite Schist	Central Pit	Ore-Grade	2.2	0.33	40	<20	62	0.2	8.63	0.10	0.050	2.4	1.5
A0963806	BR-213	190.5	191.5	Felsic Volcanic 1	Central Pit	Mine Rock	0.46	1.2	44	<20	63	0.3	4.38	0.87	0.36	12	14
A0963807	BR-213	201	202	Felsic Volcanic 1	Central Pit	Mine Rock	0.59	1.2	30	<20	28	0.3	5.25	0.77	1.8	11	8.9
A0963808	BR-213	210	211	Felsic Volcanic 2	Central Pit	Mine Rock	0.70	0.59	49	<20	75	0.2	6.3	0.24	0.61	3.3	3.2
A0963809	BR-213	216	217	Felsic Volcanic 1	Central Pit	Mine Rock	0.48	0.43	41	<20	66	0.2	3.82	0.20	0.050	3.0	1.9
A0963810	BR-213	221.5	222.5	Felsic Volcanic 1	Central Pit	Ore-Grade	1.8	0.72	18	<20	109	0.2	4.17	0.10	2.2	4.9	2.2
A0963811	BR-213	227.2	228	Felsic Volcanic 1	Central Pit	Mine Rock	0.69	1.5	55	<20	106	0.2	3.48	0.64	0.080	17	51

(1) Ten times average crustal abundance values presented in Price (1997).

Blue highlighting indicates samples with metal concentrations greater than the ten times crustal abundance screening value are present in the analyzed group.

Screening values are for qualitative assessment only and hold no regulatory significance.

Classification as mine rock or ore-grade materials was based on gold content.

A value of "--" indicates metal was not measured for the given sample; the variation in elements analyzed is due to measurement at two different laboratories (see text).

Table B-5 Aqua Regia Metals

Sample ID	Drillhole ID	From	To	Lithology	Area	Class	Silver	Aluminum	Arsenic	Boron	Barium	Beryllium	Bismuth	Calcium	Cadmium	Cobalt	Chromium
		m	m				ppm	%	ppm	ppm	ppm	ppm	ppm	%	ppm	ppm	ppm
10x Crustal Abundance (Price 1997) [(1)]							*0.75*	*--*	*18*	*100*	*4250*	*30*	*0.085*	*--*	*1.5*	*250*	*1020*
A0963812	BR-213	243	244	Felsic Volcanic 2	Central Pit	Ore-Grade	0.82	0.86	263	<20	51	0.4	4.93	1.1	0.050	14	64
A0963813	BR-213	247	248	Felsic Volcanic 1	Central Pit	Mine Rock	0.31	1.1	129	<20	25	0.4	0.57	3.2	0.96	13	45
A0963814	BR-213	251	252	Felsic Volcanic 1	Central Pit	Mine Rock	0.43	0.87	90	<20	69	0.3	0.64	3.5	0.33	12	22
A0963815	BR-213	259	260	Felsic Volcanic 1	Central Pit	Mine Rock	0.11	0.69	153	<20	41	0.4	0.16	1.1	0.22	5.8	9.6
A0963816	BR-213	266.35	267.85	Metasediment 2	Central Pit	Mine Rock	0.92	2.1	167	<20	155	0.4	0.81	0.64	0.30	18	120
A0963817	BR-213	274	275	Felsic Volcanic 2	Central Pit	Mine Rock	1.1	0.91	220	<20	24	0.2	0.77	0.86	0.37	9.9	35
A0963818	BR-213	286.65	287.25	Felsic Volcanic 2	Central Pit	Ore-Grade	1.5	0.32	2030	<20	30	0.1	1.5	1.5	0.43	1.9	2.2
A0963819	BR-213	291.3	292.3	Felsic Volcanic 2	Central Pit	Mine Rock	0.30	0.42	83	<20	69	0.1	0.27	1.1	1.1	2.1	2.0
A0963820	BR-213	297.3	298.5	Felsic Volcanic 2	Central Pit	Mine Rock	0.14	0.54	36	<20	57	0.1	0.08	0.88	0.060	1.7	2.0
A0963821	BR-213	306.75	307.5	Metasediment 2	Central Pit	Mine Rock	0.39	1.8	112	<20	487	0.2	0.23	0.33	0.050	18	97
A0963822	BR-213	314.5	315	Felsic Volcanic 1	Central Pit	Mine Rock	2.0	0.77	347	<20	79	0.1	1.02	0.73	152	7.0	6.6
A0963823	BR-213	324.5	325.5	Metasediment 3	Central Pit	Mine Rock	0.18	2.1	737	<20	174	<0.1	0.21	0.18	0.12	20	79
A0963824	BR-213	328.5	330	Metasediment 2	Central Pit	Mine Rock	0.23	2.4	76	<20	143	0.2	0.18	0.27	0.080	15	46
A0964859	BR-230	225	226	Felsic Volcanic 1	Central Pit	Mine Rock	0.27	1.1	24	<20	75	0.1	2.5	0.34	0.40	14	8.0
A0964852	BR-230	231	232	Felsic Volcanic 1	Central Pit	Mine Rock	0.20	0.57	16	<20	76	0.1	3.1	0.42	0.060	2.3	1.7
A0964853	BR-230	236.2	237	Felsic Volcanic 1	Central Pit	Mine Rock	0.35	0.85	54	<20	77	0.2	3.85	0.26	0.11	1.6	5.0
A0964854	BR-230	241.05	241.75	Felsic Volcanic 2	Central Pit	Mine Rock	0.30	0.35	41	<20	59	<0.1	1.92	0.68	0.21	2.6	2.4
A0964855	BR-230	245.4	246.4	Felsic Volcanic 1	Central Pit	Mine Rock	0.31	1.0	33	<20	57	0.4	21.27	0.58	0.65	2.6	2.9
A0964856	BR-230	255.5	256.3	Felsic Volcanic 1	Central Pit	Mine Rock	0.71	1.5	90	<20	114	0.3	5.14	0.25	0.080	21	31
A0964857	BR-230	260.6	262	Felsic Volcanic 1	Central Pit	Mine Rock	1.0	1.3	115	<20	96	0.3	10.02	0.23	0.10	21	35
A0964858	BR-230	276.6	277.4	Felsic Volcanic 2	Central Pit	Mine Rock	1.0	1.2	398	<20	43	0.2	3.14	1.2	0.11	17	72
A0963930	BR-231	35.5	36.5	Felsic Volcanic 1	Central Pit	Mine Rock	0.26	0.78	26	<20	40	<0.1	2.54	0.41	0.060	10	8.2
A0963938	BR-231	40.15	41	Felsic Volcanic 1	Central Pit	Mine Rock	0.34	0.81	20	<20	47	0.2	3.71	0.41	0.030	9.5	7.1
A0963931	BR-231	43.5	44.5	Felsic Volcanic 1	Central Pit	Mine Rock	0.33	0.85	16	<20	65	0.1	4.23	0.44	0.040	9.3	7.3
A0963932	BR-231	50	50.5	Felsic Volcanic 1	Central Pit	Mine Rock	0.22	0.86	41	<20	41	<0.1	2.93	0.32	0.10	9.8	9.8
A0963933	BR-231	57	57.9	Felsic Volcanic 1	Central Pit	Mine Rock	0.42	0.48	42	<20	58	<0.1	9.45	0.12	0.020	5.2	13
A0963934	BR-231	64.75	65.6	Felsic Volcanic 1	Central Pit	Mine Rock	0.26	1.1	17	<20	46	0.1	3.03	0.58	0.050	11	14
A0963935	BR-231	68.4	68.9	Felsic Volcanic 1	Central Pit	Mine Rock	0.45	1.5	51	<20	46	0.2	3.79	0.80	0.060	12	13
A0963936	BR-231	90	90.85	Felsic Volcanic 2	Central Pit	Mine Rock	0.27	0.36	25	<20	83	<0.1	0.95	0.93	2.9	2.0	2.5
A0963937	BR-231	96.5	97.5	Felsic Volcanic 1	Central Pit	Mine Rock	0.96	2.0	41	<20	44	0.5	4.85	1.3	2.5	7.0	6.0
A0964028	BR-231	101.2	101.7	Felsic Volcanic 1	Central Pit	Mine Rock	0.58	0.72	31	<20	61	<0.1	3.48	0.98	2.9	6.5	14
A0964029	BR-231	109	110	Quartz Sericite Schist	Central Pit	Mine Rock	0.46	0.38	21	<20	56	0.1	3.21	0.52	0.080	1.9	2.6
A0964030	BR-231	115.1	116.1	Quartz Sericite Schist	Central Pit	Mine Rock	1.8	0.25	49	<20	46	0.1	18.7	0.10	0.060	2.2	1.1
A0964031	BR-231	119.85	120.85	Felsic Volcanic 1	Central Pit	Mine Rock	0.72	0.86	23	<20	50	0.1	4.96	0.61	0.40	3.2	3.2
A0964032	BR-231	130.5	131.5	Felsic Volcanic 1	Central Pit	Mine Rock	1.0	0.45	53	<20	93	0.1	5.27	0.060	0.060	2.6	2.1
A0964033	BR-231	143.5	145	Felsic Volcanic 1	Central Pit	Mine Rock	0.29	1.7	40	<20	169	<0.1	1.65	0.18	0.040	14	47
A0964034	BR-231	152.5	154	Felsic Volcanic 1	Central Pit	Mine Rock	2.2	1.8	27	<20	134	0.2	6.32	0.14	0.090	19	50
A0964035	BR-231	159.9	160.6	Felsic Volcanic 1	Central Pit	Ore-Grade	1.2	0.92	2278	<20	127	0.2	6.1	2.1	0.090	9.4	44
A0964036	BR-231	163	163.7	Felsic Volcanic 1	Central Pit	Mine Rock	0.17	0.53	35	<20	97	0.2	0.82	2.5	0.020	6.1	11
A0964037	BR-231	166.3	167	Felsic Volcanic 1	Central Pit	Mine Rock	1.6	0.81	448	<20	90	0.2	2.82	0.49	23	10	13
A0964038	BR-231	168	169	Felsic Volcanic 1	Central Pit	Mine Rock	0.35	0.51	270	<20	61	0.1	1.12	1.9	0.55	8.6	15
A0964039	BR-231	175	176	Felsic Volcanic 1	Central Pit	Mine Rock	0.23	0.76	52	<20	135	0.2	0.62	1.5	0.24	7.3	13
A0964040	BR-231	180	180.8	Felsic Volcanic 2	Central Pit	Mine Rock	0.28	0.32	54	<20	51	<0.1	1.38	1.6	0.040	7.0	20

(1) Ten times average crustal abundance values presented in Price (1997).

Blue highlighting indicates samples with metal concentrations greater than the ten times crustal abundance screening value are present in the analyzed group.

Screening values are for qualitative assessment only and hold no regulatory significance.

Classification as mine rock or ore-grade materials was based on gold content.

A value of "--" indicates metal was not measured for the given sample; the variation in elements analyzed is due to measurement at two different laboratories (see text).

Table B-5 Aqua Regia Metals

Sample ID	Drillhole ID	From	To	Lithology	Area	Class	Silver	Aluminum	Arsenic	Boron	Barium	Beryllium	Bismuth	Calcium	Cadmium	Cobalt	Chromium
		m	m				ppm	%	ppm	ppm	ppm	ppm	ppm	%	ppm	ppm	ppm
10x Crustal Abundance (Price 1997) [(1)]							*0.75*	*--*	*18*	*100*	*4250*	*30*	*0.085*	*--*	*1.5*	*250*	*1020*
A0964041	BR-231	190.1	190.8	Felsic Volcanic 2	Central Pit	Mine Rock	0.88	0.40	169	<20	70	<0.1	1.64	1.3	0.88	6.5	8.8
A0964042	BR-231	195.5	196.5	Felsic Volcanic 2	Central Pit	Mine Rock	0.34	0.40	21	<20	58	<0.1	0.19	0.72	2.1	1.9	2.7
A0964043	BR-231	200.5	201.5	Felsic Volcanic 2	Central Pit	Mine Rock	0.79	0.52	27	<20	72	<0.1	2.2	0.55	0.88	1.8	2.1
A0964044	BR-231	206	206.85	Felsic Volcanic 2	Central Pit	Mine Rock	0.28	0.60	13	<20	66	<0.1	0.4	0.49	0.96	1.9	2.5
A0964045	BR-231	210.55	211.5	Metasediment 2	Central Pit	Mine Rock	0.28	1.7	193	<20	288	0.1	0.23	0.90	0.14	16	89
A0964046	BR-231	214.9	215.4	Metasediment 2	Central Pit	Ore-Grade	0.79	1.4	3174	<20	106	0.1	1.22	0.98	51	19	66
A0964047	BR-231	224	224.7	Metasediment 2	Central Pit	Mine Rock	0.49	2.3	81	<20	28	0.4	0.18	0.32	0.47	20	67
A0964048	BR-231	230	231	Metasediment 2	Central Pit	Mine Rock	0.15	2.5	573	<20	96	0.2	0.27	0.21	0.040	18	46
A0964049	BR-231	249.5	251	Metasediment 3	Central Pit	Mine Rock	0.18	1.0	3.8	<20	66	<0.1	0.19	0.40	0.070	7.6	12
A0964050	BR-231	284.4	285	Felsic Volcanic 1	Central Pit	Mine Rock	0.21	1.8	3.7	<20	89	<0.1	0.3	0.080	0.23	28	10
A0963986	BR-316	52.6	53.7	Felsic Volcanic 1	Central Pit	Mine Rock	0.098	1.3	1.1	<20	86	<0.1	0.08	0.23	0.010	8.1	15
A0963987	BR-316	78.65	80.1	Felsic Fragmental	Central Pit	Mine Rock	0.098	1.6	1.8	<20	163	<0.1	0.06	0.51	0.020	15	30
A0963988	BR-316	85.35	86.85	Felsic Fragmental	Central Pit	Mine Rock	0.15	2.0	22	<20	124	<0.1	0.1	0.66	0.030	16	28
A0963989	BR-316	108.25	109.25	Felsic Volcanic 1	Central Pit	Mine Rock	0.15	0.87	0.90	<20	36	0.1	0.15	0.040	0.22	9.5	6.9
A0963990	BR-316	110	111	Felsic Volcanic 1	Central Pit	Mine Rock	0.17	1.4	1.5	<20	83	0.2	0.13	0.27	0.070	12	33
A0963991	BR-317	18	19	Metasediment 2	Central Pit	Mine Rock	0.53	2.6	80	<20	189	0.2	0.34	0.59	0.040	14	56
A0963992	BR-317	24	25.5	Felsic Volcanic 1	Central Pit	Mine Rock	0.89	1.6	4.1	<20	93	0.1	0.59	1.0	5.8	9.8	16
A0963993	BR-317	32.95	33.9	Metasediment 2	Central Pit	Mine Rock	0.20	1.6	173	<20	101	<0.1	0.21	0.35	0.080	14	21
A0963994	BR-317	36.1	36.9	Metasediment 3	Central Pit	Mine Rock	0.36	1.2	4.9	<20	98	<0.1	0.17	0.79	0.070	6.2	7.8
A0963995	BR-317	57	58	Felsic Volcanic 1	Central Pit	Mine Rock	0.25	1.5	4.8	<20	85	0.2	0.16	0.71	14	4.4	5.8
A0963996	BR-317	60	60.5	Metasediment 3	Central Pit	Mine Rock	0.24	1.0	5.4	<20	106	0.1	0.13	0.67	0.040	5.8	18
A0963997	BR-317	65.9	67.35	Felsic Volcanic 1	Central Pit	Mine Rock	0.10	1.7	1.8	<20	80	<0.1	0.11	0.20	0.020	15	18
A0963998	BR-317	68	69.25	Felsic Volcanic 1	Central Pit	Mine Rock	0.22	1.3	4.5	<20	86	0.2	0.14	1.1	0.050	8.0	11
A0963999	BR-317	93.35	94.85	Metasediment 3	Central Pit	Mine Rock	0.15	1.7	0.70	<20	192	<0.1	0.09	0.53	0.020	16	31
A0964000	BR-317	97.2	98	Metasediment 3	Central Pit	Mine Rock	1.5	1.6	2.6	<20	172	0.1	0.13	0.64	0.040	10	19
A0964872	BR-383	527.2	528.5	Felsic Volcanic 1	Central Pit	Mine Rock	0.22	0.97	17	<20	48	<0.1	2.06	0.79	0.090	12	14
A0964873	BR-383	535.5	536.5	Felsic Volcanic 1	Central Pit	Mine Rock	0.16	1.1	9.2	<20	71	0.1	1.05	0.75	0.10	9.8	17
A0964874	BR-383	540.7	541.8	Felsic Volcanic 1	Central Pit	Mine Rock	0.24	0.62	4.4	<20	60	0.2	2.63	0.25	0.080	11	4.1
A0964875	BR-383	544	544.9	Felsic Volcanic 1	Central Pit	Mine Rock	0.27	0.58	5.8	<20	45	0.1	1.96	0.97	0.080	6.7	4.1
A0964876	BR-383	551.4	552.5	Felsic Volcanic 1	Central Pit	Mine Rock	0.29	0.75	4.1	<20	63	<0.1	1.38	0.56	0.090	9.8	7.8
A0964877	BR-383	556.9	558.25	Felsic Volcanic 1	Central Pit	Mine Rock	0.025	0.55	0.80	<20	73	0.2	0.17	0.15	0.020	0.90	3.0
A0964878	BR-383	560.25	561.25	Felsic Volcanic 1	Central Pit	Mine Rock	0.18	0.74	14	<20	65	<0.1	1.18	0.61	0.080	8.8	11
A0964879	BR-383	566.25	567.25	Felsic Volcanic 1	Central Pit	Mine Rock	0.26	0.78	8.9	<20	57	0.1	2.47	0.66	0.11	6.3	6.7
A0964880	BR-383	572.3	573.4	Felsic Volcanic 1	Central Pit	Mine Rock	0.13	0.54	6.7	<20	96	<0.1	2.53	0.96	0.080	6.0	7.2
A0964881	BR-383	576.5	577.5	Felsic Volcanic 1	Central Pit	Mine Rock	0.13	0.80	4.9	<20	53	<0.1	3.64	0.55	0.040	9.8	8.7
A0964882	BR-383	581.4	582.55	Felsic Volcanic 1	Central Pit	Mine Rock	0.18	0.80	3.8	<20	57	<0.1	1.37	0.80	0.070	9.6	25
A0964634	DL-064	20.4	21.4	Felsic Volcanic 1	Central Pit	Mine Rock	0.11	2.0	1.2	<20	243	<0.1	0.19	0.40	0.020	16	27
A0964635	DL-064	57.65	59.15	Felsic Fragmental	Central Pit	Mine Rock	0.13	2.3	5.4	<20	23	<0.1	0.23	0.35	0.050	19	38
A0964636	DL-064	71.35	72.85	Felsic Volcanic 2	Central Pit	Mine Rock	0.17	0.73	3.5	<20	45	0.2	0.06	0.81	0.22	8.1	12
A0964637	DL-064	96	97.5	Felsic Volcanic 1	Central Pit	Mine Rock	0.22	0.83	6.0	<20	56	<0.1	0.11	0.81	<0.01	20	31
A0963003	BR-067	45	46.5	Felsic Volcanic 1	Central Pit	Mine Rock	0.091	1.1	0.80	<20	106	0.1	0.06	1.0	0.030	10	14
A0963004	BR-067	64.5	66	Felsic Volcanic 1	Central Pit	Mine Rock	0.061	1.3	0.30	<20	116	<0.1	0.03	0.67	0.030	8.6	11
A0963005	BR-067	84	85.5	Felsic Volcanic 1	Central Pit	Mine Rock	0.066	1.2	0.30	<20	97	<0.1	0.07	1.2	0.030	8.5	13

(1) Ten times average crustal abundance values presented in Price (1997).

Blue highlighting indicates samples with metal concentrations greater than the ten times crustal abundance screening value are present in the analyzed group.

Screening values are for qualitative assessment only and hold no regulatory significance.

Classification as mine rock or ore-grade materials was based on gold content.

A value of "--" indicates metal was not measured for the given sample; the variation in elements analyzed is due to measurement at two different laboratories (see text).

Table B-5 Aqua Regia Metals

Sample ID	Drillhole ID	From	To	Lithology	Area	Class	Silver	Aluminum	Arsenic	Boron	Barium	Beryllium	Bismuth	Calcium	Cadmium	Cobalt	Chromium
		m	m				ppm	%	ppm	ppm	ppm	ppm	ppm	%	ppm	ppm	ppm
10x Crustal Abundance (Price 1997) [1]							*0.75*	*--*	*18*	*100*	*4250*	*30*	*0.085*	*--*	*1.5*	*250*	*1020*
A0963006	BR-067	93	94.5	Metasediment 2	Central Pit	Mine Rock	0.17	3.1	50	<20	61	0.3	0.23	2.8	0.15	27	114
A0963007	BR-067	96	97.5	Metasediment 2	Central Pit	Mine Rock	0.092	3.5	233	<20	102	0.5	0.15	0.93	0.080	25	92
A0963008	BR-067	100.9	102	Fragmental 1	Central Pit	Mine Rock	0.13	2.5	5.4	<20	184	0.3	0.14	0.98	0.050	15	40
A0963009	BR-067	106.5	108	Fragmental 1	Central Pit	Mine Rock	0.074	2.3	0.80	<20	297	0.1	0.05	0.89	0.040	15	31
A0963010	BR-067	112.5	114	Fragmental 1	Central Pit	Mine Rock	0.10	2.5	0.60	<20	191	0.1	0.17	0.56	0.050	17	56
A0963011	BR-067	117	118.5	Fragmental 1	Central Pit	Mine Rock	0.11	2.2	0.80	<20	120	0.1	0.23	0.44	0.030	17	56
A0963012	BR-067	122.5	123.4	Metasediment 2	Central Pit	Mine Rock	0.074	2.4	1.3	<20	234	0.2	0.12	1.5	0.030	16	52
A0963013	BR-067	127.5	129	Felsic Volcanic 1	Central Pit	Mine Rock	0.14	1.4	2.7	<20	105	<0.1	1.58	0.66	0.050	11	29
A0963014	BR-067	133.5	135	Felsic Volcanic 1	Central Pit	Mine Rock	0.13	1.2	2.3	<20	92	<0.1	0.2	1.2	0.050	8.8	11
A0963015	BR-067	139.5	141	Felsic Volcanic 1	Central Pit	Mine Rock	0.11	1.2	3.6	<20	81	<0.1	0.21	1.0	0.030	8.4	12
A0963016	BR-067	157.5	159	Metasediment 2	Central Pit	Mine Rock	0.18	2.4	3.4	<20	121	0.2	0.1	0.35	0.040	19	61
A0963017	BR-067	165	166.5	Felsic Volcanic 1	Central Pit	Mine Rock	0.22	0.98	8.7	<20	73	<0.1	0.17	1.0	0.070	7.8	12
A0963018	BR-067	171	172	Felsic Volcanic 1	Central Pit	Mine Rock	0.11	1.0	6.6	<20	76	<0.1	0.11	1.0	0.040	8.5	11
A0963019	BR-067	174.6	175.6	Felsic Volcanic 1	Central Pit	Mine Rock	0.42	0.94	17	<20	40	<0.1	1.97	0.61	0.35	8.6	6.5
A0963020	BR-067	180.6	181.6	Felsic Volcanic 1	Central Pit	Mine Rock	0.74	0.61	12	<20	49	<0.1	3.34	0.43	0.88	8.4	3.8
A0963021	BR-067	187.6	188.6	Felsic Volcanic 1	Central Pit	Mine Rock	0.52	0.75	19	<20	33	0.1	2.24	0.58	0.29	10	8.3
A0963022	BR-067	191.4	192.3	Felsic Volcanic 1	Central Pit	Mine Rock	0.51	0.97	6.6	<20	66	0.1	2.25	0.79	0.89	8.7	8.8
A0963023	BR-067	196.2	196.8	Felsic Volcanic 1	Central Pit	Mine Rock	0.35	0.75	5.5	<20	58	<0.1	3	0.40	0.47	9.4	14
A0963024	BR-067	197.05	198	Felsic Volcanic 1	Central Pit	Mine Rock	0.35	0.69	6.2	<20	57	0.1	3.1	0.47	0.30	12	5.3
A0963025	BR-067	209.8	210.8	Felsic Volcanic 1	Central Pit	Mine Rock	0.27	1.1	7.2	<20	73	0.1	3.31	0.37	0.49	11	11
A0963026	BR-067	214.9	216	Felsic Volcanic 1	Central Pit	Mine Rock	0.28	1.1	25	<20	59	0.2	3.59	0.26	0.040	10	11
A0963027	BR-067	225.8	226.8	Felsic Volcanic 1	Central Pit	Mine Rock	0.75	1.1	29	<20	56	0.4	12.91	0.52	0.030	11	3.2
A0963028	BR-067	229	230	Felsic Volcanic 1	Central Pit	Mine Rock	0.65	1.4	46	<20	64	0.4	7.13	0.65	0.040	7.9	5.5
A0963029	BR-067	236	237	Felsic Volcanic 1	Central Pit	Mine Rock	0.27	2.1	32	<20	75	0.6	6.28	1.2	0.050	9.8	5.4
A0963030	BR-067	240	241	Felsic Volcanic 1	Central Pit	Mine Rock	0.28	1.5	29	<20	54	0.2	4.66	0.83	0.29	10	9.0
A0963031	BR-067	245	246	Felsic Volcanic 1	Central Pit	Mine Rock	0.28	1.5	29	<20	52	0.2	4.6	0.84	0.27	10	9.0
A0963032	BR-067	248	249	Felsic Volcanic 1	Central Pit	Mine Rock	0.35	1.1	35	<20	58	0.3	5.7	0.44	0.040	12	5.7
A0963033	BR-067	253	254	Felsic Volcanic 1	Central Pit	Mine Rock	0.29	1.5	42	<20	47	0.3	6.47	0.71	0.23	11	6.1
A0963034	BR-067	260	261	Felsic Volcanic 1	Central Pit	Mine Rock	0.80	1.8	26	<20	119	0.2	2.6	1.0	2.2	5.2	16
A0963035	BR-067	268	269	Felsic Volcanic 1	Central Pit	Mine Rock	0.34	1.8	26	<20	58	0.4	3.04	0.71	0.020	11	5.9
A0963036	BR-067	275	276	Felsic Volcanic 1	Central Pit	Mine Rock	0.39	3.1	15	<20	74	0.5	1.59	1.8	0.56	8.4	12
A0963037	BR-067	280.5	282	Felsic Volcanic 1	Central Pit	Mine Rock	0.52	2.0	34	<20	50	0.4	3.58	1.0	0.040	14	9.4
A0963038	BR-067	291	292	Felsic Volcanic 1	Central Pit	Mine Rock	0.26	1.7	11	<20	72	0.2	1.74	0.71	0.12	11	12
A0963044	BR-067	298	299	Felsic Volcanic 1	Central Pit	Mine Rock	0.55	1.3	68	<20	85	0.5	4.2	0.47	0.090	8.9	3.0
A0963039	BR-067	303	304	Felsic Volcanic 1	Central Pit	Mine Rock	0.88	2.5	36	<20	58	0.6	16.17	1.2	0.090	9.3	4.9
A0964703	BR-067	311	311.5	Felsic Volcanic 1	Central Pit	Mine Rock	0.46	1.7	99	<20	73	0.3	4.15	0.99	0.10	11	5.5
A0964704	BR-067	326	327	Felsic Volcanic 1	Central Pit	Ore-Grade	2.6	0.62	160	<20	64	0.1	7.22	1.6	1.9	6.2	8.9
A0964705	BR-067	331	332	Felsic Volcanic 2	Central Pit	Mine Rock	0.37	0.84	1392	<20	184	0.2	1.66	2.6	0.46	9.3	12
A0963040	BR-067	360	361	Felsic Volcanic 1	Central Pit	Mine Rock	0.24	0.90	26	<20	96	<0.1	0.26	1.4	0.25	9.6	11
A0963041	BR-067	370	371	Felsic Volcanic 1	Central Pit	Mine Rock	0.19	1.1	15	<20	40	0.1	0.34	1.2	0.87	8.4	9.1
A0963042	BR-067	383	384	Felsic Volcanic 1	Central Pit	Mine Rock	0.16	1.0	19	<20	45	0.1	0.1	1.3	0.18	8.5	10
A0963043	BR-067	411	412	Felsic Volcanic 1	Central Pit	Mine Rock	0.050	0.77	1.3	<20	47	0.1	0.03	1.6	0.020	7.2	9.9
A0963369	BR-118	38.1	39	Felsic Volcanic 1	Central Pit	Mine Rock	1.0	0.44	36	<20	64	0.2	9.51	0.050	0.040	6.0	2.2

(1) Ten times average crustal abundance values presented in Price (1997).

Blue highlighting indicates samples with metal concentrations greater than the ten times crustal abundance screening value are present in the analyzed group.

Screening values are for qualitative assessment only and hold no regulatory significance.

Classification as mine rock or ore-grade materials was based on gold content.

A value of "--" indicates metal was not measured for the given sample; the variation in elements analyzed is due to measurement at two different laboratories (see text).

Table B-5 Aqua Regia Metals

Sample ID	Drillhole ID	From	To	Lithology	Area	Class	Silver	Aluminum	Arsenic	Boron	Barium	Beryllium	Bismuth	Calcium	Cadmium	Cobalt	Chromium
		m	m				ppm	%	ppm	ppm	ppm	ppm	ppm	%	ppm	ppm	ppm
10x Crustal Abundance (Price 1997) [(1)]							*0.75*	*--*	*18*	*100*	*4250*	*30*	*0.085*	*--*	*1.5*	*250*	*1020*
A0963370	BR-118	49	50	Felsic Volcanic 1	Central Pit	Mine Rock	2.7	1.4	34	<20	82	0.2	7.53	0.16	0.15	18	6.2
A0963371	BR-118	69.9	70.9	Felsic Volcanic 1	Central Pit	Ore-Grade	57	1.2	33	<20	108	0.2	175.96	0.20	0.88	11	7.3
A0963372	BR-118	87.7	88.7	Felsic Volcanic 1	Central Pit	Mine Rock	3.1	0.66	25	<20	83	0.1	19.61	0.060	3.3	5.4	1.4
A0963374	BR-118	108.4	109.4	Felsic Volcanic	Central Pit	Mine Rock	1.1	1.4	55	<20	72	0.2	7.47	0.13	0.48	18	27
A0963375	BR-118	113.3	114.3	Felsic Volcanic	Central Pit	Mine Rock	1.1	1.8	34	<20	107	0.2	2.54	0.19	0.020	17	46
A0963376	BR-118	118.3	119.4	Felsic Volcanic	Central Pit	Mine Rock	1.5	1.1	98	<20	66	0.2	12.17	0.54	0.060	18	22
A0963377	BR-118	123.4	124.15	Felsic Volcanic	Central Pit	Mine Rock	1.0	1.8	13	<20	105	0.2	1.62	0.16	0.020	18	46
A0963378	BR-118	128.15	129.15	Felsic Volcanic	Central Pit	Mine Rock	2.2	1.9	18	<20	132	0.3	3.32	0.16	0.010	15	54
A0963373	BR-118	133.15	134.15	Felsic Volcanic 1	Central Pit	Ore-Grade	1.3	1.0	151	<20	50	0.2	8.02	0.14	0.060	14	5.3
A0963379	BR-118	138	139	Felsic Volcanic 1	Central Pit	Mine Rock	0.87	1.7	17	<20	131	0.1	1.1	0.19	0.050	13	9.8
A0963380	BR-118	143.2	144	Metasediment 2	Central Pit	Mine Rock	0.98	2.5	79	<20	121	0.2	2.53	0.39	0.38	25	85
A0963381	BR-118	148	149	Metasediment 2	Central Pit	Mine Rock	0.99	1.5	374	<20	82	0.2	2.5	2.0	0.78	21	104
A0963382	BR-118	152	153	Metasediment 2	Central Pit	Mine Rock	0.51	1.7	112	<20	146	0.2	1.35	1.1	0.33	21	115
A0962895	BR-140	177.6	178.6	Felsic Volcanic 1	Central Pit	Ore-Grade	3.6	0.69	33	<20	101	0.2	8.76	0.49	2.7	3.2	3.7
A0962896	BR-140	183	184	Felsic Volcanic	Central Pit	Mine Rock	1.5	0.72	30	<20	76	0.3	7.63	0.16	0.050	7.0	4.0
A0962897	BR-140	188	189	Felsic Volcanic	Central Pit	Mine Rock	0.83	0.67	27	<20	82	0.2	3.89	0.20	0.060	2.5	5.5
A0962898	BR-140	193.4	194.4	Felsic Volcanic	Central Pit	Mine Rock	0.86	0.70	28	<20	81	0.2	3.8	0.20	0.050	2.5	5.5
A0962899	BR-140	198	199	Felsic Volcanic 1	Central Pit	Mine Rock	0.64	2.0	41	<20	93	0.3	5.63	0.76	1.7	8.2	9.4
A0962705	BR-140	204	205	Felsic Volcanic 1	Central Pit	Mine Rock	0.91	0.50	116	<20	44	0.1	7.08	0.16	0.040	9.9	4.2
A0962900	BR-140	209	210	Felsic Volcanic	Central Pit	Mine Rock	1.1	1.6	47	<20	102	0.3	3	0.25	0.060	14	19
A0962701	BR-140	214	215	Felsic Volcanic	Central Pit	Mine Rock	0.56	1.8	59	<20	90	0.3	4.06	0.53	0.060	16	28
A0962702	BR-140	219	220	Metasediment 2	Central Pit	Ore-Grade	1.2	2.0	83	<20	92	0.4	4.47	0.29	0.12	17	33
A0962703	BR-140	224.6	225.5	Felsic Volcanic 1	Central Pit	Ore-Grade	1.0	2.1	80	<20	99	0.5	2.27	0.82	0.080	13	23
A0962704	BR-140	229	229.5	Felsic Volcanic 1	Central Pit	Ore-Grade	1.6	1.2	78	<20	76	0.1	0.98	0.73	0.080	9.7	15
A0963674	BR-141	33	34	Felsic Volcanic 1	Central Pit	Mine Rock	0.065	1.3	4.6	<20	101	<0.1	0.09	0.96	0.020	10	15
A0963675	BR-141	45	46	Felsic Volcanic 1	Central Pit	Mine Rock	0.13	0.82	7.6	<20	54	<0.1	0.85	0.92	0.060	8.4	11
A0963676	BR-141	52.5	54	Felsic Volcanic 1	Central Pit	Mine Rock	0.28	0.59	12	<20	56	<0.1	1.17	1.1	0.64	8.5	6.9
A0963677	BR-141	59	60	Felsic Volcanic 1	Central Pit	Mine Rock	0.20	0.76	2.9	<20	62	<0.1	1.23	0.37	0.42	8.9	5.8
A0963678	BR-141	65.4	66	Felsic Volcanic 1	Central Pit	Mine Rock	0.22	0.64	1.9	<20	37	<0.1	1.29	0.44	0.17	5.6	5.3
A0963679	BR-141	69.85	71	Felsic Volcanic 1	Central Pit	Mine Rock	0.14	0.68	1.4	<20	56	0.1	1.86	0.36	0.060	8.0	4.8
A0963680	BR-141	74	75	Felsic Volcanic 1	Central Pit	Mine Rock	0.16	0.55	2.8	<20	46	<0.1	2.29	0.20	0.030	8.1	4.7
A0963681	BR-141	79	80	Felsic Volcanic 1	Central Pit	Mine Rock	0.11	0.64	1.7	<20	48	0.1	1.83	0.45	0.060	6.7	4.4
A0963682	BR-141	84.6	85.6	Felsic Volcanic 1	Central Pit	Mine Rock	0.36	0.87	2.1	<20	55	0.1	2.26	0.23	0.19	8.2	5.9
A0963683	BR-141	90	91	Felsic Volcanic 1	Central Pit	Mine Rock	0.19	0.56	1.9	<20	37	0.1	2.21	0.32	0.11	8.7	6.0
A0963684	BR-141	95	96	Felsic Volcanic 1	Central Pit	Mine Rock	0.73	0.80	8.9	<20	76	0.2	1.75	1.1	0.050	16	16
A0963685	BR-141	100	101	Felsic Volcanic 1	Central Pit	Mine Rock	0.14	0.66	2.2	<20	36	0.1	1.57	0.25	0.020	11	16
A0963686	BR-141	104.5	105.5	Felsic Volcanic 1	Central Pit	Mine Rock	0.16	0.27	2.5	<20	30	<0.1	2.33	0.16	0.020	5.4	2.8
A0963687	BR-141	111	112	Felsic Volcanic 1	Central Pit	Mine Rock	0.20	0.92	3.6	<20	62	<0.1	2.11	0.47	0.030	9.9	5.3
A0963688	BR-141	115	116	Felsic Volcanic 1	Central Pit	Mine Rock	0.20	1.0	8.9	<20	63	0.1	2.89	0.41	0.040	12	5.7
A0963689	BR-141	122	123	Felsic Volcanic 1	Central Pit	Mine Rock	0.21	1.1	8.1	<20	90	0.1	2.47	0.66	0.090	9.5	14
A0963690	BR-141	129	130	Felsic Volcanic 1	Central Pit	Mine Rock	0.21	1.2	8.5	<20	77	0.1	2.04	0.72	1.4	11	14
A0963691	BR-141	134	134.85	Felsic Volcanic 1	Central Pit	Mine Rock	0.17	1.2	13	<20	104	0.1	1.16	0.65	0.57	10	21
A0963692	BR-141	141	142	Felsic Volcanic 1	Central Pit	Mine Rock	0.18	0.97	12	<20	58	<0.1	2.44	0.63	0.050	10	17

(1) Ten times average crustal abundance values presented in Price (1997).

Blue highlighting indicates samples with metal concentrations greater than the ten times crustal abundance screening value are present in the analyzed group.

Screening values are for qualitative assessment only and hold no regulatory significance.

Classification as mine rock or ore-grade materials was based on gold content.

A value of "--" indicates metal was not measured for the given sample; the variation in elements analyzed is due to measurement at two different laboratories (see text).

Table B-5 Aqua Regia Metals

Sample ID	Drillhole ID	From	To	Lithology	Area	Class	Silver	Aluminum	Arsenic	Boron	Barium	Beryllium	Bismuth	Calcium	Cadmium	Cobalt	Chromium
		m	m				ppm	%	ppm	ppm	ppm	ppm	ppm	%	ppm	ppm	ppm
10x Crustal Abundance (Price 1997) [(1)]							*0.75*	*--*	*18*	*100*	*4250*	*30*	*0.085*	*--*	*1.5*	*250*	*1020*
A0963693	BR-141	146	147	Felsic Volcanic 1	Central Pit	Mine Rock	0.33	1.3	17	<20	62	0.2	3.94	1.1	0.51	11	12
A0963694	BR-141	181	182	Felsic Volcanic 1	Central Pit	Mine Rock	0.73	1.0	57	<20	68	0.3	6.11	0.58	0.10	12	6.9
A0963695	BR-141	186	187	Felsic Volcanic 1	Central Pit	Mine Rock	0.66	1.4	35	<20	73	0.2	4.65	0.20	0.030	15	8.1
A0963696	BR-141	193	194	Felsic Volcanic 1	Central Pit	Mine Rock	0.24	1.3	20	<20	39	0.2	2.82	0.69	0.030	11	11
A0963697	BR-141	199.5	200.5	Felsic Volcanic 1	Central Pit	Ore-Grade	1.9	1.1	32	<20	71	0.2	9.01	0.50	0.11	12	8.7
A0963698	BR-141	206	207	Felsic Volcanic 1	Central Pit	Ore-Grade	0.39	0.88	33	<20	43	0.4	3.67	0.49	0.050	12	6.9
A0963699	BR-141	213	214	Felsic Volcanic 1	Central Pit	Ore-Grade	35	0.78	59	<20	54	0.2	359.02	0.34	0.14	23	14
A0963700	BR-141	219.5	220	Felsic Volcanic 1	Central Pit	Mine Rock	0.72	1.2	36	<20	44	0.3	3.14	0.56	0.080	13	6.9
DX758001	BR-141	227	228	Felsic Volcanic 1	Central Pit	Mine Rock	0.95	1.4	100	<20	93	0.4	2.81	0.41	0.080	11	8.4
DX758002	BR-141	232	233	Felsic Volcanic 1	Central Pit	Ore-Grade	1.3	2.1	82	<20	86	0.5	2.03	1.1	0.58	12	11
DX758003	BR-141	258	259	Felsic Volcanic 1	Central Pit	Mine Rock	0.62	0.53	28	<20	54	0.4	4.72	0.20	0.10	2.6	1.8
DX758004	BR-141	262	263	Felsic Volcanic 1	Central Pit	Mine Rock	1.1	0.70	39	<20	85	0.2	4.03	0.050	2.3	6.0	3.1
DX758005	BR-141	267	268	Felsic Volcanic 1	Central Pit	Mine Rock	0.57	0.70	25	<20	82	0.3	2.33	0.10	0.32	4.6	2.1
DX758251	BR-141	272	273	Felsic Volcanic 1	Central Pit	Mine Rock	1.0	0.88	107	<20	75	0.2	4.34	0.40	0.18	9.5	8.3
DX758006	BR-141	283.8	284.5	Felsic Volcanic 1	Central Pit	Ore-Grade	3.9	0.74	234	<20	34	0.2	10.52	0.63	0.050	16	15
A0962707	BR-141	291	292	Felsic Volcanic 1	Central Pit	Ore-Grade	1.1	0.94	70	<20	30	0.1	6.24	1.2	0.020	9.9	20
A0962706	BR-141	295	296	Felsic Volcanic 1	Central Pit	Ore-Grade	1.5	1.1	123	<20	55	0.5	5.97	0.32	0.28	16	24
A0964101	BR-142	24.65	25.5	Felsic Volcanic 1	Central Pit	Mine Rock	0.46	0.62	4.1	<20	56	0.1	6.53	0.25	0.030	12	3.5
A0964102	BR-142	29.5	30.5	Felsic Volcanic 1	Central Pit	Mine Rock	0.26	0.71	14	<20	57	0.2	4.05	0.32	0.010	8.4	4.1
A0964103	BR-142	35.5	36.5	Felsic Volcanic 1	Central Pit	Mine Rock	0.31	1.0	12	<20	96	<0.1	0.65	0.83	2.1	8.7	10
A0964104	BR-142	45.25	46	Felsic Volcanic 1	Central Pit	Mine Rock	0.20	1.0	15	<20	58	0.2	3.74	0.36	0.020	10	5.5
A0964105	BR-142	48	49	Felsic Volcanic 1	Central Pit	Mine Rock	0.26	0.80	6.3	<20	48	<0.1	3.68	0.31	0.11	11	5.0
A0964106	BR-142	50	51	Felsic Volcanic 1	Central Pit	Mine Rock	0.41	3.4	16	<20	100	0.7	5.05	1.7	0.070	11	8.1
A0964107	BR-142	54	55	Felsic Volcanic 1	Central Pit	Mine Rock	0.41	0.96	38	<20	59	<0.1	4.67	0.28	0.030	9.8	4.6
A0964108	BR-142	60	61	Felsic Volcanic 1	Central Pit	Mine Rock	0.39	2.5	19	<20	63	0.6	9.9	1.3	0.040	11	7.4
A0964109	BR-142	65	66	Felsic Volcanic 1	Central Pit	Mine Rock	0.25	2.4	51	<20	73	0.5	5.65	1.1	0.090	8.3	6.6
A0964110	BR-142	75	76	Felsic Volcanic 1	Central Pit	Mine Rock	0.26	1.4	18	<20	92	0.1	6.9	0.49	0.030	10	8.5
A0964111	BR-142	81	82	Felsic Volcanic 1	Central Pit	Mine Rock	1.3	1.1	24	<20	80	<0.1	21.85	0.51	0.080	10	11
A0964112	BR-142	85	86	Felsic Volcanic 1	Central Pit	Mine Rock	0.19	1.1	19	<20	109	0.1	3.6	0.81	0.030	11	20
A0964113	BR-142	90.5	91.5	Felsic Volcanic 1	Central Pit	Mine Rock	0.24	1.7	32	<20	115	0.2	3.17	0.87	0.070	9.1	9.3
A0964114	BR-142	96.5	97.5	Felsic Volcanic 1	Central Pit	Mine Rock	0.22	1.3	22	<20	115	0.1	1.72	0.83	0.47	10	14
A0964115	BR-142	105.5	106.5	Felsic Volcanic 1	Central Pit	Mine Rock	0.28	1.4	27	<20	132	0.1	1.56	0.99	0.14	8.3	12
A0964116	BR-142	112.75	113.5	Felsic Volcanic 1	Central Pit	Mine Rock	0.61	0.81	51	<20	59	0.1	7.89	0.26	0.12	13	6.1
A0964117	BR-142	120	121	Felsic Volcanic 1	Central Pit	Mine Rock	0.16	1.7	21	<20	86	0.2	0.76	1.2	4.8	12	13
A0964118	BR-142	136.75	137.25	Felsic Volcanic 1	Central Pit	Ore-Grade	5.6	0.61	22	<20	159	<0.1	8.12	0.75	2.0	7.3	8.8
A0964119	BR-142	142.25	143	Felsic Volcanic 1	Central Pit	Mine Rock	0.33	0.95	20	<20	56	<0.1	7.02	0.25	1.0	10	9.3
A0964120	BR-142	156.5	157.5	Felsic Volcanic 1	Central Pit	Mine Rock	2.7	3.7	26	<20	81	0.8	16.65	2.0	2.3	8.8	11
A0964121	BR-142	161.5	162.5	Felsic Volcanic 1	Central Pit	Mine Rock	0.42	2.4	30	<20	78	0.4	3.74	1.1	0.21	8.9	9.3
A0964122	BR-142	170.85	171.35	Felsic Volcanic 1	Central Pit	Ore-Grade	2.6	0.94	29	<20	320	<0.1	1.71	1.0	0.23	8.8	6.4
A0964123	BR-142	173.85	174.5	Felsic Volcanic 1	Central Pit	Mine Rock	0.59	1.4	25	<20	77	0.2	2.07	0.57	0.23	7.3	5.5
A0964124	BR-142	178.5	179.5	Felsic Volcanic 1	Central Pit	Mine Rock	0.61	0.76	20	<20	79	<0.1	2.19	0.47	0.040	4.9	4.4
A0964125	BR-142	183	184	Felsic Volcanic 1	Central Pit	Mine Rock	2.2	0.48	45	<20	90	<0.1	4.66	1.6	3.8	4.8	4.4
A0964126	BR-142	190.5	191	Felsic Volcanic 1	Central Pit	Mine Rock	0.23	0.70	22	<20	67	0.1	0.66	0.79	0.51	4.3	4.8

(1) Ten times average crustal abundance values presented in Price (1997).

Blue highlighting indicates samples with metal concentrations greater than the ten times crustal abundance screening value are present in the analyzed group.

Screening values are for qualitative assessment only and hold no regulatory significance.

Classification as mine rock or ore-grade materials was based on gold content.

A value of "--" indicates metal was not measured for the given sample; the variation in elements analyzed is due to measurement at two different laboratories (see text).

Table B-5 Aqua Regia Metals

Sample ID	Drillhole ID	From	To	Lithology	Area	Class	Silver	Aluminum	Arsenic	Boron	Barium	Beryllium	Bismuth	Calcium	Cadmium	Cobalt	Chromium
		m	m				ppm	%	ppm	ppm	ppm	ppm	ppm	%	ppm	ppm	ppm
10x Crustal Abundance (Price 1997) [(1)]							*0.75*	*--*	*18*	*100*	*4250*	*30*	*0.085*	*--*	*1.5*	*250*	*1020*
A0964127	BR-142	196	197	Felsic Volcanic 1	Central Pit	Mine Rock	0.58	0.74	41	<20	83	0.1	1.73	0.34	3.3	5.0	3.6
A0964128	BR-142	201	202	Felsic Volcanic 1	Central Pit	Mine Rock	0.83	1.2	21	<20	88	0.2	1.86	0.63	5.5	7.9	9.0
A0964129	BR-142	211	212	Felsic Volcanic 1	Central Pit	Mine Rock	1.1	0.50	81	<20	12	0.1	3.3	1.9	0.84	5.1	7.1
A0964130	BR-142	217.5	218.25	Felsic Volcanic 2	Central Pit	Ore-Grade	0.71	1.1	22	<20	90	0.2	1.42	0.57	6.9	7.1	9.4
A0964131	BR-142	223	223.95	Felsic Volcanic 1	Central Pit	Mine Rock	0.25	1.3	156	<20	109	0.2	0.32	1.8	3.0	9.0	9.7
A0964132	BR-142	231	232	Felsic Volcanic 2	Central Pit	Ore-Grade	1.6	0.52	121	<20	69	<0.1	0.46	2.0	0.38	6.8	11
A0964133	BR-142	236	236.75	Felsic Volcanic 2	Central Pit	Ore-Grade	0.79	0.71	134	<20	86	0.1	0.47	1.4	1.2	6.3	11
A0964134	BR-142	240	241	Felsic Volcanic 2	Central Pit	Mine Rock	0.34	0.93	317	<20	64	0.1	0.13	2.0	1.1	5.9	12
A0964135	BR-142	245	246	Felsic Volcanic 2	Central Pit	Mine Rock	0.54	0.84	60	<20	54	0.2	0.18	1.7	7.0	8.2	9.4
A0964136	BR-142	250.5	251	Felsic Volcanic 1	Central Pit	Mine Rock	0.12	1.3	13	<20	136	0.1	0.16	1.3	0.14	9.0	9.3
A0964137	BR-142	264	264.7	Felsic Volcanic 1	Central Pit	Mine Rock	0.44	1.1	106	<20	73	<0.1	0.31	1.1	0.22	9.9	11
A0964138	BR-142	279.5	280.5	Felsic Volcanic 2	Central Pit	Mine Rock	0.65	0.14	182	<20	8.5	<0.1	0.77	0.37	0.33	1.7	1.9
A0964139	BR-142	285	286	Felsic Volcanic 2	Central Pit	Mine Rock	0.46	0.43	502	<20	69	0.1	0.72	0.85	0.85	3.0	2.7
A0964140	BR-142	307	308	Felsic Volcanic 1	Central Pit	Mine Rock	0.31	0.34	194	<20	67	<0.1	0.23	1.0	0.11	1.8	1.5
A0964141	BR-142	317	318	Metasediment 2	Central Pit	Mine Rock	0.20	3.3	1434	<20	274	0.3	0.16	0.56	0.060	21	68
A0964142	BR-142	324.8	325.75	Metasediment 2	Central Pit	Mine Rock	0.16	2.8	100	<20	287	0.2	0.12	0.26	0.010	16	55
DX758125	BR-173	18.5	19.5	Quartz Sericite Schist	Central Pit	Mine Rock	0.16	0.41	1.6	<20	22	0.2	1.06	0.20	0.070	0.60	3.8
DX758126	BR-173	23.5	24	Felsic Volcanic 1	Central Pit	Mine Rock	0.19	1.3	0.80	<20	161	0.2	0.2	0.39	0.050	6.9	14
A0964260	BR-176	25.5	27	Felsic Volcanic 1	Central Pit	Mine Rock	0.11	1.4	2.1	<20	137	<0.1	0.17	0.83	0.070	11	13
A0964261	BR-176	29	30.5	Felsic Volcanic 1	Central Pit	Mine Rock	0.11	1.5	1.2	<20	177	<0.1	0.57	0.70	0.030	11	14
A0964262	BR-176	35.8	37.3	Felsic Volcanic 1	Central Pit	Mine Rock	0.060	1.3	0.60	<20	124	<0.1	0.03	0.85	0.030	8.8	11
A0964264	BR-176	38.8	40.3	Felsic Volcanic 1	Central Pit	Mine Rock	0.069	0.36	0.80	<20	22	0.1	0.55	0.12	0.020	0.10	1.1
A0964263	BR-176	44.8	46.3	Felsic Volcanic 1	Central Pit	Mine Rock	0.080	1.4	0.70	<20	132	<0.1	0.04	1.5	0.050	11	15
A0964265	BR-176	52	53.5	Quartz Sericite Schist	Central Pit	Mine Rock	0.065	1.3	0.50	<20	130	<0.1	0.04	0.74	0.020	9.1	11
A0964266	BR-176	55	56.5	Quartz Sericite Schist	Central Pit	Mine Rock	0.093	0.49	26	<20	24	0.2	0.45	0.12	0.43	0.50	6.7
A0964267	BR-176	61	62.5	Quartz Sericite Schist	Central Pit	Mine Rock	0.076	0.41	18	<20	25	0.1	0.51	0.12	0.030	0.10	1.2
A0964268	BR-176	64	65	Quartz Sericite Schist	Central Pit	Mine Rock	0.11	2.0	48	<20	245	0.1	0.12	0.58	0.050	15	27
A0964269	BR-176	73.5	75	Fragmental 1	Central Pit	Mine Rock	0.077	2.4	0.40	<20	340	0.1	0.07	0.79	0.040	16	31
A0964270	BR-176	79.5	81	Fragmental 1	Central Pit	Mine Rock	0.073	2.4	<0.1	<20	431	0.1	0.08	1.5	0.060	14	36
A0964271	BR-176	85.5	87	Fragmental 1	Central Pit	Mine Rock	0.080	2.5	0.20	<20	378	0.1	0.09	0.99	0.030	15	39
A0964272	BR-176	90	91.5	Fragmental 1	Central Pit	Mine Rock	0.079	2.5	0.60	<20	426	0.1	0.07	1.4	0.060	14	38
A0964273	BR-176	94.5	95.5	Fragmental 1	Central Pit	Mine Rock	0.061	1.2	2.2	<20	102	<0.1	0.27	0.88	0.030	8.4	12
A0964274	BR-176	102	103.5	Felsic Volcanic 1	Central Pit	Mine Rock	0.14	1.3	3.3	<20	115	<0.1	0.34	0.78	0.030	9.1	12
A0964275	BR-176	106.5	108	Felsic Volcanic 1	Central Pit	Mine Rock	0.14	0.34	5.4	<20	24	0.2	0.58	0.16	0.050	0.20	1.4
A0964276	BR-176	111	112.5	Felsic Volcanic 1	Central Pit	Mine Rock	0.076	1.2	3.2	<20	97	<0.1	0.16	0.93	0.030	8.6	12
A0964277	BR-176	115.5	117	Felsic Volcanic 1	Central Pit	Mine Rock	0.057	1.4	6.8	<20	185	0.2	0.12	2.2	0.030	16	60
A0964278	BR-176	120	121.5	Felsic Volcanic 1	Central Pit	Mine Rock	0.076	1.3	7.8	<20	113	<0.1	0.04	0.96	0.030	7.9	11
A0964279	BR-176	124.5	126	Felsic Volcanic 1	Central Pit	Mine Rock	0.060	2.3	0.60	<20	229	0.1	0.05	0.54	0.040	12	30
A0964280	BR-177	389	390	Felsic Volcanic 1	Central Pit	Mine Rock	0.36	1.9	30	<20	112	0.4	4.01	0.86	0.030	11	6.2
A0964285	BR-177	392	393	Felsic Volcanic 1	Central Pit	Mine Rock	0.16	2.5	34	<20	71	0.5	6.25	1.6	0.040	10	9.5
A0964281	BR-177	398	399	Felsic Volcanic 1	Central Pit	Mine Rock	0.20	1.8	17	<20	112	0.2	2.65	1.2	0.030	6.6	15
A0964282	BR-177	407.5	408.5	Felsic Volcanic 1	Central Pit	Mine Rock	0.49	1.0	23	<20	142	0.2	4.14	0.25	0.020	8.7	5.3
A0964283	BR-177	409.5	410.5	Felsic Volcanic 1	Central Pit	Mine Rock	0.53	2.3	31	<20	120	0.3	4.09	1.1	0.26	13	11

(1) Ten times average crustal abundance values presented in Price (1997).

Blue highlighting indicates samples with metal concentrations greater than the ten times crustal abundance screening value are present in the analyzed group.

Screening values are for qualitative assessment only and hold no regulatory significance.

Classification as mine rock or ore-grade materials was based on gold content.

A value of "--" indicates metal was not measured for the given sample; the variation in elements analyzed is due to measurement at two different laboratories (see text).

Table B-5 Aqua Regia Metals

Sample ID	Drillhole ID	From	To	Lithology	Area	Class	Silver	Aluminum	Arsenic	Boron	Barium	Beryllium	Bismuth	Calcium	Cadmium	Cobalt	Chromium
		m	m				ppm	%	ppm	ppm	ppm	ppm	ppm	%	ppm	ppm	ppm
10x Crustal Abundance (Price 1997) [(1)]							*0.75*	*--*	*18*	*100*	*4250*	*30*	*0.085*	*--*	*1.5*	*250*	*1020*
A0964284	BR-177	412.5	413.5	Felsic Volcanic 1	Central Pit	Mine Rock	0.81	0.84	43	<20	70	0.2	6.7	0.21	0.46	10	4.8
A0964286	BR-177	417	418	Felsic Volcanic 1	Central Pit	Mine Rock	0.39	1.1	32	<20	58	0.2	1.47	0.58	0.030	11	13
A0964287	BR-177	420	421	Felsic Volcanic 1	Central Pit	Mine Rock	0.42	1.7	46	<20	54	0.4	3.59	0.92	0.050	11	7.6
A0964288	BR-177	424	425.25	Felsic Volcanic 1	Central Pit	Mine Rock	0.49	1.0	34	<20	81	0.1	2.26	0.71	0.060	10	8.2
A0964289	BR-177	430.3	431.3	Felsic Volcanic 1	Central Pit	Mine Rock	0.44	1.6	76	<20	67	0.6	3.68	1.3	0.71	5.5	4.5
A0964706	BR-211	33	34	Felsic Volcanic 1	Central Pit	Mine Rock	0.23	1.7	17	<20	151	<0.1	0.82	0.83	0.12	10	19
A0963890	BR-217	259	260.3	Felsic Volcanic 2	Central Pit	Mine Rock	0.16	0.41	125	<20	53	<0.1	0.04	0.39	0.040	1.8	3.0
A0963891	BR-217	266.5	267	Felsic Volcanic 2	Central Pit	Mine Rock	0.31	1.2	22	<20	135	<0.1	0.08	1.0	0.030	11	8.6
A0963892	BR-217	269.5	271	Felsic Volcanic 2	Central Pit	Mine Rock	0.12	0.41	32	<20	40	<0.1	0.05	0.65	0.040	2.4	9.7
A0963893	BR-217	273.6	274.2	Felsic Volcanic 2	Central Pit	Mine Rock	0.18	2.3	16	<20	273	0.2	0.06	1.8	0.040	18	95
A0963894	BR-217	283.3	284.5	Felsic Volcanic 2	Central Pit	Mine Rock	0.19	0.37	9.5	<20	69	<0.1	0.29	0.66	0.23	1.9	2.8
A0963895	BR-217	286.5	287.8	Felsic Volcanic 2	Central Pit	Ore-Grade	0.094	0.48	12	<20	65	<0.1	0.09	0.40	0.030	2.4	13
A0963896	BR-217	292	293	Felsic Volcanic 2	Central Pit	Mine Rock	0.10	0.54	91	<20	60	<0.1	0.23	0.36	0.020	1.7	1.8
A0963897	BR-217	294	294.8	Felsic Volcanic 2	Central Pit	Mine Rock	0.31	1.2	54	<20	155	0.2	1.73	1.0	0.030	7.7	11
A0963922	BR-228	12	13.5	Felsic Volcanic 1	Central Pit	Mine Rock	0.082	1.4	0.80	<20	168	<0.1	0.08	0.93	0.030	9.7	19
A0963923	BR-228	17.5	19	Felsic Volcanic 1	Central Pit	Mine Rock	0.092	1.6	0.50	<20	139	0.1	0.06	1.1	0.030	12	23
A0963924	BR-228	25	26.5	Felsic Volcanic 1	Central Pit	Mine Rock	0.11	1.5	0.90	<20	195	0.1	0.06	0.55	0.040	11	23
A0963925	BR-228	30.9	32.4	Felsic Volcanic 1	Central Pit	Mine Rock	0.095	1.9	0.60	<20	227	0.1	0.05	1.6	0.050	15	156
A0963926	BR-228	36.9	38.4	Felsic Volcanic 1	Central Pit	Mine Rock	0.087	0.91	0.40	<20	92	<0.1	0.29	0.43	0.030	7.9	12
A0963927	BR-228	44.6	46.1	Felsic Volcanic 1	Central Pit	Mine Rock	0.11	0.39	0.50	<20	87	<0.1	0.11	0.25	0.090	1.9	3.1
A0963928	BR-228	51.85	53.35	Felsic Volcanic 1	Central Pit	Mine Rock	0.047	0.94	0.70	<20	107	<0.1	0.09	0.79	0.030	9.6	23
A0963929	BR-228	59.3	60.8	Felsic Volcanic 1	Central Pit	Mine Rock	0.041	1.2	0.20	<20	35	0.2	0.13	0.53	0.030	13	32
A0964522	BR-240	155	156	Felsic Volcanic 2	Central Pit	Mine Rock	0.18	0.40	48	<20	96	<0.1	0.08	0.89	0.070	2.4	4.3
A0964523	BR-240	160	161	Felsic Volcanic 2	Central Pit	Mine Rock	0.22	0.26	33	<20	44	<0.1	2.04	0.71	0.030	1.8	1.7
A0964524	BR-240	163.8	164.8	Felsic Volcanic 2	Central Pit	Mine Rock	0.096	0.69	35	<20	103	0.1	0.59	0.68	0.11	4.3	4.9
A0964525	BR-240	171.5	173	Felsic Volcanic 1	Central Pit	Mine Rock	0.30	2.6	441	<20	62	0.5	0.1	1.5	0.15	11	11
A0964526	BR-240	174.5	176	Felsic Volcanic 1	Central Pit	Mine Rock	0.20	1.5	132	<20	147	0.1	0.16	1.8	0.050	12	19
A0964527	BR-240	180	180.8	Felsic Volcanic 2	Central Pit	Mine Rock	0.25	0.35	83	<20	59	0.1	0.08	0.080	0.030	1.7	2.4
A0964528	BR-240	191.75	192.75	Felsic Volcanic 2	Central Pit	Mine Rock	0.16	0.42	122	<20	36	<0.1	0.38	0.69	0.070	1.9	2.8
A0964529	BR-240	196.5	198	Felsic Volcanic 1	Central Pit	Mine Rock	0.18	1.7	68	<20	65	0.1	0.07	1.2	0.040	12	13
A0964530	BR-240	201	202.35	Felsic Volcanic 1	Central Pit	Mine Rock	0.19	1.5	145	<20	106	<0.1	0.12	1.2	0.050	11	16
A0964531	BR-240	204.5	205.25	Felsic Volcanic 1	Central Pit	Mine Rock	0.17	0.94	70	<20	110	0.1	0.43	0.89	0.070	4.3	8.3
A0964532	BR-240	211.25	212.75	Felsic Volcanic 1	Central Pit	Mine Rock	0.27	0.90	231	<20	80	<0.1	0.19	1.5	0.060	7.2	11
A0964511	BR-243	116	117	Felsic Volcanic 1	Central Pit	Mine Rock	0.13	1.6	9.9	<20	96	<0.1	0.12	0.74	0.040	11	17
A0964512	BR-243	125.2	126.35	Felsic Volcanic 2	Central Pit	Mine Rock	0.24	0.52	62	<20	44	<0.1	0.41	0.31	0.060	3.2	8.5
A0964513	BR-243	128.5	129	Felsic Volcanic 2	Central Pit	Mine Rock	0.67	0.32	26	<20	31	<0.1	0.17	0.080	0.040	1.8	1.7
A0964514	BR-243	135	136.5	Felsic Volcanic 2	Central Pit	Mine Rock	0.40	0.29	99	<20	38	<0.1	0.11	0.71	0.040	1.9	1.4
A0964515	BR-243	139.75	140.8	Felsic Volcanic 1	Central Pit	Mine Rock	0.24	0.98	120	<20	74	<0.1	0.17	0.46	0.040	7.7	11
A0964516	BR-243	144.75	146	Felsic Volcanic 2	Central Pit	Mine Rock	0.30	0.52	110	<20	54	0.1	0.57	0.87	0.030	2.6	2.3
A0964517	BR-243	150	151.5	Felsic Volcanic 2	Central Pit	Mine Rock	0.17	0.57	64	<20	61	<0.1	0.05	0.58	0.020	2.2	2.4
A0964518	BR-243	156	156.5	Felsic Volcanic 1	Central Pit	Mine Rock	0.14	1.4	33	<20	97	0.1	0.08	0.92	0.030	12	13
A0964519	BR-243	160.25	161	Felsic Volcanic 2	Central Pit	Mine Rock	0.20	0.34	46	<20	55	<0.1	0.2	0.19	0.060	1.9	0.80
A0964520	BR-243	164.75	165.25	Felsic Volcanic 2	Central Pit	Mine Rock	0.12	0.44	26	<20	58	<0.1	0.45	0.53	0.040	3.5	1.7

(1) Ten times average crustal abundance values presented in Price (1997).

Blue highlighting indicates samples with metal concentrations greater than the ten times crustal abundance screening value are present in the analyzed group.

Screening values are for qualitative assessment only and hold no regulatory significance.

Classification as mine rock or ore-grade materials was based on gold content.

A value of "--" indicates metal was not measured for the given sample; the variation in elements analyzed is due to measurement at two different laboratories (see text).

Table B-5 Aqua Regia Metals

Sample ID	Drillhole ID	From	To	Lithology	Area	Class	Silver	Aluminum	Arsenic	Boron	Barium	Beryllium	Bismuth	Calcium	Cadmium	Cobalt	Chromium
		m	m				ppm	%	ppm	ppm	ppm	ppm	ppm	%	ppm	ppm	ppm
10x Crustal Abundance (Price 1997) [(1)]							*0.75*	*--*	*18*	*100*	*4250*	*30*	*0.085*	*--*	*1.5*	*250*	*1020*
A0964521	BR-243	173	174	Felsic Volcanic 1	Central Pit	Mine Rock	0.18	1.5	99	<20	88	0.1	0.19	0.97	0.040	11	15
117341	BR-321	16.9	18.4	Felsic Volcanic 1	Central Pit	Mine Rock	0.086	1.3	1.2	<20	115	<0.1	0.22	0.46	0.020	8.7	13
117342	BR-321	24.5	26	Felsic Volcanic 1	Central Pit	Mine Rock	0.096	1.6	1.3	<20	214	0.1	0.08	0.47	0.030	11	26
117343	BR-321	30.4	31.5	Felsic Volcanic 1	Central Pit	Mine Rock	0.11	1.1	2.8	<20	88	0.1	0.04	0.44	0.080	9.3	9.8
117344	BR-321	35.3	36.8	Felsic Volcanic 1	Central Pit	Mine Rock	0.066	1.2	2.1	<20	123	0.1	0.55	0.52	0.040	9.3	14
117345	BR-321	44.8	46.3	Felsic Volcanic 1	Central Pit	Mine Rock	0.12	1.0	2.8	<20	112	<0.1	2.94	0.61	0.040	9.4	9.3
117369	BR-321	54.7	56.1	Felsic Volcanic 1	Central Pit	Mine Rock	0.11	1.3	3.7	<20	111	<0.1	0.2	0.80	0.040	9.7	21
117370	BR-321	59	60.5	Felsic Volcanic 1	Central Pit	Mine Rock	0.088	1.3	4.0	<20	116	<0.1	0.09	1.2	0.040	10	23
117346	BR-321	66.5	68	Fragmental 1	Central Pit	Mine Rock	0.10	1.7	0.80	<20	188	<0.1	0.27	0.27	0.050	13	32
117347	BR-321	71	73.25	Fragmental 1	Central Pit	Mine Rock	0.13	1.3	7.1	<20	140	<0.1	0.19	0.72	0.030	11	14
117371	BR-321	80	81.5	Fragmental 1	Central Pit	Mine Rock	0.076	1.3	6.3	<20	97	<0.1	0.08	1.2	0.040	10	28
117348	BR-321	84.5	86	Fragmental 1	Central Pit	Mine Rock	0.062	1.1	1.4	<20	110	<0.1	0.06	1.1	0.030	8.7	14
117349	BR-321	90	91	Fragmental 1	Central Pit	Mine Rock	0.12	1.3	7.6	<20	94	<0.1	0.04	0.86	0.030	9.6	14
117350	BR-321	94	95.5	Fragmental 1	Central Pit	Mine Rock	0.11	1.3	7.7	<20	89	<0.1	0.07	0.54	0.030	8.6	7.8
117351	BR-321	101.5	103	Fragmental 1	Central Pit	Mine Rock	0.12	0.99	32	<20	70	0.1	0.14	0.65	0.050	9.5	7.8
117352	BR-321	106	107	Felsic Volcanic 1	Central Pit	Mine Rock	0.17	1.1	13	<20	71	<0.1	0.2	0.82	0.29	9.1	17
117372	BR-321	108	109	Felsic Volcanic 1	Central Pit	Mine Rock	0.20	1.1	14	<20	61	<0.1	0.33	0.90	0.35	9.1	20
117373	BR-321	113	114	Felsic Volcanic 1	Central Pit	Mine Rock	0.12	0.93	29	<20	59	<0.1	0.13	1.4	0.20	9.2	17
117374	BR-321	121.5	122.75	Felsic Volcanic 1	Central Pit	Mine Rock	0.21	1.3	33	<20	58	0.1	0.37	1.1	0.23	9.8	20
117375	BR-321	130	131	Felsic Volcanic 1	Central Pit	Mine Rock	0.18	1.1	9.5	<20	84	<0.1	0.08	1.1	0.34	8.8	18
117353	BR-321	142	143	Felsic Volcanic 1	Central Pit	Mine Rock	0.12	1.1	12	<20	72	<0.1	0.07	1.2	0.13	8.6	15
117354	BR-321	150	151.5	Felsic Volcanic 1	Central Pit	Mine Rock	0.12	0.72	29	<20	54	<0.1	0.14	1.1	0.050	5.5	7.7
117355	BR-321	156	157.5	Felsic Volcanic 1	Central Pit	Mine Rock	0.093	0.69	15	<20	46	<0.1	0.08	1.2	0.090	5.4	9.2
117356	BR-321	160.5	162	Felsic Volcanic 1	Central Pit	Mine Rock	0.13	0.90	30	<20	69	<0.1	0.1	1.0	0.060	7.3	9.6
117376	BR-321	168	169	Felsic Volcanic 1	Central Pit	Mine Rock	0.15	1.8	14	<20	123	<0.1	0.05	1.9	0.16	8.7	89
117357	BR-321	170	171	Felsic Volcanic 1	Central Pit	Mine Rock	0.21	1.2	14	<20	92	<0.1	0.05	1.2	0.11	8.7	13
117377	BR-321	181.5	182.5	Felsic Volcanic 1	Central Pit	Mine Rock	0.19	0.93	21	<20	70	<0.1	0.24	0.97	0.040	9.3	11
117378	BR-321	190.9	192	Felsic Volcanic 1	Central Pit	Mine Rock	0.16	0.75	46	<20	67	<0.1	0.1	1.3	0.030	5.7	10
117379	BR-321	198	199.5	Felsic Volcanic 1	Central Pit	Mine Rock	0.38	1.7	36	<20	48	0.2	0.14	1.3	0.12	9.3	15
117380	BR-321	204	205.5	Felsic Volcanic 1	Central Pit	Mine Rock	0.20	2.4	36	<20	47	0.3	0.07	1.5	0.49	10	15
117381	BR-321	212	212.8	Felsic Volcanic 1	Central Pit	Ore-Grade	6.9	2.2	113	<20	29	0.8	9.33	1.4	41	14	11
117382	BR-321	215.5	217	Felsic Volcanic 1	Central Pit	Mine Rock	0.42	3.3	48	<20	29	0.7	0.04	2.0	1.7	9.2	10
117358	BR-321	220	221.5	Felsic Volcanic 1	Central Pit	Mine Rock	0.37	0.80	53	<20	60	0.1	0.14	1.9	0.33	8.1	9.3
117359	BR-321	224.5	226	Felsic Volcanic 1	Central Pit	Mine Rock	0.27	0.97	31	<20	66	<0.1	0.06	0.90	0.14	8.1	11
117383	BR-321	232	233	Felsic Volcanic 1	Central Pit	Ore-Grade	0.92	0.99	82	<20	122	<0.1	0.2	0.73	0.38	9.6	14
117384	BR-321	245	246	Felsic Volcanic 1	Central Pit	Ore-Grade	0.46	0.87	94	<20	73	<0.1	0.06	0.95	0.12	8.9	12
117385	BR-321	255	256	Felsic Volcanic 1	Central Pit	Mine Rock	0.19	1.3	104	<20	92	<0.1	0.13	1.5	0.060	11	16
117386	BR-321	262	263	Felsic Volcanic 1	Central Pit	Mine Rock	0.35	1.3	43	<20	81	<0.1	0.09	1.6	0.16	12	12
117360	BR-321	268	269	Felsic Volcanic 1	Central Pit	Ore-Grade	0.38	0.81	129	<20	66	<0.1	0.12	0.50	0.43	9.7	14
117387	BR-321	283.75	284.5	Felsic Volcanic 1	Central Pit	Ore-Grade	0.33	1.1	198	<20	83	<0.1	0.13	1.2	1.0	9.7	22
117388	BR-321	289	290	Felsic Volcanic 1	Central Pit	Mine Rock	0.23	1.5	39	<20	59	<0.1	0.05	1.4	0.050	12	14
117389	BR-321	295	296	Felsic Volcanic 1	Central Pit	Mine Rock	0.21	1.6	58	<20	83	<0.1	0.17	1.6	0.060	14	9.3
117361	BR-321	301.75	302.5	Felsic Volcanic 1	Central Pit	Mine Rock	0.39	1.2	95	<20	82	<0.1	0.13	1.4	0.10	12	13

(1) Ten times average crustal abundance values presented in Price (1997).

Blue highlighting indicates samples with metal concentrations greater than the ten times crustal abundance screening value are present in the analyzed group.

Screening values are for qualitative assessment only and hold no regulatory significance.

Classification as mine rock or ore-grade materials was based on gold content.

A value of "--" indicates metal was not measured for the given sample; the variation in elements analyzed is due to measurement at two different laboratories (see text).

Table B-5 Aqua Regia Metals

Sample ID	Drillhole ID	From	To	Lithology	Area	Class	Silver	Aluminum	Arsenic	Boron	Barium	Beryllium	Bismuth	Calcium	Cadmium	Cobalt	Chromium
		m	m				ppm	%	ppm	ppm	ppm	ppm	ppm	%	ppm	ppm	ppm
10x Crustal Abundance (Price 1997) [(1)]							*0.75*	*--*	*18*	*100*	*4250*	*30*	*0.085*	*--*	*1.5*	*250*	*1020*
117390	BR-321	307.5	309	Felsic Volcanic 1	Central Pit	Mine Rock	0.21	1.3	107	<20	96	<0.1	0.12	0.98	0.070	11	8.3
117362	BR-321	319.5	321	Felsic Volcanic 1	Central Pit	Mine Rock	0.15	1.8	164	<20	115	<0.1	0.18	0.41	0.040	18	63
117363	BR-321	324	325.5	Metasediment 2	Central Pit	Mine Rock	0.17	2.1	238	<20	133	0.1	0.23	0.17	0.070	20	73
117364	BR-321	332	333	Metasediment 2	Central Pit	Mine Rock	0.15	2.6	116	<20	138	<0.1	0.19	0.16	0.020	20	82
117365	BR-321	339	340.25	Metasediment 2	Central Pit	Mine Rock	0.10	2.6	58	<20	121	<0.1	0.22	0.15	0.050	23	99
117366	BR-321	350.6	351.5	Metasediment 2	Central Pit	Mine Rock	0.16	2.7	45	<20	282	<0.1	0.3	0.18	0.040	20	87
117367	BR-321	356	357.5	Metasediment 2	Central Pit	Mine Rock	0.11	2.4	268	<20	150	<0.1	0.18	0.33	0.050	19	73
117368	BR-321	362	363	Metasediment 2	Central Pit	Mine Rock	0.18	2.5	83	<20	145	<0.1	0.29	0.14	0.060	22	103
117041	BR-136	15	16.5	Felsic Volcanic 2	Central Pit	Mine Rock	0.084	0.94	1.5	<20	125	<0.1	0.07	0.34	0.030	3.7	1.2
117042	BR-136	20	21	Felsic Volcanic 2	Central Pit	Mine Rock	0.084	0.55	0.20	<20	144	<0.1	0.06	0.41	0.090	2.4	1.2
117043	BR-136	26	27	Felsic Volcanic 2	Central Pit	Mine Rock	0.090	0.84	0.60	<20	129	<0.1	0.05	0.11	<0.01	5.4	2.0
117044	BR-136	32	33	Felsic Volcanic 2	Central Pit	Mine Rock	0.087	0.66	0.40	<20	100	<0.1	0.06	0.22	0.090	2.6	1.2
117045	BR-136	37	38	Felsic Volcanic 2	Central Pit	Mine Rock	0.12	0.42	1.7	<20	79	<0.1	0.04	0.24	0.040	2.9	1.7
117046	BR-136	42	43	Felsic Volcanic 2	Central Pit	Mine Rock	0.23	0.89	11	<20	98	0.1	0.18	0.43	0.080	11	62
117047	BR-136	47	48	Felsic Volcanic 2	Central Pit	Mine Rock	0.076	0.36	9.7	<20	51	<0.1	0.05	0.19	0.040	3.8	2.4
A0963492	BR-136	52	53	Felsic Volcanic 1	Central Pit	Mine Rock	0.083	1.3	3.9	<20	60	0.1	0.26	0.98	0.060	12	20
117048	BR-136	58	59	Fragmental 1	Central Pit	Mine Rock	0.17	1.1	1.6	<20	78	<0.1	0.42	0.43	0.060	9.1	5.7
117049	BR-136	64	65	Fragmental 1	Central Pit	Mine Rock	0.089	0.76	1.4	<20	80	<0.1	0.4	0.40	0.040	7.2	4.4
117050	BR-136	72	73	Felsic Volcanic 1	Central Pit	Mine Rock	0.33	1.0	8.6	<20	57	<0.1	0.13	0.90	0.23	10	13
117051	BR-136	80	81.2	Felsic Volcanic 1	Central Pit	Mine Rock	0.068	1.1	2.1	<20	97	0.1	0.05	0.43	0.030	10	12
A0962831	BR-138	188.75	189.5	Felsic Volcanic 1	Central Pit	Mine Rock	0.18	0.99	104	<20	91	<0.1	0.1	0.79	0.050	9.5	14
A0962832	BR-138	195.25	196.25	Felsic Volcanic 1	Central Pit	Mine Rock	0.23	1.2	60	<20	70	0.2	0.31	1.0	0.65	11	11
A0962833	BR-138	197.25	198	Felsic Volcanic 1	Central Pit	Mine Rock	0.52	0.83	76	<20	50	0.1	0.94	0.67	3.3	11	5.6
A0962834	BR-138	202	203	Felsic Volcanic 1	Central Pit	Mine Rock	0.26	1.4	27	<20	94	0.1	0.08	1.3	0.20	10	14
A0962857	BR-138	209	210	Felsic Volcanic 1	Central Pit	Mine Rock	0.30	1.1	29	<20	93	<0.1	0.11	0.74	0.39	10	14
A0962835	BR-138	215.75	216.5	Felsic Volcanic 1	Central Pit	Ore-Grade	0.56	1.3	110	<20	55	0.2	0.25	0.48	0.28	10	11
A0962836	BR-138	219.75	220.5	Felsic Volcanic 1	Central Pit	Mine Rock	0.29	1.5	144	<20	74	0.2	0.05	1.2	0.080	8.7	11
A0962837	BR-138	223.5	224.5	Felsic Volcanic 1	Central Pit	Mine Rock	0.20	1.2	138	<20	116	0.1	0.1	0.90	0.070	10	12
A0962838	BR-138	226.5	227.15	Felsic Volcanic 1	Central Pit	Ore-Grade	1.3	0.55	112	<20	70	0.2	0.15	0.84	0.15	11	5.8
A0962839	BR-138	228	228.5	Felsic Volcanic 1	Central Pit	Ore-Grade	0.72	0.95	242	<20	74	0.1	0.07	0.42	0.090	10	11
A0962840	BR-138	229	229.5	Felsic Volcanic 1	Central Pit	Ore-Grade	0.83	0.72	211	<20	80	<0.1	0.08	0.16	0.10	8.2	11
A0962858	BR-138	231.5	232	Felsic Volcanic 1	Central Pit	Ore-Grade	1.7	0.78	264	<20	82	<0.1	2.49	1.3	0.64	7.0	12
A0962841	BR-138	234.25	235	Felsic Volcanic 1	Central Pit	Ore-Grade	0.47	0.99	162	<20	100	0.3	0.15	0.58	0.060	8.5	8.2
A0962843	BR-138	237.5	238	Felsic Volcanic 1	Central Pit	Ore-Grade	21	0.22	6701	<20	34	<0.1	3.62	0.080	0.23	3.5	16
A0962842	BR-138	238	238.9	Felsic Volcanic 1	Central Pit	Ore-Grade	1.4	1.3	3412	<20	123	0.1	0.21	0.21	0.10	16	87
A0962844	BR-138	238.9	239.4	Felsic Volcanic 1	Central Pit	Ore-Grade	6.2	0.25	2119	<20	45	<0.1	2.06	0.52	0.11	3.9	17
A0962845	BR-138	239.4	240	Felsic Volcanic 1	Central Pit	Ore-Grade	0.77	0.80	1428	<20	74	0.1	0.14	0.56	0.35	11	31
A0962846	BR-138	240	240.5	Felsic Volcanic 1	Central Pit	Ore-Grade	0.46	0.86	600	<20	65	0.1	0.11	0.69	0.20	10	20
A0962847	BR-138	241.5	242	Felsic Volcanic 1	Central Pit	Ore-Grade	2.8	0.65	343	<20	58	<0.1	0.42	0.53	1.1	7.0	8.9
A0962848	BR-138	245.5	245.9	Felsic Volcanic 1	Central Pit	Mine Rock	0.12	2.8	7.2	<20	390	0.3	0.14	1.0	0.050	19	240
A0962849	BR-138	249	250	Metasediment 2	Central Pit	Mine Rock	0.12	2.1	74	<20	143	<0.1	0.25	0.19	0.030	18	76
A0962850	BR-138	255	256	Felsic Volcanic 1	Central Pit	Mine Rock	0.21	0.95	15	<20	30	0.1	0.08	0.84	0.050	7.9	12
A0962726	BR-157	15.85	17.35	Felsic Volcanic 1	Central Pit	Mine Rock	0.061	1.6	0.30	<20	164	<0.1	0.15	0.38	0.030	12	42

(1) Ten times average crustal abundance values presented in Price (1997).

Blue highlighting indicates samples with metal concentrations greater than the ten times crustal abundance screening value are present in the analyzed group.

Screening values are for qualitative assessment only and hold no regulatory significance.

Classification as mine rock or ore-grade materials was based on gold content.

A value of "--" indicates metal was not measured for the given sample; the variation in elements analyzed is due to measurement at two different laboratories (see text).

Table B-5 Aqua Regia Metals

Sample ID	Drillhole ID	From	To	Lithology	Area	Class	Silver	Aluminum	Arsenic	Boron	Barium	Beryllium	Bismuth	Calcium	Cadmium	Cobalt	Chromium
		m	m				ppm	%	ppm	ppm	ppm	ppm	ppm	%	ppm	ppm	ppm
10x Crustal Abundance (Price 1997) [(1)]							*0.75*	*--*	*18*	*100*	*4250*	*30*	*0.085*	*--*	*1.5*	*250*	*1020*
A0962727	BR-157	21.85	23.35	Felsic Volcanic 1	Central Pit	Mine Rock	0.067	1.5	0.60	<20	169	<0.1	0.09	0.47	0.040	12	42
A0962728	BR-157	26.85	28	Felsic Volcanic 1	Central Pit	Mine Rock	0.086	1.3	0.90	<20	136	<0.1	0.04	0.85	0.030	10	17
A0962729	BR-157	31.75	33.25	Felsic Volcanic 1	Central Pit	Mine Rock	0.045	1.1	0.80	<20	95	<0.1	0.03	0.75	0.030	9.6	19
A0962730	BR-157	36.25	37.7	Felsic Volcanic 1	Central Pit	Mine Rock	0.042	0.98	0.80	<20	75	<0.1	0.02	0.35	0.020	8.7	10
A0962731	BR-157	38	39.5	Felsic Volcanic 1	Central Pit	Mine Rock	0.051	0.88	0.40	<20	64	<0.1	0.02	0.26	0.010	8.5	11
A0962732	BR-157	41	42	Felsic Volcanic 1	Central Pit	Mine Rock	0.055	0.93	0.70	<20	131	<0.1	<0.02	0.52	0.030	10	14
A0962733	BR-157	48	49	Metasediment 3	Central Pit	Mine Rock	0.044	0.90	0.40	<20	88	<0.1	0.08	0.29	0.030	5.5	9.9
A0962734	BR-157	54.65	55.3	Felsic Volcanic 1	Central Pit	Mine Rock	0.087	0.81	0.60	<20	114	<0.1	0.84	0.32	0.070	5.2	6.7
A0962735	BR-157	56.1	57.6	Felsic Volcanic 1	Central Pit	Mine Rock	0.12	0.68	0.40	<20	80	<0.1	0.18	0.27	0.070	4.3	6.2
A0962736	BR-157	57.6	59.1	Felsic Volcanic 1	Central Pit	Mine Rock	0.11	0.63	0.50	<20	70	<0.1	0.15	0.47	0.12	4.2	4.0
DX758054	BR-167	16	17	Felsic Volcanic 1	Central Pit	Mine Rock	0.12	1.1	4.7	<20	86	0.2	0.33	0.81	0.070	9.2	9.9
DX758055	BR-167	22	23	Felsic Volcanic 1	Central Pit	Mine Rock	0.093	1.4	0.50	<20	86	0.1	0.13	0.39	<0.01	11	8.1
DX758056	BR-167	30	31	Felsic Volcanic 1	Central Pit	Mine Rock	0.094	0.85	2.7	<20	82	<0.1	0.26	0.37	0.020	8.8	7.4
DX758057	BR-167	33	33.5	Felsic Volcanic 1	Central Pit	Mine Rock	0.12	0.52	3.7	<20	52	0.1	0.35	1.8	0.030	8.7	5.0
DX758058	BR-167	35.5	36	Felsic Volcanic 1	Central Pit	Mine Rock	0.12	0.84	2.5	<20	105	<0.1	0.13	0.23	0.080	8.2	6.2
DX758059	BR-167	37	38	Felsic Volcanic 1	Central Pit	Mine Rock	0.12	0.81	2.5	<20	70	<0.1	0.17	0.36	0.020	11	6.4
DX758060	BR-167	43	43.9	Felsic Volcanic 1	Central Pit	Mine Rock	0.059	0.30	1.6	<20	14	<0.1	0.12	0.33	<0.01	3.8	3.9
DX758061	BR-167	43.9	45	Felsic Volcanic 1	Central Pit	Mine Rock	0.11	1.2	1.8	<20	75	<0.1	0.21	0.75	0.030	9.7	21
DX758062	BR-167	51	52	Felsic Volcanic 1	Central Pit	Mine Rock	0.11	0.84	2.5	<20	18	0.2	0.09	1.4	0.11	9.8	6.5
DX758063	BR-167	57	58	Felsic Volcanic 1	Central Pit	Mine Rock	0.10	1.1	1.4	<20	94	<0.1	0.05	0.75	0.11	8.1	13
DX758064	BR-167	63	64	Felsic Volcanic 1	Central Pit	Mine Rock	0.082	1.3	7.4	<20	89	0.2	0.08	0.58	0.070	9.5	12
DX758065	BR-167	64	65	Felsic Volcanic 1	Central Pit	Mine Rock	0.085	1.2	4.4	<20	85	0.1	0.06	0.81	0.080	9.3	15
DX758066	BR-167	72	73	Felsic Volcanic 1	Central Pit	Mine Rock	0.16	1.1	5.4	<20	71	0.1	0.08	0.36	0.090	8.4	4.7
DX758067	BR-167	73	74	Felsic Volcanic 1	Central Pit	Mine Rock	0.19	1.1	12	<20	56	0.1	0.11	0.72	0.090	8.7	6.7
DX758068	BR-167	77	78	Felsic Volcanic 1	Central Pit	Mine Rock	0.16	1.2	13	<20	88	0.1	0.11	0.73	0.12	9.9	8.3
DX758069	BR-167	83	84	Felsic Volcanic 1	Central Pit	Mine Rock	0.11	1.4	3.7	<20	47	0.2	0.07	1.5	0.080	12	13
DX758070	BR-167	89.5	90.3	Felsic Volcanic 1	Central Pit	Mine Rock	0.11	1.1	36	<20	51	0.1	0.09	0.90	0.050	11	14
DX758071	BR-167	92.3	93	Felsic Volcanic 1	Central Pit	Mine Rock	0.091	0.95	7.5	<20	52	0.2	0.06	0.74	0.060	8.9	7.2
DX758072	BR-167	94	95	Felsic Volcanic 1	Central Pit	Mine Rock	0.26	1.4	5.1	<20	31	0.4	0.05	1.2	0.84	10	8.4
DX758073	BR-167	102	103	Felsic Volcanic 1	Central Pit	Mine Rock	0.16	1.2	8.9	<20	62	<0.1	0.26	1.6	0.11	9.9	12
DX758074	BR-167	108	108.7	Felsic Volcanic 1	Central Pit	Mine Rock	0.12	0.93	10	<20	85	<0.1	0.09	1.4	0.44	7.0	6.7
DX758075	BR-167	113	114	Felsic Volcanic 1	Central Pit	Mine Rock	0.11	1.2	7.7	<20	68	0.2	0.4	1.2	0.050	10	34
DX758076	BR-167	124.1	125.1	Felsic Volcanic 1	Central Pit	Mine Rock	0.17	1.2	11	<20	115	<0.1	0.07	1.7	0.11	11	14
DX758077	BR-167	129	130	Felsic Volcanic 1	Central Pit	Mine Rock	0.19	1.3	13	<20	94	<0.1	0.28	1.1	0.11	9.6	16
DX758078	BR-167	141	142	Felsic Volcanic 1	Central Pit	Mine Rock	0.15	1.3	19	<20	81	<0.1	0.08	1.3	0.060	10	16
DX758079	BR-167	145	146	Felsic Volcanic 1	Central Pit	Mine Rock	0.16	1.3	7.9	<20	77	<0.1	0.02	0.78	0.020	10	15
DX758080	BR-167	151	152	Felsic Volcanic 1	Central Pit	Mine Rock	0.24	1.2	20	<20	62	<0.1	0.05	0.95	0.16	9.7	13
DX758081	BR-167	158	159	Felsic Volcanic 1	Central Pit	Mine Rock	0.15	1.1	10	<20	87	<0.1	0.21	1.4	0.020	9.4	17
DX758082	BR-167	166	167	Felsic Volcanic 1	Central Pit	Mine Rock	0.14	0.67	25	<20	49	<0.1	0.12	0.74	0.10	5.9	6.4
DX758083	BR-167	171	172	Felsic Volcanic 1	Central Pit	Mine Rock	0.19	0.69	18	<20	49	<0.1	0.12	0.81	0.11	6.0	7.8
DX758084	BR-167	177	178	Felsic Volcanic 1	Central Pit	Mine Rock	0.35	1.3	28	<20	37	0.2	0.28	1.1	0.37	8.0	8.3
DX758085	BR-167	194	195	Felsic Volcanic 1	Central Pit	Mine Rock	0.20	1.4	11	<20	87	<0.1	0.07	1.2	0.27	11	14
DX758086	BR-167	202	203	Felsic Volcanic 1	Central Pit	Mine Rock	0.18	1.4	8.9	<20	85	0.1	0.07	1.3	0.16	11	14

(1) Ten times average crustal abundance values presented in Price (1997).

Blue highlighting indicates samples with metal concentrations greater than the ten times crustal abundance screening value are present in the analyzed group.

Screening values are for qualitative assessment only and hold no regulatory significance.

Classification as mine rock or ore-grade materials was based on gold content.

A value of "--" indicates metal was not measured for the given sample; the variation in elements analyzed is due to measurement at two different laboratories (see text).

Table B-5 Aqua Regia Metals

Sample ID	Drillhole ID	From	To	Lithology	Area	Class	Silver	Aluminum	Arsenic	Boron	Barium	Beryllium	Bismuth	Calcium	Cadmium	Cobalt	Chromium
		m	m				ppm	%	ppm	ppm	ppm	ppm	ppm	%	ppm	ppm	ppm
10x Crustal Abundance (Price 1997) [1]							*0.75*	*--*	*18*	*100*	*4250*	*30*	*0.085*	*--*	*1.5*	*250*	*1020*
DX758087	BR-167	208	209	Felsic Volcanic 1	Central Pit	Mine Rock	0.21	1.5	9.4	<20	75	0.1	0.11	1.4	0.17	12	14
DX758088	BR-167	213	213.5	Felsic Volcanic 1	Central Pit	Mine Rock	0.32	1.1	29	<20	40	0.2	0.09	1.2	0.35	9.9	11
DX758089	BR-167	215.55	216.5	Felsic Volcanic 1	Central Pit	Mine Rock	0.28	1.2	58	<20	90	<0.1	0.08	0.32	0.27	11	15
DX758090	BR-167	216.5	217.5	Felsic Volcanic 1	Central Pit	Mine Rock	0.28	0.98	72	<20	62	<0.1	0.04	0.31	0.71	10	6.9
DX758091	BR-167	217.5	218.5	Felsic Volcanic 1	Central Pit	Mine Rock	0.25	1.1	32	<20	62	<0.1	0.02	0.22	0.24	9.9	8.2
DX758092	BR-167	221.5	222.5	Felsic Volcanic 1	Central Pit	Mine Rock	0.47	1.5	27	<20	77	0.1	0.04	0.67	2.3	9.4	11
DX758093	BR-167	226	227	Felsic Volcanic 1	Central Pit	Mine Rock	0.27	1.3	40	<20	67	0.1	<0.02	0.80	0.090	9.0	12
DX758094	BR-167	233	233.6	Felsic Volcanic 1	Central Pit	Mine Rock	0.44	1.1	69	<20	58	<0.1	0.09	0.46	1.8	8.8	10
DX758095	BR-167	236	237	Felsic Volcanic 1	Central Pit	Mine Rock	0.28	1.4	16	<20	91	<0.1	0.06	0.56	0.31	9.6	13
DX758096	BR-167	244	245	Felsic Volcanic 1	Central Pit	Mine Rock	0.18	1.2	13	<20	112	<0.1	0.03	0.89	0.23	9.2	26
DX758097	BR-167	253.95	255	Felsic Volcanic 1	Central Pit	Ore-Grade	0.64	1.0	190	<20	69	0.2	0.53	0.47	1.1	8.7	5.4
DX758098	BR-167	255	256	Felsic Volcanic 1	Central Pit	Ore-Grade	0.60	0.76	145	<20	49	0.2	0.39	0.41	1.3	8.5	3.8
DX758099	BR-167	264	265	Felsic Volcanic 1	Central Pit	Mine Rock	0.095	1.5	107	<20	63	0.1	0.05	0.80	0.030	9.1	15
DX758100	BR-167	270	271	Felsic Volcanic 1	Central Pit	Mine Rock	0.28	1.3	238	<20	47	<0.1	0.05	0.92	0.040	9.5	13
DX758101	BR-167	272	273	Felsic Volcanic 1	Central Pit	Ore-Grade	0.70	1.4	301	<20	48	0.3	0.16	0.69	0.56	7.4	6.3
A0963501	BR-167	315	316	Metasediment 2	Central Pit	Mine Rock	0.16	2.5	48	<20	179	<0.1	0.21	0.23	0.040	20	89
A0963502	BR-167	322.8	324	Metasediment 2	Central Pit	Mine Rock	0.12	2.6	92	<20	175	0.1	0.18	0.36	0.050	21	90
A0963503	BR-167	327	328	Metasediment 2	Central Pit	Mine Rock	0.23	2.6	89	<20	152	0.1	0.22	0.39	0.040	24	96
A0963504	BR-167	332	333	Felsic Volcanic 1	Central Pit	Mine Rock	0.29	1.1	3.8	<20	75	<0.1	0.11	1.0	0.030	8.9	8.2
A0963505	BR-167	357.8	358.9	Metasediment 2	Central Pit	Mine Rock	0.20	3.0	335	<20	165	0.2	0.2	0.45	0.040	23	106
A0963506	BR-167	363.1	364.6	Felsic Volcanic 1	Central Pit	Mine Rock	0.65	1.2	28	<20	71	<0.1	0.14	0.78	0.070	8.5	13
A0963507	BR-167	373.45	374.5	Felsic Volcanic 2	Central Pit	Mine Rock	0.19	0.39	81	<20	52	<0.1	0.1	0.53	0.040	2.2	1.8
A0963508	BR-167	390	390.5	Felsic Volcanic 2	Central Pit	Mine Rock	0.20	1.7	38	<20	159	0.2	0.56	1.4	0.030	13	55
A0964143	BR-168	19.1	19.6	Felsic Volcanic 1	Central Pit	Mine Rock	0.25	0.91	15	<20	62	<0.1	0.14	0.58	0.21	9.5	7.0
A0964144	BR-168	24.75	25.55	Felsic Volcanic 1	Central Pit	Mine Rock	0.11	1.2	1.3	<20	114	<0.1	0.09	0.49	0.060	10	7.3
A0964145	BR-168	41.5	43	Felsic Volcanic 1	Central Pit	Mine Rock	0.16	0.96	2.8	<20	141	<0.1	0.21	0.74	0.090	9.2	12
A0964146	BR-168	55.4	56.2	Felsic Volcanic 1	Central Pit	Mine Rock	0.22	1.2	3.0	<20	79	0.1	0.47	0.63	0.080	11	18
A0964147	BR-168	61.7	63	Felsic Volcanic 1	Central Pit	Mine Rock	0.11	1.2	1.1	<20	154	<0.1	0.06	0.91	0.070	9.2	9.1
A0964148	BR-168	75	76.1	Felsic Volcanic 1	Central Pit	Mine Rock	0.15	1.1	14	<20	69	<0.1	0.1	0.71	0.030	9.4	11
A0964149	BR-168	81.8	82.4	Felsic Volcanic 1	Central Pit	Mine Rock	0.15	1.3	3.0	<20	97	0.1	0.26	0.74	0.040	8.8	7.9
A0964150	BR-168	87.8	88.5	Felsic Volcanic 1	Central Pit	Mine Rock	0.29	0.81	5.5	<20	44	0.2	1.1	0.36	0.17	11	4.5
A0964151	BR-168	91.5	93	Felsic Volcanic 1	Central Pit	Mine Rock	0.18	0.90	2.2	<20	58	0.1	0.05	0.53	0.54	8.6	7.0
A0964152	BR-168	100.7	101.6	Felsic Volcanic 1	Central Pit	Mine Rock	0.26	1.0	19	<20	54	0.1	0.69	0.54	0.71	10	4.5
A0964153	BR-168	105.9	107.25	Felsic Volcanic 1	Central Pit	Mine Rock	0.26	1.2	9.0	<20	57	0.1	0.39	0.55	0.17	9.3	6.7
A0964720	BR-464	42.9	44.4	Felsic Volcanic 1	Central Pit	Mine Rock	0.21	1.4	42	<20	103	<0.1	0.13	0.62	0.030	9.4	23
A0963548	BR-185	28.5	29.5	Felsic Volcanic 1	Central Pit	Ore-Grade	0.21	1.2	12	<20	122	<0.1	0.26	0.45	0.43	10	14
A0963549	BR-185	38.85	39.5	Felsic Volcanic 1	Central Pit	Ore-Grade	0.21	1.2	15	<20	74	0.1	0.08	0.40	0.040	9.1	14
A0963550	BR-185	48.6	49.5	Felsic Volcanic 1	Central Pit	Mine Rock	0.75	0.78	64	<20	42	0.1	0.31	0.38	0.20	14	3.4
A0963551	BR-185	52	52.8	Felsic Volcanic 1	Central Pit	Ore-Grade	0.18	1.3	18	<20	64	<0.1	0.06	0.60	0.040	8.7	7.8
A0963552	BR-185	67.5	68.5	Felsic Volcanic 1	Central Pit	Mine Rock	0.16	1.1	53	<20	52	<0.1	0.05	0.88	0.030	7.9	8.3
A0963553	BR-185	73.5	75	Felsic Volcanic 1	Central Pit	Mine Rock	0.21	1.3	84	<20	49	0.1	0.05	0.34	0.050	10	11
A0963554	BR-185	79	80	Felsic Volcanic 1	Central Pit	Mine Rock	0.14	0.90	24	<20	37	<0.1	0.13	0.50	0.040	7.3	5.6
A0963555	BR-185	85	86	Felsic Volcanic 1	Central Pit	Mine Rock	0.16	1.3	31	<20	53	<0.1	0.13	0.82	0.040	9.7	12

(1) Ten times average crustal abundance values presented in Price (1997).

Blue highlighting indicates samples with metal concentrations greater than the ten times crustal abundance screening value are present in the analyzed group.

Screening values are for qualitative assessment only and hold no regulatory significance.

Classification as mine rock or ore-grade materials was based on gold content.

A value of "--" indicates metal was not measured for the given sample; the variation in elements analyzed is due to measurement at two different laboratories (see text).

Table B-5 Aqua Regia Metals

Sample ID	Drillhole ID	From	To	Lithology	Area	Class	Silver	Aluminum	Arsenic	Boron	Barium	Beryllium	Bismuth	Calcium	Cadmium	Cobalt	Chromium
		m	m				ppm	%	ppm	ppm	ppm	ppm	ppm	%	ppm	ppm	ppm
10x Crustal Abundance (Price 1997) [(1)]							*0.75*	*--*	*18*	*100*	*4250*	*30*	*0.085*	*--*	*1.5*	*250*	*1020*
A0963556	BR-185	91	92	Felsic Volcanic 1	Central Pit	Mine Rock	0.17	1.3	60	<20	59	<0.1	0.15	0.87	0.050	9.8	14
A0963557	BR-185	97.75	98.75	Felsic Volcanic 1	Central Pit	Mine Rock	0.20	1.2	47	<20	50	0.2	0.09	0.51	0.080	6.8	10
A0963558	BR-185	106.75	107.75	Felsic Volcanic 1	Central Pit	Mine Rock	0.29	3.1	14	<20	193	0.4	0.12	1.1	0.070	8.3	13
A0963559	BR-185	140	141.5	Felsic Volcanic 1	Central Pit	Mine Rock	0.19	2.0	5.7	<20	157	<0.1	0.17	0.16	0.060	20	75
A0963560	BR-185	145	146.15	Metasediment 2	Central Pit	Mine Rock	0.25	3.6	311	<20	175	0.2	0.2	0.65	0.050	25	126
A0963561	BR-185	149.75	151	Metasediment 2	Central Pit	Mine Rock	0.14	0.82	53	<20	28	0.4	1.05	0.42	0.040	2.2	1.4
A0963562	BR-185	157.05	158	Felsic Volcanic 2	Central Pit	Mine Rock	0.25	0.53	30	<20	47	<0.1	0.17	0.47	0.030	1.7	1.9
A0963546	BR-185	163	164	Felsic Volcanic 2	Central Pit	Mine Rock	0.19	1.2	26	<20	69	<0.1	0.07	0.40	0.040	8.5	22
A0963564	BR-185	175	176	Felsic Volcanic 2	Central Pit	Mine Rock	0.21	0.90	25	<20	70	0.4	0.2	0.32	0.060	2.9	4.3
A0963565	BR-185	179.75	180.5	Felsic Volcanic 2	Central Pit	Mine Rock	0.15	0.52	23	<20	56	<0.1	0.21	0.35	0.030	1.9	1.5
A0963566	BR-185	186.15	186.7	Felsic Volcanic 2	Central Pit	Mine Rock	0.18	0.56	12	<20	76	0.1	0.19	0.28	0.020	3.3	4.0
A0963567	BR-185	191.25	192	Felsic Volcanic 2	Central Pit	Mine Rock	0.18	0.71	24	<20	107	<0.1	0.17	0.31	0.060	1.9	1.8
A0963568	BR-185	197.5	198.25	Felsic Volcanic 2	Central Pit	Mine Rock	0.30	0.43	36	<20	62	<0.1	0.34	0.61	0.040	1.9	2.7
A0963569	BR-185	210.5	211	Felsic Volcanic 2	Central Pit	Mine Rock	0.44	0.59	50	<20	146	<0.1	0.11	0.71	0.030	2.0	2.3
A0963570	BR-185	214.5	215	Felsic Volcanic 2	Central Pit	Mine Rock	0.55	0.42	27	<20	61	<0.1	0.19	0.92	0.070	1.9	2.6
A0964290	BR-188	21	22	Felsic Volcanic 1	Central Pit	Mine Rock	0.15	1.1	2.5	<20	97	<0.1	0.08	0.69	0.050	9.6	9.1
A0964291	BR-188	26	26.5	Felsic Volcanic 1	Central Pit	Mine Rock	0.52	1.7	4.9	<20	63	0.2	0.15	1.3	0.060	8.9	10
A0964292	BR-188	37	38	Felsic Volcanic 1	Central Pit	Mine Rock	0.15	1.6	1.2	<20	183	<0.1	0.25	0.47	0.030	11	15
A0964293	BR-188	44	45	Felsic Volcanic 1	Central Pit	Mine Rock	0.14	1.2	3.5	<20	100	<0.1	0.05	0.91	0.050	9.1	9.9
A0964294	BR-188	49	50	Felsic Volcanic 1	Central Pit	Mine Rock	0.20	0.92	3.1	<20	84	<0.1	0.3	0.55	0.040	12	7.2
A0964295	BR-188	51.8	52.8	Felsic Volcanic 1	Central Pit	Mine Rock	0.18	1.2	3.0	<20	72	<0.1	0.09	0.61	0.060	8.0	11
A0964296	BR-188	60	61	Felsic Volcanic 1	Central Pit	Mine Rock	0.17	1.1	2.0	<20	81	<0.1	0.94	0.49	0.030	9.2	7.2
A0964297	BR-188	65	66	Felsic Volcanic 1	Central Pit	Mine Rock	0.14	0.88	2.3	<20	83	<0.1	0.21	0.52	0.020	9.6	8.2
A0964298	BR-188	70.8	72	Felsic Volcanic 1	Central Pit	Ore-Grade	0.54	1.1	90	<20	77	<0.1	0.06	0.44	0.13	8.0	8.0
A0964301	BR-188	81	81.7	Felsic Volcanic 1	Central Pit	Mine Rock	0.33	1.1	19	<20	63	<0.1	0.03	0.98	0.11	8.2	13
A0964302	BR-188	89	90	Felsic Volcanic 1	Central Pit	Mine Rock	0.27	1.3	6.6	<20	83	<0.1	0.03	1.2	0.050	9.6	12
A0964303	BR-188	96	97	Felsic Volcanic 1	Central Pit	Mine Rock	0.19	1.2	5.6	<20	86	<0.1	0.03	1.0	0.070	9.7	17
A0964304	BR-188	103	104	Felsic Volcanic 1	Central Pit	Mine Rock	0.33	1.9	5.5	<20	94	0.2	0.04	0.91	0.69	9.8	14
A0964305	BR-188	114	115	Felsic Volcanic 1	Central Pit	Ore-Grade	0.23	1.3	12	<20	110	<0.1	0.05	0.84	0.050	9.9	18
A0964299	BR-188	121	122	Felsic Volcanic 1	Central Pit	Mine Rock	0.14	1.3	2.7	<20	96	<0.1	0.03	0.82	0.090	9.1	16
A0964306	BR-188	130	131	Felsic Volcanic 1	Central Pit	Mine Rock	0.11	1.3	5.7	<20	92	<0.1	0.06	0.42	0.020	10	16
A0964307	BR-188	136.5	138	Felsic Volcanic 1	Central Pit	Mine Rock	0.11	1.2	6.2	<20	45	0.1	0.03	0.83	0.050	9.7	14
A0964308	BR-188	141	142	Felsic Volcanic 1	Central Pit	Mine Rock	0.21	1.6	16	<20	88	0.2	0.07	1.1	0.050	12	24
A0964309	BR-188	146.5	147	Felsic Volcanic 1	Central Pit	Mine Rock	0.37	1.2	56	<20	68	0.1	0.19	0.37	0.23	11	11
A0964310	BR-188	151.5	152.5	Felsic Volcanic 1	Central Pit	Mine Rock	0.20	1.3	21	<20	52	<0.1	0.07	0.66	0.12	9.0	11
A0964311	BR-188	154.1	155	Felsic Volcanic 1	Central Pit	Ore-Grade	0.18	1.0	84	<20	40	<0.1	0.1	0.44	0.040	8.9	7.3
A0964312	BR-188	161	162	Felsic Volcanic 1	Central Pit	Ore-Grade	0.26	1.0	54	<20	39	<0.1	0.09	0.67	0.080	8.1	12
A0964313	BR-188	165.5	166.5	Felsic Volcanic 1	Central Pit	Mine Rock	0.10	1.2	8.0	<20	61	<0.1	0.03	0.59	0.040	8.1	9.2
A0964314	BR-188	174.5	175.5	Felsic Volcanic 1	Central Pit	Mine Rock	0.080	1.3	9.9	<20	58	0.1	0.02	0.99	0.020	8.8	9.9
A0964315	BR-188	180.5	181.5	Felsic Volcanic 1	Central Pit	Mine Rock	0.057	1.3	8.9	<20	37	0.3	0.05	1.0	<0.01	8.7	9.1
A0964316	BR-188	185.1	186	Felsic Volcanic 1	Central Pit	Mine Rock	0.17	1.2	13	<20	73	0.2	0.09	0.53	0.030	9.9	11
A0964317	BR-188	190	191	Felsic Volcanic 1	Central Pit	Mine Rock	0.19	1.1	33	<20	54	0.1	0.05	0.48	0.20	8.6	7.8
A0964318	BR-188	195.3	196.3	Felsic Volcanic 1	Central Pit	Ore-Grade	0.46	1.3	34	<20	93	0.1	0.09	0.87	0.76	10	20

(1) Ten times average crustal abundance values presented in Price (1997).

Blue highlighting indicates samples with metal concentrations greater than the ten times crustal abundance screening value are present in the analyzed group.

Screening values are for qualitative assessment only and hold no regulatory significance.

Classification as mine rock or ore-grade materials was based on gold content.

A value of "--" indicates metal was not measured for the given sample; the variation in elements analyzed is due to measurement at two different laboratories (see text).

Table B-5 Aqua Regia Metals

Sample ID	Drillhole ID	From	To	Lithology	Area	Class	Silver	Aluminum	Arsenic	Boron	Barium	Beryllium	Bismuth	Calcium	Cadmium	Cobalt	Chromium
		m	m				ppm	%	ppm	ppm	ppm	ppm	ppm	%	ppm	ppm	ppm
10x Crustal Abundance (Price 1997) [(1)]							*0.75*	*--*	*18*	*100*	*4250*	*30*	*0.085*	*--*	*1.5*	*250*	*1020*
A0964319	BR-188	217.75	219	Felsic Volcanic 1	Central Pit	Mine Rock	0.13	1.4	9.2	<20	83	0.1	0.06	1.0	0.040	10	12
A0964320	BR-188	222	223	Felsic Volcanic 1	Central Pit	Mine Rock	0.14	1.3	26	<20	131	<0.1	0.1	0.59	0.020	9.2	11
A0964321	BR-188	236.3	237	Felsic Volcanic 1	Central Pit	Mine Rock	0.12	1.4	18	<20	70	<0.1	0.06	0.81	0.030	10	12
A0964322	BR-188	244	245	Felsic Volcanic 1	Central Pit	Mine Rock	0.15	1.4	13	<20	90	0.1	0.13	0.64	0.030	10	13
A0964323	BR-188	250	251	Felsic Volcanic 1	Central Pit	Mine Rock	0.18	1.3	11	<20	68	<0.1	0.13	0.69	0.35	8.9	10
A0964324	BR-188	258	259	Felsic Volcanic 1	Central Pit	Mine Rock	0.14	1.7	26	<20	78	0.1	0.04	0.95	0.040	11	11
A0964325	BR-188	263.1	263.9	Felsic Volcanic 1	Central Pit	Ore-Grade	0.29	1.4	16	<20	132	0.1	0.25	0.81	0.030	9.9	23
A0964326	BR-188	268	269	Felsic Volcanic 1	Central Pit	Mine Rock	0.21	1.7	25	<20	73	0.2	0.39	0.87	0.050	9.0	11
A0964328	BR-188	273.6	274.6	Metasediment 2	Central Pit	Mine Rock	0.31	2.2	99	<20	219	0.2	0.34	0.30	0.070	19	89
A0964327	BR-188	278.5	279.3	Metasediment 2	Central Pit	Mine Rock	0.091	3.1	62	<20	392	0.2	0.13	0.49	0.040	20	139
A0964329	BR-188	284.5	285.75	Metasediment 2	Central Pit	Mine Rock	0.13	2.7	75	<20	178	0.2	0.18	0.21	0.050	23	94
A0964330	BR-188	294	294.5	Metasediment 2	Central Pit	Mine Rock	1.1	2.7	1494	<20	199	0.2	0.24	0.43	0.060	19	81
A0964331	BR-188	300.45	301.4	Metasediment 2	Central Pit	Mine Rock	0.15	0.99	47	<20	70	<0.1	0.34	0.15	0.020	3.3	4.4
A0964332	BR-188	301.4	302.55	Metasediment 2	Central Pit	Mine Rock	0.17	2.6	1350	<20	93	0.3	0.28	1.2	0.050	22	51
A0964334	BR-188	305.85	306.85	Metasediment 2	Central Pit	Mine Rock	0.42	2.3	40	<20	74	0.4	1.1	0.97	0.54	12	27
A0964333	BR-188	311.6	312.15	Felsic Volcanic 2	Central Pit	Mine Rock	0.34	0.92	37	<20	53	<0.1	0.35	1.6	0.070	2.2	2.1
A0964335	BR-188	315	316	Felsic Volcanic 2	Central Pit	Mine Rock	0.37	2.4	43	<20	58	0.5	0.26	1.1	0.050	12	7.5
A0964336	BR-188	320	321	Felsic Volcanic 2	Central Pit	Mine Rock	0.17	0.74	322	<20	45	<0.1	0.09	0.31	0.020	2.0	2.2
A0964337	BR-188	326	327	Felsic Volcanic 2	Central Pit	Mine Rock	0.15	0.71	47	<20	115	<0.1	0.19	0.40	0.020	2.0	0.80
A0964338	BR-188	331.45	332.9	Felsic Volcanic 2	Central Pit	Mine Rock	0.21	0.86	169	<20	54	0.3	0.35	0.25	0.060	2.1	2.1
A0964339	BR-189	25	26	Felsic Volcanic 1	Central Pit	Mine Rock	0.12	1.3	8.8	<20	60	0.1	0.05	0.76	0.040	8.6	11
A0964340	BR-189	31.75	33	Felsic Volcanic 1	Central Pit	Ore-Grade	0.34	1.7	74	<20	117	0.2	0.14	0.90	0.35	14	31
A0964341	BR-189	36	36.6	Felsic Volcanic 1	Central Pit	Ore-Grade	0.39	0.87	65	<20	61	<0.1	0.2	0.74	0.16	10	6.8
A0964342	BR-189	44.35	45.25	Felsic Volcanic 1	Central Pit	Mine Rock	0.070	1.2	5.9	<20	20	0.3	0.06	0.99	0.010	8.6	9.7
A0964343	BR-189	49.95	50.5	Felsic Volcanic 1	Central Pit	Ore-Grade	0.46	1.0	16	<20	76	0.1	0.16	0.40	0.050	9.2	8.0
A0964344	BR-189	54	55	Felsic Volcanic 1	Central Pit	Mine Rock	0.20	1.4	14	<20	75	0.1	0.11	0.70	0.10	9.0	14
A0964345	BR-189	61	62	Felsic Volcanic 1	Central Pit	Mine Rock	0.16	1.4	4.2	<20	81	0.1	0.07	0.84	0.29	9.7	13
A0964346	BR-189	76	77	Felsic Volcanic 1	Central Pit	Mine Rock	0.13	1.8	13	<20	221	0.1	0.06	1.1	0.060	12	23
A0964347	BR-189	82	83	Felsic Volcanic 1	Central Pit	Mine Rock	0.24	1.6	140	<20	93	0.1	0.05	1.1	0.070	11	11
A0964348	BR-189	87.8	88.5	Felsic Volcanic 1	Central Pit	Ore-Grade	0.28	0.95	110	<20	65	<0.1	0.17	0.60	0.10	9.8	12
A0964349	BR-189	98	99	Felsic Volcanic 1	Central Pit	Ore-Grade	0.50	1.3	70	<20	85	<0.1	0.03	0.82	0.36	9.7	14
A0964350	BR-189	103.5	104	Felsic Volcanic 1	Central Pit	Mine Rock	0.23	1.4	49	<20	65	<0.1	<0.02	0.71	0.030	9.5	14
A0964351	BR-189	106	106.5	Felsic Volcanic 1	Central Pit	Mine Rock	0.51	1.2	23	<20	60	0.1	0.09	0.50	0.050	9.3	13
A0964352	BR-189	108.5	109.5	Felsic Volcanic 1	Central Pit	Mine Rock	0.41	1.5	29	<20	81	0.1	0.09	0.65	0.14	9.1	12
A0964353	BR-189	113	114	Felsic Volcanic 1	Central Pit	Ore-Grade	0.39	1.1	86	<20	65	0.2	0.36	0.43	0.24	7.6	6.6
A0964354	BR-189	119	120	Felsic Volcanic 1	Central Pit	Ore-Grade	0.25	1.5	122	<20	71	0.2	0.19	0.80	0.19	9.9	9.1
A0964355	BR-189	128	128.7	Felsic Volcanic 1	Central Pit	Ore-Grade	1.2	1.1	59	<20	75	0.1	0.29	2.0	0.090	10	18
A0964356	BR-189	133.5	135	Metasediment 2	Central Pit	Mine Rock	0.20	2.7	94	<20	129	0.2	0.2	0.44	0.050	22	102
A0964357	BR-189	141	142.35	Metasediment 2	Central Pit	Mine Rock	0.21	2.7	43	<20	111	0.2	0.32	0.37	0.050	23	87
A0964358	BR-189	147.6	148.85	Metasediment 2	Central Pit	Mine Rock	0.22	3.5	124	<20	191	0.3	0.21	1.0	0.060	23	104
A0964359	BR-189	151	152.5	Metasediment 2	Central Pit	Mine Rock	0.18	3.8	90	<20	317	0.2	0.24	0.37	0.030	24	140
A0964360	BR-189	162	163.1	Metasediment 2	Central Pit	Mine Rock	0.19	3.2	80	<20	182	0.3	0.44	0.38	0.020	14	49
A0964361	BR-189	167	168	Felsic Volcanic 2	Central Pit	Mine Rock	0.27	1.8	20	<20	65	0.6	0.37	1.1	0.070	4.0	8.8

(1) Ten times average crustal abundance values presented in Price (1997).

Blue highlighting indicates samples with metal concentrations greater than the ten times crustal abundance screening value are present in the analyzed group.

Screening values are for qualitative assessment only and hold no regulatory significance.

Classification as mine rock or ore-grade materials was based on gold content.

A value of "--" indicates metal was not measured for the given sample; the variation in elements analyzed is due to measurement at two different laboratories (see text).

Table B-5 Aqua Regia Metals

Sample ID	Drillhole ID	From	To	Lithology	Area	Class	Silver	Aluminum	Arsenic	Boron	Barium	Beryllium	Bismuth	Calcium	Cadmium	Cobalt	Chromium
		m	m				ppm	%	ppm	ppm	ppm	ppm	ppm	%	ppm	ppm	ppm
10x Crustal Abundance (Price 1997) [(1)]							*0.75*	*--*	*18*	*100*	*4250*	*30*	*0.085*	*--*	*1.5*	*250*	*1020*
A0964362	BR-189	172.3	173	Felsic Volcanic 2	Central Pit	Mine Rock	0.19	0.43	104	<20	48	<0.1	0.25	0.65	0.060	2.0	0.90
A0964363	BR-189	177	178	Felsic Volcanic 2	Central Pit	Mine Rock	0.35	0.71	144	<20	87	0.1	0.26	0.84	0.060	3.8	5.2
A0964364	BR-189	181.5	182.4	Felsic Volcanic 2	Central Pit	Mine Rock	0.45	0.64	76	<20	78	<0.1	0.1	0.17	0.060	2.8	11
A0964365	BR-189	186	187	Felsic Volcanic 2	Central Pit	Mine Rock	0.29	0.66	53	<20	58	0.1	0.07	0.14	0.040	2.3	2.2
A0964366	BR-189	187	187.7	Felsic Volcanic 2	Central Pit	Mine Rock	1.8	0.54	46	<20	22	0.3	0.1	0.26	0.040	2.3	1.0
A0964367	BR-189	192	193	Felsic Volcanic 2	Central Pit	Mine Rock	0.27	0.76	158	<20	63	<0.1	13.7	0.41	0.030	2.1	2.3
A0964368	BR-189	200.55	201.1	Felsic Volcanic 2	Central Pit	Mine Rock	0.24	0.82	24	<20	127	<0.1	0.21	0.61	0.030	3.1	4.1
A0964369	BR-189	208	209.4	Felsic Volcanic 2	Central Pit	Ore-Grade	0.60	0.61	27	<20	100	0.1	0.2	0.88	0.060	2.5	3.8
A0964370	BR-189	210.3	211.1	Felsic Volcanic 2	Central Pit	Ore-Grade	0.62	0.56	1262	<20	35	0.1	0.49	0.64	0.050	3.7	5.4
A0964371	BR-189	220	221	Felsic Volcanic 1	Central Pit	Mine Rock	0.26	1.2	220	<20	99	<0.1	0.18	1.2	0.050	11	16
A0964372	BR-189	225	226.35	Metasediment 2	Central Pit	Mine Rock	0.19	3.0	444	<20	285	0.2	0.26	0.56	0.060	18	74
A0964373	BR-189	235.65	236.25	Metasediment 2	Central Pit	Mine Rock	0.14	3.9	59	<20	456	0.3	2.14	0.19	0.020	22	109
A0964374	BR-189	240	241.5	Metasediment 2	Central Pit	Mine Rock	0.099	2.9	122	<20	146	0.1	0.19	0.15	0.030	25	90
A0964375	BR-189	244.15	245.25	Felsic Volcanic 2	Central Pit	Mine Rock	0.18	0.82	223	<20	76	<0.1	0.09	0.86	0.12	3.2	4.1
A0963898	BR-219	23.1	24	Felsic Volcanic 1	Central Pit	Ore-Grade	0.28	1.3	31	<20	59	0.3	0.04	0.92	0.34	9.3	18
A0963899	BR-219	29.35	30.4	Felsic Volcanic 1	Central Pit	Mine Rock	0.40	1.3	147	<20	67	0.2	0.02	0.73	0.070	9.8	18
A0963900	BR-219	36.1	36.6	Felsic Volcanic 1	Central Pit	Ore-Grade	0.76	0.94	200	<20	21	0.3	0.1	1.1	0.14	9.1	13
A0963901	BR-219	41.75	42.25	Felsic Volcanic 1	Central Pit	Mine Rock	0.20	1.5	146	<20	87	0.1	0.05	0.84	0.070	9.7	18
A0963902	BR-219	47	48	Felsic Volcanic 1	Central Pit	Ore-Grade	0.57	1.3	215	<20	94	<0.1	0.31	1.2	0.21	11	12
A0963903	BR-219	63.1	63.4	Metasediment 2	Central Pit	Mine Rock	0.39	3.3	115	<20	238	0.1	0.28	0.36	0.030	17	94
A0963904	BR-219	68.5	69.05	Felsic Volcanic 1	Central Pit	Mine Rock	0.15	1.3	2.5	<20	88	0.2	0.19	0.25	0.060	8.2	8.1
A0963905	BR-219	73.75	75.25	Metasediment 2	Central Pit	Mine Rock	0.22	2.6	275	<20	142	0.2	0.3	0.26	0.080	24	94
A0963906	BR-219	85.5	86.6	Felsic Volcanic 1	Central Pit	Mine Rock	0.40	1.9	61	<20	104	0.2	0.11	1.0	0.040	12	33
A0963907	BR-219	93.6	95.05	Felsic Volcanic 2	Central Pit	Mine Rock	0.23	0.50	32	<20	47	<0.1	0.13	0.33	0.060	2.1	2.7
A0963908	BR-219	97.7	99.2	Felsic Volcanic 2	Central Pit	Mine Rock	0.30	0.84	61	<20	96	0.2	0.15	0.59	0.060	4.1	6.3
A0963909	BR-219	106.3	107.5	Felsic Volcanic 2	Central Pit	Mine Rock	0.31	0.54	76	<20	99	<0.1	0.13	0.32	0.070	2.4	4.0
A0963910	BR-219	112	113.25	Felsic Volcanic 2	Central Pit	Mine Rock	0.31	0.90	71	<20	48	0.2	0.26	0.51	0.060	2.2	2.9
A0963911	BR-219	117.6	118.75	Felsic Volcanic 2	Central Pit	Mine Rock	0.29	1.1	192	<20	83	0.2	0.19	0.65	0.040	4.6	20
A0963912	BR-219	123.25	124.35	Felsic Volcanic 2	Central Pit	Mine Rock	0.18	0.84	24	<20	95	<0.1	0.24	0.67	0.050	3.5	14
A0963913	BR-219	129.4	130.9	Felsic Volcanic 2	Central Pit	Mine Rock	0.13	0.52	121	<20	51	0.1	0.16	0.53	0.070	1.9	3.0
A0963914	BR-219	133.8	135.2	Felsic Volcanic 1	Central Pit	Mine Rock	0.50	1.4	106	<20	77	0.1	0.36	1.2	0.090	12	16
A0963915	BR-219	143	144.5	Felsic Volcanic 2	Central Pit	Mine Rock	0.12	1.0	2.4	<20	97	0.2	0.13	0.50	0.21	3.4	8.8
A0963916	BR-219	149	149.65	Felsic Volcanic 2	Central Pit	Mine Rock	0.17	1.3	1.4	<20	138	0.2	1.86	0.29	0.060	6.1	9.4
A0963917	BR-219	155.5	157	Metasediment 2	Central Pit	Mine Rock	0.14	2.5	120	<20	90	0.2	0.23	0.19	0.040	23	81
A0963918	BR-219	160	161.5	Metasediment 2	Central Pit	Mine Rock	0.18	3.0	144	<20	216	0.1	0.24	0.26	0.070	21	83
A0963919	BR-219	167.65	169	Felsic Volcanic 2	Central Pit	Mine Rock	0.11	0.91	2.3	<20	84	0.1	0.1	0.47	0.050	2.8	3.8
A0963920	BR-219	196.75	198	Metasediment 3	Central Pit	Mine Rock	0.18	1.6	1.4	<20	88	0.2	0.16	0.59	0.090	7.8	14
A0963921	BR-219	201	202.5	Metasediment 3	Central Pit	Mine Rock	0.13	1.4	72	<20	63	0.3	0.11	0.52	0.19	4.6	4.3
A0963644	BR-250B	21	22.5	Felsic Volcanic 1	Central Pit	Mine Rock	0.22	1.1	18	<20	75	<0.1	0.18	0.62	0.11	9.0	16
A0963645	BR-250B	25.2	26	Felsic Volcanic 1	Central Pit	Mine Rock	0.23	1.6	17	<20	199	0.2	0.06	1.9	0.080	17	66
A0963646	BR-250B	35.25	36	Felsic Volcanic 1	Central Pit	Mine Rock	0.30	1.9	6.9	<20	171	0.4	0.06	1.8	0.090	15	55
A0963647	BR-250B	42	43.5	Felsic Volcanic 1	Central Pit	Ore-Grade	0.44	1.2	7.6	<20	75	<0.1	0.17	0.68	0.18	8.7	15
A0963648	BR-250B	49.5	51	Felsic Volcanic 1	Central Pit	Mine Rock	0.28	1.3	5.9	<20	67	<0.1	0.07	0.71	0.35	10	19

(1) Ten times average crustal abundance values presented in Price (1997).

Blue highlighting indicates samples with metal concentrations greater than the ten times crustal abundance screening value are present in the analyzed group.

Screening values are for qualitative assessment only and hold no regulatory significance.

Classification as mine rock or ore-grade materials was based on gold content.

A value of "--" indicates metal was not measured for the given sample; the variation in elements analyzed is due to measurement at two different laboratories (see text).

Table B-5 Aqua Regia Metals

Sample ID	Drillhole ID	From	To	Lithology	Area	Class	Silver	Aluminum	Arsenic	Boron	Barium	Beryllium	Bismuth	Calcium	Cadmium	Cobalt	Chromium
		m	m				ppm	%	ppm	ppm	ppm	ppm	ppm	%	ppm	ppm	ppm
10x Crustal Abundance (Price 1997) [(1)]							*0.75*	*--*	*18*	*100*	*4250*	*30*	*0.085*	*--*	*1.5*	*250*	*1020*
A0963649	BR-250B	61.5	63	Felsic Volcanic 1	Central Pit	Mine Rock	0.19	1.6	5.2	<20	86	0.2	0.03	0.85	0.070	11	20
A0963650	BR-250B	72	73.4	Felsic Volcanic 1	Central Pit	Mine Rock	0.30	1.5	7.8	<20	59	0.2	0.22	0.91	0.11	12	13
A0962951	BR-250B	75.5	77	Felsic Volcanic 1	Central Pit	Mine Rock	0.17	1.2	7.5	<20	58	<0.1	0.06	0.88	0.070	9.0	13
A0962952	BR-250B	88.5	90	Felsic Volcanic 1	Central Pit	Mine Rock	0.20	1.2	6.0	<20	80	<0.1	0.07	0.84	0.040	9.7	17
A0962953	BR-250B	93.8	94.35	Felsic Volcanic 1	Central Pit	Mine Rock	0.15	0.74	10	<20	26	0.1	0.1	1.2	0.030	4.8	6.6
A0962954	BR-250B	100	101.5	Felsic Volcanic 1	Central Pit	Ore-Grade	0.25	1.5	9.8	<20	103	0.1	0.13	1.5	0.11	9.3	15
A0962955	BR-250B	109.5	110.5	Felsic Volcanic 1	Central Pit	Mine Rock	0.22	1.6	9.5	<20	121	0.1	0.08	0.84	0.090	11	19
A0962956	BR-250B	117	117.8	Felsic Volcanic 1	Central Pit	Mine Rock	0.13	1.4	7.8	<20	123	<0.1	0.03	0.78	0.050	9.2	15
A0962957	BR-250B	123	124.5	Felsic Volcanic 1	Central Pit	Mine Rock	0.10	1.2	6.5	<20	49	0.1	0.04	0.90	0.030	10	14
A0962958	BR-250B	139.5	141	Felsic Volcanic 1	Central Pit	Mine Rock	0.22	1.5	10	<20	56	0.2	0.06	1.0	0.090	10	19
A0962959	BR-250B	148	149.5	Felsic Volcanic 1	Central Pit	Ore-Grade	0.15	1.3	7.5	<20	82	<0.1	0.05	0.65	0.090	9.1	14
A0962960	BR-250B	152.5	154	Felsic Volcanic 1	Central Pit	Mine Rock	0.16	1.3	14	<20	85	<0.1	0.04	0.65	0.050	9.1	15
A0962961	BR-250B	160.2	161.5	Felsic Volcanic 1	Central Pit	Mine Rock	0.28	1.2	28	<20	133	<0.1	0.11	0.35	0.040	10	15
A0962962	BR-250B	165.5	167	Felsic Volcanic 1	Central Pit	Mine Rock	0.26	1.6	33	<20	96	0.1	0.05	0.88	0.060	10	17
A0962963	BR-250B	174	175	Felsic Volcanic 1	Central Pit	Mine Rock	0.32	1.3	57	<20	93	<0.1	0.04	0.77	0.060	9.8	19
A0962964	BR-250B	178.3	179.3	Felsic Volcanic 1	Central Pit	Ore-Grade	1.1	0.69	188	<20	50	0.1	0.12	0.42	0.11	9.8	6.9
A0962965	BR-250B	180.3	180.9	Felsic Volcanic 1	Central Pit	Ore-Grade	0.79	0.10	109	<20	9.4	<0.1	0.15	0.21	1.7	2.9	2.1
A0962966	BR-250B	185.85	186.35	Felsic Volcanic 1	Central Pit	Ore-Grade	1.8	0.64	439	<20	43	0.1	0.1	0.25	0.59	10	5.0
A0962967	BR-250B	186.35	186.85	Felsic Volcanic 1	Central Pit	Ore-Grade	1.4	0.41	450	<20	30	<0.1	0.08	0.16	0.89	9.6	2.7
A0962969	BR-250B	190.5	191	Felsic Volcanic 1	Central Pit	Ore-Grade	1.2	0.72	442	<20	40	0.1	0.04	0.44	0.89	10	9.8
A0962970	BR-250B	192	193	Felsic Volcanic 1	Central Pit	Ore-Grade	0.37	0.68	579	<20	38	<0.1	<0.02	0.28	0.090	11	7.3
A0962971	BR-250B	204.5	206	Felsic Volcanic 1	Central Pit	Mine Rock	0.30	1.5	215	<20	55	<0.1	0.11	0.90	0.040	11	14
A0962972	BR-250B	211.35	212.35	Felsic Volcanic 1	Central Pit	Ore-Grade	1.1	0.41	45	<20	18	0.1	2.23	0.30	0.66	9.9	1.6
A0962973	BR-250B	216.2	217.2	Felsic Volcanic 1	Central Pit	Ore-Grade	0.62	1.3	121	<20	37	0.2	0.67	0.85	0.18	12	7.8
A0962974	BR-250B	217.8	218.6	Felsic Volcanic 1	Central Pit	Ore-Grade	0.41	1.4	43	<20	59	0.2	0.22	1.4	1.2	10	11
A0962975	BR-250B	225	225.65	Felsic Volcanic 1	Central Pit	Mine Rock	0.32	1.1	22	<20	105	0.2	0.37	0.61	0.090	10	19
A0963939	BR-250B	231	232.35	Metasediment 2	Central Pit	Mine Rock	0.21	2.7	98	<20	358	0.2	0.24	0.27	0.030	23	90
A0963940	BR-250B	235.9	237	Metasediment 2	Central Pit	Mine Rock	0.15	2.5	130	<20	234	<0.1	0.2	0.23	0.040	21	88
A0963941	BR-250B	240	241.5	Metasediment 2	Central Pit	Mine Rock	0.16	2.8	141	<20	286	0.2	0.24	0.30	0.040	19	87
A0963942	BR-250B	246	247.5	Metasediment 2	Central Pit	Mine Rock	0.20	3.0	125	<20	207	0.1	0.24	0.28	0.040	25	108
A0963943	BR-250B	252.5	253	Metasediment 2	Central Pit	Mine Rock	0.43	1.5	160	<20	123	0.2	0.68	0.31	0.040	17	53
A0963944	BR-250B	257.5	258.55	Metasediment 2	Central Pit	Mine Rock	0.26	2.7	165	<20	120	0.2	0.25	0.23	0.11	24	78
A0963945	BR-250B	262.9	263.75	Metasediment 2	Central Pit	Mine Rock	0.16	0.68	52	<20	57	0.1	0.67	0.37	0.23	3.7	5.7
A0963946	BR-250B	265.9	267	Felsic Volcanic 1	Central Pit	Mine Rock	0.32	1.4	32	<20	99	<0.1	0.22	1.0	0.040	11	18
A0963947	BR-250B	273	274	Felsic Volcanic 1	Central Pit	Mine Rock	0.61	1.6	40	<20	118	<0.1	0.11	1.0	2.8	9.6	12
A0963948	BR-250B	283.8	285	Felsic Volcanic 2	Central Pit	Mine Rock	0.48	0.43	281	<20	49	0.2	0.11	0.20	0.12	2.8	3.9
A0963949	BR-250B	295	296	Felsic Volcanic 2	Central Pit	Mine Rock	0.11	0.77	21	<20	154	<0.1	0.55	0.59	0.030	1.8	2.4
A0963950	BR-250B	300	301	Felsic Volcanic 2	Central Pit	Mine Rock	0.11	0.87	8.7	<20	119	0.1	0.09	0.57	0.040	4.1	16
A0964840	BR-326	50.5	51.5	Felsic Volcanic 1	Central Pit	Mine Rock	0.11	1.5	8.0	<20	107	0.2	0.11	0.58	0.010	10	15
A0964841	BR-326	59	60	Felsic Volcanic 1	Central Pit	Mine Rock	0.28	1.6	283	<20	72	0.3	0.1	0.53	0.20	13	50
A0964842	BR-326	63	64.35	Felsic Volcanic 1	Central Pit	Mine Rock	0.33	1.9	72	<20	48	0.3	0.06	0.78	0.040	9.9	9.8
A0964843	BR-326	72.4	73.2	Metasediment 2	Central Pit	Mine Rock	0.33	3.0	249	<20	98	0.3	0.17	0.67	0.080	22	105
A0964844	BR-326	75.5	76.6	Metasediment 2	Central Pit	Mine Rock	0.14	2.4	68	<20	137	0.2	0.2	0.31	0.13	22	109

(1) Ten times average crustal abundance values presented in Price (1997).

Blue highlighting indicates samples with metal concentrations greater than the ten times crustal abundance screening value are present in the analyzed group.

Screening values are for qualitative assessment only and hold no regulatory significance.

Classification as mine rock or ore-grade materials was based on gold content.

A value of "--" indicates metal was not measured for the given sample; the variation in elements analyzed is due to measurement at two different laboratories (see text).

Table B-5 Aqua Regia Metals

Sample ID	Drillhole ID	From	To	Lithology	Area	Class	Silver	Aluminum	Arsenic	Boron	Barium	Beryllium	Bismuth	Calcium	Cadmium	Cobalt	Chromium
		m	m				ppm	%	ppm	ppm	ppm	ppm	ppm	%	ppm	ppm	ppm
10x Crustal Abundance (Price 1997) [(1)]							*0.75*	*--*	*18*	*100*	*4250*	*30*	*0.085*	*--*	*1.5*	*250*	*1020*
A0964845	BR-326	80	81	Felsic Volcanic 2	Central Pit	Mine Rock	0.17	0.54	63	<20	66	0.3	2.53	0.060	0.050	3.1	4.4
A0964846	BR-326	84.6	85.25	Felsic Volcanic 2	Central Pit	Mine Rock	0.52	1.6	58	<20	57	0.7	0.16	0.87	0.14	9.3	13
A0964847	BR-326	91	92	Felsic Volcanic 2	Central Pit	Mine Rock	0.12	0.88	39	<20	33	0.5	0.26	0.66	0.24	3.1	3.2
A0964848	BR-326	94	95	Felsic Volcanic 1	Central Pit	Mine Rock	0.26	1.2	48	<20	18	0.3	0.14	1.1	0.10	11	9.5
A0964849	BR-326	102	103	Felsic Volcanic 2	Central Pit	Mine Rock	0.14	0.67	13	<20	115	<0.1	0.1	0.34	0.030	2.0	4.4
A0964850	BR-326	109.3	110	Felsic Volcanic 2	Central Pit	Mine Rock	0.18	0.89	6.4	<20	78	0.3	0.1	0.49	0.020	2.1	3.0
A0964851	BR-326	119.35	119.95	Felsic Volcanic 2	Central Pit	Mine Rock	0.16	0.67	134	<20	108	0.1	0.21	0.96	0.070	3.8	4.6
A0963596	BR-327	11.7	12.7	Felsic Volcanic 2	Central Pit	Mine Rock	0.50	1.6	129	<20	99	0.2	1	0.66	0.070	23	55
A0963597	BR-327	16.3	17.5	Felsic Volcanic 2	Central Pit	Mine Rock	0.20	0.69	33	<20	65	0.2	0.39	0.14	0.12	2.8	3.3
A0963598	BR-327	22.3	23.1	Felsic Volcanic 2	Central Pit	Mine Rock	0.33	1.4	38	<20	64	0.5	0.18	0.56	0.050	6.2	15
A0963599	BR-327	27.25	28.4	Felsic Volcanic 2	Central Pit	Mine Rock	0.33	0.60	30	<20	75	0.1	0.19	0.44	0.060	2.7	3.5
A0963600	BR-327	30.2	30.75	Felsic Volcanic 2	Central Pit	Mine Rock	0.15	0.84	3.6	<20	116	0.2	0.07	0.59	0.020	3.6	5.3
A0963749	BR-327	39.6	40.5	Felsic Volcanic 2	Central Pit	Mine Rock	0.20	0.63	15	<20	73	0.1	11.77	0.44	0.080	1.9	2.9
A0963750	BR-327	48.15	49	Felsic Volcanic 2	Central Pit	Ore-Grade	0.18	0.62	77	<20	126	0.1	0.42	0.36	0.11	1.7	2.5
A0963751	BR-327	55.5	57	Felsic Volcanic 2	Central Pit	Mine Rock	0.095	0.93	135	<20	114	0.1	0.06	0.46	0.050	4.9	7.8
A0963752	BR-327	74.5	75.1	Metasediment 2	Central Pit	Mine Rock	0.15	2.8	922	<20	216	0.3	0.1	0.23	0.090	24	91
A0963753	BR-327	81	81.9	Metasediment 2	Central Pit	Mine Rock	0.13	2.6	35	<20	136	0.2	0.23	0.28	0.24	24	101
A0963754	BR-327	88.55	89.9	Metasediment 2	Central Pit	Mine Rock	0.22	3.6	22	<20	98	0.2	0.36	0.25	0.040	25	110
A0963755	BR-327	94.5	96	Metasediment 2	Central Pit	Mine Rock	0.19	2.6	66	<20	46	0.3	0.18	0.35	0.070	23	89
A0963756	BR-327	104.8	105.25	Metasediment 2	Central Pit	Mine Rock	0.23	2.7	1.7	<20	103	0.4	0.36	0.75	0.010	19	71
A0963757	BR-327	117	118	Metasediment 3	Central Pit	Mine Rock	0.11	2.2	93	<20	59	0.4	0.15	0.65	0.040	11	12
A0963758	BR-327	121.2	122.7	Metasediment 3	Central Pit	Mine Rock	0.14	0.90	18	<20	35	0.2	0.08	0.38	0.050	4.6	14
A0963759	BR-327	128	129	Metasediment 3	Central Pit	Mine Rock	0.078	1.5	0.70	<20	55	0.2	0.09	0.21	0.020	9.1	8.8
A0963760	BR-327	141.4	142.8	Metasediment 3	Central Pit	Mine Rock	0.12	1.8	50	<20	139	0.1	0.24	0.45	0.060	12	22
A0963761	BR-329a	14.5	16	Felsic Volcanic 1	Central Pit	Mine Rock	0.13	1.3	4.2	<20	99	<0.1	0.07	0.62	0.020	8.5	8.7
A0963762	BR-329a	27.7	28.6	Felsic Volcanic 1	Central Pit	Mine Rock	0.14	1.3	5.2	<20	93	<0.1	0.12	0.56	0.020	10	15
A0963763	BR-329a	31.6	33	Felsic Volcanic 1	Central Pit	Mine Rock	0.16	1.7	38	<20	151	0.1	0.16	0.35	0.14	16	53
A0963764	BR-329a	39	40.4	Felsic Volcanic 1	Central Pit	Mine Rock	0.24	2.4	36	<20	40	0.4	0.07	1.1	0.030	8.9	10
A0963765	BR-329a	44.2	44.8	Felsic Volcanic 2	Central Pit	Mine Rock	0.25	1.3	15	<20	129	<0.1	0.2	0.67	0.030	9.9	19
A0963766	BR-329a	46.45	47.9	Felsic Volcanic 2	Central Pit	Mine Rock	0.55	0.51	123	<20	47	<0.1	0.75	0.23	0.040	2.8	5.0
A0963767	BR-329a	55.4	56.5	Felsic Volcanic 2	Central Pit	Mine Rock	0.35	1.0	52	<20	62	0.3	0.31	0.36	0.060	2.7	8.1
A0963768	BR-329a	59.5	60.8	Felsic Volcanic 2	Central Pit	Mine Rock	0.20	1.2	80	<20	78	<0.1	0.15	1.2	0.040	8.3	12
A0963769	BR-329a	64.9	65.5	Felsic Volcanic 2	Central Pit	Mine Rock	0.31	0.57	17	<20	79	0.1	0.5	0.16	0.18	2.8	2.5
A0963770	BR-329a	71.3	72.35	Felsic Volcanic 2	Central Pit	Mine Rock	0.34	0.43	16	<20	61	<0.1	0.71	0.29	0.11	2.2	3.1
A0963771	BR-329a	75.7	77.2	Felsic Volcanic 2	Central Pit	Mine Rock	0.36	0.68	13	<20	150	<0.1	0.7	0.55	0.030	1.7	2.2
A0963772	BR-329a	94.5	96	Felsic Volcanic 2	Central Pit	Mine Rock	0.17	0.76	17	<20	110	0.1	0.08	0.64	0.35	2.0	4.2
A0963773	BR-329a	104.4	105.15	Felsic Volcanic 2	Central Pit	Mine Rock	0.12	0.65	36	<20	69	0.1	0.14	0.58	0.020	2.0	2.2
A0963774	BR-329a	109.5	111	Felsic Volcanic 2	Central Pit	Mine Rock	0.20	0.66	244	<20	66	0.1	0.28	0.32	0.040	1.8	3.7
A0963775	BR-329a	119	120	Felsic Volcanic 1	Central Pit	Mine Rock	0.14	1.5	7.0	<20	126	<0.1	0.12	0.97	0.050	10	17
A0963776	BR-329a	124.5	126	Metasediment 2	Central Pit	Mine Rock	0.14	3.4	56	<20	156	0.2	0.19	0.57	0.080	24	97
A0963777	BR-329a	131.15	132	Metasediment 2	Central Pit	Mine Rock	0.22	3.1	1.4	<20	321	0.2	0.16	0.54	0.97	23	126
A0963778	BR-329a	136.5	138	Metasediment 2	Central Pit	Mine Rock	0.12	3.3	56	<20	285	0.1	0.2	0.18	<0.01	22	103
A0963779	BR-329a	142.5	143.3	Metasediment 2	Central Pit	Mine Rock	0.12	2.8	19	<20	220	0.2	0.26	0.22	0.070	21	85

(1) Ten times average crustal abundance values presented in Price (1997).

Blue highlighting indicates samples with metal concentrations greater than the ten times crustal abundance screening value are present in the analyzed group.

Screening values are for qualitative assessment only and hold no regulatory significance.

Classification as mine rock or ore-grade materials was based on gold content.

A value of "--" indicates metal was not measured for the given sample; the variation in elements analyzed is due to measurement at two different laboratories (see text).

Table B-5 Aqua Regia Metals

Sample ID	Drillhole ID	From	To	Lithology	Area	Class	Silver	Aluminum	Arsenic	Boron	Barium	Beryllium	Bismuth	Calcium	Cadmium	Cobalt	Chromium
		m	m				ppm	%	ppm	ppm	ppm	ppm	ppm	%	ppm	ppm	ppm
10x Crustal Abundance (Price 1997) [(1)]							*0.75*	*--*	*18*	*100*	*4250*	*30*	*0.085*	*--*	*1.5*	*250*	*1020*
A0964543	BR-341	16.5	18	Felsic Volcanic 1	Central Pit	Mine Rock	0.084	1.1	1.3	<20	104	<0.1	0.06	0.80	0.020	9.1	8.8
A0964544	BR-341	21.25	21.75	Felsic Volcanic 1	Central Pit	Mine Rock	0.16	0.56	1.0	<20	45	<0.1	0.16	0.32	0.020	8.6	9.6
A0964545	BR-341	27	28	Felsic Volcanic 1	Central Pit	Mine Rock	0.078	1.2	1.4	<20	121	<0.1	0.04	0.83	0.020	9.7	14
A0964546	BR-341	30.9	31.75	Felsic Volcanic 1	Central Pit	Mine Rock	0.15	0.54	5.4	<20	57	<0.1	0.33	0.37	0.11	11	8.4
A0964547	BR-341	37.9	39	Felsic Volcanic 1	Central Pit	Mine Rock	0.15	0.94	3.6	<20	111	<0.1	0.12	0.73	0.030	11	16
A0964548	BR-341	42	42.8	Felsic Volcanic 1	Central Pit	Mine Rock	0.11	0.47	6.9	<20	56	<0.1	0.44	0.48	0.040	9.4	5.6
A0964549	BR-341	49.1	49.4	Felsic Volcanic 1	Central Pit	Ore-Grade	0.28	1.2	36	<20	99	0.2	0.29	0.44	0.27	12	25
A0964550	BR-341	54	55.5	Felsic Volcanic 1	Central Pit	Ore-Grade	1.2	1.1	129	<20	28	0.1	0.08	0.31	0.25	10	11
A0964551	BR-341	73.05	73.55	Felsic Volcanic 1	Central Pit	Ore-Grade	0.37	1.1	32	<20	39	0.1	0.06	0.30	0.15	12	7.3
A0964552	BR-341	78.5	79	Felsic Volcanic 1	Central Pit	Mine Rock	0.31	0.87	183	<20	36	<0.1	0.03	0.61	0.070	9.0	16
A0964553	BR-341	83.8	85.3	Felsic Volcanic 1	Central Pit	Mine Rock	0.27	1.4	116	<20	86	<0.1	0.09	1.3	0.040	10	15
A0964554	BR-341	90.35	91.85	Felsic Volcanic 1	Central Pit	Mine Rock	0.19	1.2	103	<20	91	<0.1	0.09	0.86	0.040	9.0	12
A0964555	BR-341	96.55	98	Felsic Volcanic 1	Central Pit	Mine Rock	0.18	1.1	40	<20	74	<0.1	0.06	0.70	0.040	8.9	13
A0964556	BR-341	102.8	103.45	Felsic Volcanic 1	Central Pit	Mine Rock	0.14	0.86	20	<20	64	<0.1	0.02	0.89	0.040	6.8	15
A0964557	BR-341	112.5	113.9	Felsic Volcanic 1	Central Pit	Mine Rock	0.11	1.1	21	<20	121	<0.1	0.05	0.83	0.040	9.6	16
A0964558	BR-341	130	130.9	Felsic Volcanic 1	Central Pit	Mine Rock	0.091	1.3	12	<20	113	<0.1	0.06	0.59	0.030	9.7	14
A0964559	BR-341	135	136.5	Felsic Volcanic 1	Central Pit	Ore-Grade	0.26	0.84	59	<20	56	<0.1	0.13	0.36	0.070	6.7	6.5
A0964560	BR-341	141.5	142.9	Felsic Volcanic 1	Central Pit	Ore-Grade	0.33	1.0	82	<20	49	<0.1	0.2	0.59	0.28	9.7	10
A0964672	BR-341	147	148	Felsic Volcanic 1	Central Pit	Mine Rock	0.13	1.4	21	<20	97	<0.1	0.04	0.80	0.040	8.3	12
A0964673	BR-341	151.15	152.45	Felsic Volcanic 1	Central Pit	Mine Rock	0.17	1.2	16	<20	93	<0.1	0.04	0.66	0.040	8.9	14
A0964674	BR-341	157.1	158.25	Felsic Volcanic 1	Central Pit	Mine Rock	0.14	1.2	11	<20	58	0.2	0.09	0.41	0.020	6.9	26
A0964675	BR-341	162.4	163	Felsic Volcanic 1	Central Pit	Mine Rock	0.16	1.5	6.4	<20	142	<0.1	0.13	0.76	0.030	11	21
A0964676	BR-341	188	189	Felsic Volcanic 1	Central Pit	Mine Rock	0.11	1.2	4.6	<20	81	<0.1	0.03	0.67	0.030	8.2	9.1
A0964677	BR-341	214.3	214.7	Felsic Volcanic 1	Central Pit	Mine Rock	0.26	0.98	7.3	<20	59	<0.1	0.27	0.49	0.020	7.0	9.6
A0964678	BR-341	218.35	219.85	Felsic Volcanic 1	Central Pit	Mine Rock	0.16	1.3	9.3	<20	66	<0.1	0.13	0.83	0.020	9.4	13
A0964679	BR-341	224.05	225	Felsic Volcanic 1	Central Pit	Mine Rock	0.14	1.7	48	<20	28	0.3	0.1	1.4	0.040	9.4	9.0
A0964681	BR-342	12	13.1	Felsic Volcanic 1	Central Pit	Mine Rock	0.37	1.6	53	<20	43	0.2	0.02	0.62	0.030	8.9	13
A0964682	BR-342	17.3	18.05	Felsic Volcanic 1	Central Pit	Mine Rock	0.24	1.2	42	<20	66	<0.1	0.1	0.62	0.030	9.8	12
A0964683	BR-342	31.5	32.25	Felsic Volcanic 1	Central Pit	Mine Rock	0.14	2.1	14	<20	151	0.3	0.09	2.2	0.070	17	55
A0964684	BR-342	48.4	49.4	Felsic Volcanic 1	Central Pit	Mine Rock	0.25	1.5	128	<20	39	0.2	0.21	0.71	0.080	11	18
A0964685	BR-342	55.1	56.6	Felsic Volcanic 1	Central Pit	Mine Rock	0.18	1.2	25	<20	67	<0.1	0.08	0.67	0.050	8.8	13
A0964686	BR-342	79.85	80.8	Felsic Volcanic 1	Central Pit	Ore-Grade	0.49	0.64	97	<20	26	0.1	0.08	0.27	0.13	9.3	5.5
A0964687	BR-342	86.75	88.25	Felsic Volcanic 1	Central Pit	Mine Rock	0.076	1.2	21	<20	104	<0.1	0.02	0.64	0.020	8.1	9.9
A0964688	BR-342	92.8	93.6	Felsic Volcanic 1	Central Pit	Mine Rock	0.12	1.4	6.1	<20	109	<0.1	0.04	0.40	0.020	8.8	10
A0964689	BR-342	124.7	126	Felsic Volcanic 1	Central Pit	Mine Rock	0.14	1.2	5.0	<20	88	<0.1	0.06	0.93	0.040	9.1	12
A0964690	BR-342	132	133.5	Felsic Volcanic 1	Central Pit	Mine Rock	0.12	1.3	7.1	<20	57	0.1	0.13	0.54	0.010	8.1	14
A0964691	BR-342	141.1	142.05	Felsic Volcanic 1	Central Pit	Mine Rock	0.14	1.6	6.5	<20	165	<0.1	0.17	0.31	0.060	16	60
A0964692	BR-342	148.2	149.55	Felsic Volcanic 1	Central Pit	Mine Rock	0.30	1.7	5.2	<20	155	0.1	0.36	0.40	0.040	14	41
A0964693	BR-342	153.05	154.4	Felsic Volcanic 2	Central Pit	Mine Rock	0.32	0.44	36	<20	56	<0.1	0.73	0.16	0.070	2.1	2.1
A0964694	BR-342	163.1	164.6	Felsic Volcanic 2	Central Pit	Mine Rock	1.1	0.69	3090	<20	70	0.1	2.08	0.14	0.20	2.5	2.9
A0964695	BR-342	166.05	167	Felsic Volcanic 1	Central Pit	Ore-Grade	1.7	1.8	2037	<20	51	0.5	0.09	1.1	0.10	8.3	6.3
A0964696	BR-342	174.1	174.65	Felsic Volcanic 2	Central Pit	Ore-Grade	6.2	0.51	20	<20	107	0.1	0.31	0.31	0.12	2.0	1.1
A0964644	BR-345	21.6	22.75	Felsic Volcanic 1	Central Pit	Mine Rock	0.19	1.5	28	<20	65	0.1	0.17	0.75	0.030	8.7	10

(1) Ten times average crustal abundance values presented in Price (1997).

Blue highlighting indicates samples with metal concentrations greater than the ten times crustal abundance screening value are present in the analyzed group.

Screening values are for qualitative assessment only and hold no regulatory significance.

Classification as mine rock or ore-grade materials was based on gold content.

A value of "--" indicates metal was not measured for the given sample; the variation in elements analyzed is due to measurement at two different laboratories (see text).

Table B-5 Aqua Regia Metals

Sample ID	Drillhole ID	From	To	Lithology	Area	Class	Silver	Aluminum	Arsenic	Boron	Barium	Beryllium	Bismuth	Calcium	Cadmium	Cobalt	Chromium
		m	m				ppm	%	ppm	ppm	ppm	ppm	ppm	%	ppm	ppm	ppm
10x Crustal Abundance (Price 1997) [(1)]							*0.75*	*--*	*18*	*100*	*4250*	*30*	*0.085*	*--*	*1.5*	*250*	*1020*
A0964645	BR-345	25	26	Metasediment 2	Central Pit	Mine Rock	0.30	2.1	179	<20	171	0.2	0.14	0.30	0.050	18	62
A0964646	BR-345	30.25	31.5	Felsic Volcanic 2	Central Pit	Mine Rock	1.4	0.55	1104	<20	46	0.2	1.53	0.11	0.17	3.4	3.6
A0964647	BR-345	36.1	37.1	Felsic Volcanic 2	Central Pit	Ore-Grade	0.49	0.68	475	<20	71	0.2	0.14	0.13	0.19	2.8	5.4
A0964648	BR-345	40.05	41.2	Felsic Volcanic 2	Central Pit	Mine Rock	0.59	0.96	2157	<20	28	0.4	0.1	0.55	0.060	1.8	2.8
A0964649	BR-345	45	46.5	Felsic Volcanic 2	Central Pit	Mine Rock	0.18	0.62	33	<20	107	<0.1	0.07	0.40	0.070	1.7	12
A0964650	BR-345	49.3	49.8	Felsic Volcanic 2	Central Pit	Mine Rock	0.14	0.80	28	<20	71	0.1	0.16	0.41	0.040	3.7	4.7
A0963584	BR-403	15.9	17.3	Felsic Volcanic 1	Central Pit	Mine Rock	0.076	1.0	0.90	<20	183	<0.1	0.02	0.85	0.030	8.0	12
A0963585	BR-403	21.2	22.2	Felsic Volcanic 1	Central Pit	Mine Rock	0.28	1.2	2.0	<20	112	<0.1	0.19	0.51	0.030	9.5	13
A0963586	BR-403	26.1	27	Felsic Volcanic 1	Central Pit	Mine Rock	0.11	1.3	0.70	<20	163	<0.1	0.03	1.2	0.040	9.1	12
A0963587	BR-403	30.95	32	Felsic Volcanic 1	Central Pit	Mine Rock	0.050	1.3	0.70	<20	142	<0.1	<0.02	0.62	0.020	8.8	12
A0963588	BR-403	36.3	37.8	Felsic Volcanic 1	Central Pit	Mine Rock	0.062	1.3	1.2	<20	118	<0.1	<0.02	0.50	0.020	9.4	15
A0963589	BR-403	41.8	42.8	Felsic Volcanic 1	Central Pit	Mine Rock	0.070	1.4	1.0	<20	186	<0.1	0.03	0.85	0.020	10	13
A0963590	BR-403	47.8	48.8	Felsic Volcanic 1	Central Pit	Mine Rock	0.090	1.2	1.5	<20	115	<0.1	0.04	0.68	0.030	10	12
A0963591	BR-403	52.9	54	Felsic Volcanic 1	Central Pit	Mine Rock	0.14	1.1	2.2	<20	100	<0.1	0.07	0.62	0.030	11	12
A0963592	BR-403	58.3	58.8	Felsic Volcanic 1	Central Pit	Mine Rock	0.21	1.4	1.4	<20	105	<0.1	0.05	0.45	0.030	10	23
A0963593	BR-403	63	64	Felsic Volcanic 1	Central Pit	Mine Rock	0.14	1.4	3.1	<20	136	<0.1	0.08	0.77	0.030	10	12
A0963594	BR-403	81.35	82.35	Felsic Volcanic 1	Central Pit	Mine Rock	0.17	1.8	42	<20	91	0.2	0.17	1.4	0.070	12	51
A0963120	BR-076	20.2	21	Metasediment 2	Central Pit	Mine Rock	0.17	2.2	10	<20	14	0.3	0.47	0.64	0.18	25	147
A0963121	BR-076	31	32	Metasediment 2	Central Pit	Mine Rock	0.20	2.5	194	<20	204	0.1	0.17	0.17	0.090	23	82
A0963122	BR-076	41	42	Metasediment 2	Central Pit	Mine Rock	0.29	2.4	100	<20	160	0.1	0.18	0.20	0.28	23	116
A0963123	BR-076	88	89	Metasediment 2	Central Pit	Mine Rock	0.11	2.9	29	<20	426	0.2	0.08	0.26	0.040	18	109
A0963124	BR-076	100	101	Metasediment 2	Central Pit	Mine Rock	0.16	2.4	46	<20	176	0.1	0.41	0.15	0.020	14	53
A0963214	BR-099	28	29	Fragmental 1	Central Pit	Mine Rock	0.070	2.0	1.0	<20	197	0.1	0.13	0.23	0.070	19	82
A0963215	BR-099	32.9	34	Fragmental 1	Central Pit	Mine Rock	0.28	1.9	2.5	<20	293	0.2	0.2	0.39	0.18	20	91
A0963216	BR-099	37.4	38.4	Fragmental 1	Central Pit	Mine Rock	0.19	1.5	2.8	<20	198	0.1	0.13	0.47	0.26	18	78
A0963217	BR-099	58.1	59.1	Fragmental 1	Central Pit	Mine Rock	0.096	1.3	0.70	<20	195	<0.1	0.14	0.69	0.030	8.7	16
A0963218	BR-099	62.55	64	Fragmental 1	Central Pit	Mine Rock	0.087	1.4	1.2	<20	145	<0.1	0.11	0.69	0.020	10	14
A0963219	BR-099	64	65.5	Fragmental 1	Central Pit	Mine Rock	0.077	1.3	1.0	<20	115	<0.1	0.12	0.80	0.030	8.6	13
A0963220	BR-099	68	69.35	Fragmental 1	Central Pit	Mine Rock	0.096	1.9	1.1	<20	228	0.3	0.2	1.5	0.040	15	74
A0963221	BR-099	80	81	Felsic Volcanic 1	Central Pit	Mine Rock	0.64	0.95	19	<20	68	<0.1	0.75	0.93	1.6	11	12
A0963222	BR-099	86.5	88	Fragmental 1	Central Pit	Mine Rock	0.70	1.6	5.9	<20	153	0.1	0.42	0.42	0.60	16	51
A0963223	BR-099	93	94	Felsic Volcanic 1	Central Pit	Mine Rock	1.3	1.3	25	<20	126	0.1	0.89	0.45	4.7	17	40
A0963224	BR-099	99	99.5	Felsic Volcanic 1	Central Pit	Mine Rock	2.0	1.2	13	<20	122	<0.1	3.27	0.36	0.19	12	7.6
A0963225	BR-099	112.9	113.35	Felsic Volcanic 1	Central Pit	Mine Rock	0.58	1.7	4.9	<20	154	0.1	0.25	1.6	0.080	21	225
A0963226	BR-099	117.6	118.2	Felsic Volcanic 1	Central Pit	Mine Rock	0.27	2.3	4.1	<20	62	0.3	0.16	1.7	0.030	25	807
A0963227	BR-099	123	124	Felsic Volcanic 1	Central Pit	Ore-Grade	1.2	1.6	36	<20	119	0.2	1.79	0.37	0.18	17	45
A0963228	BR-099	124	125	Felsic Volcanic 1	Central Pit	Mine Rock	1.7	1.6	28	<20	109	0.1	9.39	0.36	0.13	16	55
A0963229	BR-099	132	133	Felsic Volcanic 1	Central Pit	Mine Rock	0.78	1.3	31	<20	60	0.1	0.8	1.3	1.9	9.4	18
A0963230	BR-099	138.5	140	Felsic Volcanic 1	Central Pit	Mine Rock	0.17	1.1	5.8	<20	139	<0.1	0.12	0.91	0.060	8.1	15
A0963231	BR-099	142.5	144	Felsic Volcanic 1	Central Pit	Mine Rock	0.098	1.1	4.2	<20	128	<0.1	0.16	1.0	0.040	7.7	13
A0963232	BR-099	147	148.5	Felsic Volcanic 1	Central Pit	Mine Rock	0.35	1.6	6.7	<20	187	0.1	0.19	1.4	0.10	13	49
A0963233	BR-099	152.2	153	Felsic Volcanic 1	Central Pit	Mine Rock	0.31	1.6	7.9	<20	183	0.3	0.21	2.9	0.080	27	120
A0963234	BR-099	161.85	162.5	Metasediment 2	Central Pit	Mine Rock	1.3	1.3	34	<20	137	<0.1	5.91	0.17	1.7	19	137

(1) Ten times average crustal abundance values presented in Price (1997).

Blue highlighting indicates samples with metal concentrations greater than the ten times crustal abundance screening value are present in the analyzed group.

Screening values are for qualitative assessment only and hold no regulatory significance.

Classification as mine rock or ore-grade materials was based on gold content.

A value of "--" indicates metal was not measured for the given sample; the variation in elements analyzed is due to measurement at two different laboratories (see text).

Table B-5 Aqua Regia Metals

Sample ID	Drillhole ID	From	To	Lithology	Area	Class	Silver	Aluminum	Arsenic	Boron	Barium	Beryllium	Bismuth	Calcium	Cadmium	Cobalt	Chromium
		m	m				ppm	%	ppm	ppm	ppm	ppm	ppm	%	ppm	ppm	ppm
10x Crustal Abundance (Price 1997) [1]							*0.75*	*--*	*18*	*100*	*4250*	*30*	*0.085*	*--*	*1.5*	*250*	*1020*
A0963235	BR-099	173.35	174	Metasediment 2	Central Pit	Mine Rock	0.20	4.6	8.1	<20	403	0.6	0.12	3.0	0.070	33	148
A0963236	BR-099	180.2	181.7	Fragmental 1	Central Pit	Mine Rock	0.70	1.2	19	<20	73	0.1	3.09	0.34	0.45	18	37
A0963237	BR-099	190	191	Felsic Volcanic 1	Central Pit	Mine Rock	0.30	0.55	6.2	<20	31	<0.1	2.81	0.13	0.050	12	11
A0963238	BR-099	195	196	Felsic Volcanic 1	Central Pit	Mine Rock	0.77	0.44	13	<20	59	<0.1	3.76	0.48	0.44	5.2	4.7
A0963239	BR-099	205.5	207	Metasediment 2	Central Pit	Mine Rock	0.49	1.5	5.2	<20	92	<0.1	4.84	0.32	0.16	24	71
A0963434	BR-123	51	52	Felsic Volcanic 2	Central Pit	Mine Rock	0.31	0.60	2.7	<20	36	<0.1	0.69	0.42	0.90	6.6	9.7
A0963435	BR-123	60	60.5	Felsic Volcanic 2	Central Pit	Ore-Grade	2.3	0.69	17	<20	131	<0.1	4.53	2.0	2.2	6.2	9.9
A0963436	BR-123	67.5	68.5	Felsic Volcanic 2	Central Pit	Mine Rock	0.48	0.74	15	<20	72	<0.1	1.64	0.64	3.5	7.0	11
A0963437	BR-123	82	83	Felsic Volcanic 1	Central Pit	Mine Rock	0.59	0.81	6.4	<20	288	0.3	1.52	1.5	0.56	8.5	32
A0963438	BR-123	92.7	93.2	Felsic Volcanic 1	Central Pit	Mine Rock	0.85	0.97	14	<20	59	<0.1	1.34	1.1	4.1	8.7	18
A0963439	BR-123	102.45	103.5	Felsic Volcanic 2	Central Pit	Mine Rock	0.85	0.65	7.4	<20	100	<0.1	0.5	0.63	1.1	4.6	23
A0963440	BR-123	108.8	109.8	Felsic Volcanic 2	Central Pit	Mine Rock	0.74	0.57	9.7	<20	127	0.1	0.61	0.94	1.6	4.5	10
A0963441	BR-123	123	123.75	Felsic Volcanic 1	Central Pit	Mine Rock	0.45	1.2	10	<20	105	0.1	1.22	1.0	2.4	11	18
A0963442	BR-123	134.2	135.2	Felsic Volcanic 1	Central Pit	Mine Rock	0.27	0.93	7.3	<20	247	0.1	0.97	1.8	0.33	9.7	18
A0963443	BR-123	141.35	142.1	Felsic Volcanic 1	Central Pit	Mine Rock	0.32	1.1	7.6	<20	191	0.2	2.02	0.75	0.23	9.0	10
A0963444	BR-123	148.95	149.6	Felsic Volcanic 1	Central Pit	Ore-Grade	0.23	0.74	4.8	<20	142	0.1	0.99	1.3	0.27	9.7	18
A0963445	BR-123	159.9	160.4	Felsic Volcanic 2	Central Pit	Mine Rock	0.57	0.40	5.7	<20	58	<0.1	0.94	0.32	0.19	4.8	4.6
A0963446	BR-123	164.15	164.8	Felsic Volcanic 1	Central Pit	Mine Rock	0.36	0.64	4.3	<20	52	0.1	0.79	0.54	0.23	6.0	11
A0963447	BR-123	189	190	Metasediment 2	Central Pit	Mine Rock	0.39	2.5	4.1	<20	350	0.2	0.33	0.21	0.050	20	115
A0963448	BR-123	199.2	200.2	Metasediment 2	Central Pit	Ore-Grade	2.1	1.1	174	<20	71	0.1	12.96	0.26	0.24	37	92
A0963655	BR-124	42	43	Felsic Volcanic 1	Central Pit	Mine Rock	0.15	0.66	2.0	<20	76	0.1	0.9	0.25	0.62	6.7	7.5
A0963656	BR-124	52	53	Felsic Volcanic 1	Central Pit	Mine Rock	0.41	0.79	4.5	<20	151	<0.1	1.19	0.44	5.4	8.0	10
A0963657	BR-124	58	58.7	Felsic Volcanic 1	Central Pit	Mine Rock	0.41	0.82	2.6	<20	73	<0.1	1.63	0.82	0.22	11	31
A0963658	BR-124	67.3	67.8	Felsic Volcanic 1	Central Pit	Mine Rock	0.29	0.72	2.3	<20	56	0.2	1.07	0.52	0.62	5.8	6.1
A0963659	BR-124	75.8	76.3	Felsic Volcanic 1	Central Pit	Mine Rock	0.22	0.60	2.0	<20	52	<0.1	0.72	0.32	0.54	4.8	6.3
A0963660	BR-124	83.7	84.5	Felsic Volcanic 2	Central Pit	Mine Rock	0.32	0.76	1.2	<20	68	<0.1	1	0.22	0.75	9.0	7.9
A0963661	BR-124	89.5	90.2	Felsic Volcanic 2	Central Pit	Ore-Grade	4.9	0.60	14	<20	73	<0.1	8.39	2.5	9.7	6.2	8.3
A0963662	BR-124	96.1	97.1	Felsic Volcanic 2	Central Pit	Mine Rock	0.26	0.60	8.5	<20	58	<0.1	1.06	0.44	0.29	5.3	9.4
A0963663	BR-124	106	107	Felsic Volcanic 1	Central Pit	Mine Rock	0.50	1.0	15	<20	56	0.1	1.67	0.51	1.2	6.9	9.7
A0963664	BR-124	113	113.5	Felsic Volcanic 1	Central Pit	Ore-Grade	4.2	0.69	23	<20	31	0.2	10.75	1.2	173	5.6	11
A0963665	BR-124	123.5	124.5	Felsic Volcanic 1	Central Pit	Mine Rock	0.56	0.96	14	<20	78	<0.1	1.08	0.96	0.61	7.5	15
A0963666	BR-124	133.5	134.5	Felsic Volcanic 1	Central Pit	Mine Rock	0.63	0.85	12	<20	65	<0.1	1.95	1.1	1.4	8.7	13
A0963667	BR-124	143.5	144.5	Felsic Volcanic 1	Central Pit	Mine Rock	0.59	1.1	7.9	<20	68	0.1	0.76	0.93	0.35	7.1	15
A0963668	BR-124	157.25	157.75	Felsic Volcanic 1	Central Pit	Mine Rock	0.63	1.9	6.0	<20	119	0.3	0.6	0.92	8.3	4.9	16
A0963669	BR-124	168.15	169	Felsic Volcanic 1	Central Pit	Mine Rock	0.48	0.80	12	<20	155	0.1	1.38	1.4	1.0	7.2	13
A0963670	BR-124	177.6	178.1	Felsic Volcanic 1	Central Pit	Ore-Grade	1.3	0.83	258	<20	199	<0.1	2.17	1.2	92	14	15
A0963671	BR-124	187.6	188.6	Felsic Volcanic 1	Central Pit	Mine Rock	0.15	1.1	9.5	<20	95	<0.1	0.55	1.6	0.21	10	18
A0963672	BR-124	198.5	199.5	Felsic Volcanic 1	Central Pit	Mine Rock	0.25	0.85	8.4	<20	90	0.1	0.89	1.8	0.15	9.6	17
A0963969	BR-293	25	25.5	Fragmental 1	Central Pit	Mine Rock	1.6	1.0	76	<20	77	0.1	1.59	0.62	1.2	21	25
A0963970	BR-293	36.1	36.6	Fragmental 1	Central Pit	Ore-Grade	34	1.5	17	<20	99	<0.1	19.88	0.22	5.4	19	50
A0963971	BR-293	50.8	51.8	Felsic Volcanic 1	Central Pit	Mine Rock	0.29	2.8	20	<20	25	0.3	0.27	3.4	0.050	26	125
A0963972	BR-293	61.9	62.7	Fragmental 1	Central Pit	Ore-Grade	0.71	1.2	19	<20	108	<0.1	0.83	1.2	0.21	11	21
A0963973	BR-293	71.1	71.6	Felsic Volcanic 1	Central Pit	Mine Rock	0.83	1.2	24	<20	60	0.1	0.99	0.60	42	8.8	20

(1) Ten times average crustal abundance values presented in Price (1997).

Blue highlighting indicates samples with metal concentrations greater than the ten times crustal abundance screening value are present in the analyzed group.

Screening values are for qualitative assessment only and hold no regulatory significance.

Classification as mine rock or ore-grade materials was based on gold content.

A value of "--" indicates metal was not measured for the given sample; the variation in elements analyzed is due to measurement at two different laboratories (see text).

Table B-5 Aqua Regia Metals

Sample ID	Drillhole ID	From	To	Lithology	Area	Class	Silver	Aluminum	Arsenic	Boron	Barium	Beryllium	Bismuth	Calcium	Cadmium	Cobalt	Chromium
		m	m				ppm	%	ppm	ppm	ppm	ppm	ppm	%	ppm	ppm	ppm
10x Crustal Abundance (Price 1997) [(1)]							*0.75*	*--*	*18*	*100*	*4250*	*30*	*0.085*	*--*	*1.5*	*250*	*1020*
A0963974	BR-293	81.6	83	Felsic Volcanic 1	Central Pit	Mine Rock	0.19	1.1	8.2	<20	114	0.1	0.17	1.2	0.17	7.6	15
A0963975	BR-293	92.5	92.9	Metasediment 2	Central Pit	Mine Rock	0.81	1.5	15	<20	206	0.1	1.76	0.62	7.4	19	78
A0963976	BR-293	98.95	100.1	Metasediment 2	Central Pit	Mine Rock	1.5	1.0	18	<20	75	0.1	5.49	0.17	0.050	21	31
A0963977	BR-293	110.5	111.5	Metasediment 2	Central Pit	Mine Rock	1.3	1.4	30	<20	106	0.2	7.07	0.34	0.17	20	60
A0963978	BR-293	120	121	Metasediment 2	Central Pit	Mine Rock	0.26	1.1	18	<20	61	0.1	2.78	0.24	0.070	29	32
A0963979	BR-293	132	133.5	Felsic Volcanic 1	Central Pit	Mine Rock	0.38	0.47	15	<20	50	0.1	2.43	0.19	0.11	4.9	3.6
A0963980	BR-293	142.3	143.2	Metasediment 2	Central Pit	Mine Rock	0.46	2.1	2.9	<20	126	0.2	2.53	0.19	0.050	22	74
A0963981	BR-293	151.6	152.7	Felsic Volcanic 1	Central Pit	Mine Rock	0.28	1.7	2.9	<20	208	0.1	0.84	1.1	0.19	12	19
A0963982	BR-293	158.15	159	Metasediment 2	Central Pit	Mine Rock	0.63	1.7	15	<20	33	0.1	3.77	0.19	0.040	21	68
A0963983	BR-293	166	167	Felsic Volcanic 1	Central Pit	Mine Rock	1.6	1.0	9.4	<20	60	0.2	7.11	0.56	0.92	15	17
A0963984	BR-293	177.35	177.85	Felsic Volcanic 1	Central Pit	Mine Rock	0.48	0.75	1.9	<20	52	<0.1	1.78	0.29	17	7.2	6.5
A0963985	BR-293	193	194	Metasediment 2	Central Pit	Mine Rock	0.29	1.7	12	<20	163	0.1	1.77	0.19	0.33	22	73
A0964890	BR-414	21	22.5	Metasediment 2	Central Pit	Mine Rock	0.19	2.3	373	<20	183	0.2	0.33	0.22	0.26	23	112
A0964889	BR-414	28.5	30	Metasediment 2	Central Pit	Mine Rock	0.31	2.0	88	<20	58	0.2	0.21	0.25	0.44	21	94
A0964888	BR-414	42.8	44.05	Metasediment 2	Central Pit	Mine Rock	0.15	2.3	94	<20	307	0.2	0.34	0.21	0.030	18	94
A0964887	BR-414	57.2	58.7	Metasediment 2	Central Pit	Mine Rock	0.25	2.0	125	<20	488	0.1	0.34	0.31	1.2	20	128
A0964886	BR-414	74	75	Metasediment 2	Central Pit	Mine Rock	0.19	1.8	2.7	<20	138	<0.1	0.36	0.14	0.21	20	79
A0964885	BR-414	84	85.3	Metasediment 2	Central Pit	Mine Rock	0.21	2.6	59	<20	176	0.2	0.37	0.19	0.060	22	90
A0964884	BR-414	109.55	111	Metasediment 2	Central Pit	Mine Rock	0.24	2.6	109	<20	218	0.1	0.14	0.16	0.18	20	86
A0964883	BR-414	121.5	123	Metasediment 2	Central Pit	Mine Rock	1.5	2.4	5771	<20	120	0.3	1.19	0.76	5.4	13	18
A0963651	BR-415	25.3	26.8	Metasediment 2	Central Pit	Mine Rock	0.15	2.6	73	<20	134	0.2	0.27	0.27	0.090	20	87
A0963652	BR-415	36	37.5	Metasediment 2	Central Pit	Mine Rock	0.23	2.1	93	<20	187	0.2	0.07	0.95	0.060	12	27
A0963653	BR-415	58	59	Metasediment 3	Central Pit	Mine Rock	0.41	1.4	1.8	<20	43	0.1	0.19	0.23	0.090	12	16
A0963654	BR-415	71.3	72.5	Metasediment 3	Central Pit	Mine Rock	0.77	1.8	2.0	<20	209	0.1	0.05	0.57	0.020	13	31
A0963197	BR-089	42.1	43	Felsic Volcanic 1	Central Pit	Mine Rock	0.72	0.53	4.3	<20	39	0.3	3.9	0.23	2.9	7.2	3.6
A0963198	BR-089	52	53	Felsic Volcanic 1	Central Pit	Mine Rock	0.35	0.77	2.0	<20	59	0.2	1.23	0.65	0.32	7.8	8.9
A0963199	BR-089	62	63	Felsic Volcanic 1	Central Pit	Mine Rock	0.76	0.67	2.3	<20	41	0.2	1.71	0.63	0.37	7.2	5.1
A0963200	BR-089	72	73	Felsic Volcanic 1	Central Pit	Mine Rock	0.41	0.96	2.0	<20	52	<0.1	2.11	0.55	0.14	9.2	11
A0963201	BR-089	82	82.75	Felsic Volcanic 2	Central Pit	Mine Rock	0.57	0.55	1.5	<20	50	<0.1	2.06	0.35	0.77	9.6	16
A0963202	BR-089	92.55	93.5	Felsic Volcanic 1	Central Pit	Mine Rock	0.57	0.64	5.3	<20	66	<0.1	1.14	0.62	0.14	8.2	11
A0963203	BR-089	97.8	98.75	Felsic Volcanic 2	Central Pit	Mine Rock	0.51	0.54	2.6	<20	42	<0.1	1.46	0.58	1.3	6.2	9.4
A0963204	BR-089	106.25	107	Felsic Volcanic 2	Central Pit	Mine Rock	0.33	0.54	1.9	<20	52	<0.1	1.17	1.0	0.34	6.9	8.4
A0963205	BR-089	116	117	Felsic Volcanic 2	Central Pit	Mine Rock	0.42	0.56	2.2	<20	30	0.1	2.81	0.80	0.14	7.9	14
A0963206	BR-089	132	133	Felsic Volcanic 1	Central Pit	Mine Rock	0.28	0.73	5.1	<20	164	0.1	1.07	2.3	0.11	7.8	16
A0963207	BR-089	152	152.75	Felsic Volcanic 1	Central Pit	Mine Rock	0.61	0.68	2.1	<20	89	<0.1	1.11	1.6	0.69	8.6	16
A0963208	BR-089	165.5	166.5	Felsic Volcanic 1	Central Pit	Mine Rock	0.49	1.2	1.7	<20	259	0.1	0.6	1.3	0.21	12	21
A0963209	BR-089	179	179.5	Felsic Volcanic 1	Central Pit	Mine Rock	4.1	0.63	5.2	<20	108	<0.1	8.22	2.7	2.9	5.3	14
A0963210	BR-089	191	191.5	Felsic Volcanic 1	Central Pit	Ore-Grade	1.3	0.84	24	<20	135	<0.1	1.69	4.3	4.7	10	12
A0963211	BR-089	211	212	Felsic Volcanic 1	Central Pit	Mine Rock	0.57	0.75	7.8	<20	82	<0.1	1.78	1.5	0.16	8.8	16
A0963212	BR-089	225.95	227	Felsic Volcanic 1	Central Pit	Ore-Grade	1.4	0.81	10	<20	77	0.1	2.46	1.1	0.42	8.8	17
A0963213	BR-089	241	242	Felsic Volcanic 1	Central Pit	Mine Rock	0.62	0.88	13	<20	84	<0.1	1.69	0.91	0.11	7.0	13
A0963192	BR-089	253.4	254.4	Felsic Volcanic 1	Central Pit	Ore-Grade	0.76	0.93	13	<20	170	<0.1	1.29	2.3	1.1	8.3	9.9
A0963193	BR-089	267.75	268.75	Felsic Volcanic 1	Central Pit	Mine Rock	0.63	0.93	12	<20	78	<0.1	1.22	0.92	0.11	9.3	18

(1) Ten times average crustal abundance values presented in Price (1997).

Blue highlighting indicates samples with metal concentrations greater than the ten times crustal abundance screening value are present in the analyzed group.

Screening values are for qualitative assessment only and hold no regulatory significance.

Classification as mine rock or ore-grade materials was based on gold content.

A value of "--" indicates metal was not measured for the given sample; the variation in elements analyzed is due to measurement at two different laboratories (see text).

Table B-5 Aqua Regia Metals

Sample ID	Drillhole ID	From	To	Lithology	Area	Class	Silver	Aluminum	Arsenic	Boron	Barium	Beryllium	Bismuth	Calcium	Cadmium	Cobalt	Chromium
		m	m				ppm	%	ppm	ppm	ppm	ppm	ppm	%	ppm	ppm	ppm
10x Crustal Abundance (Price 1997) [(1)]							*0.75*	*--*	*18*	*100*	*4250*	*30*	*0.085*	*--*	*1.5*	*250*	*1020*
A0963194	BR-089	279	280	Felsic Volcanic 1	Central Pit	Mine Rock	0.83	0.78	17	<20	44	0.2	1.43	1.9	0.090	10	14
A0963195	BR-089	289.5	290.25	Felsic Volcanic 1	Central Pit	Mine Rock	0.75	0.74	145	<20	49	0.1	1.12	2.0	1.4	6.8	14
A0963196	BR-089	299.5	300.5	Felsic Volcanic 1	Central Pit	Mine Rock	0.48	0.69	14	<20	71	<0.1	0.8	0.71	0.60	6.3	10
A0963957	BR-285	21	22	Felsic Volcanic 1	Central Pit	Mine Rock	0.063	1.1	0.20	<20	121	<0.1	0.16	0.94	0.030	8.5	14
A0963958	BR-285	28.5	29.5	Felsic Volcanic 1	Central Pit	Mine Rock	0.077	1.2	0.30	<20	106	<0.1	0.06	0.90	0.020	8.2	14
A0963959	BR-285	38	39	Felsic Volcanic 1	Central Pit	Mine Rock	0.017	1.2	0.30	<20	70	0.2	0.04	0.75	0.010	7.6	12
A0963960	BR-285	45	46.5	Felsic Volcanic 1	Central Pit	Mine Rock	0.046	1.1	0.10	<20	70	0.1	0.12	1.2	0.020	8.0	14
A0963961	BR-285	55.5	57	Felsic Volcanic 1	Central Pit	Mine Rock	0.046	1.1	0.20	<20	117	<0.1	0.12	0.96	0.030	8.5	12
A0963962	BR-285	64	65.5	Fragmental 1	Central Pit	Mine Rock	0.11	2.0	0.20	<20	193	0.1	0.18	0.35	0.17	17	57
A0963963	BR-285	75	76.4	Felsic Volcanic 1	Central Pit	Mine Rock	0.11	2.6	1.7	<20	94	0.2	0.21	0.24	0.070	23	78
A0963964	BR-285	83.75	84.5	Fragmental 1	Central Pit	Mine Rock	0.085	1.9	0.70	<20	236	0.1	0.08	1.1	0.030	13	32
A0963965	BR-285	99.5	100.5	Felsic Volcanic 1	Central Pit	Mine Rock	0.23	1.2	3.5	<20	106	<0.1	0.12	1.2	0.070	8.2	17
A0963966	BR-285	109.5	111	Fragmental 1	Central Pit	Mine Rock	0.089	2.0	4.2	<20	161	0.1	0.06	1.5	0.040	13	30
A0963967	BR-285	125.5	126.5	Felsic Volcanic 1	Central Pit	Mine Rock	1.1	0.87	31	<20	64	0.2	4.44	0.32	0.49	7.7	7.5
A0963968	BR-285	152	153	Fragmental 1	Central Pit	Mine Rock	0.70	1.6	38	<20	134	0.4	2.45	0.42	0.060	21	95
A0963571	BR-290	19.5	21	Felsic Volcanic 1	Central Pit	Mine Rock	0.058	0.93	0.30	<20	67	<0.1	0.06	1.3	0.020	8.3	13
A0963572	BR-290	30.45	31.5	Felsic Volcanic 1	Central Pit	Mine Rock	0.073	1.0	0.50	<20	130	<0.1	0.04	1.1	0.020	8.8	14
A0963573	BR-290	42.1	43.5	Felsic Volcanic 1	Central Pit	Mine Rock	0.070	1.2	0.30	<20	161	<0.1	<0.02	0.81	0.030	9.0	17
A0963574	BR-290	52.5	54	Felsic Volcanic 1	Central Pit	Mine Rock	0.032	1.2	0.30	<20	83	0.1	0.04	1.3	0.030	8.4	14
A0963575	BR-290	63	64.5	Felsic Volcanic 1	Central Pit	Mine Rock	0.036	1.2	0.40	<20	104	<0.1	0.03	1.3	0.040	8.3	14
A0963576	BR-290	75.6	76.5	Felsic Volcanic 1	Central Pit	Mine Rock	0.044	1.2	0.40	<20	111	<0.1	0.1	0.57	0.010	7.8	14
A0963577	BR-290	87	88.5	Felsic Volcanic 1	Central Pit	Mine Rock	0.058	1.4	0.30	<20	125	0.1	0.05	1.3	0.020	8.6	13
A0963578	BR-290	99	100	Felsic Volcanic 1	Central Pit	Mine Rock	0.054	1.3	0.20	<20	151	<0.1	0.4	0.93	0.020	8.5	15
A0963579	BR-290	111	112.5	Felsic Volcanic 1	Central Pit	Mine Rock	0.025	1.2	0.60	<20	103	0.1	0.05	1.2	0.020	8.1	13
A0963580	BR-290	122	123	Felsic Volcanic 1	Central Pit	Mine Rock	0.10	1.3	0.70	<20	106	<0.1	0.15	0.74	0.040	9.2	12
A0963581	BR-290	135	136.5	Fragmental 1	Central Pit	Mine Rock	0.048	2.1	0.90	<20	237	0.1	0.07	2.2	0.030	15	28
A0963582	BR-290	147	148.5	Fragmental 1	Central Pit	Mine Rock	0.14	1.8	0.60	<20	302	<0.1	0.09	1.3	0.080	13	28
A0963583	BR-290	160.5	161	Fragmental 1	Central Pit	Mine Rock	0.032	1.4	1.3	<20	137	0.2	0.25	1.2	0.030	7.1	16
A0964824	BR-431	19.5	20.7	Felsic Volcanic 1	Central Pit	Mine Rock	0.24	0.65	7.6	<20	75	<0.1	1.4	1.4	0.12	7.2	13
A0964825	BR-431	28.6	29.5	Felsic Volcanic 2	Central Pit	Mine Rock	0.46	0.52	11	<20	151	<0.1	1.53	0.65	0.21	6.5	13
A0964860	BR-431	40.4	41.9	Metasediment 2	Central Pit	Mine Rock	0.98	1.7	53	<20	56	0.3	2.62	0.42	1.0	18	103
A0964861	BR-431	54.2	55.55	Metasediment 2	Central Pit	Ore-Grade	0.23	2.9	2.7	<20	585	0.2	0.18	0.37	0.090	21	137
A0964862	BR-431	62.5	64	Metasediment 2	Central Pit	Ore-Grade	0.47	2.1	27	<20	324	0.2	0.41	0.32	0.090	22	109
A0964863	BR-431	75	76.5	Metasediment 2	Central Pit	Mine Rock	0.31	2.5	201	<20	203	0.2	0.32	0.18	0.16	22	99
A0964864	BR-431	97	98.5	Metasediment 2	Central Pit	Mine Rock	0.24	2.3	17	<20	162	0.1	0.28	0.23	0.21	21	91
A0964787	BR-431	110	111.5	Metasediment 2	Central Pit	Mine Rock	0.35	2.2	42	<20	126	0.1	0.3	0.26	0.24	20	87
A0964788	BR-431	122	123.5	Metasediment 2	Central Pit	Mine Rock	0.64	3.2	47	<20	183	0.3	0.16	0.67	0.17	16	78
A0964789	BR-431	138.9	140.3	Metasediment 2	Central Pit	Mine Rock	0.33	0.98	11	<20	76	<0.1	0.04	0.55	0.17	4.7	7.5
A0963780	BR-432	26.6	27.8	Felsic Volcanic 1	Central Pit	Mine Rock	0.47	0.91	7.6	<20	109	0.1	0.27	1.6	0.20	8.5	16
A0963781	BR-432	45	46.5	Felsic Volcanic 1	Central Pit	Mine Rock	0.35	1.0	15	<20	148	0.1	2.61	0.74	0.11	10	17
A0963782	BR-432	58.6	60	Felsic Volcanic 1	Central Pit	Mine Rock	0.94	0.78	14	<20	111	<0.1	1.41	3.3	0.51	6.4	13
A0963783	BR-432	76	77	Felsic Volcanic 2	Central Pit	Mine Rock	0.22	0.57	6.4	<20	99	0.1	1.17	0.57	0.070	5.8	7.3
A0963784	BR-432	86.7	87.7	Felsic Volcanic 2	Central Pit	Mine Rock	0.37	0.41	13	<20	66	<0.1	0.74	0.75	0.43	3.7	5.1

(1) Ten times average crustal abundance values presented in Price (1997).

Blue highlighting indicates samples with metal concentrations greater than the ten times crustal abundance screening value are present in the analyzed group.

Screening values are for qualitative assessment only and hold no regulatory significance.

Classification as mine rock or ore-grade materials was based on gold content.

A value of "--" indicates metal was not measured for the given sample; the variation in elements analyzed is due to measurement at two different laboratories (see text).

Table B-5 Aqua Regia Metals

Sample ID	Drillhole ID	From	To	Lithology	Area	Class	Silver	Aluminum	Arsenic	Boron	Barium	Beryllium	Bismuth	Calcium	Cadmium	Cobalt	Chromium
		m	m				ppm	%	ppm	ppm	ppm	ppm	ppm	%	ppm	ppm	ppm
10x Crustal Abundance (Price 1997) [(1)]							*0.75*	*--*	*18*	*100*	*4250*	*30*	*0.085*	*--*	*1.5*	*250*	*1020*
A0963785	BR-432	98.4	99.4	Felsic Volcanic 1	Central Pit	Ore-Grade	0.30	0.63	14	<20	164	<0.1	1.27	1.8	0.060	8.1	14
A0963786	BR-432	108.4	109.7	Felsic Volcanic 1	Central Pit	Ore-Grade	0.41	0.76	6.1	<20	74	0.2	1.42	1.1	0.53	12	13
A0963787	BR-432	123.1	124	Felsic Volcanic 2	Central Pit	Mine Rock	0.32	0.44	86	<20	126	<0.1	1.03	1.6	1.3	4.7	7.7
A0963788	BR-432	131.65	133	Metasediment 2	Central Pit	Ore-Grade	0.79	2.0	3.8	<20	401	<0.1	1.91	0.26	1.1	18	80
A0963789	BR-432	141.6	142.8	Metasediment 2	Central Pit	Mine Rock	0.32	2.5	1.1	<20	275	0.2	0.82	0.19	0.78	19	89
A0963790	BR-432	150.5	152	Metasediment 2	Central Pit	Mine Rock	0.11	2.8	79	<20	491	0.3	0.15	0.20	<0.01	21	120
A0963791	BR-432	160.5	162	Metasediment 2	Central Pit	Mine Rock	0.20	1.8	14	<20	285	0.2	0.62	0.75	0.18	22	101
A0963792	BR-432	170.5	172	Metasediment 2	Central Pit	Mine Rock	0.31	1.7	65	<20	152	0.3	0.89	0.96	0.37	19	111
A0963793	BR-432	181	182.5	Metasediment 2	Central Pit	Mine Rock	0.34	1.9	174	<20	184	<0.1	0.35	0.16	0.15	20	106
A0963794	BR-432	191.1	192.6	Metasediment 2	Central Pit	Mine Rock	0.19	1.9	5.2	<20	204	<0.1	0.24	0.40	0.090	17	80
A0963795	BR-432	200	201	Metasediment 2	Central Pit	Mine Rock	0.90	2.4	9.1	<20	197	0.2	0.99	0.26	0.040	21	108
A0963796	BR-433	35.3	36.3	Felsic Volcanic 1	Central Pit	Mine Rock	0.27	0.98	3.0	<20	147	<0.1	0.18	1.5	1.2	8.6	17
A0963797	BR-433	49.4	50.4	Felsic Volcanic 1	Central Pit	Mine Rock	1.2	1.1	25	<20	76	<0.1	2.99	0.84	1.4	11	20
A0963798	BR-433	68	69.5	Felsic Volcanic 1	Central Pit	Mine Rock	0.93	0.94	54	<20	72	<0.1	1.34	1.7	0.11	12	15
A0963799	BR-433	80	81	Felsic Volcanic 1	Central Pit	Mine Rock	3.2	0.78	25	<20	95	<0.1	7.84	0.78	0.47	7.5	15
A0963800	BR-433	81	82.1	Felsic Volcanic 1	Central Pit	Ore-Grade	12	0.78	12	<20	163	0.1	29.06	0.65	0.64	6.1	17
A0964790	BR-433	110	111	Felsic Volcanic 1	Central Pit	Mine Rock	0.31	1.0	9.8	<20	100	0.1	0.58	1.4	0.13	8.1	17
A0964791	BR-433	131.2	132.2	Felsic Volcanic 1	Central Pit	Ore-Grade	0.46	1.0	12	<20	404	<0.1	0.69	1.9	1.5	8.4	18
A0964792	BR-433	149.3	150.3	Felsic Volcanic 1	Central Pit	Mine Rock	0.21	1.3	12	<20	199	<0.1	1.13	1.4	0.070	12	51
A0964793	BR-433	161.8	163.3	Felsic Volcanic 1	Central Pit	Mine Rock	0.44	0.64	13	<20	123	0.1	1.43	1.9	0.090	11	15
A0964794	BR-433	175.95	176.95	Felsic Volcanic 2	Central Pit	Ore-Grade	0.40	0.46	19	<20	108	<0.1	0.86	0.95	0.19	5.6	6.2
A0964795	BR-433	176.95	178.15	Felsic Volcanic 2	Central Pit	Mine Rock	0.45	0.34	54	<20	75	<0.1	0.94	1.3	0.64	3.0	5.1
A0964796	BR-433	186.6	187.6	Felsic Volcanic 2	Central Pit	Mine Rock	0.59	0.26	385	<20	50	<0.1	1.77	2.4	4.3	5.3	15
A0964797	BR-433	195.7	196.7	Metasediment 2	Central Pit	Mine Rock	0.72	2.0	15	<20	362	<0.1	2.18	0.24	1.5	23	135
A0964798	BR-433	205.1	206.3	Metasediment 2	Central Pit	Mine Rock	0.27	1.6	10	<20	399	0.2	0.56	0.52	0.14	21	125
A0964799	BR-433	215.4	216.4	Metasediment 2	Central Pit	Mine Rock	0.12	1.9	135	<20	370	0.3	0.26	0.90	0.10	19	98
A0964800	BR-433	229.4	230.9	Metasediment 2	Central Pit	Mine Rock	0.36	1.6	4.4	<20	233	0.1	0.62	0.60	0.51	21	103
A0964801	BR-433	241	242.5	Metasediment 2	Central Pit	Mine Rock	0.22	2.0	1.1	<20	273	<0.1	0.21	0.22	0.10	18	89
117101	BR-005	13.55	14.05	Metasediment 2	Central Pit	Mine Rock	0.91	2.9	1495	<20	236	0.1	0.47	0.16	0.23	23	110
117102	BR-005	18	19	Metasediment 2	Central Pit	Mine Rock	0.23	2.5	132	<20	156	0.2	0.22	0.49	0.070	19	106
117103	BR-005	28.1	28.6	Metasediment 2	Central Pit	Mine Rock	0.31	1.9	72	<20	188	0.1	0.21	0.35	0.10	20	88
117104	BR-005	42	43	Metasediment 2	Central Pit	Mine Rock	0.19	2.4	651	<20	200	0.1	0.3	0.21	0.15	25	106
117105	BR-005	51	52	Felsic Volcanic 1	Central Pit	Mine Rock	0.49	1.0	34	<20	58	<0.1	0.83	0.96	0.080	9.7	13
117106	BR-005	62	63	Felsic Volcanic 1	Central Pit	Mine Rock	0.20	0.77	36	<20	106	0.2	1.09	2.2	0.12	15	68
117107	BR-005	72	73	Felsic Volcanic 2	Central Pit	Mine Rock	0.34	0.76	22	<20	132	0.2	1.12	2.7	1.0	11	31
117108	BR-005	79	80	Felsic Volcanic 1	Central Pit	Mine Rock	0.21	0.76	12	<20	158	0.1	0.45	2.5	0.22	8.9	19
117109	BR-005	101.5	102	Felsic Volcanic 1	Central Pit	Mine Rock	0.23	1.1	5.2	<20	65	<0.1	2.39	0.99	0.10	11	35
117110	BR-005	106	107	Felsic Volcanic 1	Central Pit	Mine Rock	0.22	0.80	3.6	<20	43	<0.1	2.32	0.91	0.18	12	18
117111	BR-005	118	118.5	Felsic Volcanic 1	Central Pit	Mine Rock	1.00	0.73	14	<20	119	<0.1	12.03	0.41	0.090	7.6	13
117112	BR-005	131	131.5	Felsic Volcanic 1	Central Pit	Mine Rock	1.4	0.44	21	<20	25	0.1	37.83	0.24	0.060	7.5	7.3
117113	BR-005	138	138.5	Felsic Volcanic 1	Central Pit	Mine Rock	0.42	0.85	2.5	<20	141	0.1	0.37	0.77	0.17	9.9	17
117114	BR-005	148	149	Felsic Volcanic 1	Central Pit	Mine Rock	0.17	0.71	3.2	<20	45	<0.1	0.86	0.47	0.42	9.1	13
117115	BR-005	160.65	161.5	Felsic Volcanic 2	Central Pit	Mine Rock	0.24	0.71	6.6	<20	49	0.1	1.91	0.81	0.080	10	13

(1) Ten times average crustal abundance values presented in Price (1997).

Blue highlighting indicates samples with metal concentrations greater than the ten times crustal abundance screening value are present in the analyzed group.

Screening values are for qualitative assessment only and hold no regulatory significance.

Classification as mine rock or ore-grade materials was based on gold content.

A value of "--" indicates metal was not measured for the given sample; the variation in elements analyzed is due to measurement at two different laboratories (see text).

Table B-5 Aqua Regia Metals

Sample ID	Drillhole ID	From	To	Lithology	Area	Class	Silver	Aluminum	Arsenic	Boron	Barium	Beryllium	Bismuth	Calcium	Cadmium	Cobalt	Chromium
		m	m				ppm	%	ppm	ppm	ppm	ppm	ppm	%	ppm	ppm	ppm
10x Crustal Abundance (Price 1997) [(1)]							*0.75*	*--*	*18*	*100*	*4250*	*30*	*0.085*	*--*	*1.5*	*250*	*1020*
117116	BR-005	171.5	172	Felsic Volcanic 1	Central Pit	Mine Rock	0.17	0.62	6.6	<20	33	<0.1	4.15	0.31	0.050	7.3	11
117117	BR-005	191.1	191.6	Felsic Volcanic 1	Central Pit	Mine Rock	0.22	0.44	2.1	<20	37	<0.1	0.84	0.37	0.060	8.2	6.9
117118	BR-005	202.5	203.5	Felsic Volcanic 1	Central Pit	Mine Rock	0.53	0.75	8.0	<20	77	<0.1	1.13	0.81	0.11	6.8	13
117119	BR-005	212	212.5	Felsic Volcanic 1	Central Pit	Mine Rock	0.36	0.81	13	<20	68	<0.1	2.45	0.84	0.050	5.3	16
117120	BR-005	223.15	223.65	Felsic Volcanic 1	Central Pit	Mine Rock	0.13	0.50	15	<20	55	<0.1	1.64	0.44	0.060	6.0	9.7
117121	BR-005	232	233	Felsic Volcanic 1	Central Pit	Mine Rock	1.9	0.88	10	<20	69	0.1	5.06	0.55	0.43	8.9	14
117122	BR-005	239	240	Felsic Volcanic 1	Central Pit	Mine Rock	0.21	0.58	14	<20	58	<0.1	1.56	0.59	0.10	6.7	10
117123	BR-005	249	250	Felsic Volcanic 1	Central Pit	Mine Rock	0.63	0.86	3.1	<20	81	<0.1	0.84	1.5	0.41	11	18
117124	BR-005	260	261	Felsic Volcanic 1	Central Pit	Mine Rock	0.56	1.1	3.1	<20	115	<0.1	0.71	0.73	0.19	12	20
117125	BR-005	270	271	Felsic Volcanic 1	Central Pit	Mine Rock	0.72	0.66	4.9	<20	57	<0.1	2.95	0.59	0.31	6.9	17
117126	BR-005	281.5	282	Felsic Volcanic 1	Central Pit	Mine Rock	0.29	0.64	2.8	<20	53	<0.1	0.66	0.65	0.10	8.1	14
117127	BR-005	291	291.5	Felsic Volcanic 1	Central Pit	Mine Rock	0.23	0.89	3.8	<20	87	<0.1	0.67	0.67	0.090	7.5	16
117128	BR-005	302	303	Felsic Volcanic 1	Central Pit	Mine Rock	0.34	0.75	6.3	<20	83	<0.1	1.96	0.43	0.20	9.2	17
117129	BR-005	309	310	Felsic Volcanic 1	Central Pit	Mine Rock	0.25	0.63	4.5	<20	46	<0.1	1.84	0.51	0.12	7.8	12
117130	BR-005	318	318.5	Felsic Volcanic 1	Central Pit	Mine Rock	0.40	0.62	5.6	<20	67	<0.1	1.36	1.0	0.16	8.4	15
117131	BR-005	339	340	Felsic Volcanic 1	Central Pit	Mine Rock	0.46	0.67	3.2	<20	121	0.1	1.78	0.71	0.17	6.0	18
117450	BR-283	45	46.5	Felsic Volcanic 1	Central Pit	Mine Rock	0.045	1.1	0.60	<20	119	0.1	<0.02	0.73	<0.01	9.0	14
117132	BR-005	355.3	356	Felsic Volcanic 1	Central Pit	Mine Rock	0.44	0.70	7.0	<20	78	<0.1	2.88	0.39	0.14	10	15
A0963383	BR-122	26	27	Felsic Volcanic 1	Central Pit	Mine Rock	0.042	1.1	0.40	<20	103	0.1	<0.02	1.2	0.020	8.5	15
A0963384	BR-122	32	33.5	Felsic Volcanic 1	Central Pit	Mine Rock	0.046	1.5	0.50	<20	312	<0.1	0.08	1.0	0.020	12	14
A0963385	BR-122	44	45.5	Felsic Volcanic 1	Central Pit	Mine Rock	0.0080	1.6	0.40	<20	244	0.1	0.04	1.2	0.010	13	15
A0963386	BR-122	49.5	51	Felsic Volcanic 1	Central Pit	Mine Rock	0.038	1.0	0.50	<20	101	<0.1	0.04	1.1	0.020	8.5	14
A0963387	BR-122	55.5	57	Felsic Volcanic 1	Central Pit	Mine Rock	0.021	1.7	0.60	<20	339	<0.1	0.04	1.1	<0.01	14	18
A0963388	BR-122	60	61.5	Felsic Volcanic 1	Central Pit	Mine Rock	0.025	1.1	0.40	<20	100	0.1	<0.02	1.5	0.020	8.3	14
A0963389	BR-122	66	67.5	Felsic Volcanic 1	Central Pit	Mine Rock	0.071	0.97	0.60	<20	73	0.1	0.03	1.3	0.010	8.4	15
A0963390	BR-122	72	73.5	Felsic Volcanic 1	Central Pit	Mine Rock	0.052	1.2	0.50	<20	177	0.1	0.02	1.4	0.020	11	31
A0963391	BR-122	81	82.5	Felsic Volcanic 1	Central Pit	Mine Rock	0.036	1.2	0.30	<20	102	0.1	<0.02	1.3	0.020	8.4	14
A0963392	BR-122	91	92.5	Felsic Volcanic 1	Central Pit	Mine Rock	0.022	1.2	0.50	<20	114	0.1	0.02	1.5	0.030	9.3	31
A0963393	BR-122	97	98.5	Felsic Volcanic 1	Central Pit	Mine Rock	0.033	1.1	0.30	<20	68	0.1	<0.02	1.5	0.020	8.4	13
A0963394	BR-122	103	104.5	Felsic Volcanic 1	Central Pit	Mine Rock	0.084	1.3	0.50	<20	124	<0.1	0.04	0.97	0.030	9.5	15
A0963395	BR-122	108.5	110	Felsic Volcanic 1	Central Pit	Mine Rock	0.038	1.3	0.30	<20	124	<0.1	0.03	1.2	0.030	8.8	14
A0963396	BR-122	113	114.5	Felsic Volcanic 1	Central Pit	Mine Rock	0.049	1.2	0.60	<20	113	<0.1	0.02	1.3	0.030	8.3	12
A0963397	BR-122	119	120.5	Felsic Volcanic 1	Central Pit	Mine Rock	0.036	1.3	0.30	<20	120	0.1	0.04	1.8	0.030	8.2	13
A0963398	BR-122	125	126.5	Felsic Volcanic 1	Central Pit	Mine Rock	0.017	1.0	0.10	<20	79	<0.1	0.07	1.1	0.020	7.5	13
A0963399	BR-122	131	132.5	Felsic Volcanic 1	Central Pit	Mine Rock	0.039	1.1	0.20	<20	60	0.2	0.05	1.3	0.020	8.5	14
A0963400	BR-122	137	138.5	Felsic Volcanic 1	Central Pit	Mine Rock	0.031	1.0	0.20	<20	77	0.1	0.05	1.1	0.010	8.0	12
A0963401	BR-122	143	144.5	Felsic Volcanic 1	Central Pit	Mine Rock	0.042	1.2	<0.1	<20	100	0.1	0.28	1.3	0.020	8.7	13
A0963402	BR-122	149	150.5	Felsic Volcanic 1	Central Pit	Mine Rock	0.052	0.94	0.30	<20	93	<0.1	0.85	0.91	0.020	8.1	12
A0963403	BR-122	157	158	Felsic Volcanic 1	Central Pit	Mine Rock	0.079	0.86	0.40	<20	87	<0.1	0.03	0.81	0.040	8.4	14
A0963404	BR-122	162	163.5	Felsic Volcanic 1	Central Pit	Mine Rock	0.079	1.1	0.30	<20	138	<0.1	0.04	0.84	0.040	9.1	14
A0963405	BR-122	167	168	Felsic Volcanic 1	Central Pit	Mine Rock	0.068	1.5	0.60	<20	131	<0.1	0.22	0.78	0.030	8.9	14
A0963406	BR-122	172	173.5	Felsic Volcanic 1	Central Pit	Mine Rock	0.079	1.4	0.50	<20	159	<0.1	0.02	1.1	0.030	9.9	13
A0963407	BR-122	177	178	Felsic Volcanic 1	Central Pit	Mine Rock	0.053	1.3	0.60	<20	114	<0.1	0.02	0.64	0.020	8.9	12

(1) Ten times average crustal abundance values presented in Price (1997).

Blue highlighting indicates samples with metal concentrations greater than the ten times crustal abundance screening value are present in the analyzed group.

Screening values are for qualitative assessment only and hold no regulatory significance.

Classification as mine rock or ore-grade materials was based on gold content.

A value of "--" indicates metal was not measured for the given sample; the variation in elements analyzed is due to measurement at two different laboratories (see text).

Table B-5 Aqua Regia Metals

Sample ID	Drillhole ID	From	To	Lithology	Area	Class	Silver	Aluminum	Arsenic	Boron	Barium	Beryllium	Bismuth	Calcium	Cadmium	Cobalt	Chromium
		m	m				ppm	%	ppm	ppm	ppm	ppm	ppm	%	ppm	ppm	ppm
10x Crustal Abundance (Price 1997) [(1)]							*0.75*	*--*	*18*	*100*	*4250*	*30*	*0.085*	*--*	*1.5*	*250*	*1020*
A0963408	BR-122	183	184.5	Felsic Volcanic 1	Central Pit	Mine Rock	0.064	1.0	1.3	<20	103	<0.1	0.03	1.1	0.030	9.1	13
A0963409	BR-122	192.5	194	Felsic Volcanic 1	Central Pit	Mine Rock	0.060	1.2	0.50	<20	146	<0.1	0.05	1.1	0.040	9.0	14
A0963410	BR-122	197	198	Felsic Volcanic 1	Central Pit	Mine Rock	0.070	1.4	1.2	<20	144	<0.1	0.08	0.93	0.050	9.2	13
A0963411	BR-122	202	203	Felsic Volcanic 1	Central Pit	Mine Rock	0.068	1.3	0.50	<20	140	<0.1	0.08	0.98	0.030	9.0	14
A0963412	BR-122	208	209.5	Felsic Volcanic 1	Central Pit	Mine Rock	0.035	1.1	0.60	<20	85	0.1	0.09	1.4	0.020	8.5	14
A0963413	BR-122	219	220.5	Felsic Volcanic 1	Central Pit	Mine Rock	0.12	1.1	3.2	<20	121	<0.1	0.14	1.1	0.63	8.2	11
A0963414	BR-122	225	226.5	Felsic Volcanic 1	Central Pit	Mine Rock	0.050	1.2	2.0	<20	97	<0.1	0.07	1.5	0.050	8.1	12
A0963415	BR-122	231	232.5	Felsic Volcanic 1	Central Pit	Mine Rock	0.11	1.2	3.6	<20	108	<0.1	0.14	1.2	0.15	8.3	14
A0963416	BR-122	237	238.5	Felsic Volcanic 1	Central Pit	Mine Rock	0.065	1.2	1.8	<20	104	<0.1	0.11	1.2	0.040	8.6	13
A0963417	BR-122	243.25	244.25	Felsic Volcanic 1	Central Pit	Mine Rock	0.18	0.75	13	<20	65	<0.1	0.54	0.70	0.15	7.9	8.9
A0963418	BR-122	247	248	Felsic Volcanic 1	Central Pit	Mine Rock	0.21	0.66	1.4	<20	45	<0.1	0.71	0.63	0.15	7.3	5.6
A0963419	BR-122	252	253	Felsic Volcanic 1	Central Pit	Mine Rock	0.20	0.71	1.8	<20	70	<0.1	2.16	0.87	0.31	9.3	7.0
A0963420	BR-122	257	258	Felsic Volcanic 1	Central Pit	Mine Rock	0.32	0.73	2.5	<20	75	<0.1	2.17	0.19	2.4	8.0	5.8
A0963421	BR-122	262	263	Felsic Volcanic 1	Central Pit	Mine Rock	0.072	0.77	0.90	<20	81	0.2	1.19	0.20	0.070	8.0	5.9
A0963422	BR-122	267	268	Felsic Volcanic 1	Central Pit	Mine Rock	0.13	0.65	2.8	<20	126	<0.1	1.17	0.49	0.10	8.0	6.3
A0963423	BR-122	272	273	Felsic Volcanic 1	Central Pit	Mine Rock	0.21	0.82	7.0	<20	80	<0.1	1.92	0.46	0.11	9.4	6.5
A0963424	BR-122	281	282	Felsic Volcanic 1	Central Pit	Mine Rock	0.12	0.74	4.5	<20	140	<0.1	0.98	0.98	0.090	12	14
A0963425	BR-122	285	286	Felsic Volcanic 1	Central Pit	Mine Rock	0.19	0.65	3.5	<20	48	<0.1	1.13	0.45	0.17	7.4	15
A0963426	BR-122	290	291	Felsic Volcanic 1	Central Pit	Mine Rock	0.19	0.73	3.6	<20	66	<0.1	1.58	0.61	0.11	7.5	14
A0963427	BR-122	295	296	Felsic Volcanic 1	Central Pit	Mine Rock	0.26	0.88	3.9	<20	45	<0.1	1.87	0.50	0.37	8.8	13
A0963428	BR-122	300	301	Felsic Volcanic 1	Central Pit	Mine Rock	0.27	0.84	2.2	<20	77	<0.1	1.36	0.72	0.22	9.5	15
A0963429	BR-122	305	306	Felsic Volcanic 1	Central Pit	Mine Rock	0.58	0.76	3.7	<20	78	<0.1	2.7	0.75	0.27	6.6	17
A0963430	BR-122	312.5	313.5	Felsic Volcanic 1	Central Pit	Mine Rock	0.43	0.66	5.3	<20	54	<0.1	2.44	0.37	0.21	8.8	12
A0963431	BR-122	318	319	Felsic Volcanic 1	Central Pit	Mine Rock	0.40	0.88	2.9	<20	73	<0.1	2.42	0.83	0.16	12	25
A0963432	BR-122	323	324	Felsic Volcanic 1	Central Pit	Mine Rock	0.61	0.54	21	<20	70	<0.1	3.86	0.33	0.21	12	9.1
A0963433	BR-122	330	331	Felsic Volcanic 1	Central Pit	Mine Rock	0.63	0.67	5.6	<20	71	<0.1	3.37	1.2	0.19	10	12
A0964713	BR-160	30	30.8	Felsic Volcanic 1	Central Pit	Ore-Grade	1.7	0.91	8.5	<20	106	<0.1	2.93	0.70	1.1	7.8	16
A0962738	BR-160	34.4	35.2	Felsic Volcanic 1	Central Pit	Mine Rock	0.22	0.83	7.6	<20	57	0.2	1.43	0.72	0.10	8.8	12
A0962739	BR-160	41.85	42.4	Felsic Volcanic 1	Central Pit	Mine Rock	0.67	0.63	10	<20	45	<0.1	3.34	0.40	0.050	6.7	13
A0962740	BR-160	45.5	46.5	Felsic Volcanic 1	Central Pit	Mine Rock	0.22	0.84	4.1	<20	49	<0.1	1.39	0.60	0.060	9.4	18
A0962741	BR-160	50.5	51.5	Felsic Volcanic 1	Central Pit	Mine Rock	0.20	0.83	7.0	<20	74	<0.1	1.48	0.66	0.23	6.3	15
A0962742	BR-160	55.5	56.5	Felsic Volcanic 1	Central Pit	Mine Rock	0.22	0.93	5.5	<20	51	<0.1	2.01	0.78	0.13	9.9	16
A0962743	BR-160	59.5	60.5	Felsic Volcanic 1	Central Pit	Mine Rock	0.25	0.79	5.9	<20	76	<0.1	1.31	1.1	0.19	9.7	18
A0962744	BR-160	64	65	Quartz Sericite Schist	Central Pit	Mine Rock	0.17	0.39	5.7	<20	56	0.1	1.22	0.080	0.10	1.6	3.2
A0962745	BR-160	68	69	Quartz Sericite Schist	Central Pit	Mine Rock	0.44	0.37	17	<20	61	<0.1	2.94	0.15	0.050	2.1	3.2
A0962746	BR-160	72	73	Felsic Volcanic 2	Central Pit	Mine Rock	0.35	0.41	12	<20	67	<0.1	1.56	0.59	0.61	2.2	2.7
A0962747	BR-160	77	78	Felsic Volcanic 2	Central Pit	Mine Rock	0.93	0.60	18	<20	72	0.2	5.36	0.27	7.5	2.2	2.9
A0962748	BR-160	82	83	Felsic Volcanic 2	Central Pit	Mine Rock	0.83	0.38	20	<20	56	<0.1	4.93	0.38	0.26	2.9	2.4
A0962749	BR-160	87.1	88.1	Felsic Volcanic 2	Central Pit	Mine Rock	0.78	0.43	53	<20	67	<0.1	2.24	1.1	0.46	1.3	3.2
A0962750	BR-160	92.05	93	Felsic Volcanic 1	Central Pit	Mine Rock	0.51	0.83	145	<20	52	<0.1	3.01	0.51	1.8	9.7	16
A0962751	BR-160	97	98	Felsic Volcanic 1	Central Pit	Mine Rock	0.46	1.3	67	<20	51	0.2	2.84	0.86	0.21	8.8	13
A0962752	BR-160	104.5	105.5	Felsic Volcanic 1	Central Pit	Mine Rock	1.8	1.0	32	<20	135	<0.1	9.64	0.39	0.26	7.9	10
A0962753	BR-160	109	110	Felsic Volcanic 1	Central Pit	Mine Rock	1.1	1.2	30	<20	120	<0.1	4.76	0.22	0.10	10	9.1

(1) Ten times average crustal abundance values presented in Price (1997).

Blue highlighting indicates samples with metal concentrations greater than the ten times crustal abundance screening value are present in the analyzed group.

Screening values are for qualitative assessment only and hold no regulatory significance.

Classification as mine rock or ore-grade materials was based on gold content.

A value of "--" indicates metal was not measured for the given sample; the variation in elements analyzed is due to measurement at two different laboratories (see text).

Table B-5 Aqua Regia Metals

Sample ID	Drillhole ID	From	To	Lithology	Area	Class	Silver	Aluminum	Arsenic	Boron	Barium	Beryllium	Bismuth	Calcium	Cadmium	Cobalt	Chromium
		m	m				ppm	%	ppm	ppm	ppm	ppm	ppm	%	ppm	ppm	ppm
10x Crustal Abundance (Price 1997) [(1)]							*0.75*	*--*	*18*	*100*	*4250*	*30*	*0.085*	*--*	*1.5*	*250*	*1020*
A0962737	BR-160	112	113	Felsic Volcanic 1	Central Pit	Mine Rock	3.0	1.1	57	<20	114	0.2	5.85	0.15	0.35	11	6.0
A0962754	BR-160	114.1	115.1	Felsic Volcanic 1	Central Pit	Mine Rock	4.0	0.47	30	<20	92	0.1	9.3	7.2	3.7	7.0	9.2
A0962755	BR-160	119	120	Felsic Volcanic 1	Central Pit	Mine Rock	0.55	0.43	46	<20	69	0.1	1.54	2.8	1.5	11	15
A0962756	BR-160	123	124	Felsic Volcanic 1	Central Pit	Mine Rock	0.28	0.62	34	<20	164	<0.1	1.15	1.7	0.19	9.3	20
A0962757	BR-160	130.4	130.9	Metasediment 2	Central Pit	Mine Rock	0.35	1.9	1271	<20	236	0.2	0.82	0.24	2.1	16	69
A0962758	BR-160	145.25	146	Felsic Volcanic 1	Central Pit	Ore-Grade	0.62	0.53	280	<20	76	0.1	0.98	2.7	0.21	15	51
A0962759	BR-160	150	150.75	Felsic Volcanic 1	Central Pit	Mine Rock	0.58	1.5	>10000	<20	140	0.2	1.31	1.1	0.90	18	78
A0962760	BR-160	155.25	156	Felsic Volcanic 1	Central Pit	Mine Rock	2.4	0.85	9797	<20	120	0.2	3.21	2.6	7.4	9.9	14
A0962761	BR-160	162	163.05	Felsic Volcanic 1	Central Pit	Mine Rock	0.97	0.40	2793	<20	86	<0.1	3.54	1.4	0.51	5.9	13
A0962762	BR-160	169	170	Metasediment 2	Central Pit	Ore-Grade	1.0	1.6	19	<20	372	0.2	1.75	0.69	0.42	19	107
A0962763	BR-160	185.5	187	Metasediment 2	Central Pit	Mine Rock	0.45	2.3	34	<20	290	0.1	0.34	0.24	0.090	20	95
A0962764	BR-160	191.5	193	Metasediment 2	Central Pit	Mine Rock	0.42	1.7	19	<20	196	<0.1	0.25	0.41	0.11	14	59
A0964387	BR-193	47.5	49	Felsic Volcanic 1	Central Pit	Mine Rock	0.63	0.94	3.5	<20	131	<0.1	1.13	0.66	0.19	8.7	16
A0964388	BR-193	65.3	66.8	Felsic Volcanic 1	Central Pit	Mine Rock	0.48	0.82	3.6	<20	112	0.1	0.74	1.2	0.26	9.1	21
A0964389	BR-193	70.9	71.5	Felsic Volcanic 1	Central Pit	Mine Rock	0.63	0.81	2.9	<20	69	<0.1	1.4	0.96	0.53	11	16
A0964390	BR-193	77	78.5	Felsic Volcanic 1	Central Pit	Ore-Grade	0.54	1.1	2.7	<20	84	<0.1	0.69	1.2	0.21	9.8	19
A0964391	BR-193	83.4	84.3	Felsic Volcanic 1	Central Pit	Mine Rock	0.79	1.0	4.9	<20	68	<0.1	2.08	0.97	0.24	11	18
A0964392	BR-193	90.6	91.2	Felsic Volcanic 1	Central Pit	Mine Rock	0.15	0.52	12	<20	56	<0.1	1.98	0.90	0.15	6.7	10
A0964393	BR-193	93.2	93.7	Felsic Volcanic 1	Central Pit	Mine Rock	0.12	0.50	5.6	<20	53	<0.1	1.01	0.41	0.060	7.3	9.0
A0964394	BR-193	97.1	98.2	Felsic Volcanic 1	Central Pit	Mine Rock	0.85	0.62	6.1	<20	68	<0.1	1.89	1.3	0.18	7.7	11
A0964395	BR-193	102	103.1	Felsic Volcanic 1	Central Pit	Mine Rock	1.9	0.77	6.9	<20	97	<0.1	3.13	0.84	0.29	9.1	14
A0964396	BR-193	108.2	109.1	Felsic Volcanic 1	Central Pit	Ore-Grade	1.1	0.66	4.3	<20	66	<0.1	4.17	4.0	0.40	7.4	12
A0964397	BR-193	113.5	115	Felsic Volcanic 1	Central Pit	Mine Rock	0.69	0.77	8.8	<20	84	<0.1	3.93	1.3	0.12	10	15
A0964398	BR-193	118.9	120.4	Felsic Volcanic 1	Central Pit	Mine Rock	0.62	0.80	5.4	<20	61	<0.1	1.27	1.3	0.16	8.8	16
A0964399	BR-193	122.5	123	Felsic Volcanic 1	Central Pit	Mine Rock	0.46	0.73	8.5	<20	57	<0.1	0.87	0.51	0.080	7.0	14
A0964400	BR-193	129	130.4	Felsic Volcanic 1	Central Pit	Mine Rock	0.71	0.86	11	<20	60	<0.1	3.75	0.87	0.10	9.2	16
A0964401	BR-193	135	136.5	Felsic Volcanic 1	Central Pit	Mine Rock	0.50	0.83	8.3	<20	73	<0.1	7	0.82	0.080	7.9	17
A0964402	BR-193	150	151.5	Felsic Volcanic 1	Central Pit	Mine Rock	0.31	0.80	4.8	<20	39	<0.1	1.75	0.57	0.060	9.0	17
A0964403	BR-193	155.7	157	Felsic Volcanic 1	Central Pit	Mine Rock	0.25	0.92	2.5	<20	80	<0.1	1.35	0.50	0.12	8.7	11
A0964404	BR-193	160.6	162	Felsic Volcanic 1	Central Pit	Mine Rock	0.19	0.80	9.4	<20	90	0.1	1.41	2.0	0.12	7.6	15
A0964405	BR-193	167.5	169	Felsic Volcanic 1	Central Pit	Mine Rock	0.18	0.77	4.3	<20	54	<0.1	1.29	0.46	0.11	8.1	12
A0964406	BR-193	171.8	172.8	Felsic Volcanic 1	Central Pit	Ore-Grade	0.40	0.76	9.2	<20	78	0.1	1.37	1.5	0.16	9.4	15
A0964407	BR-193	176	177	Felsic Volcanic 1	Central Pit	Mine Rock	1.0	0.84	54	<20	90	<0.1	5.08	1.9	0.22	9.4	9.2
A0964408	BR-193	181.5	183	Felsic Volcanic 1	Central Pit	Mine Rock	0.54	0.70	9.7	<20	73	0.1	2.99	1.6	0.25	9.0	13
A0964409	BR-193	192	193.5	Felsic Volcanic 1	Central Pit	Mine Rock	0.41	0.82	24	<20	61	0.2	4.46	0.21	0.040	11	5.5
A0964410	BR-193	198	199.5	Felsic Volcanic 1	Central Pit	Mine Rock	0.48	1.0	22	<20	63	0.2	2.99	0.91	0.15	8.3	11
A0964411	BR-193	206	207	Felsic Volcanic 2	Central Pit	Mine Rock	0.28	0.60	6.1	<20	66	0.1	1.22	0.62	0.10	1.8	2.4
A0964412	BR-193	208.8	210	Felsic Volcanic 2	Central Pit	Mine Rock	1.7	0.50	18	<20	76	0.1	4.36	0.65	1.5	2.3	1.6
A0964413	BR-193	215	215.95	Felsic Volcanic 2	Central Pit	Mine Rock	1.6	0.44	31	<20	100	<0.1	4.45	3.2	0.46	4.5	6.5
A0964414	BR-193	230.5	231	Felsic Volcanic 1	Central Pit	Mine Rock	0.86	2.5	42	<20	230	0.4	1.24	0.29	0.29	20	148
A0964415	BR-193	237.5	238.5	Metasediment 2	Central Pit	Mine Rock	0.43	1.6	37	<20	203	0.1	1.16	0.19	0.12	16	69
A0964416	BR-193	245.7	246.7	Metasediment 2	Central Pit	Mine Rock	0.41	2.5	127	<20	174	0.2	0.73	0.73	2.4	13	54
A0964417	BR-194	45.5	47	Felsic Volcanic 1	Central Pit	Mine Rock	0.39	0.91	4.1	<20	81	0.1	1.48	0.65	1.1	9.4	11

(1) Ten times average crustal abundance values presented in Price (1997).

Blue highlighting indicates samples with metal concentrations greater than the ten times crustal abundance screening value are present in the analyzed group.

Screening values are for qualitative assessment only and hold no regulatory significance.

Classification as mine rock or ore-grade materials was based on gold content.

A value of "--" indicates metal was not measured for the given sample; the variation in elements analyzed is due to measurement at two different laboratories (see text).

Table B-5 Aqua Regia Metals

Sample ID	Drillhole ID	From	To	Lithology	Area	Class	Silver	Aluminum	Arsenic	Boron	Barium	Beryllium	Bismuth	Calcium	Cadmium	Cobalt	Chromium
		m	m				ppm	%	ppm	ppm	ppm	ppm	ppm	%	ppm	ppm	ppm
10x Crustal Abundance (Price 1997) [(1)]							*0.75*	*--*	*18*	*100*	*4250*	*30*	*0.085*	*--*	*1.5*	*250*	*1020*
A0964418	BR-194	55.3	56.6	Felsic Volcanic 1	Central Pit	Mine Rock	0.14	0.89	2.1	<20	46	0.1	0.75	1.3	0.11	13	34
A0964419	BR-194	60.3	61.5	Felsic Volcanic 1	Central Pit	Mine Rock	0.25	0.89	3.0	<20	49	0.2	1.11	0.65	0.20	11	14
A0964420	BR-194	70.5	72	Felsic Volcanic 1	Central Pit	Mine Rock	0.35	0.75	2.6	<20	55	<0.1	3.31	1.1	0.28	10	17
A0964421	BR-194	79.5	81	Felsic Volcanic 1	Central Pit	Mine Rock	0.53	0.83	1.5	<20	69	0.1	1.98	0.62	0.10	7.6	9.0
A0964422	BR-194	84	85.5	Felsic Volcanic 1	Central Pit	Mine Rock	0.31	0.78	8.8	<20	50	<0.1	2.9	0.37	0.25	8.5	6.7
A0964423	BR-194	90	91.5	Felsic Volcanic 1	Central Pit	Mine Rock	0.56	1.3	28	<20	48	0.2	3.26	0.57	1.1	13	13
A0964424	BR-194	96	97.5	Felsic Volcanic 1	Central Pit	Mine Rock	0.50	0.72	5.3	<20	37	0.1	3.14	0.32	0.42	10	14
A0964425	BR-194	102	103.5	Felsic Volcanic 1	Central Pit	Mine Rock	0.42	0.75	8.7	<20	37	<0.1	4.19	0.78	0.40	13	13
A0964426	BR-194	108	109.5	Felsic Volcanic 1	Central Pit	Mine Rock	0.58	0.68	2.6	<20	49	<0.1	1.86	0.45	0.26	11	13
A0964427	BR-194	113.5	115	Felsic Volcanic 1	Central Pit	Mine Rock	0.47	0.83	4.7	<20	105	<0.1	1.15	0.71	0.13	10	16
A0964428	BR-194	121.1	122.2	Felsic Volcanic 1	Central Pit	Mine Rock	0.18	1.8	23	<20	107	0.3	2.01	1.2	0.25	12	25
A0964429	BR-194	125.2	126.1	Felsic Volcanic 1	Central Pit	Mine Rock	0.40	0.67	5.1	<20	60	<0.1	1.22	0.50	1.5	9.6	14
A0964430	BR-194	129.25	130.3	Felsic Volcanic 1	Central Pit	Ore-Grade	6.0	0.68	0.90	<20	61	<0.1	9.77	5.2	11	7.6	11
A0964431	BR-194	134	135.5	Felsic Volcanic 1	Central Pit	Mine Rock	0.26	0.66	4.8	<20	75	<0.1	1.26	0.89	0.57	8.8	14
A0964432	BR-194	139.25	140.45	Felsic Volcanic 1	Central Pit	Mine Rock	0.75	0.76	4.6	<20	78	<0.1	1.14	1.1	0.34	8.8	14
A0964433	BR-194	146	147	Felsic Volcanic 1	Central Pit	Mine Rock	0.57	0.48	4.6	<20	68	<0.1	3.48	0.37	1.2	8.6	7.1
A0964434	BR-194	151	152	Felsic Volcanic 1	Central Pit	Ore-Grade	2.7	0.57	2.0	<20	58	<0.1	4.38	0.78	2.1	6.6	11
A0964435	BR-194	156.5	158	Felsic Volcanic 1	Central Pit	Mine Rock	0.37	0.82	4.1	<20	64	<0.1	3.37	0.56	0.32	7.8	14
A0964436	BR-194	161.7	163.1	Felsic Volcanic 1	Central Pit	Mine Rock	0.37	0.88	3.7	<20	71	<0.1	1.13	0.74	0.11	8.6	14
A0964437	BR-194	166.5	168	Felsic Volcanic 1	Central Pit	Mine Rock	0.35	0.85	4.7	<20	74	<0.1	1.24	1.1	0.11	7.7	13
A0964438	BR-194	171	172.1	Felsic Volcanic 1	Central Pit	Mine Rock	0.47	0.94	3.1	<20	66	0.1	0.66	1.0	0.13	8.0	17
A0964439	BR-194	176.55	177.5	Felsic Volcanic 1	Central Pit	Ore-Grade	2.5	0.67	2.3	<20	106	0.1	5.58	4.1	2.1	7.5	11
A0964440	BR-194	182.5	183	Felsic Volcanic 1	Central Pit	Mine Rock	0.63	0.99	2.1	<20	82	<0.1	0.88	0.89	0.18	9.4	20
A0964441	BR-194	187	188	Felsic Volcanic 1	Central Pit	Ore-Grade	0.61	1.1	4.2	<20	99	<0.1	1.61	1.5	0.18	11	26
A0964442	BR-194	192	193	Felsic Volcanic 1	Central Pit	Mine Rock	0.58	0.80	3.2	<20	72	<0.1	0.7	1.0	0.24	9.8	17
A0964443	BR-194	198	199	Felsic Volcanic 1	Central Pit	Ore-Grade	0.65	0.97	4.4	<20	127	<0.1	1.64	1.4	0.19	9.8	20
A0964444	BR-194	203	204	Felsic Volcanic 1	Central Pit	Mine Rock	0.58	1.0	3.4	<20	81	<0.1	1.66	0.95	0.17	10	20
A0964445	BR-194	208	209	Felsic Volcanic 1	Central Pit	Mine Rock	0.47	1.1	2.3	<20	106	<0.1	0.89	0.89	0.16	9.9	18
A0964446	BR-194	213	214	Felsic Volcanic 1	Central Pit	Mine Rock	0.58	1.1	3.2	<20	114	<0.1	1.13	0.90	0.23	12	14
A0964447	BR-194	217.7	218.4	Felsic Volcanic 1	Central Pit	Mine Rock	0.98	0.53	10	<20	113	<0.1	2.92	2.6	0.16	6.4	5.8
A0964448	BR-194	223.5	224.5	Felsic Volcanic 1	Central Pit	Mine Rock	0.43	0.84	8.4	<20	68	<0.1	1.75	1.3	0.16	8.8	12
A0964449	BR-194	229	229.9	Felsic Volcanic 1	Central Pit	Mine Rock	0.73	0.74	9.4	<20	82	<0.1	2.36	0.86	0.19	8.1	12
A0964450	BR-194	237.7	238.7	Felsic Volcanic 1	Central Pit	Mine Rock	0.81	0.74	13	<20	90	<0.1	3.31	1.0	0.19	6.2	13
A0964451	BR-194	242.75	243.25	Felsic Volcanic 1	Central Pit	Mine Rock	0.30	0.95	38	<20	105	0.1	1.35	1.5	0.050	9.7	36
A0964452	BR-194	247	247.95	Felsic Volcanic 2	Central Pit	Mine Rock	0.62	0.57	19	<20	63	0.1	1.93	2.0	0.35	8.9	7.1
A0964453	BR-194	251	252	Felsic Volcanic 2	Central Pit	Ore-Grade	1.6	0.60	12	<20	39	0.1	3.37	1.4	0.10	10	11
A0964454	BR-194	256.5	258	Felsic Volcanic 1	Central Pit	Mine Rock	0.24	0.90	11	<20	84	<0.1	1.98	0.89	0.060	11	17
A0964455	BR-194	262.5	264	Felsic Volcanic 1	Central Pit	Mine Rock	0.20	0.94	13	<20	112	<0.1	1.12	1.6	0.050	12	16
A0964456	BR-194	268.5	269	Felsic Volcanic 1	Central Pit	Mine Rock	0.18	0.75	18	<20	119	<0.1	1.78	1.5	0.030	11	13
A0964457	BR-194	275.5	277	Felsic Volcanic 1	Central Pit	Mine Rock	0.29	0.96	6.8	<20	59	<0.1	1.33	0.87	0.060	10	15
A0964671	BR-381	8	9	Felsic Volcanic 1	Central Pit	Ore-Grade	2.3	0.41	291	<20	36	0.1	11.03	0.15	5.0	7.5	1.3
A0964652	BR-381	13.55	14.5	Felsic Volcanic 2	Central Pit	Mine Rock	0.74	0.86	59	<20	125	0.1	0.78	3.1	1.5	6.4	12
A0964653	BR-381	17.8	18.5	Felsic Volcanic 2	Central Pit	Mine Rock	0.88	1.2	177	<20	135	0.1	1.18	0.96	1.3	8.2	14

(1) Ten times average crustal abundance values presented in Price (1997).

Blue highlighting indicates samples with metal concentrations greater than the ten times crustal abundance screening value are present in the analyzed group.

Screening values are for qualitative assessment only and hold no regulatory significance.

Classification as mine rock or ore-grade materials was based on gold content.

A value of "--" indicates metal was not measured for the given sample; the variation in elements analyzed is due to measurement at two different laboratories (see text).

Table B-5 Aqua Regia Metals

Sample ID	Drillhole ID	From	To	Lithology	Area	Class	Silver	Aluminum	Arsenic	Boron	Barium	Beryllium	Bismuth	Calcium	Cadmium	Cobalt	Chromium
		m	m				ppm	%	ppm	ppm	ppm	ppm	ppm	%	ppm	ppm	ppm
10x Crustal Abundance (Price 1997) [(1)]							*0.75*	*--*	*18*	*100*	*4250*	*30*	*0.085*	*--*	*1.5*	*250*	*1020*
A0964654	BR-381	22.5	23.5	Felsic Volcanic 2	Central Pit	Mine Rock	0.53	0.93	231	<20	139	0.3	1.64	1.9	0.75	10	22
A0964655	BR-381	27.8	28.8	Felsic Volcanic 2	Central Pit	Ore-Grade	0.24	1.8	189	<20	482	0.3	0.68	1.6	1.1	23	131
A0964656	BR-381	32.15	33.2	Felsic Volcanic 2	Central Pit	Mine Rock	0.16	1.0	67	<20	95	0.2	0.54	3.2	0.070	10	17
A0964657	BR-381	42.05	43	Felsic Volcanic 1	Central Pit	Mine Rock	0.24	1.5	10	<20	120	<0.1	0.37	0.74	0.050	14	25
A0964658	BR-381	47.05	48	Metasediment 2	Central Pit	Mine Rock	0.18	2.1	4.4	<20	251	0.1	0.34	0.23	0.11	22	103
A0964659	BR-381	52	53.5	Metasediment 2	Central Pit	Mine Rock	0.35	1.8	5.8	<20	181	0.1	0.4	0.30	0.26	21	93
A0964660	BR-381	58	59	Felsic Volcanic 1	Central Pit	Mine Rock	0.24	1.1	29	<20	83	<0.1	0.11	0.84	0.73	8.9	16
A0964661	BR-381	64	65.5	Metasediment 2	Central Pit	Mine Rock	0.16	2.1	159	<20	279	<0.1	0.22	0.21	0.11	20	107
A0964662	BR-381	69	70.45	Metasediment 2	Central Pit	Mine Rock	0.18	2.2	62	<20	248	0.1	0.17	0.62	0.14	16	64
A0964663	BR-381	74.9	76	Metasediment 2	Central Pit	Mine Rock	0.25	2.5	343	<20	104	0.2	0.29	0.23	0.080	26	100
A0964664	BR-381	80.5	81.5	Metasediment 2	Central Pit	Mine Rock	0.18	2.7	7.6	<20	238	0.2	0.12	0.53	<0.01	14	57
A0964665	BR-381	85	86	Metasediment 2	Central Pit	Mine Rock	1.2	2.3	14	<20	225	0.3	0.2	1.3	0.24	9.2	49
A0964666	BR-381	90.5	92	Felsic Volcanic 1	Central Pit	Mine Rock	0.40	1.7	5.0	<20	169	0.1	0.21	0.96	0.23	12	26
A0964667	BR-381	95.75	97	Felsic Volcanic 1	Central Pit	Mine Rock	0.45	1.4	8.2	<20	160	<0.1	0.11	1.3	0.18	10	19
A0964668	BR-381	106.1	107.55	Felsic Volcanic 1	Central Pit	Mine Rock	0.48	1.9	15	<20	94	0.2	0.11	0.85	0.90	7.7	14
A0964669	BR-381	111.1	111.6	Felsic Volcanic 1	Central Pit	Mine Rock	0.39	0.68	24	<20	44	0.1	0.18	0.41	0.79	6.2	5.3
A0964670	BR-381	122	123	Metasediment 3	Central Pit	Mine Rock	0.18	1.9	0.90	<20	168	<0.1	0.15	0.20	<0.01	9.4	21
A0964802	BR-435	30	31	Felsic Volcanic 1	Central Pit	Mine Rock	0.37	1.1	1.8	<20	52	0.2	1.24	0.61	0.74	8.3	11
A0964811	BR-435	35	36	Felsic Volcanic 1	Central Pit	Mine Rock	0.37	0.97	4.9	<20	43	0.1	1.36	0.57	0.12	9.0	17
A0964803	BR-435	41	42	Felsic Volcanic 1	Central Pit	Mine Rock	0.38	0.75	4.0	<20	73	<0.1	2.42	0.90	0.56	9.1	14
A0964804	BR-435	46.6	47.3	Felsic Volcanic 1	Central Pit	Mine Rock	0.83	0.61	13	<20	78	<0.1	5.78	1.4	0.35	7.2	16
A0964805	BR-435	52	53	Felsic Volcanic 1	Central Pit	Mine Rock	1.0	0.39	13	<20	56	<0.1	5.18	1.6	0.68	4.9	8.9
A0964806	BR-435	55	56	Felsic Volcanic 1	Central Pit	Mine Rock	0.60	0.57	164	<20	20	<0.1	1.53	2.9	5.6	5.8	9.0
A0964807	BR-435	60	60.8	Metasediment 2	Central Pit	Mine Rock	0.59	0.80	50	<20	155	<0.1	7.24	0.78	1.4	6.7	19
A0964808	BR-435	65.75	67.25	Metasediment 2	Central Pit	Mine Rock	0.17	1.9	6.2	<20	210	<0.1	0.23	0.22	0.32	21	71
A0964809	BR-435	72	73.5	Metasediment 2	Central Pit	Mine Rock	0.75	2.9	5.7	<20	366	0.1	0.6	0.44	0.58	23	117
A0964810	BR-435	84	85.5	Metasediment 2	Central Pit	Mine Rock	0.41	2.4	2.3	<20	352	0.1	0.24	0.16	0.21	21	101
A0964812	BR-435	93.35	94.2	Metasediment 2	Central Pit	Mine Rock	0.38	1.9	5.4	<20	364	0.1	0.64	0.69	0.11	24	208
A0964813	BR-435	99	100.5	Metasediment 2	Central Pit	Mine Rock	0.36	2.4	269	<20	164	0.1	0.4	0.14	0.15	23	106
A0964814	BR-435	105	106.5	Metasediment 2	Central Pit	Mine Rock	0.27	2.4	69	<20	283	0.2	0.46	0.18	0.11	22	121
A0964815	BR-435	111	112.5	Metasediment 2	Central Pit	Mine Rock	0.26	2.5	62	<20	240	0.1	0.34	0.24	0.090	22	118
A0964816	BR-435	117.05	117.45	Metasediment 2	Central Pit	Mine Rock	0.21	1.6	78	<20	130	<0.1	0.2	0.20	0.17	15	84
A0964817	BR-435	122	123	Metasediment 2	Central Pit	Mine Rock	0.32	2.3	95	<20	188	<0.1	0.23	0.23	0.090	22	94
A0964818	BR-435	128.75	129.25	Metasediment 2	Central Pit	Mine Rock	0.26	2.0	5.6	<20	247	<0.1	0.16	0.50	0.070	12	37
A0964819	BR-435	132	133.5	Metasediment 2	Central Pit	Mine Rock	0.35	1.9	57	<20	151	<0.1	0.34	0.16	0.16	23	117
A0964820	BR-435	138	139	Metasediment 2	Central Pit	Mine Rock	0.27	2.3	33	<20	198	<0.1	0.27	0.15	0.12	24	114
A0964821	BR-435	141.6	143.1	Metasediment 2	Central Pit	Mine Rock	0.38	3.1	785	<20	218	0.2	0.44	0.32	0.030	20	69
A0964822	BR-435	146	147.5	Metasediment 2	Central Pit	Mine Rock	0.57	2.9	250	<20	406	0.2	0.22	1.5	0.060	12	39
A0964823	BR-435	153	154.5	Felsic Volcanic 1	Central Pit	Mine Rock	0.27	1.8	5.2	<20	149	<0.1	0.08	1.2	0.12	12	28
DX758451	BR-007	32.8	33.8	Felsic Volcanic 1	Central Pit	Mine Rock	0.054	0.92	0.40	<20	111	<0.1	0.02	0.82	0.020	8.2	14
DX758452	BR-007	38.3	39.3	Felsic Volcanic 1	Central Pit	Mine Rock	0.042	0.81	0.30	<20	75	<0.1	<0.02	0.92	0.020	7.9	14
DX758453	BR-034	165	165.5	Felsic Volcanic 1	Central Pit	Mine Rock	0.58	0.95	29	<20	111	<0.1	3.64	1.1	0.080	9.9	26
DX758454	BR-034	190	190.5	Felsic Volcanic 1	Central Pit	Ore-Grade	0.67	0.86	76	<20	100	0.1	6.36	0.24	0.050	18	40

(1) Ten times average crustal abundance values presented in Price (1997).

Blue highlighting indicates samples with metal concentrations greater than the ten times crustal abundance screening value are present in the analyzed group.

Screening values are for qualitative assessment only and hold no regulatory significance.

Classification as mine rock or ore-grade materials was based on gold content.

A value of "--" indicates metal was not measured for the given sample; the variation in elements analyzed is due to measurement at two different laboratories (see text).

Table B-5 Aqua Regia Metals

Sample ID	Drillhole ID	From	To	Lithology	Area	Class	Silver	Aluminum	Arsenic	Boron	Barium	Beryllium	Bismuth	Calcium	Cadmium	Cobalt	Chromium
		m	m				ppm	%	ppm	ppm	ppm	ppm	ppm	%	ppm	ppm	ppm
10x Crustal Abundance (Price 1997) [(1)]							*0.75*	*--*	*18*	*100*	*4250*	*30*	*0.085*	*--*	*1.5*	*250*	*1020*
DX758455	BR-065	199	200	Felsic Volcanic 1	Central Pit	Mine Rock	0.11	1.3	5.1	<20	118	<0.1	0.12	1.3	0.050	10	13
DX758456	BR-065	210	211	Felsic Volcanic 1	Central Pit	Mine Rock	0.12	1.2	7.5	<20	104	<0.1	0.2	1.4	0.060	9.5	15
DX758457	BR-065	221.7	222.7	Felsic Volcanic 1	Central Pit	Mine Rock	0.15	1.3	19	<20	102	<0.1	0.15	0.81	0.060	9.5	14
DX758458	BR-065	234.85	235.85	Felsic Volcanic 1	Central Pit	Ore-Grade	0.31	1.3	151	<20	95	0.2	0.02	1.3	0.25	11	17
DX758459	BR-066	317.5	318.5	Felsic Volcanic 1	Central Pit	Mine Rock	0.14	1.3	41	<20	99	<0.1	0.08	1.7	0.13	10	19
DX758460	BR-067	30	31.5	Felsic Volcanic 1	Central Pit	Mine Rock	0.046	0.81	0.80	<20	83	<0.1	0.03	0.90	0.020	8.0	13
DX758461	BR-067	269	270	Felsic Volcanic 1	Central Pit	Mine Rock	0.25	2.0	25	<20	63	0.3	2.88	0.93	0.040	13	8.6
DX758462	BR-067	380	381	Felsic Volcanic 1	Central Pit	Mine Rock	0.34	0.95	25	<20	29	0.1	0.26	1.6	0.75	8.9	12
DX758463	BR-068	178.85	179.5	Metasediment 2	Central Pit	Mine Rock	0.084	2.2	2.8	<20	70	0.2	0.23	0.21	0.030	20	59
DX758464	BR-069	50.5	51	Felsic Volcanic 1	Central Pit	Mine Rock	0.092	1.2	1.9	<20	72	<0.1	0.41	0.84	0.050	7.6	11
DX758465	BR-069	179.6	180.6	Felsic Volcanic 1	Central Pit	Mine Rock	0.16	1.4	14	<20	103	<0.1	0.12	0.83	0.070	9.2	24
DX758466	BR-069	224.7	225.7	Felsic Volcanic 1	Central Pit	Mine Rock	0.10	1.1	14	<20	82	<0.1	0.15	1.0	0.050	8.3	10
DX758467	BR-086	200.2	201.2	Felsic Volcanic 1	Central Pit	Ore-Grade	0.64	0.48	3243	<20	67	0.1	2.15	3.0	0.13	11	29
DX758468	BR-086	201.2	201.95	Felsic Volcanic 1	Central Pit	Ore-Grade	0.58	1.2	1092	<20	229	0.2	1.04	3.6	0.090	15	89
DX758469	BR-087	337	338	Felsic Volcanic 1	Central Pit	Mine Rock	0.21	0.64	428	<20	85	0.1	0.99	1.5	1.3	5.7	8.7
DX758470	BR-105	157.5	158.5	Felsic Volcanic 1	Central Pit	Mine Rock	0.23	0.92	12	<20	46	0.1	0.17	0.47	0.17	7.0	10
DX758471	BR-105	312.1	312.75	Felsic Volcanic 2	Central Pit	Mine Rock	0.18	0.68	9.8	<20	102	0.1	0.77	0.96	0.060	4.0	16
DX758472	BR-105	322.7	324	Felsic Volcanic 1	Central Pit	Mine Rock	0.12	1.6	9.3	<20	122	<0.1	0.11	0.83	0.040	11	17
DX758473	BR-106	188.65	189.65	Felsic Volcanic 1	Central Pit	Mine Rock	0.21	1.0	16	<20	37	0.1	0.03	0.84	0.11	10	9.2
DX758474	BR-106	235.1	236.1	Felsic Volcanic 1	Central Pit	Mine Rock	0.22	1.2	9.0	<20	101	<0.1	0.12	0.56	0.15	10	14
DX758475	BR-108	264	265	Felsic Volcanic 1	Central Pit	Mine Rock	0.22	0.65	28	<20	60	<0.1	0.38	1.1	1.7	6.3	7.8
DX758401	BR-135	115	116	Felsic Volcanic 1	Central Pit	Mine Rock	0.12	1.1	11	<20	78	<0.1	0.09	1.3	0.13	8.7	12
DX758402	BR-135	176	177	Felsic Volcanic 1	Central Pit	Ore-Grade	0.37	1.3	15	<20	65	<0.1	0.49	1.0	0.98	11	14
DX758403	BR-135	177	178	Felsic Volcanic 1	Central Pit	Mine Rock	0.35	1.5	12	<20	81	0.1	0.1	1.1	0.33	11	16
DX758404	BR-135	183	184	Felsic Volcanic 1	Central Pit	Mine Rock	0.32	1.2	20	<20	54	0.2	0.21	1.0	0.74	9.9	11
DX758405	BR-135	253	254	Felsic Volcanic 1	Central Pit	Mine Rock	0.18	1.2	21	<20	126	<0.1	0.13	0.64	0.060	9.9	14
DX758406	BR-135	273	274	Felsic Volcanic 1	Central Pit	Mine Rock	0.23	1.3	26	<20	103	<0.1	0.05	0.85	0.16	9.1	15
DX758407	BR-135	276	277	Felsic Volcanic 1	Central Pit	Ore-Grade	0.28	1.4	19	<20	71	<0.1	0.06	0.70	0.19	9.0	14
DX758408	BR-135	280	281	Felsic Volcanic 1	Central Pit	Mine Rock	0.24	1.2	57	<20	104	<0.1	0.08	0.77	0.15	9.8	19
DX758409	BR-135	292	293	Felsic Volcanic 1	Central Pit	Mine Rock	0.17	0.99	42	<20	75	<0.1	0.09	0.72	0.10	9.5	12
DX758410	BR-135	315	316	Felsic Volcanic 1	Central Pit	Ore-Grade	0.18	1.3	253	<20	44	0.3	0.11	0.68	0.070	8.9	7.2
DX758411	BR-135	317	318	Felsic Volcanic 1	Central Pit	Ore-Grade	1.2	1.3	191	<20	29	0.3	0.43	1.3	0.070	6.3	4.9
DX758412	BR-135	321.75	322.5	Felsic Volcanic 1	Central Pit	Ore-Grade	0.73	2.3	367	<20	51	0.4	0.29	1.3	0.28	8.0	16
DX758413	BR-135	335.25	336	Felsic Volcanic 1	Central Pit	Mine Rock	0.54	1.2	167	<20	40	<0.1	0.05	0.43	0.10	9.1	14
DX758414	BR-136	248	249	Felsic Volcanic 1	Central Pit	Mine Rock	0.23	1.3	23	<20	73	<0.1	0.21	1.6	0.10	10	16
DX758415	BR-136	254	255	Felsic Volcanic 1	Central Pit	Ore-Grade	0.29	1.2	19	<20	118	<0.1	0.14	1.6	0.16	10	13
DX758416	BR-136	358	359	Felsic Volcanic 1	Central Pit	Mine Rock	0.23	1.3	74	<20	68	<0.1	0.04	0.88	0.090	8.6	12
DX758417	BR-136	366.25	367	Felsic Volcanic 1	Central Pit	Mine Rock	0.36	1.1	129	<20	75	<0.1	0.1	0.71	0.040	8.9	11
DX758418	BR-138	155	156	Felsic Volcanic 1	Central Pit	Mine Rock	0.18	0.90	5.8	<20	62	<0.1	0.21	0.87	0.050	6.7	12
DX758419	BR-138	253	254	Felsic Volcanic 1	Central Pit	Mine Rock	0.13	1.3	13	<20	85	<0.1	0.19	0.97	0.040	9.8	10
DX758332	BR-139	298	298.5	Felsic Volcanic 1	Central Pit	Ore-Grade	0.33	2.5	122	<20	58	0.7	0.06	1.4	0.11	7.8	9.7
DX758420	BR-141	286	287	Felsic Volcanic 1	Central Pit	Ore-Grade	0.90	1.0	132	<20	25	0.3	1.5	1.5	0.10	15	69
DX758221	BR-142	146.75	147.5	Felsic Volcanic 1	Central Pit	Mine Rock	0.47	1.1	17	<20	77	<0.1	4.97	1.7	0.12	12	16

(1) Ten times average crustal abundance values presented in Price (1997).

Blue highlighting indicates samples with metal concentrations greater than the ten times crustal abundance screening value are present in the analyzed group.

Screening values are for qualitative assessment only and hold no regulatory significance.

Classification as mine rock or ore-grade materials was based on gold content.

A value of "--" indicates metal was not measured for the given sample; the variation in elements analyzed is due to measurement at two different laboratories (see text).

Table B-5 Aqua Regia Metals

Sample ID	Drillhole ID	From	To	Lithology	Area	Class	Silver	Aluminum	Arsenic	Boron	Barium	Beryllium	Bismuth	Calcium	Cadmium	Cobalt	Chromium
		m	m				ppm	%	ppm	ppm	ppm	ppm	ppm	%	ppm	ppm	ppm
10x Crustal Abundance (Price 1997) [(1)]							*0.75*	*--*	*18*	*100*	*4250*	*30*	*0.085*	*--*	*1.5*	*250*	*1020*
DX758222	BR-142	154.5	155.5	Felsic Volcanic 1	Central Pit	Mine Rock	0.62	1.5	45	<20	89	0.2	8.16	0.61	0.17	9.6	12
DX758223	BR-142	288	289	Felsic Volcanic 2	Central Pit	Mine Rock	0.88	0.28	173	<20	29	<0.1	0.95	1.9	2.7	2.0	3.4
DX758224	BR-142	301.5	302.5	Felsic Volcanic 2	Central Pit	Mine Rock	0.42	0.30	151	<20	51	<0.1	0.43	1.8	0.080	1.8	1.9
DX758421	BR-146	65	66	Felsic Volcanic 1	Central Pit	Mine Rock	0.31	0.57	106	<20	45	<0.1	0.36	0.41	1.6	4.6	5.4
DX758422	BR-146	75	76	Felsic Volcanic 1	Central Pit	Mine Rock	0.89	1.1	9.0	<20	35	<0.1	1.4	0.50	1.8	9.3	12
DX758423	BR-146	86	86.6	Felsic Volcanic 1	Central Pit	Mine Rock	0.24	0.90	6.2	<20	59	0.1	0.26	0.37	0.18	7.6	9.7
DX758424	BR-146	96	97	Felsic Volcanic 1	Central Pit	Mine Rock	0.22	1.2	12	<20	56	0.1	0.2	0.56	0.67	8.7	7.8
DX758425	BR-146	104.5	105.5	Felsic Volcanic 1	Central Pit	Mine Rock	0.17	1.4	14	<20	77	0.2	0.11	0.92	0.20	9.0	12
DX758426	BR-146	126.55	127.5	Metasediment 2	Central Pit	Mine Rock	0.19	2.4	835	<20	128	0.2	0.22	0.17	0.070	22	78
DX758427	BR-146	136	137	Felsic Volcanic 1	Central Pit	Mine Rock	0.11	1.1	31	<20	27	0.2	0.17	1.1	0.20	8.5	20
DX758428	BR-146	144	145	Felsic Volcanic 1	Central Pit	Mine Rock	0.12	1.1	18	<20	93	<0.1	0.14	0.81	0.080	9.1	19
DX758429	BR-146	145	146	Felsic Volcanic 1	Central Pit	Mine Rock	0.10	1.2	6.0	<20	135	0.1	0.13	1.0	0.060	9.2	21
DX758430	BR-146	161.9	162.5	Metasediment 2	Central Pit	Mine Rock	0.29	2.0	41	<20	317	0.1	0.25	0.29	0.010	11	47
DX758431	BR-146	171.3	172	Felsic Volcanic 1	Central Pit	Mine Rock	0.16	1.2	9.1	<20	64	0.2	0.16	0.36	0.070	8.6	19
DX758432	BR-146	176.75	177.75	Felsic Volcanic 2	Central Pit	Mine Rock	0.11	0.28	85	<20	25	0.1	0.23	0.29	0.25	2.0	1.7
DX758433	BR-147	247	248	Felsic Volcanic 2	Central Pit	Mine Rock	0.16	0.44	89	<20	54	<0.1	0.19	0.99	0.070	2.0	2.5
DX758434	BR-154	130.2	131.2	Felsic Volcanic 1	Central Pit	Mine Rock	0.086	1.8	1.3	<20	140	<0.1	0.19	1.5	0.070	11	24
DX758216	BR-168	301	301.6	Felsic Volcanic 1	Central Pit	Ore-Grade	0.61	0.86	281	<20	63	<0.1	0.18	0.43	0.28	10	11
DX758435	BR-170	151.5	153	Felsic Volcanic 1	Central Pit	Mine Rock	0.20	1.2	38	<20	66	0.2	0.91	0.92	0.050	8.2	12
DX758436	BR-170	200	201	Felsic Volcanic 1	Central Pit	Mine Rock	0.80	0.46	79	<20	82	0.1	4.74	0.30	0.21	7.3	9.7
DX758437	BR-170	205	206	Felsic Volcanic 1	Central Pit	Mine Rock	0.65	0.97	52	<20	78	0.1	6.69	0.25	0.040	8.6	9.6
DX758438	BR-172	98.25	99	Felsic Volcanic 1	Central Pit	Mine Rock	0.61	0.74	61	<20	129	<0.1	1.07	2.0	0.12	12	29
DX758209	BR-175	251.4	252.4	Felsic Volcanic 1	Central Pit	Mine Rock	0.41	1.3	148	<20	131	0.2	0.5	1.9	0.49	11	12
DX758210	BR-175	271.7	272.7	Felsic Volcanic 1	Central Pit	Mine Rock	0.21	1.2	23	<20	71	<0.1	0.23	0.65	0.060	9.3	16
DX758211	BR-177	385	386	Felsic Volcanic 1	Central Pit	Mine Rock	0.73	1.1	33	<20	86	0.2	10.85	0.80	0.22	15	7.3
DX758204	BR-192	49	50	Felsic Volcanic 1	Central Pit	Mine Rock	0.49	0.84	5.2	<20	62	<0.1	3.29	1.1	0.10	8.7	13
DX758205	BR-192	127.5	128.95	Felsic Volcanic 1	Central Pit	Mine Rock	0.44	1.2	58	<20	93	0.1	1.35	0.85	0.36	8.5	8.7
DX758206	BR-192	135	135.5	Felsic Volcanic 1	Central Pit	Ore-Grade	7.3	0.95	12	<20	64	0.1	17.4	0.47	9.7	2.0	2.5
DX758207	BR-192	196.6	198	Felsic Volcanic 1	Central Pit	Mine Rock	0.26	1.3	8.2	<20	78	0.1	0.09	0.93	0.55	8.5	16
DX758208	BR-192	226	227.5	Felsic Volcanic 1	Central Pit	Mine Rock	0.35	1.4	2.4	<20	134	<0.1	0.21	1.2	2.7	11	24
DX758217	BR-201	210.8	211.4	Felsic Volcanic 2	Central Pit	Mine Rock	0.49	0.48	13	<20	63	<0.1	2	0.15	0.090	2.2	1.6
DX758218	BR-201	280.5	282	Felsic Volcanic 1	Central Pit	Mine Rock	0.34	1.2	106	<20	53	<0.1	0.14	0.75	0.040	11	15
DX758219	BR-201	282	282.7	Felsic Volcanic 1	Central Pit	Mine Rock	0.21	1.4	261	<20	93	<0.1	0.17	0.78	0.030	11	14
DX758212	BR-202	22.05	23.45	Felsic Volcanic 1	Central Pit	Mine Rock	0.23	1.5	9.4	<20	75	0.1	0.42	1.2	0.25	8.5	20
DX758213	BR-202	186	186.65	Felsic Volcanic 2	Central Pit	Mine Rock	0.15	0.44	54	<20	78	<0.1	0.06	0.67	0.040	1.9	1.4
DX758214	BR-202	208.5	210	Felsic Volcanic 2	Central Pit	Mine Rock	0.11	0.31	13	<20	56	<0.1	0.1	0.36	0.11	1.7	2.1
DX758215	BR-203	83.2	84.2	Felsic Volcanic 1	Central Pit	Ore-Grade	0.22	1.3	319	<20	108	0.1	0.11	1.4	0.23	12	8.4
DX758220	BR-204	214.7	215.4	Felsic Volcanic 2	Central Pit	Ore-Grade	0.21	0.43	90	<20	51	<0.1	0.05	0.090	0.060	2.9	2.5
DX758201	BR-208	43.8	44.6	Metasediment 2	Central Pit	Mine Rock	0.25	2.4	6.8	<20	230	0.1	0.12	0.57	0.030	19	40
DX758202	BR-208	51.65	52.4	Felsic Volcanic 1	Central Pit	Mine Rock	0.19	0.86	33	<20	25	0.2	0.16	1.2	0.13	7.9	11
DX758203	BR-208	114.25	115.25	Fragmental 1	Central Pit	Mine Rock	0.25	1.8	17	<20	235	0.1	1.2	0.51	0.14	12	24
DX758333	BR-212	149.75	150.75	Felsic Volcanic 1	Central Pit	Ore-Grade	0.54	1.4	34	<20	114	<0.1	1.09	0.51	0.11	18	66
DX758334	BR-212	193.5	195	Metasediment 2	Central Pit	Mine Rock	0.30	1.9	8.1	<20	153	0.2	0.19	0.34	0.13	18	70

(1) Ten times average crustal abundance values presented in Price (1997).

Blue highlighting indicates samples with metal concentrations greater than the ten times crustal abundance screening value are present in the analyzed group.

Screening values are for qualitative assessment only and hold no regulatory significance.

Classification as mine rock or ore-grade materials was based on gold content.

A value of "--" indicates metal was not measured for the given sample; the variation in elements analyzed is due to measurement at two different laboratories (see text).

Table B-5 Aqua Regia Metals

Sample ID	Drillhole ID	From	To	Lithology	Area	Class	Silver	Aluminum	Arsenic	Boron	Barium	Beryllium	Bismuth	Calcium	Cadmium	Cobalt	Chromium
		m	m				ppm	%	ppm	ppm	ppm	ppm	ppm	%	ppm	ppm	ppm
10x Crustal Abundance (Price 1997) [(1)]							*0.75*	*--*	*18*	*100*	*4250*	*30*	*0.085*	*--*	*1.5*	*250*	*1020*
DX758335	BR-212	214	215	Felsic Volcanic 2	Central Pit	Mine Rock	0.25	1.5	102	<20	314	0.2	0.61	1.1	1.0	17	86
DX758225	BR-212	234	235	Felsic Volcanic 2	Central Pit	Mine Rock	0.23	0.46	107	<20	76	0.1	0.25	1.3	0.21	1.7	1.2
DX758226	BR-212	239.75	240.4	Felsic Volcanic 2	Central Pit	Mine Rock	0.97	0.33	190	<20	28	0.1	1.75	1.6	0.27	2.2	2.5
DX758227	BR-212	274.5	276	Metasediment 2	Central Pit	Mine Rock	0.18	2.2	167	<20	89	0.2	0.28	0.23	0.020	15	37
DX758228	BR-212	285.7	287.1	Metasediment 3	Central Pit	Mine Rock	0.34	1.4	29	<20	114	0.1	0.16	0.19	0.020	11	42
DX758229	BR-214	178.55	179.05	Felsic Volcanic 1	Central Pit	Ore-Grade	1.8	1.2	123	<20	55	0.2	2.9	0.84	3.9	8.7	11
DX758230	BR-214	218.85	219.6	Felsic Volcanic 2	Central Pit	Ore-Grade	0.32	0.73	67	<20	101	<0.1	0.46	1.6	0.22	9.3	13
DX758231	BR-214	252	253.5	Felsic Volcanic 1	Central Pit	Mine Rock	0.27	1.0	31	<20	82	<0.1	0.08	0.86	0.060	8.7	10
DX758232	BR-214	283.2	284	Felsic Volcanic 1	Central Pit	Mine Rock	0.12	1.1	35	<20	84	<0.1	0.23	1.2	0.060	8.7	12
DX758233	BR-215	158.45	159.1	Felsic Volcanic 1	Central Pit	Ore-Grade	3.5	1.2	104	<20	66	0.1	1.1	0.62	13	9.8	12
DX758234	BR-215	175.5	177	Felsic Volcanic 1	Central Pit	Mine Rock	0.13	1.1	31	<20	100	<0.1	0.05	1.4	0.11	8.4	8.6
DX758235	BR-215	296.9	298	Metasediment 2	Central Pit	Mine Rock	0.14	2.7	155	<20	206	0.1	0.26	0.26	0.060	20	94
DX758236	BR-217	112.5	114	Felsic Volcanic 1	Central Pit	Mine Rock	0.24	1.5	25	<20	58	0.2	0.06	0.81	0.34	9.0	12
DX758237	BR-217	161.6	162.6	Felsic Volcanic 1	Central Pit	Mine Rock	0.22	0.82	182	<20	54	0.1	0.24	1.4	0.080	9.0	19
DX758238	BR-217	228.7	230.15	Metasediment 2	Central Pit	Mine Rock	0.14	2.4	406	<20	145	0.1	0.3	0.19	0.060	22	102
DX758239	BR-231	69.85	70.35	Felsic Volcanic 1	Central Pit	Ore-Grade	1.2	1.6	19	<20	46	0.2	3.73	1.9	0.60	9.7	12
DX758240	BR-231	86.7	87.3	Felsic Volcanic 2	Central Pit	Ore-Grade	1.4	0.13	23	<20	59	<0.1	2.01	0.73	0.56	2.1	4.4
DX758241	BR-231	92.2	92.8	Felsic Volcanic 2	Central Pit	Mine Rock	0.29	0.28	26	<20	40	<0.1	1.57	0.61	2.4	2.7	4.2
DX758242	BR-231	148	149.5	Felsic Volcanic 1	Central Pit	Mine Rock	0.82	1.8	49	<20	126	0.2	3.44	0.15	0.030	18	45
DX758243	BR-231	157	158	Felsic Volcanic 1	Central Pit	Mine Rock	0.90	1.5	49	<20	197	0.1	2.29	0.21	0.050	11	16
DX758244	BR-231	181.9	182.45	Felsic Volcanic 2	Central Pit	Ore-Grade	0.93	0.41	112	<20	72	<0.1	2.61	1.7	0.13	12	43
DX758245	BR-234	129	130	Felsic Volcanic 2	Central Pit	Mine Rock	0.11	0.50	10	<20	78	<0.1	0.07	0.38	0.060	2.0	5.7
DX758246	BR-234	192.5	193.5	Felsic Volcanic 1	Central Pit	Mine Rock	0.21	0.38	39	<20	73	<0.1	0.18	0.85	0.020	1.7	3.3
DX758247	BR-235	31.9	33	Felsic Volcanic 1	Central Pit	Ore-Grade	1.2	1.1	142	<20	84	<0.1	1.32	1.1	0.43	11	15
DX758248	BR-237	211.7	213	Felsic Volcanic 2	Central Pit	Mine Rock	0.15	0.36	132	<20	50	<0.1	0.18	0.41	0.080	2.0	3.3
DX758249	BR-243	121.15	122.1	Metasediment 2	Central Pit	Mine Rock	0.24	2.7	104	<20	193	0.2	0.29	0.19	<0.01	13	53
DX758250	BR-243	140.8	141.35	Felsic Volcanic 1	Central Pit	Mine Rock	0.13	2.2	106	<20	128	0.2	0.18	2.0	0.050	14	161
DX758301	BR-243	169.95	171	Felsic Volcanic 2	Central Pit	Ore-Grade	0.41	0.37	103	<20	44	<0.1	0.26	0.67	0.040	2.5	3.4
DX758302	BR-243	177	178.5	Felsic Volcanic 1	Central Pit	Mine Rock	0.24	2.7	409	<20	72	0.4	0.06	1.3	0.040	11	19
DX758303	BR-243	187.35	188.35	Metasediment 2	Central Pit	Mine Rock	0.21	3.0	330	<20	215	0.2	0.35	0.27	<0.01	14	58
DX758304	BR-254	29.25	30.45	Felsic Volcanic 1	Central Pit	Ore-Grade	1.8	1.1	2453	<20	92	<0.1	0.91	0.74	1.6	11	26
DX758305	BR-254	59.5	60	Felsic Volcanic 1	Central Pit	Mine Rock	0.71	1.0	35	<20	25	0.2	0.26	0.51	0.090	9.3	10
DX758306	BR-254	114	114.75	Metasediment 2	Central Pit	Mine Rock	0.20	3.3	30	<20	250	0.4	0.4	0.61	0.080	25	106
DX758307	BR-254	179.9	181.4	Metasediment 3	Central Pit	Mine Rock	0.082	0.93	25	<20	56	0.1	0.16	0.11	0.070	14	8.4
DX758308	BR-281	162	162.75	Felsic Volcanic 1	Central Pit	Mine Rock	0.32	1.2	16	<20	92	<0.1	0.4	1.1	0.27	10	16
DX758309	BR-281	171	171.75	Felsic Volcanic 1	Central Pit	Ore-Grade	0.82	1.0	403	<20	71	<0.1	0.52	1.5	0.28	9.4	15
DX758310	BR-281	179	180	Felsic Volcanic 1	Central Pit	Mine Rock	0.47	1.3	10	<20	100	<0.1	0.1	1.2	0.38	9.6	16
DX758311	BR-281	188	189	Felsic Volcanic 1	Central Pit	Mine Rock	0.20	1.2	8.9	<20	109	<0.1	0.11	1.4	0.18	8.9	14
DX758312	BR-283	339.4	340.9	Felsic Volcanic 1	Central Pit	Mine Rock	0.25	0.75	6.0	<20	61	<0.1	3.53	0.33	0.050	8.9	7.8
DX758313	BR-293	33.35	33.85	Felsic Volcanic 1	Central Pit	Mine Rock	100	1.5	42	<20	107	0.1	450.02	0.22	4.9	16	9.9
DX758439	BR-296	37.85	38.7	Felsic Volcanic 1	Central Pit	Ore-Grade	0.94	1.2	252	<20	117	0.1	0.63	0.71	0.17	8.6	19
DX758440	BR-296	108	109.1	Felsic Volcanic 1	Central Pit	Mine Rock	0.41	2.0	1.4	<20	107	0.1	0.38	1.3	6.3	9.1	18
DX758441	BR-296	133.8	135	Felsic Volcanic 1	Central Pit	Mine Rock	0.17	1.0	16	<20	99	<0.1	0.27	0.88	0.030	7.1	14

(1) Ten times average crustal abundance values presented in Price (1997).

Blue highlighting indicates samples with metal concentrations greater than the ten times crustal abundance screening value are present in the analyzed group.

Screening values are for qualitative assessment only and hold no regulatory significance.

Classification as mine rock or ore-grade materials was based on gold content.

A value of "--" indicates metal was not measured for the given sample; the variation in elements analyzed is due to measurement at two different laboratories (see text).

Table B-5 Aqua Regia Metals

Sample ID	Drillhole ID	From	To	Lithology	Area	Class	Silver	Aluminum	Arsenic	Boron	Barium	Beryllium	Bismuth	Calcium	Cadmium	Cobalt	Chromium
		m	m				ppm	%	ppm	ppm	ppm	ppm	ppm	%	ppm	ppm	ppm
10x Crustal Abundance (Price 1997) [1]							*0.75*	*--*	*18*	*100*	*4250*	*30*	*0.085*	*--*	*1.5*	*250*	*1020*
DX758442	BR-296	148.5	150	Felsic Volcanic 1	Central Pit	Mine Rock	0.18	1.6	3.6	<20	71	0.2	0.11	0.54	0.11	11	18
DX758443	BR-296	188.4	189.85	Metasediment 3	Central Pit	Mine Rock	0.78	1.2	19	<20	34	0.2	0.13	0.35	0.070	20	17
DX758444	BR-299	32.2	33.3	Felsic Volcanic 1	Central Pit	Mine Rock	0.35	0.82	26	<20	55	<0.1	0.4	0.66	1.8	7.1	13
DX758445	BR-299	37.25	38.25	Felsic Volcanic 1	Central Pit	Ore-Grade	1.4	1.6	46	<20	105	0.1	1.88	0.36	2.9	18	58
DX758446	BR-299	45.25	46.25	Felsic Volcanic 1	Central Pit	Mine Rock	0.59	0.54	38	<20	103	<0.1	1.05	1.1	0.12	5.4	9.0
DX758447	BR-299	54.9	55.75	Metasediment 2	Central Pit	Ore-Grade	1.2	1.3	533	<20	112	0.2	2.29	1.1	3.1	20	79
DX758314	BR-321	235	236	Felsic Volcanic 1	Central Pit	Mine Rock	0.22	1.1	93	<20	108	0.1	0.09	1.7	0.10	9.1	14
DX758315	BR-321	271.5	272.25	Felsic Volcanic 1	Central Pit	Mine Rock	0.17	0.86	169	<20	58	0.1	0.16	1.6	0.10	8.9	14
DX758316	BR-321	280.85	281.5	Felsic Volcanic 1	Central Pit	Ore-Grade	0.20	1.2	91	<20	90	<0.1	0.13	0.95	0.10	9.4	11
DX758317	BR-344	27.25	28.7	Felsic Volcanic 1	Central Pit	Ore-Grade	0.25	0.59	58	<20	42	<0.1	0.3	0.25	0.050	7.0	4.6
DX758318	BR-344	39.15	40.5	Felsic Volcanic 1	Central Pit	Mine Rock	0.23	1.7	177	<20	173	0.1	0.04	1.2	0.060	14	43
DX758319	BR-344	101	102	Felsic Volcanic 1	Central Pit	Mine Rock	0.19	1.2	4.5	<20	46	<0.1	0.07	0.56	0.020	9.4	8.4
DX758320	BR-344	127.75	129	Felsic Volcanic 2	Central Pit	Mine Rock	0.20	0.52	54	<20	87	<0.1	0.14	0.60	0.23	2.0	1.9
DX758321	BR-380	25.2	26.25	Felsic Volcanic 1	Central Pit	Mine Rock	0.34	0.53	24	<20	49	<0.1	1.73	0.64	0.060	4.7	6.6
DX758322	BR-380	30	31	Felsic Volcanic 1	Central Pit	Mine Rock	1.2	0.77	44	<20	57	<0.1	3.46	0.66	0.71	7.1	11
DX758323	BR-380	118	119.5	Felsic Volcanic 1	Central Pit	Mine Rock	0.62	1.3	28	<20	143	<0.1	0.07	1.1	0.040	11	18
DX758324	BR-381	56.85	58	Felsic Volcanic 1	Central Pit	Mine Rock	0.21	1.1	15	<20	81	<0.1	0.11	0.66	0.31	9.1	16
DX758448	BR-407	34.1	35.6	Fragmental 1	Central Pit	Mine Rock	0.094	1.4	1.4	<20	69	0.1	0.12	0.41	0.030	13	32
DX758449	BR-407	182.9	183.5	Felsic Volcanic 1	Central Pit	Mine Rock	0.034	0.88	1.1	<20	79	<0.1	0.03	1.1	0.030	6.8	9.9
DX758450	BR-414	72	73	Felsic Volcanic 1	Central Pit	Mine Rock	0.19	1.0	9.4	<20	140	<0.1	0.29	1.5	0.89	9.7	22
DX758325	BR-428	62.7	64.2	Felsic Volcanic 1	Central Pit	Ore-Grade	0.27	1.3	122	<20	56	<0.1	0.05	0.43	0.040	9.8	13
DX758326	BR-428	77.7	79.2	Felsic Volcanic 1	Central Pit	Mine Rock	0.19	0.98	18	<20	58	<0.1	0.11	0.59	0.080	6.9	11
DX758327	BR-461	92.7	93.7	Felsic Volcanic 2	Central Pit	Mine Rock	0.17	0.37	296	<20	20	<0.1	0.04	0.21	0.11	2.2	2.9
DX758328	BR-463	124.5	126	Felsic Volcanic 1	Central Pit	Mine Rock	0.13	1.3	6.8	<20	69	<0.1	0.08	1.0	0.14	10	20
DX758329	BR-464	79.1	80.1	Felsic Volcanic 2	Central Pit	Mine Rock	0.21	0.34	23	<20	35	<0.1	0.07	0.74	0.030	1.7	3.5
DX758330	BR-464	189.25	190.75	Felsic Volcanic 2	Central Pit	Mine Rock	0.087	0.68	18	<20	88	0.1	0.06	0.69	0.020	4.3	6.0
DX758331	BR-465	18.9	20.1	Felsic Volcanic 2	Central Pit	Mine Rock	0.16	0.42	14	<20	50	<0.1	0.42	0.37	0.050	2.4	9.6

(1) Ten times average crustal abundance values presented in Price (1997).

Blue highlighting indicates samples with metal concentrations greater than the ten times crustal abundance screening value are present in the analyzed group.

Screening values are for qualitative assessment only and hold no regulatory significance.

Classification as mine rock or ore-grade materials was based on gold content.

A value of "--" indicates metal was not measured for the given sample; the variation in elements analyzed is due to measurement at two different laboratories (see text).

Table B-5 Aqua Regia Metals

Sample ID	Drillhole ID	From	To	Lithology	Area	Class	Copper	Iron	Gallium	Germanium	Mercury	Potassium	Lanthanum	Lithium	Magnesium	Manganese	Molybdenum
		m	m				ppm	%	ppm	ppm	ppm	%	ppm	ppm	%	ppm	ppm
10x Crustal Abundance (Price 1997) [(1)]							*600*	*--*	*190*	*15*	*0.85*	*--*	*390*	*200*	*--*	*9500*	*12*
DX450001	BR-018	50	51	Fragmental 1	Underground	Mine Rock	69	2.5	--	--	<0.05	0.88	--	--	0.99	350	1.9
DX450002	BR-018	102	103	Felsic Volcanic 1	Underground	Mine Rock	260	2.5	--	--	<0.05	0.81	--	--	0.69	360	8.4
DX450003	BR-018	202	203	Felsic Volcanic 1	Underground	Mine Rock	15	2.2	--	--	<0.05	0.88	--	--	0.67	490	1.1
DX450004	DHZ-018	63.5	64	Ultramafic	Underground	Mine Rock	110	2.7	--	--	0.080	0.18	--	--	1.5	350	1.7
DX450005	BR-018	348	349	Metasediment 3	Underground	Mine Rock	42	3.1	--	--	<0.05	0.14	--	--	0.96	520	0.90
DX450006	BR-018	400.3	401.3	Basalt	Underground	Mine Rock	68	2.6	--	--	<0.05	0.87	--	--	0.60	380	0.90
DX450007	BR-154	48	49	Felsic Volcanic 1	Central Pit	Mine Rock	33	2.5	--	--	<0.05	0.85	--	--	0.57	300	0.70
DX450008	BR-154	153.5	155	Felsic Volcanic 2	Central Pit	Mine Rock	20	0.67	--	--	<0.05	0.26	--	--	0.13	97	2.7
DX450009	BR-154	249	250.5	Felsic Volcanic 1	Central Pit	Mine Rock	31	2.4	--	--	<0.05	0.78	--	--	0.63	280	1.2
DX450010	BR-154	301.5	303	Fragmental 1	Underground	Mine Rock	37	2.6	--	--	<0.05	0.70	--	--	0.68	280	1.2
DX450011	BR-154	350	351	Fragmental 1	Underground	Mine Rock	40	3.2	--	--	<0.05	1.1	--	--	1.0	490	1.5
DX450012	BR-154	400	401	Felsic Volcanic 1	Underground	Mine Rock	67	3.4	--	--	0.11	0.76	--	--	0.71	620	1.2
DX450013	BR-154	457.8	458.7	Felsic Volcanic 1	Underground	Mine Rock	9.3	1.7	--	--	<0.05	0.48	--	--	0.39	380	1.0
DX450014	BR-154	508	509	Metasediment 2	Underground	Mine Rock	51	3.6	--	--	<0.05	0.72	--	--	1.1	280	1.4
DX450015	BR-154	547.5	549	Metasediment 2	Underground	Mine Rock	53	4.4	--	--	<0.05	1.5	--	--	1.3	270	1.0
DX450016	BR-154	647	648	Felsic Volcanic 2	Underground	Mine Rock	8.4	1.4	--	--	<0.05	0.17	--	--	0.12	200	1.3
DX450017	BR-154	717	718.5	Metasediment 3	Underground	Mine Rock	27	2.9	--	--	<0.05	0.93	--	--	0.69	290	1.9
DX450018	BR-154	760.6	762	Fragmental 2	Underground	Mine Rock	33	1.8	--	--	<0.05	0.76	--	--	0.58	320	0.60
DX450020	DHZ-019	49.5	51	Basalt	Underground	Mine Rock	61	2.3	7.2	0.080	<0.005	0.030	2.3	16	1.9	303	0.22
DX450021	DHZ-019	83.75	84.4	Argillite	Underground	Mine Rock	340	15	--	--	<0.05	0.59	--	--	0.60	350	4.0
DX450022	DHZ-019	102	103.5	Basalt	Underground	Mine Rock	146	1.7	2.7	0.090	<0.005	0.020	3.0	2.8	0.44	1124	0.61
DX450023	DHZ-019	148.5	150	Basalt	Underground	Mine Rock	130	1.9	--	--	<0.05	0.015	--	--	0.46	770	0.30
DX450024	DHZ-018	99	100.5	Basalt	Underground	Mine Rock	140	2.5	--	--	0.050	0.015	--	--	0.73	950	0.20
DX450025	DHZ-018	151.5	153	Basalt	Underground	Mine Rock	88	3.0	--	--	<0.05	0.044	--	--	0.82	830	0.30
DX450026	BR-096	58.5	60	Fragmental 1	Central Pit	Mine Rock	49	3.4	--	--	0.050	0.74	--	--	1.1	380	1.1
DX450027	BR-096	185.1	186.1	Felsic Volcanic 1	Underground	Mine Rock	46	3.2	--	--	0.41	0.74	--	--	0.59	700	0.90
DX450028	BR-096	201	202.5	Fragmental 1	Underground	Mine Rock	40	3.2	--	--	<0.05	1.0	--	--	0.89	530	1.4
DX450029	BR-096	299	300	Felsic Volcanic 1	Underground	Mine Rock	23	2.3	--	--	<0.05	0.84	--	--	0.87	310	1.4
DX450030	BR-096	344	345	Felsic Volcanic 2	Underground	Mine Rock	9.0	0.98	--	--	<0.05	0.21	--	--	0.10	380	0.80
DX450031	BR-096	395.3	396	Felsic Volcanic 2	Underground	Mine Rock	8.4	1.6	--	--	0.45	0.12	--	--	0.36	550	1.3
DX450032	BR-096	449.9	451	Metasediment 3	Underground	Mine Rock	8.7	2.3	6.5	0.080	0.0060	1.0	34	16	0.92	728	1.1
DX450033	BR-096	557.5	558.5	Fragmental 2	Underground	Mine Rock	16	3.8	--	--	<0.05	1.1	--	--	0.63	310	1.4
DX450034	BR-007	47	48	Felsic Volcanic 1	Central Pit	Mine Rock	16	2.0	5.1	<0.05	<0.005	0.83	28	15	0.55	316	0.57
DX450035	DHZ-018	182.4	182.8	Argillite	Underground	Mine Rock	450	13	--	--	<0.05	0.029	--	--	0.61	2300	0.70
DX450036	DHZ-018	229.4	230.25	Argillite	Underground	Mine Rock	160	8.1	--	--	<0.05	1.3	--	--	1.5	510	2.4
DX450037	BR-007	349.7	350.7	Felsic Volcanic 1	Underground	Mine Rock	120	3.4	--	--	0.090	0.50	--	--	0.75	350	17
DX450038	BR-007	454.3	455.2	Felsic Volcanic 1	Underground	Mine Rock	170	3.2	--	--	0.35	0.54	--	--	0.76	310	16
DX450039	BR-007	558.95	559.95	Felsic Volcanic 1	Underground	Mine Rock	39	3.2	--	--	<0.05	0.70	--	--	0.77	720	1.9
DX450040	BR-007	653.4	654.9	Metasediment 3	Underground	Mine Rock	29	1.7	--	--	0.050	0.57	--	--	0.38	390	1.2
DX450041	BR-007	749.1	749.6	Fragmental 2	Underground	Mine Rock	40	3.1	--	--	0.050	0.18	--	--	0.11	59	1.3
DX450042	DHZ-049	10.3	10.8	Argillite	Underground	Mine Rock	210	7.9	--	--	0.14	0.13	--	--	0.46	620	2.8
DX450043	BR-460	40	41	Felsic Volcanic 1	Central Pit	Mine Rock	88	2.9	--	--	<0.05	0.56	--	--	0.76	480	1.2
DX450044	DHZ-049	133.2	134.15	Ultramafic	Underground	Mine Rock	56	4.1	--	--	0.050	1.5	--	--	5.6	990	0.40

(1) Ten times average crustal abundance values presented in Price (1997).

Blue highlighting indicates samples with metal concentrations greater than the ten times crustal abundance screening value are present in the analyzed group.

Screening values are for qualitative assessment only and hold no regulatory significance.

Classification as mine rock or ore-grade materials was based on gold content.

A value of "--" indicates metal was not measured for the given sample; the variation in elements analyzed is due to measurement at two different laboratories (see text).

Table B-5 Aqua Regia Metals

Sample ID	Drillhole ID	From	To	Lithology	Area	Class	Copper	Iron	Gallium	Germanium	Mercury	Potassium	Lanthanum	Lithium	Magnesium	Manganese	Molybdenum
		m	m				ppm	%	ppm	ppm	ppm	%	ppm	ppm	%	ppm	ppm
10x Crustal Abundance (Price 1997) [(1)]							*600*	*--*	*190*	*15*	*0.85*	*--*	*390*	*200*	*--*	*9500*	*12*
DX450045	DHZ-049	151	151.5	Basalt	Underground	Mine Rock	70	1.6	--	--	<0.05	0.16	--	--	1.1	200	0.20
DX450046	DHZ-049	196.5	197.9	Basalt	Underground	Mine Rock	62	1.5	--	--	<0.05	0.26	--	--	0.94	450	0.20
DX450047	DHZ-049	250.5	252	Basalt	Underground	Mine Rock	75	1.9	--	--	<0.05	0.012	--	--	1.3	170	0.10
DX450048	BR-094	380	381	Felsic Volcanic 2	Underground	Mine Rock	38	1.1	--	--	<0.05	0.14	--	--	0.19	170	0.40
DX450049	BR-094	402	403	Felsic Volcanic 2	Underground	Mine Rock	23	1.2	--	--	<0.05	0.11	--	--	0.24	290	1.4
DX450050	BR-094	494.2	495	Felsic Volcanic 2	Underground	Ore-Grade	38	3.8	--	--	0.94	0.39	--	--	1.2	970	0.70
DX450051	BR-101	121.3	122.3	Felsic Volcanic 1	Central Pit	Mine Rock	77	3.6	--	--	0.12	0.43	--	--	0.35	380	1.0
DX450052	BR-101	128.85	129.85	Felsic Volcanic 1	Central Pit	Mine Rock	100	3.7	--	--	0.090	0.33	--	--	0.30	380	1.2
DX450053	DL-043	51	52.5	Basalt	Underground	Mine Rock	92	2.0	--	--	0.050	0.0025	--	--	0.38	850	0.30
DX450054	DL-043	103.5	105	Basalt	Underground	Mine Rock	270	1.6	--	--	<0.05	0.0069	--	--	0.51	600	0.29
DX450055	DL-043	150	151.5	Basalt	Underground	Mine Rock	84	1.2	--	--	<0.05	0.16	--	--	0.69	280	0.25
DX450056	DL-043	199.5	201	Basalt	Underground	Mine Rock	69	1.3	--	--	<0.05	0.084	--	--	0.99	160	0.28
DX450057	DL-043	261.15	262	Ultramafic	Underground	Mine Rock	22	3.9	--	--	0.070	2.6	--	--	5.9	820	1.6
DX450058	DL-043	300	301.5	Basalt	Underground	Mine Rock	160	1.2	--	--	<0.05	0.0082	--	--	0.41	370	0.32
DX450059	DL-043	349.5	351	Basalt	Underground	Mine Rock	110	1.6	--	--	<0.05	0.012	--	--	0.57	420	0.24
DX450060	DL-043	400.5	402	Basalt	Underground	Mine Rock	140	1.0	--	--	<0.05	0.018	--	--	0.37	440	0.30
DX450061	DL-048	40.5	42	Basalt	Underground	Mine Rock	110	3.5	--	--	<0.05	0.77	--	--	0.79	780	0.34
DX450062	DL-048	85.5	87	Basalt	Underground	Mine Rock	86	2.5	--	--	<0.05	0.0050	--	--	0.66	880	0.76
DX450063	DL-048	133.9	134.4	Argillite	Underground	Mine Rock	500	12	--	--	<0.05	0.24	--	--	0.91	270	2.2
DX450064	DL-048	186.5	187.5	Basalt	Underground	Mine Rock	100	1.7	--	--	<0.05	0.0044	--	--	0.42	560	0.34
DX450065	DL-048	236.5	237	Basalt	Underground	Mine Rock	55	2.9	7.1	0.090	<0.005	0.030	2.8	29	1.7	357	0.39
DX450066	DL-048	283.5	285	Basalt	Underground	Mine Rock	140	1.5	--	--	<0.05	0.0085	--	--	0.50	330	0.24
DX450067	DL-048	334.5	336	Basalt	Underground	Mine Rock	120	1.2	--	--	<0.05	0.0087	--	--	0.34	460	0.23
DX450068	BR-460	80.05	81	Felsic Volcanic 1	Central Pit	Mine Rock	20	2.6	--	--	<0.05	0.12	--	--	0.33	100	1.6
DX450069	DL-048	436.5	438	Basalt	Underground	Mine Rock	140	0.99	--	--	<0.05	0.019	--	--	0.34	180	0.27
DX450070	DL-048	537	538.5	Basalt	Underground	Mine Rock	120	1.3	--	--	<0.05	0.019	--	--	0.40	590	0.29
DX450071	BR-037	443.35	444.35	Felsic Volcanic 1	Underground	Mine Rock	18	2.0	--	--	0.24	0.33	--	--	0.44	480	3.4
DX450072	BR-037	445.45	446.1	Felsic Volcanic 1	Underground	Mine Rock	24	2.4	--	--	0.14	0.17	--	--	0.31	820	3.8
DX450073	BR-159	13.5	15	Metasediment 1	Central Pit	Mine Rock	42	3.3	--	--	<0.05	1.1	--	--	0.94	340	0.77
DX450074	BR-159	39	39.9	Metasediment 1	Central Pit	Mine Rock	46	3.5	--	--	<0.05	1.3	--	--	1.1	520	1.3
DX450075	BR-159	480.7	481.4	Felsic Volcanic 1	Underground	Mine Rock	320	4.6	--	--	1.3	0.80	--	--	0.68	640	0.52
DX450076	BR-159	483.8	484.8	Felsic Volcanic 1	Underground	Mine Rock	480	6.6	--	--	2.2	0.54	--	--	0.45	550	1.1
DX450077	DL-075	199.8	200.8	Basalt	Underground	Mine Rock	97	3.4	--	--	<0.05	0.37	--	--	0.76	920	0.69
DX450079	BR-039	29.5	30.5	Felsic Volcanic 1	Central Pit	Mine Rock	21	2.6	--	--	8.0	1.1	--	--	1.0	880	0.69
DX450080	BR-039	60	61	Metasediment 2	Central Pit	Mine Rock	42	4.1	--	--	0.11	1.6	--	--	1.3	160	1.1
DX450081	DL-075	304.9	305.8	Basalt	Underground	Mine Rock	96	3.6	--	--	0.050	0.68	--	--	0.73	890	0.32
DX450082	BR-039	146.5	147.5	Felsic Volcanic 2	Central Pit	Mine Rock	11	1.6	--	--	<0.05	0.13	--	--	0.14	230	1.5
DX450083	BR-039	200	201	Felsic Volcanic 2	Central Pit	Mine Rock	4.6	1.3	--	--	<0.05	0.32	--	--	0.094	320	1.2
DX450084	BR-039	306	307	Metasediment 3	Underground	Mine Rock	53	1.3	--	--	<0.05	0.40	--	--	0.36	87	1.0
DX450085	BR-039	357	358	Fragmental 2	Central Pit	Mine Rock	32	2.7	--	--	<0.05	1.5	--	--	1.3	480	0.73
DX450086	BR-039	391	392	Basalt	Central Pit	Mine Rock	130	4.3	--	--	<0.05	0.27	--	--	0.74	890	0.35
DX450087	BR-039	452.5	454	Basalt	Central Pit	Mine Rock	100	4.1	--	--	<0.05	0.010	--	--	0.84	1100	0.55
DX450088	BR-135	76	77	Felsic Volcanic 1	Central Pit	Mine Rock	16	2.5	--	--	<0.05	0.59	--	--	0.57	420	1.4

(1) Ten times average crustal abundance values presented in Price (1997).

Blue highlighting indicates samples with metal concentrations greater than the ten times crustal abundance screening value are present in the analyzed group.

Screening values are for qualitative assessment only and hold no regulatory significance.

Classification as mine rock or ore-grade materials was based on gold content.

A value of "--" indicates metal was not measured for the given sample; the variation in elements analyzed is due to measurement at two different laboratories (see text).

Table B-5 Aqua Regia Metals

Sample ID	Drillhole ID	From	To	Lithology	Area	Class	Copper	Iron	Gallium	Germanium	Mercury	Potassium	Lanthanum	Lithium	Magnesium	Manganese	Molybdenum
		m	m				ppm	%	ppm	ppm	ppm	%	ppm	ppm	%	ppm	ppm
10x Crustal Abundance (Price 1997) [(1)]							*600*	*--*	*190*	*15*	*0.85*	*--*	*390*	*200*	*--*	*9500*	*12*
DX450089	BR-135	157	158	Felsic Volcanic 1	Central Pit	Mine Rock	21	2.6	--	--	<0.05	1.0	--	--	0.77	550	1.5
DX450090	BR-135	217	218	Felsic Volcanic 1	Central Pit	Mine Rock	35	2.6	--	--	<0.05	0.59	--	--	0.46	480	0.85
DX450091	BR-135	300	301	Felsic Volcanic 1	Central Pit	Mine Rock	21	1.9	--	--	<0.05	0.55	--	--	0.62	400	1.0
DX450092	BR-135	358.5	360	Metasediment 2	Central Pit	Mine Rock	51	4.2	--	--	<0.05	0.75	--	--	1.4	270	1.3
DX450093	BR-135	407.5	408.5	Metasediment 2	Underground	Mine Rock	40	5.6	--	--	<0.05	1.9	--	--	1.3	110	1.8
DX450094	BR-135	507	508	Felsic Volcanic 2	Underground	Mine Rock	9.9	1.7	--	--	<0.05	0.57	--	--	0.31	340	0.98
DX450095	BR-135	607.9	609	Fragmental 2	Underground	Mine Rock	9.6	1.5	--	--	<0.05	0.60	--	--	0.47	310	1.7
DX450096	BR-133	84	84.9	Felsic Volcanic 1	Central Pit	Ore-Grade	450	4.1	--	--	0.86	0.51	--	--	0.35	460	1.2
DX450097	BR-133	336.75	337.25	Felsic Volcanic 1	Central Pit	Mine Rock	30	2.1	--	--	0.24	0.38	--	--	0.62	1000	0.96
DX450098	DC-13-07	32.5	33.3	Felsic Volcanic 1	Central Pit	Mine Rock	18	2.5	--	--	<0.05	1.1	--	--	0.82	490	0.81
DX450099	DC-13-07	51	52	Felsic Volcanic 2	Central Pit	Mine Rock	5.3	1.5	--	--	<0.05	0.21	--	--	0.081	49	2.1
DX450100	DC-13-07	70	71	Metasediment 2	Central Pit	Mine Rock	3.7	5.4	--	--	<0.05	1.9	--	--	0.99	64	0.96
DX450101	DC-13-07	140	140.9	Metasediment 3	Central Pit	Mine Rock	38	4.1	--	--	<0.05	1.2	--	--	0.65	140	1.1
DX450102	DC-13-07	162	163	Metasediment 3	Central Pit	Mine Rock	19	0.53	--	--	<0.05	0.20	--	--	0.10	81	0.62
DX450103	DC-13-07	197	198	Fragmental 2	Central Pit	Mine Rock	11	1.2	4.1	<0.05	<0.005	0.59	38	8.7	0.40	285	0.73
DX450104	BR-023	308	309	Metasediment 2	Underground	Mine Rock	55	5.2	--	--	<0.05	1.1	--	--	1.4	170	1.1
DX450105	BR-023	428	429	Felsic Volcanic 2	Underground	Mine Rock	14	2.9	--	--	<0.05	0.15	--	--	0.019	32	1.1
DX450106	BR-023	445	445.9	Felsic Volcanic 1	Underground	Mine Rock	80	3.1	--	--	<0.05	0.50	--	--	0.97	440	1.7
DX450107	BR-023	548	549	Fragmental 2	Underground	Mine Rock	7.4	0.89	3.0	<0.05	<0.005	0.35	40	7.7	0.27	237	1.0
DX450108	BR-079	51	52	Felsic Volcanic 1	Central Pit	Mine Rock	14	2.3	--	--	0.13	0.68	--	--	0.63	430	16
DX450109	BR-079	105	105.9	Felsic Volcanic 2	Underground	Mine Rock	17	1.2	--	--	<0.05	0.20	--	--	0.13	290	1.3
DX450110	BR-079	159	160	Metasediment 3	Underground	Mine Rock	17	1.9	--	--	<0.05	0.58	--	--	0.36	300	1.0
DX450111	BR-079	253	254	Felsic Volcanic 1	Central Pit	Mine Rock	56	4.6	--	--	<0.05	1.8	--	--	1.8	650	0.58
DX450112	BR-079	302	303	Fragmental 2	Central Pit	Mine Rock	28	0.90	3.0	<0.05	<0.005	0.37	32	8.3	0.32	135	0.64
DX450113	BR-079	357	358.5	Basalt	Central Pit	Mine Rock	56	8.4	--	--	<0.05	0.041	--	--	0.63	1100	0.48
DX450114	BR-083	46.5	47.5	Felsic Volcanic 1	Underground	Mine Rock	24	3.2	--	--	<0.05	1.4	--	--	1.1	610	1.3
DX450115	BR-083	106.5	108	Felsic Volcanic 1	Underground	Mine Rock	16	2.2	--	--	<0.05	0.78	--	--	0.71	370	0.92
DX450116	BR-083	207.25	207.75	Felsic Volcanic 2	Underground	Mine Rock	23	1.2	--	--	<0.05	0.22	--	--	0.18	150	3.0
DX450117	BR-083	245.25	246.25	Felsic Volcanic 2	Underground	Mine Rock	28	1.3	--	--	0.33	0.058	--	--	0.22	290	1.1
DX450118	BR-083	297.5	298.5	Felsic Volcanic 2	Underground	Mine Rock	9.7	1.1	--	--	0.10	0.20	--	--	0.12	210	1.2
DX450119	DHZ-021	167	168	Argillite	Underground	Mine Rock	420	17	--	--	<0.05	0.76	--	--	0.74	570	4.5
DX450120	DHZ-021	198	199.5	Basalt	Underground	Mine Rock	92	1.9	--	--	<0.05	0.033	--	--	0.59	1100	0.27
DX450121	DL_2005_13	50	51.5	Basalt	Underground	Mine Rock	86	3.1	4.8	0.10	<0.005	0.15	4.8	7.0	0.90	555	0.28
DX450122	DL_2005_13	100	101.5	Basalt	Underground	Mine Rock	100	3.5	--	--	<0.05	0.43	--	--	0.91	950	0.33
DX450123	DL_2005_13	148.6	150	Basalt	Underground	Mine Rock	140	2.7	--	--	<0.05	0.037	--	--	0.58	430	0.62
DX450124	DL_2005_13	200.5	202	Basalt	Underground	Mine Rock	68	1.8	4.3	0.10	<0.005	0.26	3.0	9.5	1.0	320	0.23
DX450125	BR-444	48.75	49.5	Felsic Volcanic 2	Underground	Mine Rock	22	3.0	--	--	0.13	1.5	--	--	1.8	330	1.6
DX450126	BR-444	108	108.85	Fragmental 2	Underground	Mine Rock	14	2.7	5.4	<0.05	<0.005	0.83	33	13	0.32	304	0.47
DX450127	BR-444	141	142.5	Basalt	Underground	Mine Rock	670	9.5	--	--	0.12	0.63	--	--	0.91	550	0.67
DX450128	BR-444	195.5	197	Basalt	Underground	Mine Rock	59	6.1	--	--	0.080	0.086	--	--	1.1	1200	0.48
DX450129	BR-208	220.5	221	Felsic Volcanic 2	Underground	Mine Rock	11	2.2	4.1	<0.05	<0.005	0.14	26	9.1	0.50	1271	0.43
DX450130	BR-275	479	480	Felsic Volcanic 2	Underground	Ore-Grade	17	2.1	--	--	0.53	0.46	--	--	0.61	410	0.79
DX450131	BR-294	198.25	198.75	Calcite Vein	Central Pit	Mine Rock	21	1.9	--	--	0.30	0.29	--	--	0.69	2800	0.67

(1) Ten times average crustal abundance values presented in Price (1997).

Blue highlighting indicates samples with metal concentrations greater than the ten times crustal abundance screening value are present in the analyzed group.

Screening values are for qualitative assessment only and hold no regulatory significance.

Classification as mine rock or ore-grade materials was based on gold content.

A value of "--" indicates metal was not measured for the given sample; the variation in elements analyzed is due to measurement at two different laboratories (see text).

Table B-5 Aqua Regia Metals

Sample ID	Drillhole ID	From	To	Lithology	Area	Class	Copper	Iron	Gallium	Germanium	Mercury	Potassium	Lanthanum	Lithium	Magnesium	Manganese	Molybdenum
		m	m				ppm	%	ppm	ppm	ppm	%	ppm	ppm	%	ppm	ppm
10x Crustal Abundance (Price 1997) [(1)]							*600*	--	*190*	*15*	*0.85*	--	*390*	*200*	--	*9500*	*12*
DX450132	BR-460	202	202.7	Felsic Volcanic 1	Central Pit	Mine Rock	5600	1.7	--	--	0.18	0.092	--	--	0.12	220	15
DX450133	BR-438	84.5	85	Felsic Volcanic 1	Central Pit	Ore-Grade	630	1.4	--	--	0.090	0.26	--	--	0.20	140	1.5
DX450134	BR-375	88.1	88.85	Metasediment 2	Viggo Pit	Mine Rock	1400	11	--	--	<0.05	0.45	--	--	1.4	510	0.90
DX450135	BR-317	58	59	Felsic Volcanic 1	Central Pit	Mine Rock	3.2	1.0	2.6	<0.05	<0.005	0.46	19	6.9	0.32	512	0.52
DX450136	BR-317	102	103.5	Felsic Volcanic 1	Central Pit	Mine Rock	18	2.3	--	--	<0.05	0.88	--	--	0.68	250	1.5
DX450137	BR-317	118.5	120	Felsic Volcanic 1	Central Pit	Mine Rock	23	2.4	--	--	<0.05	0.99	--	--	0.75	520	0.46
DX450138	BR-317	276	277.5	Fragmental 2	Underground	Mine Rock	4.1	0.61	2.0	<0.05	<0.005	0.18	37	5.5	0.16	109	2.6
DX450139	BR-192	68.6	69.1	Felsic Volcanic 1	Central Pit	Ore-Grade	310	1.6	--	--	16	0.037	--	--	0.24	3600	1.3
DX450140	BR-344	110.4	111.6	Felsic Volcanic 2	Central Pit	Mine Rock	16	1.4	--	--	0.41	0.17	--	--	0.047	48	1.9
DX450141	BR-347	52	53	Felsic Volcanic 1	Central Pit	Mine Rock	20	2.1	--	--	0.24	0.80	--	--	0.64	340	0.58
DX450142	BR-347	111.3	112.4	Felsic Volcanic 2	Central Pit	Ore-Grade	25	1.5	--	--	0.060	0.066	--	--	0.16	200	0.48
DX450143	BR-347	153	153.9	Metasediment 2	Underground	Mine Rock	180	9.5	--	--	0.070	2.4	--	--	2.2	100	1.7
DX450144	BR-347	216	217.25	Metasediment 3	Underground	Mine Rock	23	1.6	3.9	<0.05	<0.005	0.37	22	14	0.53	146	2.7
DX450145	BR-347	247.5	249	Fragmental 2	Underground	Mine Rock	15	1.6	--	--	<0.05	0.64	--	--	0.41	410	0.48
DX450146	BR-347	311	312	Basalt	Underground	Mine Rock	98	1.5	2.7	0.060	<0.005	0.030	3.8	5.9	0.69	186	0.21
DX450147	DL-075	52.1	53.5	Basalt	Underground	Mine Rock	190	3.1	--	--	<0.05	0.55	--	--	0.94	670	0.47
DX450148	DL-075	100	100.8	Basalt	Underground	Mine Rock	14	2.1	4.6	0.080	<0.005	0.59	16	12	1.6	341	0.38
DX450149	DL-075	150.5	151.5	Basalt	Underground	Mine Rock	130	2.9	--	--	<0.05	0.048	--	--	0.90	260	0.35
DX450150	DL-075	243.7	245.2	Basalt	Underground	Mine Rock	86	3.3	4.7	0.11	<0.005	0.13	4.0	5.7	0.90	862	0.28
DX450151	BR-293	46.3	47	Felsic Volcanic 1	Central Pit	Mine Rock	770	6.3	--	--	0.18	0.80	--	--	1.0	760	1.3
DX450152	BR-293	105.2	106.4	Metasediment 2	Central Pit	Mine Rock	70	4.0	--	--	<0.05	1.3	--	--	1.7	630	1.9
DX450153	BR-293	137.5	139	Metasediment 2	Central Pit	Mine Rock	78	4.8	--	--	<0.05	0.67	--	--	0.95	260	0.83
DX450154	BR-293	147	148	Metasediment 2	Central Pit	Mine Rock	25	3.9	--	--	<0.05	0.69	--	--	0.93	310	1.3
DX450155	BR-293	223.5	225	Felsic Volcanic 1	Central Pit	Mine Rock	170	2.4	--	--	0.090	0.63	--	--	0.71	770	27
DX450156	BR-293	272.35	273	Felsic Volcanic 2	Central Pit	Ore-Grade	180	2.6	--	--	0.96	0.24	--	--	0.28	460	8.3
DX450157	BR-293	359	360.2	Metasediment 2	Underground	Mine Rock	59	4.2	--	--	<0.05	1.0	--	--	1.4	410	2.6
DX450158	BR-244	32.05	32.75	Felsic Volcanic 1	Central Pit	Ore-Grade	59	4.4	--	--	<0.05	0.58	--	--	0.79	570	2.1
DX450159	BR-244	105.6	106.5	Felsic Volcanic 2	Central Pit	Mine Rock	5.7	1.7	--	--	<0.05	0.32	--	--	0.18	130	1.2
DX450160	BR-244	142.5	144	Metasediment 2	Central Pit	Mine Rock	29	6.1	--	--	<0.05	2.0	--	--	1.2	99	1.8
DX450161	BR-244	204.9	206	Metasediment 3	Underground	Mine Rock	8.5	4.6	10	0.080	<0.005	0.87	27	21	0.78	376	0.62
DX450162	BR-244	219.8	220.6	Metasediment 3	Underground	Mine Rock	24	2.1	--	--	<0.05	0.44	--	--	0.44	130	2.7
DX450163	BR-244	255	256.5	Fragmental 2	Underground	Mine Rock	6.1	1.4	--	--	<0.05	0.64	--	--	0.48	370	0.55
DX450164	BR-244	300	301.5	Basalt	Underground	Mine Rock	120	4.0	--	--	<0.05	1.0	--	--	1.1	740	1.0
DX450165	BR-189	245.25	245.75	Felsic Volanic 2	Central Pit	Mine Rock	13	1.9	--	--	<0.05	0.67	--	--	0.35	270	2.5
DX450166	BR-378	160.2	161.3	Felsic Volcanic 1	Viggo Pit	Mine Rock	83	3.4	--	--	<0.05	1.2	--	--	0.94	330	2.6
DX450167	BR-193	46	47.5	Felsic Volcanic 1	Central Pit	Mine Rock	250	2.7	--	--	0.13	0.61	--	--	0.77	370	16
DX450168	BR-193	104.4	105.4	Felsic Volcanic 1	Central Pit	Mine Rock	370	2.6	--	--	0.070	0.70	--	--	0.88	380	13
DX450169	BR-193	145.1	146.1	Felsic Volcanic 1	Central Pit	Mine Rock	220	3.1	--	--	0.23	0.51	--	--	0.58	620	21
DX450170	BR-193	210	211	Felsic Volcanic 2	Central Pit	Ore-Grade	160	5.5	--	--	0.25	0.17	--	--	0.13	220	3.4
DX450171	BR-193	258.3	259.3	Metasediment 2	Underground	Mine Rock	75	7.1	--	--	0.060	1.6	--	--	1.7	660	1.5
DX450172	BR-193	357	358.5	Metasediment 3	Underground	Mine Rock	77	3.7	7.0	<0.05	<0.005	0.69	22	18	0.47	313	1.2
DX450173	BR-193	393.5	394	Fragmental 2	Underground	Ore-Grade	17	1.8	--	--	<0.05	0.55	--	--	0.14	210	0.55
DX450174	BR-193	457	458.4	Felsic Volcanic 1	Underground	Mine Rock	32	2.2	--	--	0.15	0.10	--	--	0.42	480	1.9

(1) Ten times average crustal abundance values presented in Price (1997).

Blue highlighting indicates samples with metal concentrations greater than the ten times crustal abundance screening value are present in the analyzed group.

Screening values are for qualitative assessment only and hold no regulatory significance.

Classification as mine rock or ore-grade materials was based on gold content.

A value of "--" indicates metal was not measured for the given sample; the variation in elements analyzed is due to measurement at two different laboratories (see text).

Table B-5 Aqua Regia Metals

Sample ID	Drillhole ID	From	To	Lithology	Area	Class	Copper	Iron	Gallium	Germanium	Mercury	Potassium	Lanthanum	Lithium	Magnesium	Manganese	Molybdenum
		m	m				ppm	%	ppm	ppm	ppm	%	ppm	ppm	%	ppm	ppm
10x Crustal Abundance (Price 1997) [(1)]							*600*	*--*	*190*	*15*	*0.85*	*--*	*390*	*200*	*--*	*9500*	*12*
DX450175	BR-193	496.8	497.8	Basalt	Underground	Mine Rock	140	5.9	--	--	<0.05	1.4	--	--	1.3	1700	0.30
DX450176	BR-169	31	31.85	Felsic Volcanic 1	Central Pit	Mine Rock	300	4.3	--	--	0.30	0.37	--	--	0.75	620	1.5
DX450177	BR-178	622.4	622.9	Felsic Volcanic 2	Underground	Mine Rock	1600	6.1	--	--	2.5	0.19	--	--	0.098	380	0.68
DX450178	BR-191	430.6	431.1	Felsic Volcanic 1	Underground	Mine Rock	87	4.7	--	--	1.2	0.89	--	--	0.68	890	4.3
DX450179	BR-187	58	59	Felsic Volcanic 1	Central Pit	Mine Rock	27	2.4	--	--	<0.05	0.95	--	--	0.83	290	0.89
DX450180	BR-187	95	96	Felsic Volcanic 1	Central Pit	Mine Rock	24	2.2	--	--	<0.05	0.70	--	--	0.45	270	2.9
DX450181	BR-187	133	134	Felsic Volcanic 1	Central Pit	Mine Rock	14	2.2	--	--	<0.05	0.81	--	--	0.66	300	0.50
DX450182	BR-187	204	205	Felsic Volcanic 1	Central Pit	Mine Rock	33	3.2	--	--	0.060	1.3	--	--	1.2	660	1.8
DX450183	BR-187	254	255	Felsic Volcanic 1	Central Pit	Mine Rock	19	2.3	--	--	<0.05	0.28	--	--	0.70	400	0.82
DX450184	BR-187	309	310	Felsic Volcanic 1	Underground	Mine Rock	19	1.7	--	--	<0.05	0.59	--	--	0.59	280	1.5
DX450185	BR-187	372	373	Metasediment 2	Underground	Mine Rock	41	2.9	--	--	<0.05	1.2	--	--	1.1	380	1.3
DX450186	BR-187	451	452	Felsic Volcanic 2	Underground	Mine Rock	12	1.5	--	--	<0.05	0.19	--	--	0.11	300	1.7
DX450187	BR-187	524.5	526	Metasediment 3	Underground	Mine Rock	44	2.4	--	--	<0.05	0.82	--	--	0.71	170	0.70
DX450188	BR-187	564	565.5	Fragmental 2	Underground	Mine Rock	16	1.8	--	--	<0.05	0.81	--	--	0.76	370	1.3
DX450189	BR-134	86.7	87.2	Felsic Volcanic 1	Central Pit	Mine Rock	150	2.7	--	--	0.31	0.46	--	--	0.37	450	1.3
DX450190	BR-117	103.5	105	Fragmental 1	Central Pit	Mine Rock	32	2.6	--	--	<0.05	0.93	--	--	0.64	460	1.4
DX450191	BR-117	158.1	159.6	Felsic Volcanic 1	Central Pit	Mine Rock	35	4.0	--	--	<0.05	0.59	--	--	0.53	630	3.2
DX450192	BR-117	198.1	199.6	Fragmental 1	Underground	Mine Rock	52	3.9	--	--	<0.05	1.4	--	--	1.1	450	1.6
DX450193	BR-117	254	255	Fragmental 1	Underground	Mine Rock	25	5.7	--	--	<0.05	1.1	--	--	1.1	890	6.9
DX450194	BR-117	299.5	300.5	Felsic Volcanic 1	Underground	Mine Rock	40	3.2	--	--	<0.05	0.81	--	--	0.83	700	1.9
DX450195	BR-117	352.1	352.6	Felsic Volcanic 1	Underground	Mine Rock	3.6	1.8	--	--	<0.05	0.49	--	--	0.58	260	1.5
DX450196	BR-117	405	406	Metasediment 2	Underground	Mine Rock	54	5.2	--	--	<0.05	2.1	--	--	1.6	770	1.6
DX450197	BR-117	596	597	Metasediment 2	Underground	Mine Rock	69	5.6	--	--	<0.05	1.9	--	--	2.1	410	1.4
DX450198	BR-117	649	650	Metasediment 3	Underground	Mine Rock	26	2.4	--	--	<0.05	0.72	--	--	0.38	260	1.3
DX450200	BR-099	300	301	Felsic Volcanic 1	Underground	Mine Rock	4800	3.5	--	--	1.2	0.87	--	--	0.88	1600	6.3
DX450201	DL-075	370.5	371.5	Basalt	Underground	Mine Rock	71	1.2	--	--	0.050	0.094	--	--	0.81	180	0.26
DX450202	BR-068	50	51	Felsic Volcanic 1	Central Pit	Mine Rock	28	2.6	--	--	0.20	0.83	--	--	1.2	370	0.38
DX450203	BR-068	106	107	Felsic Volcanic 1	Central Pit	Mine Rock	16	1.8	4.1	<0.05	<0.005	0.33	26	14	0.44	271	0.29
DX450204	BR-068	152.6	153.75	Felsic Volcanic 1	Central Pit	Mine Rock	37	3.2	--	--	<0.05	0.64	--	--	0.85	340	0.76
DX450205	BR-068	187	188	Metasediment 2	Central Pit	Mine Rock	94	5.3	--	--	<0.05	0.75	--	--	1.1	120	1.6
DX450206	BR-068	253	254	Felsic Volcanic 1	Central Pit	Mine Rock	10	2.0	--	--	<0.05	0.51	--	--	0.52	300	1.0
DX450207	BR-068	409.2	410.2	Felsic Volcanic 2	Central Pit	Mine Rock	17	3.8	--	--	<0.05	0.69	--	--	0.70	1100	1.6
DX450208	BR-068	448.3	449.3	Felsic Volcanic 1	Central Pit	Mine Rock	14	2.1	--	--	0.080	0.63	--	--	0.59	450	1.0
DX450209	BR-068	606.6	607.6	Metasediment 3	Underground	Mine Rock	21	2.9	6.6	0.050	<0.005	1.0	34	16	0.41	332	0.45
DX450210	BR-117	55.8	57.3	Felsic Volcanic 1	Central Pit	Mine Rock	39	2.6	--	--	<0.05	0.63	--	--	0.58	340	1.8
DX450211	BR-099	291	292	Felsic Volcanic 1	Underground	Ore-Grade	87	2.2	3.9	<0.05	0.13	0.66	22	7.5	0.52	905	30
DX450212	BR-403	415.1	415.6	Metasediment 3	Underground	Mine Rock	370	3.5	--	--	<0.05	0.078	--	--	0.73	170	1.6
DX450213	BR-068	323.25	324.25	Felsic Volcanic 1	Central Pit	Ore-Grade	9.6	6.2	--	--	<0.05	0.50	--	--	0.30	210	2.2
DX450214	BR-068	352.9	353.9	Felsic Volcanic 1	Central Pit	Mine Rock	8.5	5.2	--	--	0.50	0.46	--	--	0.55	440	2.3
DX450215	BR-068	373.75	374.6	Felsic Volcanic 1	Central Pit	Ore-Grade	14	4.2	--	--	0.31	0.58	--	--	0.62	960	1.8
DX450216	BR-021	31	32	Felsic Volcanic 1	Central Pit	Mine Rock	23	2.2	--	--	<0.05	0.58	--	--	0.62	570	1.3
DX450217	BR-021	65	66	Felsic Volcanic 1	Central Pit	Ore-Grade	23	2.6	--	--	<0.05	0.79	--	--	0.68	740	2.1
DX450218	BR-021	91	92	Felsic Volcanic 1	Central Pit	Ore-Grade	29	2.2	--	--	<0.05	0.82	--	--	0.81	750	0.95

(1) Ten times average crustal abundance values presented in Price (1997).

Blue highlighting indicates samples with metal concentrations greater than the ten times crustal abundance screening value are present in the analyzed group.

Screening values are for qualitative assessment only and hold no regulatory significance.

Classification as mine rock or ore-grade materials was based on gold content.

A value of "--" indicates metal was not measured for the given sample; the variation in elements analyzed is due to measurement at two different laboratories (see text).

Table B-5 Aqua Regia Metals

Sample ID	Drillhole ID	From	To	Lithology	Area	Class	Copper	Iron	Gallium	Germanium	Mercury	Potassium	Lanthanum	Lithium	Magnesium	Manganese	Molybdenum
		m	m				ppm	%	ppm	ppm	ppm	%	ppm	ppm	%	ppm	ppm
10x Crustal Abundance (Price 1997) [(1)]							*600*	*--*	*190*	*15*	*0.85*	*--*	*390*	*200*	*--*	*9500*	*12*
DX450219	BR-021	131	132	Felsic Volcanic 1	Central Pit	Mine Rock	17	2.3	--	--	<0.05	0.88	--	--	0.67	400	1.2
DX450220	BR-021	155	156	Felsic Volcanic 1	Central Pit	Mine Rock	27	2.9	--	--	<0.05	1.1	--	--	0.91	430	1.4
DX450221	BR-023	18	19	Felsic Volcanic 1	Central Pit	Mine Rock	30	2.9	--	--	<0.05	0.79	--	--	1.6	380	0.83
DX450222	BR-023	62	63	Fragmental 1	Central Pit	Mine Rock	16	2.5	--	--	<0.05	0.39	--	--	0.57	340	1.2
DX450223	BR-023	117	118	Felsic Volcanic 1	Central Pit	Mine Rock	41	2.8	--	--	<0.05	0.84	--	--	0.73	720	1.6
DX450224	BR-023	136.8	138	Felsic Volcanic 1	Central Pit	Ore-Grade	39	2.5	--	--	0.11	0.84	--	--	0.73	580	1.3
DX450225	BR-137	153.55	154.5	Felsic Volcanic 1	Central Pit	Mine Rock	12	2.2	--	--	<0.05	0.78	--	--	0.67	460	1.4
DX450226	BR-137	208.45	209.15	Felsic Volcanic 1	Central Pit	Ore-Grade	2.8	1.8	--	--	<0.05	0.21	--	--	0.027	21	0.52
DX450227	BR-067	27	28.5	Felsic Volcanic 1	Central Pit	Mine Rock	15	1.8	3.9	<0.05	<0.005	0.38	27	12	0.42	234	0.56
DX450228	BR-067	185.6	186.6	Felsic Volcanic 1	Central Pit	Mine Rock	24	2.8	--	--	<0.05	0.47	--	--	0.63	530	0.98
DX450229	BR-192	40.5	41.5	Felsic Volcanic 1	Central Pit	Ore-Grade	180	2.1	--	--	3.4	0.33	--	--	0.46	570	19
DX450230	BR-174	30	31.5	Felsic Volcanic 1	Central Pit	Mine Rock	23	2.5	7.4	0.080	<0.005	1.2	27	24	0.95	394	0.68
DX450231	BR-174	79	80	Felsic Volcanic 1	Central Pit	Mine Rock	11	1.3	--	--	<0.05	0.15	--	--	0.36	170	1.3
DX450232	BR-174	130.4	131.9	Felsic Volcanic 1	Central Pit	Mine Rock	7.2	2.4	--	--	<0.05	0.77	--	--	0.80	690	0.80
DX450233	BR-174	188	189	Felsic Volcanic 1	Central Pit	Mine Rock	130	6.3	--	--	<0.05	1.1	--	--	0.92	890	1.4
DX450234	BR-174	232.5	234	Felsic Volcanic 1	Central Pit	Ore-Grade	17	2.0	--	--	0.82	0.64	--	--	0.62	750	0.57
DX450235	BR-174	259.5	261	Felsic Volcanic 1	Central Pit	Mine Rock	26	2.8	--	--	0.10	1.0	--	--	0.83	690	1.5
DX450236	BR-174	292	293.2	Felsic Volcanic 1	Central Pit	Mine Rock	20	2.2	--	--	0.26	0.77	--	--	0.67	690	0.63
DX450237	BR-174	349.35	350.85	Metasediment 2	Central Pit	Mine Rock	64	5.0	--	--	<0.05	1.0	--	--	1.3	280	1.6
DX450238	BR-174	415.9	416.9	Felsic Volcanic 2	Central Pit	Mine Rock	4.1	1.5	--	--	<0.05	0.15	--	--	0.11	180	0.97
DX450239	BR-067	299	300	Felsic Volcanic 1	Central Pit	Ore-Grade	2.7	7.4	--	--	<0.05	0.35	--	--	0.24	170	1.3
DX550051	BR-388	63.85	65.25	Basalt	Underground	Mine Rock	160	6.6	--	--	<0.05	0.17	--	--	1.5	1300	0.48
DX550052	BR-388	87.5	88.85	Basalt	Underground	Mine Rock	99	4.1	--	--	<0.05	0.99	--	--	0.90	850	0.31
DX550053	DL-066	189	190.00	Basalt	Underground	Mine Rock	170	2.9	--	--	<0.05	0.047	--	--	0.74	1000	0.21
DX550054	DL-066	101.9	103.40	Basalt	Underground	Mine Rock	200	3.1	--	--	<0.05	0.46	--	--	0.83	610	0.27
DX550055	DL-066	136.5	138.00	Basalt	Underground	Mine Rock	130	3.3	--	--	<0.05	0.039	--	--	0.66	930	0.42
DX550056	DL-066	247.5	249.00	Basalt	Underground	Mine Rock	190	3.8	--	--	<0.05	0.10	--	--	0.94	930	0.52
DX550057	DL-066	520.3	521.50	Basalt	Underground	Mine Rock	99	3.5	--	--	<0.05	0.92	--	--	0.97	640	0.34
DX550058	DL-066	472.2	473.10	Basalt	Underground	Mine Rock	110	4.2	--	--	<0.05	1.0	--	--	0.93	990	0.35
DX550059	DL-066	567.6	568.90	Basalt	Underground	Mine Rock	120	4.2	--	--	<0.05	0.61	--	--	1.1	780	0.45
DX550060	DL-066	615.9	617.35	Basalt	Underground	Mine Rock	190	6.7	--	--	<0.05	0.48	--	--	1.1	940	0.52
DX550061	DL-066	618.25	619.15	Basalt	Underground	Mine Rock	310	7.7	--	--	<0.05	0.72	--	--	2.0	1400	0.34
DX550062	BR-385	389.75	390.25	Felsic Volcanic 1	Underground	Mine Rock	19	4.9	--	--	<0.05	2.3	--	--	2.2	830	0.22
DX550063	BR-385	417.5	418.00	Metasediment 3	Underground	Mine Rock	25	4.9	--	--	<0.05	1.6	--	--	0.97	460	0.54
DX550064	BR-385	440.3	441.50	Metasediment 3	Underground	Mine Rock	11	0.64	--	--	<0.05	0.30	--	--	0.13	140	0.71
DX550065	BR-385	466	467.20	Metasediment 2	Underground	Mine Rock	47	5.3	--	--	<0.05	1.0	--	--	0.88	580	1.0
DX550066	BR-385	479.75	481.25	Felsic Volcanic 1	Underground	Mine Rock	19	1.6	--	--	<0.05	0.64	--	--	0.45	390	0.84
DX550067	BR-385	514.5	516.00	Felsic Volcanic 1	Underground	Mine Rock	19	1.8	--	--	<0.05	0.80	--	--	0.54	800	0.35
DX550068	BR-385	353.5	355.00	Metasediment 3	Underground	Mine Rock	16	1.4	--	--	<0.05	0.35	--	--	0.12	210	1.3
DX550069	BR-385	349.5	350.50	Metasediment 3	Underground	Mine Rock	5.9	1.5	--	--	<0.05	0.48	--	--	0.15	220	0.99
DX550070	BR-385	282	283.50	Intrusive Breccia	Underground	Mine Rock	27	2.7	--	--	<0.05	1.4	--	--	1.3	510	0.47
DX550071	BR-386	116	117.50	Felsic Volcanic 1	Underground	Mine Rock	13	1.7	--	--	<0.05	0.48	--	--	0.46	330	0.55
DX550072	BR-386	60.5	62.00	Basalt	Underground	Mine Rock	200	5.0	--	--	<0.05	0.24	--	--	1.3	800	0.38

(1) Ten times average crustal abundance values presented in Price (1997).

Blue highlighting indicates samples with metal concentrations greater than the ten times crustal abundance screening value are present in the analyzed group.

Screening values are for qualitative assessment only and hold no regulatory significance.

Classification as mine rock or ore-grade materials was based on gold content.

A value of "--" indicates metal was not measured for the given sample; the variation in elements analyzed is due to measurement at two different laboratories (see text).

Table B-5 Aqua Regia Metals

Sample ID	Drillhole ID	From	To	Lithology	Area	Class	Copper	Iron	Gallium	Germanium	Mercury	Potassium	Lanthanum	Lithium	Magnesium	Manganese	Molybdenum
		m	m				ppm	%	ppm	ppm	ppm	%	ppm	ppm	%	ppm	ppm
10x Crustal Abundance (Price 1997) [(1)]							*600*	*--*	*190*	*15*	*0.85*	*--*	*390*	*200*	*--*	*9500*	*12*
DX550073	BR-386	102.8	104.10	Basalt	Underground	Mine Rock	49	5.0	--	--	<0.05	0.37	--	--	1.3	1200	0.52
DX550074	BR-384	418.05	419.30	Metasediment 2	Underground	Mine Rock	44	7.7	--	--	<0.05	0.34	--	--	1.1	500	0.74
DX550075	BR-384	385.8	386.60	Felsic Fragmental	Underground	Mine Rock	52	5.3	--	--	<0.05	0.37	--	--	0.94	410	0.27
DX550076	BR-384	367.5	369.00	Felsic Fragmental	Underground	Mine Rock	15	3.0	--	--	<0.05	0.36	--	--	0.46	390	0.51
DX550077	BR-384	470.25	471.30	Felsic Volcanic 1	Underground	Mine Rock	14	1.9	--	--	0.10	0.38	--	--	0.56	460	0.39
DX550078	BR-384	333.25	334.65	Felsic Fragmental	Underground	Mine Rock	30	7.4	--	--	<0.05	0.49	--	--	1.0	500	0.62
DX550079	BR-384	313	314.50	Felsic Fragmental	Underground	Mine Rock	28	1.9	--	--	<0.05	0.48	--	--	0.27	200	0.67
DX550080	BR-384	516	517.00	Felsic Volcanic 2	Underground	Mine Rock	15	1.4	--	--	<0.05	0.33	--	--	0.12	570	0.89
DX550081	BR-384	506.55	507.55	Felsic Volcanic 2	Underground	Mine Rock	37	1.4	--	--	<0.05	0.27	--	--	0.11	370	1.4
DX550082	BR-384	563	564.00	Felsic Volcanic 2	Underground	Mine Rock	6.5	1.7	--	--	<0.05	0.31	--	--	0.13	300	1.4
DX550083	BR-384	606	607.00	Felsic Volcanic 1	Underground	Mine Rock	38	2.4	--	--	0.14	0.29	--	--	0.43	580	1.7
DX550084	BR-384	661.2	662.00	Metasediment 2	Underground	Mine Rock	64	4.8	--	--	0.10	1.5	--	--	1.2	1300	1.1
DX550085	BR-384	669.25	670.50	Felsic Volcanic 2	Underground	Mine Rock	13	2.3	--	--	0.46	0.53	--	--	0.66	1500	1.6
DX550086	BR-384	714	715.00	Felsic Volcanic 1	Underground	Mine Rock	11	2.8	--	--	0.19	0.58	--	--	0.64	540	3.5
DX550087	BR-384	751	752.35	Felsic Volcanic 1	Underground	Mine Rock	36	2.8	--	--	<0.05	0.74	--	--	0.73	610	1.3
DX550088	DL-071	37.5	39.00	Basalt	Underground	Mine Rock	91	4.2	--	--	<0.05	0.056	--	--	1.1	1100	0.48
DX550089	DL-071	51	52.50	Basalt	Underground	Mine Rock	210	5.2	--	--	<0.05	0.56	--	--	1.0	1200	1.8
DX550090	DL-071	91.25	92.00	Basalt	Underground	Mine Rock	41	4.0	--	--	<0.05	0.038	--	--	1.0	1100	0.38
DX550091	DL-071	335	336.00	Basalt	Underground	Mine Rock	120	3.6	--	--	<0.05	0.025	--	--	0.75	870	0.52
DX550092	DL-071	385.5	387.00	Basalt	Underground	Mine Rock	94	4.0	--	--	<0.05	0.38	--	--	0.88	750	0.49
DX550093	DL-071	415.5	417.00	Basalt	Underground	Mine Rock	140	3.8	--	--	<0.05	0.32	--	--	0.77	960	0.54
DX550094	REG-003	103.5	103.90	Basalt	Underground	Mine Rock	120	3.9	--	--	<0.05	1.3	--	--	1.7	830	0.58
DX550095	REG-003	138	139.50	Basalt	Underground	Mine Rock	120	5.6	--	--	<0.05	1.6	--	--	1.7	1500	0.41
DX550096	REG-004	87	88.50	Basalt	Underground	Mine Rock	95	4.9	--	--	<0.05	0.91	--	--	0.96	730	0.74
DX550097	REG-004	101.5	102.50	Basalt	Underground	Mine Rock	120	6.4	--	--	<0.05	0.13	--	--	0.56	560	1.0
DX550098	REG-004	136.5	138.00	Basalt	Underground	Mine Rock	100	3.2	--	--	<0.05	0.70	--	--	1.2	560	0.48
DX550099	BH-22-21	92.4	93.40	Basalt	Underground	Mine Rock	120	1.5	--	--	<0.05	0.039	--	--	0.44	540	0.55
DX550100	BH-22-23	71.3	72.30	Basalt	Underground	Mine Rock	130	1.3	--	--	<0.05	0.066	--	--	0.38	190	0.48
DX550101	BH-22-27	41.1	42.10	Basalt	Underground	Mine Rock	76	1.5	--	--	<0.05	0.018	--	--	0.48	520	0.48
DX550102	BH-22-27A	47.4	48.80	Ultramafic	Underground	Mine Rock	17	3.7	--	--	<0.05	1.7	--	--	1.7	1300	0.59
DX550103	BH-22-27	23.1	24.10	Basalt	Underground	Mine Rock	110	1.9	--	--	<0.05	0.058	--	--	0.80	280	0.33
DX550104	BH-22-27A	32.4	33.40	Rhyolite	Underground	Mine Rock	3.4	0.33	--	--	<0.05	0.15	--	--	0.020	86	0.68
DX550105	BH-22-21	71.4	72.40	Basalt	Underground	Mine Rock	97	3.2	5.2	0.070	<0.005	0.36	2.8	9.9	0.82	1169	0.32
DX550106	BH-22-23	56.3	57.30	Basalt	Underground	Mine Rock	126	4.4	7.3	0.090	<0.005	0.31	4.4	19	0.99	1055	0.41
DX550107	BR-384	726	727.10	Felsic Volcanic 1	Underground	Mine Rock	17	2.6	--	--	0.32	0.55	--	--	0.68	440	0.98
DX550108	BR-384	741	742.00	Felsic Volcanic 1	Underground	Mine Rock	9.3	2.1	--	--	0.070	0.56	--	--	0.68	760	1.2
DX550109	BR-384	735	736.00	Felsic Volcanic 1	Underground	Mine Rock	25	4.2	--	--	<0.05	0.80	--	--	0.74	670	0.97
031751	BR-116	777	778.5	Basalt	Underground	Mine Rock	42	3.1	--	--	<0.05	0.59	--	--	0.85	450	0.40
031752	BR-096	595.5	596.7	Basalt	Underground	Mine Rock	49	3.3	--	--	<0.05	0.24	--	--	0.57	690	0.30
031753	BR-096	598.85	600	Basalt	Underground	Mine Rock	66	3.9	--	--	<0.05	0.74	--	--	0.74	650	0.60
031754	BR-115	727.5	729	Basalt	Underground	Mine Rock	120	4.0	--	--	<0.05	0.53	--	--	1.1	410	0.20
031755	BR-132	400.5	401.5	Metasediment 3	Underground	Mine Rock	28	1.5	--	--	<0.05	0.49	--	--	0.19	160	1.3
031756	BR-132	534.55	536	Basalt	Underground	Mine Rock	68	4.9	--	--	<0.05	1.2	--	--	0.75	480	1.2

(1) Ten times average crustal abundance values presented in Price (1997).

Blue highlighting indicates samples with metal concentrations greater than the ten times crustal abundance screening value are present in the analyzed group.

Screening values are for qualitative assessment only and hold no regulatory significance.

Classification as mine rock or ore-grade materials was based on gold content.

A value of "--" indicates metal was not measured for the given sample; the variation in elements analyzed is due to measurement at two different laboratories (see text).

Table B-5 Aqua Regia Metals

Sample ID	Drillhole ID	From	To	Lithology	Area	Class	Copper	Iron	Gallium	Germanium	Mercury	Potassium	Lanthanum	Lithium	Magnesium	Manganese	Molybdenum
		m	m				ppm	%	ppm	ppm	ppm	%	ppm	ppm	%	ppm	ppm
10x Crustal Abundance (Price 1997) [1]							*600*	*--*	*190*	*15*	*0.85*	*--*	*390*	*200*	*--*	*9500*	*12*
031757	BR-190	412.95	414	Metasediment 3	Underground	Mine Rock	28	0.95	--	--	<0.05	0.41	--	--	0.14	130	0.50
031758	BR-190	438.25	439.25	Sericite Schist	Underground	Mine Rock	28	2.9	--	--	<0.05	0.28	--	--	0.044	100	0.40
031759	BR-190	451.5	453	Fragmental 2	Underground	Mine Rock	17	4.1	--	--	<0.05	1.3	--	--	0.46	320	0.50
031760	BR-190	465	466	Fragmental 2	Underground	Mine Rock	13	1.5	--	--	<0.05	0.58	--	--	0.13	260	0.40
031761	BR-190	506.55	507.7	Felsic Fragmental	Underground	Mine Rock	72	4.6	--	--	<0.05	1.5	--	--	0.79	680	2.5
031762	BR-085	190	190.5	Metasediment 3	Underground	Mine Rock	57	4.2	--	--	<0.05	0.43	--	--	0.30	170	5.3
031763	BR-085	251.5	252.8	Metasediment 3	Underground	Mine Rock	40	1.1	--	--	<0.05	0.34	--	--	0.14	160	0.50
031764	BR-089	654	655.5	Fragmental 2	Underground	Mine Rock	26	1.9	--	--	<0.05	0.47	--	--	0.51	270	0.70
031765	BR-089	676.5	677.5	Fragmental 2	Underground	Mine Rock	79	3.9	--	--	<0.05	0.26	--	--	0.58	510	1.2
031766	BR-140	587	588	Felsic Fragmental	Underground	Mine Rock	23	3.4	--	--	<0.05	0.18	--	--	0.64	260	0.50
031767	BR-131	472.5	474	Metasediment 3	Underground	Mine Rock	34	2.7	--	--	<0.05	0.97	--	--	0.34	420	0.50
031768	BR-131	506.7	507.7	Sericite Schist	Underground	Mine Rock	31	1.2	--	--	<0.05	0.36	--	--	0.18	160	0.50
031769	BR-141	661.6	662.6	Metasediment 3	Underground	Mine Rock	32	2.2	--	--	<0.05	0.97	--	--	0.66	190	0.80
031770	BR-141	686	687	Metasediment 3	Underground	Mine Rock	35	1.9	--	--	<0.05	0.25	--	--	0.76	290	0.30
031771	BR-141	688	689	Metasediment 3	Underground	Mine Rock	20	1.2	--	--	<0.05	0.31	--	--	0.42	250	0.90
031772	BR-098	674	675.35	Felsic Volcanic 1	Underground	Mine Rock	15	2.2	--	--	<0.05	0.74	--	--	0.70	270	0.70
031773	DL-056	271.5	273	Basalt	Underground	Mine Rock	110	2.6	--	--	<0.05	0.16	--	--	0.58	680	0.30
031774	DL-055	191	191.5	Basalt	Underground	Mine Rock	260	3.7	--	--	<0.05	0.10	--	--	1.0	720	0.50
031775	BR-176	759	760.5	Basalt	Underground	Mine Rock	150	3.3	--	--	<0.05	0.43	--	--	0.90	680	0.20
031776	DL-04-12	312	313.5	Basalt	Underground	Mine Rock	97	3.5	--	--	<0.05	0.36	--	--	1.1	470	2.8
031777	BR-176	698.2	699.7	Metasediment 3	Underground	Mine Rock	28	0.48	--	--	<0.05	0.20	--	--	0.052	47	1.4
031778	BR-194	390.8	392.3	Metasediment 2	Underground	Mine Rock	16	1.7	--	--	<0.05	0.91	--	--	0.57	390	0.90
031779	BR-194	401	402	Metasediment 2	Underground	Mine Rock	16	1.3	--	--	<0.05	0.67	--	--	0.45	460	1.0
031780	BR-194	576.4	576.95	Argillite	Underground	Mine Rock	53	2.4	--	--	0.080	0.064	--	--	0.50	470	1.0
031781	BR-194	477.8	478.6	Fragmental 2	Underground	Mine Rock	27	1.0	--	--	<0.05	0.42	--	--	0.52	160	1.5
031782	BR-192	336.5	338	Fragmental 2	Underground	Mine Rock	8.9	1.3	--	--	<0.05	0.44	--	--	0.11	200	0.30
031783	BR-194	498.85	499.5	Fragmental 2	Underground	Mine Rock	18	4.4	9.0	0.070	<0.005	1.4	38	27	0.37	454	0.49
031784	BR-193	328.4	329.4	Metasediment 3	Underground	Mine Rock	17	1.7	--	--	<0.05	0.59	--	--	0.27	370	1.1
031785	BR-193	331.8	333	Metasediment 3	Underground	Mine Rock	11	4.4	--	--	<0.05	0.67	--	--	0.61	320	3.0
031786	BR-193	329.9	330.4	Metasediment 3	Underground	Mine Rock	130	12	--	--	<0.05	0.32	--	--	0.35	330	1.8
31787	BR-193	316.6	318	Metasediment 3	Underground	Mine Rock	27	2.6	--	--	<0.05	0.76	--	--	0.39	260	2.4
031788	BR-192	220.5	222	Metasediment 2	Underground	Mine Rock	36	6.1	--	--	<0.05	0.71	--	--	0.97	470	0.60
031789	BR-192	232	233	Felsic Volcanic 1	Underground	Mine Rock	40	2.1	--	--	<0.05	0.74	--	--	0.58	410	1.8
031790	BR-381	258.5	259	Basalt	Underground	Mine Rock	81	5.3	--	--	0.060	0.34	--	--	0.58	820	0.90
031791	BR-381	248.4	248.85	Basalt	Underground	Mine Rock	44	5.8	--	--	0.13	1.4	--	--	1.2	840	1.2
031792	BR-381	222.35	223.15	Sericite Schist	Underground	Mine Rock	20	0.38	1.1	<0.05	<0.005	0.11	35	5.5	0.060	79	0.89
031793	DL-063A	259.35	260.35	Basalt	Underground	Mine Rock	86	3.4	--	--	0.060	0.017	--	--	0.73	1300	0.40
031794	BR-291	697.8	699	Metasediment 3	Underground	Mine Rock	83	3.9	8.6	0.060	<0.005	1.2	28	26	0.55	317	0.68
031795	BR-197	345.5	346.5	Fragmental 2	Underground	Mine Rock	46	5.7	--	--	<0.05	2.0	--	--	1.3	300	0.80
031796	BR-197	282	282.65	Felsic Volcanic 2	Underground	Mine Rock	23	2.6	--	--	<0.05	0.76	--	--	0.54	320	0.80
031797	BH22-27	51	52	Basalt	Underground	Mine Rock	130	2.4	--	--	<0.05	0.030	--	--	0.70	910	0.30
031798	BH22-24	85	86	Basalt	Underground	Mine Rock	170	2.9	--	--	<0.05	0.38	--	--	0.60	700	0.20
031799	BH22-24	60	61	Basalt	Underground	Mine Rock	150	4.0	--	--	<0.05	0.69	--	--	0.85	880	0.20

(1) Ten times average crustal abundance values presented in Price (1997).

Blue highlighting indicates samples with metal concentrations greater than the ten times crustal abundance screening value are present in the analyzed group.

Screening values are for qualitative assessment only and hold no regulatory significance.

Classification as mine rock or ore-grade materials was based on gold content.

A value of "--" indicates metal was not measured for the given sample; the variation in elements analyzed is due to measurement at two different laboratories (see text).

Table B-5 Aqua Regia Metals

Sample ID	Drillhole ID	From	To	Lithology	Area	Class	Copper	Iron	Gallium	Germanium	Mercury	Potassium	Lanthanum	Lithium	Magnesium	Manganese	Molybdenum
		m	m				ppm	%	ppm	ppm	ppm	%	ppm	ppm	%	ppm	ppm
10x Crustal Abundance (Price 1997) [1]							*600*	*--*	*190*	*15*	*0.85*	*--*	*390*	*200*	*--*	*9500*	*12*
031800	BH22-20	213	214	Basalt	Underground	Mine Rock	200	4.3	--	--	<0.05	0.014	--	--	1.2	1100	0.30
031801	BH22-20	114	115	Basalt	Underground	Mine Rock	140	2.8	--	--	<0.05	0.054	--	--	0.87	760	0.10
031802	BH22-25	165	166	Basalt	Underground	Mine Rock	110	4.0	--	--	<0.05	0.92	--	--	1.1	880	0.20
031803	BH22-25	140	141	Basalt	Underground	Mine Rock	150	2.9	--	--	<0.05	0.14	--	--	0.53	780	1.8
031804	BH22-18	42	43	Basalt	Underground	Mine Rock	130	5.3	--	--	<0.05	0.094	--	--	0.53	1000	0.20
031805	BH22-18	27	28	Basalt	Underground	Mine Rock	37	6.1	11	0.080	<0.005	0.77	5.5	37	1.5	1156	0.77
031806	BH22-17	210	211	Basalt	Underground	Mine Rock	100	3.0	--	--	<0.05	0.28	--	--	0.78	950	0.20
031807	BR-386	509.1	509.45	Metasediment 2	Underground	Mine Rock	66	4.4	--	--	<0.05	3.1	--	--	5.7	940	0.10
031808	DL-066	355.5	357	Basalt	Underground	Mine Rock	62	3.9	--	--	<0.05	0.038	--	--	0.71	1200	0.40
031809	DL-066	367.5	368.55	Rhyolite	Underground	Mine Rock	3.1	0.75	--	--	<0.05	0.24	--	--	0.13	220	0.90
031811	BH22-23	55	60	Basalt	Underground	Mine Rock	47	3.1	--	--	<0.05	0.044	--	--	0.61	970	0.20
031812	BH22-23	30	31	Basalt	Underground	Mine Rock	86	4.0	--	--	<0.05	0.45	--	--	0.70	650	0.40
031813	BR-117	781.5	783	Basalt	Underground	Mine Rock	140	3.4	--	--	<0.05	0.039	--	--	0.85	970	0.40
031814	DL-067	277	278.5	Basalt	Underground	Mine Rock	56	3.2	--	--	<0.05	0.47	--	--	0.77	600	0.40
031815	DL-067	415	415.5	Basalt	Underground	Mine Rock	400	12	--	--	<0.05	0.51	--	--	0.68	760	2.8
031816	DL-067	571.8	572.2	Argillite	Underground	Mine Rock	31	2.6	--	--	<0.05	0.83	--	--	0.40	460	0.60
031817	BR-386	312	313.5	Metasediment 3	Underground	Mine Rock	43	2.8	--	--	<0.05	1.1	--	--	0.69	340	1.5
031818	BR-068	668.8	669.45	Metasediment 2	Underground	Mine Rock	23	0.78	--	--	<0.05	0.32	--	--	0.10	110	0.50
031819	BR-068	680	681	Metasediment 3	Underground	Mine Rock	140	2.1	--	--	<0.05	0.030	--	--	0.76	360	0.50
116732	BR-122	605.5	606	Metasediment 3	Underground	Mine Rock	48	8.2	--	--	0.070	1.7	--	--	0.99	650	0.90
116733	BR-122	683	684	Fragmental 2	Underground	Mine Rock	6.1	0.67	--	--	<0.05	0.27	--	--	0.23	120	0.70
116734	BR-122	720	720.5	Felsic Volcanic 1	Underground	Mine Rock	60	4.0	--	--	<0.05	0.46	--	--	0.39	370	0.80
116735	BR-122	743.6	744.1	Basalt	Underground	Mine Rock	92	3.8	--	--	<0.05	1.0	--	--	1.0	990	1.8
116736	BR-121	721.35	722.5	Metasediment 3	Underground	Mine Rock	19	1.9	--	--	<0.05	0.50	--	--	0.56	370	10
116737	BR-121	725.1	726.5	Metasediment 3	Underground	Mine Rock	69	3.9	--	--	0.090	0.39	--	--	0.46	360	1.8
116738	BR-121	738	739.5	Basalt	Underground	Mine Rock	86	6.0	--	--	<0.05	0.15	--	--	0.75	210	0.60
116739	BR-160	366.4	367.4	Felsic Volcanic 1	Underground	Mine Rock	22	2.2	--	--	<0.05	0.84	--	--	0.50	320	1.7
116740	BR-160	268.75	270	Metasediment 3	Underground	Mine Rock	29	0.88	--	--	<0.05	0.20	--	--	0.22	79	1.4
116741	BR-160	396	396.6	Rhyolite	Underground	Mine Rock	9.1	0.65	--	--	<0.05	0.13	--	--	0.19	330	1.2
116742	BR-067	670.5	672	Felsic Volcanic 2	Underground	Mine Rock	10	1.4	--	--	<0.05	0.23	--	--	0.11	180	0.60
116743	BR-067	682.3	683.3	Felsic Volcanic 2	Underground	Mine Rock	31	3.0	--	--	<0.05	0.88	--	--	1.2	640	1.2
116744	BR-067	700.5	702	Metasediment 3	Underground	Mine Rock	11	1.2	--	--	<0.05	0.19	--	--	0.11	220	0.90
116745	BR-067	739.9	740.3	Intrusive Breccia	Underground	Mine Rock	28	2.6	--	--	<0.05	1.1	--	--	1.6	340	0.20
116746	DL-051	340.2	340.75	Ultramafic	Underground	Mine Rock	62	4.8	--	--	<0.05	1.8	--	--	4.1	760	0.20
116747	DL-051	226	226.8	Argillite	Underground	Mine Rock	190	5.8	--	--	<0.05	0.10	--	--	0.50	240	3.2
116748	DL-04-10	291.95	292.5	Basalt	Underground	Mine Rock	100	3.7	--	--	<0.05	1.3	--	--	0.90	730	0.40
116749	DL-04-11	376.5	378	Basalt	Underground	Mine Rock	300	4.4	--	--	<0.05	0.099	--	--	0.71	1000	0.40
116750	DL-062	273.85	274.5	Argillite	Underground	Mine Rock	630	10	--	--	<0.05	0.012	--	--	0.37	610	2.6
031851	BR-181	88.6	89.25	Felsic Volcanic 1	Viggo Pit	Mine Rock	18	2.7	--	--	<0.05	1.2	--	--	0.91	500	0.80
031852	BR-165	314	314.95	Felsic Volcanic 1	Central Pit	Mine Rock	8.2	3.1	8.3	0.10	<0.005	1.5	32	24	0.92	518	1.2
031853	BR-160	137.9	138.6	Felsic Volcanic 1	Central Pit	Mine Rock	18	1.9	--	--	0.11	0.77	--	--	0.62	700	0.80
031854	BR-155	352.5	354	Felsic Volcanic 1	Underground	Mine Rock	13	1.9	--	--	<0.05	0.68	--	--	0.48	640	0.70
031855	BR-133	233.4	234.5	Felsic Volcanic 1	Central Pit	Mine Rock	19	1.8	--	--	<0.05	0.78	--	--	0.55	350	1.0

(1) Ten times average crustal abundance values presented in Price (1997).

Blue highlighting indicates samples with metal concentrations greater than the ten times crustal abundance screening value are present in the analyzed group.

Screening values are for qualitative assessment only and hold no regulatory significance.

Classification as mine rock or ore-grade materials was based on gold content.

A value of "--" indicates metal was not measured for the given sample; the variation in elements analyzed is due to measurement at two different laboratories (see text).

Table B-5 Aqua Regia Metals

Sample ID	Drillhole ID	From	To	Lithology	Area	Class	Copper	Iron	Gallium	Germanium	Mercury	Potassium	Lanthanum	Lithium	Magnesium	Manganese	Molybdenum
		m	m				ppm	%	ppm	ppm	ppm	%	ppm	ppm	%	ppm	ppm
10x Crustal Abundance (Price 1997) [(1)]							*600*	*--*	*190*	*15*	*0.85*	*--*	*390*	*200*	*--*	*9500*	*12*
031856	BR-152	214.05	215	Felsic Volcanic 1	Central Pit	Mine Rock	24	2.7	--	--	<0.05	1.1	--	--	0.83	390	0.60
031857	BR-158	167.3	168.75	Felsic Volcanic 1	Central Pit	Mine Rock	15	2.4	--	--	<0.05	0.63	--	--	1.1	490	0.30
031858	BR-165	249.5	250.5	Felsic Volcanic 1	Central Pit	Mine Rock	18	3.1	--	--	<0.05	1.3	--	--	1.0	440	1.3
031859	BR-152	88.5	89.5	Felsic Volcanic 1	Central Pit	Mine Rock	34	3.7	--	--	<0.05	1.8	--	--	1.5	640	4.9
031860	BR-076	53	54	Felsic Volcanic 1	Central Pit	Mine Rock	13	2.3	--	--	<0.05	0.95	--	--	0.76	930	1.1
031861	BR-043	259.5	261	Felsic Volcanic 1	Underground	Mine Rock	16	2.2	--	--	<0.05	1.0	--	--	0.79	390	0.50
031862	BR-226	138	139	Felsic Volcanic 1	Central Pit	Mine Rock	27	2.0	--	--	<0.05	0.62	--	--	0.82	540	1.0
031863	BR-237	147.2	148.1	Felsic Volcanic 1	Central Pit	Mine Rock	13	2.3	--	--	<0.05	0.98	--	--	0.79	300	1.7
031864	BR-284	288	288.65	Felsic Volcanic 1	Central Pit	Mine Rock	21	2.4	--	--	<0.05	1.1	--	--	0.85	420	0.90
031865	BR-318	100.4	101.8	Felsic Volcanic 1	Central Pit	Mine Rock	15	2.0	--	--	<0.05	0.64	--	--	0.52	410	1.9
031866	BR-346	42.75	43.8	Felsic Volcanic 1	Central Pit	Mine Rock	9.1	1.8	--	--	0.10	0.65	--	--	0.42	280	1.1
031867	BR-209	127.85	128.55	Felsic Volcanic 1	Central Pit	Ore-Grade	23	2.7	--	--	<0.05	1.1	--	--	0.87	560	1.4
031868	BR-481	527.8	528.6	Felsic Volcanic 1	Central Pit	Mine Rock	10	1.3	--	--	<0.05	0.37	--	--	0.38	500	0.80
031869	BR-210	410.9	412	Felsic Volcanic 1	Underground	Mine Rock	20	2.3	--	--	<0.05	0.97	--	--	0.65	440	1.2
031870	BR-242	112.6	114	Felsic Volcanic 1	Central Pit	Mine Rock	18	2.5	--	--	<0.05	0.93	--	--	0.68	440	1.4
031871	BR-433	200.6	202.1	Felsic Volcanic 1	Central Pit	Mine Rock	18	2.5	--	--	0.13	0.83	--	--	0.77	670	1.1
031872	BR-123	203	204	Felsic Volcanic 1	Central Pit	Mine Rock	9.8	3.1	--	--	<0.05	1.1	--	--	0.98	640	1.3
031873	BR-166	134.8	135.95	Felsic Volcanic 1	Central Pit	Mine Rock	29	2.0	--	--	<0.05	0.81	--	--	0.85	1100	0.60
031874	BR-109	67.35	68	Felsic Volcanic 1	Central Pit	Mine Rock	15	2.1	--	--	<0.05	0.61	--	--	0.76	790	0.60
031875	BR-164	211.75	213	Felsic Volcanic 1	Central Pit	Mine Rock	21	2.1	--	--	<0.05	0.40	--	--	0.70	710	1.2
031876	BR-105	202.3	203.3	Felsic Volcanic 1	Central Pit	Mine Rock	21	3.3	--	--	0.10	1.4	--	--	2.0	650	0.20
031877	BR-156	366	367.5	Felsic Volcanic 1	Central Pit	Mine Rock	22	2.5	--	--	<0.05	1.3	--	--	1.1	780	0.70
031878	BR-100	222	223	Felsic Volcanic 1	Central Pit	Mine Rock	10	1.7	--	--	<0.05	0.38	--	--	0.45	620	0.60
031879	BR-069	98	99	Felsic Volcanic 1	Central Pit	Mine Rock	21	1.9	--	--	<0.05	0.77	--	--	0.68	400	0.90
031880	BR-342	42.4	43	Felsic Volcanic 1	Central Pit	Mine Rock	28	3.6	--	--	<0.05	1.4	--	--	1.2	620	0.70
031881	BR-463	112.5	114	Felsic Volcanic 1	Central Pit	Mine Rock	14	2.7	--	--	<0.05	1.2	--	--	0.95	600	0.80
031882	BR-224	321	321.6	Felsic Volcanic 1	Central Pit	Mine Rock	35	1.8	--	--	0.12	0.39	--	--	0.59	760	0.70
031883	BR-192	151.5	152.5	Felsic Volcanic 1	Central Pit	Mine Rock	33	3.6	--	--	0.16	1.3	--	--	1.2	1500	1.0
031884	BR-250B	214.4	215.15	Felsic Volcanic 1	Central Pit	Ore-Grade	8.3	2.1	--	--	<0.05	0.48	--	--	0.36	240	0.60
031885	BR-284	504.75	505.5	Felsic Volcanic 1	Underground	Mine Rock	110	6.3	--	--	0.060	0.86	--	--	0.80	700	0.60
031886	BR-341	67.5	69	Felsic Volcanic 1	Central Pit	Ore-Grade	48	2.4	--	--	<0.05	0.84	--	--	0.82	460	0.80
031887	BR-429	221.8	222.85	Felsic Volcanic 1	Central Pit	Ore-Grade	45	2.8	--	--	<0.05	1.1	--	--	1.1	490	0.40
31893	BR-502	76.8	77.7	Metasediment 2	Central Pit	Mine Rock	61	5.0	--	--	<0.05	1.5	--	--	1.5	320	1.5
031894	BR-225	351.4	352.05	Metasediment 2	Central Pit	Mine Rock	53	4.2	--	--	<0.05	1.9	--	--	1.4	390	1.6
031895	BR-320	156	157.5	Metasediment 2	Central Pit	Mine Rock	44	3.3	--	--	<0.05	1.1	--	--	1.1	280	0.90
031896	BR-503	167.75	169.25	Metasediment 2	Central Pit	Mine Rock	53	4.6	--	--	<0.05	1.0	--	--	1.3	280	1.3
031897	BR-206	252	253	Metasediment 2	Central Pit	Mine Rock	60	4.4	--	--	<0.05	0.89	--	--	1.4	270	1.6
031898	BR-233	262.5	263.5	Metasediment 2	Central Pit	Mine Rock	40	5.1	--	--	<0.05	1.9	--	--	2.5	590	1.5
031899	BR-188	275.6	277	Metasediment 2	Central Pit	Mine Rock	52	5.6	--	--	<0.05	1.6	--	--	1.6	190	1.2
031900	BR-140	203	204	Felsic Volcanic 1	Central Pit	Mine Rock	8.9	4.9	--	--	<0.05	0.45	--	--	0.27	170	0.80
031901	BR-086	157.8	159	Felsic Volcanic 1	Central Pit	Mine Rock	8.8	4.4	5.4	<0.05	0.0060	0.73	40	12	0.77	843	1.4
031902	BR-118	39	40	Felsic Volcanic 1	Central Pit	Mine Rock	25	5.6	--	--	<0.05	0.66	--	--	0.43	330	1.0
031903	BR-034	149	150	Felsic Volcanic 1	Central Pit	Mine Rock	12	4.4	--	--	<0.05	0.58	--	--	1.1	740	0.90

(1) Ten times average crustal abundance values presented in Price (1997).

Blue highlighting indicates samples with metal concentrations greater than the ten times crustal abundance screening value are present in the analyzed group.

Screening values are for qualitative assessment only and hold no regulatory significance.

Classification as mine rock or ore-grade materials was based on gold content.

A value of "--" indicates metal was not measured for the given sample; the variation in elements analyzed is due to measurement at two different laboratories (see text).

Table B-5 Aqua Regia Metals

Sample ID	Drillhole ID	From	To	Lithology	Area	Class	Copper	Iron	Gallium	Germanium	Mercury	Potassium	Lanthanum	Lithium	Magnesium	Manganese	Molybdenum
		m	m				ppm	%	ppm	ppm	ppm	%	ppm	ppm	%	ppm	ppm
10x Crustal Abundance (Price 1997) [(1)]							*600*	*--*	*190*	*15*	*0.85*	*--*	*390*	*200*	*--*	*9500*	*12*
031904	BR-067	230	231	Felsic Volcanic 1	Central Pit	Mine Rock	7.5	4.2	--	--	<0.05	0.47	--	--	0.55	410	0.90
031905	BR-152	357	358	Felsic Volcanic 1	Central Pit	Mine Rock	47	3.7	--	--	1.9	0.98	--	--	0.94	760	1.0
031906	BR-135	327.5	328	Felsic Volcanic 1	Central Pit	Ore-Grade	35	2.5	--	--	<0.05	0.76	--	--	0.73	550	0.40
031907	BR-133	134	135	Felsic Volcanic 1	Central Pit	Ore-Grade	37	2.9	--	--	<0.05	0.70	--	--	0.62	530	1.1
031908	BR-087	342.55	343.3	Felsic Volcanic 1	Central Pit	Ore-Grade	96	5.7	--	--	<0.05	1.1	--	--	0.58	620	0.70
031909	BR-413	19.4	20.65	Metasediment 2	Central Pit	Mine Rock	75	3.4	--	--	<0.05	1.1	--	--	0.99	270	1.6
031910	BR-147	218	219.2	Metasediment 2	Central Pit	Mine Rock	56	4.3	--	--	<0.05	1.5	--	--	1.7	400	1.5
031911	BR-163	445	446	Metasediment 2	Underground	Mine Rock	64	3.9	--	--	<0.05	1.6	--	--	1.2	300	1.1
031912	BR-333	119.15	120.5	Metasediment 2	Underground	Mine Rock	70	7.3	--	--	0.12	1.1	--	--	1.1	450	2.7
031913	BR-203	99.9	100.65	Metasediment 2	Central Pit	Mine Rock	45	4.7	--	--	<0.05	1.8	--	--	1.6	710	1.1
031914	BR-555	61.15	62.5	Metasediment 2	Central Pit	Mine Rock	88	2.9	--	--	<0.05	0.80	--	--	1.2	560	1.2
031915	BR-432	173.5	175	Metasediment 2	Central Pit	Mine Rock	77	5.3	--	--	0.060	1.6	--	--	1.4	700	1.7
031916	BR-382	67.3	68.6	Metasediment 2	Central Pit	Mine Rock	53	4.0	--	--	<0.05	1.3	--	--	1.1	760	1.6
031917	BR-437	64.5	66	Metasediment 2	Central Pit	Mine Rock	18	4.6	--	--	<0.05	0.73	--	--	0.95	730	0.60
031918	BR-253	51.6	52.5	Metasediment 2	Central Pit	Mine Rock	20	5.6	--	--	<0.05	1.7	--	--	1.4	290	1.5
031919	BR-192	183.9	184.9	Metasediment 2	Central Pit	Mine Rock	49	4.7	--	--	<0.05	1.6	--	--	1.2	560	1.8
031920	BR-175	418.9	420.4	Metasediment 2	Central Pit	Mine Rock	127	8.7	13	0.16	<0.005	1.2	17	24	1.8	206	0.77
031921	BR-434	40.95	41.95	Metasediment 3	Central Pit	Mine Rock	9.7	1.9	--	--	<0.05	0.68	--	--	0.37	390	2.9
031922	BR-213	343.55	345	Metasediment 3	Central Pit	Mine Rock	40	2.7	--	--	<0.05	0.97	--	--	0.64	410	1.3
031923	BR-219	205.5	207	Metasediment 3	Central Pit	Mine Rock	25	3.1	--	--	<0.05	0.40	--	--	0.52	190	2.0
031924	BR-392	248.9	250.4	Metasediment 3	Underground	Mine Rock	30	5.6	--	--	<0.05	1.3	--	--	1.1	490	1.3
031925	BR-509	136.4	137.4	Metasediment 3	Central Pit	Mine Rock	45	4.9	--	--	<0.05	1.1	--	--	0.69	420	1.5
031926	BR-356	56.45	57.5	Metasediment 3	Central Pit	Mine Rock	15	2.2	--	--	<0.05	0.80	--	--	0.51	300	0.90
031927	BR-153	41.5	43	Metasediment 3	Central Pit	Mine Rock	54	2.0	--	--	<0.05	0.92	--	--	0.58	290	2.4
031928	BR-036	190.9	191.7	Metasediment 3	Central Pit	Mine Rock	18	1.5	--	--	<0.05	0.56	--	--	0.39	240	1.9
031929	BR-181	201.5	202.5	Metasediment 3	Viggo Pit	Mine Rock	7.4	0.74	--	--	<0.05	0.26	--	--	0.19	82	1.1
031930	BR-037	308.8	309.75	Metasediment 3	Central Pit	Mine Rock	19	2.3	--	--	<0.05	0.86	--	--	0.73	360	2.0
031931	BR-131	333	334	Metasediment 2	Central Pit	Ore-Grade	89	5.6	--	--	0.21	1.9	--	--	1.2	1100	1.5
031932	BR-410	194	195	Felsic Volcanic 1	Central Pit	Mine Rock	28	3.8	--	--	<0.05	0.92	--	--	0.73	520	3.8
031933	BR-185	155.9	157.05	Felsic Volcanic 1	Central Pit	Mine Rock	22	2.8	--	--	<0.05	0.89	--	--	0.84	470	1.5
031934	BR-163	418.9	419.5	Felsic Volcanic 1	Underground	Mine Rock	18	1.3	--	--	0.070	0.077	--	--	0.25	300	1.1
031935	BR-039	144.8	145.7	Felsic Volcanic 1	Central Pit	Mine Rock	10	2.0	--	--	0.29	0.72	--	--	0.59	510	1.3
031936	BR-022	447	447.5	Felsic Volcanic 1	Central Pit	Mine Rock	17	1.7	--	--	0.050	0.59	--	--	0.39	340	0.40
031937	BR-001	100.75	101.25	Felsic Volcanic 1	Underground	Mine Rock	22	1.9	--	--	0.38	0.58	--	--	0.60	240	0.90
031938	BR-481	485	486	Felsic Volcanic 1	Central Pit	Mine Rock	220	3.7	--	--	0.060	0.65	--	--	0.53	540	0.70
031939	BR-190	225	226	Felsic Volcanic 1	Central Pit	Ore-Grade	250	3.3	--	--	4.8	0.79	--	--	0.66	2600	4.4
031940	BR-167	187.6	188.2	Felsic Volcanic 1	Central Pit	Mine Rock	560	4.0	--	--	0.43	0.81	--	--	0.61	580	1.4
031941	BR-156	335.45	336.5	Felsic Volcanic 1	Central Pit	Mine Rock	82	2.8	--	--	0.55	0.60	--	--	0.44	530	1.1
031942	BR-137	83	84	Felsic Volcanic 1	Central Pit	Mine Rock	290	3.7	--	--	0.16	0.30	--	--	1.1	930	2.9
031943	BR-448	41	42.5	Basalt	Underground	Mine Rock	53	4.1	--	--	<0.05	0.051	--	--	0.62	930	0.70
031944	BR-339	148.5	150	Basalt	Underground	Mine Rock	200	6.4	--	--	<0.05	0.45	--	--	1.0	650	0.50
031945	DL-070	43.05	44	Basalt	Central Pit	Mine Rock	140	3.8	--	--	<0.05	0.075	--	--	0.42	860	0.20
031946	BR-657	44.4	45.9	Basalt	Underground	Mine Rock	160	6.5	--	--	<0.05	0.32	--	--	1.1	1300	0.10

(1) Ten times average crustal abundance values presented in Price (1997).

Blue highlighting indicates samples with metal concentrations greater than the ten times crustal abundance screening value are present in the analyzed group.

Screening values are for qualitative assessment only and hold no regulatory significance.

Classification as mine rock or ore-grade materials was based on gold content.

A value of "--" indicates metal was not measured for the given sample; the variation in elements analyzed is due to measurement at two different laboratories (see text).

Table B-5 Aqua Regia Metals

Sample ID	Drillhole ID	From	To	Lithology	Area	Class	Copper	Iron	Gallium	Germanium	Mercury	Potassium	Lanthanum	Lithium	Magnesium	Manganese	Molybdenum
		m	m				ppm	%	ppm	ppm	ppm	%	ppm	ppm	%	ppm	ppm
10x Crustal Abundance (Price 1997) [(1)]							*600*	*--*	*190*	*15*	*0.85*	*--*	*390*	*200*	*--*	*9500*	*12*
031947	BR-030	129.7	130.7	Basalt	Underground	Mine Rock	59	4.1	--	--	<0.05	0.14	--	--	0.58	880	0.40
031948	BR-031	6	7.5	Basalt	Underground	Mine Rock	63	4.1	--	--	<0.05	0.45	--	--	0.67	920	0.80
31949	BR-399	51.5	53	Basalt	Underground	Mine Rock	16	8.3	9.6	0.17	<0.005	1.2	25	17	0.59	815	0.64
031950	BR-448	47	48.5	Basalt	Underground	Mine Rock	6.7	3.1	--	--	<0.05	0.40	--	--	0.77	1200	0.70
031951	BR-493	27	28.15	Basalt	Underground	Mine Rock	140	2.8	--	--	<0.05	0.37	--	--	0.83	1200	0.20
031952	BR-548	70.5	72	Basalt	Central Pit	Mine Rock	180	1.7	--	--	<0.05	0.27	--	--	0.53	760	0.10
031953	BR-268	27	27.6	Basalt	Underground	Mine Rock	28	3.0	--	--	<0.05	1.1	--	--	1.2	240	0.60
031954	BH22-08	84.1	85.1	Felsic Volcanic 1	Central Pit	Mine Rock	14	2.2	--	--	<0.05	0.85	--	--	0.60	400	0.90
031955	BR-425	160	160.65	Felsic Volcanic 1	Central Pit	Mine Rock	14	2.2	--	--	<0.05	0.87	--	--	0.73	470	0.50
031956	BR-378	173.5	174.75	Felsic Volcanic 1	Viggo Pit	Mine Rock	18	1.7	--	--	<0.05	0.64	--	--	0.45	350	0.90
031957	BR-347	45	46.35	Felsic Volcanic 1	Central Pit	Mine Rock	54	4.1	--	--	<0.05	1.7	--	--	1.3	400	1.3
031958	BR-225	120.6	121.95	Felsic Volcanic 1	Central Pit	Mine Rock	300	2.8	--	--	0.26	0.72	--	--	0.72	920	1.4
031959	BR-142	140	140.5	Felsic Volcanic 1	Central Pit	Ore-Grade	1100	4.5	--	--	0.31	0.24	--	--	0.23	300	1.2
031960	BRH-002	96.5	97	Felsic Volcanic 1	Central Pit	Mine Rock	370	3.8	--	--	0.32	0.62	--	--	0.41	480	0.80
031961	BR-324	136	137	Felsic Volcanic 1	Central Pit	Ore-Grade	710	7.1	--	--	0.15	1.5	--	--	1.1	970	0.50
031962	BR-321	209	209.75	Felsic Volcanic 1	Central Pit	Mine Rock	97	2.9	--	--	0.20	0.68	--	--	0.52	570	1.4
031963	BR-469	163.6	164.6	Felsic Volcanic 2	Central Pit	Mine Rock	4.9	1.3	--	--	<0.05	0.32	--	--	0.068	56	1.3
031964	BR-322	290	291	Felsic Volcanic 2	Central Pit	Mine Rock	6.1	1.4	--	--	0.070	0.057	--	--	0.15	330	1.2
031965	BR-142	294.5	295.5	Felsic Volcanic 2	Central Pit	Ore-Grade	6.6	1.8	--	--	0.49	0.30	--	--	0.32	650	1.5
031966	BR-509	22.5	23.7	Felsic Volcanic 2	Central Pit	Ore-Grade	6.1	1.3	--	--	<0.05	0.31	--	--	0.033	29	1.7
031967	BR-509	84.1	85.1	Felsic Volcanic 2	Central Pit	Mine Rock	6.7	1.7	--	--	<0.05	0.38	--	--	0.27	260	1.0
031968	BR-464	180.4	181.2	Felsic Volcanic 2	Central Pit	Mine Rock	7.0	2.0	--	--	<0.05	0.36	--	--	0.17	160	1.5
031969	BR-228	419.3	420.3	Felsic Volcanic 2	Underground	Mine Rock	22	2.1	--	--	0.14	0.21	--	--	0.72	530	0.80
031970	BR-342	158.6	160.1	Felsic Volcanic 2	Central Pit	Mine Rock	12	1.7	--	--	<0.05	0.40	--	--	0.17	150	1.3
031971	BR-213	281.75	282.5	Felsic Volcanic 2	Central Pit	Mine Rock	28	1.7	--	--	<0.05	0.029	--	--	0.14	430	2.3
031972	BR-204	204.75	206.25	Felsic Volcanic 2	Central Pit	Mine Rock	6.9	1.7	--	--	<0.05	0.29	--	--	0.015	21	1.5
031973	BH22-08	202	203	Felsic Volcanic 2	Central Pit	Mine Rock	6.0	1.7	--	--	<0.05	0.36	--	--	0.41	330	0.70
031974	DL-142	115	115.5	Felsic Volcanic 2	Central Pit	Mine Rock	8.2	0.35	--	--	<0.05	0.19	--	--	0.042	45	1.0
031975	BR-279	288	289.5	Felsic Volcanic 2	Underground	Mine Rock	21	1.8	--	--	0.060	0.37	--	--	0.58	280	1.4
031976	BR-521	72.4	73.4	Felsic Volcanic 2	Viggo Pit	Mine Rock	4.2	1.4	--	--	<0.05	0.46	--	--	0.19	360	0.60
031977	BR-509	126.5	127.9	Felsic Volcanic 2	Central Pit	Mine Rock	67	3.4	--	--	0.92	0.96	--	--	0.86	530	1.8
031978	BR-346	51.25	51.75	Felsic Volcanic 2	Central Pit	Mine Rock	11	1.8	--	--	<0.05	0.80	--	--	0.72	420	0.40
031979	BR-334	163.8	165	Felsic Volcanic 2	Underground	Mine Rock	5.3	1.1	--	--	<0.05	0.36	--	--	0.17	320	0.40
031980	BR-428	225	225.95	Felsic Volcanic 2	Central Pit	Mine Rock	6.3	1.5	--	--	<0.05	0.34	--	--	0.16	350	1.6
031981	BR-250B	312.95	314	Felsic Volcanic 2	Central Pit	Mine Rock	23	3.4	--	--	<0.05	1.6	--	--	1.2	580	1.0
031987	BR-030	9	10.25	Basalt	Underground	Mine Rock	190	1.8	--	--	<0.05	0.069	--	--	0.69	380	0.20
031988	BR-657	59.2	60.4	Basalt	Underground	Mine Rock	100	3.4	--	--	<0.05	0.16	--	--	0.78	530	0.40
031989	BR-657	55.8	57.3	Basalt	Underground	Mine Rock	160	3.0	--	--	<0.05	0.77	--	--	0.69	710	0.30
031990	BR-657	41.3	42.4	Basalt	Underground	Mine Rock	100	4.5	--	--	<0.05	0.86	--	--	0.75	870	0.50
031991	BR-658	15.5	17	Basalt	Underground	Mine Rock	140	4.0	--	--	<0.05	0.014	--	--	1.0	1500	0.30
031992	BR-388	37.5	38.65	Basalt	Central Pit	Mine Rock	93	2.8	--	--	<0.05	0.054	--	--	0.55	720	0.30
031993	BR-268	11.9	12.9	Basalt	Underground	Mine Rock	110	3.0	--	--	<0.05	0.097	--	--	1.1	330	0.30
031994	BR-449	94.3	95.8	Basalt	Underground	Mine Rock	41	4.0	--	--	<0.05	0.11	--	--	1.3	580	0.20

(1) Ten times average crustal abundance values presented in Price (1997).

Blue highlighting indicates samples with metal concentrations greater than the ten times crustal abundance screening value are present in the analyzed group.

Screening values are for qualitative assessment only and hold no regulatory significance.

Classification as mine rock or ore-grade materials was based on gold content.

A value of "--" indicates metal was not measured for the given sample; the variation in elements analyzed is due to measurement at two different laboratories (see text).

Table B-5 Aqua Regia Metals

Sample ID	Drillhole ID	From	To	Lithology	Area	Class	Copper	Iron	Gallium	Germanium	Mercury	Potassium	Lanthanum	Lithium	Magnesium	Manganese	Molybdenum
		m	m				ppm	%	ppm	ppm	ppm	%	ppm	ppm	%	ppm	ppm
10x Crustal Abundance (Price 1997) [(1)]							*600*	*--*	*190*	*15*	*0.85*	*--*	*390*	*200*	*--*	*9500*	*12*
031995	BR-047	27.5	29	Basalt	Underground	Mine Rock	360	5.4	--	--	<0.05	0.24	--	--	1.5	1100	0.10
031996	BR-386	72	73	Basalt	Central Pit	Mine Rock	46	3.3	--	--	<0.05	0.51	--	--	0.93	190	0.50
031997	BR-398	179.5	181	Basalt	Underground	Mine Rock	152	5.4	8.5	0.14	<0.005	0.71	5.2	15	0.95	1693	0.17
031998	BR-444	136	137.1	Basalt	Underground	Mine Rock	99	3.7	--	--	<0.05	0.76	--	--	0.72	380	0.30
116967	BR-221	450.3	450.8	Felsic Volcanic 1	Underground	Ore-Grade	16	1.3	4.8	<0.05	<0.005	0.52	23	12	0.47	158	1.3
116968	BR-321	275.05	275.55	Felsic Volcanic 1	Central Pit	Mine Rock	6.9	1.2	--	--	<0.05	0.035	--	--	0.24	360	1.7
116969	BR-164	324.95	325.45	Felsic Volcanic 1	Central Pit	Mine Rock	26	1.3	--	--	0.060	0.24	--	--	0.30	360	1.1
116970	BR-231	77.95	78.45	Felsic Volcanic 1	Central Pit	Ore-Grade	37	4.1	--	--	14	0.61	--	--	0.70	1600	0.68
116971	BR-231	82.5	83	Felsic Volcanic 1	Central Pit	Ore-Grade	110	2.4	--	--	12	0.49	--	--	0.59	1700	0.82
116972	BR-380	40.25	41.6	Felsic Volcanic 1	Central Pit	Mine Rock	170	3.3	--	--	0.46	0.55	--	--	0.94	2500	11
116973	BRH-002	102.75	103.25	Felsic Volcanic 1	Central Pit	Mine Rock	70	2.7	--	--	0.080	0.80	--	--	0.68	630	0.65
116974	BR-230	250.7	251.6	Felsic Volcanic 1	Central Pit	Mine Rock	12	5.7	--	--	<0.05	0.72	--	--	0.51	380	0.92
116975	BR-231	134.7	135.3	Felsic Volcanic 1	Central Pit	Mine Rock	9.8	5.6	--	--	<0.05	0.95	--	--	0.85	540	2.4
116976	BR-283	428.5	430	Felsic Volcanic 1	Central Pit	Mine Rock	10	4.2	--	--	0.060	1.2	--	--	1.5	1600	1.2
116977	BR-192	384	385.5	Basalt	Underground	Mine Rock	43	2.5	--	--	0.050	0.037	--	--	0.39	890	0.70
116978	BR-130	478.85	480	Basalt	Central Pit	Mine Rock	172	5.3	5.3	0.13	<0.005	0.070	4.2	5.8	0.85	1240	0.23
116979	BR-144	645.5	647	Basalt	Underground	Mine Rock	42	4.8	--	--	<0.05	0.36	--	--	0.78	870	0.50
116980	BR-199	386.5	387.5	Basalt	Underground	Mine Rock	82	3.7	--	--	<0.05	0.80	--	--	0.97	390	0.69
116981	DL-063A	354.5	355.5	Basalt	Underground	Mine Rock	180	3.9	--	--	<0.05	0.76	--	--	1.0	750	0.27
116982	REG-004	70.5	72	Basalt	Underground	Mine Rock	96	3.4	--	--	<0.05	0.25	--	--	0.72	780	0.20
116983	DL-061	226	227	Basalt	Underground	Mine Rock	56	4.0	6.5	0.12	0.0090	0.020	5.5	5.1	0.78	923	0.41
116984	REG-003	149.1	150	Basalt	Underground	Mine Rock	66	3.4	--	--	<0.05	0.14	--	--	1.1	770	0.31
116985	BR-252	170.6	171.6	Felsic Volcanic 2	Central Pit	Mine Rock	6.5	1.5	--	--	<0.05	0.37	--	--	0.20	140	1.3
116986	BR-509	20.5	21.5	Felsic Volcanic 2	Central Pit	Ore-Grade	4.8	1.5	--	--	<0.05	0.36	--	--	0.19	160	1.4
031501	BR-216	161	162	Felsic Volcanic 1	Central Pit	Mine Rock	22	2.3	--	--	<0.05	0.85	--	--	0.68	410	1.1
031502	BR-216	75	76.5	Felsic Volcanic 1	Central Pit	Mine Rock	22	2.6	--	--	<0.05	0.97	--	--	0.77	670	1.3
031503	BR-168	165.75	166.25	Felsic Volcanic 1	Central Pit	Mine Rock	36	2.9	--	--	<0.05	0.63	--	--	0.66	260	1.3
031504	BR-168	31.5	33	Felsic Volcanic 1	Central Pit	Mine Rock	19	1.9	--	--	<0.05	0.79	--	--	0.50	340	0.50
031505	BR-188	20	21	Felsic Volcanic 1	Central Pit	Mine Rock	18	2.3	--	--	<0.05	1.0	--	--	0.71	430	0.80
031506	BR-216	20.55	21.4	Felsic Volcanic 1	Central Pit	Mine Rock	46	2.7	--	--	<0.05	1.1	--	--	1.2	610	0.60
031507	BR-176	40.3	41.8	Felsic Volcanic 1	Central Pit	Mine Rock	19	2.5	--	--	<0.05	1.3	--	--	0.96	400	0.90
031508	BR-201	168.6	169.5	Felsic Volcanic 1	Central Pit	Ore-Grade	170	3.8	--	--	<0.05	0.63	--	--	0.63	290	1.8
031509	BR-201	38.7	40	Felsic Volcanic 1	Central Pit	Mine Rock	21	2.7	--	--	<0.05	1.1	--	--	0.84	380	0.60
031510	BR-142	137.75	138.5	Felsic Volcanic 1	Central Pit	Ore-Grade	38	4.1	--	--	0.23	0.86	--	--	0.68	670	1.1
031511	BR-142	216.75	217.5	Felsic Volcanic 2	Central Pit	Ore-Grade	46	3.5	--	--	0.090	0.11	--	--	0.68	720	1.6
031512	BR-142	249.5	250.5	Felsic Volcanic 1	Central Pit	Mine Rock	14	2.8	--	--	<0.05	0.72	--	--	0.88	920	1.0
031513	BR-197	148.15	148.65	Felsic Volcanic 2	Central Pit	Mine Rock	8.6	1.4	--	--	0.71	0.074	--	--	0.19	750	1.0
031514	BR-200	193.7	194.45	Felsic Volcanic 2	Central Pit	Mine Rock	7.7	1.9	--	--	<0.05	0.64	--	--	0.60	370	1.6
031515	BR-231	82	82.5	Felsic Volcanic 1	Central Pit	Ore-Grade	31	2.5	--	--	0.12	0.40	--	--	0.53	500	1.2
031516	BR-231	154	155.5	Felsic Volcanic 1	Central Pit	Ore-Grade	69	5.6	--	--	<0.05	1.2	--	--	0.96	340	1.1
031517	BR-200	59.3	60.25	Felsic Volcanic 1	Central Pit	Mine Rock	17	3.3	--	--	<0.05	0.79	--	--	1.6	610	0.80
031518	BR-232	61.2	62	Felsic Volcanic 1	Central Pit	Mine Rock	95	3.7	--	--	0.060	1.1	--	--	0.84	760	1.0
031519	BR-232	142.9	144	Felsic Volcanic 1	Central Pit	Mine Rock	66	3.2	--	--	0.12	0.88	--	--	0.73	650	1.3

(1) Ten times average crustal abundance values presented in Price (1997).

Blue highlighting indicates samples with metal concentrations greater than the ten times crustal abundance screening value are present in the analyzed group.

Screening values are for qualitative assessment only and hold no regulatory significance.

Classification as mine rock or ore-grade materials was based on gold content.

A value of "--" indicates metal was not measured for the given sample; the variation in elements analyzed is due to measurement at two different laboratories (see text).

Table B-5 Aqua Regia Metals

Sample ID	Drillhole ID	From	To	Lithology	Area	Class	Copper	Iron	Gallium	Germanium	Mercury	Potassium	Lanthanum	Lithium	Magnesium	Manganese	Molybdenum
		m	m				ppm	%	ppm	ppm	ppm	%	ppm	ppm	%	ppm	ppm
10x Crustal Abundance (Price 1997) [(1)]							*600*	*--*	*190*	*15*	*0.85*	*--*	*390*	*200*	*--*	*9500*	*12*
031520	BR-241	46.25	47.5	Felsic Volcanic 1	Central Pit	Ore-Grade	28	3.7	--	--	<0.05	1.0	--	--	0.97	470	0.80
031521	BR-235	170	171	Felsic Volcanic 2	Central Pit	Mine Rock	7.0	1.3	--	--	<0.05	0.28	--	--	0.16	240	3.5
031522	BR-313	55.7	56.2	Metasediment 2	Central Pit	Mine Rock	54	6.1	--	--	<0.05	0.67	--	--	0.75	190	0.60
031523	BR-314	47.4	47.9	Felsic Volcanic 1	Central Pit	Ore-Grade	76	3.6	--	--	0.090	1.1	--	--	0.98	870	1.3
031524	BR-314	80	80.9	Metasediment 3	Central Pit	Mine Rock	17	1.2	--	--	<0.05	0.59	--	--	0.49	220	1.3
031525	BR-341	42.8	44.05	Felsic Volcanic 1	Central Pit	Mine Rock	23	1.7	--	--	<0.05	0.50	--	--	0.28	220	1.0
031526	BR-248	42	43.5	Felsic Volcanic 1	Central Pit	Mine Rock	23	2.1	--	--	<0.05	0.91	--	--	0.65	300	0.70
031527	BR-248	156.5	157.5	Felsic Volcanic 1	Central Pit	Mine Rock	51	4.0	--	--	<0.05	0.98	--	--	1.4	210	0.80
031528	BR-316	23	23.9	Metasediment 3	Central Pit	Mine Rock	3.2	0.57	--	--	<0.05	0.32	--	--	0.21	320	0.40
031529	BR-467	13.5	15	Metasediment 2	Central Pit	Mine Rock	61	6.0	--	--	<0.05	1.7	--	--	2.0	240	1.1
031530	BR-467	82.3	83.3	Felsic Volcanic 2	Central Pit	Mine Rock	4.2	1.3	--	--	<0.05	0.26	--	--	0.21	210	0.80
031531	BR-468	9.3	10.3	Felsic Volcanic 2	Central Pit	Mine Rock	12	2.1	--	--	<0.05	0.41	--	--	0.46	310	1.2
031532	BR-465	15	16.5	Metasediment 2	Central Pit	Mine Rock	62	3.8	--	--	<0.05	0.99	--	--	1.1	250	1.1
031533	BR-003	18	19	Felsic Volcanic 1	Underground	Mine Rock	14	2.0	5.5	0.050	<0.005	0.93	29	12	0.65	351	0.94
031534	BR-042	72	72.5	Felsic Volcanic 1	Underground	Mine Rock	13	2.5	--	--	0.14	1.0	--	--	0.92	490	1.0
031535	BR-028	23	24	Metasediment 2	Central Pit	Mine Rock	55	3.8	--	--	<0.05	1.4	--	--	1.4	270	1.5
031536	BR-035	45	46	Metasediment 2	Central Pit	Mine Rock	62	5.2	--	--	<0.05	1.1	--	--	1.4	260	1.1
031537	BR-035	80	81	Felsic Volcanic 1	Central Pit	Mine Rock	15	2.2	--	--	<0.05	0.75	--	--	0.59	340	0.50
031538	BR-035	121	122	Felsic Volcanic 1	Central Pit	Mine Rock	29	2.8	--	--	<0.05	0.39	--	--	0.69	220	1.6
031539	BR-037	52	53.05	Felsic Volcanic 1	Central Pit	Mine Rock	76	3.7	--	--	<0.05	0.95	--	--	0.87	810	1.6
031540	BR-037	122.4	123	Felsic Volcanic 1	Central Pit	Ore-Grade	21	2.2	--	--	<0.05	0.68	--	--	0.56	1000	1.5
031541	BR-037	60.45	61.45	Felsic Volcanic 1	Central Pit	Ore-Grade	50	2.2	--	--	0.070	0.72	--	--	0.70	870	1.7
031542	BR-038	82.2	82.7	Felsic Volcanic 1	Central Pit	Ore-Grade	370	5.5	--	--	<0.05	0.94	--	--	0.75	610	0.50
031543	BR-041	56	57	Metasediment 2	Underground	Mine Rock	66	4.2	--	--	<0.05	1.4	--	--	1.4	580	1.3
031544	BR-043	26.5	27	Fragmental 1	Underground	Mine Rock	48	2.8	--	--	<0.05	1.1	--	--	0.75	380	0.80
031545	BR-057	178	179	Metasediment 2	Viggo Pit	Mine Rock	48	3.3	--	--	<0.05	1.0	--	--	0.86	360	0.60
031546	BR-060	36	37	Felsic Volcanic 1	Central Pit	Mine Rock	15	1.8	--	--	<0.05	0.18	--	--	0.50	290	0.60
031547	BR-060	139.5	140.35	Felsic Volcanic 1	Central Pit	Mine Rock	89	3.2	--	--	<0.05	0.60	--	--	0.54	740	1.1
031548	BR-060	315.7	317	Metasediment 2	Central Pit	Mine Rock	60	4.1	--	--	<0.05	1.5	--	--	1.1	350	0.80
031549	BR-065	146	147	Felsic Volcanic 1	Central Pit	Ore-Grade	75	2.5	--	--	<0.05	0.29	--	--	0.95	620	0.40
031550	BR-076	38	39	Metasediment 2	Central Pit	Mine Rock	62	3.5	--	--	<0.05	1.3	--	--	1.2	250	1.3
031552	BR-082	33	34	Felsic Volcanic 2	Underground	Mine Rock	18	1.0	--	--	<0.05	0.20	--	--	0.15	260	0.50
031553	BR-085	57.75	58.25	Felsic Volcanic 2	Central Pit	Mine Rock	15	2.0	2.4	<0.05	0.023	0.21	52	3.2	0.21	813	0.98
031554	BR-085	128	128.5	Metasediment 2	Central Pit	Mine Rock	51	3.8	--	--	<0.05	1.6	--	--	1.3	520	1.4
031555	BR-100	22	23	Felsic Volcanic 2	Central Pit	Mine Rock	22	1.9	--	--	<0.05	0.70	--	--	0.37	290	0.50
031556	BR-100	99	100	Felsic Volcanic 1	Central Pit	Mine Rock	4.1	3.6	--	--	<0.05	2.7	--	--	3.2	530	0.10
031557	BR-123	66.5	67.5	Felsic Volcanic 2	Central Pit	Mine Rock	140	1.7	--	--	<0.05	0.23	--	--	0.30	230	9.3
031558	BR-123	162.4	163.4	Felsic Volcanic 2	Central Pit	Mine Rock	62	2.6	--	--	<0.05	0.81	--	--	0.77	710	11
031559	BR-129	70	71	Fragmental 1	Central Pit	Mine Rock	18	2.1	--	--	<0.05	0.35	--	--	0.27	230	0.40
031560	BR-131	168.65	169.2	Felsic Volcanic 1	Central Pit	Ore-Grade	750	2.5	--	--	0.10	0.57	--	--	0.65	250	39
031561	BR-132	138.5	139.6	Felsic Volcanic 1	Central Pit	Mine Rock	120	2.4	--	--	<0.05	0.61	--	--	0.69	390	5.7
031562	BR-140	34	35	Felsic Volcanic 1	Central Pit	Mine Rock	2.8	2.8	--	--	0.55	0.27	--	--	0.11	91	1.4
031563	BR-140	174	175	Felsic Volcanic 1	Central Pit	Ore-Grade	4.7	3.3	--	--	<0.05	0.49	--	--	0.72	420	1.6

(1) Ten times average crustal abundance values presented in Price (1997).

Blue highlighting indicates samples with metal concentrations greater than the ten times crustal abundance screening value are present in the analyzed group.

Screening values are for qualitative assessment only and hold no regulatory significance.

Classification as mine rock or ore-grade materials was based on gold content.

A value of "--" indicates metal was not measured for the given sample; the variation in elements analyzed is due to measurement at two different laboratories (see text).

Table B-5 Aqua Regia Metals

Sample ID	Drillhole ID	From	To	Lithology	Area	Class	Copper	Iron	Gallium	Germanium	Mercury	Potassium	Lanthanum	Lithium	Magnesium	Manganese	Molybdenum
		m	m				ppm	%	ppm	ppm	ppm	%	ppm	ppm	%	ppm	ppm
10x Crustal Abundance (Price 1997) [1]							*600*	*--*	*190*	*15*	*0.85*	*--*	*390*	*200*	*--*	*9500*	*12*
031566	BR-170	38	39	Felsic Volcanic 1	Central Pit	Mine Rock	2.7	2.1	--	--	<0.05	0.46	--	--	0.68	530	1.6
031572	BR-171	121.25	121.75	Metasediment 2	Central Pit	Mine Rock	43	4.1	--	--	0.080	0.90	--	--	0.64	650	3.5
031573	BR-190	227	227.6	Felsic Volcanic 1	Central Pit	Ore-Grade	120	6.8	--	--	0.13	1.1	--	--	0.79	1500	0.90
031574	BR-190	92.85	93.85	Felsic Volcanic 1	Central Pit	Mine Rock	54	4.0	--	--	<0.05	0.50	--	--	0.62	360	33
031575	BR-181	6	7	Felsic Volcanic 1	Viggo Pit	Mine Rock	31	2.5	--	--	<0.05	0.91	--	--	0.65	250	0.90
031576	BR-237	21	21.7	Felsic Volcanic 1	Central Pit	Mine Rock	46	1.9	--	--	0.090	0.58	--	--	0.60	610	0.90
031577	BR-237	65.3	66.1	Felsic Volcanic 1	Central Pit	Ore-Grade	16	4.5	--	--	0.15	0.73	--	--	0.58	650	1.4
031578	BR-243	73.4	74	Metasediment 2	Central Pit	Mine Rock	24	2.5	--	--	<0.05	1.0	--	--	0.80	530	0.50
031579	BR-254	63	63.3	Felsic Volcanic 2	Central Pit	Mine Rock	5.1	1.9	--	--	<0.05	0.34	--	--	0.35	290	1.8
031580	BR-281	33	34.5	Felsic Volcanic 1	Central Pit	Mine Rock	20	2.3	--	--	<0.05	1.0	--	--	0.81	380	1.3
031581	BR-285	18	19.5	Felsic Volcanic 1	Central Pit	Mine Rock	16	2.1	--	--	<0.05	0.90	--	--	0.69	360	0.40
031582	BR-285	87.5	89	Fragmental 1	Central Pit	Mine Rock	26	3.5	--	--	<0.05	1.3	--	--	1.2	490	0.30
031583	BR-309	12.45	13.45	Felsic Volcanic 1	Underground	Mine Rock	4.1	2.0	--	--	<0.05	0.80	--	--	0.67	560	0.30
031584	BR-327	43.5	45	Felsic Volcanic 2	Central Pit	Mine Rock	5.6	1.4	--	--	<0.05	0.45	--	--	0.18	330	0.90
031585	BR-333	65	66	Felsic Volcanic 2	Underground	Ore-Grade	13	1.1	--	--	<0.05	0.28	--	--	0.12	300	0.50
031586	BR-333	130.3	131.1	Felsic Volcanic 1	Underground	Ore-Grade	11	2.2	--	--	0.26	0.76	--	--	0.86	450	0.80
031587	BR-339	73.5	75	Metasediment 3	Underground	Mine Rock	17	1.8	--	--	<0.05	0.62	--	--	0.19	200	0.40
031588	BR-342	49.4	50.6	Felsic Volcanic 1	Central Pit	Mine Rock	21	2.6	--	--	<0.05	0.63	--	--	0.84	470	0.90
031589	BR-348	18.7	19.2	Felsic Volcanic 1	Central Pit	Mine Rock	19	2.4	--	--	<0.05	0.96	--	--	0.95	310	0.70
031590	BR-360	16.2	17	Felsic Volcanic 2	Underground	Mine Rock	17	1.0	--	--	0.64	0.017	--	--	0.12	170	0.90
031591	BR-391	51.2	52.2	Felsic Volcanic 2	Underground	Ore-Grade	27	1.6	2.8	<0.05	0.020	0.17	47	2.7	0.13	675	26
031592	BR-392	39	40.5	Felsic Volcanic 1	Underground	Mine Rock	26	2.4	--	--	0.37	1.0	--	--	0.71	390	1.0
031593	BR-392	169.5	170.15	Felsic Volcanic 2	Underground	Mine Rock	18	2.0	--	--	<0.05	0.025	--	--	0.97	520	0.80
031594	BR-399	23.4	24.7	Metasediment 3	Underground	Mine Rock	30	1.6	--	--	<0.05	0.33	--	--	0.20	260	1.7
031595	BR-425	28.5	30	Felsic Volcanic 2	Central Pit	Mine Rock	5.7	1.2	--	--	<0.05	0.23	--	--	0.15	240	1.0
031596	BR-429	18	19.5	Felsic Volcanic 1	Central Pit	Mine Rock	18	2.2	--	--	<0.05	1.1	--	--	0.80	360	0.70
031597	BR-449	19.7	21.2	Felsic Volcanic 1	Underground	Mine Rock	18	2.2	--	--	<0.05	0.68	--	--	0.37	290	0.50
031598	BR-461	30.2	31.2	Metasediment 2	Central Pit	Mine Rock	77	4.0	--	--	<0.05	1.6	--	--	1.4	250	1.2
031599	BR-469	62.95	64	Felsic Volcanic 2	Central Pit	Mine Rock	37	2.6	--	--	<0.05	0.30	--	--	0.60	370	1.7
031600	BR-522	40.25	41.75	Metasediment 2	Viggo Pit	Mine Rock	51	2.9	--	--	<0.05	1.3	--	--	1.0	280	0.80
031601	BR-521	17.75	19.25	Metasediment 2	Viggo Pit	Mine Rock	68	4.5	--	--	<0.05	0.91	--	--	1.4	230	1.0
031602	BR-407	387	388.5	Felsic Volcanic 1	Central Pit	Mine Rock	24	2.2	--	--	<0.05	0.43	--	--	0.43	330	1.8
031603	BR-407	30	31.5	Metasediment 2	Central Pit	Mine Rock	57	3.9	--	--	<0.05	0.21	--	--	1.6	350	1.1
031604	BR-407	206.5	208	Felsic Volcanic 1	Central Pit	Mine Rock	14	1.6	--	--	<0.05	0.19	--	--	0.34	240	0.40
031606	BR-734	30.9	32.4	Fragmental 1	Viggo Pit	Mine Rock	27	2.4	--	--	<0.05	1.1	--	--	0.85	370	0.60
031607	BR-734	45	46.5	Felsic Volcanic 2	Viggo Pit	Mine Rock	3.5	1.2	--	--	<0.05	0.31	--	--	0.12	220	0.50
031608	BR-734	66.4	67.9	Felsic Volcanic 1	Viggo Pit	Mine Rock	29	2.1	--	--	<0.05	0.86	--	--	0.44	330	0.60
031609	BR-734	117	118.5	Metasediment 3	Viggo Pit	Mine Rock	19	2.6	--	--	<0.05	0.70	--	--	0.49	160	2.9
031610	BR-418	9.6	10.6	Metasediment 2	Central Pit	Mine Rock	31	2.6	--	--	<0.05	1.4	--	--	1.3	300	0.70
031611	BR-418	78	79.5	Metasediment 3	Central Pit	Mine Rock	18	3.3	--	--	<0.05	0.87	--	--	0.53	430	1.1
031612	BR-483	56.65	58.15	Fragmental 1	Central Pit	Mine Rock	10	1.4	--	--	<0.05	0.72	--	--	0.52	250	0.50
031613	BR-536	274.5	276	Felsic Volcanic 1	Central Pit	Mine Rock	93	3.1	--	--	<0.05	0.68	--	--	0.85	220	9.9
031614	BR-408	96	97.5	Felsic Volcanic 1	Central Pit	Mine Rock	21	2.5	--	--	<0.05	1.0	--	--	0.82	320	0.30

(1) Ten times average crustal abundance values presented in Price (1997).

Blue highlighting indicates samples with metal concentrations greater than the ten times crustal abundance screening value are present in the analyzed group.

Screening values are for qualitative assessment only and hold no regulatory significance.

Classification as mine rock or ore-grade materials was based on gold content.

A value of "--" indicates metal was not measured for the given sample; the variation in elements analyzed is due to measurement at two different laboratories (see text).

Table B-5 Aqua Regia Metals

Sample ID	Drillhole ID	From	To	Lithology	Area	Class	Copper	Iron	Gallium	Germanium	Mercury	Potassium	Lanthanum	Lithium	Magnesium	Manganese	Molybdenum
		m	m				ppm	%	ppm	ppm	ppm	%	ppm	ppm	%	ppm	ppm
10x Crustal Abundance (Price 1997) [(1)]							*600*	*--*	*190*	*15*	*0.85*	*--*	*390*	*200*	*--*	*9500*	*12*
031615	BR-737	36.5	38	Fragmental 1	Viggo Pit	Mine Rock	18	2.8	--	--	<0.05	1.2	--	--	0.72	400	0.60
031616	BR-739	71	72	Felsic Volcanic 2	Viggo Pit	Mine Rock	13	1.3	--	--	<0.05	0.25	--	--	0.15	160	1.4
031617	BR-409	24	25.5	Felsic Volcanic 2	Central Pit	Mine Rock	7.2	1.7	--	--	<0.05	0.36	--	--	0.12	210	2.0
031618	BR-409	73.5	74.75	Felsic Volcanic 2	Central Pit	Mine Rock	1.3	0.24	2.1	<0.05	<0.005	0.35	8.2	4.5	0.10	135	1.3
031619	BR-297	54	55.5	Felsic Volcanic 1	Central Pit	Mine Rock	15	2.4	--	--	0.060	0.94	--	--	0.83	800	1.1
031620	BR-298	41.8	42.7	Metasediment 2	Central Pit	Ore-Grade	36	6.1	12	0.19	<0.005	1.9	27	25	1.5	1077	1.2
031621	BR-387	56	57.5	Fragmental 2	Central Pit	Mine Rock	14	1.6	--	--	<0.05	0.48	--	--	0.18	380	0.60
031622	BR-004	64	65	Felsic Volcanic 1	Underground	Ore-Grade	17	2.0	--	--	<0.05	0.80	--	--	0.65	270	1.2
031623	BR-031	37.55	38.8	Fragmental 2	Underground	Mine Rock	13	2.3	--	--	<0.05	0.60	--	--	0.32	500	1.0
031624	BR-034	121	122	Felsic Volcanic 1	Central Pit	Mine Rock	3.5	2.6	--	--	0.19	0.33	--	--	0.32	470	1.0
031625	BR-120	207	207.5	Felsic Volcanic 1	Central Pit	Mine Rock	120	2.3	--	--	<0.05	0.42	--	--	0.62	370	3.5
031626	BR-145	47	48	Felsic Volcanic 1	Central Pit	Ore-Grade	22	2.5	--	--	0.090	0.90	--	--	0.82	1000	1.3
031627	BR-162	88	89	Fragmental 1	Viggo Pit	Mine Rock	38	2.9	--	--	<0.05	1.3	--	--	1.0	500	0.90
031628	BR-181	124.3	125	Felsic Volcanic 2	Viggo Pit	Ore-Grade	6.4	1.1	--	--	<0.05	0.25	--	--	0.086	110	0.90
031629	BR-190	189.1	190.5	Felsic Volcanic 1	Central Pit	Mine Rock	4.7	3.4	--	--	<0.05	0.83	--	--	0.95	580	1.3
031630	BR-403	59.8	60.8	Felsic Volcanic 1	Central Pit	Mine Rock	15	2.2	--	--	<0.05	0.31	--	--	0.37	320	1.5
031631	BR-518	322.6	323.45	Felsic Volcanic 1	Central Pit	Mine Rock	2.7	2.3	--	--	<0.05	0.30	--	--	0.098	40	1.3
031632	BR-518	380.9	381.4	Felsic Volcanic 2	Central Pit	Ore-Grade	3.6	1.6	--	--	0.58	0.36	--	--	0.31	270	0.80
031633	BR-518	400.4	401.4	Felsic Volcanic 1	Central Pit	Mine Rock	6.0	4.9	--	--	0.080	0.62	--	--	0.39	330	1.1
031634	BR-176	168.2	169.2	Felsic Volcanic 1	Central Pit	Mine Rock	1.8	2.7	--	--	<0.05	0.39	--	--	0.45	360	1.5
031635	BR-176	292	293	Felsic Volcanic 2	Central Pit	Ore-Grade	35	2.7	--	--	0.25	0.67	--	--	0.65	1000	1.4
031636	BR-186	52	53	Felsic Volcanic 1	Central Pit	Mine Rock	22	1.9	--	--	<0.05	0.71	--	--	0.51	800	1.9
031637	BR-224	98.4	99.4	Metasediment 2	Central Pit	Mine Rock	21	3.3	--	--	<0.05	1.1	--	--	0.97	560	0.80
031638	BR-224	247.65	248.3	Felsic Volcanic 1	Central Pit	Ore-Grade	9.1	2.2	--	--	<0.05	0.54	--	--	0.60	650	1.3
031639	BR-210	18	19.5	Felsic Volcanic 1	Central Pit	Mine Rock	16	1.8	--	--	<0.05	0.81	--	--	0.50	280	1.0
031640	BR-236	21.5	22.5	Felsic Volcanic 1	Central Pit	Mine Rock	15	2.3	--	--	<0.05	0.59	--	--	0.76	780	0.80
031641	BR-240	69	69.6	Felsic Volcanic 1	Central Pit	Ore-Grade	14	2.5	--	--	<0.05	0.70	--	--	0.51	380	1.1
031642	BR-240	29	30.5	Felsic Volcanic 1	Central Pit	Mine Rock	63	2.0	--	--	<0.05	0.90	--	--	0.73	530	0.90
031643	BR-241	108	108.5	Felsic Volcanic 2	Central Pit	Mine Rock	6.4	1.7	--	--	<0.05	0.47	--	--	0.35	450	1.6
031644	BR-241	131.75	132.55	Felsic Volcanic 1	Central Pit	Mine Rock	32	2.9	--	--	<0.05	1.4	--	--	1.3	810	1.0
031645	BR-244	96	97.5	Felsic Volcanic 2	Central Pit	Mine Rock	4.9	1.0	--	--	<0.05	0.33	--	--	0.13	240	1.6
031646	BR-283	34.5	36	Felsic Volcanic 1	Central Pit	Mine Rock	13	1.9	--	--	<0.05	0.59	--	--	0.37	260	0.40
031647	BR-293	79	80	Felsic Volcanic 1	Central Pit	Mine Rock	19	2.3	--	--	<0.05	0.86	--	--	0.78	920	1.0
031648	BR-344	46	46.95	Felsic Volcanic 1	Central Pit	Mine Rock	22	2.1	--	--	<0.05	0.95	--	--	0.73	280	0.60
031649	BR-322	169.5	170.9	Fragmental 1	Central Pit	Mine Rock	19	2.3	--	--	<0.05	0.85	--	--	0.73	400	1.3
031650	BR-345	19	20.3	Felsic Volcanic 1	Central Pit	Mine Rock	17	2.1	--	--	<0.05	1.0	--	--	0.83	270	0.50
031651	BR-378	146.75	148	Metasediment 2	Viggo Pit	Mine Rock	160	3.6	--	--	<0.05	1.5	--	--	1.7	460	0.50
031652	BR-370	22.8	24.2	Felsic Volcanic 1	Viggo Pit	Mine Rock	61	3.3	--	--	<0.05	1.3	--	--	0.87	420	0.60
031653	BR-379	39.6	40.3	Felsic Volcanic 1	Viggo Pit	Mine Rock	21	4.3	--	--	<0.05	2.4	--	--	2.5	680	0.40
031654	BR-379	84.2	85.2	Felsic Volcanic 1	Viggo Pit	Ore-Grade	16	1.9	--	--	<0.05	0.89	--	--	0.72	350	0.70
031655	BR-379	143.1	144.1	Felsic Volcanic 1	Viggo Pit	Mine Rock	14	2.0	--	--	<0.05	0.86	--	--	0.44	290	1.2
031656	BR-428	73.2	74.7	Felsic Volcanic 1	Central Pit	Mine Rock	12	1.7	--	--	<0.05	0.66	--	--	0.52	320	1.1
031657	BR-437	98.9	99.9	Felsic Volcanic 1	Central Pit	Mine Rock	13	2.1	--	--	<0.05	0.90	--	--	0.71	550	1.0

(1) Ten times average crustal abundance values presented in Price (1997).

Blue highlighting indicates samples with metal concentrations greater than the ten times crustal abundance screening value are present in the analyzed group.

Screening values are for qualitative assessment only and hold no regulatory significance.

Classification as mine rock or ore-grade materials was based on gold content.

A value of "--" indicates metal was not measured for the given sample; the variation in elements analyzed is due to measurement at two different laboratories (see text).

Table B-5 Aqua Regia Metals

Sample ID	Drillhole ID	From	To	Lithology	Area	Class	Copper	Iron	Gallium	Germanium	Mercury	Potassium	Lanthanum	Lithium	Magnesium	Manganese	Molybdenum
		m	m				ppm	%	ppm	ppm	ppm	%	ppm	ppm	%	ppm	ppm
10x Crustal Abundance (Price 1997) [(1)]							*600*	*--*	*190*	*15*	*0.85*	*--*	*390*	*200*	*--*	*9500*	*12*
031658	BR-444	44.9	46.4	Metasediment 3	Underground	Mine Rock	21	1.3	--	--	<0.05	0.43	--	--	0.18	210	0.70
031660	BR-455	37.5	39	Felsic Volcanic 1	Underground	Mine Rock	13	2.0	--	--	<0.05	0.91	--	--	0.66	320	1.6
031661	BR-433	160.8	161.8	Felsic Volcanic 1	Central Pit	Mine Rock	33	2.9	--	--	<0.05	0.43	--	--	0.54	760	40
031662	BR-505	21	22.5	Felsic Volcanic 2	Central Pit	Mine Rock	3.8	1.2	--	--	<0.05	0.19	--	--	0.081	200	2.1
116954	BR-535	220.6	221.6	Felsic Volcanic 2	Central Pit	Ore-Grade	58	1.3	--	--	0.060	0.075	--	--	0.28	370	2.2
117014	BR-058	12.65	13.8	Quartz Sericite Schist	Viggo Pit	Mine Rock	22	2.0	5.0	<0.05	<0.005	0.84	37	22	0.46	315	1.1
117009	BR-058	30.5	31.5	Quartz Sericite Schist	Viggo Pit	Mine Rock	3.3	0.13	1.1	<0.05	<0.005	0.20	7.2	1.7	0.010	69	1.5
117006	BR-058	53.6	54.6	Felsic Volcanic 1	Viggo Pit	Mine Rock	44	3.0	7.1	0.070	<0.005	1.2	27	23	0.94	352	1.1
117010	BR-058	72.5	74	Felsic Volcanic 1	Viggo Pit	Mine Rock	20	1.5	4.3	<0.05	<0.005	0.57	25	11	0.50	233	1.0
117012	BR-058	91	92.5	Felsic Volcanic 1	Viggo Pit	Mine Rock	48	3.3	7.4	<0.05	<0.005	1.4	27	25	1.0	524	0.95
117007	BR-058	126.15	127	Metasediment 2	Viggo Pit	Mine Rock	61	4.0	8.3	<0.05	<0.005	1.6	26	20	1.2	315	1.4
117013	BR-058	150	150.5	Felsic Volcanic 1	Viggo Pit	Mine Rock	21	1.7	3.9	<0.05	<0.005	0.76	32	7.7	0.31	251	1.2
117015	BR-058	166.7	167.2	Felsic Volcanic 2	Viggo Pit	Mine Rock	20	1.4	3.0	<0.05	<0.005	0.24	40	3.0	0.13	174	1.1
117008	BR-181	47.4	48	Fragmental 1	Viggo Pit	Mine Rock	55	3.8	8.6	0.050	<0.005	1.1	26	19	1.6	513	0.74
117002	BR-162	11	12.5	Felsic Volcanic 1	Viggo Pit	Mine Rock	43	3.1	7.1	0.090	<0.005	1.3	34	24	0.76	439	0.83
117003	BR-162	30	31	Quartz Sericite Schist	Viggo Pit	Mine Rock	14	1.4	3.3	<0.05	<0.005	0.60	19	18	0.19	288	1.9
117005	BR-162	51.5	52.5	Felsic Volcanic 1	Viggo Pit	Mine Rock	39	4.2	8.5	0.050	<0.005	1.5	32	35	1.1	394	1.4
117011	BR-162	69.5	70.1	Felsic Volcanic 1	Viggo Pit	Mine Rock	43	5.7	10	0.080	<0.005	2.2	20	45	2.4	756	2.5
117004	BR-162	94	95	Felsic Volcanic 1	Viggo Pit	Mine Rock	51	3.9	7.9	<0.05	<0.005	0.82	28	19	1.3	592	2.0
117035	BR-567	15	16.5	Fragmental 1	Viggo Pit	Mine Rock	53	4.0	9.0	0.060	<0.005	1.8	26	25	1.4	546	1.3
117036	BR-567	33.5	35	Fragmental 1	Viggo Pit	Mine Rock	11	1.6	4.6	<0.05	<0.005	0.75	23	11	0.42	235	0.51
117037	BR-567	55.2	56.2	Felsic Volcanic 1	Viggo Pit	Mine Rock	19	2.6	6.9	<0.05	<0.005	1.3	33	13	0.94	445	1.5
117038	BR-567	72.3	73.3	Felsic Volcanic 2	Viggo Pit	Mine Rock	11	1.5	3.1	<0.05	<0.005	0.44	43	6.0	0.24	319	0.77
117039	BR-567	99.8	101.3	Felsic Volcanic 1	Viggo Pit	Mine Rock	20	2.6	6.0	<0.05	<0.005	1.1	30	20	0.67	327	1.2
117040	BR-567	125.6	125.9	Felsic Volcanic 1	Viggo Pit	Mine Rock	65	3.7	7.7	0.070	<0.005	0.69	17	36	2.1	556	0.22
117028	BR-568	9	10	Felsic Volcanic 1	Viggo Pit	Mine Rock	23	2.2	5.1	<0.05	<0.005	1.0	31	12	0.70	290	0.97
117029	BR-568	33.3	34.3	Felsic Volcanic 1	Viggo Pit	Mine Rock	17	2.2	5.4	<0.05	<0.005	1.0	34	14	0.73	419	0.95
117030	BR-568	39.4	40.4	Felsic Volcanic 2	Viggo Pit	Mine Rock	5.1	1.2	2.7	<0.05	<0.005	0.41	44	4.8	0.14	189	1.2
117031	BR-568	47.8	49.3	Felsic Volcanic 1	Viggo Pit	Mine Rock	31	2.6	4.8	<0.05	<0.005	1.0	31	12	0.56	363	0.96
117032	BR-568	70.5	71.5	Felsic Volcanic 1	Viggo Pit	Mine Rock	27	2.2	5.6	<0.05	<0.005	1.1	29	13	0.69	332	0.87
117033	BR-568	92.6	93.9	Metasediment 2	Viggo Pit	Mine Rock	28	7.5	14	0.14	<0.005	2.2	25	23	1.3	162	1.3
117034	BR-568	110	111	Metasediment 3	Viggo Pit	Mine Rock	14	1.0	4.0	<0.05	<0.005	0.37	31	22	0.46	82	0.73
117023	BR-569	9	10	Fragmental 1	Viggo Pit	Mine Rock	50	3.1	6.1	<0.05	<0.005	1.2	28	14	0.93	431	1.2
117022	BR-569	31.5	33	Fragmental 1	Viggo Pit	Mine Rock	51	3.3	7.1	<0.05	<0.005	1.5	28	14	1.1	308	1.3
117021	BR-569	49.5	50.4	Felsic Volcanic 1	Viggo Pit	Mine Rock	27	2.4	6.2	<0.05	<0.005	0.96	29	12	1.0	435	1.1
110720	BR-569	73.75	74.1	Felsic Volcanic 2	Viggo Pit	Mine Rock	14	0.81	1.5	<0.05	<0.005	0.26	41	3.3	0.10	52	3.6
117019	BR-569	89.4	90.4	Felsic Volcanic 2	Viggo Pit	Mine Rock	7.6	1.2	2.9	<0.05	<0.005	0.31	44	5.4	0.13	285	2.2
117018	BR-569	107	108	Felsic Volcanic 1	Viggo Pit	Mine Rock	32	2.0	4.3	<0.05	<0.005	0.76	29	12	0.36	256	0.66
117017	BR-569	130.75	131.7	Felsic Volcanic 1	Viggo Pit	Mine Rock	10	2.4	6.9	<0.05	<0.005	1.1	31	16	0.83	223	0.53
117016	BR-569	143.65	144.65	Metasediment 2	Viggo Pit	Mine Rock	20	5.5	6.9	0.15	<0.005	1.3	20	13	0.72	316	1.1
117027	BR-638	10.5	12	Felsic Volcanic 1	Viggo Pit	Mine Rock	27	3.1	6.8	<0.05	<0.005	1.3	32	29	0.94	489	0.49
117026	BR-638	30	31.5	Felsic Volcanic 1	Viggo Pit	Mine Rock	26	3.1	8.4	0.050	<0.005	1.5	33	28	1.1	468	0.30
117025	BR-638	60	61	Quartz Sericite Schist	Viggo Pit	Mine Rock	5.6	0.32	1.3	<0.05	<0.005	0.24	9.7	2.9	0.060	72	1.9

(1) Ten times average crustal abundance values presented in Price (1997).

Blue highlighting indicates samples with metal concentrations greater than the ten times crustal abundance screening value are present in the analyzed group.

Screening values are for qualitative assessment only and hold no regulatory significance.

Classification as mine rock or ore-grade materials was based on gold content.

A value of "--" indicates metal was not measured for the given sample; the variation in elements analyzed is due to measurement at two different laboratories (see text).

Table B-5 Aqua Regia Metals

Sample ID	Drillhole ID	From	To	Lithology	Area	Class	Copper	Iron	Gallium	Germanium	Mercury	Potassium	Lanthanum	Lithium	Magnesium	Manganese	Molybdenum
		m	m				ppm	%	ppm	ppm	ppm	%	ppm	ppm	%	ppm	ppm
10x Crustal Abundance (Price 1997) [(1)]							*600*	*--*	*190*	*15*	*0.85*	*--*	*390*	*200*	*--*	*9500*	*12*
117024	BR-638	86	87	Fragmental 1	Viggo Pit	Mine Rock	43	4.2	7.7	<0.05	<0.005	1.3	29	29	1.1	340	1.1
DX491021	BR-732	10	11	Fragmental 1	Viggo Pit	Mine Rock	48	3.2	7.3	<0.05	<0.005	1.3	20	25	1.2	272	1.3
DX491045	BR-732	31.5	32	Fragmental 1	Viggo Pit	Mine Rock	44	3.2	6.8	<0.05	<0.005	1.3	25	18	1.0	350	1.1
DX491069	BR-732	49.5	50.5	Fragmental 1	Viggo Pit	Mine Rock	22	2.2	5.2	<0.05	<0.005	0.64	37	14	0.73	385	2.5
DX491095	BR-732	69	70	Felsic Volcanic 2	Viggo Pit	Mine Rock	21	1.8	4.6	<0.05	<0.005	0.76	40	14	0.64	286	1.1
117480	BR-058	109	110.25	Metasediment 2	Viggo Pit	Mine Rock	49	2.5	7.8	0.070	<0.005	1.1	23	29	1.0	278	1.6
117481	BR-058	137	138	Felsic Volcanic 1	Viggo Pit	Mine Rock	32	2.7	6.4	0.090	<0.005	1.3	28	21	1.0	200	1.6
117482	BR-181	93	94	Felsic Volcanic 1	Viggo Pit	Mine Rock	38	3.6	10	0.12	<0.005	1.6	31	20	1.3	497	1.3
117479	BR-567	54.2	55.2	Felsic Volcanic 1	Viggo Pit	Ore-Grade	33	2.4	5.5	0.060	0.0060	1.1	27	13	0.92	352	0.89
117478	BR-569	81.4	82.25	Felsic Volcanic 2	Viggo Pit	Mine Rock	31	1.6	5.5	0.050	<0.005	0.77	29	22	0.62	336	0.60
117468	BR-379	10.3	11.4	Felsic Volcanic 1	Viggo Pit	Mine Rock	17	2.0	5.2	0.050	<0.005	0.86	27	17	0.67	335	1.7
117469	BR-379	21	22.45	Metasediment 2	Viggo Pit	Mine Rock	51	3.0	8.0	0.080	<0.005	1.3	20	20	1.2	387	0.86
117470	BR-379	30.7	31.7	Felsic Volcanic 1	Viggo Pit	Mine Rock	33	2.9	7.0	0.080	<0.005	1.4	22	21	1.4	412	0.91
117471	BR-379	50	51	Felsic Volcanic 1	Viggo Pit	Mine Rock	16	1.3	4.2	<0.05	<0.005	0.46	23	11	0.49	202	0.76
117472	BR-379	60.4	60.7	Felsic Volcanic 1	Viggo Pit	Mine Rock	54	3.2	7.2	0.060	<0.005	1.2	22	17	1.0	284	1.1
117473	BR-379	70.2	71.5	Felsic Volcanic 1	Viggo Pit	Mine Rock	60	4.5	9.8	0.15	<0.005	2.3	21	24	2.1	595	0.95
117474	BR-379	96.2	97.2	Felsic Volcanic 1	Viggo Pit	Mine Rock	14	1.8	5.9	0.050	<0.005	0.95	29	15	0.70	331	0.82
117475	BR-379	107.3	108.3	Felsic Volcanic 2	Viggo Pit	Mine Rock	4.1	1.0	2.3	<0.05	<0.005	0.20	43	3.2	0.090	139	1.8
117476	BR-379	117	118	Felsic Volcanic 2	Viggo Pit	Mine Rock	6.0	1.1	3.4	<0.05	0.0060	0.36	39	8.6	0.16	249	1.4
117477	BR-379	127	128	Felsic Volcanic 2	Viggo Pit	Mine Rock	19	1.3	2.5	<0.05	0.0050	0.26	40	4.4	0.15	205	1.9
117493	BH23-11	12	13	Felsic Volcanic 1	Viggo Pit	Mine Rock	45	2.9	7.8	0.080	<0.005	1.4	25	19	1.1	460	1.5
117492	BH23-11	22	23	Fragmental 1	Viggo Pit	Mine Rock	44	3.1	7.9	0.080	0.092	1.5	28	19	1.1	465	1.5
117491	BH23-11	32	33	Fragmental 1	Viggo Pit	Mine Rock	45	3.1	8.4	0.090	<0.005	1.4	25	18	1.1	552	1.0
117490	BH23-11	42	43	Felsic Volcanic 1	Viggo Pit	Mine Rock	51	2.9	9.3	0.090	<0.005	1.3	27	19	1.2	367	1.7
117489	BH23-11	52	53	Felsic Volcanic 1	Viggo Pit	Mine Rock	42	2.5	6.3	0.070	<0.005	0.99	26	14	0.99	255	0.94
117487	BH23-12	4	5	Fragmental 1	Viggo Pit	Mine Rock	56	3.1	7.5	0.090	<0.005	1.3	23	17	1.0	474	1.8
117488	BH23-12	15	16	Fragmental 1	Viggo Pit	Mine Rock	44	2.8	6.6	0.060	<0.005	0.82	25	13	0.84	441	1.2
117486	BH23-12	24	25	Fragmental 1	Viggo Pit	Mine Rock	36	2.3	5.3	0.060	<0.005	0.97	21	12	0.83	303	0.94
117485	BH23-12	34	35	Fragmental 1	Viggo Pit	Mine Rock	55	3.0	5.9	<0.05	0.0050	0.58	30	13	0.83	352	1.8
117484	BH23-12	45	46	Fragmental 1	Viggo Pit	Mine Rock	23	1.6	4.8	<0.05	<0.005	0.69	21	11	0.48	212	0.58
117483	BH23-12	54.5	55.5	Fragmental 1	Viggo Pit	Mine Rock	28	2.1	5.9	0.070	<0.005	0.71	25	18	1.0	278	3.4
117451	BR-734	12.55	13.4	Felsic Volcanic 1	Viggo Pit	Mine Rock	61	3.8	7.8	0.12	0.0070	1.4	26	18	1.1	477	6.8
117452	BR-734	21.5	23	Fragmental 1	Viggo Pit	Ore-Grade	13	1.5	4.5	0.050	<0.005	0.70	31	6.6	0.51	325	0.89
117453	BR-734	54.9	56.4	Felsic Volcanic 2	Viggo Pit	Ore-Grade	15	1.3	3.4	<0.05	<0.005	0.39	38	6.7	0.16	250	1.1
117454	BR-734	76.8	78.3	Felsic Volcanic 1	Viggo Pit	Mine Rock	18	2.1	6.0	0.060	<0.005	0.81	28	15	0.54	293	0.73
117455	BR-734	88.5	88.9	Felsic Volcanic 1	Viggo Pit	Mine Rock	9.7	2.0	6.3	0.050	<0.005	0.16	25	23	0.90	313	3.6
117456	BR-734	97.85	99.35	Felsic Volcanic 1	Viggo Pit	Mine Rock	31	2.5	7.4	0.070	<0.005	1.3	28	22	1.1	371	0.70
117457	BR-734	111	112.5	Metasediment 3	Viggo Pit	Mine Rock	8.2	1.4	3.6	<0.05	<0.005	0.51	40	9.1	0.29	211	0.86
117458	BR-734	127.2	128.7	Metasediment 3	Viggo Pit	Mine Rock	27	1.2	2.9	<0.05	<0.005	0.23	25	12	0.28	110	1.5
117459	BR-735	10.35	10.75	Quartz Sericite Schist	Viggo Pit	Mine Rock	63	5.7	16	0.20	<0.005	4.5	14	123	4.9	1037	0.10
117460	BR-735	30	31.15	Fragmental 1	Viggo Pit	Mine Rock	51	3.1	6.7	0.070	<0.005	1.2	24	28	1.0	334	0.98
117461	BR-735	51	52.5	Felsic Volcanic 1	Viggo Pit	Mine Rock	15	1.6	3.9	<0.05	<0.005	0.55	21	10	0.47	253	0.56
117462	BR-735	70.5	72	Fragmental 1	Viggo Pit	Mine Rock	53	3.2	6.3	0.070	<0.005	1.1	30	23	1.2	422	1.6

(1) Ten times average crustal abundance values presented in Price (1997).

Blue highlighting indicates samples with metal concentrations greater than the ten times crustal abundance screening value are present in the analyzed group.

Screening values are for qualitative assessment only and hold no regulatory significance.

Classification as mine rock or ore-grade materials was based on gold content.

A value of "--" indicates metal was not measured for the given sample; the variation in elements analyzed is due to measurement at two different laboratories (see text).

Table B-5 Aqua Regia Metals

Sample ID	Drillhole ID	From	To	Lithology	Area	Class	Copper	Iron	Gallium	Germanium	Mercury	Potassium	Lanthanum	Lithium	Magnesium	Manganese	Molybdenum
		m	m				ppm	%	ppm	ppm	ppm	%	ppm	ppm	%	ppm	ppm
10x Crustal Abundance (Price 1997) [(1)]							*600*	*--*	*190*	*15*	*0.85*	*--*	*390*	*200*	*--*	*9500*	*12*
117463	BR-735	90	90.9	Fragmental 1	Viggo Pit	Mine Rock	69	3.9	8.1	0.11	<0.005	1.8	29	33	1.2	609	4.0
117464	BR-735	113.75	114.75	Felsic Volcanic 1	Viggo Pit	Mine Rock	24	2.8	6.4	0.080	<0.005	1.4	33	17	1.0	430	0.67
117465	BR-735	135.4	136.4	Felsic Volcanic 1	Viggo Pit	Mine Rock	21	2.5	5.8	0.070	<0.005	1.2	30	19	0.95	406	0.63
117466	BR-735	141	142	Felsic Volcanic 2	Viggo Pit	Mine Rock	5.9	1.1	2.7	0.060	<0.005	0.32	41	6.2	0.18	178	0.93
117467	BR-735	150.1	150.85	Felsic Volcanic 2	Viggo Pit	Mine Rock	7.5	1.1	2.4	0.060	<0.005	0.34	42	3.6	0.12	216	0.98
117498	BH24-01	40.75	41.75	Felsic Volcanic 1	Viggo Pit	Mine Rock	33	2.4	5.2	0.060	<0.005	1.0	24	11	0.75	259	0.57
117497	BH24-01	51	52	Felsic Volcanic 1	Viggo Pit	Mine Rock	42	3.3	6.1	0.070	<0.005	1.3	24	15	1.1	339	1.2
117496	BH24-01	60	61	Fragmental 1	Viggo Pit	Mine Rock	39	3.8	7.7	0.12	<0.005	1.7	24	20	1.6	549	0.96
117495	BH24-01	69.5	70.5	Fragmental 1	Viggo Pit	Mine Rock	40	3.1	7.1	0.090	<0.005	1.4	24	16	1.1	570	0.77
117494	BH24-01	90	91	Fragmental 1	Viggo Pit	Mine Rock	48	2.9	6.3	0.080	<0.005	1.2	23	16	0.96	374	0.92
117499	BH24-02	110.75	111.5	Felsic Volcanic 1	Viggo Pit	Mine Rock	27	2.0	4.6	0.070	<0.005	0.98	27	13	0.69	313	0.67
DX489416	BH24-03	65	65.6	Felsic Volcanic 1	Viggo Pit	Mine Rock	33	3.0	7.9	0.080	0.0070	1.2	29	15	1.3	534	0.52
DX489415	BH24-03	85.5	86.5	Fragmental 2	Viggo Pit	Mine Rock	5.7	1.2	4.0	<0.05	<0.005	0.59	34	9.9	0.84	361	0.32
A0962870	BH24-01	10	11	Felsic Volcanic 1	Viggo Pit	Mine Rock	14	1.9	5.1	0.050	<0.005	0.82	21	8.7	0.59	289	0.52
A0962869	BH24-01	22.3	23.3	Felsic Volcanic 1	Viggo Pit	Mine Rock	18	1.5	4.0	0.050	<0.005	0.53	22	6.4	0.50	220	0.51
A0962868	BH24-01	30.9	31.9	Felsic Volcanic 1	Viggo Pit	Mine Rock	37	4.8	11	0.14	0.0080	2.3	24	20	1.6	812	2.8
DX489422	BH24-03	6.1	7.1	Metasediment 3	Viggo Pit	Mine Rock	3.0	1.6	3.8	0.070	<0.005	0.67	36	8.0	0.26	304	0.42
DX489421	BH24-03	16	17	Metasediment 3	Viggo Pit	Mine Rock	25	2.8	6.5	0.080	<0.005	0.94	34	10	0.86	290	0.83
DX489420	BH24-03	25.4	26.4	Metasediment 3	Viggo Pit	Mine Rock	30	2.5	4.5	0.050	<0.005	0.38	19	9.7	0.29	100	0.52
DX489418	BH24-03	36	37	Metasediment 3	Viggo Pit	Mine Rock	24	1.5	3.9	0.050	<0.005	0.41	30	11	0.46	138	1.0
DX489417	BH24-03	44.4	45.3	Felsic Volcanic 1	Viggo Pit	Mine Rock	68	2.2	7.6	0.070	<0.005	0.52	25	16	0.85	217	0.95
031665	REG-026	1018.5	1020	Felsic Volcanic 1	Underground	Mine Rock	15	2.2	--	--	<0.05	0.89	--	--	0.77	290	0.46
031666	REG-026	1064.8	1065.2	Felsic Volcanic 1	Underground	Mine Rock	35	2.6	--	--	<0.05	0.36	--	--	2.2	420	0.11
031667	REG-026	1114.5	1116	Fragmental 2	Underground	Mine Rock	30	1.1	--	--	<0.05	0.25	--	--	0.37	120	0.32
031668	BR-433	269.2	270.2	Felsic Volcanic 1	Underground	Mine Rock	20	2.6	--	--	<0.05	0.62	--	--	0.76	1200	0.86
031669	BR-433	230.9	232.4	Metasediment 2	Underground	Mine Rock	70	5.1	--	--	<0.05	1.6	--	--	1.4	360	1.6
031670	BR-259	696	697	Fragmental 2	Underground	Mine Rock	54	6.1	--	--	<0.05	1.5	--	--	0.72	570	1.7
031671	BR-259	719.75	720.25	Metasediment 3	Underground	Mine Rock	36	3.3	--	--	<0.05	0.85	--	--	1.2	360	0.77
031672	BR-259	655.5	656.7	Metasediment 3	Underground	Mine Rock	13	2.3	--	--	<0.05	0.51	--	--	0.42	170	1.2
031673	BR-259	636.85	637.3	Felsic Volcanic 1	Underground	Ore-Grade	13	2.1	--	--	0.28	0.71	--	--	0.74	400	1.1
031674	BR-378	229.15	230.5	Felsic Volcanic 1	Underground	Mine Rock	6.2	2.4	--	--	<0.05	0.94	--	--	0.71	320	0.41
031675	BR-378	253	254.3	Metasediment 3	Underground	Mine Rock	7.8	2.8	--	--	<0.05	0.72	--	--	1.1	170	0.71
031676	BR-378	106	107.2	Fragmental 1	Underground	Mine Rock	47	2.9	--	--	<0.05	1.4	--	--	0.82	360	4.9
031677	BR-378	336.9	338.4	Basalt	Underground	Mine Rock	55	2.6	--	--	<0.05	0.025	--	--	1.6	210	0.82
031678	BR-378	128	129.5	Felsic Volcanic 1	Underground	Mine Rock	37	2.4	--	--	<0.05	1.1	--	--	0.74	380	0.53
031679	BR-378	191	192	Felsic Volcanic 2	Underground	Mine Rock	7.8	1.4	--	--	<0.05	0.45	--	--	0.17	240	0.45
031680	BR-378	299.9	301.4	Fragmental 2	Underground	Mine Rock	20	3.4	--	--	<0.05	1.2	--	--	0.86	640	0.48
031681	BR-469	155.5	157	Felsic Volcanic 2	Underground	Mine Rock	0.97	2.0	--	--	0.25	0.19	--	--	0.12	120	1.0
031682	BR-469	263.85	265.35	Metasediment 3	Underground	Mine Rock	22	0.77	--	--	<0.05	0.30	--	--	0.13	140	3.7
031683	BR-469	204.7	205.7	Felsic Volcanic 2	Underground	Ore-Grade	6.2	1.3	--	--	<0.05	0.32	--	--	0.16	240	1.0
031684	BR-393	455.1	456.35	Basalt	Underground	Mine Rock	96	5.4	--	--	<0.05	1.6	--	--	1.7	830	0.25
031685	BR-393	404.8	406.3	Fragmental 2	Underground	Mine Rock	15	1.8	--	--	0.15	0.59	--	--	0.20	270	0.51
031686	BR-393	342	343.5	Felsic Volcanic 1	Underground	Mine Rock	21	2.5	--	--	0.070	0.80	--	--	0.78	330	1.3

(1) Ten times average crustal abundance values presented in Price (1997).

Blue highlighting indicates samples with metal concentrations greater than the ten times crustal abundance screening value are present in the analyzed group.

Screening values are for qualitative assessment only and hold no regulatory significance.

Classification as mine rock or ore-grade materials was based on gold content.

A value of "--" indicates metal was not measured for the given sample; the variation in elements analyzed is due to measurement at two different laboratories (see text).

Table B-5 Aqua Regia Metals

Sample ID	Drillhole ID	From	To	Lithology	Area	Class	Copper	Iron	Gallium	Germanium	Mercury	Potassium	Lanthanum	Lithium	Magnesium	Manganese	Molybdenum
		m	m				ppm	%	ppm	ppm	ppm	%	ppm	ppm	%	ppm	ppm
10x Crustal Abundance (Price 1997) [(1)]							*600*	*--*	*190*	*15*	*0.85*	*--*	*390*	*200*	*--*	*9500*	*12*
031687	BR-397	188.4	189.1	Felsic Volcanic 1	Underground	Mine Rock	74	3.0	--	--	<0.05	0.43	--	--	0.63	630	0.29
031688	BR-397	275.8	277.3	Basalt	Underground	Mine Rock	18	6.0	--	--	<0.05	1.6	--	--	0.56	440	0.69
031689	BR-370	369.5	371	Metasediment 3	Underground	Mine Rock	28	1.7	--	--	<0.05	0.39	--	--	0.47	270	1.2
031690	BR-523	195.5	196.3	Felsic Volcanic 2	Underground	Ore-Grade	8.1	1.3	--	--	<0.05	0.28	--	--	0.14	110	0.80
031691	BR-523	128.5	130	Felsic Volcanic 1	Underground	Mine Rock	33	2.8	--	--	<0.05	1.4	--	--	1.4	320	0.93
031692	BR-523	167	168.1	Metasediment 2	Underground	Mine Rock	48	3.7	--	--	<0.05	1.7	--	--	1.2	410	1.1
031693	BR-523	148.1	148.5	Felsic Volcanic 1	Underground	Mine Rock	60	4.4	--	--	<0.05	1.7	--	--	1.2	310	1.1
031694	BR-523	55.8	56.8	Metasediment 2	Underground	Mine Rock	65	4.3	--	--	<0.05	1.0	--	--	1.3	340	1.3
031695	BR-523	100.7	102	Fragmental 1	Underground	Mine Rock	29	3.4	--	--	<0.05	1.5	--	--	0.93	590	0.51
031696	BR-523	78.5	79.5	Felsic Volcanic 1	Underground	Mine Rock	42	2.7	--	--	<0.05	1.2	--	--	0.78	270	0.91
031697	BR-772	1476.25	1477.75	Felsic Volcanic 1	Underground	Mine Rock	31	1.8	--	--	<0.05	0.28	--	--	0.22	180	1.1
031698	BR-772	1533	1534.5	Basalt	Underground	Mine Rock	64	4.9	--	--	<0.05	0.14	--	--	0.56	550	1.8
031699	BR-682	1070	1070.9	Fragmental 2	Underground	Mine Rock	37	3.0	--	--	<0.05	0.92	--	--	0.70	290	1.5
031700	BR-392	365	366.5	Basalt	Underground	Mine Rock	31	7.1	--	--	<0.05	0.58	--	--	0.90	980	0.72
031701	BR-024	400.25	400.75	Metasediment 3	Underground	Mine Rock	14	4.3	--	--	<0.05	0.46	--	--	0.61	250	1.7
031702	BR-024	353.5	354	Fragmental 2	Underground	Mine Rock	6.6	2.7	--	--	<0.05	0.98	--	--	1.1	470	0.38
031703	BR-024	452	452.55	Metasediment 3	Underground	Mine Rock	9.4	2.0	--	--	<0.05	0.86	--	--	0.59	160	0.99
031704	BR-024	503	504	Felsic Volcanic 1	Underground	Mine Rock	17	2.1	--	--	<0.05	0.50	--	--	0.36	260	1.1
031705	BR-771	1474.2	1475	Metasediment 3	Underground	Mine Rock	25	1.9	--	--	<0.05	0.54	--	--	0.36	110	1.2
031706	BR-771	1302.3	1303.8	Felsic Volcanic 1	Underground	Mine Rock	13	2.3	--	--	<0.05	0.61	--	--	0.82	340	0.82
031707	BR-771	1382.6	1383.4	Felsic Volcanic 2	Underground	Mine Rock	5.9	1.7	--	--	<0.05	0.54	--	--	0.26	250	1.1
031708	BR-695	1709.5	1711	Metasediment 3	Underground	Mine Rock	26	1.8	5.4	<0.05	<0.005	0.51	23	11	0.39	161	4.7
031709	BR-481	754.5	756	Felsic Volcanic 2	Underground	Mine Rock	4.8	1.6	--	--	<0.05	0.30	--	--	0.090	240	0.84
031710	BR-760	204.7	206.2	Fragmental 1	Underground	Mine Rock	22	2.8	--	--	<0.05	0.60	--	--	0.53	340	0.95
031711	BR-760	300	301.1	Metasediment 2	Underground	Mine Rock	41	3.7	12	0.070	<0.005	1.3	38	49	1.8	460	1.1
031712	BR-760	355	356	Felsic Volcanic 1	Underground	Mine Rock	17	1.7	--	--	<0.05	0.68	--	--	0.51	210	0.50
031713	BR-760	253.2	254	Fragmental 1	Underground	Mine Rock	11	1.4	--	--	<0.05	0.67	--	--	0.48	260	1.4
031714	BR-760	457.5	459	Felsic Volcanic 1	Underground	Mine Rock	15	1.9	--	--	<0.05	0.70	--	--	0.71	270	0.42
031715	BR-760	406.8	407.55	Felsic Volcanic 2	Underground	Ore-Grade	14	1.3	--	--	<0.05	0.30	--	--	0.13	160	1.3
031716	BR-481	599.8	601	Felsic Volcanic 2	Underground	Mine Rock	13	1.6	--	--	<0.05	0.23	--	--	0.19	270	1.1
031717	BR-481	655.8	656.7	Felsic Volcanic 1	Underground	Ore-Grade	15	2.0	--	--	0.17	0.47	--	--	0.57	340	1.6
031718	BR-745	772.3	773.5	Fragmental 2	Underground	Mine Rock	25	3.2	7.2	0.080	<0.005	1.2	25	18	0.75	724	0.71
031719	BR-745	601.75	603	Felsic Volcanic 1	Underground	Ore-Grade	14	2.2	--	--	<0.05	0.92	--	--	0.63	340	0.48
031720	BR-745	669	670.5	Felsic Volcanic 2	Underground	Mine Rock	7.2	0.66	2.1	<0.05	<0.005	0.28	44	4.0	0.090	134	2.7
031721	BR-763	542.35	543.85	Metasediment 2	Underground	Mine Rock	43	3.1	--	--	<0.05	1.2	--	--	0.88	350	1.2
031722	BR-763	599.65	601.15	Felsic Volcanic 1	Underground	Mine Rock	9.9	1.4	--	--	<0.05	0.38	--	--	0.10	240	1.3
031723	BR-682	1029	1030.5	Felsic Volcanic 1	Underground	Mine Rock	35	2.4	--	--	<0.05	0.42	--	--	0.39	150	0.97
031724	BR-682	874.8	875.7	Felsic Volcanic 1	Underground	Ore-Grade	220	2.6	--	--	3.8	0.59	--	--	0.95	4200	28
031725	BR-682	777.9	778.9	Felsic Volcanic 1	Underground	Ore-Grade	72	7.1	--	--	<0.05	0.53	--	--	0.19	230	0.89
031726	BR-682	927.6	928.2	Felsic Volcanic 1	Underground	Mine Rock	100	2.7	--	--	<0.05	0.45	--	--	0.50	220	6.4
031727	BR-682	969	970	Felsic Volcanic 1	Underground	Ore-Grade	87	1.9	--	--	0.060	0.37	--	--	0.45	170	4.3
031728	BR-682	482	483.5	Fragmental 2	Underground	Mine Rock	12	1.7	--	--	<0.05	0.60	--	--	0.29	260	0.53
031729	BR-682	646.2	647.5	Metasediment 2	Underground	Mine Rock	33	6.2	--	--	<0.05	1.2	--	--	1.1	130	2.0

(1) Ten times average crustal abundance values presented in Price (1997).

Blue highlighting indicates samples with metal concentrations greater than the ten times crustal abundance screening value are present in the analyzed group.

Screening values are for qualitative assessment only and hold no regulatory significance.

Classification as mine rock or ore-grade materials was based on gold content.

A value of "--" indicates metal was not measured for the given sample; the variation in elements analyzed is due to measurement at two different laboratories (see text).

Table B-5 Aqua Regia Metals

Sample ID	Drillhole ID	From	To	Lithology	Area	Class	Copper	Iron	Gallium	Germanium	Mercury	Potassium	Lanthanum	Lithium	Magnesium	Manganese	Molybdenum
		m	m				ppm	%	ppm	ppm	ppm	%	ppm	ppm	%	ppm	ppm
10x Crustal Abundance (Price 1997) [(1)]							*600*	*--*	*190*	*15*	*0.85*	*--*	*390*	*200*	*--*	*9500*	*12*
031730	BR-682	390.5	391.6	Felsic Volcanic 1	Underground	Mine Rock	13	2.4	--	--	<0.05	0.99	--	--	0.68	430	1.1
031731	BR-682	559.55	561	Metasediment 3	Underground	Mine Rock	15	3.2	--	--	<0.05	0.99	--	--	0.50	190	0.85
031732	BR-682	312	313.5	Basalt	Underground	Mine Rock	160	2.3	--	--	<0.05	0.20	--	--	0.62	720	0.35
031733	BR-227	840.5	842	Basalt	Underground	Mine Rock	50	4.0	--	--	<0.05	0.99	--	--	0.95	570	0.90
031734	BR-227	812	813	Fragmental 2	Underground	Mine Rock	9.2	1.4	--	--	<0.05	0.33	--	--	0.67	330	0.83
031735	BR-227	502	503	Felsic Volcanic 1	Underground	Mine Rock	19	2.2	--	--	<0.05	0.84	--	--	0.70	450	0.47
031736	BR-227	685.5	686.5	Felsic Volcanic 2	Underground	Mine Rock	9.0	1.3	--	--	<0.05	0.46	--	--	0.12	270	0.68
031737	BR-227	609	609.75	Metasediment 2	Underground	Mine Rock	47	6.0	--	--	<0.05	1.1	--	--	1.5	260	0.99
031738	BR-227	644.1	645.6	Felsic Volcanic 1	Underground	Mine Rock	26	2.3	--	--	<0.05	0.92	--	--	0.65	560	3.1
031739	BR-227	745	746.5	Felsic Volcanic 1	Underground	Mine Rock	35	2.4	--	--	<0.05	0.88	--	--	0.76	380	0.59
031740	BR-247	690	691.5	Fragmental 2	Underground	Mine Rock	7.8	1.7	--	--	<0.05	0.72	--	--	0.40	500	0.46
031826	BR-392	309	310.5	Fragmental 2	Underground	Mine Rock	37	2.2	--	--	<0.05	0.49	--	--	0.31	210	0.92
031827	BR-392	264	265.5	Metasediment 3	Underground	Mine Rock	16	2.1	--	--	<0.05	0.46	--	--	0.23	300	0.71
031828	BR-156	355	356	Felsic Volcanic 1	Underground	Mine Rock	16	2.6	--	--	<0.05	0.97	--	--	0.92	1000	0.47
031834	BR-007	460.25	460.75	Felsic Volcanic 1	Underground	Mine Rock	120	2.1	--	--	0.090	0.36	--	--	0.40	490	13
031835	BR-007	504.65	505.15	Metasediment 2	Underground	Ore-Grade	79	5.0	--	--	0.10	1.6	--	--	1.3	800	1.9
031836	BR-007	555.7	556.2	Felsic Volcanic 1	Underground	Mine Rock	56	4.0	--	--	<0.05	1.0	--	--	0.78	890	1.0
031837	BR-007	605.3	606	Felsic Volcanic 1	Underground	Ore-Grade	23	2.9	--	--	<0.05	1.1	--	--	0.74	1200	1.2
031838	BR-007	705	706	Felsic Volcanic 1	Underground	Mine Rock	37	3.4	--	--	<0.05	1.2	--	--	0.59	570	1.3
031839	BR-007	753.6	754.3	Fragmental 2	Underground	Ore-Grade	7.8	2.5	--	--	<0.05	0.89	--	--	0.30	320	0.69
031840	BR-030	209.8	210.8	Fragmental 2	Underground	Mine Rock	58	5.2	--	--	<0.05	1.9	--	--	2.3	900	0.20
031841	BR-030	249.6	251.1	Metasediment 3	Underground	Mine Rock	29	2.2	--	--	<0.05	0.64	--	--	0.26	290	0.44
031842	BR-030	290.9	291.85	Felsic Volcanic 1	Underground	Mine Rock	11	1.2	--	--	<0.05	0.38	--	--	0.42	160	0.49
031843	BR-030	399.1	399.9	Felsic Volcanic 2	Underground	Mine Rock	23	1.2	--	--	<0.05	0.051	--	--	0.21	260	0.47
031844	BR-030	437.3	438.2	Felsic Volcanic 2	Underground	Mine Rock	8.9	1.3	--	--	0.13	0.29	--	--	0.42	210	0.84
031845	BR-084	333.2	334.2	Felsic Volcanic 2	Underground	Mine Rock	16	0.95	--	--	<0.05	0.10	--	--	0.11	270	0.71
031846	BR-084	393.75	394.75	Felsic Volcanic 2	Underground	Mine Rock	37	4.6	--	--	0.37	1.3	--	--	1.6	1000	0.73
031847	BR-084	432.6	433.7	Felsic Volcanic 1	Underground	Ore-Grade	32	6.5	--	--	0.73	1.1	--	--	0.52	570	2.4
031848	BR-084	491	492.5	Fragmental 2	Underground	Mine Rock	1.1	1.5	--	--	<0.05	0.53	--	--	0.15	270	0.50
031849	BR-084	568.3	569.8	Basalt	Underground	Mine Rock	214	3.9	7.1	0.11	<0.005	0.18	3.9	12	0.61	775	0.35
031850	BR-024	289	290.5	Basalt	Underground	Mine Rock	57	4.9	--	--	<0.05	1.2	--	--	1.2	860	0.54
116955	BR-388	448.5	450	Metasediment 2	Underground	Mine Rock	56	4.0	--	--	<0.05	1.3	--	--	1.3	220	1.7
116956	BR-517	656.5	657.5	Felsic Volcanic 2	Underground	Mine Rock	12	1.7	--	--	<0.05	0.33	--	--	0.10	340	1.3
116957	BR-388	415.5	417	Felsic Volcanic 1	Underground	Mine Rock	19	2.8	--	--	<0.05	1.2	--	--	1.0	960	1.6
116958	BR-517	753.3	754.35	Metasediment 3	Underground	Mine Rock	2.9	1.4	--	--	<0.05	0.75	--	--	0.44	300	0.70
116959	BR-481	805.5	806.7	Felsic Volcanic 2	Underground	Mine Rock	4.8	1.3	--	--	<0.05	0.18	--	--	0.16	270	1.3
116960	BR-388	362	363	Metasediment 3	Underground	Mine Rock	19	3.6	--	--	<0.05	1.2	--	--	0.57	310	0.60
116961	BR-517	603	604.5	Felsic Volcanic 1	Underground	Mine Rock	20	2.5	--	--	<0.05	0.76	--	--	0.78	400	1.5
116962	BR-517	556.15	556.9	Felsic Volcanic 2	Underground	Mine Rock	27	4.5	4.1	0.080	0.011	0.67	21	7.2	0.64	1078	1.5
116963	BR-517	706	707	Felsic Volcanic 2	Underground	Mine Rock	8.3	1.4	--	--	<0.05	0.43	--	--	0.19	630	0.81
116964	BR-388	261	262.5	Fragmental 2	Underground	Mine Rock	13	1.7	--	--	<0.05	0.60	--	--	0.16	250	0.32
116965	BR-388	311.5	312.55	Fragmental 2	Underground	Mine Rock	8.2	2.2	--	--	<0.05	0.66	--	--	0.63	400	0.60
116966	BR-763	656.4	657.9	Metasediment 3	Underground	Mine Rock	38	1.6	--	--	<0.05	0.74	--	--	0.81	200	1.0

(1) Ten times average crustal abundance values presented in Price (1997).

Blue highlighting indicates samples with metal concentrations greater than the ten times crustal abundance screening value are present in the analyzed group.

Screening values are for qualitative assessment only and hold no regulatory significance.

Classification as mine rock or ore-grade materials was based on gold content.

A value of "--" indicates metal was not measured for the given sample; the variation in elements analyzed is due to measurement at two different laboratories (see text).

Table B-5 Aqua Regia Metals

Sample ID	Drillhole ID	From	To	Lithology	Area	Class	Copper	Iron	Gallium	Germanium	Mercury	Potassium	Lanthanum	Lithium	Magnesium	Manganese	Molybdenum
		m	m				ppm	%	ppm	ppm	ppm	%	ppm	ppm	%	ppm	ppm
10x Crustal Abundance (Price 1997) [(1)]							*600*	*--*	*190*	*15*	*0.85*	*--*	*390*	*200*	*--*	*9500*	*12*
DX758033	BR-144	193	194	Felsic Volcanic 1	Central Pit	Mine Rock	20	2.4	6.3	<0.1	<0.005	0.84	32	16	0.83	752	1.2
DX758034	BR-144	205	206	Felsic Volcanic 1	Central Pit	Mine Rock	16	2.5	6.1	<0.1	<0.005	0.78	30	16	0.91	733	1.4
DX758035	BR-144	211	211.75	Felsic Volcanic 1	Central Pit	Mine Rock	22	2.4	5.7	<0.1	<0.005	0.89	30	14	0.83	700	1.8
DX758036	BR-144	221	222	Felsic Volcanic 1	Central Pit	Mine Rock	37	2.6	4.5	<0.1	0.012	0.78	29	8.6	0.61	582	2.3
DX758037	BR-144	225	226	Felsic Volcanic 1	Central Pit	Mine Rock	13	2.4	8.4	<0.1	<0.005	0.99	30	14	0.88	925	0.87
DX758038	BR-144	231.85	232.8	Metasediment 2	Central Pit	Mine Rock	43	4.1	9.1	<0.1	<0.005	1.8	27	26	1.4	558	1.5
DX758039	BR-144	233.3	234.45	Metasediment 2	Central Pit	Mine Rock	69	4.4	7.5	<0.1	<0.005	1.8	26	22	1.4	409	1.1
DX758040	BR-144	236.3	236.8	Felsic Volcanic 1	Central Pit	Mine Rock	20	2.5	5.7	<0.1	<0.005	0.94	37	12	0.79	545	9.0
DX758041	BR-144	242.75	243.75	Felsic Volcanic 1	Central Pit	Mine Rock	14	2.6	5.9	<0.1	<0.005	1.1	38	14	0.87	487	1.2
DX758042	BR-144	256	256.5	Metasediment 2	Central Pit	Mine Rock	65	5.2	9.3	<0.1	<0.005	1.4	25	25	1.6	322	0.86
DX758043	BR-144	262	263.5	Metasediment 2	Central Pit	Mine Rock	48	7.3	9.9	<0.1	<0.005	0.69	19	19	1.6	163	0.63
DX758044	BR-144	266.5	268	Metasediment 2	Central Pit	Mine Rock	52	3.7	7.3	<0.1	<0.005	1.3	21	20	1.3	368	1.6
DX758045	BR-144	271.5	273	Metasediment 2	Central Pit	Mine Rock	48	3.5	6.8	<0.1	<0.005	0.80	18	17	1.2	317	1.2
DX758046	BR-144	275.95	277	Felsic Volcanic 1	Central Pit	Mine Rock	18	2.5	6.1	<0.1	<0.005	0.74	37	13	0.85	486	1.3
DX758047	BR-144	280.5	282	Metasediment 2	Central Pit	Mine Rock	45	5.1	8.3	<0.1	<0.005	0.82	21	18	1.5	240	0.95
DX758048	BR-144	284.5	286	Metasediment 2	Central Pit	Mine Rock	50	4.1	8.6	<0.1	<0.005	1.6	11	21	1.4	279	1.3
DX758049	BR-144	290.5	292	Metasediment 2	Central Pit	Mine Rock	48	5.4	8.3	0.10	<0.005	1.9	15	20	1.5	176	1.1
DX758050	BR-144	295	296.5	Metasediment 2	Central Pit	Mine Rock	55	3.6	6.2	<0.1	<0.005	1.1	15	16	1.2	232	1.2
DX758051	BR-144	301.3	302.3	Felsic Volcanic 1	Central Pit	Mine Rock	21	3.1	8.2	<0.1	<0.005	0.79	31	20	1.1	388	1.3
DX758052	BR-144	305.9	306.5	Metasediment 2	Central Pit	Mine Rock	44	5.2	9.1	<0.1	<0.005	1.7	23	28	1.3	463	0.90
DX758053	BR-144	316.9	318	Metasediment 2	Central Pit	Mine Rock	110	4.7	8.9	<0.1	<0.005	1.6	20	30	1.3	507	1.9
A0962709	BR-147	255	256	Felsic Volcanic 2	Central Pit	Mine Rock	6.2	1.2	1.7	<0.1	<0.005	0.20	41	3.7	0.12	194	1.3
A0962710	BR-147	260	260.95	Felsic Volcanic 2	Central Pit	Mine Rock	4.1	1.5	1.9	<0.1	<0.005	0.28	45	3.8	0.15	169	0.86
A0962711	BR-147	265.25	266	Felsic Volcanic 2	Central Pit	Mine Rock	5.4	1.8	2.3	<0.1	<0.005	0.27	42	4.6	0.21	212	1.1
A0962712	BR-147	275	276	Felsic Volcanic 2	Central Pit	Mine Rock	2.2	1.9	1.2	<0.1	<0.005	0.17	24	2.5	0.090	80	1.8
A0962708	BR-147	279	280	Felsic Volcanic 2	Central Pit	Ore-Grade	1.6	2.2	1.0	<0.1	0.018	0.15	20	2.2	0.050	65	2.1
A0962713	BR-147	285	286	Felsic Volcanic 1	Central Pit	Mine Rock	19	2.5	5.9	<0.1	<0.005	0.90	39	13	0.87	491	1.2
A0962714	BR-147	291.3	292.05	Felsic Volcanic 2	Central Pit	Mine Rock	0.67	1.8	0.80	<0.1	<0.005	0.13	32	1.4	0.050	219	1.8
DX758127	BR-173	26	27	Quartz Sericite Schist	Central Pit	Mine Rock	1.2	0.25	0.90	<0.1	<0.005	0.18	8.3	1.4	0.020	75	1.4
DX758128	BR-173	31	32.5	Felsic Volcanic 1	Central Pit	Mine Rock	28	3.0	6.7	<0.1	<0.005	1.3	38	23	0.69	444	1.3
DX758129	BR-173	35.5	37	Felsic Volcanic 1	Central Pit	Mine Rock	28	3.4	8.5	<0.1	<0.005	1.4	37	33	0.91	480	1.0
DX758130	BR-173	40	41.5	Felsic Volcanic 1	Central Pit	Mine Rock	34	3.5	9.2	<0.1	<0.005	1.5	39	35	1.2	459	1.4
DX758131	BR-173	44.5	46	Felsic Volcanic 1	Central Pit	Mine Rock	29	3.3	7.6	<0.1	<0.005	1.4	36	28	1.1	497	1.0
DX758132	BR-173	50	51	Felsic Volcanic 1	Central Pit	Mine Rock	19	2.3	5.4	<0.1	<0.005	1.1	28	21	0.77	396	0.51
A0964865	BR-173	55.5	57	Felsic Volcanic 1	Central Pit	Mine Rock	18	2.2	5.3	<0.1	<0.005	0.96	28	18	0.74	356	0.78
A0964866	BR-173	60	61.2	Felsic Volcanic 1	Central Pit	Mine Rock	17	2.2	5.5	<0.1	<0.005	0.94	29	20	0.73	402	0.81
A0964867	BR-173	67	68.5	Felsic Volcanic 1	Central Pit	Mine Rock	20	2.4	5.5	<0.1	<0.005	0.99	28	16	0.74	398	1.3
A0964868	BR-173	76.5	77.5	Metasediment 2	Central Pit	Mine Rock	53	3.6	7.1	<0.1	<0.005	1.1	23	23	1.3	296	1.3
A0964869	BR-173	81.6	82.5	Felsic Volcanic 1	Central Pit	Mine Rock	20	2.3	6.9	<0.1	<0.005	0.77	29	18	0.75	286	0.76
A0964870	BR-173	84.75	85.85	Metasediment 2	Central Pit	Mine Rock	29	2.9	6.5	<0.1	<0.005	0.82	22	19	0.86	237	0.96
A0964871	BR-173	88	89.5	Felsic Volcanic 1	Central Pit	Mine Rock	16	2.1	3.9	<0.1	<0.005	0.64	27	11	0.41	289	0.68
A0964177	BR-174	43	44.5	Felsic Volcanic 1	Central Pit	Mine Rock	15	2.1	4.4	<0.1	<0.005	0.57	29	13	0.64	360	0.97
A0964178	BR-174	49	50.5	Felsic Volcanic 1	Central Pit	Mine Rock	17	2.3	5.4	<0.1	<0.005	0.96	28	14	0.74	399	0.92

(1) Ten times average crustal abundance values presented in Price (1997).

Blue highlighting indicates samples with metal concentrations greater than the ten times crustal abundance screening value are present in the analyzed group.

Screening values are for qualitative assessment only and hold no regulatory significance.

Classification as mine rock or ore-grade materials was based on gold content.

A value of "--" indicates metal was not measured for the given sample; the variation in elements analyzed is due to measurement at two different laboratories (see text).

Table B-5 Aqua Regia Metals

Sample ID	Drillhole ID	From	To	Lithology	Area	Class	Copper	Iron	Gallium	Germanium	Mercury	Potassium	Lanthanum	Lithium	Magnesium	Manganese	Molybdenum
		m	m				ppm	%	ppm	ppm	ppm	%	ppm	ppm	%	ppm	ppm
10x Crustal Abundance (Price 1997) [(1)]							*600*	*--*	*190*	*15*	*0.85*	*--*	*390*	*200*	*--*	*9500*	*12*
A0964179	BR-174	55.7	57	Felsic Volcanic 1	Central Pit	Mine Rock	36	2.7	6.6	<0.1	<0.005	1.1	29	17	0.94	327	1.4
A0964180	BR-174	60	61.5	Felsic Volcanic 1	Central Pit	Mine Rock	29	3.2	7.8	<0.1	<0.005	1.4	27	25	1.3	423	0.84
A0964181	BR-174	65.5	66	Metasediment 2	Central Pit	Mine Rock	63	3.6	6.8	<0.1	<0.005	0.68	21	17	1.3	249	1.2
A0964182	BR-174	70	71.2	Metasediment 2	Central Pit	Mine Rock	55	3.8	7.7	<0.1	<0.005	1.4	16	24	1.2	280	1.1
A0964183	BR-174	75	76.45	Felsic Volcanic 1	Central Pit	Mine Rock	25	2.4	5.1	<0.1	<0.005	0.80	26	14	0.73	354	1.1
A0964184	BR-174	78	79	Felsic Volcanic 1	Central Pit	Mine Rock	14	1.3	2.4	<0.1	<0.005	0.32	19	6.5	0.33	187	0.73
A0964185	BR-174	84.25	85	Felsic Volcanic 1	Central Pit	Mine Rock	25	2.1	4.1	<0.1	<0.005	0.62	29	12	0.51	249	0.70
A0964186	BR-174	88.1	89.2	Felsic Volcanic 1	Central Pit	Mine Rock	33	2.1	4.1	<0.1	<0.005	0.84	17	18	0.79	220	1.1
A0964187	BR-174	96.9	98.4	Felsic Volcanic 1	Central Pit	Mine Rock	18	2.2	3.3	<0.1	<0.005	0.54	30	7.4	0.39	325	0.81
A0964188	BR-174	101	102.5	Felsic Volcanic 1	Central Pit	Mine Rock	17	3.2	5.7	<0.1	<0.005	1.1	35	20	0.93	908	1.6
A0964189	BR-174	119	120.5	Felsic Volcanic 1	Central Pit	Mine Rock	21	2.1	5.0	<0.1	<0.005	0.85	29	18	0.78	722	0.43
A0964190	BR-174	125.9	127.4	Felsic Volcanic 1	Central Pit	Mine Rock	13	3.2	5.7	<0.1	<0.005	0.91	35	18	0.95	705	2.8
A0964191	BR-174	136.4	137.9	Felsic Volcanic 1	Central Pit	Mine Rock	13	2.5	5.8	<0.1	<0.005	0.90	32	15	0.86	794	1.1
A0964192	BR-174	143.9	145.4	Felsic Volcanic 1	Central Pit	Mine Rock	14	2.4	5.6	<0.1	<0.005	0.84	31	19	0.86	778	1.5
A0964193	BR-174	152.9	154.4	Felsic Volcanic 1	Central Pit	Mine Rock	23	2.1	4.9	<0.1	<0.005	0.86	31	19	0.72	793	1.1
A0964194	BR-174	164.9	166.4	Felsic Volcanic 1	Central Pit	Mine Rock	14	2.4	6.2	<0.1	<0.005	1.0	29	20	1.0	851	0.95
A0964195	BR-174	169.4	170.9	Felsic Volcanic 1	Central Pit	Mine Rock	54	3.0	5.8	<0.1	<0.005	0.97	34	13	0.74	773	1.0
A0964196	BR-174	175.4	176.9	Felsic Volcanic 1	Central Pit	Mine Rock	4.2	3.0	6.0	<0.1	<0.005	0.85	28	14	0.80	742	1.0
A0964197	BR-174	181	182	Felsic Volcanic 1	Central Pit	Mine Rock	40	3.4	8.8	<0.1	0.0080	1.0	32	11	0.83	824	0.90
A0964198	BR-174	185	186	Felsic Volcanic 1	Central Pit	Mine Rock	15	2.8	11	<0.1	<0.005	1.1	33	10	0.83	914	1.3
A0964702	BR-174	205	206	Felsic Volcanic 1	Central Pit	Ore-Grade	39	2.4	4.1	<0.1	<0.005	0.41	23	5.9	0.72	964	1.2
A0964701	BR-174	212.15	213	Felsic Volcanic 1	Central Pit	Ore-Grade	21	2.4	4.1	<0.1	<0.005	0.63	32	7.0	0.67	798	0.95
A0964199	BR-174	225	226.5	Felsic Volcanic 1	Central Pit	Mine Rock	14	2.3	4.9	<0.1	<0.005	0.78	34	9.3	0.74	735	1.3
A0964200	BR-174	243	244.5	Felsic Volcanic 1	Central Pit	Mine Rock	23	2.7	6.3	<0.1	<0.005	0.76	35	14	0.99	724	1.3
A0964201	BR-174	250.5	252	Felsic Volcanic 1	Central Pit	Mine Rock	18	2.8	6.3	<0.1	<0.005	1.1	35	15	1.0	912	1.5
A0964202	BR-174	256.5	258	Felsic Volcanic 1	Central Pit	Mine Rock	22	2.9	6.9	<0.1	<0.005	1.3	34	16	1.0	1036	1.2
A0964203	BR-174	270	271	Felsic Volcanic 1	Central Pit	Mine Rock	33	2.7	5.6	<0.1	0.016	0.91	28	12	0.77	792	0.84
A0964204	BR-174	279	280	Felsic Volcanic 1	Central Pit	Mine Rock	14	1.7	4.0	<0.1	<0.005	0.62	22	7.2	0.50	489	0.63
A0964205	BR-174	284	285.05	Felsic Volcanic 1	Central Pit	Mine Rock	8.3	1.8	2.2	<0.1	<0.005	0.40	23	4.6	0.21	327	1.4
A0964206	BR-174	287	288	Felsic Volcanic 1	Central Pit	Mine Rock	19	2.2	5.2	<0.1	<0.005	0.85	27	12	0.74	715	0.85
A0964207	BR-174	291	292	Felsic Volcanic 1	Central Pit	Mine Rock	18	2.4	5.5	<0.1	<0.005	0.95	28	10	0.72	632	0.89
A0964208	BR-174	311.1	312.6	Felsic Volcanic 1	Central Pit	Mine Rock	11	2.0	4.1	<0.1	0.010	0.73	27	11	0.59	344	1.1
A0964209	BR-174	331.3	332.8	Metasediment 2	Central Pit	Mine Rock	59	4.7	7.9	<0.1	<0.005	1.9	27	21	1.3	449	0.96
A0964210	BR-174	337.1	338.6	Felsic Volcanic 1	Central Pit	Mine Rock	24	2.8	6.2	<0.1	<0.005	1.1	36	13	0.89	463	0.98
A0964211	BR-174	343.35	344.85	Metasediment 2	Central Pit	Mine Rock	61	5.6	11	<0.1	<0.005	2.1	27	29	1.6	502	2.5
A0964212	BR-174	347.85	349.35	Metasediment 2	Central Pit	Mine Rock	83	5.7	8.4	<0.1	<0.005	1.0	21	19	1.4	242	1.1
A0964213	BR-174	355.35	356.85	Metasediment 2	Central Pit	Mine Rock	48	4.6	8.7	<0.1	<0.005	1.6	15	27	1.3	255	1.2
A0964214	BR-175	22.5	24	Fragmental 1	Central Pit	Mine Rock	45	4.0	7.5	<0.1	<0.005	1.0	25	28	1.2	261	0.99
A0964215	BR-175	40.2	41.7	Felsic Volcanic 1	Central Pit	Mine Rock	16	2.2	4.8	<0.1	<0.005	0.79	29	14	0.67	343	0.83
A0964216	BR-175	46.2	46.8	Felsic Volcanic 1	Central Pit	Mine Rock	20	2.2	4.9	<0.1	<0.005	0.74	29	14	0.76	367	1.7
A0964218	BR-175	53.3	54.8	Felsic Volcanic 1	Central Pit	Mine Rock	17	2.1	5.0	<0.1	<0.005	0.72	29	15	0.77	374	0.94
A0964219	BR-175	59.3	60.8	Felsic Volcanic 1	Central Pit	Mine Rock	17	2.1	4.5	<0.1	<0.005	0.84	28	13	0.63	354	0.78
A0964220	BR-175	64.65	66	Metasediment 2	Central Pit	Mine Rock	48	2.9	6.1	<0.1	<0.005	1.1	23	20	1.1	244	1.8

(1) Ten times average crustal abundance values presented in Price (1997).

Blue highlighting indicates samples with metal concentrations greater than the ten times crustal abundance screening value are present in the analyzed group.

Screening values are for qualitative assessment only and hold no regulatory significance.

Classification as mine rock or ore-grade materials was based on gold content.

A value of "--" indicates metal was not measured for the given sample; the variation in elements analyzed is due to measurement at two different laboratories (see text).

Table B-5 Aqua Regia Metals

Sample ID	Drillhole ID	From	To	Lithology	Area	Class	Copper	Iron	Gallium	Germanium	Mercury	Potassium	Lanthanum	Lithium	Magnesium	Manganese	Molybdenum
		m	m				ppm	%	ppm	ppm	ppm	%	ppm	ppm	%	ppm	ppm
10x Crustal Abundance (Price 1997) [(1)]							*600*	*--*	*190*	*15*	*0.85*	*--*	*390*	*200*	*--*	*9500*	*12*
A0964221	BR-175	69.6	71.1	Felsic Volcanic 1	Central Pit	Mine Rock	17	2.3	4.2	<0.1	<0.005	0.73	29	9.9	0.54	363	0.66
A0964222	BR-175	75.6	77.1	Felsic Volcanic 1	Central Pit	Mine Rock	22	2.4	4.9	<0.1	<0.005	0.68	27	12	0.72	357	0.81
A0964223	BR-175	81.7	83.2	Felsic Volcanic 1	Central Pit	Mine Rock	43	3.2	5.8	<0.1	<0.005	0.85	28	21	1.2	329	1.6
A0964217	BR-175	91.6	92.6	Felsic Volcanic 1	Central Pit	Mine Rock	12	2.2	4.7	<0.1	<0.005	0.26	29	15	0.61	298	0.60
A0964224	BR-175	97.3	98.8	Metasediment 2	Central Pit	Mine Rock	45	3.1	6.7	<0.1	<0.005	1.2	21	22	1.1	298	1.1
A0964225	BR-175	102.4	103.4	Metasediment 2	Central Pit	Mine Rock	40	3.4	5.9	<0.1	<0.005	1.4	24	24	1.1	298	1.3
A0964226	BR-175	107.9	109.4	Felsic Volcanic 1	Central Pit	Mine Rock	15	2.2	4.5	<0.1	<0.005	0.91	29	12	0.65	359	0.57
A0964227	BR-175	111.55	113	Metasediment 2	Central Pit	Mine Rock	47	3.0	5.7	<0.1	<0.005	1.0	24	19	1.1	279	0.79
A0964228	BR-175	118.35	119.85	Felsic Volcanic 1	Central Pit	Mine Rock	41	3.1	4.8	<0.1	<0.005	1.1	25	15	0.94	373	1.2
A0964229	BR-175	123.65	124.65	Felsic Volcanic 1	Central Pit	Mine Rock	9.7	3.6	4.5	<0.1	<0.005	0.66	27	13	0.88	711	1.4
A0964230	BR-175	128.65	129.65	Felsic Volcanic 1	Central Pit	Mine Rock	5.2	2.7	2.9	<0.1	<0.005	0.41	34	8.6	0.59	529	1.5
A0964231	BR-175	132.8	133.8	Felsic Volcanic 1	Central Pit	Mine Rock	13	3.4	4.0	<0.1	0.0060	0.46	35	16	0.80	605	1.5
A0964232	BR-175	138.5	140	Felsic Volcanic 1	Central Pit	Mine Rock	18	3.0	3.6	<0.1	<0.005	0.52	30	11	0.79	567	1.8
A0964233	BR-175	149.6	151.1	Felsic Volcanic 1	Central Pit	Mine Rock	100	2.8	6.3	<0.1	0.041	0.79	33	13	0.85	860	1.1
117278	BR-039	130	131	Felsic Volcanic 2	Central Pit	Mine Rock	5.8	1.5	1.4	<0.1	<0.005	0.18	32	3.1	0.070	69	1.5
117279	BR-039	134	135.3	Felsic Volcanic 2	Central Pit	Ore-Grade	5.2	1.9	2.9	<0.1	<0.005	0.35	28	8.3	0.42	166	1.4
117280	BR-039	139.5	140.5	Felsic Volcanic 2	Central Pit	Mine Rock	8.7	1.6	1.6	<0.1	0.0060	0.19	43	3.8	0.13	203	1.5
117281	BR-039	145.7	146.5	Felsic Volcanic 2	Central Pit	Ore-Grade	12	1.8	3.3	<0.1	<0.005	0.22	33	9.1	0.39	347	4.1
117282	BR-039	150.5	151.5	Felsic Volcanic 2	Central Pit	Mine Rock	6.6	1.5	2.4	<0.1	<0.005	0.32	46	4.6	0.18	226	1.9
117283	BR-039	156.5	157.5	Felsic Volcanic 1	Central Pit	Mine Rock	13	2.5	6.7	<0.1	<0.005	0.96	43	13	0.71	513	1.5
117284	BR-039	161.5	162.5	Felsic Volcanic 2	Central Pit	Mine Rock	2.2	1.3	1.1	<0.1	<0.005	0.17	39	2.7	0.080	161	2.3
117285	BR-039	166.5	167.5	Felsic Volcanic 2	Central Pit	Mine Rock	3.6	1.1	1.4	<0.1	<0.005	0.18	36	7.5	0.13	109	1.2
117286	BR-039	167.5	168.5	Felsic Volcanic 2	Central Pit	Ore-Grade	8.1	1.8	1.9	<0.1	<0.005	0.21	32	6.2	0.23	173	1.6
117287	BR-039	172.5	173.25	Felsic Volcanic 2	Central Pit	Mine Rock	3.6	1.1	1.2	<0.1	<0.005	0.20	40	2.7	0.080	150	0.82
117294	BR-039	174.25	175.25	Felsic Volcanic 2	Central Pit	Ore-Grade	2.1	1.3	0.30	<0.1	<0.005	0.090	30	0.90	0.020	16	1.1
117288	BR-039	177.25	178.25	Felsic Volcanic 2	Central Pit	Mine Rock	5.0	1.5	1.5	<0.1	<0.005	0.25	45	2.9	0.10	132	0.78
117289	BR-039	184.25	185.25	Felsic Volcanic 2	Central Pit	Mine Rock	2.6	1.8	1.3	<0.1	<0.005	0.15	39	3.7	0.14	292	1.1
117290	BR-039	188.25	189.25	Felsic Volcanic 2	Central Pit	Mine Rock	1.1	1.7	1.5	<0.1	<0.005	0.22	47	2.6	0.090	265	1.4
117291	BR-039	195	196	Felsic Volcanic 2	Central Pit	Mine Rock	2.4	1.8	1.2	<0.1	<0.005	0.21	40	2.5	0.080	252	1.1
117292	BR-039	205	206	Felsic Volcanic 2	Central Pit	Mine Rock	2.4	1.4	2.3	<0.1	<0.005	0.33	45	3.5	0.14	339	1.4
117293	BR-039	210	210.75	Felsic Volcanic 2	Central Pit	Mine Rock	1.6	2.0	1.0	<0.1	<0.005	0.24	44	2.3	0.040	84	0.87
117296	BR-066	25	26	Felsic Volcanic 1	Central Pit	Mine Rock	28	2.5	6.0	<0.1	<0.005	1.1	29	47	0.96	431	0.24
117297	BR-066	30.5	31.5	Felsic Volcanic 1	Central Pit	Mine Rock	46	4.0	11	0.10	<0.005	2.6	35	69	3.3	627	0.11
117298	BR-066	35.9	36.9	Felsic Volcanic 1	Central Pit	Mine Rock	2.5	2.0	7.9	<0.1	<0.005	1.2	27	32	1.1	252	1.2
117299	BR-066	40.5	41.5	Felsic Volcanic 1	Central Pit	Mine Rock	13	2.1	5.5	<0.1	<0.005	1.0	28	15	0.72	438	1.9
117300	BR-066	46	47	Felsic Volcanic 1	Central Pit	Mine Rock	22	2.3	4.7	<0.1	<0.005	0.86	29	15	0.62	351	2.1
A0963051	BR-066	50	51	Felsic Volcanic 1	Central Pit	Mine Rock	18	1.5	3.3	<0.1	<0.005	0.27	22	8.5	0.35	369	1.1
A0963052	BR-066	56	57	Felsic Volcanic 1	Central Pit	Mine Rock	21	2.5	5.7	<0.1	<0.005	0.96	36	16	0.60	468	0.50
A0963053	BR-066	60.4	61.4	Metasediment 2	Central Pit	Mine Rock	38	5.2	10	<0.1	<0.005	1.7	18	30	1.3	182	1.7
A0963054	BR-066	64.85	65.85	Metasediment 2	Central Pit	Mine Rock	48	3.6	6.3	<0.1	<0.005	1.1	29	13	1.1	149	1.9
A0963055	BR-066	70.45	71	Felsic Volcanic 1	Central Pit	Mine Rock	18	1.5	4.1	<0.1	<0.005	0.55	27	13	0.40	244	0.43
A0963056	BR-066	74.6	75.2	Felsic Volcanic 1	Central Pit	Mine Rock	48	2.6	6.6	<0.1	<0.005	0.51	23	19	0.77	314	1.3
A0963057	BR-066	80.5	81	Felsic Volcanic 2	Central Pit	Mine Rock	9.1	0.42	1.3	<0.1	<0.005	0.27	11	2.5	0.040	68	1.5

(1) Ten times average crustal abundance values presented in Price (1997).

Blue highlighting indicates samples with metal concentrations greater than the ten times crustal abundance screening value are present in the analyzed group.

Screening values are for qualitative assessment only and hold no regulatory significance.

Classification as mine rock or ore-grade materials was based on gold content.

A value of "--" indicates metal was not measured for the given sample; the variation in elements analyzed is due to measurement at two different laboratories (see text).

Table B-5 Aqua Regia Metals

Sample ID	Drillhole ID	From	To	Lithology	Area	Class	Copper	Iron	Gallium	Germanium	Mercury	Potassium	Lanthanum	Lithium	Magnesium	Manganese	Molybdenum
		m	m				ppm	%	ppm	ppm	ppm	%	ppm	ppm	%	ppm	ppm
10x Crustal Abundance (Price 1997) [(1)]							*600*	*--*	*190*	*15*	*0.85*	*--*	*390*	*200*	*--*	*9500*	*12*
A0963058	BR-066	85.35	86	Felsic Volcanic 1	Central Pit	Mine Rock	14	2.0	4.8	<0.1	<0.005	0.91	28	16	0.59	361	1.5
A0963059	BR-066	90	91	Felsic Volcanic 1	Central Pit	Mine Rock	14	2.0	5.2	<0.1	<0.005	0.92	25	28	0.69	365	0.51
A0963060	BR-066	95	96	Felsic Volcanic 1	Central Pit	Mine Rock	16	2.2	6.0	<0.1	<0.005	1.1	28	23	0.82	345	0.92
A0963061	BR-066	100	101	Felsic Volcanic 1	Central Pit	Mine Rock	15	2.1	5.8	<0.1	<0.005	1.0	25	26	0.75	386	0.89
A0963091	BR-066	102	103	Felsic Volcanic 1	Central Pit	Mine Rock	20	2.5	6.2	<0.1	<0.005	1.2	30	30	0.90	368	1.3
A0963062	BR-066	105	106	Felsic Volcanic 1	Central Pit	Mine Rock	16	2.2	5.8	<0.1	<0.005	1.1	25	25	0.81	326	0.41
A0963063	BR-066	110	111	Felsic Volcanic 1	Central Pit	Mine Rock	17	2.1	5.5	<0.1	<0.005	1.1	26	27	0.80	377	0.72
A0963064	BR-066	120	120.65	Felsic Volcanic 1	Central Pit	Mine Rock	11	2.5	5.7	<0.1	<0.005	1.2	29	29	0.86	467	1.0
A0963065	BR-066	124.75	125.25	Felsic Volcanic 1	Central Pit	Mine Rock	7.3	0.45	0.60	<0.1	<0.005	0.090	2.8	3.1	0.090	56	0.25
A0963066	BR-066	130.5	131	Felsic Volcanic 1	Central Pit	Mine Rock	21	2.2	4.8	<0.1	<0.005	0.91	26	10	0.65	412	1.0
A0963067	BR-066	135	136	Felsic Volcanic 2	Central Pit	Mine Rock	1.4	0.23	1.1	<0.1	<0.005	0.18	7.0	2.4	0.050	154	1.2
A0963068	BR-066	140.5	141.3	Metasediment 2	Central Pit	Mine Rock	82	4.5	7.6	<0.1	<0.005	0.76	28	20	1.6	223	1.2
A0963069	BR-066	145.3	146.3	Fragmental 1	Central Pit	Mine Rock	42	3.8	8.0	<0.1	<0.005	1.5	42	24	0.91	537	5.9
A0963070	BR-066	150.3	151.3	Fragmental 1	Central Pit	Mine Rock	33	3.6	8.7	<0.1	<0.005	1.6	36	35	1.2	416	0.65
A0963071	BR-066	155.4	156.4	Fragmental 1	Central Pit	Mine Rock	23	3.6	8.6	<0.1	<0.005	1.6	35	30	1.2	419	0.92
A0963072	BR-066	160.2	160.8	Fragmental 1	Central Pit	Mine Rock	11	2.8	6.8	<0.1	<0.005	1.0	30	26	0.89	355	0.53
A0963073	BR-066	165	166	Felsic Volcanic 1	Central Pit	Mine Rock	21	2.2	5.1	<0.1	<0.005	0.93	27	16	0.75	348	1.3
A0963092	BR-066	172	172.9	Felsic Volcanic 1	Central Pit	Mine Rock	21	3.1	6.9	<0.1	<0.005	1.4	26	26	1.6	559	0.47
A0963074	BR-066	175	176	Felsic Volcanic 1	Central Pit	Mine Rock	18	2.1	4.6	<0.1	<0.005	0.92	29	14	0.70	386	0.46
A0963075	BR-066	179	180	Felsic Volcanic 1	Central Pit	Mine Rock	23	2.6	4.4	<0.1	<0.005	0.96	29	17	0.83	354	1.1
A0963093	BR-066	186.5	187.5	Felsic Volcanic 1	Central Pit	Mine Rock	18	2.1	4.4	<0.1	<0.005	0.79	29	15	0.69	384	0.92
A0963076	BR-066	195.3	196.3	Metasediment 2	Central Pit	Mine Rock	40	2.9	5.7	<0.1	<0.005	0.97	20	20	0.94	275	1.0
A0963077	BR-066	200	201	Metasediment 2	Central Pit	Mine Rock	59	4.8	9.0	<0.1	<0.005	1.7	20	37	1.5	346	1.8
A0963078	BR-066	205.3	205.9	Felsic Volcanic 1	Central Pit	Mine Rock	22	2.2	4.7	<0.1	<0.005	0.88	25	17	0.69	372	0.43
A0963079	BR-066	210.75	211.8	Felsic Volcanic 1	Central Pit	Mine Rock	17	2.2	4.4	<0.1	<0.005	0.64	27	17	0.63	314	0.60
A0963080	BR-066	215.1	216.1	Fragmental 1	Central Pit	Mine Rock	37	2.8	5.9	0.20	<0.005	1.1	20	25	1.0	311	0.89
A0963094	BR-066	218.1	218.7	Fragmental 1	Central Pit	Mine Rock	46	3.7	8.0	<0.1	<0.005	1.5	43	54	2.6	648	0.64
A0963081	BR-066	225.5	226.2	Fragmental 1	Central Pit	Mine Rock	40	3.1	6.7	<0.1	<0.005	0.83	28	27	1.1	371	2.1
A0963082	BR-066	235.65	236.3	Fragmental 1	Central Pit	Mine Rock	53	3.4	5.7	<0.1	<0.005	0.86	26	26	1.2	347	1.0
A0963083	BR-066	239.3	240	Fragmental 1	Central Pit	Mine Rock	49	2.5	4.6	<0.1	<0.005	0.78	26	15	0.75	429	1.9
A0963095	BR-066	244	245	Fragmental 1	Central Pit	Mine Rock	12	2.5	4.8	<0.1	<0.005	0.91	28	19	0.84	597	1.5
A0963084	BR-066	255.2	256.2	Fragmental 1	Central Pit	Mine Rock	18	2.4	4.8	<0.1	<0.005	0.79	26	12	0.89	716	1.4
A0963096	BR-066	261.75	262.5	Fragmental 1	Central Pit	Mine Rock	50	4.5	7.9	<0.1	<0.005	1.9	30	23	2.2	955	0.46
A0963097	BR-066	266.9	267.5	Fragmental 1	Central Pit	Mine Rock	15	3.2	6.1	<0.1	<0.005	0.96	28	9.7	0.70	672	0.87
A0963085	BR-066	269.6	270.35	Fragmental 1	Central Pit	Mine Rock	2.7	2.7	7.3	<0.1	<0.005	0.97	27	11	0.72	692	0.47
A0963098	BR-066	278	279	Felsic Volcanic 1	Central Pit	Mine Rock	3.0	2.7	7.4	<0.1	<0.005	0.99	27	11	0.73	714	0.47
A0963099	BR-066	292.25	293.25	Felsic Volcanic 1	Central Pit	Mine Rock	18	2.1	4.8	0.20	<0.005	0.83	31	19	0.73	816	1.4
A0963086	BR-066	296.2	296.8	Felsic Volcanic 1	Central Pit	Mine Rock	26	3.6	4.5	<0.1	0.015	0.76	32	7.7	0.61	635	0.90
A0963087	BR-066	301.4	302.4	Felsic Volcanic 2	Central Pit	Ore-Grade	41	2.9	5.2	<0.1	<0.005	1.0	32	8.1	0.78	1307	1.1
A0963088	BR-066	310	311	Felsic Volcanic 1	Central Pit	Ore-Grade	22	2.1	3.9	<0.1	<0.005	0.82	26	5.5	0.70	948	0.37
A0963089	BR-066	325.5	326.5	Felsic Volcanic 1	Central Pit	Ore-Grade	21	2.9	6.8	<0.1	<0.005	1.5	33	10	1.2	987	0.91
A0963100	BR-066	331.5	332.5	Felsic Volcanic 1	Central Pit	Mine Rock	33	2.7	6.4	<0.1	<0.005	1.4	32	11	1.2	799	0.83
A0963001	BR-066	339.5	340.5	Felsic Volcanic 1	Central Pit	Mine Rock	16	3.1	7.8	<0.1	<0.005	1.3	42	16	1.2	1086	1.0

(1) Ten times average crustal abundance values presented in Price (1997).

Blue highlighting indicates samples with metal concentrations greater than the ten times crustal abundance screening value are present in the analyzed group.

Screening values are for qualitative assessment only and hold no regulatory significance.

Classification as mine rock or ore-grade materials was based on gold content.

A value of "--" indicates metal was not measured for the given sample; the variation in elements analyzed is due to measurement at two different laboratories (see text).

Table B-5 Aqua Regia Metals

Sample ID	Drillhole ID	From	To	Lithology	Area	Class	Copper	Iron	Gallium	Germanium	Mercury	Potassium	Lanthanum	Lithium	Magnesium	Manganese	Molybdenum
		m	m				ppm	%	ppm	ppm	ppm	%	ppm	ppm	%	ppm	ppm
10x Crustal Abundance (Price 1997) [1]							*600*	*--*	*190*	*15*	*0.85*	*--*	*390*	*200*	*--*	*9500*	*12*
A0963090	BR-066	351.2	352.2	Felsic Volcanic 1	Central Pit	Mine Rock	19	2.2	4.4	<0.1	<0.005	0.82	28	6.7	0.59	726	1.9
A0963002	BR-066	355.7	356.7	Felsic Volcanic 1	Central Pit	Mine Rock	23	2.3	5.2	<0.1	<0.005	0.98	30	10	0.78	977	0.41
DX758007	BR-144	26	27	Felsic Volcanic 1	Central Pit	Mine Rock	12	1.5	4.0	<0.1	<0.005	0.42	21	11	0.69	613	0.44
DX758008	BR-144	32	33	Felsic Volcanic 1	Central Pit	Mine Rock	13	3.0	9.9	<0.1	0.0050	1.2	31	24	1.2	1046	1.1
DX758009	BR-144	42	43	Felsic Volcanic 1	Central Pit	Mine Rock	57	2.3	6.5	<0.1	0.029	0.87	32	8.4	0.57	743	1.5
DX758010	BR-144	45.55	46.15	Felsic Volcanic 1	Central Pit	Mine Rock	10	2.7	7.1	<0.1	<0.005	1.1	28	15	0.92	805	1.2
DX758011	BR-144	50.2	51	Felsic Volcanic 1	Central Pit	Mine Rock	18	2.5	5.0	<0.1	<0.005	1.1	28	15	0.86	777	1.3
DX758012	BR-144	55	56	Felsic Volcanic 1	Central Pit	Mine Rock	9.8	2.4	6.4	<0.1	<0.005	1.1	29	14	0.83	828	0.63
DX758013	BR-144	60	61	Felsic Volcanic 1	Central Pit	Mine Rock	15	2.2	5.3	<0.1	<0.005	0.97	29	13	0.74	791	0.74
DX758014	BR-144	64.6	65.6	Felsic Volcanic 1	Central Pit	Mine Rock	39	2.4	6.3	<0.1	<0.005	0.97	35	12	0.77	874	1.5
DX758015	BR-144	72.6	73.6	Felsic Volcanic 1	Central Pit	Mine Rock	34	2.5	6.2	<0.1	0.015	0.72	35	8.3	0.54	672	0.96
DX758016	BR-144	76.6	77.6	Felsic Volcanic 1	Central Pit	Mine Rock	37	2.7	6.0	<0.1	0.023	0.85	35	13	0.82	907	1.2
DX758017	BR-144	81.8	82.5	Felsic Volcanic 1	Central Pit	Mine Rock	25	2.2	5.0	<0.1	<0.005	0.86	31	16	0.70	739	1.1
DX758018	BR-144	93	94	Felsic Volcanic 1	Central Pit	Mine Rock	28	2.6	6.4	<0.1	<0.005	1.2	31	21	1.0	1214	0.90
DX758019	BR-144	98	98.5	Felsic Volcanic 1	Central Pit	Mine Rock	48	4.4	3.4	<0.1	<0.005	1.0	28	8.5	0.71	649	1.2
DX758020	BR-144	98.5	99	Felsic Volcanic 1	Central Pit	Ore-Grade	170	7.6	6.0	<0.1	0.0070	0.96	41	15	0.94	760	3.2
DX758021	BR-144	105	106	Felsic Volcanic 1	Central Pit	Mine Rock	56	4.6	5.6	<0.1	<0.005	0.99	33	12	0.76	754	1.7
DX758022	BR-144	111.75	112.5	Felsic Volcanic 1	Central Pit	Mine Rock	19	2.9	4.1	<0.1	<0.005	0.76	35	10	0.63	1174	1.8
DX758023	BR-144	114.5	115.25	Felsic Volcanic 1	Central Pit	Mine Rock	69	2.2	3.7	<0.1	<0.005	0.75	25	15	0.72	1012	0.66
DX758024	BR-144	120	121	Felsic Volcanic 1	Central Pit	Mine Rock	36	3.4	8.2	<0.1	0.091	1.2	34	15	1.0	922	1.7
DX758025	BR-144	129	130	Felsic Volcanic 1	Central Pit	Mine Rock	20	2.4	5.4	<0.1	<0.005	0.94	33	11	0.78	1131	1.3
DX758026	BR-144	132.5	133.25	Felsic Volcanic 1	Central Pit	Ore-Grade	27	2.7	4.2	<0.1	0.014	0.62	28	7.6	0.61	1005	1.5
DX758027	BR-144	137	137.5	Felsic Volcanic 1	Central Pit	Ore-Grade	74	2.2	2.4	<0.1	0.011	0.44	27	4.2	0.44	932	1.4
DX758028	BR-144	142.7	143.25	Felsic Volcanic 1	Central Pit	Ore-Grade	36	2.1	4.2	<0.1	<0.005	0.49	25	5.6	0.53	751	1.6
DX758029	BR-144	149	150	Felsic Volcanic 1	Central Pit	Mine Rock	13	2.4	6.0	<0.1	<0.005	1.1	32	13	0.85	608	1.0
DX758030	BR-144	152	153	Felsic Volcanic 1	Central Pit	Ore-Grade	25	2.5	5.9	<0.1	<0.005	1.1	31	13	0.88	745	1.1
DX758031	BR-144	176	177	Felsic Volcanic 1	Central Pit	Mine Rock	29	2.3	6.0	<0.1	<0.005	0.52	34	13	0.82	954	1.2
DX758032	BR-144	189	190	Felsic Volcanic 1	Central Pit	Mine Rock	14	2.2	5.5	<0.1	<0.005	0.94	31	13	0.74	886	1.1
A0964603	BR-407	334.5	336	Felsic Volcanic 1	Central Pit	Mine Rock	16	2.1	5.5	<0.1	<0.005	0.96	28	19	0.74	357	0.70
A0964604	BR-407	340.5	342	Felsic Volcanic 1	Central Pit	Mine Rock	21	2.2	5.1	<0.1	<0.005	0.89	28	17	0.68	354	0.62
A0964605	BR-407	345	346.5	Felsic Volcanic 1	Central Pit	Mine Rock	20	2.1	4.8	<0.1	<0.005	0.77	31	14	0.64	351	0.53
A0964606	BR-407	355.5	357	Felsic Volcanic 1	Central Pit	Mine Rock	16	2.1	4.4	<0.1	<0.005	0.76	28	11	0.56	393	0.57
A0964607	BR-407	361.5	363	Felsic Volcanic 1	Central Pit	Mine Rock	25	2.3	4.8	<0.1	<0.005	0.49	29	8.7	0.57	359	1.1
A0964608	BR-407	367.5	369	Felsic Volcanic 1	Central Pit	Mine Rock	19	2.1	4.9	<0.1	<0.005	0.94	27	11	0.71	380	1.1
A0964609	BR-407	381	382.5	Felsic Volcanic 1	Central Pit	Mine Rock	17	2.2	4.7	<0.1	<0.005	0.74	28	12	0.64	348	0.99
A0964617	BR-407	389	390	Felsic Volcanic 1	Central Pit	Mine Rock	29	2.2	2.9	<0.1	<0.005	0.38	29	5.7	0.34	327	2.2
A0964610	BR-407	393	394.5	Felsic Volcanic 1	Central Pit	Mine Rock	39	2.3	3.6	<0.1	<0.005	0.34	28	9.7	0.70	524	1.5
A0964611	BR-407	401	402	Felsic Volcanic 1	Central Pit	Mine Rock	5.1	3.1	3.5	<0.1	<0.005	0.52	29	17	0.78	395	1.4
A0964612	BR-407	406	407	Felsic Volcanic 1	Central Pit	Mine Rock	57	4.0	4.3	<0.1	<0.005	0.58	31	12	0.80	411	2.4
A0964613	BR-407	417	417.75	Felsic Volcanic 1	Central Pit	Mine Rock	5.4	3.1	4.7	<0.1	<0.005	0.64	30	9.0	0.73	544	1.9
A0964614	BR-407	431.5	432.35	Felsic Volcanic 1	Central Pit	Ore-Grade	1.8	3.5	1.9	<0.1	<0.005	0.51	33	6.4	0.50	362	1.3
A0964615	BR-407	435	436	Felsic Volcanic 1	Central Pit	Mine Rock	2.5	2.3	2.9	<0.1	<0.005	0.40	37	8.2	0.53	384	1.4
117426	BR-426	23	24	Felsic Volcanic 1	Central Pit	Mine Rock	18	2.1	5.0	<0.1	<0.005	0.82	26	9.9	0.67	338	1.1

(1) Ten times average crustal abundance values presented in Price (1997).

Blue highlighting indicates samples with metal concentrations greater than the ten times crustal abundance screening value are present in the analyzed group.

Screening values are for qualitative assessment only and hold no regulatory significance.

Classification as mine rock or ore-grade materials was based on gold content.

A value of "--" indicates metal was not measured for the given sample; the variation in elements analyzed is due to measurement at two different laboratories (see text).

Table B-5 Aqua Regia Metals

Sample ID	Drillhole ID	From	To	Lithology	Area	Class	Copper	Iron	Gallium	Germanium	Mercury	Potassium	Lanthanum	Lithium	Magnesium	Manganese	Molybdenum
		m	m				ppm	%	ppm	ppm	ppm	%	ppm	ppm	%	ppm	ppm
10x Crustal Abundance (Price 1997) [(1)]							*600*	*--*	*190*	*15*	*0.85*	*--*	*390*	*200*	*--*	*9500*	*12*
117427	BR-426	33	34.5	Felsic Volcanic 1	Central Pit	Mine Rock	19	2.2	4.2	<0.1	<0.005	0.61	30	7.0	0.68	437	1.1
117428	BR-426	40.5	42	Felsic Volcanic 1	Central Pit	Ore-Grade	35	2.1	4.8	<0.1	<0.005	0.76	29	8.0	0.68	451	0.98
117429	BR-426	44.6	46	Felsic Volcanic 1	Central Pit	Mine Rock	25	2.4	4.8	<0.1	<0.005	0.88	36	10	0.77	524	1.2
117430	BR-426	57	58	Felsic Volcanic 2	Central Pit	Ore-Grade	18	1.6	1.2	<0.1	<0.005	0.19	33	2.2	0.070	72	1.3
117431	BR-426	61.5	63	Felsic Volcanic 1	Central Pit	Mine Rock	44	2.8	6.0	<0.1	<0.005	0.97	37	13	0.87	727	0.98
117432	BR-426	66	67	Felsic Volcanic 2	Central Pit	Ore-Grade	7.8	1.7	1.6	<0.1	<0.005	0.23	43	3.0	0.14	144	0.86
117433	BR-426	80	81.15	Felsic Volcanic 2	Central Pit	Mine Rock	13	1.8	3.0	<0.1	<0.005	0.45	39	5.6	0.34	346	1.8
117434	BR-426	84.4	85.75	Felsic Volcanic 2	Central Pit	Ore-Grade	7.3	1.4	1.5	<0.1	<0.005	0.23	22	3.3	0.20	222	1.4
117435	BR-426	90	91	Felsic Volcanic 2	Central Pit	Mine Rock	5.6	1.4	1.6	<0.1	<0.005	0.18	42	3.6	0.13	214	0.83
117436	BR-426	94.2	95.2	Felsic Volcanic 1	Central Pit	Mine Rock	13	1.4	0.70	<0.1	<0.005	0.10	16	1.7	0.070	116	0.53
117437	BR-426	100.55	101.6	Felsic Volcanic 2	Central Pit	Mine Rock	6.3	1.4	2.0	<0.1	<0.005	0.17	38	4.0	0.17	189	1.3
117438	BR-426	105.4	106.55	Felsic Volcanic 2	Central Pit	Mine Rock	11	1.9	2.9	<0.1	<0.005	0.36	40	8.1	0.45	293	1.7
117439	BR-426	110.5	112	Felsic Volcanic 2	Central Pit	Mine Rock	4.3	1.5	1.7	<0.1	<0.005	0.24	43	2.7	0.12	244	1.3
117440	BR-426	115	116.5	Felsic Volcanic 2	Central Pit	Mine Rock	3.1	1.5	1.4	<0.1	<0.005	0.17	43	3.0	0.11	242	0.79
117441	BR-426	121	122.5	Felsic Volcanic 2	Central Pit	Mine Rock	1.9	1.6	1.2	<0.1	<0.005	0.16	43	2.7	0.080	302	1.9
117442	BR-426	127	128.5	Felsic Volcanic 2	Central Pit	Mine Rock	1.1	1.6	0.90	<0.1	<0.005	0.12	43	2.6	0.070	260	4.0
117443	BR-426	133.5	135	Felsic Volcanic 2	Central Pit	Mine Rock	2.6	1.8	1.8	<0.1	<0.005	0.19	46	4.3	0.21	421	1.6
117444	BR-426	139.5	141	Felsic Volcanic 2	Central Pit	Mine Rock	0.68	1.7	0.90	<0.1	<0.005	0.15	41	3.7	0.080	226	1.4
117445	BR-426	145.5	147	Felsic Volcanic 2	Central Pit	Mine Rock	2.2	1.5	1.3	<0.1	<0.005	0.21	41	3.0	0.10	238	1.1
117446	BR-426	151.5	152.5	Felsic Volcanic 2	Central Pit	Mine Rock	4.3	1.4	2.1	<0.1	<0.005	0.17	41	3.5	0.14	374	0.98
117447	BR-426	156	157	Felsic Volcanic 2	Central Pit	Mine Rock	2.8	1.6	2.7	<0.1	<0.005	0.17	42	4.8	0.080	112	2.3
A0964680	BR-426	163.5	164.45	Felsic Volcanic 2	Central Pit	Mine Rock	7.6	1.5	1.7	<0.1	<0.005	0.24	41	2.8	0.12	280	0.99
117195	BR-038	23	24	Felsic Volcanic 1	Central Pit	Mine Rock	34	2.9	7.4	<0.1	<0.005	1.1	30	12	0.82	865	1.6
117196	BR-038	31.35	32.3	Felsic Volcanic 1	Central Pit	Mine Rock	9.7	2.7	6.1	<0.1	<0.005	0.73	30	19	1.1	927	2.5
117166	BR-038	38	39	Felsic Volcanic 1	Central Pit	Mine Rock	18	2.4	5.6	<0.1	<0.005	0.82	30	12	0.82	737	1.3
117167	BR-038	41.9	42.9	Felsic Volcanic 1	Central Pit	Mine Rock	6.6	2.2	3.8	<0.1	<0.005	0.60	30	11	0.59	537	1.4
117197	BR-038	47.2	47.9	Felsic Volcanic 1	Central Pit	Mine Rock	23	2.4	6.8	<0.1	<0.005	0.84	28	11	0.81	811	1.1
117168	BR-038	50.2	50.7	Felsic Volcanic 1	Central Pit	Mine Rock	89	5.0	2.7	<0.1	0.11	0.67	25	5.9	0.61	475	0.77
117198	BR-038	55	56	Felsic Volcanic 1	Central Pit	Mine Rock	29	2.0	4.4	<0.1	<0.005	0.63	32	14	0.65	683	1.2
117199	BR-038	62.5	63	Felsic Volcanic 1	Central Pit	Mine Rock	17	2.6	5.6	<0.1	0.013	0.74	25	15	0.81	960	1.3
117169	BR-038	65.5	66	Felsic Volcanic 1	Central Pit	Mine Rock	60	2.9	5.3	<0.1	0.081	0.84	28	12	0.76	744	1.3
117170	BR-038	70.62	71.55	Felsic Volcanic 1	Central Pit	Mine Rock	6.9	2.6	4.5	<0.1	<0.005	0.76	32	13	0.68	760	2.4
117200	BR-038	74.5	75.25	Felsic Volcanic 1	Central Pit	Mine Rock	21	2.5	8.4	<0.1	<0.005	0.91	32	13	0.83	926	1.4
117258	BR-038	81.7	82.2	Felsic Volcanic 1	Central Pit	Ore-Grade	181	3.4	6.9	<0.1	0.020	0.91	27	11	0.79	741	1.1
117171	BR-038	87.8	88.8	Felsic Volcanic 1	Central Pit	Ore-Grade	22	2.7	5.5	<0.1	<0.005	0.95	31	9.9	0.86	1061	1.1
117172	BR-038	105.5	106.5	Felsic Volcanic 1	Central Pit	Mine Rock	16	2.4	6.8	<0.1	<0.005	1.0	28	12	0.89	791	0.83
117173	BR-038	116.15	117.15	Felsic Volcanic 1	Central Pit	Mine Rock	16	2.3	4.9	<0.1	0.0050	0.75	30	11	0.71	812	0.61
117251	BR-038	122.5	123.5	Felsic Volcanic 1	Central Pit	Mine Rock	12	2.3	5.8	<0.1	<0.005	0.87	27	13	0.77	844	0.86
117252	BR-038	128	129	Felsic Volcanic 1	Central Pit	Mine Rock	15	2.5	8.9	<0.1	<0.005	0.91	28	13	0.81	1098	0.85
117174	BR-038	140.85	141.85	Felsic Volcanic 1	Central Pit	Mine Rock	18	2.7	5.9	<0.1	<0.005	1.1	35	13	0.90	595	1.1
117253	BR-038	145.85	146.65	Felsic Volcanic 1	Central Pit	Mine Rock	17	2.3	5.1	<0.1	<0.005	1.0	32	14	0.81	672	0.98
117175	BR-038	150.9	151.9	Felsic Volcanic 1	Central Pit	Mine Rock	13	1.6	3.8	<0.1	<0.005	0.40	22	8.2	0.45	467	0.53
117176	BR-038	161.6	162.6	Felsic Volcanic 1	Central Pit	Mine Rock	17	2.5	6.0	<0.1	<0.005	1.0	33	19	0.81	939	0.74

(1) Ten times average crustal abundance values presented in Price (1997).

Blue highlighting indicates samples with metal concentrations greater than the ten times crustal abundance screening value are present in the analyzed group.

Screening values are for qualitative assessment only and hold no regulatory significance.

Classification as mine rock or ore-grade materials was based on gold content.

A value of "--" indicates metal was not measured for the given sample; the variation in elements analyzed is due to measurement at two different laboratories (see text).

Table B-5 Aqua Regia Metals

Sample ID	Drillhole ID	From	To	Lithology	Area	Class	Copper	Iron	Gallium	Germanium	Mercury	Potassium	Lanthanum	Lithium	Magnesium	Manganese	Molybdenum
		m	m				ppm	%	ppm	ppm	ppm	%	ppm	ppm	%	ppm	ppm
10x Crustal Abundance (Price 1997) [(1)]							*600*	*--*	*190*	*15*	*0.85*	*--*	*390*	*200*	*--*	*9500*	*12*
117177	BR-038	166.6	167.6	Felsic Volcanic 1	Central Pit	Mine Rock	16	2.1	5.5	<0.1	<0.005	0.92	28	14	0.78	930	0.66
117178	BR-038	186	186.6	Felsic Volcanic 1	Central Pit	Mine Rock	13	1.9	3.9	<0.1	<0.005	0.67	22	10	0.60	437	0.43
117179	BR-038	191.5	192.5	Metasediment 2	Central Pit	Mine Rock	62	3.0	6.2	<0.1	<0.005	1.3	14	17	1.1	371	0.95
117180	BR-038	196.8	197.8	Metasediment 2	Central Pit	Mine Rock	43	3.0	6.5	<0.1	<0.005	1.1	13	15	0.99	232	0.71
117181	BR-038	202.3	203.3	Metasediment 2	Central Pit	Mine Rock	42	5.2	9.8	0.10	<0.005	1.9	11	28	1.5	217	0.74
117254	BR-038	207.25	208.25	Felsic Volcanic 1	Central Pit	Mine Rock	24	2.8	7.1	0.10	<0.005	1.1	37	15	0.94	414	1.2
117182	BR-038	211.35	212.35	Metasediment 2	Central Pit	Mine Rock	57	3.6	6.4	<0.1	<0.005	1.2	16	25	1.2	319	1.0
117183	BR-038	217.9	218.65	Metasediment 2	Central Pit	Mine Rock	75	6.5	9.8	0.10	<0.005	2.2	14	31	2.0	277	0.77
117184	BR-038	220.5	221.7	Metasediment 2	Central Pit	Mine Rock	81	6.3	9.4	<0.1	<0.005	1.1	19	29	1.8	291	0.45
117185	BR-038	222.7	223.7	Metasediment 2	Central Pit	Mine Rock	30	3.6	7.8	<0.1	<0.005	1.1	21	23	1.2	277	1.6
117186	BR-038	227.2	228.2	Felsic Volcanic 1	Central Pit	Mine Rock	24	2.6	6.1	<0.1	<0.005	0.87	31	15	0.87	444	0.89
117255	BR-038	233.5	234	Felsic Volcanic 1	Central Pit	Mine Rock	20	2.5	5.4	<0.1	<0.005	1.0	31	15	0.84	415	1.2
117256	BR-038	239.5	240	Felsic Volcanic 1	Central Pit	Mine Rock	24	2.5	5.9	<0.1	<0.005	0.12	47	15	0.94	431	1.1
117187	BR-038	242.65	243.65	Felsic Volcanic 1	Central Pit	Mine Rock	19	2.6	5.7	<0.1	<0.005	1.1	34	15	0.88	481	1.1
117188	BR-038	245.95	246.75	Metasediment 2	Central Pit	Mine Rock	44	3.5	7.0	<0.1	<0.005	1.3	26	21	1.2	480	1.1
117189	BR-038	253.2	254.2	Felsic Volcanic 1	Central Pit	Ore-Grade	21	2.6	6.6	<0.1	<0.005	0.58	30	16	0.87	437	0.99
117190	BR-038	264.1	264.65	Metasediment 2	Central Pit	Ore-Grade	68	6.4	8.2	<0.1	<0.005	1.4	27	24	1.1	452	1.9
117191	BR-038	268.6	269.6	Felsic Volcanic 2	Central Pit	Mine Rock	4.6	1.4	1.8	<0.1	<0.005	0.21	39	4.4	0.18	135	1.5
117192	BR-038	269.6	270.6	Felsic Volcanic 2	Central Pit	Mine Rock	4.9	1.5	2.2	<0.1	<0.005	0.21	38	3.7	0.19	196	1.1
117257	BR-038	278.2	279.2	Felsic Volcanic 2	Central Pit	Mine Rock	4.0	1.7	1.6	<0.1	<0.005	0.19	37	2.7	0.14	190	0.77
117193	BR-038	281.3	282.3	Felsic Volcanic 2	Central Pit	Mine Rock	4.9	1.5	1.5	<0.1	<0.005	0.21	43	2.9	0.14	255	1.5
117194	BR-038	285.3	286.3	Felsic Volcanic 2	Central Pit	Mine Rock	10.0	4.4	9.6	0.20	<0.005	2.7	17	48	3.1	1063	0.44
117259	BR-039	14	15	Felsic Volcanic 1	Central Pit	Mine Rock	21	2.4	5.2	<0.1	<0.005	0.82	29	13	0.72	878	0.87
117260	BR-039	20.5	21.5	Felsic Volcanic 1	Central Pit	Mine Rock	14	2.8	5.3	<0.1	<0.005	1.0	36	14	0.92	624	1.2
117261	BR-039	34	35.3	Metasediment 2	Central Pit	Mine Rock	47	3.7	6.9	<0.1	<0.005	1.6	23	19	1.2	385	0.96
117262	BR-039	42.4	43	Metasediment 2	Central Pit	Mine Rock	92	6.4	8.4	<0.1	<0.005	1.2	19	26	1.4	387	2.0
117263	BR-039	47	48.3	Metasediment 2	Central Pit	Mine Rock	46	4.4	8.4	<0.1	<0.005	1.5	20	24	1.2	383	0.86
117264	BR-039	53	54	Metasediment 2	Central Pit	Mine Rock	52	4.2	7.8	<0.1	<0.005	1.3	13	21	1.3	275	1.0
117295	BR-039	59	60	Metasediment 2	Central Pit	Mine Rock	42	4.7	8.0	<0.1	<0.005	1.3	14	19	1.3	163	1.2
117265	BR-039	63	64	Metasediment 2	Central Pit	Mine Rock	55	6.5	8.1	<0.1	<0.005	1.8	11	24	1.5	201	1.2
117266	BR-039	65	66	Metasediment 2	Central Pit	Mine Rock	59	4.7	9.2	<0.1	<0.005	1.2	13	23	1.6	292	1.2
117267	BR-039	70	71	Metasediment 2	Central Pit	Mine Rock	52	3.3	6.9	<0.1	<0.005	1.1	13	20	1.1	249	0.83
117268	BR-039	75	76	Metasediment 2	Central Pit	Mine Rock	59	4.2	8.9	<0.1	<0.005	1.4	12	23	1.5	320	1.1
117269	BR-039	80	81	Metasediment 2	Central Pit	Mine Rock	53	5.3	10	<0.1	<0.005	1.1	20	22	1.6	283	1.2
117270	BR-039	85.3	85.9	Metasediment 2	Central Pit	Mine Rock	54	5.6	8.5	<0.1	<0.005	1.9	23	28	1.4	429	1.2
117271	BR-039	91	92	Felsic Volcanic 1	Central Pit	Mine Rock	21	2.8	6.7	<0.1	<0.005	1.1	34	18	0.96	507	1.0
117272	BR-039	95.6	96.4	Metasediment 2	Central Pit	Mine Rock	73	4.4	9.5	0.10	<0.005	1.9	24	31	1.6	556	1.5
117273	BR-039	102	103	Metasediment 2	Central Pit	Mine Rock	52	3.4	7.7	<0.1	<0.005	0.90	21	22	1.1	402	1.8
117274	BR-039	109	110	Felsic Volcanic 1	Central Pit	Mine Rock	17	2.5	5.7	<0.1	<0.005	1.0	32	14	0.85	492	1.1
117275	BR-039	115.8	117	Felsic Volcanic 2	Central Pit	Mine Rock	4.3	1.7	2.1	<0.1	<0.005	0.33	35	4.6	0.24	221	0.93
117276	BR-039	120.15	121.5	Felsic Volcanic 2	Central Pit	Ore-Grade	7.0	1.9	1.2	<0.1	<0.005	0.19	29	2.9	0.080	78	1.4
117277	BR-039	125	126	Felsic Volcanic 2	Central Pit	Mine Rock	4.1	1.5	1.9	<0.1	<0.005	0.22	41	4.2	0.17	208	1.0
117391	BR-211	39	40	Felsic Volcanic 1	Central Pit	Mine Rock	19	2.6	5.8	<0.1	<0.005	0.81	34	15	0.80	984	2.0

(1) Ten times average crustal abundance values presented in Price (1997).

Blue highlighting indicates samples with metal concentrations greater than the ten times crustal abundance screening value are present in the analyzed group.

Screening values are for qualitative assessment only and hold no regulatory significance.

Classification as mine rock or ore-grade materials was based on gold content.

A value of "--" indicates metal was not measured for the given sample; the variation in elements analyzed is due to measurement at two different laboratories (see text).

Table B-5 Aqua Regia Metals

Sample ID	Drillhole ID	From	To	Lithology	Area	Class	Copper	Iron	Gallium	Germanium	Mercury	Potassium	Lanthanum	Lithium	Magnesium	Manganese	Molybdenum
		m	m				ppm	%	ppm	ppm	ppm	%	ppm	ppm	%	ppm	ppm
10x Crustal Abundance (Price 1997) [(1)]							*600*	*--*	*190*	*15*	*0.85*	*--*	*390*	*200*	*--*	*9500*	*12*
117392	BR-211	44.45	45.15	Felsic Volcanic 1	Central Pit	Ore-Grade	19	2.4	5.0	<0.1	0.0090	0.87	28	15	0.78	1169	3.2
117393	BR-211	50	51	Felsic Volcanic 1	Central Pit	Mine Rock	11	3.6	6.1	<0.1	<0.005	0.97	29	11	0.78	847	1.3
117394	BR-211	61.25	62	Felsic Volcanic 1	Central Pit	Mine Rock	28	2.8	6.7	<0.1	0.021	1.2	35	17	0.87	1341	1.8
117395	BR-211	65.75	66.5	Felsic Volcanic 1	Central Pit	Mine Rock	29	3.0	7.0	<0.1	<0.005	1.2	33	19	1.1	1251	1.7
117396	BR-211	73.25	74	Felsic Volcanic 1	Central Pit	Mine Rock	105	3.0	7.4	<0.1	0.39	1.1	33	12	0.80	1056	1.3
117397	BR-211	74.75	75.5	Felsic Volcanic 1	Central Pit	Mine Rock	43	3.5	7.0	<0.1	<0.005	1.2	35	14	0.92	1060	1.8
117398	BR-211	81	81.7	Felsic Volcanic 1	Central Pit	Mine Rock	274	5.1	5.7	<0.1	<0.005	0.95	31	9.7	0.78	824	1.8
117399	BR-211	86.5	87.5	Felsic Volcanic 1	Central Pit	Mine Rock	18	3.4	5.5	<0.1	0.029	0.91	28	11	0.74	781	1.4
117400	BR-211	91.5	92.5	Felsic Volcanic 1	Central Pit	Mine Rock	130	4.4	6.4	<0.1	0.12	1.4	35	12	0.85	816	0.91
117401	BR-211	93.5	94.5	Felsic Volcanic 1	Central Pit	Mine Rock	50	6.1	4.1	<0.1	0.0090	1.0	25	7.7	0.65	619	0.87
117402	BR-211	99.8	100.5	Felsic Volcanic 2	Central Pit	Ore-Grade	49	5.5	5.3	<0.1	0.013	0.79	20	7.1	0.61	746	1.5
117403	BR-211	103.2	103.9	Felsic Volcanic 2	Central Pit	Ore-Grade	189	2.8	3.2	<0.1	<0.005	0.25	22	5.0	0.51	759	2.0
117404	BR-211	115.5	116.5	Felsic Volcanic 1	Central Pit	Mine Rock	119	2.0	3.5	<0.1	0.018	0.58	22	5.9	0.51	602	1.6
117405	BR-211	119.5	120.25	Felsic Volcanic 1	Central Pit	Mine Rock	47	1.7	3.7	<0.1	<0.005	0.53	23	5.2	0.40	427	0.61
117406	BR-211	146.5	147.6	Felsic Volcanic 1	Central Pit	Mine Rock	20	2.2	5.2	<0.1	<0.005	0.67	28	11	0.66	619	0.98
117407	BR-211	160	161.2	Metasediment 2	Central Pit	Mine Rock	45	3.7	7.8	0.10	<0.005	1.7	28	19	1.4	655	0.76
117408	BR-211	165	166	Felsic Volcanic 1	Central Pit	Mine Rock	27	2.3	5.5	<0.1	<0.005	0.87	30	12	0.70	611	0.69
117409	BR-211	171	172	Felsic Volcanic 1	Central Pit	Mine Rock	25	2.0	3.9	<0.1	<0.005	0.70	35	7.9	0.60	558	1.4
117410	BR-211	176.5	177	Felsic Volcanic 1	Central Pit	Mine Rock	33	2.2	3.6	<0.1	0.0060	0.59	33	6.5	0.56	510	1.8
117411	BR-211	182.85	183.4	Felsic Volcanic 1	Central Pit	Ore-Grade	82	4.8	8.1	<0.1	<0.005	1.3	19	17	1.2	510	1.7
117412	BR-211	190	191	Felsic Volcanic 1	Central Pit	Mine Rock	7.9	2.4	5.2	<0.1	<0.005	0.81	31	11	0.76	729	1.3
117413	BR-211	197.6	198.1	Felsic Volcanic 2	Central Pit	Mine Rock	17	1.8	2.4	<0.1	0.0070	0.13	42	3.2	0.23	382	2.0
117414	BR-211	201	202.05	Metasediment 2	Central Pit	Mine Rock	56	4.7	11	<0.1	<0.005	1.5	21	29	1.3	362	1.2
117415	BR-211	216	216.8	Felsic Volcanic 2	Central Pit	Mine Rock	56	3.9	3.7	<0.1	<0.005	0.24	23	4.1	0.52	486	7.4
117416	BR-211	220.15	221.3	Metasediment 2	Central Pit	Mine Rock	70	5.2	11	0.10	<0.005	1.9	24	32	1.4	614	3.7
117417	BR-211	225.3	225.75	Felsic Volcanic 2	Central Pit	#N/A	3.3	2.4	1.8	<0.1	<0.005	0.26	34	3.9	0.19	216	1.9
117418	BR-211	231	232.05	Metasediment 2	Central Pit	Mine Rock	35	6.8	8.3	<0.1	<0.005	2.2	30	30	1.4	572	1.5
117419	BR-211	238.5	240	Metasediment 2	Central Pit	Mine Rock	47	5.3	7.6	<0.1	<0.005	2.2	31	28	1.3	408	1.3
117420	BR-211	245	246	Felsic Volcanic 2	Central Pit	Mine Rock	7.7	1.9	3.4	<0.1	<0.005	0.25	35	4.9	0.37	474	1.7
117421	BR-211	250.5	251.5	Felsic Volcanic 2	Central Pit	Mine Rock	15	1.8	2.6	<0.1	<0.005	0.37	36	4.5	0.29	409	1.7
117422	BR-211	254.5	255.5	Felsic Volcanic 2	Central Pit	Ore-Grade	14	1.9	2.6	<0.1	<0.005	0.29	38	5.1	0.34	417	2.9
117423	BR-211	264	265	Felsic Volcanic 2	Central Pit	Mine Rock	11	1.5	0.80	<0.1	<0.005	0.16	36	1.2	0.050	68	1.4
117424	BR-211	270.7	272	Felsic Volcanic 2	Central Pit	Mine Rock	4.3	1.5	1.8	<0.1	<0.005	0.24	41	3.1	0.13	284	1.7
117425	BR-211	276	277	Felsic Volcanic 2	Central Pit	Mine Rock	3.5	1.9	1.9	<0.1	<0.005	0.30	37	3.4	0.13	169	4.4
A0964891	BR-311	30.3	31.1	Felsic Volcanic 1	Central Pit	Mine Rock	29	3.0	6.8	<0.1	0.0060	0.83	30	11	0.78	912	1.1
A0964892	BR-311	35.25	35.75	Felsic Volcanic 1	Central Pit	Mine Rock	43	3.5	7.9	<0.1	<0.005	0.88	26	21	1.6	1016	1.2
A0964893	BR-311	44	45	Felsic Volcanic 1	Central Pit	Mine Rock	20	2.6	5.0	<0.1	<0.005	0.83	28	11	0.66	540	0.81
A0964894	BR-311	48	48.7	Felsic Volcanic 1	Central Pit	Mine Rock	13	2.2	5.7	<0.1	<0.005	0.86	28	13	0.72	867	0.47
A0964895	BR-311	55.75	57	Felsic Volcanic 1	Central Pit	Mine Rock	11	2.3	5.4	<0.1	<0.005	0.67	27	14	0.72	704	1.0
A0964896	BR-311	61.5	63	Felsic Volcanic 1	Central Pit	Mine Rock	15	2.4	5.3	<0.1	<0.005	0.76	28	11	0.71	735	0.82
A0964897	BR-311	170.75	171.3	Felsic Volcanic 2	Central Pit	Mine Rock	8.7	1.7	3.1	<0.1	<0.005	0.51	41	6.0	0.41	552	1.3
A0964898	BR-311	175.75	177	Felsic Volcanic 2	Central Pit	Mine Rock	4.3	1.4	2.2	<0.1	<0.005	0.24	40	4.2	0.19	323	2.4
A0964899	BR-311	183.9	184.9	Felsic Volcanic 2	Central Pit	Mine Rock	6.5	1.5	1.6	<0.1	<0.005	0.27	41	2.4	0.12	214	1.7

(1) Ten times average crustal abundance values presented in Price (1997).

Blue highlighting indicates samples with metal concentrations greater than the ten times crustal abundance screening value are present in the analyzed group.

Screening values are for qualitative assessment only and hold no regulatory significance.

Classification as mine rock or ore-grade materials was based on gold content.

A value of "--" indicates metal was not measured for the given sample; the variation in elements analyzed is due to measurement at two different laboratories (see text).

Table B-5 Aqua Regia Metals

Sample ID	Drillhole ID	From	To	Lithology	Area	Class	Copper	Iron	Gallium	Germanium	Mercury	Potassium	Lanthanum	Lithium	Magnesium	Manganese	Molybdenum
		m	m				ppm	%	ppm	ppm	ppm	%	ppm	ppm	%	ppm	ppm
10x Crustal Abundance (Price 1997) [(1)]							*600*	*--*	*190*	*15*	*0.85*	*--*	*390*	*200*	*--*	*9500*	*12*
A0964900	BR-311	196.1	197.5	Felsic Volcanic 1	Central Pit	Mine Rock	22	2.9	6.8	<0.1	<0.005	1.2	38	14	0.97	463	1.4
A0964901	BR-311	202.5	203.5	Felsic Volcanic 1	Central Pit	Mine Rock	19	2.8	6.7	<0.1	<0.005	1.2	36	13	0.93	367	1.6
A0964902	BR-311	207	207.8	Felsic Volcanic 2	Central Pit	Mine Rock	4.4	1.5	2.2	<0.1	<0.005	0.16	44	3.2	0.15	324	1.3
A0964903	BR-311	212.75	213.6	Felsic Volcanic 2	Central Pit	Mine Rock	13	1.8	2.8	<0.1	<0.005	0.44	41	5.9	0.71	312	1.0
A0964904	BR-311	217.5	218.5	Felsic Volcanic 2	Central Pit	Mine Rock	3.2	1.4	2.1	<0.1	<0.005	0.25	44	3.5	0.13	270	1.4
A0964905	BR-311	222.9	223.5	Felsic Volcanic 2	Central Pit	Mine Rock	4.3	1.7	1.9	<0.1	<0.005	0.25	40	4.4	0.20	257	1.4
A0964021	BR-406	401	402	Felsic Volcanic 1	Central Pit	Mine Rock	4.6	5.2	1.4	<0.1	<0.005	0.45	24	4.6	0.28	218	1.7
A0964022	BR-406	406.3	406.8	Felsic Volcanic 1	Central Pit	Mine Rock	1.6	5.0	2.0	<0.1	<0.005	0.53	31	7.0	0.51	356	3.8
A0964023	BR-406	416	417	Felsic Volcanic 1	Central Pit	Mine Rock	107	2.5	4.8	<0.1	<0.005	0.91	34	9.4	0.76	1369	1.5
A0964024	BR-406	420	421	Felsic Volcanic 1	Central Pit	Mine Rock	41	2.3	4.6	<0.1	<0.005	0.53	32	10	0.73	1055	1.7
A0964025	BR-406	425	426	Felsic Volcanic 1	Central Pit	Mine Rock	53	2.6	5.3	<0.1	<0.005	0.80	34	9.9	0.78	937	1.3
A0964026	BR-406	430	431	Felsic Volcanic 1	Central Pit	Mine Rock	23	2.8	6.4	<0.1	<0.005	1.1	35	12	0.89	1121	1.6
A0964027	BR-406	435	435.7	Felsic Volcanic 1	Central Pit	Mine Rock	84	2.4	3.4	<0.1	0.013	0.49	22	5.8	0.53	1529	1.3
A0964561	BR-407	35.6	37.1	Fragmental 1	Central Pit	Mine Rock	12	2.0	6.5	<0.1	<0.005	0.74	19	12	0.71	215	5.8
A0964562	BR-407	40.4	41.75	Metasediment 2	Central Pit	Mine Rock	42	3.1	6.6	<0.1	<0.005	0.81	19	18	1.1	216	1.1
A0964563	BR-407	45.35	46.5	Fragmental 1	Central Pit	Mine Rock	20	1.8	4.3	<0.1	<0.005	0.75	22	11	0.52	219	0.82
A0964564	BR-407	65.5	67	Fragmental 1	Central Pit	Mine Rock	32	2.2	4.9	<0.1	<0.005	0.79	29	14	0.52	330	0.39
A0964565	BR-407	71.5	72.6	Fragmental 1	Central Pit	Mine Rock	52	2.3	5.5	<0.1	<0.005	0.85	31	17	0.61	352	0.99
A0964566	BR-407	75.5	77	Fragmental 1	Central Pit	Mine Rock	20	1.8	4.4	<0.1	<0.005	0.52	23	13	0.54	347	1.4
A0964567	BR-407	81.5	83	Fragmental 1	Central Pit	Mine Rock	27	1.5	3.4	<0.1	<0.005	0.32	22	9.6	0.35	235	1.5
A0964568	BR-407	87	88	Fragmental 1	Central Pit	Mine Rock	19	1.5	3.5	<0.1	<0.005	0.53	25	12	0.31	262	0.63
A0964569	BR-407	92	93.5	Felsic Volcanic 1	Central Pit	Mine Rock	17	2.5	5.9	<0.1	<0.005	0.77	33	28	0.92	361	2.4
A0964570	BR-407	97.5	99	Fragmental 1	Central Pit	Mine Rock	29	2.3	4.7	<0.1	<0.005	0.45	27	16	0.57	359	0.68
A0964571	BR-407	105	106.5	Fragmental 1	Central Pit	Mine Rock	27	2.1	4.8	<0.1	<0.005	0.55	29	19	0.67	268	0.70
A0964572	BR-407	110.6	112	Fragmental 1	Central Pit	Mine Rock	18	2.2	5.3	<0.1	<0.005	0.72	26	21	0.76	374	0.50
A0964573	BR-407	115.7	117	Fragmental 1	Central Pit	Mine Rock	25	2.3	5.4	<0.1	<0.005	0.58	25	24	0.89	361	0.33
A0964574	BR-407	123.3	124.5	Fragmental 1	Central Pit	Mine Rock	25	2.4	5.3	<0.1	<0.005	0.96	25	28	0.81	269	0.22
A0964575	BR-407	130.5	132	Fragmental 1	Central Pit	Mine Rock	31	2.6	6.1	<0.1	<0.005	1.3	25	46	1.0	429	0.41
A0964576	BR-407	136.5	138	Fragmental 1	Central Pit	Mine Rock	39	3.0	6.8	<0.1	<0.005	1.0	26	24	0.91	418	1.7
A0964577	BR-407	141	142.5	Fragmental 1	Central Pit	Mine Rock	19	2.0	4.7	<0.1	<0.005	0.87	22	14	0.60	393	0.98
A0964578	BR-407	146.9	148.4	Fragmental 1	Central Pit	Mine Rock	15	2.8	7.6	<0.1	<0.005	1.3	24	29	1.1	470	1.3
A0964579	BR-407	152	153.5	Fragmental 1	Central Pit	Mine Rock	13	1.5	4.1	<0.1	<0.005	0.52	18	14	0.50	309	0.73
A0964580	BR-407	157	158.5	Fragmental 1	Central Pit	Mine Rock	11	1.9	5.2	<0.1	<0.005	0.92	22	21	0.70	347	0.49
A0964581	BR-407	162	162.9	Fragmental 1	Central Pit	Mine Rock	45	2.5	5.7	<0.1	<0.005	1.1	24	31	1.1	446	0.38
A0964582	BR-407	166	167.5	Fragmental 1	Central Pit	Mine Rock	52	3.4	7.7	<0.1	<0.005	1.4	16	35	1.2	302	2.7
A0964583	BR-407	171	172	Fragmental 1	Central Pit	Mine Rock	39	2.0	4.6	<0.1	<0.005	0.91	27	31	0.85	198	0.46
A0964584	BR-407	176	177.5	Felsic Volcanic 1	Central Pit	Mine Rock	14	2.0	4.2	<0.1	<0.005	0.76	27	18	0.53	321	0.41
A0964585	BR-407	192.3	193.5	Felsic Volcanic 1	Central Pit	Mine Rock	24	2.0	3.7	<0.1	<0.005	0.48	29	10	0.30	233	0.44
A0964586	BR-407	197.5	199	Felsic Volcanic 1	Central Pit	Mine Rock	12	1.6	2.3	<0.1	<0.005	0.28	29	5.7	0.23	210	0.42
A0964616	BR-407	203.85	205	Felsic Volcanic 1	Central Pit	Mine Rock	14	1.5	3.5	<0.1	<0.005	0.12	24	7.6	0.46	259	0.35
A0964587	BR-407	212.5	214	Felsic Volcanic 1	Central Pit	Mine Rock	9.7	1.9	3.6	<0.1	<0.005	0.41	29	9.9	0.45	298	0.44
A0964588	BR-407	218	219	Felsic Volcanic 1	Central Pit	Mine Rock	12	2.0	4.5	<0.1	<0.005	0.13	27	12	0.60	289	0.76
A0964589	BR-407	225	226.5	Felsic Volcanic 1	Central Pit	Mine Rock	17	2.0	4.1	<0.1	<0.005	0.59	28	10	0.42	255	0.40

(1) Ten times average crustal abundance values presented in Price (1997).

Blue highlighting indicates samples with metal concentrations greater than the ten times crustal abundance screening value are present in the analyzed group.

Screening values are for qualitative assessment only and hold no regulatory significance.

Classification as mine rock or ore-grade materials was based on gold content.

A value of "--" indicates metal was not measured for the given sample; the variation in elements analyzed is due to measurement at two different laboratories (see text).

Table B-5 Aqua Regia Metals

Sample ID	Drillhole ID	From	To	Lithology	Area	Class	Copper	Iron	Gallium	Germanium	Mercury	Potassium	Lanthanum	Lithium	Magnesium	Manganese	Molybdenum
		m	m				ppm	%	ppm	ppm	ppm	%	ppm	ppm	%	ppm	ppm
10x Crustal Abundance (Price 1997) [(1)]							*600*	*--*	*190*	*15*	*0.85*	*--*	*390*	*200*	*--*	*9500*	*12*
A0964590	BR-407	231	231.6	Felsic Volcanic 1	Central Pit	Mine Rock	21	2.1	4.6	<0.1	<0.005	0.64	32	15	0.61	283	1.4
A0964591	BR-407	241.5	243	Felsic Volcanic 1	Central Pit	Mine Rock	13	2.1	4.1	<0.1	<0.005	0.63	30	12	0.40	295	0.43
A0964592	BR-407	247.5	249	Felsic Volcanic 1	Central Pit	Mine Rock	13	2.0	3.9	<0.1	<0.005	0.60	30	12	0.36	279	0.46
A0964593	BR-407	261	262.5	Felsic Volcanic 1	Central Pit	Mine Rock	18	2.0	4.1	<0.1	<0.005	0.60	29	15	0.39	278	0.54
A0964594	BR-407	267	268.5	Felsic Volcanic 1	Central Pit	Mine Rock	32	3.0	5.9	<0.1	<0.005	0.85	43	25	0.69	348	0.37
A0964595	BR-407	273	274.5	Felsic Volcanic 1	Central Pit	Mine Rock	57	3.2	6.8	<0.1	<0.005	0.91	45	35	1.2	337	0.35
A0964596	BR-407	285	286	Metasediment 2	Central Pit	Mine Rock	54	4.5	9.7	<0.1	<0.005	1.5	28	36	1.5	261	1.5
A0964597	BR-407	291	292.5	Metasediment 2	Central Pit	Mine Rock	32	3.6	7.4	<0.1	<0.005	1.1	33	29	0.94	310	0.90
A0964598	BR-407	298.5	300	Fragmental 1	Central Pit	Mine Rock	25	3.1	6.7	<0.1	<0.005	0.95	37	30	0.75	395	0.64
A0964599	BR-407	304.5	305.6	Fragmental 1	Central Pit	Mine Rock	23	3.1	8.4	<0.1	<0.005	1.1	38	34	0.83	376	0.33
A0964600	BR-407	318.6	319.6	Felsic Volcanic 1	Central Pit	Mine Rock	20	2.2	5.6	<0.1	<0.005	0.61	23	16	0.71	323	0.82
A0964601	BR-407	323.9	325.05	Felsic Volcanic 1	Central Pit	Mine Rock	23	2.2	5.6	<0.1	<0.005	0.82	27	18	0.70	339	1.0
A0964602	BR-407	330	331	Metasediment 2	Central Pit	Mine Rock	39	3.3	7.4	<0.1	<0.005	1.0	19	29	1.2	302	0.74
A0964752	BR-463	17.5	19	Felsic Volcanic 1	Central Pit	Mine Rock	18	2.4	5.4	<0.1	<0.005	0.52	29	12	0.75	853	1.3
A0964753	BR-463	31	32.5	Felsic Volcanic 1	Central Pit	Mine Rock	15	2.3	5.1	<0.1	<0.005	0.88	31	9.4	0.73	1041	0.57
A0964754	BR-463	54.7	56.2	Felsic Volcanic 1	Central Pit	Mine Rock	19	2.4	8.1	<0.1	<0.005	0.90	28	13	0.83	1079	0.69
A0964755	BR-463	62	63.5	Felsic Volcanic 1	Central Pit	Mine Rock	16	2.5	5.9	<0.1	<0.005	1.0	26	17	0.85	542	0.60
A0964756	BR-463	81.5	82.5	Felsic Volcanic 1	Central Pit	Mine Rock	17	2.3	5.3	<0.1	<0.005	0.89	29	12	0.67	403	0.94
A0964757	BR-463	130.5	132	Felsic Volcanic 1	Central Pit	Mine Rock	18	2.6	6.4	<0.1	<0.005	1.1	30	19	0.98	442	1.2
A0964758	BR-463	139.2	140.6	Felsic Volcanic 1	Central Pit	Mine Rock	18	2.7	5.5	<0.1	<0.005	0.98	31	12	0.90	468	0.95
A0964759	BR-463	153.2	154.2	Felsic Volcanic 1	Central Pit	Mine Rock	21	2.6	6.1	<0.1	<0.005	1.0	29	15	0.80	434	0.73
A0964760	BR-463	157.6	158.7	Metasediment 2	Central Pit	Mine Rock	61	6.0	11	0.10	<0.005	2.0	18	31	1.6	327	1.0
A0964761	BR-463	162.2	163.2	Felsic Volcanic 1	Central Pit	Mine Rock	23	2.6	5.6	<0.1	<0.005	0.33	31	11	0.97	469	1.3
A0964762	BR-463	168	169.5	Metasediment 2	Central Pit	Mine Rock	64	6.3	11	<0.1	<0.005	0.34	21	21	1.6	242	1.4
A0964763	BR-463	172.9	174.4	Metasediment 2	Central Pit	Mine Rock	49	5.0	11	0.20	<0.005	1.9	18	32	1.3	194	1.1
A0964764	BR-463	175.8	176.7	Metasediment 2	Central Pit	Mine Rock	82	5.4	10	<0.1	<0.005	1.6	23	29	1.3	189	1.4
A0964765	BR-463	186.8	188.3	Felsic Volcanic 1	Central Pit	Mine Rock	24	2.9	6.4	<0.1	<0.005	1.0	33	17	0.86	421	1.3
A0964766	BR-464	13.7	15	Felsic Volcanic 1	Central Pit	Mine Rock	29	2.9	6.6	<0.1	<0.005	1.2	29	18	0.96	492	1.5
A0964767	BR-464	20.3	21.3	Metasediment 2	Central Pit	Mine Rock	56	4.5	8.4	<0.1	<0.005	1.8	25	33	1.3	436	1.4
A0964768	BR-464	27	28.35	Felsic Volcanic 1	Central Pit	Mine Rock	23	3.4	7.8	<0.1	<0.005	0.76	34	20	1.1	456	2.3
A0964769	BR-464	35.2	36.2	Metasediment 2	Central Pit	Mine Rock	111	7.3	7.5	<0.1	<0.005	1.7	23	26	1.2	326	1.3
A0964721	BR-464	71.7	72.7	Metasediment 2	Central Pit	Ore-Grade	23	7.5	9.5	0.20	<0.005	2.0	22	24	1.2	359	1.8
A0964722	BR-464	76	77.3	Felsic Volcanic 2	Central Pit	Mine Rock	6.2	1.7	1.2	<0.1	0.0060	0.16	38	2.4	0.10	331	1.6
A0964723	BR-464	87.4	88.3	Felsic Volcanic 2	Central Pit	Mine Rock	9.1	1.7	3.2	<0.1	<0.005	0.35	40	7.5	0.23	292	1.3
A0964724	BR-464	91.7	92.8	Felsic Volcanic 2	Central Pit	Mine Rock	8.5	1.5	1.8	<0.1	<0.005	0.26	42	4.1	0.13	186	1.3
A0964725	BR-464	100	101.5	Felsic Volcanic 2	Central Pit	Mine Rock	9.4	1.4	1.8	<0.1	<0.005	0.23	44	4.6	0.14	188	2.1
A0964726	BR-464	105.7	106.7	Felsic Volcanic 2	Central Pit	Mine Rock	25	1.4	1.4	<0.1	<0.005	0.23	45	3.3	0.10	182	1.3
A0964727	BR-464	110.5	111.85	Felsic Volcanic 2	Central Pit	Mine Rock	6.7	1.5	1.5	<0.1	<0.005	0.22	44	3.3	0.11	170	0.82
A0964728	BR-464	115.3	116	Felsic Volcanic 2	Central Pit	Mine Rock	6.9	1.5	1.5	<0.1	<0.005	0.060	23	2.9	0.13	122	1.3
A0964729	BR-464	120.2	121	Felsic Volcanic 2	Central Pit	Mine Rock	8.4	1.4	1.7	<0.1	<0.005	0.24	45	4.7	0.14	239	1.3
A0964730	BR-464	125	126.5	Felsic Volcanic 2	Central Pit	Mine Rock	6.9	1.4	1.5	<0.1	<0.005	0.23	43	3.3	0.11	254	1.4
A0964731	BR-464	130.4	131.9	Felsic Volcanic 1	Central Pit	Mine Rock	23	2.8	6.2	<0.1	<0.005	0.92	32	16	1.1	548	1.5
A0964732	BR-464	136	137	Felsic Volcanic 2	Central Pit	Mine Rock	1.8	1.7	1.1	<0.1	<0.005	0.15	46	2.1	0.090	321	6.8

(1) Ten times average crustal abundance values presented in Price (1997).

Blue highlighting indicates samples with metal concentrations greater than the ten times crustal abundance screening value are present in the analyzed group.

Screening values are for qualitative assessment only and hold no regulatory significance.

Classification as mine rock or ore-grade materials was based on gold content.

A value of "--" indicates metal was not measured for the given sample; the variation in elements analyzed is due to measurement at two different laboratories (see text).

Table B-5 Aqua Regia Metals

Sample ID	Drillhole ID	From	To	Lithology	Area	Class	Copper	Iron	Gallium	Germanium	Mercury	Potassium	Lanthanum	Lithium	Magnesium	Manganese	Molybdenum
		m	m				ppm	%	ppm	ppm	ppm	%	ppm	ppm	%	ppm	ppm
10x Crustal Abundance (Price 1997) [(1)]							*600*	*--*	*190*	*15*	*0.85*	*--*	*390*	*200*	*--*	*9500*	*12*
A0964733	BR-464	141.9	143.4	Felsic Volcanic 2	Central Pit	Mine Rock	11	1.5	1.2	<0.1	<0.005	0.21	42	2.3	0.080	200	0.96
A0964734	BR-464	146.9	148.1	Felsic Volcanic 2	Central Pit	Mine Rock	13	1.8	2.8	<0.1	<0.005	0.48	40	6.2	0.51	339	1.4
A0964735	BR-464	151.6	152.8	Felsic Volcanic 2	Central Pit	Mine Rock	5.7	1.6	2.3	<0.1	<0.005	0.34	43	4.1	0.25	318	0.82
A0964736	BR-464	156.3	157.3	Felsic Volcanic 2	Central Pit	Mine Rock	8.6	1.5	2.5	<0.1	<0.005	0.33	43	3.5	0.20	256	1.2
A0964737	BR-464	160.7	161.85	Felsic Volcanic 2	Central Pit	Mine Rock	3.3	1.4	2.2	<0.1	<0.005	0.24	42	6.4	0.19	184	1.1
A0964738	BR-464	164.6	166.1	Felsic Volcanic 2	Central Pit	Mine Rock	4.5	1.5	2.5	<0.1	<0.005	0.38	43	3.5	0.19	256	1.5
A0964739	BR-465	18.6	18.9	Felsic Volcanic 1	Central Pit	Mine Rock	22	2.3	2.6	<0.1	<0.005	0.38	34	6.4	0.29	210	1.6
A0964740	BR-465	24.4	25.6	Felsic Volcanic 2	Central Pit	Mine Rock	11	3.0	6.7	<0.1	<0.005	1.2	34	23	0.81	393	2.1
A0964741	BR-465	33.6	34.3	Felsic Volcanic 2	Central Pit	Mine Rock	50	5.1	9.0	0.10	<0.005	1.7	28	24	1.2	353	1.7
A0964742	BR-465	38	39	Felsic Volcanic 2	Central Pit	Mine Rock	5.7	1.5	1.3	<0.1	<0.005	0.14	38	2.0	0.080	77	1.5
A0964743	BR-465	45.15	46.65	Felsic Volcanic 2	Central Pit	Mine Rock	5.0	1.2	2.0	<0.1	<0.005	0.30	40	4.5	0.14	247	0.93
A0964826	BR-465	51	52.5	Felsic Volcanic 2	Central Pit	Mine Rock	9.0	1.2	2.0	<0.1	<0.005	0.29	39	3.4	0.12	239	2.6
A0964827	BR-465	57	58.5	Felsic Volcanic 2	Central Pit	Mine Rock	25	1.4	1.1	<0.1	<0.005	0.19	41	2.2	0.070	138	1.6
A0964828	BR-465	63	64.5	Felsic Volcanic 2	Central Pit	Mine Rock	5.2	1.4	2.2	<0.1	<0.005	0.32	42	3.6	0.12	230	1.6
A0964829	BR-465	68.5	70	Felsic Volcanic 2	Central Pit	Mine Rock	18	2.1	0.70	<0.1	<0.005	0.10	31	2.8	0.050	166	1.6
A0964830	BR-465	73.4	74.8	Felsic Volcanic 2	Central Pit	Mine Rock	24	1.6	0.70	<0.1	<0.005	0.14	40	1.7	0.040	158	2.0
A0964831	BR-465	85.7	87.2	Felsic Volcanic 1	Central Pit	Mine Rock	17	2.5	5.5	<0.1	<0.005	0.97	32	11	0.83	468	1.2
A0964832	BR-465	99.5	100.5	Felsic Volcanic 2	Central Pit	Mine Rock	4.4	1.6	1.4	<0.1	<0.005	0.25	39	2.4	0.13	257	1.3
A0964833	BR-465	104.9	106	Felsic Volcanic 2	Central Pit	Mine Rock	3.4	1.4	1.0	<0.1	<0.005	0.17	40	1.7	0.050	112	1.6
A0964834	BR-465	110.1	111.4	Felsic Volcanic 2	Central Pit	Mine Rock	3.0	1.4	1.5	<0.1	<0.005	0.22	39	2.0	0.11	238	1.0
A0964835	BR-465	115.7	116.4	Felsic Volcanic 2	Central Pit	Mine Rock	12	1.8	1.5	<0.1	<0.005	0.080	34	2.8	0.25	262	0.73
A0964836	BR-465	121.1	122	Felsic Volcanic 2	Central Pit	Mine Rock	4.0	1.6	1.8	<0.1	<0.005	0.31	42	4.1	0.17	243	1.1
A0964837	BR-465	126.4	127.9	Felsic Volcanic 1	Central Pit	Mine Rock	23	2.4	5.5	<0.1	<0.005	0.93	39	12	0.79	456	1.6
A0964838	BR-465	150.5	152	Felsic Volcanic 1	Central Pit	Mine Rock	13	2.0	4.3	<0.1	<0.005	0.60	27	18	0.75	440	1.4
A0964697	BR-466	6.1	7.1	Felsic Volcanic 2	Central Pit	Mine Rock	9.4	1.3	1.0	<0.1	0.018	0.17	41	1.8	0.050	118	1.3
A0964698	BR-466	11.8	13.3	Felsic Volcanic 2	Central Pit	Mine Rock	5.8	1.4	1.6	<0.1	<0.005	0.21	43	3.2	0.10	179	1.9
A0964699	BR-466	17.1	18.6	Felsic Volcanic 2	Central Pit	Mine Rock	6.9	1.4	2.2	<0.1	<0.005	0.29	46	3.8	0.13	229	1.7
A0964700	BR-466	24.15	25.35	Felsic Volcanic 2	Central Pit	Mine Rock	7.3	1.2	2.0	<0.1	<0.005	0.32	43	4.1	0.14	238	1.5
A0964618	BR-466	29.4	30.9	Felsic Volcanic 2	Central Pit	Mine Rock	6.1	1.2	1.5	<0.1	<0.005	0.23	41	3.4	0.12	242	1.3
A0964619	BR-466	36.4	37.4	Felsic Volcanic 2	Central Pit	Mine Rock	4.6	1.4	1.4	<0.1	<0.005	0.20	40	3.2	0.10	250	1.5
A0964620	BR-466	41.4	42.9	Felsic Volcanic 2	Central Pit	Mine Rock	3.0	1.6	1.0	<0.1	<0.005	0.17	31	1.6	0.050	166	1.0
A0964621	BR-466	48.4	49.9	Felsic Volcanic 2	Central Pit	Mine Rock	2.8	1.6	1.3	<0.1	<0.005	0.20	42	1.8	0.090	195	1.6
A0964622	BR-466	55.4	56.3	Felsic Volcanic 2	Central Pit	Mine Rock	3.0	1.6	1.3	<0.1	<0.005	0.19	41	2.1	0.070	146	1.4
A0964623	BR-466	60.65	61.5	Felsic Volcanic 2	Central Pit	Mine Rock	3.2	1.8	2.5	<0.1	<0.005	0.48	41	5.9	0.42	230	1.8
A0964624	BR-466	65.5	67	Felsic Volcanic 2	Central Pit	Mine Rock	5.1	1.7	1.6	<0.1	<0.005	0.24	47	2.3	0.12	203	1.5
A0964625	BR-466	70.6	71.9	Felsic Volcanic 2	Central Pit	Mine Rock	8.6	1.7	2.4	<0.1	<0.005	0.34	39	4.5	0.33	231	1.1
A0964626	BR-466	76.2	77.7	Felsic Volcanic 2	Central Pit	Mine Rock	2.6	1.3	1.7	<0.1	<0.005	0.23	40	2.4	0.11	167	0.99
A0964627	BR-466	82.2	83.7	Felsic Volcanic 2	Central Pit	Ore-Grade	5.0	1.4	1.1	<0.1	<0.005	0.25	32	1.6	0.090	47	1.1
A0964628	BR-466	87.1	88.1	Felsic Volcanic 2	Central Pit	Mine Rock	1.9	1.2	2.4	<0.1	<0.005	0.31	38	3.2	0.14	244	0.80
A0964629	BR-466	93.5	94.3	Felsic Volcanic 2	Central Pit	Mine Rock	1.2	1.8	1.3	<0.1	<0.005	0.27	44	2.3	0.090	123	1.7
A0964630	BR-466	98.15	99.15	Felsic Volcanic 2	Central Pit	Mine Rock	2.3	1.6	1.1	<0.1	<0.005	0.16	37	1.7	0.090	135	1.2
A0964631	BR-466	104.3	105.5	Felsic Volcanic 2	Central Pit	Mine Rock	4.9	1.3	1.6	<0.1	<0.005	0.25	40	3.1	0.10	146	1.1
A0964632	BR-466	109.3	110.3	Felsic Volcanic 2	Central Pit	Mine Rock	3.2	1.1	2.0	<0.1	<0.005	0.31	43	3.3	0.12	184	1.3

(1) Ten times average crustal abundance values presented in Price (1997).

Blue highlighting indicates samples with metal concentrations greater than the ten times crustal abundance screening value are present in the analyzed group.

Screening values are for qualitative assessment only and hold no regulatory significance.

Classification as mine rock or ore-grade materials was based on gold content.

A value of "--" indicates metal was not measured for the given sample; the variation in elements analyzed is due to measurement at two different laboratories (see text).

Table B-5 Aqua Regia Metals

Sample ID	Drillhole ID	From	To	Lithology	Area	Class	Copper	Iron	Gallium	Germanium	Mercury	Potassium	Lanthanum	Lithium	Magnesium	Manganese	Molybdenum
		m	m				ppm	%	ppm	ppm	ppm	%	ppm	ppm	%	ppm	ppm
10x Crustal Abundance (Price 1997) [(1)]							*600*	*--*	*190*	*15*	*0.85*	*--*	*390*	*200*	*--*	*9500*	*12*
A0964633	BR-466	119.05	120.3	Felsic Volcanic 2	Central Pit	Mine Rock	12	1.6	2.0	<0.1	<0.005	0.25	39	4.2	0.24	182	1.7
117134	BR-020	190.45	190.8	Felsic Volcanic 1	Central Pit	Mine Rock	28	3.2	7.4	<0.1	<0.005	1.8	29	22	1.7	652	1.0
117135	BR-020	196.5	198	Felsic Volcanic 2	Central Pit	Mine Rock	6.2	1.7	2.1	<0.1	<0.005	0.42	38	4.6	0.35	236	1.3
117136	BR-020	200	201	Felsic Volcanic 2	Central Pit	Mine Rock	5.0	1.3	1.6	<0.1	<0.005	0.25	43	2.4	0.090	171	1.3
117137	BR-020	204	205	Felsic Volcanic 2	Central Pit	Mine Rock	4.3	1.4	1.3	<0.1	<0.005	0.24	44	2.8	0.10	176	1.9
117138	BR-020	210	211	Felsic Volcanic 2	Central Pit	Mine Rock	7.1	1.7	1.5	<0.1	<0.005	0.22	40	3.1	0.14	278	1.2
117133	BR-020	215	216	Felsic Volcanic 2	Central Pit	Mine Rock	0.61	1.6	0.80	<0.1	<0.005	0.20	36	1.0	0.010	34	1.3
117139	BR-020	223	224	Felsic Volcanic 2	Central Pit	Mine Rock	2.1	1.5	2.3	<0.1	<0.005	0.34	41	3.8	0.20	265	1.1
117140	BR-020	230	231	Felsic Volcanic 2	Central Pit	Mine Rock	0.99	0.99	1.3	<0.1	<0.005	0.20	38	2.3	0.11	132	0.82
117141	BR-020	235	235.8	Felsic Volcanic 2	Central Pit	Mine Rock	2.6	1.3	1.1	<0.1	<0.005	0.20	31	1.9	0.11	271	1.0
117142	BR-020	240	241	Felsic Volcanic 1	Central Pit	Mine Rock	13	2.3	5.0	<0.1	<0.005	0.89	37	8.4	0.72	585	1.1
117143	BR-020	245	246	Felsic Volcanic 1	Central Pit	Mine Rock	19	2.4	5.3	<0.1	<0.005	0.94	36	8.9	0.77	442	0.47
A0963308	BR-108	15	16	Felsic Volcanic 1	Central Pit	Mine Rock	13	2.4	6.2	<0.1	<0.005	0.10	28	19	0.94	472	0.39
A0963309	BR-108	20	21	Felsic Volcanic 2	Central Pit	Mine Rock	3.1	0.42	1.3	<0.1	<0.005	0.16	26	3.8	0.060	48	1.0
A0963310	BR-108	25	26	Felsic Volcanic 2	Central Pit	Mine Rock	5.2	1.2	2.2	<0.1	<0.005	0.22	38	12	0.19	171	1.5
A0963311	BR-108	30.55	31.5	Felsic Volcanic 2	Central Pit	Mine Rock	10	1.2	2.0	<0.1	<0.005	0.28	42	7.4	0.20	165	1.5
A0963312	BR-108	35.5	36	Felsic Volcanic 2	Central Pit	Mine Rock	11	1.5	3.2	<0.1	<0.005	0.36	40	8.0	0.35	268	3.7
A0963313	BR-108	41	41.75	Felsic Volcanic 1	Central Pit	Mine Rock	23	1.9	4.2	<0.1	<0.005	0.75	24	13	0.50	291	0.53
A0963314	BR-108	46.75	47.9	Felsic Volcanic 1	Central Pit	Mine Rock	25	2.0	4.7	<0.1	<0.005	0.81	27	16	0.64	310	0.42
A0963315	BR-108	51.9	52.5	Felsic Volcanic 1	Central Pit	Mine Rock	23	2.1	4.6	<0.1	<0.005	0.68	27	12	0.65	354	0.87
A0963316	BR-108	57	58	Felsic Volcanic 1	Central Pit	Mine Rock	17	2.0	4.9	<0.1	<0.005	0.96	26	15	0.69	327	0.46
A0963317	BR-108	62.5	63.5	Felsic Volcanic 1	Central Pit	Mine Rock	17	2.2	5.1	<0.1	<0.005	0.97	28	19	0.75	373	0.62
A0963318	BR-108	67.5	68.5	Felsic Volcanic 1	Central Pit	Mine Rock	21	1.9	4.5	<0.1	<0.005	0.78	27	18	0.68	319	0.67
A0963319	BR-108	73.75	74.5	Felsic Volcanic 1	Central Pit	Mine Rock	26	2.2	5.6	<0.1	<0.005	1.1	28	22	0.98	387	1.8
A0963320	BR-108	78.5	79.25	Felsic Volcanic 1	Central Pit	Mine Rock	18	2.0	4.6	<0.1	<0.005	0.90	28	24	0.67	314	0.69
A0963321	BR-108	83.75	84.5	Felsic Volcanic 1	Central Pit	Mine Rock	19	2.2	5.0	<0.1	<0.005	0.93	27	21	0.59	320	0.67
A0962982	BR-236	87	88.5	Felsic Volcanic 1	Central Pit	Ore-Grade	22	2.3	4.4	<0.1	<0.005	0.96	30	8.9	0.82	595	0.78
A0962983	BR-236	99	100.5	Felsic Volcanic 1	Central Pit	Ore-Grade	20	2.4	4.6	<0.1	<0.005	0.73	30	8.8	0.81	478	1.1
A0962984	BR-236	109.5	111	Felsic Volcanic 1	Central Pit	Ore-Grade	24	2.5	5.2	<0.1	<0.005	1.0	30	12	0.82	634	1.2
A0962985	BR-236	114.5	116	Felsic Volcanic 1	Central Pit	Mine Rock	20	2.3	4.9	<0.1	<0.005	0.91	27	12	0.72	414	0.58
A0962986	BR-236	134	135	Felsic Volcanic 1	Central Pit	Mine Rock	16	1.9	3.6	<0.1	<0.005	0.61	24	8.2	0.50	313	0.92
A0962987	BR-236	143	144	Felsic Volcanic 1	Central Pit	Mine Rock	19	2.6	5.7	<0.1	<0.005	0.90	32	15	0.91	402	1.2
A0962988	BR-236	151.65	152.5	Felsic Volcanic 1	Central Pit	Mine Rock	17	2.4	5.8	<0.1	<0.005	0.63	33	14	0.79	397	1.3
A0962989	BR-236	168.3	168.8	Felsic Volcanic 1	Central Pit	Mine Rock	18	2.7	6.6	<0.1	<0.005	1.2	37	17	0.96	533	1.1
A0962990	BR-236	178	178.9	Metasediment 2	Central Pit	Mine Rock	53	3.7	7.9	0.10	<0.005	1.7	22	29	1.3	350	1.3
A0962991	BR-236	181.4	182.5	Metasediment 2	Central Pit	Mine Rock	47	4.5	10	<0.1	<0.005	1.5	19	28	1.5	353	1.4
A0962992	BR-236	185	185.85	Metasediment 2	Central Pit	Mine Rock	43	3.7	7.9	<0.1	<0.005	1.7	19	26	1.3	353	1.0
A0962993	BR-236	195.1	196	Metasediment 2	Central Pit	Mine Rock	54	4.1	8.1	<0.1	<0.005	1.7	27	23	1.4	473	2.2
A0964533	BR-237	174	175.4	Felsic Volcanic 2	Central Pit	Mine Rock	16	1.4	2.2	<0.1	<0.005	0.30	42	3.8	0.13	249	2.1
A0964534	BR-237	181.7	182.6	Felsic Volcanic 1	Central Pit	Mine Rock	21	2.8	6.3	<0.1	<0.005	1.1	31	19	1.4	682	1.0
A0964535	BR-237	191.5	192.5	Felsic Volcanic 2	Central Pit	Mine Rock	1.0	1.3	0.80	<0.1	<0.005	0.19	37	1.3	0.020	28	1.7
A0964536	BR-237	196.4	197.4	Felsic Volcanic 2	Central Pit	Mine Rock	5.5	1.5	1.3	<0.1	<0.005	0.17	35	2.6	0.11	140	1.3
A0964537	BR-237	204	204.8	Felsic Volcanic 2	Central Pit	Ore-Grade	1.7	1.3	0.20	<0.1	<0.005	0.080	15	0.70	0.010	12	1.0

(1) Ten times average crustal abundance values presented in Price (1997).

Blue highlighting indicates samples with metal concentrations greater than the ten times crustal abundance screening value are present in the analyzed group.

Screening values are for qualitative assessment only and hold no regulatory significance.

Classification as mine rock or ore-grade materials was based on gold content.

A value of "--" indicates metal was not measured for the given sample; the variation in elements analyzed is due to measurement at two different laboratories (see text).

Table B-5 Aqua Regia Metals

Sample ID	Drillhole ID	From	To	Lithology	Area	Class	Copper	Iron	Gallium	Germanium	Mercury	Potassium	Lanthanum	Lithium	Magnesium	Manganese	Molybdenum
		m	m				ppm	%	ppm	ppm	ppm	%	ppm	ppm	%	ppm	ppm
10x Crustal Abundance (Price 1997) [(1)]							*600*	*--*	*190*	*15*	*0.85*	*--*	*390*	*200*	*--*	*9500*	*12*
A0964538	BR-237	210	211.3	Felsic Volcanic 2	Central Pit	Mine Rock	5.0	1.5	0.90	<0.1	<0.005	0.16	39	2.4	0.060	149	0.95
A0964539	BR-237	215.3	215.7	Felsic Volcanic 2	Central Pit	Mine Rock	8.2	1.9	3.1	<0.1	<0.005	0.70	36	9.9	0.77	285	1.2
A0964540	BR-237	220.75	222	Felsic Volcanic 2	Central Pit	Mine Rock	7.2	1.6	2.0	<0.1	<0.005	0.30	37	3.0	0.16	249	5.0
A0964541	BR-237	226.8	227.6	Felsic Volcanic 2	Central Pit	Mine Rock	6.5	1.4	1.7	<0.1	<0.005	0.26	43	2.5	0.17	255	1.9
A0964542	BR-237	232.4	233.5	Felsic Volcanic 2	Central Pit	Mine Rock	6.0	1.4	1.3	<0.1	<0.005	0.20	43	1.8	0.16	247	0.80
A0963701	BR-322	15	16.4	Felsic Volcanic 1	Central Pit	Mine Rock	14	1.5	3.4	<0.1	<0.005	0.58	26	9.5	0.45	270	1.1
A0963702	BR-322	31	32	Felsic Volcanic 1	Central Pit	Mine Rock	5.5	2.0	1.7	<0.1	<0.005	0.37	24	6.0	0.25	198	1.1
A0963703	BR-322	37.4	38.4	Felsic Volcanic 1	Central Pit	Mine Rock	18	2.0	4.8	<0.1	<0.005	0.72	27	14	0.63	272	0.75
A0963704	BR-322	45.6	46.8	Fragmental 1	Central Pit	Mine Rock	37	2.6	5.6	<0.1	<0.005	0.94	23	21	0.92	297	1.0
A0963705	BR-322	50.85	51.6	Felsic Volcanic 1	Central Pit	Mine Rock	16	2.0	4.1	<0.1	<0.005	0.50	26	13	0.59	317	1.0
A0963706	BR-322	60	60.75	Fragmental 1	Central Pit	Mine Rock	38	3.1	6.2	<0.1	<0.005	1.4	25	28	1.1	348	1.1
A0963707	BR-322	70	71.3	Felsic Volcanic 1	Central Pit	Mine Rock	20	1.9	4.0	<0.1	<0.005	0.74	27	14	0.49	282	4.4
A0963708	BR-322	75	76.5	Felsic Volcanic 1	Central Pit	Mine Rock	17	2.0	5.1	<0.1	<0.005	1.0	29	21	0.80	336	0.71
A0963709	BR-322	87	88.4	Felsic Volcanic 1	Central Pit	Mine Rock	38	2.0	3.5	<0.1	<0.005	0.79	26	12	0.55	309	3.5
A0963710	BR-322	96	97.5	Felsic Volcanic 1	Central Pit	Mine Rock	26	2.0	3.7	<0.1	<0.005	0.64	28	13	0.44	272	1.2
A0963711	BR-322	102	103.5	Felsic Volcanic 1	Central Pit	Mine Rock	18	2.1	3.9	<0.1	<0.005	0.72	29	13	0.50	322	1.4
A0963712	BR-322	119.85	121.3	Fragmental 1	Central Pit	Mine Rock	19	1.9	3.5	<0.1	<0.005	0.69	29	10	0.55	314	1.5
A0963713	BR-322	126.35	127.2	Fragmental 1	Central Pit	Mine Rock	31	2.0	3.2	<0.1	<0.005	0.61	23	11	0.47	216	3.6
A0963714	BR-322	136.6	137.65	Fragmental 1	Central Pit	Mine Rock	22	2.2	4.1	<0.1	<0.005	0.62	26	13	0.67	330	2.2
A0963715	BR-322	141	142.5	Fragmental 1	Central Pit	Mine Rock	18	1.9	3.6	<0.1	<0.005	0.64	27	8.6	0.54	283	1.5
A0963716	BR-322	150	151	Fragmental 1	Central Pit	Mine Rock	27	2.7	3.9	<0.1	<0.005	0.55	26	14	1.0	444	2.3
A0963717	BR-322	156	157.2	Fragmental 1	Central Pit	Mine Rock	22	2.4	4.1	<0.1	<0.005	0.49	30	11	0.65	360	1.6
A0963718	BR-322	162	163.5	Fragmental 1	Central Pit	Mine Rock	21	2.3	4.0	<0.1	<0.005	0.51	29	11	0.64	414	1.7
A0963719	BR-322	173	174	Fragmental 1	Central Pit	Mine Rock	28	2.6	6.0	<0.1	<0.005	0.99	33	11	0.88	557	0.79
A0963720	BR-322	176	177	Fragmental 1	Central Pit	Mine Rock	29	2.5	5.4	<0.1	<0.005	0.98	32	11	0.86	691	1.6
A0963721	BR-322	182.1	183	Felsic Volcanic 1	Central Pit	Mine Rock	13	2.2	3.7	<0.1	<0.005	0.73	30	9.8	0.64	739	1.1
A0963722	BR-322	192.4	193.4	Felsic Volcanic 1	Central Pit	Mine Rock	18	2.3	4.3	<0.1	<0.005	0.76	30	6.6	0.63	689	1.0
A0963723	BR-322	214.7	216	Felsic Volcanic 1	Central Pit	Ore-Grade	20	2.3	4.7	<0.1	<0.005	0.82	30	6.7	0.63	649	0.67
A0963724	BR-322	259	260	Felsic Volcanic 1	Central Pit	Mine Rock	25	2.4	3.9	<0.1	<0.005	0.56	26	5.9	0.58	647	1.1
A0963725	BR-324	24	25	Felsic Volcanic 1	Central Pit	Mine Rock	23	2.2	4.3	<0.1	<0.005	0.65	28	14	0.57	292	1.0
A0963726	BR-324	25	26	Felsic Volcanic 1	Central Pit	Mine Rock	25	2.4	4.8	<0.1	<0.005	0.62	27	16	0.68	282	1.6
A0963727	BR-324	30	31	Fragmental 1	Central Pit	Mine Rock	42	3.2	6.6	<0.1	<0.005	1.4	22	29	1.1	320	1.1
A0963728	BR-324	34.5	36	Felsic Volcanic 1	Central Pit	Mine Rock	28	2.6	4.8	<0.1	<0.005	0.90	28	18	0.63	277	1.2
A0963729	BR-324	46.5	48	Felsic Volcanic 1	Central Pit	Mine Rock	25	2.1	3.7	<0.1	<0.005	0.74	27	12	0.51	300	0.79
A0963730	BR-324	60	61	Felsic Volcanic 1	Central Pit	Mine Rock	21	2.5	5.1	<0.1	<0.005	1.1	24	19	1.1	445	1.6
A0963731	BR-324	69	70.5	Felsic Volcanic 1	Central Pit	Mine Rock	22	2.2	4.2	<0.1	<0.005	0.78	28	12	0.68	370	1.1
A0963732	BR-324	80.6	81.15	Felsic Volcanic 1	Central Pit	Mine Rock	28	5.0	10	0.10	<0.005	1.9	18	44	2.9	827	0.52
A0963733	BR-324	88	89	Felsic Volcanic 1	Central Pit	Mine Rock	20	2.4	3.4	<0.1	<0.005	0.61	28	8.7	0.57	375	1.2
A0963734	BR-324	95	96.5	Felsic Volcanic 1	Central Pit	Mine Rock	17	2.3	4.2	<0.1	<0.005	0.76	31	9.7	0.71	797	0.92
A0963735	BR-324	103.5	105	Felsic Volcanic 1	Central Pit	Mine Rock	18	2.4	4.7	<0.1	<0.005	0.91	29	9.9	0.74	805	1.2
A0963736	BR-324	115.5	117	Felsic Volcanic 1	Central Pit	Mine Rock	31	2.4	4.8	<0.1	<0.005	0.90	39	12	0.68	871	1.8
A0963737	BR-324	125	126	Felsic Volcanic 1	Central Pit	Ore-Grade	45	2.6	5.4	<0.1	0.023	0.89	27	8.5	0.77	913	0.73
A0963738	BR-324	126.8	128	Felsic Volcanic 1	Central Pit	Mine Rock	190	3.7	4.7	<0.1	0.16	0.97	29	10	0.81	785	0.60

(1) Ten times average crustal abundance values presented in Price (1997).

Blue highlighting indicates samples with metal concentrations greater than the ten times crustal abundance screening value are present in the analyzed group.

Screening values are for qualitative assessment only and hold no regulatory significance.

Classification as mine rock or ore-grade materials was based on gold content.

A value of "--" indicates metal was not measured for the given sample; the variation in elements analyzed is due to measurement at two different laboratories (see text).

Table B-5 Aqua Regia Metals

Sample ID	Drillhole ID	From	To	Lithology	Area	Class	Copper	Iron	Gallium	Germanium	Mercury	Potassium	Lanthanum	Lithium	Magnesium	Manganese	Molybdenum
		m	m				ppm	%	ppm	ppm	ppm	%	ppm	ppm	%	ppm	ppm
10x Crustal Abundance (Price 1997) [(1)]							*600*	*--*	*190*	*15*	*0.85*	*--*	*390*	*200*	*--*	*9500*	*12*
A0963739	BR-324	128	129	Felsic Volcanic 1	Central Pit	Mine Rock	433	5.9	4.1	<0.1	0.23	1.0	26	8.3	0.79	741	0.72
A0963740	BR-324	129	130.5	Felsic Volcanic 1	Central Pit	Mine Rock	155	3.5	5.8	<0.1	0.089	1.1	26	14	1.2	819	0.67
A0963741	BR-324	145.5	147	Felsic Volcanic 1	Central Pit	Mine Rock	16	2.3	4.7	<0.1	<0.005	0.87	34	8.5	0.73	822	0.80
A0963742	BR-324	159.5	160.5	Felsic Volcanic 1	Central Pit	Ore-Grade	22	2.4	5.3	<0.1	<0.005	0.95	29	9.2	0.81	988	0.92
A0963743	BR-324	164.5	165.5	Felsic Volcanic 1	Central Pit	Mine Rock	22	2.6	5.1	<0.1	<0.005	0.85	30	9.6	0.87	842	1.2
A0963744	BR-324	175.75	176.5	Felsic Volcanic 1	Central Pit	Mine Rock	18	3.0	5.3	<0.1	0.25	0.73	30	6.6	0.70	940	1.0
A0963745	BR-324	180.75	181.5	Felsic Volcanic 2	Central Pit	Mine Rock	5.9	1.9	2.5	<0.1	<0.005	0.10	27	2.5	0.48	1009	0.85
A0963746	BR-324	184.5	185.25	Felsic Volcanic 1	Central Pit	Ore-Grade	27	2.6	6.6	<0.1	<0.005	0.92	33	9.7	0.91	499	1.0
A0963747	BR-324	198	199.5	Felsic Volcanic 1	Central Pit	Mine Rock	31	2.3	4.5	<0.1	0.016	0.75	26	7.2	0.61	729	0.71
A0963748	BR-324	205.5	207	Felsic Volcanic 1	Central Pit	Mine Rock	21	2.3	5.1	<0.1	<0.005	0.90	29	9.5	0.69	864	0.51
A0964907	BR-409	11.45	12.5	Felsic Volcanic 2	Central Pit	Mine Rock	3.4	0.93	0.60	<0.1	0.025	0.11	37	1.3	0.010	30	2.6
A0964908	BR-409	16.5	17.8	Felsic Volcanic 2	Central Pit	Mine Rock	7.8	1.4	1.1	<0.1	0.036	0.18	37	2.3	0.050	80	2.7
A0964906	BR-409	25.5	27	Felsic Volcanic 2	Central Pit	Mine Rock	9.4	2.3	3.0	<0.1	<0.005	0.55	29	7.7	0.26	353	1.7
A0964909	BR-409	30	31.5	Felsic Volcanic 1	Central Pit	Mine Rock	17	2.3	5.6	<0.1	<0.005	1.0	27	17	0.76	421	1.6
A0964910	BR-409	36	37.5	Felsic Volcanic 1	Central Pit	Mine Rock	14	2.0	4.9	<0.1	<0.005	0.88	25	19	0.69	339	0.70
A0964911	BR-409	42	43.5	Felsic Volcanic 1	Central Pit	Mine Rock	17	2.6	6.3	<0.1	<0.005	1.2	27	29	1.1	417	0.41
A0964912	BR-409	48	49	Felsic Volcanic 1	Central Pit	Mine Rock	22	2.7	6.6	<0.1	<0.005	0.95	29	30	1.2	500	0.45
A0964913	BR-409	69	70.5	Felsic Volcanic 2	Central Pit	Mine Rock	1.0	0.33	1.1	<0.1	<0.005	0.22	6.3	3.3	0.070	128	1.3
A0964914	BR-409	76.9	77.2	Metasediment 2	Central Pit	Mine Rock	43	4.7	8.4	<0.1	<0.005	1.9	28	35	1.4	544	1.6
A0964915	BR-409	82.25	83.5	Felsic Volcanic 1	Central Pit	Mine Rock	15	2.0	4.9	<0.1	<0.005	0.89	27	23	0.61	299	0.81
A0964916	BR-409	87	88.5	Felsic Volcanic 1	Central Pit	Mine Rock	18	2.1	4.9	<0.1	<0.005	0.92	26	18	0.69	331	0.95
A0964917	BR-409	93	94.5	Felsic Volcanic 1	Central Pit	Mine Rock	14	2.2	5.1	<0.1	<0.005	0.95	26	25	0.69	347	1.2
A0964918	BR-409	100.05	101	Felsic Volcanic 1	Central Pit	Mine Rock	15	2.8	7.3	<0.1	<0.005	1.3	34	30	1.0	442	1.5
A0964919	BR-409	105	106.5	Felsic Volcanic 1	Central Pit	Mine Rock	15	2.2	4.8	<0.1	<0.005	0.90	28	16	0.68	374	0.76
A0964920	BR-409	109.5	111	Felsic Volcanic 1	Central Pit	Mine Rock	23	2.4	4.9	<0.1	<0.005	0.93	29	17	0.74	293	0.92
A0964921	BR-409	115.7	117	Felsic Volcanic 1	Central Pit	Mine Rock	16	2.2	4.6	<0.1	<0.005	0.77	28	15	0.64	304	0.99
A0964922	BR-409	123	124.5	Felsic Volcanic 1	Central Pit	Mine Rock	22	2.4	5.3	<0.1	<0.005	0.90	30	24	0.77	386	0.67
A0964923	BR-409	130.95	132	Felsic Volcanic 1	Central Pit	Mine Rock	18	2.3	5.5	<0.1	<0.005	0.60	32	17	0.77	355	1.4
A0964924	BR-409	140.8	142	Felsic Volcanic 1	Central Pit	Mine Rock	23	2.2	4.1	<0.1	<0.005	0.72	30	13	0.49	298	0.68
A0964925	BR-409	147	148.05	Felsic Volcanic 1	Central Pit	Mine Rock	24	2.4	2.5	<0.1	<0.005	0.31	28	7.0	0.32	283	0.82
A0964926	BR-409	156	157.5	Fragmental 1	Central Pit	Mine Rock	18	2.2	4.3	<0.1	<0.005	0.75	27	12	0.62	388	0.91
A0964927	BR-409	160.5	161.6	Fragmental 1	Central Pit	Mine Rock	28	2.7	5.6	<0.1	<0.005	0.73	32	16	0.80	457	1.0
A0964928	BR-409	165	166.5	Fragmental 1	Central Pit	Mine Rock	21	2.3	5.9	<0.1	<0.005	0.89	29	14	0.85	410	1.2
A0964929	BR-409	175.5	177	Felsic Volcanic 1	Central Pit	Mine Rock	18	2.4	4.4	<0.1	<0.005	0.69	29	12	0.66	414	0.61
A0964930	BR-409	186	187.5	Fragmental 1	Central Pit	Mine Rock	21	2.8	5.3	<0.1	<0.005	0.50	29	14	1.1	437	1.2
A0964931	BR-409	189.8	190.5	Fragmental 1	Central Pit	Mine Rock	24	3.0	6.0	<0.1	<0.005	1.2	25	23	1.4	470	1.3
A0964932	BR-409	199.85	201	Fragmental 1	Central Pit	Mine Rock	23	2.1	3.9	<0.1	<0.005	0.76	32	9.4	0.62	372	2.2
A0964933	BR-409	204.35	205.35	Felsic Volcanic 1	Central Pit	Mine Rock	20	2.6	3.0	<0.1	<0.005	0.57	30	11	0.58	472	2.0
A0964934	BR-409	210	211.5	Felsic Volcanic 1	Central Pit	Mine Rock	25	2.4	4.7	<0.1	<0.005	0.81	29	11	0.79	448	0.51
A0964935	BR-409	217.45	217.95	Felsic Volcanic 1	Central Pit	Mine Rock	25	3.3	6.8	<0.1	<0.005	1.6	25	19	1.6	566	0.87
A0964487	BR-203	19.5	20.5	Felsic Volcanic 1	Central Pit	Mine Rock	15	2.2	5.3	<0.1	<0.005	0.79	26	11	0.72	750	1.3
A0964488	BR-203	27.1	27.6	Felsic Volcanic 1	Central Pit	Ore-Grade	34	2.0	2.0	<0.1	0.014	0.40	30	4.8	0.29	285	1.1
A0964489	BR-203	31	32	Felsic Volcanic 1	Central Pit	Ore-Grade	31	2.3	6.5	<0.1	<0.005	0.96	32	12	0.77	713	1.1

(1) Ten times average crustal abundance values presented in Price (1997).

Blue highlighting indicates samples with metal concentrations greater than the ten times crustal abundance screening value are present in the analyzed group.

Screening values are for qualitative assessment only and hold no regulatory significance.

Classification as mine rock or ore-grade materials was based on gold content.

A value of "--" indicates metal was not measured for the given sample; the variation in elements analyzed is due to measurement at two different laboratories (see text).

Table B-5 Aqua Regia Metals

Sample ID	Drillhole ID	From	To	Lithology	Area	Class	Copper	Iron	Gallium	Germanium	Mercury	Potassium	Lanthanum	Lithium	Magnesium	Manganese	Molybdenum
		m	m				ppm	%	ppm	ppm	ppm	%	ppm	ppm	%	ppm	ppm
10x Crustal Abundance (Price 1997) [(1)]							*600*	*--*	*190*	*15*	*0.85*	*--*	*390*	*200*	*--*	*9500*	*12*
A0964490	BR-203	36	37.5	Felsic Volcanic 1	Central Pit	Mine Rock	24	2.3	5.9	<0.1	<0.005	0.89	37	13	0.73	941	1.3
A0964491	BR-203	41.5	43	Felsic Volcanic 1	Central Pit	Mine Rock	17	2.2	5.8	<0.1	<0.005	0.82	27	15	0.78	630	0.48
A0964492	BR-203	54.5	56	Felsic Volcanic 1	Central Pit	Mine Rock	16	2.3	5.1	<0.1	<0.005	0.88	37	10	0.64	459	1.3
A0964493	BR-203	59	60.5	Felsic Volcanic 1	Central Pit	Mine Rock	16	2.2	5.6	<0.1	<0.005	0.86	28	13	0.70	602	0.59
A0964494	BR-203	68	69	Felsic Volcanic 1	Central Pit	Mine Rock	16	2.2	5.7	<0.1	<0.005	0.85	28	16	0.74	748	0.77
A0964495	BR-203	73.05	73.7	Felsic Volcanic 1	Central Pit	Mine Rock	23	2.1	5.3	<0.1	<0.005	0.40	25	10	0.69	491	0.78
A0964496	BR-203	80.3	81.2	Metasediment 2	Central Pit	Ore-Grade	89	4.4	8.4	<0.1	<0.005	0.53	25	14	1.1	742	0.99
A0964497	BR-203	93.4	94.85	Metasediment 2	Central Pit	Mine Rock	46	2.9	5.7	<0.1	<0.005	0.98	25	15	0.93	407	2.1
A0964498	BR-203	120.3	121.8	Felsic Volcanic 1	Central Pit	Mine Rock	24	2.3	4.4	<0.1	<0.005	0.87	38	13	0.64	643	1.2
A0964499	BR-203	124.1	125.1	Felsic Volcanic 1	Central Pit	Ore-Grade	81	2.3	4.0	<0.1	0.0060	0.72	31	11	0.59	383	1.2
A0964500	BR-203	132.4	133.2	Metasediment 2	Central Pit	Mine Rock	30	5.0	9.5	<0.1	<0.005	2.1	25	33	1.6	461	1.4
A0964051	BR-203	137.6	138.7	Metasediment 2	Central Pit	Mine Rock	43	5.5	11	<0.1	<0.005	1.6	20	27	1.4	193	1.2
A0964052	BR-203	145.6	147.1	Metasediment 2	Central Pit	Mine Rock	59	3.8	8.9	<0.1	<0.005	1.4	19	28	1.3	318	1.7
A0964053	BR-203	151	151.75	Metasediment 2	Central Pit	Mine Rock	45	4.5	9.5	<0.1	<0.005	1.4	23	26	1.4	253	3.4
A0964054	BR-203	164.5	165.2	Felsic Volcanic 1	Central Pit	Mine Rock	50	3.0	8.0	<0.1	<0.005	1.4	25	21	1.1	426	1.7
A0964055	BR-203	169.3	170.45	Fragmental 1	Central Pit	Mine Rock	26	4.7	8.8	0.20	<0.005	1.7	26	21	1.3	301	1.1
A0964056	BR-203	177.15	178.65	Felsic Volcanic 1	Central Pit	Mine Rock	21	4.3	8.5	0.10	<0.005	1.7	32	23	1.2	582	1.2
A0964057	BR-203	181.6	183	Felsic Volcanic 2	Central Pit	Mine Rock	7.0	2.3	1.6	<0.1	<0.005	0.31	39	2.3	0.040	67	3.0
A0964058	BR-203	188.6	189.6	Felsic Volcanic 2	Central Pit	Mine Rock	6.4	1.5	0.60	<0.1	<0.005	0.11	30	1.2	0.050	49	1.0
A0964059	BR-203	193.25	193.8	Felsic Volcanic 2	Central Pit	Mine Rock	8.4	1.5	0.90	<0.1	<0.005	0.20	27	1.2	0.030	16	1.2
A0964060	BR-203	201.15	201.7	Felsic Volcanic 2	Central Pit	Mine Rock	7.1	2.0	1.8	<0.1	<0.005	0.31	36	3.4	0.29	243	1.3
A0963825	BR-215	21	22.25	Fragmental 1	Central Pit	Mine Rock	26	2.0	4.4	<0.1	<0.005	0.78	28	14	0.78	332	0.96
A0963826	BR-215	27	28.5	Fragmental 1	Central Pit	Mine Rock	39	3.0	6.9	<0.1	<0.005	1.2	23	23	1.0	412	1.3
A0963827	BR-215	33.4	33.9	Fragmental 1	Central Pit	Mine Rock	8.9	2.2	4.8	<0.1	<0.005	0.85	26	15	0.86	312	1.2
A0963828	BR-215	39	40.5	Fragmental 1	Central Pit	Mine Rock	21	2.3	4.1	<0.1	<0.005	0.60	29	11	0.58	395	1.0
A0963829	BR-215	45	46.5	Fragmental 1	Central Pit	Mine Rock	19	2.3	5.2	<0.1	<0.005	0.82	27	12	0.80	371	1.2
A0963830	BR-215	54.1	54.6	Fragmental 1	Central Pit	Ore-Grade	36	2.8	4.1	<0.1	0.010	0.61	26	11	0.70	623	0.99
A0963831	BR-215	63	63.9	Felsic Volcanic 1	Central Pit	Mine Rock	8.7	2.6	6.1	<0.1	<0.005	0.98	33	12	0.80	803	0.95
A0963832	BR-215	69.35	70.5	Felsic Volcanic 1	Central Pit	Mine Rock	13	2.2	4.5	<0.1	<0.005	0.61	28	10	0.69	705	0.55
A0963833	BR-215	75	76.5	Felsic Volcanic 1	Central Pit	Mine Rock	6.6	2.3	4.3	<0.1	<0.005	0.69	28	9.0	0.65	612	1.4
A0963834	BR-215	82.5	84	Felsic Volcanic 1	Central Pit	Mine Rock	23	2.3	5.4	<0.1	<0.005	0.94	39	12	0.69	876	1.2
A0963835	BR-215	87	88.5	Felsic Volcanic 1	Central Pit	Mine Rock	18	2.3	5.3	<0.1	<0.005	0.94	38	12	0.66	518	1.6
A0963836	BR-215	96.5	97.5	Felsic Volcanic 1	Central Pit	Mine Rock	20	3.2	8.3	<0.1	<0.005	1.2	31	18	1.1	920	1.4
A0963837	BR-215	103.5	104.45	Felsic Volcanic 1	Central Pit	Mine Rock	33	2.2	5.1	<0.1	<0.005	0.78	30	18	0.76	341	2.6
A0963838	BR-215	119.55	120.5	Felsic Volcanic 1	Central Pit	Ore-Grade	37	2.3	4.7	<0.1	<0.005	0.61	36	8.8	0.58	370	1.6
A0963839	BR-215	130.5	132	Felsic Volcanic 1	Central Pit	Ore-Grade	30	2.1	4.0	<0.1	<0.005	0.75	35	7.1	0.57	424	2.2
A0963840	BR-215	139.5	140.65	Felsic Volcanic 1	Central Pit	Mine Rock	28	2.1	3.7	<0.1	<0.005	0.64	35	5.9	0.58	423	1.6
A0963841	BR-215	148.55	150	Felsic Volcanic 1	Central Pit	Ore-Grade	27	2.4	4.3	<0.1	<0.005	0.82	38	7.3	0.63	564	1.4
A0963842	BR-215	157.75	158.45	Felsic Volcanic 1	Central Pit	Mine Rock	19	2.5	4.3	<0.1	0.0070	0.73	30	7.8	0.59	544	1.0
A0963843	BR-215	179.7	180.5	Felsic Volcanic 1	Central Pit	Mine Rock	26	2.5	5.3	<0.1	<0.005	0.97	37	9.8	0.68	567	1.2
A0963844	BR-215	190.1	191.4	Felsic Volcanic 1	Central Pit	Mine Rock	20	2.4	4.3	<0.1	<0.005	0.87	38	8.3	0.63	566	1.0
A0963845	BR-215	200.7	201.7	Felsic Volcanic 1	Central Pit	Ore-Grade	21	2.4	4.6	<0.1	<0.005	0.73	35	8.1	0.63	664	1.4
A0963846	BR-215	217	218	Felsic Volcanic 1	Central Pit	Mine Rock	25	3.0	6.9	0.10	<0.005	1.4	34	18	1.1	635	1.1

(1) Ten times average crustal abundance values presented in Price (1997).

Blue highlighting indicates samples with metal concentrations greater than the ten times crustal abundance screening value are present in the analyzed group.

Screening values are for qualitative assessment only and hold no regulatory significance.

Classification as mine rock or ore-grade materials was based on gold content.

A value of "--" indicates metal was not measured for the given sample; the variation in elements analyzed is due to measurement at two different laboratories (see text).

Table B-5 Aqua Regia Metals

Sample ID	Drillhole ID	From	To	Lithology	Area	Class	Copper	Iron	Gallium	Germanium	Mercury	Potassium	Lanthanum	Lithium	Magnesium	Manganese	Molybdenum
		m	m				ppm	%	ppm	ppm	ppm	%	ppm	ppm	%	ppm	ppm
10x Crustal Abundance (Price 1997) [(1)]							*600*	*--*	*190*	*15*	*0.85*	*--*	*390*	*200*	*--*	*9500*	*12*
A0963847	BR-215	224.1	225	Felsic Volcanic 1	Central Pit	Ore-Grade	38	2.2	4.1	<0.1	<0.005	0.83	34	10	0.64	489	1.3
A0963848	BR-215	237.2	237.7	Felsic Volcanic 1	Central Pit	Ore-Grade	28	3.1	6.9	<0.1	<0.005	0.40	33	12	1.1	696	1.5
A0963849	BR-215	256.9	258	Felsic Volcanic 1	Central Pit	Mine Rock	19	2.8	7.2	<0.1	<0.005	1.0	31	17	0.98	583	0.72
A0963850	BR-215	278.15	278.6	Metasediment 2	Central Pit	Mine Rock	47	3.5	7.8	0.10	<0.005	1.6	28	27	1.2	406	2.4
A0963851	BR-215	299	300	Metasediment 2	Central Pit	Mine Rock	48	4.7	9.5	<0.1	<0.005	1.0	17	22	1.5	194	1.7
A0963602	BR-234	127.5	128.5	Metasediment 2	Central Pit	Mine Rock	74	4.3	8.1	<0.1	<0.005	1.6	24	26	1.2	437	1.3
A0963603	BR-234	132	133.1	Felsic Volcanic 2	Central Pit	Mine Rock	7.5	1.4	3.2	<0.1	<0.005	0.49	37	7.6	0.23	245	1.0
A0963604	BR-234	150.65	151.35	Felsic Volcanic 2	Central Pit	Ore-Grade	19	2.7	7.2	<0.1	<0.005	0.21	28	12	0.79	656	1.1
A0963605	BR-234	155.2	156.7	Felsic Volcanic 2	Central Pit	Ore-Grade	2.6	1.7	1.3	<0.1	<0.005	0.25	31	2.6	0.040	50	1.7
A0963606	BR-234	160.5	162	Felsic Volcanic 2	Central Pit	Mine Rock	4.2	1.7	1.6	<0.1	<0.005	0.27	40	3.7	0.10	184	1.6
A0963607	BR-234	165	166.5	Felsic Volcanic 2	Central Pit	Mine Rock	2.0	1.8	1.5	<0.1	<0.005	0.26	43	3.7	0.090	216	1.6
A0963608	BR-234	171	172.5	Felsic Volcanic 2	Central Pit	Mine Rock	12	1.8	3.0	<0.1	0.0060	0.43	40	7.0	0.32	267	1.9
A0963609	BR-234	178.4	179.1	Felsic Volcanic 2	Central Pit	Mine Rock	15	2.0	2.6	<0.1	<0.005	0.20	45	5.5	0.24	327	2.1
A0963610	BR-235	18.3	19.4	Felsic Volcanic 1	Central Pit	Mine Rock	18	2.4	6.1	<0.1	<0.005	0.90	33	15	0.80	360	1.3
A0963611	BR-235	27.2	28.3	Felsic Volcanic 1	Central Pit	Mine Rock	19	2.3	5.6	<0.1	<0.005	0.94	28	13	0.72	624	1.1
A0963612	BR-235	45	46.1	Felsic Volcanic 1	Central Pit	Mine Rock	18	2.5	6.3	<0.1	<0.005	1.1	32	16	0.89	505	0.76
A0963613	BR-235	54.6	56	Felsic Volcanic 1	Central Pit	Mine Rock	16	2.3	5.8	<0.1	<0.005	0.86	27	15	0.76	389	0.76
A0963614	BR-235	58.5	60	Felsic Volcanic 1	Central Pit	Mine Rock	19	2.7	6.2	<0.1	<0.005	1.1	29	18	0.96	646	0.62
A0963615	BR-235	64.5	66	Felsic Volcanic 1	Central Pit	Mine Rock	18	2.5	6.7	<0.1	<0.005	0.43	26	15	0.81	493	0.73
A0963616	BR-235	70.5	72	Felsic Volcanic 1	Central Pit	Mine Rock	13	2.5	5.8	<0.1	<0.005	1.0	28	15	0.84	390	0.86
A0963617	BR-235	75	76.5	Felsic Volcanic 1	Central Pit	Mine Rock	10	2.6	6.1	<0.1	<0.005	1.1	29	18	1.1	461	0.82
A0963618	BR-235	79	80.5	Metasediment 2	Central Pit	Mine Rock	47	3.5	7.3	<0.1	<0.005	1.2	21	22	1.3	276	1.7
A0963619	BR-235	80.5	82	Metasediment 2	Central Pit	Mine Rock	57	4.2	8.1	<0.1	<0.005	0.93	22	22	1.5	301	1.2
A0963620	BR-235	85.75	86.4	Felsic Volcanic 1	Central Pit	Mine Rock	25	3.6	6.5	0.10	<0.005	1.1	30	16	1.1	732	1.4
A0963621	BR-235	87.25	88.1	Metasediment 2	Central Pit	Mine Rock	59	3.9	6.9	<0.1	<0.005	1.6	23	22	1.1	403	1.8
A0963622	BR-235	90	91	Felsic Volcanic 1	Central Pit	Mine Rock	31	3.1	6.9	<0.1	<0.005	1.0	36	18	1.1	458	1.3
A0963623	BR-235	96.75	97.1	Felsic Volcanic 1	Central Pit	Mine Rock	31	3.2	7.5	<0.1	<0.005	0.95	36	15	1.1	415	1.1
A0963624	BR-235	105.8	107.3	Metasediment 2	Central Pit	Mine Rock	46	3.2	6.5	<0.1	<0.005	1.4	20	18	1.0	290	0.98
A0963625	BR-235	114.9	115.9	Felsic Volcanic 1	Central Pit	Mine Rock	17	2.3	5.6	<0.1	<0.005	0.93	27	16	0.79	450	1.5
A0963626	BR-235	119.7	120.55	Metasediment 2	Central Pit	Mine Rock	40	4.8	9.2	<0.1	<0.005	1.8	23	29	1.1	257	1.2
A0963627	BR-235	127.05	127.75	Metasediment 2	Central Pit	Mine Rock	47	4.8	8.0	<0.1	<0.005	1.9	23	30	1.3	300	2.3
A0963628	BR-235	131.3	132.4	Metasediment 2	Central Pit	Mine Rock	46	4.0	8.5	<0.1	<0.005	1.5	22	23	1.4	328	1.4
A0963629	BR-235	140.35	140.8	Metasediment 2	Central Pit	Mine Rock	69	3.4	7.7	<0.1	<0.005	1.2	28	23	0.96	323	1.3
A0963630	BR-235	148.25	148.9	Metasediment 2	Central Pit	Mine Rock	27	6.9	11	0.20	<0.005	2.3	23	34	1.2	328	1.2
A0963631	BR-235	151.7	153	Metasediment 2	Central Pit	Mine Rock	30	5.5	9.5	<0.1	<0.005	1.7	24	27	1.2	292	1.5
A0963632	BR-235	164	165	Metasediment 2	Central Pit	Mine Rock	12	10	8.6	0.60	<0.005	1.9	20	26	1.2	556	0.60
A0963633	BR-235	166.2	166.8	Felsic Volcanic 2	Central Pit	Mine Rock	14	1.3	1.6	<0.1	<0.005	0.35	31	3.8	0.12	309	2.7
A0963634	BR-235	171.9	172.5	Felsic Volcanic 2	Central Pit	Mine Rock	23	1.7	3.1	<0.1	<0.005	0.45	42	8.8	0.41	298	0.85
A0963635	BR-235	174.8	176	Felsic Volcanic 2	Central Pit	Mine Rock	8.1	1.5	2.0	<0.1	<0.005	0.29	41	3.8	0.13	275	1.0
A0963636	BR-235	181.3	182.3	Felsic Volcanic 2	Central Pit	Ore-Grade	5.5	1.4	1.2	<0.1	<0.005	0.16	36	3.0	0.11	183	2.1
A0963637	BR-235	184	184.7	Felsic Volcanic 2	Central Pit	Mine Rock	6.2	1.6	1.3	<0.1	<0.005	0.22	40	3.1	0.080	162	1.5
A0963638	BR-235	187.6	188.9	Felsic Volcanic 2	Central Pit	Mine Rock	7.5	1.4	2.1	<0.1	<0.005	0.30	39	4.8	0.16	178	1.3
A0963640	BR-235	200.8	202.1	Felsic Volcanic 2	Central Pit	Mine Rock	11	1.6	2.5	<0.1	<0.005	0.32	43	5.7	0.25	337	2.5

(1) Ten times average crustal abundance values presented in Price (1997).

Blue highlighting indicates samples with metal concentrations greater than the ten times crustal abundance screening value are present in the analyzed group.

Screening values are for qualitative assessment only and hold no regulatory significance.

Classification as mine rock or ore-grade materials was based on gold content.

A value of "--" indicates metal was not measured for the given sample; the variation in elements analyzed is due to measurement at two different laboratories (see text).

Table B-5 Aqua Regia Metals

Sample ID	Drillhole ID	From	To	Lithology	Area	Class	Copper	Iron	Gallium	Germanium	Mercury	Potassium	Lanthanum	Lithium	Magnesium	Manganese	Molybdenum
		m	m				ppm	%	ppm	ppm	ppm	%	ppm	ppm	%	ppm	ppm
10x Crustal Abundance (Price 1997) [(1)]							*600*	*--*	*190*	*15*	*0.85*	*--*	*390*	*200*	*--*	*9500*	*12*
A0963641	BR-235	207.7	208.6	Felsic Volcanic 2	Central Pit	Mine Rock	9.9	1.7	2.8	<0.1	<0.005	0.45	40	7.2	0.41	438	1.3
A0963642	BR-235	213	214	Felsic Volcanic 2	Central Pit	Mine Rock	4.3	1.6	1.3	<0.1	<0.005	0.18	39	2.5	0.080	407	2.5
A0963643	BR-235	218	218.7	Felsic Volcanic 2	Central Pit	Mine Rock	29	2.9	6.2	<0.1	<0.005	1.7	24	22	1.9	607	0.60
A0962976	BR-236	23.5	24.8	Felsic Volcanic 1	Central Pit	Mine Rock	8.8	2.5	6.1	<0.1	<0.005	0.88	26	9.3	0.77	745	0.60
A0962977	BR-236	30	31	Felsic Volcanic 1	Central Pit	Mine Rock	24	2.4	5.1	<0.1	<0.005	0.93	34	11	0.83	803	0.90
A0962978	BR-236	39.5	40.5	Felsic Volcanic 1	Central Pit	Mine Rock	25	2.3	4.9	<0.1	<0.005	0.99	29	10	0.81	916	0.77
A0962979	BR-236	50.5	51.5	Felsic Volcanic 1	Central Pit	Mine Rock	31	2.4	5.5	<0.1	0.0050	1.0	27	13	0.83	812	5.5
A0962980	BR-236	68	69	Felsic Volcanic 1	Central Pit	Mine Rock	16	2.2	4.3	<0.1	<0.005	0.80	30	9.7	0.70	915	1.2
A0962981	BR-236	80.5	81.5	Felsic Volcanic 1	Central Pit	Mine Rock	35	2.2	5.0	<0.1	<0.005	0.96	28	11	0.77	1135	0.58
A0964234	BR-175	155.6	157.1	Felsic Volcanic 1	Central Pit	Mine Rock	12	2.8	3.7	<0.1	<0.005	0.75	28	12	0.80	614	1.4
A0964235	BR-175	157.1	158.6	Felsic Volcanic 1	Central Pit	Mine Rock	6.7	2.9	3.1	<0.1	<0.005	0.68	25	11	0.68	554	1.4
A0964236	BR-175	163.1	164.1	Felsic Volcanic 1	Central Pit	Mine Rock	23	3.3	4.3	<0.1	0.022	0.79	29	14	0.77	669	1.8
A0964237	BR-175	167.1	168.1	Felsic Volcanic 1	Central Pit	Mine Rock	46	3.0	7.7	<0.1	0.016	0.99	33	13	0.93	817	1.3
A0964238	BR-175	173.7	174.7	Felsic Volcanic 1	Central Pit	Mine Rock	106	2.9	6.0	<0.1	0.077	0.89	31	11	0.81	827	1.5
A0964239	BR-175	179.7	181.2	Felsic Volcanic 1	Central Pit	Mine Rock	40	2.6	5.1	<0.1	0.017	0.91	33	13	0.77	772	1.3
A0964240	BR-175	184	185.5	Felsic Volcanic 1	Central Pit	Mine Rock	18	2.2	4.4	<0.1	0.013	0.83	33	11	0.68	774	1.3
A0964241	BR-175	190	191.5	Felsic Volcanic 1	Central Pit	Ore-Grade	54	2.7	6.4	<0.1	<0.005	0.86	31	12	0.74	725	1.7
A0964242	BR-175	196	197.5	Felsic Volcanic 1	Central Pit	Mine Rock	4.0	2.9	5.2	0.20	0.010	0.94	31	13	0.72	783	1.4
A0964243	BR-175	207	208	Felsic Volcanic 1	Central Pit	Mine Rock	31	6.2	7.7	<0.1	<0.005	1.8	32	20	1.4	1111	0.90
A0964246	BR-175	208	209	Felsic Volcanic 1	Central Pit	Mine Rock	42	4.9	6.3	<0.1	0.14	1.1	30	13	0.81	801	1.3
A0964244	BR-175	214.5	216	Felsic Volcanic 1	Central Pit	Mine Rock	27	2.9	4.7	<0.1	<0.005	0.85	30	14	0.69	654	0.92
A0964245	BR-175	222	223.5	Felsic Volcanic 1	Central Pit	Mine Rock	12	2.6	5.9	<0.1	<0.005	0.96	27	15	0.80	826	0.86
A0964247	BR-175	228.7	229.85	Felsic Volcanic 1	Central Pit	Ore-Grade	144	3.9	5.2	<0.1	<0.005	0.90	25	14	0.78	687	1.2
A0964248	BR-175	238	239	Felsic Volcanic 1	Central Pit	Mine Rock	172	4.2	5.1	<0.1	0.0070	0.96	28	14	0.77	666	1.2
A0964249	BR-175	243.4	244.4	Felsic Volcanic 1	Central Pit	Ore-Grade	55	4.9	4.0	<0.1	0.0090	0.80	24	13	0.65	593	1.4
A0964250	BR-175	248.4	249.4	Felsic Volcanic 1	Central Pit	Mine Rock	58	4.0	5.7	<0.1	0.047	0.78	30	17	0.84	769	1.3
A0964251	BR-175	268.7	269.6	Felsic Volcanic 1	Central Pit	Mine Rock	32	2.8	6.0	<0.1	<0.005	1.2	33	12	0.90	979	1.2
A0964252	BR-175	278.7	280	Felsic Volcanic 1	Central Pit	Mine Rock	18	2.3	4.9	<0.1	<0.005	0.98	27	8.6	0.83	689	0.66
A0964253	BR-175	282	283.5	Felsic Volcanic 1	Central Pit	Mine Rock	17	2.4	5.5	<0.1	<0.005	1.0	33	11	0.88	685	1.1
A0964254	BR-175	298.9	300	Felsic Volcanic 1	Central Pit	Mine Rock	28	2.6	5.6	<0.1	<0.005	1.0	32	12	0.89	735	1.1
A0964255	BR-175	321	322.5	Felsic Volcanic 1	Central Pit	Mine Rock	20	2.4	5.5	<0.1	<0.005	1.0	34	16	0.84	525	1.5
A0964256	BR-175	338.9	340.4	Felsic Volcanic 1	Central Pit	Mine Rock	49	2.6	5.5	<0.1	<0.005	1.0	32	13	0.83	828	2.0
A0964257	BR-175	349.5	350.5	Felsic Volcanic 1	Central Pit	Mine Rock	92	2.2	6.2	<0.1	0.0070	0.19	32	13	0.85	606	1.2
A0964258	BR-175	352.5	353.5	Felsic Volcanic 1	Central Pit	Mine Rock	138	2.8	4.0	<0.1	0.013	0.65	27	12	0.55	503	3.1
A0964259	BR-175	360.5	362	Felsic Volcanic 1	Central Pit	Mine Rock	19	2.2	5.0	<0.1	0.0060	0.67	29	11	0.65	687	1.2
A0964770	BR-461	21	22.3	Felsic Volcanic 1	Central Pit	Mine Rock	35	2.2	5.5	<0.1	<0.005	0.46	28	14	0.73	419	1.5
A0964771	BR-461	28.7	30.2	Metasediment 2	Central Pit	Mine Rock	65	5.0	9.5	<0.1	<0.005	1.6	14	29	1.6	351	1.5
A0964772	BR-461	35.7	36.6	Felsic Volcanic 2	Central Pit	Mine Rock	7.9	1.7	2.7	<0.1	<0.005	0.22	54	5.6	0.21	259	1.0
A0964773	BR-461	40.5	41.5	Felsic Volcanic 2	Central Pit	Mine Rock	6.6	2.4	2.8	<0.1	<0.005	0.37	43	6.9	0.22	295	1.4
A0964774	BR-461	46.3	47.3	Felsic Volcanic 2	Central Pit	Mine Rock	5.6	1.6	1.4	<0.1	<0.005	0.15	40	3.5	0.090	183	2.3
A0964775	BR-461	52.7	53.8	Felsic Volcanic 2	Central Pit	Mine Rock	3.6	1.8	2.1	<0.1	<0.005	0.25	39	4.6	0.21	258	1.6
A0964776	BR-461	56.5	57.5	Felsic Volcanic 2	Central Pit	Mine Rock	5.1	1.5	1.6	<0.1	<0.005	0.16	39	3.1	0.13	233	1.2
A0964777	BR-461	70.6	72	Felsic Volcanic 1	Central Pit	Mine Rock	17	2.2	5.6	<0.1	<0.005	0.67	30	14	0.71	435	1.1

(1) Ten times average crustal abundance values presented in Price (1997).

Blue highlighting indicates samples with metal concentrations greater than the ten times crustal abundance screening value are present in the analyzed group.

Screening values are for qualitative assessment only and hold no regulatory significance.

Classification as mine rock or ore-grade materials was based on gold content.

A value of "--" indicates metal was not measured for the given sample; the variation in elements analyzed is due to measurement at two different laboratories (see text).

Table B-5 Aqua Regia Metals

Sample ID	Drillhole ID	From	To	Lithology	Area	Class	Copper	Iron	Gallium	Germanium	Mercury	Potassium	Lanthanum	Lithium	Magnesium	Manganese	Molybdenum
		m	m				ppm	%	ppm	ppm	ppm	%	ppm	ppm	%	ppm	ppm
10x Crustal Abundance (Price 1997) [(1)]							*600*	*--*	*190*	*15*	*0.85*	*--*	*390*	*200*	*--*	*9500*	*12*
A0964778	BR-461	75	75.7	Felsic Volcanic 2	Central Pit	Mine Rock	3.6	1.6	2.3	<0.1	<0.005	0.25	40	4.6	0.20	190	2.0
A0964779	BR-461	88.6	89.6	Felsic Volcanic 2	Central Pit	Mine Rock	3.2	1.6	1.2	<0.1	<0.005	0.24	39	2.5	0.070	74	1.2
A0964780	BR-461	89.6	90.6	Felsic Volcanic 2	Central Pit	Mine Rock	2.2	1.5	1.4	<0.1	<0.005	0.20	44	4.0	0.16	179	0.99
A0964781	BR-461	95.7	96.7	Felsic Volcanic 2	Central Pit	Mine Rock	2.7	1.6	1.2	<0.1	<0.005	0.22	47	3.1	0.12	154	2.8
A0964782	BR-461	100.7	101.6	Felsic Volcanic 2	Central Pit	Mine Rock	2.6	1.9	0.70	<0.1	<0.005	0.17	28	1.7	0.020	37	1.4
A0964783	BR-461	102.6	102.9	Felsic Volcanic 2	Central Pit	Mine Rock	7.8	2.1	0.80	<0.1	<0.005	0.10	27	1.8	0.080	98	2.6
A0964784	BR-461	103.9	104.9	Felsic Volcanic 2	Central Pit	Mine Rock	1.7	1.8	1.0	<0.1	<0.005	0.21	30	2.1	0.040	92	1.3
A0964785	BR-461	105.9	106.9	Felsic Volcanic 2	Central Pit	Mine Rock	0.98	2.0	0.80	<0.1	<0.005	0.19	34	1.8	0.040	82	1.5
A0964786	BR-461	111	112	Felsic Volcanic 2	Central Pit	Mine Rock	1.0	1.7	0.70	<0.1	<0.005	0.14	39	1.3	0.030	183	1.7
A0964744	BR-461	117	118	Felsic Volcanic 2	Central Pit	Mine Rock	1.0	1.9	1.2	<0.1	<0.005	0.21	47	3.5	0.060	115	1.9
A0964745	BR-461	121.4	122.4	Felsic Volcanic 2	Central Pit	Mine Rock	3.8	1.4	1.5	<0.1	<0.005	0.19	41	3.8	0.14	259	0.85
A0964746	BR-461	124.9	125.4	Felsic Volcanic 2	Central Pit	Mine Rock	6.8	1.5	1.7	<0.1	<0.005	0.28	44	4.2	0.18	307	1.4
A0964747	BR-461	130.6	131.6	Felsic Volcanic 2	Central Pit	Mine Rock	6.3	1.6	3.0	<0.1	<0.005	0.27	41	7.2	0.27	464	1.2
A0964748	BR-461	136	137.1	Felsic Volcanic 2	Central Pit	Mine Rock	4.8	1.4	2.6	<0.1	<0.005	0.28	42	5.7	0.18	347	1.2
A0964749	BR-461	150.7	151.7	Felsic Volcanic 2	Central Pit	Mine Rock	1.4	1.8	0.90	<0.1	<0.005	0.15	36	2.6	0.090	163	1.2
A0964750	BR-461	156	157	Felsic Volcanic 2	Central Pit	Mine Rock	4.0	2.1	1.4	<0.1	<0.005	0.13	35	4.6	0.29	310	0.83
A0964751	BR-461	165.6	166.6	Felsic Volcanic 2	Central Pit	Mine Rock	22	1.4	1.6	<0.1	<0.005	0.22	42	2.5	0.12	273	0.85
A0962901	BR-150	16	17	Felsic Volcanic 1	Central Pit	Mine Rock	20	2.2	4.2	<0.1	<0.005	0.91	27	18	0.69	340	1.2
A0962902	BR-150	26	27	Felsic Volcanic 1	Central Pit	Mine Rock	19	2.1	4.5	<0.1	<0.005	0.85	28	19	0.69	315	0.89
A0962903	BR-150	33	34	Felsic Volcanic 1	Central Pit	Mine Rock	19	2.4	5.2	<0.1	<0.005	0.98	29	16	0.78	390	1.4
A0962904	BR-150	40	41	Fragmental 1	Central Pit	Mine Rock	56	3.9	7.0	<0.1	<0.005	1.1	27	23	1.4	363	1.1
A0962905	BR-150	45	46	Fragmental 1	Central Pit	Mine Rock	38	2.9	5.9	<0.1	<0.005	1.2	26	18	0.91	329	1.3
A0962906	BR-150	50	51	Fragmental 1	Central Pit	Mine Rock	54	3.0	5.5	<0.1	<0.005	0.84	26	20	1.1	349	1.2
A0962907	BR-150	55	56	Fragmental 1	Central Pit	Mine Rock	43	3.0	5.5	<0.1	<0.005	0.78	20	21	0.93	283	1.5
A0962908	BR-150	60	61	Fragmental 1	Central Pit	Mine Rock	42	3.0	5.8	<0.1	<0.005	1.0	23	24	1.1	403	1.2
A0962924	BR-150	66	67	Fragmental 1	Central Pit	Mine Rock	40	3.3	6.3	<0.1	<0.005	1.4	28	29	1.4	559	1.2
A0962909	BR-150	70	71.5	Fragmental 1	Central Pit	Mine Rock	20	2.2	2.2	<0.1	<0.005	0.40	27	5.4	0.25	298	1.1
A0962910	BR-150	75	76	Fragmental 1	Central Pit	Mine Rock	55	3.3	5.8	<0.1	<0.005	0.67	26	17	1.2	319	1.1
A0962911	BR-150	81	82	Fragmental 1	Central Pit	Mine Rock	22	2.2	3.4	<0.1	<0.005	0.69	30	10	0.42	295	1.0
A0962912	BR-150	85	86	Fragmental 1	Central Pit	Mine Rock	22	2.2	3.6	<0.1	<0.005	0.62	29	12	0.58	311	0.71
A0962925	BR-150	92	93	Fragmental 1	Central Pit	Mine Rock	19	2.3	3.1	<0.1	<0.005	0.56	29	8.0	0.45	314	0.55
A0962926	BR-150	96	97	Felsic Volcanic 1	Central Pit	Mine Rock	21	2.4	4.5	<0.1	<0.005	0.49	29	12	0.86	434	0.69
A0962913	BR-150	107	108	Felsic Volcanic 1	Central Pit	Mine Rock	25	2.3	4.5	<0.1	<0.005	0.88	28	14	0.66	359	0.60
A0962927	BR-150	113	114	Felsic Volcanic 1	Central Pit	Mine Rock	21	2.4	5.5	<0.1	<0.005	0.92	30	15	0.97	463	1.1
A0962914	BR-150	125.5	126.2	Felsic Volcanic 1	Central Pit	Mine Rock	21	2.4	3.9	<0.1	<0.005	0.75	30	11	0.72	378	0.98
A0962915	BR-150	130.5	131.5	Felsic Volcanic 1	Central Pit	Mine Rock	18	2.4	2.9	<0.1	<0.005	0.43	27	7.5	0.48	269	1.3
A0962928	BR-150	141.5	142	Felsic Volcanic 1	Central Pit	Mine Rock	8.2	3.3	6.0	<0.1	<0.005	0.75	40	16	1.2	1310	6.5
A0962929	BR-150	147.75	148.5	Felsic Volcanic 1	Central Pit	Mine Rock	11	1.7	2.9	<0.1	<0.005	0.52	21	6.8	0.53	663	1.2
A0962916	BR-150	160	161	Felsic Volcanic 1	Central Pit	Mine Rock	20	2.5	4.4	<0.1	<0.005	0.85	35	9.9	0.74	892	1.5
A0962917	BR-150	165	166	Felsic Volcanic 1	Central Pit	Ore-Grade	28	2.3	4.3	<0.1	<0.005	0.92	39	8.3	0.65	671	2.1
A0962930	BR-150	187.25	188	Felsic Volcanic 1	Central Pit	Mine Rock	43	2.6	4.9	<0.1	0.012	0.68	30	8.1	0.74	805	0.50
A0962931	BR-150	191	191.75	Felsic Volcanic 1	Central Pit	Mine Rock	18	2.5	5.2	<0.1	<0.005	0.90	29	8.9	0.80	954	0.66
A0962918	BR-150	194.75	195.5	Felsic Volcanic 1	Central Pit	Mine Rock	16	2.1	5.0	<0.1	<0.005	0.80	30	8.2	0.76	879	0.88

(1) Ten times average crustal abundance values presented in Price (1997).

Blue highlighting indicates samples with metal concentrations greater than the ten times crustal abundance screening value are present in the analyzed group.

Screening values are for qualitative assessment only and hold no regulatory significance.

Classification as mine rock or ore-grade materials was based on gold content.

A value of "--" indicates metal was not measured for the given sample; the variation in elements analyzed is due to measurement at two different laboratories (see text).

Table B-5 Aqua Regia Metals

Sample ID	Drillhole ID	From	To	Lithology	Area	Class	Copper	Iron	Gallium	Germanium	Mercury	Potassium	Lanthanum	Lithium	Magnesium	Manganese	Molybdenum
		m	m				ppm	%	ppm	ppm	ppm	%	ppm	ppm	%	ppm	ppm
10x Crustal Abundance (Price 1997) [(1)]							*600*	*--*	*190*	*15*	*0.85*	*--*	*390*	*200*	*--*	*9500*	*12*
A0962919	BR-150	200.75	201.5	Felsic Volcanic 1	Central Pit	Mine Rock	18	2.5	4.7	<0.1	<0.005	0.56	28	9.9	0.75	738	1.2
A0962920	BR-150	205	205.5	Felsic Volcanic 1	Central Pit	Mine Rock	20	2.8	5.4	<0.1	0.014	0.79	30	9.6	0.85	980	0.69
A0962921	BR-150	216.75	217.5	Felsic Volcanic 1	Central Pit	Mine Rock	26	2.3	4.5	<0.1	0.0070	0.72	28	8.5	0.69	757	1.4
A0962922	BR-150	225	226	Felsic Volcanic 1	Central Pit	Ore-Grade	18	2.5	5.5	<0.1	<0.005	0.87	34	9.0	0.87	629	0.83
A0962923	BR-150	246	247	Felsic Volcanic 1	Central Pit	Mine Rock	21	2.6	4.7	<0.1	<0.005	0.93	32	9.5	0.85	961	0.80
A0962932	BR-154	15	16	Felsic Volcanic 1	Central Pit	Mine Rock	27	2.5	5.8	<0.1	<0.005	0.83	27	25	0.65	329	0.63
A0962933	BR-154	20	21	Felsic Volcanic 1	Central Pit	Mine Rock	23	2.5	6.2	<0.1	<0.005	0.86	29	27	0.65	385	0.52
A0962934	BR-154	25	26	Felsic Volcanic 1	Central Pit	Mine Rock	22	1.7	3.5	<0.1	<0.005	0.52	30	17	0.36	229	0.62
A0962935	BR-154	30	31	Felsic Volcanic 1	Central Pit	Mine Rock	37	3.0	5.2	<0.1	<0.005	1.1	31	25	0.91	425	0.62
A0962936	BR-154	36	37	Metasediment 3	Central Pit	Mine Rock	75	3.8	5.7	<0.1	<0.005	0.26	28	20	0.93	297	2.3
A0962937	BR-154	45.3	46.5	Felsic Volcanic 1	Central Pit	Mine Rock	20	2.3	5.0	<0.1	<0.005	0.76	28	17	0.61	196	0.84
A0962938	BR-154	53.5	54	Felsic Volcanic 1	Central Pit	Mine Rock	35	1.6	3.6	<0.1	<0.005	0.59	42	16	0.49	199	0.22
A0962939	BR-154	58.5	60	Felsic Volcanic 1	Central Pit	Mine Rock	17	2.2	5.1	<0.1	<0.005	0.88	32	22	0.71	284	0.32
A0962940	BR-154	63	63.8	Felsic Volcanic 1	Central Pit	Mine Rock	30	1.9	4.1	<0.1	<0.005	0.78	30	16	0.55	256	0.19
A0962941	BR-154	69	69.5	Felsic Volcanic 1	Central Pit	Mine Rock	9.4	1.2	3.0	<0.1	<0.005	0.48	18	8.7	0.31	173	0.32
A0962942	BR-154	76.5	78	Felsic Volcanic 1	Central Pit	Mine Rock	34	1.9	4.0	<0.1	<0.005	0.67	25	12	0.41	292	0.97
A0962943	BR-154	81	82.5	Felsic Volcanic 1	Central Pit	Mine Rock	19	1.6	3.8	<0.1	<0.005	0.62	21	11	0.44	258	0.87
A0962944	BR-154	85.5	87	Felsic Volcanic 1	Central Pit	Mine Rock	19	2.3	5.2	<0.1	<0.005	0.65	23	15	0.70	573	0.48
A0962945	BR-154	90.75	91.25	Felsic Volcanic 1	Central Pit	Mine Rock	69	2.5	4.6	<0.1	<0.005	0.52	24	19	0.67	316	2.2
A0962946	BR-154	96.4	96.9	Felsic Volcanic 1	Central Pit	Mine Rock	103	2.0	4.3	<0.1	<0.005	0.49	20	13	0.47	204	4.8
A0962947	BR-154	100.7	102	Felsic Volcanic 1	Central Pit	Mine Rock	31	2.1	4.9	<0.1	<0.005	0.74	30	17	0.63	306	1.6
A0962948	BR-154	106.5	108	Felsic Volcanic 1	Central Pit	Mine Rock	33	2.7	7.1	<0.1	<0.005	1.1	30	21	0.92	426	2.2
A0962949	BR-154	112.5	114	Felsic Volcanic 1	Central Pit	Mine Rock	34	2.8	7.5	<0.1	<0.005	1.1	32	26	0.93	280	0.57
A0962950	BR-154	118.5	120	Felsic Volcanic 1	Central Pit	Mine Rock	38	2.6	6.7	<0.1	<0.005	0.93	32	20	0.91	319	1.3
117052	BR-136	85	86	Felsic Volcanic 1	Central Pit	Mine Rock	18	1.8	3.7	<0.1	<0.005	0.58	26	15	0.38	222	0.35
117053	BR-136	89.5	90.5	Felsic Volcanic 1	Central Pit	Mine Rock	17	2.0	4.3	<0.1	<0.005	0.81	25	14	0.63	345	1.7
117054	BR-136	99	100	Felsic Volcanic 1	Central Pit	Mine Rock	12	2.1	4.9	<0.1	<0.005	0.95	28	15	0.61	302	1.1
117055	BR-136	101	102	Felsic Volcanic 1	Central Pit	Mine Rock	14	2.1	4.9	<0.1	<0.005	0.93	28	15	0.64	335	1.3
117056	BR-136	105	106	Felsic Volcanic 1	Central Pit	Mine Rock	16	2.1	4.5	<0.1	<0.005	0.91	25	17	0.58	331	0.41
117057	BR-136	110	111	Felsic Volcanic 1	Central Pit	Mine Rock	15	2.1	4.9	<0.1	<0.005	0.76	25	17	0.61	314	0.42
117058	BR-136	115.85	117	Felsic Volcanic 1	Central Pit	Mine Rock	26	2.0	4.8	<0.1	<0.005	0.35	24	14	0.57	296	0.59
117059	BR-136	123	124	Felsic Volcanic 1	Central Pit	Mine Rock	21	2.3	4.9	<0.1	<0.005	0.18	25	17	0.59	344	0.53
117060	BR-136	125	126	Felsic Volcanic 1	Central Pit	Mine Rock	18	2.2	5.0	<0.1	<0.005	0.35	27	16	0.59	351	2.7
117061	BR-136	130	131	Felsic Volcanic 1	Central Pit	Mine Rock	20	2.2	4.9	<0.1	<0.005	0.25	28	13	0.63	359	1.6
117062	BR-136	135.5	136.5	Felsic Volcanic 1	Central Pit	Mine Rock	19	2.2	4.5	<0.1	<0.005	0.62	23	17	0.62	312	2.0
117063	BR-136	139	140.15	Felsic Volcanic 1	Central Pit	Mine Rock	16	2.0	5.0	<0.1	<0.005	0.16	23	14	0.51	295	1.4
A0963449	BR-136	145	146	Felsic Volcanic 1	Central Pit	Mine Rock	18	2.1	4.9	<0.1	<0.005	0.64	29	14	0.60	321	0.75
A0963450	BR-136	150	151	Felsic Volcanic 1	Central Pit	Mine Rock	42	2.4	4.9	<0.1	<0.005	0.73	28	13	0.48	247	1.0
A0963451	BR-136	155.25	156.5	Felsic Volcanic 1	Central Pit	Mine Rock	25	2.4	4.5	<0.1	<0.005	0.64	24	15	0.58	277	1.9
A0963493	BR-136	161.65	162.5	Felsic Volcanic 1	Central Pit	Mine Rock	46	3.6	8.5	0.10	<0.005	1.4	26	43	2.1	513	1.9
A0963452	BR-136	166.85	168	Felsic Volcanic 1	Central Pit	Mine Rock	21	2.2	4.1	<0.1	<0.005	0.70	24	16	0.59	309	1.6
A0963453	BR-136	168	169	Felsic Volcanic 1	Central Pit	Mine Rock	17	2.2	4.6	<0.1	<0.005	0.72	27	17	0.63	337	1.8
A0963454	BR-136	171	172	Felsic Volcanic 1	Central Pit	Mine Rock	20	2.2	4.7	<0.1	<0.005	0.83	29	15	0.61	347	1.2

(1) Ten times average crustal abundance values presented in Price (1997).

Blue highlighting indicates samples with metal concentrations greater than the ten times crustal abundance screening value are present in the analyzed group.

Screening values are for qualitative assessment only and hold no regulatory significance.

Classification as mine rock or ore-grade materials was based on gold content.

A value of "--" indicates metal was not measured for the given sample; the variation in elements analyzed is due to measurement at two different laboratories (see text).

Table B-5 Aqua Regia Metals

Sample ID	Drillhole ID	From	To	Lithology	Area	Class	Copper	Iron	Gallium	Germanium	Mercury	Potassium	Lanthanum	Lithium	Magnesium	Manganese	Molybdenum
		m	m				ppm	%	ppm	ppm	ppm	%	ppm	ppm	%	ppm	ppm
10x Crustal Abundance (Price 1997) [(1)]							*600*	*--*	*190*	*15*	*0.85*	*--*	*390*	*200*	*--*	*9500*	*12*
A0963455	BR-136	177	178	Felsic Volcanic 1	Central Pit	Mine Rock	22	2.3	5.4	<0.1	<0.005	0.99	27	17	0.84	469	1.7
A0963456	BR-136	181	181.5	Felsic Volcanic 1	Central Pit	Mine Rock	7.6	1.1	1.7	<0.1	<0.005	0.30	10	6.0	0.25	166	1.6
A0963457	BR-136	181.5	183	Felsic Volcanic 1	Central Pit	Mine Rock	24	2.5	4.6	<0.1	<0.005	0.83	29	15	0.65	376	1.6
A0963494	BR-136	188	189	Felsic Volcanic 1	Central Pit	Mine Rock	27	2.8	6.4	<0.1	<0.005	0.94	30	17	0.93	450	0.97
A0963495	BR-136	193	194	Felsic Volcanic 1	Central Pit	Mine Rock	16	2.3	3.6	<0.1	<0.005	0.66	30	8.7	0.48	347	1.1
A0963458	BR-136	197	198	Felsic Volcanic 1	Central Pit	Mine Rock	21	2.2	4.5	<0.1	<0.005	0.66	27	15	0.66	321	0.97
A0963459	BR-136	199	200	Felsic Volcanic 1	Central Pit	Mine Rock	18	2.2	3.7	<0.1	<0.005	0.66	28	11	0.57	343	1.8
A0963460	BR-136	206.85	207.7	Felsic Volcanic 1	Central Pit	Mine Rock	12	1.2	1.7	<0.1	<0.005	0.26	8.6	5.0	0.22	158	1.1
A0963461	BR-136	207.7	208.3	Felsic Volcanic 1	Central Pit	Mine Rock	13	1.2	2.5	<0.1	<0.005	0.35	12	6.9	0.34	191	0.96
A0963462	BR-136	211.8	212.6	Felsic Volcanic 1	Central Pit	Mine Rock	24	2.5	5.6	<0.1	<0.005	0.58	30	17	0.87	413	2.0
A0963496	BR-136	221	222	Felsic Volcanic 1	Central Pit	Mine Rock	17	2.3	5.5	<0.1	<0.005	0.68	28	11	0.75	497	1.2
A0963497	BR-136	229	230	Felsic Volcanic 1	Central Pit	Mine Rock	14	2.2	4.7	<0.1	<0.005	0.65	29	9.6	0.70	533	0.85
A0963463	BR-136	233	233.7	Felsic Volcanic 1	Central Pit	Mine Rock	5.9	0.77	0.90	<0.1	<0.005	0.090	10	1.7	0.12	142	1.0
A0963464	BR-136	233.7	234.5	Felsic Volcanic 1	Central Pit	Mine Rock	12	2.4	4.0	<0.1	<0.005	0.62	31	6.9	0.59	533	1.2
A0963498	BR-136	238.5	239.25	Felsic Volcanic 1	Central Pit	Mine Rock	25	2.3	5.1	<0.1	<0.005	0.80	28	8.3	0.68	535	0.74
A0963465	BR-136	266	267	Felsic Volcanic 1	Central Pit	Mine Rock	11	2.5	4.9	<0.1	<0.005	0.97	37	14	0.81	955	1.4
A0963466	BR-136	277	277.75	Felsic Volcanic 1	Central Pit	Mine Rock	34	2.7	6.0	<0.1	<0.005	1.0	37	13	0.95	514	1.4
A0963499	BR-136	287.8	288.6	Felsic Volcanic 1	Central Pit	Mine Rock	29	2.9	5.1	<0.1	<0.005	1.2	25	13	1.4	770	0.68
A0963500	BR-136	293	294	Felsic Volcanic 1	Central Pit	Mine Rock	27	2.6	5.2	<0.1	<0.005	0.95	30	10	0.83	562	1.4
A0963467	BR-136	301	302	Felsic Volcanic 1	Central Pit	Mine Rock	17	1.9	3.0	<0.1	0.013	0.52	29	4.1	0.34	393	0.74
A0962801	BR-136	305	306	Felsic Volcanic 1	Central Pit	Mine Rock	26	3.3	6.7	<0.1	<0.005	0.38	22	18	1.3	812	0.67
A0963468	BR-136	318.2	318.7	Felsic Volcanic 1	Central Pit	Ore-Grade	85	1.8	2.8	<0.1	0.0050	0.54	32	4.2	0.30	228	1.3
A0963469	BR-136	318.7	319.2	Felsic Volcanic 1	Central Pit	Ore-Grade	77	2.4	3.9	<0.1	<0.005	0.69	29	5.3	0.53	468	1.2
A0963470	BR-136	319.2	319.7	Felsic Volcanic 1	Central Pit	Mine Rock	59	1.9	3.2	<0.1	<0.005	0.55	23	4.6	0.43	383	0.98
A0962802	BR-136	326.55	327.5	Felsic Volcanic 1	Central Pit	Mine Rock	26	2.3	5.6	<0.1	<0.005	0.91	28	10	0.69	470	1.1
A0963471	BR-136	330.5	331.5	Felsic Volcanic 1	Central Pit	Mine Rock	26	2.4	6.4	<0.1	<0.005	0.93	29	11	0.76	511	1.1
A0963488	BR-136	334.5	335.5	Felsic Volcanic 1	Central Pit	Mine Rock	21	2.4	6.0	<0.1	<0.005	0.92	28	11	0.73	503	0.62
A0962803	BR-136	336.5	337.5	Felsic Volcanic 1	Central Pit	Mine Rock	38	3.3	6.3	<0.1	<0.005	0.69	27	16	1.4	793	1.5
A0963489	BR-136	338.5	339.5	Felsic Volcanic 1	Central Pit	Mine Rock	18	2.1	5.2	<0.1	<0.005	0.82	29	9.6	0.72	568	0.89
A0962804	BR-136	341.5	342.5	Felsic Volcanic 1	Central Pit	Mine Rock	50	1.8	4.1	<0.1	<0.005	0.69	26	7.5	0.59	655	1.1
A0962805	BR-136	346.5	347.5	Felsic Volcanic 1	Central Pit	Ore-Grade	31	2.5	4.9	<0.1	<0.005	0.84	26	8.8	0.77	626	0.91
A0963490	BR-136	351.4	352.5	Felsic Volcanic 1	Central Pit	Mine Rock	28	2.4	5.9	<0.1	<0.005	1.0	30	9.4	0.78	426	0.89
A0963472	BR-136	359	360	Felsic Volcanic 1	Central Pit	Mine Rock	19	2.5	5.2	<0.1	<0.005	0.92	27	8.4	0.71	476	0.58
A0963473	BR-136	367	367.75	Felsic Volcanic 1	Central Pit	Mine Rock	9.4	2.2	4.0	<0.1	<0.005	0.79	30	6.9	0.58	488	0.85
A0963474	BR-136	370.4	370.9	Felsic Volcanic 1	Central Pit	Ore-Grade	6.8	1.5	2.8	<0.1	<0.005	0.55	21	4.3	0.35	278	0.59
A0963475	BR-136	370.9	371.4	Felsic Volcanic 1	Central Pit	Ore-Grade	2.6	2.2	2.8	<0.1	<0.005	0.59	27	5.4	0.36	301	1.1
A0963476	BR-136	375.6	376.1	Felsic Volcanic 1	Central Pit	Ore-Grade	20	2.1	3.6	<0.1	0.0080	0.48	21	4.8	0.38	391	1.4
A0962806	BR-136	379.5	380.25	Felsic Volcanic 1	Central Pit	Mine Rock	20	2.5	5.7	<0.1	<0.005	0.84	30	12	0.78	599	1.0
A0963477	BR-136	387	388	Felsic Volcanic 1	Central Pit	Mine Rock	19	2.0	3.5	<0.1	<0.005	0.46	22	6.1	0.49	454	0.63
A0963478	BR-136	395	396	Felsic Volcanic 1	Central Pit	Mine Rock	48	3.0	6.8	<0.1	<0.005	1.2	25	16	1.0	442	2.2
A0963479	BR-136	398	399.1	Metasediment 2	Central Pit	Ore-Grade	115	4.1	7.3	<0.1	<0.005	1.5	21	20	1.2	476	0.81
A0963480	BR-136	402.3	403.5	Felsic Volcanic 1	Central Pit	Ore-Grade	61	2.6	5.1	<0.1	<0.005	0.98	24	14	1.0	389	0.80
A0963481	BR-136	403.5	404.5	Felsic Volcanic 1	Central Pit	Ore-Grade	36	2.0	4.3	<0.1	<0.005	0.78	29	11	0.58	372	1.3

(1) Ten times average crustal abundance values presented in Price (1997).

Blue highlighting indicates samples with metal concentrations greater than the ten times crustal abundance screening value are present in the analyzed group.

Screening values are for qualitative assessment only and hold no regulatory significance.

Classification as mine rock or ore-grade materials was based on gold content.

A value of "--" indicates metal was not measured for the given sample; the variation in elements analyzed is due to measurement at two different laboratories (see text).

Table B-5 Aqua Regia Metals

Sample ID	Drillhole ID	From	To	Lithology	Area	Class	Copper	Iron	Gallium	Germanium	Mercury	Potassium	Lanthanum	Lithium	Magnesium	Manganese	Molybdenum
		m	m				ppm	%	ppm	ppm	ppm	%	ppm	ppm	%	ppm	ppm
10x Crustal Abundance (Price 1997) [(1)]							*600*	*--*	*190*	*15*	*0.85*	*--*	*390*	*200*	*--*	*9500*	*12*
A0963482	BR-136	408	409	Felsic Volcanic 1	Central Pit	Mine Rock	19	2.5	4.8	<0.1	<0.005	0.76	35	11	0.65	357	1.1
A0963483	BR-136	413.1	414.1	Metasediment 2	Central Pit	Mine Rock	51	5.0	10	<0.1	<0.005	1.7	16	29	1.4	333	1.5
A0963484	BR-136	419.5	421	Metasediment 2	Central Pit	Mine Rock	52	4.5	10	<0.1	<0.005	1.5	19	23	1.6	321	1.3
A0963491	BR-136	422.4	423.85	Felsic Volcanic 1	Central Pit	Mine Rock	17	2.8	6.9	<0.1	<0.005	0.89	32	15	0.84	356	2.1
A0963485	BR-136	425	425.8	Metasediment 2	Central Pit	Mine Rock	53	4.6	10	<0.1	<0.005	1.9	21	27	1.5	424	1.2
A0963486	BR-136	432.9	433.5	Metasediment 2	Central Pit	Mine Rock	44	5.0	9.0	<0.1	<0.005	2.0	23	25	1.2	465	1.7
A0963487	BR-136	433.5	434.8	Felsic Volcanic 1	Central Pit	Mine Rock	22	2.3	5.9	<0.1	<0.005	0.94	34	13	0.69	314	1.7
A0962807	BR-137	185.6	186.1	Felsic Volcanic 1	Central Pit	Ore-Grade	52	2.5	1.4	<0.1	0.0060	0.39	27	3.7	0.16	100	1.9
A0962808	BR-137	191	192	Felsic Volcanic 1	Central Pit	Mine Rock	20	2.4	6.6	<0.1	<0.005	0.93	28	12	0.77	554	1.4
A0962809	BR-137	195	195.85	Felsic Volcanic 1	Central Pit	Mine Rock	21	2.4	7.3	<0.1	<0.005	1.0	38	13	0.82	495	1.0
A0962810	BR-137	200.4	201.4	Felsic Volcanic 1	Central Pit	Ore-Grade	17	2.2	8.3	<0.1	<0.005	0.91	24	13	0.86	643	0.87
A0964707	BR-137	215.65	216.15	Felsic Volcanic 1	Central Pit	Ore-Grade	5.6	1.7	0.40	<0.1	0.21	0.14	8.0	1.1	0.020	40	1.1
A0962811	BR-137	225.1	225.65	Metasediment 2	Central Pit	Mine Rock	52	4.6	8.6	<0.1	<0.005	1.1	22	24	1.4	250	1.1
A0962812	BR-137	230.55	231.3	Felsic Volcanic 1	Central Pit	Mine Rock	55	4.5	8.9	<0.1	<0.005	2.0	25	28	1.5	502	1.5
A0962851	BR-138	30.5	31.5	Felsic Volcanic 1	Central Pit	Mine Rock	15	3.3	6.5	<0.1	<0.005	1.1	26	18	1.3	1168	0.92
A0962813	BR-138	36.75	37.75	Felsic Volcanic 1	Central Pit	Mine Rock	8.1	2.1	3.0	<0.1	0.0070	0.29	31	8.2	0.43	340	0.62
A0962814	BR-138	38.35	39	Felsic Volcanic 1	Central Pit	Mine Rock	7.3	2.7	3.3	<0.1	0.038	0.50	31	9.0	0.52	447	0.91
A0962815	BR-138	40.5	41.25	Felsic Volcanic 1	Central Pit	Ore-Grade	64	3.6	2.8	<0.1	0.45	0.52	31	7.8	0.43	461	1.3
A0962852	BR-138	45	45.75	Felsic Volcanic 1	Central Pit	Ore-Grade	6.6	2.9	5.5	<0.1	0.013	0.87	31	13	1.1	1026	1.2
A0962853	BR-138	55	56	Felsic Volcanic 1	Central Pit	Mine Rock	34	2.6	4.8	<0.1	0.0050	1.0	33	11	0.80	697	1.5
A0962816	BR-138	65	66	Felsic Volcanic 1	Central Pit	Ore-Grade	4.6	2.3	3.3	<0.1	<0.005	0.57	34	7.4	0.52	403	1.1
A0962817	BR-138	66	66.6	Felsic Volcanic 1	Central Pit	Mine Rock	8.6	2.4	3.4	<0.1	<0.005	0.48	36	8.4	0.52	402	1.2
A0962818	BR-138	71	72	Felsic Volcanic 1	Central Pit	Mine Rock	14	2.1	3.5	<0.1	<0.005	0.62	32	6.9	0.52	378	1.3
A0962854	BR-138	78	79	Felsic Volcanic 1	Central Pit	Mine Rock	16	3.1	5.5	<0.1	<0.005	0.82	33	9.9	0.84	762	1.2
A0962819	BR-138	83	84	Felsic Volcanic 1	Central Pit	Mine Rock	25	2.4	5.2	<0.1	<0.005	0.94	34	12	0.85	703	1.2
A0962820	BR-138	90	91	Felsic Volcanic 1	Central Pit	Mine Rock	35	2.5	4.4	<0.1	0.045	0.24	34	13	0.69	597	1.1
A0962821	BR-138	94	95	Felsic Volcanic 1	Central Pit	Mine Rock	26	2.7	6.1	<0.1	0.018	0.35	39	18	0.93	807	1.3
A0962822	BR-138	97.1	97.6	Felsic Volcanic 1	Central Pit	Mine Rock	34	2.3	4.0	<0.1	<0.005	0.22	20	15	0.85	514	1.0
A0962823	BR-138	100	101	Felsic Volcanic 1	Central Pit	Mine Rock	38	2.7	6.7	<0.1	<0.005	1.1	40	18	1.0	731	1.6
A0962824	BR-138	108	109	Felsic Volcanic 1	Central Pit	Mine Rock	18	2.7	5.4	<0.1	<0.005	0.96	29	13	0.99	555	2.2
A0962855	BR-138	115	116	Felsic Volcanic 1	Central Pit	Mine Rock	17	2.4	4.9	<0.1	<0.005	0.81	30	11	0.74	715	0.71
A0962825	BR-138	125	126	Felsic Volcanic 1	Central Pit	Mine Rock	20	2.4	5.2	<0.1	<0.005	0.91	30	11	0.71	437	1.6
A0962826	BR-138	133	134	Felsic Volcanic 1	Central Pit	Mine Rock	22	2.6	5.8	<0.1	<0.005	1.0	30	14	0.85	775	0.91
A0962827	BR-138	139.5	140.5	Felsic Volcanic 1	Central Pit	Mine Rock	19	2.3	4.9	<0.1	<0.005	0.86	30	11	0.68	508	0.81
A0962828	BR-138	162	163	Felsic Volcanic 1	Central Pit	Mine Rock	20	2.3	5.5	<0.1	<0.005	0.78	28	12	0.77	434	0.86
A0962856	BR-138	172	173	Felsic Volcanic 1	Central Pit	Mine Rock	20	2.5	5.7	<0.1	<0.005	1.0	32	13	0.90	670	1.2
A0962829	BR-138	177	178	Felsic Volcanic 1	Central Pit	Ore-Grade	20	2.3	5.4	<0.1	<0.005	0.90	28	11	0.68	398	1.1
A0962830	BR-138	184	185	Felsic Volcanic 1	Central Pit	Mine Rock	20	2.4	5.5	<0.1	<0.005	1.0	28	12	0.78	423	0.96
A0964009	BR-164	392.25	393.1	Metasediment 2	Central Pit	Mine Rock	53	4.4	10	<0.1	<0.005	1.9	17	29	1.4	390	1.5
A0964010	BR-164	401.25	402	Metasediment 2	Central Pit	Mine Rock	53	4.3	11	<0.1	<0.005	1.5	15	24	1.4	258	1.2
A0964011	BR-164	406.5	407.65	Metasediment 2	Central Pit	Mine Rock	66	3.8	8.3	<0.1	<0.005	0.89	15	22	1.3	283	1.7
A0964458	BR-202	31.05	32	Felsic Volcanic 1	Central Pit	Ore-Grade	16	2.2	5.6	<0.1	<0.005	0.84	27	11	0.74	777	0.70
A0964459	BR-202	35.05	35.7	Felsic Volcanic 1	Central Pit	Mine Rock	25	2.2	4.7	<0.1	<0.005	0.20	27	15	0.76	673	1.4

(1) Ten times average crustal abundance values presented in Price (1997).

Blue highlighting indicates samples with metal concentrations greater than the ten times crustal abundance screening value are present in the analyzed group.

Screening values are for qualitative assessment only and hold no regulatory significance.

Classification as mine rock or ore-grade materials was based on gold content.

A value of "--" indicates metal was not measured for the given sample; the variation in elements analyzed is due to measurement at two different laboratories (see text).

Table B-5 Aqua Regia Metals

Sample ID	Drillhole ID	From	To	Lithology	Area	Class	Copper	Iron	Gallium	Germanium	Mercury	Potassium	Lanthanum	Lithium	Magnesium	Manganese	Molybdenum
		m	m				ppm	%	ppm	ppm	ppm	%	ppm	ppm	%	ppm	ppm
10x Crustal Abundance (Price 1997) [(1)]							*600*	*--*	*190*	*15*	*0.85*	*--*	*390*	*200*	*--*	*9500*	*12*
A0964460	BR-202	37.9	39	Felsic Volcanic 1	Central Pit	Mine Rock	25	2.5	5.5	<0.1	<0.005	0.81	38	11	0.71	648	1.2
A0964461	BR-202	55.35	55.85	Felsic Volcanic 1	Central Pit	Mine Rock	35	2.1	4.5	<0.1	<0.005	0.72	26	8.9	0.61	483	2.4
A0964462	BR-202	57.6	58.3	Felsic Volcanic 1	Central Pit	Mine Rock	28	2.3	4.1	<0.1	<0.005	0.58	23	10	0.73	734	0.98
A0964463	BR-202	66	66.6	Felsic Volcanic 1	Central Pit	Mine Rock	20	2.3	5.4	<0.1	<0.005	0.90	28	14	0.77	586	0.54
A0964464	BR-202	71.8	72.3	Felsic Volcanic 1	Central Pit	Ore-Grade	19	1.5	1.5	<0.1	0.010	<0.01	15	1.5	0.17	164	1.7
A0964465	BR-202	75	75.8	Felsic Volcanic 1	Central Pit	Ore-Grade	35	3.6	7.4	<0.1	<0.005	1.1	37	20	1.1	723	1.1
A0964466	BR-202	79	79.5	Felsic Volcanic 1	Central Pit	Ore-Grade	42	3.5	7.4	<0.1	<0.005	0.80	40	15	1.3	496	0.60
A0964467	BR-202	85.45	86.3	Felsic Volcanic 1	Central Pit	Mine Rock	21	2.4	4.6	<0.1	<0.005	0.81	38	13	0.73	460	1.4
A0964468	BR-202	91.7	93	Metasediment 2	Central Pit	Ore-Grade	42	3.2	6.0	<0.1	<0.005	1.5	28	20	1.1	359	1.2
A0964469	BR-202	96.3	97.25	Felsic Volcanic 1	Central Pit	Mine Rock	24	2.1	5.3	<0.1	<0.005	0.91	30	12	0.69	467	1.9
A0964470	BR-202	101.6	102.65	Felsic Volcanic 1	Central Pit	Mine Rock	52	3.5	6.6	<0.1	<0.005	1.2	33	18	1.0	525	3.3
A0964471	BR-202	106.4	107.9	Metasediment 2	Central Pit	Mine Rock	49	3.9	7.0	<0.1	<0.005	1.5	26	26	1.2	342	1.1
A0964472	BR-202	111	112.5	Felsic Volcanic 1	Central Pit	Mine Rock	23	2.6	5.2	<0.1	<0.005	0.87	36	15	0.72	506	1.5
A0964473	BR-202	115.5	117	Felsic Volcanic 1	Central Pit	Mine Rock	21	2.4	4.3	<0.1	<0.005	0.76	39	14	0.64	416	1.3
A0964474	BR-202	121.4	121.9	Felsic Volcanic 1	Central Pit	Ore-Grade	13	1.9	3.7	<0.1	<0.005	0.72	31	13	0.51	387	1.9
A0964475	BR-202	127.6	128.9	Metasediment 2	Central Pit	Mine Rock	52	3.7	7.5	<0.1	<0.005	1.3	20	22	1.3	303	1.4
A0964476	BR-202	132.8	133.65	Metasediment 2	Central Pit	Mine Rock	54	5.0	9.2	<0.1	<0.005	2.0	23	29	1.3	432	1.3
A0964477	BR-202	139.5	141	Metasediment 2	Central Pit	Mine Rock	54	4.4	8.8	<0.1	<0.005	0.96	19	24	1.4	270	1.5
A0964478	BR-202	147.6	148.1	Metasediment 2	Central Pit	Mine Rock	43	3.4	7.5	<0.1	<0.005	1.5	25	21	1.1	394	1.7
A0964479	BR-202	154	154.6	Metasediment 2	Central Pit	Mine Rock	61	3.8	8.0	<0.1	<0.005	1.6	23	24	1.2	368	1.9
A0964480	BR-202	162	162.95	Metasediment 2	Central Pit	Mine Rock	25	4.6	8.7	<0.1	<0.005	1.6	23	24	1.1	279	1.1
A0964481	BR-202	170.95	171.45	Felsic Volcanic 1	Central Pit	Mine Rock	128	8.0	5.5	<0.1	<0.005	1.1	33	16	0.80	478	0.85
A0964482	BR-202	176.55	177.05	Felsic Volcanic 1	Central Pit	Ore-Grade	8.6	3.0	6.1	<0.1	<0.005	0.84	32	12	0.75	646	0.97
A0964483	BR-202	192.25	193.2	Felsic Volcanic 2	Central Pit	Mine Rock	3.7	1.6	1.1	<0.1	<0.005	0.16	41	2.1	0.080	181	4.0
A0964484	BR-202	199.5	201	Felsic Volcanic 2	Central Pit	Mine Rock	3.5	1.6	1.3	<0.1	<0.005	0.20	39	2.4	0.090	276	1.1
A0964485	BR-202	216	217.5	Felsic Volcanic 2	Central Pit	Mine Rock	1.5	1.5	2.8	<0.1	<0.005	0.39	42	4.6	0.27	358	1.5
A0964486	BR-202	222	222.5	Felsic Volcanic 1	Central Pit	Mine Rock	13	2.5	5.2	<0.1	<0.005	0.89	31	11	0.79	470	0.98
A0964061	BR-204	178.65	179.3	Felsic Volcanic 1	Central Pit	Mine Rock	30	3.1	7.9	<0.1	<0.005	1.1	26	23	1.0	391	1.4
A0964062	BR-204	183.8	184.6	Metasediment 2	Central Pit	Mine Rock	58	3.8	8.8	<0.1	<0.005	1.2	19	20	1.4	297	1.5
A0964063	BR-204	191.9	193	Metasediment 2	Central Pit	Mine Rock	43	4.3	9.6	<0.1	<0.005	1.7	16	20	1.5	390	1.4
A0964064	BR-204	195	195.8	Felsic Volcanic 1	Central Pit	Mine Rock	26	4.2	9.1	0.10	<0.005	1.6	23	19	1.2	380	1.6
A0964065	BR-204	210.75	211.75	Felsic Volcanic 2	Central Pit	Mine Rock	15	1.5	1.2	<0.1	<0.005	0.27	31	2.3	0.13	64	1.3
A0964066	BR-204	218.8	219.8	Felsic Volcanic 2	Central Pit	Mine Rock	9.7	1.7	2.2	<0.1	<0.005	0.24	39	4.7	0.18	221	1.1
A0964067	BR-204	226.5	227.45	Felsic Volcanic 2	Central Pit	Mine Rock	3.6	1.7	0.90	<0.1	<0.005	0.16	41	1.4	0.050	184	1.4
A0964068	BR-204	232.5	233.5	Felsic Volcanic 2	Central Pit	Mine Rock	3.3	1.8	1.3	<0.1	<0.005	0.13	40	3.2	0.15	229	1.3
A0964069	BR-204	237.5	238.5	Felsic Volcanic 2	Central Pit	Mine Rock	8.9	1.6	1.5	<0.1	<0.005	0.23	42	2.2	0.14	228	0.97
A0964070	BR-209	24	25	Felsic Volcanic 1	Central Pit	Mine Rock	17	2.4	5.8	<0.1	<0.005	0.39	34	11	0.72	497	1.2
117326	BR-209	29.6	31	Felsic Volcanic 1	Central Pit	Ore-Grade	44	3.1	6.7	<0.1	<0.005	0.92	33	16	1.1	771	0.87
117327	BR-209	34	35.5	Felsic Volcanic 1	Central Pit	Ore-Grade	34	3.6	7.6	<0.1	<0.005	1.3	37	21	1.3	574	0.53
A0964071	BR-209	38.5	40	Felsic Volcanic 1	Central Pit	Mine Rock	66	3.5	7.4	<0.1	<0.005	1.0	23	17	1.5	614	0.95
117328	BR-209	55.5	57	Felsic Volcanic 1	Central Pit	Mine Rock	26	2.2	5.0	<0.1	<0.005	0.97	31	15	0.70	347	1.6
117329	BR-209	60	61.5	Felsic Volcanic 1	Central Pit	Mine Rock	18	2.2	4.2	<0.1	<0.005	0.84	38	14	0.66	506	1.3
A0964072	BR-209	63	64.2	Felsic Volcanic 1	Central Pit	Mine Rock	21	2.5	5.7	<0.1	<0.005	1.2	30	18	0.95	504	0.87

(1) Ten times average crustal abundance values presented in Price (1997).

Blue highlighting indicates samples with metal concentrations greater than the ten times crustal abundance screening value are present in the analyzed group.

Screening values are for qualitative assessment only and hold no regulatory significance.

Classification as mine rock or ore-grade materials was based on gold content.

A value of "--" indicates metal was not measured for the given sample; the variation in elements analyzed is due to measurement at two different laboratories (see text).

Table B-5 Aqua Regia Metals

Sample ID	Drillhole ID	From	To	Lithology	Area	Class	Copper	Iron	Gallium	Germanium	Mercury	Potassium	Lanthanum	Lithium	Magnesium	Manganese	Molybdenum
		m	m				ppm	%	ppm	ppm	ppm	%	ppm	ppm	%	ppm	ppm
10x Crustal Abundance (Price 1997) [(1)]							*600*	*--*	*190*	*15*	*0.85*	*--*	*390*	*200*	*--*	*9500*	*12*
117330	BR-209	76.65	77.65	Metasediment 2	Central Pit	Mine Rock	31	4.5	9.5	<0.1	<0.005	1.5	21	21	1.2	233	1.3
117331	BR-209	80.4	81.45	Metasediment 2	Central Pit	Mine Rock	47	3.7	9.0	<0.1	<0.005	1.7	22	23	1.3	360	1.5
117332	BR-209	86.75	87.65	Metasediment 2	Central Pit	Mine Rock	39	4.5	9.6	<0.1	<0.005	1.5	19	23	1.4	368	1.2
117333	BR-209	100.5	102	Felsic Volcanic 1	Central Pit	Mine Rock	20	2.7	7.2	<0.1	<0.005	1.3	26	20	1.0	377	0.68
117334	BR-209	122.05	123	Felsic Volcanic 2	Central Pit	Mine Rock	6.9	1.4	1.4	<0.1	<0.005	0.24	41	3.7	0.11	149	1.7
A0964073	BR-209	134.5	135.3	Felsic Volcanic 2	Central Pit	Mine Rock	11	2.3	2.3	<0.1	<0.005	0.62	37	11	0.63	332	1.4
117335	BR-209	139.4	140.4	Felsic Volcanic 2	Central Pit	Mine Rock	4.3	1.7	1.2	<0.1	<0.005	0.19	41	3.2	0.11	195	1.4
117336	BR-209	144.55	145.8	Felsic Volcanic 2	Central Pit	Mine Rock	1.6	1.6	1.4	<0.1	<0.005	0.28	39	4.6	0.21	103	1.2
A0964074	BR-209	146.3	147	Felsic Volcanic 2	Central Pit	Mine Rock	2.0	1.7	1.2	<0.1	<0.005	0.27	40	3.2	0.15	62	1.6
117337	BR-209	150	151	Felsic Volcanic 2	Central Pit	Mine Rock	1.8	1.6	2.1	<0.1	<0.005	0.31	40	5.9	0.28	308	1.3
117338	BR-209	157	158	Felsic Volcanic 2	Central Pit	Ore-Grade	2.3	1.6	2.6	<0.1	<0.005	0.33	38	4.2	0.18	272	0.96
117339	BR-209	163.25	164.5	Felsic Volcanic 2	Central Pit	Mine Rock	3.3	1.4	1.3	<0.1	<0.005	0.27	33	2.0	0.10	147	1.4
A0964075	BR-209	184.5	186	Felsic Volcanic 1	Central Pit	Mine Rock	18	2.7	5.7	<0.1	<0.005	0.84	34	11	0.90	514	1.4
117340	BR-209	191	192	Felsic Volcanic 2	Central Pit	Mine Rock	2.1	1.4	2.3	<0.1	<0.005	0.30	41	2.7	0.14	234	0.93
A0963852	BR-217	16.9	18	Felsic Volcanic 1	Central Pit	Mine Rock	21	2.1	4.2	<0.1	<0.005	0.74	28	10	0.71	663	0.79
A0963853	BR-217	21	22.5	Felsic Volcanic 1	Central Pit	Ore-Grade	9.1	2.5	4.2	<0.1	<0.005	0.76	31	8.5	0.67	649	1.1
A0963854	BR-217	28.4	29.9	Felsic Volcanic 1	Central Pit	Mine Rock	13	2.4	4.7	<0.1	<0.005	0.83	30	9.9	0.73	759	1.1
A0963855	BR-217	33	34.5	Felsic Volcanic 1	Central Pit	Mine Rock	16	2.3	4.9	<0.1	<0.005	0.83	28	11	0.70	714	0.68
A0963856	BR-217	40	41.4	Felsic Volcanic 1	Central Pit	Mine Rock	11	2.2	4.8	<0.1	<0.005	0.74	28	9.3	0.68	685	0.60
A0963857	BR-217	44.2	45.5	Felsic Volcanic 1	Central Pit	Mine Rock	18	2.4	5.4	<0.1	<0.005	0.88	28	13	0.83	676	0.85
A0963858	BR-217	51	52.5	Felsic Volcanic 1	Central Pit	Mine Rock	17	2.2	5.1	<0.1	<0.005	0.92	27	11	0.76	571	0.57
A0963859	BR-217	55.4	56.9	Felsic Volcanic 1	Central Pit	Mine Rock	13	1.5	3.4	<0.1	<0.005	0.47	26	6.0	0.41	385	0.51
A0963860	BR-217	61	61.25	Felsic Volcanic 1	Central Pit	Ore-Grade	24	2.3	5.1	<0.1	<0.005	0.85	25	11	0.70	738	1.7
A0963861	BR-217	65.6	67	Felsic Volcanic 1	Central Pit	Mine Rock	16	2.3	5.0	<0.1	<0.005	0.74	28	11	0.73	695	0.69
A0963862	BR-217	70	71.5	Felsic Volcanic 1	Central Pit	Mine Rock	17	2.2	5.3	<0.1	<0.005	0.77	29	9.7	0.72	593	1.4
A0963863	BR-217	74.5	76	Felsic Volcanic 1	Central Pit	Mine Rock	19	2.4	5.2	<0.1	<0.005	0.77	27	11	0.85	694	0.61
A0963864	BR-217	83	84	Felsic Volcanic 1	Central Pit	Mine Rock	12	2.4	5.8	<0.1	<0.005	0.81	28	9.3	0.71	721	0.64
A0963865	BR-217	87.7	88.4	Felsic Volcanic 1	Central Pit	Mine Rock	2.6	1.6	2.0	<0.1	<0.005	0.29	26	4.1	0.19	196	0.95
A0963866	BR-217	94.5	96	Felsic Volcanic 1	Central Pit	Mine Rock	17	2.1	4.7	<0.1	<0.005	0.67	26	8.4	0.61	674	2.4
A0963867	BR-217	102.5	103.5	Felsic Volcanic 1	Central Pit	Mine Rock	12	2.7	6.1	<0.1	0.0050	0.83	31	9.1	0.76	770	1.8
A0963868	BR-217	124.5	126	Felsic Volcanic 1	Central Pit	Mine Rock	20	2.3	5.0	<0.1	<0.005	0.86	37	17	0.73	851	1.3
A0963869	BR-217	133.5	135	Felsic Volcanic 1	Central Pit	Mine Rock	20	2.2	5.8	<0.1	<0.005	0.87	30	9.8	0.66	617	0.95
A0963870	BR-217	138	138.5	Felsic Volcanic 1	Central Pit	Mine Rock	21	2.2	4.8	<0.1	<0.005	0.79	30	11	0.67	402	9.5
A0963871	BR-217	143.3	144.8	Felsic Volcanic 1	Central Pit	Mine Rock	35	2.1	4.6	<0.1	<0.005	0.86	31	8.9	0.65	587	1.1
A0963872	BR-217	148.5	149.5	Felsic Volcanic 1	Central Pit	Mine Rock	48	2.0	4.6	<0.1	<0.005	0.76	28	13	0.65	459	0.74
A0963873	BR-217	152.4	153.1	Felsic Volcanic 1	Central Pit	Ore-Grade	42	2.1	3.9	<0.1	<0.005	0.70	29	6.9	0.54	456	3.7
A0963874	BR-217	164.5	165	Felsic Volcanic 1	Central Pit	Ore-Grade	31	3.4	8.5	<0.1	<0.005	0.70	31	17	1.3	659	2.6
A0963875	BR-217	170	170.5	Felsic Volcanic 1	Central Pit	Mine Rock	20	2.3	4.8	<0.1	<0.005	0.61	34	11	0.63	417	1.5
A0963876	BR-217	174.45	175.55	Metasediment 1	Central Pit	Mine Rock	36	2.7	6.7	<0.1	<0.005	1.3	25	22	1.1	413	1.4
A0963877	BR-217	181.85	183.25	Metasediment 2	Central Pit	Ore-Grade	56	3.0	5.8	<0.1	<0.005	1.1	25	18	0.96	401	3.6
A0963878	BR-217	185.8	186.9	Felsic Volcanic 1	Central Pit	Mine Rock	20	2.1	5.6	<0.1	<0.005	1.0	29	15	0.74	425	0.81
A0963879	BR-217	189.55	190.75	Metasediment 2	Central Pit	Mine Rock	39	3.6	7.9	<0.1	<0.005	1.8	28	25	1.3	470	1.4
A0963880	BR-217	195	196.15	Metasediment 2	Central Pit	Mine Rock	48	4.7	8.4	<0.1	<0.005	1.6	22	23	1.3	360	0.97

(1) Ten times average crustal abundance values presented in Price (1997).

Blue highlighting indicates samples with metal concentrations greater than the ten times crustal abundance screening value are present in the analyzed group.

Screening values are for qualitative assessment only and hold no regulatory significance.

Classification as mine rock or ore-grade materials was based on gold content.

A value of "--" indicates metal was not measured for the given sample; the variation in elements analyzed is due to measurement at two different laboratories (see text).

Table B-5 Aqua Regia Metals

Sample ID	Drillhole ID	From	To	Lithology	Area	Class	Copper	Iron	Gallium	Germanium	Mercury	Potassium	Lanthanum	Lithium	Magnesium	Manganese	Molybdenum
		m	m				ppm	%	ppm	ppm	ppm	%	ppm	ppm	%	ppm	ppm
10x Crustal Abundance (Price 1997) [(1)]							*600*	*--*	*190*	*15*	*0.85*	*--*	*390*	*200*	*--*	*9500*	*12*
A0963881	BR-217	201	201.4	Metasediment 2	Central Pit	Ore-Grade	114	4.5	6.1	<0.1	<0.005	1.0	26	20	0.93	323	1.4
A0963882	BR-217	206	207.3	Metasediment 2	Central Pit	Mine Rock	48	3.8	6.8	<0.1	<0.005	1.6	27	24	1.2	351	1.1
A0963883	BR-217	208.9	209.4	Felsic Volcanic 1	Central Pit	Mine Rock	20	2.6	4.6	<0.1	<0.005	0.77	39	12	0.59	312	1.4
A0963884	BR-217	214.5	216	Metasediment 2	Central Pit	Mine Rock	58	4.3	9.4	<0.1	<0.005	1.7	21	27	1.4	352	1.2
A0963885	BR-217	220.2	221.3	Metasediment 2	Central Pit	Mine Rock	48	4.7	10	<0.1	<0.005	1.7	20	25	1.3	228	1.6
A0963886	BR-217	225.7	227.2	Metasediment 2	Central Pit	Mine Rock	61	5.2	12	<0.1	<0.005	1.7	18	28	1.5	233	1.4
A0963887	BR-217	242.8	243.35	Metasediment 2	Central Pit	Mine Rock	35	4.6	8.7	<0.1	<0.005	1.8	25	22	1.2	374	1.4
A0963888	BR-217	249.05	249.55	Felsic Volcanic 1	Central Pit	Mine Rock	20	4.0	6.8	<0.1	<0.005	1.4	30	17	0.89	504	1.1
A0963889	BR-217	253.65	255	Felsic Volcanic 2	Central Pit	Mine Rock	7.3	1.6	1.1	<0.1	<0.005	0.24	34	1.1	0.020	52	1.0
A0963322	BR-108	88.25	89	Felsic Volcanic 1	Central Pit	Mine Rock	19	2.2	5.7	<0.1	<0.005	1.0	27	24	0.68	372	0.64
A0963323	BR-108	93.25	94	Felsic Volcanic 1	Central Pit	Mine Rock	15	2.0	5.4	<0.1	<0.005	0.96	27	27	0.64	317	0.90
A0963324	BR-108	98	99	Felsic Volcanic 1	Central Pit	Mine Rock	18	2.1	5.0	<0.1	<0.005	0.82	27	15	0.47	318	0.75
A0963325	BR-108	103	104	Felsic Volcanic 1	Central Pit	Mine Rock	22	2.1	4.8	<0.1	<0.005	0.70	27	16	0.72	312	1.2
A0963326	BR-108	108	109	Felsic Volcanic 1	Central Pit	Mine Rock	11	2.3	5.8	<0.1	<0.005	1.2	30	27	0.82	384	1.0
A0963363	BR-108	119.25	120	Felsic Volcanic 1	Central Pit	Mine Rock	24	2.0	4.6	<0.1	<0.005	0.77	29	14	0.44	277	5.0
A0963364	BR-108	123	123.75	Felsic Volcanic 1	Central Pit	Mine Rock	19	2.3	6.2	<0.1	<0.005	1.0	30	20	0.84	423	1.2
A0963327	BR-108	139.5	140.5	Felsic Volcanic 1	Central Pit	Mine Rock	24	2.5	5.4	<0.1	<0.005	0.92	31	17	0.76	451	1.2
A0963328	BR-108	143.5	144.4	Felsic Volcanic 1	Central Pit	Mine Rock	15	2.0	4.6	<0.1	<0.005	0.71	28	13	0.36	290	0.90
A0963365	BR-108	153.5	154.5	Felsic Volcanic 1	Central Pit	Mine Rock	16	2.3	5.6	<0.1	<0.005	0.95	28	17	0.58	364	1.2
A0963329	BR-108	165.8	166.3	Felsic Volcanic 1	Central Pit	Mine Rock	20	2.2	5.5	<0.1	<0.005	0.92	26	18	0.72	373	1.1
A0963330	BR-108	169.1	170	Fragmental 1	Central Pit	Mine Rock	34	1.8	4.9	<0.1	<0.005	0.79	27	14	0.66	253	2.1
A0963331	BR-108	179.75	180.75	Fragmental 1	Central Pit	Mine Rock	19	2.1	5.2	<0.1	<0.005	0.91	25	15	0.69	333	0.58
A0963332	BR-108	189	189.5	Felsic Volcanic 1	Central Pit	Mine Rock	16	2.1	5.0	<0.1	<0.005	0.73	25	11	0.69	346	0.93
A0963366	BR-108	199	200	Fragmental 1	Central Pit	Mine Rock	17	2.1	5.2	<0.1	<0.005	0.75	27	12	0.71	354	1.0
A0963367	BR-108	206.5	207.5	Felsic Volcanic 1	Central Pit	Mine Rock	21	2.5	5.7	<0.1	<0.005	0.93	28	13	0.81	412	0.70
A0963368	BR-108	216	216.5	Fragmental 1	Central Pit	Mine Rock	18	1.9	4.8	<0.1	<0.005	0.80	26	13	0.60	301	2.0
A0963333	BR-108	224.5	225.5	Fragmental 1	Central Pit	Mine Rock	19	2.3	5.4	<0.1	<0.005	0.87	28	12	0.69	416	1.7
A0963334	BR-108	240	241	Felsic Volcanic 1	Central Pit	Mine Rock	8.3	1.9	4.0	<0.1	<0.005	0.73	30	12	0.60	584	1.2
A0963356	BR-108	246.55	247.5	Felsic Volcanic 1	Central Pit	Mine Rock	13	2.0	4.5	<0.1	<0.005	0.88	26	12	0.65	681	1.6
A0963335	BR-108	257.5	258	Felsic Volcanic 1	Central Pit	Mine Rock	15	2.1	4.9	<0.1	<0.005	0.90	30	7.3	0.63	526	0.80
A0963336	BR-108	261.5	262	Felsic Volcanic 1	Central Pit	Mine Rock	13	1.5	3.3	<0.1	<0.005	0.57	24	4.5	0.40	389	0.80
A0963357	BR-108	269.5	270.5	Felsic Volcanic 1	Central Pit	Mine Rock	27	1.5	3.7	<0.1	<0.005	0.63	25	5.2	0.44	498	0.78
A0963337	BR-108	273	273.5	Felsic Volcanic 1	Central Pit	Mine Rock	30	2.3	4.6	<0.1	0.0060	0.79	26	6.7	0.60	695	0.73
A0963338	BR-108	279	280	Felsic Volcanic 1	Central Pit	Mine Rock	20	2.1	4.9	<0.1	<0.005	0.89	26	6.8	0.69	941	0.58
A0963358	BR-108	283	284	Felsic Volcanic 1	Central Pit	Mine Rock	18	2.2	4.9	<0.1	<0.005	0.82	27	6.9	0.68	817	1.4
A0963339	BR-108	289.5	290	Felsic Volcanic 1	Central Pit	Mine Rock	3.4	1.6	2.4	<0.1	<0.005	0.39	26	2.7	0.17	208	0.75
A0963340	BR-108	293	294	Felsic Volcanic 1	Central Pit	Mine Rock	14	2.2	4.8	<0.1	<0.005	0.76	29	6.6	0.63	648	1.3
A0963341	BR-108	298.5	299.5	Felsic Volcanic 1	Central Pit	Mine Rock	39	1.9	4.8	<0.1	<0.005	0.77	29	6.5	0.56	609	1.2
A0963342	BR-108	303.5	304.25	Felsic Volcanic 1	Central Pit	Ore-Grade	18	2.2	5.6	<0.1	<0.005	0.83	28	7.5	0.71	742	1.1
A0963343	BR-108	309.5	310.25	Felsic Volcanic 1	Central Pit	Mine Rock	13	2.1	5.7	<0.1	<0.005	0.84	26	7.4	0.67	886	1.0
A0963344	BR-108	314.75	315.5	Felsic Volcanic 1	Central Pit	Ore-Grade	18	2.0	4.1	<0.1	<0.005	0.61	31	6.1	0.57	477	1.6
A0963359	BR-108	319.25	320	Felsic Volcanic 1	Central Pit	Mine Rock	18	2.0	4.7	<0.1	<0.005	0.80	30	7.2	0.61	533	1.5
A0963345	BR-108	322.5	323.25	Felsic Volcanic 1	Central Pit	Ore-Grade	12	2.4	4.9	<0.1	<0.005	0.92	28	7.9	0.72	795	2.1

(1) Ten times average crustal abundance values presented in Price (1997).

Blue highlighting indicates samples with metal concentrations greater than the ten times crustal abundance screening value are present in the analyzed group.

Screening values are for qualitative assessment only and hold no regulatory significance.

Classification as mine rock or ore-grade materials was based on gold content.

A value of "--" indicates metal was not measured for the given sample; the variation in elements analyzed is due to measurement at two different laboratories (see text).

Table B-5 Aqua Regia Metals

Sample ID	Drillhole ID	From	To	Lithology	Area	Class	Copper	Iron	Gallium	Germanium	Mercury	Potassium	Lanthanum	Lithium	Magnesium	Manganese	Molybdenum
		m	m				ppm	%	ppm	ppm	ppm	%	ppm	ppm	%	ppm	ppm
10x Crustal Abundance (Price 1997) [(1)]							*600*	*--*	*190*	*15*	*0.85*	*--*	*390*	*200*	*--*	*9500*	*12*
A0963346	BR-108	328.5	329.25	Felsic Volcanic 1	Central Pit	Ore-Grade	27	2.3	5.3	<0.1	<0.005	0.93	29	9.0	0.73	646	0.61
A0963347	BR-108	333	333.5	Felsic Volcanic 1	Central Pit	Mine Rock	19	2.0	3.3	<0.1	<0.005	0.47	21	5.6	0.56	519	0.92
A0963348	BR-108	336	336.5	Felsic Volcanic 1	Central Pit	Mine Rock	9.2	1.9	2.8	<0.1	<0.005	0.49	24	5.1	0.44	464	1.5
A0963349	BR-108	340.5	341	Felsic Volcanic 2	Central Pit	Ore-Grade	16	2.4	3.4	<0.1	0.018	0.52	22	5.8	0.49	539	2.7
A0963350	BR-108	344	345	Felsic Volcanic 2	Central Pit	Mine Rock	20	2.1	3.7	<0.1	0.0060	0.70	26	7.2	0.60	482	1.3
A0963351	BR-108	354	355	Felsic Volcanic 1	Central Pit	Mine Rock	9.9	1.5	1.9	<0.1	0.011	0.21	17	3.0	0.29	261	0.90
A0963360	BR-108	358	358.75	Felsic Volcanic 1	Central Pit	Mine Rock	18	2.5	6.5	<0.1	0.020	1.2	32	13	0.80	428	0.41
A0963361	BR-108	363.25	364	Felsic Volcanic 1	Central Pit	Mine Rock	19	2.3	5.6	<0.1	0.015	1.1	31	17	0.75	392	0.96
A0963352	BR-108	369.5	370.5	Felsic Volcanic 1	Central Pit	Mine Rock	16	2.2	5.6	<0.1	0.015	0.93	29	12	0.72	378	0.36
A0963362	BR-108	371.5	372.5	Felsic Volcanic 1	Central Pit	Mine Rock	20	2.3	6.3	<0.1	0.010	0.98	29	14	0.75	479	0.49
A0963353	BR-108	375.5	376.25	Felsic Volcanic 1	Central Pit	Mine Rock	23	3.1	7.1	<0.1	<0.005	1.2	36	15	0.90	375	0.94
A0963354	BR-108	380.75	381.5	Felsic Volcanic 1	Central Pit	Mine Rock	20	3.2	6.6	<0.1	<0.005	1.2	36	15	0.94	496	0.80
A0963355	BR-108	385.25	386	Felsic Volcanic 1	Central Pit	Mine Rock	20	2.2	5.3	<0.1	<0.005	0.92	29	11	0.66	335	1.9
A0964012	BR-164	32	33	Felsic Volcanic 1	Central Pit	Mine Rock	32	2.6	4.9	<0.1	<0.005	0.35	27	12	0.57	389	0.83
A0962765	BR-164	41.1	42	Felsic Volcanic 1	Central Pit	Mine Rock	22	2.2	6.5	<0.1	<0.005	0.14	16	18	0.79	393	0.54
A0962766	BR-164	46.8	47.7	Felsic Volcanic 1	Central Pit	Mine Rock	49	3.7	7.6	<0.1	<0.005	0.31	20	32	1.3	312	1.4
A0962767	BR-164	56.5	58	Metasediment 2	Central Pit	Mine Rock	45	2.9	6.5	<0.1	<0.005	0.98	17	22	1.1	230	1.3
A0962768	BR-164	62	63	Fragmental 1	Central Pit	Mine Rock	43	2.7	6.1	<0.1	<0.005	0.90	18	21	0.94	227	1.2
A0964013	BR-164	75	76.5	Felsic Volcanic 1	Central Pit	Mine Rock	20	2.1	4.3	<0.1	<0.005	0.72	29	20	0.65	330	1.1
A0962769	BR-164	82.5	84	Felsic Volcanic 1	Central Pit	Mine Rock	21	2.1	4.5	<0.1	<0.005	0.79	29	15	0.54	312	1.2
A0962770	BR-164	87	88.5	Felsic Volcanic 1	Central Pit	Mine Rock	18	2.0	4.0	<0.1	<0.005	0.72	30	13	0.46	314	1.0
A0962771	BR-164	96	97.5	Felsic Volcanic 1	Central Pit	Mine Rock	19	2.0	4.3	<0.1	<0.005	0.76	29	13	0.42	308	0.70
A0962772	BR-164	100.5	102	Felsic Volcanic 1	Central Pit	Mine Rock	18	2.3	3.5	<0.1	0.0080	0.62	29	10	0.38	315	1.4
A0962773	BR-164	110	111	Felsic Volcanic 1	Central Pit	Mine Rock	18	2.2	5.4	<0.1	<0.005	0.90	29	15	0.72	422	1.1
A0962774	BR-164	114	115.5	Felsic Volcanic 1	Central Pit	Mine Rock	21	2.5	5.2	<0.1	0.0070	0.91	30	18	0.82	394	1.5
A0962775	BR-164	120	121.5	Felsic Volcanic 1	Central Pit	Mine Rock	18	1.9	4.0	<0.1	0.0070	0.72	29	14	0.46	299	0.58
A0962776	BR-164	124.5	126	Felsic Volcanic 1	Central Pit	Mine Rock	17	2.0	4.4	<0.1	<0.005	0.78	25	16	0.68	364	0.84
A0962777	BR-164	128.5	129	Felsic Volcanic 1	Central Pit	Mine Rock	19	2.5	3.1	<0.1	0.021	0.73	30	14	0.54	301	2.4
A0962778	BR-164	136.35	137.5	Felsic Volcanic 1	Central Pit	Mine Rock	22	2.2	4.6	<0.1	0.0060	0.69	28	22	0.72	335	1.4
A0962779	BR-164	142.5	144	Felsic Volcanic 1	Central Pit	Mine Rock	80	2.1	5.4	<0.1	0.014	0.93	23	23	0.80	372	0.95
A0962780	BR-164	148.5	150	Felsic Volcanic 1	Central Pit	Mine Rock	24	2.3	4.8	<0.1	0.010	0.86	29	13	0.61	354	1.0
A0962781	BR-164	153	154	Felsic Volcanic 1	Central Pit	Mine Rock	19	1.9	2.7	<0.1	<0.005	0.63	28	7.3	0.36	277	1.3
A0962782	BR-164	159.15	159.75	Felsic Volcanic 1	Central Pit	Mine Rock	19	2.3	4.0	<0.1	<0.005	0.55	29	13	0.58	364	2.6
A0964014	BR-164	165	166.5	Felsic Volcanic 1	Central Pit	Mine Rock	16	2.5	4.4	<0.1	<0.005	0.71	32	12	0.77	498	0.81
A0962783	BR-164	171	172.5	Felsic Volcanic 1	Central Pit	Mine Rock	21	2.3	5.0	<0.1	<0.005	0.60	29	16	0.74	487	2.2
A0964015	BR-164	177	178.5	Felsic Volcanic 1	Central Pit	Mine Rock	17	2.2	4.0	<0.1	<0.005	0.66	30	9.7	0.66	714	1.5
A0964016	BR-164	195	196.5	Felsic Volcanic 1	Central Pit	Mine Rock	16	2.3	4.4	<0.1	<0.005	0.80	28	8.4	0.69	689	0.80
A0964017	BR-164	205.5	207	Felsic Volcanic 1	Central Pit	Mine Rock	17	2.3	5.4	<0.1	<0.005	0.99	25	11	0.85	677	1.2
A0962784	BR-164	210.1	211.2	Felsic Volcanic 1	Central Pit	Mine Rock	22	2.0	6.3	<0.1	<0.005	0.19	24	10	0.71	602	1.2
A0962785	BR-164	215.3	216.5	Felsic Volcanic 1	Central Pit	Mine Rock	24	2.2	4.8	<0.1	<0.005	0.82	28	8.0	0.69	477	1.4
A0962786	BR-164	220.5	222	Felsic Volcanic 1	Central Pit	Mine Rock	23	2.2	5.0	<0.1	<0.005	0.89	28	9.4	0.70	603	1.6
A0962787	BR-164	227.75	228.35	Felsic Volcanic 1	Central Pit	Mine Rock	20	2.3	4.7	<0.1	<0.005	0.79	32	8.3	0.69	481	1.7
A0962788	BR-164	232.4	232.9	Felsic Volcanic 1	Central Pit	Mine Rock	17	2.2	5.0	<0.1	<0.005	0.83	33	8.8	0.72	574	0.99

(1) Ten times average crustal abundance values presented in Price (1997).

Blue highlighting indicates samples with metal concentrations greater than the ten times crustal abundance screening value are present in the analyzed group.

Screening values are for qualitative assessment only and hold no regulatory significance.

Classification as mine rock or ore-grade materials was based on gold content.

A value of "--" indicates metal was not measured for the given sample; the variation in elements analyzed is due to measurement at two different laboratories (see text).

Table B-5 Aqua Regia Metals

Sample ID	Drillhole ID	From	To	Lithology	Area	Class	Copper	Iron	Gallium	Germanium	Mercury	Potassium	Lanthanum	Lithium	Magnesium	Manganese	Molybdenum
		m	m				ppm	%	ppm	ppm	ppm	%	ppm	ppm	%	ppm	ppm
10x Crustal Abundance (Price 1997) [(1)]							*600*	*--*	*190*	*15*	*0.85*	*--*	*390*	*200*	*--*	*9500*	*12*
A0964018	BR-164	238.3	238.9	Felsic Volcanic 1	Central Pit	Mine Rock	19	2.2	4.3	<0.1	<0.005	0.66	29	8.2	0.63	621	1.1
A0962789	BR-164	250.5	251.65	Felsic Volcanic 1	Central Pit	Mine Rock	20	1.8	3.5	<0.1	0.019	0.50	26	4.7	0.41	491	0.72
A0964019	BR-164	267	267.5	Felsic Volcanic 1	Central Pit	Mine Rock	30	2.5	5.6	<0.1	<0.005	0.86	33	8.7	0.81	677	1.1
A0962790	BR-164	273.6	274.45	Felsic Volcanic 1	Central Pit	Mine Rock	4.6	2.6	4.4	<0.1	<0.005	0.62	29	5.3	0.63	775	2.0
A0962791	BR-164	281.7	282.2	Felsic Volcanic 1	Central Pit	Mine Rock	18	2.3	4.2	<0.1	<0.005	0.76	27	7.6	0.67	669	1.4
A0962792	BR-164	283.75	284.25	Felsic Volcanic 1	Central Pit	Ore-Grade	103	2.2	2.3	<0.1	0.0050	0.45	20	4.4	0.38	291	2.2
A0962793	BR-164	286.95	287.45	Felsic Volcanic 1	Central Pit	Mine Rock	31	2.4	5.9	<0.1	<0.005	0.94	31	10	0.71	470	0.77
A0962794	BR-164	295	295.75	Felsic Volcanic 1	Central Pit	Mine Rock	17	2.0	3.7	<0.1	<0.005	0.77	32	6.9	0.58	370	0.99
A0962795	BR-164	302.5	303	Felsic Volcanic 1	Central Pit	Mine Rock	19	2.2	4.9	<0.1	<0.005	0.90	29	9.2	0.71	461	1.1
A0962796	BR-164	308	309	Felsic Volcanic 1	Central Pit	Ore-Grade	60	2.3	4.0	<0.1	<0.005	0.68	27	8.8	0.57	425	2.6
A0962797	BR-164	312	313	Felsic Volcanic 1	Central Pit	Mine Rock	22	2.3	5.4	<0.1	<0.005	0.86	30	9.5	0.65	564	0.46
A0962798	BR-164	316.7	317.7	Felsic Volcanic 1	Central Pit	Ore-Grade	11	2.5	3.9	<0.1	<0.005	0.67	27	8.3	0.73	609	1.1
A0962799	BR-164	327.1	327.6	Felsic Volcanic 1	Central Pit	Ore-Grade	159	2.0	3.6	<0.1	<0.005	0.62	23	5.9	0.57	474	2.1
A0962800	BR-164	332	333	Felsic Volcanic 1	Central Pit	Mine Rock	24	3.1	6.9	<0.1	<0.005	1.2	36	14	1.1	572	0.32
A0964020	BR-164	337.5	338	Felsic Volcanic 1	Central Pit	Mine Rock	47	3.4	7.2	<0.1	<0.005	1.3	40	16	1.1	461	1.3
A0964001	BR-164	347.8	348.4	Metasediment 2	Central Pit	Mine Rock	47	4.0	8.7	<0.1	<0.005	1.8	17	23	1.4	369	1.8
A0964002	BR-164	356	357	Felsic Volcanic 1	Central Pit	Ore-Grade	24	2.2	5.5	<0.1	<0.005	0.94	28	12	0.71	441	1.1
A0964003	BR-164	361.45	362.45	Felsic Volcanic 1	Central Pit	Mine Rock	51	3.0	5.8	<0.1	<0.005	1.2	28	15	0.89	385	2.2
A0964004	BR-164	365	366	Felsic Volcanic 1	Central Pit	Mine Rock	19	2.2	4.9	<0.1	<0.005	0.79	32	10	0.59	311	2.2
A0964005	BR-164	372.4	373	Felsic Volcanic 1	Central Pit	Mine Rock	12	1.8	3.9	<0.1	<0.005	0.71	32	9.6	0.47	345	0.58
A0964006	BR-164	377.5	378.5	Metasediment 2	Central Pit	Mine Rock	50	6.8	11	0.20	<0.005	2.2	19	38	1.4	399	1.2
A0964007	BR-164	382	383.15	Metasediment 2	Central Pit	Mine Rock	54	5.0	9.3	<0.1	<0.005	1.2	14	25	1.4	205	1.3
A0964008	BR-164	387.7	388.95	Metasediment 2	Central Pit	Mine Rock	62	4.2	9.0	<0.1	<0.005	1.6	16	27	1.3	313	1.3
A0963048	BR-106	15	16	Felsic Volcanic 1	Central Pit	Mine Rock	17	1.9	3.2	<0.1	<0.005	0.52	26	7.9	0.30	261	0.89
A0963303	BR-106	19	20	Felsic Volcanic 1	Central Pit	Mine Rock	16	2.2	3.5	<0.1	<0.005	0.68	26	9.3	0.51	354	0.68
A0963049	BR-106	25	26	Felsic Volcanic 1	Central Pit	Mine Rock	21	1.9	3.5	<0.1	<0.005	0.68	29	8.5	0.39	276	0.58
A0963304	BR-106	27	28	Felsic Volcanic 1	Central Pit	Mine Rock	18	2.2	3.3	<0.1	<0.005	0.55	25	8.9	0.40	301	0.69
A0963050	BR-106	32	33	Felsic Volcanic 1	Central Pit	Mine Rock	17	1.8	3.0	<0.1	<0.005	0.53	27	6.4	0.32	264	1.2
A0963251	BR-106	35	36	Felsic Volcanic 1	Central Pit	Mine Rock	16	2.0	3.3	<0.1	<0.005	0.59	28	8.2	0.42	297	0.59
A0963252	BR-106	40	41	Felsic Volcanic 1	Central Pit	Mine Rock	19	2.0	4.4	<0.1	<0.005	0.83	26	13	0.54	305	0.85
A0963305	BR-106	49	49.8	Felsic Volcanic 1	Central Pit	Mine Rock	60	1.9	3.3	<0.1	<0.005	0.60	31	10	0.47	269	1.2
A0963253	BR-106	52.45	53.45	Felsic Volcanic 1	Central Pit	Mine Rock	20	2.0	4.5	<0.1	<0.005	0.71	28	14	0.57	283	0.89
A0963254	BR-106	60.45	61.45	Felsic Volcanic 1	Central Pit	Mine Rock	20	1.9	3.3	<0.1	<0.005	0.65	32	7.8	0.37	284	6.5
A0963255	BR-106	63.45	64.45	Felsic Volcanic 1	Central Pit	Mine Rock	19	2.0	4.4	<0.1	<0.005	0.75	28	13	0.46	292	0.61
A0963256	BR-106	68.15	69.15	Felsic Volcanic 1	Central Pit	Mine Rock	19	2.3	5.0	<0.1	<0.005	0.92	30	16	0.68	347	1.3
A0963257	BR-106	73.45	74.45	Felsic Volcanic 1	Central Pit	Mine Rock	19	2.1	4.9	<0.1	<0.005	1.0	29	16	0.65	333	1.2
A0963258	BR-106	78.45	79.45	Felsic Volcanic 1	Central Pit	Mine Rock	13	2.0	4.7	<0.1	<0.005	0.73	27	21	0.61	320	0.42
A0963259	BR-106	83.45	84.45	Felsic Volcanic 1	Central Pit	Mine Rock	13	2.0	4.7	<0.1	<0.005	0.70	27	22	0.60	310	0.58
A0963260	BR-106	88.55	89.05	Felsic Volcanic 1	Central Pit	Mine Rock	12	2.0	5.2	<0.1	<0.005	0.86	26	22	0.64	346	0.29
A0963261	BR-106	93.55	94.55	Felsic Volcanic 1	Central Pit	Mine Rock	23	2.1	5.2	<0.1	<0.005	1.0	29	23	0.73	349	0.53
A0963262	BR-106	97.8	98.9	Felsic Volcanic 1	Central Pit	Mine Rock	21	2.4	4.7	<0.1	<0.005	0.93	30	13	0.70	334	0.76
A0963263	BR-106	103.45	104.45	Felsic Volcanic 1	Central Pit	Mine Rock	20	2.5	5.5	<0.1	<0.005	1.0	30	23	0.79	398	0.79
A0963264	BR-106	108.1	109.1	Felsic Volcanic 1	Central Pit	Mine Rock	18	2.0	3.5	<0.1	<0.005	0.59	29	9.8	0.30	326	0.84

(1) Ten times average crustal abundance values presented in Price (1997).

Blue highlighting indicates samples with metal concentrations greater than the ten times crustal abundance screening value are present in the analyzed group.

Screening values are for qualitative assessment only and hold no regulatory significance.

Classification as mine rock or ore-grade materials was based on gold content.

A value of "--" indicates metal was not measured for the given sample; the variation in elements analyzed is due to measurement at two different laboratories (see text).

Table B-5 Aqua Regia Metals

Sample ID	Drillhole ID	From	To	Lithology	Area	Class	Copper	Iron	Gallium	Germanium	Mercury	Potassium	Lanthanum	Lithium	Magnesium	Manganese	Molybdenum
		m	m				ppm	%	ppm	ppm	ppm	%	ppm	ppm	%	ppm	ppm
10x Crustal Abundance (Price 1997) [(1)]							*600*	*--*	*190*	*15*	*0.85*	*--*	*390*	*200*	*--*	*9500*	*12*
A0963265	BR-106	113.1	114.3	Felsic Volcanic 1	Central Pit	Mine Rock	21	2.0	4.0	<0.1	<0.005	0.38	30	11	0.32	311	1.3
A0963266	BR-106	117.65	118.65	Felsic Volcanic 1	Central Pit	Mine Rock	18	2.2	4.4	<0.1	<0.005	0.72	30	16	0.44	352	0.72
A0963267	BR-106	124.6	125.6	Felsic Volcanic 1	Central Pit	Mine Rock	24	2.1	4.0	<0.1	<0.005	0.68	30	12	0.38	269	1.3
A0963268	BR-106	130	131	Felsic Volcanic 1	Central Pit	Mine Rock	18	2.1	4.2	<0.1	<0.005	0.77	27	13	0.53	526	1.1
A0963269	BR-106	135	136	Felsic Volcanic 1	Central Pit	Mine Rock	21	2.0	3.2	<0.1	<0.005	0.55	31	8.6	0.33	383	1.1
A0963270	BR-106	145.2	146.2	Felsic Volcanic 1	Central Pit	Mine Rock	17	2.2	3.3	<0.1	<0.005	0.49	27	8.4	0.39	346	1.4
A0963271	BR-106	151.2	152.2	Felsic Volcanic 1	Central Pit	Mine Rock	18	2.3	4.7	<0.1	<0.005	0.87	28	14	0.58	410	0.97
A0963306	BR-106	156.5	157.5	Felsic Volcanic 1	Central Pit	Mine Rock	21	2.3	5.2	<0.1	<0.005	0.89	28	13	0.64	505	1.1
A0963272	BR-106	166.4	167.4	Felsic Volcanic 1	Central Pit	Mine Rock	22	2.2	3.8	<0.1	<0.005	0.68	30	8.5	0.36	340	1.3
A0963273	BR-106	171.65	172.65	Felsic Volcanic 1	Central Pit	Mine Rock	20	2.1	3.6	<0.1	<0.005	0.44	28	8.1	0.33	249	1.2
A0963274	BR-106	176.65	177.65	Felsic Volcanic 1	Central Pit	Mine Rock	19	2.1	5.1	<0.1	<0.005	0.62	24	18	0.66	493	0.81
A0963275	BR-106	180.65	181.65	Felsic Volcanic 1	Central Pit	Mine Rock	40	1.8	2.1	<0.1	<0.005	0.33	23	5.4	0.33	207	1.2
A0963276	BR-106	181.65	182.65	Felsic Volcanic 1	Central Pit	Mine Rock	56	2.1	3.4	<0.1	<0.005	0.43	27	7.0	0.45	491	4.1
A0963307	BR-106	184.65	185.65	Felsic Volcanic 1	Central Pit	Mine Rock	30	2.7	4.0	<0.1	<0.005	0.73	26	12	0.95	539	0.66
A0963277	BR-106	191.95	192.55	Felsic Volcanic 1	Central Pit	Mine Rock	22	2.5	3.6	<0.1	<0.005	0.40	37	7.7	0.66	337	1.9
A0963278	BR-106	198.65	199.65	Felsic Volcanic 1	Central Pit	Mine Rock	20	2.1	4.0	<0.1	<0.005	0.73	28	9.5	0.48	390	0.55
A0963279	BR-106	208.65	209.6	Felsic Volcanic 1	Central Pit	Mine Rock	20	2.4	5.6	<0.1	<0.005	0.95	26	12	0.71	344	0.70
A0963280	BR-106	218.3	219.3	Felsic Volcanic 1	Central Pit	Mine Rock	10	3.3	7.7	<0.1	<0.005	0.87	31	20	1.6	647	0.24
A0963281	BR-106	229.1	230.1	Felsic Volcanic 1	Central Pit	Mine Rock	17	2.2	5.6	<0.1	<0.005	0.74	27	13	0.76	350	0.81
A0963282	BR-106	234.1	235.1	Felsic Volcanic 1	Central Pit	Mine Rock	18	2.3	4.8	<0.1	<0.005	0.91	28	9.1	0.60	320	1.3
A0963283	BR-106	240.1	241.1	Felsic Volcanic 1	Central Pit	Mine Rock	12	2.3	5.4	<0.1	<0.005	1.1	28	15	0.77	382	0.52
A0963284	BR-106	252.3	253.5	Felsic Volcanic 1	Central Pit	Mine Rock	23	2.3	5.3	<0.1	<0.005	0.39	26	15	0.76	374	0.76
A0963299	BR-106	258.85	259.85	Felsic Volcanic 1	Central Pit	Mine Rock	15	2.0	4.6	<0.1	<0.005	0.78	25	12	0.57	307	0.52
A0963285	BR-106	262.85	263.75	Felsic Volcanic 1	Central Pit	Mine Rock	11	2.4	5.7	<0.1	<0.005	1.0	28	17	0.87	414	0.71
A0963300	BR-106	263.75	264.5	Felsic Volcanic 1	Central Pit	Mine Rock	26	2.2	5.7	<0.1	<0.005	1.0	26	15	0.81	333	0.83
A0963286	BR-106	285	286	Felsic Volcanic 1	Central Pit	Mine Rock	21	2.2	4.9	<0.1	<0.005	0.72	27	12	0.75	368	1.0
A0963287	BR-106	304	305	Felsic Volcanic 1	Central Pit	Mine Rock	27	2.7	5.6	<0.1	<0.005	0.99	27	15	1.1	452	0.69
A0963288	BR-106	310	311	Felsic Volcanic 1	Central Pit	Mine Rock	24	2.6	6.0	<0.1	<0.005	1.2	29	20	0.98	431	0.67
A0963289	BR-106	319	320	Felsic Volcanic 1	Central Pit	Ore-Grade	21	2.3	4.6	<0.1	<0.005	0.78	30	8.3	0.60	406	0.73
A0963290	BR-106	323.75	324.25	Felsic Volcanic 1	Central Pit	Mine Rock	28	2.3	5.6	<0.1	<0.005	1.1	30	16	0.83	404	0.57
A0963291	BR-106	328.85	329.85	Felsic Volcanic 1	Central Pit	Mine Rock	24	2.4	5.0	<0.1	<0.005	1.1	34	14	0.95	451	0.63
A0963301	BR-106	330.85	331.85	Felsic Volcanic 1	Central Pit	Mine Rock	21	2.4	5.9	<0.1	<0.005	1.2	30	14	0.83	402	0.78
A0963292	BR-106	333.85	334.85	Felsic Volcanic 1	Central Pit	Mine Rock	18	2.2	4.9	<0.1	<0.005	0.94	28	12	0.72	413	0.63
A0963302	BR-106	344.1	345.2	Felsic Volcanic 1	Central Pit	Mine Rock	36	2.7	5.6	0.10	<0.005	1.4	25	19	1.4	390	0.67
A0963293	BR-106	350.3	351.3	Felsic Volcanic 1	Central Pit	Mine Rock	24	2.4	5.8	<0.1	<0.005	0.88	27	13	0.74	281	1.1
A0963294	BR-106	355.3	356.05	Metasediment 2	Central Pit	Mine Rock	57	3.9	7.5	<0.1	<0.005	1.7	26	22	1.3	534	1.3
A0963295	BR-106	360.5	361	Metasediment 2	Central Pit	Mine Rock	53	4.2	8.2	<0.1	<0.005	1.1	17	20	1.5	211	1.1
A0963296	BR-106	365.25	366.25	Metasediment 2	Central Pit	Mine Rock	57	4.2	8.4	<0.1	<0.005	1.1	18	19	1.6	334	1.4
A0963297	BR-106	370.2	371.2	Metasediment 2	Central Pit	Mine Rock	65	3.9	8.9	<0.1	<0.005	1.7	17	21	1.4	307	1.8
A0963298	BR-106	375.5	376.5	Felsic Volcanic 2	Central Pit	Mine Rock	8.0	1.6	2.0	<0.1	<0.005	0.39	40	4.9	0.23	112	1.4
A0962859	BR-139	41.5	42.5	Felsic Volcanic 1	Central Pit	Mine Rock	17	2.1	4.5	<0.1	<0.005	0.82	30	16	0.49	309	1.4
A0962860	BR-139	47.5	48.5	Felsic Volcanic 1	Central Pit	Mine Rock	18	2.0	3.4	<0.1	<0.005	0.73	28	10	0.39	289	2.0
A0962861	BR-139	52.5	53.5	Felsic Volcanic 1	Central Pit	Mine Rock	22	2.0	4.0	<0.1	<0.005	0.73	28	13	0.43	284	0.97

(1) Ten times average crustal abundance values presented in Price (1997).

Blue highlighting indicates samples with metal concentrations greater than the ten times crustal abundance screening value are present in the analyzed group.

Screening values are for qualitative assessment only and hold no regulatory significance.

Classification as mine rock or ore-grade materials was based on gold content.

A value of "--" indicates metal was not measured for the given sample; the variation in elements analyzed is due to measurement at two different laboratories (see text).

Table B-5 Aqua Regia Metals

Sample ID	Drillhole ID	From	To	Lithology	Area	Class	Copper	Iron	Gallium	Germanium	Mercury	Potassium	Lanthanum	Lithium	Magnesium	Manganese	Molybdenum
		m	m				ppm	%	ppm	ppm	ppm	%	ppm	ppm	%	ppm	ppm
10x Crustal Abundance (Price 1997) [(1)]							*600*	*--*	*190*	*15*	*0.85*	*--*	*390*	*200*	*--*	*9500*	*12*
A0962862	BR-139	60	61	Felsic Volcanic 1	Central Pit	Mine Rock	30	1.8	3.6	<0.1	<0.005	0.40	26	13	0.43	280	1.4
A0962863	BR-139	70	71	Felsic Volcanic 1	Central Pit	Mine Rock	17	2.0	4.3	<0.1	<0.005	0.76	28	15	0.55	318	0.89
A0962864	BR-139	78.5	79.5	Felsic Volcanic 1	Central Pit	Mine Rock	14	2.4	6.8	<0.1	<0.005	1.0	28	27	0.93	386	1.6
A0962865	BR-139	85.5	86.5	Felsic Volcanic 1	Central Pit	Mine Rock	17	2.3	4.3	<0.1	<0.005	0.72	30	15	0.66	439	1.9
A0962866	BR-139	91	92	Felsic Volcanic 1	Central Pit	Mine Rock	22	2.3	5.7	<0.1	<0.005	0.50	26	19	0.93	463	1.2
A0962867	BR-139	97	98	Felsic Volcanic 1	Central Pit	Mine Rock	16	2.6	5.2	<0.1	<0.005	0.59	29	21	0.87	433	0.86
A0963673	BR-139	103	104.25	Felsic Volcanic 1	Central Pit	Mine Rock	47	2.2	4.5	<0.1	<0.005	0.60	29	14	0.69	396	1.8
A0962871	BR-139	108	108.5	Felsic Volcanic 1	Central Pit	Mine Rock	19	2.1	3.7	<0.1	<0.005	0.57	27	11	0.52	304	2.6
A0962872	BR-139	111.6	113	Felsic Volcanic 1	Central Pit	Mine Rock	25	2.1	4.1	<0.1	<0.005	0.47	25	12	0.62	371	1.4
A0962873	BR-139	116.5	117.5	Felsic Volcanic 1	Central Pit	Mine Rock	18	2.2	4.8	<0.1	<0.005	0.87	27	13	0.71	502	1.4
A0962874	BR-139	124.5	125.5	Felsic Volcanic 1	Central Pit	Mine Rock	5.8	2.4	4.3	<0.1	<0.005	0.76	33	9.7	0.64	503	3.3
A0962875	BR-139	131.5	132.2	Felsic Volcanic 1	Central Pit	Mine Rock	25	2.8	6.2	<0.1	<0.005	0.75	39	33	2.1	606	0.88
A0962876	BR-139	138	138.5	Felsic Volcanic 1	Central Pit	Mine Rock	12	2.3	4.0	<0.1	<0.005	0.16	29	14	0.69	409	0.81
A0962877	BR-139	145.5	147	Felsic Volcanic 1	Central Pit	Mine Rock	2.8	2.2	2.3	<0.1	<0.005	0.19	30	10	0.32	178	0.78
A0962878	BR-139	152.5	153.5	Felsic Volcanic 1	Central Pit	Ore-Grade	11	2.5	3.2	<0.1	<0.005	0.38	27	15	0.66	284	0.70
A0962879	BR-139	158.5	159.5	Felsic Volcanic 1	Central Pit	Mine Rock	2.5	2.3	3.1	<0.1	<0.005	0.34	34	9.5	0.47	367	0.79
A0962880	BR-139	164.5	165.25	Felsic Volcanic 1	Central Pit	Mine Rock	9.1	2.3	4.8	<0.1	0.0090	0.47	27	11	0.78	637	1.6
A0962881	BR-139	173	174	Felsic Volcanic 1	Central Pit	Mine Rock	19	2.2	5.3	<0.1	<0.005	0.97	27	10	0.79	585	0.76
A0962882	BR-139	179.5	180.5	Felsic Volcanic 1	Central Pit	Mine Rock	16	2.3	3.9	<0.1	<0.005	0.64	33	6.7	0.59	546	1.3
A0962883	BR-139	184.75	185.5	Felsic Volcanic 1	Central Pit	Mine Rock	9.3	1.9	3.6	<0.1	<0.005	0.56	31	8.2	0.58	488	0.82
A0962884	BR-139	196	197	Felsic Volcanic 1	Central Pit	Mine Rock	22	2.5	5.7	<0.1	<0.005	1.1	29	10	0.86	524	2.2
A0962885	BR-139	213.5	214	Felsic Volcanic 1	Central Pit	Mine Rock	12	2.6	4.1	<0.1	<0.005	0.54	34	8.4	0.52	471	2.0
A0962886	BR-139	243.5	244.5	Felsic Volcanic 1	Central Pit	Mine Rock	17	2.2	5.4	<0.1	<0.005	0.95	27	11	0.71	418	0.62
A0962887	BR-139	260.5	261.5	Felsic Volcanic 1	Central Pit	Mine Rock	22	2.2	5.3	<0.1	<0.005	0.94	30	10	0.66	387	0.92
A0962888	BR-139	272	273	Felsic Volcanic 1	Central Pit	Mine Rock	25	2.2	5.2	<0.1	<0.005	0.96	29	10	0.67	392	0.64
A0962889	BR-139	286.5	287.25	Felsic Volcanic 1	Central Pit	Ore-Grade	14	3.2	2.1	<0.1	<0.005	0.42	33	3.5	0.28	208	1.2
A0964708	BR-139	298.5	299	Felsic Volcanic 1	Central Pit	Ore-Grade	10	2.1	7.2	<0.1	<0.005	0.76	23	7.9	0.64	436	0.49
A0964709	BR-139	303	303.5	Felsic Volcanic 1	Central Pit	Ore-Grade	91	2.0	3.5	<0.1	<0.005	0.59	26	6.6	0.50	418	1.1
A0964710	BR-139	309	309.75	Felsic Volcanic 1	Central Pit	Mine Rock	21	2.3	5.3	<0.1	<0.005	0.85	28	13	0.68	411	1.1
A0964711	BR-139	315.5	316	Felsic Volcanic 1	Central Pit	Ore-Grade	69	2.9	5.8	<0.1	<0.005	0.71	27	14	0.90	507	1.2
A0964712	BR-139	320.25	321	Metasediment 2	Central Pit	Mine Rock	51	3.8	6.7	<0.1	<0.005	1.6	26	21	1.0	371	0.86
A0962890	BR-139	326	327	Metasediment 2	Central Pit	Mine Rock	56	4.5	7.6	<0.1	<0.005	1.3	22	20	0.99	317	1.4
A0962891	BR-139	335.3	336.45	Metasediment 2	Central Pit	Mine Rock	76	4.3	11	<0.1	<0.005	1.6	20	24	1.5	411	1.4
A0962892	BR-139	340.9	342	Metasediment 2	Central Pit	Mine Rock	54	4.6	10	<0.1	<0.005	2.0	20	21	1.3	357	1.9
A0962893	BR-139	348	349	Metasediment 2	Central Pit	Mine Rock	57	4.0	8.7	<0.1	<0.005	1.6	20	22	1.3	339	1.6
A0962894	BR-139	366.5	367	Metasediment 2	Central Pit	Mine Rock	19	3.6	7.4	<0.1	<0.005	1.8	29	30	1.2	410	1.8
A0963547	BR-185	23.6	24.5	Felsic Volcanic 1	Central Pit	Mine Rock	24	1.8	3.9	<0.1	<0.005	0.74	28	7.6	0.54	352	0.53
A0964158	BR-168	117	118.5	Felsic Volcanic 1	Central Pit	Mine Rock	18	2.2	4.4	<0.1	<0.005	0.76	31	9.3	0.57	350	0.66
A0964154	BR-168	123.5	124.5	Felsic Volcanic 1	Central Pit	Mine Rock	20	2.3	5.8	<0.1	<0.005	0.79	28	13	0.80	438	0.84
A0964155	BR-168	130.95	131.45	Felsic Volcanic 1	Central Pit	Mine Rock	39	3.9	8.8	<0.1	<0.005	1.5	25	25	2.1	888	0.50
A0964156	BR-168	141	142.1	Felsic Volcanic 1	Central Pit	Mine Rock	27	2.3	6.0	<0.1	<0.005	1.0	27	14	0.84	552	0.76
A0964157	BR-168	149.65	150.2	Felsic Volcanic 1	Central Pit	Mine Rock	40	2.4	5.4	<0.1	<0.005	1.0	30	11	0.82	646	0.70
A0964159	BR-168	159	160.5	Felsic Volcanic 1	Central Pit	Mine Rock	44	2.3	5.0	<0.1	<0.005	0.87	27	9.3	0.72	400	0.70

(1) Ten times average crustal abundance values presented in Price (1997).

Blue highlighting indicates samples with metal concentrations greater than the ten times crustal abundance screening value are present in the analyzed group.

Screening values are for qualitative assessment only and hold no regulatory significance.

Classification as mine rock or ore-grade materials was based on gold content.

A value of "--" indicates metal was not measured for the given sample; the variation in elements analyzed is due to measurement at two different laboratories (see text).

Table B-5 Aqua Regia Metals

Sample ID	Drillhole ID	From	To	Lithology	Area	Class	Copper	Iron	Gallium	Germanium	Mercury	Potassium	Lanthanum	Lithium	Magnesium	Manganese	Molybdenum
		m	m				ppm	%	ppm	ppm	ppm	%	ppm	ppm	%	ppm	ppm
10x Crustal Abundance (Price 1997) [(1)]							*600*	*--*	*190*	*15*	*0.85*	*--*	*390*	*200*	*--*	*9500*	*12*
A0964160	BR-168	166.25	166.75	Felsic Volcanic 1	Central Pit	Mine Rock	28	2.7	2.5	<0.1	0.0060	0.37	24	4.7	0.25	135	1.1
A0964161	BR-168	171.6	172.4	Felsic Volcanic 1	Central Pit	Mine Rock	23	2.1	5.1	<0.1	<0.005	0.80	27	11	0.78	455	0.48
A0964162	BR-168	177	178	Felsic Volcanic 1	Central Pit	Mine Rock	30	2.5	6.7	<0.1	<0.005	0.47	24	24	0.92	508	2.6
A0964163	BR-168	182.25	183	Felsic Volcanic 1	Central Pit	Mine Rock	15	2.2	5.5	<0.1	<0.005	0.27	32	13	0.72	362	0.78
A0964164	BR-168	192	192.5	Felsic Volcanic 1	Central Pit	Mine Rock	24	1.7	3.7	<0.1	<0.005	0.35	23	7.8	0.49	306	1.7
A0964165	BR-168	198.3	199.3	Felsic Volcanic 1	Central Pit	Mine Rock	22	2.3	5.7	<0.1	<0.005	0.74	31	13	0.74	577	1.2
A0964166	BR-168	207.3	207.8	Felsic Volcanic 1	Central Pit	Mine Rock	29	2.6	5.1	<0.1	<0.005	0.82	30	14	0.73	610	2.3
A0964167	BR-168	213	214	Felsic Volcanic 1	Central Pit	Mine Rock	18	2.2	5.6	<0.1	<0.005	0.42	28	11	0.76	618	5.8
A0964168	BR-168	219.55	221	Felsic Volcanic 1	Central Pit	Mine Rock	16	2.4	5.7	<0.1	<0.005	0.68	27	15	0.81	448	0.68
A0964169	BR-168	227.8	228.6	Felsic Volcanic 1	Central Pit	Mine Rock	33	4.2	8.3	<0.1	<0.005	1.8	22	30	2.1	686	0.45
A0964170	BR-168	234.55	235.05	Felsic Volcanic 1	Central Pit	Mine Rock	15	2.1	5.0	<0.1	<0.005	0.80	30	18	0.74	451	0.72
A0964171	BR-168	252.9	254	Felsic Volcanic 1	Central Pit	Mine Rock	31	2.6	5.9	<0.1	<0.005	1.2	26	15	0.97	440	0.45
A0964172	BR-168	268.5	270	Felsic Volcanic 1	Central Pit	Mine Rock	22	2.4	5.5	<0.1	<0.005	0.99	29	11	0.75	433	1.2
A0964173	BR-168	280.5	282	Felsic Volcanic 1	Central Pit	Mine Rock	17	2.2	5.2	<0.1	<0.005	0.93	28	11	0.70	326	1.4
A0964174	BR-168	298.65	299.15	Felsic Volcanic 1	Central Pit	Ore-Grade	234	1.5	2.5	<0.1	0.0060	0.35	24	4.8	0.36	307	1.3
A0964175	BR-168	320.6	321.35	Felsic Volcanic 1	Central Pit	Mine Rock	16	2.2	3.7	<0.1	<0.005	0.58	31	8.8	0.59	347	0.65
A0964176	BR-168	325.5	326.45	Metasediment 2	Central Pit	Mine Rock	45	4.7	9.5	<0.1	<0.005	1.7	15	26	1.3	278	1.3
117301	BR-169	40.5	41.5	Felsic Volcanic 1	Central Pit	Ore-Grade	42	2.1	3.7	<0.1	<0.005	0.68	30	11	0.59	521	1.6
A0964638	BR-169	54.2	55.3	Felsic Volcanic 1	Central Pit	Mine Rock	16	2.4	5.8	<0.1	<0.005	0.84	28	12	0.79	791	0.68
A0964639	BR-169	62	62.9	Felsic Volcanic 1	Central Pit	Mine Rock	11	2.2	5.6	<0.1	<0.005	0.87	27	13	0.74	808	0.66
117302	BR-169	65.5	66	Felsic Volcanic 1	Central Pit	Mine Rock	15	2.5	5.1	<0.1	<0.005	0.77	28	11	0.66	442	1.6
117303	BR-169	74.25	74.8	Felsic Volcanic 1	Central Pit	Mine Rock	24	2.5	6.4	<0.1	<0.005	1.1	33	13	0.78	525	0.91
117304	BR-169	76.05	76.7	Felsic Volcanic 1	Central Pit	Mine Rock	18	2.4	5.0	<0.1	<0.005	0.95	28	11	0.72	540	2.1
117305	BR-169	83.5	84	Felsic Volcanic 1	Central Pit	Mine Rock	33	2.9	5.1	<0.1	<0.005	1.0	36	11	0.77	523	1.3
117306	BR-169	85.5	86.35	Felsic Volcanic 1	Central Pit	Mine Rock	21	2.3	5.1	<0.1	<0.005	0.93	34	11	0.73	492	1.3
A0964640	BR-169	95.45	96	Felsic Volcanic 1	Central Pit	Mine Rock	34	2.6	5.7	<0.1	<0.005	1.0	32	11	0.82	812	0.49
117307	BR-169	98.25	99	Felsic Volcanic 1	Central Pit	Mine Rock	21	2.2	5.4	<0.1	0.0050	0.97	26	12	0.75	505	0.72
117308	BR-169	103.9	105	Felsic Volcanic 1	Central Pit	Mine Rock	18	2.1	5.3	<0.1	<0.005	0.99	27	12	0.74	392	0.91
117309	BR-169	121.6	123	Felsic Volcanic 1	Central Pit	Ore-Grade	5.1	1.7	4.5	<0.1	<0.005	0.72	28	7.4	0.53	293	1.2
A0964714	BR-169	126	126.8	Felsic Volcanic 1	Central Pit	Ore-Grade	18	2.0	3.7	<0.1	<0.005	0.63	27	7.4	0.46	337	1.4
A0964715	BR-169	127.8	128.4	Felsic Volcanic 1	Central Pit	Ore-Grade	47	1.9	4.4	<0.1	<0.005	0.63	24	11	0.57	402	0.79
A0964716	BR-169	129	129.55	Felsic Volcanic 1	Central Pit	Ore-Grade	13	2.7	5.5	<0.1	<0.005	0.80	26	8.9	0.64	499	0.86
A0964717	BR-169	130.15	130.7	Felsic Volcanic 1	Central Pit	Ore-Grade	11	2.1	3.2	<0.1	<0.005	0.54	25	6.8	0.46	284	1.3
A0964718	BR-169	131.85	132.4	Felsic Volcanic 1	Central Pit	Ore-Grade	25	1.9	4.1	<0.1	<0.005	0.65	24	8.2	0.60	547	0.92
117310	BR-169	150	150.5	Felsic Volcanic 1	Central Pit	Mine Rock	19	2.2	5.1	<0.1	<0.005	0.37	25	12	0.55	287	1.2
117311	BR-169	150.5	151.1	Metasediment 2	Central Pit	Mine Rock	30	4.5	9.4	<0.1	<0.005	1.2	22	26	1.4	356	0.99
117312	BR-169	154.5	156	Metasediment 2	Central Pit	Mine Rock	47	3.9	9.0	<0.1	<0.005	1.5	16	20	1.3	223	2.9
117313	BR-169	158.55	160	Metasediment 2	Central Pit	Mine Rock	20	2.7	6.4	<0.1	<0.005	1.1	33	15	0.82	343	1.2
117314	BR-169	165	165.7	Metasediment 2	Central Pit	Mine Rock	61	4.4	9.9	<0.1	<0.005	1.4	17	22	1.3	309	1.8
117316	BR-169	186	186.55	Felsic Volcanic 1	Central Pit	Mine Rock	17	2.2	5.6	<0.1	<0.005	0.88	32	14	0.67	369	0.34
117317	BR-169	189.65	190.7	Metasediment 2	Central Pit	Mine Rock	45	3.5	8.4	<0.1	<0.005	1.4	21	20	1.2	334	1.7
A0964641	BR-169	199.4	199.9	Felsic Volcanic 2	Central Pit	Mine Rock	24	2.3	4.0	<0.1	<0.005	0.99	24	11	1.2	266	0.82
117318	BR-169	205.5	207	Felsic Volcanic 2	Central Pit	Mine Rock	2.4	1.7	1.5	<0.1	<0.005	0.27	43	2.3	0.040	140	1.4

(1) Ten times average crustal abundance values presented in Price (1997).

Blue highlighting indicates samples with metal concentrations greater than the ten times crustal abundance screening value are present in the analyzed group.

Screening values are for qualitative assessment only and hold no regulatory significance.

Classification as mine rock or ore-grade materials was based on gold content.

A value of "--" indicates metal was not measured for the given sample; the variation in elements analyzed is due to measurement at two different laboratories (see text).

Table B-5 Aqua Regia Metals

Sample ID	Drillhole ID	From	To	Lithology	Area	Class	Copper	Iron	Gallium	Germanium	Mercury	Potassium	Lanthanum	Lithium	Magnesium	Manganese	Molybdenum
		m	m				ppm	%	ppm	ppm	ppm	%	ppm	ppm	%	ppm	ppm
10x Crustal Abundance (Price 1997) [(1)]							*600*	*--*	*190*	*15*	*0.85*	*--*	*390*	*200*	*--*	*9500*	*12*
117319	BR-169	210	210.5	Felsic Volcanic 2	Central Pit	Mine Rock	6.3	1.9	2.7	<0.1	<0.005	0.48	39	4.5	0.28	243	1.5
117315	BR-169	214.5	216	Felsic Volcanic 2	Central Pit	Mine Rock	4.5	1.3	2.5	<0.1	<0.005	0.36	43	3.8	0.15	220	1.3
117320	BR-169	220.35	221.75	Felsic Volcanic 2	Central Pit	Mine Rock	5.6	1.6	2.1	<0.1	<0.005	0.37	40	3.5	0.13	225	1.3
117321	BR-169	224.5	225.45	Felsic Volcanic 2	Central Pit	Mine Rock	4.5	1.3	2.5	<0.1	<0.005	0.40	38	2.9	0.15	281	1.4
A0964642	BR-169	232.5	234	Felsic Volcanic 1	Central Pit	Mine Rock	20	2.6	5.4	<0.1	<0.005	1.0	33	9.2	0.79	431	0.94
117322	BR-169	241.5	242.8	Felsic Volcanic 2	Central Pit	Mine Rock	7.5	1.3	2.5	<0.1	<0.005	0.39	43	3.0	0.14	245	0.95
117323	BR-169	246.7	247.7	Felsic Volcanic 2	Central Pit	Ore-Grade	12	1.5	1.9	<0.1	<0.005	0.22	38	2.1	0.14	276	1.5
A0964643	BR-169	251.15	252	Felsic Volcanic 2	Central Pit	Mine Rock	30	3.4	8.4	<0.1	<0.005	0.64	32	11	1.1	569	1.3
117324	BR-169	256.5	258	Metasediment 2	Central Pit	Mine Rock	21	6.2	10	<0.1	<0.005	2.0	30	15	1.1	173	1.6
117325	BR-169	266.75	268.2	Metasediment 2	Central Pit	Mine Rock	12	1.9	4.6	<0.1	<0.005	0.73	31	7.1	0.46	257	1.5
A0962994	BR-241	70.85	72.15	Metasediment 2	Central Pit	Mine Rock	63	4.7	10	<0.1	<0.005	2.0	17	28	1.5	396	1.8
A0962995	BR-241	79.6	81	Felsic Volcanic 1	Central Pit	Mine Rock	19	2.1	5.3	<0.1	<0.005	0.95	32	12	0.62	327	0.75
A0962996	BR-241	97.85	98.35	Felsic Volcanic 2	Central Pit	Mine Rock	56	5.2	5.1	0.10	<0.005	1.1	24	15	1.2	602	2.2
A0962997	BR-241	104.65	105.2	Felsic Volcanic 1	Central Pit	Mine Rock	26	2.8	5.9	<0.1	<0.005	1.2	34	14	0.94	578	1.2
A0962998	BR-241	110.5	111.5	Felsic Volcanic 2	Central Pit	Mine Rock	2.7	1.9	1.9	<0.1	<0.005	0.36	44	3.7	0.19	213	1.7
A0962999	BR-241	117.8	119	Felsic Volcanic 1	Central Pit	Mine Rock	28	3.2	9.1	<0.1	<0.005	1.6	30	22	1.5	810	1.8
A0963000	BR-241	125.5	126.5	Felsic Volcanic 2	Central Pit	Mine Rock	12	2.1	4.7	<0.1	<0.005	0.72	38	8.6	0.60	437	1.7
A0964501	BR-241	130.7	131.75	Felsic Volcanic 1	Central Pit	Ore-Grade	11	3.0	2.4	<0.1	<0.005	0.55	36	5.0	0.49	438	1.2
A0964502	BR-241	144	145.5	Felsic Volcanic 2	Central Pit	Mine Rock	4.7	1.6	0.90	<0.1	<0.005	0.18	34	1.6	0.050	122	1.7
A0964503	BR-241	148.5	150	Felsic Volcanic 2	Central Pit	Mine Rock	2.2	1.4	2.2	<0.1	0.0090	0.37	41	3.2	0.15	185	1.2
A0964504	BR-241	153.5	154.8	Felsic Volcanic 2	Central Pit	Mine Rock	6.5	1.3	2.5	<0.1	<0.005	0.32	43	3.7	0.15	232	0.90
A0964505	BR-241	162	163.5	Felsic Volcanic 2	Central Pit	Mine Rock	5.9	1.4	2.4	<0.1	<0.005	0.38	39	4.0	0.14	235	1.3
A0964506	BR-241	171.7	173.2	Felsic Volcanic 1	Central Pit	Mine Rock	19	2.6	5.8	<0.1	<0.005	0.97	30	14	0.87	425	1.1
A0964507	BR-241	180.65	182.15	Felsic Volcanic 1	Central Pit	Mine Rock	19	2.4	5.8	<0.1	<0.005	0.98	30	12	0.79	482	0.70
A0964508	BR-241	183.35	183.8	Felsic Volcanic 2	Central Pit	Mine Rock	10	1.2	1.9	<0.1	<0.005	0.43	42	3.6	0.13	151	2.4
A0964509	BR-241	212.3	213.2	Felsic Volcanic 1	Central Pit	Mine Rock	12	1.3	2.2	<0.1	<0.005	0.24	40	3.8	0.17	125	1.1
A0964510	BR-241	213.2	214	Felsic Volcanic 1	Central Pit	Mine Rock	17	1.6	2.5	<0.1	<0.005	0.24	46	3.8	0.19	128	1.2
A0962968	BR-250B	186.85	187.35	Felsic Volcanic 1	Central Pit	Ore-Grade	39	3.2	1.2	<0.1	0.0080	0.29	19	1.8	0.020	23	0.48
A0964958	DNE-001	23	24.5	Felsic Volcanic 1	Central Pit	Mine Rock	21	2.6	5.6	<0.1	<0.005	0.94	32	13	0.86	592	0.93
A0964957	DNE-001	28	30	Felsic Volcanic 2	Central Pit	Mine Rock	1.1	1.6	1.0	<0.1	<0.005	0.20	44	1.9	0.070	175	1.8
A0964956	DNE-001	36	37.5	Felsic Volcanic 2	Central Pit	Mine Rock	3.2	1.6	1.2	<0.1	<0.005	0.26	44	2.4	0.090	162	1.1
A0964955	DNE-001	43.5	45	Felsic Volcanic 2	Central Pit	Mine Rock	1.4	1.3	0.50	<0.1	<0.005	0.11	39	2.0	0.050	46	1.0
A0964954	DNE-001	49	49.5	Felsic Volcanic 1	Central Pit	Mine Rock	15	2.3	5.3	<0.1	<0.005	0.74	33	8.5	0.59	634	1.5
A0964953	DNE-001	56.25	57	Felsic Volcanic 1	Central Pit	Mine Rock	16	1.6	4.2	<0.1	<0.005	0.68	22	8.9	0.51	385	0.97
A0964952	DNE-001	63	64.5	Felsic Volcanic 1	Central Pit	Mine Rock	20	2.8	6.3	<0.1	<0.005	0.96	30	10	0.84	476	1.1
A0964951	DNE-001	70.45	71.3	Felsic Volcanic 2	Central Pit	Mine Rock	0.69	1.6	0.90	<0.1	<0.005	0.17	37	2.0	0.060	174	0.82
A0964950	DNE-001	75.75	76.6	Felsic Volcanic 1	Central Pit	Mine Rock	19	2.5	5.6	<0.1	<0.005	1.1	30	10	0.88	720	1.1
A0964949	DNE-001	80.4	81.4	Felsic Volcanic 2	Central Pit	Mine Rock	6.6	1.1	1.7	<0.1	<0.005	0.27	37	3.6	0.16	124	1.2
A0964948	DNE-001	85.8	87	Felsic Volcanic 1	Central Pit	Mine Rock	19	2.6	5.7	<0.1	<0.005	1.1	31	15	0.90	441	1.1
A0964947	DNE-001	93	94.5	Felsic Volcanic 1	Central Pit	Mine Rock	19	2.6	5.7	<0.1	<0.005	1.1	33	11	0.88	487	1.7
A0964946	DNE-001	106.5	108	Felsic Volcanic 1	Central Pit	Mine Rock	27	3.2	6.9	<0.1	<0.005	1.5	31	14	1.2	647	0.94
A0964945	DNE-001	117.9	118.7	Felsic Volcanic 1	Central Pit	Mine Rock	9.0	1.4	2.4	<0.1	<0.005	0.40	44	3.0	0.20	282	4.7
A0964944	DNE-001	118.7	119.5	Felsic Volcanic 1	Central Pit	Mine Rock	8.2	1.7	3.0	<0.1	<0.005	0.53	40	4.7	0.32	318	1.8

(1) Ten times average crustal abundance values presented in Price (1997).

Blue highlighting indicates samples with metal concentrations greater than the ten times crustal abundance screening value are present in the analyzed group.

Screening values are for qualitative assessment only and hold no regulatory significance.

Classification as mine rock or ore-grade materials was based on gold content.

A value of "--" indicates metal was not measured for the given sample; the variation in elements analyzed is due to measurement at two different laboratories (see text).

Table B-5 Aqua Regia Metals

Sample ID	Drillhole ID	From	To	Lithology	Area	Class	Copper	Iron	Gallium	Germanium	Mercury	Potassium	Lanthanum	Lithium	Magnesium	Manganese	Molybdenum
		m	m				ppm	%	ppm	ppm	ppm	%	ppm	ppm	%	ppm	ppm
10x Crustal Abundance (Price 1997) [(1)]							*600*	*--*	*190*	*15*	*0.85*	*--*	*390*	*200*	*--*	*9500*	*12*
A0964943	DNE-001	124.6	125.7	Felsic Volcanic 1	Central Pit	Mine Rock	5.9	1.8	3.0	<0.1	<0.005	0.37	36	7.3	0.37	304	1.2
A0964942	DNE-001	131.5	132.15	Felsic Volcanic 1	Central Pit	Mine Rock	22	2.7	6.0	<0.1	<0.005	0.93	33	15	0.92	451	1.8
A0964941	DNE-001	142.65	144	Felsic Volcanic 1	Central Pit	Mine Rock	20	2.6	5.4	<0.1	<0.005	1.1	33	11	0.85	424	1.7
A0964940	DNE-001	157.5	159	Felsic Volcanic 1	Central Pit	Mine Rock	16	2.8	6.8	<0.1	<0.005	0.81	37	13	0.95	502	1.2
A0964939	DNE-001	169.5	171	Felsic Volcanic 1	Central Pit	Mine Rock	24	2.7	5.6	<0.1	<0.005	0.89	35	10	0.84	555	1.1
A0964938	DNE-001	174	175.5	Felsic Volcanic 2	Central Pit	Mine Rock	2.3	1.5	1.9	<0.1	<0.005	0.30	43	3.3	0.17	210	1.4
A0964937	DNE-001	180	181.5	Felsic Volcanic 2	Central Pit	Mine Rock	4.1	1.4	2.1	<0.1	<0.005	0.25	40	3.3	0.16	207	0.88
A0964936	DNE-001	187.5	188.4	Felsic Volcanic 2	Central Pit	Mine Rock	2.9	1.5	2.7	<0.1	<0.005	0.32	43	3.1	0.15	226	1.1
A0963125	BR-085	26	27	Felsic Volcanic 1	Central Pit	Mine Rock	28	1.9	0.80	<0.1	<0.005	0.18	37	2.1	0.040	77	0.96
A0963126	BR-085	31	32	Felsic Volcanic 1	Central Pit	Mine Rock	48	2.1	2.4	<0.1	<0.005	0.28	48	2.1	0.040	256	0.47
A0963127	BR-085	36	37	Felsic Volcanic 1	Central Pit	Mine Rock	8.3	2.0	2.5	<0.1	0.012	0.41	21	6.8	0.32	525	1.0
A0963128	BR-085	41	42	Felsic Volcanic 1	Central Pit	Mine Rock	6.6	1.6	1.9	<0.1	0.0090	0.34	22	4.6	0.22	447	0.99
A0963129	BR-085	46	47	Felsic Volcanic 1	Central Pit	Mine Rock	13	1.8	1.7	<0.1	0.027	0.25	43	2.9	0.17	596	1.2
A0963130	BR-085	52.25	53.25	Felsic Volcanic 2	Central Pit	Mine Rock	7.8	2.6	2.0	<0.1	<0.005	0.35	36	3.7	0.26	371	1.8
A0963135	BR-085	56.75	57.25	Felsic Volcanic 2	Central Pit	Mine Rock	23	2.1	2.1	<0.1	0.018	0.30	55	3.7	0.23	833	1.0
A0963131	BR-085	62.15	63.15	Felsic Volcanic 1	Central Pit	Mine Rock	6.7	3.1	4.0	<0.1	0.030	0.73	32	9.1	0.81	1266	1.2
A0963132	BR-085	67.8	68.9	Felsic Volcanic 1	Central Pit	Mine Rock	101	2.8	4.1	<0.1	<0.005	0.61	22	8.1	0.73	1988	27
A0963133	BR-085	72.3	73.3	Felsic Volcanic 1	Central Pit	Mine Rock	7.4	2.4	2.9	<0.1	<0.005	0.25	39	4.1	0.46	898	1.4
A0963134	BR-085	77.85	78.85	Felsic Volcanic 1	Central Pit	Mine Rock	70	7.5	8.7	0.10	<0.005	1.6	29	19	1.2	1324	2.1
A0963136	BR-086	36.2	37.5	Felsic Volcanic 1	Central Pit	Mine Rock	92	2.3	4.4	<0.1	0.0070	0.65	34	8.2	0.61	680	1.3
A0963137	BR-086	40	41	Felsic Volcanic 1	Central Pit	Ore-Grade	81	1.9	3.8	<0.1	0.013	0.48	27	7.0	0.52	468	1.9
A0963138	BR-086	45	46	Felsic Volcanic 1	Central Pit	Mine Rock	85	2.2	5.4	<0.1	0.0050	0.62	33	8.7	0.72	536	1.7
A0963139	BR-086	60.3	61.8	Felsic Volcanic 1	Central Pit	Ore-Grade	19	2.7	4.7	<0.1	<0.005	0.73	41	10	0.66	548	1.9
A0963140	BR-086	89.25	89.75	Felsic Volcanic 1	Central Pit	Mine Rock	31	2.1	4.2	<0.1	<0.005	0.54	33	9.9	0.59	450	1.8
A0963141	BR-086	94.6	96.1	Felsic Volcanic 1	Central Pit	Mine Rock	43	2.2	5.1	<0.1	<0.005	0.85	36	11	0.64	433	1.8
A0963142	BR-086	102	103	Felsic Volcanic 1	Central Pit	Mine Rock	148	2.6	5.4	<0.1	0.013	0.78	28	12	0.96	686	1.9
A0963143	BR-086	106	107	Felsic Volcanic 1	Central Pit	Ore-Grade	118	2.1	2.3	<0.1	0.012	0.21	31	2.7	0.51	690	2.2
A0963144	BR-086	115.5	117	Felsic Volcanic 1	Central Pit	Mine Rock	35	2.3	5.0	<0.1	<0.005	0.92	38	9.3	0.70	481	1.3
A0963145	BR-086	121.5	123	Felsic Volcanic 1	Central Pit	Mine Rock	45	2.5	5.2	<0.1	<0.005	0.68	36	10	0.70	495	1.0
A0963146	BR-086	126	126.5	Felsic Volcanic 1	Central Pit	Mine Rock	23	2.2	4.9	<0.1	<0.005	0.78	33	8.4	0.68	565	1.7
A0963147	BR-086	140.85	142.35	Felsic Volcanic 1	Central Pit	Mine Rock	29	2.3	4.6	<0.1	<0.005	0.76	35	8.2	0.65	960	1.4
A0963148	BR-086	149.75	150.75	Felsic Volcanic 1	Central Pit	Mine Rock	3.1	2.6	1.7	<0.1	<0.005	0.38	42	2.4	0.070	175	3.1
A0963149	BR-086	152.75	153.2	Felsic Volcanic 1	Central Pit	Mine Rock	2.8	4.4	4.3	<0.1	<0.005	0.33	38	5.2	0.41	146	1.0
A0963150	BR-086	155.25	156.25	Felsic Volcanic 1	Central Pit	Mine Rock	5.1	2.6	1.8	<0.1	<0.005	0.41	43	1.9	0.040	121	0.97
A0963045	BR-086	165	166	Felsic Volcanic 1	Central Pit	Mine Rock	21	5.3	4.0	<0.1	<0.005	0.77	26	8.6	0.73	617	1.1
A0963046	BR-086	170	171	Felsic Volcanic 1	Central Pit	Mine Rock	66	3.9	5.1	<0.1	<0.005	1.0	35	13	0.99	950	0.92
A0963047	BR-086	181.1	182.1	Felsic Volcanic 1	Central Pit	Mine Rock	45	3.7	4.7	<0.1	0.022	0.60	26	7.9	0.63	1275	8.9
A0963151	BR-086	207.85	209.35	Metasediment 2	Central Pit	Mine Rock	446	5.4	6.7	<0.1	<0.005	1.3	21	15	0.95	992	0.85
A0963152	BR-086	214.3	215.8	Argillite	Central Pit	Mine Rock	69	4.2	9.3	0.10	<0.005	1.7	26	23	1.4	584	2.4
A0963153	BR-086	220.3	221.8	Argillite	Central Pit	Mine Rock	53	4.1	8.4	<0.1	<0.005	1.5	23	20	1.4	506	1.7
A0963154	BR-086	225.8	227.3	Argillite	Central Pit	Mine Rock	53	3.2	7.1	<0.1	<0.005	1.2	22	14	1.0	676	1.4
A0963155	BR-086	231.2	232.7	Felsic Volcanic 1	Central Pit	Mine Rock	21	2.8	5.7	<0.1	<0.005	0.71	36	17	0.83	923	1.1
A0963156	BR-086	258.9	260.4	Felsic Volcanic 1	Central Pit	Mine Rock	14	2.4	5.9	<0.1	<0.005	0.67	34	11	0.66	503	2.2

(1) Ten times average crustal abundance values presented in Price (1997).

Blue highlighting indicates samples with metal concentrations greater than the ten times crustal abundance screening value are present in the analyzed group.

Screening values are for qualitative assessment only and hold no regulatory significance.

Classification as mine rock or ore-grade materials was based on gold content.

A value of "--" indicates metal was not measured for the given sample; the variation in elements analyzed is due to measurement at two different laboratories (see text).

Table B-5 Aqua Regia Metals

Sample ID	Drillhole ID	From	To	Lithology	Area	Class	Copper	Iron	Gallium	Germanium	Mercury	Potassium	Lanthanum	Lithium	Magnesium	Manganese	Molybdenum
		m	m				ppm	%	ppm	ppm	ppm	%	ppm	ppm	%	ppm	ppm
10x Crustal Abundance (Price 1997) [(1)]							*600*	*--*	*190*	*15*	*0.85*	*--*	*390*	*200*	*--*	*9500*	*12*
A0963157	BR-086	264.4	264.7	Felsic Volcanic 1	Central Pit	Mine Rock	24	4.6	9.2	0.10	<0.005	1.6	31	21	1.4	950	0.34
A0963158	BR-086	275.05	276.55	Metasediment 2	Central Pit	Mine Rock	21	5.2	9.5	<0.1	<0.005	1.3	26	16	1.2	278	1.2
A0963159	BR-087	50.55	51.5	Felsic Volcanic 1	Central Pit	Mine Rock	37	2.1	5.4	<0.1	<0.005	0.89	31	20	0.83	304	3.3
A0963160	BR-087	67	68	Felsic Volcanic 1	Central Pit	Mine Rock	15	2.2	5.5	<0.1	<0.005	0.56	27	13	0.70	357	0.82
A0963161	BR-087	71	72.5	Felsic Volcanic 1	Central Pit	Mine Rock	18	2.1	5.1	<0.1	<0.005	0.35	27	11	0.64	350	0.76
A0963162	BR-087	77	78.5	Felsic Volcanic 1	Central Pit	Mine Rock	22	2.1	5.6	<0.1	<0.005	0.80	27	11	0.60	370	0.86
A0963163	BR-087	85	86.5	Felsic Volcanic 1	Central Pit	Mine Rock	154	2.2	2.5	<0.1	<0.005	0.36	25	6.2	0.48	519	17
A0963164	BR-087	92.5	94	Felsic Volcanic 1	Central Pit	Mine Rock	6.5	3.6	1.1	<0.1	<0.005	0.26	25	5.3	0.33	167	4.3
A0963165	BR-087	100	101.5	Felsic Volcanic 1	Central Pit	Mine Rock	30	2.6	3.2	<0.1	<0.005	0.53	30	11	0.69	177	2.4
A0963166	BR-087	106	107.5	Felsic Volcanic 1	Central Pit	Mine Rock	15	3.7	2.3	<0.1	<0.005	0.36	34	8.8	0.58	176	3.6
A0963167	BR-087	111.5	113	Felsic Volcanic 1	Central Pit	Mine Rock	72	2.9	4.5	<0.1	<0.005	0.66	29	12	0.87	216	2.3
A0963168	BR-087	117.4	118.5	Felsic Volcanic 1	Central Pit	Mine Rock	98	3.1	4.5	<0.1	<0.005	0.66	28	17	0.97	236	7.5
A0963169	BR-087	123	124.5	Felsic Volcanic 1	Central Pit	Mine Rock	177	2.9	4.5	<0.1	<0.005	0.75	30	16	0.92	261	19
A0963170	BR-087	138	139.5	Felsic Volcanic 1	Central Pit	Mine Rock	22	2.7	3.5	<0.1	<0.005	0.45	30	12	0.78	264	2.1
A0963171	BR-087	150	151.5	Felsic Volcanic 1	Central Pit	Mine Rock	253	2.4	3.4	<0.1	<0.005	0.54	24	11	0.60	311	46
A0963172	BR-087	160.5	162	Felsic Volcanic 1	Central Pit	Mine Rock	135	2.5	3.6	<0.1	<0.005	0.59	26	12	0.67	197	28
A0963173	BR-087	172.7	174.25	Felsic Volcanic 1	Central Pit	Mine Rock	72	3.0	5.3	<0.1	<0.005	0.87	24	20	1.2	425	6.5
A0963174	BR-087	180	181.5	Felsic Volcanic 1	Central Pit	Mine Rock	152	2.4	3.8	<0.1	<0.005	0.48	27	11	0.66	295	11
A0963175	BR-087	187	188	Felsic Volcanic 1	Central Pit	Mine Rock	313	2.5	3.2	<0.1	<0.005	0.53	29	12	0.66	341	15
A0963176	BR-087	195	196	Felsic Volcanic 1	Central Pit	Ore-Grade	49	3.8	3.3	<0.1	<0.005	0.57	31	9.4	0.53	496	3.5
A0963177	BR-087	199	200	Felsic Volcanic 1	Central Pit	Mine Rock	2.2	2.2	2.1	<0.1	<0.005	0.36	28	6.8	0.34	410	3.0
A0963178	BR-087	205	205.5	Felsic Volcanic 1	Central Pit	Mine Rock	3.9	2.1	2.8	<0.1	<0.005	0.41	38	7.8	0.39	356	2.0
A0963179	BR-087	208.6	209.1	Felsic Volcanic 1	Central Pit	Ore-Grade	162	3.0	4.6	<0.1	<0.005	0.73	32	13	0.69	278	15
A0963180	BR-087	217	218	Felsic Volcanic 1	Central Pit	Ore-Grade	39	2.5	3.6	<0.1	<0.005	0.58	36	8.2	0.55	627	1.8
A0963181	BR-087	230.5	232	Felsic Volcanic 1	Central Pit	Mine Rock	23	2.2	4.4	<0.1	<0.005	0.83	35	10	0.62	562	1.6
A0963182	BR-087	245	246.5	Felsic Volcanic 1	Central Pit	Ore-Grade	205	2.4	4.2	<0.1	0.017	0.69	35	7.7	0.64	512	0.91
A0963183	BR-087	258	259.5	Felsic Volcanic 1	Central Pit	Mine Rock	63	2.3	4.7	<0.1	<0.005	0.91	38	9.0	0.68	412	1.7
A0963184	BR-087	267	268.5	Felsic Volcanic 1	Central Pit	Mine Rock	26	2.4	4.6	<0.1	<0.005	0.79	35	9.6	0.70	521	1.5
A0963185	BR-087	275.3	276	Felsic Volcanic 2	Central Pit	Mine Rock	11	4.2	2.3	<0.1	<0.005	0.11	16	3.8	0.22	284	1.8
A0963186	BR-087	279.85	280.7	Felsic Volcanic 2	Central Pit	Mine Rock	9.0	4.6	1.6	<0.1	<0.005	0.35	10	3.0	0.13	164	0.92
A0963187	BR-087	292	293	Felsic Volcanic 1	Central Pit	Ore-Grade	54	6.5	5.2	<0.1	<0.005	0.93	24	8.3	0.87	1328	1.3
A0963188	BR-087	310	311	Felsic Volcanic 1	Central Pit	Ore-Grade	120	3.9	6.3	<0.1	0.0090	0.91	17	11	1.0	1095	1.3
A0963189	BR-087	321	322	Metasediment 2	Central Pit	Ore-Grade	77	5.8	9.3	0.10	<0.005	1.8	22	24	1.5	948	1.9
A0963190	BR-087	326	327	Felsic Volcanic 1	Central Pit	Mine Rock	12	2.5	5.5	<0.1	<0.005	0.68	25	11	0.69	509	1.2
A0963191	BR-087	334	335	Felsic Volcanic 1	Central Pit	Mine Rock	58	3.9	5.1	<0.1	<0.005	0.67	20	8.3	0.72	569	1.7
A0962716	BR-149	33	34.25	Felsic Volcanic 1	Central Pit	Mine Rock	36	4.6	9.5	<0.1	<0.005	0.24	20	27	1.5	431	0.98
A0962717	BR-149	93.95	95	Felsic Volcanic 1	Central Pit	Mine Rock	58	2.6	6.5	<0.1	<0.005	0.22	30	10	0.89	280	1.1
A0962718	BR-149	103.5	105	Felsic Volcanic 1	Central Pit	Mine Rock	21	2.3	5.4	<0.1	<0.005	0.55	28	12	0.69	407	0.74
A0962719	BR-149	110.3	111	Felsic Volcanic 1	Central Pit	Mine Rock	45	2.4	3.1	<0.1	<0.005	0.52	26	10	0.61	212	5.9
A0962720	BR-149	114.5	116	Felsic Volcanic 1	Central Pit	Mine Rock	23	2.9	3.0	<0.1	<0.005	0.39	31	11	0.69	234	1.2
A0962715	BR-149	120.5	122	Felsic Volcanic 1	Central Pit	Mine Rock	16	2.5	1.4	<0.1	<0.005	0.39	17	3.9	0.20	83	2.4
A0962721	BR-149	125	126	Felsic Volcanic 1	Central Pit	Mine Rock	13	2.9	4.6	<0.1	<0.005	0.65	29	15	0.97	222	2.5
A0962722	BR-149	130	131	Felsic Volcanic 1	Central Pit	Mine Rock	19	2.2	2.3	<0.1	<0.005	0.41	26	8.4	0.42	134	13

(1) Ten times average crustal abundance values presented in Price (1997).

Blue highlighting indicates samples with metal concentrations greater than the ten times crustal abundance screening value are present in the analyzed group.

Screening values are for qualitative assessment only and hold no regulatory significance.

Classification as mine rock or ore-grade materials was based on gold content.

A value of "--" indicates metal was not measured for the given sample; the variation in elements analyzed is due to measurement at two different laboratories (see text).

Table B-5 Aqua Regia Metals

Sample ID	Drillhole ID	From	To	Lithology	Area	Class	Copper	Iron	Gallium	Germanium	Mercury	Potassium	Lanthanum	Lithium	Magnesium	Manganese	Molybdenum
		m	m				ppm	%	ppm	ppm	ppm	%	ppm	ppm	%	ppm	ppm
10x Crustal Abundance (Price 1997) [1]							*600*	*--*	*190*	*15*	*0.85*	*--*	*390*	*200*	*--*	*9500*	*12*
A0962723	BR-149	138	139.5	Felsic Volcanic 1	Central Pit	Mine Rock	93	2.9	3.5	<0.1	<0.005	0.56	28	12	0.58	240	30
A0962724	BR-149	144.3	145.8	Felsic Volcanic 1	Central Pit	Mine Rock	111	2.4	3.2	<0.1	<0.005	0.45	25	12	0.61	232	32
A0962725	BR-149	148.5	149.25	Felsic Volcanic 1	Central Pit	Mine Rock	97	2.4	3.5	<0.1	<0.005	0.53	27	14	0.65	209	89
A0963510	BR-170	160	161	Felsic Volcanic 1	Central Pit	Mine Rock	2.1	7.3	2.7	<0.1	<0.005	0.41	25	8.2	0.42	293	1.3
A0963511	BR-170	164.8	166	Felsic Volcanic 1	Central Pit	Mine Rock	4.3	6.9	1.2	<0.1	<0.005	0.30	15	2.0	0.050	56	1.6
A0963509	BR-170	209	210	Felsic Volcanic 2	Central Pit	Mine Rock	5.5	4.0	1.1	<0.1	<0.005	0.30	39	1.7	0.050	99	1.3
A0963517	BR-170	211	212	Felsic Volcanic 1	Central Pit	Mine Rock	10.0	3.0	1.7	<0.1	<0.005	0.40	33	2.4	0.050	51	0.81
A0963512	BR-170	219.9	220.9	Felsic Volcanic 1	Central Pit	Ore-Grade	32	5.6	5.0	0.10	<0.005	0.90	22	12	0.73	966	1.1
A0963513	BR-170	235.15	236.2	Metasediment 2	Central Pit	Mine Rock	58	6.7	11	0.20	<0.005	1.3	23	20	1.5	963	1.6
A0963514	BR-170	243.75	244.75	Metasediment 2	Central Pit	Ore-Grade	79	9.1	8.5	0.30	<0.005	1.4	17	20	1.4	784	1.0
A0963515	BR-170	258	259	Felsic Volcanic 2	Central Pit	Mine Rock	4.7	1.4	1.5	<0.1	<0.005	0.25	42	2.4	0.050	330	1.4
A0963516	BR-170	264	265	Felsic Volcanic 2	Central Pit	Mine Rock	3.8	1.3	2.9	<0.1	<0.005	0.41	43	4.2	0.10	367	1.2
A0963518	BR-171	28.5	29.5	Felsic Volcanic 1	Central Pit	Mine Rock	14	3.5	6.1	<0.1	<0.005	0.95	31	16	0.95	853	1.4
A0963519	BR-171	31.5	32.5	Felsic Volcanic 1	Central Pit	Mine Rock	19	3.8	3.2	<0.1	<0.005	0.48	20	7.6	0.38	361	0.78
A0963520	BR-171	34.5	35.5	Felsic Volcanic 1	Central Pit	Mine Rock	15	2.1	2.9	<0.1	<0.005	0.50	20	8.4	0.35	427	0.77
A0963521	BR-171	42	42.7	Felsic Volcanic 1	Central Pit	Mine Rock	21	16	2.0	<0.1	<0.005	0.47	18	3.0	0.21	329	2.2
A0963542	BR-171	45	46	Felsic Volcanic 1	Central Pit	Mine Rock	25	7.8	3.3	<0.1	<0.005	0.98	26	6.3	0.60	595	1.4
A0963522	BR-171	48	49	Felsic Volcanic 1	Central Pit	Mine Rock	16	4.5	6.9	<0.1	<0.005	1.3	32	15	1.0	899	1.2
A0963523	BR-171	56	57	Quartz Sericite Schist	Central Pit	Mine Rock	67	1.6	1.0	<0.1	<0.005	0.26	40	2.2	0.050	192	0.80
A0963524	BR-171	60	61	Quartz Sericite Schist	Central Pit	Mine Rock	11	1.7	0.90	<0.1	<0.005	0.23	42	1.5	0.030	104	0.77
A0963525	BR-171	65	65.8	Quartz Sericite Schist	Central Pit	Mine Rock	0.91	1.1	0.90	<0.1	<0.005	0.25	30	0.90	0.010	46	0.92
A0963526	BR-171	71.55	72.2	Felsic Volcanic 1	Central Pit	Mine Rock	27	4.9	2.9	<0.1	<0.005	0.78	30	5.8	0.41	342	1.9
A0963527	BR-171	78	79	Felsic Volcanic 2	Central Pit	Mine Rock	25	1.8	2.1	<0.1	0.016	0.38	43	3.4	0.11	225	0.76
A0963541	BR-171	81	82	Felsic Volcanic 2	Central Pit	Ore-Grade	2.7	3.4	0.80	<0.1	<0.005	0.25	36	1.4	0.030	52	1.7
A0963528	BR-171	82	83	Felsic Volcanic 2	Central Pit	Ore-Grade	13	3.1	2.6	<0.1	<0.005	0.42	36	3.4	0.26	275	1.3
A0963529	BR-171	87.5	88.2	Felsic Volcanic 1	Central Pit	Ore-Grade	62	6.6	5.2	<0.1	0.013	1.0	33	8.6	1.0	820	1.6
A0963530	BR-171	91.5	92	Felsic Volcanic 1	Central Pit	Mine Rock	7.3	2.1	2.6	<0.1	0.044	0.38	23	7.1	0.51	1094	5.7
A0963531	BR-171	97.25	98	Felsic Volcanic 1	Central Pit	Mine Rock	24	3.0	6.8	<0.1	0.0080	0.84	23	15	1.1	2393	7.8
A0963532	BR-171	100	101	Felsic Volcanic 1	Central Pit	Mine Rock	20	4.6	7.2	<0.1	<0.005	1.0	20	20	1.2	2131	6.6
A0963533	BR-171	115.55	116	Felsic Volcanic 1	Central Pit	Mine Rock	56	5.5	11	0.20	<0.005	1.7	22	22	1.5	808	1.0
A0963544	BR-171	121.75	122.75	Metasediment 2	Central Pit	Mine Rock	52	4.1	7.2	<0.1	0.15	1.2	26	13	1.1	1043	1.7
A0963534	BR-171	123.65	124.4	Metasediment 2	Central Pit	Mine Rock	70	3.7	3.4	<0.1	0.082	0.88	22	9.7	0.73	662	0.80
A0963535	BR-171	131.7	132.2	Felsic Volcanic 1	Central Pit	Mine Rock	55	5.0	9.6	<0.1	0.17	1.4	30	15	1.2	1688	2.4
A0963536	BR-171	136.05	137	Metasediment 2	Central Pit	Mine Rock	110	7.4	11	0.20	0.053	1.7	26	21	1.4	1163	1.3
A0963537	BR-171	147.8	148.3	Metasediment 2	Central Pit	Mine Rock	89	3.6	9.4	0.10	<0.005	1.5	19	19	1.3	565	1.8
A0963538	BR-171	163.5	164.45	Metasediment 2	Central Pit	Mine Rock	47	3.6	8.6	<0.1	<0.005	1.4	19	20	1.4	330	1.8
A0963539	BR-171	172	173	Metasediment 2	Central Pit	Mine Rock	28	5.5	8.8	<0.1	<0.005	1.0	21	21	1.2	518	0.94
A0963540	BR-171	198.5	199.5	Felsic Volcanic 1	Central Pit	Mine Rock	11	2.2	5.5	<0.1	<0.005	0.46	29	16	0.70	750	0.83
A0963543	BR-171	209	210.5	Metasediment 3	Central Pit	Mine Rock	25	2.9	4.5	<0.1	<0.005	0.82	24	16	0.52	319	0.60
A0964376	BR-191	126.7	128.2	Felsic Volcanic 1	Central Pit	Mine Rock	10	2.1	2.8	<0.1	<0.005	0.50	32	11	0.53	270	1.2
A0964377	BR-191	133.2	133.7	Felsic Volcanic 1	Central Pit	Mine Rock	95	2.7	2.9	<0.1	<0.005	0.52	29	12	0.57	244	2.6
A0964378	BR-191	138.35	139	Felsic Volcanic 1	Central Pit	Mine Rock	9.5	2.4	2.9	<0.1	<0.005	0.41	25	9.4	0.51	177	5.2
A0964379	BR-191	142.6	143.6	Felsic Volcanic 1	Central Pit	Mine Rock	7.3	2.5	1.3	<0.1	<0.005	0.29	25	6.2	0.29	78	4.5

(1) Ten times average crustal abundance values presented in Price (1997).

Blue highlighting indicates samples with metal concentrations greater than the ten times crustal abundance screening value are present in the analyzed group.

Screening values are for qualitative assessment only and hold no regulatory significance.

Classification as mine rock or ore-grade materials was based on gold content.

A value of "--" indicates metal was not measured for the given sample; the variation in elements analyzed is due to measurement at two different laboratories (see text).

Table B-5 Aqua Regia Metals

Sample ID	Drillhole ID	From	To	Lithology	Area	Class	Copper	Iron	Gallium	Germanium	Mercury	Potassium	Lanthanum	Lithium	Magnesium	Manganese	Molybdenum
		m	m				ppm	%	ppm	ppm	ppm	%	ppm	ppm	%	ppm	ppm
10x Crustal Abundance (Price 1997) [(1)]							*600*	*--*	*190*	*15*	*0.85*	*--*	*390*	*200*	*--*	*9500*	*12*
A0964380	BR-191	147	148	Felsic Volcanic 1	Central Pit	Mine Rock	27	1.9	2.1	<0.1	<0.005	0.20	26	7.0	0.47	167	2.6
A0964381	BR-191	150	151.5	Felsic Volcanic 1	Central Pit	Mine Rock	23	4.0	1.5	<0.1	<0.005	0.36	12	3.4	0.13	56	3.4
A0964382	BR-191	156	157.5	Felsic Volcanic 1	Central Pit	Mine Rock	84	2.7	2.9	<0.1	<0.005	0.55	30	12	0.56	170	4.8
A0964383	BR-191	160.5	162	Felsic Volcanic 1	Central Pit	Mine Rock	114	2.9	4.0	<0.1	<0.005	0.71	26	16	0.92	206	26
A0964384	BR-191	167.35	168.2	Felsic Volcanic 1	Central Pit	Mine Rock	128	3.1	6.0	<0.1	<0.005	0.89	31	23	1.3	493	16
A0964385	BR-191	178.45	179.15	Felsic Volcanic 1	Central Pit	Mine Rock	41	2.6	3.8	<0.1	<0.005	0.44	28	14	0.79	225	68
A0964386	BR-191	184	185.5	Felsic Volcanic 1	Central Pit	Mine Rock	136	2.7	3.9	<0.1	<0.005	0.63	31	16	0.83	217	24
117448	BR-283	19	20	Fragmental 1	Central Pit	Mine Rock	42	1.8	4.4	<0.1	<0.005	0.71	28	24	0.71	248	0.45
117449	BR-283	25.5	27	Felsic Volcanic 1	Central Pit	Mine Rock	19	1.9	4.0	<0.1	<0.005	0.53	29	13	0.32	218	0.55
A0964839	BR-283	33	34.5	Felsic Volcanic 1	Central Pit	Mine Rock	24	2.0	4.2	<0.1	<0.005	0.58	29	14	0.35	259	0.47
117064	BR-283	50.2	51	Felsic Volcanic 1	Central Pit	Mine Rock	32	2.1	4.8	<0.1	<0.005	0.63	28	16	0.49	292	0.44
117065	BR-283	55.5	57	Felsic Volcanic 1	Central Pit	Mine Rock	19	2.1	5.0	<0.1	<0.005	0.71	28	17	0.51	275	0.47
117066	BR-283	61.5	63	Felsic Volcanic 1	Central Pit	Mine Rock	12	2.0	5.1	<0.1	<0.005	0.78	26	18	0.58	314	0.44
117067	BR-283	72	73.5	Felsic Volcanic 1	Central Pit	Mine Rock	12	2.3	5.3	<0.1	<0.005	0.82	28	17	0.64	368	0.64
117068	BR-283	76.5	78	Felsic Volcanic 1	Central Pit	Mine Rock	22	2.6	5.6	<0.1	<0.005	0.97	41	24	0.97	456	0.58
117069	BR-283	82.5	84	Felsic Volcanic 1	Central Pit	Mine Rock	13	2.1	4.9	<0.1	<0.005	0.65	26	16	0.56	346	0.36
117070	BR-283	90	91.5	Felsic Volcanic 1	Central Pit	Mine Rock	13	2.1	5.0	<0.1	<0.005	0.82	28	16	0.63	386	0.35
117071	BR-283	96	97.5	Felsic Volcanic 1	Central Pit	Mine Rock	16	2.3	5.3	<0.1	<0.005	0.78	27	17	0.66	383	0.47
117072	BR-283	103.5	105	Felsic Volcanic 1	Central Pit	Mine Rock	11	2.6	7.1	<0.1	<0.005	1.0	25	31	1.1	509	0.75
117073	BR-283	111	112.5	Felsic Volcanic 1	Central Pit	Mine Rock	16	2.3	6.1	<0.1	<0.005	0.95	31	19	0.71	386	0.33
117074	BR-283	115.5	117	Felsic Volcanic 1	Central Pit	Mine Rock	15	2.0	5.3	<0.1	<0.005	0.79	28	17	0.68	337	0.40
117075	BR-283	120	121.5	Felsic Volcanic 1	Central Pit	Mine Rock	9.9	2.1	5.6	<0.1	<0.005	0.92	29	17	0.70	365	0.48
117076	BR-283	126	127.5	Felsic Volcanic 1	Central Pit	Mine Rock	27	2.3	6.1	<0.1	<0.005	0.90	31	19	0.72	328	0.80
117077	BR-283	137.25	138.5	Felsic Volcanic 1	Central Pit	Mine Rock	6.2	2.2	5.7	<0.1	<0.005	0.53	31	14	0.72	346	0.57
117078	BR-283	144.7	146	Felsic Volcanic 1	Central Pit	Mine Rock	20	2.1	5.2	<0.1	<0.005	0.46	27	15	0.73	360	0.76
117079	BR-283	150	151.5	Felsic Volcanic 1	Central Pit	Mine Rock	18	2.3	6.0	<0.1	<0.005	0.80	30	16	0.72	379	0.51
117080	BR-283	156	157.5	Felsic Volcanic 1	Central Pit	Mine Rock	16	2.2	4.6	<0.1	<0.005	0.72	33	14	0.53	334	0.73
117081	BR-283	162	163.5	Felsic Volcanic 1	Central Pit	Mine Rock	22	2.7	6.2	<0.1	<0.005	0.86	40	19	0.76	429	1.2
117082	BR-283	166.85	168	Felsic Volcanic 1	Central Pit	Mine Rock	15	2.2	5.6	<0.1	<0.005	0.88	30	13	0.54	357	0.38
117083	BR-283	171	172.5	Felsic Volcanic 1	Central Pit	Mine Rock	29	2.3	5.7	<0.1	<0.005	0.77	30	12	0.50	362	0.40
117084	BR-283	175.5	177	Felsic Volcanic 1	Central Pit	Mine Rock	18	1.9	5.0	<0.1	<0.005	0.86	25	15	0.66	348	0.30
117085	BR-283	181.5	183	Felsic Volcanic 1	Central Pit	Mine Rock	13	2.0	4.4	<0.1	<0.005	0.59	29	11	0.32	293	0.68
117086	BR-283	189	190.5	Felsic Volcanic 1	Central Pit	Mine Rock	18	2.1	4.9	<0.1	<0.005	0.38	30	10	0.40	325	0.57
117087	BR-283	201	202.5	Felsic Volcanic 1	Central Pit	Mine Rock	21	2.2	4.9	<0.1	<0.005	0.71	30	12	0.40	334	0.78
117088	BR-283	211.5	213	Felsic Volcanic 1	Central Pit	Mine Rock	29	2.1	4.7	<0.1	<0.005	0.54	29	15	0.48	305	0.41
117089	BR-283	217.5	219	Felsic Volcanic 1	Central Pit	Mine Rock	20	2.2	5.2	<0.1	<0.005	0.65	32	14	0.46	353	0.39
117090	BR-283	225	226.5	Felsic Volcanic 1	Central Pit	Mine Rock	25	2.3	5.8	<0.1	<0.005	0.82	32	17	0.55	372	1.2
117091	BR-283	231	232.5	Felsic Volcanic 1	Central Pit	Mine Rock	23	2.2	5.4	<0.1	<0.005	0.90	31	18	0.54	319	0.43
117092	BR-283	237	238.5	Felsic Volcanic 1	Central Pit	Mine Rock	9.0	2.1	5.4	<0.1	<0.005	0.90	28	19	0.63	359	0.73
117093	BR-283	244.5	246	Felsic Volcanic 1	Central Pit	Mine Rock	12	2.2	5.7	<0.1	<0.005	1.0	28	22	0.70	359	0.81
117094	BR-283	250.5	252	Felsic Volcanic 1	Central Pit	Mine Rock	20	2.0	5.4	<0.1	<0.005	0.93	29	14	0.60	372	0.66
117095	BR-283	255.6	256.5	Felsic Volcanic 1	Central Pit	Mine Rock	13	2.2	5.6	<0.1	<0.005	1.1	32	18	0.73	398	0.43
117096	BR-283	265.5	267	Felsic Volcanic 1	Central Pit	Mine Rock	22	2.7	7.5	<0.1	<0.005	0.46	29	14	1.1	450	0.55

(1) Ten times average crustal abundance values presented in Price (1997).

Blue highlighting indicates samples with metal concentrations greater than the ten times crustal abundance screening value are present in the analyzed group.

Screening values are for qualitative assessment only and hold no regulatory significance.

Classification as mine rock or ore-grade materials was based on gold content.

A value of "--" indicates metal was not measured for the given sample; the variation in elements analyzed is due to measurement at two different laboratories (see text).

Table B-5 Aqua Regia Metals

Sample ID	Drillhole ID	From	To	Lithology	Area	Class	Copper	Iron	Gallium	Germanium	Mercury	Potassium	Lanthanum	Lithium	Magnesium	Manganese	Molybdenum
		m	m				ppm	%	ppm	ppm	ppm	%	ppm	ppm	%	ppm	ppm
10x Crustal Abundance (Price 1997) [(1)]							*600*	*--*	*190*	*15*	*0.85*	*--*	*390*	*200*	*--*	*9500*	*12*
117097	BR-283	274.5	276	Felsic Volcanic 1	Central Pit	Mine Rock	20	2.3	5.7	<0.1	<0.005	1.0	33	16	0.75	418	0.55
117098	BR-283	288	289.5	Felsic Volcanic 1	Central Pit	Mine Rock	7.1	2.8	2.3	<0.1	<0.005	0.36	31	7.9	0.51	234	3.8
117099	BR-283	306	307.2	Felsic Volcanic 1	Central Pit	Mine Rock	87	3.0	4.5	<0.1	<0.005	0.75	33	18	0.99	323	6.2
117100	BR-283	318	318.9	Felsic Volcanic 1	Central Pit	Mine Rock	96	3.0	4.5	<0.1	<0.005	0.78	34	15	0.92	355	6.8
A0963951	BR-283	340.9	342	Felsic Volcanic 1	Central Pit	Mine Rock	142	2.2	3.5	<0.1	<0.005	0.60	30	12	0.69	258	3.8
A0963952	BR-283	361.5	363	Felsic Volcanic 1	Central Pit	Mine Rock	84	3.1	3.9	<0.1	<0.005	0.29	23	20	0.73	256	16
A0963953	BR-283	388.5	390	Felsic Volcanic 1	Central Pit	Mine Rock	13	2.1	1.8	<0.1	<0.005	0.33	29	6.3	0.30	282	4.2
A0963954	BR-283	401.75	402.4	Felsic Volcanic 1	Central Pit	Mine Rock	17	5.1	12	0.10	<0.005	2.1	23	32	1.8	1058	0.33
A0963955	BR-283	414.25	415.25	Felsic Volcanic 1	Central Pit	Mine Rock	25	2.4	5.8	<0.1	<0.005	0.85	35	11	0.77	424	0.61
A0963956	BR-283	421.5	422.5	Felsic Volcanic 1	Central Pit	Mine Rock	44	2.2	5.0	<0.1	0.0050	0.60	38	8.5	0.67	494	1.7
117146	BR-034	104	105	Felsic Volcanic 1	Central Pit	Mine Rock	14	2.3	3.1	<0.1	<0.005	0.40	30	8.7	0.50	351	5.4
117147	BR-034	110	111	Felsic Volcanic 1	Central Pit	Mine Rock	7.6	2.1	2.0	<0.1	0.0060	0.31	24	4.4	0.15	184	1.6
117148	BR-034	115	116	Felsic Volcanic 1	Central Pit	Mine Rock	25	2.9	4.9	<0.1	<0.005	0.64	32	14	0.92	700	1.9
117205	BR-034	122	123	Felsic Volcanic 1	Central Pit	Mine Rock	16	2.8	2.1	<0.1	<0.005	0.42	59	7.0	0.35	457	0.91
117149	BR-034	125	125.5	Felsic Volcanic 2	Central Pit	Mine Rock	23	3.0	2.5	<0.1	<0.005	0.44	43	6.3	0.36	328	0.95
117144	BR-034	132	133	Felsic Volcanic 2	Central Pit	Mine Rock	3.0	3.2	0.60	<0.1	<0.005	0.17	35	1.0	0.020	24	1.9
117150	BR-034	135	136	Felsic Volcanic 2	Central Pit	Mine Rock	2.3	2.1	0.90	<0.1	<0.005	0.26	40	1.5	0.040	59	1.2
117201	BR-034	139	139.7	Felsic Volcanic 2	Central Pit	Mine Rock	37	2.3	1.2	<0.1	<0.005	0.27	32	3.3	0.070	180	1.9
117145	BR-034	141.2	142.4	Felsic Volcanic 2	Central Pit	Mine Rock	10	3.4	1.0	<0.1	<0.005	0.26	43	2.1	0.060	78	1.1
117202	BR-034	145.4	146.4	Felsic Volcanic 1	Central Pit	Mine Rock	16	3.3	4.5	<0.1	<0.005	0.61	31	8.9	0.60	637	1.5
117203	BR-034	154.6	156	Felsic Volcanic 2	Central Pit	Mine Rock	14	3.0	1.9	<0.1	0.0050	0.33	39	4.7	0.15	194	1.9
117204	BR-034	159.5	160.6	Felsic Volcanic 2	Central Pit	Mine Rock	27	1.8	1.5	<0.1	<0.005	0.21	39	3.4	0.15	375	1.3
117206	BR-035	38.9	39.5	Felsic Volcanic 1	Central Pit	Mine Rock	60	3.6	9.4	<0.1	<0.005	0.14	30	14	1.5	474	3.0
117207	BR-035	42	43	Metasediment 2	Central Pit	Mine Rock	33	6.0	9.5	<0.1	<0.005	0.56	18	25	1.4	256	1.5
117164	BR-035	43	44	Metasediment 2	Central Pit	Mine Rock	32	7.0	8.6	<0.1	<0.005	0.76	17	27	1.5	310	1.6
117208	BR-035	48	49	Metasediment 2	Central Pit	Mine Rock	28	4.6	7.3	<0.1	<0.005	0.48	17	27	1.3	224	1.3
117209	BR-035	51	52	Felsic Volcanic 1	Central Pit	Mine Rock	19	2.6	6.5	<0.1	<0.005	0.90	33	18	0.79	345	0.38
117210	BR-035	58	58.5	Felsic Volcanic 1	Central Pit	Mine Rock	21	2.3	5.7	<0.1	<0.005	0.90	32	20	0.73	334	1.4
117211	BR-035	59.6	60.4	Felsic Volcanic 1	Central Pit	Mine Rock	38	2.8	5.5	<0.1	<0.005	0.71	27	19	0.66	327	1.3
117212	BR-035	64.5	65	Felsic Volcanic 1	Central Pit	Mine Rock	26	2.4	5.1	<0.1	<0.005	0.41	28	15	0.61	297	0.70
117213	BR-035	82	83	Felsic Volcanic 1	Central Pit	Mine Rock	26	2.6	5.6	<0.1	<0.005	0.57	27	17	0.87	378	0.45
117214	BR-035	86	87	Felsic Volcanic 1	Central Pit	Mine Rock	21	2.3	5.2	<0.1	<0.005	0.55	31	14	0.51	371	0.42
117215	BR-035	91.6	92	Felsic Volcanic 1	Central Pit	Mine Rock	21	2.3	5.5	<0.1	<0.005	0.66	29	13	0.48	279	0.34
117216	BR-035	97	98	Felsic Volcanic 1	Central Pit	Mine Rock	21	2.2	4.4	<0.1	<0.005	0.70	29	12	0.44	326	1.4
117217	BR-035	100	101	Felsic Volcanic 1	Central Pit	Mine Rock	18	2.2	4.7	<0.1	<0.005	0.67	28	8.6	0.42	328	0.87
117218	BR-035	110	111	Felsic Volcanic 1	Central Pit	Mine Rock	23	2.2	4.7	<0.1	<0.005	0.82	29	10	0.67	411	1.9
117219	BR-035	115	116	Felsic Volcanic 1	Central Pit	Mine Rock	4.4	2.9	3.3	<0.1	<0.005	0.18	25	15	0.76	272	2.9
117165	BR-035	120	121	Felsic Volcanic 1	Central Pit	Mine Rock	43	3.5	3.4	<0.1	<0.005	0.33	26	11	0.59	393	1.6
117220	BR-035	126	127	Felsic Volcanic 1	Central Pit	Mine Rock	29	2.8	3.9	<0.1	<0.005	0.34	28	11	0.80	351	1.5
117222	BR-035	130.3	131	Felsic Volcanic 1	Central Pit	Mine Rock	11	3.4	4.1	<0.1	<0.005	0.62	28	11	0.77	385	1.7
117221	BR-035	135	136	Felsic Volcanic 1	Central Pit	Mine Rock	12	3.2	3.8	<0.1	<0.005	0.68	29	13	0.75	437	1.6
117223	BR-035	142	143	Felsic Volcanic 1	Central Pit	Mine Rock	28	2.4	4.0	<0.1	<0.005	0.63	29	12	0.77	415	1.6
117224	BR-035	145	146	Felsic Volcanic 1	Central Pit	Mine Rock	3.8	2.3	3.8	<0.1	<0.005	0.59	29	12	0.77	529	1.4

(1) Ten times average crustal abundance values presented in Price (1997).

Blue highlighting indicates samples with metal concentrations greater than the ten times crustal abundance screening value are present in the analyzed group.

Screening values are for qualitative assessment only and hold no regulatory significance.

Classification as mine rock or ore-grade materials was based on gold content.

A value of "--" indicates metal was not measured for the given sample; the variation in elements analyzed is due to measurement at two different laboratories (see text).

Table B-5 Aqua Regia Metals

Sample ID	Drillhole ID	From	To	Lithology	Area	Class	Copper	Iron	Gallium	Germanium	Mercury	Potassium	Lanthanum	Lithium	Magnesium	Manganese	Molybdenum
		m	m				ppm	%	ppm	ppm	ppm	%	ppm	ppm	%	ppm	ppm
10x Crustal Abundance (Price 1997) [(1)]							*600*	*--*	*190*	*15*	*0.85*	*--*	*390*	*200*	*--*	*9500*	*12*
117225	BR-035	150	151	Felsic Volcanic 1	Central Pit	Mine Rock	62	2.6	4.0	<0.1	<0.005	0.48	30	12	0.79	500	2.1
117226	BR-035	155	156	Felsic Volcanic 1	Central Pit	Mine Rock	3.0	2.2	3.2	<0.1	<0.005	0.52	36	8.0	0.62	407	1.1
117227	BR-035	161	161.5	Felsic Volcanic 1	Central Pit	Mine Rock	6.4	4.0	4.3	<0.1	<0.005	0.65	31	13	0.88	457	2.3
117228	BR-035	165	166	Felsic Volcanic 1	Central Pit	Mine Rock	1.0	2.4	2.7	<0.1	<0.005	0.53	39	9.4	0.61	392	1.6
117229	BR-035	169	170	Felsic Volcanic 1	Central Pit	Mine Rock	3.0	2.5	3.5	<0.1	<0.005	0.55	32	9.8	0.62	445	1.7
117230	BR-035	173	174	Felsic Volcanic 1	Central Pit	Mine Rock	6.7	1.8	4.3	<0.1	<0.005	0.39	45	13	0.72	462	1.2
117231	BR-035	178	179	Felsic Volcanic 1	Central Pit	Mine Rock	4.6	2.6	3.5	<0.1	<0.005	0.52	28	12	0.70	355	22
117232	BR-035	182	183	Felsic Volcanic 1	Central Pit	Mine Rock	10.0	2.4	3.1	<0.1	<0.005	0.57	31	11	0.66	306	25
117233	BR-035	185	186	Felsic Volcanic 1	Central Pit	Mine Rock	10	2.8	3.0	<0.1	<0.005	0.52	29	9.6	0.64	385	15
117234	BR-035	190	191	Felsic Volcanic 1	Central Pit	Mine Rock	11	2.7	3.2	<0.1	<0.005	0.59	33	10	0.61	254	23
117235	BR-035	196	197	Felsic Volcanic 1	Central Pit	Mine Rock	9.4	2.4	4.8	<0.1	<0.005	0.71	29	12	0.82	375	7.8
117236	BR-035	200.35	201	Felsic Volcanic 1	Central Pit	Mine Rock	6.9	2.1	3.6	<0.1	<0.005	0.49	31	13	0.73	317	5.2
117237	BR-035	206	207	Felsic Volcanic 1	Central Pit	Mine Rock	44	2.1	3.0	<0.1	<0.005	0.44	37	9.3	0.58	482	1.6
117238	BR-035	209.9	211	Felsic Volcanic 1	Central Pit	Mine Rock	3.5	3.2	2.7	<0.1	<0.005	0.40	26	8.4	0.50	296	3.1
117239	BR-035	215	216	Felsic Volcanic 1	Central Pit	Mine Rock	30	3.0	2.1	<0.1	<0.005	0.45	25	8.4	0.49	188	1.5
117240	BR-035	219	220	Felsic Volcanic 1	Central Pit	Mine Rock	6.9	3.3	3.8	<0.1	<0.005	0.67	26	12	0.78	411	2.8
117241	BR-035	225	226	Felsic Volcanic 1	Central Pit	Mine Rock	6.3	3.0	3.4	<0.1	<0.005	0.55	27	10	0.72	301	2.5
117242	BR-035	227.5	228	Felsic Volcanic 1	Central Pit	Mine Rock	5.0	3.4	2.1	<0.1	<0.005	0.24	24	7.6	0.46	235	3.6
117243	BR-035	233.5	234	Felsic Volcanic 1	Central Pit	Mine Rock	13	2.3	3.0	<0.1	<0.005	0.61	31	8.7	0.65	563	1.6
117244	BR-035	240	240.5	Felsic Volcanic 1	Central Pit	Mine Rock	4.8	2.5	4.2	<0.1	<0.005	0.57	32	11	0.74	504	1.6
117245	BR-035	245	245.5	Felsic Volcanic 1	Central Pit	Ore-Grade	39	2.4	4.2	<0.1	<0.005	0.77	31	11	0.70	655	1.6
117246	BR-035	248.6	249.6	Felsic Volcanic 2	Central Pit	Mine Rock	5.3	1.2	2.6	<0.1	<0.005	0.22	40	5.4	0.28	261	3.3
117247	BR-035	256	256.7	Felsic Volcanic 1	Central Pit	Mine Rock	8.5	2.2	4.5	<0.1	<0.005	0.52	33	11	0.81	604	1.2
117248	BR-035	262	263	Felsic Volcanic 1	Central Pit	Ore-Grade	21	3.1	4.1	<0.1	<0.005	0.70	34	11	0.90	614	1.4
117249	BR-035	267	268	Felsic Volcanic 1	Central Pit	Ore-Grade	9.7	3.0	3.4	<0.1	<0.005	0.66	33	11	0.82	790	1.3
117250	BR-035	271.6	273	Felsic Volcanic 1	Central Pit	Mine Rock	5.9	3.5	3.7	<0.1	<0.005	0.71	34	11	0.77	741	1.5
117151	BR-035	277	278	Felsic Volcanic 1	Central Pit	Mine Rock	20	3.0	3.9	<0.1	<0.005	0.39	32	19	0.84	596	1.5
117152	BR-035	280.7	282	Felsic Volcanic 1	Central Pit	Mine Rock	1.4	5.4	2.4	<0.1	<0.005	0.44	19	12	0.39	221	1.8
117153	BR-035	289.7	291	Felsic Volcanic 1	Central Pit	Mine Rock	10	4.3	4.5	<0.1	<0.005	0.66	28	21	1.0	770	2.0
117154	BR-035	300	301	Felsic Volcanic	Central Pit	Mine Rock	22	5.9	5.5	<0.1	<0.005	0.87	25	10	0.87	788	1.4
117155	BR-035	312	313	Felsic Volcanic 1	Central Pit	Ore-Grade	21	6.0	5.5	<0.1	<0.005	0.88	26	10	0.88	796	1.6
117156	BR-035	321	322	Felsic Volcanic 2	Central Pit	Ore-Grade	76	4.5	4.9	<0.1	<0.005	0.78	21	8.7	0.74	1105	1.1
117157	BR-035	330.7	331.5	Felsic Volcanic 1	Central Pit	Mine Rock	30	2.9	5.9	<0.1	<0.005	0.88	32	11	0.86	575	1.3
117158	BR-035	340.5	340.9	Felsic Volcanic 1	Central Pit	Ore-Grade	27	1.9	2.9	<0.1	<0.005	0.25	24	3.9	0.40	387	2.2
117159	BR-035	350	351	Felsic Volcanic 1	Central Pit	Mine Rock	15	2.1	4.4	<0.1	<0.005	0.76	33	7.7	0.61	385	1.0
117160	BR-035	361	362	Felsic Volcanic 2	Central Pit	Mine Rock	36	2.7	5.8	<0.1	<0.005	0.93	38	10	0.67	295	1.6
117161	BR-035	373	374	Felsic Volcanic 1	Central Pit	Mine Rock	80	2.4	4.9	<0.1	<0.005	0.76	38	12	0.62	646	1.3
117162	BR-035	388.5	390	Felsic Volcanic 2	Central Pit	Mine Rock	7.7	1.4	1.6	<0.1	<0.005	0.28	43	2.7	0.070	311	1.9
117163	BR-035	403	404	Felsic Volcanic 2	Central Pit	Mine Rock	2.6	1.5	2.9	<0.1	<0.005	0.37	45	5.3	0.16	364	1.3
A0963240	BR-068	25	26	Felsic Volcanic 1	Central Pit	Mine Rock	14	2.2	5.8	<0.1	<0.005	0.86	30	20	0.72	378	0.35
A0963241	BR-068	30	31	Felsic Volcanic 1	Central Pit	Mine Rock	21	2.1	4.8	<0.1	<0.005	0.52	28	14	0.58	338	0.51
A0963242	BR-068	35	36	Felsic Volcanic 1	Central Pit	Mine Rock	14	1.9	4.7	<0.1	<0.005	0.35	27	15	0.60	333	0.89
A0963243	BR-068	40	41.2	Felsic Volcanic 1	Central Pit	Mine Rock	4.2	2.1	5.5	<0.1	<0.005	0.80	28	18	0.70	356	0.57

(1) Ten times average crustal abundance values presented in Price (1997).

Blue highlighting indicates samples with metal concentrations greater than the ten times crustal abundance screening value are present in the analyzed group.

Screening values are for qualitative assessment only and hold no regulatory significance.

Classification as mine rock or ore-grade materials was based on gold content.

A value of "--" indicates metal was not measured for the given sample; the variation in elements analyzed is due to measurement at two different laboratories (see text).

Table B-5 Aqua Regia Metals

Sample ID	Drillhole ID	From	To	Lithology	Area	Class	Copper	Iron	Gallium	Germanium	Mercury	Potassium	Lanthanum	Lithium	Magnesium	Manganese	Molybdenum
		m	m				ppm	%	ppm	ppm	ppm	%	ppm	ppm	%	ppm	ppm
10x Crustal Abundance (Price 1997) [(1)]							*600*	*--*	*190*	*15*	*0.85*	*--*	*390*	*200*	*--*	*9500*	*12*
A0963244	BR-068	48	49	Felsic Volcanic 1	Central Pit	Mine Rock	17	1.6	3.7	<0.1	<0.005	0.32	25	13	0.35	226	0.70
A0963117	BR-068	52	53	Felsic Volcanic 1	Central Pit	Mine Rock	15	2.0	4.5	<0.1	<0.005	0.34	30	11	0.44	310	0.40
A0963245	BR-068	55	56	Felsic Volcanic 1	Central Pit	Mine Rock	27	2.1	4.6	<0.1	<0.005	0.63	28	11	0.43	249	0.49
A0963246	BR-068	60	61	Felsic Volcanic 1	Central Pit	Mine Rock	17	2.0	4.2	<0.1	<0.005	0.65	29	14	0.52	325	0.44
A0963247	BR-068	65	66	Felsic Volcanic 1	Central Pit	Mine Rock	12	2.1	4.8	<0.1	<0.005	0.68	29	13	0.51	311	0.45
A0963248	BR-068	69.9	71	Felsic Volcanic 1	Central Pit	Mine Rock	17	2.1	5.0	<0.1	<0.005	0.45	29	14	0.68	354	0.43
A0963249	BR-068	75	76	Felsic Volcanic 1	Central Pit	Mine Rock	12	2.1	5.8	<0.1	<0.005	0.50	26	14	0.62	310	0.56
A0963250	BR-068	81	82	Felsic Volcanic 1	Central Pit	Mine Rock	15	1.9	4.1	<0.1	<0.005	0.31	36	13	0.52	275	0.41
A0963101	BR-068	85	86	Felsic Volcanic 1	Central Pit	Mine Rock	4.9	1.6	4.3	<0.1	<0.005	0.20	21	14	0.47	260	0.36
A0963102	BR-068	91.05	92	Felsic Volcanic 1	Central Pit	Mine Rock	17	2.0	4.7	<0.1	<0.005	0.52	28	14	0.51	293	0.33
A0963103	BR-068	95	96	Felsic Volcanic 1	Central Pit	Mine Rock	16	2.0	4.7	<0.1	<0.005	0.34	28	12	0.59	370	0.23
A0963104	BR-068	100.5	101.5	Felsic Volcanic 1	Central Pit	Mine Rock	11	2.0	5.2	<0.1	<0.005	0.42	26	16	0.59	291	0.32
A0963118	BR-068	105	106	Felsic Volcanic 1	Central Pit	Mine Rock	19	2.0	4.4	<0.1	<0.005	0.48	27	16	0.58	290	0.31
A0963105	BR-068	110	111	Felsic Volcanic 1	Central Pit	Mine Rock	11	2.0	5.3	<0.1	<0.005	0.75	24	21	0.95	345	0.33
A0963106	BR-068	115	116	Felsic Volcanic 1	Central Pit	Mine Rock	16	1.9	4.4	<0.1	<0.005	0.34	30	13	0.47	301	0.35
A0963107	BR-068	120	121	Felsic Volcanic 1	Central Pit	Mine Rock	7.9	2.0	4.3	<0.1	<0.005	0.54	29	12	0.40	264	0.39
A0963108	BR-068	125.6	126.1	Felsic Volcanic 1	Central Pit	Mine Rock	31	3.0	6.4	<0.1	<0.005	1.4	47	30	1.5	432	0.55
A0963109	BR-068	131	131.5	Felsic Volcanic 1	Central Pit	Mine Rock	18	2.2	5.4	<0.1	<0.005	0.94	29	20	0.89	635	1.5
A0963110	BR-068	135	136	Felsic Volcanic 1	Central Pit	Mine Rock	17	2.1	5.1	<0.1	<0.005	0.51	29	16	0.57	326	0.53
A0963111	BR-068	140	141	Felsic Volcanic 1	Central Pit	Mine Rock	18	2.0	5.5	<0.1	<0.005	0.92	29	17	0.75	356	0.47
A0963112	BR-068	145	146	Felsic Volcanic 1	Central Pit	Mine Rock	12	2.0	5.5	<0.1	<0.005	0.42	28	12	0.60	306	0.63
A0963113	BR-068	161.3	162.3	Felsic Volcanic 1	Central Pit	Mine Rock	30	2.9	6.4	<0.1	<0.005	1.0	36	26	0.71	361	0.62
A0963114	BR-068	165.6	166.5	Felsic Volcanic 1	Central Pit	Mine Rock	18	2.8	6.6	<0.1	<0.005	0.91	36	27	0.83	375	0.45
A0963115	BR-068	172.4	173.4	Felsic Volcanic 1	Central Pit	Mine Rock	21	3.0	6.0	<0.1	<0.005	0.86	39	20	0.59	413	0.30
A0963116	BR-068	309.4	309.9	Felsic Volcanic 1	Central Pit	Mine Rock	8.1	8.2	2.2	<0.1	<0.005	0.56	26	4.2	0.29	207	1.8
A0963119	BR-068	324.25	325.25	Felsic Volcanic 1	Central Pit	Mine Rock	14	6.5	1.3	<0.1	<0.005	0.42	34	2.9	0.27	183	0.88
A0963545	BR-172	30	31	Felsic Volcanic 1	Central Pit	Mine Rock	2.3	1.6	0.70	<0.1	0.0050	0.12	40	5.1	0.16	59	1.4
DX758102	BR-172	35	36	Felsic Volcanic 1	Central Pit	Mine Rock	7.0	1.5	1.3	<0.1	<0.005	0.17	34	2.8	0.13	225	4.1
DX758103	BR-172	40.2	40.7	Felsic Volcanic 2	Central Pit	Mine Rock	3.3	1.8	0.80	<0.1	<0.005	0.11	38	1.6	0.10	286	1.5
DX758104	BR-172	45.5	46.5	Felsic Volcanic 1	Central Pit	Mine Rock	33	2.6	5.3	<0.1	<0.005	0.82	34	8.6	0.62	836	1.5
DX758105	BR-172	51.5	52.2	Felsic Volcanic 1	Central Pit	Mine Rock	14	4.5	4.0	<0.1	<0.005	0.71	30	8.6	0.65	560	1.6
DX758106	BR-172	55.5	56.5	Felsic Volcanic 1	Central Pit	Mine Rock	22	5.6	3.1	<0.1	<0.005	0.97	31	7.2	0.77	372	2.5
DX758107	BR-172	60.5	61.5	Felsic Volcanic 1	Central Pit	Mine Rock	24	5.8	2.7	<0.1	<0.005	0.78	24	7.3	0.63	277	1.2
DX758108	BR-172	65.5	66.5	Felsic Volcanic 1	Central Pit	Ore-Grade	55	4.3	3.7	<0.1	<0.005	1.0	29	12	0.95	382	0.53
DX758109	BR-172	70.5	71.5	Felsic Volcanic 1	Central Pit	Mine Rock	32	5.3	6.5	<0.1	0.0070	1.5	29	12	1.2	1082	1.9
DX758110	BR-172	75.5	76.7	Felsic Volcanic 1	Central Pit	Mine Rock	47	6.8	5.0	<0.1	0.024	0.93	28	15	0.73	803	1.7
DX758111	BR-172	80.1	80.75	Felsic Volcanic 1	Central Pit	Ore-Grade	51	7.1	5.0	<0.1	0.032	0.89	29	16	0.69	786	1.7
DX758112	BR-172	84.75	85.5	Felsic Volcanic 1	Central Pit	Ore-Grade	86	5.9	7.3	<0.1	<0.005	1.1	23	9.9	0.81	752	1.3
DX758113	BR-172	93.75	94.5	Felsic Volcanic 1	Central Pit	Ore-Grade	65	3.8	7.8	<0.1	<0.005	1.5	25	18	1.2	1000	2.0
DX758114	BR-172	99.75	100.5	Felsic Volcanic 1	Central Pit	Mine Rock	14	1.9	1.6	<0.1	0.0070	0.19	46	2.2	0.13	508	2.2
DX758115	BR-172	126.8	127.7	Metasediment 2	Central Pit	Mine Rock	82	4.3	10	<0.1	<0.005	1.9	24	26	1.5	743	2.1
DX758116	BR-172	132	133.5	Metasediment 2	Central Pit	Mine Rock	53	3.3	8.1	<0.1	<0.005	1.4	11	16	1.4	276	1.2
DX758117	BR-172	139.5	141	Metasediment 2	Central Pit	Mine Rock	57	3.6	8.8	<0.1	<0.005	1.5	15	18	1.4	290	1.6

(1) Ten times average crustal abundance values presented in Price (1997).

Blue highlighting indicates samples with metal concentrations greater than the ten times crustal abundance screening value are present in the analyzed group.

Screening values are for qualitative assessment only and hold no regulatory significance.

Classification as mine rock or ore-grade materials was based on gold content.

A value of "--" indicates metal was not measured for the given sample; the variation in elements analyzed is due to measurement at two different laboratories (see text).

Table B-5 Aqua Regia Metals

Sample ID	Drillhole ID	From	To	Lithology	Area	Class	Copper	Iron	Gallium	Germanium	Mercury	Potassium	Lanthanum	Lithium	Magnesium	Manganese	Molybdenum
		m	m				ppm	%	ppm	ppm	ppm	%	ppm	ppm	%	ppm	ppm
10x Crustal Abundance (Price 1997) [(1)]							*600*	*--*	*190*	*15*	*0.85*	*--*	*390*	*200*	*--*	*9500*	*12*
DX758118	BR-172	142.5	143.35	Metasediment 2	Central Pit	Mine Rock	31	4.4	9.1	<0.1	<0.005	1.3	21	17	1.2	207	1.3
DX758119	BR-172	146	147.5	Metasediment 2	Central Pit	Mine Rock	68	4.5	8.3	<0.1	0.0060	2.0	23	29	1.4	818	1.0
DX758120	BR-172	152.6	153.15	Metasediment 2	Central Pit	Mine Rock	68	4.5	8.4	<0.1	<0.005	2.0	23	28	1.4	826	1.0
DX758121	BR-172	157.5	159	Felsic Volcanic 1	Central Pit	Mine Rock	31	3.6	7.4	<0.1	0.029	1.3	30	17	0.82	967	0.83
DX758122	BR-172	169.5	170.8	Metasediment 3	Central Pit	Mine Rock	22	1.8	3.6	<0.1	0.0060	0.62	24	8.8	0.47	415	0.92
DX758123	BR-172	188.5	190	Metasediment 2	Central Pit	Mine Rock	21	4.8	7.3	<0.1	<0.005	0.48	21	15	0.82	271	0.58
DX758124	BR-172	245.4	246.6	Felsic Volcanic 1	Central Pit	Mine Rock	37	4.8	9.8	0.20	<0.005	0.88	29	22	0.83	610	0.94
A0964076	BR-213	35.5	37	Felsic Volcanic 1	Central Pit	Mine Rock	15	6.8	3.5	<0.1	<0.005	0.65	25	8.2	0.42	322	5.4
A0964077	BR-213	40.5	41.5	Felsic Volcanic 1	Central Pit	Mine Rock	9.9	3.3	4.2	<0.1	<0.005	0.67	32	14	0.91	418	2.4
A0964078	BR-213	45.5	46.5	Felsic Volcanic 1	Central Pit	Mine Rock	7.2	2.3	3.8	<0.1	<0.005	0.57	30	11	0.74	474	1.7
A0964079	BR-213	51.5	52.5	Felsic Volcanic 1	Central Pit	Mine Rock	2.8	3.6	3.1	<0.1	<0.005	0.57	16	11	0.60	357	15
A0964080	BR-213	55.5	56.5	Felsic Volcanic 1	Central Pit	Mine Rock	1.8	4.1	4.1	<0.1	<0.005	0.71	37	16	0.83	575	1.3
A0964081	BR-213	60.5	61.5	Felsic Volcanic 1	Central Pit	Mine Rock	15	3.0	3.5	<0.1	<0.005	0.60	29	13	0.80	395	10
A0964082	BR-213	65.5	67	Felsic Volcanic 1	Central Pit	Mine Rock	8.2	2.5	2.6	<0.1	<0.005	0.50	29	8.7	0.58	291	3.9
A0964083	BR-213	71.5	72.5	Felsic Volcanic 1	Central Pit	Mine Rock	10	2.4	2.5	<0.1	<0.005	0.38	29	7.4	0.55	345	1.1
A0964084	BR-213	76	77	Felsic Volcanic 1	Central Pit	Mine Rock	13	2.5	4.5	<0.1	<0.005	0.63	36	8.3	0.74	716	1.5
A0964085	BR-213	80	81	Felsic Volcanic 1	Central Pit	Mine Rock	29	2.5	5.4	<0.1	<0.005	0.47	32	12	0.84	784	1.7
A0964086	BR-213	85	86	Felsic Volcanic 1	Central Pit	Mine Rock	15	2.6	3.3	<0.1	<0.005	0.49	36	7.2	0.54	509	1.9
A0964087	BR-213	90	91	Felsic Volcanic 1	Central Pit	Mine Rock	4.0	3.2	2.2	<0.1	<0.005	0.53	35	6.1	0.49	331	2.9
A0964088	BR-213	95	96	Felsic Volcanic 1	Central Pit	Mine Rock	2.6	3.7	3.4	<0.1	<0.005	0.65	32	9.5	0.73	451	1.7
A0964089	BR-213	102	103	Felsic Volcanic 1	Central Pit	Mine Rock	0.90	3.5	3.5	<0.1	<0.005	0.73	34	10	0.71	411	1.5
A0964090	BR-213	107	108	Felsic Volcanic 1	Central Pit	Mine Rock	3.7	6.6	2.4	<0.1	<0.005	0.54	26	6.5	0.35	257	1.5
A0964091	BR-213	112	113	Felsic Volcanic 1	Central Pit	Mine Rock	19	3.8	5.0	<0.1	<0.005	0.81	30	9.7	1.1	593	1.3
A0964092	BR-213	117	118	Felsic Volcanic 1	Central Pit	Mine Rock	8.0	5.9	2.2	<0.1	<0.005	0.56	31	4.0	0.30	233	1.5
A0964093	BR-213	119	120	Felsic Volcanic 1	Central Pit	Mine Rock	0.95	5.2	3.4	<0.1	<0.005	0.67	30	8.8	0.62	503	1.3
A0964094	BR-213	124	125	Felsic Volcanic 1	Central Pit	Mine Rock	3.4	4.1	5.2	<0.1	<0.005	0.73	33	9.7	0.87	715	1.5
A0964095	BR-213	130	131	Felsic Volcanic 1	Central Pit	Mine Rock	3.9	3.1	5.7	<0.1	<0.005	0.74	33	11	0.81	865	1.3
A0964096	BR-213	135	135.75	Felsic Volcanic 1	Central Pit	Mine Rock	17	2.9	4.1	<0.1	<0.005	0.68	34	13	0.72	836	1.9
A0964097	BR-213	140	140.5	Felsic Volcanic 1	Central Pit	Ore-Grade	18	4.1	6.4	<0.1	<0.005	0.85	33	9.3	0.67	757	1.4
A0964098	BR-213	145	146	Felsic Volcanic 1	Central Pit	Mine Rock	6.0	2.9	5.8	<0.1	<0.005	0.98	32	15	0.76	842	2.0
A0964099	BR-213	154	155	Felsic Volcanic 1	Central Pit	Mine Rock	4.3	2.8	4.0	<0.1	<0.005	0.64	31	10	0.78	595	0.65
A0964100	BR-213	159	160	Felsic Volcanic 1	Central Pit	Mine Rock	2.0	4.9	2.8	<0.1	<0.005	0.63	29	8.1	0.41	429	1.2
A0963801	BR-213	165	166	Felsic Volcanic 1	Central Pit	Mine Rock	3.2	3.7	1.4	<0.1	<0.005	0.36	25	2.9	0.060	53	1.1
A0963802	BR-213	170	171	Felsic Volcanic 1	Central Pit	Ore-Grade	18	3.3	4.3	<0.1	<0.005	0.62	32	13	0.79	596	1.9
A0963803	BR-213	174	174.5	Felsic Volcanic 1	Central Pit	Ore-Grade	7.8	1.9	2.1	<0.1	<0.005	0.31	37	4.5	0.25	368	0.94
A0963804	BR-213	179.5	180.5	Felsic Volcanic 2	Central Pit	Mine Rock	7.2	2.5	2.0	<0.1	<0.005	0.35	29	4.1	0.20	197	2.3
A0963805	BR-213	185.5	186.15	Quartz Sericite Schist	Central Pit	Ore-Grade	1.7	2.8	0.70	<0.1	<0.005	0.22	43	2.0	0.040	40	0.62
A0963806	BR-213	190.5	191.5	Felsic Volcanic 1	Central Pit	Mine Rock	24	3.7	5.3	<0.1	<0.005	0.34	29	12	0.82	729	1.2
A0963807	BR-213	201	202	Felsic Volcanic 1	Central Pit	Mine Rock	9.5	2.9	4.2	<0.1	0.0070	0.25	25	13	0.76	522	1.9
A0963808	BR-213	210	211	Felsic Volcanic 2	Central Pit	Mine Rock	8.9	2.4	1.8	<0.1	<0.005	0.31	40	6.4	0.16	167	0.90
A0963809	BR-213	216	217	Felsic Volcanic 1	Central Pit	Mine Rock	13	2.5	1.0	<0.1	<0.005	0.28	41	2.9	0.060	82	1.1
A0963810	BR-213	221.5	222.5	Felsic Volcanic 1	Central Pit	Ore-Grade	94	2.3	1.7	<0.1	<0.005	0.41	40	4.9	0.14	224	0.63
A0963811	BR-213	227.2	228	Felsic Volcanic 1	Central Pit	Mine Rock	38	4.3	5.1	<0.1	<0.005	0.57	25	12	1.0	764	1.9

(1) Ten times average crustal abundance values presented in Price (1997).

Blue highlighting indicates samples with metal concentrations greater than the ten times crustal abundance screening value are present in the analyzed group.

Screening values are for qualitative assessment only and hold no regulatory significance.

Classification as mine rock or ore-grade materials was based on gold content.

A value of "--" indicates metal was not measured for the given sample; the variation in elements analyzed is due to measurement at two different laboratories (see text).

Table B-5 Aqua Regia Metals

Sample ID	Drillhole ID	From	To	Lithology	Area	Class	Copper	Iron	Gallium	Germanium	Mercury	Potassium	Lanthanum	Lithium	Magnesium	Manganese	Molybdenum
		m	m				ppm	%	ppm	ppm	ppm	%	ppm	ppm	%	ppm	ppm
10x Crustal Abundance (Price 1997) [(1)]							*600*	*--*	*190*	*15*	*0.85*	*--*	*390*	*200*	*--*	*9500*	*12*
A0963812	BR-213	243	244	Felsic Volcanic 2	Central Pit	Ore-Grade	70	5.3	5.8	<0.1	<0.005	0.19	19	5.6	0.77	659	1.6
A0963813	BR-213	247	248	Felsic Volcanic 1	Central Pit	Mine Rock	55	3.1	6.1	<0.1	<0.005	0.040	14	6.3	1.1	943	1.7
A0963814	BR-213	251	252	Felsic Volcanic 1	Central Pit	Mine Rock	46	3.0	4.7	<0.1	<0.005	0.30	25	7.1	0.97	859	1.6
A0963815	BR-213	259	260	Felsic Volcanic 1	Central Pit	Mine Rock	15	1.8	4.8	<0.1	<0.005	0.13	31	4.7	0.54	328	1.4
A0963816	BR-213	266.35	267.85	Metasediment 2	Central Pit	Mine Rock	52	5.6	9.3	<0.1	<0.005	1.6	23	22	1.4	1104	2.1
A0963817	BR-213	274	275	Felsic Volcanic 2	Central Pit	Mine Rock	33	2.4	6.7	<0.1	<0.005	0.040	25	9.0	0.60	718	1.8
A0963818	BR-213	286.65	287.25	Felsic Volcanic 2	Central Pit	Ore-Grade	23	1.7	1.9	<0.1	<0.005	0.040	38	2.3	0.18	491	3.2
A0963819	BR-213	291.3	292.3	Felsic Volcanic 2	Central Pit	Mine Rock	7.1	1.5	1.7	<0.1	<0.005	0.22	46	3.0	0.12	462	1.8
A0963820	BR-213	297.3	298.5	Felsic Volcanic 2	Central Pit	Mine Rock	4.8	1.5	3.2	<0.1	<0.005	0.16	41	3.2	0.13	375	0.59
A0963821	BR-213	306.75	307.5	Metasediment 2	Central Pit	Mine Rock	47	3.8	9.3	0.10	<0.005	1.4	27	21	1.2	527	1.6
A0963822	BR-213	314.5	315	Felsic Volcanic 1	Central Pit	Mine Rock	216	2.5	4.4	<0.1	0.50	0.30	18	4.8	0.36	604	1.2
A0963823	BR-213	324.5	325.5	Metasediment 3	Central Pit	Mine Rock	53	3.5	8.3	<0.1	<0.005	1.3	14	17	1.2	222	1.4
A0963824	BR-213	328.5	330	Metasediment 2	Central Pit	Mine Rock	24	4.5	8.1	<0.1	<0.005	1.2	25	17	1.2	239	1.2
A0964859	BR-230	225	226	Felsic Volcanic 1	Central Pit	Mine Rock	11	4.5	3.2	<0.1	<0.005	0.66	26	11	0.53	432	1.0
A0964852	BR-230	231	232	Felsic Volcanic 1	Central Pit	Mine Rock	6.2	2.2	1.5	<0.1	<0.005	0.27	43	3.8	0.090	138	0.68
A0964853	BR-230	236.2	237	Felsic Volcanic 1	Central Pit	Mine Rock	4.9	2.6	2.1	<0.1	<0.005	0.39	29	9.9	0.39	371	1.5
A0964854	BR-230	241.05	241.75	Felsic Volcanic 2	Central Pit	Mine Rock	5.7	1.4	1.6	<0.1	<0.005	0.25	42	3.5	0.19	214	1.1
A0964855	BR-230	245.4	246.4	Felsic Volcanic 1	Central Pit	Mine Rock	2.8	1.7	2.7	<0.1	<0.005	0.36	43	8.3	0.26	276	2.9
A0964856	BR-230	255.5	256.3	Felsic Volcanic 1	Central Pit	Mine Rock	41	4.8	3.4	<0.1	<0.005	1.1	26	10	0.86	662	1.8
A0964857	BR-230	260.6	262	Felsic Volcanic 1	Central Pit	Mine Rock	23	6.0	4.1	<0.1	<0.005	0.82	22	12	0.78	646	1.3
A0964858	BR-230	276.6	277.4	Felsic Volcanic 2	Central Pit	Mine Rock	116	7.9	5.9	<0.1	<0.005	1.0	30	9.4	0.78	681	2.1
A0963930	BR-231	35.5	36.5	Felsic Volcanic 1	Central Pit	Mine Rock	2.5	3.3	2.7	<0.1	<0.005	0.48	36	8.6	0.65	347	1.0
A0963938	BR-231	40.15	41	Felsic Volcanic 1	Central Pit	Mine Rock	4.8	5.1	2.1	<0.1	<0.005	0.43	29	7.9	0.49	338	1.3
A0963931	BR-231	43.5	44.5	Felsic Volcanic 1	Central Pit	Mine Rock	5.8	4.8	2.6	<0.1	<0.005	0.45	30	6.0	0.42	334	1.2
A0963932	BR-231	50	50.5	Felsic Volcanic 1	Central Pit	Mine Rock	9.6	2.7	3.5	<0.1	<0.005	0.62	34	9.7	0.77	472	1.1
A0963933	BR-231	57	57.9	Felsic Volcanic 1	Central Pit	Mine Rock	6.8	6.8	1.2	<0.1	<0.005	0.30	17	2.7	0.14	63	1.2
A0963934	BR-231	64.75	65.6	Felsic Volcanic 1	Central Pit	Mine Rock	7.3	3.2	4.3	<0.1	<0.005	0.63	34	12	0.85	637	1.1
A0963935	BR-231	68.4	68.9	Felsic Volcanic 1	Central Pit	Mine Rock	26	3.1	5.1	<0.1	<0.005	0.70	35	11	0.88	668	1.8
A0963936	BR-231	90	90.85	Felsic Volcanic 2	Central Pit	Mine Rock	11	1.5	1.3	<0.1	0.030	0.17	39	2.2	0.11	309	0.76
A0963937	BR-231	96.5	97.5	Felsic Volcanic 1	Central Pit	Mine Rock	121	3.1	4.3	<0.1	0.020	0.55	28	6.4	0.51	430	1.2
A0964028	BR-231	101.2	101.7	Felsic Volcanic 1	Central Pit	Mine Rock	18	2.4	2.9	<0.1	0.011	0.51	29	8.7	0.53	663	1.6
A0964029	BR-231	109	110	Quartz Sericite Schist	Central Pit	Mine Rock	11	1.7	1.0	<0.1	<0.005	0.24	33	3.1	0.060	132	0.87
A0964030	BR-231	115.1	116.1	Quartz Sericite Schist	Central Pit	Mine Rock	3.3	2.6	0.50	<0.1	<0.005	0.15	32	0.80	0.020	32	4.6
A0964031	BR-231	119.85	120.85	Felsic Volcanic 1	Central Pit	Mine Rock	38	2.0	2.4	<0.1	<0.005	0.27	46	3.1	0.17	283	1.4
A0964032	BR-231	130.5	131.5	Felsic Volcanic 1	Central Pit	Mine Rock	36	2.7	1.0	<0.1	<0.005	0.30	38	2.2	0.040	54	0.85
A0964033	BR-231	143.5	145	Felsic Volcanic 1	Central Pit	Mine Rock	39	3.2	5.5	<0.1	<0.005	1.1	26	18	0.96	441	1.1
A0964034	BR-231	152.5	154	Felsic Volcanic 1	Central Pit	Mine Rock	39	6.0	4.8	<0.1	<0.005	1.2	17	15	0.94	426	1.2
A0964035	BR-231	159.9	160.6	Felsic Volcanic 1	Central Pit	Ore-Grade	25	4.2	6.2	<0.1	<0.005	0.73	14	9.0	0.88	1181	2.8
A0964036	BR-231	163	163.7	Felsic Volcanic 1	Central Pit	Mine Rock	9.3	2.1	2.8	<0.1	<0.005	0.39	24	3.3	0.57	1162	1.2
A0964037	BR-231	166.3	167	Felsic Volcanic 1	Central Pit	Mine Rock	67	6.2	4.7	<0.1	0.20	0.61	21	5.9	0.61	477	1.1
A0964038	BR-231	168	169	Felsic Volcanic 1	Central Pit	Mine Rock	12	2.5	3.0	<0.1	0.0060	0.40	21	5.0	0.43	907	1.4
A0964039	BR-231	175	176	Felsic Volcanic 1	Central Pit	Mine Rock	16	2.3	3.8	<0.1	<0.005	0.59	23	8.2	0.60	717	0.78
A0964040	BR-231	180	180.8	Felsic Volcanic 2	Central Pit	Mine Rock	18	2.0	2.4	<0.1	<0.005	0.12	16	1.8	0.30	556	1.8

(1) Ten times average crustal abundance values presented in Price (1997).

Blue highlighting indicates samples with metal concentrations greater than the ten times crustal abundance screening value are present in the analyzed group.

Screening values are for qualitative assessment only and hold no regulatory significance.

Classification as mine rock or ore-grade materials was based on gold content.

A value of "--" indicates metal was not measured for the given sample; the variation in elements analyzed is due to measurement at two different laboratories (see text).

Table B-5 Aqua Regia Metals

Sample ID	Drillhole ID	From	To	Lithology	Area	Class	Copper	Iron	Gallium	Germanium	Mercury	Potassium	Lanthanum	Lithium	Magnesium	Manganese	Molybdenum
		m	m				ppm	%	ppm	ppm	ppm	%	ppm	ppm	%	ppm	ppm
10x Crustal Abundance (Price 1997) [(1)]							*600*	*--*	*190*	*15*	*0.85*	*--*	*390*	*200*	*--*	*9500*	*12*
A0964041	BR-231	190.1	190.8	Felsic Volcanic 2	Central Pit	Mine Rock	28	2.4	2.8	<0.1	<0.005	0.16	35	2.7	0.29	651	2.8
A0964042	BR-231	195.5	196.5	Felsic Volcanic 2	Central Pit	Mine Rock	8.7	1.5	1.7	<0.1	0.010	0.22	42	2.9	0.10	427	1.4
A0964043	BR-231	200.5	201.5	Felsic Volcanic 2	Central Pit	Mine Rock	6.5	1.4	2.3	<0.1	<0.005	0.32	43	3.8	0.13	407	1.1
A0964044	BR-231	206	206.85	Felsic Volcanic 2	Central Pit	Mine Rock	13	1.3	2.6	<0.1	<0.005	0.34	43	4.6	0.13	328	1.5
A0964045	BR-231	210.55	211.5	Metasediment 2	Central Pit	Mine Rock	54	3.5	9.1	<0.1	<0.005	1.3	23	20	1.2	943	1.9
A0964046	BR-231	214.9	215.4	Metasediment 2	Central Pit	Ore-Grade	204	4.3	7.5	<0.1	0.11	0.94	25	13	0.92	904	3.1
A0964047	BR-231	224	224.7	Metasediment 2	Central Pit	Mine Rock	46	3.8	7.7	<0.1	<0.005	0.24	17	33	1.6	631	1.9
A0964048	BR-231	230	231	Metasediment 2	Central Pit	Mine Rock	29	4.9	8.4	<0.1	<0.005	0.88	21	18	1.1	219	1.1
A0964049	BR-231	249.5	251	Metasediment 3	Central Pit	Mine Rock	23	1.8	4.2	<0.1	<0.005	0.52	25	9.2	0.51	319	1.1
A0964050	BR-231	284.4	285	Felsic Volcanic 1	Central Pit	Mine Rock	93	5.4	7.7	<0.1	<0.005	0.70	22	17	0.90	250	0.60
A0963986	BR-316	52.6	53.7	Felsic Volcanic 1	Central Pit	Mine Rock	26	2.3	4.6	<0.1	<0.005	0.56	19	11	0.62	157	1.1
A0963987	BR-316	78.65	80.1	Felsic Fragmental	Central Pit	Mine Rock	22	4.6	8.8	<0.1	<0.005	0.87	27	18	0.57	266	0.87
A0963988	BR-316	85.35	86.85	Felsic Fragmental	Central Pit	Mine Rock	41	5.3	8.5	<0.1	<0.005	1.0	27	20	0.64	372	0.55
A0963989	BR-316	108.25	109.25	Felsic Volcanic 1	Central Pit	Mine Rock	60	1.8	2.4	<0.1	<0.005	0.45	33	8.9	0.41	85	1.1
A0963990	BR-316	110	111	Felsic Volcanic 1	Central Pit	Mine Rock	55	2.3	4.7	<0.1	<0.005	0.73	33	14	0.77	181	0.92
A0963991	BR-317	18	19	Metasediment 2	Central Pit	Mine Rock	41	5.5	9.0	<0.1	<0.005	1.5	19	16	1.1	337	1.8
A0963992	BR-317	24	25.5	Felsic Volcanic 1	Central Pit	Mine Rock	24	2.8	5.3	<0.1	0.0070	0.92	28	10	0.68	821	1.0
A0963993	BR-317	32.95	33.9	Metasediment 2	Central Pit	Mine Rock	30	2.8	5.5	<0.1	<0.005	1.2	29	17	0.75	351	1.7
A0963994	BR-317	36.1	36.9	Metasediment 3	Central Pit	Mine Rock	42	3.0	5.1	<0.1	<0.005	0.77	21	11	0.51	533	0.48
A0963995	BR-317	57	58	Felsic Volcanic 1	Central Pit	Mine Rock	33	1.8	3.9	<0.1	0.028	0.62	21	7.9	0.39	599	1.2
A0963996	BR-317	60	60.5	Metasediment 3	Central Pit	Mine Rock	26	1.6	4.1	<0.1	<0.005	0.67	22	9.5	0.54	348	1.1
A0963997	BR-317	65.9	67.35	Felsic Volcanic 1	Central Pit	Mine Rock	28	3.9	7.3	<0.1	<0.005	0.82	20	19	0.74	221	0.52
A0963998	BR-317	68	69.25	Felsic Volcanic 1	Central Pit	Mine Rock	30	2.1	4.7	<0.1	<0.005	0.39	23	12	0.50	337	0.87
A0963999	BR-317	93.35	94.85	Metasediment 3	Central Pit	Mine Rock	27	5.0	9.1	0.10	<0.005	1.0	30	19	0.64	432	2.0
A0964000	BR-317	97.2	98	Metasediment 3	Central Pit	Mine Rock	24	3.1	5.6	<0.1	<0.005	0.90	29	16	0.48	380	2.4
A0964872	BR-383	527.2	528.5	Felsic Volcanic 1	Central Pit	Mine Rock	39	4.0	3.9	<0.1	<0.005	0.64	28	10	0.75	382	20
A0964873	BR-383	535.5	536.5	Felsic Volcanic 1	Central Pit	Mine Rock	31	2.5	4.2	<0.1	<0.005	0.67	29	13	0.83	335	15
A0964874	BR-383	540.7	541.8	Felsic Volcanic 1	Central Pit	Mine Rock	7.9	3.8	1.4	<0.1	<0.005	0.34	24	10	0.25	94	26
A0964875	BR-383	544	544.9	Felsic Volcanic 1	Central Pit	Mine Rock	15	4.0	1.4	<0.1	<0.005	0.21	22	4.6	0.15	233	50
A0964876	BR-383	551.4	552.5	Felsic Volcanic 1	Central Pit	Mine Rock	41	2.8	3.2	<0.1	<0.005	0.56	28	8.8	0.68	354	19
A0964877	BR-383	556.9	558.25	Felsic Volcanic 1	Central Pit	Mine Rock	2.5	0.33	1.0	<0.1	<0.005	0.35	21	4.8	0.080	35	19
A0964878	BR-383	560.25	561.25	Felsic Volcanic 1	Central Pit	Mine Rock	33	2.9	3.4	<0.1	<0.005	0.57	34	11	0.77	366	14
A0964879	BR-383	566.25	567.25	Felsic Volcanic 1	Central Pit	Mine Rock	29	2.5	3.2	<0.1	<0.005	0.42	36	11	0.56	328	1.8
A0964880	BR-383	572.3	573.4	Felsic Volcanic 1	Central Pit	Mine Rock	22	1.8	2.2	<0.1	<0.005	0.40	35	8.1	0.56	342	1.2
A0964881	BR-383	576.5	577.5	Felsic Volcanic 1	Central Pit	Mine Rock	6.4	2.8	3.2	<0.1	<0.005	0.57	25	11	0.70	400	2.2
A0964882	BR-383	581.4	582.55	Felsic Volcanic 1	Central Pit	Mine Rock	49	2.8	3.7	<0.1	<0.005	0.56	29	13	0.84	304	11
A0964634	DL-064	20.4	21.4	Felsic Volcanic 1	Central Pit	Mine Rock	49	4.6	11	<0.1	<0.005	1.1	26	24	0.91	367	1.0
A0964635	DL-064	57.65	59.15	Felsic Fragmental	Central Pit	Mine Rock	61	5.4	10	<0.1	<0.005	0.10	23	21	0.91	528	0.64
A0964636	DL-064	71.35	72.85	Felsic Volcanic 2	Central Pit	Mine Rock	32	1.2	2.3	<0.1	<0.005	0.30	18	14	0.22	114	0.53
A0964637	DL-064	96	97.5	Felsic Volcanic 1	Central Pit	Mine Rock	57	2.3	3.5	<0.1	<0.005	0.38	24	11	0.27	252	0.83
A0963003	BR-067	45	46.5	Felsic Volcanic 1	Central Pit	Mine Rock	22	2.2	5.0	<0.1	<0.005	0.61	29	17	0.58	320	0.85
A0963004	BR-067	64.5	66	Felsic Volcanic 1	Central Pit	Mine Rock	14	2.1	5.8	<0.1	<0.005	0.89	28	24	0.70	323	0.48
A0963005	BR-067	84	85.5	Felsic Volcanic 1	Central Pit	Mine Rock	14	2.2	5.2	<0.1	<0.005	0.89	28	22	0.64	363	0.32

(1) Ten times average crustal abundance values presented in Price (1997).

Blue highlighting indicates samples with metal concentrations greater than the ten times crustal abundance screening value are present in the analyzed group.

Screening values are for qualitative assessment only and hold no regulatory significance.

Classification as mine rock or ore-grade materials was based on gold content.

A value of "--" indicates metal was not measured for the given sample; the variation in elements analyzed is due to measurement at two different laboratories (see text).

Table B-5 Aqua Regia Metals

Sample ID	Drillhole ID	From	To	Lithology	Area	Class	Copper	Iron	Gallium	Germanium	Mercury	Potassium	Lanthanum	Lithium	Magnesium	Manganese	Molybdenum
		m	m				ppm	%	ppm	ppm	ppm	%	ppm	ppm	%	ppm	ppm
10x Crustal Abundance (Price 1997) [(1)]							*600*	*--*	*190*	*15*	*0.85*	*--*	*390*	*200*	*--*	*9500*	*12*
A0963006	BR-067	93	94.5	Metasediment 2	Central Pit	Mine Rock	77	4.2	8.3	<0.1	<0.005	0.49	73	20	2.4	430	1.4
A0963007	BR-067	96	97.5	Metasediment 2	Central Pit	Mine Rock	38	4.3	10	<0.1	<0.005	0.93	28	22	1.8	337	1.6
A0963008	BR-067	100.9	102	Fragmental 1	Central Pit	Mine Rock	38	3.6	8.7	<0.1	<0.005	0.93	37	21	1.0	368	1.2
A0963009	BR-067	106.5	108	Fragmental 1	Central Pit	Mine Rock	32	3.7	8.9	<0.1	<0.005	1.4	37	35	0.87	445	0.82
A0963010	BR-067	112.5	114	Fragmental 1	Central Pit	Mine Rock	35	4.5	11	<0.1	<0.005	1.3	34	42	1.2	347	2.2
A0963011	BR-067	117	118.5	Fragmental 1	Central Pit	Mine Rock	46	5.9	8.3	<0.1	<0.005	1.1	18	27	1.1	254	1.1
A0963012	BR-067	122.5	123.4	Metasediment 2	Central Pit	Mine Rock	33	3.8	8.2	<0.1	<0.005	1.3	43	34	1.5	525	1.4
A0963013	BR-067	127.5	129	Felsic Volcanic 1	Central Pit	Mine Rock	26	2.7	6.4	<0.1	<0.005	0.88	27	17	0.85	337	1.9
A0963014	BR-067	133.5	135	Felsic Volcanic 1	Central Pit	Mine Rock	18	2.3	5.3	<0.1	<0.005	0.83	28	16	0.70	374	0.91
A0963015	BR-067	139.5	141	Felsic Volcanic 1	Central Pit	Mine Rock	16	2.3	5.2	<0.1	<0.005	0.88	28	16	0.76	379	1.3
A0963016	BR-067	157.5	159	Metasediment 2	Central Pit	Mine Rock	59	4.8	8.4	<0.1	<0.005	0.98	17	25	1.4	342	0.80
A0963017	BR-067	165	166.5	Felsic Volcanic 1	Central Pit	Mine Rock	16	2.2	4.1	<0.1	<0.005	0.66	26	11	0.60	448	1.1
A0963018	BR-067	171	172	Felsic Volcanic 1	Central Pit	Mine Rock	19	2.3	4.5	<0.1	<0.005	0.64	28	11	0.59	391	0.60
A0963019	BR-067	174.6	175.6	Felsic Volcanic 1	Central Pit	Mine Rock	17	2.9	3.2	<0.1	<0.005	0.51	29	9.4	0.65	406	2.4
A0963020	BR-067	180.6	181.6	Felsic Volcanic 1	Central Pit	Mine Rock	22	2.7	2.1	<0.1	<0.005	0.34	29	4.8	0.31	271	1.4
A0963021	BR-067	187.6	188.6	Felsic Volcanic 1	Central Pit	Mine Rock	34	2.7	2.8	<0.1	<0.005	0.40	31	12	0.62	360	1.3
A0963022	BR-067	191.4	192.3	Felsic Volcanic 1	Central Pit	Mine Rock	46	3.0	3.8	<0.1	<0.005	0.58	28	12	0.75	585	3.2
A0963023	BR-067	196.2	196.8	Felsic Volcanic 1	Central Pit	Mine Rock	25	2.7	3.3	<0.1	<0.005	0.47	27	12	0.71	399	2.4
A0963024	BR-067	197.05	198	Felsic Volcanic 1	Central Pit	Mine Rock	8.3	3.4	2.4	<0.1	<0.005	0.31	31	8.9	0.52	320	2.0
A0963025	BR-067	209.8	210.8	Felsic Volcanic 1	Central Pit	Mine Rock	20	3.6	3.4	<0.1	<0.005	0.56	30	16	0.76	354	1.8
A0963026	BR-067	214.9	216	Felsic Volcanic 1	Central Pit	Mine Rock	6.6	3.5	3.1	<0.1	<0.005	0.60	31	18	0.85	358	1.6
A0963027	BR-067	225.8	226.8	Felsic Volcanic 1	Central Pit	Mine Rock	0.73	7.0	2.3	<0.1	<0.005	0.43	32	7.0	0.43	250	1.9
A0963028	BR-067	229	230	Felsic Volcanic 1	Central Pit	Mine Rock	1.7	4.8	2.8	<0.1	<0.005	0.45	30	7.7	0.46	299	1.1
A0963029	BR-067	236	237	Felsic Volcanic 1	Central Pit	Mine Rock	7.6	4.1	4.4	<0.1	<0.005	0.46	44	6.6	0.44	336	1.3
A0963030	BR-067	240	241	Felsic Volcanic 1	Central Pit	Mine Rock	8.1	4.7	4.6	<0.1	<0.005	0.60	34	10	0.66	526	1.2
A0963031	BR-067	245	246	Felsic Volcanic 1	Central Pit	Mine Rock	8.2	4.7	4.6	<0.1	<0.005	0.61	33	10	0.66	531	1.3
A0963032	BR-067	248	249	Felsic Volcanic 1	Central Pit	Mine Rock	1.4	6.4	2.4	<0.1	<0.005	0.53	42	8.7	0.46	308	1.5
A0963033	BR-067	253	254	Felsic Volcanic 1	Central Pit	Mine Rock	1.5	4.8	4.1	<0.1	<0.005	0.56	33	9.9	0.62	440	1.4
A0963034	BR-067	260	261	Felsic Volcanic 1	Central Pit	Mine Rock	52	3.1	6.8	<0.1	<0.005	0.96	33	11	0.80	940	1.1
A0963035	BR-067	268	269	Felsic Volcanic 1	Central Pit	Mine Rock	1.3	4.7	4.1	<0.1	<0.005	0.73	33	17	0.79	515	1.0
A0963036	BR-067	275	276	Felsic Volcanic 1	Central Pit	Mine Rock	32	3.5	9.2	<0.1	<0.005	0.93	36	9.8	0.75	877	1.7
A0963037	BR-067	280.5	282	Felsic Volcanic 1	Central Pit	Mine Rock	5.3	5.5	5.8	<0.1	<0.005	0.72	36	14	0.81	626	1.3
A0963038	BR-067	291	292	Felsic Volcanic 1	Central Pit	Mine Rock	10	2.9	6.0	<0.1	<0.005	0.95	29	13	0.84	696	1.6
A0963044	BR-067	298	299	Felsic Volcanic 1	Central Pit	Mine Rock	2.4	3.7	2.9	<0.1	<0.005	0.57	29	13	0.59	369	0.94
A0963039	BR-067	303	304	Felsic Volcanic 1	Central Pit	Mine Rock	15	3.0	6.1	<0.1	<0.005	0.76	25	11	0.68	527	1.3
A0964703	BR-067	311	311.5	Felsic Volcanic 1	Central Pit	Mine Rock	4.8	3.5	5.3	<0.1	<0.005	0.73	27	9.3	0.62	676	1.1
A0964704	BR-067	326	327	Felsic Volcanic 1	Central Pit	Ore-Grade	64	2.6	3.3	<0.1	0.024	0.36	19	4.6	0.57	1115	1.3
A0964705	BR-067	331	332	Felsic Volcanic 2	Central Pit	Mine Rock	13	2.5	4.9	<0.1	<0.005	0.74	26	8.5	0.72	1111	1.3
A0963040	BR-067	360	361	Felsic Volcanic 1	Central Pit	Mine Rock	9.8	2.2	4.2	<0.1	<0.005	0.69	28	7.0	0.62	722	0.79
A0963041	BR-067	370	371	Felsic Volcanic 1	Central Pit	Mine Rock	23	2.3	6.7	<0.1	<0.005	0.45	27	13	0.80	937	1.1
A0963042	BR-067	383	384	Felsic Volcanic 1	Central Pit	Mine Rock	9.1	2.2	5.1	<0.1	<0.005	0.46	29	11	0.72	931	0.96
A0963043	BR-067	411	412	Felsic Volcanic 1	Central Pit	Mine Rock	20	1.8	3.9	<0.1	<0.005	0.28	29	12	0.48	314	0.40
A0963369	BR-118	38.1	39	Felsic Volcanic 1	Central Pit	Mine Rock	1.8	2.6	1.0	<0.1	<0.005	0.31	40	2.6	0.080	75	2.1

(1) Ten times average crustal abundance values presented in Price (1997).

Blue highlighting indicates samples with metal concentrations greater than the ten times crustal abundance screening value are present in the analyzed group.

Screening values are for qualitative assessment only and hold no regulatory significance.

Classification as mine rock or ore-grade materials was based on gold content.

A value of "--" indicates metal was not measured for the given sample; the variation in elements analyzed is due to measurement at two different laboratories (see text).

Table B-5 Aqua Regia Metals

Sample ID	Drillhole ID	From	To	Lithology	Area	Class	Copper	Iron	Gallium	Germanium	Mercury	Potassium	Lanthanum	Lithium	Magnesium	Manganese	Molybdenum
		m	m				ppm	%	ppm	ppm	ppm	%	ppm	ppm	%	ppm	ppm
10x Crustal Abundance (Price 1997) [(1)]							*600*	*--*	*190*	*15*	*0.85*	*--*	*390*	*200*	*--*	*9500*	*12*
A0963370	BR-118	49	50	Felsic Volcanic 1	Central Pit	Mine Rock	17	6.2	3.4	<0.1	<0.005	1.1	30	5.9	0.63	533	1.0
A0963371	BR-118	69.9	70.9	Felsic Volcanic 1	Central Pit	Ore-Grade	29	4.7	2.9	<0.1	<0.005	0.88	28	5.3	0.47	426	0.88
A0963372	BR-118	87.7	88.7	Felsic Volcanic 1	Central Pit	Mine Rock	3.3	2.5	1.6	<0.1	0.0060	0.47	45	4.8	0.20	137	0.68
A0963374	BR-118	108.4	109.4	Felsic Volcanic	Central Pit	Mine Rock	16	5.1	3.2	<0.1	<0.005	0.67	26	12	0.75	272	1.1
A0963375	BR-118	113.3	114.3	Felsic Volcanic	Central Pit	Mine Rock	33	5.0	4.9	<0.1	<0.005	0.90	26	14	0.98	458	0.64
A0963376	BR-118	118.3	119.4	Felsic Volcanic	Central Pit	Mine Rock	17	6.4	2.6	<0.1	<0.005	0.59	22	10	0.63	334	0.94
A0963377	BR-118	123.4	124.15	Felsic Volcanic	Central Pit	Mine Rock	18	5.1	5.5	<0.1	<0.005	1.0	28	19	1.0	406	0.79
A0963378	BR-118	128.15	129.15	Felsic Volcanic	Central Pit	Mine Rock	6.8	6.5	7.2	<0.1	<0.005	1.2	28	22	1.1	484	0.89
A0963373	BR-118	133.15	134.15	Felsic Volcanic 1	Central Pit	Ore-Grade	3.3	8.6	2.7	<0.1	<0.005	0.41	18	9.7	0.49	207	0.95
A0963379	BR-118	138	139	Felsic Volcanic 1	Central Pit	Mine Rock	29	5.6	5.6	<0.1	<0.005	1.1	25	14	0.81	530	0.90
A0963380	BR-118	143.2	144	Metasediment 2	Central Pit	Mine Rock	48	7.1	8.9	<0.1	<0.005	1.5	28	32	1.5	1025	1.2
A0963381	BR-118	148	149	Metasediment 2	Central Pit	Mine Rock	98	6.8	7.7	<0.1	<0.005	1.3	25	15	1.2	1707	2.0
A0963382	BR-118	152	153	Metasediment 2	Central Pit	Mine Rock	59	4.2	7.8	<0.1	<0.005	1.3	26	15	1.2	1429	1.8
A0962895	BR-140	177.6	178.6	Felsic Volcanic 1	Central Pit	Ore-Grade	45	2.6	2.5	<0.1	0.014	0.40	32	3.2	0.27	324	0.67
A0962896	BR-140	183	184	Felsic Volcanic	Central Pit	Mine Rock	16	3.5	1.7	<0.1	<0.005	0.42	36	3.6	0.15	198	0.98
A0962897	BR-140	188	189	Felsic Volcanic	Central Pit	Mine Rock	58	2.6	2.0	<0.1	<0.005	0.38	43	3.6	0.20	286	1.1
A0962898	BR-140	193.4	194.4	Felsic Volcanic	Central Pit	Mine Rock	58	2.6	2.1	<0.1	<0.005	0.38	42	3.6	0.20	299	1.1
A0962899	BR-140	198	199	Felsic Volcanic 1	Central Pit	Mine Rock	18	3.3	4.9	<0.1	<0.005	0.77	28	9.9	0.60	587	1.8
A0962705	BR-140	204	205	Felsic Volcanic 1	Central Pit	Mine Rock	3.2	5.9	1.1	<0.1	<0.005	0.33	24	3.0	0.16	117	0.85
A0962900	BR-140	209	210	Felsic Volcanic	Central Pit	Mine Rock	31	4.3	3.7	<0.1	<0.005	0.96	27	11	0.78	452	0.95
A0962701	BR-140	214	215	Felsic Volcanic	Central Pit	Mine Rock	5.3	3.9	4.1	<0.1	<0.005	0.87	26	17	0.87	488	1.2
A0962702	BR-140	219	220	Metasediment 2	Central Pit	Ore-Grade	46	4.9	4.5	<0.1	<0.005	1.2	26	16	1.1	614	0.90
A0962703	BR-140	224.6	225.5	Felsic Volcanic 1	Central Pit	Ore-Grade	38	3.9	5.2	<0.1	<0.005	1.1	25	15	0.79	720	1.6
A0962704	BR-140	229	229.5	Felsic Volcanic 1	Central Pit	Ore-Grade	32	3.7	5.6	<0.1	<0.005	0.87	25	14	0.71	826	0.43
A0963674	BR-141	33	34	Felsic Volcanic 1	Central Pit	Mine Rock	19	2.3	5.3	<0.1	<0.005	0.96	31	11	0.71	346	1.0
A0963675	BR-141	45	46	Felsic Volcanic 1	Central Pit	Mine Rock	16	2.3	3.7	<0.1	<0.005	0.52	26	9.1	0.64	438	1.5
A0963676	BR-141	52.5	54	Felsic Volcanic 1	Central Pit	Mine Rock	4.7	2.2	2.6	<0.1	<0.005	0.45	34	7.8	0.58	563	1.5
A0963677	BR-141	59	60	Felsic Volcanic 1	Central Pit	Mine Rock	17	2.5	2.6	<0.1	<0.005	0.44	29	5.6	0.41	287	2.5
A0963678	BR-141	65.4	66	Felsic Volcanic 1	Central Pit	Mine Rock	44	1.3	2.1	<0.1	<0.005	0.36	29	7.4	0.43	256	3.7
A0963679	BR-141	69.85	71	Felsic Volcanic 1	Central Pit	Mine Rock	9.9	2.5	1.7	<0.1	<0.005	0.40	31	6.9	0.32	191	5.2
A0963680	BR-141	74	75	Felsic Volcanic 1	Central Pit	Mine Rock	5.3	2.0	1.4	<0.1	<0.005	0.32	23	3.4	0.14	96	25
A0963681	BR-141	79	80	Felsic Volcanic 1	Central Pit	Mine Rock	7.6	1.8	1.5	<0.1	<0.005	0.31	25	5.1	0.27	169	7.3
A0963682	BR-141	84.6	85.6	Felsic Volcanic 1	Central Pit	Mine Rock	79	2.4	2.5	<0.1	<0.005	0.49	31	9.1	0.49	241	11
A0963683	BR-141	90	91	Felsic Volcanic 1	Central Pit	Mine Rock	6.2	2.9	1.8	<0.1	<0.005	0.24	26	6.8	0.34	242	2.3
A0963684	BR-141	95	96	Felsic Volcanic 1	Central Pit	Mine Rock	33	3.7	2.3	<0.1	0.0070	0.34	31	5.7	0.35	337	3.0
A0963685	BR-141	100	101	Felsic Volcanic 1	Central Pit	Mine Rock	11	3.2	1.4	<0.1	<0.005	0.30	27	9.5	0.51	172	1.6
A0963686	BR-141	104.5	105.5	Felsic Volcanic 1	Central Pit	Mine Rock	3.1	6.2	0.50	<0.1	<0.005	0.16	20	1.3	0.030	39	3.3
A0963687	BR-141	111	112	Felsic Volcanic 1	Central Pit	Mine Rock	7.4	2.8	3.1	<0.1	<0.005	0.59	34	11	0.70	404	1.7
A0963688	BR-141	115	116	Felsic Volcanic 1	Central Pit	Mine Rock	4.6	3.2	3.1	<0.1	<0.005	0.54	32	9.7	0.59	294	2.9
A0963689	BR-141	122	123	Felsic Volcanic 1	Central Pit	Mine Rock	20	3.2	4.6	<0.1	<0.005	0.42	34	14	0.84	522	1.6
A0963690	BR-141	129	130	Felsic Volcanic 1	Central Pit	Mine Rock	23	2.6	4.9	<0.1	<0.005	0.63	33	13	0.88	646	1.4
A0963691	BR-141	134	134.85	Felsic Volcanic 1	Central Pit	Mine Rock	14	2.5	5.0	<0.1	<0.005	0.66	30	13	0.91	526	1.2
A0963692	BR-141	141	142	Felsic Volcanic 1	Central Pit	Mine Rock	26	2.6	4.6	<0.1	<0.005	0.57	37	12	0.86	480	1.5

(1) Ten times average crustal abundance values presented in Price (1997).

Blue highlighting indicates samples with metal concentrations greater than the ten times crustal abundance screening value are present in the analyzed group.

Screening values are for qualitative assessment only and hold no regulatory significance.

Classification as mine rock or ore-grade materials was based on gold content.

A value of "--" indicates metal was not measured for the given sample; the variation in elements analyzed is due to measurement at two different laboratories (see text).

Table B-5 Aqua Regia Metals

Sample ID	Drillhole ID	From	To	Lithology	Area	Class	Copper	Iron	Gallium	Germanium	Mercury	Potassium	Lanthanum	Lithium	Magnesium	Manganese	Molybdenum
		m	m				ppm	%	ppm	ppm	ppm	%	ppm	ppm	%	ppm	ppm
10x Crustal Abundance (Price 1997) [(1)]							*600*	*--*	*190*	*15*	*0.85*	*--*	*390*	*200*	*--*	*9500*	*12*
A0963693	BR-141	146	147	Felsic Volcanic 1	Central Pit	Mine Rock	17	4.4	4.3	<0.1	<0.005	0.51	26	8.8	0.64	483	6.0
A0963694	BR-141	181	182	Felsic Volcanic 1	Central Pit	Mine Rock	9.5	6.2	2.4	<0.1	<0.005	0.55	30	6.7	0.48	379	0.66
A0963695	BR-141	186	187	Felsic Volcanic 1	Central Pit	Mine Rock	13	7.6	3.6	<0.1	<0.005	0.87	34	5.1	0.39	293	1.3
A0963696	BR-141	193	194	Felsic Volcanic 1	Central Pit	Mine Rock	4.0	3.6	4.7	<0.1	<0.005	0.55	35	13	0.90	629	0.73
A0963697	BR-141	199.5	200.5	Felsic Volcanic 1	Central Pit	Ore-Grade	10	5.7	3.2	<0.1	<0.005	0.65	30	10	0.56	439	1.5
A0963698	BR-141	206	207	Felsic Volcanic 1	Central Pit	Ore-Grade	4.6	4.9	2.1	<0.1	<0.005	0.28	34	9.1	0.55	363	0.93
A0963699	BR-141	213	214	Felsic Volcanic 1	Central Pit	Ore-Grade	23	6.9	1.8	<0.1	0.0070	0.28	27	7.4	0.38	296	2.5
A0963700	BR-141	219.5	220	Felsic Volcanic 1	Central Pit	Mine Rock	23	6.1	3.3	<0.1	<0.005	0.27	25	12	0.58	517	0.94
DX758001	BR-141	227	228	Felsic Volcanic 1	Central Pit	Mine Rock	8.8	5.0	3.2	<0.1	<0.005	0.37	32	16	0.65	602	1.3
DX758002	BR-141	232	233	Felsic Volcanic 1	Central Pit	Ore-Grade	29	4.9	5.6	<0.1	<0.005	0.36	31	19	0.79	886	1.7
DX758003	BR-141	258	259	Felsic Volcanic 1	Central Pit	Mine Rock	16	1.7	1.5	<0.1	<0.005	0.28	39	7.0	0.19	164	0.82
DX758004	BR-141	262	263	Felsic Volcanic 1	Central Pit	Mine Rock	23	3.5	1.7	<0.1	<0.005	0.46	40	4.2	0.16	171	1.4
DX758005	BR-141	267	268	Felsic Volcanic 1	Central Pit	Mine Rock	2.5	2.8	1.7	<0.1	<0.005	0.40	34	6.5	0.22	213	1.2
DX758251	BR-141	272	273	Felsic Volcanic 1	Central Pit	Mine Rock	24	5.0	3.6	<0.1	<0.005	0.58	29	12	0.54	499	2.0
DX758006	BR-141	283.8	284.5	Felsic Volcanic 1	Central Pit	Ore-Grade	27	7.9	5.5	<0.1	0.011	0.18	22	5.6	0.55	454	0.94
A0962707	BR-141	291	292	Felsic Volcanic 1	Central Pit	Ore-Grade	20	3.3	7.3	<0.1	<0.005	0.14	18	9.0	0.74	618	0.89
A0962706	BR-141	295	296	Felsic Volcanic 1	Central Pit	Ore-Grade	13	5.0	3.6	<0.1	<0.005	0.32	27	11	0.68	548	1.7
A0964101	BR-142	24.65	25.5	Felsic Volcanic 1	Central Pit	Mine Rock	3.3	8.3	1.5	<0.1	<0.005	0.33	31	3.0	0.10	97	1.4
A0964102	BR-142	29.5	30.5	Felsic Volcanic 1	Central Pit	Mine Rock	1.2	4.8	1.8	<0.1	<0.005	0.36	25	4.1	0.23	158	2.3
A0964103	BR-142	35.5	36.5	Felsic Volcanic 1	Central Pit	Mine Rock	45	2.3	4.2	<0.1	0.0050	0.67	37	11	0.66	711	1.3
A0964104	BR-142	45.25	46	Felsic Volcanic 1	Central Pit	Mine Rock	3.1	6.0	2.3	<0.1	<0.005	0.50	25	7.1	0.41	260	3.2
A0964105	BR-142	48	49	Felsic Volcanic 1	Central Pit	Mine Rock	3.8	3.2	2.6	<0.1	<0.005	0.37	27	7.9	0.59	324	3.6
A0964106	BR-142	50	51	Felsic Volcanic 1	Central Pit	Mine Rock	10	3.4	6.8	<0.1	<0.005	0.68	32	11	0.80	515	1.5
A0964107	BR-142	54	55	Felsic Volcanic 1	Central Pit	Mine Rock	2.2	2.7	2.9	<0.1	<0.005	0.60	23	8.1	0.61	371	1.1
A0964108	BR-142	60	61	Felsic Volcanic 1	Central Pit	Mine Rock	1.9	4.0	5.5	<0.1	<0.005	0.42	32	12	0.85	454	2.8
A0964109	BR-142	65	66	Felsic Volcanic 1	Central Pit	Mine Rock	4.6	3.3	5.3	<0.1	<0.005	0.59	27	8.1	0.65	355	1.2
A0964110	BR-142	75	76	Felsic Volcanic 1	Central Pit	Mine Rock	1.9	3.6	3.9	<0.1	<0.005	0.77	35	10	0.73	506	1.8
A0964111	BR-142	81	82	Felsic Volcanic 1	Central Pit	Mine Rock	3.3	4.2	4.1	<0.1	<0.005	0.77	33	11	0.74	595	1.1
A0964112	BR-142	85	86	Felsic Volcanic 1	Central Pit	Mine Rock	1.6	2.6	4.5	<0.1	<0.005	0.60	38	9.1	0.90	655	1.2
A0964113	BR-142	90.5	91.5	Felsic Volcanic 1	Central Pit	Mine Rock	3.7	3.9	5.3	<0.1	<0.005	0.84	45	8.0	0.71	631	3.2
A0964114	BR-142	96.5	97.5	Felsic Volcanic 1	Central Pit	Mine Rock	13	2.8	5.1	<0.1	<0.005	0.64	33	9.4	0.81	789	1.5
A0964115	BR-142	105.5	106.5	Felsic Volcanic 1	Central Pit	Mine Rock	58	2.6	5.3	<0.1	<0.005	0.80	36	8.9	0.70	785	1.3
A0964116	BR-142	112.75	113.5	Felsic Volcanic 1	Central Pit	Mine Rock	2.6	7.1	2.6	<0.1	<0.005	0.52	40	5.1	0.31	252	1.3
A0964117	BR-142	120	121	Felsic Volcanic 1	Central Pit	Mine Rock	24	2.9	5.3	<0.1	0.011	0.91	32	9.4	0.84	843	1.2
A0964118	BR-142	136.75	137.25	Felsic Volcanic 1	Central Pit	Ore-Grade	34	2.4	2.5	<0.1	0.019	0.43	23	6.0	0.41	458	1.3
A0964119	BR-142	142.25	143	Felsic Volcanic 1	Central Pit	Mine Rock	1.7	4.3	3.4	<0.1	<0.005	0.70	28	9.3	0.64	559	0.84
A0964120	BR-142	156.5	157.5	Felsic Volcanic 1	Central Pit	Mine Rock	68	2.7	9.8	<0.1	<0.005	0.85	29	8.4	0.75	683	1.2
A0964121	BR-142	161.5	162.5	Felsic Volcanic 1	Central Pit	Mine Rock	15	3.3	7.5	<0.1	<0.005	0.92	30	10	0.72	716	0.95
A0964122	BR-142	170.85	171.35	Felsic Volcanic 1	Central Pit	Ore-Grade	98	2.5	3.5	<0.1	<0.005	0.67	25	16	0.67	753	0.89
A0964123	BR-142	173.85	174.5	Felsic Volcanic 1	Central Pit	Mine Rock	36	3.1	4.6	<0.1	<0.005	0.72	32	12	0.66	594	1.1
A0964124	BR-142	178.5	179.5	Felsic Volcanic 1	Central Pit	Mine Rock	16	2.0	3.1	<0.1	<0.005	0.49	33	7.3	0.39	442	1.1
A0964125	BR-142	183	184	Felsic Volcanic 1	Central Pit	Mine Rock	32	1.7	1.7	<0.1	0.065	0.34	31	3.6	0.23	845	1.9
A0964126	BR-142	190.5	191	Felsic Volcanic 1	Central Pit	Mine Rock	12	1.7	2.9	<0.1	<0.005	0.42	31	6.4	0.37	494	0.97

(1) Ten times average crustal abundance values presented in Price (1997).

Blue highlighting indicates samples with metal concentrations greater than the ten times crustal abundance screening value are present in the analyzed group.

Screening values are for qualitative assessment only and hold no regulatory significance.

Classification as mine rock or ore-grade materials was based on gold content.

A value of "--" indicates metal was not measured for the given sample; the variation in elements analyzed is due to measurement at two different laboratories (see text).

Table B-5 Aqua Regia Metals

Sample ID	Drillhole ID	From	To	Lithology	Area	Class	Copper	Iron	Gallium	Germanium	Mercury	Potassium	Lanthanum	Lithium	Magnesium	Manganese	Molybdenum
		m	m				ppm	%	ppm	ppm	ppm	%	ppm	ppm	%	ppm	ppm
10x Crustal Abundance (Price 1997) [(1)]							*600*	*--*	*190*	*15*	*0.85*	*--*	*390*	*200*	*--*	*9500*	*12*
A0964127	BR-142	196	197	Felsic Volcanic 1	Central Pit	Mine Rock	30	1.8	2.5	<0.1	0.010	0.49	32	6.9	0.31	341	1.1
A0964128	BR-142	201	202	Felsic Volcanic 1	Central Pit	Mine Rock	72	3.3	4.0	<0.1	0.024	0.73	21	7.6	0.53	618	1.2
A0964129	BR-142	211	212	Felsic Volcanic 1	Central Pit	Mine Rock	8.4	2.9	3.9	<0.1	0.0090	0.030	6.6	3.2	0.59	706	0.98
A0964130	BR-142	217.5	218.25	Felsic Volcanic 2	Central Pit	Ore-Grade	104	3.1	4.0	<0.1	0.036	0.77	26	8.1	0.57	648	1.3
A0964131	BR-142	223	223.95	Felsic Volcanic 1	Central Pit	Mine Rock	30	2.5	5.2	<0.1	0.010	0.83	31	8.1	0.63	963	1.4
A0964132	BR-142	231	232	Felsic Volcanic 2	Central Pit	Ore-Grade	12	1.6	2.9	<0.1	<0.005	0.27	18	4.0	0.37	585	0.60
A0964133	BR-142	236	236.75	Felsic Volcanic 2	Central Pit	Ore-Grade	22	1.6	3.1	<0.1	0.0070	0.56	23	5.2	0.45	624	2.7
A0964134	BR-142	240	241	Felsic Volcanic 2	Central Pit	Mine Rock	15	1.8	4.3	<0.1	0.0080	0.67	19	9.2	0.65	984	0.60
A0964135	BR-142	245	246	Felsic Volcanic 2	Central Pit	Mine Rock	38	1.6	3.8	<0.1	0.038	0.43	18	12	0.55	684	1.7
A0964136	BR-142	250.5	251	Felsic Volcanic 1	Central Pit	Mine Rock	15	2.2	5.5	<0.1	<0.005	0.99	29	15	0.80	890	1.3
A0964137	BR-142	264	264.7	Felsic Volcanic 1	Central Pit	Mine Rock	22	2.3	4.4	<0.1	<0.005	0.80	38	8.8	0.69	676	1.6
A0964138	BR-142	279.5	280.5	Felsic Volcanic 2	Central Pit	Mine Rock	16	1.3	0.50	<0.1	<0.005	0.020	22	0.70	0.10	161	3.4
A0964139	BR-142	285	286	Felsic Volcanic 2	Central Pit	Mine Rock	11	1.7	2.0	<0.1	0.012	0.25	39	3.2	0.20	377	1.4
A0964140	BR-142	307	308	Felsic Volcanic 1	Central Pit	Mine Rock	9.1	1.3	1.3	<0.1	<0.005	0.22	41	2.7	0.10	274	1.3
A0964141	BR-142	317	318	Metasediment 2	Central Pit	Mine Rock	43	5.5	11	<0.1	<0.005	2.0	25	20	1.4	459	1.4
A0964142	BR-142	324.8	325.75	Metasediment 2	Central Pit	Mine Rock	43	5.8	10	0.10	<0.005	1.7	21	24	1.3	231	1.4
DX758125	BR-173	18.5	19.5	Quartz Sericite Schist	Central Pit	Mine Rock	1.3	0.55	1.3	<0.1	<0.005	0.21	8.8	2.2	0.060	116	1.9
DX758126	BR-173	23.5	24	Felsic Volcanic 1	Central Pit	Mine Rock	4.2	1.8	5.3	<0.1	<0.005	0.93	24	24	0.60	533	1.6
A0964260	BR-176	25.5	27	Felsic Volcanic 1	Central Pit	Mine Rock	19	2.2	5.1	<0.1	<0.005	0.97	31	18	0.82	433	2.0
A0964261	BR-176	29	30.5	Felsic Volcanic 1	Central Pit	Mine Rock	22	2.5	5.5	<0.1	<0.005	1.1	31	18	0.83	426	1.9
A0964262	BR-176	35.8	37.3	Felsic Volcanic 1	Central Pit	Mine Rock	16	2.0	5.2	<0.1	<0.005	1.0	29	22	0.70	327	0.52
A0964264	BR-176	38.8	40.3	Felsic Volcanic 1	Central Pit	Mine Rock	0.59	0.20	1.2	<0.1	<0.005	0.26	7.4	2.0	0.030	63	1.7
A0964263	BR-176	44.8	46.3	Felsic Volcanic 1	Central Pit	Mine Rock	18	2.3	5.5	<0.1	<0.005	1.1	35	31	0.82	404	1.1
A0964265	BR-176	52	53.5	Quartz Sericite Schist	Central Pit	Mine Rock	18	2.1	5.5	<0.1	<0.005	1.0	28	23	0.68	334	0.52
A0964266	BR-176	55	56.5	Quartz Sericite Schist	Central Pit	Mine Rock	3.5	0.75	1.8	<0.1	<0.005	0.31	7.5	2.5	0.040	149	2.0
A0964267	BR-176	61	62.5	Quartz Sericite Schist	Central Pit	Mine Rock	1.6	0.36	1.6	<0.1	<0.005	0.26	6.8	3.2	0.070	123	1.0
A0964268	BR-176	64	65	Quartz Sericite Schist	Central Pit	Mine Rock	48	3.2	8.2	<0.1	<0.005	1.2	42	22	0.73	411	0.41
A0964269	BR-176	73.5	75	Fragmental 1	Central Pit	Mine Rock	25	3.6	9.3	<0.1	<0.005	1.4	40	34	1.0	472	0.35
A0964270	BR-176	79.5	81	Fragmental 1	Central Pit	Mine Rock	25	3.5	9.0	<0.1	<0.005	1.5	41	35	1.1	491	0.93
A0964271	BR-176	85.5	87	Fragmental 1	Central Pit	Mine Rock	31	3.7	9.1	<0.1	<0.005	1.5	34	28	1.2	416	0.84
A0964272	BR-176	90	91.5	Fragmental 1	Central Pit	Mine Rock	36	3.6	9.0	<0.1	<0.005	1.6	34	30	1.2	492	1.0
A0964273	BR-176	94.5	95.5	Fragmental 1	Central Pit	Mine Rock	18	2.1	5.1	<0.1	<0.005	0.87	28	14	0.68	348	0.80
A0964274	BR-176	102	103.5	Felsic Volcanic 1	Central Pit	Mine Rock	19	2.2	5.6	<0.1	<0.005	0.84	30	16	0.75	380	0.60
A0964275	BR-176	106.5	108	Felsic Volcanic 1	Central Pit	Mine Rock	2.1	0.34	1.4	<0.1	<0.005	0.19	6.8	2.3	0.030	79	1.4
A0964276	BR-176	111	112.5	Felsic Volcanic 1	Central Pit	Mine Rock	17	2.0	4.9	<0.1	<0.005	0.82	26	13	0.65	343	0.75
A0964277	BR-176	115.5	117	Felsic Volcanic 1	Central Pit	Mine Rock	31	2.6	5.6	<0.1	<0.005	0.71	59	27	1.4	445	0.48
A0964278	BR-176	120	121.5	Felsic Volcanic 1	Central Pit	Mine Rock	19	2.1	5.2	<0.1	<0.005	0.85	31	13	0.68	332	0.93
A0964279	BR-176	124.5	126	Felsic Volcanic 1	Central Pit	Mine Rock	31	3.3	8.1	<0.1	<0.005	1.3	23	25	1.3	366	0.64
A0964280	BR-177	389	390	Felsic Volcanic 1	Central Pit	Mine Rock	4.2	4.7	3.6	<0.1	<0.005	0.73	31	5.7	0.55	431	0.82
A0964285	BR-177	392	393	Felsic Volcanic 1	Central Pit	Mine Rock	4.1	3.0	6.4	<0.1	<0.005	0.75	44	8.3	0.69	635	1.7
A0964281	BR-177	398	399	Felsic Volcanic 1	Central Pit	Mine Rock	14	2.6	6.0	<0.1	<0.005	0.90	33	8.2	0.79	834	1.4
A0964282	BR-177	407.5	408.5	Felsic Volcanic 1	Central Pit	Mine Rock	6.9	4.5	2.4	<0.1	<0.005	0.67	45	4.5	0.39	358	1.4
A0964283	BR-177	409.5	410.5	Felsic Volcanic 1	Central Pit	Mine Rock	7.8	5.0	6.4	<0.1	<0.005	0.94	39	9.9	0.78	718	1.3

(1) Ten times average crustal abundance values presented in Price (1997).

Blue highlighting indicates samples with metal concentrations greater than the ten times crustal abundance screening value are present in the analyzed group.

Screening values are for qualitative assessment only and hold no regulatory significance.

Classification as mine rock or ore-grade materials was based on gold content.

A value of "--" indicates metal was not measured for the given sample; the variation in elements analyzed is due to measurement at two different laboratories (see text).

Table B-5 Aqua Regia Metals

Sample ID	Drillhole ID	From	To	Lithology	Area	Class	Copper	Iron	Gallium	Germanium	Mercury	Potassium	Lanthanum	Lithium	Magnesium	Manganese	Molybdenum
		m	m				ppm	%	ppm	ppm	ppm	%	ppm	ppm	%	ppm	ppm
10x Crustal Abundance (Price 1997) [(1)]							*600*	*--*	*190*	*15*	*0.85*	*--*	*390*	*200*	*--*	*9500*	*12*
A0964284	BR-177	412.5	413.5	Felsic Volcanic 1	Central Pit	Mine Rock	9.2	5.8	1.7	<0.1	<0.005	0.55	28	5.7	0.37	247	2.3
A0964286	BR-177	417	418	Felsic Volcanic 1	Central Pit	Mine Rock	8.5	3.4	4.3	<0.1	<0.005	0.61	35	13	0.89	693	0.97
A0964287	BR-177	420	421	Felsic Volcanic 1	Central Pit	Mine Rock	5.6	4.2	3.9	<0.1	<0.005	0.67	36	5.9	0.62	511	0.81
A0964288	BR-177	424	425.25	Felsic Volcanic 1	Central Pit	Mine Rock	13	3.1	3.6	<0.1	<0.005	0.62	31	7.9	0.61	639	1.4
A0964289	BR-177	430.3	431.3	Felsic Volcanic 1	Central Pit	Mine Rock	7.0	2.8	3.7	<0.1	<0.005	0.46	34	2.7	0.28	396	1.4
A0964706	BR-211	33	34	Felsic Volcanic 1	Central Pit	Mine Rock	30	2.8	6.3	<0.1	<0.005	1.1	35	11	0.86	1013	1.7
A0963890	BR-217	259	260.3	Felsic Volcanic 2	Central Pit	Mine Rock	7.7	1.7	1.5	<0.1	<0.005	0.25	42	2.7	0.090	182	1.4
A0963891	BR-217	266.5	267	Felsic Volcanic 2	Central Pit	Mine Rock	13	2.6	4.8	<0.1	<0.005	0.92	43	12	0.88	765	0.89
A0963892	BR-217	269.5	271	Felsic Volcanic 2	Central Pit	Mine Rock	2.3	1.5	1.6	<0.1	<0.005	0.29	40	3.7	0.18	252	1.4
A0963893	BR-217	273.6	274.2	Felsic Volcanic 2	Central Pit	Mine Rock	44	3.6	5.4	<0.1	<0.005	2.0	28	33	2.0	682	0.51
A0963894	BR-217	283.3	284.5	Felsic Volcanic 2	Central Pit	Mine Rock	32	1.9	2.1	<0.1	<0.005	0.20	40	4.4	0.24	416	2.0
A0963895	BR-217	286.5	287.8	Felsic Volcanic 2	Central Pit	Ore-Grade	18	1.5	2.1	<0.1	<0.005	0.32	39	2.9	0.19	264	1.0
A0963896	BR-217	292	293	Felsic Volcanic 2	Central Pit	Mine Rock	1.3	1.3	2.1	<0.1	<0.005	0.37	42	3.2	0.11	178	1.0
A0963897	BR-217	294	294.8	Felsic Volcanic 2	Central Pit	Mine Rock	14	2.5	4.3	<0.1	0.013	0.82	39	11	0.68	466	1.8
A0963922	BR-228	12	13.5	Felsic Volcanic 1	Central Pit	Mine Rock	16	2.3	6.1	<0.1	<0.005	1.1	30	23	0.83	385	0.59
A0963923	BR-228	17.5	19	Felsic Volcanic 1	Central Pit	Mine Rock	30	2.6	6.6	<0.1	<0.005	1.2	33	31	1.1	410	1.4
A0963924	BR-228	25	26.5	Felsic Volcanic 1	Central Pit	Mine Rock	37	2.7	5.8	<0.1	<0.005	1.0	29	19	0.75	338	1.4
A0963925	BR-228	30.9	32.4	Felsic Volcanic 1	Central Pit	Mine Rock	24	2.9	7.5	<0.1	<0.005	1.5	31	25	1.5	464	0.76
A0963926	BR-228	36.9	38.4	Felsic Volcanic 1	Central Pit	Mine Rock	26	2.2	3.7	<0.1	<0.005	0.65	24	9.0	0.23	361	1.1
A0963927	BR-228	44.6	46.1	Felsic Volcanic 1	Central Pit	Mine Rock	6.3	0.87	1.3	<0.1	<0.005	0.23	39	4.1	0.080	121	1.5
A0963928	BR-228	51.85	53.35	Felsic Volcanic 1	Central Pit	Mine Rock	22	1.8	4.4	<0.1	<0.005	0.42	29	13	0.47	204	1.6
A0963929	BR-228	59.3	60.8	Felsic Volcanic 1	Central Pit	Mine Rock	22	2.4	5.4	<0.1	<0.005	0.17	25	16	0.60	361	1.0
A0964522	BR-240	155	156	Felsic Volcanic 2	Central Pit	Mine Rock	5.3	1.7	1.5	<0.1	<0.005	0.27	38	3.3	0.15	289	1.1
A0964523	BR-240	160	161	Felsic Volcanic 2	Central Pit	Mine Rock	2.1	1.6	0.90	<0.1	<0.005	0.16	40	2.0	0.070	200	0.91
A0964524	BR-240	163.8	164.8	Felsic Volcanic 2	Central Pit	Mine Rock	5.3	1.9	2.4	<0.1	<0.005	0.48	42	4.8	0.29	225	1.8
A0964525	BR-240	171.5	173	Felsic Volcanic 1	Central Pit	Mine Rock	15	2.6	7.0	<0.1	<0.005	0.82	33	7.3	0.71	537	1.0
A0964526	BR-240	174.5	176	Felsic Volcanic 1	Central Pit	Mine Rock	21	3.0	6.1	<0.1	<0.005	1.2	31	12	1.0	577	1.1
A0964527	BR-240	180	180.8	Felsic Volcanic 2	Central Pit	Mine Rock	0.99	1.5	0.80	<0.1	<0.005	0.24	40	1.0	0.020	28	1.8
A0964528	BR-240	191.75	192.75	Felsic Volcanic 2	Central Pit	Mine Rock	3.3	1.4	1.9	<0.1	<0.005	0.20	35	2.9	0.14	191	1.9
A0964529	BR-240	196.5	198	Felsic Volcanic 1	Central Pit	Mine Rock	24	2.7	6.0	<0.1	<0.005	1.1	36	9.7	0.93	587	0.87
A0964530	BR-240	201	202.35	Felsic Volcanic 1	Central Pit	Mine Rock	18	2.5	6.0	<0.1	<0.005	1.1	31	10	0.82	485	1.1
A0964531	BR-240	204.5	205.25	Felsic Volcanic 1	Central Pit	Mine Rock	11	2.2	4.2	<0.1	<0.005	0.58	37	6.1	0.40	330	1.5
A0964532	BR-240	211.25	212.75	Felsic Volcanic 1	Central Pit	Mine Rock	14	2.2	4.2	<0.1	<0.005	0.57	33	7.3	0.54	415	3.0
A0964511	BR-243	116	117	Felsic Volcanic 1	Central Pit	Mine Rock	18	2.7	6.7	<0.1	<0.005	1.2	33	13	1.0	486	1.2
A0964512	BR-243	125.2	126.35	Felsic Volcanic 2	Central Pit	Mine Rock	14	1.9	1.8	<0.1	0.0070	0.32	40	4.7	0.23	178	1.5
A0964513	BR-243	128.5	129	Felsic Volcanic 2	Central Pit	Mine Rock	23	1.9	0.90	<0.1	<0.005	0.21	36	1.1	0.020	64	1.5
A0964514	BR-243	135	136.5	Felsic Volcanic 2	Central Pit	Mine Rock	3.8	1.6	1.2	<0.1	<0.005	0.20	40	2.3	0.090	247	1.1
A0964515	BR-243	139.75	140.8	Felsic Volcanic 1	Central Pit	Mine Rock	24	2.2	3.9	<0.1	<0.005	0.66	35	7.5	0.51	326	1.8
A0964516	BR-243	144.75	146	Felsic Volcanic 2	Central Pit	Mine Rock	7.1	1.8	2.6	<0.1	<0.005	0.27	39	4.1	0.24	306	1.4
A0964517	BR-243	150	151.5	Felsic Volcanic 2	Central Pit	Mine Rock	5.0	1.4	2.6	<0.1	<0.005	0.37	42	4.5	0.19	311	1.0
A0964518	BR-243	156	156.5	Felsic Volcanic 1	Central Pit	Mine Rock	20	2.8	5.2	<0.1	<0.005	1.0	33	11	0.86	436	0.87
A0964519	BR-243	160.25	161	Felsic Volcanic 2	Central Pit	Mine Rock	3.4	1.5	1.1	<0.1	<0.005	0.22	42	2.0	0.050	89	2.1
A0964520	BR-243	164.75	165.25	Felsic Volcanic 2	Central Pit	Mine Rock	6.5	1.8	1.8	<0.1	<0.005	0.32	36	3.0	0.19	187	1.3

(1) Ten times average crustal abundance values presented in Price (1997).

Blue highlighting indicates samples with metal concentrations greater than the ten times crustal abundance screening value are present in the analyzed group.

Screening values are for qualitative assessment only and hold no regulatory significance.

Classification as mine rock or ore-grade materials was based on gold content.

A value of "--" indicates metal was not measured for the given sample; the variation in elements analyzed is due to measurement at two different laboratories (see text).

Table B-5 Aqua Regia Metals

Sample ID	Drillhole ID	From	To	Lithology	Area	Class	Copper	Iron	Gallium	Germanium	Mercury	Potassium	Lanthanum	Lithium	Magnesium	Manganese	Molybdenum
		m	m				ppm	%	ppm	ppm	ppm	%	ppm	ppm	%	ppm	ppm
10x Crustal Abundance (Price 1997) [(1)]							*600*	*--*	*190*	*15*	*0.85*	*--*	*390*	*200*	*--*	*9500*	*12*
A0964521	BR-243	173	174	Felsic Volcanic 1	Central Pit	Mine Rock	19	2.7	6.1	<0.1	<0.005	1.1	33	12	0.81	421	1.4
117341	BR-321	16.9	18.4	Felsic Volcanic 1	Central Pit	Mine Rock	25	2.2	5.2	<0.1	<0.005	0.90	27	15	0.67	338	1.7
117342	BR-321	24.5	26	Felsic Volcanic 1	Central Pit	Mine Rock	25	2.5	6.3	<0.1	<0.005	1.0	31	20	0.80	340	0.70
117343	BR-321	30.4	31.5	Felsic Volcanic 1	Central Pit	Mine Rock	23	2.2	4.5	<0.1	<0.005	0.74	27	15	0.53	322	0.78
117344	BR-321	35.3	36.8	Felsic Volcanic 1	Central Pit	Mine Rock	21	2.3	4.8	<0.1	<0.005	0.85	27	16	0.54	350	0.74
117345	BR-321	44.8	46.3	Felsic Volcanic 1	Central Pit	Mine Rock	17	2.1	4.4	<0.1	<0.005	0.75	27	18	0.53	326	2.1
117369	BR-321	54.7	56.1	Felsic Volcanic 1	Central Pit	Mine Rock	21	2.4	5.5	<0.1	<0.005	0.86	31	18	0.76	393	1.1
117370	BR-321	59	60.5	Felsic Volcanic 1	Central Pit	Mine Rock	20	2.5	5.5	<0.1	<0.005	0.93	30	19	0.81	391	1.0
117346	BR-321	66.5	68	Fragmental 1	Central Pit	Mine Rock	38	3.1	6.6	<0.1	<0.005	1.3	28	29	0.96	353	1.3
117347	BR-321	71	73.25	Fragmental 1	Central Pit	Mine Rock	17	2.6	5.5	<0.1	<0.005	1.0	29	23	0.78	396	1.1
117371	BR-321	80	81.5	Fragmental 1	Central Pit	Mine Rock	17	2.4	4.8	<0.1	<0.005	0.98	27	17	0.84	410	1.6
117348	BR-321	84.5	86	Fragmental 1	Central Pit	Mine Rock	16	2.1	5.0	<0.1	<0.005	0.85	27	17	0.71	301	0.77
117349	BR-321	90	91	Fragmental 1	Central Pit	Mine Rock	20	2.5	4.8	<0.1	<0.005	0.82	27	15	0.82	413	0.72
117350	BR-321	94	95.5	Fragmental 1	Central Pit	Mine Rock	25	2.3	4.6	<0.1	<0.005	0.85	29	14	0.72	402	1.5
117351	BR-321	101.5	103	Fragmental 1	Central Pit	Mine Rock	17	2.2	3.7	<0.1	<0.005	0.56	29	8.4	0.53	429	2.7
117352	BR-321	106	107	Felsic Volcanic 1	Central Pit	Mine Rock	15	2.3	4.5	<0.1	<0.005	0.77	29	9.9	0.70	713	0.88
117372	BR-321	108	109	Felsic Volcanic 1	Central Pit	Mine Rock	16	2.5	4.7	<0.1	<0.005	0.79	29	11	0.72	726	0.93
117373	BR-321	113	114	Felsic Volcanic 1	Central Pit	Mine Rock	18	2.4	4.0	<0.1	<0.005	0.71	29	8.8	0.66	657	1.1
117374	BR-321	121.5	122.75	Felsic Volcanic 1	Central Pit	Mine Rock	5.9	2.9	5.0	<0.1	<0.005	0.72	28	9.6	0.77	854	1.3
117375	BR-321	130	131	Felsic Volcanic 1	Central Pit	Mine Rock	23	2.3	4.7	<0.1	<0.005	0.88	30	8.9	0.67	583	1.3
117353	BR-321	142	143	Felsic Volcanic 1	Central Pit	Mine Rock	18	2.3	5.0	<0.1	<0.005	0.83	32	11	0.69	483	0.84
117354	BR-321	150	151.5	Felsic Volcanic 1	Central Pit	Mine Rock	15	1.6	3.2	<0.1	<0.005	0.46	27	5.7	0.42	418	0.90
117355	BR-321	156	157.5	Felsic Volcanic 1	Central Pit	Mine Rock	14	1.6	3.1	<0.1	<0.005	0.40	27	5.7	0.39	418	0.88
117356	BR-321	160.5	162	Felsic Volcanic 1	Central Pit	Mine Rock	14	1.9	3.7	<0.1	<0.005	0.72	28	6.7	0.54	482	2.4
117376	BR-321	168	169	Felsic Volcanic 1	Central Pit	Mine Rock	28	3.2	7.0	<0.1	<0.005	1.5	25	13	1.3	999	1.1
117357	BR-321	170	171	Felsic Volcanic 1	Central Pit	Mine Rock	16	2.3	4.9	<0.1	<0.005	0.95	28	9.4	0.69	750	0.69
117377	BR-321	181.5	182.5	Felsic Volcanic 1	Central Pit	Mine Rock	21	2.1	4.4	<0.1	<0.005	0.73	25	7.7	0.54	563	0.60
117378	BR-321	190.9	192	Felsic Volcanic 1	Central Pit	Mine Rock	16	1.6	3.3	<0.1	<0.005	0.59	28	5.4	0.44	502	1.0
117379	BR-321	198	199.5	Felsic Volcanic 1	Central Pit	Mine Rock	17	2.6	5.5	<0.1	<0.005	0.78	28	8.5	0.70	736	1.1
117380	BR-321	204	205.5	Felsic Volcanic 1	Central Pit	Mine Rock	16	2.7	7.3	<0.1	<0.005	0.92	31	8.3	0.81	808	0.96
117381	BR-321	212	212.8	Felsic Volcanic 1	Central Pit	Ore-Grade	168	5.0	5.3	<0.1	0.31	0.21	36	7.6	0.85	803	1.3
117382	BR-321	215.5	217	Felsic Volcanic 1	Central Pit	Mine Rock	17	2.3	8.0	<0.1	0.0090	0.55	28	5.5	0.68	751	1.7
117358	BR-321	220	221.5	Felsic Volcanic 1	Central Pit	Mine Rock	16	2.0	3.8	<0.1	<0.005	0.27	29	6.7	0.60	785	1.1
117359	BR-321	224.5	226	Felsic Volcanic 1	Central Pit	Mine Rock	16	2.0	4.4	<0.1	<0.005	0.83	27	8.4	0.68	689	0.69
117383	BR-321	232	233	Felsic Volcanic 1	Central Pit	Ore-Grade	38	2.5	5.0	<0.1	<0.005	0.82	29	8.2	0.64	701	1.0
117384	BR-321	245	246	Felsic Volcanic 1	Central Pit	Ore-Grade	24	2.0	4.0	<0.1	<0.005	0.69	26	7.2	0.62	363	0.72
117385	BR-321	255	256	Felsic Volcanic 1	Central Pit	Mine Rock	17	2.7	5.5	<0.1	<0.005	1.1	38	11	0.85	456	1.2
117386	BR-321	262	263	Felsic Volcanic 1	Central Pit	Mine Rock	21	2.8	5.8	<0.1	<0.005	1.1	35	13	0.89	864	1.1
117360	BR-321	268	269	Felsic Volcanic 1	Central Pit	Ore-Grade	18	2.6	4.2	<0.1	<0.005	0.69	28	6.4	0.59	513	0.80
117387	BR-321	283.75	284.5	Felsic Volcanic 1	Central Pit	Ore-Grade	34	2.5	5.0	<0.1	<0.005	0.92	26	9.9	0.73	533	0.89
117388	BR-321	289	290	Felsic Volcanic 1	Central Pit	Mine Rock	30	3.0	6.6	<0.1	<0.005	1.0	36	14	0.98	457	0.80
117389	BR-321	295	296	Felsic Volcanic 1	Central Pit	Mine Rock	24	3.4	6.9	<0.1	<0.005	1.3	36	15	1.0	525	0.88
117361	BR-321	301.75	302.5	Felsic Volcanic 1	Central Pit	Mine Rock	29	2.8	5.5	<0.1	<0.005	0.98	32	10	0.80	469	0.89

(1) Ten times average crustal abundance values presented in Price (1997).

Blue highlighting indicates samples with metal concentrations greater than the ten times crustal abundance screening value are present in the analyzed group.

Screening values are for qualitative assessment only and hold no regulatory significance.

Classification as mine rock or ore-grade materials was based on gold content.

A value of "--" indicates metal was not measured for the given sample; the variation in elements analyzed is due to measurement at two different laboratories (see text).

Table B-5 Aqua Regia Metals

Sample ID	Drillhole ID	From	To	Lithology	Area	Class	Copper	Iron	Gallium	Germanium	Mercury	Potassium	Lanthanum	Lithium	Magnesium	Manganese	Molybdenum
		m	m				ppm	%	ppm	ppm	ppm	%	ppm	ppm	%	ppm	ppm
10x Crustal Abundance (Price 1997) [1]							*600*	*--*	*190*	*15*	*0.85*	*--*	*390*	*200*	*--*	*9500*	*12*
117390	BR-321	307.5	309	Felsic Volcanic 1	Central Pit	Mine Rock	27	3.0	5.8	<0.1	<0.005	1.1	33	13	0.86	596	0.78
117362	BR-321	319.5	321	Felsic Volcanic 1	Central Pit	Mine Rock	42	3.5	6.9	<0.1	<0.005	1.3	27	17	1.0	375	1.1
117363	BR-321	324	325.5	Metasediment 2	Central Pit	Mine Rock	48	3.9	7.3	<0.1	<0.005	1.6	25	22	1.0	301	1.6
117364	BR-321	332	333	Metasediment 2	Central Pit	Mine Rock	54	4.9	8.6	<0.1	<0.005	1.6	17	27	1.4	293	1.1
117365	BR-321	339	340.25	Metasediment 2	Central Pit	Mine Rock	57	4.3	8.8	<0.1	<0.005	1.3	20	23	1.5	326	1.3
117366	BR-321	350.6	351.5	Metasediment 2	Central Pit	Mine Rock	47	5.0	11	<0.1	<0.005	1.6	21	26	1.4	278	1.2
117367	BR-321	356	357.5	Metasediment 2	Central Pit	Mine Rock	50	3.6	8.7	<0.1	<0.005	1.1	23	22	1.2	267	1.3
117368	BR-321	362	363	Metasediment 2	Central Pit	Mine Rock	61	4.2	9.2	<0.1	<0.005	1.2	16	22	1.4	236	1.6
117041	BR-136	15	16.5	Felsic Volcanic 2	Central Pit	Mine Rock	9.7	2.4	5.0	<0.1	<0.005	0.65	39	11	0.30	373	2.2
117042	BR-136	20	21	Felsic Volcanic 2	Central Pit	Mine Rock	7.5	1.4	2.7	<0.1	<0.005	0.40	40	5.8	0.17	219	0.69
117043	BR-136	26	27	Felsic Volcanic 2	Central Pit	Mine Rock	17	1.7	3.6	<0.1	<0.005	0.66	43	10	0.30	237	1.2
117044	BR-136	32	33	Felsic Volcanic 2	Central Pit	Mine Rock	8.6	1.7	3.2	<0.1	<0.005	0.49	38	7.2	0.22	277	0.90
117045	BR-136	37	38	Felsic Volcanic 2	Central Pit	Mine Rock	5.7	1.8	1.6	<0.1	<0.005	0.28	39	3.2	0.050	129	0.55
117046	BR-136	42	43	Felsic Volcanic 2	Central Pit	Mine Rock	17	2.8	2.2	<0.1	<0.005	0.62	34	9.4	0.75	184	2.7
117047	BR-136	47	48	Felsic Volcanic 2	Central Pit	Mine Rock	2.8	2.5	1.3	<0.1	<0.005	0.24	36	3.0	0.10	128	2.5
A0963492	BR-136	52	53	Felsic Volcanic 1	Central Pit	Mine Rock	13	2.9	5.7	<0.1	<0.005	0.72	40	16	0.96	429	0.93
117048	BR-136	58	59	Fragmental 1	Central Pit	Mine Rock	21	2.8	4.5	<0.1	<0.005	0.74	31	9.4	0.50	369	1.1
117049	BR-136	64	65	Fragmental 1	Central Pit	Mine Rock	15	1.9	3.0	<0.1	<0.005	0.53	35	5.6	0.34	284	1.2
117050	BR-136	72	73	Felsic Volcanic 1	Central Pit	Mine Rock	25	2.2	4.6	<0.1	0.0070	0.49	30	12	0.62	319	1.0
117051	BR-136	80	81.2	Felsic Volcanic 1	Central Pit	Mine Rock	22	2.0	4.4	<0.1	<0.005	0.80	26	14	0.54	290	5.4
A0962831	BR-138	188.75	189.5	Felsic Volcanic 1	Central Pit	Mine Rock	16	2.2	4.7	<0.1	<0.005	0.83	29	11	0.66	423	0.94
A0962832	BR-138	195.25	196.25	Felsic Volcanic 1	Central Pit	Mine Rock	14	2.6	4.8	<0.1	<0.005	0.69	35	9.0	0.68	493	1.2
A0962833	BR-138	197.25	198	Felsic Volcanic 1	Central Pit	Mine Rock	22	2.5	2.9	<0.1	0.0070	0.58	32	7.0	0.47	352	0.93
A0962834	BR-138	202	203	Felsic Volcanic 1	Central Pit	Mine Rock	20	2.5	5.3	<0.1	<0.005	1.0	37	12	0.85	469	1.3
A0962857	BR-138	209	210	Felsic Volcanic 1	Central Pit	Mine Rock	84	2.1	5.0	<0.1	<0.005	0.88	33	13	0.71	442	1.5
A0962835	BR-138	215.75	216.5	Felsic Volcanic 1	Central Pit	Ore-Grade	21	2.5	5.0	<0.1	<0.005	0.86	30	13	0.70	408	1.0
A0962836	BR-138	219.75	220.5	Felsic Volcanic 1	Central Pit	Mine Rock	19	2.0	5.2	<0.1	<0.005	0.94	28	12	0.74	610	0.66
A0962837	BR-138	223.5	224.5	Felsic Volcanic 1	Central Pit	Mine Rock	8.9	2.2	5.1	<0.1	<0.005	0.96	28	14	0.76	514	0.84
A0962838	BR-138	226.5	227.15	Felsic Volcanic 1	Central Pit	Ore-Grade	47	1.7	1.8	<0.1	<0.005	0.36	20	6.3	0.42	166	1.3
A0962839	BR-138	228	228.5	Felsic Volcanic 1	Central Pit	Ore-Grade	13	2.2	4.4	<0.1	<0.005	0.76	30	12	0.69	482	0.61
A0962840	BR-138	229	229.5	Felsic Volcanic 1	Central Pit	Ore-Grade	18	2.1	4.1	<0.1	<0.005	0.57	19	11	0.57	382	0.65
A0962858	BR-138	231.5	232	Felsic Volcanic 1	Central Pit	Ore-Grade	56	1.8	3.2	<0.1	<0.005	0.69	24	9.6	0.60	549	0.50
A0962841	BR-138	234.25	235	Felsic Volcanic 1	Central Pit	Ore-Grade	7.9	2.2	3.3	<0.1	<0.005	0.53	23	7.1	0.39	316	1.1
A0962843	BR-138	237.5	238	Felsic Volcanic 1	Central Pit	Ore-Grade	36	1.3	1.0	<0.1	<0.005	0.14	6.8	2.6	0.12	92	2.8
A0962842	BR-138	238	238.9	Felsic Volcanic 1	Central Pit	Ore-Grade	58	3.7	6.5	0.10	<0.005	1.0	25	18	0.99	407	1.3
A0962844	BR-138	238.9	239.4	Felsic Volcanic 1	Central Pit	Ore-Grade	31	0.96	1.0	<0.1	<0.005	0.17	8.9	3.3	0.23	149	1.6
A0962845	BR-138	239.4	240	Felsic Volcanic 1	Central Pit	Ore-Grade	24	2.7	5.2	<0.1	<0.005	0.69	28	12	0.63	474	1.7
A0962846	BR-138	240	240.5	Felsic Volcanic 1	Central Pit	Ore-Grade	15	2.4	4.8	<0.1	<0.005	0.72	29	12	0.64	460	2.9
A0962847	BR-138	241.5	242	Felsic Volcanic 1	Central Pit	Ore-Grade	86	2.4	3.3	<0.1	0.014	0.54	30	8.6	0.47	448	1.5
A0962848	BR-138	245.5	245.9	Felsic Volcanic 1	Central Pit	Mine Rock	38	3.7	8.5	0.10	<0.005	1.6	23	24	2.0	434	0.17
A0962849	BR-138	249	250	Metasediment 2	Central Pit	Mine Rock	47	3.8	7.5	<0.1	<0.005	1.4	11	20	1.2	233	0.99
A0962850	BR-138	255	256	Felsic Volcanic 1	Central Pit	Mine Rock	18	2.4	4.9	<0.1	<0.005	0.33	28	12	0.77	339	0.85
A0962726	BR-157	15.85	17.35	Felsic Volcanic 1	Central Pit	Mine Rock	18	2.8	6.8	<0.1	<0.005	1.2	32	18	0.83	356	0.50

(1) Ten times average crustal abundance values presented in Price (1997).

Blue highlighting indicates samples with metal concentrations greater than the ten times crustal abundance screening value are present in the analyzed group.

Screening values are for qualitative assessment only and hold no regulatory significance.

Classification as mine rock or ore-grade materials was based on gold content.

A value of "--" indicates metal was not measured for the given sample; the variation in elements analyzed is due to measurement at two different laboratories (see text).

Table B-5 Aqua Regia Metals

Sample ID	Drillhole ID	From	To	Lithology	Area	Class	Copper	Iron	Gallium	Germanium	Mercury	Potassium	Lanthanum	Lithium	Magnesium	Manganese	Molybdenum
		m	m				ppm	%	ppm	ppm	ppm	%	ppm	ppm	%	ppm	ppm
10x Crustal Abundance (Price 1997) [(1)]							*600*	*--*	*190*	*15*	*0.85*	*--*	*390*	*200*	*--*	*9500*	*12*
A0962727	BR-157	21.85	23.35	Felsic Volcanic 1	Central Pit	Mine Rock	20	2.8	6.3	<0.1	<0.005	1.1	32	14	0.74	368	1.0
A0962728	BR-157	26.85	28	Felsic Volcanic 1	Central Pit	Mine Rock	25	2.5	5.1	<0.1	<0.005	0.95	33	15	0.56	410	0.52
A0962729	BR-157	31.75	33.25	Felsic Volcanic 1	Central Pit	Mine Rock	14	2.3	5.0	<0.1	<0.005	0.64	32	15	0.48	371	0.55
A0962730	BR-157	36.25	37.7	Felsic Volcanic 1	Central Pit	Mine Rock	16	2.1	4.3	<0.1	<0.005	0.54	32	12	0.35	275	0.90
A0962731	BR-157	38	39.5	Felsic Volcanic 1	Central Pit	Mine Rock	18	1.8	3.4	<0.1	<0.005	0.53	34	8.7	0.28	234	1.1
A0962732	BR-157	41	42	Felsic Volcanic 1	Central Pit	Mine Rock	11	2.5	4.4	<0.1	<0.005	0.64	31	11	0.27	358	0.55
A0962733	BR-157	48	49	Metasediment 3	Central Pit	Mine Rock	15	1.8	3.7	<0.1	<0.005	0.69	31	10	0.34	311	1.1
A0962734	BR-157	54.65	55.3	Felsic Volcanic 1	Central Pit	Mine Rock	14	2.1	3.3	<0.1	<0.005	0.64	35	8.5	0.29	380	0.96
A0962735	BR-157	56.1	57.6	Felsic Volcanic 1	Central Pit	Mine Rock	14	1.6	2.9	<0.1	<0.005	0.45	32	5.6	0.16	293	1.3
A0962736	BR-157	57.6	59.1	Felsic Volcanic 1	Central Pit	Mine Rock	12	1.4	2.6	<0.1	<0.005	0.41	38	5.2	0.16	245	1.2
DX758054	BR-167	16	17	Felsic Volcanic 1	Central Pit	Mine Rock	18	2.1	4.2	<0.1	<0.005	0.51	31	14	0.39	320	0.90
DX758055	BR-167	22	23	Felsic Volcanic 1	Central Pit	Mine Rock	24	2.3	4.6	<0.1	<0.005	0.89	30	14	0.58	340	0.73
DX758056	BR-167	30	31	Felsic Volcanic 1	Central Pit	Mine Rock	16	1.7	3.3	<0.1	<0.005	0.47	29	9.3	0.36	193	1.6
DX758057	BR-167	33	33.5	Felsic Volcanic 1	Central Pit	Mine Rock	17	2.0	1.8	<0.1	<0.005	0.25	28	6.1	0.19	397	1.9
DX758058	BR-167	35.5	36	Felsic Volcanic 1	Central Pit	Mine Rock	22	2.1	3.5	<0.1	<0.005	0.59	31	11	0.47	297	1.6
DX758059	BR-167	37	38	Felsic Volcanic 1	Central Pit	Mine Rock	16	2.0	2.9	<0.1	<0.005	0.51	28	8.2	0.31	209	1.3
DX758060	BR-167	43	43.9	Felsic Volcanic 1	Central Pit	Mine Rock	13	1.1	1.3	<0.1	<0.005	0.10	10	4.8	0.15	139	0.61
DX758061	BR-167	43.9	45	Felsic Volcanic 1	Central Pit	Mine Rock	21	2.2	4.9	<0.1	<0.005	0.62	31	16	0.68	405	1.0
DX758062	BR-167	51	52	Felsic Volcanic 1	Central Pit	Mine Rock	65	1.7	4.7	<0.1	<0.005	0.11	28	17	0.60	295	0.89
DX758063	BR-167	57	58	Felsic Volcanic 1	Central Pit	Mine Rock	18	2.1	4.5	<0.1	<0.005	0.67	25	16	0.61	353	1.1
DX758064	BR-167	63	64	Felsic Volcanic 1	Central Pit	Mine Rock	18	2.3	5.4	<0.1	<0.005	0.79	30	21	0.86	355	1.1
DX758065	BR-167	64	65	Felsic Volcanic 1	Central Pit	Mine Rock	21	2.1	5.2	<0.1	<0.005	0.75	29	18	0.81	385	0.84
DX758066	BR-167	72	73	Felsic Volcanic 1	Central Pit	Mine Rock	18	2.1	4.2	<0.1	<0.005	0.82	28	14	0.69	389	0.86
DX758067	BR-167	73	74	Felsic Volcanic 1	Central Pit	Mine Rock	20	2.2	4.1	<0.1	<0.005	0.57	26	13	0.57	421	0.85
DX758068	BR-167	77	78	Felsic Volcanic 1	Central Pit	Mine Rock	17	2.3	5.0	<0.1	<0.005	0.75	27	16	0.74	434	1.3
DX758069	BR-167	83	84	Felsic Volcanic 1	Central Pit	Mine Rock	25	2.6	5.8	<0.1	<0.005	0.27	30	22	0.94	439	1.7
DX758070	BR-167	89.5	90.3	Felsic Volcanic 1	Central Pit	Mine Rock	19	2.5	4.4	<0.1	<0.005	0.40	29	15	0.78	414	2.5
DX758071	BR-167	92.3	93	Felsic Volcanic 1	Central Pit	Mine Rock	17	2.0	4.1	<0.1	<0.005	0.28	27	15	0.56	327	1.8
DX758072	BR-167	94	95	Felsic Volcanic 1	Central Pit	Mine Rock	23	2.4	5.5	<0.1	<0.005	0.20	27	30	0.96	468	2.0
DX758073	BR-167	102	103	Felsic Volcanic 1	Central Pit	Mine Rock	20	2.4	5.5	<0.1	<0.005	0.62	32	12	0.80	658	1.3
DX758074	BR-167	108	108.7	Felsic Volcanic 1	Central Pit	Mine Rock	15	1.8	4.1	<0.1	<0.005	0.60	36	8.7	0.55	525	0.67
DX758075	BR-167	113	114	Felsic Volcanic 1	Central Pit	Mine Rock	19	2.3	5.6	<0.1	<0.005	0.55	29	11	0.87	454	1.3
DX758076	BR-167	124.1	125.1	Felsic Volcanic 1	Central Pit	Mine Rock	26	2.5	5.7	<0.1	<0.005	0.87	33	15	0.80	613	1.1
DX758077	BR-167	129	130	Felsic Volcanic 1	Central Pit	Mine Rock	17	2.4	5.4	<0.1	<0.005	0.97	33	12	0.78	484	2.0
DX758078	BR-167	141	142	Felsic Volcanic 1	Central Pit	Mine Rock	20	2.5	5.8	<0.1	<0.005	0.92	28	12	0.85	570	0.57
DX758079	BR-167	145	146	Felsic Volcanic 1	Central Pit	Mine Rock	21	2.4	5.5	<0.1	<0.005	1.0	29	11	0.75	435	0.62
DX758080	BR-167	151	152	Felsic Volcanic 1	Central Pit	Mine Rock	16	2.4	5.0	<0.1	<0.005	0.84	27	11	0.79	681	0.55
DX758081	BR-167	158	159	Felsic Volcanic 1	Central Pit	Mine Rock	13	2.1	5.0	<0.1	<0.005	0.88	30	9.3	0.70	487	1.5
DX758082	BR-167	166	167	Felsic Volcanic 1	Central Pit	Mine Rock	11	1.7	2.9	<0.1	<0.005	0.49	27	5.3	0.45	407	0.46
DX758083	BR-167	171	172	Felsic Volcanic 1	Central Pit	Mine Rock	13	1.6	3.0	<0.1	<0.005	0.50	26	5.5	0.42	487	0.48
DX758084	BR-167	177	178	Felsic Volcanic 1	Central Pit	Mine Rock	6.1	2.0	4.3	<0.1	<0.005	0.50	28	8.2	0.56	534	1.4
DX758085	BR-167	194	195	Felsic Volcanic 1	Central Pit	Mine Rock	23	2.6	5.7	<0.1	<0.005	1.1	38	13	0.83	821	1.4
DX758086	BR-167	202	203	Felsic Volcanic 1	Central Pit	Mine Rock	13	2.7	6.2	<0.1	<0.005	0.97	38	15	0.87	837	1.8

(1) Ten times average crustal abundance values presented in Price (1997).

Blue highlighting indicates samples with metal concentrations greater than the ten times crustal abundance screening value are present in the analyzed group.

Screening values are for qualitative assessment only and hold no regulatory significance.

Classification as mine rock or ore-grade materials was based on gold content.

A value of "--" indicates metal was not measured for the given sample; the variation in elements analyzed is due to measurement at two different laboratories (see text).

Table B-5 Aqua Regia Metals

Sample ID	Drillhole ID	From	To	Lithology	Area	Class	Copper	Iron	Gallium	Germanium	Mercury	Potassium	Lanthanum	Lithium	Magnesium	Manganese	Molybdenum
		m	m				ppm	%	ppm	ppm	ppm	%	ppm	ppm	%	ppm	ppm
10x Crustal Abundance (Price 1997) [1]							*600*	*--*	*190*	*15*	*0.85*	*--*	*390*	*200*	*--*	*9500*	*12*
DX758087	BR-167	208	209	Felsic Volcanic 1	Central Pit	Mine Rock	21	2.7	6.2	<0.1	<0.005	1.2	37	14	0.90	688	1.2
DX758088	BR-167	213	213.5	Felsic Volcanic 1	Central Pit	Mine Rock	40	2.3	5.1	<0.1	0.0070	0.35	31	9.1	0.66	681	1.1
DX758089	BR-167	215.55	216.5	Felsic Volcanic 1	Central Pit	Mine Rock	15	2.5	4.2	<0.1	<0.005	0.84	29	8.4	0.70	602	0.75
DX758090	BR-167	216.5	217.5	Felsic Volcanic 1	Central Pit	Mine Rock	28	2.2	3.3	<0.1	<0.005	0.66	28	5.5	0.49	482	0.66
DX758091	BR-167	217.5	218.5	Felsic Volcanic 1	Central Pit	Mine Rock	37	2.2	4.2	<0.1	<0.005	0.85	28	6.7	0.64	617	0.72
DX758092	BR-167	221.5	222.5	Felsic Volcanic 1	Central Pit	Mine Rock	25	2.4	5.5	<0.1	<0.005	0.93	28	9.0	0.76	712	0.49
DX758093	BR-167	226	227	Felsic Volcanic 1	Central Pit	Mine Rock	26	2.2	5.3	<0.1	<0.005	0.92	27	9.0	0.76	776	0.47
DX758094	BR-167	233	233.6	Felsic Volcanic 1	Central Pit	Mine Rock	60	2.4	4.7	<0.1	<0.005	0.76	25	8.4	0.66	508	0.46
DX758095	BR-167	236	237	Felsic Volcanic 1	Central Pit	Mine Rock	41	2.4	5.9	<0.1	<0.005	0.99	30	11	0.83	581	0.45
DX758096	BR-167	244	245	Felsic Volcanic 1	Central Pit	Mine Rock	28	2.2	5.5	<0.1	<0.005	0.92	28	9.9	0.77	595	0.72
DX758097	BR-167	253.95	255	Felsic Volcanic 1	Central Pit	Ore-Grade	13	2.8	3.2	<0.1	<0.005	0.56	26	4.5	0.40	245	0.85
DX758098	BR-167	255	256	Felsic Volcanic 1	Central Pit	Ore-Grade	7.5	2.1	2.3	<0.1	<0.005	0.43	25	3.3	0.25	203	0.86
DX758099	BR-167	264	265	Felsic Volcanic 1	Central Pit	Mine Rock	13	2.2	5.6	<0.1	<0.005	0.90	27	8.9	0.78	557	0.86
DX758100	BR-167	270	271	Felsic Volcanic 1	Central Pit	Mine Rock	9.5	2.3	5.1	<0.1	<0.005	0.81	29	7.2	0.71	606	0.72
DX758101	BR-167	272	273	Felsic Volcanic 1	Central Pit	Ore-Grade	7.8	2.8	4.1	<0.1	<0.005	0.59	22	4.6	0.42	330	0.95
A0963501	BR-167	315	316	Metasediment 2	Central Pit	Mine Rock	57	4.5	8.6	<0.1	<0.005	1.4	17	22	1.5	266	1.1
A0963502	BR-167	322.8	324	Metasediment 2	Central Pit	Mine Rock	54	4.0	9.5	<0.1	<0.005	1.4	19	22	1.4	324	1.4
A0963503	BR-167	327	328	Metasediment 2	Central Pit	Mine Rock	61	4.4	9.6	<0.1	<0.005	1.2	20	24	1.3	306	1.7
A0963504	BR-167	332	333	Felsic Volcanic 1	Central Pit	Mine Rock	16	2.4	4.8	<0.1	<0.005	0.93	37	15	0.64	438	1.0
A0963505	BR-167	357.8	358.9	Metasediment 2	Central Pit	Mine Rock	48	4.1	9.2	<0.1	<0.005	1.9	22	22	1.5	419	1.6
A0963506	BR-167	363.1	364.6	Felsic Volcanic 1	Central Pit	Mine Rock	19	2.0	4.2	<0.1	<0.005	0.81	28	7.9	0.57	364	0.86
A0963507	BR-167	373.45	374.5	Felsic Volcanic 2	Central Pit	Mine Rock	6.9	1.7	1.5	<0.1	0.0070	0.25	39	4.3	0.16	239	1.3
A0963508	BR-167	390	390.5	Felsic Volcanic 2	Central Pit	Mine Rock	27	2.7	4.5	<0.1	<0.005	1.3	31	18	1.4	473	0.85
A0964143	BR-168	19.1	19.6	Felsic Volcanic 1	Central Pit	Mine Rock	17	2.1	3.8	<0.1	<0.005	0.55	26	12	0.41	278	1.5
A0964144	BR-168	24.75	25.55	Felsic Volcanic 1	Central Pit	Mine Rock	23	2.1	4.5	<0.1	<0.005	0.84	29	14	0.53	342	1.2
A0964145	BR-168	41.5	43	Felsic Volcanic 1	Central Pit	Mine Rock	22	2.1	4.5	<0.1	<0.005	0.68	27	15	0.45	302	0.78
A0964146	BR-168	55.4	56.2	Felsic Volcanic 1	Central Pit	Mine Rock	21	2.2	4.7	<0.1	<0.005	0.73	30	15	0.58	367	0.83
A0964147	BR-168	61.7	63	Felsic Volcanic 1	Central Pit	Mine Rock	17	2.2	5.1	<0.1	<0.005	0.86	31	17	0.57	382	0.70
A0964148	BR-168	75	76.1	Felsic Volcanic 1	Central Pit	Mine Rock	24	2.3	4.2	<0.1	<0.005	0.76	28	14	0.75	387	0.76
A0964149	BR-168	81.8	82.4	Felsic Volcanic 1	Central Pit	Mine Rock	20	2.2	4.7	<0.1	<0.005	0.86	28	16	0.65	410	0.90
A0964150	BR-168	87.8	88.5	Felsic Volcanic 1	Central Pit	Mine Rock	18	2.2	3.2	<0.1	<0.005	0.31	28	12	0.38	240	5.4
A0964151	BR-168	91.5	93	Felsic Volcanic 1	Central Pit	Mine Rock	17	2.0	3.8	<0.1	<0.005	0.39	25	12	0.45	317	1.0
A0964152	BR-168	100.7	101.6	Felsic Volcanic 1	Central Pit	Mine Rock	13	2.4	3.3	<0.1	<0.005	0.50	31	9.2	0.46	357	1.8
A0964153	BR-168	105.9	107.25	Felsic Volcanic 1	Central Pit	Mine Rock	17	2.3	4.3	<0.1	<0.005	0.75	31	12	0.62	579	1.8
A0964720	BR-464	42.9	44.4	Felsic Volcanic 1	Central Pit	Mine Rock	22	2.5	6.2	<0.1	<0.005	0.95	30	14	0.81	420	1.2
A0963548	BR-185	28.5	29.5	Felsic Volcanic 1	Central Pit	Ore-Grade	20	2.4	5.4	<0.1	<0.005	0.91	26	11	0.66	364	2.1
A0963549	BR-185	38.85	39.5	Felsic Volcanic 1	Central Pit	Ore-Grade	26	2.4	5.2	<0.1	<0.005	0.87	27	12	0.75	379	0.98
A0963550	BR-185	48.6	49.5	Felsic Volcanic 1	Central Pit	Mine Rock	43	1.8	2.2	<0.1	<0.005	0.54	30	4.5	0.17	154	0.74
A0963551	BR-185	52	52.8	Felsic Volcanic 1	Central Pit	Ore-Grade	16	2.1	4.5	<0.1	<0.005	0.82	29	11	0.66	337	0.74
A0963552	BR-185	67.5	68.5	Felsic Volcanic 1	Central Pit	Mine Rock	14	1.9	4.6	<0.1	<0.005	0.79	27	12	0.65	339	0.35
A0963553	BR-185	73.5	75	Felsic Volcanic 1	Central Pit	Mine Rock	20	2.4	5.3	<0.1	<0.005	0.89	30	12	0.75	429	0.93
A0963554	BR-185	79	80	Felsic Volcanic 1	Central Pit	Mine Rock	12	1.8	3.8	<0.1	<0.005	0.70	35	7.8	0.58	355	0.44
A0963555	BR-185	85	86	Felsic Volcanic 1	Central Pit	Mine Rock	18	2.3	4.6	<0.1	<0.005	0.90	29	9.0	0.71	405	0.78

(1) Ten times average crustal abundance values presented in Price (1997).

Blue highlighting indicates samples with metal concentrations greater than the ten times crustal abundance screening value are present in the analyzed group.

Screening values are for qualitative assessment only and hold no regulatory significance.

Classification as mine rock or ore-grade materials was based on gold content.

A value of "--" indicates metal was not measured for the given sample; the variation in elements analyzed is due to measurement at two different laboratories (see text).

Table B-5 Aqua Regia Metals

Sample ID	Drillhole ID	From	To	Lithology	Area	Class	Copper	Iron	Gallium	Germanium	Mercury	Potassium	Lanthanum	Lithium	Magnesium	Manganese	Molybdenum
		m	m				ppm	%	ppm	ppm	ppm	%	ppm	ppm	%	ppm	ppm
10x Crustal Abundance (Price 1997) [(1)]							*600*	*--*	*190*	*15*	*0.85*	*--*	*390*	*200*	*--*	*9500*	*12*
A0963556	BR-185	91	92	Felsic Volcanic 1	Central Pit	Mine Rock	14	2.4	5.3	<0.1	<0.005	0.90	29	11	0.77	464	1.1
A0963557	BR-185	97.75	98.75	Felsic Volcanic 1	Central Pit	Mine Rock	13	1.8	4.7	<0.1	<0.005	0.61	21	15	0.80	342	0.55
A0963558	BR-185	106.75	107.75	Felsic Volcanic 1	Central Pit	Mine Rock	22	2.5	9.0	<0.1	<0.005	1.5	27	20	0.80	320	0.85
A0963559	BR-185	140	141.5	Felsic Volcanic 1	Central Pit	Mine Rock	55	3.5	7.1	<0.1	<0.005	1.5	24	23	1.2	325	1.1
A0963560	BR-185	145	146.15	Metasediment 2	Central Pit	Mine Rock	83	5.4	12	<0.1	<0.005	1.7	18	31	2.0	336	0.99
A0963561	BR-185	149.75	151	Metasediment 2	Central Pit	Mine Rock	8.7	1.6	1.8	<0.1	<0.005	0.15	42	5.2	0.11	52	2.2
A0963562	BR-185	157.05	158	Felsic Volcanic 2	Central Pit	Mine Rock	7.5	1.3	2.2	<0.1	0.0050	0.34	43	3.4	0.15	250	1.3
A0963546	BR-185	163	164	Felsic Volcanic 2	Central Pit	Mine Rock	20	2.0	5.0	<0.1	<0.005	0.85	28	9.8	0.59	266	3.6
A0963564	BR-185	175	176	Felsic Volcanic 2	Central Pit	Mine Rock	5.5	1.8	2.0	<0.1	0.0070	0.43	42	3.9	0.21	141	1.5
A0963565	BR-185	179.75	180.5	Felsic Volcanic 2	Central Pit	Mine Rock	21	1.3	2.1	<0.1	<0.005	0.30	45	4.4	0.15	204	1.4
A0963566	BR-185	186.15	186.7	Felsic Volcanic 2	Central Pit	Mine Rock	11	1.6	2.3	<0.1	<0.005	0.23	43	4.5	0.21	205	1.6
A0963567	BR-185	191.25	192	Felsic Volcanic 2	Central Pit	Mine Rock	6.3	1.3	2.9	<0.1	<0.005	0.50	46	5.2	0.22	258	2.8
A0963568	BR-185	197.5	198.25	Felsic Volcanic 2	Central Pit	Mine Rock	8.9	1.4	1.8	<0.1	<0.005	0.24	44	3.3	0.17	193	2.6
A0963569	BR-185	210.5	211	Felsic Volcanic 2	Central Pit	Mine Rock	17	1.7	2.4	<0.1	<0.005	0.37	44	3.6	0.15	324	3.1
A0963570	BR-185	214.5	215	Felsic Volcanic 2	Central Pit	Mine Rock	6.1	1.5	1.9	<0.1	<0.005	0.28	43	2.5	0.15	330	1.4
A0964290	BR-188	21	22	Felsic Volcanic 1	Central Pit	Mine Rock	18	2.0	4.7	<0.1	<0.005	0.80	27	15	0.64	397	0.87
A0964291	BR-188	26	26.5	Felsic Volcanic 1	Central Pit	Mine Rock	24	2.2	5.4	<0.1	<0.005	0.66	29	12	0.54	572	0.82
A0964292	BR-188	37	38	Felsic Volcanic 1	Central Pit	Mine Rock	25	2.5	6.2	<0.1	<0.005	1.1	27	18	0.74	337	1.5
A0964293	BR-188	44	45	Felsic Volcanic 1	Central Pit	Mine Rock	20	2.3	4.9	<0.1	<0.005	0.81	26	13	0.57	448	1.5
A0964294	BR-188	49	50	Felsic Volcanic 1	Central Pit	Mine Rock	19	2.4	3.5	<0.1	<0.005	0.62	27	7.7	0.34	233	5.1
A0964295	BR-188	51.8	52.8	Felsic Volcanic 1	Central Pit	Mine Rock	24	2.3	4.6	<0.1	<0.005	0.64	29	9.6	0.51	509	1.1
A0964296	BR-188	60	61	Felsic Volcanic 1	Central Pit	Mine Rock	19	2.0	4.4	<0.1	<0.005	0.53	29	10	0.52	288	1.0
A0964297	BR-188	65	66	Felsic Volcanic 1	Central Pit	Mine Rock	17	2.2	3.5	<0.1	<0.005	0.60	28	8.1	0.31	269	1.1
A0964298	BR-188	70.8	72	Felsic Volcanic 1	Central Pit	Ore-Grade	38	2.4	4.3	<0.1	<0.005	0.69	25	9.8	0.59	533	0.94
A0964301	BR-188	81	81.7	Felsic Volcanic 1	Central Pit	Mine Rock	19	2.0	4.0	<0.1	<0.005	0.70	26	9.9	0.55	564	0.97
A0964302	BR-188	89	90	Felsic Volcanic 1	Central Pit	Mine Rock	20	2.2	4.8	<0.1	<0.005	0.89	28	11	0.69	707	0.90
A0964303	BR-188	96	97	Felsic Volcanic 1	Central Pit	Mine Rock	21	2.3	5.0	<0.1	<0.005	0.75	29	10	0.68	477	0.55
A0964304	BR-188	103	104	Felsic Volcanic 1	Central Pit	Mine Rock	34	2.4	6.2	<0.1	<0.005	0.95	30	10	0.75	712	0.84
A0964305	BR-188	114	115	Felsic Volcanic 1	Central Pit	Ore-Grade	19	2.4	5.1	<0.1	<0.005	0.93	30	10	0.68	437	0.64
A0964299	BR-188	121	122	Felsic Volcanic 1	Central Pit	Mine Rock	27	2.2	5.3	<0.1	<0.005	0.99	29	9.5	0.67	410	0.88
A0964306	BR-188	130	131	Felsic Volcanic 1	Central Pit	Mine Rock	15	2.4	6.0	<0.1	<0.005	0.99	29	11	0.73	346	0.84
A0964307	BR-188	136.5	138	Felsic Volcanic 1	Central Pit	Mine Rock	20	2.3	5.9	<0.1	<0.005	0.56	29	13	0.76	415	0.57
A0964308	BR-188	141	142	Felsic Volcanic 1	Central Pit	Mine Rock	31	2.7	6.6	<0.1	<0.005	0.99	29	15	1.1	601	1.9
A0964309	BR-188	146.5	147	Felsic Volcanic 1	Central Pit	Mine Rock	65	2.4	5.0	<0.1	<0.005	0.82	32	12	0.79	603	2.8
A0964310	BR-188	151.5	152.5	Felsic Volcanic 1	Central Pit	Mine Rock	23	2.4	5.3	<0.1	<0.005	0.82	29	11	0.69	531	0.63
A0964311	BR-188	154.1	155	Felsic Volcanic 1	Central Pit	Ore-Grade	16	2.0	4.4	<0.1	<0.005	0.62	26	9.2	0.52	422	0.85
A0964312	BR-188	161	162	Felsic Volcanic 1	Central Pit	Ore-Grade	16	2.4	4.8	<0.1	<0.005	0.69	32	10	0.70	436	1.1
A0964313	BR-188	165.5	166.5	Felsic Volcanic 1	Central Pit	Mine Rock	19	2.0	5.2	<0.1	<0.005	0.93	29	12	0.70	348	0.95
A0964314	BR-188	174.5	175.5	Felsic Volcanic 1	Central Pit	Mine Rock	15	2.2	5.4	<0.1	<0.005	0.84	27	17	0.75	381	0.68
A0964315	BR-188	180.5	181.5	Felsic Volcanic 1	Central Pit	Mine Rock	19	2.3	6.6	<0.1	<0.005	0.32	28	24	0.88	371	0.68
A0964316	BR-188	185.1	186	Felsic Volcanic 1	Central Pit	Mine Rock	18	2.2	5.6	<0.1	<0.005	0.48	29	17	0.75	371	0.53
A0964317	BR-188	190	191	Felsic Volcanic 1	Central Pit	Mine Rock	22	2.1	4.5	<0.1	<0.005	0.76	29	11	0.64	383	0.60
A0964318	BR-188	195.3	196.3	Felsic Volcanic 1	Central Pit	Ore-Grade	52	2.2	4.7	<0.1	<0.005	0.93	31	15	0.83	530	0.43

(1) Ten times average crustal abundance values presented in Price (1997).

Blue highlighting indicates samples with metal concentrations greater than the ten times crustal abundance screening value are present in the analyzed group.

Screening values are for qualitative assessment only and hold no regulatory significance.

Classification as mine rock or ore-grade materials was based on gold content.

A value of "--" indicates metal was not measured for the given sample; the variation in elements analyzed is due to measurement at two different laboratories (see text).

Table B-5 Aqua Regia Metals

Sample ID	Drillhole ID	From	To	Lithology	Area	Class	Copper	Iron	Gallium	Germanium	Mercury	Potassium	Lanthanum	Lithium	Magnesium	Manganese	Molybdenum
		m	m				ppm	%	ppm	ppm	ppm	%	ppm	ppm	%	ppm	ppm
10x Crustal Abundance (Price 1997) [(1)]							*600*	*--*	*190*	*15*	*0.85*	*--*	*390*	*200*	*--*	*9500*	*12*
A0964319	BR-188	217.75	219	Felsic Volcanic 1	Central Pit	Mine Rock	22	2.4	6.2	<0.1	<0.005	0.88	29	17	0.85	404	0.66
A0964320	BR-188	222	223	Felsic Volcanic 1	Central Pit	Mine Rock	14	2.2	5.5	<0.1	<0.005	0.94	28	12	0.71	338	0.51
A0964321	BR-188	236.3	237	Felsic Volcanic 1	Central Pit	Mine Rock	19	2.5	5.7	<0.1	<0.005	1.1	29	13	0.85	435	0.33
A0964322	BR-188	244	245	Felsic Volcanic 1	Central Pit	Mine Rock	20	2.3	5.2	<0.1	<0.005	1.0	28	13	0.74	383	2.5
A0964323	BR-188	250	251	Felsic Volcanic 1	Central Pit	Mine Rock	24	2.3	5.1	<0.1	<0.005	0.97	29	14	0.75	458	0.52
A0964324	BR-188	258	259	Felsic Volcanic 1	Central Pit	Mine Rock	21	2.4	5.8	<0.1	<0.005	1.1	28	17	0.82	435	0.84
A0964325	BR-188	263.1	263.9	Felsic Volcanic 1	Central Pit	Ore-Grade	26	2.3	4.6	<0.1	<0.005	0.98	32	15	0.82	417	0.50
A0964326	BR-188	268	269	Felsic Volcanic 1	Central Pit	Mine Rock	15	2.3	5.7	<0.1	<0.005	0.93	27	15	0.76	367	0.61
A0964328	BR-188	273.6	274.6	Metasediment 2	Central Pit	Mine Rock	55	4.4	8.1	<0.1	<0.005	1.2	20	25	1.3	331	1.9
A0964327	BR-188	278.5	279.3	Metasediment 2	Central Pit	Mine Rock	42	5.4	11	0.10	<0.005	1.6	16	29	1.6	284	1.1
A0964329	BR-188	284.5	285.75	Metasediment 2	Central Pit	Mine Rock	60	4.4	9.4	<0.1	<0.005	1.3	17	24	1.5	292	1.3
A0964330	BR-188	294	294.5	Metasediment 2	Central Pit	Mine Rock	42	4.8	8.5	<0.1	<0.005	1.8	27	22	1.2	468	1.3
A0964331	BR-188	300.45	301.4	Metasediment 2	Central Pit	Mine Rock	26	1.9	3.3	<0.1	<0.005	0.57	44	9.6	0.32	218	1.5
A0964332	BR-188	301.4	302.55	Metasediment 2	Central Pit	Mine Rock	46	3.9	6.8	<0.1	<0.005	1.1	27	21	1.1	328	2.1
A0964334	BR-188	305.85	306.85	Metasediment 2	Central Pit	Mine Rock	36	4.5	6.2	<0.1	0.0060	0.90	28	10	0.84	576	1.4
A0964333	BR-188	311.6	312.15	Felsic Volcanic 2	Central Pit	Mine Rock	9.8	1.5	4.1	<0.1	0.033	0.65	36	13	0.89	538	2.3
A0964335	BR-188	315	316	Felsic Volcanic 2	Central Pit	Mine Rock	25	2.5	5.6	<0.1	<0.005	0.97	37	10	0.77	572	1.1
A0964336	BR-188	320	321	Felsic Volcanic 2	Central Pit	Mine Rock	1.9	1.6	3.2	<0.1	<0.005	0.49	43	6.2	0.22	303	0.86
A0964337	BR-188	326	327	Felsic Volcanic 2	Central Pit	Mine Rock	8.2	1.6	3.2	<0.1	<0.005	0.49	45	6.1	0.26	329	1.4
A0964338	BR-188	331.45	332.9	Felsic Volcanic 2	Central Pit	Mine Rock	5.1	1.6	1.8	<0.1	<0.005	0.38	45	3.3	0.14	118	1.5
A0964339	BR-189	25	26	Felsic Volcanic 1	Central Pit	Mine Rock	25	2.3	6.4	<0.1	<0.005	0.65	29	16	0.79	409	0.90
A0964340	BR-189	31.75	33	Felsic Volcanic 1	Central Pit	Ore-Grade	34	3.1	5.6	<0.1	<0.005	1.3	28	17	1.1	554	0.64
A0964341	BR-189	36	36.6	Felsic Volcanic 1	Central Pit	Ore-Grade	30	2.3	3.8	<0.1	<0.005	0.53	26	9.6	0.57	528	1.3
A0964342	BR-189	44.35	45.25	Felsic Volcanic 1	Central Pit	Mine Rock	12	2.2	6.0	<0.1	<0.005	0.18	18	15	0.81	339	0.80
A0964343	BR-189	49.95	50.5	Felsic Volcanic 1	Central Pit	Ore-Grade	59	2.1	4.4	<0.1	<0.005	0.59	25	13	0.65	349	2.1
A0964344	BR-189	54	55	Felsic Volcanic 1	Central Pit	Mine Rock	20	2.3	6.9	<0.1	<0.005	0.70	28	17	0.82	348	0.43
A0964345	BR-189	61	62	Felsic Volcanic 1	Central Pit	Mine Rock	17	2.4	7.2	<0.1	<0.005	0.76	27	18	0.85	379	0.97
A0964346	BR-189	76	77	Felsic Volcanic 1	Central Pit	Mine Rock	21	3.2	8.3	<0.1	<0.005	1.3	25	21	1.1	581	0.59
A0964347	BR-189	82	83	Felsic Volcanic 1	Central Pit	Mine Rock	22	2.7	6.6	<0.1	<0.005	1.1	30	17	0.92	515	0.41
A0964348	BR-189	87.8	88.5	Felsic Volcanic 1	Central Pit	Ore-Grade	15	2.3	4.3	<0.1	<0.005	0.68	26	9.9	0.56	385	0.48
A0964349	BR-189	98	99	Felsic Volcanic 1	Central Pit	Ore-Grade	42	2.3	5.6	<0.1	<0.005	0.93	28	12	0.67	428	0.39
A0964350	BR-189	103.5	104	Felsic Volcanic 1	Central Pit	Mine Rock	20	2.2	5.3	<0.1	<0.005	1.0	28	13	0.71	377	0.49
A0964351	BR-189	106	106.5	Felsic Volcanic 1	Central Pit	Mine Rock	23	2.4	5.2	<0.1	<0.005	0.88	29	13	0.70	472	0.36
A0964352	BR-189	108.5	109.5	Felsic Volcanic 1	Central Pit	Mine Rock	28	2.2	5.7	<0.1	<0.005	1.0	28	14	0.78	674	0.55
A0964353	BR-189	113	114	Felsic Volcanic 1	Central Pit	Ore-Grade	12	1.7	3.5	<0.1	<0.005	0.66	26	9.2	0.41	312	0.82
A0964354	BR-189	119	120	Felsic Volcanic 1	Central Pit	Ore-Grade	16	2.1	4.4	<0.1	<0.005	0.85	30	11	0.63	411	0.72
A0964355	BR-189	128	128.7	Felsic Volcanic 1	Central Pit	Ore-Grade	20	2.4	5.0	<0.1	<0.005	0.65	25	12	0.73	424	1.1
A0964356	BR-189	133.5	135	Metasediment 2	Central Pit	Mine Rock	51	3.8	8.5	<0.1	<0.005	1.3	18	20	1.5	296	1.1
A0964357	BR-189	141	142.35	Metasediment 2	Central Pit	Mine Rock	64	4.3	8.4	<0.1	<0.005	1.2	22	17	1.4	233	1.5
A0964358	BR-189	147.6	148.85	Metasediment 2	Central Pit	Mine Rock	56	4.7	12	<0.1	<0.005	1.7	25	19	1.5	460	1.2
A0964359	BR-189	151	152.5	Metasediment 2	Central Pit	Mine Rock	49	5.8	13	0.10	<0.005	2.3	17	24	1.8	252	1.2
A0964360	BR-189	162	163.1	Metasediment 2	Central Pit	Mine Rock	29	5.7	8.6	<0.1	<0.005	2.0	28	28	1.4	326	1.1
A0964361	BR-189	167	168	Felsic Volcanic 2	Central Pit	Mine Rock	24	2.0	4.3	<0.1	<0.005	0.55	40	8.5	0.48	311	1.7

(1) Ten times average crustal abundance values presented in Price (1997).

Blue highlighting indicates samples with metal concentrations greater than the ten times crustal abundance screening value are present in the analyzed group.

Screening values are for qualitative assessment only and hold no regulatory significance.

Classification as mine rock or ore-grade materials was based on gold content.

A value of "--" indicates metal was not measured for the given sample; the variation in elements analyzed is due to measurement at two different laboratories (see text).

Table B-5 Aqua Regia Metals

Sample ID	Drillhole ID	From	To	Lithology	Area	Class	Copper	Iron	Gallium	Germanium	Mercury	Potassium	Lanthanum	Lithium	Magnesium	Manganese	Molybdenum
		m	m				ppm	%	ppm	ppm	ppm	%	ppm	ppm	%	ppm	ppm
10x Crustal Abundance (Price 1997) [(1)]							*600*	*--*	*190*	*15*	*0.85*	*--*	*390*	*200*	*--*	*9500*	*12*
A0964362	BR-189	172.3	173	Felsic Volcanic 2	Central Pit	Mine Rock	9.3	1.4	1.7	<0.1	<0.005	0.30	44	3.9	0.16	280	1.2
A0964363	BR-189	177	178	Felsic Volcanic 2	Central Pit	Mine Rock	10	1.9	2.6	<0.1	<0.005	0.46	39	6.1	0.36	310	1.7
A0964364	BR-189	181.5	182.4	Felsic Volcanic 2	Central Pit	Mine Rock	12	1.7	2.3	<0.1	<0.005	0.44	42	3.7	0.22	167	1.7
A0964365	BR-189	186	187	Felsic Volcanic 2	Central Pit	Mine Rock	6.8	1.3	1.6	<0.1	<0.005	0.38	43	2.3	0.060	78	1.6
A0964366	BR-189	187	187.7	Felsic Volcanic 2	Central Pit	Mine Rock	8.3	1.3	0.90	<0.1	<0.005	0.19	46	1.2	0.070	71	1.9
A0964367	BR-189	192	193	Felsic Volcanic 2	Central Pit	Mine Rock	8.7	1.1	2.5	<0.1	<0.005	0.51	44	6.3	0.26	184	1.8
A0964368	BR-189	200.55	201.1	Felsic Volcanic 2	Central Pit	Mine Rock	25	1.8	3.8	<0.1	<0.005	0.62	46	8.0	0.26	348	1.5
A0964369	BR-189	208	209.4	Felsic Volcanic 2	Central Pit	Ore-Grade	11	1.8	2.9	<0.1	<0.005	0.31	44	5.3	0.23	317	2.5
A0964370	BR-189	210.3	211.1	Felsic Volcanic 2	Central Pit	Ore-Grade	16	1.8	2.6	<0.1	<0.005	0.20	35	6.2	0.20	218	2.4
A0964371	BR-189	220	221	Felsic Volcanic 1	Central Pit	Mine Rock	20	2.6	5.2	<0.1	<0.005	0.94	34	9.6	0.83	444	1.3
A0964372	BR-189	225	226.35	Metasediment 2	Central Pit	Mine Rock	49	5.0	9.9	<0.1	<0.005	1.7	30	14	1.2	325	3.1
A0964373	BR-189	235.65	236.25	Metasediment 2	Central Pit	Mine Rock	42	7.8	15	0.20	<0.005	2.6	14	26	1.6	157	1.8
A0964374	BR-189	240	241.5	Metasediment 2	Central Pit	Mine Rock	59	4.6	9.4	<0.1	<0.005	1.8	18	16	1.5	303	1.8
A0964375	BR-189	244.15	245.25	Felsic Volcanic 2	Central Pit	Mine Rock	10	2.0	3.5	<0.1	<0.005	0.56	39	7.5	0.26	385	2.2
A0963898	BR-219	23.1	24	Felsic Volcanic 1	Central Pit	Ore-Grade	36	2.4	6.5	<0.1	<0.005	0.49	26	27	0.89	447	0.59
A0963899	BR-219	29.35	30.4	Felsic Volcanic 1	Central Pit	Mine Rock	44	2.6	6.1	<0.1	<0.005	0.76	32	21	0.85	491	0.89
A0963900	BR-219	36.1	36.6	Felsic Volcanic 1	Central Pit	Ore-Grade	80	2.1	4.5	<0.1	<0.005	0.19	24	14	0.62	394	0.51
A0963901	BR-219	41.75	42.25	Felsic Volcanic 1	Central Pit	Mine Rock	23	2.6	6.0	<0.1	<0.005	0.99	28	15	0.83	433	0.87
A0963902	BR-219	47	48	Felsic Volcanic 1	Central Pit	Ore-Grade	33	2.7	5.3	<0.1	<0.005	1.0	30	14	0.83	503	0.69
A0963903	BR-219	63.1	63.4	Metasediment 2	Central Pit	Mine Rock	65	9.3	11	0.20	<0.005	2.0	22	29	1.6	331	1.2
A0963904	BR-219	68.5	69.05	Felsic Volcanic 1	Central Pit	Mine Rock	19	2.2	4.5	<0.1	<0.005	0.81	34	14	0.63	281	2.2
A0963905	BR-219	73.75	75.25	Metasediment 2	Central Pit	Mine Rock	73	4.3	8.8	<0.1	<0.005	1.6	22	22	1.4	276	1.7
A0963906	BR-219	85.5	86.6	Felsic Volcanic 1	Central Pit	Mine Rock	26	2.6	6.0	<0.1	<0.005	1.1	31	17	1.1	519	4.7
A0963907	BR-219	93.6	95.05	Felsic Volcanic 2	Central Pit	Mine Rock	14	1.5	1.8	<0.1	<0.005	0.34	48	4.3	0.18	220	1.5
A0963908	BR-219	97.7	99.2	Felsic Volcanic 2	Central Pit	Mine Rock	9.8	2.0	2.9	<0.1	<0.005	0.61	42	8.5	0.47	332	2.0
A0963909	BR-219	106.3	107.5	Felsic Volcanic 2	Central Pit	Mine Rock	4.3	1.6	1.9	<0.1	<0.005	0.33	47	4.1	0.18	170	1.7
A0963910	BR-219	112	113.25	Felsic Volcanic 2	Central Pit	Mine Rock	7.5	1.4	2.7	<0.1	<0.005	0.47	45	6.9	0.30	294	1.8
A0963911	BR-219	117.6	118.75	Felsic Volcanic 2	Central Pit	Mine Rock	12	1.9	2.9	<0.1	<0.005	0.64	41	6.1	0.53	341	1.3
A0963912	BR-219	123.25	124.35	Felsic Volcanic 2	Central Pit	Mine Rock	12	1.7	3.0	<0.1	<0.005	0.58	44	6.8	0.37	350	1.2
A0963913	BR-219	129.4	130.9	Felsic Volcanic 2	Central Pit	Mine Rock	8.5	1.3	2.2	<0.1	<0.005	0.28	45	4.3	0.16	242	1.6
A0963914	BR-219	133.8	135.2	Felsic Volcanic 1	Central Pit	Mine Rock	24	3.0	5.3	<0.1	<0.005	0.86	36	10	0.87	593	1.5
A0963915	BR-219	143	144.5	Felsic Volcanic 2	Central Pit	Mine Rock	24	1.9	4.2	<0.1	<0.005	0.56	43	8.7	0.44	373	3.7
A0963916	BR-219	149	149.65	Felsic Volcanic 2	Central Pit	Mine Rock	43	2.5	5.2	<0.1	<0.005	0.77	37	13	0.51	299	2.4
A0963917	BR-219	155.5	157	Metasediment 2	Central Pit	Mine Rock	57	4.3	8.7	<0.1	<0.005	1.0	15	13	1.5	301	1.7
A0963918	BR-219	160	161.5	Metasediment 2	Central Pit	Mine Rock	57	5.2	9.6	<0.1	<0.005	1.8	16	16	1.4	206	1.9
A0963919	BR-219	167.65	169	Felsic Volcanic 2	Central Pit	Mine Rock	6.3	1.7	3.0	<0.1	<0.005	0.54	41	6.9	0.23	303	1.1
A0963920	BR-219	196.75	198	Metasediment 3	Central Pit	Mine Rock	101	2.1	5.0	<0.1	<0.005	0.69	19	14	0.63	189	2.7
A0963921	BR-219	201	202.5	Metasediment 3	Central Pit	Mine Rock	13	1.3	3.6	<0.1	<0.005	0.52	32	8.4	0.28	142	1.4
A0963644	BR-250B	21	22.5	Felsic Volcanic 1	Central Pit	Mine Rock	22	2.4	4.8	<0.1	<0.005	0.85	27	12	0.74	482	1.1
A0963645	BR-250B	25.2	26	Felsic Volcanic 1	Central Pit	Mine Rock	36	3.0	6.4	<0.1	<0.005	1.2	50	28	1.5	537	0.77
A0963646	BR-250B	35.25	36	Felsic Volcanic 1	Central Pit	Mine Rock	36	3.5	7.6	<0.1	<0.005	1.4	25	23	1.6	755	0.66
A0963647	BR-250B	42	43.5	Felsic Volcanic 1	Central Pit	Ore-Grade	20	2.2	4.8	<0.1	<0.005	0.82	26	10	0.70	510	0.77
A0963648	BR-250B	49.5	51	Felsic Volcanic 1	Central Pit	Mine Rock	21	2.6	6.0	<0.1	<0.005	0.86	32	12	0.85	627	0.71

(1) Ten times average crustal abundance values presented in Price (1997).

Blue highlighting indicates samples with metal concentrations greater than the ten times crustal abundance screening value are present in the analyzed group.

Screening values are for qualitative assessment only and hold no regulatory significance.

Classification as mine rock or ore-grade materials was based on gold content.

A value of "--" indicates metal was not measured for the given sample; the variation in elements analyzed is due to measurement at two different laboratories (see text).

Table B-5 Aqua Regia Metals

Sample ID	Drillhole ID	From	To	Lithology	Area	Class	Copper	Iron	Gallium	Germanium	Mercury	Potassium	Lanthanum	Lithium	Magnesium	Manganese	Molybdenum
		m	m				ppm	%	ppm	ppm	ppm	%	ppm	ppm	%	ppm	ppm
10x Crustal Abundance (Price 1997) [(1)]							*600*	*--*	*190*	*15*	*0.85*	*--*	*390*	*200*	*--*	*9500*	*12*
A0963649	BR-250B	61.5	63	Felsic Volcanic 1	Central Pit	Mine Rock	22	2.7	6.9	<0.1	<0.005	0.70	36	18	1.0	527	0.93
A0963650	BR-250B	72	73.4	Felsic Volcanic 1	Central Pit	Mine Rock	30	2.9	6.3	<0.1	<0.005	0.77	33	15	1.0	552	1.0
A0962951	BR-250B	75.5	77	Felsic Volcanic 1	Central Pit	Mine Rock	17	2.3	5.1	<0.1	<0.005	0.66	35	11	0.73	470	1.3
A0962952	BR-250B	88.5	90	Felsic Volcanic 1	Central Pit	Mine Rock	18	2.4	5.4	<0.1	<0.005	0.89	29	11	0.77	439	1.0
A0962953	BR-250B	93.8	94.35	Felsic Volcanic 1	Central Pit	Mine Rock	17	1.5	3.1	<0.1	<0.005	0.15	14	3.7	0.32	224	0.84
A0962954	BR-250B	100	101.5	Felsic Volcanic 1	Central Pit	Ore-Grade	21	2.6	6.6	<0.1	<0.005	0.84	30	14	0.94	763	1.2
A0962955	BR-250B	109.5	110.5	Felsic Volcanic 1	Central Pit	Mine Rock	23	2.7	6.4	<0.1	<0.005	0.97	30	16	0.91	518	0.85
A0962956	BR-250B	117	117.8	Felsic Volcanic 1	Central Pit	Mine Rock	22	2.4	6.1	<0.1	<0.005	0.93	28	15	0.86	499	1.3
A0962957	BR-250B	123	124.5	Felsic Volcanic 1	Central Pit	Mine Rock	28	2.2	5.6	<0.1	<0.005	0.28	27	13	0.79	461	0.79
A0962958	BR-250B	139.5	141	Felsic Volcanic 1	Central Pit	Mine Rock	46	2.6	6.6	<0.1	<0.005	0.51	27	23	1.0	481	0.74
A0962959	BR-250B	148	149.5	Felsic Volcanic 1	Central Pit	Ore-Grade	36	2.2	5.8	<0.1	<0.005	0.90	28	13	0.71	408	0.75
A0962960	BR-250B	152.5	154	Felsic Volcanic 1	Central Pit	Mine Rock	21	2.3	5.8	<0.1	<0.005	0.98	28	12	0.72	428	0.87
A0962961	BR-250B	160.2	161.5	Felsic Volcanic 1	Central Pit	Mine Rock	23	2.0	4.3	<0.1	<0.005	0.89	28	10	0.67	317	1.7
A0962962	BR-250B	165.5	167	Felsic Volcanic 1	Central Pit	Mine Rock	19	2.5	6.0	<0.1	<0.005	1.0	29	12	0.84	462	1.7
A0962963	BR-250B	174	175	Felsic Volcanic 1	Central Pit	Mine Rock	24	2.3	5.4	<0.1	<0.005	0.97	29	11	0.72	422	1.7
A0962964	BR-250B	178.3	179.3	Felsic Volcanic 1	Central Pit	Ore-Grade	26	3.3	2.3	<0.1	<0.005	0.52	26	5.2	0.26	245	1.1
A0962965	BR-250B	180.3	180.9	Felsic Volcanic 1	Central Pit	Ore-Grade	37	0.92	0.30	<0.1	0.011	0.070	22	2.0	0.030	34	0.59
A0962966	BR-250B	185.85	186.35	Felsic Volcanic 1	Central Pit	Ore-Grade	20	3.0	1.9	<0.1	<0.005	0.47	30	4.4	0.21	204	1.2
A0962967	BR-250B	186.35	186.85	Felsic Volcanic 1	Central Pit	Ore-Grade	11	3.9	1.2	<0.1	0.0050	0.29	24	2.4	0.050	88	0.78
A0962969	BR-250B	190.5	191	Felsic Volcanic 1	Central Pit	Ore-Grade	82	2.9	3.3	<0.1	<0.005	0.53	33	8.8	0.51	390	1.2
A0962970	BR-250B	192	193	Felsic Volcanic 1	Central Pit	Ore-Grade	27	2.8	2.2	<0.1	<0.005	0.51	32	5.4	0.33	291	1.2
A0962971	BR-250B	204.5	206	Felsic Volcanic 1	Central Pit	Mine Rock	19	2.9	6.0	<0.1	<0.005	1.1	36	16	0.96	547	1.1
A0962972	BR-250B	211.35	212.35	Felsic Volcanic 1	Central Pit	Ore-Grade	22	2.0	1.1	<0.1	<0.005	0.24	29	2.1	0.16	123	0.39
A0962973	BR-250B	216.2	217.2	Felsic Volcanic 1	Central Pit	Ore-Grade	10	2.8	4.1	<0.1	<0.005	0.62	29	7.1	0.51	441	1.1
A0962974	BR-250B	217.8	218.6	Felsic Volcanic 1	Central Pit	Ore-Grade	87	2.3	4.8	<0.1	<0.005	0.78	28	9.0	0.61	597	0.89
A0962975	BR-250B	225	225.65	Felsic Volcanic 1	Central Pit	Mine Rock	32	2.4	4.7	<0.1	<0.005	0.82	29	14	0.71	350	1.3
A0963939	BR-250B	231	232.35	Metasediment 2	Central Pit	Mine Rock	56	5.6	9.3	<0.1	<0.005	1.4	15	22	1.3	190	1.2
A0963940	BR-250B	235.9	237	Metasediment 2	Central Pit	Mine Rock	50	4.3	9.1	<0.1	<0.005	1.7	19	23	1.4	338	1.4
A0963941	BR-250B	240	241.5	Metasediment 2	Central Pit	Mine Rock	46	5.1	9.5	<0.1	<0.005	1.2	18	19	1.4	180	1.3
A0963942	BR-250B	246	247.5	Metasediment 2	Central Pit	Mine Rock	61	4.9	10	<0.1	<0.005	1.5	13	22	1.6	236	1.4
A0963943	BR-250B	252.5	253	Metasediment 2	Central Pit	Mine Rock	80	3.7	5.0	<0.1	<0.005	0.76	16	11	0.63	217	1.7
A0963944	BR-250B	257.5	258.55	Metasediment 2	Central Pit	Mine Rock	61	4.6	8.4	<0.1	<0.005	1.7	22	23	1.3	282	1.8
A0963945	BR-250B	262.9	263.75	Metasediment 2	Central Pit	Mine Rock	32	2.0	2.4	<0.1	0.020	0.39	42	8.8	0.31	234	6.8
A0963946	BR-250B	265.9	267	Felsic Volcanic 1	Central Pit	Mine Rock	26	2.6	5.3	<0.1	<0.005	1.0	37	14	0.87	455	1.0
A0963947	BR-250B	273	274	Felsic Volcanic 1	Central Pit	Mine Rock	19	2.9	6.7	<0.1	<0.005	1.2	42	16	0.83	525	1.7
A0963948	BR-250B	283.8	285	Felsic Volcanic 2	Central Pit	Mine Rock	21	1.4	1.1	<0.1	<0.005	0.26	24	2.9	0.070	80	1.5
A0963949	BR-250B	295	296	Felsic Volcanic 2	Central Pit	Mine Rock	8.0	1.4	3.1	<0.1	<0.005	0.54	43	6.8	0.18	310	1.4
A0963950	BR-250B	300	301	Felsic Volcanic 2	Central Pit	Mine Rock	13	1.8	3.2	<0.1	<0.005	0.62	43	9.2	0.41	372	1.0
A0964840	BR-326	50.5	51.5	Felsic Volcanic 1	Central Pit	Mine Rock	19	2.2	5.5	<0.1	<0.005	0.97	28	17	0.92	352	2.5
A0964841	BR-326	59	60	Felsic Volcanic 1	Central Pit	Mine Rock	32	2.8	4.4	<0.1	<0.005	0.77	23	17	0.98	325	1.3
A0964842	BR-326	63	64.35	Felsic Volcanic 1	Central Pit	Mine Rock	20	2.2	5.5	<0.1	<0.005	0.81	29	14	0.74	306	1.3
A0964843	BR-326	72.4	73.2	Metasediment 2	Central Pit	Mine Rock	39	4.7	9.9	<0.1	<0.005	1.2	27	29	1.6	598	1.3
A0964844	BR-326	75.5	76.6	Metasediment 2	Central Pit	Mine Rock	74	4.3	10	<0.1	<0.005	1.0	24	24	1.5	318	1.5

(1) Ten times average crustal abundance values presented in Price (1997).

Blue highlighting indicates samples with metal concentrations greater than the ten times crustal abundance screening value are present in the analyzed group.

Screening values are for qualitative assessment only and hold no regulatory significance.

Classification as mine rock or ore-grade materials was based on gold content.

A value of "--" indicates metal was not measured for the given sample; the variation in elements analyzed is due to measurement at two different laboratories (see text).

Table B-5 Aqua Regia Metals

Sample ID	Drillhole ID	From	To	Lithology	Area	Class	Copper	Iron	Gallium	Germanium	Mercury	Potassium	Lanthanum	Lithium	Magnesium	Manganese	Molybdenum
		m	m				ppm	%	ppm	ppm	ppm	%	ppm	ppm	%	ppm	ppm
10x Crustal Abundance (Price 1997) [(1)]							*600*	*--*	*190*	*15*	*0.85*	*--*	*390*	*200*	*--*	*9500*	*12*
A0964845	BR-326	80	81	Felsic Volcanic 2	Central Pit	Mine Rock	28	2.1	1.2	<0.1	<0.005	0.32	47	3.6	0.080	33	3.6
A0964846	BR-326	84.6	85.25	Felsic Volcanic 2	Central Pit	Mine Rock	17	2.3	5.4	<0.1	<0.005	0.58	36	29	1.1	449	1.3
A0964847	BR-326	91	92	Felsic Volcanic 2	Central Pit	Mine Rock	10	1.7	3.4	<0.1	<0.005	0.29	40	16	0.42	223	1.9
A0964848	BR-326	94	95	Felsic Volcanic 1	Central Pit	Mine Rock	16	2.4	5.0	<0.1	<0.005	0.19	43	14	0.73	364	1.3
A0964849	BR-326	102	103	Felsic Volcanic 2	Central Pit	Mine Rock	9.1	1.8	3.0	<0.1	<0.005	0.46	47	5.2	0.20	329	1.6
A0964850	BR-326	109.3	110	Felsic Volcanic 2	Central Pit	Mine Rock	7.6	1.6	4.3	<0.1	<0.005	0.44	43	18	0.49	308	1.5
A0964851	BR-326	119.35	119.95	Felsic Volcanic 2	Central Pit	Mine Rock	24	1.6	2.9	<0.1	<0.005	0.45	41	4.8	0.30	248	3.7
A0963596	BR-327	11.7	12.7	Felsic Volcanic 2	Central Pit	Mine Rock	17	4.6	5.2	<0.1	<0.005	0.96	26	12	0.91	393	1.4
A0963597	BR-327	16.3	17.5	Felsic Volcanic 2	Central Pit	Mine Rock	5.6	1.8	1.7	<0.1	<0.005	0.42	46	3.0	0.11	47	1.3
A0963598	BR-327	22.3	23.1	Felsic Volcanic 2	Central Pit	Mine Rock	19	1.8	3.9	<0.1	<0.005	0.54	35	5.2	0.33	209	1.2
A0963599	BR-327	27.25	28.4	Felsic Volcanic 2	Central Pit	Mine Rock	11	1.7	2.4	<0.1	<0.005	0.35	45	6.1	0.25	290	1.7
A0963600	BR-327	30.2	30.75	Felsic Volcanic 2	Central Pit	Mine Rock	25	1.8	4.4	<0.1	<0.005	0.29	41	8.7	0.44	279	1.1
A0963749	BR-327	39.6	40.5	Felsic Volcanic 2	Central Pit	Mine Rock	8.8	1.5	2.8	<0.1	<0.005	0.39	42	6.8	0.20	310	2.4
A0963750	BR-327	48.15	49	Felsic Volcanic 2	Central Pit	Ore-Grade	9.1	1.2	2.6	<0.1	<0.005	0.42	44	5.1	0.12	198	2.2
A0963751	BR-327	55.5	57	Felsic Volcanic 2	Central Pit	Mine Rock	22	1.9	3.9	<0.1	<0.005	0.67	44	9.3	0.30	359	1.3
A0963752	BR-327	74.5	75.1	Metasediment 2	Central Pit	Mine Rock	69	5.6	9.3	<0.1	<0.005	2.2	25	29	1.3	466	2.4
A0963753	BR-327	81	81.9	Metasediment 2	Central Pit	Mine Rock	66	4.2	9.6	<0.1	<0.005	1.5	20	24	1.6	302	1.6
A0963754	BR-327	88.55	89.9	Metasediment 2	Central Pit	Mine Rock	93	6.9	14	<0.1	<0.005	0.91	14	30	2.1	309	1.2
A0963755	BR-327	94.5	96	Metasediment 2	Central Pit	Mine Rock	56	4.6	9.2	<0.1	<0.005	0.39	15	29	1.5	325	1.5
A0963756	BR-327	104.8	105.25	Metasediment 2	Central Pit	Mine Rock	115	6.3	9.3	0.20	<0.005	0.49	27	31	1.6	577	3.6
A0963757	BR-327	117	118	Metasediment 3	Central Pit	Mine Rock	18	2.9	6.6	<0.1	<0.005	0.77	20	31	1.1	268	0.70
A0963758	BR-327	121.2	122.7	Metasediment 3	Central Pit	Mine Rock	15	1.7	2.6	<0.1	<0.005	0.37	40	8.6	0.33	146	1.3
A0963759	BR-327	128	129	Metasediment 3	Central Pit	Mine Rock	27	2.5	4.7	<0.1	<0.005	0.30	28	14	0.57	128	0.57
A0963760	BR-327	141.4	142.8	Metasediment 3	Central Pit	Mine Rock	30	4.1	6.8	<0.1	<0.005	0.90	24	19	0.57	277	2.1
A0963761	BR-329a	14.5	16	Felsic Volcanic 1	Central Pit	Mine Rock	17	2.1	4.9	<0.1	<0.005	0.90	28	11	0.68	361	0.92
A0963762	BR-329a	27.7	28.6	Felsic Volcanic 1	Central Pit	Mine Rock	23	2.0	4.2	<0.1	<0.005	0.95	29	11	0.80	325	1.1
A0963763	BR-329a	31.6	33	Felsic Volcanic 1	Central Pit	Mine Rock	38	2.8	6.4	<0.1	<0.005	1.1	27	19	0.96	347	1.4
A0963764	BR-329a	39	40.4	Felsic Volcanic 1	Central Pit	Mine Rock	14	2.1	6.3	<0.1	<0.005	0.85	27	11	0.82	271	0.78
A0963765	BR-329a	44.2	44.8	Felsic Volcanic 2	Central Pit	Mine Rock	26	2.5	5.6	<0.1	<0.005	0.98	31	15	0.83	364	1.4
A0963766	BR-329a	46.45	47.9	Felsic Volcanic 2	Central Pit	Mine Rock	13	1.5	1.9	<0.1	<0.005	0.36	42	3.9	0.19	189	1.6
A0963767	BR-329a	55.4	56.5	Felsic Volcanic 2	Central Pit	Mine Rock	21	1.7	2.5	<0.1	<0.005	0.42	46	4.1	0.17	93	1.6
A0963768	BR-329a	59.5	60.8	Felsic Volcanic 2	Central Pit	Mine Rock	16	2.4	4.5	<0.1	<0.005	0.85	41	12	0.68	497	1.8
A0963769	BR-329a	64.9	65.5	Felsic Volcanic 2	Central Pit	Mine Rock	8.0	1.6	2.0	<0.1	<0.005	0.38	45	4.2	0.11	126	3.0
A0963770	BR-329a	71.3	72.35	Felsic Volcanic 2	Central Pit	Mine Rock	7.5	1.4	1.6	<0.1	<0.005	0.30	46	3.3	0.080	143	3.6
A0963771	BR-329a	75.7	77.2	Felsic Volcanic 2	Central Pit	Mine Rock	6.5	1.4	2.9	<0.1	<0.005	0.46	44	5.1	0.15	247	2.4
A0963772	BR-329a	94.5	96	Felsic Volcanic 2	Central Pit	Mine Rock	17	1.6	3.4	<0.1	<0.005	0.50	46	8.6	0.22	361	3.7
A0963773	BR-329a	104.4	105.15	Felsic Volcanic 2	Central Pit	Mine Rock	8.2	1.4	3.0	<0.1	<0.005	0.40	45	5.0	0.13	288	1.8
A0963774	BR-329a	109.5	111	Felsic Volcanic 2	Central Pit	Mine Rock	19	1.4	2.6	<0.1	<0.005	0.36	44	5.9	0.18	287	0.87
A0963775	BR-329a	119	120	Felsic Volcanic 1	Central Pit	Mine Rock	18	2.7	6.1	<0.1	<0.005	1.2	33	17	0.91	407	1.3
A0963776	BR-329a	124.5	126	Metasediment 2	Central Pit	Mine Rock	58	4.3	11	<0.1	<0.005	1.6	21	25	1.5	207	1.5
A0963777	BR-329a	131.15	132	Metasediment 2	Central Pit	Mine Rock	68	5.7	13	<0.1	<0.005	1.7	21	28	1.8	291	1.7
A0963778	BR-329a	136.5	138	Metasediment 2	Central Pit	Mine Rock	52	6.0	12	<0.1	<0.005	1.4	15	19	1.6	153	1.5
A0963779	BR-329a	142.5	143.3	Metasediment 2	Central Pit	Mine Rock	49	4.7	11	<0.1	<0.005	1.6	18	22	1.4	304	1.5

(1) Ten times average crustal abundance values presented in Price (1997).

Blue highlighting indicates samples with metal concentrations greater than the ten times crustal abundance screening value are present in the analyzed group.

Screening values are for qualitative assessment only and hold no regulatory significance.

Classification as mine rock or ore-grade materials was based on gold content.

A value of "--" indicates metal was not measured for the given sample; the variation in elements analyzed is due to measurement at two different laboratories (see text).

Table B-5 Aqua Regia Metals

Sample ID	Drillhole ID	From	To	Lithology	Area	Class	Copper	Iron	Gallium	Germanium	Mercury	Potassium	Lanthanum	Lithium	Magnesium	Manganese	Molybdenum
		m	m				ppm	%	ppm	ppm	ppm	%	ppm	ppm	%	ppm	ppm
10x Crustal Abundance (Price 1997) [(1)]							*600*	*--*	*190*	*15*	*0.85*	*--*	*390*	*200*	*--*	*9500*	*12*
A0964543	BR-341	16.5	18	Felsic Volcanic 1	Central Pit	Mine Rock	17	2.0	4.3	<0.1	<0.005	0.66	29	14	0.38	329	1.0
A0964544	BR-341	21.25	21.75	Felsic Volcanic 1	Central Pit	Mine Rock	20	1.7	2.2	<0.1	<0.005	0.24	21	6.4	0.23	185	1.3
A0964545	BR-341	27	28	Felsic Volcanic 1	Central Pit	Mine Rock	18	2.3	5.3	<0.1	<0.005	0.65	30	14	0.48	360	0.61
A0964546	BR-341	30.9	31.75	Felsic Volcanic 1	Central Pit	Mine Rock	15	3.0	2.2	<0.1	<0.005	0.32	29	5.2	0.19	178	1.4
A0964547	BR-341	37.9	39	Felsic Volcanic 1	Central Pit	Mine Rock	23	2.2	3.9	<0.1	<0.005	0.62	29	9.6	0.37	331	0.80
A0964548	BR-341	42	42.8	Felsic Volcanic 1	Central Pit	Mine Rock	15	1.5	1.7	<0.1	<0.005	0.29	32	3.8	0.090	148	1.4
A0964549	BR-341	49.1	49.4	Felsic Volcanic 1	Central Pit	Ore-Grade	32	2.4	4.3	<0.1	<0.005	0.87	30	14	0.65	323	2.5
A0964550	BR-341	54	55.5	Felsic Volcanic 1	Central Pit	Ore-Grade	39	2.5	3.4	<0.1	<0.005	0.65	27	6.7	0.57	407	2.1
A0964551	BR-341	73.05	73.55	Felsic Volcanic 1	Central Pit	Ore-Grade	18	2.6	3.4	<0.1	<0.005	0.73	36	7.2	0.49	330	1.0
A0964552	BR-341	78.5	79	Felsic Volcanic 1	Central Pit	Mine Rock	36	2.1	3.5	<0.1	<0.005	0.60	25	7.3	0.54	317	1.2
A0964553	BR-341	83.8	85.3	Felsic Volcanic 1	Central Pit	Mine Rock	22	2.3	5.3	<0.1	<0.005	1.1	29	10	0.81	463	1.3
A0964554	BR-341	90.35	91.85	Felsic Volcanic 1	Central Pit	Mine Rock	16	2.2	5.0	<0.1	<0.005	0.92	25	10	0.68	370	0.76
A0964555	BR-341	96.55	98	Felsic Volcanic 1	Central Pit	Mine Rock	18	2.1	4.4	<0.1	<0.005	0.82	26	7.8	0.58	338	1.2
A0964556	BR-341	102.8	103.45	Felsic Volcanic 1	Central Pit	Mine Rock	27	1.8	3.8	<0.1	<0.005	0.68	23	7.5	0.51	295	0.81
A0964557	BR-341	112.5	113.9	Felsic Volcanic 1	Central Pit	Mine Rock	16	2.2	5.2	<0.1	<0.005	0.87	27	12	0.63	373	0.72
A0964558	BR-341	130	130.9	Felsic Volcanic 1	Central Pit	Mine Rock	19	2.4	5.9	<0.1	<0.005	1.1	28	15	0.80	363	0.83
A0964559	BR-341	135	136.5	Felsic Volcanic 1	Central Pit	Ore-Grade	14	1.7	3.5	<0.1	<0.005	0.64	31	6.7	0.40	297	0.78
A0964560	BR-341	141.5	142.9	Felsic Volcanic 1	Central Pit	Ore-Grade	19	2.4	4.0	<0.1	<0.005	0.74	30	9.9	0.60	394	1.4
A0964672	BR-341	147	148	Felsic Volcanic 1	Central Pit	Mine Rock	15	2.1	5.4	<0.1	<0.005	0.92	27	12	0.65	374	0.87
A0964673	BR-341	151.15	152.45	Felsic Volcanic 1	Central Pit	Mine Rock	18	2.3	5.4	<0.1	<0.005	0.80	26	12	0.65	336	0.82
A0964674	BR-341	157.1	158.25	Felsic Volcanic 1	Central Pit	Mine Rock	23	1.6	4.0	<0.1	<0.005	0.74	23	9.9	0.63	256	0.66
A0964675	BR-341	162.4	163	Felsic Volcanic 1	Central Pit	Mine Rock	25	2.4	5.3	<0.1	<0.005	1.0	28	12	0.79	345	0.64
A0964676	BR-341	188	189	Felsic Volcanic 1	Central Pit	Mine Rock	15	1.9	4.3	<0.1	<0.005	0.87	27	8.9	0.61	340	0.77
A0964677	BR-341	214.3	214.7	Felsic Volcanic 1	Central Pit	Mine Rock	20	1.9	3.7	<0.1	<0.005	0.66	23	6.8	0.52	342	1.0
A0964678	BR-341	218.35	219.85	Felsic Volcanic 1	Central Pit	Mine Rock	15	2.1	4.8	<0.1	<0.005	0.83	28	11	0.79	407	0.33
A0964679	BR-341	224.05	225	Felsic Volcanic 1	Central Pit	Mine Rock	19	2.0	5.5	<0.1	<0.005	0.61	22	14	0.78	311	0.67
A0964681	BR-342	12	13.1	Felsic Volcanic 1	Central Pit	Mine Rock	18	2.4	6.0	<0.1	<0.005	0.80	27	11	0.62	427	0.42
A0964682	BR-342	17.3	18.05	Felsic Volcanic 1	Central Pit	Mine Rock	16	2.3	4.8	<0.1	<0.005	0.87	29	12	0.61	402	0.58
A0964683	BR-342	31.5	32.25	Felsic Volcanic 1	Central Pit	Mine Rock	36	3.5	7.5	<0.1	<0.005	1.4	31	27	1.5	580	0.88
A0964684	BR-342	48.4	49.4	Felsic Volcanic 1	Central Pit	Mine Rock	19	2.5	6.6	<0.1	<0.005	0.73	32	16	0.85	453	0.92
A0964685	BR-342	55.1	56.6	Felsic Volcanic 1	Central Pit	Mine Rock	21	2.2	4.9	<0.1	<0.005	0.87	29	12	0.63	375	0.65
A0964686	BR-342	79.85	80.8	Felsic Volcanic 1	Central Pit	Ore-Grade	17	1.9	2.1	<0.1	<0.005	0.45	28	4.9	0.30	187	0.70
A0964687	BR-342	86.75	88.25	Felsic Volcanic 1	Central Pit	Mine Rock	15	2.1	4.6	<0.1	<0.005	0.90	29	13	0.60	338	0.51
A0964688	BR-342	92.8	93.6	Felsic Volcanic 1	Central Pit	Mine Rock	18	2.2	5.0	<0.1	<0.005	1.1	26	14	0.78	409	0.88
A0964689	BR-342	124.7	126	Felsic Volcanic 1	Central Pit	Mine Rock	16	2.2	4.8	<0.1	<0.005	0.93	28	11	0.65	358	0.69
A0964690	BR-342	132	133.5	Felsic Volcanic 1	Central Pit	Mine Rock	14	1.8	4.2	<0.1	<0.005	0.88	31	9.3	0.70	308	0.95
A0964691	BR-342	141.1	142.05	Felsic Volcanic 1	Central Pit	Mine Rock	44	2.8	6.3	<0.1	<0.005	1.2	23	18	0.92	367	1.2
A0964692	BR-342	148.2	149.55	Felsic Volcanic 1	Central Pit	Mine Rock	36	2.7	5.8	<0.1	<0.005	1.2	29	14	0.93	349	1.2
A0964693	BR-342	153.05	154.4	Felsic Volcanic 2	Central Pit	Mine Rock	16	1.6	1.4	<0.1	<0.005	0.29	45	1.9	0.050	92	2.1
A0964694	BR-342	163.1	164.6	Felsic Volcanic 2	Central Pit	Mine Rock	15	1.8	1.9	<0.1	<0.005	0.40	38	2.2	0.090	61	1.4
A0964695	BR-342	166.05	167	Felsic Volcanic 1	Central Pit	Ore-Grade	19	2.1	4.3	<0.1	<0.005	0.60	39	8.5	0.54	457	1.2
A0964696	BR-342	174.1	174.65	Felsic Volcanic 2	Central Pit	Ore-Grade	16	1.5	2.6	<0.1	0.012	0.27	41	3.5	0.16	190	1.3
A0964644	BR-345	21.6	22.75	Felsic Volcanic 1	Central Pit	Mine Rock	20	2.1	5.3	<0.1	<0.005	0.96	26	11	0.82	253	0.54

(1) Ten times average crustal abundance values presented in Price (1997).

Blue highlighting indicates samples with metal concentrations greater than the ten times crustal abundance screening value are present in the analyzed group.

Screening values are for qualitative assessment only and hold no regulatory significance.

Classification as mine rock or ore-grade materials was based on gold content.

A value of "--" indicates metal was not measured for the given sample; the variation in elements analyzed is due to measurement at two different laboratories (see text).

Table B-5 Aqua Regia Metals

Sample ID	Drillhole ID	From	To	Lithology	Area	Class	Copper	Iron	Gallium	Germanium	Mercury	Potassium	Lanthanum	Lithium	Magnesium	Manganese	Molybdenum
		m	m				ppm	%	ppm	ppm	ppm	%	ppm	ppm	%	ppm	ppm
10x Crustal Abundance (Price 1997) [1]							*600*	*--*	*190*	*15*	*0.85*	*--*	*390*	*200*	*--*	*9500*	*12*
A0964645	BR-345	25	26	Metasediment 2	Central Pit	Mine Rock	51	3.2	6.7	<0.1	<0.005	1.5	25	18	1.2	329	1.0
A0964646	BR-345	30.25	31.5	Felsic Volcanic 2	Central Pit	Mine Rock	8.8	1.6	1.6	<0.1	<0.005	0.32	35	3.1	0.13	94	1.5
A0964647	BR-345	36.1	37.1	Felsic Volcanic 2	Central Pit	Ore-Grade	22	1.5	1.6	<0.1	<0.005	0.42	43	3.4	0.14	44	1.7
A0964648	BR-345	40.05	41.2	Felsic Volcanic 2	Central Pit	Mine Rock	7.8	1.6	1.9	<0.1	<0.005	0.26	39	3.5	0.070	92	1.2
A0964649	BR-345	45	46.5	Felsic Volcanic 2	Central Pit	Mine Rock	7.2	1.2	2.6	<0.1	<0.005	0.43	43	4.5	0.12	236	3.9
A0964650	BR-345	49.3	49.8	Felsic Volcanic 2	Central Pit	Mine Rock	14	1.5	3.1	<0.1	<0.005	0.53	41	7.5	0.26	290	1.6
A0963584	BR-403	15.9	17.3	Felsic Volcanic 1	Central Pit	Mine Rock	15	2.0	5.0	<0.1	<0.005	0.72	28	21	0.43	309	0.27
A0963585	BR-403	21.2	22.2	Felsic Volcanic 1	Central Pit	Mine Rock	19	2.2	5.0	<0.1	<0.005	0.87	29	15	0.61	351	0.70
A0963586	BR-403	26.1	27	Felsic Volcanic 1	Central Pit	Mine Rock	16	2.5	5.4	<0.1	<0.005	1.0	28	21	0.66	462	0.46
A0963587	BR-403	30.95	32	Felsic Volcanic 1	Central Pit	Mine Rock	15	2.1	5.9	<0.1	<0.005	0.95	29	24	0.59	310	0.43
A0963588	BR-403	36.3	37.8	Felsic Volcanic 1	Central Pit	Mine Rock	17	2.2	5.4	<0.1	<0.005	0.82	26	20	0.61	315	1.5
A0963589	BR-403	41.8	42.8	Felsic Volcanic 1	Central Pit	Mine Rock	16	2.3	5.7	<0.1	<0.005	1.1	27	18	0.63	380	0.48
A0963590	BR-403	47.8	48.8	Felsic Volcanic 1	Central Pit	Mine Rock	20	2.3	4.6	<0.1	<0.005	0.80	27	16	0.56	362	0.98
A0963591	BR-403	52.9	54	Felsic Volcanic 1	Central Pit	Mine Rock	24	2.3	4.6	<0.1	<0.005	0.76	28	13	0.51	334	0.69
A0963592	BR-403	58.3	58.8	Felsic Volcanic 1	Central Pit	Mine Rock	25	2.5	5.6	<0.1	<0.005	0.97	32	16	0.75	387	0.84
A0963593	BR-403	63	64	Felsic Volcanic 1	Central Pit	Mine Rock	19	2.4	5.4	<0.1	<0.005	0.97	29	15	0.61	383	0.41
A0963594	BR-403	81.35	82.35	Felsic Volcanic 1	Central Pit	Mine Rock	21	2.9	6.1	<0.1	<0.005	0.94	26	19	1.3	561	1.0
A0963120	BR-076	20.2	21	Metasediment 2	Central Pit	Mine Rock	18	4.2	14	0.20	<0.005	0.080	22	16	1.7	699	1.8
A0963121	BR-076	31	32	Metasediment 2	Central Pit	Mine Rock	59	4.3	11	<0.1	<0.005	1.5	20	23	1.3	336	1.4
A0963122	BR-076	41	42	Metasediment 2	Central Pit	Mine Rock	79	4.0	9.3	<0.1	<0.005	1.4	19	20	1.5	321	2.1
A0963123	BR-076	88	89	Metasediment 2	Central Pit	Mine Rock	22	4.9	13	0.20	<0.005	2.1	21	21	1.7	197	1.2
A0963124	BR-076	100	101	Metasediment 2	Central Pit	Mine Rock	46	4.8	7.7	0.10	<0.005	1.6	13	12	1.1	203	0.97
A0963214	BR-099	28	29	Fragmental 1	Central Pit	Mine Rock	51	3.7	8.3	<0.1	<0.005	1.1	25	22	1.3	461	1.4
A0963215	BR-099	32.9	34	Fragmental 1	Central Pit	Mine Rock	67	3.4	7.8	<0.1	<0.005	1.3	24	32	1.2	479	2.3
A0963216	BR-099	37.4	38.4	Fragmental 1	Central Pit	Mine Rock	69	3.0	7.0	<0.1	<0.005	0.87	22	20	0.96	380	1.3
A0963217	BR-099	58.1	59.1	Fragmental 1	Central Pit	Mine Rock	20	2.2	5.8	<0.1	<0.005	0.83	34	14	0.76	295	1.1
A0963218	BR-099	62.55	64	Fragmental 1	Central Pit	Mine Rock	23	2.3	5.8	<0.1	<0.005	0.99	34	16	0.76	344	0.84
A0963219	BR-099	64	65.5	Fragmental 1	Central Pit	Mine Rock	18	2.2	5.4	<0.1	<0.005	0.90	31	16	0.71	339	1.4
A0963220	BR-099	68	69.35	Fragmental 1	Central Pit	Mine Rock	29	2.5	6.4	<0.1	<0.005	1.5	32	38	1.8	407	0.78
A0963221	BR-099	80	81	Felsic Volcanic 1	Central Pit	Mine Rock	20	2.4	4.5	<0.1	0.011	0.49	28	14	0.82	755	1.2
A0963222	BR-099	86.5	88	Fragmental 1	Central Pit	Mine Rock	46	2.9	5.9	<0.1	<0.005	1.1	25	16	0.97	697	1.3
A0963223	BR-099	93	94	Felsic Volcanic 1	Central Pit	Mine Rock	39	2.8	3.7	<0.1	0.010	0.94	25	16	0.84	613	1.6
A0963224	BR-099	99	99.5	Felsic Volcanic 1	Central Pit	Mine Rock	235	3.3	3.6	<0.1	<0.005	0.94	26	17	0.84	551	1.6
A0963225	BR-099	112.9	113.35	Felsic Volcanic 1	Central Pit	Mine Rock	55	3.3	7.4	<0.1	<0.005	1.1	31	24	1.7	773	0.21
A0963226	BR-099	117.6	118.2	Felsic Volcanic 1	Central Pit	Mine Rock	117	3.3	8.3	<0.1	<0.005	0.52	17	32	2.8	781	0.10
A0963227	BR-099	123	124	Felsic Volcanic 1	Central Pit	Ore-Grade	45	2.9	6.1	<0.1	<0.005	1.2	27	11	1.1	912	4.3
A0963228	BR-099	124	125	Felsic Volcanic 1	Central Pit	Mine Rock	40	2.9	6.2	<0.1	<0.005	1.2	28	12	1.2	910	2.6
A0963229	BR-099	132	133	Felsic Volcanic 1	Central Pit	Mine Rock	22	2.7	5.0	<0.1	0.010	0.73	29	13	0.77	1177	1.0
A0963230	BR-099	138.5	140	Felsic Volcanic 1	Central Pit	Mine Rock	18	2.2	5.2	<0.1	<0.005	0.88	36	12	0.65	441	1.3
A0963231	BR-099	142.5	144	Felsic Volcanic 1	Central Pit	Mine Rock	15	2.0	5.1	<0.1	<0.005	0.85	35	14	0.61	447	1.3
A0963232	BR-099	147	148.5	Felsic Volcanic 1	Central Pit	Mine Rock	41	2.8	6.1	<0.1	<0.005	1.3	34	24	1.2	804	1.6
A0963233	BR-099	152.2	153	Felsic Volcanic 1	Central Pit	Mine Rock	56	2.7	5.7	<0.1	<0.005	1.1	24	18	1.8	561	0.14
A0963234	BR-099	161.85	162.5	Metasediment 2	Central Pit	Mine Rock	55	3.8	5.9	<0.1	0.0090	0.99	22	17	1.3	526	3.3

(1) Ten times average crustal abundance values presented in Price (1997).

Blue highlighting indicates samples with metal concentrations greater than the ten times crustal abundance screening value are present in the analyzed group.

Screening values are for qualitative assessment only and hold no regulatory significance.

Classification as mine rock or ore-grade materials was based on gold content.

A value of "--" indicates metal was not measured for the given sample; the variation in elements analyzed is due to measurement at two different laboratories (see text).

Table B-5 Aqua Regia Metals

Sample ID	Drillhole ID	From	To	Lithology	Area	Class	Copper	Iron	Gallium	Germanium	Mercury	Potassium	Lanthanum	Lithium	Magnesium	Manganese	Molybdenum
		m	m				ppm	%	ppm	ppm	ppm	%	ppm	ppm	%	ppm	ppm
10x Crustal Abundance (Price 1997) [(1)]							*600*	*--*	*190*	*15*	*0.85*	*--*	*390*	*200*	*--*	*9500*	*12*
A0963235	BR-099	173.35	174	Metasediment 2	Central Pit	Mine Rock	39	5.5	11	0.10	<0.005	2.3	18	42	3.6	1012	0.10
A0963236	BR-099	180.2	181.7	Fragmental 1	Central Pit	Mine Rock	56	3.0	4.1	<0.1	<0.005	0.70	23	12	0.91	480	1.5
A0963237	BR-099	190	191	Felsic Volcanic 1	Central Pit	Mine Rock	5.3	2.2	1.9	<0.1	<0.005	0.38	16	7.5	0.47	147	1.3
A0963238	BR-099	195	196	Felsic Volcanic 1	Central Pit	Mine Rock	9.0	1.9	1.7	<0.1	0.0060	0.30	21	6.8	0.31	218	1.7
A0963239	BR-099	205.5	207	Metasediment 2	Central Pit	Mine Rock	44	4.5	5.1	<0.1	<0.005	0.89	21	18	1.4	399	1.2
A0963434	BR-123	51	52	Felsic Volcanic 2	Central Pit	Mine Rock	28	2.0	2.6	<0.1	0.012	0.41	21	8.5	0.46	446	2.9
A0963435	BR-123	60	60.5	Felsic Volcanic 2	Central Pit	Ore-Grade	62	2.3	2.9	<0.1	0.012	0.52	20	6.5	0.49	1257	13
A0963436	BR-123	67.5	68.5	Felsic Volcanic 2	Central Pit	Mine Rock	60	2.4	3.2	<0.1	0.017	0.52	21	8.9	0.47	567	7.4
A0963437	BR-123	82	83	Felsic Volcanic 1	Central Pit	Mine Rock	89	2.2	4.8	<0.1	<0.005	0.63	24	12	0.66	626	40
A0963438	BR-123	92.7	93.2	Felsic Volcanic 1	Central Pit	Mine Rock	184	2.5	4.7	<0.1	0.035	0.55	29	10	0.61	931	79
A0963439	BR-123	102.45	103.5	Felsic Volcanic 2	Central Pit	Mine Rock	208	1.5	2.5	<0.1	0.013	0.39	37	5.1	0.35	371	23
A0963440	BR-123	108.8	109.8	Felsic Volcanic 2	Central Pit	Mine Rock	185	1.5	2.3	<0.1	0.021	0.37	38	5.5	0.34	365	25
A0963441	BR-123	123	123.75	Felsic Volcanic 1	Central Pit	Mine Rock	196	2.8	5.3	<0.1	0.011	0.88	33	12	0.76	672	2.5
A0963442	BR-123	134.2	135.2	Felsic Volcanic 1	Central Pit	Mine Rock	17	2.7	5.2	<0.1	<0.005	0.58	32	10	0.77	554	1.5
A0963443	BR-123	141.35	142.1	Felsic Volcanic 1	Central Pit	Mine Rock	58	2.9	4.5	<0.1	<0.005	0.66	33	12	0.67	558	1.6
A0963444	BR-123	148.95	149.6	Felsic Volcanic 1	Central Pit	Ore-Grade	20	2.7	5.1	<0.1	<0.005	0.44	32	11	0.79	428	2.7
A0963445	BR-123	159.9	160.4	Felsic Volcanic 2	Central Pit	Mine Rock	206	2.0	1.8	<0.1	<0.005	0.23	30	5.3	0.19	243	17
A0963446	BR-123	164.15	164.8	Felsic Volcanic 1	Central Pit	Mine Rock	180	2.0	3.2	<0.1	<0.005	0.47	28	11	0.58	293	14
A0963447	BR-123	189	190	Metasediment 2	Central Pit	Mine Rock	81	7.0	12	0.20	<0.005	2.0	22	28	1.5	521	1.2
A0963448	BR-123	199.2	200.2	Metasediment 2	Central Pit	Ore-Grade	132	6.0	6.1	0.10	<0.005	0.58	24	11	0.85	404	1.9
A0963655	BR-124	42	43	Felsic Volcanic 1	Central Pit	Mine Rock	4.3	2.0	2.8	<0.1	0.0070	0.42	26	11	0.53	308	21
A0963656	BR-124	52	53	Felsic Volcanic 1	Central Pit	Mine Rock	11	2.2	3.7	<0.1	0.059	0.52	30	10	0.70	375	1.5
A0963657	BR-124	58	58.7	Felsic Volcanic 1	Central Pit	Mine Rock	31	3.1	3.5	<0.1	<0.005	0.58	24	9.3	0.79	345	1.3
A0963658	BR-124	67.3	67.8	Felsic Volcanic 1	Central Pit	Mine Rock	6.5	1.9	3.2	<0.1	0.0060	0.40	28	11	0.51	394	4.2
A0963659	BR-124	75.8	76.3	Felsic Volcanic 1	Central Pit	Mine Rock	9.3	1.8	2.8	<0.1	0.0060	0.39	25	7.0	0.41	339	7.7
A0963660	BR-124	83.7	84.5	Felsic Volcanic 2	Central Pit	Mine Rock	9.2	2.4	3.7	<0.1	<0.005	0.49	19	7.8	0.59	407	8.3
A0963661	BR-124	89.5	90.2	Felsic Volcanic 2	Central Pit	Ore-Grade	138	1.8	2.7	<0.1	0.19	0.28	19	9.2	0.50	796	14
A0963662	BR-124	96.1	97.1	Felsic Volcanic 2	Central Pit	Mine Rock	28	1.7	2.9	<0.1	<0.005	0.45	19	8.7	0.55	404	16
A0963663	BR-124	106	107	Felsic Volcanic 1	Central Pit	Mine Rock	71	2.1	3.9	<0.1	0.011	0.63	22	11	0.56	555	28
A0963664	BR-124	113	113.5	Felsic Volcanic 1	Central Pit	Ore-Grade	627	2.6	3.8	<0.1	1.5	0.21	17	12	0.45	517	16
A0963665	BR-124	123.5	124.5	Felsic Volcanic 1	Central Pit	Mine Rock	99	2.1	4.2	<0.1	0.0090	0.73	28	11	0.60	705	21
A0963666	BR-124	133.5	134.5	Felsic Volcanic 1	Central Pit	Mine Rock	130	2.0	3.5	<0.1	0.011	0.61	26	11	0.58	614	27
A0963667	BR-124	143.5	144.5	Felsic Volcanic 1	Central Pit	Mine Rock	130	1.8	4.3	<0.1	0.0050	0.71	28	9.9	0.61	640	21
A0963668	BR-124	157.25	157.75	Felsic Volcanic 1	Central Pit	Mine Rock	140	2.0	6.5	<0.1	0.078	0.82	28	13	0.67	736	18
A0963669	BR-124	168.15	169	Felsic Volcanic 1	Central Pit	Mine Rock	76	2.1	4.4	<0.1	0.014	0.56	30	6.7	0.58	601	18
A0963670	BR-124	177.6	178.1	Felsic Volcanic 1	Central Pit	Ore-Grade	260	3.0	4.5	<0.1	0.69	0.52	25	5.3	0.58	763	32
A0963671	BR-124	187.6	188.6	Felsic Volcanic 1	Central Pit	Mine Rock	19	2.3	4.5	<0.1	<0.005	0.91	30	9.2	0.81	858	2.2
A0963672	BR-124	198.5	199.5	Felsic Volcanic 1	Central Pit	Mine Rock	49	2.2	4.4	<0.1	<0.005	0.50	30	9.5	0.72	603	1.8
A0963969	BR-293	25	25.5	Fragmental 1	Central Pit	Mine Rock	13	3.7	3.3	<0.1	0.010	0.77	34	11	0.65	602	2.5
A0963970	BR-293	36.1	36.6	Fragmental 1	Central Pit	Ore-Grade	148	3.6	5.2	<0.1	0.018	1.0	28	15	1.1	666	0.93
A0963971	BR-293	50.8	51.8	Felsic Volcanic 1	Central Pit	Mine Rock	43	5.0	9.7	<0.1	<0.005	0.22	22	39	2.7	2044	0.71
A0963972	BR-293	61.9	62.7	Fragmental 1	Central Pit	Ore-Grade	37	2.5	4.9	<0.1	<0.005	0.99	27	13	0.93	1138	2.0
A0963973	BR-293	71.1	71.6	Felsic Volcanic 1	Central Pit	Mine Rock	19	2.9	4.5	<0.1	0.30	0.73	28	9.2	0.80	835	0.89

(1) Ten times average crustal abundance values presented in Price (1997).

Blue highlighting indicates samples with metal concentrations greater than the ten times crustal abundance screening value are present in the analyzed group.

Screening values are for qualitative assessment only and hold no regulatory significance.

Classification as mine rock or ore-grade materials was based on gold content.

A value of "--" indicates metal was not measured for the given sample; the variation in elements analyzed is due to measurement at two different laboratories (see text).

Table B-5 Aqua Regia Metals

Sample ID	Drillhole ID	From	To	Lithology	Area	Class	Copper	Iron	Gallium	Germanium	Mercury	Potassium	Lanthanum	Lithium	Magnesium	Manganese	Molybdenum
		m	m				ppm	%	ppm	ppm	ppm	%	ppm	ppm	%	ppm	ppm
10x Crustal Abundance (Price 1997) [(1)]							*600*	*--*	*190*	*15*	*0.85*	*--*	*390*	*200*	*--*	*9500*	*12*
A0963974	BR-293	81.6	83	Felsic Volcanic 1	Central Pit	Mine Rock	11	2.1	4.8	<0.1	<0.005	0.83	34	9.5	0.62	660	1.2
A0963975	BR-293	92.5	92.9	Metasediment 2	Central Pit	Mine Rock	91	3.2	5.4	<0.1	0.025	1.2	27	22	1.1	784	3.1
A0963976	BR-293	98.95	100.1	Metasediment 2	Central Pit	Mine Rock	5.9	3.5	2.6	<0.1	<0.005	0.75	26	11	0.77	402	2.8
A0963977	BR-293	110.5	111.5	Metasediment 2	Central Pit	Mine Rock	32	3.3	4.5	<0.1	<0.005	0.80	13	17	1.2	458	1.0
A0963978	BR-293	120	121	Metasediment 2	Central Pit	Mine Rock	40	3.2	2.9	<0.1	<0.005	0.75	21	13	1.0	384	1.2
A0963979	BR-293	132	133.5	Felsic Volcanic 1	Central Pit	Mine Rock	9.8	1.9	1.6	<0.1	0.0050	0.27	18	8.3	0.28	142	2.1
A0963980	BR-293	142.3	143.2	Metasediment 2	Central Pit	Mine Rock	76	5.6	7.3	<0.1	<0.005	1.3	9.1	14	1.5	471	1.3
A0963981	BR-293	151.6	152.7	Felsic Volcanic 1	Central Pit	Mine Rock	47	3.0	6.4	<0.1	<0.005	1.2	36	21	0.99	593	1.5
A0963982	BR-293	158.15	159	Metasediment 2	Central Pit	Mine Rock	31	7.7	6.3	<0.1	<0.005	1.3	15	15	1.4	466	1.4
A0963983	BR-293	166	167	Felsic Volcanic 1	Central Pit	Mine Rock	72	6.6	2.7	<0.1	0.0060	0.33	14	4.6	0.28	259	2.8
A0963984	BR-293	177.35	177.85	Felsic Volcanic 1	Central Pit	Mine Rock	10	2.3	2.6	<0.1	0.18	0.53	23	8.8	0.61	441	1.0
A0963985	BR-293	193	194	Metasediment 2	Central Pit	Mine Rock	56	4.0	6.3	<0.1	0.0050	1.3	17	16	1.3	677	2.1
A0964890	BR-414	21	22.5	Metasediment 2	Central Pit	Mine Rock	57	4.2	11	0.10	<0.005	1.2	19	22	1.4	468	1.7
A0964889	BR-414	28.5	30	Metasediment 2	Central Pit	Mine Rock	41	3.9	9.5	<0.1	<0.005	0.32	19	23	1.3	512	1.6
A0964888	BR-414	42.8	44.05	Metasediment 2	Central Pit	Mine Rock	25	3.8	9.9	0.10	<0.005	1.4	19	17	1.2	323	1.4
A0964887	BR-414	57.2	58.7	Metasediment 2	Central Pit	Mine Rock	58	3.7	9.4	0.20	<0.005	1.5	22	19	1.2	649	1.6
A0964886	BR-414	74	75	Metasediment 2	Central Pit	Mine Rock	49	3.2	6.1	<0.1	<0.005	1.3	20	19	1.1	415	1.5
A0964885	BR-414	84	85.3	Metasediment 2	Central Pit	Mine Rock	58	4.2	8.3	<0.1	<0.005	1.3	19	18	1.4	329	1.3
A0964884	BR-414	109.55	111	Metasediment 2	Central Pit	Mine Rock	51	4.5	9.0	<0.1	<0.005	1.8	22	16	1.4	250	1.4
A0964883	BR-414	121.5	123	Metasediment 2	Central Pit	Mine Rock	28	2.7	6.1	<0.1	<0.005	1.1	33	12	0.72	465	1.6
A0963651	BR-415	25.3	26.8	Metasediment 2	Central Pit	Mine Rock	50	4.8	10	<0.1	<0.005	1.4	21	17	1.4	331	1.2
A0963652	BR-415	36	37.5	Metasediment 2	Central Pit	Mine Rock	22	3.3	7.0	<0.1	<0.005	1.0	26	12	0.79	381	1.0
A0963653	BR-415	58	59	Metasediment 3	Central Pit	Mine Rock	27	2.7	5.5	<0.1	<0.005	0.35	20	12	0.60	255	1.3
A0963654	BR-415	71.3	72.5	Metasediment 3	Central Pit	Mine Rock	44	3.4	7.4	<0.1	<0.005	0.86	26	19	0.61	521	1.2
A0963197	BR-089	42.1	43	Felsic Volcanic 1	Central Pit	Mine Rock	19	2.1	1.2	<0.1	0.052	0.23	21	6.0	0.14	83	1.8
A0963198	BR-089	52	53	Felsic Volcanic 1	Central Pit	Mine Rock	7.8	2.1	3.4	<0.1	0.0060	0.33	29	11	0.58	363	2.6
A0963199	BR-089	62	63	Felsic Volcanic 1	Central Pit	Mine Rock	95	1.9	1.8	<0.1	<0.005	0.33	25	5.6	0.29	264	5.9
A0963200	BR-089	72	73	Felsic Volcanic 1	Central Pit	Mine Rock	59	3.3	4.0	<0.1	<0.005	0.63	27	12	0.76	581	91
A0963201	BR-089	82	82.75	Felsic Volcanic 2	Central Pit	Mine Rock	84	2.7	2.5	<0.1	<0.005	0.38	25	6.8	0.39	273	4.0
A0963202	BR-089	92.55	93.5	Felsic Volcanic 1	Central Pit	Mine Rock	129	2.2	2.6	<0.1	<0.005	0.38	21	6.7	0.31	285	16
A0963203	BR-089	97.8	98.75	Felsic Volcanic 2	Central Pit	Mine Rock	60	2.1	2.2	<0.1	0.015	0.35	20	9.5	0.49	310	12
A0963204	BR-089	106.25	107	Felsic Volcanic 2	Central Pit	Mine Rock	107	1.9	2.2	<0.1	0.011	0.32	19	7.0	0.34	351	24
A0963205	BR-089	116	117	Felsic Volcanic 2	Central Pit	Mine Rock	129	2.2	2.8	<0.1	<0.005	0.24	25	9.6	0.49	193	102
A0963206	BR-089	132	133	Felsic Volcanic 1	Central Pit	Mine Rock	63	2.3	3.4	<0.1	<0.005	0.59	25	10	0.75	518	29
A0963207	BR-089	152	152.75	Felsic Volcanic 1	Central Pit	Mine Rock	238	2.0	3.0	<0.1	0.012	0.57	28	10	0.67	380	13
A0963208	BR-089	165.5	166.5	Felsic Volcanic 1	Central Pit	Mine Rock	287	2.4	5.7	<0.1	<0.005	0.93	29	17	0.94	362	12
A0963209	BR-089	179	179.5	Felsic Volcanic 1	Central Pit	Mine Rock	258	1.9	3.6	<0.1	0.045	0.50	18	9.6	0.63	730	9.1
A0963210	BR-089	191	191.5	Felsic Volcanic 1	Central Pit	Ore-Grade	35	2.2	3.3	<0.1	--	0.60	26	9.0	0.72	1046	1.4
A0963211	BR-089	211	212	Felsic Volcanic 1	Central Pit	Mine Rock	121	2.1	3.2	<0.1	<0.005	0.62	31	9.9	0.62	393	6.9
A0963212	BR-089	225.95	227	Felsic Volcanic 1	Central Pit	Ore-Grade	126	2.1	3.7	<0.1	<0.005	0.52	32	11	0.68	341	7.0
A0963213	BR-089	241	242	Felsic Volcanic 1	Central Pit	Mine Rock	22	2.2	3.6	<0.1	<0.005	0.66	30	6.7	0.58	402	0.96
A0963192	BR-089	253.4	254.4	Felsic Volcanic 1	Central Pit	Ore-Grade	81	2.5	3.9	<0.1	0.017	0.75	29	11	0.71	816	4.5
A0963193	BR-089	267.75	268.75	Felsic Volcanic 1	Central Pit	Mine Rock	129	2.6	4.1	<0.1	<0.005	0.77	31	8.0	0.70	521	2.4

(1) Ten times average crustal abundance values presented in Price (1997).

Blue highlighting indicates samples with metal concentrations greater than the ten times crustal abundance screening value are present in the analyzed group.

Screening values are for qualitative assessment only and hold no regulatory significance.

Classification as mine rock or ore-grade materials was based on gold content.

A value of "--" indicates metal was not measured for the given sample; the variation in elements analyzed is due to measurement at two different laboratories (see text).

Table B-5 Aqua Regia Metals

Sample ID	Drillhole ID	From	To	Lithology	Area	Class	Copper	Iron	Gallium	Germanium	Mercury	Potassium	Lanthanum	Lithium	Magnesium	Manganese	Molybdenum
		m	m				ppm	%	ppm	ppm	ppm	%	ppm	ppm	%	ppm	ppm
10x Crustal Abundance (Price 1997) [(1)]							*600*	*--*	*190*	*15*	*0.85*	*--*	*390*	*200*	*--*	*9500*	*12*
A0963194	BR-089	279	280	Felsic Volcanic 1	Central Pit	Mine Rock	218	2.8	5.3	<0.1	<0.005	0.16	30	9.2	0.73	682	10
A0963195	BR-089	289.5	290.25	Felsic Volcanic 1	Central Pit	Mine Rock	146	2.5	4.4	<0.1	<0.005	0.24	26	8.2	0.61	492	28
A0963196	BR-089	299.5	300.5	Felsic Volcanic 1	Central Pit	Mine Rock	142	2.0	2.9	<0.1	<0.005	0.42	25	8.7	0.46	367	25
A0963957	BR-285	21	22	Felsic Volcanic 1	Central Pit	Mine Rock	23	2.2	5.0	<0.1	<0.005	0.87	28	19	0.65	361	0.72
A0963958	BR-285	28.5	29.5	Felsic Volcanic 1	Central Pit	Mine Rock	17	2.0	4.8	<0.1	<0.005	0.85	26	17	0.65	334	0.49
A0963959	BR-285	38	39	Felsic Volcanic 1	Central Pit	Mine Rock	23	1.9	5.2	<0.1	<0.005	0.55	25	18	0.66	306	0.41
A0963960	BR-285	45	46.5	Felsic Volcanic 1	Central Pit	Mine Rock	16	2.0	4.8	<0.1	<0.005	0.66	27	17	0.63	328	0.66
A0963961	BR-285	55.5	57	Felsic Volcanic 1	Central Pit	Mine Rock	17	2.0	4.7	<0.1	<0.005	0.65	27	14	0.54	337	0.74
A0963962	BR-285	64	65.5	Fragmental 1	Central Pit	Mine Rock	43	3.1	7.3	<0.1	<0.005	1.3	28	24	0.95	395	1.4
A0963963	BR-285	75	76.4	Felsic Volcanic 1	Central Pit	Mine Rock	46	3.7	7.7	<0.1	<0.005	0.89	27	35	1.5	355	1.5
A0963964	BR-285	83.75	84.5	Fragmental 1	Central Pit	Mine Rock	28	3.6	7.9	<0.1	<0.005	1.1	41	27	0.91	567	0.84
A0963965	BR-285	99.5	100.5	Felsic Volcanic 1	Central Pit	Mine Rock	17	2.3	5.6	<0.1	<0.005	0.91	34	13	0.70	392	0.54
A0963966	BR-285	109.5	111	Fragmental 1	Central Pit	Mine Rock	22	3.3	8.8	<0.1	<0.005	0.72	39	20	1.3	507	0.40
A0963967	BR-285	125.5	126.5	Felsic Volcanic 1	Central Pit	Mine Rock	94	3.7	2.0	<0.1	0.006	0.57	36	5.4	0.41	334	2.1
A0963968	BR-285	152	153	Fragmental 1	Central Pit	Mine Rock	35	3.1	4.8	<0.1	<0.005	0.91	19	25	1.3	463	1.1
A0963571	BR-290	19.5	21	Felsic Volcanic 1	Central Pit	Mine Rock	18	2.1	4.1	<0.1	<0.005	0.64	29	16	0.46	351	0.64
A0963572	BR-290	30.45	31.5	Felsic Volcanic 1	Central Pit	Mine Rock	19	2.2	4.7	<0.1	<0.005	0.73	28	17	0.58	339	0.62
A0963573	BR-290	42.1	43.5	Felsic Volcanic 1	Central Pit	Mine Rock	18	2.2	5.2	<0.1	<0.005	0.93	29	19	0.72	296	0.76
A0963574	BR-290	52.5	54	Felsic Volcanic 1	Central Pit	Mine Rock	16	2.2	5.1	<0.1	<0.005	0.75	28	19	0.70	382	0.70
A0963575	BR-290	63	64.5	Felsic Volcanic 1	Central Pit	Mine Rock	15	2.1	5.1	<0.1	<0.005	0.89	28	19	0.64	376	0.52
A0963576	BR-290	75.6	76.5	Felsic Volcanic 1	Central Pit	Mine Rock	19	2.3	5.2	<0.1	<0.005	0.92	26	22	0.70	304	2.6
A0963577	BR-290	87	88.5	Felsic Volcanic 1	Central Pit	Mine Rock	18	2.2	5.9	<0.1	<0.005	1.1	28	23	0.88	386	0.70
A0963578	BR-290	99	100	Felsic Volcanic 1	Central Pit	Mine Rock	22	2.3	5.9	<0.1	<0.005	0.96	28	21	0.71	387	0.66
A0963579	BR-290	111	112.5	Felsic Volcanic 1	Central Pit	Mine Rock	11	2.0	5.0	<0.1	<0.005	0.84	27	18	0.64	366	0.56
A0963580	BR-290	122	123	Felsic Volcanic 1	Central Pit	Mine Rock	16	2.2	5.0	<0.1	<0.005	0.96	32	16	0.71	307	1.9
A0963581	BR-290	135	136.5	Fragmental 1	Central Pit	Mine Rock	37	3.4	8.3	<0.1	<0.005	1.2	39	28	1.2	647	0.77
A0963582	BR-290	147	148.5	Fragmental 1	Central Pit	Mine Rock	44	3.2	7.5	<0.1	<0.005	1.2	40	21	0.83	443	0.92
A0963583	BR-290	160.5	161	Fragmental 1	Central Pit	Mine Rock	14	1.8	4.4	<0.1	<0.005	0.61	22	14	0.56	281	0.96
A0964824	BR-431	19.5	20.7	Felsic Volcanic 1	Central Pit	Mine Rock	6.5	2.3	2.9	<0.1	<0.005	0.49	34	7.7	0.60	561	2.2
A0964825	BR-431	28.6	29.5	Felsic Volcanic 2	Central Pit	Mine Rock	17	2.7	2.3	<0.1	<0.005	0.30	42	4.7	0.36	356	2.7
A0964860	BR-431	40.4	41.9	Metasediment 2	Central Pit	Mine Rock	43	4.7	9.5	0.20	<0.005	1.3	25	17	1.4	570	1.7
A0964861	BR-431	54.2	55.55	Metasediment 2	Central Pit	Ore-Grade	78	6.3	13	0.30	<0.005	2.0	26	25	1.9	404	1.3
A0964862	BR-431	62.5	64	Metasediment 2	Central Pit	Ore-Grade	98	5.5	10	0.20	<0.005	1.4	23	22	1.5	463	1.1
A0964863	BR-431	75	76.5	Metasediment 2	Central Pit	Mine Rock	57	4.1	8.2	<0.1	<0.005	1.8	26	21	1.5	516	1.9
A0964864	BR-431	97	98.5	Metasediment 2	Central Pit	Mine Rock	63	3.7	8.7	<0.1	<0.005	1.1	17	19	1.3	301	1.8
A0964787	BR-431	110	111.5	Metasediment 2	Central Pit	Mine Rock	61	3.5	7.6	<0.1	<0.005	1.1	20	20	1.3	341	1.6
A0964788	BR-431	122	123.5	Metasediment 2	Central Pit	Mine Rock	45	5.6	9.8	<0.1	<0.005	1.1	23	20	1.5	264	1.4
A0964789	BR-431	138.9	140.3	Metasediment 2	Central Pit	Mine Rock	14	1.6	3.5	<0.1	<0.005	0.61	24	10	0.36	488	1.6
A0963780	BR-432	26.6	27.8	Felsic Volcanic 1	Central Pit	Mine Rock	101	2.1	4.0	<0.1	<0.005	0.63	34	9.0	0.61	415	18
A0963781	BR-432	45	46.5	Felsic Volcanic 1	Central Pit	Mine Rock	24	2.5	4.2	<0.1	<0.005	0.74	33	9.1	0.70	410	2.6
A0963782	BR-432	58.6	60	Felsic Volcanic 1	Central Pit	Mine Rock	278	1.9	3.2	<0.1	<0.005	0.58	28	6.7	0.53	756	12
A0963783	BR-432	76	77	Felsic Volcanic 2	Central Pit	Mine Rock	61	2.4	2.6	<0.1	<0.005	0.33	34	6.4	0.37	304	16
A0963784	BR-432	86.7	87.7	Felsic Volcanic 2	Central Pit	Mine Rock	114	1.4	1.7	<0.1	<0.005	0.25	41	4.9	0.22	341	56

(1) Ten times average crustal abundance values presented in Price (1997).

Blue highlighting indicates samples with metal concentrations greater than the ten times crustal abundance screening value are present in the analyzed group.

Screening values are for qualitative assessment only and hold no regulatory significance.

Classification as mine rock or ore-grade materials was based on gold content.

A value of "--" indicates metal was not measured for the given sample; the variation in elements analyzed is due to measurement at two different laboratories (see text).

Table B-5 Aqua Regia Metals

Sample ID	Drillhole ID	From	To	Lithology	Area	Class	Copper	Iron	Gallium	Germanium	Mercury	Potassium	Lanthanum	Lithium	Magnesium	Manganese	Molybdenum
		m	m				ppm	%	ppm	ppm	ppm	%	ppm	ppm	%	ppm	ppm
10x Crustal Abundance (Price 1997) [1]							*600*	*--*	*190*	*15*	*0.85*	*--*	*390*	*200*	*--*	*9500*	*12*
A0963785	BR-432	98.4	99.4	Felsic Volcanic 1	Central Pit	Ore-Grade	20	2.6	3.1	<0.1	<0.005	0.48	34	7.1	0.62	570	2.5
A0963786	BR-432	108.4	109.7	Felsic Volcanic 1	Central Pit	Ore-Grade	12	3.0	3.2	<0.1	<0.005	0.54	31	13	0.77	455	1.8
A0963787	BR-432	123.1	124	Felsic Volcanic 2	Central Pit	Mine Rock	37	2.3	2.3	<0.1	0.006	0.30	40	5.0	0.29	598	1.5
A0963788	BR-432	131.65	133	Metasediment 2	Central Pit	Ore-Grade	54	4.3	7.9	<0.1	<0.005	1.5	26	18	1.2	892	1.4
A0963789	BR-432	141.6	142.8	Metasediment 2	Central Pit	Mine Rock	65	4.8	8.7	<0.1	<0.005	1.9	25	23	1.3	518	1.2
A0963790	BR-432	150.5	152	Metasediment 2	Central Pit	Mine Rock	60	5.1	11	0.20	<0.005	1.8	18	15	1.5	183	1.5
A0963791	BR-432	160.5	162	Metasediment 2	Central Pit	Mine Rock	54	4.5	8.8	<0.1	<0.005	1.5	22	17	1.2	621	1.4
A0963792	BR-432	170.5	172	Metasediment 2	Central Pit	Mine Rock	51	3.9	7.8	<0.1	<0.005	1.5	23	18	1.3	608	1.6
A0963793	BR-432	181	182.5	Metasediment 2	Central Pit	Mine Rock	57	3.5	8.3	<0.1	<0.005	1.1	18	19	1.1	288	2.1
A0963794	BR-432	191.1	192.6	Metasediment 2	Central Pit	Mine Rock	49	3.3	8.0	<0.1	<0.005	1.3	22	18	1.1	402	1.2
A0963795	BR-432	200	201	Metasediment 2	Central Pit	Mine Rock	81	5.9	8.5	<0.1	<0.005	1.4	19	16	1.4	314	1.4
A0963796	BR-433	35.3	36.3	Felsic Volcanic 1	Central Pit	Mine Rock	74	2.2	4.6	<0.1	0.022	0.66	32	12	0.69	548	0.61
A0963797	BR-433	49.4	50.4	Felsic Volcanic 1	Central Pit	Mine Rock	61	3.0	4.9	<0.1	0.009	0.87	35	13	0.94	778	2.6
A0963798	BR-433	68	69.5	Felsic Volcanic 1	Central Pit	Mine Rock	18	2.1	4.1	<0.1	<0.005	0.62	38	10	0.84	611	1.5
A0963799	BR-433	80	81	Felsic Volcanic 1	Central Pit	Mine Rock	19	2.1	3.4	<0.1	<0.005	0.55	35	9.4	0.61	472	1.0
A0963800	BR-433	81	82.1	Felsic Volcanic 1	Central Pit	Ore-Grade	81	2.0	4.0	<0.1	<0.005	0.50	27	9.3	0.61	415	1.9
A0964790	BR-433	110	111	Felsic Volcanic 1	Central Pit	Mine Rock	46	2.3	5.0	<0.1	<0.005	0.81	36	11	0.69	549	2.1
A0964791	BR-433	131.2	132.2	Felsic Volcanic 1	Central Pit	Ore-Grade	89	2.5	5.6	<0.1	0.012	0.70	35	10	0.71	683	2.3
A0964792	BR-433	149.3	150.3	Felsic Volcanic 1	Central Pit	Mine Rock	38	3.0	5.1	<0.1	<0.005	1.1	38	16	1.2	743	1.8
A0964793	BR-433	161.8	163.3	Felsic Volcanic 1	Central Pit	Mine Rock	79	3.1	2.7	<0.1	<0.005	0.48	30	8.4	0.59	595	18
A0964794	BR-433	175.95	176.95	Felsic Volcanic 2	Central Pit	Ore-Grade	13	2.2	2.0	<0.1	<0.005	0.32	37	6.2	0.32	363	2.7
A0964795	BR-433	176.95	178.15	Felsic Volcanic 2	Central Pit	Mine Rock	32	1.9	1.7	<0.1	0.007	0.21	46	4.0	0.20	255	2.3
A0964796	BR-433	186.6	187.6	Felsic Volcanic 2	Central Pit	Mine Rock	32	1.8	1.7	<0.1	0.096	0.10	33	2.6	0.26	851	1.7
A0964797	BR-433	195.7	196.7	Metasediment 2	Central Pit	Mine Rock	72	5.4	8.6	0.10	<0.005	1.7	29	21	1.4	1030	1.4
A0964798	BR-433	205.1	206.3	Metasediment 2	Central Pit	Mine Rock	64	5.0	8.4	0.10	<0.005	1.3	27	18	1.3	486	1.4
A0964799	BR-433	215.4	216.4	Metasediment 2	Central Pit	Mine Rock	41	4.0	9.8	<0.1	<0.005	1.2	27	17	1.2	603	1.6
A0964800	BR-433	229.4	230.9	Metasediment 2	Central Pit	Mine Rock	74	4.2	8.6	<0.1	<0.005	1.1	25	15	1.2	448	1.3
A0964801	BR-433	241	242.5	Metasediment 2	Central Pit	Mine Rock	52	3.5	8.6	<0.1	<0.005	1.5	21	23	1.2	465	1.7
117101	BR-005	13.55	14.05	Metasediment 2	Central Pit	Mine Rock	90	5.4	10	<0.1	<0.005	1.9	18	24	1.8	674	1.8
117102	BR-005	18	19	Metasediment 2	Central Pit	Mine Rock	47	3.2	8.3	<0.1	<0.005	1.2	19	16	1.4	336	1.5
117103	BR-005	28.1	28.6	Metasediment 2	Central Pit	Mine Rock	64	3.5	8.4	<0.1	<0.005	1.3	18	18	1.1	371	1.6
117104	BR-005	42	43	Metasediment 2	Central Pit	Mine Rock	67	4.3	9.2	<0.1	<0.005	1.6	20	22	1.3	339	2.1
117105	BR-005	51	52	Felsic Volcanic 1	Central Pit	Mine Rock	15	2.6	4.2	<0.1	<0.005	0.76	28	9.2	0.66	770	0.64
117106	BR-005	62	63	Felsic Volcanic 1	Central Pit	Mine Rock	33	2.9	4.4	<0.1	<0.005	0.63	29	9.1	0.85	987	1.8
117107	BR-005	72	73	Felsic Volcanic 2	Central Pit	Mine Rock	32	2.8	4.9	<0.1	<0.005	0.64	29	7.9	0.77	1290	1.3
117108	BR-005	79	80	Felsic Volcanic 1	Central Pit	Mine Rock	40	2.3	3.8	<0.1	<0.005	0.59	31	8.3	0.64	1304	1.1
117109	BR-005	101.5	102	Felsic Volcanic 1	Central Pit	Mine Rock	14	3.3	4.8	<0.1	<0.005	0.88	33	15	1.1	718	1.5
117110	BR-005	106	107	Felsic Volcanic 1	Central Pit	Mine Rock	11	3.2	3.6	<0.1	<0.005	0.59	34	12	0.79	705	1.8
117111	BR-005	118	118.5	Felsic Volcanic 1	Central Pit	Mine Rock	24	3.0	3.1	<0.1	<0.005	0.55	24	5.9	0.55	546	1.2
117112	BR-005	131	131.5	Felsic Volcanic 1	Central Pit	Mine Rock	45	11	1.0	<0.1	<0.005	0.27	12	3.9	0.13	190	1.9
117113	BR-005	138	138.5	Felsic Volcanic 1	Central Pit	Mine Rock	164	2.5	4.5	<0.1	<0.005	0.65	29	13	0.73	461	1.6
117114	BR-005	148	149	Felsic Volcanic 1	Central Pit	Mine Rock	34	2.5	3.4	<0.1	<0.005	0.51	27	10	0.59	470	4.0
117115	BR-005	160.65	161.5	Felsic Volcanic 2	Central Pit	Mine Rock	18	3.2	2.6	<0.1	<0.005	0.39	27	11	0.54	430	18

(1) Ten times average crustal abundance values presented in Price (1997).

Blue highlighting indicates samples with metal concentrations greater than the ten times crustal abundance screening value are present in the analyzed group.

Screening values are for qualitative assessment only and hold no regulatory significance.

Classification as mine rock or ore-grade materials was based on gold content.

A value of "--" indicates metal was not measured for the given sample; the variation in elements analyzed is due to measurement at two different laboratories (see text).

Table B-5 Aqua Regia Metals

Sample ID	Drillhole ID	From	To	Lithology	Area	Class	Copper	Iron	Gallium	Germanium	Mercury	Potassium	Lanthanum	Lithium	Magnesium	Manganese	Molybdenum
		m	m				ppm	%	ppm	ppm	ppm	%	ppm	ppm	%	ppm	ppm
10x Crustal Abundance (Price 1997) [(1)]							*600*	*--*	*190*	*15*	*0.85*	*--*	*390*	*200*	*--*	*9500*	*12*
117116	BR-005	171.5	172	Felsic Volcanic 1	Central Pit	Mine Rock	14	3.2	2.3	<0.1	<0.005	0.45	23	7.3	0.48	340	19
117117	BR-005	191.1	191.6	Felsic Volcanic 1	Central Pit	Mine Rock	62	1.8	1.6	<0.1	<0.005	0.29	28	4.2	0.22	142	39
117118	BR-005	202.5	203.5	Felsic Volcanic 1	Central Pit	Mine Rock	154	2.3	3.2	<0.1	<0.005	0.53	31	12	0.59	358	8.1
117119	BR-005	212	212.5	Felsic Volcanic 1	Central Pit	Mine Rock	35	3.9	3.7	<0.1	<0.005	0.50	28	10	0.59	633	15
117120	BR-005	223.15	223.65	Felsic Volcanic 1	Central Pit	Mine Rock	15	2.4	2.3	<0.1	<0.005	0.33	17	7.0	0.43	234	1.7
117121	BR-005	232	233	Felsic Volcanic 1	Central Pit	Mine Rock	637	2.6	4.6	<0.1	0.012	0.61	26	17	0.89	427	15
117122	BR-005	239	240	Felsic Volcanic 1	Central Pit	Mine Rock	30	2.4	2.8	<0.1	<0.005	0.43	19	9.2	0.57	322	3.7
117123	BR-005	249	250	Felsic Volcanic 1	Central Pit	Mine Rock	263	2.4	3.7	<0.1	0.007	0.71	27	12	0.74	465	26
117124	BR-005	260	261	Felsic Volcanic 1	Central Pit	Mine Rock	288	2.8	5.1	<0.1	0.006	0.84	31	16	0.72	428	19
117125	BR-005	270	271	Felsic Volcanic 1	Central Pit	Mine Rock	274	2.2	3.2	<0.1	<0.005	0.51	28	9.9	0.66	234	24
117126	BR-005	281.5	282	Felsic Volcanic 1	Central Pit	Mine Rock	133	2.0	3.0	<0.1	<0.005	0.47	25	9.4	0.49	256	7.2
117127	BR-005	291	291.5	Felsic Volcanic 1	Central Pit	Mine Rock	100	2.3	4.0	<0.1	<0.005	0.55	28	12	0.61	369	6.9
117128	BR-005	302	303	Felsic Volcanic 1	Central Pit	Mine Rock	118	2.6	3.5	<0.1	<0.005	0.55	29	9.9	0.69	265	8.1
117129	BR-005	309	310	Felsic Volcanic 1	Central Pit	Mine Rock	73	2.2	2.8	<0.1	<0.005	0.44	25	11	0.59	230	10.0
117130	BR-005	318	318.5	Felsic Volcanic 1	Central Pit	Mine Rock	209	2.3	3.0	<0.1	<0.005	0.47	32	11	0.67	238	5.9
117131	BR-005	339	340	Felsic Volcanic 1	Central Pit	Mine Rock	215	2.0	4.0	<0.1	<0.005	0.44	25	11	0.75	211	50
117450	BR-283	45	46.5	Felsic Volcanic 1	Central Pit	Mine Rock	21	2.2	4.7	<0.1	<0.005	0.71	31	18	0.61	313	0.66
117132	BR-005	355.3	356	Felsic Volcanic 1	Central Pit	Mine Rock	130	2.8	3.1	<0.1	<0.005	0.46	26	11	0.67	166	40
A0963383	BR-122	26	27	Felsic Volcanic 1	Central Pit	Mine Rock	12	2.2	5.0	<0.1	<0.005	0.81	27	17	0.67	350	0.54
A0963384	BR-122	32	33.5	Felsic Volcanic 1	Central Pit	Mine Rock	17	3.2	7.8	<0.1	<0.005	1.0	19	27	1.1	415	0.28
A0963385	BR-122	44	45.5	Felsic Volcanic 1	Central Pit	Mine Rock	23	3.2	7.6	<0.1	<0.005	0.97	22	32	1.2	450	0.27
A0963386	BR-122	49.5	51	Felsic Volcanic 1	Central Pit	Mine Rock	8.4	2.1	4.6	<0.1	<0.005	0.68	28	15	0.58	342	0.38
A0963387	BR-122	55.5	57	Felsic Volcanic 1	Central Pit	Mine Rock	15	3.5	8.7	<0.1	<0.005	1.3	21	35	1.3	454	0.28
A0963388	BR-122	60	61.5	Felsic Volcanic 1	Central Pit	Mine Rock	13	2.1	5.1	<0.1	<0.005	0.68	28	17	0.67	352	0.45
A0963389	BR-122	66	67.5	Felsic Volcanic 1	Central Pit	Mine Rock	20	2.2	5.1	<0.1	<0.005	0.55	28	15	0.63	339	0.48
A0963390	BR-122	72	73.5	Felsic Volcanic 1	Central Pit	Mine Rock	38	2.6	5.6	<0.1	<0.005	0.90	27	18	0.86	393	0.46
A0963391	BR-122	81	82.5	Felsic Volcanic 1	Central Pit	Mine Rock	10	2.2	5.2	<0.1	<0.005	0.81	28	15	0.72	342	0.40
A0963392	BR-122	91	92.5	Felsic Volcanic 1	Central Pit	Mine Rock	22	2.3	5.4	<0.1	<0.005	0.92	27	18	0.82	408	0.53
A0963393	BR-122	97	98.5	Felsic Volcanic 1	Central Pit	Mine Rock	9.4	2.1	5.3	<0.1	<0.005	0.63	26	15	0.70	360	0.48
A0963394	BR-122	103	104.5	Felsic Volcanic 1	Central Pit	Mine Rock	31	2.4	5.6	<0.1	<0.005	1.0	31	20	0.77	379	0.78
A0963395	BR-122	108.5	110	Felsic Volcanic 1	Central Pit	Mine Rock	12	2.2	5.4	<0.1	<0.005	0.97	29	17	0.74	402	0.55
A0963396	BR-122	113	114.5	Felsic Volcanic 1	Central Pit	Mine Rock	19	2.0	4.5	<0.1	<0.005	0.87	27	16	0.68	347	0.66
A0963397	BR-122	119	120.5	Felsic Volcanic 1	Central Pit	Mine Rock	16	2.1	5.4	<0.1	<0.005	0.87	25	19	0.79	391	0.73
A0963398	BR-122	125	126.5	Felsic Volcanic 1	Central Pit	Mine Rock	12	1.9	4.4	<0.1	<0.005	0.71	22	17	0.62	320	0.65
A0963399	BR-122	131	132.5	Felsic Volcanic 1	Central Pit	Mine Rock	14	2.1	5.1	<0.1	<0.005	0.51	24	19	0.72	369	0.56
A0963400	BR-122	137	138.5	Felsic Volcanic 1	Central Pit	Mine Rock	14	1.9	4.8	<0.1	<0.005	0.47	26	14	0.58	322	0.61
A0963401	BR-122	143	144.5	Felsic Volcanic 1	Central Pit	Mine Rock	17	2.1	5.1	<0.1	<0.005	0.79	27	19	0.68	366	0.49
A0963402	BR-122	149	150.5	Felsic Volcanic 1	Central Pit	Mine Rock	15	2.1	4.3	<0.1	<0.005	0.61	27	13	0.47	294	0.45
A0963403	BR-122	157	158	Felsic Volcanic 1	Central Pit	Mine Rock	20	2.1	4.0	<0.1	<0.005	0.64	26	12	0.40	305	0.74
A0963404	BR-122	162	163.5	Felsic Volcanic 1	Central Pit	Mine Rock	17	2.1	4.7	<0.1	<0.005	0.84	30	18	0.51	351	0.54
A0963405	BR-122	167	168	Felsic Volcanic 1	Central Pit	Mine Rock	16	2.2	5.9	<0.1	<0.005	1.0	29	17	0.68	336	1.3
A0963406	BR-122	172	173.5	Felsic Volcanic 1	Central Pit	Mine Rock	17	2.3	5.4	<0.1	<0.005	0.94	30	20	0.64	380	0.45
A0963407	BR-122	177	178	Felsic Volcanic 1	Central Pit	Mine Rock	18	2.1	5.4	<0.1	<0.005	0.87	27	15	0.53	315	0.64

(1) Ten times average crustal abundance values presented in Price (1997).

Blue highlighting indicates samples with metal concentrations greater than the ten times crustal abundance screening value are present in the analyzed group.

Screening values are for qualitative assessment only and hold no regulatory significance.

Classification as mine rock or ore-grade materials was based on gold content.

A value of "--" indicates metal was not measured for the given sample; the variation in elements analyzed is due to measurement at two different laboratories (see text).

Table B-5 Aqua Regia Metals

Sample ID	Drillhole ID	From	To	Lithology	Area	Class	Copper	Iron	Gallium	Germanium	Mercury	Potassium	Lanthanum	Lithium	Magnesium	Manganese	Molybdenum
		m	m				ppm	%	ppm	ppm	ppm	%	ppm	ppm	%	ppm	ppm
10x Crustal Abundance (Price 1997) [(1)]							*600*	*--*	*190*	*15*	*0.85*	*--*	*390*	*200*	*--*	*9500*	*12*
A0963408	BR-122	183	184.5	Felsic Volcanic 1	Central Pit	Mine Rock	16	2.1	4.1	<0.1	<0.005	0.75	30	15	0.47	324	0.72
A0963409	BR-122	192.5	194	Felsic Volcanic 1	Central Pit	Mine Rock	14	2.2	4.7	<0.1	<0.005	0.92	28	15	0.60	358	0.60
A0963410	BR-122	197	198	Felsic Volcanic 1	Central Pit	Mine Rock	18	2.3	5.6	<0.1	<0.005	1.0	28	18	0.72	367	0.63
A0963411	BR-122	202	203	Felsic Volcanic 1	Central Pit	Mine Rock	14	2.2	5.5	<0.1	<0.005	0.95	30	19	0.71	343	0.63
A0963412	BR-122	208	209.5	Felsic Volcanic 1	Central Pit	Mine Rock	16	2.0	5.0	<0.1	<0.005	0.66	31	17	0.67	342	0.82
A0963413	BR-122	219	220.5	Felsic Volcanic 1	Central Pit	Mine Rock	18	2.2	4.6	<0.1	<0.005	0.86	33	13	0.64	420	1.9
A0963414	BR-122	225	226.5	Felsic Volcanic 1	Central Pit	Mine Rock	14	2.0	4.8	<0.1	<0.005	0.84	26	15	0.67	389	0.75
A0963415	BR-122	231	232.5	Felsic Volcanic 1	Central Pit	Mine Rock	33	2.1	5.0	<0.1	<0.005	0.95	27	11	0.68	372	1.0
A0963416	BR-122	237	238.5	Felsic Volcanic 1	Central Pit	Mine Rock	18	2.1	4.8	<0.1	<0.005	0.91	28	9.6	0.65	368	0.67
A0963417	BR-122	243.25	244.25	Felsic Volcanic 1	Central Pit	Mine Rock	14	2.3	3.0	<0.1	<0.005	0.45	38	8.6	0.57	284	1.8
A0963418	BR-122	247	248	Felsic Volcanic 1	Central Pit	Mine Rock	8.5	2.2	2.2	<0.1	<0.005	0.43	30	7.6	0.47	179	0.72
A0963419	BR-122	252	253	Felsic Volcanic 1	Central Pit	Mine Rock	6.1	2.6	2.7	<0.1	<0.005	0.48	30	9.9	0.61	331	1.6
A0963420	BR-122	257	258	Felsic Volcanic 1	Central Pit	Mine Rock	7.5	1.9	1.9	<0.1	0.151	0.50	26	8.8	0.38	116	1.6
A0963421	BR-122	262	263	Felsic Volcanic 1	Central Pit	Mine Rock	3.3	2.7	2.2	0.30	<0.005	0.52	25	8.1	0.42	142	4.9
A0963422	BR-122	267	268	Felsic Volcanic 1	Central Pit	Mine Rock	14	2.8	2.0	<0.1	<0.005	0.45	25	7.9	0.36	161	3.1
A0963423	BR-122	272	273	Felsic Volcanic 1	Central Pit	Mine Rock	46	2.9	3.2	<0.1	<0.005	0.58	29	12	0.81	267	3.0
A0963424	BR-122	281	282	Felsic Volcanic 1	Central Pit	Mine Rock	30	2.8	3.1	<0.1	<0.005	0.50	28	9.7	0.74	215	6.7
A0963425	BR-122	285	286	Felsic Volcanic 1	Central Pit	Mine Rock	62	2.7	2.9	<0.1	<0.005	0.50	29	12	0.71	201	3.5
A0963426	BR-122	290	291	Felsic Volcanic 1	Central Pit	Mine Rock	65	2.4	3.1	<0.1	<0.005	0.52	32	13	0.65	168	5.7
A0963427	BR-122	295	296	Felsic Volcanic 1	Central Pit	Mine Rock	54	2.3	4.3	<0.1	<0.005	0.68	32	12	0.94	241	2.4
A0963428	BR-122	300	301	Felsic Volcanic 1	Central Pit	Mine Rock	138	2.3	4.0	<0.1	<0.005	0.69	30	16	0.65	281	23
A0963429	BR-122	305	306	Felsic Volcanic 1	Central Pit	Mine Rock	297	2.3	3.4	<0.1	<0.005	0.59	30	13	0.67	297	56
A0963430	BR-122	312.5	313.5	Felsic Volcanic 1	Central Pit	Mine Rock	254	2.6	3.0	<0.1	<0.005	0.54	25	12	0.68	150	106
A0963431	BR-122	318	319	Felsic Volcanic 1	Central Pit	Mine Rock	178	2.6	4.0	<0.1	<0.005	0.72	29	15	0.92	281	80
A0963432	BR-122	323	324	Felsic Volcanic 1	Central Pit	Mine Rock	42	3.1	2.2	<0.1	0.01	0.37	91	5.9	0.37	153	2.0
A0963433	BR-122	330	331	Felsic Volcanic 1	Central Pit	Mine Rock	371	3.1	2.9	<0.1	0.01	0.54	24	11	0.71	228	51
A0964713	BR-160	30	30.8	Felsic Volcanic 1	Central Pit	Ore-Grade	96	3.4	4.2	<0.1	<0.005	0.73	26	9.8	0.66	655	44
A0962738	BR-160	34.4	35.2	Felsic Volcanic 1	Central Pit	Mine Rock	20	2.6	3.6	<0.1	<0.005	0.47	26	12	0.62	525	2.2
A0962739	BR-160	41.85	42.4	Felsic Volcanic 1	Central Pit	Mine Rock	5.7	5.2	2.4	<0.1	<0.005	0.40	24	9.5	0.44	384	2.2
A0962740	BR-160	45.5	46.5	Felsic Volcanic 1	Central Pit	Mine Rock	4.3	2.7	3.7	<0.1	<0.005	0.61	30	13	0.80	488	3.3
A0962741	BR-160	50.5	51.5	Felsic Volcanic 1	Central Pit	Mine Rock	7.1	2.6	3.5	<0.1	<0.005	0.61	28	14	0.80	512	2.4
A0962742	BR-160	55.5	56.5	Felsic Volcanic 1	Central Pit	Mine Rock	4.7	3.0	3.8	<0.1	<0.005	0.61	28	13	0.79	504	2.9
A0962743	BR-160	59.5	60.5	Felsic Volcanic 1	Central Pit	Mine Rock	11	2.6	3.3	<0.1	<0.005	0.58	30	12	0.74	630	1.3
A0962744	BR-160	64	65	Quartz Sericite Schist	Central Pit	Mine Rock	3.3	1.9	0.90	<0.1	<0.005	0.25	35	2.5	0.040	43	1.1
A0962745	BR-160	68	69	Quartz Sericite Schist	Central Pit	Mine Rock	2.8	2.0	0.90	<0.1	<0.005	0.22	45	2.7	0.070	80	1.1
A0962746	BR-160	72	73	Felsic Volcanic 2	Central Pit	Mine Rock	26	1.9	1.5	<0.1	0.011	0.23	39	4.8	0.22	281	1.5
A0962747	BR-160	77	78	Felsic Volcanic 2	Central Pit	Mine Rock	34	1.9	1.6	<0.1	0.13	0.27	42	7.7	0.21	190	1.4
A0962748	BR-160	82	83	Felsic Volcanic 2	Central Pit	Mine Rock	8.4	1.9	1.2	<0.1	<0.005	0.18	38	2.5	0.080	160	1.0
A0962749	BR-160	87.1	88.1	Felsic Volcanic 2	Central Pit	Mine Rock	6.5	2.0	2.2	<0.1	<0.005	0.30	31	5.1	0.27	639	1.1
A0962750	BR-160	92.05	93	Felsic Volcanic 1	Central Pit	Mine Rock	9.4	2.7	3.5	<0.1	0.029	0.60	30	11	0.74	627	1.4
A0962751	BR-160	97	98	Felsic Volcanic 1	Central Pit	Mine Rock	8.4	2.5	4.2	<0.1	<0.005	0.57	27	8.9	0.66	557	1.3
A0962752	BR-160	104.5	105.5	Felsic Volcanic 1	Central Pit	Mine Rock	55	3.3	3.9	<0.1	<0.005	0.76	28	8.8	0.53	587	0.84
A0962753	BR-160	109	110	Felsic Volcanic 1	Central Pit	Mine Rock	106	3.8	4.3	<0.1	<0.005	0.95	27	9.9	0.67	635	1.4

(1) Ten times average crustal abundance values presented in Price (1997).

Blue highlighting indicates samples with metal concentrations greater than the ten times crustal abundance screening value are present in the analyzed group.

Screening values are for qualitative assessment only and hold no regulatory significance.

Classification as mine rock or ore-grade materials was based on gold content.

A value of "--" indicates metal was not measured for the given sample; the variation in elements analyzed is due to measurement at two different laboratories (see text).

Table B-5 Aqua Regia Metals

Sample ID	Drillhole ID	From	To	Lithology	Area	Class	Copper	Iron	Gallium	Germanium	Mercury	Potassium	Lanthanum	Lithium	Magnesium	Manganese	Molybdenum
		m	m				ppm	%	ppm	ppm	ppm	%	ppm	ppm	%	ppm	ppm
10x Crustal Abundance (Price 1997) [(1)]							*600*	*--*	*190*	*15*	*0.85*	*--*	*390*	*200*	*--*	*9500*	*12*
A0962737	BR-160	112	113	Felsic Volcanic 1	Central Pit	Mine Rock	365	4.7	2.9	<0.1	<0.005	0.85	33	6.9	0.52	511	1.1
A0962754	BR-160	114.1	115.1	Felsic Volcanic 1	Central Pit	Mine Rock	23	2.8	3.3	<0.1	<0.005	0.35	22	5.3	0.48	2604	2.8
A0962755	BR-160	119	120	Felsic Volcanic 1	Central Pit	Mine Rock	107	2.9	3.0	<0.1	<0.005	0.26	28	4.7	0.42	1724	2.8
A0962756	BR-160	123	124	Felsic Volcanic 1	Central Pit	Mine Rock	23	2.4	4.0	<0.1	<0.005	0.41	36	7.9	0.47	949	2.9
A0962757	BR-160	130.4	130.9	Metasediment 2	Central Pit	Mine Rock	55	5.2	6.2	<0.1	<0.005	1.6	20	16	0.91	942	1.5
A0962758	BR-160	145.25	146	Felsic Volcanic 1	Central Pit	Ore-Grade	40	3.1	3.6	<0.1	<0.005	0.24	29	5.1	0.66	915	1.8
A0962759	BR-160	150	150.75	Felsic Volcanic 1	Central Pit	Mine Rock	66	5.3	7.8	<0.1	<0.005	1.3	22	19	1.0	1188	2.4
A0962760	BR-160	155.25	156	Felsic Volcanic 1	Central Pit	Mine Rock	91	3.9	5.3	<0.1	<0.005	0.42	30	9.5	0.99	1042	1.4
A0962761	BR-160	162	163.05	Felsic Volcanic 1	Central Pit	Mine Rock	16	1.6	2.5	<0.1	<0.005	0.15	25	3.1	0.30	418	3.4
A0962762	BR-160	169	170	Metasediment 2	Central Pit	Ore-Grade	65	3.6	7.7	0.10	<0.005	0.79	22	14	1.2	651	1.5
A0962763	BR-160	185.5	187	Metasediment 2	Central Pit	Mine Rock	63	3.7	9.7	<0.1	<0.005	1.4	15	20	1.3	262	1.4
A0962764	BR-160	191.5	193	Metasediment 2	Central Pit	Mine Rock	44	2.8	7.5	<0.1	<0.005	1.1	23	17	0.98	395	1.3
A0964387	BR-193	47.5	49	Felsic Volcanic 1	Central Pit	Mine Rock	255	2.4	4.1	<0.1	<0.005	0.65	32	11	0.68	323	21
A0964388	BR-193	65.3	66.8	Felsic Volcanic 1	Central Pit	Mine Rock	199	2.3	4.0	<0.1	<0.005	0.62	30	14	0.75	400	22
A0964389	BR-193	70.9	71.5	Felsic Volcanic 1	Central Pit	Mine Rock	284	2.9	3.6	<0.1	0.008	0.53	27	14	0.69	329	50
A0964390	BR-193	77	78.5	Felsic Volcanic 1	Central Pit	Ore-Grade	198	2.8	4.8	<0.1	0.006	0.88	33	17	0.88	577	8.4
A0964391	BR-193	83.4	84.3	Felsic Volcanic 1	Central Pit	Mine Rock	256	3.1	4.7	<0.1	<0.005	0.77	30	15	0.95	506	10
A0964392	BR-193	90.6	91.2	Felsic Volcanic 1	Central Pit	Mine Rock	25	2.3	2.3	<0.1	<0.005	0.37	13	9.2	0.50	376	2.1
A0964393	BR-193	93.2	93.7	Felsic Volcanic 1	Central Pit	Mine Rock	14	2.1	2.2	<0.1	<0.005	0.37	16	7.6	0.44	252	5.6
A0964394	BR-193	97.1	98.2	Felsic Volcanic 1	Central Pit	Mine Rock	306	2.3	2.8	<0.1	<0.005	0.49	21	9.4	0.60	441	11
A0964395	BR-193	102	103.1	Felsic Volcanic 1	Central Pit	Mine Rock	643	2.6	3.4	<0.1	0.007	0.54	22	12	0.71	345	13
A0964396	BR-193	108.2	109.1	Felsic Volcanic 1	Central Pit	Ore-Grade	95	2.3	2.8	<0.1	<0.005	0.50	21	8.8	0.62	975	26
A0964397	BR-193	113.5	115	Felsic Volcanic 1	Central Pit	Mine Rock	139	3.4	3.3	<0.1	<0.005	0.58	30	10	0.62	501	28
A0964398	BR-193	118.9	120.4	Felsic Volcanic 1	Central Pit	Mine Rock	214	2.4	3.7	<0.1	<0.005	0.61	28	12	0.64	516	39
A0964399	BR-193	122.5	123	Felsic Volcanic 1	Central Pit	Mine Rock	105	1.9	3.5	<0.1	<0.005	0.52	21	11	0.59	312	18
A0964400	BR-193	129	130.4	Felsic Volcanic 1	Central Pit	Mine Rock	206	3.1	4.0	<0.1	<0.005	0.65	32	16	0.82	424	63
A0964401	BR-193	135	136.5	Felsic Volcanic 1	Central Pit	Mine Rock	98	3.6	4.0	<0.1	<0.005	0.62	31	13	0.73	408	27
A0964402	BR-193	150	151.5	Felsic Volcanic 1	Central Pit	Mine Rock	77	2.9	3.5	<0.1	<0.005	0.49	29	11	0.65	435	15
A0964403	BR-193	155.7	157	Felsic Volcanic 1	Central Pit	Mine Rock	61	2.5	3.3	<0.1	<0.005	0.61	27	11	0.54	421	22
A0964404	BR-193	160.6	162	Felsic Volcanic 1	Central Pit	Mine Rock	18	2.3	4.1	<0.1	<0.005	0.55	29	11	0.76	608	19
A0964405	BR-193	167.5	169	Felsic Volcanic 1	Central Pit	Mine Rock	10	2.4	3.6	<0.1	<0.005	0.56	26	9.9	0.64	479	13
A0964406	BR-193	171.8	172.8	Felsic Volcanic 1	Central Pit	Ore-Grade	18	2.3	3.9	<0.1	<0.005	0.49	27	10	0.64	455	1.3
A0964407	BR-193	176	177	Felsic Volcanic 1	Central Pit	Mine Rock	39	3.2	3.7	<0.1	<0.005	0.63	35	10	0.70	1041	2.4
A0964408	BR-193	181.5	183	Felsic Volcanic 1	Central Pit	Mine Rock	47	2.6	3.5	<0.1	<0.005	0.37	27	9.4	0.62	556	2.2
A0964409	BR-193	192	193.5	Felsic Volcanic 1	Central Pit	Mine Rock	5.6	4.6	2.7	<0.1	<0.005	0.46	26	8.7	0.41	310	1.2
A0964410	BR-193	198	199.5	Felsic Volcanic 1	Central Pit	Mine Rock	26	3.0	4.1	<0.1	<0.005	0.59	29	14	0.71	586	0.96
A0964411	BR-193	206	207	Felsic Volcanic 2	Central Pit	Mine Rock	5.3	1.4	2.0	<0.1	<0.005	0.29	36	7.2	0.20	243	3.3
A0964412	BR-193	208.8	210	Felsic Volcanic 2	Central Pit	Mine Rock	42	1.6	1.8	<0.1	0.054	0.29	44	4.6	0.12	236	1.1
A0964413	BR-193	215	215.95	Felsic Volcanic 2	Central Pit	Mine Rock	158	2.3	2.2	<0.1	0.008	0.32	43	4.7	0.33	1322	2.2
A0964414	BR-193	230.5	231	Felsic Volcanic 1	Central Pit	Mine Rock	60	7.0	11	0.10	<0.005	2.0	22	24	1.5	1299	1.5
A0964415	BR-193	237.5	238.5	Metasediment 2	Central Pit	Mine Rock	63	7.5	9.4	0.20	<0.005	1.2	18	18	1.1	388	1.1
A0964416	BR-193	245.7	246.7	Metasediment 2	Central Pit	Mine Rock	61	9.4	9.3	0.40	<0.005	1.3	20	20	1.2	695	0.62
A0964417	BR-194	45.5	47	Felsic Volcanic 1	Central Pit	Mine Rock	24	2.3	3.1	<0.1	0.011	0.49	33	14	0.70	337	7.9

(1) Ten times average crustal abundance values presented in Price (1997).

Blue highlighting indicates samples with metal concentrations greater than the ten times crustal abundance screening value are present in the analyzed group.

Screening values are for qualitative assessment only and hold no regulatory significance.

Classification as mine rock or ore-grade materials was based on gold content.

A value of "--" indicates metal was not measured for the given sample; the variation in elements analyzed is due to measurement at two different laboratories (see text).

Table B-5 Aqua Regia Metals

Sample ID	Drillhole ID	From	To	Lithology	Area	Class	Copper	Iron	Gallium	Germanium	Mercury	Potassium	Lanthanum	Lithium	Magnesium	Manganese	Molybdenum
		m	m				ppm	%	ppm	ppm	ppm	%	ppm	ppm	%	ppm	ppm
10x Crustal Abundance (Price 1997) [(1)]							*600*	*--*	*190*	*15*	*0.85*	*--*	*390*	*200*	*--*	*9500*	*12*
A0964418	BR-194	55.3	56.6	Felsic Volcanic 1	Central Pit	Mine Rock	29	2.1	4.3	<0.1	<0.005	0.13	32	11	0.93	277	4.8
A0964419	BR-194	60.3	61.5	Felsic Volcanic 1	Central Pit	Mine Rock	46	2.4	3.8	<0.1	<0.005	0.33	30	19	0.78	213	4.4
A0964420	BR-194	70.5	72	Felsic Volcanic 1	Central Pit	Mine Rock	105	2.4	3.5	<0.1	<0.005	0.44	31	13	0.79	309	15
A0964421	BR-194	79.5	81	Felsic Volcanic 1	Central Pit	Mine Rock	123	2.3	3.6	<0.1	0.005	0.43	32	11	0.65	345	2.2
A0964422	BR-194	84	85.5	Felsic Volcanic 1	Central Pit	Mine Rock	23	2.4	3.1	<0.1	<0.005	0.47	24	9.5	0.63	264	6.0
A0964423	BR-194	90	91.5	Felsic Volcanic 1	Central Pit	Mine Rock	20	3.0	4.3	<0.1	0.01	0.55	27	13	1.0	445	2.3
A0964424	BR-194	96	97.5	Felsic Volcanic 1	Central Pit	Mine Rock	222	2.4	3.2	<0.1	0.006	0.15	24	9.0	0.73	174	40
A0964425	BR-194	102	103.5	Felsic Volcanic 1	Central Pit	Mine Rock	69	3.5	3.4	<0.1	<0.005	0.57	24	13	0.88	381	13
A0964426	BR-194	108	109.5	Felsic Volcanic 1	Central Pit	Mine Rock	324	2.6	2.9	<0.1	0.014	0.50	31	12	0.71	223	70
A0964427	BR-194	113.5	115	Felsic Volcanic 1	Central Pit	Mine Rock	285	2.6	3.7	<0.1	0.007	0.57	28	13	0.68	287	56
A0964428	BR-194	121.1	122.2	Felsic Volcanic 1	Central Pit	Mine Rock	28	3.0	4.8	<0.1	<0.005	0.69	25	12	0.89	387	1.7
A0964429	BR-194	125.2	126.1	Felsic Volcanic 1	Central Pit	Mine Rock	90	2.2	3.3	<0.1	0.016	0.43	25	9.8	0.66	375	27
A0964430	BR-194	129.25	130.3	Felsic Volcanic 1	Central Pit	Ore-Grade	218	1.8	2.7	<0.1	--	0.49	26	8.7	0.56	1097	5.3
A0964431	BR-194	134	135.5	Felsic Volcanic 1	Central Pit	Mine Rock	49	2.2	3.2	<0.1	<0.005	0.51	27	12	0.67	275	55
A0964432	BR-194	139.25	140.45	Felsic Volcanic 1	Central Pit	Mine Rock	230	2.2	3.5	<0.1	0.013	0.55	32	10	0.64	340	10
A0964433	BR-194	146	147	Felsic Volcanic 1	Central Pit	Mine Rock	137	2.3	1.9	<0.1	0.012	0.36	23	6.3	0.37	182	23
A0964434	BR-194	151	152	Felsic Volcanic 1	Central Pit	Ore-Grade	257	1.8	2.4	<0.1	0.035	0.44	27	8.9	0.52	292	13
A0964435	BR-194	156.5	158	Felsic Volcanic 1	Central Pit	Mine Rock	167	2.0	3.5	<0.1	<0.005	0.56	29	12	0.64	240	9.3
A0964436	BR-194	161.7	163.1	Felsic Volcanic 1	Central Pit	Mine Rock	140	2.1	4.0	<0.1	<0.005	0.67	28	12	0.65	384	10
A0964437	BR-194	166.5	168	Felsic Volcanic 1	Central Pit	Mine Rock	110	2.0	3.6	<0.1	<0.005	0.61	31	11	0.60	354	9.8
A0964438	BR-194	171	172.1	Felsic Volcanic 1	Central Pit	Mine Rock	211	2.0	4.3	<0.1	<0.005	0.61	32	12	0.70	369	32
A0964439	BR-194	176.55	177.5	Felsic Volcanic 1	Central Pit	Ore-Grade	166	2.0	2.8	<0.1	0.033	0.45	24	7.1	0.65	808	31
A0964440	BR-194	182.5	183	Felsic Volcanic 1	Central Pit	Mine Rock	332	2.4	4.2	<0.1	<0.005	0.79	31	15	0.77	325	23
A0964441	BR-194	187	188	Felsic Volcanic 1	Central Pit	Ore-Grade	253	2.6	4.6	<0.1	<0.005	0.88	29	15	1.1	434	27
A0964442	BR-194	192	193	Felsic Volcanic 1	Central Pit	Mine Rock	264	2.2	3.6	<0.1	0.007	0.63	28	12	0.70	431	27
A0964443	BR-194	198	199	Felsic Volcanic 1	Central Pit	Ore-Grade	271	2.5	4.0	<0.1	0.007	0.78	29	14	0.87	599	20
A0964444	BR-194	203	204	Felsic Volcanic 1	Central Pit	Mine Rock	293	2.5	4.6	<0.1	0.006	0.82	27	15	0.94	487	25
A0964445	BR-194	208	209	Felsic Volcanic 1	Central Pit	Mine Rock	243	2.5	4.9	0.10	<0.005	0.95	31	17	0.97	527	10
A0964446	BR-194	213	214	Felsic Volcanic 1	Central Pit	Mine Rock	300	2.7	4.8	<0.1	0.006	0.93	31	17	0.93	570	23
A0964447	BR-194	217.7	218.4	Felsic Volcanic 1	Central Pit	Mine Rock	63	1.9	2.3	<0.1	<0.005	0.34	18	6.9	0.48	522	15
A0964448	BR-194	223.5	224.5	Felsic Volcanic 1	Central Pit	Mine Rock	167	2.0	3.6	<0.1	<0.005	0.72	28	10	0.71	545	25
A0964449	BR-194	229	229.9	Felsic Volcanic 1	Central Pit	Mine Rock	254	2.5	2.9	<0.1	<0.005	0.50	33	8.8	0.52	276	13
A0964450	BR-194	237.7	238.7	Felsic Volcanic 1	Central Pit	Mine Rock	197	2.7	3.3	<0.1	<0.005	0.57	28	8.0	0.64	364	14
A0964451	BR-194	242.75	243.25	Felsic Volcanic 1	Central Pit	Mine Rock	34	2.4	3.8	<0.1	<0.005	0.66	28	11	0.87	441	2.5
A0964452	BR-194	247	247.95	Felsic Volcanic 2	Central Pit	Mine Rock	15	2.5	2.8	<0.1	<0.005	0.26	25	6.6	0.46	478	8.4
A0964453	BR-194	251	252	Felsic Volcanic 2	Central Pit	Ore-Grade	33	3.7	3.2	<0.1	<0.005	0.18	24	9.2	0.60	360	31
A0964454	BR-194	256.5	258	Felsic Volcanic 1	Central Pit	Mine Rock	25	3.2	3.8	<0.1	<0.005	0.69	34	11	0.76	411	3.7
A0964455	BR-194	262.5	264	Felsic Volcanic 1	Central Pit	Mine Rock	20	2.9	4.9	<0.1	<0.005	0.71	32	11	0.79	557	3.8
A0964456	BR-194	268.5	269	Felsic Volcanic 1	Central Pit	Mine Rock	8.3	3.4	3.2	<0.1	<0.005	0.58	29	8.4	0.70	555	2.4
A0964457	BR-194	275.5	277	Felsic Volcanic 1	Central Pit	Mine Rock	29	2.6	4.2	<0.1	<0.005	0.63	35	12	0.83	425	4.8
A0964671	BR-381	8	9	Felsic Volcanic 1	Central Pit	Ore-Grade	113	3.5	1.2	<0.1	0.037	0.17	38	4.1	0.18	203	1.3
A0964652	BR-381	13.55	14.5	Felsic Volcanic 2	Central Pit	Mine Rock	63	2.0	5.2	<0.1	<0.005	0.52	29	6.9	0.75	1866	1.9
A0964653	BR-381	17.8	18.5	Felsic Volcanic 2	Central Pit	Mine Rock	289	5.2	5.7	0.10	<0.005	0.99	23	13	0.72	1154	3.1

(1) Ten times average crustal abundance values presented in Price (1997).

Blue highlighting indicates samples with metal concentrations greater than the ten times crustal abundance screening value are present in the analyzed group.

Screening values are for qualitative assessment only and hold no regulatory significance.

Classification as mine rock or ore-grade materials was based on gold content.

A value of "--" indicates metal was not measured for the given sample; the variation in elements analyzed is due to measurement at two different laboratories (see text).

Table B-5 Aqua Regia Metals

Sample ID	Drillhole ID	From	To	Lithology	Area	Class	Copper	Iron	Gallium	Germanium	Mercury	Potassium	Lanthanum	Lithium	Magnesium	Manganese	Molybdenum
		m	m				ppm	%	ppm	ppm	ppm	%	ppm	ppm	%	ppm	ppm
10x Crustal Abundance (Price 1997) [(1)]							*600*	*--*	*190*	*15*	*0.85*	*--*	*390*	*200*	*--*	*9500*	*12*
A0964654	BR-381	22.5	23.5	Felsic Volcanic 2	Central Pit	Mine Rock	58	4.1	4.8	0.10	0.007	0.82	25	8.9	0.70	1024	1.4
A0964655	BR-381	27.8	28.8	Felsic Volcanic 2	Central Pit	Ore-Grade	33	4.4	8.5	0.20	<0.005	1.5	28	17	1.2	1332	4.0
A0964656	BR-381	32.15	33.2	Felsic Volcanic 2	Central Pit	Mine Rock	18	2.7	5.4	0.10	<0.005	0.88	36	13	1.0	1666	1.2
A0964657	BR-381	42.05	43	Felsic Volcanic 1	Central Pit	Mine Rock	25	2.7	6.2	<0.1	<0.005	1.1	34	14	0.80	457	0.99
A0964658	BR-381	47.05	48	Metasediment 2	Central Pit	Mine Rock	48	4.0	8.6	<0.1	<0.005	1.6	22	21	1.3	539	1.4
A0964659	BR-381	52	53.5	Metasediment 2	Central Pit	Mine Rock	75	3.5	7.2	<0.1	<0.005	1.1	23	15	1.1	816	1.9
A0964660	BR-381	58	59	Felsic Volcanic 1	Central Pit	Mine Rock	20	2.2	4.6	<0.1	<0.005	0.83	30	8.9	0.80	841	0.74
A0964661	BR-381	64	65.5	Metasediment 2	Central Pit	Mine Rock	60	3.8	8.5	<0.1	<0.005	1.6	23	19	1.2	480	6.7
A0964662	BR-381	69	70.45	Metasediment 2	Central Pit	Mine Rock	46	3.0	8.2	<0.1	<0.005	1.3	23	17	1.1	380	1.5
A0964663	BR-381	74.9	76	Metasediment 2	Central Pit	Mine Rock	58	4.1	8.6	<0.1	<0.005	0.93	21	17	1.5	326	1.5
A0964664	BR-381	80.5	81.5	Metasediment 2	Central Pit	Mine Rock	12	4.5	8.3	<0.1	<0.005	1.1	19	15	1.0	141	1.2
A0964665	BR-381	85	86	Metasediment 2	Central Pit	Mine Rock	41	8.0	8.3	0.30	<0.005	1.0	22	16	1.0	816	0.67
A0964666	BR-381	90.5	92	Felsic Volcanic 1	Central Pit	Mine Rock	24	2.7	6.8	<0.1	<0.005	1.1	31	19	0.96	905	4.2
A0964667	BR-381	95.75	97	Felsic Volcanic 1	Central Pit	Mine Rock	19	2.4	5.5	<0.1	<0.005	0.94	30	15	0.77	1212	1.1
A0964668	BR-381	106.1	107.55	Felsic Volcanic 1	Central Pit	Mine Rock	24	2.4	5.8	<0.1	<0.005	0.92	29	14	0.64	678	0.96
A0964669	BR-381	111.1	111.6	Felsic Volcanic 1	Central Pit	Mine Rock	32	1.4	2.2	<0.1	<0.005	0.31	19	6.7	0.21	209	3.2
A0964670	BR-381	122	123	Metasediment 3	Central Pit	Mine Rock	28	3.5	5.4	<0.1	<0.005	1.1	17	18	0.86	176	0.77
A0964802	BR-435	30	31	Felsic Volcanic 1	Central Pit	Mine Rock	84	2.1	3.7	<0.1	<0.005	0.59	30	18	0.81	530	4.2
A0964811	BR-435	35	36	Felsic Volcanic 1	Central Pit	Mine Rock	99	2.5	4.0	<0.1	<0.005	0.62	30	15	0.80	498	3.0
A0964803	BR-435	41	42	Felsic Volcanic 1	Central Pit	Mine Rock	38	2.6	3.2	<0.1	<0.005	0.55	28	11	0.70	445	5.2
A0964804	BR-435	46.6	47.3	Felsic Volcanic 1	Central Pit	Mine Rock	64	2.3	3.3	<0.1	<0.005	0.23	28	8.3	0.58	503	4.6
A0964805	BR-435	52	53	Felsic Volcanic 1	Central Pit	Mine Rock	21	1.7	1.9	<0.1	0.013	0.24	20	4.7	0.35	473	1.4
A0964806	BR-435	55	56	Felsic Volcanic 1	Central Pit	Mine Rock	35	2.0	3.0	<0.1	0.017	0.040	30	3.9	0.55	1064	1.4
A0964807	BR-435	60	60.8	Metasediment 2	Central Pit	Mine Rock	43	2.1	4.5	<0.1	0.01	0.49	30	10	0.51	550	3.2
A0964808	BR-435	65.75	67.25	Metasediment 2	Central Pit	Mine Rock	52	3.3	7.4	<0.1	<0.005	1.3	28	20	1.2	689	0.90
A0964809	BR-435	72	73.5	Metasediment 2	Central Pit	Mine Rock	71	5.1	9.8	<0.1	<0.005	2.0	25	27	1.8	855	2.1
A0964810	BR-435	84	85.5	Metasediment 2	Central Pit	Mine Rock	48	3.9	9.4	<0.1	<0.005	1.8	23	23	1.4	510	0.98
A0964812	BR-435	93.35	94.2	Metasediment 2	Central Pit	Mine Rock	70	4.4	9.1	0.10	<0.005	1.5	20	20	1.6	489	1.2
A0964813	BR-435	99	100.5	Metasediment 2	Central Pit	Mine Rock	68	3.9	8.5	<0.1	<0.005	1.6	13	16	1.4	297	1.6
A0964814	BR-435	105	106.5	Metasediment 2	Central Pit	Mine Rock	60	4.1	9.8	<0.1	<0.005	1.7	21	18	1.4	528	1.9
A0964815	BR-435	111	112.5	Metasediment 2	Central Pit	Mine Rock	54	4.6	11	0.10	<0.005	2.0	20	20	1.5	685	1.2
A0964816	BR-435	117.05	117.45	Metasediment 2	Central Pit	Mine Rock	47	2.9	6.7	<0.1	<0.005	0.90	14	15	0.86	227	2.1
A0964817	BR-435	122	123	Metasediment 2	Central Pit	Mine Rock	61	3.9	9.6	<0.1	<0.005	1.2	14	21	1.3	276	1.5
A0964818	BR-435	128.75	129.25	Metasediment 2	Central Pit	Mine Rock	32	2.8	8.5	<0.1	<0.005	1.2	24	17	1.1	457	1.1
A0964819	BR-435	132	133.5	Metasediment 2	Central Pit	Mine Rock	71	3.4	8.2	<0.1	<0.005	1.1	17	17	1.2	262	1.5
A0964820	BR-435	138	139	Metasediment 2	Central Pit	Mine Rock	72	3.9	9.7	<0.1	<0.005	1.4	22	22	1.4	346	1.7
A0964821	BR-435	141.6	143.1	Metasediment 2	Central Pit	Mine Rock	63	6.4	11	<0.1	<0.005	1.2	27	22	1.3	269	1.3
A0964822	BR-435	146	147.5	Metasediment 2	Central Pit	Mine Rock	71	9.2	9.5	0.60	<0.005	1.7	27	24	1.2	594	0.67
A0964823	BR-435	153	154.5	Felsic Volcanic 1	Central Pit	Mine Rock	17	2.9	7.2	<0.1	<0.005	1.3	35	19	1.0	1289	0.78
DX758451	BR-007	32.8	33.8	Felsic Volcanic 1	Central Pit	Mine Rock	22	2.1	4.6	<0.1	<0.005	0.67	27	13	0.45	285	0.45
DX758452	BR-007	38.3	39.3	Felsic Volcanic 1	Central Pit	Mine Rock	15	2.0	4.1	<0.1	<0.005	0.58	29	11	0.38	273	0.45
DX758453	BR-034	165	165.5	Felsic Volcanic 1	Central Pit	Mine Rock	7.8	3.2	4.5	<0.1	<0.005	0.59	32	15	0.79	827	1.1
DX758454	BR-034	190	190.5	Felsic Volcanic 1	Central Pit	Ore-Grade	38	5.2	2.4	<0.1	<0.005	0.64	25	6.3	0.47	293	4.0

(1) Ten times average crustal abundance values presented in Price (1997).

Blue highlighting indicates samples with metal concentrations greater than the ten times crustal abundance screening value are present in the analyzed group.

Screening values are for qualitative assessment only and hold no regulatory significance.

Classification as mine rock or ore-grade materials was based on gold content.

A value of "--" indicates metal was not measured for the given sample; the variation in elements analyzed is due to measurement at two different laboratories (see text).

Table B-5 Aqua Regia Metals

Sample ID	Drillhole ID	From	To	Lithology	Area	Class	Copper	Iron	Gallium	Germanium	Mercury	Potassium	Lanthanum	Lithium	Magnesium	Manganese	Molybdenum
		m	m				ppm	%	ppm	ppm	ppm	%	ppm	ppm	%	ppm	ppm
10x Crustal Abundance (Price 1997) [1]							*600*	*--*	*190*	*15*	*0.85*	*--*	*390*	*200*	*--*	*9500*	*12*
DX758455	BR-065	199	200	Felsic Volcanic 1	Central Pit	Mine Rock	20	2.4	5.5	<0.1	<0.005	1.1	28	11	0.75	379	0.56
DX758456	BR-065	210	211	Felsic Volcanic 1	Central Pit	Mine Rock	21	2.4	5.5	<0.1	<0.005	0.88	29	12	0.77	399	1.6
DX758457	BR-065	221.7	222.7	Felsic Volcanic 1	Central Pit	Mine Rock	17	2.3	5.5	<0.1	<0.005	1.0	26	14	0.78	360	0.70
DX758458	BR-065	234.85	235.85	Felsic Volcanic 1	Central Pit	Ore-Grade	47	2.3	5.0	<0.1	<0.005	0.99	27	13	0.84	481	0.54
DX758459	BR-066	317.5	318.5	Felsic Volcanic 1	Central Pit	Mine Rock	21	2.3	5.0	<0.1	<0.005	0.95	32	6.8	0.81	645	1.2
DX758460	BR-067	30	31.5	Felsic Volcanic 1	Central Pit	Mine Rock	14	2.0	4.1	<0.1	<0.005	0.55	30	13	0.42	264	0.48
DX758461	BR-067	269	270	Felsic Volcanic 1	Central Pit	Mine Rock	0.96	3.9	4.4	<0.1	<0.005	0.77	31	10	0.64	524	0.85
DX758462	BR-067	380	381	Felsic Volcanic 1	Central Pit	Mine Rock	30	2.2	6.3	<0.1	<0.005	0.27	29	8.2	0.73	848	1.1
DX758463	BR-068	178.85	179.5	Metasediment 2	Central Pit	Mine Rock	52	4.0	7.8	<0.1	<0.005	0.91	16	16	1.1	196	1.3
DX758464	BR-069	50.5	51	Felsic Volcanic 1	Central Pit	Mine Rock	13	2.2	5.1	<0.1	<0.005	0.79	30	15	0.71	361	1.2
DX758465	BR-069	179.6	180.6	Felsic Volcanic 1	Central Pit	Mine Rock	19	2.3	5.8	<0.1	<0.005	0.97	32	16	0.96	389	0.87
DX758466	BR-069	224.7	225.7	Felsic Volcanic 1	Central Pit	Mine Rock	24	2.2	4.4	<0.1	<0.005	0.75	29	8.1	0.69	408	0.84
DX758467	BR-086	200.2	201.2	Felsic Volcanic 1	Central Pit	Ore-Grade	124	4.6	2.8	<0.1	<0.005	0.27	23	3.5	0.63	889	4.8
DX758468	BR-086	201.2	201.95	Felsic Volcanic 1	Central Pit	Ore-Grade	89	6.1	5.9	<0.1	<0.005	0.89	22	8.5	1.2	889	1.5
DX758469	BR-087	337	338	Felsic Volcanic 1	Central Pit	Mine Rock	29	1.9	2.8	<0.1	<0.005	0.42	21	5.1	0.39	679	0.95
DX758470	BR-105	157.5	158.5	Felsic Volcanic 1	Central Pit	Mine Rock	20	1.7	4.1	<0.1	<0.005	0.61	26	9.6	0.49	246	1.3
DX758471	BR-105	312.1	312.75	Felsic Volcanic 2	Central Pit	Mine Rock	21	1.4	3.0	<0.1	<0.005	0.50	40	6.6	0.43	349	1.7
DX758472	BR-105	322.7	324	Felsic Volcanic 1	Central Pit	Mine Rock	20	2.8	7.0	<0.1	<0.005	1.1	34	13	0.95	414	1.4
DX758473	BR-106	188.65	189.65	Felsic Volcanic 1	Central Pit	Mine Rock	20	1.8	3.8	<0.1	<0.005	0.43	28	10	0.51	535	0.54
DX758474	BR-106	235.1	236.1	Felsic Volcanic 1	Central Pit	Mine Rock	26	2.2	4.9	<0.1	<0.005	0.86	29	8.9	0.64	361	0.86
DX758475	BR-108	264	265	Felsic Volcanic 1	Central Pit	Mine Rock	13	1.4	3.2	<0.1	0.01	0.32	26	6.1	0.38	387	4.7
DX758401	BR-135	115	116	Felsic Volcanic 1	Central Pit	Mine Rock	20	2.1	4.3	<0.1	0.011	0.81	28	12	0.63	582	1.0
DX758402	BR-135	176	177	Felsic Volcanic 1	Central Pit	Ore-Grade	29	2.4	6.0	<0.1	<0.005	1.0	31	12	0.83	680	1.1
DX758403	BR-135	177	178	Felsic Volcanic 1	Central Pit	Mine Rock	28	2.6	6.5	<0.1	<0.005	1.1	28	13	0.92	651	1.3
DX758404	BR-135	183	184	Felsic Volcanic 1	Central Pit	Mine Rock	18	2.3	4.8	<0.1	0.005	0.78	30	12	0.86	730	1.1
DX758405	BR-135	253	254	Felsic Volcanic 1	Central Pit	Mine Rock	25	2.3	4.9	<0.1	<0.005	0.93	28	9.0	0.70	523	3.3
DX758406	BR-135	273	274	Felsic Volcanic 1	Central Pit	Mine Rock	30	2.3	5.4	<0.1	<0.005	0.88	28	11	0.75	552	0.72
DX758407	BR-135	276	277	Felsic Volcanic 1	Central Pit	Ore-Grade	27	2.2	5.5	<0.1	<0.005	0.85	30	8.8	0.74	635	0.97
DX758408	BR-135	280	281	Felsic Volcanic 1	Central Pit	Mine Rock	30	2.3	4.9	<0.1	<0.005	0.88	29	8.2	0.68	525	1.8
DX758409	BR-135	292	293	Felsic Volcanic 1	Central Pit	Mine Rock	28	2.1	4.1	<0.1	<0.005	0.74	27	6.7	0.59	373	2.5
DX758410	BR-135	315	316	Felsic Volcanic 1	Central Pit	Ore-Grade	5.6	2.6	3.3	<0.1	<0.005	0.56	28	4.6	0.36	306	1.0
DX758411	BR-135	317	318	Felsic Volcanic 1	Central Pit	Ore-Grade	6.3	2.3	3.7	<0.1	<0.005	0.49	17	4.4	0.43	346	0.39
DX758412	BR-135	321.75	322.5	Felsic Volcanic 1	Central Pit	Ore-Grade	10	2.3	8.1	<0.1	<0.005	0.93	25	11	0.80	690	0.69
DX758413	BR-135	335.25	336	Felsic Volcanic 1	Central Pit	Mine Rock	27	2.2	5.6	<0.1	<0.005	0.87	27	14	0.80	409	0.44
DX758414	BR-136	248	249	Felsic Volcanic 1	Central Pit	Mine Rock	15	2.8	5.8	<0.1	<0.005	0.99	27	11	0.91	687	1.2
DX758415	BR-136	254	255	Felsic Volcanic 1	Central Pit	Ore-Grade	29	2.4	5.4	<0.1	<0.005	0.97	30	12	0.79	494	1.2
DX758416	BR-136	358	359	Felsic Volcanic 1	Central Pit	Mine Rock	15	2.1	4.9	<0.1	<0.005	0.84	27	8.1	0.68	446	0.35
DX758417	BR-136	366.25	367	Felsic Volcanic 1	Central Pit	Mine Rock	14	1.8	4.6	<0.1	<0.005	0.79	30	8.2	0.65	525	0.66
DX758418	BR-138	155	156	Felsic Volcanic 1	Central Pit	Mine Rock	13	1.8	4.3	<0.1	<0.005	0.59	27	9.3	0.54	467	1.1
DX758419	BR-138	253	254	Felsic Volcanic 1	Central Pit	Mine Rock	16	2.5	5.6	<0.1	<0.005	0.96	31	17	0.81	396	1.2
DX758332	BR-139	298	298.5	Felsic Volcanic 1	Central Pit	Ore-Grade	11	2.2	7.3	<0.1	<0.005	0.79	25	7.2	0.70	576	0.75
DX758420	BR-141	286	287	Felsic Volcanic 1	Central Pit	Ore-Grade	85	3.5	7.4	<0.1	<0.005	0.070	23	11	0.92	766	1.3
DX758221	BR-142	146.75	147.5	Felsic Volcanic 1	Central Pit	Mine Rock	8.0	3.3	5.3	<0.1	<0.005	0.65	33	11	0.88	1052	2.4

(1) Ten times average crustal abundance values presented in Price (1997).

Blue highlighting indicates samples with metal concentrations greater than the ten times crustal abundance screening value are present in the analyzed group.

Screening values are for qualitative assessment only and hold no regulatory significance.

Classification as mine rock or ore-grade materials was based on gold content.

A value of "--" indicates metal was not measured for the given sample; the variation in elements analyzed is due to measurement at two different laboratories (see text).

Table B-5 Aqua Regia Metals

Sample ID	Drillhole ID	From	To	Lithology	Area	Class	Copper	Iron	Gallium	Germanium	Mercury	Potassium	Lanthanum	Lithium	Magnesium	Manganese	Molybdenum
		m	m				ppm	%	ppm	ppm	ppm	%	ppm	ppm	%	ppm	ppm
10x Crustal Abundance (Price 1997) [1]							*600*	*--*	*190*	*15*	*0.85*	*--*	*390*	*200*	*--*	*9500*	*12*
DX758222	BR-142	154.5	155.5	Felsic Volcanic 1	Central Pit	Mine Rock	8.1	3.6	5.4	<0.1	<0.005	0.80	23	9.5	0.73	646	1.5
DX758223	BR-142	288	289	Felsic Volcanic 2	Central Pit	Mine Rock	17	1.7	1.8	<0.1	0.021	0.070	25	2.0	0.21	761	3.5
DX758224	BR-142	301.5	302.5	Felsic Volcanic 2	Central Pit	Mine Rock	11	1.7	1.9	<0.1	<0.005	0.14	39	3.2	0.21	465	3.5
DX758421	BR-146	65	66	Felsic Volcanic 1	Central Pit	Mine Rock	44	1.3	2.2	<0.1	<0.005	0.37	31	4.4	0.24	316	1.1
DX758422	BR-146	75	76	Felsic Volcanic 1	Central Pit	Mine Rock	36	2.4	5.1	<0.1	<0.005	0.54	27	11	0.73	676	0.91
DX758423	BR-146	86	86.6	Felsic Volcanic 1	Central Pit	Mine Rock	21	2.0	3.6	<0.1	<0.005	0.48	22	7.6	0.51	453	0.81
DX758424	BR-146	96	97	Felsic Volcanic 1	Central Pit	Mine Rock	17	2.2	5.4	<0.1	<0.005	0.66	29	12	0.70	677	0.78
DX758425	BR-146	104.5	105.5	Felsic Volcanic 1	Central Pit	Mine Rock	15	2.3	6.1	<0.1	<0.005	0.82	28	15	0.80	837	0.98
DX758426	BR-146	126.55	127.5	Metasediment 2	Central Pit	Mine Rock	57	4.7	8.0	<0.1	<0.005	1.7	24	23	1.4	328	0.95
DX758427	BR-146	136	137	Felsic Volcanic 1	Central Pit	Mine Rock	18	2.2	5.8	<0.1	<0.005	0.22	30	11	0.75	424	1.3
DX758428	BR-146	144	145	Felsic Volcanic 1	Central Pit	Mine Rock	16	2.1	5.1	<0.1	<0.005	0.84	28	12	0.70	394	0.99
DX758429	BR-146	145	146	Felsic Volcanic 1	Central Pit	Mine Rock	20	2.2	5.9	<0.1	<0.005	0.78	29	13	0.76	335	1.1
DX758430	BR-146	161.9	162.5	Metasediment 2	Central Pit	Mine Rock	32	4.5	8.6	0.10	<0.005	1.6	26	23	0.94	494	1.9
DX758431	BR-146	171.3	172	Felsic Volcanic 1	Central Pit	Mine Rock	30	2.6	4.6	<0.1	<0.005	0.31	29	15	0.69	321	1.5
DX758432	BR-146	176.75	177.75	Felsic Volcanic 2	Central Pit	Mine Rock	3.4	1.4	1.0	<0.1	<0.005	0.17	41	4.4	0.080	81	0.97
DX758433	BR-147	247	248	Felsic Volcanic 2	Central Pit	Mine Rock	4.9	1.6	1.8	<0.1	<0.005	0.28	42	3.4	0.15	260	0.93
DX758434	BR-154	130.2	131.2	Felsic Volcanic 1	Central Pit	Mine Rock	17	2.7	6.8	<0.1	<0.005	1.1	32	14	1.0	592	1.5
DX758216	BR-168	301	301.6	Felsic Volcanic 1	Central Pit	Ore-Grade	38	2.3	3.8	<0.1	<0.005	0.69	29	8.5	0.58	476	1.1
DX758435	BR-170	151.5	153	Felsic Volcanic 1	Central Pit	Mine Rock	7.0	3.0	5.7	<0.1	<0.005	0.72	34	10	0.66	748	1.4
DX758436	BR-170	200	201	Felsic Volcanic 1	Central Pit	Mine Rock	3.2	5.3	1.7	<0.1	<0.005	0.33	19	4.0	0.22	189	1.5
DX758437	BR-170	205	206	Felsic Volcanic 1	Central Pit	Mine Rock	5.1	4.3	3.5	<0.1	<0.005	0.71	30	9.9	0.57	504	1.1
DX758438	BR-172	98.25	99	Felsic Volcanic 1	Central Pit	Mine Rock	35	2.4	4.1	<0.1	<0.005	0.42	36	5.3	0.68	603	1.9
DX758209	BR-175	251.4	252.4	Felsic Volcanic 1	Central Pit	Mine Rock	55	2.5	5.1	<0.1	<0.005	0.93	33	12	0.71	720	1.4
DX758210	BR-175	271.7	272.7	Felsic Volcanic 1	Central Pit	Mine Rock	19	2.4	5.6	<0.1	<0.005	0.86	27	7.9	0.74	700	2.3
DX758211	BR-177	385	386	Felsic Volcanic 1	Central Pit	Mine Rock	6.6	6.9	3.0	<0.1	<0.005	0.51	30	5.3	0.42	405	1.4
DX758204	BR-192	49	50	Felsic Volcanic 1	Central Pit	Mine Rock	122	3.2	3.8	<0.1	<0.005	0.64	30	13	0.69	610	30
DX758205	BR-192	127.5	128.95	Felsic Volcanic 1	Central Pit	Mine Rock	33	3.2	5.2	<0.1	<0.005	0.74	36	12	0.71	752	1.4
DX758206	BR-192	135	135.5	Felsic Volcanic 1	Central Pit	Ore-Grade	77	1.6	4.0	<0.1	0.149	0.54	44	7.9	0.61	490	1.1
DX758207	BR-192	196.6	198	Felsic Volcanic 1	Central Pit	Mine Rock	24	2.1	5.6	<0.1	<0.005	0.65	26	15	0.82	480	1.1
DX758208	BR-192	226	227.5	Felsic Volcanic 1	Central Pit	Mine Rock	17	2.6	5.7	<0.1	<0.005	1.1	29	13	0.89	1140	1.0
DX758217	BR-201	210.8	211.4	Felsic Volcanic 2	Central Pit	Mine Rock	43	1.6	1.9	<0.1	<0.005	0.29	38	4.3	0.16	143	1.8
DX758218	BR-201	280.5	282	Felsic Volcanic 1	Central Pit	Mine Rock	20	2.7	4.8	<0.1	<0.005	0.83	33	6.6	0.76	421	1.2
DX758219	BR-201	282	282.7	Felsic Volcanic 1	Central Pit	Mine Rock	19	2.5	5.5	<0.1	<0.005	0.81	32	6.5	0.82	395	1.5
DX758212	BR-202	22.05	23.45	Felsic Volcanic 1	Central Pit	Mine Rock	20	2.3	5.8	<0.1	<0.005	0.85	26	13	0.76	827	1.4
DX758213	BR-202	186	186.65	Felsic Volcanic 2	Central Pit	Mine Rock	3.5	1.7	1.9	<0.1	<0.005	0.28	40	3.6	0.14	260	1.7
DX758214	BR-202	208.5	210	Felsic Volcanic 2	Central Pit	Mine Rock	9.1	1.7	1.2	<0.1	<0.005	0.21	42	2.3	0.060	198	1.0
DX758215	BR-203	83.2	84.2	Felsic Volcanic 1	Central Pit	Ore-Grade	28	2.9	5.7	<0.1	<0.005	1.0	35	15	0.89	706	0.78
DX758220	BR-204	214.7	215.4	Felsic Volcanic 2	Central Pit	Ore-Grade	5.6	1.6	1.3	<0.1	<0.005	0.28	25	2.8	0.13	112	1.1
DX758201	BR-208	43.8	44.6	Metasediment 2	Central Pit	Mine Rock	35	4.6	8.2	<0.1	<0.005	1.8	19	30	1.5	434	0.55
DX758202	BR-208	51.65	52.4	Felsic Volcanic 1	Central Pit	Mine Rock	25	2.5	5.8	<0.1	<0.005	0.14	37	9.4	0.64	398	1.4
DX758203	BR-208	114.25	115.25	Fragmental 1	Central Pit	Mine Rock	30	2.9	7.8	<0.1	<0.005	1.3	26	21	1.1	319	1.4
DX758333	BR-212	149.75	150.75	Felsic Volcanic 1	Central Pit	Ore-Grade	49	3.0	5.9	<0.1	<0.005	1.0	27	13	0.98	977	1.7
DX758334	BR-212	193.5	195	Metasediment 2	Central Pit	Mine Rock	47	3.3	6.7	<0.1	<0.005	1.4	27	19	1.2	1001	0.87

(1) Ten times average crustal abundance values presented in Price (1997).

Blue highlighting indicates samples with metal concentrations greater than the ten times crustal abundance screening value are present in the analyzed group.

Screening values are for qualitative assessment only and hold no regulatory significance.

Classification as mine rock or ore-grade materials was based on gold content.

A value of "--" indicates metal was not measured for the given sample; the variation in elements analyzed is due to measurement at two different laboratories (see text).

Table B-5 Aqua Regia Metals

Sample ID	Drillhole ID	From	To	Lithology	Area	Class	Copper	Iron	Gallium	Germanium	Mercury	Potassium	Lanthanum	Lithium	Magnesium	Manganese	Molybdenum
		m	m				ppm	%	ppm	ppm	ppm	%	ppm	ppm	%	ppm	ppm
10x Crustal Abundance (Price 1997) [(1)]							*600*	*--*	*190*	*15*	*0.85*	*--*	*390*	*200*	*--*	*9500*	*12*
DX758335	BR-212	214	215	Felsic Volcanic 2	Central Pit	Mine Rock	59	3.4	6.2	<0.1	<0.005	1.2	25	14	0.96	812	1.6
DX758225	BR-212	234	235	Felsic Volcanic 2	Central Pit	Mine Rock	4.6	1.3	1.7	<0.1	<0.005	0.29	46	4.2	0.13	555	1.1
DX758226	BR-212	239.75	240.4	Felsic Volcanic 2	Central Pit	Mine Rock	20	1.6	2.0	<0.1	<0.005	0.090	36	3.0	0.18	524	2.4
DX758227	BR-212	274.5	276	Metasediment 2	Central Pit	Mine Rock	29	4.2	6.9	<0.1	<0.005	0.63	28	8.9	1.1	102	1.2
DX758228	BR-212	285.7	287.1	Metasediment 3	Central Pit	Mine Rock	48	2.4	5.5	<0.1	<0.005	1.1	24	12	0.74	244	0.63
DX758229	BR-214	178.55	179.05	Felsic Volcanic 1	Central Pit	Ore-Grade	13	2.3	4.6	<0.1	0.017	0.63	25	6.7	0.61	685	0.71
DX758230	BR-214	218.85	219.6	Felsic Volcanic 2	Central Pit	Ore-Grade	15	2.2	4.3	<0.1	<0.005	0.56	30	7.3	0.58	420	1.0
DX758231	BR-214	252	253.5	Felsic Volcanic 1	Central Pit	Mine Rock	13	2.3	4.7	<0.1	<0.005	0.75	37	9.9	0.63	456	1.3
DX758232	BR-214	283.2	284	Felsic Volcanic 1	Central Pit	Mine Rock	15	2.3	4.9	<0.1	<0.005	0.90	40	11	0.66	496	1.6
DX758233	BR-215	158.45	159.1	Felsic Volcanic 1	Central Pit	Ore-Grade	41	2.7	4.6	<0.1	0.044	0.76	28	7.6	0.66	686	1.3
DX758234	BR-215	175.5	177	Felsic Volcanic 1	Central Pit	Mine Rock	15	2.2	4.9	<0.1	<0.005	0.92	39	9.4	0.60	519	1.2
DX758235	BR-215	296.9	298	Metasediment 2	Central Pit	Mine Rock	49	5.2	9.8	<0.1	<0.005	1.2	18	24	1.4	190	1.3
DX758236	BR-217	112.5	114	Felsic Volcanic 1	Central Pit	Mine Rock	20	2.2	5.3	<0.1	<0.005	0.80	28	10	0.69	679	4.2
DX758237	BR-217	161.6	162.6	Felsic Volcanic 1	Central Pit	Mine Rock	16	2.4	4.3	<0.1	<0.005	0.46	27	7.2	0.67	473	1.1
DX758238	BR-217	228.7	230.15	Metasediment 2	Central Pit	Mine Rock	60	4.2	9.2	<0.1	<0.005	1.3	16	25	1.3	283	1.9
DX758239	BR-231	69.85	70.35	Felsic Volcanic 1	Central Pit	Ore-Grade	16	2.9	4.9	<0.1	<0.005	0.44	26	8.7	0.62	803	2.3
DX758240	BR-231	86.7	87.3	Felsic Volcanic 2	Central Pit	Ore-Grade	4.5	1.4	0.40	<0.1	0.007	0.090	17	0.90	0.030	310	1.7
DX758241	BR-231	92.2	92.8	Felsic Volcanic 2	Central Pit	Mine Rock	9.8	1.6	1.1	<0.1	0.017	0.19	39	2.0	0.11	225	6.3
DX758242	BR-231	148	149.5	Felsic Volcanic 1	Central Pit	Mine Rock	29	5.1	4.5	<0.1	<0.005	1.1	21	17	1.0	367	1.0
DX758243	BR-231	157	158	Felsic Volcanic 1	Central Pit	Mine Rock	29	5.1	5.0	<0.1	<0.005	1.1	28	13	0.70	581	1.9
DX758244	BR-231	181.9	182.45	Felsic Volcanic 2	Central Pit	Ore-Grade	34	2.7	2.6	<0.1	<0.005	0.20	20	2.6	0.35	578	2.7
DX758245	BR-234	129	130	Felsic Volcanic 2	Central Pit	Mine Rock	12	1.6	2.4	<0.1	<0.005	0.35	44	4.4	0.21	269	1.3
DX758246	BR-234	192.5	193.5	Felsic Volcanic 1	Central Pit	Mine Rock	7.5	1.5	1.7	<0.1	<0.005	0.22	44	2.2	0.12	262	1.5
DX758247	BR-235	31.9	33	Felsic Volcanic 1	Central Pit	Ore-Grade	38	2.7	4.7	<0.1	<0.005	0.90	29	12	0.79	599	1.2
DX758248	BR-237	211.7	213	Felsic Volcanic 2	Central Pit	Mine Rock	6.1	1.6	1.3	<0.1	<0.005	0.23	42	2.3	0.090	177	1.6
DX758249	BR-243	121.15	122.1	Metasediment 2	Central Pit	Mine Rock	40	6.4	9.4	<0.1	<0.005	1.8	22	25	1.2	252	1.2
DX758250	BR-243	140.8	141.35	Felsic Volcanic 1	Central Pit	Mine Rock	16	3.0	6.5	<0.1	<0.005	1.6	32	19	1.7	639	1.2
DX758301	BR-243	169.95	171	Felsic Volcanic 2	Central Pit	Ore-Grade	8.5	1.5	1.4	<0.1	<0.005	0.25	43	2.0	0.10	202	2.4
DX758302	BR-243	177	178.5	Felsic Volcanic 1	Central Pit	Mine Rock	22	2.9	8.9	<0.1	<0.005	0.98	30	11	0.92	464	1.2
DX758303	BR-243	187.35	188.35	Metasediment 2	Central Pit	Mine Rock	60	6.4	11	0.10	<0.005	2.0	22	19	1.1	191	1.9
DX758304	BR-254	29.25	30.45	Felsic Volcanic 1	Central Pit	Ore-Grade	76	2.8	5.5	<0.1	0.006	0.79	26	14	0.78	478	1.9
DX758305	BR-254	59.5	60	Felsic Volcanic 1	Central Pit	Mine Rock	26	2.2	4.2	<0.1	<0.005	0.40	27	11	0.70	613	1.9
DX758306	BR-254	114	114.75	Metasediment 2	Central Pit	Mine Rock	76	4.8	11	<0.1	<0.005	1.4	24	24	1.8	317	1.7
DX758307	BR-254	179.9	181.4	Metasediment 3	Central Pit	Mine Rock	24	2.0	3.6	<0.1	<0.005	0.33	20	6.4	0.29	131	1.0
DX758308	BR-281	162	162.75	Felsic Volcanic 1	Central Pit	Mine Rock	18	2.4	5.0	<0.1	<0.005	0.79	31	11	0.94	892	2.4
DX758309	BR-281	171	171.75	Felsic Volcanic 1	Central Pit	Ore-Grade	27	2.3	4.7	<0.1	<0.005	0.74	29	10	0.74	1033	1.1
DX758310	BR-281	179	180	Felsic Volcanic 1	Central Pit	Mine Rock	18	2.3	5.2	<0.1	<0.005	0.98	27	10	0.75	971	0.51
DX758311	BR-281	188	189	Felsic Volcanic 1	Central Pit	Mine Rock	24	2.3	4.8	<0.1	<0.005	0.99	29	10	0.73	869	0.94
DX758312	BR-283	339.4	340.9	Felsic Volcanic 1	Central Pit	Mine Rock	87	3.4	2.8	<0.1	<0.005	0.59	34	9.5	0.67	380	2.6
DX758313	BR-293	33.35	33.85	Felsic Volcanic 1	Central Pit	Mine Rock	2347	7.1	4.6	<0.1	0.039	1.1	30	12	0.85	684	7.8
DX758439	BR-296	37.85	38.7	Felsic Volcanic 1	Central Pit	Ore-Grade	85	4.0	5.0	<0.1	<0.005	0.99	25	13	0.70	772	1.2
DX758440	BR-296	108	109.1	Felsic Volcanic 1	Central Pit	Mine Rock	32	3.1	6.6	<0.1	0.014	1.2	29	16	0.77	957	0.73
DX758441	BR-296	133.8	135	Felsic Volcanic 1	Central Pit	Mine Rock	18	2.1	4.6	<0.1	<0.005	0.80	35	12	0.61	357	1.1

(1) Ten times average crustal abundance values presented in Price (1997).

Blue highlighting indicates samples with metal concentrations greater than the ten times crustal abundance screening value are present in the analyzed group.

Screening values are for qualitative assessment only and hold no regulatory significance.

Classification as mine rock or ore-grade materials was based on gold content.

A value of "--" indicates metal was not measured for the given sample; the variation in elements analyzed is due to measurement at two different laboratories (see text).

Table B-5 Aqua Regia Metals

Sample ID	Drillhole ID	From	To	Lithology	Area	Class	Copper	Iron	Gallium	Germanium	Mercury	Potassium	Lanthanum	Lithium	Magnesium	Manganese	Molybdenum
		m	m				ppm	%	ppm	ppm	ppm	%	ppm	ppm	%	ppm	ppm
10x Crustal Abundance (Price 1997) [1]							*600*	*--*	*190*	*15*	*0.85*	*--*	*390*	*200*	*--*	*9500*	*12*
DX758442	BR-296	148.5	150	Felsic Volcanic 1	Central Pit	Mine Rock	19	3.0	6.1	<0.1	<0.005	0.60	26	20	0.73	401	1.2
DX758443	BR-296	188.4	189.85	Metasediment 3	Central Pit	Mine Rock	24	2.3	4.8	<0.1	<0.005	0.19	22	15	0.56	160	1.4
DX758444	BR-299	32.2	33.3	Felsic Volcanic 1	Central Pit	Mine Rock	16	2.1	3.9	<0.1	<0.005	0.62	32	11	0.57	686	1.2
DX758445	BR-299	37.25	38.25	Felsic Volcanic 1	Central Pit	Ore-Grade	92	3.5	5.4	<0.1	<0.005	1.2	23	14	0.99	983	1.3
DX758446	BR-299	45.25	46.25	Felsic Volcanic 1	Central Pit	Mine Rock	98	1.7	2.2	<0.1	<0.005	0.37	18	8.7	0.35	595	0.84
DX758447	BR-299	54.9	55.75	Metasediment 2	Central Pit	Ore-Grade	30	6.4	6.4	0.10	0.018	1.1	26	11	0.89	1115	1.1
DX758314	BR-321	235	236	Felsic Volcanic 1	Central Pit	Mine Rock	19	2.1	4.6	<0.1	<0.005	0.88	26	7.4	0.70	787	0.90
DX758315	BR-321	271.5	272.25	Felsic Volcanic 1	Central Pit	Mine Rock	18	2.1	4.0	<0.1	<0.005	0.64	27	6.4	0.61	492	1.1
DX758316	BR-321	280.85	281.5	Felsic Volcanic 1	Central Pit	Ore-Grade	25	2.4	5.3	<0.1	<0.005	0.90	33	11	0.79	508	0.79
DX758317	BR-344	27.25	28.7	Felsic Volcanic 1	Central Pit	Ore-Grade	13	1.6	1.9	<0.1	<0.005	0.43	32	5.4	0.28	189	1.7
DX758318	BR-344	39.15	40.5	Felsic Volcanic 1	Central Pit	Mine Rock	17	2.6	6.2	<0.1	<0.005	1.3	29	18	1.2	499	0.47
DX758319	BR-344	101	102	Felsic Volcanic 1	Central Pit	Mine Rock	14	2.2	4.6	<0.1	<0.005	0.84	29	10	0.67	260	0.33
DX758320	BR-344	127.75	129	Felsic Volcanic 2	Central Pit	Mine Rock	26	1.3	2.4	<0.1	<0.005	0.34	39	4.3	0.17	212	1.9
DX758321	BR-380	25.2	26.25	Felsic Volcanic 1	Central Pit	Mine Rock	5.0	1.9	2.6	<0.1	<0.005	0.38	18	6.2	0.35	511	0.79
DX758322	BR-380	30	31	Felsic Volcanic 1	Central Pit	Mine Rock	14	2.4	3.8	<0.1	<0.005	0.55	24	7.6	0.56	610	0.76
DX758323	BR-380	118	119.5	Felsic Volcanic 1	Central Pit	Mine Rock	20	2.6	6.0	<0.1	<0.005	0.99	35	17	0.85	374	0.99
DX758324	BR-381	56.85	58	Felsic Volcanic 1	Central Pit	Mine Rock	22	2.1	4.9	<0.1	<0.005	0.85	31	9.2	0.74	768	1.0
DX758448	BR-407	34.1	35.6	Fragmental 1	Central Pit	Mine Rock	30	2.6	7.1	<0.1	<0.005	0.43	20	16	0.78	263	1.0
DX758449	BR-407	182.9	183.5	Felsic Volcanic 1	Central Pit	Mine Rock	11	1.6	3.7	<0.1	<0.005	0.63	23	15	0.49	288	0.49
DX758450	BR-414	72	73	Felsic Volcanic 1	Central Pit	Mine Rock	18	2.3	5.0	<0.1	<0.005	0.69	25	10	0.76	1052	1.2
DX758325	BR-428	62.7	64.2	Felsic Volcanic 1	Central Pit	Ore-Grade	23	2.1	5.2	<0.1	<0.005	0.88	28	11	0.68	445	0.59
DX758326	BR-428	77.7	79.2	Felsic Volcanic 1	Central Pit	Mine Rock	20	1.9	4.1	<0.1	<0.005	0.71	30	8.5	0.53	339	1.1
DX758327	BR-461	92.7	93.7	Felsic Volcanic 2	Central Pit	Mine Rock	2.9	1.5	1.8	<0.1	<0.005	0.23	41	3.7	0.16	188	1.3
DX758328	BR-463	124.5	126	Felsic Volcanic 1	Central Pit	Mine Rock	10	2.4	6.2	<0.1	<0.005	0.98	32	16	0.90	487	1.1
DX758329	BR-464	79.1	80.1	Felsic Volcanic 2	Central Pit	Mine Rock	9.7	1.5	1.6	<0.1	<0.005	0.17	34	2.7	0.12	223	1.1
DX758330	BR-464	189.25	190.75	Felsic Volcanic 2	Central Pit	Mine Rock	12	1.6	3.0	<0.1	<0.005	0.49	40	6.4	0.36	321	1.3
DX758331	BR-465	18.9	20.1	Felsic Volcanic 2	Central Pit	Mine Rock	10	1.9	1.9	<0.1	<0.005	0.25	35	3.8	0.20	238	3.0

(1) Ten times average crustal abundance values presented in Price (1997).

Blue highlighting indicates samples with metal concentrations greater than the ten times crustal abundance screening value are present in the analyzed group.

Screening values are for qualitative assessment only and hold no regulatory significance.

Classification as mine rock or ore-grade materials was based on gold content.

A value of "--" indicates metal was not measured for the given sample; the variation in elements analyzed is due to measurement at two different laboratories (see text).

Table B-5 Aqua Regia Metals

Sample ID	Drillhole ID	From	To	Lithology	Area	Class	Sodium	Nickel	Phosphorus	Lead	Sulphur	Antimony	Scandium	Selenium
		m	m				%	ppm	ppm	ppm	%	ppm	ppm	ppm
10x Crustal Abundance (Price 1997) [(1)]							--	*840*	*10500*	*140*	*0.40*	*2.0*	*220*	*0.50*
DX450001	BR-018	50	51	Fragmental 1	Underground	Mine Rock	0.083	45	740	3.1	0.20	<2	--	<0.5
DX450002	BR-018	102	103	Felsic Volcanic 1	Underground	Mine Rock	0.075	11	500	2.1	0.18	<2	--	<0.5
DX450003	BR-018	202	203	Felsic Volcanic 1	Underground	Mine Rock	0.071	10	490	3.0	0.11	<2	--	<0.5
DX450004	DHZ-018	63.5	64	Ultramafic	Underground	Mine Rock	0.092	140	310	0.61	0.32	<2	--	<0.5
DX450005	BR-018	348	349	Metasediment 3	Underground	Mine Rock	0.061	42	770	1.7	0.042	<2	--	<0.5
DX450006	BR-018	400.3	401.3	Basalt	Underground	Mine Rock	0.11	110	610	0.71	0.14	<2	--	<0.5
DX450007	BR-154	48	49	Felsic Volcanic 1	Central Pit	Mine Rock	0.064	19	570	1.9	0.039	<2	--	<0.5
DX450008	BR-154	153.5	155	Felsic Volcanic 2	Central Pit	Mine Rock	0.054	1.7	68	3.7	0.16	<2	--	<0.5
DX450009	BR-154	249	250.5	Felsic Volcanic 1	Central Pit	Mine Rock	0.059	17	480	4.0	0.41	<2	--	<0.5
DX450010	BR-154	301.5	303	Fragmental 1	Underground	Mine Rock	0.052	25	450	3.3	0.54	<2	--	<0.5
DX450011	BR-154	350	351	Fragmental 1	Underground	Mine Rock	0.069	26	550	3.0	0.80	<2	--	<0.5
DX450012	BR-154	400	401	Felsic Volcanic 1	Underground	Mine Rock	0.11	16	510	19	1.8	<2	--	0.90
DX450013	BR-154	457.8	458.7	Felsic Volcanic 1	Underground	Mine Rock	0.063	9.3	380	4.8	0.73	<2	--	<0.5
DX450014	BR-154	508	509	Metasediment 2	Underground	Mine Rock	0.055	44	500	3.6	0.25	<2	--	<0.5
DX450015	BR-154	547.5	549	Metasediment 2	Underground	Mine Rock	0.049	56	560	2.7	0.23	<2	--	<0.5
DX450016	BR-154	647	648	Felsic Volcanic 2	Underground	Mine Rock	0.058	1.0	130	3.7	0.54	<2	--	<0.5
DX450017	BR-154	717	718.5	Metasediment 3	Underground	Mine Rock	0.034	21	460	1.4	0.18	<2	--	<0.5
DX450018	BR-154	760.6	762	Fragmental 2	Underground	Mine Rock	0.076	5.8	240	2.7	0.017	<2	--	<0.5
DX450020	DHZ-019	49.5	51	Basalt	Underground	Mine Rock	0.29	123	199	0.40	0.010	<0.05	3.4	<0.2
DX450021	DHZ-019	83.75	84.4	Argillite	Underground	Mine Rock	0.049	99	310	5.8	6.5	<2	--	6.5
DX450022	DHZ-019	102	103.5	Basalt	Underground	Mine Rock	0.12	21	323	0.50	0.18	0.050	5.9	0.30
DX450023	DHZ-019	148.5	150	Basalt	Underground	Mine Rock	0.11	44	290	0.20	0.22	<2	--	<0.5
DX450024	DHZ-018	99	100.5	Basalt	Underground	Mine Rock	0.11	42	250	0.29	0.18	<2	--	<0.5
DX450025	DHZ-018	151.5	153	Basalt	Underground	Mine Rock	0.13	27	260	0.23	0.045	<2	--	<0.5
DX450026	BR-096	58.5	60	Fragmental 1	Central Pit	Mine Rock	0.049	39	560	5.1	0.47	<2	--	<0.5
DX450027	BR-096	185.1	186.1	Felsic Volcanic 1	Underground	Mine Rock	0.067	11	470	560	1.8	<2	--	<0.5
DX450028	BR-096	201	202.5	Fragmental 1	Underground	Mine Rock	0.064	33	550	4.5	0.43	<2	--	<0.5
DX450029	BR-096	299	300	Felsic Volcanic 1	Underground	Mine Rock	0.064	18	480	7.4	0.55	<2	--	<0.5
DX450030	BR-096	344	345	Felsic Volcanic 2	Underground	Mine Rock	0.050	1.1	140	19	0.55	<2	--	<0.5
DX450031	BR-096	395.3	396	Felsic Volcanic 2	Underground	Mine Rock	0.068	7.2	340	8.8	0.28	<2	--	<0.5
DX450032	BR-096	449.9	451	Metasediment 3	Underground	Mine Rock	0.070	18	1021	3.2	1.1	0.40	3.8	0.80
DX450033	BR-096	557.5	558.5	Fragmental 2	Underground	Mine Rock	0.070	27	340	2.2	0.10	<2	--	<0.5
DX450034	BR-007	47	48	Felsic Volcanic 1	Central Pit	Mine Rock	0.070	13	537	1.7	<0.01	0.080	2.6	<0.2
DX450035	DHZ-018	182.4	182.8	Argillite	Underground	Mine Rock	0.017	77	110	1.9	3.8	<2	--	6.2
DX450036	DHZ-018	229.4	230.25	Argillite	Underground	Mine Rock	0.19	78	350	5.3	2.4	<2	--	3.2
DX450037	BR-007	349.7	350.7	Felsic Volcanic 1	Underground	Mine Rock	0.060	18	580	4.4	2.5	<2	--	2.1
DX450038	BR-007	454.3	455.2	Felsic Volcanic 1	Underground	Mine Rock	0.058	16	600	19	2.5	<2	--	1.6
DX450039	BR-007	558.95	559.95	Felsic Volcanic 1	Underground	Mine Rock	0.048	52	360	8.7	1.9	<2	--	<0.5
DX450040	BR-007	653.4	654.9	Metasediment 3	Underground	Mine Rock	0.041	11	320	3.5	0.26	<2	--	<0.5
DX450041	BR-007	749.1	749.6	Fragmental 2	Underground	Mine Rock	0.014	15	110	21	1.5	<2	--	<0.5
DX450042	DHZ-049	10.3	10.8	Argillite	Underground	Mine Rock	0.056	62	370	3.0	3.2	<2	--	3.5
DX450043	BR-460	40	41	Felsic Volcanic 1	Central Pit	Mine Rock	0.046	28	700	9.9	2.2	<2	--	1.3
DX450044	DHZ-049	133.2	134.15	Ultramafic	Underground	Mine Rock	0.016	870	350	1.5	0.32	<2	--	<0.5

(1) Ten times average crustal abundance values presented in Price (1997).

Blue highlighting indicates samples with metal concentrations greater than the ten times crustal abundance screening value are present in the analyzed group.

Screening values are for qualitative assessment only and hold no regulatory significance.

Classification as mine rock or ore-grade materials was based on gold content.

A value of "--" indicates metal was not measured for the given sample; the variation in elements analyzed is due to measurement at two different laboratories (see text).

Table B-5 Aqua Regia Metals

Sample ID	Drillhole ID	From	To	Lithology	Area	Class	Sodium	Nickel	Phosphorus	Lead	Sulphur	Antimony	Scandium	Selenium
		m	m				%	ppm	ppm	ppm	%	ppm	ppm	ppm
10x Crustal Abundance (Price 1997) [(1)]							--	*840*	*10500*	*140*	*0.40*	*2.0*	*220*	*0.50*
DX450045	DHZ-049	151	151.5	Basalt	Underground	Mine Rock	0.14	89	210	0.58	0.010	<2	--	<0.5
DX450046	DHZ-049	196.5	197.9	Basalt	Underground	Mine Rock	0.23	83	200	1.1	0.022	<2	--	<0.5
DX450047	DHZ-049	250.5	252	Basalt	Underground	Mine Rock	0.20	120	230	0.49	0.042	<2	--	<0.5
DX450048	BR-094	380	381	Felsic Volcanic 2	Underground	Mine Rock	0.095	3.3	130	5.9	0.25	<2	--	0.50
DX450049	BR-094	402	403	Felsic Volcanic 2	Underground	Mine Rock	0.11	6.0	120	18	0.27	<2	--	0.60
DX450050	BR-094	494.2	495	Felsic Volcanic 2	Underground	Ore-Grade	0.075	64	510	7.8	0.56	<2	--	1.4
DX450051	BR-101	121.3	122.3	Felsic Volcanic 1	Central Pit	Mine Rock	0.070	17	550	9000	2.9	19	--	1.7
DX450052	BR-101	128.85	129.85	Felsic Volcanic 1	Central Pit	Mine Rock	0.076	16	570	6200	3.3	6.0	--	2.2
DX450053	DL-043	51	52.5	Basalt	Underground	Mine Rock	0.060	15	610	4.6	0.11	<2	--	0.24
DX450054	DL-043	103.5	105	Basalt	Underground	Mine Rock	0.048	40	430	12	0.14	<2	--	0.23
DX450055	DL-043	150	151.5	Basalt	Underground	Mine Rock	0.076	36	270	0.75	0.010	<2	--	<0.1
DX450056	DL-043	199.5	201	Basalt	Underground	Mine Rock	0.13	100	210	1.7	0.040	<2	--	0.21
DX450057	DL-043	261.15	262	Ultramafic	Underground	Mine Rock	0.024	580	510	5.1	0.039	<2	--	<0.1
DX450058	DL-043	300	301.5	Basalt	Underground	Mine Rock	0.085	33	300	3.8	0.14	<2	--	0.37
DX450059	DL-043	349.5	351	Basalt	Underground	Mine Rock	0.12	42	320	0.44	0.067	<2	--	0.23
DX450060	DL-043	400.5	402	Basalt	Underground	Mine Rock	0.092	29	320	0.63	0.10	<2	--	0.37
DX450061	DL-048	40.5	42	Basalt	Underground	Mine Rock	0.053	43	550	0.32	0.14	<2	--	0.28
DX450062	DL-048	85.5	87	Basalt	Underground	Mine Rock	0.047	14	380	0.53	0.048	<2	--	0.12
DX450063	DL-048	133.9	134.4	Argillite	Underground	Mine Rock	0.037	120	370	6.7	5.6	<2	--	3.3
DX450064	DL-048	186.5	187.5	Basalt	Underground	Mine Rock	0.064	13	540	1.1	0.11	<2	--	0.26
DX450065	DL-048	236.5	237	Basalt	Underground	Mine Rock	0.27	56	248	0.50	0.010	0.070	6.4	<0.2
DX450066	DL-048	283.5	285	Basalt	Underground	Mine Rock	0.061	28	340	0.36	0.097	<2	--	0.27
DX450067	DL-048	334.5	336	Basalt	Underground	Mine Rock	0.10	46	300	0.23	0.13	<2	--	0.34
DX450068	BR-460	80.05	81	Felsic Volcanic 1	Central Pit	Mine Rock	0.032	16	800	4.0	2.5	<2	--	1.6
DX450069	DL-048	436.5	438	Basalt	Underground	Mine Rock	0.087	27	300	0.21	0.086	<2	--	0.28
DX450070	DL-048	537	538.5	Basalt	Underground	Mine Rock	0.11	38	300	0.55	0.088	<2	--	0.29
DX450071	BR-037	443.35	444.35	Felsic Volcanic 1	Underground	Mine Rock	0.058	11	410	10	0.68	<2	--	12
DX450072	BR-037	445.45	446.1	Felsic Volcanic 1	Underground	Mine Rock	0.055	16	730	6.6	1.1	<2	--	21
DX450073	BR-159	13.5	15	Metasediment 1	Central Pit	Mine Rock	0.039	21	540	4.0	0.36	<2	--	0.31
DX450074	BR-159	39	39.9	Metasediment 1	Central Pit	Mine Rock	0.049	39	600	3.5	0.56	<2	--	0.22
DX450075	BR-159	480.7	481.4	Felsic Volcanic 1	Underground	Mine Rock	0.061	16	520	1200	3.4	<2	--	8.1
DX450076	BR-159	483.8	484.8	Felsic Volcanic 1	Underground	Mine Rock	0.015	31	910	910	7.3	<2	--	14
DX450077	DL-075	199.8	200.8	Basalt	Underground	Mine Rock	0.095	33	560	5.7	0.14	<2	--	0.39
DX450079	BR-039	29.5	30.5	Felsic Volcanic 1	Central Pit	Mine Rock	0.053	21	600	3.0	0.87	<2	--	0.49
DX450080	BR-039	60	61	Metasediment 2	Central Pit	Mine Rock	0.069	60	640	3.0	0.17	<2	--	0.17
DX450081	DL-075	304.9	305.8	Basalt	Underground	Mine Rock	0.055	39	640	1.4	0.32	<2	--	0.77
DX450082	BR-039	146.5	147.5	Felsic Volcanic 2	Central Pit	Mine Rock	0.050	1.9	170	10	1.1	<2	--	0.69
DX450083	BR-039	200	201	Felsic Volcanic 2	Central Pit	Mine Rock	0.098	1.0	150	5.3	0.84	<2	--	<0.1
DX450084	BR-039	306	307	Metasediment 3	Underground	Mine Rock	0.11	45	500	4.5	0.16	<2	--	<0.1
DX450085	BR-039	357	358	Fragmental 2	Central Pit	Mine Rock	0.065	40	1900	3.5	0.17	<2	--	0.10
DX450086	BR-039	391	392	Basalt	Central Pit	Mine Rock	0.13	41	380	0.52	0.44	<2	--	0.60
DX450087	BR-039	452.5	454	Basalt	Central Pit	Mine Rock	0.11	21	320	0.36	0.26	<2	--	0.34
DX450088	BR-135	76	77	Felsic Volcanic 1	Central Pit	Mine Rock	0.096	15	580	4.6	1.6	<2	--	<0.1

(1) Ten times average crustal abundance values presented in Price (1997).

Blue highlighting indicates samples with metal concentrations greater than the ten times crustal abundance screening value are present in the analyzed group.

Screening values are for qualitative assessment only and hold no regulatory significance.

Classification as mine rock or ore-grade materials was based on gold content.

A value of "--" indicates metal was not measured for the given sample; the variation in elements analyzed is due to measurement at two different laboratories (see text).

Table B-5 Aqua Regia Metals

Sample ID	Drillhole ID	From	To	Lithology	Area	Class	Sodium	Nickel	Phosphorus	Lead	Sulphur	Antimony	Scandium	Selenium
		m	m				%	ppm	ppm	ppm	%	ppm	ppm	ppm
10x Crustal Abundance (Price 1997) [1]							--	*840*	*10500*	*140*	*0.40*	*2.0*	*220*	*0.50*
DX450089	BR-135	157	158	Felsic Volcanic 1	Central Pit	Mine Rock	0.038	17	750	7.6	0.38	<2	--	<0.1
DX450090	BR-135	217	218	Felsic Volcanic 1	Central Pit	Mine Rock	0.090	13	520	1200	1.8	<2	--	1.3
DX450091	BR-135	300	301	Felsic Volcanic 1	Central Pit	Mine Rock	0.045	16	540	5.6	0.30	<2	--	<0.1
DX450092	BR-135	358.5	360	Metasediment 2	Central Pit	Mine Rock	0.038	57	690	9.3	0.27	<2	--	0.18
DX450093	BR-135	407.5	408.5	Metasediment 2	Underground	Mine Rock	0.052	55	660	2.0	0.46	<2	--	0.15
DX450094	BR-135	507	508	Felsic Volcanic 2	Underground	Mine Rock	0.048	5.4	370	4.1	0.083	<2	--	<0.1
DX450095	BR-135	607.9	609	Fragmental 2	Underground	Mine Rock	0.060	16	420	1.5	0.046	<2	--	<0.1
DX450096	BR-133	84	84.9	Felsic Volcanic 1	Central Pit	Ore-Grade	0.041	14	790	1600	4.0	<2	--	7.1
DX450097	BR-133	336.75	337.25	Felsic Volcanic 1	Central Pit	Mine Rock	0.032	12	370	430	0.29	<2	--	3.4
DX450098	DC-13-07	32.5	33.3	Felsic Volcanic 1	Central Pit	Mine Rock	0.035	21	810	4.3	0.15	<2	--	<0.1
DX450099	DC-13-07	51	52	Felsic Volcanic 2	Central Pit	Mine Rock	0.013	2.7	190	6.5	1.3	4.0	--	<0.1
DX450100	DC-13-07	70	71	Metasediment 2	Central Pit	Mine Rock	0.034	31	440	2.2	0.0087	<2	--	<0.1
DX450101	DC-13-07	140	140.9	Metasediment 3	Central Pit	Mine Rock	0.036	39	810	1.9	0.068	<2	--	<0.1
DX450102	DC-13-07	162	163	Metasediment 3	Central Pit	Mine Rock	0.079	6.2	540	1.2	<0.001	<2	--	<0.5
DX450103	DC-13-07	197	198	Fragmental 2	Central Pit	Mine Rock	0.060	11	302	2.9	0.010	0.12	1.7	<0.2
DX450104	BR-023	308	309	Metasediment 2	Underground	Mine Rock	0.047	46	790	2.0	0.26	<2	--	<0.5
DX450105	BR-023	428	429	Felsic Volcanic 2	Underground	Mine Rock	0.012	0.39	160	19	1.9	12	--	<0.5
DX450106	BR-023	445	445.9	Felsic Volcanic 1	Underground	Mine Rock	0.11	18	790	4.0	0.69	<2	--	<0.5
DX450107	BR-023	548	549	Fragmental 2	Underground	Mine Rock	0.040	4.5	172	2.6	0.010	0.11	1.3	<0.2
DX450108	BR-079	51	52	Felsic Volcanic 1	Central Pit	Mine Rock	0.059	13	590	3.7	0.46	<2	--	0.56
DX450109	BR-079	105	105.9	Felsic Volcanic 2	Underground	Mine Rock	0.047	1.4	190	13	0.55	<2	--	<0.5
DX450110	BR-079	159	160	Metasediment 3	Underground	Mine Rock	0.053	6.4	350	2.2	0.31	<2	--	<0.5
DX450111	BR-079	253	254	Felsic Volcanic 1	Central Pit	Mine Rock	0.039	30	1200	1.6	0.080	<2	--	<0.5
DX450112	BR-079	302	303	Fragmental 2	Central Pit	Mine Rock	0.050	12	547	2.4	0.030	0.070	2.1	<0.2
DX450113	BR-079	357	358.5	Basalt	Central Pit	Mine Rock	0.050	37	370	0.65	0.45	<2	--	<0.5
DX450114	BR-083	46.5	47.5	Felsic Volcanic 1	Underground	Mine Rock	0.064	11	620	1.5	0.092	<2	--	<0.5
DX450115	BR-083	106.5	108	Felsic Volcanic 1	Underground	Mine Rock	0.050	9.9	550	3.5	0.17	<2	--	<0.5
DX450116	BR-083	207.25	207.75	Felsic Volcanic 2	Underground	Mine Rock	0.067	0.88	120	9.1	0.20	<2	--	<0.5
DX450117	BR-083	245.25	246.25	Felsic Volcanic 2	Underground	Mine Rock	0.080	1.0	150	5.2	0.54	<2	--	0.71
DX450118	BR-083	297.5	298.5	Felsic Volcanic 2	Underground	Mine Rock	0.062	0.91	160	2.9	0.10	<2	--	<0.5
DX450119	DHZ-021	167	168	Argillite	Underground	Mine Rock	0.11	130	300	9.8	6.7	<2	--	9.6
DX450120	DHZ-021	198	199.5	Basalt	Underground	Mine Rock	0.18	71	240	0.71	0.096	<2	--	<0.5
DX450121	DL_2005_13	50	51.5	Basalt	Underground	Mine Rock	0.12	21	562	0.50	0.050	0.090	7.9	<0.2
DX450122	DL_2005_13	100	101.5	Basalt	Underground	Mine Rock	0.063	30	470	0.41	0.086	<2	--	<0.5
DX450123	DL_2005_13	148.6	150	Basalt	Underground	Mine Rock	0.061	28	510	0.45	0.33	<2	--	0.55
DX450124	DL_2005_13	200.5	202	Basalt	Underground	Mine Rock	0.15	22	307	0.80	<0.01	0.060	5.7	<0.2
DX450125	BR-444	48.75	49.5	Felsic Volcanic 2	Underground	Mine Rock	0.051	110	400	2.2	0.067	<2	--	<0.5
DX450126	BR-444	108	108.85	Fragmental 2	Underground	Mine Rock	0.040	12	288	2.1	0.040	<0.05	2.1	<0.2
DX450127	BR-444	141	142.5	Basalt	Underground	Mine Rock	0.062	81	610	1.5	2.9	<2	--	3.5
DX450128	BR-444	195.5	197	Basalt	Underground	Mine Rock	0.051	59	420	1.2	0.60	<2	--	<0.5
DX450129	BR-208	220.5	221	Felsic Volcanic 2	Underground	Mine Rock	0.040	2.8	353	4.2	0.12	0.14	3.1	<0.2
DX450130	BR-275	479	480	Felsic Volcanic 2	Underground	Ore-Grade	0.057	13	480	9.6	0.28	<2	--	1.2
DX450131	BR-294	198.25	198.75	Calcite Vein	Central Pit	Mine Rock	0.032	8.1	410	18	1.5	<2	--	1.4

(1) Ten times average crustal abundance values presented in Price (1997).

Blue highlighting indicates samples with metal concentrations greater than the ten times crustal abundance screening value are present in the analyzed group.

Screening values are for qualitative assessment only and hold no regulatory significance.

Classification as mine rock or ore-grade materials was based on gold content.

A value of "--" indicates metal was not measured for the given sample; the variation in elements analyzed is due to measurement at two different laboratories (see text).

Table B-5 Aqua Regia Metals

Sample ID	Drillhole ID	From	To	Lithology	Area	Class	Sodium	Nickel	Phosphorus	Lead	Sulphur	Antimony	Scandium	Selenium
		m	m				%	ppm	ppm	ppm	%	ppm	ppm	ppm
10x Crustal Abundance (Price 1997) [(1)]							--	*840*	*10500*	*140*	*0.40*	*2.0*	*220*	*0.50*
DX450132	BR-460	202	202.7	Felsic Volcanic 1	Central Pit	Mine Rock	0.017	17	150	6.9	1.4	<2	--	2.9
DX450133	BR-438	84.5	85	Felsic Volcanic 1	Central Pit	Ore-Grade	0.019	1.3	180	51	1.1	<2	--	2.9
DX450134	BR-375	88.1	88.85	Metasediment 2	Viggo Pit	Mine Rock	0.020	6100	570	4.1	4.3	13	--	13
DX450135	BR-317	58	59	Felsic Volcanic 1	Central Pit	Mine Rock	0.040	5.6	349	15	0.030	0.070	0.80	<0.2
DX450136	BR-317	102	103.5	Felsic Volcanic 1	Central Pit	Mine Rock	0.046	16	660	3.0	0.045	<2	--	<0.5
DX450137	BR-317	118.5	120	Felsic Volcanic 1	Central Pit	Mine Rock	0.042	17	500	2.6	0.047	<2	--	0.50
DX450138	BR-317	276	277.5	Fragmental 2	Underground	Mine Rock	0.040	2.6	177	3.8	0.010	0.070	0.80	<0.2
DX450139	BR-192	68.6	69.1	Felsic Volcanic 1	Central Pit	Ore-Grade	0.019	7.7	220	2400	1.3	<2	--	17
DX450140	BR-344	110.4	111.6	Felsic Volcanic 2	Central Pit	Mine Rock	0.021	1.3	190	11	0.88	<2	--	<0.5
DX450141	BR-347	52	53	Felsic Volcanic 1	Central Pit	Mine Rock	0.042	12	500	9.5	0.28	<2	--	<0.5
DX450142	BR-347	111.3	112.4	Felsic Volcanic 2	Central Pit	Ore-Grade	0.051	0.47	140	4.3	0.21	<2	--	0.99
DX450143	BR-347	153	153.9	Metasediment 2	Underground	Mine Rock	0.050	73	760	3.0	1.3	<2	--	0.87
DX450144	BR-347	216	217.25	Metasediment 3	Underground	Mine Rock	0.030	35	653	1.4	0.12	0.12	2.2	<0.2
DX450145	BR-347	247.5	249	Fragmental 2	Underground	Mine Rock	0.046	5.9	180	3.5	<0.001	<2	--	<0.5
DX450146	BR-347	311	312	Basalt	Underground	Mine Rock	0.14	48	457	0.40	0.060	0.080	4.4	<0.2
DX450147	DL-075	52.1	53.5	Basalt	Underground	Mine Rock	0.063	38	410	0.67	0.19	<2	--	0.55
DX450148	DL-075	100	100.8	Basalt	Underground	Mine Rock	0.080	118	771	0.50	<0.01	0.26	3.1	<0.2
DX450149	DL-075	150.5	151.5	Basalt	Underground	Mine Rock	0.062	33	550	2.5	0.10	<2	--	<0.5
DX450150	DL-075	243.7	245.2	Basalt	Underground	Mine Rock	0.12	17	451	0.40	0.050	0.11	8.3	<0.2
DX450151	BR-293	46.3	47	Felsic Volcanic 1	Central Pit	Mine Rock	0.022	14	500	64	3.9	<2	--	1.3
DX450152	BR-293	105.2	106.4	Metasediment 2	Central Pit	Mine Rock	0.053	58	610	12	1.6	<2	--	0.85
DX450153	BR-293	137.5	139	Metasediment 2	Central Pit	Mine Rock	0.037	49	550	2.9	3.7	<2	--	1.3
DX450154	BR-293	147	148	Metasediment 2	Central Pit	Mine Rock	0.035	45	530	2.8	2.5	<2	--	1.2
DX450155	BR-293	223.5	225	Felsic Volcanic 1	Central Pit	Mine Rock	0.098	16	490	13	0.90	<2	--	1.7
DX450156	BR-293	272.35	273	Felsic Volcanic 2	Central Pit	Ore-Grade	0.050	6.0	200	30	1.8	<2	--	4.6
DX450157	BR-293	359	360.2	Metasediment 2	Underground	Mine Rock	0.030	62	620	4.0	0.25	<2	--	<0.5
DX450158	BR-244	32.05	32.75	Felsic Volcanic 1	Central Pit	Ore-Grade	0.038	50	300	16	2.3	<2	--	8.5
DX450159	BR-244	105.6	106.5	Felsic Volcanic 2	Central Pit	Mine Rock	0.040	4.0	200	4.3	1.1	<2	--	<0.5
DX450160	BR-244	142.5	144	Metasediment 2	Central Pit	Mine Rock	0.058	49	560	2.3	0.22	<2	--	<0.5
DX450161	BR-244	204.9	206	Metasediment 3	Underground	Mine Rock	0.050	27	888	1.7	<0.01	0.080	3.7	<0.2
DX450162	BR-244	219.8	220.6	Metasediment 3	Underground	Mine Rock	0.052	26	500	1.2	0.076	<2	--	<0.5
DX450163	BR-244	255	256.5	Fragmental 2	Underground	Mine Rock	0.050	9.3	150	3.5	0.045	<2	--	<0.5
DX450164	BR-244	300	301.5	Basalt	Underground	Mine Rock	0.15	70	360	0.71	0.21	<2	--	<0.5
DX450165	BR-189	245.25	245.75	Felsic Volanic 2	Central Pit	Mine Rock	0.050	6.2	350	3.3	0.26	<2	--	<0.5
DX450166	BR-378	160.2	161.3	Felsic Volcanic 1	Viggo Pit	Mine Rock	0.10	47	540	7.0	0.53	7.0	--	<0.5
DX450167	BR-193	46	47.5	Felsic Volcanic 1	Central Pit	Mine Rock	0.073	20	600	4.1	1.7	<2	--	1.6
DX450168	BR-193	104.4	105.4	Felsic Volcanic 1	Central Pit	Mine Rock	0.064	17	570	2.6	1.5	<2	--	1.2
DX450169	BR-193	145.1	146.1	Felsic Volcanic 1	Central Pit	Mine Rock	0.069	19	480	460	2.1	<2	--	5.9
DX450170	BR-193	210	211	Felsic Volcanic 2	Central Pit	Ore-Grade	0.040	3.3	160	500	4.6	<2	--	12
DX450171	BR-193	258.3	259.3	Metasediment 2	Underground	Mine Rock	0.066	67	570	10	1.1	<2	--	2.1
DX450172	BR-193	357	358.5	Metasediment 3	Underground	Mine Rock	0.060	34	659	1.5	0.16	0.14	6.2	<0.2
DX450173	BR-193	393.5	394	Fragmental 2	Underground	Ore-Grade	0.053	14	330	2.8	0.041	<2	--	<0.5
DX450174	BR-193	457	458.4	Felsic Volcanic 1	Underground	Mine Rock	0.056	15	270	2.3	0.23	<2	--	<0.5

(1) Ten times average crustal abundance values presented in Price (1997).

Blue highlighting indicates samples with metal concentrations greater than the ten times crustal abundance screening value are present in the analyzed group.

Screening values are for qualitative assessment only and hold no regulatory significance.

Classification as mine rock or ore-grade materials was based on gold content.

A value of "--" indicates metal was not measured for the given sample; the variation in elements analyzed is due to measurement at two different laboratories (see text).

Table B-5 Aqua Regia Metals

Sample ID	Drillhole ID	From	To	Lithology	Area	Class	Sodium	Nickel	Phosphorus	Lead	Sulphur	Antimony	Scandium	Selenium
		m	m				%	ppm	ppm	ppm	%	ppm	ppm	ppm
10x Crustal Abundance (Price 1997) [(1)]							--	*840*	*10500*	*140*	*0.40*	*2.0*	*220*	*0.50*
DX450175	BR-193	496.8	497.8	Basalt	Underground	Mine Rock	0.12	21	380	0.97	0.19	<2	--	<0.5
DX450176	BR-169	31	31.85	Felsic Volcanic 1	Central Pit	Mine Rock	0.033	19	560	1800	2.4	3.0	--	3.5
DX450177	BR-178	622.4	622.9	Felsic Volcanic 2	Underground	Mine Rock	0.023	5.5	220	940	4.3	<2	--	0.82
DX450178	BR-191	430.6	431.1	Felsic Volcanic 1	Underground	Mine Rock	0.10	21	750	7.5	2.4	<2	--	4.5
DX450179	BR-187	58	59	Felsic Volcanic 1	Central Pit	Mine Rock	0.073	21	500	3.5	0.11	<2	--	<0.5
DX450180	BR-187	95	96	Felsic Volcanic 1	Central Pit	Mine Rock	0.056	14	530	3.6	0.42	<2	--	<0.5
DX450181	BR-187	133	134	Felsic Volcanic 1	Central Pit	Mine Rock	0.059	16	490	1.3	0.026	<2	--	<0.5
DX450182	BR-187	204	205	Felsic Volcanic 1	Central Pit	Mine Rock	0.076	31	740	3.7	0.46	<2	--	<0.5
DX450183	BR-187	254	255	Felsic Volcanic 1	Central Pit	Mine Rock	0.051	16	520	6.4	0.48	<2	--	<0.5
DX450184	BR-187	309	310	Felsic Volcanic 1	Underground	Mine Rock	0.064	13	440	4.5	0.48	<2	--	<0.5
DX450185	BR-187	372	373	Metasediment 2	Underground	Mine Rock	0.072	41	780	3.0	0.43	<2	--	<0.5
DX450186	BR-187	451	452	Felsic Volcanic 2	Underground	Mine Rock	0.060	1.9	160	8.1	0.48	<2	--	1.3
DX450187	BR-187	524.5	526	Metasediment 3	Underground	Mine Rock	0.082	9.7	290	2.2	0.10	<2	--	<0.5
DX450188	BR-187	564	565.5	Fragmental 2	Underground	Mine Rock	0.094	21	380	2.8	0.12	<2	--	<0.5
DX450189	BR-134	86.7	87.2	Felsic Volcanic 1	Central Pit	Mine Rock	0.048	14	620	1100	2.3	4.0	--	6.9
DX450190	BR-117	103.5	105	Fragmental 1	Central Pit	Mine Rock	0.053	26	470	3.8	0.22	<2	--	<0.5
DX450191	BR-117	158.1	159.6	Felsic Volcanic 1	Central Pit	Mine Rock	0.058	37	1300	3.5	0.11	<2	--	<0.5
DX450192	BR-117	198.1	199.6	Fragmental 1	Underground	Mine Rock	0.041	50	610	3.6	0.28	<2	--	<0.5
DX450193	BR-117	254	255	Fragmental 1	Underground	Mine Rock	0.13	28	670	25	3.8	<2	--	1.7
DX450194	BR-117	299.5	300.5	Felsic Volcanic 1	Underground	Mine Rock	0.043	32	660	13	1.6	<2	--	0.65
DX450195	BR-117	352.1	352.6	Felsic Volcanic 1	Underground	Mine Rock	0.046	18	540	3.5	1.3	<2	--	0.94
DX450196	BR-117	405	406	Metasediment 2	Underground	Mine Rock	0.054	71	750	4.7	0.24	<2	--	<0.5
DX450197	BR-117	596	597	Metasediment 2	Underground	Mine Rock	0.065	65	800	2.5	0.35	<2	--	<0.5
DX450198	BR-117	649	650	Metasediment 3	Underground	Mine Rock	0.063	12	390	2.7	0.30	<2	--	<0.5
DX450200	BR-099	300	301	Felsic Volcanic 1	Underground	Mine Rock	0.042	15	510	9.7	2.0	<2	--	2.8
DX450201	DL-075	370.5	371.5	Basalt	Underground	Mine Rock	0.26	45	210	0.73	0.027	<2	--	<0.5
DX450202	BR-068	50	51	Felsic Volcanic 1	Central Pit	Mine Rock	0.14	25	730	2.3	0.19	<2	--	<0.5
DX450203	BR-068	106	107	Felsic Volcanic 1	Central Pit	Mine Rock	0.040	14	538	1.6	0.050	0.070	1.7	<0.2
DX450204	BR-068	152.6	153.75	Felsic Volcanic 1	Central Pit	Mine Rock	0.061	27	580	4.1	0.44	<2	--	<0.5
DX450205	BR-068	187	188	Metasediment 2	Central Pit	Mine Rock	0.047	46	540	2.5	0.38	<2	--	<0.5
DX450206	BR-068	253	254	Felsic Volcanic 1	Central Pit	Mine Rock	0.069	10	390	3.3	0.97	<2	--	0.61
DX450207	BR-068	409.2	410.2	Felsic Volcanic 2	Central Pit	Mine Rock	0.098	19	280	24	2.4	<2	--	4.9
DX450208	BR-068	448.3	449.3	Felsic Volcanic 1	Central Pit	Mine Rock	0.093	12	610	10	0.50	<2	--	1.2
DX450209	BR-068	606.6	607.6	Metasediment 3	Underground	Mine Rock	0.060	18	982	2.0	0.060	0.060	4.3	<0.2
DX450210	BR-117	55.8	57.3	Felsic Volcanic 1	Central Pit	Mine Rock	0.058	22	1000	3.0	0.37	<2	--	<0.5
DX450211	BR-099	291	292	Felsic Volcanic 1	Underground	Ore-Grade	0.060	13	484	12	1.1	0.28	2.0	1.7
DX450212	BR-403	415.1	415.6	Metasediment 3	Underground	Mine Rock	0.066	44	660	1.9	0.25	<2	--	0.50
DX450213	BR-068	323.25	324.25	Felsic Volcanic 1	Central Pit	Ore-Grade	0.015	13	540	4.8	4.5	<2	--	2.6
DX450214	BR-068	352.9	353.9	Felsic Volcanic 1	Central Pit	Mine Rock	0.060	20	630	4.3	4.3	2.0	--	5.1
DX450215	BR-068	373.75	374.6	Felsic Volcanic 1	Central Pit	Ore-Grade	0.043	16	530	300	3.2	<2	--	5.6
DX450216	BR-021	31	32	Felsic Volcanic 1	Central Pit	Mine Rock	0.076	15	430	22	0.79	<2	--	<0.5
DX450217	BR-021	65	66	Felsic Volcanic 1	Central Pit	Ore-Grade	0.083	15	460	20	0.87	<2	--	<0.5
DX450218	BR-021	91	92	Felsic Volcanic 1	Central Pit	Ore-Grade	0.050	14	430	24	0.48	<2	--	<0.5

(1) Ten times average crustal abundance values presented in Price (1997).

Blue highlighting indicates samples with metal concentrations greater than the ten times crustal abundance screening value are present in the analyzed group.

Screening values are for qualitative assessment only and hold no regulatory significance.

Classification as mine rock or ore-grade materials was based on gold content.

A value of "--" indicates metal was not measured for the given sample; the variation in elements analyzed is due to measurement at two different laboratories (see text).

Table B-5 Aqua Regia Metals

Sample ID	Drillhole ID	From	To	Lithology	Area	Class	Sodium	Nickel	Phosphorus	Lead	Sulphur	Antimony	Scandium	Selenium
		m	m				%	ppm	ppm	ppm	%	ppm	ppm	ppm
10x Crustal Abundance (Price 1997) [(1)]							--	*840*	*10500*	*140*	*0.40*	*2.0*	*220*	*0.50*
DX450219	BR-021	131	132	Felsic Volcanic 1	Central Pit	Mine Rock	0.072	13	470	3.2	0.15	<2	--	<0.5
DX450220	BR-021	155	156	Felsic Volcanic 1	Central Pit	Mine Rock	0.073	19	660	2.6	0.27	<2	--	<0.5
DX450221	BR-023	18	19	Felsic Volcanic 1	Central Pit	Mine Rock	0.082	45	750	1.9	0.29	<2	--	<0.5
DX450222	BR-023	62	63	Fragmental 1	Central Pit	Mine Rock	0.066	16	490	4.9	1.5	<2	--	<0.5
DX450223	BR-023	117	118	Felsic Volcanic 1	Central Pit	Mine Rock	0.058	16	600	14	1.0	<2	--	<0.5
DX450224	BR-023	136.8	138	Felsic Volcanic 1	Central Pit	Ore-Grade	0.072	13	720	4.0	0.61	<2	--	<0.5
DX450225	BR-137	153.55	154.5	Felsic Volcanic 1	Central Pit	Mine Rock	0.064	15	480	3.4	0.63	<2	--	<0.5
DX450226	BR-137	208.45	209.15	Felsic Volcanic 1	Central Pit	Ore-Grade	0.0091	11	340	21	1.5	<2	--	0.71
DX450227	BR-067	27	28.5	Felsic Volcanic 1	Central Pit	Mine Rock	0.020	12	544	2.2	0.040	0.050	1.7	<0.2
DX450228	BR-067	185.6	186.6	Felsic Volcanic 1	Central Pit	Mine Rock	0.082	17	690	6.5	2.4	<2	--	1.4
DX450229	BR-192	40.5	41.5	Felsic Volcanic 1	Central Pit	Ore-Grade	0.055	11	400	210	1.5	<2	--	3.4
DX450230	BR-174	30	31.5	Felsic Volcanic 1	Central Pit	Mine Rock	0.030	18	638	3.4	0.070	<0.05	3.9	<0.2
DX450231	BR-174	79	80	Felsic Volcanic 1	Central Pit	Mine Rock	0.061	6.8	300	4.5	0.46	<2	--	<0.5
DX450232	BR-174	130.4	131.9	Felsic Volcanic 1	Central Pit	Mine Rock	0.087	16	780	3.3	0.93	<2	--	0.90
DX450233	BR-174	188	189	Felsic Volcanic 1	Central Pit	Mine Rock	0.084	18	540	5.2	2.1	<2	--	2.2
DX450234	BR-174	232.5	234	Felsic Volcanic 1	Central Pit	Ore-Grade	0.071	14	440	6.9	0.29	<2	--	<0.5
DX450235	BR-174	259.5	261	Felsic Volcanic 1	Central Pit	Mine Rock	0.075	20	720	6.5	0.29	<2	--	<0.5
DX450236	BR-174	292	293.2	Felsic Volcanic 1	Central Pit	Mine Rock	0.075	13	460	2.9	0.52	<2	--	<0.5
DX450237	BR-174	349.35	350.85	Metasediment 2	Central Pit	Mine Rock	0.049	53	580	2.8	0.57	<2	--	<0.5
DX450238	BR-174	415.9	416.9	Felsic Volcanic 2	Central Pit	Mine Rock	0.059	1.3	130	3.9	0.54	<2	--	<0.5
DX450239	BR-067	299	300	Felsic Volcanic 1	Central Pit	Ore-Grade	0.020	12	440	6.4	6.4	<2	--	6.6
DX550051	BR-388	63.85	65.25	Basalt	Underground	Mine Rock	0.068	64	350	9.3	0.76	<2	--	0.54
DX550052	BR-388	87.5	88.85	Basalt	Underground	Mine Rock	0.10	40	430	0.58	0.15	<2	--	0.25
DX550053	DL-066	189	190.00	Basalt	Underground	Mine Rock	0.10	21	260	0.23	0.13	<2	--	0.41
DX550054	DL-066	101.9	103.40	Basalt	Underground	Mine Rock	0.081	21	340	0.28	0.24	<2	--	0.59
DX550055	DL-066	136.5	138.00	Basalt	Underground	Mine Rock	0.083	24	280	0.34	0.28	<2	--	0.50
DX550056	DL-066	247.5	249.00	Basalt	Underground	Mine Rock	0.10	29	350	0.50	0.27	<2	--	0.58
DX550057	DL-066	520.3	521.50	Basalt	Underground	Mine Rock	0.17	39	580	0.55	0.22	<2	--	0.42
DX550058	DL-066	472.2	473.10	Basalt	Underground	Mine Rock	0.096	58	660	0.25	0.15	<2	--	0.28
DX550059	DL-066	567.6	568.90	Basalt	Underground	Mine Rock	0.096	29	540	0.63	0.17	<2	--	0.28
DX550060	DL-066	615.9	617.35	Basalt	Underground	Mine Rock	0.057	100	460	1.1	1.8	<2	--	0.73
DX550061	DL-066	618.25	619.15	Basalt	Underground	Mine Rock	0.053	100	410	1.3	0.74	<2	--	0.33
DX550062	BR-385	389.75	390.25	Felsic Volcanic 1	Underground	Mine Rock	0.065	26	1600	2.6	0.67	<2	--	<0.1
DX550063	BR-385	417.5	418.00	Metasediment 3	Underground	Mine Rock	0.067	20	380	2.3	0.66	<2	--	<0.1
DX550064	BR-385	440.3	441.50	Metasediment 3	Underground	Mine Rock	0.070	6.1	240	3.3	0.032	<2	--	<0.1
DX550065	BR-385	466	467.20	Metasediment 2	Underground	Mine Rock	0.11	32	720	4.5	0.78	<2	--	0.12
DX550066	BR-385	479.75	481.25	Felsic Volcanic 1	Underground	Mine Rock	0.080	7.4	360	3.5	0.10	<2	--	<0.1
DX550067	BR-385	514.5	516.00	Felsic Volcanic 1	Underground	Mine Rock	0.081	11	530	17	0.18	<2	--	<0.1
DX550068	BR-385	353.5	355.00	Metasediment 3	Underground	Mine Rock	0.088	9.4	280	3.2	0.34	<2	--	<0.1
DX550069	BR-385	349.5	350.50	Metasediment 3	Underground	Mine Rock	0.055	3.9	200	3.4	0.37	<2	--	<0.1
DX550070	BR-385	282	283.50	Intrusive Breccia	Underground	Mine Rock	0.10	28	900	3.6	0.26	<2	--	<0.1
DX550071	BR-386	116	117.50	Felsic Volcanic 1	Underground	Mine Rock	0.068	7.8	480	3.6	0.034	<2	--	<0.1
DX550072	BR-386	60.5	62.00	Basalt	Underground	Mine Rock	0.066	25	370	0.48	0.28	<2	--	0.57

(1) Ten times average crustal abundance values presented in Price (1997).

Blue highlighting indicates samples with metal concentrations greater than the ten times crustal abundance screening value are present in the analyzed group.

Screening values are for qualitative assessment only and hold no regulatory significance.

Classification as mine rock or ore-grade materials was based on gold content.

A value of "--" indicates metal was not measured for the given sample; the variation in elements analyzed is due to measurement at two different laboratories (see text).

Table B-5 Aqua Regia Metals

Sample ID	Drillhole ID	From	To	Lithology	Area	Class	Sodium	Nickel	Phosphorus	Lead	Sulphur	Antimony	Scandium	Selenium
		m	m				%	ppm	ppm	ppm	%	ppm	ppm	ppm
10x Crustal Abundance (Price 1997) [(1)]							--	*840*	*10500*	*140*	*0.40*	*2.0*	*220*	*0.50*
DX550073	BR-386	102.8	104.10	Basalt	Underground	Mine Rock	0.066	85	510	1.4	0.099	<2	--	0.12
DX550074	BR-384	418.05	419.30	Metasediment 2	Underground	Mine Rock	0.038	39	240	7.6	1.2	<2	--	0.12
DX550075	BR-384	385.8	386.60	Felsic Fragmental	Underground	Mine Rock	0.058	30	1000	4.8	0.17	<2	--	<0.1
DX550076	BR-384	367.5	369.00	Felsic Fragmental	Underground	Mine Rock	0.046	18	920	0.54	0.097	<2	--	<0.1
DX550077	BR-384	470.25	471.30	Felsic Volcanic 1	Underground	Mine Rock	0.089	12	540	4.5	0.40	<2	--	0.21
DX550078	BR-384	333.25	334.65	Felsic Fragmental	Underground	Mine Rock	0.066	36	1100	4.4	0.55	<2	--	<0.1
DX550079	BR-384	313	314.50	Felsic Fragmental	Underground	Mine Rock	0.089	45	650	2.8	0.062	<2	--	<0.1
DX550080	BR-384	516	517.00	Felsic Volcanic 2	Underground	Mine Rock	0.085	3.5	200	120	0.70	<2	--	<0.1
DX550081	BR-384	506.55	507.55	Felsic Volcanic 2	Underground	Mine Rock	0.062	1.1	150	200	0.71	<2	--	0.11
DX550082	BR-384	563	564.00	Felsic Volcanic 2	Underground	Mine Rock	0.099	0.93	150	8.3	0.91	<2	--	<0.1
DX550083	BR-384	606	607.00	Felsic Volcanic 1	Underground	Mine Rock	0.11	15	680	58	1.1	<2	--	8.1
DX550084	BR-384	661.2	662.00	Metasediment 2	Underground	Mine Rock	0.071	50	660	7.1	1.5	<2	--	1.9
DX550085	BR-384	669.25	670.50	Felsic Volcanic 2	Underground	Mine Rock	0.086	11	560	9.8	1.5	<2	--	2.3
DX550086	BR-384	714	715.00	Felsic Volcanic 1	Underground	Mine Rock	0.079	18	630	6.3	2.5	<2	--	1.8
DX550087	BR-384	751	752.35	Felsic Volcanic 1	Underground	Mine Rock	0.074	23	510	5.2	2.2	<2	--	0.51
DX550088	DL-071	37.5	39.00	Basalt	Underground	Mine Rock	0.072	22	590	0.44	0.19	<2	--	0.24
DX550089	DL-071	51	52.50	Basalt	Underground	Mine Rock	0.097	31	330	1.4	0.96	<2	--	1.3
DX550090	DL-071	91.25	92.00	Basalt	Underground	Mine Rock	0.11	26	260	0.23	0.084	<2	--	0.13
DX550091	DL-071	335	336.00	Basalt	Underground	Mine Rock	0.092	28	480	0.34	0.29	<2	--	0.44
DX550092	DL-071	385.5	387.00	Basalt	Underground	Mine Rock	0.11	30	600	0.21	0.10	<2	--	0.20
DX550093	DL-071	415.5	417.00	Basalt	Underground	Mine Rock	0.084	33	610	0.31	0.27	<2	--	0.45
DX550094	REG-003	103.5	103.90	Basalt	Underground	Mine Rock	0.083	44	870	1.0	0.17	<2	--	0.26
DX550095	REG-003	138	139.50	Basalt	Underground	Mine Rock	0.11	45	340	0.65	0.24	<2	--	0.71
DX550096	REG-004	87	88.50	Basalt	Underground	Mine Rock	0.11	49	560	1.0	0.32	<2	--	0.27
DX550097	REG-004	101.5	102.50	Basalt	Underground	Mine Rock	0.085	36	420	0.71	1.4	<2	--	1.3
DX550098	REG-004	136.5	138.00	Basalt	Underground	Mine Rock	0.22	100	270	0.37	0.095	<2	--	0.17
DX550099	BH-22-21	92.4	93.40	Basalt	Underground	Mine Rock	0.062	14	320	0.25	0.015	<2	--	<0.1
DX550100	BH-22-23	71.3	72.30	Basalt	Underground	Mine Rock	0.059	8.8	550	0.15	0.0050	<2	--	<0.1
DX550101	BH-22-27	41.1	42.10	Basalt	Underground	Mine Rock	0.11	22	290	0.37	0.011	<2	--	<0.1
DX550102	BH-22-27A	47.4	48.80	Ultramafic	Underground	Mine Rock	0.039	21	730	3.5	0.083	<2	--	<0.1
DX550103	BH-22-27	23.1	24.10	Basalt	Underground	Mine Rock	0.078	30	340	0.38	0.050	<2	--	0.18
DX550104	BH-22-27A	32.4	33.40	Rhyolite	Underground	Mine Rock	0.048	2.5	41	1.7	0.016	<2	--	0.10
DX550105	BH-22-21	71.4	72.40	Basalt	Underground	Mine Rock	0.10	33	264	0.30	0.030	0.10	9.6	<0.2
DX550106	BH-22-23	56.3	57.30	Basalt	Underground	Mine Rock	0.14	44	391	1.7	0.23	0.21	14	0.30
DX550107	BR-384	726	727.10	Felsic Volcanic 1	Underground	Mine Rock	0.099	19	610	8.9	2.4	<2	--	1.2
DX550108	BR-384	741	742.00	Felsic Volcanic 1	Underground	Mine Rock	0.063	11	600	25	1.9	<2	--	1.0
DX550109	BR-384	735	736.00	Felsic Volcanic 1	Underground	Mine Rock	0.15	17	760	19	3.5	<2	--	2.6
031751	BR-116	777	778.5	Basalt	Underground	Mine Rock	0.12	44	810	1.2	0.11	<2	--	0.20
031752	BR-096	595.5	596.7	Basalt	Underground	Mine Rock	0.11	52	510	0.75	0.19	<2	--	0.20
031753	BR-096	598.85	600	Basalt	Underground	Mine Rock	0.094	57	430	1.2	0.53	<2	--	0.30
031754	BR-115	727.5	729	Basalt	Underground	Mine Rock	0.071	80	540	0.85	0.24	<2	--	0.40
031755	BR-132	400.5	401.5	Metasediment 3	Underground	Mine Rock	0.080	19	620	2.2	0.079	<2	--	<0.1
031756	BR-132	534.55	536	Basalt	Underground	Mine Rock	0.096	81	600	2.5	0.39	<2	--	0.30

(1) Ten times average crustal abundance values presented in Price (1997).

Blue highlighting indicates samples with metal concentrations greater than the ten times crustal abundance screening value are present in the analyzed group.

Screening values are for qualitative assessment only and hold no regulatory significance.

Classification as mine rock or ore-grade materials was based on gold content.

A value of "--" indicates metal was not measured for the given sample; the variation in elements analyzed is due to measurement at two different laboratories (see text).

Table B-5 Aqua Regia Metals

Sample ID	Drillhole ID	From	To	Lithology	Area	Class	Sodium	Nickel	Phosphorus	Lead	Sulphur	Antimony	Scandium	Selenium
		m	m				%	ppm	ppm	ppm	%	ppm	ppm	ppm
10x Crustal Abundance (Price 1997) [(1)]							--	*840*	*10500*	*140*	*0.40*	*2.0*	*220*	*0.50*
031757	BR-190	412.95	414	Metasediment 3	Underground	Mine Rock	0.057	14	590	2.0	0.054	<2	--	<0.1
031758	BR-190	438.25	439.25	Sericite Schist	Underground	Mine Rock	0.012	13	110	67	1.3	<2	--	0.22
031759	BR-190	451.5	453	Fragmental 2	Underground	Mine Rock	0.12	28	310	22	0.078	<2	--	<0.1
031760	BR-190	465	466	Fragmental 2	Underground	Mine Rock	0.087	8.8	310	2.6	0.025	<2	--	<0.1
031761	BR-190	506.55	507.7	Felsic Fragmental	Underground	Mine Rock	0.21	69	680	3.8	0.40	<2	--	0.14
031762	BR-085	190	190.5	Metasediment 3	Underground	Mine Rock	0.056	24	840	3.0	1.8	<2	--	<0.1
031763	BR-085	251.5	252.8	Metasediment 3	Underground	Mine Rock	0.046	13	560	4.6	0.084	<2	--	<0.1
031764	BR-089	654	655.5	Fragmental 2	Underground	Mine Rock	0.052	6.7	290	7.6	0.27	<2	--	0.30
031765	BR-089	676.5	677.5	Fragmental 2	Underground	Mine Rock	0.073	21	290	3.0	0.96	<2	--	1.8
031766	BR-140	587	588	Felsic Fragmental	Underground	Mine Rock	0.049	19	730	2.3	0.051	<2	--	<0.1
031767	BR-131	472.5	474	Metasediment 3	Underground	Mine Rock	0.059	16	880	2.8	0.16	<2	--	<0.1
031768	BR-131	506.7	507.7	Sericite Schist	Underground	Mine Rock	0.049	21	610	1.7	0.31	<2	--	<0.1
031769	BR-141	661.6	662.6	Metasediment 3	Underground	Mine Rock	0.043	15	160	2.2	0.12	<2	--	<0.1
031770	BR-141	686	687	Metasediment 3	Underground	Mine Rock	0.033	14	230	3.4	0.17	<2	--	<0.1
031771	BR-141	688	689	Metasediment 3	Underground	Mine Rock	0.074	6.0	280	3.7	0.15	<2	--	0.30
031772	BR-098	674	675.35	Felsic Volcanic 1	Underground	Mine Rock	0.058	17	450	2.4	0.031	<2	--	<0.1
031773	DL-056	271.5	273	Basalt	Underground	Mine Rock	0.13	19	480	0.30	0.14	<2	--	0.37
031774	DL-055	191	191.5	Basalt	Underground	Mine Rock	0.083	73	390	2.6	0.64	<2	--	0.40
031775	BR-176	759	760.5	Basalt	Underground	Mine Rock	0.074	42	500	0.77	0.13	<2	--	0.50
031776	DL-04-12	312	313.5	Basalt	Underground	Mine Rock	0.10	83	530	1.1	0.38	<2	--	0.31
031777	BR-176	698.2	699.7	Metasediment 3	Underground	Mine Rock	0.040	29	500	2.7	0.032	<2	--	<0.1
031778	BR-194	390.8	392.3	Metasediment 2	Underground	Mine Rock	0.11	24	410	3.3	0.052	<2	--	<0.1
031779	BR-194	401	402	Metasediment 2	Underground	Mine Rock	0.076	9.8	300	13	0.063	<2	--	<0.1
031780	BR-194	576.4	576.95	Argillite	Underground	Mine Rock	0.065	88	200	1.4	0.53	<2	--	1.1
031781	BR-194	477.8	478.6	Fragmental 2	Underground	Mine Rock	0.063	14	140	2.8	0.012	<2	--	<0.1
031782	BR-192	336.5	338	Fragmental 2	Underground	Mine Rock	0.059	8.1	310	2.1	0.035	<2	--	<0.1
031783	BR-194	498.85	499.5	Fragmental 2	Underground	Mine Rock	0.060	18	227	2.1	0.080	0.10	4.5	<0.2
031784	BR-193	328.4	329.4	Metasediment 3	Underground	Mine Rock	0.093	28	720	2.1	0.14	<2	--	<0.1
031785	BR-193	331.8	333	Metasediment 3	Underground	Mine Rock	0.11	30	1000	6.5	0.091	<2	--	<0.1
031786	BR-193	329.9	330.4	Metasediment 3	Underground	Mine Rock	0.033	61	820	13	4.3	<2	--	<0.1
31787	BR-193	316.6	318	Metasediment 3	Underground	Mine Rock	0.10	16	840	2.0	0.12	<2	--	<0.1
031788	BR-192	220.5	222	Metasediment 2	Underground	Mine Rock	0.080	29	630	8.3	0.92	<2	--	<0.1
031789	BR-192	232	233	Felsic Volcanic 1	Underground	Mine Rock	0.047	26	760	11	0.27	<2	--	0.18
031790	BR-381	258.5	259	Basalt	Underground	Mine Rock	0.081	88	210	6.0	1.1	<2	--	2.5
031791	BR-381	248.4	248.85	Basalt	Underground	Mine Rock	0.080	59	340	2.5	0.35	<2	--	0.39
031792	BR-381	222.35	223.15	Sericite Schist	Underground	Mine Rock	0.030	3.3	309	3.7	0.080	0.11	0.50	<0.2
031793	DL-063A	259.35	260.35	Basalt	Underground	Mine Rock	0.15	30	250	0.44	0.15	<2	--	0.32
031794	BR-291	697.8	699	Metasediment 3	Underground	Mine Rock	0.080	24	974	1.8	0.050	0.090	5.5	<0.2
031795	BR-197	345.5	346.5	Fragmental 2	Underground	Mine Rock	0.16	70	410	1.8	0.039	<2	--	0.11
031796	BR-197	282	282.65	Felsic Volcanic 2	Underground	Mine Rock	0.066	27	590	1.7	0.023	<2	--	<0.1
031797	BH22-27	51	52	Basalt	Underground	Mine Rock	0.093	40	280	1.2	0.28	<2	--	1.0
031798	BH22-24	85	86	Basalt	Underground	Mine Rock	0.077	21	410	0.52	0.20	<2	--	0.60
031799	BH22-24	60	61	Basalt	Underground	Mine Rock	0.11	38	640	0.70	0.21	<2	--	0.60

(1) Ten times average crustal abundance values presented in Price (1997).

Blue highlighting indicates samples with metal concentrations greater than the ten times crustal abundance screening value are present in the analyzed group.

Screening values are for qualitative assessment only and hold no regulatory significance.

Classification as mine rock or ore-grade materials was based on gold content.

A value of "--" indicates metal was not measured for the given sample; the variation in elements analyzed is due to measurement at two different laboratories (see text).

Table B-5 Aqua Regia Metals

Sample ID	Drillhole ID	From	To	Lithology	Area	Class	Sodium	Nickel	Phosphorus	Lead	Sulphur	Antimony	Scandium	Selenium
		m	m				%	ppm	ppm	ppm	%	ppm	ppm	ppm
10x Crustal Abundance (Price 1997) [(1)]							--	*840*	*10500*	*140*	*0.40*	*2.0*	*220*	*0.50*
031800	BH22-20	213	214	Basalt	Underground	Mine Rock	0.065	21	320	0.64	0.27	<2	--	0.80
031801	BH22-20	114	115	Basalt	Underground	Mine Rock	0.067	17	310	0.53	0.11	<2	--	0.50
031802	BH22-25	165	166	Basalt	Underground	Mine Rock	0.078	51	740	1.4	0.49	<2	--	0.60
031803	BH22-25	140	141	Basalt	Underground	Mine Rock	0.10	33	470	0.84	0.50	<2	--	0.70
031804	BH22-18	42	43	Basalt	Underground	Mine Rock	0.10	56	430	0.54	1.3	<2	--	1.2
031805	BH22-18	27	28	Basalt	Underground	Mine Rock	0.070	48	577	2.0	0.49	<0.05	14	<0.2
031806	BH22-17	210	211	Basalt	Underground	Mine Rock	0.081	31	650	0.73	0.061	<2	--	0.30
031807	BR-386	509.1	509.45	Metasediment 2	Underground	Mine Rock	0.024	390	1500	5.4	0.39	<2	--	0.42
031808	DL-066	355.5	357	Basalt	Underground	Mine Rock	0.12	27	430	0.53	0.16	<2	--	0.27
031809	DL-066	367.5	368.55	Rhyolite	Underground	Mine Rock	0.12	4.0	48	1.7	0.0050	<2	--	<0.1
031811	BH22-23	55	60	Basalt	Underground	Mine Rock	0.14	30	380	0.55	0.062	<2	--	0.20
031812	BH22-23	30	31	Basalt	Underground	Mine Rock	0.11	64	600	0.87	0.36	<2	--	0.40
031813	BR-117	781.5	783	Basalt	Underground	Mine Rock	0.14	24	310	0.29	0.19	<2	--	0.51
031814	DL-067	277	278.5	Basalt	Underground	Mine Rock	0.059	38	390	0.20	0.078	<2	--	0.22
031815	DL-067	415	415.5	Basalt	Underground	Mine Rock	0.078	87	360	12	5.6	<2	--	4.4
031816	DL-067	571.8	572.2	Argillite	Underground	Mine Rock	0.11	17	820	3.5	0.061	<2	--	<0.1
031817	BR-386	312	313.5	Metasediment 3	Underground	Mine Rock	0.091	23	670	2.9	0.14	<2	--	0.20
031818	BR-068	668.8	669.45	Metasediment 2	Underground	Mine Rock	0.049	16	610	1.7	0.11	<2	--	<0.1
031819	BR-068	680	681	Metasediment 3	Underground	Mine Rock	0.18	28	230	0.31	0.068	<2	--	0.26
116732	BR-122	605.5	606	Metasediment 3	Underground	Mine Rock	0.067	44	670	5.8	0.83	<2	--	0.20
116733	BR-122	683	684	Fragmental 2	Underground	Mine Rock	0.035	2.5	350	1.6	0.023	<2	--	<0.1
116734	BR-122	720	720.5	Felsic Volcanic 1	Underground	Mine Rock	0.059	33	320	3.2	0.58	<2	--	1.5
116735	BR-122	743.6	744.1	Basalt	Underground	Mine Rock	0.065	32	350	1.1	0.32	<2	--	0.50
116736	BR-121	721.35	722.5	Metasediment 3	Underground	Mine Rock	0.035	16	320	5.4	0.14	<2	--	<0.1
116737	BR-121	725.1	726.5	Metasediment 3	Underground	Mine Rock	0.062	43	430	2.5	0.93	<2	--	2.3
116738	BR-121	738	739.5	Basalt	Underground	Mine Rock	0.022	45	740	1.6	1.3	<2	--	0.50
116739	BR-160	366.4	367.4	Felsic Volcanic 1	Underground	Mine Rock	0.040	21	300	3.0	0.25	<2	--	<0.1
116740	BR-160	268.75	270	Metasediment 3	Underground	Mine Rock	0.055	44	580	2.6	0.017	<2	--	<0.1
116741	BR-160	396	396.6	Rhyolite	Underground	Mine Rock	0.089	3.1	55	3.0	0.025	<2	--	<0.1
116742	BR-067	670.5	672	Felsic Volcanic 2	Underground	Mine Rock	0.083	1.0	130	6.4	0.98	<2	--	0.20
116743	BR-067	682.3	683.3	Felsic Volcanic 2	Underground	Mine Rock	0.053	15	820	8.4	0.68	<2	--	4.2
116744	BR-067	700.5	702	Metasediment 3	Underground	Mine Rock	0.044	0.50	150	6.2	0.34	<2	--	0.20
116745	BR-067	739.9	740.3	Intrusive Breccia	Underground	Mine Rock	0.099	103	710	1.7	0.043	<2	--	<0.1
116746	DL-051	340.2	340.75	Ultramafic	Underground	Mine Rock	0.040	150	1900	1.5	0.18	<2	--	0.20
116747	DL-051	226	226.8	Argillite	Underground	Mine Rock	0.10	39	480	5.0	2.9	<2	--	4.3
116748	DL-04-10	291.95	292.5	Basalt	Underground	Mine Rock	0.10	85	660	0.34	0.14	<2	--	0.33
116749	DL-04-11	376.5	378	Basalt	Underground	Mine Rock	0.13	23	510	0.41	0.56	<2	--	1.2
116750	DL-062	273.85	274.5	Argillite	Underground	Mine Rock	0.069	74	310	6.9	4.5	<2	--	7.0
031851	BR-181	88.6	89.25	Felsic Volcanic 1	Viggo Pit	Mine Rock	0.071	19	880	2.8	0.21	<2	--	0.20
031852	BR-165	314	314.95	Felsic Volcanic 1	Central Pit	Mine Rock	0.080	18	741	3.5	0.10	0.26	4.7	0.20
031853	BR-160	137.9	138.6	Felsic Volcanic 1	Central Pit	Mine Rock	0.043	16	520	4.2	0.21	<2	--	0.30
031854	BR-155	352.5	354	Felsic Volcanic 1	Underground	Mine Rock	0.076	9.2	560	4.8	0.38	<2	--	0.40
031855	BR-133	233.4	234.5	Felsic Volcanic 1	Central Pit	Mine Rock	0.053	18	510	7.2	0.27	<2	--	<0.1

(1) Ten times average crustal abundance values presented in Price (1997).

Blue highlighting indicates samples with metal concentrations greater than the ten times crustal abundance screening value are present in the analyzed group.

Screening values are for qualitative assessment only and hold no regulatory significance.

Classification as mine rock or ore-grade materials was based on gold content.

A value of "--" indicates metal was not measured for the given sample; the variation in elements analyzed is due to measurement at two different laboratories (see text).

Table B-5 Aqua Regia Metals

Sample ID	Drillhole ID	From	To	Lithology	Area	Class	Sodium	Nickel	Phosphorus	Lead	Sulphur	Antimony	Scandium	Selenium
		m	m				%	ppm	ppm	ppm	%	ppm	ppm	ppm
10x Crustal Abundance (Price 1997) [(1)]							--	*840*	*10500*	*140*	*0.40*	*2.0*	*220*	*0.50*
031856	BR-152	214.05	215	Felsic Volcanic 1	Central Pit	Mine Rock	0.11	19	560	2.8	0.091	<2	--	<0.1
031857	BR-158	167.3	168.75	Felsic Volcanic 1	Central Pit	Mine Rock	0.056	13	550	2.7	0.068	<2	--	<0.1
031858	BR-165	249.5	250.5	Felsic Volcanic 1	Central Pit	Mine Rock	0.069	21	990	2.5	0.079	<2	--	0.20
031859	BR-152	88.5	89.5	Felsic Volcanic 1	Central Pit	Mine Rock	0.048	27	920	1.7	0.10	<2	--	0.20
031860	BR-076	53	54	Felsic Volcanic 1	Central Pit	Mine Rock	0.057	21	450	2.5	0.11	<2	--	<0.1
031861	BR-043	259.5	261	Felsic Volcanic 1	Underground	Mine Rock	0.044	19	700	3.1	0.062	<2	--	<0.1
031862	BR-226	138	139	Felsic Volcanic 1	Central Pit	Mine Rock	0.047	24	640	2.3	0.12	<2	--	<0.1
031863	BR-237	147.2	148.1	Felsic Volcanic 1	Central Pit	Mine Rock	0.099	15	680	3.3	0.070	<2	--	0.20
031864	BR-284	288	288.65	Felsic Volcanic 1	Central Pit	Mine Rock	0.052	19	740	2.6	0.065	<2	--	<0.1
031865	BR-318	100.4	101.8	Felsic Volcanic 1	Central Pit	Mine Rock	0.067	14	560	2.9	0.051	<2	--	<0.1
031866	BR-346	42.75	43.8	Felsic Volcanic 1	Central Pit	Mine Rock	0.10	6.1	450	7.5	0.32	<2	--	0.20
031867	BR-209	127.85	128.55	Felsic Volcanic 1	Central Pit	Ore-Grade	0.053	17	770	2.6	0.29	<2	--	0.20
031868	BR-481	527.8	528.6	Felsic Volcanic 1	Central Pit	Mine Rock	0.054	5.1	370	12	0.26	<2	--	0.20
031869	BR-210	410.9	412	Felsic Volcanic 1	Underground	Mine Rock	0.069	11	710	3.3	0.29	<2	--	<0.1
031870	BR-242	112.6	114	Felsic Volcanic 1	Central Pit	Mine Rock	0.072	13	690	3.5	0.34	<2	--	<0.1
031871	BR-433	200.6	202.1	Felsic Volcanic 1	Central Pit	Mine Rock	0.074	18	520	2.4	0.58	<2	--	0.70
031872	BR-123	203	204	Felsic Volcanic 1	Central Pit	Mine Rock	0.10	29	570	2.5	0.63	<2	--	0.20
031873	BR-166	134.8	135.95	Felsic Volcanic 1	Central Pit	Mine Rock	0.074	15	490	8.1	0.52	<2	--	0.20
031874	BR-109	67.35	68	Felsic Volcanic 1	Central Pit	Mine Rock	0.057	16	500	6.7	0.50	<2	--	0.20
031875	BR-164	211.75	213	Felsic Volcanic 1	Central Pit	Mine Rock	0.048	16	510	6.9	0.56	<2	--	0.20
031876	BR-105	202.3	203.3	Felsic Volcanic 1	Central Pit	Mine Rock	0.038	60	2700	3.7	0.52	<2	--	0.30
031877	BR-156	366	367.5	Felsic Volcanic 1	Central Pit	Mine Rock	0.15	21	630	3.6	0.44	<2	--	0.20
031878	BR-100	222	223	Felsic Volcanic 1	Central Pit	Mine Rock	0.043	8.6	560	7.7	0.42	<2	--	0.20
031879	BR-069	98	99	Felsic Volcanic 1	Central Pit	Mine Rock	0.087	12	460	12	0.34	<2	--	<0.1
031880	BR-342	42.4	43	Felsic Volcanic 1	Central Pit	Mine Rock	0.053	18	880	2.7	0.90	<2	--	0.20
031881	BR-463	112.5	114	Felsic Volcanic 1	Central Pit	Mine Rock	0.060	17	750	4.5	0.43	<2	--	0.20
031882	BR-224	321	321.6	Felsic Volcanic 1	Central Pit	Mine Rock	0.068	9.2	400	17	1.0	<2	--	0.80
031883	BR-192	151.5	152.5	Felsic Volcanic 1	Central Pit	Mine Rock	0.056	34	780	16	1.4	<2	--	2.5
031884	BR-250B	214.4	215.15	Felsic Volcanic 1	Central Pit	Ore-Grade	0.037	12	450	23	1.3	<2	--	0.50
031885	BR-284	504.75	505.5	Felsic Volcanic 1	Underground	Mine Rock	0.037	11	420	19	2.4	<2	--	5.3
031886	BR-341	67.5	69	Felsic Volcanic 1	Central Pit	Ore-Grade	0.041	20	610	11	0.97	<2	--	0.30
031887	BR-429	221.8	222.85	Felsic Volcanic 1	Central Pit	Ore-Grade	0.073	41	580	25	1.2	<2	--	0.40
31893	BR-502	76.8	77.7	Metasediment 2	Central Pit	Mine Rock	0.040	63	620	3.1	0.25	<2	--	0.30
031894	BR-225	351.4	352.05	Metasediment 2	Central Pit	Mine Rock	0.059	68	570	3.1	0.24	<2	--	0.30
031895	BR-320	156	157.5	Metasediment 2	Central Pit	Mine Rock	0.11	40	510	2.5	0.33	<2	--	0.30
031896	BR-503	167.75	169.25	Metasediment 2	Central Pit	Mine Rock	0.057	57	570	2.6	0.35	<2	--	0.30
031897	BR-206	252	253	Metasediment 2	Central Pit	Mine Rock	0.035	79	470	2.7	0.30	<2	--	0.30
031898	BR-233	262.5	263.5	Metasediment 2	Central Pit	Mine Rock	0.080	76	510	2.7	0.22	<2	--	0.20
031899	BR-188	275.6	277	Metasediment 2	Central Pit	Mine Rock	0.057	58	610	21	0.43	<2	--	0.30
031900	BR-140	203	204	Felsic Volcanic 1	Central Pit	Mine Rock	0.011	14	470	11	4.0	<2	--	3.0
031901	BR-086	157.8	159	Felsic Volcanic 1	Central Pit	Mine Rock	0.080	15	828	7.4	3.7	0.22	2.8	1.7
031902	BR-118	39	40	Felsic Volcanic 1	Central Pit	Mine Rock	0.011	10	510	17	4.1	<2	--	3.4
031903	BR-034	149	150	Felsic Volcanic 1	Central Pit	Mine Rock	0.061	24	780	9.8	3.5	<2	--	1.7

(1) Ten times average crustal abundance values presented in Price (1997).

Blue highlighting indicates samples with metal concentrations greater than the ten times crustal abundance screening value are present in the analyzed group.

Screening values are for qualitative assessment only and hold no regulatory significance.

Classification as mine rock or ore-grade materials was based on gold content.

A value of "--" indicates metal was not measured for the given sample; the variation in elements analyzed is due to measurement at two different laboratories (see text).

Table B-5 Aqua Regia Metals

Sample ID	Drillhole ID	From	To	Lithology	Area	Class	Sodium	Nickel	Phosphorus	Lead	Sulphur	Antimony	Scandium	Selenium
		m	m				%	ppm	ppm	ppm	%	ppm	ppm	ppm
10x Crustal Abundance (Price 1997) [(1)]							--	*840*	*10500*	*140*	*0.40*	*2.0*	*220*	*0.50*
031904	BR-067	230	231	Felsic Volcanic 1	Central Pit	Mine Rock	0.13	15	550	8.0	3.9	<2	--	2.8
031905	BR-152	357	358	Felsic Volcanic 1	Central Pit	Mine Rock	0.12	19	780	8.8	1.8	<2	--	1.8
031906	BR-135	327.5	328	Felsic Volcanic 1	Central Pit	Ore-Grade	0.038	14	510	29	1.1	<2	--	1.0
031907	BR-133	134	135	Felsic Volcanic 1	Central Pit	Ore-Grade	0.054	10	670	24	1.2	<2	--	1.5
031908	BR-087	342.55	343.3	Felsic Volcanic 1	Central Pit	Ore-Grade	0.038	5.6	320	18	1.6	<2	--	1.5
031909	BR-413	19.4	20.65	Metasediment 2	Central Pit	Mine Rock	0.071	52	460	4.1	0.39	<2	--	0.40
031910	BR-147	218	219.2	Metasediment 2	Central Pit	Mine Rock	0.079	60	580	5.0	0.24	<2	--	0.30
031911	BR-163	445	446	Metasediment 2	Underground	Mine Rock	0.057	57	530	2.7	0.36	<2	--	0.30
031912	BR-333	119.15	120.5	Metasediment 2	Underground	Mine Rock	0.11	41	660	5.1	1.3	<2	--	0.90
031913	BR-203	99.9	100.65	Metasediment 2	Central Pit	Mine Rock	0.071	37	770	5.8	0.82	<2	--	0.60
031914	BR-555	61.15	62.5	Metasediment 2	Central Pit	Mine Rock	0.039	49	560	6.3	1.2	<2	--	0.50
031915	BR-432	173.5	175	Metasediment 2	Central Pit	Mine Rock	0.11	64	540	23	1.7	<2	--	4.3
031916	BR-382	67.3	68.6	Metasediment 2	Central Pit	Mine Rock	0.097	67	470	6.0	1.2	<2	--	2.6
031917	BR-437	64.5	66	Metasediment 2	Central Pit	Mine Rock	0.098	35	690	13	0.55	<2	--	0.20
031918	BR-253	51.6	52.5	Metasediment 2	Central Pit	Mine Rock	0.11	41	720	3.2	0.22	<2	--	0.20
031919	BR-192	183.9	184.9	Metasediment 2	Central Pit	Mine Rock	0.069	75	510	4.8	1.8	<2	--	1.7
031920	BR-175	418.9	420.4	Metasediment 2	Central Pit	Mine Rock	0.030	39	944	11	2.3	0.16	5.7	0.50
031921	BR-434	40.95	41.95	Metasediment 3	Central Pit	Mine Rock	0.083	4.4	270	7.9	0.16	<2	--	<0.1
031922	BR-213	343.55	345	Metasediment 3	Central Pit	Mine Rock	0.068	25	430	2.7	0.33	<2	--	0.20
031923	BR-219	205.5	207	Metasediment 3	Central Pit	Mine Rock	0.074	16	76	3.7	0.45	<2	--	0.40
031924	BR-392	248.9	250.4	Metasediment 3	Underground	Mine Rock	0.091	28	620	4.9	0.41	<2	--	0.30
031925	BR-509	136.4	137.4	Metasediment 3	Central Pit	Mine Rock	0.11	22	670	2.7	0.55	<2	--	0.40
031926	BR-356	56.45	57.5	Metasediment 3	Central Pit	Mine Rock	0.055	18	450	3.6	0.36	<2	--	0.20
031927	BR-153	41.5	43	Metasediment 3	Central Pit	Mine Rock	0.094	23	530	4.1	0.20	<2	--	0.30
031928	BR-036	190.9	191.7	Metasediment 3	Central Pit	Mine Rock	0.097	6.9	330	2.5	0.19	<2	--	<0.1
031929	BR-181	201.5	202.5	Metasediment 3	Viggo Pit	Mine Rock	0.092	20	590	2.7	0.11	<2	--	<0.1
031930	BR-037	308.8	309.75	Metasediment 3	Central Pit	Mine Rock	0.10	20	1100	4.6	0.25	<2	--	0.20
031931	BR-131	333	334	Metasediment 2	Central Pit	Ore-Grade	0.048	54	540	41	1.1	<2	--	2.8
031932	BR-410	194	195	Felsic Volcanic 1	Central Pit	Mine Rock	0.065	22	590	3.1	0.59	<2	--	1.3
031933	BR-185	155.9	157.05	Felsic Volcanic 1	Central Pit	Mine Rock	0.21	21	610	5.9	0.71	<2	--	0.20
031934	BR-163	418.9	419.5	Felsic Volcanic 1	Underground	Mine Rock	0.071	6.9	350	7.5	0.46	<2	--	6.8
031935	BR-039	144.8	145.7	Felsic Volcanic 1	Central Pit	Mine Rock	0.046	16	450	9.4	0.41	<2	--	0.60
031936	BR-022	447	447.5	Felsic Volcanic 1	Central Pit	Mine Rock	0.11	16	470	4.0	0.54	<2	--	0.20
031937	BR-001	100.75	101.25	Felsic Volcanic 1	Underground	Mine Rock	0.069	12	570	2.4	0.28	<2	--	0.70
031938	BR-481	485	486	Felsic Volcanic 1	Central Pit	Mine Rock	0.059	8.7	370	85	1.9	<2	--	1.1
031939	BR-190	225	226	Felsic Volcanic 1	Central Pit	Ore-Grade	0.027	15	420	2500	2.2	<2	--	21
031940	BR-167	187.6	188.2	Felsic Volcanic 1	Central Pit	Mine Rock	0.14	17	850	220	2.6	<2	--	5.5
031941	BR-156	335.45	336.5	Felsic Volcanic 1	Central Pit	Mine Rock	0.13	11	560	210	2.2	<2	--	2.9
031942	BR-137	83	84	Felsic Volcanic 1	Central Pit	Mine Rock	0.048	23	710	600	1.6	<2	--	2.2
031943	BR-448	41	42.5	Basalt	Underground	Mine Rock	0.069	14	520	3.3	0.87	<2	--	0.60
031944	BR-339	148.5	150	Basalt	Underground	Mine Rock	0.053	83	350	3.6	0.93	<2	--	0.70
031945	DL-070	43.05	44	Basalt	Central Pit	Mine Rock	0.086	55	320	0.46	0.93	<2	--	0.90
031946	BR-657	44.4	45.9	Basalt	Underground	Mine Rock	0.072	48	380	0.51	0.56	<2	--	0.60

(1) Ten times average crustal abundance values presented in Price (1997).

Blue highlighting indicates samples with metal concentrations greater than the ten times crustal abundance screening value are present in the analyzed group.

Screening values are for qualitative assessment only and hold no regulatory significance.

Classification as mine rock or ore-grade materials was based on gold content.

A value of "--" indicates metal was not measured for the given sample; the variation in elements analyzed is due to measurement at two different laboratories (see text).

Table B-5 Aqua Regia Metals

Sample ID	Drillhole ID	From	To	Lithology	Area	Class	Sodium	Nickel	Phosphorus	Lead	Sulphur	Antimony	Scandium	Selenium
		m	m				%	ppm	ppm	ppm	%	ppm	ppm	ppm
10x Crustal Abundance (Price 1997) [(1)]							--	*840*	*10500*	*140*	*0.40*	*2.0*	*220*	*0.50*
031947	BR-030	129.7	130.7	Basalt	Underground	Mine Rock	0.091	43	300	0.44	0.47	<2	--	0.50
031948	BR-031	6	7.5	Basalt	Underground	Mine Rock	0.095	159	300	1.3	0.51	<2	--	0.30
31949	BR-399	51.5	53	Basalt	Underground	Mine Rock	0.10	49	410	5.1	0.31	0.14	4.5	<0.2
031950	BR-448	47	48.5	Basalt	Underground	Mine Rock	0.077	11	470	1.0	0.0094	<2	--	<0.1
031951	BR-493	27	28.15	Basalt	Underground	Mine Rock	0.093	36	270	0.34	0.079	<2	--	0.30
031952	BR-548	70.5	72	Basalt	Central Pit	Mine Rock	0.070	14	340	0.32	0.038	<2	--	0.20
031953	BR-268	27	27.6	Basalt	Underground	Mine Rock	0.14	32	760	1.1	0.040	<2	--	<0.1
031954	BH22-08	84.1	85.1	Felsic Volcanic 1	Central Pit	Mine Rock	0.059	13	660	3.3	0.32	<2	--	<0.1
031955	BR-425	160	160.65	Felsic Volcanic 1	Central Pit	Mine Rock	0.15	17	480	2.9	0.45	<2	--	<0.1
031956	BR-378	173.5	174.75	Felsic Volcanic 1	Viggo Pit	Mine Rock	0.040	11	520	5.1	0.40	<2	--	3.5
031957	BR-347	45	46.35	Felsic Volcanic 1	Central Pit	Mine Rock	0.044	53	590	3.7	0.40	<2	--	0.40
031958	BR-225	120.6	121.95	Felsic Volcanic 1	Central Pit	Mine Rock	0.19	18	590	180	2.0	<2	--	2.9
031959	BR-142	140	140.5	Felsic Volcanic 1	Central Pit	Ore-Grade	0.068	14	430	4700	4.3	3.0	--	49
031960	BRH-002	96.5	97	Felsic Volcanic 1	Central Pit	Mine Rock	0.020	14	720	560	2.8	<2	--	3.9
031961	BR-324	136	137	Felsic Volcanic 1	Central Pit	Ore-Grade	0.12	17	470	180	3.5	<2	--	3.6
031962	BR-321	209	209.75	Felsic Volcanic 1	Central Pit	Mine Rock	0.14	14	530	270	1.6	<2	--	1.9
031963	BR-469	163.6	164.6	Felsic Volcanic 2	Central Pit	Mine Rock	0.033	0.40	130	23	0.88	4.0	--	0.20
031964	BR-322	290	291	Felsic Volcanic 2	Central Pit	Mine Rock	0.13	12	450	13	0.75	<2	--	4.2
031965	BR-142	294.5	295.5	Felsic Volcanic 2	Central Pit	Ore-Grade	0.11	11	440	12	0.75	<2	--	2.8
031966	BR-509	22.5	23.7	Felsic Volcanic 2	Central Pit	Ore-Grade	0.020	0.40	110	39	0.86	3.0	--	0.30
031967	BR-509	84.1	85.1	Felsic Volcanic 2	Central Pit	Mine Rock	0.095	0.30	140	4.5	1.1	<2	--	0.20
031968	BR-464	180.4	181.2	Felsic Volcanic 2	Central Pit	Mine Rock	0.057	1.8	170	9.8	1.4	<2	--	0.20
031969	BR-228	419.3	420.3	Felsic Volcanic 2	Underground	Mine Rock	0.062	14	550	8.3	0.57	<2	--	4.0
031970	BR-342	158.6	160.1	Felsic Volcanic 2	Central Pit	Mine Rock	0.061	4.5	250	11	1.2	<2	--	0.20
031971	BR-213	281.75	282.5	Felsic Volcanic 2	Central Pit	Mine Rock	0.13	0.40	190	94	0.93	<2	--	3.5
031972	BR-204	204.75	206.25	Felsic Volcanic 2	Central Pit	Mine Rock	0.039	1.6	130	39	1.4	<2	--	0.30
031973	BH22-08	202	203	Felsic Volcanic 2	Central Pit	Mine Rock	0.045	0.90	340	5.5	0.16	<2	--	0.20
031974	DL-142	115	115.5	Felsic Volcanic 2	Central Pit	Mine Rock	0.094	14	470	1.5	0.0050	<2	--	<0.1
031975	BR-279	288	289.5	Felsic Volcanic 2	Underground	Mine Rock	0.24	13	380	2.6	0.11	<2	--	0.20
031976	BR-521	72.4	73.4	Felsic Volcanic 2	Viggo Pit	Mine Rock	0.060	0.30	140	3.8	0.11	<2	--	0.20
031977	BR-509	126.5	127.9	Felsic Volcanic 2	Central Pit	Mine Rock	0.081	35	450	2.6	0.32	<2	--	0.20
031978	BR-346	51.25	51.75	Felsic Volcanic 2	Central Pit	Mine Rock	0.10	14	190	4.7	0.17	<2	--	0.20
031979	BR-334	163.8	165	Felsic Volcanic 2	Underground	Mine Rock	0.086	1.2	130	3.1	0.058	<2	--	<0.1
031980	BR-428	225	225.95	Felsic Volcanic 2	Central Pit	Mine Rock	0.078	0.70	190	4.0	0.075	<2	--	0.20
031981	BR-250B	312.95	314	Felsic Volcanic 2	Central Pit	Mine Rock	0.045	16	660	3.4	0.11	<2	--	0.20
031987	BR-030	9	10.25	Basalt	Underground	Mine Rock	0.088	13	380	0.32	0.023	<2	--	0.20
031988	BR-657	59.2	60.4	Basalt	Underground	Mine Rock	0.061	76	410	1.5	0.10	<2	--	0.40
031989	BR-657	55.8	57.3	Basalt	Underground	Mine Rock	0.12	98	410	0.65	0.21	<2	--	0.60
031990	BR-657	41.3	42.4	Basalt	Underground	Mine Rock	0.086	57	380	0.67	0.13	<2	--	0.40
031991	BR-658	15.5	17	Basalt	Underground	Mine Rock	0.073	26	230	0.47	0.28	<2	--	0.50
031992	BR-388	37.5	38.65	Basalt	Central Pit	Mine Rock	0.098	15	480	0.40	0.11	<2	--	0.30
031993	BR-268	11.9	12.9	Basalt	Underground	Mine Rock	0.078	81	530	0.45	0.18	<2	--	0.20
031994	BR-449	94.3	95.8	Basalt	Underground	Mine Rock	0.076	92	560	0.69	0.12	<2	--	0.20

(1) Ten times average crustal abundance values presented in Price (1997).

Blue highlighting indicates samples with metal concentrations greater than the ten times crustal abundance screening value are present in the analyzed group.

Screening values are for qualitative assessment only and hold no regulatory significance.

Classification as mine rock or ore-grade materials was based on gold content.

A value of "--" indicates metal was not measured for the given sample; the variation in elements analyzed is due to measurement at two different laboratories (see text).

Table B-5 Aqua Regia Metals

Sample ID	Drillhole ID	From	To	Lithology	Area	Class	Sodium	Nickel	Phosphorus	Lead	Sulphur	Antimony	Scandium	Selenium
		m	m				%	ppm	ppm	ppm	%	ppm	ppm	ppm
10x Crustal Abundance (Price 1997) [(1)]							--	*840*	*10500*	*140*	*0.40*	*2.0*	*220*	*0.50*
031995	BR-047	27.5	29	Basalt	Underground	Mine Rock	0.062	31	330	1.7	0.42	<2	--	1.1
031996	BR-386	72	73	Basalt	Central Pit	Mine Rock	0.13	60	710	2.7	0.48	<2	--	0.30
031997	BR-398	179.5	181	Basalt	Underground	Mine Rock	0.16	63	321	0.60	0.69	0.15	15	0.60
031998	BR-444	136	137.1	Basalt	Underground	Mine Rock	0.081	120	650	1.2	0.16	<2	--	0.30
116967	BR-221	450.3	450.8	Felsic Volcanic 1	Underground	Ore-Grade	0.090	11	471	2.3	0.020	0.13	2.1	<0.2
116968	BR-321	275.05	275.55	Felsic Volcanic 1	Central Pit	Mine Rock	0.13	8.5	270	13	0.47	<2	--	6.7
116969	BR-164	324.95	325.45	Felsic Volcanic 1	Central Pit	Mine Rock	0.18	7.1	320	25	0.46	<2	--	5.7
116970	BR-231	77.95	78.45	Felsic Volcanic 1	Central Pit	Ore-Grade	0.076	10	350	420	3.5	<2	--	6.2
116971	BR-231	82.5	83	Felsic Volcanic 1	Central Pit	Ore-Grade	0.068	9.5	370	2100	1.9	2.0	--	20
116972	BR-380	40.25	41.6	Felsic Volcanic 1	Central Pit	Mine Rock	0.19	29	680	230	2.0	<2	--	6.0
116973	BRH-002	102.75	103.25	Felsic Volcanic 1	Central Pit	Mine Rock	0.22	16	490	620	1.7	<2	--	1.5
116974	BR-230	250.7	251.6	Felsic Volcanic 1	Central Pit	Mine Rock	0.013	35	440	7.5	4.3	<2	--	2.2
116975	BR-231	134.7	135.3	Felsic Volcanic 1	Central Pit	Mine Rock	0.038	42	600	12	4.8	<2	--	3.0
116976	BR-283	428.5	430	Felsic Volcanic 1	Central Pit	Mine Rock	0.13	54	980	12	3.4	<2	--	1.8
116977	BR-192	384	385.5	Basalt	Underground	Mine Rock	0.16	39	580	1.7	0.48	<2	--	1.1
116978	BR-130	478.85	480	Basalt	Central Pit	Mine Rock	0.19	24	290	0.40	0.73	0.26	11	1.3
116979	BR-144	645.5	647	Basalt	Underground	Mine Rock	0.11	43	520	0.74	0.48	<2	--	0.30
116980	BR-199	386.5	387.5	Basalt	Underground	Mine Rock	0.15	67	870	1.0	0.29	<2	--	0.40
116981	DL-063A	354.5	355.5	Basalt	Underground	Mine Rock	0.14	31	740	0.62	0.27	<2	--	0.60
116982	REG-004	70.5	72	Basalt	Underground	Mine Rock	0.10	30	480	0.53	0.23	<2	--	0.40
116983	DL-061	226	227	Basalt	Underground	Mine Rock	0.20	26	754	0.20	0.040	0.12	11	<0.2
116984	REG-003	149.1	150	Basalt	Underground	Mine Rock	0.11	24	350	0.27	0.010	<2	--	0.20
116985	BR-252	170.6	171.6	Felsic Volcanic 2	Central Pit	Mine Rock	0.045	5.5	180	27	1.2	5.0	--	0.20
116986	BR-509	20.5	21.5	Felsic Volcanic 2	Central Pit	Ore-Grade	0.053	3.3	160	23	0.96	<2	--	0.30
031501	BR-216	161	162	Felsic Volcanic 1	Central Pit	Mine Rock	0.056	11	740	22	0.51	<2	--	0.80
031502	BR-216	75	76.5	Felsic Volcanic 1	Central Pit	Mine Rock	0.065	13	680	7.2	0.73	<2	--	0.30
031503	BR-168	165.75	166.25	Felsic Volcanic 1	Central Pit	Mine Rock	0.053	19	530	320	1.7	<2	--	2.2
031504	BR-168	31.5	33	Felsic Volcanic 1	Central Pit	Mine Rock	0.057	12	520	2.2	0.035	<2	--	<0.1
031505	BR-188	20	21	Felsic Volcanic 1	Central Pit	Mine Rock	0.059	13	550	3.2	0.26	<2	--	<0.1
031506	BR-216	20.55	21.4	Felsic Volcanic 1	Central Pit	Mine Rock	0.066	28	730	5.2	0.63	<2	--	0.20
031507	BR-176	40.3	41.8	Felsic Volcanic 1	Central Pit	Mine Rock	0.069	23	610	2.9	0.22	<2	--	<0.1
031508	BR-201	168.6	169.5	Felsic Volcanic 1	Central Pit	Ore-Grade	0.032	29	650	17	1.3	<2	--	9.1
031509	BR-201	38.7	40	Felsic Volcanic 1	Central Pit	Mine Rock	0.057	18	670	18	0.38	<2	--	<0.1
031510	BR-142	137.75	138.5	Felsic Volcanic 1	Central Pit	Ore-Grade	0.078	18	710	160	3.1	<2	--	3.8
031511	BR-142	216.75	217.5	Felsic Volcanic 2	Central Pit	Ore-Grade	0.046	14	440	40	2.7	<2	--	4.5
031512	BR-142	249.5	250.5	Felsic Volcanic 1	Central Pit	Mine Rock	0.042	13	550	25	1.2	<2	--	0.50
031513	BR-197	148.15	148.65	Felsic Volcanic 2	Central Pit	Mine Rock	0.082	3.4	180	4.0	1.2	<2	--	1.5
031514	BR-200	193.7	194.45	Felsic Volcanic 2	Central Pit	Mine Rock	0.054	15	480	3.5	0.52	<2	--	0.20
031515	BR-231	82	82.5	Felsic Volcanic 1	Central Pit	Ore-Grade	0.13	16	530	13	2.3	<2	--	1.4
031516	BR-231	154	155.5	Felsic Volcanic 1	Central Pit	Ore-Grade	0.038	39	520	25	3.2	<2	--	2.9
031517	BR-200	59.3	60.25	Felsic Volcanic 1	Central Pit	Mine Rock	0.058	40	640	5.8	0.62	<2	--	<0.1
031518	BR-232	61.2	62	Felsic Volcanic 1	Central Pit	Mine Rock	0.048	14	680	8.8	1.7	<2	--	1.3
031519	BR-232	142.9	144	Felsic Volcanic 1	Central Pit	Mine Rock	0.074	18	590	12	2.0	<2	--	0.30

(1) Ten times average crustal abundance values presented in Price (1997).

Blue highlighting indicates samples with metal concentrations greater than the ten times crustal abundance screening value are present in the analyzed group.

Screening values are for qualitative assessment only and hold no regulatory significance.

Classification as mine rock or ore-grade materials was based on gold content.

A value of "--" indicates metal was not measured for the given sample; the variation in elements analyzed is due to measurement at two different laboratories (see text).

Table B-5 Aqua Regia Metals

Sample ID	Drillhole ID	From	To	Lithology	Area	Class	Sodium	Nickel	Phosphorus	Lead	Sulphur	Antimony	Scandium	Selenium
		m	m				%	ppm	ppm	ppm	%	ppm	ppm	ppm
10x Crustal Abundance (Price 1997) [(1)]							--	*840*	*10500*	*140*	*0.40*	*2.0*	*220*	*0.50*
031520	BR-241	46.25	47.5	Felsic Volcanic 1	Central Pit	Ore-Grade	0.046	19	1100	5.6	1.2	<2	--	3.7
031521	BR-235	170	171	Felsic Volcanic 2	Central Pit	Mine Rock	0.042	1.0	170	3.3	0.45	<2	--	0.20
031522	BR-313	55.7	56.2	Metasediment 2	Central Pit	Mine Rock	0.063	26	670	1.5	1.3	<2	--	0.30
031523	BR-314	47.4	47.9	Felsic Volcanic 1	Central Pit	Ore-Grade	0.070	47	530	46	1.5	<2	--	2.9
031524	BR-314	80	80.9	Metasediment 3	Central Pit	Mine Rock	0.048	13	370	2.6	0.076	<2	--	<0.1
031525	BR-341	42.8	44.05	Felsic Volcanic 1	Central Pit	Mine Rock	0.080	13	520	8.3	0.62	<2	--	0.10
031526	BR-248	42	43.5	Felsic Volcanic 1	Central Pit	Mine Rock	0.054	15	570	3.5	0.29	<2	--	0.10
031527	BR-248	156.5	157.5	Felsic Volcanic 1	Central Pit	Mine Rock	0.046	51	650	2.8	0.23	<2	--	0.20
031528	BR-316	23	23.9	Metasediment 3	Central Pit	Mine Rock	0.061	4.3	260	2.0	0.0050	<2	--	<0.1
031529	BR-467	13.5	15	Metasediment 2	Central Pit	Mine Rock	0.037	73	780	3.3	0.39	<2	--	0.20
031530	BR-467	82.3	83.3	Felsic Volcanic 2	Central Pit	Mine Rock	0.035	1.4	170	4.9	0.49	<2	--	0.20
031531	BR-468	9.3	10.3	Felsic Volcanic 2	Central Pit	Mine Rock	0.027	3.4	370	7.6	1.4	<2	--	0.10
031532	BR-465	15	16.5	Metasediment 2	Central Pit	Mine Rock	0.031	58	500	3.1	0.53	<2	--	0.20
031533	BR-003	18	19	Felsic Volcanic 1	Underground	Mine Rock	0.050	11	547	3.3	0.020	0.080	3.4	0.20
031534	BR-042	72	72.5	Felsic Volcanic 1	Underground	Mine Rock	0.054	21	750	4.6	0.076	<2	--	<0.1
031535	BR-028	23	24	Metasediment 2	Central Pit	Mine Rock	0.070	61	510	10	0.20	<2	--	0.50
031536	BR-035	45	46	Metasediment 2	Central Pit	Mine Rock	0.069	42	690	6.8	0.39	<2	--	0.50
031537	BR-035	80	81	Felsic Volcanic 1	Central Pit	Mine Rock	0.083	17	540	6.9	0.039	<2	--	0.30
031538	BR-035	121	122	Felsic Volcanic 1	Central Pit	Mine Rock	0.075	21	660	7.2	3.0	<2	--	1.3
031539	BR-037	52	53.05	Felsic Volcanic 1	Central Pit	Mine Rock	0.24	18	650	8.7	2.3	<2	--	3.6
031540	BR-037	122.4	123	Felsic Volcanic 1	Central Pit	Ore-Grade	0.096	13	660	2.9	1.3	<2	--	2.0
031541	BR-037	60.45	61.45	Felsic Volcanic 1	Central Pit	Ore-Grade	0.091	18	660	9.1	0.66	<2	--	1.1
031542	BR-038	82.2	82.7	Felsic Volcanic 1	Central Pit	Ore-Grade	0.031	16	520	100	2.7	<2	--	1.9
031543	BR-041	56	57	Metasediment 2	Underground	Mine Rock	0.095	63	500	18	0.26	<2	--	0.20
031544	BR-043	26.5	27	Fragmental 1	Underground	Mine Rock	0.055	32	580	3.1	0.32	<2	--	0.20
031545	BR-057	178	179	Metasediment 2	Viggo Pit	Mine Rock	0.086	43	570	8.6	0.86	<2	--	0.20
031546	BR-060	36	37	Felsic Volcanic 1	Central Pit	Mine Rock	0.042	15	530	4.0	0.037	<2	--	<0.1
031547	BR-060	139.5	140.35	Felsic Volcanic 1	Central Pit	Mine Rock	0.068	20	570	250	2.7	<2	--	1.3
031548	BR-060	315.7	317	Metasediment 2	Central Pit	Mine Rock	0.059	52	490	3.3	0.77	<2	--	0.90
031549	BR-065	146	147	Felsic Volcanic 1	Central Pit	Ore-Grade	0.054	18	790	79	0.88	<2	--	0.40
031550	BR-076	38	39	Metasediment 2	Central Pit	Mine Rock	0.045	65	450	7.8	0.16	<2	--	0.20
031552	BR-082	33	34	Felsic Volcanic 2	Underground	Mine Rock	0.071	1.7	150	3.8	0.30	<2	--	0.50
031553	BR-085	57.75	58.25	Felsic Volcanic 2	Central Pit	Mine Rock	0.070	2.2	350	30	1.8	0.15	2.0	2.4
031554	BR-085	128	128.5	Metasediment 2	Central Pit	Mine Rock	0.048	47	420	4.6	0.29	<2	--	0.20
031555	BR-100	22	23	Felsic Volcanic 2	Central Pit	Mine Rock	0.057	14	590	3.3	0.16	<2	--	<0.1
031556	BR-100	99	100	Felsic Volcanic 1	Central Pit	Mine Rock	0.056	100	1200	1.4	0.15	<2	--	<0.1
031557	BR-123	66.5	67.5	Felsic Volcanic 2	Central Pit	Mine Rock	0.043	7.2	360	12	1.6	<2	--	2.1
031558	BR-123	162.4	163.4	Felsic Volcanic 2	Central Pit	Mine Rock	0.063	18	600	13	1.6	<2	--	2.0
031559	BR-129	70	71	Fragmental 1	Central Pit	Mine Rock	0.060	11	540	3.8	1.7	<2	--	<0.1
031560	BR-131	168.65	169.2	Felsic Volcanic 1	Central Pit	Ore-Grade	0.064	16	530	480	2.1	<2	--	8.8
031561	BR-132	138.5	139.6	Felsic Volcanic 1	Central Pit	Mine Rock	0.079	18	600	19	1.8	<2	--	1.3
031562	BR-140	34	35	Felsic Volcanic 1	Central Pit	Mine Rock	0.024	2.9	140	160	2.8	<2	--	3.2
031563	BR-140	174	175	Felsic Volcanic 1	Central Pit	Ore-Grade	0.071	20	730	4.2	3.1	<2	--	1.6

(1) Ten times average crustal abundance values presented in Price (1997).

Blue highlighting indicates samples with metal concentrations greater than the ten times crustal abundance screening value are present in the analyzed group.

Screening values are for qualitative assessment only and hold no regulatory significance.

Classification as mine rock or ore-grade materials was based on gold content.

A value of "--" indicates metal was not measured for the given sample; the variation in elements analyzed is due to measurement at two different laboratories (see text).

Table B-5 Aqua Regia Metals

Sample ID	Drillhole ID	From	To	Lithology	Area	Class	Sodium	Nickel	Phosphorus	Lead	Sulphur	Antimony	Scandium	Selenium
		m	m				%	ppm	ppm	ppm	%	ppm	ppm	ppm
10x Crustal Abundance (Price 1997) [(1)]							--	*840*	*10500*	*140*	*0.40*	*2.0*	*220*	*0.50*
031566	BR-170	38	39	Felsic Volcanic 1	Central Pit	Mine Rock	0.054	17	710	3.7	1.6	<2	--	0.70
031572	BR-171	121.25	121.75	Metasediment 2	Central Pit	Mine Rock	0.043	54	480	8.6	2.8	<2	--	1.7
031573	BR-190	227	227.6	Felsic Volcanic 1	Central Pit	Ore-Grade	0.033	22	670	78	4.8	<2	--	5.1
031574	BR-190	92.85	93.85	Felsic Volcanic 1	Central Pit	Mine Rock	0.043	17	500	6.0	4.0	<2	--	1.9
031575	BR-181	6	7	Felsic Volcanic 1	Viggo Pit	Mine Rock	0.043	28	520	3.4	0.25	<2	--	0.20
031576	BR-237	21	21.7	Felsic Volcanic 1	Central Pit	Mine Rock	0.054	13	490	31	0.75	<2	--	1.0
031577	BR-237	65.3	66.1	Felsic Volcanic 1	Central Pit	Ore-Grade	0.063	17	540	1000	4.1	<2	--	3.3
031578	BR-243	73.4	74	Metasediment 2	Central Pit	Mine Rock	0.070	15	660	4.9	0.64	<2	--	0.20
031579	BR-254	63	63.3	Felsic Volcanic 2	Central Pit	Mine Rock	0.062	4.0	190	5.2	1.8	<2	--	<0.1
031580	BR-281	33	34.5	Felsic Volcanic 1	Central Pit	Mine Rock	0.072	15	550	4.9	0.20	<2	--	<0.1
031581	BR-285	18	19.5	Felsic Volcanic 1	Central Pit	Mine Rock	0.056	13	550	2.8	0.0067	<2	--	<0.1
031582	BR-285	87.5	89	Fragmental 1	Central Pit	Mine Rock	0.061	21	1300	2.3	0.027	<2	--	<0.1
031583	BR-309	12.45	13.45	Felsic Volcanic 1	Underground	Mine Rock	0.049	11	570	2.6	0.10	<2	--	<0.1
031584	BR-327	43.5	45	Felsic Volcanic 2	Central Pit	Mine Rock	0.047	1.3	160	3.7	0.072	<2	--	<0.1
031585	BR-333	65	66	Felsic Volcanic 2	Underground	Ore-Grade	0.059	1.6	150	16	0.24	<2	--	0.30
031586	BR-333	130.3	131.1	Felsic Volcanic 1	Underground	Ore-Grade	0.058	24	520	7.3	0.10	<2	--	0.20
031587	BR-339	73.5	75	Metasediment 3	Underground	Mine Rock	0.060	27	620	1.6	0.040	<2	--	<0.1
031588	BR-342	49.4	50.6	Felsic Volcanic 1	Central Pit	Mine Rock	0.095	20	690	6.1	1.2	<2	--	0.20
031589	BR-348	18.7	19.2	Felsic Volcanic 1	Central Pit	Mine Rock	0.11	20	800	4.5	0.080	<2	--	<0.1
031590	BR-360	16.2	17	Felsic Volcanic 2	Underground	Mine Rock	0.081	2.3	130	15	0.45	<2	--	0.90
031591	BR-391	51.2	52.2	Felsic Volcanic 2	Underground	Ore-Grade	0.060	1.4	262	952	0.79	0.15	1.2	2.2
031592	BR-392	39	40.5	Felsic Volcanic 1	Underground	Mine Rock	0.060	12	580	50	0.39	<2	--	0.50
031593	BR-392	169.5	170.15	Felsic Volcanic 2	Underground	Mine Rock	0.067	16	770	5.8	0.16	<2	--	0.30
031594	BR-399	23.4	24.7	Metasediment 3	Underground	Mine Rock	0.042	17	270	15	0.25	<2	--	<0.1
031595	BR-425	28.5	30	Felsic Volcanic 2	Central Pit	Mine Rock	0.050	1.5	170	24	0.51	<2	--	0.20
031596	BR-429	18	19.5	Felsic Volcanic 1	Central Pit	Mine Rock	0.039	17	580	4.3	0.10	<2	--	<0.1
031597	BR-449	19.7	21.2	Felsic Volcanic 1	Underground	Mine Rock	0.041	29	590	1.3	0.0050	<2	--	<0.1
031598	BR-461	30.2	31.2	Metasediment 2	Central Pit	Mine Rock	0.043	72	460	4.8	0.28	<2	--	0.20
031599	BR-469	62.95	64	Felsic Volcanic 2	Central Pit	Mine Rock	0.043	27	300	5.3	0.77	<2	--	0.40
031600	BR-522	40.25	41.75	Metasediment 2	Viggo Pit	Mine Rock	0.044	49	560	4.3	0.41	<2	--	0.40
031601	BR-521	17.75	19.25	Metasediment 2	Viggo Pit	Mine Rock	0.035	63	670	5.8	0.48	<2	--	0.40
031602	BR-407	387	388.5	Felsic Volcanic 1	Central Pit	Mine Rock	0.058	15	600	5.4	1.5	<2	--	0.30
031603	BR-407	30	31.5	Metasediment 2	Central Pit	Mine Rock	0.025	55	720	600	0.26	<2	--	0.20
031604	BR-407	206.5	208	Felsic Volcanic 1	Central Pit	Mine Rock	0.052	13	520	2.3	0.0050	<2	--	<0.1
031606	BR-734	30.9	32.4	Fragmental 1	Viggo Pit	Mine Rock	0.080	20	630	3.3	0.19	<2	--	0.20
031607	BR-734	45	46.5	Felsic Volcanic 2	Viggo Pit	Mine Rock	0.055	2.1	160	3.6	0.23	<2	--	0.40
031608	BR-734	66.4	67.9	Felsic Volcanic 1	Viggo Pit	Mine Rock	0.055	16	580	2.7	0.071	<2	--	0.20
031609	BR-734	117	118.5	Metasediment 3	Viggo Pit	Mine Rock	0.048	25	490	1.6	0.027	<2	--	<0.1
031610	BR-418	9.6	10.6	Metasediment 2	Central Pit	Mine Rock	0.052	26	470	2.8	0.11	<2	--	<0.1
031611	BR-418	78	79.5	Metasediment 3	Central Pit	Mine Rock	0.054	20	960	2.4	0.064	<2	--	<0.1
031612	BR-483	56.65	58.15	Fragmental 1	Central Pit	Mine Rock	0.046	12	440	2.3	0.090	<2	--	<0.1
031613	BR-536	274.5	276	Felsic Volcanic 1	Central Pit	Mine Rock	0.063	24	750	5.1	3.0	<2	--	2.1
031614	BR-408	96	97.5	Felsic Volcanic 1	Central Pit	Mine Rock	0.065	27	910	1.7	0.017	<2	--	<0.1

(1) Ten times average crustal abundance values presented in Price (1997).

Blue highlighting indicates samples with metal concentrations greater than the ten times crustal abundance screening value are present in the analyzed group.

Screening values are for qualitative assessment only and hold no regulatory significance.

Classification as mine rock or ore-grade materials was based on gold content.

A value of "--" indicates metal was not measured for the given sample; the variation in elements analyzed is due to measurement at two different laboratories (see text).

Table B-5 Aqua Regia Metals

Sample ID	Drillhole ID	From	To	Lithology	Area	Class	Sodium	Nickel	Phosphorus	Lead	Sulphur	Antimony	Scandium	Selenium
		m	m				%	ppm	ppm	ppm	%	ppm	ppm	ppm
10x Crustal Abundance (Price 1997) [1]							--	*840*	*10500*	*140*	*0.40*	*2.0*	*220*	*0.50*
031615	BR-737	36.5	38	Fragmental 1	Viggo Pit	Mine Rock	0.071	23	660	2.8	0.032	<2	--	0.20
031616	BR-739	71	72	Felsic Volcanic 2	Viggo Pit	Mine Rock	0.058	2.7	160	11	0.54	<2	--	0.90
031617	BR-409	24	25.5	Felsic Volcanic 2	Central Pit	Mine Rock	0.033	2.0	120	4.8	0.32	<2	--	<0.1
031618	BR-409	73.5	74.75	Felsic Volcanic 2	Central Pit	Mine Rock	0.030	0.90	19	5.5	<0.01	<0.05	0.50	<0.2
031619	BR-297	54	55.5	Felsic Volcanic 1	Central Pit	Mine Rock	0.074	22	830	5.4	0.44	<2	--	0.40
031620	BR-298	41.8	42.7	Metasediment 2	Central Pit	Ore-Grade	0.070	53	655	6.7	2.9	0.16	16	3.7
031621	BR-387	56	57.5	Fragmental 2	Central Pit	Mine Rock	0.045	9.5	360	12	0.042	<2	--	<0.1
031622	BR-004	64	65	Felsic Volcanic 1	Underground	Ore-Grade	0.13	12	490	4.0	0.085	<2	--	0.30
031623	BR-031	37.55	38.8	Fragmental 2	Underground	Mine Rock	0.069	68	100	5.7	0.049	<2	--	<0.1
031624	BR-034	121	122	Felsic Volcanic 1	Central Pit	Mine Rock	0.063	12	450	5.3	2.4	<2	--	1.3
031625	BR-120	207	207.5	Felsic Volcanic 1	Central Pit	Mine Rock	0.10	21	510	15	1.8	<2	--	2.4
031626	BR-145	47	48	Felsic Volcanic 1	Central Pit	Ore-Grade	0.19	19	620	6.4	0.86	<2	--	0.90
031627	BR-162	88	89	Fragmental 1	Viggo Pit	Mine Rock	0.073	41	500	5.3	0.30	<2	--	0.30
031628	BR-181	124.3	125	Felsic Volcanic 2	Viggo Pit	Ore-Grade	0.046	2.5	130	5.7	0.43	<2	--	1.6
031629	BR-190	189.1	190.5	Felsic Volcanic 1	Central Pit	Mine Rock	0.10	29	680	6.5	2.9	<2	--	2.9
031630	BR-403	59.8	60.8	Felsic Volcanic 1	Central Pit	Mine Rock	0.067	16	530	3.6	1.4	<2	--	0.20
031631	BR-518	322.6	323.45	Felsic Volcanic 1	Central Pit	Mine Rock	0.022	20	660	3.2	2.3	<2	--	1.3
031632	BR-518	380.9	381.4	Felsic Volcanic 2	Central Pit	Ore-Grade	0.090	6.3	220	26	1.3	<2	--	1.1
031633	BR-518	400.4	401.4	Felsic Volcanic 1	Central Pit	Mine Rock	0.035	12	550	5.3	3.8	<2	--	2.4
031634	BR-176	168.2	169.2	Felsic Volcanic 1	Central Pit	Mine Rock	0.092	15	540	4.9	2.5	<2	--	2.3
031635	BR-176	292	293	Felsic Volcanic 2	Central Pit	Ore-Grade	0.15	15	540	5.8	1.4	<2	--	2.7
031636	BR-186	52	53	Felsic Volcanic 1	Central Pit	Mine Rock	0.067	15	470	18	0.34	<2	--	0.20
031637	BR-224	98.4	99.4	Metasediment 2	Central Pit	Mine Rock	0.16	25	1400	3.7	0.046	<2	--	0.20
031638	BR-224	247.65	248.3	Felsic Volcanic 1	Central Pit	Ore-Grade	0.097	13	550	24	1.3	<2	--	1.4
031639	BR-210	18	19.5	Felsic Volcanic 1	Central Pit	Mine Rock	0.079	15	480	3.9	0.13	<2	--	<0.1
031640	BR-236	21.5	22.5	Felsic Volcanic 1	Central Pit	Mine Rock	0.099	17	500	7.1	1.1	<2	--	0.30
031641	BR-240	69	69.6	Felsic Volcanic 1	Central Pit	Ore-Grade	0.055	19	810	18	0.93	3.0	--	0.30
031642	BR-240	29	30.5	Felsic Volcanic 1	Central Pit	Mine Rock	0.080	20	530	11	0.35	<2	--	0.30
031643	BR-241	108	108.5	Felsic Volcanic 2	Central Pit	Mine Rock	0.073	1.7	150	5.2	1.0	<2	--	0.20
031644	BR-241	131.75	132.55	Felsic Volcanic 1	Central Pit	Mine Rock	0.12	28	920	4.7	0.50	<2	--	0.30
031645	BR-244	96	97.5	Felsic Volcanic 2	Central Pit	Mine Rock	0.076	2.4	150	3.7	0.29	<2	--	0.20
031646	BR-283	34.5	36	Felsic Volcanic 1	Central Pit	Mine Rock	0.097	13	470	1.8	0.0060	<2	--	<0.1
031647	BR-293	79	80	Felsic Volcanic 1	Central Pit	Mine Rock	0.11	19	600	4.3	0.89	<2	--	0.30
031648	BR-344	46	46.95	Felsic Volcanic 1	Central Pit	Mine Rock	0.093	16	530	3.2	0.14	<2	--	<0.1
031649	BR-322	169.5	170.9	Fragmental 1	Central Pit	Mine Rock	0.12	20	510	3.4	0.92	<2	--	0.20
031650	BR-345	19	20.3	Felsic Volcanic 1	Central Pit	Mine Rock	0.094	16	520	4.4	0.16	<2	--	0.20
031651	BR-378	146.75	148	Metasediment 2	Viggo Pit	Mine Rock	0.19	51	900	7.9	0.32	<2	--	0.40
031652	BR-370	22.8	24.2	Felsic Volcanic 1	Viggo Pit	Mine Rock	0.13	35	840	4.2	0.21	<2	--	0.20
031653	BR-379	39.6	40.3	Felsic Volcanic 1	Viggo Pit	Mine Rock	0.19	48	880	2.7	0.081	<2	--	0.20
031654	BR-379	84.2	85.2	Felsic Volcanic 1	Viggo Pit	Ore-Grade	0.15	16	550	5.8	0.27	<2	--	0.70
031655	BR-379	143.1	144.1	Felsic Volcanic 1	Viggo Pit	Mine Rock	0.10	15	520	2.3	0.013	<2	--	<0.1
031656	BR-428	73.2	74.7	Felsic Volcanic 1	Central Pit	Mine Rock	0.092	11	500	4.4	0.37	<2	--	0.20
031657	BR-437	98.9	99.9	Felsic Volcanic 1	Central Pit	Mine Rock	0.090	14	500	3.2	0.11	<2	--	<0.1

(1) Ten times average crustal abundance values presented in Price (1997).

Blue highlighting indicates samples with metal concentrations greater than the ten times crustal abundance screening value are present in the analyzed group.

Screening values are for qualitative assessment only and hold no regulatory significance.

Classification as mine rock or ore-grade materials was based on gold content.

A value of "--" indicates metal was not measured for the given sample; the variation in elements analyzed is due to measurement at two different laboratories (see text).

Table B-5 Aqua Regia Metals

Sample ID	Drillhole ID	From	To	Lithology	Area	Class	Sodium	Nickel	Phosphorus	Lead	Sulphur	Antimony	Scandium	Selenium
		m	m				%	ppm	ppm	ppm	%	ppm	ppm	ppm
10x Crustal Abundance (Price 1997) [1]							--	*840*	*10500*	*140*	*0.40*	*2.0*	*220*	*0.50*
031658	BR-444	44.9	46.4	Metasediment 3	Underground	Mine Rock	0.090	30	570	1.9	0.032	<2	--	<0.1
031660	BR-455	37.5	39	Felsic Volcanic 1	Underground	Mine Rock	0.11	14	620	2.2	0.085	<2	--	0.20
031661	BR-433	160.8	161.8	Felsic Volcanic 1	Central Pit	Mine Rock	0.091	20	640	4.4	2.7	<2	--	2.3
031662	BR-505	21	22.5	Felsic Volcanic 2	Central Pit	Mine Rock	0.078	1.7	150	8.9	0.85	<2	--	0.30
116954	BR-535	220.6	221.6	Felsic Volcanic 2	Central Pit	Ore-Grade	0.096	3.0	530	46	0.78	<2	--	4.2
117014	BR-058	12.65	13.8	Quartz Sericite Schist	Viggo Pit	Mine Rock	0.070	5.6	322	3.2	0.16	0.13	2.3	<0.2
117009	BR-058	30.5	31.5	Quartz Sericite Schist	Viggo Pit	Mine Rock	0.030	1.3	93	7.5	0.020	0.10	0.30	<0.2
117006	BR-058	53.6	54.6	Felsic Volcanic 1	Viggo Pit	Mine Rock	0.030	38	556	2.8	0.41	0.11	5.2	0.20
117010	BR-058	72.5	74	Felsic Volcanic 1	Viggo Pit	Mine Rock	0.050	10	452	3.1	0.20	0.080	1.4	<0.2
117012	BR-058	91	92.5	Felsic Volcanic 1	Viggo Pit	Mine Rock	0.050	42	591	6.4	0.45	0.10	5.3	0.20
117007	BR-058	126.15	127	Metasediment 2	Viggo Pit	Mine Rock	0.050	57	554	3.3	0.52	0.14	5.8	0.30
117013	BR-058	150	150.5	Felsic Volcanic 1	Viggo Pit	Mine Rock	0.050	12	580	2.5	0.11	0.19	1.3	<0.2
117015	BR-058	166.7	167.2	Felsic Volcanic 2	Viggo Pit	Mine Rock	0.050	2.5	202	4.9	0.50	0.14	1.4	0.50
117008	BR-181	47.4	48	Fragmental 1	Viggo Pit	Mine Rock	0.10	43	920	4.9	0.21	0.090	4.2	<0.2
117002	BR-162	11	12.5	Felsic Volcanic 1	Viggo Pit	Mine Rock	0.050	32	701	2.9	0.070	0.090	4.1	<0.2
117003	BR-162	30	31	Quartz Sericite Schist	Viggo Pit	Mine Rock	0.050	10	403	3.9	0.14	0.090	1.4	<0.2
117005	BR-162	51.5	52.5	Felsic Volcanic 1	Viggo Pit	Mine Rock	0.060	37	764	3.6	0.28	0.090	5.2	<0.2
117011	BR-162	69.5	70.1	Felsic Volcanic 1	Viggo Pit	Mine Rock	0.10	50	1633	3.4	0.19	0.17	6.8	<0.2
117004	BR-162	94	95	Felsic Volcanic 1	Viggo Pit	Mine Rock	0.050	46	667	4.5	0.44	0.060	5.3	0.20
117035	BR-567	15	16.5	Fragmental 1	Viggo Pit	Mine Rock	0.090	58	666	3.2	0.39	0.10	6.6	0.20
117036	BR-567	33.5	35	Fragmental 1	Viggo Pit	Mine Rock	0.050	9.6	442	2.3	0.030	0.080	1.5	<0.2
117037	BR-567	55.2	56.2	Felsic Volcanic 1	Viggo Pit	Mine Rock	0.16	20	881	3.1	0.45	0.25	2.5	0.20
117038	BR-567	72.3	73.3	Felsic Volcanic 2	Viggo Pit	Mine Rock	0.060	1.7	166	23	0.57	0.34	1.2	0.70
117039	BR-567	99.8	101.3	Felsic Volcanic 1	Viggo Pit	Mine Rock	0.060	17	735	1.5	0.060	0.090	2.3	<0.2
117040	BR-567	125.6	125.9	Felsic Volcanic 1	Viggo Pit	Mine Rock	0.040	56	620	1.6	0.020	0.060	4.3	<0.2
117028	BR-568	9	10	Felsic Volcanic 1	Viggo Pit	Mine Rock	0.070	20	626	3.1	0.21	0.28	2.0	0.50
117029	BR-568	33.3	34.3	Felsic Volcanic 1	Viggo Pit	Mine Rock	0.080	15	769	3.5	0.20	0.16	1.6	<0.2
117030	BR-568	39.4	40.4	Felsic Volcanic 2	Viggo Pit	Mine Rock	0.050	1.6	168	6.0	0.25	0.12	1.0	<0.2
117031	BR-568	47.8	49.3	Felsic Volcanic 1	Viggo Pit	Mine Rock	0.060	17	798	3.0	0.29	0.080	2.1	<0.2
117032	BR-568	70.5	71.5	Felsic Volcanic 1	Viggo Pit	Mine Rock	0.060	13	591	2.8	0.060	0.050	2.0	<0.2
117033	BR-568	92.6	93.9	Metasediment 2	Viggo Pit	Mine Rock	0.17	42	686	4.5	0.22	<0.05	6.4	<0.2
117034	BR-568	110	111	Metasediment 3	Viggo Pit	Mine Rock	0.050	18	1144	1.5	0.040	0.070	2.8	<0.2
117023	BR-569	9	10	Fragmental 1	Viggo Pit	Mine Rock	0.070	36	687	4.4	0.46	0.13	2.8	0.20
117022	BR-569	31.5	33	Fragmental 1	Viggo Pit	Mine Rock	0.070	38	536	3.2	0.45	0.11	5.3	0.30
117021	BR-569	49.5	50.4	Felsic Volcanic 1	Viggo Pit	Mine Rock	0.050	25	653	3.5	0.45	0.29	3.3	0.90
110720	BR-569	73.75	74.1	Felsic Volcanic 2	Viggo Pit	Mine Rock	0.020	1.9	222	3.8	0.45	0.11	0.50	<0.2
117019	BR-569	89.4	90.4	Felsic Volcanic 2	Viggo Pit	Mine Rock	0.050	1.2	172	4.1	0.10	0.12	1.1	<0.2
117018	BR-569	107	108	Felsic Volcanic 1	Viggo Pit	Mine Rock	0.060	13	598	3.5	0.030	0.070	1.4	<0.2
117017	BR-569	130.75	131.7	Felsic Volcanic 1	Viggo Pit	Mine Rock	0.050	15	603	3.5	0.040	0.080	2.8	<0.2
117016	BR-569	143.65	144.65	Metasediment 2	Viggo Pit	Mine Rock	0.14	23	665	2.8	0.34	<0.05	2.3	<0.2
117027	BR-638	10.5	12	Felsic Volcanic 1	Viggo Pit	Mine Rock	0.070	31	817	2.4	0.060	0.10	4.0	<0.2
117026	BR-638	30	31.5	Felsic Volcanic 1	Viggo Pit	Mine Rock	0.050	32	736	2.4	0.020	0.070	5.2	<0.2
117025	BR-638	60	61	Quartz Sericite Schist	Viggo Pit	Mine Rock	0.040	4.3	57	6.9	0.090	0.10	0.40	<0.2

(1) Ten times average crustal abundance values presented in Price (1997).

Blue highlighting indicates samples with metal concentrations greater than the ten times crustal abundance screening value are present in the analyzed group.

Screening values are for qualitative assessment only and hold no regulatory significance.

Classification as mine rock or ore-grade materials was based on gold content.

A value of "--" indicates metal was not measured for the given sample; the variation in elements analyzed is due to measurement at two different laboratories (see text).

Table B-5 Aqua Regia Metals

Sample ID	Drillhole ID	From	To	Lithology	Area	Class	Sodium	Nickel	Phosphorus	Lead	Sulphur	Antimony	Scandium	Selenium
		m	m				%	ppm	ppm	ppm	%	ppm	ppm	ppm
10x Crustal Abundance (Price 1997) [1]							--	*840*	*10500*	*140*	*0.40*	*2.0*	*220*	*0.50*
117024	BR-638	86	87	Fragmental 1	Viggo Pit	Mine Rock	0.030	33	612	3.4	0.44	0.13	4.6	<0.2
DX491021	BR-732	10	11	Fragmental 1	Viggo Pit	Mine Rock	0.040	45	494	2.9	0.37	0.13	5.4	0.20
DX491045	BR-732	31.5	32	Fragmental 1	Viggo Pit	Mine Rock	0.040	40	591	6.7	0.42	0.14	5.1	0.20
DX491069	BR-732	49.5	50.5	Fragmental 1	Viggo Pit	Mine Rock	0.050	12	742	4.7	0.29	0.14	1.7	<0.2
DX491095	BR-732	69	70	Felsic Volcanic 2	Viggo Pit	Mine Rock	0.050	6.7	250	5.3	0.11	0.12	2.5	<0.2
117480	BR-058	109	110.25	Metasediment 2	Viggo Pit	Mine Rock	0.040	37	466	7.4	0.32	0.22	5.2	<0.2
117481	BR-058	137	138	Felsic Volcanic 1	Viggo Pit	Mine Rock	0.040	36	523	3.5	0.090	0.27	3.0	<0.2
117482	BR-181	93	94	Felsic Volcanic 1	Viggo Pit	Mine Rock	0.16	37	834	5.4	0.45	0.36	4.8	<0.2
117479	BR-567	54.2	55.2	Felsic Volcanic 1	Viggo Pit	Ore-Grade	0.060	20	667	3.1	0.36	0.29	2.3	0.20
117478	BR-569	81.4	82.25	Felsic Volcanic 2	Viggo Pit	Mine Rock	0.050	33	562	1.8	0.030	0.090	3.6	<0.2
117468	BR-379	10.3	11.4	Felsic Volcanic 1	Viggo Pit	Mine Rock	0.070	13	583	3.4	0.24	0.11	1.6	<0.2
117469	BR-379	21	22.45	Metasediment 2	Viggo Pit	Mine Rock	0.070	35	701	3.5	0.24	0.14	4.7	0.20
117470	BR-379	30.7	31.7	Felsic Volcanic 1	Viggo Pit	Mine Rock	0.050	51	563	2.9	0.23	0.090	3.3	<0.2
117471	BR-379	50	51	Felsic Volcanic 1	Viggo Pit	Mine Rock	0.030	9.6	443	4.0	0.10	0.12	1.2	<0.2
117472	BR-379	60.4	60.7	Felsic Volcanic 1	Viggo Pit	Mine Rock	0.030	48	540	4.4	0.39	0.19	4.2	0.20
117473	BR-379	70.2	71.5	Felsic Volcanic 1	Viggo Pit	Mine Rock	0.070	60	636	5.0	0.58	0.27	5.6	0.30
117474	BR-379	96.2	97.2	Felsic Volcanic 1	Viggo Pit	Mine Rock	0.070	11	579	3.1	0.020	0.30	1.9	<0.2
117475	BR-379	107.3	108.3	Felsic Volcanic 2	Viggo Pit	Mine Rock	0.030	1.1	167	5.2	0.40	0.27	0.80	<0.2
117476	BR-379	117	118	Felsic Volcanic 2	Viggo Pit	Mine Rock	0.040	1.3	165	4.0	0.16	0.26	1.3	<0.2
117477	BR-379	127	128	Felsic Volcanic 2	Viggo Pit	Mine Rock	0.050	1.6	165	4.0	0.45	0.17	1.4	0.90
117493	BH23-11	12	13	Felsic Volcanic 1	Viggo Pit	Mine Rock	0.050	48	591	3.0	0.17	0.15	4.6	<0.2
117492	BH23-11	22	23	Fragmental 1	Viggo Pit	Mine Rock	0.090	38	560	4.1	0.25	0.12	4.1	<0.2
117491	BH23-11	32	33	Fragmental 1	Viggo Pit	Mine Rock	0.040	39	613	3.2	0.28	0.11	6.1	<0.2
117490	BH23-11	42	43	Felsic Volcanic 1	Viggo Pit	Mine Rock	0.16	43	519	8.0	0.32	0.15	5.3	0.20
117489	BH23-11	52	53	Felsic Volcanic 1	Viggo Pit	Mine Rock	0.050	35	462	3.3	0.30	0.28	3.4	0.20
117487	BH23-12	4	5	Fragmental 1	Viggo Pit	Mine Rock	0.040	45	508	3.9	0.41	0.12	5.3	0.30
117488	BH23-12	15	16	Fragmental 1	Viggo Pit	Mine Rock	0.040	39	533	3.6	0.37	0.090	4.3	0.20
117486	BH23-12	24	25	Fragmental 1	Viggo Pit	Mine Rock	0.040	34	507	2.7	0.28	0.090	3.1	<0.2
117485	BH23-12	34	35	Fragmental 1	Viggo Pit	Mine Rock	0.020	51	533	6.3	0.41	0.20	3.2	0.30
117484	BH23-12	45	46	Fragmental 1	Viggo Pit	Mine Rock	0.050	11	444	5.1	0.17	0.12	1.6	<0.2
117483	BH23-12	54.5	55.5	Fragmental 1	Viggo Pit	Mine Rock	0.040	34	492	3.0	0.070	0.080	2.4	<0.2
117451	BR-734	12.55	13.4	Felsic Volcanic 1	Viggo Pit	Mine Rock	0.040	46	580	3.1	0.65	0.19	4.2	0.90
117452	BR-734	21.5	23	Fragmental 1	Viggo Pit	Ore-Grade	0.090	12	583	3.7	0.27	0.29	1.3	0.40
117453	BR-734	54.9	56.4	Felsic Volcanic 2	Viggo Pit	Ore-Grade	0.040	1.5	158	4.2	0.13	0.12	1.5	<0.2
117454	BR-734	76.8	78.3	Felsic Volcanic 1	Viggo Pit	Mine Rock	0.050	14	563	3.2	0.020	0.070	2.4	<0.2
117455	BR-734	88.5	88.9	Felsic Volcanic 1	Viggo Pit	Mine Rock	0.030	13	552	4.6	0.030	0.090	1.6	<0.2
117456	BR-734	97.85	99.35	Felsic Volcanic 1	Viggo Pit	Mine Rock	0.050	21	611	6.1	0.10	0.080	3.7	<0.2
117457	BR-734	111	112.5	Metasediment 3	Viggo Pit	Mine Rock	0.080	2.7	310	4.5	0.15	0.070	0.90	<0.2
117458	BR-734	127.2	128.7	Metasediment 3	Viggo Pit	Mine Rock	0.040	21	745	2.5	0.38	0.090	1.7	<0.2
117459	BR-735	10.35	10.75	Quartz Sericite Schist	Viggo Pit	Mine Rock	0.030	106	808	9.3	0.050	0.16	12	<0.2
117460	BR-735	30	31.15	Fragmental 1	Viggo Pit	Mine Rock	0.030	37	538	3.0	0.35	0.16	4.8	0.20
117461	BR-735	51	52.5	Felsic Volcanic 1	Viggo Pit	Mine Rock	0.030	9.1	438	2.8	0.17	0.090	1.3	<0.2
117462	BR-735	70.5	72	Fragmental 1	Viggo Pit	Mine Rock	0.040	46	553	5.1	0.49	0.080	4.3	0.30

(1) Ten times average crustal abundance values presented in Price (1997).

Blue highlighting indicates samples with metal concentrations greater than the ten times crustal abundance screening value are present in the analyzed group.

Screening values are for qualitative assessment only and hold no regulatory significance.

Classification as mine rock or ore-grade materials was based on gold content.

A value of "--" indicates metal was not measured for the given sample; the variation in elements analyzed is due to measurement at two different laboratories (see text).

Table B-5 Aqua Regia Metals

Sample ID	Drillhole ID	From	To	Lithology	Area	Class	Sodium	Nickel	Phosphorus	Lead	Sulphur	Antimony	Scandium	Selenium
		m	m				%	ppm	ppm	ppm	%	ppm	ppm	ppm
10x Crustal Abundance (Price 1997) [(1)]							--	*840*	*10500*	*140*	*0.40*	*2.0*	*220*	*0.50*
117463	BR-735	90	90.9	Fragmental 1	Viggo Pit	Mine Rock	0.040	44	713	3.0	0.28	0.080	5.9	0.20
117464	BR-735	113.75	114.75	Felsic Volcanic 1	Viggo Pit	Mine Rock	0.040	24	749	3.3	0.11	0.28	3.5	<0.2
117465	BR-735	135.4	136.4	Felsic Volcanic 1	Viggo Pit	Mine Rock	0.040	20	750	2.1	0.070	0.29	2.7	<0.2
117466	BR-735	141	142	Felsic Volcanic 2	Viggo Pit	Mine Rock	0.030	1.4	175	3.6	0.080	0.20	1.0	<0.2
117467	BR-735	150.1	150.85	Felsic Volcanic 2	Viggo Pit	Mine Rock	0.030	0.70	163	3.5	0.24	0.14	1.2	<0.2
117498	BH24-01	40.75	41.75	Felsic Volcanic 1	Viggo Pit	Mine Rock	0.040	24	500	2.7	0.25	0.18	2.8	<0.2
117497	BH24-01	51	52	Felsic Volcanic 1	Viggo Pit	Mine Rock	0.030	43	536	4.8	0.35	0.14	4.2	<0.2
117496	BH24-01	60	61	Fragmental 1	Viggo Pit	Mine Rock	0.050	51	689	3.8	0.36	0.13	5.5	<0.2
117495	BH24-01	69.5	70.5	Fragmental 1	Viggo Pit	Mine Rock	0.050	32	528	3.9	0.28	0.14	5.6	<0.2
117494	BH24-01	90	91	Fragmental 1	Viggo Pit	Mine Rock	0.040	33	573	5.0	0.41	0.13	4.3	0.20
117499	BH24-02	110.75	111.5	Felsic Volcanic 1	Viggo Pit	Mine Rock	0.040	13	576	2.0	<0.01	0.12	1.7	<0.2
DX489416	BH24-03	65	65.6	Felsic Volcanic 1	Viggo Pit	Mine Rock	0.060	47	571	2.1	0.020	0.16	5.6	<0.2
DX489415	BH24-03	85.5	86.5	Fragmental 2	Viggo Pit	Mine Rock	0.030	7.1	203	2.4	0.020	0.090	0.80	<0.2
A0962870	BH24-01	10	11	Felsic Volcanic 1	Viggo Pit	Mine Rock	0.040	9.7	443	2.3	0.12	0.080	1.6	<0.2
A0962869	BH24-01	22.3	23.3	Felsic Volcanic 1	Viggo Pit	Mine Rock	0.040	9.2	447	3.0	0.12	0.090	1.3	<0.2
A0962868	BH24-01	30.9	31.9	Felsic Volcanic 1	Viggo Pit	Mine Rock	0.16	55	552	5.3	0.19	0.12	5.1	<0.2
DX489422	BH24-03	6.1	7.1	Metasediment 3	Viggo Pit	Mine Rock	0.020	1.3	232	2.7	<0.01	0.060	1.5	<0.2
DX489421	BH24-03	16	17	Metasediment 3	Viggo Pit	Mine Rock	0.080	9.0	781	3.6	0.32	0.060	3.0	<0.2
DX489420	BH24-03	25.4	26.4	Metasediment 3	Viggo Pit	Mine Rock	0.030	21	648	1.5	0.21	0.080	1.8	<0.2
DX489418	BH24-03	36	37	Metasediment 3	Viggo Pit	Mine Rock	0.060	31	890	3.3	0.35	0.10	3.2	<0.2
DX489417	BH24-03	44.4	45.3	Felsic Volcanic 1	Viggo Pit	Mine Rock	0.080	54	1038	2.0	0.020	0.10	4.7	<0.2
031665	REG-026	1018.5	1020	Felsic Volcanic 1	Underground	Mine Rock	0.082	13	560	3.7	0.16	<2	--	0.20
031666	REG-026	1064.8	1065.2	Felsic Volcanic 1	Underground	Mine Rock	0.063	110	1000	1.1	0.12	<2	--	<0.1
031667	REG-026	1114.5	1116	Fragmental 2	Underground	Mine Rock	0.086	32	530	6.4	0.019	<2	--	<0.1
031668	BR-433	269.2	270.2	Felsic Volcanic 1	Underground	Mine Rock	0.077	15	640	170	0.67	<2	--	0.30
031669	BR-433	230.9	232.4	Metasediment 2	Underground	Mine Rock	0.075	59	470	6.9	0.64	<2	--	0.70
031670	BR-259	696	697	Fragmental 2	Underground	Mine Rock	0.058	50	56	3.7	0.33	<2	--	0.20
031671	BR-259	719.75	720.25	Metasediment 3	Underground	Mine Rock	0.14	60	780	2.2	0.18	<2	--	<0.1
031672	BR-259	655.5	656.7	Metasediment 3	Underground	Mine Rock	0.10	33	510	1.9	0.0094	<2	--	<0.1
031673	BR-259	636.85	637.3	Felsic Volcanic 1	Underground	Ore-Grade	0.094	17	550	2.7	0.034	<2	--	<0.1
031674	BR-378	229.15	230.5	Felsic Volcanic 1	Underground	Mine Rock	0.079	13	540	3.0	0.0087	<2	--	<0.1
031675	BR-378	253	254.3	Metasediment 3	Underground	Mine Rock	0.090	28	1100	1.6	0.068	<2	--	<0.1
031676	BR-378	106	107.2	Fragmental 1	Underground	Mine Rock	0.066	37	570	4.8	0.042	<2	--	<0.1
031677	BR-378	336.9	338.4	Basalt	Underground	Mine Rock	0.12	81	500	0.26	0.0068	<2	--	<0.1
031678	BR-378	128	129.5	Felsic Volcanic 1	Underground	Mine Rock	0.077	24	480	4.7	0.11	<2	--	<0.1
031679	BR-378	191	192	Felsic Volcanic 2	Underground	Mine Rock	0.086	0.31	150	3.6	0.14	<2	--	0.30
031680	BR-378	299.9	301.4	Fragmental 2	Underground	Mine Rock	0.10	26	550	2.9	0.10	<2	--	<0.1
031681	BR-469	155.5	157	Felsic Volcanic 2	Underground	Mine Rock	0.089	1.7	120	3.2	1.7	<2	--	<0.1
031682	BR-469	263.85	265.35	Metasediment 3	Underground	Mine Rock	0.065	28	500	2.2	0.057	<2	--	<0.1
031683	BR-469	204.7	205.7	Felsic Volcanic 2	Underground	Ore-Grade	0.12	0.59	140	4.3	0.18	<2	--	0.20
031684	BR-393	455.1	456.35	Basalt	Underground	Mine Rock	0.12	26	980	1.4	0.42	<2	--	<0.1
031685	BR-393	404.8	406.3	Fragmental 2	Underground	Mine Rock	0.098	11	320	2.4	0.085	<2	--	<0.1
031686	BR-393	342	343.5	Felsic Volcanic 1	Underground	Mine Rock	0.10	15	630	5.2	0.12	<2	--	0.20

(1) Ten times average crustal abundance values presented in Price (1997).

Blue highlighting indicates samples with metal concentrations greater than the ten times crustal abundance screening value are present in the analyzed group.

Screening values are for qualitative assessment only and hold no regulatory significance.

Classification as mine rock or ore-grade materials was based on gold content.

A value of "--" indicates metal was not measured for the given sample; the variation in elements analyzed is due to measurement at two different laboratories (see text).

Table B-5 Aqua Regia Metals

Sample ID	Drillhole ID	From	To	Lithology	Area	Class	Sodium	Nickel	Phosphorus	Lead	Sulphur	Antimony	Scandium	Selenium
		m	m				%	ppm	ppm	ppm	%	ppm	ppm	ppm
10x Crustal Abundance (Price 1997) [(1)]							--	*840*	*10500*	*140*	*0.40*	*2.0*	*220*	*0.50*
031687	BR-397	188.4	189.1	Felsic Volcanic 1	Underground	Mine Rock	0.22	64	420	0.46	0.071	<2	--	0.30
031688	BR-397	275.8	277.3	Basalt	Underground	Mine Rock	0.059	37	290	3.1	0.027	<2	--	<0.1
031689	BR-370	369.5	371	Metasediment 3	Underground	Mine Rock	0.14	23	810	2.4	0.034	<2	--	<0.1
031690	BR-523	195.5	196.3	Felsic Volcanic 2	Underground	Ore-Grade	0.044	1.1	120	11	0.56	<2	--	3.8
031691	BR-523	128.5	130	Felsic Volcanic 1	Underground	Mine Rock	0.059	60	670	5.6	0.30	<2	--	<0.1
031692	BR-523	167	168.1	Metasediment 2	Underground	Mine Rock	0.14	30	670	6.9	0.21	<2	--	<0.1
031693	BR-523	148.1	148.5	Felsic Volcanic 1	Underground	Mine Rock	0.069	49	430	3.4	0.31	<2	--	0.20
031694	BR-523	55.8	56.8	Metasediment 2	Underground	Mine Rock	0.042	43	530	11	0.84	<2	--	0.40
031695	BR-523	100.7	102	Fragmental 1	Underground	Mine Rock	0.11	36	620	3.9	0.051	<2	--	<0.1
031696	BR-523	78.5	79.5	Felsic Volcanic 1	Underground	Mine Rock	0.043	34	440	3.9	0.29	<2	--	0.20
031697	BR-772	1476.25	1477.75	Felsic Volcanic 1	Underground	Mine Rock	0.078	23	530	1.6	0.096	<2	--	<0.1
031698	BR-772	1533	1534.5	Basalt	Underground	Mine Rock	0.18	63	690	0.93	0.44	<2	--	0.30
031699	BR-682	1070	1070.9	Fragmental 2	Underground	Mine Rock	0.089	31	570	3.3	0.36	<2	--	0.20
031700	BR-392	365	366.5	Basalt	Underground	Mine Rock	0.19	16	760	1.2	0.73	<2	--	<0.1
031701	BR-024	400.25	400.75	Metasediment 3	Underground	Mine Rock	0.071	33	810	1.5	0.15	<2	--	<0.1
031702	BR-024	353.5	354	Fragmental 2	Underground	Mine Rock	0.14	22	510	2.4	0.010	<2	--	<0.1
031703	BR-024	452	452.55	Metasediment 3	Underground	Mine Rock	0.15	16	1200	2.2	0.047	<2	--	<0.1
031704	BR-024	503	504	Felsic Volcanic 1	Underground	Mine Rock	0.082	13	540	2.6	0.015	<2	--	<0.1
031705	BR-771	1474.2	1475	Metasediment 3	Underground	Mine Rock	0.16	14	740	2.0	0.033	<2	--	<0.1
031706	BR-771	1302.3	1303.8	Felsic Volcanic 1	Underground	Mine Rock	0.13	12	510	4.3	0.072	<2	--	<0.1
031707	BR-771	1382.6	1383.4	Felsic Volcanic 2	Underground	Mine Rock	0.095	0.78	260	11	0.57	<2	--	<0.1
031708	BR-695	1709.5	1711	Metasediment 3	Underground	Mine Rock	0.10	16	693	3.6	0.030	<0.05	3.6	<0.2
031709	BR-481	754.5	756	Felsic Volcanic 2	Underground	Mine Rock	0.084	0.22	150	6.1	1.2	<2	--	<0.1
031710	BR-760	204.7	206.2	Fragmental 1	Underground	Mine Rock	0.083	24	570	4.2	0.041	<2	--	<0.1
031711	BR-760	300	301.1	Metasediment 2	Underground	Mine Rock	0.050	74	767	6.8	0.28	0.11	11	<0.2
031712	BR-760	355	356	Felsic Volcanic 1	Underground	Mine Rock	0.092	8.8	380	3.2	0.19	<2	--	<0.1
031713	BR-760	253.2	254	Fragmental 1	Underground	Mine Rock	0.066	4.2	230	3.9	0.16	<2	--	<0.1
031714	BR-760	457.5	459	Felsic Volcanic 1	Underground	Mine Rock	0.069	11	460	2.9	0.013	<2	--	<0.1
031715	BR-760	406.8	407.55	Felsic Volcanic 2	Underground	Ore-Grade	0.050	1.3	140	13	0.41	<2	--	0.80
031716	BR-481	599.8	601	Felsic Volcanic 2	Underground	Mine Rock	0.15	2.1	140	5.1	0.71	<2	--	1.9
031717	BR-481	655.8	656.7	Felsic Volcanic 1	Underground	Ore-Grade	0.10	8.5	360	4.8	0.98	<2	--	1.8
031718	BR-745	772.3	773.5	Fragmental 2	Underground	Mine Rock	0.050	29	447	2.6	0.14	0.12	4.9	<0.2
031719	BR-745	601.75	603	Felsic Volcanic 1	Underground	Ore-Grade	0.23	14	570	7.6	0.31	<2	--	0.40
031720	BR-745	669	670.5	Felsic Volcanic 2	Underground	Mine Rock	0.050	1.1	131	4.7	0.040	0.18	0.80	<0.2
031721	BR-763	542.35	543.85	Metasediment 2	Underground	Mine Rock	0.080	42	480	3.7	0.41	<2	--	0.30
031722	BR-763	599.65	601.15	Felsic Volcanic 1	Underground	Mine Rock	0.075	1.6	130	5.0	0.30	<2	--	0.40
031723	BR-682	1029	1030.5	Felsic Volcanic 1	Underground	Mine Rock	0.044	13	570	11	2.1	<2	--	0.80
031724	BR-682	874.8	875.7	Felsic Volcanic 1	Underground	Ore-Grade	0.087	16	430	2100	1.7	<2	--	24
031725	BR-682	777.9	778.9	Felsic Volcanic 1	Underground	Ore-Grade	0.021	12	350	58	5.6	<2	--	5.9
031726	BR-682	927.6	928.2	Felsic Volcanic 1	Underground	Mine Rock	0.085	17	450	14	2.2	<2	--	1.7
031727	BR-682	969	970	Felsic Volcanic 1	Underground	Ore-Grade	0.10	12	490	9.9	1.6	<2	--	1.0
031728	BR-682	482	483.5	Fragmental 2	Underground	Mine Rock	0.058	24	330	4.1	0.073	<2	--	<0.1
031729	BR-682	646.2	647.5	Metasediment 2	Underground	Mine Rock	0.070	47	540	2.8	1.3	<2	--	0.20

(1) Ten times average crustal abundance values presented in Price (1997).

Blue highlighting indicates samples with metal concentrations greater than the ten times crustal abundance screening value are present in the analyzed group.

Screening values are for qualitative assessment only and hold no regulatory significance.

Classification as mine rock or ore-grade materials was based on gold content.

A value of "--" indicates metal was not measured for the given sample; the variation in elements analyzed is due to measurement at two different laboratories (see text).

Table B-5 Aqua Regia Metals

Sample ID	Drillhole ID	From	To	Lithology	Area	Class	Sodium	Nickel	Phosphorus	Lead	Sulphur	Antimony	Scandium	Selenium
		m	m				%	ppm	ppm	ppm	%	ppm	ppm	ppm
10x Crustal Abundance (Price 1997) [(1)]							--	*840*	*10500*	*140*	*0.40*	*2.0*	*220*	*0.50*
031730	BR-682	390.5	391.6	Felsic Volcanic 1	Underground	Mine Rock	0.13	7.4	290	3.6	0.084	<2	--	<0.1
031731	BR-682	559.55	561	Metasediment 3	Underground	Mine Rock	0.11	25	980	2.1	0.050	<2	--	<0.1
031732	BR-682	312	313.5	Basalt	Underground	Mine Rock	0.11	16	360	1.0	0.19	<2	--	0.50
031733	BR-227	840.5	842	Basalt	Underground	Mine Rock	0.24	49	490	1.8	0.31	<2	--	0.20
031734	BR-227	812	813	Fragmental 2	Underground	Mine Rock	0.057	7.8	290	1.5	0.089	<2	--	<0.1
031735	BR-227	502	503	Felsic Volcanic 1	Underground	Mine Rock	0.11	16	520	4.0	0.35	<2	--	0.10
031736	BR-227	685.5	686.5	Felsic Volcanic 2	Underground	Mine Rock	0.082	3.7	150	3.7	0.12	<2	--	0.10
031737	BR-227	609	609.75	Metasediment 2	Underground	Mine Rock	0.10	43	660	3.5	0.38	<2	--	0.30
031738	BR-227	644.1	645.6	Felsic Volcanic 1	Underground	Mine Rock	0.083	13	590	3.7	0.36	<2	--	<0.1
031739	BR-227	745	746.5	Felsic Volcanic 1	Underground	Mine Rock	0.12	16	530	3.7	0.049	<2	--	<0.1
031740	BR-247	690	691.5	Fragmental 2	Underground	Mine Rock	0.079	9.0	140	6.2	0.020	<2	--	<0.1
031826	BR-392	309	310.5	Fragmental 2	Underground	Mine Rock	0.12	24	620	3.9	0.029	<2	--	<0.1
031827	BR-392	264	265.5	Metasediment 3	Underground	Mine Rock	0.087	13	260	3.1	0.086	<2	--	<0.1
031828	BR-156	355	356	Felsic Volcanic 1	Underground	Mine Rock	0.13	21	540	8.7	0.72	<2	--	0.20
031834	BR-007	460.25	460.75	Felsic Volcanic 1	Underground	Mine Rock	0.079	13	510	190	1.7	<2	--	2.9
031835	BR-007	504.65	505.15	Metasediment 2	Underground	Ore-Grade	0.090	51	550	4.3	0.93	<2	--	0.80
031836	BR-007	555.7	556.2	Felsic Volcanic 1	Underground	Mine Rock	0.11	14	630	17	0.98	<2	--	2.8
031837	BR-007	605.3	606	Felsic Volcanic 1	Underground	Ore-Grade	0.097	14	640	3.2	0.32	<2	--	<0.1
031838	BR-007	705	706	Felsic Volcanic 1	Underground	Mine Rock	0.12	24	760	2.9	0.13	<2	--	<0.1
031839	BR-007	753.6	754.3	Fragmental 2	Underground	Ore-Grade	0.080	11	140	2.9	0.038	<2	--	<0.1
031840	BR-030	209.8	210.8	Fragmental 2	Underground	Mine Rock	0.097	59	780	3.5	0.18	<2	--	0.20
031841	BR-030	249.6	251.1	Metasediment 3	Underground	Mine Rock	0.11	28	530	1.9	0.077	<2	--	<0.1
031842	BR-030	290.9	291.85	Felsic Volcanic 1	Underground	Mine Rock	0.075	7.2	260	2.3	0.082	<2	--	<0.1
031843	BR-030	399.1	399.9	Felsic Volcanic 2	Underground	Mine Rock	0.11	1.9	140	3.9	0.26	<2	--	0.30
031844	BR-030	437.3	438.2	Felsic Volcanic 2	Underground	Mine Rock	0.14	14	150	5.1	0.31	<2	--	0.70
031845	BR-084	333.2	334.2	Felsic Volcanic 2	Underground	Mine Rock	0.14	2.5	140	3.5	0.25	<2	--	0.30
031846	BR-084	393.75	394.75	Felsic Volcanic 2	Underground	Mine Rock	0.11	77	420	110	0.75	<2	--	2.7
031847	BR-084	432.6	433.7	Felsic Volcanic 1	Underground	Ore-Grade	0.12	34	570	10	0.84	<2	--	0.20
031848	BR-084	491	492.5	Fragmental 2	Underground	Mine Rock	0.081	1.7	130	3.4	0.083	<2	--	<0.1
031849	BR-084	568.3	569.8	Basalt	Underground	Mine Rock	0.12	56	363	0.40	0.32	0.12	12	0.50
031850	BR-024	289	290.5	Basalt	Underground	Mine Rock	0.23	70	450	2.2	0.44	<2	--	0.20
116955	BR-388	448.5	450	Metasediment 2	Underground	Mine Rock	0.089	58	460	3.1	0.33	<2	--	0.20
116956	BR-517	656.5	657.5	Felsic Volcanic 2	Underground	Mine Rock	0.071	0.36	140	40	0.72	<2	--	<0.1
116957	BR-388	415.5	417	Felsic Volcanic 1	Underground	Mine Rock	0.14	25	660	16	0.36	<2	--	<0.1
116958	BR-517	753.3	754.35	Metasediment 3	Underground	Mine Rock	0.071	6.8	460	2.8	0.0071	<2	--	<0.1
116959	BR-481	805.5	806.7	Felsic Volcanic 2	Underground	Mine Rock	0.084	0.72	150	5.0	0.58	<2	--	0.30
116960	BR-388	362	363	Metasediment 3	Underground	Mine Rock	0.11	24	900	1.8	0.032	<2	--	<0.1
116961	BR-517	603	604.5	Felsic Volcanic 1	Underground	Mine Rock	0.13	15	670	6.4	0.52	<2	--	1.9
116962	BR-517	556.15	556.9	Felsic Volcanic 2	Underground	Mine Rock	0.030	17	449	23	4.2	0.90	2.7	4.9
116963	BR-517	706	707	Felsic Volcanic 2	Underground	Mine Rock	0.084	2.6	240	100	0.34	<2	--	<0.1
116964	BR-388	261	262.5	Fragmental 2	Underground	Mine Rock	0.072	8.5	330	2.3	0.028	<2	--	<0.1
116965	BR-388	311.5	312.55	Fragmental 2	Underground	Mine Rock	0.059	9.6	120	5.2	0.025	<2	--	<0.1
116966	BR-763	656.4	657.9	Metasediment 3	Underground	Mine Rock	0.10	45	890	3.3	0.25	<2	--	<0.1

(1) Ten times average crustal abundance values presented in Price (1997).

Blue highlighting indicates samples with metal concentrations greater than the ten times crustal abundance screening value are present in the analyzed group.

Screening values are for qualitative assessment only and hold no regulatory significance.

Classification as mine rock or ore-grade materials was based on gold content.

A value of "--" indicates metal was not measured for the given sample; the variation in elements analyzed is due to measurement at two different laboratories (see text).

Table B-5 Aqua Regia Metals

Sample ID	Drillhole ID	From	To	Lithology	Area	Class	Sodium	Nickel	Phosphorus	Lead	Sulphur	Antimony	Scandium	Selenium
		m	m				%	ppm	ppm	ppm	%	ppm	ppm	ppm
10x Crustal Abundance (Price 1997) [(1)]							--	*840*	*10500*	*140*	*0.40*	*2.0*	*220*	*0.50*
DX758033	BR-144	193	194	Felsic Volcanic 1	Central Pit	Mine Rock	0.11	18	710	27	0.62	0.090	3.0	0.20
DX758034	BR-144	205	206	Felsic Volcanic 1	Central Pit	Mine Rock	0.047	17	660	14	0.51	0.10	3.2	<0.1
DX758035	BR-144	211	211.75	Felsic Volcanic 1	Central Pit	Mine Rock	0.057	17	650	13	0.58	0.10	3.4	0.20
DX758036	BR-144	221	222	Felsic Volcanic 1	Central Pit	Mine Rock	0.061	15	570	106	1.4	0.19	2.3	0.60
DX758037	BR-144	225	226	Felsic Volcanic 1	Central Pit	Mine Rock	0.18	11	550	16	0.50	0.13	3.7	0.20
DX758038	BR-144	231.85	232.8	Metasediment 2	Central Pit	Mine Rock	0.073	52	680	3.7	0.54	0.13	7.9	0.30
DX758039	BR-144	233.3	234.45	Metasediment 2	Central Pit	Mine Rock	0.020	56	660	4.4	0.62	0.23	5.8	0.50
DX758040	BR-144	236.3	236.8	Felsic Volcanic 1	Central Pit	Mine Rock	0.067	18	680	5.0	0.57	0.090	3.9	0.20
DX758041	BR-144	242.75	243.75	Felsic Volcanic 1	Central Pit	Mine Rock	0.056	17	810	2.7	0.50	0.12	3.9	0.10
DX758042	BR-144	256	256.5	Metasediment 2	Central Pit	Mine Rock	0.020	53	780	2.7	0.63	0.24	7.7	0.40
DX758043	BR-144	262	263.5	Metasediment 2	Central Pit	Mine Rock	0.013	41	790	2.2	0.85	0.18	5.7	0.20
DX758044	BR-144	266.5	268	Metasediment 2	Central Pit	Mine Rock	0.030	56	600	6.1	0.24	0.14	5.1	0.20
DX758045	BR-144	271.5	273	Metasediment 2	Central Pit	Mine Rock	0.032	50	600	4.0	0.26	0.20	4.5	0.20
DX758046	BR-144	275.95	277	Felsic Volcanic 1	Central Pit	Mine Rock	0.069	16	770	4.7	0.44	0.10	3.4	0.10
DX758047	BR-144	280.5	282	Metasediment 2	Central Pit	Mine Rock	0.025	55	680	2.5	0.59	0.30	6.5	0.20
DX758048	BR-144	284.5	286	Metasediment 2	Central Pit	Mine Rock	0.057	53	580	2.6	0.34	0.080	9.1	0.20
DX758049	BR-144	290.5	292	Metasediment 2	Central Pit	Mine Rock	0.059	59	630	2.8	0.55	0.080	12	0.30
DX758050	BR-144	295	296.5	Metasediment 2	Central Pit	Mine Rock	0.039	57	580	2.8	0.30	0.11	5.8	0.30
DX758051	BR-144	301.3	302.3	Felsic Volcanic 1	Central Pit	Mine Rock	0.063	21	690	7.0	0.32	0.090	5.4	0.10
DX758052	BR-144	305.9	306.5	Metasediment 2	Central Pit	Mine Rock	0.052	30	550	2.3	1.2	0.13	5.9	0.20
DX758053	BR-144	316.9	318	Metasediment 2	Central Pit	Mine Rock	0.038	63	520	2.9	0.95	0.12	8.8	0.30
A0962709	BR-147	255	256	Felsic Volcanic 2	Central Pit	Mine Rock	0.049	0.50	150	6.2	0.50	0.17	0.60	<0.1
A0962710	BR-147	260	260.95	Felsic Volcanic 2	Central Pit	Mine Rock	0.056	0.50	160	5.1	0.71	0.21	1.1	<0.1
A0962711	BR-147	265.25	266	Felsic Volcanic 2	Central Pit	Mine Rock	0.063	2.3	190	3.7	0.69	0.23	1.7	0.20
A0962712	BR-147	275	276	Felsic Volcanic 2	Central Pit	Mine Rock	0.054	0.50	130	45	1.6	0.19	0.50	0.50
A0962708	BR-147	279	280	Felsic Volcanic 2	Central Pit	Ore-Grade	0.031	1.2	100	260	2.0	0.93	0.30	3.1
A0962713	BR-147	285	286	Felsic Volcanic 1	Central Pit	Mine Rock	0.035	19	880	8.2	0.29	0.15	3.8	<0.1
A0962714	BR-147	291.3	292.05	Felsic Volcanic 2	Central Pit	Mine Rock	0.057	0.60	180	9.1	1.7	0.19	0.40	<0.1
DX758127	BR-173	26	27	Quartz Sericite Schist	Central Pit	Mine Rock	0.042	0.50	30	7.6	<0.02	0.020	0.10	<0.1
DX758128	BR-173	31	32.5	Felsic Volcanic 1	Central Pit	Mine Rock	0.097	20	1040	3.2	0.060	0.040	4.0	0.10
DX758129	BR-173	35.5	37	Felsic Volcanic 1	Central Pit	Mine Rock	0.098	23	1160	2.2	0.060	0.060	5.4	0.10
DX758130	BR-173	40	41.5	Felsic Volcanic 1	Central Pit	Mine Rock	0.16	26	1190	3.0	0.090	0.060	6.2	0.20
DX758131	BR-173	44.5	46	Felsic Volcanic 1	Central Pit	Mine Rock	0.12	22	1110	2.7	0.20	0.070	3.7	0.20
DX758132	BR-173	50	51	Felsic Volcanic 1	Central Pit	Mine Rock	0.070	14	590	2.6	0.18	0.050	2.5	<0.1
A0964865	BR-173	55.5	57	Felsic Volcanic 1	Central Pit	Mine Rock	0.068	14	540	3.1	0.21	0.060	2.4	<0.1
A0964866	BR-173	60	61.2	Felsic Volcanic 1	Central Pit	Mine Rock	0.058	14	530	2.9	0.080	0.030	2.4	<0.1
A0964867	BR-173	67	68.5	Felsic Volcanic 1	Central Pit	Mine Rock	0.070	17	560	3.1	0.40	0.070	3.2	0.20
A0964868	BR-173	76.5	77.5	Metasediment 2	Central Pit	Mine Rock	0.036	51	620	3.3	0.35	0.12	4.9	0.30
A0964869	BR-173	81.6	82.5	Felsic Volcanic 1	Central Pit	Mine Rock	0.093	15	570	3.1	0.19	0.080	4.3	0.10
A0964870	BR-173	84.75	85.85	Metasediment 2	Central Pit	Mine Rock	0.082	25	560	2.8	0.30	0.11	4.6	0.20
A0964871	BR-173	88	89.5	Felsic Volcanic 1	Central Pit	Mine Rock	0.065	13	510	2.9	0.33	0.10	2.0	0.10
A0964177	BR-174	43	44.5	Felsic Volcanic 1	Central Pit	Mine Rock	0.051	13	540	4.4	0.41	0.080	2.0	0.10
A0964178	BR-174	49	50.5	Felsic Volcanic 1	Central Pit	Mine Rock	0.080	14	540	3.5	0.48	0.060	3.1	0.10

(1) Ten times average crustal abundance values presented in Price (1997).

Blue highlighting indicates samples with metal concentrations greater than the ten times crustal abundance screening value are present in the analyzed group.

Screening values are for qualitative assessment only and hold no regulatory significance.

Classification as mine rock or ore-grade materials was based on gold content.

A value of "--" indicates metal was not measured for the given sample; the variation in elements analyzed is due to measurement at two different laboratories (see text).

Table B-5 Aqua Regia Metals

Sample ID	Drillhole ID	From	To	Lithology	Area	Class	Sodium	Nickel	Phosphorus	Lead	Sulphur	Antimony	Scandium	Selenium
		m	m				%	ppm	ppm	ppm	%	ppm	ppm	ppm
10x Crustal Abundance (Price 1997) [1]							--	*840*	*10500*	*140*	*0.40*	*2.0*	*220*	*0.50*
A0964179	BR-174	55.7	57	Felsic Volcanic 1	Central Pit	Mine Rock	0.077	23	580	3.9	0.36	0.050	4.3	0.20
A0964180	BR-174	60	61.5	Felsic Volcanic 1	Central Pit	Mine Rock	0.074	34	640	3.0	0.18	0.080	5.2	0.20
A0964181	BR-174	65.5	66	Metasediment 2	Central Pit	Mine Rock	0.029	53	640	2.6	0.33	0.21	4.0	0.20
A0964182	BR-174	70	71.2	Metasediment 2	Central Pit	Mine Rock	0.041	46	630	2.7	0.50	0.090	5.8	0.30
A0964183	BR-174	75	76.45	Felsic Volcanic 1	Central Pit	Mine Rock	0.058	18	530	3.5	0.40	0.080	3.0	<0.1
A0964184	BR-174	78	79	Felsic Volcanic 1	Central Pit	Mine Rock	0.055	5.5	340	3.9	0.96	0.13	0.70	<0.1
A0964185	BR-174	84.25	85	Felsic Volcanic 1	Central Pit	Mine Rock	0.059	13	600	3.6	0.35	0.070	2.0	0.20
A0964186	BR-174	88.1	89.2	Felsic Volcanic 1	Central Pit	Mine Rock	0.028	29	350	2.3	0.22	0.030	2.4	0.20
A0964187	BR-174	96.9	98.4	Felsic Volcanic 1	Central Pit	Mine Rock	0.059	14	570	3.8	0.96	0.10	1.8	0.10
A0964188	BR-174	101	102.5	Felsic Volcanic 1	Central Pit	Mine Rock	0.060	11	860	5.5	1.3	0.13	3.6	0.50
A0964189	BR-174	119	120.5	Felsic Volcanic 1	Central Pit	Mine Rock	0.080	16	580	2.7	0.64	0.50	2.6	0.40
A0964190	BR-174	125.9	127.4	Felsic Volcanic 1	Central Pit	Mine Rock	0.092	16	810	4.2	2.2	0.25	3.5	2.1
A0964191	BR-174	136.4	137.9	Felsic Volcanic 1	Central Pit	Mine Rock	0.098	18	730	3.0	0.85	0.37	3.2	0.60
A0964192	BR-174	143.9	145.4	Felsic Volcanic 1	Central Pit	Mine Rock	0.085	18	720	3.0	0.68	0.22	3.0	0.40
A0964193	BR-174	152.9	154.4	Felsic Volcanic 1	Central Pit	Mine Rock	0.065	12	780	2.9	0.43	0.24	2.3	0.30
A0964194	BR-174	164.9	166.4	Felsic Volcanic 1	Central Pit	Mine Rock	0.075	19	670	3.1	0.43	0.11	3.0	0.20
A0964195	BR-174	169.4	170.9	Felsic Volcanic 1	Central Pit	Mine Rock	0.087	13	720	4.4	1.1	0.22	2.4	0.90
A0964196	BR-174	175.4	176.9	Felsic Volcanic 1	Central Pit	Mine Rock	0.095	17	560	5.5	1.3	0.070	2.4	0.80
A0964197	BR-174	181	182	Felsic Volcanic 1	Central Pit	Mine Rock	0.26	18	720	6.0	1.4	0.070	2.2	1.4
A0964198	BR-174	185	186	Felsic Volcanic 1	Central Pit	Mine Rock	0.23	19	730	26	0.76	0.080	2.5	0.60
A0964702	BR-174	205	206	Felsic Volcanic 1	Central Pit	Ore-Grade	0.062	17	530	16	1.7	0.21	4.6	5.1
A0964701	BR-174	212.15	213	Felsic Volcanic 1	Central Pit	Ore-Grade	0.045	14	700	17	1.0	0.27	1.5	0.70
A0964199	BR-174	225	226.5	Felsic Volcanic 1	Central Pit	Mine Rock	0.052	15	840	4.9	0.64	0.12	2.7	0.20
A0964200	BR-174	243	244.5	Felsic Volcanic 1	Central Pit	Mine Rock	0.049	19	940	3.9	0.53	0.090	3.5	0.10
A0964201	BR-174	250.5	252	Felsic Volcanic 1	Central Pit	Mine Rock	0.058	20	890	9.6	0.51	0.090	4.2	0.10
A0964202	BR-174	256.5	258	Felsic Volcanic 1	Central Pit	Mine Rock	0.064	20	880	17	0.43	0.11	4.5	0.10
A0964203	BR-174	270	271	Felsic Volcanic 1	Central Pit	Mine Rock	0.094	16	590	19	0.97	0.13	3.2	0.20
A0964204	BR-174	279	280	Felsic Volcanic 1	Central Pit	Mine Rock	0.070	9.4	440	3.0	0.46	0.11	1.9	0.10
A0964205	BR-174	284	285.05	Felsic Volcanic 1	Central Pit	Mine Rock	0.028	9.7	440	147	1.6	0.40	0.50	0.90
A0964206	BR-174	287	288	Felsic Volcanic 1	Central Pit	Mine Rock	0.061	16	590	3.6	0.43	0.14	2.9	0.20
A0964207	BR-174	291	292	Felsic Volcanic 1	Central Pit	Mine Rock	0.062	14	560	3.2	0.35	0.12	3.4	0.20
A0964208	BR-174	311.1	312.6	Felsic Volcanic 1	Central Pit	Mine Rock	0.064	11	550	2.4	0.50	0.24	2.6	0.20
A0964209	BR-174	331.3	332.8	Metasediment 2	Central Pit	Mine Rock	0.045	48	650	3.6	0.48	0.080	5.7	0.30
A0964210	BR-174	337.1	338.6	Felsic Volcanic 1	Central Pit	Mine Rock	0.066	19	760	2.9	0.42	0.080	3.4	0.10
A0964211	BR-174	343.35	344.85	Metasediment 2	Central Pit	Mine Rock	0.072	64	660	4.2	0.89	0.080	12	0.40
A0964212	BR-174	347.85	349.35	Metasediment 2	Central Pit	Mine Rock	0.031	62	640	2.8	0.89	0.26	6.1	0.20
A0964213	BR-174	355.35	356.85	Metasediment 2	Central Pit	Mine Rock	0.054	49	600	3.2	0.63	0.060	8.2	0.20
A0964214	BR-175	22.5	24	Fragmental 1	Central Pit	Mine Rock	0.040	48	590	6.1	0.23	0.11	5.0	0.20
A0964215	BR-175	40.2	41.7	Felsic Volcanic 1	Central Pit	Mine Rock	0.063	13	530	3.3	0.52	0.050	2.6	<0.1
A0964216	BR-175	46.2	46.8	Felsic Volcanic 1	Central Pit	Mine Rock	0.035	13	530	3.8	0.55	0.040	2.4	0.20
A0964218	BR-175	53.3	54.8	Felsic Volcanic 1	Central Pit	Mine Rock	0.057	13	520	3.7	0.35	0.040	2.4	0.50
A0964219	BR-175	59.3	60.8	Felsic Volcanic 1	Central Pit	Mine Rock	0.062	13	510	2.9	0.40	0.060	2.5	0.20
A0964220	BR-175	64.65	66	Metasediment 2	Central Pit	Mine Rock	0.050	48	640	2.7	0.33	0.070	4.7	0.20

(1) Ten times average crustal abundance values presented in Price (1997).

Blue highlighting indicates samples with metal concentrations greater than the ten times crustal abundance screening value are present in the analyzed group.

Screening values are for qualitative assessment only and hold no regulatory significance.

Classification as mine rock or ore-grade materials was based on gold content.

A value of "--" indicates metal was not measured for the given sample; the variation in elements analyzed is due to measurement at two different laboratories (see text).

Table B-5 Aqua Regia Metals

Sample ID	Drillhole ID	From	To	Lithology	Area	Class	Sodium	Nickel	Phosphorus	Lead	Sulphur	Antimony	Scandium	Selenium
		m	m				%	ppm	ppm	ppm	%	ppm	ppm	ppm
10x Crustal Abundance (Price 1997) [(1)]							--	*840*	*10500*	*140*	*0.40*	*2.0*	*220*	*0.50*
A0964221	BR-175	69.6	71.1	Felsic Volcanic 1	Central Pit	Mine Rock	0.061	13	560	3.5	0.68	0.070	2.4	0.10
A0964222	BR-175	75.6	77.1	Felsic Volcanic 1	Central Pit	Mine Rock	0.054	14	570	3.8	0.61	0.070	2.8	<0.1
A0964223	BR-175	81.7	83.2	Felsic Volcanic 1	Central Pit	Mine Rock	0.046	42	580	3.1	1.1	0.10	4.2	0.60
A0964217	BR-175	91.6	92.6	Felsic Volcanic 1	Central Pit	Mine Rock	0.049	13	550	3.4	0.24	0.060	1.8	<0.1
A0964224	BR-175	97.3	98.8	Metasediment 2	Central Pit	Mine Rock	0.057	34	560	2.7	0.43	0.10	4.5	0.20
A0964225	BR-175	102.4	103.4	Metasediment 2	Central Pit	Mine Rock	0.033	42	520	3.5	0.33	0.11	3.0	0.30
A0964226	BR-175	107.9	109.4	Felsic Volcanic 1	Central Pit	Mine Rock	0.062	12	550	3.0	0.29	0.080	2.1	<0.1
A0964227	BR-175	111.55	113	Metasediment 2	Central Pit	Mine Rock	0.022	41	590	2.9	0.47	0.050	3.5	0.30
A0964228	BR-175	118.35	119.85	Felsic Volcanic 1	Central Pit	Mine Rock	0.045	32	520	3.3	1.2	0.10	2.9	0.70
A0964229	BR-175	123.65	124.65	Felsic Volcanic 1	Central Pit	Mine Rock	0.081	18	680	5.2	3.0	0.070	2.3	3.5
A0964230	BR-175	128.65	129.65	Felsic Volcanic 1	Central Pit	Mine Rock	0.048	13	710	5.1	2.5	0.15	1.3	3.1
A0964231	BR-175	132.8	133.8	Felsic Volcanic 1	Central Pit	Mine Rock	0.054	12	860	5.6	2.8	0.12	1.5	1.9
A0964232	BR-175	138.5	140	Felsic Volcanic 1	Central Pit	Mine Rock	0.057	17	650	6.7	2.7	0.26	1.8	2.0
A0964233	BR-175	149.6	151.1	Felsic Volcanic 1	Central Pit	Mine Rock	0.16	18	660	30	1.4	0.11	3.2	1.5
117278	BR-039	130	131	Felsic Volcanic 2	Central Pit	Mine Rock	0.069	0.60	140	13	1.3	0.20	0.50	0.30
117279	BR-039	134	135.3	Felsic Volcanic 2	Central Pit	Ore-Grade	0.063	7.2	190	13	1.3	0.20	2.1	0.50
117280	BR-039	139.5	140.5	Felsic Volcanic 2	Central Pit	Mine Rock	0.063	0.40	160	10	1.1	0.28	1.0	1.0
117281	BR-039	145.7	146.5	Felsic Volcanic 2	Central Pit	Ore-Grade	0.058	5.4	280	11	0.73	0.21	1.4	0.60
117282	BR-039	150.5	151.5	Felsic Volcanic 2	Central Pit	Mine Rock	0.074	1.8	210	5.6	0.77	0.22	1.6	0.20
117283	BR-039	156.5	157.5	Felsic Volcanic 1	Central Pit	Mine Rock	0.14	14	700	3.8	0.55	0.11	3.8	0.10
117284	BR-039	161.5	162.5	Felsic Volcanic 2	Central Pit	Mine Rock	0.040	0.30	160	7.9	1.1	0.18	0.50	<0.1
117285	BR-039	166.5	167.5	Felsic Volcanic 2	Central Pit	Mine Rock	0.040	0.30	140	13	0.89	0.27	0.50	0.10
117286	BR-039	167.5	168.5	Felsic Volcanic 2	Central Pit	Ore-Grade	0.029	2.9	240	20	1.4	0.36	0.70	0.20
117287	BR-039	172.5	173.25	Felsic Volcanic 2	Central Pit	Mine Rock	0.038	0.50	130	47	0.77	0.35	0.40	0.10
117294	BR-039	174.25	175.25	Felsic Volcanic 2	Central Pit	Ore-Grade	0.0080	0.10	130	113	1.4	0.80	<0.1	0.20
117288	BR-039	177.25	178.25	Felsic Volcanic 2	Central Pit	Mine Rock	0.043	0.40	160	9.1	1.0	0.22	<0.1	<0.1
117289	BR-039	184.25	185.25	Felsic Volcanic 2	Central Pit	Mine Rock	0.065	0.30	150	4.1	1.7	0.18	<0.1	0.30
117290	BR-039	188.25	189.25	Felsic Volcanic 2	Central Pit	Mine Rock	0.060	0.30	160	7.8	1.7	0.32	0.90	0.10
117291	BR-039	195	196	Felsic Volcanic 2	Central Pit	Mine Rock	0.057	0.20	160	8.2	1.8	0.22	0.60	<0.1
117292	BR-039	205	206	Felsic Volcanic 2	Central Pit	Mine Rock	0.066	0.30	150	3.8	0.40	0.19	1.2	0.10
117293	BR-039	210	210.75	Felsic Volcanic 2	Central Pit	Mine Rock	0.023	0.20	160	10	2.1	0.18	0.30	<0.1
117296	BR-066	25	26	Felsic Volcanic 1	Central Pit	Mine Rock	0.11	31	770	1.9	<0.02	0.070	3.4	0.10
117297	BR-066	30.5	31.5	Felsic Volcanic 1	Central Pit	Mine Rock	0.12	160	2170	2.2	0.060	0.050	6.1	0.10
117298	BR-066	35.9	36.9	Felsic Volcanic 1	Central Pit	Mine Rock	0.18	22	760	3.1	<0.02	0.040	5.6	0.10
117299	BR-066	40.5	41.5	Felsic Volcanic 1	Central Pit	Mine Rock	0.10	9.6	570	2.1	0.12	0.040	2.7	<0.1
117300	BR-066	46	47	Felsic Volcanic 1	Central Pit	Mine Rock	0.052	14	480	7.0	0.18	0.050	2.2	0.10
A0963051	BR-066	50	51	Felsic Volcanic 1	Central Pit	Mine Rock	0.040	8.9	340	10	0.12	0.040	1.1	<0.1
A0963052	BR-066	56	57	Felsic Volcanic 1	Central Pit	Mine Rock	0.071	14	950	2.3	0.11	0.040	2.8	0.10
A0963053	BR-066	60.4	61.4	Metasediment 2	Central Pit	Mine Rock	0.050	44	640	2.3	0.33	0.040	6.3	0.10
A0963054	BR-066	64.85	65.85	Metasediment 2	Central Pit	Mine Rock	0.059	49	550	3.1	0.15	0.10	5.9	0.40
A0963055	BR-066	70.45	71	Felsic Volcanic 1	Central Pit	Mine Rock	0.056	10	490	3.1	0.040	0.040	1.7	<0.1
A0963056	BR-066	74.6	75.2	Felsic Volcanic 1	Central Pit	Mine Rock	0.068	24	480	3.4	0.27	0.060	3.6	0.20
A0963057	BR-066	80.5	81	Felsic Volcanic 2	Central Pit	Mine Rock	0.032	3.6	120	5.6	0.070	<0.02	0.30	<0.1

(1) Ten times average crustal abundance values presented in Price (1997).

Blue highlighting indicates samples with metal concentrations greater than the ten times crustal abundance screening value are present in the analyzed group.

Screening values are for qualitative assessment only and hold no regulatory significance.

Classification as mine rock or ore-grade materials was based on gold content.

A value of "--" indicates metal was not measured for the given sample; the variation in elements analyzed is due to measurement at two different laboratories (see text).

Table B-5 Aqua Regia Metals

Sample ID	Drillhole ID	From	To	Lithology	Area	Class	Sodium	Nickel	Phosphorus	Lead	Sulphur	Antimony	Scandium	Selenium
		m	m				%	ppm	ppm	ppm	%	ppm	ppm	ppm
10x Crustal Abundance (Price 1997) [(1)]							--	*840*	*10500*	*140*	*0.40*	*2.0*	*220*	*0.50*
A0963058	BR-066	85.35	86	Felsic Volcanic 1	Central Pit	Mine Rock	0.060	12	510	3.1	0.11	0.050	1.9	0.10
A0963059	BR-066	90	91	Felsic Volcanic 1	Central Pit	Mine Rock	0.057	12	550	1.7	0.050	0.050	2.1	<0.1
A0963060	BR-066	95	96	Felsic Volcanic 1	Central Pit	Mine Rock	0.068	13	530	3.0	0.13	0.040	3.0	<0.1
A0963061	BR-066	100	101	Felsic Volcanic 1	Central Pit	Mine Rock	0.075	12	550	3.2	0.18	0.040	3.4	<0.1
A0963091	BR-066	102	103	Felsic Volcanic 1	Central Pit	Mine Rock	0.073	15	630	3.6	0.33	0.040	3.3	0.10
A0963062	BR-066	105	106	Felsic Volcanic 1	Central Pit	Mine Rock	0.064	12	520	2.9	0.050	0.040	2.9	<0.1
A0963063	BR-066	110	111	Felsic Volcanic 1	Central Pit	Mine Rock	0.073	12	530	3.1	0.080	0.040	2.7	<0.1
A0963064	BR-066	120	120.65	Felsic Volcanic 1	Central Pit	Mine Rock	0.078	13	610	2.9	0.26	0.040	3.0	<0.1
A0963065	BR-066	124.75	125.25	Felsic Volcanic 1	Central Pit	Mine Rock	0.014	1.9	60	0.28	0.040	0.020	0.30	<0.1
A0963066	BR-066	130.5	131	Felsic Volcanic 1	Central Pit	Mine Rock	0.064	13	540	3.0	0.34	0.050	2.5	<0.1
A0963067	BR-066	135	136	Felsic Volcanic 2	Central Pit	Mine Rock	0.035	0.20	90	7.9	<0.02	0.040	0.20	<0.1
A0963068	BR-066	140.5	141.3	Metasediment 2	Central Pit	Mine Rock	0.039	60	720	3.1	0.24	0.22	4.5	0.20
A0963069	BR-066	145.3	146.3	Fragmental 1	Central Pit	Mine Rock	0.11	25	1480	2.7	0.10	0.080	5.0	0.20
A0963070	BR-066	150.3	151.3	Fragmental 1	Central Pit	Mine Rock	0.059	23	1070	1.8	0.10	0.040	6.7	0.10
A0963071	BR-066	155.4	156.4	Fragmental 1	Central Pit	Mine Rock	0.11	25	1020	2.4	0.080	0.050	5.3	<0.1
A0963072	BR-066	160.2	160.8	Fragmental 1	Central Pit	Mine Rock	0.077	15	920	2.3	0.040	0.020	4.6	0.10
A0963073	BR-066	165	166	Felsic Volcanic 1	Central Pit	Mine Rock	0.050	14	570	2.6	0.27	0.050	2.9	0.10
A0963092	BR-066	172	172.9	Felsic Volcanic 1	Central Pit	Mine Rock	0.046	32	710	2.6	0.37	0.040	5.9	0.10
A0963074	BR-066	175	176	Felsic Volcanic 1	Central Pit	Mine Rock	0.058	13	570	2.9	0.35	0.040	2.0	<0.1
A0963075	BR-066	179	180	Felsic Volcanic 1	Central Pit	Mine Rock	0.055	19	590	3.2	1.4	0.060	2.0	0.50
A0963093	BR-066	186.5	187.5	Felsic Volcanic 1	Central Pit	Mine Rock	0.042	14	570	3.6	0.40	0.050	1.9	0.30
A0963076	BR-066	195.3	196.3	Metasediment 2	Central Pit	Mine Rock	0.055	34	530	2.6	0.52	0.040	4.2	0.30
A0963077	BR-066	200	201	Metasediment 2	Central Pit	Mine Rock	0.035	51	520	2.6	0.48	0.11	6.5	0.30
A0963078	BR-066	205.3	205.9	Felsic Volcanic 1	Central Pit	Mine Rock	0.057	16	520	2.9	0.29	0.050	2.5	0.10
A0963079	BR-066	210.75	211.8	Felsic Volcanic 1	Central Pit	Mine Rock	0.067	14	540	6.9	0.60	0.050	2.2	0.20
A0963080	BR-066	215.1	216.1	Fragmental 1	Central Pit	Mine Rock	0.057	33	510	15	0.57	0.070	4.2	0.40
A0963094	BR-066	218.1	218.7	Fragmental 1	Central Pit	Mine Rock	0.052	149	2780	2.6	0.67	0.11	6.7	0.30
A0963081	BR-066	225.5	226.2	Fragmental 1	Central Pit	Mine Rock	0.075	32	730	3.0	0.90	0.070	5.9	0.40
A0963082	BR-066	235.65	236.3	Fragmental 1	Central Pit	Mine Rock	0.022	45	670	12	0.62	0.060	3.1	0.30
A0963083	BR-066	239.3	240	Fragmental 1	Central Pit	Mine Rock	0.043	23	590	12	0.83	0.10	2.5	0.30
A0963095	BR-066	244	245	Fragmental 1	Central Pit	Mine Rock	0.062	16	640	5.8	1.2	0.14	3.1	0.60
A0963084	BR-066	255.2	256.2	Fragmental 1	Central Pit	Mine Rock	0.13	14	730	5.3	0.94	0.080	1.4	0.80
A0963096	BR-066	261.75	262.5	Fragmental 1	Central Pit	Mine Rock	0.15	65	890	11	1.7	0.070	2.8	1.7
A0963097	BR-066	266.9	267.5	Fragmental 1	Central Pit	Mine Rock	0.19	17	620	4.6	1.5	0.090	1.7	1.4
A0963085	BR-066	269.6	270.35	Fragmental 1	Central Pit	Mine Rock	0.24	14	560	4.4	0.72	0.11	2.1	0.50
A0963098	BR-066	278	279	Felsic Volcanic 1	Central Pit	Mine Rock	0.25	14	580	4.5	0.71	0.13	2.2	0.50
A0963099	BR-066	292.25	293.25	Felsic Volcanic 1	Central Pit	Mine Rock	0.067	11	660	2.5	0.75	0.12	2.3	0.40
A0963086	BR-066	296.2	296.8	Felsic Volcanic 1	Central Pit	Mine Rock	0.068	13	700	6.0	2.1	0.080	1.5	1.8
A0963087	BR-066	301.4	302.4	Felsic Volcanic 2	Central Pit	Ore-Grade	0.048	18	680	45	1.0	0.20	2.7	1.1
A0963088	BR-066	310	311	Felsic Volcanic 1	Central Pit	Ore-Grade	0.037	14	560	3.4	0.65	0.15	2.1	0.70
A0963089	BR-066	325.5	326.5	Felsic Volcanic 1	Central Pit	Ore-Grade	0.062	35	720	6.3	0.50	0.10	4.3	0.20
A0963100	BR-066	331.5	332.5	Felsic Volcanic 1	Central Pit	Mine Rock	0.068	38	750	6.6	0.45	0.090	2.8	0.20
A0963001	BR-066	339.5	340.5	Felsic Volcanic 1	Central Pit	Mine Rock	0.071	18	970	6.8	0.73	0.23	4.3	0.30

(1) Ten times average crustal abundance values presented in Price (1997).

Blue highlighting indicates samples with metal concentrations greater than the ten times crustal abundance screening value are present in the analyzed group.

Screening values are for qualitative assessment only and hold no regulatory significance.

Classification as mine rock or ore-grade materials was based on gold content.

A value of "--" indicates metal was not measured for the given sample; the variation in elements analyzed is due to measurement at two different laboratories (see text).

Table B-5 Aqua Regia Metals

Sample ID	Drillhole ID	From	To	Lithology	Area	Class	Sodium	Nickel	Phosphorus	Lead	Sulphur	Antimony	Scandium	Selenium
		m	m				%	ppm	ppm	ppm	%	ppm	ppm	ppm
10x Crustal Abundance (Price 1997) [(1)]							--	*840*	*10500*	*140*	*0.40*	*2.0*	*220*	*0.50*
A0963090	BR-066	351.2	352.2	Felsic Volcanic 1	Central Pit	Mine Rock	0.070	15	550	3.6	0.62	0.10	2.4	0.10
A0963002	BR-066	355.7	356.7	Felsic Volcanic 1	Central Pit	Mine Rock	0.065	15	640	7.2	0.72	0.14	2.2	0.40
DX758007	BR-144	26	27	Felsic Volcanic 1	Central Pit	Mine Rock	0.071	13	470	3.3	0.31	0.36	1.3	0.20
DX758008	BR-144	32	33	Felsic Volcanic 1	Central Pit	Mine Rock	0.33	29	670	3.9	0.82	0.44	5.0	0.80
DX758009	BR-144	42	43	Felsic Volcanic 1	Central Pit	Mine Rock	0.26	17	790	3.9	0.54	0.28	3.4	0.70
DX758010	BR-144	45.55	46.15	Felsic Volcanic 1	Central Pit	Mine Rock	0.10	16	570	3.4	0.34	0.24	3.6	0.40
DX758011	BR-144	50.2	51	Felsic Volcanic 1	Central Pit	Mine Rock	0.079	16	560	3.9	0.64	0.17	2.5	0.80
DX758012	BR-144	55	56	Felsic Volcanic 1	Central Pit	Mine Rock	0.093	15	580	3.8	0.48	0.20	3.8	0.40
DX758013	BR-144	60	61	Felsic Volcanic 1	Central Pit	Mine Rock	0.094	15	560	12	0.59	0.15	3.2	0.90
DX758014	BR-144	64.6	65.6	Felsic Volcanic 1	Central Pit	Mine Rock	0.16	15	650	25	0.66	0.080	3.6	0.60
DX758015	BR-144	72.6	73.6	Felsic Volcanic 1	Central Pit	Mine Rock	0.25	17	800	7.1	1.1	0.080	2.4	1.1
DX758016	BR-144	76.6	77.6	Felsic Volcanic 1	Central Pit	Mine Rock	0.086	14	760	4.3	0.56	0.070	2.6	0.40
DX758017	BR-144	81.8	82.5	Felsic Volcanic 1	Central Pit	Mine Rock	0.088	17	550	7.9	0.84	0.10	2.9	0.30
DX758018	BR-144	93	94	Felsic Volcanic 1	Central Pit	Mine Rock	0.069	23	650	3.1	0.72	0.10	4.2	0.50
DX758019	BR-144	98	98.5	Felsic Volcanic 1	Central Pit	Mine Rock	0.016	15	490	10.0	2.3	0.15	0.80	1.7
DX758020	BR-144	98.5	99	Felsic Volcanic 1	Central Pit	Ore-Grade	0.094	29	420	21	6.2	0.23	3.2	23
DX758021	BR-144	105	106	Felsic Volcanic 1	Central Pit	Mine Rock	0.044	18	700	7.3	2.8	0.090	2.6	1.1
DX758022	BR-144	111.75	112.5	Felsic Volcanic 1	Central Pit	Mine Rock	0.052	9.9	600	3.8	1.7	0.11	2.2	0.80
DX758023	BR-144	114.5	115.25	Felsic Volcanic 1	Central Pit	Mine Rock	0.069	13	520	3.1	1.2	0.11	3.1	0.40
DX758024	BR-144	120	121	Felsic Volcanic 1	Central Pit	Mine Rock	0.15	23	770	5.5	1.7	0.11	5.1	1.0
DX758025	BR-144	129	130	Felsic Volcanic 1	Central Pit	Mine Rock	0.035	17	650	2.4	0.62	0.10	3.3	0.80
DX758026	BR-144	132.5	133.25	Felsic Volcanic 1	Central Pit	Ore-Grade	0.057	12	600	20	1.7	0.14	2.4	2.1
DX758027	BR-144	137	137.5	Felsic Volcanic 1	Central Pit	Ore-Grade	0.040	11	570	27	1.5	0.21	1.5	3.0
DX758028	BR-144	142.7	143.25	Felsic Volcanic 1	Central Pit	Ore-Grade	0.075	11	520	9.5	1.0	0.16	3.3	5.4
DX758029	BR-144	149	150	Felsic Volcanic 1	Central Pit	Mine Rock	0.063	18	710	3.2	0.49	0.10	4.1	0.20
DX758030	BR-144	152	153	Felsic Volcanic 1	Central Pit	Ore-Grade	0.060	18	670	9.6	0.59	0.12	3.4	0.30
DX758031	BR-144	176	177	Felsic Volcanic 1	Central Pit	Mine Rock	0.055	13	600	7.7	0.39	0.10	2.6	0.20
DX758032	BR-144	189	190	Felsic Volcanic 1	Central Pit	Mine Rock	0.11	17	670	14	0.43	0.15	2.3	0.20
A0964603	BR-407	334.5	336	Felsic Volcanic 1	Central Pit	Mine Rock	0.056	13	550	2.9	0.10	0.060	2.6	0.20
A0964604	BR-407	340.5	342	Felsic Volcanic 1	Central Pit	Mine Rock	0.058	13	560	3.1	0.17	0.080	2.1	<0.1
A0964605	BR-407	345	346.5	Felsic Volcanic 1	Central Pit	Mine Rock	0.052	14	530	6.0	0.19	0.090	1.9	<0.1
A0964606	BR-407	355.5	357	Felsic Volcanic 1	Central Pit	Mine Rock	0.047	12	520	4.7	0.32	0.090	2.1	<0.1
A0964607	BR-407	361.5	363	Felsic Volcanic 1	Central Pit	Mine Rock	0.044	13	540	4.0	0.38	0.070	2.2	0.10
A0964608	BR-407	367.5	369	Felsic Volcanic 1	Central Pit	Mine Rock	0.047	10	580	2.8	0.25	0.11	2.4	<0.1
A0964609	BR-407	381	382.5	Felsic Volcanic 1	Central Pit	Mine Rock	0.054	12	530	5.8	0.49	0.12	2.5	<0.1
A0964617	BR-407	389	390	Felsic Volcanic 1	Central Pit	Mine Rock	0.052	12	530	5.0	1.6	0.13	1.3	0.70
A0964610	BR-407	393	394.5	Felsic Volcanic 1	Central Pit	Mine Rock	0.044	18	600	4.8	1.6	0.16	1.7	0.70
A0964611	BR-407	401	402	Felsic Volcanic 1	Central Pit	Mine Rock	0.055	20	710	6.8	3.1	0.13	1.2	2.1
A0964612	BR-407	406	407	Felsic Volcanic 1	Central Pit	Mine Rock	0.12	18	730	4.7	3.7	0.12	1.3	3.1
A0964613	BR-407	417	417.75	Felsic Volcanic 1	Central Pit	Mine Rock	0.095	17	760	5.3	2.6	0.17	2.0	2.0
A0964614	BR-407	431.5	432.35	Felsic Volcanic 1	Central Pit	Ore-Grade	0.020	17	710	21	3.4	0.14	0.70	2.3
A0964615	BR-407	435	436	Felsic Volcanic 1	Central Pit	Mine Rock	0.070	9.9	620	6.2	2.0	0.14	1.0	1.4
117426	BR-426	23	24	Felsic Volcanic 1	Central Pit	Mine Rock	0.042	16	510	8.6	0.25	0.11	2.5	0.10

(1) Ten times average crustal abundance values presented in Price (1997).

Blue highlighting indicates samples with metal concentrations greater than the ten times crustal abundance screening value are present in the analyzed group.

Screening values are for qualitative assessment only and hold no regulatory significance.

Classification as mine rock or ore-grade materials was based on gold content.

A value of "--" indicates metal was not measured for the given sample; the variation in elements analyzed is due to measurement at two different laboratories (see text).

Table B-5 Aqua Regia Metals

Sample ID	Drillhole ID	From	To	Lithology	Area	Class	Sodium	Nickel	Phosphorus	Lead	Sulphur	Antimony	Scandium	Selenium
		m	m				%	ppm	ppm	ppm	%	ppm	ppm	ppm
10x Crustal Abundance (Price 1997) [(1)]							--	*840*	*10500*	*140*	*0.40*	*2.0*	*220*	*0.50*
117427	BR-426	33	34.5	Felsic Volcanic 1	Central Pit	Mine Rock	0.059	15	590	9.8	0.52	0.15	2.2	1.5
117428	BR-426	40.5	42	Felsic Volcanic 1	Central Pit	Ore-Grade	0.052	17	500	9.6	0.47	0.16	2.0	1.2
117429	BR-426	44.6	46	Felsic Volcanic 1	Central Pit	Mine Rock	0.046	15	750	17	0.45	0.18	2.6	0.40
117430	BR-426	57	58	Felsic Volcanic 2	Central Pit	Ore-Grade	0.032	0.30	160	29	1.1	0.21	0.40	0.20
117431	BR-426	61.5	63	Felsic Volcanic 1	Central Pit	Mine Rock	0.087	23	880	9.4	0.81	0.21	4.5	0.20
117432	BR-426	66	67	Felsic Volcanic 2	Central Pit	Ore-Grade	0.041	0.60	160	4.2	1.0	0.22	1.0	0.20
117433	BR-426	80	81.15	Felsic Volcanic 2	Central Pit	Mine Rock	0.050	4.8	350	4.2	0.78	0.20	2.0	0.30
117434	BR-426	84.4	85.75	Felsic Volcanic 2	Central Pit	Ore-Grade	0.047	4.5	200	7.0	0.70	0.19	0.80	0.30
117435	BR-426	90	91	Felsic Volcanic 2	Central Pit	Mine Rock	0.045	0.30	150	19	0.82	0.24	0.90	0.20
117436	BR-426	94.2	95.2	Felsic Volcanic 1	Central Pit	Mine Rock	0.019	2.9	70	3.0	0.82	0.16	0.30	0.30
117437	BR-426	100.55	101.6	Felsic Volcanic 2	Central Pit	Mine Rock	0.041	0.40	150	7.2	0.64	0.21	0.90	0.10
117438	BR-426	105.4	106.55	Felsic Volcanic 2	Central Pit	Mine Rock	0.045	5.6	290	8.5	0.90	0.18	2.8	0.20
117439	BR-426	110.5	112	Felsic Volcanic 2	Central Pit	Mine Rock	0.056	0.20	150	5.8	0.65	0.17	1.0	0.20
117440	BR-426	115	116.5	Felsic Volcanic 2	Central Pit	Mine Rock	0.048	0.30	150	8.3	1.0	0.15	0.90	0.30
117441	BR-426	121	122.5	Felsic Volcanic 2	Central Pit	Mine Rock	0.053	0.30	160	5.9	1.4	0.13	0.70	<0.1
117442	BR-426	127	128.5	Felsic Volcanic 2	Central Pit	Mine Rock	0.044	0.20	160	5.0	1.6	0.15	0.50	<0.1
117443	BR-426	133.5	135	Felsic Volcanic 2	Central Pit	Mine Rock	0.059	2.5	190	13	1.4	0.22	1.2	0.10
117444	BR-426	139.5	141	Felsic Volcanic 2	Central Pit	Mine Rock	0.027	0.20	160	7.8	1.6	0.16	0.50	<0.1
117445	BR-426	145.5	147	Felsic Volcanic 2	Central Pit	Mine Rock	0.045	0.30	160	7.2	1.0	0.13	0.70	0.10
117446	BR-426	151.5	152.5	Felsic Volcanic 2	Central Pit	Mine Rock	0.069	0.20	160	5.6	0.79	0.22	1.4	0.10
117447	BR-426	156	157	Felsic Volcanic 2	Central Pit	Mine Rock	0.14	0.20	170	7.0	1.6	0.13	0.30	0.10
A0964680	BR-426	163.5	164.45	Felsic Volcanic 2	Central Pit	Mine Rock	0.042	0.30	160	4.9	0.68	0.17	0.90	0.20
117195	BR-038	23	24	Felsic Volcanic 1	Central Pit	Mine Rock	0.22	18	640	8.3	0.79	0.070	2.7	0.60
117196	BR-038	31.35	32.3	Felsic Volcanic 1	Central Pit	Mine Rock	0.070	23	720	9.4	1.2	0.11	3.1	0.40
117166	BR-038	38	39	Felsic Volcanic 1	Central Pit	Mine Rock	0.080	17	560	5.3	1.4	0.13	3.5	0.50
117167	BR-038	41.9	42.9	Felsic Volcanic 1	Central Pit	Mine Rock	0.047	16	540	7.2	1.6	0.15	1.8	0.60
117197	BR-038	47.2	47.9	Felsic Volcanic 1	Central Pit	Mine Rock	0.14	16	590	6.1	1.2	0.12	3.4	0.40
117168	BR-038	50.2	50.7	Felsic Volcanic 1	Central Pit	Mine Rock	0.015	15	480	58	4.2	0.26	0.70	2.7
117198	BR-038	55	56	Felsic Volcanic 1	Central Pit	Mine Rock	0.054	12	700	4.9	0.54	0.080	1.7	0.50
117199	BR-038	62.5	63	Felsic Volcanic 1	Central Pit	Mine Rock	0.078	11	750	15	1.5	0.13	2.3	1.1
117169	BR-038	65.5	66	Felsic Volcanic 1	Central Pit	Mine Rock	0.078	15	590	7.2	1.9	0.15	2.2	0.80
117170	BR-038	70.62	71.55	Felsic Volcanic 1	Central Pit	Mine Rock	0.048	15	710	7.2	1.6	0.13	2.5	0.70
117200	BR-038	74.5	75.25	Felsic Volcanic 1	Central Pit	Mine Rock	0.19	18	690	11	1.0	0.10	3.8	0.40
117258	BR-038	81.7	82.2	Felsic Volcanic 1	Central Pit	Ore-Grade	0.082	17	620	90	1.5	0.19	3.9	1.6
117171	BR-038	87.8	88.8	Felsic Volcanic 1	Central Pit	Ore-Grade	0.048	13	810	8.4	1.1	0.13	3.3	0.70
117172	BR-038	105.5	106.5	Felsic Volcanic 1	Central Pit	Mine Rock	0.056	15	560	7.6	0.34	0.090	4.1	0.40
117173	BR-038	116.15	117.15	Felsic Volcanic 1	Central Pit	Mine Rock	0.083	15	560	5.5	0.90	0.11	2.1	0.20
117251	BR-038	122.5	123.5	Felsic Volcanic 1	Central Pit	Mine Rock	0.059	15	540	3.7	0.51	0.090	3.2	0.10
117252	BR-038	128	129	Felsic Volcanic 1	Central Pit	Mine Rock	0.26	15	570	5.6	0.95	0.090	3.2	0.30
117174	BR-038	140.85	141.85	Felsic Volcanic 1	Central Pit	Mine Rock	0.047	18	720	3.1	0.50	0.11	3.4	0.20
117253	BR-038	145.85	146.65	Felsic Volcanic 1	Central Pit	Mine Rock	0.052	19	740	14	0.50	0.13	2.7	0.30
117175	BR-038	150.9	151.9	Felsic Volcanic 1	Central Pit	Mine Rock	0.045	9.2	420	4.7	0.52	0.11	1.4	0.20
117176	BR-038	161.6	162.6	Felsic Volcanic 1	Central Pit	Mine Rock	0.063	15	630	11	0.62	0.10	3.2	0.30

(1) Ten times average crustal abundance values presented in Price (1997).

Blue highlighting indicates samples with metal concentrations greater than the ten times crustal abundance screening value are present in the analyzed group.

Screening values are for qualitative assessment only and hold no regulatory significance.

Classification as mine rock or ore-grade materials was based on gold content.

A value of "--" indicates metal was not measured for the given sample; the variation in elements analyzed is due to measurement at two different laboratories (see text).

Table B-5 Aqua Regia Metals

Sample ID	Drillhole ID	From	To	Lithology	Area	Class	Sodium	Nickel	Phosphorus	Lead	Sulphur	Antimony	Scandium	Selenium
		m	m				%	ppm	ppm	ppm	%	ppm	ppm	ppm
10x Crustal Abundance (Price 1997) [1]							--	*840*	*10500*	*140*	*0.40*	*2.0*	*220*	*0.50*
117177	BR-038	166.6	167.6	Felsic Volcanic 1	Central Pit	Mine Rock	0.071	13	530	16	0.31	0.090	2.7	0.20
117178	BR-038	186	186.6	Felsic Volcanic 1	Central Pit	Mine Rock	0.052	9.5	460	3.9	0.33	0.10	2.7	0.30
117179	BR-038	191.5	192.5	Metasediment 2	Central Pit	Mine Rock	0.036	39	510	3.6	0.21	0.10	3.5	0.30
117180	BR-038	196.8	197.8	Metasediment 2	Central Pit	Mine Rock	0.041	39	510	2.6	0.30	0.12	4.1	0.30
117181	BR-038	202.3	203.3	Metasediment 2	Central Pit	Mine Rock	0.041	46	630	3.3	0.45	0.10	9.5	0.30
117254	BR-038	207.25	208.25	Felsic Volcanic 1	Central Pit	Mine Rock	0.064	17	790	3.7	0.34	0.090	4.9	0.20
117182	BR-038	211.35	212.35	Metasediment 2	Central Pit	Mine Rock	0.031	49	620	25	0.56	0.10	4.0	0.40
117183	BR-038	217.9	218.65	Metasediment 2	Central Pit	Mine Rock	0.037	58	790	19	0.90	0.12	12	0.50
117184	BR-038	220.5	221.7	Metasediment 2	Central Pit	Mine Rock	0.019	52	780	2.8	0.75	0.25	6.9	0.40
117185	BR-038	222.7	223.7	Metasediment 2	Central Pit	Mine Rock	0.035	49	570	3.9	0.18	0.18	5.6	0.20
117186	BR-038	227.2	228.2	Felsic Volcanic 1	Central Pit	Mine Rock	0.044	18	750	12	0.51	0.10	3.3	0.10
117255	BR-038	233.5	234	Felsic Volcanic 1	Central Pit	Mine Rock	0.044	18	730	2.9	0.36	0.090	2.7	<0.1
117256	BR-038	239.5	240	Felsic Volcanic 1	Central Pit	Mine Rock	0.030	19	920	33	0.87	0.18	2.9	<0.1
117187	BR-038	242.65	243.65	Felsic Volcanic 1	Central Pit	Mine Rock	0.045	19	770	2.4	0.40	0.090	3.5	0.10
117188	BR-038	245.95	246.75	Metasediment 2	Central Pit	Mine Rock	0.037	46	620	6.6	0.40	0.070	5.2	0.20
117189	BR-038	253.2	254.2	Felsic Volcanic 1	Central Pit	Ore-Grade	0.036	19	730	4.8	0.37	0.13	3.4	0.10
117190	BR-038	264.1	264.65	Metasediment 2	Central Pit	Ore-Grade	0.079	35	620	2.7	1.8	0.060	4.9	0.50
117191	BR-038	268.6	269.6	Felsic Volcanic 2	Central Pit	Mine Rock	0.030	0.70	150	4.6	0.83	0.14	0.70	0.10
117192	BR-038	269.6	270.6	Felsic Volcanic 2	Central Pit	Mine Rock	0.035	1.2	170	3.6	0.55	0.25	1.0	<0.1
117257	BR-038	278.2	279.2	Felsic Volcanic 2	Central Pit	Mine Rock	0.046	0.40	150	6.1	0.91	0.23	1.1	0.40
117193	BR-038	281.3	282.3	Felsic Volcanic 2	Central Pit	Mine Rock	0.042	1.3	170	7.2	0.89	0.23	0.90	0.10
117194	BR-038	285.3	286.3	Felsic Volcanic 2	Central Pit	Mine Rock	0.022	63	370	6.4	0.22	0.18	16	0.30
117259	BR-039	14	15	Felsic Volcanic 1	Central Pit	Mine Rock	0.079	13	600	137	0.74	0.17	2.4	0.60
117260	BR-039	20.5	21.5	Felsic Volcanic 1	Central Pit	Mine Rock	0.043	18	880	3.0	0.65	0.12	3.1	0.20
117261	BR-039	34	35.3	Metasediment 2	Central Pit	Mine Rock	0.045	43	590	3.2	0.28	0.11	4.7	0.30
117262	BR-039	42.4	43	Metasediment 2	Central Pit	Mine Rock	0.027	53	600	17	2.4	0.34	6.9	0.80
117263	BR-039	47	48.3	Metasediment 2	Central Pit	Mine Rock	0.046	43	670	2.4	0.49	0.10	7.2	0.30
117264	BR-039	53	54	Metasediment 2	Central Pit	Mine Rock	0.037	51	650	2.8	0.46	0.16	6.0	0.30
117295	BR-039	59	60	Metasediment 2	Central Pit	Mine Rock	0.046	49	650	3.2	0.45	0.20	6.3	0.30
117265	BR-039	63	64	Metasediment 2	Central Pit	Mine Rock	0.043	54	720	5.6	1.4	0.15	9.3	0.60
117266	BR-039	65	66	Metasediment 2	Central Pit	Mine Rock	0.039	60	630	3.0	0.38	0.25	8.5	0.30
117267	BR-039	70	71	Metasediment 2	Central Pit	Mine Rock	0.042	49	570	2.1	0.31	0.15	5.5	0.20
117268	BR-039	75	76	Metasediment 2	Central Pit	Mine Rock	0.045	58	630	5.9	0.35	0.11	7.6	0.30
117269	BR-039	80	81	Metasediment 2	Central Pit	Mine Rock	0.047	55	650	3.7	0.59	0.31	7.6	0.30
117270	BR-039	85.3	85.9	Metasediment 2	Central Pit	Mine Rock	0.033	43	630	4.4	1.4	0.12	6.5	0.20
117271	BR-039	91	92	Felsic Volcanic 1	Central Pit	Mine Rock	0.044	19	750	4.5	0.38	0.10	3.7	0.10
117272	BR-039	95.6	96.4	Metasediment 2	Central Pit	Mine Rock	0.058	70	540	3.2	0.45	0.050	11	0.30
117273	BR-039	102	103	Metasediment 2	Central Pit	Mine Rock	0.054	47	500	3.6	0.23	0.13	5.4	0.20
117274	BR-039	109	110	Felsic Volcanic 1	Central Pit	Mine Rock	0.048	21	750	2.8	0.31	0.13	3.2	0.10
117275	BR-039	115.8	117	Felsic Volcanic 2	Central Pit	Mine Rock	0.046	2.7	200	5.1	0.91	0.29	1.2	0.30
117276	BR-039	120.15	121.5	Felsic Volcanic 2	Central Pit	Ore-Grade	0.050	0.40	130	9.6	1.2	0.20	0.30	0.40
117277	BR-039	125	126	Felsic Volcanic 2	Central Pit	Mine Rock	0.053	0.20	140	6.5	0.83	0.40	1.3	0.30
117391	BR-211	39	40	Felsic Volcanic 1	Central Pit	Mine Rock	0.061	18	710	4.0	0.39	0.10	3.0	0.20

(1) Ten times average crustal abundance values presented in Price (1997).

Blue highlighting indicates samples with metal concentrations greater than the ten times crustal abundance screening value are present in the analyzed group.

Screening values are for qualitative assessment only and hold no regulatory significance.

Classification as mine rock or ore-grade materials was based on gold content.

A value of "--" indicates metal was not measured for the given sample; the variation in elements analyzed is due to measurement at two different laboratories (see text).

Table B-5 Aqua Regia Metals

Sample ID	Drillhole ID	From	To	Lithology	Area	Class	Sodium	Nickel	Phosphorus	Lead	Sulphur	Antimony	Scandium	Selenium
		m	m				%	ppm	ppm	ppm	%	ppm	ppm	ppm
10x Crustal Abundance (Price 1997) [(1)]							--	*840*	*10500*	*140*	*0.40*	*2.0*	*220*	*0.50*
117392	BR-211	44.45	45.15	Felsic Volcanic 1	Central Pit	Ore-Grade	0.067	13	500	6.0	1.1	0.12	2.9	1.2
117393	BR-211	50	51	Felsic Volcanic 1	Central Pit	Mine Rock	0.12	19	550	15	2.2	0.10	3.6	2.4
117394	BR-211	61.25	62	Felsic Volcanic 1	Central Pit	Mine Rock	0.10	18	800	2.9	0.47	0.070	4.0	0.90
117395	BR-211	65.75	66.5	Felsic Volcanic 1	Central Pit	Mine Rock	0.065	20	900	2.9	0.36	0.060	4.5	0.50
117396	BR-211	73.25	74	Felsic Volcanic 1	Central Pit	Mine Rock	0.077	16	680	3.0	0.84	0.050	3.7	1.2
117397	BR-211	74.75	75.5	Felsic Volcanic 1	Central Pit	Mine Rock	0.047	17	660	3.0	0.60	0.050	2.6	0.60
117398	BR-211	81	81.7	Felsic Volcanic 1	Central Pit	Mine Rock	0.046	19	720	12	3.4	0.060	3.0	3.1
117399	BR-211	86.5	87.5	Felsic Volcanic 1	Central Pit	Mine Rock	0.087	13	540	14	1.3	0.070	2.8	1.6
117400	BR-211	91.5	92.5	Felsic Volcanic 1	Central Pit	Mine Rock	0.13	17	790	6.0	1.1	0.080	1.5	1.0
117401	BR-211	93.5	94.5	Felsic Volcanic 1	Central Pit	Mine Rock	0.026	12	470	6.1	3.4	0.10	0.90	1.2
117402	BR-211	99.8	100.5	Felsic Volcanic 2	Central Pit	Ore-Grade	0.035	11	390	25	4.2	0.15	1.9	5.2
117403	BR-211	103.2	103.9	Felsic Volcanic 2	Central Pit	Ore-Grade	0.050	15	670	9.4	2.0	0.20	3.3	5.1
117404	BR-211	115.5	116.5	Felsic Volcanic 1	Central Pit	Mine Rock	0.035	11	450	47	1.2	0.17	1.4	1.2
117405	BR-211	119.5	120.25	Felsic Volcanic 1	Central Pit	Mine Rock	0.097	9.6	410	17	0.84	0.10	0.80	0.30
117406	BR-211	146.5	147.6	Felsic Volcanic 1	Central Pit	Mine Rock	0.055	11	520	5.1	0.36	0.080	2.7	0.20
117407	BR-211	160	161.2	Metasediment 2	Central Pit	Mine Rock	0.057	46	600	7.0	0.42	0.11	5.6	0.30
117408	BR-211	165	166	Felsic Volcanic 1	Central Pit	Mine Rock	0.071	14	520	4.7	0.57	0.14	3.1	0.20
117409	BR-211	171	172	Felsic Volcanic 1	Central Pit	Mine Rock	0.060	12	610	8.0	0.68	0.12	2.1	0.70
117410	BR-211	176.5	177	Felsic Volcanic 1	Central Pit	Mine Rock	0.065	11	600	112	0.85	0.23	1.9	2.8
117411	BR-211	182.85	183.4	Felsic Volcanic 1	Central Pit	Ore-Grade	0.059	54	450	27	2.0	0.14	11	4.8
117412	BR-211	190	191	Felsic Volcanic 1	Central Pit	Mine Rock	0.052	18	640	11	0.66	0.13	2.2	0.40
117413	BR-211	197.6	198.1	Felsic Volcanic 2	Central Pit	Mine Rock	0.073	2.7	250	46	1.2	0.19	2.3	2.2
117414	BR-211	201	202.05	Metasediment 2	Central Pit	Mine Rock	0.048	56	460	3.0	0.29	0.14	11	0.30
117415	BR-211	216	216.8	Felsic Volcanic 2	Central Pit	Mine Rock	0.072	63	240	4.9	2.2	0.20	2.5	5.3
117416	BR-211	220.15	221.3	Metasediment 2	Central Pit	Mine Rock	0.057	69	520	6.8	0.41	0.11	13	0.50
117417	BR-211	225.3	225.75	Felsic Volcanic 2	Central Pit	#N/A	0.055	3.2	260	9.4	1.8	0.18	1.6	0.60
117418	BR-211	231	232.05	Metasediment 2	Central Pit	Mine Rock	0.028	53	760	3.8	1.2	0.13	5.4	0.40
117419	BR-211	238.5	240	Metasediment 2	Central Pit	Mine Rock	0.029	55	500	3.6	0.37	0.11	4.6	0.30
117420	BR-211	245	246	Felsic Volcanic 2	Central Pit	Mine Rock	0.074	2.5	270	8.5	0.94	0.14	2.0	0.70
117421	BR-211	250.5	251.5	Felsic Volcanic 2	Central Pit	Mine Rock	0.064	2.1	240	21	0.88	0.18	1.5	1.0
117422	BR-211	254.5	255.5	Felsic Volcanic 2	Central Pit	Ore-Grade	0.095	2.4	230	15	0.87	0.17	3.1	1.7
117423	BR-211	264	265	Felsic Volcanic 2	Central Pit	Mine Rock	0.020	0.60	150	17	1.2	0.11	0.40	0.30
117424	BR-211	270.7	272	Felsic Volcanic 2	Central Pit	Mine Rock	0.054	1.1	150	8.7	0.71	0.21	1.0	0.40
117425	BR-211	276	277	Felsic Volcanic 2	Central Pit	Mine Rock	0.049	0.80	150	19	1.6	0.14	1.0	0.50
A0964891	BR-311	30.3	31.1	Felsic Volcanic 1	Central Pit	Mine Rock	0.15	17	640	26	1.0	0.080	2.7	0.30
A0964892	BR-311	35.25	35.75	Felsic Volcanic 1	Central Pit	Mine Rock	0.047	30	610	38	0.69	0.060	6.7	0.50
A0964893	BR-311	44	45	Felsic Volcanic 1	Central Pit	Mine Rock	0.055	14	540	45	1.3	0.090	2.5	0.70
A0964894	BR-311	48	48.7	Felsic Volcanic 1	Central Pit	Mine Rock	0.11	11	550	20	0.43	0.050	2.5	0.10
A0964895	BR-311	55.75	57	Felsic Volcanic 1	Central Pit	Mine Rock	0.053	12	540	14	0.51	0.080	2.4	0.10
A0964896	BR-311	61.5	63	Felsic Volcanic 1	Central Pit	Mine Rock	0.064	12	560	9.5	0.66	0.060	2.6	0.30
A0964897	BR-311	170.75	171.3	Felsic Volcanic 2	Central Pit	Mine Rock	0.054	9.0	590	5.2	0.71	0.19	2.2	0.30
A0964898	BR-311	175.75	177	Felsic Volcanic 2	Central Pit	Mine Rock	0.042	1.1	190	12	0.85	0.17	1.1	0.30
A0964899	BR-311	183.9	184.9	Felsic Volcanic 2	Central Pit	Mine Rock	0.042	0.30	150	4.8	0.95	0.14	0.80	0.30

(1) Ten times average crustal abundance values presented in Price (1997).

Blue highlighting indicates samples with metal concentrations greater than the ten times crustal abundance screening value are present in the analyzed group.

Screening values are for qualitative assessment only and hold no regulatory significance.

Classification as mine rock or ore-grade materials was based on gold content.

A value of "--" indicates metal was not measured for the given sample; the variation in elements analyzed is due to measurement at two different laboratories (see text).

Table B-5 Aqua Regia Metals

Sample ID	Drillhole ID	From	To	Lithology	Area	Class	Sodium	Nickel	Phosphorus	Lead	Sulphur	Antimony	Scandium	Selenium
		m	m				%	ppm	ppm	ppm	%	ppm	ppm	ppm
10x Crustal Abundance (Price 1997) [(1)]							--	*840*	*10500*	*140*	*0.40*	*2.0*	*220*	*0.50*
A0964900	BR-311	196.1	197.5	Felsic Volcanic 1	Central Pit	Mine Rock	0.055	19	940	2.9	0.45	0.080	4.3	0.20
A0964901	BR-311	202.5	203.5	Felsic Volcanic 1	Central Pit	Mine Rock	0.044	20	850	3.0	0.29	0.11	4.4	0.20
A0964902	BR-311	207	207.8	Felsic Volcanic 2	Central Pit	Mine Rock	0.047	0.30	160	2.6	0.58	0.11	1.2	0.30
A0964903	BR-311	212.75	213.6	Felsic Volcanic 2	Central Pit	Mine Rock	0.054	36	290	3.3	0.51	0.13	2.4	0.90
A0964904	BR-311	217.5	218.5	Felsic Volcanic 2	Central Pit	Mine Rock	0.052	0.20	160	3.6	0.37	0.13	1.3	0.20
A0964905	BR-311	222.9	223.5	Felsic Volcanic 2	Central Pit	Mine Rock	0.057	0.80	160	8.8	1.2	0.13	1.4	0.70
A0964021	BR-406	401	402	Felsic Volcanic 1	Central Pit	Mine Rock	0.0070	12	410	11	5.4	0.10	0.40	3.6
A0964022	BR-406	406.3	406.8	Felsic Volcanic 1	Central Pit	Mine Rock	0.026	12	600	7.2	5.3	0.11	0.50	3.4
A0964023	BR-406	416	417	Felsic Volcanic 1	Central Pit	Mine Rock	0.040	15	660	22	0.92	0.14	2.7	1.8
A0964024	BR-406	420	421	Felsic Volcanic 1	Central Pit	Mine Rock	0.041	15	670	53	0.97	0.15	2.1	2.3
A0964025	BR-406	425	426	Felsic Volcanic 1	Central Pit	Mine Rock	0.11	16	690	13	0.73	0.10	1.6	1.6
A0964026	BR-406	430	431	Felsic Volcanic 1	Central Pit	Mine Rock	0.072	18	760	4.1	0.69	0.080	2.9	1.4
A0964027	BR-406	435	435.7	Felsic Volcanic 1	Central Pit	Mine Rock	0.024	11	570	33	1.6	0.090	2.4	3.0
A0964561	BR-407	35.6	37.1	Fragmental 1	Central Pit	Mine Rock	0.051	10	340	2.2	0.050	0.070	3.0	<0.1
A0964562	BR-407	40.4	41.75	Metasediment 2	Central Pit	Mine Rock	0.029	32	650	3.1	0.25	0.090	4.0	0.20
A0964563	BR-407	45.35	46.5	Fragmental 1	Central Pit	Mine Rock	0.044	13	350	2.5	0.10	0.050	2.0	0.10
A0964564	BR-407	65.5	67	Fragmental 1	Central Pit	Mine Rock	0.049	18	670	4.3	0.18	0.040	2.3	0.20
A0964565	BR-407	71.5	72.6	Fragmental 1	Central Pit	Mine Rock	0.051	19	570	7.7	0.13	0.030	3.0	0.10
A0964566	BR-407	75.5	77	Fragmental 1	Central Pit	Mine Rock	0.045	11	390	3.1	0.14	0.040	1.6	<0.1
A0964567	BR-407	81.5	83	Fragmental 1	Central Pit	Mine Rock	0.042	7.5	330	2.6	0.17	0.040	1.0	0.20
A0964568	BR-407	87	88	Fragmental 1	Central Pit	Mine Rock	0.042	10	490	2.1	<0.02	0.030	1.2	0.10
A0964569	BR-407	92	93.5	Felsic Volcanic 1	Central Pit	Mine Rock	0.047	19	760	1.6	<0.02	0.050	3.3	0.10
A0964570	BR-407	97.5	99	Fragmental 1	Central Pit	Mine Rock	0.048	22	740	1.7	<0.02	0.050	3.0	0.20
A0964571	BR-407	105	106.5	Fragmental 1	Central Pit	Mine Rock	0.048	25	770	1.7	<0.02	0.050	3.0	0.20
A0964572	BR-407	110.6	112	Fragmental 1	Central Pit	Mine Rock	0.057	25	730	3.9	<0.02	0.040	3.5	0.20
A0964573	BR-407	115.7	117	Fragmental 1	Central Pit	Mine Rock	0.046	26	830	1.6	<0.02	0.040	3.0	0.20
A0964574	BR-407	123.3	124.5	Fragmental 1	Central Pit	Mine Rock	0.050	22	770	2.0	<0.02	0.040	3.0	0.20
A0964575	BR-407	130.5	132	Fragmental 1	Central Pit	Mine Rock	0.053	27	780	1.9	<0.02	0.050	3.4	0.10
A0964576	BR-407	136.5	138	Fragmental 1	Central Pit	Mine Rock	0.048	37	610	9.0	0.33	0.040	5.6	0.40
A0964577	BR-407	141	142.5	Fragmental 1	Central Pit	Mine Rock	0.076	12	340	2.2	0.12	0.040	1.7	0.10
A0964578	BR-407	146.9	148.4	Fragmental 1	Central Pit	Mine Rock	0.066	13	750	2.1	0.080	0.040	4.3	0.10
A0964579	BR-407	152	153.5	Fragmental 1	Central Pit	Mine Rock	0.060	5.6	300	3.2	0.030	0.030	1.3	0.10
A0964580	BR-407	157	158.5	Fragmental 1	Central Pit	Mine Rock	0.060	7.9	540	1.8	0.030	0.040	2.7	0.10
A0964581	BR-407	162	162.9	Fragmental 1	Central Pit	Mine Rock	0.049	24	780	1.9	0.10	0.050	3.5	0.30
A0964582	BR-407	166	167.5	Fragmental 1	Central Pit	Mine Rock	0.048	49	590	2.4	0.12	0.040	6.7	0.30
A0964583	BR-407	171	172	Fragmental 1	Central Pit	Mine Rock	0.041	31	450	2.3	0.030	0.060	2.1	0.20
A0964584	BR-407	176	177.5	Felsic Volcanic 1	Central Pit	Mine Rock	0.051	12	510	1.7	0.030	0.060	2.1	0.10
A0964585	BR-407	192.3	193.5	Felsic Volcanic 1	Central Pit	Mine Rock	0.066	12	540	2.6	<0.02	0.070	2.1	0.10
A0964586	BR-407	197.5	199	Felsic Volcanic 1	Central Pit	Mine Rock	0.044	10	530	2.6	0.17	0.080	0.90	<0.1
A0964616	BR-407	203.85	205	Felsic Volcanic 1	Central Pit	Mine Rock	0.042	12	520	1.3	0.030	0.050	1.4	<0.1
A0964587	BR-407	212.5	214	Felsic Volcanic 1	Central Pit	Mine Rock	0.042	12	570	2.5	<0.02	0.050	1.6	<0.1
A0964588	BR-407	218	219	Felsic Volcanic 1	Central Pit	Mine Rock	0.034	13	510	1.8	0.32	0.040	1.6	0.10
A0964589	BR-407	225	226.5	Felsic Volcanic 1	Central Pit	Mine Rock	0.051	12	530	2.9	<0.02	0.050	2.5	<0.1

(1) Ten times average crustal abundance values presented in Price (1997).

Blue highlighting indicates samples with metal concentrations greater than the ten times crustal abundance screening value are present in the analyzed group.

Screening values are for qualitative assessment only and hold no regulatory significance.

Classification as mine rock or ore-grade materials was based on gold content.

A value of "--" indicates metal was not measured for the given sample; the variation in elements analyzed is due to measurement at two different laboratories (see text).

Table B-5 Aqua Regia Metals

Sample ID	Drillhole ID	From	To	Lithology	Area	Class	Sodium	Nickel	Phosphorus	Lead	Sulphur	Antimony	Scandium	Selenium
		m	m				%	ppm	ppm	ppm	%	ppm	ppm	ppm
10x Crustal Abundance (Price 1997) [(1)]							--	*840*	*10500*	*140*	*0.40*	*2.0*	*220*	*0.50*
A0964590	BR-407	231	231.6	Felsic Volcanic 1	Central Pit	Mine Rock	0.036	13	550	2.8	<0.02	0.050	2.2	<0.1
A0964591	BR-407	241.5	243	Felsic Volcanic 1	Central Pit	Mine Rock	0.050	12	540	2.6	<0.02	0.050	2.7	<0.1
A0964592	BR-407	247.5	249	Felsic Volcanic 1	Central Pit	Mine Rock	0.057	12	520	2.7	<0.02	0.040	2.3	0.20
A0964593	BR-407	261	262.5	Felsic Volcanic 1	Central Pit	Mine Rock	0.048	12	540	2.4	<0.02	0.050	2.0	<0.1
A0964594	BR-407	267	268.5	Felsic Volcanic 1	Central Pit	Mine Rock	0.066	18	1250	1.9	<0.02	0.050	4.1	0.20
A0964595	BR-407	273	274.5	Felsic Volcanic 1	Central Pit	Mine Rock	0.068	38	1500	2.0	0.050	0.060	4.7	0.20
A0964596	BR-407	285	286	Metasediment 2	Central Pit	Mine Rock	0.053	69	600	15	0.15	0.050	8.5	0.20
A0964597	BR-407	291	292.5	Metasediment 2	Central Pit	Mine Rock	0.061	39	1320	2.7	0.27	0.050	5.6	0.20
A0964598	BR-407	298.5	300	Fragmental 1	Central Pit	Mine Rock	0.088	23	1380	1.5	0.070	0.060	4.2	0.20
A0964599	BR-407	304.5	305.6	Fragmental 1	Central Pit	Mine Rock	0.13	19	1200	2.6	0.040	0.040	4.6	<0.1
A0964600	BR-407	318.6	319.6	Felsic Volcanic 1	Central Pit	Mine Rock	0.041	13	550	2.8	0.17	0.050	2.7	0.10
A0964601	BR-407	323.9	325.05	Felsic Volcanic 1	Central Pit	Mine Rock	0.047	13	550	2.3	0.11	0.050	3.1	0.10
A0964602	BR-407	330	331	Metasediment 2	Central Pit	Mine Rock	0.046	30	480	16	0.32	0.070	4.5	0.30
A0964752	BR-463	17.5	19	Felsic Volcanic 1	Central Pit	Mine Rock	0.077	17	520	15	1.0	0.14	2.6	0.30
A0964753	BR-463	31	32.5	Felsic Volcanic 1	Central Pit	Mine Rock	0.056	15	560	8.1	0.69	0.14	2.7	0.30
A0964754	BR-463	54.7	56.2	Felsic Volcanic 1	Central Pit	Mine Rock	0.19	19	550	68	0.64	0.12	2.8	0.10
A0964755	BR-463	62	63.5	Felsic Volcanic 1	Central Pit	Mine Rock	0.064	15	560	15	0.31	0.080	3.3	<0.1
A0964756	BR-463	81.5	82.5	Felsic Volcanic 1	Central Pit	Mine Rock	0.077	13	550	3.1	0.44	0.10	3.0	<0.1
A0964757	BR-463	130.5	132	Felsic Volcanic 1	Central Pit	Mine Rock	0.058	21	700	3.8	0.33	0.080	3.6	0.10
A0964758	BR-463	139.2	140.6	Felsic Volcanic 1	Central Pit	Mine Rock	0.056	22	680	2.7	0.67	0.080	3.4	0.10
A0964759	BR-463	153.2	154.2	Felsic Volcanic 1	Central Pit	Mine Rock	0.052	18	540	2.8	0.37	0.10	3.4	0.20
A0964760	BR-463	157.6	158.7	Metasediment 2	Central Pit	Mine Rock	0.042	50	690	6.4	0.81	0.11	9.6	0.30
A0964761	BR-463	162.2	163.2	Felsic Volcanic 1	Central Pit	Mine Rock	0.036	19	710	16	0.73	0.080	2.0	<0.1
A0964762	BR-463	168	169.5	Metasediment 2	Central Pit	Mine Rock	0.022	58	740	3.2	0.61	0.12	6.3	0.30
A0964763	BR-463	172.9	174.4	Metasediment 2	Central Pit	Mine Rock	0.035	58	620	3.0	0.37	0.16	8.9	0.30
A0964764	BR-463	175.8	176.7	Metasediment 2	Central Pit	Mine Rock	0.048	68	580	3.0	0.71	0.23	8.0	0.30
A0964765	BR-463	186.8	188.3	Felsic Volcanic 1	Central Pit	Mine Rock	0.065	20	690	3.3	0.59	0.090	4.0	0.10
A0964766	BR-464	13.7	15	Felsic Volcanic 1	Central Pit	Mine Rock	0.052	27	540	2.9	0.35	0.090	4.2	0.30
A0964767	BR-464	20.3	21.3	Metasediment 2	Central Pit	Mine Rock	0.040	47	630	5.1	0.32	0.12	6.0	0.20
A0964768	BR-464	27	28.35	Felsic Volcanic 1	Central Pit	Mine Rock	0.057	22	1060	4.1	0.48	0.090	5.0	0.20
A0964769	BR-464	35.2	36.2	Metasediment 2	Central Pit	Mine Rock	0.035	69	660	2.0	2.6	0.15	6.1	0.20
A0964721	BR-464	71.7	72.7	Metasediment 2	Central Pit	Ore-Grade	0.079	47	650	2.1	0.73	0.11	6.6	0.20
A0964722	BR-464	76	77.3	Felsic Volcanic 2	Central Pit	Mine Rock	0.053	0.70	140	8.0	1.2	0.34	0.80	<0.1
A0964723	BR-464	87.4	88.3	Felsic Volcanic 2	Central Pit	Mine Rock	0.061	1.7	220	2.8	0.36	0.14	1.6	0.10
A0964724	BR-464	91.7	92.8	Felsic Volcanic 2	Central Pit	Mine Rock	0.044	1.1	160	6.1	0.83	0.12	1.0	0.20
A0964725	BR-464	100	101.5	Felsic Volcanic 2	Central Pit	Mine Rock	0.042	0.80	150	4.1	0.82	0.17	0.90	0.20
A0964726	BR-464	105.7	106.7	Felsic Volcanic 2	Central Pit	Mine Rock	0.041	1.1	150	6.4	0.83	0.23	0.70	0.10
A0964727	BR-464	110.5	111.85	Felsic Volcanic 2	Central Pit	Mine Rock	0.058	0.60	150	4.8	0.93	0.20	0.80	0.30
A0964728	BR-464	115.3	116	Felsic Volcanic 2	Central Pit	Mine Rock	0.061	0.90	110	5.4	1.0	0.59	0.70	0.80
A0964729	BR-464	120.2	121	Felsic Volcanic 2	Central Pit	Mine Rock	0.037	0.60	160	4.0	0.66	0.26	1.0	<0.1
A0964730	BR-464	125	126.5	Felsic Volcanic 2	Central Pit	Mine Rock	0.043	0.60	150	4.2	0.81	0.21	0.80	0.20
A0964731	BR-464	130.4	131.9	Felsic Volcanic 1	Central Pit	Mine Rock	0.071	26	730	4.5	0.86	0.39	3.6	0.10
A0964732	BR-464	136	137	Felsic Volcanic 2	Central Pit	Mine Rock	0.056	0.70	180	5.1	1.6	0.26	0.80	0.20

(1) Ten times average crustal abundance values presented in Price (1997).

Blue highlighting indicates samples with metal concentrations greater than the ten times crustal abundance screening value are present in the analyzed group.

Screening values are for qualitative assessment only and hold no regulatory significance.

Classification as mine rock or ore-grade materials was based on gold content.

A value of "--" indicates metal was not measured for the given sample; the variation in elements analyzed is due to measurement at two different laboratories (see text).

Table B-5 Aqua Regia Metals

Sample ID	Drillhole ID	From	To	Lithology	Area	Class	Sodium	Nickel	Phosphorus	Lead	Sulphur	Antimony	Scandium	Selenium
		m	m				%	ppm	ppm	ppm	%	ppm	ppm	ppm
10x Crustal Abundance (Price 1997) [(1)]							--	*840*	*10500*	*140*	*0.40*	*2.0*	*220*	*0.50*
A0964733	BR-464	141.9	143.4	Felsic Volcanic 2	Central Pit	Mine Rock	0.038	0.60	150	4.3	1.2	0.22	0.70	0.10
A0964734	BR-464	146.9	148.1	Felsic Volcanic 2	Central Pit	Mine Rock	0.056	13	210	4.3	0.88	0.16	1.7	0.20
A0964735	BR-464	151.6	152.8	Felsic Volcanic 2	Central Pit	Mine Rock	0.047	4.4	170	4.1	0.74	0.26	1.2	0.20
A0964736	BR-464	156.3	157.3	Felsic Volcanic 2	Central Pit	Mine Rock	0.050	1.7	160	3.6	0.37	0.26	1.7	0.20
A0964737	BR-464	160.7	161.85	Felsic Volcanic 2	Central Pit	Mine Rock	0.035	0.50	150	6.5	0.72	0.35	1.0	0.30
A0964738	BR-464	164.6	166.1	Felsic Volcanic 2	Central Pit	Mine Rock	0.044	1.8	200	3.7	0.34	0.24	1.3	0.10
A0964739	BR-465	18.6	18.9	Felsic Volcanic 1	Central Pit	Mine Rock	0.042	7.7	190	5.4	1.1	0.17	1.8	0.10
A0964740	BR-465	24.4	25.6	Felsic Volcanic 2	Central Pit	Mine Rock	0.041	16	380	3.4	0.14	0.090	3.4	0.20
A0964741	BR-465	33.6	34.3	Felsic Volcanic 2	Central Pit	Mine Rock	0.045	45	650	3.9	0.53	0.090	6.6	0.30
A0964742	BR-465	38	39	Felsic Volcanic 2	Central Pit	Mine Rock	0.041	0.70	140	8.0	1.1	0.080	0.60	0.30
A0964743	BR-465	45.15	46.65	Felsic Volcanic 2	Central Pit	Mine Rock	0.042	0.60	140	3.1	0.27	0.12	0.80	0.10
A0964826	BR-465	51	52.5	Felsic Volcanic 2	Central Pit	Mine Rock	0.045	0.50	140	3.4	0.25	0.18	0.90	0.10
A0964827	BR-465	57	58.5	Felsic Volcanic 2	Central Pit	Mine Rock	0.037	0.50	140	5.8	0.97	0.18	0.60	0.20
A0964828	BR-465	63	64.5	Felsic Volcanic 2	Central Pit	Mine Rock	0.053	0.50	150	3.2	0.33	0.16	0.90	0.10
A0964829	BR-465	68.5	70	Felsic Volcanic 2	Central Pit	Mine Rock	0.035	0.90	150	4.0	2.0	0.30	0.30	0.10
A0964830	BR-465	73.4	74.8	Felsic Volcanic 2	Central Pit	Mine Rock	0.042	0.50	140	6.0	1.5	0.24	0.40	<0.1
A0964831	BR-465	85.7	87.2	Felsic Volcanic 1	Central Pit	Mine Rock	0.062	17	680	7.0	0.80	0.23	3.3	0.20
A0964832	BR-465	99.5	100.5	Felsic Volcanic 2	Central Pit	Mine Rock	0.039	2.6	230	6.3	1.2	0.20	0.60	<0.1
A0964833	BR-465	104.9	106	Felsic Volcanic 2	Central Pit	Mine Rock	0.035	0.50	140	8.3	1.2	0.22	0.40	0.10
A0964834	BR-465	110.1	111.4	Felsic Volcanic 2	Central Pit	Mine Rock	0.049	0.70	150	5.0	0.84	0.32	0.70	0.20
A0964835	BR-465	115.7	116.4	Felsic Volcanic 2	Central Pit	Mine Rock	0.061	1.9	160	5.0	1.3	0.24	1.0	0.10
A0964836	BR-465	121.1	122	Felsic Volcanic 2	Central Pit	Mine Rock	0.034	1.0	180	5.2	1.2	0.31	0.70	<0.1
A0964837	BR-465	126.4	127.9	Felsic Volcanic 1	Central Pit	Mine Rock	0.056	17	820	3.3	0.33	0.23	3.6	<0.1
A0964838	BR-465	150.5	152	Felsic Volcanic 1	Central Pit	Mine Rock	0.025	12	660	3.1	0.53	0.58	1.5	<0.1
A0964697	BR-466	6.1	7.1	Felsic Volcanic 2	Central Pit	Mine Rock	0.052	0.50	130	7.5	1.1	0.12	0.50	<0.1
A0964698	BR-466	11.8	13.3	Felsic Volcanic 2	Central Pit	Mine Rock	0.050	0.60	150	6.0	0.73	0.13	0.80	0.20
A0964699	BR-466	17.1	18.6	Felsic Volcanic 2	Central Pit	Mine Rock	0.054	0.50	150	9.6	0.45	0.16	1.1	0.20
A0964700	BR-466	24.15	25.35	Felsic Volcanic 2	Central Pit	Mine Rock	0.055	0.50	150	3.5	0.43	0.16	0.80	0.10
A0964618	BR-466	29.4	30.9	Felsic Volcanic 2	Central Pit	Mine Rock	0.057	0.50	150	11	0.73	0.20	0.90	0.30
A0964619	BR-466	36.4	37.4	Felsic Volcanic 2	Central Pit	Mine Rock	0.050	0.40	140	4.8	1.1	0.31	0.70	<0.1
A0964620	BR-466	41.4	42.9	Felsic Volcanic 2	Central Pit	Mine Rock	0.037	0.60	130	5.9	1.2	0.69	0.40	<0.1
A0964621	BR-466	48.4	49.9	Felsic Volcanic 2	Central Pit	Mine Rock	0.043	1.4	150	4.9	1.5	0.18	0.80	<0.1
A0964622	BR-466	55.4	56.3	Felsic Volcanic 2	Central Pit	Mine Rock	0.033	0.50	160	5.0	1.6	0.20	0.60	<0.1
A0964623	BR-466	60.65	61.5	Felsic Volcanic 2	Central Pit	Mine Rock	0.041	9.1	190	4.2	1.3	0.18	2.0	0.10
A0964624	BR-466	65.5	67	Felsic Volcanic 2	Central Pit	Mine Rock	0.043	1.9	200	6.2	1.5	0.22	0.70	<0.1
A0964625	BR-466	70.6	71.9	Felsic Volcanic 2	Central Pit	Mine Rock	0.041	4.4	190	4.7	0.69	0.17	1.5	0.20
A0964626	BR-466	76.2	77.7	Felsic Volcanic 2	Central Pit	Mine Rock	0.038	0.50	140	3.2	0.44	0.27	0.90	<0.1
A0964627	BR-466	82.2	83.7	Felsic Volcanic 2	Central Pit	Ore-Grade	0.017	3.1	120	26	0.89	3.3	0.40	0.20
A0964628	BR-466	87.1	88.1	Felsic Volcanic 2	Central Pit	Mine Rock	0.041	0.40	150	3.4	0.25	0.21	1.0	<0.1
A0964629	BR-466	93.5	94.3	Felsic Volcanic 2	Central Pit	Mine Rock	0.023	0.50	150	6.9	1.8	0.40	0.50	0.10
A0964630	BR-466	98.15	99.15	Felsic Volcanic 2	Central Pit	Mine Rock	0.042	0.60	140	4.7	1.3	2.2	0.60	<0.1
A0964631	BR-466	104.3	105.5	Felsic Volcanic 2	Central Pit	Mine Rock	0.036	0.50	140	4.0	0.58	0.74	0.60	<0.1
A0964632	BR-466	109.3	110.3	Felsic Volcanic 2	Central Pit	Mine Rock	0.034	0.40	160	3.0	0.26	0.11	0.90	<0.1

(1) Ten times average crustal abundance values presented in Price (1997).

Blue highlighting indicates samples with metal concentrations greater than the ten times crustal abundance screening value are present in the analyzed group.

Screening values are for qualitative assessment only and hold no regulatory significance.

Classification as mine rock or ore-grade materials was based on gold content.

A value of "--" indicates metal was not measured for the given sample; the variation in elements analyzed is due to measurement at two different laboratories (see text).

Table B-5 Aqua Regia Metals

Sample ID	Drillhole ID	From	To	Lithology	Area	Class	Sodium	Nickel	Phosphorus	Lead	Sulphur	Antimony	Scandium	Selenium
		m	m				%	ppm	ppm	ppm	%	ppm	ppm	ppm
10x Crustal Abundance (Price 1997) [(1)]							--	*840*	*10500*	*140*	*0.40*	*2.0*	*220*	*0.50*
A0964633	BR-466	119.05	120.3	Felsic Volcanic 2	Central Pit	Mine Rock	0.030	1.6	270	7.0	0.67	0.13	0.90	<0.1
117134	BR-020	190.45	190.8	Felsic Volcanic 1	Central Pit	Mine Rock	0.053	43	810	2.5	0.52	0.12	4.1	0.10
117135	BR-020	196.5	198	Felsic Volcanic 2	Central Pit	Mine Rock	0.039	7.3	180	5.4	1.4	0.24	1.0	<0.1
117136	BR-020	200	201	Felsic Volcanic 2	Central Pit	Mine Rock	0.038	0.50	150	3.5	0.57	0.20	0.80	<0.1
117137	BR-020	204	205	Felsic Volcanic 2	Central Pit	Mine Rock	0.030	0.50	130	4.1	1.1	0.21	0.60	<0.1
117138	BR-020	210	211	Felsic Volcanic 2	Central Pit	Mine Rock	0.050	0.50	150	5.3	1.4	0.19	1.1	<0.1
117133	BR-020	215	216	Felsic Volcanic 2	Central Pit	Mine Rock	0.012	0.40	150	13	1.6	0.10	0.30	<0.1
117139	BR-020	223	224	Felsic Volcanic 2	Central Pit	Mine Rock	0.052	0.50	160	4.1	0.69	0.17	1.4	0.10
117140	BR-020	230	231	Felsic Volcanic 2	Central Pit	Mine Rock	0.042	0.40	140	3.5	0.59	0.24	0.90	<0.1
117141	BR-020	235	235.8	Felsic Volcanic 2	Central Pit	Mine Rock	0.021	1.0	140	6.8	0.83	0.32	0.50	0.70
117142	BR-020	240	241	Felsic Volcanic 1	Central Pit	Mine Rock	0.048	18	800	2.9	0.55	0.26	3.7	0.90
117143	BR-020	245	246	Felsic Volcanic 1	Central Pit	Mine Rock	0.047	17	760	3.2	0.31	0.20	3.2	0.30
A0963308	BR-108	15	16	Felsic Volcanic 1	Central Pit	Mine Rock	0.036	28	870	0.89	0.020	0.050	2.5	0.10
A0963309	BR-108	20	21	Felsic Volcanic 2	Central Pit	Mine Rock	0.036	0.80	70	1.4	0.020	<0.02	0.30	<0.1
A0963310	BR-108	25	26	Felsic Volcanic 2	Central Pit	Mine Rock	0.019	1.0	100	1.3	<0.02	<0.02	0.50	<0.1
A0963311	BR-108	30.55	31.5	Felsic Volcanic 2	Central Pit	Mine Rock	0.023	3.2	150	11	0.29	0.030	0.60	<0.1
A0963312	BR-108	35.5	36	Felsic Volcanic 2	Central Pit	Mine Rock	0.042	3.4	140	18	0.42	0.060	1.4	<0.1
A0963313	BR-108	41	41.75	Felsic Volcanic 1	Central Pit	Mine Rock	0.048	13	470	2.5	0.090	0.050	2.1	<0.1
A0963314	BR-108	46.75	47.9	Felsic Volcanic 1	Central Pit	Mine Rock	0.052	13	540	2.7	0.080	0.050	2.3	<0.1
A0963315	BR-108	51.9	52.5	Felsic Volcanic 1	Central Pit	Mine Rock	0.045	13	520	3.0	0.34	0.050	1.9	<0.1
A0963316	BR-108	57	58	Felsic Volcanic 1	Central Pit	Mine Rock	0.051	13	540	2.6	0.070	0.050	2.1	<0.1
A0963317	BR-108	62.5	63.5	Felsic Volcanic 1	Central Pit	Mine Rock	0.052	13	550	2.8	0.090	0.050	2.0	<0.1
A0963318	BR-108	67.5	68.5	Felsic Volcanic 1	Central Pit	Mine Rock	0.053	13	560	3.0	0.090	0.050	1.7	<0.1
A0963319	BR-108	73.75	74.5	Felsic Volcanic 1	Central Pit	Mine Rock	0.073	14	580	2.8	0.39	0.050	2.3	0.10
A0963320	BR-108	78.5	79.25	Felsic Volcanic 1	Central Pit	Mine Rock	0.050	14	560	2.6	0.080	0.050	1.8	<0.1
A0963321	BR-108	83.75	84.5	Felsic Volcanic 1	Central Pit	Mine Rock	0.051	14	580	1.5	0.15	0.050	2.3	<0.1
A0962982	BR-236	87	88.5	Felsic Volcanic 1	Central Pit	Ore-Grade	0.043	17	680	12	0.57	0.15	2.0	0.20
A0962983	BR-236	99	100.5	Felsic Volcanic 1	Central Pit	Ore-Grade	0.036	18	710	17	0.58	0.13	2.1	0.20
A0962984	BR-236	109.5	111	Felsic Volcanic 1	Central Pit	Ore-Grade	0.057	16	690	14	0.63	0.15	2.6	0.20
A0962985	BR-236	114.5	116	Felsic Volcanic 1	Central Pit	Mine Rock	0.061	14	560	13	0.42	0.080	2.4	0.30
A0962986	BR-236	134	135	Felsic Volcanic 1	Central Pit	Mine Rock	0.053	9.6	470	3.6	0.75	0.15	1.8	0.20
A0962987	BR-236	143	144	Felsic Volcanic 1	Central Pit	Mine Rock	0.045	18	780	3.0	0.56	0.13	3.0	0.10
A0962988	BR-236	151.65	152.5	Felsic Volcanic 1	Central Pit	Mine Rock	0.045	16	770	3.3	0.43	0.090	3.0	0.20
A0962989	BR-236	168.3	168.8	Felsic Volcanic 1	Central Pit	Mine Rock	0.083	18	800	2.6	0.34	0.070	4.0	0.10
A0962990	BR-236	178	178.9	Metasediment 2	Central Pit	Mine Rock	0.023	56	530	2.6	0.25	0.080	6.6	0.20
A0962991	BR-236	181.4	182.5	Metasediment 2	Central Pit	Mine Rock	0.049	63	590	3.2	0.28	0.12	8.5	0.20
A0962992	BR-236	185	185.85	Metasediment 2	Central Pit	Mine Rock	0.045	50	520	2.8	0.30	0.070	5.4	0.10
A0962993	BR-236	195.1	196	Metasediment 2	Central Pit	Mine Rock	0.032	65	550	3.8	0.37	0.11	6.7	0.20
A0964533	BR-237	174	175.4	Felsic Volcanic 2	Central Pit	Mine Rock	0.042	0.30	150	13	0.36	0.24	1.1	0.10
A0964534	BR-237	181.7	182.6	Felsic Volcanic 1	Central Pit	Mine Rock	0.052	37	780	4.4	0.60	0.19	3.4	0.20
A0964535	BR-237	191.5	192.5	Felsic Volcanic 2	Central Pit	Mine Rock	0.026	0.40	140	9.5	1.4	0.14	0.20	0.10
A0964536	BR-237	196.4	197.4	Felsic Volcanic 2	Central Pit	Mine Rock	0.037	0.20	140	8.4	0.95	0.40	0.60	0.20
A0964537	BR-237	204	204.8	Felsic Volcanic 2	Central Pit	Ore-Grade	0.0040	0.10	110	31	1.5	0.78	<0.1	0.20

(1) Ten times average crustal abundance values presented in Price (1997).

Blue highlighting indicates samples with metal concentrations greater than the ten times crustal abundance screening value are present in the analyzed group.

Screening values are for qualitative assessment only and hold no regulatory significance.

Classification as mine rock or ore-grade materials was based on gold content.

A value of "--" indicates metal was not measured for the given sample; the variation in elements analyzed is due to measurement at two different laboratories (see text).

Table B-5 Aqua Regia Metals

Sample ID	Drillhole ID	From	To	Lithology	Area	Class	Sodium	Nickel	Phosphorus	Lead	Sulphur	Antimony	Scandium	Selenium
		m	m				%	ppm	ppm	ppm	%	ppm	ppm	ppm
10x Crustal Abundance (Price 1997) [(1)]							--	*840*	*10500*	*140*	*0.40*	*2.0*	*220*	*0.50*
A0964538	BR-237	210	211.3	Felsic Volcanic 2	Central Pit	Mine Rock	0.027	0.20	140	5.6	1.3	0.31	0.40	0.10
A0964539	BR-237	215.3	215.7	Felsic Volcanic 2	Central Pit	Mine Rock	0.029	27	270	13	1.0	0.23	1.9	<0.1
A0964540	BR-237	220.75	222	Felsic Volcanic 2	Central Pit	Mine Rock	0.079	3.3	140	5.9	0.74	0.33	1.4	0.20
A0964541	BR-237	226.8	227.6	Felsic Volcanic 2	Central Pit	Mine Rock	0.036	0.40	160	5.0	0.91	0.24	1.3	0.10
A0964542	BR-237	232.4	233.5	Felsic Volcanic 2	Central Pit	Mine Rock	0.012	0.10	180	4.5	0.94	0.28	0.90	0.10
A0963701	BR-322	15	16.4	Felsic Volcanic 1	Central Pit	Mine Rock	0.024	7.1	290	2.8	0.22	0.050	1.2	0.20
A0963702	BR-322	31	32	Felsic Volcanic 1	Central Pit	Mine Rock	0.020	12	470	4.4	1.9	0.10	0.60	0.20
A0963703	BR-322	37.4	38.4	Felsic Volcanic 1	Central Pit	Mine Rock	0.049	12	460	5.2	0.33	0.060	2.5	<0.1
A0963704	BR-322	45.6	46.8	Fragmental 1	Central Pit	Mine Rock	0.044	31	490	2.7	0.24	0.060	3.5	0.20
A0963705	BR-322	50.85	51.6	Felsic Volcanic 1	Central Pit	Mine Rock	0.041	13	500	3.7	0.46	0.060	1.7	<0.1
A0963706	BR-322	60	60.75	Fragmental 1	Central Pit	Mine Rock	0.027	38	570	2.5	0.26	0.060	4.5	0.20
A0963707	BR-322	70	71.3	Felsic Volcanic 1	Central Pit	Mine Rock	0.038	17	560	3.3	0.19	0.070	2.1	<0.1
A0963708	BR-322	75	76.5	Felsic Volcanic 1	Central Pit	Mine Rock	0.016	16	560	3.6	0.25	0.070	2.7	<0.1
A0963709	BR-322	87	88.4	Felsic Volcanic 1	Central Pit	Mine Rock	0.035	15	480	3.2	0.29	0.050	1.5	0.10
A0963710	BR-322	96	97.5	Felsic Volcanic 1	Central Pit	Mine Rock	0.044	14	500	4.4	0.38	0.070	1.7	0.20
A0963711	BR-322	102	103.5	Felsic Volcanic 1	Central Pit	Mine Rock	0.051	15	520	3.6	0.39	0.060	1.8	<0.1
A0963712	BR-322	119.85	121.3	Fragmental 1	Central Pit	Mine Rock	0.038	13	430	3.2	0.74	0.12	1.7	0.10
A0963713	BR-322	126.35	127.2	Fragmental 1	Central Pit	Mine Rock	0.043	15	450	2.3	0.60	0.070	1.8	0.10
A0963714	BR-322	136.6	137.65	Fragmental 1	Central Pit	Mine Rock	0.040	12	500	3.2	0.80	0.11	1.9	<0.1
A0963715	BR-322	141	142.5	Fragmental 1	Central Pit	Mine Rock	0.044	13	500	2.8	0.68	0.090	1.7	<0.1
A0963716	BR-322	150	151	Fragmental 1	Central Pit	Mine Rock	0.039	19	750	4.2	1.1	0.16	2.1	0.10
A0963717	BR-322	156	157.2	Fragmental 1	Central Pit	Mine Rock	0.049	15	580	3.7	1.2	0.11	2.1	0.20
A0963718	BR-322	162	163.5	Fragmental 1	Central Pit	Mine Rock	0.065	12	540	3.7	1.5	0.18	2.1	0.40
A0963719	BR-322	173	174	Fragmental 1	Central Pit	Mine Rock	0.12	17	640	3.9	1.0	0.21	3.5	0.10
A0963720	BR-322	176	177	Fragmental 1	Central Pit	Mine Rock	0.081	20	600	5.0	0.87	0.20	2.9	0.30
A0963721	BR-322	182.1	183	Felsic Volcanic 1	Central Pit	Mine Rock	0.055	16	540	5.2	1.2	0.19	1.9	0.50
A0963722	BR-322	192.4	193.4	Felsic Volcanic 1	Central Pit	Mine Rock	0.055	16	530	11	1.0	0.18	2.5	0.40
A0963723	BR-322	214.7	216	Felsic Volcanic 1	Central Pit	Ore-Grade	0.049	15	560	9.1	0.79	0.15	3.0	0.30
A0963724	BR-322	259	260	Felsic Volcanic 1	Central Pit	Mine Rock	0.046	14	540	9.1	1.3	0.25	2.7	0.90
A0963725	BR-324	24	25	Felsic Volcanic 1	Central Pit	Mine Rock	0.047	17	560	2.9	0.55	0.090	2.2	<0.1
A0963726	BR-324	25	26	Felsic Volcanic 1	Central Pit	Mine Rock	0.037	21	580	4.0	0.47	0.070	2.0	0.10
A0963727	BR-324	30	31	Fragmental 1	Central Pit	Mine Rock	0.046	46	560	9.8	0.19	0.070	4.6	0.20
A0963728	BR-324	34.5	36	Felsic Volcanic 1	Central Pit	Mine Rock	0.043	26	570	10	0.24	0.060	2.6	0.10
A0963729	BR-324	46.5	48	Felsic Volcanic 1	Central Pit	Mine Rock	0.039	15	540	3.5	0.57	0.090	1.5	0.10
A0963730	BR-324	60	61	Felsic Volcanic 1	Central Pit	Mine Rock	0.069	21	580	3.6	0.90	0.12	2.3	<0.1
A0963731	BR-324	69	70.5	Felsic Volcanic 1	Central Pit	Mine Rock	0.040	16	540	7.6	0.87	0.13	2.0	<0.1
A0963732	BR-324	80.6	81.15	Felsic Volcanic 1	Central Pit	Mine Rock	0.027	73	910	2.0	0.89	0.090	11	0.30
A0963733	BR-324	88	89	Felsic Volcanic 1	Central Pit	Mine Rock	0.044	15	600	5.6	1.7	0.23	1.7	0.10
A0963734	BR-324	95	96.5	Felsic Volcanic 1	Central Pit	Mine Rock	0.058	14	600	7.7	1.3	0.16	2.3	0.50
A0963735	BR-324	103.5	105	Felsic Volcanic 1	Central Pit	Mine Rock	0.057	15	640	4.0	0.71	0.10	2.6	0.30
A0963736	BR-324	115.5	117	Felsic Volcanic 1	Central Pit	Mine Rock	0.049	10	770	2.3	0.57	0.13	2.4	0.90
A0963737	BR-324	125	126	Felsic Volcanic 1	Central Pit	Ore-Grade	0.073	15	560	8.1	0.95	0.11	3.3	0.40
A0963738	BR-324	126.8	128	Felsic Volcanic 1	Central Pit	Mine Rock	0.038	16	610	37	1.6	0.13	1.8	1.1

(1) Ten times average crustal abundance values presented in Price (1997).

Blue highlighting indicates samples with metal concentrations greater than the ten times crustal abundance screening value are present in the analyzed group.

Screening values are for qualitative assessment only and hold no regulatory significance.

Classification as mine rock or ore-grade materials was based on gold content.

A value of "--" indicates metal was not measured for the given sample; the variation in elements analyzed is due to measurement at two different laboratories (see text).

Table B-5 Aqua Regia Metals

Sample ID	Drillhole ID	From	To	Lithology	Area	Class	Sodium	Nickel	Phosphorus	Lead	Sulphur	Antimony	Scandium	Selenium
		m	m				%	ppm	ppm	ppm	%	ppm	ppm	ppm
10x Crustal Abundance (Price 1997) [(1)]							--	*840*	*10500*	*140*	*0.40*	*2.0*	*220*	*0.50*
A0963739	BR-324	128	129	Felsic Volcanic 1	Central Pit	Mine Rock	0.023	16	520	188	3.1	0.23	1.0	2.8
A0963740	BR-324	129	130.5	Felsic Volcanic 1	Central Pit	Mine Rock	0.077	24	700	34	1.7	0.14	3.0	1.0
A0963741	BR-324	145.5	147	Felsic Volcanic 1	Central Pit	Mine Rock	0.048	15	720	3.5	0.67	0.15	2.6	0.20
A0963742	BR-324	159.5	160.5	Felsic Volcanic 1	Central Pit	Ore-Grade	0.077	15	630	20	0.69	0.15	3.0	0.20
A0963743	BR-324	164.5	165.5	Felsic Volcanic 1	Central Pit	Mine Rock	0.053	17	660	7.0	0.89	0.19	3.1	0.30
A0963744	BR-324	175.75	176.5	Felsic Volcanic 1	Central Pit	Mine Rock	0.10	14	620	9.8	2.2	0.22	2.5	0.80
A0963745	BR-324	180.75	181.5	Felsic Volcanic 2	Central Pit	Mine Rock	0.054	14	750	3.7	1.0	0.13	1.5	1.2
A0963746	BR-324	184.5	185.25	Felsic Volcanic 1	Central Pit	Ore-Grade	0.061	22	720	6.5	0.71	0.10	5.1	1.3
A0963747	BR-324	198	199.5	Felsic Volcanic 1	Central Pit	Mine Rock	0.11	15	540	478	0.70	0.78	1.5	0.20
A0963748	BR-324	205.5	207	Felsic Volcanic 1	Central Pit	Mine Rock	0.10	16	610	56	0.46	0.18	2.2	0.10
A0964907	BR-409	11.45	12.5	Felsic Volcanic 2	Central Pit	Mine Rock	0.034	0.30	80	5.8	0.83	0.080	0.30	<0.1
A0964908	BR-409	16.5	17.8	Felsic Volcanic 2	Central Pit	Mine Rock	0.036	0.50	100	5.8	1.1	0.10	0.50	<0.1
A0964906	BR-409	25.5	27	Felsic Volcanic 2	Central Pit	Mine Rock	0.022	2.4	120	2.5	0.19	0.10	0.70	<0.1
A0964909	BR-409	30	31.5	Felsic Volcanic 1	Central Pit	Mine Rock	0.066	14	520	2.5	0.090	0.050	2.9	<0.1
A0964910	BR-409	36	37.5	Felsic Volcanic 1	Central Pit	Mine Rock	0.043	12	520	1.9	0.060	0.060	2.6	<0.1
A0964911	BR-409	42	43.5	Felsic Volcanic 1	Central Pit	Mine Rock	0.040	28	690	1.3	0.030	0.040	3.8	<0.1
A0964912	BR-409	48	49	Felsic Volcanic 1	Central Pit	Mine Rock	0.030	34	680	8.1	0.020	0.080	3.2	<0.1
A0964913	BR-409	69	70.5	Felsic Volcanic 2	Central Pit	Mine Rock	0.024	0.20	20	3.7	<0.02	0.030	0.20	<0.1
A0964914	BR-409	76.9	77.2	Metasediment 2	Central Pit	Mine Rock	0.045	55	630	2.3	0.36	0.060	4.2	0.20
A0964915	BR-409	82.25	83.5	Felsic Volcanic 1	Central Pit	Mine Rock	0.056	13	480	2.4	0.050	0.040	2.4	<0.1
A0964916	BR-409	87	88.5	Felsic Volcanic 1	Central Pit	Mine Rock	0.060	14	520	3.3	0.13	0.060	2.3	0.10
A0964917	BR-409	93	94.5	Felsic Volcanic 1	Central Pit	Mine Rock	0.060	13	580	2.5	0.13	0.040	2.6	<0.1
A0964918	BR-409	100.05	101	Felsic Volcanic 1	Central Pit	Mine Rock	0.063	21	790	1.7	0.13	0.040	4.2	<0.1
A0964919	BR-409	105	106.5	Felsic Volcanic 1	Central Pit	Mine Rock	0.056	13	560	2.9	0.25	0.040	2.1	<0.1
A0964920	BR-409	109.5	111	Felsic Volcanic 1	Central Pit	Mine Rock	0.042	19	560	2.8	0.36	0.050	2.2	0.10
A0964921	BR-409	115.7	117	Felsic Volcanic 1	Central Pit	Mine Rock	0.052	14	570	4.1	0.69	0.080	2.3	0.20
A0964922	BR-409	123	124.5	Felsic Volcanic 1	Central Pit	Mine Rock	0.052	18	640	2.9	0.42	0.070	2.7	0.10
A0964923	BR-409	130.95	132	Felsic Volcanic 1	Central Pit	Mine Rock	0.048	17	630	3.7	0.55	0.080	2.9	<0.1
A0964924	BR-409	140.8	142	Felsic Volcanic 1	Central Pit	Mine Rock	0.041	19	550	2.6	0.16	0.070	1.9	<0.1
A0964925	BR-409	147	148.05	Felsic Volcanic 1	Central Pit	Mine Rock	0.032	21	540	5.0	1.4	0.14	1.4	<0.1
A0964926	BR-409	156	157.5	Fragmental 1	Central Pit	Mine Rock	0.052	14	520	3.3	0.65	0.10	2.2	0.20
A0964927	BR-409	160.5	161.6	Fragmental 1	Central Pit	Mine Rock	0.048	18	620	4.1	0.58	0.040	2.9	<0.1
A0964928	BR-409	165	166.5	Fragmental 1	Central Pit	Mine Rock	0.082	15	550	3.5	0.35	0.080	2.9	<0.1
A0964929	BR-409	175.5	177	Felsic Volcanic 1	Central Pit	Mine Rock	0.064	14	590	3.2	1.0	0.14	2.5	<0.1
A0964930	BR-409	186	187.5	Fragmental 1	Central Pit	Mine Rock	0.059	26	580	3.1	1.4	0.12	2.6	<0.1
A0964931	BR-409	189.8	190.5	Fragmental 1	Central Pit	Mine Rock	0.054	19	930	2.4	0.37	0.040	3.3	0.10
A0964932	BR-409	199.85	201	Fragmental 1	Central Pit	Mine Rock	0.048	14	500	3.5	0.82	0.20	1.9	0.20
A0964933	BR-409	204.35	205.35	Felsic Volcanic 1	Central Pit	Mine Rock	0.021	15	590	3.7	2.1	0.21	1.5	<0.1
A0964934	BR-409	210	211.5	Felsic Volcanic 1	Central Pit	Mine Rock	0.068	14	580	4.6	1.1	0.19	2.4	<0.1
A0964935	BR-409	217.45	217.95	Felsic Volcanic 1	Central Pit	Mine Rock	0.087	37	690	3.2	0.68	0.10	3.9	0.10
A0964487	BR-203	19.5	20.5	Felsic Volcanic 1	Central Pit	Mine Rock	0.10	14	530	15	0.95	0.15	2.7	0.30
A0964488	BR-203	27.1	27.6	Felsic Volcanic 1	Central Pit	Ore-Grade	0.017	10	620	246	1.8	0.34	0.80	1.8
A0964489	BR-203	31	32	Felsic Volcanic 1	Central Pit	Ore-Grade	0.14	13	650	31	0.44	0.13	2.9	0.20

(1) Ten times average crustal abundance values presented in Price (1997).

Blue highlighting indicates samples with metal concentrations greater than the ten times crustal abundance screening value are present in the analyzed group.

Screening values are for qualitative assessment only and hold no regulatory significance.

Classification as mine rock or ore-grade materials was based on gold content.

A value of "--" indicates metal was not measured for the given sample; the variation in elements analyzed is due to measurement at two different laboratories (see text).

Table B-5 Aqua Regia Metals

Sample ID	Drillhole ID	From	To	Lithology	Area	Class	Sodium	Nickel	Phosphorus	Lead	Sulphur	Antimony	Scandium	Selenium
		m	m				%	ppm	ppm	ppm	%	ppm	ppm	ppm
10x Crustal Abundance (Price 1997) [(1)]							--	*840*	*10500*	*140*	*0.40*	*2.0*	*220*	*0.50*
A0964490	BR-203	36	37.5	Felsic Volcanic 1	Central Pit	Mine Rock	0.10	10	750	20	0.62	0.13	3.1	0.30
A0964491	BR-203	41.5	43	Felsic Volcanic 1	Central Pit	Mine Rock	0.070	16	540	9.3	0.33	0.10	3.0	0.10
A0964492	BR-203	54.5	56	Felsic Volcanic 1	Central Pit	Mine Rock	0.066	9.5	740	3.8	0.43	0.11	2.6	0.20
A0964493	BR-203	59	60.5	Felsic Volcanic 1	Central Pit	Mine Rock	0.080	14	560	4.4	0.52	0.080	3.3	0.20
A0964494	BR-203	68	69	Felsic Volcanic 1	Central Pit	Mine Rock	0.087	17	540	6.7	0.56	0.15	3.2	<0.1
A0964495	BR-203	73.05	73.7	Felsic Volcanic 1	Central Pit	Mine Rock	0.046	18	510	14	0.40	0.31	2.1	1.3
A0964496	BR-203	80.3	81.2	Metasediment 2	Central Pit	Ore-Grade	0.047	46	570	7.6	1.6	0.23	6.4	4.0
A0964497	BR-203	93.4	94.85	Metasediment 2	Central Pit	Mine Rock	0.046	42	510	3.9	0.47	0.10	3.7	0.40
A0964498	BR-203	120.3	121.8	Felsic Volcanic 1	Central Pit	Mine Rock	0.062	10	780	16	0.66	0.15	1.5	0.40
A0964499	BR-203	124.1	125.1	Felsic Volcanic 1	Central Pit	Ore-Grade	0.060	17	600	525	0.92	0.89	1.6	2.6
A0964500	BR-203	132.4	133.2	Metasediment 2	Central Pit	Mine Rock	0.060	48	840	14	0.32	0.16	6.5	0.20
A0964051	BR-203	137.6	138.7	Metasediment 2	Central Pit	Mine Rock	0.064	56	660	4.4	0.34	0.17	8.4	0.20
A0964052	BR-203	145.6	147.1	Metasediment 2	Central Pit	Mine Rock	0.046	61	500	4.8	0.30	0.17	7.2	0.20
A0964053	BR-203	151	151.75	Metasediment 2	Central Pit	Mine Rock	0.039	45	640	6.0	0.40	0.22	6.2	0.20
A0964054	BR-203	164.5	165.2	Felsic Volcanic 1	Central Pit	Mine Rock	0.056	43	540	3.0	0.19	0.080	5.2	0.10
A0964055	BR-203	169.3	170.45	Fragmental 1	Central Pit	Mine Rock	0.030	34	550	1.8	0.60	0.39	5.4	0.20
A0964056	BR-203	177.15	178.65	Felsic Volcanic 1	Central Pit	Mine Rock	0.076	27	850	3.1	0.50	0.13	5.4	0.20
A0964057	BR-203	181.6	183	Felsic Volcanic 2	Central Pit	Mine Rock	0.054	1.3	150	24	2.3	0.22	0.60	0.10
A0964058	BR-203	188.6	189.6	Felsic Volcanic 2	Central Pit	Mine Rock	0.010	1.4	170	8.9	1.2	2.8	0.30	0.20
A0964059	BR-203	193.25	193.8	Felsic Volcanic 2	Central Pit	Mine Rock	0.021	0.70	140	14	1.5	0.22	0.30	0.30
A0964060	BR-203	201.15	201.7	Felsic Volcanic 2	Central Pit	Mine Rock	0.014	0.50	160	4.7	1.7	0.19	0.90	0.10
A0963825	BR-215	21	22.25	Fragmental 1	Central Pit	Mine Rock	0.052	18	530	9.1	0.95	0.22	1.9	<0.1
A0963826	BR-215	27	28.5	Fragmental 1	Central Pit	Mine Rock	0.066	33	540	3.9	0.32	0.060	4.5	0.20
A0963827	BR-215	33.4	33.9	Fragmental 1	Central Pit	Mine Rock	0.052	12	530	3.1	1.2	0.11	2.9	0.10
A0963828	BR-215	39	40.5	Fragmental 1	Central Pit	Mine Rock	0.082	12	540	5.1	1.7	0.24	2.1	<0.1
A0963829	BR-215	45	46.5	Fragmental 1	Central Pit	Mine Rock	0.11	12	520	5.0	1.5	0.22	2.5	<0.1
A0963830	BR-215	54.1	54.6	Fragmental 1	Central Pit	Ore-Grade	0.059	14	550	11	1.7	0.17	2.2	0.70
A0963831	BR-215	63	63.9	Felsic Volcanic 1	Central Pit	Mine Rock	0.11	16	630	5.6	1.1	0.16	3.5	0.30
A0963832	BR-215	69.35	70.5	Felsic Volcanic 1	Central Pit	Mine Rock	0.065	14	550	3.6	1.1	0.15	2.6	0.80
A0963833	BR-215	75	76.5	Felsic Volcanic 1	Central Pit	Mine Rock	0.067	14	560	4.8	1.5	0.13	2.4	1.3
A0963834	BR-215	82.5	84	Felsic Volcanic 1	Central Pit	Mine Rock	0.070	10	780	23	0.48	0.11	3.5	0.20
A0963835	BR-215	87	88.5	Felsic Volcanic 1	Central Pit	Mine Rock	0.059	10	760	4.3	0.38	0.11	3.3	<0.1
A0963836	BR-215	96.5	97.5	Felsic Volcanic 1	Central Pit	Mine Rock	0.11	11	1060	16	0.69	0.13	4.3	0.30
A0963837	BR-215	103.5	104.45	Felsic Volcanic 1	Central Pit	Mine Rock	0.085	9.7	800	2.5	0.66	0.10	2.7	0.20
A0963838	BR-215	119.55	120.5	Felsic Volcanic 1	Central Pit	Ore-Grade	0.041	9.8	780	5.4	0.66	0.15	2.6	0.20
A0963839	BR-215	130.5	132	Felsic Volcanic 1	Central Pit	Ore-Grade	0.054	9.2	740	2.9	0.59	0.11	2.3	0.20
A0963840	BR-215	139.5	140.65	Felsic Volcanic 1	Central Pit	Mine Rock	0.038	9.2	700	3.5	0.98	0.12	1.9	0.60
A0963841	BR-215	148.55	150	Felsic Volcanic 1	Central Pit	Ore-Grade	0.064	9.7	820	4.8	0.85	0.12	2.7	0.60
A0963842	BR-215	157.75	158.45	Felsic Volcanic 1	Central Pit	Mine Rock	0.068	14	620	270	1.5	0.74	2.4	0.80
A0963843	BR-215	179.7	180.5	Felsic Volcanic 1	Central Pit	Mine Rock	0.063	12	890	3.6	0.64	0.15	3.7	0.30
A0963844	BR-215	190.1	191.4	Felsic Volcanic 1	Central Pit	Mine Rock	0.056	9.3	820	8.5	0.86	0.17	2.2	0.20
A0963845	BR-215	200.7	201.7	Felsic Volcanic 1	Central Pit	Ore-Grade	0.075	10	780	26	1.1	0.22	2.3	0.90
A0963846	BR-215	217	218	Felsic Volcanic 1	Central Pit	Mine Rock	0.026	21	1000	2.5	0.41	0.10	5.1	0.20

(1) Ten times average crustal abundance values presented in Price (1997).

Blue highlighting indicates samples with metal concentrations greater than the ten times crustal abundance screening value are present in the analyzed group.

Screening values are for qualitative assessment only and hold no regulatory significance.

Classification as mine rock or ore-grade materials was based on gold content.

A value of "--" indicates metal was not measured for the given sample; the variation in elements analyzed is due to measurement at two different laboratories (see text).

Table B-5 Aqua Regia Metals

Sample ID	Drillhole ID	From	To	Lithology	Area	Class	Sodium	Nickel	Phosphorus	Lead	Sulphur	Antimony	Scandium	Selenium
		m	m				%	ppm	ppm	ppm	%	ppm	ppm	ppm
10x Crustal Abundance (Price 1997) [(1)]							--	*840*	*10500*	*140*	*0.40*	*2.0*	*220*	*0.50*
A0963847	BR-215	224.1	225	Felsic Volcanic 1	Central Pit	Ore-Grade	0.048	11	650	15	0.71	0.16	2.5	0.20
A0963848	BR-215	237.2	237.7	Felsic Volcanic 1	Central Pit	Ore-Grade	0.037	14	1010	8.1	0.87	0.14	3.9	1.0
A0963849	BR-215	256.9	258	Felsic Volcanic 1	Central Pit	Mine Rock	0.073	18	650	3.2	0.38	0.12	4.0	0.30
A0963850	BR-215	278.15	278.6	Metasediment 2	Central Pit	Mine Rock	0.026	48	690	3.5	0.32	0.080	6.8	0.20
A0963851	BR-215	299	300	Metasediment 2	Central Pit	Mine Rock	0.037	75	540	2.4	0.25	0.20	8.9	0.20
A0963602	BR-234	127.5	128.5	Metasediment 2	Central Pit	Mine Rock	0.048	64	480	3.1	0.81	0.050	7.9	0.30
A0963603	BR-234	132	133.1	Felsic Volcanic 2	Central Pit	Mine Rock	0.070	1.5	200	3.2	0.33	0.11	1.3	<0.1
A0963604	BR-234	150.65	151.35	Felsic Volcanic 2	Central Pit	Ore-Grade	0.046	17	550	6.7	0.65	2.3	2.2	0.20
A0963605	BR-234	155.2	156.7	Felsic Volcanic 2	Central Pit	Ore-Grade	0.045	0.30	150	28	1.5	0.16	0.40	0.10
A0963606	BR-234	160.5	162	Felsic Volcanic 2	Central Pit	Mine Rock	0.054	0.50	160	7.7	1.5	0.21	0.80	<0.1
A0963607	BR-234	165	166.5	Felsic Volcanic 2	Central Pit	Mine Rock	0.055	0.30	160	6.4	1.7	0.46	0.90	<0.1
A0963608	BR-234	171	172.5	Felsic Volcanic 2	Central Pit	Mine Rock	0.077	2.8	170	5.6	1.0	0.32	2.2	0.30
A0963609	BR-234	178.4	179.1	Felsic Volcanic 2	Central Pit	Mine Rock	0.074	1.3	200	5.9	1.4	0.23	2.1	0.60
A0963610	BR-235	18.3	19.4	Felsic Volcanic 1	Central Pit	Mine Rock	0.072	17	710	4.3	0.46	0.10	3.1	<0.1
A0963611	BR-235	27.2	28.3	Felsic Volcanic 1	Central Pit	Mine Rock	0.097	15	540	4.1	0.60	0.13	2.6	<0.1
A0963612	BR-235	45	46.1	Felsic Volcanic 1	Central Pit	Mine Rock	0.071	20	720	3.9	0.49	0.12	3.2	0.10
A0963613	BR-235	54.6	56	Felsic Volcanic 1	Central Pit	Mine Rock	0.067	15	570	13	0.37	0.12	2.8	<0.1
A0963614	BR-235	58.5	60	Felsic Volcanic 1	Central Pit	Mine Rock	0.068	21	730	5.0	0.50	0.12	3.2	<0.1
A0963615	BR-235	64.5	66	Felsic Volcanic 1	Central Pit	Mine Rock	0.059	13	600	20	0.26	0.12	2.5	0.10
A0963616	BR-235	70.5	72	Felsic Volcanic 1	Central Pit	Mine Rock	0.075	16	630	3.7	0.47	0.10	3.2	0.20
A0963617	BR-235	75	76.5	Felsic Volcanic 1	Central Pit	Mine Rock	0.051	19	790	8.5	0.47	0.080	4.6	0.10
A0963618	BR-235	79	80.5	Metasediment 2	Central Pit	Mine Rock	0.029	54	580	3.7	0.17	0.27	4.5	0.20
A0963619	BR-235	80.5	82	Metasediment 2	Central Pit	Mine Rock	0.024	64	580	4.2	0.31	0.28	5.1	0.20
A0963620	BR-235	85.75	86.4	Felsic Volcanic 1	Central Pit	Mine Rock	0.068	26	620	1.5	1.1	0.10	6.2	0.30
A0963621	BR-235	87.25	88.1	Metasediment 2	Central Pit	Mine Rock	0.042	59	460	4.4	0.52	0.13	6.7	0.20
A0963622	BR-235	90	91	Felsic Volcanic 1	Central Pit	Mine Rock	0.088	21	970	3.5	0.85	0.10	5.9	0.20
A0963623	BR-235	96.75	97.1	Felsic Volcanic 1	Central Pit	Mine Rock	0.10	22	1010	3.8	0.85	0.10	6.4	0.10
A0963624	BR-235	105.8	107.3	Metasediment 2	Central Pit	Mine Rock	0.049	43	510	2.7	0.36	0.090	4.7	0.20
A0963625	BR-235	114.9	115.9	Felsic Volcanic 1	Central Pit	Mine Rock	0.065	16	530	2.6	0.32	0.090	3.3	<0.1
A0963626	BR-235	119.7	120.55	Metasediment 2	Central Pit	Mine Rock	0.057	43	540	5.2	0.41	0.070	7.2	0.10
A0963627	BR-235	127.05	127.75	Metasediment 2	Central Pit	Mine Rock	0.035	52	630	2.0	0.45	0.14	5.3	0.20
A0963628	BR-235	131.3	132.4	Metasediment 2	Central Pit	Mine Rock	0.054	57	610	2.9	0.30	0.15	6.8	0.20
A0963629	BR-235	140.35	140.8	Metasediment 2	Central Pit	Mine Rock	0.064	49	440	3.4	0.37	0.11	7.6	0.20
A0963630	BR-235	148.25	148.9	Metasediment 2	Central Pit	Mine Rock	0.037	46	590	1.8	0.80	0.050	8.7	<0.1
A0963631	BR-235	151.7	153	Metasediment 2	Central Pit	Mine Rock	0.063	45	480	2.4	0.64	0.19	6.0	<0.1
A0963632	BR-235	164	165	Metasediment 2	Central Pit	Mine Rock	0.068	33	740	1.8	0.46	0.14	4.1	0.20
A0963633	BR-235	166.2	166.8	Felsic Volcanic 2	Central Pit	Mine Rock	0.032	1.5	170	2.2	0.36	0.12	0.80	<0.1
A0963634	BR-235	171.9	172.5	Felsic Volcanic 2	Central Pit	Mine Rock	0.062	3.9	360	4.3	0.47	0.18	2.7	0.30
A0963635	BR-235	174.8	176	Felsic Volcanic 2	Central Pit	Mine Rock	0.058	1.1	160	4.1	0.59	0.15	1.2	<0.1
A0963636	BR-235	181.3	182.3	Felsic Volcanic 2	Central Pit	Ore-Grade	0.045	0.40	130	7.8	1.0	0.21	0.70	0.50
A0963637	BR-235	184	184.7	Felsic Volcanic 2	Central Pit	Mine Rock	0.068	0.30	150	5.8	1.2	0.16	0.70	0.40
A0963638	BR-235	187.6	188.9	Felsic Volcanic 2	Central Pit	Mine Rock	0.059	1.1	190	4.2	0.50	0.13	1.2	0.30
A0963640	BR-235	200.8	202.1	Felsic Volcanic 2	Central Pit	Mine Rock	0.063	1.9	210	9.0	0.85	0.17	1.6	0.40

(1) Ten times average crustal abundance values presented in Price (1997).

Blue highlighting indicates samples with metal concentrations greater than the ten times crustal abundance screening value are present in the analyzed group.

Screening values are for qualitative assessment only and hold no regulatory significance.

Classification as mine rock or ore-grade materials was based on gold content.

A value of "--" indicates metal was not measured for the given sample; the variation in elements analyzed is due to measurement at two different laboratories (see text).

Table B-5 Aqua Regia Metals

Sample ID	Drillhole ID	From	To	Lithology	Area	Class	Sodium	Nickel	Phosphorus	Lead	Sulphur	Antimony	Scandium	Selenium
		m	m				%	ppm	ppm	ppm	%	ppm	ppm	ppm
10x Crustal Abundance (Price 1997) [1]							--	*840*	*10500*	*140*	*0.40*	*2.0*	*220*	*0.50*
A0963641	BR-235	207.7	208.6	Felsic Volcanic 2	Central Pit	Mine Rock	0.046	6.8	280	5.3	0.80	0.19	1.6	<0.1
A0963642	BR-235	213	214	Felsic Volcanic 2	Central Pit	Mine Rock	0.044	0.40	140	4.8	1.2	0.16	0.80	0.10
A0963643	BR-235	218	218.7	Felsic Volcanic 2	Central Pit	Mine Rock	0.081	56	510	3.1	0.81	0.20	3.6	0.10
A0962976	BR-236	23.5	24.8	Felsic Volcanic 1	Central Pit	Mine Rock	0.19	15	560	12	1.2	0.13	2.7	0.20
A0962977	BR-236	30	31	Felsic Volcanic 1	Central Pit	Mine Rock	0.054	15	800	16	0.94	0.090	2.8	0.10
A0962978	BR-236	39.5	40.5	Felsic Volcanic 1	Central Pit	Mine Rock	0.044	16	600	5.8	0.52	0.10	2.6	<0.1
A0962979	BR-236	50.5	51.5	Felsic Volcanic 1	Central Pit	Mine Rock	0.055	15	590	26	0.44	0.10	2.6	0.10
A0962980	BR-236	68	69	Felsic Volcanic 1	Central Pit	Mine Rock	0.062	17	540	9.6	0.93	0.17	2.2	0.30
A0962981	BR-236	80.5	81.5	Felsic Volcanic 1	Central Pit	Mine Rock	0.060	15	560	13	0.41	0.11	2.1	0.30
A0964234	BR-175	155.6	157.1	Felsic Volcanic 1	Central Pit	Mine Rock	0.060	15	590	13	2.2	0.12	1.5	1.8
A0964235	BR-175	157.1	158.6	Felsic Volcanic 1	Central Pit	Mine Rock	0.038	14	530	18	2.7	0.12	1.2	2.2
A0964236	BR-175	163.1	164.1	Felsic Volcanic 1	Central Pit	Mine Rock	0.045	15	620	16	2.6	0.13	2.2	2.1
A0964237	BR-175	167.1	168.1	Felsic Volcanic 1	Central Pit	Mine Rock	0.24	17	700	38	1.9	0.13	2.8	1.6
A0964238	BR-175	173.7	174.7	Felsic Volcanic 1	Central Pit	Mine Rock	0.16	16	710	52	1.8	0.16	2.2	1.7
A0964239	BR-175	179.7	181.2	Felsic Volcanic 1	Central Pit	Mine Rock	0.084	13	700	8.0	1.2	0.14	2.4	1.1
A0964240	BR-175	184	185.5	Felsic Volcanic 1	Central Pit	Mine Rock	0.074	12	690	5.4	0.79	0.12	2.0	0.70
A0964241	BR-175	190	191.5	Felsic Volcanic 1	Central Pit	Ore-Grade	0.20	13	660	7.5	0.95	0.10	2.1	1.0
A0964242	BR-175	196	197.5	Felsic Volcanic 1	Central Pit	Mine Rock	0.089	13	730	5.5	1.2	0.19	2.1	1.2
A0964243	BR-175	207	208	Felsic Volcanic 1	Central Pit	Mine Rock	0.22	43	770	11	3.8	0.16	2.2	4.2
A0964246	BR-175	208	209	Felsic Volcanic 1	Central Pit	Mine Rock	0.22	22	730	15	3.5	0.13	1.5	3.9
A0964244	BR-175	214.5	216	Felsic Volcanic 1	Central Pit	Mine Rock	0.075	12	710	30	1.4	0.12	1.7	1.8
A0964245	BR-175	222	223.5	Felsic Volcanic 1	Central Pit	Mine Rock	0.12	16	610	3.6	0.65	0.10	3.3	0.50
A0964247	BR-175	228.7	229.85	Felsic Volcanic 1	Central Pit	Ore-Grade	0.10	15	570	43	2.1	0.11	1.8	1.7
A0964248	BR-175	238	239	Felsic Volcanic 1	Central Pit	Mine Rock	0.11	16	570	5.7	2.0	0.070	1.1	1.4
A0964249	BR-175	243.4	244.4	Felsic Volcanic 1	Central Pit	Ore-Grade	0.029	15	470	7.1	3.7	0.090	1.5	4.4
A0964250	BR-175	248.4	249.4	Felsic Volcanic 1	Central Pit	Mine Rock	0.040	13	700	61	2.1	0.12	1.7	1.3
A0964251	BR-175	268.7	269.6	Felsic Volcanic 1	Central Pit	Mine Rock	0.063	19	800	4.7	0.56	0.14	3.5	0.40
A0964252	BR-175	278.7	280	Felsic Volcanic 1	Central Pit	Mine Rock	0.054	16	590	7.4	0.42	0.14	2.6	0.30
A0964253	BR-175	282	283.5	Felsic Volcanic 1	Central Pit	Mine Rock	0.073	18	750	3.5	0.58	0.12	3.4	0.30
A0964254	BR-175	298.9	300	Felsic Volcanic 1	Central Pit	Mine Rock	0.063	19	730	4.1	0.45	0.10	3.4	0.30
A0964255	BR-175	321	322.5	Felsic Volcanic 1	Central Pit	Mine Rock	0.073	19	730	5.5	0.53	0.090	3.1	0.20
A0964256	BR-175	338.9	340.4	Felsic Volcanic 1	Central Pit	Mine Rock	0.099	20	730	64	0.66	0.090	2.5	0.40
A0964257	BR-175	349.5	350.5	Felsic Volcanic 1	Central Pit	Mine Rock	0.031	18	710	175	0.51	0.12	2.6	0.50
A0964258	BR-175	352.5	353.5	Felsic Volcanic 1	Central Pit	Mine Rock	0.051	15	540	236	1.5	0.20	1.8	1.2
A0964259	BR-175	360.5	362	Felsic Volcanic 1	Central Pit	Mine Rock	0.060	14	570	424	0.50	0.21	3.0	0.20
A0964770	BR-461	21	22.3	Felsic Volcanic 1	Central Pit	Mine Rock	0.043	17	560	8.6	0.47	0.11	2.7	0.20
A0964771	BR-461	28.7	30.2	Metasediment 2	Central Pit	Mine Rock	0.031	70	610	20	0.64	0.12	7.7	0.50
A0964772	BR-461	35.7	36.6	Felsic Volcanic 2	Central Pit	Mine Rock	0.032	1.6	230	6.2	0.54	0.27	1.2	0.20
A0964773	BR-461	40.5	41.5	Felsic Volcanic 2	Central Pit	Mine Rock	0.056	3.3	220	5.8	1.1	0.21	1.7	0.20
A0964774	BR-461	46.3	47.3	Felsic Volcanic 2	Central Pit	Mine Rock	0.052	0.30	160	6.3	1.3	0.14	0.70	0.30
A0964775	BR-461	52.7	53.8	Felsic Volcanic 2	Central Pit	Mine Rock	0.058	0.90	160	18	1.1	0.31	1.5	0.50
A0964776	BR-461	56.5	57.5	Felsic Volcanic 2	Central Pit	Mine Rock	0.055	0.50	160	4.6	0.93	0.22	1.1	0.40
A0964777	BR-461	70.6	72	Felsic Volcanic 1	Central Pit	Mine Rock	0.044	17	510	8.5	0.33	0.20	3.4	0.40

(1) Ten times average crustal abundance values presented in Price (1997).

Blue highlighting indicates samples with metal concentrations greater than the ten times crustal abundance screening value are present in the analyzed group.

Screening values are for qualitative assessment only and hold no regulatory significance.

Classification as mine rock or ore-grade materials was based on gold content.

A value of "--" indicates metal was not measured for the given sample; the variation in elements analyzed is due to measurement at two different laboratories (see text).

Table B-5 Aqua Regia Metals

Sample ID	Drillhole ID	From	To	Lithology	Area	Class	Sodium	Nickel	Phosphorus	Lead	Sulphur	Antimony	Scandium	Selenium
		m	m				%	ppm	ppm	ppm	%	ppm	ppm	ppm
10x Crustal Abundance (Price 1997) [(1)]							--	*840*	*10500*	*140*	*0.40*	*2.0*	*220*	*0.50*
A0964778	BR-461	75	75.7	Felsic Volcanic 2	Central Pit	Mine Rock	0.060	0.50	160	9.7	0.97	0.29	2.0	0.30
A0964779	BR-461	88.6	89.6	Felsic Volcanic 2	Central Pit	Mine Rock	0.030	0.50	150	8.2	1.3	0.81	0.50	0.10
A0964780	BR-461	89.6	90.6	Felsic Volcanic 2	Central Pit	Mine Rock	0.025	0.20	160	6.5	1.1	0.30	1.1	0.10
A0964781	BR-461	95.7	96.7	Felsic Volcanic 2	Central Pit	Mine Rock	0.033	0.20	160	11	1.2	0.40	0.60	0.10
A0964782	BR-461	100.7	101.6	Felsic Volcanic 2	Central Pit	Mine Rock	0.029	0.30	140	7.1	1.4	4.3	0.20	0.30
A0964783	BR-461	102.6	102.9	Felsic Volcanic 2	Central Pit	Mine Rock	0.047	0.30	120	18	1.2	4.6	0.50	4.0
A0964784	BR-461	103.9	104.9	Felsic Volcanic 2	Central Pit	Mine Rock	0.028	0.30	150	69	1.7	1.2	0.30	0.20
A0964785	BR-461	105.9	106.9	Felsic Volcanic 2	Central Pit	Mine Rock	0.023	0.30	160	48	2.0	0.54	0.30	0.10
A0964786	BR-461	111	112	Felsic Volcanic 2	Central Pit	Mine Rock	0.043	0.20	160	7.2	1.7	0.18	0.30	<0.1
A0964744	BR-461	117	118	Felsic Volcanic 2	Central Pit	Mine Rock	0.043	0.30	170	10.0	1.9	0.14	0.20	0.20
A0964745	BR-461	121.4	122.4	Felsic Volcanic 2	Central Pit	Mine Rock	0.036	0.20	140	8.1	0.60	0.23	0.60	0.20
A0964746	BR-461	124.9	125.4	Felsic Volcanic 2	Central Pit	Mine Rock	0.039	1.3	210	9.6	0.84	0.27	0.90	<0.1
A0964747	BR-461	130.6	131.6	Felsic Volcanic 2	Central Pit	Mine Rock	0.047	1.3	190	8.1	0.38	0.22	1.2	<0.1
A0964748	BR-461	136	137.1	Felsic Volcanic 2	Central Pit	Mine Rock	0.043	0.50	140	4.4	0.21	0.19	1.3	<0.1
A0964749	BR-461	150.7	151.7	Felsic Volcanic 2	Central Pit	Mine Rock	0.042	0.30	140	15	1.7	0.24	0.50	0.20
A0964750	BR-461	156	157	Felsic Volcanic 2	Central Pit	Mine Rock	0.030	9.5	180	13	1.8	0.26	0.70	0.10
A0964751	BR-461	165.6	166.6	Felsic Volcanic 2	Central Pit	Mine Rock	0.038	0.20	150	5.8	0.59	0.28	0.90	0.20
A0962901	BR-150	16	17	Felsic Volcanic 1	Central Pit	Mine Rock	0.045	14	580	2.8	0.28	0.060	1.7	<0.1
A0962902	BR-150	26	27	Felsic Volcanic 1	Central Pit	Mine Rock	0.047	12	590	2.9	0.24	0.060	2.2	<0.1
A0962903	BR-150	33	34	Felsic Volcanic 1	Central Pit	Mine Rock	0.057	13	550	5.5	0.49	0.050	2.8	<0.1
A0962904	BR-150	40	41	Fragmental 1	Central Pit	Mine Rock	0.032	44	600	3.5	0.42	0.070	4.5	0.30
A0962905	BR-150	45	46	Fragmental 1	Central Pit	Mine Rock	0.045	27	570	2.9	0.38	0.070	3.6	0.30
A0962906	BR-150	50	51	Fragmental 1	Central Pit	Mine Rock	0.034	36	560	2.8	0.59	0.080	3.6	0.30
A0962907	BR-150	55	56	Fragmental 1	Central Pit	Mine Rock	0.033	33	570	11	0.62	0.12	2.9	0.30
A0962908	BR-150	60	61	Fragmental 1	Central Pit	Mine Rock	0.037	35	580	45	0.61	0.13	4.0	0.20
A0962924	BR-150	66	67	Fragmental 1	Central Pit	Mine Rock	0.078	34	590	3.9	0.59	0.070	3.6	0.30
A0962909	BR-150	70	71.5	Fragmental 1	Central Pit	Mine Rock	0.045	13	500	3.3	1.4	0.16	1.2	<0.1
A0962910	BR-150	75	76	Fragmental 1	Central Pit	Mine Rock	0.036	51	560	4.4	0.45	0.090	3.8	0.40
A0962911	BR-150	81	82	Fragmental 1	Central Pit	Mine Rock	0.048	12	560	3.0	0.40	0.12	1.4	<0.1
A0962912	BR-150	85	86	Fragmental 1	Central Pit	Mine Rock	0.035	15	560	3.0	0.57	0.070	1.6	0.10
A0962925	BR-150	92	93	Fragmental 1	Central Pit	Mine Rock	0.049	14	580	3.5	1.3	0.18	1.5	<0.1
A0962926	BR-150	96	97	Felsic Volcanic 1	Central Pit	Mine Rock	0.045	14	590	4.1	0.60	0.10	1.7	<0.1
A0962913	BR-150	107	108	Felsic Volcanic 1	Central Pit	Mine Rock	0.052	14	570	2.8	0.42	0.11	2.3	0.20
A0962927	BR-150	113	114	Felsic Volcanic 1	Central Pit	Mine Rock	0.067	18	560	3.3	0.81	0.10	3.1	0.10
A0962914	BR-150	125.5	126.2	Felsic Volcanic 1	Central Pit	Mine Rock	0.054	18	540	2.9	1.4	0.23	2.5	0.10
A0962915	BR-150	130.5	131.5	Felsic Volcanic 1	Central Pit	Mine Rock	0.047	13	550	3.6	1.8	0.17	1.5	0.10
A0962928	BR-150	141.5	142	Felsic Volcanic 1	Central Pit	Mine Rock	0.069	23	660	16	1.4	0.20	3.4	0.60
A0962929	BR-150	147.75	148.5	Felsic Volcanic 1	Central Pit	Mine Rock	0.055	12	310	4.5	0.74	0.16	1.8	0.30
A0962916	BR-150	160	161	Felsic Volcanic 1	Central Pit	Mine Rock	0.057	13	650	12	1.2	0.19	2.2	1.0
A0962917	BR-150	165	166	Felsic Volcanic 1	Central Pit	Ore-Grade	0.047	9.8	770	3.2	0.45	0.14	2.2	0.30
A0962930	BR-150	187.25	188	Felsic Volcanic 1	Central Pit	Mine Rock	0.084	15	570	11	0.97	0.12	2.9	0.30
A0962931	BR-150	191	191.75	Felsic Volcanic 1	Central Pit	Mine Rock	0.10	15	570	4.7	0.76	0.090	2.6	0.30
A0962918	BR-150	194.75	195.5	Felsic Volcanic 1	Central Pit	Mine Rock	0.085	13	550	35	0.57	0.13	2.1	0.30

(1) Ten times average crustal abundance values presented in Price (1997).

Blue highlighting indicates samples with metal concentrations greater than the ten times crustal abundance screening value are present in the analyzed group.

Screening values are for qualitative assessment only and hold no regulatory significance.

Classification as mine rock or ore-grade materials was based on gold content.

A value of "--" indicates metal was not measured for the given sample; the variation in elements analyzed is due to measurement at two different laboratories (see text).

Table B-5 Aqua Regia Metals

Sample ID	Drillhole ID	From	To	Lithology	Area	Class	Sodium	Nickel	Phosphorus	Lead	Sulphur	Antimony	Scandium	Selenium
		m	m				%	ppm	ppm	ppm	%	ppm	ppm	ppm
10x Crustal Abundance (Price 1997) [(1)]							--	*840*	*10500*	*140*	*0.40*	*2.0*	*220*	*0.50*
A0962919	BR-150	200.75	201.5	Felsic Volcanic 1	Central Pit	Mine Rock	0.039	17	570	5.9	1.0	0.23	2.1	0.20
A0962920	BR-150	205	205.5	Felsic Volcanic 1	Central Pit	Mine Rock	0.089	16	630	20	1.5	0.17	2.0	0.50
A0962921	BR-150	216.75	217.5	Felsic Volcanic 1	Central Pit	Mine Rock	0.053	15	550	35	0.79	0.14	2.2	0.20
A0962922	BR-150	225	226	Felsic Volcanic 1	Central Pit	Ore-Grade	0.065	19	690	5.8	0.58	0.18	2.7	0.30
A0962923	BR-150	246	247	Felsic Volcanic 1	Central Pit	Mine Rock	0.041	17	730	6.7	0.93	0.18	2.5	0.40
A0962932	BR-154	15	16	Felsic Volcanic 1	Central Pit	Mine Rock	0.041	29	680	2.0	<0.02	0.070	2.9	<0.1
A0962933	BR-154	20	21	Felsic Volcanic 1	Central Pit	Mine Rock	0.042	26	670	2.0	<0.02	0.050	3.3	<0.1
A0962934	BR-154	25	26	Felsic Volcanic 1	Central Pit	Mine Rock	0.032	21	700	1.4	<0.02	0.060	1.6	<0.1
A0962935	BR-154	30	31	Felsic Volcanic 1	Central Pit	Mine Rock	0.051	50	770	2.1	<0.02	0.060	2.9	0.10
A0962936	BR-154	36	37	Metasediment 3	Central Pit	Mine Rock	0.014	41	670	3.7	0.15	0.11	2.4	0.70
A0962937	BR-154	45.3	46.5	Felsic Volcanic 1	Central Pit	Mine Rock	0.042	16	460	4.0	0.21	0.080	2.1	0.20
A0962938	BR-154	53.5	54	Felsic Volcanic 1	Central Pit	Mine Rock	0.044	19	750	1.8	0.050	0.050	1.7	0.10
A0962939	BR-154	58.5	60	Felsic Volcanic 1	Central Pit	Mine Rock	0.051	18	660	1.7	<0.02	0.040	2.4	0.10
A0962940	BR-154	63	63.8	Felsic Volcanic 1	Central Pit	Mine Rock	0.051	17	590	2.6	<0.02	0.040	2.0	<0.1
A0962941	BR-154	69	69.5	Felsic Volcanic 1	Central Pit	Mine Rock	0.045	5.0	300	1.5	0.030	0.040	1.0	<0.1
A0962942	BR-154	76.5	78	Felsic Volcanic 1	Central Pit	Mine Rock	0.050	16	390	2.4	0.16	0.060	1.6	<0.1
A0962943	BR-154	81	82.5	Felsic Volcanic 1	Central Pit	Mine Rock	0.055	9.7	360	3.7	0.090	0.060	1.5	<0.1
A0962944	BR-154	85.5	87	Felsic Volcanic 1	Central Pit	Mine Rock	0.074	17	550	4.0	0.18	0.060	2.1	<0.1
A0962945	BR-154	90.75	91.25	Felsic Volcanic 1	Central Pit	Mine Rock	0.062	27	920	24	0.57	0.050	2.6	0.30
A0962946	BR-154	96.4	96.9	Felsic Volcanic 1	Central Pit	Mine Rock	0.066	16	520	5.5	0.28	0.040	3.2	0.20
A0962947	BR-154	100.7	102	Felsic Volcanic 1	Central Pit	Mine Rock	0.060	18	590	3.1	0.070	0.060	2.8	0.10
A0962948	BR-154	106.5	108	Felsic Volcanic 1	Central Pit	Mine Rock	0.079	30	890	2.4	0.16	0.060	4.7	<0.1
A0962949	BR-154	112.5	114	Felsic Volcanic 1	Central Pit	Mine Rock	0.059	31	890	2.1	0.030	0.080	5.3	<0.1
A0962950	BR-154	118.5	120	Felsic Volcanic 1	Central Pit	Mine Rock	0.065	30	930	5.8	0.20	0.040	4.5	0.10
117052	BR-136	85	86	Felsic Volcanic 1	Central Pit	Mine Rock	0.041	14	510	1.7	<0.02	0.050	2.0	0.10
117053	BR-136	89.5	90.5	Felsic Volcanic 1	Central Pit	Mine Rock	0.039	13	490	3.8	0.44	0.040	2.1	<0.1
117054	BR-136	99	100	Felsic Volcanic 1	Central Pit	Mine Rock	0.041	12	550	3.0	0.050	0.030	2.5	<0.1
117055	BR-136	101	102	Felsic Volcanic 1	Central Pit	Mine Rock	0.065	12	560	3.8	0.040	0.030	2.1	<0.1
117056	BR-136	105	106	Felsic Volcanic 1	Central Pit	Mine Rock	0.056	11	490	2.4	<0.02	0.050	1.9	0.10
117057	BR-136	110	111	Felsic Volcanic 1	Central Pit	Mine Rock	0.058	12	510	1.6	0.030	0.040	2.1	0.10
117058	BR-136	115.85	117	Felsic Volcanic 1	Central Pit	Mine Rock	0.055	13	510	1.4	0.080	0.030	1.8	<0.1
117059	BR-136	123	124	Felsic Volcanic 1	Central Pit	Mine Rock	0.039	13	550	1.4	0.060	0.030	1.7	0.10
117060	BR-136	125	126	Felsic Volcanic 1	Central Pit	Mine Rock	0.064	13	540	4.3	0.15	0.040	2.1	<0.1
117061	BR-136	130	131	Felsic Volcanic 1	Central Pit	Mine Rock	0.052	12	530	2.7	0.21	0.040	1.9	0.10
117062	BR-136	135.5	136.5	Felsic Volcanic 1	Central Pit	Mine Rock	0.059	13	520	17	0.71	0.050	1.8	0.10
117063	BR-136	139	140.15	Felsic Volcanic 1	Central Pit	Mine Rock	0.051	13	490	2.7	0.25	0.050	1.7	0.10
A0963449	BR-136	145	146	Felsic Volcanic 1	Central Pit	Mine Rock	0.067	13	540	3.2	0.16	0.050	1.9	<0.1
A0963450	BR-136	150	151	Felsic Volcanic 1	Central Pit	Mine Rock	0.064	13	560	2.8	0.44	0.050	2.9	0.10
A0963451	BR-136	155.25	156.5	Felsic Volcanic 1	Central Pit	Mine Rock	0.058	12	550	2.5	0.89	0.060	2.4	0.20
A0963493	BR-136	161.65	162.5	Felsic Volcanic 1	Central Pit	Mine Rock	0.048	91	1000	2.4	0.83	0.070	7.3	0.20
A0963452	BR-136	166.85	168	Felsic Volcanic 1	Central Pit	Mine Rock	0.052	14	530	3.4	0.91	0.060	2.0	0.10
A0963453	BR-136	168	169	Felsic Volcanic 1	Central Pit	Mine Rock	0.057	15	560	3.2	0.44	0.070	2.1	0.10
A0963454	BR-136	171	172	Felsic Volcanic 1	Central Pit	Mine Rock	0.064	11	570	8.0	0.47	0.060	2.4	<0.1

(1) Ten times average crustal abundance values presented in Price (1997).

Blue highlighting indicates samples with metal concentrations greater than the ten times crustal abundance screening value are present in the analyzed group.

Screening values are for qualitative assessment only and hold no regulatory significance.

Classification as mine rock or ore-grade materials was based on gold content.

A value of "--" indicates metal was not measured for the given sample; the variation in elements analyzed is due to measurement at two different laboratories (see text).

Table B-5 Aqua Regia Metals

Sample ID	Drillhole ID	From	To	Lithology	Area	Class	Sodium	Nickel	Phosphorus	Lead	Sulphur	Antimony	Scandium	Selenium
		m	m				%	ppm	ppm	ppm	%	ppm	ppm	ppm
10x Crustal Abundance (Price 1997) [1]							--	*840*	*10500*	*140*	*0.40*	*2.0*	*220*	*0.50*
A0963455	BR-136	177	178	Felsic Volcanic 1	Central Pit	Mine Rock	0.074	11	530	8.4	0.46	0.070	2.3	<0.1
A0963456	BR-136	181	181.5	Felsic Volcanic 1	Central Pit	Mine Rock	0.031	4.7	190	2.7	0.27	0.040	0.70	<0.1
A0963457	BR-136	181.5	183	Felsic Volcanic 1	Central Pit	Mine Rock	0.060	14	590	6.3	0.84	0.080	2.1	0.10
A0963494	BR-136	188	189	Felsic Volcanic 1	Central Pit	Mine Rock	0.13	18	660	3.3	1.5	0.19	3.1	0.10
A0963495	BR-136	193	194	Felsic Volcanic 1	Central Pit	Mine Rock	0.062	13	570	3.6	1.2	0.13	1.8	0.10
A0963458	BR-136	197	198	Felsic Volcanic 1	Central Pit	Mine Rock	0.045	13	580	7.4	0.45	0.080	1.9	0.10
A0963459	BR-136	199	200	Felsic Volcanic 1	Central Pit	Mine Rock	0.036	13	560	7.0	0.68	0.090	1.5	0.20
A0963460	BR-136	206.85	207.7	Felsic Volcanic 1	Central Pit	Mine Rock	0.030	5.9	200	5.2	0.33	0.060	0.80	0.10
A0963461	BR-136	207.7	208.3	Felsic Volcanic 1	Central Pit	Mine Rock	0.037	6.0	240	3.1	0.24	0.060	1.4	0.10
A0963462	BR-136	211.8	212.6	Felsic Volcanic 1	Central Pit	Mine Rock	0.064	19	600	3.7	0.83	0.070	3.4	0.20
A0963496	BR-136	221	222	Felsic Volcanic 1	Central Pit	Mine Rock	0.064	12	540	4.0	0.66	0.11	3.3	0.20
A0963497	BR-136	229	230	Felsic Volcanic 1	Central Pit	Mine Rock	0.052	12	550	9.7	0.48	0.11	2.3	0.30
A0963463	BR-136	233	233.7	Felsic Volcanic 1	Central Pit	Mine Rock	0.019	2.9	110	13	0.14	0.060	0.30	0.10
A0963464	BR-136	233.7	234.5	Felsic Volcanic 1	Central Pit	Mine Rock	0.056	13	680	26	1.2	0.19	2.0	0.40
A0963498	BR-136	238.5	239.25	Felsic Volcanic 1	Central Pit	Mine Rock	0.071	16	530	3.8	0.67	0.090	3.3	0.40
A0963465	BR-136	266	267	Felsic Volcanic 1	Central Pit	Mine Rock	0.059	16	790	15	0.93	0.14	2.2	0.60
A0963466	BR-136	277	277.75	Felsic Volcanic 1	Central Pit	Mine Rock	0.053	21	750	4.2	0.54	0.090	3.9	0.40
A0963499	BR-136	287.8	288.6	Felsic Volcanic 1	Central Pit	Mine Rock	0.062	31	690	29	1.4	0.13	2.6	0.30
A0963500	BR-136	293	294	Felsic Volcanic 1	Central Pit	Mine Rock	0.12	17	570	33	1.1	0.13	4.1	0.30
A0963467	BR-136	301	302	Felsic Volcanic 1	Central Pit	Mine Rock	0.059	11	510	72	1.5	0.25	1.0	0.30
A0962801	BR-136	305	306	Felsic Volcanic 1	Central Pit	Mine Rock	0.036	26	690	16	0.63	0.13	3.6	0.30
A0963468	BR-136	318.2	318.7	Felsic Volcanic 1	Central Pit	Ore-Grade	0.037	12	670	578	1.2	0.63	1.3	1.7
A0963469	BR-136	318.7	319.2	Felsic Volcanic 1	Central Pit	Ore-Grade	0.059	14	650	953	1.2	0.91	1.9	2.3
A0963470	BR-136	319.2	319.7	Felsic Volcanic 1	Central Pit	Mine Rock	0.057	11	510	47	0.79	0.14	1.6	0.50
A0962802	BR-136	326.55	327.5	Felsic Volcanic 1	Central Pit	Mine Rock	0.087	15	570	5.4	0.46	0.090	3.5	0.30
A0963471	BR-136	330.5	331.5	Felsic Volcanic 1	Central Pit	Mine Rock	0.11	16	560	5.3	0.43	0.080	4.0	0.20
A0963488	BR-136	334.5	335.5	Felsic Volcanic 1	Central Pit	Mine Rock	0.12	16	600	7.8	0.37	0.090	3.3	0.20
A0962803	BR-136	336.5	337.5	Felsic Volcanic 1	Central Pit	Mine Rock	0.065	20	980	7.5	1.1	0.17	3.6	0.40
A0963489	BR-136	338.5	339.5	Felsic Volcanic 1	Central Pit	Mine Rock	0.080	15	540	4.5	0.33	0.080	3.3	0.20
A0962804	BR-136	341.5	342.5	Felsic Volcanic 1	Central Pit	Mine Rock	0.085	14	510	4.7	0.56	0.16	2.7	0.20
A0962805	BR-136	346.5	347.5	Felsic Volcanic 1	Central Pit	Ore-Grade	0.078	15	530	4.8	0.98	0.20	2.8	0.30
A0963490	BR-136	351.4	352.5	Felsic Volcanic 1	Central Pit	Mine Rock	0.090	18	520	4.8	0.38	0.10	3.3	0.10
A0963472	BR-136	359	360	Felsic Volcanic 1	Central Pit	Mine Rock	0.095	16	520	4.2	0.65	0.12	2.7	0.20
A0963473	BR-136	367	367.75	Felsic Volcanic 1	Central Pit	Mine Rock	0.062	16	580	4.0	1.0	0.14	2.0	0.20
A0963474	BR-136	370.4	370.9	Felsic Volcanic 1	Central Pit	Ore-Grade	0.042	12	380	3.3	0.49	0.12	1.6	0.20
A0963475	BR-136	370.9	371.4	Felsic Volcanic 1	Central Pit	Ore-Grade	0.054	15	530	7.1	1.8	0.13	0.80	0.40
A0963476	BR-136	375.6	376.1	Felsic Volcanic 1	Central Pit	Ore-Grade	0.051	11	330	107	1.0	0.31	1.1	2.6
A0962806	BR-136	379.5	380.25	Felsic Volcanic 1	Central Pit	Mine Rock	0.078	15	550	5.6	0.86	0.14	3.8	0.40
A0963477	BR-136	387	388	Felsic Volcanic 1	Central Pit	Mine Rock	0.049	12	440	9.0	0.74	0.11	1.7	0.50
A0963478	BR-136	395	396	Felsic Volcanic 1	Central Pit	Mine Rock	0.058	34	510	3.2	0.58	0.080	6.0	0.80
A0963479	BR-136	398	399.1	Metasediment 2	Central Pit	Ore-Grade	0.045	55	550	11	0.92	0.060	8.2	0.60
A0963480	BR-136	402.3	403.5	Felsic Volcanic 1	Central Pit	Ore-Grade	0.064	37	460	10	0.50	0.040	3.6	0.50
A0963481	BR-136	403.5	404.5	Felsic Volcanic 1	Central Pit	Ore-Grade	0.043	15	590	3.4	0.36	0.040	2.0	0.20

(1) Ten times average crustal abundance values presented in Price (1997).

Blue highlighting indicates samples with metal concentrations greater than the ten times crustal abundance screening value are present in the analyzed group.

Screening values are for qualitative assessment only and hold no regulatory significance.

Classification as mine rock or ore-grade materials was based on gold content.

A value of "--" indicates metal was not measured for the given sample; the variation in elements analyzed is due to measurement at two different laboratories (see text).

Table B-5 Aqua Regia Metals

Sample ID	Drillhole ID	From	To	Lithology	Area	Class	Sodium	Nickel	Phosphorus	Lead	Sulphur	Antimony	Scandium	Selenium
		m	m				%	ppm	ppm	ppm	%	ppm	ppm	ppm
10x Crustal Abundance (Price 1997) [(1)]							--	*840*	*10500*	*140*	*0.40*	*2.0*	*220*	*0.50*
A0963482	BR-136	408	409	Felsic Volcanic 1	Central Pit	Mine Rock	0.088	17	700	3.4	1.1	0.080	2.4	0.10
A0963483	BR-136	413.1	414.1	Metasediment 2	Central Pit	Mine Rock	0.050	51	640	3.5	0.46	0.070	9.6	0.30
A0963484	BR-136	419.5	421	Metasediment 2	Central Pit	Mine Rock	0.076	62	650	2.5	0.27	0.12	10	0.30
A0963491	BR-136	422.4	423.85	Felsic Volcanic 1	Central Pit	Mine Rock	0.11	16	790	3.3	0.36	0.050	4.4	0.20
A0963485	BR-136	425	425.8	Metasediment 2	Central Pit	Mine Rock	0.088	57	670	3.0	0.27	0.030	8.8	0.30
A0963486	BR-136	432.9	433.5	Metasediment 2	Central Pit	Mine Rock	0.052	61	530	2.7	0.45	0.040	9.3	0.20
A0963487	BR-136	433.5	434.8	Felsic Volcanic 1	Central Pit	Mine Rock	0.053	12	640	3.1	0.25	0.080	2.6	<0.1
A0962807	BR-137	185.6	186.1	Felsic Volcanic 1	Central Pit	Ore-Grade	0.013	14	490	189	2.4	0.39	0.60	1.4
A0962808	BR-137	191	192	Felsic Volcanic 1	Central Pit	Mine Rock	0.12	17	550	3.2	0.81	0.13	3.2	0.30
A0962809	BR-137	195	195.85	Felsic Volcanic 1	Central Pit	Mine Rock	0.20	17	850	3.4	0.49	0.10	3.1	0.20
A0962810	BR-137	200.4	201.4	Felsic Volcanic 1	Central Pit	Ore-Grade	0.12	14	570	12	0.61	0.10	1.7	0.80
A0964707	BR-137	215.65	216.15	Felsic Volcanic 1	Central Pit	Ore-Grade	<0.001	5.6	50	573	1.3	2.9	0.10	19
A0962811	BR-137	225.1	225.65	Metasediment 2	Central Pit	Mine Rock	0.039	55	690	2.8	0.30	0.14	6.8	0.30
A0962812	BR-137	230.55	231.3	Felsic Volcanic 1	Central Pit	Mine Rock	0.051	62	660	5.6	0.40	0.040	7.7	0.30
A0962851	BR-138	30.5	31.5	Felsic Volcanic 1	Central Pit	Mine Rock	0.059	26	620	5.1	1.5	0.10	3.8	0.50
A0962813	BR-138	36.75	37.75	Felsic Volcanic 1	Central Pit	Mine Rock	0.046	9.0	630	17	1.4	0.13	0.90	0.30
A0962814	BR-138	38.35	39	Felsic Volcanic 1	Central Pit	Mine Rock	0.046	8.5	660	52	2.2	0.11	1.1	0.60
A0962815	BR-138	40.5	41.25	Felsic Volcanic 1	Central Pit	Ore-Grade	0.034	14	720	144	3.4	0.22	1.0	3.0
A0962852	BR-138	45	45.75	Felsic Volcanic 1	Central Pit	Ore-Grade	0.052	14	700	242	1.4	0.15	2.9	1.4
A0962853	BR-138	55	56	Felsic Volcanic 1	Central Pit	Mine Rock	0.068	16	770	11	0.75	0.11	2.3	0.40
A0962816	BR-138	65	66	Felsic Volcanic 1	Central Pit	Ore-Grade	0.058	9.3	660	11	1.7	0.13	1.3	0.20
A0962817	BR-138	66	66.6	Felsic Volcanic 1	Central Pit	Mine Rock	0.032	10	760	5.4	1.8	0.11	1.1	0.20
A0962818	BR-138	71	72	Felsic Volcanic 1	Central Pit	Mine Rock	0.071	9.3	600	13	1.1	0.19	1.6	0.10
A0962854	BR-138	78	79	Felsic Volcanic 1	Central Pit	Mine Rock	0.10	13	990	39	1.9	0.22	2.8	0.40
A0962819	BR-138	83	84	Felsic Volcanic 1	Central Pit	Mine Rock	0.069	16	770	18	0.60	0.080	2.8	0.20
A0962820	BR-138	90	91	Felsic Volcanic 1	Central Pit	Mine Rock	0.041	16	720	231	1.3	0.14	1.8	1.1
A0962821	BR-138	94	95	Felsic Volcanic 1	Central Pit	Mine Rock	0.048	17	840	240	0.86	0.10	2.8	0.50
A0962822	BR-138	97.1	97.6	Felsic Volcanic 1	Central Pit	Mine Rock	0.034	17	460	7.4	0.46	0.060	2.5	0.20
A0962823	BR-138	100	101	Felsic Volcanic 1	Central Pit	Mine Rock	0.065	20	800	33	0.45	0.070	4.0	0.10
A0962824	BR-138	108	109	Felsic Volcanic 1	Central Pit	Mine Rock	0.077	16	620	6.6	1.3	0.15	3.0	0.20
A0962855	BR-138	115	116	Felsic Volcanic 1	Central Pit	Mine Rock	0.089	16	590	5.5	0.92	0.10	2.7	0.10
A0962825	BR-138	125	126	Felsic Volcanic 1	Central Pit	Mine Rock	0.066	16	590	4.1	0.67	0.070	3.1	0.10
A0962826	BR-138	133	134	Felsic Volcanic 1	Central Pit	Mine Rock	0.073	16	660	21	0.66	0.080	3.9	0.30
A0962827	BR-138	139.5	140.5	Felsic Volcanic 1	Central Pit	Mine Rock	0.072	15	580	8.8	0.70	0.090	2.9	0.20
A0962828	BR-138	162	163	Felsic Volcanic 1	Central Pit	Mine Rock	0.059	15	580	10	0.40	0.090	3.2	0.10
A0962856	BR-138	172	173	Felsic Volcanic 1	Central Pit	Mine Rock	0.081	16	730	8.1	0.69	0.080	3.5	0.20
A0962829	BR-138	177	178	Felsic Volcanic 1	Central Pit	Ore-Grade	0.069	15	630	2.5	0.45	0.070	3.1	0.20
A0962830	BR-138	184	185	Felsic Volcanic 1	Central Pit	Mine Rock	0.071	15	570	3.2	0.57	0.090	3.4	0.10
A0964009	BR-164	392.25	393.1	Metasediment 2	Central Pit	Mine Rock	0.055	62	590	9.9	0.19	0.10	9.2	0.30
A0964010	BR-164	401.25	402	Metasediment 2	Central Pit	Mine Rock	0.052	59	560	2.1	0.15	0.17	11	0.20
A0964011	BR-164	406.5	407.65	Metasediment 2	Central Pit	Mine Rock	0.041	71	500	3.2	0.28	0.15	6.4	0.20
A0964458	BR-202	31.05	32	Felsic Volcanic 1	Central Pit	Ore-Grade	0.13	14	510	23	0.85	0.14	2.7	0.20
A0964459	BR-202	35.05	35.7	Felsic Volcanic 1	Central Pit	Mine Rock	0.057	15	550	27	0.78	0.16	1.4	0.20

(1) Ten times average crustal abundance values presented in Price (1997).

Blue highlighting indicates samples with metal concentrations greater than the ten times crustal abundance screening value are present in the analyzed group.

Screening values are for qualitative assessment only and hold no regulatory significance.

Classification as mine rock or ore-grade materials was based on gold content.

A value of "--" indicates metal was not measured for the given sample; the variation in elements analyzed is due to measurement at two different laboratories (see text).

Table B-5 Aqua Regia Metals

Sample ID	Drillhole ID	From	To	Lithology	Area	Class	Sodium	Nickel	Phosphorus	Lead	Sulphur	Antimony	Scandium	Selenium
		m	m				%	ppm	ppm	ppm	%	ppm	ppm	ppm
10x Crustal Abundance (Price 1997) [(1)]							--	*840*	*10500*	*140*	*0.40*	*2.0*	*220*	*0.50*
A0964460	BR-202	37.9	39	Felsic Volcanic 1	Central Pit	Mine Rock	0.082	10	770	15	0.70	0.10	2.9	0.20
A0964461	BR-202	55.35	55.85	Felsic Volcanic 1	Central Pit	Mine Rock	0.055	19	530	3.7	0.72	0.10	3.0	0.20
A0964462	BR-202	57.6	58.3	Felsic Volcanic 1	Central Pit	Mine Rock	0.049	11	670	12	0.80	0.17	3.3	0.70
A0964463	BR-202	66	66.6	Felsic Volcanic 1	Central Pit	Mine Rock	0.084	17	530	28	0.66	0.16	3.1	0.20
A0964464	BR-202	71.8	72.3	Felsic Volcanic 1	Central Pit	Ore-Grade	0.045	5.0	190	70	0.84	0.54	0.80	7.5
A0964465	BR-202	75	75.8	Felsic Volcanic 1	Central Pit	Ore-Grade	0.058	16	1540	3.9	1.4	1.2	6.2	5.4
A0964466	BR-202	79	79.5	Felsic Volcanic 1	Central Pit	Ore-Grade	0.046	15	1620	22	0.85	0.13	3.5	0.80
A0964467	BR-202	85.45	86.3	Felsic Volcanic 1	Central Pit	Mine Rock	0.055	12	750	5.2	0.50	0.16	2.6	0.40
A0964468	BR-202	91.7	93	Metasediment 2	Central Pit	Ore-Grade	0.027	58	610	3.6	0.31	0.090	4.7	0.20
A0964469	BR-202	96.3	97.25	Felsic Volcanic 1	Central Pit	Mine Rock	0.063	18	550	2.8	0.27	0.10	2.5	0.20
A0964470	BR-202	101.6	102.65	Felsic Volcanic 1	Central Pit	Mine Rock	0.077	25	590	4.3	1.2	0.12	4.1	0.50
A0964471	BR-202	106.4	107.9	Metasediment 2	Central Pit	Mine Rock	0.058	49	620	9.2	0.54	0.090	5.2	0.50
A0964472	BR-202	111	112.5	Felsic Volcanic 1	Central Pit	Mine Rock	0.055	17	710	19	0.48	0.17	2.9	0.20
A0964473	BR-202	115.5	117	Felsic Volcanic 1	Central Pit	Mine Rock	0.057	11	790	4.3	0.76	0.26	1.8	0.60
A0964474	BR-202	121.4	121.9	Felsic Volcanic 1	Central Pit	Ore-Grade	0.044	10	530	5.5	0.25	0.12	1.9	0.20
A0964475	BR-202	127.6	128.9	Metasediment 2	Central Pit	Mine Rock	0.044	58	580	16	0.27	0.18	5.9	0.20
A0964476	BR-202	132.8	133.65	Metasediment 2	Central Pit	Mine Rock	0.054	51	640	14	0.54	0.070	8.2	0.20
A0964477	BR-202	139.5	141	Metasediment 2	Central Pit	Mine Rock	0.033	66	530	12	0.32	0.37	7.7	0.20
A0964478	BR-202	147.6	148.1	Metasediment 2	Central Pit	Mine Rock	0.052	49	510	2.8	0.24	0.080	5.0	0.10
A0964479	BR-202	154	154.6	Metasediment 2	Central Pit	Mine Rock	0.068	76	500	4.2	0.37	0.15	6.8	0.30
A0964480	BR-202	162	162.95	Metasediment 2	Central Pit	Mine Rock	0.055	37	550	2.8	0.28	0.090	5.5	0.20
A0964481	BR-202	170.95	171.45	Felsic Volcanic 1	Central Pit	Mine Rock	0.076	42	600	2.8	3.2	0.17	2.4	0.30
A0964482	BR-202	176.55	177.05	Felsic Volcanic 1	Central Pit	Ore-Grade	0.14	20	750	3.8	1.1	4.5	4.7	0.20
A0964483	BR-202	192.25	193.2	Felsic Volcanic 2	Central Pit	Mine Rock	0.053	0.60	160	4.6	1.4	0.19	0.80	0.20
A0964484	BR-202	199.5	201	Felsic Volcanic 2	Central Pit	Mine Rock	0.054	0.40	160	5.3	1.5	0.19	0.90	<0.1
A0964485	BR-202	216	217.5	Felsic Volcanic 2	Central Pit	Mine Rock	0.054	0.40	150	5.2	0.42	0.20	1.3	0.20
A0964486	BR-202	222	222.5	Felsic Volcanic 1	Central Pit	Mine Rock	0.086	17	660	3.2	0.51	0.37	3.5	0.20
A0964061	BR-204	178.65	179.3	Felsic Volcanic 1	Central Pit	Mine Rock	0.076	33	570	4.8	0.19	0.12	5.4	0.10
A0964062	BR-204	183.8	184.6	Metasediment 2	Central Pit	Mine Rock	0.076	77	500	3.4	0.26	0.14	7.9	0.20
A0964063	BR-204	191.9	193	Metasediment 2	Central Pit	Mine Rock	0.045	52	500	2.4	0.34	0.14	8.9	0.20
A0964064	BR-204	195	195.8	Felsic Volcanic 1	Central Pit	Mine Rock	0.060	28	570	1.8	0.39	0.15	7.6	0.20
A0964065	BR-204	210.75	211.75	Felsic Volcanic 2	Central Pit	Mine Rock	0.022	4.0	170	7.8	1.0	0.12	0.60	<0.1
A0964066	BR-204	218.8	219.8	Felsic Volcanic 2	Central Pit	Mine Rock	0.058	0.30	140	3.4	0.94	0.37	2.5	0.50
A0964067	BR-204	226.5	227.45	Felsic Volcanic 2	Central Pit	Mine Rock	0.036	0.30	150	5.6	1.5	0.20	0.50	<0.1
A0964068	BR-204	232.5	233.5	Felsic Volcanic 2	Central Pit	Mine Rock	0.042	0.30	160	5.8	1.7	0.26	0.90	0.10
A0964069	BR-204	237.5	238.5	Felsic Volcanic 2	Central Pit	Mine Rock	0.049	1.0	190	4.7	1.3	0.17	1.1	<0.1
A0964070	BR-209	24	25	Felsic Volcanic 1	Central Pit	Mine Rock	0.035	10	780	4.1	0.53	0.18	2.6	0.30
117326	BR-209	29.6	31	Felsic Volcanic 1	Central Pit	Ore-Grade	0.049	15	1300	5.1	1.2	0.16	5.1	2.5
117327	BR-209	34	35.5	Felsic Volcanic 1	Central Pit	Ore-Grade	0.054	17	1540	2.7	1.2	0.44	5.0	2.3
A0964071	BR-209	38.5	40	Felsic Volcanic 1	Central Pit	Mine Rock	0.047	42	630	6.3	0.83	0.13	6.0	1.6
117328	BR-209	55.5	57	Felsic Volcanic 1	Central Pit	Mine Rock	0.054	19	560	3.3	0.18	0.16	2.7	0.10
117329	BR-209	60	61.5	Felsic Volcanic 1	Central Pit	Mine Rock	0.051	9.9	790	7.7	0.46	0.25	1.8	0.20
A0964072	BR-209	63	64.2	Felsic Volcanic 1	Central Pit	Mine Rock	0.057	22	710	3.8	0.32	0.16	2.9	0.20

(1) Ten times average crustal abundance values presented in Price (1997).

Blue highlighting indicates samples with metal concentrations greater than the ten times crustal abundance screening value are present in the analyzed group.

Screening values are for qualitative assessment only and hold no regulatory significance.

Classification as mine rock or ore-grade materials was based on gold content.

A value of "--" indicates metal was not measured for the given sample; the variation in elements analyzed is due to measurement at two different laboratories (see text).

Table B-5 Aqua Regia Metals

Sample ID	Drillhole ID	From	To	Lithology	Area	Class	Sodium	Nickel	Phosphorus	Lead	Sulphur	Antimony	Scandium	Selenium
		m	m				%	ppm	ppm	ppm	%	ppm	ppm	ppm
10x Crustal Abundance (Price 1997) [1]							--	*840*	*10500*	*140*	*0.40*	*2.0*	*220*	*0.50*
117330	BR-209	76.65	77.65	Metasediment 2	Central Pit	Mine Rock	0.077	54	640	2.4	0.25	0.19	8.0	0.20
117331	BR-209	80.4	81.45	Metasediment 2	Central Pit	Mine Rock	0.086	56	620	3.3	0.23	0.10	8.4	0.30
117332	BR-209	86.75	87.65	Metasediment 2	Central Pit	Mine Rock	0.080	52	760	2.7	0.27	0.19	9.1	0.20
117333	BR-209	100.5	102	Felsic Volcanic 1	Central Pit	Mine Rock	0.054	20	540	4.4	0.17	0.090	4.7	<0.1
117334	BR-209	122.05	123	Felsic Volcanic 2	Central Pit	Mine Rock	0.048	0.30	150	3.6	0.88	0.25	0.90	<0.1
A0964073	BR-209	134.5	135.3	Felsic Volcanic 2	Central Pit	Mine Rock	0.049	11	240	5.2	1.6	0.25	1.7	<0.1
117335	BR-209	139.4	140.4	Felsic Volcanic 2	Central Pit	Mine Rock	0.049	0.30	150	9.5	1.7	0.25	0.70	<0.1
117336	BR-209	144.55	145.8	Felsic Volcanic 2	Central Pit	Mine Rock	0.039	5.1	200	5.2	1.5	0.13	0.70	<0.1
A0964074	BR-209	146.3	147	Felsic Volcanic 2	Central Pit	Mine Rock	0.027	4.4	180	11	1.7	0.11	0.60	0.20
117337	BR-209	150	151	Felsic Volcanic 2	Central Pit	Mine Rock	0.051	0.30	160	4.4	1.3	0.33	1.1	0.10
117338	BR-209	157	158	Felsic Volcanic 2	Central Pit	Ore-Grade	0.046	0.30	150	3.2	0.32	0.46	1.6	0.10
117339	BR-209	163.25	164.5	Felsic Volcanic 2	Central Pit	Mine Rock	0.029	0.60	160	4.2	0.89	1.3	0.60	<0.1
A0964075	BR-209	184.5	186	Felsic Volcanic 1	Central Pit	Mine Rock	0.047	19	930	5.6	0.42	0.36	3.5	0.10
117340	BR-209	191	192	Felsic Volcanic 2	Central Pit	Mine Rock	0.052	0.20	150	3.8	0.31	0.26	1.1	0.10
A0963852	BR-217	16.9	18	Felsic Volcanic 1	Central Pit	Mine Rock	0.055	19	550	8.2	0.82	0.13	2.1	0.20
A0963853	BR-217	21	22.5	Felsic Volcanic 1	Central Pit	Ore-Grade	0.075	13	750	14	1.5	0.19	2.0	0.40
A0963854	BR-217	28.4	29.9	Felsic Volcanic 1	Central Pit	Mine Rock	0.068	13	640	10	0.96	0.13	2.9	0.30
A0963855	BR-217	33	34.5	Felsic Volcanic 1	Central Pit	Mine Rock	0.074	14	550	6.9	0.86	0.11	3.4	0.20
A0963856	BR-217	40	41.4	Felsic Volcanic 1	Central Pit	Mine Rock	0.10	13	550	47	1.1	0.13	3.0	0.20
A0963857	BR-217	44.2	45.5	Felsic Volcanic 1	Central Pit	Mine Rock	0.071	18	590	7.4	0.73	0.12	3.4	0.20
A0963858	BR-217	51	52.5	Felsic Volcanic 1	Central Pit	Mine Rock	0.086	13	540	3.4	0.61	0.090	3.3	0.20
A0963859	BR-217	55.4	56.9	Felsic Volcanic 1	Central Pit	Mine Rock	0.059	6.6	420	4.2	0.46	0.090	1.4	0.10
A0963860	BR-217	61	61.25	Felsic Volcanic 1	Central Pit	Ore-Grade	0.070	15	550	12	0.70	0.16	3.0	0.30
A0963861	BR-217	65.6	67	Felsic Volcanic 1	Central Pit	Mine Rock	0.076	14	540	4.5	0.73	0.14	2.8	0.10
A0963862	BR-217	70	71.5	Felsic Volcanic 1	Central Pit	Mine Rock	0.075	14	560	3.5	0.59	0.080	3.1	0.20
A0963863	BR-217	74.5	76	Felsic Volcanic 1	Central Pit	Mine Rock	0.073	17	580	5.4	1.0	0.13	2.9	0.20
A0963864	BR-217	83	84	Felsic Volcanic 1	Central Pit	Mine Rock	0.15	14	550	9.2	1.2	0.12	3.1	0.20
A0963865	BR-217	87.7	88.4	Felsic Volcanic 1	Central Pit	Mine Rock	0.055	6.7	450	40	1.3	0.14	0.40	0.30
A0963866	BR-217	94.5	96	Felsic Volcanic 1	Central Pit	Mine Rock	0.085	10	500	14	0.94	0.090	2.5	0.50
A0963867	BR-217	102.5	103.5	Felsic Volcanic 1	Central Pit	Mine Rock	0.17	16	630	177	1.5	0.32	2.7	0.60
A0963868	BR-217	124.5	126	Felsic Volcanic 1	Central Pit	Mine Rock	0.086	9.2	770	8.5	0.82	0.11	2.6	0.30
A0963869	BR-217	133.5	135	Felsic Volcanic 1	Central Pit	Mine Rock	0.19	14	560	68	0.88	0.16	2.0	0.20
A0963870	BR-217	138	138.5	Felsic Volcanic 1	Central Pit	Mine Rock	0.045	14	580	7.9	0.70	0.080	2.6	0.20
A0963871	BR-217	143.3	144.8	Felsic Volcanic 1	Central Pit	Mine Rock	0.078	11	580	38	0.72	0.12	2.2	0.50
A0963872	BR-217	148.5	149.5	Felsic Volcanic 1	Central Pit	Mine Rock	0.084	15	570	15	0.76	0.14	3.2	1.8
A0963873	BR-217	152.4	153.1	Felsic Volcanic 1	Central Pit	Ore-Grade	0.060	14	560	39	0.86	0.13	2.0	0.60
A0963874	BR-217	164.5	165	Felsic Volcanic 1	Central Pit	Ore-Grade	0.051	15	1420	8.1	1.3	0.19	5.2	2.8
A0963875	BR-217	170	170.5	Felsic Volcanic 1	Central Pit	Mine Rock	0.063	8.7	740	31	0.81	0.18	2.7	1.0
A0963876	BR-217	174.45	175.55	Metasediment 1	Central Pit	Mine Rock	0.059	32	510	7.5	0.41	0.070	3.7	0.40
A0963877	BR-217	181.85	183.25	Metasediment 2	Central Pit	Ore-Grade	0.078	41	490	5.3	1.0	0.12	5.0	1.0
A0963878	BR-217	185.8	186.9	Felsic Volcanic 1	Central Pit	Mine Rock	0.090	17	540	2.8	0.32	0.080	2.8	0.20
A0963879	BR-217	189.55	190.75	Metasediment 2	Central Pit	Mine Rock	0.081	54	590	3.8	0.23	0.050	6.3	0.30
A0963880	BR-217	195	196.15	Metasediment 2	Central Pit	Mine Rock	0.076	48	550	2.9	0.91	0.050	7.6	0.30

(1) Ten times average crustal abundance values presented in Price (1997).

Blue highlighting indicates samples with metal concentrations greater than the ten times crustal abundance screening value are present in the analyzed group.

Screening values are for qualitative assessment only and hold no regulatory significance.

Classification as mine rock or ore-grade materials was based on gold content.

A value of "--" indicates metal was not measured for the given sample; the variation in elements analyzed is due to measurement at two different laboratories (see text).

Table B-5 Aqua Regia Metals

Sample ID	Drillhole ID	From	To	Lithology	Area	Class	Sodium	Nickel	Phosphorus	Lead	Sulphur	Antimony	Scandium	Selenium
		m	m				%	ppm	ppm	ppm	%	ppm	ppm	ppm
10x Crustal Abundance (Price 1997) [(1)]							--	*840*	*10500*	*140*	*0.40*	*2.0*	*220*	*0.50*
A0963881	BR-217	201	201.4	Metasediment 2	Central Pit	Ore-Grade	0.055	80	550	5.1	2.2	0.12	5.1	1.5
A0963882	BR-217	206	207.3	Metasediment 2	Central Pit	Mine Rock	0.050	50	640	3.5	0.55	0.14	5.0	0.50
A0963883	BR-217	208.9	209.4	Felsic Volcanic 1	Central Pit	Mine Rock	0.058	12	710	13	0.80	1.2	2.0	0.40
A0963884	BR-217	214.5	216	Metasediment 2	Central Pit	Mine Rock	0.056	65	580	4.7	0.25	0.10	8.1	0.40
A0963885	BR-217	220.2	221.3	Metasediment 2	Central Pit	Mine Rock	0.066	62	600	2.5	0.26	0.040	9.1	0.20
A0963886	BR-217	225.7	227.2	Metasediment 2	Central Pit	Mine Rock	0.096	68	570	4.2	0.32	0.060	12	0.20
A0963887	BR-217	242.8	243.35	Metasediment 2	Central Pit	Mine Rock	0.075	45	520	3.3	0.45	0.25	5.3	0.30
A0963888	BR-217	249.05	249.55	Felsic Volcanic 1	Central Pit	Mine Rock	0.10	21	800	3.6	0.85	0.18	3.9	0.10
A0963889	BR-217	253.65	255	Felsic Volcanic 2	Central Pit	Mine Rock	0.027	0.70	130	12	1.1	1.5	0.30	0.20
A0963322	BR-108	88.25	89	Felsic Volcanic 1	Central Pit	Mine Rock	0.082	14	540	4.9	0.020	0.050	2.4	<0.1
A0963323	BR-108	93.25	94	Felsic Volcanic 1	Central Pit	Mine Rock	0.071	14	540	2.6	0.030	0.050	2.8	<0.1
A0963324	BR-108	98	99	Felsic Volcanic 1	Central Pit	Mine Rock	0.067	13	550	2.5	0.21	0.050	2.4	<0.1
A0963325	BR-108	103	104	Felsic Volcanic 1	Central Pit	Mine Rock	0.076	18	570	3.1	0.67	0.13	2.2	<0.1
A0963326	BR-108	108	109	Felsic Volcanic 1	Central Pit	Mine Rock	0.070	18	690	2.8	0.030	0.040	2.3	<0.1
A0963363	BR-108	119.25	120	Felsic Volcanic 1	Central Pit	Mine Rock	0.083	14	530	3.4	0.27	0.050	2.0	0.20
A0963364	BR-108	123	123.75	Felsic Volcanic 1	Central Pit	Mine Rock	0.088	17	590	4.3	0.55	0.080	3.4	<0.1
A0963327	BR-108	139.5	140.5	Felsic Volcanic 1	Central Pit	Mine Rock	0.11	17	600	3.1	0.95	0.10	3.0	<0.1
A0963328	BR-108	143.5	144.4	Felsic Volcanic 1	Central Pit	Mine Rock	0.066	12	520	2.7	0.25	0.060	2.1	0.20
A0963365	BR-108	153.5	154.5	Felsic Volcanic 1	Central Pit	Mine Rock	0.066	13	540	2.5	0.25	0.050	2.5	<0.1
A0963329	BR-108	165.8	166.3	Felsic Volcanic 1	Central Pit	Mine Rock	0.080	15	540	2.5	0.41	0.090	2.8	0.10
A0963330	BR-108	169.1	170	Fragmental 1	Central Pit	Mine Rock	0.061	13	410	2.6	0.19	0.060	2.2	0.20
A0963331	BR-108	179.75	180.75	Fragmental 1	Central Pit	Mine Rock	0.090	11	510	2.4	0.32	0.060	1.8	0.10
A0963332	BR-108	189	189.5	Felsic Volcanic 1	Central Pit	Mine Rock	0.098	11	490	2.8	0.58	0.12	2.1	<0.1
A0963366	BR-108	199	200	Fragmental 1	Central Pit	Mine Rock	0.10	12	510	2.8	0.60	0.12	2.1	<0.1
A0963367	BR-108	206.5	207.5	Felsic Volcanic 1	Central Pit	Mine Rock	0.10	17	620	2.8	1.2	0.23	2.8	0.10
A0963368	BR-108	216	216.5	Fragmental 1	Central Pit	Mine Rock	0.070	11	490	2.6	0.42	0.16	2.3	0.20
A0963333	BR-108	224.5	225.5	Fragmental 1	Central Pit	Mine Rock	0.091	13	500	3.1	0.60	0.13	2.7	0.20
A0963334	BR-108	240	241	Felsic Volcanic 1	Central Pit	Mine Rock	0.056	13	650	4.4	0.80	0.15	1.5	0.30
A0963356	BR-108	246.55	247.5	Felsic Volcanic 1	Central Pit	Mine Rock	0.071	13	510	3.1	0.33	0.10	1.6	0.20
A0963335	BR-108	257.5	258	Felsic Volcanic 1	Central Pit	Mine Rock	0.061	11	660	3.5	0.34	0.11	2.0	0.20
A0963336	BR-108	261.5	262	Felsic Volcanic 1	Central Pit	Mine Rock	0.053	7.7	440	16	0.38	0.12	0.90	0.20
A0963357	BR-108	269.5	270.5	Felsic Volcanic 1	Central Pit	Mine Rock	0.071	7.8	430	4.6	0.38	0.14	1.4	0.10
A0963337	BR-108	273	273.5	Felsic Volcanic 1	Central Pit	Mine Rock	0.060	14	530	65	0.92	0.23	2.0	0.30
A0963338	BR-108	279	280	Felsic Volcanic 1	Central Pit	Mine Rock	0.064	14	520	18	0.59	0.18	1.9	0.30
A0963358	BR-108	283	284	Felsic Volcanic 1	Central Pit	Mine Rock	0.054	14	530	7.4	0.34	0.14	2.0	0.20
A0963339	BR-108	289.5	290	Felsic Volcanic 1	Central Pit	Mine Rock	0.053	7.5	450	71	1.4	0.23	0.40	0.60
A0963340	BR-108	293	294	Felsic Volcanic 1	Central Pit	Mine Rock	0.078	13	580	5.4	0.76	0.15	1.7	0.20
A0963341	BR-108	298.5	299.5	Felsic Volcanic 1	Central Pit	Mine Rock	0.071	12	550	26	0.36	0.17	1.7	0.20
A0963342	BR-108	303.5	304.25	Felsic Volcanic 1	Central Pit	Ore-Grade	0.076	15	580	11	0.47	0.14	2.4	0.30
A0963343	BR-108	309.5	310.25	Felsic Volcanic 1	Central Pit	Mine Rock	0.10	15	520	12	0.54	0.13	2.2	0.30
A0963344	BR-108	314.75	315.5	Felsic Volcanic 1	Central Pit	Ore-Grade	0.063	13	590	4.1	0.50	0.12	1.7	0.30
A0963359	BR-108	319.25	320	Felsic Volcanic 1	Central Pit	Mine Rock	0.069	14	560	4.6	0.38	0.11	2.1	0.30
A0963345	BR-108	322.5	323.25	Felsic Volcanic 1	Central Pit	Ore-Grade	0.058	15	560	5.0	0.65	0.12	2.5	0.40

(1) Ten times average crustal abundance values presented in Price (1997).

Blue highlighting indicates samples with metal concentrations greater than the ten times crustal abundance screening value are present in the analyzed group.

Screening values are for qualitative assessment only and hold no regulatory significance.

Classification as mine rock or ore-grade materials was based on gold content.

A value of "--" indicates metal was not measured for the given sample; the variation in elements analyzed is due to measurement at two different laboratories (see text).

Table B-5 Aqua Regia Metals

Sample ID	Drillhole ID	From	To	Lithology	Area	Class	Sodium	Nickel	Phosphorus	Lead	Sulphur	Antimony	Scandium	Selenium
		m	m				%	ppm	ppm	ppm	%	ppm	ppm	ppm
10x Crustal Abundance (Price 1997) [(1)]							--	*840*	*10500*	*140*	*0.40*	*2.0*	*220*	*0.50*
A0963346	BR-108	328.5	329.25	Felsic Volcanic 1	Central Pit	Ore-Grade	0.077	18	550	9.7	0.57	0.11	3.2	0.30
A0963347	BR-108	333	333.5	Felsic Volcanic 1	Central Pit	Mine Rock	0.070	12	500	4.7	0.84	0.18	2.8	2.3
A0963348	BR-108	336	336.5	Felsic Volcanic 1	Central Pit	Mine Rock	0.068	12	510	27	1.1	0.34	1.4	4.0
A0963349	BR-108	340.5	341	Felsic Volcanic 2	Central Pit	Ore-Grade	0.073	14	540	19	1.3	0.37	2.8	4.2
A0963350	BR-108	344	345	Felsic Volcanic 2	Central Pit	Mine Rock	0.056	15	540	8.6	1.0	0.17	2.0	1.8
A0963351	BR-108	354	355	Felsic Volcanic 1	Central Pit	Mine Rock	0.066	9.1	360	4.4	0.63	1.0	2.7	9.0
A0963360	BR-108	358	358.75	Felsic Volcanic 1	Central Pit	Mine Rock	0.099	18	520	3.0	0.22	0.080	4.1	0.50
A0963361	BR-108	363.25	364	Felsic Volcanic 1	Central Pit	Mine Rock	0.079	19	570	2.8	0.10	0.080	2.8	0.40
A0963352	BR-108	369.5	370.5	Felsic Volcanic 1	Central Pit	Mine Rock	0.10	13	580	2.8	0.47	0.080	3.2	0.40
A0963362	BR-108	371.5	372.5	Felsic Volcanic 1	Central Pit	Mine Rock	0.16	14	540	3.0	0.22	0.070	2.8	0.30
A0963353	BR-108	375.5	376.25	Felsic Volcanic 1	Central Pit	Mine Rock	0.082	11	1220	2.5	0.38	0.050	4.6	0.30
A0963354	BR-108	380.75	381.5	Felsic Volcanic 1	Central Pit	Mine Rock	0.053	11	1180	2.8	0.49	0.10	4.0	0.20
A0963355	BR-108	385.25	386	Felsic Volcanic 1	Central Pit	Mine Rock	0.082	17	550	3.5	0.32	0.10	3.3	<0.1
A0964012	BR-164	32	33	Felsic Volcanic 1	Central Pit	Mine Rock	0.054	21	670	6.7	0.56	0.070	2.6	<0.1
A0962765	BR-164	41.1	42	Felsic Volcanic 1	Central Pit	Mine Rock	0.028	11	510	1.2	0.11	0.070	1.4	<0.1
A0962766	BR-164	46.8	47.7	Felsic Volcanic 1	Central Pit	Mine Rock	0.027	52	560	11	0.21	0.080	3.6	0.20
A0962767	BR-164	56.5	58	Metasediment 2	Central Pit	Mine Rock	0.055	46	450	2.7	0.25	0.050	4.2	0.20
A0962768	BR-164	62	63	Fragmental 1	Central Pit	Mine Rock	0.055	35	440	3.6	0.29	0.050	4.2	0.40
A0964013	BR-164	75	76.5	Felsic Volcanic 1	Central Pit	Mine Rock	0.070	15	530	1.9	0.68	0.060	1.9	0.10
A0962769	BR-164	82.5	84	Felsic Volcanic 1	Central Pit	Mine Rock	0.088	14	500	10	0.48	0.060	2.2	0.20
A0962770	BR-164	87	88.5	Felsic Volcanic 1	Central Pit	Mine Rock	0.061	14	530	4.2	0.28	0.060	1.8	0.10
A0962771	BR-164	96	97.5	Felsic Volcanic 1	Central Pit	Mine Rock	0.077	12	540	9.9	0.21	0.060	1.9	0.10
A0962772	BR-164	100.5	102	Felsic Volcanic 1	Central Pit	Mine Rock	0.077	14	570	3.7	1.1	0.090	1.8	0.30
A0962773	BR-164	110	111	Felsic Volcanic 1	Central Pit	Mine Rock	0.10	13	550	4.9	0.38	0.050	2.7	0.10
A0962774	BR-164	114	115.5	Felsic Volcanic 1	Central Pit	Mine Rock	0.087	25	590	3.0	0.70	0.060	2.9	0.20
A0962775	BR-164	120	121.5	Felsic Volcanic 1	Central Pit	Mine Rock	0.057	12	560	23	0.36	0.060	1.7	0.20
A0962776	BR-164	124.5	126	Felsic Volcanic 1	Central Pit	Mine Rock	0.065	12	520	72	0.55	0.070	1.9	0.20
A0962777	BR-164	128.5	129	Felsic Volcanic 1	Central Pit	Mine Rock	0.043	16	540	4.0	1.8	0.12	1.3	0.20
A0962778	BR-164	136.35	137.5	Felsic Volcanic 1	Central Pit	Mine Rock	0.078	16	560	2.4	0.83	0.11	2.6	0.20
A0962779	BR-164	142.5	144	Felsic Volcanic 1	Central Pit	Mine Rock	0.090	11	530	41	0.20	0.14	2.0	0.30
A0962780	BR-164	148.5	150	Felsic Volcanic 1	Central Pit	Mine Rock	0.11	12	560	3.1	0.56	0.070	2.3	0.20
A0962781	BR-164	153	154	Felsic Volcanic 1	Central Pit	Mine Rock	0.039	11	540	3.2	0.87	0.13	1.1	0.10
A0962782	BR-164	159.15	159.75	Felsic Volcanic 1	Central Pit	Mine Rock	0.061	15	620	3.4	1.1	0.13	2.4	<0.1
A0964014	BR-164	165	166.5	Felsic Volcanic 1	Central Pit	Mine Rock	0.078	18	670	4.1	1.5	0.40	2.3	<0.1
A0962783	BR-164	171	172.5	Felsic Volcanic 1	Central Pit	Mine Rock	0.081	16	580	11	1.0	0.21	2.8	0.10
A0964015	BR-164	177	178.5	Felsic Volcanic 1	Central Pit	Mine Rock	0.061	17	530	4.1	1.1	0.17	2.0	0.20
A0964016	BR-164	195	196.5	Felsic Volcanic 1	Central Pit	Mine Rock	0.073	13	550	21	1.1	0.17	2.5	0.20
A0964017	BR-164	205.5	207	Felsic Volcanic 1	Central Pit	Mine Rock	0.063	14	530	8.2	0.50	0.12	2.9	0.20
A0962784	BR-164	210.1	211.2	Felsic Volcanic 1	Central Pit	Mine Rock	0.055	16	540	23	0.34	0.10	2.3	0.10
A0962785	BR-164	215.3	216.5	Felsic Volcanic 1	Central Pit	Mine Rock	0.059	17	560	3.0	0.52	0.13	2.7	0.10
A0962786	BR-164	220.5	222	Felsic Volcanic 1	Central Pit	Mine Rock	0.072	15	560	5.1	0.56	0.11	3.2	0.20
A0962787	BR-164	227.75	228.35	Felsic Volcanic 1	Central Pit	Mine Rock	0.050	15	680	4.1	0.61	0.10	2.8	0.20
A0962788	BR-164	232.4	232.9	Felsic Volcanic 1	Central Pit	Mine Rock	0.063	15	700	4.0	0.69	0.10	3.3	0.20

(1) Ten times average crustal abundance values presented in Price (1997).

Blue highlighting indicates samples with metal concentrations greater than the ten times crustal abundance screening value are present in the analyzed group.

Screening values are for qualitative assessment only and hold no regulatory significance.

Classification as mine rock or ore-grade materials was based on gold content.

A value of "--" indicates metal was not measured for the given sample; the variation in elements analyzed is due to measurement at two different laboratories (see text).

Table B-5 Aqua Regia Metals

Sample ID	Drillhole ID	From	To	Lithology	Area	Class	Sodium	Nickel	Phosphorus	Lead	Sulphur	Antimony	Scandium	Selenium
		m	m				%	ppm	ppm	ppm	%	ppm	ppm	ppm
10x Crustal Abundance (Price 1997) [(1)]							--	*840*	*10500*	*140*	*0.40*	*2.0*	*220*	*0.50*
A0964018	BR-164	238.3	238.9	Felsic Volcanic 1	Central Pit	Mine Rock	0.046	14	650	6.7	0.64	0.090	2.7	0.20
A0962789	BR-164	250.5	251.65	Felsic Volcanic 1	Central Pit	Mine Rock	0.11	9.1	460	73	1.1	0.23	0.80	0.70
A0964019	BR-164	267	267.5	Felsic Volcanic 1	Central Pit	Mine Rock	0.15	16	720	19	0.50	0.090	2.2	0.30
A0962790	BR-164	273.6	274.45	Felsic Volcanic 1	Central Pit	Mine Rock	0.13	15	550	43	1.6	0.26	1.8	0.30
A0962791	BR-164	281.7	282.2	Felsic Volcanic 1	Central Pit	Mine Rock	0.057	15	530	8.9	0.79	0.14	2.2	0.20
A0962792	BR-164	283.75	284.25	Felsic Volcanic 1	Central Pit	Ore-Grade	0.063	12	290	156	1.5	0.45	1.2	2.0
A0962793	BR-164	286.95	287.45	Felsic Volcanic 1	Central Pit	Mine Rock	0.067	16	610	19	0.80	0.14	3.2	0.80
A0962794	BR-164	295	295.75	Felsic Volcanic 1	Central Pit	Mine Rock	0.054	13	590	3.1	0.44	0.15	1.6	0.20
A0962795	BR-164	302.5	303	Felsic Volcanic 1	Central Pit	Mine Rock	0.065	14	570	3.9	0.71	0.13	2.7	0.30
A0962796	BR-164	308	309	Felsic Volcanic 1	Central Pit	Ore-Grade	0.058	15	540	47	1.0	0.15	2.2	0.60
A0962797	BR-164	312	313	Felsic Volcanic 1	Central Pit	Mine Rock	0.092	16	560	50	1.1	0.18	2.4	0.50
A0962798	BR-164	316.7	317.7	Felsic Volcanic 1	Central Pit	Ore-Grade	0.061	18	750	4.8	1.2	0.21	3.1	2.5
A0962799	BR-164	327.1	327.6	Felsic Volcanic 1	Central Pit	Ore-Grade	0.061	12	460	280	0.75	0.65	2.5	4.8
A0962800	BR-164	332	333	Felsic Volcanic 1	Central Pit	Mine Rock	0.059	17	1210	3.7	0.65	0.12	4.0	0.60
A0964020	BR-164	337.5	338	Felsic Volcanic 1	Central Pit	Mine Rock	0.073	19	1390	14	0.78	0.15	5.4	0.80
A0964001	BR-164	347.8	348.4	Metasediment 2	Central Pit	Mine Rock	0.065	49	600	2.7	0.29	0.060	7.7	0.20
A0964002	BR-164	356	357	Felsic Volcanic 1	Central Pit	Ore-Grade	0.068	17	550	2.7	0.33	0.070	2.9	0.20
A0964003	BR-164	361.45	362.45	Felsic Volcanic 1	Central Pit	Mine Rock	0.053	44	600	4.4	0.56	0.090	4.6	0.40
A0964004	BR-164	365	366	Felsic Volcanic 1	Central Pit	Mine Rock	0.086	12	620	3.3	0.46	0.070	2.1	0.30
A0964005	BR-164	372.4	373	Felsic Volcanic 1	Central Pit	Mine Rock	0.053	7.9	610	2.9	0.37	0.090	1.6	0.20
A0964006	BR-164	377.5	378.5	Metasediment 2	Central Pit	Mine Rock	0.048	50	660	2.4	1.1	0.060	10	0.30
A0964007	BR-164	382	383.15	Metasediment 2	Central Pit	Mine Rock	0.037	55	670	1.9	0.43	0.21	7.4	0.30
A0964008	BR-164	387.7	388.95	Metasediment 2	Central Pit	Mine Rock	0.062	57	550	2.5	0.32	0.10	8.9	0.30
A0963048	BR-106	15	16	Felsic Volcanic 1	Central Pit	Mine Rock	0.064	12	520	4.6	0.43	0.080	1.7	<0.1
A0963303	BR-106	19	20	Felsic Volcanic 1	Central Pit	Mine Rock	0.063	13	500	2.9	0.68	0.080	1.6	<0.1
A0963049	BR-106	25	26	Felsic Volcanic 1	Central Pit	Mine Rock	0.060	14	530	3.1	0.46	0.070	1.6	<0.1
A0963304	BR-106	27	28	Felsic Volcanic 1	Central Pit	Mine Rock	0.067	12	540	5.3	0.99	0.18	1.6	<0.1
A0963050	BR-106	32	33	Felsic Volcanic 1	Central Pit	Mine Rock	0.057	11	490	2.9	0.81	0.13	1.5	<0.1
A0963251	BR-106	35	36	Felsic Volcanic 1	Central Pit	Mine Rock	0.053	9.3	540	3.6	0.91	0.14	1.8	<0.1
A0963252	BR-106	40	41	Felsic Volcanic 1	Central Pit	Mine Rock	0.083	9.4	540	2.7	0.12	0.040	1.8	<0.1
A0963305	BR-106	49	49.8	Felsic Volcanic 1	Central Pit	Mine Rock	0.069	10	570	2.9	0.83	0.070	1.5	<0.1
A0963253	BR-106	52.45	53.45	Felsic Volcanic 1	Central Pit	Mine Rock	0.070	10	570	3.2	0.31	0.050	2.1	<0.1
A0963254	BR-106	60.45	61.45	Felsic Volcanic 1	Central Pit	Mine Rock	0.059	11	600	3.4	0.63	0.050	1.5	<0.1
A0963255	BR-106	63.45	64.45	Felsic Volcanic 1	Central Pit	Mine Rock	0.072	11	570	3.6	0.21	0.050	2.0	<0.1
A0963256	BR-106	68.15	69.15	Felsic Volcanic 1	Central Pit	Mine Rock	0.077	15	600	3.1	0.25	0.050	2.2	<0.1
A0963257	BR-106	73.45	74.45	Felsic Volcanic 1	Central Pit	Mine Rock	0.094	13	560	3.0	0.050	0.040	1.7	<0.1
A0963258	BR-106	78.45	79.45	Felsic Volcanic 1	Central Pit	Mine Rock	0.060	13	530	2.0	0.020	0.050	1.9	<0.1
A0963259	BR-106	83.45	84.45	Felsic Volcanic 1	Central Pit	Mine Rock	0.056	13	530	1.8	<0.02	0.040	1.8	<0.1
A0963260	BR-106	88.55	89.05	Felsic Volcanic 1	Central Pit	Mine Rock	0.073	13	520	2.5	0.070	0.050	2.3	<0.1
A0963261	BR-106	93.55	94.55	Felsic Volcanic 1	Central Pit	Mine Rock	0.077	15	580	2.7	0.030	0.040	2.2	<0.1
A0963262	BR-106	97.8	98.9	Felsic Volcanic 1	Central Pit	Mine Rock	0.070	16	670	2.9	0.88	0.050	2.5	<0.1
A0963263	BR-106	103.45	104.45	Felsic Volcanic 1	Central Pit	Mine Rock	0.071	19	670	2.4	0.24	0.050	2.5	<0.1
A0963264	BR-106	108.1	109.1	Felsic Volcanic 1	Central Pit	Mine Rock	0.067	12	570	3.0	0.29	0.060	1.8	<0.1

(1) Ten times average crustal abundance values presented in Price (1997).

Blue highlighting indicates samples with metal concentrations greater than the ten times crustal abundance screening value are present in the analyzed group.

Screening values are for qualitative assessment only and hold no regulatory significance.

Classification as mine rock or ore-grade materials was based on gold content.

A value of "--" indicates metal was not measured for the given sample; the variation in elements analyzed is due to measurement at two different laboratories (see text).

Table B-5 Aqua Regia Metals

Sample ID	Drillhole ID	From	To	Lithology	Area	Class	Sodium	Nickel	Phosphorus	Lead	Sulphur	Antimony	Scandium	Selenium
		m	m				%	ppm	ppm	ppm	%	ppm	ppm	ppm
10x Crustal Abundance (Price 1997) [1]							--	*840*	*10500*	*140*	*0.40*	*2.0*	*220*	*0.50*
A0963265	BR-106	113.1	114.3	Felsic Volcanic 1	Central Pit	Mine Rock	0.060	12	570	4.2	0.28	0.080	1.8	<0.1
A0963266	BR-106	117.65	118.65	Felsic Volcanic 1	Central Pit	Mine Rock	0.064	13	580	3.2	0.16	0.060	2.1	<0.1
A0963267	BR-106	124.6	125.6	Felsic Volcanic 1	Central Pit	Mine Rock	0.069	14	600	3.1	0.35	0.060	2.0	<0.1
A0963268	BR-106	130	131	Felsic Volcanic 1	Central Pit	Mine Rock	0.077	11	550	3.2	0.40	0.060	2.0	<0.1
A0963269	BR-106	135	136	Felsic Volcanic 1	Central Pit	Mine Rock	0.057	12	580	4.4	0.69	0.050	1.5	0.50
A0963270	BR-106	145.2	146.2	Felsic Volcanic 1	Central Pit	Mine Rock	0.063	13	550	12	0.98	0.060	1.8	0.20
A0963271	BR-106	151.2	152.2	Felsic Volcanic 1	Central Pit	Mine Rock	0.081	12	530	3.3	0.24	0.050	2.3	0.10
A0963306	BR-106	156.5	157.5	Felsic Volcanic 1	Central Pit	Mine Rock	0.12	12	550	12	0.54	0.050	2.7	0.20
A0963272	BR-106	166.4	167.4	Felsic Volcanic 1	Central Pit	Mine Rock	0.070	12	570	3.3	0.49	0.050	1.9	<0.1
A0963273	BR-106	171.65	172.65	Felsic Volcanic 1	Central Pit	Mine Rock	0.051	15	510	3.3	0.49	0.030	1.6	<0.1
A0963274	BR-106	176.65	177.65	Felsic Volcanic 1	Central Pit	Mine Rock	0.063	13	530	10	0.35	0.050	1.6	0.10
A0963275	BR-106	180.65	181.65	Felsic Volcanic 1	Central Pit	Mine Rock	0.026	12	520	148	1.4	0.090	0.70	0.70
A0963276	BR-106	181.65	182.65	Felsic Volcanic 1	Central Pit	Mine Rock	0.053	12	530	45	1.1	0.070	1.5	0.40
A0963307	BR-106	184.65	185.65	Felsic Volcanic 1	Central Pit	Mine Rock	0.074	17	810	50	1.1	0.090	2.3	0.30
A0963277	BR-106	191.95	192.55	Felsic Volcanic 1	Central Pit	Mine Rock	0.042	28	1170	9.4	1.1	0.090	2.0	0.20
A0963278	BR-106	198.65	199.65	Felsic Volcanic 1	Central Pit	Mine Rock	0.059	14	560	3.5	0.36	0.080	2.0	<0.1
A0963279	BR-106	208.65	209.6	Felsic Volcanic 1	Central Pit	Mine Rock	0.068	19	590	2.8	0.23	0.060	3.2	<0.1
A0963280	BR-106	218.3	219.3	Felsic Volcanic 1	Central Pit	Mine Rock	0.082	31	780	4.5	0.39	0.040	4.0	0.10
A0963281	BR-106	229.1	230.1	Felsic Volcanic 1	Central Pit	Mine Rock	0.075	15	540	3.4	0.24	0.060	3.0	0.10
A0963282	BR-106	234.1	235.1	Felsic Volcanic 1	Central Pit	Mine Rock	0.072	17	590	2.9	0.36	0.070	2.7	0.10
A0963283	BR-106	240.1	241.1	Felsic Volcanic 1	Central Pit	Mine Rock	0.072	16	550	2.9	0.13	0.060	3.1	<0.1
A0963284	BR-106	252.3	253.5	Felsic Volcanic 1	Central Pit	Mine Rock	0.053	15	600	2.6	0.26	0.060	2.5	0.20
A0963299	BR-106	258.85	259.85	Felsic Volcanic 1	Central Pit	Mine Rock	0.065	12	490	2.4	0.12	0.080	2.2	<0.1
A0963285	BR-106	262.85	263.75	Felsic Volcanic 1	Central Pit	Mine Rock	0.078	15	580	2.2	0.34	0.11	2.6	<0.1
A0963300	BR-106	263.75	264.5	Felsic Volcanic 1	Central Pit	Mine Rock	0.073	15	570	2.4	0.19	0.10	3.3	0.20
A0963286	BR-106	285	286	Felsic Volcanic 1	Central Pit	Mine Rock	0.063	14	580	3.4	0.25	0.070	2.0	<0.1
A0963287	BR-106	304	305	Felsic Volcanic 1	Central Pit	Mine Rock	0.055	23	750	3.5	0.54	0.060	3.3	0.20
A0963288	BR-106	310	311	Felsic Volcanic 1	Central Pit	Mine Rock	0.053	14	710	2.2	0.20	0.080	3.5	0.10
A0963289	BR-106	319	320	Felsic Volcanic 1	Central Pit	Ore-Grade	0.061	13	590	3.9	0.92	0.070	2.4	0.20
A0963290	BR-106	323.75	324.25	Felsic Volcanic 1	Central Pit	Mine Rock	0.071	15	590	2.9	0.31	0.070	2.8	<0.1
A0963291	BR-106	328.85	329.85	Felsic Volcanic 1	Central Pit	Mine Rock	0.076	22	890	3.5	0.60	0.090	2.4	0.10
A0963301	BR-106	330.85	331.85	Felsic Volcanic 1	Central Pit	Mine Rock	0.094	16	590	2.9	0.19	0.080	2.8	0.10
A0963292	BR-106	333.85	334.85	Felsic Volcanic 1	Central Pit	Mine Rock	0.083	14	540	3.1	0.36	0.090	2.3	0.10
A0963302	BR-106	344.1	345.2	Felsic Volcanic 1	Central Pit	Mine Rock	0.078	39	640	2.8	0.45	0.050	4.3	0.20
A0963293	BR-106	350.3	351.3	Felsic Volcanic 1	Central Pit	Mine Rock	0.067	14	560	4.2	0.41	0.050	3.5	0.10
A0963294	BR-106	355.3	356.05	Metasediment 2	Central Pit	Mine Rock	0.082	53	580	3.5	0.53	0.030	7.1	0.30
A0963295	BR-106	360.5	361	Metasediment 2	Central Pit	Mine Rock	0.036	60	650	2.3	0.29	0.12	6.6	0.20
A0963296	BR-106	365.25	366.25	Metasediment 2	Central Pit	Mine Rock	0.050	66	590	2.4	0.30	0.15	7.6	0.20
A0963297	BR-106	370.2	371.2	Metasediment 2	Central Pit	Mine Rock	0.099	62	590	2.6	0.34	0.070	8.0	0.30
A0963298	BR-106	375.5	376.5	Felsic Volcanic 2	Central Pit	Mine Rock	0.037	4.8	180	14	1.2	0.20	0.90	0.20
A0962859	BR-139	41.5	42.5	Felsic Volcanic 1	Central Pit	Mine Rock	0.065	12	580	4.2	0.20	0.050	2.1	<0.1
A0962860	BR-139	47.5	48.5	Felsic Volcanic 1	Central Pit	Mine Rock	0.054	14	550	3.1	0.32	0.050	1.5	<0.1
A0962861	BR-139	52.5	53.5	Felsic Volcanic 1	Central Pit	Mine Rock	0.059	14	520	3.2	0.30	0.050	1.8	<0.1

(1) Ten times average crustal abundance values presented in Price (1997).

Blue highlighting indicates samples with metal concentrations greater than the ten times crustal abundance screening value are present in the analyzed group.

Screening values are for qualitative assessment only and hold no regulatory significance.

Classification as mine rock or ore-grade materials was based on gold content.

A value of "--" indicates metal was not measured for the given sample; the variation in elements analyzed is due to measurement at two different laboratories (see text).

Table B-5 Aqua Regia Metals

Sample ID	Drillhole ID	From	To	Lithology	Area	Class	Sodium	Nickel	Phosphorus	Lead	Sulphur	Antimony	Scandium	Selenium
		m	m				%	ppm	ppm	ppm	%	ppm	ppm	ppm
10x Crustal Abundance (Price 1997) [(1)]							--	*840*	*10500*	*140*	*0.40*	*2.0*	*220*	*0.50*
A0962862	BR-139	60	61	Felsic Volcanic 1	Central Pit	Mine Rock	0.062	13	620	18	0.40	0.070	1.5	0.20
A0962863	BR-139	70	71	Felsic Volcanic 1	Central Pit	Mine Rock	0.051	14	520	3.6	0.19	0.050	1.7	<0.1
A0962864	BR-139	78.5	79.5	Felsic Volcanic 1	Central Pit	Mine Rock	0.081	12	520	5.2	0.22	0.050	3.4	<0.1
A0962865	BR-139	85.5	86.5	Felsic Volcanic 1	Central Pit	Mine Rock	0.079	15	600	5.0	1.1	0.18	1.8	0.10
A0962866	BR-139	91	92	Felsic Volcanic 1	Central Pit	Mine Rock	0.065	13	570	3.3	0.62	0.080	2.2	<0.1
A0962867	BR-139	97	98	Felsic Volcanic 1	Central Pit	Mine Rock	0.070	17	680	5.1	1.3	0.14	2.6	<0.1
A0963673	BR-139	103	104.25	Felsic Volcanic 1	Central Pit	Mine Rock	0.053	14	590	4.6	0.63	0.070	2.1	0.10
A0962871	BR-139	108	108.5	Felsic Volcanic 1	Central Pit	Mine Rock	0.041	12	540	2.9	0.65	0.050	1.3	<0.1
A0962872	BR-139	111.6	113	Felsic Volcanic 1	Central Pit	Mine Rock	0.046	13	540	3.0	0.56	0.070	1.7	0.10
A0962873	BR-139	116.5	117.5	Felsic Volcanic 1	Central Pit	Mine Rock	0.062	11	520	4.3	0.44	0.11	2.1	0.10
A0962874	BR-139	124.5	125.5	Felsic Volcanic 1	Central Pit	Mine Rock	0.074	14	610	12	1.8	0.15	1.6	0.70
A0962875	BR-139	131.5	132.2	Felsic Volcanic 1	Central Pit	Mine Rock	0.039	79	990	4.0	0.94	0.11	3.1	0.20
A0962876	BR-139	138	138.5	Felsic Volcanic 1	Central Pit	Mine Rock	0.036	13	650	34	1.5	0.090	1.6	0.20
A0962877	BR-139	145.5	147	Felsic Volcanic 1	Central Pit	Mine Rock	0.031	8.9	610	8.4	1.7	0.10	0.50	0.30
A0962878	BR-139	152.5	153.5	Felsic Volcanic 1	Central Pit	Ore-Grade	0.032	15	640	21	1.8	0.090	1.5	0.50
A0962879	BR-139	158.5	159.5	Felsic Volcanic 1	Central Pit	Mine Rock	0.046	8.7	580	6.5	1.8	0.15	1.1	0.20
A0962880	BR-139	164.5	165.25	Felsic Volcanic 1	Central Pit	Mine Rock	0.056	12	550	11	1.3	0.14	1.8	0.30
A0962881	BR-139	173	174	Felsic Volcanic 1	Central Pit	Mine Rock	0.083	16	520	11	0.50	0.10	3.0	0.20
A0962882	BR-139	179.5	180.5	Felsic Volcanic 1	Central Pit	Mine Rock	0.070	13	680	58	1.4	0.21	1.4	0.50
A0962883	BR-139	184.75	185.5	Felsic Volcanic 1	Central Pit	Mine Rock	0.049	8.0	580	21	1.0	0.21	1.1	0.10
A0962884	BR-139	196	197	Felsic Volcanic 1	Central Pit	Mine Rock	0.10	15	650	4.5	0.71	0.10	3.0	0.10
A0962885	BR-139	213.5	214	Felsic Volcanic 1	Central Pit	Mine Rock	0.056	15	500	117	1.7	0.27	2.0	0.50
A0962886	BR-139	243.5	244.5	Felsic Volcanic 1	Central Pit	Mine Rock	0.060	15	540	2.8	0.38	0.070	3.0	0.10
A0962887	BR-139	260.5	261.5	Felsic Volcanic 1	Central Pit	Mine Rock	0.076	15	560	3.1	0.35	0.080	2.8	0.20
A0962888	BR-139	272	273	Felsic Volcanic 1	Central Pit	Mine Rock	0.063	15	570	2.7	0.31	0.080	2.8	<0.1
A0962889	BR-139	286.5	287.25	Felsic Volcanic 1	Central Pit	Ore-Grade	0.029	15	620	235	2.7	0.32	0.80	0.60
A0964708	BR-139	298.5	299	Felsic Volcanic 1	Central Pit	Ore-Grade	0.18	13	460	16	0.66	0.12	2.1	1.6
A0964709	BR-139	303	303.5	Felsic Volcanic 1	Central Pit	Ore-Grade	0.046	13	490	78	0.89	0.18	1.5	0.90
A0964710	BR-139	309	309.75	Felsic Volcanic 1	Central Pit	Mine Rock	0.088	16	550	3.1	0.69	0.11	2.5	0.30
A0964711	BR-139	315.5	316	Felsic Volcanic 1	Central Pit	Ore-Grade	0.046	42	530	23	1.1	0.24	4.0	0.80
A0964712	BR-139	320.25	321	Metasediment 2	Central Pit	Mine Rock	0.035	46	570	2.6	0.44	0.090	4.5	0.30
A0962890	BR-139	326	327	Metasediment 2	Central Pit	Mine Rock	0.068	46	660	3.1	1.1	0.080	5.5	0.40
A0962891	BR-139	335.3	336.45	Metasediment 2	Central Pit	Mine Rock	0.11	58	660	3.8	0.33	0.11	9.7	0.30
A0962892	BR-139	340.9	342	Metasediment 2	Central Pit	Mine Rock	0.11	62	540	3.2	0.40	0.13	9.0	0.30
A0962893	BR-139	348	349	Metasediment 2	Central Pit	Mine Rock	0.073	63	520	2.8	0.28	0.080	7.6	0.30
A0962894	BR-139	366.5	367	Metasediment 2	Central Pit	Mine Rock	0.093	44	550	3.1	0.22	0.070	4.5	0.20
A0963547	BR-185	23.6	24.5	Felsic Volcanic 1	Central Pit	Mine Rock	0.061	12	520	10	0.52	0.10	1.6	0.10
A0964158	BR-168	117	118.5	Felsic Volcanic 1	Central Pit	Mine Rock	0.071	11	560	4.7	0.54	0.090	2.1	0.10
A0964154	BR-168	123.5	124.5	Felsic Volcanic 1	Central Pit	Mine Rock	0.065	16	550	6.6	0.48	0.080	3.0	<0.1
A0964155	BR-168	130.95	131.45	Felsic Volcanic 1	Central Pit	Mine Rock	0.058	39	1110	10	0.68	0.050	10	0.30
A0964156	BR-168	141	142.1	Felsic Volcanic 1	Central Pit	Mine Rock	0.072	15	560	15	0.33	0.070	3.4	<0.1
A0964157	BR-168	149.65	150.2	Felsic Volcanic 1	Central Pit	Mine Rock	0.072	16	560	42	0.52	0.090	2.8	0.10
A0964159	BR-168	159	160.5	Felsic Volcanic 1	Central Pit	Mine Rock	0.049	15	560	29	0.67	0.13	2.6	0.40

(1) Ten times average crustal abundance values presented in Price (1997).

Blue highlighting indicates samples with metal concentrations greater than the ten times crustal abundance screening value are present in the analyzed group.

Screening values are for qualitative assessment only and hold no regulatory significance.

Classification as mine rock or ore-grade materials was based on gold content.

A value of "--" indicates metal was not measured for the given sample; the variation in elements analyzed is due to measurement at two different laboratories (see text).

Table B-5 Aqua Regia Metals

Sample ID	Drillhole ID	From	To	Lithology	Area	Class	Sodium	Nickel	Phosphorus	Lead	Sulphur	Antimony	Scandium	Selenium
		m	m				%	ppm	ppm	ppm	%	ppm	ppm	ppm
10x Crustal Abundance (Price 1997) [(1)]							--	*840*	*10500*	*140*	*0.40*	*2.0*	*220*	*0.50*
A0964160	BR-168	166.25	166.75	Felsic Volcanic 1	Central Pit	Mine Rock	0.059	15	490	438	2.2	0.26	1.1	2.8
A0964161	BR-168	171.6	172.4	Felsic Volcanic 1	Central Pit	Mine Rock	0.036	14	560	4.4	0.38	0.060	2.9	0.20
A0964162	BR-168	177	178	Felsic Volcanic 1	Central Pit	Mine Rock	0.039	15	540	15	0.78	0.10	2.0	0.20
A0964163	BR-168	182.25	183	Felsic Volcanic 1	Central Pit	Mine Rock	0.024	12	730	4.7	0.41	0.050	2.0	<0.1
A0964164	BR-168	192	192.5	Felsic Volcanic 1	Central Pit	Mine Rock	0.033	10	460	7.8	0.23	0.060	1.2	<0.1
A0964165	BR-168	198.3	199.3	Felsic Volcanic 1	Central Pit	Mine Rock	0.045	12	790	23	0.36	0.070	2.8	0.20
A0964166	BR-168	207.3	207.8	Felsic Volcanic 1	Central Pit	Mine Rock	0.074	12	810	19	0.92	0.090	2.4	0.40
A0964167	BR-168	213	214	Felsic Volcanic 1	Central Pit	Mine Rock	0.074	14	540	7.2	0.60	0.10	2.8	0.10
A0964168	BR-168	219.55	221	Felsic Volcanic 1	Central Pit	Mine Rock	0.046	16	570	5.2	0.22	0.050	3.0	<0.1
A0964169	BR-168	227.8	228.6	Felsic Volcanic 1	Central Pit	Mine Rock	0.051	42	850	7.9	0.52	0.030	5.1	0.20
A0964170	BR-168	234.55	235.05	Felsic Volcanic 1	Central Pit	Mine Rock	0.063	12	560	3.6	0.51	0.080	2.6	0.20
A0964171	BR-168	252.9	254	Felsic Volcanic 1	Central Pit	Mine Rock	0.075	15	670	4.7	0.41	0.050	3.8	0.10
A0964172	BR-168	268.5	270	Felsic Volcanic 1	Central Pit	Mine Rock	0.075	15	610	3.4	0.37	0.070	3.3	<0.1
A0964173	BR-168	280.5	282	Felsic Volcanic 1	Central Pit	Mine Rock	0.049	15	560	2.7	0.41	0.11	3.4	<0.1
A0964174	BR-168	298.65	299.15	Felsic Volcanic 1	Central Pit	Ore-Grade	0.060	12	580	114	0.45	0.82	1.1	0.50
A0964175	BR-168	320.6	321.35	Felsic Volcanic 1	Central Pit	Mine Rock	0.026	12	700	16	1.2	0.080	2.1	1.4
A0964176	BR-168	325.5	326.45	Metasediment 2	Central Pit	Mine Rock	0.052	50	600	2.3	0.39	0.060	8.2	0.30
117301	BR-169	40.5	41.5	Felsic Volcanic 1	Central Pit	Ore-Grade	0.056	15	730	144	1.1	0.20	1.2	0.50
A0964638	BR-169	54.2	55.3	Felsic Volcanic 1	Central Pit	Mine Rock	0.13	15	550	7.5	1.1	0.13	3.1	<0.1
A0964639	BR-169	62	62.9	Felsic Volcanic 1	Central Pit	Mine Rock	0.088	14	540	5.9	0.46	0.060	3.4	<0.1
117302	BR-169	65.5	66	Felsic Volcanic 1	Central Pit	Mine Rock	0.090	15	560	3.7	1.2	0.090	2.9	0.10
117303	BR-169	74.25	74.8	Felsic Volcanic 1	Central Pit	Mine Rock	0.035	17	700	3.2	0.37	0.060	3.3	0.10
117304	BR-169	76.05	76.7	Felsic Volcanic 1	Central Pit	Mine Rock	0.059	14	610	3.4	0.48	0.060	2.5	<0.1
117305	BR-169	83.5	84	Felsic Volcanic 1	Central Pit	Mine Rock	0.050	18	830	3.1	0.87	0.080	2.8	0.10
117306	BR-169	85.5	86.35	Felsic Volcanic 1	Central Pit	Mine Rock	0.060	16	740	2.9	0.52	0.060	2.5	0.10
A0964640	BR-169	95.45	96	Felsic Volcanic 1	Central Pit	Mine Rock	0.068	17	460	20	0.63	0.090	3.6	0.20
117307	BR-169	98.25	99	Felsic Volcanic 1	Central Pit	Mine Rock	0.090	14	540	4.2	0.51	0.12	3.2	0.20
117308	BR-169	103.9	105	Felsic Volcanic 1	Central Pit	Mine Rock	0.068	16	510	3.0	0.25	0.10	2.5	0.10
117309	BR-169	121.6	123	Felsic Volcanic 1	Central Pit	Ore-Grade	0.14	15	550	4.3	0.87	0.15	0.90	0.30
A0964714	BR-169	126	126.8	Felsic Volcanic 1	Central Pit	Ore-Grade	0.042	12	540	13	1.3	0.18	1.4	1.4
A0964715	BR-169	127.8	128.4	Felsic Volcanic 1	Central Pit	Ore-Grade	0.068	13	450	14	0.79	0.24	3.6	2.1
A0964716	BR-169	129	129.55	Felsic Volcanic 1	Central Pit	Ore-Grade	0.14	16	620	25	1.6	0.48	1.7	1.8
A0964717	BR-169	130.15	130.7	Felsic Volcanic 1	Central Pit	Ore-Grade	0.054	15	550	16	1.6	0.32	1.2	1.5
A0964718	BR-169	131.85	132.4	Felsic Volcanic 1	Central Pit	Ore-Grade	0.033	13	430	5.9	0.57	0.81	1.9	2.2
117310	BR-169	150	150.5	Felsic Volcanic 1	Central Pit	Mine Rock	0.055	11	580	6.7	0.27	0.13	1.6	0.30
117311	BR-169	150.5	151.1	Metasediment 2	Central Pit	Mine Rock	0.10	59	830	6.0	0.38	0.20	6.8	0.40
117312	BR-169	154.5	156	Metasediment 2	Central Pit	Mine Rock	0.070	57	590	3.6	0.27	0.050	7.9	0.20
117313	BR-169	158.55	160	Metasediment 2	Central Pit	Mine Rock	0.12	13	910	3.0	0.37	0.070	3.5	0.10
117314	BR-169	165	165.7	Metasediment 2	Central Pit	Mine Rock	0.082	62	490	4.0	0.49	0.58	8.6	0.30
117316	BR-169	186	186.55	Felsic Volcanic 1	Central Pit	Mine Rock	0.056	10	580	2.6	0.20	0.060	2.2	<0.1
117317	BR-169	189.65	190.7	Metasediment 2	Central Pit	Mine Rock	0.072	48	500	7.2	0.35	0.12	6.1	0.20
A0964641	BR-169	199.4	199.9	Felsic Volcanic 2	Central Pit	Mine Rock	0.058	56	420	3.6	0.93	0.17	3.1	0.10
117318	BR-169	205.5	207	Felsic Volcanic 2	Central Pit	Mine Rock	0.059	0.40	170	8.7	1.7	0.34	0.60	0.10

(1) Ten times average crustal abundance values presented in Price (1997).

Blue highlighting indicates samples with metal concentrations greater than the ten times crustal abundance screening value are present in the analyzed group.

Screening values are for qualitative assessment only and hold no regulatory significance.

Classification as mine rock or ore-grade materials was based on gold content.

A value of "--" indicates metal was not measured for the given sample; the variation in elements analyzed is due to measurement at two different laboratories (see text).

Table B-5 Aqua Regia Metals

Sample ID	Drillhole ID	From	To	Lithology	Area	Class	Sodium	Nickel	Phosphorus	Lead	Sulphur	Antimony	Scandium	Selenium
		m	m				%	ppm	ppm	ppm	%	ppm	ppm	ppm
10x Crustal Abundance (Price 1997) [(1)]							--	*840*	*10500*	*140*	*0.40*	*2.0*	*220*	*0.50*
117319	BR-169	210	210.5	Felsic Volcanic 2	Central Pit	Mine Rock	0.069	4.9	370	4.4	1.2	0.28	0.90	<0.1
117315	BR-169	214.5	216	Felsic Volcanic 2	Central Pit	Mine Rock	0.073	0.60	160	3.4	0.47	0.20	1.2	0.10
117320	BR-169	220.35	221.75	Felsic Volcanic 2	Central Pit	Mine Rock	0.049	0.60	160	4.1	0.72	0.56	0.90	0.30
117321	BR-169	224.5	225.45	Felsic Volcanic 2	Central Pit	Mine Rock	0.066	0.40	140	3.1	0.31	0.20	1.2	0.20
A0964642	BR-169	232.5	234	Felsic Volcanic 1	Central Pit	Mine Rock	0.061	17	690	3.0	0.44	0.14	2.4	0.20
117322	BR-169	241.5	242.8	Felsic Volcanic 2	Central Pit	Mine Rock	0.065	0.80	140	3.7	0.39	0.13	1.2	0.40
117323	BR-169	246.7	247.7	Felsic Volcanic 2	Central Pit	Ore-Grade	0.053	0.80	140	6.2	0.66	0.18	1.0	0.80
A0964643	BR-169	251.15	252	Felsic Volcanic 2	Central Pit	Mine Rock	0.16	22	860	5.2	0.89	0.15	4.6	0.40
117324	BR-169	256.5	258	Metasediment 2	Central Pit	Mine Rock	0.037	46	560	3.3	0.23	0.10	6.2	0.30
117325	BR-169	266.75	268.2	Metasediment 2	Central Pit	Mine Rock	0.073	7.1	290	3.8	0.35	0.070	1.9	<0.1
A0962994	BR-241	70.85	72.15	Metasediment 2	Central Pit	Mine Rock	0.090	82	540	3.0	0.37	0.11	9.9	0.20
A0962995	BR-241	79.6	81	Felsic Volcanic 1	Central Pit	Mine Rock	0.086	12	620	3.1	0.25	0.14	2.6	<0.1
A0962996	BR-241	97.85	98.35	Felsic Volcanic 2	Central Pit	Mine Rock	0.086	38	560	4.1	2.7	0.20	3.4	0.20
A0962997	BR-241	104.65	105.2	Felsic Volcanic 1	Central Pit	Mine Rock	0.094	21	740	2.8	0.53	0.15	2.8	<0.1
A0962998	BR-241	110.5	111.5	Felsic Volcanic 2	Central Pit	Mine Rock	0.034	0.80	160	12	1.5	0.42	0.60	<0.1
A0962999	BR-241	117.8	119	Felsic Volcanic 1	Central Pit	Mine Rock	0.18	31	730	5.1	0.54	0.25	5.0	0.20
A0963000	BR-241	125.5	126.5	Felsic Volcanic 2	Central Pit	Mine Rock	0.11	11	490	7.0	0.64	0.47	2.6	0.20
A0964501	BR-241	130.7	131.75	Felsic Volcanic 1	Central Pit	Ore-Grade	0.037	15	940	5.5	1.6	8.9	0.70	0.30
A0964502	BR-241	144	145.5	Felsic Volcanic 2	Central Pit	Mine Rock	0.048	0.80	150	8.8	1.3	1.1	0.40	0.50
A0964503	BR-241	148.5	150	Felsic Volcanic 2	Central Pit	Mine Rock	0.061	0.40	150	5.4	0.81	0.36	0.90	0.30
A0964504	BR-241	153.5	154.8	Felsic Volcanic 2	Central Pit	Mine Rock	0.043	0.70	160	4.9	0.27	0.19	1.0	0.10
A0964505	BR-241	162	163.5	Felsic Volcanic 2	Central Pit	Mine Rock	0.057	0.40	130	3.6	0.48	0.19	1.1	0.10
A0964506	BR-241	171.7	173.2	Felsic Volcanic 1	Central Pit	Mine Rock	0.089	17	680	3.0	0.46	0.12	2.9	<0.1
A0964507	BR-241	180.65	182.15	Felsic Volcanic 1	Central Pit	Mine Rock	0.16	16	670	3.2	0.40	0.060	1.8	0.10
A0964508	BR-241	183.35	183.8	Felsic Volcanic 2	Central Pit	Mine Rock	0.028	2.2	270	2.8	0.36	0.030	0.70	<0.1
A0964509	BR-241	212.3	213.2	Felsic Volcanic 1	Central Pit	Mine Rock	0.035	1.2	230	4.4	0.17	0.050	0.50	0.10
A0964510	BR-241	213.2	214	Felsic Volcanic 1	Central Pit	Mine Rock	0.054	1.7	240	3.4	0.29	0.070	0.70	0.10
A0962968	BR-250B	186.85	187.35	Felsic Volcanic 1	Central Pit	Ore-Grade	0.012	13	460	410	3.4	1.3	0.30	1.8
A0964958	DNE-001	23	24.5	Felsic Volcanic 1	Central Pit	Mine Rock	0.11	17	740	4.2	0.82	0.43	2.1	0.10
A0964957	DNE-001	28	30	Felsic Volcanic 2	Central Pit	Mine Rock	0.034	0.40	160	7.6	1.5	0.42	0.40	<0.1
A0964956	DNE-001	36	37.5	Felsic Volcanic 2	Central Pit	Mine Rock	0.040	0.60	160	5.4	1.2	0.30	0.50	<0.1
A0964955	DNE-001	43.5	45	Felsic Volcanic 2	Central Pit	Mine Rock	0.0090	0.20	150	11	1.3	0.26	0.10	<0.1
A0964954	DNE-001	49	49.5	Felsic Volcanic 1	Central Pit	Mine Rock	0.10	11	500	4.6	0.84	0.40	2.6	0.10
A0964953	DNE-001	56.25	57	Felsic Volcanic 1	Central Pit	Mine Rock	0.070	14	560	2.7	0.73	0.24	2.4	<0.1
A0964952	DNE-001	63	64.5	Felsic Volcanic 1	Central Pit	Mine Rock	0.14	18	710	6.7	1.3	0.34	3.4	0.20
A0964951	DNE-001	70.45	71.3	Felsic Volcanic 2	Central Pit	Mine Rock	0.041	0.30	140	3.8	1.5	0.16	0.30	<0.1
A0964950	DNE-001	75.75	76.6	Felsic Volcanic 1	Central Pit	Mine Rock	0.095	17	690	2.8	0.47	0.27	2.9	<0.1
A0964949	DNE-001	80.4	81.4	Felsic Volcanic 2	Central Pit	Mine Rock	0.047	1.0	160	3.4	0.61	0.42	0.60	0.20
A0964948	DNE-001	85.8	87	Felsic Volcanic 1	Central Pit	Mine Rock	0.055	17	770	2.8	0.30	0.28	2.8	0.10
A0964947	DNE-001	93	94.5	Felsic Volcanic 1	Central Pit	Mine Rock	0.093	18	730	3.5	0.50	0.29	3.1	<0.1
A0964946	DNE-001	106.5	108	Felsic Volcanic 1	Central Pit	Mine Rock	0.10	18	940	3.9	0.42	0.22	4.6	<0.1
A0964945	DNE-001	117.9	118.7	Felsic Volcanic 1	Central Pit	Mine Rock	0.058	1.5	200	3.5	0.44	0.19	1.2	0.10
A0964944	DNE-001	118.7	119.5	Felsic Volcanic 1	Central Pit	Mine Rock	0.064	3.8	310	3.3	0.44	0.22	1.5	0.10

(1) Ten times average crustal abundance values presented in Price (1997).

Blue highlighting indicates samples with metal concentrations greater than the ten times crustal abundance screening value are present in the analyzed group.

Screening values are for qualitative assessment only and hold no regulatory significance.

Classification as mine rock or ore-grade materials was based on gold content.

A value of "--" indicates metal was not measured for the given sample; the variation in elements analyzed is due to measurement at two different laboratories (see text).

Table B-5 Aqua Regia Metals

Sample ID	Drillhole ID	From	To	Lithology	Area	Class	Sodium	Nickel	Phosphorus	Lead	Sulphur	Antimony	Scandium	Selenium
		m	m				%	ppm	ppm	ppm	%	ppm	ppm	ppm
10x Crustal Abundance (Price 1997) [(1)]							--	*840*	*10500*	*140*	*0.40*	*2.0*	*220*	*0.50*
A0964943	DNE-001	124.6	125.7	Felsic Volcanic 1	Central Pit	Mine Rock	0.049	8.4	360	4.6	1.0	0.25	1.3	0.20
A0964942	DNE-001	131.5	132.15	Felsic Volcanic 1	Central Pit	Mine Rock	0.066	18	740	2.7	0.50	0.31	2.9	0.20
A0964941	DNE-001	142.65	144	Felsic Volcanic 1	Central Pit	Mine Rock	0.077	18	800	2.9	0.67	0.24	3.0	0.10
A0964940	DNE-001	157.5	159	Felsic Volcanic 1	Central Pit	Mine Rock	0.066	17	870	2.8	0.38	0.15	3.3	0.20
A0964939	DNE-001	169.5	171	Felsic Volcanic 1	Central Pit	Mine Rock	0.061	17	900	4.4	0.61	0.26	3.6	<0.1
A0964938	DNE-001	174	175.5	Felsic Volcanic 2	Central Pit	Mine Rock	0.052	0.30	170	6.4	0.56	0.32	0.80	0.20
A0964937	DNE-001	180	181.5	Felsic Volcanic 2	Central Pit	Mine Rock	0.060	0.80	150	10	0.38	0.31	0.90	0.40
A0964936	DNE-001	187.5	188.4	Felsic Volcanic 2	Central Pit	Mine Rock	0.068	0.20	160	3.4	0.34	0.14	1.1	0.20
A0963125	BR-085	26	27	Felsic Volcanic 1	Central Pit	Mine Rock	0.013	1.0	160	23	2.0	0.070	0.20	1.6
A0963126	BR-085	31	32	Felsic Volcanic 1	Central Pit	Mine Rock	0.14	0.90	170	26	1.9	0.12	0.40	1.5
A0963127	BR-085	36	37	Felsic Volcanic 1	Central Pit	Mine Rock	0.085	7.0	380	14	1.6	0.18	0.70	1.1
A0963128	BR-085	41	42	Felsic Volcanic 1	Central Pit	Mine Rock	0.056	5.9	380	9.7	1.3	0.14	0.50	0.70
A0963129	BR-085	46	47	Felsic Volcanic 1	Central Pit	Mine Rock	0.093	1.5	160	37	1.4	0.14	0.90	1.1
A0963130	BR-085	52.25	53.25	Felsic Volcanic 2	Central Pit	Mine Rock	0.059	1.1	140	33	2.2	0.15	1.0	1.6
A0963135	BR-085	56.75	57.25	Felsic Volcanic 2	Central Pit	Mine Rock	0.11	1.5	270	261	1.6	0.26	1.6	4.9
A0963131	BR-085	62.15	63.15	Felsic Volcanic 1	Central Pit	Mine Rock	0.077	19	720	228	2.3	0.15	2.6	4.3
A0963132	BR-085	67.8	68.9	Felsic Volcanic 1	Central Pit	Mine Rock	0.11	17	500	40	1.7	0.16	4.5	2.5
A0963133	BR-085	72.3	73.3	Felsic Volcanic 1	Central Pit	Mine Rock	0.11	13	930	9.9	1.7	0.14	1.1	2.8
A0963134	BR-085	77.85	78.85	Felsic Volcanic 1	Central Pit	Mine Rock	0.071	44	550	5.7	3.9	0.12	11	7.9
A0963136	BR-086	36.2	37.5	Felsic Volcanic 1	Central Pit	Mine Rock	0.072	12	650	40	0.77	0.16	2.0	0.90
A0963137	BR-086	40	41	Felsic Volcanic 1	Central Pit	Ore-Grade	0.096	9.6	530	74	0.63	0.16	2.2	1.6
A0963138	BR-086	45	46	Felsic Volcanic 1	Central Pit	Mine Rock	0.085	15	710	11	0.60	0.13	2.9	0.60
A0963139	BR-086	60.3	61.8	Felsic Volcanic 1	Central Pit	Ore-Grade	0.078	15	750	5.2	1.6	0.19	1.8	1.1
A0963140	BR-086	89.25	89.75	Felsic Volcanic 1	Central Pit	Mine Rock	0.075	11	550	5.7	0.79	0.11	2.3	0.90
A0963141	BR-086	94.6	96.1	Felsic Volcanic 1	Central Pit	Mine Rock	0.10	13	630	6.8	0.47	0.12	2.8	0.70
A0963142	BR-086	102	103	Felsic Volcanic 1	Central Pit	Mine Rock	0.11	15	720	158	0.95	0.20	6.5	2.6
A0963143	BR-086	106	107	Felsic Volcanic 1	Central Pit	Ore-Grade	0.11	11	760	60	1.2	0.21	2.7	2.6
A0963144	BR-086	115.5	117	Felsic Volcanic 1	Central Pit	Mine Rock	0.086	14	720	6.7	0.53	0.090	2.7	0.40
A0963145	BR-086	121.5	123	Felsic Volcanic 1	Central Pit	Mine Rock	0.069	14	710	11	0.52	0.11	3.0	0.40
A0963146	BR-086	126	126.5	Felsic Volcanic 1	Central Pit	Mine Rock	0.061	12	700	5.6	0.42	0.11	2.7	0.30
A0963147	BR-086	140.85	142.35	Felsic Volcanic 1	Central Pit	Mine Rock	0.073	12	650	3.6	0.86	0.090	2.7	0.30
A0963148	BR-086	149.75	150.75	Felsic Volcanic 1	Central Pit	Mine Rock	0.037	1.8	160	5.4	2.7	0.060	0.50	2.5
A0963149	BR-086	152.75	153.2	Felsic Volcanic 1	Central Pit	Mine Rock	0.18	18	100	10	4.2	0.090	1.7	2.0
A0963150	BR-086	155.25	156.25	Felsic Volcanic 1	Central Pit	Mine Rock	0.022	1.5	170	6.3	2.8	0.11	0.40	1.6
A0963045	BR-086	165	166	Felsic Volcanic 1	Central Pit	Mine Rock	0.066	25	690	19	4.8	0.16	2.9	3.5
A0963046	BR-086	170	171	Felsic Volcanic 1	Central Pit	Mine Rock	0.078	23	780	14	2.8	0.16	3.1	2.8
A0963047	BR-086	181.1	182.1	Felsic Volcanic 1	Central Pit	Mine Rock	0.086	19	520	30	2.8	0.43	2.3	2.9
A0963151	BR-086	207.85	209.35	Metasediment 2	Central Pit	Mine Rock	0.060	25	590	22	1.5	0.18	4.2	2.5
A0963152	BR-086	214.3	215.8	Argillite	Central Pit	Mine Rock	0.058	74	520	10	0.62	0.11	11	1.4
A0963153	BR-086	220.3	221.8	Argillite	Central Pit	Mine Rock	0.055	68	490	3.5	0.34	0.11	6.5	0.20
A0963154	BR-086	225.8	227.3	Argillite	Central Pit	Mine Rock	0.10	47	450	5.6	0.53	0.090	6.9	0.70
A0963155	BR-086	231.2	232.7	Felsic Volcanic 1	Central Pit	Mine Rock	0.077	16	810	6.0	0.33	0.13	2.2	<0.1
A0963156	BR-086	258.9	260.4	Felsic Volcanic 1	Central Pit	Mine Rock	0.13	13	700	5.3	0.87	0.14	4.3	0.40

(1) Ten times average crustal abundance values presented in Price (1997).

Blue highlighting indicates samples with metal concentrations greater than the ten times crustal abundance screening value are present in the analyzed group.

Screening values are for qualitative assessment only and hold no regulatory significance.

Classification as mine rock or ore-grade materials was based on gold content.

A value of "--" indicates metal was not measured for the given sample; the variation in elements analyzed is due to measurement at two different laboratories (see text).

Table B-5 Aqua Regia Metals

Sample ID	Drillhole ID	From	To	Lithology	Area	Class	Sodium	Nickel	Phosphorus	Lead	Sulphur	Antimony	Scandium	Selenium
		m	m				%	ppm	ppm	ppm	%	ppm	ppm	ppm
10x Crustal Abundance (Price 1997) [(1)]							--	*840*	*10500*	*140*	*0.40*	*2.0*	*220*	*0.50*
A0963157	BR-086	264.4	264.7	Felsic Volcanic 1	Central Pit	Mine Rock	0.077	7.5	1160	3.3	0.58	0.11	5.1	0.50
A0963158	BR-086	275.05	276.55	Metasediment 2	Central Pit	Mine Rock	0.082	42	560	3.6	0.59	0.12	5.4	0.20
A0963159	BR-087	50.55	51.5	Felsic Volcanic 1	Central Pit	Mine Rock	0.10	18	600	5.4	0.43	0.060	1.9	0.20
A0963160	BR-087	67	68	Felsic Volcanic 1	Central Pit	Mine Rock	0.057	12	540	3.4	0.36	0.070	3.0	0.10
A0963161	BR-087	71	72.5	Felsic Volcanic 1	Central Pit	Mine Rock	0.057	13	520	3.6	0.35	0.11	2.6	0.10
A0963162	BR-087	77	78.5	Felsic Volcanic 1	Central Pit	Mine Rock	0.11	12	510	5.0	0.50	0.10	3.3	0.10
A0963163	BR-087	85	86.5	Felsic Volcanic 1	Central Pit	Mine Rock	0.063	13	600	3.9	1.9	0.060	1.3	0.90
A0963164	BR-087	92.5	94	Felsic Volcanic 1	Central Pit	Mine Rock	0.014	14	630	3.3	4.0	0.060	0.40	2.9
A0963165	BR-087	100	101.5	Felsic Volcanic 1	Central Pit	Mine Rock	0.066	19	690	4.2	2.5	0.13	1.3	1.9
A0963166	BR-087	106	107.5	Felsic Volcanic 1	Central Pit	Mine Rock	0.031	18	630	5.5	3.9	0.070	0.70	3.2
A0963167	BR-087	111.5	113	Felsic Volcanic 1	Central Pit	Mine Rock	0.13	19	750	3.8	2.6	0.060	2.8	2.0
A0963168	BR-087	117.4	118.5	Felsic Volcanic 1	Central Pit	Mine Rock	0.084	19	730	4.9	2.7	0.070	3.0	1.7
A0963169	BR-087	123	124.5	Felsic Volcanic 1	Central Pit	Mine Rock	0.11	20	760	4.2	2.5	0.11	3.2	1.8
A0963170	BR-087	138	139.5	Felsic Volcanic 1	Central Pit	Mine Rock	0.069	16	730	5.5	2.2	0.16	2.2	1.7
A0963171	BR-087	150	151.5	Felsic Volcanic 1	Central Pit	Mine Rock	0.088	14	570	3.4	2.0	0.17	1.9	1.3
A0963172	BR-087	160.5	162	Felsic Volcanic 1	Central Pit	Mine Rock	0.097	14	590	3.0	2.1	0.19	2.0	0.90
A0963173	BR-087	172.7	174.25	Felsic Volcanic 1	Central Pit	Mine Rock	0.088	22	640	4.5	1.9	0.18	3.8	1.0
A0963174	BR-087	180	181.5	Felsic Volcanic 1	Central Pit	Mine Rock	0.099	14	580	4.1	2.1	0.15	2.0	1.1
A0963175	BR-087	187	188	Felsic Volcanic 1	Central Pit	Mine Rock	0.083	15	580	4.0	2.1	0.20	1.9	1.2
A0963176	BR-087	195	196	Felsic Volcanic 1	Central Pit	Ore-Grade	0.088	13	560	18	3.5	0.16	1.6	1.7
A0963177	BR-087	199	200	Felsic Volcanic 1	Central Pit	Mine Rock	0.049	5.4	390	7.9	2.1	0.16	0.80	1.0
A0963178	BR-087	205	205.5	Felsic Volcanic 1	Central Pit	Mine Rock	0.087	5.7	420	4.8	1.8	0.15	1.3	0.70
A0963179	BR-087	208.6	209.1	Felsic Volcanic 1	Central Pit	Ore-Grade	0.14	14	660	5.5	2.9	0.28	2.4	1.4
A0963180	BR-087	217	218	Felsic Volcanic 1	Central Pit	Ore-Grade	0.080	11	600	5.8	1.8	0.30	1.9	0.80
A0963181	BR-087	230.5	232	Felsic Volcanic 1	Central Pit	Mine Rock	0.084	11	640	8.3	0.87	0.24	2.0	0.60
A0963182	BR-087	245	246.5	Felsic Volcanic 1	Central Pit	Ore-Grade	0.075	14	670	199	0.84	0.24	2.1	2.6
A0963183	BR-087	258	259.5	Felsic Volcanic 1	Central Pit	Mine Rock	0.089	13	780	178	0.84	0.21	2.3	2.8
A0963184	BR-087	267	268.5	Felsic Volcanic 1	Central Pit	Mine Rock	0.073	14	700	5.6	0.64	0.15	2.1	0.30
A0963185	BR-087	275.3	276	Felsic Volcanic 2	Central Pit	Mine Rock	0.025	5.5	340	12	4.2	0.25	0.50	4.2
A0963186	BR-087	279.85	280.7	Felsic Volcanic 2	Central Pit	Mine Rock	0.027	7.3	320	23	4.6	0.13	0.30	2.8
A0963187	BR-087	292	293	Felsic Volcanic 1	Central Pit	Ore-Grade	0.022	27	510	65	4.8	0.24	2.6	4.5
A0963188	BR-087	310	311	Felsic Volcanic 1	Central Pit	Ore-Grade	0.067	39	480	22	1.8	0.28	8.9	3.8
A0963189	BR-087	321	322	Metasediment 2	Central Pit	Ore-Grade	0.065	74	570	10	2.5	0.22	12	5.1
A0963190	BR-087	326	327	Felsic Volcanic 1	Central Pit	Mine Rock	0.11	14	540	8.4	0.73	0.21	5.4	0.70
A0963191	BR-087	334	335	Felsic Volcanic 1	Central Pit	Mine Rock	0.096	27	590	7.3	1.8	0.23	5.8	13
A0962716	BR-149	33	34.25	Felsic Volcanic 1	Central Pit	Mine Rock	0.037	50	610	2.1	0.29	0.050	5.3	0.40
A0962717	BR-149	93.95	95	Felsic Volcanic 1	Central Pit	Mine Rock	0.073	20	660	5.6	0.60	0.12	4.5	0.30
A0962718	BR-149	103.5	105	Felsic Volcanic 1	Central Pit	Mine Rock	0.073	13	490	4.6	0.32	0.070	2.6	0.10
A0962719	BR-149	110.3	111	Felsic Volcanic 1	Central Pit	Mine Rock	0.088	15	600	3.8	2.2	0.050	1.3	1.9
A0962720	BR-149	114.5	116	Felsic Volcanic 1	Central Pit	Mine Rock	0.063	18	690	4.6	2.6	0.060	1.1	2.1
A0962715	BR-149	120.5	122	Felsic Volcanic 1	Central Pit	Mine Rock	0.021	16	620	3.2	2.5	0.19	0.50	1.9
A0962721	BR-149	125	126	Felsic Volcanic 1	Central Pit	Mine Rock	0.082	24	690	4.3	2.9	0.17	2.5	2.5
A0962722	BR-149	130	131	Felsic Volcanic 1	Central Pit	Mine Rock	0.041	13	560	3.8	2.2	0.090	0.60	1.8

(1) Ten times average crustal abundance values presented in Price (1997).

Blue highlighting indicates samples with metal concentrations greater than the ten times crustal abundance screening value are present in the analyzed group.

Screening values are for qualitative assessment only and hold no regulatory significance.

Classification as mine rock or ore-grade materials was based on gold content.

A value of "--" indicates metal was not measured for the given sample; the variation in elements analyzed is due to measurement at two different laboratories (see text).

Table B-5 Aqua Regia Metals

Sample ID	Drillhole ID	From	To	Lithology	Area	Class	Sodium	Nickel	Phosphorus	Lead	Sulphur	Antimony	Scandium	Selenium
		m	m				%	ppm	ppm	ppm	%	ppm	ppm	ppm
10x Crustal Abundance (Price 1997) [(1)]							--	*840*	*10500*	*140*	*0.40*	*2.0*	*220*	*0.50*
A0962723	BR-149	138	139.5	Felsic Volcanic 1	Central Pit	Mine Rock	0.066	15	580	5.4	2.9	0.10	1.3	2.3
A0962724	BR-149	144.3	145.8	Felsic Volcanic 1	Central Pit	Mine Rock	0.054	15	620	7.9	2.1	0.090	1.5	1.3
A0962725	BR-149	148.5	149.25	Felsic Volcanic 1	Central Pit	Mine Rock	0.075	16	610	5.4	2.4	0.14	1.6	1.6
A0963510	BR-170	160	161	Felsic Volcanic 1	Central Pit	Mine Rock	0.043	21	610	8.5	7.3	0.11	0.80	3.5
A0963511	BR-170	164.8	166	Felsic Volcanic 1	Central Pit	Mine Rock	0.015	22	560	27	7.3	0.12	0.50	8.6
A0963509	BR-170	209	210	Felsic Volcanic 2	Central Pit	Mine Rock	0.011	2.0	150	68	4.2	0.15	0.30	3.6
A0963517	BR-170	211	212	Felsic Volcanic 1	Central Pit	Mine Rock	0.012	1.2	130	36	3.2	0.080	0.40	3.2
A0963512	BR-170	219.9	220.9	Felsic Volcanic 1	Central Pit	Ore-Grade	0.021	30	320	36	5.3	0.19	6.1	7.4
A0963513	BR-170	235.15	236.2	Metasediment 2	Central Pit	Mine Rock	0.054	46	560	9.8	2.4	0.33	10	4.9
A0963514	BR-170	243.75	244.75	Metasediment 2	Central Pit	Ore-Grade	0.045	36	680	19	4.8	0.29	7.0	6.2
A0963515	BR-170	258	259	Felsic Volcanic 2	Central Pit	Mine Rock	0.056	0.30	150	30	0.93	0.12	0.80	0.20
A0963516	BR-170	264	265	Felsic Volcanic 2	Central Pit	Mine Rock	0.091	0.40	150	20	0.42	0.14	1.2	0.20
A0963518	BR-171	28.5	29.5	Felsic Volcanic 1	Central Pit	Mine Rock	0.10	21	700	5.8	2.2	0.13	4.1	1.4
A0963519	BR-171	31.5	32.5	Felsic Volcanic 1	Central Pit	Mine Rock	0.031	6.4	330	5.5	3.0	0.090	0.50	1.1
A0963520	BR-171	34.5	35.5	Felsic Volcanic 1	Central Pit	Mine Rock	0.075	6.5	360	4.3	1.4	0.10	0.50	0.50
A0963521	BR-171	42	42.7	Felsic Volcanic 1	Central Pit	Mine Rock	0.014	17	410	33	>10	0.26	0.60	8.5
A0963542	BR-171	45	46	Felsic Volcanic 1	Central Pit	Mine Rock	0.0090	19	630	23	5.9	0.14	0.90	3.5
A0963522	BR-171	48	49	Felsic Volcanic 1	Central Pit	Mine Rock	0.042	25	700	9.6	2.1	0.10	3.9	0.90
A0963523	BR-171	56	57	Quartz Sericite Schist	Central Pit	Mine Rock	0.018	1.1	140	27	1.4	0.090	0.30	1.3
A0963524	BR-171	60	61	Quartz Sericite Schist	Central Pit	Mine Rock	0.018	1.0	130	20	1.7	0.11	0.30	1.1
A0963525	BR-171	65	65.8	Quartz Sericite Schist	Central Pit	Mine Rock	0.0060	0.80	130	9.1	0.95	0.060	0.30	0.50
A0963526	BR-171	71.55	72.2	Felsic Volcanic 1	Central Pit	Mine Rock	0.019	16	520	14	3.9	0.12	0.70	2.5
A0963527	BR-171	78	79	Felsic Volcanic 2	Central Pit	Mine Rock	0.067	0.80	150	12	1.7	0.10	0.50	1.2
A0963541	BR-171	81	82	Felsic Volcanic 2	Central Pit	Ore-Grade	0.0060	1.3	130	30	3.8	0.090	0.20	2.5
A0963528	BR-171	82	83	Felsic Volcanic 2	Central Pit	Ore-Grade	0.055	4.9	310	17	2.2	0.12	0.50	1.6
A0963529	BR-171	87.5	88.2	Felsic Volcanic 1	Central Pit	Ore-Grade	0.054	47	830	38	5.4	0.15	2.0	4.3
A0963530	BR-171	91.5	92	Felsic Volcanic 1	Central Pit	Mine Rock	0.072	13	470	10	1.3	0.15	3.5	1.8
A0963531	BR-171	97.25	98	Felsic Volcanic 1	Central Pit	Mine Rock	0.093	31	480	37	1.7	0.17	4.5	3.4
A0963532	BR-171	100	101	Felsic Volcanic 1	Central Pit	Mine Rock	0.090	26	430	31	3.9	0.16	7.2	5.8
A0963533	BR-171	115.55	116	Felsic Volcanic 1	Central Pit	Mine Rock	0.055	43	710	10	1.4	0.21	15	4.4
A0963544	BR-171	121.75	122.75	Metasediment 2	Central Pit	Mine Rock	0.050	57	520	9.5	2.3	0.25	5.1	0.70
A0963534	BR-171	123.65	124.4	Metasediment 2	Central Pit	Mine Rock	0.019	58	440	6.5	2.4	0.22	2.9	0.40
A0963535	BR-171	131.7	132.2	Felsic Volcanic 1	Central Pit	Mine Rock	0.067	53	430	12	2.1	0.16	9.0	5.0
A0963536	BR-171	136.05	137	Metasediment 2	Central Pit	Mine Rock	0.082	50	560	14	2.8	0.11	12	8.8
A0963537	BR-171	147.8	148.3	Metasediment 2	Central Pit	Mine Rock	0.037	66	450	5.0	0.40	0.040	11	0.40
A0963538	BR-171	163.5	164.45	Metasediment 2	Central Pit	Mine Rock	0.036	69	530	3.4	0.20	0.10	5.8	0.20
A0963539	BR-171	172	173	Metasediment 2	Central Pit	Mine Rock	0.078	41	650	5.9	0.83	0.13	4.6	0.20
A0963540	BR-171	198.5	199.5	Felsic Volcanic 1	Central Pit	Mine Rock	0.040	15	570	6.2	0.39	0.080	2.8	<0.1
A0963543	BR-171	209	210.5	Metasediment 3	Central Pit	Mine Rock	0.049	16	240	2.7	0.55	0.040	1.3	<0.1
A0964376	BR-191	126.7	128.2	Felsic Volcanic 1	Central Pit	Mine Rock	0.060	12	580	4.3	1.9	0.050	0.90	2.6
A0964377	BR-191	133.2	133.7	Felsic Volcanic 1	Central Pit	Mine Rock	0.056	14	590	4.5	2.4	0.050	0.90	1.9
A0964378	BR-191	138.35	139	Felsic Volcanic 1	Central Pit	Mine Rock	0.063	16	550	12	2.4	0.050	1.1	1.7
A0964379	BR-191	142.6	143.6	Felsic Volcanic 1	Central Pit	Mine Rock	0.021	15	620	3.6	2.7	0.040	0.40	2.3

(1) Ten times average crustal abundance values presented in Price (1997).

Blue highlighting indicates samples with metal concentrations greater than the ten times crustal abundance screening value are present in the analyzed group.

Screening values are for qualitative assessment only and hold no regulatory significance.

Classification as mine rock or ore-grade materials was based on gold content.

A value of "--" indicates metal was not measured for the given sample; the variation in elements analyzed is due to measurement at two different laboratories (see text).

Table B-5 Aqua Regia Metals

Sample ID	Drillhole ID	From	To	Lithology	Area	Class	Sodium	Nickel	Phosphorus	Lead	Sulphur	Antimony	Scandium	Selenium
		m	m				%	ppm	ppm	ppm	%	ppm	ppm	ppm
10x Crustal Abundance (Price 1997) [(1)]							--	*840*	*10500*	*140*	*0.40*	*2.0*	*220*	*0.50*
A0964380	BR-191	147	148	Felsic Volcanic 1	Central Pit	Mine Rock	0.036	16	690	4.9	1.9	0.050	0.70	1.4
A0964381	BR-191	150	151.5	Felsic Volcanic 1	Central Pit	Mine Rock	0.033	13	500	3.3	4.2	0.38	0.40	3.6
A0964382	BR-191	156	157.5	Felsic Volcanic 1	Central Pit	Mine Rock	0.063	15	690	4.0	2.7	0.090	1.0	1.6
A0964383	BR-191	160.5	162	Felsic Volcanic 1	Central Pit	Mine Rock	0.078	22	830	3.1	2.7	0.090	2.4	1.7
A0964384	BR-191	167.35	168.2	Felsic Volcanic 1	Central Pit	Mine Rock	0.091	34	880	3.5	2.2	0.15	4.9	1.4
A0964385	BR-191	178.45	179.15	Felsic Volcanic 1	Central Pit	Mine Rock	0.097	19	790	5.0	2.4	0.20	2.6	1.0
A0964386	BR-191	184	185.5	Felsic Volcanic 1	Central Pit	Mine Rock	0.10	20	700	3.7	2.5	0.18	2.9	1.2
117448	BR-283	19	20	Fragmental 1	Central Pit	Mine Rock	0.030	25	460	1.4	<0.02	0.050	2.3	<0.1
117449	BR-283	25.5	27	Felsic Volcanic 1	Central Pit	Mine Rock	0.068	12	550	1.6	<0.02	0.050	1.7	0.10
A0964839	BR-283	33	34.5	Felsic Volcanic 1	Central Pit	Mine Rock	0.073	12	540	1.6	<0.02	0.040	1.8	<0.1
117064	BR-283	50.2	51	Felsic Volcanic 1	Central Pit	Mine Rock	0.087	13	560	1.5	<0.02	0.040	2.6	0.10
117065	BR-283	55.5	57	Felsic Volcanic 1	Central Pit	Mine Rock	0.078	13	540	1.6	<0.02	0.050	2.2	0.10
117066	BR-283	61.5	63	Felsic Volcanic 1	Central Pit	Mine Rock	0.084	12	500	2.3	<0.02	0.050	2.3	<0.1
117067	BR-283	72	73.5	Felsic Volcanic 1	Central Pit	Mine Rock	0.079	13	540	1.4	<0.02	0.040	2.5	<0.1
117068	BR-283	76.5	78	Felsic Volcanic 1	Central Pit	Mine Rock	0.073	25	1220	2.4	0.030	0.050	4.0	<0.1
117069	BR-283	82.5	84	Felsic Volcanic 1	Central Pit	Mine Rock	0.080	12	510	1.3	<0.02	0.030	2.4	<0.1
117070	BR-283	90	91.5	Felsic Volcanic 1	Central Pit	Mine Rock	0.080	12	540	1.3	<0.02	0.030	2.6	<0.1
117071	BR-283	96	97.5	Felsic Volcanic 1	Central Pit	Mine Rock	0.087	13	510	1.6	<0.02	0.030	2.8	0.10
117072	BR-283	103.5	105	Felsic Volcanic 1	Central Pit	Mine Rock	0.072	12	540	1.2	0.020	0.040	3.4	<0.1
117073	BR-283	111	112.5	Felsic Volcanic 1	Central Pit	Mine Rock	0.093	13	680	2.0	<0.02	0.040	3.3	<0.1
117074	BR-283	115.5	117	Felsic Volcanic 1	Central Pit	Mine Rock	0.081	12	500	1.7	<0.02	0.040	2.7	<0.1
117075	BR-283	120	121.5	Felsic Volcanic 1	Central Pit	Mine Rock	0.088	12	530	1.9	<0.02	0.030	3.0	<0.1
117076	BR-283	126	127.5	Felsic Volcanic 1	Central Pit	Mine Rock	0.10	14	560	1.8	0.030	0.040	3.2	<0.1
117077	BR-283	137.25	138.5	Felsic Volcanic 1	Central Pit	Mine Rock	0.091	13	570	2.6	0.020	0.050	2.7	<0.1
117078	BR-283	144.7	146	Felsic Volcanic 1	Central Pit	Mine Rock	0.065	13	530	1.6	<0.02	0.060	2.2	0.10
117079	BR-283	150	151.5	Felsic Volcanic 1	Central Pit	Mine Rock	0.087	13	540	2.7	<0.02	0.050	3.1	<0.1
117080	BR-283	156	157.5	Felsic Volcanic 1	Central Pit	Mine Rock	0.073	13	550	2.2	<0.02	0.060	2.5	<0.1
117081	BR-283	162	163.5	Felsic Volcanic 1	Central Pit	Mine Rock	0.082	14	880	2.5	0.22	0.050	3.6	0.10
117082	BR-283	166.85	168	Felsic Volcanic 1	Central Pit	Mine Rock	0.10	12	540	2.7	0.020	0.050	3.2	<0.1
117083	BR-283	171	172.5	Felsic Volcanic 1	Central Pit	Mine Rock	0.13	13	540	3.0	0.040	0.050	3.5	<0.1
117084	BR-283	175.5	177	Felsic Volcanic 1	Central Pit	Mine Rock	0.071	11	470	4.0	0.090	0.050	2.2	<0.1
117085	BR-283	181.5	183	Felsic Volcanic 1	Central Pit	Mine Rock	0.092	12	520	3.1	0.020	0.060	2.2	<0.1
117086	BR-283	189	190.5	Felsic Volcanic 1	Central Pit	Mine Rock	0.078	13	560	3.3	0.060	0.060	2.3	<0.1
117087	BR-283	201	202.5	Felsic Volcanic 1	Central Pit	Mine Rock	0.091	13	560	2.9	0.050	0.060	2.1	<0.1
117088	BR-283	211.5	213	Felsic Volcanic 1	Central Pit	Mine Rock	0.069	13	560	3.4	0.13	0.060	1.8	<0.1
117089	BR-283	217.5	219	Felsic Volcanic 1	Central Pit	Mine Rock	0.091	14	570	3.4	0.090	0.040	2.5	0.10
117090	BR-283	225	226.5	Felsic Volcanic 1	Central Pit	Mine Rock	0.11	13	560	3.4	0.24	0.060	3.1	0.10
117091	BR-283	231	232.5	Felsic Volcanic 1	Central Pit	Mine Rock	0.087	13	560	2.4	<0.02	0.040	2.4	<0.1
117092	BR-283	237	238.5	Felsic Volcanic 1	Central Pit	Mine Rock	0.093	13	560	2.2	<0.02	0.050	2.2	<0.1
117093	BR-283	244.5	246	Felsic Volcanic 1	Central Pit	Mine Rock	0.083	13	560	1.7	0.030	0.050	2.4	<0.1
117094	BR-283	250.5	252	Felsic Volcanic 1	Central Pit	Mine Rock	0.081	13	540	3.5	0.14	0.060	2.7	0.10
117095	BR-283	255.6	256.5	Felsic Volcanic 1	Central Pit	Mine Rock	0.063	13	550	3.2	0.060	0.050	2.7	<0.1
117096	BR-283	265.5	267	Felsic Volcanic 1	Central Pit	Mine Rock	0.080	22	600	3.8	0.21	0.080	3.3	<0.1

(1) Ten times average crustal abundance values presented in Price (1997).

Blue highlighting indicates samples with metal concentrations greater than the ten times crustal abundance screening value are present in the analyzed group.

Screening values are for qualitative assessment only and hold no regulatory significance.

Classification as mine rock or ore-grade materials was based on gold content.

A value of "--" indicates metal was not measured for the given sample; the variation in elements analyzed is due to measurement at two different laboratories (see text).

Table B-5 Aqua Regia Metals

Sample ID	Drillhole ID	From	To	Lithology	Area	Class	Sodium	Nickel	Phosphorus	Lead	Sulphur	Antimony	Scandium	Selenium
		m	m				%	ppm	ppm	ppm	%	ppm	ppm	ppm
10x Crustal Abundance (Price 1997) [(1)]							--	*840*	*10500*	*140*	*0.40*	*2.0*	*220*	*0.50*
117097	BR-283	274.5	276	Felsic Volcanic 1	Central Pit	Mine Rock	0.10	14	580	3.1	0.32	0.12	2.6	<0.1
117098	BR-283	288	289.5	Felsic Volcanic 1	Central Pit	Mine Rock	0.039	15	670	4.3	2.8	0.10	0.90	2.2
117099	BR-283	306	307.2	Felsic Volcanic 1	Central Pit	Mine Rock	0.088	22	850	3.7	2.4	0.10	3.3	1.5
117100	BR-283	318	318.9	Felsic Volcanic 1	Central Pit	Mine Rock	0.10	19	860	3.5	2.6	0.12	3.2	1.1
A0963951	BR-283	340.9	342	Felsic Volcanic 1	Central Pit	Mine Rock	0.070	14	620	2.7	1.9	0.15	1.8	1.2
A0963952	BR-283	361.5	363	Felsic Volcanic 1	Central Pit	Mine Rock	0.048	16	570	3.5	2.7	0.35	1.4	1.3
A0963953	BR-283	388.5	390	Felsic Volcanic 1	Central Pit	Mine Rock	0.082	5.6	370	12	1.9	1.8	0.70	0.90
A0963954	BR-283	401.75	402.4	Felsic Volcanic 1	Central Pit	Mine Rock	0.078	11	860	5.0	0.14	0.13	8.3	0.30
A0963955	BR-283	414.25	415.25	Felsic Volcanic 1	Central Pit	Mine Rock	0.093	16	700	6.7	0.42	0.14	3.5	0.50
A0963956	BR-283	421.5	422.5	Felsic Volcanic 1	Central Pit	Mine Rock	0.068	12	680	16	0.53	0.11	2.7	0.80
117146	BR-034	104	105	Felsic Volcanic 1	Central Pit	Mine Rock	0.095	10	510	9.0	2.1	0.13	1.6	1.3
117147	BR-034	110	111	Felsic Volcanic 1	Central Pit	Mine Rock	0.057	6.6	390	6.0	2.0	0.13	0.50	1.0
117148	BR-034	115	116	Felsic Volcanic 1	Central Pit	Mine Rock	0.076	20	800	4.7	2.8	0.14	3.2	1.4
117205	BR-034	122	123	Felsic Volcanic 1	Central Pit	Mine Rock	0.050	8.8	360	5.9	2.7	0.15	1.0	1.1
117149	BR-034	125	125.5	Felsic Volcanic 2	Central Pit	Mine Rock	0.036	2.5	250	13	2.4	0.16	1.6	1.5
117144	BR-034	132	133	Felsic Volcanic 2	Central Pit	Mine Rock	0.0040	1.2	130	6.9	3.5	0.090	0.20	2.3
117150	BR-034	135	136	Felsic Volcanic 2	Central Pit	Mine Rock	0.010	3.4	220	6.3	2.2	0.11	0.30	1.2
117201	BR-034	139	139.7	Felsic Volcanic 2	Central Pit	Mine Rock	0.025	2.1	140	20	2.0	0.10	0.40	1.5
117145	BR-034	141.2	142.4	Felsic Volcanic 2	Central Pit	Mine Rock	0.0090	1.6	160	18	3.6	0.090	0.30	2.7
117202	BR-034	145.4	146.4	Felsic Volcanic 1	Central Pit	Mine Rock	0.18	17	610	6.1	2.6	0.15	1.1	1.2
117203	BR-034	154.6	156	Felsic Volcanic 2	Central Pit	Mine Rock	0.032	13	370	12	3.0	0.090	0.70	2.0
117204	BR-034	159.5	160.6	Felsic Volcanic 2	Central Pit	Mine Rock	0.052	1.9	130	15	1.4	0.14	0.60	1.0
117206	BR-035	38.9	39.5	Felsic Volcanic 1	Central Pit	Mine Rock	0.078	50	740	3.9	0.37	0.070	8.7	0.20
117207	BR-035	42	43	Metasediment 2	Central Pit	Mine Rock	0.038	52	650	2.3	0.23	0.080	7.6	0.10
117164	BR-035	43	44	Metasediment 2	Central Pit	Mine Rock	0.038	49	720	6.4	0.20	0.060	8.4	0.20
117208	BR-035	48	49	Metasediment 2	Central Pit	Mine Rock	0.022	56	610	6.5	0.20	0.060	6.4	0.20
117209	BR-035	51	52	Felsic Volcanic 1	Central Pit	Mine Rock	0.085	15	770	3.7	0.31	0.030	3.8	<0.1
117210	BR-035	58	58.5	Felsic Volcanic 1	Central Pit	Mine Rock	0.082	16	720	3.9	0.24	0.080	3.0	0.10
117211	BR-035	59.6	60.4	Felsic Volcanic 1	Central Pit	Mine Rock	0.075	16	510	5.5	0.20	0.080	2.4	<0.1
117212	BR-035	64.5	65	Felsic Volcanic 1	Central Pit	Mine Rock	0.078	15	520	5.5	0.62	0.070	2.7	<0.1
117213	BR-035	82	83	Felsic Volcanic 1	Central Pit	Mine Rock	0.074	27	550	4.0	0.38	0.080	4.2	<0.1
117214	BR-035	86	87	Felsic Volcanic 1	Central Pit	Mine Rock	0.092	14	550	4.7	0.48	0.060	3.0	<0.1
117215	BR-035	91.6	92	Felsic Volcanic 1	Central Pit	Mine Rock	0.073	15	500	3.1	0.21	0.050	3.3	<0.1
117216	BR-035	97	98	Felsic Volcanic 1	Central Pit	Mine Rock	0.074	14	550	6.5	0.39	0.070	1.8	<0.1
117217	BR-035	100	101	Felsic Volcanic 1	Central Pit	Mine Rock	0.098	13	490	3.4	0.20	0.060	2.6	<0.1
117218	BR-035	110	111	Felsic Volcanic 1	Central Pit	Mine Rock	0.081	13	540	3.4	0.48	0.080	2.4	<0.1
117219	BR-035	115	116	Felsic Volcanic 1	Central Pit	Mine Rock	0.051	20	650	3.6	2.2	0.060	1.3	1.3
117165	BR-035	120	121	Felsic Volcanic 1	Central Pit	Mine Rock	0.056	17	610	4.9	3.1	0.050	1.3	1.1
117220	BR-035	126	127	Felsic Volcanic 1	Central Pit	Mine Rock	0.071	18	660	4.7	2.2	0.090	2.6	1.0
117222	BR-035	130.3	131	Felsic Volcanic 1	Central Pit	Mine Rock	0.098	18	650	4.0	3.1	0.060	2.8	1.6
117221	BR-035	135	136	Felsic Volcanic 1	Central Pit	Mine Rock	0.058	19	650	3.8	2.9	0.080	1.7	1.3
117223	BR-035	142	143	Felsic Volcanic 1	Central Pit	Mine Rock	0.096	14	670	3.6	2.0	0.070	2.4	1.2
117224	BR-035	145	146	Felsic Volcanic 1	Central Pit	Mine Rock	0.083	17	670	3.5	2.1	0.070	2.3	1.3

(1) Ten times average crustal abundance values presented in Price (1997).

Blue highlighting indicates samples with metal concentrations greater than the ten times crustal abundance screening value are present in the analyzed group.

Screening values are for qualitative assessment only and hold no regulatory significance.

Classification as mine rock or ore-grade materials was based on gold content.

A value of "--" indicates metal was not measured for the given sample; the variation in elements analyzed is due to measurement at two different laboratories (see text).

Table B-5 Aqua Regia Metals

Sample ID	Drillhole ID	From	To	Lithology	Area	Class	Sodium	Nickel	Phosphorus	Lead	Sulphur	Antimony	Scandium	Selenium
		m	m				%	ppm	ppm	ppm	%	ppm	ppm	ppm
10x Crustal Abundance (Price 1997) [(1)]							--	*840*	*10500*	*140*	*0.40*	*2.0*	*220*	*0.50*
117225	BR-035	150	151	Felsic Volcanic 1	Central Pit	Mine Rock	0.080	17	690	5.1	2.0	0.11	2.3	1.1
117226	BR-035	155	156	Felsic Volcanic 1	Central Pit	Mine Rock	0.084	13	640	4.2	1.9	0.13	1.9	0.60
117227	BR-035	161	161.5	Felsic Volcanic 1	Central Pit	Mine Rock	0.10	25	750	4.6	3.8	0.18	3.5	1.4
117228	BR-035	165	166	Felsic Volcanic 1	Central Pit	Mine Rock	0.040	12	650	3.9	2.2	0.090	0.90	1.1
117229	BR-035	169	170	Felsic Volcanic 1	Central Pit	Mine Rock	0.081	13	640	7.7	2.1	0.12	1.8	1.1
117230	BR-035	173	174	Felsic Volcanic 1	Central Pit	Mine Rock	0.082	13	660	7.2	1.2	0.12	2.3	0.60
117231	BR-035	178	179	Felsic Volcanic 1	Central Pit	Mine Rock	0.086	14	670	4.8	2.3	0.12	2.1	0.90
117232	BR-035	182	183	Felsic Volcanic 1	Central Pit	Mine Rock	0.096	13	650	4.0	2.2	0.14	2.1	2.0
117233	BR-035	185	186	Felsic Volcanic 1	Central Pit	Mine Rock	0.081	14	680	3.7	2.7	0.17	2.0	4.0
117234	BR-035	190	191	Felsic Volcanic 1	Central Pit	Mine Rock	0.069	14	680	5.2	2.5	0.17	1.2	2.1
117235	BR-035	196	197	Felsic Volcanic 1	Central Pit	Mine Rock	0.15	19	650	3.6	2.1	0.12	2.3	2.2
117236	BR-035	200.35	201	Felsic Volcanic 1	Central Pit	Mine Rock	0.094	12	720	5.2	1.7	0.16	2.1	2.3
117237	BR-035	206	207	Felsic Volcanic 1	Central Pit	Mine Rock	0.079	9.8	610	5.3	1.9	0.16	1.5	0.90
117238	BR-035	209.9	211	Felsic Volcanic 1	Central Pit	Mine Rock	0.062	12	640	4.2	3.2	0.10	1.4	2.1
117239	BR-035	215	216	Felsic Volcanic 1	Central Pit	Mine Rock	0.029	17	560	3.5	3.1	0.11	0.70	2.0
117240	BR-035	219	220	Felsic Volcanic 1	Central Pit	Mine Rock	0.072	17	590	3.7	3.2	0.13	1.9	2.0
117241	BR-035	225	226	Felsic Volcanic 1	Central Pit	Mine Rock	0.089	16	560	3.4	2.9	0.22	2.3	1.6
117242	BR-035	227.5	228	Felsic Volcanic 1	Central Pit	Mine Rock	0.067	15	530	6.7	3.5	0.16	1.2	2.4
117243	BR-035	233.5	234	Felsic Volcanic 1	Central Pit	Mine Rock	0.058	14	640	3.2	1.9	0.16	1.8	0.90
117244	BR-035	240	240.5	Felsic Volcanic 1	Central Pit	Mine Rock	0.081	17	670	5.9	1.9	0.15	2.5	0.70
117245	BR-035	245	245.5	Felsic Volcanic 1	Central Pit	Ore-Grade	0.082	15	640	12	1.5	0.17	2.6	1.2
117246	BR-035	248.6	249.6	Felsic Volcanic 2	Central Pit	Mine Rock	0.048	1.3	140	4.7	0.72	0.10	1.3	1.0
117247	BR-035	256	256.7	Felsic Volcanic 1	Central Pit	Mine Rock	0.020	15	680	8.9	1.1	0.18	2.3	0.50
117248	BR-035	262	263	Felsic Volcanic 1	Central Pit	Ore-Grade	0.066	20	800	16	2.8	0.37	3.1	2.5
117249	BR-035	267	268	Felsic Volcanic 1	Central Pit	Ore-Grade	0.044	18	760	74	2.8	0.33	2.1	2.7
117250	BR-035	271.6	273	Felsic Volcanic 1	Central Pit	Mine Rock	0.061	17	770	17	3.4	0.21	2.0	1.8
117151	BR-035	277	278	Felsic Volcanic 1	Central Pit	Mine Rock	0.043	17	760	12	2.8	0.20	1.8	1.7
117152	BR-035	280.7	282	Felsic Volcanic 1	Central Pit	Mine Rock	0.013	13	480	5.7	5.9	0.080	0.50	3.0
117153	BR-035	289.7	291	Felsic Volcanic 1	Central Pit	Mine Rock	0.021	42	560	5.0	3.2	0.11	2.0	1.3
117154	BR-035	300	301	Felsic Volcanic	Central Pit	Mine Rock	0.029	35	520	9.1	4.0	0.18	3.0	3.2
117155	BR-035	312	313	Felsic Volcanic 1	Central Pit	Ore-Grade	0.030	35	520	9.4	3.9	0.18	3.0	3.1
117156	BR-035	321	322	Felsic Volcanic 2	Central Pit	Ore-Grade	0.058	18	400	24	3.0	0.16	3.4	5.6
117157	BR-035	330.7	331.5	Felsic Volcanic 1	Central Pit	Mine Rock	0.096	17	750	13	0.80	0.15	5.3	1.4
117158	BR-035	340.5	340.9	Felsic Volcanic 1	Central Pit	Ore-Grade	0.15	9.9	540	23	0.81	0.17	2.6	5.2
117159	BR-035	350	351	Felsic Volcanic 1	Central Pit	Mine Rock	0.051	12	680	5.1	0.47	0.13	2.3	0.10
117160	BR-035	361	362	Felsic Volcanic 2	Central Pit	Mine Rock	0.10	29	690	6.0	0.94	0.21	4.8	1.8
117161	BR-035	373	374	Felsic Volcanic 1	Central Pit	Mine Rock	0.098	11	570	22	0.52	0.20	2.1	0.10
117162	BR-035	388.5	390	Felsic Volcanic 2	Central Pit	Mine Rock	0.075	0.70	160	15	0.83	0.11	0.90	0.20
117163	BR-035	403	404	Felsic Volcanic 2	Central Pit	Mine Rock	0.064	0.30	140	18	0.34	0.13	1.3	0.10
A0963240	BR-068	25	26	Felsic Volcanic 1	Central Pit	Mine Rock	0.074	13	540	1.7	<0.02	0.030	3.3	<0.1
A0963241	BR-068	30	31	Felsic Volcanic 1	Central Pit	Mine Rock	0.060	12	520	1.5	<0.02	0.050	2.5	<0.1
A0963242	BR-068	35	36	Felsic Volcanic 1	Central Pit	Mine Rock	0.059	12	510	1.3	0.030	0.060	2.1	<0.1
A0963243	BR-068	40	41.2	Felsic Volcanic 1	Central Pit	Mine Rock	0.070	12	520	1.5	<0.02	0.050	2.8	<0.1

(1) Ten times average crustal abundance values presented in Price (1997).

Blue highlighting indicates samples with metal concentrations greater than the ten times crustal abundance screening value are present in the analyzed group.

Screening values are for qualitative assessment only and hold no regulatory significance.

Classification as mine rock or ore-grade materials was based on gold content.

A value of "--" indicates metal was not measured for the given sample; the variation in elements analyzed is due to measurement at two different laboratories (see text).

Table B-5 Aqua Regia Metals

Sample ID	Drillhole ID	From	To	Lithology	Area	Class	Sodium	Nickel	Phosphorus	Lead	Sulphur	Antimony	Scandium	Selenium
		m	m				%	ppm	ppm	ppm	%	ppm	ppm	ppm
10x Crustal Abundance (Price 1997) [1]							--	*840*	*10500*	*140*	*0.40*	*2.0*	*220*	*0.50*
A0963244	BR-068	48	49	Felsic Volcanic 1	Central Pit	Mine Rock	0.059	11	490	1.7	0.35	0.050	1.8	<0.1
A0963117	BR-068	52	53	Felsic Volcanic 1	Central Pit	Mine Rock	0.062	13	530	2.3	0.26	0.070	2.6	<0.1
A0963245	BR-068	55	56	Felsic Volcanic 1	Central Pit	Mine Rock	0.084	12	530	2.3	0.24	0.040	2.8	<0.1
A0963246	BR-068	60	61	Felsic Volcanic 1	Central Pit	Mine Rock	0.061	12	530	2.3	<0.02	0.070	2.3	<0.1
A0963247	BR-068	65	66	Felsic Volcanic 1	Central Pit	Mine Rock	0.079	13	550	2.3	<0.02	0.040	3.0	<0.1
A0963248	BR-068	69.9	71	Felsic Volcanic 1	Central Pit	Mine Rock	0.069	12	520	2.2	<0.02	0.050	1.8	<0.1
A0963249	BR-068	75	76	Felsic Volcanic 1	Central Pit	Mine Rock	0.12	13	510	1.6	<0.02	0.060	2.6	<0.1
A0963250	BR-068	81	82	Felsic Volcanic 1	Central Pit	Mine Rock	0.054	12	540	1.4	0.020	0.080	1.4	<0.1
A0963101	BR-068	85	86	Felsic Volcanic 1	Central Pit	Mine Rock	0.058	11	510	1.1	0.020	0.040	1.4	0.10
A0963102	BR-068	91.05	92	Felsic Volcanic 1	Central Pit	Mine Rock	0.058	12	500	1.9	0.090	0.050	2.6	0.10
A0963103	BR-068	95	96	Felsic Volcanic 1	Central Pit	Mine Rock	0.058	12	510	1.9	<0.02	0.040	2.3	<0.1
A0963104	BR-068	100.5	101.5	Felsic Volcanic 1	Central Pit	Mine Rock	0.093	13	530	1.7	0.020	0.040	2.8	<0.1
A0963118	BR-068	105	106	Felsic Volcanic 1	Central Pit	Mine Rock	0.050	12	530	1.8	<0.02	0.040	2.1	<0.1
A0963105	BR-068	110	111	Felsic Volcanic 1	Central Pit	Mine Rock	0.046	12	490	1.4	<0.02	0.040	2.6	<0.1
A0963106	BR-068	115	116	Felsic Volcanic 1	Central Pit	Mine Rock	0.043	13	540	1.7	<0.02	0.040	2.4	<0.1
A0963107	BR-068	120	121	Felsic Volcanic 1	Central Pit	Mine Rock	0.051	12	520	2.2	<0.02	0.030	2.3	0.10
A0963108	BR-068	125.6	126.1	Felsic Volcanic 1	Central Pit	Mine Rock	0.070	43	1740	3.4	0.060	0.060	4.2	<0.1
A0963109	BR-068	131	131.5	Felsic Volcanic 1	Central Pit	Mine Rock	0.060	26	700	3.0	0.12	0.040	3.4	0.10
A0963110	BR-068	135	136	Felsic Volcanic 1	Central Pit	Mine Rock	0.071	13	540	2.5	0.050	0.050	2.6	<0.1
A0963111	BR-068	140	141	Felsic Volcanic 1	Central Pit	Mine Rock	0.063	12	530	3.3	<0.02	0.050	2.7	0.10
A0963112	BR-068	145	146	Felsic Volcanic 1	Central Pit	Mine Rock	0.092	12	510	2.4	<0.02	0.060	2.7	0.10
A0963113	BR-068	161.3	162.3	Felsic Volcanic 1	Central Pit	Mine Rock	0.098	19	970	2.6	0.040	0.040	3.8	0.20
A0963114	BR-068	165.6	166.5	Felsic Volcanic 1	Central Pit	Mine Rock	0.077	19	880	2.9	0.020	0.050	4.1	0.10
A0963115	BR-068	172.4	173.4	Felsic Volcanic 1	Central Pit	Mine Rock	0.062	19	1360	1.8	0.070	0.040	3.5	0.20
A0963116	BR-068	309.4	309.9	Felsic Volcanic 1	Central Pit	Mine Rock	0.040	11	510	4.1	8.6	0.080	0.70	4.2
A0963119	BR-068	324.25	325.25	Felsic Volcanic 1	Central Pit	Mine Rock	0.0050	13	580	4.3	6.4	0.12	0.50	2.4
A0963545	BR-172	30	31	Felsic Volcanic 1	Central Pit	Mine Rock	0.0060	2.2	170	4.3	1.5	0.76	0.20	0.10
DX758102	BR-172	35	36	Felsic Volcanic 1	Central Pit	Mine Rock	0.031	1.5	230	14	1.3	0.080	0.40	0.90
DX758103	BR-172	40.2	40.7	Felsic Volcanic 2	Central Pit	Mine Rock	0.031	1.5	140	72	1.8	0.11	0.40	2.0
DX758104	BR-172	45.5	46.5	Felsic Volcanic 1	Central Pit	Mine Rock	0.11	12	630	16	1.0	0.16	2.5	1.0
DX758105	BR-172	51.5	52.2	Felsic Volcanic 1	Central Pit	Mine Rock	0.11	17	630	14	3.7	0.14	0.90	1.9
DX758106	BR-172	55.5	56.5	Felsic Volcanic 1	Central Pit	Mine Rock	0.018	51	630	13	4.4	0.17	1.6	3.1
DX758107	BR-172	60.5	61.5	Felsic Volcanic 1	Central Pit	Mine Rock	0.020	28	540	12	5.1	0.13	1.0	3.9
DX758108	BR-172	65.5	66.5	Felsic Volcanic 1	Central Pit	Ore-Grade	0.019	36	580	14	2.6	0.19	1.4	1.5
DX758109	BR-172	70.5	71.5	Felsic Volcanic 1	Central Pit	Mine Rock	0.087	52	640	5.7	3.3	0.12	4.6	1.5
DX758110	BR-172	75.5	76.7	Felsic Volcanic 1	Central Pit	Mine Rock	0.084	16	560	56	5.9	0.14	2.7	11
DX758111	BR-172	80.1	80.75	Felsic Volcanic 1	Central Pit	Ore-Grade	0.089	13	570	63	6.3	0.15	2.5	13
DX758112	BR-172	84.75	85.5	Felsic Volcanic 1	Central Pit	Ore-Grade	0.041	12	550	559	2.3	0.27	2.8	10
DX758113	BR-172	93.75	94.5	Felsic Volcanic 1	Central Pit	Ore-Grade	0.065	68	480	9.5	1.1	0.090	7.7	1.9
DX758114	BR-172	99.75	100.5	Felsic Volcanic 1	Central Pit	Mine Rock	0.073	1.5	160	123	1.4	0.26	1.4	2.9
DX758115	BR-172	126.8	127.7	Metasediment 2	Central Pit	Mine Rock	0.053	85	520	5.1	0.31	0.10	10	0.40
DX758116	BR-172	132	133.5	Metasediment 2	Central Pit	Mine Rock	0.034	67	470	2.8	0.27	0.14	7.7	0.30
DX758117	BR-172	139.5	141	Metasediment 2	Central Pit	Mine Rock	0.058	63	450	4.9	0.24	0.070	7.3	0.20

(1) Ten times average crustal abundance values presented in Price (1997).

Blue highlighting indicates samples with metal concentrations greater than the ten times crustal abundance screening value are present in the analyzed group.

Screening values are for qualitative assessment only and hold no regulatory significance.

Classification as mine rock or ore-grade materials was based on gold content.

A value of "--" indicates metal was not measured for the given sample; the variation in elements analyzed is due to measurement at two different laboratories (see text).

Table B-5 Aqua Regia Metals

Sample ID	Drillhole ID	From	To	Lithology	Area	Class	Sodium	Nickel	Phosphorus	Lead	Sulphur	Antimony	Scandium	Selenium
		m	m				%	ppm	ppm	ppm	%	ppm	ppm	ppm
10x Crustal Abundance (Price 1997) [(1)]							--	*840*	*10500*	*140*	*0.40*	*2.0*	*220*	*0.50*
DX758118	BR-172	142.5	143.35	Metasediment 2	Central Pit	Mine Rock	0.060	45	660	4.4	0.30	0.080	4.4	0.20
DX758119	BR-172	146	147.5	Metasediment 2	Central Pit	Mine Rock	0.066	31	480	5.7	0.54	0.030	3.6	0.40
DX758120	BR-172	152.6	153.15	Metasediment 2	Central Pit	Mine Rock	0.069	31	490	5.7	0.56	0.030	3.7	0.50
DX758121	BR-172	157.5	159	Felsic Volcanic 1	Central Pit	Mine Rock	0.13	18	650	7.5	0.67	0.040	2.5	0.20
DX758122	BR-172	169.5	170.8	Metasediment 3	Central Pit	Mine Rock	0.019	9.2	390	4.3	0.24	0.060	0.90	0.20
DX758123	BR-172	188.5	190	Metasediment 2	Central Pit	Mine Rock	0.066	32	470	2.4	0.95	0.12	2.4	0.10
DX758124	BR-172	245.4	246.6	Felsic Volcanic 1	Central Pit	Mine Rock	0.079	30	1230	3.0	0.25	0.060	5.8	0.10
A0964076	BR-213	35.5	37	Felsic Volcanic 1	Central Pit	Mine Rock	0.083	16	660	3.5	7.2	0.090	1.2	2.3
A0964077	BR-213	40.5	41.5	Felsic Volcanic 1	Central Pit	Mine Rock	0.089	20	850	3.4	3.3	0.11	2.3	2.5
A0964078	BR-213	45.5	46.5	Felsic Volcanic 1	Central Pit	Mine Rock	0.086	15	670	2.8	2.0	0.060	2.1	1.0
A0964079	BR-213	51.5	52.5	Felsic Volcanic 1	Central Pit	Mine Rock	0.075	12	630	2.6	3.8	0.060	1.4	1.6
A0964080	BR-213	55.5	56.5	Felsic Volcanic 1	Central Pit	Mine Rock	0.12	20	910	4.6	4.1	0.16	1.9	1.3
A0964081	BR-213	60.5	61.5	Felsic Volcanic 1	Central Pit	Mine Rock	0.069	14	700	3.9	2.9	0.11	1.3	1.6
A0964082	BR-213	65.5	67	Felsic Volcanic 1	Central Pit	Mine Rock	0.058	12	690	4.7	2.5	0.080	1.1	1.9
A0964083	BR-213	71.5	72.5	Felsic Volcanic 1	Central Pit	Mine Rock	0.064	13	590	3.5	2.6	0.14	1.0	1.2
A0964084	BR-213	76	77	Felsic Volcanic 1	Central Pit	Mine Rock	0.10	15	650	3.6	1.8	0.10	2.8	0.70
A0964085	BR-213	80	81	Felsic Volcanic 1	Central Pit	Mine Rock	0.084	18	670	3.7	1.5	0.11	3.4	0.40
A0964086	BR-213	85	86	Felsic Volcanic 1	Central Pit	Mine Rock	0.084	11	640	3.6	2.3	0.13	1.8	1.1
A0964087	BR-213	90	91	Felsic Volcanic 1	Central Pit	Mine Rock	0.046	17	790	4.8	3.3	0.13	0.70	2.1
A0964088	BR-213	95	96	Felsic Volcanic 1	Central Pit	Mine Rock	0.069	16	740	5.1	3.9	0.13	1.4	2.2
A0964089	BR-213	102	103	Felsic Volcanic 1	Central Pit	Mine Rock	0.082	17	800	4.0	3.5	0.14	1.4	1.6
A0964090	BR-213	107	108	Felsic Volcanic 1	Central Pit	Mine Rock	0.032	16	730	4.0	6.9	0.15	1.1	3.6
A0964091	BR-213	112	113	Felsic Volcanic 1	Central Pit	Mine Rock	0.12	28	810	6.3	2.9	0.16	2.7	1.1
A0964092	BR-213	117	118	Felsic Volcanic 1	Central Pit	Mine Rock	0.012	16	740	6.8	5.8	0.10	0.80	3.0
A0964093	BR-213	119	120	Felsic Volcanic 1	Central Pit	Mine Rock	0.14	17	650	5.6	5.3	0.12	1.0	2.2
A0964094	BR-213	124	125	Felsic Volcanic 1	Central Pit	Mine Rock	0.12	19	780	6.1	3.5	0.14	3.4	1.9
A0964095	BR-213	130	131	Felsic Volcanic 1	Central Pit	Mine Rock	0.13	15	720	4.6	2.0	0.11	2.8	0.80
A0964096	BR-213	135	135.75	Felsic Volcanic 1	Central Pit	Mine Rock	0.071	15	680	6.5	2.0	0.13	2.6	1.2
A0964097	BR-213	140	140.5	Felsic Volcanic 1	Central Pit	Ore-Grade	0.20	16	640	13	2.2	0.15	1.8	1.3
A0964098	BR-213	145	146	Felsic Volcanic 1	Central Pit	Mine Rock	0.16	16	660	6.3	1.1	0.14	2.2	0.50
A0964099	BR-213	154	155	Felsic Volcanic 1	Central Pit	Mine Rock	0.098	18	770	4.9	2.7	0.21	2.2	1.4
A0964100	BR-213	159	160	Felsic Volcanic 1	Central Pit	Mine Rock	0.054	16	720	6.9	5.1	0.13	1.0	3.4
A0963801	BR-213	165	166	Felsic Volcanic 1	Central Pit	Mine Rock	0.027	5.8	380	6.0	4.0	0.080	0.30	2.4
A0963802	BR-213	170	171	Felsic Volcanic 1	Central Pit	Ore-Grade	0.097	19	780	9.4	3.3	0.18	2.3	1.7
A0963803	BR-213	174	174.5	Felsic Volcanic 1	Central Pit	Ore-Grade	0.073	2.1	170	46	1.5	0.18	1.1	1.2
A0963804	BR-213	179.5	180.5	Felsic Volcanic 2	Central Pit	Mine Rock	0.025	1.5	130	84	2.4	0.14	0.80	2.4
A0963805	BR-213	185.5	186.15	Quartz Sericite Schist	Central Pit	Ore-Grade	0.0080	1.1	130	26	3.1	0.050	0.20	2.4
A0963806	BR-213	190.5	191.5	Felsic Volcanic 1	Central Pit	Mine Rock	0.067	19	620	6.4	3.1	0.18	3.3	1.7
A0963807	BR-213	201	202	Felsic Volcanic 1	Central Pit	Mine Rock	0.041	19	680	7.2	2.7	0.12	2.0	1.5
A0963808	BR-213	210	211	Felsic Volcanic 2	Central Pit	Mine Rock	0.033	3.4	220	15	2.4	0.060	0.50	1.7
A0963809	BR-213	216	217	Felsic Volcanic 1	Central Pit	Mine Rock	0.013	2.2	150	8.9	2.7	0.060	0.30	2.1
A0963810	BR-213	221.5	222.5	Felsic Volcanic 1	Central Pit	Ore-Grade	0.011	2.3	140	19	1.5	0.050	0.30	1.5
A0963811	BR-213	227.2	228	Felsic Volcanic 1	Central Pit	Mine Rock	0.038	36	550	20	2.9	0.25	3.0	1.5

(1) Ten times average crustal abundance values presented in Price (1997).

Blue highlighting indicates samples with metal concentrations greater than the ten times crustal abundance screening value are present in the analyzed group.

Screening values are for qualitative assessment only and hold no regulatory significance.

Classification as mine rock or ore-grade materials was based on gold content.

A value of "--" indicates metal was not measured for the given sample; the variation in elements analyzed is due to measurement at two different laboratories (see text).

Table B-5 Aqua Regia Metals

Sample ID	Drillhole ID	From	To	Lithology	Area	Class	Sodium	Nickel	Phosphorus	Lead	Sulphur	Antimony	Scandium	Selenium
		m	m				%	ppm	ppm	ppm	%	ppm	ppm	ppm
10x Crustal Abundance (Price 1997) [(1)]							--	*840*	*10500*	*140*	*0.40*	*2.0*	*220*	*0.50*
A0963812	BR-213	243	244	Felsic Volcanic 2	Central Pit	Ore-Grade	0.032	35	320	14	4.6	0.20	4.8	7.1
A0963813	BR-213	247	248	Felsic Volcanic 1	Central Pit	Mine Rock	0.084	30	810	33	1.4	0.36	5.6	3.5
A0963814	BR-213	251	252	Felsic Volcanic 1	Central Pit	Mine Rock	0.090	22	870	11	1.6	0.31	5.2	3.4
A0963815	BR-213	259	260	Felsic Volcanic 1	Central Pit	Mine Rock	0.069	8.3	290	12	0.48	0.090	1.9	0.70
A0963816	BR-213	266.35	267.85	Metasediment 2	Central Pit	Mine Rock	0.067	66	500	17	2.2	0.13	9.4	4.7
A0963817	BR-213	274	275	Felsic Volcanic 2	Central Pit	Mine Rock	0.089	19	440	19	0.78	0.28	4.1	1.8
A0963818	BR-213	286.65	287.25	Felsic Volcanic 2	Central Pit	Ore-Grade	0.11	0.50	160	51	0.96	0.31	2.1	7.0
A0963819	BR-213	291.3	292.3	Felsic Volcanic 2	Central Pit	Mine Rock	0.064	0.50	150	91	0.88	0.15	1.1	1.1
A0963820	BR-213	297.3	298.5	Felsic Volcanic 2	Central Pit	Mine Rock	0.073	0.40	150	7.6	0.35	0.14	1.3	0.40
A0963821	BR-213	306.75	307.5	Metasediment 2	Central Pit	Mine Rock	0.099	51	560	13	0.62	0.080	11	1.2
A0963822	BR-213	314.5	315	Felsic Volcanic 1	Central Pit	Mine Rock	0.055	6.1	300	810	1.6	0.39	0.80	2.4
A0963823	BR-213	324.5	325.5	Metasediment 3	Central Pit	Mine Rock	0.054	56	440	3.1	0.21	0.10	6.8	0.20
A0963824	BR-213	328.5	330	Metasediment 2	Central Pit	Mine Rock	0.052	45	620	4.4	0.49	0.18	4.5	0.30
A0964859	BR-230	225	226	Felsic Volcanic 1	Central Pit	Mine Rock	0.048	14	580	4.0	4.3	0.13	1.2	2.8
A0964852	BR-230	231	232	Felsic Volcanic 1	Central Pit	Mine Rock	0.033	1.2	150	4.7	2.3	0.060	0.40	1.5
A0964853	BR-230	236.2	237	Felsic Volcanic 1	Central Pit	Mine Rock	0.026	9.8	530	8.5	2.1	0.090	0.40	1.1
A0964854	BR-230	241.05	241.75	Felsic Volcanic 2	Central Pit	Mine Rock	0.074	1.8	140	7.4	1.2	0.14	0.80	1.2
A0964855	BR-230	245.4	246.4	Felsic Volcanic 1	Central Pit	Mine Rock	0.10	2.9	160	6.1	1.5	0.11	0.50	0.80
A0964856	BR-230	255.5	256.3	Felsic Volcanic 1	Central Pit	Mine Rock	0.019	46	630	12	3.6	0.17	1.5	2.6
A0964857	BR-230	260.6	262	Felsic Volcanic 1	Central Pit	Mine Rock	0.025	37	560	13	4.7	0.20	2.3	3.3
A0964858	BR-230	276.6	277.4	Felsic Volcanic 2	Central Pit	Mine Rock	0.042	40	490	24	7.0	0.28	7.3	12
A0963930	BR-231	35.5	36.5	Felsic Volcanic 1	Central Pit	Mine Rock	0.042	19	750	5.3	3.4	0.14	1.1	2.5
A0963938	BR-231	40.15	41	Felsic Volcanic 1	Central Pit	Mine Rock	0.034	17	650	6.6	5.4	0.13	0.70	2.8
A0963931	BR-231	43.5	44.5	Felsic Volcanic 1	Central Pit	Mine Rock	0.055	18	720	8.1	5.1	0.13	1.2	3.5
A0963932	BR-231	50	50.5	Felsic Volcanic 1	Central Pit	Mine Rock	0.046	19	770	3.5	2.6	0.10	1.4	1.4
A0963933	BR-231	57	57.9	Felsic Volcanic 1	Central Pit	Mine Rock	0.021	8.5	270	6.3	7.3	0.050	0.30	3.5
A0963934	BR-231	64.75	65.6	Felsic Volcanic 1	Central Pit	Mine Rock	0.076	20	770	6.3	3.2	0.15	2.2	1.4
A0963935	BR-231	68.4	68.9	Felsic Volcanic 1	Central Pit	Mine Rock	0.16	21	810	9.1	3.0	0.21	2.4	1.5
A0963936	BR-231	90	90.85	Felsic Volcanic 2	Central Pit	Mine Rock	0.080	1.2	140	10	1.4	0.16	0.80	1.3
A0963937	BR-231	96.5	97.5	Felsic Volcanic 1	Central Pit	Mine Rock	0.18	16	510	4.9	3.1	0.18	0.70	2.0
A0964028	BR-231	101.2	101.7	Felsic Volcanic 1	Central Pit	Mine Rock	0.079	16	640	4.6	2.2	0.19	2.3	1.7
A0964029	BR-231	109	110	Quartz Sericite Schist	Central Pit	Mine Rock	0.027	1.3	150	11	1.7	0.070	0.30	1.2
A0964030	BR-231	115.1	116.1	Quartz Sericite Schist	Central Pit	Mine Rock	0.011	1.6	140	8.9	2.9	0.12	0.10	2.1
A0964031	BR-231	119.85	120.85	Felsic Volcanic 1	Central Pit	Mine Rock	0.093	2.7	170	8.8	1.7	0.12	0.60	1.1
A0964032	BR-231	130.5	131.5	Felsic Volcanic 1	Central Pit	Mine Rock	0.011	1.3	130	15	2.8	0.070	0.20	2.6
A0964033	BR-231	143.5	145	Felsic Volcanic 1	Central Pit	Mine Rock	0.064	37	510	3.8	1.2	0.15	2.8	0.60
A0964034	BR-231	152.5	154	Felsic Volcanic 1	Central Pit	Mine Rock	0.030	42	520	11	2.2	0.12	1.9	1.5
A0964035	BR-231	159.9	160.6	Felsic Volcanic 1	Central Pit	Ore-Grade	0.058	23	160	29	3.1	0.23	7.0	9.1
A0964036	BR-231	163	163.7	Felsic Volcanic 1	Central Pit	Mine Rock	0.081	8.6	560	8.7	1.2	0.12	2.0	1.9
A0964037	BR-231	166.3	167	Felsic Volcanic 1	Central Pit	Mine Rock	0.020	13	400	85	4.7	0.22	2.8	9.6
A0964038	BR-231	168	169	Felsic Volcanic 1	Central Pit	Mine Rock	0.084	12	550	13	1.8	0.12	3.7	3.6
A0964039	BR-231	175	176	Felsic Volcanic 1	Central Pit	Mine Rock	0.088	12	450	9.9	1.2	0.13	3.8	1.9
A0964040	BR-231	180	180.8	Felsic Volcanic 2	Central Pit	Mine Rock	0.072	15	320	11	1.4	0.14	1.0	3.4

(1) Ten times average crustal abundance values presented in Price (1997).

Blue highlighting indicates samples with metal concentrations greater than the ten times crustal abundance screening value are present in the analyzed group.

Screening values are for qualitative assessment only and hold no regulatory significance.

Classification as mine rock or ore-grade materials was based on gold content.

A value of "--" indicates metal was not measured for the given sample; the variation in elements analyzed is due to measurement at two different laboratories (see text).

Table B-5 Aqua Regia Metals

Sample ID	Drillhole ID	From	To	Lithology	Area	Class	Sodium	Nickel	Phosphorus	Lead	Sulphur	Antimony	Scandium	Selenium
		m	m				%	ppm	ppm	ppm	%	ppm	ppm	ppm
10x Crustal Abundance (Price 1997) [(1)]							--	*840*	*10500*	*140*	*0.40*	*2.0*	*220*	*0.50*
A0964041	BR-231	190.1	190.8	Felsic Volcanic 2	Central Pit	Mine Rock	0.081	7.2	570	48	1.1	0.19	2.6	5.0
A0964042	BR-231	195.5	196.5	Felsic Volcanic 2	Central Pit	Mine Rock	0.061	0.60	190	83	0.68	0.17	1.1	0.70
A0964043	BR-231	200.5	201.5	Felsic Volcanic 2	Central Pit	Mine Rock	0.050	0.50	150	97	0.35	0.12	1.0	0.40
A0964044	BR-231	206	206.85	Felsic Volcanic 2	Central Pit	Mine Rock	0.052	0.70	160	121	0.37	0.10	1.1	0.30
A0964045	BR-231	210.55	211.5	Metasediment 2	Central Pit	Mine Rock	0.075	48	430	10	0.56	0.090	9.1	1.6
A0964046	BR-231	214.9	215.4	Metasediment 2	Central Pit	Ore-Grade	0.048	43	220	18	1.9	0.42	4.7	8.2
A0964047	BR-231	224	224.7	Metasediment 2	Central Pit	Mine Rock	0.012	54	470	9.3	0.20	0.23	4.2	0.20
A0964048	BR-231	230	231	Metasediment 2	Central Pit	Mine Rock	0.029	44	530	4.0	0.36	0.30	4.4	0.20
A0964049	BR-231	249.5	251	Metasediment 3	Central Pit	Mine Rock	0.049	11	500	2.9	0.24	0.050	1.9	<0.1
A0964050	BR-231	284.4	285	Felsic Volcanic 1	Central Pit	Mine Rock	0.028	35	80	1.9	1.1	0.10	2.3	<0.1
A0963986	BR-316	52.6	53.7	Felsic Volcanic 1	Central Pit	Mine Rock	0.054	16	680	1.6	0.14	0.10	2.6	<0.1
A0963987	BR-316	78.65	80.1	Felsic Fragmental	Central Pit	Mine Rock	0.066	31	1370	1.5	0.19	0.070	4.7	<0.1
A0963988	BR-316	85.35	86.85	Felsic Fragmental	Central Pit	Mine Rock	0.089	30	850	1.8	0.24	0.080	4.9	<0.1
A0963989	BR-316	108.25	109.25	Felsic Volcanic 1	Central Pit	Mine Rock	0.010	24	70	45	0.27	0.23	0.60	0.20
A0963990	BR-316	110	111	Felsic Volcanic 1	Central Pit	Mine Rock	0.030	30	290	10	0.28	0.23	4.3	0.20
A0963991	BR-317	18	19	Metasediment 2	Central Pit	Mine Rock	0.076	41	630	3.2	0.56	0.050	5.1	0.20
A0963992	BR-317	24	25.5	Felsic Volcanic 1	Central Pit	Mine Rock	0.12	15	550	5.9	0.76	0.090	2.3	0.10
A0963993	BR-317	32.95	33.9	Metasediment 2	Central Pit	Mine Rock	0.048	24	640	3.4	0.24	0.080	3.1	0.10
A0963994	BR-317	36.1	36.9	Metasediment 3	Central Pit	Mine Rock	0.066	6.1	350	2.6	0.38	0.060	1.4	0.10
A0963995	BR-317	57	58	Felsic Volcanic 1	Central Pit	Mine Rock	0.11	5.4	330	15	0.34	0.050	0.60	<0.1
A0963996	BR-317	60	60.5	Metasediment 3	Central Pit	Mine Rock	0.079	7.8	460	4.1	0.17	0.060	2.3	0.10
A0963997	BR-317	65.9	67.35	Felsic Volcanic 1	Central Pit	Mine Rock	0.046	26	720	1.7	0.25	0.12	2.4	0.20
A0963998	BR-317	68	69.25	Felsic Volcanic 1	Central Pit	Mine Rock	0.088	12	1150	4.7	0.52	0.060	2.5	0.40
A0963999	BR-317	93.35	94.85	Metasediment 3	Central Pit	Mine Rock	0.060	26	960	1.8	0.20	0.070	5.4	0.10
A0964000	BR-317	97.2	98	Metasediment 3	Central Pit	Mine Rock	0.071	22	860	2.8	0.27	0.060	2.8	<0.1
A0964872	BR-383	527.2	528.5	Felsic Volcanic 1	Central Pit	Mine Rock	0.080	19	670	3.3	3.8	0.49	2.3	2.7
A0964873	BR-383	535.5	536.5	Felsic Volcanic 1	Central Pit	Mine Rock	0.11	17	640	3.2	2.2	0.28	2.9	1.3
A0964874	BR-383	540.7	541.8	Felsic Volcanic 1	Central Pit	Mine Rock	0.019	18	590	5.1	3.9	0.12	0.50	2.7
A0964875	BR-383	544	544.9	Felsic Volcanic 1	Central Pit	Mine Rock	0.044	12	550	4.1	4.0	0.24	0.60	4.0
A0964876	BR-383	551.4	552.5	Felsic Volcanic 1	Central Pit	Mine Rock	0.075	12	680	9.4	2.7	0.29	2.0	2.3
A0964877	BR-383	556.9	558.25	Felsic Volcanic 1	Central Pit	Mine Rock	0.016	1.4	450	2.3	0.15	0.080	0.40	0.10
A0964878	BR-383	560.25	561.25	Felsic Volcanic 1	Central Pit	Mine Rock	0.060	12	650	19	2.5	0.24	2.0	1.9
A0964879	BR-383	566.25	567.25	Felsic Volcanic 1	Central Pit	Mine Rock	0.066	9.4	620	5.4	2.2	0.18	1.5	1.4
A0964880	BR-383	572.3	573.4	Felsic Volcanic 1	Central Pit	Mine Rock	0.058	9.5	570	4.9	1.4	0.24	1.1	1.3
A0964881	BR-383	576.5	577.5	Felsic Volcanic 1	Central Pit	Mine Rock	0.074	15	680	4.1	2.7	0.23	1.8	1.7
A0964882	BR-383	581.4	582.55	Felsic Volcanic 1	Central Pit	Mine Rock	0.055	17	620	3.2	2.3	0.30	2.5	1.2
A0964634	DL-064	20.4	21.4	Felsic Volcanic 1	Central Pit	Mine Rock	0.095	28	800	2.5	0.21	0.080	6.1	0.20
A0964635	DL-064	57.65	59.15	Felsic Fragmental	Central Pit	Mine Rock	0.055	42	710	3.5	0.38	0.090	5.6	0.30
A0964636	DL-064	71.35	72.85	Felsic Volcanic 2	Central Pit	Mine Rock	0.035	17	660	8.1	0.62	0.070	1.0	<0.1
A0964637	DL-064	96	97.5	Felsic Volcanic 1	Central Pit	Mine Rock	0.052	29	640	2.2	0.34	0.10	2.3	0.10
A0963003	BR-067	45	46.5	Felsic Volcanic 1	Central Pit	Mine Rock	0.081	17	600	2.8	0.13	0.040	2.8	<0.1
A0963004	BR-067	64.5	66	Felsic Volcanic 1	Central Pit	Mine Rock	0.087	13	550	3.4	<0.02	0.040	2.7	0.10
A0963005	BR-067	84	85.5	Felsic Volcanic 1	Central Pit	Mine Rock	0.061	13	560	3.0	<0.02	0.040	2.2	<0.1

(1) Ten times average crustal abundance values presented in Price (1997).

Blue highlighting indicates samples with metal concentrations greater than the ten times crustal abundance screening value are present in the analyzed group.

Screening values are for qualitative assessment only and hold no regulatory significance.

Classification as mine rock or ore-grade materials was based on gold content.

A value of "--" indicates metal was not measured for the given sample; the variation in elements analyzed is due to measurement at two different laboratories (see text).

Table B-5 Aqua Regia Metals

Sample ID	Drillhole ID	From	To	Lithology	Area	Class	Sodium	Nickel	Phosphorus	Lead	Sulphur	Antimony	Scandium	Selenium
		m	m				%	ppm	ppm	ppm	%	ppm	ppm	ppm
10x Crustal Abundance (Price 1997) [(1)]							--	*840*	*10500*	*140*	*0.40*	*2.0*	*220*	*0.50*
A0963006	BR-067	93	94.5	Metasediment 2	Central Pit	Mine Rock	0.029	96	3490	4.8	0.28	0.28	9.7	0.30
A0963007	BR-067	96	97.5	Metasediment 2	Central Pit	Mine Rock	0.12	72	710	6.6	0.16	0.37	8.0	0.20
A0963008	BR-067	100.9	102	Fragmental 1	Central Pit	Mine Rock	0.14	29	1040	6.5	0.44	0.070	6.1	0.10
A0963009	BR-067	106.5	108	Fragmental 1	Central Pit	Mine Rock	0.14	23	1120	2.3	0.11	0.060	5.7	0.10
A0963010	BR-067	112.5	114	Fragmental 1	Central Pit	Mine Rock	0.088	34	1070	4.1	0.25	0.060	8.8	0.20
A0963011	BR-067	117	118.5	Fragmental 1	Central Pit	Mine Rock	0.060	36	630	2.3	0.66	0.080	5.1	0.30
A0963012	BR-067	122.5	123.4	Metasediment 2	Central Pit	Mine Rock	0.092	38	1320	3.0	0.30	0.050	4.3	0.10
A0963013	BR-067	127.5	129	Felsic Volcanic 1	Central Pit	Mine Rock	0.073	21	550	3.7	0.43	0.040	4.0	0.30
A0963014	BR-067	133.5	135	Felsic Volcanic 1	Central Pit	Mine Rock	0.068	13	540	3.3	0.39	0.060	3.1	0.10
A0963015	BR-067	139.5	141	Felsic Volcanic 1	Central Pit	Mine Rock	0.067	12	540	3.6	0.53	0.050	2.7	0.20
A0963016	BR-067	157.5	159	Metasediment 2	Central Pit	Mine Rock	0.051	47	590	2.9	0.59	0.090	5.1	0.10
A0963017	BR-067	165	166.5	Felsic Volcanic 1	Central Pit	Mine Rock	0.067	11	520	4.6	0.89	0.21	1.9	0.10
A0963018	BR-067	171	172	Felsic Volcanic 1	Central Pit	Mine Rock	0.066	12	560	4.2	0.73	0.090	2.3	0.20
A0963019	BR-067	174.6	175.6	Felsic Volcanic 1	Central Pit	Mine Rock	0.062	13	780	4.6	3.0	0.33	1.3	1.1
A0963020	BR-067	180.6	181.6	Felsic Volcanic 1	Central Pit	Mine Rock	0.046	13	590	17	2.7	0.43	0.90	2.1
A0963021	BR-067	187.6	188.6	Felsic Volcanic 1	Central Pit	Mine Rock	0.046	14	640	8.8	2.7	1.6	1.2	2.7
A0963022	BR-067	191.4	192.3	Felsic Volcanic 1	Central Pit	Mine Rock	0.071	14	680	4.8	2.9	0.39	2.0	1.5
A0963023	BR-067	196.2	196.8	Felsic Volcanic 1	Central Pit	Mine Rock	0.052	15	780	3.3	2.6	0.080	1.7	1.0
A0963024	BR-067	197.05	198	Felsic Volcanic 1	Central Pit	Mine Rock	0.063	16	840	5.1	3.4	0.080	0.90	1.4
A0963025	BR-067	209.8	210.8	Felsic Volcanic 1	Central Pit	Mine Rock	0.078	22	730	4.0	3.6	0.060	1.3	2.2
A0963026	BR-067	214.9	216	Felsic Volcanic 1	Central Pit	Mine Rock	0.045	21	690	3.0	3.5	0.090	0.90	2.5
A0963027	BR-067	225.8	226.8	Felsic Volcanic 1	Central Pit	Mine Rock	0.066	17	770	6.8	7.2	0.12	0.60	4.8
A0963028	BR-067	229	230	Felsic Volcanic 1	Central Pit	Mine Rock	0.13	13	600	5.8	4.8	0.13	0.50	3.1
A0963029	BR-067	236	237	Felsic Volcanic 1	Central Pit	Mine Rock	0.21	17	810	7.4	3.8	0.14	1.1	2.1
A0963030	BR-067	240	241	Felsic Volcanic 1	Central Pit	Mine Rock	0.11	17	730	5.2	4.5	0.11	1.8	3.0
A0963031	BR-067	245	246	Felsic Volcanic 1	Central Pit	Mine Rock	0.12	17	740	5.0	4.4	0.11	1.8	3.1
A0963032	BR-067	248	249	Felsic Volcanic 1	Central Pit	Mine Rock	0.073	18	800	6.8	6.4	0.080	0.70	4.8
A0963033	BR-067	253	254	Felsic Volcanic 1	Central Pit	Mine Rock	0.15	18	740	5.4	4.8	0.10	1.0	3.4
A0963034	BR-067	260	261	Felsic Volcanic 1	Central Pit	Mine Rock	0.16	17	650	4.0	1.3	0.10	3.3	0.60
A0963035	BR-067	268	269	Felsic Volcanic 1	Central Pit	Mine Rock	0.13	15	660	7.8	4.3	0.12	0.70	3.0
A0963036	BR-067	275	276	Felsic Volcanic 1	Central Pit	Mine Rock	0.27	13	690	7.0	1.3	0.070	2.9	0.70
A0963037	BR-067	280.5	282	Felsic Volcanic 1	Central Pit	Mine Rock	0.17	18	770	10.0	4.6	0.10	2.1	3.4
A0963038	BR-067	291	292	Felsic Volcanic 1	Central Pit	Mine Rock	0.13	12	580	5.6	1.7	0.080	3.5	2.0
A0963044	BR-067	298	299	Felsic Volcanic 1	Central Pit	Mine Rock	0.072	11	530	9.5	3.3	0.18	0.60	2.9
A0963039	BR-067	303	304	Felsic Volcanic 1	Central Pit	Mine Rock	0.25	12	540	7.2	2.2	0.16	1.1	2.9
A0964703	BR-067	311	311.5	Felsic Volcanic 1	Central Pit	Mine Rock	0.14	12	540	14	2.3	0.13	1.7	2.4
A0964704	BR-067	326	327	Felsic Volcanic 1	Central Pit	Ore-Grade	0.027	9.8	340	159	1.8	0.11	1.7	6.1
A0964705	BR-067	331	332	Felsic Volcanic 2	Central Pit	Mine Rock	0.068	13	600	11	1.3	0.15	4.2	3.8
A0963040	BR-067	360	361	Felsic Volcanic 1	Central Pit	Mine Rock	0.056	13	560	6.8	0.80	0.12	2.2	0.50
A0963041	BR-067	370	371	Felsic Volcanic 1	Central Pit	Mine Rock	0.037	12	540	45	0.29	0.13	2.7	0.40
A0963042	BR-067	383	384	Felsic Volcanic 1	Central Pit	Mine Rock	0.038	12	570	7.3	0.44	0.13	2.3	0.40
A0963043	BR-067	411	412	Felsic Volcanic 1	Central Pit	Mine Rock	0.042	11	500	2.3	0.070	0.050	1.7	<0.1
A0963369	BR-118	38.1	39	Felsic Volcanic 1	Central Pit	Mine Rock	0.0070	1.4	140	12	2.5	0.090	0.30	1.6

(1) Ten times average crustal abundance values presented in Price (1997).

Blue highlighting indicates samples with metal concentrations greater than the ten times crustal abundance screening value are present in the analyzed group.

Screening values are for qualitative assessment only and hold no regulatory significance.

Classification as mine rock or ore-grade materials was based on gold content.

A value of "--" indicates metal was not measured for the given sample; the variation in elements analyzed is due to measurement at two different laboratories (see text).

Table B-5 Aqua Regia Metals

Sample ID	Drillhole ID	From	To	Lithology	Area	Class	Sodium	Nickel	Phosphorus	Lead	Sulphur	Antimony	Scandium	Selenium
		m	m				%	ppm	ppm	ppm	%	ppm	ppm	ppm
10x Crustal Abundance (Price 1997) [(1)]							--	*840*	*10500*	*140*	*0.40*	*2.0*	*220*	*0.50*
A0963370	BR-118	49	50	Felsic Volcanic 1	Central Pit	Mine Rock	0.012	20	650	44	3.8	0.19	1.1	2.3
A0963371	BR-118	69.9	70.9	Felsic Volcanic 1	Central Pit	Ore-Grade	0.021	12	500	1688	3.2	0.65	0.60	15
A0963372	BR-118	87.7	88.7	Felsic Volcanic 1	Central Pit	Mine Rock	0.013	2.4	160	20	2.0	0.16	0.40	1.1
A0963374	BR-118	108.4	109.4	Felsic Volcanic	Central Pit	Mine Rock	0.023	41	520	10	3.4	0.20	1.3	2.4
A0963375	BR-118	113.3	114.3	Felsic Volcanic	Central Pit	Mine Rock	0.034	39	550	5.7	1.7	0.18	1.9	1.0
A0963376	BR-118	118.3	119.4	Felsic Volcanic	Central Pit	Mine Rock	0.019	34	470	13	5.2	0.30	1.1	4.2
A0963377	BR-118	123.4	124.15	Felsic Volcanic	Central Pit	Mine Rock	0.034	41	520	3.8	1.3	0.16	2.1	0.70
A0963378	BR-118	128.15	129.15	Felsic Volcanic	Central Pit	Mine Rock	0.040	40	550	3.6	1.1	0.16	2.5	0.70
A0963373	BR-118	133.15	134.15	Felsic Volcanic 1	Central Pit	Ore-Grade	0.014	18	430	13	7.8	0.18	0.70	5.7
A0963379	BR-118	138	139	Felsic Volcanic 1	Central Pit	Mine Rock	0.042	15	480	5.7	1.5	0.12	1.3	1.0
A0963380	BR-118	143.2	144	Metasediment 2	Central Pit	Mine Rock	0.049	53	770	5.2	3.5	0.12	5.3	2.7
A0963381	BR-118	148	149	Metasediment 2	Central Pit	Mine Rock	0.056	51	630	31	5.4	0.15	12	9.1
A0963382	BR-118	152	153	Metasediment 2	Central Pit	Mine Rock	0.071	53	590	15	2.0	0.13	11	4.0
A0962895	BR-140	177.6	178.6	Felsic Volcanic 1	Central Pit	Ore-Grade	0.020	1.5	110	500	2.1	0.27	0.80	7.2
A0962896	BR-140	183	184	Felsic Volcanic	Central Pit	Mine Rock	0.011	3.9	180	12	3.0	0.15	0.30	2.3
A0962897	BR-140	188	189	Felsic Volcanic	Central Pit	Mine Rock	0.032	4.0	150	16	2.1	0.090	0.50	1.3
A0962898	BR-140	193.4	194.4	Felsic Volcanic	Central Pit	Mine Rock	0.032	4.1	160	16	2.1	0.090	0.50	1.3
A0962899	BR-140	198	199	Felsic Volcanic 1	Central Pit	Mine Rock	0.19	13	480	19	2.2	0.12	0.90	1.3
A0962705	BR-140	204	205	Felsic Volcanic 1	Central Pit	Mine Rock	0.0070	13	480	9.3	6.3	0.15	0.30	5.0
A0962900	BR-140	209	210	Felsic Volcanic	Central Pit	Mine Rock	0.052	26	530	8.2	2.9	0.14	1.3	2.0
A0962701	BR-140	214	215	Felsic Volcanic	Central Pit	Mine Rock	0.14	38	550	7.7	3.8	0.22	1.7	1.9
A0962702	BR-140	219	220	Metasediment 2	Central Pit	Ore-Grade	0.056	42	570	114	3.6	0.22	2.0	3.1
A0962703	BR-140	224.6	225.5	Felsic Volcanic 1	Central Pit	Ore-Grade	0.14	26	500	10	2.6	0.17	1.6	1.8
A0962704	BR-140	229	229.5	Felsic Volcanic 1	Central Pit	Ore-Grade	0.071	13	490	10	2.0	0.15	3.5	2.3
A0963674	BR-141	33	34	Felsic Volcanic 1	Central Pit	Mine Rock	0.080	15	740	2.7	0.48	0.060	2.8	<0.1
A0963675	BR-141	45	46	Felsic Volcanic 1	Central Pit	Mine Rock	0.062	12	500	3.7	1.5	0.12	1.9	0.50
A0963676	BR-141	52.5	54	Felsic Volcanic 1	Central Pit	Mine Rock	0.039	12	650	3.6	2.3	0.24	1.2	0.90
A0963677	BR-141	59	60	Felsic Volcanic 1	Central Pit	Mine Rock	0.046	14	540	3.8	2.4	0.080	1.0	1.3
A0963678	BR-141	65.4	66	Felsic Volcanic 1	Central Pit	Mine Rock	0.025	11	470	3.4	1.2	0.070	0.60	0.70
A0963679	BR-141	69.85	71	Felsic Volcanic 1	Central Pit	Mine Rock	0.019	10	870	3.3	2.4	0.070	0.60	2.2
A0963680	BR-141	74	75	Felsic Volcanic 1	Central Pit	Mine Rock	0.021	11	530	2.6	1.9	0.060	0.40	1.6
A0963681	BR-141	79	80	Felsic Volcanic 1	Central Pit	Mine Rock	0.017	11	490	2.8	1.7	0.050	0.40	1.1
A0963682	BR-141	84.6	85.6	Felsic Volcanic 1	Central Pit	Mine Rock	0.028	12	510	2.8	2.2	0.070	0.50	2.1
A0963683	BR-141	90	91	Felsic Volcanic 1	Central Pit	Mine Rock	0.032	12	600	6.0	2.7	0.060	0.40	1.6
A0963684	BR-141	95	96	Felsic Volcanic 1	Central Pit	Mine Rock	0.038	27	980	5.0	3.1	0.060	2.2	2.2
A0963685	BR-141	100	101	Felsic Volcanic 1	Central Pit	Mine Rock	0.0080	16	690	2.8	2.8	0.050	0.50	1.3
A0963686	BR-141	104.5	105.5	Felsic Volcanic 1	Central Pit	Mine Rock	0.0080	8.4	510	5.6	6.6	0.040	0.20	1.8
A0963687	BR-141	111	112	Felsic Volcanic 1	Central Pit	Mine Rock	0.040	17	780	3.8	2.9	0.060	0.90	1.7
A0963688	BR-141	115	116	Felsic Volcanic 1	Central Pit	Mine Rock	0.046	18	780	3.8	3.3	0.070	1.0	2.1
A0963689	BR-141	122	123	Felsic Volcanic 1	Central Pit	Mine Rock	0.080	18	750	5.2	2.9	0.090	2.9	1.4
A0963690	BR-141	129	130	Felsic Volcanic 1	Central Pit	Mine Rock	0.11	18	780	4.7	2.2	0.13	3.2	1.1
A0963691	BR-141	134	134.85	Felsic Volcanic 1	Central Pit	Mine Rock	0.11	18	760	3.8	2.0	0.080	4.2	1.1
A0963692	BR-141	141	142	Felsic Volcanic 1	Central Pit	Mine Rock	0.064	18	840	4.0	2.3	0.12	3.7	1.2

(1) Ten times average crustal abundance values presented in Price (1997).

Blue highlighting indicates samples with metal concentrations greater than the ten times crustal abundance screening value are present in the analyzed group.

Screening values are for qualitative assessment only and hold no regulatory significance.

Classification as mine rock or ore-grade materials was based on gold content.

A value of "--" indicates metal was not measured for the given sample; the variation in elements analyzed is due to measurement at two different laboratories (see text).

Table B-5 Aqua Regia Metals

Sample ID	Drillhole ID	From	To	Lithology	Area	Class	Sodium	Nickel	Phosphorus	Lead	Sulphur	Antimony	Scandium	Selenium
		m	m				%	ppm	ppm	ppm	%	ppm	ppm	ppm
10x Crustal Abundance (Price 1997) [(1)]							--	*840*	*10500*	*140*	*0.40*	*2.0*	*220*	*0.50*
A0963693	BR-141	146	147	Felsic Volcanic 1	Central Pit	Mine Rock	0.11	17	750	6.8	4.7	0.14	2.1	2.0
A0963694	BR-141	181	182	Felsic Volcanic 1	Central Pit	Mine Rock	0.032	17	690	8.8	5.7	0.090	0.70	3.1
A0963695	BR-141	186	187	Felsic Volcanic 1	Central Pit	Mine Rock	0.015	19	700	7.5	7.0	0.090	1.2	3.7
A0963696	BR-141	193	194	Felsic Volcanic 1	Central Pit	Mine Rock	0.079	18	790	5.4	3.4	0.13	2.1	1.7
A0963697	BR-141	199.5	200.5	Felsic Volcanic 1	Central Pit	Ore-Grade	0.044	16	700	66	5.9	0.10	1.2	4.7
A0963698	BR-141	206	207	Felsic Volcanic 1	Central Pit	Ore-Grade	0.0090	17	720	9.8	4.7	0.10	0.80	2.2
A0963699	BR-141	213	214	Felsic Volcanic 1	Central Pit	Ore-Grade	0.0080	19	730	140	6.7	0.20	0.60	5.9
A0963700	BR-141	219.5	220	Felsic Volcanic 1	Central Pit	Mine Rock	0.050	17	620	11	5.3	0.060	0.90	2.5
DX758001	BR-141	227	228	Felsic Volcanic 1	Central Pit	Mine Rock	0.030	16	690	14	3.7	0.090	0.90	2.5
DX758002	BR-141	232	233	Felsic Volcanic 1	Central Pit	Ore-Grade	0.090	15	650	48	2.7	0.11	1.6	2.8
DX758003	BR-141	258	259	Felsic Volcanic 1	Central Pit	Mine Rock	0.010	1.4	150	20	1.5	0.10	0.30	1.3
DX758004	BR-141	262	263	Felsic Volcanic 1	Central Pit	Mine Rock	0.0090	2.3	150	214	3.3	0.10	0.30	1.8
DX758005	BR-141	267	268	Felsic Volcanic 1	Central Pit	Mine Rock	0.0080	2.3	190	20	2.5	0.060	0.30	1.1
DX758251	BR-141	272	273	Felsic Volcanic 1	Central Pit	Mine Rock	0.019	13	500	27	4.6	0.14	1.0	4.1
DX758006	BR-141	283.8	284.5	Felsic Volcanic 1	Central Pit	Ore-Grade	0.017	16	430	37	7.2	0.20	2.1	7.6
A0962707	BR-141	291	292	Felsic Volcanic 1	Central Pit	Ore-Grade	0.022	17	510	14	1.9	0.36	2.9	2.3
A0962706	BR-141	295	296	Felsic Volcanic 1	Central Pit	Ore-Grade	0.0090	36	520	58	4.1	0.13	1.5	4.5
A0964101	BR-142	24.65	25.5	Felsic Volcanic 1	Central Pit	Mine Rock	0.028	20	740	5.2	8.7	0.060	0.70	3.7
A0964102	BR-142	29.5	30.5	Felsic Volcanic 1	Central Pit	Mine Rock	0.039	13	700	4.2	5.4	0.060	0.50	2.5
A0964103	BR-142	35.5	36.5	Felsic Volcanic 1	Central Pit	Mine Rock	0.091	13	660	3.5	1.6	0.13	2.4	0.90
A0964104	BR-142	45.25	46	Felsic Volcanic 1	Central Pit	Mine Rock	0.053	15	600	3.1	6.3	0.060	0.80	3.1
A0964105	BR-142	48	49	Felsic Volcanic 1	Central Pit	Mine Rock	0.051	16	640	4.2	3.2	0.090	0.90	1.4
A0964106	BR-142	50	51	Felsic Volcanic 1	Central Pit	Mine Rock	0.38	17	780	9.4	3.0	0.080	1.4	1.9
A0964107	BR-142	54	55	Felsic Volcanic 1	Central Pit	Mine Rock	0.061	15	570	4.3	2.9	0.11	0.80	2.5
A0964108	BR-142	60	61	Felsic Volcanic 1	Central Pit	Mine Rock	0.20	18	810	9.2	3.6	0.17	1.1	2.8
A0964109	BR-142	65	66	Felsic Volcanic 1	Central Pit	Mine Rock	0.33	14	580	4.9	3.2	0.10	1.0	2.1
A0964110	BR-142	75	76	Felsic Volcanic 1	Central Pit	Mine Rock	0.11	18	760	4.6	3.5	0.13	1.4	2.4
A0964111	BR-142	81	82	Felsic Volcanic 1	Central Pit	Mine Rock	0.060	18	750	5.3	4.1	0.16	2.2	2.4
A0964112	BR-142	85	86	Felsic Volcanic 1	Central Pit	Mine Rock	0.073	20	790	4.0	2.2	0.10	2.8	1.0
A0964113	BR-142	90.5	91.5	Felsic Volcanic 1	Central Pit	Mine Rock	0.13	20	810	5.1	3.2	0.23	2.1	1.9
A0964114	BR-142	96.5	97.5	Felsic Volcanic 1	Central Pit	Mine Rock	0.078	17	660	3.9	1.7	0.16	2.7	0.90
A0964115	BR-142	105.5	106.5	Felsic Volcanic 1	Central Pit	Mine Rock	0.11	13	670	3.5	1.1	0.18	2.9	0.60
A0964116	BR-142	112.75	113.5	Felsic Volcanic 1	Central Pit	Mine Rock	0.033	17	780	5.8	7.6	0.14	1.0	5.9
A0964117	BR-142	120	121	Felsic Volcanic 1	Central Pit	Mine Rock	0.16	18	700	3.8	1.8	0.14	2.2	2.2
A0964118	BR-142	136.75	137.25	Felsic Volcanic 1	Central Pit	Ore-Grade	0.057	13	510	560	2.1	0.59	1.4	8.0
A0964119	BR-142	142.25	143	Felsic Volcanic 1	Central Pit	Mine Rock	0.056	18	780	5.0	4.0	0.11	1.5	3.4
A0964120	BR-142	156.5	157.5	Felsic Volcanic 1	Central Pit	Mine Rock	0.32	14	550	9.3	1.8	0.16	2.1	1.9
A0964121	BR-142	161.5	162.5	Felsic Volcanic 1	Central Pit	Mine Rock	0.23	13	570	4.8	2.0	0.090	2.5	1.6
A0964122	BR-142	170.85	171.35	Felsic Volcanic 1	Central Pit	Ore-Grade	0.059	9.5	610	35	1.6	0.23	1.6	2.2
A0964123	BR-142	173.85	174.5	Felsic Volcanic 1	Central Pit	Mine Rock	0.093	8.7	540	4.6	1.6	0.070	1.3	1.5
A0964124	BR-142	178.5	179.5	Felsic Volcanic 1	Central Pit	Mine Rock	0.052	5.4	420	8.8	1.2	0.10	0.80	0.90
A0964125	BR-142	183	184	Felsic Volcanic 1	Central Pit	Mine Rock	0.056	4.9	400	203	1.3	0.25	0.50	2.6
A0964126	BR-142	190.5	191	Felsic Volcanic 1	Central Pit	Mine Rock	0.055	5.2	410	11	0.89	0.11	0.80	0.70

(1) Ten times average crustal abundance values presented in Price (1997).

Blue highlighting indicates samples with metal concentrations greater than the ten times crustal abundance screening value are present in the analyzed group.

Screening values are for qualitative assessment only and hold no regulatory significance.

Classification as mine rock or ore-grade materials was based on gold content.

A value of "--" indicates metal was not measured for the given sample; the variation in elements analyzed is due to measurement at two different laboratories (see text).

Table B-5 Aqua Regia Metals

Sample ID	Drillhole ID	From	To	Lithology	Area	Class	Sodium	Nickel	Phosphorus	Lead	Sulphur	Antimony	Scandium	Selenium
		m	m				%	ppm	ppm	ppm	%	ppm	ppm	ppm
10x Crustal Abundance (Price 1997) [(1)]							--	*840*	*10500*	*140*	*0.40*	*2.0*	*220*	*0.50*
A0964127	BR-142	196	197	Felsic Volcanic 1	Central Pit	Mine Rock	0.041	5.9	450	31	1.2	0.060	0.50	1.4
A0964128	BR-142	201	202	Felsic Volcanic 1	Central Pit	Mine Rock	0.070	9.4	410	5.5	1.5	0.10	1.3	0.60
A0964129	BR-142	211	212	Felsic Volcanic 1	Central Pit	Mine Rock	0.057	7.3	300	19	2.4	0.070	2.3	4.0
A0964130	BR-142	217.5	218.25	Felsic Volcanic 2	Central Pit	Ore-Grade	0.057	10	500	9.3	1.3	0.080	1.2	1.0
A0964131	BR-142	223	223.95	Felsic Volcanic 1	Central Pit	Mine Rock	0.078	13	600	7.8	0.79	0.10	2.2	1.0
A0964132	BR-142	231	232	Felsic Volcanic 2	Central Pit	Ore-Grade	0.074	9.4	410	7.1	0.93	0.11	1.3	1.2
A0964133	BR-142	236	236.75	Felsic Volcanic 2	Central Pit	Ore-Grade	0.067	11	400	17	0.68	0.18	1.3	1.3
A0964134	BR-142	240	241	Felsic Volcanic 2	Central Pit	Mine Rock	0.058	8.6	420	50	0.63	0.16	2.2	0.70
A0964135	BR-142	245	246	Felsic Volcanic 2	Central Pit	Mine Rock	0.043	9.7	420	17	0.68	0.35	1.1	0.50
A0964136	BR-142	250.5	251	Felsic Volcanic 1	Central Pit	Mine Rock	0.062	12	550	3.5	0.42	0.070	2.0	0.40
A0964137	BR-142	264	264.7	Felsic Volcanic 1	Central Pit	Mine Rock	0.066	15	720	5.6	0.83	0.16	2.2	0.30
A0964138	BR-142	279.5	280.5	Felsic Volcanic 2	Central Pit	Mine Rock	0.11	0.80	200	16	0.97	0.24	0.90	3.1
A0964139	BR-142	285	286	Felsic Volcanic 2	Central Pit	Mine Rock	0.078	1.9	200	50	1.2	0.21	1.4	1.1
A0964140	BR-142	307	308	Felsic Volcanic 1	Central Pit	Mine Rock	0.060	0.60	140	18	0.68	0.14	1.0	0.60
A0964141	BR-142	317	318	Metasediment 2	Central Pit	Mine Rock	0.10	49	600	4.4	0.55	0.16	8.6	0.40
A0964142	BR-142	324.8	325.75	Metasediment 2	Central Pit	Mine Rock	0.069	45	570	2.4	0.56	0.070	6.7	0.30
DX758125	BR-173	18.5	19.5	Quartz Sericite Schist	Central Pit	Mine Rock	0.059	1.5	100	8.0	0.17	0.030	0.20	0.20
DX758126	BR-173	23.5	24	Felsic Volcanic 1	Central Pit	Mine Rock	0.060	15	430	6.2	<0.02	0.030	2.7	<0.1
A0964260	BR-176	25.5	27	Felsic Volcanic 1	Central Pit	Mine Rock	0.071	18	570	10	0.23	0.030	2.0	0.20
A0964261	BR-176	29	30.5	Felsic Volcanic 1	Central Pit	Mine Rock	0.085	16	580	4.2	0.31	0.050	2.6	<0.1
A0964262	BR-176	35.8	37.3	Felsic Volcanic 1	Central Pit	Mine Rock	0.074	13	530	4.1	0.040	0.030	2.2	0.10
A0964264	BR-176	38.8	40.3	Felsic Volcanic 1	Central Pit	Mine Rock	0.039	0.20	60	3.6	<0.02	<0.02	0.20	<0.1
A0964263	BR-176	44.8	46.3	Felsic Volcanic 1	Central Pit	Mine Rock	0.064	18	710	3.5	0.15	0.050	2.5	0.20
A0964265	BR-176	52	53.5	Quartz Sericite Schist	Central Pit	Mine Rock	0.075	13	540	2.8	0.040	0.040	2.4	0.10
A0964266	BR-176	55	56.5	Quartz Sericite Schist	Central Pit	Mine Rock	0.076	2.0	80	6.9	0.050	0.030	0.30	0.10
A0964267	BR-176	61	62.5	Quartz Sericite Schist	Central Pit	Mine Rock	0.053	0.20	70	4.2	<0.02	0.050	0.40	<0.1
A0964268	BR-176	64	65	Quartz Sericite Schist	Central Pit	Mine Rock	0.10	22	1160	3.0	0.090	0.060	5.0	0.10
A0964269	BR-176	73.5	75	Fragmental 1	Central Pit	Mine Rock	0.13	26	1320	2.1	0.030	0.040	6.6	0.10
A0964270	BR-176	79.5	81	Fragmental 1	Central Pit	Mine Rock	0.14	24	1210	2.5	0.050	0.050	5.4	0.20
A0964271	BR-176	85.5	87	Fragmental 1	Central Pit	Mine Rock	0.12	27	920	2.8	0.16	0.040	5.9	0.20
A0964272	BR-176	90	91.5	Fragmental 1	Central Pit	Mine Rock	0.14	24	1020	2.4	0.17	0.030	4.9	0.20
A0964273	BR-176	94.5	95.5	Fragmental 1	Central Pit	Mine Rock	0.069	14	510	3.2	0.32	0.050	2.6	<0.1
A0964274	BR-176	102	103.5	Felsic Volcanic 1	Central Pit	Mine Rock	0.080	14	520	3.5	0.55	0.050	3.0	<0.1
A0964275	BR-176	106.5	108	Felsic Volcanic 1	Central Pit	Mine Rock	0.056	0.30	120	5.2	<0.02	0.040	0.20	<0.1
A0964276	BR-176	111	112.5	Felsic Volcanic 1	Central Pit	Mine Rock	0.067	13	520	3.5	0.37	0.040	2.5	0.30
A0964277	BR-176	115.5	117	Felsic Volcanic 1	Central Pit	Mine Rock	0.070	49	2330	3.4	0.54	0.11	4.3	0.20
A0964278	BR-176	120	121.5	Felsic Volcanic 1	Central Pit	Mine Rock	0.078	14	530	3.2	0.30	0.050	2.6	<0.1
A0964279	BR-176	124.5	126	Felsic Volcanic 1	Central Pit	Mine Rock	0.11	24	480	3.1	0.12	0.040	3.8	<0.1
A0964280	BR-177	389	390	Felsic Volcanic 1	Central Pit	Mine Rock	0.17	19	730	12	4.6	0.16	0.90	3.0
A0964285	BR-177	392	393	Felsic Volcanic 1	Central Pit	Mine Rock	0.25	13	640	5.2	2.5	0.13	1.6	2.0
A0964281	BR-177	398	399	Felsic Volcanic 1	Central Pit	Mine Rock	0.17	16	630	3.6	1.3	0.14	2.7	1.3
A0964282	BR-177	407.5	408.5	Felsic Volcanic 1	Central Pit	Mine Rock	0.031	10	590	5.7	3.7	0.080	0.60	2.7
A0964283	BR-177	409.5	410.5	Felsic Volcanic 1	Central Pit	Mine Rock	0.19	19	720	52	3.4	0.090	2.4	2.3

(1) Ten times average crustal abundance values presented in Price (1997).

Blue highlighting indicates samples with metal concentrations greater than the ten times crustal abundance screening value are present in the analyzed group.

Screening values are for qualitative assessment only and hold no regulatory significance.

Classification as mine rock or ore-grade materials was based on gold content.

A value of "--" indicates metal was not measured for the given sample; the variation in elements analyzed is due to measurement at two different laboratories (see text).

Table B-5 Aqua Regia Metals

Sample ID	Drillhole ID	From	To	Lithology	Area	Class	Sodium	Nickel	Phosphorus	Lead	Sulphur	Antimony	Scandium	Selenium
		m	m				%	ppm	ppm	ppm	%	ppm	ppm	ppm
10x Crustal Abundance (Price 1997) [(1)]							--	*840*	*10500*	*140*	*0.40*	*2.0*	*220*	*0.50*
A0964284	BR-177	412.5	413.5	Felsic Volcanic 1	Central Pit	Mine Rock	0.010	17	690	31	5.9	0.12	0.60	5.2
A0964286	BR-177	417	418	Felsic Volcanic 1	Central Pit	Mine Rock	0.053	17	720	6.5	2.9	0.11	2.1	1.1
A0964287	BR-177	420	421	Felsic Volcanic 1	Central Pit	Mine Rock	0.11	18	750	9.2	3.5	0.11	0.90	2.1
A0964288	BR-177	424	425.25	Felsic Volcanic 1	Central Pit	Mine Rock	0.077	12	550	24	2.6	0.12	1.8	2.2
A0964289	BR-177	430.3	431.3	Felsic Volcanic 1	Central Pit	Mine Rock	0.084	9.8	320	16	2.7	0.080	0.70	2.2
A0964706	BR-211	33	34	Felsic Volcanic 1	Central Pit	Mine Rock	0.11	18	760	3.4	0.69	0.11	3.5	1.6
A0963890	BR-217	259	260.3	Felsic Volcanic 2	Central Pit	Mine Rock	0.039	0.80	160	9.4	1.6	0.38	0.80	<0.1
A0963891	BR-217	266.5	267	Felsic Volcanic 2	Central Pit	Mine Rock	0.059	16	810	4.3	0.97	0.22	2.1	<0.1
A0963892	BR-217	269.5	271	Felsic Volcanic 2	Central Pit	Mine Rock	0.031	3.1	160	5.3	1.3	0.23	0.90	<0.1
A0963893	BR-217	273.6	274.2	Felsic Volcanic 2	Central Pit	Mine Rock	0.044	27	620	2.9	0.87	0.16	3.1	0.20
A0963894	BR-217	283.3	284.5	Felsic Volcanic 2	Central Pit	Mine Rock	0.097	0.60	150	6.1	1.7	0.29	2.2	0.20
A0963895	BR-217	286.5	287.8	Felsic Volcanic 2	Central Pit	Ore-Grade	0.055	2.4	160	3.1	0.62	0.15	1.4	0.30
A0963896	BR-217	292	293	Felsic Volcanic 2	Central Pit	Mine Rock	0.038	0.40	150	3.5	0.59	0.22	0.80	<0.1
A0963897	BR-217	294	294.8	Felsic Volcanic 2	Central Pit	Mine Rock	0.081	3.8	550	5.4	1.1	0.36	3.4	0.20
A0963922	BR-228	12	13.5	Felsic Volcanic 1	Central Pit	Mine Rock	0.072	17	600	2.4	<0.02	0.070	3.0	<0.1
A0963923	BR-228	17.5	19	Felsic Volcanic 1	Central Pit	Mine Rock	0.071	24	770	2.1	0.030	0.070	3.0	<0.1
A0963924	BR-228	25	26.5	Felsic Volcanic 1	Central Pit	Mine Rock	0.067	20	640	6.3	0.16	0.090	2.8	0.10
A0963925	BR-228	30.9	32.4	Felsic Volcanic 1	Central Pit	Mine Rock	0.051	47	790	2.4	0.030	0.050	4.6	<0.1
A0963926	BR-228	36.9	38.4	Felsic Volcanic 1	Central Pit	Mine Rock	0.043	12	510	2.3	0.21	0.060	1.5	0.10
A0963927	BR-228	44.6	46.1	Felsic Volcanic 1	Central Pit	Mine Rock	0.045	1.6	150	8.8	0.35	0.050	0.40	<0.1
A0963928	BR-228	51.85	53.35	Felsic Volcanic 1	Central Pit	Mine Rock	0.059	20	650	2.4	0.080	0.050	2.3	0.10
A0963929	BR-228	59.3	60.8	Felsic Volcanic 1	Central Pit	Mine Rock	0.050	27	790	1.4	0.040	0.040	2.2	0.10
A0964522	BR-240	155	156	Felsic Volcanic 2	Central Pit	Mine Rock	0.053	1.2	220	6.6	1.4	0.34	1.1	<0.1
A0964523	BR-240	160	161	Felsic Volcanic 2	Central Pit	Mine Rock	0.036	0.40	150	5.8	1.5	0.38	0.50	<0.1
A0964524	BR-240	163.8	164.8	Felsic Volcanic 2	Central Pit	Mine Rock	0.034	2.0	340	5.3	1.4	0.35	1.7	<0.1
A0964525	BR-240	171.5	173	Felsic Volcanic 1	Central Pit	Mine Rock	0.22	18	700	7.0	1.3	0.71	2.3	0.10
A0964526	BR-240	174.5	176	Felsic Volcanic 1	Central Pit	Mine Rock	0.054	18	830	3.5	0.67	0.49	4.4	0.10
A0964527	BR-240	180	180.8	Felsic Volcanic 2	Central Pit	Mine Rock	0.0080	0.60	150	4.6	1.5	0.21	0.20	0.10
A0964528	BR-240	191.75	192.75	Felsic Volcanic 2	Central Pit	Mine Rock	0.054	0.60	140	3.7	0.64	0.24	0.90	<0.1
A0964529	BR-240	196.5	198	Felsic Volcanic 1	Central Pit	Mine Rock	0.090	17	890	3.3	0.33	0.18	2.6	0.10
A0964530	BR-240	201	202.35	Felsic Volcanic 1	Central Pit	Mine Rock	0.079	18	690	3.2	0.42	0.28	3.7	0.10
A0964531	BR-240	204.5	205.25	Felsic Volcanic 1	Central Pit	Mine Rock	0.067	6.3	310	4.2	0.63	0.22	2.2	0.10
A0964532	BR-240	211.25	212.75	Felsic Volcanic 1	Central Pit	Mine Rock	0.054	10	470	3.8	0.73	0.22	2.4	0.20
A0964511	BR-243	116	117	Felsic Volcanic 1	Central Pit	Mine Rock	0.061	20	710	3.0	0.20	0.070	3.3	0.10
A0964512	BR-243	125.2	126.35	Felsic Volcanic 2	Central Pit	Mine Rock	0.038	2.8	230	4.4	1.6	0.26	0.90	0.10
A0964513	BR-243	128.5	129	Felsic Volcanic 2	Central Pit	Mine Rock	0.016	0.30	160	9.2	1.8	1.6	0.30	0.10
A0964514	BR-243	135	136.5	Felsic Volcanic 2	Central Pit	Mine Rock	0.033	0.40	140	6.4	1.1	0.41	0.70	0.10
A0964515	BR-243	139.75	140.8	Felsic Volcanic 1	Central Pit	Mine Rock	0.070	12	470	3.7	0.76	0.25	2.1	0.20
A0964516	BR-243	144.75	146	Felsic Volcanic 2	Central Pit	Mine Rock	0.040	0.70	210	4.3	0.77	0.33	1.4	0.20
A0964517	BR-243	150	151.5	Felsic Volcanic 2	Central Pit	Mine Rock	0.038	0.50	150	4.8	0.34	0.25	1.0	<0.1
A0964518	BR-243	156	156.5	Felsic Volcanic 1	Central Pit	Mine Rock	0.065	18	780	3.1	1.1	0.26	2.6	0.10
A0964519	BR-243	160.25	161	Felsic Volcanic 2	Central Pit	Mine Rock	0.024	0.20	150	4.8	1.4	0.16	0.40	0.20
A0964520	BR-243	164.75	165.25	Felsic Volcanic 2	Central Pit	Mine Rock	0.042	1.2	250	5.2	1.3	0.29	1.0	0.10

(1) Ten times average crustal abundance values presented in Price (1997).

Blue highlighting indicates samples with metal concentrations greater than the ten times crustal abundance screening value are present in the analyzed group.

Screening values are for qualitative assessment only and hold no regulatory significance.

Classification as mine rock or ore-grade materials was based on gold content.

A value of "--" indicates metal was not measured for the given sample; the variation in elements analyzed is due to measurement at two different laboratories (see text).

Table B-5 Aqua Regia Metals

Sample ID	Drillhole ID	From	To	Lithology	Area	Class	Sodium	Nickel	Phosphorus	Lead	Sulphur	Antimony	Scandium	Selenium
		m	m				%	ppm	ppm	ppm	%	ppm	ppm	ppm
10x Crustal Abundance (Price 1997) [(1)]							--	*840*	*10500*	*140*	*0.40*	*2.0*	*220*	*0.50*
A0964521	BR-243	173	174	Felsic Volcanic 1	Central Pit	Mine Rock	0.090	18	700	3.0	0.60	0.32	3.9	0.10
117341	BR-321	16.9	18.4	Felsic Volcanic 1	Central Pit	Mine Rock	0.066	14	520	3.2	0.23	0.050	2.7	0.20
117342	BR-321	24.5	26	Felsic Volcanic 1	Central Pit	Mine Rock	0.095	18	570	2.9	0.20	0.040	2.9	0.10
117343	BR-321	30.4	31.5	Felsic Volcanic 1	Central Pit	Mine Rock	0.049	13	550	7.7	0.27	0.080	1.7	<0.1
117344	BR-321	35.3	36.8	Felsic Volcanic 1	Central Pit	Mine Rock	0.061	14	560	4.1	0.25	0.060	2.4	0.20
117345	BR-321	44.8	46.3	Felsic Volcanic 1	Central Pit	Mine Rock	0.052	14	540	3.8	0.34	0.080	1.9	0.30
117369	BR-321	54.7	56.1	Felsic Volcanic 1	Central Pit	Mine Rock	0.088	18	550	4.1	0.51	0.070	2.7	<0.1
117370	BR-321	59	60.5	Felsic Volcanic 1	Central Pit	Mine Rock	0.067	20	550	2.9	0.43	0.090	2.8	<0.1
117346	BR-321	66.5	68	Fragmental 1	Central Pit	Mine Rock	0.057	31	530	3.0	0.28	0.060	3.7	0.10
117347	BR-321	71	73.25	Fragmental 1	Central Pit	Mine Rock	0.073	16	610	2.8	0.73	0.10	2.9	<0.1
117371	BR-321	80	81.5	Fragmental 1	Central Pit	Mine Rock	0.070	17	630	2.8	0.82	0.14	2.5	0.10
117348	BR-321	84.5	86	Fragmental 1	Central Pit	Mine Rock	0.037	15	570	2.2	0.18	0.11	2.6	0.10
117349	BR-321	90	91	Fragmental 1	Central Pit	Mine Rock	0.10	15	640	3.1	1.1	0.13	2.0	<0.1
117350	BR-321	94	95.5	Fragmental 1	Central Pit	Mine Rock	0.074	12	580	3.2	0.66	0.12	1.9	<0.1
117351	BR-321	101.5	103	Fragmental 1	Central Pit	Mine Rock	0.079	13	550	4.6	1.5	0.24	1.8	0.10
117352	BR-321	106	107	Felsic Volcanic 1	Central Pit	Mine Rock	0.072	16	530	11	0.95	0.14	2.0	0.10
117372	BR-321	108	109	Felsic Volcanic 1	Central Pit	Mine Rock	0.072	17	520	9.3	1.1	0.15	2.2	0.20
117373	BR-321	113	114	Felsic Volcanic 1	Central Pit	Mine Rock	0.057	16	520	5.7	1.3	0.20	2.0	0.20
117374	BR-321	121.5	122.75	Felsic Volcanic 1	Central Pit	Mine Rock	0.079	17	490	5.0	1.6	0.12	2.7	0.50
117375	BR-321	130	131	Felsic Volcanic 1	Central Pit	Mine Rock	0.070	17	510	6.0	0.58	0.12	2.6	0.10
117353	BR-321	142	143	Felsic Volcanic 1	Central Pit	Mine Rock	0.058	13	720	9.7	0.38	0.080	2.4	<0.1
117354	BR-321	150	151.5	Felsic Volcanic 1	Central Pit	Mine Rock	0.044	7.7	440	4.2	0.38	0.17	1.0	<0.1
117355	BR-321	156	157.5	Felsic Volcanic 1	Central Pit	Mine Rock	0.041	7.3	440	5.3	0.37	0.10	1.1	<0.1
117356	BR-321	160.5	162	Felsic Volcanic 1	Central Pit	Mine Rock	0.054	10	490	5.4	0.54	0.14	1.8	0.10
117376	BR-321	168	169	Felsic Volcanic 1	Central Pit	Mine Rock	0.045	23	500	5.7	0.48	0.080	4.2	0.30
117357	BR-321	170	171	Felsic Volcanic 1	Central Pit	Mine Rock	0.048	13	570	10	0.34	0.11	2.6	0.10
117377	BR-321	181.5	182.5	Felsic Volcanic 1	Central Pit	Mine Rock	0.071	14	460	3.7	0.65	0.13	2.8	0.10
117378	BR-321	190.9	192	Felsic Volcanic 1	Central Pit	Mine Rock	0.055	7.9	460	3.8	0.40	0.13	1.3	0.10
117379	BR-321	198	199.5	Felsic Volcanic 1	Central Pit	Mine Rock	0.19	16	560	23	1.2	0.21	1.7	0.20
117380	BR-321	204	205.5	Felsic Volcanic 1	Central Pit	Mine Rock	0.24	15	700	25	1.2	0.18	2.2	0.30
117381	BR-321	212	212.8	Felsic Volcanic 1	Central Pit	Ore-Grade	0.17	20	900	467	4.4	0.40	1.5	7.6
117382	BR-321	215.5	217	Felsic Volcanic 1	Central Pit	Mine Rock	0.22	14	540	203	1.3	0.26	1.3	0.50
117358	BR-321	220	221.5	Felsic Volcanic 1	Central Pit	Mine Rock	0.038	11	530	33	1.0	0.15	1.5	1.3
117359	BR-321	224.5	226	Felsic Volcanic 1	Central Pit	Mine Rock	0.029	14	510	12	0.54	0.10	2.3	0.40
117383	BR-321	232	233	Felsic Volcanic 1	Central Pit	Ore-Grade	0.075	14	560	51	0.90	0.20	3.2	0.90
117384	BR-321	245	246	Felsic Volcanic 1	Central Pit	Ore-Grade	0.024	12	490	4.0	0.53	0.080	2.2	0.60
117385	BR-321	255	256	Felsic Volcanic 1	Central Pit	Mine Rock	0.053	16	810	4.2	0.52	0.10	3.1	0.30
117386	BR-321	262	263	Felsic Volcanic 1	Central Pit	Mine Rock	0.054	16	800	7.9	0.61	0.12	3.8	0.70
117360	BR-321	268	269	Felsic Volcanic 1	Central Pit	Ore-Grade	0.050	15	590	89	1.6	0.17	2.4	0.70
117387	BR-321	283.75	284.5	Felsic Volcanic 1	Central Pit	Ore-Grade	0.058	17	550	8.3	0.75	0.14	3.1	0.80
117388	BR-321	289	290	Felsic Volcanic 1	Central Pit	Mine Rock	0.064	18	940	6.7	0.39	0.080	4.5	0.30
117389	BR-321	295	296	Felsic Volcanic 1	Central Pit	Mine Rock	0.057	13	1140	2.8	0.66	0.080	4.5	0.20
117361	BR-321	301.75	302.5	Felsic Volcanic 1	Central Pit	Mine Rock	0.065	13	910	4.7	0.86	0.12	2.9	1.2

(1) Ten times average crustal abundance values presented in Price (1997).

Blue highlighting indicates samples with metal concentrations greater than the ten times crustal abundance screening value are present in the analyzed group.

Screening values are for qualitative assessment only and hold no regulatory significance.

Classification as mine rock or ore-grade materials was based on gold content.

A value of "--" indicates metal was not measured for the given sample; the variation in elements analyzed is due to measurement at two different laboratories (see text).

Table B-5 Aqua Regia Metals

Sample ID	Drillhole ID	From	To	Lithology	Area	Class	Sodium	Nickel	Phosphorus	Lead	Sulphur	Antimony	Scandium	Selenium
		m	m				%	ppm	ppm	ppm	%	ppm	ppm	ppm
10x Crustal Abundance (Price 1997) [1]							--	*840*	*10500*	*140*	*0.40*	*2.0*	*220*	*0.50*
117390	BR-321	307.5	309	Felsic Volcanic 1	Central Pit	Mine Rock	0.057	9.8	1080	3.0	0.71	0.11	4.0	0.30
117362	BR-321	319.5	321	Felsic Volcanic 1	Central Pit	Mine Rock	0.065	41	590	3.1	0.35	0.070	4.4	0.30
117363	BR-321	324	325.5	Metasediment 2	Central Pit	Mine Rock	0.060	48	580	2.9	0.44	0.050	5.5	0.30
117364	BR-321	332	333	Metasediment 2	Central Pit	Mine Rock	0.047	52	650	2.1	0.46	0.10	6.6	0.30
117365	BR-321	339	340.25	Metasediment 2	Central Pit	Mine Rock	0.040	67	610	2.2	0.27	0.11	7.8	0.30
117366	BR-321	350.6	351.5	Metasediment 2	Central Pit	Mine Rock	0.061	56	630	2.4	0.29	0.080	10	0.30
117367	BR-321	356	357.5	Metasediment 2	Central Pit	Mine Rock	0.060	53	580	2.3	0.21	0.19	7.0	0.20
117368	BR-321	362	363	Metasediment 2	Central Pit	Mine Rock	0.045	72	500	2.5	0.33	0.10	8.1	0.30
117041	BR-136	15	16.5	Felsic Volcanic 2	Central Pit	Mine Rock	0.051	1.0	90	3.1	0.19	0.090	1.8	<0.1
117042	BR-136	20	21	Felsic Volcanic 2	Central Pit	Mine Rock	0.048	0.80	120	9.8	0.19	0.080	1.0	<0.1
117043	BR-136	26	27	Felsic Volcanic 2	Central Pit	Mine Rock	0.039	0.80	100	3.1	0.23	0.060	1.3	<0.1
117044	BR-136	32	33	Felsic Volcanic 2	Central Pit	Mine Rock	0.052	0.90	150	6.7	0.26	0.060	1.3	<0.1
117045	BR-136	37	38	Felsic Volcanic 2	Central Pit	Mine Rock	0.050	0.60	120	2.8	1.4	0.13	0.50	<0.1
117046	BR-136	42	43	Felsic Volcanic 2	Central Pit	Mine Rock	0.044	34	190	8.4	2.0	0.16	1.2	0.40
117047	BR-136	47	48	Felsic Volcanic 2	Central Pit	Mine Rock	0.046	0.70	50	3.5	2.6	0.11	0.50	0.60
A0963492	BR-136	52	53	Felsic Volcanic 1	Central Pit	Mine Rock	0.060	23	850	3.5	1.3	0.16	3.1	0.10
117048	BR-136	58	59	Fragmental 1	Central Pit	Mine Rock	0.070	9.9	280	5.1	0.94	0.10	2.0	0.20
117049	BR-136	64	65	Fragmental 1	Central Pit	Mine Rock	0.047	8.4	340	3.8	0.87	0.090	1.4	0.10
117050	BR-136	72	73	Felsic Volcanic 1	Central Pit	Mine Rock	0.065	17	570	22	0.59	0.080	2.1	0.20
117051	BR-136	80	81.2	Felsic Volcanic 1	Central Pit	Mine Rock	0.055	15	510	2.7	0.19	0.050	2.0	0.10
A0962831	BR-138	188.75	189.5	Felsic Volcanic 1	Central Pit	Mine Rock	0.039	16	550	4.0	0.78	0.10	3.1	0.30
A0962832	BR-138	195.25	196.25	Felsic Volcanic 1	Central Pit	Mine Rock	0.067	17	650	6.5	1.3	0.17	2.2	0.20
A0962833	BR-138	197.25	198	Felsic Volcanic 1	Central Pit	Mine Rock	0.029	17	620	16	1.6	0.18	1.3	0.40
A0962834	BR-138	202	203	Felsic Volcanic 1	Central Pit	Mine Rock	0.066	16	780	17	0.44	0.14	3.0	0.20
A0962857	BR-138	209	210	Felsic Volcanic 1	Central Pit	Mine Rock	0.063	16	710	5.6	0.43	0.080	3.6	0.20
A0962835	BR-138	215.75	216.5	Felsic Volcanic 1	Central Pit	Ore-Grade	0.074	17	610	7.6	1.2	0.12	2.1	0.40
A0962836	BR-138	219.75	220.5	Felsic Volcanic 1	Central Pit	Mine Rock	0.12	13	520	12	0.54	0.17	2.2	0.30
A0962837	BR-138	223.5	224.5	Felsic Volcanic 1	Central Pit	Mine Rock	0.071	16	620	3.5	0.66	0.14	2.6	0.40
A0962838	BR-138	226.5	227.15	Felsic Volcanic 1	Central Pit	Ore-Grade	0.012	14	510	13	1.2	0.15	0.70	2.1
A0962839	BR-138	228	228.5	Felsic Volcanic 1	Central Pit	Ore-Grade	0.038	16	590	66	1.2	0.20	2.4	1.4
A0962840	BR-138	229	229.5	Felsic Volcanic 1	Central Pit	Ore-Grade	0.053	13	380	27	1.1	0.12	2.9	3.6
A0962858	BR-138	231.5	232	Felsic Volcanic 1	Central Pit	Ore-Grade	0.023	13	470	97	0.78	0.29	1.7	1.6
A0962841	BR-138	234.25	235	Felsic Volcanic 1	Central Pit	Ore-Grade	0.070	14	510	14	1.5	0.15	1.2	0.60
A0962843	BR-138	237.5	238	Felsic Volcanic 1	Central Pit	Ore-Grade	0.049	8.4	30	76	0.58	1.2	1.0	12
A0962842	BR-138	238	238.9	Felsic Volcanic 1	Central Pit	Ore-Grade	0.082	39	450	8.3	1.4	0.36	9.1	7.8
A0962844	BR-138	238.9	239.4	Felsic Volcanic 1	Central Pit	Ore-Grade	0.011	12	130	50	0.41	0.46	1.2	6.0
A0962845	BR-138	239.4	240	Felsic Volcanic 1	Central Pit	Ore-Grade	0.048	20	560	65	1.9	0.39	4.6	3.2
A0962846	BR-138	240	240.5	Felsic Volcanic 1	Central Pit	Ore-Grade	0.052	18	580	17	1.7	0.22	2.8	0.90
A0962847	BR-138	241.5	242	Felsic Volcanic 1	Central Pit	Ore-Grade	0.050	8.9	620	309	1.3	0.99	1.6	2.0
A0962848	BR-138	245.5	245.9	Felsic Volcanic 1	Central Pit	Mine Rock	0.21	42	1000	3.1	0.16	0.060	6.4	0.40
A0962849	BR-138	249	250	Metasediment 2	Central Pit	Mine Rock	0.023	48	580	1.6	0.33	0.13	6.2	0.30
A0962850	BR-138	255	256	Felsic Volcanic 1	Central Pit	Mine Rock	0.050	12	710	5.5	0.73	0.17	1.8	<0.1
A0962726	BR-157	15.85	17.35	Felsic Volcanic 1	Central Pit	Mine Rock	0.069	32	730	2.6	<0.02	0.030	4.4	<0.1

(1) Ten times average crustal abundance values presented in Price (1997).

Blue highlighting indicates samples with metal concentrations greater than the ten times crustal abundance screening value are present in the analyzed group.

Screening values are for qualitative assessment only and hold no regulatory significance.

Classification as mine rock or ore-grade materials was based on gold content.

A value of "--" indicates metal was not measured for the given sample; the variation in elements analyzed is due to measurement at two different laboratories (see text).

Table B-5 Aqua Regia Metals

Sample ID	Drillhole ID	From	To	Lithology	Area	Class	Sodium	Nickel	Phosphorus	Lead	Sulphur	Antimony	Scandium	Selenium
		m	m				%	ppm	ppm	ppm	%	ppm	ppm	ppm
10x Crustal Abundance (Price 1997) [(1)]							--	*840*	*10500*	*140*	*0.40*	*2.0*	*220*	*0.50*
A0962727	BR-157	21.85	23.35	Felsic Volcanic 1	Central Pit	Mine Rock	0.069	32	710	2.6	<0.02	0.030	3.8	<0.1
A0962728	BR-157	26.85	28	Felsic Volcanic 1	Central Pit	Mine Rock	0.059	19	630	3.2	0.030	0.060	2.1	<0.1
A0962729	BR-157	31.75	33.25	Felsic Volcanic 1	Central Pit	Mine Rock	0.056	18	630	2.4	0.050	0.040	2.2	0.20
A0962730	BR-157	36.25	37.7	Felsic Volcanic 1	Central Pit	Mine Rock	0.040	16	670	2.3	0.070	0.040	1.8	0.10
A0962731	BR-157	38	39.5	Felsic Volcanic 1	Central Pit	Mine Rock	0.042	17	650	3.1	0.090	0.020	1.5	0.10
A0962732	BR-157	41	42	Felsic Volcanic 1	Central Pit	Mine Rock	0.056	17	630	2.6	0.020	0.040	2.1	0.10
A0962733	BR-157	48	49	Metasediment 3	Central Pit	Mine Rock	0.049	9.7	420	3.4	0.15	0.050	1.4	<0.1
A0962734	BR-157	54.65	55.3	Felsic Volcanic 1	Central Pit	Mine Rock	0.044	8.1	480	3.9	0.28	0.070	1.2	0.20
A0962735	BR-157	56.1	57.6	Felsic Volcanic 1	Central Pit	Mine Rock	0.048	6.1	330	6.9	0.28	0.060	1.1	0.20
A0962736	BR-157	57.6	59.1	Felsic Volcanic 1	Central Pit	Mine Rock	0.050	5.2	250	7.8	0.20	0.060	1.1	0.30
DX758054	BR-167	16	17	Felsic Volcanic 1	Central Pit	Mine Rock	0.078	15	540	7.6	0.54	0.060	1.6	0.10
DX758055	BR-167	22	23	Felsic Volcanic 1	Central Pit	Mine Rock	0.066	14	570	3.3	0.27	0.040	1.7	0.10
DX758056	BR-167	30	31	Felsic Volcanic 1	Central Pit	Mine Rock	0.048	14	530	3.6	0.47	0.050	1.3	0.10
DX758057	BR-167	33	33.5	Felsic Volcanic 1	Central Pit	Mine Rock	0.039	13	540	3.3	1.7	0.12	1.0	0.10
DX758058	BR-167	35.5	36	Felsic Volcanic 1	Central Pit	Mine Rock	0.046	13	540	2.9	1.1	0.080	1.4	0.20
DX758059	BR-167	37	38	Felsic Volcanic 1	Central Pit	Mine Rock	0.052	16	530	3.4	1.1	0.090	1.1	0.10
DX758060	BR-167	43	43.9	Felsic Volcanic 1	Central Pit	Mine Rock	0.022	5.7	160	11	0.33	0.060	0.50	<0.1
DX758061	BR-167	43.9	45	Felsic Volcanic 1	Central Pit	Mine Rock	0.088	19	530	4.7	0.54	0.050	2.1	0.10
DX758062	BR-167	51	52	Felsic Volcanic 1	Central Pit	Mine Rock	0.037	13	550	6.8	0.51	0.10	1.5	0.10
DX758063	BR-167	57	58	Felsic Volcanic 1	Central Pit	Mine Rock	0.067	13	510	20	0.44	0.070	1.9	0.10
DX758064	BR-167	63	64	Felsic Volcanic 1	Central Pit	Mine Rock	0.056	16	570	10	0.92	0.10	2.3	<0.1
DX758065	BR-167	64	65	Felsic Volcanic 1	Central Pit	Mine Rock	0.055	16	590	19	0.71	0.070	2.7	<0.1
DX758066	BR-167	72	73	Felsic Volcanic 1	Central Pit	Mine Rock	0.050	11	530	9.9	0.68	0.10	1.5	0.10
DX758067	BR-167	73	74	Felsic Volcanic 1	Central Pit	Mine Rock	0.066	11	560	6.6	1.1	0.16	1.8	0.10
DX758068	BR-167	77	78	Felsic Volcanic 1	Central Pit	Mine Rock	0.068	12	570	13	0.83	0.11	2.7	0.20
DX758069	BR-167	83	84	Felsic Volcanic 1	Central Pit	Mine Rock	0.055	18	660	7.7	0.54	0.13	3.0	0.20
DX758070	BR-167	89.5	90.3	Felsic Volcanic 1	Central Pit	Mine Rock	0.066	18	620	4.1	1.5	0.33	2.0	<0.1
DX758071	BR-167	92.3	93	Felsic Volcanic 1	Central Pit	Mine Rock	0.046	11	540	6.7	0.78	0.080	1.7	0.10
DX758072	BR-167	94	95	Felsic Volcanic 1	Central Pit	Mine Rock	0.033	14	560	17	0.45	0.080	1.6	0.10
DX758073	BR-167	102	103	Felsic Volcanic 1	Central Pit	Mine Rock	0.054	15	690	10	0.53	0.090	2.9	0.20
DX758074	BR-167	108	108.7	Felsic Volcanic 1	Central Pit	Mine Rock	0.049	8.7	590	9.1	0.42	0.11	1.8	0.20
DX758075	BR-167	113	114	Felsic Volcanic 1	Central Pit	Mine Rock	0.051	16	630	6.3	0.58	0.090	3.0	0.40
DX758076	BR-167	124.1	125.1	Felsic Volcanic 1	Central Pit	Mine Rock	0.061	15	680	3.5	0.55	0.090	3.3	0.20
DX758077	BR-167	129	130	Felsic Volcanic 1	Central Pit	Mine Rock	0.063	15	680	10	0.54	0.090	3.1	0.30
DX758078	BR-167	141	142	Felsic Volcanic 1	Central Pit	Mine Rock	0.065	17	580	8.8	0.65	0.11	3.5	0.20
DX758079	BR-167	145	146	Felsic Volcanic 1	Central Pit	Mine Rock	0.073	16	560	2.9	0.57	0.10	3.4	0.10
DX758080	BR-167	151	152	Felsic Volcanic 1	Central Pit	Mine Rock	0.075	15	560	15	1.1	0.15	2.7	0.20
DX758081	BR-167	158	159	Felsic Volcanic 1	Central Pit	Mine Rock	0.061	17	580	4.5	0.50	0.090	2.5	0.40
DX758082	BR-167	166	167	Felsic Volcanic 1	Central Pit	Mine Rock	0.054	7.9	470	13	1.0	0.23	0.80	0.20
DX758083	BR-167	171	172	Felsic Volcanic 1	Central Pit	Mine Rock	0.063	7.9	450	31	1.0	0.24	1.0	0.30
DX758084	BR-167	177	178	Felsic Volcanic 1	Central Pit	Mine Rock	0.13	11	490	77	1.3	0.22	1.1	0.60
DX758085	BR-167	194	195	Felsic Volcanic 1	Central Pit	Mine Rock	0.069	16	790	33	0.76	0.11	3.2	0.50
DX758086	BR-167	202	203	Felsic Volcanic 1	Central Pit	Mine Rock	0.060	16	780	12	0.63	0.10	3.7	0.20

(1) Ten times average crustal abundance values presented in Price (1997).

Blue highlighting indicates samples with metal concentrations greater than the ten times crustal abundance screening value are present in the analyzed group.

Screening values are for qualitative assessment only and hold no regulatory significance.

Classification as mine rock or ore-grade materials was based on gold content.

A value of "--" indicates metal was not measured for the given sample; the variation in elements analyzed is due to measurement at two different laboratories (see text).

Table B-5 Aqua Regia Metals

Sample ID	Drillhole ID	From	To	Lithology	Area	Class	Sodium	Nickel	Phosphorus	Lead	Sulphur	Antimony	Scandium	Selenium
		m	m				%	ppm	ppm	ppm	%	ppm	ppm	ppm
10x Crustal Abundance (Price 1997) [(1)]							--	*840*	*10500*	*140*	*0.40*	*2.0*	*220*	*0.50*
DX758087	BR-167	208	209	Felsic Volcanic 1	Central Pit	Mine Rock	0.063	16	800	7.7	0.49	0.10	4.0	0.20
DX758088	BR-167	213	213.5	Felsic Volcanic 1	Central Pit	Mine Rock	0.051	14	680	38	0.92	0.31	1.8	0.30
DX758089	BR-167	215.55	216.5	Felsic Volcanic 1	Central Pit	Mine Rock	0.052	18	570	72	1.6	0.26	1.9	0.30
DX758090	BR-167	216.5	217.5	Felsic Volcanic 1	Central Pit	Mine Rock	0.046	16	540	76	1.5	0.31	1.2	0.40
DX758091	BR-167	217.5	218.5	Felsic Volcanic 1	Central Pit	Mine Rock	0.051	15	580	69	1.1	0.16	1.7	0.30
DX758092	BR-167	221.5	222.5	Felsic Volcanic 1	Central Pit	Mine Rock	0.098	15	530	145	0.82	0.24	2.4	0.40
DX758093	BR-167	226	227	Felsic Volcanic 1	Central Pit	Mine Rock	0.090	14	530	19	0.51	0.11	2.7	0.30
DX758094	BR-167	233	233.6	Felsic Volcanic 1	Central Pit	Mine Rock	0.068	14	510	103	1.3	0.18	2.3	0.70
DX758095	BR-167	236	237	Felsic Volcanic 1	Central Pit	Mine Rock	0.082	15	570	29	0.58	0.12	3.2	0.20
DX758096	BR-167	244	245	Felsic Volcanic 1	Central Pit	Mine Rock	0.068	20	550	7.1	0.38	0.080	3.1	0.20
DX758097	BR-167	253.95	255	Felsic Volcanic 1	Central Pit	Ore-Grade	0.057	13	470	177	2.4	0.35	0.90	1.2
DX758098	BR-167	255	256	Felsic Volcanic 1	Central Pit	Ore-Grade	0.045	11	530	189	1.5	0.32	0.70	0.90
DX758099	BR-167	264	265	Felsic Volcanic 1	Central Pit	Mine Rock	0.12	15	550	3.7	0.59	0.11	2.8	0.20
DX758100	BR-167	270	271	Felsic Volcanic 1	Central Pit	Mine Rock	0.098	14	530	6.3	0.85	0.18	2.8	0.10
DX758101	BR-167	272	273	Felsic Volcanic 1	Central Pit	Ore-Grade	0.095	12	430	162	2.4	0.34	1.1	0.80
A0963501	BR-167	315	316	Metasediment 2	Central Pit	Mine Rock	0.045	51	620	2.9	0.41	0.18	6.9	0.30
A0963502	BR-167	322.8	324	Metasediment 2	Central Pit	Mine Rock	0.088	56	590	2.4	0.33	0.090	8.4	0.30
A0963503	BR-167	327	328	Metasediment 2	Central Pit	Mine Rock	0.061	67	500	2.9	0.27	0.16	8.8	0.20
A0963504	BR-167	332	333	Felsic Volcanic 1	Central Pit	Mine Rock	0.043	9.9	770	3.1	0.34	0.080	2.3	0.20
A0963505	BR-167	357.8	358.9	Metasediment 2	Central Pit	Mine Rock	0.087	71	570	3.6	0.32	0.10	7.9	0.30
A0963506	BR-167	363.1	364.6	Felsic Volcanic 1	Central Pit	Mine Rock	0.083	16	520	4.8	0.39	0.14	1.8	<0.1
A0963507	BR-167	373.45	374.5	Felsic Volcanic 2	Central Pit	Mine Rock	0.041	1.0	160	5.5	1.7	0.34	0.80	0.10
A0963508	BR-167	390	390.5	Felsic Volcanic 2	Central Pit	Mine Rock	0.065	14	460	3.8	0.74	0.20	3.1	0.20
A0964143	BR-168	19.1	19.6	Felsic Volcanic 1	Central Pit	Mine Rock	0.063	12	530	33	0.84	0.050	1.7	0.20
A0964144	BR-168	24.75	25.55	Felsic Volcanic 1	Central Pit	Mine Rock	0.061	13	570	6.2	0.24	0.060	2.0	0.10
A0964145	BR-168	41.5	43	Felsic Volcanic 1	Central Pit	Mine Rock	0.072	13	550	8.0	0.38	0.060	2.5	0.20
A0964146	BR-168	55.4	56.2	Felsic Volcanic 1	Central Pit	Mine Rock	0.085	19	550	8.6	0.65	0.070	2.3	0.10
A0964147	BR-168	61.7	63	Felsic Volcanic 1	Central Pit	Mine Rock	0.081	12	600	5.5	0.26	0.060	2.6	<0.1
A0964148	BR-168	75	76.1	Felsic Volcanic 1	Central Pit	Mine Rock	0.066	16	620	3.3	1.3	0.27	2.0	0.10
A0964149	BR-168	81.8	82.4	Felsic Volcanic 1	Central Pit	Mine Rock	0.10	11	530	3.7	0.42	0.060	2.1	0.20
A0964150	BR-168	87.8	88.5	Felsic Volcanic 1	Central Pit	Mine Rock	0.039	14	570	26	1.0	0.070	1.0	0.10
A0964151	BR-168	91.5	93	Felsic Volcanic 1	Central Pit	Mine Rock	0.052	11	550	50	0.52	0.070	1.5	<0.1
A0964152	BR-168	100.7	101.6	Felsic Volcanic 1	Central Pit	Mine Rock	0.066	12	620	124	1.7	0.19	1.3	0.80
A0964153	BR-168	105.9	107.25	Felsic Volcanic 1	Central Pit	Mine Rock	0.076	12	590	58	0.98	0.10	1.7	0.50
A0964720	BR-464	42.9	44.4	Felsic Volcanic 1	Central Pit	Mine Rock	0.091	18	560	3.5	0.37	0.070	3.6	0.10
A0963548	BR-185	28.5	29.5	Felsic Volcanic 1	Central Pit	Ore-Grade	0.093	15	530	4.2	0.72	0.060	3.2	0.10
A0963549	BR-185	38.85	39.5	Felsic Volcanic 1	Central Pit	Ore-Grade	0.061	15	570	4.3	0.63	0.070	2.6	0.20
A0963550	BR-185	48.6	49.5	Felsic Volcanic 1	Central Pit	Mine Rock	0.019	15	540	13	1.3	0.10	0.70	0.30
A0963551	BR-185	52	52.8	Felsic Volcanic 1	Central Pit	Ore-Grade	0.068	12	540	3.2	0.43	0.090	1.9	<0.1
A0963552	BR-185	67.5	68.5	Felsic Volcanic 1	Central Pit	Mine Rock	0.042	11	530	3.2	0.32	0.10	2.7	<0.1
A0963553	BR-185	73.5	75	Felsic Volcanic 1	Central Pit	Mine Rock	0.081	13	550	3.6	0.62	0.090	2.8	<0.1
A0963554	BR-185	79	80	Felsic Volcanic 1	Central Pit	Mine Rock	0.021	8.5	620	3.1	0.38	0.090	1.4	<0.1
A0963555	BR-185	85	86	Felsic Volcanic 1	Central Pit	Mine Rock	0.079	15	650	3.1	0.51	0.10	2.2	0.10

(1) Ten times average crustal abundance values presented in Price (1997).

Blue highlighting indicates samples with metal concentrations greater than the ten times crustal abundance screening value are present in the analyzed group.

Screening values are for qualitative assessment only and hold no regulatory significance.

Classification as mine rock or ore-grade materials was based on gold content.

A value of "--" indicates metal was not measured for the given sample; the variation in elements analyzed is due to measurement at two different laboratories (see text).

Table B-5 Aqua Regia Metals

Sample ID	Drillhole ID	From	To	Lithology	Area	Class	Sodium	Nickel	Phosphorus	Lead	Sulphur	Antimony	Scandium	Selenium
		m	m				%	ppm	ppm	ppm	%	ppm	ppm	ppm
10x Crustal Abundance (Price 1997) [1]							--	*840*	*10500*	*140*	*0.40*	*2.0*	*220*	*0.50*
A0963556	BR-185	91	92	Felsic Volcanic 1	Central Pit	Mine Rock	0.082	16	560	3.3	0.56	0.090	2.8	0.10
A0963557	BR-185	97.75	98.75	Felsic Volcanic 1	Central Pit	Mine Rock	0.036	11	510	6.7	0.26	0.070	1.8	<0.1
A0963558	BR-185	106.75	107.75	Felsic Volcanic 1	Central Pit	Mine Rock	0.22	13	520	8.1	0.66	0.11	3.3	0.20
A0963559	BR-185	140	141.5	Felsic Volcanic 1	Central Pit	Mine Rock	0.029	52	550	3.0	0.32	0.040	5.4	0.30
A0963560	BR-185	145	146.15	Metasediment 2	Central Pit	Mine Rock	0.045	75	680	4.7	0.39	0.10	12	0.20
A0963561	BR-185	149.75	151	Metasediment 2	Central Pit	Mine Rock	0.075	0.80	150	8.3	1.6	0.11	0.40	0.20
A0963562	BR-185	157.05	158	Felsic Volcanic 2	Central Pit	Mine Rock	0.059	0.50	150	3.6	0.52	0.19	1.2	0.10
A0963546	BR-185	163	164	Felsic Volcanic 2	Central Pit	Mine Rock	0.065	16	500	3.4	0.33	0.080	2.2	<0.1
A0963564	BR-185	175	176	Felsic Volcanic 2	Central Pit	Mine Rock	0.041	1.4	250	5.8	1.6	0.26	0.60	<0.1
A0963565	BR-185	179.75	180.5	Felsic Volcanic 2	Central Pit	Mine Rock	0.046	0.40	170	4.4	0.85	0.14	0.90	0.10
A0963566	BR-185	186.15	186.7	Felsic Volcanic 2	Central Pit	Mine Rock	0.042	2.9	230	5.5	0.61	0.11	1.0	<0.1
A0963567	BR-185	191.25	192	Felsic Volcanic 2	Central Pit	Mine Rock	0.049	0.40	160	3.7	0.33	0.16	1.2	0.20
A0963568	BR-185	197.5	198.25	Felsic Volcanic 2	Central Pit	Mine Rock	0.077	0.80	150	8.7	0.44	0.17	1.2	1.4
A0963569	BR-185	210.5	211	Felsic Volcanic 2	Central Pit	Mine Rock	0.094	0.60	160	9.5	0.48	0.23	1.4	0.70
A0963570	BR-185	214.5	215	Felsic Volcanic 2	Central Pit	Mine Rock	0.073	0.70	160	5.7	0.45	0.21	1.2	0.50
A0964290	BR-188	21	22	Felsic Volcanic 1	Central Pit	Mine Rock	0.030	12	540	3.4	0.32	0.060	2.3	<0.1
A0964291	BR-188	26	26.5	Felsic Volcanic 1	Central Pit	Mine Rock	0.17	12	560	9.2	0.71	0.10	2.0	0.20
A0964292	BR-188	37	38	Felsic Volcanic 1	Central Pit	Mine Rock	0.081	19	540	3.5	0.25	0.030	3.0	0.10
A0964293	BR-188	44	45	Felsic Volcanic 1	Central Pit	Mine Rock	0.090	12	600	5.2	0.37	0.070	2.3	0.20
A0964294	BR-188	49	50	Felsic Volcanic 1	Central Pit	Mine Rock	0.073	14	530	3.6	1.0	0.080	1.7	0.20
A0964295	BR-188	51.8	52.8	Felsic Volcanic 1	Central Pit	Mine Rock	0.11	12	550	8.4	0.45	0.060	2.2	<0.1
A0964296	BR-188	60	61	Felsic Volcanic 1	Central Pit	Mine Rock	0.060	13	560	6.0	0.38	0.060	1.9	<0.1
A0964297	BR-188	65	66	Felsic Volcanic 1	Central Pit	Mine Rock	0.062	12	570	2.9	0.42	0.070	1.6	<0.1
A0964298	BR-188	70.8	72	Felsic Volcanic 1	Central Pit	Ore-Grade	0.084	12	510	29	1.6	0.18	2.1	0.30
A0964301	BR-188	81	81.7	Felsic Volcanic 1	Central Pit	Mine Rock	0.081	13	550	12	0.34	0.090	1.7	<0.1
A0964302	BR-188	89	90	Felsic Volcanic 1	Central Pit	Mine Rock	0.099	15	560	4.8	0.67	0.080	2.2	<0.1
A0964303	BR-188	96	97	Felsic Volcanic 1	Central Pit	Mine Rock	0.073	17	570	8.9	0.27	0.080	2.5	0.10
A0964304	BR-188	103	104	Felsic Volcanic 1	Central Pit	Mine Rock	0.16	18	690	93	0.40	0.090	2.3	0.10
A0964305	BR-188	114	115	Felsic Volcanic 1	Central Pit	Ore-Grade	0.097	18	600	3.2	0.53	0.080	3.0	<0.1
A0964299	BR-188	121	122	Felsic Volcanic 1	Central Pit	Mine Rock	0.10	16	560	3.7	0.25	0.060	3.0	<0.1
A0964306	BR-188	130	131	Felsic Volcanic 1	Central Pit	Mine Rock	0.078	16	590	3.6	0.35	0.060	3.6	<0.1
A0964307	BR-188	136.5	138	Felsic Volcanic 1	Central Pit	Mine Rock	0.064	15	590	4.9	0.26	0.080	2.5	0.10
A0964308	BR-188	141	142	Felsic Volcanic 1	Central Pit	Mine Rock	0.080	17	760	4.6	0.49	0.070	3.5	0.10
A0964309	BR-188	146.5	147	Felsic Volcanic 1	Central Pit	Mine Rock	0.057	17	810	21	1.1	0.14	2.7	0.40
A0964310	BR-188	151.5	152.5	Felsic Volcanic 1	Central Pit	Mine Rock	0.087	13	570	3.4	0.46	0.070	2.6	0.10
A0964311	BR-188	154.1	155	Felsic Volcanic 1	Central Pit	Ore-Grade	0.073	12	500	4.5	1.0	0.090	2.0	0.30
A0964312	BR-188	161	162	Felsic Volcanic 1	Central Pit	Ore-Grade	0.075	13	700	3.7	0.80	0.16	2.1	0.10
A0964313	BR-188	165.5	166.5	Felsic Volcanic 1	Central Pit	Mine Rock	0.041	12	580	2.6	0.21	0.060	2.8	0.10
A0964314	BR-188	174.5	175.5	Felsic Volcanic 1	Central Pit	Mine Rock	0.065	11	560	2.5	0.27	0.070	2.1	<0.1
A0964315	BR-188	180.5	181.5	Felsic Volcanic 1	Central Pit	Mine Rock	0.052	12	580	1.6	0.34	0.070	2.1	<0.1
A0964316	BR-188	185.1	186	Felsic Volcanic 1	Central Pit	Mine Rock	0.057	14	560	4.9	0.48	0.070	2.6	0.30
A0964317	BR-188	190	191	Felsic Volcanic 1	Central Pit	Mine Rock	0.052	14	580	10	0.64	0.11	1.9	0.20
A0964318	BR-188	195.3	196.3	Felsic Volcanic 1	Central Pit	Ore-Grade	0.065	19	740	38	0.69	0.10	2.6	0.30

(1) Ten times average crustal abundance values presented in Price (1997).

Blue highlighting indicates samples with metal concentrations greater than the ten times crustal abundance screening value are present in the analyzed group.

Screening values are for qualitative assessment only and hold no regulatory significance.

Classification as mine rock or ore-grade materials was based on gold content.

A value of "--" indicates metal was not measured for the given sample; the variation in elements analyzed is due to measurement at two different laboratories (see text).

Table B-5 Aqua Regia Metals

Sample ID	Drillhole ID	From	To	Lithology	Area	Class	Sodium	Nickel	Phosphorus	Lead	Sulphur	Antimony	Scandium	Selenium
		m	m				%	ppm	ppm	ppm	%	ppm	ppm	ppm
10x Crustal Abundance (Price 1997) [(1)]							--	*840*	*10500*	*140*	*0.40*	*2.0*	*220*	*0.50*
A0964319	BR-188	217.75	219	Felsic Volcanic 1	Central Pit	Mine Rock	0.062	16	650	2.9	0.23	0.060	3.4	0.10
A0964320	BR-188	222	223	Felsic Volcanic 1	Central Pit	Mine Rock	0.081	12	580	2.8	0.37	0.070	3.2	<0.1
A0964321	BR-188	236.3	237	Felsic Volcanic 1	Central Pit	Mine Rock	0.068	16	640	2.6	0.28	0.060	2.7	<0.1
A0964322	BR-188	244	245	Felsic Volcanic 1	Central Pit	Mine Rock	0.078	15	600	2.8	0.25	0.050	2.0	0.10
A0964323	BR-188	250	251	Felsic Volcanic 1	Central Pit	Mine Rock	0.069	15	630	5.0	0.38	0.080	2.2	0.10
A0964324	BR-188	258	259	Felsic Volcanic 1	Central Pit	Mine Rock	0.11	16	640	4.2	0.34	0.070	2.5	0.10
A0964325	BR-188	263.1	263.9	Felsic Volcanic 1	Central Pit	Ore-Grade	0.075	22	770	3.7	0.52	0.070	2.2	0.20
A0964326	BR-188	268	269	Felsic Volcanic 1	Central Pit	Mine Rock	0.12	15	580	3.4	0.39	0.060	2.2	0.30
A0964328	BR-188	273.6	274.6	Metasediment 2	Central Pit	Mine Rock	0.055	49	700	3.0	0.75	0.070	8.4	0.90
A0964327	BR-188	278.5	279.3	Metasediment 2	Central Pit	Mine Rock	0.052	60	630	2.5	0.24	0.080	10	0.20
A0964329	BR-188	284.5	285.75	Metasediment 2	Central Pit	Mine Rock	0.053	63	590	3.3	0.28	0.090	9.3	0.20
A0964330	BR-188	294	294.5	Metasediment 2	Central Pit	Mine Rock	0.086	47	650	3.3	0.84	0.39	7.4	0.20
A0964331	BR-188	300.45	301.4	Metasediment 2	Central Pit	Mine Rock	0.048	2.6	160	3.0	0.36	0.16	1.1	0.10
A0964332	BR-188	301.4	302.55	Metasediment 2	Central Pit	Mine Rock	0.058	55	500	2.7	0.27	0.28	3.9	0.20
A0964334	BR-188	305.85	306.85	Metasediment 2	Central Pit	Mine Rock	0.16	27	570	4.5	2.9	0.15	3.3	0.30
A0964333	BR-188	311.6	312.15	Felsic Volcanic 2	Central Pit	Mine Rock	0.060	0.50	170	4.8	0.99	0.33	1.7	0.10
A0964335	BR-188	315	316	Felsic Volcanic 2	Central Pit	Mine Rock	0.16	20	790	4.6	0.97	0.21	1.6	<0.1
A0964336	BR-188	320	321	Felsic Volcanic 2	Central Pit	Mine Rock	0.066	0.60	160	3.0	0.22	0.32	1.5	<0.1
A0964337	BR-188	326	327	Felsic Volcanic 2	Central Pit	Mine Rock	0.061	0.20	160	3.4	0.36	0.23	1.6	0.20
A0964338	BR-188	331.45	332.9	Felsic Volcanic 2	Central Pit	Mine Rock	0.053	0.40	180	6.8	1.5	0.16	0.40	0.10
A0964339	BR-189	25	26	Felsic Volcanic 1	Central Pit	Mine Rock	0.072	13	590	3.9	0.29	0.070	2.9	0.10
A0964340	BR-189	31.75	33	Felsic Volcanic 1	Central Pit	Ore-Grade	0.063	20	680	9.1	1.2	0.070	2.7	0.40
A0964341	BR-189	36	36.6	Felsic Volcanic 1	Central Pit	Ore-Grade	0.054	12	510	29	1.2	0.11	1.9	0.60
A0964342	BR-189	44.35	45.25	Felsic Volcanic 1	Central Pit	Mine Rock	0.044	13	550	2.0	0.25	0.040	1.6	<0.1
A0964343	BR-189	49.95	50.5	Felsic Volcanic 1	Central Pit	Ore-Grade	0.060	13	540	7.2	0.71	0.060	2.1	0.50
A0964344	BR-189	54	55	Felsic Volcanic 1	Central Pit	Mine Rock	0.096	14	540	13	0.36	0.060	4.0	0.10
A0964345	BR-189	61	62	Felsic Volcanic 1	Central Pit	Mine Rock	0.071	14	560	23	0.18	0.060	3.6	0.10
A0964346	BR-189	76	77	Felsic Volcanic 1	Central Pit	Mine Rock	0.088	11	670	2.4	0.21	0.070	6.3	0.20
A0964347	BR-189	82	83	Felsic Volcanic 1	Central Pit	Mine Rock	0.091	17	700	6.9	0.44	0.14	3.8	0.10
A0964348	BR-189	87.8	88.5	Felsic Volcanic 1	Central Pit	Ore-Grade	0.072	15	550	5.0	0.88	0.14	2.6	0.20
A0964349	BR-189	98	99	Felsic Volcanic 1	Central Pit	Ore-Grade	0.088	15	540	18	0.45	0.13	3.0	0.40
A0964350	BR-189	103.5	104	Felsic Volcanic 1	Central Pit	Mine Rock	0.10	16	560	3.8	0.29	0.10	2.2	0.20
A0964351	BR-189	106	106.5	Felsic Volcanic 1	Central Pit	Mine Rock	0.078	15	550	16	0.60	0.090	2.5	1.6
A0964352	BR-189	108.5	109.5	Felsic Volcanic 1	Central Pit	Mine Rock	0.11	15	550	11	0.40	0.090	2.1	0.40
A0964353	BR-189	113	114	Felsic Volcanic 1	Central Pit	Ore-Grade	0.058	12	480	23	0.89	0.12	1.0	0.50
A0964354	BR-189	119	120	Felsic Volcanic 1	Central Pit	Ore-Grade	0.093	16	590	24	0.77	0.14	1.5	0.30
A0964355	BR-189	128	128.7	Felsic Volcanic 1	Central Pit	Ore-Grade	0.063	18	550	9.4	0.65	0.15	2.6	1.5
A0964356	BR-189	133.5	135	Metasediment 2	Central Pit	Mine Rock	0.10	61	600	3.0	0.29	0.11	6.8	0.30
A0964357	BR-189	141	142.35	Metasediment 2	Central Pit	Mine Rock	0.058	68	580	2.9	0.35	0.21	6.6	0.20
A0964358	BR-189	147.6	148.85	Metasediment 2	Central Pit	Mine Rock	0.13	66	590	8.3	0.35	0.090	9.2	0.20
A0964359	BR-189	151	152.5	Metasediment 2	Central Pit	Mine Rock	0.11	71	590	2.6	0.32	0.050	13	0.20
A0964360	BR-189	162	163.1	Metasediment 2	Central Pit	Mine Rock	0.11	41	570	3.1	0.74	0.070	5.9	0.10
A0964361	BR-189	167	168	Felsic Volcanic 2	Central Pit	Mine Rock	0.12	2.4	340	5.3	1.6	0.26	1.3	0.10

(1) Ten times average crustal abundance values presented in Price (1997).

Blue highlighting indicates samples with metal concentrations greater than the ten times crustal abundance screening value are present in the analyzed group.

Screening values are for qualitative assessment only and hold no regulatory significance.

Classification as mine rock or ore-grade materials was based on gold content.

A value of "--" indicates metal was not measured for the given sample; the variation in elements analyzed is due to measurement at two different laboratories (see text).

Table B-5 Aqua Regia Metals

Sample ID	Drillhole ID	From	To	Lithology	Area	Class	Sodium	Nickel	Phosphorus	Lead	Sulphur	Antimony	Scandium	Selenium
		m	m				%	ppm	ppm	ppm	%	ppm	ppm	ppm
10x Crustal Abundance (Price 1997) [(1)]							--	*840*	*10500*	*140*	*0.40*	*2.0*	*220*	*0.50*
A0964362	BR-189	172.3	173	Felsic Volcanic 2	Central Pit	Mine Rock	0.051	0.30	160	5.8	1.1	0.31	1.0	<0.1
A0964363	BR-189	177	178	Felsic Volcanic 2	Central Pit	Mine Rock	0.079	1.7	320	7.8	1.1	0.39	1.5	0.20
A0964364	BR-189	181.5	182.4	Felsic Volcanic 2	Central Pit	Mine Rock	0.040	1.8	150	7.5	1.1	0.23	1.1	0.20
A0964365	BR-189	186	187	Felsic Volcanic 2	Central Pit	Mine Rock	0.032	0.80	180	5.1	0.73	0.090	0.40	<0.1
A0964366	BR-189	187	187.7	Felsic Volcanic 2	Central Pit	Mine Rock	0.041	0.60	170	8.2	0.96	0.13	0.30	<0.1
A0964367	BR-189	192	193	Felsic Volcanic 2	Central Pit	Mine Rock	0.038	0.60	160	3.2	0.22	0.25	1.0	0.20
A0964368	BR-189	200.55	201.1	Felsic Volcanic 2	Central Pit	Mine Rock	0.061	2.3	260	3.3	0.20	0.14	1.8	<0.1
A0964369	BR-189	208	209.4	Felsic Volcanic 2	Central Pit	Ore-Grade	0.063	1.1	190	3.3	0.46	0.28	1.4	0.70
A0964370	BR-189	210.3	211.1	Felsic Volcanic 2	Central Pit	Ore-Grade	0.045	2.7	220	4.7	0.66	0.48	0.90	5.4
A0964371	BR-189	220	221	Felsic Volcanic 1	Central Pit	Mine Rock	0.058	18	730	3.6	0.87	0.26	3.6	0.20
A0964372	BR-189	225	226.35	Metasediment 2	Central Pit	Mine Rock	0.14	47	510	4.0	0.43	0.11	9.6	0.70
A0964373	BR-189	235.65	236.25	Metasediment 2	Central Pit	Mine Rock	0.047	62	770	1.9	0.25	0.030	11	0.30
A0964374	BR-189	240	241.5	Metasediment 2	Central Pit	Mine Rock	0.061	74	530	2.5	0.17	0.080	9.4	0.20
A0964375	BR-189	244.15	245.25	Felsic Volcanic 2	Central Pit	Mine Rock	0.049	2.3	270	5.4	0.37	0.13	1.8	0.20
A0963898	BR-219	23.1	24	Felsic Volcanic 1	Central Pit	Ore-Grade	0.043	15	570	19	0.30	0.10	2.4	0.40
A0963899	BR-219	29.35	30.4	Felsic Volcanic 1	Central Pit	Mine Rock	0.053	16	600	50	0.46	0.14	3.3	0.70
A0963900	BR-219	36.1	36.6	Felsic Volcanic 1	Central Pit	Ore-Grade	0.043	14	510	49	0.61	0.17	1.7	1.4
A0963901	BR-219	41.75	42.25	Felsic Volcanic 1	Central Pit	Mine Rock	0.092	16	570	6.7	0.31	0.13	3.3	0.30
A0963902	BR-219	47	48	Felsic Volcanic 1	Central Pit	Ore-Grade	0.059	16	650	39	0.57	0.22	2.8	0.80
A0963903	BR-219	63.1	63.4	Metasediment 2	Central Pit	Mine Rock	0.047	50	820	2.3	1.1	0.060	9.0	0.30
A0963904	BR-219	68.5	69.05	Felsic Volcanic 1	Central Pit	Mine Rock	0.055	9.4	660	7.7	0.34	0.040	1.4	0.10
A0963905	BR-219	73.75	75.25	Metasediment 2	Central Pit	Mine Rock	0.072	70	540	4.4	0.33	0.11	8.2	0.30
A0963906	BR-219	85.5	86.6	Felsic Volcanic 1	Central Pit	Mine Rock	0.11	21	700	3.2	0.42	0.18	2.4	0.10
A0963907	BR-219	93.6	95.05	Felsic Volcanic 2	Central Pit	Mine Rock	0.043	1.0	180	4.0	0.78	0.30	0.90	<0.1
A0963908	BR-219	97.7	99.2	Felsic Volcanic 2	Central Pit	Mine Rock	0.039	2.0	340	6.0	1.0	0.29	1.5	0.10
A0963909	BR-219	106.3	107.5	Felsic Volcanic 2	Central Pit	Mine Rock	0.034	1.1	170	5.4	1.0	0.50	0.90	<0.1
A0963910	BR-219	112	113.25	Felsic Volcanic 2	Central Pit	Mine Rock	0.056	1.2	240	3.7	0.50	0.22	1.0	0.20
A0963911	BR-219	117.6	118.75	Felsic Volcanic 2	Central Pit	Mine Rock	0.049	5.6	250	4.7	0.65	0.23	1.3	0.30
A0963912	BR-219	123.25	124.35	Felsic Volcanic 2	Central Pit	Mine Rock	0.047	4.4	230	5.1	0.25	0.12	1.4	0.10
A0963913	BR-219	129.4	130.9	Felsic Volcanic 2	Central Pit	Mine Rock	0.036	0.70	160	3.4	0.26	0.11	1.0	0.30
A0963914	BR-219	133.8	135.2	Felsic Volcanic 1	Central Pit	Mine Rock	0.079	20	830	5.9	0.85	0.21	3.0	0.20
A0963915	BR-219	143	144.5	Felsic Volcanic 2	Central Pit	Mine Rock	0.061	3.1	260	3.5	0.28	0.070	1.8	0.10
A0963916	BR-219	149	149.65	Felsic Volcanic 2	Central Pit	Mine Rock	0.052	5.6	280	4.0	0.24	0.070	2.4	0.20
A0963917	BR-219	155.5	157	Metasediment 2	Central Pit	Mine Rock	0.042	69	520	2.4	0.18	0.13	7.9	0.20
A0963918	BR-219	160	161.5	Metasediment 2	Central Pit	Mine Rock	0.053	59	620	4.5	0.33	0.060	9.4	0.30
A0963919	BR-219	167.65	169	Felsic Volcanic 2	Central Pit	Mine Rock	0.046	2.1	270	3.7	0.27	0.12	1.2	0.10
A0963920	BR-219	196.75	198	Metasediment 3	Central Pit	Mine Rock	0.064	14	230	2.1	0.27	0.10	1.7	0.50
A0963921	BR-219	201	202.5	Metasediment 3	Central Pit	Mine Rock	0.11	6.2	260	4.6	0.25	0.11	1.0	0.10
A0963644	BR-250B	21	22.5	Felsic Volcanic 1	Central Pit	Mine Rock	0.060	15	540	4.7	0.81	0.12	2.8	0.20
A0963645	BR-250B	25.2	26	Felsic Volcanic 1	Central Pit	Mine Rock	0.055	56	2010	3.7	0.80	0.15	3.9	0.30
A0963646	BR-250B	35.25	36	Felsic Volcanic 1	Central Pit	Mine Rock	0.053	22	1180	7.9	0.72	0.050	6.1	0.20
A0963647	BR-250B	42	43.5	Felsic Volcanic 1	Central Pit	Ore-Grade	0.084	15	530	47	0.54	0.12	2.4	0.30
A0963648	BR-250B	49.5	51	Felsic Volcanic 1	Central Pit	Mine Rock	0.068	18	620	17	0.50	0.090	2.9	0.30

(1) Ten times average crustal abundance values presented in Price (1997).

Blue highlighting indicates samples with metal concentrations greater than the ten times crustal abundance screening value are present in the analyzed group.

Screening values are for qualitative assessment only and hold no regulatory significance.

Classification as mine rock or ore-grade materials was based on gold content.

A value of "--" indicates metal was not measured for the given sample; the variation in elements analyzed is due to measurement at two different laboratories (see text).

Table B-5 Aqua Regia Metals

Sample ID	Drillhole ID	From	To	Lithology	Area	Class	Sodium	Nickel	Phosphorus	Lead	Sulphur	Antimony	Scandium	Selenium
		m	m				%	ppm	ppm	ppm	%	ppm	ppm	ppm
10x Crustal Abundance (Price 1997) [(1)]							--	*840*	*10500*	*140*	*0.40*	*2.0*	*220*	*0.50*
A0963649	BR-250B	61.5	63	Felsic Volcanic 1	Central Pit	Mine Rock	0.066	17	720	8.2	0.35	0.090	3.1	0.10
A0963650	BR-250B	72	73.4	Felsic Volcanic 1	Central Pit	Mine Rock	0.084	14	980	9.1	0.85	0.11	3.1	0.20
A0962951	BR-250B	75.5	77	Felsic Volcanic 1	Central Pit	Mine Rock	0.060	12	780	5.7	0.32	0.080	1.8	0.10
A0962952	BR-250B	88.5	90	Felsic Volcanic 1	Central Pit	Mine Rock	0.073	16	570	3.6	0.36	0.060	3.0	0.10
A0962953	BR-250B	93.8	94.35	Felsic Volcanic 1	Central Pit	Mine Rock	0.041	8.5	490	4.0	0.50	0.080	1.3	0.10
A0962954	BR-250B	100	101.5	Felsic Volcanic 1	Central Pit	Ore-Grade	0.095	14	690	4.2	0.47	0.050	3.7	0.20
A0962955	BR-250B	109.5	110.5	Felsic Volcanic 1	Central Pit	Mine Rock	0.10	16	720	7.3	0.48	0.070	3.8	0.20
A0962956	BR-250B	117	117.8	Felsic Volcanic 1	Central Pit	Mine Rock	0.094	14	570	3.9	0.30	0.060	3.5	0.10
A0962957	BR-250B	123	124.5	Felsic Volcanic 1	Central Pit	Mine Rock	0.063	14	560	3.6	0.36	0.070	2.4	0.10
A0962958	BR-250B	139.5	141	Felsic Volcanic 1	Central Pit	Mine Rock	0.049	17	580	15	0.31	0.080	3.3	0.10
A0962959	BR-250B	148	149.5	Felsic Volcanic 1	Central Pit	Ore-Grade	0.083	14	560	4.5	0.21	0.060	3.2	0.10
A0962960	BR-250B	152.5	154	Felsic Volcanic 1	Central Pit	Mine Rock	0.087	14	570	3.2	0.24	0.080	3.0	<0.1
A0962961	BR-250B	160.2	161.5	Felsic Volcanic 1	Central Pit	Mine Rock	0.055	15	590	9.2	0.55	0.090	2.4	0.20
A0962962	BR-250B	165.5	167	Felsic Volcanic 1	Central Pit	Mine Rock	0.11	16	570	3.3	0.58	0.10	3.1	0.20
A0962963	BR-250B	174	175	Felsic Volcanic 1	Central Pit	Mine Rock	0.074	16	590	12	0.41	0.12	3.2	0.20
A0962964	BR-250B	178.3	179.3	Felsic Volcanic 1	Central Pit	Ore-Grade	0.025	15	590	47	2.9	0.30	0.70	1.2
A0962965	BR-250B	180.3	180.9	Felsic Volcanic 1	Central Pit	Ore-Grade	0.0070	4.2	90	76	0.88	0.25	<0.1	1.0
A0962966	BR-250B	185.85	186.35	Felsic Volcanic 1	Central Pit	Ore-Grade	0.019	16	590	136	2.7	0.70	0.50	1.5
A0962967	BR-250B	186.35	186.85	Felsic Volcanic 1	Central Pit	Ore-Grade	0.013	15	560	146	3.8	0.79	0.30	1.6
A0962969	BR-250B	190.5	191	Felsic Volcanic 1	Central Pit	Ore-Grade	0.036	15	680	76	2.0	1.0	1.9	1.2
A0962970	BR-250B	192	193	Felsic Volcanic 1	Central Pit	Ore-Grade	0.032	15	690	80	1.9	0.45	1.0	1.2
A0962971	BR-250B	204.5	206	Felsic Volcanic 1	Central Pit	Mine Rock	0.081	17	840	3.9	0.52	0.13	2.9	0.30
A0962972	BR-250B	211.35	212.35	Felsic Volcanic 1	Central Pit	Ore-Grade	0.020	15	610	34	1.1	0.14	0.50	0.40
A0962973	BR-250B	216.2	217.2	Felsic Volcanic 1	Central Pit	Ore-Grade	0.081	14	630	33	1.7	0.17	1.0	0.40
A0962974	BR-250B	217.8	218.6	Felsic Volcanic 1	Central Pit	Ore-Grade	0.11	14	600	31	0.75	0.13	1.4	0.50
A0962975	BR-250B	225	225.65	Felsic Volcanic 1	Central Pit	Mine Rock	0.055	17	600	6.1	0.46	0.10	2.8	0.60
A0963939	BR-250B	231	232.35	Metasediment 2	Central Pit	Mine Rock	0.059	56	670	2.2	0.75	0.13	7.9	0.30
A0963940	BR-250B	235.9	237	Metasediment 2	Central Pit	Mine Rock	0.066	56	680	2.4	0.35	0.060	9.0	0.20
A0963941	BR-250B	240	241.5	Metasediment 2	Central Pit	Mine Rock	0.051	57	670	2.5	0.43	0.18	7.3	0.30
A0963942	BR-250B	246	247.5	Metasediment 2	Central Pit	Mine Rock	0.060	71	590	3.5	0.39	0.070	10	0.20
A0963943	BR-250B	252.5	253	Metasediment 2	Central Pit	Mine Rock	0.071	54	390	3.5	1.2	0.14	5.3	0.30
A0963944	BR-250B	257.5	258.55	Metasediment 2	Central Pit	Mine Rock	0.052	68	550	5.7	0.31	0.13	7.3	0.30
A0963945	BR-250B	262.9	263.75	Metasediment 2	Central Pit	Mine Rock	0.058	4.0	190	6.6	1.8	0.33	1.5	0.10
A0963946	BR-250B	265.9	267	Felsic Volcanic 1	Central Pit	Mine Rock	0.069	17	790	3.4	0.49	0.15	2.4	0.10
A0963947	BR-250B	273	274	Felsic Volcanic 1	Central Pit	Mine Rock	0.093	11	930	11	0.31	0.19	3.5	0.20
A0963948	BR-250B	283.8	285	Felsic Volcanic 2	Central Pit	Mine Rock	0.021	1.0	160	3.0	0.75	0.13	0.20	1.2
A0963949	BR-250B	295	296	Felsic Volcanic 2	Central Pit	Mine Rock	0.067	0.50	160	3.1	0.15	0.19	1.3	0.10
A0963950	BR-250B	300	301	Felsic Volcanic 2	Central Pit	Mine Rock	0.050	4.5	230	3.4	0.19	0.12	1.6	0.20
A0964840	BR-326	50.5	51.5	Felsic Volcanic 1	Central Pit	Mine Rock	0.088	15	610	2.5	0.26	0.060	2.0	0.10
A0964841	BR-326	59	60	Felsic Volcanic 1	Central Pit	Mine Rock	0.068	26	590	31	0.95	0.15	2.1	0.20
A0964842	BR-326	63	64.35	Felsic Volcanic 1	Central Pit	Mine Rock	0.14	15	580	5.2	0.66	0.090	1.9	<0.1
A0964843	BR-326	72.4	73.2	Metasediment 2	Central Pit	Mine Rock	0.097	58	610	9.1	0.30	0.14	7.8	0.30
A0964844	BR-326	75.5	76.6	Metasediment 2	Central Pit	Mine Rock	0.051	65	570	8.6	0.37	0.16	10	0.30

(1) Ten times average crustal abundance values presented in Price (1997).

Blue highlighting indicates samples with metal concentrations greater than the ten times crustal abundance screening value are present in the analyzed group.

Screening values are for qualitative assessment only and hold no regulatory significance.

Classification as mine rock or ore-grade materials was based on gold content.

A value of "--" indicates metal was not measured for the given sample; the variation in elements analyzed is due to measurement at two different laboratories (see text).

Table B-5 Aqua Regia Metals

Sample ID	Drillhole ID	From	To	Lithology	Area	Class	Sodium	Nickel	Phosphorus	Lead	Sulphur	Antimony	Scandium	Selenium
		m	m				%	ppm	ppm	ppm	%	ppm	ppm	ppm
10x Crustal Abundance (Price 1997) [(1)]							--	*840*	*10500*	*140*	*0.40*	*2.0*	*220*	*0.50*
A0964845	BR-326	80	81	Felsic Volcanic 2	Central Pit	Mine Rock	0.013	1.3	170	6.5	2.0	0.040	0.40	0.10
A0964846	BR-326	84.6	85.25	Felsic Volcanic 2	Central Pit	Mine Rock	0.032	12	580	10	0.53	0.27	1.6	0.10
A0964847	BR-326	91	92	Felsic Volcanic 2	Central Pit	Mine Rock	0.047	1.9	210	7.1	1.1	0.13	0.90	0.10
A0964848	BR-326	94	95	Felsic Volcanic 1	Central Pit	Mine Rock	0.019	10	810	4.5	0.43	0.20	1.3	0.20
A0964849	BR-326	102	103	Felsic Volcanic 2	Central Pit	Mine Rock	0.054	0.90	180	3.8	0.54	0.17	1.4	0.20
A0964850	BR-326	109.3	110	Felsic Volcanic 2	Central Pit	Mine Rock	0.030	1.0	160	4.0	0.18	0.22	1.2	0.10
A0964851	BR-326	119.35	119.95	Felsic Volcanic 2	Central Pit	Mine Rock	0.083	3.6	220	5.5	0.40	0.15	1.5	0.90
A0963596	BR-327	11.7	12.7	Felsic Volcanic 2	Central Pit	Mine Rock	0.10	63	560	11	3.8	0.56	5.2	0.20
A0963597	BR-327	16.3	17.5	Felsic Volcanic 2	Central Pit	Mine Rock	0.015	1.0	200	14	1.6	0.070	0.60	<0.1
A0963598	BR-327	22.3	23.1	Felsic Volcanic 2	Central Pit	Mine Rock	0.099	15	300	5.0	1.1	0.090	1.4	<0.1
A0963599	BR-327	27.25	28.4	Felsic Volcanic 2	Central Pit	Mine Rock	0.041	0.50	180	27	0.74	0.15	1.1	0.10
A0963600	BR-327	30.2	30.75	Felsic Volcanic 2	Central Pit	Mine Rock	0.066	3.2	210	5.6	0.32	0.13	2.1	0.20
A0963749	BR-327	39.6	40.5	Felsic Volcanic 2	Central Pit	Mine Rock	0.043	0.70	180	14	0.21	0.18	1.0	<0.1
A0963750	BR-327	48.15	49	Felsic Volcanic 2	Central Pit	Ore-Grade	0.047	0.60	140	14	0.31	0.12	1.3	0.30
A0963751	BR-327	55.5	57	Felsic Volcanic 2	Central Pit	Mine Rock	0.045	6.3	320	5.6	0.14	0.26	1.8	0.20
A0963752	BR-327	74.5	75.1	Metasediment 2	Central Pit	Mine Rock	0.037	69	650	8.1	0.24	0.10	7.1	0.30
A0963753	BR-327	81	81.9	Metasediment 2	Central Pit	Mine Rock	0.055	65	660	3.8	0.20	0.070	9.0	0.30
A0963754	BR-327	88.55	89.9	Metasediment 2	Central Pit	Mine Rock	0.035	59	810	5.3	0.56	0.080	12	0.50
A0963755	BR-327	94.5	96	Metasediment 2	Central Pit	Mine Rock	0.034	67	590	6.4	0.23	0.10	6.4	0.30
A0963756	BR-327	104.8	105.25	Metasediment 2	Central Pit	Mine Rock	0.033	52	650	4.4	0.93	0.12	6.1	0.30
A0963757	BR-327	117	118	Metasediment 3	Central Pit	Mine Rock	0.068	18	450	6.1	0.22	0.070	2.8	0.10
A0963758	BR-327	121.2	122.7	Metasediment 3	Central Pit	Mine Rock	0.026	16	260	6.8	0.24	0.070	0.90	0.10
A0963759	BR-327	128	129	Metasediment 3	Central Pit	Mine Rock	0.054	17	540	3.6	0.12	0.060	1.9	<0.1
A0963760	BR-327	141.4	142.8	Metasediment 3	Central Pit	Mine Rock	0.052	36	570	1.4	0.35	0.090	2.7	0.40
A0963761	BR-329a	14.5	16	Felsic Volcanic 1	Central Pit	Mine Rock	0.086	12	560	3.5	0.33	0.060	1.8	<0.1
A0963762	BR-329a	27.7	28.6	Felsic Volcanic 1	Central Pit	Mine Rock	0.034	15	560	3.1	0.23	0.070	1.6	0.10
A0963763	BR-329a	31.6	33	Felsic Volcanic 1	Central Pit	Mine Rock	0.080	34	530	9.4	0.28	0.050	4.4	0.20
A0963764	BR-329a	39	40.4	Felsic Volcanic 1	Central Pit	Mine Rock	0.20	13	540	5.3	0.38	0.060	1.6	0.20
A0963765	BR-329a	44.2	44.8	Felsic Volcanic 2	Central Pit	Mine Rock	0.095	15	820	2.9	0.63	0.10	3.0	0.20
A0963766	BR-329a	46.45	47.9	Felsic Volcanic 2	Central Pit	Mine Rock	0.032	2.3	200	6.7	0.60	0.16	0.90	<0.1
A0963767	BR-329a	55.4	56.5	Felsic Volcanic 2	Central Pit	Mine Rock	0.068	2.2	220	12	1.4	0.090	0.80	0.10
A0963768	BR-329a	59.5	60.8	Felsic Volcanic 2	Central Pit	Mine Rock	0.053	11	740	4.6	0.35	0.44	2.0	<0.1
A0963769	BR-329a	64.9	65.5	Felsic Volcanic 2	Central Pit	Mine Rock	0.041	1.0	180	4.7	0.90	0.14	0.90	<0.1
A0963770	BR-329a	71.3	72.35	Felsic Volcanic 2	Central Pit	Mine Rock	0.034	0.80	160	6.1	0.58	0.15	0.80	0.20
A0963771	BR-329a	75.7	77.2	Felsic Volcanic 2	Central Pit	Mine Rock	0.077	0.50	150	8.2	0.30	0.16	1.4	0.40
A0963772	BR-329a	94.5	96	Felsic Volcanic 2	Central Pit	Mine Rock	0.045	1.0	170	8.6	0.25	0.33	1.5	0.30
A0963773	BR-329a	104.4	105.15	Felsic Volcanic 2	Central Pit	Mine Rock	0.058	0.80	160	3.1	0.12	0.11	1.2	0.10
A0963774	BR-329a	109.5	111	Felsic Volcanic 2	Central Pit	Mine Rock	0.035	1.0	160	3.4	0.15	0.12	1.0	0.20
A0963775	BR-329a	119	120	Felsic Volcanic 1	Central Pit	Mine Rock	0.062	18	720	4.1	0.24	0.11	3.0	0.10
A0963776	BR-329a	124.5	126	Metasediment 2	Central Pit	Mine Rock	0.096	68	580	4.0	0.16	0.070	9.6	0.20
A0963777	BR-329a	131.15	132	Metasediment 2	Central Pit	Mine Rock	0.077	72	780	4.2	0.32	0.070	13	0.30
A0963778	BR-329a	136.5	138	Metasediment 2	Central Pit	Mine Rock	0.051	68	610	2.1	0.25	0.070	11	0.20
A0963779	BR-329a	142.5	143.3	Metasediment 2	Central Pit	Mine Rock	0.049	61	550	3.4	0.19	0.080	8.0	0.20

(1) Ten times average crustal abundance values presented in Price (1997).

Blue highlighting indicates samples with metal concentrations greater than the ten times crustal abundance screening value are present in the analyzed group.

Screening values are for qualitative assessment only and hold no regulatory significance.

Classification as mine rock or ore-grade materials was based on gold content.

A value of "--" indicates metal was not measured for the given sample; the variation in elements analyzed is due to measurement at two different laboratories (see text).

Table B-5 Aqua Regia Metals

Sample ID	Drillhole ID	From	To	Lithology	Area	Class	Sodium	Nickel	Phosphorus	Lead	Sulphur	Antimony	Scandium	Selenium
		m	m				%	ppm	ppm	ppm	%	ppm	ppm	ppm
10x Crustal Abundance (Price 1997) [(1)]							--	*840*	*10500*	*140*	*0.40*	*2.0*	*220*	*0.50*
A0964543	BR-341	16.5	18	Felsic Volcanic 1	Central Pit	Mine Rock	0.077	12	570	2.4	0.20	0.050	1.7	<0.1
A0964544	BR-341	21.25	21.75	Felsic Volcanic 1	Central Pit	Mine Rock	0.039	13	450	3.6	0.55	0.040	1.0	<0.1
A0964545	BR-341	27	28	Felsic Volcanic 1	Central Pit	Mine Rock	0.077	16	560	3.4	0.15	0.060	2.4	<0.1
A0964546	BR-341	30.9	31.75	Felsic Volcanic 1	Central Pit	Mine Rock	0.045	18	540	4.1	2.4	0.12	1.1	<0.1
A0964547	BR-341	37.9	39	Felsic Volcanic 1	Central Pit	Mine Rock	0.089	15	610	2.7	0.60	0.10	2.3	<0.1
A0964548	BR-341	42	42.8	Felsic Volcanic 1	Central Pit	Mine Rock	0.046	12	580	3.8	1.0	0.18	0.80	<0.1
A0964549	BR-341	49.1	49.4	Felsic Volcanic 1	Central Pit	Ore-Grade	0.057	17	710	9.6	0.97	0.070	2.1	0.20
A0964550	BR-341	54	55.5	Felsic Volcanic 1	Central Pit	Ore-Grade	0.077	20	600	15	1.2	0.12	1.2	0.30
A0964551	BR-341	73.05	73.55	Felsic Volcanic 1	Central Pit	Ore-Grade	0.046	22	690	12	1.3	0.10	1.2	0.30
A0964552	BR-341	78.5	79	Felsic Volcanic 1	Central Pit	Mine Rock	0.042	17	510	4.9	0.59	0.14	2.4	0.20
A0964553	BR-341	83.8	85.3	Felsic Volcanic 1	Central Pit	Mine Rock	0.079	18	680	4.7	0.40	0.17	2.6	<0.1
A0964554	BR-341	90.35	91.85	Felsic Volcanic 1	Central Pit	Mine Rock	0.069	14	520	2.6	0.28	0.15	2.6	0.10
A0964555	BR-341	96.55	98	Felsic Volcanic 1	Central Pit	Mine Rock	0.073	15	500	3.1	0.54	0.13	2.2	<0.1
A0964556	BR-341	102.8	103.45	Felsic Volcanic 1	Central Pit	Mine Rock	0.045	13	410	9.9	0.25	0.11	2.3	<0.1
A0964557	BR-341	112.5	113.9	Felsic Volcanic 1	Central Pit	Mine Rock	0.060	15	550	3.0	0.44	0.13	3.4	<0.1
A0964558	BR-341	130	130.9	Felsic Volcanic 1	Central Pit	Mine Rock	0.058	14	650	2.2	0.27	0.080	3.7	<0.1
A0964559	BR-341	135	136.5	Felsic Volcanic 1	Central Pit	Ore-Grade	0.049	10	520	5.3	0.77	0.11	1.2	0.20
A0964560	BR-341	141.5	142.9	Felsic Volcanic 1	Central Pit	Ore-Grade	0.055	14	590	13	1.2	0.15	2.0	0.30
A0964672	BR-341	147	148	Felsic Volcanic 1	Central Pit	Mine Rock	0.099	13	530	3.5	0.37	0.11	2.9	<0.1
A0964673	BR-341	151.15	152.45	Felsic Volcanic 1	Central Pit	Mine Rock	0.074	14	560	3.1	0.46	0.10	3.1	0.10
A0964674	BR-341	157.1	158.25	Felsic Volcanic 1	Central Pit	Mine Rock	0.069	14	420	4.4	0.29	0.050	1.4	0.10
A0964675	BR-341	162.4	163	Felsic Volcanic 1	Central Pit	Mine Rock	0.071	15	600	2.9	0.30	0.070	2.7	0.20
A0964676	BR-341	188	189	Felsic Volcanic 1	Central Pit	Mine Rock	0.073	12	520	2.8	0.29	0.070	1.6	<0.1
A0964677	BR-341	214.3	214.7	Felsic Volcanic 1	Central Pit	Mine Rock	0.060	11	480	3.0	0.51	0.080	1.3	0.10
A0964678	BR-341	218.35	219.85	Felsic Volcanic 1	Central Pit	Mine Rock	0.076	15	550	2.9	0.47	0.10	1.9	0.10
A0964679	BR-341	224.05	225	Felsic Volcanic 1	Central Pit	Mine Rock	0.11	14	510	3.7	0.42	0.10	1.8	<0.1
A0964681	BR-342	12	13.1	Felsic Volcanic 1	Central Pit	Mine Rock	0.14	14	560	15	0.70	0.090	2.8	0.20
A0964682	BR-342	17.3	18.05	Felsic Volcanic 1	Central Pit	Mine Rock	0.073	15	580	2.9	0.60	0.12	2.6	0.20
A0964683	BR-342	31.5	32.25	Felsic Volcanic 1	Central Pit	Mine Rock	0.054	24	810	2.7	0.58	0.090	5.9	0.20
A0964684	BR-342	48.4	49.4	Felsic Volcanic 1	Central Pit	Mine Rock	0.11	20	670	6.5	0.81	0.080	3.9	0.20
A0964685	BR-342	55.1	56.6	Felsic Volcanic 1	Central Pit	Mine Rock	0.073	14	550	4.1	0.54	0.10	2.7	0.10
A0964686	BR-342	79.85	80.8	Felsic Volcanic 1	Central Pit	Ore-Grade	0.016	13	540	39	1.3	0.35	0.80	0.40
A0964687	BR-342	86.75	88.25	Felsic Volcanic 1	Central Pit	Mine Rock	0.068	12	540	3.2	0.21	0.090	1.8	<0.1
A0964688	BR-342	92.8	93.6	Felsic Volcanic 1	Central Pit	Mine Rock	0.062	11	560	2.8	0.22	0.060	1.9	0.10
A0964689	BR-342	124.7	126	Felsic Volcanic 1	Central Pit	Mine Rock	0.065	13	560	2.8	0.27	0.080	1.8	0.10
A0964690	BR-342	132	133.5	Felsic Volcanic 1	Central Pit	Mine Rock	0.080	13	620	2.9	0.30	0.070	1.2	<0.1
A0964691	BR-342	141.1	142.05	Felsic Volcanic 1	Central Pit	Mine Rock	0.073	36	480	2.5	0.32	0.080	5.0	0.30
A0964692	BR-342	148.2	149.55	Felsic Volcanic 1	Central Pit	Mine Rock	0.078	31	580	4.3	0.52	0.060	3.4	0.30
A0964693	BR-342	153.05	154.4	Felsic Volcanic 2	Central Pit	Mine Rock	0.035	0.60	160	8.7	1.3	0.11	0.60	0.20
A0964694	BR-342	163.1	164.6	Felsic Volcanic 2	Central Pit	Mine Rock	0.025	2.3	170	71	1.5	2.8	0.60	<0.1
A0964695	BR-342	166.05	167	Felsic Volcanic 1	Central Pit	Ore-Grade	0.098	10	780	15	0.85	1.6	0.90	0.20
A0964696	BR-342	174.1	174.65	Felsic Volcanic 2	Central Pit	Ore-Grade	0.090	0.30	150	6.4	0.62	0.23	1.6	1.4
A0964644	BR-345	21.6	22.75	Felsic Volcanic 1	Central Pit	Mine Rock	0.090	13	510	3.6	0.32	0.11	1.9	0.10

(1) Ten times average crustal abundance values presented in Price (1997).

Blue highlighting indicates samples with metal concentrations greater than the ten times crustal abundance screening value are present in the analyzed group.

Screening values are for qualitative assessment only and hold no regulatory significance.

Classification as mine rock or ore-grade materials was based on gold content.

A value of "--" indicates metal was not measured for the given sample; the variation in elements analyzed is due to measurement at two different laboratories (see text).

Table B-5 Aqua Regia Metals

Sample ID	Drillhole ID	From	To	Lithology	Area	Class	Sodium	Nickel	Phosphorus	Lead	Sulphur	Antimony	Scandium	Selenium
		m	m				%	ppm	ppm	ppm	%	ppm	ppm	ppm
10x Crustal Abundance (Price 1997) [(1)]							--	*840*	*10500*	*140*	*0.40*	*2.0*	*220*	*0.50*
A0964645	BR-345	25	26	Metasediment 2	Central Pit	Mine Rock	0.069	44	560	3.6	0.38	0.060	4.3	0.30
A0964646	BR-345	30.25	31.5	Felsic Volcanic 2	Central Pit	Mine Rock	0.016	2.6	270	36	1.0	0.52	0.50	0.10
A0964647	BR-345	36.1	37.1	Felsic Volcanic 2	Central Pit	Ore-Grade	0.013	1.8	230	71	1.3	0.80	0.50	0.20
A0964648	BR-345	40.05	41.2	Felsic Volcanic 2	Central Pit	Mine Rock	0.077	0.80	150	6.2	1.0	1.7	0.30	<0.1
A0964649	BR-345	45	46.5	Felsic Volcanic 2	Central Pit	Mine Rock	0.044	2.1	150	3.8	0.29	0.25	1.1	<0.1
A0964650	BR-345	49.3	49.8	Felsic Volcanic 2	Central Pit	Mine Rock	0.044	3.4	320	3.4	0.25	0.16	1.3	<0.1
A0963584	BR-403	15.9	17.3	Felsic Volcanic 1	Central Pit	Mine Rock	0.084	13	550	2.2	<0.02	0.060	2.8	<0.1
A0963585	BR-403	21.2	22.2	Felsic Volcanic 1	Central Pit	Mine Rock	0.084	15	600	3.1	0.56	0.070	2.7	<0.1
A0963586	BR-403	26.1	27	Felsic Volcanic 1	Central Pit	Mine Rock	0.070	14	540	2.8	0.20	0.060	2.7	<0.1
A0963587	BR-403	30.95	32	Felsic Volcanic 1	Central Pit	Mine Rock	0.089	14	530	1.6	0.030	0.040	2.7	<0.1
A0963588	BR-403	36.3	37.8	Felsic Volcanic 1	Central Pit	Mine Rock	0.064	15	520	2.2	0.070	0.040	2.6	<0.1
A0963589	BR-403	41.8	42.8	Felsic Volcanic 1	Central Pit	Mine Rock	0.081	15	560	2.6	0.090	0.040	2.5	0.10
A0963590	BR-403	47.8	48.8	Felsic Volcanic 1	Central Pit	Mine Rock	0.059	14	590	3.0	0.30	0.050	1.7	<0.1
A0963591	BR-403	52.9	54	Felsic Volcanic 1	Central Pit	Mine Rock	0.065	16	570	4.0	0.48	0.050	2.4	0.10
A0963592	BR-403	58.3	58.8	Felsic Volcanic 1	Central Pit	Mine Rock	0.076	20	590	3.4	0.35	0.050	2.6	<0.1
A0963593	BR-403	63	64	Felsic Volcanic 1	Central Pit	Mine Rock	0.084	16	560	3.0	0.36	0.070	2.5	<0.1
A0963594	BR-403	81.35	82.35	Felsic Volcanic 1	Central Pit	Mine Rock	0.078	18	850	4.8	0.38	0.070	3.3	0.10
A0963120	BR-076	20.2	21	Metasediment 2	Central Pit	Mine Rock	0.058	79	670	8.0	0.47	0.070	10	0.70
A0963121	BR-076	31	32	Metasediment 2	Central Pit	Mine Rock	0.054	56	510	4.3	0.25	0.090	9.7	0.20
A0963122	BR-076	41	42	Metasediment 2	Central Pit	Mine Rock	0.046	79	470	16	0.19	0.090	7.3	0.20
A0963123	BR-076	88	89	Metasediment 2	Central Pit	Mine Rock	0.070	37	680	4.2	0.26	0.040	12	0.20
A0963124	BR-076	100	101	Metasediment 2	Central Pit	Mine Rock	0.060	46	550	1.8	0.54	0.040	6.7	0.30
A0963214	BR-099	28	29	Fragmental 1	Central Pit	Mine Rock	0.040	46	630	4.8	0.30	0.080	6.5	0.30
A0963215	BR-099	32.9	34	Fragmental 1	Central Pit	Mine Rock	0.055	44	620	14	0.37	0.10	7.5	0.30
A0963216	BR-099	37.4	38.4	Fragmental 1	Central Pit	Mine Rock	0.057	38	660	16	0.44	0.070	7.2	0.30
A0963217	BR-099	58.1	59.1	Fragmental 1	Central Pit	Mine Rock	0.077	15	830	3.4	0.21	0.050	2.8	<0.1
A0963218	BR-099	62.55	64	Fragmental 1	Central Pit	Mine Rock	0.078	13	710	3.6	0.30	0.030	2.6	0.10
A0963219	BR-099	64	65.5	Fragmental 1	Central Pit	Mine Rock	0.070	12	590	3.0	0.14	0.050	2.7	0.10
A0963220	BR-099	68	69.35	Fragmental 1	Central Pit	Mine Rock	0.055	64	910	2.0	0.29	0.040	2.7	0.10
A0963221	BR-099	80	81	Felsic Volcanic 1	Central Pit	Mine Rock	0.055	14	640	27	1.6	0.13	2.2	0.40
A0963222	BR-099	86.5	88	Fragmental 1	Central Pit	Mine Rock	0.064	35	550	12	0.67	0.070	4.0	0.30
A0963223	BR-099	93	94	Felsic Volcanic 1	Central Pit	Mine Rock	0.043	38	510	11	1.3	0.14	1.9	0.50
A0963224	BR-099	99	99.5	Felsic Volcanic 1	Central Pit	Mine Rock	0.024	15	670	5.9	2.1	0.12	1.3	1.0
A0963225	BR-099	112.9	113.35	Felsic Volcanic 1	Central Pit	Mine Rock	0.056	45	650	6.9	1.2	0.080	6.2	0.50
A0963226	BR-099	117.6	118.2	Felsic Volcanic 1	Central Pit	Mine Rock	0.038	114	850	3.4	0.20	0.10	4.1	0.20
A0963227	BR-099	123	124	Felsic Volcanic 1	Central Pit	Ore-Grade	0.090	34	570	12	1.4	0.080	3.9	0.80
A0963228	BR-099	124	125	Felsic Volcanic 1	Central Pit	Mine Rock	0.069	37	620	19	1.1	0.14	3.6	0.70
A0963229	BR-099	132	133	Felsic Volcanic 1	Central Pit	Mine Rock	0.12	17	630	9.0	2.1	0.11	2.5	0.70
A0963230	BR-099	138.5	140	Felsic Volcanic 1	Central Pit	Mine Rock	0.059	13	680	3.3	0.27	0.090	3.0	<0.1
A0963231	BR-099	142.5	144	Felsic Volcanic 1	Central Pit	Mine Rock	0.086	12	670	2.4	0.23	0.070	2.5	0.10
A0963232	BR-099	147	148.5	Felsic Volcanic 1	Central Pit	Mine Rock	0.061	28	760	7.4	0.39	0.070	4.4	0.30
A0963233	BR-099	152.2	153	Felsic Volcanic 1	Central Pit	Mine Rock	0.081	82	1220	2.3	0.55	0.10	5.8	0.30
A0963234	BR-099	161.85	162.5	Metasediment 2	Central Pit	Mine Rock	0.053	45	570	7.9	2.8	0.10	7.1	1.2

(1) Ten times average crustal abundance values presented in Price (1997).

Blue highlighting indicates samples with metal concentrations greater than the ten times crustal abundance screening value are present in the analyzed group.

Screening values are for qualitative assessment only and hold no regulatory significance.

Classification as mine rock or ore-grade materials was based on gold content.

A value of "--" indicates metal was not measured for the given sample; the variation in elements analyzed is due to measurement at two different laboratories (see text).

Table B-5 Aqua Regia Metals

Sample ID	Drillhole ID	From	To	Lithology	Area	Class	Sodium	Nickel	Phosphorus	Lead	Sulphur	Antimony	Scandium	Selenium
		m	m				%	ppm	ppm	ppm	%	ppm	ppm	ppm
10x Crustal Abundance (Price 1997) [(1)]							--	*840*	*10500*	*140*	*0.40*	*2.0*	*220*	*0.50*
A0963235	BR-099	173.35	174	Metasediment 2	Central Pit	Mine Rock	0.094	59	1330	3.8	0.33	0.15	6.1	0.30
A0963236	BR-099	180.2	181.7	Fragmental 1	Central Pit	Mine Rock	0.069	39	560	10	2.7	0.12	2.5	1.1
A0963237	BR-099	190	191	Felsic Volcanic 1	Central Pit	Mine Rock	0.025	19	460	3.3	2.3	0.11	0.60	0.80
A0963238	BR-099	195	196	Felsic Volcanic 1	Central Pit	Mine Rock	0.040	6.9	420	8.9	1.8	0.35	0.40	0.60
A0963239	BR-099	205.5	207	Metasediment 2	Central Pit	Mine Rock	0.055	64	630	4.5	4.3	0.17	4.5	1.2
A0963434	BR-123	51	52	Felsic Volcanic 2	Central Pit	Mine Rock	0.048	10	430	15	1.8	0.59	1.0	2.0
A0963435	BR-123	60	60.5	Felsic Volcanic 2	Central Pit	Ore-Grade	0.067	8.8	370	309	1.8	0.76	1.3	4.6
A0963436	BR-123	67.5	68.5	Felsic Volcanic 2	Central Pit	Mine Rock	0.066	9.5	410	6.4	1.6	0.24	1.3	1.6
A0963437	BR-123	82	83	Felsic Volcanic 1	Central Pit	Mine Rock	0.053	13	560	7.0	1.2	0.090	3.3	1.2
A0963438	BR-123	92.7	93.2	Felsic Volcanic 1	Central Pit	Mine Rock	0.051	14	510	7.5	0.89	0.16	2.7	1.2
A0963439	BR-123	102.45	103.5	Felsic Volcanic 2	Central Pit	Mine Rock	0.089	4.5	140	16	0.73	0.10	1.8	1.3
A0963440	BR-123	108.8	109.8	Felsic Volcanic 2	Central Pit	Mine Rock	0.073	3.6	240	10	0.71	0.080	1.8	1.1
A0963441	BR-123	123	123.75	Felsic Volcanic 1	Central Pit	Mine Rock	0.077	17	660	6.9	1.2	0.11	2.9	1.0
A0963442	BR-123	134.2	135.2	Felsic Volcanic 1	Central Pit	Mine Rock	0.067	16	670	7.7	1.6	0.10	4.3	0.90
A0963443	BR-123	141.35	142.1	Felsic Volcanic 1	Central Pit	Mine Rock	0.064	12	650	5.0	1.6	0.090	2.0	0.60
A0963444	BR-123	148.95	149.6	Felsic Volcanic 1	Central Pit	Ore-Grade	0.070	16	650	10	2.0	0.11	4.7	0.90
A0963445	BR-123	159.9	160.4	Felsic Volcanic 2	Central Pit	Mine Rock	0.058	2.0	110	3.2	1.5	0.21	0.70	1.2
A0963446	BR-123	164.15	164.8	Felsic Volcanic 1	Central Pit	Mine Rock	0.055	9.1	450	2.6	1.5	0.35	1.3	1.6
A0963447	BR-123	189	190	Metasediment 2	Central Pit	Mine Rock	0.084	52	690	2.1	1.2	0.040	14	1.6
A0963448	BR-123	199.2	200.2	Metasediment 2	Central Pit	Ore-Grade	0.081	68	300	4.7	2.9	0.13	8.4	21
A0963655	BR-124	42	43	Felsic Volcanic 1	Central Pit	Mine Rock	0.055	8.7	460	4.8	1.7	0.15	1.2	2.0
A0963656	BR-124	52	53	Felsic Volcanic 1	Central Pit	Mine Rock	0.096	12	620	8.1	2.0	0.47	2.1	2.0
A0963657	BR-124	58	58.7	Felsic Volcanic 1	Central Pit	Mine Rock	0.052	16	650	9.8	2.7	0.28	2.3	1.3
A0963658	BR-124	67.3	67.8	Felsic Volcanic 1	Central Pit	Mine Rock	0.070	7.7	430	7.4	1.8	0.17	1.1	1.7
A0963659	BR-124	75.8	76.3	Felsic Volcanic 1	Central Pit	Mine Rock	0.046	7.1	420	9.7	1.6	0.16	0.90	1.6
A0963660	BR-124	83.7	84.5	Felsic Volcanic 2	Central Pit	Mine Rock	0.085	9.6	380	15	2.4	0.18	1.4	4.3
A0963661	BR-124	89.5	90.2	Felsic Volcanic 2	Central Pit	Ore-Grade	0.048	7.3	350	1038	1.4	1.6	1.0	9.0
A0963662	BR-124	96.1	97.1	Felsic Volcanic 2	Central Pit	Mine Rock	0.037	8.1	390	4.2	1.5	0.14	1.6	0.90
A0963663	BR-124	106	107	Felsic Volcanic 1	Central Pit	Mine Rock	0.079	8.7	410	5.5	1.4	0.12	1.6	1.5
A0963664	BR-124	113	113.5	Felsic Volcanic 1	Central Pit	Ore-Grade	0.036	16	310	17	3.2	0.44	1.3	7.7
A0963665	BR-124	123.5	124.5	Felsic Volcanic 1	Central Pit	Mine Rock	0.077	12	490	7.9	0.99	0.11	2.8	1.2
A0963666	BR-124	133.5	134.5	Felsic Volcanic 1	Central Pit	Mine Rock	0.042	12	480	12	1.0	0.15	2.0	1.2
A0963667	BR-124	143.5	144.5	Felsic Volcanic 1	Central Pit	Mine Rock	0.087	13	500	4.5	0.59	0.090	2.7	0.80
A0963668	BR-124	157.25	157.75	Felsic Volcanic 1	Central Pit	Mine Rock	0.17	13	500	16	0.48	0.10	2.6	0.80
A0963669	BR-124	168.15	169	Felsic Volcanic 1	Central Pit	Mine Rock	0.092	9.7	560	15	0.93	0.10	2.3	1.6
A0963670	BR-124	177.6	178.1	Felsic Volcanic 1	Central Pit	Ore-Grade	0.069	12	520	11	2.3	0.13	2.9	10
A0963671	BR-124	187.6	188.6	Felsic Volcanic 1	Central Pit	Mine Rock	0.040	19	650	13	0.89	0.11	2.4	0.30
A0963672	BR-124	198.5	199.5	Felsic Volcanic 1	Central Pit	Mine Rock	0.052	16	630	4.6	1.1	0.090	2.2	0.90
A0963969	BR-293	25	25.5	Fragmental 1	Central Pit	Mine Rock	0.037	41	580	33	3.1	0.25	1.7	1.1
A0963970	BR-293	36.1	36.6	Fragmental 1	Central Pit	Ore-Grade	0.021	46	640	19	1.6	0.11	3.1	0.50
A0963971	BR-293	50.8	51.8	Felsic Volcanic 1	Central Pit	Mine Rock	0.020	63	920	2.9	0.47	0.090	4.7	0.30
A0963972	BR-293	61.9	62.7	Fragmental 1	Central Pit	Ore-Grade	0.048	21	600	16	1.3	0.12	3.4	0.50
A0963973	BR-293	71.1	71.6	Felsic Volcanic 1	Central Pit	Mine Rock	0.079	16	560	41	2.6	0.14	2.3	1.0

(1) Ten times average crustal abundance values presented in Price (1997).

Blue highlighting indicates samples with metal concentrations greater than the ten times crustal abundance screening value are present in the analyzed group.

Screening values are for qualitative assessment only and hold no regulatory significance.

Classification as mine rock or ore-grade materials was based on gold content.

A value of "--" indicates metal was not measured for the given sample; the variation in elements analyzed is due to measurement at two different laboratories (see text).

Table B-5 Aqua Regia Metals

Sample ID	Drillhole ID	From	To	Lithology	Area	Class	Sodium	Nickel	Phosphorus	Lead	Sulphur	Antimony	Scandium	Selenium
		m	m				%	ppm	ppm	ppm	%	ppm	ppm	ppm
10x Crustal Abundance (Price 1997) [1]							--	*840*	*10500*	*140*	*0.40*	*2.0*	*220*	*0.50*
A0963974	BR-293	81.6	83	Felsic Volcanic 1	Central Pit	Mine Rock	0.083	12	620	4.5	0.56	0.090	2.7	0.10
A0963975	BR-293	92.5	92.9	Metasediment 2	Central Pit	Mine Rock	0.064	40	620	36	1.4	0.080	5.2	0.50
A0963976	BR-293	98.95	100.1	Metasediment 2	Central Pit	Mine Rock	0.022	49	580	7.9	3.2	0.090	1.2	1.0
A0963977	BR-293	110.5	111.5	Metasediment 2	Central Pit	Mine Rock	0.050	43	680	10	2.2	0.090	2.6	1.1
A0963978	BR-293	120	121	Metasediment 2	Central Pit	Mine Rock	0.019	46	640	4.3	2.6	0.090	1.3	0.70
A0963979	BR-293	132	133.5	Felsic Volcanic 1	Central Pit	Mine Rock	0.040	5.9	370	2.7	1.9	0.090	0.40	0.50
A0963980	BR-293	142.3	143.2	Metasediment 2	Central Pit	Mine Rock	0.050	54	660	3.8	2.7	0.080	5.3	0.50
A0963981	BR-293	151.6	152.7	Felsic Volcanic 1	Central Pit	Mine Rock	0.092	21	860	3.9	0.23	0.10	3.8	<0.1
A0963982	BR-293	158.15	159	Metasediment 2	Central Pit	Mine Rock	0.057	57	690	3.9	6.6	0.11	5.7	1.6
A0963983	BR-293	166	167	Felsic Volcanic 1	Central Pit	Mine Rock	0.058	29	520	17	7.1	0.17	1.7	3.0
A0963984	BR-293	177.35	177.85	Felsic Volcanic 1	Central Pit	Mine Rock	0.033	12	440	16	2.4	0.16	0.90	1.7
A0963985	BR-293	193	194	Metasediment 2	Central Pit	Mine Rock	0.054	60	540	5.1	2.7	0.12	5.4	1.6
A0964890	BR-414	21	22.5	Metasediment 2	Central Pit	Mine Rock	0.056	68	500	15	0.23	0.090	9.6	0.20
A0964889	BR-414	28.5	30	Metasediment 2	Central Pit	Mine Rock	0.033	51	590	23	0.18	0.12	5.4	<0.1
A0964888	BR-414	42.8	44.05	Metasediment 2	Central Pit	Mine Rock	0.070	51	420	3.3	0.12	0.080	9.8	0.10
A0964887	BR-414	57.2	58.7	Metasediment 2	Central Pit	Mine Rock	0.073	66	440	13	0.33	0.10	11	0.80
A0964886	BR-414	74	75	Metasediment 2	Central Pit	Mine Rock	0.038	59	510	4.3	0.47	0.080	4.0	0.20
A0964885	BR-414	84	85.3	Metasediment 2	Central Pit	Mine Rock	0.048	65	600	3.5	0.40	0.14	6.2	0.20
A0964884	BR-414	109.55	111	Metasediment 2	Central Pit	Mine Rock	0.049	52	610	12	0.32	0.050	8.1	0.10
A0964883	BR-414	121.5	123	Metasediment 2	Central Pit	Mine Rock	0.16	29	510	259	0.64	0.92	2.3	0.50
A0963651	BR-415	25.3	26.8	Metasediment 2	Central Pit	Mine Rock	0.039	52	610	7.4	0.36	0.090	7.5	0.20
A0963652	BR-415	36	37.5	Metasediment 2	Central Pit	Mine Rock	0.13	28	510	7.5	0.33	0.060	3.9	<0.1
A0963653	BR-415	58	59	Metasediment 3	Central Pit	Mine Rock	0.041	21	430	14	0.26	0.080	2.2	<0.1
A0963654	BR-415	71.3	72.5	Metasediment 3	Central Pit	Mine Rock	0.13	23	860	5.0	0.29	0.060	4.7	0.10
A0963197	BR-089	42.1	43	Felsic Volcanic 1	Central Pit	Mine Rock	0.0090	9.8	440	5.0	2.1	0.040	0.20	1.3
A0963198	BR-089	52	53	Felsic Volcanic 1	Central Pit	Mine Rock	0.078	11	580	7.3	2.1	0.10	1.3	1.5
A0963199	BR-089	62	63	Felsic Volcanic 1	Central Pit	Mine Rock	0.028	12	450	6.5	1.8	0.18	0.50	1.5
A0963200	BR-089	72	73	Felsic Volcanic 1	Central Pit	Mine Rock	0.088	15	630	3.9	3.3	0.14	2.7	2.5
A0963201	BR-089	82	82.75	Felsic Volcanic 2	Central Pit	Mine Rock	0.056	15	440	7.9	2.5	0.13	1.7	1.7
A0963202	BR-089	92.55	93.5	Felsic Volcanic 1	Central Pit	Mine Rock	0.072	11	400	8.0	1.9	0.19	1.4	0.80
A0963203	BR-089	97.8	98.75	Felsic Volcanic 2	Central Pit	Mine Rock	0.052	10	530	24	1.8	0.53	1.3	0.70
A0963204	BR-089	106.25	107	Felsic Volcanic 2	Central Pit	Mine Rock	0.077	9.3	400	6.3	1.8	2.6	1.0	1.0
A0963205	BR-089	116	117	Felsic Volcanic 2	Central Pit	Mine Rock	0.041	16	540	4.9	2.1	0.59	1.2	1.3
A0963206	BR-089	132	133	Felsic Volcanic 1	Central Pit	Mine Rock	0.096	16	560	4.8	2.0	0.30	2.6	1.4
A0963207	BR-089	152	152.75	Felsic Volcanic 1	Central Pit	Mine Rock	0.060	16	580	12	1.5	0.75	1.4	0.70
A0963208	BR-089	165.5	166.5	Felsic Volcanic 1	Central Pit	Mine Rock	0.11	19	670	3.4	1.1	0.33	4.2	1.1
A0963209	BR-089	179	179.5	Felsic Volcanic 1	Central Pit	Mine Rock	0.063	13	380	370	1.2	0.25	3.2	5.4
A0963210	BR-089	191	191.5	Felsic Volcanic 1	Central Pit	Ore-Grade	0.062	16	640	19	1.9	0.14	1.9	1.3
A0963211	BR-089	211	212	Felsic Volcanic 1	Central Pit	Mine Rock	0.063	14	590	6.5	1.3	0.16	1.6	0.70
A0963212	BR-089	225.95	227	Felsic Volcanic 1	Central Pit	Ore-Grade	0.065	16	650	33	1.4	0.15	2.0	1.4
A0963213	BR-089	241	242	Felsic Volcanic 1	Central Pit	Mine Rock	0.062	12	550	6.4	1.0	0.20	1.7	0.50
A0963192	BR-089	253.4	254.4	Felsic Volcanic 1	Central Pit	Ore-Grade	0.077	12	600	29	1.8	0.070	2.1	1.1
A0963193	BR-089	267.75	268.75	Felsic Volcanic 1	Central Pit	Mine Rock	0.062	16	630	5.4	1.6	0.16	2.7	0.90

(1) Ten times average crustal abundance values presented in Price (1997).

Blue highlighting indicates samples with metal concentrations greater than the ten times crustal abundance screening value are present in the analyzed group.

Screening values are for qualitative assessment only and hold no regulatory significance.

Classification as mine rock or ore-grade materials was based on gold content.

A value of "--" indicates metal was not measured for the given sample; the variation in elements analyzed is due to measurement at two different laboratories (see text).

Table B-5 Aqua Regia Metals

Sample ID	Drillhole ID	From	To	Lithology	Area	Class	Sodium	Nickel	Phosphorus	Lead	Sulphur	Antimony	Scandium	Selenium
		m	m				%	ppm	ppm	ppm	%	ppm	ppm	ppm
10x Crustal Abundance (Price 1997) [(1)]							--	*840*	*10500*	*140*	*0.40*	*2.0*	*220*	*0.50*
A0963194	BR-089	279	280	Felsic Volcanic 1	Central Pit	Mine Rock	0.078	12	630	6.3	1.8	0.17	3.3	2.0
A0963195	BR-089	289.5	290.25	Felsic Volcanic 1	Central Pit	Mine Rock	0.055	13	520	72	1.4	0.20	1.7	1.4
A0963196	BR-089	299.5	300.5	Felsic Volcanic 1	Central Pit	Mine Rock	0.075	9.7	460	4.3	1.6	0.16	1.6	1.3
A0963957	BR-285	21	22	Felsic Volcanic 1	Central Pit	Mine Rock	0.063	13	530	2.4	<0.02	0.030	2.5	<0.1
A0963958	BR-285	28.5	29.5	Felsic Volcanic 1	Central Pit	Mine Rock	0.061	12	520	2.7	<0.02	0.040	2.0	<0.1
A0963959	BR-285	38	39	Felsic Volcanic 1	Central Pit	Mine Rock	0.053	12	520	1.3	<0.02	0.040	1.7	<0.1
A0963960	BR-285	45	46.5	Felsic Volcanic 1	Central Pit	Mine Rock	0.053	12	500	2.2	<0.02	0.040	2.0	<0.1
A0963961	BR-285	55.5	57	Felsic Volcanic 1	Central Pit	Mine Rock	0.068	13	520	3.2	0.060	0.040	1.9	<0.1
A0963962	BR-285	64	65.5	Fragmental 1	Central Pit	Mine Rock	0.063	41	620	21	0.27	0.030	5.8	0.30
A0963963	BR-285	75	76.4	Felsic Volcanic 1	Central Pit	Mine Rock	0.033	61	680	8.0	0.18	0.060	5.1	0.20
A0963964	BR-285	83.75	84.5	Fragmental 1	Central Pit	Mine Rock	0.098	18	1310	2.0	0.10	0.050	4.5	<0.1
A0963965	BR-285	99.5	100.5	Felsic Volcanic 1	Central Pit	Mine Rock	0.082	14	610	4.0	0.28	0.080	3.3	0.10
A0963966	BR-285	109.5	111	Fragmental 1	Central Pit	Mine Rock	0.093	20	1160	4.0	0.10	0.060	4.8	0.20
A0963967	BR-285	125.5	126.5	Felsic Volcanic 1	Central Pit	Mine Rock	0.017	12	830	9.2	3.4	0.15	0.50	1.2
A0963968	BR-285	152	153	Fragmental 1	Central Pit	Mine Rock	0.052	48	830	4.0	1.5	0.15	2.8	0.50
A0963571	BR-290	19.5	21	Felsic Volcanic 1	Central Pit	Mine Rock	0.074	12	560	1.7	<0.02	0.040	2.2	<0.1
A0963572	BR-290	30.45	31.5	Felsic Volcanic 1	Central Pit	Mine Rock	0.068	13	520	2.3	<0.02	0.050	2.6	<0.1
A0963573	BR-290	42.1	43.5	Felsic Volcanic 1	Central Pit	Mine Rock	0.080	16	550	2.9	<0.02	0.040	2.7	<0.1
A0963574	BR-290	52.5	54	Felsic Volcanic 1	Central Pit	Mine Rock	0.068	13	540	1.6	<0.02	0.050	2.4	0.10
A0963575	BR-290	63	64.5	Felsic Volcanic 1	Central Pit	Mine Rock	0.080	12	520	1.8	<0.02	0.040	2.9	0.10
A0963576	BR-290	75.6	76.5	Felsic Volcanic 1	Central Pit	Mine Rock	0.063	13	440	1.7	0.050	0.040	2.4	<0.1
A0963577	BR-290	87	88.5	Felsic Volcanic 1	Central Pit	Mine Rock	0.087	12	510	2.4	<0.02	0.040	3.0	<0.1
A0963578	BR-290	99	100	Felsic Volcanic 1	Central Pit	Mine Rock	0.072	13	540	1.4	<0.02	0.030	3.2	0.10
A0963579	BR-290	111	112.5	Felsic Volcanic 1	Central Pit	Mine Rock	0.076	12	530	1.9	<0.02	0.040	2.5	<0.1
A0963580	BR-290	122	123	Felsic Volcanic 1	Central Pit	Mine Rock	0.056	13	650	3.9	0.20	0.060	2.1	0.10
A0963581	BR-290	135	136.5	Fragmental 1	Central Pit	Mine Rock	0.12	20	1250	1.9	0.22	0.040	5.0	0.10
A0963582	BR-290	147	148.5	Fragmental 1	Central Pit	Mine Rock	0.12	18	1160	3.9	0.25	0.050	5.5	0.10
A0963583	BR-290	160.5	161	Fragmental 1	Central Pit	Mine Rock	0.12	11	650	1.5	0.060	0.040	1.9	<0.1
A0964824	BR-431	19.5	20.7	Felsic Volcanic 1	Central Pit	Mine Rock	0.067	14	710	5.2	2.1	0.12	1.2	1.5
A0964825	BR-431	28.6	29.5	Felsic Volcanic 2	Central Pit	Mine Rock	0.067	6.7	290	23	2.4	0.12	1.6	1.6
A0964860	BR-431	40.4	41.9	Metasediment 2	Central Pit	Mine Rock	0.091	44	580	10	1.8	0.14	12	2.4
A0964861	BR-431	54.2	55.55	Metasediment 2	Central Pit	Ore-Grade	0.10	58	780	2.7	0.32	0.050	13	0.30
A0964862	BR-431	62.5	64	Metasediment 2	Central Pit	Ore-Grade	0.077	49	670	4.3	1.2	0.12	11	1.8
A0964863	BR-431	75	76.5	Metasediment 2	Central Pit	Mine Rock	0.067	68	530	6.3	0.46	0.10	6.2	0.40
A0964864	BR-431	97	98.5	Metasediment 2	Central Pit	Mine Rock	0.061	62	450	5.8	0.26	0.080	6.7	0.20
A0964787	BR-431	110	111.5	Metasediment 2	Central Pit	Mine Rock	0.053	61	520	8.0	0.33	0.10	5.1	0.30
A0964788	BR-431	122	123.5	Metasediment 2	Central Pit	Mine Rock	0.076	53	630	16	0.76	0.12	6.3	0.20
A0964789	BR-431	138.9	140.3	Metasediment 2	Central Pit	Mine Rock	0.078	6.1	360	16	0.24	0.10	1.1	<0.1
A0963780	BR-432	26.6	27.8	Felsic Volcanic 1	Central Pit	Mine Rock	0.072	13	680	6.0	0.85	0.090	1.8	0.50
A0963781	BR-432	45	46.5	Felsic Volcanic 1	Central Pit	Mine Rock	0.087	16	700	14	1.5	0.12	2.0	0.90
A0963782	BR-432	58.6	60	Felsic Volcanic 1	Central Pit	Mine Rock	0.057	12	450	15	0.79	0.12	1.3	0.70
A0963783	BR-432	76	77	Felsic Volcanic 2	Central Pit	Mine Rock	0.065	5.7	350	3.4	1.9	0.15	1.5	1.6
A0963784	BR-432	86.7	87.7	Felsic Volcanic 2	Central Pit	Mine Rock	0.064	3.6	220	32	1.1	0.17	0.80	0.70

(1) Ten times average crustal abundance values presented in Price (1997).

Blue highlighting indicates samples with metal concentrations greater than the ten times crustal abundance screening value are present in the analyzed group.

Screening values are for qualitative assessment only and hold no regulatory significance.

Classification as mine rock or ore-grade materials was based on gold content.

A value of "--" indicates metal was not measured for the given sample; the variation in elements analyzed is due to measurement at two different laboratories (see text).

Table B-5 Aqua Regia Metals

Sample ID	Drillhole ID	From	To	Lithology	Area	Class	Sodium	Nickel	Phosphorus	Lead	Sulphur	Antimony	Scandium	Selenium
		m	m				%	ppm	ppm	ppm	%	ppm	ppm	ppm
10x Crustal Abundance (Price 1997) [(1)]							--	*840*	*10500*	*140*	*0.40*	*2.0*	*220*	*0.50*
A0963785	BR-432	98.4	99.4	Felsic Volcanic 1	Central Pit	Ore-Grade	0.087	13	660	10	2.2	0.16	1.8	1.2
A0963786	BR-432	108.4	109.7	Felsic Volcanic 1	Central Pit	Ore-Grade	0.057	19	710	11	3.0	0.20	1.3	1.9
A0963787	BR-432	123.1	124	Felsic Volcanic 2	Central Pit	Mine Rock	0.092	5.2	280	5.2	1.4	0.13	2.4	1.7
A0963788	BR-432	131.65	133	Metasediment 2	Central Pit	Ore-Grade	0.075	39	560	4.6	0.72	0.070	6.1	1.0
A0963789	BR-432	141.6	142.8	Metasediment 2	Central Pit	Mine Rock	0.055	50	640	3.3	0.61	0.050	6.2	0.40
A0963790	BR-432	150.5	152	Metasediment 2	Central Pit	Mine Rock	0.076	65	620	1.8	0.36	0.070	9.2	0.20
A0963791	BR-432	160.5	162	Metasediment 2	Central Pit	Mine Rock	0.073	57	460	3.6	1.0	0.11	12	1.4
A0963792	BR-432	170.5	172	Metasediment 2	Central Pit	Mine Rock	0.068	58	530	19	0.89	0.10	9.4	1.9
A0963793	BR-432	181	182.5	Metasediment 2	Central Pit	Mine Rock	0.057	62	400	3.2	0.26	0.13	6.6	0.20
A0963794	BR-432	191.1	192.6	Metasediment 2	Central Pit	Mine Rock	0.092	47	480	3.0	0.36	0.060	5.7	0.10
A0963795	BR-432	200	201	Metasediment 2	Central Pit	Mine Rock	0.055	59	610	6.7	1.7	0.060	6.9	0.60
A0963796	BR-433	35.3	36.3	Felsic Volcanic 1	Central Pit	Mine Rock	0.074	14	600	24	0.74	0.12	2.4	0.80
A0963797	BR-433	49.4	50.4	Felsic Volcanic 1	Central Pit	Mine Rock	0.069	20	720	11	2.0	0.15	2.9	0.60
A0963798	BR-433	68	69.5	Felsic Volcanic 1	Central Pit	Mine Rock	0.073	19	730	21	1.4	0.16	2.0	0.60
A0963799	BR-433	80	81	Felsic Volcanic 1	Central Pit	Mine Rock	0.069	14	580	15	1.3	0.13	1.2	1.0
A0963800	BR-433	81	82.1	Felsic Volcanic 1	Central Pit	Ore-Grade	0.084	12	580	17	1.0	0.12	2.5	1.2
A0964790	BR-433	110	111	Felsic Volcanic 1	Central Pit	Mine Rock	0.075	14	700	5.4	0.78	0.17	2.2	0.50
A0964791	BR-433	131.2	132.2	Felsic Volcanic 1	Central Pit	Ore-Grade	0.091	13	660	6.0	0.88	0.12	3.9	1.0
A0964792	BR-433	149.3	150.3	Felsic Volcanic 1	Central Pit	Mine Rock	0.068	40	830	3.4	1.8	0.14	3.6	1.0
A0964793	BR-433	161.8	163.3	Felsic Volcanic 1	Central Pit	Mine Rock	0.069	19	690	8.9	2.8	0.56	1.3	2.1
A0964794	BR-433	175.95	176.95	Felsic Volcanic 2	Central Pit	Ore-Grade	0.061	6.2	400	17	2.0	0.22	0.90	1.3
A0964795	BR-433	176.95	178.15	Felsic Volcanic 2	Central Pit	Mine Rock	0.092	2.4	220	25	1.5	0.16	1.1	1.4
A0964796	BR-433	186.6	187.6	Felsic Volcanic 2	Central Pit	Mine Rock	0.084	8.7	410	28	0.98	0.22	1.6	1.8
A0964797	BR-433	195.7	196.7	Metasediment 2	Central Pit	Mine Rock	0.092	60	680	3.1	1.8	0.10	10	3.4
A0964798	BR-433	205.1	206.3	Metasediment 2	Central Pit	Mine Rock	0.10	56	600	3.9	1.2	0.13	12	2.0
A0964799	BR-433	215.4	216.4	Metasediment 2	Central Pit	Mine Rock	0.087	51	540	4.0	0.34	0.12	11	0.60
A0964800	BR-433	229.4	230.9	Metasediment 2	Central Pit	Mine Rock	0.11	54	520	3.9	0.91	0.090	13	1.7
A0964801	BR-433	241	242.5	Metasediment 2	Central Pit	Mine Rock	0.088	49	470	4.5	0.31	0.040	7.6	0.10
117101	BR-005	13.55	14.05	Metasediment 2	Central Pit	Mine Rock	0.046	61	590	5.2	1.0	0.11	8.8	0.40
117102	BR-005	18	19	Metasediment 2	Central Pit	Mine Rock	0.086	56	510	4.0	0.22	0.070	7.2	0.10
117103	BR-005	28.1	28.6	Metasediment 2	Central Pit	Mine Rock	0.063	55	440	5.8	0.32	0.080	7.0	0.20
117104	BR-005	42	43	Metasediment 2	Central Pit	Mine Rock	0.062	71	470	5.7	0.36	0.090	8.3	0.20
117105	BR-005	51	52	Felsic Volcanic 1	Central Pit	Mine Rock	0.065	14	540	4.6	0.96	0.17	2.9	<0.1
117106	BR-005	62	63	Felsic Volcanic 1	Central Pit	Mine Rock	0.11	36	570	9.7	1.4	0.17	5.4	2.8
117107	BR-005	72	73	Felsic Volcanic 2	Central Pit	Mine Rock	0.097	20	650	11	1.5	0.18	4.3	2.8
117108	BR-005	79	80	Felsic Volcanic 1	Central Pit	Mine Rock	0.089	15	650	5.4	0.79	0.12	2.5	0.80
117109	BR-005	101.5	102	Felsic Volcanic 1	Central Pit	Mine Rock	0.058	19	850	3.1	2.7	0.16	3.9	1.2
117110	BR-005	106	107	Felsic Volcanic 1	Central Pit	Mine Rock	0.054	18	720	3.6	3.0	0.17	2.3	1.6
117111	BR-005	118	118.5	Felsic Volcanic 1	Central Pit	Mine Rock	0.050	12	470	20	2.2	0.25	1.6	1.8
117112	BR-005	131	131.5	Felsic Volcanic 1	Central Pit	Mine Rock	0.012	11	410	15	>10	0.10	0.40	12
117113	BR-005	138	138.5	Felsic Volcanic 1	Central Pit	Mine Rock	0.081	15	530	3.0	1.6	0.14	3.1	2.1
117114	BR-005	148	149	Felsic Volcanic 1	Central Pit	Mine Rock	0.061	13	490	3.6	2.1	0.17	2.3	1.7
117115	BR-005	160.65	161.5	Felsic Volcanic 2	Central Pit	Mine Rock	0.050	16	480	4.5	3.1	0.17	1.4	1.9

(1) Ten times average crustal abundance values presented in Price (1997).

Blue highlighting indicates samples with metal concentrations greater than the ten times crustal abundance screening value are present in the analyzed group.

Screening values are for qualitative assessment only and hold no regulatory significance.

Classification as mine rock or ore-grade materials was based on gold content.

A value of "--" indicates metal was not measured for the given sample; the variation in elements analyzed is due to measurement at two different laboratories (see text).

Table B-5 Aqua Regia Metals

Sample ID	Drillhole ID	From	To	Lithology	Area	Class	Sodium	Nickel	Phosphorus	Lead	Sulphur	Antimony	Scandium	Selenium
		m	m				%	ppm	ppm	ppm	%	ppm	ppm	ppm
10x Crustal Abundance (Price 1997) [(1)]							--	*840*	*10500*	*140*	*0.40*	*2.0*	*220*	*0.50*
117116	BR-005	171.5	172	Felsic Volcanic 1	Central Pit	Mine Rock	0.040	13	460	3.5	3.1	0.16	1.1	1.7
117117	BR-005	191.1	191.6	Felsic Volcanic 1	Central Pit	Mine Rock	0.047	11	520	2.6	1.5	0.20	0.90	0.60
117118	BR-005	202.5	203.5	Felsic Volcanic 1	Central Pit	Mine Rock	0.063	12	560	3.8	1.6	0.34	2.0	0.70
117119	BR-005	212	212.5	Felsic Volcanic 1	Central Pit	Mine Rock	0.073	13	570	9.1	3.7	0.24	2.3	2.0
117120	BR-005	223.15	223.65	Felsic Volcanic 1	Central Pit	Mine Rock	0.060	9.1	460	3.4	2.3	0.41	1.1	0.90
117121	BR-005	232	233	Felsic Volcanic 1	Central Pit	Mine Rock	0.053	14	570	4.8	2.2	0.60	2.8	1.0
117122	BR-005	239	240	Felsic Volcanic 1	Central Pit	Mine Rock	0.057	9.5	480	4.3	2.2	2.3	1.5	0.80
117123	BR-005	249	250	Felsic Volcanic 1	Central Pit	Mine Rock	0.074	16	610	3.6	1.6	0.79	2.5	1.2
117124	BR-005	260	261	Felsic Volcanic 1	Central Pit	Mine Rock	0.065	18	600	2.9	0.73	0.86	3.6	0.50
117125	BR-005	270	271	Felsic Volcanic 1	Central Pit	Mine Rock	0.067	14	580	8.9	1.8	0.39	2.4	1.1
117126	BR-005	281.5	282	Felsic Volcanic 1	Central Pit	Mine Rock	0.056	11	460	2.6	1.2	0.32	1.9	0.80
117127	BR-005	291	291.5	Felsic Volcanic 1	Central Pit	Mine Rock	0.064	13	560	5.1	1.0	0.22	2.1	0.50
117128	BR-005	302	303	Felsic Volcanic 1	Central Pit	Mine Rock	0.075	15	590	4.7	2.1	0.32	2.1	1.2
117129	BR-005	309	310	Felsic Volcanic 1	Central Pit	Mine Rock	0.059	13	550	5.0	1.9	0.30	1.6	1.2
117130	BR-005	318	318.5	Felsic Volcanic 1	Central Pit	Mine Rock	0.060	14	610	11	2.0	0.50	2.0	1.5
117131	BR-005	339	340	Felsic Volcanic 1	Central Pit	Mine Rock	0.084	16	570	4.2	1.6	0.26	3.2	1.1
117450	BR-283	45	46.5	Felsic Volcanic 1	Central Pit	Mine Rock	0.059	13	540	1.8	0.050	0.060	1.9	<0.1
117132	BR-005	355.3	356	Felsic Volcanic 1	Central Pit	Mine Rock	0.078	16	700	4.5	2.5	0.19	2.5	1.7
A0963383	BR-122	26	27	Felsic Volcanic 1	Central Pit	Mine Rock	0.056	13	550	1.6	<0.02	0.060	2.6	<0.1
A0963384	BR-122	32	33.5	Felsic Volcanic 1	Central Pit	Mine Rock	0.073	14	1030	1.2	0.050	0.060	3.5	<0.1
A0963385	BR-122	44	45.5	Felsic Volcanic 1	Central Pit	Mine Rock	0.055	16	940	1.1	0.030	0.050	3.2	<0.1
A0963386	BR-122	49.5	51	Felsic Volcanic 1	Central Pit	Mine Rock	0.071	12	540	2.3	<0.02	0.080	2.3	<0.1
A0963387	BR-122	55.5	57	Felsic Volcanic 1	Central Pit	Mine Rock	0.071	16	1020	1.1	0.030	0.040	4.7	<0.1
A0963388	BR-122	60	61.5	Felsic Volcanic 1	Central Pit	Mine Rock	0.061	13	550	1.6	<0.02	0.040	2.6	<0.1
A0963389	BR-122	66	67.5	Felsic Volcanic 1	Central Pit	Mine Rock	0.057	13	570	2.0	<0.02	0.060	2.6	<0.1
A0963390	BR-122	72	73.5	Felsic Volcanic 1	Central Pit	Mine Rock	0.063	23	570	1.9	0.020	0.050	3.1	0.10
A0963391	BR-122	81	82.5	Felsic Volcanic 1	Central Pit	Mine Rock	0.064	13	560	1.9	<0.02	0.050	2.7	<0.1
A0963392	BR-122	91	92.5	Felsic Volcanic 1	Central Pit	Mine Rock	0.066	22	580	1.5	0.020	0.070	3.1	<0.1
A0963393	BR-122	97	98.5	Felsic Volcanic 1	Central Pit	Mine Rock	0.058	11	520	1.7	<0.02	0.070	2.4	<0.1
A0963394	BR-122	103	104.5	Felsic Volcanic 1	Central Pit	Mine Rock	0.074	13	590	1.9	<0.02	0.060	2.9	<0.1
A0963395	BR-122	108.5	110	Felsic Volcanic 1	Central Pit	Mine Rock	0.075	12	500	1.7	<0.02	0.060	3.0	<0.1
A0963396	BR-122	113	114.5	Felsic Volcanic 1	Central Pit	Mine Rock	0.063	12	520	2.2	0.040	0.090	1.9	<0.1
A0963397	BR-122	119	120.5	Felsic Volcanic 1	Central Pit	Mine Rock	0.062	11	470	2.1	0.030	0.060	2.6	<0.1
A0963398	BR-122	125	126.5	Felsic Volcanic 1	Central Pit	Mine Rock	0.051	10	460	1.1	0.020	0.050	2.0	<0.1
A0963399	BR-122	131	132.5	Felsic Volcanic 1	Central Pit	Mine Rock	0.049	12	520	1.2	<0.02	0.070	2.1	<0.1
A0963400	BR-122	137	138.5	Felsic Volcanic 1	Central Pit	Mine Rock	0.053	11	490	1.8	<0.02	0.080	2.2	<0.1
A0963401	BR-122	143	144.5	Felsic Volcanic 1	Central Pit	Mine Rock	0.061	12	520	1.8	<0.02	0.060	2.7	<0.1
A0963402	BR-122	149	150.5	Felsic Volcanic 1	Central Pit	Mine Rock	0.070	12	500	2.4	<0.02	0.060	2.5	<0.1
A0963403	BR-122	157	158	Felsic Volcanic 1	Central Pit	Mine Rock	0.067	12	510	3.2	0.030	0.070	2.2	<0.1
A0963404	BR-122	162	163.5	Felsic Volcanic 1	Central Pit	Mine Rock	0.077	13	540	3.3	0.030	0.070	2.3	<0.1
A0963405	BR-122	167	168	Felsic Volcanic 1	Central Pit	Mine Rock	0.10	13	680	3.0	0.080	0.070	3.1	<0.1
A0963406	BR-122	172	173.5	Felsic Volcanic 1	Central Pit	Mine Rock	0.096	13	550	3.5	<0.02	0.060	2.7	<0.1
A0963407	BR-122	177	178	Felsic Volcanic 1	Central Pit	Mine Rock	0.085	12	550	2.6	0.040	0.070	2.4	<0.1

(1) Ten times average crustal abundance values presented in Price (1997).

Blue highlighting indicates samples with metal concentrations greater than the ten times crustal abundance screening value are present in the analyzed group.

Screening values are for qualitative assessment only and hold no regulatory significance.

Classification as mine rock or ore-grade materials was based on gold content.

A value of "--" indicates metal was not measured for the given sample; the variation in elements analyzed is due to measurement at two different laboratories (see text).

Table B-5 Aqua Regia Metals

Sample ID	Drillhole ID	From	To	Lithology	Area	Class	Sodium	Nickel	Phosphorus	Lead	Sulphur	Antimony	Scandium	Selenium
		m	m				%	ppm	ppm	ppm	%	ppm	ppm	ppm
10x Crustal Abundance (Price 1997) [(1)]							--	*840*	*10500*	*140*	*0.40*	*2.0*	*220*	*0.50*
A0963408	BR-122	183	184.5	Felsic Volcanic 1	Central Pit	Mine Rock	0.063	13	530	3.1	<0.02	0.080	2.0	<0.1
A0963409	BR-122	192.5	194	Felsic Volcanic 1	Central Pit	Mine Rock	0.067	13	530	3.4	0.070	0.080	2.6	<0.1
A0963410	BR-122	197	198	Felsic Volcanic 1	Central Pit	Mine Rock	0.083	13	510	5.2	0.080	0.080	2.9	<0.1
A0963411	BR-122	202	203	Felsic Volcanic 1	Central Pit	Mine Rock	0.075	13	540	3.1	0.030	0.070	3.0	<0.1
A0963412	BR-122	208	209.5	Felsic Volcanic 1	Central Pit	Mine Rock	0.060	12	510	2.2	0.020	0.070	2.4	<0.1
A0963413	BR-122	219	220.5	Felsic Volcanic 1	Central Pit	Mine Rock	0.066	11	590	3.3	0.25	0.11	2.0	<0.1
A0963414	BR-122	225	226.5	Felsic Volcanic 1	Central Pit	Mine Rock	0.061	12	530	3.3	0.070	0.10	2.5	<0.1
A0963415	BR-122	231	232.5	Felsic Volcanic 1	Central Pit	Mine Rock	0.067	12	530	5.0	0.18	0.12	2.7	<0.1
A0963416	BR-122	237	238.5	Felsic Volcanic 1	Central Pit	Mine Rock	0.064	12	500	3.0	0.17	0.10	2.7	<0.1
A0963417	BR-122	243.25	244.25	Felsic Volcanic 1	Central Pit	Mine Rock	0.070	11	590	4.5	1.9	0.090	1.5	0.40
A0963418	BR-122	247	248	Felsic Volcanic 1	Central Pit	Mine Rock	0.051	10	550	7.3	2.1	0.11	1.1	0.40
A0963419	BR-122	252	253	Felsic Volcanic 1	Central Pit	Mine Rock	0.058	12	660	5.2	2.6	0.20	1.5	0.70
A0963420	BR-122	257	258	Felsic Volcanic 1	Central Pit	Mine Rock	0.048	11	520	4.0	1.9	2.3	0.80	2.1
A0963421	BR-122	262	263	Felsic Volcanic 1	Central Pit	Mine Rock	0.041	11	550	3.3	2.8	0.070	0.90	1.6
A0963422	BR-122	267	268	Felsic Volcanic 1	Central Pit	Mine Rock	0.050	12	570	3.8	3.0	0.22	0.90	1.6
A0963423	BR-122	272	273	Felsic Volcanic 1	Central Pit	Mine Rock	0.064	13	660	3.8	2.9	0.12	1.7	1.7
A0963424	BR-122	281	282	Felsic Volcanic 1	Central Pit	Mine Rock	0.093	15	700	4.8	2.6	0.12	3.4	1.7
A0963425	BR-122	285	286	Felsic Volcanic 1	Central Pit	Mine Rock	0.066	15	600	3.8	2.5	0.14	2.1	1.4
A0963426	BR-122	290	291	Felsic Volcanic 1	Central Pit	Mine Rock	0.074	14	610	4.4	2.2	0.12	2.0	1.0
A0963427	BR-122	295	296	Felsic Volcanic 1	Central Pit	Mine Rock	0.063	19	780	5.6	2.2	0.14	2.8	0.90
A0963428	BR-122	300	301	Felsic Volcanic 1	Central Pit	Mine Rock	0.074	14	590	3.0	1.3	0.20	3.1	1.0
A0963429	BR-122	305	306	Felsic Volcanic 1	Central Pit	Mine Rock	0.076	15	620	5.9	1.9	0.24	2.4	1.1
A0963430	BR-122	312.5	313.5	Felsic Volcanic 1	Central Pit	Mine Rock	0.071	16	620	3.2	2.5	0.29	1.5	1.7
A0963431	BR-122	318	319	Felsic Volcanic 1	Central Pit	Mine Rock	0.077	23	660	3.3	2.3	0.66	3.7	1.4
A0963432	BR-122	323	324	Felsic Volcanic 1	Central Pit	Mine Rock	0.056	20	630	4.4	3.2	9.6	1.8	1.8
A0963433	BR-122	330	331	Felsic Volcanic 1	Central Pit	Mine Rock	0.060	17	660	4.0	3.3	1.2	2.1	2.0
A0964713	BR-160	30	30.8	Felsic Volcanic 1	Central Pit	Ore-Grade	0.063	15	510	231	2.8	0.22	2.6	4.2
A0962738	BR-160	34.4	35.2	Felsic Volcanic 1	Central Pit	Mine Rock	0.067	13	530	5.7	2.3	0.11	2.4	1.2
A0962739	BR-160	41.85	42.4	Felsic Volcanic 1	Central Pit	Mine Rock	0.041	15	560	7.8	5.3	0.12	1.4	3.9
A0962740	BR-160	45.5	46.5	Felsic Volcanic 1	Central Pit	Mine Rock	0.065	18	670	3.3	2.5	0.15	2.8	2.6
A0962741	BR-160	50.5	51.5	Felsic Volcanic 1	Central Pit	Mine Rock	0.064	17	730	4.2	2.4	0.22	2.8	2.0
A0962742	BR-160	55.5	56.5	Felsic Volcanic 1	Central Pit	Mine Rock	0.083	17	690	3.4	3.0	0.17	2.7	2.7
A0962743	BR-160	59.5	60.5	Felsic Volcanic 1	Central Pit	Mine Rock	0.065	17	670	3.2	2.4	0.20	2.3	1.8
A0962744	BR-160	64	65	Quartz Sericite Schist	Central Pit	Mine Rock	0.0090	1.3	170	3.1	1.9	0.040	0.20	0.80
A0962745	BR-160	68	69	Quartz Sericite Schist	Central Pit	Mine Rock	0.026	1.3	180	7.2	2.0	0.090	0.30	1.2
A0962746	BR-160	72	73	Felsic Volcanic 2	Central Pit	Mine Rock	0.063	1.1	170	4.4	1.8	0.17	0.90	1.4
A0962747	BR-160	77	78	Felsic Volcanic 2	Central Pit	Mine Rock	0.037	1.5	180	6.2	1.9	0.16	0.40	1.5
A0962748	BR-160	82	83	Felsic Volcanic 2	Central Pit	Mine Rock	0.050	1.2	170	12	1.9	0.15	0.50	1.8
A0962749	BR-160	87.1	88.1	Felsic Volcanic 2	Central Pit	Mine Rock	0.051	1.2	140	60	1.7	0.23	1.1	1.9
A0962750	BR-160	92.05	93	Felsic Volcanic 1	Central Pit	Mine Rock	0.062	18	630	5.8	2.6	0.35	1.3	1.3
A0962751	BR-160	97	98	Felsic Volcanic 1	Central Pit	Mine Rock	0.15	16	600	5.7	2.3	0.29	1.3	1.0
A0962752	BR-160	104.5	105.5	Felsic Volcanic 1	Central Pit	Mine Rock	0.057	12	530	67	2.0	0.24	1.4	2.0
A0962753	BR-160	109	110	Felsic Volcanic 1	Central Pit	Mine Rock	0.041	13	490	38	2.3	0.22	1.6	1.6

(1) Ten times average crustal abundance values presented in Price (1997).

Blue highlighting indicates samples with metal concentrations greater than the ten times crustal abundance screening value are present in the analyzed group.

Screening values are for qualitative assessment only and hold no regulatory significance.

Classification as mine rock or ore-grade materials was based on gold content.

A value of "--" indicates metal was not measured for the given sample; the variation in elements analyzed is due to measurement at two different laboratories (see text).

Table B-5 Aqua Regia Metals

Sample ID	Drillhole ID	From	To	Lithology	Area	Class	Sodium	Nickel	Phosphorus	Lead	Sulphur	Antimony	Scandium	Selenium
		m	m				%	ppm	ppm	ppm	%	ppm	ppm	ppm
10x Crustal Abundance (Price 1997) [(1)]							--	*840*	*10500*	*140*	*0.40*	*2.0*	*220*	*0.50*
A0962737	BR-160	112	113	Felsic Volcanic 1	Central Pit	Mine Rock	0.019	12	500	89	3.2	0.18	0.60	1.8
A0962754	BR-160	114.1	115.1	Felsic Volcanic 1	Central Pit	Mine Rock	0.081	9.5	470	337	2.2	0.25	2.2	7.7
A0962755	BR-160	119	120	Felsic Volcanic 1	Central Pit	Mine Rock	0.11	16	560	18	2.2	0.23	1.2	3.4
A0962756	BR-160	123	124	Felsic Volcanic 1	Central Pit	Mine Rock	0.12	16	890	7.1	1.5	0.17	2.3	2.3
A0962757	BR-160	130.4	130.9	Metasediment 2	Central Pit	Mine Rock	0.037	53	410	3.3	1.2	0.13	3.4	1.6
A0962758	BR-160	145.25	146	Felsic Volcanic 1	Central Pit	Ore-Grade	0.11	43	400	15	1.7	0.27	2.2	4.6
A0962759	BR-160	150	150.75	Felsic Volcanic 1	Central Pit	Mine Rock	0.070	44	410	15	2.5	1.1	9.2	19
A0962760	BR-160	155.25	156	Felsic Volcanic 1	Central Pit	Mine Rock	0.069	11	460	16	1.9	0.91	3.5	14
A0962761	BR-160	162	163.05	Felsic Volcanic 1	Central Pit	Mine Rock	0.14	12	550	63	0.69	0.51	1.9	7.6
A0962762	BR-160	169	170	Metasediment 2	Central Pit	Ore-Grade	0.059	61	420	6.7	0.66	0.17	9.7	1.3
A0962763	BR-160	185.5	187	Metasediment 2	Central Pit	Mine Rock	0.064	56	490	3.7	0.32	0.080	9.0	0.30
A0962764	BR-160	191.5	193	Metasediment 2	Central Pit	Mine Rock	0.070	36	470	7.8	0.19	0.080	4.9	0.20
A0964387	BR-193	47.5	49	Felsic Volcanic 1	Central Pit	Mine Rock	0.095	15	580	6.5	1.7	0.20	2.5	1.0
A0964388	BR-193	65.3	66.8	Felsic Volcanic 1	Central Pit	Mine Rock	0.078	16	650	9.9	1.5	0.25	2.3	1.2
A0964389	BR-193	70.9	71.5	Felsic Volcanic 1	Central Pit	Mine Rock	0.082	16	540	7.8	2.5	0.54	2.2	2.3
A0964390	BR-193	77	78.5	Felsic Volcanic 1	Central Pit	Ore-Grade	0.066	19	790	4.5	1.6	0.78	2.8	1.1
A0964391	BR-193	83.4	84.3	Felsic Volcanic 1	Central Pit	Mine Rock	0.091	21	800	3.0	2.7	0.83	4.1	1.3
A0964392	BR-193	90.6	91.2	Felsic Volcanic 1	Central Pit	Mine Rock	0.045	12	450	3.9	1.9	0.82	1.4	0.70
A0964393	BR-193	93.2	93.7	Felsic Volcanic 1	Central Pit	Mine Rock	0.059	12	360	1.9	1.6	0.54	1.4	0.70
A0964394	BR-193	97.1	98.2	Felsic Volcanic 1	Central Pit	Mine Rock	0.050	13	530	2.8	1.8	0.61	1.5	1.0
A0964395	BR-193	102	103.1	Felsic Volcanic 1	Central Pit	Mine Rock	0.088	13	520	4.2	2.3	0.70	1.7	1.4
A0964396	BR-193	108.2	109.1	Felsic Volcanic 1	Central Pit	Ore-Grade	0.051	12	460	46	1.7	0.40	1.6	2.3
A0964397	BR-193	113.5	115	Felsic Volcanic 1	Central Pit	Mine Rock	0.087	17	610	11	3.2	0.41	2.0	2.3
A0964398	BR-193	118.9	120.4	Felsic Volcanic 1	Central Pit	Mine Rock	0.067	14	640	3.0	1.7	0.52	2.1	0.90
A0964399	BR-193	122.5	123	Felsic Volcanic 1	Central Pit	Mine Rock	0.080	11	440	3.0	1.3	0.28	2.2	0.50
A0964400	BR-193	129	130.4	Felsic Volcanic 1	Central Pit	Mine Rock	0.063	17	690	4.2	2.7	0.32	2.3	1.4
A0964401	BR-193	135	136.5	Felsic Volcanic 1	Central Pit	Mine Rock	0.088	16	640	4.1	3.4	0.26	2.5	1.2
A0964402	BR-193	150	151.5	Felsic Volcanic 1	Central Pit	Mine Rock	0.073	16	540	5.8	2.5	0.18	2.4	1.6
A0964403	BR-193	155.7	157	Felsic Volcanic 1	Central Pit	Mine Rock	0.073	16	550	3.1	2.3	0.25	1.5	1.9
A0964404	BR-193	160.6	162	Felsic Volcanic 1	Central Pit	Mine Rock	0.10	16	660	3.8	2.0	0.22	2.6	1.7
A0964405	BR-193	167.5	169	Felsic Volcanic 1	Central Pit	Mine Rock	0.075	13	530	3.4	2.1	0.16	2.6	1.6
A0964406	BR-193	171.8	172.8	Felsic Volcanic 1	Central Pit	Ore-Grade	0.086	16	650	8.4	1.8	0.12	2.2	2.0
A0964407	BR-193	176	177	Felsic Volcanic 1	Central Pit	Mine Rock	0.071	13	730	8.9	3.0	0.23	2.3	1.6
A0964408	BR-193	181.5	183	Felsic Volcanic 1	Central Pit	Mine Rock	0.077	15	580	8.7	2.3	0.14	2.0	2.2
A0964409	BR-193	192	193.5	Felsic Volcanic 1	Central Pit	Mine Rock	0.034	13	490	5.0	4.8	0.090	0.90	2.9
A0964410	BR-193	198	199.5	Felsic Volcanic 1	Central Pit	Mine Rock	0.097	12	630	16	2.7	0.23	2.7	1.9
A0964411	BR-193	206	207	Felsic Volcanic 2	Central Pit	Mine Rock	0.056	1.0	180	28	1.3	0.26	0.70	1.1
A0964412	BR-193	208.8	210	Felsic Volcanic 2	Central Pit	Mine Rock	0.052	0.80	190	114	1.5	2.0	0.60	2.0
A0964413	BR-193	215	215.95	Felsic Volcanic 2	Central Pit	Mine Rock	0.080	6.0	230	42	1.9	0.26	2.1	2.6
A0964414	BR-193	230.5	231	Felsic Volcanic 1	Central Pit	Mine Rock	0.042	73	560	6.4	1.8	0.090	11	3.3
A0964415	BR-193	237.5	238.5	Metasediment 2	Central Pit	Mine Rock	0.077	41	420	2.2	1.5	0.11	9.8	2.9
A0964416	BR-193	245.7	246.7	Metasediment 2	Central Pit	Mine Rock	0.078	35	730	5.9	2.3	0.10	5.9	0.70
A0964417	BR-194	45.5	47	Felsic Volcanic 1	Central Pit	Mine Rock	0.071	17	710	16	2.2	0.12	1.4	1.9

(1) Ten times average crustal abundance values presented in Price (1997).

Blue highlighting indicates samples with metal concentrations greater than the ten times crustal abundance screening value are present in the analyzed group.

Screening values are for qualitative assessment only and hold no regulatory significance.

Classification as mine rock or ore-grade materials was based on gold content.

A value of "--" indicates metal was not measured for the given sample; the variation in elements analyzed is due to measurement at two different laboratories (see text).

Table B-5 Aqua Regia Metals

Sample ID	Drillhole ID	From	To	Lithology	Area	Class	Sodium	Nickel	Phosphorus	Lead	Sulphur	Antimony	Scandium	Selenium
		m	m				%	ppm	ppm	ppm	%	ppm	ppm	ppm
10x Crustal Abundance (Price 1997) [(1)]							--	*840*	*10500*	*140*	*0.40*	*2.0*	*220*	*0.50*
A0964418	BR-194	55.3	56.6	Felsic Volcanic 1	Central Pit	Mine Rock	0.063	19	780	4.0	1.5	0.18	1.9	1.4
A0964419	BR-194	60.3	61.5	Felsic Volcanic 1	Central Pit	Mine Rock	0.059	18	700	5.6	2.1	0.13	1.6	1.8
A0964420	BR-194	70.5	72	Felsic Volcanic 1	Central Pit	Mine Rock	0.049	17	710	5.8	2.1	0.48	2.4	2.5
A0964421	BR-194	79.5	81	Felsic Volcanic 1	Central Pit	Mine Rock	0.081	12	710	5.5	2.2	0.27	1.8	1.0
A0964422	BR-194	84	85.5	Felsic Volcanic 1	Central Pit	Mine Rock	0.054	13	650	5.2	2.5	0.29	1.0	1.1
A0964423	BR-194	90	91.5	Felsic Volcanic 1	Central Pit	Mine Rock	0.052	25	780	17	3.1	0.46	1.8	1.2
A0964424	BR-194	96	97.5	Felsic Volcanic 1	Central Pit	Mine Rock	0.093	17	710	7.5	2.3	0.32	1.5	1.4
A0964425	BR-194	102	103.5	Felsic Volcanic 1	Central Pit	Mine Rock	0.044	22	770	6.7	3.6	2.0	2.6	1.8
A0964426	BR-194	108	109.5	Felsic Volcanic 1	Central Pit	Mine Rock	0.049	15	670	4.5	2.6	0.98	1.6	1.3
A0964427	BR-194	113.5	115	Felsic Volcanic 1	Central Pit	Mine Rock	0.062	15	630	4.0	1.8	0.58	2.1	1.3
A0964428	BR-194	121.1	122.2	Felsic Volcanic 1	Central Pit	Mine Rock	0.14	18	660	8.2	2.7	0.27	2.1	1.4
A0964429	BR-194	125.2	126.1	Felsic Volcanic 1	Central Pit	Mine Rock	0.048	13	620	7.1	2.0	0.20	1.9	1.7
A0964430	BR-194	129.25	130.3	Felsic Volcanic 1	Central Pit	Ore-Grade	0.028	10	510	1821	1.3	0.90	1.8	16
A0964431	BR-194	134	135.5	Felsic Volcanic 1	Central Pit	Mine Rock	0.061	13	590	17	2.0	0.20	2.0	1.2
A0964432	BR-194	139.25	140.45	Felsic Volcanic 1	Central Pit	Mine Rock	0.089	13	570	29	1.7	0.69	2.1	1.2
A0964433	BR-194	146	147	Felsic Volcanic 1	Central Pit	Mine Rock	0.025	13	570	20	2.3	0.27	1.0	1.5
A0964434	BR-194	151	152	Felsic Volcanic 1	Central Pit	Ore-Grade	0.049	11	490	859	1.5	0.89	1.4	7.0
A0964435	BR-194	156.5	158	Felsic Volcanic 1	Central Pit	Mine Rock	0.086	12	560	7.1	1.5	0.26	2.2	0.90
A0964436	BR-194	161.7	163.1	Felsic Volcanic 1	Central Pit	Mine Rock	0.075	13	600	3.9	1.4	0.32	2.4	0.80
A0964437	BR-194	166.5	168	Felsic Volcanic 1	Central Pit	Mine Rock	0.076	13	590	5.8	1.4	0.44	1.9	0.70
A0964438	BR-194	171	172.1	Felsic Volcanic 1	Central Pit	Mine Rock	0.081	15	610	7.0	0.98	0.45	2.1	0.70
A0964439	BR-194	176.55	177.5	Felsic Volcanic 1	Central Pit	Ore-Grade	0.079	13	500	536	1.8	0.44	2.5	5.7
A0964440	BR-194	182.5	183	Felsic Volcanic 1	Central Pit	Mine Rock	0.094	17	660	3.9	1.5	1.2	2.6	0.60
A0964441	BR-194	187	188	Felsic Volcanic 1	Central Pit	Ore-Grade	0.088	28	750	4.8	1.8	1.2	3.3	1.6
A0964442	BR-194	192	193	Felsic Volcanic 1	Central Pit	Mine Rock	0.047	15	600	3.3	1.4	0.87	2.8	1.1
A0964443	BR-194	198	199	Felsic Volcanic 1	Central Pit	Ore-Grade	0.073	21	710	3.9	1.9	0.74	3.0	1.3
A0964444	BR-194	203	204	Felsic Volcanic 1	Central Pit	Mine Rock	0.069	22	740	3.3	1.7	1.8	3.7	1.1
A0964445	BR-194	208	209	Felsic Volcanic 1	Central Pit	Mine Rock	0.035	19	750	2.7	1.2	0.82	3.9	0.70
A0964446	BR-194	213	214	Felsic Volcanic 1	Central Pit	Mine Rock	0.053	20	760	2.8	1.5	0.63	3.6	0.80
A0964447	BR-194	217.7	218.4	Felsic Volcanic 1	Central Pit	Mine Rock	0.066	8.5	420	64	1.8	0.15	1.1	2.2
A0964448	BR-194	223.5	224.5	Felsic Volcanic 1	Central Pit	Mine Rock	0.039	13	610	3.0	1.2	0.28	2.2	0.60
A0964449	BR-194	229	229.9	Felsic Volcanic 1	Central Pit	Mine Rock	0.071	13	620	4.0	2.1	0.27	1.8	1.0
A0964450	BR-194	237.7	238.7	Felsic Volcanic 1	Central Pit	Mine Rock	0.046	13	620	7.2	2.3	0.48	1.5	1.1
A0964451	BR-194	242.75	243.25	Felsic Volcanic 1	Central Pit	Mine Rock	0.066	16	640	6.3	1.7	0.89	2.8	0.60
A0964452	BR-194	247	247.95	Felsic Volcanic 2	Central Pit	Mine Rock	0.051	11	530	62	2.4	0.33	1.4	1.8
A0964453	BR-194	251	252	Felsic Volcanic 2	Central Pit	Ore-Grade	0.053	15	580	17	3.8	0.31	1.2	2.0
A0964454	BR-194	256.5	258	Felsic Volcanic 1	Central Pit	Mine Rock	0.081	18	650	3.9	3.0	0.19	2.5	1.4
A0964455	BR-194	262.5	264	Felsic Volcanic 1	Central Pit	Mine Rock	0.097	17	810	3.2	2.4	0.14	3.2	1.5
A0964456	BR-194	268.5	269	Felsic Volcanic 1	Central Pit	Mine Rock	0.065	16	660	3.6	3.3	0.16	2.2	1.3
A0964457	BR-194	275.5	277	Felsic Volcanic 1	Central Pit	Mine Rock	0.093	17	860	3.7	2.4	0.29	3.2	1.6
A0964671	BR-381	8	9	Felsic Volcanic 1	Central Pit	Ore-Grade	0.0090	3.5	260	70	3.7	0.19	0.30	3.3
A0964652	BR-381	13.55	14.5	Felsic Volcanic 2	Central Pit	Mine Rock	0.14	10	720	18	1.1	0.31	2.9	2.4
A0964653	BR-381	17.8	18.5	Felsic Volcanic 2	Central Pit	Mine Rock	0.074	13	390	14	3.6	0.24	3.7	6.3

(1) Ten times average crustal abundance values presented in Price (1997).

Blue highlighting indicates samples with metal concentrations greater than the ten times crustal abundance screening value are present in the analyzed group.

Screening values are for qualitative assessment only and hold no regulatory significance.

Classification as mine rock or ore-grade materials was based on gold content.

A value of "--" indicates metal was not measured for the given sample; the variation in elements analyzed is due to measurement at two different laboratories (see text).

Table B-5 Aqua Regia Metals

Sample ID	Drillhole ID	From	To	Lithology	Area	Class	Sodium	Nickel	Phosphorus	Lead	Sulphur	Antimony	Scandium	Selenium
		m	m				%	ppm	ppm	ppm	%	ppm	ppm	ppm
10x Crustal Abundance (Price 1997) [1]							--	*840*	*10500*	*140*	*0.40*	*2.0*	*220*	*0.50*
A0964654	BR-381	22.5	23.5	Felsic Volcanic 2	Central Pit	Mine Rock	0.10	16	440	9.5	3.2	0.28	4.4	4.3
A0964655	BR-381	27.8	28.8	Felsic Volcanic 2	Central Pit	Ore-Grade	0.076	64	520	8.5	1.3	0.16	13	2.1
A0964656	BR-381	32.15	33.2	Felsic Volcanic 2	Central Pit	Mine Rock	0.067	16	970	8.0	1.2	0.24	6.3	2.3
A0964657	BR-381	42.05	43	Felsic Volcanic 1	Central Pit	Mine Rock	0.089	27	680	3.0	0.55	0.090	4.4	0.20
A0964658	BR-381	47.05	48	Metasediment 2	Central Pit	Mine Rock	0.042	63	480	4.3	0.60	0.060	8.0	0.50
A0964659	BR-381	52	53.5	Metasediment 2	Central Pit	Mine Rock	0.059	66	450	8.4	0.75	0.10	5.8	0.30
A0964660	BR-381	58	59	Felsic Volcanic 1	Central Pit	Mine Rock	0.043	17	590	12	0.62	0.18	2.2	<0.1
A0964661	BR-381	64	65.5	Metasediment 2	Central Pit	Mine Rock	0.058	60	470	3.5	0.25	0.11	6.9	0.20
A0964662	BR-381	69	70.45	Metasediment 2	Central Pit	Mine Rock	0.093	41	510	4.5	0.28	0.090	5.3	0.10
A0964663	BR-381	74.9	76	Metasediment 2	Central Pit	Mine Rock	0.033	79	590	5.1	0.33	0.25	5.6	0.20
A0964664	BR-381	80.5	81.5	Metasediment 2	Central Pit	Mine Rock	0.069	44	610	2.8	0.44	0.090	4.3	0.20
A0964665	BR-381	85	86	Metasediment 2	Central Pit	Mine Rock	0.093	35	650	11	1.8	0.10	5.7	0.10
A0964666	BR-381	90.5	92	Felsic Volcanic 1	Central Pit	Mine Rock	0.11	22	680	8.6	0.37	0.080	3.7	0.10
A0964667	BR-381	95.75	97	Felsic Volcanic 1	Central Pit	Mine Rock	0.099	18	610	18	0.45	0.10	2.9	<0.1
A0964668	BR-381	106.1	107.55	Felsic Volcanic 1	Central Pit	Mine Rock	0.13	13	480	25	0.35	0.070	1.7	0.20
A0964669	BR-381	111.1	111.6	Felsic Volcanic 1	Central Pit	Mine Rock	0.034	6.7	370	16	0.42	0.050	0.70	0.60
A0964670	BR-381	122	123	Metasediment 3	Central Pit	Mine Rock	0.071	18	630	1.9	0.23	0.050	5.5	<0.1
A0964802	BR-435	30	31	Felsic Volcanic 1	Central Pit	Mine Rock	0.040	16	590	4.0	1.9	0.20	1.6	1.7
A0964811	BR-435	35	36	Felsic Volcanic 1	Central Pit	Mine Rock	0.072	17	550	3.2	2.2	0.23	2.8	1.7
A0964803	BR-435	41	42	Felsic Volcanic 1	Central Pit	Mine Rock	0.064	15	630	4.8	2.5	0.66	1.8	1.7
A0964804	BR-435	46.6	47.3	Felsic Volcanic 1	Central Pit	Mine Rock	0.074	14	500	36	1.8	0.20	1.7	1.8
A0964805	BR-435	52	53	Felsic Volcanic 1	Central Pit	Mine Rock	0.071	8.5	360	32	1.5	0.29	1.2	1.3
A0964806	BR-435	55	56	Felsic Volcanic 1	Central Pit	Mine Rock	0.064	8.8	620	9.8	1.1	0.36	3.0	1.5
A0964807	BR-435	60	60.8	Metasediment 2	Central Pit	Mine Rock	0.079	12	550	15	1.1	0.18	2.3	1.5
A0964808	BR-435	65.75	67.25	Metasediment 2	Central Pit	Mine Rock	0.040	45	570	4.0	0.23	0.10	4.8	0.30
A0964809	BR-435	72	73.5	Metasediment 2	Central Pit	Mine Rock	0.059	64	730	11	0.70	0.070	9.5	0.60
A0964810	BR-435	84	85.5	Metasediment 2	Central Pit	Mine Rock	0.049	51	640	2.9	0.26	0.050	8.6	0.30
A0964812	BR-435	93.35	94.2	Metasediment 2	Central Pit	Mine Rock	0.087	64	300	2.4	0.91	0.15	11	1.5
A0964813	BR-435	99	100.5	Metasediment 2	Central Pit	Mine Rock	0.035	75	520	2.9	0.33	0.13	6.7	0.30
A0964814	BR-435	105	106.5	Metasediment 2	Central Pit	Mine Rock	0.068	70	490	6.0	0.43	0.10	9.7	0.90
A0964815	BR-435	111	112.5	Metasediment 2	Central Pit	Mine Rock	0.037	62	540	2.5	0.49	0.060	12	0.80
A0964816	BR-435	117.05	117.45	Metasediment 2	Central Pit	Mine Rock	0.050	45	440	10	0.17	0.090	5.5	0.10
A0964817	BR-435	122	123	Metasediment 2	Central Pit	Mine Rock	0.039	60	500	4.7	0.34	0.090	7.7	0.20
A0964818	BR-435	128.75	129.25	Metasediment 2	Central Pit	Mine Rock	0.11	25	520	2.9	0.21	0.070	4.7	0.20
A0964819	BR-435	132	133.5	Metasediment 2	Central Pit	Mine Rock	0.040	62	510	3.5	0.39	0.13	7.1	0.30
A0964820	BR-435	138	139	Metasediment 2	Central Pit	Mine Rock	0.040	73	600	3.4	0.31	0.060	7.5	0.30
A0964821	BR-435	141.6	143.1	Metasediment 2	Central Pit	Mine Rock	0.047	55	740	3.5	0.49	0.27	6.3	0.40
A0964822	BR-435	146	147.5	Metasediment 2	Central Pit	Mine Rock	0.070	34	770	3.5	1.1	0.080	5.4	0.20
A0964823	BR-435	153	154.5	Felsic Volcanic 1	Central Pit	Mine Rock	0.076	25	750	3.7	0.41	0.060	4.2	<0.1
DX758451	BR-007	32.8	33.8	Felsic Volcanic 1	Central Pit	Mine Rock	0.058	12	500	1.4	<0.02	0.070	2.5	<0.1
DX758452	BR-007	38.3	39.3	Felsic Volcanic 1	Central Pit	Mine Rock	0.056	13	520	1.4	<0.02	0.060	2.4	<0.1
DX758453	BR-034	165	165.5	Felsic Volcanic 1	Central Pit	Mine Rock	0.056	23	650	16	2.3	0.16	3.0	1.4
DX758454	BR-034	190	190.5	Felsic Volcanic 1	Central Pit	Ore-Grade	0.014	31	480	10	4.9	0.16	1.1	2.7

(1) Ten times average crustal abundance values presented in Price (1997).

Blue highlighting indicates samples with metal concentrations greater than the ten times crustal abundance screening value are present in the analyzed group.

Screening values are for qualitative assessment only and hold no regulatory significance.

Classification as mine rock or ore-grade materials was based on gold content.

A value of "--" indicates metal was not measured for the given sample; the variation in elements analyzed is due to measurement at two different laboratories (see text).

Table B-5 Aqua Regia Metals

Sample ID	Drillhole ID	From	To	Lithology	Area	Class	Sodium	Nickel	Phosphorus	Lead	Sulphur	Antimony	Scandium	Selenium
		m	m				%	ppm	ppm	ppm	%	ppm	ppm	ppm
10x Crustal Abundance (Price 1997) [(1)]							--	*840*	*10500*	*140*	*0.40*	*2.0*	*220*	*0.50*
DX758455	BR-065	199	200	Felsic Volcanic 1	Central Pit	Mine Rock	0.063	16	620	2.8	0.30	0.090	3.5	<0.1
DX758456	BR-065	210	211	Felsic Volcanic 1	Central Pit	Mine Rock	0.054	15	600	3.4	0.34	0.080	3.2	0.10
DX758457	BR-065	221.7	222.7	Felsic Volcanic 1	Central Pit	Mine Rock	0.059	15	580	5.7	0.20	0.070	2.9	<0.1
DX758458	BR-065	234.85	235.85	Felsic Volcanic 1	Central Pit	Ore-Grade	0.053	15	680	8.7	0.56	0.20	2.6	0.30
DX758459	BR-066	317.5	318.5	Felsic Volcanic 1	Central Pit	Mine Rock	0.055	19	690	9.7	0.37	0.18	2.5	<0.1
DX758460	BR-067	30	31.5	Felsic Volcanic 1	Central Pit	Mine Rock	0.056	12	520	2.3	<0.02	0.050	2.2	<0.1
DX758461	BR-067	269	270	Felsic Volcanic 1	Central Pit	Mine Rock	0.20	16	810	7.8	3.6	0.12	1.0	2.2
DX758462	BR-067	380	381	Felsic Volcanic 1	Central Pit	Mine Rock	0.044	13	550	31	0.67	0.17	2.8	1.0
DX758463	BR-068	178.85	179.5	Metasediment 2	Central Pit	Mine Rock	0.028	53	530	3.9	0.19	0.070	4.1	0.20
DX758464	BR-069	50.5	51	Felsic Volcanic 1	Central Pit	Mine Rock	0.059	11	530	4.6	0.49	0.070	2.1	<0.1
DX758465	BR-069	179.6	180.6	Felsic Volcanic 1	Central Pit	Mine Rock	0.10	18	540	3.1	0.94	0.14	2.6	<0.1
DX758466	BR-069	224.7	225.7	Felsic Volcanic 1	Central Pit	Mine Rock	0.090	13	540	4.0	1.4	0.20	2.3	<0.1
DX758467	BR-086	200.2	201.2	Felsic Volcanic 1	Central Pit	Ore-Grade	0.088	26	680	7.4	2.2	0.40	1.6	12
DX758468	BR-086	201.2	201.95	Felsic Volcanic 1	Central Pit	Ore-Grade	0.081	39	700	7.3	3.0	0.31	3.6	11
DX758469	BR-087	337	338	Felsic Volcanic 1	Central Pit	Mine Rock	0.058	7.2	310	6.6	0.71	0.23	1.0	1.7
DX758470	BR-105	157.5	158.5	Felsic Volcanic 1	Central Pit	Mine Rock	0.041	11	480	4.6	0.36	0.080	1.5	<0.1
DX758471	BR-105	312.1	312.75	Felsic Volcanic 2	Central Pit	Mine Rock	0.014	3.0	330	4.7	0.22	0.070	3.0	0.40
DX758472	BR-105	322.7	324	Felsic Volcanic 1	Central Pit	Mine Rock	0.080	19	730	3.1	0.29	0.060	3.6	0.10
DX758473	BR-106	188.65	189.65	Felsic Volcanic 1	Central Pit	Mine Rock	0.061	13	560	14	0.47	0.070	1.4	<0.1
DX758474	BR-106	235.1	236.1	Felsic Volcanic 1	Central Pit	Mine Rock	0.070	16	550	4.3	0.47	0.080	2.6	<0.1
DX758475	BR-108	264	265	Felsic Volcanic 1	Central Pit	Mine Rock	0.047	7.4	450	13	0.61	0.12	1.0	0.10
DX758401	BR-135	115	116	Felsic Volcanic 1	Central Pit	Mine Rock	0.059	13	540	5.4	0.66	0.12	2.6	0.20
DX758402	BR-135	176	177	Felsic Volcanic 1	Central Pit	Ore-Grade	0.052	16	650	20	0.56	0.12	3.2	0.50
DX758403	BR-135	177	178	Felsic Volcanic 1	Central Pit	Mine Rock	0.073	17	640	12	0.57	0.13	3.0	0.20
DX758404	BR-135	183	184	Felsic Volcanic 1	Central Pit	Mine Rock	0.045	15	580	100	1.4	0.17	1.9	0.70
DX758405	BR-135	253	254	Felsic Volcanic 1	Central Pit	Mine Rock	0.061	15	580	4.0	0.67	0.080	2.7	<0.1
DX758406	BR-135	273	274	Felsic Volcanic 1	Central Pit	Mine Rock	0.081	15	540	4.8	0.39	0.10	3.2	0.10
DX758407	BR-135	276	277	Felsic Volcanic 1	Central Pit	Ore-Grade	0.073	16	600	4.1	0.52	0.070	3.0	0.20
DX758408	BR-135	280	281	Felsic Volcanic 1	Central Pit	Mine Rock	0.080	17	580	5.6	0.67	0.10	2.8	0.20
DX758409	BR-135	292	293	Felsic Volcanic 1	Central Pit	Mine Rock	0.062	14	500	5.7	0.80	0.12	2.2	0.20
DX758410	BR-135	315	316	Felsic Volcanic 1	Central Pit	Ore-Grade	0.093	15	520	25	2.1	0.19	1.0	0.30
DX758411	BR-135	317	318	Felsic Volcanic 1	Central Pit	Ore-Grade	0.046	11	380	23	1.8	0.19	0.80	0.60
DX758412	BR-135	321.75	322.5	Felsic Volcanic 1	Central Pit	Ore-Grade	0.17	17	540	52	0.83	0.44	2.7	0.50
DX758413	BR-135	335.25	336	Felsic Volcanic 1	Central Pit	Mine Rock	0.068	14	560	2.6	0.66	0.10	3.3	1.0
DX758414	BR-136	248	249	Felsic Volcanic 1	Central Pit	Mine Rock	0.058	17	580	3.7	1.1	0.11	3.8	0.40
DX758415	BR-136	254	255	Felsic Volcanic 1	Central Pit	Ore-Grade	0.049	15	720	4.6	0.74	0.090	3.5	1.1
DX758416	BR-136	358	359	Felsic Volcanic 1	Central Pit	Mine Rock	0.090	13	530	4.2	0.43	0.14	2.3	0.20
DX758417	BR-136	366.25	367	Felsic Volcanic 1	Central Pit	Mine Rock	0.063	14	560	3.5	0.61	0.17	2.5	0.20
DX758418	BR-138	155	156	Felsic Volcanic 1	Central Pit	Mine Rock	0.057	10	480	5.3	0.37	0.070	1.8	<0.1
DX758419	BR-138	253	254	Felsic Volcanic 1	Central Pit	Mine Rock	0.056	12	880	2.2	0.49	0.090	2.4	<0.1
DX758332	BR-139	298	298.5	Felsic Volcanic 1	Central Pit	Ore-Grade	0.20	13	540	9.5	0.80	0.14	1.8	0.50
DX758420	BR-141	286	287	Felsic Volcanic 1	Central Pit	Ore-Grade	0.035	33	530	9.5	1.9	0.44	4.7	3.2
DX758221	BR-142	146.75	147.5	Felsic Volcanic 1	Central Pit	Mine Rock	0.068	21	860	5.3	2.5	0.17	3.3	2.4

(1) Ten times average crustal abundance values presented in Price (1997).

Blue highlighting indicates samples with metal concentrations greater than the ten times crustal abundance screening value are present in the analyzed group.

Screening values are for qualitative assessment only and hold no regulatory significance.

Classification as mine rock or ore-grade materials was based on gold content.

A value of "--" indicates metal was not measured for the given sample; the variation in elements analyzed is due to measurement at two different laboratories (see text).

Table B-5 Aqua Regia Metals

Sample ID	Drillhole ID	From	To	Lithology	Area	Class	Sodium	Nickel	Phosphorus	Lead	Sulphur	Antimony	Scandium	Selenium
		m	m				%	ppm	ppm	ppm	%	ppm	ppm	ppm
10x Crustal Abundance (Price 1997) [1]							--	*840*	*10500*	*140*	*0.40*	*2.0*	*220*	*0.50*
DX758222	BR-142	154.5	155.5	Felsic Volcanic 1	Central Pit	Mine Rock	0.097	17	530	5.8	3.0	0.12	2.1	3.3
DX758223	BR-142	288	289	Felsic Volcanic 2	Central Pit	Mine Rock	0.062	0.70	220	49	1.1	0.28	2.6	4.0
DX758224	BR-142	301.5	302.5	Felsic Volcanic 2	Central Pit	Mine Rock	0.065	0.60	160	12	1.2	0.11	2.9	2.7
DX758421	BR-146	65	66	Felsic Volcanic 1	Central Pit	Mine Rock	0.038	5.4	410	37	0.68	0.090	0.70	0.20
DX758422	BR-146	75	76	Felsic Volcanic 1	Central Pit	Mine Rock	0.037	17	560	123	0.80	0.080	2.5	0.40
DX758423	BR-146	86	86.6	Felsic Volcanic 1	Central Pit	Mine Rock	0.057	11	560	17	0.55	0.050	1.8	0.20
DX758424	BR-146	96	97	Felsic Volcanic 1	Central Pit	Mine Rock	0.066	12	560	45	0.66	0.070	2.7	0.20
DX758425	BR-146	104.5	105.5	Felsic Volcanic 1	Central Pit	Mine Rock	0.089	13	570	24	0.39	0.070	2.9	0.20
DX758426	BR-146	126.55	127.5	Metasediment 2	Central Pit	Mine Rock	0.019	58	680	5.9	0.59	0.11	5.5	0.30
DX758427	BR-146	136	137	Felsic Volcanic 1	Central Pit	Mine Rock	0.045	16	520	8.0	0.30	0.070	2.4	<0.1
DX758428	BR-146	144	145	Felsic Volcanic 1	Central Pit	Mine Rock	0.037	17	530	3.4	0.36	0.11	2.9	0.10
DX758429	BR-146	145	146	Felsic Volcanic 1	Central Pit	Mine Rock	0.052	17	540	3.6	0.27	0.10	3.1	<0.1
DX758430	BR-146	161.9	162.5	Metasediment 2	Central Pit	Mine Rock	0.045	32	490	2.8	0.70	0.080	6.2	0.30
DX758431	BR-146	171.3	172	Felsic Volcanic 1	Central Pit	Mine Rock	0.029	20	470	3.7	0.54	0.11	1.7	0.30
DX758432	BR-146	176.75	177.75	Felsic Volcanic 2	Central Pit	Mine Rock	0.025	0.70	150	12	1.4	0.13	0.50	<0.1
DX758433	BR-147	247	248	Felsic Volcanic 2	Central Pit	Mine Rock	0.061	0.60	150	5.9	0.95	0.16	1.3	0.20
DX758434	BR-154	130.2	131.2	Felsic Volcanic 1	Central Pit	Mine Rock	0.12	23	750	3.2	0.34	0.060	4.6	0.10
DX758216	BR-168	301	301.6	Felsic Volcanic 1	Central Pit	Ore-Grade	0.039	16	670	43	1.3	0.22	2.1	0.80
DX758435	BR-170	151.5	153	Felsic Volcanic 1	Central Pit	Mine Rock	0.098	11	620	4.4	1.7	0.12	3.4	0.40
DX758436	BR-170	200	201	Felsic Volcanic 1	Central Pit	Mine Rock	0.019	16	700	18	5.7	0.16	1.1	4.6
DX758437	BR-170	205	206	Felsic Volcanic 1	Central Pit	Mine Rock	0.046	15	560	8.1	3.5	0.11	1.0	1.6
DX758438	BR-172	98.25	99	Felsic Volcanic 1	Central Pit	Mine Rock	0.064	29	920	10	1.1	0.18	2.5	5.7
DX758209	BR-175	251.4	252.4	Felsic Volcanic 1	Central Pit	Mine Rock	0.057	14	650	44	0.61	0.14	2.0	0.70
DX758210	BR-175	271.7	272.7	Felsic Volcanic 1	Central Pit	Mine Rock	0.079	15	530	4.4	0.63	0.11	3.5	0.50
DX758211	BR-177	385	386	Felsic Volcanic 1	Central Pit	Mine Rock	0.050	17	760	9.7	6.5	0.16	1.2	4.3
DX758204	BR-192	49	50	Felsic Volcanic 1	Central Pit	Mine Rock	0.053	14	640	4.6	2.6	0.19	2.1	2.6
DX758205	BR-192	127.5	128.95	Felsic Volcanic 1	Central Pit	Mine Rock	0.076	12	700	15	2.0	0.23	2.9	1.1
DX758206	BR-192	135	135.5	Felsic Volcanic 1	Central Pit	Ore-Grade	0.078	0.90	160	834	1.3	0.86	1.5	9.9
DX758207	BR-192	196.6	198	Felsic Volcanic 1	Central Pit	Mine Rock	0.084	16	530	26	0.58	0.14	2.7	0.20
DX758208	BR-192	226	227.5	Felsic Volcanic 1	Central Pit	Mine Rock	0.064	22	620	47	0.39	0.10	2.7	0.10
DX758217	BR-201	210.8	211.4	Felsic Volcanic 2	Central Pit	Mine Rock	0.052	0.50	160	4.9	1.3	0.15	1.0	0.20
DX758218	BR-201	280.5	282	Felsic Volcanic 1	Central Pit	Mine Rock	0.074	18	690	3.9	0.89	0.19	2.6	0.20
DX758219	BR-201	282	282.7	Felsic Volcanic 1	Central Pit	Mine Rock	0.083	18	700	3.5	0.57	0.10	2.5	<0.1
DX758212	BR-202	22.05	23.45	Felsic Volcanic 1	Central Pit	Mine Rock	0.13	16	530	28	0.64	0.10	2.7	0.30
DX758213	BR-202	186	186.65	Felsic Volcanic 2	Central Pit	Mine Rock	0.064	0.40	170	5.5	1.4	0.35	1.2	0.10
DX758214	BR-202	208.5	210	Felsic Volcanic 2	Central Pit	Mine Rock	0.039	0.30	160	7.7	1.6	0.22	0.60	<0.1
DX758215	BR-203	83.2	84.2	Felsic Volcanic 1	Central Pit	Ore-Grade	0.060	15	1110	12	0.99	0.18	3.7	0.90
DX758220	BR-204	214.7	215.4	Felsic Volcanic 2	Central Pit	Ore-Grade	0.024	0.50	220	9.5	0.92	0.13	0.50	<0.1
DX758201	BR-208	43.8	44.6	Metasediment 2	Central Pit	Mine Rock	0.070	32	900	1.6	0.50	0.090	4.6	0.20
DX758202	BR-208	51.65	52.4	Felsic Volcanic 1	Central Pit	Mine Rock	0.041	9.8	730	14	0.74	0.18	2.3	0.30
DX758203	BR-208	114.25	115.25	Fragmental 1	Central Pit	Mine Rock	0.083	22	550	11	0.18	0.080	4.9	<0.1
DX758333	BR-212	149.75	150.75	Felsic Volcanic 1	Central Pit	Ore-Grade	0.058	42	490	6.6	1.2	0.090	4.4	1.9
DX758334	BR-212	193.5	195	Metasediment 2	Central Pit	Mine Rock	0.060	43	560	13	0.58	0.080	4.5	0.30

(1) Ten times average crustal abundance values presented in Price (1997).

Blue highlighting indicates samples with metal concentrations greater than the ten times crustal abundance screening value are present in the analyzed group.

Screening values are for qualitative assessment only and hold no regulatory significance.

Classification as mine rock or ore-grade materials was based on gold content.

A value of "--" indicates metal was not measured for the given sample; the variation in elements analyzed is due to measurement at two different laboratories (see text).

Table B-5 Aqua Regia Metals

Sample ID	Drillhole ID	From	To	Lithology	Area	Class	Sodium	Nickel	Phosphorus	Lead	Sulphur	Antimony	Scandium	Selenium
		m	m				%	ppm	ppm	ppm	%	ppm	ppm	ppm
10x Crustal Abundance (Price 1997) [1]							--	*840*	*10500*	*140*	*0.40*	*2.0*	*220*	*0.50*
DX758335	BR-212	214	215	Felsic Volcanic 2	Central Pit	Mine Rock	0.064	52	560	3.9	0.74	0.13	5.4	1.3
DX758225	BR-212	234	235	Felsic Volcanic 2	Central Pit	Mine Rock	0.057	0.40	160	25	0.61	0.15	0.90	0.40
DX758226	BR-212	239.75	240.4	Felsic Volcanic 2	Central Pit	Mine Rock	0.070	0.40	170	33	0.89	0.17	1.7	3.9
DX758227	BR-212	274.5	276	Metasediment 2	Central Pit	Mine Rock	0.034	46	520	2.9	0.38	0.25	3.1	0.30
DX758228	BR-212	285.7	287.1	Metasediment 3	Central Pit	Mine Rock	0.054	28	430	2.7	0.18	0.070	2.8	0.20
DX758229	BR-214	178.55	179.05	Felsic Volcanic 1	Central Pit	Ore-Grade	0.10	13	460	412	1.1	0.34	2.0	1.9
DX758230	BR-214	218.85	219.6	Felsic Volcanic 2	Central Pit	Ore-Grade	0.077	13	550	12	1.1	0.21	3.1	1.6
DX758231	BR-214	252	253.5	Felsic Volcanic 1	Central Pit	Mine Rock	0.063	10	760	3.8	0.64	0.090	2.6	0.20
DX758232	BR-214	283.2	284	Felsic Volcanic 1	Central Pit	Mine Rock	0.069	12	650	3.1	0.76	0.11	2.5	0.40
DX758233	BR-215	158.45	159.1	Felsic Volcanic 1	Central Pit	Ore-Grade	0.086	15	520	1725	1.9	2.4	2.3	4.1
DX758234	BR-215	175.5	177	Felsic Volcanic 1	Central Pit	Mine Rock	0.063	9.0	760	3.8	0.48	0.15	2.7	0.20
DX758235	BR-215	296.9	298	Metasediment 2	Central Pit	Mine Rock	0.039	58	590	4.7	0.34	0.26	8.0	0.30
DX758236	BR-217	112.5	114	Felsic Volcanic 1	Central Pit	Mine Rock	0.13	14	510	32	1.1	0.24	2.2	0.20
DX758237	BR-217	161.6	162.6	Felsic Volcanic 1	Central Pit	Mine Rock	0.045	16	530	10	1.3	0.16	2.1	1.5
DX758238	BR-217	228.7	230.15	Metasediment 2	Central Pit	Mine Rock	0.041	70	500	3.6	0.30	0.14	8.0	0.30
DX758239	BR-231	69.85	70.35	Felsic Volcanic 1	Central Pit	Ore-Grade	0.14	13	470	32	2.7	0.23	1.6	2.2
DX758240	BR-231	86.7	87.3	Felsic Volcanic 2	Central Pit	Ore-Grade	0.028	1.7	80	139	1.2	0.22	0.20	2.3
DX758241	BR-231	92.2	92.8	Felsic Volcanic 2	Central Pit	Mine Rock	0.029	2.3	110	7.0	1.5	0.20	0.50	1.0
DX758242	BR-231	148	149.5	Felsic Volcanic 1	Central Pit	Mine Rock	0.034	44	510	5.9	2.4	0.20	2.0	1.7
DX758243	BR-231	157	158	Felsic Volcanic 1	Central Pit	Mine Rock	0.041	18	460	6.2	2.2	0.13	1.6	1.4
DX758244	BR-231	181.9	182.45	Felsic Volcanic 2	Central Pit	Ore-Grade	0.056	34	340	14	1.8	0.23	1.6	3.7
DX758245	BR-234	129	130	Felsic Volcanic 2	Central Pit	Mine Rock	0.048	1.1	140	3.7	0.51	0.10	1.5	0.20
DX758246	BR-234	192.5	193.5	Felsic Volcanic 1	Central Pit	Mine Rock	0.057	0.90	140	4.5	0.66	0.17	1.0	0.20
DX758247	BR-235	31.9	33	Felsic Volcanic 1	Central Pit	Ore-Grade	0.054	16	620	166	1.1	0.30	2.4	1.7
DX758248	BR-237	211.7	213	Felsic Volcanic 2	Central Pit	Mine Rock	0.040	0.80	150	7.5	1.3	0.32	0.70	0.10
DX758249	BR-243	121.15	122.1	Metasediment 2	Central Pit	Mine Rock	0.040	44	600	2.1	0.94	0.10	6.0	0.30
DX758250	BR-243	140.8	141.35	Felsic Volcanic 1	Central Pit	Mine Rock	0.11	34	490	4.2	0.74	0.31	7.2	0.20
DX758301	BR-243	169.95	171	Felsic Volcanic 2	Central Pit	Ore-Grade	0.040	1.0	140	4.0	0.90	0.20	0.60	0.60
DX758302	BR-243	177	178.5	Felsic Volcanic 1	Central Pit	Mine Rock	0.28	17	710	3.7	0.85	0.38	4.2	0.10
DX758303	BR-243	187.35	188.35	Metasediment 2	Central Pit	Mine Rock	0.040	37	640	2.1	0.40	0.11	7.2	0.30
DX758304	BR-254	29.25	30.45	Felsic Volcanic 1	Central Pit	Ore-Grade	0.047	20	570	200	1.1	0.49	4.2	6.1
DX758305	BR-254	59.5	60	Felsic Volcanic 1	Central Pit	Mine Rock	0.057	15	600	14	0.85	0.21	1.8	0.20
DX758306	BR-254	114	114.75	Metasediment 2	Central Pit	Mine Rock	0.065	91	720	8.6	0.33	0.090	7.0	0.30
DX758307	BR-254	179.9	181.4	Metasediment 3	Central Pit	Mine Rock	0.036	20	150	1.7	0.20	0.10	1.0	0.30
DX758308	BR-281	162	162.75	Felsic Volcanic 1	Central Pit	Mine Rock	0.051	17	640	7.3	1.1	0.17	2.6	0.30
DX758309	BR-281	171	171.75	Felsic Volcanic 1	Central Pit	Ore-Grade	0.048	16	590	12	0.97	0.17	2.4	2.0
DX758310	BR-281	179	180	Felsic Volcanic 1	Central Pit	Mine Rock	0.058	15	550	12	0.39	0.090	2.3	0.20
DX758311	BR-281	188	189	Felsic Volcanic 1	Central Pit	Mine Rock	0.050	14	540	11	0.31	0.10	2.3	0.20
DX758312	BR-283	339.4	340.9	Felsic Volcanic 1	Central Pit	Mine Rock	0.033	14	660	3.2	3.3	0.16	0.80	2.0
DX758313	BR-293	33.35	33.85	Felsic Volcanic 1	Central Pit	Mine Rock	0.026	15	560	537	5.5	1.3	1.1	1.9
DX758439	BR-296	37.85	38.7	Felsic Volcanic 1	Central Pit	Ore-Grade	0.034	19	510	38	1.8	0.23	2.6	2.9
DX758440	BR-296	108	109.1	Felsic Volcanic 1	Central Pit	Mine Rock	0.11	17	580	3.9	0.42	0.070	2.6	0.20
DX758441	BR-296	133.8	135	Felsic Volcanic 1	Central Pit	Mine Rock	0.062	12	630	4.6	0.31	0.10	1.8	0.10

(1) Ten times average crustal abundance values presented in Price (1997).

Blue highlighting indicates samples with metal concentrations greater than the ten times crustal abundance screening value are present in the analyzed group.

Screening values are for qualitative assessment only and hold no regulatory significance.

Classification as mine rock or ore-grade materials was based on gold content.

A value of "--" indicates metal was not measured for the given sample; the variation in elements analyzed is due to measurement at two different laboratories (see text).

Table B-5 Aqua Regia Metals

Sample ID	Drillhole ID	From	To	Lithology	Area	Class	Sodium	Nickel	Phosphorus	Lead	Sulphur	Antimony	Scandium	Selenium
		m	m				%	ppm	ppm	ppm	%	ppm	ppm	ppm
10x Crustal Abundance (Price 1997) [(1)]							--	*840*	*10500*	*140*	*0.40*	*2.0*	*220*	*0.50*
DX758442	BR-296	148.5	150	Felsic Volcanic 1	Central Pit	Mine Rock	0.042	19	680	5.3	0.17	0.10	2.6	<0.1
DX758443	BR-296	188.4	189.85	Metasediment 3	Central Pit	Mine Rock	0.042	34	540	12	0.38	0.50	2.0	0.10
DX758444	BR-299	32.2	33.3	Felsic Volcanic 1	Central Pit	Mine Rock	0.050	12	640	3.9	1.1	0.19	1.9	0.60
DX758445	BR-299	37.25	38.25	Felsic Volcanic 1	Central Pit	Ore-Grade	0.044	38	520	9.9	1.3	0.13	3.6	1.8
DX758446	BR-299	45.25	46.25	Felsic Volcanic 1	Central Pit	Mine Rock	0.052	8.0	370	5.1	1.1	0.18	0.80	1.7
DX758447	BR-299	54.9	55.75	Metasediment 2	Central Pit	Ore-Grade	0.038	39	500	19	4.6	0.24	5.4	4.4
DX758314	BR-321	235	236	Felsic Volcanic 1	Central Pit	Mine Rock	0.061	15	510	6.3	0.46	0.15	2.2	0.30
DX758315	BR-321	271.5	272.25	Felsic Volcanic 1	Central Pit	Mine Rock	0.044	16	510	6.2	0.82	0.19	1.8	1.0
DX758316	BR-321	280.85	281.5	Felsic Volcanic 1	Central Pit	Ore-Grade	0.071	11	640	12	0.62	0.12	3.3	0.60
DX758317	BR-344	27.25	28.7	Felsic Volcanic 1	Central Pit	Ore-Grade	0.016	9.9	510	4.1	1.0	0.11	0.50	0.10
DX758318	BR-344	39.15	40.5	Felsic Volcanic 1	Central Pit	Mine Rock	0.079	29	740	4.6	0.52	0.14	2.6	0.10
DX758319	BR-344	101	102	Felsic Volcanic 1	Central Pit	Mine Rock	0.064	13	550	2.9	0.39	0.080	1.8	0.10
DX758320	BR-344	127.75	129	Felsic Volcanic 2	Central Pit	Mine Rock	0.062	0.50	140	3.9	0.34	0.59	1.3	0.40
DX758321	BR-380	25.2	26.25	Felsic Volcanic 1	Central Pit	Mine Rock	0.052	5.8	320	5.3	1.5	0.11	1.2	0.70
DX758322	BR-380	30	31	Felsic Volcanic 1	Central Pit	Mine Rock	0.085	10	440	143	2.0	0.20	2.9	2.3
DX758323	BR-380	118	119.5	Felsic Volcanic 1	Central Pit	Mine Rock	0.063	17	790	3.8	0.45	0.13	3.2	0.20
DX758324	BR-381	56.85	58	Felsic Volcanic 1	Central Pit	Mine Rock	0.054	17	550	12	0.52	0.15	2.1	<0.1
DX758448	BR-407	34.1	35.6	Fragmental 1	Central Pit	Mine Rock	0.040	22	530	3.4	0.15	0.080	4.0	<0.1
DX758449	BR-407	182.9	183.5	Felsic Volcanic 1	Central Pit	Mine Rock	0.047	10	450	1.9	0.020	0.060	1.6	<0.1
DX758450	BR-414	72	73	Felsic Volcanic 1	Central Pit	Mine Rock	0.055	19	550	9.2	0.54	0.14	3.2	0.70
DX758325	BR-428	62.7	64.2	Felsic Volcanic 1	Central Pit	Ore-Grade	0.079	17	520	4.9	0.52	0.13	2.7	0.10
DX758326	BR-428	77.7	79.2	Felsic Volcanic 1	Central Pit	Mine Rock	0.058	11	510	3.4	0.40	0.11	1.5	<0.1
DX758327	BR-461	92.7	93.7	Felsic Volcanic 2	Central Pit	Mine Rock	0.048	0.70	140	7.6	0.90	0.30	1.0	0.20
DX758328	BR-463	124.5	126	Felsic Volcanic 1	Central Pit	Mine Rock	0.029	20	690	5.3	0.38	0.090	3.5	<0.1
DX758329	BR-464	79.1	80.1	Felsic Volcanic 2	Central Pit	Mine Rock	0.053	0.80	110	4.4	0.67	0.18	0.90	<0.1
DX758330	BR-464	189.25	190.75	Felsic Volcanic 2	Central Pit	Mine Rock	0.028	2.3	310	3.5	0.23	0.16	1.8	<0.1
DX758331	BR-465	18.9	20.1	Felsic Volcanic 2	Central Pit	Mine Rock	0.067	1.8	150	7.3	1.4	0.15	1.5	<0.1

(1) Ten times average crustal abundance values presented in Price (1997).

Blue highlighting indicates samples with metal concentrations greater than the ten times crustal abundance screening value are present in the analyzed group.

Screening values are for qualitative assessment only and hold no regulatory significance.

Classification as mine rock or ore-grade materials was based on gold content.

A value of "--" indicates metal was not measured for the given sample; the variation in elements analyzed is due to measurement at two different laboratories (see text).

Table B-5 Aqua Regia Metals

Sample ID	Drillhole ID	From	To	Lithology	Area	Class	Tin	Strontium	Thorium	Titanium	Thallium	Uranium	Vanadium	Tungsten	Yttrium	Zinc	Zirconium
		m	m				ppm	ppm	ppm	%	ppm	ppm	ppm	ppm	ppm	ppm	ppm
10x Crustal Abundance (Price 1997) [(1)]							*23*	*3700*	*96*	*6.0*	*9.0*	*27*	*1200*	*13*	*330*	*700*	*1650*
DX450001	BR-018	50	51	Fragmental 1	Underground	Mine Rock	<2	32	4.5	0.16	0.29	0.84	36	0.24	6.0	63	4.3
DX450002	BR-018	102	103	Felsic Volcanic 1	Underground	Mine Rock	<2	22	5.6	0.14	0.38	1.5	29	0.47	6.0	51	4.1
DX450003	BR-018	202	203	Felsic Volcanic 1	Underground	Mine Rock	<2	17	7.2	0.17	0.35	1.8	33	0.93	7.2	81	4.2
DX450004	DHZ-018	63.5	64	Ultramafic	Underground	Mine Rock	<2	46	2.0	0.066	0.050	0.054	40	4.3	3.3	24	0.71
DX450005	BR-018	348	349	Metasediment 3	Underground	Mine Rock	<2	30	5.1	0.12	<0.02	0.64	36	0.68	7.1	64	3.2
DX450006	BR-018	400.3	401.3	Basalt	Underground	Mine Rock	<2	23	2.4	0.23	0.24	0.12	130	0.17	9.8	370	1.3
DX450007	BR-154	48	49	Felsic Volcanic 1	Central Pit	Mine Rock	<2	17	6.8	0.16	0.34	1.4	34	0.14	6.7	57	4.4
DX450008	BR-154	153.5	155	Felsic Volcanic 2	Central Pit	Mine Rock	<2	9.8	8.2	0.021	0.11	1.1	2.0	0.10	7.0	29	7.6
DX450009	BR-154	249	250.5	Felsic Volcanic 1	Central Pit	Mine Rock	<2	12	8.1	0.14	0.30	1.4	27	0.092	8.0	45	8.0
DX450010	BR-154	301.5	303	Fragmental 1	Underground	Mine Rock	<2	12	7.9	0.099	0.32	1.6	28	0.11	7.8	59	7.3
DX450011	BR-154	350	351	Fragmental 1	Underground	Mine Rock	<2	12	4.8	0.20	0.70	1.5	51	0.21	7.6	76	4.9
DX450012	BR-154	400	401	Felsic Volcanic 1	Underground	Mine Rock	<2	20	6.8	0.11	0.53	1.9	27	0.77	6.1	2500	2.8
DX450013	BR-154	457.8	458.7	Felsic Volcanic 1	Underground	Mine Rock	<2	8.5	6.5	0.065	0.21	1.6	13	0.25	3.9	34	4.5
DX450014	BR-154	508	509	Metasediment 2	Underground	Mine Rock	<2	9.8	6.1	0.14	0.22	1.4	64	0.32	7.3	70	6.4
DX450015	BR-154	547.5	549	Metasediment 2	Underground	Mine Rock	<2	7.4	5.4	0.20	0.48	1.1	72	0.18	4.7	110	4.9
DX450016	BR-154	647	648	Felsic Volcanic 2	Underground	Mine Rock	<2	8.7	9.0	0.020	0.050	1.5	1.0	0.15	7.1	38	3.2
DX450017	BR-154	717	718.5	Metasediment 3	Underground	Mine Rock	<2	7.6	6.4	0.11	0.27	0.87	23	0.22	5.0	89	5.5
DX450018	BR-154	760.6	762	Fragmental 2	Underground	Mine Rock	<2	18	7.9	0.13	0.22	0.92	32	0.33	7.0	55	5.3
DX450020	DHZ-019	49.5	51	Basalt	Underground	Mine Rock	<0.2	53	0.30	0.058	<0.02	<0.05	36	0.10	3.4	25	0.70
DX450021	DHZ-019	83.75	84.4	Argillite	Underground	Mine Rock	<2	6.8	6.8	0.10	0.13	0.39	71	0.25	3.9	520	5.3
DX450022	DHZ-019	102	103.5	Basalt	Underground	Mine Rock	0.20	28	0.30	0.050	<0.02	<0.05	43	0.090	5.2	23	0.80
DX450023	DHZ-019	148.5	150	Basalt	Underground	Mine Rock	<2	19	1.3	0.059	<0.02	0.046	47	0.045	4.6	19	0.94
DX450024	DHZ-018	99	100.5	Basalt	Underground	Mine Rock	<2	29	1.2	0.054	<0.02	0.038	56	0.095	5.2	28	0.54
DX450025	DHZ-018	151.5	153	Basalt	Underground	Mine Rock	<2	24	1.1	0.070	<0.02	0.049	68	0.074	4.3	28	0.90
DX450026	BR-096	58.5	60	Fragmental 1	Central Pit	Mine Rock	<2	19	4.9	0.12	0.22	0.97	60	0.10	6.1	69	4.8
DX450027	BR-096	185.1	186.1	Felsic Volcanic 1	Underground	Mine Rock	<2	15	7.0	0.12	0.52	1.6	21	0.14	5.6	17000	4.9
DX450028	BR-096	201	202.5	Fragmental 1	Underground	Mine Rock	<2	17	7.4	0.17	0.47	1.5	46	0.13	9.7	85	8.4
DX450029	BR-096	299	300	Felsic Volcanic 1	Underground	Mine Rock	<2	15	8.3	0.15	0.26	1.7	33	1.2	4.6	160	6.2
DX450030	BR-096	344	345	Felsic Volcanic 2	Underground	Mine Rock	<2	13	11	0.025	0.10	1.7	3.0	2.0	6.2	140	6.1
DX450031	BR-096	395.3	396	Felsic Volcanic 2	Underground	Mine Rock	<2	62	6.8	0.033	<0.02	1.0	12	23	4.1	34	3.0
DX450032	BR-096	449.9	451	Metasediment 3	Underground	Mine Rock	0.40	19	7.4	0.16	0.63	1.6	41	0.40	6.5	273	11
DX450033	BR-096	557.5	558.5	Fragmental 2	Underground	Mine Rock	<2	12	5.1	0.15	0.20	0.68	29	0.27	4.8	51	3.5
DX450034	BR-007	47	48	Felsic Volcanic 1	Central Pit	Mine Rock	0.30	19	7.6	0.14	0.30	1.5	31	0.17	6.1	49	21
DX450035	DHZ-018	182.4	182.8	Argillite	Underground	Mine Rock	<2	98	4.1	0.011	<0.02	0.26	18	0.41	7.5	20	1.1
DX450036	DHZ-018	229.4	230.25	Argillite	Underground	Mine Rock	<2	41	3.6	0.18	0.27	0.22	106	0.43	5.3	760	2.5
DX450037	BR-007	349.7	350.7	Felsic Volcanic 1	Underground	Mine Rock	<2	27	7.5	0.063	0.32	1.5	19	4.5	4.4	50	10
DX450038	BR-007	454.3	455.2	Felsic Volcanic 1	Underground	Mine Rock	<2	16	7.2	0.076	0.29	1.3	26	18	4.7	90	9.2
DX450039	BR-007	558.95	559.95	Felsic Volcanic 1	Underground	Mine Rock	<2	6.6	6.5	0.094	0.29	2.0	36	0.43	6.2	160	3.1
DX450040	BR-007	653.4	654.9	Metasediment 3	Underground	Mine Rock	<2	10	6.0	0.077	0.33	1.2	12	0.18	4.9	150	2.8
DX450041	BR-007	749.1	749.6	Fragmental 2	Underground	Mine Rock	<2	4.8	7.7	0.0057	<0.02	0.73	2.0	0.15	3.6	120	2.8
DX450042	DHZ-049	10.3	10.8	Argillite	Underground	Mine Rock	<2	21	5.9	0.032	0.060	0.54	30	7.0	4.9	220	6.4
DX450043	BR-460	40	41	Felsic Volcanic 1	Central Pit	Mine Rock	<2	8.9	7.4	0.047	0.51	1.1	21	0.30	4.5	80	11
DX450044	DHZ-049	133.2	134.15	Ultramafic	Underground	Mine Rock	<2	132	4.1	0.12	0.30	0.36	55	0.15	3.6	110	4.2

(1) Ten times average crustal abundance values presented in Price (1997).

Blue highlighting indicates samples with metal concentrations greater than the ten times crustal abundance screening value are present in the analyzed group.

Screening values are for qualitative assessment only and hold no regulatory significance.

Classification as mine rock or ore-grade materials was based on gold content.

A value of "--" indicates metal was not measured for the given sample; the variation in elements analyzed is due to measurement at two different laboratories (see text).

Table B-5 Aqua Regia Metals

Sample ID	Drillhole ID	From	To	Lithology	Area	Class	Tin	Strontium	Thorium	Titanium	Thallium	Uranium	Vanadium	Tungsten	Yttrium	Zinc	Zirconium
		m	m				ppm	ppm	ppm	%	ppm	ppm	ppm	ppm	ppm	ppm	ppm
10x Crustal Abundance (Price 1997) [1]							*23*	*3700*	*96*	*6.0*	*9.0*	*27*	*1200*	*13*	*330*	*700*	*1650*
DX450045	DHZ-049	151	151.5	Basalt	Underground	Mine Rock	<2	43	1.7	0.056	<0.02	0.046	23	0.14	1.9	19	0.73
DX450046	DHZ-049	196.5	197.9	Basalt	Underground	Mine Rock	<2	72	1.4	0.070	0.040	0.045	31	2.2	3.0	24	2.6
DX450047	DHZ-049	250.5	252	Basalt	Underground	Mine Rock	<2	32	1.1	0.043	<0.02	0.044	23	0.096	1.9	20	0.42
DX450048	BR-094	380	381	Felsic Volcanic 2	Underground	Mine Rock	<2	26	8.4	0.033	0.060	1.4	10	0.66	5.3	28	3.8
DX450049	BR-094	402	403	Felsic Volcanic 2	Underground	Mine Rock	<2	35	8.5	0.031	0.050	1.3	8.0	1.5	3.5	72	4.0
DX450050	BR-094	494.2	495	Felsic Volcanic 2	Underground	Ore-Grade	<2	241	7.0	0.067	0.20	0.74	66	47	7.3	33	5.4
DX450051	BR-101	121.3	122.3	Felsic Volcanic 1	Central Pit	Mine Rock	<2	19	8.9	0.039	0.31	1.8	8.0	1.2	5.9	7300	4.5
DX450052	BR-101	128.85	129.85	Felsic Volcanic 1	Central Pit	Mine Rock	<2	24	40	0.028	0.23	1.6	8.5	0.38	5.1	6200	4.2
DX450053	DL-043	51	52.5	Basalt	Underground	Mine Rock	<2	51	6.3	0.056	<0.02	0.056	40	3.8	6.3	21	1.1
DX450054	DL-043	103.5	105	Basalt	Underground	Mine Rock	<2	97	4.9	0.048	<0.02	0.10	26	0.48	3.9	27	0.74
DX450055	DL-043	150	151.5	Basalt	Underground	Mine Rock	<2	25	2.4	0.050	0.041	0.033	26	1.6	3.2	9.2	0.43
DX450056	DL-043	199.5	201	Basalt	Underground	Mine Rock	<2	23	1.9	0.046	0.027	0.035	17	0.19	1.9	14	0.88
DX450057	DL-043	261.15	262	Ultramafic	Underground	Mine Rock	<2	270	21	0.17	0.51	0.88	73	5.7	3.7	50	5.2
DX450058	DL-043	300	301.5	Basalt	Underground	Mine Rock	<2	15	2.1	0.043	<0.02	0.028	25	0.18	3.4	15	0.43
DX450059	DL-043	349.5	351	Basalt	Underground	Mine Rock	<2	19	1.9	0.045	<0.02	0.034	50	0.057	3.7	14	0.39
DX450060	DL-043	400.5	402	Basalt	Underground	Mine Rock	4.0	23	1.4	0.044	<0.02	0.026	27	0.29	3.7	11	0.42
DX450061	DL-048	40.5	42	Basalt	Underground	Mine Rock	<2	24	4.1	0.15	0.052	0.055	150	0.18	7.0	35	1.3
DX450062	DL-048	85.5	87	Basalt	Underground	Mine Rock	<2	48	2.8	0.042	<0.02	0.047	47	3.2	5.9	26	0.59
DX450063	DL-048	133.9	134.4	Argillite	Underground	Mine Rock	<2	25	24	0.057	0.17	0.52	89	1.6	4.2	320	3.7
DX450064	DL-048	186.5	187.5	Basalt	Underground	Mine Rock	<2	22	3.4	0.056	<0.02	0.043	42	0.23	6.2	15	1.0
DX450065	DL-048	236.5	237	Basalt	Underground	Mine Rock	<0.2	41	0.30	0.059	<0.02	<0.05	61	0.13	4.6	28	0.70
DX450066	DL-048	283.5	285	Basalt	Underground	Mine Rock	<2	15	1.4	0.042	<0.02	0.025	39	1.4	3.6	16	0.37
DX450067	DL-048	334.5	336	Basalt	Underground	Mine Rock	<2	23	1.1	0.036	<0.02	0.024	26	0.044	3.4	12	0.27
DX450068	BR-460	80.05	81	Felsic Volcanic 1	Central Pit	Mine Rock	<2	12	25	0.0049	0.097	1.3	5.0	0.28	4.4	14	7.5
DX450069	DL-048	436.5	438	Basalt	Underground	Mine Rock	<2	12	2.4	0.044	<0.02	0.027	24	0.17	2.5	10	0.59
DX450070	DL-048	537	538.5	Basalt	Underground	Mine Rock	<2	51	1.7	0.037	<0.02	0.028	26	0.39	3.6	14	0.44
DX450071	BR-037	443.35	444.35	Felsic Volcanic 1	Underground	Mine Rock	<2	36	29	0.051	0.13	2.3	13	19	8.1	57	1.2
DX450072	BR-037	445.45	446.1	Felsic Volcanic 1	Underground	Mine Rock	<2	40	32	0.043	0.067	1.4	8.1	11	5.2	26	1.1
DX450073	BR-159	13.5	15	Metasediment 1	Central Pit	Mine Rock	<2	8.9	36	0.16	0.49	1.4	69	0.32	5.1	66	5.5
DX450074	BR-159	39	39.9	Metasediment 1	Central Pit	Mine Rock	<2	23	37	0.17	0.49	1.1	68	0.18	7.5	80	9.0
DX450075	BR-159	480.7	481.4	Felsic Volcanic 1	Underground	Mine Rock	<2	12	45	0.092	0.62	1.3	18	1.1	5.7	15000	6.1
DX450076	BR-159	483.8	484.8	Felsic Volcanic 1	Underground	Mine Rock	<2	6.5	75	0.050	0.49	1.9	8.2	0.39	9.4	34000	13
DX450077	DL-075	199.8	200.8	Basalt	Underground	Mine Rock	<2	21	7.8	0.13	0.050	0.069	85	0.20	6.8	110	2.1
DX450079	BR-039	29.5	30.5	Felsic Volcanic 1	Central Pit	Mine Rock	<2	20	33	0.16	0.31	0.99	28	660	3.4	69	8.2
DX450080	BR-039	60	61	Metasediment 2	Central Pit	Mine Rock	<2	18	21	0.19	0.50	0.92	82	0.53	3.6	44	8.9
DX450081	DL-075	304.9	305.8	Basalt	Underground	Mine Rock	<2	33	6.2	0.15	0.11	0.051	95	3.0	6.6	37	2.2
DX450082	BR-039	146.5	147.5	Felsic Volcanic 2	Central Pit	Mine Rock	<2	12	41	0.019	0.067	1.2	2.4	2.5	7.3	50	5.0
DX450083	BR-039	200	201	Felsic Volcanic 2	Central Pit	Mine Rock	<2	15	43	0.022	0.11	1.4	<1	0.58	8.7	48	11
DX450084	BR-039	306	307	Metasediment 3	Underground	Mine Rock	<2	35	22	0.029	0.12	0.48	22	0.38	5.0	25	14
DX450085	BR-039	357	358	Fragmental 2	Central Pit	Mine Rock	<2	76	42	0.22	0.25	0.90	53	2.5	8.1	49	25
DX450086	BR-039	391	392	Basalt	Central Pit	Mine Rock	<2	15	8.6	0.13	0.072	0.075	100	1.6	8.3	45	4.7
DX450087	BR-039	452.5	454	Basalt	Central Pit	Mine Rock	<2	44	5.5	0.086	<0.02	0.050	72	0.90	6.8	27	2.8
DX450088	BR-135	76	77	Felsic Volcanic 1	Central Pit	Mine Rock	<2	19	43	0.069	0.29	1.4	25	0.22	6.7	51	18

(1) Ten times average crustal abundance values presented in Price (1997).

Blue highlighting indicates samples with metal concentrations greater than the ten times crustal abundance screening value are present in the analyzed group.

Screening values are for qualitative assessment only and hold no regulatory significance.

Classification as mine rock or ore-grade materials was based on gold content.

A value of "--" indicates metal was not measured for the given sample; the variation in elements analyzed is due to measurement at two different laboratories (see text).

Table B-5 Aqua Regia Metals

Sample ID	Drillhole ID	From	To	Lithology	Area	Class	Tin	Strontium	Thorium	Titanium	Thallium	Uranium	Vanadium	Tungsten	Yttrium	Zinc	Zirconium
		m	m				ppm	ppm	ppm	%	ppm	ppm	ppm	ppm	ppm	ppm	ppm
10x Crustal Abundance (Price 1997) [(1)]							*23*	*3700*	*96*	*6.0*	*9.0*	*27*	*1200*	*13*	*330*	*700*	*1650*
DX450089	BR-135	157	158	Felsic Volcanic 1	Central Pit	Mine Rock	<2	19	39	0.21	0.54	1.5	42	0.86	7.9	74	11
DX450090	BR-135	217	218	Felsic Volcanic 1	Central Pit	Mine Rock	<2	13	35	0.085	0.44	1.2	19	0.67	4.3	5800	9.2
DX450091	BR-135	300	301	Felsic Volcanic 1	Central Pit	Mine Rock	<2	8.3	21	0.11	0.23	1.7	32	2.0	7.5	48	6.5
DX450092	BR-135	358.5	360	Metasediment 2	Central Pit	Mine Rock	<2	22	25	0.091	0.26	0.83	74	0.22	5.2	52	6.3
DX450093	BR-135	407.5	408.5	Metasediment 2	Underground	Mine Rock	<2	4.7	19	0.23	0.66	0.69	80	0.41	3.1	29	9.7
DX450094	BR-135	507	508	Felsic Volcanic 2	Underground	Mine Rock	<2	14	40	0.11	0.27	1.2	9.8	0.94	11	52	9.1
DX450095	BR-135	607.9	609	Fragmental 2	Underground	Mine Rock	<2	17	30	0.089	0.17	0.64	21	0.20	5.5	52	6.2
DX450096	BR-133	84	84.9	Felsic Volcanic 1	Central Pit	Ore-Grade	<2	14	65	0.039	0.49	1.9	5.4	0.33	8.4	23000	15
DX450097	BR-133	336.75	337.25	Felsic Volcanic 1	Central Pit	Mine Rock	<2	1000	21	0.073	0.16	0.68	19	12	4.1	1700	6.1
DX450098	DC-13-07	32.5	33.3	Felsic Volcanic 1	Central Pit	Mine Rock	<2	24	38	0.20	0.45	1.4	37	0.61	7.2	69	11
DX450099	DC-13-07	51	52	Felsic Volcanic 2	Central Pit	Mine Rock	<2	6.3	40	0.0076	0.15	1.5	3.7	0.19	8.1	32	6.5
DX450100	DC-13-07	70	71	Metasediment 2	Central Pit	Mine Rock	<2	3.5	31	0.24	0.69	0.75	70	0.40	2.5	13	14
DX450101	DC-13-07	140	140.9	Metasediment 3	Central Pit	Mine Rock	<2	6.0	31	0.16	0.21	0.62	51	0.23	4.5	61	19
DX450102	DC-13-07	162	163	Metasediment 3	Central Pit	Mine Rock	<2	16	2.2	0.046	0.033	0.26	18	0.040	4.2	9.7	0.68
DX450103	DC-13-07	197	198	Fragmental 2	Central Pit	Mine Rock	0.30	15	8.4	0.072	0.12	1.1	14	0.10	4.7	40	34
DX450104	BR-023	308	309	Metasediment 2	Underground	Mine Rock	<2	11	4.9	0.15	0.34	0.74	73	0.23	4.8	74	1.2
DX450105	BR-023	428	429	Felsic Volcanic 2	Underground	Mine Rock	<2	4.1	8.2	0.0057	0.030	2.5	1.0	0.046	9.6	44	0.67
DX450106	BR-023	445	445.9	Felsic Volcanic 1	Underground	Mine Rock	<2	30	7.8	0.13	0.21	1.4	44	0.13	7.2	65	0.97
DX450107	BR-023	548	549	Fragmental 2	Underground	Mine Rock	0.20	17	8.6	0.039	0.090	0.99	5.0	0.090	4.1	39	38
DX450108	BR-079	51	52	Felsic Volcanic 1	Central Pit	Mine Rock	<2	36	6.8	0.11	0.21	0.91	31	5.0	5.8	61	1.8
DX450109	BR-079	105	105.9	Felsic Volcanic 2	Underground	Mine Rock	<2	10	8.5	0.029	0.11	1.0	4.3	1.5	5.4	33	1.4
DX450110	BR-079	159	160	Metasediment 3	Underground	Mine Rock	<2	10	6.6	0.077	0.25	1.1	13	0.24	3.3	44	1.3
DX450111	BR-079	253	254	Felsic Volcanic 1	Central Pit	Mine Rock	<2	41	2.7	0.30	0.37	0.51	110	0.16	10	78	0.95
DX450112	BR-079	302	303	Fragmental 2	Central Pit	Mine Rock	<0.2	11	6.3	0.080	0.090	0.79	23	0.080	6.9	27	33
DX450113	BR-079	357	358.5	Basalt	Central Pit	Mine Rock	<2	77	2.6	0.043	<0.02	0.088	51	0.54	4.0	25	0.34
DX450114	BR-083	46.5	47.5	Felsic Volcanic 1	Underground	Mine Rock	<2	20	5.8	0.25	0.43	1.3	65	0.31	6.3	74	1.4
DX450115	BR-083	106.5	108	Felsic Volcanic 1	Underground	Mine Rock	<2	13	6.5	0.17	0.28	1.6	35	0.96	6.5	69	2.1
DX450116	BR-083	207.25	207.75	Felsic Volcanic 2	Underground	Mine Rock	<2	9.1	6.3	0.036	0.094	0.88	3.8	0.44	2.9	63	1.9
DX450117	BR-083	245.25	246.25	Felsic Volcanic 2	Underground	Mine Rock	<2	43	7.6	0.020	0.029	1.1	7.1	13	3.5	23	1.5
DX450118	BR-083	297.5	298.5	Felsic Volcanic 2	Underground	Mine Rock	<2	16	8.8	0.038	0.088	0.97	4.3	3.9	6.3	52	2.1
DX450119	DHZ-021	167	168	Argillite	Underground	Mine Rock	<2	16	9.5	0.12	0.28	0.29	59	0.41	3.8	2000	2.2
DX450120	DHZ-021	198	199.5	Basalt	Underground	Mine Rock	<2	40	2.6	0.036	<0.02	0.023	35	0.20	5.9	22	0.60
DX450121	DL_2005_13	50	51.5	Basalt	Underground	Mine Rock	0.20	17	0.60	0.12	0.030	0.11	79	0.090	6.5	30	1.8
DX450122	DL_2005_13	100	101.5	Basalt	Underground	Mine Rock	<2	32	1.8	0.12	0.046	0.056	97	0.14	6.2	51	0.53
DX450123	DL_2005_13	148.6	150	Basalt	Underground	Mine Rock	<2	12	1.6	0.064	<0.02	0.034	51	0.14	5.9	39	0.42
DX450124	DL_2005_13	200.5	202	Basalt	Underground	Mine Rock	<0.2	19	0.30	0.11	0.070	<0.05	49	1.6	4.9	12	1.7
DX450125	BR-444	48.75	49.5	Felsic Volcanic 2	Underground	Mine Rock	<2	26	2.5	0.22	0.23	0.17	61	4.9	3.0	49	1.4
DX450126	BR-444	108	108.85	Fragmental 2	Underground	Mine Rock	0.40	8.2	6.4	0.12	0.15	0.76	20	0.14	4.5	44	33
DX450127	BR-444	141	142.5	Basalt	Underground	Mine Rock	<2	21	3.2	0.14	0.092	0.079	80	4.7	6.4	940	0.85
DX450128	BR-444	195.5	197	Basalt	Underground	Mine Rock	<2	12	2.0	0.096	0.022	0.16	99	3.4	5.4	92	0.57
DX450129	BR-208	220.5	221	Felsic Volcanic 2	Underground	Mine Rock	0.30	837	5.8	0.050	0.050	0.83	21	0.65	9.9	20	27
DX450130	BR-275	479	480	Felsic Volcanic 2	Underground	Ore-Grade	<2	58	6.3	0.079	0.097	1.4	32	23	6.2	65	1.2
DX450131	BR-294	198.25	198.75	Calcite Vein	Central Pit	Mine Rock	<2	980	2.5	0.028	0.28	0.74	9.2	5.6	7.1	1400	0.44

(1) Ten times average crustal abundance values presented in Price (1997).

Blue highlighting indicates samples with metal concentrations greater than the ten times crustal abundance screening value are present in the analyzed group.

Screening values are for qualitative assessment only and hold no regulatory significance.

Classification as mine rock or ore-grade materials was based on gold content.

A value of "--" indicates metal was not measured for the given sample; the variation in elements analyzed is due to measurement at two different laboratories (see text).

Table B-5 Aqua Regia Metals

Sample ID	Drillhole ID	From	To	Lithology	Area	Class	Tin	Strontium	Thorium	Titanium	Thallium	Uranium	Vanadium	Tungsten	Yttrium	Zinc	Zirconium
		m	m				ppm	ppm	ppm	%	ppm	ppm	ppm	ppm	ppm	ppm	ppm
10x Crustal Abundance (Price 1997) [(1)]							*23*	*3700*	*96*	*6.0*	*9.0*	*27*	*1200*	*13*	*330*	*700*	*1650*
DX450132	BR-460	202	202.7	Felsic Volcanic 1	Central Pit	Mine Rock	<2	19	1.8	0.0070	0.073	0.22	3.5	0.40	1.9	170	0.33
DX450133	BR-438	84.5	85	Felsic Volcanic 1	Central Pit	Ore-Grade	<2	6.5	5.7	0.013	0.19	0.94	2.5	0.62	4.8	1400	1.8
DX450134	BR-375	88.1	88.85	Metasediment 2	Viggo Pit	Mine Rock	<2	22	6.6	0.061	0.34	0.80	51	0.17	6.9	66	1.2
DX450135	BR-317	58	59	Felsic Volcanic 1	Central Pit	Mine Rock	<0.2	11	5.9	0.086	0.29	1.3	10	0.11	1.7	154	19
DX450136	BR-317	102	103.5	Felsic Volcanic 1	Central Pit	Mine Rock	<2	14	6.5	0.16	0.24	1.4	29	0.39	5.8	72	2.0
DX450137	BR-317	118.5	120	Felsic Volcanic 1	Central Pit	Mine Rock	<2	14	7.3	0.19	0.29	1.3	34	0.31	4.8	63	2.1
DX450138	BR-317	276	277.5	Fragmental 2	Underground	Mine Rock	<0.2	5.5	7.8	0.032	0.030	0.84	4.0	0.090	3.6	22	37
DX450139	BR-192	68.6	69.1	Felsic Volcanic 1	Central Pit	Ore-Grade	<2	720	3.7	0.023	0.038	0.35	6.4	530	2.3	4400	0.83
DX450140	BR-344	110.4	111.6	Felsic Volcanic 2	Central Pit	Mine Rock	<2	8.2	7.7	0.0060	0.036	1.6	1.0	16	10	68	0.79
DX450141	BR-347	52	53	Felsic Volcanic 1	Central Pit	Mine Rock	<2	12	7.8	0.13	0.33	1.3	24	9.1	4.9	61	1.5
DX450142	BR-347	111.3	112.4	Felsic Volcanic 2	Central Pit	Ore-Grade	<2	11	7.6	0.018	<0.02	0.76	3.8	2.4	5.5	33	1.6
DX450143	BR-347	153	153.9	Metasediment 2	Underground	Mine Rock	<2	5.7	6.2	0.30	0.56	0.59	140	3.0	3.0	120	1.9
DX450144	BR-347	216	217.25	Metasediment 3	Underground	Mine Rock	0.40	7.5	3.5	0.045	0.15	0.55	21	0.17	4.0	59	33
DX450145	BR-347	247.5	249	Fragmental 2	Underground	Mine Rock	<2	16	7.1	0.083	0.16	0.79	8.9	1.4	4.8	43	2.3
DX450146	BR-347	311	312	Basalt	Underground	Mine Rock	0.40	19	0.60	0.083	<0.02	0.10	24	0.33	2.9	15	1.3
DX450147	DL-075	52.1	53.5	Basalt	Underground	Mine Rock	<2	13	2.5	0.13	0.11	0.10	81	0.64	5.0	66	0.70
DX450148	DL-075	100	100.8	Basalt	Underground	Mine Rock	0.20	14	3.2	0.098	0.13	0.50	39	0.070	3.4	29	16
DX450149	DL-075	150.5	151.5	Basalt	Underground	Mine Rock	<2	14	2.1	0.072	<0.02	0.077	57	1.1	4.9	35	0.73
DX450150	DL-075	243.7	245.2	Basalt	Underground	Mine Rock	0.20	26	0.50	0.10	<0.02	0.090	77	0.11	6.7	33	1.2
DX450151	BR-293	46.3	47	Felsic Volcanic 1	Central Pit	Mine Rock	<2	6.0	4.0	0.092	0.76	1.1	19	0.43	3.5	10000	0.80
DX450152	BR-293	105.2	106.4	Metasediment 2	Central Pit	Mine Rock	<2	13	3.1	0.13	1.0	1.2	61	0.11	5.4	330	1.6
DX450153	BR-293	137.5	139	Metasediment 2	Central Pit	Mine Rock	<2	6.5	2.9	0.032	0.59	0.68	22	0.056	2.7	73	2.7
DX450154	BR-293	147	148	Metasediment 2	Central Pit	Mine Rock	<2	6.3	2.4	0.057	0.54	0.87	28	0.056	2.9	150	2.5
DX450155	BR-293	223.5	225	Felsic Volcanic 1	Central Pit	Mine Rock	<2	21	6.2	0.11	0.39	1.6	30	2.8	5.1	670	2.6
DX450156	BR-293	272.35	273	Felsic Volcanic 2	Central Pit	Ore-Grade	<2	18	8.2	0.030	0.13	1.8	10	3.0	5.6	15000	1.6
DX450157	BR-293	359	360.2	Metasediment 2	Underground	Mine Rock	<2	6.6	6.9	0.13	0.30	1.0	70	0.28	7.3	95	2.4
DX450158	BR-244	32.05	32.75	Felsic Volcanic 1	Central Pit	Ore-Grade	<2	28	6.4	0.084	0.27	0.74	58	0.43	4.3	92	1.6
DX450159	BR-244	105.6	106.5	Felsic Volcanic 2	Central Pit	Mine Rock	<2	8.0	8.2	0.018	0.12	1.5	6.1	0.23	7.2	19	2.3
DX450160	BR-244	142.5	144	Metasediment 2	Central Pit	Mine Rock	<2	4.2	7.7	0.23	0.55	0.98	69	0.52	5.0	32	4.3
DX450161	BR-244	204.9	206	Metasediment 3	Underground	Mine Rock	0.50	6.2	5.2	0.12	0.17	0.92	53	0.19	5.3	67	38
DX450162	BR-244	219.8	220.6	Metasediment 3	Underground	Mine Rock	<2	11	5.1	0.058	0.11	0.59	25	0.15	5.0	47	4.2
DX450163	BR-244	255	256.5	Fragmental 2	Underground	Mine Rock	<2	13	7.5	0.063	0.13	0.95	6.8	0.15	5.0	55	4.0
DX450164	BR-244	300	301.5	Basalt	Underground	Mine Rock	<2	28	3.5	0.22	0.14	0.058	180	0.59	10	60	0.97
DX450165	BR-189	245.25	245.75	Felsic Volanic 2	Central Pit	Mine Rock	<2	9.3	9.1	0.081	0.23	1.4	9.2	0.34	12	68	4.9
DX450166	BR-378	160.2	161.3	Felsic Volcanic 1	Viggo Pit	Mine Rock	<2	42	7.9	0.14	0.47	1.6	32	0.24	12	59	2.6
DX450167	BR-193	46	47.5	Felsic Volcanic 1	Central Pit	Mine Rock	<2	8.9	7.6	0.089	0.17	1.0	30	4.5	5.4	300	5.8
DX450168	BR-193	104.4	105.4	Felsic Volcanic 1	Central Pit	Mine Rock	<2	12	3.8	0.10	0.19	1.1	35	2.4	3.9	64	2.4
DX450169	BR-193	145.1	146.1	Felsic Volcanic 1	Central Pit	Mine Rock	<2	40	5.2	0.063	0.29	1.1	19	7.8	3.7	480	2.6
DX450170	BR-193	210	211	Felsic Volcanic 2	Central Pit	Ore-Grade	<2	9.1	8.7	0.0085	0.090	1.2	2.7	2.0	5.1	2000	3.6
DX450171	BR-193	258.3	259.3	Metasediment 2	Underground	Mine Rock	<2	8.6	7.3	0.25	0.52	1.0	140	2.1	9.1	87	3.9
DX450172	BR-193	357	358.5	Metasediment 3	Underground	Mine Rock	0.50	8.5	4.4	0.11	0.17	0.67	50	0.25	5.9	49	30
DX450173	BR-193	393.5	394	Fragmental 2	Underground	Ore-Grade	<2	8.2	5.2	0.090	0.093	0.56	20	0.16	4.4	43	2.8
DX450174	BR-193	457	458.4	Felsic Volcanic 1	Underground	Mine Rock	<2	39	3.1	0.044	0.032	0.16	33	5.7	4.7	35	1.6

(1) Ten times average crustal abundance values presented in Price (1997).

Blue highlighting indicates samples with metal concentrations greater than the ten times crustal abundance screening value are present in the analyzed group.

Screening values are for qualitative assessment only and hold no regulatory significance.

Classification as mine rock or ore-grade materials was based on gold content.

A value of "--" indicates metal was not measured for the given sample; the variation in elements analyzed is due to measurement at two different laboratories (see text).

Table B-5 Aqua Regia Metals

Sample ID	Drillhole ID	From	To	Lithology	Area	Class	Tin	Strontium	Thorium	Titanium	Thallium	Uranium	Vanadium	Tungsten	Yttrium	Zinc	Zirconium
		m	m				ppm	ppm	ppm	%	ppm	ppm	ppm	ppm	ppm	ppm	ppm
10x Crustal Abundance (Price 1997) [(1)]							*23*	*3700*	*96*	*6.0*	*9.0*	*27*	*1200*	*13*	*330*	*700*	*1650*
DX450175	BR-193	496.8	497.8	Basalt	Underground	Mine Rock	<2	20	2.4	0.24	0.30	0.098	110	0.60	7.2	72	1.1
DX450176	BR-169	31	31.85	Felsic Volcanic 1	Central Pit	Mine Rock	<2	7.9	6.3	0.048	0.23	1.3	10	0.21	5.8	12000	3.4
DX450177	BR-178	622.4	622.9	Felsic Volcanic 2	Underground	Mine Rock	<2	6.1	8.4	0.012	0.082	1.3	1.4	0.18	9.6	74000	1.5
DX450178	BR-191	430.6	431.1	Felsic Volcanic 1	Underground	Mine Rock	<2	44	7.7	0.13	0.37	1.4	33	3.4	6.5	35000	2.3
DX450179	BR-187	58	59	Felsic Volcanic 1	Central Pit	Mine Rock	<2	15	8.1	0.14	0.33	1.4	34	0.35	6.3	120	3.2
DX450180	BR-187	95	96	Felsic Volcanic 1	Central Pit	Mine Rock	<2	12	8.6	0.11	0.32	1.4	21	0.17	6.6	160	3.3
DX450181	BR-187	133	134	Felsic Volcanic 1	Central Pit	Mine Rock	<2	10	7.8	0.15	0.34	1.0	33	0.69	5.3	67	3.1
DX450182	BR-187	204	205	Felsic Volcanic 1	Central Pit	Mine Rock	<2	15	8.1	0.20	0.44	1.1	53	2.2	6.8	87	3.6
DX450183	BR-187	254	255	Felsic Volcanic 1	Central Pit	Mine Rock	<2	13	8.5	0.095	0.10	1.4	23	1.1	6.6	49	4.0
DX450184	BR-187	309	310	Felsic Volcanic 1	Underground	Mine Rock	<2	9.5	7.7	0.082	0.26	1.6	16	0.21	5.3	51	2.4
DX450185	BR-187	372	373	Metasediment 2	Underground	Mine Rock	<2	30	8.8	0.17	0.44	1.2	46	1.1	9.0	70	3.4
DX450186	BR-187	451	452	Felsic Volcanic 2	Underground	Mine Rock	<2	17	11	0.029	0.091	1.4	1.1	1.1	11	65	2.3
DX450187	BR-187	524.5	526	Metasediment 3	Underground	Mine Rock	<2	22	7.5	0.080	0.21	1.1	22	0.58	3.4	59	2.6
DX450188	BR-187	564	565.5	Fragmental 2	Underground	Mine Rock	<2	36	4.3	0.11	0.18	0.96	24	0.12	6.2	60	1.5
DX450189	BR-134	86.7	87.2	Felsic Volcanic 1	Central Pit	Mine Rock	<2	17	7.2	0.035	0.37	1.8	7.4	0.22	7.5	19000	1.7
DX450190	BR-117	103.5	105	Fragmental 1	Central Pit	Mine Rock	<2	13	5.8	0.15	0.33	1.2	38	0.11	7.0	92	2.0
DX450191	BR-117	158.1	159.6	Felsic Volcanic 1	Central Pit	Mine Rock	<2	19	6.2	0.15	0.13	0.77	52	0.12	11	110	2.6
DX450192	BR-117	198.1	199.6	Fragmental 1	Underground	Mine Rock	<2	12	7.3	0.19	0.46	1.1	59	0.10	8.3	97	3.2
DX450193	BR-117	254	255	Fragmental 1	Underground	Mine Rock	<2	23	8.7	0.12	0.91	1.3	31	0.078	7.3	360	3.4
DX450194	BR-117	299.5	300.5	Felsic Volcanic 1	Underground	Mine Rock	<2	9.1	8.4	0.10	0.58	1.4	29	0.51	8.0	120	4.3
DX450195	BR-117	352.1	352.6	Felsic Volcanic 1	Underground	Mine Rock	<2	6.3	6.5	0.020	0.33	1.6	9.2	0.086	3.4	84	3.0
DX450196	BR-117	405	406	Metasediment 2	Underground	Mine Rock	<2	12	9.1	0.31	0.52	1.8	100	0.34	14	100	3.5
DX450197	BR-117	596	597	Metasediment 2	Underground	Mine Rock	<2	11	7.3	0.26	0.44	1.1	130	1.1	8.6	87	3.3
DX450198	BR-117	649	650	Metasediment 3	Underground	Mine Rock	<2	7.7	6.4	0.095	0.36	1.1	18	0.094	4.5	85	2.9
DX450200	BR-099	300	301	Felsic Volcanic 1	Underground	Mine Rock	<2	15	8.9	0.13	0.65	1.7	33	4.1	4.8	18000	3.5
DX450201	DL-075	370.5	371.5	Basalt	Underground	Mine Rock	<2	62	2.7	0.049	0.025	0.055	21	0.29	2.0	42	0.45
DX450202	BR-068	50	51	Felsic Volcanic 1	Central Pit	Mine Rock	<2	47	5.7	0.14	0.30	1.2	64	7.8	6.1	62	2.2
DX450203	BR-068	106	107	Felsic Volcanic 1	Central Pit	Mine Rock	0.30	25	8.0	0.11	0.14	1.6	25	0.15	6.3	43	19
DX450204	BR-068	152.6	153.75	Felsic Volcanic 1	Central Pit	Mine Rock	<2	24	6.8	0.12	0.25	1.4	34	0.40	7.3	59	1.7
DX450205	BR-068	187	188	Metasediment 2	Central Pit	Mine Rock	<2	8.1	5.9	0.12	0.29	0.92	73	0.16	3.3	38	1.5
DX450206	BR-068	253	254	Felsic Volcanic 1	Central Pit	Mine Rock	<2	15	7.7	0.078	0.37	1.3	19	0.36	4.4	39	2.6
DX450207	BR-068	409.2	410.2	Felsic Volcanic 2	Central Pit	Mine Rock	<2	65	7.7	0.091	0.46	0.99	21	0.74	4.9	140	2.6
DX450208	BR-068	448.3	449.3	Felsic Volcanic 1	Central Pit	Mine Rock	<2	36	8.4	0.096	0.33	2.0	22	2.9	7.5	80	2.1
DX450209	BR-068	606.6	607.6	Metasediment 3	Underground	Mine Rock	0.50	15	6.3	0.19	0.26	0.96	49	0.11	9.3	62	35
DX450210	BR-117	55.8	57.3	Felsic Volcanic 1	Central Pit	Mine Rock	<2	17	6.7	0.12	0.44	1.3	39	0.13	8.3	67	1.3
DX450211	BR-099	291	292	Felsic Volcanic 1	Underground	Ore-Grade	0.80	24	6.9	0.10	0.48	1.6	23	3.6	4.9	4133	20
DX450212	BR-403	415.1	415.6	Metasediment 3	Underground	Mine Rock	<2	15	6.3	0.023	0.038	0.53	26	0.17	5.5	110	1.3
DX450213	BR-068	323.25	324.25	Felsic Volcanic 1	Central Pit	Ore-Grade	<2	6.8	11	0.044	0.50	2.0	5.7	0.26	8.9	32	1.7
DX450214	BR-068	352.9	353.9	Felsic Volcanic 1	Central Pit	Mine Rock	<2	17	10	0.061	0.44	1.4	23	22	4.8	39	4.1
DX450215	BR-068	373.75	374.6	Felsic Volcanic 1	Central Pit	Ore-Grade	<2	110	8.5	0.072	0.47	1.4	20	13	4.3	200	2.1
DX450216	BR-021	31	32	Felsic Volcanic 1	Central Pit	Mine Rock	<2	14	4.3	0.093	0.33	1.2	28	0.71	4.8	88	2.5
DX450217	BR-021	65	66	Felsic Volcanic 1	Central Pit	Ore-Grade	<2	17	6.2	0.12	0.65	1.6	29	0.51	5.9	660	3.6
DX450218	BR-021	91	92	Felsic Volcanic 1	Central Pit	Ore-Grade	<2	10	6.3	0.12	0.59	1.1	30	0.67	4.5	220	2.1

(1) Ten times average crustal abundance values presented in Price (1997).

Blue highlighting indicates samples with metal concentrations greater than the ten times crustal abundance screening value are present in the analyzed group.

Screening values are for qualitative assessment only and hold no regulatory significance.

Classification as mine rock or ore-grade materials was based on gold content.

A value of "--" indicates metal was not measured for the given sample; the variation in elements analyzed is due to measurement at two different laboratories (see text).

Table B-5 Aqua Regia Metals

Sample ID	Drillhole ID	From	To	Lithology	Area	Class	Tin	Strontium	Thorium	Titanium	Thallium	Uranium	Vanadium	Tungsten	Yttrium	Zinc	Zirconium
		m	m				ppm	ppm	ppm	%	ppm	ppm	ppm	ppm	ppm	ppm	ppm
10x Crustal Abundance (Price 1997) [(1)]							*23*	*3700*	*96*	*6.0*	*9.0*	*27*	*1200*	*13*	*330*	*700*	*1650*
DX450219	BR-021	131	132	Felsic Volcanic 1	Central Pit	Mine Rock	<2	15	7.4	0.16	0.42	1.4	36	0.61	5.9	61	2.8
DX450220	BR-021	155	156	Felsic Volcanic 1	Central Pit	Mine Rock	<2	13	7.6	0.19	0.36	1.1	52	1.9	6.0	63	3.1
DX450221	BR-023	18	19	Felsic Volcanic 1	Central Pit	Mine Rock	<2	28	3.8	0.17	0.33	0.33	59	0.30	2.9	56	3.0
DX450222	BR-023	62	63	Fragmental 1	Central Pit	Mine Rock	<2	15	7.4	0.068	0.22	1.1	22	0.23	5.8	60	2.8
DX450223	BR-023	117	118	Felsic Volcanic 1	Central Pit	Mine Rock	<2	15	7.9	0.13	0.62	1.3	37	0.27	5.7	640	2.8
DX450224	BR-023	136.8	138	Felsic Volcanic 1	Central Pit	Ore-Grade	<2	17	8.1	0.14	0.39	1.5	35	4.5	7.4	90	2.2
DX450225	BR-137	153.55	154.5	Felsic Volcanic 1	Central Pit	Mine Rock	<2	15	8.5	0.12	0.43	1.6	31	0.53	6.3	45	2.8
DX450226	BR-137	208.45	209.15	Felsic Volcanic 1	Central Pit	Ore-Grade	<2	2.1	6.6	0.0091	0.042	1.3	2.7	0.48	4.0	24	0.99
DX450227	BR-067	27	28.5	Felsic Volcanic 1	Central Pit	Mine Rock	0.30	10	8.0	0.098	0.17	1.4	28	0.35	6.1	45	15
DX450228	BR-067	185.6	186.6	Felsic Volcanic 1	Central Pit	Mine Rock	<2	29	8.8	0.052	0.40	0.98	20	0.83	4.8	250	3.7
DX450229	BR-192	40.5	41.5	Felsic Volcanic 1	Central Pit	Ore-Grade	<2	53	8.8	0.056	0.24	1.2	14	150	3.2	810	3.4
DX450230	BR-174	30	31.5	Felsic Volcanic 1	Central Pit	Mine Rock	0.80	18	7.6	0.21	0.36	1.3	47	0.32	6.3	63	17
DX450231	BR-174	79	80	Felsic Volcanic 1	Central Pit	Mine Rock	<2	12	6.6	0.037	0.085	1.1	9.8	0.61	2.5	88	1.5
DX450232	BR-174	130.4	131.9	Felsic Volcanic 1	Central Pit	Mine Rock	<2	22	8.7	0.13	0.66	1.7	36	0.31	5.8	220	1.3
DX450233	BR-174	188	189	Felsic Volcanic 1	Central Pit	Mine Rock	<2	18	9.3	0.16	1.1	1.5	31	0.95	6.8	2000	1.3
DX450234	BR-174	232.5	234	Felsic Volcanic 1	Central Pit	Ore-Grade	<2	19	8.6	0.11	0.33	1.5	31	35	6.5	75	2.1
DX450235	BR-174	259.5	261	Felsic Volcanic 1	Central Pit	Mine Rock	<2	25	9.4	0.20	0.46	1.3	49	4.4	7.9	76	3.8
DX450236	BR-174	292	293.2	Felsic Volcanic 1	Central Pit	Mine Rock	<2	22	4.9	0.13	0.33	1.4	37	12	6.3	44	2.5
DX450237	BR-174	349.35	350.85	Metasediment 2	Central Pit	Mine Rock	<2	14	5.6	0.14	0.46	1.1	71	0.95	6.7	77	3.0
DX450238	BR-174	415.9	416.9	Felsic Volcanic 2	Central Pit	Mine Rock	<2	10	8.8	0.027	0.095	1.3	1.1	0.87	7.9	39	2.0
DX450239	BR-067	299	300	Felsic Volcanic 1	Central Pit	Ore-Grade	<2	8.4	10	0.024	0.38	1.5	4.2	0.74	5.3	21	3.2
DX550051	BR-388	63.85	65.25	Basalt	Underground	Mine Rock	<2	15	10	0.15	0.14	0.053	180	0.24	7.0	68	0.86
DX550052	BR-388	87.5	88.85	Basalt	Underground	Mine Rock	<2	13	6.6	0.20	0.24	0.11	130	0.36	7.0	50	1.0
DX550053	DL-066	189	190.00	Basalt	Underground	Mine Rock	<2	17	2.8	0.064	<0.02	0.022	56	0.13	5.1	21	0.44
DX550054	DL-066	101.9	103.40	Basalt	Underground	Mine Rock	<2	8.4	3.7	0.12	0.098	0.028	80	0.16	4.5	35	0.62
DX550055	DL-066	136.5	138.00	Basalt	Underground	Mine Rock	<2	47	3.3	0.059	<0.02	0.034	51	0.18	4.9	29	0.51
DX550056	DL-066	247.5	249.00	Basalt	Underground	Mine Rock	<2	19	3.5	0.080	0.12	0.029	72	0.11	5.6	32	0.50
DX550057	DL-066	520.3	521.50	Basalt	Underground	Mine Rock	<2	29	4.3	0.20	0.096	0.059	150	0.16	7.1	71	0.68
DX550058	DL-066	472.2	473.10	Basalt	Underground	Mine Rock	<2	13	4.7	0.24	0.087	0.067	190	0.17	9.4	48	0.82
DX550059	DL-066	567.6	568.90	Basalt	Underground	Mine Rock	<2	22	4.7	0.18	0.095	0.073	130	0.073	6.2	63	0.82
DX550060	DL-066	615.9	617.35	Basalt	Underground	Mine Rock	<2	53	7.5	0.12	0.36	0.12	93	0.24	8.1	95	1.1
DX550061	DL-066	618.25	619.15	Basalt	Underground	Mine Rock	<2	95	6.0	0.15	0.58	0.072	130	0.20	6.3	80	0.97
DX550062	BR-385	389.75	390.25	Felsic Volcanic 1	Underground	Mine Rock	<2	52	33	0.36	0.65	0.85	130	1.0	9.5	100	14
DX550063	BR-385	417.5	418.00	Metasediment 3	Underground	Mine Rock	<2	9.1	34	0.14	0.69	0.95	27	0.20	5.8	64	8.8
DX550064	BR-385	440.3	441.50	Metasediment 3	Underground	Mine Rock	<2	14	17	0.018	0.10	0.91	5.5	0.14	2.2	18	2.0
DX550065	BR-385	466	467.20	Metasediment 2	Underground	Mine Rock	<2	68	39	0.15	0.47	0.95	50	0.86	5.8	150	5.1
DX550066	BR-385	479.75	481.25	Felsic Volcanic 1	Underground	Mine Rock	<2	12	32	0.10	0.39	1.5	16	0.20	3.4	48	6.2
DX550067	BR-385	514.5	516.00	Felsic Volcanic 1	Underground	Mine Rock	<2	20	38	0.13	0.51	1.6	22	0.77	4.9	70	5.4
DX550068	BR-385	353.5	355.00	Metasediment 3	Underground	Mine Rock	<2	12	38	0.055	0.11	1.1	6.6	0.28	7.4	37	11
DX550069	BR-385	349.5	350.50	Metasediment 3	Underground	Mine Rock	<2	8.0	46	0.054	0.14	1.0	1.1	0.21	10	58	8.6
DX550070	BR-385	282	283.50	Intrusive Breccia	Underground	Mine Rock	<2	38	31	0.19	0.38	0.90	56	0.44	8.4	64	6.9
DX550071	BR-386	116	117.50	Felsic Volcanic 1	Underground	Mine Rock	<2	30	17	0.087	0.22	0.62	26	0.20	5.3	38	1.7
DX550072	BR-386	60.5	62.00	Basalt	Underground	Mine Rock	<2	17	11	0.083	0.077	0.037	110	0.94	5.1	52	1.8

(1) Ten times average crustal abundance values presented in Price (1997).

Blue highlighting indicates samples with metal concentrations greater than the ten times crustal abundance screening value are present in the analyzed group.

Screening values are for qualitative assessment only and hold no regulatory significance.

Classification as mine rock or ore-grade materials was based on gold content.

A value of "--" indicates metal was not measured for the given sample; the variation in elements analyzed is due to measurement at two different laboratories (see text).

Table B-5 Aqua Regia Metals

Sample ID	Drillhole ID	From	To	Lithology	Area	Class	Tin	Strontium	Thorium	Titanium	Thallium	Uranium	Vanadium	Tungsten	Yttrium	Zinc	Zirconium
		m	m				ppm	ppm	ppm	%	ppm	ppm	ppm	ppm	ppm	ppm	ppm
10x Crustal Abundance (Price 1997) [1]							*23*	*3700*	*96*	*6.0*	*9.0*	*27*	*1200*	*13*	*330*	*700*	*1650*
DX550073	BR-386	102.8	104.10	Basalt	Underground	Mine Rock	<2	25	8.4	0.18	0.14	0.11	180	1.1	6.3	34	2.9
DX550074	BR-384	418.05	419.30	Metasediment 2	Underground	Mine Rock	<2	14	31	0.037	0.23	0.72	40	0.13	3.5	54	4.2
DX550075	BR-384	385.8	386.60	Felsic Fragmental	Underground	Mine Rock	<2	19	33	0.071	0.099	0.73	54	0.17	6.3	71	4.4
DX550076	BR-384	367.5	369.00	Felsic Fragmental	Underground	Mine Rock	<2	14	23	0.012	0.11	0.53	27	0.33	9.6	19	3.2
DX550077	BR-384	470.25	471.30	Felsic Volcanic 1	Underground	Mine Rock	<2	32	32	0.057	0.14	1.5	23	7.7	4.1	66	3.9
DX550078	BR-384	333.25	334.65	Felsic Fragmental	Underground	Mine Rock	<2	20	36	0.10	0.13	0.65	56	0.32	6.3	120	5.5
DX550079	BR-384	313	314.50	Felsic Fragmental	Underground	Mine Rock	<2	15	23	0.096	0.037	0.49	37	0.23	5.2	24	5.5
DX550080	BR-384	516	517.00	Felsic Volcanic 2	Underground	Mine Rock	<2	14	47	0.022	0.14	1.5	1.4	0.68	9.6	220	4.7
DX550081	BR-384	506.55	507.55	Felsic Volcanic 2	Underground	Mine Rock	<2	9.5	41	0.010	0.11	1.2	<1	0.40	8.2	1300	3.4
DX550082	BR-384	563	564.00	Felsic Volcanic 2	Underground	Mine Rock	<2	12	28	0.038	0.17	1.5	<1	0.56	7.9	85	6.0
DX550083	BR-384	606	607.00	Felsic Volcanic 1	Underground	Mine Rock	<2	87	35	0.075	0.13	1.5	21	11	4.0	54	4.3
DX550084	BR-384	661.2	662.00	Metasediment 2	Underground	Mine Rock	<2	12	44	0.25	0.79	1.4	72	7.7	7.4	160	4.8
DX550085	BR-384	669.25	670.50	Felsic Volcanic 2	Underground	Mine Rock	<2	76	28	0.082	0.13	1.2	27	40	4.5	110	2.3
DX550086	BR-384	714	715.00	Felsic Volcanic 1	Underground	Mine Rock	<2	16	37	0.077	0.48	1.2	18	15	3.9	44	7.5
DX550087	BR-384	751	752.35	Felsic Volcanic 1	Underground	Mine Rock	<2	19	44	0.084	0.43	1.5	29	3.9	5.2	47	9.7
DX550088	DL-071	37.5	39.00	Basalt	Underground	Mine Rock	<2	40	4.3	0.092	0.028	0.081	82	0.17	6.6	33	0.75
DX550089	DL-071	51	52.50	Basalt	Underground	Mine Rock	<2	17	3.9	0.13	0.24	0.045	92	0.26	6.3	40	0.81
DX550090	DL-071	91.25	92.00	Basalt	Underground	Mine Rock	<2	42	2.5	0.063	<0.02	0.027	67	0.19	5.7	31	0.39
DX550091	DL-071	335	336.00	Basalt	Underground	Mine Rock	<2	33	3.5	0.085	<0.02	0.10	66	0.25	6.3	30	0.49
DX550092	DL-071	385.5	387.00	Basalt	Underground	Mine Rock	<2	23	3.7	0.15	0.087	0.041	86	0.15	5.5	37	0.70
DX550093	DL-071	415.5	417.00	Basalt	Underground	Mine Rock	<2	26	3.8	0.12	0.054	0.068	87	0.45	7.8	42	0.54
DX550094	REG-003	103.5	103.90	Basalt	Underground	Mine Rock	<2	31	6.4	0.21	0.39	0.20	150	0.17	9.0	55	2.4
DX550095	REG-003	138	139.50	Basalt	Underground	Mine Rock	<2	33	3.3	0.27	0.40	0.034	210	0.26	8.1	53	0.73
DX550096	REG-004	87	88.50	Basalt	Underground	Mine Rock	<2	41	3.1	0.21	0.33	0.070	98	0.57	7.3	51	0.29
DX550097	REG-004	101.5	102.50	Basalt	Underground	Mine Rock	<2	24	4.5	0.083	0.090	0.060	64	0.31	6.9	37	0.44
DX550098	REG-004	136.5	138.00	Basalt	Underground	Mine Rock	<2	19	2.1	0.14	0.22	0.046	97	0.73	4.5	35	0.65
DX550099	BH-22-21	92.4	93.40	Basalt	Underground	Mine Rock	<2	15	2.1	0.036	0.024	0.073	34	0.13	4.7	13	0.20
DX550100	BH-22-23	71.3	72.30	Basalt	Underground	Mine Rock	<2	12	3.3	0.042	0.031	0.063	28	0.15	3.4	12	0.70
DX550101	BH-22-27	41.1	42.10	Basalt	Underground	Mine Rock	<2	20	1.2	0.037	<0.02	0.027	36	0.20	3.9	14	0.16
DX550102	BH-22-27A	47.4	48.80	Ultramafic	Underground	Mine Rock	<2	64	19	0.22	0.58	6.1	72	0.25	11	84	4.6
DX550103	BH-22-27	23.1	24.10	Basalt	Underground	Mine Rock	<2	20	1.6	0.038	0.033	0.034	36	0.13	2.7	21	0.18
DX550104	BH-22-27A	32.4	33.40	Rhyolite	Underground	Mine Rock	<2	4.0	9.0	0.00088	0.037	2.5	1.1	0.11	2.9	2.0	0.78
DX550105	BH-22-21	71.4	72.40	Basalt	Underground	Mine Rock	<0.2	12	0.40	0.10	0.090	<0.05	84	0.10	5.8	31	1.3
DX550106	BH-22-23	56.3	57.30	Basalt	Underground	Mine Rock	0.30	20	0.50	0.14	0.060	0.060	134	0.15	9.5	36	2.7
DX550107	BR-384	726	727.10	Felsic Volcanic 1	Underground	Mine Rock	<2	25	37	0.055	0.46	1.3	22	28	4.2	65	7.3
DX550108	BR-384	741	742.00	Felsic Volcanic 1	Underground	Mine Rock	<2	18	35	0.061	0.53	2.5	12	5.8	4.2	160	6.3
DX550109	BR-384	735	736.00	Felsic Volcanic 1	Underground	Mine Rock	<2	49	50	0.095	0.70	1.5	25	1.4	7.4	200	6.4
031751	BR-116	777	778.5	Basalt	Underground	Mine Rock	<2	54	2.3	0.13	0.16	0.23	63	0.85	4.7	46	16
031752	BR-096	595.5	596.7	Basalt	Underground	Mine Rock	<2	25	1.7	0.091	0.050	0.098	52	0.17	5.1	42	12
031753	BR-096	598.85	600	Basalt	Underground	Mine Rock	<2	13	4.0	0.14	0.15	0.25	80	0.34	6.1	89	25
031754	BR-115	727.5	729	Basalt	Underground	Mine Rock	<2	11	2.4	0.12	0.10	0.16	73	0.13	4.3	76	18
031755	BR-132	400.5	401.5	Metasediment 3	Underground	Mine Rock	<2	17	6.1	0.076	0.16	0.64	26	0.081	6.5	44	57
031756	BR-132	534.55	536	Basalt	Underground	Mine Rock	<2	18	2.5	0.24	0.34	0.59	88	0.56	8.5	87	8.7

(1) Ten times average crustal abundance values presented in Price (1997).

Blue highlighting indicates samples with metal concentrations greater than the ten times crustal abundance screening value are present in the analyzed group.

Screening values are for qualitative assessment only and hold no regulatory significance.

Classification as mine rock or ore-grade materials was based on gold content.

A value of "--" indicates metal was not measured for the given sample; the variation in elements analyzed is due to measurement at two different laboratories (see text).

Table B-5 Aqua Regia Metals

Sample ID	Drillhole ID	From	To	Lithology	Area	Class	Tin	Strontium	Thorium	Titanium	Thallium	Uranium	Vanadium	Tungsten	Yttrium	Zinc	Zirconium
		m	m				ppm	ppm	ppm	%	ppm	ppm	ppm	ppm	ppm	ppm	ppm
10x Crustal Abundance (Price 1997) [(1)]							*23*	*3700*	*96*	*6.0*	*9.0*	*27*	*1200*	*13*	*330*	*700*	*1650*
031757	BR-190	412.95	414	Metasediment 3	Underground	Mine Rock	<2	9.0	16	0.081	0.10	0.53	22	0.15	5.3	18	7.9
031758	BR-190	438.25	439.25	Sericite Schist	Underground	Mine Rock	<2	3.4	22	0.0070	0.040	0.60	1.0	0.11	2.3	50	5.7
031759	BR-190	451.5	453	Fragmental 2	Underground	Mine Rock	<2	43	9.2	0.12	0.54	0.77	18	0.10	4.6	120	29
031760	BR-190	465	466	Fragmental 2	Underground	Mine Rock	<2	24	6.9	0.095	0.27	0.93	19	0.096	5.3	46	20
031761	BR-190	506.55	507.7	Felsic Fragmental	Underground	Mine Rock	<2	100	17	0.33	0.67	0.72	80	0.33	9.4	94	5.9
031762	BR-085	190	190.5	Metasediment 3	Underground	Mine Rock	<2	13	3.9	0.048	0.19	0.85	25	0.057	6.8	61	29
031763	BR-085	251.5	252.8	Metasediment 3	Underground	Mine Rock	<2	12	3.3	0.047	0.080	0.54	16	0.079	5.2	25	20
031764	BR-089	654	655.5	Fragmental 2	Underground	Mine Rock	<2	14	9.0	0.064	0.14	0.81	14	0.21	5.9	100	45
031765	BR-089	676.5	677.5	Fragmental 2	Underground	Mine Rock	<2	13	5.9	0.061	0.090	0.42	52	3.1	5.3	97	35
031766	BR-140	587	588	Felsic Fragmental	Underground	Mine Rock	3.0	18	5.7	0.088	0.030	0.77	47	0.23	6.2	58	20
031767	BR-131	472.5	474	Metasediment 3	Underground	Mine Rock	<2	13	7.7	0.19	0.35	0.91	47	0.12	8.3	71	62
031768	BR-131	506.7	507.7	Sericite Schist	Underground	Mine Rock	<2	10	5.2	0.072	0.21	0.30	27	0.072	5.2	31	37
031769	BR-141	661.6	662.6	Metasediment 3	Underground	Mine Rock	<2	7.4	5.9	0.14	0.39	0.83	26	0.16	3.6	74	34
031770	BR-141	686	687	Metasediment 3	Underground	Mine Rock	<2	12	5.3	0.073	0.11	0.74	16	0.42	3.6	160	16
031771	BR-141	688	689	Metasediment 3	Underground	Mine Rock	<2	28	6.0	0.059	0.14	1.4	13	0.50	3.2	65	22
031772	BR-098	674	675.35	Felsic Volcanic 1	Underground	Mine Rock	<2	13	8.5	0.13	0.18	1.5	48	1.2	6.2	60	50
031773	DL-056	271.5	273	Basalt	Underground	Mine Rock	<2	13	5.4	0.14	0.070	0.056	72	0.24	7.2	28	1.5
031774	DL-055	191	191.5	Basalt	Underground	Mine Rock	<2	150	13	0.078	0.060	0.16	54	0.43	6.1	100	1.7
031775	BR-176	759	760.5	Basalt	Underground	Mine Rock	<2	17	3.3	0.12	0.050	0.069	110	0.072	6.7	45	25
031776	DL-04-12	312	313.5	Basalt	Underground	Mine Rock	<2	24	6.2	0.14	0.080	0.18	98	0.28	5.1	97	2.5
031777	BR-176	698.2	699.7	Metasediment 3	Underground	Mine Rock	<2	10	4.7	0.019	0.040	0.59	7.0	0.062	5.6	18	27
031778	BR-194	390.8	392.3	Metasediment 2	Underground	Mine Rock	<2	19	21	0.17	0.74	1.2	31	0.20	5.7	55	9.6
031779	BR-194	401	402	Metasediment 2	Underground	Mine Rock	<2	11	20	0.099	0.48	1.2	14	0.19	3.3	51	7.7
031780	BR-194	576.4	576.95	Argillite	Underground	Mine Rock	<2	50	6.9	0.036	0.040	0.11	38	6.8	3.2	38	3.2
031781	BR-194	477.8	478.6	Fragmental 2	Underground	Mine Rock	<2	11	29	0.059	0.12	0.90	20	0.15	4.9	24	12
031782	BR-192	336.5	338	Fragmental 2	Underground	Mine Rock	<2	10	10	0.082	0.12	0.75	16	0.11	4.1	28	4.6
031783	BR-194	498.85	499.5	Fragmental 2	Underground	Mine Rock	0.70	8.2	6.9	0.17	0.24	0.97	29	0.22	5.6	71	48
031784	BR-193	328.4	329.4	Metasediment 3	Underground	Mine Rock	<2	14	18	0.12	0.37	0.61	29	0.13	6.2	46	8.4
031785	BR-193	331.8	333	Metasediment 3	Underground	Mine Rock	<2	19	20	0.14	0.23	0.67	50	0.20	4.5	74	7.3
031786	BR-193	329.9	330.4	Metasediment 3	Underground	Mine Rock	<2	6.8	24	0.047	0.12	0.58	16	0.084	5.9	360	10
31787	BR-193	316.6	318	Metasediment 3	Underground	Mine Rock	<2	14	22	0.15	0.34	0.79	49	0.25	7.1	46	13
031788	BR-192	220.5	222	Metasediment 2	Underground	Mine Rock	<2	29	22	0.13	0.43	0.87	40	0.34	5.2	55	5.9
031789	BR-192	232	233	Felsic Volcanic 1	Underground	Mine Rock	<2	11	23	0.15	0.38	1.1	28	0.25	6.8	75	10
031790	BR-381	258.5	259	Basalt	Underground	Mine Rock	<2	16	6.6	0.10	0.15	0.062	88	5.6	3.7	51	3.3
031791	BR-381	248.4	248.85	Basalt	Underground	Mine Rock	<2	19	20	0.23	0.37	1.4	110	12	7.1	100	12
031792	BR-381	222.35	223.15	Sericite Schist	Underground	Mine Rock	<0.2	11	6.9	0.0060	0.020	0.77	2.0	0.070	3.3	49	22
031793	DL-063A	259.35	260.35	Basalt	Underground	Mine Rock	<2	23	4.1	0.087	<0.02	0.041	69	5.1	5.3	26	1.7
031794	BR-291	697.8	699	Metasediment 3	Underground	Mine Rock	0.60	24	5.0	0.17	0.34	0.64	57	0.13	7.0	83	26
031795	BR-197	345.5	346.5	Fragmental 2	Underground	Mine Rock	<2	26	17	0.34	0.31	0.39	140	0.33	7.2	91	11
031796	BR-197	282	282.65	Felsic Volcanic 2	Underground	Mine Rock	<2	16	18	0.21	0.37	0.49	47	0.41	5.8	51	8.4
031797	BH22-27	51	52	Basalt	Underground	Mine Rock	<2	33	<0.5	0.052	0.060	0.038	46	0.13	5.1	24	0.53
031798	BH22-24	85	86	Basalt	Underground	Mine Rock	<2	15	<0.5	0.10	0.18	0.047	64	0.13	4.8	41	2.3
031799	BH22-24	60	61	Basalt	Underground	Mine Rock	<2	30	0.50	0.17	0.25	0.052	140	0.13	7.3	50	2.9

(1) Ten times average crustal abundance values presented in Price (1997).

Blue highlighting indicates samples with metal concentrations greater than the ten times crustal abundance screening value are present in the analyzed group.

Screening values are for qualitative assessment only and hold no regulatory significance.

Classification as mine rock or ore-grade materials was based on gold content.

A value of "--" indicates metal was not measured for the given sample; the variation in elements analyzed is due to measurement at two different laboratories (see text).

Table B-5 Aqua Regia Metals

Sample ID	Drillhole ID	From	To	Lithology	Area	Class	Tin	Strontium	Thorium	Titanium	Thallium	Uranium	Vanadium	Tungsten	Yttrium	Zinc	Zirconium
		m	m				ppm	ppm	ppm	%	ppm	ppm	ppm	ppm	ppm	ppm	ppm
10x Crustal Abundance (Price 1997) [(1)]							*23*	*3700*	*96*	*6.0*	*9.0*	*27*	*1200*	*13*	*330*	*700*	*1650*
031800	BH22-20	213	214	Basalt	Underground	Mine Rock	<2	24	<0.5	0.055	<0.02	0.037	95	0.21	5.8	77	0.55
031801	BH22-20	114	115	Basalt	Underground	Mine Rock	<2	14	<0.5	0.063	<0.02	0.029	59	0.062	4.7	36	0.44
031802	BH22-25	165	166	Basalt	Underground	Mine Rock	<2	16	0.50	0.27	0.26	0.10	91	0.29	5.2	61	6.0
031803	BH22-25	140	141	Basalt	Underground	Mine Rock	<2	25	<0.5	0.097	0.060	0.062	51	0.80	5.4	29	2.8
031804	BH22-18	42	43	Basalt	Underground	Mine Rock	<2	34	0.60	0.095	<0.02	0.056	55	0.30	5.9	31	2.1
031805	BH22-18	27	28	Basalt	Underground	Mine Rock	0.50	53	0.60	0.24	0.16	0.080	194	0.46	11	89	2.2
031806	BH22-17	210	211	Basalt	Underground	Mine Rock	<2	25	<0.5	0.13	0.040	0.052	93	0.13	8.2	39	1.6
031807	BR-386	509.1	509.45	Metasediment 2	Underground	Mine Rock	<2	260	25	0.36	0.79	0.62	96	0.31	9.2	83	9.0
031808	DL-066	355.5	357	Basalt	Underground	Mine Rock	<2	49	4.2	0.11	<0.02	0.12	74	0.39	6.3	39	1.7
031809	DL-066	367.5	368.55	Rhyolite	Underground	Mine Rock	<2	8.5	15	0.021	0.050	2.8	7.0	0.27	6.1	19	4.0
031811	BH22-23	55	60	Basalt	Underground	Mine Rock	<2	12	<0.5	0.10	<0.02	0.078	71	0.14	7.0	46	1.2
031812	BH22-23	30	31	Basalt	Underground	Mine Rock	<2	20	1.7	0.13	0.15	0.13	70	0.33	5.2	60	13
031813	BR-117	781.5	783	Basalt	Underground	Mine Rock	<2	20	6.6	0.11	<0.02	0.080	71	0.22	5.7	27	2.0
031814	DL-067	277	278.5	Basalt	Underground	Mine Rock	<2	22	4.1	0.14	0.030	0.055	130	0.13	4.6	37	1.8
031815	DL-067	415	415.5	Basalt	Underground	Mine Rock	<2	20	23	0.11	0.16	0.67	42	0.75	4.9	750	11
031816	DL-067	571.8	572.2	Argillite	Underground	Mine Rock	<2	26	21	0.17	0.55	0.76	39	0.13	6.9	140	10
031817	BR-386	312	313.5	Metasediment 3	Underground	Mine Rock	<2	18	7.3	0.16	0.21	1.2	55	0.38	7.6	76	34
031818	BR-068	668.8	669.45	Metasediment 2	Underground	Mine Rock	<2	8.3	4.3	0.044	0.070	0.75	16	0.096	5.5	16	35
031819	BR-068	680	681	Metasediment 3	Underground	Mine Rock	<2	17	2.2	0.10	<0.02	0.042	51	0.25	3.8	21	0.97
116732	BR-122	605.5	606	Metasediment 3	Underground	Mine Rock	<2	13	8.0	0.22	0.48	0.90	59	7.0	6.1	340	33
116733	BR-122	683	684	Fragmental 2	Underground	Mine Rock	<2	12	8.0	0.030	0.070	0.87	7.0	0.16	4.7	17	30
116734	BR-122	720	720.5	Felsic Volcanic 1	Underground	Mine Rock	<2	6.9	8.0	0.075	0.11	1.4	49	3.4	5.0	47	37
116735	BR-122	743.6	744.1	Basalt	Underground	Mine Rock	<2	20	2.2	0.20	0.38	0.35	130	0.37	4.9	59	20
116736	BR-121	721.35	722.5	Metasediment 3	Underground	Mine Rock	<2	9.3	7.1	0.057	0.15	2.9	13	0.14	7.8	67	35
116737	BR-121	725.1	726.5	Metasediment 3	Underground	Mine Rock	<2	11	4.7	0.071	0.13	0.60	45	8.7	4.3	61	23
116738	BR-121	738	739.5	Basalt	Underground	Mine Rock	<2	13	3.2	0.050	0.13	0.30	50	0.28	3.8	51	16
116739	BR-160	366.4	367.4	Felsic Volcanic 1	Underground	Mine Rock	<2	11	7.9	0.096	0.38	1.3	21	0.15	5.9	52	43
116740	BR-160	268.75	270	Metasediment 3	Underground	Mine Rock	<2	9.2	4.7	0.031	0.060	0.41	20	0.087	4.1	21	52
116741	BR-160	396	396.6	Rhyolite	Underground	Mine Rock	<2	13	4.8	0.017	0.040	3.0	6.0	0.24	5.1	26	16
116742	BR-067	670.5	672	Felsic Volcanic 2	Underground	Mine Rock	<2	12	9.9	0.020	0.10	1.5	2.0	0.094	8.6	59	17
116743	BR-067	682.3	683.3	Felsic Volcanic 2	Underground	Mine Rock	6.0	50	11	0.15	0.29	1.2	66	2.7	8.1	93	23
116744	BR-067	700.5	702	Metasediment 3	Underground	Mine Rock	<2	12	8.9	0.019	0.060	1.6	<1	0.56	10	94	10
116745	BR-067	739.9	740.3	Intrusive Breccia	Underground	Mine Rock	<2	41	4.4	0.17	0.29	0.36	56	0.16	4.2	49	30
116746	DL-051	340.2	340.75	Ultramafic	Underground	Mine Rock	<2	160	17	0.27	0.41	0.55	130	0.35	10	62	11
116747	DL-051	226	226.8	Argillite	Underground	Mine Rock	<2	11	24	0.037	0.070	1.2	34	3.1	4.3	1000	14
116748	DL-04-10	291.95	292.5	Basalt	Underground	Mine Rock	<2	8.9	3.7	0.32	0.11	0.061	290	0.33	10	56	1.4
116749	DL-04-11	376.5	378	Basalt	Underground	Mine Rock	<2	52	4.5	0.12	0.030	0.070	69	0.31	6.4	32	0.83
116750	DL-062	273.85	274.5	Argillite	Underground	Mine Rock	<2	23	27	0.027	<0.02	0.93	22	4.2	6.2	810	9.1
031851	BR-181	88.6	89.25	Felsic Volcanic 1	Viggo Pit	Mine Rock	<2	19	20	0.21	0.57	1.2	42	1.6	6.6	58	9.7
031852	BR-165	314	314.95	Felsic Volcanic 1	Central Pit	Mine Rock	0.60	24	8.0	0.22	0.56	1.5	46	0.64	8.7	60	18
031853	BR-160	137.9	138.6	Felsic Volcanic 1	Central Pit	Mine Rock	<2	30	20	0.093	0.41	1.3	19	10	5.8	53	9.3
031854	BR-155	352.5	354	Felsic Volcanic 1	Underground	Mine Rock	<2	23	22	0.11	0.44	1.6	21	1.7	6.3	75	5.7
031855	BR-133	233.4	234.5	Felsic Volcanic 1	Central Pit	Mine Rock	<2	13	19	0.11	0.31	1.4	20	0.56	6.3	41	6.5

(1) Ten times average crustal abundance values presented in Price (1997).

Blue highlighting indicates samples with metal concentrations greater than the ten times crustal abundance screening value are present in the analyzed group.

Screening values are for qualitative assessment only and hold no regulatory significance.

Classification as mine rock or ore-grade materials was based on gold content.

A value of "--" indicates metal was not measured for the given sample; the variation in elements analyzed is due to measurement at two different laboratories (see text).

Table B-5 Aqua Regia Metals

Sample ID	Drillhole ID	From	To	Lithology	Area	Class	Tin	Strontium	Thorium	Titanium	Thallium	Uranium	Vanadium	Tungsten	Yttrium	Zinc	Zirconium
		m	m				ppm	ppm	ppm	%	ppm	ppm	ppm	ppm	ppm	ppm	ppm
10x Crustal Abundance (Price 1997) [(1)]							*23*	*3700*	*96*	*6.0*	*9.0*	*27*	*1200*	*13*	*330*	*700*	*1650*
031856	BR-152	214.05	215	Felsic Volcanic 1	Central Pit	Mine Rock	<2	28	20	0.20	0.40	1.3	49	0.34	7.3	61	11
031857	BR-158	167.3	168.75	Felsic Volcanic 1	Central Pit	Mine Rock	<2	25	21	0.13	0.29	1.9	30	0.33	6.9	67	9.6
031858	BR-165	249.5	250.5	Felsic Volcanic 1	Central Pit	Mine Rock	<2	21	21	0.20	0.38	1.3	67	0.76	9.2	63	11
031859	BR-152	88.5	89.5	Felsic Volcanic 1	Central Pit	Mine Rock	<2	31	15	0.27	0.51	0.80	75	0.41	7.2	69	12
031860	BR-076	53	54	Felsic Volcanic 1	Central Pit	Mine Rock	<2	24	17	0.14	0.37	1.3	38	0.83	6.2	49	9.7
031861	BR-043	259.5	261	Felsic Volcanic 1	Underground	Mine Rock	<2	26	12	0.17	0.44	1.5	35	0.86	7.0	54	7.3
031862	BR-226	138	139	Felsic Volcanic 1	Central Pit	Mine Rock	<2	31	15	0.14	0.15	0.57	35	0.17	6.2	41	15
031863	BR-237	147.2	148.1	Felsic Volcanic 1	Central Pit	Mine Rock	<2	31	21	0.19	0.34	1.4	42	0.15	7.0	61	12
031864	BR-284	288	288.65	Felsic Volcanic 1	Central Pit	Mine Rock	<2	21	19	0.18	0.42	1.2	44	1.5	6.8	62	17
031865	BR-318	100.4	101.8	Felsic Volcanic 1	Central Pit	Mine Rock	<2	21	20	0.11	0.17	1.3	33	3.0	6.0	41	9.9
031866	BR-346	42.75	43.8	Felsic Volcanic 1	Central Pit	Mine Rock	<2	64	23	0.092	0.41	1.2	15	8.6	8.1	42	7.8
031867	BR-209	127.85	128.55	Felsic Volcanic 1	Central Pit	Ore-Grade	<2	18	23	0.20	0.58	1.3	41	0.92	7.8	62	11
031868	BR-481	527.8	528.6	Felsic Volcanic 1	Central Pit	Mine Rock	<2	12	22	0.073	0.29	1.8	13	1.3	4.4	64	9.5
031869	BR-210	410.9	412	Felsic Volcanic 1	Underground	Mine Rock	<2	13	25	0.16	0.45	1.3	26	0.39	8.3	54	14
031870	BR-242	112.6	114	Felsic Volcanic 1	Central Pit	Mine Rock	<2	17	24	0.13	0.43	1.2	30	0.19	6.6	57	16
031871	BR-433	200.6	202.1	Felsic Volcanic 1	Central Pit	Mine Rock	<2	20	19	0.14	0.29	1.3	48	10	5.9	100	14
031872	BR-123	203	204	Felsic Volcanic 1	Central Pit	Mine Rock	<2	23	18	0.18	0.32	1.2	58	1.7	6.3	45	13
031873	BR-166	134.8	135.95	Felsic Volcanic 1	Central Pit	Mine Rock	<2	24	18	0.13	0.48	1.2	31	1.3	4.6	48	9.4
031874	BR-109	67.35	68	Felsic Volcanic 1	Central Pit	Mine Rock	<2	16	21	0.13	0.33	1.3	32	0.40	5.4	46	13
031875	BR-164	211.75	213	Felsic Volcanic 1	Central Pit	Mine Rock	<2	15	20	0.11	0.24	1.1	27	2.3	4.3	41	13
031876	BR-105	202.3	203.3	Felsic Volcanic 1	Central Pit	Mine Rock	<2	55	26	0.24	0.45	1.6	54	8.0	9.1	71	13
031877	BR-156	366	367.5	Felsic Volcanic 1	Central Pit	Mine Rock	<2	37	21	0.18	0.66	1.5	48	1.5	7.8	60	11
031878	BR-100	222	223	Felsic Volcanic 1	Central Pit	Mine Rock	<2	19	24	0.082	0.24	1.4	18	1.1	6.1	68	13
031879	BR-069	98	99	Felsic Volcanic 1	Central Pit	Mine Rock	<2	22	18	0.12	0.42	1.3	28	0.12	5.6	60	11
031880	BR-342	42.4	43	Felsic Volcanic 1	Central Pit	Mine Rock	<2	25	18	0.23	0.49	1.2	72	0.21	7.5	55	13
031881	BR-463	112.5	114	Felsic Volcanic 1	Central Pit	Mine Rock	<2	15	20	0.20	0.44	1.2	52	0.76	5.6	51	11
031882	BR-224	321	321.6	Felsic Volcanic 1	Central Pit	Mine Rock	<2	37	11	0.062	0.18	1.4	23	11	3.9	150	15
031883	BR-192	151.5	152.5	Felsic Volcanic 1	Central Pit	Mine Rock	<2	39	14	0.20	0.48	1.3	62	17	4.5	110	12
031884	BR-250B	214.4	215.15	Felsic Volcanic 1	Central Pit	Ore-Grade	<2	10	11	0.047	0.24	1.3	11	1.2	5.1	71	9.1
031885	BR-284	504.75	505.5	Felsic Volcanic 1	Underground	Mine Rock	<2	5.7	17	0.13	0.58	1.9	36	6.3	5.1	250	9.6
031886	BR-341	67.5	69	Felsic Volcanic 1	Central Pit	Ore-Grade	<2	3.7	14	0.10	0.53	2.0	30	0.26	7.7	100	6.7
031887	BR-429	221.8	222.85	Felsic Volcanic 1	Central Pit	Ore-Grade	<2	26	14	0.099	0.59	2.1	32	0.38	7.9	88	7.9
31893	BR-502	76.8	77.7	Metasediment 2	Central Pit	Mine Rock	<2	7.1	14	0.19	0.63	1.0	68	0.21	4.9	87	14
031894	BR-225	351.4	352.05	Metasediment 2	Central Pit	Mine Rock	<2	7.1	17	0.24	0.67	1.2	80	0.25	7.0	99	13
031895	BR-320	156	157.5	Metasediment 2	Central Pit	Mine Rock	<2	27	12	0.15	0.41	0.93	61	1.8	4.4	69	10
031896	BR-503	167.75	169.25	Metasediment 2	Central Pit	Mine Rock	<2	11	16	0.15	0.53	1.3	74	0.27	6.0	80	13
031897	BR-206	252	253	Metasediment 2	Central Pit	Mine Rock	<2	5.7	17	0.11	0.39	1.4	70	0.25	7.0	95	8.6
031898	BR-233	262.5	263.5	Metasediment 2	Central Pit	Mine Rock	<2	25	13	0.25	0.62	0.94	120	0.39	7.5	93	12
031899	BR-188	275.6	277	Metasediment 2	Central Pit	Mine Rock	<2	5.9	6.3	0.21	0.61	0.93	84	0.25	3.4	47	4.7
031900	BR-140	203	204	Felsic Volcanic 1	Central Pit	Mine Rock	<2	3.4	17	0.032	0.43	2.4	4.0	0.39	5.1	41	14
031901	BR-086	157.8	159	Felsic Volcanic 1	Central Pit	Mine Rock	0.60	19	7.4	0.12	0.75	1.4	31	7.8	7.7	61	35
031902	BR-118	39	40	Felsic Volcanic 1	Central Pit	Mine Rock	<2	2.3	15	0.064	0.75	1.5	7.0	0.59	5.3	46	22
031903	BR-034	149	150	Felsic Volcanic 1	Central Pit	Mine Rock	<2	14	17	0.090	0.70	2.1	29	4.0	5.4	97	16

(1) Ten times average crustal abundance values presented in Price (1997).

Blue highlighting indicates samples with metal concentrations greater than the ten times crustal abundance screening value are present in the analyzed group.

Screening values are for qualitative assessment only and hold no regulatory significance.

Classification as mine rock or ore-grade materials was based on gold content.

A value of "--" indicates metal was not measured for the given sample; the variation in elements analyzed is due to measurement at two different laboratories (see text).

Table B-5 Aqua Regia Metals

Sample ID	Drillhole ID	From	To	Lithology	Area	Class	Tin	Strontium	Thorium	Titanium	Thallium	Uranium	Vanadium	Tungsten	Yttrium	Zinc	Zirconium
		m	m				ppm	ppm	ppm	%	ppm	ppm	ppm	ppm	ppm	ppm	ppm
10x Crustal Abundance (Price 1997) [(1)]							*23*	*3700*	*96*	*6.0*	*9.0*	*27*	*1200*	*13*	*330*	*700*	*1650*
031904	BR-067	230	231	Felsic Volcanic 1	Central Pit	Mine Rock	<2	38	17	0.038	0.59	1.7	10	0.24	5.2	140	14
031905	BR-152	357	358	Felsic Volcanic 1	Central Pit	Mine Rock	<2	20	16	0.16	0.76	1.8	52	210	5.4	100	7.3
031906	BR-135	327.5	328	Felsic Volcanic 1	Central Pit	Ore-Grade	<2	3.7	9.5	0.092	0.44	2.3	24	0.34	8.2	73	3.4
031907	BR-133	134	135	Felsic Volcanic 1	Central Pit	Ore-Grade	<2	6.9	13	0.097	0.39	1.5	26	0.29	7.3	120	13
031908	BR-087	342.55	343.3	Felsic Volcanic 1	Central Pit	Ore-Grade	<2	3.9	12	0.15	0.97	1.8	25	5.1	2.7	270	7.7
031909	BR-413	19.4	20.65	Metasediment 2	Central Pit	Mine Rock	<2	13	14	0.14	0.45	1.0	57	0.39	5.2	60	11
031910	BR-147	218	219.2	Metasediment 2	Central Pit	Mine Rock	<2	21	22	0.20	0.49	1.0	89	0.39	7.2	87	11
031911	BR-163	445	446	Metasediment 2	Underground	Mine Rock	<2	5.9	14	0.18	0.61	0.99	61	0.56	4.3	100	11
031912	BR-333	119.15	120.5	Metasediment 2	Underground	Mine Rock	<2	34	19	0.18	0.62	1.1	64	10	8.2	120	16
031913	BR-203	99.9	100.65	Metasediment 2	Central Pit	Mine Rock	<2	10	19	0.23	0.80	1.4	73	1.0	8.9	100	19
031914	BR-555	61.15	62.5	Metasediment 2	Central Pit	Mine Rock	<2	9.1	16	0.069	0.85	1.3	32	0.098	5.6	110	11
031915	BR-432	173.5	175	Metasediment 2	Central Pit	Mine Rock	<2	22	17	0.26	0.63	1.1	120	4.5	8.6	110	22
031916	BR-382	67.3	68.6	Metasediment 2	Central Pit	Mine Rock	<2	25	18	0.23	0.65	1.5	94	0.55	7.1	93	15
031917	BR-437	64.5	66	Metasediment 2	Central Pit	Mine Rock	<2	21	19	0.17	0.36	1.0	57	0.48	7.3	150	12
031918	BR-253	51.6	52.5	Metasediment 2	Central Pit	Mine Rock	<2	18	21	0.23	0.57	1.4	89	0.38	7.3	75	14
031919	BR-192	183.9	184.9	Metasediment 2	Central Pit	Mine Rock	<2	14	18	0.27	0.70	1.3	81	2.4	7.0	120	17
031920	BR-175	418.9	420.4	Metasediment 2	Central Pit	Mine Rock	0.70	7.8	4.3	0.14	0.39	0.86	69	0.91	5.8	85	12
031921	BR-434	40.95	41.95	Metasediment 3	Central Pit	Mine Rock	<2	11	12	0.067	0.39	0.93	11	0.11	2.4	47	7.7
031922	BR-213	343.55	345	Metasediment 3	Central Pit	Mine Rock	<2	10	16	0.16	0.56	1.0	38	0.17	7.2	60	17
031923	BR-219	205.5	207	Metasediment 3	Central Pit	Mine Rock	<2	8.6	12	0.11	0.30	0.99	29	0.41	2.7	79	9.0
031924	BR-392	248.9	250.4	Metasediment 3	Underground	Mine Rock	<2	23	20	0.21	0.45	1.1	59	2.5	7.8	70	14
031925	BR-509	136.4	137.4	Metasediment 3	Central Pit	Mine Rock	<2	22	15	0.19	0.42	0.89	56	1.0	6.1	63	11
031926	BR-356	56.45	57.5	Metasediment 3	Central Pit	Mine Rock	<2	9.8	17	0.11	0.31	1.1	27	0.31	6.5	56	16
031927	BR-153	41.5	43	Metasediment 3	Central Pit	Mine Rock	<2	22	9.3	0.15	0.31	0.99	40	0.20	7.2	61	7.8
031928	BR-036	190.9	191.7	Metasediment 3	Central Pit	Mine Rock	<2	15	16	0.10	0.27	1.5	18	2.1	3.5	34	11
031929	BR-181	201.5	202.5	Metasediment 3	Viggo Pit	Mine Rock	<2	33	9.9	0.043	0.060	0.70	17	0.095	5.1	14	7.9
031930	BR-037	308.8	309.75	Metasediment 3	Central Pit	Mine Rock	<2	22	18	0.20	0.32	1.1	54	1.1	8.8	50	15
031931	BR-131	333	334	Metasediment 2	Central Pit	Ore-Grade	<2	5.7	18	0.27	0.92	1.5	73	16	8.8	360	7.4
031932	BR-410	194	195	Felsic Volcanic 1	Central Pit	Mine Rock	<2	15	21	0.14	0.41	1.4	47	0.59	5.7	59	8.9
031933	BR-185	155.9	157.05	Felsic Volcanic 1	Central Pit	Mine Rock	<2	62	21	0.13	0.48	1.2	34	0.37	7.6	43	7.5
031934	BR-163	418.9	419.5	Felsic Volcanic 1	Underground	Mine Rock	<2	14	11	0.034	0.030	0.74	6.0	5.5	2.6	24	2.0
031935	BR-039	144.8	145.7	Felsic Volcanic 1	Central Pit	Mine Rock	<2	22	21	0.11	0.31	1.4	22	25	5.9	54	8.8
031936	BR-022	447	447.5	Felsic Volcanic 1	Central Pit	Mine Rock	<2	23	18	0.067	0.27	1.6	10	0.36	6.6	46	2.3
031937	BR-001	100.75	101.25	Felsic Volcanic 1	Underground	Mine Rock	<2	38	17	0.094	0.18	2.1	41	34	6.0	39	2.3
031938	BR-481	485	486	Felsic Volcanic 1	Central Pit	Mine Rock	<2	11	18	0.074	0.51	1.3	14	1.1	3.2	1300	10
031939	BR-190	225	226	Felsic Volcanic 1	Central Pit	Ore-Grade	<2	170	14	0.11	0.38	0.78	27	410	5.7	8900	6.9
031940	BR-167	187.6	188.2	Felsic Volcanic 1	Central Pit	Mine Rock	<2	38	29	0.076	1.0	1.8	13	0.42	7.8	13000	10
031941	BR-156	335.45	336.5	Felsic Volcanic 1	Central Pit	Mine Rock	<2	47	22	0.069	0.51	1.4	16	0.59	6.2	8800	8.0
031942	BR-137	83	84	Felsic Volcanic 1	Central Pit	Mine Rock	<2	16	20	0.099	0.22	1.0	35	0.57	5.8	3900	12
031943	BR-448	41	42.5	Basalt	Underground	Mine Rock	<2	18	4.4	0.055	0.030	0.29	31	0.59	3.2	52	4.1
031944	BR-339	148.5	150	Basalt	Underground	Mine Rock	<2	8.8	1.6	0.16	0.18	0.15	210	0.75	5.4	370	1.6
031945	DL-070	43.05	44	Basalt	Central Pit	Mine Rock	<2	12	1.2	0.059	0.040	0.060	52	0.36	5.7	25	1.2
031946	BR-657	44.4	45.9	Basalt	Underground	Mine Rock	<2	25	1.7	0.082	0.13	0.073	120	0.26	5.0	57	1.5

(1) Ten times average crustal abundance values presented in Price (1997).

Blue highlighting indicates samples with metal concentrations greater than the ten times crustal abundance screening value are present in the analyzed group.

Screening values are for qualitative assessment only and hold no regulatory significance.

Classification as mine rock or ore-grade materials was based on gold content.

A value of "--" indicates metal was not measured for the given sample; the variation in elements analyzed is due to measurement at two different laboratories (see text).

Table B-5 Aqua Regia Metals

Sample ID	Drillhole ID	From	To	Lithology	Area	Class	Tin	Strontium	Thorium	Titanium	Thallium	Uranium	Vanadium	Tungsten	Yttrium	Zinc	Zirconium
		m	m				ppm	ppm	ppm	%	ppm	ppm	ppm	ppm	ppm	ppm	ppm
10x Crustal Abundance (Price 1997) [(1)]							*23*	*3700*	*96*	*6.0*	*9.0*	*27*	*1200*	*13*	*330*	*700*	*1650*
031947	BR-030	129.7	130.7	Basalt	Underground	Mine Rock	<2	14	2.0	0.066	0.11	0.056	58	0.26	4.8	32	2.6
031948	BR-031	6	7.5	Basalt	Underground	Mine Rock	<2	16	1.8	0.10	0.19	0.20	81	0.19	4.5	56	3.2
31949	BR-399	51.5	53	Basalt	Underground	Mine Rock	0.60	8.1	5.7	0.18	0.30	0.82	32	0.57	6.5	107	18
031950	BR-448	47	48.5	Basalt	Underground	Mine Rock	<2	28	3.5	0.10	0.12	0.31	39	0.79	4.2	31	4.6
031951	BR-493	27	28.15	Basalt	Underground	Mine Rock	<2	12	4.0	0.097	0.10	0.065	77	0.11	4.9	28	1.1
031952	BR-548	70.5	72	Basalt	Central Pit	Mine Rock	<2	9.9	2.0	0.078	0.11	0.043	52	0.14	3.9	24	0.99
031953	BR-268	27	27.6	Basalt	Underground	Mine Rock	<2	30	2.8	0.18	0.14	0.48	120	0.24	4.2	64	2.7
031954	BH22-08	84.1	85.1	Felsic Volcanic 1	Central Pit	Mine Rock	<2	11	12	0.12	0.47	1.8	28	0.26	6.4	55	3.7
031955	BR-425	160	160.65	Felsic Volcanic 1	Central Pit	Mine Rock	<2	29	21	0.15	0.43	1.3	36	0.26	5.1	42	10
031956	BR-378	173.5	174.75	Felsic Volcanic 1	Viggo Pit	Mine Rock	<2	13	20	0.081	0.32	1.8	15	0.27	6.8	58	4.9
031957	BR-347	45	46.35	Felsic Volcanic 1	Central Pit	Mine Rock	<2	7.9	22	0.21	0.76	1.4	56	0.57	8.7	120	15
031958	BR-225	120.6	121.95	Felsic Volcanic 1	Central Pit	Mine Rock	<2	66	19	0.10	0.49	1.4	29	2.4	5.3	4800	7.6
031959	BR-142	140	140.5	Felsic Volcanic 1	Central Pit	Ore-Grade	<2	22	17	0.034	0.28	1.1	12	17	4.2	5700	7.3
031960	BRH-002	96.5	97	Felsic Volcanic 1	Central Pit	Mine Rock	<2	7.2	19	0.048	0.42	1.5	7.0	0.36	6.6	12000	14
031961	BR-324	136	137	Felsic Volcanic 1	Central Pit	Ore-Grade	<2	23	23	0.15	1.4	1.4	23	0.40	5.9	2800	11
031962	BR-321	209	209.75	Felsic Volcanic 1	Central Pit	Mine Rock	<2	33	21	0.071	0.77	1.7	13	1.6	6.9	4000	11
031963	BR-469	163.6	164.6	Felsic Volcanic 2	Central Pit	Mine Rock	<2	5.1	24	0.0043	0.12	1.6	1.0	0.30	6.0	78	4.2
031964	BR-322	290	291	Felsic Volcanic 2	Central Pit	Mine Rock	<2	48	17	0.027	<0.02	1.6	7.0	5.9	5.1	26	3.3
031965	BR-142	294.5	295.5	Felsic Volcanic 2	Central Pit	Ore-Grade	<2	45	15	0.077	0.090	1.2	15	46	3.4	58	4.1
031966	BR-509	22.5	23.7	Felsic Volcanic 2	Central Pit	Ore-Grade	<2	4.5	23	0.0035	0.050	1.4	<1	0.20	4.8	74	3.6
031967	BR-509	84.1	85.1	Felsic Volcanic 2	Central Pit	Mine Rock	<2	9.8	29	0.029	0.27	1.8	<1	0.099	10	47	8.6
031968	BR-464	180.4	181.2	Felsic Volcanic 2	Central Pit	Mine Rock	<2	7.9	26	0.022	0.16	1.7	3.0	0.25	10	21	3.6
031969	BR-228	419.3	420.3	Felsic Volcanic 2	Underground	Mine Rock	<2	16	19	0.097	0.070	1.6	52	11	6.2	52	4.2
031970	BR-342	158.6	160.1	Felsic Volcanic 2	Central Pit	Mine Rock	<2	14	25	0.017	0.18	1.7	4.0	0.26	9.9	120	3.9
031971	BR-213	281.75	282.5	Felsic Volcanic 2	Central Pit	Mine Rock	<2	24	25	0.014	0.020	1.7	4.0	3.9	7.2	150	7.0
031972	BR-204	204.75	206.25	Felsic Volcanic 2	Central Pit	Mine Rock	<2	3.0	19	0.0047	0.060	1.5	<1	0.36	3.1	39	4.9
031973	BH22-08	202	203	Felsic Volcanic 2	Central Pit	Mine Rock	<2	15	17	0.072	0.23	1.7	16	0.27	11	41	27
031974	DL-142	115	115.5	Felsic Volcanic 2	Central Pit	Mine Rock	<2	12	10	0.050	0.030	0.47	13	0.16	3.9	9.9	8.2
031975	BR-279	288	289.5	Felsic Volcanic 2	Underground	Mine Rock	<2	31	12	0.082	0.090	1.2	26	5.2	3.3	32	4.9
031976	BR-521	72.4	73.4	Felsic Volcanic 2	Viggo Pit	Mine Rock	<2	46	24	0.063	0.27	1.4	<1	0.65	9.6	44	7.6
031977	BR-509	126.5	127.9	Felsic Volcanic 2	Central Pit	Mine Rock	<2	26	22	0.16	0.45	1.4	34	80	9.1	48	9.1
031978	BR-346	51.25	51.75	Felsic Volcanic 2	Central Pit	Mine Rock	<2	26	26	0.075	0.43	1.3	20	0.15	12	56	8.9
031979	BR-334	163.8	165	Felsic Volcanic 2	Underground	Mine Rock	<2	16	24	0.054	0.20	1.3	4.0	0.95	6.4	30	11
031980	BR-428	225	225.95	Felsic Volcanic 2	Central Pit	Mine Rock	<2	12	29	0.056	0.20	1.8	<1	0.36	11	39	12
031981	BR-250B	312.95	314	Felsic Volcanic 2	Central Pit	Mine Rock	<2	21	14	0.25	0.76	1.2	73	1.0	9.3	82	16
031987	BR-030	9	10.25	Basalt	Underground	Mine Rock	<2	12	0.90	0.070	<0.02	0.092	57	0.13	5.3	15	1.2
031988	BR-657	59.2	60.4	Basalt	Underground	Mine Rock	<2	14	2.1	0.11	0.060	0.076	140	0.23	7.4	44	3.7
031989	BR-657	55.8	57.3	Basalt	Underground	Mine Rock	<2	11	1.4	0.16	0.20	0.098	260	0.16	10	39	1.3
031990	BR-657	41.3	42.4	Basalt	Underground	Mine Rock	<2	14	1.7	0.18	0.25	0.082	150	0.25	6.5	67	1.5
031991	BR-658	15.5	17	Basalt	Underground	Mine Rock	<2	62	1.0	0.038	<0.02	0.066	63	0.21	5.5	32	0.89
031992	BR-388	37.5	38.65	Basalt	Central Pit	Mine Rock	<2	25	2.0	0.072	0.030	0.062	45	0.29	4.6	25	1.3
031993	BR-268	11.9	12.9	Basalt	Underground	Mine Rock	<2	13	2.8	0.059	0.030	0.17	47	0.14	4.7	39	0.91
031994	BR-449	94.3	95.8	Basalt	Underground	Mine Rock	<2	9.4	4.0	0.074	0.030	0.36	72	0.20	4.2	83	2.8

(1) Ten times average crustal abundance values presented in Price (1997).

Blue highlighting indicates samples with metal concentrations greater than the ten times crustal abundance screening value are present in the analyzed group.

Screening values are for qualitative assessment only and hold no regulatory significance.

Classification as mine rock or ore-grade materials was based on gold content.

A value of "--" indicates metal was not measured for the given sample; the variation in elements analyzed is due to measurement at two different laboratories (see text).

Table B-5 Aqua Regia Metals

Sample ID	Drillhole ID	From	To	Lithology	Area	Class	Tin	Strontium	Thorium	Titanium	Thallium	Uranium	Vanadium	Tungsten	Yttrium	Zinc	Zirconium
		m	m				ppm	ppm	ppm	%	ppm	ppm	ppm	ppm	ppm	ppm	ppm
10x Crustal Abundance (Price 1997) [(1)]							*23*	*3700*	*96*	*6.0*	*9.0*	*27*	*1200*	*13*	*330*	*700*	*1650*
031995	BR-047	27.5	29	Basalt	Underground	Mine Rock	<2	25	5.3	0.067	0.13	0.043	100	0.17	5.5	54	0.76
031996	BR-386	72	73	Basalt	Central Pit	Mine Rock	<2	41	5.6	0.096	0.15	0.40	99	0.23	5.4	68	4.2
031997	BR-398	179.5	181	Basalt	Underground	Mine Rock	0.40	22	0.50	0.17	0.26	0.080	161	0.19	12	45	2.3
031998	BR-444	136	137.1	Basalt	Underground	Mine Rock	<2	21	2.3	0.17	0.19	0.16	140	0.29	11	71	1.1
116967	BR-221	450.3	450.8	Felsic Volcanic 1	Underground	Ore-Grade	0.30	14	5.9	0.069	0.18	1.3	22	0.10	4.5	52	35
116968	BR-321	275.05	275.55	Felsic Volcanic 1	Central Pit	Mine Rock	<2	27	4.5	0.011	<0.02	0.87	6.4	0.59	2.2	17	2.2
116969	BR-164	324.95	325.45	Felsic Volcanic 1	Central Pit	Mine Rock	<2	22	3.0	0.047	0.060	0.88	8.7	5.4	1.9	13	0.47
116970	BR-231	77.95	78.45	Felsic Volcanic 1	Central Pit	Ore-Grade	<2	280	8.1	0.060	0.69	1.3	21	1700	3.6	1300	6.8
116971	BR-231	82.5	83	Felsic Volcanic 1	Central Pit	Ore-Grade	<2	100	7.3	0.044	0.47	1.3	13	1500	3.8	2000	5.0
116972	BR-380	40.25	41.6	Felsic Volcanic 1	Central Pit	Mine Rock	<2	150	8.8	0.078	0.25	1.3	34	51	6.3	2700	8.0
116973	BRH-002	102.75	103.25	Felsic Volcanic 1	Central Pit	Mine Rock	<2	39	9.2	0.093	0.69	1.5	24	2.3	5.4	3700	5.8
116974	BR-230	250.7	251.6	Felsic Volcanic 1	Central Pit	Mine Rock	<2	4.6	7.8	0.061	0.52	1.1	13	1.8	4.6	38	8.5
116975	BR-231	134.7	135.3	Felsic Volcanic 1	Central Pit	Mine Rock	<2	8.6	8.6	0.079	0.79	1.4	17	1.5	7.5	54	11
116976	BR-283	428.5	430	Felsic Volcanic 1	Central Pit	Mine Rock	<2	35	8.2	0.13	0.95	0.99	63	7.2	4.7	60	7.2
116977	BR-192	384	385.5	Basalt	Underground	Mine Rock	<2	35	2.5	0.041	<0.02	0.17	36	6.1	6.4	19	3.9
116978	BR-130	478.85	480	Basalt	Central Pit	Mine Rock	0.30	58	0.50	0.10	<0.02	0.050	82	0.55	8.1	40	2.4
116979	BR-144	645.5	647	Basalt	Underground	Mine Rock	<2	29	1.9	0.099	0.11	0.17	46	0.85	5.1	27	1.5
116980	BR-199	386.5	387.5	Basalt	Underground	Mine Rock	<2	32	1.7	0.15	0.26	0.14	130	2.1	5.1	61	2.7
116981	DL-063A	354.5	355.5	Basalt	Underground	Mine Rock	<2	17	1.5	0.15	0.20	0.23	94	0.43	6.2	40	2.1
116982	REG-004	70.5	72	Basalt	Underground	Mine Rock	<2	28	0.90	0.11	0.078	0.063	76	0.31	5.9	40	1.2
116983	DL-061	226	227	Basalt	Underground	Mine Rock	0.40	28	0.80	0.18	<0.02	0.070	105	6.1	10	38	3.4
116984	REG-003	149.1	150	Basalt	Underground	Mine Rock	<2	14	0.90	0.080	0.064	0.064	95	0.36	6.6	40	1.7
116985	BR-252	170.6	171.6	Felsic Volcanic 2	Central Pit	Mine Rock	<2	7.3	10	0.014	0.15	1.4	4.1	0.31	6.5	47	3.8
116986	BR-509	20.5	21.5	Felsic Volcanic 2	Central Pit	Ore-Grade	<2	5.1	11	0.014	0.15	1.6	3.4	0.25	6.4	130	4.1
031501	BR-216	161	162	Felsic Volcanic 1	Central Pit	Mine Rock	<2	19	12	0.13	0.31	1.1	35	0.34	6.9	99	7.6
031502	BR-216	75	76.5	Felsic Volcanic 1	Central Pit	Mine Rock	<2	19	15	0.15	0.42	1.3	32	2.9	5.9	110	10
031503	BR-168	165.75	166.25	Felsic Volcanic 1	Central Pit	Mine Rock	<2	7.8	9.3	0.099	0.26	1.3	24	0.35	4.7	1000	11
031504	BR-168	31.5	33	Felsic Volcanic 1	Central Pit	Mine Rock	<2	17	13	0.14	0.40	1.2	28	0.18	4.9	46	9.4
031505	BR-188	20	21	Felsic Volcanic 1	Central Pit	Mine Rock	<2	14	14	0.17	0.53	1.3	35	0.67	5.1	54	9.5
031506	BR-216	20.55	21.4	Felsic Volcanic 1	Central Pit	Mine Rock	<2	23	12	0.19	0.54	1.2	51	0.54	5.3	69	8.8
031507	BR-176	40.3	41.8	Felsic Volcanic 1	Central Pit	Mine Rock	<2	16	13	0.20	0.50	1.2	43	1.1	6.2	51	10
031508	BR-201	168.6	169.5	Felsic Volcanic 1	Central Pit	Ore-Grade	<2	8.8	4.8	0.095	0.24	0.30	26	0.69	3.1	81	4.9
031509	BR-201	38.7	40	Felsic Volcanic 1	Central Pit	Mine Rock	<2	12	14	0.19	0.53	1.3	47	0.33	6.2	92	11
031510	BR-142	137.75	138.5	Felsic Volcanic 1	Central Pit	Ore-Grade	<2	13	14	0.11	0.80	1.7	29	28	6.1	70	10
031511	BR-142	216.75	217.5	Felsic Volcanic 2	Central Pit	Ore-Grade	<2	25	9.1	0.0082	0.030	1.1	23	4.7	3.4	910	5.1
031512	BR-142	249.5	250.5	Felsic Volcanic 1	Central Pit	Mine Rock	<2	12	14	0.12	0.40	1.5	33	2.6	4.8	99	11
031513	BR-197	148.15	148.65	Felsic Volcanic 2	Central Pit	Mine Rock	<2	93	13	0.017	0.020	0.88	9.0	74	4.1	1200	8.4
031514	BR-200	193.7	194.45	Felsic Volcanic 2	Central Pit	Mine Rock	<2	13	19	0.065	0.40	1.7	9.0	4.4	11	55	16
031515	BR-231	82	82.5	Felsic Volcanic 1	Central Pit	Ore-Grade	<2	34	11	0.047	0.43	1.6	15	12	3.1	120	6.5
031516	BR-231	154	155.5	Felsic Volcanic 1	Central Pit	Ore-Grade	<2	3.8	7.1	0.12	1.1	1.5	43	0.36	3.3	320	2.7
031517	BR-200	59.3	60.25	Felsic Volcanic 1	Central Pit	Mine Rock	<2	17	12	0.14	0.32	1.3	50	2.1	6.5	89	11
031518	BR-232	61.2	62	Felsic Volcanic 1	Central Pit	Mine Rock	<2	9.8	12	0.14	0.81	2.0	25	0.70	5.0	930	5.1
031519	BR-232	142.9	144	Felsic Volcanic 1	Central Pit	Mine Rock	<2	14	12	0.11	0.62	1.6	26	0.72	5.3	3800	9.2

(1) Ten times average crustal abundance values presented in Price (1997).

Blue highlighting indicates samples with metal concentrations greater than the ten times crustal abundance screening value are present in the analyzed group.

Screening values are for qualitative assessment only and hold no regulatory significance.

Classification as mine rock or ore-grade materials was based on gold content.

A value of "--" indicates metal was not measured for the given sample; the variation in elements analyzed is due to measurement at two different laboratories (see text).

Table B-5 Aqua Regia Metals

Sample ID	Drillhole ID	From	To	Lithology	Area	Class	Tin	Strontium	Thorium	Titanium	Thallium	Uranium	Vanadium	Tungsten	Yttrium	Zinc	Zirconium
		m	m				ppm	ppm	ppm	%	ppm	ppm	ppm	ppm	ppm	ppm	ppm
10x Crustal Abundance (Price 1997) [1]							*23*	*3700*	*96*	*6.0*	*9.0*	*27*	*1200*	*13*	*330*	*700*	*1650*
031520	BR-241	46.25	47.5	Felsic Volcanic 1	Central Pit	Ore-Grade	<2	8.0	11	0.14	0.60	1.3	61	0.50	6.3	80	6.4
031521	BR-235	170	171	Felsic Volcanic 2	Central Pit	Mine Rock	<2	7.1	16	0.035	0.18	1.3	1.0	0.70	7.7	47	12
031522	BR-313	55.7	56.2	Metasediment 2	Central Pit	Mine Rock	<2	12	9.2	0.083	0.31	0.74	29	2.5	4.0	70	4.9
031523	BR-314	47.4	47.9	Felsic Volcanic 1	Central Pit	Ore-Grade	<2	50	7.9	0.18	0.41	0.88	73	9.4	4.4	130	9.6
031524	BR-314	80	80.9	Metasediment 3	Central Pit	Mine Rock	<2	11	8.9	0.086	0.39	1.2	19	0.14	3.5	46	6.2
031525	BR-341	42.8	44.05	Felsic Volcanic 1	Central Pit	Mine Rock	<2	11	9.2	0.071	0.38	1.4	19	0.22	5.4	56	6.1
031526	BR-248	42	43.5	Felsic Volcanic 1	Central Pit	Mine Rock	<2	10	13	0.12	0.45	1.4	25	0.69	6.1	65	8.9
031527	BR-248	156.5	157.5	Felsic Volcanic 1	Central Pit	Mine Rock	<2	6.2	7.2	0.12	0.46	1.0	78	0.30	3.7	74	8.1
031528	BR-316	23	23.9	Metasediment 3	Central Pit	Mine Rock	<2	9.6	6.7	0.040	0.19	0.99	8.0	0.16	2.0	27	5.7
031529	BR-467	13.5	15	Metasediment 2	Central Pit	Mine Rock	<2	3.9	5.5	0.19	0.77	0.81	110	0.44	3.6	71	9.0
031530	BR-467	82.3	83.3	Felsic Volcanic 2	Central Pit	Mine Rock	<2	4.6	16	0.031	0.19	1.5	<1	0.16	7.5	39	4.9
031531	BR-468	9.3	10.3	Felsic Volcanic 2	Central Pit	Mine Rock	<2	8.5	14	0.036	0.27	1.1	16	0.17	7.2	39	8.8
031532	BR-465	15	16.5	Metasediment 2	Central Pit	Mine Rock	<2	3.4	8.8	0.12	0.37	1.0	59	0.31	4.7	78	11
031533	BR-003	18	19	Felsic Volcanic 1	Underground	Mine Rock	0.50	14	7.6	0.17	0.34	1.9	36	0.58	6.9	72	27
031534	BR-042	72	72.5	Felsic Volcanic 1	Underground	Mine Rock	<2	24	11	0.13	0.41	1.3	45	15	6.5	82	11
031535	BR-028	23	24	Metasediment 2	Central Pit	Mine Rock	<2	9.6	14	0.17	0.59	1.3	84	0.22	4.4	190	28
031536	BR-035	45	46	Metasediment 2	Central Pit	Mine Rock	<2	13	15	0.16	0.46	1.1	73	0.21	5.6	77	31
031537	BR-035	80	81	Felsic Volcanic 1	Central Pit	Mine Rock	<2	18	18	0.14	0.36	1.8	31	0.59	7.2	94	27
031538	BR-035	121	122	Felsic Volcanic 1	Central Pit	Mine Rock	<2	15	15	0.041	0.32	1.6	17	0.19	4.9	160	31
031539	BR-037	52	53.05	Felsic Volcanic 1	Central Pit	Mine Rock	<2	77	19	0.13	0.79	1.8	27	1.3	6.3	780	28
031540	BR-037	122.4	123	Felsic Volcanic 1	Central Pit	Ore-Grade	<2	22	14	0.11	0.36	1.5	21	20	4.4	380	12
031541	BR-037	60.45	61.45	Felsic Volcanic 1	Central Pit	Ore-Grade	<2	28	17	0.11	0.39	1.9	33	39	6.6	290	22
031542	BR-038	82.2	82.7	Felsic Volcanic 1	Central Pit	Ore-Grade	<2	3.5	10	0.13	0.73	1.5	26	1.2	4.1	1900	8.7
031543	BR-041	56	57	Metasediment 2	Underground	Mine Rock	<2	10	8.7	0.23	0.48	1.3	99	2.6	8.1	170	9.9
031544	BR-043	26.5	27	Fragmental 1	Underground	Mine Rock	<2	10	9.1	0.16	0.41	0.79	44	0.46	6.0	70	9.1
031545	BR-057	178	179	Metasediment 2	Viggo Pit	Mine Rock	<2	38	11	0.10	0.53	1.3	28	0.61	8.4	89	6.6
031546	BR-060	36	37	Felsic Volcanic 1	Central Pit	Mine Rock	<2	12	13	0.063	0.040	1.6	17	0.15	5.9	42	7.4
031547	BR-060	139.5	140.35	Felsic Volcanic 1	Central Pit	Mine Rock	<2	19	13	0.085	0.45	1.3	29	0.58	4.1	2600	8.7
031548	BR-060	315.7	317	Metasediment 2	Central Pit	Mine Rock	<2	10	9.3	0.18	0.50	1.3	77	1.7	6.8	88	7.6
031549	BR-065	146	147	Felsic Volcanic 1	Central Pit	Ore-Grade	<2	13	12	0.080	0.13	1.5	35	0.63	6.8	180	9.9
031550	BR-076	38	39	Metasediment 2	Central Pit	Mine Rock	<2	4.6	6.8	0.15	0.59	1.2	67	0.50	3.2	97	8.2
031552	BR-082	33	34	Felsic Volcanic 2	Underground	Mine Rock	<2	25	14	0.037	0.11	0.89	6.0	0.52	4.1	35	11
031553	BR-085	57.75	58.25	Felsic Volcanic 2	Central Pit	Mine Rock	0.50	39	11	0.035	0.090	1.5	10	4.2	5.7	197	37
031554	BR-085	128	128.5	Metasediment 2	Central Pit	Mine Rock	<2	7.4	16	0.19	0.69	1.7	56	0.32	7.7	100	14
031555	BR-100	22	23	Felsic Volcanic 2	Central Pit	Mine Rock	<2	14	11	0.12	0.39	1.7	27	0.23	5.6	51	7.3
031556	BR-100	99	100	Felsic Volcanic 1	Central Pit	Mine Rock	<2	40	4.8	0.27	1.1	0.43	84	4.3	4.4	72	4.1
031557	BR-123	66.5	67.5	Felsic Volcanic 2	Central Pit	Mine Rock	<2	12	14	0.025	0.16	1.3	7.0	1.3	3.9	47	11
031558	BR-123	162.4	163.4	Felsic Volcanic 2	Central Pit	Mine Rock	<2	11	11	0.11	0.98	1.0	33	0.34	3.8	110	18
031559	BR-129	70	71	Fragmental 1	Central Pit	Mine Rock	<2	11	13	0.056	0.18	1.3	16	0.097	5.3	37	9.0
031560	BR-131	168.65	169.2	Felsic Volcanic 1	Central Pit	Ore-Grade	<2	10	11	0.080	0.26	1.1	20	5.3	3.7	380	9.8
031561	BR-132	138.5	139.6	Felsic Volcanic 1	Central Pit	Mine Rock	<2	19	13	0.079	0.26	1.5	27	4.8	5.2	68	7.6
031562	BR-140	34	35	Felsic Volcanic 1	Central Pit	Mine Rock	<2	11	20	0.0083	0.17	1.5	2.0	66	5.1	97	12
031563	BR-140	174	175	Felsic Volcanic 1	Central Pit	Ore-Grade	<2	12	13	0.054	0.38	1.5	19	0.28	4.9	63	18

(1) Ten times average crustal abundance values presented in Price (1997).

Blue highlighting indicates samples with metal concentrations greater than the ten times crustal abundance screening value are present in the analyzed group.

Screening values are for qualitative assessment only and hold no regulatory significance.

Classification as mine rock or ore-grade materials was based on gold content.

A value of "--" indicates metal was not measured for the given sample; the variation in elements analyzed is due to measurement at two different laboratories (see text).

Table B-5 Aqua Regia Metals

Sample ID	Drillhole ID	From	To	Lithology	Area	Class	Tin	Strontium	Thorium	Titanium	Thallium	Uranium	Vanadium	Tungsten	Yttrium	Zinc	Zirconium
		m	m				ppm	ppm	ppm	%	ppm	ppm	ppm	ppm	ppm	ppm	ppm
10x Crustal Abundance (Price 1997) [(1)]							*23*	*3700*	*96*	*6.0*	*9.0*	*27*	*1200*	*13*	*330*	*700*	*1650*
031566	BR-170	38	39	Felsic Volcanic 1	Central Pit	Mine Rock	<2	15	14	0.065	0.33	1.5	23	0.40	5.6	44	9.2
031572	BR-171	121.25	121.75	Metasediment 2	Central Pit	Mine Rock	<2	7.9	13	0.12	0.44	1.5	31	2.5	6.2	1800	18
031573	BR-190	227	227.6	Felsic Volcanic 1	Central Pit	Ore-Grade	<2	45	12	0.16	0.57	1.1	65	15	4.9	270	7.0
031574	BR-190	92.85	93.85	Felsic Volcanic 1	Central Pit	Mine Rock	<2	12	10	0.047	0.45	1.1	16	4.9	3.1	46	13
031575	BR-181	6	7	Felsic Volcanic 1	Viggo Pit	Mine Rock	<2	6.0	11	0.12	0.36	1.0	29	0.22	5.7	61	9.5
031576	BR-237	21	21.7	Felsic Volcanic 1	Central Pit	Mine Rock	<2	14	8.6	0.079	0.18	0.95	30	9.6	4.6	110	7.1
031577	BR-237	65.3	66.1	Felsic Volcanic 1	Central Pit	Ore-Grade	<2	7.3	13	0.10	0.56	1.7	30	3.0	5.2	6300	11
031578	BR-243	73.4	74	Metasediment 2	Central Pit	Mine Rock	<2	17	14	0.16	0.45	1.5	42	1.4	5.7	77	8.8
031579	BR-254	63	63.3	Felsic Volcanic 2	Central Pit	Mine Rock	<2	9.8	16	0.030	0.22	1.4	3.0	0.18	7.1	61	18
031580	BR-281	33	34.5	Felsic Volcanic 1	Central Pit	Mine Rock	<2	14	12	0.15	0.47	1.4	38	0.49	5.3	61	10
031581	BR-285	18	19.5	Felsic Volcanic 1	Central Pit	Mine Rock	<2	14	12	0.15	0.44	1.5	31	0.23	4.9	57	10
031582	BR-285	87.5	89	Fragmental 1	Central Pit	Mine Rock	<2	27	9.3	0.20	0.33	0.91	65	0.22	8.2	82	6.3
031583	BR-309	12.45	13.45	Felsic Volcanic 1	Underground	Mine Rock	<2	16	11	0.13	0.32	1.7	32	2.5	6.1	73	7.2
031584	BR-327	43.5	45	Felsic Volcanic 2	Central Pit	Mine Rock	<2	7.2	15	0.066	0.32	1.0	<1	0.23	6.9	43	10
031585	BR-333	65	66	Felsic Volcanic 2	Underground	Ore-Grade	<2	10	18	0.036	0.20	1.5	4.0	1.1	5.8	65	13
031586	BR-333	130.3	131.1	Felsic Volcanic 1	Underground	Ore-Grade	<2	38	9.9	0.11	0.24	1.3	38	30	6.0	70	7.1
031587	BR-339	73.5	75	Metasediment 3	Underground	Mine Rock	<2	12	6.9	0.12	0.21	0.41	37	0.16	4.7	31	7.8
031588	BR-342	49.4	50.6	Felsic Volcanic 1	Central Pit	Mine Rock	<2	16	12	0.086	0.37	1.3	27	0.24	6.4	56	7.2
031589	BR-348	18.7	19.2	Felsic Volcanic 1	Central Pit	Mine Rock	<2	46	9.2	0.14	0.35	0.85	51	0.90	6.0	46	7.5
031590	BR-360	16.2	17	Felsic Volcanic 2	Underground	Mine Rock	<2	17	14	0.0064	<0.02	1.3	5.0	74	3.1	80	4.6
031591	BR-391	51.2	52.2	Felsic Volcanic 2	Underground	Ore-Grade	0.70	22	15	0.035	0.090	2.0	7.0	14	8.6	792	31
031592	BR-392	39	40.5	Felsic Volcanic 1	Underground	Mine Rock	<2	18	8.5	0.17	0.38	1.2	38	44	5.6	210	5.7
031593	BR-392	169.5	170.15	Felsic Volcanic 2	Underground	Mine Rock	<2	37	15	0.038	<0.02	1.0	26	0.51	7.1	50	5.1
031594	BR-399	23.4	24.7	Metasediment 3	Underground	Mine Rock	<2	9.3	13	0.053	0.12	0.79	12	0.22	4.7	77	9.0
031595	BR-425	28.5	30	Felsic Volcanic 2	Central Pit	Mine Rock	<2	6.8	15	0.032	0.19	1.2	<1	0.81	6.6	120	7.9
031596	BR-429	18	19.5	Felsic Volcanic 1	Central Pit	Mine Rock	<2	11	12	0.15	0.47	1.2	31	0.16	4.4	57	7.9
031597	BR-449	19.7	21.2	Felsic Volcanic 1	Underground	Mine Rock	<2	5.4	8.4	0.11	0.17	0.50	29	0.18	4.2	49	9.8
031598	BR-461	30.2	31.2	Metasediment 2	Central Pit	Mine Rock	<2	4.1	6.9	0.17	0.60	1.5	76	0.38	3.0	78	7.7
031599	BR-469	62.95	64	Felsic Volcanic 2	Central Pit	Mine Rock	<2	9.8	19	0.074	0.18	1.3	19	0.71	7.6	83	24
031600	BR-522	40.25	41.75	Metasediment 2	Viggo Pit	Mine Rock	<2	7.7	13	0.15	0.58	1.1	50	0.11	5.2	94	24
031601	BR-521	17.75	19.25	Metasediment 2	Viggo Pit	Mine Rock	<2	6.2	13	0.12	0.52	0.99	76	0.16	4.1	120	21
031602	BR-407	387	388.5	Felsic Volcanic 1	Central Pit	Mine Rock	<2	15	12	0.068	0.37	1.4	21	1.1	6.2	45	9.8
031603	BR-407	30	31.5	Metasediment 2	Central Pit	Mine Rock	<2	7.5	12	0.058	0.090	1.2	57	0.21	6.3	400	7.2
031604	BR-407	206.5	208	Felsic Volcanic 1	Central Pit	Mine Rock	<2	17	12	0.064	0.080	1.5	21	0.31	5.3	41	6.4
031606	BR-734	30.9	32.4	Fragmental 1	Viggo Pit	Mine Rock	<2	21	17	0.18	0.56	1.5	40	0.45	7.0	57	20
031607	BR-734	45	46.5	Felsic Volcanic 2	Viggo Pit	Mine Rock	<2	9.5	21	0.043	0.26	1.6	<1	0.44	10	32	13
031608	BR-734	66.4	67.9	Felsic Volcanic 1	Viggo Pit	Mine Rock	<2	12	18	0.15	0.45	1.4	34	0.50	5.8	58	20
031609	BR-734	117	118.5	Metasediment 3	Viggo Pit	Mine Rock	<2	8.3	13	0.094	0.28	0.86	36	0.13	4.4	64	25
031610	BR-418	9.6	10.6	Metasediment 2	Central Pit	Mine Rock	<2	8.7	7.5	0.16	0.44	0.72	40	0.32	3.1	65	12
031611	BR-418	78	79.5	Metasediment 3	Central Pit	Mine Rock	<2	11	9.6	0.14	0.31	0.87	54	0.18	6.3	60	9.6
031612	BR-483	56.65	58.15	Fragmental 1	Central Pit	Mine Rock	<2	11	13	0.10	0.31	1.1	20	0.059	3.8	57	17
031613	BR-536	274.5	276	Felsic Volcanic 1	Central Pit	Mine Rock	<2	15	17	0.055	0.63	1.7	30	0.30	5.2	71	27
031614	BR-408	96	97.5	Felsic Volcanic 1	Central Pit	Mine Rock	<2	16	10	0.17	0.25	0.91	51	0.21	7.5	62	11

(1) Ten times average crustal abundance values presented in Price (1997).

Blue highlighting indicates samples with metal concentrations greater than the ten times crustal abundance screening value are present in the analyzed group.

Screening values are for qualitative assessment only and hold no regulatory significance.

Classification as mine rock or ore-grade materials was based on gold content.

A value of "--" indicates metal was not measured for the given sample; the variation in elements analyzed is due to measurement at two different laboratories (see text).

Table B-5 Aqua Regia Metals

Sample ID	Drillhole ID	From	To	Lithology	Area	Class	Tin	Strontium	Thorium	Titanium	Thallium	Uranium	Vanadium	Tungsten	Yttrium	Zinc	Zirconium
		m	m				ppm	ppm	ppm	%	ppm	ppm	ppm	ppm	ppm	ppm	ppm
10x Crustal Abundance (Price 1997) [(1)]							*23*	*3700*	*96*	*6.0*	*9.0*	*27*	*1200*	*13*	*330*	*700*	*1650*
031615	BR-737	36.5	38	Fragmental 1	Viggo Pit	Mine Rock	<2	23	16	0.21	0.48	1.3	44	0.12	5.9	69	28
031616	BR-739	71	72	Felsic Volcanic 2	Viggo Pit	Mine Rock	<2	8.9	10	0.037	0.20	1.9	<1	0.46	7.9	46	15
031617	BR-409	24	25.5	Felsic Volcanic 2	Central Pit	Mine Rock	<2	3.8	15	0.028	0.35	2.3	<1	0.11	5.8	50	17
031618	BR-409	73.5	74.75	Felsic Volcanic 2	Central Pit	Mine Rock	0.20	3.7	4.7	0.0060	0.17	3.6	<1	0.10	7.0	30	17
031619	BR-297	54	55.5	Felsic Volcanic 1	Central Pit	Mine Rock	<2	52	12	0.12	0.39	1.4	39	6.5	7.4	59	9.3
031620	BR-298	41.8	42.7	Metasediment 2	Central Pit	Ore-Grade	0.80	19	5.2	0.28	0.54	0.97	122	0.65	8.0	78	21
031621	BR-387	56	57.5	Fragmental 2	Central Pit	Mine Rock	<2	23	8.4	0.081	0.14	0.72	18	0.76	4.1	43	7.5
031622	BR-004	64	65	Felsic Volcanic 1	Underground	Ore-Grade	<2	28	14	0.13	0.25	1.2	37	0.98	5.3	51	5.8
031623	BR-031	37.55	38.8	Fragmental 2	Underground	Mine Rock	<2	6.9	16	0.088	0.18	1.2	29	0.21	4.7	45	6.0
031624	BR-034	121	122	Felsic Volcanic 1	Central Pit	Mine Rock	<2	19	24	0.027	0.29	1.5	12	19	7.2	17	13
031625	BR-120	207	207.5	Felsic Volcanic 1	Central Pit	Mine Rock	<2	21	25	0.051	0.29	2.0	17	0.91	4.0	230	12
031626	BR-145	47	48	Felsic Volcanic 1	Central Pit	Ore-Grade	<2	61	23	0.15	0.61	1.4	41	7.5	5.4	120	5.6
031627	BR-162	88	89	Fragmental 1	Viggo Pit	Mine Rock	<2	32	21	0.17	0.56	1.3	45	0.90	6.5	92	9.6
031628	BR-181	124.3	125	Felsic Volcanic 2	Viggo Pit	Ore-Grade	<2	10	21	0.018	0.12	1.2	2.0	1.1	8.0	47	3.1
031629	BR-190	189.1	190.5	Felsic Volcanic 1	Central Pit	Mine Rock	<2	19	26	0.11	0.61	1.3	40	4.3	4.8	62	14
031630	BR-403	59.8	60.8	Felsic Volcanic 1	Central Pit	Mine Rock	<2	11	21	0.058	0.19	1.2	15	0.16	5.9	51	8.1
031631	BR-518	322.6	323.45	Felsic Volcanic 1	Central Pit	Mine Rock	<2	6.4	25	0.012	0.070	1.8	3.0	0.23	4.1	4.4	10
031632	BR-518	380.9	381.4	Felsic Volcanic 2	Central Pit	Ore-Grade	<2	12	22	0.027	0.31	1.4	8.0	42	4.4	37	61
031633	BR-518	400.4	401.4	Felsic Volcanic 1	Central Pit	Mine Rock	<2	6.4	17	0.051	0.61	2.1	7.0	6.3	5.8	28	2.0
031634	BR-176	168.2	169.2	Felsic Volcanic 1	Central Pit	Mine Rock	<2	23	24	0.039	0.29	1.6	11	1.2	4.3	45	11
031635	BR-176	292	293	Felsic Volcanic 2	Central Pit	Ore-Grade	<2	45	19	0.12	0.26	1.3	32	24	3.5	61	6.1
031636	BR-186	52	53	Felsic Volcanic 1	Central Pit	Mine Rock	<2	75	22	0.12	0.46	1.3	23	0.16	6.3	120	8.8
031637	BR-224	98.4	99.4	Metasediment 2	Central Pit	Mine Rock	<2	74	18	0.21	0.26	1.2	66	0.24	9.3	78	10
031638	BR-224	247.65	248.3	Felsic Volcanic 1	Central Pit	Ore-Grade	<2	19	20	0.095	0.40	1.4	23	4.1	4.9	260	6.7
031639	BR-210	18	19.5	Felsic Volcanic 1	Central Pit	Mine Rock	<2	14	22	0.12	0.38	1.5	25	0.14	5.7	55	9.8
031640	BR-236	21.5	22.5	Felsic Volcanic 1	Central Pit	Mine Rock	<2	18	22	0.12	0.38	1.5	30	0.47	4.4	180	9.7
031641	BR-240	69	69.6	Felsic Volcanic 1	Central Pit	Ore-Grade	<2	9.6	24	0.077	0.30	1.9	21	0.49	7.7	71	7.7
031642	BR-240	29	30.5	Felsic Volcanic 1	Central Pit	Mine Rock	<2	9.8	24	0.14	0.47	1.3	31	1.9	5.4	99	12
031643	BR-241	108	108.5	Felsic Volcanic 2	Central Pit	Mine Rock	<2	12	30	0.035	0.27	1.5	<1	0.17	8.4	45	18
031644	BR-241	131.75	132.55	Felsic Volcanic 1	Central Pit	Mine Rock	<2	42	17	0.22	0.69	1.6	53	1.3	8.0	75	3.8
031645	BR-244	96	97.5	Felsic Volcanic 2	Central Pit	Mine Rock	<2	13	24	0.027	0.21	1.9	<1	0.66	9.6	64	2.8
031646	BR-283	34.5	36	Felsic Volcanic 1	Central Pit	Mine Rock	<2	15	24	0.11	0.36	1.6	31	0.17	5.5	47	7.9
031647	BR-293	79	80	Felsic Volcanic 1	Central Pit	Mine Rock	<2	24	23	0.14	0.64	1.5	35	0.92	5.8	120	9.5
031648	BR-344	46	46.95	Felsic Volcanic 1	Central Pit	Mine Rock	<2	20	23	0.17	0.36	1.5	33	0.29	4.9	53	9.3
031649	BR-322	169.5	170.9	Fragmental 1	Central Pit	Mine Rock	<2	20	24	0.13	0.60	1.3	36	0.19	6.7	52	13
031650	BR-345	19	20.3	Felsic Volcanic 1	Central Pit	Mine Rock	<2	15	22	0.16	0.43	1.3	31	0.26	5.2	40	10
031651	BR-378	146.75	148	Metasediment 2	Viggo Pit	Mine Rock	<2	120	13	0.27	0.75	0.83	91	0.54	6.6	99	7.8
031652	BR-370	22.8	24.2	Felsic Volcanic 1	Viggo Pit	Mine Rock	<2	22	24	0.21	0.30	1.3	66	0.26	7.6	69	11
031653	BR-379	39.6	40.3	Felsic Volcanic 1	Viggo Pit	Mine Rock	<2	100	12	0.30	0.85	0.60	120	0.77	7.6	88	6.4
031654	BR-379	84.2	85.2	Felsic Volcanic 1	Viggo Pit	Ore-Grade	<2	29	21	0.12	0.52	1.7	22	0.61	6.3	68	6.5
031655	BR-379	143.1	144.1	Felsic Volcanic 1	Viggo Pit	Mine Rock	<2	16	22	0.16	0.36	1.5	30	0.22	6.1	52	9.5
031656	BR-428	73.2	74.7	Felsic Volcanic 1	Central Pit	Mine Rock	<2	15	25	0.12	0.31	2.0	21	0.38	5.7	47	9.2
031657	BR-437	98.9	99.9	Felsic Volcanic 1	Central Pit	Mine Rock	<2	15	23	0.13	0.42	1.6	34	0.25	5.9	77	9.5

(1) Ten times average crustal abundance values presented in Price (1997).

Blue highlighting indicates samples with metal concentrations greater than the ten times crustal abundance screening value are present in the analyzed group.

Screening values are for qualitative assessment only and hold no regulatory significance.

Classification as mine rock or ore-grade materials was based on gold content.

A value of "--" indicates metal was not measured for the given sample; the variation in elements analyzed is due to measurement at two different laboratories (see text).

Table B-5 Aqua Regia Metals

Sample ID	Drillhole ID	From	To	Lithology	Area	Class	Tin	Strontium	Thorium	Titanium	Thallium	Uranium	Vanadium	Tungsten	Yttrium	Zinc	Zirconium
		m	m				ppm	ppm	ppm	%	ppm	ppm	ppm	ppm	ppm	ppm	ppm
10x Crustal Abundance (Price 1997) [(1)]							*23*	*3700*	*96*	*6.0*	*9.0*	*27*	*1200*	*13*	*330*	*700*	*1650*
031658	BR-444	44.9	46.4	Metasediment 3	Underground	Mine Rock	<2	13	15	0.084	0.10	0.63	25	0.19	5.0	27	14
031660	BR-455	37.5	39	Felsic Volcanic 1	Underground	Mine Rock	<2	22	23	0.17	0.32	2.1	33	1.7	6.0	46	10
031661	BR-433	160.8	161.8	Felsic Volcanic 1	Central Pit	Mine Rock	<2	30	22	0.059	0.25	1.4	13	1.3	5.3	31	14
031662	BR-505	21	22.5	Felsic Volcanic 2	Central Pit	Mine Rock	<2	12	25	0.0096	0.070	1.2	1.0	0.26	6.3	46	8.8
116954	BR-535	220.6	221.6	Felsic Volcanic 2	Central Pit	Ore-Grade	<2	58	26	0.018	0.050	2.3	12	21	6.4	350	20
117014	BR-058	12.65	13.8	Quartz Sericite Schist	Viggo Pit	Mine Rock	0.40	12	9.0	0.099	0.43	1.1	10	0.20	7.8	54	50
117009	BR-058	30.5	31.5	Quartz Sericite Schist	Viggo Pit	Mine Rock	0.20	2.5	4.6	<0.005	0.060	3.7	<1	0.080	7.0	33	13
117006	BR-058	53.6	54.6	Felsic Volcanic 1	Viggo Pit	Mine Rock	0.50	5.0	5.7	0.16	0.41	0.99	51	0.14	6.0	76	25
117010	BR-058	72.5	74	Felsic Volcanic 1	Viggo Pit	Mine Rock	0.20	11	7.0	0.10	0.28	1.3	17	0.18	3.4	48	18
117012	BR-058	91	92.5	Felsic Volcanic 1	Viggo Pit	Mine Rock	0.50	9.7	5.9	0.18	0.48	1.0	54	0.16	7.2	86	25
117007	BR-058	126.15	127	Metasediment 2	Viggo Pit	Mine Rock	0.40	6.0	6.4	0.18	0.55	1.2	56	0.15	5.5	106	27
117013	BR-058	150	150.5	Felsic Volcanic 1	Viggo Pit	Mine Rock	0.20	14	7.9	0.10	0.39	1.3	15	0.10	7.3	60	21
117015	BR-058	166.7	167.2	Felsic Volcanic 2	Viggo Pit	Mine Rock	0.40	11	10	0.032	0.070	1.6	<1	2.1	10	32	51
117008	BR-181	47.4	48	Fragmental 1	Viggo Pit	Mine Rock	0.40	53	6.1	0.20	0.37	0.93	63	0.45	8.4	69	24
117002	BR-162	11	12.5	Felsic Volcanic 1	Viggo Pit	Mine Rock	0.40	14	7.1	0.21	0.46	1.4	48	0.18	6.9	67	32
117003	BR-162	30	31	Quartz Sericite Schist	Viggo Pit	Mine Rock	0.30	7.4	6.2	0.069	0.40	2.4	16	0.24	7.4	44	27
117005	BR-162	51.5	52.5	Felsic Volcanic 1	Viggo Pit	Mine Rock	0.40	18	6.9	0.19	0.62	1.2	59	0.28	9.2	77	35
117011	BR-162	69.5	70.1	Felsic Volcanic 1	Viggo Pit	Mine Rock	0.70	64	4.1	0.25	0.80	0.98	100	0.20	8.5	117	21
117004	BR-162	94	95	Felsic Volcanic 1	Viggo Pit	Mine Rock	0.50	13	5.9	0.18	0.28	1.1	63	0.41	7.2	87	26
117035	BR-567	15	16.5	Fragmental 1	Viggo Pit	Mine Rock	0.50	29	6.1	0.23	0.61	1.2	68	0.33	8.4	94	34
117036	BR-567	33.5	35	Fragmental 1	Viggo Pit	Mine Rock	0.20	9.0	6.3	0.12	0.34	1.1	18	0.13	3.2	48	20
117037	BR-567	55.2	56.2	Felsic Volcanic 1	Viggo Pit	Mine Rock	0.20	34	7.7	0.19	0.51	1.4	41	1.6	7.0	59	15
117038	BR-567	72.3	73.3	Felsic Volcanic 2	Viggo Pit	Mine Rock	0.40	7.0	11	0.044	0.18	1.1	2.0	0.30	6.8	71	38
117039	BR-567	99.8	101.3	Felsic Volcanic 1	Viggo Pit	Mine Rock	0.30	14	7.9	0.18	0.48	1.3	46	0.15	6.2	54	23
117040	BR-567	125.6	125.9	Felsic Volcanic 1	Viggo Pit	Mine Rock	0.40	17	3.9	0.20	0.20	0.61	76	0.55	8.9	57	14
117028	BR-568	9	10	Felsic Volcanic 1	Viggo Pit	Mine Rock	0.30	13	7.6	0.15	0.45	1.6	31	1.1	7.2	45	18
117029	BR-568	33.3	34.3	Felsic Volcanic 1	Viggo Pit	Mine Rock	0.30	11	8.6	0.16	0.46	1.8	27	3.2	6.5	59	15
117030	BR-568	39.4	40.4	Felsic Volcanic 2	Viggo Pit	Mine Rock	0.20	8.7	11	0.041	0.20	1.4	<1	0.31	10	51	23
117031	BR-568	47.8	49.3	Felsic Volcanic 1	Viggo Pit	Mine Rock	0.30	21	8.3	0.15	0.48	1.5	40	1.5	7.3	60	21
117032	BR-568	70.5	71.5	Felsic Volcanic 1	Viggo Pit	Mine Rock	0.30	12	7.6	0.15	0.39	1.3	30	0.14	5.5	47	18
117033	BR-568	92.6	93.9	Metasediment 2	Viggo Pit	Mine Rock	0.90	59	6.3	0.21	0.68	0.91	70	0.26	6.3	68	19
117034	BR-568	110	111	Metasediment 3	Viggo Pit	Mine Rock	0.30	13	5.8	0.057	0.090	0.86	31	0.11	7.2	25	36
117023	BR-569	9	10	Fragmental 1	Viggo Pit	Mine Rock	0.20	20	7.2	0.14	0.45	1.3	38	0.44	8.1	67	28
117022	BR-569	31.5	33	Fragmental 1	Viggo Pit	Mine Rock	0.40	9.4	6.3	0.18	0.54	1.1	54	0.19	5.9	79	34
117021	BR-569	49.5	50.4	Felsic Volcanic 1	Viggo Pit	Mine Rock	0.40	13	6.5	0.16	0.39	1.0	37	0.92	6.1	45	21
110720	BR-569	73.75	74.1	Felsic Volcanic 2	Viggo Pit	Mine Rock	0.20	4.1	9.9	0.015	0.070	2.1	1.0	0.20	9.0	11	23
117019	BR-569	89.4	90.4	Felsic Volcanic 2	Viggo Pit	Mine Rock	0.20	13	10	0.055	0.17	1.4	1.0	0.50	6.7	42	37
117018	BR-569	107	108	Felsic Volcanic 1	Viggo Pit	Mine Rock	0.20	14	8.0	0.14	0.29	1.3	27	0.20	6.6	50	18
117017	BR-569	130.75	131.7	Felsic Volcanic 1	Viggo Pit	Mine Rock	0.30	9.3	9.0	0.16	0.41	1.4	35	1.6	7.1	49	24
117016	BR-569	143.65	144.65	Metasediment 2	Viggo Pit	Mine Rock	0.30	49	4.8	0.13	0.55	0.89	31	0.40	5.2	33	12
117027	BR-638	10.5	12	Felsic Volcanic 1	Viggo Pit	Mine Rock	0.50	17	7.0	0.17	0.30	1.1	48	0.28	7.0	68	29
117026	BR-638	30	31.5	Felsic Volcanic 1	Viggo Pit	Mine Rock	0.50	13	7.2	0.21	0.37	1.2	53	0.20	6.1	65	30
117025	BR-638	60	61	Quartz Sericite Schist	Viggo Pit	Mine Rock	0.20	7.5	4.0	<0.005	0.070	2.8	1.0	0.090	5.3	27	10

(1) Ten times average crustal abundance values presented in Price (1997).

Blue highlighting indicates samples with metal concentrations greater than the ten times crustal abundance screening value are present in the analyzed group.

Screening values are for qualitative assessment only and hold no regulatory significance.

Classification as mine rock or ore-grade materials was based on gold content.

A value of "--" indicates metal was not measured for the given sample; the variation in elements analyzed is due to measurement at two different laboratories (see text).

Table B-5 Aqua Regia Metals

Sample ID	Drillhole ID	From	To	Lithology	Area	Class	Tin	Strontium	Thorium	Titanium	Thallium	Uranium	Vanadium	Tungsten	Yttrium	Zinc	Zirconium
		m	m				ppm	ppm	ppm	%	ppm	ppm	ppm	ppm	ppm	ppm	ppm
10x Crustal Abundance (Price 1997) [(1)]							*23*	*3700*	*96*	*6.0*	*9.0*	*27*	*1200*	*13*	*330*	*700*	*1650*
117024	BR-638	86	87	Fragmental 1	Viggo Pit	Mine Rock	0.50	5.0	6.7	0.16	0.61	1.1	47	0.11	7.2	77	31
DX491021	BR-732	10	11	Fragmental 1	Viggo Pit	Mine Rock	0.40	5.4	4.9	0.15	0.48	1.0	55	0.090	3.4	85	21
DX491045	BR-732	31.5	32	Fragmental 1	Viggo Pit	Mine Rock	0.40	5.7	5.5	0.16	0.38	0.97	49	0.10	4.8	98	25
DX491069	BR-732	49.5	50.5	Fragmental 1	Viggo Pit	Mine Rock	0.20	11	7.9	0.11	0.28	1.4	23	0.27	5.9	84	23
DX491095	BR-732	69	70	Felsic Volcanic 2	Viggo Pit	Mine Rock	0.40	8.8	9.9	0.094	0.32	1.3	20	0.22	8.5	61	59
117480	BR-058	109	110.25	Metasediment 2	Viggo Pit	Mine Rock	0.60	5.8	5.3	0.16	0.49	1.0	48	0.21	5.3	138	27
117481	BR-058	137	138	Felsic Volcanic 1	Viggo Pit	Mine Rock	0.40	11	6.9	0.19	0.80	1.4	37	0.27	8.6	33	44
117482	BR-181	93	94	Felsic Volcanic 1	Viggo Pit	Mine Rock	0.50	54	7.1	0.23	0.71	1.1	59	0.70	9.6	65	28
117479	BR-567	54.2	55.2	Felsic Volcanic 1	Viggo Pit	Ore-Grade	0.30	23	7.1	0.16	0.47	1.5	41	0.23	6.5	46	20
117478	BR-569	81.4	82.25	Felsic Volcanic 2	Viggo Pit	Mine Rock	0.50	19	5.2	0.14	0.20	0.52	36	1.7	6.1	51	34
117468	BR-379	10.3	11.4	Felsic Volcanic 1	Viggo Pit	Mine Rock	<0.2	17	7.8	0.15	0.41	1.4	27	0.15	5.4	54	21
117469	BR-379	21	22.45	Metasediment 2	Viggo Pit	Mine Rock	0.40	38	4.7	0.18	0.54	0.94	55	0.14	5.3	79	24
117470	BR-379	30.7	31.7	Felsic Volcanic 1	Viggo Pit	Mine Rock	0.30	18	5.1	0.20	0.52	1.1	54	0.20	6.1	80	21
117471	BR-379	50	51	Felsic Volcanic 1	Viggo Pit	Mine Rock	0.20	8.9	6.4	0.090	0.26	1.4	14	0.23	3.2	39	20
117472	BR-379	60.4	60.7	Felsic Volcanic 1	Viggo Pit	Mine Rock	0.60	3.1	5.4	0.16	0.52	1.1	48	0.18	4.9	84	27
117473	BR-379	70.2	71.5	Felsic Volcanic 1	Viggo Pit	Mine Rock	0.50	73	5.0	0.27	0.98	1.1	91	0.56	8.7	82	21
117474	BR-379	96.2	97.2	Felsic Volcanic 1	Viggo Pit	Mine Rock	0.30	25	7.5	0.16	0.47	1.5	26	0.18	6.1	54	20
117475	BR-379	107.3	108.3	Felsic Volcanic 2	Viggo Pit	Mine Rock	<0.2	6.8	10	0.017	0.10	1.4	<1	0.31	7.7	21	24
117476	BR-379	117	118	Felsic Volcanic 2	Viggo Pit	Mine Rock	0.30	7.4	10	0.059	0.27	1.3	1.0	0.56	6.6	50	32
117477	BR-379	127	128	Felsic Volcanic 2	Viggo Pit	Mine Rock	0.30	12	10	0.046	0.12	1.4	1.0	0.74	8.2	35	36
117493	BH23-11	12	13	Felsic Volcanic 1	Viggo Pit	Mine Rock	0.40	10	6.2	0.20	0.57	1.2	56	0.26	9.3	73	29
117492	BH23-11	22	23	Fragmental 1	Viggo Pit	Mine Rock	0.40	26	6.8	0.20	0.56	1.4	50	85	9.2	80	31
117491	BH23-11	32	33	Fragmental 1	Viggo Pit	Mine Rock	0.60	6.5	5.7	0.20	0.57	0.99	57	0.71	7.1	81	28
117490	BH23-11	42	43	Felsic Volcanic 1	Viggo Pit	Mine Rock	0.50	86	6.7	0.16	0.56	1.2	50	0.66	8.2	96	28
117489	BH23-11	52	53	Felsic Volcanic 1	Viggo Pit	Mine Rock	0.30	11	6.3	0.13	0.47	1.1	41	0.21	6.7	67	24
117487	BH23-12	4	5	Fragmental 1	Viggo Pit	Mine Rock	0.50	5.7	5.5	0.18	0.50	0.98	52	0.31	6.6	75	30
117488	BH23-12	15	16	Fragmental 1	Viggo Pit	Mine Rock	0.40	7.5	6.3	0.16	0.32	1.2	44	0.23	7.2	68	30
117486	BH23-12	24	25	Fragmental 1	Viggo Pit	Mine Rock	0.30	12	5.4	0.13	0.38	1.2	35	0.77	5.9	56	29
117485	BH23-12	34	35	Fragmental 1	Viggo Pit	Mine Rock	0.20	6.5	7.2	0.15	0.31	1.5	33	0.26	8.1	87	43
117484	BH23-12	45	46	Fragmental 1	Viggo Pit	Mine Rock	0.20	8.3	6.4	0.12	0.35	1.2	21	0.19	3.8	59	24
117483	BH23-12	54.5	55.5	Fragmental 1	Viggo Pit	Mine Rock	0.30	13	6.4	0.14	0.29	1.3	38	0.40	8.5	62	29
117451	BR-734	12.55	13.4	Felsic Volcanic 1	Viggo Pit	Mine Rock	0.50	7.1	6.5	0.23	0.65	1.4	61	0.35	9.8	62	26
117452	BR-734	21.5	23	Fragmental 1	Viggo Pit	Ore-Grade	0.20	27	8.5	0.10	0.39	1.7	16	1.3	8.1	34	22
117453	BR-734	54.9	56.4	Felsic Volcanic 2	Viggo Pit	Ore-Grade	0.30	9.7	10	0.072	0.21	1.4	2.0	0.47	8.2	51	39
117454	BR-734	76.8	78.3	Felsic Volcanic 1	Viggo Pit	Mine Rock	0.30	14	8.2	0.17	0.30	1.6	35	0.21	6.0	47	25
117455	BR-734	88.5	88.9	Felsic Volcanic 1	Viggo Pit	Mine Rock	0.30	41	7.7	0.12	0.080	1.7	21	0.53	6.1	22	17
117456	BR-734	97.85	99.35	Felsic Volcanic 1	Viggo Pit	Mine Rock	0.40	13	7.3	0.20	0.37	1.1	46	0.22	6.7	54	23
117457	BR-734	111	112.5	Metasediment 3	Viggo Pit	Mine Rock	0.20	37	11	0.069	0.25	1.3	5.0	0.090	11	40	41
117458	BR-734	127.2	128.7	Metasediment 3	Viggo Pit	Mine Rock	0.20	8.5	4.8	0.033	0.12	0.73	15	0.080	6.1	26	29
117459	BR-735	10.35	10.75	Quartz Sericite Schist	Viggo Pit	Mine Rock	0.70	105	2.3	0.25	2.4	0.46	140	0.22	11	86	9.7
117460	BR-735	30	31.15	Fragmental 1	Viggo Pit	Mine Rock	0.50	6.8	5.5	0.16	0.42	1.0	49	0.12	5.8	77	26
117461	BR-735	51	52.5	Felsic Volcanic 1	Viggo Pit	Mine Rock	0.30	8.9	7.0	0.095	0.33	1.5	15	0.37	3.7	48	25
117462	BR-735	70.5	72	Fragmental 1	Viggo Pit	Mine Rock	0.50	11	7.2	0.16	0.45	1.7	50	0.14	10	90	26

(1) Ten times average crustal abundance values presented in Price (1997).

Blue highlighting indicates samples with metal concentrations greater than the ten times crustal abundance screening value are present in the analyzed group.

Screening values are for qualitative assessment only and hold no regulatory significance.

Classification as mine rock or ore-grade materials was based on gold content.

A value of "--" indicates metal was not measured for the given sample; the variation in elements analyzed is due to measurement at two different laboratories (see text).

Table B-5 Aqua Regia Metals

Sample ID	Drillhole ID	From	To	Lithology	Area	Class	Tin	Strontium	Thorium	Titanium	Thallium	Uranium	Vanadium	Tungsten	Yttrium	Zinc	Zirconium
		m	m				ppm	ppm	ppm	%	ppm	ppm	ppm	ppm	ppm	ppm	ppm
10x Crustal Abundance (Price 1997) [(1)]							*23*	*3700*	*96*	*6.0*	*9.0*	*27*	*1200*	*13*	*330*	*700*	*1650*
117463	BR-735	90	90.9	Fragmental 1	Viggo Pit	Mine Rock	0.60	6.6	6.3	0.21	0.55	1.5	65	0.17	11	89	34
117464	BR-735	113.75	114.75	Felsic Volcanic 1	Viggo Pit	Mine Rock	0.40	22	7.4	0.19	0.48	1.2	41	0.91	7.6	64	33
117465	BR-735	135.4	136.4	Felsic Volcanic 1	Viggo Pit	Mine Rock	0.40	15	7.7	0.19	0.46	1.3	36	0.64	7.9	59	19
117466	BR-735	141	142	Felsic Volcanic 2	Viggo Pit	Mine Rock	0.20	6.5	11	0.045	0.18	1.6	1.0	0.25	11	28	55
117467	BR-735	150.1	150.85	Felsic Volcanic 2	Viggo Pit	Mine Rock	0.20	8.3	11	0.047	0.21	1.5	<1	0.38	12	43	30
117498	BH24-01	40.75	41.75	Felsic Volcanic 1	Viggo Pit	Mine Rock	0.30	8.7	5.3	0.16	0.40	0.91	31	0.18	5.1	70	32
117497	BH24-01	51	52	Felsic Volcanic 1	Viggo Pit	Mine Rock	0.50	4.6	6.4	0.17	0.51	1.4	44	0.26	7.4	89	33
117496	BH24-01	60	61	Fragmental 1	Viggo Pit	Mine Rock	0.50	24	5.0	0.22	0.58	0.92	68	0.22	6.7	88	22
117495	BH24-01	69.5	70.5	Fragmental 1	Viggo Pit	Mine Rock	0.60	9.1	5.6	0.19	0.45	1.0	54	0.17	6.4	80	27
117494	BH24-01	90	91	Fragmental 1	Viggo Pit	Mine Rock	0.50	5.4	5.3	0.15	0.44	0.92	46	0.11	5.1	88	25
117499	BH24-02	110.75	111.5	Felsic Volcanic 1	Viggo Pit	Mine Rock	0.30	14	7.9	0.16	0.30	1.6	24	0.10	6.3	52	19
DX489416	BH24-03	65	65.6	Felsic Volcanic 1	Viggo Pit	Mine Rock	0.60	24	5.7	0.16	0.22	0.50	46	0.12	6.4	76	31
DX489415	BH24-03	85.5	86.5	Fragmental 2	Viggo Pit	Mine Rock	0.30	24	8.0	0.045	0.12	0.75	6.0	0.12	4.5	36	27
A0962870	BH24-01	10	11	Felsic Volcanic 1	Viggo Pit	Mine Rock	0.50	8.6	6.4	0.13	0.38	1.3	23	0.13	3.6	55	20
A0962869	BH24-01	22.3	23.3	Felsic Volcanic 1	Viggo Pit	Mine Rock	0.20	7.7	6.6	0.11	0.26	1.2	17	0.29	3.5	39	22
A0962868	BH24-01	30.9	31.9	Felsic Volcanic 1	Viggo Pit	Mine Rock	0.40	56	6.0	0.27	0.92	1.1	97	2.7	12	118	22
DX489422	BH24-03	6.1	7.1	Metasediment 3	Viggo Pit	Mine Rock	0.30	3.9	8.8	0.093	0.31	0.98	2.0	0.090	8.9	53	44
DX489421	BH24-03	16	17	Metasediment 3	Viggo Pit	Mine Rock	0.40	144	7.9	0.12	0.36	1.2	39	0.46	9.8	71	41
DX489420	BH24-03	25.4	26.4	Metasediment 3	Viggo Pit	Mine Rock	0.30	6.2	4.0	0.074	0.13	0.69	25	0.11	3.6	42	23
DX489418	BH24-03	36	37	Metasediment 3	Viggo Pit	Mine Rock	0.30	12	5.1	0.049	0.070	0.65	32	0.080	5.5	35	32
DX489417	BH24-03	44.4	45.3	Felsic Volcanic 1	Viggo Pit	Mine Rock	0.50	33	4.0	0.092	0.090	0.36	51	0.090	4.9	73	24
031665	REG-026	1018.5	1020	Felsic Volcanic 1	Underground	Mine Rock	<2	13	9.3	0.15	0.40	1.9	27	0.81	7.1	66	19
031666	REG-026	1064.8	1065.2	Felsic Volcanic 1	Underground	Mine Rock	<2	50	4.9	0.14	0.15	0.61	40	0.34	3.8	56	12
031667	REG-026	1114.5	1116	Fragmental 2	Underground	Mine Rock	<2	13	6.1	0.051	0.076	0.49	22	0.23	4.2	30	15
031668	BR-433	269.2	270.2	Felsic Volcanic 1	Underground	Mine Rock	<2	17	11	0.12	0.31	1.8	30	2.1	5.0	440	19
031669	BR-433	230.9	232.4	Metasediment 2	Underground	Mine Rock	<2	10	7.3	0.25	0.57	0.92	120	2.0	8.0	96	20
031670	BR-259	696	697	Fragmental 2	Underground	Mine Rock	<2	5.0	8.4	0.046	0.56	1.5	14	0.50	3.7	140	9.2
031671	BR-259	719.75	720.25	Metasediment 3	Underground	Mine Rock	<2	43	4.6	0.16	0.28	0.60	68	0.62	6.0	91	3.3
031672	BR-259	655.5	656.7	Metasediment 3	Underground	Mine Rock	<2	14	6.5	0.098	0.12	0.76	37	0.28	5.1	52	14
031673	BR-259	636.85	637.3	Felsic Volcanic 1	Underground	Ore-Grade	<2	20	8.4	0.12	0.18	1.5	47	34	6.6	32	7.1
031674	BR-378	229.15	230.5	Felsic Volcanic 1	Underground	Mine Rock	<2	16	9.8	0.16	0.33	1.2	32	0.30	5.9	47	12
031675	BR-378	253	254.3	Metasediment 3	Underground	Mine Rock	<2	25	5.0	0.11	0.29	0.57	34	0.99	7.4	59	22
031676	BR-378	106	107.2	Fragmental 1	Underground	Mine Rock	<2	16	7.3	0.18	0.54	1.3	36	0.27	7.8	77	19
031677	BR-378	336.9	338.4	Basalt	Underground	Mine Rock	<2	18	0.90	0.086	0.021	0.080	30	0.29	3.2	31	2.4
031678	BR-378	128	129.5	Felsic Volcanic 1	Underground	Mine Rock	<2	13	7.2	0.14	0.51	1.3	28	0.26	5.4	65	13
031679	BR-378	191	192	Felsic Volcanic 2	Underground	Mine Rock	<2	8.4	13	0.062	0.22	1.5	2.6	1.1	8.5	56	13
031680	BR-378	299.9	301.4	Fragmental 2	Underground	Mine Rock	<2	18	7.1	0.19	0.26	1.3	47	0.35	6.7	66	10
031681	BR-469	155.5	157	Felsic Volcanic 2	Underground	Mine Rock	<2	7.5	10	0.0030	0.051	0.99	1.2	31	3.8	3.6	12
031682	BR-469	263.85	265.35	Metasediment 3	Underground	Mine Rock	<2	29	5.1	0.046	0.12	0.54	21	1.7	4.6	31	17
031683	BR-469	204.7	205.7	Felsic Volcanic 2	Underground	Ore-Grade	<2	15	13	0.043	0.16	1.7	1.4	0.77	9.4	41	15
031684	BR-393	455.1	456.35	Basalt	Underground	Mine Rock	<2	36	3.5	0.24	0.42	0.43	88	0.22	8.6	48	10
031685	BR-393	404.8	406.3	Fragmental 2	Underground	Mine Rock	<2	14	8.0	0.090	0.14	0.80	20	17	5.7	33	16
031686	BR-393	342	343.5	Felsic Volcanic 1	Underground	Mine Rock	<2	35	8.8	0.14	0.37	1.5	42	8.2	6.4	53	19

(1) Ten times average crustal abundance values presented in Price (1997).

Blue highlighting indicates samples with metal concentrations greater than the ten times crustal abundance screening value are present in the analyzed group.

Screening values are for qualitative assessment only and hold no regulatory significance.

Classification as mine rock or ore-grade materials was based on gold content.

A value of "--" indicates metal was not measured for the given sample; the variation in elements analyzed is due to measurement at two different laboratories (see text).

Table B-5 Aqua Regia Metals

Sample ID	Drillhole ID	From	To	Lithology	Area	Class	Tin	Strontium	Thorium	Titanium	Thallium	Uranium	Vanadium	Tungsten	Yttrium	Zinc	Zirconium
		m	m				ppm	ppm	ppm	%	ppm	ppm	ppm	ppm	ppm	ppm	ppm
10x Crustal Abundance (Price 1997) [1]							*23*	*3700*	*96*	*6.0*	*9.0*	*27*	*1200*	*13*	*330*	*700*	*1650*
031687	BR-397	188.4	189.1	Felsic Volcanic 1	Underground	Mine Rock	<2	26	1.2	0.13	0.12	0.075	150	0.14	7.9	34	2.5
031688	BR-397	275.8	277.3	Basalt	Underground	Mine Rock	<2	7.2	7.6	0.18	0.27	0.91	34	0.32	5.5	76	16
031689	BR-370	369.5	371	Metasediment 3	Underground	Mine Rock	<2	51	6.0	0.064	0.12	0.75	29	1.4	5.3	110	18
031690	BR-523	195.5	196.3	Felsic Volcanic 2	Underground	Ore-Grade	<2	8.3	9.9	0.014	0.081	1.3	1.8	0.75	6.1	43	5.6
031691	BR-523	128.5	130	Felsic Volcanic 1	Underground	Mine Rock	<2	19	7.6	0.17	0.64	0.99	35	0.32	6.2	73	8.3
031692	BR-523	167	168.1	Metasediment 2	Underground	Mine Rock	<2	120	9.3	0.21	0.77	1.4	50	0.39	10	48	18
031693	BR-523	148.1	148.5	Felsic Volcanic 1	Underground	Mine Rock	<2	7.5	5.9	0.24	0.46	1.0	95	0.39	4.2	100	17
031694	BR-523	55.8	56.8	Metasediment 2	Underground	Mine Rock	<2	6.0	6.3	0.13	0.53	0.95	42	0.12	4.4	110	16
031695	BR-523	100.7	102	Fragmental 1	Underground	Mine Rock	<2	23	7.2	0.21	0.65	1.4	55	0.30	11	74	17
031696	BR-523	78.5	79.5	Felsic Volcanic 1	Underground	Mine Rock	<2	6.0	7.8	0.15	0.50	1.3	27	0.20	6.2	69	17
031697	BR-772	1476.25	1477.75	Felsic Volcanic 1	Underground	Mine Rock	<2	13	6.1	0.076	0.096	0.64	26	0.35	5.6	33	9.7
031698	BR-772	1533	1534.5	Basalt	Underground	Mine Rock	<2	13	1.6	0.13	0.040	0.11	73	0.48	8.6	300	3.6
031699	BR-682	1070	1070.9	Fragmental 2	Underground	Mine Rock	<2	14	7.4	0.14	0.34	0.95	34	1.3	7.8	71	16
031700	BR-392	365	366.5	Basalt	Underground	Mine Rock	<2	26	3.1	0.13	0.14	0.38	40	0.27	5.0	28	9.4
031701	BR-024	400.25	400.75	Metasediment 3	Underground	Mine Rock	<2	17	5.3	0.096	0.080	0.82	24	0.15	4.4	94	10
031702	BR-024	353.5	354	Fragmental 2	Underground	Mine Rock	<2	31	6.5	0.15	0.20	0.40	43	0.16	5.7	94	12
031703	BR-024	452	452.55	Metasediment 3	Underground	Mine Rock	<2	32	5.5	0.14	0.24	0.56	34	0.20	10	64	14
031704	BR-024	503	504	Felsic Volcanic 1	Underground	Mine Rock	<2	17	10	0.11	0.20	1.5	26	0.26	6.3	40	12
031705	BR-771	1474.2	1475	Metasediment 3	Underground	Mine Rock	<2	18	5.5	0.094	0.088	0.51	35	0.17	4.3	29	14
031706	BR-771	1302.3	1303.8	Felsic Volcanic 1	Underground	Mine Rock	<2	21	10	0.15	0.23	1.7	33	0.30	5.8	48	13
031707	BR-771	1382.6	1383.4	Felsic Volcanic 2	Underground	Mine Rock	<2	12	14	0.046	0.30	2.0	7.5	0.18	12	39	5.0
031708	BR-695	1709.5	1711	Metasediment 3	Underground	Mine Rock	0.50	29	5.4	0.078	0.090	0.75	36	0.17	5.5	34	17
031709	BR-481	754.5	756	Felsic Volcanic 2	Underground	Mine Rock	<2	8.9	12	0.013	0.11	1.4	<1	0.16	6.7	37	12
031710	BR-760	204.7	206.2	Fragmental 1	Underground	Mine Rock	<2	19	11	0.13	0.21	1.6	32	0.16	6.3	51	17
031711	BR-760	300	301.1	Metasediment 2	Underground	Mine Rock	0.70	31	7.2	0.17	0.48	1.4	71	0.57	9.0	79	32
031712	BR-760	355	356	Felsic Volcanic 1	Underground	Mine Rock	<2	14	8.3	0.094	0.37	1.4	16	0.93	3.6	37	6.8
031713	BR-760	253.2	254	Fragmental 1	Underground	Mine Rock	<2	14	14	0.050	0.31	1.5	4.0	0.49	9.2	51	25
031714	BR-760	457.5	459	Felsic Volcanic 1	Underground	Mine Rock	<2	22	10	0.11	0.26	1.2	22	0.24	5.9	37	11
031715	BR-760	406.8	407.55	Felsic Volcanic 2	Underground	Ore-Grade	<2	8.0	12	0.019	0.11	1.5	2.5	0.29	6.9	220	4.5
031716	BR-481	599.8	601	Felsic Volcanic 2	Underground	Mine Rock	<2	28	14	0.042	0.10	1.7	3.2	3.0	7.0	47	11
031717	BR-481	655.8	656.7	Felsic Volcanic 1	Underground	Ore-Grade	<2	23	11	0.080	0.14	1.3	17	20	7.6	92	5.5
031718	BR-745	772.3	773.5	Fragmental 2	Underground	Mine Rock	0.60	12	5.1	0.17	0.26	1.1	46	0.36	8.2	64	18
031719	BR-745	601.75	603	Felsic Volcanic 1	Underground	Ore-Grade	<2	90	13	0.11	0.48	1.8	19	1.6	8.5	42	9.7
031720	BR-745	669	670.5	Felsic Volcanic 2	Underground	Mine Rock	<0.2	8.1	11	0.036	0.10	2.1	1.0	0.36	11	18	48
031721	BR-763	542.35	543.85	Metasediment 2	Underground	Mine Rock	<2	11	8.2	0.15	0.63	1.2	41	0.93	10	81	13
031722	BR-763	599.65	601.15	Felsic Volcanic 1	Underground	Mine Rock	<2	15	13	0.046	0.20	1.5	1.9	1.5	8.8	59	11
031723	BR-682	1029	1030.5	Felsic Volcanic 1	Underground	Mine Rock	<2	45	11	0.023	0.56	1.9	7.0	3.0	5.4	21	12
031724	BR-682	874.8	875.7	Felsic Volcanic 1	Underground	Ore-Grade	<2	980	4.7	0.084	0.28	0.58	25	470	9.7	2700	6.0
031725	BR-682	777.9	778.9	Felsic Volcanic 1	Underground	Ore-Grade	<2	4.8	8.9	0.026	0.27	1.5	3.9	1.2	3.4	85	5.6
031726	BR-682	927.6	928.2	Felsic Volcanic 1	Underground	Mine Rock	<2	23	8.1	0.059	0.28	1.4	16	2.9	3.8	37	8.0
031727	BR-682	969	970	Felsic Volcanic 1	Underground	Ore-Grade	<2	27	9.0	0.028	0.25	1.5	8.5	7.7	5.0	40	8.8
031728	BR-682	482	483.5	Fragmental 2	Underground	Mine Rock	<2	12	7.8	0.098	0.14	0.86	17	0.72	4.7	32	13
031729	BR-682	646.2	647.5	Metasediment 2	Underground	Mine Rock	<2	11	5.6	0.16	0.55	0.91	64	0.51	4.1	28	7.3

(1) Ten times average crustal abundance values presented in Price (1997).

Blue highlighting indicates samples with metal concentrations greater than the ten times crustal abundance screening value are present in the analyzed group.

Screening values are for qualitative assessment only and hold no regulatory significance.

Classification as mine rock or ore-grade materials was based on gold content.

A value of "--" indicates metal was not measured for the given sample; the variation in elements analyzed is due to measurement at two different laboratories (see text).

Table B-5 Aqua Regia Metals

Sample ID	Drillhole ID	From	To	Lithology	Area	Class	Tin	Strontium	Thorium	Titanium	Thallium	Uranium	Vanadium	Tungsten	Yttrium	Zinc	Zirconium
		m	m				ppm	ppm	ppm	%	ppm	ppm	ppm	ppm	ppm	ppm	ppm
10x Crustal Abundance (Price 1997) [1]							*23*	*3700*	*96*	*6.0*	*9.0*	*27*	*1200*	*13*	*330*	*700*	*1650*
031730	BR-682	390.5	391.6	Felsic Volcanic 1	Underground	Mine Rock	<2	51	8.2	0.13	0.36	0.88	19	0.72	5.7	63	11
031731	BR-682	559.55	561	Metasediment 3	Underground	Mine Rock	<2	19	6.0	0.16	0.46	0.68	49	0.35	6.3	71	12
031732	BR-682	312	313.5	Basalt	Underground	Mine Rock	<2	12	1.0	0.12	0.047	0.058	85	0.38	7.0	34	1.4
031733	BR-227	840.5	842	Basalt	Underground	Mine Rock	<2	84	2.0	0.20	0.20	0.27	89	0.51	6.4	51	3.2
031734	BR-227	812	813	Fragmental 2	Underground	Mine Rock	<2	14	11	0.036	0.081	1.1	12	0.48	5.4	35	9.4
031735	BR-227	502	503	Felsic Volcanic 1	Underground	Mine Rock	<2	15	10	0.15	0.46	1.6	36	2.5	7.0	39	14
031736	BR-227	685.5	686.5	Felsic Volcanic 2	Underground	Mine Rock	<2	9.6	13	0.053	0.25	1.7	1.6	0.68	10	40	10
031737	BR-227	609	609.75	Metasediment 2	Underground	Mine Rock	<2	43	6.2	0.18	0.50	0.96	98	0.45	7.0	82	5.5
031738	BR-227	644.1	645.6	Felsic Volcanic 1	Underground	Mine Rock	<2	18	13	0.16	0.51	1.5	32	0.64	8.4	72	15
031739	BR-227	745	746.5	Felsic Volcanic 1	Underground	Mine Rock	<2	23	10	0.17	0.35	1.5	34	0.26	7.1	73	7.5
031740	BR-247	690	691.5	Fragmental 2	Underground	Mine Rock	<2	11	12	0.077	0.22	1.1	7.5	0.27	4.7	120	19
031826	BR-392	309	310.5	Fragmental 2	Underground	Mine Rock	<2	21	7.1	0.12	0.15	0.57	36	0.30	6.2	59	15
031827	BR-392	264	265.5	Metasediment 3	Underground	Mine Rock	<2	14	7.8	0.093	0.12	0.65	20	1.5	4.9	110	11
031828	BR-156	355	356	Felsic Volcanic 1	Underground	Mine Rock	<2	31	9.3	0.17	0.52	1.6	42	1.9	6.3	58	11
031834	BR-007	460.25	460.75	Felsic Volcanic 1	Underground	Mine Rock	<2	21	9.1	0.034	0.31	1.6	16	7.1	4.7	270	13
031835	BR-007	504.65	505.15	Metasediment 2	Underground	Ore-Grade	<2	15	7.7	0.22	0.80	1.3	73	4.1	7.8	4000	6.9
031836	BR-007	555.7	556.2	Felsic Volcanic 1	Underground	Mine Rock	<2	15	8.9	0.18	0.54	1.7	45	2.0	5.6	480	2.0
031837	BR-007	605.3	606	Felsic Volcanic 1	Underground	Ore-Grade	<2	19	8.5	0.21	0.55	1.4	43	0.56	6.1	410	3.9
031838	BR-007	705	706	Felsic Volcanic 1	Underground	Mine Rock	<2	18	7.2	0.19	0.52	1.0	41	0.69	7.9	180	7.2
031839	BR-007	753.6	754.3	Fragmental 2	Underground	Ore-Grade	<2	10	12	0.087	0.26	0.92	7.0	0.19	5.9	55	11
031840	BR-030	209.8	210.8	Fragmental 2	Underground	Mine Rock	<2	43	7.2	0.32	0.73	1.0	120	0.41	16	87	11
031841	BR-030	249.6	251.1	Metasediment 3	Underground	Mine Rock	<2	19	6.1	0.15	0.19	0.55	42	0.25	6.5	40	9.0
031842	BR-030	290.9	291.85	Felsic Volcanic 1	Underground	Mine Rock	<2	17	5.6	0.086	0.14	0.77	17	1.5	2.7	31	6.2
031843	BR-030	399.1	399.9	Felsic Volcanic 2	Underground	Mine Rock	<2	21	14	0.029	<0.02	1.1	5.1	3.9	5.5	11	12
031844	BR-030	437.3	438.2	Felsic Volcanic 2	Underground	Mine Rock	<2	39	14	0.046	0.11	1.7	15	17	5.7	33	8.2
031845	BR-084	333.2	334.2	Felsic Volcanic 2	Underground	Mine Rock	<2	29	13	0.028	0.051	1.2	4.5	1.8	5.1	22	13
031846	BR-084	393.75	394.75	Felsic Volcanic 2	Underground	Mine Rock	<2	270	8.9	0.21	0.80	0.94	79	44	8.2	170	21
031847	BR-084	432.6	433.7	Felsic Volcanic 1	Underground	Ore-Grade	<2	17	6.9	0.17	0.36	0.78	40	100	5.4	240	9.6
031848	BR-084	491	492.5	Fragmental 2	Underground	Mine Rock	<2	8.7	14	0.083	0.24	0.98	1.6	0.31	10	56	27
031849	BR-084	568.3	569.8	Basalt	Underground	Mine Rock	0.30	18	0.50	0.062	0.040	0.080	111	0.12	8.1	31	1.0
031850	BR-024	289	290.5	Basalt	Underground	Mine Rock	<2	46	2.6	0.23	0.38	0.34	86	0.34	6.6	60	4.8
116955	BR-388	448.5	450	Metasediment 2	Underground	Mine Rock	<2	8.8	4.8	0.18	0.52	1.1	72	0.40	4.0	83	12
116956	BR-517	656.5	657.5	Felsic Volcanic 2	Underground	Mine Rock	<2	12	13	0.029	0.17	1.5	<1	0.81	8.4	250	15
116957	BR-388	415.5	417	Felsic Volcanic 1	Underground	Mine Rock	<2	25	9.3	0.19	0.64	1.5	43	0.87	6.5	110	13
116958	BR-517	753.3	754.35	Metasediment 3	Underground	Mine Rock	<2	11	7.0	0.096	0.42	1.3	17	0.35	3.5	50	6.9
116959	BR-481	805.5	806.7	Felsic Volcanic 2	Underground	Mine Rock	<2	31	14	0.017	0.072	1.5	<1	0.86	8.3	48	8.9
116960	BR-388	362	363	Metasediment 3	Underground	Mine Rock	<2	16	6.4	0.18	0.34	0.60	52	0.15	5.9	70	22
116961	BR-517	603	604.5	Felsic Volcanic 1	Underground	Mine Rock	<2	38	10	0.13	0.28	2.0	39	3.3	6.4	52	9.7
116962	BR-517	556.15	556.9	Felsic Volcanic 2	Underground	Mine Rock	0.30	50	5.6	0.090	0.38	1.1	25	9.1	4.4	103	19
116963	BR-517	706	707	Felsic Volcanic 2	Underground	Mine Rock	<2	18	12	0.050	0.24	1.2	2.8	0.46	9.6	180	11
116964	BR-388	261	262.5	Fragmental 2	Underground	Mine Rock	<2	11	7.7	0.10	0.16	0.90	20	0.13	4.8	32	14
116965	BR-388	311.5	312.55	Fragmental 2	Underground	Mine Rock	<2	8.9	12	0.055	0.17	1.2	5.9	0.17	4.4	52	20
116966	BR-763	656.4	657.9	Metasediment 3	Underground	Mine Rock	<2	42	10	0.077	0.23	1.3	34	0.16	8.7	32	23

(1) Ten times average crustal abundance values presented in Price (1997).

Blue highlighting indicates samples with metal concentrations greater than the ten times crustal abundance screening value are present in the analyzed group.

Screening values are for qualitative assessment only and hold no regulatory significance.

Classification as mine rock or ore-grade materials was based on gold content.

A value of "--" indicates metal was not measured for the given sample; the variation in elements analyzed is due to measurement at two different laboratories (see text).

Table B-5 Aqua Regia Metals

Sample ID	Drillhole ID	From	To	Lithology	Area	Class	Tin	Strontium	Thorium	Titanium	Thallium	Uranium	Vanadium	Tungsten	Yttrium	Zinc	Zirconium
		m	m				ppm	ppm	ppm	%	ppm	ppm	ppm	ppm	ppm	ppm	ppm
10x Crustal Abundance (Price 1997) [(1)]							*23*	*3700*	*96*	*6.0*	*9.0*	*27*	*1200*	*13*	*330*	*700*	*1650*
DX758033	BR-144	193	194	Felsic Volcanic 1	Central Pit	Mine Rock	0.40	20	7.0	0.16	0.53	1.4	39	0.60	6.3	109	17
DX758034	BR-144	205	206	Felsic Volcanic 1	Central Pit	Mine Rock	0.40	19	6.6	0.15	0.43	1.3	36	0.50	6.5	74	14
DX758035	BR-144	211	211.75	Felsic Volcanic 1	Central Pit	Mine Rock	0.30	16	7.1	0.17	0.50	1.4	38	1.3	6.1	107	15
DX758036	BR-144	221	222	Felsic Volcanic 1	Central Pit	Mine Rock	0.30	9.3	7.7	0.11	0.47	1.7	27	3.2	6.4	559	21
DX758037	BR-144	225	226	Felsic Volcanic 1	Central Pit	Mine Rock	0.50	49	8.2	0.17	0.55	1.7	41	4.5	6.8	83	21
DX758038	BR-144	231.85	232.8	Metasediment 2	Central Pit	Mine Rock	1.1	13	6.5	0.22	0.79	1.4	82	0.70	8.3	52	29
DX758039	BR-144	233.3	234.45	Metasediment 2	Central Pit	Mine Rock	0.40	5.7	6.1	0.22	0.75	1.3	63	0.30	8.4	113	25
DX758040	BR-144	236.3	236.8	Felsic Volcanic 1	Central Pit	Mine Rock	0.50	12	8.4	0.16	0.36	1.6	45	9.0	7.6	70	25
DX758041	BR-144	242.75	243.75	Felsic Volcanic 1	Central Pit	Mine Rock	0.40	17	8.1	0.20	0.42	1.5	43	3.9	7.1	50	22
DX758042	BR-144	256	256.5	Metasediment 2	Central Pit	Mine Rock	0.50	5.1	6.1	0.17	0.56	1.1	81	0.20	6.9	93	15
DX758043	BR-144	262	263.5	Metasediment 2	Central Pit	Mine Rock	0.40	4.1	4.6	0.097	0.24	0.90	75	0.60	5.4	73	8.6
DX758044	BR-144	266.5	268	Metasediment 2	Central Pit	Mine Rock	0.40	7.2	6.1	0.18	0.49	1.2	61	0.20	8.0	85	27
DX758045	BR-144	271.5	273	Metasediment 2	Central Pit	Mine Rock	0.30	8.8	5.9	0.13	0.32	1.2	54	0.20	7.3	80	28
DX758046	BR-144	275.95	277	Felsic Volcanic 1	Central Pit	Mine Rock	0.40	20	8.5	0.16	0.24	1.5	41	2.3	8.0	46	19
DX758047	BR-144	280.5	282	Metasediment 2	Central Pit	Mine Rock	0.30	5.1	4.9	0.095	0.34	1.1	75	0.20	5.8	91	18
DX758048	BR-144	284.5	286	Metasediment 2	Central Pit	Mine Rock	0.60	8.6	3.1	0.20	0.53	0.90	85	0.30	4.2	34	14
DX758049	BR-144	290.5	292	Metasediment 2	Central Pit	Mine Rock	0.70	8.2	3.7	0.22	0.53	1.0	102	0.30	4.6	22	14
DX758050	BR-144	295	296.5	Metasediment 2	Central Pit	Mine Rock	0.40	7.9	3.6	0.14	0.49	1.0	66	0.10	4.6	27	22
DX758051	BR-144	301.3	302.3	Felsic Volcanic 1	Central Pit	Mine Rock	0.60	17	8.5	0.19	0.28	1.6	55	0.70	7.4	86	23
DX758052	BR-144	305.9	306.5	Metasediment 2	Central Pit	Mine Rock	0.60	7.8	6.3	0.22	0.63	1.3	56	0.20	5.8	81	21
DX758053	BR-144	316.9	318	Metasediment 2	Central Pit	Mine Rock	0.70	7.2	5.4	0.24	0.56	1.2	82	0.30	7.8	106	26
A0962709	BR-147	255	256	Felsic Volcanic 2	Central Pit	Mine Rock	0.20	10	11	0.022	0.080	1.6	<1	0.60	9.6	62	17
A0962710	BR-147	260	260.95	Felsic Volcanic 2	Central Pit	Mine Rock	0.30	8.8	12	0.034	0.14	1.8	<1	0.20	12	43	16
A0962711	BR-147	265.25	266	Felsic Volcanic 2	Central Pit	Mine Rock	0.40	7.8	11	0.047	0.14	1.8	3.0	0.80	11	46	17
A0962712	BR-147	275	276	Felsic Volcanic 2	Central Pit	Mine Rock	0.10	3.6	8.3	0.0060	0.060	1.7	<1	8.8	4.5	69	16
A0962708	BR-147	279	280	Felsic Volcanic 2	Central Pit	Ore-Grade	0.20	2.9	8.8	0.0040	0.040	1.4	<1	0.20	4.9	252	16
A0962713	BR-147	285	286	Felsic Volcanic 1	Central Pit	Mine Rock	0.40	21	8.0	0.20	0.40	1.6	42	1.4	8.6	65	18
A0962714	BR-147	291.3	292.05	Felsic Volcanic 2	Central Pit	Mine Rock	<0.100	11	8.8	0.0020	0.030	1.4	<1	<0.1	5.4	48	21
DX758127	BR-173	26	27	Quartz Sericite Schist	Central Pit	Mine Rock	0.10	4.4	4.3	<0.001	0.050	2.8	<1	<0.1	4.4	22	8.4
DX758128	BR-173	31	32.5	Felsic Volcanic 1	Central Pit	Mine Rock	0.40	25	5.3	0.23	0.35	0.80	53	<0.1	7.4	79	13
DX758129	BR-173	35.5	37	Felsic Volcanic 1	Central Pit	Mine Rock	0.60	26	5.1	0.19	0.25	0.70	62	0.10	9.0	85	20
DX758130	BR-173	40	41.5	Felsic Volcanic 1	Central Pit	Mine Rock	0.60	71	5.4	0.19	0.26	0.90	66	0.20	9.3	132	14
DX758131	BR-173	44.5	46	Felsic Volcanic 1	Central Pit	Mine Rock	0.40	56	5.3	0.23	0.29	0.90	58	0.10	8.5	79	8.8
DX758132	BR-173	50	51	Felsic Volcanic 1	Central Pit	Mine Rock	0.30	16	7.4	0.18	0.35	1.4	34	0.20	5.5	54	17
A0964865	BR-173	55.5	57	Felsic Volcanic 1	Central Pit	Mine Rock	0.30	16	7.8	0.17	0.35	1.5	31	0.20	6.0	51	19
A0964866	BR-173	60	61.2	Felsic Volcanic 1	Central Pit	Mine Rock	0.30	14	8.1	0.19	0.37	1.6	33	0.20	5.5	54	23
A0964867	BR-173	67	68.5	Felsic Volcanic 1	Central Pit	Mine Rock	0.40	14	7.8	0.18	0.36	1.5	37	0.20	6.0	59	24
A0964868	BR-173	76.5	77.5	Metasediment 2	Central Pit	Mine Rock	0.30	7.1	6.0	0.14	0.50	1.2	59	<0.1	6.6	91	25
A0964869	BR-173	81.6	82.5	Felsic Volcanic 1	Central Pit	Mine Rock	0.60	19	7.8	0.13	0.30	1.3	44	0.20	6.5	57	20
A0964870	BR-173	84.75	85.85	Metasediment 2	Central Pit	Mine Rock	0.50	18	6.1	0.12	0.34	1.1	47	0.20	5.6	55	20
A0964871	BR-173	88	89.5	Felsic Volcanic 1	Central Pit	Mine Rock	0.30	13	7.6	0.11	0.32	1.4	26	0.70	5.7	50	21
A0964177	BR-174	43	44.5	Felsic Volcanic 1	Central Pit	Mine Rock	0.20	15	7.9	0.14	0.24	1.6	26	0.20	5.7	47	22
A0964178	BR-174	49	50.5	Felsic Volcanic 1	Central Pit	Mine Rock	0.40	18	7.6	0.17	0.38	1.6	36	0.20	5.8	53	22

(1) Ten times average crustal abundance values presented in Price (1997).

Blue highlighting indicates samples with metal concentrations greater than the ten times crustal abundance screening value are present in the analyzed group.

Screening values are for qualitative assessment only and hold no regulatory significance.

Classification as mine rock or ore-grade materials was based on gold content.

A value of "--" indicates metal was not measured for the given sample; the variation in elements analyzed is due to measurement at two different laboratories (see text).

Table B-5 Aqua Regia Metals

Sample ID	Drillhole ID	From	To	Lithology	Area	Class	Tin	Strontium	Thorium	Titanium	Thallium	Uranium	Vanadium	Tungsten	Yttrium	Zinc	Zirconium
		m	m				ppm	ppm	ppm	%	ppm	ppm	ppm	ppm	ppm	ppm	ppm
10x Crustal Abundance (Price 1997) [(1)]							*23*	*3700*	*96*	*6.0*	*9.0*	*27*	*1200*	*13*	*330*	*700*	*1650*
A0964179	BR-174	55.7	57	Felsic Volcanic 1	Central Pit	Mine Rock	0.50	17	7.7	0.19	0.43	1.6	49	0.10	7.0	61	29
A0964180	BR-174	60	61.5	Felsic Volcanic 1	Central Pit	Mine Rock	0.50	27	6.7	0.21	0.47	1.4	61	0.10	8.3	69	24
A0964181	BR-174	65.5	66	Metasediment 2	Central Pit	Mine Rock	0.30	6.4	5.2	0.086	0.43	1.2	52	<0.1	5.1	87	27
A0964182	BR-174	70	71.2	Metasediment 2	Central Pit	Mine Rock	0.40	8.8	3.9	0.16	0.61	1.0	64	<0.1	4.2	88	26
A0964183	BR-174	75	76.45	Felsic Volcanic 1	Central Pit	Mine Rock	0.30	14	6.9	0.15	0.36	1.4	35	0.20	6.2	56	26
A0964184	BR-174	78	79	Felsic Volcanic 1	Central Pit	Mine Rock	0.10	13	5.6	0.040	0.15	1.2	9.0	<0.1	2.6	40	28
A0964185	BR-174	84.25	85	Felsic Volcanic 1	Central Pit	Mine Rock	0.30	14	7.8	0.11	0.32	1.4	27	0.20	6.1	49	23
A0964186	BR-174	88.1	89.2	Felsic Volcanic 1	Central Pit	Mine Rock	0.20	6.6	4.3	0.11	0.37	0.90	29	0.10	4.9	55	22
A0964187	BR-174	96.9	98.4	Felsic Volcanic 1	Central Pit	Mine Rock	0.20	13	7.8	0.10	0.35	1.6	24	0.10	6.4	47	29
A0964188	BR-174	101	102.5	Felsic Volcanic 1	Central Pit	Mine Rock	0.40	30	7.0	0.20	0.70	1.4	46	0.90	9.6	121	19
A0964189	BR-174	119	120.5	Felsic Volcanic 1	Central Pit	Mine Rock	0.30	19	7.6	0.16	0.57	1.8	29	0.20	6.2	132	16
A0964190	BR-174	125.9	127.4	Felsic Volcanic 1	Central Pit	Mine Rock	0.50	23	7.1	0.14	0.64	1.7	38	0.20	8.0	90	23
A0964191	BR-174	136.4	137.9	Felsic Volcanic 1	Central Pit	Mine Rock	0.40	29	7.2	0.16	0.57	1.7	38	0.30	6.0	266	10
A0964192	BR-174	143.9	145.4	Felsic Volcanic 1	Central Pit	Mine Rock	0.30	33	7.1	0.15	0.52	1.7	35	0.30	6.2	315	8.2
A0964193	BR-174	152.9	154.4	Felsic Volcanic 1	Central Pit	Mine Rock	0.30	29	7.2	0.16	0.62	1.7	31	0.30	6.0	157	9.6
A0964194	BR-174	164.9	166.4	Felsic Volcanic 1	Central Pit	Mine Rock	0.40	27	7.2	0.18	0.70	1.8	42	0.40	6.3	181	9.2
A0964195	BR-174	169.4	170.9	Felsic Volcanic 1	Central Pit	Mine Rock	0.30	20	8.4	0.17	0.77	2.1	29	0.30	6.3	278	12
A0964196	BR-174	175.4	176.9	Felsic Volcanic 1	Central Pit	Mine Rock	0.50	26	7.2	0.15	0.75	1.6	31	0.40	6.1	267	17
A0964197	BR-174	181	182	Felsic Volcanic 1	Central Pit	Mine Rock	0.30	65	7.1	0.16	0.91	1.5	32	0.50	7.0	687	12
A0964198	BR-174	185	186	Felsic Volcanic 1	Central Pit	Mine Rock	0.30	95	7.5	0.18	0.89	1.6	34	1.4	6.8	315	8.0
A0964702	BR-174	205	206	Felsic Volcanic 1	Central Pit	Ore-Grade	0.40	35	6.1	0.096	0.12	1.3	24	3.8	4.0	113	8.0
A0964701	BR-174	212.15	213	Felsic Volcanic 1	Central Pit	Ore-Grade	0.20	36	7.7	0.093	0.33	1.5	22	23	6.3	126	17
A0964199	BR-174	225	226.5	Felsic Volcanic 1	Central Pit	Mine Rock	0.30	18	7.0	0.15	0.40	1.3	34	0.70	5.5	56	28
A0964200	BR-174	243	244.5	Felsic Volcanic 1	Central Pit	Mine Rock	0.40	20	7.0	0.16	0.35	1.2	46	2.4	7.9	66	23
A0964201	BR-174	250.5	252	Felsic Volcanic 1	Central Pit	Mine Rock	0.50	19	7.2	0.21	0.54	1.4	49	0.60	7.7	92	20
A0964202	BR-174	256.5	258	Felsic Volcanic 1	Central Pit	Mine Rock	0.40	18	6.9	0.24	0.51	1.4	51	0.70	7.7	121	18
A0964203	BR-174	270	271	Felsic Volcanic 1	Central Pit	Mine Rock	0.40	18	7.5	0.16	0.54	1.6	36	0.80	6.4	1302	22
A0964204	BR-174	279	280	Felsic Volcanic 1	Central Pit	Mine Rock	0.30	12	6.4	0.11	0.38	1.6	22	3.9	3.9	54	39
A0964205	BR-174	284	285.05	Felsic Volcanic 1	Central Pit	Mine Rock	0.20	8.4	6.8	0.030	0.16	1.8	9.0	3.7	3.6	454	34
A0964206	BR-174	287	288	Felsic Volcanic 1	Central Pit	Mine Rock	0.50	15	7.6	0.17	0.44	1.5	35	>100	7.1	53	28
A0964207	BR-174	291	292	Felsic Volcanic 1	Central Pit	Mine Rock	0.60	16	7.7	0.18	0.46	1.6	38	4.6	7.4	57	27
A0964208	BR-174	311.1	312.6	Felsic Volcanic 1	Central Pit	Mine Rock	0.50	10	7.8	0.13	0.28	1.5	32	1.6	6.1	21	25
A0964209	BR-174	331.3	332.8	Metasediment 2	Central Pit	Mine Rock	0.70	7.4	5.8	0.23	0.68	1.2	64	0.30	7.5	73	30
A0964210	BR-174	337.1	338.6	Felsic Volcanic 1	Central Pit	Mine Rock	0.30	18	7.7	0.20	0.43	1.5	42	2.0	7.3	70	22
A0964211	BR-174	343.35	344.85	Metasediment 2	Central Pit	Mine Rock	0.70	14	5.9	0.25	0.69	1.2	97	0.30	9.2	109	25
A0964212	BR-174	347.85	349.35	Metasediment 2	Central Pit	Mine Rock	0.40	4.7	5.3	0.12	0.41	1.1	72	0.40	5.7	92	24
A0964213	BR-174	355.35	356.85	Metasediment 2	Central Pit	Mine Rock	0.60	8.8	4.5	0.20	0.48	1.1	80	0.20	5.6	80	24
A0964214	BR-175	22.5	24	Fragmental 1	Central Pit	Mine Rock	0.40	14	5.6	0.12	0.30	1.2	58	0.10	6.3	86	23
A0964215	BR-175	40.2	41.7	Felsic Volcanic 1	Central Pit	Mine Rock	0.30	13	8.0	0.14	0.31	1.4	31	0.30	6.2	60	25
A0964216	BR-175	46.2	46.8	Felsic Volcanic 1	Central Pit	Mine Rock	0.30	12	8.3	0.15	0.29	1.5	31	0.20	5.5	47	23
A0964218	BR-175	53.3	54.8	Felsic Volcanic 1	Central Pit	Mine Rock	0.40	16	7.9	0.15	0.29	1.6	30	0.20	6.1	51	29
A0964219	BR-175	59.3	60.8	Felsic Volcanic 1	Central Pit	Mine Rock	0.40	16	7.8	0.15	0.38	1.5	32	0.20	6.0	48	25
A0964220	BR-175	64.65	66	Metasediment 2	Central Pit	Mine Rock	0.40	18	4.9	0.14	0.49	1.1	52	0.10	4.9	85	26

(1) Ten times average crustal abundance values presented in Price (1997).

Blue highlighting indicates samples with metal concentrations greater than the ten times crustal abundance screening value are present in the analyzed group.

Screening values are for qualitative assessment only and hold no regulatory significance.

Classification as mine rock or ore-grade materials was based on gold content.

A value of "--" indicates metal was not measured for the given sample; the variation in elements analyzed is due to measurement at two different laboratories (see text).

Table B-5 Aqua Regia Metals

Sample ID	Drillhole ID	From	To	Lithology	Area	Class	Tin	Strontium	Thorium	Titanium	Thallium	Uranium	Vanadium	Tungsten	Yttrium	Zinc	Zirconium
		m	m				ppm	ppm	ppm	%	ppm	ppm	ppm	ppm	ppm	ppm	ppm
10x Crustal Abundance (Price 1997) [(1)]							*23*	*3700*	*96*	*6.0*	*9.0*	*27*	*1200*	*13*	*330*	*700*	*1650*
A0964221	BR-175	69.6	71.1	Felsic Volcanic 1	Central Pit	Mine Rock	0.30	13	8.1	0.14	0.33	1.6	30	<0.1	6.5	52	24
A0964222	BR-175	75.6	77.1	Felsic Volcanic 1	Central Pit	Mine Rock	0.30	18	7.5	0.13	0.28	1.5	33	0.10	6.5	49	24
A0964223	BR-175	81.7	83.2	Felsic Volcanic 1	Central Pit	Mine Rock	0.30	18	6.5	0.14	0.36	1.4	46	0.20	8.0	59	34
A0964217	BR-175	91.6	92.6	Felsic Volcanic 1	Central Pit	Mine Rock	0.20	20	8.2	0.13	0.10	1.6	25	0.20	7.5	26	27
A0964224	BR-175	97.3	98.8	Metasediment 2	Central Pit	Mine Rock	0.40	10	5.3	0.15	0.49	1.1	50	0.10	5.2	80	29
A0964225	BR-175	102.4	103.4	Metasediment 2	Central Pit	Mine Rock	0.30	6.2	5.8	0.16	0.59	1.5	41	<0.1	5.9	86	30
A0964226	BR-175	107.9	109.4	Felsic Volcanic 1	Central Pit	Mine Rock	0.20	18	7.8	0.16	0.41	1.4	30	0.30	6.2	54	21
A0964227	BR-175	111.55	113	Metasediment 2	Central Pit	Mine Rock	0.30	4.9	5.5	0.14	0.48	1.1	45	<0.1	6.2	80	24
A0964228	BR-175	118.35	119.85	Felsic Volcanic 1	Central Pit	Mine Rock	0.20	9.3	6.0	0.15	0.61	1.3	37	0.20	6.2	63	35
A0964229	BR-175	123.65	124.65	Felsic Volcanic 1	Central Pit	Mine Rock	0.20	21	6.6	0.10	0.41	1.3	26	1.5	6.1	58	31
A0964230	BR-175	128.65	129.65	Felsic Volcanic 1	Central Pit	Mine Rock	0.20	13	7.9	0.070	0.25	1.8	16	0.40	7.0	120	22
A0964231	BR-175	132.8	133.8	Felsic Volcanic 1	Central Pit	Mine Rock	0.20	16	7.1	0.097	0.30	1.6	20	0.40	7.7	137	29
A0964232	BR-175	138.5	140	Felsic Volcanic 1	Central Pit	Mine Rock	0.20	14	7.0	0.078	0.38	1.5	21	0.40	6.4	51	27
A0964233	BR-175	149.6	151.1	Felsic Volcanic 1	Central Pit	Mine Rock	0.30	40	7.8	0.14	0.64	1.6	36	0.40	6.7	1463	15
117278	BR-039	130	131	Felsic Volcanic 2	Central Pit	Mine Rock	0.20	4.0	9.8	0.0080	0.060	1.6	<1	0.20	5.2	76	20
117279	BR-039	134	135.3	Felsic Volcanic 2	Central Pit	Ore-Grade	0.40	8.3	9.5	0.029	0.18	1.7	11	0.20	5.9	90	19
117280	BR-039	139.5	140.5	Felsic Volcanic 2	Central Pit	Mine Rock	0.20	11	11	0.020	0.10	1.5	1.0	0.60	8.8	80	27
117281	BR-039	145.7	146.5	Felsic Volcanic 2	Central Pit	Ore-Grade	0.40	12	9.6	0.040	0.10	1.4	8.0	0.50	7.6	41	24
117282	BR-039	150.5	151.5	Felsic Volcanic 2	Central Pit	Mine Rock	0.40	9.5	10	0.043	0.20	1.5	4.0	0.40	8.1	51	35
117283	BR-039	156.5	157.5	Felsic Volcanic 1	Central Pit	Mine Rock	0.50	31	8.5	0.17	0.43	1.4	39	1.9	8.5	61	19
117284	BR-039	161.5	162.5	Felsic Volcanic 2	Central Pit	Mine Rock	0.10	7.3	9.6	0.011	0.080	1.3	<1	0.10	6.5	78	24
117285	BR-039	166.5	167.5	Felsic Volcanic 2	Central Pit	Mine Rock	0.30	8.4	8.9	0.0030	0.080	1.5	<1	0.20	6.1	41	18
117286	BR-039	167.5	168.5	Felsic Volcanic 2	Central Pit	Ore-Grade	0.20	8.5	8.5	0.015	0.050	1.4	8.0	0.20	6.5	57	16
117287	BR-039	172.5	173.25	Felsic Volcanic 2	Central Pit	Mine Rock	0.30	4.8	9.9	0.0050	0.10	1.8	<1	0.20	8.5	64	12
117294	BR-039	174.25	175.25	Felsic Volcanic 2	Central Pit	Ore-Grade	0.10	1.8	9.0	0.0010	0.020	1.6	<1	<0.1	4.2	161	11
117288	BR-039	177.25	178.25	Felsic Volcanic 2	Central Pit	Mine Rock	0.20	6.0	12	0.015	0.13	2.0	<1	0.10	12	53	13
117289	BR-039	184.25	185.25	Felsic Volcanic 2	Central Pit	Mine Rock	0.40	11	9.4	0.010	0.050	1.4	<1	0.10	8.0	38	26
117290	BR-039	188.25	189.25	Felsic Volcanic 2	Central Pit	Mine Rock	0.20	12	12	0.012	0.080	1.9	<1	<0.1	10	56	19
117291	BR-039	195	196	Felsic Volcanic 2	Central Pit	Mine Rock	0.20	7.9	9.8	0.0060	0.070	1.5	<1	<0.1	7.1	45	32
117292	BR-039	205	206	Felsic Volcanic 2	Central Pit	Mine Rock	0.20	11	11	0.042	0.24	1.6	<1	0.30	10	38	34
117293	BR-039	210	210.75	Felsic Volcanic 2	Central Pit	Mine Rock	0.20	4.1	12	0.0030	0.060	1.7	<1	0.10	7.6	42	28
117296	BR-066	25	26	Felsic Volcanic 1	Central Pit	Mine Rock	0.40	23	5.5	0.15	0.82	0.80	44	<0.1	7.4	106	38
117297	BR-066	30.5	31.5	Felsic Volcanic 1	Central Pit	Mine Rock	0.50	115	4.0	0.28	0.74	0.60	82	<0.1	8.6	81	32
117298	BR-066	35.9	36.9	Felsic Volcanic 1	Central Pit	Mine Rock	1.3	46	5.5	0.18	0.39	0.90	53	<0.1	6.4	34	25
117299	BR-066	40.5	41.5	Felsic Volcanic 1	Central Pit	Mine Rock	0.20	17	5.2	0.17	0.38	0.80	23	0.10	7.0	40	19
117300	BR-066	46	47	Felsic Volcanic 1	Central Pit	Mine Rock	6.6	15	6.0	0.13	0.33	1.1	25	<0.1	6.8	60	17
A0963051	BR-066	50	51	Felsic Volcanic 1	Central Pit	Mine Rock	0.20	19	5.0	0.079	0.12	1.0	14	<0.1	2.9	70	14
A0963052	BR-066	56	57	Felsic Volcanic 1	Central Pit	Mine Rock	0.30	19	6.2	0.20	0.33	1.0	45	0.20	7.2	74	15
A0963053	BR-066	60.4	61.4	Metasediment 2	Central Pit	Mine Rock	0.60	11	4.3	0.19	0.56	0.90	71	0.10	4.2	61	12
A0963054	BR-066	64.85	65.85	Metasediment 2	Central Pit	Mine Rock	0.50	14	6.9	0.14	0.42	1.2	60	<0.1	6.8	15	18
A0963055	BR-066	70.45	71	Felsic Volcanic 1	Central Pit	Mine Rock	0.30	13	5.7	0.085	0.23	1.0	18	0.10	4.8	45	19
A0963056	BR-066	74.6	75.2	Felsic Volcanic 1	Central Pit	Mine Rock	0.30	17	5.1	0.12	0.21	0.90	35	0.10	5.6	48	17
A0963057	BR-066	80.5	81	Felsic Volcanic 2	Central Pit	Mine Rock	0.10	4.3	4.9	0.0070	0.10	3.3	2.0	<0.1	5.8	27	16

(1) Ten times average crustal abundance values presented in Price (1997).

Blue highlighting indicates samples with metal concentrations greater than the ten times crustal abundance screening value are present in the analyzed group.

Screening values are for qualitative assessment only and hold no regulatory significance.

Classification as mine rock or ore-grade materials was based on gold content.

A value of "--" indicates metal was not measured for the given sample; the variation in elements analyzed is due to measurement at two different laboratories (see text).

Table B-5 Aqua Regia Metals

Sample ID	Drillhole ID	From	To	Lithology	Area	Class	Tin	Strontium	Thorium	Titanium	Thallium	Uranium	Vanadium	Tungsten	Yttrium	Zinc	Zirconium
		m	m				ppm	ppm	ppm	%	ppm	ppm	ppm	ppm	ppm	ppm	ppm
10x Crustal Abundance (Price 1997) [(1)]							*23*	*3700*	*96*	*6.0*	*9.0*	*27*	*1200*	*13*	*330*	*700*	*1650*
A0963058	BR-066	85.35	86	Felsic Volcanic 1	Central Pit	Mine Rock	0.30	11	7.6	0.16	0.58	1.5	29	0.60	6.3	57	19
A0963059	BR-066	90	91	Felsic Volcanic 1	Central Pit	Mine Rock	0.30	14	7.8	0.16	0.34	1.4	31	0.30	5.6	48	20
A0963060	BR-066	95	96	Felsic Volcanic 1	Central Pit	Mine Rock	0.40	12	8.0	0.18	0.43	1.6	35	0.20	6.3	57	22
A0963061	BR-066	100	101	Felsic Volcanic 1	Central Pit	Mine Rock	0.50	17	7.7	0.18	0.38	1.7	36	0.30	6.8	54	19
A0963091	BR-066	102	103	Felsic Volcanic 1	Central Pit	Mine Rock	0.40	17	9.2	0.21	0.44	2.0	37	0.30	8.6	64	19
A0963062	BR-066	105	106	Felsic Volcanic 1	Central Pit	Mine Rock	0.40	11	8.2	0.18	0.41	1.7	34	0.10	6.6	52	22
A0963063	BR-066	110	111	Felsic Volcanic 1	Central Pit	Mine Rock	0.40	17	8.2	0.18	0.41	1.6	33	0.30	6.8	54	20
A0963064	BR-066	120	120.65	Felsic Volcanic 1	Central Pit	Mine Rock	0.40	15	8.1	0.20	0.46	1.6	41	0.20	7.4	54	21
A0963065	BR-066	124.75	125.25	Felsic Volcanic 1	Central Pit	Mine Rock	0.20	2.5	0.80	0.020	0.040	0.20	4.0	<0.1	0.77	6.4	3.1
A0963066	BR-066	130.5	131	Felsic Volcanic 1	Central Pit	Mine Rock	0.40	8.6	6.6	0.16	0.53	1.4	33	0.20	6.9	51	27
A0963067	BR-066	135	136	Felsic Volcanic 2	Central Pit	Mine Rock	0.10	7.1	4.0	0.0030	0.080	3.4	<1	<0.1	5.2	32	14
A0963068	BR-066	140.5	141.3	Metasediment 2	Central Pit	Mine Rock	0.30	18	6.0	0.085	0.46	1.2	63	<0.1	7.1	137	22
A0963069	BR-066	145.3	146.3	Fragmental 1	Central Pit	Mine Rock	0.60	41	5.8	0.26	0.31	1.0	70	0.20	11	82	9.2
A0963070	BR-066	150.3	151.3	Fragmental 1	Central Pit	Mine Rock	0.70	21	4.9	0.21	0.28	0.80	73	0.20	9.6	79	15
A0963071	BR-066	155.4	156.4	Fragmental 1	Central Pit	Mine Rock	0.60	51	5.1	0.21	0.29	0.80	66	0.10	9.4	75	13
A0963072	BR-066	160.2	160.8	Fragmental 1	Central Pit	Mine Rock	0.60	31	4.0	0.17	0.22	0.70	52	<0.1	8.2	59	10
A0963073	BR-066	165	166	Felsic Volcanic 1	Central Pit	Mine Rock	0.40	13	6.8	0.17	0.34	1.3	35	0.20	6.4	51	26
A0963092	BR-066	172	172.9	Felsic Volcanic 1	Central Pit	Mine Rock	0.50	31	6.0	0.21	0.48	1.2	66	<0.1	7.5	69	16
A0963074	BR-066	175	176	Felsic Volcanic 1	Central Pit	Mine Rock	0.30	14	7.9	0.15	0.40	1.5	31	0.20	6.0	52	16
A0963075	BR-066	179	180	Felsic Volcanic 1	Central Pit	Mine Rock	0.30	13	7.4	0.13	0.42	1.4	28	<0.1	7.2	51	30
A0963093	BR-066	186.5	187.5	Felsic Volcanic 1	Central Pit	Mine Rock	0.20	17	7.4	0.14	0.32	1.4	28	0.10	6.3	52	22
A0963076	BR-066	195.3	196.3	Metasediment 2	Central Pit	Mine Rock	0.40	11	5.0	0.12	0.41	1.1	44	<0.1	4.8	75	28
A0963077	BR-066	200	201	Metasediment 2	Central Pit	Mine Rock	0.60	5.0	5.1	0.19	0.59	1.2	75	<0.1	5.5	96	27
A0963078	BR-066	205.3	205.9	Felsic Volcanic 1	Central Pit	Mine Rock	0.30	15	6.8	0.15	0.35	1.3	32	0.10	6.3	50	21
A0963079	BR-066	210.75	211.8	Felsic Volcanic 1	Central Pit	Mine Rock	0.30	14	7.5	0.11	0.26	1.4	27	<0.1	6.5	76	26
A0963080	BR-066	215.1	216.1	Fragmental 1	Central Pit	Mine Rock	0.40	11	4.8	0.13	0.43	1.2	45	0.10	5.1	99	26
A0963094	BR-066	218.1	218.7	Fragmental 1	Central Pit	Mine Rock	0.50	84	5.3	0.24	0.58	1.0	75	0.20	10	79	12
A0963081	BR-066	225.5	226.2	Fragmental 1	Central Pit	Mine Rock	0.60	43	6.2	0.20	0.28	1.2	63	0.40	8.0	51	25
A0963082	BR-066	235.65	236.3	Fragmental 1	Central Pit	Mine Rock	0.20	7.9	6.6	0.18	0.50	1.4	42	0.50	9.8	96	34
A0963083	BR-066	239.3	240	Fragmental 1	Central Pit	Mine Rock	0.30	11	6.7	0.13	0.41	1.3	28	0.70	6.8	143	27
A0963095	BR-066	244	245	Fragmental 1	Central Pit	Mine Rock	0.30	14	6.4	0.15	0.47	1.1	29	21	4.9	116	22
A0963084	BR-066	255.2	256.2	Fragmental 1	Central Pit	Mine Rock	0.30	52	5.8	0.11	0.54	1.0	24	0.20	5.7	265	12
A0963096	BR-066	261.75	262.5	Fragmental 1	Central Pit	Mine Rock	0.30	112	6.2	0.23	1.2	1.1	63	0.30	7.5	541	12
A0963097	BR-066	266.9	267.5	Fragmental 1	Central Pit	Mine Rock	0.30	47	7.2	0.13	0.76	1.6	25	0.40	7.7	173	13
A0963085	BR-066	269.6	270.35	Fragmental 1	Central Pit	Mine Rock	0.40	59	6.9	0.16	0.85	1.5	30	0.50	6.0	114	12
A0963098	BR-066	278	279	Felsic Volcanic 1	Central Pit	Mine Rock	0.40	61	6.9	0.16	0.84	1.5	31	0.30	6.3	117	12
A0963099	BR-066	292.25	293.25	Felsic Volcanic 1	Central Pit	Mine Rock	0.40	19	6.8	0.14	0.50	2.0	30	1.0	5.7	103	12
A0963086	BR-066	296.2	296.8	Felsic Volcanic 1	Central Pit	Mine Rock	0.30	17	7.8	0.12	0.60	1.9	22	0.90	6.5	737	14
A0963087	BR-066	301.4	302.4	Felsic Volcanic 2	Central Pit	Ore-Grade	0.40	34	7.3	0.17	0.57	1.5	36	>100	7.1	518	14
A0963088	BR-066	310	311	Felsic Volcanic 1	Central Pit	Ore-Grade	0.20	20	7.0	0.13	0.44	1.5	28	3.8	6.6	70	8.1
A0963089	BR-066	325.5	326.5	Felsic Volcanic 1	Central Pit	Ore-Grade	0.50	26	6.2	0.21	0.60	1.1	45	34	7.1	59	20
A0963100	BR-066	331.5	332.5	Felsic Volcanic 1	Central Pit	Mine Rock	0.30	22	6.4	0.21	0.67	1.2	43	4.9	6.0	93	15
A0963001	BR-066	339.5	340.5	Felsic Volcanic 1	Central Pit	Mine Rock	0.40	19	9.9	0.22	0.68	2.1	50	2.0	8.4	160	18

(1) Ten times average crustal abundance values presented in Price (1997).

Blue highlighting indicates samples with metal concentrations greater than the ten times crustal abundance screening value are present in the analyzed group.

Screening values are for qualitative assessment only and hold no regulatory significance.

Classification as mine rock or ore-grade materials was based on gold content.

A value of "--" indicates metal was not measured for the given sample; the variation in elements analyzed is due to measurement at two different laboratories (see text).

Table B-5 Aqua Regia Metals

Sample ID	Drillhole ID	From	To	Lithology	Area	Class	Tin	Strontium	Thorium	Titanium	Thallium	Uranium	Vanadium	Tungsten	Yttrium	Zinc	Zirconium
		m	m				ppm	ppm	ppm	%	ppm	ppm	ppm	ppm	ppm	ppm	ppm
10x Crustal Abundance (Price 1997) [(1)]							*23*	*3700*	*96*	*6.0*	*9.0*	*27*	*1200*	*13*	*330*	*700*	*1650*
A0963090	BR-066	351.2	352.2	Felsic Volcanic 1	Central Pit	Mine Rock	0.30	13	7.3	0.13	0.48	1.6	30	0.60	5.8	149	17
A0963002	BR-066	355.7	356.7	Felsic Volcanic 1	Central Pit	Mine Rock	0.40	15	8.1	0.15	0.54	1.8	33	2.0	6.5	161	16
DX758007	BR-144	26	27	Felsic Volcanic 1	Central Pit	Mine Rock	0.20	25	6.4	0.11	0.30	1.7	16	0.30	3.3	152	14
DX758008	BR-144	32	33	Felsic Volcanic 1	Central Pit	Mine Rock	0.60	75	7.0	0.23	0.71	1.5	52	0.30	6.5	442	9.8
DX758009	BR-144	42	43	Felsic Volcanic 1	Central Pit	Mine Rock	0.30	95	7.4	0.16	0.62	1.7	36	2.2	6.6	1052	4.3
DX758010	BR-144	45.55	46.15	Felsic Volcanic 1	Central Pit	Mine Rock	0.60	30	7.3	0.20	0.64	1.7	41	0.40	5.9	156	12
DX758011	BR-144	50.2	51	Felsic Volcanic 1	Central Pit	Mine Rock	0.30	23	7.4	0.17	0.64	1.7	35	1.1	6.2	158	13
DX758012	BR-144	55	56	Felsic Volcanic 1	Central Pit	Mine Rock	0.50	21	7.7	0.19	0.70	1.7	40	0.50	6.5	226	18
DX758013	BR-144	60	61	Felsic Volcanic 1	Central Pit	Mine Rock	0.40	19	7.4	0.16	0.71	1.6	34	0.70	6.0	148	17
DX758014	BR-144	64.6	65.6	Felsic Volcanic 1	Central Pit	Mine Rock	0.50	37	8.2	0.17	0.72	1.8	38	2.6	6.3	214	14
DX758015	BR-144	72.6	73.6	Felsic Volcanic 1	Central Pit	Mine Rock	0.30	72	7.5	0.13	0.60	1.5	30	4.7	7.1	788	8.4
DX758016	BR-144	76.6	77.6	Felsic Volcanic 1	Central Pit	Mine Rock	0.30	28	7.9	0.16	0.63	1.8	35	1.2	6.7	1344	13
DX758017	BR-144	81.8	82.5	Felsic Volcanic 1	Central Pit	Mine Rock	0.30	18	7.7	0.16	0.62	1.5	33	2.7	5.3	228	18
DX758018	BR-144	93	94	Felsic Volcanic 1	Central Pit	Mine Rock	0.70	17	6.0	0.19	0.68	1.1	49	1.6	5.3	156	18
DX758019	BR-144	98	98.5	Felsic Volcanic 1	Central Pit	Mine Rock	0.20	3.5	6.7	0.11	0.84	1.5	13	0.40	4.6	259	17
DX758020	BR-144	98.5	99	Felsic Volcanic 1	Central Pit	Ore-Grade	0.30	37	8.5	0.16	0.74	1.9	18	2.6	7.3	505	21
DX758021	BR-144	105	106	Felsic Volcanic 1	Central Pit	Mine Rock	0.50	7.6	6.4	0.18	0.71	1.4	33	2.4	5.8	381	23
DX758022	BR-144	111.75	112.5	Felsic Volcanic 1	Central Pit	Mine Rock	0.50	17	8.2	0.11	0.48	1.6	26	1.4	5.6	141	32
DX758023	BR-144	114.5	115.25	Felsic Volcanic 1	Central Pit	Mine Rock	0.40	12	5.9	0.11	0.42	1.3	26	0.60	4.6	102	21
DX758024	BR-144	120	121	Felsic Volcanic 1	Central Pit	Mine Rock	0.60	37	6.9	0.20	0.77	1.4	52	1.4	6.3	2301	23
DX758025	BR-144	129	130	Felsic Volcanic 1	Central Pit	Mine Rock	0.60	17	7.7	0.16	0.50	1.5	40	6.2	6.8	134	13
DX758026	BR-144	132.5	133.25	Felsic Volcanic 1	Central Pit	Ore-Grade	0.30	37	6.8	0.095	0.29	1.7	21	7.1	4.3	473	6.7
DX758027	BR-144	137	137.5	Felsic Volcanic 1	Central Pit	Ore-Grade	0.30	30	6.5	0.061	0.28	1.5	20	11	4.6	222	5.2
DX758028	BR-144	142.7	143.25	Felsic Volcanic 1	Central Pit	Ore-Grade	0.60	27	5.8	0.060	0.16	1.5	30	26	4.1	94	4.5
DX758029	BR-144	149	150	Felsic Volcanic 1	Central Pit	Mine Rock	0.50	12	6.7	0.19	0.53	1.4	43	3.0	6.2	75	20
DX758030	BR-144	152	153	Felsic Volcanic 1	Central Pit	Ore-Grade	0.50	13	6.8	0.17	0.56	1.4	41	12	6.5	71	22
DX758031	BR-144	176	177	Felsic Volcanic 1	Central Pit	Mine Rock	0.60	15	7.8	0.14	0.28	1.5	32	0.30	6.1	117	22
DX758032	BR-144	189	190	Felsic Volcanic 1	Central Pit	Mine Rock	0.20	25	6.9	0.16	0.57	1.4	31	0.80	6.4	66	12
A0964603	BR-407	334.5	336	Felsic Volcanic 1	Central Pit	Mine Rock	0.40	20	8.0	0.17	0.37	1.5	31	0.30	6.5	50	17
A0964604	BR-407	340.5	342	Felsic Volcanic 1	Central Pit	Mine Rock	0.30	16	8.3	0.17	0.40	1.6	32	0.20	6.3	52	21
A0964605	BR-407	345	346.5	Felsic Volcanic 1	Central Pit	Mine Rock	0.30	17	8.4	0.15	0.33	1.6	27	0.40	6.3	59	19
A0964606	BR-407	355.5	357	Felsic Volcanic 1	Central Pit	Mine Rock	0.30	18	8.0	0.14	0.38	1.5	26	0.30	6.4	58	16
A0964607	BR-407	361.5	363	Felsic Volcanic 1	Central Pit	Mine Rock	0.30	14	8.5	0.13	0.27	1.5	28	0.30	6.7	50	16
A0964608	BR-407	367.5	369	Felsic Volcanic 1	Central Pit	Mine Rock	0.30	17	7.1	0.15	0.51	1.2	29	0.50	6.1	58	17
A0964609	BR-407	381	382.5	Felsic Volcanic 1	Central Pit	Mine Rock	0.30	13	8.2	0.14	0.59	1.6	30	0.90	6.2	55	26
A0964617	BR-407	389	390	Felsic Volcanic 1	Central Pit	Mine Rock	0.20	13	8.3	0.064	0.28	1.6	16	0.70	6.6	68	33
A0964610	BR-407	393	394.5	Felsic Volcanic 1	Central Pit	Mine Rock	0.20	14	7.2	0.084	0.26	1.4	18	16	5.6	114	26
A0964611	BR-407	401	402	Felsic Volcanic 1	Central Pit	Mine Rock	0.40	22	7.3	0.027	0.44	1.6	13	0.20	6.3	51	25
A0964612	BR-407	406	407	Felsic Volcanic 1	Central Pit	Mine Rock	0.20	38	7.2	0.036	0.55	1.5	16	<0.1	7.6	44	18
A0964613	BR-407	417	417.75	Felsic Volcanic 1	Central Pit	Mine Rock	0.30	40	7.9	0.075	0.45	1.7	20	0.20	6.8	51	19
A0964614	BR-407	431.5	432.35	Felsic Volcanic 1	Central Pit	Ore-Grade	0.20	11	7.4	0.046	0.35	1.7	9.0	0.60	6.6	21	18
A0964615	BR-407	435	436	Felsic Volcanic 1	Central Pit	Mine Rock	0.20	20	9.0	0.046	0.26	1.7	11	40	7.6	29	35
117426	BR-426	23	24	Felsic Volcanic 1	Central Pit	Mine Rock	0.30	13	6.9	0.14	0.36	1.2	29	0.40	4.4	64	21

(1) Ten times average crustal abundance values presented in Price (1997).

Blue highlighting indicates samples with metal concentrations greater than the ten times crustal abundance screening value are present in the analyzed group.

Screening values are for qualitative assessment only and hold no regulatory significance.

Classification as mine rock or ore-grade materials was based on gold content.

A value of "--" indicates metal was not measured for the given sample; the variation in elements analyzed is due to measurement at two different laboratories (see text).

Table B-5 Aqua Regia Metals

Sample ID	Drillhole ID	From	To	Lithology	Area	Class	Tin	Strontium	Thorium	Titanium	Thallium	Uranium	Vanadium	Tungsten	Yttrium	Zinc	Zirconium
		m	m				ppm	ppm	ppm	%	ppm	ppm	ppm	ppm	ppm	ppm	ppm
10x Crustal Abundance (Price 1997) [(1)]							*23*	*3700*	*96*	*6.0*	*9.0*	*27*	*1200*	*13*	*330*	*700*	*1650*
117427	BR-426	33	34.5	Felsic Volcanic 1	Central Pit	Mine Rock	0.30	27	6.6	0.079	0.24	1.1	28	2.3	5.3	71	11
117428	BR-426	40.5	42	Felsic Volcanic 1	Central Pit	Ore-Grade	0.40	28	6.9	0.10	0.31	1.2	26	3.6	5.1	64	21
117429	BR-426	44.6	46	Felsic Volcanic 1	Central Pit	Mine Rock	0.30	18	8.2	0.14	0.42	1.4	32	3.6	6.5	98	19
117430	BR-426	57	58	Felsic Volcanic 2	Central Pit	Ore-Grade	0.10	3.5	11	0.0050	0.050	1.8	<1	0.20	6.9	52	15
117431	BR-426	61.5	63	Felsic Volcanic 1	Central Pit	Mine Rock	0.40	17	7.8	0.16	0.51	1.5	48	1.3	8.0	142	11
117432	BR-426	66	67	Felsic Volcanic 2	Central Pit	Ore-Grade	0.40	3.8	11	0.024	0.14	1.7	<1	0.20	10	62	22
117433	BR-426	80	81.15	Felsic Volcanic 2	Central Pit	Mine Rock	0.30	11	9.2	0.069	0.23	1.3	12	2.0	6.6	63	33
117434	BR-426	84.4	85.75	Felsic Volcanic 2	Central Pit	Ore-Grade	0.10	14	5.5	0.029	0.11	0.80	4.0	0.30	3.5	36	19
117435	BR-426	90	91	Felsic Volcanic 2	Central Pit	Mine Rock	0.10	8.0	11	0.016	0.10	1.6	<1	0.90	7.9	71	15
117436	BR-426	94.2	95.2	Felsic Volcanic 1	Central Pit	Mine Rock	<0.100	4.0	3.7	0.012	0.080	0.50	<1	0.20	2.7	20	6.5
117437	BR-426	100.55	101.6	Felsic Volcanic 2	Central Pit	Mine Rock	0.20	7.2	10	0.022	0.090	1.4	<1	0.30	7.2	29	16
117438	BR-426	105.4	106.55	Felsic Volcanic 2	Central Pit	Mine Rock	0.20	17	9.7	0.048	0.18	1.7	15	0.40	7.4	39	23
117439	BR-426	110.5	112	Felsic Volcanic 2	Central Pit	Mine Rock	0.20	11	10	0.031	0.14	1.4	<1	0.60	7.3	50	25
117440	BR-426	115	116.5	Felsic Volcanic 2	Central Pit	Mine Rock	0.20	12	10	0.017	0.080	1.4	<1	1.7	8.2	45	17
117441	BR-426	121	122.5	Felsic Volcanic 2	Central Pit	Mine Rock	0.10	12	10	0.0080	0.060	1.3	<1	0.30	7.4	58	24
117442	BR-426	127	128.5	Felsic Volcanic 2	Central Pit	Mine Rock	<0.100	11	9.0	0.0040	0.050	1.3	<1	0.10	5.9	51	26
117443	BR-426	133.5	135	Felsic Volcanic 2	Central Pit	Mine Rock	0.20	14	11	0.018	0.12	1.4	2.0	0.10	7.2	74	35
117444	BR-426	139.5	141	Felsic Volcanic 2	Central Pit	Mine Rock	<0.100	9.0	9.5	0.0040	0.050	1.3	<1	0.10	6.9	59	27
117445	BR-426	145.5	147	Felsic Volcanic 2	Central Pit	Mine Rock	3.3	11	10	0.0080	0.090	1.5	<1	0.10	7.6	38	37
117446	BR-426	151.5	152.5	Felsic Volcanic 2	Central Pit	Mine Rock	0.20	27	11	0.030	0.11	1.4	<1	0.40	11	41	23
117447	BR-426	156	157	Felsic Volcanic 2	Central Pit	Mine Rock	<0.100	52	11	0.0030	0.040	1.6	<1	<0.1	10	44	25
A0964680	BR-426	163.5	164.45	Felsic Volcanic 2	Central Pit	Mine Rock	0.10	12	11	0.031	0.16	1.5	<1	0.60	9.6	44	27
117195	BR-038	23	24	Felsic Volcanic 1	Central Pit	Mine Rock	0.20	70	7.3	0.17	0.87	1.6	34	0.70	6.8	248	8.3
117196	BR-038	31.35	32.3	Felsic Volcanic 1	Central Pit	Mine Rock	0.50	18	8.7	0.17	0.59	1.7	39	0.50	6.3	173	21
117166	BR-038	38	39	Felsic Volcanic 1	Central Pit	Mine Rock	0.30	16	7.7	0.14	0.65	1.5	37	0.20	5.4	89	20
117167	BR-038	41.9	42.9	Felsic Volcanic 1	Central Pit	Mine Rock	0.20	9.1	7.8	0.091	0.49	1.5	21	0.30	5.1	93	24
117197	BR-038	47.2	47.9	Felsic Volcanic 1	Central Pit	Mine Rock	0.40	39	7.5	0.14	0.75	1.4	37	0.30	5.2	161	16
117168	BR-038	50.2	50.7	Felsic Volcanic 1	Central Pit	Mine Rock	0.10	7.2	7.0	0.086	0.66	1.5	9.0	0.10	4.9	3979	14
117198	BR-038	55	56	Felsic Volcanic 1	Central Pit	Mine Rock	0.30	18	8.0	0.14	0.53	1.8	26	0.90	6.4	101	15
117199	BR-038	62.5	63	Felsic Volcanic 1	Central Pit	Mine Rock	0.40	20	5.5	0.13	0.54	0.90	26	4.4	4.0	463	18
117169	BR-038	65.5	66	Felsic Volcanic 1	Central Pit	Mine Rock	0.30	17	7.6	0.13	0.59	1.6	28	1.2	5.6	3174	28
117170	BR-038	70.62	71.55	Felsic Volcanic 1	Central Pit	Mine Rock	0.40	9.1	7.5	0.12	0.42	1.3	31	0.70	5.3	193	27
117200	BR-038	74.5	75.25	Felsic Volcanic 1	Central Pit	Mine Rock	0.40	68	7.5	0.15	0.58	1.3	41	0.80	6.3	122	16
117258	BR-038	81.7	82.2	Felsic Volcanic 1	Central Pit	Ore-Grade	1.0	14	6.8	0.17	0.65	1.4	41	9.1	4.7	1052	20
117171	BR-038	87.8	88.8	Felsic Volcanic 1	Central Pit	Ore-Grade	0.40	13	7.3	0.17	0.40	1.3	41	21	6.3	152	22
117172	BR-038	105.5	106.5	Felsic Volcanic 1	Central Pit	Mine Rock	0.60	10	7.3	0.19	0.47	1.6	42	3.2	6.0	72	27
117173	BR-038	116.15	117.15	Felsic Volcanic 1	Central Pit	Mine Rock	0.30	18	7.8	0.14	0.53	1.5	30	4.1	5.6	299	17
117251	BR-038	122.5	123.5	Felsic Volcanic 1	Central Pit	Mine Rock	0.50	11	7.2	0.17	0.48	1.5	37	3.7	5.8	59	21
117252	BR-038	128	129	Felsic Volcanic 1	Central Pit	Mine Rock	0.40	67	7.5	0.15	0.58	1.3	36	6.3	6.2	570	15
117174	BR-038	140.85	141.85	Felsic Volcanic 1	Central Pit	Mine Rock	0.40	21	7.5	0.19	0.55	1.4	39	2.2	6.7	56	19
117253	BR-038	145.85	146.65	Felsic Volcanic 1	Central Pit	Mine Rock	0.40	12	6.8	0.17	0.58	1.3	36	8.7	6.4	72	20
117175	BR-038	150.9	151.9	Felsic Volcanic 1	Central Pit	Mine Rock	0.40	7.5	6.9	0.078	0.30	1.6	17	1.2	3.8	104	33
117176	BR-038	161.6	162.6	Felsic Volcanic 1	Central Pit	Mine Rock	0.50	13	8.7	0.19	0.54	1.7	40	2.8	6.5	93	20

(1) Ten times average crustal abundance values presented in Price (1997).

Blue highlighting indicates samples with metal concentrations greater than the ten times crustal abundance screening value are present in the analyzed group.

Screening values are for qualitative assessment only and hold no regulatory significance.

Classification as mine rock or ore-grade materials was based on gold content.

A value of "--" indicates metal was not measured for the given sample; the variation in elements analyzed is due to measurement at two different laboratories (see text).

Table B-5 Aqua Regia Metals

Sample ID	Drillhole ID	From	To	Lithology	Area	Class	Tin	Strontium	Thorium	Titanium	Thallium	Uranium	Vanadium	Tungsten	Yttrium	Zinc	Zirconium
		m	m				ppm	ppm	ppm	%	ppm	ppm	ppm	ppm	ppm	ppm	ppm
10x Crustal Abundance (Price 1997) [(1)]							*23*	*3700*	*96*	*6.0*	*9.0*	*27*	*1200*	*13*	*330*	*700*	*1650*
117177	BR-038	166.6	167.6	Felsic Volcanic 1	Central Pit	Mine Rock	0.40	17	7.8	0.17	0.53	1.6	33	1.1	6.3	76	19
117178	BR-038	186	186.6	Felsic Volcanic 1	Central Pit	Mine Rock	0.40	11	6.4	0.11	0.28	1.1	25	28	4.8	28	20
117179	BR-038	191.5	192.5	Metasediment 2	Central Pit	Mine Rock	0.30	6.0	3.4	0.16	0.49	0.90	44	0.10	3.7	118	19
117180	BR-038	196.8	197.8	Metasediment 2	Central Pit	Mine Rock	0.40	8.0	3.5	0.13	0.46	1.0	47	0.20	3.8	78	19
117181	BR-038	202.3	203.3	Metasediment 2	Central Pit	Mine Rock	0.70	7.3	3.1	0.22	0.61	0.80	87	0.50	3.7	27	15
117254	BR-038	207.25	208.25	Felsic Volcanic 1	Central Pit	Mine Rock	0.60	15	8.3	0.18	0.36	1.5	52	3.7	7.8	60	18
117182	BR-038	211.35	212.35	Metasediment 2	Central Pit	Mine Rock	0.30	8.0	4.9	0.15	0.50	1.1	49	0.30	6.1	114	23
117183	BR-038	217.9	218.65	Metasediment 2	Central Pit	Mine Rock	0.80	5.4	3.2	0.21	0.68	0.80	98	0.30	4.8	28	13
117184	BR-038	220.5	221.7	Metasediment 2	Central Pit	Mine Rock	0.40	3.3	4.3	0.13	0.59	0.80	74	0.10	5.4	102	14
117185	BR-038	222.7	223.7	Metasediment 2	Central Pit	Mine Rock	0.40	6.8	5.1	0.15	0.47	1.1	62	0.10	6.1	92	19
117186	BR-038	227.2	228.2	Felsic Volcanic 1	Central Pit	Mine Rock	0.30	11	7.3	0.17	0.34	1.3	43	1.0	5.6	100	16
117255	BR-038	233.5	234	Felsic Volcanic 1	Central Pit	Mine Rock	0.30	18	6.9	0.16	0.34	1.2	34	0.20	5.3	59	16
117256	BR-038	239.5	240	Felsic Volcanic 1	Central Pit	Mine Rock	0.50	16	6.7	0.12	0.46	1.1	33	0.60	6.4	84	17
117187	BR-038	242.65	243.65	Felsic Volcanic 1	Central Pit	Mine Rock	0.30	15	7.2	0.19	0.35	1.2	40	2.0	6.1	56	19
117188	BR-038	245.95	246.75	Metasediment 2	Central Pit	Mine Rock	0.30	8.1	6.5	0.20	0.49	1.1	60	0.40	7.5	88	17
117189	BR-038	253.2	254.2	Felsic Volcanic 1	Central Pit	Ore-Grade	0.30	13	7.3	0.16	0.22	1.3	41	3.2	6.2	46	18
117190	BR-038	264.1	264.65	Metasediment 2	Central Pit	Ore-Grade	0.60	15	7.2	0.19	0.47	1.1	51	0.50	8.2	65	11
117191	BR-038	268.6	269.6	Felsic Volcanic 2	Central Pit	Mine Rock	0.20	5.0	9.7	0.022	0.070	1.2	<1	0.20	8.0	38	50
117192	BR-038	269.6	270.6	Felsic Volcanic 2	Central Pit	Mine Rock	0.20	8.0	9.9	0.036	0.090	1.3	2.0	0.30	8.3	38	43
117257	BR-038	278.2	279.2	Felsic Volcanic 2	Central Pit	Mine Rock	0.30	6.3	9.9	0.026	0.10	1.4	1.0	0.30	7.5	45	40
117193	BR-038	281.3	282.3	Felsic Volcanic 2	Central Pit	Mine Rock	0.20	12	11	0.026	0.11	1.5	2.0	0.70	8.5	41	39
117194	BR-038	285.3	286.3	Felsic Volcanic 2	Central Pit	Mine Rock	1.0	39	3.5	0.23	1.3	0.60	93	0.40	14	135	22
117259	BR-039	14	15	Felsic Volcanic 1	Central Pit	Mine Rock	0.30	14	7.8	0.14	0.51	1.5	34	20	5.1	291	19
117260	BR-039	20.5	21.5	Felsic Volcanic 1	Central Pit	Mine Rock	0.30	17	6.6	0.16	0.36	1.0	39	8.3	5.9	41	20
117261	BR-039	34	35.3	Metasediment 2	Central Pit	Mine Rock	0.40	8.2	5.5	0.18	0.59	1.0	53	0.40	5.8	92	20
117262	BR-039	42.4	43	Metasediment 2	Central Pit	Mine Rock	1.3	6.4	4.4	0.15	0.58	0.80	69	0.30	6.3	59	24
117263	BR-039	47	48.3	Metasediment 2	Central Pit	Mine Rock	0.50	8.3	4.7	0.20	0.54	0.90	74	0.20	5.3	90	19
117264	BR-039	53	54	Metasediment 2	Central Pit	Mine Rock	0.40	6.4	3.0	0.16	0.52	0.80	66	0.20	4.2	84	20
117295	BR-039	59	60	Metasediment 2	Central Pit	Mine Rock	0.50	8.2	3.4	0.16	0.48	0.90	69	0.30	4.1	29	17
117265	BR-039	63	64	Metasediment 2	Central Pit	Mine Rock	0.80	5.1	2.5	0.21	0.67	0.90	84	0.30	3.9	15	19
117266	BR-039	65	66	Metasediment 2	Central Pit	Mine Rock	0.60	8.7	3.4	0.16	0.45	0.90	84	0.20	4.8	56	20
117267	BR-039	70	71	Metasediment 2	Central Pit	Mine Rock	0.30	6.9	3.3	0.13	0.47	0.90	59	<0.1	3.8	74	20
117268	BR-039	75	76	Metasediment 2	Central Pit	Mine Rock	0.50	6.7	2.7	0.16	0.58	0.80	79	0.20	3.9	93	19
117269	BR-039	80	81	Metasediment 2	Central Pit	Mine Rock	0.50	14	4.8	0.14	0.42	0.90	84	0.20	5.5	71	16
117270	BR-039	85.3	85.9	Metasediment 2	Central Pit	Mine Rock	0.50	6.1	5.4	0.25	0.89	1.0	67	0.30	6.8	86	22
117271	BR-039	91	92	Felsic Volcanic 1	Central Pit	Mine Rock	0.40	11	7.5	0.20	0.40	1.2	46	0.50	6.6	72	17
117272	BR-039	95.6	96.4	Metasediment 2	Central Pit	Mine Rock	0.70	11	5.5	0.29	0.60	1.0	95	0.70	7.9	110	25
117273	BR-039	102	103	Metasediment 2	Central Pit	Mine Rock	0.50	11	5.5	0.16	0.29	1.0	54	0.30	6.3	75	20
117274	BR-039	109	110	Felsic Volcanic 1	Central Pit	Mine Rock	0.30	18	6.9	0.18	0.37	1.3	38	1.9	6.9	58	16
117275	BR-039	115.8	117	Felsic Volcanic 2	Central Pit	Mine Rock	0.30	8.2	9.7	0.042	0.18	1.8	4.0	0.20	7.6	45	29
117276	BR-039	120.15	121.5	Felsic Volcanic 2	Central Pit	Ore-Grade	0.20	2.5	10	0.010	0.080	1.9	<1	0.20	6.1	41	18
117277	BR-039	125	126	Felsic Volcanic 2	Central Pit	Mine Rock	0.40	6.8	10	0.029	0.15	1.6	<1	0.20	9.4	59	22
117391	BR-211	39	40	Felsic Volcanic 1	Central Pit	Mine Rock	0.40	27	8.0	0.18	0.39	1.7	36	1.7	7.3	79	20

(1) Ten times average crustal abundance values presented in Price (1997).

Blue highlighting indicates samples with metal concentrations greater than the ten times crustal abundance screening value are present in the analyzed group.

Screening values are for qualitative assessment only and hold no regulatory significance.

Classification as mine rock or ore-grade materials was based on gold content.

A value of "--" indicates metal was not measured for the given sample; the variation in elements analyzed is due to measurement at two different laboratories (see text).

Table B-5 Aqua Regia Metals

Sample ID	Drillhole ID	From	To	Lithology	Area	Class	Tin	Strontium	Thorium	Titanium	Thallium	Uranium	Vanadium	Tungsten	Yttrium	Zinc	Zirconium
		m	m				ppm	ppm	ppm	%	ppm	ppm	ppm	ppm	ppm	ppm	ppm
10x Crustal Abundance (Price 1997) [(1)]							*23*	*3700*	*96*	*6.0*	*9.0*	*27*	*1200*	*13*	*330*	*700*	*1650*
117392	BR-211	44.45	45.15	Felsic Volcanic 1	Central Pit	Ore-Grade	0.60	33	6.6	0.15	0.50	1.2	34	81	6.3	98	26
117393	BR-211	50	51	Felsic Volcanic 1	Central Pit	Mine Rock	0.60	20	7.3	0.17	0.63	1.6	41	3.9	6.3	77	31
117394	BR-211	61.25	62	Felsic Volcanic 1	Central Pit	Mine Rock	0.60	30	7.9	0.23	0.67	1.6	46	4.8	6.7	880	25
117395	BR-211	65.75	66.5	Felsic Volcanic 1	Central Pit	Mine Rock	0.50	27	7.2	0.24	0.63	1.5	56	4.4	7.8	272	21
117396	BR-211	73.25	74	Felsic Volcanic 1	Central Pit	Mine Rock	0.50	16	8.4	0.22	0.59	2.0	42	2.4	7.8	7744	19
117397	BR-211	74.75	75.5	Felsic Volcanic 1	Central Pit	Mine Rock	0.50	9.8	8.4	0.22	0.65	1.9	35	2.7	7.2	223	19
117398	BR-211	81	81.7	Felsic Volcanic 1	Central Pit	Mine Rock	1.1	7.0	7.3	0.17	0.66	1.8	42	4.8	6.1	62	21
117399	BR-211	86.5	87.5	Felsic Volcanic 1	Central Pit	Mine Rock	0.50	20	7.5	0.16	0.59	1.5	36	44	5.5	1087	22
117400	BR-211	91.5	92.5	Felsic Volcanic 1	Central Pit	Mine Rock	0.40	30	7.4	0.23	0.79	1.5	28	1.9	7.5	3454	9.8
117401	BR-211	93.5	94.5	Felsic Volcanic 1	Central Pit	Mine Rock	0.30	6.8	7.1	0.12	0.69	1.6	13	0.40	5.0	278	21
117402	BR-211	99.8	100.5	Felsic Volcanic 2	Central Pit	Ore-Grade	1.3	9.9	5.9	0.11	0.54	1.5	40	2.4	3.9	269	16
117403	BR-211	103.2	103.9	Felsic Volcanic 2	Central Pit	Ore-Grade	0.40	36	5.6	0.039	0.080	1.3	16	6.3	4.2	96	7.6
117404	BR-211	115.5	116.5	Felsic Volcanic 1	Central Pit	Mine Rock	0.50	5.6	6.4	0.084	0.45	1.3	21	5.0	3.6	714	31
117405	BR-211	119.5	120.25	Felsic Volcanic 1	Central Pit	Mine Rock	0.20	15	6.8	0.061	0.37	1.4	10	0.50	3.3	303	30
117406	BR-211	146.5	147.6	Felsic Volcanic 1	Central Pit	Mine Rock	0.40	15	7.5	0.15	0.39	1.6	33	1.6	6.2	93	25
117407	BR-211	160	161.2	Metasediment 2	Central Pit	Mine Rock	0.40	20	6.5	0.21	0.72	1.1	62	0.20	9.3	92	15
117408	BR-211	165	166	Felsic Volcanic 1	Central Pit	Mine Rock	0.50	12	8.1	0.14	0.48	1.6	35	1.6	6.7	70	22
117409	BR-211	171	172	Felsic Volcanic 1	Central Pit	Mine Rock	0.40	28	7.9	0.095	0.29	1.6	27	8.0	6.9	51	16
117410	BR-211	176.5	177	Felsic Volcanic 1	Central Pit	Mine Rock	0.30	36	7.4	0.078	0.22	1.5	29	7.1	5.3	260	11
117411	BR-211	182.85	183.4	Felsic Volcanic 1	Central Pit	Ore-Grade	1.0	10	4.5	0.23	0.58	1.0	99	5.3	5.4	110	20
117412	BR-211	190	191	Felsic Volcanic 1	Central Pit	Mine Rock	0.40	21	7.6	0.13	0.34	1.4	33	31	5.8	97	25
117413	BR-211	197.6	198.1	Felsic Volcanic 2	Central Pit	Mine Rock	0.40	18	11	0.031	0.040	1.4	9.0	6.9	7.0	137	29
117414	BR-211	201	202.05	Metasediment 2	Central Pit	Mine Rock	0.80	9.6	4.7	0.24	0.53	0.80	97	1.9	7.7	88	29
117415	BR-211	216	216.8	Felsic Volcanic 2	Central Pit	Mine Rock	0.60	46	5.7	0.11	0.070	1.1	37	55	6.0	38	22
117416	BR-211	220.15	221.3	Metasediment 2	Central Pit	Mine Rock	1.0	11	6.0	0.33	0.60	1.3	114	3.5	12	125	37
117417	BR-211	225.3	225.75	Felsic Volcanic 2	Central Pit	#N/A	0.20	7.8	9.2	0.024	0.070	1.2	5.0	0.50	7.3	61	37
117418	BR-211	231	232.05	Metasediment 2	Central Pit	Mine Rock	0.50	4.8	7.0	0.24	0.75	1.2	59	0.50	11	114	28
117419	BR-211	238.5	240	Metasediment 2	Central Pit	Mine Rock	0.50	6.5	7.0	0.26	0.69	1.3	58	0.20	13	62	32
117420	BR-211	245	246	Felsic Volcanic 2	Central Pit	Mine Rock	0.30	36	9.2	0.033	0.10	1.0	8.0	6.1	6.8	23	31
117421	BR-211	250.5	251.5	Felsic Volcanic 2	Central Pit	Mine Rock	0.20	28	8.8	0.049	0.16	1.1	5.0	4.9	7.2	33	28
117422	BR-211	254.5	255.5	Felsic Volcanic 2	Central Pit	Ore-Grade	0.50	45	8.9	0.046	0.080	1.2	10	5.5	6.4	35	27
117423	BR-211	264	265	Felsic Volcanic 2	Central Pit	Mine Rock	0.10	3.2	11	0.0060	0.050	1.8	<1	0.80	9.2	136	19
117424	BR-211	270.7	272	Felsic Volcanic 2	Central Pit	Mine Rock	0.20	13	11	0.024	0.12	1.6	1.0	1.8	9.5	66	32
117425	BR-211	276	277	Felsic Volcanic 2	Central Pit	Mine Rock	0.20	6.0	10	0.019	0.13	1.9	<1	0.30	8.3	70	16
A0964891	BR-311	30.3	31.1	Felsic Volcanic 1	Central Pit	Mine Rock	0.40	34	7.6	0.16	0.47	1.5	37	0.90	6.3	591	22
A0964892	BR-311	35.25	35.75	Felsic Volcanic 1	Central Pit	Mine Rock	0.50	15	6.6	0.18	0.47	1.4	69	1.1	7.2	640	22
A0964893	BR-311	44	45	Felsic Volcanic 1	Central Pit	Mine Rock	0.30	5.9	7.4	0.12	0.47	1.5	28	0.80	6.1	241	30
A0964894	BR-311	48	48.7	Felsic Volcanic 1	Central Pit	Mine Rock	0.30	24	7.6	0.16	0.55	1.6	35	1.2	5.8	83	24
A0964895	BR-311	55.75	57	Felsic Volcanic 1	Central Pit	Mine Rock	0.30	13	7.3	0.15	0.36	1.5	33	0.80	5.2	64	24
A0964896	BR-311	61.5	63	Felsic Volcanic 1	Central Pit	Mine Rock	0.40	15	7.5	0.15	0.42	1.5	35	1.8	5.7	107	22
A0964897	BR-311	170.75	171.3	Felsic Volcanic 2	Central Pit	Mine Rock	0.20	17	9.1	0.080	0.25	1.3	18	59	9.1	133	34
A0964898	BR-311	175.75	177	Felsic Volcanic 2	Central Pit	Mine Rock	0.20	18	11	0.037	0.10	1.7	2.0	1.3	10	44	30
A0964899	BR-311	183.9	184.9	Felsic Volcanic 2	Central Pit	Mine Rock	0.20	8.8	10	0.026	0.11	1.5	<1	0.20	7.8	63	24

(1) Ten times average crustal abundance values presented in Price (1997).

Blue highlighting indicates samples with metal concentrations greater than the ten times crustal abundance screening value are present in the analyzed group.

Screening values are for qualitative assessment only and hold no regulatory significance.

Classification as mine rock or ore-grade materials was based on gold content.

A value of "--" indicates metal was not measured for the given sample; the variation in elements analyzed is due to measurement at two different laboratories (see text).

Table B-5 Aqua Regia Metals

Sample ID	Drillhole ID	From	To	Lithology	Area	Class	Tin	Strontium	Thorium	Titanium	Thallium	Uranium	Vanadium	Tungsten	Yttrium	Zinc	Zirconium
		m	m				ppm	ppm	ppm	%	ppm	ppm	ppm	ppm	ppm	ppm	ppm
10x Crustal Abundance (Price 1997) [(1)]							*23*	*3700*	*96*	*6.0*	*9.0*	*27*	*1200*	*13*	*330*	*700*	*1650*
A0964900	BR-311	196.1	197.5	Felsic Volcanic 1	Central Pit	Mine Rock	0.50	22	8.0	0.22	0.37	1.5	50	1.8	9.3	56	28
A0964901	BR-311	202.5	203.5	Felsic Volcanic 1	Central Pit	Mine Rock	0.50	14	7.7	0.21	0.33	1.5	50	1.1	7.8	63	26
A0964902	BR-311	207	207.8	Felsic Volcanic 2	Central Pit	Mine Rock	0.20	12	10	0.024	0.080	1.7	1.0	0.80	9.8	41	32
A0964903	BR-311	212.75	213.6	Felsic Volcanic 2	Central Pit	Mine Rock	0.30	27	9.8	0.046	0.16	1.6	12	0.50	9.4	46	34
A0964904	BR-311	217.5	218.5	Felsic Volcanic 2	Central Pit	Mine Rock	0.30	11	11	0.033	0.13	1.6	<1	1.3	10	49	34
A0964905	BR-311	222.9	223.5	Felsic Volcanic 2	Central Pit	Mine Rock	0.30	11	10	0.034	0.10	1.6	2.0	0.70	8.0	43	40
A0964021	BR-406	401	402	Felsic Volcanic 1	Central Pit	Mine Rock	0.20	2.7	7.9	0.028	0.34	1.4	4.0	0.40	5.7	20	40
A0964022	BR-406	406.3	406.8	Felsic Volcanic 1	Central Pit	Mine Rock	0.20	13	6.8	0.054	0.50	1.3	7.0	0.50	6.2	31	29
A0964023	BR-406	416	417	Felsic Volcanic 1	Central Pit	Mine Rock	0.40	26	8.0	0.15	0.45	1.6	33	39	6.1	63	16
A0964024	BR-406	420	421	Felsic Volcanic 1	Central Pit	Mine Rock	0.40	19	8.1	0.13	0.32	1.6	31	41	6.1	99	16
A0964025	BR-406	425	426	Felsic Volcanic 1	Central Pit	Mine Rock	0.20	28	8.2	0.14	0.72	1.6	28	3.3	6.7	125	16
A0964026	BR-406	430	431	Felsic Volcanic 1	Central Pit	Mine Rock	0.40	18	8.0	0.18	0.76	1.7	43	>100	7.1	68	15
A0964027	BR-406	435	435.7	Felsic Volcanic 1	Central Pit	Mine Rock	0.30	110	5.4	0.065	0.28	1.2	24	16	4.8	292	9.0
A0964561	BR-407	35.6	37.1	Fragmental 1	Central Pit	Mine Rock	0.30	8.1	4.7	0.11	0.28	0.90	32	0.70	2.6	50	13
A0964562	BR-407	40.4	41.75	Metasediment 2	Central Pit	Mine Rock	0.30	9.3	5.6	0.13	0.36	1.1	51	0.20	5.1	80	30
A0964563	BR-407	45.35	46.5	Fragmental 1	Central Pit	Mine Rock	0.20	11	5.1	0.12	0.31	0.80	24	0.10	3.7	51	20
A0964564	BR-407	65.5	67	Fragmental 1	Central Pit	Mine Rock	0.20	15	5.4	0.15	0.33	0.80	33	0.10	6.5	71	20
A0964565	BR-407	71.5	72.6	Fragmental 1	Central Pit	Mine Rock	0.30	14	5.7	0.15	0.30	0.80	41	0.10	5.8	68	22
A0964566	BR-407	75.5	77	Fragmental 1	Central Pit	Mine Rock	0.20	12	5.0	0.11	0.21	0.80	21	0.20	4.4	46	22
A0964567	BR-407	81.5	83	Fragmental 1	Central Pit	Mine Rock	0.20	13	4.8	0.062	0.15	0.80	13	<0.1	3.1	43	15
A0964568	BR-407	87	88	Fragmental 1	Central Pit	Mine Rock	0.20	13	5.3	0.078	0.25	0.90	15	<0.1	4.3	44	17
A0964569	BR-407	92	93.5	Felsic Volcanic 1	Central Pit	Mine Rock	0.40	25	7.4	0.14	0.25	1.3	41	0.20	7.5	54	20
A0964570	BR-407	97.5	99	Fragmental 1	Central Pit	Mine Rock	0.30	19	5.1	0.13	0.16	0.80	41	0.20	6.6	56	20
A0964571	BR-407	105	106.5	Fragmental 1	Central Pit	Mine Rock	0.30	22	5.4	0.15	0.16	0.80	38	0.20	7.2	62	16
A0964572	BR-407	110.6	112	Fragmental 1	Central Pit	Mine Rock	1.1	23	5.1	0.18	0.20	0.90	43	0.60	7.1	61	17
A0964573	BR-407	115.7	117	Fragmental 1	Central Pit	Mine Rock	0.30	29	5.2	0.18	0.15	0.90	39	0.10	7.3	64	17
A0964574	BR-407	123.3	124.5	Fragmental 1	Central Pit	Mine Rock	0.40	15	5.4	0.15	0.31	1.1	40	<0.1	7.3	58	43
A0964575	BR-407	130.5	132	Fragmental 1	Central Pit	Mine Rock	0.40	14	5.0	0.21	0.38	1.0	45	0.10	7.5	69	41
A0964576	BR-407	136.5	138	Fragmental 1	Central Pit	Mine Rock	0.50	15	5.7	0.16	0.32	1.0	59	0.20	9.1	83	22
A0964577	BR-407	141	142.5	Fragmental 1	Central Pit	Mine Rock	0.20	21	5.1	0.14	0.35	0.90	24	0.10	4.2	48	14
A0964578	BR-407	146.9	148.4	Fragmental 1	Central Pit	Mine Rock	0.30	21	4.5	0.22	0.39	0.90	47	0.10	7.0	70	10
A0964579	BR-407	152	153.5	Fragmental 1	Central Pit	Mine Rock	0.20	16	5.0	0.10	0.20	0.90	15	<0.1	2.8	42	9.9
A0964580	BR-407	157	158.5	Fragmental 1	Central Pit	Mine Rock	0.20	14	4.4	0.15	0.29	0.70	26	0.10	4.7	58	14
A0964581	BR-407	162	162.9	Fragmental 1	Central Pit	Mine Rock	0.30	29	5.1	0.19	0.40	0.90	54	0.20	6.8	66	20
A0964582	BR-407	166	167.5	Fragmental 1	Central Pit	Mine Rock	0.50	11	3.8	0.16	0.56	1.0	71	0.10	4.1	48	34
A0964583	BR-407	171	172	Fragmental 1	Central Pit	Mine Rock	0.20	11	5.5	0.094	0.60	1.0	29	0.10	5.3	63	40
A0964584	BR-407	176	177.5	Felsic Volcanic 1	Central Pit	Mine Rock	0.30	18	7.4	0.13	0.49	1.4	31	0.20	5.8	50	20
A0964585	BR-407	192.3	193.5	Felsic Volcanic 1	Central Pit	Mine Rock	0.30	16	8.6	0.093	0.27	1.6	32	0.20	6.4	48	20
A0964586	BR-407	197.5	199	Felsic Volcanic 1	Central Pit	Mine Rock	0.10	20	8.2	0.057	0.13	1.6	18	0.10	6.8	35	17
A0964616	BR-407	203.85	205	Felsic Volcanic 1	Central Pit	Mine Rock	0.20	55	7.9	0.089	0.030	1.4	17	0.20	4.8	36	17
A0964587	BR-407	212.5	214	Felsic Volcanic 1	Central Pit	Mine Rock	0.20	18	8.3	0.11	0.18	1.7	25	0.20	6.4	45	15
A0964588	BR-407	218	219	Felsic Volcanic 1	Central Pit	Mine Rock	0.30	24	8.1	0.094	0.040	1.5	23	0.40	5.1	45	18
A0964589	BR-407	225	226.5	Felsic Volcanic 1	Central Pit	Mine Rock	0.30	12	7.8	0.11	0.20	1.7	32	0.20	6.1	48	24

(1) Ten times average crustal abundance values presented in Price (1997).

Blue highlighting indicates samples with metal concentrations greater than the ten times crustal abundance screening value are present in the analyzed group.

Screening values are for qualitative assessment only and hold no regulatory significance.

Classification as mine rock or ore-grade materials was based on gold content.

A value of "--" indicates metal was not measured for the given sample; the variation in elements analyzed is due to measurement at two different laboratories (see text).

Table B-5 Aqua Regia Metals

Sample ID	Drillhole ID	From	To	Lithology	Area	Class	Tin	Strontium	Thorium	Titanium	Thallium	Uranium	Vanadium	Tungsten	Yttrium	Zinc	Zirconium
		m	m				ppm	ppm	ppm	%	ppm	ppm	ppm	ppm	ppm	ppm	ppm
10x Crustal Abundance (Price 1997) [(1)]							*23*	*3700*	*96*	*6.0*	*9.0*	*27*	*1200*	*13*	*330*	*700*	*1650*
A0964590	BR-407	231	231.6	Felsic Volcanic 1	Central Pit	Mine Rock	0.30	12	9.0	0.14	0.24	1.7	33	0.50	6.9	52	19
A0964591	BR-407	241.5	243	Felsic Volcanic 1	Central Pit	Mine Rock	0.40	13	8.2	0.12	0.30	1.6	34	0.20	7.7	50	20
A0964592	BR-407	247.5	249	Felsic Volcanic 1	Central Pit	Mine Rock	0.30	14	8.3	0.12	0.31	1.8	32	0.30	7.5	48	19
A0964593	BR-407	261	262.5	Felsic Volcanic 1	Central Pit	Mine Rock	0.30	16	8.4	0.13	0.30	1.7	30	0.10	6.6	51	20
A0964594	BR-407	267	268.5	Felsic Volcanic 1	Central Pit	Mine Rock	0.40	23	5.7	0.18	0.31	0.80	56	0.10	9.1	75	13
A0964595	BR-407	273	274.5	Felsic Volcanic 1	Central Pit	Mine Rock	0.50	46	6.1	0.18	0.32	0.70	57	0.20	10	75	12
A0964596	BR-407	285	286	Metasediment 2	Central Pit	Mine Rock	0.90	18	7.0	0.18	0.48	1.2	86	0.10	6.8	71	18
A0964597	BR-407	291	292.5	Metasediment 2	Central Pit	Mine Rock	0.90	34	4.9	0.17	0.30	0.80	60	0.10	7.6	76	20
A0964598	BR-407	298.5	300	Fragmental 1	Central Pit	Mine Rock	0.40	39	5.1	0.14	0.24	0.70	58	<0.1	9.7	74	12
A0964599	BR-407	304.5	305.6	Fragmental 1	Central Pit	Mine Rock	0.50	61	5.6	0.15	0.29	0.70	57	<0.1	9.4	67	12
A0964600	BR-407	318.6	319.6	Felsic Volcanic 1	Central Pit	Mine Rock	0.30	15	7.0	0.13	0.20	1.2	34	0.20	6.1	45	19
A0964601	BR-407	323.9	325.05	Felsic Volcanic 1	Central Pit	Mine Rock	0.40	12	7.4	0.17	0.31	1.3	38	0.30	6.1	48	20
A0964602	BR-407	330	331	Metasediment 2	Central Pit	Mine Rock	0.40	11	4.6	0.14	0.37	0.90	51	0.10	4.9	90	16
A0964752	BR-463	17.5	19	Felsic Volcanic 1	Central Pit	Mine Rock	0.30	17	7.2	0.13	0.36	1.2	31	4.7	4.5	181	22
A0964753	BR-463	31	32.5	Felsic Volcanic 1	Central Pit	Mine Rock	0.40	14	7.4	0.15	0.49	1.5	35	0.20	5.9	59	21
A0964754	BR-463	54.7	56.2	Felsic Volcanic 1	Central Pit	Mine Rock	0.30	53	7.1	0.15	0.57	1.5	36	0.70	5.5	148	15
A0964755	BR-463	62	63.5	Felsic Volcanic 1	Central Pit	Mine Rock	0.40	11	6.7	0.17	0.49	1.3	37	0.20	5.7	75	19
A0964756	BR-463	81.5	82.5	Felsic Volcanic 1	Central Pit	Mine Rock	0.30	14	7.4	0.15	0.42	1.6	34	0.30	6.4	50	27
A0964757	BR-463	130.5	132	Felsic Volcanic 1	Central Pit	Mine Rock	0.30	16	6.5	0.19	0.37	1.1	41	0.20	5.8	58	16
A0964758	BR-463	139.2	140.6	Felsic Volcanic 1	Central Pit	Mine Rock	0.40	15	6.6	0.16	0.33	1.2	39	3.3	5.9	49	21
A0964759	BR-463	153.2	154.2	Felsic Volcanic 1	Central Pit	Mine Rock	0.30	11	7.6	0.18	0.37	1.3	40	2.5	5.9	70	29
A0964760	BR-463	157.6	158.7	Metasediment 2	Central Pit	Mine Rock	0.70	4.7	4.3	0.23	0.57	0.90	85	0.70	5.1	75	19
A0964761	BR-463	162.2	163.2	Felsic Volcanic 1	Central Pit	Mine Rock	0.20	18	6.7	0.099	0.15	1.0	31	0.40	5.6	67	24
A0964762	BR-463	168	169.5	Metasediment 2	Central Pit	Mine Rock	0.30	7.6	5.5	0.11	0.12	1.0	84	0.30	6.5	91	17
A0964763	BR-463	172.9	174.4	Metasediment 2	Central Pit	Mine Rock	0.70	6.9	4.3	0.23	0.50	0.90	88	0.30	4.3	93	13
A0964764	BR-463	175.8	176.7	Metasediment 2	Central Pit	Mine Rock	0.60	8.4	5.7	0.18	0.53	1.1	82	0.50	6.3	99	23
A0964765	BR-463	186.8	188.3	Felsic Volcanic 1	Central Pit	Mine Rock	0.40	18	7.4	0.18	0.36	1.4	43	0.20	7.3	60	20
A0964766	BR-464	13.7	15	Felsic Volcanic 1	Central Pit	Mine Rock	0.50	9.2	6.4	0.19	0.39	1.1	46	0.80	5.4	67	26
A0964767	BR-464	20.3	21.3	Metasediment 2	Central Pit	Mine Rock	0.50	5.1	5.6	0.22	0.47	1.0	64	0.30	7.5	107	23
A0964768	BR-464	27	28.35	Felsic Volcanic 1	Central Pit	Mine Rock	0.40	14	6.3	0.20	0.19	0.90	72	0.80	6.2	69	20
A0964769	BR-464	35.2	36.2	Metasediment 2	Central Pit	Mine Rock	0.70	4.3	5.2	0.20	0.54	1.0	63	0.30	6.0	61	27
A0964721	BR-464	71.7	72.7	Metasediment 2	Central Pit	Ore-Grade	0.50	14	4.6	0.22	0.50	0.80	67	0.90	6.1	44	15
A0964722	BR-464	76	77.3	Felsic Volcanic 2	Central Pit	Mine Rock	0.10	11	8.4	0.011	0.080	1.0	<1	0.20	5.8	81	49
A0964723	BR-464	87.4	88.3	Felsic Volcanic 2	Central Pit	Mine Rock	0.30	12	10	0.061	0.19	1.3	4.0	0.50	6.7	41	42
A0964724	BR-464	91.7	92.8	Felsic Volcanic 2	Central Pit	Mine Rock	0.20	5.7	9.6	0.029	0.13	1.2	2.0	0.40	5.6	73	44
A0964725	BR-464	100	101.5	Felsic Volcanic 2	Central Pit	Mine Rock	0.20	7.2	10	0.027	0.090	1.3	1.0	0.50	8.3	40	31
A0964726	BR-464	105.7	106.7	Felsic Volcanic 2	Central Pit	Mine Rock	0.70	7.4	9.9	0.025	0.11	1.2	<1	0.20	6.6	42	25
A0964727	BR-464	110.5	111.85	Felsic Volcanic 2	Central Pit	Mine Rock	0.20	8.2	9.9	0.024	0.12	1.2	<1	0.20	6.7	42	26
A0964728	BR-464	115.3	116	Felsic Volcanic 2	Central Pit	Mine Rock	0.10	3.8	7.1	0.0050	0.090	1.2	<1	0.10	3.3	6.9	13
A0964729	BR-464	120.2	121	Felsic Volcanic 2	Central Pit	Mine Rock	0.30	6.6	11	0.024	0.16	1.6	<1	0.10	9.9	52	18
A0964730	BR-464	125	126.5	Felsic Volcanic 2	Central Pit	Mine Rock	0.20	8.1	10	0.023	0.14	1.4	<1	0.20	7.3	53	31
A0964731	BR-464	130.4	131.9	Felsic Volcanic 1	Central Pit	Mine Rock	0.40	22	7.3	0.18	0.46	1.3	43	0.50	7.2	75	19
A0964732	BR-464	136	137	Felsic Volcanic 2	Central Pit	Mine Rock	0.30	11	11	0.0040	0.050	1.6	<1	<0.1	8.4	37	22

(1) Ten times average crustal abundance values presented in Price (1997).

Blue highlighting indicates samples with metal concentrations greater than the ten times crustal abundance screening value are present in the analyzed group.

Screening values are for qualitative assessment only and hold no regulatory significance.

Classification as mine rock or ore-grade materials was based on gold content.

A value of "--" indicates metal was not measured for the given sample; the variation in elements analyzed is due to measurement at two different laboratories (see text).

Table B-5 Aqua Regia Metals

Sample ID	Drillhole ID	From	To	Lithology	Area	Class	Tin	Strontium	Thorium	Titanium	Thallium	Uranium	Vanadium	Tungsten	Yttrium	Zinc	Zirconium
		m	m				ppm	ppm	ppm	%	ppm	ppm	ppm	ppm	ppm	ppm	ppm
10x Crustal Abundance (Price 1997) [1]							*23*	*3700*	*96*	*6.0*	*9.0*	*27*	*1200*	*13*	*330*	*700*	*1650*
A0964733	BR-464	141.9	143.4	Felsic Volcanic 2	Central Pit	Mine Rock	0.10	8.7	11	0.012	0.070	1.6	<1	<0.1	9.7	36	24
A0964734	BR-464	146.9	148.1	Felsic Volcanic 2	Central Pit	Mine Rock	0.20	18	9.8	0.066	0.26	1.5	12	0.10	9.6	40	34
A0964735	BR-464	151.6	152.8	Felsic Volcanic 2	Central Pit	Mine Rock	0.20	14	11	0.042	0.19	1.6	4.0	0.20	10	43	19
A0964736	BR-464	156.3	157.3	Felsic Volcanic 2	Central Pit	Mine Rock	0.30	11	11	0.046	0.18	2.0	4.0	0.10	11	42	11
A0964737	BR-464	160.7	161.85	Felsic Volcanic 2	Central Pit	Mine Rock	0.20	7.4	11	0.022	0.14	1.7	<1	0.20	10	96	12
A0964738	BR-464	164.6	166.1	Felsic Volcanic 2	Central Pit	Mine Rock	0.20	8.9	11	0.051	0.19	1.6	4.0	0.30	10	39	19
A0964739	BR-465	18.6	18.9	Felsic Volcanic 1	Central Pit	Mine Rock	0.30	4.2	7.8	0.043	0.12	1.0	8.0	0.20	5.3	71	55
A0964740	BR-465	24.4	25.6	Felsic Volcanic 2	Central Pit	Mine Rock	0.50	4.9	8.5	0.16	0.48	1.1	23	0.20	7.0	59	44
A0964741	BR-465	33.6	34.3	Felsic Volcanic 2	Central Pit	Mine Rock	1.1	8.8	5.8	0.21	0.50	0.80	63	0.20	8.1	48	18
A0964742	BR-465	38	39	Felsic Volcanic 2	Central Pit	Mine Rock	0.20	3.5	7.6	0.011	0.040	0.90	<1	0.20	5.3	24	31
A0964743	BR-465	45.15	46.65	Felsic Volcanic 2	Central Pit	Mine Rock	0.20	7.6	9.2	0.038	0.16	0.90	<1	0.10	6.5	39	34
A0964826	BR-465	51	52.5	Felsic Volcanic 2	Central Pit	Mine Rock	0.20	8.2	9.3	0.034	0.19	1.1	<1	0.20	7.0	36	32
A0964827	BR-465	57	58.5	Felsic Volcanic 2	Central Pit	Mine Rock	0.10	5.8	9.8	0.014	0.090	1.2	<1	0.20	6.6	46	22
A0964828	BR-465	63	64.5	Felsic Volcanic 2	Central Pit	Mine Rock	0.20	10	10	0.036	0.19	1.3	<1	0.30	7.6	42	27
A0964829	BR-465	68.5	70	Felsic Volcanic 2	Central Pit	Mine Rock	0.10	6.8	9.0	0.0020	0.030	1.0	<1	0.10	4.6	32	15
A0964830	BR-465	73.4	74.8	Felsic Volcanic 2	Central Pit	Mine Rock	<0.100	7.7	8.6	0.0030	0.040	1.0	<1	<0.1	4.3	42	22
A0964831	BR-465	85.7	87.2	Felsic Volcanic 1	Central Pit	Mine Rock	0.30	18	7.1	0.17	0.41	1.3	36	0.20	6.6	58	18
A0964832	BR-465	99.5	100.5	Felsic Volcanic 2	Central Pit	Mine Rock	0.10	8.9	9.2	0.023	0.11	1.3	4.0	<0.1	7.3	46	36
A0964833	BR-465	104.9	106	Felsic Volcanic 2	Central Pit	Mine Rock	<0.100	6.9	9.7	0.0080	0.050	1.4	<1	0.10	7.6	59	28
A0964834	BR-465	110.1	111.4	Felsic Volcanic 2	Central Pit	Mine Rock	0.10	9.8	9.8	0.023	0.13	1.4	<1	0.10	8.0	39	27
A0964835	BR-465	115.7	116.4	Felsic Volcanic 2	Central Pit	Mine Rock	<0.100	8.2	8.6	0.012	0.040	1.1	2.0	0.10	5.1	28	27
A0964836	BR-465	121.1	122	Felsic Volcanic 2	Central Pit	Mine Rock	0.10	8.0	11	0.018	0.13	1.8	3.0	0.20	9.3	32	16
A0964837	BR-465	126.4	127.9	Felsic Volcanic 1	Central Pit	Mine Rock	0.40	26	8.8	0.18	0.41	1.6	38	0.50	9.1	58	21
A0964838	BR-465	150.5	152	Felsic Volcanic 1	Central Pit	Mine Rock	0.40	16	7.7	0.076	0.31	1.6	21	0.20	4.9	32	15
A0964697	BR-466	6.1	7.1	Felsic Volcanic 2	Central Pit	Mine Rock	0.10	7.1	9.4	0.016	0.050	1.2	<1	0.20	6.5	106	34
A0964698	BR-466	11.8	13.3	Felsic Volcanic 2	Central Pit	Mine Rock	0.10	8.8	11	0.022	0.11	1.3	<1	0.20	7.6	48	26
A0964699	BR-466	17.1	18.6	Felsic Volcanic 2	Central Pit	Mine Rock	0.20	12	11	0.041	0.20	1.3	<1	1.8	7.8	61	31
A0964700	BR-466	24.15	25.35	Felsic Volcanic 2	Central Pit	Mine Rock	0.10	11	10	0.036	0.18	1.4	<1	0.40	7.7	39	26
A0964618	BR-466	29.4	30.9	Felsic Volcanic 2	Central Pit	Mine Rock	0.20	12	9.5	0.025	0.11	1.1	<1	0.30	6.8	73	27
A0964619	BR-466	36.4	37.4	Felsic Volcanic 2	Central Pit	Mine Rock	0.20	7.5	9.9	0.015	0.10	1.4	<1	0.10	6.9	53	19
A0964620	BR-466	41.4	42.9	Felsic Volcanic 2	Central Pit	Mine Rock	0.10	6.5	8.8	0.0040	0.050	1.4	<1	0.10	5.3	42	17
A0964621	BR-466	48.4	49.9	Felsic Volcanic 2	Central Pit	Mine Rock	0.10	9.0	10	0.010	0.090	1.5	<1	<0.1	7.1	10	33
A0964622	BR-466	55.4	56.3	Felsic Volcanic 2	Central Pit	Mine Rock	0.10	5.8	9.7	0.011	0.040	1.4	<1	<0.1	7.3	31	40
A0964623	BR-466	60.65	61.5	Felsic Volcanic 2	Central Pit	Mine Rock	0.30	11	10	0.043	0.19	1.5	11	0.20	8.7	36	35
A0964624	BR-466	65.5	67	Felsic Volcanic 2	Central Pit	Mine Rock	0.10	7.6	11	0.016	0.10	1.6	3.0	<0.1	8.3	47	34
A0964625	BR-466	70.6	71.9	Felsic Volcanic 2	Central Pit	Mine Rock	0.20	12	10	0.037	0.16	1.6	9.0	0.20	8.2	45	19
A0964626	BR-466	76.2	77.7	Felsic Volcanic 2	Central Pit	Mine Rock	0.20	5.0	10	0.026	0.13	1.6	<1	0.10	9.4	39	15
A0964627	BR-466	82.2	83.7	Felsic Volcanic 2	Central Pit	Ore-Grade	<0.100	7.1	8.5	0.0050	0.060	1.3	2.0	0.10	6.4	44	12
A0964628	BR-466	87.1	88.1	Felsic Volcanic 2	Central Pit	Mine Rock	0.20	9.5	10	0.038	0.18	1.4	<1	0.20	9.7	28	24
A0964629	BR-466	93.5	94.3	Felsic Volcanic 2	Central Pit	Mine Rock	0.20	3.7	11	0.0090	0.11	1.7	<1	<0.1	8.7	35	25
A0964630	BR-466	98.15	99.15	Felsic Volcanic 2	Central Pit	Mine Rock	0.10	4.7	9.5	0.010	0.090	1.6	<1	<0.1	8.4	32	16
A0964631	BR-466	104.3	105.5	Felsic Volcanic 2	Central Pit	Mine Rock	0.20	5.8	11	0.014	0.11	1.6	<1	0.10	9.7	28	13
A0964632	BR-466	109.3	110.3	Felsic Volcanic 2	Central Pit	Mine Rock	0.20	7.3	11	0.027	0.15	1.4	<1	0.20	11	35	27

(1) Ten times average crustal abundance values presented in Price (1997).

Blue highlighting indicates samples with metal concentrations greater than the ten times crustal abundance screening value are present in the analyzed group.

Screening values are for qualitative assessment only and hold no regulatory significance.

Classification as mine rock or ore-grade materials was based on gold content.

A value of "--" indicates metal was not measured for the given sample; the variation in elements analyzed is due to measurement at two different laboratories (see text).

Table B-5 Aqua Regia Metals

Sample ID	Drillhole ID	From	To	Lithology	Area	Class	Tin	Strontium	Thorium	Titanium	Thallium	Uranium	Vanadium	Tungsten	Yttrium	Zinc	Zirconium
		m	m				ppm	ppm	ppm	%	ppm	ppm	ppm	ppm	ppm	ppm	ppm
10x Crustal Abundance (Price 1997) [(1)]							*23*	*3700*	*96*	*6.0*	*9.0*	*27*	*1200*	*13*	*330*	*700*	*1650*
A0964633	BR-466	119.05	120.3	Felsic Volcanic 2	Central Pit	Mine Rock	0.20	9.0	10	0.029	0.090	1.7	8.0	0.20	11	56	12
117134	BR-020	190.45	190.8	Felsic Volcanic 1	Central Pit	Mine Rock	0.40	24	5.7	0.20	0.60	0.90	63	0.60	7.6	81	11
117135	BR-020	196.5	198	Felsic Volcanic 2	Central Pit	Mine Rock	0.20	7.7	9.6	0.029	0.26	1.4	6.0	0.20	9.2	53	43
117136	BR-020	200	201	Felsic Volcanic 2	Central Pit	Mine Rock	0.20	6.0	11	0.023	0.13	1.8	<1	0.10	11	36	13
117137	BR-020	204	205	Felsic Volcanic 2	Central Pit	Mine Rock	0.20	4.6	10	0.012	0.080	1.4	<1	0.20	9.0	39	31
117138	BR-020	210	211	Felsic Volcanic 2	Central Pit	Mine Rock	0.20	8.5	11	0.031	0.12	1.5	<1	0.80	9.0	43	33
117133	BR-020	215	216	Felsic Volcanic 2	Central Pit	Mine Rock	0.10	3.0	10	0.0030	0.040	1.4	<1	0.10	9.2	32	28
117139	BR-020	223	224	Felsic Volcanic 2	Central Pit	Mine Rock	0.20	11	11	0.051	0.17	1.7	<1	0.40	12	33	41
117140	BR-020	230	231	Felsic Volcanic 2	Central Pit	Mine Rock	0.20	7.0	9.8	0.015	0.11	1.6	<1	<0.1	7.7	11	37
117141	BR-020	235	235.8	Felsic Volcanic 2	Central Pit	Mine Rock	0.20	16	8.2	0.0090	0.090	1.3	<1	0.50	7.4	6.7	13
117142	BR-020	240	241	Felsic Volcanic 1	Central Pit	Mine Rock	0.50	12	8.0	0.16	0.36	1.7	38	0.70	8.8	30	13
117143	BR-020	245	246	Felsic Volcanic 1	Central Pit	Mine Rock	0.40	14	8.0	0.19	0.42	1.6	36	1.1	8.3	52	21
A0963308	BR-108	15	16	Felsic Volcanic 1	Central Pit	Mine Rock	0.40	39	4.9	0.11	0.020	0.70	31	0.20	5.6	46	10
A0963309	BR-108	20	21	Felsic Volcanic 2	Central Pit	Mine Rock	0.20	14	6.2	0.0040	0.030	1.5	<1	<0.1	4.6	6.2	17
A0963310	BR-108	25	26	Felsic Volcanic 2	Central Pit	Mine Rock	0.20	5.8	8.4	0.011	0.090	1.0	<1	<0.1	5.7	25	24
A0963311	BR-108	30.55	31.5	Felsic Volcanic 2	Central Pit	Mine Rock	0.20	4.5	9.9	0.015	0.10	1.2	2.0	<0.1	7.3	56	42
A0963312	BR-108	35.5	36	Felsic Volcanic 2	Central Pit	Mine Rock	0.30	8.8	9.6	0.055	0.20	1.2	4.0	0.20	7.2	45	55
A0963313	BR-108	41	41.75	Felsic Volcanic 1	Central Pit	Mine Rock	0.30	13	6.1	0.14	0.40	0.90	29	0.10	4.4	47	20
A0963314	BR-108	46.75	47.9	Felsic Volcanic 1	Central Pit	Mine Rock	0.30	13	6.9	0.16	0.35	1.2	33	0.10	5.7	45	19
A0963315	BR-108	51.9	52.5	Felsic Volcanic 1	Central Pit	Mine Rock	0.30	13	6.9	0.14	0.27	1.3	28	0.10	5.0	44	23
A0963316	BR-108	57	58	Felsic Volcanic 1	Central Pit	Mine Rock	0.30	13	6.7	0.16	0.39	1.2	30	0.20	5.3	50	18
A0963317	BR-108	62.5	63.5	Felsic Volcanic 1	Central Pit	Mine Rock	0.30	16	7.2	0.17	0.37	1.3	31	0.10	5.4	52	18
A0963318	BR-108	67.5	68.5	Felsic Volcanic 1	Central Pit	Mine Rock	0.30	22	7.0	0.15	0.31	1.3	26	0.20	5.9	50	18
A0963319	BR-108	73.75	74.5	Felsic Volcanic 1	Central Pit	Mine Rock	0.30	22	7.2	0.16	0.42	1.3	31	0.10	6.3	47	22
A0963320	BR-108	78.5	79.25	Felsic Volcanic 1	Central Pit	Mine Rock	0.30	17	7.7	0.16	0.35	1.3	28	0.20	6.1	51	17
A0963321	BR-108	83.75	84.5	Felsic Volcanic 1	Central Pit	Mine Rock	0.30	13	7.3	0.16	0.36	1.3	32	0.30	5.9	52	17
A0962982	BR-236	87	88.5	Felsic Volcanic 1	Central Pit	Ore-Grade	0.20	22	6.3	0.15	0.44	1.0	28	2.8	5.0	63	19
A0962983	BR-236	99	100.5	Felsic Volcanic 1	Central Pit	Ore-Grade	0.20	16	6.5	0.15	0.34	1.0	29	2.2	5.4	63	21
A0962984	BR-236	109.5	111	Felsic Volcanic 1	Central Pit	Ore-Grade	0.40	16	7.6	0.17	0.50	1.5	35	17	6.0	90	18
A0962985	BR-236	114.5	116	Felsic Volcanic 1	Central Pit	Mine Rock	0.30	13	7.6	0.15	0.50	1.5	35	20	6.1	72	17
A0962986	BR-236	134	135	Felsic Volcanic 1	Central Pit	Mine Rock	0.20	11	6.9	0.10	0.28	1.3	23	0.40	4.2	48	19
A0962987	BR-236	143	144	Felsic Volcanic 1	Central Pit	Mine Rock	0.30	15	7.3	0.18	0.29	1.3	38	0.20	6.2	54	19
A0962988	BR-236	151.65	152.5	Felsic Volcanic 1	Central Pit	Mine Rock	0.40	13	7.9	0.15	0.21	1.3	38	0.90	6.9	47	20
A0962989	BR-236	168.3	168.8	Felsic Volcanic 1	Central Pit	Mine Rock	0.40	20	8.4	0.20	0.49	1.2	48	1.9	7.4	44	18
A0962990	BR-236	178	178.9	Metasediment 2	Central Pit	Mine Rock	0.50	5.5	5.7	0.21	0.48	1.0	68	0.20	6.7	91	15
A0962991	BR-236	181.4	182.5	Metasediment 2	Central Pit	Mine Rock	0.60	9.1	4.6	0.20	0.48	1.0	83	0.20	4.9	76	24
A0962992	BR-236	185	185.85	Metasediment 2	Central Pit	Mine Rock	0.50	6.4	4.3	0.21	0.55	1.1	60	0.20	4.8	94	24
A0962993	BR-236	195.1	196	Metasediment 2	Central Pit	Mine Rock	0.40	6.7	6.7	0.22	0.57	1.2	69	0.20	9.0	97	26
A0964533	BR-237	174	175.4	Felsic Volcanic 2	Central Pit	Mine Rock	0.20	7.4	10	0.044	0.17	1.3	<1	0.20	9.9	38	61
A0964534	BR-237	181.7	182.6	Felsic Volcanic 1	Central Pit	Mine Rock	0.30	17	7.2	0.18	0.32	1.4	51	0.70	7.4	65	10
A0964535	BR-237	191.5	192.5	Felsic Volcanic 2	Central Pit	Mine Rock	0.10	2.5	8.9	0.0030	0.030	1.2	<1	0.20	5.8	42	28
A0964536	BR-237	196.4	197.4	Felsic Volcanic 2	Central Pit	Mine Rock	0.30	3.7	10	0.015	0.080	1.7	<1	0.10	8.7	60	13
A0964537	BR-237	204	204.8	Felsic Volcanic 2	Central Pit	Ore-Grade	0.20	1.8	5.9	<0.001	<0.02	1.4	<1	<0.1	2.1	88	5.0

(1) Ten times average crustal abundance values presented in Price (1997).

Blue highlighting indicates samples with metal concentrations greater than the ten times crustal abundance screening value are present in the analyzed group.

Screening values are for qualitative assessment only and hold no regulatory significance.

Classification as mine rock or ore-grade materials was based on gold content.

A value of "--" indicates metal was not measured for the given sample; the variation in elements analyzed is due to measurement at two different laboratories (see text).

Table B-5 Aqua Regia Metals

Sample ID	Drillhole ID	From	To	Lithology	Area	Class	Tin	Strontium	Thorium	Titanium	Thallium	Uranium	Vanadium	Tungsten	Yttrium	Zinc	Zirconium
		m	m				ppm	ppm	ppm	%	ppm	ppm	ppm	ppm	ppm	ppm	ppm
10x Crustal Abundance (Price 1997) [(1)]							*23*	*3700*	*96*	*6.0*	*9.0*	*27*	*1200*	*13*	*330*	*700*	*1650*
A0964538	BR-237	210	211.3	Felsic Volcanic 2	Central Pit	Mine Rock	0.20	5.7	10	0.0040	0.040	1.5	<1	0.10	8.3	51	15
A0964539	BR-237	215.3	215.7	Felsic Volcanic 2	Central Pit	Mine Rock	0.30	15	8.9	0.068	0.42	1.4	19	0.20	8.6	76	34
A0964540	BR-237	220.75	222	Felsic Volcanic 2	Central Pit	Mine Rock	0.40	12	9.3	0.041	0.13	1.3	2.0	0.80	9.7	34	29
A0964541	BR-237	226.8	227.6	Felsic Volcanic 2	Central Pit	Mine Rock	0.20	12	9.9	0.034	0.15	1.5	<1	0.30	11	21	37
A0964542	BR-237	232.4	233.5	Felsic Volcanic 2	Central Pit	Mine Rock	0.10	7.3	11	0.031	0.17	1.6	<1	0.30	10	39	35
A0963701	BR-322	15	16.4	Felsic Volcanic 1	Central Pit	Mine Rock	0.20	5.6	6.1	0.088	0.41	0.90	14	0.10	4.9	41	19
A0963702	BR-322	31	32	Felsic Volcanic 1	Central Pit	Mine Rock	0.10	4.3	6.5	0.028	0.10	1.2	7.0	<0.1	5.0	36	22
A0963703	BR-322	37.4	38.4	Felsic Volcanic 1	Central Pit	Mine Rock	0.40	11	7.1	0.10	0.31	1.2	29	0.10	5.2	52	14
A0963704	BR-322	45.6	46.8	Fragmental 1	Central Pit	Mine Rock	0.30	7.5	5.2	0.12	0.33	0.90	43	<0.1	5.4	66	16
A0963705	BR-322	50.85	51.6	Felsic Volcanic 1	Central Pit	Mine Rock	0.20	11	6.8	0.10	0.22	1.2	23	<0.1	4.6	47	17
A0963706	BR-322	60	60.75	Fragmental 1	Central Pit	Mine Rock	0.40	4.2	5.5	0.17	0.52	1.0	47	<0.1	7.1	80	17
A0963707	BR-322	70	71.3	Felsic Volcanic 1	Central Pit	Mine Rock	0.30	7.4	6.9	0.11	0.36	1.2	26	<0.1	5.8	53	17
A0963708	BR-322	75	76.5	Felsic Volcanic 1	Central Pit	Mine Rock	0.30	7.4	5.9	0.14	0.33	0.90	32	<0.1	4.5	53	7.5
A0963709	BR-322	87	88.4	Felsic Volcanic 1	Central Pit	Mine Rock	0.20	8.4	6.5	0.12	0.35	1.3	21	0.10	6.2	48	16
A0963710	BR-322	96	97.5	Felsic Volcanic 1	Central Pit	Mine Rock	0.20	9.2	7.3	0.12	0.33	1.4	25	<0.1	5.6	46	18
A0963711	BR-322	102	103.5	Felsic Volcanic 1	Central Pit	Mine Rock	0.20	13	7.5	0.13	0.37	1.6	25	0.10	6.0	53	17
A0963712	BR-322	119.85	121.3	Fragmental 1	Central Pit	Mine Rock	0.30	11	7.1	0.095	0.37	1.4	19	<0.1	6.7	50	25
A0963713	BR-322	126.35	127.2	Fragmental 1	Central Pit	Mine Rock	0.30	11	5.9	0.072	0.26	1.1	19	0.20	5.6	33	23
A0963714	BR-322	136.6	137.65	Fragmental 1	Central Pit	Mine Rock	0.20	12	7.0	0.12	0.26	1.3	26	0.20	6.1	43	23
A0963715	BR-322	141	142.5	Fragmental 1	Central Pit	Mine Rock	0.20	13	7.4	0.10	0.34	1.3	19	0.30	7.1	46	22
A0963716	BR-322	150	151	Fragmental 1	Central Pit	Mine Rock	0.80	20	6.2	0.12	0.32	1.1	30	0.10	6.7	38	21
A0963717	BR-322	156	157.2	Fragmental 1	Central Pit	Mine Rock	0.30	16	8.2	0.12	0.28	1.5	28	0.20	7.5	44	32
A0963718	BR-322	162	163.5	Fragmental 1	Central Pit	Mine Rock	0.20	16	8.2	0.092	0.31	1.5	23	0.20	7.7	49	32
A0963719	BR-322	173	174	Fragmental 1	Central Pit	Mine Rock	0.40	34	7.8	0.17	0.71	1.5	42	0.40	8.0	73	24
A0963720	BR-322	176	177	Fragmental 1	Central Pit	Mine Rock	0.40	21	8.2	0.16	0.68	1.5	35	6.2	6.8	93	32
A0963721	BR-322	182.1	183	Felsic Volcanic 1	Central Pit	Mine Rock	0.30	17	7.8	0.12	0.40	1.6	24	0.40	6.0	154	34
A0963722	BR-322	192.4	193.4	Felsic Volcanic 1	Central Pit	Mine Rock	0.30	17	7.8	0.12	0.46	1.5	27	0.80	6.3	308	27
A0963723	BR-322	214.7	216	Felsic Volcanic 1	Central Pit	Ore-Grade	0.40	11	7.9	0.15	0.44	1.7	35	1.4	6.6	67	25
A0963724	BR-322	259	260	Felsic Volcanic 1	Central Pit	Mine Rock	0.40	11	7.6	0.098	0.33	1.5	31	1.0	5.6	111	7.0
A0963725	BR-324	24	25	Felsic Volcanic 1	Central Pit	Mine Rock	0.40	8.5	7.1	0.095	0.31	1.2	27	0.10	6.4	83	27
A0963726	BR-324	25	26	Felsic Volcanic 1	Central Pit	Mine Rock	0.40	7.5	8.1	0.087	0.30	1.9	25	<0.1	6.5	56	27
A0963727	BR-324	30	31	Fragmental 1	Central Pit	Mine Rock	0.40	7.9	5.4	0.16	0.59	1.1	53	<0.1	5.4	87	22
A0963728	BR-324	34.5	36	Felsic Volcanic 1	Central Pit	Mine Rock	0.30	7.7	7.2	0.12	0.43	1.3	34	<0.1	6.5	77	23
A0963729	BR-324	46.5	48	Felsic Volcanic 1	Central Pit	Mine Rock	0.20	9.0	7.5	0.12	0.48	1.3	20	<0.1	6.4	53	28
A0963730	BR-324	60	61	Felsic Volcanic 1	Central Pit	Mine Rock	0.20	22	6.0	0.16	0.53	1.0	42	0.10	5.9	57	18
A0963731	BR-324	69	70.5	Felsic Volcanic 1	Central Pit	Mine Rock	0.20	8.5	7.2	0.12	0.44	1.1	26	<0.1	5.6	65	20
A0963732	BR-324	80.6	81.15	Felsic Volcanic 1	Central Pit	Mine Rock	0.60	34	2.5	0.33	0.70	0.40	111	0.30	6.6	81	6.9
A0963733	BR-324	88	89	Felsic Volcanic 1	Central Pit	Mine Rock	0.20	9.0	7.3	0.078	0.40	1.3	21	0.30	5.5	60	26
A0963734	BR-324	95	96.5	Felsic Volcanic 1	Central Pit	Mine Rock	0.30	15	7.6	0.13	0.57	1.4	29	1.1	5.8	103	22
A0963735	BR-324	103.5	105	Felsic Volcanic 1	Central Pit	Mine Rock	0.40	17	7.5	0.16	0.67	1.4	34	1.0	6.0	69	18
A0963736	BR-324	115.5	117	Felsic Volcanic 1	Central Pit	Mine Rock	0.30	21	8.3	0.16	0.54	1.5	28	1.4	7.8	65	22
A0963737	BR-324	125	126	Felsic Volcanic 1	Central Pit	Ore-Grade	0.40	13	7.2	0.16	0.61	1.6	36	0.60	6.1	784	18
A0963738	BR-324	126.8	128	Felsic Volcanic 1	Central Pit	Mine Rock	0.30	8.2	7.6	0.14	0.70	1.6	24	0.30	6.7	3477	21

(1) Ten times average crustal abundance values presented in Price (1997).

Blue highlighting indicates samples with metal concentrations greater than the ten times crustal abundance screening value are present in the analyzed group.

Screening values are for qualitative assessment only and hold no regulatory significance.

Classification as mine rock or ore-grade materials was based on gold content.

A value of "--" indicates metal was not measured for the given sample; the variation in elements analyzed is due to measurement at two different laboratories (see text).

Table B-5 Aqua Regia Metals

Sample ID	Drillhole ID	From	To	Lithology	Area	Class	Tin	Strontium	Thorium	Titanium	Thallium	Uranium	Vanadium	Tungsten	Yttrium	Zinc	Zirconium
		m	m				ppm	ppm	ppm	%	ppm	ppm	ppm	ppm	ppm	ppm	ppm
10x Crustal Abundance (Price 1997) [(1)]							*23*	*3700*	*96*	*6.0*	*9.0*	*27*	*1200*	*13*	*330*	*700*	*1650*
A0963739	BR-324	128	129	Felsic Volcanic 1	Central Pit	Mine Rock	0.20	5.6	7.0	0.12	0.79	1.5	15	0.10	6.0	3672	21
A0963740	BR-324	129	130.5	Felsic Volcanic 1	Central Pit	Mine Rock	0.40	23	6.5	0.16	0.77	1.4	42	0.20	6.6	1453	21
A0963741	BR-324	145.5	147	Felsic Volcanic 1	Central Pit	Mine Rock	0.40	19	8.1	0.15	0.54	1.8	30	1.1	6.8	76	14
A0963742	BR-324	159.5	160.5	Felsic Volcanic 1	Central Pit	Ore-Grade	0.40	20	6.9	0.16	0.61	1.3	36	2.2	5.7	115	18
A0963743	BR-324	164.5	165.5	Felsic Volcanic 1	Central Pit	Mine Rock	1.3	12	7.5	0.15	0.56	1.2	39	0.60	5.5	89	19
A0963744	BR-324	175.75	176.5	Felsic Volcanic 1	Central Pit	Mine Rock	0.40	20	7.9	0.11	0.62	1.3	32	1.9	4.8	6508	27
A0963745	BR-324	180.75	181.5	Felsic Volcanic 2	Central Pit	Mine Rock	0.40	82	6.5	0.029	0.040	1.3	16	7.3	6.4	48	18
A0963746	BR-324	184.5	185.25	Felsic Volcanic 1	Central Pit	Ore-Grade	0.60	22	7.1	0.14	0.30	1.5	47	1.9	6.4	65	16
A0963747	BR-324	198	199.5	Felsic Volcanic 1	Central Pit	Mine Rock	0.20	23	7.1	0.12	0.54	1.4	25	0.90	5.6	730	13
A0963748	BR-324	205.5	207	Felsic Volcanic 1	Central Pit	Mine Rock	0.30	23	8.0	0.15	0.56	1.7	31	>100	6.8	250	16
A0964907	BR-409	11.45	12.5	Felsic Volcanic 2	Central Pit	Mine Rock	<0.100	4.0	8.3	0.0020	0.030	0.80	<1	0.20	5.3	30	32
A0964908	BR-409	16.5	17.8	Felsic Volcanic 2	Central Pit	Mine Rock	0.10	4.4	8.8	0.010	0.090	1.0	<1	0.20	5.3	55	44
A0964906	BR-409	25.5	27	Felsic Volcanic 2	Central Pit	Mine Rock	0.20	4.4	7.3	0.059	0.47	1.2	3.0	<0.1	5.4	64	57
A0964909	BR-409	30	31.5	Felsic Volcanic 1	Central Pit	Mine Rock	0.30	13	6.9	0.17	0.49	1.1	36	0.20	6.1	55	21
A0964910	BR-409	36	37.5	Felsic Volcanic 1	Central Pit	Mine Rock	0.40	11	6.9	0.15	0.35	1.3	30	0.50	5.5	48	19
A0964911	BR-409	42	43.5	Felsic Volcanic 1	Central Pit	Mine Rock	0.40	18	5.6	0.18	0.44	0.80	45	<0.1	6.1	55	22
A0964912	BR-409	48	49	Felsic Volcanic 1	Central Pit	Mine Rock	0.30	21	5.1	0.18	0.43	0.80	46	0.10	5.8	59	17
A0964913	BR-409	69	70.5	Felsic Volcanic 2	Central Pit	Mine Rock	0.10	2.1	3.6	0.0040	0.16	2.7	<1	<0.1	4.9	23	12
A0964914	BR-409	76.9	77.2	Metasediment 2	Central Pit	Mine Rock	0.40	10	7.0	0.26	1.4	1.2	65	0.10	11	109	22
A0964915	BR-409	82.25	83.5	Felsic Volcanic 1	Central Pit	Mine Rock	0.30	11	7.4	0.15	0.35	1.3	29	0.10	5.2	49	19
A0964916	BR-409	87	88.5	Felsic Volcanic 1	Central Pit	Mine Rock	0.30	13	7.4	0.16	0.34	1.3	29	0.10	5.9	51	18
A0964917	BR-409	93	94.5	Felsic Volcanic 1	Central Pit	Mine Rock	0.30	19	7.0	0.18	0.34	1.3	34	0.20	6.2	51	14
A0964918	BR-409	100.05	101	Felsic Volcanic 1	Central Pit	Mine Rock	0.50	18	7.2	0.24	0.42	1.2	53	0.20	7.0	64	18
A0964919	BR-409	105	106.5	Felsic Volcanic 1	Central Pit	Mine Rock	0.30	13	7.7	0.17	0.40	1.5	29	0.10	6.1	53	21
A0964920	BR-409	109.5	111	Felsic Volcanic 1	Central Pit	Mine Rock	0.30	6.8	7.3	0.13	0.38	1.4	27	<0.1	6.7	57	27
A0964921	BR-409	115.7	117	Felsic Volcanic 1	Central Pit	Mine Rock	0.80	8.4	7.6	0.12	0.32	1.6	26	<0.1	6.7	50	29
A0964922	BR-409	123	124.5	Felsic Volcanic 1	Central Pit	Mine Rock	0.30	16	7.2	0.17	0.36	1.2	40	0.10	6.5	54	22
A0964923	BR-409	130.95	132	Felsic Volcanic 1	Central Pit	Mine Rock	0.30	17	7.4	0.14	0.26	1.3	34	0.20	6.3	40	20
A0964924	BR-409	140.8	142	Felsic Volcanic 1	Central Pit	Mine Rock	0.30	9.3	8.0	0.11	0.40	1.6	27	<0.1	7.3	61	25
A0964925	BR-409	147	148.05	Felsic Volcanic 1	Central Pit	Mine Rock	0.20	9.4	7.5	0.062	0.18	1.4	16	0.20	6.7	86	24
A0964926	BR-409	156	157.5	Fragmental 1	Central Pit	Mine Rock	0.30	12	7.4	0.13	0.51	1.6	26	0.20	6.7	51	30
A0964927	BR-409	160.5	161.6	Fragmental 1	Central Pit	Mine Rock	0.30	13	8.7	0.17	0.49	1.5	34	<0.1	7.6	63	37
A0964928	BR-409	165	166.5	Fragmental 1	Central Pit	Mine Rock	0.30	24	7.8	0.16	0.57	1.4	34	<0.1	7.8	55	29
A0964929	BR-409	175.5	177	Felsic Volcanic 1	Central Pit	Mine Rock	0.30	16	7.7	0.14	0.43	1.4	30	<0.1	6.7	52	29
A0964930	BR-409	186	187.5	Fragmental 1	Central Pit	Mine Rock	0.30	21	7.6	0.13	0.27	1.1	35	0.20	5.9	58	22
A0964931	BR-409	189.8	190.5	Fragmental 1	Central Pit	Mine Rock	0.30	25	6.0	0.21	0.68	1.2	56	0.20	6.8	81	22
A0964932	BR-409	199.85	201	Fragmental 1	Central Pit	Mine Rock	0.30	10	8.5	0.11	0.62	1.5	21	<0.1	7.8	51	38
A0964933	BR-409	204.35	205.35	Felsic Volcanic 1	Central Pit	Mine Rock	0.20	5.9	8.0	0.078	0.39	1.4	17	<0.1	7.0	55	26
A0964934	BR-409	210	211.5	Felsic Volcanic 1	Central Pit	Mine Rock	0.30	14	7.4	0.13	0.60	1.3	31	0.30	6.5	60	28
A0964935	BR-409	217.45	217.95	Felsic Volcanic 1	Central Pit	Mine Rock	0.40	35	6.3	0.22	0.88	1.0	62	0.60	6.8	64	24
A0964487	BR-203	19.5	20.5	Felsic Volcanic 1	Central Pit	Mine Rock	0.30	15	7.2	0.13	0.52	1.7	33	0.60	5.4	96	20
A0964488	BR-203	27.1	27.6	Felsic Volcanic 1	Central Pit	Ore-Grade	0.10	2.5	6.1	0.045	0.23	1.2	10	0.30	4.5	852	22
A0964489	BR-203	31	32	Felsic Volcanic 1	Central Pit	Ore-Grade	0.40	26	7.5	0.17	0.63	1.5	35	1.8	6.3	207	21

(1) Ten times average crustal abundance values presented in Price (1997).

Blue highlighting indicates samples with metal concentrations greater than the ten times crustal abundance screening value are present in the analyzed group.

Screening values are for qualitative assessment only and hold no regulatory significance.

Classification as mine rock or ore-grade materials was based on gold content.

A value of "--" indicates metal was not measured for the given sample; the variation in elements analyzed is due to measurement at two different laboratories (see text).

Table B-5 Aqua Regia Metals

Sample ID	Drillhole ID	From	To	Lithology	Area	Class	Tin	Strontium	Thorium	Titanium	Thallium	Uranium	Vanadium	Tungsten	Yttrium	Zinc	Zirconium
		m	m				ppm	ppm	ppm	%	ppm	ppm	ppm	ppm	ppm	ppm	ppm
10x Crustal Abundance (Price 1997) [(1)]							*23*	*3700*	*96*	*6.0*	*9.0*	*27*	*1200*	*13*	*330*	*700*	*1650*
A0964490	BR-203	36	37.5	Felsic Volcanic 1	Central Pit	Mine Rock	0.40	25	7.4	0.16	0.48	1.4	36	1.3	7.2	98	24
A0964491	BR-203	41.5	43	Felsic Volcanic 1	Central Pit	Mine Rock	0.40	13	6.8	0.17	0.41	1.6	35	0.50	5.6	106	21
A0964492	BR-203	54.5	56	Felsic Volcanic 1	Central Pit	Mine Rock	0.30	20	7.7	0.18	0.35	1.5	33	1.5	6.6	64	15
A0964493	BR-203	59	60.5	Felsic Volcanic 1	Central Pit	Mine Rock	0.40	14	7.2	0.16	0.47	1.6	37	3.9	5.7	59	23
A0964494	BR-203	68	69	Felsic Volcanic 1	Central Pit	Mine Rock	0.40	15	7.5	0.14	0.39	1.6	35	1.5	5.5	65	20
A0964495	BR-203	73.05	73.7	Felsic Volcanic 1	Central Pit	Mine Rock	0.30	22	7.5	0.078	0.17	1.4	26	1.5	5.1	73	11
A0964496	BR-203	80.3	81.2	Metasediment 2	Central Pit	Ore-Grade	0.80	7.2	6.0	0.15	0.22	1.5	78	1.4	11	153	6.7
A0964497	BR-203	93.4	94.85	Metasediment 2	Central Pit	Mine Rock	0.40	8.7	6.1	0.16	0.42	1.5	43	9.6	7.2	72	13
A0964498	BR-203	120.3	121.8	Felsic Volcanic 1	Central Pit	Mine Rock	0.40	18	7.9	0.15	0.35	1.2	26	5.8	6.2	88	16
A0964499	BR-203	124.1	125.1	Felsic Volcanic 1	Central Pit	Ore-Grade	0.30	10	6.4	0.12	0.30	1.0	26	1.6	5.0	448	20
A0964500	BR-203	132.4	133.2	Metasediment 2	Central Pit	Mine Rock	0.50	30	5.2	0.25	0.71	0.90	79	0.20	7.8	107	17
A0964051	BR-203	137.6	138.7	Metasediment 2	Central Pit	Mine Rock	0.60	13	4.9	0.19	0.54	1.0	85	0.20	4.9	89	16
A0964052	BR-203	145.6	147.1	Metasediment 2	Central Pit	Mine Rock	0.50	12	4.7	0.18	0.57	1.2	73	0.20	4.7	117	15
A0964053	BR-203	151	151.75	Metasediment 2	Central Pit	Mine Rock	0.60	5.5	5.4	0.16	0.51	1.1	68	0.20	5.9	84	17
A0964054	BR-203	164.5	165.2	Felsic Volcanic 1	Central Pit	Mine Rock	0.60	10	6.6	0.19	0.46	1.5	53	0.20	7.2	99	20
A0964055	BR-203	169.3	170.45	Fragmental 1	Central Pit	Mine Rock	0.60	5.0	6.1	0.20	0.70	0.90	57	0.20	4.8	74	22
A0964056	BR-203	177.15	178.65	Felsic Volcanic 1	Central Pit	Mine Rock	0.60	14	6.6	0.24	0.59	1.1	64	0.60	8.2	77	16
A0964057	BR-203	181.6	183	Felsic Volcanic 2	Central Pit	Mine Rock	0.10	4.5	10	0.0060	0.070	1.4	<1	0.20	6.9	38	47
A0964058	BR-203	188.6	189.6	Felsic Volcanic 2	Central Pit	Mine Rock	<0.100	2.0	9.7	0.0060	0.050	1.7	<1	0.20	7.3	42	17
A0964059	BR-203	193.25	193.8	Felsic Volcanic 2	Central Pit	Mine Rock	0.10	2.4	8.8	0.0040	0.040	1.6	<1	0.10	4.3	47	19
A0964060	BR-203	201.15	201.7	Felsic Volcanic 2	Central Pit	Mine Rock	0.20	6.1	9.2	0.025	0.20	1.6	3.0	<0.1	9.3	53	35
A0963825	BR-215	21	22.25	Fragmental 1	Central Pit	Mine Rock	0.40	15	7.2	0.11	0.40	1.0	25	<0.1	4.4	66	16
A0963826	BR-215	27	28.5	Fragmental 1	Central Pit	Mine Rock	0.60	13	5.4	0.14	0.52	1.0	49	0.20	6.1	82	17
A0963827	BR-215	33.4	33.9	Fragmental 1	Central Pit	Mine Rock	0.40	18	7.0	0.12	0.45	1.1	34	0.20	4.6	32	20
A0963828	BR-215	39	40.5	Fragmental 1	Central Pit	Mine Rock	0.40	23	7.6	0.083	0.35	1.3	24	0.10	5.5	55	24
A0963829	BR-215	45	46.5	Fragmental 1	Central Pit	Mine Rock	0.40	29	7.8	0.099	0.46	1.3	25	0.10	6.0	54	26
A0963830	BR-215	54.1	54.6	Fragmental 1	Central Pit	Ore-Grade	0.30	16	6.9	0.11	0.42	1.4	28	1.8	5.4	433	19
A0963831	BR-215	63	63.9	Felsic Volcanic 1	Central Pit	Mine Rock	0.40	20	8.6	0.16	0.74	1.7	38	0.40	6.8	163	20
A0963832	BR-215	69.35	70.5	Felsic Volcanic 1	Central Pit	Mine Rock	0.30	13	7.2	0.12	0.50	1.6	30	0.20	5.9	43	18
A0963833	BR-215	75	76.5	Felsic Volcanic 1	Central Pit	Mine Rock	0.30	11	7.2	0.095	0.55	1.5	27	<0.1	5.7	35	25
A0963834	BR-215	82.5	84	Felsic Volcanic 1	Central Pit	Mine Rock	0.50	21	8.3	0.17	0.64	1.5	36	1.4	7.9	117	17
A0963835	BR-215	87	88.5	Felsic Volcanic 1	Central Pit	Mine Rock	0.50	18	7.4	0.18	0.54	1.3	36	0.30	7.0	61	16
A0963836	BR-215	96.5	97.5	Felsic Volcanic 1	Central Pit	Mine Rock	0.70	23	6.7	0.22	0.72	1.2	53	0.60	6.9	100	22
A0963837	BR-215	103.5	104.45	Felsic Volcanic 1	Central Pit	Mine Rock	0.50	12	6.7	0.13	0.30	1.9	31	0.30	6.4	71	18
A0963838	BR-215	119.55	120.5	Felsic Volcanic 1	Central Pit	Ore-Grade	0.40	18	8.0	0.13	0.24	1.5	32	2.1	7.5	63	16
A0963839	BR-215	130.5	132	Felsic Volcanic 1	Central Pit	Ore-Grade	0.30	24	7.6	0.13	0.30	1.6	28	2.1	7.5	56	14
A0963840	BR-215	139.5	140.65	Felsic Volcanic 1	Central Pit	Mine Rock	0.30	23	7.3	0.090	0.23	1.4	26	4.3	6.5	52	12
A0963841	BR-215	148.55	150	Felsic Volcanic 1	Central Pit	Ore-Grade	0.30	26	8.0	0.13	0.34	1.6	34	2.6	8.6	73	7.2
A0963842	BR-215	157.75	158.45	Felsic Volcanic 1	Central Pit	Mine Rock	0.30	12	7.9	0.086	0.48	1.8	27	0.70	6.6	405	20
A0963843	BR-215	179.7	180.5	Felsic Volcanic 1	Central Pit	Mine Rock	0.40	25	7.9	0.18	0.55	1.5	39	8.6	9.9	155	13
A0963844	BR-215	190.1	191.4	Felsic Volcanic 1	Central Pit	Mine Rock	0.30	24	8.0	0.15	0.43	1.5	28	3.0	7.4	73	17
A0963845	BR-215	200.7	201.7	Felsic Volcanic 1	Central Pit	Ore-Grade	0.30	44	7.7	0.10	0.25	1.6	27	5.7	7.3	121	14
A0963846	BR-215	217	218	Felsic Volcanic 1	Central Pit	Mine Rock	0.50	14	6.5	0.25	0.42	1.1	59	11	7.6	64	15

(1) Ten times average crustal abundance values presented in Price (1997).

Blue highlighting indicates samples with metal concentrations greater than the ten times crustal abundance screening value are present in the analyzed group.

Screening values are for qualitative assessment only and hold no regulatory significance.

Classification as mine rock or ore-grade materials was based on gold content.

A value of "--" indicates metal was not measured for the given sample; the variation in elements analyzed is due to measurement at two different laboratories (see text).

Table B-5 Aqua Regia Metals

Sample ID	Drillhole ID	From	To	Lithology	Area	Class	Tin	Strontium	Thorium	Titanium	Thallium	Uranium	Vanadium	Tungsten	Yttrium	Zinc	Zirconium
		m	m				ppm	ppm	ppm	%	ppm	ppm	ppm	ppm	ppm	ppm	ppm
10x Crustal Abundance (Price 1997) [1]							*23*	*3700*	*96*	*6.0*	*9.0*	*27*	*1200*	*13*	*330*	*700*	*1650*
A0963847	BR-215	224.1	225	Felsic Volcanic 1	Central Pit	Ore-Grade	0.40	13	7.7	0.14	0.30	1.2	28	4.2	6.1	219	27
A0963848	BR-215	237.2	237.7	Felsic Volcanic 1	Central Pit	Ore-Grade	0.40	21	7.5	0.14	0.16	1.4	52	2.6	8.4	77	17
A0963849	BR-215	256.9	258	Felsic Volcanic 1	Central Pit	Mine Rock	0.60	16	8.4	0.20	0.41	1.6	46	3.7	7.5	55	29
A0963850	BR-215	278.15	278.6	Metasediment 2	Central Pit	Mine Rock	0.60	7.0	6.8	0.25	0.65	1.3	69	13	10	95	30
A0963851	BR-215	299	300	Metasediment 2	Central Pit	Mine Rock	0.50	4.4	4.2	0.13	0.48	1.1	95	0.20	4.3	64	14
A0963602	BR-234	127.5	128.5	Metasediment 2	Central Pit	Mine Rock	0.60	7.7	6.2	0.22	0.49	1.3	75	0.30	8.2	86	24
A0963603	BR-234	132	133.1	Felsic Volcanic 2	Central Pit	Mine Rock	0.30	14	9.7	0.055	0.22	1.4	4.0	0.20	9.2	45	46
A0963604	BR-234	150.65	151.35	Felsic Volcanic 2	Central Pit	Ore-Grade	0.30	17	7.7	0.059	0.050	1.3	33	0.40	6.0	55	23
A0963605	BR-234	155.2	156.7	Felsic Volcanic 2	Central Pit	Ore-Grade	0.20	3.8	9.9	0.0040	0.050	1.9	<1	0.20	6.1	86	19
A0963606	BR-234	160.5	162	Felsic Volcanic 2	Central Pit	Mine Rock	0.20	9.0	10	0.012	0.090	1.4	<1	0.20	8.0	57	64
A0963607	BR-234	165	166.5	Felsic Volcanic 2	Central Pit	Mine Rock	0.20	9.7	11	0.012	0.090	1.4	<1	0.10	7.8	45	70
A0963608	BR-234	171	172.5	Felsic Volcanic 2	Central Pit	Mine Rock	0.30	9.8	10	0.045	0.18	1.4	6.0	0.30	8.4	71	78
A0963609	BR-234	178.4	179.1	Felsic Volcanic 2	Central Pit	Mine Rock	0.40	12	11	0.036	0.080	1.5	5.0	0.20	9.5	51	37
A0963610	BR-235	18.3	19.4	Felsic Volcanic 1	Central Pit	Mine Rock	0.40	17	6.6	0.15	0.30	1.3	38	0.40	5.9	56	18
A0963611	BR-235	27.2	28.3	Felsic Volcanic 1	Central Pit	Mine Rock	0.40	18	7.2	0.15	0.50	1.5	35	0.60	5.8	56	19
A0963612	BR-235	45	46.1	Felsic Volcanic 1	Central Pit	Mine Rock	0.40	18	5.9	0.18	0.42	1.1	41	0.70	5.6	52	19
A0963613	BR-235	54.6	56	Felsic Volcanic 1	Central Pit	Mine Rock	0.40	13	7.1	0.15	0.37	1.3	35	0.30	5.3	67	20
A0963614	BR-235	58.5	60	Felsic Volcanic 1	Central Pit	Mine Rock	0.40	11	6.3	0.18	0.46	1.2	40	0.50	5.5	69	17
A0963615	BR-235	64.5	66	Felsic Volcanic 1	Central Pit	Mine Rock	0.50	10	7.5	0.12	0.19	1.6	36	0.80	5.3	80	17
A0963616	BR-235	70.5	72	Felsic Volcanic 1	Central Pit	Mine Rock	0.40	11	7.2	0.17	0.36	1.3	38	0.30	5.3	53	19
A0963617	BR-235	75	76.5	Felsic Volcanic 1	Central Pit	Mine Rock	0.50	9.0	6.8	0.18	0.32	1.3	40	0.40	5.4	72	14
A0963618	BR-235	79	80.5	Metasediment 2	Central Pit	Mine Rock	0.40	3.8	4.9	0.14	0.56	1.0	55	0.20	4.4	40	24
A0963619	BR-235	80.5	82	Metasediment 2	Central Pit	Mine Rock	0.60	4.2	4.9	0.11	0.49	1.0	64	0.20	4.8	71	24
A0963620	BR-235	85.75	86.4	Felsic Volcanic 1	Central Pit	Mine Rock	0.60	23	7.0	0.17	0.36	1.1	57	0.60	7.6	36	21
A0963621	BR-235	87.25	88.1	Metasediment 2	Central Pit	Mine Rock	0.90	7.0	5.8	0.24	0.52	1.2	67	0.20	7.1	118	25
A0963622	BR-235	90	91	Felsic Volcanic 1	Central Pit	Mine Rock	0.40	18	7.3	0.15	0.34	1.0	60	0.70	8.1	69	20
A0963623	BR-235	96.75	97.1	Felsic Volcanic 1	Central Pit	Mine Rock	0.50	29	7.6	0.14	0.31	1.0	61	0.10	8.6	54	26
A0963624	BR-235	105.8	107.3	Metasediment 2	Central Pit	Mine Rock	0.40	6.7	4.6	0.18	0.45	1.0	50	0.20	4.9	85	22
A0963625	BR-235	114.9	115.9	Felsic Volcanic 1	Central Pit	Mine Rock	0.50	9.9	7.4	0.16	0.34	1.2	35	1.8	5.6	46	25
A0963626	BR-235	119.7	120.55	Metasediment 2	Central Pit	Mine Rock	1.7	7.3	5.5	0.20	0.46	1.0	65	0.20	5.2	82	16
A0963627	BR-235	127.05	127.75	Metasediment 2	Central Pit	Mine Rock	0.60	5.0	4.9	0.23	0.58	1.0	60	0.20	6.5	53	22
A0963628	BR-235	131.3	132.4	Metasediment 2	Central Pit	Mine Rock	0.50	15	5.7	0.17	0.50	1.2	64	0.20	6.1	91	20
A0963629	BR-235	140.35	140.8	Metasediment 2	Central Pit	Mine Rock	0.60	11	7.4	0.18	0.34	1.2	60	0.30	7.1	75	27
A0963630	BR-235	148.25	148.9	Metasediment 2	Central Pit	Mine Rock	0.80	3.8	5.3	0.28	0.56	0.70	77	0.20	5.0	72	14
A0963631	BR-235	151.7	153	Metasediment 2	Central Pit	Mine Rock	0.60	11	6.2	0.17	0.63	1.0	58	0.20	6.0	72	26
A0963632	BR-235	164	165	Metasediment 2	Central Pit	Mine Rock	0.40	20	4.2	0.21	0.51	0.80	49	0.40	6.5	62	6.8
A0963633	BR-235	166.2	166.8	Felsic Volcanic 2	Central Pit	Mine Rock	0.20	9.4	7.6	0.028	0.15	0.90	<1	0.30	6.8	23	38
A0963634	BR-235	171.9	172.5	Felsic Volcanic 2	Central Pit	Mine Rock	0.30	17	10	0.074	0.20	1.2	14	1.5	9.8	37	50
A0963635	BR-235	174.8	176	Felsic Volcanic 2	Central Pit	Mine Rock	0.20	10	10	0.034	0.15	1.3	1.0	0.50	8.9	60	56
A0963636	BR-235	181.3	182.3	Felsic Volcanic 2	Central Pit	Ore-Grade	0.10	9.2	8.6	0.016	0.11	1.1	<1	0.20	5.7	54	37
A0963637	BR-235	184	184.7	Felsic Volcanic 2	Central Pit	Mine Rock	0.20	7.6	9.5	0.019	0.090	1.2	<1	0.40	5.9	48	33
A0963638	BR-235	187.6	188.9	Felsic Volcanic 2	Central Pit	Mine Rock	0.30	7.9	10	0.034	0.15	1.9	1.0	0.80	8.9	48	19
A0963640	BR-235	200.8	202.1	Felsic Volcanic 2	Central Pit	Mine Rock	0.30	12	10	0.050	0.14	1.9	5.0	0.70	7.9	91	33

(1) Ten times average crustal abundance values presented in Price (1997).

Blue highlighting indicates samples with metal concentrations greater than the ten times crustal abundance screening value are present in the analyzed group.

Screening values are for qualitative assessment only and hold no regulatory significance.

Classification as mine rock or ore-grade materials was based on gold content.

A value of "--" indicates metal was not measured for the given sample; the variation in elements analyzed is due to measurement at two different laboratories (see text).

Table B-5 Aqua Regia Metals

Sample ID	Drillhole ID	From	To	Lithology	Area	Class	Tin	Strontium	Thorium	Titanium	Thallium	Uranium	Vanadium	Tungsten	Yttrium	Zinc	Zirconium
		m	m				ppm	ppm	ppm	%	ppm	ppm	ppm	ppm	ppm	ppm	ppm
10x Crustal Abundance (Price 1997) [(1)]							*23*	*3700*	*96*	*6.0*	*9.0*	*27*	*1200*	*13*	*330*	*700*	*1650*
A0963641	BR-235	207.7	208.6	Felsic Volcanic 2	Central Pit	Mine Rock	0.20	9.4	10	0.049	0.24	1.4	9.0	0.20	11	111	37
A0963642	BR-235	213	214	Felsic Volcanic 2	Central Pit	Mine Rock	0.10	53	10	0.016	0.060	1.4	<1	0.30	10	41	20
A0963643	BR-235	218	218.7	Felsic Volcanic 2	Central Pit	Mine Rock	0.30	41	5.1	0.18	0.69	0.80	65	0.30	6.4	67	14
A0962976	BR-236	23.5	24.8	Felsic Volcanic 1	Central Pit	Mine Rock	0.30	32	7.5	0.15	0.61	1.6	34	0.20	5.4	58	20
A0962977	BR-236	30	31	Felsic Volcanic 1	Central Pit	Mine Rock	0.30	14	7.3	0.16	0.64	1.3	36	0.60	5.4	272	16
A0962978	BR-236	39.5	40.5	Felsic Volcanic 1	Central Pit	Mine Rock	0.30	11	6.7	0.17	0.58	1.4	33	0.30	4.9	158	18
A0962979	BR-236	50.5	51.5	Felsic Volcanic 1	Central Pit	Mine Rock	0.40	9.2	7.5	0.16	0.64	1.5	34	0.20	5.6	384	18
A0962980	BR-236	68	69	Felsic Volcanic 1	Central Pit	Mine Rock	0.30	16	7.8	0.12	0.39	1.4	25	3.5	4.8	120	22
A0962981	BR-236	80.5	81.5	Felsic Volcanic 1	Central Pit	Mine Rock	0.40	13	7.7	0.17	0.52	1.6	33	18	5.7	82	22
A0964234	BR-175	155.6	157.1	Felsic Volcanic 1	Central Pit	Mine Rock	0.20	11	7.4	0.089	0.54	1.5	19	0.20	6.1	42	26
A0964235	BR-175	157.1	158.6	Felsic Volcanic 1	Central Pit	Mine Rock	0.20	6.7	6.3	0.067	0.46	1.4	16	0.30	5.4	166	26
A0964236	BR-175	163.1	164.1	Felsic Volcanic 1	Central Pit	Mine Rock	0.60	7.0	6.9	0.11	0.57	1.3	29	28	4.9	1015	25
A0964237	BR-175	167.1	168.1	Felsic Volcanic 1	Central Pit	Mine Rock	0.40	60	7.2	0.13	0.67	1.3	38	1.7	6.3	468	16
A0964238	BR-175	173.7	174.7	Felsic Volcanic 1	Central Pit	Mine Rock	0.30	37	7.5	0.12	0.70	1.6	29	0.30	6.7	2366	13
A0964239	BR-175	179.7	181.2	Felsic Volcanic 1	Central Pit	Mine Rock	0.30	17	7.9	0.14	0.71	1.9	31	0.20	6.4	601	13
A0964240	BR-175	184	185.5	Felsic Volcanic 1	Central Pit	Mine Rock	0.30	19	8.2	0.14	0.59	1.9	27	0.70	6.1	409	12
A0964241	BR-175	190	191.5	Felsic Volcanic 1	Central Pit	Ore-Grade	0.40	52	7.8	0.15	0.60	1.8	32	>100	6.0	930	7.9
A0964242	BR-175	196	197.5	Felsic Volcanic 1	Central Pit	Mine Rock	0.30	24	8.0	0.14	0.67	2.0	28	0.90	6.4	510	12
A0964243	BR-175	207	208	Felsic Volcanic 1	Central Pit	Mine Rock	0.30	61	5.3	0.22	1.3	1.4	33	0.30	7.0	396	17
A0964246	BR-175	208	209	Felsic Volcanic 1	Central Pit	Mine Rock	0.30	46	6.5	0.14	0.78	1.6	22	0.60	6.0	6251	15
A0964244	BR-175	214.5	216	Felsic Volcanic 1	Central Pit	Mine Rock	0.40	20	7.5	0.12	0.64	1.8	22	2.6	6.1	240	10
A0964245	BR-175	222	223.5	Felsic Volcanic 1	Central Pit	Mine Rock	0.50	27	7.4	0.17	0.71	1.5	38	2.8	5.8	359	14
A0964247	BR-175	228.7	229.85	Felsic Volcanic 1	Central Pit	Ore-Grade	0.40	25	7.3	0.13	0.75	1.6	24	0.70	5.6	179	16
A0964248	BR-175	238	239	Felsic Volcanic 1	Central Pit	Mine Rock	0.30	22	7.5	0.12	0.79	1.6	16	0.30	5.8	536	15
A0964249	BR-175	243.4	244.4	Felsic Volcanic 1	Central Pit	Ore-Grade	0.50	7.7	6.8	0.095	0.49	1.4	19	4.1	4.5	383	18
A0964250	BR-175	248.4	249.4	Felsic Volcanic 1	Central Pit	Mine Rock	0.40	12	7.5	0.13	0.68	1.5	24	2.8	5.5	1713	22
A0964251	BR-175	268.7	269.6	Felsic Volcanic 1	Central Pit	Mine Rock	0.50	21	7.4	0.20	0.51	1.4	44	3.1	7.8	105	21
A0964252	BR-175	278.7	280	Felsic Volcanic 1	Central Pit	Mine Rock	0.40	18	7.3	0.16	0.50	1.6	31	1.3	6.9	69	23
A0964253	BR-175	282	283.5	Felsic Volcanic 1	Central Pit	Mine Rock	0.50	19	7.9	0.17	0.59	1.6	37	2.1	7.3	59	22
A0964254	BR-175	298.9	300	Felsic Volcanic 1	Central Pit	Mine Rock	0.40	20	7.8	0.16	0.45	1.5	37	1.4	7.7	61	18
A0964255	BR-175	321	322.5	Felsic Volcanic 1	Central Pit	Mine Rock	0.40	16	7.7	0.17	0.49	1.5	38	1.2	6.6	72	15
A0964256	BR-175	338.9	340.4	Felsic Volcanic 1	Central Pit	Mine Rock	0.90	27	7.5	0.15	0.50	1.6	32	0.60	7.9	221	16
A0964257	BR-175	349.5	350.5	Felsic Volcanic 1	Central Pit	Mine Rock	0.40	8.4	7.5	0.12	0.080	1.4	29	0.70	7.2	425	26
A0964258	BR-175	352.5	353.5	Felsic Volcanic 1	Central Pit	Mine Rock	0.40	13	7.7	0.095	0.41	1.6	20	0.90	6.2	1176	23
A0964259	BR-175	360.5	362	Felsic Volcanic 1	Central Pit	Mine Rock	0.50	15	7.9	0.15	0.39	1.6	34	1.9	6.3	286	21
A0964770	BR-461	21	22.3	Felsic Volcanic 1	Central Pit	Mine Rock	0.30	6.9	7.4	0.10	0.22	1.3	31	0.30	5.3	140	27
A0964771	BR-461	28.7	30.2	Metasediment 2	Central Pit	Mine Rock	0.70	4.9	4.2	0.18	0.50	1.0	81	0.30	4.8	91	23
A0964772	BR-461	35.7	36.6	Felsic Volcanic 2	Central Pit	Mine Rock	0.30	7.4	13	0.037	0.21	1.3	2.0	0.10	9.4	52	48
A0964773	BR-461	40.5	41.5	Felsic Volcanic 2	Central Pit	Mine Rock	0.30	8.4	11	0.050	0.23	1.2	5.0	0.60	8.9	52	59
A0964774	BR-461	46.3	47.3	Felsic Volcanic 2	Central Pit	Mine Rock	0.10	9.0	9.0	0.0090	0.040	1.0	<1	0.10	6.0	69	38
A0964775	BR-461	52.7	53.8	Felsic Volcanic 2	Central Pit	Mine Rock	0.50	13	10	0.030	0.12	1.4	2.0	0.30	7.3	56	31
A0964776	BR-461	56.5	57.5	Felsic Volcanic 2	Central Pit	Mine Rock	0.20	14	9.8	0.018	0.080	1.2	<1	0.50	7.0	44	29
A0964777	BR-461	70.6	72	Felsic Volcanic 1	Central Pit	Mine Rock	0.50	16	8.3	0.14	0.29	1.3	35	2.6	6.3	73	26

(1) Ten times average crustal abundance values presented in Price (1997).

Blue highlighting indicates samples with metal concentrations greater than the ten times crustal abundance screening value are present in the analyzed group.

Screening values are for qualitative assessment only and hold no regulatory significance.

Classification as mine rock or ore-grade materials was based on gold content.

A value of "--" indicates metal was not measured for the given sample; the variation in elements analyzed is due to measurement at two different laboratories (see text).

Table B-5 Aqua Regia Metals

Sample ID	Drillhole ID	From	To	Lithology	Area	Class	Tin	Strontium	Thorium	Titanium	Thallium	Uranium	Vanadium	Tungsten	Yttrium	Zinc	Zirconium
		m	m				ppm	ppm	ppm	%	ppm	ppm	ppm	ppm	ppm	ppm	ppm
10x Crustal Abundance (Price 1997) [(1)]							*23*	*3700*	*96*	*6.0*	*9.0*	*27*	*1200*	*13*	*330*	*700*	*1650*
A0964778	BR-461	75	75.7	Felsic Volcanic 2	Central Pit	Mine Rock	0.50	5.1	11	0.032	0.14	1.8	<1	<0.1	9.3	61	15
A0964779	BR-461	88.6	89.6	Felsic Volcanic 2	Central Pit	Mine Rock	0.20	2.7	11	0.0070	0.090	1.8	<1	0.20	8.4	46	10
A0964780	BR-461	89.6	90.6	Felsic Volcanic 2	Central Pit	Mine Rock	0.30	3.0	11	0.020	0.14	1.7	<1	<0.1	10	60	12
A0964781	BR-461	95.7	96.7	Felsic Volcanic 2	Central Pit	Mine Rock	0.20	4.0	12	0.015	0.13	2.1	<1	<0.1	12	76	12
A0964782	BR-461	100.7	101.6	Felsic Volcanic 2	Central Pit	Mine Rock	0.10	2.0	8.6	0.0030	0.050	1.4	<1	0.10	3.3	67	11
A0964783	BR-461	102.6	102.9	Felsic Volcanic 2	Central Pit	Mine Rock	0.10	3.3	7.6	0.0050	0.070	1.2	<1	<0.1	2.6	35	16
A0964784	BR-461	103.9	104.9	Felsic Volcanic 2	Central Pit	Mine Rock	0.10	2.8	8.5	0.0030	0.070	1.5	<1	0.10	4.1	174	19
A0964785	BR-461	105.9	106.9	Felsic Volcanic 2	Central Pit	Mine Rock	0.10	2.9	9.5	0.0030	0.050	1.5	<1	<0.1	5.1	21	20
A0964786	BR-461	111	112	Felsic Volcanic 2	Central Pit	Mine Rock	<0.100	11	8.9	0.0020	0.040	1.2	<1	<0.1	5.4	43	26
A0964744	BR-461	117	118	Felsic Volcanic 2	Central Pit	Mine Rock	<0.100	18	12	0.0020	0.050	1.5	<1	<0.1	10	40	23
A0964745	BR-461	121.4	122.4	Felsic Volcanic 2	Central Pit	Mine Rock	<0.100	9.5	9.6	0.022	0.10	1.3	<1	0.10	8.1	67	19
A0964746	BR-461	124.9	125.4	Felsic Volcanic 2	Central Pit	Mine Rock	0.20	7.0	11	0.031	0.15	1.7	4.0	0.10	8.4	42	18
A0964747	BR-461	130.6	131.6	Felsic Volcanic 2	Central Pit	Mine Rock	0.20	12	10	0.050	0.19	1.3	4.0	0.30	8.0	81	24
A0964748	BR-461	136	137.1	Felsic Volcanic 2	Central Pit	Mine Rock	0.20	8.4	10	0.044	0.17	1.3	2.0	0.10	8.1	46	21
A0964749	BR-461	150.7	151.7	Felsic Volcanic 2	Central Pit	Mine Rock	<0.100	9.4	9.4	0.0070	0.070	1.4	<1	0.10	6.1	145	29
A0964750	BR-461	156	157	Felsic Volcanic 2	Central Pit	Mine Rock	<0.100	12	8.6	0.019	0.050	1.2	4.0	0.10	7.2	30	21
A0964751	BR-461	165.6	166.6	Felsic Volcanic 2	Central Pit	Mine Rock	0.10	9.4	11	0.030	0.12	1.4	<1	0.60	9.8	40	15
A0962901	BR-150	16	17	Felsic Volcanic 1	Central Pit	Mine Rock	0.20	15	6.7	0.16	0.37	1.3	29	0.20	5.1	49	19
A0962902	BR-150	26	27	Felsic Volcanic 1	Central Pit	Mine Rock	0.40	8.5	7.0	0.15	0.33	1.4	31	0.10	5.8	49	19
A0962903	BR-150	33	34	Felsic Volcanic 1	Central Pit	Mine Rock	0.40	11	6.8	0.16	0.40	1.2	36	<0.1	5.7	58	22
A0962904	BR-150	40	41	Fragmental 1	Central Pit	Mine Rock	0.40	8.5	5.6	0.13	0.47	1.0	51	<0.1	6.4	95	25
A0962905	BR-150	45	46	Fragmental 1	Central Pit	Mine Rock	0.40	8.5	6.2	0.16	0.40	1.3	42	<0.1	5.8	62	22
A0962906	BR-150	50	51	Fragmental 1	Central Pit	Mine Rock	0.40	14	5.7	0.14	0.33	1.1	44	<0.1	6.3	56	22
A0962907	BR-150	55	56	Fragmental 1	Central Pit	Mine Rock	0.80	7.2	4.8	0.099	0.47	0.90	39	<0.1	4.3	92	20
A0962908	BR-150	60	61	Fragmental 1	Central Pit	Mine Rock	0.40	7.3	4.9	0.13	0.53	0.90	47	0.10	5.5	147	21
A0962924	BR-150	66	67	Fragmental 1	Central Pit	Mine Rock	0.60	36	5.9	0.20	0.52	1.2	60	0.20	8.4	69	20
A0962909	BR-150	70	71.5	Fragmental 1	Central Pit	Mine Rock	0.20	8.7	7.2	0.075	0.26	1.3	15	<0.1	5.6	45	20
A0962910	BR-150	75	76	Fragmental 1	Central Pit	Mine Rock	0.30	10	5.9	0.11	0.38	1.1	46	<0.1	7.6	90	25
A0962911	BR-150	81	82	Fragmental 1	Central Pit	Mine Rock	0.30	10	7.9	0.099	0.43	1.5	20	<0.1	7.1	49	29
A0962912	BR-150	85	86	Fragmental 1	Central Pit	Mine Rock	0.30	9.1	7.9	0.12	0.44	1.4	22	<0.1	7.0	52	31
A0962925	BR-150	92	93	Fragmental 1	Central Pit	Mine Rock	0.20	12	7.6	0.10	0.39	1.3	21	0.20	6.3	49	27
A0962926	BR-150	96	97	Felsic Volcanic 1	Central Pit	Mine Rock	0.40	17	7.8	0.13	0.29	1.3	28	0.20	5.6	53	16
A0962913	BR-150	107	108	Felsic Volcanic 1	Central Pit	Mine Rock	0.30	15	7.4	0.15	0.44	1.3	30	0.10	5.8	51	18
A0962927	BR-150	113	114	Felsic Volcanic 1	Central Pit	Mine Rock	0.60	18	7.4	0.16	0.46	1.3	35	0.20	5.9	62	24
A0962914	BR-150	125.5	126.2	Felsic Volcanic 1	Central Pit	Mine Rock	0.40	14	7.2	0.13	0.37	1.2	28	0.50	5.5	51	23
A0962915	BR-150	130.5	131.5	Felsic Volcanic 1	Central Pit	Mine Rock	0.30	12	7.2	0.064	0.26	1.4	18	0.20	6.0	37	28
A0962928	BR-150	141.5	142	Felsic Volcanic 1	Central Pit	Mine Rock	0.50	28	11	0.17	0.59	1.8	40	0.80	8.6	105	15
A0962929	BR-150	147.75	148.5	Felsic Volcanic 1	Central Pit	Mine Rock	0.40	17	5.4	0.11	0.39	1.1	21	0.40	4.6	31	15
A0962916	BR-150	160	161	Felsic Volcanic 1	Central Pit	Mine Rock	0.60	16	7.7	0.15	0.63	1.5	31	1.1	6.6	150	25
A0962917	BR-150	165	166	Felsic Volcanic 1	Central Pit	Ore-Grade	0.40	22	8.2	0.16	0.53	1.5	31	1.0	7.7	77	21
A0962930	BR-150	187.25	188	Felsic Volcanic 1	Central Pit	Mine Rock	0.50	16	7.3	0.14	0.43	1.6	35	0.40	6.2	320	22
A0962931	BR-150	191	191.75	Felsic Volcanic 1	Central Pit	Mine Rock	0.40	19	7.2	0.15	0.60	1.6	34	1.2	5.9	228	23
A0962918	BR-150	194.75	195.5	Felsic Volcanic 1	Central Pit	Mine Rock	0.60	20	8.5	0.14	0.63	1.7	28	3.1	4.7	137	24

(1) Ten times average crustal abundance values presented in Price (1997).

Blue highlighting indicates samples with metal concentrations greater than the ten times crustal abundance screening value are present in the analyzed group.

Screening values are for qualitative assessment only and hold no regulatory significance.

Classification as mine rock or ore-grade materials was based on gold content.

A value of "--" indicates metal was not measured for the given sample; the variation in elements analyzed is due to measurement at two different laboratories (see text).

Table B-5 Aqua Regia Metals

Sample ID	Drillhole ID	From	To	Lithology	Area	Class	Tin	Strontium	Thorium	Titanium	Thallium	Uranium	Vanadium	Tungsten	Yttrium	Zinc	Zirconium
		m	m				ppm	ppm	ppm	%	ppm	ppm	ppm	ppm	ppm	ppm	ppm
10x Crustal Abundance (Price 1997) [(1)]							*23*	*3700*	*96*	*6.0*	*9.0*	*27*	*1200*	*13*	*330*	*700*	*1650*
A0962919	BR-150	200.75	201.5	Felsic Volcanic 1	Central Pit	Mine Rock	0.50	13	8.5	0.12	0.31	1.5	27	1.3	5.7	133	28
A0962920	BR-150	205	205.5	Felsic Volcanic 1	Central Pit	Mine Rock	0.50	27	7.6	0.14	0.60	1.6	34	3.0	7.2	646	20
A0962921	BR-150	216.75	217.5	Felsic Volcanic 1	Central Pit	Mine Rock	0.70	14	7.3	0.14	0.37	1.7	30	1.4	6.6	611	21
A0962922	BR-150	225	226	Felsic Volcanic 1	Central Pit	Ore-Grade	0.30	22	7.3	0.16	0.40	1.5	34	1.4	7.0	57	17
A0962923	BR-150	246	247	Felsic Volcanic 1	Central Pit	Mine Rock	0.40	21	7.2	0.14	0.44	1.5	32	2.8	7.7	51	21
A0962932	BR-154	15	16	Felsic Volcanic 1	Central Pit	Mine Rock	0.40	16	6.2	0.16	0.24	1.2	40	0.20	6.4	55	17
A0962933	BR-154	20	21	Felsic Volcanic 1	Central Pit	Mine Rock	0.40	18	6.4	0.16	0.25	1.2	41	0.10	6.9	55	18
A0962934	BR-154	25	26	Felsic Volcanic 1	Central Pit	Mine Rock	0.30	14	6.5	0.089	0.18	1.1	24	<0.1	6.2	39	20
A0962935	BR-154	30	31	Felsic Volcanic 1	Central Pit	Mine Rock	0.30	30	6.5	0.21	0.39	1.2	47	0.10	9.1	62	11
A0962936	BR-154	36	37	Metasediment 3	Central Pit	Mine Rock	0.20	7.9	6.7	0.031	0.17	1.3	29	<0.1	7.8	69	31
A0962937	BR-154	45.3	46.5	Felsic Volcanic 1	Central Pit	Mine Rock	0.30	8.8	5.4	0.090	0.39	0.90	22	<0.1	5.0	64	26
A0962938	BR-154	53.5	54	Felsic Volcanic 1	Central Pit	Mine Rock	0.30	27	9.7	0.080	0.21	1.8	21	0.20	7.4	36	13
A0962939	BR-154	58.5	60	Felsic Volcanic 1	Central Pit	Mine Rock	0.40	18	7.5	0.15	0.35	1.4	33	0.10	6.5	51	21
A0962940	BR-154	63	63.8	Felsic Volcanic 1	Central Pit	Mine Rock	0.30	17	7.5	0.13	0.33	1.4	27	0.20	6.5	48	17
A0962941	BR-154	69	69.5	Felsic Volcanic 1	Central Pit	Mine Rock	0.20	11	3.7	0.069	0.20	0.70	11	<0.1	2.6	31	13
A0962942	BR-154	76.5	78	Felsic Volcanic 1	Central Pit	Mine Rock	0.30	13	5.2	0.11	0.30	0.90	20	0.10	3.8	46	17
A0962943	BR-154	81	82.5	Felsic Volcanic 1	Central Pit	Mine Rock	0.20	13	4.7	0.10	0.26	1.0	18	0.10	3.6	44	15
A0962944	BR-154	85.5	87	Felsic Volcanic 1	Central Pit	Mine Rock	0.30	26	4.4	0.16	0.20	0.80	33	0.20	5.5	77	11
A0962945	BR-154	90.75	91.25	Felsic Volcanic 1	Central Pit	Mine Rock	0.50	26	4.8	0.13	0.25	1.0	32	0.10	5.6	104	16
A0962946	BR-154	96.4	96.9	Felsic Volcanic 1	Central Pit	Mine Rock	0.40	15	4.2	0.085	0.28	0.80	27	0.20	5.4	33	22
A0962947	BR-154	100.7	102	Felsic Volcanic 1	Central Pit	Mine Rock	0.40	16	6.2	0.15	0.30	1.1	31	0.10	6.8	36	38
A0962948	BR-154	106.5	108	Felsic Volcanic 1	Central Pit	Mine Rock	0.50	20	5.2	0.16	0.38	1.1	51	0.20	7.6	53	20
A0962949	BR-154	112.5	114	Felsic Volcanic 1	Central Pit	Mine Rock	0.60	22	5.5	0.17	0.23	0.90	56	0.20	8.7	55	14
A0962950	BR-154	118.5	120	Felsic Volcanic 1	Central Pit	Mine Rock	0.50	22	5.7	0.17	0.22	0.90	48	0.20	7.6	65	14
117052	BR-136	85	86	Felsic Volcanic 1	Central Pit	Mine Rock	0.30	12	7.3	0.11	0.26	1.2	29	0.10	5.5	47	19
117053	BR-136	89.5	90.5	Felsic Volcanic 1	Central Pit	Mine Rock	0.30	9.4	7.4	0.13	0.35	1.4	25	0.10	5.7	53	23
117054	BR-136	99	100	Felsic Volcanic 1	Central Pit	Mine Rock	0.30	11	7.6	0.17	0.41	1.3	33	0.20	5.8	53	21
117055	BR-136	101	102	Felsic Volcanic 1	Central Pit	Mine Rock	0.30	22	7.5	0.16	0.41	1.4	30	0.10	6.3	53	24
117056	BR-136	105	106	Felsic Volcanic 1	Central Pit	Mine Rock	0.20	16	6.9	0.16	0.36	1.3	31	0.20	5.9	50	19
117057	BR-136	110	111	Felsic Volcanic 1	Central Pit	Mine Rock	0.30	16	7.0	0.16	0.31	1.3	31	0.10	5.7	51	20
117058	BR-136	115.85	117	Felsic Volcanic 1	Central Pit	Mine Rock	0.30	23	7.4	0.13	0.13	1.3	28	0.10	5.5	42	17
117059	BR-136	123	124	Felsic Volcanic 1	Central Pit	Mine Rock	0.30	23	7.5	0.11	0.050	1.2	25	0.20	5.2	31	20
117060	BR-136	125	126	Felsic Volcanic 1	Central Pit	Mine Rock	0.20	21	7.3	0.14	0.13	1.4	29	0.20	6.8	56	23
117061	BR-136	130	131	Felsic Volcanic 1	Central Pit	Mine Rock	0.30	20	7.4	0.12	0.080	1.4	29	0.20	6.2	46	20
117062	BR-136	135.5	136.5	Felsic Volcanic 1	Central Pit	Mine Rock	0.20	15	7.5	0.11	0.40	1.3	26	<0.1	5.8	101	27
117063	BR-136	139	140.15	Felsic Volcanic 1	Central Pit	Mine Rock	0.30	16	6.7	0.11	0.040	1.2	24	0.20	5.0	94	20
A0963449	BR-136	145	146	Felsic Volcanic 1	Central Pit	Mine Rock	0.30	18	7.8	0.15	0.27	1.5	31	0.20	6.2	55	18
A0963450	BR-136	150	151	Felsic Volcanic 1	Central Pit	Mine Rock	0.40	14	6.5	0.15	0.27	1.3	37	0.20	6.0	52	25
A0963451	BR-136	155.25	156.5	Felsic Volcanic 1	Central Pit	Mine Rock	0.30	13	6.6	0.12	0.25	1.2	34	<0.1	5.1	48	21
A0963493	BR-136	161.65	162.5	Felsic Volcanic 1	Central Pit	Mine Rock	0.50	31	5.4	0.18	0.50	1.0	81	0.10	5.4	63	16
A0963452	BR-136	166.85	168	Felsic Volcanic 1	Central Pit	Mine Rock	0.20	11	6.5	0.11	0.32	1.3	25	<0.1	5.5	56	23
A0963453	BR-136	168	169	Felsic Volcanic 1	Central Pit	Mine Rock	0.30	17	7.0	0.14	0.30	1.6	29	0.20	5.7	53	19
A0963454	BR-136	171	172	Felsic Volcanic 1	Central Pit	Mine Rock	0.30	11	7.5	0.14	0.39	1.4	30	0.10	6.3	72	20

(1) Ten times average crustal abundance values presented in Price (1997).

Blue highlighting indicates samples with metal concentrations greater than the ten times crustal abundance screening value are present in the analyzed group.

Screening values are for qualitative assessment only and hold no regulatory significance.

Classification as mine rock or ore-grade materials was based on gold content.

A value of "--" indicates metal was not measured for the given sample; the variation in elements analyzed is due to measurement at two different laboratories (see text).

Table B-5 Aqua Regia Metals

Sample ID	Drillhole ID	From	To	Lithology	Area	Class	Tin	Strontium	Thorium	Titanium	Thallium	Uranium	Vanadium	Tungsten	Yttrium	Zinc	Zirconium
		m	m				ppm	ppm	ppm	%	ppm	ppm	ppm	ppm	ppm	ppm	ppm
10x Crustal Abundance (Price 1997) [1]							*23*	*3700*	*96*	*6.0*	*9.0*	*27*	*1200*	*13*	*330*	*700*	*1650*
A0963455	BR-136	177	178	Felsic Volcanic 1	Central Pit	Mine Rock	0.30	18	7.6	0.16	0.45	1.4	31	0.20	6.0	69	21
A0963456	BR-136	181	181.5	Felsic Volcanic 1	Central Pit	Mine Rock	0.10	6.2	2.6	0.043	0.15	0.50	9.0	<0.1	2.1	22	11
A0963457	BR-136	181.5	183	Felsic Volcanic 1	Central Pit	Mine Rock	0.30	15	7.5	0.13	0.42	1.4	28	0.10	6.8	61	24
A0963494	BR-136	188	189	Felsic Volcanic 1	Central Pit	Mine Rock	0.30	36	7.2	0.14	0.42	1.2	40	<0.1	6.5	64	20
A0963495	BR-136	193	194	Felsic Volcanic 1	Central Pit	Mine Rock	0.20	13	8.0	0.093	0.34	1.5	22	0.10	6.8	46	30
A0963458	BR-136	197	198	Felsic Volcanic 1	Central Pit	Mine Rock	0.30	9.6	7.5	0.12	0.34	1.3	24	0.20	6.6	51	28
A0963459	BR-136	199	200	Felsic Volcanic 1	Central Pit	Mine Rock	0.20	8.6	7.7	0.091	0.33	1.4	19	0.20	6.7	54	26
A0963460	BR-136	206.85	207.7	Felsic Volcanic 1	Central Pit	Mine Rock	0.20	5.7	2.2	0.042	0.33	0.40	11	<0.1	1.9	24	13
A0963461	BR-136	207.7	208.3	Felsic Volcanic 1	Central Pit	Mine Rock	0.30	7.1	3.0	0.066	0.19	0.60	16	<0.1	2.5	24	16
A0963462	BR-136	211.8	212.6	Felsic Volcanic 1	Central Pit	Mine Rock	0.40	22	7.8	0.12	0.26	1.5	34	11	6.4	65	27
A0963496	BR-136	221	222	Felsic Volcanic 1	Central Pit	Mine Rock	0.40	15	8.0	0.16	0.39	1.7	34	1.8	6.5	57	26
A0963497	BR-136	229	230	Felsic Volcanic 1	Central Pit	Mine Rock	0.30	16	7.8	0.14	0.39	1.7	27	1.5	6.5	88	19
A0963463	BR-136	233	233.7	Felsic Volcanic 1	Central Pit	Mine Rock	0.20	4.9	1.6	0.024	0.060	0.40	4.0	0.10	1.4	32	2.8
A0963464	BR-136	233.7	234.5	Felsic Volcanic 1	Central Pit	Mine Rock	0.30	14	8.4	0.13	0.41	1.9	25	0.70	6.5	56	16
A0963498	BR-136	238.5	239.25	Felsic Volcanic 1	Central Pit	Mine Rock	0.40	14	7.4	0.14	0.50	1.7	36	0.70	6.7	63	32
A0963465	BR-136	266	267	Felsic Volcanic 1	Central Pit	Mine Rock	0.40	19	8.4	0.17	0.68	1.6	32	2.7	7.3	58	26
A0963466	BR-136	277	277.75	Felsic Volcanic 1	Central Pit	Mine Rock	0.50	25	8.0	0.20	0.50	1.5	48	1.8	7.8	60	27
A0963499	BR-136	287.8	288.6	Felsic Volcanic 1	Central Pit	Mine Rock	0.20	55	5.0	0.14	0.91	1.0	46	0.30	5.6	99	22
A0963500	BR-136	293	294	Felsic Volcanic 1	Central Pit	Mine Rock	0.50	24	7.9	0.17	0.61	1.7	40	0.40	7.5	79	28
A0963467	BR-136	301	302	Felsic Volcanic 1	Central Pit	Mine Rock	0.20	15	7.7	0.048	0.29	1.7	10	0.20	5.6	809	32
A0962801	BR-136	305	306	Felsic Volcanic 1	Central Pit	Mine Rock	0.30	26	5.9	0.14	0.21	1.3	52	0.50	7.4	81	21
A0963468	BR-136	318.2	318.7	Felsic Volcanic 1	Central Pit	Ore-Grade	0.20	8.3	7.5	0.050	0.28	1.5	12	0.50	7.1	454	29
A0963469	BR-136	318.7	319.2	Felsic Volcanic 1	Central Pit	Ore-Grade	0.30	9.6	6.5	0.078	0.41	1.4	18	0.60	7.4	978	28
A0963470	BR-136	319.2	319.7	Felsic Volcanic 1	Central Pit	Mine Rock	0.20	9.8	5.4	0.064	0.34	1.1	16	0.40	6.0	163	24
A0962802	BR-136	326.55	327.5	Felsic Volcanic 1	Central Pit	Mine Rock	0.40	14	7.6	0.16	0.49	1.8	38	0.50	8.0	55	31
A0963471	BR-136	330.5	331.5	Felsic Volcanic 1	Central Pit	Mine Rock	0.50	18	8.0	0.18	0.53	1.8	40	1.3	8.1	66	34
A0963488	BR-136	334.5	335.5	Felsic Volcanic 1	Central Pit	Mine Rock	0.40	21	7.9	0.17	0.48	1.8	36	1.1	8.3	56	29
A0962803	BR-136	336.5	337.5	Felsic Volcanic 1	Central Pit	Mine Rock	0.40	28	6.3	0.18	0.41	1.6	58	1.2	8.9	98	25
A0963489	BR-136	338.5	339.5	Felsic Volcanic 1	Central Pit	Mine Rock	0.40	14	7.9	0.16	0.48	1.8	34	0.90	8.0	90	27
A0962804	BR-136	341.5	342.5	Felsic Volcanic 1	Central Pit	Mine Rock	0.40	17	7.0	0.13	0.35	1.6	29	1.4	7.3	90	23
A0962805	BR-136	346.5	347.5	Felsic Volcanic 1	Central Pit	Ore-Grade	0.40	13	7.0	0.15	0.42	1.6	33	1.2	7.4	69	27
A0963490	BR-136	351.4	352.5	Felsic Volcanic 1	Central Pit	Mine Rock	0.40	17	8.0	0.18	0.52	1.5	38	1.9	7.1	58	24
A0963472	BR-136	359	360	Felsic Volcanic 1	Central Pit	Mine Rock	0.30	13	7.4	0.15	0.48	1.6	33	3.4	7.9	67	23
A0963473	BR-136	367	367.75	Felsic Volcanic 1	Central Pit	Mine Rock	0.20	9.4	8.0	0.11	0.39	1.8	22	1.2	8.3	39	31
A0963474	BR-136	370.4	370.9	Felsic Volcanic 1	Central Pit	Ore-Grade	0.30	7.1	5.9	0.072	0.27	1.4	19	1.1	5.3	24	19
A0963475	BR-136	370.9	371.4	Felsic Volcanic 1	Central Pit	Ore-Grade	0.20	12	7.4	0.054	0.27	1.7	9.0	0.90	7.2	21	26
A0963476	BR-136	375.6	376.1	Felsic Volcanic 1	Central Pit	Ore-Grade	0.70	20	5.4	0.065	0.22	1.2	23	1.2	4.6	97	13
A0962806	BR-136	379.5	380.25	Felsic Volcanic 1	Central Pit	Mine Rock	0.50	16	8.5	0.17	0.41	1.9	37	21	7.4	70	14
A0963477	BR-136	387	388	Felsic Volcanic 1	Central Pit	Mine Rock	0.20	7.0	6.1	0.084	0.22	1.5	18	3.1	6.6	50	12
A0963478	BR-136	395	396	Felsic Volcanic 1	Central Pit	Mine Rock	0.70	10	6.8	0.20	0.47	1.6	59	2.1	7.2	66	24
A0963479	BR-136	398	399.1	Metasediment 2	Central Pit	Ore-Grade	0.50	19	5.0	0.20	0.53	1.1	79	1.7	7.7	128	23
A0963480	BR-136	402.3	403.5	Felsic Volcanic 1	Central Pit	Ore-Grade	0.30	23	5.5	0.15	0.39	1.1	45	3.2	8.2	71	22
A0963481	BR-136	403.5	404.5	Felsic Volcanic 1	Central Pit	Ore-Grade	0.30	12	7.6	0.12	0.31	1.6	23	7.8	7.4	60	23

(1) Ten times average crustal abundance values presented in Price (1997).

Blue highlighting indicates samples with metal concentrations greater than the ten times crustal abundance screening value are present in the analyzed group.

Screening values are for qualitative assessment only and hold no regulatory significance.

Classification as mine rock or ore-grade materials was based on gold content.

A value of "--" indicates metal was not measured for the given sample; the variation in elements analyzed is due to measurement at two different laboratories (see text).

Table B-5 Aqua Regia Metals

Sample ID	Drillhole ID	From	To	Lithology	Area	Class	Tin	Strontium	Thorium	Titanium	Thallium	Uranium	Vanadium	Tungsten	Yttrium	Zinc	Zirconium
		m	m				ppm	ppm	ppm	%	ppm	ppm	ppm	ppm	ppm	ppm	ppm
10x Crustal Abundance (Price 1997) [(1)]							*23*	*3700*	*96*	*6.0*	*9.0*	*27*	*1200*	*13*	*330*	*700*	*1650*
A0963482	BR-136	408	409	Felsic Volcanic 1	Central Pit	Mine Rock	0.30	26	8.5	0.13	0.33	1.6	27	0.80	6.9	52	25
A0963483	BR-136	413.1	414.1	Metasediment 2	Central Pit	Mine Rock	0.60	9.9	4.1	0.23	0.51	0.90	89	0.20	6.4	82	26
A0963484	BR-136	419.5	421	Metasediment 2	Central Pit	Mine Rock	0.60	23	4.0	0.18	0.57	0.90	97	0.20	6.0	92	25
A0963491	BR-136	422.4	423.85	Felsic Volcanic 1	Central Pit	Mine Rock	0.40	27	7.1	0.18	0.32	1.6	50	0.30	7.6	51	19
A0963485	BR-136	425	425.8	Metasediment 2	Central Pit	Mine Rock	0.60	38	4.8	0.25	0.52	1.0	84	0.50	7.3	91	24
A0963486	BR-136	432.9	433.5	Metasediment 2	Central Pit	Mine Rock	0.70	8.5	5.7	0.26	0.69	1.3	84	0.30	9.1	120	28
A0963487	BR-136	433.5	434.8	Felsic Volcanic 1	Central Pit	Mine Rock	0.40	15	8.7	0.12	0.37	1.8	27	0.50	7.6	54	21
A0962807	BR-137	185.6	186.1	Felsic Volcanic 1	Central Pit	Ore-Grade	0.20	4.3	7.0	0.019	0.11	1.7	6.0	0.30	5.9	489	15
A0962808	BR-137	191	192	Felsic Volcanic 1	Central Pit	Mine Rock	0.40	26	7.5	0.15	0.39	1.6	36	1.1	7.0	78	17
A0962809	BR-137	195	195.85	Felsic Volcanic 1	Central Pit	Mine Rock	0.30	29	8.5	0.16	0.49	1.7	39	1.0	8.5	43	24
A0962810	BR-137	200.4	201.4	Felsic Volcanic 1	Central Pit	Ore-Grade	0.30	36	7.3	0.11	0.43	1.6	23	0.80	6.7	75	8.6
A0964707	BR-137	215.65	216.15	Felsic Volcanic 1	Central Pit	Ore-Grade	0.10	2.2	1.7	0.0020	0.030	0.50	2.0	5.1	0.90	294	4.7
A0962811	BR-137	225.1	225.65	Metasediment 2	Central Pit	Mine Rock	0.40	6.9	5.5	0.14	0.53	1.2	76	0.10	5.6	90	26
A0962812	BR-137	230.55	231.3	Felsic Volcanic 1	Central Pit	Mine Rock	0.50	17	6.3	0.29	0.68	1.4	87	0.20	9.4	106	23
A0962851	BR-138	30.5	31.5	Felsic Volcanic 1	Central Pit	Mine Rock	0.40	21	5.9	0.17	0.43	1.0	45	0.40	6.0	64	21
A0962813	BR-138	36.75	37.75	Felsic Volcanic 1	Central Pit	Mine Rock	0.20	9.3	8.7	0.046	0.13	1.6	13	0.20	6.2	79	23
A0962814	BR-138	38.35	39	Felsic Volcanic 1	Central Pit	Mine Rock	0.20	9.3	8.4	0.057	0.28	1.7	14	0.30	5.9	777	27
A0962815	BR-138	40.5	41.25	Felsic Volcanic 1	Central Pit	Ore-Grade	0.20	6.8	6.2	0.063	0.33	1.2	15	0.30	6.0	7180	30
A0962852	BR-138	45	45.75	Felsic Volcanic 1	Central Pit	Ore-Grade	0.50	20	6.3	0.15	0.42	1.1	37	2.0	6.0	186	24
A0962853	BR-138	55	56	Felsic Volcanic 1	Central Pit	Mine Rock	0.40	19	7.3	0.18	0.59	1.4	34	1.3	6.7	97	19
A0962816	BR-138	65	66	Felsic Volcanic 1	Central Pit	Ore-Grade	0.20	12	9.3	0.087	0.34	2.0	15	0.20	6.7	61	30
A0962817	BR-138	66	66.6	Felsic Volcanic 1	Central Pit	Mine Rock	0.20	11	9.2	0.067	0.21	1.8	14	0.30	7.4	45	32
A0962818	BR-138	71	72	Felsic Volcanic 1	Central Pit	Mine Rock	0.20	17	8.5	0.11	0.41	1.8	22	0.20	6.6	49	24
A0962854	BR-138	78	79	Felsic Volcanic 1	Central Pit	Mine Rock	0.20	19	6.9	0.14	0.57	1.2	40	0.80	7.6	107	26
A0962819	BR-138	83	84	Felsic Volcanic 1	Central Pit	Mine Rock	0.30	15	7.5	0.17	0.58	1.3	37	0.50	6.2	86	23
A0962820	BR-138	90	91	Felsic Volcanic 1	Central Pit	Mine Rock	0.40	17	7.7	0.10	0.30	1.3	22	0.80	6.1	1852	23
A0962821	BR-138	94	95	Felsic Volcanic 1	Central Pit	Mine Rock	0.40	18	7.7	0.17	0.29	1.3	40	0.60	6.5	521	24
A0962822	BR-138	97.1	97.6	Felsic Volcanic 1	Central Pit	Mine Rock	0.30	16	4.1	0.14	0.13	0.80	30	0.30	4.3	77	16
A0962823	BR-138	100	101	Felsic Volcanic 1	Central Pit	Mine Rock	0.40	16	7.8	0.23	0.49	1.4	48	0.30	7.6	118	25
A0962824	BR-138	108	109	Felsic Volcanic 1	Central Pit	Mine Rock	0.40	17	8.2	0.17	0.50	1.6	38	0.30	6.5	75	32
A0962855	BR-138	115	116	Felsic Volcanic 1	Central Pit	Mine Rock	0.30	16	7.6	0.15	0.57	1.7	34	0.20	6.9	52	31
A0962825	BR-138	125	126	Felsic Volcanic 1	Central Pit	Mine Rock	0.40	15	7.8	0.16	0.52	1.7	35	0.30	7.3	54	32
A0962826	BR-138	133	134	Felsic Volcanic 1	Central Pit	Mine Rock	0.60	12	7.6	0.18	0.56	1.7	43	0.80	7.0	97	33
A0962827	BR-138	139.5	140.5	Felsic Volcanic 1	Central Pit	Mine Rock	0.40	12	7.9	0.15	0.52	1.8	33	0.80	7.0	51	31
A0962828	BR-138	162	163	Felsic Volcanic 1	Central Pit	Mine Rock	0.40	13	7.6	0.17	0.36	1.7	35	1.8	7.3	92	28
A0962856	BR-138	172	173	Felsic Volcanic 1	Central Pit	Mine Rock	0.40	18	7.3	0.16	0.39	1.4	42	1.1	7.6	69	30
A0962829	BR-138	177	178	Felsic Volcanic 1	Central Pit	Ore-Grade	0.40	11	6.7	0.15	0.35	1.2	38	0.70	6.4	52	21
A0962830	BR-138	184	185	Felsic Volcanic 1	Central Pit	Mine Rock	0.40	11	7.9	0.16	0.45	1.8	39	0.70	7.1	56	29
A0964009	BR-164	392.25	393.1	Metasediment 2	Central Pit	Mine Rock	7.6	7.4	4.4	0.23	0.66	1.1	81	0.20	4.7	96	29
A0964010	BR-164	401.25	402	Metasediment 2	Central Pit	Mine Rock	0.80	18	3.5	0.18	0.42	0.90	98	0.40	4.9	83	20
A0964011	BR-164	406.5	407.65	Metasediment 2	Central Pit	Mine Rock	0.50	7.5	5.1	0.13	0.40	1.4	68	0.10	5.4	59	28
A0964458	BR-202	31.05	32	Felsic Volcanic 1	Central Pit	Ore-Grade	0.30	27	7.0	0.14	0.63	1.5	33	3.8	5.6	61	22
A0964459	BR-202	35.05	35.7	Felsic Volcanic 1	Central Pit	Mine Rock	0.20	15	7.5	0.091	0.13	1.6	21	0.80	6.3	100	23

(1) Ten times average crustal abundance values presented in Price (1997).

Blue highlighting indicates samples with metal concentrations greater than the ten times crustal abundance screening value are present in the analyzed group.

Screening values are for qualitative assessment only and hold no regulatory significance.

Classification as mine rock or ore-grade materials was based on gold content.

A value of "--" indicates metal was not measured for the given sample; the variation in elements analyzed is due to measurement at two different laboratories (see text).

Table B-5 Aqua Regia Metals

Sample ID	Drillhole ID	From	To	Lithology	Area	Class	Tin	Strontium	Thorium	Titanium	Thallium	Uranium	Vanadium	Tungsten	Yttrium	Zinc	Zirconium
		m	m				ppm	ppm	ppm	%	ppm	ppm	ppm	ppm	ppm	ppm	ppm
10x Crustal Abundance (Price 1997) [1]							*23*	*3700*	*96*	*6.0*	*9.0*	*27*	*1200*	*13*	*330*	*700*	*1650*
A0964460	BR-202	37.9	39	Felsic Volcanic 1	Central Pit	Mine Rock	0.30	18	8.0	0.16	0.41	1.5	36	1.9	7.6	110	20
A0964461	BR-202	55.35	55.85	Felsic Volcanic 1	Central Pit	Mine Rock	0.40	9.6	7.0	0.10	0.30	1.2	33	1.7	5.1	78	25
A0964462	BR-202	57.6	58.3	Felsic Volcanic 1	Central Pit	Mine Rock	0.40	13	5.7	0.12	0.22	1.1	21	2.1	5.2	189	16
A0964463	BR-202	66	66.6	Felsic Volcanic 1	Central Pit	Mine Rock	0.40	17	7.5	0.15	0.42	1.4	31	3.8	5.2	147	28
A0964464	BR-202	71.8	72.3	Felsic Volcanic 1	Central Pit	Ore-Grade	0.10	4.2	2.6	0.020	<0.02	0.50	5.0	0.50	1.6	53	2.8
A0964465	BR-202	75	75.8	Felsic Volcanic 1	Central Pit	Ore-Grade	0.90	21	5.9	0.21	0.33	0.80	76	>100	4.5	53	7.2
A0964466	BR-202	79	79.5	Felsic Volcanic 1	Central Pit	Ore-Grade	0.30	20	5.6	0.20	0.20	0.70	68	4.0	6.9	201	19
A0964467	BR-202	85.45	86.3	Felsic Volcanic 1	Central Pit	Mine Rock	0.30	17	8.5	0.14	0.30	1.4	32	8.7	7.3	60	18
A0964468	BR-202	91.7	93	Metasediment 2	Central Pit	Ore-Grade	0.30	5.0	6.1	0.19	0.54	1.2	50	0.30	8.0	87	20
A0964469	BR-202	96.3	97.25	Felsic Volcanic 1	Central Pit	Mine Rock	0.30	9.2	7.8	0.15	0.37	1.4	29	0.60	5.7	45	26
A0964470	BR-202	101.6	102.65	Felsic Volcanic 1	Central Pit	Mine Rock	0.70	14	7.8	0.18	0.44	1.4	41	>100	6.0	59	23
A0964471	BR-202	106.4	107.9	Metasediment 2	Central Pit	Mine Rock	0.40	13	6.3	0.19	0.57	1.3	56	0.40	7.6	87	28
A0964472	BR-202	111	112.5	Felsic Volcanic 1	Central Pit	Mine Rock	0.30	14	7.6	0.16	0.36	1.2	34	1.6	6.6	84	24
A0964473	BR-202	115.5	117	Felsic Volcanic 1	Central Pit	Mine Rock	0.30	17	8.1	0.15	0.32	1.4	25	6.4	6.4	59	17
A0964474	BR-202	121.4	121.9	Felsic Volcanic 1	Central Pit	Ore-Grade	0.20	7.6	6.4	0.12	0.29	1.0	22	0.60	6.0	56	25
A0964475	BR-202	127.6	128.9	Metasediment 2	Central Pit	Mine Rock	0.40	7.6	4.6	0.15	0.51	1.0	61	0.20	4.9	104	27
A0964476	BR-202	132.8	133.65	Metasediment 2	Central Pit	Mine Rock	0.60	12	5.8	0.25	0.65	1.1	71	0.30	7.4	104	28
A0964477	BR-202	139.5	141	Metasediment 2	Central Pit	Mine Rock	0.50	6.8	4.9	0.12	0.40	1.1	76	0.20	5.9	107	24
A0964478	BR-202	147.6	148.1	Metasediment 2	Central Pit	Mine Rock	0.50	6.9	6.2	0.19	0.44	1.2	52	0.10	6.6	84	31
A0964479	BR-202	154	154.6	Metasediment 2	Central Pit	Mine Rock	0.90	21	5.8	0.19	0.61	1.3	65	0.40	6.5	110	29
A0964480	BR-202	162	162.95	Metasediment 2	Central Pit	Mine Rock	0.50	11	5.5	0.20	0.71	1.0	56	0.10	5.3	63	33
A0964481	BR-202	170.95	171.45	Felsic Volcanic 1	Central Pit	Mine Rock	0.30	17	5.9	0.19	0.41	1.2	36	0.70	7.3	53	9.6
A0964482	BR-202	176.55	177.05	Felsic Volcanic 1	Central Pit	Ore-Grade	0.30	19	6.8	0.12	0.39	1.3	44	1.6	6.4	101	11
A0964483	BR-202	192.25	193.2	Felsic Volcanic 2	Central Pit	Mine Rock	0.20	8.0	10	0.018	0.050	1.6	<1	0.30	9.9	23	41
A0964484	BR-202	199.5	201	Felsic Volcanic 2	Central Pit	Mine Rock	0.20	9.7	10	0.019	0.070	1.5	<1	0.20	9.9	43	41
A0964485	BR-202	216	217.5	Felsic Volcanic 2	Central Pit	Mine Rock	0.30	9.6	11	0.057	0.25	1.6	<1	0.40	11	43	23
A0964486	BR-202	222	222.5	Felsic Volcanic 1	Central Pit	Mine Rock	0.50	18	7.2	0.18	0.53	1.4	36	0.40	7.6	55	22
A0964061	BR-204	178.65	179.3	Felsic Volcanic 1	Central Pit	Mine Rock	0.60	17	7.2	0.17	0.39	1.3	51	0.20	7.5	75	36
A0964062	BR-204	183.8	184.6	Metasediment 2	Central Pit	Mine Rock	0.50	18	5.3	0.14	0.53	1.3	73	0.20	6.3	96	25
A0964063	BR-204	191.9	193	Metasediment 2	Central Pit	Mine Rock	0.60	4.9	4.3	0.21	0.53	1.0	74	0.20	4.6	85	29
A0964064	BR-204	195	195.8	Felsic Volcanic 1	Central Pit	Mine Rock	0.60	7.6	5.8	0.20	0.54	0.90	65	0.20	5.7	62	20
A0964065	BR-204	210.75	211.75	Felsic Volcanic 2	Central Pit	Mine Rock	0.10	4.3	9.0	0.010	0.080	1.4	4.0	0.10	6.6	42	27
A0964066	BR-204	218.8	219.8	Felsic Volcanic 2	Central Pit	Mine Rock	0.70	6.6	11	0.045	0.21	1.8	2.0	1.2	12	50	19
A0964067	BR-204	226.5	227.45	Felsic Volcanic 2	Central Pit	Mine Rock	0.10	7.4	11	0.0080	0.060	1.5	<1	0.10	9.3	37	34
A0964068	BR-204	232.5	233.5	Felsic Volcanic 2	Central Pit	Mine Rock	0.20	8.1	10	0.018	0.050	1.5	<1	0.20	8.5	41	33
A0964069	BR-204	237.5	238.5	Felsic Volcanic 2	Central Pit	Mine Rock	0.20	11	11	0.026	0.12	1.6	4.0	0.20	10	41	38
A0964070	BR-209	24	25	Felsic Volcanic 1	Central Pit	Mine Rock	0.30	13	7.2	0.098	0.19	1.1	35	1.3	6.3	50	17
117326	BR-209	29.6	31	Felsic Volcanic 1	Central Pit	Ore-Grade	0.70	21	5.2	0.19	0.33	0.60	68	2.9	3.5	62	8.3
117327	BR-209	34	35.5	Felsic Volcanic 1	Central Pit	Ore-Grade	0.50	17	6.0	0.24	0.35	0.70	76	13	4.2	89	7.8
A0964071	BR-209	38.5	40	Felsic Volcanic 1	Central Pit	Mine Rock	0.60	28	5.0	0.19	0.37	1.0	73	5.2	7.1	90	11
117328	BR-209	55.5	57	Felsic Volcanic 1	Central Pit	Mine Rock	0.40	9.5	7.4	0.16	0.46	1.4	30	1.2	5.8	61	20
117329	BR-209	60	61.5	Felsic Volcanic 1	Central Pit	Mine Rock	0.20	14	7.6	0.15	0.44	1.3	26	0.70	6.4	70	15
A0964072	BR-209	63	64.2	Felsic Volcanic 1	Central Pit	Mine Rock	0.30	18	6.5	0.18	0.40	1.1	37	0.70	5.5	64	15

(1) Ten times average crustal abundance values presented in Price (1997).

Blue highlighting indicates samples with metal concentrations greater than the ten times crustal abundance screening value are present in the analyzed group.

Screening values are for qualitative assessment only and hold no regulatory significance.

Classification as mine rock or ore-grade materials was based on gold content.

A value of "--" indicates metal was not measured for the given sample; the variation in elements analyzed is due to measurement at two different laboratories (see text).

Table B-5 Aqua Regia Metals

Sample ID	Drillhole ID	From	To	Lithology	Area	Class	Tin	Strontium	Thorium	Titanium	Thallium	Uranium	Vanadium	Tungsten	Yttrium	Zinc	Zirconium
		m	m				ppm	ppm	ppm	%	ppm	ppm	ppm	ppm	ppm	ppm	ppm
10x Crustal Abundance (Price 1997) [(1)]							*23*	*3700*	*96*	*6.0*	*9.0*	*27*	*1200*	*13*	*330*	*700*	*1650*
117330	BR-209	76.65	77.65	Metasediment 2	Central Pit	Mine Rock	0.60	21	4.7	0.18	0.52	0.90	82	0.20	4.8	82	19
117331	BR-209	80.4	81.45	Metasediment 2	Central Pit	Mine Rock	0.50	23	5.3	0.20	0.55	1.1	79	0.20	5.5	92	26
117332	BR-209	86.75	87.65	Metasediment 2	Central Pit	Mine Rock	0.60	28	3.8	0.18	0.53	0.80	93	0.10	6.3	96	21
117333	BR-209	100.5	102	Felsic Volcanic 1	Central Pit	Mine Rock	0.50	11	6.7	0.20	0.43	1.0	48	0.10	5.0	64	24
117334	BR-209	122.05	123	Felsic Volcanic 2	Central Pit	Mine Rock	0.10	4.5	10	0.022	0.13	1.5	<1	0.10	7.9	38	25
A0964073	BR-209	134.5	135.3	Felsic Volcanic 2	Central Pit	Mine Rock	0.10	20	8.6	0.058	0.23	1.4	19	0.10	6.8	54	34
117335	BR-209	139.4	140.4	Felsic Volcanic 2	Central Pit	Mine Rock	0.10	6.3	10	0.015	0.070	1.4	<1	0.10	6.8	55	36
117336	BR-209	144.55	145.8	Felsic Volcanic 2	Central Pit	Mine Rock	0.10	7.7	9.7	0.017	0.070	1.4	3.0	0.10	7.5	43	27
A0964074	BR-209	146.3	147	Felsic Volcanic 2	Central Pit	Mine Rock	<0.100	6.5	10	0.0070	0.060	1.4	3.0	<0.1	8.3	39	20
117337	BR-209	150	151	Felsic Volcanic 2	Central Pit	Mine Rock	0.20	9.3	10	0.030	0.19	1.5	<1	<0.1	8.1	40	23
117338	BR-209	157	158	Felsic Volcanic 2	Central Pit	Ore-Grade	0.40	8.5	10	0.050	0.24	1.6	1.0	1.1	9.4	38	12
117339	BR-209	163.25	164.5	Felsic Volcanic 2	Central Pit	Mine Rock	0.20	4.6	9.6	0.018	0.13	1.7	1.0	0.10	6.7	51	9.7
A0964075	BR-209	184.5	186	Felsic Volcanic 1	Central Pit	Mine Rock	0.40	23	7.7	0.19	0.34	1.4	42	2.1	8.5	71	27
117340	BR-209	191	192	Felsic Volcanic 2	Central Pit	Mine Rock	0.30	13	9.6	0.039	0.16	1.2	<1	0.20	8.5	36	32
A0963852	BR-217	16.9	18	Felsic Volcanic 1	Central Pit	Mine Rock	0.20	12	7.2	0.12	0.39	1.4	27	0.30	4.4	66	25
A0963853	BR-217	21	22.5	Felsic Volcanic 1	Central Pit	Ore-Grade	0.30	14	7.0	0.12	0.48	1.3	29	0.30	5.3	65	25
A0963854	BR-217	28.4	29.9	Felsic Volcanic 1	Central Pit	Mine Rock	0.30	13	7.5	0.14	0.48	1.5	34	0.10	5.8	58	26
A0963855	BR-217	33	34.5	Felsic Volcanic 1	Central Pit	Mine Rock	0.40	12	7.4	0.14	0.49	1.6	34	0.30	6.3	86	26
A0963856	BR-217	40	41.4	Felsic Volcanic 1	Central Pit	Mine Rock	0.30	18	7.6	0.12	0.46	1.6	32	0.30	6.1	86	27
A0963857	BR-217	44.2	45.5	Felsic Volcanic 1	Central Pit	Mine Rock	0.40	12	7.2	0.16	0.45	1.5	38	0.40	6.4	65	24
A0963858	BR-217	51	52.5	Felsic Volcanic 1	Central Pit	Mine Rock	0.40	14	7.5	0.15	0.46	1.7	33	2.7	6.7	48	28
A0963859	BR-217	55.4	56.9	Felsic Volcanic 1	Central Pit	Mine Rock	0.30	11	6.2	0.079	0.33	1.2	16	0.50	3.5	38	28
A0963860	BR-217	61	61.25	Felsic Volcanic 1	Central Pit	Ore-Grade	0.50	10	7.0	0.15	0.45	1.7	35	0.80	6.2	61	22
A0963861	BR-217	65.6	67	Felsic Volcanic 1	Central Pit	Mine Rock	0.40	14	7.1	0.14	0.40	1.6	32	0.80	6.7	43	21
A0963862	BR-217	70	71.5	Felsic Volcanic 1	Central Pit	Mine Rock	0.40	14	7.7	0.15	0.46	1.7	33	0.60	6.6	46	27
A0963863	BR-217	74.5	76	Felsic Volcanic 1	Central Pit	Mine Rock	0.30	16	7.2	0.15	0.40	1.6	35	0.60	6.5	42	27
A0963864	BR-217	83	84	Felsic Volcanic 1	Central Pit	Mine Rock	0.40	27	7.4	0.14	0.53	1.6	34	0.80	6.2	85	27
A0963865	BR-217	87.7	88.4	Felsic Volcanic 1	Central Pit	Mine Rock	0.10	13	6.9	0.021	0.12	1.3	4.0	0.20	3.2	276	26
A0963866	BR-217	94.5	96	Felsic Volcanic 1	Central Pit	Mine Rock	0.30	15	6.6	0.12	0.40	1.3	31	0.40	4.4	102	23
A0963867	BR-217	102.5	103.5	Felsic Volcanic 1	Central Pit	Mine Rock	0.30	35	8.3	0.14	0.60	1.8	34	0.20	7.4	393	26
A0963868	BR-217	124.5	126	Felsic Volcanic 1	Central Pit	Mine Rock	0.40	21	7.8	0.17	0.37	1.5	29	1.5	7.9	72	22
A0963869	BR-217	133.5	135	Felsic Volcanic 1	Central Pit	Mine Rock	0.30	33	8.2	0.13	0.43	1.8	24	0.30	7.4	157	27
A0963870	BR-217	138	138.5	Felsic Volcanic 1	Central Pit	Mine Rock	0.40	8.9	8.2	0.14	0.37	1.7	29	0.30	6.8	57	28
A0963871	BR-217	143.3	144.8	Felsic Volcanic 1	Central Pit	Mine Rock	0.40	12	7.8	0.12	0.37	1.5	25	1.0	6.6	166	32
A0963872	BR-217	148.5	149.5	Felsic Volcanic 1	Central Pit	Mine Rock	0.60	14	7.0	0.13	0.25	1.6	27	1.3	5.9	75	24
A0963873	BR-217	152.4	153.1	Felsic Volcanic 1	Central Pit	Ore-Grade	0.30	8.1	7.8	0.097	0.33	1.8	22	0.70	6.5	177	30
A0963874	BR-217	164.5	165	Felsic Volcanic 1	Central Pit	Ore-Grade	0.50	22	5.9	0.14	0.24	0.60	73	9.6	4.9	96	9.4
A0963875	BR-217	170	170.5	Felsic Volcanic 1	Central Pit	Mine Rock	0.40	16	6.9	0.14	0.25	1.2	32	>100	6.3	77	8.5
A0963876	BR-217	174.45	175.55	Metasediment 1	Central Pit	Mine Rock	0.50	11	6.6	0.18	0.63	1.3	40	0.5	6.0	70	24
A0963877	BR-217	181.85	183.25	Metasediment 2	Central Pit	Ore-Grade	0.50	10	5.8	0.16	0.36	1.2	55	1	7.2	77	22
A0963878	BR-217	185.8	186.9	Felsic Volcanic 1	Central Pit	Mine Rock	0.40	12	7.8	0.16	0.37	1.5	33	4.8	5.8	57	29
A0963879	BR-217	189.55	190.75	Metasediment 2	Central Pit	Mine Rock	0.50	15	6.9	0.22	0.59	1.4	65	0.7	11	85	28
A0963880	BR-217	195	196.15	Metasediment 2	Central Pit	Mine Rock	0.50	16	5.1	0.19	0.48	1.1	69	0.8	6.4	76	25

(1) Ten times average crustal abundance values presented in Price (1997).

Blue highlighting indicates samples with metal concentrations greater than the ten times crustal abundance screening value are present in the analyzed group.

Screening values are for qualitative assessment only and hold no regulatory significance.

Classification as mine rock or ore-grade materials was based on gold content.

A value of "--" indicates metal was not measured for the given sample; the variation in elements analyzed is due to measurement at two different laboratories (see text).

Table B-5 Aqua Regia Metals

Sample ID	Drillhole ID	From	To	Lithology	Area	Class	Tin	Strontium	Thorium	Titanium	Thallium	Uranium	Vanadium	Tungsten	Yttrium	Zinc	Zirconium
		m	m				ppm	ppm	ppm	%	ppm	ppm	ppm	ppm	ppm	ppm	ppm
10x Crustal Abundance (Price 1997) [(1)]							*23*	*3700*	*96*	*6.0*	*9.0*	*27*	*1200*	*13*	*330*	*700*	*1650*
A0963881	BR-217	201	201.4	Metasediment 2	Central Pit	Ore-Grade	0.60	9.6	6.4	0.14	0.50	1.3	53	0.6	8.5	62	37
A0963882	BR-217	206	207.3	Metasediment 2	Central Pit	Mine Rock	0.30	7.7	6.6	0.18	0.59	1.3	56	1.1	8.3	87	27
A0963883	BR-217	208.9	209.4	Felsic Volcanic 1	Central Pit	Mine Rock	0.30	7.4	8.5	0.090	0.27	1.4	24	0.5	8.4	82	34
A0963884	BR-217	214.5	216	Metasediment 2	Central Pit	Mine Rock	0.50	14	5.1	0.22	0.56	1.1	79	0.2	6.7	94	21
A0963885	BR-217	220.2	221.3	Metasediment 2	Central Pit	Mine Rock	0.70	7.7	4.9	0.20	0.44	1.1	87	0.2	5.7	88	16
A0963886	BR-217	225.7	227.2	Metasediment 2	Central Pit	Mine Rock	0.90	21	4.4	0.21	0.50	1.0	110	0.2	5.8	71	23
A0963887	BR-217	242.8	243.35	Metasediment 2	Central Pit	Mine Rock	0.50	17	6.6	0.21	0.70	1.1	57	0.5	6.3	78	28
A0963888	BR-217	249.05	249.55	Felsic Volcanic 1	Central Pit	Mine Rock	0.50	23	6.5	0.23	0.54	1.3	49	0.9	7.4	51	21
A0963889	BR-217	253.65	255	Felsic Volcanic 2	Central Pit	Mine Rock	0.10	3.1	9.3	0.0040	0.060	1.4	<1	0.1	5.6	42	23
A0963322	BR-108	88.25	89	Felsic Volcanic 1	Central Pit	Mine Rock	1.9	19	7.2	0.17	0.43	1.4	32	<0.1	5.7	52	15
A0963323	BR-108	93.25	94	Felsic Volcanic 1	Central Pit	Mine Rock	0.40	19	6.8	0.17	0.38	1.3	35	0.3	6.1	53	19
A0963324	BR-108	98	99	Felsic Volcanic 1	Central Pit	Mine Rock	0.40	14	7.3	0.15	0.36	1.3	31	0.1	6.0	56	21
A0963325	BR-108	103	104	Felsic Volcanic 1	Central Pit	Mine Rock	0.40	21	6.6	0.14	0.33	1.3	31	0.2	6.1	52	21
A0963326	BR-108	108	109	Felsic Volcanic 1	Central Pit	Mine Rock	0.30	22	7.1	0.18	0.40	1.3	37	0.1	6.2	55	16
A0963363	BR-108	119.25	120	Felsic Volcanic 1	Central Pit	Mine Rock	0.20	17	7.3	0.13	0.37	1.3	27	0.1	6.1	48	18
A0963364	BR-108	123	123.75	Felsic Volcanic 1	Central Pit	Mine Rock	0.40	14	6.7	0.15	0.40	1.2	36	0.1	5.5	66	21
A0963327	BR-108	139.5	140.5	Felsic Volcanic 1	Central Pit	Mine Rock	0.50	21	7.1	0.15	0.38	1.3	34	0.1	6.4	56	23
A0963328	BR-108	143.5	144.4	Felsic Volcanic 1	Central Pit	Mine Rock	0.30	11	7.9	0.12	0.34	1.5	25	0.1	7.2	49	21
A0963365	BR-108	153.5	154.5	Felsic Volcanic 1	Central Pit	Mine Rock	0.40	11	7.6	0.14	0.45	1.5	29	0.1	7.4	55	29
A0963329	BR-108	165.8	166.3	Felsic Volcanic 1	Central Pit	Mine Rock	0.40	19	7.3	0.14	0.38	1.3	35	0.2	6.3	51	25
A0963330	BR-108	169.1	170	Fragmental 1	Central Pit	Mine Rock	0.30	21	7.2	0.11	0.39	1.3	23	0.4	8.0	36	29
A0963331	BR-108	179.75	180.75	Fragmental 1	Central Pit	Mine Rock	0.30	17	6.9	0.14	0.43	1.2	30	0.6	6.5	57	20
A0963332	BR-108	189	189.5	Felsic Volcanic 1	Central Pit	Mine Rock	0.30	20	7.0	0.13	0.36	1.3	29	0.2	6.9	40	24
A0963366	BR-108	199	200	Fragmental 1	Central Pit	Mine Rock	0.30	20	7.4	0.13	0.37	1.4	29	0.2	7.2	41	26
A0963367	BR-108	206.5	207.5	Felsic Volcanic 1	Central Pit	Mine Rock	0.40	18	6.9	0.15	0.46	1.3	35	0.1	6.9	58	23
A0963368	BR-108	216	216.5	Fragmental 1	Central Pit	Mine Rock	0.40	13	7.3	0.11	0.47	1.3	29	0.2	7.2	39	31
A0963333	BR-108	224.5	225.5	Fragmental 1	Central Pit	Mine Rock	0.30	14	7.5	0.13	0.61	1.4	32	0.2	8.0	53	35
A0963334	BR-108	240	241	Felsic Volcanic 1	Central Pit	Mine Rock	0.30	18	7.3	0.12	0.45	1.4	20	1.4	6.5	33	23
A0963356	BR-108	246.55	247.5	Felsic Volcanic 1	Central Pit	Mine Rock	0.30	20	7.0	0.14	0.63	1.4	24	1	6.4	44	17
A0963335	BR-108	257.5	258	Felsic Volcanic 1	Central Pit	Mine Rock	0.40	19	7.4	0.15	0.52	1.7	26	2.3	6.6	53	16
A0963336	BR-108	261.5	262	Felsic Volcanic 1	Central Pit	Mine Rock	0.30	14	6.3	0.083	0.38	1.4	14	1.2	4.5	41	27
A0963357	BR-108	269.5	270.5	Felsic Volcanic 1	Central Pit	Mine Rock	0.30	15	6.5	0.093	0.44	1.3	17	1	4.6	141	22
A0963337	BR-108	273	273.5	Felsic Volcanic 1	Central Pit	Mine Rock	0.30	12	7.1	0.12	0.56	1.5	26	0.8	6.4	949	24
A0963338	BR-108	279	280	Felsic Volcanic 1	Central Pit	Mine Rock	0.30	14	6.9	0.13	0.56	1.5	26	1.4	6.7	88	21
A0963358	BR-108	283	284	Felsic Volcanic 1	Central Pit	Mine Rock	0.30	14	7.1	0.13	0.51	1.6	26	1.1	6.7	64	16
A0963339	BR-108	289.5	290	Felsic Volcanic 1	Central Pit	Mine Rock	0.30	16	6.3	0.021	0.23	1.3	4.0	0.4	4.4	131	23
A0963340	BR-108	293	294	Felsic Volcanic 1	Central Pit	Mine Rock	0.30	13	7.6	0.11	0.55	1.5	23	2	6.6	46	24
A0963341	BR-108	298.5	299.5	Felsic Volcanic 1	Central Pit	Mine Rock	0.30	11	7.9	0.12	0.57	1.6	23	17	6.8	122	25
A0963342	BR-108	303.5	304.25	Felsic Volcanic 1	Central Pit	Ore-Grade	0.30	12	7.3	0.14	0.58	1.5	33	1.6	7.2	98	25
A0963343	BR-108	309.5	310.25	Felsic Volcanic 1	Central Pit	Mine Rock	0.40	16	7.1	0.14	0.53	1.6	30	5.2	6.6	72	24
A0963344	BR-108	314.75	315.5	Felsic Volcanic 1	Central Pit	Ore-Grade	0.30	13	8.3	0.11	0.36	1.7	22	19	6.8	44	23
A0963359	BR-108	319.25	320	Felsic Volcanic 1	Central Pit	Mine Rock	0.40	15	8.1	0.14	0.39	1.6	25	21	6.6	47	26
A0963345	BR-108	322.5	323.25	Felsic Volcanic 1	Central Pit	Ore-Grade	0.50	17	7.7	0.14	0.43	1.7	29	>100	6.7	45	24

(1) Ten times average crustal abundance values presented in Price (1997).

Blue highlighting indicates samples with metal concentrations greater than the ten times crustal abundance screening value are present in the analyzed group.

Screening values are for qualitative assessment only and hold no regulatory significance.

Classification as mine rock or ore-grade materials was based on gold content.

A value of "--" indicates metal was not measured for the given sample; the variation in elements analyzed is due to measurement at two different laboratories (see text).

Table B-5 Aqua Regia Metals

Sample ID	Drillhole ID	From	To	Lithology	Area	Class	Tin	Strontium	Thorium	Titanium	Thallium	Uranium	Vanadium	Tungsten	Yttrium	Zinc	Zirconium
		m	m				ppm	ppm	ppm	%	ppm	ppm	ppm	ppm	ppm	ppm	ppm
10x Crustal Abundance (Price 1997) [(1)]							*23*	*3700*	*96*	*6.0*	*9.0*	*27*	*1200*	*13*	*330*	*700*	*1650*
A0963346	BR-108	328.5	329.25	Felsic Volcanic 1	Central Pit	Ore-Grade	0.50	13	7.9	0.14	0.44	1.4	35	41	6.0	66	17
A0963347	BR-108	333	333.5	Felsic Volcanic 1	Central Pit	Mine Rock	0.30	30	6.1	0.079	0.11	1.4	21	3.4	4.1	41	5.5
A0963348	BR-108	336	336.5	Felsic Volcanic 1	Central Pit	Mine Rock	0.30	19	7.0	0.052	0.16	1.8	19	2.1	4.1	91	4.2
A0963349	BR-108	340.5	341	Felsic Volcanic 2	Central Pit	Ore-Grade	0.60	11	6.6	0.085	0.20	1.5	26	3.9	3.3	748	6.6
A0963350	BR-108	344	345	Felsic Volcanic 2	Central Pit	Mine Rock	0.60	14	7.3	0.096	0.30	1.7	25	23	5.1	44	7.5
A0963351	BR-108	354	355	Felsic Volcanic 1	Central Pit	Mine Rock	0.60	16	4.2	0.035	0.050	1.1	11	3.9	2.6	23	5.1
A0963360	BR-108	358	358.75	Felsic Volcanic 1	Central Pit	Mine Rock	0.70	12	9.2	0.21	0.48	1.7	43	0.9	9.1	62	31
A0963361	BR-108	363.25	364	Felsic Volcanic 1	Central Pit	Mine Rock	0.50	13	8.3	0.19	0.41	1.5	32	1.6	7.2	54	21
A0963352	BR-108	369.5	370.5	Felsic Volcanic 1	Central Pit	Mine Rock	0.70	14	8.1	0.17	0.37	1.7	35	1.7	7.5	42	27
A0963362	BR-108	371.5	372.5	Felsic Volcanic 1	Central Pit	Mine Rock	0.60	29	7.6	0.18	0.42	1.6	35	1.2	7.4	51	22
A0963353	BR-108	375.5	376.25	Felsic Volcanic 1	Central Pit	Mine Rock	0.90	12	6.6	0.25	0.41	1.0	64	2.5	9.4	60	20
A0963354	BR-108	380.75	381.5	Felsic Volcanic 1	Central Pit	Mine Rock	0.70	14	6.8	0.24	0.40	1.0	59	3.7	7.9	52	22
A0963355	BR-108	385.25	386	Felsic Volcanic 1	Central Pit	Mine Rock	1.2	13	8.0	0.17	0.35	1.5	37	1.9	7.1	52	22
A0964012	BR-164	32	33	Felsic Volcanic 1	Central Pit	Mine Rock	0.30	15	7.2	0.14	0.19	1.2	34	0.2	7.1	61	19
A0962765	BR-164	41.1	42	Felsic Volcanic 1	Central Pit	Mine Rock	0.40	17	4.8	0.0070	0.030	0.80	20	<0.1	4.4	28	11
A0962766	BR-164	46.8	47.7	Felsic Volcanic 1	Central Pit	Mine Rock	0.30	6.7	5.5	0.077	0.11	0.90	51	<0.1	6.5	110	16
A0962767	BR-164	56.5	58	Metasediment 2	Central Pit	Mine Rock	0.40	6.6	4.4	0.12	0.41	1.0	49	<0.1	3.5	44	18
A0962768	BR-164	62	63	Fragmental 1	Central Pit	Mine Rock	0.30	6.2	4.5	0.12	0.39	0.90	45	<0.1	3.4	78	22
A0964013	BR-164	75	76.5	Felsic Volcanic 1	Central Pit	Mine Rock	0.30	18	7.1	0.14	0.26	1.2	25	0.1	5.3	45	21
A0962769	BR-164	82.5	84	Felsic Volcanic 1	Central Pit	Mine Rock	0.30	14	7.6	0.14	0.34	1.5	28	<0.1	5.7	65	24
A0962770	BR-164	87	88.5	Felsic Volcanic 1	Central Pit	Mine Rock	0.20	14	7.9	0.13	0.34	1.6	25	0.1	6.2	57	25
A0962771	BR-164	96	97.5	Felsic Volcanic 1	Central Pit	Mine Rock	0.30	14	8.0	0.13	0.38	1.6	24	<0.1	6.0	55	20
A0962772	BR-164	100.5	102	Felsic Volcanic 1	Central Pit	Mine Rock	0.20	19	8.1	0.10	0.29	1.6	22	<0.1	6.3	45	26
A0962773	BR-164	110	111	Felsic Volcanic 1	Central Pit	Mine Rock	0.70	22	7.1	0.15	0.36	1.5	32	0.2	6.9	52	29
A0962774	BR-164	114	115.5	Felsic Volcanic 1	Central Pit	Mine Rock	0.30	19	7.9	0.16	0.38	1.5	34	0.1	5.9	56	26
A0962775	BR-164	120	121.5	Felsic Volcanic 1	Central Pit	Mine Rock	0.30	13	8.3	0.13	0.42	1.6	22	<0.1	6.0	70	25
A0962776	BR-164	124.5	126	Felsic Volcanic 1	Central Pit	Mine Rock	0.30	14	7.3	0.13	0.37	1.4	26	<0.1	5.5	114	24
A0962777	BR-164	128.5	129	Felsic Volcanic 1	Central Pit	Mine Rock	0.20	9.3	8.0	0.080	0.33	1.7	15	<0.1	7.1	48	37
A0962778	BR-164	136.35	137.5	Felsic Volcanic 1	Central Pit	Mine Rock	0.30	18	7.1	0.14	0.28	1.3	30	0.3	5.1	48	22
A0962779	BR-164	142.5	144	Felsic Volcanic 1	Central Pit	Mine Rock	0.30	22	7.7	0.16	0.42	1.4	30	0.1	5.3	115	18
A0962780	BR-164	148.5	150	Felsic Volcanic 1	Central Pit	Mine Rock	0.30	23	7.7	0.15	0.39	1.5	30	0.2	6.4	50	21
A0962781	BR-164	153	154	Felsic Volcanic 1	Central Pit	Mine Rock	0.20	9.6	8.0	0.075	0.29	1.6	11	0.2	7.1	41	22
A0962782	BR-164	159.15	159.75	Felsic Volcanic 1	Central Pit	Mine Rock	0.30	22	7.9	0.10	0.35	1.5	27	0.3	7.0	47	26
A0964014	BR-164	165	166.5	Felsic Volcanic 1	Central Pit	Mine Rock	0.30	20	7.8	0.13	0.42	1.4	30	0.2	6.8	56	24
A0962783	BR-164	171	172.5	Felsic Volcanic 1	Central Pit	Mine Rock	0.40	21	7.7	0.12	0.35	1.4	30	0.3	7.0	207	31
A0964015	BR-164	177	178.5	Felsic Volcanic 1	Central Pit	Mine Rock	0.30	17	8.1	0.12	0.42	1.4	25	0.8	5.5	189	28
A0964016	BR-164	195	196.5	Felsic Volcanic 1	Central Pit	Mine Rock	0.50	13	7.8	0.14	0.41	1.7	30	0.8	6.2	70	28
A0964017	BR-164	205.5	207	Felsic Volcanic 1	Central Pit	Mine Rock	0.40	14	7.2	0.16	0.57	1.3	32	1	5.4	49	35
A0962784	BR-164	210.1	211.2	Felsic Volcanic 1	Central Pit	Mine Rock	0.40	16	6.9	0.11	0.10	1.2	28	1.1	4.7	28	20
A0962785	BR-164	215.3	216.5	Felsic Volcanic 1	Central Pit	Mine Rock	0.40	14	7.2	0.15	0.50	1.4	32	1.4	6.0	45	24
A0962786	BR-164	220.5	222	Felsic Volcanic 1	Central Pit	Mine Rock	0.60	15	7.8	0.15	0.52	1.7	35	1.2	7.4	74	27
A0962787	BR-164	227.75	228.35	Felsic Volcanic 1	Central Pit	Mine Rock	0.40	21	7.7	0.13	0.44	1.4	33	0.7	7.0	79	20
A0962788	BR-164	232.4	232.9	Felsic Volcanic 1	Central Pit	Mine Rock	0.40	21	7.7	0.15	0.47	1.4	36	0.5	7.6	71	21

(1) Ten times average crustal abundance values presented in Price (1997).

Blue highlighting indicates samples with metal concentrations greater than the ten times crustal abundance screening value are present in the analyzed group.

Screening values are for qualitative assessment only and hold no regulatory significance.

Classification as mine rock or ore-grade materials was based on gold content.

A value of "--" indicates metal was not measured for the given sample; the variation in elements analyzed is due to measurement at two different laboratories (see text).

Table B-5 Aqua Regia Metals

Sample ID	Drillhole ID	From	To	Lithology	Area	Class	Tin	Strontium	Thorium	Titanium	Thallium	Uranium	Vanadium	Tungsten	Yttrium	Zinc	Zirconium
		m	m				ppm	ppm	ppm	%	ppm	ppm	ppm	ppm	ppm	ppm	ppm
10x Crustal Abundance (Price 1997) [(1)]							*23*	*3700*	*96*	*6.0*	*9.0*	*27*	*1200*	*13*	*330*	*700*	*1650*
A0964018	BR-164	238.3	238.9	Felsic Volcanic 1	Central Pit	Mine Rock	0.40	22	6.9	0.12	0.39	1.4	30	0.6	7.1	52	21
A0962789	BR-164	250.5	251.65	Felsic Volcanic 1	Central Pit	Mine Rock	1.0	19	6.6	0.068	0.63	1.4	12	31	4.0	624	24
A0964019	BR-164	267	267.5	Felsic Volcanic 1	Central Pit	Mine Rock	0.70	37	7.8	0.17	0.58	1.5	35	2.1	7.7	91	12
A0962790	BR-164	273.6	274.45	Felsic Volcanic 1	Central Pit	Mine Rock	0.30	31	7.8	0.10	0.42	1.6	27	23	5.7	95	22
A0962791	BR-164	281.7	282.2	Felsic Volcanic 1	Central Pit	Mine Rock	0.40	11	7.5	0.14	0.42	1.6	30	1.9	6.3	64	23
A0962792	BR-164	283.75	284.25	Felsic Volcanic 1	Central Pit	Ore-Grade	0.30	9.7	5.3	0.063	0.23	1.2	18	1.2	3.7	215	20
A0962793	BR-164	286.95	287.45	Felsic Volcanic 1	Central Pit	Mine Rock	0.50	12	8.5	0.17	0.40	1.6	41	17	6.4	87	21
A0962794	BR-164	295	295.75	Felsic Volcanic 1	Central Pit	Mine Rock	0.20	13	8.3	0.13	0.37	1.5	23	3.3	6.0	48	20
A0962795	BR-164	302.5	303	Felsic Volcanic 1	Central Pit	Mine Rock	0.40	13	7.8	0.15	0.37	1.7	33	>100	6.7	52	21
A0962796	BR-164	308	309	Felsic Volcanic 1	Central Pit	Ore-Grade	0.30	11	7.5	0.11	0.30	1.7	28	18	7.1	142	26
A0962797	BR-164	312	313	Felsic Volcanic 1	Central Pit	Mine Rock	0.40	11	8.1	0.12	0.44	1.8	28	1.2	7.2	131	28
A0962798	BR-164	316.7	317.7	Felsic Volcanic 1	Central Pit	Ore-Grade	0.50	38	7.6	0.10	0.24	1.7	34	10.2	6.2	43	4.4
A0962799	BR-164	327.1	327.6	Felsic Volcanic 1	Central Pit	Ore-Grade	0.50	8.1	5.9	0.091	0.25	1.2	25	3.5	4.5	138	13
A0962800	BR-164	332	333	Felsic Volcanic 1	Central Pit	Mine Rock	0.60	16	6.8	0.23	0.43	1.1	61	57	7.3	38	16
A0964020	BR-164	337.5	338	Felsic Volcanic 1	Central Pit	Mine Rock	0.50	19	6.7	0.27	0.44	1.0	73	2.2	8.7	83	21
A0964001	BR-164	347.8	348.4	Metasediment 2	Central Pit	Mine Rock	0.50	11	3.8	0.23	0.53	1.0	76	0.3	5.0	92	18
A0964002	BR-164	356	357	Felsic Volcanic 1	Central Pit	Ore-Grade	0.40	10	7.5	0.16	0.34	1.4	33	1.9	6.7	54	27
A0964003	BR-164	361.45	362.45	Felsic Volcanic 1	Central Pit	Mine Rock	0.40	10	6.5	0.18	0.42	1.3	49	0.9	10	77	25
A0964004	BR-164	365	366	Felsic Volcanic 1	Central Pit	Mine Rock	0.30	21	8.5	0.14	0.32	1.7	28	1.8	7.5	42	25
A0964005	BR-164	372.4	373	Felsic Volcanic 1	Central Pit	Mine Rock	0.30	9.1	8.2	0.12	0.28	1.7	21	0.6	6.5	31	21
A0964006	BR-164	377.5	378.5	Metasediment 2	Central Pit	Mine Rock	0.60	5.0	4.6	0.25	0.61	0.80	85	1.6	5.4	83	14
A0964007	BR-164	382	383.15	Metasediment 2	Central Pit	Mine Rock	0.50	5.1	3.2	0.15	0.44	0.90	78	0.2	4.2	71	16
A0964008	BR-164	387.7	388.95	Metasediment 2	Central Pit	Mine Rock	0.60	9.7	3.7	0.19	0.49	0.90	82	0.2	5.1	93	19
A0963048	BR-106	15	16	Felsic Volcanic 1	Central Pit	Mine Rock	0.50	12	7.2	0.085	0.23	1.2	23	<0.1	5.3	46	19
A0963303	BR-106	19	20	Felsic Volcanic 1	Central Pit	Mine Rock	0.30	16	7.0	0.11	0.33	1.3	22	<0.1	4.8	50	20
A0963049	BR-106	25	26	Felsic Volcanic 1	Central Pit	Mine Rock	0.30	13	7.9	0.10	0.32	1.5	20	<0.1	5.1	46	22
A0963304	BR-106	27	28	Felsic Volcanic 1	Central Pit	Mine Rock	0.30	13	7.1	0.099	0.30	1.3	22	0.1	5.3	48	21
A0963050	BR-106	32	33	Felsic Volcanic 1	Central Pit	Mine Rock	0.30	11	7.2	0.085	0.24	1.4	17	<0.1	5.4	38	24
A0963251	BR-106	35	36	Felsic Volcanic 1	Central Pit	Mine Rock	0.30	9.0	8.1	0.10	0.30	1.5	23	0.1	6.1	49	25
A0963252	BR-106	40	41	Felsic Volcanic 1	Central Pit	Mine Rock	0.20	17	7.7	0.14	0.34	1.4	30	0.2	6.1	52	20
A0963305	BR-106	49	49.8	Felsic Volcanic 1	Central Pit	Mine Rock	0.20	17	8.3	0.10	0.26	1.5	27	0.2	6.2	41	21
A0963253	BR-106	52.45	53.45	Felsic Volcanic 1	Central Pit	Mine Rock	0.30	15	8.0	0.13	0.40	1.5	29	0.2	6.1	51	20
A0963254	BR-106	60.45	61.45	Felsic Volcanic 1	Central Pit	Mine Rock	0.20	17	9.0	0.093	0.35	1.8	18	0.1	7.3	45	23
A0963255	BR-106	63.45	64.45	Felsic Volcanic 1	Central Pit	Mine Rock	0.30	14	8.2	0.14	0.39	1.6	28	0.1	6.6	52	21
A0963256	BR-106	68.15	69.15	Felsic Volcanic 1	Central Pit	Mine Rock	0.30	17	8.1	0.16	0.40	1.5	33	0.2	6.5	58	22
A0963257	BR-106	73.45	74.45	Felsic Volcanic 1	Central Pit	Mine Rock	0.20	25	8.1	0.16	0.39	1.5	27	<0.1	6.8	55	21
A0963258	BR-106	78.45	79.45	Felsic Volcanic 1	Central Pit	Mine Rock	0.30	18	7.7	0.15	0.31	1.4	29	0.2	6.0	53	20
A0963259	BR-106	83.45	84.45	Felsic Volcanic 1	Central Pit	Mine Rock	0.30	15	7.5	0.15	0.28	1.3	29	0.3	5.9	52	22
A0963260	BR-106	88.55	89.05	Felsic Volcanic 1	Central Pit	Mine Rock	0.30	18	7.6	0.16	0.35	1.3	34	0.1	5.9	51	22
A0963261	BR-106	93.55	94.55	Felsic Volcanic 1	Central Pit	Mine Rock	0.30	20	7.9	0.18	0.42	1.4	34	0.2	5.9	54	21
A0963262	BR-106	97.8	98.9	Felsic Volcanic 1	Central Pit	Mine Rock	0.30	15	7.2	0.15	0.34	1.3	36	0.1	6.6	56	26
A0963263	BR-106	103.45	104.45	Felsic Volcanic 1	Central Pit	Mine Rock	0.30	19	7.4	0.19	0.41	1.4	41	0.2	6.1	58	16
A0963264	BR-106	108.1	109.1	Felsic Volcanic 1	Central Pit	Mine Rock	0.20	15	7.9	0.10	0.35	1.6	27	0.1	6.4	47	26

(1) Ten times average crustal abundance values presented in Price (1997).

Blue highlighting indicates samples with metal concentrations greater than the ten times crustal abundance screening value are present in the analyzed group.

Screening values are for qualitative assessment only and hold no regulatory significance.

Classification as mine rock or ore-grade materials was based on gold content.

A value of "--" indicates metal was not measured for the given sample; the variation in elements analyzed is due to measurement at two different laboratories (see text).

Table B-5 Aqua Regia Metals

Sample ID	Drillhole ID	From	To	Lithology	Area	Class	Tin	Strontium	Thorium	Titanium	Thallium	Uranium	Vanadium	Tungsten	Yttrium	Zinc	Zirconium
		m	m				ppm	ppm	ppm	%	ppm	ppm	ppm	ppm	ppm	ppm	ppm
10x Crustal Abundance (Price 1997) [(1)]							*23*	*3700*	*96*	*6.0*	*9.0*	*27*	*1200*	*13*	*330*	*700*	*1650*
A0963265	BR-106	113.1	114.3	Felsic Volcanic 1	Central Pit	Mine Rock	0.20	15	8.1	0.086	0.21	1.5	28	0.4	7.1	52	25
A0963266	BR-106	117.65	118.65	Felsic Volcanic 1	Central Pit	Mine Rock	0.30	17	8.5	0.13	0.40	1.6	30	0.1	7.1	56	25
A0963267	BR-106	124.6	125.6	Felsic Volcanic 1	Central Pit	Mine Rock	0.30	13	8.8	0.13	0.40	1.6	27	0.1	7.3	54	30
A0963268	BR-106	130	131	Felsic Volcanic 1	Central Pit	Mine Rock	0.20	16	7.5	0.14	0.45	1.4	30	0.6	6.3	56	21
A0963269	BR-106	135	136	Felsic Volcanic 1	Central Pit	Mine Rock	0.20	16	8.6	0.085	0.31	1.7	22	0.2	6.9	49	23
A0963270	BR-106	145.2	146.2	Felsic Volcanic 1	Central Pit	Mine Rock	0.20	14	7.7	0.090	0.29	1.6	23	0.1	7.2	62	31
A0963271	BR-106	151.2	152.2	Felsic Volcanic 1	Central Pit	Mine Rock	0.30	17	7.9	0.16	0.46	1.4	33	0.2	6.5	61	24
A0963306	BR-106	156.5	157.5	Felsic Volcanic 1	Central Pit	Mine Rock	0.30	26	7.8	0.15	0.38	1.4	36	0.1	7.2	73	25
A0963272	BR-106	166.4	167.4	Felsic Volcanic 1	Central Pit	Mine Rock	0.30	15	8.5	0.12	0.37	1.6	26	0.3	7.9	60	24
A0963273	BR-106	171.65	172.65	Felsic Volcanic 1	Central Pit	Mine Rock	0.20	12	7.5	0.088	0.18	1.4	20	0.1	7.9	46	22
A0963274	BR-106	176.65	177.65	Felsic Volcanic 1	Central Pit	Mine Rock	0.20	16	7.4	0.12	0.41	1.6	26	0.4	5.5	58	20
A0963275	BR-106	180.65	181.65	Felsic Volcanic 1	Central Pit	Mine Rock	0.20	8.1	7.2	0.036	0.12	1.8	9.0	0.3	4.7	270	20
A0963276	BR-106	181.65	182.65	Felsic Volcanic 1	Central Pit	Mine Rock	0.20	8.1	7.5	0.090	0.29	1.6	19	0.4	6.4	87	27
A0963307	BR-106	184.65	185.65	Felsic Volcanic 1	Central Pit	Mine Rock	0.30	29	6.6	0.14	0.42	1.3	37	0.4	7.1	187	18
A0963277	BR-106	191.95	192.55	Felsic Volcanic 1	Central Pit	Mine Rock	1.0	28	8.2	0.11	0.18	1.7	24	11.9	6.5	39	23
A0963278	BR-106	198.65	199.65	Felsic Volcanic 1	Central Pit	Mine Rock	0.30	13	7.9	0.15	0.37	1.6	28	0.6	6.2	48	18
A0963279	BR-106	208.65	209.6	Felsic Volcanic 1	Central Pit	Mine Rock	0.40	13	7.4	0.17	0.44	1.4	40	1.4	6.2	53	28
A0963280	BR-106	218.3	219.3	Felsic Volcanic 1	Central Pit	Mine Rock	0.30	30	8.0	0.22	0.37	1.6	64	0.9	8.9	103	19
A0963281	BR-106	229.1	230.1	Felsic Volcanic 1	Central Pit	Mine Rock	0.40	20	7.3	0.17	0.31	1.7	35	0.5	7.1	49	26
A0963282	BR-106	234.1	235.1	Felsic Volcanic 1	Central Pit	Mine Rock	0.30	14	7.3	0.16	0.38	1.7	33	0.3	7.0	49	32
A0963283	BR-106	240.1	241.1	Felsic Volcanic 1	Central Pit	Mine Rock	0.40	22	7.3	0.19	0.43	1.5	36	0.6	7.1	50	18
A0963284	BR-106	252.3	253.5	Felsic Volcanic 1	Central Pit	Mine Rock	0.30	15	8.1	0.16	0.14	1.7	32	0.5	6.5	43	23
A0963299	BR-106	258.85	259.85	Felsic Volcanic 1	Central Pit	Mine Rock	0.30	14	7.0	0.15	0.34	1.5	28	1.3	6.2	41	14
A0963285	BR-106	262.85	263.75	Felsic Volcanic 1	Central Pit	Mine Rock	0.40	15	7.8	0.19	0.36	1.6	38	2.3	6.6	30	17
A0963300	BR-106	263.75	264.5	Felsic Volcanic 1	Central Pit	Mine Rock	0.40	15	7.5	0.19	0.32	1.6	39	1.5	6.5	40	18
A0963286	BR-106	285	286	Felsic Volcanic 1	Central Pit	Mine Rock	0.30	17	8.1	0.16	0.24	1.7	29	0.4	6.7	47	20
A0963287	BR-106	304	305	Felsic Volcanic 1	Central Pit	Mine Rock	0.30	26	6.9	0.16	0.33	1.5	46	0.4	6.9	52	17
A0963288	BR-106	310	311	Felsic Volcanic 1	Central Pit	Mine Rock	0.40	16	7.0	0.21	0.42	1.5	46	0.2	6.6	55	24
A0963289	BR-106	319	320	Felsic Volcanic 1	Central Pit	Ore-Grade	0.30	9.2	8.8	0.11	0.35	2.0	25	0.3	7.7	45	11
A0963290	BR-106	323.75	324.25	Felsic Volcanic 1	Central Pit	Mine Rock	0.40	16	7.8	0.18	0.40	1.7	36	2.4	6.8	62	23
A0963291	BR-106	328.85	329.85	Felsic Volcanic 1	Central Pit	Mine Rock	0.30	28	7.9	0.16	0.41	1.6	32	1.3	7.7	66	24
A0963301	BR-106	330.85	331.85	Felsic Volcanic 1	Central Pit	Mine Rock	0.30	22	8.2	0.20	0.47	1.7	36	2.3	7.5	58	23
A0963292	BR-106	333.85	334.85	Felsic Volcanic 1	Central Pit	Mine Rock	0.30	14	7.4	0.16	0.38	1.7	31	1.3	7.2	56	22
A0963302	BR-106	344.1	345.2	Felsic Volcanic 1	Central Pit	Mine Rock	0.40	20	6.7	0.20	0.56	1.2	52	1.1	6.2	52	18
A0963293	BR-106	350.3	351.3	Felsic Volcanic 1	Central Pit	Mine Rock	0.40	16	7.8	0.16	0.30	1.5	38	1.4	6.9	52	25
A0963294	BR-106	355.3	356.05	Metasediment 2	Central Pit	Mine Rock	0.50	18	6.3	0.24	0.49	1.5	73	1.4	11	92	32
A0963295	BR-106	360.5	361	Metasediment 2	Central Pit	Mine Rock	0.40	4.9	4.2	0.14	0.48	1.0	77	0.1	4.6	66	21
A0963296	BR-106	365.25	366.25	Metasediment 2	Central Pit	Mine Rock	0.40	6.3	4.4	0.12	0.53	1.1	80	0.1	5.0	76	24
A0963297	BR-106	370.2	371.2	Metasediment 2	Central Pit	Mine Rock	0.50	16	4.3	0.19	0.57	1.1	76	0.1	5.2	84	24
A0963298	BR-106	375.5	376.5	Felsic Volcanic 2	Central Pit	Mine Rock	0.30	7.1	11	0.022	0.18	1.5	4.0	0.1	11	29	48
A0962859	BR-139	41.5	42.5	Felsic Volcanic 1	Central Pit	Mine Rock	0.20	13	7.6	0.15	0.37	1.4	29	0.1	5.7	56	23
A0962860	BR-139	47.5	48.5	Felsic Volcanic 1	Central Pit	Mine Rock	0.20	13	7.5	0.12	0.36	1.4	20	<0.1	5.5	51	22
A0962861	BR-139	52.5	53.5	Felsic Volcanic 1	Central Pit	Mine Rock	0.20	10	7.4	0.13	0.35	1.4	23	<0.1	5.5	46	20

(1) Ten times average crustal abundance values presented in Price (1997).

Blue highlighting indicates samples with metal concentrations greater than the ten times crustal abundance screening value are present in the analyzed group.

Screening values are for qualitative assessment only and hold no regulatory significance.

Classification as mine rock or ore-grade materials was based on gold content.

A value of "--" indicates metal was not measured for the given sample; the variation in elements analyzed is due to measurement at two different laboratories (see text).

Table B-5 Aqua Regia Metals

Sample ID	Drillhole ID	From	To	Lithology	Area	Class	Tin	Strontium	Thorium	Titanium	Thallium	Uranium	Vanadium	Tungsten	Yttrium	Zinc	Zirconium
		m	m				ppm	ppm	ppm	%	ppm	ppm	ppm	ppm	ppm	ppm	ppm
10x Crustal Abundance (Price 1997) [(1)]							*23*	*3700*	*96*	*6.0*	*9.0*	*27*	*1200*	*13*	*330*	*700*	*1650*
A0962862	BR-139	60	61	Felsic Volcanic 1	Central Pit	Mine Rock	0.60	15	7.7	0.10	0.19	1.5	20	1.4	6.2	49	20
A0962863	BR-139	70	71	Felsic Volcanic 1	Central Pit	Mine Rock	0.20	11	7.9	0.13	0.34	1.5	21	<0.1	6.0	52	21
A0962864	BR-139	78.5	79.5	Felsic Volcanic 1	Central Pit	Mine Rock	0.50	16	7.6	0.17	0.46	1.3	41	<0.1	5.5	68	18
A0962865	BR-139	85.5	86.5	Felsic Volcanic 1	Central Pit	Mine Rock	0.20	22	8.2	0.11	0.40	1.5	22	<0.1	6.4	58	26
A0962866	BR-139	91	92	Felsic Volcanic 1	Central Pit	Mine Rock	0.30	22	7.5	0.14	0.23	1.3	31	0.1	5.1	53	17
A0962867	BR-139	97	98	Felsic Volcanic 1	Central Pit	Mine Rock	0.30	18	7.6	0.13	0.29	1.3	33	0.1	6.3	61	20
A0963673	BR-139	103	104.25	Felsic Volcanic 1	Central Pit	Mine Rock	0.30	14	7.7	0.12	0.30	1.4	27	0.1	6.2	58	23
A0962871	BR-139	108	108.5	Felsic Volcanic 1	Central Pit	Mine Rock	0.20	13	7.3	0.096	0.28	1.5	19	<0.1	5.3	48	25
A0962872	BR-139	111.6	113	Felsic Volcanic 1	Central Pit	Mine Rock	0.30	12	7.7	0.10	0.25	1.3	23	0.2	5.2	41	24
A0962873	BR-139	116.5	117.5	Felsic Volcanic 1	Central Pit	Mine Rock	0.30	16	7.6	0.14	0.43	1.3	29	0.1	5.5	58	21
A0962874	BR-139	124.5	125.5	Felsic Volcanic 1	Central Pit	Mine Rock	0.20	19	8.8	0.076	0.46	1.9	18	0.4	6.8	68	28
A0962875	BR-139	131.5	132.2	Felsic Volcanic 1	Central Pit	Mine Rock	0.30	70	6.5	0.17	0.36	1.2	48	0.2	5.8	50	21
A0962876	BR-139	138	138.5	Felsic Volcanic 1	Central Pit	Mine Rock	0.20	13	7.5	0.071	0.060	1.6	20	0.5	5.4	78	13
A0962877	BR-139	145.5	147	Felsic Volcanic 1	Central Pit	Mine Rock	0.10	9.1	7.6	0.024	0.060	1.2	7.0	0.3	5.4	22	18
A0962878	BR-139	152.5	153.5	Felsic Volcanic 1	Central Pit	Ore-Grade	0.20	11	6.9	0.058	0.18	1.3	19	0.2	5.5	61	21
A0962879	BR-139	158.5	159.5	Felsic Volcanic 1	Central Pit	Mine Rock	0.20	11	8.7	0.065	0.23	1.8	14	0.3	5.6	21	25
A0962880	BR-139	164.5	165.25	Felsic Volcanic 1	Central Pit	Mine Rock	0.30	16	6.9	0.11	0.28	1.4	23	0.8	4.9	138	21
A0962881	BR-139	173	174	Felsic Volcanic 1	Central Pit	Mine Rock	0.30	16	7.1	0.17	0.49	1.5	35	0.3	6.0	64	22
A0962882	BR-139	179.5	180.5	Felsic Volcanic 1	Central Pit	Mine Rock	0.20	17	7.8	0.11	0.38	1.7	21	2.2	6.2	129	16
A0962883	BR-139	184.75	185.5	Felsic Volcanic 1	Central Pit	Mine Rock	0.20	11	8.0	0.086	0.41	1.6	15	0.4	5.7	111	20
A0962884	BR-139	196	197	Felsic Volcanic 1	Central Pit	Mine Rock	0.30	23	7.4	0.18	0.60	1.3	39	0.2	6.5	56	25
A0962885	BR-139	213.5	214	Felsic Volcanic 1	Central Pit	Mine Rock	0.20	14	8.8	0.081	0.37	1.7	23	0.3	6.9	135	28
A0962886	BR-139	243.5	244.5	Felsic Volcanic 1	Central Pit	Mine Rock	0.40	9.1	7.3	0.16	0.46	1.7	33	1.4	6.9	51	30
A0962887	BR-139	260.5	261.5	Felsic Volcanic 1	Central Pit	Mine Rock	0.40	12	8.1	0.16	0.47	1.8	32	0.5	7.5	62	27
A0962888	BR-139	272	273	Felsic Volcanic 1	Central Pit	Mine Rock	0.40	7.6	8.0	0.17	0.41	1.8	33	1.5	7.0	66	30
A0962889	BR-139	286.5	287.25	Felsic Volcanic 1	Central Pit	Ore-Grade	0.20	5.9	7.2	0.036	0.19	1.5	9.0	0.2	6.5	561	20
A0964708	BR-139	298.5	299	Felsic Volcanic 1	Central Pit	Ore-Grade	0.60	34	5.9	0.099	0.35	1.2	31	6.7	5.7	44	11
A0964709	BR-139	303	303.5	Felsic Volcanic 1	Central Pit	Ore-Grade	0.40	9.7	7.0	0.086	0.24	1.4	22	6.3	6.2	273	26
A0964710	BR-139	309	309.75	Felsic Volcanic 1	Central Pit	Mine Rock	0.50	13	7.6	0.15	0.40	1.7	32	15	6.9	45	24
A0964711	BR-139	315.5	316	Felsic Volcanic 1	Central Pit	Ore-Grade	0.40	12	7.5	0.14	0.30	1.6	42	1.4	8.5	52	26
A0964712	BR-139	320.25	321	Metasediment 2	Central Pit	Mine Rock	0.40	9.1	6.3	0.19	0.62	1.3	49	0.2	7.6	92	21
A0962890	BR-139	326	327	Metasediment 2	Central Pit	Mine Rock	0.50	13	5.7	0.18	0.46	1.2	54	0.1	6.6	78	28
A0962891	BR-139	335.3	336.45	Metasediment 2	Central Pit	Mine Rock	0.60	42	5.2	0.19	0.49	1.0	91	0.2	8.2	87	25
A0962892	BR-139	340.9	342	Metasediment 2	Central Pit	Mine Rock	0.70	27	5.5	0.21	0.64	1.3	81	0.4	7.3	92	20
A0962893	BR-139	348	349	Metasediment 2	Central Pit	Mine Rock	0.60	15	5.5	0.18	0.52	1.2	72	0.1	7.3	97	28
A0962894	BR-139	366.5	367	Metasediment 2	Central Pit	Mine Rock	0.60	18	7.0	0.23	0.72	1.2	55	0.2	12	47	43
A0963547	BR-185	23.6	24.5	Felsic Volcanic 1	Central Pit	Mine Rock	0.20	15	7.9	0.10	0.29	1.7	19	0.6	6.2	71	26
A0964158	BR-168	117	118.5	Felsic Volcanic 1	Central Pit	Mine Rock	0.70	16	7.6	0.13	0.36	1.5	28	1.4	6.8	59	25
A0964154	BR-168	123.5	124.5	Felsic Volcanic 1	Central Pit	Mine Rock	0.40	16	7.3	0.17	0.33	1.5	35	0.6	6.8	58	27
A0964155	BR-168	130.95	131.45	Felsic Volcanic 1	Central Pit	Mine Rock	0.60	40	5.5	0.26	0.63	1.2	86	1	10	102	28
A0964156	BR-168	141	142.1	Felsic Volcanic 1	Central Pit	Mine Rock	0.40	16	7.4	0.19	0.47	1.5	39	1.2	6.3	75	26
A0964157	BR-168	149.65	150.2	Felsic Volcanic 1	Central Pit	Mine Rock	0.30	14	7.7	0.18	0.43	1.6	37	0.8	6.4	102	27
A0964159	BR-168	159	160.5	Felsic Volcanic 1	Central Pit	Mine Rock	0.30	5.3	7.2	0.14	0.40	1.7	30	0.2	6.1	104	34

(1) Ten times average crustal abundance values presented in Price (1997).

Blue highlighting indicates samples with metal concentrations greater than the ten times crustal abundance screening value are present in the analyzed group.

Screening values are for qualitative assessment only and hold no regulatory significance.

Classification as mine rock or ore-grade materials was based on gold content.

A value of "--" indicates metal was not measured for the given sample; the variation in elements analyzed is due to measurement at two different laboratories (see text).

Table B-5 Aqua Regia Metals

Sample ID	Drillhole ID	From	To	Lithology	Area	Class	Tin	Strontium	Thorium	Titanium	Thallium	Uranium	Vanadium	Tungsten	Yttrium	Zinc	Zirconium
		m	m				ppm	ppm	ppm	%	ppm	ppm	ppm	ppm	ppm	ppm	ppm
10x Crustal Abundance (Price 1997) [(1)]							*23*	*3700*	*96*	*6.0*	*9.0*	*27*	*1200*	*13*	*330*	*700*	*1650*
A0964160	BR-168	166.25	166.75	Felsic Volcanic 1	Central Pit	Mine Rock	0.20	6.4	5.4	0.041	0.14	1.3	13	0.3	5.3	651	32
A0964161	BR-168	171.6	172.4	Felsic Volcanic 1	Central Pit	Mine Rock	0.30	11	7.0	0.16	0.36	1.5	35	1	6.5	55	23
A0964162	BR-168	177	178	Felsic Volcanic 1	Central Pit	Mine Rock	0.30	18	4.9	0.11	0.25	1.1	30	0.3	4.2	60	20
A0964163	BR-168	182.25	183	Felsic Volcanic 1	Central Pit	Mine Rock	0.30	13	8.0	0.12	0.12	1.5	30	0.4	6.3	62	11
A0964164	BR-168	192	192.5	Felsic Volcanic 1	Central Pit	Mine Rock	0.20	16	6.0	0.086	0.14	1.2	18	0.7	4.3	30	19
A0964165	BR-168	198.3	199.3	Felsic Volcanic 1	Central Pit	Mine Rock	0.40	13	7.9	0.17	0.33	1.6	37	0.9	6.7	123	20
A0964166	BR-168	207.3	207.8	Felsic Volcanic 1	Central Pit	Mine Rock	0.30	19	7.5	0.16	0.32	1.5	35	0.5	6.3	89	23
A0964167	BR-168	213	214	Felsic Volcanic 1	Central Pit	Mine Rock	0.30	15	7.4	0.14	0.18	1.6	34	0.3	6.5	78	23
A0964168	BR-168	219.55	221	Felsic Volcanic 1	Central Pit	Mine Rock	0.30	13	7.2	0.15	0.28	1.5	36	0.3	6.7	50	22
A0964169	BR-168	227.8	228.6	Felsic Volcanic 1	Central Pit	Mine Rock	0.40	41	4.6	0.29	0.51	1.0	87	0.5	7.6	88	18
A0964170	BR-168	234.55	235.05	Felsic Volcanic 1	Central Pit	Mine Rock	0.40	12	7.6	0.12	0.35	1.3	32	0.6	6.4	65	28
A0964171	BR-168	252.9	254	Felsic Volcanic 1	Central Pit	Mine Rock	0.50	17	7.5	0.20	0.45	1.6	51	0.9	8.0	70	28
A0964172	BR-168	268.5	270	Felsic Volcanic 1	Central Pit	Mine Rock	0.40	14	7.9	0.18	0.40	1.6	40	1.1	7.5	58	26
A0964173	BR-168	280.5	282	Felsic Volcanic 1	Central Pit	Mine Rock	0.40	9.3	7.5	0.16	0.35	1.6	38	1.5	7.3	53	18
A0964174	BR-168	298.65	299.15	Felsic Volcanic 1	Central Pit	Ore-Grade	0.20	15	5.3	0.036	0.12	1.2	22	0.3	4.6	182	18
A0964175	BR-168	320.6	321.35	Felsic Volcanic 1	Central Pit	Mine Rock	0.30	5.7	7.3	0.073	0.33	1.3	25	2.3	6.6	68	13
A0964176	BR-168	325.5	326.45	Metasediment 2	Central Pit	Mine Rock	0.60	6.6	3.8	0.20	0.48	0.90	76	0.4	4.4	93	28
117301	BR-169	40.5	41.5	Felsic Volcanic 1	Central Pit	Ore-Grade	0.20	13	7.9	0.074	0.47	1.5	17	0.3	6.5	135	23
A0964638	BR-169	54.2	55.3	Felsic Volcanic 1	Central Pit	Mine Rock	1.0	26	7.4	0.13	0.52	1.6	36	0.1	6.3	70	26
A0964639	BR-169	62	62.9	Felsic Volcanic 1	Central Pit	Mine Rock	0.40	14	7.2	0.16	0.43	1.6	38	0.2	5.8	48	27
117302	BR-169	65.5	66	Felsic Volcanic 1	Central Pit	Mine Rock	0.30	19	7.8	0.12	0.39	1.6	33	0.3	6.6	54	31
117303	BR-169	74.25	74.8	Felsic Volcanic 1	Central Pit	Mine Rock	0.40	7.0	8.9	0.20	0.53	1.8	44	0.5	8.0	62	28
117304	BR-169	76.05	76.7	Felsic Volcanic 1	Central Pit	Mine Rock	0.30	9.9	7.6	0.15	0.44	1.6	32	0.2	6.7	66	30
117305	BR-169	83.5	84	Felsic Volcanic 1	Central Pit	Mine Rock	0.20	6.7	7.6	0.17	0.45	1.4	36	0.3	7.9	76	25
117306	BR-169	85.5	86.35	Felsic Volcanic 1	Central Pit	Mine Rock	0.30	9.8	7.9	0.15	0.39	1.5	31	1.3	7.5	55	21
A0964640	BR-169	95.45	96	Felsic Volcanic 1	Central Pit	Mine Rock	0.40	9.9	9.0	0.18	0.43	1.9	41	0.7	7.5	107	26
117307	BR-169	98.25	99	Felsic Volcanic 1	Central Pit	Mine Rock	0.40	13	6.9	0.16	0.40	1.5	37	1	6.8	48	24
117308	BR-169	103.9	105	Felsic Volcanic 1	Central Pit	Mine Rock	0.30	15	7.2	0.17	0.42	1.4	33	1.5	6.0	58	23
117309	BR-169	121.6	123	Felsic Volcanic 1	Central Pit	Ore-Grade	0.10	28	7.5	0.066	0.29	1.6	12	0.4	6.9	19	15
A0964714	BR-169	126	126.8	Felsic Volcanic 1	Central Pit	Ore-Grade	0.60	10	6.8	0.062	0.27	1.4	20	1.9	7.0	83	11
A0964715	BR-169	127.8	128.4	Felsic Volcanic 1	Central Pit	Ore-Grade	0.90	6.2	7.1	0.11	0.32	1.6	41	2.4	5.2	71	10
A0964716	BR-169	129	129.55	Felsic Volcanic 1	Central Pit	Ore-Grade	0.30	17	7.0	0.074	0.37	1.6	22	2.3	7.1	46	10
A0964717	BR-169	130.15	130.7	Felsic Volcanic 1	Central Pit	Ore-Grade	0.40	13	7.0	0.042	0.27	1.6	14	1.9	6.1	49	7.2
A0964718	BR-169	131.85	132.4	Felsic Volcanic 1	Central Pit	Ore-Grade	0.60	14	5.9	0.10	0.31	1.1	31	3.8	4.6	37	9.2
117310	BR-169	150	150.5	Felsic Volcanic 1	Central Pit	Mine Rock	0.20	23	8.1	0.037	0.14	1.7	23	0.4	5.1	44	15
117311	BR-169	150.5	151.1	Metasediment 2	Central Pit	Mine Rock	0.40	71	4.4	0.12	0.42	1.1	69	0.3	6.8	62	24
117312	BR-169	154.5	156	Metasediment 2	Central Pit	Mine Rock	0.50	19	4.0	0.16	0.50	0.90	77	0.2	4.4	51	20
117313	BR-169	158.55	160	Metasediment 2	Central Pit	Mine Rock	0.30	32	6.9	0.18	0.38	1.3	49	0.1	7.7	59	17
117314	BR-169	165	165.7	Metasediment 2	Central Pit	Mine Rock	0.60	25	4.9	0.16	0.41	1.1	84	0.2	6.2	72	26
117316	BR-169	186	186.55	Felsic Volcanic 1	Central Pit	Mine Rock	0.20	9.5	7.3	0.16	0.38	1.3	31	0.3	6.4	60	23
117317	BR-169	189.65	190.7	Metasediment 2	Central Pit	Mine Rock	0.50	24	6.0	0.16	0.55	1.2	59	0.1	6.6	94	22
A0964641	BR-169	199.4	199.9	Felsic Volcanic 2	Central Pit	Mine Rock	0.20	27	5.3	0.10	0.47	0.80	37	0.2	6.9	34	33
117318	BR-169	205.5	207	Felsic Volcanic 2	Central Pit	Mine Rock	0.20	7.8	11	0.0070	0.070	1.5	<1	0.1	8.1	65	47

(1) Ten times average crustal abundance values presented in Price (1997).

Blue highlighting indicates samples with metal concentrations greater than the ten times crustal abundance screening value are present in the analyzed group.

Screening values are for qualitative assessment only and hold no regulatory significance.

Classification as mine rock or ore-grade materials was based on gold content.

A value of "--" indicates metal was not measured for the given sample; the variation in elements analyzed is due to measurement at two different laboratories (see text).

Table B-5 Aqua Regia Metals

Sample ID	Drillhole ID	From	To	Lithology	Area	Class	Tin	Strontium	Thorium	Titanium	Thallium	Uranium	Vanadium	Tungsten	Yttrium	Zinc	Zirconium
		m	m				ppm	ppm	ppm	%	ppm	ppm	ppm	ppm	ppm	ppm	ppm
10x Crustal Abundance (Price 1997) [(1)]							*23*	*3700*	*96*	*6.0*	*9.0*	*27*	*1200*	*13*	*330*	*700*	*1650*
117319	BR-169	210	210.5	Felsic Volcanic 2	Central Pit	Mine Rock	0.20	12	9.4	0.065	0.21	1.5	12	0.5	7.8	51	38
117315	BR-169	214.5	216	Felsic Volcanic 2	Central Pit	Mine Rock	0.30	13	11	0.041	0.18	1.5	1.0	0.4	11	47	35
117320	BR-169	220.35	221.75	Felsic Volcanic 2	Central Pit	Mine Rock	0.20	7.2	10	0.033	0.16	1.6	<1	0.3	11	41	16
117321	BR-169	224.5	225.45	Felsic Volcanic 2	Central Pit	Mine Rock	0.30	9.0	9.5	0.045	0.18	1.4	<1	0.3	9.1	32	33
A0964642	BR-169	232.5	234	Felsic Volcanic 1	Central Pit	Mine Rock	0.30	18	7.6	0.18	0.45	1.4	34	1.4	6.7	57	24
117322	BR-169	241.5	242.8	Felsic Volcanic 2	Central Pit	Mine Rock	0.30	12	11	0.037	0.20	1.4	<1	0.9	9.9	41	45
117323	BR-169	246.7	247.7	Felsic Volcanic 2	Central Pit	Ore-Grade	0.30	12	9.2	0.034	0.090	1.3	2.0	0.3	7.7	43	66
A0964643	BR-169	251.15	252	Felsic Volcanic 2	Central Pit	Mine Rock	0.40	54	6.9	0.16	0.25	1.3	55	1.5	9.7	66	19
117324	BR-169	256.5	258	Metasediment 2	Central Pit	Mine Rock	0.60	7.2	7.2	0.23	0.72	1.1	60	0.2	7.2	46	30
117325	BR-169	266.75	268.2	Metasediment 2	Central Pit	Mine Rock	0.30	12	8.5	0.083	0.35	1.5	11	0.2	6.9	46	33
A0962994	BR-241	70.85	72.15	Metasediment 2	Central Pit	Mine Rock	0.70	17	4.4	0.24	0.59	1.1	89	0.2	5.0	112	18
A0962995	BR-241	79.6	81	Felsic Volcanic 1	Central Pit	Mine Rock	0.40	12	7.2	0.15	0.38	1.4	31	0.3	6.3	46	25
A0962996	BR-241	97.85	98.35	Felsic Volcanic 2	Central Pit	Mine Rock	0.90	20	5.1	0.13	0.43	1.0	44	0.2	6.6	52	28
A0962997	BR-241	104.65	105.2	Felsic Volcanic 1	Central Pit	Mine Rock	0.30	18	7.7	0.20	0.44	1.4	40	0.5	6.6	63	14
A0962998	BR-241	110.5	111.5	Felsic Volcanic 2	Central Pit	Mine Rock	0.20	7.3	11	0.013	0.19	1.7	<1	0.2	9.6	57	23
A0962999	BR-241	117.8	119	Felsic Volcanic 1	Central Pit	Mine Rock	0.30	68	6.3	0.21	0.76	1.1	67	0.2	7.6	78	16
A0963000	BR-241	125.5	126.5	Felsic Volcanic 2	Central Pit	Mine Rock	0.30	23	9.0	0.12	0.38	1.4	26	0.6	7.3	68	20
A0964501	BR-241	130.7	131.75	Felsic Volcanic 1	Central Pit	Ore-Grade	<0.100	26	6.9	0.057	0.28	1.5	12	0.2	7.6	36	10
A0964502	BR-241	144	145.5	Felsic Volcanic 2	Central Pit	Mine Rock	0.10	7.1	9.8	0.0060	0.070	1.4	<1	0.2	7.4	128	20
A0964503	BR-241	148.5	150	Felsic Volcanic 2	Central Pit	Mine Rock	0.20	8.9	8.9	0.027	0.20	1.1	<1	0.2	7.6	37	49
A0964504	BR-241	153.5	154.8	Felsic Volcanic 2	Central Pit	Mine Rock	0.30	12	11	0.035	0.17	1.2	<1	0.1	9.5	35	55
A0964505	BR-241	162	163.5	Felsic Volcanic 2	Central Pit	Mine Rock	0.30	7.6	9.5	0.035	0.18	1.1	<1	0.1	7.4	40	75
A0964506	BR-241	171.7	173.2	Felsic Volcanic 1	Central Pit	Mine Rock	0.30	23	7.5	0.19	0.49	1.3	38	0.3	6.7	52	18
A0964507	BR-241	180.65	182.15	Felsic Volcanic 1	Central Pit	Mine Rock	0.20	42	7.1	0.16	0.40	1.3	31	1.6	7.3	54	20
A0964508	BR-241	183.35	183.8	Felsic Volcanic 2	Central Pit	Mine Rock	0.20	11	10	0.025	0.16	1.2	2.0	0.2	12	33	24
A0964509	BR-241	212.3	213.2	Felsic Volcanic 1	Central Pit	Mine Rock	0.10	10	11	0.011	0.070	1.1	<1	<0.1	7.2	8.0	31
A0964510	BR-241	213.2	214	Felsic Volcanic 1	Central Pit	Mine Rock	0.20	15	11	0.021	0.13	1.2	<1	0.1	8.5	9.8	35
A0962968	BR-250B	186.85	187.35	Felsic Volcanic 1	Central Pit	Ore-Grade	0.20	3.0	6.3	0.0060	0.040	1.5	3.0	0.4	5.4	439	3.8
A0964958	DNE-001	23	24.5	Felsic Volcanic 1	Central Pit	Mine Rock	0.20	23	7.5	0.15	0.50	1.3	34	0.1	6.4	64	19
A0964957	DNE-001	28	30	Felsic Volcanic 2	Central Pit	Mine Rock	<0.100	5.3	11	0.0070	0.080	1.4	<1	<0.1	7.0	45	22
A0964956	DNE-001	36	37.5	Felsic Volcanic 2	Central Pit	Mine Rock	0.10	4.1	11	0.011	0.11	1.5	<1	0.1	7.6	42	24
A0964955	DNE-001	43.5	45	Felsic Volcanic 2	Central Pit	Mine Rock	<0.100	2.2	9.2	0.0010	0.030	1.2	<1	<0.1	4.5	59	14
A0964954	DNE-001	49	49.5	Felsic Volcanic 1	Central Pit	Mine Rock	0.30	22	7.9	0.12	0.40	1.2	17	0.9	7.6	51	26
A0964953	DNE-001	56.25	57	Felsic Volcanic 1	Central Pit	Mine Rock	0.20	16	5.3	0.13	0.29	1.0	19	0.2	5.3	48	18
A0964952	DNE-001	63	64.5	Felsic Volcanic 1	Central Pit	Mine Rock	0.30	37	6.8	0.15	0.43	1.2	39	0.2	7.0	62	24
A0964951	DNE-001	70.45	71.3	Felsic Volcanic 2	Central Pit	Mine Rock	<0.100	4.7	9.3	0.0050	0.060	1.3	<1	0.1	6.0	35	18
A0964950	DNE-001	75.75	76.6	Felsic Volcanic 1	Central Pit	Mine Rock	0.20	23	6.8	0.17	0.50	1.2	38	0.9	5.9	53	21
A0964949	DNE-001	80.4	81.4	Felsic Volcanic 2	Central Pit	Mine Rock	0.20	6.4	8.4	0.021	0.14	1.0	1.0	0.2	5.4	37	31
A0964948	DNE-001	85.8	87	Felsic Volcanic 1	Central Pit	Mine Rock	0.20	19	7.0	0.19	0.50	1.2	37	0.2	6.4	63	22
A0964947	DNE-001	93	94.5	Felsic Volcanic 1	Central Pit	Mine Rock	0.30	23	7.2	0.19	0.44	1.3	39	0.3	6.1	57	19
A0964946	DNE-001	106.5	108	Felsic Volcanic 1	Central Pit	Mine Rock	0.40	32	6.6	0.23	0.59	1.2	63	1.7	7.0	71	15
A0964945	DNE-001	117.9	118.7	Felsic Volcanic 1	Central Pit	Mine Rock	0.20	16	11	0.053	0.18	1.5	4.0	0.5	9.3	31	29
A0964944	DNE-001	118.7	119.5	Felsic Volcanic 1	Central Pit	Mine Rock	0.20	12	9.5	0.081	0.26	1.3	10	0.9	7.6	41	31

(1) Ten times average crustal abundance values presented in Price (1997).

Blue highlighting indicates samples with metal concentrations greater than the ten times crustal abundance screening value are present in the analyzed group.

Screening values are for qualitative assessment only and hold no regulatory significance.

Classification as mine rock or ore-grade materials was based on gold content.

A value of "--" indicates metal was not measured for the given sample; the variation in elements analyzed is due to measurement at two different laboratories (see text).

Table B-5 Aqua Regia Metals

Sample ID	Drillhole ID	From	To	Lithology	Area	Class	Tin	Strontium	Thorium	Titanium	Thallium	Uranium	Vanadium	Tungsten	Yttrium	Zinc	Zirconium
		m	m				ppm	ppm	ppm	%	ppm	ppm	ppm	ppm	ppm	ppm	ppm
10x Crustal Abundance (Price 1997) [(1)]							*23*	*3700*	*96*	*6.0*	*9.0*	*27*	*1200*	*13*	*330*	*700*	*1650*
A0964943	DNE-001	124.6	125.7	Felsic Volcanic 1	Central Pit	Mine Rock	0.20	12	8.7	0.058	0.17	1.3	13	0.4	7.2	21	25
A0964942	DNE-001	131.5	132.15	Felsic Volcanic 1	Central Pit	Mine Rock	0.20	16	6.9	0.18	0.47	1.2	40	0.5	6.7	60	22
A0964941	DNE-001	142.65	144	Felsic Volcanic 1	Central Pit	Mine Rock	0.30	18	7.3	0.17	0.38	1.2	39	0.4	6.7	49	22
A0964940	DNE-001	157.5	159	Felsic Volcanic 1	Central Pit	Mine Rock	0.40	20	7.7	0.17	0.35	1.2	43	2.8	7.8	43	25
A0964939	DNE-001	169.5	171	Felsic Volcanic 1	Central Pit	Mine Rock	0.30	20	7.7	0.17	0.36	1.4	43	1.6	8.5	58	20
A0964938	DNE-001	174	175.5	Felsic Volcanic 2	Central Pit	Mine Rock	0.20	7.4	11	0.028	0.19	1.6	<1	0.2	8.5	36	20
A0964937	DNE-001	180	181.5	Felsic Volcanic 2	Central Pit	Mine Rock	0.20	11	9.8	0.031	0.15	1.3	<1	0.4	7.4	49	27
A0964936	DNE-001	187.5	188.4	Felsic Volcanic 2	Central Pit	Mine Rock	0.20	12	11	0.041	0.17	1.4	<1	2.2	10	38	32
A0963125	BR-085	26	27	Felsic Volcanic 1	Central Pit	Mine Rock	0.10	3.6	10	0.0020	0.080	1.1	<1	0.4	5.5	23	35
A0963126	BR-085	31	32	Felsic Volcanic 1	Central Pit	Mine Rock	0.10	21	13	0.0070	0.13	1.4	<1	0.5	8.0	34	38
A0963127	BR-085	36	37	Felsic Volcanic 1	Central Pit	Mine Rock	0.20	14	6.2	0.039	0.46	1.4	10	1.3	2.4	315	24
A0963128	BR-085	41	42	Felsic Volcanic 1	Central Pit	Mine Rock	0.10	12	6.4	0.030	0.31	1.4	6.0	1.4	2.3	197	30
A0963129	BR-085	46	47	Felsic Volcanic 1	Central Pit	Mine Rock	0.20	22	9.3	0.020	0.19	1.3	3.0	4.3	5.2	520	48
A0963130	BR-085	52.25	53.25	Felsic Volcanic 2	Central Pit	Mine Rock	0.30	8.4	10	0.025	0.30	1.6	5.0	4.8	4.2	32	51
A0963135	BR-085	56.75	57.25	Felsic Volcanic 2	Central Pit	Mine Rock	0.30	40	12	0.038	0.20	2.0	7.0	4.9	6.4	286	53
A0963131	BR-085	62.15	63.15	Felsic Volcanic 1	Central Pit	Mine Rock	0.30	90	5.5	0.073	0.32	1.0	27	3.4	6.6	408	27
A0963132	BR-085	67.8	68.9	Felsic Volcanic 1	Central Pit	Mine Rock	0.50	133	4.8	0.13	0.20	0.90	14	14	5.1	119	23
A0963133	BR-085	72.3	73.3	Felsic Volcanic 1	Central Pit	Mine Rock	0.30	103	8.5	0.046	0.14	1.8	10	8.6	6.5	50	28
A0963134	BR-085	77.85	78.85	Felsic Volcanic 1	Central Pit	Mine Rock	1.0	19	6.1	0.24	0.66	1.1	89	1.6	8.3	251	22
A0963136	BR-086	36.2	37.5	Felsic Volcanic 1	Central Pit	Mine Rock	0.40	36	6.4	0.11	0.28	1.3	28	5.2	5.8	196	17
A0963137	BR-086	40	41	Felsic Volcanic 1	Central Pit	Ore-Grade	0.50	27	5.5	0.097	0.19	1.1	27	3.9	4.7	340	17
A0963138	BR-086	45	46	Felsic Volcanic 1	Central Pit	Mine Rock	0.60	30	7.1	0.11	0.26	1.5	35	3.7	6.5	154	21
A0963139	BR-086	60.3	61.8	Felsic Volcanic 1	Central Pit	Ore-Grade	0.40	16	9.6	0.15	0.35	1.9	27	13	6.8	86	27
A0963140	BR-086	89.25	89.75	Felsic Volcanic 1	Central Pit	Mine Rock	0.40	22	6.9	0.11	0.19	1.4	25	15	5.0	71	16
A0963141	BR-086	94.6	96.1	Felsic Volcanic 1	Central Pit	Mine Rock	0.50	31	8.1	0.16	0.29	1.7	32	3.9	6.6	75	20
A0963142	BR-086	102	103	Felsic Volcanic 1	Central Pit	Mine Rock	0.90	62	6.3	0.12	0.24	1.4	51	11.1	7.1	227	22
A0963143	BR-086	106	107	Felsic Volcanic 1	Central Pit	Ore-Grade	1.0	125	6.1	0.045	0.060	1.3	27	60	6.5	143	20
A0963144	BR-086	115.5	117	Felsic Volcanic 1	Central Pit	Mine Rock	0.40	32	8.1	0.16	0.34	1.7	32	24	7.1	95	18
A0963145	BR-086	121.5	123	Felsic Volcanic 1	Central Pit	Mine Rock	0.50	25	8.0	0.15	0.26	1.7	34	5.3	6.9	77	17
A0963146	BR-086	126	126.5	Felsic Volcanic 1	Central Pit	Mine Rock	0.40	40	7.7	0.14	0.29	1.8	30	1.1	7.2	77	16
A0963147	BR-086	140.85	142.35	Felsic Volcanic 1	Central Pit	Mine Rock	0.40	23	7.8	0.14	0.42	1.6	31	4.7	7.2	195	20
A0963148	BR-086	149.75	150.75	Felsic Volcanic 1	Central Pit	Mine Rock	0.20	6.4	11	0.0080	0.18	1.8	1.0	0.3	7.9	21	44
A0963149	BR-086	152.75	153.2	Felsic Volcanic 1	Central Pit	Mine Rock	0.20	250	14	0.033	0.25	1.8	8.0	0.3	11	11	53
A0963150	BR-086	155.25	156.25	Felsic Volcanic 1	Central Pit	Mine Rock	0.20	4.7	12	0.0070	0.15	1.5	<1	0.4	6.1	18	50
A0963045	BR-086	165	166	Felsic Volcanic 1	Central Pit	Mine Rock	0.60	13	6.2	0.13	0.42	1.3	36	3	5.3	42	28
A0963046	BR-086	170	171	Felsic Volcanic 1	Central Pit	Mine Rock	0.60	19	6.8	0.19	0.55	1.5	40	2.7	6.5	59	28
A0963047	BR-086	181.1	182.1	Felsic Volcanic 1	Central Pit	Mine Rock	0.40	46	6.4	0.11	0.22	1.3	24	15	4.6	363	24
A0963151	BR-086	207.85	209.35	Metasediment 2	Central Pit	Mine Rock	0.50	25	5.4	0.19	0.53	1.3	45	2.8	6.0	142	11
A0963152	BR-086	214.3	215.8	Argillite	Central Pit	Mine Rock	1.1	8.4	6.2	0.27	0.68	1.4	93	2.8	9.0	124	31
A0963153	BR-086	220.3	221.8	Argillite	Central Pit	Mine Rock	0.60	8.8	6.3	0.19	0.59	1.5	69	1.1	7.1	113	39
A0963154	BR-086	225.8	227.3	Argillite	Central Pit	Mine Rock	0.90	13	5.2	0.20	0.42	1.1	68	0.8	6.6	103	33
A0963155	BR-086	231.2	232.7	Felsic Volcanic 1	Central Pit	Mine Rock	0.30	31	7.9	0.17	0.38	1.5	33	0.6	8.0	215	17
A0963156	BR-086	258.9	260.4	Felsic Volcanic 1	Central Pit	Mine Rock	0.80	40	7.8	0.15	0.21	1.7	39	10.8	6.3	47	23

(1) Ten times average crustal abundance values presented in Price (1997).

Blue highlighting indicates samples with metal concentrations greater than the ten times crustal abundance screening value are present in the analyzed group.

Screening values are for qualitative assessment only and hold no regulatory significance.

Classification as mine rock or ore-grade materials was based on gold content.

A value of "--" indicates metal was not measured for the given sample; the variation in elements analyzed is due to measurement at two different laboratories (see text).

Table B-5 Aqua Regia Metals

Sample ID	Drillhole ID	From	To	Lithology	Area	Class	Tin	Strontium	Thorium	Titanium	Thallium	Uranium	Vanadium	Tungsten	Yttrium	Zinc	Zirconium
		m	m				ppm	ppm	ppm	%	ppm	ppm	ppm	ppm	ppm	ppm	ppm
10x Crustal Abundance (Price 1997) [(1)]							*23*	*3700*	*96*	*6.0*	*9.0*	*27*	*1200*	*13*	*330*	*700*	*1650*
A0963157	BR-086	264.4	264.7	Felsic Volcanic 1	Central Pit	Mine Rock	0.70	47	4.6	0.26	0.59	0.90	101	4.4	7.6	89	21
A0963158	BR-086	275.05	276.55	Metasediment 2	Central Pit	Mine Rock	0.60	15	6.3	0.15	0.58	1.1	67	0.2	6.5	66	19
A0963159	BR-087	50.55	51.5	Felsic Volcanic 1	Central Pit	Mine Rock	0.30	34	9.0	0.14	0.27	1.8	28	0.2	6.0	46	26
A0963160	BR-087	67	68	Felsic Volcanic 1	Central Pit	Mine Rock	0.50	21	7.6	0.15	0.25	1.6	34	0.8	7.0	50	29
A0963161	BR-087	71	72.5	Felsic Volcanic 1	Central Pit	Mine Rock	0.40	20	7.6	0.14	0.17	1.5	28	1.1	6.1	53	28
A0963162	BR-087	77	78.5	Felsic Volcanic 1	Central Pit	Mine Rock	0.60	20	8.0	0.15	0.46	1.7	35	0.9	6.6	47	31
A0963163	BR-087	85	86.5	Felsic Volcanic 1	Central Pit	Mine Rock	0.30	28	6.8	0.024	0.22	1.4	12	0.4	5.2	57	33
A0963164	BR-087	92.5	94	Felsic Volcanic 1	Central Pit	Mine Rock	0.40	4.8	6.6	0.010	0.29	0.80	4.0	0.2	4.3	21	26
A0963165	BR-087	100	101.5	Felsic Volcanic 1	Central Pit	Mine Rock	0.50	11	6.8	0.018	0.54	1.1	14	0.2	5.2	56	23
A0963166	BR-087	106	107.5	Felsic Volcanic 1	Central Pit	Mine Rock	0.40	9.1	6.9	0.018	0.34	1.5	9.0	0.1	5.3	57	20
A0963167	BR-087	111.5	113	Felsic Volcanic 1	Central Pit	Mine Rock	0.60	15	7.0	0.037	0.47	1.2	30	0.2	5.5	48	30
A0963168	BR-087	117.4	118.5	Felsic Volcanic 1	Central Pit	Mine Rock	0.80	14	6.2	0.048	0.51	1.7	32	0.2	5.9	46	32
A0963169	BR-087	123	124.5	Felsic Volcanic 1	Central Pit	Mine Rock	0.80	14	6.2	0.065	0.54	1.5	33	0.4	6.9	63	38
A0963170	BR-087	138	139.5	Felsic Volcanic 1	Central Pit	Mine Rock	0.40	16	6.3	0.052	0.23	1.3	24	0.3	5.0	57	24
A0963171	BR-087	150	151.5	Felsic Volcanic 1	Central Pit	Mine Rock	0.60	15	6.2	0.058	0.41	1.4	20	0.9	5.0	46	29
A0963172	BR-087	160.5	162	Felsic Volcanic 1	Central Pit	Mine Rock	0.80	13	6.1	0.068	0.46	1.3	22	0.8	5.2	34	32
A0963173	BR-087	172.7	174.25	Felsic Volcanic 1	Central Pit	Mine Rock	0.90	28	6.2	0.14	0.78	1.3	45	0.8	5.3	45	25
A0963174	BR-087	180	181.5	Felsic Volcanic 1	Central Pit	Mine Rock	0.70	17	6.3	0.083	0.41	1.3	23	0.7	4.6	35	31
A0963175	BR-087	187	188	Felsic Volcanic 1	Central Pit	Mine Rock	0.90	14	6.1	0.079	0.44	1.3	22	1	5.1	52	33
A0963176	BR-087	195	196	Felsic Volcanic 1	Central Pit	Ore-Grade	0.70	16	7.8	0.071	0.64	1.6	18	0.6	5.6	48	46
A0963177	BR-087	199	200	Felsic Volcanic 1	Central Pit	Mine Rock	0.50	15	8.3	0.036	0.40	1.9	10	9.8	3.6	28	40
A0963178	BR-087	205	205.5	Felsic Volcanic 1	Central Pit	Mine Rock	0.40	13	9.0	0.034	0.39	2.1	14	0.5	4.6	18	40
A0963179	BR-087	208.6	209.1	Felsic Volcanic 1	Central Pit	Ore-Grade	0.80	22	7.1	0.072	0.53	1.7	23	2.2	5.7	36	32
A0963180	BR-087	217	218	Felsic Volcanic 1	Central Pit	Ore-Grade	0.30	21	7.8	0.094	0.40	1.6	22	0.4	5.8	43	27
A0963181	BR-087	230.5	232	Felsic Volcanic 1	Central Pit	Mine Rock	0.40	23	7.5	0.14	0.38	1.6	26	2.6	6.4	70	24
A0963182	BR-087	245	246.5	Felsic Volcanic 1	Central Pit	Ore-Grade	0.40	49	7.7	0.087	0.28	1.6	27	5.4	6.9	281	19
A0963183	BR-087	258	259.5	Felsic Volcanic 1	Central Pit	Mine Rock	0.40	29	8.4	0.15	0.33	1.7	30	5.6	6.6	170	20
A0963184	BR-087	267	268.5	Felsic Volcanic 1	Central Pit	Mine Rock	0.30	30	7.7	0.13	0.31	1.5	29	2.7	5.9	78	17
A0963185	BR-087	275.3	276	Felsic Volcanic 2	Central Pit	Mine Rock	0.30	6.0	6.3	0.019	0.060	1.2	6.0	2	2.9	9.8	21
A0963186	BR-087	279.85	280.7	Felsic Volcanic 2	Central Pit	Mine Rock	0.30	4.8	5.9	0.012	0.21	1.3	4.0	0.8	2.2	25	21
A0963187	BR-087	292	293	Felsic Volcanic 1	Central Pit	Ore-Grade	0.40	32	5.7	0.13	0.61	1.2	35	5.8	6.0	85	23
A0963188	BR-087	310	311	Felsic Volcanic 1	Central Pit	Ore-Grade	0.50	62	4.7	0.13	0.39	1.1	76	3.2	4.0	388	11
A0963189	BR-087	321	322	Metasediment 2	Central Pit	Ore-Grade	0.80	13	6.4	0.30	0.61	1.8	108	8.7	7.0	242	13
A0963190	BR-087	326	327	Felsic Volcanic 1	Central Pit	Mine Rock	0.80	52	6.9	0.10	0.23	1.4	46	3	5.6	79	25
A0963191	BR-087	334	335	Felsic Volcanic 1	Central Pit	Mine Rock	0.50	52	4.8	0.11	0.21	1.0	40	12.8	5.2	44	10
A0962716	BR-149	33	34.25	Felsic Volcanic 1	Central Pit	Mine Rock	0.30	15	5.8	0.10	0.060	0.90	62	0.2	6.0	73	17
A0962717	BR-149	93.95	95	Felsic Volcanic 1	Central Pit	Mine Rock	0.60	48	7.4	0.13	0.090	1.3	42	1.1	6.4	47	31
A0962718	BR-149	103.5	105	Felsic Volcanic 1	Central Pit	Mine Rock	0.40	19	7.9	0.17	0.34	1.6	31	0.7	6.1	55	29
A0962719	BR-149	110.3	111	Felsic Volcanic 1	Central Pit	Mine Rock	0.40	14	6.4	0.036	0.44	1.3	15	0.2	5.0	31	30
A0962720	BR-149	114.5	116	Felsic Volcanic 1	Central Pit	Mine Rock	0.30	12	6.9	0.032	0.38	1.6	13	0.3	5.1	95	25
A0962715	BR-149	120.5	122	Felsic Volcanic 1	Central Pit	Mine Rock	0.40	7.2	5.7	0.0070	0.27	0.90	4.0	0.4	3.4	11	23
A0962721	BR-149	125	126	Felsic Volcanic 1	Central Pit	Mine Rock	0.50	11	6.2	0.021	0.82	1.5	23	0.5	4.9	35	41
A0962722	BR-149	130	131	Felsic Volcanic 1	Central Pit	Mine Rock	0.30	8.9	6.3	0.014	0.37	1.3	5.0	0.3	4.4	24	27

(1) Ten times average crustal abundance values presented in Price (1997).

Blue highlighting indicates samples with metal concentrations greater than the ten times crustal abundance screening value are present in the analyzed group.

Screening values are for qualitative assessment only and hold no regulatory significance.

Classification as mine rock or ore-grade materials was based on gold content.

A value of "--" indicates metal was not measured for the given sample; the variation in elements analyzed is due to measurement at two different laboratories (see text).

Table B-5 Aqua Regia Metals

Sample ID	Drillhole ID	From	To	Lithology	Area	Class	Tin	Strontium	Thorium	Titanium	Thallium	Uranium	Vanadium	Tungsten	Yttrium	Zinc	Zirconium
		m	m				ppm	ppm	ppm	%	ppm	ppm	ppm	ppm	ppm	ppm	ppm
10x Crustal Abundance (Price 1997) [(1)]							*23*	*3700*	*96*	*6.0*	*9.0*	*27*	*1200*	*13*	*330*	*700*	*1650*
A0962723	BR-149	138	139.5	Felsic Volcanic 1	Central Pit	Mine Rock	0.60	13	6.8	0.048	0.55	1.7	13	0.5	5.2	34	29
A0962724	BR-149	144.3	145.8	Felsic Volcanic 1	Central Pit	Mine Rock	0.70	22	7.5	0.046	0.37	1.2	16	2	4.9	35	30
A0962725	BR-149	148.5	149.25	Felsic Volcanic 1	Central Pit	Mine Rock	0.80	15	6.3	0.051	0.47	1.3	16	1.2	5.2	38	33
A0963510	BR-170	160	161	Felsic Volcanic 1	Central Pit	Mine Rock	0.40	12	6.8	0.039	0.28	1.7	9.0	1.5	5.4	15	20
A0963511	BR-170	164.8	166	Felsic Volcanic 1	Central Pit	Mine Rock	0.50	6.1	6.2	0.010	0.12	1.1	4.0	0.8	3.6	6.3	21
A0963509	BR-170	209	210	Felsic Volcanic 2	Central Pit	Mine Rock	0.30	3.3	11	0.0050	0.10	1.8	<1	0.5	5.3	10	36
A0963517	BR-170	211	212	Felsic Volcanic 1	Central Pit	Mine Rock	0.40	3.1	11	0.0060	0.11	1.8	2.0	0.6	4.3	10	35
A0963512	BR-170	219.9	220.9	Felsic Volcanic 1	Central Pit	Ore-Grade	0.60	49	5.2	0.098	0.49	1.1	52	8.4	4.2	56	28
A0963513	BR-170	235.15	236.2	Metasediment 2	Central Pit	Mine Rock	0.90	24	6.6	0.21	0.59	1.3	81	1.8	8.5	410	21
A0963514	BR-170	243.75	244.75	Metasediment 2	Central Pit	Ore-Grade	0.90	39	3.7	0.20	0.72	0.90	61	9.1	7.0	139	6.3
A0963515	BR-170	258	259	Felsic Volcanic 2	Central Pit	Mine Rock	0.20	14	11	0.022	0.11	1.4	<1	0.7	9.6	110	45
A0963516	BR-170	264	265	Felsic Volcanic 2	Central Pit	Mine Rock	0.40	16	11	0.034	0.20	1.3	<1	1.7	10	74	52
A0963518	BR-171	28.5	29.5	Felsic Volcanic 1	Central Pit	Mine Rock	0.50	21	6.7	0.15	0.66	1.2	45	38	6.3	41	25
A0963519	BR-171	31.5	32.5	Felsic Volcanic 1	Central Pit	Mine Rock	0.30	5.1	6.1	0.042	0.27	1.5	6.0	0.4	2.7	38	26
A0963520	BR-171	34.5	35.5	Felsic Volcanic 1	Central Pit	Mine Rock	0.20	15	6.2	0.061	0.39	1.5	7.0	0.4	2.4	28	26
A0963521	BR-171	42	42.7	Felsic Volcanic 1	Central Pit	Mine Rock	0.20	3.9	4.1	0.039	0.24	1.0	6.0	0.7	5.6	21	22
A0963542	BR-171	45	46	Felsic Volcanic 1	Central Pit	Mine Rock	0.30	3.5	5.6	0.11	0.81	1.3	14	0.6	5.8	70	30
A0963522	BR-171	48	49	Felsic Volcanic 1	Central Pit	Mine Rock	0.70	5.9	6.8	0.23	0.92	1.3	46	2.6	6.7	75	18
A0963523	BR-171	56	57	Quartz Sericite Schist	Central Pit	Mine Rock	0.20	4.4	11	0.0040	0.11	1.9	<1	1.8	5.9	29	46
A0963524	BR-171	60	61	Quartz Sericite Schist	Central Pit	Mine Rock	0.10	3.1	12	0.0030	0.090	2.0	<1	0.6	5.0	9.0	45
A0963525	BR-171	65	65.8	Quartz Sericite Schist	Central Pit	Mine Rock	0.20	2.1	11	0.0020	0.090	1.8	<1	0.3	3.0	1.6	38
A0963526	BR-171	71.55	72.2	Felsic Volcanic 1	Central Pit	Mine Rock	0.20	8.0	7.7	0.064	0.71	2.3	8.0	0.6	5.8	54	34
A0963527	BR-171	78	79	Felsic Volcanic 2	Central Pit	Mine Rock	0.20	10	12	0.015	0.24	1.6	2.0	9.9	7.6	647	46
A0963541	BR-171	81	82	Felsic Volcanic 2	Central Pit	Ore-Grade	0.10	2.6	11	0.0020	0.10	2.0	<1	0.5	5.9	81	47
A0963528	BR-171	82	83	Felsic Volcanic 2	Central Pit	Ore-Grade	0.20	8.5	10	0.045	0.60	1.7	8.0	41	6.1	43	40
A0963529	BR-171	87.5	88.2	Felsic Volcanic 1	Central Pit	Ore-Grade	0.40	8.1	6.4	0.11	1.1	1.4	32	5.6	7.1	332	24
A0963530	BR-171	91.5	92	Felsic Volcanic 1	Central Pit	Mine Rock	0.70	63	5.4	0.056	0.16	1.1	17	8.7	4.7	792	20
A0963531	BR-171	97.25	98	Felsic Volcanic 1	Central Pit	Mine Rock	0.50	174	5.7	0.13	0.32	1.1	39	16	6.0	623	26
A0963532	BR-171	100	101	Felsic Volcanic 1	Central Pit	Mine Rock	0.50	155	5.0	0.15	0.40	1.1	29	15	5.7	56	20
A0963533	BR-171	115.55	116	Felsic Volcanic 1	Central Pit	Mine Rock	1.0	15	4.0	0.31	0.52	0.70	137	8	7.7	161	17
A0963544	BR-171	121.75	122.75	Metasediment 2	Central Pit	Mine Rock	0.60	13	7.0	0.18	0.60	1.5	56	1.7	7.5	3445	43
A0963534	BR-171	123.65	124.4	Metasediment 2	Central Pit	Mine Rock	0.20	4.7	5.3	0.13	0.46	1.0	34	0.5	6.9	2561	39
A0963535	BR-171	131.7	132.2	Felsic Volcanic 1	Central Pit	Mine Rock	0.80	52	7.9	0.23	0.42	2.0	51	18	8.3	5188	33
A0963536	BR-171	136.05	137	Metasediment 2	Central Pit	Mine Rock	1.4	16	5.7	0.26	0.64	1.2	108	12.9	8.4	3254	25
A0963537	BR-171	147.8	148.3	Metasediment 2	Central Pit	Mine Rock	1.0	4.3	7.2	0.22	0.61	2.2	86	0.7	6.5	123	25
A0963538	BR-171	163.5	164.45	Metasediment 2	Central Pit	Mine Rock	0.50	5.0	5.5	0.17	0.65	1.3	65	0.2	4.6	152	27
A0963539	BR-171	172	173	Metasediment 2	Central Pit	Mine Rock	0.50	32	5.6	0.14	0.64	0.90	58	0.2	4.8	2893	16
A0963540	BR-171	198.5	199.5	Felsic Volcanic 1	Central Pit	Mine Rock	0.30	17	7.9	0.14	0.27	1.6	33	0.4	6.5	92	23
A0963543	BR-171	209	210.5	Metasediment 3	Central Pit	Mine Rock	0.20	8.9	5.0	0.072	0.43	0.90	13	0.1	4.0	108	23
A0964376	BR-191	126.7	128.2	Felsic Volcanic 1	Central Pit	Mine Rock	0.40	14	7.2	0.022	0.46	0.90	9.0	0.5	4.2	44	27
A0964377	BR-191	133.2	133.7	Felsic Volcanic 1	Central Pit	Mine Rock	0.40	12	6.9	0.026	0.56	0.90	10	0.3	4.5	49	28
A0964378	BR-191	138.35	139	Felsic Volcanic 1	Central Pit	Mine Rock	0.70	12	7.1	0.020	0.37	1.7	11	0.4	4.2	34	27
A0964379	BR-191	142.6	143.6	Felsic Volcanic 1	Central Pit	Mine Rock	0.30	5.7	7.0	0.0070	0.29	0.80	3.0	0.3	3.6	16	25

(1) Ten times average crustal abundance values presented in Price (1997).

Blue highlighting indicates samples with metal concentrations greater than the ten times crustal abundance screening value are present in the analyzed group.

Screening values are for qualitative assessment only and hold no regulatory significance.

Classification as mine rock or ore-grade materials was based on gold content.

A value of "--" indicates metal was not measured for the given sample; the variation in elements analyzed is due to measurement at two different laboratories (see text).

Table B-5 Aqua Regia Metals

Sample ID	Drillhole ID	From	To	Lithology	Area	Class	Tin	Strontium	Thorium	Titanium	Thallium	Uranium	Vanadium	Tungsten	Yttrium	Zinc	Zirconium
		m	m				ppm	ppm	ppm	%	ppm	ppm	ppm	ppm	ppm	ppm	ppm
10x Crustal Abundance (Price 1997) [(1)]							*23*	*3700*	*96*	*6.0*	*9.0*	*27*	*1200*	*13*	*330*	*700*	*1650*
A0964380	BR-191	147	148	Felsic Volcanic 1	Central Pit	Mine Rock	0.30	7.4	6.8	0.011	0.22	1.4	8.0	0.3	4.0	38	25
A0964381	BR-191	150	151.5	Felsic Volcanic 1	Central Pit	Mine Rock	0.60	7.6	5.4	0.0040	0.23	1.0	4.0	0.3	3.2	9.7	33
A0964382	BR-191	156	157.5	Felsic Volcanic 1	Central Pit	Mine Rock	0.50	9.0	7.0	0.026	0.58	1.6	11	0.3	5.6	62	38
A0964383	BR-191	160.5	162	Felsic Volcanic 1	Central Pit	Mine Rock	0.70	11	5.6	0.051	0.74	1.1	27	0.3	5.5	52	43
A0964384	BR-191	167.35	168.2	Felsic Volcanic 1	Central Pit	Mine Rock	1.6	19	6.1	0.15	0.67	1.3	48	0.4	6.3	110	41
A0964385	BR-191	178.45	179.15	Felsic Volcanic 1	Central Pit	Mine Rock	0.80	16	7.2	0.039	0.34	1.7	27	0.5	6.2	60	34
A0964386	BR-191	184	185.5	Felsic Volcanic 1	Central Pit	Mine Rock	0.70	15	6.9	0.058	0.46	1.5	30	0.2	6.8	60	28
117448	BR-283	19	20	Fragmental 1	Central Pit	Mine Rock	0.30	8.4	5.6	0.099	0.53	0.90	27	0.1	5.9	57	22
117449	BR-283	25.5	27	Felsic Volcanic 1	Central Pit	Mine Rock	0.30	16	8.4	0.093	0.33	1.5	26	0.1	6.3	45	22
A0964839	BR-283	33	34.5	Felsic Volcanic 1	Central Pit	Mine Rock	0.30	14	7.8	0.10	0.31	1.6	27	0.1	6.2	47	27
117064	BR-283	50.2	51	Felsic Volcanic 1	Central Pit	Mine Rock	0.40	15	7.8	0.11	0.23	1.7	34	<0.1	5.9	50	22
117065	BR-283	55.5	57	Felsic Volcanic 1	Central Pit	Mine Rock	0.40	19	7.8	0.13	0.32	1.6	31	0.1	5.3	52	20
117066	BR-283	61.5	63	Felsic Volcanic 1	Central Pit	Mine Rock	0.50	20	7.5	0.14	0.29	1.6	30	0.1	5.6	50	24
117067	BR-283	72	73.5	Felsic Volcanic 1	Central Pit	Mine Rock	0.40	20	8.6	0.12	0.29	1.6	30	0.1	5.9	53	19
117068	BR-283	76.5	78	Felsic Volcanic 1	Central Pit	Mine Rock	0.40	39	8.1	0.12	0.32	1.6	43	0.1	8.1	60	8.7
117069	BR-283	82.5	84	Felsic Volcanic 1	Central Pit	Mine Rock	0.40	20	7.7	0.10	0.23	1.5	29	<0.1	5.9	51	14
117070	BR-283	90	91.5	Felsic Volcanic 1	Central Pit	Mine Rock	0.40	19	7.8	0.13	0.27	1.5	31	0.1	6.4	51	19
117071	BR-283	96	97.5	Felsic Volcanic 1	Central Pit	Mine Rock	0.40	22	8.0	0.12	0.28	1.5	31	0.1	6.2	54	13
117072	BR-283	103.5	105	Felsic Volcanic 1	Central Pit	Mine Rock	0.50	24	8.3	0.17	0.37	1.4	36	0.1	6.1	58	12
117073	BR-283	111	112.5	Felsic Volcanic 1	Central Pit	Mine Rock	0.40	21	9.0	0.16	0.33	1.7	35	0.1	7.0	62	17
117074	BR-283	115.5	117	Felsic Volcanic 1	Central Pit	Mine Rock	0.40	19	8.0	0.12	0.27	1.6	30	0.1	6.7	51	24
117075	BR-283	120	121.5	Felsic Volcanic 1	Central Pit	Mine Rock	0.40	22	8.1	0.15	0.32	1.6	32	0.2	6.8	53	21
117076	BR-283	126	127.5	Felsic Volcanic 1	Central Pit	Mine Rock	0.50	21	8.8	0.15	0.29	1.8	37	0.3	7.4	53	40
117077	BR-283	137.25	138.5	Felsic Volcanic 1	Central Pit	Mine Rock	0.40	27	8.6	0.11	0.19	1.7	32	0.2	6.7	57	19
117078	BR-283	144.7	146	Felsic Volcanic 1	Central Pit	Mine Rock	0.40	27	7.6	0.15	0.16	1.5	28	0.3	6.4	50	24
117079	BR-283	150	151.5	Felsic Volcanic 1	Central Pit	Mine Rock	0.50	24	8.1	0.17	0.26	1.6	35	0.2	7.1	56	24
117080	BR-283	156	157.5	Felsic Volcanic 1	Central Pit	Mine Rock	0.40	20	8.3	0.14	0.23	1.8	32	0.5	7.0	55	21
117081	BR-283	162	163.5	Felsic Volcanic 1	Central Pit	Mine Rock	0.50	24	8.4	0.19	0.28	1.5	41	1.4	9.2	68	25
117082	BR-283	166.85	168	Felsic Volcanic 1	Central Pit	Mine Rock	0.50	18	8.2	0.16	0.36	1.6	38	0.7	7.0	55	24
117083	BR-283	171	172.5	Felsic Volcanic 1	Central Pit	Mine Rock	0.50	26	8.4	0.15	0.26	1.6	39	0.9	7.1	53	27
117084	BR-283	175.5	177	Felsic Volcanic 1	Central Pit	Mine Rock	0.40	21	7.0	0.14	0.31	1.4	28	2.5	5.7	52	20
117085	BR-283	181.5	183	Felsic Volcanic 1	Central Pit	Mine Rock	0.30	20	8.1	0.11	0.26	1.6	31	0.2	6.9	51	15
117086	BR-283	189	190.5	Felsic Volcanic 1	Central Pit	Mine Rock	0.40	21	7.9	0.12	0.15	1.6	29	0.2	7.4	53	24
117087	BR-283	201	202.5	Felsic Volcanic 1	Central Pit	Mine Rock	0.40	25	8.5	0.13	0.35	1.8	28	0.3	7.6	58	25
117088	BR-283	211.5	213	Felsic Volcanic 1	Central Pit	Mine Rock	0.30	22	8.7	0.12	0.23	1.7	24	0.4	7.0	54	27
117089	BR-283	217.5	219	Felsic Volcanic 1	Central Pit	Mine Rock	0.40	25	8.5	0.15	0.30	1.7	32	0.3	7.5	57	22
117090	BR-283	225	226.5	Felsic Volcanic 1	Central Pit	Mine Rock	0.60	23	8.6	0.15	0.36	1.8	35	0.2	7.5	60	26
117091	BR-283	231	232.5	Felsic Volcanic 1	Central Pit	Mine Rock	0.40	18	8.8	0.16	0.40	1.7	33	0.2	7.5	56	25
117092	BR-283	237	238.5	Felsic Volcanic 1	Central Pit	Mine Rock	0.30	23	8.5	0.17	0.37	1.8	32	0.5	6.9	53	27
117093	BR-283	244.5	246	Felsic Volcanic 1	Central Pit	Mine Rock	0.40	21	7.8	0.18	0.38	1.7	31	0.2	6.1	58	23
117094	BR-283	250.5	252	Felsic Volcanic 1	Central Pit	Mine Rock	0.40	21	8.0	0.17	0.39	1.7	31	0.3	7.0	55	26
117095	BR-283	255.6	256.5	Felsic Volcanic 1	Central Pit	Mine Rock	0.40	20	8.6	0.19	0.46	1.8	33	0.3	7.2	56	31
117096	BR-283	265.5	267	Felsic Volcanic 1	Central Pit	Mine Rock	0.40	30	7.2	0.16	0.20	1.5	43	0.8	7.9	65	26

(1) Ten times average crustal abundance values presented in Price (1997).

Blue highlighting indicates samples with metal concentrations greater than the ten times crustal abundance screening value are present in the analyzed group.

Screening values are for qualitative assessment only and hold no regulatory significance.

Classification as mine rock or ore-grade materials was based on gold content.

A value of "--" indicates metal was not measured for the given sample; the variation in elements analyzed is due to measurement at two different laboratories (see text).

Table B-5 Aqua Regia Metals

Sample ID	Drillhole ID	From	To	Lithology	Area	Class	Tin	Strontium	Thorium	Titanium	Thallium	Uranium	Vanadium	Tungsten	Yttrium	Zinc	Zirconium
		m	m				ppm	ppm	ppm	%	ppm	ppm	ppm	ppm	ppm	ppm	ppm
10x Crustal Abundance (Price 1997) [(1)]							*23*	*3700*	*96*	*6.0*	*9.0*	*27*	*1200*	*13*	*330*	*700*	*1650*
117097	BR-283	274.5	276	Felsic Volcanic 1	Central Pit	Mine Rock	0.40	22	8.7	0.19	0.59	1.7	34	2.3	7.6	81	36
117098	BR-283	288	289.5	Felsic Volcanic 1	Central Pit	Mine Rock	0.40	11	7.4	0.048	0.36	2.0	10	0.7	5.1	27	30
117099	BR-283	306	307.2	Felsic Volcanic 1	Central Pit	Mine Rock	0.90	17	7.0	0.10	0.78	1.4	37	0.4	7.0	41	38
117100	BR-283	318	318.9	Felsic Volcanic 1	Central Pit	Mine Rock	0.80	15	7.0	0.11	0.53	1.3	38	0.4	7.5	80	41
A0963951	BR-283	340.9	342	Felsic Volcanic 1	Central Pit	Mine Rock	0.50	11	7.0	0.065	0.46	1.5	19	0.5	6.1	31	32
A0963952	BR-283	361.5	363	Felsic Volcanic 1	Central Pit	Mine Rock	0.70	17	6.7	0.075	0.19	1.5	19	0.9	4.9	30	29
A0963953	BR-283	388.5	390	Felsic Volcanic 1	Central Pit	Mine Rock	0.30	14	8.0	0.024	0.27	2.0	8.0	1.3	4.0	22	40
A0963954	BR-283	401.75	402.4	Felsic Volcanic 1	Central Pit	Mine Rock	0.80	61	3.4	0.32	0.65	0.70	120	0.7	14	104	16
A0963955	BR-283	414.25	415.25	Felsic Volcanic 1	Central Pit	Mine Rock	0.50	33	8.3	0.16	0.26	1.8	39	2.4	7.7	79	20
A0963956	BR-283	421.5	422.5	Felsic Volcanic 1	Central Pit	Mine Rock	0.50	33	7.9	0.11	0.22	1.6	34	5.9	7.3	204	23
117146	BR-034	104	105	Felsic Volcanic 1	Central Pit	Mine Rock	0.30	15	8.1	0.039	0.32	1.9	18	6.5	4.5	68	39
117147	BR-034	110	111	Felsic Volcanic 1	Central Pit	Mine Rock	0.20	20	9.2	0.012	0.19	1.9	4.0	8.2	3.4	170	34
117148	BR-034	115	116	Felsic Volcanic 1	Central Pit	Mine Rock	0.40	19	7.1	0.067	0.71	1.5	35	46	6.3	100	32
117205	BR-034	122	123	Felsic Volcanic 1	Central Pit	Mine Rock	0.40	19	8.0	0.029	0.29	1.5	9.0	57	5.6	15	43
117149	BR-034	125	125.5	Felsic Volcanic 2	Central Pit	Mine Rock	0.30	13	10	0.052	0.43	1.6	23	1.3	7.9	27	52
117144	BR-034	132	133	Felsic Volcanic 2	Central Pit	Mine Rock	0.10	1.6	11	0.0020	0.060	1.7	<1	0.2	4.9	14	48
117150	BR-034	135	136	Felsic Volcanic 2	Central Pit	Mine Rock	0.20	2.9	12	0.0040	0.11	1.8	<1	0.3	5.9	12	44
117201	BR-034	139	139.7	Felsic Volcanic 2	Central Pit	Mine Rock	0.30	3.8	12	0.0050	0.12	1.7	2.0	0.6	4.9	19	50
117145	BR-034	141.2	142.4	Felsic Volcanic 2	Central Pit	Mine Rock	0.20	3.0	12	0.0040	0.10	1.9	<1	2.5	5.1	20	51
117202	BR-034	145.4	146.4	Felsic Volcanic 1	Central Pit	Mine Rock	0.30	41	7.2	0.071	0.67	1.6	14	44	5.5	34	34
117203	BR-034	154.6	156	Felsic Volcanic 2	Central Pit	Mine Rock	0.30	6.3	11	0.020	0.16	1.9	5.0	7.8	7.3	102	59
117204	BR-034	159.5	160.6	Felsic Volcanic 2	Central Pit	Mine Rock	0.20	11	11	0.019	0.15	1.9	4.0	4.9	6.1	19	49
117206	BR-035	38.9	39.5	Felsic Volcanic 1	Central Pit	Mine Rock	0.70	75	7.0	0.18	0.050	1.4	76	0.8	8.4	69	24
117207	BR-035	42	43	Metasediment 2	Central Pit	Mine Rock	0.40	10	5.0	0.097	0.24	1.0	79	0.1	5.5	42	19
117164	BR-035	43	44	Metasediment 2	Central Pit	Mine Rock	0.70	11	4.5	0.12	0.24	0.90	78	0.2	5.2	37	20
117208	BR-035	48	49	Metasediment 2	Central Pit	Mine Rock	0.40	6.9	5.3	0.085	0.18	1.0	70	0.1	5.3	25	17
117209	BR-035	51	52	Felsic Volcanic 1	Central Pit	Mine Rock	0.50	25	8.1	0.19	0.36	1.6	45	0.3	7.0	66	28
117210	BR-035	58	58.5	Felsic Volcanic 1	Central Pit	Mine Rock	0.40	19	7.5	0.17	0.42	1.6	38	0.3	7.4	66	27
117211	BR-035	59.6	60.4	Felsic Volcanic 1	Central Pit	Mine Rock	0.50	13	7.5	0.11	0.35	1.6	29	0.2	7.1	58	29
117212	BR-035	64.5	65	Felsic Volcanic 1	Central Pit	Mine Rock	0.40	22	8.0	0.11	0.16	1.7	30	0.3	7.2	38	28
117213	BR-035	82	83	Felsic Volcanic 1	Central Pit	Mine Rock	0.50	32	7.6	0.14	0.24	1.5	44	0.7	7.9	59	21
117214	BR-035	86	87	Felsic Volcanic 1	Central Pit	Mine Rock	0.40	24	8.7	0.15	0.25	1.8	34	0.5	7.5	57	28
117215	BR-035	91.6	92	Felsic Volcanic 1	Central Pit	Mine Rock	0.60	14	8.4	0.16	0.33	1.6	42	0.6	7.1	57	26
117216	BR-035	97	98	Felsic Volcanic 1	Central Pit	Mine Rock	0.40	19	8.7	0.13	0.36	1.8	24	0.4	7.2	65	25
117217	BR-035	100	101	Felsic Volcanic 1	Central Pit	Mine Rock	0.40	21	8.0	0.14	0.34	1.6	31	0.4	7.0	55	22
117218	BR-035	110	111	Felsic Volcanic 1	Central Pit	Mine Rock	0.40	20	8.4	0.16	0.40	1.8	30	1.5	7.3	48	34
117219	BR-035	115	116	Felsic Volcanic 1	Central Pit	Mine Rock	0.40	21	6.7	0.070	0.090	1.2	14	0.4	4.9	63	21
117165	BR-035	120	121	Felsic Volcanic 1	Central Pit	Mine Rock	0.40	21	7.1	0.048	0.19	1.7	15	0.3	5.4	42	25
117220	BR-035	126	127	Felsic Volcanic 1	Central Pit	Mine Rock	0.60	19	7.4	0.090	0.22	1.5	29	0.3	5.5	51	22
117222	BR-035	130.3	131	Felsic Volcanic 1	Central Pit	Mine Rock	0.40	16	7.4	0.063	0.40	1.5	30	0.1	5.5	47	27
117221	BR-035	135	136	Felsic Volcanic 1	Central Pit	Mine Rock	0.50	13	7.5	0.069	0.56	1.4	19	0.3	5.2	46	27
117223	BR-035	142	143	Felsic Volcanic 1	Central Pit	Mine Rock	0.40	15	6.7	0.054	0.53	1.3	25	0.1	5.1	53	35
117224	BR-035	145	146	Felsic Volcanic 1	Central Pit	Mine Rock	0.40	17	7.5	0.050	0.45	1.6	25	0.2	5.4	47	26

(1) Ten times average crustal abundance values presented in Price (1997).

Blue highlighting indicates samples with metal concentrations greater than the ten times crustal abundance screening value are present in the analyzed group.

Screening values are for qualitative assessment only and hold no regulatory significance.

Classification as mine rock or ore-grade materials was based on gold content.

A value of "--" indicates metal was not measured for the given sample; the variation in elements analyzed is due to measurement at two different laboratories (see text).

Table B-5 Aqua Regia Metals

Sample ID	Drillhole ID	From	To	Lithology	Area	Class	Tin	Strontium	Thorium	Titanium	Thallium	Uranium	Vanadium	Tungsten	Yttrium	Zinc	Zirconium
		m	m				ppm	ppm	ppm	%	ppm	ppm	ppm	ppm	ppm	ppm	ppm
10x Crustal Abundance (Price 1997) [(1)]							*23*	*3700*	*96*	*6.0*	*9.0*	*27*	*1200*	*13*	*330*	*700*	*1650*
117225	BR-035	150	151	Felsic Volcanic 1	Central Pit	Mine Rock	0.50	20	8.0	0.092	0.31	1.7	25	0.2	6.5	52	26
117226	BR-035	155	156	Felsic Volcanic 1	Central Pit	Mine Rock	0.30	19	8.9	0.081	0.34	1.8	23	0.3	6.4	39	44
117227	BR-035	161	161.5	Felsic Volcanic 1	Central Pit	Mine Rock	0.60	26	7.9	0.13	0.32	1.5	33	0.5	5.7	69	45
117228	BR-035	165	166	Felsic Volcanic 1	Central Pit	Mine Rock	0.30	9.7	8.6	0.060	0.36	1.8	12	0.2	5.4	36	41
117229	BR-035	169	170	Felsic Volcanic 1	Central Pit	Mine Rock	0.30	24	8.8	0.075	0.38	1.8	21	0.3	6.4	35	40
117230	BR-035	173	174	Felsic Volcanic 1	Central Pit	Mine Rock	0.30	24	9.0	0.068	0.25	1.8	24	0.3	7.5	40	34
117231	BR-035	178	179	Felsic Volcanic 1	Central Pit	Mine Rock	0.60	20	7.3	0.054	0.41	1.5	23	0.3	6.1	35	26
117232	BR-035	182	183	Felsic Volcanic 1	Central Pit	Mine Rock	0.70	17	7.1	0.077	0.54	1.7	23	11.2	5.5	36	26
117233	BR-035	185	186	Felsic Volcanic 1	Central Pit	Mine Rock	0.90	21	7.0	0.081	0.52	1.5	22	9.2	5.7	85	27
117234	BR-035	190	191	Felsic Volcanic 1	Central Pit	Mine Rock	0.40	14	7.7	0.051	0.54	1.8	13	0.5	5.7	47	28
117235	BR-035	196	197	Felsic Volcanic 1	Central Pit	Mine Rock	0.60	39	7.0	0.069	0.71	1.4	23	0.8	5.8	72	39
117236	BR-035	200.35	201	Felsic Volcanic 1	Central Pit	Mine Rock	0.60	19	7.4	0.057	0.44	1.8	23	0.4	6.2	57	29
117237	BR-035	206	207	Felsic Volcanic 1	Central Pit	Mine Rock	0.30	20	9.1	0.052	0.38	1.7	19	2.4	6.6	131	41
117238	BR-035	209.9	211	Felsic Volcanic 1	Central Pit	Mine Rock	0.50	15	6.4	0.044	0.31	1.3	16	2.9	5.2	99	32
117239	BR-035	215	216	Felsic Volcanic 1	Central Pit	Mine Rock	0.20	8.9	7.4	0.032	0.38	1.6	7.0	0.2	4.6	56	32
117240	BR-035	219	220	Felsic Volcanic 1	Central Pit	Mine Rock	0.40	11	6.8	0.055	0.57	1.5	20	0.3	5.3	133	34
117241	BR-035	225	226	Felsic Volcanic 1	Central Pit	Mine Rock	0.50	13	6.5	0.070	0.41	1.4	26	0.9	5.0	46	34
117242	BR-035	227.5	228	Felsic Volcanic 1	Central Pit	Mine Rock	0.40	13	6.2	0.028	0.13	1.3	11	1.8	4.7	60	29
117243	BR-035	233.5	234	Felsic Volcanic 1	Central Pit	Mine Rock	0.30	19	7.6	0.067	0.37	1.7	23	0.4	6.3	41	30
117244	BR-035	240	240.5	Felsic Volcanic 1	Central Pit	Mine Rock	0.30	17	8.6	0.10	0.30	1.9	29	1.5	7.0	46	23
117245	BR-035	245	245.5	Felsic Volcanic 1	Central Pit	Ore-Grade	0.30	25	7.8	0.12	0.41	1.7	29	82	6.8	483	19
117246	BR-035	248.6	249.6	Felsic Volcanic 2	Central Pit	Mine Rock	0.30	11	11	0.041	0.14	1.7	5.0	2.7	6.6	23	51
117247	BR-035	256	256.7	Felsic Volcanic 1	Central Pit	Mine Rock	0.30	8.4	8.3	0.12	0.29	1.7	34	2.6	5.9	46	15
117248	BR-035	262	263	Felsic Volcanic 1	Central Pit	Ore-Grade	0.60	16	7.6	0.11	0.57	1.5	36	6.5	6.1	43	33
117249	BR-035	267	268	Felsic Volcanic 1	Central Pit	Ore-Grade	0.50	13	7.3	0.084	0.54	1.6	30	32	5.3	143	27
117250	BR-035	271.6	273	Felsic Volcanic 1	Central Pit	Mine Rock	0.50	17	7.6	0.096	0.62	1.7	25	11.4	5.7	44	30
117151	BR-035	277	278	Felsic Volcanic 1	Central Pit	Mine Rock	0.30	14	7.1	0.077	0.28	1.5	22	2.2	5.6	37	23
117152	BR-035	280.7	282	Felsic Volcanic 1	Central Pit	Mine Rock	0.40	4.5	7.7	0.023	0.30	1.7	6.0	8.9	4.1	13	27
117153	BR-035	289.7	291	Felsic Volcanic 1	Central Pit	Mine Rock	0.20	8.9	7.0	0.13	0.60	1.4	29	1.8	6.1	43	33
117154	BR-035	300	301	Felsic Volcanic	Central Pit	Mine Rock	0.60	5.9	6.3	0.14	0.67	1.4	45	0.9	6.1	55	19
117155	BR-035	312	313	Felsic Volcanic 1	Central Pit	Ore-Grade	0.60	5.8	6.6	0.14	0.68	1.4	46	0.8	6.0	55	19
117156	BR-035	321	322	Felsic Volcanic 2	Central Pit	Ore-Grade	0.50	41	4.8	0.094	0.47	1.0	47	7.5	3.2	65	18
117157	BR-035	330.7	331.5	Felsic Volcanic 1	Central Pit	Mine Rock	0.60	78	6.5	0.13	0.33	1.3	56	3.9	7.7	70	17
117158	BR-035	340.5	340.9	Felsic Volcanic 1	Central Pit	Ore-Grade	0.60	43	5.2	0.060	0.070	1.2	26	14	3.8	123	15
117159	BR-035	350	351	Felsic Volcanic 1	Central Pit	Mine Rock	0.30	17	7.8	0.14	0.34	1.8	27	1.1	5.6	57	21
117160	BR-035	361	362	Felsic Volcanic 2	Central Pit	Mine Rock	0.40	13	7.8	0.13	0.52	1.2	48	1.7	9.1	62	58
117161	BR-035	373	374	Felsic Volcanic 1	Central Pit	Mine Rock	0.40	22	9.3	0.14	0.45	1.5	24	1.2	9.0	138	36
117162	BR-035	388.5	390	Felsic Volcanic 2	Central Pit	Mine Rock	0.20	16	11	0.022	0.12	1.5	<1	1.1	10	52	31
117163	BR-035	403	404	Felsic Volcanic 2	Central Pit	Mine Rock	0.30	14	12	0.053	0.24	1.5	<1	1.2	11	108	44
A0963240	BR-068	25	26	Felsic Volcanic 1	Central Pit	Mine Rock	0.40	18	8.5	0.15	0.38	1.6	38	0.1	6.4	56	22
A0963241	BR-068	30	31	Felsic Volcanic 1	Central Pit	Mine Rock	0.30	22	8.0	0.13	0.23	1.5	32	0.1	6.4	49	22
A0963242	BR-068	35	36	Felsic Volcanic 1	Central Pit	Mine Rock	0.30	22	7.7	0.13	0.14	1.5	26	0.1	5.6	48	20
A0963243	BR-068	40	41.2	Felsic Volcanic 1	Central Pit	Mine Rock	0.40	19	7.9	0.14	0.33	1.5	32	0.1	6.1	51	23

(1) Ten times average crustal abundance values presented in Price (1997).

Blue highlighting indicates samples with metal concentrations greater than the ten times crustal abundance screening value are present in the analyzed group.

Screening values are for qualitative assessment only and hold no regulatory significance.

Classification as mine rock or ore-grade materials was based on gold content.

A value of "--" indicates metal was not measured for the given sample; the variation in elements analyzed is due to measurement at two different laboratories (see text).

Table B-5 Aqua Regia Metals

Sample ID	Drillhole ID	From	To	Lithology	Area	Class	Tin	Strontium	Thorium	Titanium	Thallium	Uranium	Vanadium	Tungsten	Yttrium	Zinc	Zirconium
		m	m				ppm	ppm	ppm	%	ppm	ppm	ppm	ppm	ppm	ppm	ppm
10x Crustal Abundance (Price 1997) [(1)]							*23*	*3700*	*96*	*6.0*	*9.0*	*27*	*1200*	*13*	*330*	*700*	*1650*
A0963244	BR-068	48	49	Felsic Volcanic 1	Central Pit	Mine Rock	0.30	19	7.1	0.098	0.10	1.4	22	0.6	5.6	34	18
A0963117	BR-068	52	53	Felsic Volcanic 1	Central Pit	Mine Rock	0.40	21	8.2	0.11	0.15	1.7	30	1.1	6.8	43	25
A0963245	BR-068	55	56	Felsic Volcanic 1	Central Pit	Mine Rock	0.40	14	8.1	0.12	0.29	1.7	34	0.7	6.3	47	19
A0963246	BR-068	60	61	Felsic Volcanic 1	Central Pit	Mine Rock	0.30	23	8.1	0.12	0.29	1.6	30	0.4	6.5	47	20
A0963247	BR-068	65	66	Felsic Volcanic 1	Central Pit	Mine Rock	0.40	20	9.1	0.13	0.31	1.5	34	0.2	7.3	53	21
A0963248	BR-068	69.9	71	Felsic Volcanic 1	Central Pit	Mine Rock	0.30	28	8.6	0.11	0.19	1.6	28	0.1	7.0	49	20
A0963249	BR-068	75	76	Felsic Volcanic 1	Central Pit	Mine Rock	0.40	30	8.2	0.094	0.14	1.7	31	0.2	6.6	43	22
A0963250	BR-068	81	82	Felsic Volcanic 1	Central Pit	Mine Rock	0.20	23	8.3	0.10	0.13	1.7	22	0.2	6.9	45	18
A0963101	BR-068	85	86	Felsic Volcanic 1	Central Pit	Mine Rock	0.30	59	6.5	0.089	0.070	1.2	17	0.1	4.1	28	18
A0963102	BR-068	91.05	92	Felsic Volcanic 1	Central Pit	Mine Rock	0.40	19	8.0	0.14	0.23	1.6	31	0.4	6.7	47	22
A0963103	BR-068	95	96	Felsic Volcanic 1	Central Pit	Mine Rock	0.30	25	8.3	0.11	0.13	1.6	28	0.2	6.5	44	18
A0963104	BR-068	100.5	101.5	Felsic Volcanic 1	Central Pit	Mine Rock	0.40	27	8.2	0.11	0.17	1.6	31	0.1	6.0	44	20
A0963118	BR-068	105	106	Felsic Volcanic 1	Central Pit	Mine Rock	0.40	23	7.9	0.10	0.21	1.5	28	0.1	6.3	40	19
A0963105	BR-068	110	111	Felsic Volcanic 1	Central Pit	Mine Rock	0.40	23	8.0	0.13	0.28	1.6	29	<0.1	5.6	47	17
A0963106	BR-068	115	116	Felsic Volcanic 1	Central Pit	Mine Rock	0.40	24	8.6	0.12	0.16	1.7	29	0.2	6.4	42	20
A0963107	BR-068	120	121	Felsic Volcanic 1	Central Pit	Mine Rock	0.30	17	8.5	0.12	0.27	1.6	32	0.2	6.7	48	23
A0963108	BR-068	125.6	126.1	Felsic Volcanic 1	Central Pit	Mine Rock	0.40	72	8.2	0.20	0.36	1.5	59	0.1	8.1	64	10
A0963109	BR-068	131	131.5	Felsic Volcanic 1	Central Pit	Mine Rock	0.40	42	6.5	0.17	0.34	1.3	37	0.3	6.5	52	22
A0963110	BR-068	135	136	Felsic Volcanic 1	Central Pit	Mine Rock	0.40	23	8.4	0.14	0.18	1.6	31	0.5	6.6	51	17
A0963111	BR-068	140	141	Felsic Volcanic 1	Central Pit	Mine Rock	0.40	20	8.5	0.16	0.30	1.6	32	0.2	6.8	52	19
A0963112	BR-068	145	146	Felsic Volcanic 1	Central Pit	Mine Rock	0.40	21	8.5	0.13	0.12	1.6	31	0.2	6.6	49	16
A0963113	BR-068	161.3	162.3	Felsic Volcanic 1	Central Pit	Mine Rock	0.40	31	6.3	0.19	0.27	1.0	51	0.1	8.5	67	20
A0963114	BR-068	165.6	166.5	Felsic Volcanic 1	Central Pit	Mine Rock	0.50	30	7.5	0.17	0.26	1.5	47	0.2	8.2	66	14
A0963115	BR-068	172.4	173.4	Felsic Volcanic 1	Central Pit	Mine Rock	0.30	32	5.6	0.18	0.26	1.1	55	0.1	9.3	70	7.4
A0963116	BR-068	309.4	309.9	Felsic Volcanic 1	Central Pit	Mine Rock	0.40	14	6.9	0.029	0.42	1.7	7.0	0.5	5.0	122	16
A0963119	BR-068	324.25	325.25	Felsic Volcanic 1	Central Pit	Mine Rock	0.20	5.1	7.5	0.035	0.37	1.8	5.0	0.2	7.2	25	8.5
A0963545	BR-172	30	31	Felsic Volcanic 1	Central Pit	Mine Rock	0.20	3.9	11	0.0030	0.060	1.5	<1	0.1	9.0	38	27
DX758102	BR-172	35	36	Felsic Volcanic 1	Central Pit	Mine Rock	0.20	7.7	10	0.017	0.12	1.2	2.0	>100	3.8	570	32
DX758103	BR-172	40.2	40.7	Felsic Volcanic 2	Central Pit	Mine Rock	0.20	8.9	9.2	0.0090	0.080	1.3	2.0	1.3	3.8	37	38
DX758104	BR-172	45.5	46.5	Felsic Volcanic 1	Central Pit	Mine Rock	0.50	20	8.1	0.14	0.71	1.4	36	82	5.2	157	25
DX758105	BR-172	51.5	52.2	Felsic Volcanic 1	Central Pit	Mine Rock	0.30	28	7.5	0.079	0.73	1.5	12	0.4	6.0	37	29
DX758106	BR-172	55.5	56.5	Felsic Volcanic 1	Central Pit	Mine Rock	0.40	3.7	6.6	0.073	1.0	1.4	19	0.4	7.8	67	31
DX758107	BR-172	60.5	61.5	Felsic Volcanic 1	Central Pit	Mine Rock	0.40	3.6	6.6	0.062	0.77	1.4	15	0.4	4.7	45	26
DX758108	BR-172	65.5	66.5	Felsic Volcanic 1	Central Pit	Ore-Grade	0.40	2.8	6.2	0.11	1.1	1.3	22	1.9	6.7	98	14
DX758109	BR-172	70.5	71.5	Felsic Volcanic 1	Central Pit	Mine Rock	0.80	14	6.7	0.19	0.99	1.3	60	1.4	8.2	640	36
DX758110	BR-172	75.5	76.7	Felsic Volcanic 1	Central Pit	Mine Rock	0.80	15	6.8	0.15	0.39	1.7	47	10.1	4.3	1151	21
DX758111	BR-172	80.1	80.75	Felsic Volcanic 1	Central Pit	Ore-Grade	0.80	16	7.0	0.14	0.34	1.8	47	11.4	4.2	1235	20
DX758112	BR-172	84.75	85.5	Felsic Volcanic 1	Central Pit	Ore-Grade	1.0	3.6	7.0	0.17	0.63	2.0	53	3.6	4.3	197	8.3
DX758113	BR-172	93.75	94.5	Felsic Volcanic 1	Central Pit	Ore-Grade	1.1	14	6.9	0.24	0.63	1.7	80	5.5	8.4	94	31
DX758114	BR-172	99.75	100.5	Felsic Volcanic 1	Central Pit	Mine Rock	0.30	18	11	0.025	0.070	1.4	4.0	5.9	7.6	238	51
DX758115	BR-172	126.8	127.7	Metasediment 2	Central Pit	Mine Rock	0.80	12	7.0	0.28	0.72	1.7	91	0.3	8.7	175	34
DX758116	BR-172	132	133.5	Metasediment 2	Central Pit	Mine Rock	0.60	11	3.1	0.16	0.58	0.90	79	0.2	3.5	157	12
DX758117	BR-172	139.5	141	Metasediment 2	Central Pit	Mine Rock	0.80	6.6	5.2	0.17	0.62	1.4	70	0.2	4.3	49	29

(1) Ten times average crustal abundance values presented in Price (1997).

Blue highlighting indicates samples with metal concentrations greater than the ten times crustal abundance screening value are present in the analyzed group.

Screening values are for qualitative assessment only and hold no regulatory significance.

Classification as mine rock or ore-grade materials was based on gold content.

A value of "--" indicates metal was not measured for the given sample; the variation in elements analyzed is due to measurement at two different laboratories (see text).

Table B-5 Aqua Regia Metals

Sample ID	Drillhole ID	From	To	Lithology	Area	Class	Tin	Strontium	Thorium	Titanium	Thallium	Uranium	Vanadium	Tungsten	Yttrium	Zinc	Zirconium
		m	m				ppm	ppm	ppm	%	ppm	ppm	ppm	ppm	ppm	ppm	ppm
10x Crustal Abundance (Price 1997) [(1)]							*23*	*3700*	*96*	*6.0*	*9.0*	*27*	*1200*	*13*	*330*	*700*	*1650*
DX758118	BR-172	142.5	143.35	Metasediment 2	Central Pit	Mine Rock	0.70	16	5.2	0.14	0.65	1.0	66	0.2	4.1	56	18
DX758119	BR-172	146	147.5	Metasediment 2	Central Pit	Mine Rock	0.60	15	5.1	0.22	1.0	1.1	51	0.2	6.6	2344	14
DX758120	BR-172	152.6	153.15	Metasediment 2	Central Pit	Mine Rock	0.70	15	5.2	0.22	1.0	1.2	51	0.2	6.5	2349	14
DX758121	BR-172	157.5	159	Felsic Volcanic 1	Central Pit	Mine Rock	0.40	24	7.8	0.21	0.75	1.7	41	0.4	7.1	2799	17
DX758122	BR-172	169.5	170.8	Metasediment 3	Central Pit	Mine Rock	0.20	7.5	6.8	0.089	0.44	1.4	11	<0.1	3.5	625	13
DX758123	BR-172	188.5	190	Metasediment 2	Central Pit	Mine Rock	0.40	12	4.3	0.067	0.23	0.80	30	<0.1	3.8	131	21
DX758124	BR-172	245.4	246.6	Felsic Volcanic 1	Central Pit	Mine Rock	0.60	20	4.7	0.18	0.22	0.90	58	0.7	7.4	71	24
A0964076	BR-213	35.5	37	Felsic Volcanic 1	Central Pit	Mine Rock	0.60	18	6.2	0.044	0.53	1.4	11	0.4	4.6	32	31
A0964077	BR-213	40.5	41.5	Felsic Volcanic 1	Central Pit	Mine Rock	0.40	20	6.5	0.061	0.54	1.3	26	0.2	5.9	130	38
A0964078	BR-213	45.5	46.5	Felsic Volcanic 1	Central Pit	Mine Rock	0.20	17	7.2	0.046	0.46	1.5	23	<0.1	6.1	96	28
A0964079	BR-213	51.5	52.5	Felsic Volcanic 1	Central Pit	Mine Rock	0.40	13	6.5	0.031	0.53	1.4	16	0.2	3.0	42	29
A0964080	BR-213	55.5	56.5	Felsic Volcanic 1	Central Pit	Mine Rock	0.30	29	8.0	0.074	0.75	1.6	20	0.2	8.2	60	39
A0964081	BR-213	60.5	61.5	Felsic Volcanic 1	Central Pit	Mine Rock	0.30	12	6.6	0.032	0.67	1.6	17	0.1	5.1	79	34
A0964082	BR-213	65.5	67	Felsic Volcanic 1	Central Pit	Mine Rock	0.30	14	6.0	0.025	0.53	1.1	12	0.2	4.7	59	39
A0964083	BR-213	71.5	72.5	Felsic Volcanic 1	Central Pit	Mine Rock	0.20	15	7.1	0.032	0.34	1.6	11	0.1	4.3	174	26
A0964084	BR-213	76	77	Felsic Volcanic 1	Central Pit	Mine Rock	0.30	38	8.4	0.091	0.51	1.7	30	0.2	6.9	72	29
A0964085	BR-213	80	81	Felsic Volcanic 1	Central Pit	Mine Rock	0.40	27	8.1	0.14	0.39	1.8	36	0.3	7.5	101	22
A0964086	BR-213	85	86	Felsic Volcanic 1	Central Pit	Mine Rock	0.20	27	8.6	0.072	0.42	1.6	20	0.1	5.2	38	41
A0964087	BR-213	90	91	Felsic Volcanic 1	Central Pit	Mine Rock	0.20	22	7.6	0.038	0.56	1.4	8.0	0.3	5.8	27	37
A0964088	BR-213	95	96	Felsic Volcanic 1	Central Pit	Mine Rock	0.30	14	7.2	0.064	0.66	1.6	16	0.2	5.8	42	37
A0964089	BR-213	102	103	Felsic Volcanic 1	Central Pit	Mine Rock	0.30	21	8.0	0.070	0.81	1.6	16	0.2	6.0	36	42
A0964090	BR-213	107	108	Felsic Volcanic 1	Central Pit	Mine Rock	0.30	5.6	7.3	0.037	0.47	1.6	11	0.4	5.8	16	38
A0964091	BR-213	112	113	Felsic Volcanic 1	Central Pit	Mine Rock	0.30	44	6.9	0.13	0.74	1.4	36	0.2	7.0	45	26
A0964092	BR-213	117	118	Felsic Volcanic 1	Central Pit	Mine Rock	0.30	6.2	7.4	0.041	0.42	1.7	7.0	0.5	6.0	33	33
A0964093	BR-213	119	120	Felsic Volcanic 1	Central Pit	Mine Rock	0.30	29	7.0	0.062	0.68	1.4	12	0.4	6.2	25	48
A0964094	BR-213	124	125	Felsic Volcanic 1	Central Pit	Mine Rock	0.50	28	7.0	0.12	0.59	1.4	38	0.5	7.0	41	34
A0964095	BR-213	130	131	Felsic Volcanic 1	Central Pit	Mine Rock	0.50	25	7.9	0.14	0.56	1.7	33	0.7	7.7	51	28
A0964096	BR-213	135	135.75	Felsic Volcanic 1	Central Pit	Mine Rock	0.50	22	8.6	0.14	0.46	1.9	30	1.3	7.0	73	24
A0964097	BR-213	140	140.5	Felsic Volcanic 1	Central Pit	Ore-Grade	0.30	49	8.1	0.13	0.75	1.9	26	1.1	7.6	58	12
A0964098	BR-213	145	146	Felsic Volcanic 1	Central Pit	Mine Rock	0.40	38	8.4	0.16	0.82	1.9	31	1.1	7.6	59	17
A0964099	BR-213	154	155	Felsic Volcanic 1	Central Pit	Mine Rock	0.30	25	8.0	0.071	0.60	1.7	23	0.3	6.8	35	29
A0964100	BR-213	159	160	Felsic Volcanic 1	Central Pit	Mine Rock	0.40	15	7.0	0.047	0.66	1.7	11	35	6.3	21	28
A0963801	BR-213	165	166	Felsic Volcanic 1	Central Pit	Mine Rock	0.20	3.7	7.7	0.0060	0.19	2.3	2.0	0.3	3.4	6.0	31
A0963802	BR-213	170	171	Felsic Volcanic 1	Central Pit	Ore-Grade	0.40	134	7.6	0.057	0.69	1.5	26	5.6	6.1	66	38
A0963803	BR-213	174	174.5	Felsic Volcanic 1	Central Pit	Ore-Grade	0.30	11	11	0.034	0.31	1.9	7.0	1.2	5.0	35	54
A0963804	BR-213	179.5	180.5	Felsic Volcanic 2	Central Pit	Mine Rock	0.30	8.2	10	0.016	0.15	2.3	8.0	1.6	5.0	28	53
A0963805	BR-213	185.5	186.15	Quartz Sericite Schist	Central Pit	Ore-Grade	0.10	2.9	11	0.0020	0.080	1.8	<1	0.3	6.7	13	41
A0963806	BR-213	190.5	191.5	Felsic Volcanic 1	Central Pit	Mine Rock	0.50	25	6.9	0.14	0.31	1.0	37	48	5.2	151	35
A0963807	BR-213	201	202	Felsic Volcanic 1	Central Pit	Mine Rock	0.30	14	6.3	0.073	0.13	1.0	20	1.4	5.0	396	35
A0963808	BR-213	210	211	Felsic Volcanic 2	Central Pit	Mine Rock	0.20	7.1	12	0.012	0.15	1.8	2.0	0.7	6.8	94	47
A0963809	BR-213	216	217	Felsic Volcanic 1	Central Pit	Mine Rock	0.20	6.8	12	0.0050	0.13	1.7	<1	0.4	7.2	12	40
A0963810	BR-213	221.5	222.5	Felsic Volcanic 1	Central Pit	Ore-Grade	0.20	3.9	12	0.011	0.19	1.8	1.0	0.4	6.6	151	34
A0963811	BR-213	227.2	228	Felsic Volcanic 1	Central Pit	Mine Rock	0.40	16	5.7	0.14	0.48	1.2	41	0.7	8.9	53	23

(1) Ten times average crustal abundance values presented in Price (1997).

Blue highlighting indicates samples with metal concentrations greater than the ten times crustal abundance screening value are present in the analyzed group.

Screening values are for qualitative assessment only and hold no regulatory significance.

Classification as mine rock or ore-grade materials was based on gold content.

A value of "--" indicates metal was not measured for the given sample; the variation in elements analyzed is due to measurement at two different laboratories (see text).

Table B-5 Aqua Regia Metals

Sample ID	Drillhole ID	From	To	Lithology	Area	Class	Tin	Strontium	Thorium	Titanium	Thallium	Uranium	Vanadium	Tungsten	Yttrium	Zinc	Zirconium
		m	m				ppm	ppm	ppm	%	ppm	ppm	ppm	ppm	ppm	ppm	ppm
10x Crustal Abundance (Price 1997) [1]							*23*	*3700*	*96*	*6.0*	*9.0*	*27*	*1200*	*13*	*330*	*700*	*1650*
A0963812	BR-213	243	244	Felsic Volcanic 2	Central Pit	Ore-Grade	0.40	22	4.8	0.045	0.050	1.0	67	14	6.0	25	19
A0963813	BR-213	247	248	Felsic Volcanic 1	Central Pit	Mine Rock	0.40	69	7.1	0.075	0.040	1.4	36	0.7	7.3	211	22
A0963814	BR-213	251	252	Felsic Volcanic 1	Central Pit	Mine Rock	0.60	85	7.3	0.095	0.16	1.5	28	1.8	8.6	105	23
A0963815	BR-213	259	260	Felsic Volcanic 1	Central Pit	Mine Rock	0.40	19	9.1	0.034	0.040	1.5	20	0.6	6.0	69	33
A0963816	BR-213	266.35	267.85	Metasediment 2	Central Pit	Mine Rock	1.1	14	6.9	0.28	0.95	1.9	108	11.9	7.3	134	18
A0963817	BR-213	274	275	Felsic Volcanic 2	Central Pit	Mine Rock	0.70	11	7.2	0.097	0.030	1.2	39	2.6	6.4	93	25
A0963818	BR-213	286.65	287.25	Felsic Volcanic 2	Central Pit	Ore-Grade	0.40	20	11	0.018	0.020	1.8	6.0	6.5	8.1	116	29
A0963819	BR-213	291.3	292.3	Felsic Volcanic 2	Central Pit	Mine Rock	0.20	18	12	0.027	0.10	1.5	<1	4.5	11	221	38
A0963820	BR-213	297.3	298.5	Felsic Volcanic 2	Central Pit	Mine Rock	0.40	13	10	0.038	0.060	1.3	<1	2.4	9.2	36	47
A0963821	BR-213	306.75	307.5	Metasediment 2	Central Pit	Mine Rock	1.1	12	6.8	0.22	0.46	1.4	96	8.9	9.1	75	33
A0963822	BR-213	314.5	315	Felsic Volcanic 1	Central Pit	Mine Rock	0.30	8.2	5.6	0.076	0.13	1.2	11	0.9	2.4	10000	25
A0963823	BR-213	324.5	325.5	Metasediment 3	Central Pit	Mine Rock	0.60	5.5	3.8	0.16	0.51	1.0	68	0.2	4.1	105	23
A0963824	BR-213	328.5	330	Metasediment 2	Central Pit	Mine Rock	0.40	9.5	6.0	0.14	0.59	0.90	57	0.1	6.6	84	18
A0964859	BR-230	225	226	Felsic Volcanic 1	Central Pit	Mine Rock	0.30	9.6	7.0	0.067	0.65	1.5	13	5.6	5.8	62	31
A0964852	BR-230	231	232	Felsic Volcanic 1	Central Pit	Mine Rock	0.20	13	12	0.0070	0.13	1.7	2.0	31	6.6	11	46
A0964853	BR-230	236.2	237	Felsic Volcanic 1	Central Pit	Mine Rock	0.20	7.4	8.5	0.046	0.28	2.0	4.0	0.7	5.4	33	26
A0964854	BR-230	241.05	241.75	Felsic Volcanic 2	Central Pit	Mine Rock	0.20	8.7	11	0.019	0.15	1.5	5.0	0.7	4.4	38	45
A0964855	BR-230	245.4	246.4	Felsic Volcanic 1	Central Pit	Mine Rock	0.10	25	12	0.021	0.19	1.7	2.0	0.7	7.2	125	42
A0964856	BR-230	255.5	256.3	Felsic Volcanic 1	Central Pit	Mine Rock	0.20	5.8	6.4	0.12	0.77	1.4	21	0.9	7.7	53	37
A0964857	BR-230	260.6	262	Felsic Volcanic 1	Central Pit	Mine Rock	0.40	5.4	6.6	0.11	0.61	1.3	26	1	6.9	45	35
A0964858	BR-230	276.6	277.4	Felsic Volcanic 2	Central Pit	Mine Rock	1.0	22	6.0	0.17	0.50	1.3	57	11.8	6.0	47	17
A0963930	BR-231	35.5	36.5	Felsic Volcanic 1	Central Pit	Mine Rock	0.20	11	7.2	0.045	0.41	1.4	12	0.4	5.9	42	29
A0963938	BR-231	40.15	41	Felsic Volcanic 1	Central Pit	Mine Rock	0.20	10	7.2	0.036	0.42	1.6	8.0	0.4	5.1	22	25
A0963931	BR-231	43.5	44.5	Felsic Volcanic 1	Central Pit	Mine Rock	0.30	15	7.7	0.044	0.41	1.6	11	0.8	5.5	30	28
A0963932	BR-231	50	50.5	Felsic Volcanic 1	Central Pit	Mine Rock	0.20	12	7.2	0.059	0.58	1.4	17	0.4	5.6	81	28
A0963933	BR-231	57	57.9	Felsic Volcanic 1	Central Pit	Mine Rock	0.20	6.7	7.0	0.014	0.18	1.3	5.0	0.4	2.8	7.1	29
A0963934	BR-231	64.75	65.6	Felsic Volcanic 1	Central Pit	Mine Rock	0.30	16	8.0	0.070	0.58	1.7	25	8.9	6.4	50	30
A0963935	BR-231	68.4	68.9	Felsic Volcanic 1	Central Pit	Mine Rock	0.30	43	7.4	0.074	0.69	1.4	26	3.5	5.8	58	37
A0963936	BR-231	90	90.85	Felsic Volcanic 2	Central Pit	Mine Rock	0.20	13	11	0.0080	0.11	1.4	3.0	5.3	4.7	697	44
A0963937	BR-231	96.5	97.5	Felsic Volcanic 1	Central Pit	Mine Rock	0.20	51	7.7	0.040	0.63	1.7	7.0	0.2	5.1	609	27
A0964028	BR-231	101.2	101.7	Felsic Volcanic 1	Central Pit	Mine Rock	0.60	13	7.7	0.084	0.64	1.5	18	>100	4.8	688	28
A0964029	BR-231	109	110	Quartz Sericite Schist	Central Pit	Mine Rock	0.10	5.8	13	0.0060	0.14	1.6	<1	0.5	5.8	18	45
A0964030	BR-231	115.1	116.1	Quartz Sericite Schist	Central Pit	Mine Rock	<0.100	3.6	11	0.0020	0.050	1.4	<1	>100	6.5	8.7	34
A0964031	BR-231	119.85	120.85	Felsic Volcanic 1	Central Pit	Mine Rock	0.10	27	12	0.023	0.21	1.8	2.0	0.9	7.5	44	43
A0964032	BR-231	130.5	131.5	Felsic Volcanic 1	Central Pit	Mine Rock	0.10	3.3	11	0.0030	0.090	1.6	<1	0.7	6.2	12	39
A0964033	BR-231	143.5	145	Felsic Volcanic 1	Central Pit	Mine Rock	0.30	6.3	6.3	0.13	1.0	1.4	37	0.3	4.8	60	26
A0964034	BR-231	152.5	154	Felsic Volcanic 1	Central Pit	Mine Rock	0.30	3.7	5.1	0.12	0.92	1.5	34	0.3	4.0	87	12
A0964035	BR-231	159.9	160.6	Felsic Volcanic 1	Central Pit	Ore-Grade	0.80	57	3.4	0.11	0.22	0.80	27	18	3.0	36	5.2
A0964036	BR-231	163	163.7	Felsic Volcanic 1	Central Pit	Mine Rock	0.30	148	4.7	0.053	0.080	1.1	10	4.4	5.3	8.2	14
A0964037	BR-231	166.3	167	Felsic Volcanic 1	Central Pit	Mine Rock	0.40	15	6.7	0.079	0.37	1.6	42	2.2	3.4	4095	9.5
A0964038	BR-231	168	169	Felsic Volcanic 1	Central Pit	Mine Rock	0.30	65	6.9	0.054	0.15	1.7	17	6.1	4.7	134	9.6
A0964039	BR-231	175	176	Felsic Volcanic 1	Central Pit	Mine Rock	0.30	54	6.2	0.091	0.20	1.3	30	5.7	4.5	76	20
A0964040	BR-231	180	180.8	Felsic Volcanic 2	Central Pit	Mine Rock	0.60	72	3.5	0.057	0.040	0.80	19	20	3.7	9.2	13

(1) Ten times average crustal abundance values presented in Price (1997).

Blue highlighting indicates samples with metal concentrations greater than the ten times crustal abundance screening value are present in the analyzed group.

Screening values are for qualitative assessment only and hold no regulatory significance.

Classification as mine rock or ore-grade materials was based on gold content.

A value of "--" indicates metal was not measured for the given sample; the variation in elements analyzed is due to measurement at two different laboratories (see text).

Table B-5 Aqua Regia Metals

Sample ID	Drillhole ID	From	To	Lithology	Area	Class	Tin	Strontium	Thorium	Titanium	Thallium	Uranium	Vanadium	Tungsten	Yttrium	Zinc	Zirconium
		m	m				ppm	ppm	ppm	%	ppm	ppm	ppm	ppm	ppm	ppm	ppm
10x Crustal Abundance (Price 1997) [(1)]							*23*	*3700*	*96*	*6.0*	*9.0*	*27*	*1200*	*13*	*330*	*700*	*1650*
A0964041	BR-231	190.1	190.8	Felsic Volcanic 2	Central Pit	Mine Rock	0.60	33	8.7	0.079	0.040	1.3	14	28	6.0	196	25
A0964042	BR-231	195.5	196.5	Felsic Volcanic 2	Central Pit	Mine Rock	0.30	16	11	0.032	0.14	1.4	<1	2	9.5	357	32
A0964043	BR-231	200.5	201.5	Felsic Volcanic 2	Central Pit	Mine Rock	0.20	13	11	0.042	0.22	1.4	<1	9	9.2	213	48
A0964044	BR-231	206	206.85	Felsic Volcanic 2	Central Pit	Mine Rock	0.20	12	11	0.041	0.17	1.4	<1	2.2	11	208	68
A0964045	BR-231	210.55	211.5	Metasediment 2	Central Pit	Mine Rock	0.90	17	5.8	0.25	0.50	1.2	75	6.1	7.6	92	23
A0964046	BR-231	214.9	215.4	Metasediment 2	Central Pit	Ore-Grade	0.70	12	7.0	0.16	0.42	1.3	45	24	6.0	9027	23
A0964047	BR-231	224	224.7	Metasediment 2	Central Pit	Mine Rock	0.30	9.4	7.1	0.15	0.22	1.2	53	0.3	8.0	149	22
A0964048	BR-231	230	231	Metasediment 2	Central Pit	Mine Rock	0.40	6.7	5.7	0.12	0.45	0.90	58	0.1	4.9	46	22
A0964049	BR-231	249.5	251	Metasediment 3	Central Pit	Mine Rock	0.20	11	6.3	0.090	0.29	1.2	21	0.1	5.6	59	26
A0964050	BR-231	284.4	285	Felsic Volcanic 1	Central Pit	Mine Rock	0.40	4.9	4.3	0.082	0.18	0.80	27	0.2	2.9	215	17
A0963986	BR-316	52.6	53.7	Felsic Volcanic 1	Central Pit	Mine Rock	0.30	12	3.6	0.072	0.19	0.70	31	<0.1	4.4	8.4	22
A0963987	BR-316	78.65	80.1	Felsic Fragmental	Central Pit	Mine Rock	0.70	13	4.4	0.12	0.15	0.70	55	0.1	5.9	74	18
A0963988	BR-316	85.35	86.85	Felsic Fragmental	Central Pit	Mine Rock	0.50	19	4.7	0.15	0.20	0.80	49	0.2	6.0	87	21
A0963989	BR-316	108.25	109.25	Felsic Volcanic 1	Central Pit	Mine Rock	0.20	4.0	5.8	0.048	0.26	1.0	10	<0.1	4.4	86	19
A0963990	BR-316	110	111	Felsic Volcanic 1	Central Pit	Mine Rock	0.30	13	5.7	0.081	0.33	1.1	38	0.3	6.7	77	23
A0963991	BR-317	18	19	Metasediment 2	Central Pit	Mine Rock	0.60	22	4.3	0.17	0.63	0.80	59	0.2	4.8	83	19
A0963992	BR-317	24	25.5	Felsic Volcanic 1	Central Pit	Mine Rock	0.30	29	6.4	0.14	0.57	1.3	33	0.2	4.9	1007	18
A0963993	BR-317	32.95	33.9	Metasediment 2	Central Pit	Mine Rock	0.30	9.0	5.4	0.14	0.64	0.90	34	0.1	6.9	92	31
A0963994	BR-317	36.1	36.9	Metasediment 3	Central Pit	Mine Rock	0.30	11	5.0	0.097	0.41	0.90	17	<0.1	2.4	68	15
A0963995	BR-317	57	58	Felsic Volcanic 1	Central Pit	Mine Rock	0.20	23	6.3	0.079	0.29	1.5	10	0.1	2.1	2310	17
A0963996	BR-317	60	60.5	Metasediment 3	Central Pit	Mine Rock	0.20	18	5.2	0.092	0.26	1.1	24	0.1	3.0	56	18
A0963997	BR-317	65.9	67.35	Felsic Volcanic 1	Central Pit	Mine Rock	0.30	7.0	3.6	0.098	0.34	0.70	36	<0.1	4.4	69	22
A0963998	BR-317	68	69.25	Felsic Volcanic 1	Central Pit	Mine Rock	0.30	33	5.3	0.065	0.18	0.80	28	0.2	6.6	48	17
A0963999	BR-317	93.35	94.85	Metasediment 3	Central Pit	Mine Rock	0.70	12	4.9	0.15	0.25	0.80	57	0.2	6.2	96	24
A0964000	BR-317	97.2	98	Metasediment 3	Central Pit	Mine Rock	0.40	22	5.2	0.12	0.27	0.90	32	0.2	6.2	76	20
A0964872	BR-383	527.2	528.5	Felsic Volcanic 1	Central Pit	Mine Rock	0.50	20	6.7	0.067	0.48	1.4	27	0.7	5.6	37	32
A0964873	BR-383	535.5	536.5	Felsic Volcanic 1	Central Pit	Mine Rock	0.60	22	7.5	0.081	0.55	1.3	29	1	5.9	56	31
A0964874	BR-383	540.7	541.8	Felsic Volcanic 1	Central Pit	Mine Rock	0.30	5.8	6.9	0.014	0.21	1.4	4.0	0.4	4.3	11	26
A0964875	BR-383	544	544.9	Felsic Volcanic 1	Central Pit	Mine Rock	0.40	42	6.5	0.021	0.13	1.1	7.0	0.7	3.6	6.6	19
A0964876	BR-383	551.4	552.5	Felsic Volcanic 1	Central Pit	Mine Rock	0.50	14	6.5	0.046	0.52	1.5	23	5.3	5.3	41	31
A0964877	BR-383	556.9	558.25	Felsic Volcanic 1	Central Pit	Mine Rock	0.50	4.8	7.4	0.0090	0.10	1.3	4.0	10.5	4.0	3.6	11
A0964878	BR-383	560.25	561.25	Felsic Volcanic 1	Central Pit	Mine Rock	0.90	12	7.4	0.10	0.46	1.7	23	5.7	5.4	60	21
A0964879	BR-383	566.25	567.25	Felsic Volcanic 1	Central Pit	Mine Rock	0.20	16	8.7	0.063	0.27	1.7	18	0.5	6.5	40	46
A0964880	BR-383	572.3	573.4	Felsic Volcanic 1	Central Pit	Mine Rock	0.30	16	6.9	0.035	0.32	1.4	11	1.1	4.5	30	31
A0964881	BR-383	576.5	577.5	Felsic Volcanic 1	Central Pit	Mine Rock	0.30	13	8.1	0.045	0.52	2.0	20	15	6.5	31	45
A0964882	BR-383	581.4	582.55	Felsic Volcanic 1	Central Pit	Mine Rock	0.80	12	6.9	0.095	0.49	1.4	26	10.1	4.8	37	31
A0964634	DL-064	20.4	21.4	Felsic Volcanic 1	Central Pit	Mine Rock	0.80	14	5.0	0.16	0.27	1.0	58	0.3	5.9	93	20
A0964635	DL-064	57.65	59.15	Felsic Fragmental	Central Pit	Mine Rock	0.40	12	4.2	0.065	0.030	0.50	48	0.2	5.3	82	24
A0964636	DL-064	71.35	72.85	Felsic Volcanic 2	Central Pit	Mine Rock	0.10	11	3.6	0.016	0.090	0.50	9.0	0.1	4.9	43	17
A0964637	DL-064	96	97.5	Felsic Volcanic 1	Central Pit	Mine Rock	0.20	14	4.7	0.10	0.17	0.60	31	0.3	4.7	25	26
A0963003	BR-067	45	46.5	Felsic Volcanic 1	Central Pit	Mine Rock	0.30	25	7.7	0.15	0.21	1.5	37	0.5	7.0	50	22
A0963004	BR-067	64.5	66	Felsic Volcanic 1	Central Pit	Mine Rock	0.40	20	7.6	0.17	0.28	1.5	35	0.3	6.6	52	23
A0963005	BR-067	84	85.5	Felsic Volcanic 1	Central Pit	Mine Rock	0.30	20	7.9	0.16	0.35	1.5	32	0.2	6.0	51	20

(1) Ten times average crustal abundance values presented in Price (1997).

Blue highlighting indicates samples with metal concentrations greater than the ten times crustal abundance screening value are present in the analyzed group.

Screening values are for qualitative assessment only and hold no regulatory significance.

Classification as mine rock or ore-grade materials was based on gold content.

A value of "--" indicates metal was not measured for the given sample; the variation in elements analyzed is due to measurement at two different laboratories (see text).

Table B-5 Aqua Regia Metals

Sample ID	Drillhole ID	From	To	Lithology	Area	Class	Tin	Strontium	Thorium	Titanium	Thallium	Uranium	Vanadium	Tungsten	Yttrium	Zinc	Zirconium
		m	m				ppm	ppm	ppm	%	ppm	ppm	ppm	ppm	ppm	ppm	ppm
10x Crustal Abundance (Price 1997) [(1)]							*23*	*3700*	*96*	*6.0*	*9.0*	*27*	*1200*	*13*	*330*	*700*	*1650*
A0963006	BR-067	93	94.5	Metasediment 2	Central Pit	Mine Rock	0.30	87	7.8	0.11	0.29	1.2	85	0.3	14	75	2.7
A0963007	BR-067	96	97.5	Metasediment 2	Central Pit	Mine Rock	0.30	74	7.6	0.11	0.42	1.5	78	0.1	8.0	68	20
A0963008	BR-067	100.9	102	Fragmental 1	Central Pit	Mine Rock	0.60	57	6.3	0.16	0.28	0.90	60	0.1	8.7	91	21
A0963009	BR-067	106.5	108	Fragmental 1	Central Pit	Mine Rock	0.70	45	5.1	0.21	0.27	0.80	67	0.1	9.6	84	17
A0963010	BR-067	112.5	114	Fragmental 1	Central Pit	Mine Rock	0.70	25	5.9	0.20	0.29	0.90	80	0.2	8.7	90	22
A0963011	BR-067	117	118.5	Fragmental 1	Central Pit	Mine Rock	0.50	17	4.0	0.14	0.25	0.90	59	0.1	4.9	43	21
A0963012	BR-067	122.5	123.4	Metasediment 2	Central Pit	Mine Rock	0.40	44	6.8	0.24	0.38	1.0	62	0.5	9.4	79	17
A0963013	BR-067	127.5	129	Felsic Volcanic 1	Central Pit	Mine Rock	0.50	16	7.2	0.16	0.31	1.3	45	0.3	7.1	49	28
A0963014	BR-067	133.5	135	Felsic Volcanic 1	Central Pit	Mine Rock	0.40	16	7.9	0.15	0.33	1.5	35	0.3	6.2	58	26
A0963015	BR-067	139.5	141	Felsic Volcanic 1	Central Pit	Mine Rock	0.40	16	7.9	0.15	0.34	1.5	32	0.1	6.2	50	24
A0963016	BR-067	157.5	159	Metasediment 2	Central Pit	Mine Rock	0.40	13	4.7	0.13	0.40	1.0	59	0.3	5.6	76	23
A0963017	BR-067	165	166.5	Felsic Volcanic 1	Central Pit	Mine Rock	0.30	14	7.5	0.12	0.49	1.5	24	0.9	5.1	61	30
A0963018	BR-067	171	172	Felsic Volcanic 1	Central Pit	Mine Rock	0.30	17	7.8	0.14	0.36	1.5	28	0.5	6.0	55	22
A0963019	BR-067	174.6	175.6	Felsic Volcanic 1	Central Pit	Mine Rock	0.30	18	6.9	0.059	0.40	1.5	15	1	5.1	86	26
A0963020	BR-067	180.6	181.6	Felsic Volcanic 1	Central Pit	Mine Rock	0.30	14	7.5	0.032	0.23	1.4	9.0	0.5	4.4	202	28
A0963021	BR-067	187.6	188.6	Felsic Volcanic 1	Central Pit	Mine Rock	0.30	13	7.6	0.048	0.29	1.5	13	0.3	5.1	85	27
A0963022	BR-067	191.4	192.3	Felsic Volcanic 1	Central Pit	Mine Rock	0.30	20	6.8	0.065	0.33	1.3	23	3.5	5.5	215	26
A0963023	BR-067	196.2	196.8	Felsic Volcanic 1	Central Pit	Mine Rock	0.30	11	6.0	0.031	0.33	1.6	19	0.1	5.0	122	25
A0963024	BR-067	197.05	198	Felsic Volcanic 1	Central Pit	Mine Rock	0.30	13	6.8	0.034	0.20	1.8	10	0.3	5.4	87	30
A0963025	BR-067	209.8	210.8	Felsic Volcanic 1	Central Pit	Mine Rock	0.20	27	7.2	0.023	0.38	1.7	13	0.1	6.1	104	31
A0963026	BR-067	214.9	216	Felsic Volcanic 1	Central Pit	Mine Rock	0.20	12	7.7	0.027	0.51	1.7	10	0.2	5.8	40	36
A0963027	BR-067	225.8	226.8	Felsic Volcanic 1	Central Pit	Mine Rock	0.20	29	8.0	0.021	0.41	1.8	5.0	0.2	6.8	23	33
A0963028	BR-067	229	230	Felsic Volcanic 1	Central Pit	Mine Rock	0.20	39	8.1	0.028	0.47	1.7	5.0	0.1	6.2	34	23
A0963029	BR-067	236	237	Felsic Volcanic 1	Central Pit	Mine Rock	0.20	113	8.3	0.048	0.39	1.8	10	0.1	8.8	39	18
A0963030	BR-067	240	241	Felsic Volcanic 1	Central Pit	Mine Rock	0.40	37	7.8	0.075	0.47	1.8	19	0.4	7.4	77	22
A0963031	BR-067	245	246	Felsic Volcanic 1	Central Pit	Mine Rock	0.40	38	7.7	0.075	0.46	1.7	20	0.4	7.3	76	23
A0963032	BR-067	248	249	Felsic Volcanic 1	Central Pit	Mine Rock	0.30	27	8.9	0.037	0.39	2.0	7.0	0.4	9.3	32	33
A0963033	BR-067	253	254	Felsic Volcanic 1	Central Pit	Mine Rock	0.30	46	7.9	0.053	0.42	1.8	11	0.3	7.0	79	24
A0963034	BR-067	260	261	Felsic Volcanic 1	Central Pit	Mine Rock	0.40	45	7.9	0.16	0.63	1.8	39	23	6.7	465	16
A0963035	BR-067	268	269	Felsic Volcanic 1	Central Pit	Mine Rock	0.50	34	8.3	0.062	0.65	1.9	9.0	0.3	7.3	55	14
A0963036	BR-067	275	276	Felsic Volcanic 1	Central Pit	Mine Rock	0.40	96	9.0	0.15	0.79	1.8	35	>100	8.2	202	11
A0963037	BR-067	280.5	282	Felsic Volcanic 1	Central Pit	Mine Rock	0.40	40	7.8	0.10	0.85	1.4	26	0.5	7.5	40	24
A0963038	BR-067	291	292	Felsic Volcanic 1	Central Pit	Mine Rock	0.60	30	8.0	0.14	1.1	1.7	43	0.2	7.3	87	22
A0963044	BR-067	298	299	Felsic Volcanic 1	Central Pit	Mine Rock	0.20	14	7.9	0.043	0.54	1.8	7.0	1	6.5	41	27
A0963039	BR-067	303	304	Felsic Volcanic 1	Central Pit	Mine Rock	0.30	55	8.1	0.082	0.90	1.7	16	0.3	6.2	49	19
A0964703	BR-067	311	311.5	Felsic Volcanic 1	Central Pit	Mine Rock	0.30	22	7.8	0.10	0.67	1.6	22	2.5	6.8	65	23
A0964704	BR-067	326	327	Felsic Volcanic 1	Central Pit	Ore-Grade	0.20	43	4.9	0.040	0.22	1.1	13	5.9	3.9	464	9.4
A0964705	BR-067	331	332	Felsic Volcanic 2	Central Pit	Mine Rock	0.30	82	8.0	0.12	0.21	1.8	24	5.2	5.2	117	9.0
A0963040	BR-067	360	361	Felsic Volcanic 1	Central Pit	Mine Rock	0.50	20	7.7	0.15	0.26	1.6	29	3.6	5.3	80	22
A0963041	BR-067	370	371	Felsic Volcanic 1	Central Pit	Mine Rock	0.40	11	7.9	0.14	0.26	1.5	37	3.7	5.7	206	22
A0963042	BR-067	383	384	Felsic Volcanic 1	Central Pit	Mine Rock	0.40	16	8.4	0.14	0.26	1.7	31	17	6.1	66	23
A0963043	BR-067	411	412	Felsic Volcanic 1	Central Pit	Mine Rock	0.20	23	8.0	0.11	0.12	1.6	25	0.5	6.6	40	20
A0963369	BR-118	38.1	39	Felsic Volcanic 1	Central Pit	Mine Rock	0.10	2.0	12	0.0040	0.14	2.4	<1	0.5	7.0	7.2	35

(1) Ten times average crustal abundance values presented in Price (1997).

Blue highlighting indicates samples with metal concentrations greater than the ten times crustal abundance screening value are present in the analyzed group.

Screening values are for qualitative assessment only and hold no regulatory significance.

Classification as mine rock or ore-grade materials was based on gold content.

A value of "--" indicates metal was not measured for the given sample; the variation in elements analyzed is due to measurement at two different laboratories (see text).

Table B-5 Aqua Regia Metals

Sample ID	Drillhole ID	From	To	Lithology	Area	Class	Tin	Strontium	Thorium	Titanium	Thallium	Uranium	Vanadium	Tungsten	Yttrium	Zinc	Zirconium
		m	m				ppm	ppm	ppm	%	ppm	ppm	ppm	ppm	ppm	ppm	ppm
10x Crustal Abundance (Price 1997) [(1)]							*23*	*3700*	*96*	*6.0*	*9.0*	*27*	*1200*	*13*	*330*	*700*	*1650*
A0963370	BR-118	49	50	Felsic Volcanic 1	Central Pit	Mine Rock	0.30	3.1	6.6	0.12	1.0	1.4	14	1.1	6.0	107	28
A0963371	BR-118	69.9	70.9	Felsic Volcanic 1	Central Pit	Ore-Grade	0.30	5.9	7.7	0.086	0.72	1.9	10	0.5	5.1	99	23
A0963372	BR-118	87.7	88.7	Felsic Volcanic 1	Central Pit	Mine Rock	0.10	2.9	12	0.020	0.33	2.1	2.0	0.3	8.5	394	39
A0963374	BR-118	108.4	109.4	Felsic Volcanic	Central Pit	Mine Rock	0.20	3.8	6.6	0.055	0.68	1.5	19	0.3	5.2	122	24
A0963375	BR-118	113.3	114.3	Felsic Volcanic	Central Pit	Mine Rock	0.30	5.4	6.3	0.090	0.90	1.5	36	0.2	4.6	67	13
A0963376	BR-118	118.3	119.4	Felsic Volcanic	Central Pit	Mine Rock	0.20	6.2	5.9	0.047	0.53	1.8	15	0.3	5.0	45	22
A0963377	BR-118	123.4	124.15	Felsic Volcanic	Central Pit	Mine Rock	0.30	4.3	6.7	0.10	0.89	1.6	39	0.3	4.5	62	15
A0963378	BR-118	128.15	129.15	Felsic Volcanic	Central Pit	Mine Rock	0.40	4.3	6.0	0.12	0.89	1.5	55	0.4	4.0	74	14
A0963373	BR-118	133.15	134.15	Felsic Volcanic 1	Central Pit	Ore-Grade	0.30	3.2	6.0	0.051	0.28	1.5	12	0.7	3.9	32	13
A0963379	BR-118	138	139	Felsic Volcanic 1	Central Pit	Mine Rock	0.30	6.6	6.7	0.13	0.83	1.5	27	0.3	4.6	70	18
A0963380	BR-118	143.2	144	Metasediment 2	Central Pit	Mine Rock	0.70	17	6.4	0.23	0.78	1.5	73	0.5	8.9	206	24
A0963381	BR-118	148	149	Metasediment 2	Central Pit	Mine Rock	0.60	32	5.9	0.23	0.54	1.3	59	8.5	5.2	219	12
A0963382	BR-118	152	153	Metasediment 2	Central Pit	Mine Rock	0.90	24	6.5	0.22	0.48	1.3	96	5.8	5.5	136	17
A0962895	BR-140	177.6	178.6	Felsic Volcanic 1	Central Pit	Ore-Grade	0.40	15	9.4	0.039	0.30	1.3	12	64	6.0	684	29
A0962896	BR-140	183	184	Felsic Volcanic	Central Pit	Mine Rock	0.10	4.9	11	0.014	0.32	1.7	2.0	0.3	6.4	23	36
A0962897	BR-140	188	189	Felsic Volcanic	Central Pit	Mine Rock	0.10	18	12	0.025	0.34	1.7	2.0	0.2	8.0	20	26
A0962898	BR-140	193.4	194.4	Felsic Volcanic	Central Pit	Mine Rock	0.10	18	12	0.025	0.34	1.7	2.0	0.2	8.3	20	27
A0962899	BR-140	198	199	Felsic Volcanic 1	Central Pit	Mine Rock	0.20	29	7.7	0.10	0.77	1.9	13	1.1	5.8	363	15
A0962705	BR-140	204	205	Felsic Volcanic 1	Central Pit	Mine Rock	<0.100	3.3	7.3	0.018	0.23	2.1	3.0	0.5	5.0	15	22
A0962900	BR-140	209	210	Felsic Volcanic	Central Pit	Mine Rock	0.20	10	6.9	0.085	0.72	1.7	16	0.3	7.3	50	18
A0962701	BR-140	214	215	Felsic Volcanic	Central Pit	Mine Rock	0.10	23	6.4	0.072	0.62	1.4	21	0.5	7.3	52	31
A0962702	BR-140	219	220	Metasediment 2	Central Pit	Ore-Grade	0.30	13	6.3	0.12	1.0	1.5	28	7.3	8.6	100	26
A0962703	BR-140	224.6	225.5	Felsic Volcanic 1	Central Pit	Ore-Grade	0.40	30	6.7	0.13	0.93	1.4	29	3.1	6.6	62	19
A0962704	BR-140	229	229.5	Felsic Volcanic 1	Central Pit	Ore-Grade	1.1	14	6.8	0.16	0.60	1.3	50	9.4	4.7	69	22
A0963674	BR-141	33	34	Felsic Volcanic 1	Central Pit	Mine Rock	0.30	19	7.0	0.16	0.37	1.4	35	0.6	6.1	58	25
A0963675	BR-141	45	46	Felsic Volcanic 1	Central Pit	Mine Rock	0.30	15	7.0	0.10	0.32	1.4	24	1.4	4.7	52	29
A0963676	BR-141	52.5	54	Felsic Volcanic 1	Central Pit	Mine Rock	0.20	18	7.7	0.082	0.40	1.6	15	1.3	5.0	154	20
A0963677	BR-141	59	60	Felsic Volcanic 1	Central Pit	Mine Rock	0.30	12	6.4	0.039	0.31	1.4	10	0.3	4.5	69	27
A0963678	BR-141	65.4	66	Felsic Volcanic 1	Central Pit	Mine Rock	0.40	8.2	7.4	0.027	0.41	1.5	8.0	0.2	3.4	54	20
A0963679	BR-141	69.85	71	Felsic Volcanic 1	Central Pit	Mine Rock	0.50	7.3	6.6	0.014	0.40	1.1	5.0	0.2	6.2	31	30
A0963680	BR-141	74	75	Felsic Volcanic 1	Central Pit	Mine Rock	0.30	5.7	6.3	0.0080	0.24	1.1	3.0	0.2	3.7	20	23
A0963681	BR-141	79	80	Felsic Volcanic 1	Central Pit	Mine Rock	0.30	10	5.6	0.0060	0.36	0.90	3.0	0.1	3.5	34	20
A0963682	BR-141	84.6	85.6	Felsic Volcanic 1	Central Pit	Mine Rock	0.30	8.2	6.7	0.015	0.69	1.6	5.0	0.2	4.0	50	23
A0963683	BR-141	90	91	Felsic Volcanic 1	Central Pit	Mine Rock	0.30	7.8	6.8	0.0070	0.25	1.2	4.0	0.2	4.0	39	23
A0963684	BR-141	95	96	Felsic Volcanic 1	Central Pit	Mine Rock	0.30	21	6.6	0.019	0.23	0.80	18	1	7.0	21	20
A0963685	BR-141	100	101	Felsic Volcanic 1	Central Pit	Mine Rock	0.20	8.1	6.4	0.038	0.43	0.70	13	0.2	4.0	22	20
A0963686	BR-141	104.5	105.5	Felsic Volcanic 1	Central Pit	Mine Rock	1.8	3.4	6.3	0.0020	0.070	0.90	1.0	0.2	3.0	2.2	18
A0963687	BR-141	111	112	Felsic Volcanic 1	Central Pit	Mine Rock	0.40	10	7.0	0.027	0.62	1.0	11	0.1	5.1	40	30
A0963688	BR-141	115	116	Felsic Volcanic 1	Central Pit	Mine Rock	0.40	12	6.8	0.017	0.50	1.0	10	0.2	5.5	34	32
A0963689	BR-141	122	123	Felsic Volcanic 1	Central Pit	Mine Rock	0.30	21	7.7	0.061	0.30	1.7	28	0.1	6.8	66	26
A0963690	BR-141	129	130	Felsic Volcanic 1	Central Pit	Mine Rock	0.40	29	7.8	0.082	0.44	1.7	30	<0.1	6.9	314	29
A0963691	BR-141	134	134.85	Felsic Volcanic 1	Central Pit	Mine Rock	0.40	29	7.6	0.096	0.47	1.7	44	0.1	6.9	146	26
A0963692	BR-141	141	142	Felsic Volcanic 1	Central Pit	Mine Rock	0.40	17	8.4	0.12	0.40	1.9	38	0.3	7.0	54	31

(1) Ten times average crustal abundance values presented in Price (1997).

Blue highlighting indicates samples with metal concentrations greater than the ten times crustal abundance screening value are present in the analyzed group.

Screening values are for qualitative assessment only and hold no regulatory significance.

Classification as mine rock or ore-grade materials was based on gold content.

A value of "--" indicates metal was not measured for the given sample; the variation in elements analyzed is due to measurement at two different laboratories (see text).

Table B-5 Aqua Regia Metals

Sample ID	Drillhole ID	From	To	Lithology	Area	Class	Tin	Strontium	Thorium	Titanium	Thallium	Uranium	Vanadium	Tungsten	Yttrium	Zinc	Zirconium
		m	m				ppm	ppm	ppm	%	ppm	ppm	ppm	ppm	ppm	ppm	ppm
10x Crustal Abundance (Price 1997) [(1)]							*23*	*3700*	*96*	*6.0*	*9.0*	*27*	*1200*	*13*	*330*	*700*	*1650*
A0963693	BR-141	146	147	Felsic Volcanic 1	Central Pit	Mine Rock	0.40	34	7.8	0.072	0.34	1.7	23	0.6	6.6	120	28
A0963694	BR-141	181	182	Felsic Volcanic 1	Central Pit	Mine Rock	0.30	14	7.7	0.064	0.46	1.8	9.0	0.4	6.0	67	20
A0963695	BR-141	186	187	Felsic Volcanic 1	Central Pit	Mine Rock	0.50	7.2	7.2	0.057	0.50	1.9	11	0.6	7.4	34	28
A0963696	BR-141	193	194	Felsic Volcanic 1	Central Pit	Mine Rock	0.60	23	8.7	0.084	0.49	1.9	22	0.3	7.3	36	31
A0963697	BR-141	199.5	200.5	Felsic Volcanic 1	Central Pit	Ore-Grade	0.50	12	7.2	0.067	0.53	1.8	15	1.4	6.5	48	29
A0963698	BR-141	206	207	Felsic Volcanic 1	Central Pit	Ore-Grade	0.30	11	7.8	0.059	0.17	1.8	8.0	0.5	6.7	33	23
A0963699	BR-141	213	214	Felsic Volcanic 1	Central Pit	Ore-Grade	0.20	7.1	7.5	0.054	0.16	1.8	7.0	0.5	5.2	29	23
A0963700	BR-141	219.5	220	Felsic Volcanic 1	Central Pit	Mine Rock	0.30	18	6.5	0.094	0.28	1.2	12	0.3	5.8	55	19
DX758001	BR-141	227	228	Felsic Volcanic 1	Central Pit	Mine Rock	0.20	13	8.8	0.084	0.15	2.2	11	0.7	7.2	49	17
DX758002	BR-141	232	233	Felsic Volcanic 1	Central Pit	Ore-Grade	0.40	42	7.9	0.13	0.25	1.9	23	1.4	7.5	184	16
DX758003	BR-141	258	259	Felsic Volcanic 1	Central Pit	Mine Rock	0.20	5.3	13	0.0090	0.14	1.6	1.0	1.9	6.4	26	28
DX758004	BR-141	262	263	Felsic Volcanic 1	Central Pit	Mine Rock	0.20	2.7	13	0.0090	0.34	2.4	1.0	0.4	6.2	376	41
DX758005	BR-141	267	268	Felsic Volcanic 1	Central Pit	Mine Rock	0.20	2.7	11	0.0090	0.17	1.8	2.0	0.3	6.9	85	35
DX758251	BR-141	272	273	Felsic Volcanic 1	Central Pit	Mine Rock	0.50	5.5	8.0	0.072	0.46	1.9	18	1.5	5.2	61	21
DX758006	BR-141	283.8	284.5	Felsic Volcanic 1	Central Pit	Ore-Grade	0.90	4.9	6.4	0.062	0.050	1.3	43	0.7	4.1	28	28
A0962707	BR-141	291	292	Felsic Volcanic 1	Central Pit	Ore-Grade	0.40	8.8	6.7	0.065	0.040	1.3	52	1.9	4.7	25	23
A0962706	BR-141	295	296	Felsic Volcanic 1	Central Pit	Ore-Grade	0.40	3.6	7.0	0.075	0.10	1.5	24	0.9	7.4	78	22
A0964101	BR-142	24.65	25.5	Felsic Volcanic 1	Central Pit	Mine Rock	0.40	6.7	7.2	0.019	0.16	1.4	5.0	0.3	5.3	7.2	46
A0964102	BR-142	29.5	30.5	Felsic Volcanic 1	Central Pit	Mine Rock	0.20	14	6.9	0.025	0.24	1.5	5.0	0.2	4.5	12	36
A0964103	BR-142	35.5	36.5	Felsic Volcanic 1	Central Pit	Mine Rock	0.40	22	9.4	0.13	0.54	1.9	27	0.2	6.8	487	18
A0964104	BR-142	45.25	46	Felsic Volcanic 1	Central Pit	Mine Rock	0.30	25	6.4	0.029	0.38	1.3	8.0	0.2	6.0	32	36
A0964105	BR-142	48	49	Felsic Volcanic 1	Central Pit	Mine Rock	0.20	12	7.4	0.032	0.33	1.5	10	0.2	5.5	65	32
A0964106	BR-142	50	51	Felsic Volcanic 1	Central Pit	Mine Rock	0.20	114	7.9	0.051	0.70	1.6	16	0.1	6.6	81	22
A0964107	BR-142	54	55	Felsic Volcanic 1	Central Pit	Mine Rock	0.30	11	7.7	0.041	0.58	1.6	8.0	0.1	5.3	54	31
A0964108	BR-142	60	61	Felsic Volcanic 1	Central Pit	Mine Rock	0.20	55	8.1	0.044	0.44	1.9	13	0.2	6.9	47	27
A0964109	BR-142	65	66	Felsic Volcanic 1	Central Pit	Mine Rock	0.20	92	7.8	0.032	0.53	1.6	10	<0.1	6.2	65	26
A0964110	BR-142	75	76	Felsic Volcanic 1	Central Pit	Mine Rock	0.20	24	8.4	0.065	0.70	1.9	15	0.3	7.1	48	29
A0964111	BR-142	81	82	Felsic Volcanic 1	Central Pit	Mine Rock	0.30	14	7.4	0.086	0.57	1.9	23	0.2	6.5	63	29
A0964112	BR-142	85	86	Felsic Volcanic 1	Central Pit	Mine Rock	0.30	17	8.1	0.086	0.44	1.9	31	0.3	8.1	55	28
A0964113	BR-142	90.5	91.5	Felsic Volcanic 1	Central Pit	Mine Rock	0.40	46	11	0.10	0.60	2.8	23	0.5	10	107	28
A0964114	BR-142	96.5	97.5	Felsic Volcanic 1	Central Pit	Mine Rock	0.30	23	8.0	0.13	0.42	1.8	30	0.6	7.0	155	21
A0964115	BR-142	105.5	106.5	Felsic Volcanic 1	Central Pit	Mine Rock	0.30	30	8.7	0.15	0.59	1.8	31	0.5	6.4	128	28
A0964116	BR-142	112.75	113.5	Felsic Volcanic 1	Central Pit	Mine Rock	0.30	13	8.1	0.042	0.28	1.7	10	0.3	8.1	48	26
A0964117	BR-142	120	121	Felsic Volcanic 1	Central Pit	Mine Rock	0.20	57	7.4	0.13	0.74	1.3	34	0.3	5.9	1050	13
A0964118	BR-142	136.75	137.25	Felsic Volcanic 1	Central Pit	Ore-Grade	0.30	13	5.5	0.061	0.31	1.2	15	3.8	4.3	495	18
A0964119	BR-142	142.25	143	Felsic Volcanic 1	Central Pit	Mine Rock	0.50	9.3	8.0	0.085	0.66	1.5	18	0.4	6.1	237	28
A0964120	BR-142	156.5	157.5	Felsic Volcanic 1	Central Pit	Mine Rock	0.40	85	7.8	0.10	0.94	1.5	27	4.7	6.0	545	19
A0964121	BR-142	161.5	162.5	Felsic Volcanic 1	Central Pit	Mine Rock	0.40	48	8.4	0.13	0.91	1.8	29	1	7.0	114	20
A0964122	BR-142	170.85	171.35	Felsic Volcanic 1	Central Pit	Ore-Grade	0.40	20	5.8	0.13	0.51	0.90	26	15	4.0	73	21
A0964123	BR-142	173.85	174.5	Felsic Volcanic 1	Central Pit	Mine Rock	0.20	20	8.5	0.11	0.59	1.6	21	7	5.3	97	26
A0964124	BR-142	178.5	179.5	Felsic Volcanic 1	Central Pit	Mine Rock	0.20	12	9.9	0.070	0.46	2.1	9.0	7.4	4.0	48	31
A0964125	BR-142	183	184	Felsic Volcanic 1	Central Pit	Mine Rock	0.20	28	9.2	0.041	0.27	2.0	8.0	4.9	3.3	888	26
A0964126	BR-142	190.5	191	Felsic Volcanic 1	Central Pit	Mine Rock	0.30	14	9.4	0.061	0.37	2.0	12	30	3.9	140	35

(1) Ten times average crustal abundance values presented in Price (1997).

Blue highlighting indicates samples with metal concentrations greater than the ten times crustal abundance screening value are present in the analyzed group.

Screening values are for qualitative assessment only and hold no regulatory significance.

Classification as mine rock or ore-grade materials was based on gold content.

A value of "--" indicates metal was not measured for the given sample; the variation in elements analyzed is due to measurement at two different laboratories (see text).

Table B-5 Aqua Regia Metals

Sample ID	Drillhole ID	From	To	Lithology	Area	Class	Tin	Strontium	Thorium	Titanium	Thallium	Uranium	Vanadium	Tungsten	Yttrium	Zinc	Zirconium
		m	m				ppm	ppm	ppm	%	ppm	ppm	ppm	ppm	ppm	ppm	ppm
10x Crustal Abundance (Price 1997) [(1)]							*23*	*3700*	*96*	*6.0*	*9.0*	*27*	*1200*	*13*	*330*	*700*	*1650*
A0964127	BR-142	196	197	Felsic Volcanic 1	Central Pit	Mine Rock	0.10	7.6	9.9	0.043	0.29	2.2	6.0	23	4.2	788	34
A0964128	BR-142	201	202	Felsic Volcanic 1	Central Pit	Mine Rock	0.20	16	6.7	0.10	0.49	1.5	16	0.5	3.5	694	23
A0964129	BR-142	211	212	Felsic Volcanic 1	Central Pit	Mine Rock	0.20	29	2.7	0.011	<0.02	0.70	11	0.6	2.6	205	8.6
A0964130	BR-142	217.5	218.25	Felsic Volcanic 2	Central Pit	Ore-Grade	0.30	13	7.9	0.11	0.53	1.7	16	3.3	4.7	981	27
A0964131	BR-142	223	223.95	Felsic Volcanic 1	Central Pit	Mine Rock	0.40	23	8.5	0.12	0.54	1.8	27	6.2	6.1	538	15
A0964132	BR-142	231	232	Felsic Volcanic 2	Central Pit	Ore-Grade	0.30	32	6.2	0.049	0.12	1.4	16	>100	3.6	88	16
A0964133	BR-142	236	236.75	Felsic Volcanic 2	Central Pit	Ore-Grade	0.20	19	6.4	0.089	0.24	1.3	19	7.2	3.1	156	20
A0964134	BR-142	240	241	Felsic Volcanic 2	Central Pit	Mine Rock	0.40	22	6.5	0.10	0.39	1.4	25	36	3.2	233	13
A0964135	BR-142	245	246	Felsic Volcanic 2	Central Pit	Mine Rock	0.30	14	6.5	0.085	0.32	1.4	16	3.4	3.8	1181	20
A0964136	BR-142	250.5	251	Felsic Volcanic 1	Central Pit	Mine Rock	0.40	14	7.7	0.17	0.45	1.5	34	0.7	6.1	67	21
A0964137	BR-142	264	264.7	Felsic Volcanic 1	Central Pit	Mine Rock	0.30	15	9.2	0.15	0.35	1.8	28	12.9	7.0	74	19
A0964138	BR-142	279.5	280.5	Felsic Volcanic 2	Central Pit	Mine Rock	0.10	17	6.3	0.0030	<0.02	0.80	1.0	0.8	2.0	56	17
A0964139	BR-142	285	286	Felsic Volcanic 2	Central Pit	Mine Rock	0.40	15	11	0.033	0.12	1.6	4.0	2.1	7.6	214	23
A0964140	BR-142	307	308	Felsic Volcanic 1	Central Pit	Mine Rock	0.20	18	11	0.023	0.11	1.5	<1	2.2	9.6	38	27
A0964141	BR-142	317	318	Metasediment 2	Central Pit	Mine Rock	0.60	57	6.5	0.27	0.74	1.3	79	0.3	9.5	91	30
A0964142	BR-142	324.8	325.75	Metasediment 2	Central Pit	Mine Rock	0.70	12	4.9	0.20	0.53	0.80	72	0.8	6.1	52	25
DX758125	BR-173	18.5	19.5	Quartz Sericite Schist	Central Pit	Mine Rock	0.10	6.0	4.3	0.0030	0.090	3.2	<1	0.2	5.8	30	13
DX758126	BR-173	23.5	24	Felsic Volcanic 1	Central Pit	Mine Rock	0.40	10	6.7	0.13	0.84	2.6	29	0.2	7.1	72	39
A0964260	BR-176	25.5	27	Felsic Volcanic 1	Central Pit	Mine Rock	0.20	18	7.8	0.17	0.35	1.4	33	0.1	6.9	64	18
A0964261	BR-176	29	30.5	Felsic Volcanic 1	Central Pit	Mine Rock	0.30	16	8.5	0.18	0.39	1.6	38	0.5	6.9	55	24
A0964262	BR-176	35.8	37.3	Felsic Volcanic 1	Central Pit	Mine Rock	0.30	17	7.8	0.17	0.39	1.5	29	0.1	6.9	52	22
A0964264	BR-176	38.8	40.3	Felsic Volcanic 1	Central Pit	Mine Rock	0.10	3.2	4.2	0.0020	0.090	3.2	<1	<0.1	5.7	17	13
A0964263	BR-176	44.8	46.3	Felsic Volcanic 1	Central Pit	Mine Rock	0.30	24	8.0	0.21	0.41	1.5	36	0.2	7.3	59	21
A0964265	BR-176	52	53.5	Quartz Sericite Schist	Central Pit	Mine Rock	0.30	17	7.8	0.18	0.39	1.5	31	0.2	6.7	51	23
A0964266	BR-176	55	56.5	Quartz Sericite Schist	Central Pit	Mine Rock	0.20	4.6	4.4	0.0040	0.14	3.4	<1	0.1	5.7	34	15
A0964267	BR-176	61	62.5	Quartz Sericite Schist	Central Pit	Mine Rock	0.20	6.7	4.2	0.0060	0.14	3.3	<1	<0.1	4.0	28	15
A0964268	BR-176	64	65	Quartz Sericite Schist	Central Pit	Mine Rock	0.50	25	6.0	0.23	0.35	0.80	57	0.1	9.1	75	31
A0964269	BR-176	73.5	75	Fragmental 1	Central Pit	Mine Rock	0.70	40	5.0	0.20	0.28	0.70	78	0.1	11	89	16
A0964270	BR-176	79.5	81	Fragmental 1	Central Pit	Mine Rock	0.50	61	6.0	0.23	0.31	0.90	69	0.1	10	81	18
A0964271	BR-176	85.5	87	Fragmental 1	Central Pit	Mine Rock	0.60	44	5.4	0.23	0.29	1.0	70	0.2	8.4	76	17
A0964272	BR-176	90	91.5	Fragmental 1	Central Pit	Mine Rock	0.50	48	5.0	0.23	0.33	0.70	66	0.2	8.7	79	20
A0964273	BR-176	94.5	95.5	Fragmental 1	Central Pit	Mine Rock	0.30	15	8.0	0.17	0.33	1.5	32	0.2	5.9	52	25
A0964274	BR-176	102	103.5	Felsic Volcanic 1	Central Pit	Mine Rock	0.40	14	8.0	0.17	0.33	1.6	36	0.8	6.0	59	26
A0964275	BR-176	106.5	108	Felsic Volcanic 1	Central Pit	Mine Rock	0.20	5.1	3.8	0.0020	0.070	3.0	<1	<0.1	5.9	21	14
A0964276	BR-176	111	112.5	Felsic Volcanic 1	Central Pit	Mine Rock	0.30	15	7.4	0.16	0.31	1.5	31	0.2	5.7	51	25
A0964277	BR-176	115.5	117	Felsic Volcanic 1	Central Pit	Mine Rock	0.40	98	8.6	0.21	0.29	1.5	46	0.4	8.9	53	29
A0964278	BR-176	120	121.5	Felsic Volcanic 1	Central Pit	Mine Rock	0.30	19	8.7	0.15	0.35	1.8	30	0.1	7.0	51	27
A0964279	BR-176	124.5	126	Felsic Volcanic 1	Central Pit	Mine Rock	0.40	27	5.9	0.17	0.47	1.2	45	0.1	6.1	74	28
A0964280	BR-177	389	390	Felsic Volcanic 1	Central Pit	Mine Rock	0.30	55	8.0	0.062	0.60	1.7	10	0.3	7.3	36	22
A0964285	BR-177	392	393	Felsic Volcanic 1	Central Pit	Mine Rock	0.20	80	8.8	0.091	0.64	1.8	20	44	8.2	46	27
A0964281	BR-177	398	399	Felsic Volcanic 1	Central Pit	Mine Rock	0.40	45	8.1	0.15	0.59	1.7	33	1.4	7.0	57	15
A0964282	BR-177	407.5	408.5	Felsic Volcanic 1	Central Pit	Mine Rock	0.30	8.9	8.6	0.063	0.49	1.9	8.0	0.4	8.5	35	24
A0964283	BR-177	409.5	410.5	Felsic Volcanic 1	Central Pit	Mine Rock	0.30	41	7.4	0.15	0.74	1.5	33	25	9.1	86	15

(1) Ten times average crustal abundance values presented in Price (1997).

Blue highlighting indicates samples with metal concentrations greater than the ten times crustal abundance screening value are present in the analyzed group.

Screening values are for qualitative assessment only and hold no regulatory significance.

Classification as mine rock or ore-grade materials was based on gold content.

A value of "--" indicates metal was not measured for the given sample; the variation in elements analyzed is due to measurement at two different laboratories (see text).

Table B-5 Aqua Regia Metals

Sample ID	Drillhole ID	From	To	Lithology	Area	Class	Tin	Strontium	Thorium	Titanium	Thallium	Uranium	Vanadium	Tungsten	Yttrium	Zinc	Zirconium
		m	m				ppm	ppm	ppm	%	ppm	ppm	ppm	ppm	ppm	ppm	ppm
10x Crustal Abundance (Price 1997) [(1)]							*23*	*3700*	*96*	*6.0*	*9.0*	*27*	*1200*	*13*	*330*	*700*	*1650*
A0964284	BR-177	412.5	413.5	Felsic Volcanic 1	Central Pit	Mine Rock	0.20	5.6	7.4	0.036	0.34	1.8	6.0	2.1	6.3	117	30
A0964286	BR-177	417	418	Felsic Volcanic 1	Central Pit	Mine Rock	0.50	13	8.2	0.13	0.43	1.6	31	87	6.9	39	26
A0964287	BR-177	420	421	Felsic Volcanic 1	Central Pit	Mine Rock	0.30	34	8.5	0.074	0.50	1.7	13	1.5	7.2	34	22
A0964288	BR-177	424	425.25	Felsic Volcanic 1	Central Pit	Mine Rock	0.50	20	7.4	0.11	0.40	1.5	23	5	6.0	40	18
A0964289	BR-177	430.3	431.3	Felsic Volcanic 1	Central Pit	Mine Rock	0.20	45	9.8	0.032	0.32	1.5	7.0	5.7	7.0	177	32
A0964706	BR-211	33	34	Felsic Volcanic 1	Central Pit	Mine Rock	0.50	31	8.0	0.20	0.61	1.6	41	1.8	6.8	153	23
A0963890	BR-217	259	260.3	Felsic Volcanic 2	Central Pit	Mine Rock	1.3	6.9	11	0.013	0.10	1.7	<1	0.2	10	49	34
A0963891	BR-217	266.5	267	Felsic Volcanic 2	Central Pit	Mine Rock	0.80	12	9.4	0.13	0.75	1.3	34	1.1	8.4	106	29
A0963892	BR-217	269.5	271	Felsic Volcanic 2	Central Pit	Mine Rock	0.10	8.5	10	0.022	0.17	1.5	2.0	0.1	9.0	40	38
A0963893	BR-217	273.6	274.2	Felsic Volcanic 2	Central Pit	Mine Rock	0.20	37	6.3	0.21	0.67	1.0	75	0.1	7.8	60	20
A0963894	BR-217	283.3	284.5	Felsic Volcanic 2	Central Pit	Mine Rock	0.30	12	10	0.034	0.070	1.6	2.0	0.2	9.8	62	43
A0963895	BR-217	286.5	287.8	Felsic Volcanic 2	Central Pit	Ore-Grade	0.20	9.7	10	0.042	0.13	1.5	4.0	0.3	11	37	26
A0963896	BR-217	292	293	Felsic Volcanic 2	Central Pit	Mine Rock	0.20	6.9	11	0.030	0.20	1.7	<1	0.1	11	26	23
A0963897	BR-217	294	294.8	Felsic Volcanic 2	Central Pit	Mine Rock	0.40	25	9.9	0.11	0.45	2.3	38	0.2	10	47	29
A0963922	BR-228	12	13.5	Felsic Volcanic 1	Central Pit	Mine Rock	0.40	20	8.1	0.17	0.36	1.6	37	0.2	7.1	57	16
A0963923	BR-228	17.5	19	Felsic Volcanic 1	Central Pit	Mine Rock	0.70	19	7.6	0.19	0.37	1.3	46	20	6.7	59	18
A0963924	BR-228	25	26.5	Felsic Volcanic 1	Central Pit	Mine Rock	0.30	17	6.5	0.17	0.40	1.0	39	0.1	6.0	46	20
A0963925	BR-228	30.9	32.4	Felsic Volcanic 1	Central Pit	Mine Rock	0.40	27	6.6	0.20	0.47	1.1	58	0.1	6.7	57	20
A0963926	BR-228	36.9	38.4	Felsic Volcanic 1	Central Pit	Mine Rock	0.30	7.9	4.8	0.096	0.41	0.80	17	<0.1	4.2	52	22
A0963927	BR-228	44.6	46.1	Felsic Volcanic 1	Central Pit	Mine Rock	0.20	7.4	12	0.010	0.10	1.4	1.0	<0.1	5.4	39	34
A0963928	BR-228	51.85	53.35	Felsic Volcanic 1	Central Pit	Mine Rock	0.30	14	5.8	0.11	0.17	0.80	30	0.2	6.4	34	21
A0963929	BR-228	59.3	60.8	Felsic Volcanic 1	Central Pit	Mine Rock	0.40	23	4.8	0.095	0.040	0.60	30	0.1	5.8	53	17
A0964522	BR-240	155	156	Felsic Volcanic 2	Central Pit	Mine Rock	0.10	12	9.4	0.018	0.14	1.3	6.0	0.1	6.9	47	31
A0964523	BR-240	160	161	Felsic Volcanic 2	Central Pit	Mine Rock	<0.100	8.2	9.9	0.0050	0.070	1.4	<1	<0.1	6.5	38	29
A0964524	BR-240	163.8	164.8	Felsic Volcanic 2	Central Pit	Mine Rock	0.20	14	11	0.043	0.26	2.0	15	<0.1	8.8	94	33
A0964525	BR-240	171.5	173	Felsic Volcanic 1	Central Pit	Mine Rock	0.20	62	8.1	0.10	0.44	1.7	27	0.2	7.5	122	11
A0964526	BR-240	174.5	176	Felsic Volcanic 1	Central Pit	Mine Rock	0.40	24	7.5	0.20	0.54	1.4	50	0.5	8.4	55	20
A0964527	BR-240	180	180.8	Felsic Volcanic 2	Central Pit	Mine Rock	0.10	4.0	11	0.0020	0.060	1.7	<1	0.1	6.8	22	9.4
A0964528	BR-240	191.75	192.75	Felsic Volcanic 2	Central Pit	Mine Rock	0.20	10	9.7	0.020	0.11	1.4	<1	0.7	6.6	35	24
A0964529	BR-240	196.5	198	Felsic Volcanic 1	Central Pit	Mine Rock	0.30	24	8.6	0.18	0.48	1.7	41	1.8	8.7	64	14
A0964530	BR-240	201	202.35	Felsic Volcanic 1	Central Pit	Mine Rock	0.40	21	7.4	0.19	0.46	1.5	41	1.5	7.7	56	18
A0964531	BR-240	204.5	205.25	Felsic Volcanic 1	Central Pit	Mine Rock	0.50	19	9.3	0.096	0.28	1.4	14	0.2	7.8	62	45
A0964532	BR-240	211.25	212.75	Felsic Volcanic 1	Central Pit	Mine Rock	0.40	25	8.1	0.11	0.28	1.4	22	0.3	8.3	49	19
A0964511	BR-243	116	117	Felsic Volcanic 1	Central Pit	Mine Rock	0.30	12	7.2	0.21	0.46	1.2	42	0.3	6.8	71	26
A0964512	BR-243	125.2	126.35	Felsic Volcanic 2	Central Pit	Mine Rock	0.20	6.0	9.7	0.024	0.16	1.3	6.0	0.1	7.5	38	57
A0964513	BR-243	128.5	129	Felsic Volcanic 2	Central Pit	Mine Rock	0.10	3.0	9.9	0.0040	0.040	1.2	<1	0.1	7.5	38	29
A0964514	BR-243	135	136.5	Felsic Volcanic 2	Central Pit	Mine Rock	0.10	6.6	9.9	0.014	0.10	1.5	<1	0.1	8.2	47	27
A0964515	BR-243	139.75	140.8	Felsic Volcanic 1	Central Pit	Mine Rock	0.20	14	8.3	0.098	0.25	1.5	24	0.1	7.8	37	15
A0964516	BR-243	144.75	146	Felsic Volcanic 2	Central Pit	Mine Rock	0.30	9.3	10	0.043	0.14	1.6	6.0	0.4	9.6	34	31
A0964517	BR-243	150	151.5	Felsic Volcanic 2	Central Pit	Mine Rock	1.7	7.3	11	0.045	0.29	1.5	<1	0.2	10	34	31
A0964518	BR-243	156	156.5	Felsic Volcanic 1	Central Pit	Mine Rock	0.20	20	7.3	0.16	0.48	1.3	39	0.2	6.5	59	20
A0964519	BR-243	160.25	161	Felsic Volcanic 2	Central Pit	Mine Rock	0.10	3.4	11	0.0050	0.050	1.4	<1	0.2	8.4	41	26
A0964520	BR-243	164.75	165.25	Felsic Volcanic 2	Central Pit	Mine Rock	0.20	8.4	8.7	0.032	0.15	1.1	8.0	0.3	6.7	32	38

(1) Ten times average crustal abundance values presented in Price (1997).

Blue highlighting indicates samples with metal concentrations greater than the ten times crustal abundance screening value are present in the analyzed group.

Screening values are for qualitative assessment only and hold no regulatory significance.

Classification as mine rock or ore-grade materials was based on gold content.

A value of "--" indicates metal was not measured for the given sample; the variation in elements analyzed is due to measurement at two different laboratories (see text).

Table B-5 Aqua Regia Metals

Sample ID	Drillhole ID	From	To	Lithology	Area	Class	Tin	Strontium	Thorium	Titanium	Thallium	Uranium	Vanadium	Tungsten	Yttrium	Zinc	Zirconium
		m	m				ppm	ppm	ppm	%	ppm	ppm	ppm	ppm	ppm	ppm	ppm
10x Crustal Abundance (Price 1997) [(1)]							*23*	*3700*	*96*	*6.0*	*9.0*	*27*	*1200*	*13*	*330*	*700*	*1650*
A0964521	BR-243	173	174	Felsic Volcanic 1	Central Pit	Mine Rock	0.40	22	7.5	0.19	0.49	1.4	41	0.5	7.4	54	22
117341	BR-321	16.9	18.4	Felsic Volcanic 1	Central Pit	Mine Rock	0.40	13	7.2	0.15	0.37	1.3	31	0.1	5.1	47	21
117342	BR-321	24.5	26	Felsic Volcanic 1	Central Pit	Mine Rock	0.40	22	8.1	0.17	0.43	1.3	40	<0.1	5.6	62	26
117343	BR-321	30.4	31.5	Felsic Volcanic 1	Central Pit	Mine Rock	0.20	11	7.8	0.13	0.41	1.5	27	<0.1	5.4	60	18
117344	BR-321	35.3	36.8	Felsic Volcanic 1	Central Pit	Mine Rock	0.30	12	7.6	0.14	0.44	1.3	30	<0.1	6.0	53	27
117345	BR-321	44.8	46.3	Felsic Volcanic 1	Central Pit	Mine Rock	0.30	10	7.3	0.13	0.43	1.3	26	0.1	5.8	52	27
117369	BR-321	54.7	56.1	Felsic Volcanic 1	Central Pit	Mine Rock	0.40	18	7.8	0.15	0.44	1.3	33	4.8	5.2	55	22
117370	BR-321	59	60.5	Felsic Volcanic 1	Central Pit	Mine Rock	0.40	17	7.6	0.13	0.42	1.4	32	<0.1	5.1	54	22
117346	BR-321	66.5	68	Fragmental 1	Central Pit	Mine Rock	0.40	9.6	7.1	0.15	0.61	1.4	41	0.1	7.9	74	33
117347	BR-321	71	73.25	Fragmental 1	Central Pit	Mine Rock	0.30	16	7.3	0.17	0.47	1.3	38	0.1	5.7	54	27
117371	BR-321	80	81.5	Fragmental 1	Central Pit	Mine Rock	0.30	20	6.6	0.14	0.43	1.2	32	0.1	5.3	50	24
117348	BR-321	84.5	86	Fragmental 1	Central Pit	Mine Rock	0.30	13	6.7	0.12	0.46	1.2	31	0.1	5.1	52	19
117349	BR-321	90	91	Fragmental 1	Central Pit	Mine Rock	0.20	30	6.5	0.12	0.42	1.2	28	0.3	5.5	52	24
117350	BR-321	94	95.5	Fragmental 1	Central Pit	Mine Rock	0.20	20	8.0	0.13	0.47	1.5	25	0.2	6.6	60	22
117351	BR-321	101.5	103	Fragmental 1	Central Pit	Mine Rock	0.20	20	7.5	0.086	0.43	1.4	19	0.2	6.3	49	26
117352	BR-321	106	107	Felsic Volcanic 1	Central Pit	Mine Rock	0.30	14	7.7	0.13	0.54	1.3	26	1.1	4.8	89	23
117372	BR-321	108	109	Felsic Volcanic 1	Central Pit	Mine Rock	0.30	15	7.7	0.13	0.51	1.3	29	0.7	4.9	78	25
117373	BR-321	113	114	Felsic Volcanic 1	Central Pit	Mine Rock	0.30	14	7.3	0.12	0.42	1.2	24	0.3	5.0	62	27
117374	BR-321	121.5	122.75	Felsic Volcanic 1	Central Pit	Mine Rock	0.30	22	7.1	0.12	0.50	1.4	30	4.2	4.6	88	29
117375	BR-321	130	131	Felsic Volcanic 1	Central Pit	Mine Rock	0.30	15	7.7	0.14	0.47	1.4	29	0.6	5.0	99	25
117353	BR-321	142	143	Felsic Volcanic 1	Central Pit	Mine Rock	0.30	16	7.7	0.15	0.43	1.6	29	0.2	5.6	58	15
117354	BR-321	150	151.5	Felsic Volcanic 1	Central Pit	Mine Rock	0.20	13	6.7	0.084	0.32	1.3	14	0.3	3.5	29	25
117355	BR-321	156	157.5	Felsic Volcanic 1	Central Pit	Mine Rock	0.20	14	6.5	0.079	0.29	1.3	14	0.5	3.5	40	21
117356	BR-321	160.5	162	Felsic Volcanic 1	Central Pit	Mine Rock	0.30	13	7.0	0.11	0.43	1.4	23	0.5	4.8	36	18
117376	BR-321	168	169	Felsic Volcanic 1	Central Pit	Mine Rock	0.50	17	6.1	0.21	0.80	1.4	45	0.3	6.7	110	23
117357	BR-321	170	171	Felsic Volcanic 1	Central Pit	Mine Rock	0.40	11	7.5	0.16	0.51	1.7	33	0.4	6.2	63	21
117377	BR-321	181.5	182.5	Felsic Volcanic 1	Central Pit	Mine Rock	0.40	15	7.2	0.14	0.49	1.1	33	0.7	4.2	31	33
117378	BR-321	190.9	192	Felsic Volcanic 1	Central Pit	Mine Rock	0.30	19	7.0	0.098	0.42	1.4	16	0.5	4.5	29	22
117379	BR-321	198	199.5	Felsic Volcanic 1	Central Pit	Mine Rock	0.30	46	7.8	0.13	0.69	1.4	30	0.7	5.1	60	20
117380	BR-321	204	205.5	Felsic Volcanic 1	Central Pit	Mine Rock	0.40	51	7.4	0.15	0.90	1.4	38	0.5	6.3	143	17
117381	BR-321	212	212.8	Felsic Volcanic 1	Central Pit	Ore-Grade	0.50	61	11	0.066	0.19	2.2	28	0.4	7.8	7994	25
117382	BR-321	215.5	217	Felsic Volcanic 1	Central Pit	Mine Rock	0.20	67	7.6	0.096	0.52	1.6	22	0.2	6.1	348	22
117358	BR-321	220	221.5	Felsic Volcanic 1	Central Pit	Mine Rock	0.40	13	7.8	0.11	0.17	1.6	22	5.9	5.9	96	26
117359	BR-321	224.5	226	Felsic Volcanic 1	Central Pit	Mine Rock	0.30	7.9	7.3	0.14	0.46	1.5	31	1.9	6.4	63	24
117383	BR-321	232	233	Felsic Volcanic 1	Central Pit	Ore-Grade	0.50	11	7.7	0.14	0.37	1.8	37	2.1	7.0	122	29
117384	BR-321	245	246	Felsic Volcanic 1	Central Pit	Ore-Grade	0.20	8.6	7.2	0.13	0.31	1.4	28	8.5	6.2	58	21
117385	BR-321	255	256	Felsic Volcanic 1	Central Pit	Mine Rock	0.30	19	8.7	0.20	0.41	1.6	41	5.2	8.6	60	32
117386	BR-321	262	263	Felsic Volcanic 1	Central Pit	Mine Rock	0.40	15	7.3	0.21	0.41	1.4	46	4	8.5	74	31
117360	BR-321	268	269	Felsic Volcanic 1	Central Pit	Ore-Grade	0.30	6.3	7.7	0.090	0.35	1.8	30	3	7.0	148	31
117387	BR-321	283.75	284.5	Felsic Volcanic 1	Central Pit	Ore-Grade	0.60	12	7.2	0.15	0.31	1.3	39	17	6.2	244	22
117388	BR-321	289	290	Felsic Volcanic 1	Central Pit	Mine Rock	0.50	17	6.7	0.22	0.36	1.2	56	1.9	8.9	75	29
117389	BR-321	295	296	Felsic Volcanic 1	Central Pit	Mine Rock	0.50	19	6.6	0.26	0.42	1.1	62	8.8	8.8	69	28
117361	BR-321	301.75	302.5	Felsic Volcanic 1	Central Pit	Mine Rock	0.40	18	7.1	0.19	0.30	1.2	43	8.4	6.7	59	29

(1) Ten times average crustal abundance values presented in Price (1997).

Blue highlighting indicates samples with metal concentrations greater than the ten times crustal abundance screening value are present in the analyzed group.

Screening values are for qualitative assessment only and hold no regulatory significance.

Classification as mine rock or ore-grade materials was based on gold content.

A value of "--" indicates metal was not measured for the given sample; the variation in elements analyzed is due to measurement at two different laboratories (see text).

Table B-5 Aqua Regia Metals

Sample ID	Drillhole ID	From	To	Lithology	Area	Class	Tin	Strontium	Thorium	Titanium	Thallium	Uranium	Vanadium	Tungsten	Yttrium	Zinc	Zirconium
		m	m				ppm	ppm	ppm	%	ppm	ppm	ppm	ppm	ppm	ppm	ppm
10x Crustal Abundance (Price 1997) [(1)]							*23*	*3700*	*96*	*6.0*	*9.0*	*27*	*1200*	*13*	*330*	*700*	*1650*
117390	BR-321	307.5	309	Felsic Volcanic 1	Central Pit	Mine Rock	0.40	13	6.3	0.21	0.34	1.0	53	2.7	6.8	52	21
117362	BR-321	319.5	321	Felsic Volcanic 1	Central Pit	Mine Rock	0.40	17	6.3	0.22	0.42	1.2	57	0.3	8.5	79	22
117363	BR-321	324	325.5	Metasediment 2	Central Pit	Mine Rock	0.50	8.3	6.6	0.19	0.49	1.4	58	0.5	7.8	73	31
117364	BR-321	332	333	Metasediment 2	Central Pit	Mine Rock	0.50	4.6	4.3	0.19	0.52	1.0	68	0.3	4.9	90	25
117365	BR-321	339	340.25	Metasediment 2	Central Pit	Mine Rock	0.40	5.8	4.8	0.15	0.44	1.0	81	0.1	6.0	97	27
117366	BR-321	350.6	351.5	Metasediment 2	Central Pit	Mine Rock	0.80	8.3	5.0	0.21	0.50	1.0	95	0.2	5.7	91	28
117367	BR-321	356	357.5	Metasediment 2	Central Pit	Mine Rock	0.60	13	5.6	0.13	0.44	1.1	74	0.1	6.5	91	27
117368	BR-321	362	363	Metasediment 2	Central Pit	Mine Rock	0.60	4.6	4.3	0.15	0.46	1.2	80	0.2	4.7	91	26
117041	BR-136	15	16.5	Felsic Volcanic 2	Central Pit	Mine Rock	0.40	6.6	8.5	0.090	0.35	1.3	3.0	<0.1	7.7	62	53
117042	BR-136	20	21	Felsic Volcanic 2	Central Pit	Mine Rock	0.90	6.8	9.0	0.054	0.19	1.1	2.0	0.1	6.4	68	45
117043	BR-136	26	27	Felsic Volcanic 2	Central Pit	Mine Rock	0.30	5.5	9.6	0.076	0.25	1.3	2.0	<0.1	7.8	48	62
117044	BR-136	32	33	Felsic Volcanic 2	Central Pit	Mine Rock	0.20	5.9	9.3	0.077	0.23	1.2	3.0	0.1	7.6	64	48
117045	BR-136	37	38	Felsic Volcanic 2	Central Pit	Mine Rock	0.10	5.4	9.2	0.016	0.080	1.2	<1	<0.1	7.5	42	40
117046	BR-136	42	43	Felsic Volcanic 2	Central Pit	Mine Rock	0.10	8.7	7.6	0.051	0.44	1.1	15	<0.1	6.0	41	54
117047	BR-136	47	48	Felsic Volcanic 2	Central Pit	Mine Rock	<0.100	4.7	8.0	0.011	0.070	1.0	<1	<0.1	5.2	50	46
A0963492	BR-136	52	53	Felsic Volcanic 1	Central Pit	Mine Rock	0.30	21	8.7	0.17	0.27	1.5	43	0.1	7.0	63	34
117048	BR-136	58	59	Fragmental 1	Central Pit	Mine Rock	0.30	11	7.7	0.10	0.34	1.5	16	<0.1	7.2	65	47
117049	BR-136	64	65	Fragmental 1	Central Pit	Mine Rock	0.20	10	8.9	0.071	0.25	1.5	13	0.1	7.7	54	45
117050	BR-136	72	73	Felsic Volcanic 1	Central Pit	Mine Rock	0.30	18	7.4	0.13	0.18	1.4	29	0.2	6.1	271	22
117051	BR-136	80	81.2	Felsic Volcanic 1	Central Pit	Mine Rock	0.30	12	7.0	0.12	0.38	1.5	28	0.1	5.8	50	24
A0962831	BR-138	188.75	189.5	Felsic Volcanic 1	Central Pit	Mine Rock	0.40	7.9	7.8	0.13	0.35	1.8	34	1.3	6.8	34	22
A0962832	BR-138	195.25	196.25	Felsic Volcanic 1	Central Pit	Mine Rock	0.30	14	8.2	0.10	0.31	1.7	27	0.9	7.9	107	27
A0962833	BR-138	197.25	198	Felsic Volcanic 1	Central Pit	Mine Rock	0.20	9.4	7.8	0.075	0.29	1.6	16	0.4	6.8	789	24
A0962834	BR-138	202	203	Felsic Volcanic 1	Central Pit	Mine Rock	0.30	15	8.4	0.16	0.45	1.6	38	1.7	7.8	82	23
A0962857	BR-138	209	210	Felsic Volcanic 1	Central Pit	Mine Rock	0.40	11	8.0	0.15	0.34	1.5	39	0.6	7.6	149	20
A0962835	BR-138	215.75	216.5	Felsic Volcanic 1	Central Pit	Ore-Grade	0.30	9.8	8.1	0.12	0.38	1.8	26	1	7.5	70	29
A0962836	BR-138	219.75	220.5	Felsic Volcanic 1	Central Pit	Mine Rock	0.40	18	7.0	0.13	0.41	1.6	30	2.6	6.3	49	16
A0962837	BR-138	223.5	224.5	Felsic Volcanic 1	Central Pit	Mine Rock	0.40	11	6.9	0.15	0.45	1.3	36	10.4	5.9	32	20
A0962838	BR-138	226.5	227.15	Felsic Volcanic 1	Central Pit	Ore-Grade	0.20	8.6	5.9	0.039	0.16	0.90	11	1.3	3.7	39	6.1
A0962839	BR-138	228	228.5	Felsic Volcanic 1	Central Pit	Ore-Grade	0.50	6.0	8.2	0.11	0.37	1.8	27	4.1	6.5	45	16
A0962840	BR-138	229	229.5	Felsic Volcanic 1	Central Pit	Ore-Grade	0.80	4.5	5.7	0.082	0.29	1.4	35	0.8	4.7	49	8.7
A0962858	BR-138	231.5	232	Felsic Volcanic 1	Central Pit	Ore-Grade	0.40	18	6.4	0.099	0.31	1.3	27	7.7	4.8	175	11
A0962841	BR-138	234.25	235	Felsic Volcanic 1	Central Pit	Ore-Grade	0.30	17	7.0	0.047	0.23	1.6	15	8.8	5.2	22	9.3
A0962843	BR-138	237.5	238	Felsic Volcanic 1	Central Pit	Ore-Grade	0.40	4.0	1.6	0.015	0.050	0.40	12	0.2	1.1	51	2.9
A0962842	BR-138	238	238.9	Felsic Volcanic 1	Central Pit	Ore-Grade	1.6	9.6	6.3	0.17	0.43	1.2	91	12.5	5.2	67	8.2
A0962844	BR-138	238.9	239.4	Felsic Volcanic 1	Central Pit	Ore-Grade	0.20	12	1.8	0.021	0.070	0.80	10	2.3	1.2	30	2.6
A0962845	BR-138	239.4	240	Felsic Volcanic 1	Central Pit	Ore-Grade	1.4	11	6.6	0.11	0.35	1.2	51	6.6	5.4	106	12
A0962846	BR-138	240	240.5	Felsic Volcanic 1	Central Pit	Ore-Grade	0.60	12	7.4	0.096	0.35	1.6	31	2.4	5.6	54	12
A0962847	BR-138	241.5	242	Felsic Volcanic 1	Central Pit	Ore-Grade	0.40	7.8	6.5	0.098	0.27	1.2	25	3.2	6.5	285	12
A0962848	BR-138	245.5	245.9	Felsic Volcanic 1	Central Pit	Mine Rock	0.50	73	3.7	0.22	0.49	0.60	95	0.2	14	57	14
A0962849	BR-138	249	250	Metasediment 2	Central Pit	Mine Rock	0.40	3.1	2.8	0.16	0.48	0.70	64	0.1	3.7	72	18
A0962850	BR-138	255	256	Felsic Volcanic 1	Central Pit	Mine Rock	0.30	13	7.9	0.12	0.17	1.7	26	0.3	6.1	40	15
A0962726	BR-157	15.85	17.35	Felsic Volcanic 1	Central Pit	Mine Rock	0.40	14	7.2	0.18	0.33	1.3	49	0.1	5.8	55	19

(1) Ten times average crustal abundance values presented in Price (1997).

Blue highlighting indicates samples with metal concentrations greater than the ten times crustal abundance screening value are present in the analyzed group.

Screening values are for qualitative assessment only and hold no regulatory significance.

Classification as mine rock or ore-grade materials was based on gold content.

A value of "--" indicates metal was not measured for the given sample; the variation in elements analyzed is due to measurement at two different laboratories (see text).

Table B-5 Aqua Regia Metals

Sample ID	Drillhole ID	From	To	Lithology	Area	Class	Tin	Strontium	Thorium	Titanium	Thallium	Uranium	Vanadium	Tungsten	Yttrium	Zinc	Zirconium
		m	m				ppm	ppm	ppm	%	ppm	ppm	ppm	ppm	ppm	ppm	ppm
10x Crustal Abundance (Price 1997) [(1)]							*23*	*3700*	*96*	*6.0*	*9.0*	*27*	*1200*	*13*	*330*	*700*	*1650*
A0962727	BR-157	21.85	23.35	Felsic Volcanic 1	Central Pit	Mine Rock	0.40	13	7.1	0.19	0.36	1.2	48	0.1	6.6	56	21
A0962728	BR-157	26.85	28	Felsic Volcanic 1	Central Pit	Mine Rock	0.20	19	8.0	0.18	0.33	1.5	33	<0.1	6.8	56	19
A0962729	BR-157	31.75	33.25	Felsic Volcanic 1	Central Pit	Mine Rock	0.30	14	7.1	0.13	0.21	1.3	33	0.1	6.4	56	18
A0962730	BR-157	36.25	37.7	Felsic Volcanic 1	Central Pit	Mine Rock	0.20	9.7	7.7	0.087	0.19	1.4	22	<0.1	6.9	47	23
A0962731	BR-157	38	39.5	Felsic Volcanic 1	Central Pit	Mine Rock	0.20	11	8.4	0.085	0.20	1.8	18	0.1	7.9	45	26
A0962732	BR-157	41	42	Felsic Volcanic 1	Central Pit	Mine Rock	0.20	15	7.9	0.12	0.29	1.6	30	<0.1	8.1	55	26
A0962733	BR-157	48	49	Metasediment 3	Central Pit	Mine Rock	0.20	8.2	8.2	0.090	0.53	1.6	12	<0.1	7.3	38	54
A0962734	BR-157	54.65	55.3	Felsic Volcanic 1	Central Pit	Mine Rock	0.40	9.2	8.1	0.089	0.48	1.6	11	<0.1	7.2	67	49
A0962735	BR-157	56.1	57.6	Felsic Volcanic 1	Central Pit	Mine Rock	0.30	9.4	9.3	0.062	0.33	1.4	9.0	<0.1	6.2	55	47
A0962736	BR-157	57.6	59.1	Felsic Volcanic 1	Central Pit	Mine Rock	0.30	13	11	0.054	0.31	1.8	8.0	<0.1	6.8	76	50
DX758054	BR-167	16	17	Felsic Volcanic 1	Central Pit	Mine Rock	0.30	17	8.1	0.088	0.28	1.4	22	<0.1	5.2	46	21
DX758055	BR-167	22	23	Felsic Volcanic 1	Central Pit	Mine Rock	0.20	16	8.2	0.15	0.38	1.7	24	<0.1	5.8	57	18
DX758056	BR-167	30	31	Felsic Volcanic 1	Central Pit	Mine Rock	0.20	9.0	8.1	0.071	0.18	1.6	18	<0.1	5.7	39	25
DX758057	BR-167	33	33.5	Felsic Volcanic 1	Central Pit	Mine Rock	0.20	26	7.3	0.041	0.090	1.4	11	0.1	5.2	15	20
DX758058	BR-167	35.5	36	Felsic Volcanic 1	Central Pit	Mine Rock	0.30	8.7	8.2	0.089	0.27	1.6	18	0.1	6.0	58	28
DX758059	BR-167	37	38	Felsic Volcanic 1	Central Pit	Mine Rock	0.20	9.4	7.9	0.070	0.21	1.6	15	0.1	5.4	37	25
DX758060	BR-167	43	43.9	Felsic Volcanic 1	Central Pit	Mine Rock	0.60	5.3	2.6	0.027	0.050	0.50	6.0	<0.1	2.1	11	7.9
DX758061	BR-167	43.9	45	Felsic Volcanic 1	Central Pit	Mine Rock	0.30	23	8.0	0.14	0.30	1.4	30	0.1	5.4	52	19
DX758062	BR-167	51	52	Felsic Volcanic 1	Central Pit	Mine Rock	0.40	22	5.6	0.053	0.080	0.90	17	0.1	4.9	33	15
DX758063	BR-167	57	58	Felsic Volcanic 1	Central Pit	Mine Rock	0.30	15	6.9	0.13	0.33	1.2	30	0.1	5.1	61	21
DX758064	BR-167	63	64	Felsic Volcanic 1	Central Pit	Mine Rock	0.30	15	6.5	0.12	0.43	1.1	29	<0.1	5.0	62	21
DX758065	BR-167	64	65	Felsic Volcanic 1	Central Pit	Mine Rock	0.30	18	6.9	0.14	0.40	1.1	34	<0.1	4.9	67	18
DX758066	BR-167	72	73	Felsic Volcanic 1	Central Pit	Mine Rock	0.20	9.5	7.9	0.12	0.56	1.5	20	<0.1	5.7	73	23
DX758067	BR-167	73	74	Felsic Volcanic 1	Central Pit	Mine Rock	0.20	16	7.8	0.094	0.38	1.4	23	<0.1	6.1	62	23
DX758068	BR-167	77	78	Felsic Volcanic 1	Central Pit	Mine Rock	0.40	16	7.8	0.13	0.45	1.4	32	<0.1	5.8	76	22
DX758069	BR-167	83	84	Felsic Volcanic 1	Central Pit	Mine Rock	0.40	26	8.6	0.16	0.13	1.6	39	0.3	7.1	63	21
DX758070	BR-167	89.5	90.3	Felsic Volcanic 1	Central Pit	Mine Rock	0.30	23	7.7	0.12	0.22	1.4	31	0.1	6.4	54	22
DX758071	BR-167	92.3	93	Felsic Volcanic 1	Central Pit	Mine Rock	0.40	14	7.8	0.098	0.12	1.4	22	0.2	6.0	55	24
DX758072	BR-167	94	95	Felsic Volcanic 1	Central Pit	Mine Rock	0.40	15	6.6	0.096	0.12	1.2	24	0.1	5.6	296	18
DX758073	BR-167	102	103	Felsic Volcanic 1	Central Pit	Mine Rock	0.60	22	7.5	0.16	0.36	1.5	35	1.7	7.0	53	23
DX758074	BR-167	108	108.7	Felsic Volcanic 1	Central Pit	Mine Rock	0.30	22	8.8	0.12	0.38	1.4	21	1	6.0	127	25
DX758075	BR-167	113	114	Felsic Volcanic 1	Central Pit	Mine Rock	0.50	23	7.6	0.15	0.29	1.5	37	0.8	6.4	45	26
DX758076	BR-167	124.1	125.1	Felsic Volcanic 1	Central Pit	Mine Rock	0.40	21	7.8	0.17	0.44	1.5	39	1.4	7.4	54	17
DX758077	BR-167	129	130	Felsic Volcanic 1	Central Pit	Mine Rock	0.50	17	7.8	0.18	0.50	1.6	37	0.9	6.5	60	20
DX758078	BR-167	141	142	Felsic Volcanic 1	Central Pit	Mine Rock	0.50	17	7.4	0.17	0.47	1.5	40	0.9	6.4	45	27
DX758079	BR-167	145	146	Felsic Volcanic 1	Central Pit	Mine Rock	0.40	13	7.6	0.17	0.50	1.6	39	0.4	6.7	42	22
DX758080	BR-167	151	152	Felsic Volcanic 1	Central Pit	Mine Rock	0.40	13	7.6	0.14	0.49	1.7	34	0.3	5.9	79	23
DX758081	BR-167	158	159	Felsic Volcanic 1	Central Pit	Mine Rock	0.40	21	7.4	0.15	0.53	1.4	33	0.7	5.5	40	22
DX758082	BR-167	166	167	Felsic Volcanic 1	Central Pit	Mine Rock	0.30	12	6.5	0.077	0.42	1.3	11	0.2	3.8	38	22
DX758083	BR-167	171	172	Felsic Volcanic 1	Central Pit	Mine Rock	0.30	13	6.7	0.080	0.48	1.3	13	0.4	3.6	55	25
DX758084	BR-167	177	178	Felsic Volcanic 1	Central Pit	Mine Rock	0.40	30	7.3	0.091	0.56	1.4	19	0.5	3.8	104	20
DX758085	BR-167	194	195	Felsic Volcanic 1	Central Pit	Mine Rock	0.30	18	8.7	0.19	0.81	1.7	41	1.8	7.8	105	26
DX758086	BR-167	202	203	Felsic Volcanic 1	Central Pit	Mine Rock	0.40	17	8.7	0.18	0.59	1.7	44	0.8	7.8	74	25

(1) Ten times average crustal abundance values presented in Price (1997).

Blue highlighting indicates samples with metal concentrations greater than the ten times crustal abundance screening value are present in the analyzed group.

Screening values are for qualitative assessment only and hold no regulatory significance.

Classification as mine rock or ore-grade materials was based on gold content.

A value of "--" indicates metal was not measured for the given sample; the variation in elements analyzed is due to measurement at two different laboratories (see text).

Table B-5 Aqua Regia Metals

Sample ID	Drillhole ID	From	To	Lithology	Area	Class	Tin	Strontium	Thorium	Titanium	Thallium	Uranium	Vanadium	Tungsten	Yttrium	Zinc	Zirconium
		m	m				ppm	ppm	ppm	%	ppm	ppm	ppm	ppm	ppm	ppm	ppm
10x Crustal Abundance (Price 1997) [1]							*23*	*3700*	*96*	*6.0*	*9.0*	*27*	*1200*	*13*	*330*	*700*	*1650*
DX758087	BR-167	208	209	Felsic Volcanic 1	Central Pit	Mine Rock	0.50	20	8.5	0.21	0.65	1.7	44	1.8	7.7	74	24
DX758088	BR-167	213	213.5	Felsic Volcanic 1	Central Pit	Mine Rock	0.40	13	7.5	0.087	0.17	1.4	25	0.4	6.9	93	24
DX758089	BR-167	215.55	216.5	Felsic Volcanic 1	Central Pit	Mine Rock	0.30	11	7.5	0.092	0.53	1.8	22	0.2	7.0	111	28
DX758090	BR-167	216.5	217.5	Felsic Volcanic 1	Central Pit	Mine Rock	0.20	8.6	7.7	0.072	0.45	1.8	13	0.2	7.2	178	29
DX758091	BR-167	217.5	218.5	Felsic Volcanic 1	Central Pit	Mine Rock	0.20	7.2	7.7	0.11	0.65	1.8	19	0.2	7.5	109	31
DX758092	BR-167	221.5	222.5	Felsic Volcanic 1	Central Pit	Mine Rock	0.40	15	7.4	0.14	0.66	1.7	27	0.3	7.2	413	26
DX758093	BR-167	226	227	Felsic Volcanic 1	Central Pit	Mine Rock	0.30	13	7.7	0.16	0.61	1.7	30	1.1	7.1	65	27
DX758094	BR-167	233	233.6	Felsic Volcanic 1	Central Pit	Mine Rock	0.40	9.9	7.1	0.10	0.48	1.7	23	0.9	6.8	416	35
DX758095	BR-167	236	237	Felsic Volcanic 1	Central Pit	Mine Rock	0.40	11	8.0	0.16	0.57	1.8	34	0.4	7.6	116	30
DX758096	BR-167	244	245	Felsic Volcanic 1	Central Pit	Mine Rock	0.40	12	7.5	0.17	0.47	1.7	34	1.5	7.4	93	29
DX758097	BR-167	253.95	255	Felsic Volcanic 1	Central Pit	Ore-Grade	0.20	13	6.9	0.052	0.28	1.6	10	0.3	6.3	278	32
DX758098	BR-167	255	256	Felsic Volcanic 1	Central Pit	Ore-Grade	0.20	11	5.9	0.036	0.17	1.3	7.0	0.3	6.2	333	30
DX758099	BR-167	264	265	Felsic Volcanic 1	Central Pit	Mine Rock	0.30	17	7.4	0.16	0.44	1.7	34	1	7.2	34	24
DX758100	BR-167	270	271	Felsic Volcanic 1	Central Pit	Mine Rock	0.30	14	7.8	0.13	0.42	1.8	31	0.7	7.8	21	19
DX758101	BR-167	272	273	Felsic Volcanic 1	Central Pit	Ore-Grade	0.30	20	5.7	0.057	0.26	1.3	12	0.6	5.9	169	12
A0963501	BR-167	315	316	Metasediment 2	Central Pit	Mine Rock	0.50	6.8	4.5	0.17	0.52	1.0	73	0.1	5.1	79	21
A0963502	BR-167	322.8	324	Metasediment 2	Central Pit	Mine Rock	0.60	20	4.8	0.18	0.53	1.1	80	0.2	6.3	81	28
A0963503	BR-167	327	328	Metasediment 2	Central Pit	Mine Rock	0.60	13	5.7	0.17	0.45	1.3	81	0.2	7.1	89	30
A0963504	BR-167	332	333	Felsic Volcanic 1	Central Pit	Mine Rock	0.20	14	8.0	0.18	0.43	1.6	30	1	9.0	56	26
A0963505	BR-167	357.8	358.9	Metasediment 2	Central Pit	Mine Rock	0.60	25	6.4	0.22	0.67	1.4	72	0.6	8.2	93	21
A0963506	BR-167	363.1	364.6	Felsic Volcanic 1	Central Pit	Mine Rock	0.30	17	7.5	0.11	0.35	1.5	20	0.2	7.1	57	22
A0963507	BR-167	373.45	374.5	Felsic Volcanic 2	Central Pit	Mine Rock	0.20	5.8	10	0.019	0.11	1.5	<1	0.2	7.8	46	53
A0963508	BR-167	390	390.5	Felsic Volcanic 2	Central Pit	Mine Rock	0.30	40	7.0	0.15	0.53	1.2	53	0.2	9.8	40	22
A0964143	BR-168	19.1	19.6	Felsic Volcanic 1	Central Pit	Mine Rock	0.20	11	7.3	0.11	0.28	1.2	23	0.1	5.3	96	24
A0964144	BR-168	24.75	25.55	Felsic Volcanic 1	Central Pit	Mine Rock	0.30	13	7.0	0.14	0.46	1.1	26	<0.1	5.5	61	24
A0964145	BR-168	41.5	43	Felsic Volcanic 1	Central Pit	Mine Rock	0.50	12	7.2	0.13	0.35	1.3	29	0.1	5.9	61	21
A0964146	BR-168	55.4	56.2	Felsic Volcanic 1	Central Pit	Mine Rock	0.40	18	7.9	0.13	0.44	1.3	28	<0.1	5.6	69	23
A0964147	BR-168	61.7	63	Felsic Volcanic 1	Central Pit	Mine Rock	0.30	19	7.8	0.15	0.48	1.4	30	0.1	6.1	72	26
A0964148	BR-168	75	76.1	Felsic Volcanic 1	Central Pit	Mine Rock	0.20	16	6.9	0.11	0.42	1.3	24	<0.1	6.1	57	20
A0964149	BR-168	81.8	82.4	Felsic Volcanic 1	Central Pit	Mine Rock	0.20	22	8.0	0.15	0.51	1.4	27	0.2	6.3	49	21
A0964150	BR-168	87.8	88.5	Felsic Volcanic 1	Central Pit	Mine Rock	0.20	9.5	7.4	0.047	0.21	1.3	12	0.1	6.0	58	21
A0964151	BR-168	91.5	93	Felsic Volcanic 1	Central Pit	Mine Rock	0.20	11	7.6	0.10	0.27	1.3	20	<0.1	5.8	140	23
A0964152	BR-168	100.7	101.6	Felsic Volcanic 1	Central Pit	Mine Rock	0.20	22	8.6	0.078	0.27	1.5	15	0.1	6.7	170	25
A0964153	BR-168	105.9	107.25	Felsic Volcanic 1	Central Pit	Mine Rock	0.30	20	8.8	0.11	0.63	1.7	21	0.3	6.6	78	30
A0964720	BR-464	42.9	44.4	Felsic Volcanic 1	Central Pit	Mine Rock	0.40	14	7.8	0.18	0.42	1.4	37	0.1	5.9	57	22
A0963548	BR-185	28.5	29.5	Felsic Volcanic 1	Central Pit	Ore-Grade	0.40	14	7.4	0.16	0.32	1.5	37	0.5	6.0	169	30
A0963549	BR-185	38.85	39.5	Felsic Volcanic 1	Central Pit	Ore-Grade	0.40	8.8	7.3	0.14	0.30	1.5	31	0.2	6.2	57	26
A0963550	BR-185	48.6	49.5	Felsic Volcanic 1	Central Pit	Mine Rock	0.20	7.1	8.1	0.026	0.11	1.6	7.0	0.4	6.6	54	24
A0963551	BR-185	52	52.8	Felsic Volcanic 1	Central Pit	Ore-Grade	0.30	12	7.9	0.13	0.36	1.7	23	0.3	6.9	49	25
A0963552	BR-185	67.5	68.5	Felsic Volcanic 1	Central Pit	Mine Rock	0.40	11	7.7	0.14	0.36	1.7	30	0.5	6.7	46	22
A0963553	BR-185	73.5	75	Felsic Volcanic 1	Central Pit	Mine Rock	0.40	10	7.8	0.14	0.40	1.9	30	0.2	7.4	57	19
A0963554	BR-185	79	80	Felsic Volcanic 1	Central Pit	Mine Rock	0.20	5.2	9.0	0.12	0.37	1.7	19	0.4	6.3	46	17
A0963555	BR-185	85	86	Felsic Volcanic 1	Central Pit	Mine Rock	0.30	13	6.9	0.13	0.37	1.4	28	5.2	6.4	47	25

(1) Ten times average crustal abundance values presented in Price (1997).

Blue highlighting indicates samples with metal concentrations greater than the ten times crustal abundance screening value are present in the analyzed group.

Screening values are for qualitative assessment only and hold no regulatory significance.

Classification as mine rock or ore-grade materials was based on gold content.

A value of "--" indicates metal was not measured for the given sample; the variation in elements analyzed is due to measurement at two different laboratories (see text).

Table B-5 Aqua Regia Metals

Sample ID	Drillhole ID	From	To	Lithology	Area	Class	Tin	Strontium	Thorium	Titanium	Thallium	Uranium	Vanadium	Tungsten	Yttrium	Zinc	Zirconium
		m	m				ppm	ppm	ppm	%	ppm	ppm	ppm	ppm	ppm	ppm	ppm
10x Crustal Abundance (Price 1997) [(1)]							*23*	*3700*	*96*	*6.0*	*9.0*	*27*	*1200*	*13*	*330*	*700*	*1650*
A0963556	BR-185	91	92	Felsic Volcanic 1	Central Pit	Mine Rock	0.30	13	7.7	0.14	0.36	1.7	31	0.4	6.6	43	30
A0963557	BR-185	97.75	98.75	Felsic Volcanic 1	Central Pit	Mine Rock	0.20	11	6.3	0.12	0.34	1.4	23	0.3	5.3	62	20
A0963558	BR-185	106.75	107.75	Felsic Volcanic 1	Central Pit	Mine Rock	0.50	39	7.7	0.13	0.42	1.6	31	0.7	7.1	47	20
A0963559	BR-185	140	141.5	Felsic Volcanic 1	Central Pit	Mine Rock	0.40	5.6	5.9	0.19	0.53	1.3	54	0.2	6.3	93	26
A0963560	BR-185	145	146.15	Metasediment 2	Central Pit	Mine Rock	0.70	20	3.8	0.21	0.84	0.80	102	0.2	6.1	94	22
A0963561	BR-185	149.75	151	Metasediment 2	Central Pit	Mine Rock	<0.100	29	11	0.0030	0.060	1.4	<1	<0.1	10	35	42
A0963562	BR-185	157.05	158	Felsic Volcanic 2	Central Pit	Mine Rock	0.30	9.8	11	0.036	0.18	1.6	<1	0.3	11	37	31
A0963546	BR-185	163	164	Felsic Volcanic 2	Central Pit	Mine Rock	0.40	11	8.1	0.12	0.43	2.0	26	0.6	5.3	52	27
A0963564	BR-185	175	176	Felsic Volcanic 2	Central Pit	Mine Rock	0.20	20	11	0.015	0.19	1.5	5.0	0.1	12	51	32
A0963565	BR-185	179.75	180.5	Felsic Volcanic 2	Central Pit	Mine Rock	0.20	6.8	11	0.026	0.14	1.7	<1	0.2	10	43	33
A0963566	BR-185	186.15	186.7	Felsic Volcanic 2	Central Pit	Mine Rock	0.20	11	11	0.037	0.10	1.6	4.0	0.3	9.8	26	31
A0963567	BR-185	191.25	192	Felsic Volcanic 2	Central Pit	Mine Rock	0.20	12	11	0.045	0.30	1.6	<1	1	12	50	33
A0963568	BR-185	197.5	198.25	Felsic Volcanic 2	Central Pit	Mine Rock	0.20	12	11	0.036	0.13	1.5	1.0	0.3	9.2	29	45
A0963569	BR-185	210.5	211	Felsic Volcanic 2	Central Pit	Mine Rock	0.30	15	11	0.053	0.24	1.9	2.0	1.3	10	47	91
A0963570	BR-185	214.5	215	Felsic Volcanic 2	Central Pit	Mine Rock	0.20	17	11	0.045	0.16	1.5	1.0	1.4	11	59	81
A0964290	BR-188	21	22	Felsic Volcanic 1	Central Pit	Mine Rock	0.30	8.6	7.1	0.14	0.47	1.2	32	0.1	5.0	56	15
A0964291	BR-188	26	26.5	Felsic Volcanic 1	Central Pit	Mine Rock	0.30	45	7.7	0.11	0.54	1.4	29	0.1	5.9	57	20
A0964292	BR-188	37	38	Felsic Volcanic 1	Central Pit	Mine Rock	0.40	16	7.1	0.16	0.60	1.4	33	0.3	6.8	61	25
A0964293	BR-188	44	45	Felsic Volcanic 1	Central Pit	Mine Rock	0.30	21	7.0	0.15	0.45	1.4	31	0.2	6.1	61	24
A0964294	BR-188	49	50	Felsic Volcanic 1	Central Pit	Mine Rock	0.20	13	7.2	0.11	0.32	1.6	22	0.3	5.5	41	26
A0964295	BR-188	51.8	52.8	Felsic Volcanic 1	Central Pit	Mine Rock	0.20	22	7.6	0.13	0.43	1.4	30	0.3	6.2	72	24
A0964296	BR-188	60	61	Felsic Volcanic 1	Central Pit	Mine Rock	0.20	13	7.9	0.12	0.26	1.5	23	0.2	6.5	50	26
A0964297	BR-188	65	66	Felsic Volcanic 1	Central Pit	Mine Rock	0.20	14	7.8	0.11	0.37	1.4	25	0.1	6.3	51	25
A0964298	BR-188	70.8	72	Felsic Volcanic 1	Central Pit	Ore-Grade	0.30	9.9	7.3	0.092	0.44	1.6	22	0.3	5.7	71	30
A0964301	BR-188	81	81.7	Felsic Volcanic 1	Central Pit	Mine Rock	0.30	16	7.4	0.13	0.46	1.5	25	1.1	5.6	65	20
A0964302	BR-188	89	90	Felsic Volcanic 1	Central Pit	Mine Rock	0.30	22	7.6	0.16	0.42	1.6	30	0.5	6.6	55	23
A0964303	BR-188	96	97	Felsic Volcanic 1	Central Pit	Mine Rock	0.30	16	7.6	0.16	0.37	1.7	31	0.8	7.1	60	26
A0964304	BR-188	103	104	Felsic Volcanic 1	Central Pit	Mine Rock	0.30	28	6.8	0.16	0.60	1.3	36	0.7	6.7	234	19
A0964305	BR-188	114	115	Felsic Volcanic 1	Central Pit	Ore-Grade	0.40	16	7.6	0.16	0.43	1.6	36	2.6	7.1	50	28
A0964299	BR-188	121	122	Felsic Volcanic 1	Central Pit	Mine Rock	0.40	17	7.5	0.17	0.49	1.7	35	2.5	7.1	62	28
A0964306	BR-188	130	131	Felsic Volcanic 1	Central Pit	Mine Rock	0.50	15	7.9	0.19	0.56	1.7	41	1.2	6.9	65	33
A0964307	BR-188	136.5	138	Felsic Volcanic 1	Central Pit	Mine Rock	0.30	21	8.1	0.18	0.24	1.7	35	1.4	7.0	58	26
A0964308	BR-188	141	142	Felsic Volcanic 1	Central Pit	Mine Rock	0.40	21	7.6	0.19	0.54	1.6	52	1.9	8.2	58	29
A0964309	BR-188	146.5	147	Felsic Volcanic 1	Central Pit	Mine Rock	0.30	7.6	7.7	0.13	0.43	1.4	30	0.4	7.6	99	41
A0964310	BR-188	151.5	152.5	Felsic Volcanic 1	Central Pit	Mine Rock	0.30	12	8.0	0.16	0.40	1.7	32	1.2	7.1	72	29
A0964311	BR-188	154.1	155	Felsic Volcanic 1	Central Pit	Ore-Grade	0.20	8.6	7.1	0.10	0.25	1.6	21	0.9	6.4	27	31
A0964312	BR-188	161	162	Felsic Volcanic 1	Central Pit	Ore-Grade	0.20	11	8.1	0.14	0.34	1.8	27	0.7	7.1	60	18
A0964313	BR-188	165.5	166.5	Felsic Volcanic 1	Central Pit	Mine Rock	0.40	7.8	7.9	0.18	0.43	1.7	35	1	6.2	50	24
A0964314	BR-188	174.5	175.5	Felsic Volcanic 1	Central Pit	Mine Rock	0.30	14	7.3	0.17	0.34	1.6	31	0.3	5.7	46	22
A0964315	BR-188	180.5	181.5	Felsic Volcanic 1	Central Pit	Mine Rock	0.30	19	7.2	0.093	0.11	1.4	29	0.3	5.9	34	20
A0964316	BR-188	185.1	186	Felsic Volcanic 1	Central Pit	Mine Rock	0.40	13	8.0	0.13	0.18	1.7	30	0.6	7.0	38	32
A0964317	BR-188	190	191	Felsic Volcanic 1	Central Pit	Mine Rock	0.30	8.0	7.6	0.12	0.40	1.7	22	0.5	6.5	91	33
A0964318	BR-188	195.3	196.3	Felsic Volcanic 1	Central Pit	Ore-Grade	0.40	15	7.4	0.14	0.34	1.6	31	1.8	6.9	236	29

(1) Ten times average crustal abundance values presented in Price (1997).

Blue highlighting indicates samples with metal concentrations greater than the ten times crustal abundance screening value are present in the analyzed group.

Screening values are for qualitative assessment only and hold no regulatory significance.

Classification as mine rock or ore-grade materials was based on gold content.

A value of "--" indicates metal was not measured for the given sample; the variation in elements analyzed is due to measurement at two different laboratories (see text).

Table B-5 Aqua Regia Metals

Sample ID	Drillhole ID	From	To	Lithology	Area	Class	Tin	Strontium	Thorium	Titanium	Thallium	Uranium	Vanadium	Tungsten	Yttrium	Zinc	Zirconium
		m	m				ppm	ppm	ppm	%	ppm	ppm	ppm	ppm	ppm	ppm	ppm
10x Crustal Abundance (Price 1997) [(1)]							*23*	*3700*	*96*	*6.0*	*9.0*	*27*	*1200*	*13*	*330*	*700*	*1650*
A0964319	BR-188	217.75	219	Felsic Volcanic 1	Central Pit	Mine Rock	0.40	15	7.2	0.18	0.28	1.3	40	1.3	6.5	56	24
A0964320	BR-188	222	223	Felsic Volcanic 1	Central Pit	Mine Rock	0.40	12	7.9	0.16	0.27	1.8	35	0.3	7.4	49	35
A0964321	BR-188	236.3	237	Felsic Volcanic 1	Central Pit	Mine Rock	0.20	14	6.9	0.18	0.36	1.2	39	2.4	6.5	54	22
A0964322	BR-188	244	245	Felsic Volcanic 1	Central Pit	Mine Rock	0.30	18	7.6	0.17	0.41	1.6	31	0.5	7.7	51	25
A0964323	BR-188	250	251	Felsic Volcanic 1	Central Pit	Mine Rock	0.20	14	7.2	0.16	0.39	1.3	33	1.4	6.7	115	21
A0964324	BR-188	258	259	Felsic Volcanic 1	Central Pit	Mine Rock	0.20	20	7.0	0.17	0.44	1.2	35	0.9	7.2	52	22
A0964325	BR-188	263.1	263.9	Felsic Volcanic 1	Central Pit	Ore-Grade	0.20	31	7.4	0.14	0.36	1.3	28	1.9	6.3	48	20
A0964326	BR-188	268	269	Felsic Volcanic 1	Central Pit	Mine Rock	0.30	28	7.5	0.14	0.40	1.5	27	1.9	7.2	49	23
A0964328	BR-188	273.6	274.6	Metasediment 2	Central Pit	Mine Rock	0.70	14	4.5	0.17	0.35	1.0	80	0.9	5.1	83	25
A0964327	BR-188	278.5	279.3	Metasediment 2	Central Pit	Mine Rock	0.60	16	4.0	0.20	0.47	0.90	96	0.3	5.0	81	15
A0964329	BR-188	284.5	285.75	Metasediment 2	Central Pit	Mine Rock	0.50	10	4.1	0.15	0.51	1.0	93	0.1	5.2	94	23
A0964330	BR-188	294	294.5	Metasediment 2	Central Pit	Mine Rock	0.50	21	6.4	0.22	0.54	1.1	74	0.5	9.2	72	22
A0964331	BR-188	300.45	301.4	Metasediment 2	Central Pit	Mine Rock	0.30	7.5	11	0.051	0.27	1.3	1.0	0.2	10	38	76
A0964332	BR-188	301.4	302.55	Metasediment 2	Central Pit	Mine Rock	0.40	24	6.9	0.11	0.51	1.2	42	0.2	9.4	72	31
A0964334	BR-188	305.85	306.85	Metasediment 2	Central Pit	Mine Rock	0.40	37	7.2	0.10	0.44	1.3	32	0.2	8.6	146	40
A0964333	BR-188	311.6	312.15	Felsic Volcanic 2	Central Pit	Mine Rock	0.70	16	9.4	0.057	0.35	1.9	1.0	0.2	9.0	58	62
A0964335	BR-188	315	316	Felsic Volcanic 2	Central Pit	Mine Rock	0.20	46	8.0	0.12	0.46	1.4	20	0.2	8.4	69	21
A0964336	BR-188	320	321	Felsic Volcanic 2	Central Pit	Mine Rock	0.40	8.1	11	0.075	0.36	1.7	1.0	0.4	11	40	17
A0964337	BR-188	326	327	Felsic Volcanic 2	Central Pit	Mine Rock	0.30	12	11	0.068	0.32	1.7	2.0	1.1	12	41	40
A0964338	BR-188	331.45	332.9	Felsic Volcanic 2	Central Pit	Mine Rock	0.20	14	12	0.0060	0.12	3.2	<1	0.1	11	37	29
A0964339	BR-189	25	26	Felsic Volcanic 1	Central Pit	Mine Rock	0.40	14	7.4	0.18	0.24	1.6	38	0.7	6.1	50	26
A0964340	BR-189	31.75	33	Felsic Volcanic 1	Central Pit	Ore-Grade	0.30	25	6.8	0.17	0.39	1.4	43	0.3	7.1	101	27
A0964341	BR-189	36	36.6	Felsic Volcanic 1	Central Pit	Ore-Grade	0.30	8.9	7.1	0.082	0.19	1.5	22	0.4	5.8	55	24
A0964342	BR-189	44.35	45.25	Felsic Volcanic 1	Central Pit	Mine Rock	0.30	16	6.4	0.042	0.060	1.2	22	0.1	5.0	36	17
A0964343	BR-189	49.95	50.5	Felsic Volcanic 1	Central Pit	Ore-Grade	0.40	12	7.5	0.11	0.21	1.7	27	1.3	6.0	69	34
A0964344	BR-189	54	55	Felsic Volcanic 1	Central Pit	Mine Rock	0.70	15	7.9	0.18	0.25	1.7	42	0.2	6.9	69	31
A0964345	BR-189	61	62	Felsic Volcanic 1	Central Pit	Mine Rock	0.50	17	7.2	0.18	0.27	1.4	43	0.2	6.4	109	23
A0964346	BR-189	76	77	Felsic Volcanic 1	Central Pit	Mine Rock	0.70	24	5.7	0.23	0.43	1.3	62	0.7	9.8	68	22
A0964347	BR-189	82	83	Felsic Volcanic 1	Central Pit	Mine Rock	0.50	14	7.9	0.21	0.41	1.3	48	2.8	7.2	62	26
A0964348	BR-189	87.8	88.5	Felsic Volcanic 1	Central Pit	Ore-Grade	0.30	7.1	7.4	0.11	0.24	1.6	31	0.3	6.6	47	26
A0964349	BR-189	98	99	Felsic Volcanic 1	Central Pit	Ore-Grade	0.50	12	7.3	0.15	0.38	1.6	37	1.7	6.6	119	26
A0964350	BR-189	103.5	104	Felsic Volcanic 1	Central Pit	Mine Rock	0.20	17	7.4	0.17	0.44	1.6	33	3	7.0	50	23
A0964351	BR-189	106	106.5	Felsic Volcanic 1	Central Pit	Mine Rock	0.30	8.3	7.7	0.15	0.44	1.7	32	1.2	7.0	63	26
A0964352	BR-189	108.5	109.5	Felsic Volcanic 1	Central Pit	Mine Rock	0.30	15	7.6	0.15	0.43	1.7	32	4.6	7.0	100	24
A0964353	BR-189	113	114	Felsic Volcanic 1	Central Pit	Ore-Grade	0.20	10	7.5	0.066	0.26	1.6	12	11.6	5.9	99	27
A0964354	BR-189	119	120	Felsic Volcanic 1	Central Pit	Ore-Grade	0.20	19	8.1	0.11	0.37	1.8	20	1.7	7.6	87	20
A0964355	BR-189	128	128.7	Felsic Volcanic 1	Central Pit	Ore-Grade	0.30	29	7.5	0.098	0.27	1.5	30	4.1	5.5	43	25
A0964356	BR-189	133.5	135	Metasediment 2	Central Pit	Mine Rock	0.40	40	4.2	0.15	0.51	1.0	70	0.2	5.2	77	24
A0964357	BR-189	141	142.35	Metasediment 2	Central Pit	Mine Rock	0.40	12	5.3	0.14	0.58	1.2	70	0.1	5.7	94	24
A0964358	BR-189	147.6	148.85	Metasediment 2	Central Pit	Mine Rock	0.60	54	5.7	0.24	0.52	1.0	89	0.5	8.6	89	27
A0964359	BR-189	151	152.5	Metasediment 2	Central Pit	Mine Rock	1.0	14	4.0	0.26	0.62	0.90	117	0.4	5.5	61	19
A0964360	BR-189	162	163.1	Metasediment 2	Central Pit	Mine Rock	0.50	21	6.8	0.22	0.81	1.1	60	0.2	8.7	32	27
A0964361	BR-189	167	168	Felsic Volcanic 2	Central Pit	Mine Rock	0.40	50	10	0.041	0.27	1.5	10	0.1	11	53	70

(1) Ten times average crustal abundance values presented in Price (1997).

Blue highlighting indicates samples with metal concentrations greater than the ten times crustal abundance screening value are present in the analyzed group.

Screening values are for qualitative assessment only and hold no regulatory significance.

Classification as mine rock or ore-grade materials was based on gold content.

A value of "--" indicates metal was not measured for the given sample; the variation in elements analyzed is due to measurement at two different laboratories (see text).

Table B-5 Aqua Regia Metals

Sample ID	Drillhole ID	From	To	Lithology	Area	Class	Tin	Strontium	Thorium	Titanium	Thallium	Uranium	Vanadium	Tungsten	Yttrium	Zinc	Zirconium
		m	m				ppm	ppm	ppm	%	ppm	ppm	ppm	ppm	ppm	ppm	ppm
10x Crustal Abundance (Price 1997) [1]							*23*	*3700*	*96*	*6.0*	*9.0*	*27*	*1200*	*13*	*330*	*700*	*1650*
A0964362	BR-189	172.3	173	Felsic Volcanic 2	Central Pit	Mine Rock	0.20	9.1	11	0.024	0.15	1.6	<1	0.1	8.9	53	71
A0964363	BR-189	177	178	Felsic Volcanic 2	Central Pit	Mine Rock	0.20	14	9.5	0.059	0.28	1.6	13	0.2	8.7	43	48
A0964364	BR-189	181.5	182.4	Felsic Volcanic 2	Central Pit	Mine Rock	0.20	6.5	13	0.022	0.17	2.1	3.0	0.2	9.6	48	22
A0964365	BR-189	186	187	Felsic Volcanic 2	Central Pit	Mine Rock	0.20	8.1	11	0.0050	0.090	1.8	<1	0.2	13	32	14
A0964366	BR-189	187	187.7	Felsic Volcanic 2	Central Pit	Mine Rock	<0.100	17	12	0.0040	0.070	4.7	<1	<0.1	14	28	12
A0964367	BR-189	192	193	Felsic Volcanic 2	Central Pit	Mine Rock	0.20	8.0	12	0.038	0.22	2.3	<1	0.2	13	17	31
A0964368	BR-189	200.55	201.1	Felsic Volcanic 2	Central Pit	Mine Rock	0.50	13	12	0.095	0.37	1.6	7.0	0.5	11	43	39
A0964369	BR-189	208	209.4	Felsic Volcanic 2	Central Pit	Ore-Grade	0.30	12	11	0.049	0.17	1.4	4.0	0.4	8.5	49	62
A0964370	BR-189	210.3	211.1	Felsic Volcanic 2	Central Pit	Ore-Grade	0.20	8.6	10	0.024	0.090	1.5	4.0	0.4	8.6	21	31
A0964371	BR-189	220	221	Felsic Volcanic 1	Central Pit	Mine Rock	0.30	21	7.7	0.17	0.37	1.4	39	0.6	6.5	59	16
A0964372	BR-189	225	226.35	Metasediment 2	Central Pit	Mine Rock	0.80	28	7.2	0.22	0.54	1.2	83	4.5	11	84	38
A0964373	BR-189	235.65	236.25	Metasediment 2	Central Pit	Mine Rock	1.7	4.6	3.7	0.31	0.76	0.90	118	0.6	4.4	49	22
A0964374	BR-189	240	241.5	Metasediment 2	Central Pit	Mine Rock	0.70	7.0	4.4	0.21	0.55	1.1	89	0.2	5.3	43	31
A0964375	BR-189	244.15	245.25	Felsic Volcanic 2	Central Pit	Mine Rock	0.30	10	9.9	0.088	0.32	1.2	5.0	0.4	9.9	69	37
A0963898	BR-219	23.1	24	Felsic Volcanic 1	Central Pit	Ore-Grade	0.50	10	7.1	0.099	0.20	1.4	34	0.5	5.8	85	19
A0963899	BR-219	29.35	30.4	Felsic Volcanic 1	Central Pit	Mine Rock	0.60	11	8.5	0.15	0.32	1.8	39	18	6.8	88	16
A0963900	BR-219	36.1	36.6	Felsic Volcanic 1	Central Pit	Ore-Grade	0.40	12	7.1	0.082	0.080	1.3	23	1.7	6.0	53	14
A0963901	BR-219	41.75	42.25	Felsic Volcanic 1	Central Pit	Mine Rock	0.50	15	7.8	0.19	0.44	1.6	39	2.2	6.5	60	16
A0963902	BR-219	47	48	Felsic Volcanic 1	Central Pit	Ore-Grade	0.40	13	7.3	0.18	0.38	1.3	39	11.2	5.9	103	16
A0963903	BR-219	63.1	63.4	Metasediment 2	Central Pit	Mine Rock	0.70	8.4	5.4	0.24	0.50	0.90	86	0.2	7.8	81	14
A0963904	BR-219	68.5	69.05	Felsic Volcanic 1	Central Pit	Mine Rock	0.30	11	9.5	0.097	0.36	2.0	17	0.1	7.5	50	20
A0963905	BR-219	73.75	75.25	Metasediment 2	Central Pit	Mine Rock	0.70	9.9	5.7	0.19	0.55	1.4	76	0.4	6.1	106	30
A0963906	BR-219	85.5	86.6	Felsic Volcanic 1	Central Pit	Mine Rock	0.30	20	8.3	0.17	0.61	1.4	40	1.1	7.1	64	19
A0963907	BR-219	93.6	95.05	Felsic Volcanic 2	Central Pit	Mine Rock	0.20	6.1	12	0.028	0.17	1.6	1.0	0.1	9.4	46	60
A0963908	BR-219	97.7	99.2	Felsic Volcanic 2	Central Pit	Mine Rock	0.30	12	10	0.057	0.32	1.4	15	0.2	11	48	37
A0963909	BR-219	106.3	107.5	Felsic Volcanic 2	Central Pit	Mine Rock	0.20	6.4	12	0.020	0.13	1.7	2.0	0.1	10	37	20
A0963910	BR-219	112	113.25	Felsic Volcanic 2	Central Pit	Mine Rock	0.20	14	12	0.037	0.29	1.8	3.0	0.3	12	45	29
A0963911	BR-219	117.6	118.75	Felsic Volcanic 2	Central Pit	Mine Rock	0.30	19	11	0.052	0.34	1.7	11	0.4	11	50	15
A0963912	BR-219	123.25	124.35	Felsic Volcanic 2	Central Pit	Mine Rock	0.30	12	11	0.074	0.33	1.4	9.0	0.7	10	41	38
A0963913	BR-219	129.4	130.9	Felsic Volcanic 2	Central Pit	Mine Rock	0.40	7.8	12	0.027	0.15	1.5	<1	0.2	9.2	37	34
A0963914	BR-219	133.8	135.2	Felsic Volcanic 1	Central Pit	Mine Rock	0.30	20	7.9	0.16	0.39	1.4	37	0.5	7.0	66	21
A0963915	BR-219	143	144.5	Felsic Volcanic 2	Central Pit	Mine Rock	0.30	15	10	0.073	0.29	1.4	7.0	0.1	9.5	71	43
A0963916	BR-219	149	149.65	Felsic Volcanic 2	Central Pit	Mine Rock	0.50	10	10	0.11	0.40	1.4	11	0.2	10	48	40
A0963917	BR-219	155.5	157	Metasediment 2	Central Pit	Mine Rock	0.60	7.9	5.3	0.13	0.38	1.2	76	0.1	5.6	27	26
A0963918	BR-219	160	161.5	Metasediment 2	Central Pit	Mine Rock	0.80	15	4.4	0.22	0.59	0.90	91	0.3	4.8	39	26
A0963919	BR-219	167.65	169	Felsic Volcanic 2	Central Pit	Mine Rock	0.30	13	10	0.072	0.28	1.2	3.0	0.1	11	47	35
A0963920	BR-219	196.75	198	Metasediment 3	Central Pit	Mine Rock	0.40	35	4.6	0.065	0.22	1.1	17	0.1	3.0	67	20
A0963921	BR-219	201	202.5	Metasediment 3	Central Pit	Mine Rock	0.20	28	8.6	0.038	0.22	1.1	5.0	0.1	7.7	120	34
A0963644	BR-250B	21	22.5	Felsic Volcanic 1	Central Pit	Mine Rock	0.30	9.4	6.9	0.13	0.37	1.3	33	0.2	5.5	56	26
A0963645	BR-250B	25.2	26	Felsic Volcanic 1	Central Pit	Mine Rock	0.40	78	7.6	0.22	0.44	1.4	53	1.4	7.7	70	26
A0963646	BR-250B	35.25	36	Felsic Volcanic 1	Central Pit	Mine Rock	0.40	32	5.4	0.22	0.64	1.1	77	0.5	7.4	84	24
A0963647	BR-250B	42	43.5	Felsic Volcanic 1	Central Pit	Ore-Grade	0.30	13	6.9	0.14	0.39	1.3	30	0.6	5.9	76	28
A0963648	BR-250B	49.5	51	Felsic Volcanic 1	Central Pit	Mine Rock	0.30	12	8.3	0.17	0.42	1.7	38	0.5	6.5	131	28

(1) Ten times average crustal abundance values presented in Price (1997).

Blue highlighting indicates samples with metal concentrations greater than the ten times crustal abundance screening value are present in the analyzed group.

Screening values are for qualitative assessment only and hold no regulatory significance.

Classification as mine rock or ore-grade materials was based on gold content.

A value of "--" indicates metal was not measured for the given sample; the variation in elements analyzed is due to measurement at two different laboratories (see text).

Table B-5 Aqua Regia Metals

Sample ID	Drillhole ID	From	To	Lithology	Area	Class	Tin	Strontium	Thorium	Titanium	Thallium	Uranium	Vanadium	Tungsten	Yttrium	Zinc	Zirconium
		m	m				ppm	ppm	ppm	%	ppm	ppm	ppm	ppm	ppm	ppm	ppm
10x Crustal Abundance (Price 1997) [1]							*23*	*3700*	*96*	*6.0*	*9.0*	*27*	*1200*	*13*	*330*	*700*	*1650*
A0963649	BR-250B	61.5	63	Felsic Volcanic 1	Central Pit	Mine Rock	0.40	17	10	0.18	0.31	1.9	44	0.7	8.0	86	27
A0963650	BR-250B	72	73.4	Felsic Volcanic 1	Central Pit	Mine Rock	0.30	19	7.1	0.18	0.39	1.1	46	0.9	5.9	76	24
A0962951	BR-250B	75.5	77	Felsic Volcanic 1	Central Pit	Mine Rock	0.30	14	7.9	0.16	0.36	1.6	30	0.4	6.1	70	16
A0962952	BR-250B	88.5	90	Felsic Volcanic 1	Central Pit	Mine Rock	0.30	16	7.7	0.18	0.43	1.6	37	1.7	7.6	61	25
A0962953	BR-250B	93.8	94.35	Felsic Volcanic 1	Central Pit	Mine Rock	0.30	22	3.6	0.069	0.060	0.70	16	0.5	4.1	31	17
A0962954	BR-250B	100	101.5	Felsic Volcanic 1	Central Pit	Ore-Grade	0.50	25	7.1	0.18	0.38	1.4	44	2.6	8.0	61	26
A0962955	BR-250B	109.5	110.5	Felsic Volcanic 1	Central Pit	Mine Rock	0.40	23	7.5	0.21	0.39	1.4	44	0.3	6.9	73	26
A0962956	BR-250B	117	117.8	Felsic Volcanic 1	Central Pit	Mine Rock	0.50	20	7.8	0.19	0.35	1.6	39	0.3	7.1	60	24
A0962957	BR-250B	123	124.5	Felsic Volcanic 1	Central Pit	Mine Rock	0.40	27	7.6	0.16	0.080	1.5	33	0.7	6.6	46	20
A0962958	BR-250B	139.5	141	Felsic Volcanic 1	Central Pit	Mine Rock	0.40	18	7.1	0.18	0.17	1.4	42	1.1	6.3	72	24
A0962959	BR-250B	148	149.5	Felsic Volcanic 1	Central Pit	Ore-Grade	0.40	14	7.8	0.18	0.37	1.6	37	1	6.7	83	30
A0962960	BR-250B	152.5	154	Felsic Volcanic 1	Central Pit	Mine Rock	0.40	15	7.9	0.18	0.39	1.6	38	3	6.7	61	28
A0962961	BR-250B	160.2	161.5	Felsic Volcanic 1	Central Pit	Mine Rock	0.30	15	7.8	0.13	0.28	1.6	30	0.5	7.7	50	23
A0962962	BR-250B	165.5	167	Felsic Volcanic 1	Central Pit	Mine Rock	0.40	20	7.7	0.17	0.38	1.6	37	2.3	7.8	52	27
A0962963	BR-250B	174	175	Felsic Volcanic 1	Central Pit	Mine Rock	0.40	13	8.1	0.17	0.39	1.7	36	1.1	7.5	69	24
A0962964	BR-250B	178.3	179.3	Felsic Volcanic 1	Central Pit	Ore-Grade	0.30	5.3	7.2	0.039	0.16	1.6	9.0	0.6	6.1	47	12
A0962965	BR-250B	180.3	180.9	Felsic Volcanic 1	Central Pit	Ore-Grade	0.20	2.5	1.6	0.0020	0.030	0.30	1.0	0.2	2.6	476	1.6
A0962966	BR-250B	185.85	186.35	Felsic Volcanic 1	Central Pit	Ore-Grade	0.30	3.8	7.5	0.029	0.15	1.7	6.0	0.8	7.1	172	5.1
A0962967	BR-250B	186.35	186.85	Felsic Volcanic 1	Central Pit	Ore-Grade	0.20	3.1	6.6	0.0090	0.060	1.7	3.0	0.5	6.5	262	3.5
A0962969	BR-250B	190.5	191	Felsic Volcanic 1	Central Pit	Ore-Grade	0.40	4.2	7.4	0.059	0.28	1.7	22	0.4	7.5	238	7.9
A0962970	BR-250B	192	193	Felsic Volcanic 1	Central Pit	Ore-Grade	0.20	3.5	8.0	0.049	0.22	1.9	13	0.5	8.3	89	7.5
A0962971	BR-250B	204.5	206	Felsic Volcanic 1	Central Pit	Mine Rock	0.40	16	8.9	0.20	0.46	1.7	43	52	8.0	62	13
A0962972	BR-250B	211.35	212.35	Felsic Volcanic 1	Central Pit	Ore-Grade	0.10	7.9	7.3	0.027	0.11	1.3	4.0	0.4	6.7	201	21
A0962973	BR-250B	216.2	217.2	Felsic Volcanic 1	Central Pit	Ore-Grade	0.30	20	6.9	0.082	0.28	1.3	16	4.7	6.5	68	23
A0962974	BR-250B	217.8	218.6	Felsic Volcanic 1	Central Pit	Ore-Grade	0.40	30	7.6	0.10	0.29	1.5	20	1.2	7.2	435	25
A0962975	BR-250B	225	225.65	Felsic Volcanic 1	Central Pit	Mine Rock	0.40	16	8.1	0.13	0.29	1.6	30	1.3	7.2	59	27
A0963939	BR-250B	231	232.35	Metasediment 2	Central Pit	Mine Rock	0.60	8.0	3.6	0.17	0.46	0.90	85	0.4	4.6	59	24
A0963940	BR-250B	235.9	237	Metasediment 2	Central Pit	Mine Rock	0.70	11	4.3	0.22	0.61	1.0	86	0.2	5.6	82	23
A0963941	BR-250B	240	241.5	Metasediment 2	Central Pit	Mine Rock	0.60	8.3	4.1	0.15	0.50	0.90	85	0.2	4.7	62	18
A0963942	BR-250B	246	247.5	Metasediment 2	Central Pit	Mine Rock	0.80	13	3.1	0.19	0.47	0.80	102	0.2	4.7	46	11
A0963943	BR-250B	252.5	253	Metasediment 2	Central Pit	Mine Rock	0.50	14	4.0	0.089	0.32	0.90	43	0.2	5.6	41	13
A0963944	BR-250B	257.5	258.55	Metasediment 2	Central Pit	Mine Rock	0.50	9.0	5.2	0.20	0.69	1.1	70	0.3	6.4	95	21
A0963945	BR-250B	262.9	263.75	Metasediment 2	Central Pit	Mine Rock	0.40	10	11	0.030	0.17	3.3	4.0	0.2	9.1	178	73
A0963946	BR-250B	265.9	267	Felsic Volcanic 1	Central Pit	Mine Rock	0.40	22	8.2	0.18	0.49	1.4	35	0.3	7.1	63	18
A0963947	BR-250B	273	274	Felsic Volcanic 1	Central Pit	Mine Rock	0.50	23	8.9	0.23	0.61	1.7	43	0.4	9.9	312	20
A0963948	BR-250B	283.8	285	Felsic Volcanic 2	Central Pit	Mine Rock	0.30	3.2	9.8	0.0030	0.060	1.6	<1	0.2	4.8	98	9.6
A0963949	BR-250B	295	296	Felsic Volcanic 2	Central Pit	Mine Rock	0.30	13	12	0.057	0.27	1.6	<1	0.2	12	40	32
A0963950	BR-250B	300	301	Felsic Volcanic 2	Central Pit	Mine Rock	0.30	17	11	0.081	0.29	1.5	10	1	12	48	35
A0964840	BR-326	50.5	51.5	Felsic Volcanic 1	Central Pit	Mine Rock	0.30	22	7.6	0.17	0.34	1.6	31	0.2	6.1	46	22
A0964841	BR-326	59	60	Felsic Volcanic 1	Central Pit	Mine Rock	0.20	22	6.8	0.11	0.31	1.4	29	0.4	5.9	71	13
A0964842	BR-326	63	64.35	Felsic Volcanic 1	Central Pit	Mine Rock	0.30	30	8.3	0.12	0.37	1.8	24	0.2	6.9	41	20
A0964843	BR-326	72.4	73.2	Metasediment 2	Central Pit	Mine Rock	0.50	28	6.7	0.25	0.45	1.2	83	0.2	10	89	20
A0964844	BR-326	75.5	76.6	Metasediment 2	Central Pit	Mine Rock	0.60	10	6.2	0.18	0.38	1.2	97	0.2	8.2	122	29

(1) Ten times average crustal abundance values presented in Price (1997).

Blue highlighting indicates samples with metal concentrations greater than the ten times crustal abundance screening value are present in the analyzed group.

Screening values are for qualitative assessment only and hold no regulatory significance.

Classification as mine rock or ore-grade materials was based on gold content.

A value of "--" indicates metal was not measured for the given sample; the variation in elements analyzed is due to measurement at two different laboratories (see text).

Table B-5 Aqua Regia Metals

Sample ID	Drillhole ID	From	To	Lithology	Area	Class	Tin	Strontium	Thorium	Titanium	Thallium	Uranium	Vanadium	Tungsten	Yttrium	Zinc	Zirconium
		m	m				ppm	ppm	ppm	%	ppm	ppm	ppm	ppm	ppm	ppm	ppm
10x Crustal Abundance (Price 1997) [(1)]							*23*	*3700*	*96*	*6.0*	*9.0*	*27*	*1200*	*13*	*330*	*700*	*1650*
A0964845	BR-326	80	81	Felsic Volcanic 2	Central Pit	Mine Rock	0.20	4.4	13	0.0030	0.090	1.5	<1	0.2	9.2	35	50
A0964846	BR-326	84.6	85.25	Felsic Volcanic 2	Central Pit	Mine Rock	0.30	18	7.5	0.073	0.39	1.1	23	0.2	6.7	84	27
A0964847	BR-326	91	92	Felsic Volcanic 2	Central Pit	Mine Rock	0.30	14	10	0.017	0.10	1.3	3.0	23	8.8	144	30
A0964848	BR-326	94	95	Felsic Volcanic 1	Central Pit	Mine Rock	0.20	21	8.1	0.10	0.16	1.1	19	0.3	7.7	42	22
A0964849	BR-326	102	103	Felsic Volcanic 2	Central Pit	Mine Rock	0.30	9.8	12	0.049	0.25	1.7	<1	0.2	12	50	43
A0964850	BR-326	109.3	110	Felsic Volcanic 2	Central Pit	Mine Rock	0.40	10	8.8	0.056	0.34	1.1	1.0	0.2	8.0	29	40
A0964851	BR-326	119.35	119.95	Felsic Volcanic 2	Central Pit	Mine Rock	0.30	14	9.9	0.062	0.20	1.6	9.0	0.3	6.9	43	52
A0963596	BR-327	11.7	12.7	Felsic Volcanic 2	Central Pit	Mine Rock	0.40	16	6.6	0.13	0.53	1.4	48	0.1	11	30	41
A0963597	BR-327	16.3	17.5	Felsic Volcanic 2	Central Pit	Mine Rock	0.20	5.4	11	0.0080	0.090	1.4	4.0	0.2	7.8	94	33
A0963598	BR-327	22.3	23.1	Felsic Volcanic 2	Central Pit	Mine Rock	0.20	25	8.9	0.033	0.21	1.3	10	0.2	8.6	55	22
A0963599	BR-327	27.25	28.4	Felsic Volcanic 2	Central Pit	Mine Rock	0.20	8.9	12	0.035	0.15	1.5	2.0	0.2	10.0	56	30
A0963600	BR-327	30.2	30.75	Felsic Volcanic 2	Central Pit	Mine Rock	0.40	18	11	0.071	0.10	1.4	6.0	0.3	9.5	35	29
A0963749	BR-327	39.6	40.5	Felsic Volcanic 2	Central Pit	Mine Rock	0.30	8.6	10	0.052	0.26	1.2	2.0	0.2	7.8	54	31
A0963750	BR-327	48.15	49	Felsic Volcanic 2	Central Pit	Ore-Grade	0.20	8.3	11	0.032	0.22	1.4	<1	0.4	8.0	41	33
A0963751	BR-327	55.5	57	Felsic Volcanic 2	Central Pit	Mine Rock	0.30	9.6	11	0.093	0.34	1.3	13	0.6	9.1	51	55
A0963752	BR-327	74.5	75.1	Metasediment 2	Central Pit	Mine Rock	0.50	7.8	5.7	0.31	0.92	1.0	77	0.2	8.0	115	26
A0963753	BR-327	81	81.9	Metasediment 2	Central Pit	Mine Rock	0.50	11	5.9	0.20	0.49	1.1	86	0.2	6.8	110	28
A0963754	BR-327	88.55	89.9	Metasediment 2	Central Pit	Mine Rock	0.50	6.4	4.8	0.15	0.42	0.90	107	0.2	6.1	61	16
A0963755	BR-327	94.5	96	Metasediment 2	Central Pit	Mine Rock	0.30	9.9	5.9	0.079	0.16	1.1	79	<0.1	6.8	51	19
A0963756	BR-327	104.8	105.25	Metasediment 2	Central Pit	Mine Rock	0.50	32	6.4	0.21	0.20	1.0	73	0.5	7.5	54	19
A0963757	BR-327	117	118	Metasediment 3	Central Pit	Mine Rock	0.30	24	4.0	0.099	0.37	0.60	25	0.3	5.5	67	20
A0963758	BR-327	121.2	122.7	Metasediment 3	Central Pit	Mine Rock	0.20	12	10	0.038	0.24	1.3	4.0	0.2	8.9	56	41
A0963759	BR-327	128	129	Metasediment 3	Central Pit	Mine Rock	0.10	12	6.0	0.045	0.11	1.1	21	<0.1	5.5	24	23
A0963760	BR-327	141.4	142.8	Metasediment 3	Central Pit	Mine Rock	0.40	9.2	4.7	0.087	0.24	0.60	26	0.3	4.6	77	31
A0963761	BR-329a	14.5	16	Felsic Volcanic 1	Central Pit	Mine Rock	0.20	14	7.6	0.15	0.34	1.5	28	0.1	5.9	54	23
A0963762	BR-329a	27.7	28.6	Felsic Volcanic 1	Central Pit	Mine Rock	0.20	14	7.3	0.14	0.40	1.4	28	0.1	5.7	39	13
A0963763	BR-329a	31.6	33	Felsic Volcanic 1	Central Pit	Mine Rock	0.40	13	6.1	0.16	0.45	1.1	48	0.2	7.6	96	25
A0963764	BR-329a	39	40.4	Felsic Volcanic 1	Central Pit	Mine Rock	0.20	50	7.9	0.12	0.39	1.4	24	0.3	6.5	36	17
A0963765	BR-329a	44.2	44.8	Felsic Volcanic 2	Central Pit	Mine Rock	0.40	25	7.9	0.19	0.35	1.5	43	1.3	7.0	52	20
A0963766	BR-329a	46.45	47.9	Felsic Volcanic 2	Central Pit	Mine Rock	0.20	5.8	10	0.034	0.17	1.6	5.0	0.2	9.6	40	28
A0963767	BR-329a	55.4	56.5	Felsic Volcanic 2	Central Pit	Mine Rock	0.10	18	12	0.012	0.13	1.7	4.0	0.1	11	65	22
A0963768	BR-329a	59.5	60.8	Felsic Volcanic 2	Central Pit	Mine Rock	0.30	15	9.0	0.16	0.43	1.5	26	0.3	6.9	64	30
A0963769	BR-329a	64.9	65.5	Felsic Volcanic 2	Central Pit	Mine Rock	0.20	5.9	11	0.017	0.12	1.6	3.0	0.2	9.1	87	35
A0963770	BR-329a	71.3	72.35	Felsic Volcanic 2	Central Pit	Mine Rock	0.20	6.3	11	0.018	0.10	1.6	<1	0.9	10	61	27
A0963771	BR-329a	75.7	77.2	Felsic Volcanic 2	Central Pit	Mine Rock	0.30	11	10	0.056	0.22	1.5	1.0	0.4	9.2	36	39
A0963772	BR-329a	94.5	96	Felsic Volcanic 2	Central Pit	Mine Rock	0.40	10	11	0.057	0.27	1.5	2.0	0.2	8.2	133	64
A0963773	BR-329a	104.4	105.15	Felsic Volcanic 2	Central Pit	Mine Rock	0.30	10	11	0.041	0.18	1.3	1.0	0.4	8.7	46	64
A0963774	BR-329a	109.5	111	Felsic Volcanic 2	Central Pit	Mine Rock	0.30	7.3	11	0.039	0.16	1.4	2.0	0.2	9.2	56	34
A0963775	BR-329a	119	120	Felsic Volcanic 1	Central Pit	Mine Rock	0.30	19	7.5	0.20	0.39	1.2	39	0.8	6.5	70	20
A0963776	BR-329a	124.5	126	Metasediment 2	Central Pit	Mine Rock	0.70	27	5.4	0.18	0.43	1.0	92	0.2	5.3	74	18
A0963777	BR-329a	131.15	132	Metasediment 2	Central Pit	Mine Rock	0.90	25	4.8	0.22	0.37	0.90	115	0.3	6.0	373	20
A0963778	BR-329a	136.5	138	Metasediment 2	Central Pit	Mine Rock	1.0	5.3	3.8	0.18	0.38	0.90	109	0.3	3.8	41	19
A0963779	BR-329a	142.5	143.3	Metasediment 2	Central Pit	Mine Rock	0.80	9.1	4.7	0.19	0.45	1.0	85	0.2	5.1	80	22

(1) Ten times average crustal abundance values presented in Price (1997).

Blue highlighting indicates samples with metal concentrations greater than the ten times crustal abundance screening value are present in the analyzed group.

Screening values are for qualitative assessment only and hold no regulatory significance.

Classification as mine rock or ore-grade materials was based on gold content.

A value of "--" indicates metal was not measured for the given sample; the variation in elements analyzed is due to measurement at two different laboratories (see text).

Table B-5 Aqua Regia Metals

Sample ID	Drillhole ID	From	To	Lithology	Area	Class	Tin	Strontium	Thorium	Titanium	Thallium	Uranium	Vanadium	Tungsten	Yttrium	Zinc	Zirconium
		m	m				ppm	ppm	ppm	%	ppm	ppm	ppm	ppm	ppm	ppm	ppm
10x Crustal Abundance (Price 1997) [(1)]							*23*	*3700*	*96*	*6.0*	*9.0*	*27*	*1200*	*13*	*330*	*700*	*1650*
A0964543	BR-341	16.5	18	Felsic Volcanic 1	Central Pit	Mine Rock	0.20	19	7.4	0.13	0.38	1.3	28	0.1	5.7	52	26
A0964544	BR-341	21.25	21.75	Felsic Volcanic 1	Central Pit	Mine Rock	0.20	8.5	5.2	0.053	0.35	0.80	13	0.1	4.6	32	19
A0964545	BR-341	27	28	Felsic Volcanic 1	Central Pit	Mine Rock	0.30	20	7.7	0.14	0.33	1.4	32	0.2	6.7	60	21
A0964546	BR-341	30.9	31.75	Felsic Volcanic 1	Central Pit	Mine Rock	0.20	7.5	7.2	0.068	0.18	1.2	15	<0.1	6.1	73	27
A0964547	BR-341	37.9	39	Felsic Volcanic 1	Central Pit	Mine Rock	0.30	15	7.7	0.12	0.36	1.3	33	0.6	6.8	52	26
A0964548	BR-341	42	42.8	Felsic Volcanic 1	Central Pit	Mine Rock	0.20	10	8.4	0.046	0.15	1.5	8.0	0.1	5.9	32	22
A0964549	BR-341	49.1	49.4	Felsic Volcanic 1	Central Pit	Ore-Grade	0.30	15	7.8	0.12	0.42	1.5	29	0.6	6.2	101	24
A0964550	BR-341	54	55.5	Felsic Volcanic 1	Central Pit	Ore-Grade	0.20	9.8	6.8	0.083	0.37	1.5	16	0.4	7.4	104	9.2
A0964551	BR-341	73.05	73.55	Felsic Volcanic 1	Central Pit	Ore-Grade	0.20	7.0	8.5	0.065	0.34	1.8	14	0.7	8.7	66	15
A0964552	BR-341	78.5	79	Felsic Volcanic 1	Central Pit	Mine Rock	0.30	11	6.0	0.11	0.25	1.4	25	0.3	5.3	47	9.9
A0964553	BR-341	83.8	85.3	Felsic Volcanic 1	Central Pit	Mine Rock	0.30	21	6.8	0.17	0.40	1.2	34	0.6	7.0	63	26
A0964554	BR-341	90.35	91.85	Felsic Volcanic 1	Central Pit	Mine Rock	0.40	15	7.3	0.16	0.38	1.3	33	0.4	5.6	48	17
A0964555	BR-341	96.55	98	Felsic Volcanic 1	Central Pit	Mine Rock	0.30	14	7.0	0.13	0.31	1.5	28	0.4	6.0	44	23
A0964556	BR-341	102.8	103.45	Felsic Volcanic 1	Central Pit	Mine Rock	0.50	10	5.4	0.12	0.30	1.1	25	0.1	5.0	39	24
A0964557	BR-341	112.5	113.9	Felsic Volcanic 1	Central Pit	Mine Rock	0.50	14	7.6	0.17	0.31	1.6	36	0.2	6.3	52	26
A0964558	BR-341	130	130.9	Felsic Volcanic 1	Central Pit	Mine Rock	0.50	9.8	7.0	0.19	0.37	1.4	41	0.3	6.6	53	27
A0964559	BR-341	135	136.5	Felsic Volcanic 1	Central Pit	Ore-Grade	0.30	7.8	8.7	0.076	0.31	2.1	14	0.3	5.9	56	20
A0964560	BR-341	141.5	142.9	Felsic Volcanic 1	Central Pit	Ore-Grade	0.40	10	7.6	0.11	0.32	1.5	23	0.3	7.0	139	24
A0964672	BR-341	147	148	Felsic Volcanic 1	Central Pit	Mine Rock	0.40	16	7.7	0.15	0.36	1.7	34	0.4	6.9	52	26
A0964673	BR-341	151.15	152.45	Felsic Volcanic 1	Central Pit	Mine Rock	0.50	14	7.7	0.15	0.37	1.7	35	1	6.8	53	26
A0964674	BR-341	157.1	158.25	Felsic Volcanic 1	Central Pit	Mine Rock	0.20	15	7.0	0.093	0.34	1.6	17	0.2	4.4	43	16
A0964675	BR-341	162.4	163	Felsic Volcanic 1	Central Pit	Mine Rock	0.40	21	7.0	0.17	0.36	1.5	39	0.2	7.9	46	25
A0964676	BR-341	188	189	Felsic Volcanic 1	Central Pit	Mine Rock	0.20	16	7.5	0.14	0.34	1.6	24	0.5	6.6	45	22
A0964677	BR-341	214.3	214.7	Felsic Volcanic 1	Central Pit	Mine Rock	0.20	13	7.2	0.097	0.32	1.5	18	0.6	5.6	34	23
A0964678	BR-341	218.35	219.85	Felsic Volcanic 1	Central Pit	Mine Rock	0.30	16	7.7	0.15	0.35	1.5	30	0.2	6.5	48	17
A0964679	BR-341	224.05	225	Felsic Volcanic 1	Central Pit	Mine Rock	0.20	31	7.3	0.098	0.27	1.2	23	1.1	6.2	50	15
A0964681	BR-342	12	13.1	Felsic Volcanic 1	Central Pit	Mine Rock	0.30	19	7.4	0.13	0.38	1.6	32	0.1	6.0	59	12
A0964682	BR-342	17.3	18.05	Felsic Volcanic 1	Central Pit	Mine Rock	0.30	10	7.4	0.14	0.32	1.4	30	0.2	6.0	45	21
A0964683	BR-342	31.5	32.25	Felsic Volcanic 1	Central Pit	Mine Rock	0.40	39	6.0	0.22	0.39	1.1	74	0.1	8.0	70	17
A0964684	BR-342	48.4	49.4	Felsic Volcanic 1	Central Pit	Mine Rock	0.40	19	7.6	0.16	0.28	1.3	40	0.5	6.9	59	20
A0964685	BR-342	55.1	56.6	Felsic Volcanic 1	Central Pit	Mine Rock	0.30	9.0	7.2	0.15	0.33	1.4	32	0.1	5.9	56	22
A0964686	BR-342	79.85	80.8	Felsic Volcanic 1	Central Pit	Ore-Grade	0.20	5.4	7.6	0.040	0.19	1.7	10	0.2	6.2	79	16
A0964687	BR-342	86.75	88.25	Felsic Volcanic 1	Central Pit	Mine Rock	0.20	13	7.8	0.16	0.37	1.6	28	0.2	5.6	53	20
A0964688	BR-342	92.8	93.6	Felsic Volcanic 1	Central Pit	Mine Rock	0.30	15	6.5	0.14	0.40	1.3	26	0.1	6.1	61	18
A0964689	BR-342	124.7	126	Felsic Volcanic 1	Central Pit	Mine Rock	0.30	14	7.6	0.15	0.36	1.6	27	0.3	6.0	51	20
A0964690	BR-342	132	133.5	Felsic Volcanic 1	Central Pit	Mine Rock	0.20	18	8.3	0.11	0.43	1.6	18	0.2	7.0	48	15
A0964691	BR-342	141.1	142.05	Felsic Volcanic 1	Central Pit	Mine Rock	0.40	13	5.6	0.15	0.37	1.2	49	0.1	6.3	81	23
A0964692	BR-342	148.2	149.55	Felsic Volcanic 1	Central Pit	Mine Rock	0.40	19	7.1	0.16	0.42	1.4	40	1.3	8.6	51	26
A0964693	BR-342	153.05	154.4	Felsic Volcanic 2	Central Pit	Mine Rock	0.20	6.8	11	0.0080	0.070	1.4	<1	0.2	10	38	37
A0964694	BR-342	163.1	164.6	Felsic Volcanic 2	Central Pit	Mine Rock	0.20	6.9	11	0.0090	0.12	1.7	3.0	0.2	7.7	200	8.4
A0964695	BR-342	166.05	167	Felsic Volcanic 1	Central Pit	Ore-Grade	0.20	43	8.4	0.068	0.31	1.6	13	0.3	9.4	112	9.9
A0964696	BR-342	174.1	174.65	Felsic Volcanic 2	Central Pit	Ore-Grade	0.30	10	11	0.044	0.11	1.8	2.0	0.3	11	74	46
A0964644	BR-345	21.6	22.75	Felsic Volcanic 1	Central Pit	Mine Rock	0.20	17	6.6	0.13	0.39	1.2	26	0.3	5.3	41	18

(1) Ten times average crustal abundance values presented in Price (1997).

Blue highlighting indicates samples with metal concentrations greater than the ten times crustal abundance screening value are present in the analyzed group.

Screening values are for qualitative assessment only and hold no regulatory significance.

Classification as mine rock or ore-grade materials was based on gold content.

A value of "--" indicates metal was not measured for the given sample; the variation in elements analyzed is due to measurement at two different laboratories (see text).

Table B-5 Aqua Regia Metals

Sample ID	Drillhole ID	From	To	Lithology	Area	Class	Tin	Strontium	Thorium	Titanium	Thallium	Uranium	Vanadium	Tungsten	Yttrium	Zinc	Zirconium
		m	m				ppm	ppm	ppm	%	ppm	ppm	ppm	ppm	ppm	ppm	ppm
10x Crustal Abundance (Price 1997) [(1)]							*23*	*3700*	*96*	*6.0*	*9.0*	*27*	*1200*	*13*	*330*	*700*	*1650*
A0964645	BR-345	25	26	Metasediment 2	Central Pit	Mine Rock	0.30	19	5.5	0.17	0.53	1.1	52	0.4	7.3	84	21
A0964646	BR-345	30.25	31.5	Felsic Volcanic 2	Central Pit	Mine Rock	0.10	4.2	10	0.0080	0.080	1.7	3.0	0.2	8.4	149	15
A0964647	BR-345	36.1	37.1	Felsic Volcanic 2	Central Pit	Ore-Grade	0.10	5.2	11	0.0090	0.14	1.5	4.0	0.1	9.4	134	17
A0964648	BR-345	40.05	41.2	Felsic Volcanic 2	Central Pit	Mine Rock	0.10	27	10	0.0030	0.070	1.5	<1	<0.1	11	58	11
A0964649	BR-345	45	46.5	Felsic Volcanic 2	Central Pit	Mine Rock	0.20	8.8	11	0.042	0.26	1.6	1.0	0.2	11	59	35
A0964650	BR-345	49.3	49.8	Felsic Volcanic 2	Central Pit	Mine Rock	0.30	8.3	10	0.067	0.26	1.5	10	0.2	9.7	48	36
A0963584	BR-403	15.9	17.3	Felsic Volcanic 1	Central Pit	Mine Rock	0.40	18	7.8	0.12	0.29	1.4	34	0.1	5.9	55	20
A0963585	BR-403	21.2	22.2	Felsic Volcanic 1	Central Pit	Mine Rock	0.40	13	7.7	0.15	0.37	1.4	31	0.1	5.9	57	29
A0963586	BR-403	26.1	27	Felsic Volcanic 1	Central Pit	Mine Rock	0.40	17	7.5	0.16	0.39	1.4	31	0.1	5.4	51	23
A0963587	BR-403	30.95	32	Felsic Volcanic 1	Central Pit	Mine Rock	0.50	16	7.5	0.16	0.38	1.4	33	0.1	5.6	59	24
A0963588	BR-403	36.3	37.8	Felsic Volcanic 1	Central Pit	Mine Rock	0.40	19	7.0	0.17	0.31	1.1	31	0.1	4.9	53	25
A0963589	BR-403	41.8	42.8	Felsic Volcanic 1	Central Pit	Mine Rock	0.30	17	7.2	0.20	0.37	1.3	36	0.1	5.9	59	20
A0963590	BR-403	47.8	48.8	Felsic Volcanic 1	Central Pit	Mine Rock	0.20	14	7.4	0.16	0.33	1.3	29	0.2	6.3	53	18
A0963591	BR-403	52.9	54	Felsic Volcanic 1	Central Pit	Mine Rock	0.30	14	7.4	0.15	0.43	1.4	34	0.2	6.4	58	21
A0963592	BR-403	58.3	58.8	Felsic Volcanic 1	Central Pit	Mine Rock	0.30	14	8.4	0.17	0.79	1.5	33	<0.1	5.6	79	24
A0963593	BR-403	63	64	Felsic Volcanic 1	Central Pit	Mine Rock	0.30	18	7.9	0.18	0.52	1.4	33	<0.1	6.6	62	20
A0963594	BR-403	81.35	82.35	Felsic Volcanic 1	Central Pit	Mine Rock	0.50	27	6.6	0.19	0.45	1.3	53	1.9	6.8	75	21
A0963120	BR-076	20.2	21	Metasediment 2	Central Pit	Mine Rock	0.80	83	6.4	0.22	0.030	1.1	102	1	8.5	120	23
A0963121	BR-076	31	32	Metasediment 2	Central Pit	Mine Rock	0.70	7.3	4.6	0.20	0.50	0.80	96	0.5	5.2	87	25
A0963122	BR-076	41	42	Metasediment 2	Central Pit	Mine Rock	0.60	6.3	5.9	0.18	0.56	1.5	72	0.2	5.0	134	27
A0963123	BR-076	88	89	Metasediment 2	Central Pit	Mine Rock	0.90	11	4.1	0.24	0.59	0.70	114	0.3	8.7	92	19
A0963124	BR-076	100	101	Metasediment 2	Central Pit	Mine Rock	0.70	4.8	3.2	0.18	0.54	0.70	69	0.2	3.1	12	21
A0963214	BR-099	28	29	Fragmental 1	Central Pit	Mine Rock	0.40	8.9	5.1	0.19	0.26	0.90	70	0.1	6.5	96	19
A0963215	BR-099	32.9	34	Fragmental 1	Central Pit	Mine Rock	0.50	16	5.6	0.22	0.48	1.0	74	0.1	6.4	99	17
A0963216	BR-099	37.4	38.4	Fragmental 1	Central Pit	Mine Rock	0.40	19	5.4	0.18	0.26	0.90	67	0.1	6.7	103	17
A0963217	BR-099	58.1	59.1	Fragmental 1	Central Pit	Mine Rock	0.40	17	7.6	0.13	0.26	1.5	33	0.1	7.1	56	18
A0963218	BR-099	62.55	64	Fragmental 1	Central Pit	Mine Rock	0.30	19	7.6	0.17	0.33	1.3	35	0.1	6.4	56	21
A0963219	BR-099	64	65.5	Fragmental 1	Central Pit	Mine Rock	0.40	17	7.8	0.15	0.31	1.3	34	0.1	6.4	58	20
A0963220	BR-099	68	69.35	Fragmental 1	Central Pit	Mine Rock	0.30	71	5.5	0.17	0.70	1.0	46	0.1	6.9	57	15
A0963221	BR-099	80	81	Felsic Volcanic 1	Central Pit	Mine Rock	0.30	15	6.3	0.12	0.29	1.1	29	0.1	5.1	334	22
A0963222	BR-099	86.5	88	Fragmental 1	Central Pit	Mine Rock	0.40	11	6.2	0.15	0.68	1.3	46	0.1	7.6	219	23
A0963223	BR-099	93	94	Felsic Volcanic 1	Central Pit	Mine Rock	0.20	7.0	5.6	0.12	0.58	1.1	27	0.1	6.7	457	34
A0963224	BR-099	99	99.5	Felsic Volcanic 1	Central Pit	Mine Rock	0.20	12	7.1	0.13	0.57	1.5	26	0.1	6.1	111	26
A0963225	BR-099	112.9	113.35	Felsic Volcanic 1	Central Pit	Mine Rock	0.40	52	8.5	0.22	0.36	1.7	62	0.3	11	107	26
A0963226	BR-099	117.6	118.2	Felsic Volcanic 1	Central Pit	Mine Rock	0.40	43	2.5	0.20	0.21	0.40	71	0.4	9.5	108	13
A0963227	BR-099	123	124	Felsic Volcanic 1	Central Pit	Ore-Grade	0.40	15	6.7	0.15	0.81	1.3	47	0.4	6.9	125	31
A0963228	BR-099	124	125	Felsic Volcanic 1	Central Pit	Mine Rock	0.30	13	6.5	0.16	0.91	1.3	41	6.7	6.6	124	26
A0963229	BR-099	132	133	Felsic Volcanic 1	Central Pit	Mine Rock	0.40	29	6.9	0.12	0.64	1.3	29	1.5	5.0	458	23
A0963230	BR-099	138.5	140	Felsic Volcanic 1	Central Pit	Mine Rock	0.50	16	8.2	0.17	0.44	1.8	32	1.5	7.2	91	20
A0963231	BR-099	142.5	144	Felsic Volcanic 1	Central Pit	Mine Rock	0.50	23	8.2	0.16	0.39	1.8	27	0.5	6.9	83	20
A0963232	BR-099	147	148.5	Felsic Volcanic 1	Central Pit	Mine Rock	0.50	25	7.2	0.20	0.51	1.6	47	20	8.0	118	15
A0963233	BR-099	152.2	153	Felsic Volcanic 1	Central Pit	Mine Rock	0.50	66	2.8	0.20	0.47	0.50	67	1.5	7.4	65	8.2
A0963234	BR-099	161.85	162.5	Metasediment 2	Central Pit	Mine Rock	0.40	13	5.3	0.091	0.64	1.2	59	<0.1	5.7	376	29

(1) Ten times average crustal abundance values presented in Price (1997).

Blue highlighting indicates samples with metal concentrations greater than the ten times crustal abundance screening value are present in the analyzed group.

Screening values are for qualitative assessment only and hold no regulatory significance.

Classification as mine rock or ore-grade materials was based on gold content.

A value of "--" indicates metal was not measured for the given sample; the variation in elements analyzed is due to measurement at two different laboratories (see text).

Table B-5 Aqua Regia Metals

Sample ID	Drillhole ID	From	To	Lithology	Area	Class	Tin	Strontium	Thorium	Titanium	Thallium	Uranium	Vanadium	Tungsten	Yttrium	Zinc	Zirconium
		m	m				ppm	ppm	ppm	%	ppm	ppm	ppm	ppm	ppm	ppm	ppm
10x Crustal Abundance (Price 1997) [(1)]							*23*	*3700*	*96*	*6.0*	*9.0*	*27*	*1200*	*13*	*330*	*700*	*1650*
A0963235	BR-099	173.35	174	Metasediment 2	Central Pit	Mine Rock	0.40	158	1.9	0.30	1.3	0.30	150	<0.1	7.2	132	4.2
A0963236	BR-099	180.2	181.7	Fragmental 1	Central Pit	Mine Rock	0.20	35	6.0	0.046	0.69	1.2	26	<0.1	5.5	127	37
A0963237	BR-099	190	191	Felsic Volcanic 1	Central Pit	Mine Rock	0.10	4.8	4.4	0.014	0.30	0.90	7.0	0.1	2.3	39	35
A0963238	BR-099	195	196	Felsic Volcanic 1	Central Pit	Mine Rock	0.10	8.6	6.7	0.011	0.24	2.2	5.0	1.7	3.2	81	29
A0963239	BR-099	205.5	207	Metasediment 2	Central Pit	Mine Rock	0.20	12	5.1	0.049	1.0	1.0	40	0.1	4.1	104	36
A0963434	BR-123	51	52	Felsic Volcanic 2	Central Pit	Mine Rock	0.30	7.5	5.7	0.030	0.64	1.3	12	0.4	2.5	171	31
A0963435	BR-123	60	60.5	Felsic Volcanic 2	Central Pit	Ore-Grade	0.60	37	5.4	0.062	0.57	1.1	18	34	3.2	456	31
A0963436	BR-123	67.5	68.5	Felsic Volcanic 2	Central Pit	Mine Rock	0.50	11	5.4	0.072	0.59	1.1	17	0.5	2.7	550	30
A0963437	BR-123	82	83	Felsic Volcanic 1	Central Pit	Mine Rock	0.80	23	5.1	0.091	0.28	1.1	28	3.6	3.6	122	15
A0963438	BR-123	92.7	93.2	Felsic Volcanic 1	Central Pit	Mine Rock	0.90	13	7.8	0.13	0.45	1.7	28	1.1	5.1	655	23
A0963439	BR-123	102.45	103.5	Felsic Volcanic 2	Central Pit	Mine Rock	0.40	16	10	0.053	0.25	1.4	10	1.9	5.7	169	48
A0963440	BR-123	108.8	109.8	Felsic Volcanic 2	Central Pit	Mine Rock	0.30	15	11	0.047	0.19	1.3	14	2.2	5.3	268	46
A0963441	BR-123	123	123.75	Felsic Volcanic 1	Central Pit	Mine Rock	0.70	17	8.1	0.16	0.47	1.7	31	1.9	6.2	425	28
A0963442	BR-123	134.2	135.2	Felsic Volcanic 1	Central Pit	Mine Rock	0.60	27	6.6	0.098	0.22	1.2	39	2.1	6.3	101	21
A0963443	BR-123	141.35	142.1	Felsic Volcanic 1	Central Pit	Mine Rock	0.30	19	7.7	0.12	0.32	1.5	25	0.8	6.7	67	22
A0963444	BR-123	148.95	149.6	Felsic Volcanic 1	Central Pit	Ore-Grade	0.50	23	7.2	0.11	0.15	1.4	42	>100	5.1	104	20
A0963445	BR-123	159.9	160.4	Felsic Volcanic 2	Central Pit	Mine Rock	0.20	8.5	9.1	0.031	0.15	1.1	5.0	1.1	4.4	30	43
A0963446	BR-123	164.15	164.8	Felsic Volcanic 1	Central Pit	Mine Rock	0.50	10	8.0	0.077	0.30	1.5	14	2.1	4.7	49	31
A0963447	BR-123	189	190	Metasediment 2	Central Pit	Mine Rock	1.4	11	5.2	0.31	0.60	1.1	115	0.9	9.0	102	30
A0963448	BR-123	199.2	200.2	Metasediment 2	Central Pit	Ore-Grade	0.90	10	5.7	0.11	0.27	1.4	69	18	6.7	92	31
A0963655	BR-124	42	43	Felsic Volcanic 1	Central Pit	Mine Rock	0.60	7.7	7.2	0.039	0.41	1.5	13	0.4	3.9	106	31
A0963656	BR-124	52	53	Felsic Volcanic 1	Central Pit	Mine Rock	0.50	13	6.8	0.062	0.39	1.5	23	4	5.2	967	26
A0963657	BR-124	58	58.7	Felsic Volcanic 1	Central Pit	Mine Rock	0.30	18	5.9	0.052	0.58	1.2	27	0.2	5.2	69	23
A0963658	BR-124	67.3	67.8	Felsic Volcanic 1	Central Pit	Mine Rock	0.30	12	7.3	0.042	0.49	1.6	12	0.4	3.9	118	32
A0963659	BR-124	75.8	76.3	Felsic Volcanic 1	Central Pit	Mine Rock	0.40	8.6	6.6	0.037	0.41	1.1	10	0.4	3.0	102	32
A0963660	BR-124	83.7	84.5	Felsic Volcanic 2	Central Pit	Mine Rock	0.50	7.8	4.9	0.042	0.37	1.1	14	0.4	2.7	107	31
A0963661	BR-124	89.5	90.2	Felsic Volcanic 2	Central Pit	Ore-Grade	0.30	22	4.3	0.027	0.26	0.80	10	>100	3.0	2639	18
A0963662	BR-124	96.1	97.1	Felsic Volcanic 2	Central Pit	Mine Rock	0.40	5.6	5.1	0.056	0.41	1.0	19	0.3	2.7	74	23
A0963663	BR-124	106	107	Felsic Volcanic 1	Central Pit	Mine Rock	0.60	15	6.3	0.082	0.74	1.3	17	1.4	2.9	246	35
A0963664	BR-124	113	113.5	Felsic Volcanic 1	Central Pit	Ore-Grade	0.70	30	4.9	0.064	0.27	0.90	14	1	3.3	10000	17
A0963665	BR-124	123.5	124.5	Felsic Volcanic 1	Central Pit	Mine Rock	0.90	17	8.1	0.12	0.64	1.8	27	2.6	5.4	130	27
A0963666	BR-124	133.5	134.5	Felsic Volcanic 1	Central Pit	Mine Rock	0.60	13	7.6	0.10	0.49	1.6	21	0.6	4.7	181	21
A0963667	BR-124	143.5	144.5	Felsic Volcanic 1	Central Pit	Mine Rock	0.60	21	8.0	0.13	0.63	1.7	25	3.3	5.4	81	22
A0963668	BR-124	157.25	157.75	Felsic Volcanic 1	Central Pit	Mine Rock	1.2	41	8.5	0.16	0.72	1.8	28	2.6	5.0	1617	20
A0963669	BR-124	168.15	169	Felsic Volcanic 1	Central Pit	Mine Rock	0.60	29	8.2	0.093	0.23	1.9	24	9.2	5.8	209	22
A0963670	BR-124	177.6	178.1	Felsic Volcanic 1	Central Pit	Ore-Grade	0.80	18	6.4	0.082	0.26	1.4	28	17	5.1	10000	10
A0963671	BR-124	187.6	188.6	Felsic Volcanic 1	Central Pit	Mine Rock	0.30	19	7.3	0.15	0.56	1.2	29	2.9	5.3	84	23
A0963672	BR-124	198.5	199.5	Felsic Volcanic 1	Central Pit	Mine Rock	0.40	29	7.8	0.11	0.23	1.6	25	5.8	5.9	65	22
A0963969	BR-293	25	25.5	Fragmental 1	Central Pit	Mine Rock	0.20	11	8.2	0.083	0.57	1.6	18	0.3	8.1	277	49
A0963970	BR-293	36.1	36.6	Fragmental 1	Central Pit	Ore-Grade	0.20	3.7	6.3	0.13	0.81	1.3	37	0.1	7.6	1045	27
A0963971	BR-293	50.8	51.8	Felsic Volcanic 1	Central Pit	Mine Rock	0.30	30	3.1	0.11	0.14	0.90	79	34	6.0	162	9.0
A0963972	BR-293	61.9	62.7	Fragmental 1	Central Pit	Ore-Grade	0.40	16	5.9	0.16	0.58	0.90	39	12.8	4.8	120	23
A0963973	BR-293	71.1	71.6	Felsic Volcanic 1	Central Pit	Mine Rock	0.20	16	7.4	0.10	0.66	1.4	26	0.1	5.8	7823	23

(1) Ten times average crustal abundance values presented in Price (1997).

Blue highlighting indicates samples with metal concentrations greater than the ten times crustal abundance screening value are present in the analyzed group.

Screening values are for qualitative assessment only and hold no regulatory significance.

Classification as mine rock or ore-grade materials was based on gold content.

A value of "--" indicates metal was not measured for the given sample; the variation in elements analyzed is due to measurement at two different laboratories (see text).

Table B-5 Aqua Regia Metals

Sample ID	Drillhole ID	From	To	Lithology	Area	Class	Tin	Strontium	Thorium	Titanium	Thallium	Uranium	Vanadium	Tungsten	Yttrium	Zinc	Zirconium
		m	m				ppm	ppm	ppm	%	ppm	ppm	ppm	ppm	ppm	ppm	ppm
10x Crustal Abundance (Price 1997) [(1)]							*23*	*3700*	*96*	*6.0*	*9.0*	*27*	*1200*	*13*	*330*	*700*	*1650*
A0963974	BR-293	81.6	83	Felsic Volcanic 1	Central Pit	Mine Rock	0.40	23	7.7	0.14	0.50	1.6	27	0.6	6.5	103	23
A0963975	BR-293	92.5	92.9	Metasediment 2	Central Pit	Mine Rock	0.70	17	6.2	0.18	0.57	1.2	61	2.4	7.4	1367	31
A0963976	BR-293	98.95	100.1	Metasediment 2	Central Pit	Mine Rock	0.20	5.0	6.2	0.042	0.57	1.4	14	0.2	5.2	88	41
A0963977	BR-293	110.5	111.5	Metasediment 2	Central Pit	Mine Rock	0.30	15	3.1	0.075	0.72	1.0	34	<0.1	3.9	105	28
A0963978	BR-293	120	121	Metasediment 2	Central Pit	Mine Rock	0.10	4.9	5.8	0.055	0.80	1.2	20	<0.1	4.4	107	34
A0963979	BR-293	132	133.5	Felsic Volcanic 1	Central Pit	Mine Rock	0.10	7.7	6.0	0.0080	0.21	1.7	3.0	0.2	2.7	29	27
A0963980	BR-293	142.3	143.2	Metasediment 2	Central Pit	Mine Rock	0.30	8.6	2.3	0.15	1.1	1.0	65	<0.1	3.3	118	20
A0963981	BR-293	151.6	152.7	Felsic Volcanic 1	Central Pit	Mine Rock	0.50	31	8.0	0.21	0.63	1.7	46	1.1	8.6	121	20
A0963982	BR-293	158.15	159	Metasediment 2	Central Pit	Mine Rock	0.40	9.0	3.3	0.10	1.4	0.90	56	0.1	3.8	66	42
A0963983	BR-293	166	167	Felsic Volcanic 1	Central Pit	Mine Rock	0.30	150	4.4	0.016	0.37	1.2	14	0.2	3.2	112	30
A0963984	BR-293	177.35	177.85	Felsic Volcanic 1	Central Pit	Mine Rock	0.20	7.2	7.1	0.043	0.60	1.7	9.0	0.1	4.3	2781	24
A0963985	BR-293	193	194	Metasediment 2	Central Pit	Mine Rock	0.50	6.9	4.4	0.13	0.99	1.1	56	0.1	4.1	109	40
A0964890	BR-414	21	22.5	Metasediment 2	Central Pit	Mine Rock	0.70	8.1	5.9	0.19	0.39	1.2	84	3.6	6.3	142	30
A0964889	BR-414	28.5	30	Metasediment 2	Central Pit	Mine Rock	0.40	9.4	6.0	0.12	0.16	1.0	69	0.6	6.4	111	20
A0964888	BR-414	42.8	44.05	Metasediment 2	Central Pit	Mine Rock	0.80	8.8	5.0	0.19	0.43	0.90	79	2.7	4.8	45	24
A0964887	BR-414	57.2	58.7	Metasediment 2	Central Pit	Mine Rock	1.1	7.3	5.1	0.21	0.53	1.2	89	3.1	6.0	246	24
A0964886	BR-414	74	75	Metasediment 2	Central Pit	Mine Rock	0.40	5.6	5.8	0.17	0.52	1.4	46	0.3	5.1	123	30
A0964885	BR-414	84	85.3	Metasediment 2	Central Pit	Mine Rock	0.40	7.5	5.1	0.17	0.51	1.0	64	0.3	5.0	96	29
A0964884	BR-414	109.55	111	Metasediment 2	Central Pit	Mine Rock	0.60	5.4	5.5	0.22	0.55	1.0	77	0.3	5.1	69	28
A0964883	BR-414	121.5	123	Metasediment 2	Central Pit	Mine Rock	0.30	45	7.1	0.11	0.76	1.4	23	0.3	7.9	1071	28
A0963651	BR-415	25.3	26.8	Metasediment 2	Central Pit	Mine Rock	0.50	6.4	5.3	0.18	0.49	1.0	83	0.5	5.3	76	26
A0963652	BR-415	36	37.5	Metasediment 2	Central Pit	Mine Rock	0.40	35	5.8	0.13	0.60	1.1	39	0.3	6.0	61	25
A0963653	BR-415	58	59	Metasediment 3	Central Pit	Mine Rock	0.20	8.5	4.1	0.065	0.18	0.80	25	0.3	3.8	56	22
A0963654	BR-415	71.3	72.5	Metasediment 3	Central Pit	Mine Rock	0.50	48	4.3	0.17	0.37	0.70	55	0.3	6.3	64	14
A0963197	BR-089	42.1	43	Felsic Volcanic 1	Central Pit	Mine Rock	0.20	6.5	4.5	0.0040	0.12	0.80	1.0	0.2	2.3	528	18
A0963198	BR-089	52	53	Felsic Volcanic 1	Central Pit	Mine Rock	0.30	18	7.2	0.023	0.33	1.1	15	0.2	4.5	88	25
A0963199	BR-089	62	63	Felsic Volcanic 1	Central Pit	Mine Rock	0.20	13	6.2	0.018	0.39	1.4	4.0	0.2	3.1	95	35
A0963200	BR-089	72	73	Felsic Volcanic 1	Central Pit	Mine Rock	0.60	16	6.5	0.075	0.75	1.3	29	0.4	5.4	69	31
A0963201	BR-089	82	82.75	Felsic Volcanic 2	Central Pit	Mine Rock	0.40	11	5.8	0.047	0.36	1.2	20	1.9	3.7	137	37
A0963202	BR-089	92.55	93.5	Felsic Volcanic 1	Central Pit	Mine Rock	0.50	15	6.2	0.059	0.30	1.1	17	0.4	4.0	36	28
A0963203	BR-089	97.8	98.75	Felsic Volcanic 2	Central Pit	Mine Rock	0.60	10	4.7	0.051	0.28	0.90	16	0.3	4.0	212	28
A0963204	BR-089	106.25	107	Felsic Volcanic 2	Central Pit	Mine Rock	0.40	15	5.6	0.033	0.21	1.3	11	12.6	2.8	72	35
A0963205	BR-089	116	117	Felsic Volcanic 2	Central Pit	Mine Rock	0.80	14	6.4	0.060	0.12	1.0	17	1.5	4.3	38	28
A0963206	BR-089	132	133	Felsic Volcanic 1	Central Pit	Mine Rock	0.70	65	5.0	0.090	0.23	1.1	22	11.6	5.4	32	30
A0963207	BR-089	152	152.75	Felsic Volcanic 1	Central Pit	Mine Rock	0.90	32	6.4	0.099	0.33	1.3	16	2.5	5.5	126	40
A0963208	BR-089	165.5	166.5	Felsic Volcanic 1	Central Pit	Mine Rock	1.4	24	5.9	0.20	0.43	1.2	41	0.7	6.1	66	28
A0963209	BR-089	179	179.5	Felsic Volcanic 1	Central Pit	Mine Rock	0.90	83	4.3	0.054	0.20	1.0	21	9.6	5.1	649	15
A0963210	BR-089	191	191.5	Felsic Volcanic 1	Central Pit	Ore-Grade	0.40	223	6.4	0.10	0.26	1.2	23	>100	4.9	1185	26
A0963211	BR-089	211	212	Felsic Volcanic 1	Central Pit	Mine Rock	0.70	23	8.1	0.11	0.36	1.8	19	2.2	5.8	56	21
A0963212	BR-089	225.95	227	Felsic Volcanic 1	Central Pit	Ore-Grade	0.60	22	8.4	0.13	0.24	1.8	23	4.3	6.1	112	24
A0963213	BR-089	241	242	Felsic Volcanic 1	Central Pit	Mine Rock	0.30	18	8.3	0.13	0.32	2.0	21	3	6.1	55	21
A0963192	BR-089	253.4	254.4	Felsic Volcanic 1	Central Pit	Ore-Grade	0.40	47	6.7	0.11	0.26	1.3	23	>100	6.5	290	23
A0963193	BR-089	267.75	268.75	Felsic Volcanic 1	Central Pit	Mine Rock	0.60	15	8.1	0.14	0.33	1.8	29	2.3	7.1	45	24

(1) Ten times average crustal abundance values presented in Price (1997).

Blue highlighting indicates samples with metal concentrations greater than the ten times crustal abundance screening value are present in the analyzed group.

Screening values are for qualitative assessment only and hold no regulatory significance.

Classification as mine rock or ore-grade materials was based on gold content.

A value of "--" indicates metal was not measured for the given sample; the variation in elements analyzed is due to measurement at two different laboratories (see text).

Table B-5 Aqua Regia Metals

Sample ID	Drillhole ID	From	To	Lithology	Area	Class	Tin	Strontium	Thorium	Titanium	Thallium	Uranium	Vanadium	Tungsten	Yttrium	Zinc	Zirconium
		m	m				ppm	ppm	ppm	%	ppm	ppm	ppm	ppm	ppm	ppm	ppm
10x Crustal Abundance (Price 1997) [(1)]							*23*	*3700*	*96*	*6.0*	*9.0*	*27*	*1200*	*13*	*330*	*700*	*1650*
A0963194	BR-089	279	280	Felsic Volcanic 1	Central Pit	Mine Rock	1.1	27	6.6	0.14	0.10	1.4	33	11.4	5.7	42	36
A0963195	BR-089	289.5	290.25	Felsic Volcanic 1	Central Pit	Mine Rock	0.60	25	7.1	0.082	0.10	1.6	19	16	5.2	271	18
A0963196	BR-089	299.5	300.5	Felsic Volcanic 1	Central Pit	Mine Rock	0.60	16	6.1	0.083	0.31	1.3	17	2.4	4.8	127	25
A0963957	BR-285	21	22	Felsic Volcanic 1	Central Pit	Mine Rock	0.40	16	7.8	0.16	0.39	1.6	33	0.5	5.7	51	28
A0963958	BR-285	28.5	29.5	Felsic Volcanic 1	Central Pit	Mine Rock	0.30	18	7.5	0.17	0.32	1.5	29	0.4	6.0	51	23
A0963959	BR-285	38	39	Felsic Volcanic 1	Central Pit	Mine Rock	0.20	22	7.5	0.12	0.17	1.4	25	0.4	5.5	44	18
A0963960	BR-285	45	46.5	Felsic Volcanic 1	Central Pit	Mine Rock	0.30	19	7.7	0.15	0.25	1.5	28	0.4	5.8	50	24
A0963961	BR-285	55.5	57	Felsic Volcanic 1	Central Pit	Mine Rock	0.20	26	7.8	0.15	0.26	1.6	28	0.5	6.9	52	18
A0963962	BR-285	64	65.5	Fragmental 1	Central Pit	Mine Rock	0.50	18	6.1	0.18	0.43	1.1	57	0.4	7.7	96	24
A0963963	BR-285	75	76.4	Felsic Volcanic 1	Central Pit	Mine Rock	0.30	14	7.1	0.12	0.36	1.3	65	0.4	7.0	80	24
A0963964	BR-285	83.75	84.5	Fragmental 1	Central Pit	Mine Rock	0.50	41	5.5	0.22	0.27	0.80	64	0.2	9.3	73	16
A0963965	BR-285	99.5	100.5	Felsic Volcanic 1	Central Pit	Mine Rock	0.50	21	8.2	0.14	0.43	1.7	34	1.9	6.9	59	25
A0963966	BR-285	109.5	111	Fragmental 1	Central Pit	Mine Rock	0.60	38	5.3	0.19	0.29	0.70	56	0.9	8.8	71	15
A0963967	BR-285	125.5	126.5	Felsic Volcanic 1	Central Pit	Mine Rock	0.20	9.3	8.9	0.032	0.61	2.0	6.0	0.2	6.0	138	21
A0963968	BR-285	152	153	Fragmental 1	Central Pit	Mine Rock	0.30	26	4.4	0.11	1.0	1.2	37	<0.1	4.9	83	27
A0963571	BR-290	19.5	21	Felsic Volcanic 1	Central Pit	Mine Rock	0.30	18	7.9	0.12	0.29	1.6	29	0.1	5.7	50	26
A0963572	BR-290	30.45	31.5	Felsic Volcanic 1	Central Pit	Mine Rock	0.30	20	7.7	0.13	0.28	1.7	33	0.1	6.1	51	27
A0963573	BR-290	42.1	43.5	Felsic Volcanic 1	Central Pit	Mine Rock	0.40	19	7.9	0.16	0.36	1.6	34	0.1	6.1	54	24
A0963574	BR-290	52.5	54	Felsic Volcanic 1	Central Pit	Mine Rock	0.30	19	7.6	0.15	0.30	1.6	31	0.1	6.3	53	25
A0963575	BR-290	63	64.5	Felsic Volcanic 1	Central Pit	Mine Rock	0.40	17	7.8	0.16	0.35	1.6	31	0.1	6.0	50	30
A0963576	BR-290	75.6	76.5	Felsic Volcanic 1	Central Pit	Mine Rock	0.40	12	6.9	0.15	0.39	1.4	29	0.5	4.9	53	28
A0963577	BR-290	87	88.5	Felsic Volcanic 1	Central Pit	Mine Rock	0.50	20	7.9	0.17	0.45	1.8	34	0.2	6.5	52	30
A0963578	BR-290	99	100	Felsic Volcanic 1	Central Pit	Mine Rock	0.50	15	8.0	0.18	0.41	1.6	36	0.4	6.3	53	27
A0963579	BR-290	111	112.5	Felsic Volcanic 1	Central Pit	Mine Rock	0.30	18	7.6	0.16	0.36	1.5	29	0.2	6.2	48	25
A0963580	BR-290	122	123	Felsic Volcanic 1	Central Pit	Mine Rock	0.30	14	7.7	0.15	0.33	1.5	27	0.5	7.1	63	30
A0963581	BR-290	135	136.5	Fragmental 1	Central Pit	Mine Rock	0.50	53	5.1	0.19	0.27	0.80	60	<0.1	9.3	75	7.6
A0963582	BR-290	147	148.5	Fragmental 1	Central Pit	Mine Rock	0.60	40	5.3	0.22	0.30	0.80	61	0.6	9.3	86	11
A0963583	BR-290	160.5	161	Fragmental 1	Central Pit	Mine Rock	0.30	49	3.0	0.11	0.17	0.50	26	0.3	4.3	38	14
A0964824	BR-431	19.5	20.7	Felsic Volcanic 1	Central Pit	Mine Rock	0.60	21	7.4	0.095	0.30	1.6	18	0.5	4.7	35	24
A0964825	BR-431	28.6	29.5	Felsic Volcanic 2	Central Pit	Mine Rock	0.60	12	8.6	0.051	0.12	1.2	14	19	5.9	51	51
A0964860	BR-431	40.4	41.9	Metasediment 2	Central Pit	Mine Rock	1.0	13	4.8	0.20	0.69	1.0	100	3.8	5.9	297	30
A0964861	BR-431	54.2	55.55	Metasediment 2	Central Pit	Ore-Grade	1.0	18	5.8	0.26	0.56	1.1	117	1.3	7.4	119	19
A0964862	BR-431	62.5	64	Metasediment 2	Central Pit	Ore-Grade	1.1	10	5.1	0.19	0.58	1.1	98	3.5	6.2	109	30
A0964863	BR-431	75	76.5	Metasediment 2	Central Pit	Mine Rock	0.60	7.5	5.7	0.24	0.67	1.3	67	1	5.5	113	34
A0964864	BR-431	97	98.5	Metasediment 2	Central Pit	Mine Rock	0.60	11	5.0	0.15	0.44	1.3	73	0.3	4.1	107	29
A0964787	BR-431	110	111.5	Metasediment 2	Central Pit	Mine Rock	0.40	11	5.4	0.14	0.52	1.3	57	0.1	4.4	114	19
A0964788	BR-431	122	123.5	Metasediment 2	Central Pit	Mine Rock	0.70	26	5.5	0.15	0.77	1.0	78	0.2	5.8	68	22
A0964789	BR-431	138.9	140.3	Metasediment 2	Central Pit	Mine Rock	0.20	13	6.1	0.081	0.52	1.2	12	0.1	3.4	65	24
A0963780	BR-432	26.6	27.8	Felsic Volcanic 1	Central Pit	Mine Rock	0.40	36	7.1	0.12	0.26	1.5	23	3.4	5.4	68	19
A0963781	BR-432	45	46.5	Felsic Volcanic 1	Central Pit	Mine Rock	0.30	17	7.5	0.10	0.29	1.5	25	0.5	6.3	59	23
A0963782	BR-432	58.6	60	Felsic Volcanic 1	Central Pit	Mine Rock	0.60	98	6.7	0.094	0.31	1.5	16	8.4	5.2	126	15
A0963783	BR-432	76	77	Felsic Volcanic 2	Central Pit	Mine Rock	0.50	12	9.0	0.063	0.20	1.4	15	1	5.1	28	41
A0963784	BR-432	86.7	87.7	Felsic Volcanic 2	Central Pit	Mine Rock	0.30	13	11	0.036	0.21	1.7	6.0	0.3	4.7	79	45

(1) Ten times average crustal abundance values presented in Price (1997).

Blue highlighting indicates samples with metal concentrations greater than the ten times crustal abundance screening value are present in the analyzed group.

Screening values are for qualitative assessment only and hold no regulatory significance.

Classification as mine rock or ore-grade materials was based on gold content.

A value of "--" indicates metal was not measured for the given sample; the variation in elements analyzed is due to measurement at two different laboratories (see text).

Table B-5 Aqua Regia Metals

Sample ID	Drillhole ID	From	To	Lithology	Area	Class	Tin	Strontium	Thorium	Titanium	Thallium	Uranium	Vanadium	Tungsten	Yttrium	Zinc	Zirconium
		m	m				ppm	ppm	ppm	%	ppm	ppm	ppm	ppm	ppm	ppm	ppm
10x Crustal Abundance (Price 1997) [(1)]							*23*	*3700*	*96*	*6.0*	*9.0*	*27*	*1200*	*13*	*330*	*700*	*1650*
A0963785	BR-432	98.4	99.4	Felsic Volcanic 1	Central Pit	Ore-Grade	0.50	32	6.3	0.071	0.22	1.3	21	5.9	4.9	33	23
A0963786	BR-432	108.4	109.7	Felsic Volcanic 1	Central Pit	Ore-Grade	1.0	16	6.0	0.080	0.47	1.3	18	13	5.1	119	34
A0963787	BR-432	123.1	124	Felsic Volcanic 2	Central Pit	Mine Rock	0.50	35	9.4	0.075	0.12	1.3	15	5.2	5.9	223	32
A0963788	BR-432	131.65	133	Metasediment 2	Central Pit	Ore-Grade	0.70	11	5.9	0.22	0.53	1.2	67	0.6	7.5	343	29
A0963789	BR-432	141.6	142.8	Metasediment 2	Central Pit	Mine Rock	0.50	5.7	5.7	0.23	0.66	1.2	71	1.8	6.4	172	27
A0963790	BR-432	150.5	152	Metasediment 2	Central Pit	Mine Rock	1.1	5.9	4.6	0.21	0.38	1.0	115	2	4.2	36	21
A0963791	BR-432	160.5	162	Metasediment 2	Central Pit	Mine Rock	0.90	14	4.3	0.30	0.56	0.90	106	2.3	7.1	96	31
A0963792	BR-432	170.5	172	Metasediment 2	Central Pit	Mine Rock	0.90	21	5.5	0.25	0.62	1.3	90	1.3	6.9	119	36
A0963793	BR-432	181	182.5	Metasediment 2	Central Pit	Mine Rock	0.60	7.0	5.6	0.15	0.38	1.7	66	0.4	4.4	93	26
A0963794	BR-432	191.1	192.6	Metasediment 2	Central Pit	Mine Rock	0.60	16	5.1	0.19	0.42	1.3	57	0.2	5.5	79	26
A0963795	BR-432	200	201	Metasediment 2	Central Pit	Mine Rock	0.60	14	4.5	0.18	0.70	0.90	75	0.3	5.6	86	21
A0963796	BR-433	35.3	36.3	Felsic Volcanic 1	Central Pit	Mine Rock	0.40	25	7.6	0.14	0.22	1.7	27	12	6.3	279	21
A0963797	BR-433	49.4	50.4	Felsic Volcanic 1	Central Pit	Mine Rock	0.50	14	7.4	0.16	0.36	1.4	37	0.6	6.1	328	32
A0963798	BR-433	68	69.5	Felsic Volcanic 1	Central Pit	Mine Rock	0.40	26	7.3	0.12	0.34	1.4	27	1.3	6.1	58	32
A0963799	BR-433	80	81	Felsic Volcanic 1	Central Pit	Mine Rock	0.30	13	8.4	0.090	0.36	1.9	19	0.2	5.7	104	22
A0963800	BR-433	81	82.1	Felsic Volcanic 1	Central Pit	Ore-Grade	0.40	14	7.5	0.070	0.24	1.7	26	0.3	4.1	156	19
A0964790	BR-433	110	111	Felsic Volcanic 1	Central Pit	Mine Rock	0.50	25	7.3	0.16	0.36	1.5	29	5.6	5.7	64	21
A0964791	BR-433	131.2	132.2	Felsic Volcanic 1	Central Pit	Ore-Grade	1.0	43	8.0	0.15	0.20	1.7	42	34	6.5	351	17
A0964792	BR-433	149.3	150.3	Felsic Volcanic 1	Central Pit	Mine Rock	0.50	28	7.3	0.16	0.60	1.5	37	1.9	6.2	58	30
A0964793	BR-433	161.8	163.3	Felsic Volcanic 1	Central Pit	Mine Rock	0.60	30	5.8	0.076	0.27	1.2	16	0.9	5.3	35	24
A0964794	BR-433	175.95	176.95	Felsic Volcanic 2	Central Pit	Ore-Grade	0.70	19	8.4	0.042	0.25	1.3	8.0	5.7	4.8	56	50
A0964795	BR-433	176.95	178.15	Felsic Volcanic 2	Central Pit	Mine Rock	0.30	23	8.9	0.023	0.16	1.1	5.0	0.5	4.8	137	52
A0964796	BR-433	186.6	187.6	Felsic Volcanic 2	Central Pit	Mine Rock	0.30	115	8.5	0.021	0.040	1.6	12	18	6.7	885	17
A0964797	BR-433	195.7	196.7	Metasediment 2	Central Pit	Mine Rock	1.2	10	5.6	0.26	0.76	1.0	99	0.5	6.5	309	32
A0964798	BR-433	205.1	206.3	Metasediment 2	Central Pit	Mine Rock	1.2	18	6.6	0.18	0.66	1.5	108	8.1	9.9	111	44
A0964799	BR-433	215.4	216.4	Metasediment 2	Central Pit	Mine Rock	1.1	17	6.6	0.25	0.42	1.3	96	2.4	8.8	79	39
A0964800	BR-433	229.4	230.9	Metasediment 2	Central Pit	Mine Rock	1.0	14	5.9	0.21	0.42	1.3	105	6.6	10.0	218	43
A0964801	BR-433	241	242.5	Metasediment 2	Central Pit	Mine Rock	0.80	11	5.4	0.23	0.46	1.4	69	0.3	6.0	102	29
117101	BR-005	13.55	14.05	Metasediment 2	Central Pit	Mine Rock	0.70	4.2	4.3	0.22	0.84	1.1	88	0.2	4.8	189	23
117102	BR-005	18	19	Metasediment 2	Central Pit	Mine Rock	0.50	28	4.3	0.14	0.53	0.90	67	0.2	4.7	77	16
117103	BR-005	28.1	28.6	Metasediment 2	Central Pit	Mine Rock	0.60	7.0	4.5	0.18	0.53	1.1	69	0.2	4.4	97	26
117104	BR-005	42	43	Metasediment 2	Central Pit	Mine Rock	0.60	7.2	5.4	0.19	0.57	1.4	80	0.8	5.0	117	25
117105	BR-005	51	52	Felsic Volcanic 1	Central Pit	Mine Rock	0.30	12	6.8	0.12	0.37	1.2	34	0.2	5.1	46	29
117106	BR-005	62	63	Felsic Volcanic 1	Central Pit	Mine Rock	0.50	100	6.3	0.089	0.31	1.4	32	20	7.0	40	31
117107	BR-005	72	73	Felsic Volcanic 2	Central Pit	Mine Rock	0.30	85	6.4	0.13	0.29	1.3	17	6.6	5.2	237	29
117108	BR-005	79	80	Felsic Volcanic 1	Central Pit	Mine Rock	0.40	86	6.2	0.13	0.21	1.2	30	8.7	5.7	66	18
117109	BR-005	101.5	102	Felsic Volcanic 1	Central Pit	Mine Rock	0.60	14	7.0	0.15	0.80	1.3	41	1.6	6.0	60	26
117110	BR-005	106	107	Felsic Volcanic 1	Central Pit	Mine Rock	0.40	15	7.8	0.097	0.57	1.6	28	>100	5.8	70	24
117111	BR-005	118	118.5	Felsic Volcanic 1	Central Pit	Mine Rock	0.50	6.6	6.7	0.072	0.56	1.4	23	0.8	3.9	39	22
117112	BR-005	131	131.5	Felsic Volcanic 1	Central Pit	Mine Rock	0.20	2.6	6.3	0.014	0.17	1.5	4.0	0.4	3.5	15	25
117113	BR-005	138	138.5	Felsic Volcanic 1	Central Pit	Mine Rock	1.2	13	5.8	0.12	0.49	1.2	33	0.5	3.9	81	23
117114	BR-005	148	149	Felsic Volcanic 1	Central Pit	Mine Rock	0.70	12	6.7	0.087	0.57	1.3	26	0.4	4.5	102	24
117115	BR-005	160.65	161.5	Felsic Volcanic 2	Central Pit	Mine Rock	0.50	13	6.7	0.061	0.37	1.3	17	31	4.0	38	27

(1) Ten times average crustal abundance values presented in Price (1997).

Blue highlighting indicates samples with metal concentrations greater than the ten times crustal abundance screening value are present in the analyzed group.

Screening values are for qualitative assessment only and hold no regulatory significance.

Classification as mine rock or ore-grade materials was based on gold content.

A value of "--" indicates metal was not measured for the given sample; the variation in elements analyzed is due to measurement at two different laboratories (see text).

Table B-5 Aqua Regia Metals

Sample ID	Drillhole ID	From	To	Lithology	Area	Class	Tin	Strontium	Thorium	Titanium	Thallium	Uranium	Vanadium	Tungsten	Yttrium	Zinc	Zirconium
		m	m				ppm	ppm	ppm	%	ppm	ppm	ppm	ppm	ppm	ppm	ppm
10x Crustal Abundance (Price 1997) [(1)]							*23*	*3700*	*96*	*6.0*	*9.0*	*27*	*1200*	*13*	*330*	*700*	*1650*
117116	BR-005	171.5	172	Felsic Volcanic 1	Central Pit	Mine Rock	0.40	7.6	6.4	0.061	0.48	1.4	14	2.1	3.8	31	29
117117	BR-005	191.1	191.6	Felsic Volcanic 1	Central Pit	Mine Rock	0.30	11	5.9	0.036	0.19	0.70	13	0.7	3.9	15	24
117118	BR-005	202.5	203.5	Felsic Volcanic 1	Central Pit	Mine Rock	0.60	14	8.8	0.11	0.37	2.0	23	0.7	5.3	43	23
117119	BR-005	212	212.5	Felsic Volcanic 1	Central Pit	Mine Rock	1.1	13	6.8	0.088	0.40	1.4	36	6.8	4.4	46	18
117120	BR-005	223.15	223.65	Felsic Volcanic 1	Central Pit	Mine Rock	0.30	9.4	5.9	0.043	0.23	1.2	16	0.6	2.6	22	37
117121	BR-005	232	233	Felsic Volcanic 1	Central Pit	Mine Rock	0.80	13	6.4	0.081	0.45	4.2	32	0.8	5.0	79	37
117122	BR-005	239	240	Felsic Volcanic 1	Central Pit	Mine Rock	0.50	11	6.8	0.055	0.31	1.3	19	31	2.6	40	36
117123	BR-005	249	250	Felsic Volcanic 1	Central Pit	Mine Rock	0.70	22	6.1	0.12	0.39	1.2	30	2	5.2	90	41
117124	BR-005	260	261	Felsic Volcanic 1	Central Pit	Mine Rock	1.0	14	6.7	0.18	0.66	1.4	40	1.2	5.6	62	41
117125	BR-005	270	271	Felsic Volcanic 1	Central Pit	Mine Rock	1.0	12	6.3	0.097	0.27	1.3	24	1	5.2	67	34
117126	BR-005	281.5	282	Felsic Volcanic 1	Central Pit	Mine Rock	0.60	14	6.6	0.10	0.36	1.3	22	1.5	4.7	43	26
117127	BR-005	291	291.5	Felsic Volcanic 1	Central Pit	Mine Rock	0.50	21	7.2	0.13	0.45	1.5	25	0.7	5.6	47	23
117128	BR-005	302	303	Felsic Volcanic 1	Central Pit	Mine Rock	1.0	14	7.7	0.10	0.33	1.7	24	4.8	5.2	58	35
117129	BR-005	309	310	Felsic Volcanic 1	Central Pit	Mine Rock	0.40	12	5.9	0.052	0.33	1.3	20	0.6	5.0	49	30
117130	BR-005	318	318.5	Felsic Volcanic 1	Central Pit	Mine Rock	0.90	14	7.5	0.098	0.38	1.6	22	4.5	5.2	53	37
117131	BR-005	339	340	Felsic Volcanic 1	Central Pit	Mine Rock	1.0	13	6.9	0.049	0.23	1.3	27	>100	4.3	50	29
117450	BR-283	45	46.5	Felsic Volcanic 1	Central Pit	Mine Rock	0.40	17	7.9	0.14	0.37	1.7	32	0.4	5.9	52	27
117132	BR-005	355.3	356	Felsic Volcanic 1	Central Pit	Mine Rock	0.50	11	7.1	0.058	0.31	1.6	28	0.4	6.4	37	32
A0963383	BR-122	26	27	Felsic Volcanic 1	Central Pit	Mine Rock	0.40	16	7.6	0.15	0.30	1.5	33	0.3	5.8	52	20
A0963384	BR-122	32	33.5	Felsic Volcanic 1	Central Pit	Mine Rock	0.40	33	2.2	0.16	0.30	0.50	62	0.1	4.5	69	19
A0963385	BR-122	44	45.5	Felsic Volcanic 1	Central Pit	Mine Rock	0.40	34	2.7	0.18	0.26	0.50	60	0.2	4.4	69	17
A0963386	BR-122	49.5	51	Felsic Volcanic 1	Central Pit	Mine Rock	0.30	20	7.8	0.11	0.28	1.5	32	0.4	6.4	51	25
A0963387	BR-122	55.5	57	Felsic Volcanic 1	Central Pit	Mine Rock	0.50	32	2.2	0.18	0.32	0.50	74	<0.1	4.8	75	13
A0963388	BR-122	60	61.5	Felsic Volcanic 1	Central Pit	Mine Rock	0.40	17	7.7	0.12	0.29	1.6	33	0.2	6.0	51	24
A0963389	BR-122	66	67.5	Felsic Volcanic 1	Central Pit	Mine Rock	0.40	21	7.6	0.13	0.25	1.6	33	0.1	6.1	53	26
A0963390	BR-122	72	73.5	Felsic Volcanic 1	Central Pit	Mine Rock	0.40	21	7.2	0.15	0.31	1.5	45	0.1	6.7	55	22
A0963391	BR-122	81	82.5	Felsic Volcanic 1	Central Pit	Mine Rock	0.40	21	7.5	0.14	0.25	1.6	33	0.2	7.0	52	25
A0963392	BR-122	91	92.5	Felsic Volcanic 1	Central Pit	Mine Rock	0.50	19	7.6	0.12	0.25	1.5	34	0.2	6.4	51	18
A0963393	BR-122	97	98.5	Felsic Volcanic 1	Central Pit	Mine Rock	0.50	22	7.6	0.13	0.18	1.5	29	0.2	6.2	51	22
A0963394	BR-122	103	104.5	Felsic Volcanic 1	Central Pit	Mine Rock	0.50	17	8.5	0.18	0.40	1.6	35	0.3	7.2	60	24
A0963395	BR-122	108.5	110	Felsic Volcanic 1	Central Pit	Mine Rock	0.50	16	8.2	0.16	0.38	1.6	33	0.2	6.5	52	22
A0963396	BR-122	113	114.5	Felsic Volcanic 1	Central Pit	Mine Rock	0.30	17	7.5	0.12	0.34	1.6	26	0.1	6.3	49	23
A0963397	BR-122	119	120.5	Felsic Volcanic 1	Central Pit	Mine Rock	0.50	19	7.5	0.14	0.36	1.7	29	0.1	6.6	51	23
A0963398	BR-122	125	126.5	Felsic Volcanic 1	Central Pit	Mine Rock	0.40	16	6.9	0.13	0.31	1.2	25	<0.1	5.1	44	18
A0963399	BR-122	131	132.5	Felsic Volcanic 1	Central Pit	Mine Rock	0.40	20	7.8	0.12	0.21	1.4	26	0.2	5.3	56	20
A0963400	BR-122	137	138.5	Felsic Volcanic 1	Central Pit	Mine Rock	0.50	21	7.5	0.11	0.17	1.5	25	0.2	6.3	47	21
A0963401	BR-122	143	144.5	Felsic Volcanic 1	Central Pit	Mine Rock	0.40	19	8.2	0.14	0.34	1.5	30	0.2	6.1	52	21
A0963402	BR-122	149	150.5	Felsic Volcanic 1	Central Pit	Mine Rock	0.40	15	7.7	0.12	0.25	1.5	30	0.2	6.3	49	20
A0963403	BR-122	157	158	Felsic Volcanic 1	Central Pit	Mine Rock	0.40	14	7.7	0.12	0.26	1.5	31	0.4	6.3	48	21
A0963404	BR-122	162	163.5	Felsic Volcanic 1	Central Pit	Mine Rock	0.40	18	8.2	0.14	0.35	1.6	31	0.3	6.5	59	19
A0963405	BR-122	167	168	Felsic Volcanic 1	Central Pit	Mine Rock	0.40	21	7.9	0.16	0.36	1.5	35	0.2	7.0	55	18
A0963406	BR-122	172	173.5	Felsic Volcanic 1	Central Pit	Mine Rock	0.40	22	8.4	0.15	0.42	1.7	32	0.1	6.8	61	23
A0963407	BR-122	177	178	Felsic Volcanic 1	Central Pit	Mine Rock	0.40	18	7.9	0.14	0.39	1.6	30	0.1	6.8	54	23

(1) Ten times average crustal abundance values presented in Price (1997).

Blue highlighting indicates samples with metal concentrations greater than the ten times crustal abundance screening value are present in the analyzed group.

Screening values are for qualitative assessment only and hold no regulatory significance.

Classification as mine rock or ore-grade materials was based on gold content.

A value of "--" indicates metal was not measured for the given sample; the variation in elements analyzed is due to measurement at two different laboratories (see text).

Table B-5 Aqua Regia Metals

Sample ID	Drillhole ID	From	To	Lithology	Area	Class	Tin	Strontium	Thorium	Titanium	Thallium	Uranium	Vanadium	Tungsten	Yttrium	Zinc	Zirconium
		m	m				ppm	ppm	ppm	%	ppm	ppm	ppm	ppm	ppm	ppm	ppm
10x Crustal Abundance (Price 1997) [(1)]							*23*	*3700*	*96*	*6.0*	*9.0*	*27*	*1200*	*13*	*330*	*700*	*1650*
A0963408	BR-122	183	184.5	Felsic Volcanic 1	Central Pit	Mine Rock	0.30	20	8.9	0.13	0.32	1.8	26	0.2	7.3	54	21
A0963409	BR-122	192.5	194	Felsic Volcanic 1	Central Pit	Mine Rock	0.40	20	8.5	0.15	0.40	1.7	30	0.3	7.2	55	24
A0963410	BR-122	197	198	Felsic Volcanic 1	Central Pit	Mine Rock	0.50	18	8.0	0.16	0.43	1.6	33	0.2	6.5	59	26
A0963411	BR-122	202	203	Felsic Volcanic 1	Central Pit	Mine Rock	0.50	18	8.6	0.17	0.38	1.7	33	0.3	6.8	57	25
A0963412	BR-122	208	209.5	Felsic Volcanic 1	Central Pit	Mine Rock	0.40	19	8.4	0.13	0.27	1.6	24	0.2	6.4	51	22
A0963413	BR-122	219	220.5	Felsic Volcanic 1	Central Pit	Mine Rock	0.60	20	7.7	0.14	0.33	1.4	25	0.5	6.6	155	21
A0963414	BR-122	225	226.5	Felsic Volcanic 1	Central Pit	Mine Rock	0.40	19	7.5	0.14	0.31	1.6	27	0.4	6.9	51	24
A0963415	BR-122	231	232.5	Felsic Volcanic 1	Central Pit	Mine Rock	0.40	16	7.9	0.16	0.40	1.7	30	1.1	6.8	76	31
A0963416	BR-122	237	238.5	Felsic Volcanic 1	Central Pit	Mine Rock	0.40	16	7.9	0.15	0.40	1.7	28	0.6	6.8	54	24
A0963417	BR-122	243.25	244.25	Felsic Volcanic 1	Central Pit	Mine Rock	0.20	15	9.1	0.055	0.24	1.8	18	0.3	6.3	33	24
A0963418	BR-122	247	248	Felsic Volcanic 1	Central Pit	Mine Rock	0.20	11	7.0	0.024	0.25	1.5	11	0.3	5.0	42	19
A0963419	BR-122	252	253	Felsic Volcanic 1	Central Pit	Mine Rock	0.40	12	6.8	0.034	0.44	1.4	16	15	5.3	66	24
A0963420	BR-122	257	258	Felsic Volcanic 1	Central Pit	Mine Rock	1.8	8.7	7.2	0.016	0.41	1.1	5.0	0.5	4.1	29	25
A0963421	BR-122	262	263	Felsic Volcanic 1	Central Pit	Mine Rock	0.80	8.3	7.3	0.016	0.53	1.6	9.0	0.4	4.7	30	25
A0963422	BR-122	267	268	Felsic Volcanic 1	Central Pit	Mine Rock	0.60	10	7.8	0.024	0.35	1.7	8.0	14	4.4	22	24
A0963423	BR-122	272	273	Felsic Volcanic 1	Central Pit	Mine Rock	0.60	10	7.1	0.043	0.54	1.6	17	0.4	6.0	43	35
A0963424	BR-122	281	282	Felsic Volcanic 1	Central Pit	Mine Rock	0.90	15	7.7	0.045	0.30	1.7	23	2.9	5.7	29	30
A0963425	BR-122	285	286	Felsic Volcanic 1	Central Pit	Mine Rock	0.70	10	7.5	0.050	0.45	1.6	20	0.3	5.1	48	32
A0963426	BR-122	290	291	Felsic Volcanic 1	Central Pit	Mine Rock	0.40	14	7.6	0.041	0.48	1.6	18	0.2	5.8	47	29
A0963427	BR-122	295	296	Felsic Volcanic 1	Central Pit	Mine Rock	0.50	12	6.0	0.045	0.58	1.3	30	0.2	5.8	77	37
A0963428	BR-122	300	301	Felsic Volcanic 1	Central Pit	Mine Rock	1.3	14	7.3	0.14	0.53	1.5	31	2.3	5.5	61	30
A0963429	BR-122	305	306	Felsic Volcanic 1	Central Pit	Mine Rock	1.3	16	7.1	0.11	0.39	1.5	24	5.5	5.4	73	31
A0963430	BR-122	312.5	313.5	Felsic Volcanic 1	Central Pit	Mine Rock	0.80	10	6.4	0.042	0.37	1.5	17	0.4	5.4	48	36
A0963431	BR-122	318	319	Felsic Volcanic 1	Central Pit	Mine Rock	1.1	15	6.2	0.13	0.54	1.2	34	7	5.6	58	35
A0963432	BR-122	323	324	Felsic Volcanic 1	Central Pit	Mine Rock	0.60	13	6.9	0.031	0.27	1.6	14	1.5	5.9	28	39
A0963433	BR-122	330	331	Felsic Volcanic 1	Central Pit	Mine Rock	0.90	30	6.0	0.086	0.38	1.2	24	2.4	4.0	53	27
A0964713	BR-160	30	30.8	Felsic Volcanic 1	Central Pit	Ore-Grade	0.90	16	6.0	0.099	0.72	1.1	35	48	3.6	315	28
A0962738	BR-160	34.4	35.2	Felsic Volcanic 1	Central Pit	Mine Rock	0.30	14	7.3	0.064	0.46	1.4	26	1.9	4.9	51	23
A0962739	BR-160	41.85	42.4	Felsic Volcanic 1	Central Pit	Mine Rock	0.40	7.2	5.3	0.040	0.48	1.0	15	0.7	4.5	32	28
A0962740	BR-160	45.5	46.5	Felsic Volcanic 1	Central Pit	Mine Rock	0.80	13	6.3	0.073	0.80	1.3	30	0.4	5.0	37	32
A0962741	BR-160	50.5	51.5	Felsic Volcanic 1	Central Pit	Mine Rock	1.0	12	6.4	0.078	0.76	1.4	28	1	5.2	66	33
A0962742	BR-160	55.5	56.5	Felsic Volcanic 1	Central Pit	Mine Rock	0.80	16	6.3	0.057	0.82	1.3	25	1.1	4.8	53	31
A0962743	BR-160	59.5	60.5	Felsic Volcanic 1	Central Pit	Mine Rock	0.70	17	6.0	0.080	0.76	1.2	25	1	4.9	55	29
A0962744	BR-160	64	65	Quartz Sericite Schist	Central Pit	Mine Rock	0.50	3.0	11	0.0020	0.11	1.2	<1	0.2	4.0	12	36
A0962745	BR-160	68	69	Quartz Sericite Schist	Central Pit	Mine Rock	0.30	6.1	11	0.0040	0.13	1.3	<1	0.2	5.0	15	46
A0962746	BR-160	72	73	Felsic Volcanic 2	Central Pit	Mine Rock	0.20	9.4	10	0.016	0.28	1.1	3.0	0.3	3.9	157	51
A0962747	BR-160	77	78	Felsic Volcanic 2	Central Pit	Mine Rock	0.20	7.6	11	0.010	0.24	1.4	<1	0.4	5.7	1775	55
A0962748	BR-160	82	83	Felsic Volcanic 2	Central Pit	Mine Rock	0.30	7.1	10	0.0080	0.13	1.2	1.0	>100	4.2	42	40
A0962749	BR-160	87.1	88.1	Felsic Volcanic 2	Central Pit	Mine Rock	0.30	12	8.5	0.026	0.29	1.0	6.0	1.2	4.6	104	35
A0962750	BR-160	92.05	93	Felsic Volcanic 1	Central Pit	Mine Rock	0.30	11	7.1	0.070	0.61	1.5	22	0.6	3.8	481	21
A0962751	BR-160	97	98	Felsic Volcanic 1	Central Pit	Mine Rock	0.30	36	5.9	0.069	0.56	1.2	17	1.4	3.9	88	22
A0962752	BR-160	104.5	105.5	Felsic Volcanic 1	Central Pit	Mine Rock	0.30	9.9	7.4	0.11	0.69	1.7	20	16	5.0	102	20
A0962753	BR-160	109	110	Felsic Volcanic 1	Central Pit	Mine Rock	0.40	5.5	7.2	0.12	0.81	1.6	20	1.4	5.2	80	22

(1) Ten times average crustal abundance values presented in Price (1997).

Blue highlighting indicates samples with metal concentrations greater than the ten times crustal abundance screening value are present in the analyzed group.

Screening values are for qualitative assessment only and hold no regulatory significance.

Classification as mine rock or ore-grade materials was based on gold content.

A value of "--" indicates metal was not measured for the given sample; the variation in elements analyzed is due to measurement at two different laboratories (see text).

Table B-5 Aqua Regia Metals

Sample ID	Drillhole ID	From	To	Lithology	Area	Class	Tin	Strontium	Thorium	Titanium	Thallium	Uranium	Vanadium	Tungsten	Yttrium	Zinc	Zirconium
		m	m				ppm	ppm	ppm	%	ppm	ppm	ppm	ppm	ppm	ppm	ppm
10x Crustal Abundance (Price 1997) [(1)]							*23*	*3700*	*96*	*6.0*	*9.0*	*27*	*1200*	*13*	*330*	*700*	*1650*
A0962737	BR-160	112	113	Felsic Volcanic 1	Central Pit	Mine Rock	0.20	2.7	7.3	0.071	0.65	1.7	9.0	1.8	5.5	156	24
A0962754	BR-160	114.1	115.1	Felsic Volcanic 1	Central Pit	Mine Rock	0.80	310	5.0	0.076	0.19	1.1	24	56	4.3	809	21
A0962755	BR-160	119	120	Felsic Volcanic 1	Central Pit	Mine Rock	0.50	101	7.0	0.049	0.10	1.6	15	27	5.2	318	23
A0962756	BR-160	123	124	Felsic Volcanic 1	Central Pit	Mine Rock	0.30	42	8.4	0.12	0.10	1.8	20	15	4.6	53	26
A0962757	BR-160	130.4	130.9	Metasediment 2	Central Pit	Mine Rock	0.70	5.3	6.2	0.21	0.70	2.3	49	0.9	6.0	422	21
A0962758	BR-160	145.25	146	Felsic Volcanic 1	Central Pit	Ore-Grade	1.0	90	7.1	0.043	0.090	1.9	30	49	7.4	36	14
A0962759	BR-160	150	150.75	Felsic Volcanic 1	Central Pit	Mine Rock	0.50	15	5.2	0.19	0.52	1.4	74	18	5.4	223	9.6
A0962760	BR-160	155.25	156	Felsic Volcanic 1	Central Pit	Mine Rock	1.1	42	7.7	0.063	0.18	1.8	33	17	5.8	1409	10
A0962761	BR-160	162	163.05	Felsic Volcanic 1	Central Pit	Mine Rock	0.70	52	5.5	0.026	0.040	1.3	20	33	4.6	116	7.3
A0962762	BR-160	169	170	Metasediment 2	Central Pit	Ore-Grade	1.2	12	6.2	0.14	0.33	1.6	87	7.1	7.3	149	29
A0962763	BR-160	185.5	187	Metasediment 2	Central Pit	Mine Rock	0.80	8.4	3.9	0.18	0.51	1.2	83	0.3	3.8	101	27
A0962764	BR-160	191.5	193	Metasediment 2	Central Pit	Mine Rock	0.60	12	6.1	0.16	0.46	1.3	51	0.3	5.7	78	23
A0964387	BR-193	47.5	49	Felsic Volcanic 1	Central Pit	Mine Rock	1.1	14	6.4	0.12	0.25	1.3	29	0.4	6.1	58	31
A0964388	BR-193	65.3	66.8	Felsic Volcanic 1	Central Pit	Mine Rock	0.90	22	5.6	0.11	0.33	1.1	27	1.4	5.8	68	28
A0964389	BR-193	70.9	71.5	Felsic Volcanic 1	Central Pit	Mine Rock	1.0	15	5.3	0.13	0.29	1.1	25	0.5	5.1	105	36
A0964390	BR-193	77	78.5	Felsic Volcanic 1	Central Pit	Ore-Grade	1.1	20	6.0	0.17	0.54	1.3	36	9	5.5	90	27
A0964391	BR-193	83.4	84.3	Felsic Volcanic 1	Central Pit	Mine Rock	1.2	18	5.7	0.17	0.55	1.2	44	1.6	5.6	65	36
A0964392	BR-193	90.6	91.2	Felsic Volcanic 1	Central Pit	Mine Rock	0.40	13	3.7	0.071	0.25	1.3	16	1.5	2.7	56	29
A0964393	BR-193	93.2	93.7	Felsic Volcanic 1	Central Pit	Mine Rock	0.70	11	2.7	0.076	0.25	0.80	16	0.9	2.3	46	21
A0964394	BR-193	97.1	98.2	Felsic Volcanic 1	Central Pit	Mine Rock	0.60	16	4.0	0.070	0.34	0.80	18	6.6	3.7	54	23
A0964395	BR-193	102	103.1	Felsic Volcanic 1	Central Pit	Mine Rock	0.80	15	5.8	0.097	0.27	1.5	22	1.8	4.0	71	31
A0964396	BR-193	108.2	109.1	Felsic Volcanic 1	Central Pit	Ore-Grade	0.60	96	4.8	0.082	0.30	0.90	16	>100	4.2	117	22
A0964397	BR-193	113.5	115	Felsic Volcanic 1	Central Pit	Mine Rock	1.1	24	7.0	0.12	0.33	1.5	24	92	5.3	55	29
A0964398	BR-193	118.9	120.4	Felsic Volcanic 1	Central Pit	Mine Rock	1.3	20	6.9	0.13	0.39	1.4	25	4.7	5.4	50	32
A0964399	BR-193	122.5	123	Felsic Volcanic 1	Central Pit	Mine Rock	0.90	14	5.3	0.11	0.33	1.1	23	1.1	4.0	45	25
A0964400	BR-193	129	130.4	Felsic Volcanic 1	Central Pit	Mine Rock	1.2	15	7.3	0.13	0.51	1.5	28	1.3	5.7	44	28
A0964401	BR-193	135	136.5	Felsic Volcanic 1	Central Pit	Mine Rock	1.3	15	7.2	0.13	0.47	1.6	28	0.8	5.6	47	29
A0964402	BR-193	150	151.5	Felsic Volcanic 1	Central Pit	Mine Rock	0.80	18	7.0	0.081	0.62	1.4	26	1	4.5	44	27
A0964403	BR-193	155.7	157	Felsic Volcanic 1	Central Pit	Mine Rock	0.70	15	6.7	0.076	0.65	1.3	16	1.5	4.6	48	32
A0964404	BR-193	160.6	162	Felsic Volcanic 1	Central Pit	Mine Rock	0.70	24	6.9	0.088	0.50	1.3	23	1.6	5.5	45	32
A0964405	BR-193	167.5	169	Felsic Volcanic 1	Central Pit	Mine Rock	0.50	15	7.1	0.058	0.59	1.4	27	0.2	5.1	50	29
A0964406	BR-193	171.8	172.8	Felsic Volcanic 1	Central Pit	Ore-Grade	0.60	17	6.2	0.048	0.35	1.3	20	0.6	5.3	59	19
A0964407	BR-193	176	177	Felsic Volcanic 1	Central Pit	Mine Rock	0.50	19	8.2	0.089	0.52	1.6	24	7.1	6.6	70	29
A0964408	BR-193	181.5	183	Felsic Volcanic 1	Central Pit	Mine Rock	0.50	21	6.5	0.067	0.33	1.4	19	1.1	5.4	63	20
A0964409	BR-193	192	193.5	Felsic Volcanic 1	Central Pit	Mine Rock	0.40	6.0	7.6	0.039	0.42	1.6	9.0	0.5	5.6	26	27
A0964410	BR-193	198	199.5	Felsic Volcanic 1	Central Pit	Mine Rock	0.80	23	6.9	0.10	0.65	1.4	31	3.4	5.6	72	27
A0964411	BR-193	206	207	Felsic Volcanic 2	Central Pit	Mine Rock	0.40	10	11	0.017	0.17	2.0	2.0	1.6	6.5	31	59
A0964412	BR-193	208.8	210	Felsic Volcanic 2	Central Pit	Mine Rock	0.30	11	11	0.0090	0.15	1.6	2.0	1.7	5.9	337	63
A0964413	BR-193	215	215.95	Felsic Volcanic 2	Central Pit	Mine Rock	0.50	92	11	0.052	0.15	1.5	12	14	6.9	119	53
A0964414	BR-193	230.5	231	Felsic Volcanic 1	Central Pit	Mine Rock	0.90	7.4	6.6	0.34	1.1	1.8	105	7.2	7.7	180	28
A0964415	BR-193	237.5	238.5	Metasediment 2	Central Pit	Mine Rock	1.1	7.8	4.2	0.15	0.51	0.90	85	3.1	4.9	96	27
A0964416	BR-193	245.7	246.7	Metasediment 2	Central Pit	Mine Rock	0.60	20	4.4	0.17	0.39	0.80	60	2.6	6.5	616	15
A0964417	BR-194	45.5	47	Felsic Volcanic 1	Central Pit	Mine Rock	0.50	17	7.4	0.055	0.61	1.4	15	0.1	6.0	229	27

(1) Ten times average crustal abundance values presented in Price (1997).

Blue highlighting indicates samples with metal concentrations greater than the ten times crustal abundance screening value are present in the analyzed group.

Screening values are for qualitative assessment only and hold no regulatory significance.

Classification as mine rock or ore-grade materials was based on gold content.

A value of "--" indicates metal was not measured for the given sample; the variation in elements analyzed is due to measurement at two different laboratories (see text).

Table B-5 Aqua Regia Metals

Sample ID	Drillhole ID	From	To	Lithology	Area	Class	Tin	Strontium	Thorium	Titanium	Thallium	Uranium	Vanadium	Tungsten	Yttrium	Zinc	Zirconium
		m	m				ppm	ppm	ppm	%	ppm	ppm	ppm	ppm	ppm	ppm	ppm
10x Crustal Abundance (Price 1997) [(1)]							*23*	*3700*	*96*	*6.0*	*9.0*	*27*	*1200*	*13*	*330*	*700*	*1650*
A0964418	BR-194	55.3	56.6	Felsic Volcanic 1	Central Pit	Mine Rock	0.80	39	6.8	0.076	0.060	1.3	21	0.4	5.5	61	19
A0964419	BR-194	60.3	61.5	Felsic Volcanic 1	Central Pit	Mine Rock	0.50	21	7.6	0.038	0.28	1.6	18	0.2	6.8	64	27
A0964420	BR-194	70.5	72	Felsic Volcanic 1	Central Pit	Mine Rock	1.3	19	6.7	0.12	0.36	1.3	29	0.5	6.0	67	27
A0964421	BR-194	79.5	81	Felsic Volcanic 1	Central Pit	Mine Rock	0.30	18	7.3	0.035	0.33	1.8	21	0.3	6.2	37	25
A0964422	BR-194	84	85.5	Felsic Volcanic 1	Central Pit	Mine Rock	0.20	11	5.8	0.029	0.38	1.0	13	0.3	4.7	61	40
A0964423	BR-194	90	91.5	Felsic Volcanic 1	Central Pit	Mine Rock	0.30	17	5.6	0.058	0.42	1.0	22	0.2	4.8	208	45
A0964424	BR-194	96	97.5	Felsic Volcanic 1	Central Pit	Mine Rock	0.90	16	4.9	0.044	0.090	1.1	19	0.8	5.9	89	28
A0964425	BR-194	102	103.5	Felsic Volcanic 1	Central Pit	Mine Rock	0.70	11	5.5	0.11	0.44	0.90	32	0.7	4.3	99	27
A0964426	BR-194	108	109.5	Felsic Volcanic 1	Central Pit	Mine Rock	0.80	9.8	5.8	0.049	0.42	0.80	20	0.3	5.8	80	29
A0964427	BR-194	113.5	115	Felsic Volcanic 1	Central Pit	Mine Rock	0.80	14	6.3	0.090	0.45	1.2	28	0.3	4.8	55	30
A0964428	BR-194	121.1	122.2	Felsic Volcanic 1	Central Pit	Mine Rock	0.30	64	7.3	0.099	0.58	1.2	26	0.2	5.3	87	25
A0964429	BR-194	125.2	126.1	Felsic Volcanic 1	Central Pit	Mine Rock	0.80	12	6.5	0.078	0.31	1.2	24	0.3	4.7	218	26
A0964430	BR-194	129.25	130.3	Felsic Volcanic 1	Central Pit	Ore-Grade	0.60	100	5.6	0.087	0.32	1.6	18	>100	4.8	2681	20
A0964431	BR-194	134	135.5	Felsic Volcanic 1	Central Pit	Mine Rock	1.0	14	6.8	0.092	0.28	1.4	24	23	4.8	106	33
A0964432	BR-194	139.25	140.45	Felsic Volcanic 1	Central Pit	Mine Rock	1.3	18	7.2	0.11	0.33	1.5	23	7.5	6.2	106	32
A0964433	BR-194	146	147	Felsic Volcanic 1	Central Pit	Mine Rock	0.50	7.2	6.5	0.026	0.25	1.2	11	1.4	4.3	190	30
A0964434	BR-194	151	152	Felsic Volcanic 1	Central Pit	Ore-Grade	0.80	11	6.3	0.061	0.33	1.1	18	38	4.2	532	29
A0964435	BR-194	156.5	158	Felsic Volcanic 1	Central Pit	Mine Rock	0.60	16	7.1	0.094	0.38	1.3	25	0.6	5.4	96	33
A0964436	BR-194	161.7	163.1	Felsic Volcanic 1	Central Pit	Mine Rock	0.90	16	6.9	0.12	0.45	1.4	26	0.7	5.4	59	29
A0964437	BR-194	166.5	168	Felsic Volcanic 1	Central Pit	Mine Rock	0.70	19	7.6	0.12	0.41	1.5	23	3	5.1	52	29
A0964438	BR-194	171	172.1	Felsic Volcanic 1	Central Pit	Mine Rock	0.90	27	7.5	0.15	0.36	1.5	29	2.1	5.6	59	30
A0964439	BR-194	176.55	177.5	Felsic Volcanic 1	Central Pit	Ore-Grade	0.80	267	5.0	0.055	0.21	1.0	20	>100	5.2	520	22
A0964440	BR-194	182.5	183	Felsic Volcanic 1	Central Pit	Mine Rock	1.1	20	6.9	0.15	0.51	1.4	33	3.9	5.6	81	41
A0964441	BR-194	187	188	Felsic Volcanic 1	Central Pit	Ore-Grade	1.0	24	5.9	0.13	0.47	1.1	36	6.6	5.4	64	33
A0964442	BR-194	192	193	Felsic Volcanic 1	Central Pit	Mine Rock	0.80	13	6.2	0.12	0.36	1.1	30	1	5.2	78	35
A0964443	BR-194	198	199	Felsic Volcanic 1	Central Pit	Ore-Grade	0.90	20	6.1	0.13	0.38	1.2	34	3.4	5.3	81	33
A0964444	BR-194	203	204	Felsic Volcanic 1	Central Pit	Mine Rock	1.0	17	5.7	0.14	0.46	1.2	41	2.8	5.2	86	29
A0964445	BR-194	208	209	Felsic Volcanic 1	Central Pit	Mine Rock	1.0	15	6.3	0.16	0.54	1.3	42	2.1	4.9	90	26
A0964446	BR-194	213	214	Felsic Volcanic 1	Central Pit	Mine Rock	0.90	16	6.3	0.16	0.44	1.2	42	3	5.0	94	35
A0964447	BR-194	217.7	218.4	Felsic Volcanic 1	Central Pit	Mine Rock	0.30	39	5.5	0.027	0.15	1.1	11	>100	3.6	50	25
A0964448	BR-194	223.5	224.5	Felsic Volcanic 1	Central Pit	Mine Rock	1.2	15	6.8	0.12	0.37	1.3	27	3	4.9	53	24
A0964449	BR-194	229	229.9	Felsic Volcanic 1	Central Pit	Mine Rock	1.4	15	8.5	0.11	0.25	1.6	25	1.2	5.5	55	19
A0964450	BR-194	237.7	238.7	Felsic Volcanic 1	Central Pit	Mine Rock	1.1	15	7.2	0.096	0.26	1.8	22	1.7	4.9	52	18
A0964451	BR-194	242.75	243.25	Felsic Volcanic 1	Central Pit	Mine Rock	0.50	28	7.1	0.13	0.37	1.3	32	2.8	5.2	31	28
A0964452	BR-194	247	247.95	Felsic Volcanic 2	Central Pit	Mine Rock	0.60	38	6.2	0.059	0.17	1.3	17	12.2	4.3	88	26
A0964453	BR-194	251	252	Felsic Volcanic 2	Central Pit	Ore-Grade	0.50	21	6.8	0.068	0.10	1.3	17	18	4.5	43	23
A0964454	BR-194	256.5	258	Felsic Volcanic 1	Central Pit	Mine Rock	0.40	17	8.4	0.12	0.50	1.7	29	9.9	6.6	32	27
A0964455	BR-194	262.5	264	Felsic Volcanic 1	Central Pit	Mine Rock	0.50	19	8.0	0.11	0.32	1.7	22	6.1	6.7	28	26
A0964456	BR-194	268.5	269	Felsic Volcanic 1	Central Pit	Mine Rock	0.30	25	7.0	0.085	0.33	1.5	23	11	5.5	22	24
A0964457	BR-194	275.5	277	Felsic Volcanic 1	Central Pit	Mine Rock	0.50	21	8.1	0.11	0.52	1.5	33	0.9	7.1	43	35
A0964671	BR-381	8	9	Felsic Volcanic 1	Central Pit	Ore-Grade	0.10	2.4	11	0.011	0.13	1.7	3.0	0.4	5.0	1194	25
A0964652	BR-381	13.55	14.5	Felsic Volcanic 2	Central Pit	Mine Rock	0.40	60	7.3	0.097	0.19	1.4	20	6.4	4.5	327	22
A0964653	BR-381	17.8	18.5	Felsic Volcanic 2	Central Pit	Mine Rock	0.80	18	7.0	0.16	0.43	1.5	35	5.4	3.6	232	12

(1) Ten times average crustal abundance values presented in Price (1997).

Blue highlighting indicates samples with metal concentrations greater than the ten times crustal abundance screening value are present in the analyzed group.

Screening values are for qualitative assessment only and hold no regulatory significance.

Classification as mine rock or ore-grade materials was based on gold content.

A value of "--" indicates metal was not measured for the given sample; the variation in elements analyzed is due to measurement at two different laboratories (see text).

Table B-5 Aqua Regia Metals

Sample ID	Drillhole ID	From	To	Lithology	Area	Class	Tin	Strontium	Thorium	Titanium	Thallium	Uranium	Vanadium	Tungsten	Yttrium	Zinc	Zirconium
		m	m				ppm	ppm	ppm	%	ppm	ppm	ppm	ppm	ppm	ppm	ppm
10x Crustal Abundance (Price 1997) [(1)]							*23*	*3700*	*96*	*6.0*	*9.0*	*27*	*1200*	*13*	*330*	*700*	*1650*
A0964654	BR-381	22.5	23.5	Felsic Volcanic 2	Central Pit	Mine Rock	0.50	31	6.2	0.11	0.35	1.3	25	1.8	4.2	205	19
A0964655	BR-381	27.8	28.8	Felsic Volcanic 2	Central Pit	Ore-Grade	0.60	41	5.2	0.28	0.45	1.2	108	12.3	6.4	187	21
A0964656	BR-381	32.15	33.2	Felsic Volcanic 2	Central Pit	Mine Rock	0.50	127	5.5	0.14	0.35	1.0	35	7.8	5.3	35	18
A0964657	BR-381	42.05	43	Felsic Volcanic 1	Central Pit	Mine Rock	0.40	17	6.5	0.20	0.56	1.1	49	1.8	7.3	57	29
A0964658	BR-381	47.05	48	Metasediment 2	Central Pit	Mine Rock	0.70	6.1	5.7	0.27	0.56	1.3	82	0.6	7.5	89	27
A0964659	BR-381	52	53.5	Metasediment 2	Central Pit	Mine Rock	0.50	10	6.3	0.22	0.51	2.0	59	0.8	8.6	112	31
A0964660	BR-381	58	59	Felsic Volcanic 1	Central Pit	Mine Rock	0.30	12	7.1	0.13	0.45	1.3	28	0.2	4.9	180	17
A0964661	BR-381	64	65.5	Metasediment 2	Central Pit	Mine Rock	0.70	7.1	5.1	0.25	0.63	1.1	69	0.5	6.8	99	28
A0964662	BR-381	69	70.45	Metasediment 2	Central Pit	Mine Rock	0.50	22	5.3	0.17	0.51	1.1	55	0.2	5.3	95	21
A0964663	BR-381	74.9	76	Metasediment 2	Central Pit	Mine Rock	0.40	5.3	5.4	0.11	0.54	1.3	71	0.2	4.7	101	21
A0964664	BR-381	80.5	81.5	Metasediment 2	Central Pit	Mine Rock	0.60	22	4.5	0.13	0.57	0.90	63	0.2	3.5	23	14
A0964665	BR-381	85	86	Metasediment 2	Central Pit	Mine Rock	0.80	19	4.8	0.15	0.54	0.80	51	0.3	5.9	118	17
A0964666	BR-381	90.5	92	Felsic Volcanic 1	Central Pit	Mine Rock	0.40	23	7.5	0.21	0.69	1.4	47	0.5	6.4	96	20
A0964667	BR-381	95.75	97	Felsic Volcanic 1	Central Pit	Mine Rock	0.40	25	7.3	0.16	0.57	1.6	36	6.3	6.7	86	19
A0964668	BR-381	106.1	107.55	Felsic Volcanic 1	Central Pit	Mine Rock	0.20	38	7.2	0.13	0.73	1.3	24	0.2	4.4	230	17
A0964669	BR-381	111.1	111.6	Felsic Volcanic 1	Central Pit	Mine Rock	0.30	12	4.9	0.043	0.16	1.5	7.0	0.2	2.8	153	15
A0964670	BR-381	122	123	Metasediment 3	Central Pit	Mine Rock	0.70	9.9	3.2	0.14	0.40	0.60	49	0.1	3.8	13	19
A0964802	BR-435	30	31	Felsic Volcanic 1	Central Pit	Mine Rock	0.60	12	6.6	0.043	0.70	1.3	18	0.2	4.5	136	28
A0964811	BR-435	35	36	Felsic Volcanic 1	Central Pit	Mine Rock	0.50	14	7.5	0.058	0.73	1.6	28	1.4	5.2	65	33
A0964803	BR-435	41	42	Felsic Volcanic 1	Central Pit	Mine Rock	0.60	15	6.9	0.077	0.53	1.5	22	0.9	4.3	147	27
A0964804	BR-435	46.6	47.3	Felsic Volcanic 1	Central Pit	Mine Rock	0.40	20	6.1	0.048	0.18	1.2	20	2.6	4.1	93	21
A0964805	BR-435	52	53	Felsic Volcanic 1	Central Pit	Mine Rock	0.30	33	4.2	0.028	0.16	0.70	8.0	8.3	3.3	152	22
A0964806	BR-435	55	56	Felsic Volcanic 1	Central Pit	Mine Rock	0.50	90	6.3	0.048	0.040	1.2	15	15	4.6	677	14
A0964807	BR-435	60	60.8	Metasediment 2	Central Pit	Mine Rock	0.50	12	6.8	0.070	0.24	1.3	23	18	5.0	304	23
A0964808	BR-435	65.75	67.25	Metasediment 2	Central Pit	Mine Rock	0.50	6.0	6.1	0.18	0.54	1.2	58	4.2	6.8	156	25
A0964809	BR-435	72	73.5	Metasediment 2	Central Pit	Mine Rock	0.70	8.4	5.2	0.24	0.79	1.0	91	2.3	7.5	230	21
A0964810	BR-435	84	85.5	Metasediment 2	Central Pit	Mine Rock	0.70	4.5	4.9	0.24	0.60	1.0	87	4.6	4.3	177	20
A0964812	BR-435	93.35	94.2	Metasediment 2	Central Pit	Mine Rock	0.80	12	4.1	0.22	0.49	0.70	108	2.7	7.7	111	24
A0964813	BR-435	99	100.5	Metasediment 2	Central Pit	Mine Rock	0.60	3.1	4.4	0.19	0.50	1.2	72	0.5	3.7	125	21
A0964814	BR-435	105	106.5	Metasediment 2	Central Pit	Mine Rock	1.2	6.7	5.6	0.25	0.51	1.4	87	1	5.5	104	28
A0964815	BR-435	111	112.5	Metasediment 2	Central Pit	Mine Rock	1.4	5.0	4.2	0.34	0.51	0.90	107	2	4.9	78	22
A0964816	BR-435	117.05	117.45	Metasediment 2	Central Pit	Mine Rock	0.50	6.9	4.1	0.12	0.35	1.2	50	0.2	3.6	83	21
A0964817	BR-435	122	123	Metasediment 2	Central Pit	Mine Rock	0.70	6.2	4.1	0.17	0.50	1.3	79	0.2	4.4	87	24
A0964818	BR-435	128.75	129.25	Metasediment 2	Central Pit	Mine Rock	0.50	20	5.5	0.17	0.52	1.1	49	0.1	5.2	72	25
A0964819	BR-435	132	133.5	Metasediment 2	Central Pit	Mine Rock	0.50	5.2	4.9	0.14	0.50	1.4	74	0.2	4.1	112	24
A0964820	BR-435	138	139	Metasediment 2	Central Pit	Mine Rock	0.60	5.8	6.2	0.19	0.58	1.6	76	0.2	5.3	116	33
A0964821	BR-435	141.6	143.1	Metasediment 2	Central Pit	Mine Rock	0.70	9.5	6.2	0.15	0.63	1.1	77	0.2	6.5	71	25
A0964822	BR-435	146	147.5	Metasediment 2	Central Pit	Mine Rock	0.60	22	5.6	0.19	0.58	0.90	55	0.2	6.4	53	16
A0964823	BR-435	153	154.5	Felsic Volcanic 1	Central Pit	Mine Rock	0.50	20	8.5	0.22	0.76	1.9	48	0.7	8.2	100	25
DX758451	BR-007	32.8	33.8	Felsic Volcanic 1	Central Pit	Mine Rock	0.40	12	7.5	0.13	0.29	1.6	33	0.1	5.7	50	23
DX758452	BR-007	38.3	39.3	Felsic Volcanic 1	Central Pit	Mine Rock	0.30	13	7.6	0.11	0.26	1.4	31	0.1	6.0	49	20
DX758453	BR-034	165	165.5	Felsic Volcanic 1	Central Pit	Mine Rock	0.50	13	5.7	0.13	0.61	1.2	37	15	4.4	38	15
DX758454	BR-034	190	190.5	Felsic Volcanic 1	Central Pit	Ore-Grade	0.30	9.7	6.7	0.068	0.40	1.3	15	0.7	6.5	29	35

(1) Ten times average crustal abundance values presented in Price (1997).

Blue highlighting indicates samples with metal concentrations greater than the ten times crustal abundance screening value are present in the analyzed group.

Screening values are for qualitative assessment only and hold no regulatory significance.

Classification as mine rock or ore-grade materials was based on gold content.

A value of "--" indicates metal was not measured for the given sample; the variation in elements analyzed is due to measurement at two different laboratories (see text).

Table B-5 Aqua Regia Metals

Sample ID	Drillhole ID	From	To	Lithology	Area	Class	Tin	Strontium	Thorium	Titanium	Thallium	Uranium	Vanadium	Tungsten	Yttrium	Zinc	Zirconium
		m	m				ppm	ppm	ppm	%	ppm	ppm	ppm	ppm	ppm	ppm	ppm
10x Crustal Abundance (Price 1997) [(1)]							*23*	*3700*	*96*	*6.0*	*9.0*	*27*	*1200*	*13*	*330*	*700*	*1650*
DX758455	BR-065	199	200	Felsic Volcanic 1	Central Pit	Mine Rock	0.40	17	6.9	0.19	0.38	1.4	42	0.7	7.3	60	25
DX758456	BR-065	210	211	Felsic Volcanic 1	Central Pit	Mine Rock	0.50	19	7.2	0.18	0.29	1.5	37	1.7	7.0	47	26
DX758457	BR-065	221.7	222.7	Felsic Volcanic 1	Central Pit	Mine Rock	0.40	13	6.9	0.19	0.36	1.3	36	3.3	6.7	53	20
DX758458	BR-065	234.85	235.85	Felsic Volcanic 1	Central Pit	Ore-Grade	0.40	15	7.3	0.15	0.43	1.6	38	1.5	7.8	110	13
DX758459	BR-066	317.5	318.5	Felsic Volcanic 1	Central Pit	Mine Rock	0.30	23	7.2	0.18	0.44	1.5	31	3.1	6.9	59	20
DX758460	BR-067	30	31.5	Felsic Volcanic 1	Central Pit	Mine Rock	0.30	15	7.5	0.11	0.25	1.4	30	1.8	6.3	48	19
DX758461	BR-067	269	270	Felsic Volcanic 1	Central Pit	Mine Rock	0.50	45	7.6	0.076	0.66	1.7	13	0.2	7.2	51	16
DX758462	BR-067	380	381	Felsic Volcanic 1	Central Pit	Mine Rock	0.80	14	7.7	0.14	0.13	1.5	38	4.9	5.6	193	24
DX758463	BR-068	178.85	179.5	Metasediment 2	Central Pit	Mine Rock	0.40	7.1	5.2	0.15	0.35	1.1	54	1.5	5.4	83	26
DX758464	BR-069	50.5	51	Felsic Volcanic 1	Central Pit	Mine Rock	0.30	13	7.6	0.15	0.41	1.5	27	1.2	6.2	57	24
DX758465	BR-069	179.6	180.6	Felsic Volcanic 1	Central Pit	Mine Rock	0.30	22	7.9	0.16	0.49	1.4	34	1.2	5.9	58	25
DX758466	BR-069	224.7	225.7	Felsic Volcanic 1	Central Pit	Mine Rock	0.20	18	7.4	0.10	0.57	1.4	29	1.1	7.1	55	31
DX758467	BR-086	200.2	201.2	Felsic Volcanic 1	Central Pit	Ore-Grade	0.60	77	5.3	0.053	0.080	1.1	30	54	6.5	19	6.0
DX758468	BR-086	201.2	201.95	Felsic Volcanic 1	Central Pit	Ore-Grade	0.80	110	4.7	0.14	0.29	1.0	63	18	7.3	52	4.8
DX758469	BR-087	337	338	Felsic Volcanic 1	Central Pit	Mine Rock	0.20	20	5.0	0.060	0.20	1.1	14	14	2.9	221	7.2
DX758470	BR-105	157.5	158.5	Felsic Volcanic 1	Central Pit	Mine Rock	0.20	9.8	7.1	0.11	0.28	1.6	20	0.9	4.9	100	20
DX758471	BR-105	312.1	312.75	Felsic Volcanic 2	Central Pit	Mine Rock	0.30	13	9.4	0.080	0.28	1.4	19	1	9.9	45	59
DX758472	BR-105	322.7	324	Felsic Volcanic 1	Central Pit	Mine Rock	0.40	18	7.5	0.21	0.44	1.4	49	1.6	7.8	61	23
DX758473	BR-106	188.65	189.65	Felsic Volcanic 1	Central Pit	Mine Rock	0.20	17	8.2	0.11	0.29	1.6	21	0.5	6.3	87	15
DX758474	BR-106	235.1	236.1	Felsic Volcanic 1	Central Pit	Mine Rock	0.30	15	7.5	0.15	0.37	1.6	31	0.4	6.9	85	29
DX758475	BR-108	264	265	Felsic Volcanic 1	Central Pit	Mine Rock	0.30	14	7.1	0.067	0.17	1.4	13	0.5	4.4	347	28
DX758401	BR-135	115	116	Felsic Volcanic 1	Central Pit	Mine Rock	0.30	17	7.9	0.13	0.43	1.7	28	1.9	6.9	69	25
DX758402	BR-135	176	177	Felsic Volcanic 1	Central Pit	Ore-Grade	0.60	13	8.3	0.18	0.54	1.7	38	2.7	6.7	206	23
DX758403	BR-135	177	178	Felsic Volcanic 1	Central Pit	Mine Rock	0.50	16	7.7	0.18	0.58	1.5	40	0.4	5.8	97	20
DX758404	BR-135	183	184	Felsic Volcanic 1	Central Pit	Mine Rock	0.50	14	8.1	0.12	0.53	1.6	30	0.6	5.4	249	25
DX758405	BR-135	253	254	Felsic Volcanic 1	Central Pit	Mine Rock	0.30	9.9	7.8	0.15	0.42	1.8	32	1	7.8	52	29
DX758406	BR-135	273	274	Felsic Volcanic 1	Central Pit	Mine Rock	0.50	13	7.7	0.17	0.45	1.8	36	1.6	7.7	84	32
DX758407	BR-135	276	277	Felsic Volcanic 1	Central Pit	Ore-Grade	0.40	15	8.2	0.15	0.45	1.8	35	0.6	8.1	90	25
DX758408	BR-135	280	281	Felsic Volcanic 1	Central Pit	Mine Rock	0.50	12	8.0	0.15	0.40	1.5	33	0.9	7.3	54	26
DX758409	BR-135	292	293	Felsic Volcanic 1	Central Pit	Mine Rock	0.30	10	7.0	0.13	0.34	1.5	27	1	6.4	47	22
DX758410	BR-135	315	316	Felsic Volcanic 1	Central Pit	Ore-Grade	0.20	18	7.4	0.052	0.25	1.7	11	0.6	7.2	28	14
DX758411	BR-135	317	318	Felsic Volcanic 1	Central Pit	Ore-Grade	0.10	22	4.7	0.054	0.23	1.1	10	0.7	4.8	26	11
DX758412	BR-135	321.75	322.5	Felsic Volcanic 1	Central Pit	Ore-Grade	0.40	29	6.6	0.13	0.46	1.5	30	12.6	6.2	111	8.7
DX758413	BR-135	335.25	336	Felsic Volcanic 1	Central Pit	Mine Rock	0.40	10	7.6	0.14	0.43	1.6	37	>100	5.9	53	10
DX758414	BR-136	248	249	Felsic Volcanic 1	Central Pit	Mine Rock	0.40	13	6.8	0.15	0.55	1.4	40	1.1	7.0	59	33
DX758415	BR-136	254	255	Felsic Volcanic 1	Central Pit	Ore-Grade	0.60	18	7.4	0.16	0.41	1.4	41	2.2	7.7	60	22
DX758416	BR-136	358	359	Felsic Volcanic 1	Central Pit	Mine Rock	0.20	13	7.4	0.14	0.48	1.7	30	1.6	7.2	63	19
DX758417	BR-136	366.25	367	Felsic Volcanic 1	Central Pit	Mine Rock	0.30	9.8	8.3	0.13	0.41	1.8	29	2.2	7.8	25	24
DX758418	BR-138	155	156	Felsic Volcanic 1	Central Pit	Mine Rock	0.30	14	6.9	0.12	0.40	1.4	23	0.2	4.5	57	21
DX758419	BR-138	253	254	Felsic Volcanic 1	Central Pit	Mine Rock	0.30	16	7.7	0.16	0.41	1.6	36	0.2	6.3	54	15
DX758332	BR-139	298	298.5	Felsic Volcanic 1	Central Pit	Ore-Grade	0.30	31	6.8	0.090	0.38	1.5	22	1.3	6.9	64	11
DX758420	BR-141	286	287	Felsic Volcanic 1	Central Pit	Ore-Grade	0.70	13	5.6	0.093	0.030	1.1	76	1.1	6.4	41	19
DX758221	BR-142	146.75	147.5	Felsic Volcanic 1	Central Pit	Mine Rock	0.80	19	6.7	0.14	0.60	1.2	41	>100	6.4	74	29

(1) Ten times average crustal abundance values presented in Price (1997).

Blue highlighting indicates samples with metal concentrations greater than the ten times crustal abundance screening value are present in the analyzed group.

Screening values are for qualitative assessment only and hold no regulatory significance.

Classification as mine rock or ore-grade materials was based on gold content.

A value of "--" indicates metal was not measured for the given sample; the variation in elements analyzed is due to measurement at two different laboratories (see text).

Table B-5 Aqua Regia Metals

Sample ID	Drillhole ID	From	To	Lithology	Area	Class	Tin	Strontium	Thorium	Titanium	Thallium	Uranium	Vanadium	Tungsten	Yttrium	Zinc	Zirconium
		m	m				ppm	ppm	ppm	%	ppm	ppm	ppm	ppm	ppm	ppm	ppm
10x Crustal Abundance (Price 1997) [1]							*23*	*3700*	*96*	*6.0*	*9.0*	*27*	*1200*	*13*	*330*	*700*	*1650*
DX758222	BR-142	154.5	155.5	Felsic Volcanic 1	Central Pit	Mine Rock	0.50	20	7.3	0.11	0.94	1.5	27	1.7	5.3	86	29
DX758223	BR-142	288	289	Felsic Volcanic 2	Central Pit	Mine Rock	0.30	53	9.0	0.030	0.020	1.4	6.0	7.1	6.5	548	21
DX758224	BR-142	301.5	302.5	Felsic Volcanic 2	Central Pit	Mine Rock	0.30	48	11	0.027	0.060	1.5	5.0	5.8	6.9	28	41
DX758421	BR-146	65	66	Felsic Volcanic 1	Central Pit	Mine Rock	0.10	5.4	8.5	0.043	0.26	1.8	7.0	2.5	3.4	284	28
DX758422	BR-146	75	76	Felsic Volcanic 1	Central Pit	Mine Rock	0.30	7.8	7.2	0.12	0.41	1.4	30	0.7	5.5	339	20
DX758423	BR-146	86	86.6	Felsic Volcanic 1	Central Pit	Mine Rock	0.30	9.6	6.6	0.10	0.29	1.3	20	0.4	5.4	118	22
DX758424	BR-146	96	97	Felsic Volcanic 1	Central Pit	Mine Rock	0.30	14	8.4	0.14	0.46	1.8	34	10.8	5.8	194	27
DX758425	BR-146	104.5	105.5	Felsic Volcanic 1	Central Pit	Mine Rock	0.40	21	8.1	0.17	0.55	1.7	38	9	6.0	99	22
DX758426	BR-146	126.55	127.5	Metasediment 2	Central Pit	Mine Rock	0.40	3.8	5.6	0.21	0.68	1.1	65	0.2	5.6	88	18
DX758427	BR-146	136	137	Felsic Volcanic 1	Central Pit	Mine Rock	0.30	14	7.9	0.14	0.090	1.3	30	1	5.5	83	27
DX758428	BR-146	144	145	Felsic Volcanic 1	Central Pit	Mine Rock	0.40	10	7.3	0.15	0.33	1.3	33	1.6	5.2	47	29
DX758429	BR-146	145	146	Felsic Volcanic 1	Central Pit	Mine Rock	0.40	14	8.1	0.15	0.32	1.5	34	0.6	5.7	47	32
DX758430	BR-146	161.9	162.5	Metasediment 2	Central Pit	Mine Rock	0.70	6.3	6.9	0.23	0.54	1.3	63	0.7	6.5	63	28
DX758431	BR-146	171.3	172	Felsic Volcanic 1	Central Pit	Mine Rock	0.30	6.3	7.8	0.11	0.12	1.5	22	1.3	5.8	46	23
DX758432	BR-146	176.75	177.75	Felsic Volcanic 2	Central Pit	Mine Rock	0.10	4.6	10	0.0050	0.050	1.2	<1	0.2	6.4	62	40
DX758433	BR-147	247	248	Felsic Volcanic 2	Central Pit	Mine Rock	0.20	13	10	0.030	0.12	1.5	<1	0.4	8.7	33	51
DX758434	BR-154	130.2	131.2	Felsic Volcanic 1	Central Pit	Mine Rock	0.50	31	7.4	0.20	0.47	1.4	47	0.5	8.5	63	30
DX758216	BR-168	301	301.6	Felsic Volcanic 1	Central Pit	Ore-Grade	0.30	6.8	7.7	0.090	0.29	1.8	28	1.9	8.1	118	12
DX758435	BR-170	151.5	153	Felsic Volcanic 1	Central Pit	Mine Rock	0.50	21	7.6	0.14	0.53	1.6	34	7.8	6.4	44	20
DX758436	BR-170	200	201	Felsic Volcanic 1	Central Pit	Mine Rock	0.40	6.7	6.2	0.025	0.24	1.4	11	2.2	4.1	43	22
DX758437	BR-170	205	206	Felsic Volcanic 1	Central Pit	Mine Rock	0.30	6.3	6.6	0.091	0.70	1.6	13	1.4	5.2	34	25
DX758438	BR-172	98.25	99	Felsic Volcanic 1	Central Pit	Mine Rock	0.60	53	7.6	0.12	0.12	1.6	27	25	5.1	29	21
DX758209	BR-175	251.4	252.4	Felsic Volcanic 1	Central Pit	Mine Rock	0.30	17	8.1	0.13	0.42	1.7	28	0.6	6.6	132	14
DX758210	BR-175	271.7	272.7	Felsic Volcanic 1	Central Pit	Mine Rock	0.50	15	7.3	0.17	0.46	1.5	37	1.7	6.6	62	22
DX758211	BR-177	385	386	Felsic Volcanic 1	Central Pit	Mine Rock	0.30	19	7.5	0.060	0.33	1.7	13	0.8	6.8	56	23
DX758204	BR-192	49	50	Felsic Volcanic 1	Central Pit	Mine Rock	0.80	13	6.8	0.11	0.46	1.4	28	1	5.2	48	26
DX758205	BR-192	127.5	128.95	Felsic Volcanic 1	Central Pit	Mine Rock	0.50	18	8.2	0.15	0.85	1.5	33	2	6.4	122	24
DX758206	BR-192	135	135.5	Felsic Volcanic 1	Central Pit	Ore-Grade	0.80	14	11	0.053	0.70	1.1	4.0	9.5	7.7	2365	51
DX758207	BR-192	196.6	198	Felsic Volcanic 1	Central Pit	Mine Rock	0.30	22	7.4	0.13	0.34	1.4	31	0.2	5.7	170	19
DX758208	BR-192	226	227.5	Felsic Volcanic 1	Central Pit	Mine Rock	0.30	19	6.7	0.17	0.52	1.4	38	0.4	6.5	465	13
DX758217	BR-201	210.8	211.4	Felsic Volcanic 2	Central Pit	Mine Rock	0.20	5.1	9.5	0.018	0.10	1.2	<1	0.2	6.7	41	49
DX758218	BR-201	280.5	282	Felsic Volcanic 1	Central Pit	Mine Rock	0.20	16	7.4	0.13	0.42	1.4	32	0.3	7.2	55	18
DX758219	BR-201	282	282.7	Felsic Volcanic 1	Central Pit	Mine Rock	0.30	18	7.3	0.15	0.34	1.3	35	0.3	7.1	51	19
DX758212	BR-202	22.05	23.45	Felsic Volcanic 1	Central Pit	Mine Rock	0.30	24	6.7	0.14	0.61	1.5	35	0.5	5.6	108	19
DX758213	BR-202	186	186.65	Felsic Volcanic 2	Central Pit	Mine Rock	0.30	12	11	0.027	0.11	1.8	1.0	0.6	10	36	51
DX758214	BR-202	208.5	210	Felsic Volcanic 2	Central Pit	Mine Rock	0.10	6.4	11	0.013	0.060	1.6	<1	0.1	8.7	55	30
DX758215	BR-203	83.2	84.2	Felsic Volcanic 1	Central Pit	Ore-Grade	0.50	19	6.1	0.18	0.32	1.1	54	2.3	6.2	64	10
DX758220	BR-204	214.7	215.4	Felsic Volcanic 2	Central Pit	Ore-Grade	0.10	5.2	7.4	0.022	0.080	1.5	7.0	0.2	4.3	48	16
DX758201	BR-208	43.8	44.6	Metasediment 2	Central Pit	Mine Rock	0.40	17	3.3	0.24	0.40	0.70	69	0.3	5.0	84	13
DX758202	BR-208	51.65	52.4	Felsic Volcanic 1	Central Pit	Mine Rock	0.40	14	7.5	0.10	0.050	1.3	32	1.2	6.5	57	17
DX758203	BR-208	114.25	115.25	Fragmental 1	Central Pit	Mine Rock	0.60	13	6.9	0.19	0.47	1.1	50	0.2	5.8	75	28
DX758333	BR-212	149.75	150.75	Felsic Volcanic 1	Central Pit	Ore-Grade	0.40	11	6.1	0.18	0.78	1.3	48	2	8.4	119	29
DX758334	BR-212	193.5	195	Metasediment 2	Central Pit	Mine Rock	0.40	10	6.4	0.20	0.58	1.3	55	39	8.2	100	24

(1) Ten times average crustal abundance values presented in Price (1997).

Blue highlighting indicates samples with metal concentrations greater than the ten times crustal abundance screening value are present in the analyzed group.

Screening values are for qualitative assessment only and hold no regulatory significance.

Classification as mine rock or ore-grade materials was based on gold content.

A value of "--" indicates metal was not measured for the given sample; the variation in elements analyzed is due to measurement at two different laboratories (see text).

Table B-5 Aqua Regia Metals

Sample ID	Drillhole ID	From	To	Lithology	Area	Class	Tin	Strontium	Thorium	Titanium	Thallium	Uranium	Vanadium	Tungsten	Yttrium	Zinc	Zirconium
		m	m				ppm	ppm	ppm	%	ppm	ppm	ppm	ppm	ppm	ppm	ppm
10x Crustal Abundance (Price 1997) [1]							*23*	*3700*	*96*	*6.0*	*9.0*	*27*	*1200*	*13*	*330*	*700*	*1650*
DX758335	BR-212	214	215	Felsic Volcanic 2	Central Pit	Mine Rock	0.60	22	6.0	0.21	0.45	1.4	57	9.6	6.4	269	17
DX758225	BR-212	234	235	Felsic Volcanic 2	Central Pit	Mine Rock	0.20	16	13	0.026	0.18	1.4	<1	1.8	11	72	27
DX758226	BR-212	239.75	240.4	Felsic Volcanic 2	Central Pit	Mine Rock	0.30	19	11	0.026	0.040	1.6	6.0	10.5	7.8	80	25
DX758227	BR-212	274.5	276	Metasediment 2	Central Pit	Mine Rock	0.30	9.0	6.7	0.071	0.42	1.1	44	0.1	5.7	36	14
DX758228	BR-212	285.7	287.1	Metasediment 3	Central Pit	Mine Rock	0.30	15	5.5	0.14	0.51	1.0	31	<0.1	5.6	57	31
DX758229	BR-214	178.55	179.05	Felsic Volcanic 1	Central Pit	Ore-Grade	0.40	15	6.7	0.10	0.56	1.5	27	0.6	5.3	760	16
DX758230	BR-214	218.85	219.6	Felsic Volcanic 2	Central Pit	Ore-Grade	0.50	21	7.5	0.12	0.14	1.4	28	15	4.4	79	20
DX758231	BR-214	252	253.5	Felsic Volcanic 1	Central Pit	Mine Rock	0.30	13	7.8	0.15	0.28	1.4	30	2.3	8.7	40	25
DX758232	BR-214	283.2	284	Felsic Volcanic 1	Central Pit	Mine Rock	0.50	16	8.8	0.15	0.32	1.4	31	40	7.5	40	37
DX758233	BR-215	158.45	159.1	Felsic Volcanic 1	Central Pit	Ore-Grade	0.30	12	7.3	0.098	0.60	1.7	27	<0.1	6.1	2292	18
DX758234	BR-215	175.5	177	Felsic Volcanic 1	Central Pit	Mine Rock	0.40	18	8.1	0.16	0.51	1.6	33	2	8.9	69	18
DX758235	BR-215	296.9	298	Metasediment 2	Central Pit	Mine Rock	0.50	5.4	4.5	0.15	0.43	1.0	85	0.2	5.0	83	14
DX758236	BR-217	112.5	114	Felsic Volcanic 1	Central Pit	Mine Rock	0.30	21	7.2	0.12	0.48	1.6	30	2.2	6.1	99	21
DX758237	BR-217	161.6	162.6	Felsic Volcanic 1	Central Pit	Mine Rock	0.50	13	6.4	0.10	0.19	1.1	32	3	3.8	36	16
DX758238	BR-217	228.7	230.15	Metasediment 2	Central Pit	Mine Rock	0.50	7.2	4.9	0.16	0.46	1.1	75	0.2	5.6	90	23
DX758239	BR-231	69.85	70.35	Felsic Volcanic 1	Central Pit	Ore-Grade	0.40	82	7.4	0.059	0.44	1.5	20	>100	4.1	134	21
DX758240	BR-231	86.7	87.3	Felsic Volcanic 2	Central Pit	Ore-Grade	<0.1	18	6.1	0.0010	0.030	0.80	<1	3.1	2.1	144	25
DX758241	BR-231	92.2	92.8	Felsic Volcanic 2	Central Pit	Mine Rock	0.10	8.3	10	0.0070	0.19	4.8	2.0	3.9	4.6	592	43
DX758242	BR-231	148	149.5	Felsic Volcanic 1	Central Pit	Mine Rock	0.40	3.4	5.6	0.11	0.94	1.4	36	2.7	4.3	61	12
DX758243	BR-231	157	158	Felsic Volcanic 1	Central Pit	Mine Rock	0.50	6.6	6.7	0.14	0.78	1.5	24	2.3	5.1	52	11
DX758244	BR-231	181.9	182.45	Felsic Volcanic 2	Central Pit	Ore-Grade	0.40	44	5.0	0.078	0.060	1.0	24	59	3.4	25	14
DX758245	BR-234	129	130	Felsic Volcanic 2	Central Pit	Mine Rock	0.20	9.4	10	0.055	0.17	1.1	2.0	1.2	9.1	55	47
DX758246	BR-234	192.5	193.5	Felsic Volcanic 1	Central Pit	Mine Rock	0.20	10	10	0.029	0.11	1.5	<1	1.3	8.5	35	36
DX758247	BR-235	31.9	33	Felsic Volcanic 1	Central Pit	Ore-Grade	0.40	15	5.7	0.14	0.38	1.0	32	>100	4.3	117	17
DX758248	BR-237	211.7	213	Felsic Volcanic 2	Central Pit	Mine Rock	0.20	5.9	10	0.011	0.090	1.6	1.0	0.8	8.6	46	21
DX758249	BR-243	121.15	122.1	Metasediment 2	Central Pit	Mine Rock	0.50	3.7	5.0	0.21	0.63	0.90	61	1.4	5.6	63	23
DX758250	BR-243	140.8	141.35	Felsic Volcanic 1	Central Pit	Mine Rock	0.40	43	7.2	0.16	0.64	1.3	55	1.2	10	69	12
DX758301	BR-243	169.95	171	Felsic Volcanic 2	Central Pit	Ore-Grade	0.20	8.6	9.9	0.020	0.12	1.3	1.0	0.7	7.1	36	36
DX758302	BR-243	177	178.5	Felsic Volcanic 1	Central Pit	Mine Rock	0.40	69	6.8	0.17	0.48	1.5	47	0.7	7.6	58	6.7
DX758303	BR-243	187.35	188.35	Metasediment 2	Central Pit	Mine Rock	0.70	9.2	5.0	0.23	0.74	0.90	69	1.1	5.3	46	25
DX758304	BR-254	29.25	30.45	Felsic Volcanic 1	Central Pit	Ore-Grade	0.70	11	5.8	0.14	0.28	0.90	48	1.6	3.7	360	12
DX758305	BR-254	59.5	60	Felsic Volcanic 1	Central Pit	Mine Rock	0.20	9.8	6.7	0.085	0.32	1.2	23	0.6	6.3	79	20
DX758306	BR-254	114	114.75	Metasediment 2	Central Pit	Mine Rock	0.80	94	6.2	0.20	0.71	1.1	69	0.8	7.6	57	31
DX758307	BR-254	179.9	181.4	Metasediment 3	Central Pit	Mine Rock	0.20	8.2	4.8	0.035	0.13	1.1	12	0.5	2.4	35	19
DX758308	BR-281	162	162.75	Felsic Volcanic 1	Central Pit	Mine Rock	0.30	16	6.8	0.15	0.43	1.3	33	1.5	6.2	92	26
DX758309	BR-281	171	171.75	Felsic Volcanic 1	Central Pit	Ore-Grade	0.50	15	7.2	0.13	0.38	1.5	34	>100	5.7	97	13
DX758310	BR-281	179	180	Felsic Volcanic 1	Central Pit	Mine Rock	0.30	14	7.2	0.16	0.51	1.5	31	1.3	6.1	112	19
DX758311	BR-281	188	189	Felsic Volcanic 1	Central Pit	Mine Rock	0.30	13	7.4	0.16	0.48	1.6	31	1.8	6.4	89	25
DX758312	BR-283	339.4	340.9	Felsic Volcanic 1	Central Pit	Mine Rock	0.20	6.1	6.9	0.055	0.44	1.7	10	0.60	5.0	30	47
DX758313	BR-293	33.35	33.85	Felsic Volcanic 1	Central Pit	Mine Rock	0.20	8.8	8.5	0.12	0.93	3.6	16	2.8	6.0	905	31
DX758439	BR-296	37.85	38.7	Felsic Volcanic 1	Central Pit	Ore-Grade	0.70	11	6.4	0.15	0.49	1.5	42	3.7	4.2	95	10
DX758440	BR-296	108	109.1	Felsic Volcanic 1	Central Pit	Mine Rock	0.40	26	6.8	0.17	0.71	1.4	35	0.40	6.1	1087	14
DX758441	BR-296	133.8	135	Felsic Volcanic 1	Central Pit	Mine Rock	0.40	19	7.7	0.14	0.35	1.7	25	0.50	5.8	74	16

(1) Ten times average crustal abundance values presented in Price (1997).

Blue highlighting indicates samples with metal concentrations greater than the ten times crustal abundance screening value are present in the analyzed group.

Screening values are for qualitative assessment only and hold no regulatory significance.

Classification as mine rock or ore-grade materials was based on gold content.

A value of "--" indicates metal was not measured for the given sample; the variation in elements analyzed is due to measurement at two different laboratories (see text).

Table B-5 Aqua Regia Metals

Sample ID	Drillhole ID	From	To	Lithology	Area	Class	Tin	Strontium	Thorium	Titanium	Thallium	Uranium	Vanadium	Tungsten	Yttrium	Zinc	Zirconium
		m	m				ppm	ppm	ppm	%	ppm	ppm	ppm	ppm	ppm	ppm	ppm
10x Crustal Abundance (Price 1997) [1]							*23*	*3700*	*96*	*6.0*	*9.0*	*27*	*1200*	*13*	*330*	*700*	*1650*
DX758442	BR-296	148.5	150	Felsic Volcanic 1	Central Pit	Mine Rock	0.30	17	5.3	0.13	0.27	0.90	34	0.20	5.5	67	16
DX758443	BR-296	188.4	189.85	Metasediment 3	Central Pit	Mine Rock	0.20	12	4.5	0.027	0.25	0.70	21	0.10	4.3	64	20
DX758444	BR-299	32.2	33.3	Felsic Volcanic 1	Central Pit	Mine Rock	0.40	12	7.5	0.13	0.38	1.6	25	9.1	4.3	339	15
DX758445	BR-299	37.25	38.25	Felsic Volcanic 1	Central Pit	Ore-Grade	0.60	8.9	5.2	0.18	0.91	1.1	49	3.0	6.4	319	24
DX758446	BR-299	45.25	46.25	Felsic Volcanic 1	Central Pit	Mine Rock	0.30	12	4.6	0.064	0.30	1.0	14	1.3	2.5	43	20
DX758447	BR-299	54.9	55.75	Metasediment 2	Central Pit	Ore-Grade	0.70	26	4.9	0.19	0.47	1.2	65	1.0	4.3	673	12
DX758314	BR-321	235	236	Felsic Volcanic 1	Central Pit	Mine Rock	0.30	19	7.6	0.14	0.40	1.7	31	1.1	6.7	56	20
DX758315	BR-321	271.5	272.25	Felsic Volcanic 1	Central Pit	Mine Rock	0.40	17	7.7	0.099	0.25	1.8	23	9.8	4.9	43	13
DX758316	BR-321	280.85	281.5	Felsic Volcanic 1	Central Pit	Ore-Grade	0.40	15	7.8	0.16	0.34	1.5	42	6.6	7.9	58	24
DX758317	BR-344	27.25	28.7	Felsic Volcanic 1	Central Pit	Ore-Grade	0.10	5.5	8.7	0.043	0.15	1.9	7.0	0.30	5.3	26	19
DX758318	BR-344	39.15	40.5	Felsic Volcanic 1	Central Pit	Mine Rock	0.30	26	6.6	0.17	0.45	1.3	46	0.20	6.3	69	13
DX758319	BR-344	101	102	Felsic Volcanic 1	Central Pit	Mine Rock	0.20	10	7.7	0.14	0.38	1.4	24	0.90	5.8	33	18
DX758320	BR-344	127.75	129	Felsic Volcanic 2	Central Pit	Mine Rock	0.30	8.7	10	0.046	0.17	1.5	1.0	0.20	9.1	57	23
DX758321	BR-380	25.2	26.25	Felsic Volcanic 1	Central Pit	Mine Rock	0.20	7.6	5.1	0.041	0.40	1.2	15	0.40	2.2	25	27
DX758322	BR-380	30	31	Felsic Volcanic 1	Central Pit	Mine Rock	0.80	11	6.3	0.073	0.44	1.3	29	0.50	4.0	192	29
DX758323	BR-380	118	119.5	Felsic Volcanic 1	Central Pit	Mine Rock	0.30	18	7.5	0.14	0.52	1.5	40	0.20	7.4	63	21
DX758324	BR-381	56.85	58	Felsic Volcanic 1	Central Pit	Mine Rock	0.20	12	6.9	0.14	0.47	1.3	28	0.30	4.6	93	20
DX758448	BR-407	34.1	35.6	Fragmental 1	Central Pit	Mine Rock	0.40	9.0	4.6	0.13	0.15	0.80	46	0.10	4.9	63	16
DX758449	BR-407	182.9	183.5	Felsic Volcanic 1	Central Pit	Mine Rock	0.30	18	6.6	0.12	0.34	1.2	22	0.30	5.5	43	16
DX758450	BR-414	72	73	Felsic Volcanic 1	Central Pit	Mine Rock	0.40	19	5.9	0.12	0.31	1.1	39	1.5	5.0	224	17
DX758325	BR-428	62.7	64.2	Felsic Volcanic 1	Central Pit	Ore-Grade	0.30	10	6.9	0.15	0.42	1.6	32	0.40	6.1	58	16
DX758326	BR-428	77.7	79.2	Felsic Volcanic 1	Central Pit	Mine Rock	0.20	11	8.0	0.12	0.32	1.6	22	0.40	5.6	53	18
DX758327	BR-461	92.7	93.7	Felsic Volcanic 2	Central Pit	Mine Rock	0.30	4.2	11	0.024	0.14	1.8	<1	0.10	10	67	14
DX758328	BR-463	124.5	126	Felsic Volcanic 1	Central Pit	Mine Rock	0.30	8.4	6.8	0.19	0.36	1.2	42	0.50	5.2	49	14
DX758329	BR-464	79.1	80.1	Felsic Volcanic 2	Central Pit	Mine Rock	0.20	8.6	7.3	0.026	0.090	0.80	<1	1.9	4.8	33	39
DX758330	BR-464	189.25	190.75	Felsic Volcanic 2	Central Pit	Mine Rock	0.20	13	9.6	0.075	0.29	1.3	15	0.40	8.8	45	26
DX758331	BR-465	18.9	20.1	Felsic Volcanic 2	Central Pit	Mine Rock	0.20	5.9	7.9	0.019	0.090	1.0	4.0	0.30	5.5	48	61

(1) Ten times average crustal abundance values presented in Price (1997).

Blue highlighting indicates samples with metal concentrations greater than the ten times crustal abundance screening value are present in the analyzed group.

Screening values are for qualitative assessment only and hold no regulatory significance.

Classification as mine rock or ore-grade materials was based on gold content.

A value of "--" indicates metal was not measured for the given sample; the variation in elements analyzed is due to measurement at two different laboratories (see text).

Table B-6. Elemental Content Statistical Summary (Aqua Regia)

Group	Parameter	Silver	Aluminum	Arsenic	Gold	Boron	Barium	Beryllium	Bismuth	Calcium	Cadmium	Cobalt
		ppm	*%*	*ppm*	*ppm*	*ppm*	*ppm*	*ppm*	*ppm*	*%*	*ppm*	*ppm*
	10x Crustal Abundance Values[(1)]	*0.75*	*--*	*18*	*0.04*	*100*	*4250*	*30*	*0.085*	*--*	*1.5*	*250*
All samples	Count	3885	3885	3885	3108	3885	3885	3885	3885	3885	3885	3885
	Count > 10x Crustal Abundance	418	0	1883	1295	0	0	0	2950	0	264	1
	% > 10x Crustal Abundance	11%	0%	48%	42%	0%	0%	0%	76%	0	7%	0.03%
	Minimum	0.0070	0.10	0.10	0.00020	1.0	0.94	0.020	0.010	0.040	0.010	0.10
	25th Percentile	0.14	0.81	3.9	0.0050	20	59	0.10	0.090	0.43	0.040	7.9
	Median	0.25	1.2	17	0.024	20	86	0.10	0.20	0.74	0.070	9.5
	Average	0.61	1.3	131	0.38	16	107	0.14	1.4	0.91	1.2	11
	75th Percentile	0.50	1.5	57	0.11	20	130	0.14	0.80	1.1	0.19	13
	Maximum	100	4.8	11000	79	72	980	1.8	450	18	450	400
All Central Pit samples	Count	3301	3301	3301	2965	3301	3301	3301	3301	3301	3301	3301
	Count > 10x Crustal Abundance	389	0	1688	1276	0	0	0	2609	0	236	0
	% > 10x Crustal Abundance	12%	0%	51%	43%	0%	0%	0%	79%	0	7%	0%
	Minimum	0.0070	0.10	0.10	0.00020	1.0	2.2	0.020	0.010	0.040	0.010	0.10
	25th Percentile	0.13	0.81	4.6	0.0055	20	59	0.10	0.10	0.42	0.040	7.9
	Median	0.22	1.2	19	0.027	20	84	0.10	0.22	0.72	0.080	9.4
	Average	0.59	1.2	128	0.38	18	102	0.14	1.5	0.83	1.0	10
	75th Percentile	0.50	1.5	59	0.12	20	121	0.13	0.99	1.1	0.21	12
	Maximum	100	4.6	10000	79	72	654	1.8	450	18	173	76
All Viggo Pit samples	Count	131	131	131	107	131	131	131	131	131	131	131
	Count > 10x Crustal Abundance	2	0	36	14	0	0	0	89	0	0	1
	% > 10x Crustal Abundance	2%	0%	27%	13%	0%	0%	0%	68%	0	0%	1%
	Minimum	0.030	0.25	0.50	0.0013	1.0	16	0.040	0.020	0.13	0.010	0.30
	25th Percentile	0.11	1.0	1.4	0.0033	10	65	0.070	0.083	0.35	0.030	7.1
	Median	0.14	1.4	4.1	0.0053	10	115	0.090	0.16	0.59	0.050	12
	Average	0.23	1.5	158	0.15	11	132	0.15	0.36	0.75	0.068	15
	75th Percentile	0.28	1.9	28	0.011	10	175	0.15	0.23	0.95	0.080	17
	Maximum	2.4	4.8	5100	13	60	707	1.0	12	4.4	0.61	400
All Underground samples	Count	453	453	453	36	453	453	453	453	453	453	453
	Count > 10x Crustal Abundance	27	0	159	5	0	0	0	252	0	28	0
	% > 10x Crustal Abundance	6%	0%	35%	14%	0%	0%	0%	56%	0	6%	0%
	Minimum	0.020	0.15	0.50	0.00070	1.0	0.94	0.020	0.010	0.043	0.010	0.58
	25th Percentile	0.50	0.84	2.9	0.0029	1.0	58	0.060	0.085	0.56	0.040	7.7
	Median	0.50	1.3	8.8	0.0049	1.0	110	0.090	0.11	1.1	0.068	13
	Average	0.85	1.4	147	0.58	2.7	139	0.13	0.81	1.6	3.1	16
	75th Percentile	0.60	1.8	40	0.011	3.0	179	0.14	0.29	2.2	0.13	21
	Maximum	40	4.1	11000	20	24	980	1.5	57	16	450	110
Mine Rock samples	Count	3495	3495	3495	2798	3495	3495	3495	3495	3495	3495	3495
	Count > 10x Crustal Abundance	248	0	1572	994	0	0	0	2612	0	192	1
	% > 10x Crustal Abundance	7%	0%	45%	36%	0%	0%	0%	75%	0	5%	0.03%
	Minimum	0.0070	0.12	0.10	0.00020	1.0	0.94	0.020	0.010	0.040	0.010	0.10
	25th Percentile	0.13	0.84	3.3	0.0043	20	60	0.10	0.085	0.43	0.040	7.9
	Median	0.23	1.2	14	0.018	20	88	0.10	0.19	0.74	0.070	9.6
	Average	0.43	1.3	98	0.10	16	109	0.13	1.1	0.90	1.0	11
	75th Percentile	0.50	1.6	47	0.069	20	131	0.13	0.66	1.1	0.16	13
	Maximum	100	4.8	11000	14	60	980	1.8	450	17	450	400
Ore-Grade samples	Count	390	390	390	310	390	390	390	390	390	390	390
	Count > 10x Crustal Abundance	170	0	311	301	0	0	0	338	0	72	0
	% > 10x Crustal Abundance	44%	0%	80%	97%	0%	0%	0%	87%	0	18%	0%
	Minimum	0.060	0.10	0.90	0.0020	1.0	2.5	0.040	0.020	0.077	0.010	1.6
	25th Percentile	0.36	0.69	22	0.39	20	53	0.10	0.13	0.44	0.10	7.1
	Median	0.64	0.99	81	0.93	20	74	0.10	0.43	0.78	0.21	9.2
	Average	2.2	1.0	429	2.8	16	92	0.15	4.0	1.1	3.0	9.7
	75th Percentile	1.3	1.3	190	2.0	20	107	0.20	2.1	1.3	0.95	11
	Maximum	75	3.1	10000	79	72	585	1.0	359	18	173	76

(1) Ten times average crustal abundance values presented in Price (1997).

Blue highlighting indicates samples with metal concentrations greater than the ten times crustal abundance screening value are present in the analyzed group.

Screening values are for qualitative assessment only and hold no regulatory significance.

Classification as mine rock or ore-grade materials was based on gold content.

Table B-6. Elemental Content Statistical Summary (Aqua Regia)

Group		Parameter	Silver	Aluminum	Arsenic	Gold	Boron	Barium	Beryllium	Bismuth	Calcium	Cadmium	Cobalt
			ppm	*%*	*ppm*	*ppm*	*ppm*	*ppm*	*ppm*	*ppm*	*%*	*ppm*	*ppm*
		10x Crustal Abundance Values[1]	*0.75*	*--*	*18*	*0.04*	*100*	*4250*	*30*	*0.085*	*--*	*1.5*	*250*
Felsic Volcanic 1	All samples	Count	2388	2388	2388	2077	2388	2388	2388	2388	2388	2388	2388
		Count > 10x Crustal Abundance	314	0	1017	939	0	0	0	1804	0	206	0
		% > 10x Crustal Abundance	13%	0%	43%	45%	0%	0%	0%	76%	0	9%	0%
		Minimum	0.0070	0.10	0.10	0.00020	1.0	2.5	0.020	0.010	0.040	0.010	0.10
		25th Percentile	0.14	0.91	3.7	0.0050	20	62	0.10	0.090	0.57	0.040	8.4
		Median	0.24	1.2	13	0.031	20	83	0.10	0.21	0.84	0.090	9.4
		Average	0.69	1.2	108	0.44	18	96	0.14	1.8	0.95	1.5	9.9
		75th Percentile	0.50	1.4	38	0.13	20	113	0.12	1.3	1.2	0.25	11
		Maximum	100	4.3	10000	79	72	570	1.8	450	18	220	55
	Mine Rock samples	Count	2091	2091	2091	1837	2091	2091	2091	2091	2091	2091	2091
		Count > 10x Crustal Abundance	179	0	785	703	0	0	0	1550	0	149	0
		% > 10x Crustal Abundance	9%	0%	38%	38%	0%	0%	0%	74%	0	7%	0%
		Minimum	0.0070	0.12	0.10	0.00020	1.0	8.7	0.020	0.010	0.040	0.010	0.10
		25th Percentile	0.12	0.93	3.0	0.0036	20	63	0.10	0.085	0.58	0.040	8.5
		Median	0.22	1.2	11	0.022	20	85	0.10	0.19	0.84	0.080	9.4
		Average	0.45	1.2	67	0.10	18	97	0.13	1.4	0.93	1.3	9.9
		75th Percentile	0.48	1.4	30	0.075	20	114	0.10	1.2	1.2	0.20	11
		Maximum	100	4.3	10000	13	33	570	1.8	450	17	220	55
	Ore-Grade samples	Count	297	297	297	240	297	297	297	297	297	297	297
		Count > 10x Crustal Abundance	135	0	232	236	0	0	0	254	0	57	0
		% > 10x Crustal Abundance	45%	0%	78%	98%	0%	0%	0%	86%	0	19%	0%
		Minimum	0.060	0.10	0.90	0.0020	1.0	2.5	0.040	0.020	0.080	0.020	2.0
		25th Percentile	0.37	0.81	21	0.47	20	55	0.10	0.12	0.48	0.11	8.1
		Median	0.67	1.0	70	1.0	20	74	0.10	0.41	0.82	0.24	9.4
		Average	2.4	1.1	395	3.0	17	88	0.16	4.8	1.1	3.1	9.9
		75th Percentile	1.4	1.3	160	2.1	20	106	0.20	2.2	1.4	1.0	11
		Maximum	75	3.1	10000	79	72	404	1.0	359	18	173	23
Felsic Volcanic 2	All samples	Count	564	564	564	461	564	564	564	564	564	564	564
		Count > 10x Crustal Abundance	59	0	459	235	0	0	0	444	0	24	0
		% > 10x Crustal Abundance	10%	0%	81%	51%	0%	0%	0%	79%	0	4%	0%
		Minimum	0.026	0.10	0.10	0.00020	1.0	6.8	0.030	0.020	0.040	0.010	0.10
		25th Percentile	0.14	0.37	24	0.012	20	38	0.10	0.090	0.37	0.040	1.9
		Median	0.24	0.48	60	0.041	20	56	0.10	0.20	0.60	0.070	2.3
		Average	0.53	0.58	272	0.41	16	68	0.12	1.0	0.75	1.3	3.7
		75th Percentile	0.50	0.66	161	0.16	20	79	0.10	0.56	0.90	0.15	3.8
		Maximum	40	3.2	11000	43	24	482	0.91	76	11	450	32
	Mine Rock samples	Count	498	498	498	414	498	498	498	498	498	498	498
		Count > 10x Crustal Abundance	36	0	400	190	0	0	0	386	0	14	0
		% > 10x Crustal Abundance	7%	0%	80%	46%	0%	0%	0%	78%	0	3%	0%
		Minimum	0.026	0.14	0.10	0.00020	1.0	6.8	0.030	0.020	0.040	0.010	0.10
		25th Percentile	0.13	0.37	24	0.010	20	38	0.10	0.090	0.37	0.040	1.9
		Median	0.22	0.47	54	0.033	20	56	0.10	0.18	0.59	0.060	2.2
		Average	0.45	0.58	225	0.18	17	67	0.12	0.99	0.72	1.1	3.6
		75th Percentile	0.50	0.66	141	0.11	20	78	0.10	0.49	0.86	0.13	3.4
		Maximum	40	3.2	11000	14	24	443	0.91	76	11	450	32
	Ore-Grade samples	Count	66	66	66	47	66	66	66	66	66	66	66
		Count > 10x Crustal Abundance	23	0	59	45	0	0	0	58	0	10	0
		% > 10x Crustal Abundance	35%	0%	89%	96%	0%	0%	0%	88%	0	15%	0%
		Minimum	0.094	0.10	5.5	0.010	1.0	12	0.060	0.030	0.077	0.029	1.6
		25th Percentile	0.33	0.39	37	0.17	3.0	40	0.10	0.16	0.37	0.073	2.0
		Median	0.60	0.52	137	0.54	20	66	0.10	0.45	0.71	0.15	3.1
		Average	1.1	0.57	624	2.5	14	76	0.13	1.5	0.91	2.3	4.9
		75th Percentile	1.1	0.67	376	1.5	20	97	0.12	1.5	1.4	0.43	6.9
		Maximum	6.2	1.8	6789	43	20	482	0.40	12	4.7	93	23

(1) Ten times average crustal abundance values presented in Price (1997).

Blue highlighting indicates samples with metal concentrations greater than the ten times crustal abundance screening value are present in the analyzed group.

Screening values are for qualitative assessment only and hold no regulatory significance.

Classification as mine rock or ore-grade materials was based on gold content.

Table B-6. Elemental Content Statistical Summary (Aqua Regia)

Group		Parameter	Silver	Aluminum	Arsenic	Gold	Boron	Barium	Beryllium	Bismuth	Calcium	Cadmium	Cobalt
			ppm	*%*	*ppm*	*ppm*	*ppm*	*ppm*	*ppm*	*ppm*	*%*	*ppm*	*ppm*
		10x Crustal Abundance Values[1]	*0.75*	*--*	*18*	*0.04*	*100*	*4250*	*30*	*0.085*	*--*	*1.5*	*250*
Fragmental 1	All samples	Count	166	166	166	144	166	166	166	166	166	166	166
		Count > 10x Crustal Abundance	3	0	25	8	0	0	0	132	0	3	0
		% > 10x Crustal Abundance	2%	0%	15%	6%	0%	0%	0%	80%	0	2%	0%
		Minimum	0.032	0.53	0.10	0.00020	1.0	38	0.050	0.040	0.13	0.010	4.4
		25th Percentile	0.086	1.2	0.93	0.0014	10	88	0.10	0.11	0.35	0.030	9.5
		Median	0.12	1.5	2.4	0.0034	20	120	0.10	0.19	0.58	0.050	13
		Average	0.46	1.6	11	0.028	16	144	0.13	0.56	0.65	0.16	13
		75th Percentile	0.22	1.9	8.4	0.0078	20	187	0.10	0.32	0.82	0.080	16
		Maximum	34	4.2	328	1.6	23	431	0.60	20	2.2	5.4	27
	Mine Rock samples	Count	162	162	162	140	162	162	162	162	162	162	162
		Count > 10x Crustal Abundance	2	0	22	4	0	0	0	128	0	1	0
		% > 10x Crustal Abundance	1%	0%	14%	3%	0%	0%	0%	79%	0	1%	0%
		Minimum	0.032	0.53	0.10	0.00020	1.0	38	0.050	0.040	0.13	0.010	4.4
		25th Percentile	0.085	1.2	0.85	0.0014	10	88	0.10	0.10	0.35	0.030	9.5
		Median	0.12	1.5	2.2	0.0033	20	124	0.10	0.19	0.57	0.050	13
		Average	0.25	1.6	9.6	0.0096	16	145	0.13	0.44	0.64	0.11	13
		75th Percentile	0.20	1.9	8.1	0.0073	20	190	0.10	0.31	0.80	0.080	16
		Maximum	7.2	4.2	328	0.27	23	431	0.60	17	2.2	2.2	27
	Ore-Grade samples	Count	4	4	4	4	4	4	4	4	4	4	4
		Count > 10x Crustal Abundance	1	0	3	4	0	0	0	4	0	2	0
		% > 10x Crustal Abundance	25%	0%	75%	100%	0%	0%	0%	100%	0	50%	0%
		Minimum	0.22	1.1	17	0.21	10	40	0.10	0.11	0.22	0.050	7.9
		25th Percentile	0.40	1.2	18	0.38	18	43	0.10	0.65	0.71	0.17	8.7
		Median	0.58	1.2	37	0.43	20	71	0.10	1.1	1.0	1.7	10
		Average	8.9	1.3	64	0.67	18	73	0.14	5.5	1.1	2.2	12
		75th Percentile	9.0	1.3	83	0.72	20	101	0.14	5.9	1.4	3.7	13
		Maximum	34	1.5	164	1.6	20	108	0.26	20	2.0	5.4	19
Fragmental 2	All samples	Count	42	42	42	8	42	42	42	42	42	42	42
		Count > 10x Crustal Abundance	0	0	6	0	0	0	0	23	0	0	0
		% > 10x Crustal Abundance	0%	0%	14%	0%	0%	0%	0%	55%	0	0%	0%
		Minimum	0.030	0.31	0.78	0.00050	1.0	27	0.045	0.030	0.095	0.020	1.2
		25th Percentile	0.50	0.84	2.0	0.0013	1.0	87	0.076	0.085	0.36	0.032	4.0
		Median	0.50	1.1	4.5	0.0017	2.0	120	0.091	0.11	0.72	0.050	6.1
		Average	0.46	1.3	30	0.0021	3.5	149	0.12	0.17	0.90	0.10	8.1
		75th Percentile	0.50	1.5	8.4	0.0024	4.0	178	0.13	0.17	1.2	0.077	12
		Maximum	0.75	3.4	700	0.0059	10	620	0.41	0.88	3.2	0.68	30
	Mine Rock samples	Count	40	40	40	8	40	40	40	40	40	40	40
		Count > 10x Crustal Abundance	0	0	6	0	0	0	0	22	0	0	0
		% > 10x Crustal Abundance	0%	0%	15%	0%	0%	0%	0%	55%	0	0%	0%
		Minimum	0.030	0.31	0.78	0.00050	1.0	27	0.045	0.030	0.095	0.020	1.2
		25th Percentile	0.50	0.85	2.1	0.0013	1.0	85	0.080	0.085	0.36	0.032	4.0
		Median	0.50	1.1	4.5	0.0017	2.0	120	0.095	0.11	0.74	0.050	6.2
		Average	0.45	1.3	31	0.0021	3.7	149	0.12	0.16	0.93	0.10	8.3
		75th Percentile	0.50	1.6	7.7	0.0024	4.3	182	0.13	0.17	1.2	0.079	12
		Maximum	0.75	3.4	700	0.0059	10	620	0.41	0.88	3.2	0.68	30
	Ore-Grade samples	Count	2	2	2	0	2	2	2	2	2	2	2
		Count > 10x Crustal Abundance	0	0	0	--	0	0	0	1	0	0	0
		% > 10x Crustal Abundance	0%	0%	0%	--	0%	0%	0%	50%	0	0%	0%
		Minimum	0.50	0.81	2.0	--	1.0	95	0.057	0.085	0.20	0.031	5.2
		25th Percentile	0.56	0.93	3.8	--	1.0	114	0.060	0.15	0.25	0.032	5.2
		Median	0.63	1.1	5.7	--	1.0	133	0.062	0.21	0.30	0.032	5.2
		Average	0.63	1.1	5.7	--	1.0	133	0.062	0.21	0.30	0.032	5.2
		75th Percentile	0.69	1.2	7.5	--	1.0	151	0.065	0.28	0.35	0.033	5.2
		Maximum	0.75	1.3	9.3	--	1.0	170	0.067	0.34	0.40	0.033	5.2

(1) Ten times average crustal abundance values presented in Price (1997).

Blue highlighting indicates samples with metal concentrations greater than the ten times crustal abundance screening value are present in the analyzed group.

Screening values are for qualitative assessment only and hold no regulatory significance.

Classification as mine rock or ore-grade materials was based on gold content.

Table B-6. Elemental Content Statistical Summary (Aqua Regia)

Group		Parameter	Silver	Aluminum	Arsenic	Gold	Boron	Barium	Beryllium	Bismuth	Calcium	Cadmium	Cobalt
			ppm	*%*	*ppm*	*ppm*	*ppm*	*ppm*	*ppm*	*ppm*	*%*	*ppm*	*ppm*
		10x Crustal Abundance Values[(1)]	*0.75*	*--*	*18*	*0.04*	*100*	*4250*	*30*	*0.085*	*--*	*1.5*	*250*
Metasediment 2	All samples	Count	414	414	414	339	414	414	414	414	414	414	414
		Count > 10x Crustal Abundance	31	0	282	101	0	0	0	406	0	17	1
		% > 10x Crustal Abundance	7%	0%	68%	30%	0%	0%	0%	98%	0	4%	0.2%
		Minimum	0.058	0.53	0.50	0.00070	1.0	14	0.050	0.040	0.11	0.010	2.2
		25th Percentile	0.16	2.0	9.8	0.0055	20	129	0.10	0.20	0.20	0.040	17
		Median	0.23	2.4	62	0.012	20	175	0.14	0.26	0.27	0.070	20
		Average	0.35	2.4	195	0.14	17	194	0.17	0.61	0.42	0.64	20
		75th Percentile	0.50	2.7	160	0.061	20	230	0.20	0.42	0.45	0.15	22
		Maximum	3.8	4.6	5771	7.6	20	707	1.2	13	4.5	51	400
	Mine Rock samples	Count	394	394	394	321	394	394	394	394	394	394	394
		Count > 10x Crustal Abundance	21	0	266	86	0	0	0	386	0	14	1
		% > 10x Crustal Abundance	5%	0%	68%	27%	0%	0%	0%	98%	0	4%	0.3%
		Minimum	0.058	0.53	0.50	0.00070	1.0	14	0.050	0.040	0.11	0.010	2.2
		25th Percentile	0.15	2.0	8.7	0.0051	20	130	0.10	0.20	0.19	0.040	17
		Median	0.22	2.4	61	0.011	20	176	0.13	0.26	0.27	0.070	20
		Average	0.33	2.4	184	0.074	17	193	0.17	0.55	0.41	0.46	20
		75th Percentile	0.50	2.7	155	0.046	20	229	0.20	0.39	0.44	0.14	22
		Maximum	3.8	4.6	5771	4.1	20	707	1.2	12	4.5	23	400
	Ore-Grade samples	Count	20	20	20	18	20	20	20	20	20	20	20
		Count > 10x Crustal Abundance	10	0	16	15	0	0	0	20	0	3	0
		% > 10x Crustal Abundance	50%	0%	80%	83%	0%	0%	0%	100%	0	15%	0%
		Minimum	0.11	1.1	2.7	0.016	1.0	38	0.10	0.12	0.15	0.010	10
		25th Percentile	0.49	1.5	24	0.23	20	99	0.14	0.37	0.26	0.090	18
		Median	0.69	2.0	145	0.73	20	164	0.20	0.86	0.36	0.22	19
		Average	0.76	1.9	423	1.4	18	213	0.20	1.8	0.58	4.2	22
		75th Percentile	1.00	2.2	551	1.8	20	325	0.20	2.0	0.59	0.67	21
		Maximum	2.1	2.9	3174	7.6	20	585	0.40	13	2.5	51	76
Metasediment 3	All samples	Count	103	103	103	36	103	103	103	103	103	103	103
		Count > 10x Crustal Abundance	4	0	29	3	0	0	0	61	0	2	0
		% > 10x Crustal Abundance	4%	0%	28%	8%	0%	0%	0%	59%	0	2%	0%
		Minimum	0.030	0.43	0.40	0.00020	1.0	2.9	0.038	0.020	0.11	0.010	2.0
		25th Percentile	0.27	0.92	1.9	0.0028	1.0	58	0.060	0.085	0.32	0.030	7.4
		Median	0.50	1.3	4.9	0.0057	3.0	96	0.10	0.12	0.50	0.045	10
		Average	0.50	1.3	40	0.014	7.1	111	0.12	0.18	0.56	0.13	11
		75th Percentile	0.50	1.7	20	0.018	10	147	0.12	0.18	0.68	0.080	14
		Maximum	7.9	2.6	1400	0.13	20	410	0.78	1.4	2.2	3.4	31
	Mine Rock samples	Count	103	103	103	36	103	103	103	103	103	103	103
		Count > 10x Crustal Abundance	4	0	29	3	0	0	0	61	0	2	0
		% > 10x Crustal Abundance	4%	0%	28%	8%	0%	0%	0%	59%	0	2%	0%
		Minimum	0.030	0.43	0.40	0.00020	1.0	2.9	0.038	0.020	0.11	0.010	2.0
		25th Percentile	0.27	0.92	1.9	0.0028	1.0	58	0.060	0.085	0.32	0.030	7.4
		Median	0.50	1.3	4.9	0.0057	3.0	96	0.10	0.12	0.50	0.045	10
		Average	0.50	1.3	40	0.014	7.1	111	0.12	0.18	0.56	0.13	11
		75th Percentile	0.50	1.7	20	0.018	10	147	0.12	0.18	0.68	0.080	14
		Maximum	7.9	2.6	1400	0.13	20	410	0.78	1.4	2.2	3.4	31
	Ore-Grade samples	Count	0	0	0	0	0	0	0	0	0	0	0
		Count > 10x Crustal Abundance	--	--	--	--	--	--	--	--	--	--	--
		% > 10x Crustal Abundance	--	--	--	--	--	--	--	--	--	--	--
		Minimum	--	--	--	--	--	--	--	--	--	--	--
		25th Percentile	--	--	--	--	--	--	--	--	--	--	--
		Median	--	--	--	--	--	--	--	--	--	--	--
		Average	--	--	--	--	--	--	--	--	--	--	--
		75th Percentile	--	--	--	--	--	--	--	--	--	--	--
		Maximum	--	--	--	--	--	--	--	--	--	--	--

(1) Ten times average crustal abundance values presented in Price (1997).

Blue highlighting indicates samples with metal concentrations greater than the ten times crustal abundance screening value are present in the analyzed group.

Screening values are for qualitative assessment only and hold no regulatory significance.

Classification as mine rock or ore-grade materials was based on gold content.

Table B-6. Elemental Content Statistical Summary (Aqua Regia)

Group		Parameter	Silver	Aluminum	Arsenic	Gold	Boron	Barium	Beryllium	Bismuth	Calcium	Cadmium	Cobalt
			ppm	*%*	*ppm*	*ppm*	*ppm*	*ppm*	*ppm*	*ppm*	*%*	*ppm*	*ppm*
		10x Crustal Abundance Values[1]	*0.75*	*--*	*18*	*0.04*	*100*	*4250*	*30*	*0.085*	*--*	*1.5*	*250*
Basalt	All samples	Count	150	150	150	16	150	150	150	150	150	150	150
		Count > 10x Crustal Abundance	1	0	46	2	0	0	0	33	0	5	0
		% > 10x Crustal Abundance	1%	0%	31%	13%	0%	0%	0%	22%	0	3%	0%
		Minimum	0.020	0.45	0.50	0.0027	1.0	0.94	0.020	0.010	0.46	0.010	7.3
		25th Percentile	0.50	1.2	1.9	0.0038	1.0	29	0.043	0.085	1.9	0.040	17
		Median	0.50	1.5	6.6	0.0056	1.0	96	0.070	0.085	2.5	0.060	23
		Average	0.49	1.6	38	0.056	3.2	134	0.087	0.14	2.6	0.23	25
		75th Percentile	0.50	1.9	28	0.0099	5.0	198	0.10	0.085	3.2	0.088	32
		Maximum	0.79	3.6	940	0.76	14	610	0.38	6.0	8.4	12	110
	Mine Rock samples	Count	150	150	150	16	150	150	150	150	150	150	150
		Count > 10x Crustal Abundance	1	0	46	2	0	0	0	33	0	5	0
		% > 10x Crustal Abundance	1%	0%	31%	13%	0%	0%	0%	22%	0	3%	0%
		Minimum	0.020	0.45	0.50	0.0027	1.0	0.94	0.020	0.010	0.46	0.010	7.3
		25th Percentile	0.50	1.2	1.9	0.0038	1.0	29	0.043	0.085	1.9	0.040	17
		Median	0.50	1.5	6.6	0.0056	1.0	96	0.070	0.085	2.5	0.060	23
		Average	0.49	1.6	38	0.056	3.2	134	0.087	0.14	2.6	0.23	25
		75th Percentile	0.50	1.9	28	0.0099	5.0	198	0.10	0.085	3.2	0.088	32
		Maximum	0.79	3.6	940	0.76	14	610	0.38	6.0	8.4	12	110
	Ore-Grade samples	Count	0	0	0	0	0	0	0	0	0	0	0
		Count > 10x Crustal Abundance	--	--	--	--	--	--	--	--	--	--	--
		% > 10x Crustal Abundance	--	--	--	--	--	--	--	--	--	--	--
		Minimum	--	--	--	--	--	--	--	--	--	--	--
		25th Percentile	--	--	--	--	--	--	--	--	--	--	--
		Median	--	--	--	--	--	--	--	--	--	--	--
		Average	--	--	--	--	--	--	--	--	--	--	--
		75th Percentile	--	--	--	--	--	--	--	--	--	--	--
		Maximum	--	--	--	--	--	--	--	--	--	--	--
Argillite	All samples	Count	13	13	13	3	13	13	13	13	13	13	13
		Count > 10x Crustal Abundance	1	0	7	2	0	0	0	12	0	6	0
		% > 10x Crustal Abundance	8%	0%	54%	67%	0%	0%	0%	92%	0	46%	0%
		Minimum	0.24	0.45	1.2	0.012	1.0	4.4	0.020	0.085	0.22	0.11	8.4
		25th Percentile	0.50	0.57	3.5	0.032	2.0	41	0.060	0.39	0.52	0.17	23
		Median	0.51	1.5	27	0.052	3.0	150	0.12	1.1	0.82	1.0	37
		Average	0.59	1.5	243	0.69	6.7	193	0.12	1.3	2.1	1.8	41
		75th Percentile	0.75	1.9	200	1.0	5.0	240	0.16	1.2	2.2	3.6	63
		Maximum	0.90	3.4	2231	2.0	20	654	0.23	3.9	14	5.2	93
	Mine Rock samples	Count	13	13	13	3	13	13	13	13	13	13	13
		Count > 10x Crustal Abundance	1	0	7	2	0	0	0	12	0	6	0
		% > 10x Crustal Abundance	8%	0%	54%	67%	0%	0%	0%	92%	0	46%	0%
		Minimum	0.24	0.45	1.2	0.012	1.0	4.4	0.020	0.085	0.22	0.11	8.4
		25th Percentile	0.50	0.57	3.5	0.032	2.0	41	0.060	0.39	0.52	0.17	23
		Median	0.51	1.5	27	0.052	3.0	150	0.12	1.1	0.82	1.0	37
		Average	0.59	1.5	243	0.69	6.7	193	0.12	1.3	2.1	1.8	41
		75th Percentile	0.75	1.9	200	1.0	5.0	240	0.16	1.2	2.2	3.6	63
		Maximum	0.90	3.4	2231	2.0	20	654	0.23	3.9	14	5.2	93
	Ore-Grade samples	Count	0	0	0	0	0	0	0	0	0	0	0
		Count > 10x Crustal Abundance	--	--	--	--	--	--	--	--	--	--	--
		% > 10x Crustal Abundance	--	--	--	--	--	--	--	--	--	--	--
		Minimum	--	--	--	--	--	--	--	--	--	--	--
		25th Percentile	--	--	--	--	--	--	--	--	--	--	--
		Median	--	--	--	--	--	--	--	--	--	--	--
		Average	--	--	--	--	--	--	--	--	--	--	--
		75th Percentile	--	--	--	--	--	--	--	--	--	--	--
		Maximum	--	--	--	--	--	--	--	--	--	--	--

(1) Ten times average crustal abundance values presented in Price (1997).

Blue highlighting indicates samples with metal concentrations greater than the ten times crustal abundance screening value are present in the analyzed group.

Screening values are for qualitative assessment only and hold no regulatory significance.

Classification as mine rock or ore-grade materials was based on gold content.

Table B-6. Elemental Content Statistical Summary (Aqua Regia)

Group		Parameter	Silver	Aluminum	Arsenic	Gold	Boron	Barium	Beryllium	Bismuth	Calcium	Cadmium	Cobalt
			ppm	*%*	*ppm*	*ppm*	*ppm*	*ppm*	*ppm*	*ppm*	*%*	*ppm*	*ppm*
		10x Crustal Abundance Values[(1)]	*0.75*	*--*	*18*	*0.04*	*100*	*4250*	*30*	*0.085*	*--*	*1.5*	*250*
Other	All samples	Count	45	45	45	24	45	45	45	45	45	45	45
		Count > 10x Crustal Abundance	5	0	12	5	0	0	0	35	0	1	0
		% > 10x Crustal Abundance	11%	0%	27%	21%	0%	0%	0%	78%	0	2%	0%
		Minimum	0.065	0.17	0.40	0.00050	1.0	12	0.021	0.040	0.043	0.010	0.10
		25th Percentile	0.13	0.37	1.7	0.0016	2.0	42	0.10	0.10	0.20	0.030	1.9
		Median	0.50	1.0	5.4	0.0048	10	64	0.10	0.22	0.50	0.050	8.1
		Average	0.61	1.3	17	0.37	12	128	0.19	1.3	1.3	0.19	12
		75th Percentile	0.50	1.9	19	0.029	20	140	0.20	0.45	0.91	0.080	15
		Maximum	6.8	4.8	259	8.3	60	980	1.5	19	16	5.6	63
	Mine Rock samples	Count	44	44	44	23	44	44	44	44	44	44	44
		Count > 10x Crustal Abundance	4	0	11	4	0	0	0	34	0	1	0
		% > 10x Crustal Abundance	9%	0%	25%	17%	0%	0%	0%	77%	0	2%	0%
		Minimum	0.065	0.17	0.40	0.00050	1.0	12	0.021	0.040	0.043	0.010	0.10
		25th Percentile	0.13	0.37	1.7	0.0016	2.0	41	0.10	0.098	0.20	0.030	1.9
		Median	0.50	1.1	4.9	0.0046	10	64	0.10	0.22	0.51	0.050	8.6
		Average	0.57	1.3	17	0.031	12	130	0.19	1.2	1.4	0.20	12
		75th Percentile	0.50	1.9	18	0.022	20	146	0.19	0.44	0.92	0.080	15
		Maximum	6.8	4.8	259	0.38	60	980	1.5	19	16	5.6	63
	Ore-Grade samples	Count	1	1	1	1	1	1	1	1	1	1	1
		Count > 10x Crustal Abundance	1	0	1	1	0	0	0	1	0	0	0
		% > 10x Crustal Abundance	100%	0%	100%	100%	0%	0%	0%	100%	0	0%	0%
		Minimum	2.2	0.33	40	8.3	20	62	0.20	8.6	0.10	0.050	2.4
		25th Percentile	2.2	0.33	40	8.3	20	62	0.20	8.6	0.10	0.050	2.4
		Median	2.2	0.33	40	8.3	20	62	0.20	8.6	0.10	0.050	2.4
		Average	2.2	0.33	40	8.3	20	62	0.20	8.6	0.10	0.050	2.4
		75th Percentile	2.2	0.33	40	8.3	20	62	0.20	8.6	0.10	0.050	2.4
		Maximum	2.2	0.33	40	8.3	20	62	0.20	8.6	0.10	0.050	2.4

(1) Ten times average crustal abundance values presented in Price (1997).

Blue highlighting indicates samples with metal concentrations greater than the ten times crustal abundance screening value are present in the analyzed group.

Screening values are for qualitative assessment only and hold no regulatory significance.

Classification as mine rock or ore-grade materials was based on gold content.

"Other" lithology refers to the following minor lithologies: Metasediment 1, Ultramafic, Calcite Vein, Intrusive Breccia, Felsic Fragmental, Rhyolite, and Sericite Schist.

Table B-6. Elemental Content Statistical Summary (Aqua Regia)

Group	Parameter	Chromium	Copper	Iron	Gallium	Germanium	Mercury	Potassium	Lanthanum	Lithium	Magnesium	Manganese
		ppm	*ppm*	*%*	*ppm*	*ppm*	*ppm*	*%*	*ppm*	*ppm*	*%*	*ppm*
	10x Crustal Abundance Values[1]	*1020*	*600*	--	*190*	*15*	*0.85*	--	*390*	*200*	--	*9500*
All samples	Count	3885	3885	3885	3109	3109	3883	3885	3109	3109	3885	3885
	Count > 10x Crustal Abundance	0	15	0	0	0	19	0	0	0	0	0
	% > 10x Crustal Abundance	0%	0.4%	0	0%	0%	0.5%	0	0%	0	0	0%
	Minimum	0.50	0.59	0.13	0.20	0.050	0.0050	0.0025	2.3	0.70	0.010	12
	25th Percentile	9.5	14	2.0	3.3	0.10	0.0050	0.43	26	7.9	0.47	290
	Median	15	21	2.4	4.8	0.10	0.0050	0.72	29	12	0.69	386
	Average	35	43	2.8	4.9	0.100	0.044	0.75	29	13	0.71	454
	75th Percentile	50	43	3.2	5.9	0.10	0.0080	0.96	33	16	0.88	561
	Maximum	807	5600	17	16	0.60	16	4.5	91	123	5.9	4200
All Central Pit samples	Count	3301	3301	3301	2966	2966	3299	3301	2966	2966	3301	3301
	Count > 10x Crustal Abundance	0	10	0	0	0	12	0	0	0	0	0
	% > 10x Crustal Abundance	0%	0.3%	0	0%	0%	0.4%	0	0%	0	0	0%
	Minimum	0.50	0.59	0.20	0.20	0.050	0.0050	0.010	2.8	0.70	0.010	12
	25th Percentile	8.9	14	2.1	3.3	0.10	0.0050	0.46	26	7.9	0.48	294
	Median	14	21	2.4	4.8	0.10	0.0050	0.73	29	12	0.69	388
	Average	27	38	2.8	4.8	0.10	0.039	0.76	29	13	0.70	450
	75th Percentile	26	39	3.1	5.8	0.10	0.0050	0.96	33	16	0.86	556
	Maximum	807	5600	16	15	0.60	16	2.7	91	69	3.6	3600
All Viggo Pit samples	Count	131	131	131	107	107	131	131	107	107	131	131
	Count > 10x Crustal Abundance	0	1	0	0	0	0	0	0	0	0	0
	% > 10x Crustal Abundance	0%	1%	0	0%	0%	0%	0	0%	0	0	0%
	Minimum	1.7	3.0	0.13	1.1	0.050	0.0050	0.16	7.2	1.7	0.010	52
	25th Percentile	49	16	1.6	4.3	0.050	0.0050	0.58	24	11	0.46	248
	Median	75	27	2.5	6.0	0.050	0.0050	0.97	28	15	0.83	327
	Average	83	42	2.6	5.9	0.067	0.014	0.98	28	17	0.82	340
	75th Percentile	94	45	3.1	7.4	0.070	0.0050	1.3	32	20	1.1	421
	Maximum	532	1400	11	16	0.20	0.092	4.5	45	123	4.9	1037
All Underground samples	Count	453	453	453	36	36	453	453	36	36	453	453
	Count > 10x Crustal Abundance	0	4	0	0	0	7	0	0	0	0	0
	% > 10x Crustal Abundance	0%	1%	0	0%	0%	2%	0	0%	0	0	0%
	Minimum	0.99	0.97	0.33	1.1	0.050	0.0050	0.0025	2.3	2.7	0.019	32
	25th Percentile	22	17	1.8	4.0	0.050	0.050	0.22	4.7	7.2	0.41	270
	Median	56	38	2.7	5.4	0.070	0.050	0.51	23	12	0.68	410
	Average	74	81	3.2	5.8	0.075	0.091	0.61	21	14	0.74	519
	75th Percentile	95	91	4.0	7.2	0.090	0.050	0.88	33	17	0.94	710
	Maximum	790	4800	17	12	0.17	3.8	3.1	47	49	5.9	4200
Mine Rock samples	Count	3495	3495	3495	2799	2799	3495	3495	2799	2799	3495	3495
	Count > 10x Crustal Abundance	0	10	0	0	0	8	0	0	0	0	0
	% > 10x Crustal Abundance	0%	0.3%	0	0%	0%	0.2%	0	0%	0	0	0%
	Minimum	0.50	0.59	0.13	0.50	0.050	0.0050	0.0025	2.3	0.70	0.010	16
	25th Percentile	9.7	14	2.0	3.4	0.10	0.0050	0.43	26	8.3	0.47	287
	Median	15	21	2.4	4.8	0.10	0.0050	0.73	29	12	0.70	380
	Average	35	42	2.8	4.9	0.100	0.025	0.76	29	13	0.72	444
	75th Percentile	51	42	3.2	6.0	0.10	0.0070	0.97	33	17	0.89	544
	Maximum	807	5600	17	16	0.60	8.0	4.5	91	123	5.9	2800
Ore-Grade samples	Count	390	390	390	310	310	388	390	310	310	390	390
	Count > 10x Crustal Abundance	0	5	0	0	0	11	0	0	0	0	0
	% > 10x Crustal Abundance	0%	1%	0	0%	0%	3%	0	0%	0	0	0%
	Minimum	0.50	1.6	0.92	0.20	0.050	0.0050	0.010	6.8	0.70	0.010	12
	25th Percentile	8.8	16	2.1	3.0	0.10	0.0050	0.41	25	5.9	0.42	326
	Median	13	28	2.4	4.3	0.10	0.0050	0.65	28	8.9	0.63	475
	Average	29	57	2.9	4.3	0.10	0.22	0.66	28	9.3	0.61	548
	75th Percentile	36	59	3.3	5.4	0.10	0.021	0.87	31	12	0.79	695
	Maximum	340	1100	9.1	13	0.30	16	2.0	47	27	1.9	4200

(1) Ten times average crustal abundance values presented in Price (1997).

Blue highlighting indicates samples with metal concentrations greater than the ten times crustal abundance screening value are present in the analyzed group.

Screening values are for qualitative assessment only and hold no regulatory significance.

Classification as mine rock or ore-grade materials was based on gold content.

Table B-6. Elemental Content Statistical Summary (Aqua Regia)

Group		Parameter	Chromium	Copper	Iron	Gallium	Germanium	Mercury	Potassium	Lanthanum	Lithium	Magnesium	Manganese
			ppm	*ppm*	*%*	*ppm*	*ppm*	*ppm*	*%*	*ppm*	*ppm*	*%*	*ppm*
		10x Crustal Abundance Values[1]	*1020*	*600*	--	*190*	*15*	*0.85*	--	*390*	*200*	--	*9500*
Felsic Volcanic 1	All samples	Count	2388	2388	2388	2078	2078	2386	2388	2078	2078	2388	2388
		Count > 10x Crustal Abundance	0	11	0	0	0	15	0	0	0	0	0
		% > 10x Crustal Abundance	0%	0.5%	0	0%	0%	1%	0	0%	0	0	0%
		Minimum	0.70	0.59	0.20	0.30	0.050	0.0050	0.010	2.8	1.1	0.020	21
		25th Percentile	10	15	2.2	3.8	0.10	0.0050	0.55	27	8.9	0.57	337
		Median	14	20	2.4	4.8	0.10	0.0050	0.75	29	12	0.69	430
		Average	23	43	2.7	4.7	0.099	0.055	0.75	29	12	0.70	494
		75th Percentile	19	32	2.8	5.6	0.10	0.0050	0.92	31	15	0.81	607
		Maximum	807	5600	16	12	0.30	16	2.7	91	69	3.3	4200
	Mine Rock samples	Count	2091	2091	2091	1838	1838	2091	2091	1838	1838	2091	2091
		Count > 10x Crustal Abundance	0	6	0	0	0	6	0	0	0	0	0
		% > 10x Crustal Abundance	0%	0%	0	0%	0%	0.3%	0	0%	0	0	0%
		Minimum	0.70	0.59	0.20	0.50	0.050	0.0050	0.030	2.8	1.3	0.030	35
		25th Percentile	10	15	2.2	3.9	0.10	0.0050	0.55	27	9.4	0.58	334
		Median	14	20	2.4	4.8	0.10	0.0050	0.76	29	12	0.70	421
		Average	23	40	2.6	4.8	0.099	0.024	0.75	29	13	0.71	482
		75th Percentile	18	29	2.8	5.6	0.10	0.0050	0.93	32	15	0.81	593
		Maximum	807	5600	16	12	0.30	8.0	2.7	91	69	3.3	2604
	Ore-Grade samples	Count	297	297	297	240	240	295	297	240	240	297	297
		Count > 10x Crustal Abundance	0	5	0	0	0	9	0	0	0	0	0
		% > 10x Crustal Abundance	0%	2%	0	0%	0%	3%	0	0%	0	0	0%
		Minimum	1.0	1.8	0.92	0.30	0.050	0.0050	0.010	6.8	1.1	0.020	21
		25th Percentile	9.1	18	2.2	3.4	0.10	0.0050	0.51	25	7.0	0.52	379
		Median	13	30	2.5	4.3	0.10	0.0050	0.69	28	9.2	0.65	496
		Average	26	63	2.9	4.4	0.099	0.27	0.69	28	9.5	0.65	578
		75th Percentile	23	61	3.1	5.3	0.10	0.017	0.88	31	12	0.79	713
		Maximum	340	1100	8.6	8.5	0.10	16	1.5	44	27	1.3	4200
Felsic Volcanic 2	All samples	Count	564	564	564	461	461	564	564	461	461	564	564
		Count > 10x Crustal Abundance	0	1	0	0	0	4	0	0	0	0	0
		% > 10x Crustal Abundance	0%	0.2%	0	0%	0%	1%	0	0%	0	0	0%
		Minimum	0.50	0.61	0.23	0.20	0.050	0.0050	0.017	6.3	0.70	0.010	12
		25th Percentile	2.0	4.9	1.4	1.5	0.10	0.0050	0.21	35	2.8	0.11	177
		Median	3.2	8.1	1.6	2.0	0.10	0.0050	0.28	40	3.8	0.16	248
		Average	17	19	1.8	2.3	0.098	0.034	0.35	37	5.1	0.26	303
		75th Percentile	14	17	1.9	2.8	0.10	0.0070	0.39	43	6.1	0.30	340
		Maximum	388	1600	7.9	9.6	0.20	2.5	2.7	55	48	3.1	1866
	Mine Rock samples	Count	498	498	498	414	414	498	498	414	414	498	498
		Count > 10x Crustal Abundance	0	1	0	0	0	2	0	0	0	0	0
		% > 10x Crustal Abundance	0%	0.2%	0	0%	0%	0.4%	0	0%	0	0	0%
		Minimum	0.50	0.61	0.23	0.50	0.050	0.0050	0.017	6.3	0.70	0.010	16
		25th Percentile	2.0	4.6	1.4	1.5	0.10	0.0050	0.21	36	2.8	0.11	178
		Median	3.0	7.8	1.6	2.0	0.10	0.0050	0.28	40	3.8	0.16	246
		Average	16	18	1.8	2.3	0.098	0.028	0.35	38	5.1	0.26	292
		75th Percentile	12	15	1.9	2.7	0.10	0.0050	0.39	43	5.9	0.28	330
		Maximum	388	1600	7.9	9.6	0.20	2.5	2.7	55	48	3.1	1866
	Ore-Grade samples	Count	66	66	66	47	47	66	66	47	47	66	66
		Count > 10x Crustal Abundance	0	0	0	0	0	2	0	0	0	0	0
		% > 10x Crustal Abundance	0%	0%	0	0%	0%	3%	0	0%	0	0	0%
		Minimum	0.50	1.6	1.1	0.20	0.050	0.0050	0.040	15	0.70	0.010	12
		25th Percentile	3.1	6.5	1.4	1.5	0.10	0.0050	0.20	22	2.7	0.13	168
		Median	8.4	14	1.7	2.6	0.10	0.0050	0.28	31	4.2	0.20	274
		Average	23	28	2.1	2.7	0.10	0.078	0.33	30	5.0	0.31	389
		75th Percentile	24	32	2.5	3.2	0.10	0.050	0.38	38	6.6	0.48	583
		Maximum	140	189	5.5	8.5	0.20	0.96	1.5	47	17	1.2	1332

(1) Ten times average crustal abundance values presented in Price (1997).

Blue highlighting indicates samples with metal concentrations greater than the ten times crustal abundance screening value are present in the analyzed group.

Screening values are for qualitative assessment only and hold no regulatory significance.

Classification as mine rock or ore-grade materials was based on gold content.

Table B-6. Elemental Content Statistical Summary (Aqua Regia)

Group		Parameter	Chromium	Copper	Iron	Gallium	Germanium	Mercury	Potassium	Lanthanum	Lithium	Magnesium	Manganese
			ppm	*ppm*	*%*	*ppm*	*ppm*	*ppm*	*%*	*ppm*	*ppm*	*%*	*ppm*
		10x Crustal Abundance Values[1]	*1020*	*600*	--	*190*	*15*	*0.85*	--	*390*	*200*	--	*9500*
Fragmental 1	All samples	Count	166	166	166	144	144	166	166	144	144	166	166
		Count > 10x Crustal Abundance	0	0	0	0	0	0	0	0	0	0	0
		% > 10x Crustal Abundance	0%	0%	0	0%	0%	0%	0	0%	0	0	0%
		Minimum	2.9	2.7	1.4	2.2	0.050	0.0050	0.32	16	5.4	0.25	198
		25th Percentile	14	20	2.2	4.8	0.10	0.0050	0.73	25	13	0.69	315
		Median	36	29	2.8	5.8	0.10	0.0050	0.93	27	17	0.88	374
		Average	45	33	2.8	6.0	0.096	0.012	0.98	28	19	0.89	405
		75th Percentile	66	43	3.2	7.2	0.10	0.0050	1.2	30	25	1.1	461
		Maximum	271	148	5.9	11	0.20	0.092	1.9	43	54	2.6	1138
	Mine Rock samples	Count	162	162	162	140	140	162	162	140	140	162	162
		Count > 10x Crustal Abundance	0	0	0	0	0	0	0	0	0	0	0
		% > 10x Crustal Abundance	0%	0%	0	0%	0%	0%	0	0%	0	0	0%
		Minimum	2.9	2.7	1.4	2.2	0.050	0.0050	0.32	16	5.4	0.25	198
		25th Percentile	14	20	2.2	4.8	0.10	0.0050	0.74	25	13	0.69	314
		Median	36	29	2.8	5.8	0.10	0.0050	0.93	27	18	0.88	373
		Average	45	32	2.8	6.0	0.096	0.012	0.98	28	20	0.89	398
		75th Percentile	67	43	3.2	7.3	0.10	0.0050	1.2	30	25	1.1	455
		Maximum	271	69	5.9	11	0.20	0.092	1.9	43	54	2.6	955
	Ore-Grade samples	Count	4	4	4	4	4	4	4	4	4	4	4
		Count > 10x Crustal Abundance	0	0	0	0	0	0	0	0	0	0	0
		% > 10x Crustal Abundance	0%	0%	0	0%	0%	0%	0	0%	0	0	0%
		Minimum	13	13	1.5	4.1	0.050	0.0050	0.61	26	6.6	0.51	325
		25th Percentile	19	30	2.3	4.4	0.088	0.0050	0.68	27	10.0	0.65	549
		Median	30	36	2.7	4.7	0.10	0.0075	0.85	28	12	0.82	645
		Average	31	58	2.6	4.7	0.088	0.0095	0.84	28	11	0.80	688
		75th Percentile	42	64	3.0	5.0	0.10	0.012	1.0	29	13	0.96	784
		Maximum	50	148	3.6	5.2	0.10	0.018	1.0	31	15	1.1	1138
Fragmental 2	All samples	Count	42	42	42	8	8	42	42	8	8	42	42
		Count > 10x Crustal Abundance	0	0	0	0	0	0	0	0	0	0	0
		% > 10x Crustal Abundance	0%	0%	0	0%	0%	0%	0	0%	0	0	0%
		Minimum	3.0	1.1	0.61	2.0	0.050	0.0050	0.18	25	5.5	0.11	59
		25th Percentile	12	9.0	1.4	3.0	0.050	0.050	0.47	33	8.2	0.28	253
		Median	44	15	1.8	4.1	0.050	0.050	0.60	35	9.3	0.41	310
		Average	47	21	2.3	4.7	0.056	0.044	0.74	35	12	0.52	340
		75th Percentile	66	28	2.9	5.8	0.055	0.050	0.91	38	14	0.66	408
		Maximum	160	79	6.1	9.0	0.080	0.15	2.0	40	27	2.3	900
	Mine Rock samples	Count	40	40	40	8	8	40	40	8	8	40	40
		Count > 10x Crustal Abundance	0	0	0	0	0	0	0	0	0	0	0
		% > 10x Crustal Abundance	0%	0%	0	0%	0%	0%	0	0%	0	0	0%
		Minimum	3.0	1.1	0.61	2.0	0.050	0.0050	0.18	25	5.5	0.11	59
		25th Percentile	12	9.1	1.4	3.0	0.050	0.050	0.46	33	8.2	0.29	258
		Median	41	15	1.8	4.1	0.050	0.050	0.60	35	9.3	0.44	310
		Average	46	21	2.3	4.7	0.056	0.044	0.75	35	12	0.53	343
		75th Percentile	63	29	3.0	5.8	0.055	0.050	0.94	38	14	0.68	421
		Maximum	160	79	6.1	9.0	0.080	0.15	2.0	40	27	2.3	900
	Ore-Grade samples	Count	2	2	2	0	0	2	2	0	0	2	2
		Count > 10x Crustal Abundance	0	0	0	--	--	0	0	--	--	0	0
		% > 10x Crustal Abundance	0%	0%	0	--	--	0%	0	--	--	0	0%
		Minimum	56	7.8	1.8	--	--	0.050	0.55	--	--	0.14	210
		25th Percentile	59	10	2.0	--	--	0.050	0.64	--	--	0.18	238
		Median	62	12	2.2	--	--	0.050	0.72	--	--	0.22	265
		Average	62	12	2.2	--	--	0.050	0.72	--	--	0.22	265
		75th Percentile	65	15	2.3	--	--	0.050	0.81	--	--	0.26	293
		Maximum	68	17	2.5	--	--	0.050	0.89	--	--	0.30	320

(1) Ten times average crustal abundance values presented in Price (1997).

Blue highlighting indicates samples with metal concentrations greater than the ten times crustal abundance screening value are present in the analyzed group.

Screening values are for qualitative assessment only and hold no regulatory significance.

Classification as mine rock or ore-grade materials was based on gold content.

Table B-6. Elemental Content Statistical Summary (Aqua Regia)

Group		Parameter	Chromium	Copper	Iron	Gallium	Germanium	Mercury	Potassium	Lanthanum	Lithium	Magnesium	Manganese
			ppm	*ppm*	*%*	*ppm*	*ppm*	*ppm*	*%*	*ppm*	*ppm*	*%*	*ppm*
		10x Crustal Abundance Values[1]	*1020*	*600*	--	*190*	*15*	*0.85*	--	*390*	*200*	--	*9500*
Metasediment 2	All samples	Count	414	414	414	339	339	414	414	339	339	414	414
		Count > 10x Crustal Abundance	0	1	0	0	0	0	0	0	0	0	0
		% > 10x Crustal Abundance	0%	0.2%	0	0%	0%	0%	0	0%	0	0	0%
		Minimum	1.4	3.7	0.78	1.8	0.050	0.0050	0.080	9.1	5.2	0.10	52
		25th Percentile	70	43	3.8	7.6	0.10	0.0050	1.1	18	18	1.2	270
		Median	87	52	4.4	8.6	0.10	0.0050	1.4	21	22	1.3	336
		Average	89	58	4.6	8.6	0.11	0.015	1.4	22	22	1.3	402
		75th Percentile	102	62	5.2	9.5	0.10	0.0050	1.7	25	25	1.4	468
		Maximum	750	1400	11	15	0.60	0.21	3.1	73	49	5.7	1707
	Mine Rock samples	Count	394	394	394	321	321	394	394	321	321	394	394
		Count > 10x Crustal Abundance	0	1	0	0	0	0	0	0	0	0	0
		% > 10x Crustal Abundance	0%	0.3%	0	0%	0%	0%	0	0%	0	0	0%
		Minimum	1.4	3.7	0.78	1.8	0.050	0.0050	0.080	9.1	5.2	0.10	52
		25th Percentile	70	43	3.7	7.7	0.10	0.0050	1.1	18	18	1.2	270
		Median	88	52	4.4	8.6	0.10	0.0050	1.4	21	22	1.3	330
		Average	89	57	4.5	8.6	0.11	0.015	1.4	22	22	1.3	389
		75th Percentile	102	61	5.1	9.6	0.10	0.0050	1.7	24	26	1.4	461
		Maximum	750	1400	11	15	0.60	0.15	3.1	73	49	5.7	1707
	Ore-Grade samples	Count	20	20	20	18	18	20	20	18	18	20	20
		Count > 10x Crustal Abundance	0	0	0	0	0	0	0	0	0	0	0
		% > 10x Crustal Abundance	0%	0%	0	0%	0%	0%	0	0%	0	0	0%
		Minimum	33	23	3.0	4.5	0.10	0.0050	0.53	17	11	0.85	323
		25th Percentile	67	52	4.3	6.2	0.10	0.0050	1.1	22	15	1.0	404
		Median	79	78	5.3	7.8	0.10	0.0050	1.4	25	20	1.2	633
		Average	85	79	5.3	8.0	0.14	0.026	1.4	24	19	1.2	663
		75th Percentile	107	91	6.1	9.1	0.17	0.0050	1.7	26	23	1.3	895
		Maximum	150	204	9.1	13	0.30	0.21	2.0	28	25	1.9	1115
Metasediment 3	All samples	Count	103	103	103	36	36	103	103	36	36	103	103
		Count > 10x Crustal Abundance	0	0	0	0	0	0	0	0	0	0	0
		% > 10x Crustal Abundance	0%	0%	0	0%	0%	0%	0	0%	0	0	0%
		Minimum	1.6	2.9	0.48	2.6	0.050	0.0050	0.030	14	6.4	0.052	47
		25th Percentile	15	17	1.6	3.9	0.058	0.0050	0.38	22	10	0.32	166
		Median	29	25	2.2	5.1	0.10	0.050	0.59	25	14	0.49	260
		Average	51	33	2.5	5.3	0.084	0.036	0.64	26	14	0.51	265
		75th Percentile	67	35	3.1	6.5	0.10	0.050	0.86	30	18	0.65	331
		Maximum	420	370	12	10	0.10	0.15	1.7	40	31	1.2	728
	Mine Rock samples	Count	103	103	103	36	36	103	103	36	36	103	103
		Count > 10x Crustal Abundance	0	0	0	0	0	0	0	0	0	0	0
		% > 10x Crustal Abundance	0%	0%	0	0%	0%	0%	0	0%	0	0	0%
		Minimum	1.6	2.9	0.48	2.6	0.050	0.0050	0.030	14	6.4	0.052	47
		25th Percentile	15	17	1.6	3.9	0.058	0.0050	0.38	22	10	0.32	166
		Median	29	25	2.2	5.1	0.10	0.050	0.59	25	14	0.49	260
		Average	51	33	2.5	5.3	0.084	0.036	0.64	26	14	0.51	265
		75th Percentile	67	35	3.1	6.5	0.10	0.050	0.86	30	18	0.65	331
		Maximum	420	370	12	10	0.10	0.15	1.7	40	31	1.2	728
	Ore-Grade samples	Count	0	0	0	0	0	0	0	0	0	0	0
		Count > 10x Crustal Abundance	--	--	--	--	--	--	--	--	--	--	--
		% > 10x Crustal Abundance	--	--	--	--	--	--	--	--	--	--	--
		Minimum	--	--	--	--	--	--	--	--	--	--	--
		25th Percentile	--	--	--	--	--	--	--	--	--	--	--
		Median	--	--	--	--	--	--	--	--	--	--	--
		Average	--	--	--	--	--	--	--	--	--	--	--
		75th Percentile	--	--	--	--	--	--	--	--	--	--	--
		Maximum	--	--	--	--	--	--	--	--	--	--	--

(1) Ten times average crustal abundance values presented in Price (1997).

Blue highlighting indicates samples with metal concentrations greater than the ten times crustal abundance screening value are present in the analyzed group.

Screening values are for qualitative assessment only and hold no regulatory significance.

Classification as mine rock or ore-grade materials was based on gold content.

Table B-6. Elemental Content Statistical Summary (Aqua Regia)

Group		Parameter	Chromium	Copper	Iron	Gallium	Germanium	Mercury	Potassium	Lanthanum	Lithium	Magnesium	Manganese
			ppm	*ppm*	*%*	*ppm*	*ppm*	*ppm*	*%*	*ppm*	*ppm*	*%*	*ppm*
		10x Crustal Abundance Values[(1)]	*1020*	*600*	--	*190*	*15*	*0.85*	--	*390*	*200*	--	*9500*
Basalt	All samples	Count	150	150	150	16	16	150	150	16	16	150	150
		Count > 10x Crustal Abundance	0	1	0	0	0	0	0	0	0	0	0
		% > 10x Crustal Abundance	0%	1%	0	0%	0%	0%	0	0%	0	0	0%
		Minimum	5.0	6.7	0.99	2.7	0.060	0.0050	0.0025	2.3	2.8	0.34	160
		25th Percentile	33	68	2.6	4.6	0.080	0.050	0.045	3.0	5.9	0.62	533
		Median	59	100	3.5	5.9	0.095	0.050	0.22	4.1	11	0.82	770
		Average	82	117	3.7	6.1	0.10	0.047	0.37	6.0	13	0.86	751
		75th Percentile	120	140	4.2	7.2	0.11	0.050	0.58	5.3	16	1.0	948
		Maximum	300	670	12	11	0.17	0.13	1.6	25	37	2.0	1700
	Mine Rock samples	Count	150	150	150	16	16	150	150	16	16	150	150
		Count > 10x Crustal Abundance	0	1	0	0	0	0	0	0	0	0	0
		% > 10x Crustal Abundance	0%	1%	0	0%	0%	0%	0	0%	0	0	0%
		Minimum	5.0	6.7	0.99	2.7	0.060	0.0050	0.0025	2.3	2.8	0.34	160
		25th Percentile	33	68	2.6	4.6	0.080	0.050	0.045	3.0	5.9	0.62	533
		Median	59	100	3.5	5.9	0.095	0.050	0.22	4.1	11	0.82	770
		Average	82	117	3.7	6.1	0.10	0.047	0.37	6.0	13	0.86	751
		75th Percentile	120	140	4.2	7.2	0.11	0.050	0.58	5.3	16	1.0	948
		Maximum	300	670	12	11	0.17	0.13	1.6	25	37	2.0	1700
	Ore-Grade samples	Count	0	0	0	0	0	0	0	0	0	0	0
		Count > 10x Crustal Abundance	--	--	--	--	--	--	--	--	--	--	--
		% > 10x Crustal Abundance	--	--	--	--	--	--	--	--	--	--	--
		Minimum	--	--	--	--	--	--	--	--	--	--	--
		25th Percentile	--	--	--	--	--	--	--	--	--	--	--
		Median	--	--	--	--	--	--	--	--	--	--	--
		Average	--	--	--	--	--	--	--	--	--	--	--
		75th Percentile	--	--	--	--	--	--	--	--	--	--	--
		Maximum	--	--	--	--	--	--	--	--	--	--	--
Argillite	All samples	Count	13	13	13	3	3	13	13	3	3	13	13
		Count > 10x Crustal Abundance	0	1	0	0	0	0	0	0	0	0	0
		% > 10x Crustal Abundance	0%	8%	0	0%	0%	0%	0	0%	0	0	0%
		Minimum	16	31	2.4	7.1	0.10	0.0050	0.012	22	14	0.37	240
		25th Percentile	60	53	4.1	7.8	0.10	0.050	0.10	22	17	0.50	460
		Median	81	190	7.9	8.4	0.10	0.050	0.59	23	20	0.61	510
		Average	91	243	8.1	8.3	0.10	0.049	0.65	24	19	0.80	628
		75th Percentile	129	420	12	8.9	0.10	0.050	1.2	25	21	1.0	610
		Maximum	190	630	17	9.3	0.10	0.14	1.7	26	23	1.5	2300
	Mine Rock samples	Count	13	13	13	3	3	13	13	3	3	13	13
		Count > 10x Crustal Abundance	0	1	0	0	0	0	0	0	0	0	0
		% > 10x Crustal Abundance	0%	8%	0	0%	0%	0%	0	0%	0	0	0%
		Minimum	16	31	2.4	7.1	0.10	0.0050	0.012	22	14	0.37	240
		25th Percentile	60	53	4.1	7.8	0.10	0.050	0.10	22	17	0.50	460
		Median	81	190	7.9	8.4	0.10	0.050	0.59	23	20	0.61	510
		Average	91	243	8.1	8.3	0.10	0.049	0.65	24	19	0.80	628
		75th Percentile	129	420	12	8.9	0.10	0.050	1.2	25	21	1.0	610
		Maximum	190	630	17	9.3	0.10	0.14	1.7	26	23	1.5	2300
	Ore-Grade samples	Count	0	0	0	0	0	0	0	0	0	0	0
		Count > 10x Crustal Abundance	--	--	--	--	--	--	--	--	--	--	--
		% > 10x Crustal Abundance	--	--	--	--	--	--	--	--	--	--	--
		Minimum	--	--	--	--	--	--	--	--	--	--	--
		25th Percentile	--	--	--	--	--	--	--	--	--	--	--
		Median	--	--	--	--	--	--	--	--	--	--	--
		Average	--	--	--	--	--	--	--	--	--	--	--
		75th Percentile	--	--	--	--	--	--	--	--	--	--	--
		Maximum	--	--	--	--	--	--	--	--	--	--	--

(1) Ten times average crustal abundance values presented in Price (1997).

Blue highlighting indicates samples with metal concentrations greater than the ten times crustal abundance screening value are present in the analyzed group.

Screening values are for qualitative assessment only and hold no regulatory significance.

Classification as mine rock or ore-grade materials was based on gold content.

Table B-6. Elemental Content Statistical Summary (Aqua Regia)

Group		Parameter	Chromium	Copper	Iron	Gallium	Germanium	Mercury	Potassium	Lanthanum	Lithium	Magnesium	Manganese
			ppm	*ppm*	*%*	*ppm*	*ppm*	*ppm*	*%*	*ppm*	*ppm*	*%*	*ppm*
		10x Crustal Abundance Values[1]	*1020*	*600*	--	*190*	*15*	*0.85*	--	*390*	*200*	--	*9500*
Other	All samples	Count	45	45	45	24	24	45	45	24	24	45	45
		Count > 10x Crustal Abundance	0	0	0	0	0	0	0	0	0	0	0
		% > 10x Crustal Abundance	0%	0%	0	0%	0%	0%	0	0%	0	0	0%
		Minimum	1.1	0.91	0.13	0.50	0.050	0.0050	0.10	6.8	0.80	0.010	32
		25th Percentile	3.8	3.5	1.2	0.90	0.10	0.0050	0.22	13	2.2	0.060	104
		Median	38	22	2.6	1.3	0.10	0.0050	0.31	28	3.0	0.46	288
		Average	107	26	2.6	3.6	0.094	0.033	0.72	26	14	0.89	386
		75th Percentile	120	41	3.5	5.8	0.10	0.050	1.1	36	20	0.94	413
		Maximum	790	110	7.4	16	0.20	0.30	4.5	45	123	5.9	2800
	Mine Rock samples	Count	44	44	44	23	23	44	44	23	23	44	44
		Count > 10x Crustal Abundance	0	0	0	0	0	0	0	0	0	0	0
		% > 10x Crustal Abundance	0%	0%	0	0%	0%	0%	0	0%	0	0	0%
		Minimum	1.1	0.91	0.13	0.50	0.050	0.0050	0.10	6.8	0.80	0.010	32
		25th Percentile	4.0	5.1	1.2	0.95	0.10	0.0050	0.23	12	2.2	0.060	113
		Median	38	22	2.3	1.3	0.10	0.0050	0.34	27	3.1	0.46	302
		Average	110	27	2.6	3.8	0.093	0.033	0.73	25	14	0.91	394
		75th Percentile	120	42	3.6	6.1	0.10	0.050	1.1	35	20	0.96	435
		Maximum	790	110	7.4	16	0.20	0.30	4.5	45	123	5.9	2800
	Ore-Grade samples	Count	1	1	1	1	1	1	1	1	1	1	1
		Count > 10x Crustal Abundance	0	0	0	0	0	0	0	0	0	0	0
		% > 10x Crustal Abundance	0%	0%	0	0%	0%	0%	0	0%	0	0	0%
		Minimum	1.5	1.7	2.8	0.70	0.10	0.0050	0.22	43	2.0	0.040	40
		25th Percentile	1.5	1.7	2.8	0.70	0.10	0.0050	0.22	43	2.0	0.040	40
		Median	1.5	1.7	2.8	0.70	0.10	0.0050	0.22	43	2.0	0.040	40
		Average	1.5	1.7	2.8	0.70	0.10	0.0050	0.22	43	2.0	0.040	40
		75th Percentile	1.5	1.7	2.8	0.70	0.10	0.0050	0.22	43	2.0	0.040	40
		Maximum	1.5	1.7	2.8	0.70	0.10	0.0050	0.22	43	2.0	0.040	40

(1) Ten times average crustal abundance values presented in Price (1997).

Blue highlighting indicates samples with metal concentrations greater than the ten times crustal abundance screening value are present in the analyzed group.

Screening values are for qualitative assessment only and hold no regulatory significance.

Classification as mine rock or ore-grade materials was based on gold content.

"Other" lithology refers to the following minor lithologies: Metasediment 1, Ultramafic, Calcite Vein, Intrusive Breccia, Felsic Fragmental, Rhyolite, and Sericite Schist.

Table B-6. Elemental Content Statistical Summary (Aqua Regia)

Group	Parameter	Molybdenum	Sodium	Nickel	Phosphorus	Lead	Sulphur	Antimony	Scandium	Selenium	Tin
		ppm	*%*	*ppm*	*ppm*	*ppm*	*%*	*ppm*	*ppm*	*ppm*	*ppm*
	10x Crustal Abundance Values[1]	*12*	*--*	*840*	*10500*	*140*	*0.4*	*2*	*220*	*0.5*	*23*
All samples	Count	3885	3885	3885	3885	3885	3885	3885	3109	3885	3885
	Count > 10x Crustal Abundance	129	0	2	0	106	2426	28	0	1200	0
	% > 10x Crustal Abundance	3%	0	0.1%	0%	3%	62%	1%	0%	31%	0%
	Minimum	0.10	0.0010	0.10	19	0.15	0.0010	0.020	0.10	0.10	0.10
	25th Percentile	0.80	0.047	12	457	3.1	0.28	0.080	1.5	0.10	0.30
	Median	1.2	0.061	15	550	4.5	0.58	0.14	2.4	0.21	0.40
	Average	2.3	0.067	23	539	28	1.0	0.55	2.9	0.87	0.72
	75th Percentile	1.6	0.080	23	650	9.2	1.4	0.34	3.3	0.90	0.80
	Maximum	106	0.38	6100	3490	9000	10	19	16	49	7.6
All Central Pit samples	Count	3301	3301	3301	3301	3301	3301	3301	2966	3301	3301
	Count > 10x Crustal Abundance	123	0	0	0	97	2259	25	0	1091	0
	% > 10x Crustal Abundance	4%	0	0%	0%	3%	68%	1%	0%	33%	0%
	Minimum	0.10	0.0010	0.10	19	0.28	0.0010	0.020	0.10	0.10	0.10
	25th Percentile	0.87	0.046	12	480	3.3	0.34	0.080	1.5	0.10	0.30
	Median	1.2	0.060	15	560	4.9	0.68	0.13	2.3	0.30	0.40
	Average	2.5	0.065	19	548	30	1.1	0.37	2.8	0.90	0.57
	75th Percentile	1.7	0.077	19	650	10	1.5	0.22	3.3	1.0	0.60
	Maximum	106	0.38	160	3490	9000	10	19	16	49	7.6
All Viggo Pit samples	Count	131	131	131	131	131	131	131	107	131	131
	Count > 10x Crustal Abundance	0	0	1	0	0	30	2	0	11	0
	% > 10x Crustal Abundance	0%	0	1%	0%	0%	23%	2%	0%	8%	0%
	Minimum	0.10	0.020	0.30	57	1.5	0.010	0.050	0.30	0.10	0.20
	25th Percentile	0.73	0.040	11	457	3.0	0.10	0.090	1.6	0.20	0.30
	Median	0.97	0.050	22	563	3.5	0.23	0.13	2.8	0.20	0.40
	Average	1.2	0.060	72	547	4.1	0.28	0.60	3.2	0.39	0.67
	75th Percentile	1.3	0.070	40	666	4.8	0.39	0.28	4.7	0.20	0.55
	Maximum	6.8	0.19	6100	1633	23	4.3	13	12	13	2.0
All Underground samples	Count	453	453	453	453	453	453	453	36	453	453
	Count > 10x Crustal Abundance	6	0	1	0	9	137	1	0	98	0
	% > 10x Crustal Abundance	1%	0	0.2%	0%	2%	30%	0.2%	0%	22%	0%
	Minimum	0.10	0.012	0.22	41	0.15	0.0010	0.050	0.50	0.10	0.20
	25th Percentile	0.44	0.059	13	309	1.2	0.080	2.0	2.6	0.10	2.0
	Median	0.77	0.078	24	470	2.9	0.21	2.0	4.4	0.30	2.0
	Average	1.3	0.085	36	472	21	0.54	1.9	5.4	0.79	1.9
	75th Percentile	1.3	0.10	44	610	5.1	0.53	2.0	6.8	0.50	2.0
	Maximum	30	0.29	870	1900	2100	7.3	12	15	24	6.0
Mine Rock samples	Count	3495	3495	3495	3495	3495	3495	3495	2799	3495	3495
	Count > 10x Crustal Abundance	112	0	2	0	52	2065	19	0	936	0
	% > 10x Crustal Abundance	3%	0	0.1%	0%	1%	59%	1%	0%	27%	0%
	Minimum	0.10	0.0040	0.10	19	0.15	0.0010	0.020	0.10	0.10	0.10
	25th Percentile	0.80	0.047	12	460	3.0	0.25	0.080	1.5	0.10	0.30
	Median	1.2	0.062	15	552	4.2	0.52	0.13	2.4	0.20	0.40
	Average	2.3	0.068	23	541	18	0.94	0.54	2.9	0.68	0.72
	75th Percentile	1.6	0.080	24	650	7.7	1.2	0.31	3.4	0.60	0.70
	Maximum	106	0.38	6100	3490	9000	10	19	16	21	7.6
Ore-Grade samples	Count	390	390	390	390	390	390	390	310	390	390
	Count > 10x Crustal Abundance	17	0	0	0	54	361	9	0	264	0
	% > 10x Crustal Abundance	4%	0	0%	0%	14%	93%	2%	0%	68%	0%
	Minimum	0.37	0.0010	0.10	30	2.1	0.020	0.040	0.10	0.10	0.10
	25th Percentile	0.90	0.043	11	430	6.9	0.73	0.13	1.3	0.40	0.30
	Median	1.2	0.058	14	540	16	1.2	0.21	2.1	1.2	0.40
	Average	2.5	0.062	17	523	117	1.6	0.68	2.5	2.6	0.75
	75th Percentile	1.7	0.077	18	640	46	1.9	0.89	3.0	2.9	0.90
	Maximum	44	0.23	80	1620	4700	7.8	8.9	16	49	2.0

(1) Ten times average crustal abundance values presented in Price (1997).

Blue highlighting indicates samples with metal concentrations greater than the ten times crustal abundance screening value are present in the analyzed group.

Screening values are for qualitative assessment only and hold no regulatory significance.

Classification as mine rock or ore-grade materials was based on gold content.

Table B-6. Elemental Content Statistical Summary (Aqua Regia)

Group		Parameter	Molybdenum	Sodium	Nickel	Phosphorus	Lead	Sulphur	Antimony	Scandium	Selenium	Tin
			ppm	*%*	*ppm*	*ppm*	*ppm*	*%*	*ppm*	*ppm*	*ppm*	*ppm*
		10x Crustal Abundance Values[1]	*12*	*--*	*840*	*10500*	*140*	*0.4*	*2*	*220*	*0.5*	*23*
Felsic Volcanic 1	All samples	Count	2388	2388	2388	2388	2388	2388	2388	2078	2388	2388
		Count > 10x Crustal Abundance	115	0	0	0	96	1648	14	0	912	0
		% > 10x Crustal Abundance	5%	0	0%	0%	4%	69%	1%	0%	38%	0%
		Minimum	0.10	0.0010	0.20	30	0.28	0.0050	0.020	0.10	0.10	0.10
		25th Percentile	0.79	0.050	13	530	3.3	0.34	0.080	1.7	0.10	0.30
		Median	1.1	0.064	15	570	4.9	0.68	0.12	2.4	0.30	0.40
		Average	2.7	0.070	17	604	38	1.2	0.42	2.5	1.0	0.61
		75th Percentile	1.6	0.081	18	680	11	1.7	0.22	3.0	1.3	0.53
		Maximum	106	0.38	160	2700	9000	10	19	15	49	6.6
	Mine Rock samples	Count	2091	2091	2091	2091	2091	2091	2091	1838	2091	2091
		Count > 10x Crustal Abundance	102	0	0	0	47	1367	8	0	709	0
		% > 10x Crustal Abundance	5%	0	0%	0%	2%	65%	0.4%	0%	34%	0%
		Minimum	0.10	0.0050	0.20	60	0.28	0.0050	0.020	0.20	0.10	0.10
		25th Percentile	0.78	0.052	13	530	3.1	0.31	0.070	1.8	0.10	0.30
		Median	1.1	0.065	15	570	4.4	0.60	0.11	2.4	0.20	0.40
		Average	2.7	0.071	17	607	24	1.1	0.38	2.5	0.80	0.59
		75th Percentile	1.6	0.081	18	680	8.6	1.6	0.19	3.0	1.0	0.50
		Maximum	106	0.38	160	2700	9000	10	19	15	21	6.6
	Ore-Grade samples	Count	297	297	297	297	297	297	297	240	297	297
		Count > 10x Crustal Abundance	13	0	0	0	49	281	6	0	203	0
		% > 10x Crustal Abundance	4%	0	0%	0%	16%	95%	2%	0%	68%	0%
		Minimum	0.37	0.0010	0.90	30	2.3	0.020	0.040	0.10	0.10	0.10
		25th Percentile	0.88	0.043	13	500	7.6	0.78	0.13	1.5	0.40	0.30
		Median	1.2	0.059	15	560	17	1.2	0.20	2.1	1.3	0.40
		Average	2.5	0.064	17	578	138	1.6	0.66	2.4	2.7	0.74
		75th Percentile	1.7	0.078	17	660	60	1.9	0.81	2.9	2.8	0.90
		Maximum	44	0.23	68	1620	4700	7.8	8.9	11	49	2.0
Felsic Volcanic 2	All samples	Count	564	564	564	564	564	564	564	461	564	564
		Count > 10x Crustal Abundance	14	0	0	0	8	442	13	0	152	0
		% > 10x Crustal Abundance	2%	0	0%	0%	1%	78%	2%	0%	27%	0%
		Minimum	0.40	0.0040	0.10	19	1.3	0.0050	0.020	0.10	0.10	0.10
		25th Percentile	1.1	0.039	0.50	150	4.3	0.48	0.15	0.70	0.10	0.20
		Median	1.4	0.050	1.2	160	6.2	0.90	0.22	1.0	0.20	0.30
		Average	2.3	0.054	5.0	231	20	1.0	0.63	1.3	0.76	0.60
		75th Percentile	1.8	0.064	3.8	250	12	1.4	0.46	1.4	0.70	0.50
		Maximum	102	0.24	110	970	1038	7.0	12	16	12	6.0
	Mine Rock samples	Count	498	498	498	498	498	498	498	414	498	498
		Count > 10x Crustal Abundance	10	0	0	0	3	384	10	0	109	0
		% > 10x Crustal Abundance	2%	0	0%	0%	1%	77%	2%	0%	22%	0%
		Minimum	0.40	0.0040	0.10	19	1.3	0.0050	0.020	0.10	0.10	0.10
		25th Percentile	1.1	0.039	0.50	150	4.2	0.45	0.15	0.70	0.10	0.20
		Median	1.4	0.050	1.1	160	5.8	0.89	0.22	1.0	0.20	0.30
		Average	2.2	0.054	4.7	225	14	1.0	0.60	1.3	0.59	0.57
		75th Percentile	1.8	0.064	3.4	230	10.0	1.4	0.38	1.4	0.50	0.40
		Maximum	102	0.24	110	970	940	7.0	12	16	12	6.0
	Ore-Grade samples	Count	66	66	66	66	66	66	66	47	66	66
		Count > 10x Crustal Abundance	4	0	0	0	5	58	3	0	43	0
		% > 10x Crustal Abundance	6%	0	0%	0%	8%	88%	5%	0%	65%	0%
		Minimum	0.48	0.0040	0.10	80	3.1	0.13	0.080	0.10	0.10	0.10
		25th Percentile	1.1	0.042	1.0	143	7.1	0.65	0.19	0.55	0.30	0.20
		Median	1.5	0.051	2.8	200	14	0.98	0.30	1.2	1.2	0.40
		Average	2.9	0.056	7.7	274	65	1.3	0.88	1.6	2.0	0.81
		75th Percentile	2.4	0.066	11	400	29	1.4	2.0	1.8	2.8	2.0
		Maximum	31	0.15	64	680	1038	4.6	3.3	13	12	2.0

(1) Ten times average crustal abundance values presented in Price (1997).

Blue highlighting indicates samples with metal concentrations greater than the ten times crustal abundance screening value are present in the analyzed group.

Screening values are for qualitative assessment only and hold no regulatory significance.

Classification as mine rock or ore-grade materials was based on gold content.

Table B-6. Elemental Content Statistical Summary (Aqua Regia)

Group		Parameter	Molybdenum	Sodium	Nickel	Phosphorus	Lead	Sulphur	Antimony	Scandium	Selenium	Tin
			ppm	*%*	*ppm*	*ppm*	*ppm*	*%*	*ppm*	*ppm*	*ppm*	*ppm*
		10x Crustal Abundance Values[1]	*12*	*--*	*840*	*10500*	*140*	*0.4*	*2*	*220*	*0.5*	*23*
Fragmental 1	All samples	Count	166	166	166	166	166	166	166	144	166	166
		Count > 10x Crustal Abundance	0	0	0	0	0	73	0	0	8	0
		% > 10x Crustal Abundance	0%	0	0%	0%	0%	44%	0%	0%	5%	0%
		Minimum	0.22	0.020	4.2	230	1.4	0.020	0.020	1.0	0.10	0.20
		25th Percentile	0.80	0.045	14	529	2.6	0.16	0.060	2.1	0.10	0.30
		Median	1.1	0.057	23	580	3.4	0.34	0.090	3.1	0.20	0.40
		Average	1.3	0.066	26	654	4.9	0.52	0.35	3.5	0.25	0.60
		75th Percentile	1.4	0.078	36	689	4.6	0.67	0.14	4.6	0.30	0.60
		Maximum	6.9	0.24	149	2780	45	3.8	2.0	8.8	1.7	2.0
	Mine Rock samples	Count	162	162	162	162	162	162	162	140	162	162
		Count > 10x Crustal Abundance	0	0	0	0	0	70	0	0	7	0
		% > 10x Crustal Abundance	0%	0	0%	0%	0%	43%	0%	0%	4%	0%
		Minimum	0.22	0.020	4.2	230	1.4	0.020	0.020	1.0	0.10	0.20
		25th Percentile	0.79	0.045	14	522	2.6	0.15	0.053	2.1	0.10	0.30
		Median	1.1	0.057	24	580	3.3	0.33	0.090	3.1	0.20	0.40
		Average	1.3	0.067	27	656	4.7	0.50	0.35	3.5	0.24	0.61
		75th Percentile	1.4	0.078	36	705	4.5	0.66	0.14	4.7	0.30	0.60
		Maximum	6.9	0.24	149	2780	45	3.8	2.0	8.8	1.7	2.0
	Ore-Grade samples	Count	4	4	4	4	4	4	4	4	4	4
		Count > 10x Crustal Abundance	0	0	0	0	0	3	0	0	1	0
		% > 10x Crustal Abundance	0%	0	0%	0%	0%	75%	0%	0%	25%	0%
		Minimum	0.89	0.021	12	550	3.7	0.27	0.11	1.3	0.40	0.20
		25th Percentile	0.92	0.041	13	575	8.9	1.1	0.12	2.0	0.48	0.20
		Median	0.96	0.054	17	592	13	1.4	0.15	2.7	0.50	0.25
		Average	1.2	0.055	23	593	12	1.2	0.17	2.5	0.53	0.28
		75th Percentile	1.2	0.067	27	610	17	1.6	0.20	3.2	0.55	0.33
		Maximum	2.0	0.090	46	640	19	1.7	0.29	3.4	0.70	0.40
Fragmental 2	All samples	Count	42	42	42	42	42	42	42	8	42	42
		Count > 10x Crustal Abundance	0	0	0	0	0	2	0	0	1	0
		% > 10x Crustal Abundance	0%	0	0%	0%	0%	5%	0%	0%	2%	0%
		Minimum	0.20	0.014	1.7	56	1.5	0.0010	0.050	0.80	0.10	0.20
		25th Percentile	0.48	0.051	8.6	178	2.4	0.024	2.0	1.2	0.10	2.0
		Median	0.62	0.062	13	310	2.9	0.042	2.0	1.9	0.11	2.0
		Average	0.79	0.070	19	350	4.3	0.13	1.6	2.3	0.24	1.7
		75th Percentile	0.98	0.085	26	403	3.8	0.097	2.0	2.7	0.20	2.0
		Maximum	2.6	0.16	70	1900	22	1.5	2.0	4.9	1.8	2.0
	Mine Rock samples	Count	40	40	40	40	40	40	40	8	40	40
		Count > 10x Crustal Abundance	0	0	0	0	0	2	0	0	1	0
		% > 10x Crustal Abundance	0%	0	0%	0%	0%	5%	0%	0%	3%	0%
		Minimum	0.20	0.014	1.7	56	1.5	0.0010	0.050	0.80	0.10	0.20
		25th Percentile	0.48	0.050	8.4	179	2.4	0.022	2.0	1.2	0.10	2.0
		Median	0.62	0.062	13	310	2.9	0.044	2.0	1.9	0.11	2.0
		Average	0.80	0.070	20	356	4.4	0.13	1.6	2.3	0.24	1.7
		75th Percentile	1.0	0.086	26	413	3.8	0.10	2.0	2.7	0.20	2.0
		Maximum	2.6	0.16	70	1900	22	1.5	2.0	4.9	1.8	2.0
	Ore-Grade samples	Count	2	2	2	2	2	2	2	0	2	2
		Count > 10x Crustal Abundance	0	0	0	0	0	0	0	--	0	0
		% > 10x Crustal Abundance	0%	0	0%	0%	0%	0%	0%	--	0%	0%
		Minimum	0.55	0.053	11	140	2.8	0.038	2.0	--	0.10	2.0
		25th Percentile	0.59	0.060	12	188	2.8	0.039	2.0	--	0.20	2.0
		Median	0.62	0.067	13	235	2.9	0.040	2.0	--	0.30	2.0
		Average	0.62	0.067	13	235	2.9	0.040	2.0	--	0.30	2.0
		75th Percentile	0.66	0.073	13	283	2.9	0.040	2.0	--	0.40	2.0
		Maximum	0.69	0.080	14	330	2.9	0.041	2.0	--	0.50	2.0

(1) Ten times average crustal abundance values presented in Price (1997).

Blue highlighting indicates samples with metal concentrations greater than the ten times crustal abundance screening value are present in the analyzed group.

Screening values are for qualitative assessment only and hold no regulatory significance.

Classification as mine rock or ore-grade materials was based on gold content.

Table B-6. Elemental Content Statistical Summary (Aqua Regia)

Group		Parameter	Molybdenum	Sodium	Nickel	Phosphorus	Lead	Sulphur	Antimony	Scandium	Selenium	Tin
			ppm	*%*	*ppm*	*ppm*	*ppm*	*%*	*ppm*	*ppm*	*ppm*	*ppm*
		10x Crustal Abundance Values[1]	*12*	--	*840*	*10500*	*140*	*0.4*	*2*	*220*	*0.5*	*23*
Metasediment 2	All samples	Count	414	414	414	414	414	414	414	339	414	414
		Count > 10x Crustal Abundance	0	0	1	0	2	192	1	0	71	0
		% > 10x Crustal Abundance	0%	0	0.2%	0%	0.5%	46%	0.2%	0%	17%	0%
		Minimum	0.10	0.012	0.80	150	1.5	0.0087	0.030	0.40	0.10	0.10
		25th Percentile	1.1	0.041	45	520	2.8	0.28	0.080	5.3	0.20	0.50
		Median	1.4	0.055	53	580	3.7	0.38	0.12	6.8	0.30	0.60
		Average	1.4	0.059	68	599	7.8	0.70	0.49	7.0	0.65	0.87
		75th Percentile	1.6	0.072	62	650	6.0	0.75	0.23	8.8	0.40	0.90
		Maximum	6.8	0.19	6100	3490	600	6.6	13	16	21	7.6
	Mine Rock samples	Count	394	394	394	394	394	394	394	321	394	394
		Count > 10x Crustal Abundance	0	0	1	0	2	174	1	0	55	0
		% > 10x Crustal Abundance	0%	0	0.3%	0%	1%	44%	0.3%	0%	14%	0%
		Minimum	0.10	0.012	0.80	150	1.5	0.0087	0.030	0.40	0.10	0.10
		25th Percentile	1.1	0.040	45	520	2.8	0.28	0.080	5.3	0.20	0.50
		Median	1.3	0.054	53	585	3.6	0.37	0.12	6.8	0.30	0.60
		Average	1.4	0.059	69	601	7.4	0.65	0.50	7.0	0.51	0.87
		75th Percentile	1.6	0.071	62	650	5.9	0.63	0.23	8.8	0.40	0.90
		Maximum	6.8	0.19	6100	3490	600	6.6	13	14	13	7.6
	Ore-Grade samples	Count	20	20	20	20	20	20	20	18	20	20
		Count > 10x Crustal Abundance	0	0	0	0	0	18	0	0	16	0
		% > 10x Crustal Abundance	0%	0	0%	0%	0%	90%	0%	0%	80%	0%
		Minimum	0.81	0.027	35	220	2.1	0.31	0.050	2.0	0.20	0.30
		25th Percentile	1.1	0.048	41	530	4.3	0.87	0.11	5.0	0.75	0.58
		Median	1.4	0.062	50	565	6.0	1.4	0.15	6.5	1.7	0.75
		Average	1.6	0.063	51	553	15	1.8	0.34	7.5	3.4	0.85
		75th Percentile	1.9	0.078	58	628	13	2.6	0.23	9.4	4.1	0.93
		Maximum	3.6	0.10	80	780	114	4.8	2.0	16	21	2.0
Metasediment 3	All samples	Count	103	103	103	103	103	103	103	36	103	103
		Count > 10x Crustal Abundance	0	0	0	0	0	10	0	0	3	0
		% > 10x Crustal Abundance	0%	0	0%	0%	0%	10%	0%	0%	3%	0%
		Minimum	0.30	0.014	0.50	76	0.31	0.0010	0.040	0.90	0.10	0.10
		25th Percentile	0.71	0.050	14	350	2.0	0.068	0.095	1.7	0.10	0.40
		Median	1.1	0.065	20	540	2.7	0.16	2.0	2.4	0.10	2.0
		Average	1.4	0.071	22	568	3.3	0.25	1.3	2.8	0.21	1.4
		75th Percentile	1.5	0.090	28	775	3.6	0.27	2.0	3.6	0.20	2.0
		Maximum	10	0.18	61	1200	15	4.3	2.0	6.8	2.3	2.0
	Mine Rock samples	Count	103	103	103	103	103	103	103	36	103	103
		Count > 10x Crustal Abundance	0	0	0	0	0	10	0	0	3	0
		% > 10x Crustal Abundance	0%	0	0%	0%	0%	10%	0%	0%	3%	0%
		Minimum	0.30	0.014	0.50	76	0.31	0.0010	0.040	0.90	0.10	0.10
		25th Percentile	0.71	0.050	14	350	2.0	0.068	0.095	1.7	0.10	0.40
		Median	1.1	0.065	20	540	2.7	0.16	2.0	2.4	0.10	2.0
		Average	1.4	0.071	22	568	3.3	0.25	1.3	2.8	0.21	1.4
		75th Percentile	1.5	0.090	28	775	3.6	0.27	2.0	3.6	0.20	2.0
		Maximum	10	0.18	61	1200	15	4.3	2.0	6.8	2.3	2.0
	Ore-Grade samples	Count	0	0	0	0	0	0	0	0	0	0
		Count > 10x Crustal Abundance	--	--	--	--	--	--	--	--	--	--
		% > 10x Crustal Abundance	--	--	--	--	--	--	--	--	--	--
		Minimum	--	--	--	--	--	--	--	--	--	--
		25th Percentile	--	--	--	--	--	--	--	--	--	--
		Median	--	--	--	--	--	--	--	--	--	--
		Average	--	--	--	--	--	--	--	--	--	--
		75th Percentile	--	--	--	--	--	--	--	--	--	--
		Maximum	--	--	--	--	--	--	--	--	--	--

(1) Ten times average crustal abundance values presented in Price (1997).

Blue highlighting indicates samples with metal concentrations greater than the ten times crustal abundance screening value are present in the analyzed group.

Screening values are for qualitative assessment only and hold no regulatory significance.

Classification as mine rock or ore-grade materials was based on gold content.

Table B-6. Elemental Content Statistical Summary (Aqua Regia)

Group		Parameter	Molybdenum	Sodium	Nickel	Phosphorus	Lead	Sulphur	Antimony	Scandium	Selenium	Tin
			ppm	*%*	*ppm*	*ppm*	*ppm*	*%*	*ppm*	*ppm*	*ppm*	*ppm*
		10x Crustal Abundance Values[1]	*12*	*--*	*840*	*10500*	*140*	*0.4*	*2*	*220*	*0.5*	*23*
Basalt	All samples	Count	150	150	150	150	150	150	150	16	150	150
		Count > 10x Crustal Abundance	0	0	0	0	0	35	0	0	34	0
		% > 10x Crustal Abundance	0%	0	0%	0%	0%	23%	0%	0%	23%	0%
		Minimum	0.10	0.022	8.8	199	0.15	0.0050	0.050	3.1	0.10	0.20
		25th Percentile	0.27	0.073	27	320	0.40	0.087	2.0	5.4	0.21	2.0
		Median	0.37	0.096	40	410	0.64	0.19	2.0	8.1	0.36	2.0
		Average	0.48	0.11	47	443	1.2	0.33	1.8	8.4	0.47	1.8
		75th Percentile	0.52	0.12	59	548	1.2	0.36	2.0	11	0.50	2.0
		Maximum	2.8	0.29	159	980	12	5.6	2.0	15	4.4	4.0
	Mine Rock samples	Count	150	150	150	150	150	150	150	16	150	150
		Count > 10x Crustal Abundance	0	0	0	0	0	35	0	0	34	0
		% > 10x Crustal Abundance	0%	0	0%	0%	0%	23%	0%	0%	23%	0%
		Minimum	0.10	0.022	8.8	199	0.15	0.0050	0.050	3.1	0.10	0.20
		25th Percentile	0.27	0.073	27	320	0.40	0.087	2.0	5.4	0.21	2.0
		Median	0.37	0.096	40	410	0.64	0.19	2.0	8.1	0.36	2.0
		Average	0.48	0.11	47	443	1.2	0.33	1.8	8.4	0.47	1.8
		75th Percentile	0.52	0.12	59	548	1.2	0.36	2.0	11	0.50	2.0
		Maximum	2.8	0.29	159	980	12	5.6	2.0	15	4.4	4.0
	Ore-Grade samples	Count	0	0	0	0	0	0	0	0	0	0
		Count > 10x Crustal Abundance	--	--	--	--	--	--	--	--	--	--
		% > 10x Crustal Abundance	--	--	--	--	--	--	--	--	--	--
		Minimum	--	--	--	--	--	--	--	--	--	--
		25th Percentile	--	--	--	--	--	--	--	--	--	--
		Median	--	--	--	--	--	--	--	--	--	--
		Average	--	--	--	--	--	--	--	--	--	--
		75th Percentile	--	--	--	--	--	--	--	--	--	--
		Maximum	--	--	--	--	--	--	--	--	--	--
Argillite	All samples	Count	13	13	13	13	13	13	13	3	13	13
		Count > 10x Crustal Abundance	0	0	0	0	0	11	0	0	11	0
		% > 10x Crustal Abundance	0%	0	0%	0%	0%	85%	0%	0%	85%	0%
		Minimum	0.60	0.017	17	110	1.4	0.061	0.090	6.5	0.10	0.60
		25th Percentile	1.4	0.055	62	310	3.5	0.53	2.0	6.7	1.1	2.0
		Median	2.4	0.065	74	370	5.3	2.9	2.0	6.9	3.3	2.0
		Average	2.3	0.078	75	391	5.3	2.9	1.6	8.1	3.6	1.7
		75th Percentile	2.8	0.10	88	480	6.7	4.5	2.0	8.9	6.2	2.0
		Maximum	4.5	0.19	130	820	10	6.7	2.0	11	9.6	2.0
	Mine Rock samples	Count	13	13	13	13	13	13	13	3	13	13
		Count > 10x Crustal Abundance	0	0	0	0	0	11	0	0	11	0
		% > 10x Crustal Abundance	0%	0	0%	0%	0%	85%	0%	0%	85%	0%
		Minimum	0.60	0.017	17	110	1.4	0.061	0.090	6.5	0.10	0.60
		25th Percentile	1.4	0.055	62	310	3.5	0.53	2.0	6.7	1.1	2.0
		Median	2.4	0.065	74	370	5.3	2.9	2.0	6.9	3.3	2.0
		Average	2.3	0.078	75	391	5.3	2.9	1.6	8.1	3.6	1.7
		75th Percentile	2.8	0.10	88	480	6.7	4.5	2.0	8.9	6.2	2.0
		Maximum	4.5	0.19	130	820	10	6.7	2.0	11	9.6	2.0
	Ore-Grade samples	Count	0	0	0	0	0	0	0	0	0	0
		Count > 10x Crustal Abundance	--	--	--	--	--	--	--	--	--	--
		% > 10x Crustal Abundance	--	--	--	--	--	--	--	--	--	--
		Minimum	--	--	--	--	--	--	--	--	--	--
		25th Percentile	--	--	--	--	--	--	--	--	--	--
		Median	--	--	--	--	--	--	--	--	--	--
		Average	--	--	--	--	--	--	--	--	--	--
		75th Percentile	--	--	--	--	--	--	--	--	--	--
		Maximum	--	--	--	--	--	--	--	--	--	--

(1) Ten times average crustal abundance values presented in Price (1997).

Blue highlighting indicates samples with metal concentrations greater than the ten times crustal abundance screening value are present in the analyzed group.

Screening values are for qualitative assessment only and hold no regulatory significance.

Classification as mine rock or ore-grade materials was based on gold content.

Table B-6. Elemental Content Statistical Summary (Aqua Regia)

Group		Parameter	Molybdenum	Sodium	Nickel	Phosphorus	Lead	Sulphur	Antimony	Scandium	Selenium	Tin
			ppm	*%*	*ppm*	*ppm*	*ppm*	*%*	*ppm*	*ppm*	*ppm*	*ppm*
		10x Crustal Abundance Values[(1)]	*12*	*--*	*840*	*10500*	*140*	*0.4*	*2*	*220*	*0.5*	*23*
Other	All samples	Count	45	45	45	45	45	45	45	24	45	45
		Count > 10x Crustal Abundance	0	0	1	0	0	13	0	0	8	0
		% > 10x Crustal Abundance	0%	0	2%	0%	0%	29%	0%	0%	18%	0%
		Minimum	0.10	0.0060	0.20	30	0.54	0.0050	0.020	0.10	0.10	0.10
		25th Percentile	0.52	0.030	1.6	130	2.8	0.051	0.070	0.30	0.10	0.20
		Median	0.80	0.049	13	403	3.8	0.18	0.13	0.35	0.20	0.70
		Average	1.0	0.054	56	477	7.3	0.54	0.97	1.9	0.40	1.1
		75th Percentile	1.3	0.070	32	710	7.5	0.55	2.0	2.7	0.40	2.0
		Maximum	4.6	0.21	870	1900	67	3.1	2.0	12	2.4	3.0
	Mine Rock samples	Count	44	44	44	44	44	44	44	23	44	44
		Count > 10x Crustal Abundance	0	0	1	0	0	12	0	0	7	0
		% > 10x Crustal Abundance	0%	0	2%	0%	0%	27%	0%	0%	16%	0%
		Minimum	0.10	0.0060	0.20	30	0.54	0.0050	0.020	0.10	0.10	0.10
		25th Percentile	0.52	0.030	1.9	130	2.6	0.051	0.078	0.30	0.10	0.20
		Median	0.84	0.049	16	407	3.8	0.18	0.15	0.40	0.20	0.70
		Average	1.0	0.055	58	485	6.9	0.48	1.00	2.0	0.36	1.1
		75th Percentile	1.3	0.071	33	715	7.5	0.45	2.0	3.1	0.33	2.0
		Maximum	4.6	0.21	870	1900	67	2.9	2.0	12	2.1	3.0
	Ore-Grade samples	Count	1	1	1	1	1	1	1	1	1	1
		Count > 10x Crustal Abundance	0	0	0	0	0	1	0	0	1	0
		% > 10x Crustal Abundance	0%	0	0%	0%	0%	100%	0%	0%	100%	0%
		Minimum	0.62	0.0080	1.1	130	26	3.1	0.050	0.20	2.4	0.10
		25th Percentile	0.62	0.0080	1.1	130	26	3.1	0.050	0.20	2.4	0.10
		Median	0.62	0.0080	1.1	130	26	3.1	0.050	0.20	2.4	0.10
		Average	0.62	0.0080	1.1	130	26	3.1	0.050	0.20	2.4	0.10
		75th Percentile	0.62	0.0080	1.1	130	26	3.1	0.050	0.20	2.4	0.10
		Maximum	0.62	0.0080	1.1	130	26	3.1	0.050	0.20	2.4	0.10

(1) Ten times average crustal abundance values presented in Price (1997).

Blue highlighting indicates samples with metal concentrations greater than the ten times crustal abundance screening value are present in the analyzed group.

Screening values are for qualitative assessment only and hold no regulatory significance.

Classification as mine rock or ore-grade materials was based on gold content.

"Other" lithology refers to the following minor lithologies: Metasediment 1, Ultramafic, Calcite Vein, Intrusive Breccia, Felsic Fragmental, Rhyolite, and Sericite Schist.

Table B-6. Elemental Content Statistical Summary (Aqua Regia)

Group	Parameter	Strontium	Thorium	Titanium	Thallium	Uranium	Vanadium	Tungsten	Yttrium	Zinc	Zirconium
		ppm	*ppm*	*%*	*ppm*	*ppm*	*ppm*	*ppm*	*ppm*	*ppm*	*ppm*
	10x Crustal Abundance Values[1]	*3700*	*96*	*6*	*9*	*27*	*1200*	*13*	*330*	*700*	*1650*
All samples	Count	3885	3885	3885	3885	3885	3885	3885	3885	3885	3885
	Count > 10x Crustal Abundance	0	0	0	0	0	0	209	0	138	0
	% > 10x Crustal Abundance	0%	0%	0%	0%	0%	0%	5%	0%	4%	0%
	Minimum	1.6	0.30	0.00088	0.020	0.022	1.0	0.040	0.77	1.6	0.16
	25th Percentile	10	6.3	0.063	0.21	1.1	17	0.20	5.2	47	15
	Median	15	7.4	0.12	0.36	1.4	30	0.40	6.2	60	21
	Average	21	8.3	0.12	0.36	1.3	33	5.0	6.3	242	21
	75th Percentile	21	8.5	0.16	0.48	1.6	42	1.3	7.2	92	27
	Maximum	1000	75	0.36	2.4	6.1	290	1700	16	74000	91
All Central Pit samples	Count	3301	3301	3301	3301	3301	3301	3301	3301	3301	3301
	Count > 10x Crustal Abundance	0	0	0	0	0	0	184	0	120	0
	% > 10x Crustal Abundance	0%	0%	0%	0%	0%	0%	6%	0%	4%	0%
	Minimum	1.6	0.50	0.0010	0.020	0.043	1.0	0.040	0.77	1.6	0.33
	25th Percentile	10	6.5	0.064	0.25	1.2	16	0.20	5.3	48	17
	Median	15	7.5	0.12	0.37	1.4	29	0.40	6.3	61	22
	Average	19	8.1	0.12	0.38	1.4	31	5.4	6.3	209	23
	75th Percentile	21	8.4	0.16	0.49	1.6	39	1.4	7.2	94	27
	Maximum	1000	65	0.34	1.4	4.8	150	1700	14	23000	91
All Viggo Pit samples	Count	131	131	131	131	131	131	131	131	131	131
	Count > 10x Crustal Abundance	0	0	0	0	0	0	1	0	0	0
	% > 10x Crustal Abundance	0%	0%	0%	0%	0%	0%	1%	0%	0%	0%
	Minimum	2.5	2.3	0.0050	0.060	0.36	1.0	0.080	3.2	11	1.2
	25th Percentile	8.0	6.1	0.094	0.27	1.0	17	0.16	5.9	47	19
	Median	12	7.2	0.15	0.39	1.2	37	0.25	6.8	59	24
	Average	20	8.7	0.14	0.40	1.3	36	1.1	7.0	62	24
	75th Percentile	22	10.0	0.18	0.51	1.4	50	0.50	8.2	77	29
	Maximum	144	24	0.30	2.4	3.7	140	85	12	138	59
All Underground samples	Count	453	453	453	453	453	453	453	453	453	453
	Count > 10x Crustal Abundance	0	0	0	0	0	0	24	0	18	0
	% > 10x Crustal Abundance	0%	0%	0%	0%	0%	0%	5%	0%	4%	0%
	Minimum	3.4	0.30	0.00088	0.020	0.022	1.0	0.044	1.9	2.0	0.16
	25th Percentile	12	3.9	0.055	0.070	0.14	21	0.17	4.6	35	1.9
	Median	17	7.0	0.099	0.17	0.79	36	0.33	5.8	52	5.6
	Average	29	9.5	0.11	0.23	0.82	48	3.6	6.0	540	9.1
	75th Percentile	28	11	0.15	0.34	1.3	66	1.1	7.1	82	12
	Maximum	980	75	0.36	0.91	6.1	290	470	16	74000	62
Mine Rock samples	Count	3495	3495	3495	3495	3495	3495	3495	3495	3495	3495
	Count > 10x Crustal Abundance	0	0	0	0	0	0	130	0	98	0
	% > 10x Crustal Abundance	0%	0%	0%	0%	0%	0%	4%	0%	3%	0%
	Minimum	1.6	0.30	0.00088	0.020	0.022	1.0	0.040	0.77	1.6	0.16
	25th Percentile	10	6.3	0.065	0.21	1.1	17	0.20	5.3	46	15
	Median	15	7.5	0.12	0.36	1.4	30	0.31	6.3	59	22
	Average	20	8.3	0.12	0.36	1.3	34	2.6	6.4	212	22
	75th Percentile	21	8.5	0.16	0.48	1.6	43	1.1	7.2	87	27
	Maximum	1000	75	0.36	2.4	6.1	290	660	16	74000	91
Ore-Grade samples	Count	390	390	390	390	390	390	390	390	390	390
	Count > 10x Crustal Abundance	0	0	0	0	0	0	79	0	40	0
	% > 10x Crustal Abundance	0%	0%	0%	0%	0%	0%	20%	0%	10%	0%
	Minimum	1.8	1.6	0.0010	0.020	0.30	1.0	0.10	0.90	13	0.83
	25th Percentile	9.6	6.3	0.052	0.20	1.2	13	0.52	4.9	55	9.6
	Median	14	7.3	0.097	0.31	1.4	26	1.9	6.1	88	18
	Average	26	8.3	0.098	0.34	1.4	28	27	6.0	514	18
	75th Percentile	23	8.5	0.14	0.45	1.6	36	8.5	7.0	220	24
	Maximum	980	65	0.30	1.4	2.3	122	1700	11	23000	66

(1) Ten times average crustal abundance values presented in Price (1997).

Blue highlighting indicates samples with metal concentrations greater than the ten times crustal abundance screening value are present in the analyzed group.

Screening values are for qualitative assessment only and hold no regulatory significance.

Classification as mine rock or ore-grade materials was based on gold content.

Table B-6. Elemental Content Statistical Summary (Aqua Regia)

Group		Parameter	Strontium	Thorium	Titanium	Thallium	Uranium	Vanadium	Tungsten	Yttrium	Zinc	Zirconium
			ppm	*ppm*	*%*	*ppm*	*ppm*	*ppm*	*ppm*	*ppm*	*ppm*	*ppm*
		10x Crustal Abundance Values[1]	*3700*	*96*	*6*	*9*	*27*	*1200*	*13*	*330*	*700*	*1650*
Felsic Volcanic 1	All samples	Count	2388	2388	2388	2388	2388	2388	2388	2388	2388	2388
		Count > 10x Crustal Abundance	0	0	0	0	0	0	157	0	106	0
		% > 10x Crustal Abundance	0%	0%	0%	0%	0%	0%	7%	0%	4%	0%
		Minimum	2.0	0.80	0.0020	0.020	0.075	1.0	0.086	0.77	2.2	0.33
		25th Percentile	12	6.8	0.085	0.29	1.3	22	0.20	5.3	49	16
		Median	16	7.5	0.13	0.38	1.5	30	0.56	6.2	60	22
		Average	22	8.2	0.12	0.40	1.4	30	6.9	6.1	287	21
		75th Percentile	22	8.0	0.16	0.48	1.6	36	1.8	6.9	96	26
		Maximum	1000	75	0.36	1.4	4.2	150	1700	14	35000	55
	Mine Rock samples	Count	2091	2091	2091	2091	2091	2091	2091	2091	2091	2091
		Count > 10x Crustal Abundance	0	0	0	0	0	0	98	0	76	0
		% > 10x Crustal Abundance	0%	0%	0%	0%	0%	0%	5%	0%	4%	0%
		Minimum	2.0	0.80	0.0020	0.020	0.075	1.0	0.086	0.77	2.2	0.33
		25th Percentile	13	6.9	0.089	0.29	1.3	22	0.20	5.4	49	17
		Median	16	7.5	0.13	0.38	1.5	30	0.50	6.2	59	22
		Average	21	8.3	0.12	0.40	1.4	30	3.3	6.1	254	22
		75th Percentile	22	8.1	0.16	0.48	1.6	36	1.4	6.9	87	26
		Maximum	1000	75	0.36	1.3	4.2	150	660	14	35000	55
	Ore-Grade samples	Count	297	297	297	297	297	297	297	297	297	297
		Count > 10x Crustal Abundance	0	0	0	0	0	0	59	0	30	0
		% > 10x Crustal Abundance	0%	0%	0%	0%	0%	0%	20%	0%	10%	0%
		Minimum	2.1	1.6	0.0020	0.020	0.30	1.0	0.10	0.90	14	0.83
		25th Percentile	9.8	6.4	0.065	0.25	1.2	18	0.60	4.9	58	9.4
		Median	14	7.2	0.10	0.34	1.5	27	2.0	6.1	92	18
		Average	29	8.0	0.10	0.37	1.4	28	32	5.9	518	17
		75th Percentile	25	7.9	0.14	0.45	1.6	35	8.5	6.8	238	24
		Maximum	980	65	0.24	1.4	2.3	99	1700	9.7	23000	54
Felsic Volcanic 2	All samples	Count	564	564	564	564	564	564	564	564	564	564
		Count > 10x Crustal Abundance	0	0	0	0	0	0	39	0	13	0
		% > 10x Crustal Abundance	0%	0%	0%	0%	0%	0%	7%	0%	2%	0%
		Minimum	1.6	2.5	0.0010	0.020	0.17	1.0	0.046	2.0	3.6	0.67
		25th Percentile	7.2	9.0	0.015	0.080	1.3	1.0	0.20	5.9	38	16
		Median	10	10	0.030	0.14	1.4	2.0	0.30	7.6	47	26
		Average	17	11	0.041	0.17	1.4	7.9	3.7	7.6	251	27
		75th Percentile	14	11	0.050	0.21	1.6	8.0	1.1	9.4	68	37
		Maximum	837	47	0.28	1.3	4.8	108	100	14	74000	91
	Mine Rock samples	Count	498	498	498	498	498	498	498	498	498	498
		Count > 10x Crustal Abundance	0	0	0	0	0	0	23	0	6	0
		% > 10x Crustal Abundance	0%	0%	0%	0%	0%	0%	5%	0%	1%	0%
		Minimum	1.6	2.5	0.0010	0.020	0.17	1.0	0.046	2.0	3.6	0.67
		25th Percentile	7.1	9.2	0.015	0.090	1.3	1.0	0.16	6.3	38	17
		Median	9.8	10	0.030	0.14	1.4	1.8	0.30	7.8	47	27
		Average	16	11	0.040	0.17	1.4	7.2	2.6	7.8	227	28
		75th Percentile	14	11	0.050	0.21	1.6	6.8	0.89	9.6	64	37
		Maximum	837	47	0.25	1.3	4.8	93	100	14	74000	91
	Ore-Grade samples	Count	66	66	66	66	66	66	66	66	66	66
		Count > 10x Crustal Abundance	0	0	0	0	0	0	16	0	7	0
		% > 10x Crustal Abundance	0%	0%	0%	0%	0%	0%	24%	0%	11%	0%
		Minimum	1.8	4.3	0.0010	0.020	0.74	1.0	0.10	2.1	21	1.2
		25th Percentile	8.4	7.1	0.017	0.080	1.3	1.9	0.30	4.3	42	11
		Median	12	9.2	0.033	0.11	1.4	5.0	1.1	6.1	61	18
		Average	20	10	0.044	0.16	1.4	13	12	6.1	433	21
		75th Percentile	22	11	0.057	0.20	1.6	16	11	7.5	142	27
		Maximum	241	26	0.28	0.60	2.3	108	100	11	15000	66

(1) Ten times average crustal abundance values presented in Price (1997).

Blue highlighting indicates samples with metal concentrations greater than the ten times crustal abundance screening value are present in the analyzed group.

Screening values are for qualitative assessment only and hold no regulatory significance.

Classification as mine rock or ore-grade materials was based on gold content.

Table B-6. Elemental Content Statistical Summary (Aqua Regia)

Group		Parameter	Strontium	Thorium	Titanium	Thallium	Uranium	Vanadium	Tungsten	Yttrium	Zinc	Zirconium
			ppm	*ppm*	*%*	*ppm*	*ppm*	*ppm*	*ppm*	*ppm*	*ppm*	*ppm*
		10x Crustal Abundance Values[1]	*3700*	*96*	*6*	*9*	*27*	*1200*	*13*	*330*	*700*	*1650*
Fragmental 1	All samples	Count	166	166	166	166	166	166	166	166	166	166
		Count > 10x Crustal Abundance	0	0	0	0	0	0	3	0	1	0
		% > 10x Crustal Abundance	0%	0%	0%	0%	0%	0%	2%	0%	1%	0%
		Minimum	3.7	3.0	0.046	0.15	0.50	4.0	0.059	2.6	32	2.0
		25th Percentile	11	5.3	0.12	0.29	0.90	28	0.10	5.8	54	16
		Median	15	6.2	0.15	0.39	1.1	40	0.17	6.7	69	22
		Average	21	6.7	0.15	0.42	1.1	41	0.97	6.8	86	22
		75th Percentile	23	7.4	0.18	0.52	1.3	54	0.23	7.8	85	27
		Maximum	112	24	0.26	1.2	1.7	80	85	11	1045	49
	Mine Rock samples	Count	162	162	162	162	162	162	162	162	162	162
		Count > 10x Crustal Abundance	0	0	0	0	0	0	2	0	0	0
		% > 10x Crustal Abundance	0%	0%	0%	0%	0%	0%	1%	0%	0%	0%
		Minimum	4.2	3.0	0.046	0.15	0.50	4.0	0.059	2.6	32	2.0
		25th Percentile	11	5.3	0.12	0.29	0.90	28	0.10	5.8	54	16
		Median	15	6.2	0.15	0.39	1.1	41	0.15	6.7	69	22
		Average	21	6.7	0.15	0.42	1.1	41	0.89	6.8	78	22
		75th Percentile	23	7.4	0.18	0.51	1.3	55	0.22	7.8	84	27
		Maximum	112	24	0.26	1.2	1.7	80	85	11	541	49
	Ore-Grade samples	Count	4	4	4	4	4	4	4	4	4	4
		Count > 10x Crustal Abundance	0	0	0	0	0	0	1	0	1	0
		% > 10x Crustal Abundance	0%	0%	0%	0%	0%	0%	25%	0%	25%	0%
		Minimum	3.7	5.9	0.10	0.39	0.90	16	0.10	4.8	34	19
		25th Percentile	13	6.2	0.10	0.41	1.2	25	1.0	5.2	99	22
		Median	16	6.6	0.12	0.50	1.4	33	1.6	6.5	276	22
		Average	16	6.9	0.12	0.55	1.3	30	4.0	6.5	408	23
		75th Percentile	19	7.3	0.14	0.64	1.5	38	4.6	7.7	586	24
		Maximum	27	8.5	0.16	0.81	1.7	39	13	8.1	1045	27
Fragmental 2	All samples	Count	42	42	42	42	42	42	42	42	42	42
		Count > 10x Crustal Abundance	0	0	0	0	0	0	1	0	0	0
		% > 10x Crustal Abundance	0%	0%	0%	0%	0%	0%	2%	0%	0%	0%
		Minimum	4.8	4.3	0.0057	0.020	0.39	1.6	0.080	3.6	17	1.5
		25th Percentile	10	7.0	0.062	0.12	0.75	9.7	0.14	4.5	37	7.9
		Median	13	7.9	0.088	0.16	0.89	20	0.21	5.0	52	15
		Average	17	10	0.10	0.20	0.86	26	0.81	5.7	58	18
		75th Percentile	18	9.8	0.12	0.24	0.98	29	0.36	6.1	70	27
		Maximum	76	42	0.34	0.73	1.5	140	17	16	140	48
	Mine Rock samples	Count	40	40	40	40	40	40	40	40	40	40
		Count > 10x Crustal Abundance	0	0	0	0	0	0	1	0	0	0
		% > 10x Crustal Abundance	0%	0%	0%	0%	0%	0%	3%	0%	0%	0%
		Minimum	4.8	4.3	0.0057	0.020	0.39	1.6	0.080	3.6	17	1.5
		25th Percentile	11	7.1	0.061	0.12	0.75	11	0.14	4.6	36	8.8
		Median	14	7.9	0.086	0.16	0.89	20	0.22	5.0	52	15
		Average	18	10	0.10	0.20	0.87	26	0.85	5.7	59	18
		75th Percentile	19	9.4	0.12	0.24	0.98	30	0.37	6.2	71	28
		Maximum	76	42	0.34	0.73	1.5	140	17	16	140	48
	Ore-Grade samples	Count	2	2	2	2	2	2	2	2	2	2
		Count > 10x Crustal Abundance	0	0	0	0	0	0	0	0	0	0
		% > 10x Crustal Abundance	0%	0%	0%	0%	0%	0%	0%	0%	0%	0%
		Minimum	8.2	5.2	0.087	0.093	0.56	7.0	0.16	4.4	43	2.8
		25th Percentile	8.7	6.8	0.088	0.13	0.65	10	0.17	4.8	46	4.9
		Median	9.1	8.4	0.089	0.18	0.74	14	0.18	5.2	49	6.9
		Average	9.1	8.4	0.089	0.18	0.74	14	0.18	5.2	49	6.9
		75th Percentile	9.6	10	0.089	0.22	0.83	17	0.18	5.5	52	9.0
		Maximum	10	12	0.090	0.26	0.92	20	0.19	5.9	55	11

(1) Ten times average crustal abundance values presented in Price (1997).

Blue highlighting indicates samples with metal concentrations greater than the ten times crustal abundance screening value are present in the analyzed group.

Screening values are for qualitative assessment only and hold no regulatory significance.

Classification as mine rock or ore-grade materials was based on gold content.

Table B-6. Elemental Content Statistical Summary (Aqua Regia)

Group		Parameter	Strontium	Thorium	Titanium	Thallium	Uranium	Vanadium	Tungsten	Yttrium	Zinc	Zirconium
			ppm	*ppm*	*%*	*ppm*	*ppm*	*ppm*	*ppm*	*ppm*	*ppm*	*ppm*
		10x Crustal Abundance Values[1]	*3700*	*96*	*6*	*9*	*27*	*1200*	*13*	*330*	*700*	*1650*
Metasediment 2	All samples	Count	414	414	414	414	414	414	414	414	414	414
		Count > 10x Crustal Abundance	0	0	0	0	0	0	7	0	11	0
		% > 10x Crustal Abundance	0%	0%	0%	0%	0%	0%	2%	0%	3%	0%
		Minimum	3.1	1.9	0.0030	0.030	0.30	1.0	0.056	2.5	12	1.2
		25th Percentile	6.9	4.6	0.15	0.46	0.94	57	0.20	4.9	72	16
		Median	10	5.5	0.18	0.53	1.1	71	0.30	5.9	87	22
		Average	15	6.7	0.18	0.54	1.1	71	1.1	6.2	178	21
		75th Percentile	17	6.5	0.22	0.61	1.2	83	0.56	7.3	107	27
		Maximum	260	44	0.36	1.4	3.3	150	39	14	9027	76
	Mine Rock samples	Count	394	394	394	394	394	394	394	394	394	394
		Count > 10x Crustal Abundance	0	0	0	0	0	0	4	0	9	0
		% > 10x Crustal Abundance	0%	0%	0%	0%	0%	0%	1%	0%	2%	0%
		Minimum	3.1	1.9	0.0030	0.030	0.30	1.0	0.056	2.5	12	1.2
		25th Percentile	6.9	4.6	0.14	0.46	0.92	58	0.20	4.9	71	16
		Median	9.9	5.5	0.18	0.52	1.1	71	0.25	5.8	87	22
		Average	15	6.7	0.18	0.54	1.1	70	0.92	6.2	146	21
		75th Percentile	17	6.5	0.22	0.61	1.2	83	0.50	7.3	105	27
		Maximum	260	44	0.36	1.4	3.3	150	39	14	3445	76
	Ore-Grade samples	Count	20	20	20	20	20	20	20	20	20	20
		Count > 10x Crustal Abundance	0	0	0	0	0	0	3	0	2	0
		% > 10x Crustal Abundance	0%	0%	0%	0%	0%	0%	15%	0%	10%	0%
		Minimum	5.0	3.7	0.11	0.22	0.80	28	0.30	4.3	44	6.3
		25th Percentile	10	5.2	0.15	0.46	1.1	55	0.84	6.9	85	12
		Median	13	6.0	0.19	0.53	1.2	68	1.6	7.5	123	20
		Average	14	6.5	0.19	0.54	1.3	72	5.3	7.4	802	19
		75th Percentile	16	6.4	0.22	0.59	1.4	81	7.7	8.1	267	27
		Maximum	39	18	0.30	1.0	1.8	122	24	11	9027	37
Metasediment 3	All samples	Count	103	103	103	103	103	103	103	103	103	103
		Count > 10x Crustal Abundance	0	0	0	0	0	0	1	0	0	0
		% > 10x Crustal Abundance	0%	0%	0%	0%	0%	0%	1%	0%	0%	0%
		Minimum	3.9	2.2	0.018	0.020	0.042	1.0	0.040	2.0	9.7	0.68
		25th Percentile	9.3	5.1	0.057	0.12	0.64	17	0.11	4.2	40	9.0
		Median	12	6.4	0.092	0.23	0.86	25	0.18	5.5	60	17
		Average	17	9.1	0.096	0.24	0.89	29	0.68	5.6	72	19
		75th Percentile	19	9.8	0.14	0.34	1.1	40	0.31	6.7	73	26
		Maximum	144	46	0.22	0.69	2.9	68	23	11	625	62
	Mine Rock samples	Count	103	103	103	103	103	103	103	103	103	103
		Count > 10x Crustal Abundance	0	0	0	0	0	0	1	0	0	0
		% > 10x Crustal Abundance	0%	0%	0%	0%	0%	0%	1%	0%	0%	0%
		Minimum	3.9	2.2	0.018	0.020	0.042	1.0	0.040	2.0	9.7	0.68
		25th Percentile	9.3	5.1	0.057	0.12	0.64	17	0.11	4.2	40	9.0
		Median	12	6.4	0.092	0.23	0.86	25	0.18	5.5	60	17
		Average	17	9.1	0.096	0.24	0.89	29	0.68	5.6	72	19
		75th Percentile	19	9.8	0.14	0.34	1.1	40	0.31	6.7	73	26
		Maximum	144	46	0.22	0.69	2.9	68	23	11	625	62
	Ore-Grade samples	Count	0	0	0	0	0	0	0	0	0	0
		Count > 10x Crustal Abundance	--	--	--	--	--	--	--	--	--	--
		% > 10x Crustal Abundance	--	--	--	--	--	--	--	--	--	--
		Minimum	--	--	--	--	--	--	--	--	--	--
		25th Percentile	--	--	--	--	--	--	--	--	--	--
		Median	--	--	--	--	--	--	--	--	--	--
		Average	--	--	--	--	--	--	--	--	--	--
		75th Percentile	--	--	--	--	--	--	--	--	--	--
		Maximum	--	--	--	--	--	--	--	--	--	--

(1) Ten times average crustal abundance values presented in Price (1997).

Blue highlighting indicates samples with metal concentrations greater than the ten times crustal abundance screening value are present in the analyzed group.

Screening values are for qualitative assessment only and hold no regulatory significance.

Classification as mine rock or ore-grade materials was based on gold content.

Table B-6. Elemental Content Statistical Summary (Aqua Regia)

Group		Parameter	Strontium	Thorium	Titanium	Thallium	Uranium	Vanadium	Tungsten	Yttrium	Zinc	Zirconium
			ppm	*ppm*	*%*	*ppm*	*ppm*	*ppm*	*ppm*	*ppm*	*ppm*	*ppm*
		10x Crustal Abundance Values[1]	*3700*	*96*	*6*	*9*	*27*	*1200*	*13*	*330*	*700*	*1650*
Basalt	All samples	Count	150	150	150	150	150	150	150	150	150	150
		Count > 10x Crustal Abundance	0	0	0	0	0	0	0	0	2	0
		% > 10x Crustal Abundance	0%	0%	0%	0%	0%	0%	0%	0%	1%	0%
		Minimum	7.2	0.30	0.036	0.020	0.022	17	0.044	1.9	9.2	0.16
		25th Percentile	15	1.2	0.063	0.020	0.049	47	0.15	4.6	27	0.70
		Median	22	2.4	0.10	0.060	0.069	73	0.25	5.5	38	1.3
		Average	27	3.1	0.11	0.10	0.13	81	0.70	5.8	59	3.0
		75th Percentile	32	4.0	0.14	0.14	0.12	99	0.50	6.8	56	2.7
		Maximum	150	23	0.32	0.58	1.4	290	12	12	940	25
	Mine Rock samples	Count	150	150	150	150	150	150	150	150	150	150
		Count > 10x Crustal Abundance	0	0	0	0	0	0	0	0	2	0
		% > 10x Crustal Abundance	0%	0%	0%	0%	0%	0%	0%	0%	1%	0%
		Minimum	7.2	0.30	0.036	0.020	0.022	17	0.044	1.9	9.2	0.16
		25th Percentile	15	1.2	0.063	0.020	0.049	47	0.15	4.6	27	0.70
		Median	22	2.4	0.10	0.060	0.069	73	0.25	5.5	38	1.3
		Average	27	3.1	0.11	0.10	0.13	81	0.70	5.8	59	3.0
		75th Percentile	32	4.0	0.14	0.14	0.12	99	0.50	6.8	56	2.7
		Maximum	150	23	0.32	0.58	1.4	290	12	12	940	25
	Ore-Grade samples	Count	0	0	0	0	0	0	0	0	0	0
		Count > 10x Crustal Abundance	--	--	--	--	--	--	--	--	--	--
		% > 10x Crustal Abundance	--	--	--	--	--	--	--	--	--	--
		Minimum	--	--	--	--	--	--	--	--	--	--
		25th Percentile	--	--	--	--	--	--	--	--	--	--
		Median	--	--	--	--	--	--	--	--	--	--
		Average	--	--	--	--	--	--	--	--	--	--
		75th Percentile	--	--	--	--	--	--	--	--	--	--
		Maximum	--	--	--	--	--	--	--	--	--	--
Argillite	All samples	Count	13	13	13	13	13	13	13	13	13	13
		Count > 10x Crustal Abundance	0	0	0	0	0	0	0	0	4	0
		% > 10x Crustal Abundance	0%	0%	0%	0%	0%	0%	0%	0%	31%	0%
		Minimum	6.8	3.6	0.011	0.020	0.11	18	0.13	3.2	20	1.1
		25th Percentile	11	5.9	0.036	0.060	0.29	34	0.41	4.2	113	3.2
		Median	21	6.8	0.10	0.17	0.54	59	1.1	5.3	220	6.4
		Average	27	12	0.11	0.25	0.71	57	2.2	5.6	474	12
		75th Percentile	26	21	0.18	0.42	1.1	71	3.1	6.9	760	14
		Maximum	98	27	0.27	0.68	1.5	106	7.0	9.0	2000	39
	Mine Rock samples	Count	13	13	13	13	13	13	13	13	13	13
		Count > 10x Crustal Abundance	0	0	0	0	0	0	0	0	4	0
		% > 10x Crustal Abundance	0%	0%	0%	0%	0%	0%	0%	0%	31%	0%
		Minimum	6.8	3.6	0.011	0.020	0.11	18	0.13	3.2	20	1.1
		25th Percentile	11	5.9	0.036	0.060	0.29	34	0.41	4.2	113	3.2
		Median	21	6.8	0.10	0.17	0.54	59	1.1	5.3	220	6.4
		Average	27	12	0.11	0.25	0.71	57	2.2	5.6	474	12
		75th Percentile	26	21	0.18	0.42	1.1	71	3.1	6.9	760	14
		Maximum	98	27	0.27	0.68	1.5	106	7.0	9.0	2000	39
	Ore-Grade samples	Count	0	0	0	0	0	0	0	0	0	0
		Count > 10x Crustal Abundance	--	--	--	--	--	--	--	--	--	--
		% > 10x Crustal Abundance	--	--	--	--	--	--	--	--	--	--
		Minimum	--	--	--	--	--	--	--	--	--	--
		25th Percentile	--	--	--	--	--	--	--	--	--	--
		Median	--	--	--	--	--	--	--	--	--	--
		Average	--	--	--	--	--	--	--	--	--	--
		75th Percentile	--	--	--	--	--	--	--	--	--	--
		Maximum	--	--	--	--	--	--	--	--	--	--

(1) Ten times average crustal abundance values presented in Price (1997).

Blue highlighting indicates samples with metal concentrations greater than the ten times crustal abundance screening value are present in the analyzed group.

Screening values are for qualitative assessment only and hold no regulatory significance.

Classification as mine rock or ore-grade materials was based on gold content.

Table B-6. Elemental Content Statistical Summary (Aqua Regia)

Group		Parameter	Strontium	Thorium	Titanium	Thallium	Uranium	Vanadium	Tungsten	Yttrium	Zinc	Zirconium
			ppm	*ppm*	*%*	*ppm*	*ppm*	*ppm*	*ppm*	*ppm*	*ppm*	*ppm*
		10x Crustal Abundance Values[(1)]	*3700*	*96*	*6*	*9*	*27*	*1200*	*13*	*330*	*700*	*1650*
Other	All samples	Count	45	45	45	45	45	45	45	45	45	45
		Count > 10x Crustal Abundance	0	0	0	0	0	0	1	0	1	0
		% > 10x Crustal Abundance	0%	0%	0%	0%	0%	0%	2%	0%	2%	0%
		Minimum	2.1	2.0	0.00088	0.020	0.054	1.0	0.070	2.3	1.6	0.44
		25th Percentile	5.8	4.4	0.0050	0.060	0.70	1.0	0.15	5.0	24	5.5
		Median	12	9.0	0.066	0.13	1.1	27	0.22	5.9	49	15
		Average	51	12	0.084	0.26	1.5	32	2.8	6.0	77	19
		75th Percentile	23	17	0.16	0.38	2.0	55	0.33	7.0	71	30
		Maximum	980	37	0.33	2.4	6.1	140	100	11	1400	50
	Mine Rock samples	Count	44	44	44	44	44	44	44	44	44	44
		Count > 10x Crustal Abundance	0	0	0	0	0	0	1	0	1	0
		% > 10x Crustal Abundance	0%	0%	0%	0%	0%	0%	2%	0%	2%	0%
		Minimum	2.1	2.0	0.00088	0.020	0.054	1.0	0.070	2.3	1.6	0.44
		25th Percentile	6.0	4.4	0.0050	0.058	0.69	1.0	0.14	4.8	24	5.5
		Median	12	8.4	0.068	0.14	1.1	27	0.21	5.8	49	14
		Average	52	12	0.086	0.26	1.5	33	2.9	6.0	78	18
		75th Percentile	23	17	0.16	0.38	2.1	55	0.33	7.0	72	27
		Maximum	980	37	0.33	2.4	6.1	140	100	11	1400	50
	Ore-Grade samples	Count	1	1	1	1	1	1	1	1	1	1
		Count > 10x Crustal Abundance	0	0	0	0	0	0	0	0	0	0
		% > 10x Crustal Abundance	0%	0%	0%	0%	0%	0%	0%	0%	0%	0%
		Minimum	2.9	11	0.0020	0.080	1.8	1.0	0.30	6.7	13	41
		25th Percentile	2.9	11	0.0020	0.080	1.8	1.0	0.30	6.7	13	41
		Median	2.9	11	0.0020	0.080	1.8	1.0	0.30	6.7	13	41
		Average	2.9	11	0.0020	0.080	1.8	1.0	0.30	6.7	13	41
		75th Percentile	2.9	11	0.0020	0.080	1.8	1.0	0.30	6.7	13	41
		Maximum	2.9	11	0.0020	0.080	1.8	1.0	0.30	6.7	13	41

(1) Ten times average crustal abundance values presented in Price (1997).

Blue highlighting indicates samples with metal concentrations greater than the ten times crustal abundance screening value are present in the analyzed group.

Screening values are for qualitative assessment only and hold no regulatory significance.

Classification as mine rock or ore-grade materials was based on gold content.

"Other" lithology refers to the following minor lithologies: Metasediment 1, Ultramafic, Calcite Vein, Intrusive Breccia, Felsic Fragmental, Rhyolite, and Sericite Schist.

Table B-7 Four Acid Metals

Sample ID	Drillhole ID	From	To	Lithology	Area	Class	Silver	Aluminum	Arsenic	Barium	Beryllium	Bismuth	Calcium	Cadmium	Cobalt	Chromium
		m	*m*				*ppm*	*%*	*ppm*	*ppm*	*ppm*	*ppm*	*%*	*ppm*	*ppm*	*ppm*
10x Crustal Abundance (Price 1997) [(1)]							--	--	--	--	--	--	--	--	--	--
DX450001	BR-018	50	51	Fragmental 1	Underground	Mine Rock	<0.75	7.4	4.1	440	0.97	0.21	3.2	0.13	20	34
DX450002	BR-018	102	103	Felsic Volcanic 1	Underground	Mine Rock	<0.75	7.4	12	520	1.0	0.23	2.6	0.080	8.0	84
DX450003	BR-018	202	203	Felsic Volcanic 1	Underground	Mine Rock	<0.75	6.9	5.0	350	1.0	<0.085	2.5	0.17	8.0	6.3
DX450004	DHZ-018	63.5	64	Ultramafic	Underground	Mine Rock	0.060	8.6	0.30	165	0.65	0.060	5.9	0.060	44	282
DX450005	BR-018	348	349	Metasediment 3	Underground	Mine Rock	0.070	7.6	1.1	549	1.8	0.060	2.4	0.030	14	363
DX450006	BR-018	400.3	401.3	Basalt	Underground	Mine Rock	0.75	9.2	11	320	0.64	0.21	4.6	4.0	46	47
DX450007	BR-154	48	49	Felsic Volcanic 1	Central Pit	Mine Rock	0.12	7.7	<0.2	896	1.2	0.39	2.2	0.050	10	259
DX450008	BR-154	153.5	155	Felsic Volcanic 2	Central Pit	Mine Rock	<0.75	7.1	1.7	450	1.0	0.63	1.3	0.090	2.0	14
DX450009	BR-154	249	250.5	Felsic Volcanic 1	Central Pit	Mine Rock	<0.75	7.3	2.3	340	1.0	1.0	2.0	0.080	10	9.7
DX450010	BR-154	301.5	303	Fragmental 1	Underground	Mine Rock	<0.75	7.6	5.5	480	1.0	1.0	1.7	0.11	12	33
DX450011	BR-154	350	351	Fragmental 1	Underground	Mine Rock	<0.75	8.1	9.1	430	1.0	3.0	2.3	0.080	13	19
DX450012	BR-154	400	401	Felsic Volcanic 1	Underground	Mine Rock	<0.75	8.4	100	610	1.0	0.62	2.5	16	9.0	26
DX450013	BR-154	457.8	458.7	Felsic Volcanic 1	Underground	Mine Rock	<0.75	7.2	22	390	1.0	0.48	1.6	0.13	6.0	8.4
DX450014	BR-154	508	509	Metasediment 2	Underground	Mine Rock	<0.75	8.1	3.7	380	1.0	0.45	1.6	0.18	18	83
DX450015	BR-154	547.5	549	Metasediment 2	Underground	Mine Rock	<0.75	9.3	75	420	1.0	0.31	1.5	0.21	21	50
DX450016	BR-154	647	648	Felsic Volcanic 2	Underground	Mine Rock	<0.75	6.0	42	380	1.0	0.55	1.2	0.10	2.0	17
DX450017	BR-154	717	718.5	Metasediment 3	Underground	Mine Rock	<0.75	7.6	14	450	1.0	0.19	1.2	0.19	10	18
DX450018	BR-154	760.6	762	Fragmental 2	Underground	Mine Rock	<0.75	6.3	1.1	460	1.0	0.25	1.8	0.060	6.0	13
DX450020	DHZ-019	49.5	51	Basalt	Underground	Mine Rock	0.030	8.7	0.80	150	0.26	0.010	7.6	0.040	51	178
DX450021	DHZ-019	83.75	84.4	Argillite	Underground	Mine Rock	<0.75	6.1	1.8	61	1.0	4.0	1.8	4.0	62	92
DX450022	DHZ-019	102	103.5	Basalt	Underground	Mine Rock	<0.75	7.8	8.4	46	0.35	<0.085	8.7	0.15	50	110
DX450023	DHZ-019	148.5	150	Basalt	Underground	Mine Rock	<0.75	8.1	0.90	170	0.37	<0.085	8.6	0.17	53	120
DX450024	DHZ-018	99	100.5	Basalt	Underground	Mine Rock	<0.75	7.2	1.5	39	0.26	<0.085	10	0.17	47	79
DX450025	DHZ-018	151.5	153	Basalt	Underground	Mine Rock	<0.75	7.7	2.4	180	0.35	<0.085	6.9	0.12	48	180
DX450026	BR-096	58.5	60	Fragmental 1	Central Pit	Mine Rock	<0.75	6.5	2.0	430	1.0	0.47	2.0	0.14	19	45
DX450027	BR-096	185.1	186.1	Felsic Volcanic 1	Underground	Mine Rock	9.3	7.8	11	580	0.91	21	2.0	98	10	22
DX450028	BR-096	201	202.5	Fragmental 1	Underground	Mine Rock	<0.75	8.1	3.9	460	1.0	0.59	2.4	0.22	15	21
DX450029	BR-096	299	300	Felsic Volcanic 1	Underground	Mine Rock	<0.75	6.5	8.4	450	1.0	0.80	2.5	0.71	7.0	30
DX450030	BR-096	344	345	Felsic Volcanic 2	Underground	Mine Rock	<0.75	5.2	19	1000	1.0	0.48	1.7	0.55	2.0	3.3
DX450031	BR-096	395.3	396	Felsic Volcanic 2	Underground	Mine Rock	<0.75	5.4	13	78	0.53	2.0	2.2	0.14	5.0	34
DX450032	BR-096	449.9	451	Metasediment 3	Underground	Mine Rock	<0.75	9.0	7.3	300	1.0	0.31	1.4	0.060	8.0	12
DX450033	BR-096	557.5	558.5	Fragmental 2	Underground	Mine Rock	<0.75	6.3	5.1	390	1.0	0.97	1.8	0.090	14	34
DX450034	BR-007	47	48	Felsic Volcanic 1	Central Pit	Mine Rock	0.090	7.4	0.70	474	1.1	0.020	2.3	<0.02	8.6	177
DX450035	DHZ-018	182.4	182.8	Argillite	Underground	Mine Rock	<0.75	2.2	1.0	30	0.020	1.0	17	0.17	51	31
DX450036	DHZ-018	229.4	230.25	Argillite	Underground	Mine Rock	<0.75	7.4	1.7	250	0.72	3.0	3.5	3.0	36	110
DX450037	BR-007	349.7	350.7	Felsic Volcanic 1	Underground	Mine Rock	<0.75	6.7	3.9	340	0.97	2.0	3.3	0.15	11	42
DX450038	BR-007	454.3	455.2	Felsic Volcanic 1	Underground	Mine Rock	0.90	6.0	14	250	1.0	4.0	2.3	0.35	11	14
DX450039	BR-007	558.95	559.95	Felsic Volcanic 1	Underground	Mine Rock	<0.75	5.7	840	460	1.0	2.0	1.6	0.65	16	110
DX450040	BR-007	653.4	654.9	Metasediment 3	Underground	Mine Rock	<0.75	7.9	210	430	1.0	0.46	1.9	0.79	7.0	8.0
DX450041	BR-007	749.1	749.6	Fragmental 2	Underground	Mine Rock	<0.75	6.1	6.7	590	0.86	0.37	0.24	0.67	5.0	88
DX450042	DHZ-049	10.3	10.8	Argillite	Underground	Mine Rock	<0.75	5.1	2200	120	0.71	1.0	4.5	1.0	61	42
DX450043	BR-460	40	41	Felsic Volcanic 1	Central Pit	Mine Rock	0.80	7.2	13	510	1.0	2.0	2.0	0.29	13	45
DX450044	DHZ-049	133.2	134.15	Ultramafic	Underground	Mine Rock	<0.75	4.4	4.1	260	0.70	0.35	6.1	0.44	88	490
DX450045	DHZ-049	151	151.5	Basalt	Underground	Mine Rock	<0.75	8.9	1.5	170	0.35	<0.085	8.1	0.11	53	200

Classification as mine rock or ore-grade materials was based on gold content.

A value of "--" indicates metal was not measured for the given sample; the variation in elements analyzed is due to measurement at two different laboratories (see text).

Table B-7 Four Acid Metals

Sample ID	Drillhole ID	From	To	Lithology	Area	Class	Silver	Aluminum	Arsenic	Barium	Beryllium	Bismuth	Calcium	Cadmium	Cobalt	Chromium
		m	*m*				*ppm*	*%*	*ppm*	*ppm*	*ppm*	*ppm*	*%*	*ppm*	*ppm*	*ppm*
10x Crustal Abundance (Price 1997) [(1)]							--	--	--	--	--	--	--	--	--	--
DX450046	DHZ-049	196.5	197.9	Basalt	Underground	Mine Rock	<0.75	7.9	35	410	0.35	<0.085	9.6	0.070	48	140
DX450047	DHZ-049	250.5	252	Basalt	Underground	Mine Rock	<0.75	9.0	1.5	260	0.26	<0.085	7.5	0.10	53	200
DX450048	BR-094	380	381	Felsic Volcanic 2	Underground	Mine Rock	<0.75	5.3	6.7	170	0.73	0.24	1.2	0.070	2.0	7.2
DX450049	BR-094	402	403	Felsic Volcanic 2	Underground	Mine Rock	0.75	5.7	81	350	0.86	0.63	1.1	0.21	3.0	25
DX450050	BR-094	494.2	495	Felsic Volcanic 2	Underground	Ore-Grade	2.5	5.6	120	120	0.99	2.0	5.2	0.13	12	64
DX450051	BR-101	121.3	122.3	Felsic Volcanic 1	Central Pit	Mine Rock	13	7.1	83	370	0.95	0.50	1.1	33	10	38
DX450052	BR-101	128.85	129.85	Felsic Volcanic 1	Central Pit	Mine Rock	8.5	7.1	75	380	1.3	0.13	1.5	32	9.3	28
DX450053	DL-043	51	52.5	Basalt	Underground	Mine Rock	<0.5	6.4	13	9.0	0.64	<0.085	6.8	0.10	46	52
DX450054	DL-043	103.5	105	Basalt	Underground	Mine Rock	<0.5	5.1	21	22	0.79	<0.085	8.0	0.20	67	77
DX450055	DL-043	150	151.5	Basalt	Underground	Mine Rock	<0.5	7.2	8.5	140	0.44	<0.085	7.5	0.060	46	90
DX450056	DL-043	199.5	201	Basalt	Underground	Mine Rock	<0.5	8.0	0.90	420	0.24	<0.085	6.9	0.060	50	180
DX450057	DL-043	261.15	262	Ultramafic	Underground	Mine Rock	<0.5	4.2	2.8	700	1.1	<0.085	4.8	0.090	76	470
DX450058	DL-043	300	301.5	Basalt	Underground	Mine Rock	<0.5	6.6	<0.5	39	0.23	<0.085	8.0	0.11	49	96
DX450059	DL-043	349.5	351	Basalt	Underground	Mine Rock	<0.5	7.2	<0.5	52	0.25	<0.085	7.4	0.070	48	100
DX450060	DL-043	400.5	402	Basalt	Underground	Mine Rock	<0.5	6.5	0.70	25	0.22	<0.085	7.4	0.12	48	110
DX450061	DL-048	40.5	42	Basalt	Underground	Mine Rock	<0.5	6.7	2.1	180	0.47	<0.085	5.3	0.070	50	60
DX450062	DL-048	85.5	87	Basalt	Underground	Mine Rock	<0.5	6.1	1.0	18	0.68	<0.085	7.5	0.080	43	23
DX450063	DL-048	133.9	134.4	Argillite	Underground	Mine Rock	<0.5	5.2	3.3	260	1.3	1.2	2.1	1.6	65	81
DX450064	DL-048	186.5	187.5	Basalt	Underground	Mine Rock	<0.5	6.1	5.8	19	0.57	<0.085	7.0	0.13	49	16
DX450065	DL-048	236.5	237	Basalt	Underground	Mine Rock	0.040	7.7	1.0	42	0.25	<0.01	7.7	0.070	38	248
DX450066	DL-048	283.5	285	Basalt	Underground	Mine Rock	<0.5	6.2	2.9	55	0.31	<0.085	7.0	0.12	47	110
DX450067	DL-048	334.5	336	Basalt	Underground	Mine Rock	<0.5	6.6	<0.5	53	0.19	<0.085	8.2	0.11	48	95
DX450068	BR-460	80.05	81	Felsic Volcanic 1	Central Pit	Mine Rock	<0.5	6.1	3.6	390	1.1	2.1	1.2	0.060	9.8	14
DX450069	DL-048	436.5	438	Basalt	Underground	Mine Rock	<0.5	6.7	0.50	20	0.23	<0.085	7.0	0.13	48	150
DX450070	DL-048	537	538.5	Basalt	Underground	Mine Rock	<0.5	6.7	0.80	110	0.20	<0.085	9.1	0.12	48	130
DX450071	BR-037	443.35	444.35	Felsic Volcanic 1	Underground	Mine Rock	1.7	6.8	3800	450	0.84	0.74	3.2	0.18	6.3	8.3
DX450072	BR-037	445.45	446.1	Felsic Volcanic 1	Underground	Mine Rock	<0.5	6.7	9700	100	0.45	0.71	3.8	0.090	9.0	8.6
DX450073	BR-159	13.5	15	Metasediment 1	Central Pit	Mine Rock	<0.5	5.9	18	520	1.1	0.19	1.6	0.090	15	30
DX450074	BR-159	39	39.9	Metasediment 1	Central Pit	Mine Rock	<0.5	5.2	14	510	1.3	0.24	1.7	0.090	17	51
DX450075	BR-159	480.7	481.4	Felsic Volcanic 1	Underground	Mine Rock	7.1	6.9	32	200	1.0	8.6	1.6	92	11	13
DX450076	BR-159	483.8	484.8	Felsic Volcanic 1	Underground	Mine Rock	8.9	7.7	90	85	1.2	13	0.57	205	19	15
DX450077	DL-075	199.8	200.8	Basalt	Underground	Mine Rock	<0.5	6.5	4.2	290	0.68	<0.085	6.3	0.60	47	91
DX450079	BR-039	29.5	30.5	Felsic Volcanic 1	Central Pit	Mine Rock	<0.5	6.4	23	430	0.60	0.22	3.1	0.24	10	17
DX450080	BR-039	60	61	Metasediment 2	Central Pit	Mine Rock	<0.5	7.7	190	560	1.8	0.53	1.8	0.27	21	60
DX450081	DL-075	304.9	305.8	Basalt	Underground	Mine Rock	<0.5	6.3	8.5	370	0.56	<0.085	6.7	0.14	45	84
DX450082	BR-039	146.5	147.5	Felsic Volcanic 2	Central Pit	Mine Rock	0.80	5.7	190	410	0.87	0.16	1.3	0.29	2.4	4.0
DX450083	BR-039	200	201	Felsic Volcanic 2	Central Pit	Mine Rock	<0.5	3.9	20	700	1.1	0.090	1.2	0.070	1.8	54
DX450084	BR-039	306	307	Metasediment 3	Underground	Mine Rock	<0.5	5.9	34	360	0.94	<0.085	0.89	0.060	22	61
DX450085	BR-039	357	358	Fragmental 2	Central Pit	Mine Rock	<0.5	6.1	3.7	580	1.0	0.091	3.4	0.080	13	54
DX450086	BR-039	391	392	Basalt	Central Pit	Mine Rock	<0.5	6.4	31	120	0.45	<0.085	6.4	0.15	50	91
DX450087	BR-039	452.5	454	Basalt	Central Pit	Mine Rock	<0.5	5.6	6.4	14	0.37	<0.085	7.1	0.17	45	220
DX450088	BR-135	76	77	Felsic Volcanic 1	Central Pit	Mine Rock	<0.5	5.4	17	420	1.1	<0.085	1.8	0.060	9.1	80
DX450089	BR-135	157	158	Felsic Volcanic 1	Central Pit	Mine Rock	<0.5	5.8	11	480	0.95	<0.085	2.6	0.12	10	43
DX450090	BR-135	217	218	Felsic Volcanic 1	Central Pit	Mine Rock	2.2	6.4	23	490	0.89	1.1	1.7	34	9.7	59

Classification as mine rock or ore-grade materials was based on gold content.

A value of "--" indicates metal was not measured for the given sample; the variation in elements analyzed is due to measurement at two different laboratories (see text).

Table B-7 Four Acid Metals

Sample ID	Drillhole ID	From	To	Lithology	Area	Class	Silver	Aluminum	Arsenic	Barium	Beryllium	Bismuth	Calcium	Cadmium	Cobalt	Chromium
		m	*m*				*ppm*	*%*	*ppm*	*ppm*	*ppm*	*ppm*	*%*	*ppm*	*ppm*	*ppm*
10x Crustal Abundance (Price 1997) [(1)]							--	--	--	--	--	--	--	--	--	--
DX450091	BR-135	300	301	Felsic Volcanic 1	Central Pit	Mine Rock	<0.5	4.0	13	390	0.90	<0.085	1.6	0.16	7.6	44
DX450092	BR-135	358.5	360	Metasediment 2	Central Pit	Mine Rock	<0.5	5.7	330	440	1.2	0.25	1.7	0.22	22	97
DX450093	BR-135	407.5	408.5	Metasediment 2	Underground	Mine Rock	<0.5	5.2	120	390	1.3	0.52	0.87	0.060	17	110
DX450094	BR-135	507	508	Felsic Volcanic 2	Underground	Mine Rock	<0.5	3.2	3.5	510	0.90	0.30	1.6	0.090	3.6	33
DX450095	BR-135	607.9	609	Fragmental 2	Underground	Mine Rock	<0.5	4.2	7.4	400	0.83	<0.085	2.1	0.090	7.8	41
DX450096	BR-133	84	84.9	Felsic Volcanic 1	Central Pit	Ore-Grade	41	6.5	63	210	1.0	8.7	0.71	134	11	44
DX450097	BR-133	336.75	337.25	Felsic Volcanic 1	Central Pit	Mine Rock	1.4	3.2	5.7	380	0.62	1.2	15	3.7	5.4	27
DX450098	DC-13-07	32.5	33.3	Felsic Volcanic 1	Central Pit	Mine Rock	<0.5	5.6	45	400	0.83	<0.085	2.4	0.16	8.6	31
DX450099	DC-13-07	51	52	Felsic Volcanic 2	Central Pit	Mine Rock	1.5	5.0	380	710	1.2	<0.085	0.22	0.080	2.0	57
DX450100	DC-13-07	70	71	Metasediment 2	Central Pit	Mine Rock	<0.5	6.9	32	520	1.3	0.16	0.83	0.070	8.2	74
DX450101	DC-13-07	140	140.9	Metasediment 3	Central Pit	Mine Rock	<0.5	5.5	3.6	380	0.77	<0.085	1.5	0.050	15	78
DX450102	DC-13-07	162	163	Metasediment 3	Central Pit	Mine Rock	<0.75	6.4	3.5	260	0.69	<0.085	2.4	0.12	3.7	43
DX450103	DC-13-07	197	198	Fragmental 2	Central Pit	Mine Rock	<0.75	6.6	5.5	500	0.99	0.12	2.4	0.10	7.3	40
DX450104	BR-023	308	309	Metasediment 2	Underground	Mine Rock	<0.75	7.8	43	370	1.1	0.27	1.4	0.13	19	41
DX450105	BR-023	428	429	Felsic Volcanic 2	Underground	Mine Rock	<0.75	5.8	13000	500	1.1	0.26	0.34	0.070	2.3	3.4
DX450106	BR-023	445	445.9	Felsic Volcanic 1	Underground	Mine Rock	<0.75	1.9	150	45	0.25	0.096	1.4	0.070	11	25
DX450107	BR-023	548	549	Fragmental 2	Underground	Mine Rock	<0.75	5.8	20	380	0.85	0.086	1.3	0.090	2.1	5.3
DX450108	BR-079	51	52	Felsic Volcanic 1	Central Pit	Mine Rock	<0.75	6.1	23	350	0.86	1.5	2.5	0.19	7.7	5.6
DX450109	BR-079	105	105.9	Felsic Volcanic 2	Underground	Mine Rock	<0.75	5.8	130	970	1.1	0.51	1.5	0.090	2.3	2.4
DX450110	BR-079	159	160	Metasediment 3	Underground	Mine Rock	<0.75	6.9	6.5	310	0.93	0.38	2.2	0.12	5.1	5.5
DX450111	BR-079	253	254	Felsic Volcanic 1	Central Pit	Mine Rock	<0.75	7.1	6.8	370	2.5	0.15	4.0	0.090	16	31
DX450112	BR-079	302	303	Fragmental 2	Central Pit	Mine Rock	<0.75	6.7	7.7	550	0.88	0.085	2.1	0.060	8.7	9.0
DX450113	BR-079	357	358.5	Basalt	Central Pit	Mine Rock	<0.75	3.3	390	18	0.35	0.13	5.0	0.070	19	52
DX450114	BR-083	46.5	47.5	Felsic Volcanic 1	Underground	Mine Rock	<0.75	1.6	6.1	150	0.10	<0.085	1.1	0.040	11	8.9
DX450115	BR-083	106.5	108	Felsic Volcanic 1	Underground	Mine Rock	<0.75	1.1	3.7	110	0.10	<0.085	1.3	0.12	7.5	4.7
DX450116	BR-083	207.25	207.75	Felsic Volcanic 2	Underground	Mine Rock	<0.75	4.2	10	180	0.61	0.23	0.81	0.37	1.3	1.9
DX450117	BR-083	245.25	246.25	Felsic Volcanic 2	Underground	Mine Rock	<0.75	5.4	21	110	0.58	0.26	1.0	0.060	2.0	2.6
DX450118	BR-083	297.5	298.5	Felsic Volcanic 2	Underground	Mine Rock	<0.75	5.6	8.2	400	0.90	0.32	1.2	0.19	1.7	3.7
DX450119	DHZ-021	167	168	Argillite	Underground	Mine Rock	0.87	4.5	4.3	42	0.62	3.0	2.2	5.2	88	36
DX450120	DHZ-021	198	199.5	Basalt	Underground	Mine Rock	<0.75	6.7	36	70	0.27	<0.085	13	0.12	41	86
DX450121	DL_2005_13	50	51.5	Basalt	Underground	Mine Rock	0.060	7.0	1.7	61	0.60	0.030	7.2	0.13	52	85
DX450122	DL_2005_13	100	101.5	Basalt	Underground	Mine Rock	<0.75	6.3	3.4	160	0.49	<0.085	8.5	0.16	47	29
DX450123	DL_2005_13	148.6	150	Basalt	Underground	Mine Rock	<0.75	6.2	1.1	28	0.49	<0.085	6.2	0.18	50	34
DX450124	DL_2005_13	200.5	202	Basalt	Underground	Mine Rock	0.040	7.7	1.5	552	0.48	0.040	7.5	0.070	45	159
DX450125	BR-444	48.75	49.5	Felsic Volcanic 2	Underground	Mine Rock	<0.75	6.6	3.2	300	0.74	<0.085	3.4	0.040	17	60
DX450126	BR-444	108	108.85	Fragmental 2	Underground	Mine Rock	<0.75	6.2	2.3	540	0.82	0.18	1.4	0.050	8.1	8.5
DX450127	BR-444	141	142.5	Basalt	Underground	Mine Rock	1.2	6.6	540	400	0.59	6.7	3.5	16	26	46
DX450128	BR-444	195.5	197	Basalt	Underground	Mine Rock	<0.75	6.0	22	190	0.69	0.23	5.9	0.30	41	100
DX450129	BR-208	220.5	221	Felsic Volcanic 2	Underground	Mine Rock	0.040	5.1	13	250	0.87	0.070	11	0.030	3.8	12
DX450130	BR-275	479	480	Felsic Volcanic 2	Underground	Ore-Grade	<0.75	6.1	2000	230	0.68	0.89	2.6	0.17	7.4	10
DX450131	BR-294	198.25	198.75	Calcite Vein	Central Pit	Mine Rock	0.75	4.6	12	100	0.35	1.3	16	5.8	5.7	4.9
DX450132	BR-460	202	202.7	Felsic Volcanic 1	Central Pit	Mine Rock	10	1.2	6.0	66	0.19	5.4	1.3	3.7	9.9	9.5
DX450133	BR-438	84.5	85	Felsic Volcanic 1	Central Pit	Ore-Grade	3.8	5.0	6.3	970	0.79	14	0.71	6.8	2.6	2.3
DX450134	BR-375	88.1	88.85	Metasediment 2	Viggo Pit	Mine Rock	1.3	6.3	6000	230	0.70	10	3.4	0.61	400	77

A value of "--" indicates metal was not measured for the given sample; the variation in elements analyzed is due to measurement at two different laboratories (see text).

Table B-7 Four Acid Metals

Sample ID	Drillhole ID	From	To	Lithology	Area	Class	Silver	Aluminum	Arsenic	Barium	Beryllium	Bismuth	Calcium	Cadmium	Cobalt	Chromium
		m	*m*				*ppm*	*%*	*ppm*	*ppm*	*ppm*	*ppm*	*%*	*ppm*	*ppm*	*ppm*
10x Crustal Abundance (Price 1997) [1]							--	--	--	--	--	--	--	--	--	--
DX450135	BR-317	58	59	Felsic Volcanic 1	Central Pit	Mine Rock	0.13	6.9	4.8	473	1.2	0.27	2.5	0.78	4.5	44
DX450136	BR-317	102	103.5	Felsic Volcanic 1	Central Pit	Mine Rock	<0.75	6.1	8.4	380	0.89	0.12	2.0	0.070	8.4	10
DX450137	BR-317	118.5	120	Felsic Volcanic 1	Central Pit	Mine Rock	<0.75	5.9	4.2	400	0.90	0.11	3.1	0.090	9.7	8.5
DX450138	BR-317	276	277.5	Fragmental 2	Underground	Mine Rock	0.060	6.5	2.8	492	1.0	0.050	1.1	0.040	1.6	13
DX450139	BR-192	68.6	69.1	Felsic Volcanic 1	Central Pit	Ore-Grade	26	2.4	8.2	93	0.34	33	18	18	6.4	6.5
DX450140	BR-344	110.4	111.6	Felsic Volcanic 2	Central Pit	Mine Rock	<0.75	5.6	2100	400	0.80	0.75	0.39	0.13	2.3	3.6
DX450141	BR-347	52	53	Felsic Volcanic 1	Central Pit	Mine Rock	<0.75	6.3	17	410	0.87	0.87	2.5	0.11	9.6	7.5
DX450142	BR-347	111.3	112.4	Felsic Volcanic 2	Central Pit	Ore-Grade	<0.75	3.2	51	850	0.46	0.18	0.99	0.060	1.7	5.9
DX450143	BR-347	153	153.9	Metasediment 2	Underground	Mine Rock	<0.75	7.3	160	300	1.1	0.72	1.3	0.15	28	100
DX450144	BR-347	216	217.25	Metasediment 3	Underground	Mine Rock	0.11	8.5	37	353	1.1	0.15	2.1	0.24	15	98
DX450145	BR-347	247.5	249	Fragmental 2	Underground	Mine Rock	<0.75	4.6	2.3	410	0.85	0.091	2.0	0.060	2.5	7.6
DX450146	BR-347	311	312	Basalt	Underground	Mine Rock	0.060	7.4	33	31	0.60	0.020	6.3	0.11	48	118
DX450147	DL-075	52.1	53.5	Basalt	Underground	Mine Rock	0.75	6.5	11	440	0.50	<0.085	7.6	0.22	50	85
DX450148	DL-075	100	100.8	Basalt	Underground	Mine Rock	0.020	6.9	50	134	1.2	0.050	6.1	0.12	42	339
DX450149	DL-075	150.5	151.5	Basalt	Underground	Mine Rock	0.060	7.6	4.0	49	0.79	0.070	5.7	0.12	56	91
DX450150	DL-075	243.7	245.2	Basalt	Underground	Mine Rock	0.060	6.6	3.9	121	0.59	0.030	7.4	0.19	42	67
DX450151	BR-293	46.3	47	Felsic Volcanic 1	Central Pit	Mine Rock	9.5	5.7	21	400	0.81	24	0.98	76	9.1	17
DX450152	BR-293	105.2	106.4	Metasediment 2	Central Pit	Mine Rock	1.2	8.8	17	510	1.2	3.2	1.7	1.5	21	100
DX450153	BR-293	137.5	139	Metasediment 2	Central Pit	Mine Rock	<0.75	8.7	3.7	160	1.1	6.3	1.4	0.15	21	130
DX450154	BR-293	147	148	Metasediment 2	Central Pit	Mine Rock	<0.75	8.7	16	230	1.0	3.9	1.5	0.47	22	140
DX450155	BR-293	223.5	225	Felsic Volcanic 1	Central Pit	Mine Rock	0.96	7.0	14	430	0.90	2.1	2.7	3.8	8.1	47
DX450156	BR-293	272.35	273	Felsic Volcanic 2	Central Pit	Ore-Grade	1.2	0.83	1700	140	0.26	2.7	0.93	86	6.9	94
DX450157	BR-293	359	360.2	Metasediment 2	Underground	Mine Rock	<0.75	10	21	800	1.4	0.34	1.1	0.18	24	67
DX450158	BR-244	32.05	32.75	Felsic Volcanic 1	Central Pit	Ore-Grade	<0.75	6.6	600	81	0.76	0.27	2.2	0.31	16	110
DX450159	BR-244	105.6	106.5	Felsic Volcanic 2	Central Pit	Mine Rock	<0.75	7.5	91	510	1.1	1.1	0.96	0.070	2.8	38
DX450160	BR-244	142.5	144	Metasediment 2	Central Pit	Mine Rock	<0.75	9.6	73	540	1.4	0.57	1.2	0.090	16	72
DX450161	BR-244	204.9	206	Metasediment 3	Underground	Mine Rock	0.050	8.3	2.1	460	1.0	0.050	1.5	0.060	16	413
DX450162	BR-244	219.8	220.6	Metasediment 3	Underground	Mine Rock	<0.75	8.8	17	310	0.97	0.12	2.0	0.14	11	57
DX450163	BR-244	255	256.5	Fragmental 2	Underground	Mine Rock	<0.75	7.3	3.0	530	0.99	0.15	2.1	0.060	2.9	34
DX450164	BR-244	300	301.5	Basalt	Underground	Mine Rock	<0.75	5.2	18	170	0.27	<0.085	5.8	0.090	50	65
DX450165	BR-189	245.25	245.75	Felsic Volanic 2	Central Pit	Mine Rock	<0.75	1.8	710	150	0.13	0.20	0.41	0.10	3.6	53
DX450166	BR-378	160.2	161.3	Felsic Volcanic 1	Viggo Pit	Mine Rock	3.1	8.4	5900	360	1.1	12	1.6	0.16	20	110
DX450167	BR-193	46	47.5	Felsic Volcanic 1	Central Pit	Mine Rock	0.84	7.0	26	360	0.87	2.5	2.0	1.7	9.5	67
DX450168	BR-193	104.4	105.4	Felsic Volcanic 1	Central Pit	Mine Rock	0.83	5.4	11	310	0.87	1.8	1.9	0.18	8.1	46
DX450169	BR-193	145.1	146.1	Felsic Volcanic 1	Central Pit	Mine Rock	4.0	6.5	12	430	0.90	8.5	2.2	1.9	8.7	92
DX450170	BR-193	210	211	Felsic Volcanic 2	Central Pit	Ore-Grade	5.1	6.9	28	47	0.80	13	1.1	9.2	4.0	77
DX450171	BR-193	258.3	259.3	Metasediment 2	Underground	Mine Rock	<0.75	9.0	87	630	1.4	1.3	1.1	0.080	21	88
DX450172	BR-193	357	358.5	Metasediment 3	Underground	Mine Rock	<0.75	8.8	7.2	370	0.66	0.17	2.2	0.13	17	67
DX450173	BR-193	393.5	394	Fragmental 2	Underground	Ore-Grade	<0.75	6.7	2.5	350	0.80	0.22	1.2	0.080	5.2	56
DX450174	BR-193	457	458.4	Felsic Volcanic 1	Underground	Mine Rock	<0.75	5.2	96	59	0.36	0.30	2.6	0.13	13	73
DX450175	BR-193	496.8	497.8	Basalt	Underground	Mine Rock	<0.75	7.5	2.5	180	0.52	0.16	7.5	0.20	33	56
DX450176	BR-169	31	31.85	Felsic Volcanic 1	Central Pit	Mine Rock	5.5	8.0	9.2	470	0.98	2.8	0.90	66	12	100
DX450177	BR-178	622.4	622.9	Felsic Volcanic 2	Underground	Mine Rock	40	6.2	21	110	0.86	57	1.1	435	4.9	130
DX450178	BR-191	430.6	431.1	Felsic Volcanic 1	Underground	Mine Rock	1.1	6.3	52	470	0.94	2.0	3.5	206	16	120

Classification as mine rock or ore-grade materials was based on gold content.

A value of "--" indicates metal was not measured for the given sample; the variation in elements analyzed is due to measurement at two different laboratories (see text).

Table B-7 Four Acid Metals

Sample ID	Drillhole ID	From	To	Lithology	Area	Class	Silver	Aluminum	Arsenic	Barium	Beryllium	Bismuth	Calcium	Cadmium	Cobalt	Chromium
		m	*m*				*ppm*	*%*	*ppm*	*ppm*	*ppm*	*ppm*	*%*	*ppm*	*ppm*	*ppm*
10x Crustal Abundance (Price 1997) [(1)]							--	--	--	--	--	--	--	--	--	--
DX450179	BR-187	58	59	Felsic Volcanic 1	Central Pit	Mine Rock	0.75	6.5	2.0	340	0.94	0.38	2.2	0.86	11	44
DX450180	BR-187	95	96	Felsic Volcanic 1	Central Pit	Mine Rock	<0.75	7.9	7.0	440	0.96	0.38	2.1	0.37	8.6	42
DX450181	BR-187	133	134	Felsic Volcanic 1	Central Pit	Mine Rock	<0.75	6.7	2.0	410	0.95	<0.085	1.9	0.19	8.2	50
DX450182	BR-187	204	205	Felsic Volcanic 1	Central Pit	Mine Rock	<0.75	8.0	18	360	0.96	0.29	3.2	0.22	13	50
DX450183	BR-187	254	255	Felsic Volcanic 1	Central Pit	Mine Rock	<0.75	7.0	9.2	290	0.82	0.11	2.6	0.13	8.0	77
DX450184	BR-187	309	310	Felsic Volcanic 1	Underground	Mine Rock	<0.75	7.7	88	490	0.92	0.12	1.9	0.070	6.4	51
DX450185	BR-187	372	373	Metasediment 2	Underground	Mine Rock	<0.75	7.7	13	490	0.99	0.79	2.6	0.18	15	48
DX450186	BR-187	451	452	Felsic Volcanic 2	Underground	Mine Rock	<0.75	5.8	110	400	0.67	0.31	1.4	0.13	1.8	44
DX450187	BR-187	524.5	526	Metasediment 3	Underground	Mine Rock	<0.75	8.4	62	270	0.87	0.52	1.9	0.12	6.4	43
DX450188	BR-187	564	565.5	Fragmental 2	Underground	Mine Rock	<0.75	7.3	2.4	390	0.83	0.24	3.2	0.21	9.3	31
DX450189	BR-134	86.7	87.2	Felsic Volcanic 1	Central Pit	Mine Rock	4.7	8.9	33	530	1.1	3.9	1.5	101	9.8	73
DX450190	BR-117	103.5	105	Fragmental 1	Central Pit	Mine Rock	<0.75	5.6	1.3	370	0.85	0.21	2.0	0.27	11	49
DX450191	BR-117	158.1	159.6	Felsic Volcanic 1	Central Pit	Mine Rock	<0.75	6.4	2.0	350	0.82	<0.085	2.6	0.17	20	55
DX450192	BR-117	198.1	199.6	Fragmental 1	Underground	Mine Rock	0.75	8.5	51	650	1.0	0.27	1.5	0.18	19	84
DX450193	BR-117	254	255	Fragmental 1	Underground	Mine Rock	7.0	7.0	35	300	0.89	19	2.2	1.3	11	99
DX450194	BR-117	299.5	300.5	Felsic Volcanic 1	Underground	Mine Rock	0.90	8.3	37	680	1.2	1.5	1.7	0.29	15	69
DX450195	BR-117	352.1	352.6	Felsic Volcanic 1	Underground	Mine Rock	<0.75	8.0	4.2	560	0.96	2.9	1.3	0.17	8.2	55
DX450196	BR-117	405	406	Metasediment 2	Underground	Mine Rock	<0.75	6.9	1.0	400	1.1	0.40	2.0	0.16	20	68
DX450197	BR-117	596	597	Metasediment 2	Underground	Mine Rock	<0.75	8.4	37	710	2.1	0.31	2.4	0.11	22	110
DX450198	BR-117	649	650	Metasediment 3	Underground	Mine Rock	<0.75	5.8	4.9	280	0.76	0.20	1.7	0.11	7.2	49
DX450200	BR-099	300	301	Felsic Volcanic 1	Underground	Mine Rock	24	7.6	13	340	0.90	3.2	3.3	123	8.7	66
DX450201	DL-075	370.5	371.5	Basalt	Underground	Mine Rock	0.060	9.1	8.6	292	0.29	0.040	7.6	0.21	45	276
DX450202	BR-068	50	51	Felsic Volcanic 1	Central Pit	Mine Rock	<0.75	7.3	39	410	2.0	0.16	3.4	0.14	18	110
DX450203	BR-068	106	107	Felsic Volcanic 1	Central Pit	Mine Rock	0.050	7.4	1.2	428	0.99	0.050	2.6	0.040	9.4	229
DX450204	BR-068	152.6	153.75	Felsic Volcanic 1	Central Pit	Mine Rock	<0.75	8.6	5.0	430	0.97	0.65	2.6	0.090	16	61
DX450205	BR-068	187	188	Metasediment 2	Central Pit	Mine Rock	<0.75	3.1	1.3	160	0.21	0.34	0.30	0.060	16	89
DX450206	BR-068	253	254	Felsic Volcanic 1	Central Pit	Mine Rock	<0.75	1.0	6.9	75	0.10	1.5	0.90	0.040	7.0	68
DX450207	BR-068	409.2	410.2	Felsic Volcanic 2	Central Pit	Mine Rock	<0.75	5.4	51	260	0.66	4.4	2.0	0.33	9.0	78
DX450208	BR-068	448.3	449.3	Felsic Volcanic 1	Central Pit	Mine Rock	<0.75	6.1	113	510	1.0	0.66	2.3	0.35	8.0	38
DX450209	BR-068	606.6	607.6	Metasediment 3	Underground	Mine Rock	0.10	8.3	1.1	626	1.1	0.10	2.3	0.060	11	226
DX450210	BR-117	55.8	57.3	Felsic Volcanic 1	Central Pit	Mine Rock	<0.75	8.3	2.7	420	1.0	1.4	2.8	0.11	17	58
DX450211	BR-099	291	292	Felsic Volcanic 1	Underground	Ore-Grade	0.72	6.2	16	1066	1.1	2.8	2.6	31	8.8	334
DX450212	BR-403	415.1	415.6	Metasediment 3	Underground	Mine Rock	<0.75	9.0	29	240	1.0	0.36	2.1	0.25	16	74
DX450213	BR-068	323.25	324.25	Felsic Volcanic 1	Central Pit	Ore-Grade	<0.75	7.3	36	85	0.73	7.1	0.35	0.10	15	100
DX450214	BR-068	352.9	353.9	Felsic Volcanic 1	Central Pit	Mine Rock	0.75	7.2	26	82	0.88	5.0	2.0	0.12	15	75
DX450215	BR-068	373.75	374.6	Felsic Volcanic 1	Central Pit	Ore-Grade	3.1	5.3	27	1208	0.88	5.6	4.0	2.9	7.7	224
DX450216	BR-021	31	32	Felsic Volcanic 1	Central Pit	Mine Rock	0.75	7.1	22	430	1.0	0.39	2.4	0.34	9.0	43
DX450217	BR-021	65	66	Felsic Volcanic 1	Central Pit	Ore-Grade	0.75	8.2	17	590	0.87	0.29	2.5	4.0	9.0	49
DX450218	BR-021	91	92	Felsic Volcanic 1	Central Pit	Ore-Grade	1.0	7.4	26	460	0.85	0.18	2.1	1.0	9.0	53
DX450219	BR-021	131	132	Felsic Volcanic 1	Central Pit	Mine Rock	<0.75	6.6	8.2	280	0.92	<0.085	2.9	0.10	10	42
DX450220	BR-021	155	156	Felsic Volcanic 1	Central Pit	Mine Rock	<0.75	6.8	13	430	0.98	0.23	2.8	0.11	13	33
DX450221	BR-023	18	19	Felsic Volcanic 1	Central Pit	Mine Rock	<0.75	8.9	5.1	310	0.85	0.61	5.2	0.12	25	92
DX450222	BR-023	62	63	Fragmental 1	Central Pit	Mine Rock	<0.75	7.6	18	520	1.0	0.35	2.2	0.11	10	62
DX450223	BR-023	117	118	Felsic Volcanic 1	Central Pit	Mine Rock	<0.75	8.0	25	500	0.93	0.77	2.7	4.0	11	49

Classification as mine rock or ore-grade materials was based on gold content.

A value of "--" indicates metal was not measured for the given sample; the variation in elements analyzed is due to measurement at two different laboratories (see text).

Table B-7 Four Acid Metals

Sample ID	Drillhole ID	From	To	Lithology	Area	Class	Silver	Aluminum	Arsenic	Barium	Beryllium	Bismuth	Calcium	Cadmium	Cobalt	Chromium
		m	*m*				*ppm*	*%*	*ppm*	*ppm*	*ppm*	*ppm*	*%*	*ppm*	*ppm*	*ppm*
10x Crustal Abundance (Price 1997) [(1)]							--	--	--	--	--	--	--	--	--	--
DX450224	BR-023	136.8	138	Felsic Volcanic 1	Central Pit	Ore-Grade	<0.75	5.2	16	350	0.83	0.25	2.5	0.30	9.0	70
DX450225	BR-137	153.55	154.5	Felsic Volcanic 1	Central Pit	Mine Rock	<0.75	7.5	38	410	1.0	0.20	2.4	0.090	9.0	44
DX450226	BR-137	208.45	209.15	Felsic Volcanic 1	Central Pit	Ore-Grade	<0.75	5.2	171	650	0.95	0.56	0.13	0.19	8.0	50
DX450227	BR-067	27	28.5	Felsic Volcanic 1	Central Pit	Mine Rock	0.080	7.7	3.3	472	1.1	0.040	2.2	0.050	9.7	58
DX450228	BR-067	185.6	186.6	Felsic Volcanic 1	Central Pit	Mine Rock	<0.75	8.0	23	430	0.90	1.7	3.0	1.0	10	57
DX450229	BR-192	40.5	41.5	Felsic Volcanic 1	Central Pit	Ore-Grade	1.5	6.2	6.2	630	0.82	5.4	3.3	4.0	7.0	54
DX450230	BR-174	30	31.5	Felsic Volcanic 1	Central Pit	Mine Rock	<0.75	8.4	1.1	540	0.95	0.25	2.9	0.070	10	40
DX450231	BR-174	79	80	Felsic Volcanic 1	Central Pit	Mine Rock	<0.75	6.4	3.0	350	0.79	0.26	1.9	0.13	5.0	51
DX450232	BR-174	130.4	131.9	Felsic Volcanic 1	Central Pit	Mine Rock	<0.75	7.8	19	470	0.92	1.7	3.3	1.0	10	43
DX450233	BR-174	188	189	Felsic Volcanic 1	Central Pit	Mine Rock	1.4	7.6	5.2	540	0.79	2.8	1.9	14	10	90
DX450234	BR-174	232.5	234	Felsic Volcanic 1	Central Pit	Ore-Grade	<0.75	5.8	6.2	420	0.76	0.19	2.9	0.25	8.0	53
DX450235	BR-174	259.5	261	Felsic Volcanic 1	Central Pit	Mine Rock	<0.75	7.4	5.9	450	0.99	0.21	3.3	0.26	12	49
DX450236	BR-174	292	293.2	Felsic Volcanic 1	Central Pit	Mine Rock	<0.75	4.5	12	530	1.0	0.19	3.0	0.10	11	41
DX450237	BR-174	349.35	350.85	Metasediment 2	Central Pit	Mine Rock	<0.75	8.6	3.4	560	1.0	0.51	1.5	0.090	21	95
DX450238	BR-174	415.9	416.9	Felsic Volcanic 2	Central Pit	Mine Rock	<0.75	5.3	165	420	0.99	0.090	1.3	0.070	2.0	43
DX450239	BR-067	299	300	Felsic Volcanic 1	Central Pit	Ore-Grade	1.2	6.6	63	66	0.76	12	0.44	0.040	19	100
DX550051	BR-388	63.85	65.25	Basalt	Underground	Mine Rock	0.60	7.3	70	170	0.48	<0.085	6.2	0.21	57	100
DX550052	BR-388	87.5	88.85	Basalt	Underground	Mine Rock	0.14	7.6	15	191	0.53	0.050	6.1	0.14	54	160
DX550053	DL-066	189	190.00	Basalt	Underground	Mine Rock	0.060	7.0	2.3	73	0.25	0.060	7.7	0.11	49	156
DX550054	DL-066	101.9	103.40	Basalt	Underground	Mine Rock	0.070	7.1	2.9	236	0.30	0.070	6.5	0.13	49	89
DX550055	DL-066	136.5	138.00	Basalt	Underground	Mine Rock	0.050	6.6	3.8	80	0.37	0.060	7.7	0.24	52	122
DX550056	DL-066	247.5	249.00	Basalt	Underground	Mine Rock	0.060	7.1	2.0	140	0.33	0.040	7.1	0.14	54	118
DX550057	DL-066	520.3	521.50	Basalt	Underground	Mine Rock	0.050	7.9	0.50	247	0.52	0.040	6.0	0.23	50	167
DX550058	DL-066	472.2	473.10	Basalt	Underground	Mine Rock	0.050	7.8	2.7	361	0.51	0.020	5.3	0.10	56	124
DX550059	DL-066	567.6	568.90	Basalt	Underground	Mine Rock	0.070	7.5	0.40	259	0.43	0.040	6.2	0.18	51	59
DX550060	DL-066	615.9	617.35	Basalt	Underground	Mine Rock	<0.5	5.9	3.3	320	0.88	0.10	7.0	0.42	65	170
DX550061	DL-066	618.25	619.15	Basalt	Underground	Mine Rock	<0.5	5.5	4.6	390	1.1	<0.085	7.3	0.33	54	150
DX550062	BR-385	389.75	390.25	Felsic Volcanic 1	Underground	Mine Rock	<0.5	8.3	4.4	520	4.6	0.60	4.2	0.12	21	61
DX550063	BR-385	417.5	418.00	Metasediment 3	Underground	Mine Rock	<0.5	8.4	22	350	1.1	0.32	1.3	0.080	13	37
DX550064	BR-385	440.3	441.50	Metasediment 3	Underground	Mine Rock	0.22	7.4	15	440	0.98	0.12	1.9	0.090	3.6	122
DX550065	BR-385	466	467.20	Metasediment 2	Underground	Mine Rock	0.80	7.5	200	350	1.7	0.83	3.9	0.82	12	86
DX550066	BR-385	479.75	481.25	Felsic Volcanic 1	Underground	Mine Rock	0.17	7.3	11	427	1.0	0.11	2.0	0.050	5.8	92
DX550067	BR-385	514.5	516.00	Felsic Volcanic 1	Underground	Mine Rock	0.19	6.8	8.1	532	0.84	0.14	2.5	0.21	7.0	71
DX550068	BR-385	353.5	355.00	Metasediment 3	Underground	Mine Rock	0.090	6.5	3.0	454	0.84	0.090	1.9	0.060	9.0	140
DX550069	BR-385	349.5	350.50	Metasediment 3	Underground	Mine Rock	<0.5	7.1	1.8	540	1.4	0.13	1.2	0.070	2.2	26
DX550070	BR-385	282	283.50	Intrusive Breccia	Underground	Mine Rock	<0.5	7.9	2.1	540	3.0	0.14	3.0	0.10	12	60
DX550071	BR-386	116	117.50	Felsic Volcanic 1	Underground	Mine Rock	0.14	6.9	11	475	1.9	0.11	3.3	0.050	9.0	160
DX550072	BR-386	60.5	62.00	Basalt	Underground	Mine Rock	<0.5	7.7	2.0	110	0.56	<0.085	6.3	0.22	54	74
DX550073	BR-386	102.8	104.10	Basalt	Underground	Mine Rock	0.12	7.7	40	272	0.76	0.070	4.6	0.060	42	314
DX550074	BR-384	418.05	419.30	Metasediment 2	Underground	Mine Rock	<0.5	9.0	59	220	1.1	0.22	1.4	0.22	28	60
DX550075	BR-384	385.8	386.60	Felsic Fragmental	Underground	Mine Rock	0.20	8.4	2.6	226	1.0	0.21	2.4	0.070	16	211
DX550076	BR-384	367.5	369.00	Felsic Fragmental	Underground	Mine Rock	0.060	7.8	1.2	330	1.1	0.070	1.9	0.020	11	248
DX550077	BR-384	470.25	471.30	Felsic Volcanic 1	Underground	Mine Rock	<0.5	7.6	7.8	470	1.1	0.19	2.3	0.16	7.3	36
DX550078	BR-384	333.25	334.65	Felsic Fragmental	Underground	Mine Rock	<0.5	7.4	1.5	120	0.83	0.25	2.6	0.13	17	64

Classification as mine rock or ore-grade materials was based on gold content.

A value of "--" indicates metal was not measured for the given sample; the variation in elements analyzed is due to measurement at two different laboratories (see text).

Table B-7 Four Acid Metals

Sample ID	Drillhole ID	From	To	Lithology	Area	Class	Silver	Aluminum	Arsenic	Barium	Beryllium	Bismuth	Calcium	Cadmium	Cobalt	Chromium
		m	*m*				*ppm*	*%*	*ppm*	*ppm*	*ppm*	*ppm*	*%*	*ppm*	*ppm*	*ppm*
10x Crustal Abundance (Price 1997) [(1)]							--	--	--	--	--	--	--	--	--	--
DX550079	BR-384	313	314.50	Felsic Fragmental	Underground	Mine Rock	0.11	7.3	43	273	0.70	0.060	2.1	0.030	23	198
DX550080	BR-384	516	517.00	Felsic Volcanic 2	Underground	Mine Rock	<0.5	7.1	27	500	1.4	<0.085	1.6	1.1	2.0	44
DX550081	BR-384	506.55	507.55	Felsic Volcanic 2	Underground	Mine Rock	0.60	5.8	12	520	1.4	0.61	1.4	6.9	2.1	37
DX550082	BR-384	563	564.00	Felsic Volcanic 2	Underground	Mine Rock	<0.5	7.0	13	680	1.4	0.15	1.3	0.30	2.2	34
DX550083	BR-384	606	607.00	Felsic Volcanic 1	Underground	Mine Rock	2.1	7.3	1100	130	0.88	4.9	3.0	0.35	10	46
DX550084	BR-384	661.2	662.00	Metasediment 2	Underground	Mine Rock	0.70	8.9	790	230	1.7	1.6	1.2	0.49	18	93
DX550085	BR-384	669.25	670.50	Felsic Volcanic 2	Underground	Mine Rock	<0.5	6.3	18	240	0.64	2.3	2.0	0.49	6.1	34
DX550086	BR-384	714	715.00	Felsic Volcanic 1	Underground	Mine Rock	<0.5	7.7	8.9	280	1.3	2.4	2.2	0.14	9.0	62
DX550087	BR-384	751	752.35	Felsic Volcanic 1	Underground	Mine Rock	<0.5	8.0	31	450	1.4	0.10	2.5	0.16	12	52
DX550088	DL-071	37.5	39.00	Basalt	Underground	Mine Rock	0.070	6.6	5.9	176	0.87	0.050	7.3	0.15	45	116
DX550089	DL-071	51	52.50	Basalt	Underground	Mine Rock	<0.5	6.7	2.2	150	0.46	<0.085	6.9	0.20	48	160
DX550090	DL-071	91.25	92.00	Basalt	Underground	Mine Rock	0.030	7.0	12	68	0.37	0.11	7.5	0.13	51	152
DX550091	DL-071	335	336.00	Basalt	Underground	Mine Rock	0.090	6.9	3.8	20	0.38	0.080	7.2	0.17	48	129
DX550092	DL-071	385.5	387.00	Basalt	Underground	Mine Rock	0.040	7.3	1.6	393	0.60	0.030	6.3	0.14	49	133
DX550093	DL-071	415.5	417.00	Basalt	Underground	Mine Rock	0.050	7.5	1.5	160	0.60	0.030	7.1	0.13	46	158
DX550094	REG-003	103.5	103.90	Basalt	Underground	Mine Rock	0.15	7.6	14	353	2.4	0.050	6.2	0.42	41	152
DX550095	REG-003	138	139.50	Basalt	Underground	Mine Rock	0.18	6.6	4.2	196	0.43	0.41	7.7	0.15	46	97
DX550096	REG-004	87	88.50	Basalt	Underground	Mine Rock	<0.5	7.4	52	350	0.90	<0.085	6.3	0.23	53	250
DX550097	REG-004	101.5	102.50	Basalt	Underground	Mine Rock	<0.5	5.3	21	110	0.86	0.17	6.3	0.28	38	250
DX550098	REG-004	136.5	138.00	Basalt	Underground	Mine Rock	0.060	8.6	12	427	0.53	0.030	7.1	0.10	52	295
DX550099	BH-22-21	92.4	93.40	Basalt	Underground	Mine Rock	0.060	6.8	5.5	129	0.48	0.040	7.6	0.090	49	136
DX550100	BH-22-23	71.3	72.30	Basalt	Underground	Mine Rock	0.050	7.1	7.4	57	0.66	0.090	6.9	0.15	50	125
DX550101	BH-22-27	41.1	42.10	Basalt	Underground	Mine Rock	0.070	7.0	3.0	30	0.26	0.040	8.1	0.11	54	7208
DX550102	BH-22-27A	47.4	48.80	Ultramafic	Underground	Mine Rock	0.21	7.6	1.1	364	1.6	0.51	4.2	0.10	18	142
DX550103	BH-22-27	23.1	24.10	Basalt	Underground	Mine Rock	0.070	8.1	5.4	57	0.21	0.040	7.1	0.14	55	206
DX550104	BH-22-27A	32.4	33.40	Rhyolite	Underground	Mine Rock	0.060	7.3	2.9	344	1.7	0.19	0.71	0.020	0.60	94
DX550105	BH-22-21	71.4	72.40	Basalt	Underground	Mine Rock	0.060	7.5	2.3	235	0.40	0.020	7.1	0.16	58	146
DX550106	BH-22-23	56.3	57.30	Basalt	Underground	Mine Rock	0.090	7.4	8.8	119	0.44	0.070	7.6	0.15	53	191
DX550107	BR-384	726	727.10	Felsic Volcanic 1	Underground	Mine Rock	<0.5	7.9	11	460	1.4	2.8	2.4	0.26	9.0	52
DX550108	BR-384	741	742.00	Felsic Volcanic 1	Underground	Mine Rock	<0.5	7.5	15	420	1.2	1.3	2.7	0.73	7.1	44
DX550109	BR-384	735	736.00	Felsic Volcanic 1	Underground	Mine Rock	0.80	8.1	53	81	1.3	2.1	2.3	0.73	10	71
031751	BR-116	777	778.5	Basalt	Underground	Mine Rock	<0.5	8.0	17	370	1.5	<0.085	4.7	0.10	31	69
031752	BR-096	595.5	596.7	Basalt	Underground	Mine Rock	<0.5	8.0	280	150	0.69	<0.085	6.0	0.10	44	45
031753	BR-096	598.85	600	Basalt	Underground	Mine Rock	<0.5	8.1	1.8	410	0.77	0.11	4.7	0.43	30	49
031754	BR-115	727.5	729	Basalt	Underground	Mine Rock	<0.5	8.0	360	580	0.54	0.21	4.5	0.22	44	98
031755	BR-132	400.5	401.5	Metasediment 3	Underground	Mine Rock	<0.5	5.6	0.50	370	1.1	<0.085	2.1	0.050	8.8	18
031756	BR-132	534.55	536	Basalt	Underground	Mine Rock	<0.5	8.3	22	490	1.3	0.24	3.4	0.10	34	45
031757	BR-190	412.95	414	Metasediment 3	Underground	Mine Rock	<0.5	7.9	1.6	510	0.90	<0.085	2.0	0.040	8.6	27
031758	BR-190	438.25	439.25	Sericite Schist	Underground	Mine Rock	7.2	5.9	3.2	520	1.2	0.096	0.11	0.16	6.1	7.9
031759	BR-190	451.5	453	Fragmental 2	Underground	Mine Rock	<0.5	7.0	140	640	1.2	<0.085	1.4	0.090	12	16
031760	BR-190	465	466	Fragmental 2	Underground	Mine Rock	<0.5	6.6	7.0	540	1.2	0.19	2.1	0.040	4.2	8.0
031761	BR-190	506.55	507.7	Felsic Fragmental	Underground	Mine Rock	<0.5	7.4	6.1	410	1.0	0.30	3.5	0.13	30	21
031762	BR-085	190	190.5	Metasediment 3	Underground	Mine Rock	<0.5	8.0	21	500	1.5	0.18	1.7	0.060	7.7	15
031763	BR-085	251.5	252.8	Metasediment 3	Underground	Mine Rock	<0.5	7.8	3.7	440	0.99	<0.085	1.7	0.030	7.6	20

Classification as mine rock or ore-grade materials was based on gold content.

A value of "--" indicates metal was not measured for the given sample; the variation in elements analyzed is due to measurement at two different laboratories (see text).

Table B-7 Four Acid Metals

Sample ID	Drillhole ID	From	To	Lithology	Area	Class	Silver	Aluminum	Arsenic	Barium	Beryllium	Bismuth	Calcium	Cadmium	Cobalt	Chromium
		m	*m*				*ppm*	*%*	*ppm*	*ppm*	*ppm*	*ppm*	*%*	*ppm*	*ppm*	*ppm*
10x Crustal Abundance (Price 1997) [(1)]							--	--	--	--	--	--	--	--	--	--
031764	BR-089	654	655.5	Fragmental 2	Underground	Mine Rock	<0.5	7.2	1.6	620	1.1	0.17	1.7	0.38	4.5	4.2
031765	BR-089	676.5	677.5	Fragmental 2	Underground	Mine Rock	<0.5	8.0	63	340	1.1	0.59	2.0	0.34	14	16
031766	BR-140	587	588	Felsic Fragmental	Underground	Mine Rock	<0.5	5.0	1.7	290	1.2	<0.085	2.1	0.030	12	11
031767	BR-131	472.5	474	Metasediment 3	Underground	Mine Rock	<0.5	5.8	2.2	400	1.3	<0.085	2.2	0.060	10	12
031768	BR-131	506.7	507.7	Sericite Schist	Underground	Mine Rock	<0.5	5.3	1.7	360	1.0	<0.085	2.2	0.050	10	23
031769	BR-141	661.6	662.6	Metasediment 3	Underground	Mine Rock	<0.5	5.4	5.8	300	1.1	0.14	1.6	0.050	8.8	12
031770	BR-141	686	687	Metasediment 3	Underground	Mine Rock	<0.5	6.9	290	480	1.4	0.22	1.7	0.36	11	15
031771	BR-141	688	689	Metasediment 3	Underground	Mine Rock	<0.5	4.8	48	76	0.92	0.30	3.4	0.070	4.4	5.6
031772	BR-098	674	675.35	Felsic Volcanic 1	Underground	Mine Rock	<0.5	6.3	5.0	540	1.2	<0.085	2.2	0.050	8.1	9.7
031773	DL-056	271.5	273	Basalt	Underground	Mine Rock	<0.5	6.7	2.2	230	0.49	<0.085	6.8	0.13	46	67
031774	DL-055	191	191.5	Basalt	Underground	Mine Rock	<0.5	5.4	29	290	0.92	<0.085	7.5	0.46	55	200
031775	BR-176	759	760.5	Basalt	Underground	Mine Rock	<0.5	7.4	1.5	230	0.70	<0.085	5.7	0.11	47	74
031776	DL-04-12	312	313.5	Basalt	Underground	Mine Rock	<0.5	7.3	960	170	0.76	0.12	4.1	0.23	43	160
031777	BR-176	698.2	699.7	Metasediment 3	Underground	Mine Rock	<0.5	5.4	47	420	1.1	<0.085	1.0	0.040	15	15
031778	BR-194	390.8	392.3	Metasediment 2	Underground	Mine Rock	<0.5	7.1	12	410	1.1	0.10	1.8	0.060	10	51
031779	BR-194	401	402	Metasediment 2	Underground	Mine Rock	0.42	8.1	10	477	1.1	0.090	2.0	0.16	7.4	15
031780	BR-194	576.4	576.95	Argillite	Underground	Mine Rock	0.20	4.4	215	58	0.44	0.14	3.6	0.11	17	276
031781	BR-194	477.8	478.6	Fragmental 2	Underground	Mine Rock	0.15	7.0	12	412	0.84	0.060	1.5	0.040	7.5	118
031782	BR-192	336.5	338	Fragmental 2	Underground	Mine Rock	<0.5	5.1	8.4	360	0.91	<0.085	1.6	0.050	3.9	15
031783	BR-194	498.85	499.5	Fragmental 2	Underground	Mine Rock	<0.5	6.7	2.7	380	0.94	<0.085	1.4	0.050	8.6	39
031784	BR-193	328.4	329.4	Metasediment 3	Underground	Mine Rock	<0.5	6.2	19	380	0.90	<0.085	2.2	0.070	13	46
031785	BR-193	331.8	333	Metasediment 3	Underground	Mine Rock	0.25	7.6	146	274	0.90	0.020	2.4	0.36	18	239
031786	BR-193	329.9	330.4	Metasediment 3	Underground	Mine Rock	9.5	6.8	17	120	0.99	0.97	1.4	2.1	15	68
31787	BR-193	316.6	318	Metasediment 3	Underground	Mine Rock	<0.5	6.6	1.4	340	1.1	<0.085	2.0	0.060	7.2	58
031788	BR-192	220.5	222	Metasediment 2	Underground	Mine Rock	<0.5	6.0	19	320	1.5	0.18	3.4	0.22	9.0	29
031789	BR-192	232	233	Felsic Volcanic 1	Underground	Mine Rock	0.37	8.5	2.4	433	1.2	0.22	2.3	0.31	12	174
031790	BR-381	258.5	259	Basalt	Underground	Mine Rock	<0.5	5.4	32	140	0.42	0.22	3.3	0.21	37	150
031791	BR-381	248.4	248.85	Basalt	Underground	Mine Rock	<0.5	8.0	14	530	1.2	0.17	2.9	0.13	29	52
031792	BR-381	222.35	223.15	Sericite Schist	Underground	Mine Rock	0.13	6.1	12	521	0.98	0.050	1.2	0.14	3.6	7.0
031793	DL-063A	259.35	260.35	Basalt	Underground	Mine Rock	<0.5	6.9	13	14	0.55	<0.085	6.8	0.13	47	140
031794	BR-291	697.8	699	Metasediment 3	Underground	Mine Rock	<0.5	7.3	2.9	360	0.98	<0.085	2.2	0.080	12	27
031795	BR-197	345.5	346.5	Fragmental 2	Underground	Mine Rock	<0.5	8.7	28	680	1.2	<0.085	2.5	0.10	31	87
031796	BR-197	282	282.65	Felsic Volcanic 2	Underground	Mine Rock	<0.5	8.1	1.0	680	1.2	<0.085	2.5	0.040	9.9	43
031797	BH22-27	51	52	Basalt	Underground	Mine Rock	<0.5	6.9	7.5	40	0.31	<0.085	9.5	0.11	45	80
031798	BH22-24	85	86	Basalt	Underground	Mine Rock	<0.5	7.4	19	200	0.58	<0.085	6.8	0.17	48	32
031799	BH22-24	60	61	Basalt	Underground	Mine Rock	<0.5	7.6	90	280	0.76	<0.085	6.3	0.12	53	53
031800	BH22-20	213	214	Basalt	Underground	Mine Rock	<0.5	6.9	6.8	22	0.44	<0.085	7.1	0.29	48	30
031801	BH22-20	114	115	Basalt	Underground	Mine Rock	<0.5	7.1	1.1	120	0.43	<0.085	6.4	0.13	46	33
031802	BH22-25	165	166	Basalt	Underground	Mine Rock	<0.5	7.4	2.2	260	1.4	<0.085	6.8	0.19	50	77
031803	BH22-25	140	141	Basalt	Underground	Mine Rock	<0.5	7.0	1.6	93	0.51	0.12	8.2	0.13	47	56
031804	BH22-18	42	43	Basalt	Underground	Mine Rock	<0.5	6.6	1.7	120	0.68	0.11	6.4	0.19	44	51
031805	BH22-18	27	28	Basalt	Underground	Mine Rock	<0.5	6.1	0.60	280	1.1	<0.085	6.6	0.24	34	32
031806	BH22-17	210	211	Basalt	Underground	Mine Rock	<0.5	7.5	2.1	330	0.99	<0.085	6.5	0.12	48	43
031807	BR-386	509.1	509.45	Metasediment 2	Underground	Mine Rock	<0.5	5.1	170	700	1.3	0.51	4.7	0.23	40	590

Classification as mine rock or ore-grade materials was based on gold content.

A value of "--" indicates metal was not measured for the given sample; the variation in elements analyzed is due to measurement at two different laboratories (see text).

Table B-7 Four Acid Metals

Sample ID	Drillhole ID	From	To	Lithology	Area	Class	Silver	Aluminum	Arsenic	Barium	Beryllium	Bismuth	Calcium	Cadmium	Cobalt	Chromium
		m	*m*				*ppm*	*%*	*ppm*	*ppm*	*ppm*	*ppm*	*%*	*ppm*	*ppm*	*ppm*
10x Crustal Abundance (Price 1997) [(1)]							--	--	--	--	--	--	--	--	--	--
031808	DL-066	355.5	357	Basalt	Underground	Mine Rock	<0.5	6.0	80	29	0.65	<0.085	7.2	0.30	40	100
031809	DL-066	367.5	368.55	Rhyolite	Underground	Mine Rock	<0.5	7.0	1.4	540	1.7	0.39	1.5	0.050	2.2	62
031811	BH22-23	55	60	Basalt	Underground	Mine Rock	<0.5	7.8	2.5	79	0.56	<0.085	6.7	0.15	53	82
031812	BH22-23	30	31	Basalt	Underground	Mine Rock	<0.5	7.8	22	210	0.85	<0.085	5.2	0.12	35	46
031813	BR-117	781.5	783	Basalt	Underground	Mine Rock	<0.5	6.4	14	110	0.45	<0.085	6.4	0.10	45	120
031814	DL-067	277	278.5	Basalt	Underground	Mine Rock	<0.5	5.6	1.8	210	0.50	<0.085	4.6	0.090	34	98
031815	DL-067	415	415.5	Basalt	Underground	Mine Rock	<0.5	5.1	7.2	230	0.77	0.68	3.6	3.0	100	85
031816	DL-067	571.8	572.2	Argillite	Underground	Mine Rock	<0.5	7.5	9.2	370	1.1	<0.085	2.5	0.93	8.4	57
031817	BR-386	312	313.5	Metasediment 3	Underground	Mine Rock	<0.5	6.5	2.9	550	1.4	0.25	2.3	0.070	11	15
031818	BR-068	668.8	669.45	Metasediment 2	Underground	Mine Rock	<0.5	7.7	3.3	490	1.0	<0.085	1.5	0.030	9.5	17
031819	BR-068	680	681	Metasediment 3	Underground	Mine Rock	<0.5	7.1	0.80	16	0.26	<0.085	6.9	0.14	45	270
116732	BR-122	605.5	606	Metasediment 3	Underground	Mine Rock	9.4	7.8	6.4	300	0.70	0.23	2.5	0.74	21	25
116733	BR-122	683	684	Fragmental 2	Underground	Mine Rock	0.070	6.6	2.4	605	0.84	0.020	1.9	0.060	2.7	5.0
116734	BR-122	720	720.5	Felsic Volcanic 1	Underground	Mine Rock	<0.5	7.8	460	200	0.87	0.35	1.8	0.10	17	23
116735	BR-122	743.6	744.1	Basalt	Underground	Mine Rock	<0.5	6.7	4.7	300	1.7	0.16	5.6	0.13	33	64
116736	BR-121	721.35	722.5	Metasediment 3	Underground	Mine Rock	<0.5	8.6	15	640	1.9	0.24	1.4	0.12	9.2	7.6
116737	BR-121	725.1	726.5	Metasediment 3	Underground	Mine Rock	<0.5	7.0	1500	260	0.89	0.42	2.4	0.18	33	34
116738	BR-121	738	739.5	Basalt	Underground	Mine Rock	<0.5	6.4	120	240	2.2	0.19	2.2	0.12	24	56
116739	BR-160	366.4	367.4	Felsic Volcanic 1	Underground	Mine Rock	<0.5	5.7	3.6	650	1.5	0.16	1.3	0.050	9.9	17
116740	BR-160	268.75	270	Metasediment 3	Underground	Mine Rock	0.21	8.0	44	403	0.66	0.050	1.5	0.060	21	50
116741	BR-160	396	396.6	Rhyolite	Underground	Mine Rock	<0.5	3.5	2.2	160	0.99	0.12	1.0	0.070	1.3	3.3
116742	BR-067	670.5	672	Felsic Volcanic 2	Underground	Mine Rock	<0.5	6.5	29	500	1.1	0.14	1.2	0.10	2.1	2.1
116743	BR-067	682.3	683.3	Felsic Volcanic 2	Underground	Mine Rock	<0.5	6.5	860	330	2.4	0.74	2.8	0.11	11	34
116744	BR-067	700.5	702	Metasediment 3	Underground	Mine Rock	<0.5	7.1	100	570	1.3	0.12	1.2	0.17	2.0	1.8
116745	BR-067	739.9	740.3	Intrusive Breccia	Underground	Mine Rock	<0.5	7.4	61	160	0.99	0.12	5.4	0.090	38	320
116746	DL-051	340.2	340.75	Ultramafic	Underground	Mine Rock	<0.5	5.9	6.9	1100	3.3	<0.085	5.3	0.10	36	260
116747	DL-051	226	226.8	Argillite	Underground	Mine Rock	<0.5	6.8	200	57	0.84	0.63	1.4	3.8	21	88
116748	DL-04-10	291.95	292.5	Basalt	Underground	Mine Rock	<0.5	7.8	3.2	400	0.62	<0.085	3.8	0.080	56	68
116749	DL-04-11	376.5	378	Basalt	Underground	Mine Rock	<0.5	6.2	2.5	64	0.54	<0.085	7.1	0.16	43	100
116750	DL-062	273.85	274.5	Argillite	Underground	Mine Rock	0.90	5.8	49	58	0.67	1.0	3.6	4.0	53	150
031851	BR-181	88.6	89.25	Felsic Volcanic 1	Viggo Pit	Mine Rock	<0.5	8.4	150	610	1.3	0.32	3.1	0.060	11	12
031852	BR-165	314	314.95	Felsic Volcanic 1	Central Pit	Mine Rock	0.090	7.9	404	418	1.4	0.16	3.1	0.060	7.1	15
031853	BR-160	137.9	138.6	Felsic Volcanic 1	Central Pit	Mine Rock	<0.5	8.2	140	660	1.4	0.19	2.6	0.11	7.3	6.8
031854	BR-155	352.5	354	Felsic Volcanic 1	Underground	Mine Rock	<0.5	7.7	250	1000	1.1	0.14	2.5	0.26	7.4	5.1
031855	BR-133	233.4	234.5	Felsic Volcanic 1	Central Pit	Mine Rock	<0.5	8.6	490	580	1.2	0.15	2.0	0.12	8.4	8.5
031856	BR-152	214.05	215	Felsic Volcanic 1	Central Pit	Mine Rock	<0.5	8.5	1.4	520	1.3	0.24	3.0	0.11	11	10
031857	BR-158	167.3	168.75	Felsic Volcanic 1	Central Pit	Mine Rock	<0.5	8.7	2.0	570	1.3	0.63	3.6	0.17	10	6.1
031858	BR-165	249.5	250.5	Felsic Volcanic 1	Central Pit	Mine Rock	<0.5	7.2	4.2	740	1.0	0.12	3.0	0.13	13	8.1
031859	BR-152	88.5	89.5	Felsic Volcanic 1	Central Pit	Mine Rock	<0.5	7.5	1.5	640	1.9	0.14	3.5	0.11	15	24
031860	BR-076	53	54	Felsic Volcanic 1	Central Pit	Mine Rock	<0.5	8.4	5.4	470	1.1	0.13	3.6	0.20	11	11
031861	BR-043	259.5	261	Felsic Volcanic 1	Underground	Mine Rock	<0.5	8.5	8.6	550	1.1	<0.085	2.7	0.090	10	5.5
031862	BR-226	138	139	Felsic Volcanic 1	Central Pit	Mine Rock	<0.5	7.2	1.5	620	0.69	0.12	3.7	0.24	11	12
031863	BR-237	147.2	148.1	Felsic Volcanic 1	Central Pit	Mine Rock	<0.5	8.7	3.3	360	1.4	<0.085	3.0	0.080	9.0	5.0
031864	BR-284	288	288.65	Felsic Volcanic 1	Central Pit	Mine Rock	<0.5	7.6	3.6	490	1.2	0.13	2.8	0.11	11	5.1

Classification as mine rock or ore-grade materials was based on gold content.

A value of "--" indicates metal was not measured for the given sample; the variation in elements analyzed is due to measurement at two different laboratories (see text).

Table B-7 Four Acid Metals

Sample ID	Drillhole ID	From	To	Lithology	Area	Class	Silver	Aluminum	Arsenic	Barium	Beryllium	Bismuth	Calcium	Cadmium	Cobalt	Chromium
		m	*m*				*ppm*	*%*	*ppm*	*ppm*	*ppm*	*ppm*	*%*	*ppm*	*ppm*	*ppm*
10x Crustal Abundance (Price 1997) [(1)]							--	--	--	--	--	--	--	--	--	--
031865	BR-318	100.4	101.8	Felsic Volcanic 1	Central Pit	Mine Rock	<0.5	7.6	2.4	360	1.0	0.15	3.2	0.060	7.4	8.0
031866	BR-346	42.75	43.8	Felsic Volcanic 1	Central Pit	Mine Rock	<0.5	7.8	850	730	1.2	0.22	1.9	0.090	4.7	4.4
031867	BR-209	127.85	128.55	Felsic Volcanic 1	Central Pit	Ore-Grade	<0.5	8.0	160	760	1.3	0.17	2.6	0.090	9.9	8.0
031868	BR-481	527.8	528.6	Felsic Volcanic 1	Central Pit	Mine Rock	<0.5	8.2	57	620	1.4	0.12	2.2	0.23	4.0	3.6
031869	BR-210	410.9	412	Felsic Volcanic 1	Underground	Mine Rock	<0.5	8.2	320	470	1.1	0.17	2.3	0.080	8.9	7.8
031870	BR-242	112.6	114	Felsic Volcanic 1	Central Pit	Mine Rock	<0.5	8.4	880	400	1.2	0.19	2.5	0.070	10	8.5
031871	BR-433	200.6	202.1	Felsic Volcanic 1	Central Pit	Mine Rock	<0.5	7.6	12	550	0.96	0.48	2.6	0.52	11	10
031872	BR-123	203	204	Felsic Volcanic 1	Central Pit	Mine Rock	<0.5	7.6	11	510	1.1	0.41	2.9	0.050	14	19
031873	BR-166	134.8	135.95	Felsic Volcanic 1	Central Pit	Mine Rock	<0.5	7.5	15	480	1.3	<0.085	3.9	0.21	8.3	10
031874	BR-109	67.35	68	Felsic Volcanic 1	Central Pit	Mine Rock	<0.5	8.3	10	850	1.2	0.090	2.7	0.18	8.4	10
031875	BR-164	211.75	213	Felsic Volcanic 1	Central Pit	Mine Rock	<0.5	9.0	21	650	1.4	0.23	3.0	0.14	10	9.1
031876	BR-105	202.3	203.3	Felsic Volcanic 1	Central Pit	Mine Rock	<0.5	7.6	25	690	1.2	0.22	5.1	0.090	21	32
031877	BR-156	366	367.5	Felsic Volcanic 1	Central Pit	Mine Rock	<0.5	7.8	15	540	1.4	<0.085	2.9	0.11	11	27
031878	BR-100	222	223	Felsic Volcanic 1	Central Pit	Mine Rock	<0.5	8.5	12	1000	1.1	0.13	2.8	0.17	6.4	3.5
031879	BR-069	98	99	Felsic Volcanic 1	Central Pit	Mine Rock	<0.5	7.7	2.5	430	1.2	0.15	2.1	0.18	7.6	4.7
031880	BR-342	42.4	43	Felsic Volcanic 1	Central Pit	Mine Rock	<0.5	8.7	18	470	2.3	0.25	3.3	0.060	17	17
031881	BR-463	112.5	114	Felsic Volcanic 1	Central Pit	Mine Rock	<0.5	8.0	10	500	1.2	0.18	2.7	0.090	11	5.4
031882	BR-224	321	321.6	Felsic Volcanic 1	Central Pit	Mine Rock	0.29	7.6	120	683	1.0	0.75	2.8	0.79	7.0	11
031883	BR-192	151.5	152.5	Felsic Volcanic 1	Central Pit	Mine Rock	0.34	8.2	115	1107	1.2	1.0	3.1	0.40	14	47
031884	BR-250B	214.4	215.15	Felsic Volcanic 1	Central Pit	Ore-Grade	0.47	6.1	114	443	1.2	0.31	1.2	0.15	9.0	10
031885	BR-284	504.75	505.5	Felsic Volcanic 1	Underground	Mine Rock	0.66	7.4	334	1274	1.3	1.7	1.1	1.5	8.3	12
031886	BR-341	67.5	69	Felsic Volcanic 1	Central Pit	Ore-Grade	0.78	7.8	193	351	0.84	0.030	1.4	0.34	11	18
031887	BR-429	221.8	222.85	Felsic Volcanic 1	Central Pit	Ore-Grade	<0.5	5.4	90	470	1.7	0.090	1.5	0.080	12	61
031888	BR-248	280	281	Felsic Volcanic 1	Central Pit	Mine Rock	1.3	4.9	80	1100	1.3	9.3	0.88	0.17	11	15
031889	BR-230	263	264.5	Felsic Volcanic 1	Central Pit	Mine Rock	0.80	5.3	88	1700	1.8	6.2	0.74	0.10	13	41
031890	BR-566	203.65	204.35	Felsic Volcanic 1	Central Pit	Mine Rock	0.90	5.4	66	800	1.5	10	1.3	0.25	16	21
031891	BR-142	70	71	Felsic Volcanic 1	Central Pit	Mine Rock	0.31	7.7	22	465	1.1	8.9	2.4	0.10	10	16
031892	BR-176	247	248	Felsic Volcanic 1	Central Pit	Mine Rock	1.2	5.3	48	1100	1.6	6.8	1.2	0.12	14	20
31893	BR-502	76.8	77.7	Metasediment 2	Central Pit	Mine Rock	<0.5	9.3	210	820	1.1	0.28	0.86	0.080	24	78
031894	BR-225	351.4	352.05	Metasediment 2	Central Pit	Mine Rock	<0.5	9.7	130	650	1.7	0.33	1.2	0.090	21	86
031895	BR-320	156	157.5	Metasediment 2	Central Pit	Mine Rock	<0.5	8.6	72	360	1.5	0.21	1.9	0.18	18	38
031896	BR-503	167.75	169.25	Metasediment 2	Central Pit	Mine Rock	<0.5	9.3	56	630	1.5	0.23	1.6	0.11	20	77
031897	BR-206	252	253	Metasediment 2	Central Pit	Mine Rock	<0.5	10	610	540	1.3	0.45	1.2	0.16	24	82
031898	BR-233	262.5	263.5	Metasediment 2	Central Pit	Mine Rock	<0.5	7.4	810	330	1.3	0.24	2.4	0.18	25	150
031899	BR-188	275.6	277	Metasediment 2	Central Pit	Mine Rock	<0.5	9.3	480	510	1.1	0.28	1.2	0.31	22	63
031900	BR-140	203	204	Felsic Volcanic 1	Central Pit	Mine Rock	1.3	5.6	68	970	1.3	6.2	0.20	0.14	8.5	16
031901	BR-086	157.8	159	Felsic Volcanic 1	Central Pit	Mine Rock	0.34	7.5	67	305	1.3	3.6	2.2	0.15	10	15
031902	BR-118	39	40	Felsic Volcanic 1	Central Pit	Mine Rock	1.1	7.2	39	266	0.86	5.4	0.14	0.22	15	9.0
031903	BR-034	149	150	Felsic Volcanic 1	Central Pit	Mine Rock	0.58	8.3	50	477	1.4	5.6	2.0	0.29	14	23
031904	BR-067	230	231	Felsic Volcanic 1	Central Pit	Mine Rock	0.90	5.5	51	890	1.3	8.6	1.7	0.60	8.3	15
031905	BR-152	357	358	Felsic Volcanic 1	Central Pit	Mine Rock	<0.5	3.9	180	600	1.7	0.94	2.0	0.28	11	15
031906	BR-135	327.5	328	Felsic Volcanic 1	Central Pit	Ore-Grade	0.67	7.7	209	354	1.7	0.050	1.2	0.070	9.2	13
031907	BR-133	134	135	Felsic Volcanic 1	Central Pit	Ore-Grade	0.60	7.4	110	500	1.1	0.16	1.6	0.24	7.6	9.9
031908	BR-087	342.55	343.3	Felsic Volcanic 1	Central Pit	Ore-Grade	2.4	7.4	41	1111	1.2	1.4	0.67	8.5	3.6	9.0

Classification as mine rock or ore-grade materials was based on gold content.

A value of "--" indicates metal was not measured for the given sample; the variation in elements analyzed is due to measurement at two different laboratories (see text).

Table B-7 Four Acid Metals

Sample ID	Drillhole ID	From	To	Lithology	Area	Class	Silver	Aluminum	Arsenic	Barium	Beryllium	Bismuth	Calcium	Cadmium	Cobalt	Chromium
		m	*m*				*ppm*	*%*	*ppm*	*ppm*	*ppm*	*ppm*	*%*	*ppm*	*ppm*	*ppm*
10x Crustal Abundance (Price 1997) [1]							--	--	--	--	--	--	--	--	--	--
031914	BR-555	61.15	62.5	Metasediment 2	Central Pit	Mine Rock	0.80	9.2	39	760	1.3	1.4	1.2	0.17	17	74
031915	BR-432	173.5	175	Metasediment 2	Central Pit	Mine Rock	0.60	8.7	22	630	1.4	2.0	1.7	0.41	24	75
031916	BR-382	67.3	68.6	Metasediment 2	Central Pit	Mine Rock	<0.5	8.2	880	990	1.4	0.52	1.2	0.32	30	70
031917	BR-437	64.5	66	Metasediment 2	Central Pit	Mine Rock	0.60	8.8	79	580	1.6	<0.085	2.9	0.48	14	20
031918	BR-253	51.6	52.5	Metasediment 2	Central Pit	Mine Rock	<0.5	9.9	69	930	1.9	0.25	2.2	0.070	17	63
031919	BR-192	183.9	184.9	Metasediment 2	Central Pit	Mine Rock	<0.5	8.3	38	220	1.7	1.4	1.2	0.31	25	81
031920	BR-175	418.9	420.4	Metasediment 2	Central Pit	Mine Rock	0.88	6.6	20	398	0.56	0.43	1.2	0.20	13	90
031921	BR-434	40.95	41.95	Metasediment 3	Central Pit	Mine Rock	<0.5	7.0	5.4	430	0.99	<0.085	1.9	0.17	4.3	4.7
031922	BR-213	343.55	345	Metasediment 3	Central Pit	Mine Rock	<0.5	9.0	2.8	520	1.4	0.18	1.7	0.11	14	28
031923	BR-219	205.5	207	Metasediment 3	Central Pit	Mine Rock	<0.5	6.3	19	230	1.0	0.29	0.65	0.30	17	15
031924	BR-392	248.9	250.4	Metasediment 3	Underground	Mine Rock	<0.5	7.3	11	570	1.5	0.28	2.5	0.14	13	16
031925	BR-509	136.4	137.4	Metasediment 3	Central Pit	Mine Rock	<0.5	7.0	38	280	1.5	0.16	1.9	0.070	16	11
031926	BR-356	56.45	57.5	Metasediment 3	Central Pit	Mine Rock	<0.5	9.0	2.9	570	1.4	0.26	1.5	0.16	8.7	22
031927	BR-153	41.5	43	Metasediment 3	Central Pit	Mine Rock	<0.5	8.6	1.4	500	1.9	0.090	2.2	0.080	14	25
031928	BR-036	190.9	191.7	Metasediment 3	Central Pit	Mine Rock	<0.5	7.2	5.6	470	1.3	0.15	2.1	0.040	5.3	5.8
031929	BR-181	201.5	202.5	Metasediment 3	Viggo Pit	Mine Rock	<0.5	6.7	2.6	390	1.1	<0.085	2.3	0.030	10	25
031930	BR-037	308.8	309.75	Metasediment 3	Central Pit	Mine Rock	<0.5	8.2	7.2	550	1.4	0.33	2.9	0.080	16	13
031931	BR-131	333	334	Metasediment 2	Central Pit	Ore-Grade	1.5	10	30	480	1.5	4.1	0.83	0.69	22	87
031932	BR-410	194	195	Felsic Volcanic 1	Central Pit	Mine Rock	1.1	8.8	960	730	1.4	31	2.4	0.17	14	16
031933	BR-185	155.9	157.05	Felsic Volcanic 1	Central Pit	Mine Rock	<0.5	8.9	3200	650	1.2	0.66	2.9	0.090	17	22
031934	BR-163	418.9	419.5	Felsic Volcanic 1	Underground	Mine Rock	<0.5	4.7	3200	72	0.55	0.17	1.3	0.20	4.9	6.6
031935	BR-039	144.8	145.7	Felsic Volcanic 1	Central Pit	Mine Rock	<0.5	7.4	220	1100	1.6	0.24	2.2	0.21	9.5	14
031936	BR-022	447	447.5	Felsic Volcanic 1	Central Pit	Mine Rock	<0.5	8.1	1300	450	1.2	0.11	1.5	0.070	8.9	13
031937	BR-001	100.75	101.25	Felsic Volcanic 1	Underground	Mine Rock	<0.5	7.5	910	450	0.98	0.31	2.1	0.060	7.3	8.8
031938	BR-481	485	486	Felsic Volcanic 1	Central Pit	Mine Rock	1.5	7.8	32	190	1.5	2.2	1.8	8.1	7.6	11
031939	BR-190	225	226	Felsic Volcanic 1	Central Pit	Ore-Grade	14	5.6	37	640	0.61	32	4.7	46	10	15
031940	BR-167	187.6	188.2	Felsic Volcanic 1	Central Pit	Mine Rock	3.1	9.5	27	180	1.1	1.2	1.5	85	12	13
031941	BR-156	335.45	336.5	Felsic Volcanic 1	Central Pit	Mine Rock	1.3	8.0	62	210	1.2	1.8	2.0	54	7.8	8.6
031942	BR-137	83	84	Felsic Volcanic 1	Central Pit	Mine Rock	3.6	8.7	36	260	1.3	3.9	1.7	26	12	20
031943	BR-448	41	42.5	Basalt	Underground	Mine Rock	0.17	8.1	18	120	1.3	0.16	4.0	0.13	18	26
031944	BR-339	148.5	150	Basalt	Underground	Mine Rock	0.39	8.5	90	496	0.69	0.80	3.4	2.6	43	153
031945	DL-070	43.05	44	Basalt	Central Pit	Mine Rock	0.16	7.4	384	131	0.61	0.16	7.3	0.23	61	95
031946	BR-657	44.4	45.9	Basalt	Underground	Mine Rock	0.20	7.5	297	205	0.52	0.090	6.0	0.23	47	90
031947	BR-030	129.7	130.7	Basalt	Underground	Mine Rock	0.080	6.5	248	36	0.27	0.19	7.2	0.25	47	119
031948	BR-031	6	7.5	Basalt	Underground	Mine Rock	0.20	8.4	65	185	0.55	0.20	6.2	0.31	57	315
31949	BR-399	51.5	53	Basalt	Underground	Mine Rock	0.17	6.3	6.0	383	0.96	0.050	2.3	0.27	9.1	6.0
031950	BR-448	47	48.5	Basalt	Underground	Mine Rock	0.050	8.6	4.4	316	0.96	0.090	5.3	0.060	16	16
031951	BR-493	27	28.15	Basalt	Underground	Mine Rock	<0.5	7.7	79	180	0.58	0.090	7.1	0.10	51	140
031952	BR-548	70.5	72	Basalt	Central Pit	Mine Rock	<0.5	7.8	41	140	0.61	0.090	7.0	0.17	38	53
031953	BR-268	27	27.6	Basalt	Underground	Mine Rock	0.070	9.3	1.8	482	0.76	0.060	4.8	0.080	24	54
031954	BH22-08	84.1	85.1	Felsic Volcanic 1	Central Pit	Mine Rock	<0.5	7.4	1800	350	1.1	0.13	2.2	0.060	7.8	8.2
031955	BR-425	160	160.65	Felsic Volcanic 1	Central Pit	Mine Rock	<0.5	8.3	470	400	1.2	<0.085	3.1	0.070	9.0	9.5
031956	BR-378	173.5	174.75	Felsic Volcanic 1	Viggo Pit	Mine Rock	<0.5	7.4	2800	1200	1.9	0.13	1.6	0.15	7.3	9.0
031957	BR-347	45	46.35	Felsic Volcanic 1	Central Pit	Mine Rock	<0.5	9.0	1300	620	1.4	0.22	1.4	0.10	20	60

Classification as mine rock or ore-grade materials was based on gold content.

A value of "--" indicates metal was not measured for the given sample; the variation in elements analyzed is due to measurement at two different laboratories (see text).

Table B-7 Four Acid Metals

Sample ID	Drillhole ID	From	To	Lithology	Area	Class	Silver	Aluminum	Arsenic	Barium	Beryllium	Bismuth	Calcium	Cadmium	Cobalt	Chromium
		m	*m*				*ppm*	*%*	*ppm*	*ppm*	*ppm*	*ppm*	*%*	*ppm*	*ppm*	*ppm*
10x Crustal Abundance (Price 1997) [(1)]							--	--	--	--	--	--	--	--	--	--
031958	BR-225	120.6	121.95	Felsic Volcanic 1	Central Pit	Mine Rock	4.9	7.9	48	240	1.1	11	3.2	39	9.6	11
031959	BR-142	140	140.5	Felsic Volcanic 1	Central Pit	Ore-Grade	95	4.7	28	93	0.79	125	1.4	25	9.0	14
031960	BRH-002	96.5	97	Felsic Volcanic 1	Central Pit	Mine Rock	3.8	7.4	81	210	0.75	3.7	0.35	73	11	14
031961	BR-324	136	137	Felsic Volcanic 1	Central Pit	Ore-Grade	7.4	8.6	43	120	1.0	11	1.3	18	12	13
031962	BR-321	209	209.75	Felsic Volcanic 1	Central Pit	Mine Rock	1.5	8.2	38	260	1.2	1.9	1.4	25	8.5	12
031963	BR-469	163.6	164.6	Felsic Volcanic 2	Central Pit	Mine Rock	0.60	13	3000	830	2.1	0.56	1.5	0.31	4.6	5.2
031964	BR-322	290	291	Felsic Volcanic 2	Central Pit	Mine Rock	<0.5	7.0	1700	38	0.41	0.46	2.1	0.21	7.1	9.4
031965	BR-142	294.5	295.5	Felsic Volcanic 2	Central Pit	Ore-Grade	0.50	6.9	1000	140	0.50	0.88	2.7	0.24	6.7	8.1
031966	BR-509	22.5	23.7	Felsic Volcanic 2	Central Pit	Ore-Grade	<0.5	7.3	4700	520	1.1	0.18	0.17	0.21	1.7	3.9
031967	BR-509	84.1	85.1	Felsic Volcanic 2	Central Pit	Mine Rock	<0.5	7.5	900	640	1.2	<0.085	1.6	0.080	1.7	2.4
031968	BR-464	180.4	181.2	Felsic Volcanic 2	Central Pit	Mine Rock	<0.5	7.6	390	480	1.3	0.50	1.2	0.040	3.1	3.1
031969	BR-228	419.3	420.3	Felsic Volcanic 2	Underground	Mine Rock	<0.5	7.8	1500	790	1.6	0.12	1.7	0.19	8.7	11
031970	BR-342	158.6	160.1	Felsic Volcanic 2	Central Pit	Mine Rock	<0.5	8.0	430	550	1.3	0.18	0.74	0.18	3.5	4.6
031971	BR-213	281.75	282.5	Felsic Volcanic 2	Central Pit	Mine Rock	0.70	7.3	930	120	0.56	0.95	1.9	0.67	2.0	2.4
031972	BR-204	204.75	206.25	Felsic Volcanic 2	Central Pit	Mine Rock	<0.5	7.3	890	550	1.4	0.52	0.12	0.10	2.3	2.1
031973	BH22-08	202	203	Felsic Volcanic 2	Central Pit	Mine Rock	0.17	7.3	29	942	2.1	0.67	2.3	0.060	5.5	4.0
031974	DL-142	115	115.5	Felsic Volcanic 2	Central Pit	Mine Rock	0.060	7.8	8.7	286	0.95	0.070	2.5	0.040	11	43
031975	BR-279	288	289.5	Felsic Volcanic 2	Underground	Mine Rock	<0.5	8.8	12	340	1.1	0.12	2.6	0.050	7.6	6.2
031976	BR-521	72.4	73.4	Felsic Volcanic 2	Viggo Pit	Mine Rock	<0.5	7.6	12	480	1.3	<0.085	2.4	0.10	1.8	1.8
031977	BR-509	126.5	127.9	Felsic Volcanic 2	Central Pit	Mine Rock	<0.5	7.1	9.5	700	1.5	0.13	3.2	0.070	13	26
031978	BR-346	51.25	51.75	Felsic Volcanic 2	Central Pit	Mine Rock	<0.5	7.9	8.9	570	1.3	0.10	2.4	0.11	7.4	47
031979	BR-334	163.8	165	Felsic Volcanic 2	Underground	Mine Rock	<0.5	7.4	7.5	1100	1.2	0.16	1.3	0.090	1.7	2.2
031980	BR-428	225	225.95	Felsic Volcanic 2	Central Pit	Mine Rock	<0.5	8.0	8.8	550	1.6	0.21	1.4	0.080	1.9	2.9
031981	BR-250B	312.95	314	Felsic Volcanic 2	Central Pit	Mine Rock	0.17	7.6	16	600	1.3	0.18	2.7	0.060	11	15
031982	BR-232	296.8	298.1	Felsic Volcanic 2	Central Pit	Mine Rock	0.12	7.5	12	455	1.1	0.16	2.8	0.12	10	23
031983	BR-399	149.7	151.2	Basalt	Underground	Mine Rock	<0.5	9.3	33	140	0.62	<0.09	5.8	0.12	51	180
031984	BR-339	135.3	136.65	Basalt	Underground	Mine Rock	0.10	8.0	22	381	0.41	0.050	4.4	0.10	46	90
031985	BR-398	176.5	178	Basalt	Underground	Mine Rock	<0.5	7.2	12	100	0.58	<0.09	5.2	0.070	42	140
031986	BR-478	36.5	37.5	Basalt	Underground	Mine Rock	0.080	7.4	24	262	0.88	0.080	6.0	0.14	29	96
031987	BR-030	9	10.25	Basalt	Underground	Mine Rock	0.10	7.1	12	52	0.44	0.070	6.3	0.82	51	32
031988	BR-657	59.2	60.4	Basalt	Underground	Mine Rock	0.10	8.5	6.3	219	0.49	0.060	5.3	0.080	54	170
031989	BR-657	55.8	57.3	Basalt	Underground	Mine Rock	0.11	8.9	93	147	0.43	0.050	5.4	0.050	65	148
031990	BR-657	41.3	42.4	Basalt	Underground	Mine Rock	0.050	8.1	40	351	0.46	0.040	5.1	0.15	45	105
031991	BR-658	15.5	17	Basalt	Underground	Mine Rock	0.090	6.3	42	21	0.35	0.080	7.5	0.20	45	85
031992	BR-388	37.5	38.65	Basalt	Central Pit	Mine Rock	0.050	6.1	95	98	0.53	0.070	6.5	0.14	40	49
031993	BR-268	11.9	12.9	Basalt	Underground	Mine Rock	0.16	7.5	64	132	0.35	0.32	5.9	0.17	47	123
031994	BR-449	94.3	95.8	Basalt	Underground	Mine Rock	0.070	7.8	78	84	0.55	0.14	5.1	0.27	54	155
031995	BR-047	27.5	29	Basalt	Underground	Mine Rock	0.12	6.5	56	107	0.32	0.080	7.5	0.21	52	33
031996	BR-386	72	73	Basalt	Central Pit	Mine Rock	<0.5	8.4	34	260	1.1	0.10	3.0	0.11	24	110
031997	BR-398	179.5	181	Basalt	Underground	Mine Rock	0.13	7.2	39	129	0.45	0.060	6.9	0.13	52	117
031998	BR-444	136	137.1	Basalt	Underground	Mine Rock	0.15	8.3	58	301	0.57	0.16	4.7	0.13	50	51
116967	BR-221	450.3	450.8	Felsic Volcanic 1	Underground	Ore-Grade	<0.5	8.0	4.0	360	1.1	0.14	2.1	0.080	7.5	7.4
116968	BR-321	275.05	275.55	Felsic Volcanic 1	Central Pit	Mine Rock	<0.5	4.9	2200	26	0.30	0.26	1.5	0.080	5.3	6.3
116969	BR-164	324.95	325.45	Felsic Volcanic 1	Central Pit	Mine Rock	0.90	5.2	770	120	0.43	0.39	1.6	0.11	4.8	5.6

Classification as mine rock or ore-grade materials was based on gold content.

A value of "--" indicates metal was not measured for the given sample; the variation in elements analyzed is due to measurement at two different laboratories (see text).

Table B-7 Four Acid Metals

Sample ID	Drillhole ID	From	To	Lithology	Area	Class	Silver	Aluminum	Arsenic	Barium	Beryllium	Bismuth	Calcium	Cadmium	Cobalt	Chromium
		m	*m*				*ppm*	*%*	*ppm*	*ppm*	*ppm*	*ppm*	*%*	*ppm*	*ppm*	*ppm*
10x Crustal Abundance (Price 1997) [(1)]							--	--	--	--	--	--	--	--	--	--
116970	BR-231	77.95	78.45	Felsic Volcanic 1	Central Pit	Ore-Grade	3.7	6.2	22	180	1.0	6.5	5.6	5.2	6.8	11
116971	BR-231	82.5	83	Felsic Volcanic 1	Central Pit	Ore-Grade	9.9	6.3	17	280	0.85	15	4.3	7.7	5.7	7.8
116972	BR-380	40.25	41.6	Felsic Volcanic 1	Central Pit	Mine Rock	3.2	8.4	34	200	1.1	9.7	4.5	11	13	29
116973	BRH-002	102.75	103.25	Felsic Volcanic 1	Central Pit	Mine Rock	3.3	8.4	18	450	1.0	0.49	2.9	22	9.9	12
116974	BR-230	250.7	251.6	Felsic Volcanic 1	Central Pit	Mine Rock	0.60	6.5	66	170	1.1	4.7	0.16	0.14	17	58
116975	BR-231	134.7	135.3	Felsic Volcanic 1	Central Pit	Mine Rock	1.0	7.7	68	160	1.4	7.4	0.54	0.060	16	69
116976	BR-283	428.5	430	Felsic Volcanic 1	Central Pit	Mine Rock	<0.5	7.7	39	190	1.4	3.3	3.4	0.15	15	51
116977	BR-192	384	385.5	Basalt	Underground	Mine Rock	<0.5	7.9	130	100	0.92	0.21	4.3	0.13	26	28
116978	BR-130	478.85	480	Basalt	Central Pit	Mine Rock	<0.5	6.7	71	39	0.64	0.099	7.3	0.28	44	36
116979	BR-144	645.5	647	Basalt	Underground	Mine Rock	<0.5	8.0	32	380	1.0	0.17	6.1	0.11	29	82
116980	BR-199	386.5	387.5	Basalt	Underground	Mine Rock	<0.5	8.9	150	430	0.85	0.099	4.2	0.12	43	87
116981	DL-063A	354.5	355.5	Basalt	Underground	Mine Rock	<0.5	8.1	4.1	200	1.7	<0.085	6.2	0.13	42	59
116982	REG-004	70.5	72	Basalt	Underground	Mine Rock	<0.5	7.5	63	140	0.54	<0.085	7.5	0.23	47	48
116983	DL-061	226	227	Basalt	Underground	Mine Rock	<0.5	7.9	9.5	80	0.76	<0.085	6.3	0.10	55	86
116984	REG-003	149.1	150	Basalt	Underground	Mine Rock	0.11	7.4	17	95	0.47	0.030	6.5	0.14	47	53
116985	BR-252	170.6	171.6	Felsic Volcanic 2	Central Pit	Mine Rock	6.8	6.8	350	590	1.1	0.56	0.80	0.080	3.4	8.3
116986	BR-509	20.5	21.5	Felsic Volcanic 2	Central Pit	Ore-Grade	<0.5	7.4	1300	530	1.1	<0.085	0.88	0.35	2.5	3.1
031501	BR-216	161	162	Felsic Volcanic 1	Central Pit	Mine Rock	<0.5	5.3	46	540	0.98	<0.085	2.2	0.23	8.6	75
031502	BR-216	75	76.5	Felsic Volcanic 1	Central Pit	Mine Rock	0.16	7.6	35	454	1.1	0.24	2.5	0.18	9.9	56
031503	BR-168	165.75	166.25	Felsic Volcanic 1	Central Pit	Mine Rock	1.3	5.0	48	270	1.2	0.42	0.90	3.7	10	91
031504	BR-168	31.5	33	Felsic Volcanic 1	Central Pit	Mine Rock	0.10	7.8	0.40	557	1.1	0.14	2.6	0.060	9.0	10
031505	BR-188	20	21	Felsic Volcanic 1	Central Pit	Mine Rock	<0.5	7.5	2.3	530	1.2	<0.085	2.5	0.070	8.8	65
031506	BR-216	20.55	21.4	Felsic Volcanic 1	Central Pit	Mine Rock	<0.5	8.0	6.0	520	1.2	0.25	3.1	0.25	16	110
031507	BR-176	40.3	41.8	Felsic Volcanic 1	Central Pit	Mine Rock	<0.5	7.6	1.2	590	1.1	0.12	2.6	0.070	11	69
031508	BR-201	168.6	169.5	Felsic Volcanic 1	Central Pit	Ore-Grade	0.70	3.6	26	300	0.84	0.21	1.3	0.21	5.8	240
031509	BR-201	38.7	40	Felsic Volcanic 1	Central Pit	Mine Rock	<0.5	6.7	3.3	540	1.1	0.090	2.2	0.25	11	76
031510	BR-142	137.75	138.5	Felsic Volcanic 1	Central Pit	Ore-Grade	<0.5	5.4	31	200	1.2	2.8	1.7	0.090	9.3	120
031511	BR-142	216.75	217.5	Felsic Volcanic 2	Central Pit	Ore-Grade	2.1	5.4	200	110	1.1	2.2	1.4	4.2	8.3	130
031512	BR-142	249.5	250.5	Felsic Volcanic 1	Central Pit	Mine Rock	<0.5	7.8	39	290	1.5	0.16	2.3	0.29	9.0	77
031513	BR-197	148.15	148.65	Felsic Volcanic 2	Central Pit	Mine Rock	<0.5	2.2	41	43	0.42	1.1	2.1	5.8	3.3	94
031514	BR-200	193.7	194.45	Felsic Volcanic 2	Central Pit	Mine Rock	<0.5	5.3	110	430	1.4	0.14	1.5	0.080	4.4	130
031515	BR-231	82	82.5	Felsic Volcanic 1	Central Pit	Ore-Grade	<0.5	5.6	18	250	1.1	2.0	2.0	0.48	8.1	110
031516	BR-231	154	155.5	Felsic Volcanic 1	Central Pit	Ore-Grade	4.3	5.2	80	220	1.3	3.5	0.41	1.7	17	200
031517	BR-200	59.3	60.25	Felsic Volcanic 1	Central Pit	Mine Rock	<0.5	6.2	19	370	1.2	0.13	2.2	0.17	13	130
031518	BR-232	61.2	62	Felsic Volcanic 1	Central Pit	Mine Rock	1.1	5.1	14	480	0.84	2.0	1.5	4.7	9.4	100
031519	BR-232	142.9	144	Felsic Volcanic 1	Central Pit	Mine Rock	1.0	5.6	32	450	1.2	1.9	1.6	26	8.7	100
031520	BR-241	46.25	47.5	Felsic Volcanic 1	Central Pit	Ore-Grade	<0.5	6.9	2500	460	1.5	0.17	1.7	0.15	13	120
031521	BR-235	170	171	Felsic Volcanic 2	Central Pit	Mine Rock	<0.5	3.0	120	470	1.1	<0.085	0.96	0.090	1.8	73
031522	BR-313	55.7	56.2	Metasediment 2	Central Pit	Mine Rock	<0.5	5.9	410	170	0.86	0.27	2.7	0.14	13	140
031523	BR-314	47.4	47.9	Felsic Volcanic 1	Central Pit	Ore-Grade	0.90	6.3	67	270	1.3	0.46	1.9	0.28	17	120
031524	BR-314	80	80.9	Metasediment 3	Central Pit	Mine Rock	<0.5	6.6	3.4	450	1.1	0.10	1.8	0.080	6.5	75
031525	BR-341	42.8	44.05	Felsic Volcanic 1	Central Pit	Mine Rock	<0.5	8.0	5.5	500	1.1	0.28	2.2	0.070	9.4	8.3
031526	BR-248	42	43.5	Felsic Volcanic 1	Central Pit	Mine Rock	<0.5	5.3	13	440	0.93	0.16	1.5	0.10	8.4	87
031527	BR-248	156.5	157.5	Felsic Volcanic 1	Central Pit	Mine Rock	0.26	8.3	28	410	1.2	0.25	1.1	0.24	21	101

Classification as mine rock or ore-grade materials was based on gold content.

A value of "--" indicates metal was not measured for the given sample; the variation in elements analyzed is due to measurement at two different laboratories (see text).

Table B-7 Four Acid Metals

Sample ID	Drillhole ID	From	To	Lithology	Area	Class	Silver	Aluminum	Arsenic	Barium	Beryllium	Bismuth	Calcium	Cadmium	Cobalt	Chromium
		m	*m*				*ppm*	*%*	*ppm*	*ppm*	*ppm*	*ppm*	*%*	*ppm*	*ppm*	*ppm*
10x Crustal Abundance (Price 1997) [(1)]							--	--	--	--	--	--	--	--	--	--
031528	BR-316	23	23.9	Metasediment 3	Central Pit	Mine Rock	<0.5	4.3	2.4	340	1.0	0.090	1.6	0.090	3.2	68
031529	BR-467	13.5	15	Metasediment 2	Central Pit	Mine Rock	<0.5	8.8	270	470	1.3	0.29	1.0	0.10	29	180
031530	BR-467	82.3	83.3	Felsic Volcanic 2	Central Pit	Mine Rock	<0.5	5.1	430	530	1.3	0.14	0.97	0.060	1.7	95
031531	BR-468	9.3	10.3	Felsic Volcanic 2	Central Pit	Mine Rock	2.9	4.9	65	460	1.8	0.18	0.79	0.070	4.0	89
031532	BR-465	15	16.5	Metasediment 2	Central Pit	Mine Rock	<0.5	8.8	85	680	1.4	0.28	1.1	0.090	19	120
031533	BR-003	18	19	Felsic Volcanic 1	Underground	Mine Rock	0.080	7.7	1.0	460	1.1	0.040	2.2	0.050	8.6	64
031534	BR-042	72	72.5	Felsic Volcanic 1	Underground	Mine Rock	<0.5	7.7	3.6	800	1.3	<0.085	2.5	0.12	11	79
031535	BR-028	23	24	Metasediment 2	Central Pit	Mine Rock	<0.5	9.2	150	370	1.4	0.24	1.4	0.40	22	240
031536	BR-035	45	46	Metasediment 2	Central Pit	Mine Rock	0.16	8.0	2.7	457	1.2	0.24	1.5	0.13	17	130
031537	BR-035	80	81	Felsic Volcanic 1	Central Pit	Mine Rock	<0.5	8.7	2.6	660	1.3	<0.085	2.2	0.15	9.7	130
031538	BR-035	121	122	Felsic Volcanic 1	Central Pit	Mine Rock	<0.5	8.3	7.1	550	1.2	2.8	1.9	0.72	10	190
031539	BR-037	52	53.05	Felsic Volcanic 1	Central Pit	Mine Rock	0.94	7.4	34	672	1.2	7.8	2.4	11	11	81
031540	BR-037	122.4	123	Felsic Volcanic 1	Central Pit	Ore-Grade	<0.5	6.6	68	1100	0.64	0.94	2.2	1.6	6.1	180
031541	BR-037	60.45	61.45	Felsic Volcanic 1	Central Pit	Ore-Grade	1.0	7.8	13	880	1.1	0.70	2.9	1.7	11	180
031542	BR-038	82.2	82.7	Felsic Volcanic 1	Central Pit	Ore-Grade	1.6	7.6	150	95	1.2	1.2	0.94	13	12	88
031543	BR-041	56	57	Metasediment 2	Underground	Mine Rock	<0.5	6.3	12	730	1.8	0.30	1.1	0.50	19	190
031544	BR-043	26.5	27	Fragmental 1	Underground	Mine Rock	<0.5	6.3	2.6	520	1.1	0.17	1.6	0.090	15	130
031545	BR-057	178	179	Metasediment 2	Viggo Pit	Mine Rock	0.60	6.6	4100	380	1.2	0.55	0.69	0.21	18	170
031546	BR-060	36	37	Felsic Volcanic 1	Central Pit	Mine Rock	<0.5	6.3	3.3	460	1.2	<0.085	1.5	0.040	8.1	94
031547	BR-060	139.5	140.35	Felsic Volcanic 1	Central Pit	Mine Rock	1.3	6.8	77	320	1.5	1.6	2.5	17	10	110
031548	BR-060	315.7	317	Metasediment 2	Central Pit	Mine Rock	<0.5	7.4	4.7	420	1.5	0.23	1.2	0.14	18	160
031549	BR-065	146	147	Felsic Volcanic 1	Central Pit	Ore-Grade	<0.5	7.4	34	440	1.6	0.12	2.0	0.54	11	87
031550	BR-076	38	39	Metasediment 2	Central Pit	Mine Rock	<0.5	7.9	65	440	1.2	0.19	1.3	0.26	20	140
031552	BR-082	33	34	Felsic Volcanic 2	Underground	Mine Rock	<0.5	5.4	10	560	0.87	0.11	1.0	0.16	2.1	50
031553	BR-085	57.75	58.25	Felsic Volcanic 2	Central Pit	Mine Rock	2.7	6.2	100	390	0.99	8.4	2.5	4.3	2.9	59
031554	BR-085	128	128.5	Metasediment 2	Central Pit	Mine Rock	<0.5	7.4	70	490	1.4	0.25	1.4	0.17	15	130
031555	BR-100	22	23	Felsic Volcanic 2	Central Pit	Mine Rock	<0.5	6.6	1.8	570	1.2	<0.085	2.0	0.070	8.6	100
031556	BR-100	99	100	Felsic Volcanic 1	Central Pit	Mine Rock	<0.5	6.2	1.7	530	1.1	<0.085	1.9	0.060	7.9	89
031557	BR-123	66.5	67.5	Felsic Volcanic 2	Central Pit	Mine Rock	<0.5	4.1	8.9	360	1.1	0.55	1.2	0.19	4.3	85
031558	BR-123	162.4	163.4	Felsic Volcanic 2	Central Pit	Mine Rock	<0.5	6.9	24	250	1.1	0.96	2.0	0.63	8.8	78
031559	BR-129	70	71	Fragmental 1	Central Pit	Mine Rock	<0.5	6.8	14	380	1.3	0.14	1.8	0.10	7.8	84
031560	BR-131	168.65	169.2	Felsic Volcanic 1	Central Pit	Ore-Grade	8.2	5.2	5.6	150	1.0	7.8	1.5	2.6	7.0	100
031561	BR-132	138.5	139.6	Felsic Volcanic 1	Central Pit	Mine Rock	0.50	5.7	12	170	1.1	0.32	2.1	0.14	9.2	120
031562	BR-140	34	35	Felsic Volcanic 1	Central Pit	Mine Rock	0.90	5.6	22	100	1.1	1.7	0.25	0.39	7.7	100
031563	BR-140	174	175	Felsic Volcanic 1	Central Pit	Ore-Grade	<0.5	5.1	30	180	1.3	2.5	1.7	0.070	9.5	120
031566	BR-170	38	39	Felsic Volcanic 1	Central Pit	Mine Rock	<0.5	6.5	12	430	1.2	0.75	2.1	0.070	9.8	79
031567	BR-170	140.75	141.25	Felsic Volcanic 1	Central Pit	Ore-Grade	3.3	4.7	16	230	1.1	5.0	1.4	4.9	5.1	130
031568	BR-170	214.1	215.1	Felsic Volcanic 1	Central Pit	Ore-Grade	3.1	5.7	14	150	1.1	3.6	1.4	5.0	5.1	120
031569	BR-146	52	53	Felsic Volcanic 1	Central Pit	Mine Rock	<0.5	5.7	6.8	430	1.2	<0.085	1.9	0.11	6.1	60
031570	BR-156	22.5	24	Felsic Volcanic 1	Central Pit	Mine Rock	0.090	7.4	0.50	475	1.1	0.090	2.7	0.060	11	36
031571	BR-171	44	45	Felsic Volcanic 1	Central Pit	Mine Rock	1.1	6.6	56	96	1.0	1.8	0.23	0.13	13	93
031572	BR-171	121.25	121.75	Metasediment 2	Central Pit	Mine Rock	<0.5	7.9	99	110	1.8	0.52	1.2	12	20	140
031573	BR-190	227	227.6	Felsic Volcanic 1	Central Pit	Ore-Grade	1.3	6.2	120	330	0.68	0.69	2.5	0.99	10	85
031574	BR-190	92.85	93.85	Felsic Volcanic 1	Central Pit	Mine Rock	<0.5	5.1	7.2	99	0.84	1.6	1.5	0.14	9.7	110

Classification as mine rock or ore-grade materials was based on gold content.

A value of "--" indicates metal was not measured for the given sample; the variation in elements analyzed is due to measurement at two different laboratories (see text).

Table B-7 Four Acid Metals

Sample ID	Drillhole ID	From	To	Lithology	Area	Class	Silver	Aluminum	Arsenic	Barium	Beryllium	Bismuth	Calcium	Cadmium	Cobalt	Chromium
		m	*m*				*ppm*	*%*	*ppm*	*ppm*	*ppm*	*ppm*	*%*	*ppm*	*ppm*	*ppm*
10x Crustal Abundance (Price 1997) [(1)]							--	--	--	--	--	--	--	--	--	--
031575	BR-181	6	7	Felsic Volcanic 1	Viggo Pit	Mine Rock	<0.5	6.9	1.4	470	1.0	0.12	1.1	0.090	12	94
031576	BR-237	21	21.7	Felsic Volcanic 1	Central Pit	Mine Rock	<0.5	4.7	95	660	0.87	0.13	1.6	0.44	7.1	97
031577	BR-237	65.3	66.1	Felsic Volcanic 1	Central Pit	Ore-Grade	1.3	6.9	66	92	1.4	0.45	1.6	38	12	86
031578	BR-243	73.4	74	Metasediment 2	Central Pit	Mine Rock	<0.5	5.2	8.9	530	1.2	0.31	2.1	0.19	9.4	68
031579	BR-254	63	63.3	Felsic Volcanic 2	Central Pit	Mine Rock	<0.5	3.7	59	400	1.2	0.29	1.4	0.12	3.1	100
031580	BR-281	33	34.5	Felsic Volcanic 1	Central Pit	Mine Rock	<0.5	5.2	1.9	480	1.1	0.19	2.1	0.10	8.8	86
031581	BR-285	18	19.5	Felsic Volcanic 1	Central Pit	Mine Rock	<0.5	5.1	1.1	440	0.95	0.39	1.8	0.070	8.9	66
031582	BR-285	87.5	89	Fragmental 1	Central Pit	Mine Rock	<0.5	7.2	1.3	540	1.0	<0.085	3.2	0.090	13	83
031583	BR-309	12.45	13.45	Felsic Volcanic 1	Underground	Mine Rock	<0.5	4.6	40	460	1.0	<0.085	2.2	0.10	8.8	64
031584	BR-327	43.5	45	Felsic Volcanic 2	Central Pit	Mine Rock	<0.5	5.0	40	390	1.1	0.16	0.86	0.070	1.7	61
031585	BR-333	65	66	Felsic Volcanic 2	Underground	Ore-Grade	<0.5	4.3	6.5	840	1.2	0.25	0.88	0.12	1.6	55
031586	BR-333	130.3	131.1	Felsic Volcanic 1	Underground	Ore-Grade	0.70	6.5	11	510	1.1	0.18	2.8	0.21	9.3	94
031587	BR-339	73.5	75	Metasediment 3	Underground	Mine Rock	<0.5	7.2	4.9	410	1.0	<0.085	2.1	0.060	13	92
031588	BR-342	49.4	50.6	Felsic Volcanic 1	Central Pit	Mine Rock	<0.5	7.7	110	340	1.1	0.10	1.6	0.090	8.6	94
031589	BR-348	18.7	19.2	Felsic Volcanic 1	Central Pit	Mine Rock	<0.5	6.7	4.5	310	1.2	0.22	2.6	0.11	10	120
031590	BR-360	16.2	17	Felsic Volcanic 2	Underground	Mine Rock	<0.5	3.7	960	47	0.63	0.41	0.82	0.33	2.0	84
031591	BR-391	51.2	52.2	Felsic Volcanic 2	Underground	Ore-Grade	4.7	6.2	105	621	1.1	8.9	1.4	3.8	3.1	3.0
031592	BR-392	39	40.5	Felsic Volcanic 1	Underground	Mine Rock	0.19	7.4	14	551	1.2	0.12	2.6	0.78	12	8.0
031593	BR-392	169.5	170.15	Felsic Volcanic 2	Underground	Mine Rock	<0.5	6.8	3.4	310	1.4	0.14	2.3	0.10	9.3	150
031594	BR-399	23.4	24.7	Metasediment 3	Underground	Mine Rock	<0.5	7.3	6.9	450	1.2	<0.085	1.3	0.14	8.6	76
031595	BR-425	28.5	30	Felsic Volcanic 2	Central Pit	Mine Rock	<0.5	3.5	47	240	1.1	0.090	0.90	0.43	2.1	82
031596	BR-429	18	19.5	Felsic Volcanic 1	Central Pit	Mine Rock	<0.5	7.1	2.1	540	1.1	0.37	2.2	0.070	11	71
031597	BR-449	19.7	21.2	Felsic Volcanic 1	Underground	Mine Rock	<0.5	8.3	1.4	470	0.85	<0.085	1.6	0.040	10	95
031598	BR-461	30.2	31.2	Metasediment 2	Central Pit	Mine Rock	<0.5	8.3	44	360	1.3	0.28	1.4	0.19	21	170
031599	BR-469	62.95	64	Felsic Volcanic 2	Central Pit	Mine Rock	0.27	7.2	11	590	1.5	0.26	1.8	0.12	7.6	73
031600	BR-522	40.25	41.75	Metasediment 2	Viggo Pit	Mine Rock	0.19	8.0	20	632	1.2	0.24	1.4	0.14	20	133
031601	BR-521	17.75	19.25	Metasediment 2	Viggo Pit	Mine Rock	<0.5	11	79	590	1.6	0.33	1.5	0.26	24	220
031602	BR-407	387	388.5	Felsic Volcanic 1	Central Pit	Mine Rock	<0.5	7.6	31	180	1.3	0.13	2.1	0.13	8.9	100
031603	BR-407	30	31.5	Metasediment 2	Central Pit	Mine Rock	<0.5	9.8	7.5	570	1.3	0.20	0.76	1.2	20	150
031604	BR-407	206.5	208	Felsic Volcanic 1	Central Pit	Mine Rock	<0.5	5.6	0.70	370	1.1	<0.085	1.6	0.030	7.3	75
031606	BR-734	30.9	32.4	Fragmental 1	Viggo Pit	Mine Rock	0.15	7.3	7.8	540	1.1	0.25	2.5	0.050	11	86
031607	BR-734	45	46.5	Felsic Volcanic 2	Viggo Pit	Mine Rock	0.13	6.9	338	379	1.2	0.070	1.6	0.050	1.9	62
031608	BR-734	66.4	67.9	Felsic Volcanic 1	Viggo Pit	Mine Rock	<0.5	8.3	2.5	650	1.1	0.10	2.4	0.050	8.6	92
031609	BR-734	117	118.5	Metasediment 3	Viggo Pit	Mine Rock	<0.5	8.4	3.7	500	0.95	<0.085	1.7	0.080	14	140
031610	BR-418	9.6	10.6	Metasediment 2	Central Pit	Mine Rock	<0.5	8.0	2.9	780	1.1	0.12	1.8	0.14	11	99
031611	BR-418	78	79.5	Metasediment 3	Central Pit	Mine Rock	<0.5	6.3	1.5	370	1.1	<0.085	2.0	0.050	11	96
031612	BR-483	56.65	58.15	Fragmental 1	Central Pit	Mine Rock	<0.5	8.9	1.1	440	1.1	0.11	2.3	0.060	6.5	100
031613	BR-536	274.5	276	Felsic Volcanic 1	Central Pit	Mine Rock	<0.5	8.1	7.2	530	1.2	1.4	2.2	0.26	12	160
031614	BR-408	96	97.5	Felsic Volcanic 1	Central Pit	Mine Rock	<0.5	7.5	1.3	490	1.1	0.32	2.6	0.050	11	85
031615	BR-737	36.5	38	Fragmental 1	Viggo Pit	Mine Rock	<0.5	8.6	1.8	470	1.1	0.14	2.7	0.060	11	110
031616	BR-739	71	72	Felsic Volcanic 2	Viggo Pit	Mine Rock	0.53	6.6	90	650	1.3	3.6	1.2	0.070	2.4	96
031617	BR-409	24	25.5	Felsic Volcanic 2	Central Pit	Mine Rock	<0.5	6.6	0.90	500	1.5	0.39	0.61	0.13	3.0	67
031618	BR-409	73.5	74.75	Felsic Volcanic 2	Central Pit	Mine Rock	<0.5	5.1	0.50	340	1.8	0.42	0.75	0.060	0.25	81
031619	BR-297	54	55.5	Felsic Volcanic 1	Central Pit	Mine Rock	<0.5	6.8	120	570	1.1	0.16	2.8	0.16	10	71

Classification as mine rock or ore-grade materials was based on gold content.

A value of "--" indicates metal was not measured for the given sample; the variation in elements analyzed is due to measurement at two different laboratories (see text).

Table B-7 Four Acid Metals

Sample ID	Drillhole ID	From	To	Lithology	Area	Class	Silver	Aluminum	Arsenic	Barium	Beryllium	Bismuth	Calcium	Cadmium	Cobalt	Chromium
		m	*m*				*ppm*	*%*	*ppm*	*ppm*	*ppm*	*ppm*	*%*	*ppm*	*ppm*	*ppm*
10x Crustal Abundance (Price 1997) [(1)]							--	--	--	--	--	--	--	--	--	--
031620	BR-298	41.8	42.7	Metasediment 2	Central Pit	Ore-Grade	1.3	6.7	200	110	0.66	1.4	1.6	0.26	31	120
031621	BR-387	56	57.5	Fragmental 2	Central Pit	Mine Rock	<0.5	6.1	2.2	470	0.96	0.12	2.5	0.12	4.3	73
031622	BR-004	64	65	Felsic Volcanic 1	Underground	Ore-Grade	<0.5	7.8	2.7	510	1.3	0.11	2.0	0.060	7.2	120
031623	BR-031	37.55	38.8	Fragmental 2	Underground	Mine Rock	<0.5	6.7	41	630	1.1	0.17	1.1	0.12	15	180
031624	BR-034	121	122	Felsic Volcanic 1	Central Pit	Mine Rock	<0.5	7.2	22	1300	1.1	2.2	2.1	0.080	6.0	140
031625	BR-120	207	207.5	Felsic Volcanic 1	Central Pit	Mine Rock	0.70	8.0	9.0	1200	1.2	1.7	1.8	1.2	10	160
031626	BR-145	47	48	Felsic Volcanic 1	Central Pit	Ore-Grade	<0.5	8.0	27	890	1.2	0.68	3.2	0.18	9.8	140
031627	BR-162	88	89	Fragmental 1	Viggo Pit	Mine Rock	<0.5	8.5	3.0	540	1.1	0.18	1.7	0.18	16	210
031628	BR-181	124.3	125	Felsic Volcanic 2	Viggo Pit	Ore-Grade	0.90	6.5	240	1100	1.2	<0.085	0.93	0.070	1.8	220
031629	BR-190	189.1	190.5	Felsic Volcanic 1	Central Pit	Mine Rock	<0.5	8.4	17	960	1.2	2.8	2.2	0.14	13	160
031630	BR-403	59.8	60.8	Felsic Volcanic 1	Central Pit	Mine Rock	<0.5	7.1	15	360	1.7	0.16	1.6	0.070	9.0	110
031631	BR-518	322.6	323.45	Felsic Volcanic 1	Central Pit	Mine Rock	<0.5	7.0	14	210	0.73	2.6	0.37	0.030	11	120
031632	BR-518	380.9	381.4	Felsic Volcanic 2	Central Pit	Ore-Grade	<0.5	6.3	9.7	170	1.0	0.28	1.4	0.11	4.4	87
031633	BR-518	400.4	401.4	Felsic Volcanic 1	Central Pit	Mine Rock	0.60	6.6	100	100	1.3	3.5	0.66	0.060	9.7	120
031634	BR-176	168.2	169.2	Felsic Volcanic 1	Central Pit	Mine Rock	<0.5	7.9	14	630	1.2	2.0	2.0	0.090	6.7	140
031635	BR-176	292	293	Felsic Volcanic 2	Central Pit	Ore-Grade	0.60	6.7	28	260	0.63	1.3	2.3	0.10	7.3	190
031636	BR-186	52	53	Felsic Volcanic 1	Central Pit	Mine Rock	<0.5	8.0	2.1	480	1.1	0.31	4.5	0.50	9.5	130
031637	BR-224	98.4	99.4	Metasediment 2	Central Pit	Mine Rock	<0.5	8.6	1.1	460	1.1	0.090	3.5	0.13	17	150
031638	BR-224	247.65	248.3	Felsic Volcanic 1	Central Pit	Ore-Grade	0.50	6.8	26	540	1.0	0.96	2.2	0.99	6.5	210
031639	BR-210	18	19.5	Felsic Volcanic 1	Central Pit	Mine Rock	0.11	7.9	1.3	380	1.2	0.050	2.1	0.050	9.0	61
031640	BR-236	21.5	22.5	Felsic Volcanic 1	Central Pit	Mine Rock	<0.5	8.1	27	570	1.0	0.23	2.6	0.74	8.9	150
031641	BR-240	69	69.6	Felsic Volcanic 1	Central Pit	Ore-Grade	<0.5	8.5	6900	570	1.5	0.20	1.4	0.12	13	120
031642	BR-240	29	30.5	Felsic Volcanic 1	Central Pit	Mine Rock	<0.5	8.5	17	540	1.4	0.16	2.0	0.28	8.5	150
031643	BR-241	108	108.5	Felsic Volcanic 2	Central Pit	Mine Rock	0.25	6.6	77	406	1.2	0.22	2.6	0.10	2.6	86
031644	BR-241	131.75	132.55	Felsic Volcanic 1	Central Pit	Mine Rock	<0.5	8.0	150	470	2.2	0.14	3.2	0.10	12	160
031645	BR-244	96	97.5	Felsic Volcanic 2	Central Pit	Mine Rock	<0.5	8.2	260	460	1.3	0.11	1.4	0.20	2.0	130
031646	BR-283	34.5	36	Felsic Volcanic 1	Central Pit	Mine Rock	0.090	7.7	0.30	443	1.2	0.030	2.4	0.030	9.3	15
031647	BR-293	79	80	Felsic Volcanic 1	Central Pit	Mine Rock	<0.5	8.4	12	510	1.2	0.32	2.7	0.24	9.0	140
031648	BR-344	46	46.95	Felsic Volcanic 1	Central Pit	Mine Rock	<0.5	7.7	8.5	520	1.2	0.10	2.2	0.060	9.0	95
031649	BR-322	169.5	170.9	Fragmental 1	Central Pit	Mine Rock	<0.5	8.3	22	530	1.0	0.53	2.4	0.070	9.6	120
031650	BR-345	19	20.3	Felsic Volcanic 1	Central Pit	Mine Rock	<0.5	7.6	8.2	430	1.1	<0.085	2.3	0.070	9.2	100
031651	BR-378	146.75	148	Metasediment 2	Viggo Pit	Mine Rock	<0.5	7.8	15	330	1.7	0.36	5.0	0.40	35	360
031652	BR-370	22.8	24.2	Felsic Volcanic 1	Viggo Pit	Mine Rock	<0.5	7.9	1.0	430	1.1	0.34	2.4	0.080	15	120
031653	BR-379	39.6	40.3	Felsic Volcanic 1	Viggo Pit	Mine Rock	<0.5	8.4	7.9	310	1.6	0.32	5.0	0.28	30	400
031654	BR-379	84.2	85.2	Felsic Volcanic 1	Viggo Pit	Ore-Grade	0.60	7.0	120	500	1.5	<0.085	2.0	0.13	8.1	130
031655	BR-379	143.1	144.1	Felsic Volcanic 1	Viggo Pit	Mine Rock	0.090	7.5	2.7	576	1.1	0.17	2.6	0.050	9.1	141
031656	BR-428	73.2	74.7	Felsic Volcanic 1	Central Pit	Mine Rock	<0.5	6.8	59	370	1.1	<0.085	1.8	0.060	6.5	98
031657	BR-437	98.9	99.9	Felsic Volcanic 1	Central Pit	Mine Rock	<0.5	7.7	2.0	450	1.1	<0.085	2.2	0.13	8.4	96
031658	BR-444	44.9	46.4	Metasediment 3	Underground	Mine Rock	<0.5	7.0	6.0	370	0.70	<0.085	2.0	0.050	15	120
031660	BR-455	37.5	39	Felsic Volcanic 1	Underground	Mine Rock	<0.5	6.6	2.8	530	1.1	<0.085	2.0	0.080	8.3	120
031661	BR-433	160.8	161.8	Felsic Volcanic 1	Central Pit	Mine Rock	<0.5	7.1	12	110	1.1	1.0	2.7	0.16	9.9	140
031662	BR-505	21	22.5	Felsic Volcanic 2	Central Pit	Mine Rock	<0.5	4.7	110	450	1.1	0.13	0.91	0.13	1.8	120
031663	BR-564	15.8	17.3	Felsic Volcanic 1	Central Pit	Mine Rock	<0.5	8.1	1.0	310	1.2	<0.085	2.0	0.060	8.7	88
031664	BR-567	85.75	86.5	Felsic Volcanic 2	Viggo Pit	Ore-Grade	<0.5	5.4	140	370	1.2	<0.085	1.2	0.060	2.0	96

Classification as mine rock or ore-grade materials was based on gold content.

A value of "--" indicates metal was not measured for the given sample; the variation in elements analyzed is due to measurement at two different laboratories (see text).

Table B-7 Four Acid Metals

Sample ID	Drillhole ID	From	To	Lithology	Area	Class	Silver	Aluminum	Arsenic	Barium	Beryllium	Bismuth	Calcium	Cadmium	Cobalt	Chromium
		m	*m*				*ppm*	*%*	*ppm*	*ppm*	*ppm*	*ppm*	*%*	*ppm*	*ppm*	*ppm*
10x Crustal Abundance (Price 1997) [(1)]							--	--	--	--	--	--	--	--	--	--
116951	BR-272	51.8	53.3	Fragmental 1	Underground	Mine Rock	<0.5	4.6	0.80	460	0.94	0.12	1.8	0.10	15	120
116952	BR-201	146.5	147	Felsic Volcanic 1	Central Pit	Ore-Grade	1.5	6.6	110	430	1.6	1.0	1.3	1.0	7.5	95
116953	BR-535	171.2	172.2	Felsic Volcanic 1	Central Pit	Ore-Grade	2.4	7.5	11	670	1.2	4.4	3.9	2.2	15	93
116954	BR-535	220.6	221.6	Felsic Volcanic 2	Central Pit	Ore-Grade	3.3	8.8	210	50	0.63	2.5	1.7	1.7	2.7	61
117014	BR-058	12.65	13.8	Quartz Sericite Schist	Viggo Pit	Mine Rock	0.11	6.8	7.3	435	1.5	0.18	1.8	0.080	4.8	113
117009	BR-058	30.5	31.5	Quartz Sericite Schist	Viggo Pit	Mine Rock	0.11	6.8	0.50	281	2.0	0.42	0.39	0.060	0.40	56
117006	BR-058	53.6	54.6	Felsic Volcanic 1	Viggo Pit	Mine Rock	0.13	7.1	0.60	548	0.99	0.21	1.4	0.12	17	110
117010	BR-058	72.5	74	Felsic Volcanic 1	Viggo Pit	Mine Rock	0.15	7.4	1.3	389	0.99	0.32	2.3	0.050	7.3	57
117012	BR-058	91	92.5	Felsic Volcanic 1	Viggo Pit	Mine Rock	0.13	7.0	0.60	514	1.1	0.18	1.6	0.14	18	121
117007	BR-058	126.15	127	Metasediment 2	Viggo Pit	Mine Rock	0.18	8.5	3.1	636	1.4	0.21	1.2	0.080	24	155
117013	BR-058	150	150.5	Felsic Volcanic 1	Viggo Pit	Mine Rock	0.11	7.7	3.7	442	1.1	0.12	1.6	0.040	9.2	86
117015	BR-058	166.7	167.2	Felsic Volcanic 2	Viggo Pit	Mine Rock	0.20	6.7	58	406	1.3	0.11	1.3	0.050	2.7	99
117008	BR-181	47.4	48	Fragmental 1	Viggo Pit	Mine Rock	0.15	7.8	3.4	493	1.3	0.22	2.4	0.070	22	167
117002	BR-162	11	12.5	Felsic Volcanic 1	Viggo Pit	Mine Rock	0.12	7.5	0.60	483	1.1	0.10	2.4	0.060	14	80
117003	BR-162	30	31	Quartz Sericite Schist	Viggo Pit	Mine Rock	0.12	7.3	1.6	319	1.6	0.32	1.4	0.070	5.9	83
117005	BR-162	51.5	52.5	Felsic Volcanic 1	Viggo Pit	Mine Rock	0.12	8.4	14	428	1.6	0.37	2.0	0.090	17	125
117011	BR-162	69.5	70.1	Felsic Volcanic 1	Viggo Pit	Mine Rock	0.17	7.8	8.4	585	3.8	0.39	4.5	0.19	25	201
117004	BR-162	94	95	Felsic Volcanic 1	Viggo Pit	Mine Rock	0.15	7.6	1.5	586	1.1	0.22	1.7	0.14	19	141
117035	BR-567	15	16.5	Fragmental 1	Viggo Pit	Mine Rock	0.15	7.3	1.5	404	1.1	0.22	1.7	0.090	20	134
117036	BR-567	33.5	35	Fragmental 1	Viggo Pit	Mine Rock	0.080	7.1	2.7	568	1.0	0.16	1.9	0.040	5.9	64
117037	BR-567	55.2	56.2	Felsic Volcanic 1	Viggo Pit	Mine Rock	0.39	7.6	144	409	1.4	0.14	3.1	0.070	11	101
117038	BR-567	72.3	73.3	Felsic Volcanic 2	Viggo Pit	Mine Rock	0.40	6.9	126	364	0.99	1.4	1.4	0.22	2.7	88
117039	BR-567	99.8	101.3	Felsic Volcanic 1	Viggo Pit	Mine Rock	0.050	7.9	2.9	654	1.5	0.10	2.5	0.040	12	77
117040	BR-567	125.6	125.9	Felsic Volcanic 1	Viggo Pit	Mine Rock	0.19	6.7	1.1	241	0.90	0.10	5.2	0.060	33	352
117028	BR-568	9	10	Felsic Volcanic 1	Viggo Pit	Mine Rock	0.35	7.1	239	437	1.2	0.21	2.2	0.030	9.4	92
117029	BR-568	33.3	34.3	Felsic Volcanic 1	Viggo Pit	Mine Rock	0.22	7.5	35	419	1.2	0.11	2.4	0.050	8.7	95
117030	BR-568	39.4	40.4	Felsic Volcanic 2	Viggo Pit	Mine Rock	0.13	6.8	186	487	1.2	0.030	1.6	0.070	1.8	83
117031	BR-568	47.8	49.3	Felsic Volcanic 1	Viggo Pit	Mine Rock	0.15	7.5	2.8	636	1.8	0.23	2.4	0.060	11	66
117032	BR-568	70.5	71.5	Felsic Volcanic 1	Viggo Pit	Mine Rock	0.080	7.6	0.50	552	0.98	0.070	2.4	0.060	8.8	81
117033	BR-568	92.6	93.9	Metasediment 2	Viggo Pit	Mine Rock	0.080	7.5	0.30	924	1.8	0.16	1.7	0.070	14	198
117034	BR-568	110	111	Metasediment 3	Viggo Pit	Mine Rock	0.060	8.3	9.9	476	0.90	0.26	2.2	0.030	11	82
117023	BR-569	9	10	Fragmental 1	Viggo Pit	Mine Rock	0.24	7.8	127	450	1.1	0.44	1.6	0.090	18	132
117022	BR-569	31.5	33	Fragmental 1	Viggo Pit	Mine Rock	0.18	7.9	28	522	1.2	0.40	1.4	0.10	17	136
117021	BR-569	49.5	50.4	Felsic Volcanic 1	Viggo Pit	Mine Rock	0.28	6.9	121	488	1.5	0.32	2.7	0.050	11	87
110720	BR-569	73.75	74.1	Felsic Volcanic 2	Viggo Pit	Mine Rock	0.26	7.0	88	612	1.0	0.29	0.47	0.030	3.0	56
117019	BR-569	89.4	90.4	Felsic Volcanic 2	Viggo Pit	Mine Rock	0.090	6.9	5.7	670	1.2	0.050	1.5	0.080	1.9	65
117018	BR-569	107	108	Felsic Volcanic 1	Viggo Pit	Mine Rock	0.11	7.3	0.80	499	1.0	0.10	2.3	0.050	8.7	87
117017	BR-569	130.75	131.7	Felsic Volcanic 1	Viggo Pit	Mine Rock	0.080	7.6	1.0	489	1.1	0.040	2.4	0.040	8.6	58
117016	BR-569	143.65	144.65	Metasediment 2	Viggo Pit	Mine Rock	0.12	5.4	1.6	793	1.4	0.30	2.9	0.060	9.8	158
117027	BR-638	10.5	12	Felsic Volcanic 1	Viggo Pit	Mine Rock	0.17	7.5	1.5	413	0.97	0.060	2.8	0.10	14	95
117026	BR-638	30	31.5	Felsic Volcanic 1	Viggo Pit	Mine Rock	0.11	7.5	0.60	427	1.1	0.080	3.0	0.060	14	66
117025	BR-638	60	61	Quartz Sericite Schist	Viggo Pit	Mine Rock	0.10	6.4	1.7	440	1.4	0.43	0.68	0.050	1.4	90
117024	BR-638	86	87	Fragmental 1	Viggo Pit	Mine Rock	0.14	8.1	8.9	348	1.2	0.23	1.5	0.12	16	109
DX491021	BR-732	10	11	Fragmental 1	Viggo Pit	Mine Rock	0.11	7.5	59	426	1.1	0.16	1.4	0.10	20	109

Classification as mine rock or ore-grade materials was based on gold content.

A value of "--" indicates metal was not measured for the given sample; the variation in elements analyzed is due to measurement at two different laboratories (see text).

Table B-7 Four Acid Metals

Sample ID	Drillhole ID	From	To	Lithology	Area	Class	Silver	Aluminum	Arsenic	Barium	Beryllium	Bismuth	Calcium	Cadmium	Cobalt	Chromium
		m	*m*				*ppm*	*%*	*ppm*	*ppm*	*ppm*	*ppm*	*%*	*ppm*	*ppm*	*ppm*
10x Crustal Abundance (Price 1997) [(1)]							--	--	--	--	--	--	--	--	--	--
DX491045	BR-732	31.5	32	Fragmental 1	Viggo Pit	Mine Rock	0.13	7.7	1.3	575	1.1	0.19	1.3	0.14	17	110
DX491069	BR-732	49.5	50.5	Fragmental 1	Viggo Pit	Mine Rock	0.16	7.8	17	441	1.4	0.14	1.9	0.20	8.5	88
DX491095	BR-732	69	70	Felsic Volcanic 2	Viggo Pit	Mine Rock	0.14	7.5	10	413	1.4	0.53	1.3	0.080	5.1	101
117480	BR-058	109	110.25	Metasediment 2	Viggo Pit	Mine Rock	0.26	7.8	2.6	546	1.2	0.21	1.5	0.40	15	121
117481	BR-058	137	138	Felsic Volcanic 1	Viggo Pit	Mine Rock	0.14	7.6	46	500	1.1	0.27	1.9	0.10	16	108
117482	BR-181	93	94	Felsic Volcanic 1	Viggo Pit	Mine Rock	0.28	8.5	256	539	1.3	0.18	2.2	0.080	17	94
117479	BR-567	54.2	55.2	Felsic Volcanic 1	Viggo Pit	Ore-Grade	0.31	7.8	73	410	1.2	0.14	2.4	0.060	13	81
117478	BR-569	81.4	82.25	Felsic Volcanic 2	Viggo Pit	Mine Rock	0.090	7.5	5.2	423	0.95	0.050	3.5	0.080	8.7	99
117468	BR-379	10.3	11.4	Felsic Volcanic 1	Viggo Pit	Mine Rock	0.13	8.2	1.5	477	1.1	0.070	2.6	0.070	8.1	49
117469	BR-379	21	22.45	Metasediment 2	Viggo Pit	Mine Rock	0.13	7.2	1.6	610	1.5	0.21	1.7	0.13	16	131
117470	BR-379	30.7	31.7	Felsic Volcanic 1	Viggo Pit	Mine Rock	0.14	7.2	1.8	464	1.1	0.17	2.4	0.20	21	208
117471	BR-379	50	51	Felsic Volcanic 1	Viggo Pit	Mine Rock	0.13	8.0	11	688	1.0	0.73	2.0	0.040	7.6	52
117472	BR-379	60.4	60.7	Felsic Volcanic 1	Viggo Pit	Mine Rock	0.17	7.4	12	474	0.98	0.22	1.1	0.13	18	113
117473	BR-379	70.2	71.5	Felsic Volcanic 1	Viggo Pit	Mine Rock	0.24	7.7	12	381	1.3	0.23	3.1	0.14	25	174
117474	BR-379	96.2	97.2	Felsic Volcanic 1	Viggo Pit	Mine Rock	0.10	7.9	24	753	1.1	0.18	2.7	0.060	7.8	51
117475	BR-379	107.3	108.3	Felsic Volcanic 2	Viggo Pit	Mine Rock	0.14	7.4	180	424	1.0	0.080	1.1	0.040	2.0	46
117476	BR-379	117	118	Felsic Volcanic 2	Viggo Pit	Mine Rock	0.22	7.2	94	661	1.3	0.060	1.3	0.080	1.6	57
117477	BR-379	127	128	Felsic Volcanic 2	Viggo Pit	Mine Rock	0.19	7.2	9.9	624	1.2	0.36	1.5	0.070	2.3	73
117493	BH23-11	12	13	Felsic Volcanic 1	Viggo Pit	Mine Rock	0.16	7.4	4.9	727	1.5	0.67	2.0	0.060	15	115
117492	BH23-11	22	23	Fragmental 1	Viggo Pit	Mine Rock	0.12	7.8	6.4	677	1.2	0.23	2.0	0.12	18	100
117491	BH23-11	32	33	Fragmental 1	Viggo Pit	Mine Rock	0.15	7.6	4.6	508	1.0	0.20	1.8	0.11	17	99
117490	BH23-11	42	43	Felsic Volcanic 1	Viggo Pit	Mine Rock	0.18	8.6	19	617	1.3	0.20	2.2	0.30	18	131
117489	BH23-11	52	53	Felsic Volcanic 1	Viggo Pit	Mine Rock	0.14	7.4	3.3	445	1.0	0.18	2.1	0.15	15	103
117487	BH23-12	4	5	Fragmental 1	Viggo Pit	Mine Rock	0.18	7.0	0.80	336	1.3	0.19	1.6	0.10	17	140
117488	BH23-12	15	16	Fragmental 1	Viggo Pit	Mine Rock	0.15	7.3	1.3	565	1.1	0.21	1.4	0.080	17	126
117486	BH23-12	24	25	Fragmental 1	Viggo Pit	Mine Rock	0.11	6.1	2.5	436	0.89	0.16	1.4	0.080	14	129
117485	BH23-12	34	35	Fragmental 1	Viggo Pit	Mine Rock	0.23	9.0	21	453	1.7	0.21	1.5	0.11	20	143
117484	BH23-12	45	46	Fragmental 1	Viggo Pit	Mine Rock	0.19	7.6	5.0	474	0.92	0.27	2.1	0.090	6.2	54
117483	BH23-12	54.5	55.5	Fragmental 1	Viggo Pit	Mine Rock	0.12	7.2	1.2	604	1.1	0.30	1.8	0.060	14	116
117451	BR-734	12.55	13.4	Felsic Volcanic 1	Viggo Pit	Mine Rock	0.30	8.0	35	465	1.6	0.27	2.0	0.060	19	120
117452	BR-734	21.5	23	Fragmental 1	Viggo Pit	Ore-Grade	0.24	8.0	163	491	1.5	0.11	2.8	0.060	8.7	54
117453	BR-734	54.9	56.4	Felsic Volcanic 2	Viggo Pit	Ore-Grade	0.11	7.1	14	894	1.4	0.040	1.3	0.060	1.8	49
117454	BR-734	76.8	78.3	Felsic Volcanic 1	Viggo Pit	Mine Rock	0.080	7.9	1.2	428	1.3	0.060	2.5	0.040	8.3	55
117455	BR-734	88.5	88.9	Felsic Volcanic 1	Viggo Pit	Mine Rock	0.10	7.4	1.0	631	1.3	0.060	2.7	0.030	8.4	79
117456	BR-734	97.85	99.35	Felsic Volcanic 1	Viggo Pit	Mine Rock	0.10	7.9	0.50	644	1.3	0.080	2.8	0.070	11	66
117457	BR-734	111	112.5	Metasediment 3	Viggo Pit	Mine Rock	0.070	7.8	0.60	586	1.2	0.050	1.5	0.040	3.4	56
117458	BR-734	127.2	128.7	Metasediment 3	Viggo Pit	Mine Rock	0.12	8.1	1.4	398	1.0	0.11	2.1	0.040	11	76
117459	BR-735	10.35	10.75	Quartz Sericite Schist	Viggo Pit	Mine Rock	0.36	6.2	1.3	251	1.0	0.18	5.0	0.11	35	403
117460	BR-735	30	31.15	Fragmental 1	Viggo Pit	Mine Rock	0.14	7.6	1.2	594	1.1	0.21	1.5	0.11	17	113
117461	BR-735	51	52.5	Felsic Volcanic 1	Viggo Pit	Mine Rock	0.18	7.6	1.8	345	1.1	0.090	2.0	0.040	6.4	51
117462	BR-735	70.5	72	Fragmental 1	Viggo Pit	Mine Rock	0.16	7.9	1.2	526	1.3	0.20	1.4	0.10	20	137
117463	BR-735	90	90.9	Fragmental 1	Viggo Pit	Mine Rock	0.20	8.7	1.7	581	1.3	0.43	1.9	0.11	19	108
117464	BR-735	113.75	114.75	Felsic Volcanic 1	Viggo Pit	Mine Rock	0.12	7.8	4.3	580	1.1	0.11	2.9	0.080	12	57
117465	BR-735	135.4	136.4	Felsic Volcanic 1	Viggo Pit	Mine Rock	0.15	7.8	8.3	539	1.1	0.060	2.7	0.050	11	52

Classification as mine rock or ore-grade materials was based on gold content.

A value of "--" indicates metal was not measured for the given sample; the variation in elements analyzed is due to measurement at two different laboratories (see text).

Table B-7 Four Acid Metals

Sample ID	Drillhole ID	From	To	Lithology	Area	Class	Silver	Aluminum	Arsenic	Barium	Beryllium	Bismuth	Calcium	Cadmium	Cobalt	Chromium
		m	*m*				*ppm*	*%*	*ppm*	*ppm*	*ppm*	*ppm*	*%*	*ppm*	*ppm*	*ppm*
10x Crustal Abundance (Price 1997) [1]							--	--	--	--	--	--	--	--	--	--
117466	BR-735	141	142	Felsic Volcanic 2	Viggo Pit	Mine Rock	0.17	7.2	100	401	1.2	0.26	1.2	0.060	1.9	46
117467	BR-735	150.1	150.85	Felsic Volcanic 2	Viggo Pit	Mine Rock	0.14	6.9	33	469	1.3	0.060	1.5	0.050	2.0	37
117498	BH24-01	40.75	41.75	Felsic Volcanic 1	Viggo Pit	Mine Rock	0.15	7.6	24	330	0.99	0.14	1.9	0.090	14	81
117497	BH24-01	51	52	Felsic Volcanic 1	Viggo Pit	Mine Rock	0.20	8.1	2.4	424	1.4	0.23	1.0	0.090	17	122
117496	BH24-01	60	61	Fragmental 1	Viggo Pit	Mine Rock	0.13	7.2	6.0	463	1.2	0.17	2.1	0.18	24	145
117495	BH24-01	69.5	70.5	Fragmental 1	Viggo Pit	Mine Rock	0.13	7.8	2.8	610	1.1	0.15	1.8	0.15	15	99
117494	BH24-01	90	91	Fragmental 1	Viggo Pit	Mine Rock	0.15	7.2	2.1	493	1.0	0.17	1.4	0.16	17	104
DX489414	BH24-02	10	11	Felsic Volcanic 2	Viggo Pit	Mine Rock	0.33	8.0	67	436	1.5	0.17	1.2	0.10	2.1	51
DX489413	BH24-02	30.1	31	Felsic Volcanic 2	Viggo Pit	Mine Rock	0.50	7.1	121	535	1.2	0.070	1.3	0.060	1.9	58
DX489412	BH24-02	50	51	Felsic Volcanic 1	Viggo Pit	Mine Rock	0.13	7.8	2.2	670	1.3	0.18	2.9	0.050	14	86
DX489411	BH24-02	70.5	71	Felsic Volcanic 1	Viggo Pit	Mine Rock	0.090	8.8	0.40	484	1.1	0.080	1.9	0.080	9.4	56
117500	BH24-02	90.95	91.75	Felsic Volcanic 1	Viggo Pit	Mine Rock	0.14	7.8	0.40	431	1.4	0.050	2.5	0.040	8.5	59
117499	BH24-02	110.75	111.5	Felsic Volcanic 1	Viggo Pit	Mine Rock	0.090	7.5	1.0	435	1.1	0.040	2.1	0.030	8.5	60
DX489416	BH24-03	65	65.6	Felsic Volcanic 1	Viggo Pit	Mine Rock	0.10	7.3	0.60	470	1.0	0.070	3.4	0.080	14	106
DX489415	BH24-03	85.5	86.5	Fragmental 2	Viggo Pit	Mine Rock	0.040	6.6	1.7	421	1.1	0.14	3.6	0.050	2.8	61
A0962870	BH24-01	10	11	Felsic Volcanic 1	Viggo Pit	Mine Rock	0.22	7.8	2.6	508	1.1	0.10	2.2	0.090	7.5	50
A0962869	BH24-01	22.3	23.3	Felsic Volcanic 1	Viggo Pit	Mine Rock	0.10	7.7	1.8	475	1.1	0.14	2.1	0.040	6.1	53
A0962868	BH24-01	30.9	31.9	Felsic Volcanic 1	Viggo Pit	Mine Rock	0.17	7.7	50	392	1.2	0.35	2.2	0.11	23	144
DX489422	BH24-03	6.1	7.1	Metasediment 3	Viggo Pit	Mine Rock	0.050	7.0	0.60	757	1.0	0.030	1.3	0.030	2.5	35
DX489421	BH24-03	16	17	Metasediment 3	Viggo Pit	Mine Rock	0.13	7.9	0.40	600	2.4	0.14	2.3	0.090	10	58
DX489420	BH24-03	25.4	26.4	Metasediment 3	Viggo Pit	Mine Rock	0.11	8.5	0.60	406	1.0	0.080	1.0	0.040	12	78
DX489418	BH24-03	36	37	Metasediment 3	Viggo Pit	Mine Rock	0.090	8.2	2.2	381	0.99	0.15	2.4	0.040	12	82
DX489417	BH24-03	44.4	45.3	Felsic Volcanic 1	Viggo Pit	Mine Rock	0.17	9.2	2.7	365	0.73	0.050	2.6	0.080	15	155
031665	REG-026	1018.5	1020	Felsic Volcanic 1	Underground	Mine Rock	<0.5	8.0	31	510	1.3	<0.085	2.5	0.22	8.8	4.5
031666	REG-026	1064.8	1065.2	Felsic Volcanic 1	Underground	Mine Rock	<0.5	8.0	4.4	480	1.4	0.21	4.3	0.040	19	81
031667	REG-026	1114.5	1116	Fragmental 2	Underground	Mine Rock	0.14	8.8	9.4	414	0.90	0.060	2.0	0.050	14	61
031668	BR-433	269.2	270.2	Felsic Volcanic 1	Underground	Mine Rock	<0.5	7.9	23	450	1.5	0.090	3.2	2.7	12	6.8
031669	BR-433	230.9	232.4	Metasediment 2	Underground	Mine Rock	<0.5	8.4	2.1	500	1.4	0.29	1.8	0.10	24	59
031670	BR-259	696	697	Fragmental 2	Underground	Mine Rock	<0.5	5.8	660	400	0.91	0.45	0.92	0.48	6.2	5.9
031671	BR-259	719.75	720.25	Metasediment 3	Underground	Mine Rock	<0.5	8.1	24	250	1.1	0.090	4.2	0.25	23	60
031672	BR-259	655.5	656.7	Metasediment 3	Underground	Mine Rock	<0.5	8.0	9.0	300	1.1	<0.085	2.1	0.050	16	15
031673	BR-259	636.85	637.3	Felsic Volcanic 1	Underground	Ore-Grade	0.19	6.4	7.1	234	0.86	0.20	2.7	0.11	8.0	20
031674	BR-378	229.15	230.5	Felsic Volcanic 1	Underground	Mine Rock	0.050	7.7	2.6	505	1.2	0.070	2.4	0.050	10	13
031675	BR-378	253	254.3	Metasediment 3	Underground	Mine Rock	<0.5	8.5	27	350	1.2	0.17	2.2	0.16	12	14
031676	BR-378	106	107.2	Fragmental 1	Underground	Mine Rock	<0.5	7.9	7.9	720	1.2	0.37	1.5	0.10	16	35
031677	BR-378	336.9	338.4	Basalt	Underground	Mine Rock	0.060	7.9	23	105	0.60	0.050	5.6	0.11	57	113
031678	BR-378	128	129.5	Felsic Volcanic 1	Underground	Mine Rock	<0.5	7.6	11	760	1.1	0.46	1.9	0.080	11	16
031679	BR-378	191	192	Felsic Volcanic 2	Underground	Mine Rock	<0.5	5.7	87	600	1.5	<0.085	1.3	0.090	1.6	2.3
031680	BR-378	299.9	301.4	Fragmental 2	Underground	Mine Rock	<0.5	7.5	5.9	470	1.1	0.15	3.0	0.090	13	23
031681	BR-469	155.5	157	Felsic Volcanic 2	Underground	Mine Rock	<0.5	7.1	110	400	1.2	0.15	0.91	0.020	2.4	5.0
031682	BR-469	263.85	265.35	Metasediment 3	Underground	Mine Rock	<0.5	6.3	52	480	1.4	0.14	3.3	0.090	16	15
031683	BR-469	204.7	205.7	Felsic Volcanic 2	Underground	Ore-Grade	<0.5	7.4	29	690	0.89	0.090	1.3	0.050	1.9	2.4
031684	BR-393	455.1	456.35	Basalt	Underground	Mine Rock	<0.5	7.5	4.4	470	3.1	0.16	4.9	0.13	22	43
031685	BR-393	404.8	406.3	Fragmental 2	Underground	Mine Rock	<0.5	7.3	140	510	1.2	0.12	1.9	0.050	5.1	11

Classification as mine rock or ore-grade materials was based on gold content.

A value of "--" indicates metal was not measured for the given sample; the variation in elements analyzed is due to measurement at two different laboratories (see text).

Table B-7 Four Acid Metals

Sample ID	Drillhole ID	From	To	Lithology	Area	Class	Silver	Aluminum	Arsenic	Barium	Beryllium	Bismuth	Calcium	Cadmium	Cobalt	Chromium
		m	*m*				*ppm*	*%*	*ppm*	*ppm*	*ppm*	*ppm*	*%*	*ppm*	*ppm*	*ppm*
10x Crustal Abundance (Price 1997) [1]							--	--	--	--	--	--	--	--	--	--
031686	BR-393	342	343.5	Felsic Volcanic 1	Underground	Mine Rock	<0.5	7.6	9.6	640	1.3	0.15	2.5	0.10	9.1	7.9
031687	BR-397	188.4	189.1	Felsic Volcanic 1	Underground	Mine Rock	<0.5	8.6	22	180	0.59	<0.085	6.4	0.080	49	91
031688	BR-397	275.8	277.3	Basalt	Underground	Mine Rock	<0.5	6.4	2.2	420	0.89	<0.085	1.5	0.090	8.0	8.9
031689	BR-370	369.5	371	Metasediment 3	Underground	Mine Rock	<0.5	7.6	5.2	300	1.1	<0.085	3.5	0.15	11	20
031690	BR-523	195.5	196.3	Felsic Volcanic 2	Underground	Ore-Grade	0.70	5.7	640	1100	1.5	0.090	0.86	0.070	1.7	6.5
031691	BR-523	128.5	130	Felsic Volcanic 1	Underground	Mine Rock	<0.5	7.7	720	450	1.4	0.28	1.9	0.10	16	61
031692	BR-523	167	168.1	Metasediment 2	Underground	Mine Rock	<0.5	8.1	590	490	2.1	0.29	2.0	0.080	15	47
031693	BR-523	148.1	148.5	Felsic Volcanic 1	Underground	Mine Rock	<0.5	7.1	27	320	1.1	0.28	1.4	0.17	22	37
031694	BR-523	55.8	56.8	Metasediment 2	Underground	Mine Rock	<0.5	7.9	23	490	1.1	0.31	1.1	0.13	20	53
031695	BR-523	100.7	102	Fragmental 1	Underground	Mine Rock	<0.5	7.8	2.8	1000	1.2	0.45	2.3	0.11	17	44
031696	BR-523	78.5	79.5	Felsic Volcanic 1	Underground	Mine Rock	<0.5	7.4	1.4	440	1.1	0.25	1.0	0.11	15	28
031697	BR-772	1476.25	1477.75	Felsic Volcanic 1	Underground	Mine Rock	<0.5	5.5	1.9	390	1.1	0.18	1.8	0.060	9.1	28
031698	BR-772	1533	1534.5	Basalt	Underground	Mine Rock	<0.5	7.3	4.1	71	0.65	0.17	4.7	3.2	40	48
031699	BR-682	1070	1070.9	Fragmental 2	Underground	Mine Rock	<0.5	7.3	1.5	510	1.2	0.26	1.6	0.11	16	34
031700	BR-392	365	366.5	Basalt	Underground	Mine Rock	<0.5	7.4	3.4	250	1.9	0.14	4.7	0.12	16	21
031701	BR-024	400.25	400.75	Metasediment 3	Underground	Mine Rock	<0.5	6.4	2.1	140	0.57	<0.085	2.1	0.070	12	20
031702	BR-024	353.5	354	Fragmental 2	Underground	Mine Rock	<0.5	7.2	1.1	390	1.0	<0.085	4.0	0.15	11	29
031703	BR-024	452	452.55	Metasediment 3	Underground	Mine Rock	<0.5	7.4	18	490	1.2	<0.085	2.9	0.11	14	7.8
031704	BR-024	503	504	Felsic Volcanic 1	Underground	Mine Rock	0.050	7.4	3.1	426	1.2	0.16	2.2	<0.02	8.7	15
031705	BR-771	1474.2	1475	Metasediment 3	Underground	Mine Rock	<0.5	6.3	0.70	260	0.93	<0.085	2.0	0.030	7.4	22
031706	BR-771	1302.3	1303.8	Felsic Volcanic 1	Underground	Mine Rock	<0.5	5.8	3.0	390	1.1	<0.085	2.2	0.060	8.3	7.3
031707	BR-771	1382.6	1383.4	Felsic Volcanic 2	Underground	Mine Rock	<0.5	6.9	960	440	1.8	<0.085	1.8	0.030	2.7	2.3
031708	BR-695	1709.5	1711	Metasediment 3	Underground	Mine Rock	0.20	8.0	4.5	419	0.96	0.040	2.6	0.040	8.9	26
031709	BR-481	754.5	756	Felsic Volcanic 2	Underground	Mine Rock	0.24	6.9	90	446	1.2	0.23	1.3	0.080	1.8	49
031710	BR-760	204.7	206.2	Fragmental 1	Underground	Mine Rock	<0.5	7.5	1.4	620	1.4	<0.085	2.6	0.080	14	27
031711	BR-760	300	301.1	Metasediment 2	Underground	Mine Rock	<0.5	6.4	5.0	490	1.4	0.22	1.9	0.13	22	72
031712	BR-760	355	356	Felsic Volcanic 1	Underground	Mine Rock	<0.5	6.7	4.3	420	1.1	0.29	2.1	0.060	6.4	7.6
031713	BR-760	253.2	254	Fragmental 1	Underground	Mine Rock	<0.5	7.7	1.5	500	1.6	0.50	1.7	0.10	5.4	6.3
031714	BR-760	457.5	459	Felsic Volcanic 1	Underground	Mine Rock	0.050	6.8	2.1	476	1.2	0.050	3.3	0.030	8.3	12
031715	BR-760	406.8	407.55	Felsic Volcanic 2	Underground	Ore-Grade	0.80	6.4	410	550	1.5	0.090	1.4	0.37	2.3	4.6
031716	BR-481	599.8	601	Felsic Volcanic 2	Underground	Mine Rock	<0.5	7.3	72	440	0.78	0.13	1.4	0.11	2.1	63
031717	BR-481	655.8	656.7	Felsic Volcanic 1	Underground	Ore-Grade	<0.5	6.9	46	380	0.83	0.27	1.7	0.21	4.8	74
031718	BR-745	772.3	773.5	Fragmental 2	Underground	Mine Rock	<0.5	7.2	30	340	1.0	0.30	2.7	0.10	19	70
031719	BR-745	601.75	603	Felsic Volcanic 1	Underground	Ore-Grade	<0.5	9.4	930	570	2.1	0.10	2.1	0.070	6.7	42
031720	BR-745	669	670.5	Felsic Volcanic 2	Underground	Mine Rock	<0.5	6.6	3.4	750	1.3	0.35	1.3	0.080	2.5	30
031721	BR-763	542.35	543.85	Metasediment 2	Underground	Mine Rock	<0.5	7.0	140	370	1.1	0.12	1.5	0.12	17	64
031722	BR-763	599.65	601.15	Felsic Volcanic 1	Underground	Mine Rock	<0.5	7.3	86	940	1.4	0.34	1.4	0.090	2.3	40
031723	BR-682	1029	1030.5	Felsic Volcanic 1	Underground	Mine Rock	0.80	7.8	6.5	160	1.3	10	1.2	0.090	7.4	86
031724	BR-682	874.8	875.7	Felsic Volcanic 1	Underground	Ore-Grade	24	4.7	9.8	230	0.72	55	17	11	5.6	24
031725	BR-682	777.9	778.9	Felsic Volcanic 1	Underground	Ore-Grade	3.4	7.7	200	67	1.1	9.1	0.28	0.35	14	95
031726	BR-682	927.6	928.2	Felsic Volcanic 1	Underground	Mine Rock	<0.5	6.6	5.8	150	0.97	2.0	2.0	0.11	11	110
031727	BR-682	969	970	Felsic Volcanic 1	Underground	Ore-Grade	0.70	6.7	2.4	470	1.1	2.2	2.1	0.12	6.7	75
031728	BR-682	482	483.5	Fragmental 2	Underground	Mine Rock	0.50	7.8	3.1	580	1.1	0.090	1.8	0.040	6.9	53
031729	BR-682	646.2	647.5	Metasediment 2	Underground	Mine Rock	<0.5	7.5	2.9	410	1.2	0.22	1.3	0.080	13	98

Classification as mine rock or ore-grade materials was based on gold content.

A value of "--" indicates metal was not measured for the given sample; the variation in elements analyzed is due to measurement at two different laboratories (see text).

Table B-7 Four Acid Metals

Sample ID	Drillhole ID	From	To	Lithology	Area	Class	Silver	Aluminum	Arsenic	Barium	Beryllium	Bismuth	Calcium	Cadmium	Cobalt	Chromium
		m	*m*				*ppm*	*%*	*ppm*	*ppm*	*ppm*	*ppm*	*%*	*ppm*	*ppm*	*ppm*
10x Crustal Abundance (Price 1997) [(1)]							--	--	--	--	--	--	--	--	--	--
031730	BR-682	390.5	391.6	Felsic Volcanic 1	Underground	Mine Rock	<0.5	7.0	1.6	650	0.98	<0.085	3.4	0.060	5.3	34
031731	BR-682	559.55	561	Metasediment 3	Underground	Mine Rock	<0.5	8.8	4.0	450	1.0	<0.085	2.4	0.060	12	57
031732	BR-682	312	313.5	Basalt	Underground	Mine Rock	<0.5	7.0	2.6	170	0.54	<0.085	6.4	0.10	48	43
031733	BR-227	840.5	842	Basalt	Underground	Mine Rock	<0.5	8.5	1.8	490	0.82	<0.085	5.0	0.11	35	84
031734	BR-227	812	813	Fragmental 2	Underground	Mine Rock	<0.5	7.4	1.8	630	1.0	<0.085	2.2	0.020	4.6	42
031735	BR-227	502	503	Felsic Volcanic 1	Underground	Mine Rock	<0.5	8.2	9.7	540	1.2	<0.085	2.5	0.10	8.8	57
031736	BR-227	685.5	686.5	Felsic Volcanic 2	Underground	Mine Rock	<0.5	7.1	100	830	1.1	<0.085	1.2	0.050	2.3	72
031737	BR-227	609	609.75	Metasediment 2	Underground	Mine Rock	<0.5	8.3	230	640	1.6	0.32	2.1	0.090	17	86
031738	BR-227	644.1	645.6	Felsic Volcanic 1	Underground	Mine Rock	<0.5	8.7	51	930	1.2	0.11	2.4	0.12	8.8	40
031739	BR-227	745	746.5	Felsic Volcanic 1	Underground	Mine Rock	<0.5	7.7	3.4	530	1.1	0.28	2.4	0.070	9.4	42
031740	BR-247	690	691.5	Fragmental 2	Underground	Mine Rock	<0.5	7.3	1.6	480	1.2	0.13	1.5	0.50	3.6	40
031826	BR-392	309	310.5	Fragmental 2	Underground	Mine Rock	<0.5	7.6	2.4	460	1.0	<0.085	2.1	0.080	15	59
031827	BR-392	264	265.5	Metasediment 3	Underground	Mine Rock	<0.5	6.2	110	500	0.85	<0.085	1.4	0.16	6.5	55
031828	BR-156	355	356	Felsic Volcanic 1	Underground	Mine Rock	<0.5	7.6	14	490	1.3	0.10	4.4	0.11	11	39
031829	BR-156	405	406.5	Felsic Volcanic 1	Underground	Mine Rock	<0.5	7.6	36	510	1.5	0.12	2.1	0.14	11	55
031830	BR-156	458	459	Metasediment 2	Underground	Mine Rock	<0.5	8.7	21	560	1.3	0.22	1.3	0.11	20	120
031831	BR-156	515	516	Felsic Volcanic 2	Underground	Mine Rock	<0.5	7.3	17	340	1.2	0.21	1.2	0.060	2.1	37
031832	BR-156	564	565	Felsic Volcanic 2	Underground	Ore-Grade	<0.5	7.1	4.4	980	1.2	0.10	1.1	0.050	2.6	38
031833	BR-156	612	613.1	Metasediment 3	Underground	Mine Rock	<0.5	8.0	1.8	400	1.1	0.17	2.5	0.070	8.2	53
031834	BR-007	460.25	460.75	Felsic Volcanic 1	Underground	Mine Rock	1.4	6.5	8.5	280	1.1	2.6	2.3	1.1	6.8	87
031835	BR-007	504.65	505.15	Metasediment 2	Underground	Ore-Grade	0.80	9.3	15	910	1.7	0.78	1.6	23	18	110
031836	BR-007	555.7	556.2	Felsic Volcanic 1	Underground	Mine Rock	1.2	8.1	1300	520	1.4	2.5	1.8	2.9	10	56
031837	BR-007	605.3	606	Felsic Volcanic 1	Underground	Ore-Grade	<0.5	7.8	7.3	520	1.2	0.27	3.3	1.8	9.6	29
031838	BR-007	705	706	Felsic Volcanic 1	Underground	Mine Rock	<0.5	8.2	2.6	440	1.1	0.10	2.6	4.0	13	59
031839	BR-007	753.6	754.3	Fragmental 2	Underground	Ore-Grade	<0.5	6.7	7.1	450	0.96	<0.085	1.4	0.050	5.1	63
031840	BR-030	209.8	210.8	Fragmental 2	Underground	Mine Rock	<0.5	8.2	9.0	750	1.6	0.32	3.6	0.070	21	77
031841	BR-030	249.6	251.1	Metasediment 3	Underground	Mine Rock	<0.5	7.3	2.2	480	1.0	<0.085	2.5	0.040	12	61
031842	BR-030	290.9	291.85	Felsic Volcanic 1	Underground	Mine Rock	<0.5	6.7	6.6	440	1.0	<0.085	1.9	0.040	4.8	45
031843	BR-030	399.1	399.9	Felsic Volcanic 2	Underground	Mine Rock	<0.5	6.5	10	430	0.89	0.24	1.4	0.040	1.8	45
031844	BR-030	437.3	438.2	Felsic Volcanic 2	Underground	Mine Rock	<0.5	6.5	1000	300	0.81	0.15	1.5	0.080	4.1	65
031845	BR-084	333.2	334.2	Felsic Volcanic 2	Underground	Mine Rock	<0.5	6.8	4.1	200	0.68	0.13	1.6	0.070	1.6	51
031846	BR-084	393.75	394.75	Felsic Volcanic 2	Underground	Mine Rock	2.2	6.5	61	310	1.6	7.4	4.2	0.40	16	60
031847	BR-084	432.6	433.7	Felsic Volcanic 1	Underground	Ore-Grade	<0.5	7.1	780	420	0.98	0.28	1.9	0.92	21	78
031848	BR-084	491	492.5	Fragmental 2	Underground	Mine Rock	<0.5	7.1	3.2	850	1.1	<0.085	1.4	0.040	1.8	52
031849	BR-084	568.3	569.8	Basalt	Underground	Mine Rock	<0.5	7.1	94	56	0.31	<0.085	6.6	0.080	49	130
031850	BR-024	289	290.5	Basalt	Underground	Mine Rock	<0.5	7.6	14	280	0.65	<0.085	5.8	0.10	32	87
116955	BR-388	448.5	450	Metasediment 2	Underground	Mine Rock	<0.5	6.9	10	410	1.2	0.27	1.5	0.17	18	42
116956	BR-517	656.5	657.5	Felsic Volcanic 2	Underground	Mine Rock	<0.5	4.7	60	390	0.90	<0.085	1.9	0.090	1.8	1.6
116957	BR-388	415.5	417	Felsic Volcanic 1	Underground	Mine Rock	<0.5	6.6	2.4	390	1.2	0.12	2.9	0.29	11	12
116958	BR-517	753.3	754.35	Metasediment 3	Underground	Mine Rock	0.11	7.8	4.9	380	1.1	0.14	2.3	0.060	5.7	48
116959	BR-481	805.5	806.7	Felsic Volcanic 2	Underground	Mine Rock	0.13	6.5	94	470	1.0	0.060	2.3	0.060	2.0	2.0
116960	BR-388	362	363	Metasediment 3	Underground	Mine Rock	<0.5	7.0	1.9	390	1.0	<0.085	2.1	0.050	14	19
116961	BR-517	603	604.5	Felsic Volcanic 1	Underground	Mine Rock	<0.5	6.2	65	660	1.1	0.19	2.1	0.080	7.8	8.5
116962	BR-517	556.15	556.9	Felsic Volcanic 2	Underground	Mine Rock	1.3	5.7	100	120	0.79	3.3	2.7	0.33	15	13

Classification as mine rock or ore-grade materials was based on gold content.

A value of "--" indicates metal was not measured for the given sample; the variation in elements analyzed is due to measurement at two different laboratories (see text).

Table B-7 Four Acid Metals

Sample ID	Drillhole ID	From	To	Lithology	Area	Class	Silver	Aluminum	Arsenic	Barium	Beryllium	Bismuth	Calcium	Cadmium	Cobalt	Chromium
		m	*m*				*ppm*	*%*	*ppm*	*ppm*	*ppm*	*ppm*	*%*	*ppm*	*ppm*	*ppm*
10x Crustal Abundance (Price 1997) [1]							--	--	--	--	--	--	--	--	--	--
116963	BR-517	706	707	Felsic Volcanic 2	Underground	Mine Rock	0.80	5.2	29	590	1.2	<0.085	1.5	0.42	2.9	3.1
116964	BR-388	261	262.5	Fragmental 2	Underground	Mine Rock	<0.5	5.6	1.7	430	0.98	<0.085	1.8	0.030	4.1	12
116965	BR-388	311.5	312.55	Fragmental 2	Underground	Mine Rock	<0.5	5.3	1.3	560	1.2	0.12	1.1	0.11	3.7	7.7
116966	BR-763	656.4	657.9	Metasediment 3	Underground	Mine Rock	<0.5	7.2	1.4	420	1.3	0.11	3.1	0.070	17	43
DX758033	BR-144	193	194	Felsic Volcanic 1	Central Pit	Mine Rock	0.60	5.3	12	467	<1	<2	2.2	<0.3	10	59
DX758034	BR-144	205	206	Felsic Volcanic 1	Central Pit	Mine Rock	0.60	7.8	13	563	<1	<2	3.0	<0.3	10	21
DX758035	BR-144	211	211.75	Felsic Volcanic 1	Central Pit	Mine Rock	0.60	7.2	19	566	1.0	<2	2.5	<0.3	9.0	19
DX758036	BR-144	221	222	Felsic Volcanic 1	Central Pit	Mine Rock	1.2	7.6	102	194	1.0	<2	1.9	3.1	9.0	25
DX758037	BR-144	225	226	Felsic Volcanic 1	Central Pit	Mine Rock	0.60	7.5	20	633	1.0	<2	2.9	<0.3	8.0	11
DX758038	BR-144	231.85	232.8	Metasediment 2	Central Pit	Mine Rock	0.70	9.1	15	744	2.0	<2	1.8	<0.3	21	100
DX758039	BR-144	233.3	234.45	Metasediment 2	Central Pit	Mine Rock	0.90	8.8	4.0	635	1.0	<2	0.93	<0.3	21	106
DX758040	BR-144	236.3	236.8	Felsic Volcanic 1	Central Pit	Mine Rock	0.60	7.7	17	646	1.0	<2	2.2	<0.3	10	26
DX758041	BR-144	242.75	243.75	Felsic Volcanic 1	Central Pit	Mine Rock	0.50	7.8	15	501	1.0	<2	2.8	<0.3	10	16
DX758042	BR-144	256	256.5	Metasediment 2	Central Pit	Mine Rock	0.80	6.4	358	607	1.0	<2	1.2	<0.3	24	119
DX758043	BR-144	262	263.5	Metasediment 2	Central Pit	Mine Rock	0.70	7.8	227	339	<1	<2	0.99	<0.3	17	115
DX758044	BR-144	266.5	268	Metasediment 2	Central Pit	Mine Rock	0.60	8.8	264	587	1.0	<2	1.0	<0.3	23	108
DX758045	BR-144	271.5	273	Metasediment 2	Central Pit	Mine Rock	0.60	8.8	239	480	1.0	<2	1.5	<0.3	22	106
DX758046	BR-144	275.95	277	Felsic Volcanic 1	Central Pit	Mine Rock	0.70	8.0	24	523	1.0	<2	2.5	<0.3	10	17
DX758047	BR-144	280.5	282	Metasediment 2	Central Pit	Mine Rock	0.40	8.1	389	428	1.0	<2	1.1	<0.3	18	95
DX758048	BR-144	284.5	286	Metasediment 2	Central Pit	Mine Rock	0.70	8.4	220	466	1.0	<2	1.5	<0.3	20	104
DX758049	BR-144	290.5	292	Metasediment 2	Central Pit	Mine Rock	0.50	8.8	289	427	1.0	<2	1.3	<0.3	21	114
DX758050	BR-144	295	296.5	Metasediment 2	Central Pit	Mine Rock	0.70	9.2	6.0	565	1.0	<2	1.3	<0.3	23	89
DX758051	BR-144	301.3	302.3	Felsic Volcanic 1	Central Pit	Mine Rock	0.70	8.9	12	634	1.0	<2	2.5	<0.3	12	30
DX758052	BR-144	305.9	306.5	Metasediment 2	Central Pit	Mine Rock	0.90	6.2	5.0	361	1.0	<2	1.4	<0.3	15	63
DX758053	BR-144	316.9	318	Metasediment 2	Central Pit	Mine Rock	1.0	8.4	5.0	475	1.0	<2	1.3	<0.3	24	141
A0962709	BR-147	255	256	Felsic Volcanic 2	Central Pit	Mine Rock	0.80	7.1	220	394	1.0	<2	1.4	<0.3	2.0	8.0
A0962710	BR-147	260	260.95	Felsic Volcanic 2	Central Pit	Mine Rock	0.70	7.1	192	323	1.0	<2	1.4	<0.3	2.0	6.0
A0962711	BR-147	265.25	266	Felsic Volcanic 2	Central Pit	Mine Rock	0.70	7.2	286	433	1.0	<2	1.4	<0.3	3.0	7.0
A0962712	BR-147	275	276	Felsic Volcanic 2	Central Pit	Mine Rock	0.70	5.9	238	168	<1	<2	0.44	<0.3	2.0	10
A0962708	BR-147	279	280	Felsic Volcanic 2	Central Pit	Ore-Grade	1.3	5.2	1740	96	<1	<2	0.24	<0.3	2.0	10
A0962713	BR-147	285	286	Felsic Volcanic 1	Central Pit	Mine Rock	0.50	7.7	25	461	1.0	<2	2.9	<0.3	11	18
A0962714	BR-147	291.3	292.05	Felsic Volcanic 2	Central Pit	Mine Rock	0.70	7.2	113	294	1.0	<2	1.5	<0.3	2.0	6.0
DX758127	BR-173	26	27	Quartz Sericite Schist	Central Pit	Mine Rock	<0.3	7.3	<3	422	2.0	<2	0.44	<0.3	<1	10
DX758128	BR-173	31	32.5	Felsic Volcanic 1	Central Pit	Mine Rock	0.50	8.3	<3	529	1.0	<2	2.9	<0.3	14	29
DX758129	BR-173	35.5	37	Felsic Volcanic 1	Central Pit	Mine Rock	0.40	8.2	<3	441	1.0	<2	2.7	<0.3	15	22
DX758130	BR-173	40	41.5	Felsic Volcanic 1	Central Pit	Mine Rock	0.50	8.4	<3	460	1.0	<2	3.2	<0.3	16	32
DX758131	BR-173	44.5	46	Felsic Volcanic 1	Central Pit	Mine Rock	0.60	8.4	4.0	473	1.0	<2	3.9	<0.3	15	30
DX758132	BR-173	50	51	Felsic Volcanic 1	Central Pit	Mine Rock	0.40	7.8	<3	348	<1	<2	2.6	<0.3	9.0	14
A0964865	BR-173	55.5	57	Felsic Volcanic 1	Central Pit	Mine Rock	0.60	7.9	4.0	455	<1	<2	2.4	<0.3	9.0	17
A0964866	BR-173	60	61.2	Felsic Volcanic 1	Central Pit	Mine Rock	0.50	7.8	<3	522	1.0	<2	2.5	<0.3	8.0	16
A0964867	BR-173	67	68.5	Felsic Volcanic 1	Central Pit	Mine Rock	0.60	5.2	<3	403	<1	<2	2.1	<0.3	10	24
A0964868	BR-173	76.5	77.5	Metasediment 2	Central Pit	Mine Rock	0.50	7.9	<3	557	1.0	<2	1.3	<0.3	21	119
A0964869	BR-173	81.6	82.5	Felsic Volcanic 1	Central Pit	Mine Rock	0.50	8.0	3.0	528	<1	<2	2.6	<0.3	10	21
A0964870	BR-173	84.75	85.85	Metasediment 2	Central Pit	Mine Rock	0.40	7.9	3.0	422	1.0	<2	2.3	<0.3	12	41

Classification as mine rock or ore-grade materials was based on gold content.

A value of "--" indicates metal was not measured for the given sample; the variation in elements analyzed is due to measurement at two different laboratories (see text).

Table B-7 Four Acid Metals

Sample ID	Drillhole ID	From	To	Lithology	Area	Class	Silver	Aluminum	Arsenic	Barium	Beryllium	Bismuth	Calcium	Cadmium	Cobalt	Chromium
		m	*m*				*ppm*	*%*	*ppm*	*ppm*	*ppm*	*ppm*	*%*	*ppm*	*ppm*	*ppm*
10x Crustal Abundance (Price 1997) [(1)]							--	--	--	--	--	--	--	--	--	--
A0964871	BR-173	88	89.5	Felsic Volcanic 1	Central Pit	Mine Rock	0.50	8.0	4.0	416	<1	<2	2.2	<0.3	8.0	17
A0964177	BR-174	43	44.5	Felsic Volcanic 1	Central Pit	Mine Rock	0.50	8.2	4.0	501	1.0	<2	2.7	<0.3	9.0	18
A0964178	BR-174	49	50.5	Felsic Volcanic 1	Central Pit	Mine Rock	0.50	7.4	5.0	427	<1	<2	2.4	<0.3	8.0	16
A0964179	BR-174	55.7	57	Felsic Volcanic 1	Central Pit	Mine Rock	0.60	8.2	4.0	457	1.0	<2	2.1	<0.3	12	33
A0964180	BR-174	60	61.5	Felsic Volcanic 1	Central Pit	Mine Rock	0.60	8.4	4.0	622	1.0	<2	2.3	<0.3	17	59
A0964181	BR-174	65.5	66	Metasediment 2	Central Pit	Mine Rock	0.60	9.0	13	628	1.0	<2	1.1	<0.3	23	84
A0964182	BR-174	70	71.2	Metasediment 2	Central Pit	Mine Rock	0.60	6.2	<3	569	1.0	<2	1.3	<0.3	20	108
A0964183	BR-174	75	76.45	Felsic Volcanic 1	Central Pit	Mine Rock	0.50	7.7	<3	479	1.0	<2	2.2	<0.3	10	39
A0964184	BR-174	78	79	Felsic Volcanic 1	Central Pit	Mine Rock	0.60	7.6	6.0	408	<1	<2	2.2	<0.3	5.0	10
A0964185	BR-174	84.25	85	Felsic Volcanic 1	Central Pit	Mine Rock	0.60	7.9	5.0	641	<1	<2	2.3	<0.3	9.0	15
A0964186	BR-174	88.1	89.2	Felsic Volcanic 1	Central Pit	Mine Rock	0.40	5.9	3.0	512	<1	<2	0.85	<0.3	13	57
A0964187	BR-174	96.9	98.4	Felsic Volcanic 1	Central Pit	Mine Rock	0.50	8.0	9.0	531	<1	<2	2.2	<0.3	9.0	32
A0964188	BR-174	101	102.5	Felsic Volcanic 1	Central Pit	Mine Rock	0.60	7.4	30	374	1.0	<2	2.8	<0.3	10	21
A0964189	BR-174	119	120.5	Felsic Volcanic 1	Central Pit	Mine Rock	0.70	7.9	17	534	<1	<2	3.0	<0.3	7.0	21
A0964190	BR-174	125.9	127.4	Felsic Volcanic 1	Central Pit	Mine Rock	0.90	8.1	20	91	1.0	9.0	2.6	<0.3	11	14
A0964191	BR-174	136.4	137.9	Felsic Volcanic 1	Central Pit	Mine Rock	0.70	4.7	17	496	<1	<2	2.9	0.40	10	22
A0964192	BR-174	143.9	145.4	Felsic Volcanic 1	Central Pit	Mine Rock	0.80	8.0	20	523	1.0	<2	3.2	0.90	10	26
A0964193	BR-174	152.9	154.4	Felsic Volcanic 1	Central Pit	Mine Rock	0.70	7.6	16	526	<1	<2	2.9	<0.3	9.0	18
A0964194	BR-174	164.9	166.4	Felsic Volcanic 1	Central Pit	Mine Rock	0.80	8.5	13	589	1.0	<2	3.1	<0.3	11	47
A0964195	BR-174	169.4	170.9	Felsic Volcanic 1	Central Pit	Mine Rock	1.0	7.3	20	268	1.0	<2	2.3	0.70	8.0	15
A0964196	BR-174	175.4	176.9	Felsic Volcanic 1	Central Pit	Mine Rock	0.90	7.5	14	330	<1	<2	2.6	1.0	9.0	16
A0964197	BR-174	181	182	Felsic Volcanic 1	Central Pit	Mine Rock	1.3	8.0	23	141	1.0	<2	2.6	3.7	11	25
A0964198	BR-174	185	186	Felsic Volcanic 1	Central Pit	Mine Rock	0.80	7.9	32	635	1.0	<2	3.4	1.2	9.0	18
A0964702	BR-174	205	206	Felsic Volcanic 1	Central Pit	Ore-Grade	1.2	6.3	171	220	<1	<2	2.3	<0.3	9.0	20
A0964701	BR-174	212.15	213	Felsic Volcanic 1	Central Pit	Ore-Grade	0.80	7.1	124	570	<1	<2	2.6	<0.3	9.0	17
A0964199	BR-174	225	226.5	Felsic Volcanic 1	Central Pit	Mine Rock	0.60	7.9	17	557	1.0	<2	2.7	<0.3	10	17
A0964200	BR-174	243	244.5	Felsic Volcanic 1	Central Pit	Mine Rock	0.60	8.0	10	520	1.0	<2	3.1	<0.3	12	16
A0964201	BR-174	250.5	252	Felsic Volcanic 1	Central Pit	Mine Rock	0.60	7.4	9.0	486	<1	<2	2.9	<0.3	12	33
A0964202	BR-174	256.5	258	Felsic Volcanic 1	Central Pit	Mine Rock	0.70	7.7	9.0	535	<1	<2	2.9	<0.3	12	22
A0964203	BR-174	270	271	Felsic Volcanic 1	Central Pit	Mine Rock	0.90	7.8	25	456	1.0	<2	2.5	8.4	10	17
A0964204	BR-174	279	280	Felsic Volcanic 1	Central Pit	Mine Rock	0.70	6.8	17	540	1.0	<2	1.9	<0.3	6.0	18
A0964205	BR-174	284	285.05	Felsic Volcanic 1	Central Pit	Mine Rock	1.7	3.7	73	206	1.0	<2	0.65	2.4	7.0	16
A0964206	BR-174	287	288	Felsic Volcanic 1	Central Pit	Mine Rock	0.60	7.4	14	588	1.0	<2	2.6	<0.3	9.0	24
A0964207	BR-174	291	292	Felsic Volcanic 1	Central Pit	Mine Rock	0.60	7.8	14	666	1.0	<2	2.4	<0.3	9.0	30
A0964208	BR-174	311.1	312.6	Felsic Volcanic 1	Central Pit	Mine Rock	0.50	7.8	11	632	<1	<2	1.7	<0.3	8.0	14
A0964209	BR-174	331.3	332.8	Metasediment 2	Central Pit	Mine Rock	0.70	8.5	5.0	541	1.0	<2	1.3	<0.3	19	74
A0964210	BR-174	337.1	338.6	Felsic Volcanic 1	Central Pit	Mine Rock	0.60	7.7	9.0	451	1.0	<2	2.6	<0.3	11	23
A0964211	BR-174	343.35	344.85	Metasediment 2	Central Pit	Mine Rock	0.90	9.4	3.0	513	2.0	<2	2.0	<0.3	22	100
A0964212	BR-174	347.85	349.35	Metasediment 2	Central Pit	Mine Rock	0.60	8.5	9.0	597	1.0	<2	0.89	<0.3	25	102
A0964213	BR-174	355.35	356.85	Metasediment 2	Central Pit	Mine Rock	0.60	8.8	<3	707	1.0	<2	1.3	<0.3	22	103
A0964214	BR-175	22.5	24	Fragmental 1	Central Pit	Mine Rock	0.50	5.3	<3	317	1.0	<2	1.2	<0.3	19	91
A0964215	BR-175	40.2	41.7	Felsic Volcanic 1	Central Pit	Mine Rock	0.50	7.6	4.0	416	1.0	<2	2.3	<0.3	9.0	21
A0964216	BR-175	46.2	46.8	Felsic Volcanic 1	Central Pit	Mine Rock	0.50	7.9	4.0	488	1.0	<2	2.5	<0.3	9.0	18
A0964218	BR-175	53.3	54.8	Felsic Volcanic 1	Central Pit	Mine Rock	0.50	7.9	4.0	415	1.0	<2	2.6	<0.3	9.0	14

Classification as mine rock or ore-grade materials was based on gold content.

A value of "--" indicates metal was not measured for the given sample; the variation in elements analyzed is due to measurement at two different laboratories (see text).

Table B-7 Four Acid Metals

Sample ID	Drillhole ID	From	To	Lithology	Area	Class	Silver	Aluminum	Arsenic	Barium	Beryllium	Bismuth	Calcium	Cadmium	Cobalt	Chromium
		m	*m*				*ppm*	*%*	*ppm*	*ppm*	*ppm*	*ppm*	*%*	*ppm*	*ppm*	*ppm*
10x Crustal Abundance (Price 1997) [(1)]							--	--	--	--	--	--	--	--	--	--
A0964219	BR-175	59.3	60.8	Felsic Volcanic 1	Central Pit	Mine Rock	0.50	7.7	5.0	425	1.0	<2	2.4	<0.3	9.0	15
A0964220	BR-175	64.65	66	Metasediment 2	Central Pit	Mine Rock	0.50	8.2	3.0	591	1.0	<2	1.5	<0.3	20	89
A0964221	BR-175	69.6	71.1	Felsic Volcanic 1	Central Pit	Mine Rock	0.60	7.6	3.0	378	1.0	<2	2.3	<0.3	8.0	21
A0964222	BR-175	75.6	77.1	Felsic Volcanic 1	Central Pit	Mine Rock	0.50	7.8	5.0	491	1.0	<2	2.4	<0.3	10	24
A0964223	BR-175	81.7	83.2	Felsic Volcanic 1	Central Pit	Mine Rock	0.70	8.2	9.0	407	1.0	<2	1.7	<0.3	16	84
A0964217	BR-175	91.6	92.6	Felsic Volcanic 1	Central Pit	Mine Rock	0.40	3.6	<3	452	1.0	<2	1.3	<0.3	9.0	20
A0964224	BR-175	97.3	98.8	Metasediment 2	Central Pit	Mine Rock	0.60	7.1	<3	467	1.0	<2	1.6	<0.3	16	73
A0964225	BR-175	102.4	103.4	Metasediment 2	Central Pit	Mine Rock	0.50	8.5	<3	699	1.0	<2	1.1	<0.3	17	72
A0964226	BR-175	107.9	109.4	Felsic Volcanic 1	Central Pit	Mine Rock	0.50	7.8	4.0	572	<1	<2	2.5	<0.3	9.0	20
A0964227	BR-175	111.55	113	Metasediment 2	Central Pit	Mine Rock	0.50	8.4	<3	506	1.0	<2	1.4	<0.3	17	66
A0964228	BR-175	118.35	119.85	Felsic Volcanic 1	Central Pit	Mine Rock	0.60	7.8	9.0	317	1.0	<2	1.6	<0.3	16	56
A0964229	BR-175	123.65	124.65	Felsic Volcanic 1	Central Pit	Mine Rock	0.90	7.6	18	85	1.0	5.0	2.3	<0.3	11	21
A0964230	BR-175	128.65	129.65	Felsic Volcanic 1	Central Pit	Mine Rock	0.90	7.6	24	71	1.0	<2	2.2	<0.3	9.0	23
A0964231	BR-175	132.8	133.8	Felsic Volcanic 1	Central Pit	Mine Rock	0.70	7.8	33	75	1.0	3.0	1.9	<0.3	11	20
A0964232	BR-175	138.5	140	Felsic Volcanic 1	Central Pit	Mine Rock	1.0	7.6	37	65	1.0	2.0	2.3	<0.3	10	22
A0964233	BR-175	149.6	151.1	Felsic Volcanic 1	Central Pit	Mine Rock	1.6	7.7	27	297	<1	<2	2.7	11	11	25
117278	BR-039	130	131	Felsic Volcanic 2	Central Pit	Mine Rock	0.70	6.3	167	217	<1	<2	0.39	<0.3	2.0	19
117279	BR-039	134	135.3	Felsic Volcanic 2	Central Pit	Ore-Grade	0.60	6.7	162	125	<1	<2	0.77	<0.3	5.0	39
117280	BR-039	139.5	140.5	Felsic Volcanic 2	Central Pit	Mine Rock	0.90	7.0	228	285	1.0	<2	1.3	<0.3	2.0	13
117281	BR-039	145.7	146.5	Felsic Volcanic 2	Central Pit	Ore-Grade	0.80	4.2	157	471	<1	<2	1.2	<0.3	4.0	16
117282	BR-039	150.5	151.5	Felsic Volcanic 2	Central Pit	Mine Rock	0.80	7.2	85	657	1.0	<2	1.3	<0.3	2.0	6.0
117283	BR-039	156.5	157.5	Felsic Volcanic 1	Central Pit	Mine Rock	0.60	7.7	53	653	1.0	<2	2.4	<0.3	9.0	13
117284	BR-039	161.5	162.5	Felsic Volcanic 2	Central Pit	Mine Rock	0.70	6.9	110	360	<1	<2	1.1	<0.3	2.0	7.0
117285	BR-039	166.5	167.5	Felsic Volcanic 2	Central Pit	Mine Rock	0.80	6.6	236	437	<1	<2	0.97	<0.3	2.0	11
117286	BR-039	167.5	168.5	Felsic Volcanic 2	Central Pit	Ore-Grade	0.70	6.1	300	367	1.0	<2	0.88	<0.3	4.0	15
117287	BR-039	172.5	173.25	Felsic Volcanic 2	Central Pit	Mine Rock	0.40	5.9	164	364	<1	<2	0.95	<0.3	2.0	12
117294	BR-039	174.25	175.25	Felsic Volcanic 2	Central Pit	Ore-Grade	0.90	6.2	869	197	1.0	<2	0.23	<0.3	2.0	13
117288	BR-039	177.25	178.25	Felsic Volcanic 2	Central Pit	Mine Rock	0.80	7.0	178	496	1.0	<2	1.3	<0.3	2.0	33
117289	BR-039	184.25	185.25	Felsic Volcanic 2	Central Pit	Mine Rock	0.70	4.2	187	307	1.0	<2	1.1	<0.3	2.0	9.0
117290	BR-039	188.25	189.25	Felsic Volcanic 2	Central Pit	Mine Rock	0.70	6.9	222	259	1.0	<2	1.8	<0.3	2.0	6.0
117291	BR-039	195	196	Felsic Volcanic 2	Central Pit	Mine Rock	0.80	7.1	111	247	1.0	<2	1.5	<0.3	2.0	6.0
117292	BR-039	205	206	Felsic Volcanic 2	Central Pit	Mine Rock	0.90	7.0	55	531	1.0	<2	1.5	<0.3	2.0	5.0
117293	BR-039	210	210.75	Felsic Volcanic 2	Central Pit	Mine Rock	0.80	7.1	65	120	1.0	<2	0.63	<0.3	2.0	11
117296	BR-066	25	26	Felsic Volcanic 1	Central Pit	Mine Rock	<0.3	8.3	<3	587	<1	2.0	2.5	<0.3	14	24
117297	BR-066	30.5	31.5	Felsic Volcanic 1	Central Pit	Mine Rock	0.70	7.0	3.0	554	3.0	<2	4.7	<0.3	34	168
117298	BR-066	35.9	36.9	Felsic Volcanic 1	Central Pit	Mine Rock	<0.3	7.9	<3	437	1.0	<2	2.8	<0.3	9.0	26
117299	BR-066	40.5	41.5	Felsic Volcanic 1	Central Pit	Mine Rock	0.40	8.3	<3	351	<1	<2	2.6	<0.3	9.0	11
117300	BR-066	46	47	Felsic Volcanic 1	Central Pit	Mine Rock	0.60	8.8	<3	385	1.0	<2	2.2	<0.3	10	25
A0963051	BR-066	50	51	Felsic Volcanic 1	Central Pit	Mine Rock	0.40	7.8	<3	368	<1	<2	2.7	<0.3	7.0	12
A0963052	BR-066	56	57	Felsic Volcanic 1	Central Pit	Mine Rock	0.50	8.2	<3	885	1.0	<2	2.6	<0.3	11	16
A0963053	BR-066	60.4	61.4	Metasediment 2	Central Pit	Mine Rock	0.60	8.6	<3	497	1.0	<2	1.5	<0.3	16	69
A0963054	BR-066	64.85	65.85	Metasediment 2	Central Pit	Mine Rock	0.50	8.6	4.0	493	1.0	<2	1.5	<0.3	20	85
A0963055	BR-066	70.45	71	Felsic Volcanic 1	Central Pit	Mine Rock	0.50	8.2	<3	725	<1	<2	2.0	<0.3	7.0	24
A0963056	BR-066	74.6	75.2	Felsic Volcanic 1	Central Pit	Mine Rock	0.60	8.9	5.0	380	1.0	<2	2.0	<0.3	12	56

Screening values are for qualitative assessment only and hold no regulatory significance.

Classification as mine rock or ore-grade materials was based on gold content.

A value of "--" indicates metal was not measured for the given sample; the variation in elements analyzed is due to measurement at two different laboratories (see text).

Table B-7 Four Acid Metals

Sample ID	Drillhole ID	From	To	Lithology	Area	Class	Silver	Aluminum	Arsenic	Barium	Beryllium	Bismuth	Calcium	Cadmium	Cobalt	Chromium
		m	*m*				*ppm*	*%*	*ppm*	*ppm*	*ppm*	*ppm*	*%*	*ppm*	*ppm*	*ppm*
10x Crustal Abundance (Price 1997) [(1)]							--	--	--	--	--	--	--	--	--	--
A0963057	BR-066	80.5	81	Felsic Volcanic 2	Central Pit	Mine Rock	0.40	5.1	<3	271	2.0	<2	0.50	<0.3	3.0	23
A0963058	BR-066	85.35	86	Felsic Volcanic 1	Central Pit	Mine Rock	0.50	7.7	3.0	357	1.0	<2	2.2	<0.3	8.0	24
A0963059	BR-066	90	91	Felsic Volcanic 1	Central Pit	Mine Rock	0.50	7.6	<3	489	<1	<2	2.1	<0.3	8.0	100
A0963060	BR-066	95	96	Felsic Volcanic 1	Central Pit	Mine Rock	0.50	7.8	<3	496	1.0	<2	2.2	<0.3	9.0	13
A0963061	BR-066	100	101	Felsic Volcanic 1	Central Pit	Mine Rock	0.50	7.8	<3	501	1.0	<2	2.4	<0.3	9.0	15
A0963091	BR-066	102	103	Felsic Volcanic 1	Central Pit	Mine Rock	0.60	9.3	3.0	464	1.0	<2	2.7	<0.3	10	17
A0963062	BR-066	105	106	Felsic Volcanic 1	Central Pit	Mine Rock	0.40	8.2	3.0	525	1.0	<2	2.2	<0.3	8.0	15
A0963063	BR-066	110	111	Felsic Volcanic 1	Central Pit	Mine Rock	0.50	7.9	<3	507	<1	<2	2.4	<0.3	9.0	21
A0963064	BR-066	120	120.65	Felsic Volcanic 1	Central Pit	Mine Rock	0.50	8.7	<3	477	1.0	<2	3.0	<0.3	12	22
A0963065	BR-066	124.75	125.25	Felsic Volcanic 1	Central Pit	Mine Rock	<0.3	0.81	<3	44	<1	<2	0.27	<0.3	1.0	24
A0963066	BR-066	130.5	131	Felsic Volcanic 1	Central Pit	Mine Rock	0.50	6.9	<3	288	1.0	<2	2.1	<0.3	9.0	27
A0963067	BR-066	135	136	Felsic Volcanic 2	Central Pit	Mine Rock	<0.3	6.9	3.0	361	2.0	<2	0.71	<0.3	<1	3.0
A0963068	BR-066	140.5	141.3	Metasediment 2	Central Pit	Mine Rock	0.50	9.6	4.0	434	1.0	<2	1.2	<0.3	21	87
A0963069	BR-066	145.3	146.3	Fragmental 1	Central Pit	Mine Rock	0.60	9.9	3.0	518	1.0	<2	4.0	<0.3	15	25
A0963070	BR-066	150.3	151.3	Fragmental 1	Central Pit	Mine Rock	0.50	8.1	<3	478	<1	<2	2.8	<0.3	16	33
A0963071	BR-066	155.4	156.4	Fragmental 1	Central Pit	Mine Rock	0.60	8.7	<3	469	<1	<2	3.1	<0.3	15	43
A0963072	BR-066	160.2	160.8	Fragmental 1	Central Pit	Mine Rock	0.50	6.9	<3	479	<1	<2	2.8	<0.3	12	42
A0963073	BR-066	165	166	Felsic Volcanic 1	Central Pit	Mine Rock	0.40	7.6	3.0	365	<1	<2	2.5	<0.3	9.0	16
A0963092	BR-066	172	172.9	Felsic Volcanic 1	Central Pit	Mine Rock	0.50	5.8	4.0	384	1.0	<2	3.1	<0.3	16	66
A0963074	BR-066	175	176	Felsic Volcanic 1	Central Pit	Mine Rock	0.60	7.6	3.0	393	<1	<2	2.6	<0.3	8.0	16
A0963075	BR-066	179	180	Felsic Volcanic 1	Central Pit	Mine Rock	0.50	7.5	5.0	177	<1	<2	1.9	<0.3	11	28
A0963093	BR-066	186.5	187.5	Felsic Volcanic 1	Central Pit	Mine Rock	0.50	7.9	3.0	508	1.0	<2	2.5	<0.3	9.0	15
A0963076	BR-066	195.3	196.3	Metasediment 2	Central Pit	Mine Rock	0.50	7.3	4.0	446	1.0	<2	1.5	<0.3	15	55
A0963077	BR-066	200	201	Metasediment 2	Central Pit	Mine Rock	0.70	9.3	4.0	706	1.0	<2	1.2	<0.3	22	89
A0963078	BR-066	205.3	205.9	Felsic Volcanic 1	Central Pit	Mine Rock	0.60	7.7	<3	524	<1	<2	2.3	<0.3	10	27
A0963079	BR-066	210.75	211.8	Felsic Volcanic 1	Central Pit	Mine Rock	0.60	7.8	5.0	563	<1	<2	2.2	<0.3	8.0	20
A0963080	BR-066	215.1	216.1	Fragmental 1	Central Pit	Mine Rock	0.60	7.7	<3	481	<1	<2	1.7	<0.3	16	76
A0963094	BR-066	218.1	218.7	Fragmental 1	Central Pit	Mine Rock	0.50	6.7	8.0	578	2.0	<2	4.8	<0.3	35	300
A0963081	BR-066	225.5	226.2	Fragmental 1	Central Pit	Mine Rock	0.60	8.5	3.0	547	1.0	<2	2.7	<0.3	17	69
A0963082	BR-066	235.65	236.3	Fragmental 1	Central Pit	Mine Rock	0.90	8.4	5.0	626	1.0	<2	1.2	<0.3	18	78
A0963083	BR-066	239.3	240	Fragmental 1	Central Pit	Mine Rock	0.60	7.6	16	545	<1	<2	1.6	0.30	12	41
A0963095	BR-066	244	245	Fragmental 1	Central Pit	Mine Rock	0.90	7.5	14	305	<1	<2	2.5	<0.3	10	18
A0963084	BR-066	255.2	256.2	Fragmental 1	Central Pit	Mine Rock	0.80	7.0	12	451	1.0	<2	3.4	0.50	10	15
A0963096	BR-066	261.75	262.5	Fragmental 1	Central Pit	Mine Rock	1.3	9.3	13	359	1.0	<2	4.5	2.0	27	139
A0963097	BR-066	266.9	267.5	Fragmental 1	Central Pit	Mine Rock	0.90	7.4	19	122	<1	<2	1.9	0.40	10	17
A0963085	BR-066	269.6	270.35	Fragmental 1	Central Pit	Mine Rock	0.80	8.1	7.0	548	<1	<2	3.0	<0.3	8.0	22
A0963098	BR-066	278	279	Felsic Volcanic 1	Central Pit	Mine Rock	0.80	4.9	7.0	481	<1	<2	2.8	<0.3	8.0	23
A0963099	BR-066	292.25	293.25	Felsic Volcanic 1	Central Pit	Mine Rock	0.60	6.4	21	332	<1	<2	2.4	<0.3	7.0	24
A0963086	BR-066	296.2	296.8	Felsic Volcanic 1	Central Pit	Mine Rock	1.4	7.8	37	121	1.0	4.0	1.9	3.6	10	14
A0963087	BR-066	301.4	302.4	Felsic Volcanic 2	Central Pit	Ore-Grade	0.90	7.3	149	334	1.0	<2	2.8	2.5	11	17
A0963088	BR-066	310	311	Felsic Volcanic 1	Central Pit	Ore-Grade	0.60	7.3	278	488	1.0	<2	2.5	<0.3	9.0	18
A0963089	BR-066	325.5	326.5	Felsic Volcanic 1	Central Pit	Ore-Grade	0.60	7.3	29	533	<1	<2	3.0	<0.3	13	39
A0963100	BR-066	331.5	332.5	Felsic Volcanic 1	Central Pit	Mine Rock	0.70	7.9	17	578	<1	<2	3.0	<0.3	13	44
A0963001	BR-066	339.5	340.5	Felsic Volcanic 1	Central Pit	Mine Rock	0.90	9.6	30	620	1.0	<2	3.4	<0.3	12	36

Screening values are for qualitative assessment only and hold no regulatory significance.

Classification as mine rock or ore-grade materials was based on gold content.

A value of "--" indicates metal was not measured for the given sample; the variation in elements analyzed is due to measurement at two different laboratories (see text).

Table B-7 Four Acid Metals

Sample ID	Drillhole ID	From	To	Lithology	Area	Class	Silver	Aluminum	Arsenic	Barium	Beryllium	Bismuth	Calcium	Cadmium	Cobalt	Chromium
		m	*m*				*ppm*	*%*	*ppm*	*ppm*	*ppm*	*ppm*	*%*	*ppm*	*ppm*	*ppm*
10x Crustal Abundance (Price 1997) [(1)]							--	--	--	--	--	--	--	--	--	--
A0963090	BR-066	351.2	352.2	Felsic Volcanic 1	Central Pit	Mine Rock	0.70	7.8	12	549	1.0	<2	2.6	0.50	10	27
A0963002	BR-066	355.7	356.7	Felsic Volcanic 1	Central Pit	Mine Rock	0.90	5.5	39	503	1.0	<2	2.4	<0.3	9.0	22
DX758007	BR-144	26	27	Felsic Volcanic 1	Central Pit	Mine Rock	0.90	7.4	12	596	<1	<2	2.9	<0.3	5.0	32
DX758008	BR-144	32	33	Felsic Volcanic 1	Central Pit	Mine Rock	1.1	7.7	11	517	<1	<2	3.2	0.90	10	43
DX758009	BR-144	42	43	Felsic Volcanic 1	Central Pit	Mine Rock	0.80	8.1	12	751	1.0	<2	3.5	4.8	11	27
DX758010	BR-144	45.55	46.15	Felsic Volcanic 1	Central Pit	Mine Rock	0.70	7.5	9.0	539	<1	<2	2.7	<0.3	7.0	18
DX758011	BR-144	50.2	51	Felsic Volcanic 1	Central Pit	Mine Rock	0.90	8.1	14	656	1.0	<2	2.6	<0.3	10	24
DX758012	BR-144	55	56	Felsic Volcanic 1	Central Pit	Mine Rock	0.60	7.8	18	508	<1	<2	2.5	0.50	10	17
DX758013	BR-144	60	61	Felsic Volcanic 1	Central Pit	Mine Rock	0.80	7.8	23	549	<1	<2	2.6	<0.3	9.0	19
DX758014	BR-144	64.6	65.6	Felsic Volcanic 1	Central Pit	Mine Rock	0.90	7.8	19	663	1.0	<2	2.9	0.40	10	18
DX758015	BR-144	72.6	73.6	Felsic Volcanic 1	Central Pit	Mine Rock	0.70	4.6	12	582	<1	<2	2.6	4.9	9.0	23
DX758016	BR-144	76.6	77.6	Felsic Volcanic 1	Central Pit	Mine Rock	0.80	7.7	10	750	1.0	<2	2.4	7.2	9.0	23
DX758017	BR-144	81.8	82.5	Felsic Volcanic 1	Central Pit	Mine Rock	0.90	7.9	16	563	1.0	<2	2.7	0.80	9.0	29
DX758018	BR-144	93	94	Felsic Volcanic 1	Central Pit	Mine Rock	0.80	7.6	18	665	1.0	<2	2.9	<0.3	10	21
DX758019	BR-144	98	98.5	Felsic Volcanic 1	Central Pit	Mine Rock	1.6	7.2	20	124	<1	<2	0.71	0.30	11	16
DX758020	BR-144	98.5	99	Felsic Volcanic 1	Central Pit	Ore-Grade	5.5	6.3	92	69	<1	6.0	3.6	2.6	16	26
DX758021	BR-144	105	106	Felsic Volcanic 1	Central Pit	Mine Rock	1.3	7.5	45	104	<1	<2	1.4	1.9	12	20
DX758022	BR-144	111.75	112.5	Felsic Volcanic 1	Central Pit	Mine Rock	0.80	7.9	37	223	1.0	<2	2.9	<0.3	9.0	15
DX758023	BR-144	114.5	115.25	Felsic Volcanic 1	Central Pit	Mine Rock	0.80	7.5	31	244	<1	<2	2.7	0.40	9.0	15
DX758024	BR-144	120	121	Felsic Volcanic 1	Central Pit	Mine Rock	1.1	7.8	43	176	1.0	<2	2.4	12	13	23
DX758025	BR-144	129	130	Felsic Volcanic 1	Central Pit	Mine Rock	0.70	8.0	89	897	1.0	<2	2.9	<0.3	9.0	29
DX758026	BR-144	132.5	133.25	Felsic Volcanic 1	Central Pit	Ore-Grade	1.0	7.2	492	91	<1	<2	2.1	2.6	9.0	12
DX758027	BR-144	137	137.5	Felsic Volcanic 1	Central Pit	Ore-Grade	2.1	6.3	1230	148	<1	<2	2.1	0.90	7.0	16
DX758028	BR-144	142.7	143.25	Felsic Volcanic 1	Central Pit	Ore-Grade	0.80	6.2	1800	150	<1	<2	1.9	<0.3	8.0	19
DX758029	BR-144	149	150	Felsic Volcanic 1	Central Pit	Mine Rock	0.60	7.5	29	508	<1	<2	2.5	<0.3	9.0	26
DX758030	BR-144	152	153	Felsic Volcanic 1	Central Pit	Ore-Grade	0.50	7.5	24	629	<1	<2	2.6	<0.3	10	20
DX758031	BR-144	176	177	Felsic Volcanic 1	Central Pit	Mine Rock	0.70	7.6	11	426	<1	<2	2.6	0.40	9.0	16
DX758032	BR-144	189	190	Felsic Volcanic 1	Central Pit	Mine Rock	0.60	7.9	11	513	<1	<2	3.0	<0.3	10	17
A0964603	BR-407	334.5	336	Felsic Volcanic 1	Central Pit	Mine Rock	0.50	7.8	3.0	625	1.0	<2	2.6	<0.3	9.0	16
A0964604	BR-407	340.5	342	Felsic Volcanic 1	Central Pit	Mine Rock	0.50	8.1	4.0	511	1.0	<2	2.5	<0.3	9.0	11
A0964605	BR-407	345	346.5	Felsic Volcanic 1	Central Pit	Mine Rock	0.60	8.0	4.0	432	1.0	<2	2.5	<0.3	9.0	16
A0964606	BR-407	355.5	357	Felsic Volcanic 1	Central Pit	Mine Rock	0.40	2.9	5.0	413	<1	<2	1.9	<0.3	8.0	24
A0964607	BR-407	361.5	363	Felsic Volcanic 1	Central Pit	Mine Rock	0.60	6.3	4.0	533	1.0	<2	2.3	<0.3	9.0	26
A0964608	BR-407	367.5	369	Felsic Volcanic 1	Central Pit	Mine Rock	0.50	7.7	6.0	533	1.0	<2	3.0	<0.3	9.0	20
A0964609	BR-407	381	382.5	Felsic Volcanic 1	Central Pit	Mine Rock	0.50	7.5	7.0	463	1.0	<2	2.5	<0.3	9.0	19
A0964617	BR-407	389	390	Felsic Volcanic 1	Central Pit	Mine Rock	0.60	7.5	18	232	1.0	<2	2.0	<0.3	8.0	14
A0964610	BR-407	393	394.5	Felsic Volcanic 1	Central Pit	Mine Rock	1.0	7.6	14	238	1.0	<2	2.4	<0.3	10	19
A0964611	BR-407	401	402	Felsic Volcanic 1	Central Pit	Mine Rock	0.80	7.2	11	66	<1	<2	1.8	<0.3	9.0	19
A0964612	BR-407	406	407	Felsic Volcanic 1	Central Pit	Mine Rock	1.0	7.6	26	65	1.0	8.0	2.0	<0.3	10	18
A0964613	BR-407	417	417.75	Felsic Volcanic 1	Central Pit	Mine Rock	0.80	7.6	18	81	1.0	4.0	2.4	<0.3	8.0	17
A0964614	BR-407	431.5	432.35	Felsic Volcanic 1	Central Pit	Ore-Grade	1.3	7.5	20	120	1.0	<2	1.2	<0.3	10	19
A0964615	BR-407	435	436	Felsic Volcanic 1	Central Pit	Mine Rock	0.70	7.5	23	101	1.0	<2	1.8	<0.3	7.0	15
117426	BR-426	23	24	Felsic Volcanic 1	Central Pit	Mine Rock	0.60	7.7	13	524	1.0	<2	2.3	<0.3	9.0	21
117427	BR-426	33	34.5	Felsic Volcanic 1	Central Pit	Mine Rock	0.60	6.9	207	434	<1	<2	2.4	<0.3	8.0	14

Screening values are for qualitative assessment only and hold no regulatory significance.

Classification as mine rock or ore-grade materials was based on gold content.

A value of "--" indicates metal was not measured for the given sample; the variation in elements analyzed is due to measurement at two different laboratories (see text).

Table B-7 Four Acid Metals

Sample ID	Drillhole ID	From	To	Lithology	Area	Class	Silver	Aluminum	Arsenic	Barium	Beryllium	Bismuth	Calcium	Cadmium	Cobalt	Chromium
		m	*m*				*ppm*	*%*	*ppm*	*ppm*	*ppm*	*ppm*	*%*	*ppm*	*ppm*	*ppm*
10x Crustal Abundance (Price 1997) [(1)]							--	--	--	--	--	--	--	--	--	--
117428	BR-426	40.5	42	Felsic Volcanic 1	Central Pit	Ore-Grade	1.7	7.3	87	612	1.0	<2	2.2	<0.3	8.0	21
117429	BR-426	44.6	46	Felsic Volcanic 1	Central Pit	Mine Rock	0.60	7.8	97	585	1.0	<2	2.6	<0.3	10	16
117430	BR-426	57	58	Felsic Volcanic 2	Central Pit	Ore-Grade	0.80	6.7	165	474	1.0	<2	0.53	<0.3	2.0	11
117431	BR-426	61.5	63	Felsic Volcanic 1	Central Pit	Mine Rock	0.80	7.8	236	491	1.0	<2	2.6	<0.3	12	24
117432	BR-426	66	67	Felsic Volcanic 2	Central Pit	Ore-Grade	0.70	6.6	178	345	1.0	<2	1.2	<0.3	2.0	11
117433	BR-426	80	81.15	Felsic Volcanic 2	Central Pit	Mine Rock	1.0	3.0	87	407	1.0	<2	1.1	<0.3	4.0	33
117434	BR-426	84.4	85.75	Felsic Volcanic 2	Central Pit	Ore-Grade	1.2	4.9	184	211	<1	<2	1.0	<0.3	3.0	11
117435	BR-426	90	91	Felsic Volcanic 2	Central Pit	Mine Rock	0.90	6.9	198	367	<1	<2	1.5	<0.3	2.0	11
117436	BR-426	94.2	95.2	Felsic Volcanic 1	Central Pit	Mine Rock	<0.3	2.3	82	131	<1	<2	0.47	<0.3	4.0	10
117437	BR-426	100.55	101.6	Felsic Volcanic 2	Central Pit	Mine Rock	0.80	7.0	152	323	<1	<2	1.2	<0.3	2.0	11
117438	BR-426	105.4	106.55	Felsic Volcanic 2	Central Pit	Mine Rock	0.80	6.8	312	391	1.0	<2	1.7	<0.3	4.0	26
117439	BR-426	110.5	112	Felsic Volcanic 2	Central Pit	Mine Rock	0.90	7.2	124	406	1.0	<2	1.3	<0.3	2.0	9.0
117440	BR-426	115	116.5	Felsic Volcanic 2	Central Pit	Mine Rock	0.80	6.7	214	387	<1	<2	1.3	<0.3	2.0	13
117441	BR-426	121	122.5	Felsic Volcanic 2	Central Pit	Mine Rock	0.90	6.9	89	230	1.0	<2	1.6	<0.3	2.0	8.0
117442	BR-426	127	128.5	Felsic Volcanic 2	Central Pit	Mine Rock	0.70	3.2	48	267	1.0	<2	0.67	<0.3	2.0	9.0
117443	BR-426	133.5	135	Felsic Volcanic 2	Central Pit	Mine Rock	0.90	6.3	58	348	1.0	<2	1.9	<0.3	2.0	11
117444	BR-426	139.5	141	Felsic Volcanic 2	Central Pit	Mine Rock	0.80	6.7	42	144	1.0	<2	1.4	<0.3	2.0	9.0
117445	BR-426	145.5	147	Felsic Volcanic 2	Central Pit	Mine Rock	0.80	6.7	25	405	1.0	<2	1.3	<0.3	1.0	5.0
117446	BR-426	151.5	152.5	Felsic Volcanic 2	Central Pit	Mine Rock	1.0	6.7	54	610	1.0	<2	2.5	<0.3	2.0	29
117447	BR-426	156	157	Felsic Volcanic 2	Central Pit	Mine Rock	0.60	7.0	47	166	1.0	<2	1.2	<0.3	2.0	15
A0964680	BR-426	163.5	164.45	Felsic Volcanic 2	Central Pit	Mine Rock	1.0	7.2	75	599	1.0	<2	1.7	<0.3	2.0	6.0
117195	BR-038	23	24	Felsic Volcanic 1	Central Pit	Mine Rock	0.90	7.9	9.0	570	1.0	<2	3.0	0.60	11	22
117196	BR-038	31.35	32.3	Felsic Volcanic 1	Central Pit	Mine Rock	0.90	8.6	18	323	1.0	<2	3.2	<0.3	11	31
117166	BR-038	38	39	Felsic Volcanic 1	Central Pit	Mine Rock	0.60	3.3	19	352	<1	<2	2.0	<0.3	9.0	28
117167	BR-038	41.9	42.9	Felsic Volcanic 1	Central Pit	Mine Rock	0.80	6.3	26	265	1.0	<2	1.7	<0.3	9.0	28
117197	BR-038	47.2	47.9	Felsic Volcanic 1	Central Pit	Mine Rock	1.0	7.8	19	407	<1	<2	3.2	0.30	9.0	18
117168	BR-038	50.2	50.7	Felsic Volcanic 1	Central Pit	Mine Rock	2.7	7.4	42	146	1.0	2.0	0.81	37	13	31
117198	BR-038	55	56	Felsic Volcanic 1	Central Pit	Mine Rock	0.90	7.8	12	585	<1	<2	2.4	<0.3	8.0	17
117199	BR-038	62.5	63	Felsic Volcanic 1	Central Pit	Mine Rock	1.2	7.3	50	318	<1	<2	3.8	2.2	8.0	18
117169	BR-038	65.5	66	Felsic Volcanic 1	Central Pit	Mine Rock	1.1	7.4	38	115	<1	<2	2.0	16	11	24
117170	BR-038	70.62	71.55	Felsic Volcanic 1	Central Pit	Mine Rock	0.70	7.8	46	223	1.0	<2	2.1	0.80	9.0	21
117200	BR-038	74.5	75.25	Felsic Volcanic 1	Central Pit	Mine Rock	0.80	7.6	43	393	1.0	<2	3.2	<0.3	10	20
117258	BR-038	81.7	82.2	Felsic Volcanic 1	Central Pit	Ore-Grade	1.7	7.9	50	240	1.0	<2	2.1	6.9	9.0	18
117171	BR-038	87.8	88.8	Felsic Volcanic 1	Central Pit	Ore-Grade	0.80	8.2	163	316	1.0	<2	2.7	0.50	11	20
117172	BR-038	105.5	106.5	Felsic Volcanic 1	Central Pit	Mine Rock	0.70	7.6	12	693	1.0	<2	2.4	<0.3	9.0	20
117173	BR-038	116.15	117.15	Felsic Volcanic 1	Central Pit	Mine Rock	0.80	7.8	23	456	1.0	<2	2.8	1.6	9.0	16
117251	BR-038	122.5	123.5	Felsic Volcanic 1	Central Pit	Mine Rock	0.60	7.6	16	584	1.0	<2	2.6	<0.3	9.0	18
117252	BR-038	128	129	Felsic Volcanic 1	Central Pit	Mine Rock	0.90	7.4	28	461	1.0	<2	3.6	2.7	10	20
117174	BR-038	140.85	141.85	Felsic Volcanic 1	Central Pit	Mine Rock	0.70	7.9	21	679	1.0	<2	2.8	<0.3	12	20
117253	BR-038	145.85	146.65	Felsic Volcanic 1	Central Pit	Mine Rock	0.80	8.0	44	604	1.0	<2	2.3	<0.3	11	33
117175	BR-038	150.9	151.9	Felsic Volcanic 1	Central Pit	Mine Rock	0.70	7.6	28	748	1.0	<2	1.6	<0.3	7.0	13
117176	BR-038	161.6	162.6	Felsic Volcanic 1	Central Pit	Mine Rock	0.70	5.1	25	612	1.0	<2	2.3	<0.3	10	25
117177	BR-038	166.6	167.6	Felsic Volcanic 1	Central Pit	Mine Rock	0.70	7.6	7.0	539	1.0	<2	2.7	<0.3	9.0	17
117178	BR-038	186	186.6	Felsic Volcanic 1	Central Pit	Mine Rock	0.40	6.5	8.0	283	<1	<2	2.3	<0.3	6.0	15

Classification as mine rock or ore-grade materials was based on gold content.

A value of "--" indicates metal was not measured for the given sample; the variation in elements analyzed is due to measurement at two different laboratories (see text).

Table B-7 Four Acid Metals

Sample ID	Drillhole ID	From	To	Lithology	Area	Class	Silver	Aluminum	Arsenic	Barium	Beryllium	Bismuth	Calcium	Cadmium	Cobalt	Chromium
		m	*m*				*ppm*	*%*	*ppm*	*ppm*	*ppm*	*ppm*	*%*	*ppm*	*ppm*	*ppm*
10x Crustal Abundance (Price 1997) [(1)]							--	--	--	--	--	--	--	--	--	--
117179	BR-038	191.5	192.5	Metasediment 2	Central Pit	Mine Rock	0.70	8.3	41	509	1.0	<2	1.3	<0.3	19	60
117180	BR-038	196.8	197.8	Metasediment 2	Central Pit	Mine Rock	0.50	7.9	63	586	1.0	<2	1.4	<0.3	17	65
117181	BR-038	202.3	203.3	Metasediment 2	Central Pit	Mine Rock	0.80	8.9	128	530	1.0	<2	1.4	<0.3	21	86
117254	BR-038	207.25	208.25	Felsic Volcanic 1	Central Pit	Mine Rock	0.70	8.2	11	483	1.0	<2	2.7	<0.3	11	17
117182	BR-038	211.35	212.35	Metasediment 2	Central Pit	Mine Rock	1.0	9.1	356	694	1.0	<2	1.3	<0.3	21	88
117183	BR-038	217.9	218.65	Metasediment 2	Central Pit	Mine Rock	0.90	9.3	367	529	1.0	<2	0.81	<0.3	21	130
117184	BR-038	220.5	221.7	Metasediment 2	Central Pit	Mine Rock	0.80	3.1	<3	427	<1	<2	0.56	<0.3	18	116
117185	BR-038	222.7	223.7	Metasediment 2	Central Pit	Mine Rock	0.70	7.6	41	415	1.0	<2	1.4	<0.3	17	118
117186	BR-038	227.2	228.2	Felsic Volcanic 1	Central Pit	Mine Rock	0.60	8.0	9.0	568	1.0	<2	2.2	<0.3	13	26
117255	BR-038	233.5	234	Felsic Volcanic 1	Central Pit	Mine Rock	0.60	7.7	9.0	483	<1	<2	2.6	<0.3	11	24
117256	BR-038	239.5	240	Felsic Volcanic 1	Central Pit	Mine Rock	0.70	7.5	26	433	<1	<2	2.8	<0.3	12	18
117187	BR-038	242.65	243.65	Felsic Volcanic 1	Central Pit	Mine Rock	0.60	7.5	6.0	506	<1	<2	2.5	<0.3	10	19
117188	BR-038	245.95	246.75	Metasediment 2	Central Pit	Mine Rock	0.70	8.6	6.0	605	1.0	<2	1.6	<0.3	19	73
117189	BR-038	253.2	254.2	Felsic Volcanic 1	Central Pit	Ore-Grade	0.50	8.0	12	541	<1	<2	2.5	<0.3	11	23
117190	BR-038	264.1	264.65	Metasediment 2	Central Pit	Ore-Grade	1.7	7.5	421	204	1.0	<2	1.7	<0.3	14	110
117191	BR-038	268.6	269.6	Felsic Volcanic 2	Central Pit	Mine Rock	0.80	6.9	29	416	<1	<2	0.83	<0.3	2.0	12
117192	BR-038	269.6	270.6	Felsic Volcanic 2	Central Pit	Mine Rock	0.80	4.7	55	395	<1	<2	0.82	<0.3	2.0	11
117257	BR-038	278.2	279.2	Felsic Volcanic 2	Central Pit	Mine Rock	0.80	6.7	161	448	1.0	<2	1.2	<0.3	2.0	13
117193	BR-038	281.3	282.3	Felsic Volcanic 2	Central Pit	Mine Rock	1.0	7.2	133	465	1.0	<2	1.7	<0.3	2.0	12
117194	BR-038	285.3	286.3	Felsic Volcanic 2	Central Pit	Mine Rock	0.60	5.5	72	320	<1	<2	3.7	<0.3	29	241
117259	BR-039	14	15	Felsic Volcanic 1	Central Pit	Mine Rock	0.90	7.8	38	625	1.0	<2	2.5	1.1	9.0	17
117260	BR-039	20.5	21.5	Felsic Volcanic 1	Central Pit	Mine Rock	0.60	7.9	17	456	1.0	<2	2.7	<0.3	11	15
117261	BR-039	34	35.3	Metasediment 2	Central Pit	Mine Rock	0.70	8.8	113	620	1.0	<2	1.4	<0.3	20	78
117262	BR-039	42.4	43	Metasediment 2	Central Pit	Mine Rock	1.3	7.7	1190	108	1.0	<2	1.3	<0.3	22	74
117263	BR-039	47	48.3	Metasediment 2	Central Pit	Mine Rock	0.70	8.5	38	615	1.0	<2	1.5	<0.3	18	80
117264	BR-039	53	54	Metasediment 2	Central Pit	Mine Rock	0.60	8.8	91	544	1.0	<2	1.4	<0.3	21	99
117295	BR-039	59	60	Metasediment 2	Central Pit	Mine Rock	0.60	8.6	294	530	1.0	<2	1.3	<0.3	19	92
117265	BR-039	63	64	Metasediment 2	Central Pit	Mine Rock	0.70	8.4	67	298	1.0	<2	0.79	<0.3	20	88
117266	BR-039	65	66	Metasediment 2	Central Pit	Mine Rock	0.70	8.7	78	626	1.0	<2	1.3	<0.3	21	90
117267	BR-039	70	71	Metasediment 2	Central Pit	Mine Rock	0.50	8.8	27	536	1.0	<2	1.5	<0.3	20	84
117268	BR-039	75	76	Metasediment 2	Central Pit	Mine Rock	0.60	9.3	50	597	1.0	<2	1.2	<0.3	22	97
117269	BR-039	80	81	Metasediment 2	Central Pit	Mine Rock	0.70	8.8	87	575	1.0	<2	1.8	<0.3	22	113
117270	BR-039	85.3	85.9	Metasediment 2	Central Pit	Mine Rock	1.1	7.6	5.0	247	1.0	<2	0.99	<0.3	17	75
117271	BR-039	91	92	Felsic Volcanic 1	Central Pit	Mine Rock	0.60	3.8	7.0	481	1.0	<2	2.0	<0.3	11	27
117272	BR-039	95.6	96.4	Metasediment 2	Central Pit	Mine Rock	0.80	7.0	4.0	502	1.0	<2	1.8	<0.3	24	149
117273	BR-039	102	103	Metasediment 2	Central Pit	Mine Rock	0.70	8.3	56	500	1.0	<2	1.9	<0.3	16	85
117274	BR-039	109	110	Felsic Volcanic 1	Central Pit	Mine Rock	0.60	8.0	27	444	1.0	<2	2.9	<0.3	11	24
117275	BR-039	115.8	117	Felsic Volcanic 2	Central Pit	Mine Rock	0.70	7.5	306	473	1.0	<2	1.3	<0.3	3.0	11
117276	BR-039	120.15	121.5	Felsic Volcanic 2	Central Pit	Ore-Grade	0.50	6.7	113	325	<1	<2	0.35	<0.3	2.0	10
117277	BR-039	125	126	Felsic Volcanic 2	Central Pit	Mine Rock	0.80	7.1	487	401	1.0	<2	1.4	<0.3	2.0	11
117391	BR-211	39	40	Felsic Volcanic 1	Central Pit	Mine Rock	0.70	7.9	7.0	537	1.0	<2	2.8	<0.3	9.0	23
117392	BR-211	44.45	45.15	Felsic Volcanic 1	Central Pit	Ore-Grade	1.1	7.5	17	413	<1	<2	3.1	<0.3	9.0	18
117393	BR-211	50	51	Felsic Volcanic 1	Central Pit	Mine Rock	1.6	7.9	37	152	<1	<2	2.2	<0.3	12	42
117394	BR-211	61.25	62	Felsic Volcanic 1	Central Pit	Mine Rock	0.70	8.1	11	749	1.0	<2	2.9	4.0	12	28

Classification as mine rock or ore-grade materials was based on gold content.

A value of "--" indicates metal was not measured for the given sample; the variation in elements analyzed is due to measurement at two different laboratories (see text).

Table B-7 Four Acid Metals

Sample ID	Drillhole ID	From	To	Lithology	Area	Class	Silver	Aluminum	Arsenic	Barium	Beryllium	Bismuth	Calcium	Cadmium	Cobalt	Chromium
		m	*m*				*ppm*	*%*	*ppm*	*ppm*	*ppm*	*ppm*	*%*	*ppm*	*ppm*	*ppm*
10x Crustal Abundance (Price 1997) [(1)]							--	--	--	--	--	--	--	--	--	--
117395	BR-211	65.75	66.5	Felsic Volcanic 1	Central Pit	Mine Rock	0.90	7.9	9.0	749	1.0	<2	3.0	0.90	12	39
117396	BR-211	73.25	74	Felsic Volcanic 1	Central Pit	Mine Rock	1.0	7.4	4.0	657	<1	<2	1.9	41	12	22
117397	BR-211	74.75	75.5	Felsic Volcanic 1	Central Pit	Mine Rock	0.70	7.9	6.0	970	<1	<2	1.6	<0.3	9.0	21
117398	BR-211	81	81.7	Felsic Volcanic 1	Central Pit	Mine Rock	1.7	7.6	56	351	1.0	<2	1.4	<0.3	14	27
117399	BR-211	86.5	87.5	Felsic Volcanic 1	Central Pit	Mine Rock	1.4	6.6	20	560	1.0	<2	2.1	6.6	10	26
117400	BR-211	91.5	92.5	Felsic Volcanic 1	Central Pit	Mine Rock	1.4	8.0	8.0	304	1.0	<2	1.6	20	12	26
117401	BR-211	93.5	94.5	Felsic Volcanic 1	Central Pit	Mine Rock	1.5	7.7	31	114	1.0	<2	0.65	0.60	9.0	18
117402	BR-211	99.8	100.5	Felsic Volcanic 2	Central Pit	Ore-Grade	2.0	6.9	175	328	<1	2.0	0.98	0.80	11	15
117403	BR-211	103.2	103.9	Felsic Volcanic 2	Central Pit	Ore-Grade	1.3	5.8	232	88	<1	<2	1.8	<0.3	9.0	19
117404	BR-211	115.5	116.5	Felsic Volcanic 1	Central Pit	Mine Rock	1.3	7.8	51	428	2.0	<2	1.8	3.5	7.0	15
117405	BR-211	119.5	120.25	Felsic Volcanic 1	Central Pit	Mine Rock	0.80	7.8	33	665	1.0	<2	1.8	1.1	6.0	18
117406	BR-211	146.5	147.6	Felsic Volcanic 1	Central Pit	Mine Rock	0.70	7.6	14	474	1.0	<2	2.5	<0.3	8.0	23
117407	BR-211	160	161.2	Metasediment 2	Central Pit	Mine Rock	0.60	8.7	354	440	2.0	<2	2.0	<0.3	17	100
117408	BR-211	165	166	Felsic Volcanic 1	Central Pit	Mine Rock	0.80	6.1	79	636	1.0	<2	2.0	<0.3	9.0	31
117409	BR-211	171	172	Felsic Volcanic 1	Central Pit	Mine Rock	0.80	7.5	80	465	<1	<2	2.4	<0.3	8.0	25
117410	BR-211	176.5	177	Felsic Volcanic 1	Central Pit	Mine Rock	2.1	6.9	226	688	<1	<2	1.7	0.80	8.0	16
117411	BR-211	182.85	183.4	Felsic Volcanic 1	Central Pit	Ore-Grade	1.6	6.9	84	117	1.0	<2	0.98	<0.3	18	83
117412	BR-211	190	191	Felsic Volcanic 1	Central Pit	Mine Rock	0.80	7.9	225	649	1.0	<2	2.6	<0.3	10	24
117413	BR-211	197.6	198.1	Felsic Volcanic 2	Central Pit	Mine Rock	1.7	7.3	223	433	<1	<2	1.5	<0.3	3.0	14
117414	BR-211	201	202.05	Metasediment 2	Central Pit	Mine Rock	0.60	8.3	314	577	1.0	<2	1.6	<0.3	23	89
117415	BR-211	216	216.8	Felsic Volcanic 2	Central Pit	Mine Rock	1.2	8.5	35	174	<1	<2	3.5	<0.3	20	95
117416	BR-211	220.15	221.3	Metasediment 2	Central Pit	Mine Rock	0.80	9.2	190	>1000	1.0	<2	1.3	<0.3	22	119
117417	BR-211	225.3	225.75	Felsic Volcanic 2	Central Pit	#N/A	1.0	8.1	55	118	2.0	<2	0.94	<0.3	4.0	15
117418	BR-211	231	232.05	Metasediment 2	Central Pit	Mine Rock	0.80	9.0	6.0	383	1.0	<2	0.87	<0.3	21	82
117419	BR-211	238.5	240	Metasediment 2	Central Pit	Mine Rock	0.60	9.3	438	912	2.0	<2	0.71	<0.3	22	87
117420	BR-211	245	246	Felsic Volcanic 2	Central Pit	Mine Rock	0.80	7.6	36	529	<1	<2	2.0	<0.3	3.0	13
117421	BR-211	250.5	251.5	Felsic Volcanic 2	Central Pit	Mine Rock	0.90	7.0	53	473	<1	<2	1.7	<0.3	3.0	11
117422	BR-211	254.5	255.5	Felsic Volcanic 2	Central Pit	Ore-Grade	0.90	6.8	61	215	<1	<2	1.7	<0.3	3.0	16
117423	BR-211	264	265	Felsic Volcanic 2	Central Pit	Mine Rock	1.2	7.2	96	467	1.0	<2	0.68	<0.3	2.0	10
117424	BR-211	270.7	272	Felsic Volcanic 2	Central Pit	Mine Rock	1.3	6.4	167	412	<1	<2	1.5	<0.3	2.0	12
117425	BR-211	276	277	Felsic Volcanic 2	Central Pit	Mine Rock	0.60	7.0	270	303	1.0	<2	1.1	<0.3	2.0	19
A0964891	BR-311	30.3	31.1	Felsic Volcanic 1	Central Pit	Mine Rock	1.0	8.2	19	557	1.0	<2	2.8	2.8	10	22
A0964892	BR-311	35.25	35.75	Felsic Volcanic 1	Central Pit	Mine Rock	0.70	8.1	18	441	1.0	<2	2.7	2.9	16	94
A0964893	BR-311	44	45	Felsic Volcanic 1	Central Pit	Mine Rock	0.80	7.9	44	498	1.0	<2	1.7	0.50	9.0	15
A0964894	BR-311	48	48.7	Felsic Volcanic 1	Central Pit	Mine Rock	0.70	8.0	8.0	511	1.0	<2	2.9	<0.3	8.0	22
A0964895	BR-311	55.75	57	Felsic Volcanic 1	Central Pit	Mine Rock	0.70	8.1	11	537	1.0	<2	2.5	<0.3	9.0	20
A0964896	BR-311	61.5	63	Felsic Volcanic 1	Central Pit	Mine Rock	0.90	8.1	12	622	1.0	<2	2.6	<0.3	9.0	14
A0964897	BR-311	170.75	171.3	Felsic Volcanic 2	Central Pit	Mine Rock	1.1	7.9	132	484	1.0	<2	2.6	<0.3	7.0	15
A0964898	BR-311	175.75	177	Felsic Volcanic 2	Central Pit	Mine Rock	0.90	6.2	111	423	<1	<2	1.9	<0.3	3.0	17
A0964899	BR-311	183.9	184.9	Felsic Volcanic 2	Central Pit	Mine Rock	1.0	7.0	103	306	1.0	<2	1.2	<0.3	2.0	18
A0964900	BR-311	196.1	197.5	Felsic Volcanic 1	Central Pit	Mine Rock	0.60	8.0	25	368	1.0	<2	2.7	<0.3	12	42
A0964901	BR-311	202.5	203.5	Felsic Volcanic 1	Central Pit	Mine Rock	0.50	8.3	14	391	1.0	<2	2.3	<0.3	12	19
A0964902	BR-311	207	207.8	Felsic Volcanic 2	Central Pit	Mine Rock	0.90	7.2	38	424	<1	<2	1.5	<0.3	2.0	11
A0964903	BR-311	212.75	213.6	Felsic Volcanic 2	Central Pit	Mine Rock	0.90	7.0	88	356	1.0	<2	1.6	<0.3	8.0	82

Classification as mine rock or ore-grade materials was based on gold content.

A value of "--" indicates metal was not measured for the given sample; the variation in elements analyzed is due to measurement at two different laboratories (see text).

Table B-7 Four Acid Metals

Sample ID	Drillhole ID	From	To	Lithology	Area	Class	Silver	Aluminum	Arsenic	Barium	Beryllium	Bismuth	Calcium	Cadmium	Cobalt	Chromium
		m	*m*				*ppm*	*%*	*ppm*	*ppm*	*ppm*	*ppm*	*%*	*ppm*	*ppm*	*ppm*
10x Crustal Abundance (Price 1997) [(1)]							--	--	--	--	--	--	--	--	--	--
A0964904	BR-311	217.5	218.5	Felsic Volcanic 2	Central Pit	Mine Rock	0.80	7.2	59	380	1.0	<2	1.4	<0.3	2.0	7.0
A0964905	BR-311	222.9	223.5	Felsic Volcanic 2	Central Pit	Mine Rock	0.90	7.1	56	352	<1	<2	1.3	<0.3	3.0	9.0
A0964021	BR-406	401	402	Felsic Volcanic 1	Central Pit	Mine Rock	1.1	7.3	51	195	1.0	4.0	0.20	<0.3	14	17
A0964022	BR-406	406.3	406.8	Felsic Volcanic 1	Central Pit	Mine Rock	1.1	7.3	53	56	1.0	3.0	0.91	<0.3	13	16
A0964023	BR-406	416	417	Felsic Volcanic 1	Central Pit	Mine Rock	0.90	7.7	21	600	<1	<2	2.8	<0.3	9.0	28
A0964024	BR-406	420	421	Felsic Volcanic 1	Central Pit	Mine Rock	1.2	7.3	27	471	<1	<2	2.5	<0.3	9.0	22
A0964025	BR-406	425	426	Felsic Volcanic 1	Central Pit	Mine Rock	0.90	7.8	32	723	<1	<2	2.5	<0.3	9.0	16
A0964026	BR-406	430	431	Felsic Volcanic 1	Central Pit	Mine Rock	1.2	7.8	16	974	<1	<2	2.6	<0.3	10	17
A0964027	BR-406	435	435.7	Felsic Volcanic 1	Central Pit	Mine Rock	1.2	5.7	30	263	<1	<2	2.8	1.0	7.0	13
A0964561	BR-407	35.6	37.1	Fragmental 1	Central Pit	Mine Rock	0.60	9.0	<3	426	<1	<2	2.0	<0.3	7.0	20
A0964562	BR-407	40.4	41.75	Metasediment 2	Central Pit	Mine Rock	0.70	9.7	4.0	617	1.0	<2	1.5	<0.3	17	65
A0964563	BR-407	45.35	46.5	Fragmental 1	Central Pit	Mine Rock	0.50	8.5	3.0	512	<1	<2	2.0	<0.3	8.0	23
A0964564	BR-407	65.5	67	Fragmental 1	Central Pit	Mine Rock	0.60	8.2	4.0	464	<1	<2	2.1	<0.3	12	27
A0964565	BR-407	71.5	72.6	Fragmental 1	Central Pit	Mine Rock	0.80	8.7	3.0	508	1.0	<2	2.2	<0.3	11	34
A0964566	BR-407	75.5	77	Fragmental 1	Central Pit	Mine Rock	0.70	8.5	<3	406	<1	<2	2.1	<0.3	8.0	15
A0964567	BR-407	81.5	83	Fragmental 1	Central Pit	Mine Rock	0.40	7.1	<3	334	<1	<2	1.7	<0.3	7.0	14
A0964568	BR-407	87	88	Fragmental 1	Central Pit	Mine Rock	0.30	7.8	<3	482	<1	<2	1.8	<0.3	7.0	29
A0964569	BR-407	92	93.5	Felsic Volcanic 1	Central Pit	Mine Rock	<0.3	8.3	<3	483	<1	<2	2.8	<0.3	11	19
A0964570	BR-407	97.5	99	Fragmental 1	Central Pit	Mine Rock	0.40	8.0	<3	448	<1	<2	2.4	<0.3	11	41
A0964571	BR-407	105	106.5	Fragmental 1	Central Pit	Mine Rock	0.60	8.3	<3	553	<1	<2	2.7	<0.3	12	35
A0964572	BR-407	110.6	112	Fragmental 1	Central Pit	Mine Rock	0.40	8.4	<3	510	<1	<2	3.0	<0.3	12	33
A0964573	BR-407	115.7	117	Fragmental 1	Central Pit	Mine Rock	0.60	6.6	<3	492	<1	<2	3.0	<0.3	12	37
A0964574	BR-407	123.3	124.5	Fragmental 1	Central Pit	Mine Rock	0.60	8.5	<3	532	<1	<2	2.0	<0.3	11	25
A0964575	BR-407	130.5	132	Fragmental 1	Central Pit	Mine Rock	0.50	8.2	3.0	551	<1	<2	2.0	<0.3	14	38
A0964576	BR-407	136.5	138	Fragmental 1	Central Pit	Mine Rock	0.60	7.9	<3	463	1.0	<2	2.3	<0.3	16	58
A0964577	BR-407	141	142.5	Fragmental 1	Central Pit	Mine Rock	0.50	7.9	<3	328	<1	<2	2.4	<0.3	8.0	21
A0964578	BR-407	146.9	148.4	Fragmental 1	Central Pit	Mine Rock	0.40	9.8	<3	510	1.0	<2	3.1	<0.3	12	15
A0964579	BR-407	152	153.5	Fragmental 1	Central Pit	Mine Rock	0.50	8.2	<3	340	<1	<2	2.5	<0.3	5.0	14
A0964580	BR-407	157	158.5	Fragmental 1	Central Pit	Mine Rock	0.30	8.8	<3	443	<1	<2	2.5	<0.3	8.0	18
A0964581	BR-407	162	162.9	Fragmental 1	Central Pit	Mine Rock	0.60	7.1	<3	664	2.0	<2	2.9	<0.3	14	80
A0964582	BR-407	166	167.5	Fragmental 1	Central Pit	Mine Rock	0.50	8.6	<3	590	1.0	<2	1.6	<0.3	22	109
A0964583	BR-407	171	172	Fragmental 1	Central Pit	Mine Rock	0.40	7.7	<3	692	<1	<2	1.4	<0.3	16	55
A0964584	BR-407	176	177.5	Felsic Volcanic 1	Central Pit	Mine Rock	0.50	7.6	<3	511	1.0	<2	2.6	<0.3	9.0	16
A0964585	BR-407	192.3	193.5	Felsic Volcanic 1	Central Pit	Mine Rock	0.40	6.4	<3	418	1.0	<2	2.2	<0.3	9.0	29
A0964586	BR-407	197.5	199	Felsic Volcanic 1	Central Pit	Mine Rock	0.50	6.3	4.0	477	1.0	<2	1.7	<0.3	8.0	18
A0964616	BR-407	203.85	205	Felsic Volcanic 1	Central Pit	Mine Rock	<0.3	6.6	<3	438	1.0	<2	2.2	<0.3	8.0	30
A0964587	BR-407	212.5	214	Felsic Volcanic 1	Central Pit	Mine Rock	0.40	6.8	<3	441	1.0	<2	2.3	<0.3	9.0	25
A0964588	BR-407	218	219	Felsic Volcanic 1	Central Pit	Mine Rock	0.40	2.7	<3	489	1.0	<2	1.4	<0.3	10	18
A0964589	BR-407	225	226.5	Felsic Volcanic 1	Central Pit	Mine Rock	0.60	6.2	<3	584	<1	<2	2.0	<0.3	9.0	18
A0964590	BR-407	231	231.6	Felsic Volcanic 1	Central Pit	Mine Rock	0.50	8.0	<3	600	1.0	<2	2.2	<0.3	9.0	16
A0964591	BR-407	241.5	243	Felsic Volcanic 1	Central Pit	Mine Rock	0.40	7.5	<3	469	<1	<2	2.2	<0.3	8.0	36
A0964592	BR-407	247.5	249	Felsic Volcanic 1	Central Pit	Mine Rock	0.40	7.6	<3	512	1.0	<2	2.3	<0.3	9.0	16
A0964593	BR-407	261	262.5	Felsic Volcanic 1	Central Pit	Mine Rock	0.50	7.9	<3	509	1.0	<2	2.2	<0.3	9.0	15
A0964594	BR-407	267	268.5	Felsic Volcanic 1	Central Pit	Mine Rock	0.60	8.1	<3	433	1.0	<2	3.0	<0.3	14	27

Classification as mine rock or ore-grade materials was based on gold content.

A value of "--" indicates metal was not measured for the given sample; the variation in elements analyzed is due to measurement at two different laboratories (see text).

Table B-7 Four Acid Metals

Sample ID	Drillhole ID	From	To	Lithology	Area	Class	Silver	Aluminum	Arsenic	Barium	Beryllium	Bismuth	Calcium	Cadmium	Cobalt	Chromium
		m	*m*				*ppm*	*%*	*ppm*	*ppm*	*ppm*	*ppm*	*%*	*ppm*	*ppm*	*ppm*
10x Crustal Abundance (Price 1997) [1]							--	--	--	--	--	--	--	--	--	--
A0964595	BR-407	273	274.5	Felsic Volcanic 1	Central Pit	Mine Rock	0.80	8.8	4.0	584	1.0	<2	3.2	<0.3	19	76
A0964596	BR-407	285	286	Metasediment 2	Central Pit	Mine Rock	0.70	9.0	<3	460	1.0	<2	1.2	<0.3	24	124
A0964597	BR-407	291	292.5	Metasediment 2	Central Pit	Mine Rock	0.60	2.6	<3	467	<1	<2	2.0	<0.3	18	71
A0964598	BR-407	298.5	300	Fragmental 1	Central Pit	Mine Rock	0.70	4.9	<3	484	<1	<2	2.8	<0.3	15	43
A0964599	BR-407	304.5	305.6	Fragmental 1	Central Pit	Mine Rock	0.50	7.9	<3	488	<1	<2	2.9	<0.3	12	37
A0964600	BR-407	318.6	319.6	Felsic Volcanic 1	Central Pit	Mine Rock	0.50	7.5	<3	386	<1	<2	2.6	<0.3	9.0	16
A0964601	BR-407	323.9	325.05	Felsic Volcanic 1	Central Pit	Mine Rock	0.40	7.3	<3	530	<1	<2	2.2	<0.3	8.0	10
A0964602	BR-407	330	331	Metasediment 2	Central Pit	Mine Rock	0.60	7.7	<3	608	1.0	<2	1.8	<0.3	14	45
A0964752	BR-463	17.5	19	Felsic Volcanic 1	Central Pit	Mine Rock	0.70	7.7	32	344	1.0	<2	2.7	0.60	9.0	27
A0964753	BR-463	31	32.5	Felsic Volcanic 1	Central Pit	Mine Rock	0.70	7.9	16	470	<1	<2	2.9	<0.3	9.0	27
A0964754	BR-463	54.7	56.2	Felsic Volcanic 1	Central Pit	Mine Rock	1.0	8.2	52	486	1.0	<2	2.8	<0.3	9.0	30
A0964755	BR-463	62	63.5	Felsic Volcanic 1	Central Pit	Mine Rock	0.60	8.0	9.0	515	1.0	<2	2.0	<0.3	9.0	22
A0964756	BR-463	81.5	82.5	Felsic Volcanic 1	Central Pit	Mine Rock	0.60	8.2	6.0	567	1.0	<2	2.3	<0.3	9.0	20
A0964757	BR-463	130.5	132	Felsic Volcanic 1	Central Pit	Mine Rock	0.40	8.1	9.0	413	1.0	<2	2.8	<0.3	10	36
A0964758	BR-463	139.2	140.6	Felsic Volcanic 1	Central Pit	Mine Rock	0.60	7.9	7.0	446	1.0	<2	2.6	<0.3	10	31
A0964759	BR-463	153.2	154.2	Felsic Volcanic 1	Central Pit	Mine Rock	0.70	8.5	9.0	441	1.0	<2	2.2	<0.3	11	27
A0964760	BR-463	157.6	158.7	Metasediment 2	Central Pit	Mine Rock	0.80	9.2	<3	399	1.0	<2	1.6	<0.3	22	112
A0964761	BR-463	162.2	163.2	Felsic Volcanic 1	Central Pit	Mine Rock	0.50	6.6	5.0	398	<1	<2	2.6	<0.3	9.0	27
A0964762	BR-463	168	169.5	Metasediment 2	Central Pit	Mine Rock	0.70	8.4	63	512	1.0	<2	1.1	<0.3	20	110
A0964763	BR-463	172.9	174.4	Metasediment 2	Central Pit	Mine Rock	0.50	8.8	181	687	1.0	<2	1.7	<0.3	20	95
A0964764	BR-463	175.8	176.7	Metasediment 2	Central Pit	Mine Rock	0.70	9.3	452	593	1.0	<2	1.3	<0.3	22	116
A0964765	BR-463	186.8	188.3	Felsic Volcanic 1	Central Pit	Mine Rock	0.50	5.8	<3	482	<1	<2	2.5	<0.3	10	26
A0964766	BR-464	13.7	15	Felsic Volcanic 1	Central Pit	Mine Rock	0.70	8.3	17	485	1.0	<2	2.1	<0.3	12	54
A0964767	BR-464	20.3	21.3	Metasediment 2	Central Pit	Mine Rock	0.50	9.5	6.0	525	1.0	<2	1.3	<0.3	20	112
A0964768	BR-464	27	28.35	Felsic Volcanic 1	Central Pit	Mine Rock	0.50	8.3	5.0	392	<1	<2	2.5	<0.3	13	32
A0964769	BR-464	35.2	36.2	Metasediment 2	Central Pit	Mine Rock	0.90	8.7	91	93	1.0	<2	0.95	<0.3	30	106
A0964721	BR-464	71.7	72.7	Metasediment 2	Central Pit	Ore-Grade	0.70	7.8	137	598	2.0	<2	2.0	<0.3	17	87
A0964722	BR-464	76	77.3	Felsic Volcanic 2	Central Pit	Mine Rock	0.80	7.2	48	218	1.0	<2	1.7	<0.3	2.0	10
A0964723	BR-464	87.4	88.3	Felsic Volcanic 2	Central Pit	Mine Rock	0.80	7.3	57	780	1.0	<2	1.5	<0.3	2.0	8.0
A0964724	BR-464	91.7	92.8	Felsic Volcanic 2	Central Pit	Mine Rock	0.80	6.7	39	462	1.0	<2	0.97	<0.3	2.0	14
A0964725	BR-464	100	101.5	Felsic Volcanic 2	Central Pit	Mine Rock	0.80	5.6	41	533	1.0	<2	0.99	<0.3	2.0	12
A0964726	BR-464	105.7	106.7	Felsic Volcanic 2	Central Pit	Mine Rock	0.80	7.3	45	374	1.0	<2	1.2	<0.3	2.0	10
A0964727	BR-464	110.5	111.85	Felsic Volcanic 2	Central Pit	Mine Rock	0.80	7.4	75	341	1.0	<2	1.1	<0.3	2.0	16
A0964728	BR-464	115.3	116	Felsic Volcanic 2	Central Pit	Mine Rock	0.70	5.4	878	177	<1	<2	0.45	<0.3	2.0	12
A0964729	BR-464	120.2	121	Felsic Volcanic 2	Central Pit	Mine Rock	0.80	7.2	193	387	1.0	<2	1.5	<0.3	2.0	8.0
A0964730	BR-464	125	126.5	Felsic Volcanic 2	Central Pit	Mine Rock	0.80	6.9	52	470	1.0	<2	1.4	<0.3	2.0	15
A0964731	BR-464	130.4	131.9	Felsic Volcanic 1	Central Pit	Mine Rock	0.80	7.8	86	515	1.0	<2	2.9	<0.3	12	31
A0964732	BR-464	136	137	Felsic Volcanic 2	Central Pit	Mine Rock	0.80	6.6	114	298	<1	<2	1.8	<0.3	2.0	11
A0964733	BR-464	141.9	143.4	Felsic Volcanic 2	Central Pit	Mine Rock	0.80	6.6	96	315	1.0	<2	1.5	<0.3	2.0	12
A0964734	BR-464	146.9	148.1	Felsic Volcanic 2	Central Pit	Mine Rock	0.80	6.2	36	463	1.0	<2	1.8	<0.3	5.0	46
A0964735	BR-464	151.6	152.8	Felsic Volcanic 2	Central Pit	Mine Rock	0.90	7.2	123	526	1.0	<2	1.8	<0.3	3.0	19
A0964736	BR-464	156.3	157.3	Felsic Volcanic 2	Central Pit	Mine Rock	0.70	7.3	424	476	1.0	<2	1.6	<0.3	2.0	13
A0964737	BR-464	160.7	161.85	Felsic Volcanic 2	Central Pit	Mine Rock	0.80	7.3	247	513	1.0	<2	1.2	<0.3	2.0	18
A0964738	BR-464	164.6	166.1	Felsic Volcanic 2	Central Pit	Mine Rock	0.80	7.0	125	496	1.0	<2	1.4	<0.3	2.0	7.0

Classification as mine rock or ore-grade materials was based on gold content.

A value of "--" indicates metal was not measured for the given sample; the variation in elements analyzed is due to measurement at two different laboratories (see text).

Table B-7 Four Acid Metals

Sample ID	Drillhole ID	From	To	Lithology	Area	Class	Silver	Aluminum	Arsenic	Barium	Beryllium	Bismuth	Calcium	Cadmium	Cobalt	Chromium
		m	*m*				*ppm*	*%*	*ppm*	*ppm*	*ppm*	*ppm*	*%*	*ppm*	*ppm*	*ppm*
10x Crustal Abundance (Price 1997) [(1)]							--	--	--	--	--	--	--	--	--	--
A0964739	BR-465	18.6	18.9	Felsic Volcanic 1	Central Pit	Mine Rock	0.90	7.4	6.0	371	1.0	<2	1.4	<0.3	4.0	25
A0964740	BR-465	24.4	25.6	Felsic Volcanic 2	Central Pit	Mine Rock	0.60	8.4	5.0	608	1.0	<2	1.6	<0.3	8.0	30
A0964741	BR-465	33.6	34.3	Felsic Volcanic 2	Central Pit	Mine Rock	0.60	8.7	136	704	1.0	<2	1.7	<0.3	15	65
A0964742	BR-465	38	39	Felsic Volcanic 2	Central Pit	Mine Rock	1.8	6.6	49	363	1.0	<2	0.65	<0.3	2.0	7.0
A0964743	BR-465	45.15	46.65	Felsic Volcanic 2	Central Pit	Mine Rock	0.70	7.1	34	577	1.0	<2	1.4	<0.3	2.0	7.0
A0964826	BR-465	51	52.5	Felsic Volcanic 2	Central Pit	Mine Rock	0.70	7.3	69	905	1.0	<2	1.3	<0.3	2.0	10
A0964827	BR-465	57	58.5	Felsic Volcanic 2	Central Pit	Mine Rock	0.80	7.5	91	305	1.0	<2	1.2	<0.3	2.0	15
A0964828	BR-465	63	64.5	Felsic Volcanic 2	Central Pit	Mine Rock	0.70	7.3	67	583	1.0	<2	1.3	<0.3	2.0	15
A0964829	BR-465	68.5	70	Felsic Volcanic 2	Central Pit	Mine Rock	0.70	6.8	171	130	1.0	<2	1.2	<0.3	2.0	14
A0964830	BR-465	73.4	74.8	Felsic Volcanic 2	Central Pit	Mine Rock	0.70	7.1	41	177	1.0	<2	1.2	<0.3	2.0	11
A0964831	BR-465	85.7	87.2	Felsic Volcanic 1	Central Pit	Mine Rock	0.60	7.6	64	518	<1	<2	3.0	<0.3	11	26
A0964832	BR-465	99.5	100.5	Felsic Volcanic 2	Central Pit	Mine Rock	0.80	7.4	45	363	1.0	<2	1.4	<0.3	3.0	11
A0964833	BR-465	104.9	106	Felsic Volcanic 2	Central Pit	Mine Rock	0.70	6.5	39	277	<1	<2	0.85	<0.3	1.0	13
A0964834	BR-465	110.1	111.4	Felsic Volcanic 2	Central Pit	Mine Rock	0.90	5.0	110	424	<1	<2	1.2	<0.3	2.0	9.0
A0964835	BR-465	115.7	116.4	Felsic Volcanic 2	Central Pit	Mine Rock	0.70	6.4	59	93	<1	<2	0.97	<0.3	2.0	15
A0964836	BR-465	121.1	122	Felsic Volcanic 2	Central Pit	Mine Rock	0.70	7.4	260	251	1.0	<2	1.4	<0.3	2.0	12
A0964837	BR-465	126.4	127.9	Felsic Volcanic 1	Central Pit	Mine Rock	0.60	8.3	69	678	1.0	<2	2.7	<0.3	10	21
A0964838	BR-465	150.5	152	Felsic Volcanic 1	Central Pit	Mine Rock	2.1	8.1	919	493	1.0	<2	2.2	<0.3	8.0	25
A0964697	BR-466	6.1	7.1	Felsic Volcanic 2	Central Pit	Mine Rock	0.70	6.3	56	292	<1	<2	0.72	<0.3	2.0	18
A0964698	BR-466	11.8	13.3	Felsic Volcanic 2	Central Pit	Mine Rock	0.60	6.8	102	419	1.0	<2	1.1	<0.3	2.0	9.0
A0964699	BR-466	17.1	18.6	Felsic Volcanic 2	Central Pit	Mine Rock	1.0	7.8	40	>1000	1.0	<2	1.3	<0.3	2.0	7.0
A0964700	BR-466	24.15	25.35	Felsic Volcanic 2	Central Pit	Mine Rock	0.60	5.5	47	322	<1	<2	1.1	<0.3	1.0	7.0
A0964618	BR-466	29.4	30.9	Felsic Volcanic 2	Central Pit	Mine Rock	0.90	6.7	78	546	1.0	<2	1.3	<0.3	2.0	8.0
A0964619	BR-466	36.4	37.4	Felsic Volcanic 2	Central Pit	Mine Rock	0.80	6.8	205	319	1.0	<2	1.6	<0.3	2.0	7.0
A0964620	BR-466	41.4	42.9	Felsic Volcanic 2	Central Pit	Mine Rock	0.70	6.0	574	345	1.0	<2	1.0	<0.3	2.0	7.0
A0964621	BR-466	48.4	49.9	Felsic Volcanic 2	Central Pit	Mine Rock	0.80	5.9	54	300	<1	<2	1.4	<0.3	2.0	25
A0964622	BR-466	55.4	56.3	Felsic Volcanic 2	Central Pit	Mine Rock	0.80	5.9	22	292	1.0	<2	1.2	<0.3	2.0	12
A0964623	BR-466	60.65	61.5	Felsic Volcanic 2	Central Pit	Mine Rock	0.70	5.8	36	319	<1	<2	1.5	<0.3	4.0	36
A0964624	BR-466	65.5	67	Felsic Volcanic 2	Central Pit	Mine Rock	0.80	5.8	52	244	1.0	<2	1.4	<0.3	2.0	18
A0964625	BR-466	70.6	71.9	Felsic Volcanic 2	Central Pit	Mine Rock	0.60	4.3	109	345	<1	<2	1.0	<0.3	3.0	20
A0964626	BR-466	76.2	77.7	Felsic Volcanic 2	Central Pit	Mine Rock	0.60	5.3	490	398	<1	<2	1.1	<0.3	1.0	10
A0964627	BR-466	82.2	83.7	Felsic Volcanic 2	Central Pit	Ore-Grade	1.1	5.5	>5000	340	1.0	<2	0.43	<0.3	2.0	13
A0964628	BR-466	87.1	88.1	Felsic Volcanic 2	Central Pit	Mine Rock	0.60	6.9	103	518	1.0	<2	1.4	<0.3	1.0	5.0
A0964629	BR-466	93.5	94.3	Felsic Volcanic 2	Central Pit	Mine Rock	0.80	6.9	207	146	1.0	<2	0.81	<0.3	2.0	7.0
A0964630	BR-466	98.15	99.15	Felsic Volcanic 2	Central Pit	Mine Rock	0.70	5.7	1020	253	<1	<2	1.1	<0.3	1.0	11
A0964631	BR-466	104.3	105.5	Felsic Volcanic 2	Central Pit	Mine Rock	1.0	6.5	755	432	<1	<2	1.1	<0.3	2.0	9.0
A0964632	BR-466	109.3	110.3	Felsic Volcanic 2	Central Pit	Mine Rock	0.70	6.0	51	409	<1	<2	1.0	<0.3	1.0	7.0
A0964633	BR-466	119.05	120.3	Felsic Volcanic 2	Central Pit	Mine Rock	<0.3	6.0	223	394	1.0	<2	1.1	<0.3	3.0	12
117134	BR-020	190.45	190.8	Felsic Volcanic 1	Central Pit	Mine Rock	0.90	5.7	20	478	<1	<2	3.9	<0.3	17	83
117135	BR-020	196.5	198	Felsic Volcanic 2	Central Pit	Mine Rock	0.80	5.5	54	258	<1	<2	1.5	<0.3	3.0	33
117136	BR-020	200	201	Felsic Volcanic 2	Central Pit	Mine Rock	1.0	6.2	201	305	1.0	<2	1.3	<0.3	2.0	22
117137	BR-020	204	205	Felsic Volcanic 2	Central Pit	Mine Rock	0.70	6.4	33	316	<1	<2	1.2	<0.3	1.0	8.0
117138	BR-020	210	211	Felsic Volcanic 2	Central Pit	Mine Rock	0.80	6.2	21	213	1.0	<2	1.6	<0.3	1.0	62
117133	BR-020	215	216	Felsic Volcanic 2	Central Pit	Mine Rock	0.90	6.5	30	192	<1	<2	0.21	<0.3	2.0	11

Classification as mine rock or ore-grade materials was based on gold content.

A value of "--" indicates metal was not measured for the given sample; the variation in elements analyzed is due to measurement at two different laboratories (see text).

Table B-7 Four Acid Metals

Sample ID	Drillhole ID	From	To	Lithology	Area	Class	Silver	Aluminum	Arsenic	Barium	Beryllium	Bismuth	Calcium	Cadmium	Cobalt	Chromium
		m	*m*				*ppm*	*%*	*ppm*	*ppm*	*ppm*	*ppm*	*%*	*ppm*	*ppm*	*ppm*
10x Crustal Abundance (Price 1997) [(1)]							--	--	--	--	--	--	--	--	--	--
117139	BR-020	223	224	Felsic Volcanic 2	Central Pit	Mine Rock	0.60	6.0	12	502	<1	<2	1.6	<0.3	2.0	6.0
117140	BR-020	230	231	Felsic Volcanic 2	Central Pit	Mine Rock	0.70	7.0	38	454	1.0	<2	1.5	<0.3	1.0	9.0
117141	BR-020	235	235.8	Felsic Volcanic 2	Central Pit	Mine Rock	0.90	5.6	161	411	<1	<2	1.7	<0.3	2.0	9.0
117142	BR-020	240	241	Felsic Volcanic 1	Central Pit	Mine Rock	0.60	4.7	168	508	1.0	<2	2.0	<0.3	10	18
117143	BR-020	245	246	Felsic Volcanic 1	Central Pit	Mine Rock	0.50	5.8	36	286	<1	<2	2.3	<0.3	9.0	19
A0963308	BR-108	15	16	Felsic Volcanic 1	Central Pit	Mine Rock	0.40	7.4	<3	513	<1	<2	2.5	<0.3	11	29
A0963309	BR-108	20	21	Felsic Volcanic 2	Central Pit	Mine Rock	0.50	7.5	<3	687	1.0	<2	0.78	<0.3	2.0	9.0
A0963310	BR-108	25	26	Felsic Volcanic 2	Central Pit	Mine Rock	0.60	7.5	<3	784	1.0	<2	0.68	<0.3	3.0	6.0
A0963311	BR-108	30.55	31.5	Felsic Volcanic 2	Central Pit	Mine Rock	0.70	7.6	4.0	682	1.0	<2	0.69	<0.3	3.0	11
A0963312	BR-108	35.5	36	Felsic Volcanic 2	Central Pit	Mine Rock	0.70	6.2	4.0	802	1.0	<2	1.4	<0.3	3.0	10
A0963313	BR-108	41	41.75	Felsic Volcanic 1	Central Pit	Mine Rock	0.50	6.5	<3	575	<1	<2	2.1	<0.3	8.0	21
A0963314	BR-108	46.75	47.9	Felsic Volcanic 1	Central Pit	Mine Rock	0.60	7.9	<3	648	<1	<2	2.5	<0.3	9.0	20
A0963315	BR-108	51.9	52.5	Felsic Volcanic 1	Central Pit	Mine Rock	0.50	7.8	<3	401	<1	<2	2.6	<0.3	9.0	23
A0963316	BR-108	57	58	Felsic Volcanic 1	Central Pit	Mine Rock	0.50	7.4	<3	489	<1	<2	2.4	<0.3	9.0	18
A0963317	BR-108	62.5	63.5	Felsic Volcanic 1	Central Pit	Mine Rock	0.50	9.7	4.0	618	1.0	<2	3.3	<0.3	11	21
A0963318	BR-108	67.5	68.5	Felsic Volcanic 1	Central Pit	Mine Rock	0.40	7.7	<3	412	<1	<2	2.6	<0.3	9.0	18
A0963319	BR-108	73.75	74.5	Felsic Volcanic 1	Central Pit	Mine Rock	0.70	8.1	<3	497	1.0	<2	2.7	<0.3	11	19
A0963320	BR-108	78.5	79.25	Felsic Volcanic 1	Central Pit	Mine Rock	0.60	7.2	3.0	455	<1	<2	2.1	<0.3	8.0	13
A0963321	BR-108	83.75	84.5	Felsic Volcanic 1	Central Pit	Mine Rock	0.50	7.8	<3	484	<1	<2	2.2	<0.3	9.0	20
A0962982	BR-236	87	88.5	Felsic Volcanic 1	Central Pit	Ore-Grade	0.80	8.0	38	468	1.0	<2	2.9	<0.3	11	20
A0962983	BR-236	99	100.5	Felsic Volcanic 1	Central Pit	Ore-Grade	0.90	7.8	22	401	1.0	<2	2.7	<0.3	10	20
A0962984	BR-236	109.5	111	Felsic Volcanic 1	Central Pit	Ore-Grade	0.80	7.7	18	517	1.0	<2	2.7	<0.3	10	44
A0962985	BR-236	114.5	116	Felsic Volcanic 1	Central Pit	Mine Rock	0.60	8.0	14	578	1.0	<2	2.5	<0.3	10	23
A0962986	BR-236	134	135	Felsic Volcanic 1	Central Pit	Mine Rock	0.70	8.1	16	557	1.0	<2	2.1	<0.3	7.0	19
A0962987	BR-236	143	144	Felsic Volcanic 1	Central Pit	Mine Rock	0.60	8.0	11	469	<1	<2	2.5	<0.3	10	31
A0962988	BR-236	151.65	152.5	Felsic Volcanic 1	Central Pit	Mine Rock	0.60	6.1	10	455	1.0	<2	2.0	<0.3	10	26
A0962989	BR-236	168.3	168.8	Felsic Volcanic 1	Central Pit	Mine Rock	0.60	8.2	10	740	1.0	<2	2.8	<0.3	12	21
A0962990	BR-236	178	178.9	Metasediment 2	Central Pit	Mine Rock	0.50	9.5	<3	646	1.0	<2	1.3	<0.3	22	112
A0962991	BR-236	181.4	182.5	Metasediment 2	Central Pit	Mine Rock	0.50	9.5	3.0	609	1.0	<2	1.4	<0.3	22	106
A0962992	BR-236	185	185.85	Metasediment 2	Central Pit	Mine Rock	0.50	9.4	<3	688	1.0	<2	1.3	<0.3	19	103
A0962993	BR-236	195.1	196	Metasediment 2	Central Pit	Mine Rock	0.40	10	181	680	2.0	<2	1.3	<0.3	24	120
A0964533	BR-237	174	175.4	Felsic Volcanic 2	Central Pit	Mine Rock	1.6	7.6	133	533	1.0	7.0	1.4	<0.3	2.0	8.0
A0964534	BR-237	181.7	182.6	Felsic Volcanic 1	Central Pit	Mine Rock	0.40	7.9	84	492	1.0	<2	3.0	<0.3	14	73
A0964535	BR-237	191.5	192.5	Felsic Volcanic 2	Central Pit	Mine Rock	0.80	7.1	29	212	1.0	<2	0.26	<0.3	2.0	9.0
A0964536	BR-237	196.4	197.4	Felsic Volcanic 2	Central Pit	Mine Rock	0.80	5.6	222	342	<1	<2	0.86	<0.3	2.0	9.0
A0964537	BR-237	204	204.8	Felsic Volcanic 2	Central Pit	Ore-Grade	1.2	6.4	781	209	1.0	<2	0.20	<0.3	2.0	6.0
A0964538	BR-237	210	211.3	Felsic Volcanic 2	Central Pit	Mine Rock	0.90	7.5	320	235	1.0	<2	1.3	<0.3	2.0	16
A0964539	BR-237	215.3	215.7	Felsic Volcanic 2	Central Pit	Mine Rock	0.70	7.4	54	272	1.0	<2	1.7	<0.3	8.0	70
A0964540	BR-237	220.75	222	Felsic Volcanic 2	Central Pit	Mine Rock	1.0	7.6	43	463	1.0	<2	1.5	<0.3	2.0	16
A0964541	BR-237	226.8	227.6	Felsic Volcanic 2	Central Pit	Mine Rock	0.80	7.1	31	421	1.0	<2	1.7	<0.3	2.0	12
A0964542	BR-237	232.4	233.5	Felsic Volcanic 2	Central Pit	Mine Rock	1.0	7.1	78	492	1.0	<2	1.6	<0.3	2.0	9.0
A0963701	BR-322	15	16.4	Felsic Volcanic 1	Central Pit	Mine Rock	0.40	7.3	<3	311	1.0	<2	1.7	<0.3	6.0	22
A0963702	BR-322	31	32	Felsic Volcanic 1	Central Pit	Mine Rock	0.50	8.3	11	158	1.0	<2	1.2	<0.3	9.0	22
A0963703	BR-322	37.4	38.4	Felsic Volcanic 1	Central Pit	Mine Rock	0.50	6.2	<3	420	1.0	<2	2.2	<0.3	9.0	21

Classification as mine rock or ore-grade materials was based on gold content.

A value of "--" indicates metal was not measured for the given sample; the variation in elements analyzed is due to measurement at two different laboratories (see text).

Table B-7 Four Acid Metals

Sample ID	Drillhole ID	From	To	Lithology	Area	Class	Silver	Aluminum	Arsenic	Barium	Beryllium	Bismuth	Calcium	Cadmium	Cobalt	Chromium
		m	*m*				*ppm*	*%*	*ppm*	*ppm*	*ppm*	*ppm*	*%*	*ppm*	*ppm*	*ppm*
10x Crustal Abundance (Price 1997) [(1)]							--	--	--	--	--	--	--	--	--	--
A0963704	BR-322	45.6	46.8	Fragmental 1	Central Pit	Mine Rock	0.50	8.8	<3	492	1.0	<2	1.9	<0.3	16	86
A0963705	BR-322	50.85	51.6	Felsic Volcanic 1	Central Pit	Mine Rock	0.50	7.2	4.0	363	<1	<2	2.2	<0.3	8.0	15
A0963706	BR-322	60	60.75	Fragmental 1	Central Pit	Mine Rock	0.50	8.2	<3	462	1.0	<2	1.2	<0.3	16	80
A0963707	BR-322	70	71.3	Felsic Volcanic 1	Central Pit	Mine Rock	0.40	8.5	4.0	458	1.0	<2	2.0	<0.3	11	20
A0963708	BR-322	75	76.5	Felsic Volcanic 1	Central Pit	Mine Rock	0.40	8.4	10	424	<1	<2	2.7	<0.3	9.0	24
A0963709	BR-322	87	88.4	Felsic Volcanic 1	Central Pit	Mine Rock	0.50	8.2	<3	646	1.0	<2	1.8	<0.3	11	33
A0963710	BR-322	96	97.5	Felsic Volcanic 1	Central Pit	Mine Rock	0.50	8.3	<3	461	1.0	<2	2.2	<0.3	10	18
A0963711	BR-322	102	103.5	Felsic Volcanic 1	Central Pit	Mine Rock	0.40	8.3	<3	434	1.0	<2	2.5	<0.3	9.0	16
A0963712	BR-322	119.85	121.3	Fragmental 1	Central Pit	Mine Rock	0.60	8.3	7.0	530	1.0	<2	2.1	<0.3	9.0	23
A0963713	BR-322	126.35	127.2	Fragmental 1	Central Pit	Mine Rock	0.50	6.6	5.0	491	<1	<2	1.6	<0.3	10	30
A0963714	BR-322	136.6	137.65	Fragmental 1	Central Pit	Mine Rock	0.60	7.5	10	300	<1	<2	2.2	<0.3	9.0	43
A0963715	BR-322	141	142.5	Fragmental 1	Central Pit	Mine Rock	0.60	8.4	8.0	471	1.0	<2	2.5	<0.3	10	19
A0963716	BR-322	150	151	Fragmental 1	Central Pit	Mine Rock	0.60	7.9	17	281	2.0	<2	2.9	<0.3	13	49
A0963717	BR-322	156	157.2	Fragmental 1	Central Pit	Mine Rock	0.60	8.8	12	264	1.0	<2	2.4	<0.3	11	22
A0963718	BR-322	162	163.5	Fragmental 1	Central Pit	Mine Rock	0.50	8.1	25	225	1.0	<2	2.5	<0.3	9.0	23
A0963719	BR-322	173	174	Fragmental 1	Central Pit	Mine Rock	0.70	8.4	30	467	1.0	<2	3.1	<0.3	11	26
A0963720	BR-322	176	177	Fragmental 1	Central Pit	Mine Rock	0.80	8.0	17	423	1.0	<2	2.8	<0.3	10	33
A0963721	BR-322	182.1	183	Felsic Volcanic 1	Central Pit	Mine Rock	0.70	5.9	20	451	<1	<2	2.3	0.40	9.0	31
A0963722	BR-322	192.4	193.4	Felsic Volcanic 1	Central Pit	Mine Rock	0.70	7.4	22	294	1.0	<2	2.4	1.2	8.0	22
A0963723	BR-322	214.7	216	Felsic Volcanic 1	Central Pit	Ore-Grade	0.70	9.1	32	463	<1	<2	2.5	<0.3	10	22
A0963724	BR-322	259	260	Felsic Volcanic 1	Central Pit	Mine Rock	0.60	8.1	423	242	1.0	<2	2.1	<0.3	9.0	16
A0963725	BR-324	24	25	Felsic Volcanic 1	Central Pit	Mine Rock	0.30	7.7	5.0	483	<1	<2	1.7	<0.3	9.0	27
A0963726	BR-324	25	26	Felsic Volcanic 1	Central Pit	Mine Rock	0.50	9.0	<3	599	1.0	<2	1.6	<0.3	10	38
A0963727	BR-324	30	31	Fragmental 1	Central Pit	Mine Rock	0.30	8.8	<3	556	1.0	<2	1.4	<0.3	19	92
A0963728	BR-324	34.5	36	Felsic Volcanic 1	Central Pit	Mine Rock	0.40	8.4	3.0	533	1.0	<2	1.7	<0.3	13	47
A0963729	BR-324	46.5	48	Felsic Volcanic 1	Central Pit	Mine Rock	0.50	8.3	8.0	541	1.0	<2	1.8	<0.3	9.0	21
A0963730	BR-324	60	61	Felsic Volcanic 1	Central Pit	Mine Rock	0.50	5.9	17	495	<1	<2	2.8	<0.3	13	37
A0963731	BR-324	69	70.5	Felsic Volcanic 1	Central Pit	Mine Rock	0.40	8.0	13	515	1.0	<2	2.0	<0.3	10	27
A0963732	BR-324	80.6	81.15	Felsic Volcanic 1	Central Pit	Mine Rock	0.40	7.0	9.0	349	<1	<2	3.9	<0.3	28	205
A0963733	BR-324	88	89	Felsic Volcanic 1	Central Pit	Mine Rock	0.60	7.8	38	152	1.0	<2	1.8	<0.3	10	20
A0963734	BR-324	95	96.5	Felsic Volcanic 1	Central Pit	Mine Rock	0.70	8.2	36	273	1.0	<2	2.8	<0.3	9.0	21
A0963735	BR-324	103.5	105	Felsic Volcanic 1	Central Pit	Mine Rock	0.70	8.0	15	511	1.0	<2	2.8	<0.3	9.0	20
A0963736	BR-324	115.5	117	Felsic Volcanic 1	Central Pit	Mine Rock	0.50	7.8	18	531	<1	<2	2.7	<0.3	9.0	17
A0963737	BR-324	125	126	Felsic Volcanic 1	Central Pit	Ore-Grade	1.0	7.0	16	491	<1	<2	2.5	4.0	9.0	19
A0963738	BR-324	126.8	128	Felsic Volcanic 1	Central Pit	Mine Rock	2.6	8.1	26	184	<1	<2	1.6	21	11	22
A0963739	BR-324	128	129	Felsic Volcanic 1	Central Pit	Mine Rock	15	7.1	19	78	<1	32	0.62	21	11	18
A0963740	BR-324	129	130.5	Felsic Volcanic 1	Central Pit	Mine Rock	3.0	6.9	33	187	1.0	<2	2.5	9.3	13	72
A0963741	BR-324	145.5	147	Felsic Volcanic 1	Central Pit	Mine Rock	0.80	8.0	17	531	1.0	<2	2.8	<0.3	9.0	31
A0963742	BR-324	159.5	160.5	Felsic Volcanic 1	Central Pit	Ore-Grade	0.60	8.0	24	531	1.0	<2	3.0	<0.3	10	19
A0963743	BR-324	164.5	165.5	Felsic Volcanic 1	Central Pit	Mine Rock	0.70	8.4	19	482	1.0	<2	2.9	<0.3	10	24
A0963744	BR-324	175.75	176.5	Felsic Volcanic 1	Central Pit	Mine Rock	1.0	7.9	59	98	2.0	<2	2.8	39	10	23
A0963745	BR-324	180.75	181.5	Felsic Volcanic 2	Central Pit	Mine Rock	0.60	7.1	35	56	<1	<2	3.7	<0.3	10	18
A0963746	BR-324	184.5	185.25	Felsic Volcanic 1	Central Pit	Ore-Grade	0.70	7.9	102	347	<1	<2	2.6	<0.3	11	29
A0963747	BR-324	198	199.5	Felsic Volcanic 1	Central Pit	Mine Rock	1.5	7.0	64	499	<1	<2	2.3	4.2	9.0	19

Classification as mine rock or ore-grade materials was based on gold content.

A value of "--" indicates metal was not measured for the given sample; the variation in elements analyzed is due to measurement at two different laboratories (see text).

Table B-7 Four Acid Metals

Sample ID	Drillhole ID	From	To	Lithology	Area	Class	Silver	Aluminum	Arsenic	Barium	Beryllium	Bismuth	Calcium	Cadmium	Cobalt	Chromium
		m	*m*				*ppm*	*%*	*ppm*	*ppm*	*ppm*	*ppm*	*%*	*ppm*	*ppm*	*ppm*
10x Crustal Abundance (Price 1997) [(1)]							--	--	--	--	--	--	--	--	--	--
A0964910	BR-409	36	37.5	Felsic Volcanic 1	Central Pit	Mine Rock	0.30	7.8	<3	497	<1	<2	2.3	<0.3	8.0	33
A0964911	BR-409	42	43.5	Felsic Volcanic 1	Central Pit	Mine Rock	0.30	8.2	<3	459	<1	<2	3.0	<0.3	13	36
A0964912	BR-409	48	49	Felsic Volcanic 1	Central Pit	Mine Rock	0.40	8.4	3.0	433	<1	<2	3.3	<0.3	14	36
A0964913	BR-409	69	70.5	Felsic Volcanic 2	Central Pit	Mine Rock	<0.3	7.1	<3	286	2.0	<2	0.69	<0.3	<1	5.0
A0964914	BR-409	76.9	77.2	Metasediment 2	Central Pit	Mine Rock	0.70	6.4	<3	343	1.0	<2	1.3	<0.3	20	113
A0964915	BR-409	82.25	83.5	Felsic Volcanic 1	Central Pit	Mine Rock	0.40	7.8	<3	429	<1	<2	2.2	<0.3	8.0	25
A0964916	BR-409	87	88.5	Felsic Volcanic 1	Central Pit	Mine Rock	0.60	8.4	<3	502	1.0	<2	2.5	<0.3	9.0	19
A0964917	BR-409	93	94.5	Felsic Volcanic 1	Central Pit	Mine Rock	0.30	8.3	4.0	444	1.0	<2	2.8	<0.3	10	21
A0964918	BR-409	100.05	101	Felsic Volcanic 1	Central Pit	Mine Rock	0.50	8.4	<3	662	<1	<2	2.8	<0.3	11	27
A0964919	BR-409	105	106.5	Felsic Volcanic 1	Central Pit	Mine Rock	0.50	7.8	<3	462	<1	<2	2.2	<0.3	9.0	20
A0964920	BR-409	109.5	111	Felsic Volcanic 1	Central Pit	Mine Rock	0.40	8.3	<3	532	1.0	<2	1.8	<0.3	11	36
A0964921	BR-409	115.7	117	Felsic Volcanic 1	Central Pit	Mine Rock	0.50	8.1	5.0	465	1.0	<2	1.8	<0.3	9.0	17
A0964922	BR-409	123	124.5	Felsic Volcanic 1	Central Pit	Mine Rock	0.40	8.0	3.0	379	<1	<2	2.7	<0.3	11	23
A0964923	BR-409	130.95	132	Felsic Volcanic 1	Central Pit	Mine Rock	0.50	7.6	20	495	<1	<2	2.7	<0.3	9.0	21
A0964924	BR-409	140.8	142	Felsic Volcanic 1	Central Pit	Mine Rock	0.60	6.3	<3	501	<1	<2	1.6	<0.3	11	35
A0964925	BR-409	147	148.05	Felsic Volcanic 1	Central Pit	Mine Rock	0.60	8.1	17	226	<1	<2	1.7	<0.3	12	39
A0964926	BR-409	156	157.5	Fragmental 1	Central Pit	Mine Rock	0.50	8.3	12	469	1.0	<2	2.3	<0.3	9.0	18
A0964927	BR-409	160.5	161.6	Fragmental 1	Central Pit	Mine Rock	0.60	8.6	6.0	469	1.0	<2	2.1	<0.3	11	21
A0964928	BR-409	165	166.5	Fragmental 1	Central Pit	Mine Rock	0.50	8.3	12	484	1.0	<2	2.5	<0.3	10	20
A0964929	BR-409	175.5	177	Felsic Volcanic 1	Central Pit	Mine Rock	0.50	8.0	42	404	1.0	<2	2.7	<0.3	10	18
A0964930	BR-409	186	187.5	Fragmental 1	Central Pit	Mine Rock	0.60	7.4	31	300	<1	<2	3.0	<0.3	12	42
A0964931	BR-409	189.8	190.5	Fragmental 1	Central Pit	Mine Rock	0.50	8.2	5.0	524	2.0	<2	2.7	<0.3	13	61
A0964932	BR-409	199.85	201	Fragmental 1	Central Pit	Mine Rock	0.50	8.3	22	428	1.0	<2	1.9	<0.3	8.0	25
A0964933	BR-409	204.35	205.35	Felsic Volcanic 1	Central Pit	Mine Rock	0.60	6.1	24	173	1.0	<2	1.7	<0.3	10	25
A0964934	BR-409	210	211.5	Felsic Volcanic 1	Central Pit	Mine Rock	0.60	8.4	40	415	<1	<2	2.6	<0.3	9.0	21
A0964935	BR-409	217.45	217.95	Felsic Volcanic 1	Central Pit	Mine Rock	0.60	7.6	11	395	1.0	<2	3.2	<0.3	16	93
A0964487	BR-203	19.5	20.5	Felsic Volcanic 1	Central Pit	Mine Rock	0.60	7.7	16	283	1.0	<2	2.4	<0.3	8.0	21
A0964488	BR-203	27.1	27.6	Felsic Volcanic 1	Central Pit	Ore-Grade	10	7.7	117	126	1.0	<2	0.87	4.3	9.0	15
A0964489	BR-203	31	32	Felsic Volcanic 1	Central Pit	Ore-Grade	1.0	8.5	11	533	1.0	<2	2.7	1.0	10	31
A0964490	BR-203	36	37.5	Felsic Volcanic 1	Central Pit	Mine Rock	0.90	7.6	20	493	1.0	<2	3.4	<0.3	9.0	21
A0964491	BR-203	41.5	43	Felsic Volcanic 1	Central Pit	Mine Rock	0.70	7.7	11	444	<1	<2	2.5	<0.3	10	22
A0964492	BR-203	54.5	56	Felsic Volcanic 1	Central Pit	Mine Rock	0.70	7.5	13	532	<1	<2	2.5	<0.3	9.0	14
A0964493	BR-203	59	60.5	Felsic Volcanic 1	Central Pit	Mine Rock	0.70	7.7	27	523	1.0	<2	2.5	<0.3	10	17
A0964494	BR-203	68	69	Felsic Volcanic 1	Central Pit	Mine Rock	0.60	5.3	94	476	1.0	<2	2.0	<0.3	9.0	23
A0964495	BR-203	73.05	73.7	Felsic Volcanic 1	Central Pit	Mine Rock	0.80	7.5	445	687	1.0	<2	2.5	<0.3	9.0	29
A0964496	BR-203	80.3	81.2	Metasediment 2	Central Pit	Ore-Grade	1.1	8.6	444	228	2.0	<2	1.6	<0.3	20	102
A0964497	BR-203	93.4	94.85	Metasediment 2	Central Pit	Mine Rock	0.60	8.3	265	502	2.0	<2	1.3	<0.3	19	92
A0964498	BR-203	120.3	121.8	Felsic Volcanic 1	Central Pit	Mine Rock	0.90	7.7	28	421	<1	<2	2.3	<0.3	9.0	15
A0964499	BR-203	124.1	125.1	Felsic Volcanic 1	Central Pit	Ore-Grade	7.9	7.1	36	388	1.0	3.0	1.6	2.0	8.0	24
A0964500	BR-203	132.4	133.2	Metasediment 2	Central Pit	Mine Rock	0.70	9.2	83	449	2.0	<2	1.6	<0.3	22	101
A0964051	BR-203	137.6	138.7	Metasediment 2	Central Pit	Mine Rock	0.50	9.1	56	502	1.0	<2	1.6	<0.3	22	118
A0964052	BR-203	145.6	147.1	Metasediment 2	Central Pit	Mine Rock	0.70	9.5	76	438	1.0	<2	1.5	<0.3	22	108
A0964053	BR-203	151	151.75	Metasediment 2	Central Pit	Mine Rock	0.70	8.2	100	451	<1	<2	1.4	<0.3	18	78
A0964054	BR-203	164.5	165.2	Felsic Volcanic 1	Central Pit	Mine Rock	0.60	5.1	13	494	<1	<2	1.7	<0.3	15	71

Classification as mine rock or ore-grade materials was based on gold content.

A value of "--" indicates metal was not measured for the given sample; the variation in elements analyzed is due to measurement at two different laboratories (see text).

Table B-7 Four Acid Metals

Sample ID	Drillhole ID	From	To	Lithology	Area	Class	Silver	Aluminum	Arsenic	Barium	Beryllium	Bismuth	Calcium	Cadmium	Cobalt	Chromium
		m	*m*				*ppm*	*%*	*ppm*	*ppm*	*ppm*	*ppm*	*%*	*ppm*	*ppm*	*ppm*
10x Crustal Abundance (Price 1997) [(1)]							--	--	--	--	--	--	--	--	--	--
A0964060	BR-203	201.15	201.7	Felsic Volcanic 2	Central Pit	Mine Rock	0.80	7.3	36	157	1.0	<2	0.89	<0.3	3.0	9.0
A0963825	BR-215	21	22.25	Fragmental 1	Central Pit	Mine Rock	0.60	8.4	25	447	1.0	<2	2.5	<0.3	10	93
A0963826	BR-215	27	28.5	Fragmental 1	Central Pit	Mine Rock	0.60	8.3	3.0	450	1.0	<2	1.8	<0.3	17	63
A0963827	BR-215	33.4	33.9	Fragmental 1	Central Pit	Mine Rock	0.60	8.4	19	294	1.0	<2	2.2	<0.3	10	21
A0963828	BR-215	39	40.5	Fragmental 1	Central Pit	Mine Rock	0.60	8.6	27	156	1.0	<2	2.5	<0.3	10	16
A0963829	BR-215	45	46.5	Fragmental 1	Central Pit	Mine Rock	0.60	8.3	36	222	1.0	<2	2.5	<0.3	10	19
A0963830	BR-215	54.1	54.6	Fragmental 1	Central Pit	Ore-Grade	1.0	7.8	56	166	1.0	<2	2.4	2.9	9.0	19
A0963831	BR-215	63	63.9	Felsic Volcanic 1	Central Pit	Mine Rock	0.70	8.3	24	300	1.0	<2	2.7	0.30	9.0	22
A0963832	BR-215	69.35	70.5	Felsic Volcanic 1	Central Pit	Mine Rock	0.70	7.7	24	389	<1	<2	2.6	<0.3	9.0	21
A0963833	BR-215	75	76.5	Felsic Volcanic 1	Central Pit	Mine Rock	0.50	7.9	49	259	1.0	<2	2.2	<0.3	9.0	26
A0963834	BR-215	82.5	84	Felsic Volcanic 1	Central Pit	Mine Rock	0.80	7.9	17	537	<1	<2	2.9	<0.3	8.0	14
A0963835	BR-215	87	88.5	Felsic Volcanic 1	Central Pit	Mine Rock	0.60	6.2	9.0	548	<1	<2	2.2	<0.3	9.0	16
A0963836	BR-215	96.5	97.5	Felsic Volcanic 1	Central Pit	Mine Rock	0.80	8.6	11	643	1.0	<2	2.9	<0.3	12	22
A0963837	BR-215	103.5	104.45	Felsic Volcanic 1	Central Pit	Mine Rock	0.60	7.6	13	358	<1	<2	1.4	<0.3	8.0	16
A0963838	BR-215	119.55	120.5	Felsic Volcanic 1	Central Pit	Ore-Grade	0.80	8.2	38	441	<1	<2	2.4	<0.3	9.0	35
A0963839	BR-215	130.5	132	Felsic Volcanic 1	Central Pit	Ore-Grade	0.70	8.3	89	422	<1	<2	2.5	<0.3	8.0	15
A0963840	BR-215	139.5	140.65	Felsic Volcanic 1	Central Pit	Mine Rock	0.70	7.7	157	394	<1	<2	2.0	<0.3	8.0	14
A0963841	BR-215	148.55	150	Felsic Volcanic 1	Central Pit	Ore-Grade	0.80	7.5	317	447	<1	<2	2.3	<0.3	8.0	13
A0963842	BR-215	157.75	158.45	Felsic Volcanic 1	Central Pit	Mine Rock	1.3	7.1	139	199	1.0	<2	1.9	1.7	9.0	20
A0963843	BR-215	179.7	180.5	Felsic Volcanic 1	Central Pit	Mine Rock	0.80	7.0	130	553	<1	<2	2.5	<0.3	9.0	15
A0963844	BR-215	190.1	191.4	Felsic Volcanic 1	Central Pit	Mine Rock	0.60	7.9	52	575	<1	<2	2.6	<0.3	9.0	16
A0963845	BR-215	200.7	201.7	Felsic Volcanic 1	Central Pit	Ore-Grade	0.70	5.7	175	499	<1	<2	2.2	<0.3	8.0	24
A0963846	BR-215	217	218	Felsic Volcanic 1	Central Pit	Mine Rock	0.60	8.2	13	294	<1	<2	3.2	<0.3	12	23
A0963847	BR-215	224.1	225	Felsic Volcanic 1	Central Pit	Ore-Grade	0.90	7.3	68	389	<1	<2	2.2	<0.3	8.0	16
A0963848	BR-215	237.2	237.7	Felsic Volcanic 1	Central Pit	Ore-Grade	0.60	7.7	66	374	1.0	<2	2.6	<0.3	12	36
A0963849	BR-215	256.9	258	Felsic Volcanic 1	Central Pit	Mine Rock	0.60	8.7	34	602	1.0	<2	2.7	<0.3	11	24
A0963850	BR-215	278.15	278.6	Metasediment 2	Central Pit	Mine Rock	0.60	9.0	7.0	549	1.0	<2	1.5	<0.3	20	92
A0963851	BR-215	299	300	Metasediment 2	Central Pit	Mine Rock	0.50	11	26	488	1.0	<2	1.1	<0.3	27	131
A0963602	BR-234	127.5	128.5	Metasediment 2	Central Pit	Mine Rock	0.70	9.1	4.0	645	1.0	<2	1.7	<0.3	22	114
A0963603	BR-234	132	133.1	Felsic Volcanic 2	Central Pit	Mine Rock	0.60	7.7	33	571	1.0	<2	1.7	<0.3	3.0	7.0
A0963604	BR-234	150.65	151.35	Felsic Volcanic 2	Central Pit	Ore-Grade	1.0	5.7	>5000	469	1.0	<2	1.5	<0.3	9.0	30
A0963605	BR-234	155.2	156.7	Felsic Volcanic 2	Central Pit	Ore-Grade	0.80	6.7	127	348	1.0	<2	0.43	<0.3	2.0	9.0
A0963606	BR-234	160.5	162	Felsic Volcanic 2	Central Pit	Mine Rock	0.90	7.4	69	164	1.0	<2	1.3	<0.3	2.0	9.0
A0963607	BR-234	165	166.5	Felsic Volcanic 2	Central Pit	Mine Rock	0.80	7.3	33	174	1.0	<2	1.5	<0.3	2.0	12
A0963608	BR-234	171	172.5	Felsic Volcanic 2	Central Pit	Mine Rock	0.80	7.4	29	411	1.0	<2	1.6	<0.3	3.0	20
A0963609	BR-234	178.4	179.1	Felsic Volcanic 2	Central Pit	Mine Rock	0.80	7.3	43	195	1.0	<2	1.7	<0.3	3.0	13
A0963610	BR-235	18.3	19.4	Felsic Volcanic 1	Central Pit	Mine Rock	0.50	8.0	14	418	<1	<2	2.7	<0.3	10	26
A0963611	BR-235	27.2	28.3	Felsic Volcanic 1	Central Pit	Mine Rock	0.80	7.7	15	409	1.0	<2	2.6	<0.3	9.0	20
A0963612	BR-235	45	46.1	Felsic Volcanic 1	Central Pit	Mine Rock	0.80	7.9	23	500	1.0	<2	2.4	<0.3	10	29
A0963613	BR-235	54.6	56	Felsic Volcanic 1	Central Pit	Mine Rock	0.60	8.1	9.0	438	1.0	<2	2.0	<0.3	9.0	16
A0963614	BR-235	58.5	60	Felsic Volcanic 1	Central Pit	Mine Rock	0.70	8.5	16	440	1.0	<2	2.1	<0.3	11	28
A0963615	BR-235	64.5	66	Felsic Volcanic 1	Central Pit	Mine Rock	0.50	7.7	9.0	445	1.0	<2	1.3	<0.3	8.0	15
A0963616	BR-235	70.5	72	Felsic Volcanic 1	Central Pit	Mine Rock	0.50	8.3	11	394	1.0	<2	1.8	<0.3	10	21
A0963617	BR-235	75	76.5	Felsic Volcanic 1	Central Pit	Mine Rock	0.70	9.3	18	381	<1	<2	1.7	<0.3	10	33

Classification as mine rock or ore-grade materials was based on gold content.

A value of "--" indicates metal was not measured for the given sample; the variation in elements analyzed is due to measurement at two different laboratories (see text).

Table B-7 Four Acid Metals

Sample ID	Drillhole ID	From	To	Lithology	Area	Class	Silver	Aluminum	Arsenic	Barium	Beryllium	Bismuth	Calcium	Cadmium	Cobalt	Chromium
		m	*m*				*ppm*	*%*	*ppm*	*ppm*	*ppm*	*ppm*	*%*	*ppm*	*ppm*	*ppm*
10x Crustal Abundance (Price 1997) [(1)]							--	--	--	--	--	--	--	--	--	--
A0963623	BR-235	96.75	97.1	Felsic Volcanic 1	Central Pit	Mine Rock	0.70	8.2	9.0	487	1.0	<2	2.9	<0.3	13	22
A0963624	BR-235	105.8	107.3	Metasediment 2	Central Pit	Mine Rock	0.60	8.4	80	531	1.0	<2	1.4	<0.3	19	87
A0963625	BR-235	114.9	115.9	Felsic Volcanic 1	Central Pit	Mine Rock	0.50	8.2	5.0	433	1.0	<2	2.2	<0.3	9.0	23
A0963626	BR-235	119.7	120.55	Metasediment 2	Central Pit	Mine Rock	0.60	8.6	4.0	745	1.0	<2	1.6	<0.3	17	89
A0963627	BR-235	127.05	127.75	Metasediment 2	Central Pit	Mine Rock	0.40	8.3	101	575	1.0	<2	0.93	<0.3	18	105
A0963628	BR-235	131.3	132.4	Metasediment 2	Central Pit	Mine Rock	0.50	9.4	108	723	1.0	<2	1.4	<0.3	20	103
A0963629	BR-235	140.35	140.8	Metasediment 2	Central Pit	Mine Rock	0.70	6.2	39	710	1.0	<2	1.6	<0.3	17	94
A0963630	BR-235	148.25	148.9	Metasediment 2	Central Pit	Mine Rock	0.50	9.2	<3	503	1.0	<2	1.1	<0.3	16	80
A0963631	BR-235	151.7	153	Metasediment 2	Central Pit	Mine Rock	0.60	9.2	158	596	1.0	<2	1.1	<0.3	16	73
A0963632	BR-235	164	165	Metasediment 2	Central Pit	Mine Rock	0.30	6.2	230	506	2.0	<2	2.5	<0.3	11	56
A0963633	BR-235	166.2	166.8	Felsic Volcanic 2	Central Pit	Mine Rock	0.70	5.8	13	507	<1	<2	1.2	<0.3	2.0	14
A0963634	BR-235	171.9	172.5	Felsic Volcanic 2	Central Pit	Mine Rock	0.90	7.7	67	910	2.0	<2	2.0	<0.3	4.0	28
A0963635	BR-235	174.8	176	Felsic Volcanic 2	Central Pit	Mine Rock	0.70	7.4	29	492	1.0	<2	1.6	<0.3	2.0	58
A0963636	BR-235	181.3	182.3	Felsic Volcanic 2	Central Pit	Ore-Grade	0.80	6.6	78	373	<1	<2	1.3	<0.3	2.0	12
A0963637	BR-235	184	184.7	Felsic Volcanic 2	Central Pit	Mine Rock	0.80	7.0	73	246	<1	<2	1.2	<0.3	2.0	8.0
A0963638	BR-235	187.6	188.9	Felsic Volcanic 2	Central Pit	Mine Rock	0.80	5.3	140	519	1.0	<2	1.1	<0.3	2.0	12
A0963639	BR-235	192.55	193.4	Felsic Volcanic 2	Central Pit	Mine Rock	0.80	6.7	84	413	1.0	<2	1.2	<0.3	2.0	13
A0963640	BR-235	200.8	202.1	Felsic Volcanic 2	Central Pit	Mine Rock	1.0	7.6	59	448	<1	<2	1.9	<0.3	3.0	20
A0963641	BR-235	207.7	208.6	Felsic Volcanic 2	Central Pit	Mine Rock	0.90	7.9	55	387	1.0	<2	2.1	<0.3	4.0	45
A0963642	BR-235	213	214	Felsic Volcanic 2	Central Pit	Mine Rock	0.80	6.7	75	295	1.0	<2	3.4	<0.3	2.0	15
A0963643	BR-235	218	218.7	Felsic Volcanic 2	Central Pit	Mine Rock	0.60	7.2	23	330	<1	<2	4.0	<0.3	19	163
A0962976	BR-236	23.5	24.8	Felsic Volcanic 1	Central Pit	Mine Rock	0.90	7.5	36	300	<1	<2	2.7	<0.3	8.0	20
A0962977	BR-236	30	31	Felsic Volcanic 1	Central Pit	Mine Rock	0.80	7.9	15	483	1.0	<2	2.5	1.2	9.0	17
A0962978	BR-236	39.5	40.5	Felsic Volcanic 1	Central Pit	Mine Rock	0.50	7.9	14	535	<1	<2	2.7	0.30	9.0	21
A0962979	BR-236	50.5	51.5	Felsic Volcanic 1	Central Pit	Mine Rock	0.80	8.3	10	546	<1	<2	2.0	1.5	9.0	22
A0962980	BR-236	68	69	Felsic Volcanic 1	Central Pit	Mine Rock	0.70	8.2	35	365	<1	<2	2.5	<0.3	9.0	31
A0962981	BR-236	80.5	81.5	Felsic Volcanic 1	Central Pit	Mine Rock	1.2	8.3	13	715	1.0	<2	2.7	<0.3	10	20
A0964234	BR-175	155.6	157.1	Felsic Volcanic 1	Central Pit	Mine Rock	1.1	7.7	31	147	1.0	2.0	1.9	<0.3	9.0	17
A0964235	BR-175	157.1	158.6	Felsic Volcanic 1	Central Pit	Mine Rock	1.3	7.8	30	75	1.0	3.0	1.6	0.70	9.0	16
A0964236	BR-175	163.1	164.1	Felsic Volcanic 1	Central Pit	Mine Rock	2.0	7.4	42	211	1.0	3.0	1.7	6.2	10	16
A0964237	BR-175	167.1	168.1	Felsic Volcanic 1	Central Pit	Mine Rock	1.5	7.7	32	151	<1	<2	2.8	2.7	12	25
A0964238	BR-175	173.7	174.7	Felsic Volcanic 1	Central Pit	Mine Rock	2.4	7.6	30	138	<1	2.0	2.6	12	9.0	18
A0964239	BR-175	179.7	181.2	Felsic Volcanic 1	Central Pit	Mine Rock	0.90	7.3	20	494	<1	<2	2.4	2.6	9.0	16
A0964240	BR-175	184	185.5	Felsic Volcanic 1	Central Pit	Mine Rock	0.70	7.6	14	608	1.0	<2	2.7	1.6	8.0	20
A0964241	BR-175	190	191.5	Felsic Volcanic 1	Central Pit	Ore-Grade	1.2	2.9	7.0	631	<1	2.0	2.3	5.2	8.0	26
A0964242	BR-175	196	197.5	Felsic Volcanic 1	Central Pit	Mine Rock	0.80	6.4	17	308	<1	<2	2.4	2.1	10	26
A0964243	BR-175	207	208	Felsic Volcanic 1	Central Pit	Mine Rock	1.6	7.3	50	93	<1	6.0	1.7	<0.3	18	67
A0964246	BR-175	208	209	Felsic Volcanic 1	Central Pit	Mine Rock	1.5	7.4	39	96	<1	4.0	1.8	38	15	40
A0964244	BR-175	214.5	216	Felsic Volcanic 1	Central Pit	Mine Rock	1.0	7.5	22	216	<1	<2	2.0	0.60	9.0	15
A0964245	BR-175	222	223.5	Felsic Volcanic 1	Central Pit	Mine Rock	0.70	7.7	15	651	1.0	<2	2.7	1.1	9.0	16
A0964247	BR-175	228.7	229.85	Felsic Volcanic 1	Central Pit	Ore-Grade	1.7	7.5	22	90	<1	18	1.8	0.40	12	19
A0964248	BR-175	238	239	Felsic Volcanic 1	Central Pit	Mine Rock	1.7	7.7	15	120	<1	<2	1.2	2.1	11	23
A0964249	BR-175	243.4	244.4	Felsic Volcanic 1	Central Pit	Ore-Grade	1.3	6.8	79	93	<1	<2	1.1	2.2	12	20
A0964250	BR-175	248.4	249.4	Felsic Volcanic 1	Central Pit	Mine Rock	1.7	7.9	56	148	1.0	<2	1.4	9.2	11	30

Classification as mine rock or ore-grade materials was based on gold content.

A value of "--" indicates metal was not measured for the given sample; the variation in elements analyzed is due to measurement at two different laboratories (see text).

Table B-7 Four Acid Metals

Sample ID	Drillhole ID	From	To	Lithology	Area	Class	Silver	Aluminum	Arsenic	Barium	Beryllium	Bismuth	Calcium	Cadmium	Cobalt	Chromium
		m	*m*				*ppm*	*%*	*ppm*	*ppm*	*ppm*	*ppm*	*%*	*ppm*	*ppm*	*ppm*
10x Crustal Abundance (Price 1997) [(1)]							--	--	--	--	--	--	--	--	--	--
A0964256	BR-175	338.9	340.4	Felsic Volcanic 1	Central Pit	Mine Rock	1.0	7.1	14	504	<1	<2	2.3	0.90	14	32
A0964257	BR-175	349.5	350.5	Felsic Volcanic 1	Central Pit	Mine Rock	1.0	5.3	11	496	<1	<2	0.83	1.6	8.0	23
A0964258	BR-175	352.5	353.5	Felsic Volcanic 1	Central Pit	Mine Rock	2.7	6.2	57	283	1.0	<2	1.8	6.5	8.0	23
A0964259	BR-175	360.5	362	Felsic Volcanic 1	Central Pit	Mine Rock	1.1	6.2	16	499	1.0	<2	2.2	1.2	9.0	83
A0964770	BR-461	21	22.3	Felsic Volcanic 1	Central Pit	Mine Rock	0.80	5.6	9.0	478	1.0	<2	1.4	<0.3	9.0	28
A0964771	BR-461	28.7	30.2	Metasediment 2	Central Pit	Mine Rock	0.80	4.0	190	355	1.0	<2	0.65	<0.3	23	147
A0964772	BR-461	35.7	36.6	Felsic Volcanic 2	Central Pit	Mine Rock	1.0	7.9	81	741	1.0	<2	1.6	<0.3	3.0	15
A0964773	BR-461	40.5	41.5	Felsic Volcanic 2	Central Pit	Mine Rock	0.80	6.5	60	366	1.0	<2	1.5	<0.3	3.0	13
A0964774	BR-461	46.3	47.3	Felsic Volcanic 2	Central Pit	Mine Rock	0.80	7.3	110	245	1.0	<2	1.3	<0.3	2.0	8.0
A0964775	BR-461	52.7	53.8	Felsic Volcanic 2	Central Pit	Mine Rock	0.90	7.1	334	346	<1	<2	1.5	<0.3	2.0	10
A0964776	BR-461	56.5	57.5	Felsic Volcanic 2	Central Pit	Mine Rock	0.80	7.2	261	296	<1	<2	1.7	<0.3	2.0	13
A0964777	BR-461	70.6	72	Felsic Volcanic 1	Central Pit	Mine Rock	0.70	8.1	150	603	1.0	<2	2.4	<0.3	8.0	23
A0964778	BR-461	75	75.7	Felsic Volcanic 2	Central Pit	Mine Rock	0.60	7.3	216	325	1.0	<2	1.1	<0.3	2.0	21
A0964779	BR-461	88.6	89.6	Felsic Volcanic 2	Central Pit	Mine Rock	0.70	7.0	1430	330	1.0	<2	0.76	<0.3	2.0	12
A0964780	BR-461	89.6	90.6	Felsic Volcanic 2	Central Pit	Mine Rock	0.60	3.1	342	297	1.0	<2	0.69	<0.3	2.0	10
A0964781	BR-461	95.7	96.7	Felsic Volcanic 2	Central Pit	Mine Rock	0.70	6.6	433	380	1.0	<2	1.1	<0.3	2.0	11
A0964782	BR-461	100.7	101.6	Felsic Volcanic 2	Central Pit	Mine Rock	0.70	6.9	>5000	265	1.0	<2	0.22	<0.3	2.0	18
A0964783	BR-461	102.6	102.9	Felsic Volcanic 2	Central Pit	Mine Rock	0.70	5.1	>5000	291	<1	<2	0.40	<0.3	2.0	14
A0964784	BR-461	103.9	104.9	Felsic Volcanic 2	Central Pit	Mine Rock	0.80	6.7	1490	261	1.0	<2	0.58	<0.3	2.0	7.0
A0964785	BR-461	105.9	106.9	Felsic Volcanic 2	Central Pit	Mine Rock	0.80	6.7	104	154	1.0	<2	0.63	<0.3	2.0	10
A0964786	BR-461	111	112	Felsic Volcanic 2	Central Pit	Mine Rock	0.90	6.9	96	137	1.0	<2	1.2	<0.3	2.0	9.0
A0964744	BR-461	117	118	Felsic Volcanic 2	Central Pit	Mine Rock	0.90	7.9	44	115	2.0	<2	0.64	<0.3	2.0	10
A0964745	BR-461	121.4	122.4	Felsic Volcanic 2	Central Pit	Mine Rock	0.90	7.2	148	619	1.0	<2	1.4	<0.3	2.0	9.0
A0964746	BR-461	124.9	125.4	Felsic Volcanic 2	Central Pit	Mine Rock	1.0	2.9	177	556	1.0	<2	0.65	<0.3	2.0	11
A0964747	BR-461	130.6	131.6	Felsic Volcanic 2	Central Pit	Mine Rock	0.90	6.8	68	850	1.0	<2	1.5	<0.3	2.0	11
A0964748	BR-461	136	137.1	Felsic Volcanic 2	Central Pit	Mine Rock	1.2	7.5	70	712	1.0	<2	1.5	<0.3	2.0	7.0
A0964749	BR-461	150.7	151.7	Felsic Volcanic 2	Central Pit	Mine Rock	0.80	7.4	88	170	1.0	<2	1.2	<0.3	2.0	13
A0964750	BR-461	156	157	Felsic Volcanic 2	Central Pit	Mine Rock	0.70	6.8	177	132	1.0	<2	1.4	<0.3	3.0	40
A0964751	BR-461	165.6	166.6	Felsic Volcanic 2	Central Pit	Mine Rock	0.90	7.5	204	536	1.0	<2	1.5	<0.3	2.0	59
A0962901	BR-150	16	17	Felsic Volcanic 1	Central Pit	Mine Rock	0.60	8.0	4.0	527	<1	<2	2.5	<0.3	9.0	23
A0962902	BR-150	26	27	Felsic Volcanic 1	Central Pit	Mine Rock	0.60	8.5	3.0	556	1.0	<2	2.0	<0.3	9.0	20
A0962903	BR-150	33	34	Felsic Volcanic 1	Central Pit	Mine Rock	0.60	8.2	3.0	496	1.0	<2	2.3	<0.3	9.0	25
A0962904	BR-150	40	41	Fragmental 1	Central Pit	Mine Rock	0.60	9.4	3.0	583	1.0	<2	1.3	<0.3	19	99
A0962905	BR-150	45	46	Fragmental 1	Central Pit	Mine Rock	0.50	8.4	<3	481	1.0	<2	1.7	<0.3	14	55
A0962906	BR-150	50	51	Fragmental 1	Central Pit	Mine Rock	0.50	8.4	8.0	504	1.0	<2	1.5	<0.3	16	73
A0962907	BR-150	55	56	Fragmental 1	Central Pit	Mine Rock	0.80	8.9	4.0	503	1.0	<2	1.5	<0.3	17	67
A0962908	BR-150	60	61	Fragmental 1	Central Pit	Mine Rock	0.60	7.5	4.0	527	<1	<2	1.4	0.30	16	70
A0962924	BR-150	66	67	Fragmental 1	Central Pit	Mine Rock	0.40	8.5	6.0	618	1.0	<2	3.3	<0.3	19	73
A0962909	BR-150	70	71.5	Fragmental 1	Central Pit	Mine Rock	0.30	7.2	22	249	<1	<2	2.0	<0.3	8.0	23
A0962910	BR-150	75	76	Fragmental 1	Central Pit	Mine Rock	0.70	9.3	3.0	471	1.0	<2	1.5	<0.3	21	103
A0962911	BR-150	81	82	Fragmental 1	Central Pit	Mine Rock	0.40	8.0	4.0	510	<1	<2	2.0	<0.3	8.0	20
A0962912	BR-150	85	86	Fragmental 1	Central Pit	Mine Rock	0.50	4.5	6.0	469	<1	<2	1.2	<0.3	10	27
A0962925	BR-150	92	93	Fragmental 1	Central Pit	Mine Rock	0.40	6.7	22	401	1.0	<2	1.9	<0.3	9.0	21
A0962926	BR-150	96	97	Felsic Volcanic 1	Central Pit	Mine Rock	0.50	8.5	8.0	516	1.0	<2	3.0	<0.3	10	20

Classification as mine rock or ore-grade materials was based on gold content.

A value of "--" indicates metal was not measured for the given sample; the variation in elements analyzed is due to measurement at two different laboratories (see text).

Table B-7 Four Acid Metals

Sample ID	Drillhole ID	From	To	Lithology	Area	Class	Silver	Aluminum	Arsenic	Barium	Beryllium	Bismuth	Calcium	Cadmium	Cobalt	Chromium
		m	*m*				*ppm*	*%*	*ppm*	*ppm*	*ppm*	*ppm*	*%*	*ppm*	*ppm*	*ppm*
10x Crustal Abundance (Price 1997) [(1)]							--	--	--	--	--	--	--	--	--	--
A0962913	BR-150	107	108	Felsic Volcanic 1	Central Pit	Mine Rock	0.50	7.6	7.0	412	<1	<2	2.4	<0.3	10	16
A0962927	BR-150	113	114	Felsic Volcanic 1	Central Pit	Mine Rock	0.50	7.9	22	433	<1	<2	2.9	<0.3	9.0	30
A0962914	BR-150	125.5	126.2	Felsic Volcanic 1	Central Pit	Mine Rock	0.60	8.6	47	260	1.0	<2	2.8	<0.3	10	29
A0962915	BR-150	130.5	131.5	Felsic Volcanic 1	Central Pit	Mine Rock	0.50	8.2	36	167	1.0	<2	1.9	<0.3	9.0	20
A0962928	BR-150	141.5	142	Felsic Volcanic 1	Central Pit	Mine Rock	1.5	8.3	34	297	1.0	<2	4.6	<0.3	13	37
A0962929	BR-150	147.75	148.5	Felsic Volcanic 1	Central Pit	Mine Rock	0.60	5.8	23	434	<1	<2	2.4	<0.3	7.0	17
A0962916	BR-150	160	161	Felsic Volcanic 1	Central Pit	Mine Rock	1.1	4.1	23	490	1.0	<2	2.3	0.50	8.0	28
A0962917	BR-150	165	166	Felsic Volcanic 1	Central Pit	Ore-Grade	0.70	8.0	16	560	<1	<2	2.4	<0.3	9.0	21
A0962930	BR-150	187.25	188	Felsic Volcanic 1	Central Pit	Mine Rock	0.90	8.3	28	468	<1	<2	2.7	1.8	10	24
A0962931	BR-150	191	191.75	Felsic Volcanic 1	Central Pit	Mine Rock	0.70	8.0	16	503	<1	<2	3.1	0.80	9.0	22
A0962918	BR-150	194.75	195.5	Felsic Volcanic 1	Central Pit	Mine Rock	0.80	7.8	21	552	1.0	<2	2.8	<0.3	8.0	22
A0962919	BR-150	200.75	201.5	Felsic Volcanic 1	Central Pit	Mine Rock	0.60	7.3	21	398	<1	<2	2.2	<0.3	9.0	24
A0962920	BR-150	205	205.5	Felsic Volcanic 1	Central Pit	Mine Rock	0.90	8.4	61	258	1.0	<2	3.1	3.5	11	26
A0962921	BR-150	216.75	217.5	Felsic Volcanic 1	Central Pit	Mine Rock	0.70	7.7	32	629	1.0	<2	2.5	4.0	10	65
A0962922	BR-150	225	226	Felsic Volcanic 1	Central Pit	Ore-Grade	0.80	8.1	35	606	1.0	<2	3.0	<0.3	11	33
A0962923	BR-150	246	247	Felsic Volcanic 1	Central Pit	Mine Rock	0.80	4.1	74	444	<1	<2	2.4	<0.3	10	33
A0962932	BR-154	15	16	Felsic Volcanic 1	Central Pit	Mine Rock	0.60	7.0	<3	417	1.0	<2	2.1	<0.3	12	52
A0962933	BR-154	20	21	Felsic Volcanic 1	Central Pit	Mine Rock	0.50	8.5	3.0	492	1.0	<2	2.7	<0.3	11	45
A0962934	BR-154	25	26	Felsic Volcanic 1	Central Pit	Mine Rock	0.50	8.4	3.0	771	1.0	<2	1.9	<0.3	10	42
A0962935	BR-154	30	31	Felsic Volcanic 1	Central Pit	Mine Rock	0.30	8.1	<3	699	1.0	<2	3.2	<0.3	18	80
A0962936	BR-154	36	37	Metasediment 3	Central Pit	Mine Rock	0.60	9.4	3.0	665	1.0	<2	0.62	<0.3	16	97
A0962937	BR-154	45.3	46.5	Felsic Volcanic 1	Central Pit	Mine Rock	0.50	8.5	<3	500	1.0	<2	1.5	<0.3	12	25
A0962938	BR-154	53.5	54	Felsic Volcanic 1	Central Pit	Mine Rock	0.60	11	<3	>1000	1.0	<2	2.3	<0.3	11	30
A0962939	BR-154	58.5	60	Felsic Volcanic 1	Central Pit	Mine Rock	0.50	8.6	<3	535	1.0	<2	2.5	<0.3	10	34
A0962940	BR-154	63	63.8	Felsic Volcanic 1	Central Pit	Mine Rock	0.40	8.0	<3	483	<1	<2	2.5	<0.3	10	20
A0962941	BR-154	69	69.5	Felsic Volcanic 1	Central Pit	Mine Rock	0.30	6.9	<3	485	<1	<2	1.7	<0.3	5.0	14
A0962942	BR-154	76.5	78	Felsic Volcanic 1	Central Pit	Mine Rock	0.70	8.5	<3	478	<1	<2	2.2	<0.3	8.0	28
A0962943	BR-154	81	82.5	Felsic Volcanic 1	Central Pit	Mine Rock	0.50	8.0	<3	397	<1	<2	2.1	<0.3	7.0	21
A0962944	BR-154	85.5	87	Felsic Volcanic 1	Central Pit	Mine Rock	0.50	8.4	<3	483	<1	<2	3.0	<0.3	10	25
A0962945	BR-154	90.75	91.25	Felsic Volcanic 1	Central Pit	Mine Rock	0.70	7.8	<3	350	1.0	<2	2.8	<0.3	13	43
A0962946	BR-154	96.4	96.9	Felsic Volcanic 1	Central Pit	Mine Rock	0.30	5.4	<3	142	<1	<2	1.7	<0.3	10	30
A0962947	BR-154	100.7	102	Felsic Volcanic 1	Central Pit	Mine Rock	0.50	8.2	<3	597	<1	<2	2.2	<0.3	10	26
A0962948	BR-154	106.5	108	Felsic Volcanic 1	Central Pit	Mine Rock	0.40	7.6	<3	343	<1	<2	3.1	<0.3	12	37
A0962949	BR-154	112.5	114	Felsic Volcanic 1	Central Pit	Mine Rock	0.40	5.3	<3	599	<1	<2	2.3	<0.3	14	39
A0962950	BR-154	118.5	120	Felsic Volcanic 1	Central Pit	Mine Rock	0.70	8.7	3.0	441	1.0	<2	3.2	<0.3	14	45
117052	BR-136	85	86	Felsic Volcanic 1	Central Pit	Mine Rock	0.60	7.3	<3	508	1.0	<2	2.1	<0.3	8.0	21
117053	BR-136	89.5	90.5	Felsic Volcanic 1	Central Pit	Mine Rock	0.60	6.4	4.0	213	1.0	<2	1.9	<0.3	9.0	19
117054	BR-136	99	100	Felsic Volcanic 1	Central Pit	Mine Rock	0.50	6.3	<3	519	1.0	<2	2.0	<0.3	8.0	18
117055	BR-136	101	102	Felsic Volcanic 1	Central Pit	Mine Rock	1.7	6.3	3.0	605	1.0	<2	2.3	<0.3	8.0	20
117056	BR-136	105	106	Felsic Volcanic 1	Central Pit	Mine Rock	0.60	7.2	<3	430	1.0	<2	2.4	<0.3	9.0	23
117057	BR-136	110	111	Felsic Volcanic 1	Central Pit	Mine Rock	0.50	6.0	<3	592	1.0	<2	2.3	<0.3	9.0	15
117058	BR-136	115.85	117	Felsic Volcanic 1	Central Pit	Mine Rock	0.50	4.3	<3	543	1.0	<2	1.5	<0.3	8.0	25
117059	BR-136	123	124	Felsic Volcanic 1	Central Pit	Mine Rock	0.50	7.5	<3	551	1.0	<2	2.0	<0.3	9.0	28
117060	BR-136	125	126	Felsic Volcanic 1	Central Pit	Mine Rock	0.50	7.7	4.0	424	1.0	<2	2.4	<0.3	8.0	19

Classification as mine rock or ore-grade materials was based on gold content.

A value of "--" indicates metal was not measured for the given sample; the variation in elements analyzed is due to measurement at two different laboratories (see text).

Table B-7 Four Acid Metals

Sample ID	Drillhole ID	From	To	Lithology	Area	Class	Silver	Aluminum	Arsenic	Barium	Beryllium	Bismuth	Calcium	Cadmium	Cobalt	Chromium
		m	*m*				*ppm*	*%*	*ppm*	*ppm*	*ppm*	*ppm*	*%*	*ppm*	*ppm*	*ppm*
10x Crustal Abundance (Price 1997) [(1)]							--	--	--	--	--	--	--	--	--	--
117061	BR-136	130	131	Felsic Volcanic 1	Central Pit	Mine Rock	0.50	8.1	<3	594	1.0	<2	2.4	<0.3	10	19
117062	BR-136	135.5	136.5	Felsic Volcanic 1	Central Pit	Mine Rock	0.60	7.6	4.0	497	1.0	<2	2.1	<0.3	9.0	19
117063	BR-136	139	140.15	Felsic Volcanic 1	Central Pit	Mine Rock	0.70	8.1	3.0	503	1.0	<2	1.5	<0.3	9.0	29
A0963449	BR-136	145	146	Felsic Volcanic 1	Central Pit	Mine Rock	0.60	7.7	<3	510	1.0	<2	2.4	<0.3	8.0	19
A0963450	BR-136	150	151	Felsic Volcanic 1	Central Pit	Mine Rock	0.70	7.7	3.0	652	<1	<2	1.9	<0.3	10	18
A0963451	BR-136	155.25	156.5	Felsic Volcanic 1	Central Pit	Mine Rock	0.50	7.4	3.0	426	1.0	<2	2.1	<0.3	9.0	16
A0963493	BR-136	161.65	162.5	Felsic Volcanic 1	Central Pit	Mine Rock	0.70	4.9	7.0	292	2.0	<2	3.8	<0.3	20	209
A0963452	BR-136	166.85	168	Felsic Volcanic 1	Central Pit	Mine Rock	0.50	6.9	6.0	459	1.0	<2	1.5	<0.3	9.0	22
A0963453	BR-136	168	169	Felsic Volcanic 1	Central Pit	Mine Rock	0.50	7.9	4.0	525	1.0	<2	2.3	<0.3	9.0	21
A0963454	BR-136	171	172	Felsic Volcanic 1	Central Pit	Mine Rock	0.60	7.7	4.0	446	1.0	<2	2.1	<0.3	8.0	18
A0963455	BR-136	177	178	Felsic Volcanic 1	Central Pit	Mine Rock	0.50	7.6	6.0	436	1.0	<2	2.5	<0.3	8.0	15
A0963456	BR-136	181	181.5	Felsic Volcanic 1	Central Pit	Mine Rock	<0.3	2.7	<3	134	<1	<2	0.82	<0.3	3.0	12
A0963457	BR-136	181.5	183	Felsic Volcanic 1	Central Pit	Mine Rock	0.60	7.8	5.0	448	1.0	<2	2.3	<0.3	10	28
A0963494	BR-136	188	189	Felsic Volcanic 1	Central Pit	Mine Rock	0.80	7.8	29	218	<1	<2	2.8	<0.3	10	23
A0963495	BR-136	193	194	Felsic Volcanic 1	Central Pit	Mine Rock	0.60	7.9	13	325	1.0	<2	2.0	<0.3	9.0	29
A0963458	BR-136	197	198	Felsic Volcanic 1	Central Pit	Mine Rock	0.50	4.9	4.0	416	1.0	<2	1.4	<0.3	8.0	28
A0963459	BR-136	199	200	Felsic Volcanic 1	Central Pit	Mine Rock	0.70	7.0	12	523	<1	<2	1.3	<0.3	9.0	19
A0963460	BR-136	206.85	207.7	Felsic Volcanic 1	Central Pit	Mine Rock	<0.3	2.7	7.0	140	<1	<2	0.85	<0.3	5.0	40
A0963461	BR-136	207.7	208.3	Felsic Volcanic 1	Central Pit	Mine Rock	<0.3	3.2	5.0	156	<1	<2	1.1	<0.3	4.0	14
A0963462	BR-136	211.8	212.6	Felsic Volcanic 1	Central Pit	Mine Rock	0.60	7.7	12	394	1.0	<2	2.7	<0.3	11	35
A0963496	BR-136	221	222	Felsic Volcanic 1	Central Pit	Mine Rock	0.60	7.6	26	457	<1	<2	2.7	<0.3	8.0	17
A0963497	BR-136	229	230	Felsic Volcanic 1	Central Pit	Mine Rock	0.50	7.3	95	438	1.0	<2	2.5	<0.3	8.0	21
A0963463	BR-136	233	233.7	Felsic Volcanic 1	Central Pit	Mine Rock	<0.3	1.5	13	114	<1	<2	0.49	<0.3	1.0	16
A0963464	BR-136	233.7	234.5	Felsic Volcanic 1	Central Pit	Mine Rock	0.70	7.8	32	335	1.0	<2	2.6	<0.3	9.0	25
A0963498	BR-136	238.5	239.25	Felsic Volcanic 1	Central Pit	Mine Rock	0.60	7.6	21	484	1.0	<2	2.6	<0.3	9.0	28
A0963465	BR-136	266	267	Felsic Volcanic 1	Central Pit	Mine Rock	0.70	7.4	20	403	1.0	<2	2.8	<0.3	10	22
A0963466	BR-136	277	277.75	Felsic Volcanic 1	Central Pit	Mine Rock	0.60	7.2	14	423	1.0	<2	2.8	<0.3	11	34
A0963499	BR-136	287.8	288.6	Felsic Volcanic 1	Central Pit	Mine Rock	0.70	8.6	24	205	1.0	<2	3.1	<0.3	15	66
A0963500	BR-136	293	294	Felsic Volcanic 1	Central Pit	Mine Rock	0.70	8.2	20	385	1.0	<2	3.0	<0.3	11	25
A0963467	BR-136	301	302	Felsic Volcanic 1	Central Pit	Mine Rock	0.90	8.1	37	379	1.0	<2	1.9	4.4	7.0	21
A0962801	BR-136	305	306	Felsic Volcanic 1	Central Pit	Mine Rock	0.70	7.1	19	503	1.0	<2	2.9	<0.3	16	51
A0963468	BR-136	318.2	318.7	Felsic Volcanic 1	Central Pit	Ore-Grade	2.0	7.0	44	366	<1	<2	1.3	1.8	7.0	22
A0963469	BR-136	318.7	319.2	Felsic Volcanic 1	Central Pit	Ore-Grade	4.3	6.6	27	365	<1	2.0	1.7	5.0	8.0	18
A0963470	BR-136	319.2	319.7	Felsic Volcanic 1	Central Pit	Mine Rock	0.80	4.0	32	265	<1	<2	1.3	0.30	7.0	22
A0962802	BR-136	326.55	327.5	Felsic Volcanic 1	Central Pit	Mine Rock	0.70	7.5	19	452	1.0	<2	2.3	<0.3	9.0	23
A0963471	BR-136	330.5	331.5	Felsic Volcanic 1	Central Pit	Mine Rock	0.70	8.8	23	567	1.0	<2	2.8	<0.3	10	21
A0963488	BR-136	334.5	335.5	Felsic Volcanic 1	Central Pit	Mine Rock	0.60	7.6	36	491	1.0	<2	2.8	<0.3	9.0	23
A0962803	BR-136	336.5	337.5	Felsic Volcanic 1	Central Pit	Mine Rock	0.90	8.6	54	373	2.0	<2	3.6	<0.3	17	47
A0963489	BR-136	338.5	339.5	Felsic Volcanic 1	Central Pit	Mine Rock	0.60	7.5	32	508	1.0	<2	2.5	<0.3	8.0	20
A0962804	BR-136	341.5	342.5	Felsic Volcanic 1	Central Pit	Mine Rock	0.80	6.8	51	300	1.0	<2	3.3	<0.3	8.0	22
A0962805	BR-136	346.5	347.5	Felsic Volcanic 1	Central Pit	Ore-Grade	0.70	6.8	47	404	<1	<2	2.8	<0.3	8.0	20
A0963490	BR-136	351.4	352.5	Felsic Volcanic 1	Central Pit	Mine Rock	0.80	7.4	47	446	1.0	<2	3.0	<0.3	9.0	29
A0963472	BR-136	359	360	Felsic Volcanic 1	Central Pit	Mine Rock	0.60	5.1	62	392	1.0	<2	2.3	<0.3	10	29
A0963473	BR-136	367	367.75	Felsic Volcanic 1	Central Pit	Mine Rock	0.60	7.8	110	491	1.0	<2	1.9	<0.3	10	24

Classification as mine rock or ore-grade materials was based on gold content.

A value of "--" indicates metal was not measured for the given sample; the variation in elements analyzed is due to measurement at two different laboratories (see text).

Table B-7 Four Acid Metals

Sample ID	Drillhole ID	From	To	Lithology	Area	Class	Silver	Aluminum	Arsenic	Barium	Beryllium	Bismuth	Calcium	Cadmium	Cobalt	Chromium
		m	*m*				*ppm*	*%*	*ppm*	*ppm*	*ppm*	*ppm*	*%*	*ppm*	*ppm*	*ppm*
10x Crustal Abundance (Price 1997) [(1)]							--	--	--	--	--	--	--	--	--	--
A0963474	BR-136	370.4	370.9	Felsic Volcanic 1	Central Pit	Ore-Grade	0.50	5.5	95	380	<1	<2	1.2	<0.3	6.0	27
A0963475	BR-136	370.9	371.4	Felsic Volcanic 1	Central Pit	Ore-Grade	0.60	7.1	117	134	2.0	<2	1.1	<0.3	8.0	24
A0963476	BR-136	375.6	376.1	Felsic Volcanic 1	Central Pit	Ore-Grade	3.4	5.0	121	266	1.0	<2	1.3	<0.3	6.0	20
A0962806	BR-136	379.5	380.25	Felsic Volcanic 1	Central Pit	Mine Rock	0.60	7.7	360	433	1.0	<2	2.7	<0.3	10	20
A0963477	BR-136	387	388	Felsic Volcanic 1	Central Pit	Mine Rock	1.4	6.0	111	248	1.0	<2	1.7	<0.3	8.0	16
A0963478	BR-136	395	396	Felsic Volcanic 1	Central Pit	Mine Rock	0.90	7.7	197	669	1.0	<2	1.9	<0.3	14	64
A0963479	BR-136	398	399.1	Metasediment 2	Central Pit	Ore-Grade	1.1	8.2	751	440	2.0	<2	1.9	<0.3	22	104
A0963480	BR-136	402.3	403.5	Felsic Volcanic 1	Central Pit	Ore-Grade	1.1	4.9	6.0	419	1.0	<2	2.1	<0.3	15	92
A0963481	BR-136	403.5	404.5	Felsic Volcanic 1	Central Pit	Ore-Grade	0.60	7.6	6.0	524	1.0	<2	1.9	<0.3	9.0	33
A0963482	BR-136	408	409	Felsic Volcanic 1	Central Pit	Mine Rock	0.70	8.5	17	367	1.0	<2	2.7	<0.3	10	21
A0963483	BR-136	413.1	414.1	Metasediment 2	Central Pit	Mine Rock	0.70	8.5	62	535	1.0	<2	1.4	<0.3	21	105
A0963484	BR-136	419.5	421	Metasediment 2	Central Pit	Mine Rock	0.50	9.0	375	489	1.0	<2	1.5	<0.3	23	132
A0963491	BR-136	422.4	423.85	Felsic Volcanic 1	Central Pit	Mine Rock	0.70	8.3	51	479	1.0	<2	2.8	<0.3	10	27
A0963485	BR-136	425	425.8	Metasediment 2	Central Pit	Mine Rock	0.40	8.6	20	513	1.0	<2	1.8	<0.3	20	105
A0963486	BR-136	432.9	433.5	Metasediment 2	Central Pit	Mine Rock	0.80	8.6	77	553	1.0	<2	1.5	<0.3	21	115
A0963487	BR-136	433.5	434.8	Felsic Volcanic 1	Central Pit	Mine Rock	0.70	7.4	52	379	1.0	<2	2.0	<0.3	8.0	19
A0962807	BR-137	185.6	186.1	Felsic Volcanic 1	Central Pit	Ore-Grade	1.8	6.6	246	83	1.0	<2	0.52	1.4	9.0	24
A0962808	BR-137	191	192	Felsic Volcanic 1	Central Pit	Mine Rock	1.0	8.0	169	443	1.0	<2	2.8	<0.3	9.0	26
A0962809	BR-137	195	195.85	Felsic Volcanic 1	Central Pit	Mine Rock	0.60	7.8	61	352	1.0	<2	2.3	<0.3	10	25
A0962810	BR-137	200.4	201.4	Felsic Volcanic 1	Central Pit	Ore-Grade	0.70	8.0	108	469	2.0	<2	2.3	<0.3	9.0	26
A0964707	BR-137	215.65	216.15	Felsic Volcanic 1	Central Pit	Ore-Grade	85	2.9	>5000	115	<1	<2	0.13	0.80	4.0	12
A0962811	BR-137	225.1	225.65	Metasediment 2	Central Pit	Mine Rock	0.60	9.7	22	496	1.0	<2	1.4	<0.3	22	127
A0962812	BR-137	230.55	231.3	Felsic Volcanic 1	Central Pit	Mine Rock	0.60	8.6	144	515	1.0	<2	1.9	<0.3	21	106
A0962851	BR-138	30.5	31.5	Felsic Volcanic 1	Central Pit	Mine Rock	0.70	7.0	47	374	<1	<2	4.0	<0.3	13	21
A0962813	BR-138	36.75	37.75	Felsic Volcanic 1	Central Pit	Mine Rock	0.90	7.5	36	296	1.0	<2	1.6	<0.3	7.0	17
A0962814	BR-138	38.35	39	Felsic Volcanic 1	Central Pit	Mine Rock	0.90	5.6	48	177	1.0	<2	1.3	4.0	7.0	20
A0962815	BR-138	40.5	41.25	Felsic Volcanic 1	Central Pit	Ore-Grade	1.6	6.9	138	51	1.0	<2	1.3	42	9.0	23
A0962852	BR-138	45	45.75	Felsic Volcanic 1	Central Pit	Ore-Grade	1.2	6.5	31	222	<1	<2	3.2	0.40	9.0	21
A0962853	BR-138	55	56	Felsic Volcanic 1	Central Pit	Mine Rock	0.60	7.5	17	420	1.0	<2	2.9	<0.3	10	22
A0962816	BR-138	65	66	Felsic Volcanic 1	Central Pit	Ore-Grade	0.70	7.4	22	79	2.0	<2	1.9	<0.3	7.0	18
A0962817	BR-138	66	66.6	Felsic Volcanic 1	Central Pit	Mine Rock	0.60	8.1	21	102	1.0	<2	1.6	<0.3	9.0	18
A0962818	BR-138	71	72	Felsic Volcanic 1	Central Pit	Mine Rock	0.60	7.2	18	449	1.0	<2	2.4	<0.3	7.0	18
A0962854	BR-138	78	79	Felsic Volcanic 1	Central Pit	Mine Rock	0.90	7.4	25	154	1.0	<2	2.5	<0.3	11	48
A0962819	BR-138	83	84	Felsic Volcanic 1	Central Pit	Mine Rock	0.70	7.1	9.0	370	<1	<2	2.6	<0.3	10	23
A0962820	BR-138	90	91	Felsic Volcanic 1	Central Pit	Mine Rock	1.5	4.8	10	495	<1	<2	1.4	11	10	34
A0962821	BR-138	94	95	Felsic Volcanic 1	Central Pit	Mine Rock	1.1	7.9	9.0	517	1.0	<2	2.5	2.2	10	22
A0962822	BR-138	97.1	97.6	Felsic Volcanic 1	Central Pit	Mine Rock	0.50	5.3	8.0	264	1.0	<2	2.2	<0.3	10	25
A0962823	BR-138	100	101	Felsic Volcanic 1	Central Pit	Mine Rock	0.70	7.8	6.0	465	1.0	<2	2.7	<0.3	11	27
A0962824	BR-138	108	109	Felsic Volcanic 1	Central Pit	Mine Rock	0.70	7.9	21	304	1.0	<2	3.0	<0.3	9.0	19
A0962855	BR-138	115	116	Felsic Volcanic 1	Central Pit	Mine Rock	0.70	7.6	25	494	1.0	<2	2.5	<0.3	9.0	23
A0962825	BR-138	125	126	Felsic Volcanic 1	Central Pit	Mine Rock	0.60	7.8	12	467	1.0	<2	2.7	<0.3	9.0	19
A0962826	BR-138	133	134	Felsic Volcanic 1	Central Pit	Mine Rock	1.0	7.6	15	392	1.0	<2	2.9	<0.3	9.0	31
A0962827	BR-138	139.5	140.5	Felsic Volcanic 1	Central Pit	Mine Rock	0.80	7.7	16	523	1.0	<2	2.3	<0.3	9.0	21
A0962828	BR-138	162	163	Felsic Volcanic 1	Central Pit	Mine Rock	0.80	8.1	17	413	1.0	<2	2.6	<0.3	9.0	26

Classification as mine rock or ore-grade materials was based on gold content.

A value of "--" indicates metal was not measured for the given sample; the variation in elements analyzed is due to measurement at two different laboratories (see text).

Table B-7 Four Acid Metals

Sample ID	Drillhole ID	From	To	Lithology	Area	Class	Silver	Aluminum	Arsenic	Barium	Beryllium	Bismuth	Calcium	Cadmium	Cobalt	Chromium
		m	*m*				*ppm*	*%*	*ppm*	*ppm*	*ppm*	*ppm*	*%*	*ppm*	*ppm*	*ppm*
10x Crustal Abundance (Price 1997) [1]							--	--	--	--	--	--	--	--	--	--
A0962856	BR-138	172	173	Felsic Volcanic 1	Central Pit	Mine Rock	0.60	5.5	31	369	1.0	<2	2.5	<0.3	9.0	21
A0962829	BR-138	177	178	Felsic Volcanic 1	Central Pit	Ore-Grade	0.50	7.9	14	371	1.0	<2	1.9	<0.3	9.0	33
A0962830	BR-138	184	185	Felsic Volcanic 1	Central Pit	Mine Rock	0.50	7.6	21	412	1.0	<2	2.1	<0.3	9.0	19
A0964009	BR-164	392.25	393.1	Metasediment 2	Central Pit	Mine Rock	0.50	7.7	89	417	1.0	<2	1.3	<0.3	20	92
A0964010	BR-164	401.25	402	Metasediment 2	Central Pit	Mine Rock	0.70	8.4	18	432	1.0	<2	1.7	<0.3	20	93
A0964011	BR-164	406.5	407.65	Metasediment 2	Central Pit	Mine Rock	0.50	8.8	50	381	<1	<2	1.3	<0.3	22	108
A0964458	BR-202	31.05	32	Felsic Volcanic 1	Central Pit	Ore-Grade	0.80	7.7	38	390	1.0	<2	3.0	<0.3	9.0	27
A0964459	BR-202	35.05	35.7	Felsic Volcanic 1	Central Pit	Mine Rock	0.60	7.7	30	453	1.0	<2	2.1	<0.3	9.0	16
A0964460	BR-202	37.9	39	Felsic Volcanic 1	Central Pit	Mine Rock	0.80	7.1	23	374	<1	<2	2.5	<0.3	8.0	37
A0964461	BR-202	55.35	55.85	Felsic Volcanic 1	Central Pit	Mine Rock	0.80	7.6	31	494	1.0	<2	2.1	<0.3	8.0	27
A0964462	BR-202	57.6	58.3	Felsic Volcanic 1	Central Pit	Mine Rock	0.40	4.8	36	142	<1	<2	2.4	0.70	6.0	14
A0964463	BR-202	66	66.6	Felsic Volcanic 1	Central Pit	Mine Rock	0.60	7.8	57	509	1.0	<2	2.8	<0.3	9.0	23
A0964464	BR-202	71.8	72.3	Felsic Volcanic 1	Central Pit	Ore-Grade	9.5	3.2	3020	57	<1	<2	0.48	<0.3	3.0	14
A0964465	BR-202	75	75.8	Felsic Volcanic 1	Central Pit	Ore-Grade	0.60	7.0	>5000	340	2.0	<2	3.3	<0.3	14	20
A0964466	BR-202	79	79.5	Felsic Volcanic 1	Central Pit	Ore-Grade	0.90	7.8	133	342	1.0	<2	2.8	<0.3	13	18
A0964467	BR-202	85.45	86.3	Felsic Volcanic 1	Central Pit	Mine Rock	0.60	6.5	243	344	1.0	<2	2.2	<0.3	8.0	21
A0964468	BR-202	91.7	93	Metasediment 2	Central Pit	Ore-Grade	<0.3	7.7	440	398	1.0	<2	0.94	<0.3	17	93
A0964469	BR-202	96.3	97.25	Felsic Volcanic 1	Central Pit	Mine Rock	0.40	6.6	14	377	<1	<2	1.5	<0.3	7.0	23
A0964470	BR-202	101.6	102.65	Felsic Volcanic 1	Central Pit	Mine Rock	1.0	7.6	35	320	1.0	<2	3.1	<0.3	10	31
A0964471	BR-202	106.4	107.9	Metasediment 2	Central Pit	Mine Rock	0.60	8.8	129	401	1.0	<2	1.3	<0.3	19	98
A0964472	BR-202	111	112.5	Felsic Volcanic 1	Central Pit	Mine Rock	0.90	8.0	41	381	1.0	<2	2.5	<0.3	11	32
A0964473	BR-202	115.5	117	Felsic Volcanic 1	Central Pit	Mine Rock	0.80	5.7	140	430	<1	<2	2.0	<0.3	8.0	18
A0964474	BR-202	121.4	121.9	Felsic Volcanic 1	Central Pit	Ore-Grade	0.50	5.0	26	293	<1	<2	1.4	<0.3	6.0	22
A0964475	BR-202	127.6	128.9	Metasediment 2	Central Pit	Mine Rock	0.60	9.2	93	454	1.0	<2	1.3	<0.3	22	102
A0964476	BR-202	132.8	133.65	Metasediment 2	Central Pit	Mine Rock	0.70	8.6	170	437	1.0	<2	1.4	<0.3	20	146
A0964477	BR-202	139.5	141	Metasediment 2	Central Pit	Mine Rock	0.60	8.8	905	455	1.0	<2	1.3	<0.3	24	110
A0964478	BR-202	147.6	148.1	Metasediment 2	Central Pit	Mine Rock	0.50	8.5	10	591	<1	<2	1.4	<0.3	17	72
A0964479	BR-202	154	154.6	Metasediment 2	Central Pit	Mine Rock	0.60	9.0	204	561	1.0	<2	1.5	<0.3	23	129
A0964480	BR-202	162	162.95	Metasediment 2	Central Pit	Mine Rock	0.50	8.7	85	582	1.0	<2	1.3	<0.3	15	53
A0964481	BR-202	170.95	171.45	Felsic Volcanic 1	Central Pit	Mine Rock	0.80	6.7	1520	136	<1	<2	2.4	<0.3	15	22
A0964482	BR-202	176.55	177.05	Felsic Volcanic 1	Central Pit	Ore-Grade	1.1	4.5	>5000	241	<1	<2	1.9	<0.3	11	35
A0964483	BR-202	192.25	193.2	Felsic Volcanic 2	Central Pit	Mine Rock	0.80	6.1	35	304	<1	<2	1.2	<0.3	2.0	27
A0964484	BR-202	199.5	201	Felsic Volcanic 2	Central Pit	Mine Rock	0.80	6.7	24	192	1.0	<2	1.5	<0.3	2.0	7.0
A0964485	BR-202	216	217.5	Felsic Volcanic 2	Central Pit	Mine Rock	0.80	6.7	133	433	<1	<2	1.6	<0.3	1.0	13
A0964486	BR-202	222	222.5	Felsic Volcanic 1	Central Pit	Mine Rock	0.60	7.8	149	686	<1	<2	2.7	<0.3	9.0	31
A0964061	BR-204	178.65	179.3	Felsic Volcanic 1	Central Pit	Mine Rock	0.70	8.5	28	588	<1	<2	1.9	<0.3	14	53
A0964062	BR-204	183.8	184.6	Metasediment 2	Central Pit	Mine Rock	<0.3	8.8	56	445	1.0	<2	1.6	<0.3	23	116
A0964063	BR-204	191.9	193	Metasediment 2	Central Pit	Mine Rock	0.60	9.2	82	515	1.0	<2	1.3	<0.3	20	90
A0964064	BR-204	195	195.8	Felsic Volcanic 1	Central Pit	Mine Rock	0.70	7.8	377	409	1.0	<2	1.8	<0.3	14	51
A0964065	BR-204	210.75	211.75	Felsic Volcanic 2	Central Pit	Mine Rock	1.0	6.6	81	381	<1	<2	0.28	<0.3	2.0	19
A0964066	BR-204	218.8	219.8	Felsic Volcanic 2	Central Pit	Mine Rock	0.70	6.8	471	298	1.0	<2	1.8	<0.3	2.0	6.0
A0964067	BR-204	226.5	227.45	Felsic Volcanic 2	Central Pit	Mine Rock	1.0	6.6	30	224	<1	<2	1.1	<0.3	2.0	7.0
A0964068	BR-204	232.5	233.5	Felsic Volcanic 2	Central Pit	Mine Rock	0.70	5.7	25	169	<1	<2	1.4	<0.3	1.0	10
A0964069	BR-204	237.5	238.5	Felsic Volcanic 2	Central Pit	Mine Rock	0.70	6.9	22	279	1.0	<2	1.6	<0.3	2.0	8.0

Classification as mine rock or ore-grade materials was based on gold content.

A value of "--" indicates metal was not measured for the given sample; the variation in elements analyzed is due to measurement at two different laboratories (see text).

Table B-7 Four Acid Metals

Sample ID	Drillhole ID	From	To	Lithology	Area	Class	Silver	Aluminum	Arsenic	Barium	Beryllium	Bismuth	Calcium	Cadmium	Cobalt	Chromium
		m	*m*				*ppm*	*%*	*ppm*	*ppm*	*ppm*	*ppm*	*%*	*ppm*	*ppm*	*ppm*
10x Crustal Abundance (Price 1997) [(1)]							--	--	--	--	--	--	--	--	--	--
117329	BR-209	60	61.5	Felsic Volcanic 1	Central Pit	Mine Rock	0.70	7.5	74	389	<1	<2	2.4	<0.3	8.0	22
A0964072	BR-209	63	64.2	Felsic Volcanic 1	Central Pit	Mine Rock	0.70	7.8	63	353	1.0	<2	2.8	<0.3	11	31
117330	BR-209	76.65	77.65	Metasediment 2	Central Pit	Mine Rock	0.50	8.8	23	482	1.0	<2	1.8	<0.3	20	101
117331	BR-209	80.4	81.45	Metasediment 2	Central Pit	Mine Rock	0.40	8.7	56	422	1.0	<2	1.7	<0.3	21	106
117332	BR-209	86.75	87.65	Metasediment 2	Central Pit	Mine Rock	<0.3	8.4	307	446	1.0	<2	1.9	<0.3	21	76
117333	BR-209	100.5	102	Felsic Volcanic 1	Central Pit	Mine Rock	0.50	7.8	4.0	428	<1	<2	2.3	<0.3	10	37
117334	BR-209	122.05	123	Felsic Volcanic 2	Central Pit	Mine Rock	0.80	6.9	175	357	<1	<2	1.3	<0.3	2.0	16
A0964073	BR-209	134.5	135.3	Felsic Volcanic 2	Central Pit	Mine Rock	0.80	7.0	66	257	1.0	<2	2.0	<0.3	7.0	34
117335	BR-209	139.4	140.4	Felsic Volcanic 2	Central Pit	Mine Rock	0.90	4.5	33	389	1.0	<2	0.88	<0.3	1.0	10
117336	BR-209	144.55	145.8	Felsic Volcanic 2	Central Pit	Mine Rock	0.60	6.0	30	316	<1	<2	0.82	<0.3	2.0	34
A0964074	BR-209	146.3	147	Felsic Volcanic 2	Central Pit	Mine Rock	0.80	5.9	26	228	1.0	<2	0.35	<0.3	2.0	20
117337	BR-209	150	151	Felsic Volcanic 2	Central Pit	Mine Rock	0.60	6.9	189	266	1.0	<2	1.8	<0.3	2.0	8.0
117338	BR-209	157	158	Felsic Volcanic 2	Central Pit	Ore-Grade	0.60	6.6	356	403	1.0	<2	1.6	<0.3	2.0	7.0
117339	BR-209	163.25	164.5	Felsic Volcanic 2	Central Pit	Mine Rock	0.70	6.2	1430	393	<1	<2	0.77	<0.3	2.0	7.0
A0964075	BR-209	184.5	186	Felsic Volcanic 1	Central Pit	Mine Rock	0.70	7.8	47	618	1.0	<2	3.0	<0.3	12	22
117340	BR-209	191	192	Felsic Volcanic 2	Central Pit	Mine Rock	0.60	6.5	37	510	<1	<2	1.4	<0.3	2.0	14
A0963852	BR-217	16.9	18	Felsic Volcanic 1	Central Pit	Mine Rock	0.60	7.2	19	486	<1	<2	2.3	<0.3	9.0	28
A0963853	BR-217	21	22.5	Felsic Volcanic 1	Central Pit	Ore-Grade	0.70	4.5	45	421	<1	<2	2.0	<0.3	9.0	22
A0963854	BR-217	28.4	29.9	Felsic Volcanic 1	Central Pit	Mine Rock	0.80	7.4	27	433	<1	<2	2.5	<0.3	8.0	17
A0963855	BR-217	33	34.5	Felsic Volcanic 1	Central Pit	Mine Rock	0.40	6.8	11	374	<1	<2	2.3	<0.3	7.0	16
A0963856	BR-217	40	41.4	Felsic Volcanic 1	Central Pit	Mine Rock	0.80	6.7	18	292	<1	<2	2.3	<0.3	7.0	18
A0963857	BR-217	44.2	45.5	Felsic Volcanic 1	Central Pit	Mine Rock	0.70	7.8	13	493	<1	<2	2.5	<0.3	10	31
A0963858	BR-217	51	52.5	Felsic Volcanic 1	Central Pit	Mine Rock	0.60	7.5	12	454	<1	<2	2.6	<0.3	8.0	25
A0963859	BR-217	55.4	56.9	Felsic Volcanic 1	Central Pit	Mine Rock	0.50	7.6	20	514	<1	<2	2.2	<0.3	5.0	30
A0963860	BR-217	61	61.25	Felsic Volcanic 1	Central Pit	Ore-Grade	0.90	7.2	13	440	<1	<2	2.6	<0.3	10	21
A0963861	BR-217	65.6	67	Felsic Volcanic 1	Central Pit	Mine Rock	0.50	6.2	14	431	<1	<2	2.2	<0.3	7.0	17
A0963862	BR-217	70	71.5	Felsic Volcanic 1	Central Pit	Mine Rock	0.60	7.6	10	454	<1	<2	2.5	<0.3	9.0	15
A0963863	BR-217	74.5	76	Felsic Volcanic 1	Central Pit	Mine Rock	0.50	6.5	13	333	<1	<2	2.2	<0.3	8.0	29
A0963864	BR-217	83	84	Felsic Volcanic 1	Central Pit	Mine Rock	0.50	6.3	16	280	<1	<2	2.4	<0.3	7.0	18
A0963865	BR-217	87.7	88.4	Felsic Volcanic 1	Central Pit	Mine Rock	0.70	7.3	26	281	<1	<2	1.2	1.0	5.0	13
A0963866	BR-217	94.5	96	Felsic Volcanic 1	Central Pit	Mine Rock	0.70	6.7	17	442	<1	<2	2.1	<0.3	7.0	17
A0963867	BR-217	102.5	103.5	Felsic Volcanic 1	Central Pit	Mine Rock	1.1	7.6	22	200	1.0	<2	2.6	1.4	10	16
A0963868	BR-217	124.5	126	Felsic Volcanic 1	Central Pit	Mine Rock	0.60	6.7	45	377	<1	<2	2.6	<0.3	7.0	16
A0963869	BR-217	133.5	135	Felsic Volcanic 1	Central Pit	Mine Rock	0.50	6.6	39	419	<1	<2	2.1	<0.3	8.0	17
A0963870	BR-217	138	138.5	Felsic Volcanic 1	Central Pit	Mine Rock	0.70	7.4	16	464	1.0	<2	1.9	<0.3	9.0	24
A0963871	BR-217	143.3	144.8	Felsic Volcanic 1	Central Pit	Mine Rock	0.80	6.2	43	439	<1	<2	1.9	<0.3	8.0	14
A0963872	BR-217	148.5	149.5	Felsic Volcanic 1	Central Pit	Mine Rock	0.70	7.4	40	460	<1	<2	2.0	<0.3	8.0	26
A0963873	BR-217	152.4	153.1	Felsic Volcanic 1	Central Pit	Ore-Grade	0.60	6.7	37	370	<1	<2	1.5	<0.3	7.0	24
A0963874	BR-217	164.5	165	Felsic Volcanic 1	Central Pit	Ore-Grade	0.70	7.6	772	392	2.0	<2	3.2	<0.3	13	22
A0963875	BR-217	170	170.5	Felsic Volcanic 1	Central Pit	Mine Rock	0.70	7.0	220	375	1.0	<2	2.1	<0.3	8.0	18
A0963876	BR-217	174.45	175.55	Metasediment 1	Central Pit	Mine Rock	0.60	7.4	211	449	1.0	<2	1.4	<0.3	13	56
A0963877	BR-217	181.85	183.25	Metasediment 2	Central Pit	Ore-Grade	0.50	6.3	43	353	2.0	<2	1.6	<0.3	14	79
A0963878	BR-217	185.8	186.9	Felsic Volcanic 1	Central Pit	Mine Rock	0.80	7.6	27	392	1.0	<2	2.0	<0.3	9.0	21
A0963879	BR-217	189.55	190.75	Metasediment 2	Central Pit	Mine Rock	0.50	7.5	33	286	1.0	<2	1.5	<0.3	17	73

Classification as mine rock or ore-grade materials was based on gold content.

A value of "--" indicates metal was not measured for the given sample; the variation in elements analyzed is due to measurement at two different laboratories (see text).

Table B-7 Four Acid Metals

Sample ID	Drillhole ID	From	To	Lithology	Area	Class	Silver	Aluminum	Arsenic	Barium	Beryllium	Bismuth	Calcium	Cadmium	Cobalt	Chromium
		m	*m*				*ppm*	*%*	*ppm*	*ppm*	*ppm*	*ppm*	*%*	*ppm*	*ppm*	*ppm*
10x Crustal Abundance (Price 1997) [(1)]							--	--	--	--	--	--	--	--	--	--
A0963885	BR-217	220.2	221.3	Metasediment 2	Central Pit	Mine Rock	0.50	8.7	54	485	1.0	<2	1.6	<0.3	24	105
A0963886	BR-217	225.7	227.2	Metasediment 2	Central Pit	Mine Rock	<0.3	7.2	34	377	<1	<2	0.97	<0.3	17	85
A0963887	BR-217	242.8	243.35	Metasediment 2	Central Pit	Mine Rock	0.50	8.0	1480	476	1.0	<2	1.2	<0.3	15	54
A0963888	BR-217	249.05	249.55	Felsic Volcanic 1	Central Pit	Mine Rock	0.70	6.6	204	498	<1	<2	2.7	<0.3	8.0	23
A0963889	BR-217	253.65	255	Felsic Volcanic 2	Central Pit	Mine Rock	0.80	6.0	3040	308	<1	<2	0.28	<0.3	1.0	7.0
A0963322	BR-108	88.25	89	Felsic Volcanic 1	Central Pit	Mine Rock	0.60	7.8	<3	545	1.0	<2	2.4	<0.3	10	20
A0963323	BR-108	93.25	94	Felsic Volcanic 1	Central Pit	Mine Rock	0.50	7.7	<3	548	1.0	<2	2.5	<0.3	9.0	17
A0963324	BR-108	98	99	Felsic Volcanic 1	Central Pit	Mine Rock	0.30	4.9	<3	307	<1	<2	1.6	<0.3	8.0	18
A0963325	BR-108	103	104	Felsic Volcanic 1	Central Pit	Mine Rock	0.90	8.0	8.0	484	<1	<2	2.9	<0.3	11	27
A0963326	BR-108	108	109	Felsic Volcanic 1	Central Pit	Mine Rock	0.50	8.6	3.0	617	<1	<2	2.9	<0.3	11	24
A0963363	BR-108	119.25	120	Felsic Volcanic 1	Central Pit	Mine Rock	0.70	8.8	<3	570	1.0	<2	2.6	<0.3	11	21
A0963364	BR-108	123	123.75	Felsic Volcanic 1	Central Pit	Mine Rock	0.50	8.5	41	448	<1	<2	2.9	<0.3	10	47
A0963327	BR-108	139.5	140.5	Felsic Volcanic 1	Central Pit	Mine Rock	0.60	7.7	21	379	<1	<2	2.8	<0.3	10	30
A0963328	BR-108	143.5	144.4	Felsic Volcanic 1	Central Pit	Mine Rock	<0.3	6.5	3.0	280	<1	<2	1.6	<0.3	7.0	14
A0963365	BR-108	153.5	154.5	Felsic Volcanic 1	Central Pit	Mine Rock	0.50	6.9	4.0	392	1.0	<2	2.4	<0.3	8.0	21
A0963329	BR-108	165.8	166.3	Felsic Volcanic 1	Central Pit	Mine Rock	0.50	8.1	5.0	449	1.0	<2	2.7	<0.3	10	27
A0963330	BR-108	169.1	170	Fragmental 1	Central Pit	Mine Rock	0.50	5.8	<3	484	1.0	<2	1.9	<0.3	9.0	37
A0963331	BR-108	179.75	180.75	Fragmental 1	Central Pit	Mine Rock	0.70	7.5	4.0	418	<1	<2	2.9	<0.3	9.0	25
A0963332	BR-108	189	189.5	Felsic Volcanic 1	Central Pit	Mine Rock	0.50	7.3	6.0	449	<1	<2	2.6	<0.3	8.0	18
A0963366	BR-108	199	200	Fragmental 1	Central Pit	Mine Rock	0.60	7.4	4.0	451	<1	<2	2.6	<0.3	8.0	16
A0963367	BR-108	206.5	207.5	Felsic Volcanic 1	Central Pit	Mine Rock	0.70	7.1	9.0	325	<1	<2	2.6	<0.3	11	23
A0963368	BR-108	216	216.5	Fragmental 1	Central Pit	Mine Rock	0.60	7.7	6.0	420	<1	<2	2.4	<0.3	8.0	17
A0963333	BR-108	224.5	225.5	Fragmental 1	Central Pit	Mine Rock	0.50	7.3	12	456	<1	<2	2.4	<0.3	9.0	24
A0963334	BR-108	240	241	Felsic Volcanic 1	Central Pit	Mine Rock	0.40	6.3	32	399	<1	<2	2.6	<0.3	8.0	25
A0963356	BR-108	246.55	247.5	Felsic Volcanic 1	Central Pit	Mine Rock	0.60	7.0	41	469	<1	<2	2.8	<0.3	9.0	21
A0963335	BR-108	257.5	258	Felsic Volcanic 1	Central Pit	Mine Rock	0.50	5.4	15	395	<1	<2	2.4	<0.3	8.0	33
A0963336	BR-108	261.5	262	Felsic Volcanic 1	Central Pit	Mine Rock	0.50	8.3	25	594	<1	<2	2.1	<0.3	7.0	21
A0963357	BR-108	269.5	270.5	Felsic Volcanic 1	Central Pit	Mine Rock	<0.3	7.5	52	455	<1	<2	2.3	<0.3	6.0	25
A0963337	BR-108	273	273.5	Felsic Volcanic 1	Central Pit	Mine Rock	1.2	10	36	541	1.0	<2	3.1	6.2	12	30
A0963338	BR-108	279	280	Felsic Volcanic 1	Central Pit	Mine Rock	0.80	8.6	40	568	1.0	<2	2.9	<0.3	10	21
A0963358	BR-108	283	284	Felsic Volcanic 1	Central Pit	Mine Rock	0.80	8.5	118	485	<1	<2	3.1	<0.3	10	28
A0963339	BR-108	289.5	290	Felsic Volcanic 1	Central Pit	Mine Rock	0.90	7.3	48	209	1.0	<2	1.0	<0.3	6.0	15
A0963340	BR-108	293	294	Felsic Volcanic 1	Central Pit	Mine Rock	0.50	7.0	39	495	1.0	<2	2.3	<0.3	8.0	19
A0963341	BR-108	298.5	299.5	Felsic Volcanic 1	Central Pit	Mine Rock	0.90	8.3	106	473	1.0	<2	2.6	0.30	9.0	25
A0963342	BR-108	303.5	304.25	Felsic Volcanic 1	Central Pit	Ore-Grade	0.90	8.1	45	574	1.0	<2	2.8	<0.3	10	24
A0963343	BR-108	309.5	310.25	Felsic Volcanic 1	Central Pit	Mine Rock	0.60	6.2	35	377	1.0	<2	2.2	<0.3	7.0	37
A0963344	BR-108	314.75	315.5	Felsic Volcanic 1	Central Pit	Ore-Grade	0.50	6.4	75	387	1.0	<2	2.0	<0.3	7.0	29
A0963359	BR-108	319.25	320	Felsic Volcanic 1	Central Pit	Mine Rock	0.60	7.3	49	364	<1	<2	2.5	<0.3	8.0	28
A0963345	BR-108	322.5	323.25	Felsic Volcanic 1	Central Pit	Ore-Grade	0.50	6.5	56	340	<1	<2	2.8	<0.3	8.0	19
A0963346	BR-108	328.5	329.25	Felsic Volcanic 1	Central Pit	Ore-Grade	1.0	6.9	71	517	1.0	<2	2.5	<0.3	9.0	26
A0963347	BR-108	333	333.5	Felsic Volcanic 1	Central Pit	Mine Rock	0.70	6.0	316	180	<1	<2	2.2	<0.3	7.0	14
A0963348	BR-108	336	336.5	Felsic Volcanic 1	Central Pit	Mine Rock	0.50	6.5	2880	423	<1	<2	1.6	<0.3	7.0	18
A0963349	BR-108	340.5	341	Felsic Volcanic 2	Central Pit	Ore-Grade	1.1	6.5	2400	353	1.0	<2	1.8	2.9	8.0	19
A0963350	BR-108	344	345	Felsic Volcanic 2	Central Pit	Mine Rock	0.70	5.1	546	755	1.0	<2	1.5	<0.3	9.0	25

Classification as mine rock or ore-grade materials was based on gold content.

A value of "--" indicates metal was not measured for the given sample; the variation in elements analyzed is due to measurement at two different laboratories (see text).

Table B-7 Four Acid Metals

Sample ID	Drillhole ID	From	To	Lithology	Area	Class	Silver	Aluminum	Arsenic	Barium	Beryllium	Bismuth	Calcium	Cadmium	Cobalt	Chromium
		m	*m*				*ppm*	*%*	*ppm*	*ppm*	*ppm*	*ppm*	*%*	*ppm*	*ppm*	*ppm*
10x Crustal Abundance (Price 1997) [(1)]							--	--	--	--	--	--	--	--	--	--
A0963353	BR-108	375.5	376.25	Felsic Volcanic 1	Central Pit	Mine Rock	0.50	6.9	11	362	<1	<2	2.0	<0.3	12	17
A0963354	BR-108	380.75	381.5	Felsic Volcanic 1	Central Pit	Mine Rock	0.50	6.9	19	387	1.0	<2	2.6	<0.3	12	22
A0963355	BR-108	385.25	386	Felsic Volcanic 1	Central Pit	Mine Rock	0.40	7.4	24	331	<1	<2	2.3	<0.3	9.0	24
A0964012	BR-164	32	33	Felsic Volcanic 1	Central Pit	Mine Rock	0.60	5.6	4.0	442	<1	<2	2.6	<0.3	11	24
A0962765	BR-164	41.1	42	Felsic Volcanic 1	Central Pit	Mine Rock	0.50	7.4	<3	470	<1	<2	1.7	<0.3	8.0	15
A0962766	BR-164	46.8	47.7	Felsic Volcanic 1	Central Pit	Mine Rock	0.60	8.8	6.0	453	1.0	<2	1.0	<0.3	20	101
A0962767	BR-164	56.5	58	Metasediment 2	Central Pit	Mine Rock	0.50	8.9	<3	501	1.0	<2	1.2	<0.3	19	90
A0962768	BR-164	62	63	Fragmental 1	Central Pit	Mine Rock	0.50	6.8	5.0	315	<1	<2	1.3	<0.3	14	60
A0964013	BR-164	75	76.5	Felsic Volcanic 1	Central Pit	Mine Rock	0.50	7.0	28	424	<1	<2	2.5	<0.3	9.0	20
A0962769	BR-164	82.5	84	Felsic Volcanic 1	Central Pit	Mine Rock	0.70	7.7	5.0	446	1.0	<2	2.4	<0.3	9.0	20
A0962770	BR-164	87	88.5	Felsic Volcanic 1	Central Pit	Mine Rock	0.40	7.6	<3	378	<1	<2	2.2	<0.3	9.0	21
A0962771	BR-164	96	97.5	Felsic Volcanic 1	Central Pit	Mine Rock	0.50	8.1	<3	397	<1	<2	2.4	<0.3	9.0	26
A0962772	BR-164	100.5	102	Felsic Volcanic 1	Central Pit	Mine Rock	0.50	7.8	15	431	1.0	<2	2.5	<0.3	9.0	37
A0962773	BR-164	110	111	Felsic Volcanic 1	Central Pit	Mine Rock	0.50	6.5	3.0	491	<1	<2	2.4	<0.3	10	41
A0962774	BR-164	114	115.5	Felsic Volcanic 1	Central Pit	Mine Rock	0.60	7.6	6.0	454	<1	<2	2.5	<0.3	9.0	45
A0962775	BR-164	120	121.5	Felsic Volcanic 1	Central Pit	Mine Rock	0.60	7.7	4.0	421	<1	<2	2.2	<0.3	8.0	24
A0962776	BR-164	124.5	126	Felsic Volcanic 1	Central Pit	Mine Rock	0.80	8.3	7.0	477	<1	<2	2.5	<0.3	9.0	19
A0962777	BR-164	128.5	129	Felsic Volcanic 1	Central Pit	Mine Rock	0.40	7.1	10	191	<1	<2	1.3	<0.3	10	30
A0962778	BR-164	136.35	137.5	Felsic Volcanic 1	Central Pit	Mine Rock	0.50	6.8	6.0	430	<1	<2	2.3	<0.3	8.0	25
A0962779	BR-164	142.5	144	Felsic Volcanic 1	Central Pit	Mine Rock	0.70	7.5	4.0	451	<1	<2	2.3	0.30	9.0	13
A0962780	BR-164	148.5	150	Felsic Volcanic 1	Central Pit	Mine Rock	0.40	7.4	4.0	522	<1	<2	2.6	<0.3	10	21
A0962781	BR-164	153	154	Felsic Volcanic 1	Central Pit	Mine Rock	0.60	7.9	10	477	<1	<2	1.5	<0.3	9.0	24
A0962782	BR-164	159.15	159.75	Felsic Volcanic 1	Central Pit	Mine Rock	0.60	8.7	14	347	1.0	<2	2.5	<0.3	10	32
A0964014	BR-164	165	166.5	Felsic Volcanic 1	Central Pit	Mine Rock	0.50	7.5	30	217	<1	<2	2.6	<0.3	10	26
A0962783	BR-164	171	172.5	Felsic Volcanic 1	Central Pit	Mine Rock	0.60	7.7	19	382	<1	<2	2.4	0.50	9.0	21
A0964015	BR-164	177	178.5	Felsic Volcanic 1	Central Pit	Mine Rock	0.70	7.8	22	378	<1	<2	2.8	0.60	9.0	27
A0964016	BR-164	195	196.5	Felsic Volcanic 1	Central Pit	Mine Rock	0.60	7.5	25	450	1.0	<2	2.7	<0.3	9.0	27
A0964017	BR-164	205.5	207	Felsic Volcanic 1	Central Pit	Mine Rock	0.70	7.5	18	487	<1	<2	3.2	<0.3	9.0	18
A0962784	BR-164	210.1	211.2	Felsic Volcanic 1	Central Pit	Mine Rock	0.70	7.1	18	516	<1	<2	1.9	<0.3	8.0	27
A0962785	BR-164	215.3	216.5	Felsic Volcanic 1	Central Pit	Mine Rock	0.50	7.5	25	479	1.0	<2	2.4	<0.3	9.0	29
A0962786	BR-164	220.5	222	Felsic Volcanic 1	Central Pit	Mine Rock	0.70	6.0	18	484	<1	<2	2.5	<0.3	9.0	19
A0962787	BR-164	227.75	228.35	Felsic Volcanic 1	Central Pit	Mine Rock	0.50	7.9	35	454	<1	<2	2.7	<0.3	9.0	32
A0962788	BR-164	232.4	232.9	Felsic Volcanic 1	Central Pit	Mine Rock	0.50	7.9	26	442	<1	<2	2.8	<0.3	9.0	23
A0964018	BR-164	238.3	238.9	Felsic Volcanic 1	Central Pit	Mine Rock	0.60	7.6	28	435	<1	<2	3.1	<0.3	10	22
A0962789	BR-164	250.5	251.65	Felsic Volcanic 1	Central Pit	Mine Rock	1.1	7.8	42	416	<1	<2	2.6	3.3	6.0	26
A0964019	BR-164	267	267.5	Felsic Volcanic 1	Central Pit	Mine Rock	0.50	7.5	10	461	1.0	<2	3.1	<0.3	10	21
A0962790	BR-164	273.6	274.45	Felsic Volcanic 1	Central Pit	Mine Rock	0.60	6.6	49	302	1.0	<2	2.9	<0.3	9.0	33
A0962791	BR-164	281.7	282.2	Felsic Volcanic 1	Central Pit	Mine Rock	0.90	7.4	46	491	1.0	<2	2.4	<0.3	9.0	20
A0962792	BR-164	283.75	284.25	Felsic Volcanic 1	Central Pit	Ore-Grade	12	5.9	119	301	<1	<2	0.93	0.90	7.0	14
A0962793	BR-164	286.95	287.45	Felsic Volcanic 1	Central Pit	Mine Rock	1.1	8.5	29	627	1.0	<2	2.3	<0.3	10	20
A0962794	BR-164	295	295.75	Felsic Volcanic 1	Central Pit	Mine Rock	0.60	5.9	88	376	1.0	<2	2.1	<0.3	9.0	21
A0962795	BR-164	302.5	303	Felsic Volcanic 1	Central Pit	Mine Rock	0.80	8.4	92	536	1.0	<2	2.4	<0.3	9.0	22
A0962796	BR-164	308	309	Felsic Volcanic 1	Central Pit	Ore-Grade	0.70	6.5	58	355	<1	<2	1.6	<0.3	8.0	16
A0962797	BR-164	312	313	Felsic Volcanic 1	Central Pit	Mine Rock	0.80	8.5	86	429	1.0	<2	2.1	<0.3	10	20

Classification as mine rock or ore-grade materials was based on gold content.

A value of "--" indicates metal was not measured for the given sample; the variation in elements analyzed is due to measurement at two different laboratories (see text).

Table B-7 Four Acid Metals

Sample ID	Drillhole ID	From	To	Lithology	Area	Class	Silver	Aluminum	Arsenic	Barium	Beryllium	Bismuth	Calcium	Cadmium	Cobalt	Chromium
		m	*m*				*ppm*	*%*	*ppm*	*ppm*	*ppm*	*ppm*	*%*	*ppm*	*ppm*	*ppm*
10x Crustal Abundance (Price 1997) [(1)]							--	--	--	--	--	--	--	--	--	--
A0964002	BR-164	356	357	Felsic Volcanic 1	Central Pit	Ore-Grade	0.60	5.9	17	361	1.0	<2	1.8	<0.3	9.0	29
A0964003	BR-164	361.45	362.45	Felsic Volcanic 1	Central Pit	Mine Rock	0.90	7.8	7.0	465	1.0	<2	1.8	<0.3	18	87
A0964004	BR-164	365	366	Felsic Volcanic 1	Central Pit	Mine Rock	0.60	8.6	15	503	1.0	<2	2.5	<0.3	9.0	22
A0964005	BR-164	372.4	373	Felsic Volcanic 1	Central Pit	Mine Rock	0.40	7.6	16	491	1.0	<2	1.8	<0.3	7.0	14
A0964006	BR-164	377.5	378.5	Metasediment 2	Central Pit	Mine Rock	0.70	7.9	37	381	1.0	<2	1.0	<0.3	19	97
A0964007	BR-164	382	383.15	Metasediment 2	Central Pit	Mine Rock	0.60	8.7	53	437	1.0	<2	1.2	<0.3	20	99
A0964008	BR-164	387.7	388.95	Metasediment 2	Central Pit	Mine Rock	0.40	9.1	137	461	1.0	<2	1.6	<0.3	22	100
A0963048	BR-106	15	16	Felsic Volcanic 1	Central Pit	Mine Rock	0.50	8.0	4.0	383	1.0	<2	2.1	<0.3	7.0	19
A0963303	BR-106	19	20	Felsic Volcanic 1	Central Pit	Mine Rock	0.50	6.6	4.0	433	1.0	<2	2.4	<0.3	9.0	26
A0963049	BR-106	25	26	Felsic Volcanic 1	Central Pit	Mine Rock	0.70	8.1	<3	504	1.0	<2	2.1	<0.3	9.0	30
A0963304	BR-106	27	28	Felsic Volcanic 1	Central Pit	Mine Rock	0.70	8.0	8.0	424	1.0	<2	2.3	<0.3	8.0	23
A0963050	BR-106	32	33	Felsic Volcanic 1	Central Pit	Mine Rock	0.50	6.8	4.0	441	1.0	<2	1.7	<0.3	7.0	37
A0963251	BR-106	35	36	Felsic Volcanic 1	Central Pit	Mine Rock	0.50	7.7	11	426	1.0	<2	1.9	<0.3	8.0	22
A0963252	BR-106	40	41	Felsic Volcanic 1	Central Pit	Mine Rock	0.50	7.2	<3	371	1.0	<2	2.4	<0.3	8.0	14
A0963305	BR-106	49	49.8	Felsic Volcanic 1	Central Pit	Mine Rock	0.60	7.0	6.0	478	1.0	<2	2.3	<0.3	7.0	22
A0963253	BR-106	52.45	53.45	Felsic Volcanic 1	Central Pit	Mine Rock	0.50	7.0	4.0	375	1.0	<2	2.2	<0.3	7.0	15
A0963254	BR-106	60.45	61.45	Felsic Volcanic 1	Central Pit	Mine Rock	0.70	8.5	15	530	1.0	<2	1.8	<0.3	8.0	18
A0963255	BR-106	63.45	64.45	Felsic Volcanic 1	Central Pit	Mine Rock	0.60	6.9	<3	452	1.0	<2	2.1	<0.3	8.0	21
A0963256	BR-106	68.15	69.15	Felsic Volcanic 1	Central Pit	Mine Rock	0.60	8.1	3.0	408	1.0	<2	2.6	<0.3	9.0	20
A0963257	BR-106	73.45	74.45	Felsic Volcanic 1	Central Pit	Mine Rock	0.40	8.1	4.0	487	1.0	<2	2.3	<0.3	8.0	15
A0963258	BR-106	78.45	79.45	Felsic Volcanic 1	Central Pit	Mine Rock	0.40	7.8	<3	470	1.0	<2	2.2	<0.3	8.0	17
A0963259	BR-106	83.45	84.45	Felsic Volcanic 1	Central Pit	Mine Rock	0.40	8.1	<3	473	1.0	<2	2.1	<0.3	8.0	18
A0963260	BR-106	88.55	89.05	Felsic Volcanic 1	Central Pit	Mine Rock	0.60	7.9	3.0	449	1.0	<2	2.5	<0.3	8.0	20
A0963261	BR-106	93.55	94.55	Felsic Volcanic 1	Central Pit	Mine Rock	0.40	7.8	<3	706	1.0	<2	2.5	<0.3	9.0	20
A0963262	BR-106	97.8	98.9	Felsic Volcanic 1	Central Pit	Mine Rock	0.70	7.8	7.0	430	1.0	<2	2.1	<0.3	10	23
A0963263	BR-106	103.45	104.45	Felsic Volcanic 1	Central Pit	Mine Rock	0.50	8.0	<3	486	1.0	<2	2.8	<0.3	10	32
A0963264	BR-106	108.1	109.1	Felsic Volcanic 1	Central Pit	Mine Rock	0.60	8.4	<3	468	1.0	<2	2.4	<0.3	9.0	19
A0963265	BR-106	113.1	114.3	Felsic Volcanic 1	Central Pit	Mine Rock	0.50	7.8	4.0	432	1.0	<2	1.9	<0.3	9.0	16
A0963266	BR-106	117.65	118.65	Felsic Volcanic 1	Central Pit	Mine Rock	0.50	7.9	4.0	478	1.0	<2	2.1	<0.3	9.0	14
A0963267	BR-106	124.6	125.6	Felsic Volcanic 1	Central Pit	Mine Rock	0.60	8.2	4.0	391	1.0	<2	2.1	<0.3	9.0	18
A0963268	BR-106	130	131	Felsic Volcanic 1	Central Pit	Mine Rock	0.50	7.4	4.0	407	1.0	<2	2.5	<0.3	8.0	21
A0963269	BR-106	135	136	Felsic Volcanic 1	Central Pit	Mine Rock	0.80	7.7	5.0	500	<1	<2	2.0	<0.3	8.0	20
A0963270	BR-106	145.2	146.2	Felsic Volcanic 1	Central Pit	Mine Rock	0.60	7.3	9.0	390	1.0	<2	2.0	<0.3	9.0	22
A0963271	BR-106	151.2	152.2	Felsic Volcanic 1	Central Pit	Mine Rock	0.60	8.0	<3	500	1.0	<2	2.9	<0.3	9.0	17
A0963306	BR-106	156.5	157.5	Felsic Volcanic 1	Central Pit	Mine Rock	0.70	8.1	4.0	587	1.0	<2	2.7	<0.3	8.0	23
A0963272	BR-106	166.4	167.4	Felsic Volcanic 1	Central Pit	Mine Rock	0.60	7.4	4.0	488	1.0	<2	2.2	<0.3	9.0	18
A0963273	BR-106	171.65	172.65	Felsic Volcanic 1	Central Pit	Mine Rock	0.70	8.3	4.0	695	1.0	<2	1.7	<0.3	10	22
A0963274	BR-106	176.65	177.65	Felsic Volcanic 1	Central Pit	Mine Rock	0.50	7.8	10	540	1.0	<2	2.1	<0.3	8.0	17
A0963275	BR-106	180.65	181.65	Felsic Volcanic 1	Central Pit	Mine Rock	1.2	7.3	74	253	1.0	<2	1.0	0.50	7.0	37
A0963276	BR-106	181.65	182.65	Felsic Volcanic 1	Central Pit	Mine Rock	0.80	7.4	76	350	1.0	<2	1.8	<0.3	8.0	20
A0963307	BR-106	184.65	185.65	Felsic Volcanic 1	Central Pit	Mine Rock	0.90	8.2	47	332	2.0	<2	3.2	<0.3	12	46
A0963277	BR-106	191.95	192.55	Felsic Volcanic 1	Central Pit	Mine Rock	0.80	8.0	11	365	2.0	<2	2.3	<0.3	12	43
A0963278	BR-106	198.65	199.65	Felsic Volcanic 1	Central Pit	Mine Rock	0.60	8.3	9.0	529	1.0	<2	2.6	<0.3	9.0	26
A0963279	BR-106	208.65	209.6	Felsic Volcanic 1	Central Pit	Mine Rock	0.60	7.9	5.0	506	1.0	<2	2.2	<0.3	9.0	25

Classification as mine rock or ore-grade materials was based on gold content.

A value of "--" indicates metal was not measured for the given sample; the variation in elements analyzed is due to measurement at two different laboratories (see text).

Table B-7 Four Acid Metals

Sample ID	Drillhole ID	From	To	Lithology	Area	Class	Silver	Aluminum	Arsenic	Barium	Beryllium	Bismuth	Calcium	Cadmium	Cobalt	Chromium
		m	*m*				*ppm*	*%*	*ppm*	*ppm*	*ppm*	*ppm*	*%*	*ppm*	*ppm*	*ppm*
10x Crustal Abundance (Price 1997) [(1)]							--	--	--	--	--	--	--	--	--	--
A0963299	BR-106	258.85	259.85	Felsic Volcanic 1	Central Pit	Mine Rock	0.30	5.7	33	307	<1	<2	1.9	<0.3	7.0	16
A0963285	BR-106	262.85	263.75	Felsic Volcanic 1	Central Pit	Mine Rock	0.40	6.6	60	399	<1	<2	2.4	<0.3	8.0	29
A0963300	BR-106	263.75	264.5	Felsic Volcanic 1	Central Pit	Mine Rock	0.50	6.6	50	445	1.0	<2	2.2	<0.3	9.0	32
A0963286	BR-106	285	286	Felsic Volcanic 1	Central Pit	Mine Rock	0.50	7.0	19	340	1.0	<2	2.4	<0.3	11	23
A0963287	BR-106	304	305	Felsic Volcanic 1	Central Pit	Mine Rock	0.60	6.3	31	348	1.0	<2	2.5	<0.3	11	55
A0963288	BR-106	310	311	Felsic Volcanic 1	Central Pit	Mine Rock	0.40	7.7	13	394	1.0	<2	2.5	<0.3	10	24
A0963289	BR-106	319	320	Felsic Volcanic 1	Central Pit	Ore-Grade	0.60	7.6	68	388	<1	<2	1.6	<0.3	8.0	19
A0963290	BR-106	323.75	324.25	Felsic Volcanic 1	Central Pit	Mine Rock	0.60	7.8	16	396	1.0	<2	2.3	<0.3	8.0	23
A0963291	BR-106	328.85	329.85	Felsic Volcanic 1	Central Pit	Mine Rock	0.60	8.1	29	396	1.0	<2	2.6	<0.3	11	44
A0963301	BR-106	330.85	331.85	Felsic Volcanic 1	Central Pit	Mine Rock	0.50	8.0	50	364	1.0	<2	2.6	<0.3	9.0	18
A0963292	BR-106	333.85	334.85	Felsic Volcanic 1	Central Pit	Mine Rock	0.60	7.6	56	305	<1	<2	2.4	<0.3	8.0	18
A0963302	BR-106	344.1	345.2	Felsic Volcanic 1	Central Pit	Mine Rock	0.60	8.4	13	362	1.0	<2	3.4	<0.3	20	152
A0963293	BR-106	350.3	351.3	Felsic Volcanic 1	Central Pit	Mine Rock	0.60	7.8	6.0	546	1.0	<2	2.2	<0.3	9.0	20
A0963294	BR-106	355.3	356.05	Metasediment 2	Central Pit	Mine Rock	0.80	6.3	<3	506	<1	<2	1.7	<0.3	21	104
A0963295	BR-106	360.5	361	Metasediment 2	Central Pit	Mine Rock	0.60	9.1	97	467	1.0	<2	1.2	<0.3	21	122
A0963296	BR-106	365.25	366.25	Metasediment 2	Central Pit	Mine Rock	0.60	8.4	23	335	1.0	<2	1.1	<0.3	21	116
A0963297	BR-106	370.2	371.2	Metasediment 2	Central Pit	Mine Rock	0.60	9.5	52	473	1.0	<2	1.6	<0.3	21	98
A0963298	BR-106	375.5	376.5	Felsic Volcanic 2	Central Pit	Mine Rock	1.4	6.6	42	349	1.0	5.0	1.0	<0.3	3.0	15
A0962859	BR-139	41.5	42.5	Felsic Volcanic 1	Central Pit	Mine Rock	0.40	7.7	<3	448	<1	<2	2.1	<0.3	8.0	30
A0962860	BR-139	47.5	48.5	Felsic Volcanic 1	Central Pit	Mine Rock	0.40	7.2	<3	456	1.0	<2	1.9	<0.3	9.0	27
A0962861	BR-139	52.5	53.5	Felsic Volcanic 1	Central Pit	Mine Rock	0.50	7.6	<3	424	1.0	<2	1.9	<0.3	9.0	20
A0962862	BR-139	60	61	Felsic Volcanic 1	Central Pit	Mine Rock	0.50	7.9	5.0	398	1.0	<2	2.4	<0.3	8.0	23
A0962863	BR-139	70	71	Felsic Volcanic 1	Central Pit	Mine Rock	0.40	5.8	<3	383	<1	<2	1.5	<0.3	8.0	35
A0962864	BR-139	78.5	79.5	Felsic Volcanic 1	Central Pit	Mine Rock	0.60	7.7	3.0	572	1.0	<2	2.3	<0.3	8.0	36
A0962865	BR-139	85.5	86.5	Felsic Volcanic 1	Central Pit	Mine Rock	0.60	8.3	17	377	1.0	<2	2.5	<0.3	9.0	23
A0962866	BR-139	91	92	Felsic Volcanic 1	Central Pit	Mine Rock	0.50	7.6	9.0	458	1.0	<2	2.4	<0.3	8.0	18
A0962867	BR-139	97	98	Felsic Volcanic 1	Central Pit	Mine Rock	0.50	7.5	10	286	1.0	<2	2.2	<0.3	9.0	22
A0963673	BR-139	103	104.25	Felsic Volcanic 1	Central Pit	Mine Rock	0.50	7.1	5.0	426	<1	<2	1.9	<0.3	8.0	19
A0962871	BR-139	108	108.5	Felsic Volcanic 1	Central Pit	Mine Rock	0.50	6.8	4.0	574	1.0	<2	1.5	<0.3	8.0	16
A0962872	BR-139	111.6	113	Felsic Volcanic 1	Central Pit	Mine Rock	0.50	7.5	8.0	504	1.0	<2	1.6	<0.3	8.0	18
A0962873	BR-139	116.5	117.5	Felsic Volcanic 1	Central Pit	Mine Rock	0.50	7.8	6.0	478	1.0	<2	2.6	<0.3	9.0	18
A0962874	BR-139	124.5	125.5	Felsic Volcanic 1	Central Pit	Mine Rock	0.70	8.4	27	163	1.0	<2	1.5	<0.3	10	16
A0962875	BR-139	131.5	132.2	Felsic Volcanic 1	Central Pit	Mine Rock	0.50	7.3	16	343	1.0	<2	4.2	<0.3	21	249
A0962876	BR-139	138	138.5	Felsic Volcanic 1	Central Pit	Mine Rock	0.40	7.5	18	280	1.0	<2	1.9	<0.3	8.0	18
A0962877	BR-139	145.5	147	Felsic Volcanic 1	Central Pit	Mine Rock	0.50	7.5	35	212	1.0	<2	0.88	<0.3	7.0	19
A0962878	BR-139	152.5	153.5	Felsic Volcanic 1	Central Pit	Ore-Grade	0.60	7.6	35	198	1.0	<2	1.2	<0.3	10	29
A0962879	BR-139	158.5	159.5	Felsic Volcanic 1	Central Pit	Mine Rock	0.50	7.2	33	201	1.0	<2	1.9	<0.3	7.0	16
A0962880	BR-139	164.5	165.25	Felsic Volcanic 1	Central Pit	Mine Rock	0.40	6.3	28	354	<1	<2	2.2	<0.3	7.0	18
A0962881	BR-139	173	174	Felsic Volcanic 1	Central Pit	Mine Rock	0.60	7.4	9.0	469	1.0	<2	2.7	<0.3	9.0	19
A0962882	BR-139	179.5	180.5	Felsic Volcanic 1	Central Pit	Mine Rock	0.70	7.8	25	333	1.0	<2	2.5	<0.3	9.0	19
A0962883	BR-139	184.75	185.5	Felsic Volcanic 1	Central Pit	Mine Rock	0.80	7.0	23	578	1.0	<2	1.9	<0.3	7.0	16
A0962884	BR-139	196	197	Felsic Volcanic 1	Central Pit	Mine Rock	0.60	7.9	17	488	1.0	<2	2.7	<0.3	10	23
A0962885	BR-139	213.5	214	Felsic Volcanic 1	Central Pit	Mine Rock	0.70	8.2	37	165	<1	<2	1.7	<0.3	9.0	17
A0962886	BR-139	243.5	244.5	Felsic Volcanic 1	Central Pit	Mine Rock	0.60	7.7	11	391	1.0	<2	1.8	<0.3	9.0	21

Classification as mine rock or ore-grade materials was based on gold content.

A value of "--" indicates metal was not measured for the given sample; the variation in elements analyzed is due to measurement at two different laboratories (see text).

Table B-7 Four Acid Metals

Sample ID	Drillhole ID	From	To	Lithology	Area	Class	Silver	Aluminum	Arsenic	Barium	Beryllium	Bismuth	Calcium	Cadmium	Cobalt	Chromium
		m	*m*				*ppm*	*%*	*ppm*	*ppm*	*ppm*	*ppm*	*%*	*ppm*	*ppm*	*ppm*
10x Crustal Abundance (Price 1997) [(1)]							--	--	--	--	--	--	--	--	--	--
A0962887	BR-139	260.5	261.5	Felsic Volcanic 1	Central Pit	Mine Rock	0.60	7.6	25	440	<1	<2	2.0	<0.3	8.0	20
A0962888	BR-139	272	273	Felsic Volcanic 1	Central Pit	Mine Rock	0.50	7.9	15	394	<1	<2	1.8	<0.3	9.0	18
A0962889	BR-139	286.5	287.25	Felsic Volcanic 1	Central Pit	Ore-Grade	2.4	6.8	150	103	1.0	<2	0.95	1.4	9.0	17
A0964708	BR-139	298.5	299	Felsic Volcanic 1	Central Pit	Ore-Grade	0.70	6.6	110	738	2.0	<2	1.9	<0.3	8.0	17
A0964709	BR-139	303	303.5	Felsic Volcanic 1	Central Pit	Ore-Grade	2.5	7.0	59	627	1.0	<2	1.6	0.80	9.0	18
A0964710	BR-139	309	309.75	Felsic Volcanic 1	Central Pit	Mine Rock	0.80	6.2	55	479	1.0	<2	2.0	<0.3	9.0	24
A0964711	BR-139	315.5	316	Felsic Volcanic 1	Central Pit	Ore-Grade	3.0	7.8	97	482	1.0	<2	1.8	<0.3	15	79
A0964712	BR-139	320.25	321	Metasediment 2	Central Pit	Mine Rock	0.70	9.4	163	490	1.0	<2	1.5	<0.3	19	104
A0962890	BR-139	326	327	Metasediment 2	Central Pit	Mine Rock	0.70	8.1	<3	424	1.0	<2	1.7	<0.3	21	77
A0962891	BR-139	335.3	336.45	Metasediment 2	Central Pit	Mine Rock	0.50	9.1	87	424	1.0	<2	1.9	<0.3	22	95
A0962892	BR-139	340.9	342	Metasediment 2	Central Pit	Mine Rock	0.50	8.0	152	473	1.0	<2	1.8	<0.3	21	106
A0962893	BR-139	348	349	Metasediment 2	Central Pit	Mine Rock	0.40	8.7	123	552	1.0	<2	1.4	<0.3	22	110
A0962894	BR-139	366.5	367	Metasediment 2	Central Pit	Mine Rock	0.40	9.1	7.0	571	1.0	<2	1.9	<0.3	11	74
A0963547	BR-185	23.6	24.5	Felsic Volcanic 1	Central Pit	Mine Rock	0.60	7.4	24	395	1.0	<2	2.0	<0.3	8.0	18
A0964158	BR-168	117	118.5	Felsic Volcanic 1	Central Pit	Mine Rock	0.70	7.8	13	509	1.0	<2	2.2	<0.3	8.0	22
A0964154	BR-168	123.5	124.5	Felsic Volcanic 1	Central Pit	Mine Rock	0.50	7.4	8.0	425	1.0	<2	2.5	<0.3	9.0	28
A0964155	BR-168	130.95	131.45	Felsic Volcanic 1	Central Pit	Mine Rock	0.60	7.3	6.0	410	2.0	<2	3.5	<0.3	16	130
A0964156	BR-168	141	142.1	Felsic Volcanic 1	Central Pit	Mine Rock	0.80	6.0	6.0	465	1.0	<2	2.5	<0.3	9.0	23
A0964157	BR-168	149.65	150.2	Felsic Volcanic 1	Central Pit	Mine Rock	0.70	8.0	10	455	1.0	<2	2.8	<0.3	9.0	25
A0964159	BR-168	159	160.5	Felsic Volcanic 1	Central Pit	Mine Rock	0.80	7.9	11	380	1.0	<2	1.6	<0.3	9.0	27
A0964160	BR-168	166.25	166.75	Felsic Volcanic 1	Central Pit	Mine Rock	2.1	6.8	76	171	<1	<2	0.89	2.4	10	21
A0964161	BR-168	171.6	172.4	Felsic Volcanic 1	Central Pit	Mine Rock	0.70	7.4	13	381	1.0	<2	2.4	<0.3	9.0	47
A0964162	BR-168	177	178	Felsic Volcanic 1	Central Pit	Mine Rock	0.70	6.7	14	533	<1	<2	1.9	<0.3	20	17
A0964163	BR-168	182.25	183	Felsic Volcanic 1	Central Pit	Mine Rock	0.60	7.3	53	412	1.0	<2	2.1	<0.3	8.0	24
A0964164	BR-168	192	192.5	Felsic Volcanic 1	Central Pit	Mine Rock	0.50	5.3	9.0	395	<1	<2	1.6	<0.3	8.0	17
A0964165	BR-168	198.3	199.3	Felsic Volcanic 1	Central Pit	Mine Rock	0.80	7.8	14	381	1.0	<2	2.7	<0.3	8.0	20
A0964166	BR-168	207.3	207.8	Felsic Volcanic 1	Central Pit	Mine Rock	0.80	7.8	22	518	1.0	<2	2.6	<0.3	10	22
A0964167	BR-168	213	214	Felsic Volcanic 1	Central Pit	Mine Rock	0.70	7.2	12	390	1.0	<2	2.4	<0.3	8.0	21
A0964168	BR-168	219.55	221	Felsic Volcanic 1	Central Pit	Mine Rock	0.60	7.8	7.0	510	1.0	<2	2.6	<0.3	10	26
A0964169	BR-168	227.8	228.6	Felsic Volcanic 1	Central Pit	Mine Rock	0.60	7.4	12	414	1.0	<2	3.3	<0.3	22	77
A0964170	BR-168	234.55	235.05	Felsic Volcanic 1	Central Pit	Mine Rock	0.60	7.5	21	409	1.0	<2	1.8	<0.3	8.0	15
A0964171	BR-168	252.9	254	Felsic Volcanic 1	Central Pit	Mine Rock	0.60	8.0	15	393	1.0	<2	2.4	<0.3	11	37
A0964172	BR-168	268.5	270	Felsic Volcanic 1	Central Pit	Mine Rock	0.60	8.0	21	421	1.0	<2	2.6	<0.3	9.0	20
A0964173	BR-168	280.5	282	Felsic Volcanic 1	Central Pit	Mine Rock	0.50	7.4	142	450	1.0	<2	2.0	<0.3	9.0	33
A0964174	BR-168	298.65	299.15	Felsic Volcanic 1	Central Pit	Ore-Grade	2.3	6.4	169	382	1.0	<2	1.3	<0.3	8.0	23
A0964175	BR-168	320.6	321.35	Felsic Volcanic 1	Central Pit	Mine Rock	1.0	6.5	138	297	2.0	<2	1.7	<0.3	8.0	18
A0964176	BR-168	325.5	326.45	Metasediment 2	Central Pit	Mine Rock	0.60	8.4	150	502	1.0	<2	1.2	<0.3	18	101
117301	BR-169	40.5	41.5	Felsic Volcanic 1	Central Pit	Ore-Grade	1.3	7.7	47	362	1.0	<2	1.7	<0.3	9.0	22
A0964638	BR-169	54.2	55.3	Felsic Volcanic 1	Central Pit	Mine Rock	0.90	7.8	47	388	1.0	<2	2.7	<0.3	9.0	25
A0964639	BR-169	62	62.9	Felsic Volcanic 1	Central Pit	Mine Rock	0.80	7.5	8.0	376	<1	<2	2.6	<0.3	9.0	18
117302	BR-169	65.5	66	Felsic Volcanic 1	Central Pit	Mine Rock	0.70	7.8	29	450	1.0	<2	2.3	<0.3	9.0	20
117303	BR-169	74.25	74.8	Felsic Volcanic 1	Central Pit	Mine Rock	0.60	8.6	11	668	1.0	<2	1.9	<0.3	10	25
117304	BR-169	76.05	76.7	Felsic Volcanic 1	Central Pit	Mine Rock	0.60	7.2	15	403	<1	<2	1.9	<0.3	8.0	22
117305	BR-169	83.5	84	Felsic Volcanic 1	Central Pit	Mine Rock	0.60	8.4	25	446	<1	<2	1.8	<0.3	12	26

Classification as mine rock or ore-grade materials was based on gold content.

A value of "--" indicates metal was not measured for the given sample; the variation in elements analyzed is due to measurement at two different laboratories (see text).

Table B-7 Four Acid Metals

Sample ID	Drillhole ID	From	To	Lithology	Area	Class	Silver	Aluminum	Arsenic	Barium	Beryllium	Bismuth	Calcium	Cadmium	Cobalt	Chromium
		m	*m*				*ppm*	*%*	*ppm*	*ppm*	*ppm*	*ppm*	*%*	*ppm*	*ppm*	*ppm*
10x Crustal Abundance (Price 1997) [(1)]							--	--	--	--	--	--	--	--	--	--
117306	BR-169	85.5	86.35	Felsic Volcanic 1	Central Pit	Mine Rock	0.60	6.2	22	355	<1	<2	1.8	<0.3	10	19
A0964640	BR-169	95.45	96	Felsic Volcanic 1	Central Pit	Mine Rock	0.90	8.6	45	503	1.0	<2	2.4	<0.3	10	23
117307	BR-169	98.25	99	Felsic Volcanic 1	Central Pit	Mine Rock	0.70	8.5	39	507	1.0	<2	2.6	<0.3	9.0	24
117308	BR-169	103.9	105	Felsic Volcanic 1	Central Pit	Mine Rock	0.70	7.4	46	422	1.0	<2	2.5	<0.3	9.0	21
117309	BR-169	121.6	123	Felsic Volcanic 1	Central Pit	Ore-Grade	0.60	7.9	106	438	1.0	<2	1.6	<0.3	9.0	22
A0964714	BR-169	126	126.8	Felsic Volcanic 1	Central Pit	Ore-Grade	0.70	6.8	277	127	2.0	<2	1.3	<0.3	8.0	18
A0964715	BR-169	127.8	128.4	Felsic Volcanic 1	Central Pit	Ore-Grade	6.7	6.3	792	501	1.0	<2	1.6	<0.3	7.0	20
A0964716	BR-169	129	129.55	Felsic Volcanic 1	Central Pit	Ore-Grade	1.1	7.5	1480	164	2.0	<2	1.5	<0.3	10	20
A0964717	BR-169	130.15	130.7	Felsic Volcanic 1	Central Pit	Ore-Grade	0.70	6.6	938	95	2.0	<2	0.94	<0.3	8.0	19
A0964718	BR-169	131.85	132.4	Felsic Volcanic 1	Central Pit	Ore-Grade	0.70	6.3	2390	646	1.0	<2	2.0	<0.3	7.0	18
117310	BR-169	150	150.5	Felsic Volcanic 1	Central Pit	Mine Rock	0.60	6.7	146	486	1.0	<2	1.7	<0.3	7.0	26
117311	BR-169	150.5	151.1	Metasediment 2	Central Pit	Mine Rock	0.60	8.8	500	499	1.0	<2	2.4	<0.3	21	115
117312	BR-169	154.5	156	Metasediment 2	Central Pit	Mine Rock	0.50	9.6	52	481	1.0	<2	1.3	<0.3	22	143
117313	BR-169	158.55	160	Metasediment 2	Central Pit	Mine Rock	0.80	8.0	10	381	1.0	<2	2.6	<0.3	10	19
117314	BR-169	165	165.7	Metasediment 2	Central Pit	Mine Rock	0.80	8.6	2080	389	1.0	<2	1.4	<0.3	22	102
117316	BR-169	186	186.55	Felsic Volcanic 1	Central Pit	Mine Rock	0.60	8.0	10	361	1.0	<2	2.3	<0.3	8.0	27
117317	BR-169	189.65	190.7	Metasediment 2	Central Pit	Mine Rock	0.70	9.0	165	475	1.0	<2	1.6	<0.3	18	112
A0964641	BR-169	199.4	199.9	Felsic Volcanic 2	Central Pit	Mine Rock	0.80	6.9	23	392	<1	<2	3.3	<0.3	22	304
117318	BR-169	205.5	207	Felsic Volcanic 2	Central Pit	Mine Rock	1.0	6.9	81	118	1.0	<2	1.3	<0.3	2.0	8.0
117319	BR-169	210	210.5	Felsic Volcanic 2	Central Pit	Mine Rock	0.70	7.3	41	273	1.0	<2	1.6	<0.3	4.0	41
117315	BR-169	214.5	216	Felsic Volcanic 2	Central Pit	Mine Rock	1.0	7.1	65	475	1.0	<2	1.6	<0.3	2.0	11
117320	BR-169	220.35	221.75	Felsic Volcanic 2	Central Pit	Mine Rock	0.80	6.9	1760	515	1.0	<2	1.2	<0.3	2.0	8.0
117321	BR-169	224.5	225.45	Felsic Volcanic 2	Central Pit	Mine Rock	0.80	6.8	29	627	1.0	<2	1.4	<0.3	1.0	7.0
A0964642	BR-169	232.5	234	Felsic Volcanic 1	Central Pit	Mine Rock	0.50	7.6	38	530	1.0	<2	2.6	<0.3	10	24
117322	BR-169	241.5	242.8	Felsic Volcanic 2	Central Pit	Mine Rock	0.90	6.9	40	531	1.0	<2	1.3	<0.3	2.0	7.0
117323	BR-169	246.7	247.7	Felsic Volcanic 2	Central Pit	Ore-Grade	1.1	7.3	64	612	1.0	<2	1.3	<0.3	2.0	12
A0964643	BR-169	251.15	252	Felsic Volcanic 2	Central Pit	Mine Rock	0.80	7.8	469	463	2.0	<2	2.7	<0.3	13	50
117324	BR-169	256.5	258	Metasediment 2	Central Pit	Mine Rock	0.60	8.0	82	473	2.0	<2	0.98	<0.3	15	73
117325	BR-169	266.75	268.2	Metasediment 2	Central Pit	Mine Rock	0.70	7.6	6.0	430	1.0	<2	1.6	<0.3	5.0	45
A0962994	BR-241	70.85	72.15	Metasediment 2	Central Pit	Mine Rock	0.60	9.5	108	626	1.0	<2	1.4	<0.3	24	126
A0962995	BR-241	79.6	81	Felsic Volcanic 1	Central Pit	Mine Rock	0.90	8.2	19	428	1.0	<2	2.1	<0.3	8.0	36
A0962996	BR-241	97.85	98.35	Felsic Volcanic 2	Central Pit	Mine Rock	0.90	6.9	21	68	1.0	<2	2.4	<0.3	12	83
A0962997	BR-241	104.65	105.2	Felsic Volcanic 1	Central Pit	Mine Rock	0.60	8.2	17	514	1.0	<2	2.9	<0.3	11	41
A0962998	BR-241	110.5	111.5	Felsic Volcanic 2	Central Pit	Mine Rock	1.0	7.1	64	309	1.0	<2	1.0	<0.3	2.0	14
A0962999	BR-241	117.8	119	Felsic Volcanic 1	Central Pit	Mine Rock	0.60	7.8	44	601	1.0	<2	3.1	<0.3	14	68
A0963000	BR-241	125.5	126.5	Felsic Volcanic 2	Central Pit	Mine Rock	0.70	7.2	168	547	1.0	<2	2.3	<0.3	6.0	18
A0964501	BR-241	130.7	131.75	Felsic Volcanic 1	Central Pit	Ore-Grade	0.50	6.6	>5000	185	<1	<2	1.7	<0.3	11	24
A0964502	BR-241	144	145.5	Felsic Volcanic 2	Central Pit	Mine Rock	1.8	5.8	388	421	1.0	<2	0.59	<0.3	2.0	14
A0964503	BR-241	148.5	150	Felsic Volcanic 2	Central Pit	Mine Rock	1.0	7.3	36	450	1.0	<2	1.1	<0.3	2.0	9.0
A0964504	BR-241	153.5	154.8	Felsic Volcanic 2	Central Pit	Mine Rock	0.90	7.3	14	850	1.0	<2	1.3	<0.3	2.0	15
A0964505	BR-241	162	163.5	Felsic Volcanic 2	Central Pit	Mine Rock	0.80	6.8	18	652	1.0	<2	1.1	<0.3	2.0	8.0
A0964506	BR-241	171.7	173.2	Felsic Volcanic 1	Central Pit	Mine Rock	0.80	8.2	170	597	1.0	<2	2.7	<0.3	10	51
A0964507	BR-241	180.65	182.15	Felsic Volcanic 1	Central Pit	Mine Rock	0.60	7.4	12	599	1.0	<2	2.5	<0.3	10	23
A0964508	BR-241	183.35	183.8	Felsic Volcanic 2	Central Pit	Mine Rock	0.80	7.1	5.0	584	1.0	<2	1.0	<0.3	3.0	12

Classification as mine rock or ore-grade materials was based on gold content.

A value of "--" indicates metal was not measured for the given sample; the variation in elements analyzed is due to measurement at two different laboratories (see text).

Table B-7 Four Acid Metals

Sample ID	Drillhole ID	From	To	Lithology	Area	Class	Silver	Aluminum	Arsenic	Barium	Beryllium	Bismuth	Calcium	Cadmium	Cobalt	Chromium
		m	*m*				*ppm*	*%*	*ppm*	*ppm*	*ppm*	*ppm*	*%*	*ppm*	*ppm*	*ppm*
10x Crustal Abundance (Price 1997) [(1)]							--	--	--	--	--	--	--	--	--	--
A0964509	BR-241	212.3	213.2	Felsic Volcanic 1	Central Pit	Mine Rock	0.70	7.0	<3	489	<1	<2	0.60	<0.3	2.0	9.0
A0964510	BR-241	213.2	214	Felsic Volcanic 1	Central Pit	Mine Rock	0.70	7.0	3.0	421	<1	<2	1.1	<0.3	2.0	10
A0962968	BR-250B	186.85	187.35	Felsic Volcanic 1	Central Pit	Ore-Grade	3.2	6.0	379	116	1.0	<2	0.17	1.3	8.0	18
A0964958	DNE-001	23	24.5	Felsic Volcanic 1	Central Pit	Mine Rock	0.80	7.7	201	440	1.0	<2	2.6	<0.3	10	26
A0964957	DNE-001	28	30	Felsic Volcanic 2	Central Pit	Mine Rock	0.80	6.6	168	237	1.0	<2	1.3	<0.3	2.0	7.0
A0964956	DNE-001	36	37.5	Felsic Volcanic 2	Central Pit	Mine Rock	0.90	6.9	112	264	1.0	<2	1.2	<0.3	2.0	14
A0964955	DNE-001	43.5	45	Felsic Volcanic 2	Central Pit	Mine Rock	0.80	6.7	131	302	1.0	<2	0.40	<0.3	2.0	5.0
A0964954	DNE-001	49	49.5	Felsic Volcanic 1	Central Pit	Mine Rock	0.80	7.1	90	486	1.0	<2	2.8	<0.3	6.0	22
A0964953	DNE-001	56.25	57	Felsic Volcanic 1	Central Pit	Mine Rock	0.70	7.4	99	488	1.0	<2	2.7	<0.3	11	24
A0964952	DNE-001	63	64.5	Felsic Volcanic 1	Central Pit	Mine Rock	0.60	7.5	150	332	1.0	<2	2.6	<0.3	11	22
A0964951	DNE-001	70.45	71.3	Felsic Volcanic 2	Central Pit	Mine Rock	0.70	7.0	155	210	1.0	<2	1.1	<0.3	2.0	16
A0964950	DNE-001	75.75	76.6	Felsic Volcanic 1	Central Pit	Mine Rock	0.60	7.8	62	628	1.0	<2	3.2	<0.3	11	25
A0964949	DNE-001	80.4	81.4	Felsic Volcanic 2	Central Pit	Mine Rock	0.90	7.3	30	547	1.0	<2	0.92	<0.3	2.0	15
A0964948	DNE-001	85.8	87	Felsic Volcanic 1	Central Pit	Mine Rock	0.70	7.6	57	848	1.0	<2	2.6	<0.3	10	21
A0964947	DNE-001	93	94.5	Felsic Volcanic 1	Central Pit	Mine Rock	0.70	7.7	108	629	1.0	<2	2.9	<0.3	10	24
A0964946	DNE-001	106.5	108	Felsic Volcanic 1	Central Pit	Mine Rock	0.60	7.0	126	558	2.0	<2	3.0	<0.3	12	62
A0964945	DNE-001	117.9	118.7	Felsic Volcanic 1	Central Pit	Mine Rock	0.80	7.2	36	415	<1	<2	1.4	<0.3	2.0	14
A0964944	DNE-001	118.7	119.5	Felsic Volcanic 1	Central Pit	Mine Rock	1.0	7.3	41	348	<1	<2	1.7	<0.3	4.0	9.0
A0964943	DNE-001	124.6	125.7	Felsic Volcanic 1	Central Pit	Mine Rock	0.60	6.3	64	450	1.0	<2	1.8	<0.3	5.0	17
A0964942	DNE-001	131.5	132.15	Felsic Volcanic 1	Central Pit	Mine Rock	0.60	7.9	94	481	1.0	<2	2.5	<0.3	12	21
A0964941	DNE-001	142.65	144	Felsic Volcanic 1	Central Pit	Mine Rock	0.60	7.8	113	480	1.0	<2	2.6	<0.3	11	26
A0964940	DNE-001	157.5	159	Felsic Volcanic 1	Central Pit	Mine Rock	0.60	7.7	26	615	1.0	<2	2.5	<0.3	10	18
A0964939	DNE-001	169.5	171	Felsic Volcanic 1	Central Pit	Mine Rock	0.70	7.5	131	541	1.0	<2	2.5	<0.3	11	25
A0964938	DNE-001	174	175.5	Felsic Volcanic 2	Central Pit	Mine Rock	1.0	6.7	176	561	1.0	<2	1.2	<0.3	1.0	14
A0964937	DNE-001	180	181.5	Felsic Volcanic 2	Central Pit	Mine Rock	0.90	6.5	95	491	<1	<2	1.2	<0.3	1.0	17
A0964936	DNE-001	187.5	188.4	Felsic Volcanic 2	Central Pit	Mine Rock	1.0	7.0	39	682	1.0	<2	1.1	<0.3	2.0	12
A0963125	BR-085	26	27	Felsic Volcanic 1	Central Pit	Mine Rock	1.1	6.0	22	171	1.0	<2	0.27	<0.3	2.0	27
A0963126	BR-085	31	32	Felsic Volcanic 1	Central Pit	Mine Rock	1.4	6.8	39	208	<1	3.0	1.4	<0.3	2.0	11
A0963127	BR-085	36	37	Felsic Volcanic 1	Central Pit	Mine Rock	1.2	7.6	34	242	<1	<2	2.1	1.2	6.0	17
A0963128	BR-085	41	42	Felsic Volcanic 1	Central Pit	Mine Rock	1.1	7.7	27	322	<1	<2	1.9	0.70	4.0	35
A0963129	BR-085	46	47	Felsic Volcanic 1	Central Pit	Mine Rock	0.80	6.9	35	216	<1	<2	1.5	2.0	2.0	9.0
A0963130	BR-085	52.25	53.25	Felsic Volcanic 2	Central Pit	Mine Rock	0.60	6.1	40	176	<1	<2	1.1	<0.3	2.0	7.0
A0963135	BR-085	56.75	57.25	Felsic Volcanic 2	Central Pit	Mine Rock	9.0	6.9	95	213	<1	67	2.0	0.90	2.0	9.0
A0963131	BR-085	62.15	63.15	Felsic Volcanic 1	Central Pit	Mine Rock	2.8	7.2	88	129	<1	4.0	2.9	1.6	11	32
A0963132	BR-085	67.8	68.9	Felsic Volcanic 1	Central Pit	Mine Rock	1.2	4.3	98	330	<1	<2	2.8	0.40	10	35
A0963133	BR-085	72.3	73.3	Felsic Volcanic 1	Central Pit	Mine Rock	0.70	6.6	44	91	<1	<2	2.4	<0.3	9.0	32
A0963134	BR-085	77.85	78.85	Felsic Volcanic 1	Central Pit	Mine Rock	0.90	7.9	190	219	1.0	<2	1.8	0.80	16	63
A0963136	BR-086	36.2	37.5	Felsic Volcanic 1	Central Pit	Mine Rock	1.0	7.4	18	572	<1	<2	2.6	0.50	10	14
A0963137	BR-086	40	41	Felsic Volcanic 1	Central Pit	Ore-Grade	0.80	5.7	11	495	<1	<2	1.7	1.6	5.0	15
A0963138	BR-086	45	46	Felsic Volcanic 1	Central Pit	Mine Rock	0.60	7.7	29	655	1.0	<2	2.4	0.30	8.0	17
A0963139	BR-086	60.3	61.8	Felsic Volcanic 1	Central Pit	Ore-Grade	0.60	7.9	40	362	1.0	<2	2.4	<0.3	11	17
A0963140	BR-086	89.25	89.75	Felsic Volcanic 1	Central Pit	Mine Rock	0.30	7.2	14	375	<1	<2	2.1	<0.3	7.0	28
A0963141	BR-086	94.6	96.1	Felsic Volcanic 1	Central Pit	Mine Rock	0.30	7.5	12	627	1.0	<2	2.2	<0.3	9.0	28
A0963142	BR-086	102	103	Felsic Volcanic 1	Central Pit	Mine Rock	1.5	3.8	17	411	1.0	<2	2.3	0.60	11	38

Classification as mine rock or ore-grade materials was based on gold content.

A value of "--" indicates metal was not measured for the given sample; the variation in elements analyzed is due to measurement at two different laboratories (see text).

Table B-7 Four Acid Metals

Sample ID	Drillhole ID	From	To	Lithology	Area	Class	Silver	Aluminum	Arsenic	Barium	Beryllium	Bismuth	Calcium	Cadmium	Cobalt	Chromium
		m	*m*				*ppm*	*%*	*ppm*	*ppm*	*ppm*	*ppm*	*%*	*ppm*	*ppm*	*ppm*
10x Crustal Abundance (Price 1997) [(1)]							--	--	--	--	--	--	--	--	--	--
A0963148	BR-086	149.75	150.75	Felsic Volcanic 1	Central Pit	Mine Rock	0.40	6.5	24	179	1.0	<2	0.86	<0.3	3.0	12
A0963149	BR-086	152.75	153.2	Felsic Volcanic 1	Central Pit	Mine Rock	0.80	6.8	24	105	<1	<2	2.1	<0.3	37	16
A0963150	BR-086	155.25	156.25	Felsic Volcanic 1	Central Pit	Mine Rock	0.60	6.6	23	311	<1	<2	0.49	<0.3	2.0	12
A0963045	BR-086	165	166	Felsic Volcanic 1	Central Pit	Mine Rock	1.0	7.1	54	233	<1	4.0	1.6	0.60	14	32
A0963046	BR-086	170	171	Felsic Volcanic 1	Central Pit	Mine Rock	1.9	6.5	42	158	<1	10	2.1	<0.3	13	30
A0963047	BR-086	181.1	182.1	Felsic Volcanic 1	Central Pit	Mine Rock	1.3	7.3	87	324	<1	<2	2.2	1.4	9.0	24
A0963151	BR-086	207.85	209.35	Metasediment 2	Central Pit	Mine Rock	4.8	7.9	402	624	<1	5.0	2.5	<0.3	20	37
A0963152	BR-086	214.3	215.8	Argillite	Central Pit	Mine Rock	0.60	8.7	45	>1000	1.0	<2	1.3	<0.3	21	97
A0963153	BR-086	220.3	221.8	Argillite	Central Pit	Mine Rock	0.60	8.7	308	606	1.0	<2	1.3	<0.3	23	79
A0963154	BR-086	225.8	227.3	Argillite	Central Pit	Mine Rock	0.70	8.5	31	949	1.0	<2	2.1	<0.3	17	69
A0963155	BR-086	231.2	232.7	Felsic Volcanic 1	Central Pit	Mine Rock	0.40	8.2	19	656	<1	<2	2.8	0.90	11	26
A0963156	BR-086	258.9	260.4	Felsic Volcanic 1	Central Pit	Mine Rock	0.40	7.2	18	315	<1	<2	2.2	<0.3	7.0	25
A0963157	BR-086	264.4	264.7	Felsic Volcanic 1	Central Pit	Mine Rock	0.60	8.7	13	544	1.0	<2	3.7	<0.3	16	14
A0963158	BR-086	275.05	276.55	Metasediment 2	Central Pit	Mine Rock	0.50	8.8	192	438	1.0	<2	1.6	1.0	15	78
A0963159	BR-087	50.55	51.5	Felsic Volcanic 1	Central Pit	Mine Rock	0.60	8.9	6.0	820	1.0	<2	2.8	<0.3	11	21
A0963160	BR-087	67	68	Felsic Volcanic 1	Central Pit	Mine Rock	0.40	7.6	7.0	481	<1	<2	2.4	<0.3	9.0	20
A0963161	BR-087	71	72.5	Felsic Volcanic 1	Central Pit	Mine Rock	0.30	7.8	6.0	459	<1	<2	2.4	<0.3	8.0	16
A0963162	BR-087	77	78.5	Felsic Volcanic 1	Central Pit	Mine Rock	0.40	7.7	16	524	<1	<2	2.4	<0.3	8.0	17
A0963163	BR-087	85	86.5	Felsic Volcanic 1	Central Pit	Mine Rock	0.50	7.3	5.0	164	<1	<2	2.9	<0.3	8.0	26
A0963164	BR-087	92.5	94	Felsic Volcanic 1	Central Pit	Mine Rock	0.50	7.3	7.0	113	<1	<2	1.1	<0.3	10	19
A0963165	BR-087	100	101.5	Felsic Volcanic 1	Central Pit	Mine Rock	0.40	7.6	8.0	125	1.0	<2	1.6	<0.3	9.0	22
A0963166	BR-087	106	107.5	Felsic Volcanic 1	Central Pit	Mine Rock	0.40	3.4	6.0	145	<1	<2	0.97	<0.3	11	22
A0963167	BR-087	111.5	113	Felsic Volcanic 1	Central Pit	Mine Rock	0.80	6.1	5.0	135	<1	<2	1.8	<0.3	9.0	27
A0963168	BR-087	117.4	118.5	Felsic Volcanic 1	Central Pit	Mine Rock	0.40	7.3	10	94	<1	<2	1.7	<0.3	10	27
A0963169	BR-087	123	124.5	Felsic Volcanic 1	Central Pit	Mine Rock	0.50	7.0	11	108	<1	<2	1.8	<0.3	8.0	23
A0963170	BR-087	138	139.5	Felsic Volcanic 1	Central Pit	Mine Rock	0.40	7.6	5.0	166	1.0	<2	2.1	<0.3	8.0	61
A0963171	BR-087	150	151.5	Felsic Volcanic 1	Central Pit	Mine Rock	0.90	7.0	6.0	178	<1	<2	2.0	<0.3	9.0	20
A0963172	BR-087	160.5	162	Felsic Volcanic 1	Central Pit	Mine Rock	0.70	7.0	6.0	262	<1	<2	1.8	<0.3	8.0	21
A0963173	BR-087	172.7	174.25	Felsic Volcanic 1	Central Pit	Mine Rock	0.40	8.7	9.0	356	1.0	<2	2.6	<0.3	11	54
A0963174	BR-087	180	181.5	Felsic Volcanic 1	Central Pit	Mine Rock	0.80	7.2	6.0	152	1.0	<2	2.0	<0.3	9.0	20
A0963175	BR-087	187	188	Felsic Volcanic 1	Central Pit	Mine Rock	1.3	4.2	5.0	521	<1	<2	1.6	<0.3	8.0	39
A0963176	BR-087	195	196	Felsic Volcanic 1	Central Pit	Ore-Grade	1.1	7.8	9.0	105	1.0	<2	2.1	0.50	9.0	21
A0963177	BR-087	199	200	Felsic Volcanic 1	Central Pit	Mine Rock	0.70	6.9	14	169	1.0	<2	1.9	<0.3	5.0	25
A0963178	BR-087	205	205.5	Felsic Volcanic 1	Central Pit	Mine Rock	0.50	8.0	17	191	1.0	<2	2.0	<0.3	4.0	11
A0963179	BR-087	208.6	209.1	Felsic Volcanic 1	Central Pit	Ore-Grade	1.5	7.0	6.0	117	<1	<2	1.8	<0.3	9.0	18
A0963180	BR-087	217	218	Felsic Volcanic 1	Central Pit	Ore-Grade	0.80	7.2	41	253	1.0	<2	2.3	<0.3	6.0	20
A0963181	BR-087	230.5	232	Felsic Volcanic 1	Central Pit	Mine Rock	0.50	7.7	26	464	<1	<2	2.4	<0.3	8.0	21
A0963182	BR-087	245	246.5	Felsic Volcanic 1	Central Pit	Ore-Grade	1.7	7.0	26	583	<1	<2	2.3	0.70	8.0	24
A0963183	BR-087	258	259.5	Felsic Volcanic 1	Central Pit	Mine Rock	2.0	7.5	23	607	<1	<2	2.4	0.30	9.0	18
A0963184	BR-087	267	268.5	Felsic Volcanic 1	Central Pit	Mine Rock	0.60	4.7	26	551	<1	<2	2.0	<0.3	8.0	29
A0963185	BR-087	275.3	276	Felsic Volcanic 2	Central Pit	Mine Rock	1.6	5.2	235	133	<1	3.0	0.96	<0.3	9.0	16
A0963186	BR-087	279.85	280.7	Felsic Volcanic 2	Central Pit	Mine Rock	1.0	7.0	140	178	1.0	2.0	0.44	<0.3	8.0	13
A0963187	BR-087	292	293	Felsic Volcanic 1	Central Pit	Ore-Grade	2.0	7.0	132	450	<1	5.0	1.7	<0.3	14	38
A0963188	BR-087	310	311	Felsic Volcanic 1	Central Pit	Ore-Grade	0.80	7.9	347	358	<1	<2	1.8	1.5	16	56

Classification as mine rock or ore-grade materials was based on gold content.

A value of "--" indicates metal was not measured for the given sample; the variation in elements analyzed is due to measurement at two different laboratories (see text).

Table B-7 Four Acid Metals

Sample ID	Drillhole ID	From	To	Lithology	Area	Class	Silver	Aluminum	Arsenic	Barium	Beryllium	Bismuth	Calcium	Cadmium	Cobalt	Chromium
		m	*m*				*ppm*	*%*	*ppm*	*ppm*	*ppm*	*ppm*	*%*	*ppm*	*ppm*	*ppm*
10x Crustal Abundance (Price 1997) [(1)]							--	--	--	--	--	--	--	--	--	--
A0963189	BR-087	321	322	Metasediment 2	Central Pit	Ore-Grade	1.2	8.4	766	420	1.0	<2	1.1	0.40	19	113
A0963190	BR-087	326	327	Felsic Volcanic 1	Central Pit	Mine Rock	0.40	7.6	67	444	<1	<2	2.4	<0.3	8.0	24
A0963191	BR-087	334	335	Felsic Volcanic 1	Central Pit	Mine Rock	0.70	6.8	777	411	<1	<2	2.6	<0.3	10	42
A0962716	BR-149	33	34.25	Felsic Volcanic 1	Central Pit	Mine Rock	0.30	8.7	4.0	466	<1	<2	1.0	<0.3	17	81
A0962717	BR-149	93.95	95	Felsic Volcanic 1	Central Pit	Mine Rock	0.40	7.6	6.0	509	1.0	<2	2.2	<0.3	11	33
A0962718	BR-149	103.5	105	Felsic Volcanic 1	Central Pit	Mine Rock	0.50	7.9	7.0	412	<1	<2	2.4	<0.3	9.0	22
A0962719	BR-149	110.3	111	Felsic Volcanic 1	Central Pit	Mine Rock	0.50	7.7	6.0	113	<1	<2	1.8	<0.3	8.0	22
A0962720	BR-149	114.5	116	Felsic Volcanic 1	Central Pit	Mine Rock	0.40	7.9	9.0	124	1.0	<2	1.8	<0.3	10	30
A0962715	BR-149	120.5	122	Felsic Volcanic 1	Central Pit	Mine Rock	0.50	5.7	8.0	152	<1	<2	0.31	<0.3	9.0	26
A0962721	BR-149	125	126	Felsic Volcanic 1	Central Pit	Mine Rock	0.40	8.2	11	168	1.0	<2	1.7	<0.3	12	23
A0962722	BR-149	130	131	Felsic Volcanic 1	Central Pit	Mine Rock	0.50	7.6	10	116	<1	<2	1.3	<0.3	8.0	22
A0962723	BR-149	138	139.5	Felsic Volcanic 1	Central Pit	Mine Rock	0.60	7.9	8.0	104	1.0	<2	2.0	<0.3	10	21
A0962724	BR-149	144.3	145.8	Felsic Volcanic 1	Central Pit	Mine Rock	0.60	7.6	6.0	269	<1	<2	2.0	<0.3	8.0	17
A0962725	BR-149	148.5	149.25	Felsic Volcanic 1	Central Pit	Mine Rock	0.30	4.6	5.0	197	<1	<2	1.4	<0.3	9.0	32
A0963510	BR-170	160	161	Felsic Volcanic 1	Central Pit	Mine Rock	0.40	6.3	33	341	<1	3.0	0.63	<0.3	12	22
A0963511	BR-170	164.8	166	Felsic Volcanic 1	Central Pit	Mine Rock	1.3	6.5	51	212	1.0	4.0	0.33	<0.3	19	23
A0963509	BR-170	209	210	Felsic Volcanic 2	Central Pit	Mine Rock	2.4	6.2	126	206	<1	16	0.18	<0.3	5.0	19
A0963517	BR-170	211	212	Felsic Volcanic 1	Central Pit	Mine Rock	1.8	6.1	51	137	<1	11	0.090	<0.3	3.0	13
A0963512	BR-170	219.9	220.9	Felsic Volcanic 1	Central Pit	Ore-Grade	1.2	7.3	416	243	<1	4.0	1.4	<0.3	16	49
A0963513	BR-170	235.15	236.2	Metasediment 2	Central Pit	Mine Rock	1.0	8.2	1450	328	1.0	<2	1.7	1.5	15	63
A0963514	BR-170	243.75	244.75	Metasediment 2	Central Pit	Ore-Grade	1.3	5.7	877	175	1.0	<2	3.0	1.8	10	60
A0963515	BR-170	258	259	Felsic Volcanic 2	Central Pit	Mine Rock	0.90	7.1	42	525	1.0	<2	1.5	0.60	2.0	16
A0963516	BR-170	264	265	Felsic Volcanic 2	Central Pit	Mine Rock	0.80	4.2	26	556	<1	<2	1.0	<0.3	2.0	7.0
A0963518	BR-171	28.5	29.5	Felsic Volcanic 1	Central Pit	Mine Rock	0.30	7.3	35	158	<1	<2	2.2	<0.3	12	30
A0963519	BR-171	31.5	32.5	Felsic Volcanic 1	Central Pit	Mine Rock	0.90	7.0	32	222	1.0	<2	0.87	<0.3	6.0	14
A0963520	BR-171	34.5	35.5	Felsic Volcanic 1	Central Pit	Mine Rock	<0.3	6.9	14	464	1.0	<2	1.7	<0.3	4.0	17
A0963521	BR-171	42	42.7	Felsic Volcanic 1	Central Pit	Mine Rock	1.7	5.3	141	86	<1	13	0.33	<0.3	58	85
A0963542	BR-171	45	46	Felsic Volcanic 1	Central Pit	Mine Rock	1.1	6.7	60	182	<1	<2	0.17	<0.3	14	33
A0963522	BR-171	48	49	Felsic Volcanic 1	Central Pit	Mine Rock	1.1	8.1	61	316	<1	<2	1.9	<0.3	13	26
A0963523	BR-171	56	57	Quartz Sericite Schist	Central Pit	Mine Rock	1.5	6.5	31	233	<1	3.0	0.59	<0.3	2.0	31
A0963524	BR-171	60	61	Quartz Sericite Schist	Central Pit	Mine Rock	1.8	6.8	27	164	1.0	8.0	0.60	<0.3	3.0	11
A0963525	BR-171	65	65.8	Quartz Sericite Schist	Central Pit	Mine Rock	0.40	6.8	17	277	1.0	<2	0.060	<0.3	3.0	10
A0963526	BR-171	71.55	72.2	Felsic Volcanic 1	Central Pit	Mine Rock	1.2	4.3	115	156	<1	3.0	0.27	<0.3	7.0	21
A0963527	BR-171	78	79	Felsic Volcanic 2	Central Pit	Mine Rock	0.90	5.9	36	163	1.0	<2	1.0	2.7	2.0	20
A0963541	BR-171	81	82	Felsic Volcanic 2	Central Pit	Ore-Grade	1.7	6.3	51	398	1.0	6.0	0.13	0.30	4.0	9.0
A0963528	BR-171	82	83	Felsic Volcanic 2	Central Pit	Ore-Grade	1.6	7.0	62	478	1.0	3.0	0.66	<0.3	4.0	16
A0963529	BR-171	87.5	88.2	Felsic Volcanic 1	Central Pit	Ore-Grade	3.1	7.8	112	239	1.0	10	1.3	1.2	18	47
A0963530	BR-171	91.5	92	Felsic Volcanic 1	Central Pit	Mine Rock	0.90	5.9	44	162	<1	<2	1.8	5.3	7.0	18
A0963531	BR-171	97.25	98	Felsic Volcanic 1	Central Pit	Mine Rock	1.3	7.8	244	272	<1	<2	5.1	2.4	15	54
A0963532	BR-171	100	101	Felsic Volcanic 1	Central Pit	Mine Rock	0.90	7.8	206	295	<1	<2	3.9	<0.3	12	37
A0963533	BR-171	115.55	116	Felsic Volcanic 1	Central Pit	Mine Rock	1.1	8.9	63	366	1.0	<2	2.0	<0.3	24	71
A0963544	BR-171	121.75	122.75	Metasediment 2	Central Pit	Mine Rock	0.70	8.5	58	200	2.0	<2	2.1	20	20	79
A0963534	BR-171	123.65	124.4	Metasediment 2	Central Pit	Mine Rock	0.80	8.8	54	122	2.0	<2	1.4	16	25	78
A0963535	BR-171	131.7	132.2	Felsic Volcanic 1	Central Pit	Mine Rock	1.3	6.9	32	419	<1	<2	3.9	30	20	95

Classification as mine rock or ore-grade materials was based on gold content.

A value of "--" indicates metal was not measured for the given sample; the variation in elements analyzed is due to measurement at two different laboratories (see text).

Table B-7 Four Acid Metals

Sample ID	Drillhole ID	From	To	Lithology	Area	Class	Silver	Aluminum	Arsenic	Barium	Beryllium	Bismuth	Calcium	Cadmium	Cobalt	Chromium
		m	*m*				*ppm*	*%*	*ppm*	*ppm*	*ppm*	*ppm*	*%*	*ppm*	*ppm*	*ppm*
10x Crustal Abundance (Price 1997) [(1)]							--	--	--	--	--	--	--	--	--	--
A0963536	BR-171	136.05	137	Metasediment 2	Central Pit	Mine Rock	1.5	8.9	48	663	1.0	<2	2.0	18	21	79
A0963537	BR-171	147.8	148.3	Metasediment 2	Central Pit	Mine Rock	0.70	7.8	3.0	536	<1	<2	1.8	<0.3	22	126
A0963538	BR-171	163.5	164.45	Metasediment 2	Central Pit	Mine Rock	0.70	8.9	120	551	1.0	<2	1.3	<0.3	20	91
A0963539	BR-171	172	173	Metasediment 2	Central Pit	Mine Rock	0.60	7.8	176	326	1.0	<2	1.9	23	14	63
A0963540	BR-171	198.5	199.5	Felsic Volcanic 1	Central Pit	Mine Rock	0.70	8.6	14	531	<1	<2	3.0	<0.3	10	26
A0963543	BR-171	209	210.5	Metasediment 3	Central Pit	Mine Rock	0.60	5.1	8.0	368	<1	<2	0.86	<0.3	9.0	21
A0964376	BR-191	126.7	128.2	Felsic Volcanic 1	Central Pit	Mine Rock	0.40	6.5	5.0	311	<1	<2	1.4	<0.3	6.0	76
A0964377	BR-191	133.2	133.7	Felsic Volcanic 1	Central Pit	Mine Rock	0.60	7.3	6.0	122	<1	<2	1.6	<0.3	8.0	17
A0964378	BR-191	138.35	139	Felsic Volcanic 1	Central Pit	Mine Rock	0.40	7.4	3.0	125	<1	<2	1.1	<0.3	10	24
A0964379	BR-191	142.6	143.6	Felsic Volcanic 1	Central Pit	Mine Rock	0.40	7.3	4.0	148	<1	<2	0.61	<0.3	8.0	19
A0964380	BR-191	147	148	Felsic Volcanic 1	Central Pit	Mine Rock	0.40	7.8	5.0	262	<1	<2	0.99	<0.3	10	25
A0964381	BR-191	150	151.5	Felsic Volcanic 1	Central Pit	Mine Rock	0.40	6.9	7.0	41	<1	<2	0.37	<0.3	7.0	21
A0964382	BR-191	156	157.5	Felsic Volcanic 1	Central Pit	Mine Rock	0.40	7.7	4.0	88	<1	<2	1.5	<0.3	10	18
A0964383	BR-191	160.5	162	Felsic Volcanic 1	Central Pit	Mine Rock	0.40	7.5	6.0	122	<1	<2	1.8	<0.3	11	25
A0964384	BR-191	167.35	168.2	Felsic Volcanic 1	Central Pit	Mine Rock	0.60	7.9	8.0	265	<1	<2	2.7	<0.3	13	36
A0964385	BR-191	178.45	179.15	Felsic Volcanic 1	Central Pit	Mine Rock	0.60	4.8	5.0	387	<1	<2	1.3	<0.3	8.0	24
A0964386	BR-191	184	185.5	Felsic Volcanic 1	Central Pit	Mine Rock	0.70	7.2	5.0	83	<1	<2	2.0	<0.3	10	19
117448	BR-283	19	20	Fragmental 1	Central Pit	Mine Rock	<0.3	8.3	<3	572	<1	<2	1.5	<0.3	13	31
117449	BR-283	25.5	27	Felsic Volcanic 1	Central Pit	Mine Rock	<0.3	8.4	<3	494	<1	<2	2.0	<0.3	9.0	14
A0964839	BR-283	33	34.5	Felsic Volcanic 1	Central Pit	Mine Rock	<0.3	7.6	<3	492	<1	<2	1.9	<0.3	8.0	21
117064	BR-283	50.2	51	Felsic Volcanic 1	Central Pit	Mine Rock	<0.3	8.1	<3	404	1.0	<2	2.5	<0.3	9.0	16
117065	BR-283	55.5	57	Felsic Volcanic 1	Central Pit	Mine Rock	<0.3	8.2	3.0	557	<1	<2	2.4	<0.3	9.0	18
117066	BR-283	61.5	63	Felsic Volcanic 1	Central Pit	Mine Rock	<0.3	8.4	4.0	750	<1	<2	2.4	<0.3	10	23
117067	BR-283	72	73.5	Felsic Volcanic 1	Central Pit	Mine Rock	<0.3	8.1	<3	461	1.0	<2	2.4	<0.3	9.0	22
117068	BR-283	76.5	78	Felsic Volcanic 1	Central Pit	Mine Rock	<0.3	5.8	3.0	499	<1	<2	3.2	<0.3	13	38
117069	BR-283	82.5	84	Felsic Volcanic 1	Central Pit	Mine Rock	0.30	6.8	<3	430	<1	<2	2.1	<0.3	8.0	18
117070	BR-283	90	91.5	Felsic Volcanic 1	Central Pit	Mine Rock	<0.3	7.9	3.0	449	<1	<2	2.4	<0.3	8.0	18
117071	BR-283	96	97.5	Felsic Volcanic 1	Central Pit	Mine Rock	0.40	8.0	3.0	378	<1	<2	2.5	<0.3	9.0	16
117072	BR-283	103.5	105	Felsic Volcanic 1	Central Pit	Mine Rock	<0.3	9.5	<3	556	1.0	<2	3.3	<0.3	11	21
117073	BR-283	111	112.5	Felsic Volcanic 1	Central Pit	Mine Rock	0.50	8.6	<3	461	1.0	<2	2.4	<0.3	9.0	44
117074	BR-283	115.5	117	Felsic Volcanic 1	Central Pit	Mine Rock	<0.3	8.1	<3	528	<1	<2	2.4	<0.3	9.0	17
117075	BR-283	120	121.5	Felsic Volcanic 1	Central Pit	Mine Rock	<0.3	7.9	3.0	443	<1	<2	2.4	<0.3	8.0	17
117076	BR-283	126	127.5	Felsic Volcanic 1	Central Pit	Mine Rock	0.30	7.9	<3	629	1.0	<2	2.3	<0.3	8.0	19
117077	BR-283	137.25	138.5	Felsic Volcanic 1	Central Pit	Mine Rock	<0.3	7.5	<3	543	<1	<2	2.3	<0.3	8.0	16
117078	BR-283	144.7	146	Felsic Volcanic 1	Central Pit	Mine Rock	<0.3	7.8	<3	514	1.0	<2	2.4	<0.3	8.0	23
117079	BR-283	150	151.5	Felsic Volcanic 1	Central Pit	Mine Rock	<0.3	8.0	<3	500	<1	<2	2.4	<0.3	9.0	19
117080	BR-283	156	157.5	Felsic Volcanic 1	Central Pit	Mine Rock	<0.3	7.7	<3	487	<1	<2	2.4	<0.3	8.0	18
117081	BR-283	162	163.5	Felsic Volcanic 1	Central Pit	Mine Rock	0.40	7.3	<3	439	<1	<2	2.4	<0.3	9.0	19
117082	BR-283	166.85	168	Felsic Volcanic 1	Central Pit	Mine Rock	0.40	7.7	<3	440	1.0	<2	2.4	<0.3	9.0	23
117083	BR-283	171	172.5	Felsic Volcanic 1	Central Pit	Mine Rock	0.40	7.5	3.0	477	1.0	<2	2.5	<0.3	8.0	13
117084	BR-283	175.5	177	Felsic Volcanic 1	Central Pit	Mine Rock	0.30	7.2	<3	411	<1	<2	2.8	<0.3	8.0	17
117085	BR-283	181.5	183	Felsic Volcanic 1	Central Pit	Mine Rock	0.40	7.4	3.0	462	<1	<2	2.1	<0.3	8.0	14
117086	BR-283	189	190.5	Felsic Volcanic 1	Central Pit	Mine Rock	<0.3	7.4	5.0	467	<1	<2	2.1	<0.3	8.0	24
117087	BR-283	201	202.5	Felsic Volcanic 1	Central Pit	Mine Rock	<0.3	8.1	4.0	555	<1	<2	2.3	<0.3	9.0	30

Classification as mine rock or ore-grade materials was based on gold content.

A value of "--" indicates metal was not measured for the given sample; the variation in elements analyzed is due to measurement at two different laboratories (see text).

Table B-7 Four Acid Metals

Sample ID	Drillhole ID	From	To	Lithology	Area	Class	Silver	Aluminum	Arsenic	Barium	Beryllium	Bismuth	Calcium	Cadmium	Cobalt	Chromium
		m	*m*				*ppm*	*%*	*ppm*	*ppm*	*ppm*	*ppm*	*%*	*ppm*	*ppm*	*ppm*
10x Crustal Abundance (Price 1997) [1]							--	--	--	--	--	--	--	--	--	--
117088	BR-283	211.5	213	Felsic Volcanic 1	Central Pit	Mine Rock	0.50	8.5	6.0	676	1.0	<2	2.1	<0.3	9.0	19
117089	BR-283	217.5	219	Felsic Volcanic 1	Central Pit	Mine Rock	0.40	5.0	<3	489	<1	<2	2.0	<0.3	9.0	22
117090	BR-283	225	226.5	Felsic Volcanic 1	Central Pit	Mine Rock	0.50	9.1	4.0	483	1.0	<2	2.9	<0.3	10	39
117091	BR-283	231	232.5	Felsic Volcanic 1	Central Pit	Mine Rock	<0.3	8.4	<3	505	1.0	<2	2.1	<0.3	8.0	14
117092	BR-283	237	238.5	Felsic Volcanic 1	Central Pit	Mine Rock	<0.3	7.8	<3	457	<1	<2	2.4	<0.3	9.0	20
117093	BR-283	244.5	246	Felsic Volcanic 1	Central Pit	Mine Rock	0.30	7.2	<3	477	<1	<2	2.0	<0.3	8.0	13
117094	BR-283	250.5	252	Felsic Volcanic 1	Central Pit	Mine Rock	0.40	7.1	6.0	444	<1	<2	2.2	<0.3	8.0	18
117095	BR-283	255.6	256.5	Felsic Volcanic 1	Central Pit	Mine Rock	<0.3	8.3	5.0	741	1.0	<2	2.5	<0.3	9.0	18
117096	BR-283	265.5	267	Felsic Volcanic 1	Central Pit	Mine Rock	<0.3	8.0	4.0	515	<1	<2	2.8	<0.3	11	35
117097	BR-283	274.5	276	Felsic Volcanic 1	Central Pit	Mine Rock	0.30	8.0	9.0	496	<1	<2	2.5	<0.3	9.0	18
117098	BR-283	288	289.5	Felsic Volcanic 1	Central Pit	Mine Rock	0.40	4.1	5.0	303	<1	<2	1.2	<0.3	8.0	21
117099	BR-283	306	307.2	Felsic Volcanic 1	Central Pit	Mine Rock	0.50	7.4	7.0	141	<1	<2	2.2	<0.3	10	40
117100	BR-283	318	318.9	Felsic Volcanic 1	Central Pit	Mine Rock	0.50	7.5	8.0	123	<1	<2	2.1	<0.3	11	16
A0963951	BR-283	340.9	342	Felsic Volcanic 1	Central Pit	Mine Rock	0.50	8.2	6.0	218	1.0	<2	2.1	<0.3	9.0	22
A0963952	BR-283	361.5	363	Felsic Volcanic 1	Central Pit	Mine Rock	0.40	7.2	6.0	113	1.0	<2	1.3	<0.3	9.0	23
A0963953	BR-283	388.5	390	Felsic Volcanic 1	Central Pit	Mine Rock	0.60	7.4	12	205	1.0	<2	1.9	<0.3	5.0	18
A0963954	BR-283	401.75	402.4	Felsic Volcanic 1	Central Pit	Mine Rock	0.40	8.0	6.0	596	1.0	<2	3.7	<0.3	18	47
A0963955	BR-283	414.25	415.25	Felsic Volcanic 1	Central Pit	Mine Rock	0.50	9.6	17	807	1.0	<2	3.1	<0.3	11	27
A0963956	BR-283	421.5	422.5	Felsic Volcanic 1	Central Pit	Mine Rock	0.60	9.4	18	680	1.0	<2	2.8	0.50	10	22
117146	BR-034	104	105	Felsic Volcanic 1	Central Pit	Mine Rock	0.80	5.0	8.0	539	<1	<2	1.4	<0.3	6.0	16
117147	BR-034	110	111	Felsic Volcanic 1	Central Pit	Mine Rock	0.50	7.1	8.0	167	1.0	<2	1.4	0.60	5.0	16
117148	BR-034	115	116	Felsic Volcanic 1	Central Pit	Mine Rock	0.60	7.2	10	104	<1	<2	2.1	<0.3	10	17
117205	BR-034	122	123	Felsic Volcanic 1	Central Pit	Mine Rock	0.40	6.5	24	69	<1	<2	1.6	<0.3	5.0	17
117149	BR-034	125	125.5	Felsic Volcanic 2	Central Pit	Mine Rock	0.70	6.8	18	297	1.0	<2	1.1	<0.3	5.0	17
117144	BR-034	132	133	Felsic Volcanic 2	Central Pit	Mine Rock	0.70	6.5	24	76	<1	2.0	0.060	<0.3	2.0	24
117150	BR-034	135	136	Felsic Volcanic 2	Central Pit	Mine Rock	0.70	6.8	28	102	<1	9.0	0.20	<0.3	2.0	13
117201	BR-034	139	139.7	Felsic Volcanic 2	Central Pit	Mine Rock	1.4	6.6	34	108	1.0	8.0	0.63	<0.3	2.0	17
117145	BR-034	141.2	142.4	Felsic Volcanic 2	Central Pit	Mine Rock	0.70	6.5	37	38	<1	3.0	0.18	<0.3	2.0	11
117202	BR-034	145.4	146.4	Felsic Volcanic 1	Central Pit	Mine Rock	0.70	7.5	47	107	<1	<2	2.0	<0.3	7.0	22
117203	BR-034	154.6	156	Felsic Volcanic 2	Central Pit	Mine Rock	1.3	7.0	41	68	1.0	<2	0.98	<0.3	4.0	39
117204	BR-034	159.5	160.6	Felsic Volcanic 2	Central Pit	Mine Rock	0.90	6.1	27	176	1.0	<2	1.7	<0.3	2.0	14
117206	BR-035	38.9	39.5	Felsic Volcanic 1	Central Pit	Mine Rock	0.70	8.1	8.0	449	1.0	<2	2.8	<0.3	18	96
117207	BR-035	42	43	Metasediment 2	Central Pit	Mine Rock	0.50	8.1	8.0	440	1.0	<2	1.1	<0.3	19	89
117164	BR-035	43	44	Metasediment 2	Central Pit	Mine Rock	0.60	8.0	4.0	408	1.0	<2	1.1	<0.3	19	104
117208	BR-035	48	49	Metasediment 2	Central Pit	Mine Rock	0.60	8.9	14	516	1.0	<2	0.96	<0.3	19	102
117209	BR-035	51	52	Felsic Volcanic 1	Central Pit	Mine Rock	0.50	8.0	4.0	469	1.0	<2	2.8	<0.3	10	20
117210	BR-035	58	58.5	Felsic Volcanic 1	Central Pit	Mine Rock	0.50	8.5	5.0	500	1.0	<2	2.6	<0.3	11	35
117211	BR-035	59.6	60.4	Felsic Volcanic 1	Central Pit	Mine Rock	0.30	5.7	4.0	380	<1	<2	1.4	<0.3	9.0	23
117212	BR-035	64.5	65	Felsic Volcanic 1	Central Pit	Mine Rock	0.50	6.3	13	552	1.0	<2	2.0	<0.3	9.0	27
117213	BR-035	82	83	Felsic Volcanic 1	Central Pit	Mine Rock	0.50	7.1	8.0	455	1.0	<2	2.6	<0.3	12	63
117214	BR-035	86	87	Felsic Volcanic 1	Central Pit	Mine Rock	0.40	7.2	4.0	464	1.0	<2	2.7	<0.3	9.0	20
117215	BR-035	91.6	92	Felsic Volcanic 1	Central Pit	Mine Rock	0.40	8.0	3.0	594	1.0	<2	2.0	<0.3	9.0	21
117216	BR-035	97	98	Felsic Volcanic 1	Central Pit	Mine Rock	0.80	7.9	4.0	508	1.0	<2	2.3	<0.3	11	18
117217	BR-035	100	101	Felsic Volcanic 1	Central Pit	Mine Rock	0.50	7.5	4.0	430	1.0	<2	2.5	<0.3	9.0	20

Classification as mine rock or ore-grade materials was based on gold content.

A value of "--" indicates metal was not measured for the given sample; the variation in elements analyzed is due to measurement at two different laboratories (see text).

Table B-7 Four Acid Metals

Sample ID	Drillhole ID	From	To	Lithology	Area	Class	Silver	Aluminum	Arsenic	Barium	Beryllium	Bismuth	Calcium	Cadmium	Cobalt	Chromium
		m	*m*				*ppm*	*%*	*ppm*	*ppm*	*ppm*	*ppm*	*%*	*ppm*	*ppm*	*ppm*
10x Crustal Abundance (Price 1997) [(1)]							--	--	--	--	--	--	--	--	--	--
117218	BR-035	110	111	Felsic Volcanic 1	Central Pit	Mine Rock	0.50	7.7	8.0	541	1.0	<2	2.6	<0.3	9.0	23
117219	BR-035	115	116	Felsic Volcanic 1	Central Pit	Mine Rock	0.50	7.2	4.0	117	1.0	<2	1.3	<0.3	11	31
117165	BR-035	120	121	Felsic Volcanic 1	Central Pit	Mine Rock	0.60	4.8	6.0	172	<1	<2	1.6	<0.3	9.0	27
117220	BR-035	126	127	Felsic Volcanic 1	Central Pit	Mine Rock	0.50	7.1	5.0	219	1.0	<2	2.4	<0.3	10	31
117222	BR-035	130.3	131	Felsic Volcanic 1	Central Pit	Mine Rock	0.70	7.7	5.0	80	1.0	<2	2.5	<0.3	11	20
117221	BR-035	135	136	Felsic Volcanic 1	Central Pit	Mine Rock	0.50	7.2	4.0	94	1.0	<2	1.8	<0.3	10	20
117223	BR-035	142	143	Felsic Volcanic 1	Central Pit	Mine Rock	0.60	7.9	8.0	195	1.0	<2	2.5	<0.3	9.0	35
117224	BR-035	145	146	Felsic Volcanic 1	Central Pit	Mine Rock	0.50	7.8	8.0	227	1.0	<2	2.5	<0.3	10	25
117225	BR-035	150	151	Felsic Volcanic 1	Central Pit	Mine Rock	0.30	7.3	9.0	160	<1	<2	2.2	<0.3	9.0	24
117226	BR-035	155	156	Felsic Volcanic 1	Central Pit	Mine Rock	0.40	7.1	11	119	1.0	<2	2.3	<0.3	8.0	23
117227	BR-035	161	161.5	Felsic Volcanic 1	Central Pit	Mine Rock	0.60	8.5	20	86	1.0	<2	3.3	<0.3	18	34
117228	BR-035	165	166	Felsic Volcanic 1	Central Pit	Mine Rock	0.50	4.6	19	251	1.0	<2	1.4	<0.3	9.0	16
117229	BR-035	169	170	Felsic Volcanic 1	Central Pit	Mine Rock	0.50	7.4	26	160	1.0	<2	2.5	<0.3	10	18
117230	BR-035	173	174	Felsic Volcanic 1	Central Pit	Mine Rock	0.40	7.8	18	303	1.0	<2	2.1	<0.3	9.0	17
117231	BR-035	178	179	Felsic Volcanic 1	Central Pit	Mine Rock	<0.3	7.5	11	117	1.0	<2	2.3	<0.3	9.0	14
117232	BR-035	182	183	Felsic Volcanic 1	Central Pit	Mine Rock	0.50	8.4	9.0	212	1.0	<2	2.5	<0.3	10	22
117233	BR-035	185	186	Felsic Volcanic 1	Central Pit	Mine Rock	<0.3	7.3	12	132	<1	<2	2.7	<0.3	9.0	17
117234	BR-035	190	191	Felsic Volcanic 1	Central Pit	Mine Rock	0.40	9.2	11	223	1.0	<2	2.2	<0.3	12	25
117235	BR-035	196	197	Felsic Volcanic 1	Central Pit	Mine Rock	0.50	7.5	8.0	303	1.0	<2	2.4	<0.3	9.0	25
117236	BR-035	200.35	201	Felsic Volcanic 1	Central Pit	Mine Rock	0.40	7.9	10	159	<1	<2	2.1	<0.3	7.0	19
117237	BR-035	206	207	Felsic Volcanic 1	Central Pit	Mine Rock	0.60	7.2	13	202	<1	<2	2.1	<0.3	7.0	21
117238	BR-035	209.9	211	Felsic Volcanic 1	Central Pit	Mine Rock	0.40	7.2	9.0	103	<1	<2	1.7	<0.3	10	18
117239	BR-035	215	216	Felsic Volcanic 1	Central Pit	Mine Rock	0.60	7.7	8.0	89	<1	<2	1.2	<0.3	9.0	19
117240	BR-035	219	220	Felsic Volcanic 1	Central Pit	Mine Rock	0.40	7.7	14	86	1.0	<2	1.9	0.50	9.0	53
117241	BR-035	225	226	Felsic Volcanic 1	Central Pit	Mine Rock	0.30	7.4	20	77	<1	<2	2.1	<0.3	9.0	19
117242	BR-035	227.5	228	Felsic Volcanic 1	Central Pit	Mine Rock	0.30	7.4	27	56	1.0	<2	1.7	<0.3	10	20
117243	BR-035	233.5	234	Felsic Volcanic 1	Central Pit	Mine Rock	0.60	5.7	31	134	<1	<2	2.0	<0.3	10	19
117244	BR-035	240	240.5	Felsic Volcanic 1	Central Pit	Mine Rock	0.40	7.6	35	300	1.0	<2	2.3	<0.3	9.0	21
117245	BR-035	245	245.5	Felsic Volcanic 1	Central Pit	Ore-Grade	0.60	5.2	18	540	<1	<2	2.3	1.3	11	20
117246	BR-035	248.6	249.6	Felsic Volcanic 2	Central Pit	Mine Rock	0.40	6.1	23	740	<1	<2	1.4	<0.3	2.0	11
117247	BR-035	256	256.7	Felsic Volcanic 1	Central Pit	Mine Rock	0.40	7.5	23	326	<1	<2	2.0	<0.3	7.0	16
117248	BR-035	262	263	Felsic Volcanic 1	Central Pit	Ore-Grade	0.50	7.5	30	111	<1	<2	2.3	<0.3	10	21
117249	BR-035	267	268	Felsic Volcanic 1	Central Pit	Ore-Grade	0.90	7.2	17	132	1.0	<2	2.0	0.70	9.0	26
117250	BR-035	271.6	273	Felsic Volcanic 1	Central Pit	Mine Rock	0.60	8.1	17	97	1.0	<2	2.1	<0.3	11	22
117151	BR-035	277	278	Felsic Volcanic 1	Central Pit	Mine Rock	0.50	7.6	20	81	<1	<2	1.9	<0.3	10	25
117152	BR-035	280.7	282	Felsic Volcanic 1	Central Pit	Mine Rock	1.0	7.3	34	28	1.0	3.0	0.34	<0.3	12	19
117153	BR-035	289.7	291	Felsic Volcanic 1	Central Pit	Mine Rock	0.60	8.4	46	128	1.0	<2	1.2	<0.3	22	73
117154	BR-035	300	301	Felsic Volcanic	Central Pit	Mine Rock	1.6	8.0	144	75	1.0	3.0	0.80	<0.3	19	61
117155	BR-035	312	313	Felsic Volcanic 1	Central Pit	Ore-Grade	1.0	4.4	108	56	<1	2.0	0.50	<0.3	15	61
117156	BR-035	321	322	Felsic Volcanic 2	Central Pit	Ore-Grade	0.90	5.9	121	297	<1	<2	1.3	<0.3	10	39
117157	BR-035	330.7	331.5	Felsic Volcanic 1	Central Pit	Mine Rock	0.40	7.2	174	680	<1	<2	2.5	<0.3	11	25
117158	BR-035	340.5	340.9	Felsic Volcanic 1	Central Pit	Ore-Grade	0.80	6.1	104	213	<1	<2	1.6	0.40	10	23
117159	BR-035	350	351	Felsic Volcanic 1	Central Pit	Mine Rock	<0.3	7.9	43	452	<1	<2	2.3	<0.3	7.0	15
117160	BR-035	361	362	Felsic Volcanic 2	Central Pit	Mine Rock	0.80	9.4	1160	940	1.0	<2	1.3	<0.3	12	48

Classification as mine rock or ore-grade materials was based on gold content.

A value of "--" indicates metal was not measured for the given sample; the variation in elements analyzed is due to measurement at two different laboratories (see text).

Table B-7 Four Acid Metals

Sample ID	Drillhole ID	From	To	Lithology	Area	Class	Silver	Aluminum	Arsenic	Barium	Beryllium	Bismuth	Calcium	Cadmium	Cobalt	Chromium
		m	*m*				*ppm*	*%*	*ppm*	*ppm*	*ppm*	*ppm*	*%*	*ppm*	*ppm*	*ppm*
10x Crustal Abundance (Price 1997) [(1)]							--	--	--	--	--	--	--	--	--	--
117161	BR-035	373	374	Felsic Volcanic 1	Central Pit	Mine Rock	0.60	7.2	28	652	<1	<2	2.1	<0.3	8.0	14
117162	BR-035	388.5	390	Felsic Volcanic 2	Central Pit	Mine Rock	0.80	7.2	26	310	1.0	<2	1.3	<0.3	2.0	35
117163	BR-035	403	404	Felsic Volcanic 2	Central Pit	Mine Rock	0.80	7.1	15	727	<1	<2	1.6	<0.3	2.0	15
A0963240	BR-068	25	26	Felsic Volcanic 1	Central Pit	Mine Rock	<0.3	7.2	<3	449	<1	<2	2.3	<0.3	8.0	16
A0963241	BR-068	30	31	Felsic Volcanic 1	Central Pit	Mine Rock	0.30	5.6	<3	590	<1	<2	2.2	<0.3	8.0	23
A0963242	BR-068	35	36	Felsic Volcanic 1	Central Pit	Mine Rock	0.30	6.8	<3	477	<1	<2	2.2	<0.3	8.0	25
A0963243	BR-068	40	41.2	Felsic Volcanic 1	Central Pit	Mine Rock	<0.3	7.3	3.0	456	<1	<2	2.2	<0.3	8.0	13
A0963244	BR-068	48	49	Felsic Volcanic 1	Central Pit	Mine Rock	0.60	8.7	4.0	522	1.0	<2	1.9	<0.3	11	29
A0963117	BR-068	52	53	Felsic Volcanic 1	Central Pit	Mine Rock	<0.3	7.7	5.0	421	<1	<2	2.3	<0.3	8.0	14
A0963245	BR-068	55	56	Felsic Volcanic 1	Central Pit	Mine Rock	0.40	8.0	3.0	454	1.0	<2	2.1	<0.3	9.0	17
A0963246	BR-068	60	61	Felsic Volcanic 1	Central Pit	Mine Rock	<0.3	7.3	<3	485	<1	<2	2.2	<0.3	8.0	14
A0963247	BR-068	65	66	Felsic Volcanic 1	Central Pit	Mine Rock	<0.3	7.5	<3	510	<1	<2	2.2	<0.3	8.0	25
A0963248	BR-068	69.9	71	Felsic Volcanic 1	Central Pit	Mine Rock	<0.3	7.5	<3	487	<1	<2	2.3	<0.3	8.0	14
A0963249	BR-068	75	76	Felsic Volcanic 1	Central Pit	Mine Rock	<0.3	8.1	<3	498	1.0	<2	2.5	<0.3	9.0	26
A0963250	BR-068	81	82	Felsic Volcanic 1	Central Pit	Mine Rock	<0.3	7.8	3.0	496	<1	<2	1.8	<0.3	9.0	10
A0963101	BR-068	85	86	Felsic Volcanic 1	Central Pit	Mine Rock	0.50	8.3	3.0	510	<1	<2	2.9	<0.3	6.0	15
A0963102	BR-068	91.05	92	Felsic Volcanic 1	Central Pit	Mine Rock	<0.3	8.5	<3	584	<1	<2	2.2	<0.3	9.0	24
A0963103	BR-068	95	96	Felsic Volcanic 1	Central Pit	Mine Rock	<0.3	8.1	4.0	463	<1	<2	2.7	<0.3	9.0	21
A0963104	BR-068	100.5	101.5	Felsic Volcanic 1	Central Pit	Mine Rock	0.30	8.1	3.0	444	<1	<2	2.5	<0.3	11	20
A0963118	BR-068	105	106	Felsic Volcanic 1	Central Pit	Mine Rock	<0.3	8.1	<3	479	<1	<2	2.8	<0.3	8.0	20
A0963105	BR-068	110	111	Felsic Volcanic 1	Central Pit	Mine Rock	<0.3	8.5	<3	528	<1	<2	3.7	<0.3	9.0	19
A0963106	BR-068	115	116	Felsic Volcanic 1	Central Pit	Mine Rock	0.60	8.4	<3	474	<1	<2	2.7	<0.3	9.0	39
A0963107	BR-068	120	121	Felsic Volcanic 1	Central Pit	Mine Rock	0.40	7.7	<3	501	<1	<2	2.0	<0.3	8.0	20
A0963108	BR-068	125.6	126.1	Felsic Volcanic 1	Central Pit	Mine Rock	<0.3	7.7	4.0	599	1.0	<2	3.3	<0.3	16	37
A0963109	BR-068	131	131.5	Felsic Volcanic 1	Central Pit	Mine Rock	<0.3	6.5	<3	391	<1	<2	4.9	<0.3	10	29
A0963110	BR-068	135	136	Felsic Volcanic 1	Central Pit	Mine Rock	0.40	7.9	3.0	524	<1	<2	2.3	<0.3	8.0	16
A0963111	BR-068	140	141	Felsic Volcanic 1	Central Pit	Mine Rock	0.30	7.9	<3	479	<1	<2	2.5	<0.3	8.0	16
A0963112	BR-068	145	146	Felsic Volcanic 1	Central Pit	Mine Rock	0.40	7.7	<3	633	<1	<2	2.0	<0.3	8.0	23
A0963113	BR-068	161.3	162.3	Felsic Volcanic 1	Central Pit	Mine Rock	0.50	8.6	4.0	562	1.0	<2	2.8	<0.3	12	30
A0963114	BR-068	165.6	166.5	Felsic Volcanic 1	Central Pit	Mine Rock	0.30	8.4	3.0	520	<1	<2	2.9	<0.3	12	23
A0963115	BR-068	172.4	173.4	Felsic Volcanic 1	Central Pit	Mine Rock	<0.3	7.6	<3	565	<1	<2	2.8	<0.3	13	53
A0963116	BR-068	309.4	309.9	Felsic Volcanic 1	Central Pit	Mine Rock	0.60	7.0	13	131	<1	2.0	0.55	2.6	20	21
A0963119	BR-068	324.25	325.25	Felsic Volcanic 1	Central Pit	Mine Rock	0.90	7.0	29	122	<1	4.0	0.23	<0.3	10	21
A0963545	BR-172	30	31	Felsic Volcanic 1	Central Pit	Mine Rock	0.70	6.7	1430	208	1.0	<2	0.27	<0.3	3.0	18
DX758102	BR-172	35	36	Felsic Volcanic 1	Central Pit	Mine Rock	0.60	6.1	24	243	<1	<2	1.4	2.1	2.0	13
DX758103	BR-172	40.2	40.7	Felsic Volcanic 2	Central Pit	Mine Rock	2.7	6.2	31	170	<1	7.0	1.1	<0.3	2.0	17
DX758104	BR-172	45.5	46.5	Felsic Volcanic 1	Central Pit	Mine Rock	0.90	7.4	45	662	<1	<2	2.4	0.40	8.0	18
DX758105	BR-172	51.5	52.2	Felsic Volcanic 1	Central Pit	Mine Rock	1.1	7.3	51	87	<1	3.0	1.0	<0.3	9.0	23
DX758106	BR-172	55.5	56.5	Felsic Volcanic 1	Central Pit	Mine Rock	2.1	8.7	78	165	<1	7.0	0.25	<0.3	18	91
DX758107	BR-172	60.5	61.5	Felsic Volcanic 1	Central Pit	Mine Rock	2.0	7.3	87	53	1.0	17	0.33	<0.3	17	47
DX758108	BR-172	65.5	66.5	Felsic Volcanic 1	Central Pit	Ore-Grade	1.5	4.5	48	157	<1	<2	0.51	<0.3	16	73
DX758109	BR-172	70.5	71.5	Felsic Volcanic 1	Central Pit	Mine Rock	0.80	8.3	29	723	<1	<2	1.7	<0.3	15	90
DX758110	BR-172	75.5	76.7	Felsic Volcanic 1	Central Pit	Mine Rock	0.90	8.2	88	144	1.0	<2	1.7	2.5	24	72
DX758111	BR-172	80.1	80.75	Felsic Volcanic 1	Central Pit	Ore-Grade	0.80	8.4	87	207	1.0	<2	1.8	2.5	25	63

Classification as mine rock or ore-grade materials was based on gold content.

A value of "--" indicates metal was not measured for the given sample; the variation in elements analyzed is due to measurement at two different laboratories (see text).

Table B-7 Four Acid Metals

Sample ID	Drillhole ID	From	To	Lithology	Area	Class	Silver	Aluminum	Arsenic	Barium	Beryllium	Bismuth	Calcium	Cadmium	Cobalt	Chromium
		m	*m*				*ppm*	*%*	*ppm*	*ppm*	*ppm*	*ppm*	*%*	*ppm*	*ppm*	*ppm*
10x Crustal Abundance (Price 1997) [(1)]							--	--	--	--	--	--	--	--	--	--
DX758112	BR-172	84.75	85.5	Felsic Volcanic 1	Central Pit	Ore-Grade	26	7.0	284	316	<1	59	0.67	0.90	7.0	21
DX758113	BR-172	93.75	94.5	Felsic Volcanic 1	Central Pit	Ore-Grade	0.70	8.4	49	489	2.0	<2	1.6	<0.3	20	97
DX758114	BR-172	99.75	100.5	Felsic Volcanic 1	Central Pit	Mine Rock	1.1	6.8	141	404	<1	<2	1.3	0.90	3.0	10
DX758115	BR-172	126.8	127.7	Metasediment 2	Central Pit	Mine Rock	0.70	9.0	7.0	724	1.0	<2	1.7	<0.3	24	124
DX758116	BR-172	132	133.5	Metasediment 2	Central Pit	Mine Rock	0.60	8.7	1170	439	1.0	<2	2.0	<0.3	25	152
DX758117	BR-172	139.5	141	Metasediment 2	Central Pit	Mine Rock	0.70	8.6	38	536	1.0	<2	1.3	<0.3	19	87
DX758118	BR-172	142.5	143.35	Metasediment 2	Central Pit	Mine Rock	0.90	8.3	61	645	<1	<2	0.93	8.1	17	81
DX758119	BR-172	146	147.5	Metasediment 2	Central Pit	Mine Rock	0.60	8.8	111	448	1.0	<2	1.6	<0.3	18	90
DX758120	BR-172	152.6	153.15	Metasediment 2	Central Pit	Mine Rock	0.80	7.6	5.0	676	<1	<2	1.6	12	14	88
DX758121	BR-172	157.5	159	Felsic Volcanic 1	Central Pit	Mine Rock	0.70	7.6	6.0	528	<1	<2	2.3	15	9.0	23
DX758122	BR-172	169.5	170.8	Metasediment 3	Central Pit	Mine Rock	0.70	8.3	6.0	592	<1	<2	1.6	4.2	6.0	21
DX758123	BR-172	188.5	190	Metasediment 2	Central Pit	Mine Rock	0.60	8.7	5.0	272	<1	<2	1.7	<0.3	19	37
DX758124	BR-172	245.4	246.6	Felsic Volcanic 1	Central Pit	Mine Rock	0.40	4.9	<3	320	<1	<2	2.0	<0.3	14	53
A0964076	BR-213	35.5	37	Felsic Volcanic 1	Central Pit	Mine Rock	0.40	7.2	7.0	258	<1	3.0	1.2	3.6	9.0	23
A0964077	BR-213	40.5	41.5	Felsic Volcanic 1	Central Pit	Mine Rock	0.50	7.7	17	125	<1	<2	2.4	0.40	12	17
A0964078	BR-213	45.5	46.5	Felsic Volcanic 1	Central Pit	Mine Rock	0.40	8.1	12	130	<1	<2	2.5	<0.3	8.0	19
A0964079	BR-213	51.5	52.5	Felsic Volcanic 1	Central Pit	Mine Rock	0.50	7.5	22	188	<1	<2	1.9	<0.3	8.0	18
A0964080	BR-213	55.5	56.5	Felsic Volcanic 1	Central Pit	Mine Rock	0.50	7.8	23	111	<1	2.0	2.2	<0.3	11	27
A0964081	BR-213	60.5	61.5	Felsic Volcanic 1	Central Pit	Mine Rock	0.50	7.7	7.0	93	<1	<2	2.1	<0.3	10	20
A0964082	BR-213	65.5	67	Felsic Volcanic 1	Central Pit	Mine Rock	0.50	7.7	8.0	95	<1	<2	1.8	<0.3	9.0	21
A0964083	BR-213	71.5	72.5	Felsic Volcanic 1	Central Pit	Mine Rock	0.40	7.2	11	128	<1	<2	2.3	0.90	7.0	23
A0964084	BR-213	76	77	Felsic Volcanic 1	Central Pit	Mine Rock	0.50	3.9	16	528	<1	<2	2.0	<0.3	8.0	21
A0964085	BR-213	80	81	Felsic Volcanic 1	Central Pit	Mine Rock	0.40	6.8	16	342	1.0	<2	2.4	<0.3	11	21
A0964086	BR-213	85	86	Felsic Volcanic 1	Central Pit	Mine Rock	0.60	7.8	13	156	1.0	<2	2.4	<0.3	11	16
A0964087	BR-213	90	91	Felsic Volcanic 1	Central Pit	Mine Rock	0.50	7.5	9.0	78	1.0	<2	1.1	<0.3	9.0	16
A0964088	BR-213	95	96	Felsic Volcanic 1	Central Pit	Mine Rock	0.60	7.7	17	58	1.0	<2	1.7	<0.3	10	18
A0964089	BR-213	102	103	Felsic Volcanic 1	Central Pit	Mine Rock	0.60	7.6	24	82	1.0	<2	1.6	<0.3	10	23
A0964090	BR-213	107	108	Felsic Volcanic 1	Central Pit	Mine Rock	0.60	6.8	22	138	<1	3.0	0.93	<0.3	10	15
A0964091	BR-213	112	113	Felsic Volcanic 1	Central Pit	Mine Rock	0.60	7.3	18	128	1.0	<2	2.6	<0.3	13	52
A0964092	BR-213	117	118	Felsic Volcanic 1	Central Pit	Mine Rock	0.70	7.5	27	122	<1	3.0	0.27	<0.3	19	29
A0964093	BR-213	119	120	Felsic Volcanic 1	Central Pit	Mine Rock	0.70	3.6	31	55	1.0	3.0	1.1	<0.3	11	22
A0964094	BR-213	124	125	Felsic Volcanic 1	Central Pit	Mine Rock	0.50	7.0	21	126	<1	<2	2.3	<0.3	12	32
A0964095	BR-213	130	131	Felsic Volcanic 1	Central Pit	Mine Rock	0.50	6.9	44	151	1.0	<2	2.1	<0.3	6.0	23
A0964096	BR-213	135	135.75	Felsic Volcanic 1	Central Pit	Mine Rock	0.60	7.4	42	162	1.0	<2	2.4	<0.3	10	16
A0964097	BR-213	140	140.5	Felsic Volcanic 1	Central Pit	Ore-Grade	1.2	7.3	27	242	1.0	<2	1.9	<0.3	10	19
A0964098	BR-213	145	146	Felsic Volcanic 1	Central Pit	Mine Rock	0.50	7.6	32	439	1.0	<2	2.5	<0.3	8.0	22
A0964099	BR-213	154	155	Felsic Volcanic 1	Central Pit	Mine Rock	0.50	7.6	40	170	1.0	<2	2.4	<0.3	10	45
A0964100	BR-213	159	160	Felsic Volcanic 1	Central Pit	Mine Rock	0.70	7.5	35	258	1.0	5.0	1.2	<0.3	10	24
A0963801	BR-213	165	166	Felsic Volcanic 1	Central Pit	Mine Rock	0.50	6.9	7.0	85	<1	3.0	0.41	<0.3	5.0	20
A0963802	BR-213	170	171	Felsic Volcanic 1	Central Pit	Ore-Grade	0.70	7.4	16	184	1.0	<2	2.2	<0.3	10	24
A0963803	BR-213	174	174.5	Felsic Volcanic 1	Central Pit	Ore-Grade	1.1	6.8	21	213	1.0	<2	1.5	<0.3	3.0	11
A0963804	BR-213	179.5	180.5	Felsic Volcanic 2	Central Pit	Mine Rock	1.1	6.0	35	120	<1	<2	0.51	0.30	2.0	16
A0963805	BR-213	185.5	186.15	Quartz Sericite Schist	Central Pit	Ore-Grade	2.6	5.7	36	72	<1	4.0	0.14	<0.3	2.0	8.0
A0963806	BR-213	190.5	191.5	Felsic Volcanic 1	Central Pit	Mine Rock	0.90	7.4	42	60	1.0	<2	2.2	<0.3	11	20

Classification as mine rock or ore-grade materials was based on gold content.

A value of "--" indicates metal was not measured for the given sample; the variation in elements analyzed is due to measurement at two different laboratories (see text).

Table B-7 Four Acid Metals

Sample ID	Drillhole ID	From	To	Lithology	Area	Class	Silver	Aluminum	Arsenic	Barium	Beryllium	Bismuth	Calcium	Cadmium	Cobalt	Chromium
		m	*m*				*ppm*	*%*	*ppm*	*ppm*	*ppm*	*ppm*	*%*	*ppm*	*ppm*	*ppm*
10x Crustal Abundance (Price 1997) [(1)]							--	--	--	--	--	--	--	--	--	--
A0963807	BR-213	201	202	Felsic Volcanic 1	Central Pit	Mine Rock	1.2	7.9	31	112	<1	3.0	1.8	1.6	11	27
A0963808	BR-213	210	211	Felsic Volcanic 2	Central Pit	Mine Rock	0.90	6.1	44	83	<1	3.0	0.63	0.40	3.0	16
A0963809	BR-213	216	217	Felsic Volcanic 1	Central Pit	Mine Rock	0.80	6.0	41	80	1.0	<2	0.36	<0.3	3.0	14
A0963810	BR-213	221.5	222.5	Felsic Volcanic 1	Central Pit	Ore-Grade	2.1	6.3	19	152	1.0	3.0	0.14	2.0	4.0	15
A0963811	BR-213	227.2	228	Felsic Volcanic 1	Central Pit	Mine Rock	0.90	4.4	57	196	1.0	<2	1.3	<0.3	17	94
A0963812	BR-213	243	244	Felsic Volcanic 2	Central Pit	Ore-Grade	0.90	6.7	265	234	<1	3.0	1.2	<0.3	15	61
A0963813	BR-213	247	248	Felsic Volcanic 1	Central Pit	Mine Rock	0.70	8.0	124	204	1.0	<2	3.3	0.70	13	39
A0963814	BR-213	251	252	Felsic Volcanic 1	Central Pit	Mine Rock	0.80	7.8	88	121	<1	<2	3.7	<0.3	12	26
A0963815	BR-213	259	260	Felsic Volcanic 1	Central Pit	Mine Rock	0.50	6.4	164	617	1.0	<2	1.4	<0.3	6.0	20
A0963816	BR-213	266.35	267.85	Metasediment 2	Central Pit	Mine Rock	1.8	8.5	152	159	1.0	<2	1.2	<0.3	19	120
A0963817	BR-213	274	275	Felsic Volcanic 2	Central Pit	Mine Rock	1.7	7.5	227	347	<1	<2	1.3	<0.3	9.0	43
A0963818	BR-213	286.65	287.25	Felsic Volcanic 2	Central Pit	Ore-Grade	2.2	7.0	1950	133	<1	<2	1.6	<0.3	2.0	11
A0963819	BR-213	291.3	292.3	Felsic Volcanic 2	Central Pit	Mine Rock	1.2	6.5	87	631	1.0	<2	1.6	0.70	2.0	12
A0963820	BR-213	297.3	298.5	Felsic Volcanic 2	Central Pit	Mine Rock	1.2	6.3	44	766	1.0	<2	1.3	<0.3	2.0	12
A0963821	BR-213	306.75	307.5	Metasediment 2	Central Pit	Mine Rock	1.1	7.9	129	627	1.0	<2	1.5	<0.3	18	133
A0963822	BR-213	314.5	315	Felsic Volcanic 1	Central Pit	Mine Rock	2.2	7.1	372	217	1.0	<2	1.1	152	7.0	22
A0963823	BR-213	324.5	325.5	Metasediment 3	Central Pit	Mine Rock	0.80	6.4	759	457	<1	<2	1.5	<0.3	21	108
A0963824	BR-213	328.5	330	Metasediment 2	Central Pit	Mine Rock	0.90	8.1	74	501	1.0	<2	1.4	<0.3	16	81
A0964859	BR-230	225	226	Felsic Volcanic 1	Central Pit	Mine Rock	0.90	7.6	25	70	1.0	<2	1.3	<0.3	14	27
A0964852	BR-230	231	232	Felsic Volcanic 1	Central Pit	Mine Rock	0.70	6.7	19	112	1.0	<2	0.96	<0.3	2.0	12
A0964853	BR-230	236.2	237	Felsic Volcanic 1	Central Pit	Mine Rock	0.90	8.1	49	113	1.0	<2	0.75	<0.3	2.0	15
A0964854	BR-230	241.05	241.75	Felsic Volcanic 2	Central Pit	Mine Rock	1.0	6.8	47	174	<1	<2	0.82	<0.3	3.0	19
A0964855	BR-230	245.4	246.4	Felsic Volcanic 1	Central Pit	Mine Rock	1.2	7.3	34	158	1.0	19	1.4	<0.3	3.0	20
A0964856	BR-230	255.5	256.3	Felsic Volcanic 1	Central Pit	Mine Rock	1.4	8.8	83	144	1.0	2.0	0.54	<0.3	22	85
A0964857	BR-230	260.6	262	Felsic Volcanic 1	Central Pit	Mine Rock	1.7	7.9	105	133	1.0	7.0	0.63	<0.3	21	77
A0964858	BR-230	276.6	277.4	Felsic Volcanic 2	Central Pit	Mine Rock	1.7	6.6	379	42	<1	3.0	1.3	<0.3	17	68
A0963930	BR-231	35.5	36.5	Felsic Volcanic 1	Central Pit	Mine Rock	0.80	6.4	28	88	1.0	<2	1.5	<0.3	10	28
A0963938	BR-231	40.15	41	Felsic Volcanic 1	Central Pit	Mine Rock	0.90	7.4	22	57	<1	2.0	1.1	<0.3	10	23
A0963931	BR-231	43.5	44.5	Felsic Volcanic 1	Central Pit	Mine Rock	0.90	7.6	18	106	<1	2.0	1.6	<0.3	10	20
A0963932	BR-231	50	50.5	Felsic Volcanic 1	Central Pit	Mine Rock	0.80	8.2	43	87	1.0	<2	1.8	<0.3	10	17
A0963933	BR-231	57	57.9	Felsic Volcanic 1	Central Pit	Mine Rock	1.1	6.7	39	124	<1	7.0	0.56	<0.3	6.0	28
A0963934	BR-231	64.75	65.6	Felsic Volcanic 1	Central Pit	Mine Rock	0.90	7.8	18	106	<1	<2	2.1	<0.3	10	22
A0963935	BR-231	68.4	68.9	Felsic Volcanic 1	Central Pit	Mine Rock	1.2	8.0	51	88	1.0	<2	2.6	<0.3	12	23
A0963936	BR-231	90	90.85	Felsic Volcanic 2	Central Pit	Mine Rock	1.0	7.2	25	130	<1	<2	1.7	2.3	2.0	21
A0963937	BR-231	96.5	97.5	Felsic Volcanic 1	Central Pit	Mine Rock	1.5	4.1	40	113	<1	2.0	1.2	2.2	7.0	28
A0964028	BR-231	101.2	101.7	Felsic Volcanic 1	Central Pit	Mine Rock	1.2	7.2	31	187	<1	<2	2.5	2.3	6.0	26
A0964029	BR-231	109	110	Quartz Sericite Schist	Central Pit	Mine Rock	1.0	6.8	23	151	1.0	<2	0.85	<0.3	2.0	10
A0964030	BR-231	115.1	116.1	Quartz Sericite Schist	Central Pit	Mine Rock	2.8	6.6	45	104	<1	15	0.20	<0.3	3.0	10
A0964031	BR-231	119.85	120.85	Felsic Volcanic 1	Central Pit	Mine Rock	1.5	6.8	24	158	1.0	3.0	1.7	<0.3	3.0	17
A0964032	BR-231	130.5	131.5	Felsic Volcanic 1	Central Pit	Mine Rock	1.6	6.4	53	121	1.0	4.0	0.20	<0.3	3.0	14
A0964033	BR-231	143.5	145	Felsic Volcanic 1	Central Pit	Mine Rock	1.0	8.4	40	446	1.0	<2	1.6	<0.3	15	62
A0964034	BR-231	152.5	154	Felsic Volcanic 1	Central Pit	Mine Rock	3.1	8.1	26	120	<1	3.0	0.32	<0.3	20	90
A0964035	BR-231	159.9	160.6	Felsic Volcanic 1	Central Pit	Ore-Grade	1.6	6.1	2140	79	<1	4.0	2.6	<0.3	10	35
A0964036	BR-231	163	163.7	Felsic Volcanic 1	Central Pit	Mine Rock	0.70	6.7	40	112	<1	<2	2.8	<0.3	6.0	18

Classification as mine rock or ore-grade materials was based on gold content.

A value of "--" indicates metal was not measured for the given sample; the variation in elements analyzed is due to measurement at two different laboratories (see text).

Table B-7 Four Acid Metals

Sample ID	Drillhole ID	From	To	Lithology	Area	Class	Silver	Aluminum	Arsenic	Barium	Beryllium	Bismuth	Calcium	Cadmium	Cobalt	Chromium
		m	*m*				*ppm*	*%*	*ppm*	*ppm*	*ppm*	*ppm*	*%*	*ppm*	*ppm*	*ppm*
10x Crustal Abundance (Price 1997) [(1)]							--	--	--	--	--	--	--	--	--	--
A0964037	BR-231	166.3	167	Felsic Volcanic 1	Central Pit	Mine Rock	2.1	5.9	404	190	<1	<2	0.54	23	11	25
A0964038	BR-231	168	169	Felsic Volcanic 1	Central Pit	Mine Rock	1.0	6.5	277	190	<1	<2	2.1	<0.3	9.0	26
A0964039	BR-231	175	176	Felsic Volcanic 1	Central Pit	Mine Rock	0.70	6.8	47	206	<1	<2	1.6	<0.3	7.0	18
A0964040	BR-231	180	180.8	Felsic Volcanic 2	Central Pit	Mine Rock	0.40	4.3	51	68	<1	<2	2.1	<0.3	7.0	29
A0964041	BR-231	190.1	190.8	Felsic Volcanic 2	Central Pit	Mine Rock	1.3	7.3	158	156	<1	<2	1.6	0.50	6.0	12
A0964042	BR-231	195.5	196.5	Felsic Volcanic 2	Central Pit	Mine Rock	1.1	7.0	23	598	1.0	<2	1.7	1.7	2.0	11
A0964043	BR-231	200.5	201.5	Felsic Volcanic 2	Central Pit	Mine Rock	1.7	7.6	33	654	1.0	<2	1.5	0.50	2.0	8.0
A0964044	BR-231	206	206.85	Felsic Volcanic 2	Central Pit	Mine Rock	1.1	7.2	18	714	1.0	<2	1.4	0.50	2.0	6.0
A0964045	BR-231	210.55	211.5	Metasediment 2	Central Pit	Mine Rock	1.1	6.5	207	831	1.0	<2	2.1	<0.3	16	89
A0964046	BR-231	214.9	215.4	Metasediment 2	Central Pit	Ore-Grade	1.3	7.0	3000	325	1.0	<2	2.2	50	18	85
A0964047	BR-231	224	224.7	Metasediment 2	Central Pit	Mine Rock	1.1	9.0	80	604	1.0	<2	0.81	<0.3	21	73
A0964048	BR-231	230	231	Metasediment 2	Central Pit	Mine Rock	0.80	9.4	521	480	1.0	<2	1.1	<0.3	20	68
A0964049	BR-231	249.5	251	Metasediment 3	Central Pit	Mine Rock	0.80	8.6	7.0	498	1.0	<2	1.7	<0.3	9.0	19
A0964050	BR-231	284.4	285	Felsic Volcanic 1	Central Pit	Mine Rock	0.60	7.1	4.0	394	<1	<2	0.88	<0.3	27	23
A0963986	BR-316	52.6	53.7	Felsic Volcanic 1	Central Pit	Mine Rock	0.50	8.8	<3	411	<1	<2	1.7	<0.3	9.0	37
A0963987	BR-316	78.65	80.1	Felsic Fragmental	Central Pit	Mine Rock	0.80	8.2	4.0	266	<1	<2	2.2	<0.3	16	44
A0963988	BR-316	85.35	86.85	Felsic Fragmental	Central Pit	Mine Rock	0.80	7.3	18	270	<1	<2	2.3	<0.3	16	49
A0963989	BR-316	108.25	109.25	Felsic Volcanic 1	Central Pit	Mine Rock	0.70	6.3	<3	527	1.0	<2	0.12	<0.3	10	39
A0963990	BR-316	110	111	Felsic Volcanic 1	Central Pit	Mine Rock	0.70	8.8	3.0	526	2.0	<2	0.68	<0.3	12	60
A0963991	BR-317	18	19	Metasediment 2	Central Pit	Mine Rock	1.1	7.9	62	404	1.0	<2	1.9	<0.3	15	84
A0963992	BR-317	24	25.5	Felsic Volcanic 1	Central Pit	Mine Rock	1.7	8.0	5.0	529	1.0	<2	2.5	5.4	9.0	20
A0963993	BR-317	32.95	33.9	Metasediment 2	Central Pit	Mine Rock	0.90	8.8	134	457	1.0	<2	1.6	<0.3	14	30
A0963994	BR-317	36.1	36.9	Metasediment 3	Central Pit	Mine Rock	1.0	8.1	7.0	443	<1	<2	2.3	<0.3	7.0	17
A0963995	BR-317	57	58	Felsic Volcanic 1	Central Pit	Mine Rock	0.90	7.6	6.0	560	1.0	<2	2.1	14	5.0	12
A0963996	BR-317	60	60.5	Metasediment 3	Central Pit	Mine Rock	0.80	8.3	7.0	454	1.0	<2	2.4	<0.3	6.0	31
A0963997	BR-317	65.9	67.35	Felsic Volcanic 1	Central Pit	Mine Rock	0.60	9.1	<3	394	<1	<2	1.4	<0.3	15	30
A0963998	BR-317	68	69.25	Felsic Volcanic 1	Central Pit	Mine Rock	0.80	4.1	6.0	288	<1	<2	2.7	<0.3	9.0	21
A0963999	BR-317	93.35	94.85	Metasediment 3	Central Pit	Mine Rock	0.90	7.9	<3	302	<1	<2	2.2	<0.3	16	41
A0964000	BR-317	97.2	98	Metasediment 3	Central Pit	Mine Rock	0.30	7.1	5.0	552	<1	<2	1.9	<0.3	10	30
A0964872	BR-383	527.2	528.5	Felsic Volcanic 1	Central Pit	Mine Rock	0.70	7.7	19	79	<1	<2	2.3	<0.3	11	18
A0964873	BR-383	535.5	536.5	Felsic Volcanic 1	Central Pit	Mine Rock	0.70	7.9	12	95	1.0	<2	2.6	<0.3	9.0	22
A0964874	BR-383	540.7	541.8	Felsic Volcanic 1	Central Pit	Mine Rock	0.70	7.4	8.0	134	<1	<2	0.67	<0.3	11	23
A0964875	BR-383	544	544.9	Felsic Volcanic 1	Central Pit	Mine Rock	1.0	7.3	9.0	92	<1	<2	2.0	<0.3	7.0	20
A0964876	BR-383	551.4	552.5	Felsic Volcanic 1	Central Pit	Mine Rock	0.80	7.0	7.0	70	<1	<2	2.1	<0.3	9.0	19
A0964877	BR-383	556.9	558.25	Felsic Volcanic 1	Central Pit	Mine Rock	0.50	7.7	<3	766	<1	<2	0.40	<0.3	<1	19
A0964878	BR-383	560.25	561.25	Felsic Volcanic 1	Central Pit	Mine Rock	0.60	7.1	17	79	1.0	<2	2.0	<0.3	8.0	21
A0964879	BR-383	566.25	567.25	Felsic Volcanic 1	Central Pit	Mine Rock	0.80	7.9	13	129	1.0	<2	2.1	<0.3	7.0	19
A0964880	BR-383	572.3	573.4	Felsic Volcanic 1	Central Pit	Mine Rock	0.70	6.2	10	111	<1	<2	1.5	<0.3	6.0	14
A0964881	BR-383	576.5	577.5	Felsic Volcanic 1	Central Pit	Mine Rock	0.90	7.7	7.0	80	1.0	<2	1.9	<0.3	10	14
A0964882	BR-383	581.4	582.55	Felsic Volcanic 1	Central Pit	Mine Rock	0.80	7.8	6.0	124	1.0	<2	2.5	<0.3	10	28
A0964634	DL-064	20.4	21.4	Felsic Volcanic 1	Central Pit	Mine Rock	0.70	8.3	5.0	379	<1	<2	2.2	<0.3	17	32
A0964635	DL-064	57.65	59.15	Felsic Fragmental	Central Pit	Mine Rock	0.90	7.7	7.0	146	<1	<2	1.7	<0.3	19	50
A0964636	DL-064	71.35	72.85	Felsic Volcanic 2	Central Pit	Mine Rock	0.80	7.6	5.0	397	<1	<2	1.6	<0.3	9.0	45
A0964637	DL-064	96	97.5	Felsic Volcanic 1	Central Pit	Mine Rock	0.90	8.0	7.0	401	<1	<2	2.5	<0.3	20	39

Classification as mine rock or ore-grade materials was based on gold content.

A value of "--" indicates metal was not measured for the given sample; the variation in elements analyzed is due to measurement at two different laboratories (see text).

Table B-7 Four Acid Metals

Sample ID	Drillhole ID	From	To	Lithology	Area	Class	Silver	Aluminum	Arsenic	Barium	Beryllium	Bismuth	Calcium	Cadmium	Cobalt	Chromium
		m	*m*				*ppm*	*%*	*ppm*	*ppm*	*ppm*	*ppm*	*%*	*ppm*	*ppm*	*ppm*
10x Crustal Abundance (Price 1997) [(1)]							--	--	--	--	--	--	--	--	--	--
A0963003	BR-067	45	46.5	Felsic Volcanic 1	Central Pit	Mine Rock	0.70	5.7	<3	509	<1	<2	2.2	<0.3	10	25
A0963004	BR-067	64.5	66	Felsic Volcanic 1	Central Pit	Mine Rock	0.70	8.0	<3	456	<1	<2	2.2	<0.3	8.0	19
A0963005	BR-067	84	85.5	Felsic Volcanic 1	Central Pit	Mine Rock	<0.3	8.1	<3	426	1.0	<2	2.5	<0.3	9.0	15
A0963006	BR-067	93	94.5	Metasediment 2	Central Pit	Mine Rock	0.60	8.4	31	270	1.0	<2	4.9	<0.3	33	95
A0963007	BR-067	96	97.5	Metasediment 2	Central Pit	Mine Rock	0.60	11	187	480	2.0	<2	2.0	<0.3	25	98
A0963008	BR-067	100.9	102	Fragmental 1	Central Pit	Mine Rock	0.90	8.7	5.0	446	1.0	<2	2.9	<0.3	15	57
A0963009	BR-067	106.5	108	Fragmental 1	Central Pit	Mine Rock	0.60	8.2	4.0	483	1.0	<2	2.9	<0.3	16	35
A0963010	BR-067	112.5	114	Fragmental 1	Central Pit	Mine Rock	0.80	8.5	4.0	331	1.0	<2	2.6	<0.3	16	55
A0963011	BR-067	117	118.5	Fragmental 1	Central Pit	Mine Rock	0.60	7.8	<3	297	1.0	<2	1.9	<0.3	19	77
A0963012	BR-067	122.5	123.4	Metasediment 2	Central Pit	Mine Rock	0.80	6.3	4.0	515	<1	<2	3.7	<0.3	17	64
A0963013	BR-067	127.5	129	Felsic Volcanic 1	Central Pit	Mine Rock	0.50	7.6	5.0	377	1.0	<2	2.2	<0.3	11	44
A0963014	BR-067	133.5	135	Felsic Volcanic 1	Central Pit	Mine Rock	0.80	8.1	5.0	420	<1	<2	2.6	<0.3	9.0	25
A0963015	BR-067	139.5	141	Felsic Volcanic 1	Central Pit	Mine Rock	0.50	7.9	6.0	407	1.0	<2	2.4	<0.3	8.0	23
A0963016	BR-067	157.5	159	Metasediment 2	Central Pit	Mine Rock	0.80	9.0	6.0	550	1.0	<2	1.4	<0.3	20	79
A0963017	BR-067	165	166.5	Felsic Volcanic 1	Central Pit	Mine Rock	0.70	7.5	10	415	<1	<2	2.4	<0.3	7.0	29
A0963018	BR-067	171	172	Felsic Volcanic 1	Central Pit	Mine Rock	0.60	8.0	9.0	509	1.0	<2	2.5	<0.3	8.0	22
A0963019	BR-067	174.6	175.6	Felsic Volcanic 1	Central Pit	Mine Rock	0.80	7.3	19	78	<1	<2	1.9	<0.3	8.0	21
A0963020	BR-067	180.6	181.6	Felsic Volcanic 1	Central Pit	Mine Rock	1.3	7.6	17	67	1.0	<2	1.6	0.50	9.0	22
A0963021	BR-067	187.6	188.6	Felsic Volcanic 1	Central Pit	Mine Rock	1.0	7.6	20	87	1.0	<2	2.0	<0.3	10	19
A0963022	BR-067	191.4	192.3	Felsic Volcanic 1	Central Pit	Mine Rock	1.2	4.8	8.0	177	1.0	<2	2.0	0.60	9.0	22
A0963023	BR-067	196.2	196.8	Felsic Volcanic 1	Central Pit	Mine Rock	0.90	7.5	8.0	127	1.0	<2	1.9	<0.3	10	24
A0963024	BR-067	197.05	198	Felsic Volcanic 1	Central Pit	Mine Rock	0.80	8.2	9.0	77	1.0	<2	1.7	<0.3	12	19
A0963025	BR-067	209.8	210.8	Felsic Volcanic 1	Central Pit	Mine Rock	0.80	8.0	9.0	86	1.0	<2	1.7	<0.3	10	25
A0963026	BR-067	214.9	216	Felsic Volcanic 1	Central Pit	Mine Rock	0.80	7.8	26	107	1.0	<2	1.4	<0.3	10	25
A0963027	BR-067	225.8	226.8	Felsic Volcanic 1	Central Pit	Mine Rock	1.2	7.3	26	103	<1	9.0	0.68	<0.3	11	22
A0963028	BR-067	229	230	Felsic Volcanic 1	Central Pit	Mine Rock	1.2	7.2	43	88	<1	5.0	0.91	<0.3	8.0	23
A0963029	BR-067	236	237	Felsic Volcanic 1	Central Pit	Mine Rock	0.80	7.8	34	51	1.0	3.0	1.8	<0.3	10	22
A0963030	BR-067	240	241	Felsic Volcanic 1	Central Pit	Mine Rock	0.80	8.7	31	72	1.0	2.0	2.4	<0.3	11	25
A0963031	BR-067	245	246	Felsic Volcanic 1	Central Pit	Mine Rock	0.80	7.6	32	62	1.0	3.0	2.0	<0.3	11	20
A0963032	BR-067	248	249	Felsic Volcanic 1	Central Pit	Mine Rock	0.90	7.6	33	251	1.0	3.0	0.70	<0.3	11	23
A0963033	BR-067	253	254	Felsic Volcanic 1	Central Pit	Mine Rock	0.80	7.5	40	215	<1	4.0	1.4	<0.3	11	19
A0963034	BR-067	260	261	Felsic Volcanic 1	Central Pit	Mine Rock	1.5	7.9	29	418	1.0	<2	2.7	1.8	6.0	24
A0963035	BR-067	268	269	Felsic Volcanic 1	Central Pit	Mine Rock	0.70	7.5	25	142	<1	<2	1.1	<0.3	11	22
A0963036	BR-067	275	276	Felsic Volcanic 1	Central Pit	Mine Rock	1.1	7.8	17	449	1.0	<2	3.0	<0.3	8.0	21
A0963037	BR-067	280.5	282	Felsic Volcanic 1	Central Pit	Mine Rock	1.1	7.6	34	108	<1	2.0	1.8	<0.3	14	29
A0963038	BR-067	291	292	Felsic Volcanic 1	Central Pit	Mine Rock	0.90	7.7	13	255	1.0	<2	2.5	<0.3	11	22
A0963044	BR-067	298	299	Felsic Volcanic 1	Central Pit	Mine Rock	1.2	5.6	62	175	1.0	<2	0.70	<0.3	9.0	19
A0963039	BR-067	303	304	Felsic Volcanic 1	Central Pit	Mine Rock	1.5	8.0	35	153	1.0	7.0	1.9	<0.3	10	21
A0964703	BR-067	311	311.5	Felsic Volcanic 1	Central Pit	Mine Rock	1.2	8.1	92	174	1.0	2.0	1.8	<0.3	11	21
A0964704	BR-067	326	327	Felsic Volcanic 1	Central Pit	Ore-Grade	2.8	5.2	144	154	<1	4.0	1.8	1.7	6.0	22
A0964705	BR-067	331	332	Felsic Volcanic 2	Central Pit	Mine Rock	1.0	7.7	1330	445	<1	<2	2.9	<0.3	9.0	15
A0963040	BR-067	360	361	Felsic Volcanic 1	Central Pit	Mine Rock	0.90	7.9	28	620	1.0	<2	2.3	<0.3	9.0	15
A0963041	BR-067	370	371	Felsic Volcanic 1	Central Pit	Mine Rock	0.80	7.4	15	765	1.0	<2	2.2	0.40	8.0	17
A0963042	BR-067	383	384	Felsic Volcanic 1	Central Pit	Mine Rock	0.70	7.2	21	691	1.0	<2	2.3	<0.3	8.0	18

Classification as mine rock or ore-grade materials was based on gold content.

A value of "--" indicates metal was not measured for the given sample; the variation in elements analyzed is due to measurement at two different laboratories (see text).

Table B-7 Four Acid Metals

Sample ID	Drillhole ID	From	To	Lithology	Area	Class	Silver	Aluminum	Arsenic	Barium	Beryllium	Bismuth	Calcium	Cadmium	Cobalt	Chromium
		m	*m*				*ppm*	*%*	*ppm*	*ppm*	*ppm*	*ppm*	*%*	*ppm*	*ppm*	*ppm*
10x Crustal Abundance (Price 1997) [(1)]							--	--	--	--	--	--	--	--	--	--
A0963043	BR-067	411	412	Felsic Volcanic 1	Central Pit	Mine Rock	0.70	7.7	4.0	485	<1	<2	2.9	<0.3	7.0	22
A0963369	BR-118	38.1	39	Felsic Volcanic 1	Central Pit	Mine Rock	1.7	6.6	37	226	<1	7.0	0.080	<0.3	6.0	8.0
A0963370	BR-118	49	50	Felsic Volcanic 1	Central Pit	Mine Rock	3.4	5.3	31	82	<1	4.0	0.23	<0.3	17	23
A0963371	BR-118	69.9	70.9	Felsic Volcanic 1	Central Pit	Ore-Grade	58	7.3	35	190	1.0	167	0.35	0.50	11	21
A0963372	BR-118	87.7	88.7	Felsic Volcanic 1	Central Pit	Mine Rock	3.9	6.6	25	171	<1	16	0.12	2.9	5.0	13
A0963374	BR-118	108.4	109.4	Felsic Volcanic	Central Pit	Mine Rock	1.7	7.5	51	359	<1	3.0	0.22	<0.3	17	70
A0963375	BR-118	113.3	114.3	Felsic Volcanic	Central Pit	Mine Rock	1.6	7.6	34	159	1.0	<2	0.71	<0.3	17	80
A0963376	BR-118	118.3	119.4	Felsic Volcanic	Central Pit	Mine Rock	2.2	7.0	86	176	<1	9.0	0.62	<0.3	17	64
A0963377	BR-118	123.4	124.15	Felsic Volcanic	Central Pit	Mine Rock	1.4	7.5	15	446	1.0	<2	0.55	<0.3	17	86
A0963378	BR-118	128.15	129.15	Felsic Volcanic	Central Pit	Mine Rock	1.6	8.3	20	528	<1	2.0	0.23	<0.3	14	103
A0963373	BR-118	133.15	134.15	Felsic Volcanic 1	Central Pit	Ore-Grade	1.8	7.0	135	176	1.0	6.0	0.26	<0.3	15	24
A0963379	BR-118	138	139	Felsic Volcanic 1	Central Pit	Mine Rock	1.7	5.9	19	556	<1	<2	0.79	<0.3	13	24
A0963380	BR-118	143.2	144	Metasediment 2	Central Pit	Mine Rock	1.8	9.3	78	123	1.0	<2	1.9	<0.3	26	109
A0963381	BR-118	148	149	Metasediment 2	Central Pit	Mine Rock	1.7	8.3	348	197	<1	<2	2.3	<0.3	21	74
A0963382	BR-118	152	153	Metasediment 2	Central Pit	Mine Rock	1.1	8.4	110	199	1.0	<2	1.7	<0.3	20	86
A0962895	BR-140	177.6	178.6	Felsic Volcanic 1	Central Pit	Ore-Grade	4.5	5.8	36	278	<1	7.0	0.79	2.5	4.0	13
A0962896	BR-140	183	184	Felsic Volcanic	Central Pit	Mine Rock	1.9	6.5	32	184	1.0	5.0	0.26	<0.3	7.0	20
A0962897	BR-140	188	189	Felsic Volcanic	Central Pit	Mine Rock	1.5	6.4	29	293	1.0	3.0	0.90	<0.3	2.0	17
A0962898	BR-140	193.4	194.4	Felsic Volcanic	Central Pit	Mine Rock	1.6	6.4	29	289	1.0	<2	0.89	<0.3	2.0	21
A0962899	BR-140	198	199	Felsic Volcanic 1	Central Pit	Mine Rock	1.4	7.5	43	161	1.0	3.0	1.7	1.4	8.0	18
A0962705	BR-140	204	205	Felsic Volcanic 1	Central Pit	Mine Rock	1.3	7.0	105	207	<1	4.0	0.17	<0.3	10	21
A0962900	BR-140	209	210	Felsic Volcanic	Central Pit	Mine Rock	1.9	8.1	46	393	<1	<2	0.81	<0.3	14	52
A0962701	BR-140	214	215	Felsic Volcanic	Central Pit	Mine Rock	1.2	7.8	56	411	<1	<2	1.5	<0.3	15	66
A0962702	BR-140	219	220	Metasediment 2	Central Pit	Ore-Grade	1.7	7.8	77	167	1.0	3.0	0.66	<0.3	17	77
A0962703	BR-140	224.6	225.5	Felsic Volcanic 1	Central Pit	Ore-Grade	1.4	7.5	83	368	1.0	<2	1.5	<0.3	13	49
A0962704	BR-140	229	229.5	Felsic Volcanic 1	Central Pit	Ore-Grade	2.2	6.6	75	303	<1	<2	1.9	<0.3	9.0	20
A0963674	BR-141	33	34	Felsic Volcanic 1	Central Pit	Mine Rock	0.80	8.4	7.0	444	<1	<2	2.3	<0.3	10	21
A0963675	BR-141	45	46	Felsic Volcanic 1	Central Pit	Mine Rock	0.70	6.7	9.0	395	1.0	<2	2.5	<0.3	8.0	19
A0963676	BR-141	52.5	54	Felsic Volcanic 1	Central Pit	Mine Rock	0.90	7.7	16	109	<1	<2	2.3	<0.3	8.0	12
A0963677	BR-141	59	60	Felsic Volcanic 1	Central Pit	Mine Rock	0.80	7.8	7.0	124	<1	<2	1.7	<0.3	9.0	23
A0963678	BR-141	65.4	66	Felsic Volcanic 1	Central Pit	Mine Rock	0.90	7.3	4.0	425	1.0	<2	1.7	<0.3	5.0	21
A0963679	BR-141	69.85	71	Felsic Volcanic 1	Central Pit	Mine Rock	0.80	7.4	4.0	172	<1	<2	0.76	<0.3	7.0	19
A0963680	BR-141	74	75	Felsic Volcanic 1	Central Pit	Mine Rock	0.80	7.3	7.0	177	<1	<2	0.65	<0.3	8.0	21
A0963681	BR-141	79	80	Felsic Volcanic 1	Central Pit	Mine Rock	0.80	7.4	4.0	261	<1	<2	0.90	<0.3	7.0	24
A0963682	BR-141	84.6	85.6	Felsic Volcanic 1	Central Pit	Mine Rock	0.90	7.0	6.0	140	<1	<2	0.82	<0.3	7.0	20
A0963683	BR-141	90	91	Felsic Volcanic 1	Central Pit	Mine Rock	0.80	7.9	7.0	113	1.0	<2	1.2	<0.3	9.0	29
A0963684	BR-141	95	96	Felsic Volcanic 1	Central Pit	Mine Rock	1.2	7.7	13	128	<1	<2	1.8	<0.3	18	51
A0963685	BR-141	100	101	Felsic Volcanic 1	Central Pit	Mine Rock	0.60	7.8	6.0	136	<1	<2	1.0	<0.3	12	37
A0963686	BR-141	104.5	105.5	Felsic Volcanic 1	Central Pit	Mine Rock	0.70	7.1	6.0	179	<1	<2	0.29	<0.3	5.0	19
A0963687	BR-141	111	112	Felsic Volcanic 1	Central Pit	Mine Rock	0.80	7.8	6.0	85	1.0	<2	1.8	<0.3	10	17
A0963688	BR-141	115	116	Felsic Volcanic 1	Central Pit	Mine Rock	0.80	7.6	12	115	1.0	<2	1.5	<0.3	12	19
A0963689	BR-141	122	123	Felsic Volcanic 1	Central Pit	Mine Rock	0.90	7.7	12	113	1.0	<2	2.6	<0.3	9.0	21
A0963690	BR-141	129	130	Felsic Volcanic 1	Central Pit	Mine Rock	0.70	7.3	11	177	1.0	<2	2.6	1.0	10	21
A0963691	BR-141	134	134.85	Felsic Volcanic 1	Central Pit	Mine Rock	0.60	7.7	20	220	1.0	<2	2.8	<0.3	10	23

Classification as mine rock or ore-grade materials was based on gold content.

A value of "--" indicates metal was not measured for the given sample; the variation in elements analyzed is due to measurement at two different laboratories (see text).

Table B-7 Four Acid Metals

Sample ID	Drillhole ID	From	To	Lithology	Area	Class	Silver	Aluminum	Arsenic	Barium	Beryllium	Bismuth	Calcium	Cadmium	Cobalt	Chromium
		m	*m*				*ppm*	*%*	*ppm*	*ppm*	*ppm*	*ppm*	*%*	*ppm*	*ppm*	*ppm*
10x Crustal Abundance (Price 1997) [(1)]							--	--	--	--	--	--	--	--	--	--
A0963692	BR-141	141	142	Felsic Volcanic 1	Central Pit	Mine Rock	0.70	8.1	15	146	1.0	<2	2.6	<0.3	10	25
A0963693	BR-141	146	147	Felsic Volcanic 1	Central Pit	Mine Rock	1.1	7.4	18	72	<1	<2	2.6	<0.3	11	28
A0963694	BR-141	181	182	Felsic Volcanic 1	Central Pit	Mine Rock	1.2	7.4	52	129	1.0	4.0	0.89	<0.3	13	22
A0963695	BR-141	186	187	Felsic Volcanic 1	Central Pit	Mine Rock	1.1	7.1	35	347	<1	4.0	0.28	<0.3	16	23
A0963696	BR-141	193	194	Felsic Volcanic 1	Central Pit	Mine Rock	0.80	7.8	22	100	1.0	<2	2.2	<0.3	10	24
A0963697	BR-141	199.5	200.5	Felsic Volcanic 1	Central Pit	Ore-Grade	2.6	6.6	31	461	<1	6.0	1.0	<0.3	11	19
A0963698	BR-141	206	207	Felsic Volcanic 1	Central Pit	Ore-Grade	1.2	7.5	34	262	<1	<2	1.1	<0.3	12	25
A0963699	BR-141	213	214	Felsic Volcanic 1	Central Pit	Ore-Grade	39	7.1	51	290	<1	336	0.52	<0.3	23	21
A0963700	BR-141	219.5	220	Felsic Volcanic 1	Central Pit	Mine Rock	1.4	7.5	36	316	1.0	2.0	1.7	<0.3	12	22
DX758001	BR-141	227	228	Felsic Volcanic 1	Central Pit	Mine Rock	1.5	7.6	89	258	<1	<2	0.84	<0.3	11	18
DX758002	BR-141	232	233	Felsic Volcanic 1	Central Pit	Ore-Grade	2.0	7.5	85	383	<1	<2	1.6	<0.3	12	20
DX758003	BR-141	258	259	Felsic Volcanic 1	Central Pit	Mine Rock	1.2	6.8	32	239	1.0	3.0	0.42	<0.3	3.0	8.0
DX758004	BR-141	262	263	Felsic Volcanic 1	Central Pit	Mine Rock	1.7	6.3	38	277	1.0	3.0	0.060	1.9	6.0	14
DX758005	BR-141	267	268	Felsic Volcanic 1	Central Pit	Mine Rock	1.1	6.6	24	226	1.0	<2	0.12	<0.3	5.0	11
DX758251	BR-141	272	273	Felsic Volcanic 1	Central Pit	Mine Rock	1.5	6.9	92	269	1.0	2.0	0.76	<0.3	9.0	17
DX758006	BR-141	283.8	284.5	Felsic Volcanic 1	Central Pit	Ore-Grade	4.2	6.6	211	184	<1	9.0	0.76	<0.3	16	21
A0962707	BR-141	291	292	Felsic Volcanic 1	Central Pit	Ore-Grade	1.7	6.8	71	285	<1	4.0	1.4	<0.3	10	22
A0962706	BR-141	295	296	Felsic Volcanic 1	Central Pit	Ore-Grade	2.0	7.5	111	129	1.0	4.0	0.44	<0.3	16	110
A0964101	BR-142	24.65	25.5	Felsic Volcanic 1	Central Pit	Mine Rock	0.90	7.3	6.0	450	<1	4.0	0.63	<0.3	11	19
A0964102	BR-142	29.5	30.5	Felsic Volcanic 1	Central Pit	Mine Rock	0.90	7.4	15	97	<1	<2	0.84	<0.3	9.0	17
A0964103	BR-142	35.5	36.5	Felsic Volcanic 1	Central Pit	Mine Rock	0.90	7.7	13	229	<1	<2	2.7	1.6	8.0	19
A0964104	BR-142	45.25	46	Felsic Volcanic 1	Central Pit	Mine Rock	0.90	7.4	17	341	<1	3.0	0.61	<0.3	11	20
A0964105	BR-142	48	49	Felsic Volcanic 1	Central Pit	Mine Rock	0.80	8.2	9.0	95	1.0	<2	1.9	<0.3	11	23
A0964106	BR-142	50	51	Felsic Volcanic 1	Central Pit	Mine Rock	1.0	7.7	20	224	1.0	3.0	2.4	<0.3	10	21
A0964107	BR-142	54	55	Felsic Volcanic 1	Central Pit	Mine Rock	1.0	7.7	41	183	1.0	<2	1.6	<0.3	11	18
A0964108	BR-142	60	61	Felsic Volcanic 1	Central Pit	Mine Rock	1.0	7.7	20	249	1.0	6.0	1.8	<0.3	11	20
A0964109	BR-142	65	66	Felsic Volcanic 1	Central Pit	Mine Rock	0.90	7.6	49	183	1.0	3.0	2.2	<0.3	8.0	21
A0964110	BR-142	75	76	Felsic Volcanic 1	Central Pit	Mine Rock	0.80	8.2	20	289	1.0	4.0	1.8	<0.3	10	23
A0964111	BR-142	81	82	Felsic Volcanic 1	Central Pit	Mine Rock	2.1	7.4	26	86	1.0	16	1.9	<0.3	10	27
A0964112	BR-142	85	86	Felsic Volcanic 1	Central Pit	Mine Rock	0.90	7.9	21	136	1.0	<2	2.5	<0.3	10	27
A0964113	BR-142	90.5	91.5	Felsic Volcanic 1	Central Pit	Mine Rock	0.90	10	35	127	1.0	<2	2.7	<0.3	9.0	22
A0964114	BR-142	96.5	97.5	Felsic Volcanic 1	Central Pit	Mine Rock	0.80	8.2	24	163	1.0	<2	2.5	<0.3	10	16
A0964115	BR-142	105.5	106.5	Felsic Volcanic 1	Central Pit	Mine Rock	1.0	7.9	29	570	1.0	<2	2.6	<0.3	8.0	18
A0964116	BR-142	112.75	113.5	Felsic Volcanic 1	Central Pit	Mine Rock	1.0	7.3	46	231	<1	5.0	0.89	<0.3	12	19
A0964117	BR-142	120	121	Felsic Volcanic 1	Central Pit	Mine Rock	0.90	7.8	30	180	<1	<2	3.1	4.5	12	18
A0964118	BR-142	136.75	137.25	Felsic Volcanic 1	Central Pit	Ore-Grade	7.0	5.9	26	173	<1	10	1.6	1.7	8.0	18
A0964119	BR-142	142.25	143	Felsic Volcanic 1	Central Pit	Mine Rock	1.0	7.9	23	236	1.0	4.0	1.8	0.60	11	26
A0964120	BR-142	156.5	157.5	Felsic Volcanic 1	Central Pit	Mine Rock	2.4	7.5	28	184	1.0	14	2.8	1.9	9.0	26
A0964121	BR-142	161.5	162.5	Felsic Volcanic 1	Central Pit	Mine Rock	1.0	7.9	32	156	1.0	<2	2.3	<0.3	9.0	25
A0964122	BR-142	170.85	171.35	Felsic Volcanic 1	Central Pit	Ore-Grade	5.2	6.9	34	159	<1	<2	2.1	<0.3	9.0	12
A0964123	BR-142	173.85	174.5	Felsic Volcanic 1	Central Pit	Mine Rock	1.2	8.0	26	221	1.0	<2	1.8	<0.3	7.0	11
A0964124	BR-142	178.5	179.5	Felsic Volcanic 1	Central Pit	Mine Rock	1.4	7.6	22	345	1.0	<2	1.8	<0.3	5.0	21
A0964125	BR-142	183	184	Felsic Volcanic 1	Central Pit	Mine Rock	2.8	6.8	44	291	1.0	3.0	2.1	3.2	5.0	13
A0964126	BR-142	190.5	191	Felsic Volcanic 1	Central Pit	Mine Rock	0.90	7.4	23	553	1.0	<2	1.9	<0.3	5.0	17

Classification as mine rock or ore-grade materials was based on gold content.

A value of "--" indicates metal was not measured for the given sample; the variation in elements analyzed is due to measurement at two different laboratories (see text).

Table B-7 Four Acid Metals

Sample ID	Drillhole ID	From	To	Lithology	Area	Class	Silver	Aluminum	Arsenic	Barium	Beryllium	Bismuth	Calcium	Cadmium	Cobalt	Chromium
		m	*m*				*ppm*	*%*	*ppm*	*ppm*	*ppm*	*ppm*	*%*	*ppm*	*ppm*	*ppm*
10x Crustal Abundance (Price 1997) [(1)]							--	--	--	--	--	--	--	--	--	--
A0964127	BR-142	196	197	Felsic Volcanic 1	Central Pit	Mine Rock	1.3	7.3	43	273	1.0	<2	1.4	2.8	5.0	14
A0964128	BR-142	201	202	Felsic Volcanic 1	Central Pit	Mine Rock	1.6	7.5	21	410	<1	<2	1.8	5.2	8.0	18
A0964129	BR-142	211	212	Felsic Volcanic 1	Central Pit	Mine Rock	1.2	5.1	75	79	<1	<2	2.0	0.50	5.0	12
A0964130	BR-142	217.5	218.25	Felsic Volcanic 2	Central Pit	Ore-Grade	1.3	7.9	25	270	1.0	<2	1.6	6.4	7.0	18
A0964131	BR-142	223	223.95	Felsic Volcanic 1	Central Pit	Mine Rock	1.0	8.4	162	768	1.0	<2	2.7	2.5	9.0	17
A0964132	BR-142	231	232	Felsic Volcanic 2	Central Pit	Ore-Grade	1.2	7.4	122	590	<1	<2	2.2	<0.3	7.0	18
A0964133	BR-142	236	236.75	Felsic Volcanic 2	Central Pit	Ore-Grade	1.9	6.7	131	567	<1	<2	1.8	0.80	6.0	23
A0964134	BR-142	240	241	Felsic Volcanic 2	Central Pit	Mine Rock	1.0	7.5	341	612	1.0	<2	3.2	0.60	6.0	20
A0964135	BR-142	245	246	Felsic Volcanic 2	Central Pit	Mine Rock	1.2	7.5	59	694	1.0	<2	2.4	6.8	8.0	18
A0964136	BR-142	250.5	251	Felsic Volcanic 1	Central Pit	Mine Rock	0.80	7.7	17	852	<1	<2	2.7	<0.3	9.0	14
A0964137	BR-142	264	264.7	Felsic Volcanic 1	Central Pit	Mine Rock	0.90	7.9	107	448	1.0	<2	2.1	<0.3	10	17
A0964138	BR-142	279.5	280.5	Felsic Volcanic 2	Central Pit	Mine Rock	1.4	4.2	183	49	<1	<2	0.41	<0.3	2.0	9.0
A0964139	BR-142	285	286	Felsic Volcanic 2	Central Pit	Mine Rock	1.2	7.1	466	400	1.0	<2	1.4	0.40	3.0	9.0
A0964140	BR-142	307	308	Felsic Volcanic 1	Central Pit	Mine Rock	1.2	6.8	199	608	1.0	<2	1.5	<0.3	2.0	7.0
A0964141	BR-142	317	318	Metasediment 2	Central Pit	Mine Rock	0.90	9.2	1290	684	1.0	<2	1.4	<0.3	20	83
A0964142	BR-142	324.8	325.75	Metasediment 2	Central Pit	Mine Rock	0.80	7.7	89	417	1.0	<2	1.3	<0.3	15	66
DX758125	BR-173	18.5	19.5	Quartz Sericite Schist	Central Pit	Mine Rock	0.80	7.6	15	177	1.0	4.0	1.4	<0.3	7.0	19
DX758126	BR-173	23.5	24	Felsic Volcanic 1	Central Pit	Mine Rock	0.70	8.7	4.0	500	2.0	<2	1.8	<0.3	7.0	19
A0964260	BR-176	25.5	27	Felsic Volcanic 1	Central Pit	Mine Rock	0.50	7.5	4.0	426	<1	<2	2.4	<0.3	10	20
A0964261	BR-176	29	30.5	Felsic Volcanic 1	Central Pit	Mine Rock	0.70	8.2	3.0	485	1.0	<2	2.4	<0.3	10	17
A0964262	BR-176	35.8	37.3	Felsic Volcanic 1	Central Pit	Mine Rock	0.60	6.7	<3	420	<1	<2	2.2	<0.3	9.0	26
A0964264	BR-176	38.8	40.3	Felsic Volcanic 1	Central Pit	Mine Rock	0.40	6.3	<3	285	2.0	<2	0.49	<0.3	<1	10
A0964263	BR-176	44.8	46.3	Felsic Volcanic 1	Central Pit	Mine Rock	0.50	7.9	4.0	471	1.0	<2	2.6	<0.3	10	20
A0964265	BR-176	52	53.5	Quartz Sericite Schist	Central Pit	Mine Rock	0.70	7.9	3.0	471	1.0	<2	2.1	<0.3	9.0	32
A0964266	BR-176	55	56.5	Quartz Sericite Schist	Central Pit	Mine Rock	0.40	6.9	5.0	267	2.0	<2	0.47	<0.3	<1	8.0
A0964267	BR-176	61	62.5	Quartz Sericite Schist	Central Pit	Mine Rock	0.40	7.1	15	325	2.0	<2	0.82	<0.3	<1	11
A0964268	BR-176	64	65	Quartz Sericite Schist	Central Pit	Mine Rock	0.90	8.7	46	544	1.0	<2	2.6	<0.3	14	31
A0964269	BR-176	73.5	75	Fragmental 1	Central Pit	Mine Rock	0.80	8.7	<3	488	1.0	<2	3.0	<0.3	16	31
A0964270	BR-176	79.5	81	Fragmental 1	Central Pit	Mine Rock	0.90	8.6	4.0	656	<1	<2	3.5	<0.3	15	42
A0964271	BR-176	85.5	87	Fragmental 1	Central Pit	Mine Rock	0.70	8.6	<3	548	<1	<2	3.1	<0.3	15	64
A0964272	BR-176	90	91.5	Fragmental 1	Central Pit	Mine Rock	0.70	6.7	<3	592	<1	<2	3.2	<0.3	14	54
A0964273	BR-176	94.5	95.5	Fragmental 1	Central Pit	Mine Rock	0.70	8.2	4.0	428	<1	<2	2.4	<0.3	9.0	30
A0964274	BR-176	102	103.5	Felsic Volcanic 1	Central Pit	Mine Rock	0.70	8.3	6.0	495	1.0	<2	2.6	<0.3	9.0	16
A0964275	BR-176	106.5	108	Felsic Volcanic 1	Central Pit	Mine Rock	<0.3	6.7	5.0	318	2.0	<2	0.55	<0.3	<1	8.0
A0964276	BR-176	111	112.5	Felsic Volcanic 1	Central Pit	Mine Rock	0.70	7.9	6.0	428	1.0	<2	2.5	<0.3	8.0	21
A0964277	BR-176	115.5	117	Felsic Volcanic 1	Central Pit	Mine Rock	1.0	7.8	11	586	1.0	<2	4.4	<0.3	19	75
A0964278	BR-176	120	121.5	Felsic Volcanic 1	Central Pit	Mine Rock	0.70	8.1	10	452	1.0	<2	2.5	<0.3	8.0	23
A0964279	BR-176	124.5	126	Felsic Volcanic 1	Central Pit	Mine Rock	0.60	8.4	4.0	602	<1	<2	2.0	<0.3	12	40
A0964280	BR-177	389	390	Felsic Volcanic 1	Central Pit	Mine Rock	0.90	7.4	30	371	<1	<2	1.2	<0.3	10	22
A0964285	BR-177	392	393	Felsic Volcanic 1	Central Pit	Mine Rock	0.80	8.0	38	116	1.0	3.0	2.7	<0.3	11	16
A0964281	BR-177	398	399	Felsic Volcanic 1	Central Pit	Mine Rock	0.80	8.1	20	253	1.0	<2	2.9	<0.3	7.0	15
A0964282	BR-177	407.5	408.5	Felsic Volcanic 1	Central Pit	Mine Rock	0.90	7.5	24	454	1.0	2.0	0.85	<0.3	9.0	16
A0964283	BR-177	409.5	410.5	Felsic Volcanic 1	Central Pit	Mine Rock	1.2	7.4	33	203	1.0	<2	2.1	<0.3	12	23
A0964284	BR-177	412.5	413.5	Felsic Volcanic 1	Central Pit	Mine Rock	1.3	6.9	45	119	<1	5.0	0.31	<0.3	10	21

Classification as mine rock or ore-grade materials was based on gold content.

A value of "--" indicates metal was not measured for the given sample; the variation in elements analyzed is due to measurement at two different laboratories (see text).

Table B-7 Four Acid Metals

Sample ID	Drillhole ID	From	To	Lithology	Area	Class	Silver	Aluminum	Arsenic	Barium	Beryllium	Bismuth	Calcium	Cadmium	Cobalt	Chromium
		m	*m*				*ppm*	*%*	*ppm*	*ppm*	*ppm*	*ppm*	*%*	*ppm*	*ppm*	*ppm*
10x Crustal Abundance (Price 1997) [(1)]							--	--	--	--	--	--	--	--	--	--
A0964286	BR-177	417	418	Felsic Volcanic 1	Central Pit	Mine Rock	1.0	7.4	35	189	1.0	<2	2.0	<0.3	11	22
A0964287	BR-177	420	421	Felsic Volcanic 1	Central Pit	Mine Rock	1.0	7.4	45	262	1.0	2.0	1.6	<0.3	11	23
A0964288	BR-177	424	425.25	Felsic Volcanic 1	Central Pit	Mine Rock	0.90	6.3	35	91	1.0	<2	2.0	<0.3	9.0	14
A0964289	BR-177	430.3	431.3	Felsic Volcanic 1	Central Pit	Mine Rock	1.2	5.9	71	137	1.0	<2	1.5	0.40	5.0	17
A0964706	BR-211	33	34	Felsic Volcanic 1	Central Pit	Mine Rock	0.80	8.2	22	719	1.0	<2	2.6	<0.3	10	33
A0963890	BR-217	259	260.3	Felsic Volcanic 2	Central Pit	Mine Rock	0.70	4.3	107	387	1.0	<2	0.79	<0.3	1.0	8.0
A0963891	BR-217	266.5	267	Felsic Volcanic 2	Central Pit	Mine Rock	0.70	6.7	21	469	1.0	<2	2.8	<0.3	8.0	13
A0963892	BR-217	269.5	271	Felsic Volcanic 2	Central Pit	Mine Rock	0.50	6.9	29	289	1.0	<2	1.5	<0.3	2.0	13
A0963893	BR-217	273.6	274.2	Felsic Volcanic 2	Central Pit	Mine Rock	0.50	7.4	18	508	1.0	<2	3.6	<0.3	17	93
A0963894	BR-217	283.3	284.5	Felsic Volcanic 2	Central Pit	Mine Rock	0.80	7.0	13	296	<1	<2	1.5	<0.3	2.0	17
A0963895	BR-217	286.5	287.8	Felsic Volcanic 2	Central Pit	Ore-Grade	0.70	6.2	12	350	<1	<2	1.3	<0.3	2.0	19
A0963896	BR-217	292	293	Felsic Volcanic 2	Central Pit	Mine Rock	0.60	5.7	86	449	1.0	<2	1.0	<0.3	1.0	5.0
A0963897	BR-217	294	294.8	Felsic Volcanic 2	Central Pit	Mine Rock	1.0	6.5	48	401	2.0	<2	2.3	<0.3	6.0	13
A0963922	BR-228	12	13.5	Felsic Volcanic 1	Central Pit	Mine Rock	0.30	6.8	<3	370	<1	<2	2.3	<0.3	8.0	20
A0963923	BR-228	17.5	19	Felsic Volcanic 1	Central Pit	Mine Rock	0.60	7.8	4.0	323	<1	<2	2.8	<0.3	11	28
A0963924	BR-228	25	26.5	Felsic Volcanic 1	Central Pit	Mine Rock	<0.3	7.4	<3	412	1.0	<2	2.2	<0.3	11	33
A0963925	BR-228	30.9	32.4	Felsic Volcanic 1	Central Pit	Mine Rock	0.40	6.7	<3	494	<1	<2	2.9	<0.3	14	127
A0963926	BR-228	36.9	38.4	Felsic Volcanic 1	Central Pit	Mine Rock	0.40	6.9	<3	345	<1	<2	1.6	<0.3	7.0	17
A0963927	BR-228	44.6	46.1	Felsic Volcanic 1	Central Pit	Mine Rock	0.50	6.7	<3	776	1.0	<2	0.96	<0.3	2.0	8.0
A0963928	BR-228	51.85	53.35	Felsic Volcanic 1	Central Pit	Mine Rock	0.60	7.4	<3	545	<1	<2	2.2	<0.3	10	31
A0963929	BR-228	59.3	60.8	Felsic Volcanic 1	Central Pit	Mine Rock	<0.3	7.7	<3	447	<1	<2	1.8	<0.3	12	38
A0964522	BR-240	155	156	Felsic Volcanic 2	Central Pit	Mine Rock	0.90	6.9	52	230	1.0	<2	1.5	<0.3	2.0	8.0
A0964523	BR-240	160	161	Felsic Volcanic 2	Central Pit	Mine Rock	1.0	5.6	30	421	<1	<2	1.0	<0.3	1.0	11
A0964524	BR-240	163.8	164.8	Felsic Volcanic 2	Central Pit	Mine Rock	0.60	5.8	31	200	1.0	<2	1.2	<0.3	3.0	10
A0964525	BR-240	171.5	173	Felsic Volcanic 1	Central Pit	Mine Rock	0.60	7.9	414	293	1.0	<2	2.3	<0.3	11	21
A0964526	BR-240	174.5	176	Felsic Volcanic 1	Central Pit	Mine Rock	0.40	6.4	115	534	1.0	<2	2.5	<0.3	10	20
A0964527	BR-240	180	180.8	Felsic Volcanic 2	Central Pit	Mine Rock	1.0	7.2	82	147	2.0	<2	0.13	<0.3	2.0	9.0
A0964528	BR-240	191.75	192.75	Felsic Volcanic 2	Central Pit	Mine Rock	0.70	6.5	109	376	<1	<2	1.2	<0.3	2.0	8.0
A0964529	BR-240	196.5	198	Felsic Volcanic 1	Central Pit	Mine Rock	0.50	7.2	58	357	1.0	<2	2.8	<0.3	11	16
A0964530	BR-240	201	202.35	Felsic Volcanic 1	Central Pit	Mine Rock	0.70	7.4	142	613	<1	<2	2.7	<0.3	11	24
A0964531	BR-240	204.5	205.25	Felsic Volcanic 1	Central Pit	Mine Rock	0.60	6.9	67	599	<1	<2	1.8	<0.3	4.0	12
A0964532	BR-240	211.25	212.75	Felsic Volcanic 1	Central Pit	Mine Rock	0.80	7.1	230	372	<1	<2	2.6	<0.3	7.0	12
A0964511	BR-243	116	117	Felsic Volcanic 1	Central Pit	Mine Rock	0.40	5.8	10	329	<1	<2	2.3	<0.3	10	20
A0964512	BR-243	125.2	126.35	Felsic Volcanic 2	Central Pit	Mine Rock	0.80	6.6	50	202	1.0	<2	1.3	<0.3	3.0	18
A0964513	BR-243	128.5	129	Felsic Volcanic 2	Central Pit	Mine Rock	1.2	6.5	24	216	<1	<2	0.40	<0.3	2.0	8.0
A0964514	BR-243	135	136.5	Felsic Volcanic 2	Central Pit	Mine Rock	1.0	6.8	97	372	1.0	<2	1.6	<0.3	2.0	13
A0964515	BR-243	139.75	140.8	Felsic Volcanic 1	Central Pit	Mine Rock	0.80	6.8	112	500	<1	<2	1.9	<0.3	7.0	29
A0964516	BR-243	144.75	146	Felsic Volcanic 2	Central Pit	Mine Rock	0.70	6.9	108	456	1.0	<2	1.7	<0.3	2.0	7.0
A0964517	BR-243	150	151.5	Felsic Volcanic 2	Central Pit	Mine Rock	1.0	6.6	57	519	<1	<2	1.3	<0.3	2.0	7.0
A0964518	BR-243	156	156.5	Felsic Volcanic 1	Central Pit	Mine Rock	0.50	7.3	27	371	1.0	<2	2.5	<0.3	12	22
A0964519	BR-243	160.25	161	Felsic Volcanic 2	Central Pit	Mine Rock	0.70	6.4	42	270	1.0	<2	0.51	<0.3	2.0	11
A0964520	BR-243	164.75	165.25	Felsic Volcanic 2	Central Pit	Mine Rock	0.60	5.1	23	382	<1	<2	0.73	<0.3	3.0	15
A0964521	BR-243	173	174	Felsic Volcanic 1	Central Pit	Mine Rock	0.50	6.8	74	518	<1	<2	2.1	<0.3	9.0	21
117341	BR-321	16.9	18.4	Felsic Volcanic 1	Central Pit	Mine Rock	0.50	7.7	3.0	358	<1	<2	2.3	<0.3	9.0	21

Classification as mine rock or ore-grade materials was based on gold content.

A value of "--" indicates metal was not measured for the given sample; the variation in elements analyzed is due to measurement at two different laboratories (see text).

Table B-7 Four Acid Metals

Sample ID	Drillhole ID	From	To	Lithology	Area	Class	Silver	Aluminum	Arsenic	Barium	Beryllium	Bismuth	Calcium	Cadmium	Cobalt	Chromium
		m	*m*				*ppm*	*%*	*ppm*	*ppm*	*ppm*	*ppm*	*%*	*ppm*	*ppm*	*ppm*
10x Crustal Abundance (Price 1997) [(1)]							--	--	--	--	--	--	--	--	--	--
117342	BR-321	24.5	26	Felsic Volcanic 1	Central Pit	Mine Rock	0.50	8.9	4.0	512	1.0	<2	2.8	<0.3	11	37
117343	BR-321	30.4	31.5	Felsic Volcanic 1	Central Pit	Mine Rock	0.90	7.7	4.0	398	<1	<2	2.1	<0.3	9.0	22
117344	BR-321	35.3	36.8	Felsic Volcanic 1	Central Pit	Mine Rock	<0.3	6.7	<3	400	<1	<2	1.9	<0.3	8.0	18
117345	BR-321	44.8	46.3	Felsic Volcanic 1	Central Pit	Mine Rock	<0.3	6.4	4.0	381	<1	<2	1.9	<0.3	8.0	14
117369	BR-321	54.7	56.1	Felsic Volcanic 1	Central Pit	Mine Rock	0.40	6.9	4.0	403	<1	<2	2.6	<0.3	9.0	23
117370	BR-321	59	60.5	Felsic Volcanic 1	Central Pit	Mine Rock	0.50	7.5	6.0	434	<1	<2	2.6	<0.3	9.0	25
117346	BR-321	66.5	68	Fragmental 1	Central Pit	Mine Rock	<0.3	6.8	<3	463	<1	<2	1.5	<0.3	11	43
117347	BR-321	71	73.25	Fragmental 1	Central Pit	Mine Rock	0.40	7.3	7.0	332	1.0	<2	2.3	<0.3	10	33
117371	BR-321	80	81.5	Fragmental 1	Central Pit	Mine Rock	0.40	7.3	7.0	397	<1	<2	2.7	<0.3	9.0	29
117348	BR-321	84.5	86	Fragmental 1	Central Pit	Mine Rock	0.40	7.6	<3	479	<1	<2	2.6	<0.3	8.0	24
117349	BR-321	90	91	Fragmental 1	Central Pit	Mine Rock	0.50	7.4	9.0	407	<1	<2	2.8	<0.3	9.0	22
117350	BR-321	94	95.5	Fragmental 1	Central Pit	Mine Rock	<0.3	7.4	9.0	424	<1	<2	2.3	<0.3	8.0	18
117351	BR-321	101.5	103	Fragmental 1	Central Pit	Mine Rock	0.50	7.7	32	242	1.0	<2	2.3	<0.3	9.0	18
117352	BR-321	106	107	Felsic Volcanic 1	Central Pit	Mine Rock	0.60	5.4	10	366	<1	<2	2.0	<0.3	7.0	25
117372	BR-321	108	109	Felsic Volcanic 1	Central Pit	Mine Rock	0.70	7.5	15	364	<1	<2	2.6	<0.3	9.0	23
117373	BR-321	113	114	Felsic Volcanic 1	Central Pit	Mine Rock	0.60	7.7	27	277	<1	<2	2.7	<0.3	8.0	25
117374	BR-321	121.5	122.75	Felsic Volcanic 1	Central Pit	Mine Rock	0.70	7.2	32	265	<1	<2	2.9	<0.3	10	22
117375	BR-321	130	131	Felsic Volcanic 1	Central Pit	Mine Rock	0.70	6.9	12	423	<1	<2	2.4	<0.3	8.0	22
117353	BR-321	142	143	Felsic Volcanic 1	Central Pit	Mine Rock	0.50	6.9	12	388	<1	<2	2.3	<0.3	8.0	20
117354	BR-321	150	151.5	Felsic Volcanic 1	Central Pit	Mine Rock	0.50	7.1	28	548	<1	<2	2.1	<0.3	5.0	16
117355	BR-321	156	157.5	Felsic Volcanic 1	Central Pit	Mine Rock	0.40	7.0	15	483	<1	<2	2.1	<0.3	5.0	22
117356	BR-321	160.5	162	Felsic Volcanic 1	Central Pit	Mine Rock	0.50	7.8	31	507	<1	<2	2.4	<0.3	7.0	19
117376	BR-321	168	169	Felsic Volcanic 1	Central Pit	Mine Rock	0.50	6.2	14	362	<1	<2	3.3	<0.3	9.0	82
117357	BR-321	170	171	Felsic Volcanic 1	Central Pit	Mine Rock	0.50	7.7	14	423	<1	<2	2.6	<0.3	9.0	20
117377	BR-321	181.5	182.5	Felsic Volcanic 1	Central Pit	Mine Rock	0.70	8.2	23	520	<1	<2	2.9	<0.3	8.0	22
117378	BR-321	190.9	192	Felsic Volcanic 1	Central Pit	Mine Rock	<0.3	7.3	43	393	<1	<2	2.4	<0.3	5.0	46
117379	BR-321	198	199.5	Felsic Volcanic 1	Central Pit	Mine Rock	0.80	7.2	35	374	1.0	<2	3.1	<0.3	9.0	22
117380	BR-321	204	205.5	Felsic Volcanic 1	Central Pit	Mine Rock	0.50	6.3	35	358	<1	<2	2.7	<0.3	9.0	22
117381	BR-321	212	212.8	Felsic Volcanic 1	Central Pit	Ore-Grade	8.4	7.5	97	65	2.0	5.0	2.6	38	12	25
117382	BR-321	215.5	217	Felsic Volcanic 1	Central Pit	Mine Rock	0.70	6.7	44	229	<1	<2	2.7	1.5	8.0	18
117358	BR-321	220	221.5	Felsic Volcanic 1	Central Pit	Mine Rock	0.80	6.3	50	359	1.0	<2	3.0	<0.3	7.0	14
117359	BR-321	224.5	226	Felsic Volcanic 1	Central Pit	Mine Rock	0.90	6.0	39	362	<1	<2	2.3	<0.3	8.0	22
117383	BR-321	232	233	Felsic Volcanic 1	Central Pit	Ore-Grade	1.0	7.5	68	467	1.0	<2	1.9	<0.3	9.0	16
117384	BR-321	245	246	Felsic Volcanic 1	Central Pit	Ore-Grade	0.80	7.0	65	450	<1	<2	2.0	<0.3	9.0	18
117385	BR-321	255	256	Felsic Volcanic 1	Central Pit	Mine Rock	0.50	6.6	81	317	<1	<2	2.4	<0.3	9.0	18
117386	BR-321	262	263	Felsic Volcanic 1	Central Pit	Mine Rock	0.70	7.2	42	340	1.0	<2	3.1	<0.3	11	19
117360	BR-321	268	269	Felsic Volcanic 1	Central Pit	Ore-Grade	0.70	6.8	101	229	1.0	<2	1.6	<0.3	9.0	21
117387	BR-321	283.75	284.5	Felsic Volcanic 1	Central Pit	Ore-Grade	0.70	7.0	184	387	<1	<2	2.4	0.60	9.0	25
117388	BR-321	289	290	Felsic Volcanic 1	Central Pit	Mine Rock	0.40	7.1	39	235	<1	<2	2.8	<0.3	12	17
117389	BR-321	295	296	Felsic Volcanic 1	Central Pit	Mine Rock	0.60	7.0	46	301	<1	<2	2.8	<0.3	12	15
117361	BR-321	301.75	302.5	Felsic Volcanic 1	Central Pit	Mine Rock	0.70	6.6	81	322	1.0	<2	2.3	<0.3	9.0	18
117390	BR-321	307.5	309	Felsic Volcanic 1	Central Pit	Mine Rock	0.70	7.4	92	332	<1	<2	2.6	<0.3	11	12
117362	BR-321	319.5	321	Felsic Volcanic 1	Central Pit	Mine Rock	0.50	7.1	168	345	1.0	<2	1.6	<0.3	16	67
117363	BR-321	324	325.5	Metasediment 2	Central Pit	Mine Rock	0.60	8.4	212	405	1.0	<2	1.4	<0.3	19	88

Classification as mine rock or ore-grade materials was based on gold content.

A value of "--" indicates metal was not measured for the given sample; the variation in elements analyzed is due to measurement at two different laboratories (see text).

Table B-7 Four Acid Metals

Sample ID	Drillhole ID	From	To	Lithology	Area	Class	Silver	Aluminum	Arsenic	Barium	Beryllium	Bismuth	Calcium	Cadmium	Cobalt	Chromium
		m	*m*				*ppm*	*%*	*ppm*	*ppm*	*ppm*	*ppm*	*%*	*ppm*	*ppm*	*ppm*
10x Crustal Abundance (Price 1997) [(1)]							--	--	--	--	--	--	--	--	--	--
117364	BR-321	332	333	Metasediment 2	Central Pit	Mine Rock	0.50	8.6	118	435	1.0	<2	1.1	<0.3	20	99
117365	BR-321	339	340.25	Metasediment 2	Central Pit	Mine Rock	0.30	9.7	47	433	1.0	<2	1.3	<0.3	23	115
117366	BR-321	350.6	351.5	Metasediment 2	Central Pit	Mine Rock	0.40	8.5	35	476	<1	<2	1.6	<0.3	19	84
117367	BR-321	356	357.5	Metasediment 2	Central Pit	Mine Rock	0.50	8.4	202	362	<1	<2	1.7	<0.3	18	76
117368	BR-321	362	363	Metasediment 2	Central Pit	Mine Rock	0.60	9.0	71	378	1.0	<2	1.4	<0.3	22	111
117041	BR-136	15	16.5	Felsic Volcanic 2	Central Pit	Mine Rock	0.60	4.7	<3	544	<1	<2	0.98	<0.3	3.0	5.0
117042	BR-136	20	21	Felsic Volcanic 2	Central Pit	Mine Rock	0.50	6.6	<3	>1000	1.0	<2	1.1	<0.3	2.0	10
117043	BR-136	26	27	Felsic Volcanic 2	Central Pit	Mine Rock	0.50	6.6	<3	644	<1	<2	0.95	<0.3	5.0	10
117044	BR-136	32	33	Felsic Volcanic 2	Central Pit	Mine Rock	0.50	7.3	3.0	719	1.0	<2	1.3	<0.3	2.0	6.0
117045	BR-136	37	38	Felsic Volcanic 2	Central Pit	Mine Rock	0.70	6.8	3.0	251	1.0	<2	0.99	<0.3	3.0	7.0
117046	BR-136	42	43	Felsic Volcanic 2	Central Pit	Mine Rock	0.80	7.4	12	108	<1	<2	1.5	<0.3	12	67
117047	BR-136	47	48	Felsic Volcanic 2	Central Pit	Mine Rock	0.70	6.5	10	78	1.0	<2	0.82	<0.3	3.0	10
A0963492	BR-136	52	53	Felsic Volcanic 1	Central Pit	Mine Rock	0.60	8.3	5.0	347	<1	<2	2.7	<0.3	11	26
117048	BR-136	58	59	Fragmental 1	Central Pit	Mine Rock	0.70	7.3	3.0	356	1.0	<2	1.6	<0.3	8.0	12
117049	BR-136	64	65	Fragmental 1	Central Pit	Mine Rock	0.50	5.1	<3	493	<1	<2	1.3	<0.3	7.0	17
117050	BR-136	72	73	Felsic Volcanic 1	Central Pit	Mine Rock	0.80	7.0	12	360	1.0	<2	2.3	<0.3	9.0	23
117051	BR-136	80	81.2	Felsic Volcanic 1	Central Pit	Mine Rock	0.50	7.4	4.0	503	1.0	<2	1.9	<0.3	10	82
A0962831	BR-138	188.75	189.5	Felsic Volcanic 1	Central Pit	Mine Rock	0.70	8.3	101	482	1.0	<2	2.1	<0.3	9.0	27
A0962832	BR-138	195.25	196.25	Felsic Volcanic 1	Central Pit	Mine Rock	0.50	7.1	56	314	1.0	<2	2.0	<0.3	10	18
A0962833	BR-138	197.25	198	Felsic Volcanic 1	Central Pit	Mine Rock	0.90	7.8	76	220	1.0	<2	1.4	2.8	11	19
A0962834	BR-138	202	203	Felsic Volcanic 1	Central Pit	Mine Rock	0.70	7.5	25	359	1.0	<2	2.5	<0.3	10	18
A0962857	BR-138	209	210	Felsic Volcanic 1	Central Pit	Mine Rock	0.80	8.2	25	356	1.0	<2	2.3	<0.3	10	21
A0962835	BR-138	215.75	216.5	Felsic Volcanic 1	Central Pit	Ore-Grade	1.0	7.9	108	383	1.0	<2	1.8	<0.3	10	21
A0962836	BR-138	219.75	220.5	Felsic Volcanic 1	Central Pit	Mine Rock	0.70	6.9	133	409	1.0	<2	2.4	<0.3	8.0	19
A0962837	BR-138	223.5	224.5	Felsic Volcanic 1	Central Pit	Mine Rock	0.70	7.8	142	623	1.0	<2	2.3	<0.3	10	22
A0962838	BR-138	226.5	227.15	Felsic Volcanic 1	Central Pit	Ore-Grade	2.3	5.2	105	154	1.0	<2	1.1	<0.3	11	18
A0962839	BR-138	228	228.5	Felsic Volcanic 1	Central Pit	Ore-Grade	1.4	7.5	220	300	2.0	<2	1.7	<0.3	9.0	20
A0962840	BR-138	229	229.5	Felsic Volcanic 1	Central Pit	Ore-Grade	1.1	6.1	229	356	1.0	<2	1.4	<0.3	8.0	23
A0962858	BR-138	231.5	232	Felsic Volcanic 1	Central Pit	Ore-Grade	2.2	6.3	303	757	1.0	<2	2.1	<0.3	7.0	18
A0962841	BR-138	234.25	235	Felsic Volcanic 1	Central Pit	Ore-Grade	0.70	6.2	144	99	1.0	<2	1.1	<0.3	8.0	19
A0962843	BR-138	237.5	238	Felsic Volcanic 1	Central Pit	Ore-Grade	16	2.0	>5000	305	<1	3.0	0.28	<0.3	3.0	18
A0962842	BR-138	238	238.9	Felsic Volcanic 1	Central Pit	Ore-Grade	1.7	6.3	3170	365	2.0	<2	1.6	<0.3	15	83
A0962844	BR-138	238.9	239.4	Felsic Volcanic 1	Central Pit	Ore-Grade	6.8	1.7	2090	291	<1	<2	0.69	<0.3	4.0	34
A0962845	BR-138	239.4	240	Felsic Volcanic 1	Central Pit	Ore-Grade	1.1	6.5	1330	105	1.0	<2	1.5	<0.3	10	35
A0962846	BR-138	240	240.5	Felsic Volcanic 1	Central Pit	Ore-Grade	0.80	6.7	566	122	1.0	<2	1.4	<0.3	9.0	26
A0962847	BR-138	241.5	242	Felsic Volcanic 1	Central Pit	Ore-Grade	4.7	5.8	288	220	<1	<2	1.4	0.80	7.0	17
A0962848	BR-138	245.5	245.9	Felsic Volcanic 1	Central Pit	Mine Rock	0.70	8.8	7.0	470	2.0	<2	4.8	<0.3	31	307
A0962849	BR-138	249	250	Metasediment 2	Central Pit	Mine Rock	0.50	8.5	83	497	1.0	<2	1.3	<0.3	19	102
A0962850	BR-138	255	256	Felsic Volcanic 1	Central Pit	Mine Rock	0.70	7.5	16	440	1.0	<2	1.9	<0.3	8.0	23
A0962726	BR-157	15.85	17.35	Felsic Volcanic 1	Central Pit	Mine Rock	0.60	8.1	<3	420	1.0	<2	2.2	<0.3	12	53
A0962727	BR-157	21.85	23.35	Felsic Volcanic 1	Central Pit	Mine Rock	0.50	8.1	<3	563	1.0	<2	2.2	<0.3	12	43
A0962728	BR-157	26.85	28	Felsic Volcanic 1	Central Pit	Mine Rock	0.60	6.3	<3	436	1.0	<2	2.2	<0.3	10	40
A0962729	BR-157	31.75	33.25	Felsic Volcanic 1	Central Pit	Mine Rock	0.40	8.0	3.0	448	1.0	<2	2.3	<0.3	10	23
A0962730	BR-157	36.25	37.7	Felsic Volcanic 1	Central Pit	Mine Rock	<0.3	8.0	3.0	459	1.0	<2	1.6	<0.3	9.0	25

Classification as mine rock or ore-grade materials was based on gold content.

A value of "--" indicates metal was not measured for the given sample; the variation in elements analyzed is due to measurement at two different laboratories (see text).

Table B-7 Four Acid Metals

Sample ID	Drillhole ID	From	To	Lithology	Area	Class	Silver	Aluminum	Arsenic	Barium	Beryllium	Bismuth	Calcium	Cadmium	Cobalt	Chromium
		m	*m*				*ppm*	*%*	*ppm*	*ppm*	*ppm*	*ppm*	*%*	*ppm*	*ppm*	*ppm*
10x Crustal Abundance (Price 1997) [(1)]							--	--	--	--	--	--	--	--	--	--
A0962736	BR-157	57.6	59.1	Felsic Volcanic 1	Central Pit	Mine Rock	0.50	7.4	3.0	409	1.0	<2	1.6	<0.3	4.0	13
DX758054	BR-167	16	17	Felsic Volcanic 1	Central Pit	Mine Rock	0.60	6.5	6.0	404	1.0	<2	2.2	<0.3	9.0	25
DX758055	BR-167	22	23	Felsic Volcanic 1	Central Pit	Mine Rock	0.60	9.4	4.0	533	1.0	<2	2.3	<0.3	11	25
DX758056	BR-167	30	31	Felsic Volcanic 1	Central Pit	Mine Rock	0.70	8.0	5.0	517	1.0	<2	1.6	<0.3	8.0	19
DX758057	BR-167	33	33.5	Felsic Volcanic 1	Central Pit	Mine Rock	0.50	7.9	6.0	76	1.0	<2	3.4	<0.3	9.0	21
DX758058	BR-167	35.5	36	Felsic Volcanic 1	Central Pit	Mine Rock	0.40	7.7	4.0	356	1.0	<2	1.7	<0.3	7.0	15
DX758059	BR-167	37	38	Felsic Volcanic 1	Central Pit	Mine Rock	0.60	8.0	5.0	436	1.0	<2	1.9	<0.3	10	17
DX758060	BR-167	43	43.9	Felsic Volcanic 1	Central Pit	Mine Rock	<0.3	2.5	<3	144	<1	<2	0.78	<0.3	4.0	17
DX758061	BR-167	43.9	45	Felsic Volcanic 1	Central Pit	Mine Rock	0.50	7.0	<3	517	1.0	<2	2.4	<0.3	9.0	30
DX758062	BR-167	51	52	Felsic Volcanic 1	Central Pit	Mine Rock	0.50	7.1	5.0	572	<1	<2	2.3	<0.3	9.0	16
DX758063	BR-167	57	58	Felsic Volcanic 1	Central Pit	Mine Rock	0.60	7.0	3.0	392	<1	<2	2.2	<0.3	8.0	22
DX758064	BR-167	63	64	Felsic Volcanic 1	Central Pit	Mine Rock	0.60	7.6	8.0	475	1.0	<2	2.0	<0.3	9.0	20
DX758065	BR-167	64	65	Felsic Volcanic 1	Central Pit	Mine Rock	0.50	7.8	6.0	517	1.0	<2	2.7	<0.3	9.0	23
DX758066	BR-167	72	73	Felsic Volcanic 1	Central Pit	Mine Rock	0.70	7.5	7.0	453	1.0	<2	1.7	<0.3	8.0	19
DX758067	BR-167	73	74	Felsic Volcanic 1	Central Pit	Mine Rock	0.60	7.5	14	408	1.0	<2	2.2	<0.3	8.0	20
DX758068	BR-167	77	78	Felsic Volcanic 1	Central Pit	Mine Rock	0.70	8.2	16	416	1.0	<2	2.4	<0.3	9.0	26
DX758069	BR-167	83	84	Felsic Volcanic 1	Central Pit	Mine Rock	0.40	7.7	5.0	409	1.0	<2	3.2	<0.3	10	18
DX758070	BR-167	89.5	90.3	Felsic Volcanic 1	Central Pit	Mine Rock	0.60	6.3	38	297	<1	<2	2.6	<0.3	10	24
DX758071	BR-167	92.3	93	Felsic Volcanic 1	Central Pit	Mine Rock	0.60	7.7	9.0	475	1.0	<2	1.8	<0.3	8.0	22
DX758072	BR-167	94	95	Felsic Volcanic 1	Central Pit	Mine Rock	0.80	7.7	6.0	415	1.0	<2	1.8	0.30	9.0	19
DX758073	BR-167	102	103	Felsic Volcanic 1	Central Pit	Mine Rock	0.60	7.3	11	468	1.0	<2	2.8	<0.3	9.0	17
DX758074	BR-167	108	108.7	Felsic Volcanic 1	Central Pit	Mine Rock	0.60	7.7	14	783	1.0	<2	2.7	<0.3	7.0	16
DX758075	BR-167	113	114	Felsic Volcanic 1	Central Pit	Mine Rock	0.60	8.4	11	611	2.0	<2	2.7	<0.3	11	40
DX758076	BR-167	124.1	125.1	Felsic Volcanic 1	Central Pit	Mine Rock	0.60	7.2	14	462	<1	<2	3.1	<0.3	10	23
DX758077	BR-167	129	130	Felsic Volcanic 1	Central Pit	Mine Rock	0.80	8.2	13	463	1.0	<2	2.7	<0.3	10	22
DX758078	BR-167	141	142	Felsic Volcanic 1	Central Pit	Mine Rock	0.80	7.7	19	478	1.0	<2	2.8	<0.3	10	28
DX758079	BR-167	145	146	Felsic Volcanic 1	Central Pit	Mine Rock	0.50	6.2	9.0	446	<1	<2	2.1	<0.3	9.0	24
DX758080	BR-167	151	152	Felsic Volcanic 1	Central Pit	Mine Rock	0.80	7.8	20	333	1.0	<2	2.6	<0.3	9.0	26
DX758081	BR-167	158	159	Felsic Volcanic 1	Central Pit	Mine Rock	0.60	8.0	14	495	1.0	<2	2.8	<0.3	9.0	25
DX758082	BR-167	166	167	Felsic Volcanic 1	Central Pit	Mine Rock	0.60	7.5	27	345	1.0	<2	2.0	<0.3	6.0	15
DX758083	BR-167	171	172	Felsic Volcanic 1	Central Pit	Mine Rock	0.70	7.4	22	390	<1	<2	2.3	<0.3	5.0	53
DX758084	BR-167	177	178	Felsic Volcanic 1	Central Pit	Mine Rock	0.80	7.3	31	413	1.0	<2	2.8	<0.3	7.0	18
DX758085	BR-167	194	195	Felsic Volcanic 1	Central Pit	Mine Rock	0.70	7.9	14	495	1.0	<2	3.0	<0.3	11	23
DX758086	BR-167	202	203	Felsic Volcanic 1	Central Pit	Mine Rock	0.60	7.4	11	420	<1	<2	2.6	<0.3	10	21
DX758087	BR-167	208	209	Felsic Volcanic 1	Central Pit	Mine Rock	0.80	7.6	12	464	1.0	<2	2.7	<0.3	11	23
DX758088	BR-167	213	213.5	Felsic Volcanic 1	Central Pit	Mine Rock	0.80	6.3	29	475	<1	<2	2.0	<0.3	10	25
DX758089	BR-167	215.55	216.5	Felsic Volcanic 1	Central Pit	Mine Rock	0.90	8.0	59	170	1.0	<2	1.7	<0.3	10	29
DX758090	BR-167	216.5	217.5	Felsic Volcanic 1	Central Pit	Mine Rock	0.60	7.4	70	238	1.0	<2	1.3	<0.3	9.0	22
DX758091	BR-167	217.5	218.5	Felsic Volcanic 1	Central Pit	Mine Rock	0.60	7.5	32	312	1.0	<2	1.5	<0.3	9.0	20
DX758092	BR-167	221.5	222.5	Felsic Volcanic 1	Central Pit	Mine Rock	0.80	7.5	28	452	1.0	<2	2.1	2.0	9.0	18
DX758093	BR-167	226	227	Felsic Volcanic 1	Central Pit	Mine Rock	0.90	8.5	42	439	1.0	<2	2.6	<0.3	9.0	26
DX758094	BR-167	233	233.6	Felsic Volcanic 1	Central Pit	Mine Rock	0.90	7.2	60	247	1.0	<2	1.9	1.5	8.0	25
DX758095	BR-167	236	237	Felsic Volcanic 1	Central Pit	Mine Rock	0.70	7.4	17	422	1.0	<2	2.1	<0.3	9.0	20
DX758096	BR-167	244	245	Felsic Volcanic 1	Central Pit	Mine Rock	0.60	7.6	11	455	1.0	<2	2.5	<0.3	8.0	20

Classification as mine rock or ore-grade materials was based on gold content.

A value of "--" indicates metal was not measured for the given sample; the variation in elements analyzed is due to measurement at two different laboratories (see text).

Table B-7 Four Acid Metals

Sample ID	Drillhole ID	From	To	Lithology	Area	Class	Silver	Aluminum	Arsenic	Barium	Beryllium	Bismuth	Calcium	Cadmium	Cobalt	Chromium
		m	*m*				*ppm*	*%*	*ppm*	*ppm*	*ppm*	*ppm*	*%*	*ppm*	*ppm*	*ppm*
10x Crustal Abundance (Price 1997) [(1)]							--	--	--	--	--	--	--	--	--	--
DX758097	BR-167	253.95	255	Felsic Volcanic 1	Central Pit	Ore-Grade	1.1	7.2	176	93	1.0	<2	1.2	0.70	9.0	18
DX758098	BR-167	255	256	Felsic Volcanic 1	Central Pit	Ore-Grade	1.0	6.0	133	232	1.0	<2	0.92	1.1	8.0	18
DX758099	BR-167	264	265	Felsic Volcanic 1	Central Pit	Mine Rock	0.70	8.0	104	459	1.0	<2	2.7	<0.3	9.0	36
DX758100	BR-167	270	271	Felsic Volcanic 1	Central Pit	Mine Rock	0.80	7.9	228	431	1.0	<2	2.5	<0.3	9.0	20
DX758101	BR-167	272	273	Felsic Volcanic 1	Central Pit	Ore-Grade	1.0	6.4	282	87	1.0	<2	1.3	<0.3	7.0	19
A0963501	BR-167	315	316	Metasediment 2	Central Pit	Mine Rock	0.60	8.9	48	579	1.0	<2	1.4	<0.3	20	112
A0963502	BR-167	322.8	324	Metasediment 2	Central Pit	Mine Rock	0.60	8.6	84	421	1.0	<2	1.5	<0.3	20	105
A0963503	BR-167	327	328	Metasediment 2	Central Pit	Mine Rock	0.70	8.3	90	451	1.0	<2	1.5	<0.3	24	115
A0963504	BR-167	332	333	Felsic Volcanic 1	Central Pit	Mine Rock	0.80	8.0	5.0	371	<1	<2	2.5	<0.3	8.0	15
A0963505	BR-167	357.8	358.9	Metasediment 2	Central Pit	Mine Rock	0.70	7.1	326	429	1.0	<2	1.4	<0.3	22	151
A0963506	BR-167	363.1	364.6	Felsic Volcanic 1	Central Pit	Mine Rock	0.70	7.3	25	403	1.0	<2	1.9	<0.3	9.0	29
A0963507	BR-167	373.45	374.5	Felsic Volcanic 2	Central Pit	Mine Rock	0.90	6.9	65	101	1.0	<2	1.5	<0.3	2.0	11
A0963508	BR-167	390	390.5	Felsic Volcanic 2	Central Pit	Mine Rock	0.80	7.9	41	497	2.0	<2	2.9	<0.3	13	56
A0964143	BR-168	19.1	19.6	Felsic Volcanic 1	Central Pit	Mine Rock	0.70	7.6	16	402	1.0	<2	2.0	<0.3	9.0	15
A0964144	BR-168	24.75	25.55	Felsic Volcanic 1	Central Pit	Mine Rock	0.60	8.1	<3	510	1.0	<2	2.1	<0.3	10	15
A0964145	BR-168	41.5	43	Felsic Volcanic 1	Central Pit	Mine Rock	0.50	7.4	5.0	441	1.0	<2	2.1	<0.3	8.0	23
A0964146	BR-168	55.4	56.2	Felsic Volcanic 1	Central Pit	Mine Rock	0.70	7.9	5.0	380	1.0	<2	2.5	<0.3	10	34
A0964147	BR-168	61.7	63	Felsic Volcanic 1	Central Pit	Mine Rock	0.50	7.6	<3	450	1.0	<2	2.3	<0.3	8.0	23
A0964148	BR-168	75	76.1	Felsic Volcanic 1	Central Pit	Mine Rock	0.70	6.4	15	349	1.0	<2	2.3	<0.3	9.0	25
A0964149	BR-168	81.8	82.4	Felsic Volcanic 1	Central Pit	Mine Rock	0.60	7.7	5.0	397	1.0	<2	2.4	<0.3	8.0	15
A0964150	BR-168	87.8	88.5	Felsic Volcanic 1	Central Pit	Mine Rock	0.70	7.7	7.0	428	1.0	<2	1.4	<0.3	10	15
A0964151	BR-168	91.5	93	Felsic Volcanic 1	Central Pit	Mine Rock	0.60	7.8	4.0	494	1.0	<2	1.7	<0.3	8.0	19
A0964152	BR-168	100.7	101.6	Felsic Volcanic 1	Central Pit	Mine Rock	0.70	8.7	21	99	1.0	<2	1.8	<0.3	10	21
A0964153	BR-168	105.9	107.25	Felsic Volcanic 1	Central Pit	Mine Rock	0.70	7.8	11	535	1.0	<2	1.9	<0.3	8.0	14
A0963548	BR-185	28.5	29.5	Felsic Volcanic 1	Central Pit	Ore-Grade	0.50	6.0	14	368	1.0	<2	2.0	<0.3	9.0	21
A0963549	BR-185	38.85	39.5	Felsic Volcanic 1	Central Pit	Ore-Grade	0.50	7.3	15	329	1.0	<2	1.8	<0.3	8.0	20
A0963550	BR-185	48.6	49.5	Felsic Volcanic 1	Central Pit	Mine Rock	0.70	7.5	60	335	<1	<2	0.71	<0.3	12	19
A0963551	BR-185	52	52.8	Felsic Volcanic 1	Central Pit	Ore-Grade	0.50	7.4	18	356	1.0	<2	1.8	<0.3	8.0	19
A0963552	BR-185	67.5	68.5	Felsic Volcanic 1	Central Pit	Mine Rock	0.60	7.5	49	310	<1	<2	2.2	<0.3	7.0	14
A0963553	BR-185	73.5	75	Felsic Volcanic 1	Central Pit	Mine Rock	0.60	7.9	90	326	1.0	<2	2.1	<0.3	10	24
A0963554	BR-185	79	80	Felsic Volcanic 1	Central Pit	Mine Rock	0.50	7.6	19	359	1.0	<2	1.9	<0.3	7.0	17
A0963555	BR-185	85	86	Felsic Volcanic 1	Central Pit	Mine Rock	0.50	7.5	35	301	1.0	<2	2.2	<0.3	9.0	20
A0963556	BR-185	91	92	Felsic Volcanic 1	Central Pit	Mine Rock	0.50	7.1	47	269	<1	<2	2.2	<0.3	9.0	33
A0963557	BR-185	97.75	98.75	Felsic Volcanic 1	Central Pit	Mine Rock	0.50	6.2	46	261	<1	<2	1.7	<0.3	7.0	22
A0963558	BR-185	106.75	107.75	Felsic Volcanic 1	Central Pit	Mine Rock	0.70	7.4	23	403	<1	<2	1.7	<0.3	8.0	19
A0963559	BR-185	140	141.5	Felsic Volcanic 1	Central Pit	Mine Rock	0.60	9.2	7.0	643	1.0	<2	1.4	<0.3	20	98
A0963560	BR-185	145	146.15	Metasediment 2	Central Pit	Mine Rock	0.50	8.8	274	371	1.0	<2	1.6	<0.3	26	136
A0963561	BR-185	149.75	151	Metasediment 2	Central Pit	Mine Rock	0.70	6.8	44	225	1.0	<2	0.78	<0.3	2.0	11
A0963562	BR-185	157.05	158	Felsic Volcanic 2	Central Pit	Mine Rock	0.80	6.7	31	383	1.0	<2	1.5	<0.3	2.0	24
A0963546	BR-185	163	164	Felsic Volcanic 2	Central Pit	Mine Rock	0.40	7.9	21	475	1.0	<2	2.0	<0.3	8.0	39
A0963564	BR-185	175	176	Felsic Volcanic 2	Central Pit	Mine Rock	0.80	6.7	23	142	1.0	<2	0.57	<0.3	3.0	11
A0963565	BR-185	179.75	180.5	Felsic Volcanic 2	Central Pit	Mine Rock	0.80	6.6	22	449	1.0	<2	1.1	<0.3	1.0	6.0
A0963566	BR-185	186.15	186.7	Felsic Volcanic 2	Central Pit	Mine Rock	0.60	5.3	10	932	1.0	<2	0.87	<0.3	3.0	11
A0963567	BR-185	191.25	192	Felsic Volcanic 2	Central Pit	Mine Rock	0.70	7.0	24	858	1.0	<2	1.3	<0.3	1.0	16

Classification as mine rock or ore-grade materials was based on gold content.

A value of "--" indicates metal was not measured for the given sample; the variation in elements analyzed is due to measurement at two different laboratories (see text).

Table B-7 Four Acid Metals

Sample ID	Drillhole ID	From	To	Lithology	Area	Class	Silver	Aluminum	Arsenic	Barium	Beryllium	Bismuth	Calcium	Cadmium	Cobalt	Chromium
		m	*m*				*ppm*	*%*	*ppm*	*ppm*	*ppm*	*ppm*	*%*	*ppm*	*ppm*	*ppm*
10x Crustal Abundance (Price 1997) [(1)]							--	--	--	--	--	--	--	--	--	--
A0963568	BR-185	197.5	198.25	Felsic Volcanic 2	Central Pit	Mine Rock	0.80	7.1	37	447	<1	<2	1.1	<0.3	2.0	7.0
A0963569	BR-185	210.5	211	Felsic Volcanic 2	Central Pit	Mine Rock	0.80	6.7	49	689	<1	<2	1.2	<0.3	2.0	15
A0963570	BR-185	214.5	215	Felsic Volcanic 2	Central Pit	Mine Rock	0.60	6.7	26	401	<1	<2	1.2	<0.3	2.0	14
A0964290	BR-188	21	22	Felsic Volcanic 1	Central Pit	Mine Rock	0.50	7.5	5.0	414	<1	<2	2.3	<0.3	10	16
A0964291	BR-188	26	26.5	Felsic Volcanic 1	Central Pit	Mine Rock	0.90	7.1	6.0	428	<1	<2	2.8	<0.3	8.0	20
A0964292	BR-188	37	38	Felsic Volcanic 1	Central Pit	Mine Rock	0.50	8.2	<3	598	1.0	<2	1.9	<0.3	11	37
A0964293	BR-188	44	45	Felsic Volcanic 1	Central Pit	Mine Rock	0.50	7.7	4.0	395	<1	<2	2.6	<0.3	9.0	22
A0964294	BR-188	49	50	Felsic Volcanic 1	Central Pit	Mine Rock	0.60	6.2	5.0	483	<1	<2	1.7	<0.3	12	18
A0964295	BR-188	51.8	52.8	Felsic Volcanic 1	Central Pit	Mine Rock	0.40	7.5	5.0	389	1.0	<2	2.5	<0.3	8.0	20
A0964296	BR-188	60	61	Felsic Volcanic 1	Central Pit	Mine Rock	0.40	7.9	4.0	422	<1	<2	1.8	<0.3	9.0	24
A0964297	BR-188	65	66	Felsic Volcanic 1	Central Pit	Mine Rock	0.60	7.9	4.0	442	1.0	<2	2.1	<0.3	9.0	15
A0964298	BR-188	70.8	72	Felsic Volcanic 1	Central Pit	Ore-Grade	0.70	6.9	80	293	<1	<2	1.7	<0.3	7.0	15
A0964301	BR-188	81	81.7	Felsic Volcanic 1	Central Pit	Mine Rock	0.50	7.3	18	425	<1	<2	2.5	<0.3	8.0	21
A0964302	BR-188	89	90	Felsic Volcanic 1	Central Pit	Mine Rock	0.50	7.1	8.0	395	<1	<2	3.0	<0.3	9.0	21
A0964303	BR-188	96	97	Felsic Volcanic 1	Central Pit	Mine Rock	0.40	7.0	6.0	431	<1	<2	2.3	<0.3	8.0	21
A0964304	BR-188	103	104	Felsic Volcanic 1	Central Pit	Mine Rock	0.80	7.9	6.0	649	1.0	<2	2.5	0.30	9.0	23
A0964305	BR-188	114	115	Felsic Volcanic 1	Central Pit	Ore-Grade	0.60	7.8	12	452	1.0	<2	2.7	<0.3	10	23
A0964299	BR-188	121	122	Felsic Volcanic 1	Central Pit	Mine Rock	0.50	6.2	3.0	436	1.0	<2	2.2	<0.3	9.0	31
A0964306	BR-188	130	131	Felsic Volcanic 1	Central Pit	Mine Rock	0.60	7.6	8.0	481	1.0	<2	2.0	<0.3	9.0	22
A0964307	BR-188	136.5	138	Felsic Volcanic 1	Central Pit	Mine Rock	0.50	7.7	8.0	413	1.0	<2	2.3	<0.3	8.0	19
A0964308	BR-188	141	142	Felsic Volcanic 1	Central Pit	Mine Rock	0.50	8.0	15	451	1.0	<2	2.7	<0.3	11	27
A0964309	BR-188	146.5	147	Felsic Volcanic 1	Central Pit	Mine Rock	0.90	8.2	55	424	1.0	<2	1.8	<0.3	10	23
A0964310	BR-188	151.5	152.5	Felsic Volcanic 1	Central Pit	Mine Rock	0.50	7.5	20	352	1.0	<2	2.1	<0.3	9.0	20
A0964311	BR-188	154.1	155	Felsic Volcanic 1	Central Pit	Ore-Grade	0.50	7.1	78	307	<1	<2	1.6	<0.3	8.0	14
A0964312	BR-188	161	162	Felsic Volcanic 1	Central Pit	Ore-Grade	0.50	7.1	50	311	<1	<2	2.0	<0.3	7.0	23
A0964313	BR-188	165.5	166.5	Felsic Volcanic 1	Central Pit	Mine Rock	0.50	7.7	8.0	395	<1	<2	2.2	<0.3	7.0	15
A0964314	BR-188	174.5	175.5	Felsic Volcanic 1	Central Pit	Mine Rock	0.40	7.7	11	323	1.0	<2	2.4	<0.3	8.0	16
A0964315	BR-188	180.5	181.5	Felsic Volcanic 1	Central Pit	Mine Rock	0.40	7.2	8.0	438	1.0	<2	1.7	<0.3	8.0	15
A0964316	BR-188	185.1	186	Felsic Volcanic 1	Central Pit	Mine Rock	0.50	7.5	13	476	1.0	<2	1.7	<0.3	9.0	16
A0964317	BR-188	190	191	Felsic Volcanic 1	Central Pit	Mine Rock	0.50	7.5	31	382	1.0	<2	1.6	<0.3	8.0	17
A0964318	BR-188	195.3	196.3	Felsic Volcanic 1	Central Pit	Ore-Grade	0.90	7.1	29	386	1.0	<2	2.1	0.40	9.0	23
A0964319	BR-188	217.75	219	Felsic Volcanic 1	Central Pit	Mine Rock	0.60	7.7	10	397	<1	<2	2.3	<0.3	9.0	19
A0964320	BR-188	222	223	Felsic Volcanic 1	Central Pit	Mine Rock	0.40	7.5	28	421	<1	<2	2.1	<0.3	8.0	15
A0964321	BR-188	236.3	237	Felsic Volcanic 1	Central Pit	Mine Rock	0.60	7.5	17	359	<1	<2	2.2	<0.3	9.0	16
A0964322	BR-188	244	245	Felsic Volcanic 1	Central Pit	Mine Rock	0.50	6.3	16	375	1.0	<2	2.2	<0.3	10	21
A0964323	BR-188	250	251	Felsic Volcanic 1	Central Pit	Mine Rock	0.60	7.7	11	395	1.0	<2	2.1	<0.3	8.0	20
A0964324	BR-188	258	259	Felsic Volcanic 1	Central Pit	Mine Rock	0.50	7.8	28	374	1.0	<2	2.4	<0.3	10	17
A0964325	BR-188	263.1	263.9	Felsic Volcanic 1	Central Pit	Ore-Grade	1.0	7.4	18	594	1.0	<2	2.4	<0.3	10	31
A0964326	BR-188	268	269	Felsic Volcanic 1	Central Pit	Mine Rock	0.40	7.3	23	522	1.0	<2	2.2	<0.3	8.0	19
A0964328	BR-188	273.6	274.6	Metasediment 2	Central Pit	Mine Rock	0.60	8.2	93	519	1.0	<2	1.3	<0.3	19	99
A0964327	BR-188	278.5	279.3	Metasediment 2	Central Pit	Mine Rock	0.50	8.1	58	651	1.0	<2	1.5	<0.3	19	188
A0964329	BR-188	284.5	285.75	Metasediment 2	Central Pit	Mine Rock	0.60	8.8	68	473	1.0	<2	1.4	<0.3	22	107
A0964330	BR-188	294	294.5	Metasediment 2	Central Pit	Mine Rock	1.7	8.3	1370	454	1.0	<2	1.8	<0.3	18	96
A0964331	BR-188	300.45	301.4	Metasediment 2	Central Pit	Mine Rock	0.70	7.2	40	405	1.0	<2	1.1	<0.3	3.0	9.0

Classification as mine rock or ore-grade materials was based on gold content.

A value of "--" indicates metal was not measured for the given sample; the variation in elements analyzed is due to measurement at two different laboratories (see text).

Table B-7 Four Acid Metals

Sample ID	Drillhole ID	From	To	Lithology	Area	Class	Silver	Aluminum	Arsenic	Barium	Beryllium	Bismuth	Calcium	Cadmium	Cobalt	Chromium
		m	*m*				*ppm*	*%*	*ppm*	*ppm*	*ppm*	*ppm*	*%*	*ppm*	*ppm*	*ppm*
10x Crustal Abundance (Price 1997) [(1)]							--	--	--	--	--	--	--	--	--	--
A0964332	BR-188	301.4	302.55	Metasediment 2	Central Pit	Mine Rock	0.50	7.8	1250	450	1.0	<2	1.6	<0.3	23	108
A0964334	BR-188	305.85	306.85	Metasediment 2	Central Pit	Mine Rock	0.80	7.4	37	130	1.0	<2	2.0	<0.3	11	46
A0964333	BR-188	311.6	312.15	Felsic Volcanic 2	Central Pit	Mine Rock	1.0	6.4	35	310	<1	<2	3.1	<0.3	2.0	8.0
A0964335	BR-188	315	316	Felsic Volcanic 2	Central Pit	Mine Rock	0.70	8.0	37	416	1.0	<2	1.6	<0.3	11	22
A0964336	BR-188	320	321	Felsic Volcanic 2	Central Pit	Mine Rock	0.70	7.2	292	300	1.0	<2	1.5	<0.3	2.0	12
A0964337	BR-188	326	327	Felsic Volcanic 2	Central Pit	Mine Rock	0.70	7.4	45	922	1.0	<2	1.5	<0.3	2.0	10
A0964338	BR-188	331.45	332.9	Felsic Volcanic 2	Central Pit	Mine Rock	0.70	6.9	133	198	1.0	<2	0.46	<0.3	2.0	10
A0964339	BR-189	25	26	Felsic Volcanic 1	Central Pit	Mine Rock	0.40	7.2	9.0	457	<1	<2	2.2	<0.3	7.0	15
A0964340	BR-189	31.75	33	Felsic Volcanic 1	Central Pit	Ore-Grade	0.60	7.6	63	345	1.0	<2	2.1	<0.3	13	31
A0964341	BR-189	36	36.6	Felsic Volcanic 1	Central Pit	Ore-Grade	0.80	6.0	59	321	<1	<2	1.6	<0.3	9.0	17
A0964342	BR-189	44.35	45.25	Felsic Volcanic 1	Central Pit	Mine Rock	0.40	8.3	7.0	558	1.0	<2	1.6	<0.3	9.0	19
A0964343	BR-189	49.95	50.5	Felsic Volcanic 1	Central Pit	Ore-Grade	0.80	7.7	16	468	1.0	<2	1.6	<0.3	8.0	15
A0964344	BR-189	54	55	Felsic Volcanic 1	Central Pit	Mine Rock	0.50	7.7	14	336	<1	<2	2.3	<0.3	8.0	19
A0964345	BR-189	61	62	Felsic Volcanic 1	Central Pit	Mine Rock	0.50	7.5	5.0	442	<1	<2	2.2	<0.3	9.0	20
A0964346	BR-189	76	77	Felsic Volcanic 1	Central Pit	Mine Rock	0.40	7.8	11	381	1.0	<2	2.5	<0.3	11	32
A0964347	BR-189	82	83	Felsic Volcanic 1	Central Pit	Mine Rock	0.60	7.7	117	438	1.0	<2	2.5	<0.3	10	31
A0964348	BR-189	87.8	88.5	Felsic Volcanic 1	Central Pit	Ore-Grade	0.40	7.2	89	317	<1	<2	1.6	<0.3	8.0	20
A0964349	BR-189	98	99	Felsic Volcanic 1	Central Pit	Ore-Grade	0.80	7.5	60	384	1.0	<2	2.1	<0.3	8.0	19
A0964350	BR-189	103.5	104	Felsic Volcanic 1	Central Pit	Mine Rock	0.60	7.8	48	361	1.0	<2	2.2	<0.3	9.0	21
A0964351	BR-189	106	106.5	Felsic Volcanic 1	Central Pit	Mine Rock	0.90	7.9	26	404	2.0	<2	1.9	<0.3	9.0	33
A0964352	BR-189	108.5	109.5	Felsic Volcanic 1	Central Pit	Mine Rock	0.70	7.4	30	425	1.0	<2	2.1	<0.3	8.0	21
A0964353	BR-189	113	114	Felsic Volcanic 1	Central Pit	Ore-Grade	1.2	7.5	73	457	2.0	<2	1.4	<0.3	7.0	17
A0964354	BR-189	119	120	Felsic Volcanic 1	Central Pit	Ore-Grade	0.60	7.9	92	500	1.0	<2	1.8	<0.3	9.0	25
A0964355	BR-189	128	128.7	Felsic Volcanic 1	Central Pit	Ore-Grade	1.5	6.8	50	517	1.0	<2	2.7	<0.3	9.0	26
A0964356	BR-189	133.5	135	Metasediment 2	Central Pit	Mine Rock	0.40	8.9	69	447	1.0	<2	1.7	<0.3	22	121
A0964357	BR-189	141	142.35	Metasediment 2	Central Pit	Mine Rock	0.70	7.5	40	401	1.0	<2	1.2	<0.3	22	126
A0964358	BR-189	147.6	148.85	Metasediment 2	Central Pit	Mine Rock	0.90	9.5	110	458	1.0	<2	2.4	<0.3	24	133
A0964359	BR-189	151	152.5	Metasediment 2	Central Pit	Mine Rock	0.50	8.4	68	367	1.0	<2	1.5	<0.3	22	141
A0964360	BR-189	162	163.1	Metasediment 2	Central Pit	Mine Rock	0.50	8.5	65	561	1.0	<2	1.2	<0.3	13	65
A0964361	BR-189	167	168	Felsic Volcanic 2	Central Pit	Mine Rock	0.90	7.4	19	159	1.0	<2	1.7	<0.3	4.0	24
A0964362	BR-189	172.3	173	Felsic Volcanic 2	Central Pit	Mine Rock	0.80	7.4	90	422	1.0	<2	1.6	<0.3	2.0	19
A0964363	BR-189	177	178	Felsic Volcanic 2	Central Pit	Mine Rock	0.90	6.8	117	401	1.0	<2	1.7	<0.3	3.0	13
A0964364	BR-189	181.5	182.4	Felsic Volcanic 2	Central Pit	Mine Rock	0.90	6.7	66	251	1.0	<2	0.71	<0.3	3.0	18
A0964365	BR-189	186	187	Felsic Volcanic 2	Central Pit	Mine Rock	0.80	7.1	51	569	1.0	<2	0.46	<0.3	2.0	60
A0964366	BR-189	187	187.7	Felsic Volcanic 2	Central Pit	Mine Rock	0.80	6.6	38	416	1.0	<2	0.32	<0.3	2.0	8.0
A0964367	BR-189	192	193	Felsic Volcanic 2	Central Pit	Mine Rock	0.80	7.2	144	451	1.0	6.0	1.4	<0.3	2.0	12
A0964368	BR-189	200.55	201.1	Felsic Volcanic 2	Central Pit	Mine Rock	0.60	7.3	25	575	1.0	<2	1.5	<0.3	3.0	14
A0964369	BR-189	208	209.4	Felsic Volcanic 2	Central Pit	Ore-Grade	0.80	7.4	27	747	1.0	<2	1.4	<0.3	2.0	8.0
A0964370	BR-189	210.3	211.1	Felsic Volcanic 2	Central Pit	Ore-Grade	0.80	6.9	1120	452	<1	<2	0.98	<0.3	3.0	12
A0964371	BR-189	220	221	Felsic Volcanic 1	Central Pit	Mine Rock	0.70	7.6	209	539	1.0	<2	2.7	<0.3	11	23
A0964372	BR-189	225	226.35	Metasediment 2	Central Pit	Mine Rock	0.60	8.4	400	621	1.0	<2	1.8	<0.3	17	82
A0964373	BR-189	235.65	236.25	Metasediment 2	Central Pit	Mine Rock	0.60	8.2	48	497	1.0	<2	0.97	<0.3	21	109
A0964374	BR-189	240	241.5	Metasediment 2	Central Pit	Mine Rock	0.30	9.4	67	421	1.0	<2	1.1	<0.3	23	103
A0964375	BR-189	244.15	245.25	Felsic Volcanic 2	Central Pit	Mine Rock	0.70	6.6	197	487	1.0	<2	1.9	<0.3	3.0	20

Classification as mine rock or ore-grade materials was based on gold content.

A value of "--" indicates metal was not measured for the given sample; the variation in elements analyzed is due to measurement at two different laboratories (see text).

Table B-7 Four Acid Metals

Sample ID	Drillhole ID	From	To	Lithology	Area	Class	Silver	Aluminum	Arsenic	Barium	Beryllium	Bismuth	Calcium	Cadmium	Cobalt	Chromium
		m	*m*				*ppm*	*%*	*ppm*	*ppm*	*ppm*	*ppm*	*%*	*ppm*	*ppm*	*ppm*
10x Crustal Abundance (Price 1997) [(1)]							--	--	--	--	--	--	--	--	--	--
A0963898	BR-219	23.1	24	Felsic Volcanic 1	Central Pit	Ore-Grade	0.60	8.0	31	454	1.0	<2	1.8	<0.3	9.0	22
A0963899	BR-219	29.35	30.4	Felsic Volcanic 1	Central Pit	Mine Rock	0.70	8.1	123	501	1.0	<2	1.9	<0.3	9.0	20
A0963900	BR-219	36.1	36.6	Felsic Volcanic 1	Central Pit	Ore-Grade	2.1	7.1	176	368	1.0	<2	1.8	<0.3	8.0	20
A0963901	BR-219	41.75	42.25	Felsic Volcanic 1	Central Pit	Mine Rock	0.60	7.7	114	398	1.0	<2	2.5	<0.3	9.0	25
A0963902	BR-219	47	48	Felsic Volcanic 1	Central Pit	Ore-Grade	0.80	7.7	192	439	1.0	<2	2.5	<0.3	10	21
A0963903	BR-219	63.1	63.4	Metasediment 2	Central Pit	Mine Rock	0.80	7.9	99	400	<1	<2	1.5	<0.3	17	111
A0963904	BR-219	68.5	69.05	Felsic Volcanic 1	Central Pit	Mine Rock	0.60	8.0	3.0	448	1.0	<2	1.5	<0.3	7.0	15
A0963905	BR-219	73.75	75.25	Metasediment 2	Central Pit	Mine Rock	0.70	9.1	245	452	1.0	<2	1.5	<0.3	23	115
A0963906	BR-219	85.5	86.6	Felsic Volcanic 1	Central Pit	Mine Rock	0.80	8.5	63	633	1.0	<2	2.8	<0.3	11	41
A0963907	BR-219	93.6	95.05	Felsic Volcanic 2	Central Pit	Mine Rock	0.70	7.0	29	437	1.0	<2	1.2	<0.3	2.0	7.0
A0963908	BR-219	97.7	99.2	Felsic Volcanic 2	Central Pit	Mine Rock	1.0	7.4	53	470	2.0	<2	1.5	<0.3	4.0	14
A0963909	BR-219	106.3	107.5	Felsic Volcanic 2	Central Pit	Mine Rock	0.80	7.0	70	269	1.0	<2	0.88	<0.3	2.0	10
A0963910	BR-219	112	113.25	Felsic Volcanic 2	Central Pit	Mine Rock	0.80	7.4	61	500	1.0	<2	1.6	<0.3	2.0	10
A0963911	BR-219	117.6	118.75	Felsic Volcanic 2	Central Pit	Mine Rock	0.80	7.3	177	569	1.0	<2	1.5	<0.3	4.0	27
A0963912	BR-219	123.25	124.35	Felsic Volcanic 2	Central Pit	Mine Rock	0.70	7.2	24	552	1.0	<2	1.7	<0.3	3.0	20
A0963913	BR-219	129.4	130.9	Felsic Volcanic 2	Central Pit	Mine Rock	0.70	7.2	109	588	1.0	<2	1.3	<0.3	2.0	9.0
A0963914	BR-219	133.8	135.2	Felsic Volcanic 1	Central Pit	Mine Rock	0.90	8.4	94	656	1.0	<2	2.9	<0.3	12	22
A0963915	BR-219	143	144.5	Felsic Volcanic 2	Central Pit	Mine Rock	0.70	6.8	4.0	529	1.0	<2	1.4	<0.3	3.0	12
A0963916	BR-219	149	149.65	Felsic Volcanic 2	Central Pit	Mine Rock	0.60	7.6	<3	562	1.0	<2	1.5	<0.3	6.0	18
A0963917	BR-219	155.5	157	Metasediment 2	Central Pit	Mine Rock	0.70	9.2	96	426	1.0	<2	1.0	<0.3	24	102
A0963918	BR-219	160	161.5	Metasediment 2	Central Pit	Mine Rock	0.60	9.6	105	541	1.0	<2	1.3	<0.3	24	107
A0963919	BR-219	167.65	169	Felsic Volcanic 2	Central Pit	Mine Rock	0.50	7.6	5.0	589	1.0	<2	1.5	<0.3	3.0	60
A0963920	BR-219	196.75	198	Metasediment 3	Central Pit	Mine Rock	0.50	9.1	<3	416	1.0	<2	1.5	<0.3	8.0	24
A0963921	BR-219	201	202.5	Metasediment 3	Central Pit	Mine Rock	0.80	8.5	77	503	1.0	<2	1.3	<0.3	5.0	13
A0963644	BR-250B	21	22.5	Felsic Volcanic 1	Central Pit	Mine Rock	0.70	7.8	19	459	<1	<2	2.2	<0.3	9.0	24
A0963645	BR-250B	25.2	26	Felsic Volcanic 1	Central Pit	Mine Rock	0.70	7.4	21	482	1.0	<2	4.0	<0.3	17	73
A0963646	BR-250B	35.25	36	Felsic Volcanic 1	Central Pit	Mine Rock	0.70	7.8	10	480	3.0	<2	3.7	<0.3	16	62
A0963647	BR-250B	42	43.5	Felsic Volcanic 1	Central Pit	Ore-Grade	0.70	7.3	9.0	376	<1	<2	2.1	<0.3	8.0	20
A0963648	BR-250B	49.5	51	Felsic Volcanic 1	Central Pit	Mine Rock	0.80	10	8.0	560	1.0	<2	2.8	<0.3	11	31
A0963649	BR-250B	61.5	63	Felsic Volcanic 1	Central Pit	Mine Rock	0.70	9.4	6.0	569	1.0	<2	2.7	<0.3	10	25
A0963650	BR-250B	72	73.4	Felsic Volcanic 1	Central Pit	Mine Rock	0.80	8.1	9.0	510	1.0	<2	2.8	<0.3	11	17
A0962951	BR-250B	75.5	77	Felsic Volcanic 1	Central Pit	Mine Rock	0.70	8.6	10	415	<1	<2	2.6	<0.3	9.0	24
A0962952	BR-250B	88.5	90	Felsic Volcanic 1	Central Pit	Mine Rock	0.50	7.0	8.0	355	<1	<2	2.2	<0.3	8.0	21
A0962953	BR-250B	93.8	94.35	Felsic Volcanic 1	Central Pit	Mine Rock	<0.3	4.0	10	312	<1	<2	2.0	<0.3	4.0	15
A0962954	BR-250B	100	101.5	Felsic Volcanic 1	Central Pit	Ore-Grade	0.70	7.2	10	428	<1	<2	3.2	<0.3	8.0	21
A0962955	BR-250B	109.5	110.5	Felsic Volcanic 1	Central Pit	Mine Rock	0.60	6.9	10	497	1.0	<2	2.4	<0.3	10	22
A0962956	BR-250B	117	117.8	Felsic Volcanic 1	Central Pit	Mine Rock	0.40	7.6	8.0	451	<1	<2	2.5	<0.3	8.0	19
A0962957	BR-250B	123	124.5	Felsic Volcanic 1	Central Pit	Mine Rock	0.40	7.5	9.0	472	1.0	<2	2.3	<0.3	9.0	18
A0962958	BR-250B	139.5	141	Felsic Volcanic 1	Central Pit	Mine Rock	0.60	7.4	11	410	1.0	<2	2.1	<0.3	9.0	33
A0962959	BR-250B	148	149.5	Felsic Volcanic 1	Central Pit	Ore-Grade	0.50	7.6	8.0	390	1.0	<2	2.2	<0.3	8.0	17
A0962960	BR-250B	152.5	154	Felsic Volcanic 1	Central Pit	Mine Rock	0.50	7.7	17	412	1.0	<2	2.3	<0.3	8.0	24
A0962961	BR-250B	160.2	161.5	Felsic Volcanic 1	Central Pit	Mine Rock	0.50	8.8	27	700	1.0	<2	1.8	<0.3	10	25
A0962962	BR-250B	165.5	167	Felsic Volcanic 1	Central Pit	Mine Rock	0.60	7.9	33	410	1.0	<2	2.5	<0.3	9.0	35
A0962963	BR-250B	174	175	Felsic Volcanic 1	Central Pit	Mine Rock	0.60	7.8	48	403	1.0	<2	2.2	<0.3	9.0	20

Classification as mine rock or ore-grade materials was based on gold content.

A value of "--" indicates metal was not measured for the given sample; the variation in elements analyzed is due to measurement at two different laboratories (see text).

Table B-7 Four Acid Metals

Sample ID	Drillhole ID	From	To	Lithology	Area	Class	Silver	Aluminum	Arsenic	Barium	Beryllium	Bismuth	Calcium	Cadmium	Cobalt	Chromium
		m	*m*				*ppm*	*%*	*ppm*	*ppm*	*ppm*	*ppm*	*%*	*ppm*	*ppm*	*ppm*
10x Crustal Abundance (Price 1997) [(1)]							--	--	--	--	--	--	--	--	--	--
A0962964	BR-250B	178.3	179.3	Felsic Volcanic 1	Central Pit	Ore-Grade	1.2	7.3	152	113	1.0	<2	0.84	<0.3	9.0	18
A0962965	BR-250B	180.3	180.9	Felsic Volcanic 1	Central Pit	Ore-Grade	1.3	2.1	102	206	<1	<2	0.23	1.6	3.0	8.0
A0962966	BR-250B	185.85	186.35	Felsic Volcanic 1	Central Pit	Ore-Grade	1.9	8.0	366	137	2.0	<2	0.67	<0.3	10	18
A0962967	BR-250B	186.35	186.85	Felsic Volcanic 1	Central Pit	Ore-Grade	1.9	7.1	359	76	1.0	<2	0.32	0.50	9.0	21
A0962969	BR-250B	190.5	191	Felsic Volcanic 1	Central Pit	Ore-Grade	1.3	6.9	392	251	1.0	<2	1.3	0.50	10	17
A0962970	BR-250B	192	193	Felsic Volcanic 1	Central Pit	Ore-Grade	0.50	7.2	513	269	1.0	<2	0.98	<0.3	10	20
A0962971	BR-250B	204.5	206	Felsic Volcanic 1	Central Pit	Mine Rock	0.60	7.8	184	295	1.0	<2	2.7	<0.3	10	20
A0962972	BR-250B	211.35	212.35	Felsic Volcanic 1	Central Pit	Ore-Grade	1.1	7.1	25	404	1.0	<2	0.73	<0.3	8.0	16
A0962973	BR-250B	216.2	217.2	Felsic Volcanic 1	Central Pit	Ore-Grade	0.90	6.7	107	286	<1	<2	1.7	<0.3	11	14
A0962974	BR-250B	217.8	218.6	Felsic Volcanic 1	Central Pit	Ore-Grade	0.70	7.3	39	487	1.0	<2	2.5	0.80	10	25
A0962975	BR-250B	225	225.65	Felsic Volcanic 1	Central Pit	Mine Rock	0.70	8.0	22	682	2.0	<2	1.9	<0.3	9.0	24
A0963939	BR-250B	231	232.35	Metasediment 2	Central Pit	Mine Rock	0.50	8.8	87	804	1.0	<2	1.4	<0.3	23	98
A0963940	BR-250B	235.9	237	Metasediment 2	Central Pit	Mine Rock	0.60	9.2	90	515	1.0	<2	1.5	<0.3	20	101
A0963941	BR-250B	240	241.5	Metasediment 2	Central Pit	Mine Rock	0.50	8.7	119	626	1.0	<2	1.4	<0.3	20	113
A0963942	BR-250B	246	247.5	Metasediment 2	Central Pit	Mine Rock	0.60	10	92	466	1.0	<2	1.5	<0.3	26	134
A0963943	BR-250B	252.5	253	Metasediment 2	Central Pit	Mine Rock	0.80	7.4	141	410	<1	<2	1.3	<0.3	17	103
A0963944	BR-250B	257.5	258.55	Metasediment 2	Central Pit	Mine Rock	0.60	9.2	133	505	1.0	<2	1.2	<0.3	24	112
A0963945	BR-250B	262.9	263.75	Metasediment 2	Central Pit	Mine Rock	0.80	7.7	48	152	1.0	<2	1.5	<0.3	3.0	14
A0963946	BR-250B	265.9	267	Felsic Volcanic 1	Central Pit	Mine Rock	0.80	7.3	28	517	1.0	<2	2.8	<0.3	10	30
A0963947	BR-250B	273	274	Felsic Volcanic 1	Central Pit	Mine Rock	1.1	8.0	37	573	1.0	<2	2.5	2.1	8.0	13
A0963948	BR-250B	283.8	285	Felsic Volcanic 2	Central Pit	Mine Rock	0.90	6.6	248	530	1.0	<2	0.31	<0.3	3.0	10
A0963949	BR-250B	295	296	Felsic Volcanic 2	Central Pit	Mine Rock	0.60	7.3	20	972	1.0	<2	1.4	<0.3	2.0	11
A0963950	BR-250B	300	301	Felsic Volcanic 2	Central Pit	Mine Rock	0.50	7.5	9.0	736	1.0	<2	1.6	<0.3	4.0	22
A0964840	BR-326	50.5	51.5	Felsic Volcanic 1	Central Pit	Mine Rock	0.30	8.1	9.0	397	1.0	<2	2.4	<0.3	9.0	21
A0964841	BR-326	59	60	Felsic Volcanic 1	Central Pit	Mine Rock	0.50	7.5	258	534	<1	<2	1.8	<0.3	12	62
A0964842	BR-326	63	64.35	Felsic Volcanic 1	Central Pit	Mine Rock	0.60	8.1	72	488	1.0	<2	1.9	<0.3	9.0	20
A0964843	BR-326	72.4	73.2	Metasediment 2	Central Pit	Mine Rock	0.70	9.7	233	417	1.0	<2	2.1	<0.3	22	131
A0964844	BR-326	75.5	76.6	Metasediment 2	Central Pit	Mine Rock	0.50	8.3	50	411	1.0	<2	1.5	<0.3	20	116
A0964845	BR-326	80	81	Felsic Volcanic 2	Central Pit	Mine Rock	0.80	6.6	53	114	1.0	<2	0.10	<0.3	3.0	120
A0964846	BR-326	84.6	85.25	Felsic Volcanic 2	Central Pit	Mine Rock	0.80	7.8	52	698	1.0	<2	1.5	<0.3	8.0	21
A0964847	BR-326	91	92	Felsic Volcanic 2	Central Pit	Mine Rock	0.70	7.2	43	361	1.0	<2	1.3	<0.3	3.0	8.0
A0964848	BR-326	94	95	Felsic Volcanic 1	Central Pit	Mine Rock	<0.3	7.8	48	714	1.0	<2	1.8	<0.3	9.0	19
A0964849	BR-326	102	103	Felsic Volcanic 2	Central Pit	Mine Rock	0.60	7.2	13	980	1.0	<2	1.2	<0.3	2.0	9.0
A0964850	BR-326	109.3	110	Felsic Volcanic 2	Central Pit	Mine Rock	0.70	6.6	7.0	736	1.0	<2	1.1	<0.3	2.0	8.0
A0964851	BR-326	119.35	119.95	Felsic Volcanic 2	Central Pit	Mine Rock	0.80	6.9	118	619	1.0	<2	1.3	<0.3	3.0	14
A0963596	BR-327	11.7	12.7	Felsic Volcanic 2	Central Pit	Mine Rock	0.70	8.0	105	110	1.0	<2	1.8	<0.3	19	88
A0963597	BR-327	16.3	17.5	Felsic Volcanic 2	Central Pit	Mine Rock	0.80	6.9	29	120	1.0	<2	0.22	<0.3	2.0	9.0
A0963598	BR-327	22.3	23.1	Felsic Volcanic 2	Central Pit	Mine Rock	0.60	6.5	36	331	1.0	<2	0.84	<0.3	6.0	21
A0963599	BR-327	27.25	28.4	Felsic Volcanic 2	Central Pit	Mine Rock	0.70	7.1	33	676	1.0	<2	1.4	<0.3	2.0	9.0
A0963600	BR-327	30.2	30.75	Felsic Volcanic 2	Central Pit	Mine Rock	0.70	7.3	7.0	720	1.0	<2	1.6	<0.3	3.0	10
A0963749	BR-327	39.6	40.5	Felsic Volcanic 2	Central Pit	Mine Rock	0.70	7.1	18	682	1.0	7.0	1.2	<0.3	2.0	8.0
A0963750	BR-327	48.15	49	Felsic Volcanic 2	Central Pit	Ore-Grade	0.80	7.0	67	>1000	1.0	<2	1.0	<0.3	2.0	24
A0963751	BR-327	55.5	57	Felsic Volcanic 2	Central Pit	Mine Rock	0.60	7.0	115	747	1.0	<2	1.4	<0.3	4.0	14
A0963752	BR-327	74.5	75.1	Metasediment 2	Central Pit	Mine Rock	<0.3	8.6	827	671	2.0	<2	0.91	0.90	22	132

Classification as mine rock or ore-grade materials was based on gold content.

A value of "--" indicates metal was not measured for the given sample; the variation in elements analyzed is due to measurement at two different laboratories (see text).

Table B-7 Four Acid Metals

Sample ID	Drillhole ID	From	To	Lithology	Area	Class	Silver	Aluminum	Arsenic	Barium	Beryllium	Bismuth	Calcium	Cadmium	Cobalt	Chromium
		m	*m*				*ppm*	*%*	*ppm*	*ppm*	*ppm*	*ppm*	*%*	*ppm*	*ppm*	*ppm*
10x Crustal Abundance (Price 1997) [(1)]							--	--	--	--	--	--	--	--	--	--
A0963753	BR-327	81	81.9	Metasediment 2	Central Pit	Mine Rock	0.40	9.3	26	484	1.0	<2	1.4	0.80	22	108
A0963754	BR-327	88.55	89.9	Metasediment 2	Central Pit	Mine Rock	0.40	6.6	21	235	<1	<2	0.82	1.2	24	115
A0963755	BR-327	94.5	96	Metasediment 2	Central Pit	Mine Rock	0.60	8.6	55	370	1.0	<2	0.99	0.80	24	114
A0963756	BR-327	104.8	105.25	Metasediment 2	Central Pit	Mine Rock	0.50	8.2	5.0	349	2.0	<2	2.6	1.0	18	73
A0963757	BR-327	117	118	Metasediment 3	Central Pit	Mine Rock	0.40	7.8	82	385	1.0	<2	1.5	0.40	11	20
A0963758	BR-327	121.2	122.7	Metasediment 3	Central Pit	Mine Rock	0.60	7.3	18	392	<1	<2	0.94	<0.3	5.0	25
A0963759	BR-327	128	129	Metasediment 3	Central Pit	Mine Rock	<0.3	8.6	<3	420	<1	<2	1.1	0.40	10	26
A0963760	BR-327	141.4	142.8	Metasediment 3	Central Pit	Mine Rock	0.50	7.9	42	434	<1	<2	1.6	1.2	11	43
A0963761	BR-329a	14.5	16	Felsic Volcanic 1	Central Pit	Mine Rock	0.30	7.6	6.0	449	<1	<2	2.2	<0.3	8.0	16
A0963762	BR-329a	27.7	28.6	Felsic Volcanic 1	Central Pit	Mine Rock	0.40	8.0	6.0	441	<1	<2	2.4	<0.3	10	23
A0963763	BR-329a	31.6	33	Felsic Volcanic 1	Central Pit	Mine Rock	0.30	7.6	35	415	1.0	<2	1.7	0.50	16	61
A0963764	BR-329a	39	40.4	Felsic Volcanic 1	Central Pit	Mine Rock	0.40	6.8	35	441	<1	<2	2.0	0.30	8.0	20
A0963765	BR-329a	44.2	44.8	Felsic Volcanic 2	Central Pit	Mine Rock	0.50	7.7	19	409	1.0	<2	2.5	0.30	9.0	24
A0963766	BR-329a	46.45	47.9	Felsic Volcanic 2	Central Pit	Mine Rock	1.0	7.1	108	459	1.0	<2	1.1	<0.3	3.0	16
A0963767	BR-329a	55.4	56.5	Felsic Volcanic 2	Central Pit	Mine Rock	0.80	7.4	52	317	1.0	<2	0.91	<0.3	2.0	13
A0963768	BR-329a	59.5	60.8	Felsic Volcanic 2	Central Pit	Mine Rock	0.60	7.7	70	566	<1	<2	2.5	0.30	8.0	19
A0963769	BR-329a	64.9	65.5	Felsic Volcanic 2	Central Pit	Mine Rock	0.90	7.0	15	532	1.0	<2	0.69	0.40	3.0	11
A0963770	BR-329a	71.3	72.35	Felsic Volcanic 2	Central Pit	Mine Rock	0.90	6.8	16	718	1.0	<2	0.75	<0.3	2.0	8.0
A0963771	BR-329a	75.7	77.2	Felsic Volcanic 2	Central Pit	Mine Rock	1.1	7.0	17	857	1.0	<2	1.2	<0.3	2.0	7.0
A0963772	BR-329a	94.5	96	Felsic Volcanic 2	Central Pit	Mine Rock	0.70	7.1	16	667	1.0	<2	1.4	0.50	2.0	6.0
A0963773	BR-329a	104.4	105.15	Felsic Volcanic 2	Central Pit	Mine Rock	0.90	5.3	34	480	1.0	<2	0.96	<0.3	2.0	12
A0963774	BR-329a	109.5	111	Felsic Volcanic 2	Central Pit	Mine Rock	0.80	7.0	242	514	1.0	<2	1.1	<0.3	2.0	7.0
A0963775	BR-329a	119	120	Felsic Volcanic 1	Central Pit	Mine Rock	0.40	8.0	8.0	478	1.0	<2	2.3	0.40	10	22
A0963776	BR-329a	124.5	126	Metasediment 2	Central Pit	Mine Rock	<0.3	9.6	42	448	1.0	<2	1.7	0.90	25	103
A0963777	BR-329a	131.15	132	Metasediment 2	Central Pit	Mine Rock	<0.3	8.8	3.0	568	1.0	<2	1.7	2.1	23	153
A0963778	BR-329a	136.5	138	Metasediment 2	Central Pit	Mine Rock	0.40	9.0	41	460	1.0	<2	1.1	1.3	23	120
A0963779	BR-329a	142.5	143.3	Metasediment 2	Central Pit	Mine Rock	0.30	9.0	17	602	1.0	<2	1.3	1.0	21	103
A0964543	BR-341	16.5	18	Felsic Volcanic 1	Central Pit	Mine Rock	<0.3	7.6	<3	462	<1	<2	2.2	<0.3	8.0	21
A0964544	BR-341	21.25	21.75	Felsic Volcanic 1	Central Pit	Mine Rock	<0.3	6.0	<3	311	<1	<2	1.3	<0.3	8.0	26
A0964545	BR-341	27	28	Felsic Volcanic 1	Central Pit	Mine Rock	<0.3	7.9	4.0	471	<1	<2	2.3	0.30	10	19
A0964546	BR-341	30.9	31.75	Felsic Volcanic 1	Central Pit	Mine Rock	0.40	7.7	6.0	137	<1	<2	1.7	0.50	11	19
A0964547	BR-341	37.9	39	Felsic Volcanic 1	Central Pit	Mine Rock	0.30	8.1	8.0	452	<1	<2	2.4	<0.3	10	24
A0964548	BR-341	42	42.8	Felsic Volcanic 1	Central Pit	Mine Rock	0.40	7.6	9.0	522	<1	<2	1.9	<0.3	9.0	22
A0964549	BR-341	49.1	49.4	Felsic Volcanic 1	Central Pit	Ore-Grade	0.60	7.8	39	516	1.0	<2	1.8	0.60	11	34
A0964550	BR-341	54	55.5	Felsic Volcanic 1	Central Pit	Ore-Grade	0.90	7.1	123	307	<1	<2	1.4	0.50	10	32
A0964551	BR-341	73.05	73.55	Felsic Volcanic 1	Central Pit	Ore-Grade	0.80	8.6	30	285	<1	<2	1.2	0.40	11	22
A0964552	BR-341	78.5	79	Felsic Volcanic 1	Central Pit	Mine Rock	0.60	5.4	172	351	<1	<2	1.5	0.30	8.0	23
A0964553	BR-341	83.8	85.3	Felsic Volcanic 1	Central Pit	Mine Rock	0.60	7.7	119	428	<1	<2	2.6	0.30	9.0	19
A0964554	BR-341	90.35	91.85	Felsic Volcanic 1	Central Pit	Mine Rock	0.40	7.7	100	450	<1	<2	2.5	<0.3	9.0	18
A0964555	BR-341	96.55	98	Felsic Volcanic 1	Central Pit	Mine Rock	0.60	7.7	37	427	<1	<2	2.3	<0.3	9.0	20
A0964556	BR-341	102.8	103.45	Felsic Volcanic 1	Central Pit	Mine Rock	0.30	6.2	25	266	<1	<2	2.2	<0.3	7.0	22
A0964557	BR-341	112.5	113.9	Felsic Volcanic 1	Central Pit	Mine Rock	0.40	7.7	22	426	<1	<2	2.6	<0.3	9.0	18
A0964558	BR-341	130	130.9	Felsic Volcanic 1	Central Pit	Mine Rock	0.50	8.0	14	361	<1	<2	2.3	0.30	10	22
A0964559	BR-341	135	136.5	Felsic Volcanic 1	Central Pit	Ore-Grade	0.50	7.3	53	415	<1	<2	1.4	<0.3	7.0	16

Classification as mine rock or ore-grade materials was based on gold content.

A value of "--" indicates metal was not measured for the given sample; the variation in elements analyzed is due to measurement at two different laboratories (see text).

Table B-7 Four Acid Metals

Sample ID	Drillhole ID	From	To	Lithology	Area	Class	Silver	Aluminum	Arsenic	Barium	Beryllium	Bismuth	Calcium	Cadmium	Cobalt	Chromium
		m	*m*				*ppm*	*%*	*ppm*	*ppm*	*ppm*	*ppm*	*%*	*ppm*	*ppm*	*ppm*
10x Crustal Abundance (Price 1997) [(1)]							--	--	--	--	--	--	--	--	--	--
A0964560	BR-341	141.5	142.9	Felsic Volcanic 1	Central Pit	Ore-Grade	0.50	7.3	76	360	<1	<2	1.9	0.60	9.0	21
A0964672	BR-341	147	148	Felsic Volcanic 1	Central Pit	Mine Rock	0.40	6.5	21	306	<1	<2	2.4	0.30	8.0	23
A0964673	BR-341	151.15	152.45	Felsic Volcanic 1	Central Pit	Mine Rock	0.50	7.5	19	363	1.0	<2	2.3	0.30	8.0	24
A0964674	BR-341	157.1	158.25	Felsic Volcanic 1	Central Pit	Mine Rock	<0.3	7.4	11	447	1.0	<2	1.9	<0.3	8.0	38
A0964675	BR-341	162.4	163	Felsic Volcanic 1	Central Pit	Mine Rock	0.40	7.8	8.0	456	<1	<2	2.7	0.40	11	32
A0964676	BR-341	188	189	Felsic Volcanic 1	Central Pit	Mine Rock	0.50	8.1	7.0	480	1.0	<2	2.3	<0.3	8.0	15
A0964677	BR-341	214.3	214.7	Felsic Volcanic 1	Central Pit	Mine Rock	0.50	7.2	8.0	516	<1	<2	1.9	<0.3	7.0	17
A0964678	BR-341	218.35	219.85	Felsic Volcanic 1	Central Pit	Mine Rock	0.40	7.8	12	306	<1	<2	3.1	0.40	9.0	24
A0964679	BR-341	224.05	225	Felsic Volcanic 1	Central Pit	Mine Rock	0.40	7.1	44	411	<1	<2	2.2	<0.3	9.0	18
A0964681	BR-342	12	13.1	Felsic Volcanic 1	Central Pit	Mine Rock	0.60	7.7	51	335	1.0	<2	2.3	<0.3	8.0	18
A0964682	BR-342	17.3	18.05	Felsic Volcanic 1	Central Pit	Mine Rock	0.50	7.0	38	351	1.0	<2	2.1	<0.3	9.0	19
A0964683	BR-342	31.5	32.25	Felsic Volcanic 1	Central Pit	Mine Rock	<0.3	7.4	15	355	1.0	<2	3.2	0.50	16	53
A0964684	BR-342	48.4	49.4	Felsic Volcanic 1	Central Pit	Mine Rock	0.50	7.5	117	375	<1	<2	2.1	0.40	10	22
A0964685	BR-342	55.1	56.6	Felsic Volcanic 1	Central Pit	Mine Rock	0.50	7.7	26	295	<1	<2	2.2	<0.3	8.0	22
A0964686	BR-342	79.85	80.8	Felsic Volcanic 1	Central Pit	Ore-Grade	1.1	7.4	102	270	1.0	<2	0.89	0.30	8.0	15
A0964687	BR-342	86.75	88.25	Felsic Volcanic 1	Central Pit	Mine Rock	<0.3	8.0	22	474	<1	<2	2.3	<0.3	9.0	24
A0964688	BR-342	92.8	93.6	Felsic Volcanic 1	Central Pit	Mine Rock	<0.3	7.6	8.0	355	<1	<2	1.9	0.30	9.0	19
A0964689	BR-342	124.7	126	Felsic Volcanic 1	Central Pit	Mine Rock	0.30	7.7	4.0	419	<1	<2	2.3	<0.3	9.0	25
A0964690	BR-342	132	133.5	Felsic Volcanic 1	Central Pit	Mine Rock	0.40	7.9	12	514	<1	<2	2.4	<0.3	9.0	33
A0964691	BR-342	141.1	142.05	Felsic Volcanic 1	Central Pit	Mine Rock	0.40	7.5	9.0	461	<1	<2	1.5	0.50	16	73
A0964692	BR-342	148.2	149.55	Felsic Volcanic 1	Central Pit	Mine Rock	0.60	8.1	7.0	588	1.0	<2	1.9	0.40	14	52
A0964693	BR-342	153.05	154.4	Felsic Volcanic 2	Central Pit	Mine Rock	0.70	6.7	31	350	1.0	<2	0.79	<0.3	2.0	8.0
A0964694	BR-342	163.1	164.6	Felsic Volcanic 2	Central Pit	Mine Rock	1.4	6.9	2720	179	1.0	<2	0.38	<0.3	2.0	7.0
A0964695	BR-342	166.05	167	Felsic Volcanic 1	Central Pit	Ore-Grade	1.3	7.3	1750	489	1.0	<2	1.7	<0.3	8.0	15
A0964696	BR-342	174.1	174.65	Felsic Volcanic 2	Central Pit	Ore-Grade	1.1	7.0	22	939	1.0	<2	0.71	<0.3	2.0	8.0
A0964644	BR-345	21.6	22.75	Felsic Volcanic 1	Central Pit	Mine Rock	<0.3	7.4	26	420	<1	<2	2.3	<0.3	8.0	20
A0964645	BR-345	25	26	Metasediment 2	Central Pit	Mine Rock	0.60	8.5	163	589	1.0	<2	1.6	0.50	17	85
A0964646	BR-345	30.25	31.5	Felsic Volcanic 2	Central Pit	Mine Rock	1.4	7.1	1040	427	1.0	<2	0.31	<0.3	3.0	13
A0964647	BR-345	36.1	37.1	Felsic Volcanic 2	Central Pit	Ore-Grade	0.80	5.7	445	260	1.0	<2	0.22	<0.3	2.0	13
A0964648	BR-345	40.05	41.2	Felsic Volcanic 2	Central Pit	Mine Rock	1.1	6.4	2070	325	1.0	<2	0.67	<0.3	2.0	7.0
A0964649	BR-345	45	46.5	Felsic Volcanic 2	Central Pit	Mine Rock	0.60	7.2	38	976	1.0	<2	1.4	<0.3	2.0	12
A0964650	BR-345	49.3	49.8	Felsic Volcanic 2	Central Pit	Mine Rock	0.60	7.3	29	531	1.0	<2	1.3	<0.3	4.0	9.0
A0963584	BR-403	15.9	17.3	Felsic Volcanic 1	Central Pit	Mine Rock	<0.3	8.0	<3	559	1.0	<2	2.2	<0.3	8.0	20
A0963585	BR-403	21.2	22.2	Felsic Volcanic 1	Central Pit	Mine Rock	0.50	8.0	4.0	411	<1	<2	2.0	<0.3	9.0	20
A0963586	BR-403	26.1	27	Felsic Volcanic 1	Central Pit	Mine Rock	0.40	7.5	<3	420	<1	<2	2.7	0.30	8.0	17
A0963587	BR-403	30.95	32	Felsic Volcanic 1	Central Pit	Mine Rock	0.30	8.0	<3	508	<1	<2	2.3	<0.3	8.0	16
A0963588	BR-403	36.3	37.8	Felsic Volcanic 1	Central Pit	Mine Rock	0.60	7.5	4.0	481	<1	<2	2.2	0.50	9.0	20
A0963589	BR-403	41.8	42.8	Felsic Volcanic 1	Central Pit	Mine Rock	0.50	8.1	4.0	558	1.0	<2	2.4	0.50	10	17
A0963590	BR-403	47.8	48.8	Felsic Volcanic 1	Central Pit	Mine Rock	0.70	7.7	4.0	475	1.0	<2	2.2	0.50	10	18
A0963591	BR-403	52.9	54	Felsic Volcanic 1	Central Pit	Mine Rock	0.60	7.6	4.0	423	1.0	<2	2.3	0.50	10	18
A0963592	BR-403	58.3	58.8	Felsic Volcanic 1	Central Pit	Mine Rock	0.80	8.1	3.0	523	1.0	<2	2.3	0.50	9.0	38
A0963593	BR-403	63	64	Felsic Volcanic 1	Central Pit	Mine Rock	0.70	8.4	7.0	469	1.0	<2	2.6	0.50	11	24
A0963594	BR-403	81.35	82.35	Felsic Volcanic 1	Central Pit	Mine Rock	0.70	7.4	45	407	2.0	<2	3.1	0.60	13	56
A0963120	BR-076	20.2	21	Metasediment 2	Central Pit	Mine Rock	0.70	8.7	12	536	1.0	<2	2.0	1.1	24	138

Classification as mine rock or ore-grade materials was based on gold content.

A value of "--" indicates metal was not measured for the given sample; the variation in elements analyzed is due to measurement at two different laboratories (see text).

Table B-7 Four Acid Metals

Sample ID	Drillhole ID	From	To	Lithology	Area	Class	Silver	Aluminum	Arsenic	Barium	Beryllium	Bismuth	Calcium	Cadmium	Cobalt	Chromium
		m	*m*				*ppm*	*%*	*ppm*	*ppm*	*ppm*	*ppm*	*%*	*ppm*	*ppm*	*ppm*
10x Crustal Abundance (Price 1997) [(1)]							--	--	--	--	--	--	--	--	--	--
A0963121	BR-076	31	32	Metasediment 2	Central Pit	Mine Rock	1.0	6.1	181	480	1.0	<2	1.2	0.90	24	97
A0963122	BR-076	41	42	Metasediment 2	Central Pit	Mine Rock	0.90	7.8	79	471	1.0	<2	1.3	1.1	21	132
A0963123	BR-076	88	89	Metasediment 2	Central Pit	Mine Rock	0.70	8.8	33	615	2.0	<2	1.9	1.2	21	116
A0963124	BR-076	100	101	Metasediment 2	Central Pit	Mine Rock	0.60	7.9	40	295	1.0	<2	1.1	1.4	16	67
A0963214	BR-099	28	29	Fragmental 1	Central Pit	Mine Rock	0.60	8.1	<3	821	1.0	<2	1.2	0.80	19	94
A0963215	BR-099	32.9	34	Fragmental 1	Central Pit	Mine Rock	0.70	8.1	4.0	685	1.0	<2	1.7	0.80	20	93
A0963216	BR-099	37.4	38.4	Fragmental 1	Central Pit	Mine Rock	0.70	7.7	4.0	555	1.0	<2	1.7	0.80	18	78
A0963217	BR-099	58.1	59.1	Fragmental 1	Central Pit	Mine Rock	<0.3	8.0	<3	560	<1	<2	2.3	0.40	8.0	22
A0963218	BR-099	62.55	64	Fragmental 1	Central Pit	Mine Rock	0.60	8.4	4.0	446	1.0	<2	2.4	0.40	9.0	21
A0963219	BR-099	64	65.5	Fragmental 1	Central Pit	Mine Rock	0.60	5.5	<3	379	<1	<2	2.2	0.40	9.0	19
A0963220	BR-099	68	69.35	Fragmental 1	Central Pit	Mine Rock	0.80	7.9	<3	596	1.0	<2	3.3	0.60	16	92
A0963221	BR-099	80	81	Felsic Volcanic 1	Central Pit	Mine Rock	1.2	7.8	22	275	<1	<2	2.3	2.2	10	20
A0963222	BR-099	86.5	88	Fragmental 1	Central Pit	Mine Rock	1.3	7.5	8.0	518	1.0	<2	1.8	1.2	15	68
A0963223	BR-099	93	94	Felsic Volcanic 1	Central Pit	Mine Rock	1.8	7.7	25	388	1.0	<2	1.3	5.5	17	73
A0963224	BR-099	99	99.5	Felsic Volcanic 1	Central Pit	Mine Rock	2.4	8.4	15	144	1.0	<2	1.7	0.80	11	16
A0963225	BR-099	112.9	113.35	Felsic Volcanic 1	Central Pit	Mine Rock	1.2	9.8	7.0	311	2.0	<2	4.1	0.70	21	175
A0963226	BR-099	117.6	118.2	Felsic Volcanic 1	Central Pit	Mine Rock	0.70	6.3	6.0	459	1.0	<2	5.0	1.2	39	813
A0963227	BR-099	123	124	Felsic Volcanic 1	Central Pit	Ore-Grade	1.7	7.4	34	271	1.0	<2	1.8	0.70	16	57
A0963228	BR-099	124	125	Felsic Volcanic 1	Central Pit	Mine Rock	2.0	5.0	27	536	1.0	6.0	1.7	0.70	15	62
A0963229	BR-099	132	133	Felsic Volcanic 1	Central Pit	Mine Rock	1.5	7.2	33	155	1.0	<2	2.9	2.5	9.0	28
A0963230	BR-099	138.5	140	Felsic Volcanic 1	Central Pit	Mine Rock	0.40	7.7	8.0	550	1.0	<2	2.2	0.40	8.0	17
A0963231	BR-099	142.5	144	Felsic Volcanic 1	Central Pit	Mine Rock	<0.3	7.7	7.0	614	1.0	<2	2.3	0.40	7.0	18
A0963232	BR-099	147	148.5	Felsic Volcanic 1	Central Pit	Mine Rock	0.60	7.7	10	525	1.0	<2	2.7	0.60	13	44
A0963233	BR-099	152.2	153	Felsic Volcanic 1	Central Pit	Mine Rock	0.70	6.6	10	242	2.0	<2	6.7	1.4	37	156
A0963234	BR-099	161.85	162.5	Metasediment 2	Central Pit	Mine Rock	1.9	8.0	33	96	1.0	4.0	1.5	2.5	18	118
A0963235	BR-099	173.35	174	Metasediment 2	Central Pit	Mine Rock	0.50	7.8	10	462	1.0	<2	5.1	1.5	34	122
A0963236	BR-099	180.2	181.7	Fragmental 1	Central Pit	Mine Rock	1.3	8.0	19	120	1.0	<2	1.8	1.0	18	65
A0963237	BR-099	190	191	Felsic Volcanic 1	Central Pit	Mine Rock	0.80	7.7	8.0	184	<1	<2	0.51	0.40	11	43
A0963238	BR-099	195	196	Felsic Volcanic 1	Central Pit	Mine Rock	1.0	7.1	15	211	1.0	<2	1.2	0.70	5.0	25
A0963239	BR-099	205.5	207	Metasediment 2	Central Pit	Mine Rock	0.90	8.6	7.0	61	1.0	3.0	1.6	1.0	23	100
A0963434	BR-123	51	52	Felsic Volcanic 2	Central Pit	Mine Rock	0.80	7.3	4.0	185	1.0	<2	1.7	1.2	6.0	17
A0963435	BR-123	60	60.5	Felsic Volcanic 2	Central Pit	Ore-Grade	2.8	6.6	17	122	1.0	3.0	2.8	2.6	6.0	17
A0963436	BR-123	67.5	68.5	Felsic Volcanic 2	Central Pit	Mine Rock	0.90	7.7	17	251	1.0	<2	1.9	4.1	7.0	21
A0963437	BR-123	82	83	Felsic Volcanic 1	Central Pit	Mine Rock	1.0	6.6	8.0	179	1.0	<2	2.1	0.90	8.0	35
A0963438	BR-123	92.7	93.2	Felsic Volcanic 1	Central Pit	Mine Rock	1.2	7.1	14	645	<1	<2	2.4	4.3	8.0	20
A0963439	BR-123	102.45	103.5	Felsic Volcanic 2	Central Pit	Mine Rock	1.3	6.1	9.0	570	<1	<2	1.5	1.2	4.0	21
A0963440	BR-123	108.8	109.8	Felsic Volcanic 2	Central Pit	Mine Rock	1.4	5.3	11	807	1.0	<2	1.5	1.8	4.0	15
A0963441	BR-123	123	123.75	Felsic Volcanic 1	Central Pit	Mine Rock	0.90	7.1	12	398	1.0	<2	2.1	2.9	10	28
A0963442	BR-123	134.2	135.2	Felsic Volcanic 1	Central Pit	Mine Rock	0.80	7.3	10	209	1.0	<2	2.6	0.80	9.0	26
A0963443	BR-123	141.35	142.1	Felsic Volcanic 1	Central Pit	Mine Rock	0.80	7.9	10	167	2.0	<2	2.0	0.80	9.0	21
A0963444	BR-123	148.95	149.6	Felsic Volcanic 1	Central Pit	Ore-Grade	0.70	7.6	9.0	193	1.0	<2	2.4	0.50	9.0	23
A0963445	BR-123	159.9	160.4	Felsic Volcanic 2	Central Pit	Mine Rock	1.0	5.1	7.0	174	<1	<2	1.0	0.50	5.0	13
A0963446	BR-123	164.15	164.8	Felsic Volcanic 1	Central Pit	Mine Rock	0.90	6.7	6.0	230	1.0	<2	1.6	0.60	6.0	20
A0963447	BR-123	189	190	Metasediment 2	Central Pit	Mine Rock	0.80	7.7	6.0	362	1.0	<2	1.3	1.3	18	99

Classification as mine rock or ore-grade materials was based on gold content.

A value of "--" indicates metal was not measured for the given sample; the variation in elements analyzed is due to measurement at two different laboratories (see text).

Table B-7 Four Acid Metals

Sample ID	Drillhole ID	From	To	Lithology	Area	Class	Silver	Aluminum	Arsenic	Barium	Beryllium	Bismuth	Calcium	Cadmium	Cobalt	Chromium
		m	*m*				*ppm*	*%*	*ppm*	*ppm*	*ppm*	*ppm*	*%*	*ppm*	*ppm*	*ppm*
10x Crustal Abundance (Price 1997) [(1)]							--	--	--	--	--	--	--	--	--	--
A0963448	BR-123	199.2	200.2	Metasediment 2	Central Pit	Ore-Grade	2.5	7.7	155	99	1.0	10	2.0	1.6	35	89
A0963655	BR-124	42	43	Felsic Volcanic 1	Central Pit	Mine Rock	0.80	5.9	4.0	360	1.0	<2	1.4	0.90	6.0	19
A0963656	BR-124	52	53	Felsic Volcanic 1	Central Pit	Mine Rock	0.80	7.7	7.0	112	1.0	<2	2.0	6.1	8.0	22
A0963657	BR-124	58	58.7	Felsic Volcanic 1	Central Pit	Mine Rock	0.90	7.5	5.0	94	1.0	<2	2.1	0.80	10	34
A0963658	BR-124	67.3	67.8	Felsic Volcanic 1	Central Pit	Mine Rock	0.90	7.5	5.0	165	1.0	<2	1.6	1.0	5.0	20
A0963659	BR-124	75.8	76.3	Felsic Volcanic 1	Central Pit	Mine Rock	0.70	7.3	4.0	228	1.0	<2	1.5	0.80	4.0	16
A0963660	BR-124	83.7	84.5	Felsic Volcanic 2	Central Pit	Mine Rock	0.80	7.4	4.0	107	<1	<2	1.6	1.2	9.0	21
A0963661	BR-124	89.5	90.2	Felsic Volcanic 2	Central Pit	Ore-Grade	5.2	5.9	18	363	<1	6.0	3.2	10	5.0	23
A0963662	BR-124	96.1	97.1	Felsic Volcanic 2	Central Pit	Mine Rock	0.70	7.1	11	125	1.0	<2	1.6	0.60	6.0	26
A0963663	BR-124	106	107	Felsic Volcanic 1	Central Pit	Mine Rock	0.90	7.3	15	387	<1	<2	2.1	1.6	7.0	16
A0963664	BR-124	113	113.5	Felsic Volcanic 1	Central Pit	Ore-Grade	4.8	4.8	25	121	<1	8.0	2.1	171	5.0	22
A0963665	BR-124	123.5	124.5	Felsic Volcanic 1	Central Pit	Mine Rock	1.1	7.2	15	535	1.0	<2	2.5	1.0	8.0	23
A0963666	BR-124	133.5	134.5	Felsic Volcanic 1	Central Pit	Mine Rock	1.0	7.1	14	481	<1	<2	2.4	1.9	8.0	22
A0963667	BR-124	143.5	144.5	Felsic Volcanic 1	Central Pit	Mine Rock	1.1	7.3	11	554	<1	<2	2.5	0.70	7.0	20
A0963668	BR-124	157.25	157.75	Felsic Volcanic 1	Central Pit	Mine Rock	1.1	7.2	9.0	>1000	1.0	<2	2.1	9.0	5.0	20
A0963669	BR-124	168.15	169	Felsic Volcanic 1	Central Pit	Mine Rock	1.0	7.2	14	559	1.0	<2	2.1	1.4	7.0	17
A0963670	BR-124	177.6	178.1	Felsic Volcanic 1	Central Pit	Ore-Grade	1.7	6.3	261	114	<1	<2	2.0	90	14	24
A0963671	BR-124	187.6	188.6	Felsic Volcanic 1	Central Pit	Mine Rock	0.70	7.5	12	598	1.0	<2	2.7	0.60	9.0	24
A0963672	BR-124	198.5	199.5	Felsic Volcanic 1	Central Pit	Mine Rock	0.80	7.2	11	514	1.0	<2	2.4	0.50	9.0	26
A0963969	BR-293	25	25.5	Fragmental 1	Central Pit	Mine Rock	2.2	9.4	68	85	2.0	<2	1.6	1.9	20	64
A0963970	BR-293	36.1	36.6	Fragmental 1	Central Pit	Ore-Grade	32	8.0	18	319	<1	15	1.2	6.1	18	89
A0963971	BR-293	50.8	51.8	Felsic Volcanic 1	Central Pit	Mine Rock	0.80	7.6	19	335	1.0	<2	4.0	1.0	26	127
A0963972	BR-293	61.9	62.7	Fragmental 1	Central Pit	Ore-Grade	1.2	7.4	19	309	<1	<2	2.6	0.70	10	25
A0963973	BR-293	71.1	71.6	Felsic Volcanic 1	Central Pit	Mine Rock	1.7	7.9	28	127	1.0	<2	2.2	49	9.0	34
A0963974	BR-293	81.6	83	Felsic Volcanic 1	Central Pit	Mine Rock	0.60	7.4	11	562	1.0	<2	2.4	0.60	7.0	19
A0963975	BR-293	92.5	92.9	Metasediment 2	Central Pit	Mine Rock	1.3	7.7	17	328	1.0	<2	2.2	8.5	18	80
A0963976	BR-293	98.95	100.1	Metasediment 2	Central Pit	Mine Rock	2.2	8.4	19	40	<1	3.0	0.60	0.70	21	84
A0963977	BR-293	110.5	111.5	Metasediment 2	Central Pit	Mine Rock	1.8	8.3	29	165	2.0	4.0	1.6	0.90	20	89
A0963978	BR-293	120	121	Metasediment 2	Central Pit	Mine Rock	0.90	6.1	16	108	<1	<2	0.54	0.70	28	164
A0963979	BR-293	132	133.5	Felsic Volcanic 1	Central Pit	Mine Rock	1.0	7.3	17	271	1.0	<2	0.92	0.40	5.0	14
A0963980	BR-293	142.3	143.2	Metasediment 2	Central Pit	Mine Rock	1.1	8.7	4.0	132	1.0	<2	1.2	1.2	21	92
A0963981	BR-293	151.6	152.7	Felsic Volcanic 1	Central Pit	Mine Rock	0.80	8.3	6.0	590	1.0	<2	2.9	0.80	12	20
A0963982	BR-293	158.15	159	Metasediment 2	Central Pit	Mine Rock	1.1	7.8	15	153	1.0	3.0	1.0	1.5	20	90
A0963983	BR-293	166	167	Felsic Volcanic 1	Central Pit	Mine Rock	2.3	7.4	10	180	1.0	6.0	1.3	2.3	15	46
A0963984	BR-293	177.35	177.85	Felsic Volcanic 1	Central Pit	Mine Rock	1.1	7.7	4.0	117	1.0	<2	1.9	20	7.0	34
A0963985	BR-293	193	194	Metasediment 2	Central Pit	Mine Rock	0.90	8.4	14	79	1.0	<2	1.3	1.2	22	92
A0964890	BR-414	21	22.5	Metasediment 2	Central Pit	Mine Rock	0.70	8.3	347	558	1.0	<2	1.3	1.2	22	102
A0964889	BR-414	28.5	30	Metasediment 2	Central Pit	Mine Rock	0.90	7.0	87	700	1.0	<2	0.89	1.4	21	111
A0964888	BR-414	42.8	44.05	Metasediment 2	Central Pit	Mine Rock	0.70	7.6	98	554	1.0	<2	1.1	0.80	20	108
A0964887	BR-414	57.2	58.7	Metasediment 2	Central Pit	Mine Rock	0.80	8.1	134	628	1.0	<2	1.5	2.0	20	107
A0964886	BR-414	74	75	Metasediment 2	Central Pit	Mine Rock	0.90	8.0	6.0	595	1.0	<2	1.2	0.80	20	106
A0964885	BR-414	84	85.3	Metasediment 2	Central Pit	Mine Rock	0.60	8.8	46	658	1.0	<2	1.0	0.90	21	110
A0964884	BR-414	109.55	111	Metasediment 2	Central Pit	Mine Rock	0.60	9.1	90	569	1.0	<2	1.0	1.2	21	99
A0964883	BR-414	121.5	123	Metasediment 2	Central Pit	Mine Rock	2.1	9.1	>5000	712	1.0	<2	1.7	5.8	12	38

Classification as mine rock or ore-grade materials was based on gold content.

A value of "--" indicates metal was not measured for the given sample; the variation in elements analyzed is due to measurement at two different laboratories (see text).

Table B-7 Four Acid Metals

Sample ID	Drillhole ID	From	To	Lithology	Area	Class	Silver	Aluminum	Arsenic	Barium	Beryllium	Bismuth	Calcium	Cadmium	Cobalt	Chromium
		m	*m*				*ppm*	*%*	*ppm*	*ppm*	*ppm*	*ppm*	*%*	*ppm*	*ppm*	*ppm*
10x Crustal Abundance (Price 1997) [(1)]							--	--	--	--	--	--	--	--	--	--
A0963651	BR-415	25.3	26.8	Metasediment 2	Central Pit	Mine Rock	0.60	8.6	64	494	1.0	<2	1.0	1.2	19	100
A0963652	BR-415	36	37.5	Metasediment 2	Central Pit	Mine Rock	0.80	7.8	97	411	1.0	<2	2.7	0.80	12	41
A0963653	BR-415	58	59	Metasediment 3	Central Pit	Mine Rock	0.90	8.7	<3	356	1.0	<2	1.2	0.70	12	50
A0963654	BR-415	71.3	72.5	Metasediment 3	Central Pit	Mine Rock	1.4	6.8	3.0	450	<1	<2	2.5	0.70	14	37
A0963197	BR-089	42.1	43	Felsic Volcanic 1	Central Pit	Mine Rock	1.2	7.5	6.0	147	<1	<2	0.36	3.3	7.0	20
A0963198	BR-089	52	53	Felsic Volcanic 1	Central Pit	Mine Rock	0.80	7.7	5.0	143	1.0	<2	1.7	0.70	7.0	18
A0963199	BR-089	62	63	Felsic Volcanic 1	Central Pit	Mine Rock	1.2	7.1	5.0	164	1.0	<2	1.4	0.70	6.0	22
A0963200	BR-089	72	73	Felsic Volcanic 1	Central Pit	Mine Rock	0.80	7.1	4.0	92	<1	<2	2.2	0.70	9.0	19
A0963201	BR-089	82	82.75	Felsic Volcanic 2	Central Pit	Mine Rock	1.0	7.3	4.0	124	<1	<2	1.8	1.3	9.0	27
A0963202	BR-089	92.55	93.5	Felsic Volcanic 1	Central Pit	Mine Rock	1.2	7.4	7.0	155	<1	<2	2.0	0.60	9.0	26
A0963203	BR-089	97.8	98.75	Felsic Volcanic 2	Central Pit	Mine Rock	1.0	5.6	4.0	244	<1	<2	1.6	1.8	6.0	17
A0963204	BR-089	106.25	107	Felsic Volcanic 2	Central Pit	Mine Rock	0.70	7.1	5.0	159	<1	<2	2.0	0.70	6.0	15
A0963205	BR-089	116	117	Felsic Volcanic 2	Central Pit	Mine Rock	0.80	6.8	4.0	144	<1	<2	1.3	0.50	7.0	23
A0963206	BR-089	132	133	Felsic Volcanic 1	Central Pit	Mine Rock	0.90	6.8	8.0	100	<1	<2	2.8	0.50	8.0	25
A0963207	BR-089	152	152.75	Felsic Volcanic 1	Central Pit	Mine Rock	1.2	7.1	5.0	135	<1	<2	2.4	1.0	8.0	24
A0963208	BR-089	165.5	166.5	Felsic Volcanic 1	Central Pit	Mine Rock	0.90	7.6	4.0	438	1.0	<2	2.6	0.70	12	25
A0963209	BR-089	179	179.5	Felsic Volcanic 1	Central Pit	Mine Rock	4.4	4.5	8.0	210	<1	6.0	3.0	3.3	5.0	19
A0963210	BR-089	191	191.5	Felsic Volcanic 1	Central Pit	Ore-Grade	1.8	7.3	26	144	1.0	<2	5.4	4.9	10	19
A0963211	BR-089	211	212	Felsic Volcanic 1	Central Pit	Mine Rock	0.90	6.9	11	267	1.0	<2	2.2	0.60	8.0	20
A0963212	BR-089	225.95	227	Felsic Volcanic 1	Central Pit	Ore-Grade	1.6	7.6	14	230	1.0	<2	2.3	0.80	9.0	23
A0963213	BR-089	241	242	Felsic Volcanic 1	Central Pit	Mine Rock	1.0	7.5	15	563	1.0	<2	2.2	0.50	7.0	23
A0963192	BR-089	253.4	254.4	Felsic Volcanic 1	Central Pit	Ore-Grade	1.5	7.3	16	115	1.0	<2	3.4	1.7	8.0	19
A0963193	BR-089	267.75	268.75	Felsic Volcanic 1	Central Pit	Mine Rock	1.1	7.1	14	244	1.0	<2	2.1	0.60	9.0	23
A0963194	BR-089	279	280	Felsic Volcanic 1	Central Pit	Mine Rock	1.3	6.7	19	166	1.0	<2	2.5	0.60	9.0	16
A0963195	BR-089	289.5	290.25	Felsic Volcanic 1	Central Pit	Mine Rock	1.0	6.3	120	302	<1	<2	2.4	1.9	6.0	22
A0963196	BR-089	299.5	300.5	Felsic Volcanic 1	Central Pit	Mine Rock	1.1	6.7	17	157	1.0	<2	1.8	1.1	7.0	16
A0963957	BR-285	21	22	Felsic Volcanic 1	Central Pit	Mine Rock	0.50	8.0	<3	610	1.0	<2	2.4	0.50	9.0	18
A0963958	BR-285	28.5	29.5	Felsic Volcanic 1	Central Pit	Mine Rock	0.60	8.1	<3	491	1.0	<2	2.4	0.50	9.0	20
A0963959	BR-285	38	39	Felsic Volcanic 1	Central Pit	Mine Rock	0.50	7.7	<3	522	1.0	<2	1.9	0.40	8.0	17
A0963960	BR-285	45	46.5	Felsic Volcanic 1	Central Pit	Mine Rock	<0.3	7.8	<3	501	1.0	<2	2.2	0.40	8.0	19
A0963961	BR-285	55.5	57	Felsic Volcanic 1	Central Pit	Mine Rock	0.60	7.5	<3	612	1.0	<2	2.4	0.40	8.0	18
A0963962	BR-285	64	65.5	Fragmental 1	Central Pit	Mine Rock	0.70	8.4	<3	556	1.0	<2	1.7	0.90	18	74
A0963963	BR-285	75	76.4	Felsic Volcanic 1	Central Pit	Mine Rock	0.30	11	3.0	655	1.0	<2	1.1	0.80	24	118
A0963964	BR-285	83.75	84.5	Fragmental 1	Central Pit	Mine Rock	0.50	8.5	<3	540	1.0	<2	3.2	0.80	13	34
A0963965	BR-285	99.5	100.5	Felsic Volcanic 1	Central Pit	Mine Rock	0.70	7.4	5.0	293	<1	<2	2.4	0.50	8.0	23
A0963966	BR-285	109.5	111	Fragmental 1	Central Pit	Mine Rock	0.80	8.6	8.0	477	1.0	<2	3.5	0.70	14	31
A0963967	BR-285	125.5	126.5	Felsic Volcanic 1	Central Pit	Mine Rock	1.7	8.6	31	46	<1	3.0	0.48	1.3	8.0	90
A0963968	BR-285	152	153	Fragmental 1	Central Pit	Mine Rock	1.2	7.5	35	296	2.0	<2	1.8	0.90	22	136
A0963571	BR-290	19.5	21	Felsic Volcanic 1	Central Pit	Mine Rock	<0.3	7.1	<3	358	<1	<2	2.2	0.40	8.0	19
A0963572	BR-290	30.45	31.5	Felsic Volcanic 1	Central Pit	Mine Rock	0.50	7.5	<3	409	<1	<2	2.6	0.50	9.0	20
A0963573	BR-290	42.1	43.5	Felsic Volcanic 1	Central Pit	Mine Rock	<0.3	7.6	<3	524	1.0	<2	2.0	0.40	9.0	19
A0963574	BR-290	52.5	54	Felsic Volcanic 1	Central Pit	Mine Rock	0.30	7.4	<3	388	1.0	<2	2.4	0.40	8.0	16
A0963575	BR-290	63	64.5	Felsic Volcanic 1	Central Pit	Mine Rock	0.30	7.9	<3	460	1.0	<2	2.6	0.40	8.0	21
A0963576	BR-290	75.6	76.5	Felsic Volcanic 1	Central Pit	Mine Rock	0.50	7.4	<3	386	<1	<2	1.8	0.50	8.0	20

Classification as mine rock or ore-grade materials was based on gold content.

A value of "--" indicates metal was not measured for the given sample; the variation in elements analyzed is due to measurement at two different laboratories (see text).

Table B-7 Four Acid Metals

Sample ID	Drillhole ID	From	To	Lithology	Area	Class	Silver	Aluminum	Arsenic	Barium	Beryllium	Bismuth	Calcium	Cadmium	Cobalt	Chromium
		m	*m*				*ppm*	*%*	*ppm*	*ppm*	*ppm*	*ppm*	*%*	*ppm*	*ppm*	*ppm*
10x Crustal Abundance (Price 1997) [1]							--	--	--	--	--	--	--	--	--	--
A0963577	BR-290	87	88.5	Felsic Volcanic 1	Central Pit	Mine Rock	0.60	7.5	<3	563	<1	<2	2.5	0.40	8.0	19
A0963578	BR-290	99	100	Felsic Volcanic 1	Central Pit	Mine Rock	0.60	7.9	4.0	530	1.0	<2	2.5	0.50	9.0	24
A0963579	BR-290	111	112.5	Felsic Volcanic 1	Central Pit	Mine Rock	0.50	7.4	<3	448	1.0	<2	2.4	0.40	8.0	16
A0963580	BR-290	122	123	Felsic Volcanic 1	Central Pit	Mine Rock	0.50	8.2	<3	476	<1	<2	1.8	0.50	10	18
A0963581	BR-290	135	136.5	Fragmental 1	Central Pit	Mine Rock	0.70	8.3	4.0	518	1.0	<2	4.1	0.70	15	29
A0963582	BR-290	147	148.5	Fragmental 1	Central Pit	Mine Rock	0.40	8.5	<3	546	1.0	<2	3.5	0.70	13	31
A0963583	BR-290	160.5	161	Fragmental 1	Central Pit	Mine Rock	<0.3	3.9	3.0	265	<1	<2	2.3	0.40	7.0	23
A0964824	BR-431	19.5	20.7	Felsic Volcanic 1	Central Pit	Mine Rock	0.80	7.8	10	144	1.0	<2	2.4	0.50	7.0	23
A0964825	BR-431	28.6	29.5	Felsic Volcanic 2	Central Pit	Mine Rock	1.1	6.9	14	105	1.0	<2	1.7	0.70	6.0	18
A0964860	BR-431	40.4	41.9	Metasediment 2	Central Pit	Mine Rock	1.3	7.9	56	121	<1	<2	0.83	2.0	18	83
A0964861	BR-431	54.2	55.55	Metasediment 2	Central Pit	Ore-Grade	0.60	8.6	4.0	659	1.0	<2	1.9	1.5	22	165
A0964862	BR-431	62.5	64	Metasediment 2	Central Pit	Ore-Grade	1.5	8.2	27	377	1.0	<2	1.6	1.3	23	118
A0964863	BR-431	75	76.5	Metasediment 2	Central Pit	Mine Rock	1.1	9.3	203	607	1.0	<2	1.2	1.1	23	137
A0964864	BR-431	97	98.5	Metasediment 2	Central Pit	Mine Rock	0.90	9.0	19	493	1.0	<2	1.6	1.1	22	105
A0964787	BR-431	110	111.5	Metasediment 2	Central Pit	Mine Rock	0.80	8.6	36	514	1.0	<2	1.4	0.90	20	100
A0964788	BR-431	122	123.5	Metasediment 2	Central Pit	Mine Rock	1.7	9.4	50	517	2.0	<2	1.8	2.1	18	97
A0964789	BR-431	138.9	140.3	Metasediment 2	Central Pit	Mine Rock	0.90	8.1	12	532	<1	<2	1.9	0.50	4.0	17
A0963780	BR-432	26.6	27.8	Felsic Volcanic 1	Central Pit	Mine Rock	1.0	7.1	11	558	1.0	<2	2.2	0.60	8.0	20
A0963781	BR-432	45	46.5	Felsic Volcanic 1	Central Pit	Mine Rock	0.80	7.4	17	300	1.0	<2	1.9	0.50	9.0	26
A0963782	BR-432	58.6	60	Felsic Volcanic 1	Central Pit	Mine Rock	1.3	6.8	16	540	1.0	<2	4.2	0.90	7.0	26
A0963783	BR-432	76	77	Felsic Volcanic 2	Central Pit	Mine Rock	0.70	6.6	8.0	136	1.0	<2	1.7	0.40	5.0	17
A0963784	BR-432	86.7	87.7	Felsic Volcanic 2	Central Pit	Mine Rock	0.90	6.5	14	398	<1	<2	1.5	0.60	3.0	13
A0963785	BR-432	98.4	99.4	Felsic Volcanic 1	Central Pit	Ore-Grade	0.80	7.4	16	96	<1	<2	2.4	0.50	8.0	20
A0963786	BR-432	108.4	109.7	Felsic Volcanic 1	Central Pit	Ore-Grade	1.0	7.0	8.0	116	<1	<2	1.8	1.0	11	22
A0963787	BR-432	123.1	124	Felsic Volcanic 2	Central Pit	Mine Rock	0.80	6.3	87	214	<1	<2	1.8	1.6	4.0	12
A0963788	BR-432	131.65	133	Metasediment 2	Central Pit	Ore-Grade	1.0	8.4	6.0	919	1.0	<2	1.6	2.0	18	88
A0963789	BR-432	141.6	142.8	Metasediment 2	Central Pit	Mine Rock	0.90	9.2	3.0	753	1.0	<2	1.3	2.0	19	108
A0963790	BR-432	150.5	152	Metasediment 2	Central Pit	Mine Rock	0.70	8.9	71	551	1.0	<2	1.4	1.5	21	126
A0963791	BR-432	160.5	162	Metasediment 2	Central Pit	Mine Rock	1.0	8.3	17	458	1.0	<2	1.4	1.0	22	94
A0963792	BR-432	170.5	172	Metasediment 2	Central Pit	Mine Rock	0.90	7.9	61	878	1.0	<2	1.4	1.1	18	108
A0963793	BR-432	181	182.5	Metasediment 2	Central Pit	Mine Rock	0.70	7.9	156	447	1.0	<2	1.4	0.80	18	107
A0963794	BR-432	191.1	192.6	Metasediment 2	Central Pit	Mine Rock	0.90	8.6	8.0	459	1.0	<2	2.2	0.70	16	81
A0963795	BR-432	200	201	Metasediment 2	Central Pit	Mine Rock	1.3	8.2	10	440	1.0	<2	1.4	1.4	21	136
A0963796	BR-433	35.3	36.3	Felsic Volcanic 1	Central Pit	Mine Rock	0.60	7.5	5.0	657	1.0	<2	2.5	1.7	8.0	21
A0963797	BR-433	49.4	50.4	Felsic Volcanic 1	Central Pit	Mine Rock	1.8	8.1	27	157	1.0	<2	2.3	1.9	10	26
A0963798	BR-433	68	69.5	Felsic Volcanic 1	Central Pit	Mine Rock	1.4	8.0	56	253	<1	<2	2.8	0.50	11	29
A0963799	BR-433	80	81	Felsic Volcanic 1	Central Pit	Mine Rock	4.2	7.4	27	318	<1	4.0	1.7	0.80	7.0	24
A0963800	BR-433	81	82.1	Felsic Volcanic 1	Central Pit	Ore-Grade	12	7.7	16	435	<1	25	1.7	1.0	6.0	27
A0964790	BR-433	110	111	Felsic Volcanic 1	Central Pit	Mine Rock	0.70	7.6	12	586	1.0	<2	2.4	0.50	8.0	21
A0964791	BR-433	131.2	132.2	Felsic Volcanic 1	Central Pit	Ore-Grade	1.0	7.7	15	582	1.0	<2	3.2	1.9	8.0	43
A0964792	BR-433	149.3	150.3	Felsic Volcanic 1	Central Pit	Mine Rock	0.70	7.7	13	145	1.0	<2	2.5	0.60	11	43
A0964793	BR-433	161.8	163.3	Felsic Volcanic 1	Central Pit	Mine Rock	0.90	7.4	16	87	1.0	<2	2.6	0.70	10	23
A0964794	BR-433	175.95	176.95	Felsic Volcanic 2	Central Pit	Ore-Grade	1.0	7.3	21	236	1.0	<2	1.6	0.60	5.0	16
A0964795	BR-433	176.95	178.15	Felsic Volcanic 2	Central Pit	Mine Rock	1.0	6.5	49	203	<1	<2	1.4	1.0	3.0	15

Classification as mine rock or ore-grade materials was based on gold content.

A value of "--" indicates metal was not measured for the given sample; the variation in elements analyzed is due to measurement at two different laboratories (see text).

Table B-7 Four Acid Metals

Sample ID	Drillhole ID	From	To	Lithology	Area	Class	Silver	Aluminum	Arsenic	Barium	Beryllium	Bismuth	Calcium	Cadmium	Cobalt	Chromium
		m	*m*				*ppm*	*%*	*ppm*	*ppm*	*ppm*	*ppm*	*%*	*ppm*	*ppm*	*ppm*
10x Crustal Abundance (Price 1997) [(1)]							--	--	--	--	--	--	--	--	--	--
A0964796	BR-433	186.6	187.6	Felsic Volcanic 2	Central Pit	Mine Rock	1.0	5.6	356	66	<1	<2	2.5	4.3	5.0	30
A0964797	BR-433	195.7	196.7	Metasediment 2	Central Pit	Mine Rock	1.3	9.2	16	246	1.0	<2	2.0	2.5	21	105
A0964798	BR-433	205.1	206.3	Metasediment 2	Central Pit	Mine Rock	0.90	8.4	11	482	1.0	<2	1.3	1.1	19	112
A0964799	BR-433	215.4	216.4	Metasediment 2	Central Pit	Mine Rock	0.60	8.4	130	683	1.0	<2	1.4	0.80	19	89
A0964800	BR-433	229.4	230.9	Metasediment 2	Central Pit	Mine Rock	1.0	8.0	5.0	315	<1	<2	1.6	1.2	19	101
A0964801	BR-433	241	242.5	Metasediment 2	Central Pit	Mine Rock	0.70	8.3	<3	556	<1	<2	1.9	0.80	17	80
117101	BR-005	13.55	14.05	Metasediment 2	Central Pit	Mine Rock	1.7	9.6	1320	678	1.0	<2	1.3	1.5	23	135
117102	BR-005	18	19	Metasediment 2	Central Pit	Mine Rock	0.70	9.3	106	490	1.0	<2	2.2	0.90	22	132
117103	BR-005	28.1	28.6	Metasediment 2	Central Pit	Mine Rock	0.90	8.4	63	459	1.0	<2	1.9	0.80	19	94
117104	BR-005	42	43	Metasediment 2	Central Pit	Mine Rock	0.70	8.6	584	570	1.0	<2	1.6	1.0	24	110
117105	BR-005	51	52	Felsic Volcanic 1	Central Pit	Mine Rock	1.1	7.8	36	523	1.0	<2	2.4	0.60	9.0	26
117106	BR-005	62	63	Felsic Volcanic 1	Central Pit	Mine Rock	0.80	7.7	40	133	<1	<2	2.6	0.70	15	68
117107	BR-005	72	73	Felsic Volcanic 2	Central Pit	Mine Rock	0.90	8.8	29	183	1.0	<2	3.2	1.8	11	118
117108	BR-005	79	80	Felsic Volcanic 1	Central Pit	Mine Rock	0.70	6.9	14	193	<1	<2	2.9	0.60	8.0	26
117109	BR-005	101.5	102	Felsic Volcanic 1	Central Pit	Mine Rock	0.70	7.3	8.0	98	1.0	<2	2.6	0.70	10	35
117110	BR-005	106	107	Felsic Volcanic 1	Central Pit	Mine Rock	0.50	6.7	4.0	74	<1	<2	2.2	0.60	9.0	26
117111	BR-005	118	118.5	Felsic Volcanic 1	Central Pit	Mine Rock	1.6	7.4	15	196	1.0	8.0	1.4	0.70	8.0	25
117112	BR-005	131	131.5	Felsic Volcanic 1	Central Pit	Mine Rock	2.2	7.0	21	116	1.0	44	0.50	2.5	8.0	25
117113	BR-005	138	138.5	Felsic Volcanic 1	Central Pit	Mine Rock	1.0	8.2	5.0	266	1.0	<2	1.8	0.60	10	24
117114	BR-005	148	149	Felsic Volcanic 1	Central Pit	Mine Rock	0.70	7.9	6.0	123	1.0	<2	2.1	0.90	9.0	32
117115	BR-005	160.65	161.5	Felsic Volcanic 2	Central Pit	Mine Rock	0.80	7.2	8.0	159	1.0	<2	2.0	0.70	10	38
117116	BR-005	171.5	172	Felsic Volcanic 1	Central Pit	Mine Rock	0.70	6.6	10	120	<1	2.0	1.6	0.60	7.0	22
117117	BR-005	191.1	191.6	Felsic Volcanic 1	Central Pit	Mine Rock	0.70	7.2	5.0	228	<1	<2	1.6	0.30	8.0	27
117118	BR-005	202.5	203.5	Felsic Volcanic 1	Central Pit	Mine Rock	1.0	7.2	10	224	1.0	<2	2.2	0.50	6.0	20
117119	BR-005	212	212.5	Felsic Volcanic 1	Central Pit	Mine Rock	0.80	6.7	14	234	<1	<2	2.2	0.80	5.0	24
117120	BR-005	223.15	223.65	Felsic Volcanic 1	Central Pit	Mine Rock	0.70	7.5	15	122	1.0	<2	1.8	0.40	6.0	27
117121	BR-005	232	233	Felsic Volcanic 1	Central Pit	Mine Rock	2.2	7.0	11	128	<1	2.0	1.8	0.80	8.0	20
117122	BR-005	239	240	Felsic Volcanic 1	Central Pit	Mine Rock	0.70	7.5	14	118	1.0	<2	2.0	0.50	6.0	17
117123	BR-005	249	250	Felsic Volcanic 1	Central Pit	Mine Rock	1.1	6.8	5.0	230	<1	<2	2.3	0.80	10	23
117124	BR-005	260	261	Felsic Volcanic 1	Central Pit	Mine Rock	1.0	7.0	4.0	487	<1	<2	2.0	0.60	10	29
117125	BR-005	270	271	Felsic Volcanic 1	Central Pit	Mine Rock	1.2	7.1	7.0	178	<1	<2	2.0	0.70	7.0	26
117126	BR-005	281.5	282	Felsic Volcanic 1	Central Pit	Mine Rock	0.70	6.2	5.0	378	<1	<2	1.9	0.40	8.0	21
117127	BR-005	291	291.5	Felsic Volcanic 1	Central Pit	Mine Rock	0.60	7.0	5.0	435	<1	<2	2.1	0.50	7.0	23
117128	BR-005	302	303	Felsic Volcanic 1	Central Pit	Mine Rock	0.90	7.7	9.0	115	1.0	<2	2.0	0.60	9.0	29
117129	BR-005	309	310	Felsic Volcanic 1	Central Pit	Mine Rock	0.70	7.0	6.0	144	<1	<2	1.8	0.50	8.0	24
117130	BR-005	318	318.5	Felsic Volcanic 1	Central Pit	Mine Rock	0.80	7.6	7.0	110	1.0	<2	2.4	0.50	8.0	30
117131	BR-005	339	340	Felsic Volcanic 1	Central Pit	Mine Rock	0.80	7.3	6.0	324	<1	<2	1.9	0.40	6.0	32
117450	BR-283	45	46.5	Felsic Volcanic 1	Central Pit	Mine Rock	0.40	7.7	<3	525	<1	<2	2.2	<0.3	9.0	15
117132	BR-005	355.3	356	Felsic Volcanic 1	Central Pit	Mine Rock	0.80	7.5	8.0	113	<1	<2	1.8	0.60	10	25
A0963383	BR-122	26	27	Felsic Volcanic 1	Central Pit	Mine Rock	<0.3	7.7	<3	493	1.0	<2	2.4	0.40	9.0	26
A0963384	BR-122	32	33.5	Felsic Volcanic 1	Central Pit	Mine Rock	0.60	7.3	<3	588	<1	<2	3.2	0.60	12	30
A0963385	BR-122	44	45.5	Felsic Volcanic 1	Central Pit	Mine Rock	0.50	8.7	<3	599	<1	<2	3.2	0.70	14	25
A0963386	BR-122	49.5	51	Felsic Volcanic 1	Central Pit	Mine Rock	<0.3	7.7	<3	454	<1	<2	2.5	0.40	9.0	25
A0963387	BR-122	55.5	57	Felsic Volcanic 1	Central Pit	Mine Rock	<0.3	8.3	3.0	496	<1	<2	3.0	0.60	13	22

Classification as mine rock or ore-grade materials was based on gold content.

A value of "--" indicates metal was not measured for the given sample; the variation in elements analyzed is due to measurement at two different laboratories (see text).

Table B-7 Four Acid Metals

Sample ID	Drillhole ID	From	To	Lithology	Area	Class	Silver	Aluminum	Arsenic	Barium	Beryllium	Bismuth	Calcium	Cadmium	Cobalt	Chromium
		m	*m*				*ppm*	*%*	*ppm*	*ppm*	*ppm*	*ppm*	*%*	*ppm*	*ppm*	*ppm*
10x Crustal Abundance (Price 1997) [(1)]							--	--	--	--	--	--	--	--	--	--
A0963388	BR-122	60	61.5	Felsic Volcanic 1	Central Pit	Mine Rock	<0.3	7.6	<3	424	<1	<2	2.5	0.40	9.0	14
A0963389	BR-122	66	67.5	Felsic Volcanic 1	Central Pit	Mine Rock	<0.3	7.7	<3	425	1.0	<2	2.3	0.40	8.0	20
A0963390	BR-122	72	73.5	Felsic Volcanic 1	Central Pit	Mine Rock	0.30	7.7	<3	602	<1	<2	2.6	0.50	11	36
A0963391	BR-122	81	82.5	Felsic Volcanic 1	Central Pit	Mine Rock	0.40	7.7	<3	474	1.0	<2	2.3	0.40	8.0	24
A0963392	BR-122	91	92.5	Felsic Volcanic 1	Central Pit	Mine Rock	<0.3	7.4	<3	387	1.0	<2	2.5	0.50	9.0	29
A0963393	BR-122	97	98.5	Felsic Volcanic 1	Central Pit	Mine Rock	0.50	6.5	<3	396	<1	<2	2.4	0.40	8.0	24
A0963394	BR-122	103	104.5	Felsic Volcanic 1	Central Pit	Mine Rock	0.50	8.3	<3	534	1.0	<2	2.5	0.40	9.0	30
A0963395	BR-122	108.5	110	Felsic Volcanic 1	Central Pit	Mine Rock	0.40	8.1	<3	459	1.0	<2	2.5	0.40	9.0	22
A0963396	BR-122	113	114.5	Felsic Volcanic 1	Central Pit	Mine Rock	0.30	8.1	<3	576	1.0	<2	2.4	0.40	9.0	17
A0963397	BR-122	119	120.5	Felsic Volcanic 1	Central Pit	Mine Rock	0.50	8.9	<3	581	1.0	<2	3.4	0.50	10	18
A0963398	BR-122	125	126.5	Felsic Volcanic 1	Central Pit	Mine Rock	0.50	7.1	<3	411	<1	<2	2.3	0.40	8.0	25
A0963399	BR-122	131	132.5	Felsic Volcanic 1	Central Pit	Mine Rock	0.60	7.9	<3	449	1.0	<2	2.3	0.40	9.0	25
A0963400	BR-122	137	138.5	Felsic Volcanic 1	Central Pit	Mine Rock	0.50	8.1	3.0	535	1.0	<2	2.4	0.40	9.0	26
A0963401	BR-122	143	144.5	Felsic Volcanic 1	Central Pit	Mine Rock	0.70	8.0	<3	517	1.0	<2	2.5	0.40	9.0	23
A0963402	BR-122	149	150.5	Felsic Volcanic 1	Central Pit	Mine Rock	0.40	8.4	<3	489	1.0	<2	2.3	0.50	9.0	18
A0963403	BR-122	157	158	Felsic Volcanic 1	Central Pit	Mine Rock	0.60	7.3	<3	491	<1	<2	2.2	0.50	9.0	22
A0963404	BR-122	162	163.5	Felsic Volcanic 1	Central Pit	Mine Rock	0.30	8.1	<3	515	1.0	<2	2.3	0.40	9.0	17
A0963405	BR-122	167	168	Felsic Volcanic 1	Central Pit	Mine Rock	0.60	8.0	<3	364	1.0	<2	2.5	0.40	9.0	19
A0963406	BR-122	172	173.5	Felsic Volcanic 1	Central Pit	Mine Rock	<0.3	7.9	<3	471	1.0	<2	2.7	0.50	10	18
A0963407	BR-122	177	178	Felsic Volcanic 1	Central Pit	Mine Rock	0.40	8.2	<3	564	1.0	<2	2.3	0.50	9.0	17
A0963408	BR-122	183	184.5	Felsic Volcanic 1	Central Pit	Mine Rock	0.50	8.1	4.0	482	1.0	<2	2.3	0.50	9.0	21
A0963409	BR-122	192.5	194	Felsic Volcanic 1	Central Pit	Mine Rock	0.60	8.0	<3	589	1.0	<2	2.4	0.50	9.0	19
A0963410	BR-122	197	198	Felsic Volcanic 1	Central Pit	Mine Rock	0.60	8.0	5.0	439	1.0	<2	2.5	0.50	9.0	24
A0963411	BR-122	202	203	Felsic Volcanic 1	Central Pit	Mine Rock	<0.3	8.2	<3	506	1.0	<2	2.3	0.40	9.0	21
A0963412	BR-122	208	209.5	Felsic Volcanic 1	Central Pit	Mine Rock	<0.3	7.4	<3	440	<1	<2	2.3	0.40	8.0	16
A0963413	BR-122	219	220.5	Felsic Volcanic 1	Central Pit	Mine Rock	0.50	8.5	7.0	528	1.0	<2	2.6	1.1	9.0	19
A0963414	BR-122	225	226.5	Felsic Volcanic 1	Central Pit	Mine Rock	0.30	7.7	4.0	457	1.0	<2	2.7	0.50	8.0	17
A0963415	BR-122	231	232.5	Felsic Volcanic 1	Central Pit	Mine Rock	0.60	7.5	5.0	482	1.0	<2	2.4	0.50	8.0	19
A0963416	BR-122	237	238.5	Felsic Volcanic 1	Central Pit	Mine Rock	0.60	8.1	3.0	504	1.0	<2	2.6	0.50	9.0	27
A0963417	BR-122	243.25	244.25	Felsic Volcanic 1	Central Pit	Mine Rock	0.80	7.7	17	125	1.0	<2	2.2	0.60	8.0	26
A0963418	BR-122	247	248	Felsic Volcanic 1	Central Pit	Mine Rock	0.60	7.7	5.0	129	1.0	<2	2.0	0.60	8.0	18
A0963419	BR-122	252	253	Felsic Volcanic 1	Central Pit	Mine Rock	0.90	7.7	4.0	86	<1	<2	2.2	0.80	9.0	20
A0963420	BR-122	257	258	Felsic Volcanic 1	Central Pit	Mine Rock	0.70	6.9	<3	313	1.0	<2	0.83	0.40	8.0	22
A0963421	BR-122	262	263	Felsic Volcanic 1	Central Pit	Mine Rock	0.50	7.4	<3	99	1.0	<2	1.0	0.60	8.0	24
A0963422	BR-122	267	268	Felsic Volcanic 1	Central Pit	Mine Rock	0.60	8.2	6.0	102	1.0	<2	1.7	0.70	8.0	20
A0963423	BR-122	272	273	Felsic Volcanic 1	Central Pit	Mine Rock	0.70	7.9	10	64	1.0	<2	1.9	0.60	10	16
A0963424	BR-122	281	282	Felsic Volcanic 1	Central Pit	Mine Rock	0.60	7.7	7.0	72	<1	<2	2.4	0.60	12	21
A0963425	BR-122	285	286	Felsic Volcanic 1	Central Pit	Mine Rock	0.60	7.4	6.0	101	1.0	<2	2.1	0.60	7.0	29
A0963426	BR-122	290	291	Felsic Volcanic 1	Central Pit	Mine Rock	0.70	7.5	7.0	126	1.0	<2	2.0	0.50	7.0	19
A0963427	BR-122	295	296	Felsic Volcanic 1	Central Pit	Mine Rock	0.70	7.7	7.0	123	1.0	<2	2.2	0.70	8.0	26
A0963428	BR-122	300	301	Felsic Volcanic 1	Central Pit	Mine Rock	1.0	7.5	5.0	385	<1	<2	2.0	0.70	10	29
A0963429	BR-122	305	306	Felsic Volcanic 1	Central Pit	Mine Rock	1.1	7.3	6.0	163	<1	<2	2.1	0.60	7.0	29
A0963430	BR-122	312.5	313.5	Felsic Volcanic 1	Central Pit	Mine Rock	0.90	6.5	6.0	129	<1	<2	1.5	0.60	8.0	19
A0963431	BR-122	318	319	Felsic Volcanic 1	Central Pit	Mine Rock	0.90	7.3	4.0	131	<1	<2	2.4	0.60	11	34

Classification as mine rock or ore-grade materials was based on gold content.

A value of "--" indicates metal was not measured for the given sample; the variation in elements analyzed is due to measurement at two different laboratories (see text).

Table B-7 Four Acid Metals

Sample ID	Drillhole ID	From	To	Lithology	Area	Class	Silver	Aluminum	Arsenic	Barium	Beryllium	Bismuth	Calcium	Cadmium	Cobalt	Chromium
		m	*m*				*ppm*	*%*	*ppm*	*ppm*	*ppm*	*ppm*	*%*	*ppm*	*ppm*	*ppm*
10x Crustal Abundance (Price 1997) [(1)]							--	--	--	--	--	--	--	--	--	--
A0963432	BR-122	323	324	Felsic Volcanic 1	Central Pit	Mine Rock	1.1	8.1	28	85	1.0	<2	1.4	0.70	12	97
A0963433	BR-122	330	331	Felsic Volcanic 1	Central Pit	Mine Rock	1.1	7.0	6.0	68	<1	<2	2.5	0.80	10	33
A0964713	BR-160	30	30.8	Felsic Volcanic 1	Central Pit	Ore-Grade	2.0	7.0	10	140	<1	<2	1.8	1.7	8.0	37
A0962738	BR-160	34.4	35.2	Felsic Volcanic 1	Central Pit	Mine Rock	0.80	7.5	10	83	1.0	<2	2.5	0.60	8.0	18
A0962739	BR-160	41.85	42.4	Felsic Volcanic 1	Central Pit	Mine Rock	1.1	6.4	12	124	<1	3.0	1.3	1.1	7.0	31
A0962740	BR-160	45.5	46.5	Felsic Volcanic 1	Central Pit	Mine Rock	0.80	7.4	7.0	79	1.0	<2	2.4	0.50	9.0	106
A0962741	BR-160	50.5	51.5	Felsic Volcanic 1	Central Pit	Mine Rock	0.80	7.4	8.0	101	1.0	<2	2.2	0.70	6.0	28
A0962742	BR-160	55.5	56.5	Felsic Volcanic 1	Central Pit	Mine Rock	0.90	7.7	8.0	105	<1	<2	2.5	0.70	10	41
A0962743	BR-160	59.5	60.5	Felsic Volcanic 1	Central Pit	Mine Rock	0.80	7.6	8.0	97	1.0	<2	2.4	0.70	9.0	30
A0962744	BR-160	64	65	Quartz Sericite Schist	Central Pit	Mine Rock	0.80	6.6	7.0	129	<1	<2	0.17	0.50	2.0	23
A0962745	BR-160	68	69	Quartz Sericite Schist	Central Pit	Mine Rock	1.1	6.9	20	110	1.0	<2	0.86	0.50	2.0	22
A0962746	BR-160	72	73	Felsic Volcanic 2	Central Pit	Mine Rock	1.2	7.0	15	119	<1	<2	1.6	1.0	2.0	16
A0962747	BR-160	77	78	Felsic Volcanic 2	Central Pit	Mine Rock	1.6	6.4	21	168	1.0	3.0	1.1	7.9	2.0	11
A0962748	BR-160	82	83	Felsic Volcanic 2	Central Pit	Mine Rock	1.4	6.5	24	223	<1	2.0	1.3	0.60	3.0	13
A0962749	BR-160	87.1	88.1	Felsic Volcanic 2	Central Pit	Mine Rock	1.4	6.6	51	126	1.0	<2	2.0	0.90	1.0	14
A0962750	BR-160	92.05	93	Felsic Volcanic 1	Central Pit	Mine Rock	1.0	7.3	138	103	1.0	<2	2.1	2.3	9.0	25
A0962751	BR-160	97	98	Felsic Volcanic 1	Central Pit	Mine Rock	1.1	7.0	70	104	1.0	<2	2.4	0.70	8.0	25
A0962752	BR-160	104.5	105.5	Felsic Volcanic 1	Central Pit	Mine Rock	2.2	7.5	30	141	1.0	6.0	1.7	0.90	7.0	23
A0962753	BR-160	109	110	Felsic Volcanic 1	Central Pit	Mine Rock	1.8	8.3	35	86	1.0	3.0	1.4	1.0	11	24
A0962737	BR-160	112	113	Felsic Volcanic 1	Central Pit	Mine Rock	3.2	7.1	55	40	1.0	4.0	0.43	1.4	10	17
A0962754	BR-160	114.1	115.1	Felsic Volcanic 1	Central Pit	Mine Rock	4.7	7.1	34	205	<1	7.0	7.5	4.4	7.0	18
A0962755	BR-160	119	120	Felsic Volcanic 1	Central Pit	Mine Rock	1.2	7.0	50	91	<1	<2	3.4	2.2	10	22
A0962756	BR-160	123	124	Felsic Volcanic 1	Central Pit	Mine Rock	1.0	9.1	39	240	<1	<2	2.4	0.60	9.0	24
A0962757	BR-160	130.4	130.9	Metasediment 2	Central Pit	Mine Rock	0.90	6.6	1180	299	1.0	<2	0.76	3.4	16	118
A0962758	BR-160	145.25	146	Felsic Volcanic 1	Central Pit	Ore-Grade	1.1	8.0	258	108	<1	<2	3.3	0.90	14	73
A0962759	BR-160	150	150.75	Felsic Volcanic 1	Central Pit	Mine Rock	1.1	7.7	>5000	150	2.0	<2	2.1	1.3	17	87
A0962760	BR-160	155.25	156	Felsic Volcanic 1	Central Pit	Mine Rock	3.9	7.8	>5000	166	<1	2.0	3.4	8.4	11	26
A0962761	BR-160	162	163.05	Felsic Volcanic 1	Central Pit	Mine Rock	1.4	8.2	2770	125	<1	<2	1.8	0.70	7.0	23
A0962762	BR-160	169	170	Metasediment 2	Central Pit	Ore-Grade	1.8	8.5	25	646	1.0	<2	2.1	1.3	22	117
A0962763	BR-160	185.5	187	Metasediment 2	Central Pit	Mine Rock	1.0	8.1	42	466	1.0	<2	1.9	0.90	19	93
A0962764	BR-160	191.5	193	Metasediment 2	Central Pit	Mine Rock	0.90	8.2	19	462	1.0	<2	2.2	0.70	13	61
A0964387	BR-193	47.5	49	Felsic Volcanic 1	Central Pit	Mine Rock	1.0	7.4	5.0	154	<1	<2	2.1	0.60	9.0	26
A0964388	BR-193	65.3	66.8	Felsic Volcanic 1	Central Pit	Mine Rock	0.90	6.7	5.0	258	<1	<2	1.8	0.60	8.0	31
A0964389	BR-193	70.9	71.5	Felsic Volcanic 1	Central Pit	Mine Rock	1.0	6.1	5.0	88	<1	<2	1.9	1.1	10	24
A0964390	BR-193	77	78.5	Felsic Volcanic 1	Central Pit	Ore-Grade	1.1	7.3	5.0	164	1.0	<2	2.5	0.70	9.0	22
A0964391	BR-193	83.4	84.3	Felsic Volcanic 1	Central Pit	Mine Rock	1.4	6.9	7.0	60	<1	<2	2.6	0.80	10	20
A0964392	BR-193	90.6	91.2	Felsic Volcanic 1	Central Pit	Mine Rock	0.50	4.2	12	136	<1	<2	1.6	0.60	6.0	30
A0964393	BR-193	93.2	93.7	Felsic Volcanic 1	Central Pit	Mine Rock	<0.3	2.9	7.0	227	<1	<2	0.98	0.40	6.0	14
A0964394	BR-193	97.1	98.2	Felsic Volcanic 1	Central Pit	Mine Rock	1.2	4.4	7.0	227	<1	<2	1.8	0.60	7.0	26
A0964395	BR-193	102	103.1	Felsic Volcanic 1	Central Pit	Mine Rock	2.7	6.3	9.0	98	<1	<2	1.9	0.80	9.0	18
A0964396	BR-193	108.2	109.1	Felsic Volcanic 1	Central Pit	Ore-Grade	1.7	5.1	6.0	202	<1	3.0	4.5	0.70	7.0	24
A0964397	BR-193	113.5	115	Felsic Volcanic 1	Central Pit	Mine Rock	1.1	6.6	9.0	72	<1	<2	2.2	0.70	9.0	20
A0964398	BR-193	118.9	120.4	Felsic Volcanic 1	Central Pit	Mine Rock	1.4	7.3	7.0	190	<1	<2	2.5	0.60	9.0	29
A0964399	BR-193	122.5	123	Felsic Volcanic 1	Central Pit	Mine Rock	0.80	5.1	10	286	<1	<2	1.5	0.40	7.0	101

Classification as mine rock or ore-grade materials was based on gold content.

A value of "--" indicates metal was not measured for the given sample; the variation in elements analyzed is due to measurement at two different laboratories (see text).

Table B-7 Four Acid Metals

Sample ID	Drillhole ID	From	To	Lithology	Area	Class	Silver	Aluminum	Arsenic	Barium	Beryllium	Bismuth	Calcium	Cadmium	Cobalt	Chromium
		m	*m*				*ppm*	*%*	*ppm*	*ppm*	*ppm*	*ppm*	*%*	*ppm*	*ppm*	*ppm*
10x Crustal Abundance (Price 1997) [(1)]							--	--	--	--	--	--	--	--	--	--
A0964400	BR-193	129	130.4	Felsic Volcanic 1	Central Pit	Mine Rock	1.3	7.7	12	91	1.0	<2	2.3	0.70	9.0	31
A0964401	BR-193	135	136.5	Felsic Volcanic 1	Central Pit	Mine Rock	0.80	7.3	10	77	<1	4.0	2.2	0.70	7.0	26
A0964402	BR-193	150	151.5	Felsic Volcanic 1	Central Pit	Mine Rock	0.80	7.5	7.0	119	1.0	<2	2.3	0.60	9.0	22
A0964403	BR-193	155.7	157	Felsic Volcanic 1	Central Pit	Mine Rock	0.80	8.0	5.0	148	1.0	<2	2.0	0.60	9.0	28
A0964404	BR-193	160.6	162	Felsic Volcanic 1	Central Pit	Mine Rock	0.60	7.9	11	228	<1	<2	2.7	0.50	8.0	24
A0964405	BR-193	167.5	169	Felsic Volcanic 1	Central Pit	Mine Rock	0.70	8.0	6.0	151	1.0	<2	2.3	0.60	8.0	26
A0964406	BR-193	171.8	172.8	Felsic Volcanic 1	Central Pit	Ore-Grade	0.90	6.9	12	252	<1	<2	2.2	0.60	9.0	22
A0964407	BR-193	176	177	Felsic Volcanic 1	Central Pit	Mine Rock	1.6	7.3	50	87	1.0	<2	3.0	0.80	8.0	18
A0964408	BR-193	181.5	183	Felsic Volcanic 1	Central Pit	Mine Rock	0.90	5.6	11	118	<1	<2	2.0	0.60	7.0	19
A0964409	BR-193	192	193.5	Felsic Volcanic 1	Central Pit	Mine Rock	0.90	7.4	23	172	1.0	3.0	1.1	1.0	11	22
A0964410	BR-193	198	199.5	Felsic Volcanic 1	Central Pit	Mine Rock	0.90	7.2	21	147	1.0	<2	2.4	0.70	8.0	23
A0964411	BR-193	206	207	Felsic Volcanic 2	Central Pit	Mine Rock	0.90	6.8	10	273	1.0	<2	1.7	<0.3	2.0	14
A0964412	BR-193	208.8	210	Felsic Volcanic 2	Central Pit	Mine Rock	2.2	6.7	19	218	1.0	3.0	1.5	1.7	2.0	9.0
A0964413	BR-193	215	215.95	Felsic Volcanic 2	Central Pit	Mine Rock	2.4	6.7	33	190	<1	2.0	3.6	0.90	4.0	20
A0964414	BR-193	230.5	231	Felsic Volcanic 1	Central Pit	Mine Rock	1.4	8.4	35	136	1.0	<2	0.62	1.6	20	144
A0964415	BR-193	237.5	238.5	Metasediment 2	Central Pit	Mine Rock	1.0	7.3	46	219	1.0	<2	1.3	1.7	17	80
A0964416	BR-193	245.7	246.7	Metasediment 2	Central Pit	Mine Rock	0.90	5.8	98	134	1.0	2.0	1.9	4.6	12	78
A0964417	BR-194	45.5	47	Felsic Volcanic 1	Central Pit	Mine Rock	1.0	7.7	7.0	88	1.0	<2	2.1	1.4	9.0	23
A0964418	BR-194	55.3	56.6	Felsic Volcanic 1	Central Pit	Mine Rock	0.70	7.8	4.0	209	1.0	<2	2.3	0.50	13	42
A0964419	BR-194	60.3	61.5	Felsic Volcanic 1	Central Pit	Mine Rock	0.70	7.6	6.0	103	1.0	<2	1.6	0.60	10	21
A0964420	BR-194	70.5	72	Felsic Volcanic 1	Central Pit	Mine Rock	0.80	7.5	5.0	88	<1	<2	2.4	0.70	9.0	35
A0964421	BR-194	79.5	81	Felsic Volcanic 1	Central Pit	Mine Rock	1.1	7.6	3.0	88	1.0	<2	1.8	0.50	7.0	14
A0964422	BR-194	84	85.5	Felsic Volcanic 1	Central Pit	Mine Rock	1.0	8.3	10	69	1.0	<2	1.5	0.70	9.0	18
A0964423	BR-194	90	91.5	Felsic Volcanic 1	Central Pit	Mine Rock	1.2	7.7	26	76	<1	<2	1.9	1.6	12	27
A0964424	BR-194	96	97.5	Felsic Volcanic 1	Central Pit	Mine Rock	0.70	7.0	8.0	80	1.0	<2	1.1	<0.3	11	34
A0964425	BR-194	102	103.5	Felsic Volcanic 1	Central Pit	Mine Rock	1.0	8.0	11	56	1.0	2.0	2.8	<0.3	15	20
A0964426	BR-194	108	109.5	Felsic Volcanic 1	Central Pit	Mine Rock	1.1	7.5	4.0	61	1.0	<2	1.9	<0.3	11	28
A0964427	BR-194	113.5	115	Felsic Volcanic 1	Central Pit	Mine Rock	1.3	7.4	7.0	101	1.0	<2	2.2	<0.3	10	25
A0964428	BR-194	121.1	122.2	Felsic Volcanic 1	Central Pit	Mine Rock	0.70	7.5	25	68	1.0	<2	3.3	<0.3	12	36
A0964429	BR-194	125.2	126.1	Felsic Volcanic 1	Central Pit	Mine Rock	1.0	6.5	9.0	88	1.0	<2	2.3	1.3	9.0	26
A0964430	BR-194	129.25	130.3	Felsic Volcanic 1	Central Pit	Ore-Grade	7.3	6.8	6.0	235	<1	8.0	6.7	12	8.0	23
A0964431	BR-194	134	135.5	Felsic Volcanic 1	Central Pit	Mine Rock	0.80	6.3	6.0	97	1.0	<2	2.2	<0.3	7.0	25
A0964432	BR-194	139.25	140.45	Felsic Volcanic 1	Central Pit	Mine Rock	1.3	2.9	6.0	293	1.0	<2	1.5	<0.3	9.0	21
A0964433	BR-194	146	147	Felsic Volcanic 1	Central Pit	Mine Rock	1.3	4.5	6.0	110	<1	2.0	0.85	1.0	8.0	26
A0964434	BR-194	151	152	Felsic Volcanic 1	Central Pit	Ore-Grade	3.1	5.5	5.0	263	<1	<2	1.9	2.1	7.0	28
A0964435	BR-194	156.5	158	Felsic Volcanic 1	Central Pit	Mine Rock	0.90	7.4	6.0	183	<1	<2	2.2	<0.3	7.0	23
A0964436	BR-194	161.7	163.1	Felsic Volcanic 1	Central Pit	Mine Rock	0.80	7.9	6.0	206	1.0	<2	2.4	<0.3	9.0	28
A0964437	BR-194	166.5	168	Felsic Volcanic 1	Central Pit	Mine Rock	0.80	7.2	8.0	191	1.0	<2	2.4	<0.3	8.0	22
A0964438	BR-194	171	172.1	Felsic Volcanic 1	Central Pit	Mine Rock	0.90	7.8	6.0	362	1.0	<2	2.5	<0.3	9.0	31
A0964439	BR-194	176.55	177.5	Felsic Volcanic 1	Central Pit	Ore-Grade	3.5	6.4	4.0	191	<1	4.0	5.1	2.1	8.0	28
A0964440	BR-194	182.5	183	Felsic Volcanic 1	Central Pit	Mine Rock	1.2	7.7	5.0	229	1.0	<2	2.3	<0.3	10	37
A0964441	BR-194	187	188	Felsic Volcanic 1	Central Pit	Ore-Grade	1.3	4.9	7.0	418	1.0	<2	2.3	<0.3	11	42
A0964442	BR-194	192	193	Felsic Volcanic 1	Central Pit	Mine Rock	1.0	4.7	5.0	251	<1	<2	1.9	<0.3	10	26
A0964443	BR-194	198	199	Felsic Volcanic 1	Central Pit	Ore-Grade	1.3	5.9	7.0	193	1.0	<2	2.5	<0.3	10	31

Classification as mine rock or ore-grade materials was based on gold content.

A value of "--" indicates metal was not measured for the given sample; the variation in elements analyzed is due to measurement at two different laboratories (see text).

Table B-7 Four Acid Metals

Sample ID	Drillhole ID	From	To	Lithology	Area	Class	Silver	Aluminum	Arsenic	Barium	Beryllium	Bismuth	Calcium	Cadmium	Cobalt	Chromium
		m	*m*				*ppm*	*%*	*ppm*	*ppm*	*ppm*	*ppm*	*%*	*ppm*	*ppm*	*ppm*
10x Crustal Abundance (Price 1997) [(1)]							--	--	--	--	--	--	--	--	--	--
A0964444	BR-194	203	204	Felsic Volcanic 1	Central Pit	Mine Rock	1.3	7.1	5.0	133	<1	<2	2.6	<0.3	11	33
A0964445	BR-194	208	209	Felsic Volcanic 1	Central Pit	Mine Rock	1.0	7.7	6.0	254	1.0	<2	2.7	<0.3	11	26
A0964446	BR-194	213	214	Felsic Volcanic 1	Central Pit	Mine Rock	1.2	7.6	6.0	161	1.0	<2	2.7	<0.3	12	20
A0964447	BR-194	217.7	218.4	Felsic Volcanic 1	Central Pit	Mine Rock	1.4	6.8	12	80	<1	<2	3.9	<0.3	7.0	19
A0964448	BR-194	223.5	224.5	Felsic Volcanic 1	Central Pit	Mine Rock	1.0	7.7	11	279	1.0	<2	3.0	<0.3	9.0	25
A0964449	BR-194	229	229.9	Felsic Volcanic 1	Central Pit	Mine Rock	1.1	7.8	12	107	1.0	<2	2.6	<0.3	9.0	28
A0964450	BR-194	237.7	238.7	Felsic Volcanic 1	Central Pit	Mine Rock	1.2	4.1	12	392	1.0	<2	1.9	<0.3	6.0	21
A0964451	BR-194	242.75	243.25	Felsic Volcanic 1	Central Pit	Mine Rock	0.70	5.7	40	180	1.0	<2	2.7	<0.3	10	49
A0964452	BR-194	247	247.95	Felsic Volcanic 2	Central Pit	Mine Rock	1.1	7.0	25	75	1.0	<2	3.1	<0.3	9.0	30
A0964453	BR-194	251	252	Felsic Volcanic 2	Central Pit	Ore-Grade	2.0	7.5	15	73	1.0	<2	2.4	<0.3	11	28
A0964454	BR-194	256.5	258	Felsic Volcanic 1	Central Pit	Mine Rock	0.40	8.0	14	78	1.0	<2	2.5	<0.3	12	23
A0964455	BR-194	262.5	264	Felsic Volcanic 1	Central Pit	Mine Rock	0.80	8.2	17	89	<1	<2	2.9	<0.3	13	27
A0964456	BR-194	268.5	269	Felsic Volcanic 1	Central Pit	Mine Rock	0.70	7.4	22	56	<1	<2	2.4	<0.3	11	30
A0964457	BR-194	275.5	277	Felsic Volcanic 1	Central Pit	Mine Rock	0.60	8.0	10	139	1.0	<2	2.8	<0.3	11	33
A0964671	BR-381	8	9	Felsic Volcanic 1	Central Pit	Ore-Grade	3.6	7.0	109	49	1.0	12	0.58	4.5	9.0	15
A0964652	BR-381	13.55	14.5	Felsic Volcanic 2	Central Pit	Mine Rock	1.2	8.3	54	200	<1	<2	3.7	1.2	7.0	23
A0964653	BR-381	17.8	18.5	Felsic Volcanic 2	Central Pit	Mine Rock	1.2	6.8	185	117	<1	<2	1.7	1.0	9.0	24
A0964654	BR-381	22.5	23.5	Felsic Volcanic 2	Central Pit	Mine Rock	0.80	7.0	230	320	<1	<2	2.1	0.50	10	32
A0964655	BR-381	27.8	28.8	Felsic Volcanic 2	Central Pit	Ore-Grade	0.80	9.3	168	221	1.0	<2	2.1	0.80	23	125
A0964656	BR-381	32.15	33.2	Felsic Volcanic 2	Central Pit	Mine Rock	0.90	7.7	69	113	1.0	<2	3.5	<0.3	10	25
A0964657	BR-381	42.05	43	Felsic Volcanic 1	Central Pit	Mine Rock	0.70	7.9	11	523	1.0	<2	2.5	<0.3	13	36
A0964658	BR-381	47.05	48	Metasediment 2	Central Pit	Mine Rock	0.50	8.0	7.0	541	1.0	<2	1.5	<0.3	21	120
A0964659	BR-381	52	53.5	Metasediment 2	Central Pit	Mine Rock	1.3	8.0	6.0	643	1.0	<2	1.9	<0.3	22	125
A0964660	BR-381	58	59	Felsic Volcanic 1	Central Pit	Mine Rock	0.60	7.8	28	569	1.0	<2	2.7	0.40	10	35
A0964661	BR-381	64	65.5	Metasediment 2	Central Pit	Mine Rock	0.60	5.3	142	601	1.0	<2	1.5	<0.3	20	106
A0964662	BR-381	69	70.45	Metasediment 2	Central Pit	Mine Rock	0.70	6.0	62	528	1.0	<2	1.9	<0.3	16	84
A0964663	BR-381	74.9	76	Metasediment 2	Central Pit	Mine Rock	0.60	10.0	356	609	1.0	<2	1.3	<0.3	28	167
A0964664	BR-381	80.5	81.5	Metasediment 2	Central Pit	Mine Rock	0.70	8.7	9.0	529	2.0	<2	1.8	<0.3	18	92
A0964665	BR-381	85	86	Metasediment 2	Central Pit	Mine Rock	1.8	6.9	17	163	1.0	<2	2.8	<0.3	11	67
A0964666	BR-381	90.5	92	Felsic Volcanic 1	Central Pit	Mine Rock	1.0	8.1	7.0	579	1.0	<2	3.0	<0.3	12	34
A0964667	BR-381	95.75	97	Felsic Volcanic 1	Central Pit	Mine Rock	1.1	7.4	10	557	1.0	<2	3.2	<0.3	11	27
A0964668	BR-381	106.1	107.55	Felsic Volcanic 1	Central Pit	Mine Rock	1.4	8.2	15	545	1.0	<2	2.7	0.60	8.0	29
A0964669	BR-381	111.1	111.6	Felsic Volcanic 1	Central Pit	Mine Rock	0.80	7.4	23	701	<1	<2	1.6	0.60	7.0	21
A0964670	BR-381	122	123	Metasediment 3	Central Pit	Mine Rock	0.40	4.7	<3	220	<1	<2	1.2	<0.3	12	31
A0964802	BR-435	30	31	Felsic Volcanic 1	Central Pit	Mine Rock	0.80	4.9	4.0	220	1.0	<2	1.4	0.50	8.0	29
A0964811	BR-435	35	36	Felsic Volcanic 1	Central Pit	Mine Rock	0.70	6.9	7.0	172	1.0	<2	2.3	<0.3	9.0	30
A0964803	BR-435	41	42	Felsic Volcanic 1	Central Pit	Mine Rock	0.70	7.5	6.0	67	1.0	<2	2.4	<0.3	9.0	28
A0964804	BR-435	46.6	47.3	Felsic Volcanic 1	Central Pit	Mine Rock	1.3	6.2	14	135	<1	3.0	1.9	<0.3	7.0	22
A0964805	BR-435	52	53	Felsic Volcanic 1	Central Pit	Mine Rock	1.5	5.2	17	318	<1	4.0	2.1	0.50	5.0	19
A0964806	BR-435	55	56	Felsic Volcanic 1	Central Pit	Mine Rock	1.1	6.7	169	80	<1	<2	3.5	6.2	6.0	36
A0964807	BR-435	60	60.8	Metasediment 2	Central Pit	Mine Rock	0.90	7.3	52	464	1.0	4.0	2.0	1.1	7.0	34
A0964808	BR-435	65.75	67.25	Metasediment 2	Central Pit	Mine Rock	0.80	8.3	8.0	768	1.0	<2	1.5	<0.3	20	101
A0964809	BR-435	72	73.5	Metasediment 2	Central Pit	Mine Rock	1.2	6.0	7.0	782	1.0	<2	1.5	<0.3	24	142
A0964810	BR-435	84	85.5	Metasediment 2	Central Pit	Mine Rock	0.50	6.5	3.0	718	1.0	<2	1.4	<0.3	21	118

Classification as mine rock or ore-grade materials was based on gold content.

A value of "--" indicates metal was not measured for the given sample; the variation in elements analyzed is due to measurement at two different laboratories (see text).

Table B-7 Four Acid Metals

Sample ID	Drillhole ID	From	To	Lithology	Area	Class	Silver	Aluminum	Arsenic	Barium	Beryllium	Bismuth	Calcium	Cadmium	Cobalt	Chromium
		m	*m*				*ppm*	*%*	*ppm*	*ppm*	*ppm*	*ppm*	*%*	*ppm*	*ppm*	*ppm*
10x Crustal Abundance (Price 1997) [(1)]							--	--	--	--	--	--	--	--	--	--
A0964812	BR-435	93.35	94.2	Metasediment 2	Central Pit	Mine Rock	1.0	8.0	6.0	475	1.0	<2	3.0	<0.3	31	312
A0964813	BR-435	99	100.5	Metasediment 2	Central Pit	Mine Rock	0.60	9.1	269	586	1.0	<2	1.2	<0.3	23	138
A0964814	BR-435	105	106.5	Metasediment 2	Central Pit	Mine Rock	0.90	9.0	74	630	2.0	<2	1.3	<0.3	22	133
A0964815	BR-435	111	112.5	Metasediment 2	Central Pit	Mine Rock	0.90	11	51	836	2.0	<2	1.7	<0.3	26	140
A0964816	BR-435	117.05	117.45	Metasediment 2	Central Pit	Mine Rock	0.70	6.6	85	274	1.0	<2	1.4	<0.3	16	96
A0964817	BR-435	122	123	Metasediment 2	Central Pit	Mine Rock	1.1	9.2	85	511	1.0	<2	1.9	<0.3	23	118
A0964818	BR-435	128.75	129.25	Metasediment 2	Central Pit	Mine Rock	0.70	8.3	8.0	549	1.0	<2	2.6	<0.3	13	45
A0964819	BR-435	132	133.5	Metasediment 2	Central Pit	Mine Rock	1.0	8.5	61	428	1.0	<2	1.7	<0.3	23	128
A0964820	BR-435	138	139	Metasediment 2	Central Pit	Mine Rock	0.80	8.6	19	502	1.0	<2	1.5	<0.3	21	125
A0964821	BR-435	141.6	143.1	Metasediment 2	Central Pit	Mine Rock	0.70	9.2	708	533	2.0	<2	1.5	<0.3	20	92
A0964822	BR-435	146	147.5	Metasediment 2	Central Pit	Mine Rock	0.90	6.4	162	368	1.0	<2	2.9	<0.3	12	211
A0964823	BR-435	153	154.5	Felsic Volcanic 1	Central Pit	Mine Rock	1.1	8.6	5.0	630	1.0	<2	3.2	<0.3	11	34
DX758451	BR-007	32.8	33.8	Felsic Volcanic 1	Central Pit	Mine Rock	0.30	7.5	<3	394	<1	<2	2.3	<0.3	8.0	18
DX758452	BR-007	38.3	39.3	Felsic Volcanic 1	Central Pit	Mine Rock	0.40	5.5	<3	434	<1	<2	2.0	<0.3	9.0	18
DX758453	BR-034	165	165.5	Felsic Volcanic 1	Central Pit	Mine Rock	0.70	6.6	27	71	<1	<2	2.2	<0.3	9.0	29
DX758454	BR-034	190	190.5	Felsic Volcanic 1	Central Pit	Ore-Grade	0.90	7.4	60	32	1.0	4.0	0.48	<0.3	18	64
DX758455	BR-065	199	200	Felsic Volcanic 1	Central Pit	Mine Rock	0.50	7.5	6.0	432	<1	<2	2.6	<0.3	10	15
DX758456	BR-065	210	211	Felsic Volcanic 1	Central Pit	Mine Rock	0.50	7.2	8.0	451	<1	<2	2.4	<0.3	9.0	47
DX758457	BR-065	221.7	222.7	Felsic Volcanic 1	Central Pit	Mine Rock	0.50	7.6	12	523	<1	<2	2.2	<0.3	9.0	19
DX758458	BR-065	234.85	235.85	Felsic Volcanic 1	Central Pit	Ore-Grade	0.50	7.2	122	426	1.0	<2	2.3	<0.3	10	29
DX758459	BR-066	317.5	318.5	Felsic Volcanic 1	Central Pit	Mine Rock	0.50	7.8	44	526	<1	<2	3.0	<0.3	10	22
DX758460	BR-067	30	31.5	Felsic Volcanic 1	Central Pit	Mine Rock	<0.3	7.6	4.0	451	<1	<2	2.2	<0.3	8.0	16
DX758461	BR-067	269	270	Felsic Volcanic 1	Central Pit	Mine Rock	0.60	7.8	25	76	<1	<2	1.4	<0.3	14	22
DX758462	BR-067	380	381	Felsic Volcanic 1	Central Pit	Mine Rock	0.40	7.2	25	742	<1	<2	2.2	<0.3	8.0	21
DX758463	BR-068	178.85	179.5	Metasediment 2	Central Pit	Mine Rock	0.40	8.9	4.0	466	1.0	<2	0.94	<0.3	21	77
DX758464	BR-069	50.5	51	Felsic Volcanic 1	Central Pit	Mine Rock	0.60	7.7	4.0	407	<1	<2	2.3	<0.3	7.0	18
DX758465	BR-069	179.6	180.6	Felsic Volcanic 1	Central Pit	Mine Rock	0.60	8.4	16	475	<1	<2	3.0	<0.3	10	37
DX758466	BR-069	224.7	225.7	Felsic Volcanic 1	Central Pit	Mine Rock	0.40	7.3	15	355	<1	<2	2.7	<0.3	8.0	21
DX758467	BR-086	200.2	201.2	Felsic Volcanic 1	Central Pit	Ore-Grade	0.60	6.4	2230	104	<1	<2	4.1	<0.3	12	51
DX758468	BR-086	201.2	201.95	Felsic Volcanic 1	Central Pit	Ore-Grade	1.1	5.6	847	251	<1	<2	4.3	<0.3	15	84
DX758469	BR-087	337	338	Felsic Volcanic 1	Central Pit	Mine Rock	0.60	6.9	361	570	1.0	<2	1.9	0.80	5.0	18
DX758470	BR-105	157.5	158.5	Felsic Volcanic 1	Central Pit	Mine Rock	0.60	7.6	14	395	<1	<2	1.7	<0.3	7.0	16
DX758471	BR-105	312.1	312.75	Felsic Volcanic 2	Central Pit	Mine Rock	0.60	6.5	9.0	684	2.0	4.0	1.7	<0.3	4.0	19
DX758472	BR-105	322.7	324	Felsic Volcanic 1	Central Pit	Mine Rock	<0.3	7.3	8.0	522	<1	<2	2.3	<0.3	11	21
DX758473	BR-106	188.65	189.65	Felsic Volcanic 1	Central Pit	Mine Rock	0.50	7.2	19	502	1.0	<2	2.3	<0.3	10	14
DX758474	BR-106	235.1	236.1	Felsic Volcanic 1	Central Pit	Mine Rock	0.60	8.4	10	426	1.0	<2	2.2	<0.3	10	27
DX758475	BR-108	264	265	Felsic Volcanic 1	Central Pit	Mine Rock	0.70	8.4	32	603	<1	<2	2.4	1.1	6.0	17
DX758401	BR-135	115	116	Felsic Volcanic 1	Central Pit	Mine Rock	0.50	7.0	10	417	<1	<2	2.3	<0.3	8.0	20
DX758402	BR-135	176	177	Felsic Volcanic 1	Central Pit	Ore-Grade	0.60	7.3	10	480	<1	<2	2.5	<0.3	10	18
DX758403	BR-135	177	178	Felsic Volcanic 1	Central Pit	Mine Rock	0.50	7.4	11	479	<1	<2	2.7	<0.3	11	26
DX758404	BR-135	183	184	Felsic Volcanic 1	Central Pit	Mine Rock	0.60	7.0	18	453	1.0	<2	2.4	<0.3	9.0	16
DX758405	BR-135	253	254	Felsic Volcanic 1	Central Pit	Mine Rock	0.40	5.8	19	499	<1	<2	2.0	<0.3	9.0	20
DX758406	BR-135	273	274	Felsic Volcanic 1	Central Pit	Mine Rock	0.60	7.1	25	465	1.0	<2	2.3	<0.3	9.0	17
DX758407	BR-135	276	277	Felsic Volcanic 1	Central Pit	Ore-Grade	0.50	7.8	20	470	1.0	<2	2.4	<0.3	8.0	19

Classification as mine rock or ore-grade materials was based on gold content.

A value of "--" indicates metal was not measured for the given sample; the variation in elements analyzed is due to measurement at two different laboratories (see text).

Table B-7 Four Acid Metals

Sample ID	Drillhole ID	From	To	Lithology	Area	Class	Silver	Aluminum	Arsenic	Barium	Beryllium	Bismuth	Calcium	Cadmium	Cobalt	Chromium
		m	*m*				*ppm*	*%*	*ppm*	*ppm*	*ppm*	*ppm*	*%*	*ppm*	*ppm*	*ppm*
10x Crustal Abundance (Price 1997) [(1)]							--	--	--	--	--	--	--	--	--	--
DX758408	BR-135	280	281	Felsic Volcanic 1	Central Pit	Mine Rock	0.60	7.6	48	500	1.0	<2	2.3	<0.3	9.0	20
DX758409	BR-135	292	293	Felsic Volcanic 1	Central Pit	Mine Rock	0.40	6.4	34	409	<1	<2	2.0	<0.3	9.0	43
DX758410	BR-135	315	316	Felsic Volcanic 1	Central Pit	Ore-Grade	0.50	6.8	190	138	1.0	<2	1.3	<0.3	9.0	18
DX758411	BR-135	317	318	Felsic Volcanic 1	Central Pit	Ore-Grade	0.40	4.9	170	229	<1	<2	1.5	<0.3	6.0	14
DX758412	BR-135	321.75	322.5	Felsic Volcanic 1	Central Pit	Ore-Grade	1.2	8.0	396	484	1.0	<2	2.6	<0.3	9.0	22
DX758413	BR-135	335.25	336	Felsic Volcanic 1	Central Pit	Mine Rock	1.5	7.5	158	500	2.0	<2	2.4	<0.3	9.0	21
DX758414	BR-136	248	249	Felsic Volcanic 1	Central Pit	Mine Rock	0.70	7.4	29	477	<1	<2	3.4	<0.3	9.0	18
DX758415	BR-136	254	255	Felsic Volcanic 1	Central Pit	Ore-Grade	0.50	7.1	19	372	<1	<2	2.6	<0.3	9.0	14
DX758416	BR-136	358	359	Felsic Volcanic 1	Central Pit	Mine Rock	0.90	8.2	83	435	<1	<2	2.9	<0.3	9.0	19
DX758417	BR-136	366.25	367	Felsic Volcanic 1	Central Pit	Mine Rock	1.0	7.8	159	529	1.0	<2	2.3	<0.3	8.0	16
DX758418	BR-138	155	156	Felsic Volcanic 1	Central Pit	Mine Rock	0.80	7.8	9.0	401	1.0	<2	2.5	<0.3	7.0	21
DX758419	BR-138	253	254	Felsic Volcanic 1	Central Pit	Mine Rock	0.70	7.7	11	418	<1	<2	2.7	<0.3	9.0	18
DX758420	BR-141	286	287	Felsic Volcanic 1	Central Pit	Ore-Grade	1.7	7.2	124	540	<1	<2	1.8	<0.3	15	54
DX758221	BR-142	146.75	147.5	Felsic Volcanic 1	Central Pit	Mine Rock	0.80	7.1	22	146	<1	2.0	3.4	<0.3	11	20
DX758222	BR-142	154.5	155.5	Felsic Volcanic 1	Central Pit	Mine Rock	1.4	8.4	50	487	1.0	6.0	2.1	<0.3	10	24
DX758223	BR-142	288	289	Felsic Volcanic 2	Central Pit	Mine Rock	1.8	5.7	166	73	<1	<2	2.2	2.6	2.0	12
DX758224	BR-142	301.5	302.5	Felsic Volcanic 2	Central Pit	Mine Rock	1.1	6.3	159	132	<1	<2	2.0	<0.3	2.0	10
DX758421	BR-146	65	66	Felsic Volcanic 1	Central Pit	Mine Rock	1.0	6.7	108	470	<1	<2	1.4	1.3	4.0	12
DX758422	BR-146	75	76	Felsic Volcanic 1	Central Pit	Mine Rock	1.3	7.4	13	430	1.0	<2	2.2	1.5	9.0	21
DX758423	BR-146	86	86.6	Felsic Volcanic 1	Central Pit	Mine Rock	0.70	7.1	9.0	388	1.0	<2	1.9	<0.3	8.0	17
DX758424	BR-146	96	97	Felsic Volcanic 1	Central Pit	Mine Rock	1.0	9.0	13	785	1.0	<2	2.7	<0.3	10	17
DX758425	BR-146	104.5	105.5	Felsic Volcanic 1	Central Pit	Mine Rock	0.90	8.1	17	553	1.0	<2	2.9	<0.3	8.0	15
DX758426	BR-146	126.55	127.5	Metasediment 2	Central Pit	Mine Rock	0.70	8.8	797	503	1.0	<2	1.2	<0.3	21	88
DX758427	BR-146	136	137	Felsic Volcanic 1	Central Pit	Mine Rock	0.70	7.8	30	475	<1	<2	2.3	<0.3	8.0	27
DX758428	BR-146	144	145	Felsic Volcanic 1	Central Pit	Mine Rock	0.70	8.0	17	496	<1	<2	2.5	<0.3	9.0	25
DX758429	BR-146	145	146	Felsic Volcanic 1	Central Pit	Mine Rock	0.60	7.6	8.0	423	<1	<2	2.5	<0.3	9.0	20
DX758430	BR-146	161.9	162.5	Metasediment 2	Central Pit	Mine Rock	1.1	7.8	79	787	2.0	<2	1.5	<0.3	12	63
DX758431	BR-146	171.3	172	Felsic Volcanic 1	Central Pit	Mine Rock	0.80	8.3	10	718	<1	<2	1.3	<0.3	9.0	41
DX758432	BR-146	176.75	177.75	Felsic Volcanic 2	Central Pit	Mine Rock	1.0	6.7	88	410	<1	<2	0.82	<0.3	2.0	9.0
DX758433	BR-147	247	248	Felsic Volcanic 2	Central Pit	Mine Rock	0.90	7.6	88	489	1.0	<2	1.8	<0.3	2.0	14
DX758434	BR-154	130.2	131.2	Felsic Volcanic 1	Central Pit	Mine Rock	0.70	7.8	4.0	292	1.0	<2	3.7	<0.3	10	25
DX758216	BR-168	301	301.6	Felsic Volcanic 1	Central Pit	Ore-Grade	0.80	7.2	258	501	1.0	<2	1.6	<0.3	9.0	20
DX758435	BR-170	151.5	153	Felsic Volcanic 1	Central Pit	Mine Rock	0.80	7.3	38	111	1.0	<2	2.5	<0.3	7.0	46
DX758436	BR-170	200	201	Felsic Volcanic 1	Central Pit	Mine Rock	1.1	6.8	76	82	1.0	4.0	0.64	<0.3	7.0	34
DX758437	BR-170	205	206	Felsic Volcanic 1	Central Pit	Mine Rock	1.2	7.2	56	222	1.0	5.0	1.4	<0.3	9.0	70
DX758438	BR-172	98.25	99	Felsic Volcanic 1	Central Pit	Mine Rock	0.80	6.6	68	161	<1	<2	2.8	<0.3	11	32
DX758209	BR-175	251.4	252.4	Felsic Volcanic 1	Central Pit	Mine Rock	0.80	7.4	124	559	<1	<2	2.5	<0.3	10	15
DX758210	BR-175	271.7	272.7	Felsic Volcanic 1	Central Pit	Mine Rock	0.70	7.5	25	588	1.0	<2	2.4	<0.3	9.0	24
DX758211	BR-177	385	386	Felsic Volcanic 1	Central Pit	Mine Rock	0.70	6.6	29	296	<1	6.0	1.4	<0.3	13	17
DX758204	BR-192	49	50	Felsic Volcanic 1	Central Pit	Mine Rock	0.90	6.5	8.0	143	<1	<2	2.3	<0.3	7.0	22
DX758205	BR-192	127.5	128.95	Felsic Volcanic 1	Central Pit	Mine Rock	0.90	7.2	59	143	1.0	<2	2.3	<0.3	8.0	12
DX758206	BR-192	135	135.5	Felsic Volcanic 1	Central Pit	Ore-Grade	7.8	6.1	15	172	1.0	11	1.7	8.4	2.0	6.0
DX758207	BR-192	196.6	198	Felsic Volcanic 1	Central Pit	Mine Rock	0.70	7.7	10	402	<1	<2	2.7	<0.3	8.0	18
DX758208	BR-192	226	227.5	Felsic Volcanic 1	Central Pit	Mine Rock	1.0	8.0	5.0	513	1.0	<2	3.3	2.6	11	27

Classification as mine rock or ore-grade materials was based on gold content.

A value of "--" indicates metal was not measured for the given sample; the variation in elements analyzed is due to measurement at two different laboratories (see text).

Table B-7 Four Acid Metals

Sample ID	Drillhole ID	From	To	Lithology	Area	Class	Silver	Aluminum	Arsenic	Barium	Beryllium	Bismuth	Calcium	Cadmium	Cobalt	Chromium
		m	*m*				*ppm*	*%*	*ppm*	*ppm*	*ppm*	*ppm*	*%*	*ppm*	*ppm*	*ppm*
10x Crustal Abundance (Price 1997) [(1)]							--	--	--	--	--	--	--	--	--	--
DX758217	BR-201	210.8	211.4	Felsic Volcanic 2	Central Pit	Mine Rock	1.4	7.1	15	411	1.0	<2	1.4	<0.3	2.0	20
DX758218	BR-201	280.5	282	Felsic Volcanic 1	Central Pit	Mine Rock	0.80	7.6	101	480	<1	<2	2.5	<0.3	10	23
DX758219	BR-201	282	282.7	Felsic Volcanic 1	Central Pit	Mine Rock	0.70	8.3	269	518	<1	<2	2.7	<0.3	11	22
DX758212	BR-202	22.05	23.45	Felsic Volcanic 1	Central Pit	Mine Rock	0.80	7.9	9.0	562	<1	<2	3.1	<0.3	8.0	21
DX758213	BR-202	186	186.65	Felsic Volcanic 2	Central Pit	Mine Rock	0.90	6.5	56	331	1.0	<2	1.7	<0.3	2.0	7.0
DX758214	BR-202	208.5	210	Felsic Volcanic 2	Central Pit	Mine Rock	0.70	6.7	15	125	<1	<2	1.1	<0.3	1.0	7.0
DX758215	BR-203	83.2	84.2	Felsic Volcanic 1	Central Pit	Ore-Grade	0.90	8.2	347	699	2.0	<2	3.0	<0.3	14	28
DX758220	BR-204	214.7	215.4	Felsic Volcanic 2	Central Pit	Ore-Grade	0.60	6.9	96	421	<1	<2	0.44	<0.3	3.0	11
DX758201	BR-208	43.8	44.6	Metasediment 2	Central Pit	Mine Rock	0.60	8.3	11	460	<1	<2	2.4	<0.3	20	56
DX758202	BR-208	51.65	52.4	Felsic Volcanic 1	Central Pit	Mine Rock	0.50	7.1	32	458	1.0	<2	1.9	<0.3	8.0	31
DX758203	BR-208	114.25	115.25	Fragmental 1	Central Pit	Mine Rock	0.80	8.4	21	551	1.0	<2	2.3	<0.3	13	26
DX758333	BR-212	149.75	150.75	Felsic Volcanic 1	Central Pit	Ore-Grade	1.0	7.4	35	367	<1	<2	1.9	<0.3	16	67
DX758334	BR-212	193.5	195	Metasediment 2	Central Pit	Mine Rock	0.90	8.3	10	600	1.0	<2	1.9	<0.3	19	76
DX758225	BR-212	234	235	Felsic Volcanic 2	Central Pit	Mine Rock	3.0	7.3	107	846	1.0	<2	2.1	<0.3	2.0	9.0
DX758226	BR-212	239.75	240.4	Felsic Volcanic 2	Central Pit	Mine Rock	1.4	6.7	167	161	<1	<2	1.9	<0.3	2.0	10
DX758227	BR-212	274.5	276	Metasediment 2	Central Pit	Mine Rock	0.60	8.6	152	536	1.0	<2	1.1	<0.3	15	64
DX758228	BR-212	285.7	287.1	Metasediment 3	Central Pit	Mine Rock	0.80	8.5	29	433	1.0	<2	1.6	<0.3	11	45
DX758229	BR-214	178.55	179.05	Felsic Volcanic 1	Central Pit	Ore-Grade	3.1	6.4	116	512	<1	<2	2.2	3.7	8.0	17
DX758230	BR-214	218.85	219.6	Felsic Volcanic 2	Central Pit	Ore-Grade	0.80	7.2	67	143	<1	<2	2.4	<0.3	8.0	24
DX758231	BR-214	252	253.5	Felsic Volcanic 1	Central Pit	Mine Rock	0.80	7.4	33	434	<1	<2	2.0	<0.3	8.0	21
DX758232	BR-214	283.2	284	Felsic Volcanic 1	Central Pit	Mine Rock	0.80	7.6	35	431	<1	<2	2.4	<0.3	8.0	16
DX758233	BR-215	158.45	159.1	Felsic Volcanic 1	Central Pit	Ore-Grade	4.7	8.6	118	204	2.0	<2	2.4	16	10	20
DX758234	BR-215	175.5	177	Felsic Volcanic 1	Central Pit	Mine Rock	0.90	7.9	37	550	<1	<2	2.6	<0.3	9.0	13
DX758235	BR-215	296.9	298	Metasediment 2	Central Pit	Mine Rock	0.50	8.3	162	479	1.0	<2	1.5	<0.3	21	99
DX758236	BR-217	112.5	114	Felsic Volcanic 1	Central Pit	Mine Rock	0.70	7.9	34	559	1.0	<2	2.6	<0.3	9.0	23
DX758237	BR-217	161.6	162.6	Felsic Volcanic 1	Central Pit	Mine Rock	0.70	7.5	165	264	1.0	<2	2.2	<0.3	9.0	20
DX758238	BR-217	228.7	230.15	Metasediment 2	Central Pit	Mine Rock	0.80	6.6	356	458	<1	<2	1.2	<0.3	21	119
DX758239	BR-231	69.85	70.35	Felsic Volcanic 1	Central Pit	Ore-Grade	1.1	6.5	19	95	<1	<2	3.4	<0.3	9.0	15
DX758240	BR-231	86.7	87.3	Felsic Volcanic 2	Central Pit	Ore-Grade	1.5	3.8	29	271	<1	<2	0.86	0.40	2.0	19
DX758241	BR-231	92.2	92.8	Felsic Volcanic 2	Central Pit	Mine Rock	0.80	6.7	32	195	<1	<2	1.4	2.4	3.0	17
DX758242	BR-231	148	149.5	Felsic Volcanic 1	Central Pit	Mine Rock	1.4	8.0	46	254	<1	2.0	0.41	<0.3	19	86
DX758243	BR-231	157	158	Felsic Volcanic 1	Central Pit	Mine Rock	1.3	7.5	50	393	1.0	<2	1.2	<0.3	12	27
DX758244	BR-231	181.9	182.45	Felsic Volcanic 2	Central Pit	Ore-Grade	1.2	6.0	119	137	<1	<2	2.5	<0.3	12	71
DX758245	BR-234	129	130	Felsic Volcanic 2	Central Pit	Mine Rock	0.90	6.9	13	686	1.0	<2	1.7	<0.3	2.0	10
DX758246	BR-234	192.5	193.5	Felsic Volcanic 1	Central Pit	Mine Rock	1.2	8.0	44	981	<1	<2	1.4	<0.3	2.0	14
DX758247	BR-235	31.9	33	Felsic Volcanic 1	Central Pit	Ore-Grade	1.7	7.3	136	418	<1	<2	2.2	<0.3	10	18
DX758248	BR-237	211.7	213	Felsic Volcanic 2	Central Pit	Mine Rock	1.0	7.4	131	344	1.0	<2	1.4	<0.3	2.0	13
DX758249	BR-243	121.15	122.1	Metasediment 2	Central Pit	Mine Rock	0.60	8.5	89	505	1.0	<2	1.1	<0.3	16	80
DX758250	BR-243	140.8	141.35	Felsic Volcanic 1	Central Pit	Mine Rock	0.60	5.0	99	473	<1	<2	2.9	<0.3	14	162
DX758301	BR-243	169.95	171	Felsic Volcanic 2	Central Pit	Ore-Grade	1.2	6.9	99	473	1.0	<2	1.2	<0.3	3.0	10
DX758302	BR-243	177	178.5	Felsic Volcanic 1	Central Pit	Mine Rock	0.50	7.6	365	629	1.0	<2	2.7	<0.3	11	28
DX758303	BR-243	187.35	188.35	Metasediment 2	Central Pit	Mine Rock	0.40	8.2	276	449	1.0	<2	1.2	<0.3	14	73
DX758304	BR-254	29.25	30.45	Felsic Volcanic 1	Central Pit	Ore-Grade	1.9	6.2	1920	410	<1	<2	1.8	1.0	10	23
DX758305	BR-254	59.5	60	Felsic Volcanic 1	Central Pit	Mine Rock	1.1	6.8	31	565	1.0	<2	1.8	<0.3	8.0	17

Classification as mine rock or ore-grade materials was based on gold content.

A value of "--" indicates metal was not measured for the given sample; the variation in elements analyzed is due to measurement at two different laboratories (see text).

Table B-7 Four Acid Metals

Sample ID	Drillhole ID	From	To	Lithology	Area	Class	Silver	Aluminum	Arsenic	Barium	Beryllium	Bismuth	Calcium	Cadmium	Cobalt	Chromium
		m	*m*				*ppm*	*%*	*ppm*	*ppm*	*ppm*	*ppm*	*%*	*ppm*	*ppm*	*ppm*
10x Crustal Abundance (Price 1997) [(1)]							--	--	--	--	--	--	--	--	--	--
DX758306	BR-254	114	114.75	Metasediment 2	Central Pit	Mine Rock	0.50	8.6	33	642	1.0	<2	1.7	<0.3	27	119
DX758307	BR-254	179.9	181.4	Metasediment 3	Central Pit	Mine Rock	0.60	8.4	15	517	1.0	<2	0.52	<0.3	12	31
DX758308	BR-281	162	162.75	Felsic Volcanic 1	Central Pit	Mine Rock	0.60	7.1	19	337	<1	<2	2.6	<0.3	10	20
DX758309	BR-281	171	171.75	Felsic Volcanic 1	Central Pit	Ore-Grade	1.1	5.5	378	453	<1	<2	2.3	<0.3	11	24
DX758310	BR-281	179	180	Felsic Volcanic 1	Central Pit	Mine Rock	0.50	7.0	10	505	<1	<2	2.5	<0.3	9.0	18
DX758311	BR-281	188	189	Felsic Volcanic 1	Central Pit	Mine Rock	<0.3	5.1	8.0	313	<1	<2	1.9	<0.3	6.0	14
DX758312	BR-283	339.4	340.9	Felsic Volcanic 1	Central Pit	Mine Rock	0.70	7.3	7.0	51	<1	<2	1.5	<0.3	8.0	17
DX758313	BR-293	33.35	33.85	Felsic Volcanic 1	Central Pit	Mine Rock	100	8.4	34	62	<1	415	0.97	4.1	14	21
DX758439	BR-296	37.85	38.7	Felsic Volcanic 1	Central Pit	Ore-Grade	1.3	6.9	211	129	<1	<2	1.2	<0.3	9.0	24
DX758440	BR-296	108	109.1	Felsic Volcanic 1	Central Pit	Mine Rock	0.90	7.9	<3	522	<1	<2	3.1	6.1	10	25
DX758441	BR-296	133.8	135	Felsic Volcanic 1	Central Pit	Mine Rock	0.50	8.5	21	387	1.0	<2	2.3	<0.3	9.0	43
DX758442	BR-296	148.5	150	Felsic Volcanic 1	Central Pit	Mine Rock	0.40	7.5	4.0	379	1.0	<2	1.8	<0.3	11	23
DX758443	BR-296	188.4	189.85	Metasediment 3	Central Pit	Mine Rock	0.90	7.9	17	285	1.0	<2	1.2	<0.3	20	44
DX758444	BR-299	32.2	33.3	Felsic Volcanic 1	Central Pit	Mine Rock	0.60	7.7	28	460	<1	<2	2.3	1.3	8.0	17
DX758445	BR-299	37.25	38.25	Felsic Volcanic 1	Central Pit	Ore-Grade	1.5	7.9	46	261	1.0	<2	1.5	2.7	19	81
DX758446	BR-299	45.25	46.25	Felsic Volcanic 1	Central Pit	Mine Rock	0.90	6.4	42	239	<1	<2	1.6	<0.3	5.0	15
DX758447	BR-299	54.9	55.75	Metasediment 2	Central Pit	Ore-Grade	0.90	7.4	432	79	<1	<2	1.3	2.3	18	60
DX758314	BR-321	235	236	Felsic Volcanic 1	Central Pit	Mine Rock	0.70	6.9	74	555	1.0	<2	2.3	<0.3	8.0	17
DX758315	BR-321	271.5	272.25	Felsic Volcanic 1	Central Pit	Mine Rock	0.50	7.2	136	535	1.0	<2	2.1	<0.3	8.0	23
DX758316	BR-321	280.85	281.5	Felsic Volcanic 1	Central Pit	Ore-Grade	0.50	7.2	77	466	1.0	<2	2.2	<0.3	9.0	21
DX758317	BR-344	27.25	28.7	Felsic Volcanic 1	Central Pit	Ore-Grade	0.50	4.5	43	371	<1	<2	0.61	<0.3	7.0	23
DX758318	BR-344	39.15	40.5	Felsic Volcanic 1	Central Pit	Mine Rock	0.50	7.5	161	392	1.0	<2	3.1	<0.3	15	49
DX758319	BR-344	101	102	Felsic Volcanic 1	Central Pit	Mine Rock	0.50	7.4	5.0	374	<1	<2	2.0	<0.3	8.0	29
DX758320	BR-344	127.75	129	Felsic Volcanic 2	Central Pit	Mine Rock	0.90	6.7	61	783	<1	<2	1.2	<0.3	2.0	6.0
DX758321	BR-380	25.2	26.25	Felsic Volcanic 1	Central Pit	Mine Rock	0.70	6.9	21	220	<1	<2	1.7	<0.3	5.0	12
DX758322	BR-380	30	31	Felsic Volcanic 1	Central Pit	Mine Rock	1.5	7.2	40	120	1.0	<2	1.8	<0.3	7.0	15
DX758323	BR-380	118	119.5	Felsic Volcanic 1	Central Pit	Mine Rock	0.80	7.5	27	370	<1	<2	2.4	<0.3	10	28
DX758324	BR-381	56.85	58	Felsic Volcanic 1	Central Pit	Mine Rock	0.70	7.6	17	524	<1	<2	2.2	<0.3	9.0	25
DX758448	BR-407	34.1	35.6	Fragmental 1	Central Pit	Mine Rock	0.50	7.7	<3	432	<1	<2	1.5	<0.3	12	37
DX758449	BR-407	182.9	183.5	Felsic Volcanic 1	Central Pit	Mine Rock	<0.3	3.9	<3	375	<1	<2	1.9	<0.3	7.0	12
DX758450	BR-414	72	73	Felsic Volcanic 1	Central Pit	Mine Rock	0.50	6.5	10	435	<1	<2	2.5	0.40	10	26
DX758325	BR-428	62.7	64.2	Felsic Volcanic 1	Central Pit	Ore-Grade	0.60	7.1	106	411	<1	<2	1.9	<0.3	10	23
DX758326	BR-428	77.7	79.2	Felsic Volcanic 1	Central Pit	Mine Rock	0.50	7.7	27	399	1.0	<2	2.2	<0.3	7.0	14
DX758327	BR-461	92.7	93.7	Felsic Volcanic 2	Central Pit	Mine Rock	0.80	6.5	256	335	<1	<2	1.1	<0.3	2.0	6.0
DX758328	BR-463	124.5	126	Felsic Volcanic 1	Central Pit	Mine Rock	0.50	8.3	8.0	581	1.0	<2	2.8	<0.3	10	23
DX758329	BR-464	79.1	80.1	Felsic Volcanic 2	Central Pit	Mine Rock	0.70	5.2	20	339	<1	<2	1.3	<0.3	1.0	68
DX758330	BR-464	189.25	190.75	Felsic Volcanic 2	Central Pit	Mine Rock	0.70	7.0	21	532	1.0	<2	1.6	<0.3	3.0	7.0
DX758331	BR-465	18.9	20.1	Felsic Volcanic 2	Central Pit	Mine Rock	0.90	5.6	16	349	1.0	<2	1.2	<0.3	2.0	6.0
031909	BR-413	19.4	20.65	Metasediment 2	Central Pit	Mine Rock	<0.5	8.1	250	460	1.2	0.60	1.5	0.14	18	32
031910	BR-147	218	219.2	Metasediment 2	Central Pit	Mine Rock	<0.5	10	660	820	1.5	0.25	1.8	0.14	24	100
031911	BR-163	445	446	Metasediment 2	Underground	Mine Rock	<0.5	10	300	560	1.5	0.36	1.0	0.12	23	71
031912	BR-333	119.15	120.5	Metasediment 2	Underground	Mine Rock	<0.5	7.4	45	470	1.2	0.68	2.3	0.20	13	31
031913	BR-203	99.9	100.65	Metasediment 2	Central Pit	Mine Rock	<0.5	10	24	740	2.3	0.35	1.7	0.12	15	84
A0963748	BR-324	205.5	207	Felsic Volcanic 1	Central Pit	Mine Rock	0.80	7.8	44	492	1.0	<2	2.8	0.60	9.0	18
A0964907	BR-409	11.45	12.5	Felsic Volcanic 2	Central Pit	Mine Rock	0.8	6.7	5.0	311	1.0	<2	0.98	<0.3	1.0	8.0

Classification as mine rock or ore-grade materials was based on gold content.

A value of "--" indicates metal was not measured for the given sample; the variation in elements analyzed is due to measurement at two different laboratories (see text).

Table B-7 Four Acid Metals

Sample ID	Drillhole ID	From	To	Lithology	Area	Class	Silver	Aluminum	Arsenic	Barium	Beryllium	Bismuth	Calcium	Cadmium	Cobalt	Chromium
		m	*m*				*ppm*	*%*	*ppm*	*ppm*	*ppm*	*ppm*	*%*	*ppm*	*ppm*	*ppm*
10x Crustal Abundance (Price 1997) [(1)]							--	--	--	--	--	--	--	--	--	--
A0964908	BR-409	16.5	17.8	Felsic Volcanic 2	Central Pit	Mine Rock	0.90	7.3	5.0	235	1.0	<2	0.94	<0.3	2.0	12
A0964906	BR-409	25.5	27	Felsic Volcanic 2	Central Pit	Mine Rock	0.60	6.1	3.0	329	1.0	<2	0.89	<0.3	4.0	11
A0964909	BR-409	30	31.5	Felsic Volcanic 1	Central Pit	Mine Rock	0.40	8.0	<3	460	1.0	<2	2.6	<0.3	9.0	18
A0964055	BR-203	169.3	170.45	Fragmental 1	Central Pit	Mine Rock	0.70	9.1	369	557	1.0	<2	1.4	<0.3	15	66
A0964056	BR-203	177.15	178.65	Felsic Volcanic 1	Central Pit	Mine Rock	0.80	8.4	131	456	1.0	<2	2.4	<0.3	13	39
A0964057	BR-203	181.6	183	Felsic Volcanic 2	Central Pit	Mine Rock	3.2	6.6	84	131	1.0	<2	0.58	<0.3	3.0	10
A0964058	BR-203	188.6	189.6	Felsic Volcanic 2	Central Pit	Mine Rock	0.70	7.0	3380	305	1.0	<2	0.65	<0.3	3.0	7.0
A0964059	BR-203	193.25	193.8	Felsic Volcanic 2	Central Pit	Mine Rock	0.70	6.9	693	227	1.0	<2	0.17	<0.3	2.0	11
A0963618	BR-235	79	80.5	Metasediment 2	Central Pit	Mine Rock	0.50	9.7	136	569	1.0	<2	0.97	<0.3	23	115
A0963619	BR-235	80.5	82	Metasediment 2	Central Pit	Mine Rock	0.50	9.4	82	552	1.0	<2	0.90	<0.3	24	111
A0963620	BR-235	85.75	86.4	Felsic Volcanic 1	Central Pit	Mine Rock	0.90	6.0	18	666	<1	<2	3.0	<0.3	14	44
A0963621	BR-235	87.25	88.1	Metasediment 2	Central Pit	Mine Rock	0.60	8.8	5.0	687	1.0	<2	1.4	<0.3	24	127
A0963622	BR-235	90	91	Felsic Volcanic 1	Central Pit	Mine Rock	0.60	8.2	9.0	510	1.0	<2	3.0	<0.3	13	26
A0964251	BR-175	268.7	269.6	Felsic Volcanic 1	Central Pit	Mine Rock	0.60	2.9	27	501	<1	<2	2.1	<0.3	11	23
A0964252	BR-175	278.7	280	Felsic Volcanic 1	Central Pit	Mine Rock	0.70	6.1	25	499	<1	<2	2.6	<0.3	9.0	27
A0964253	BR-175	282	283.5	Felsic Volcanic 1	Central Pit	Mine Rock	0.50	7.5	37	565	<1	<2	2.8	<0.3	10	29
A0964254	BR-175	298.9	300	Felsic Volcanic 1	Central Pit	Mine Rock	0.50	6.6	14	551	<1	<2	2.6	<0.3	10	30
A0964255	BR-175	321	322.5	Felsic Volcanic 1	Central Pit	Mine Rock	0.60	7.7	13	462	<1	<2	2.4	<0.3	10	24
A0964070	BR-209	24	25	Felsic Volcanic 1	Central Pit	Mine Rock	0.50	6.3	73	412	<1	<2	2.1	<0.3	7.0	14
117326	BR-209	29.6	31	Felsic Volcanic 1	Central Pit	Ore-Grade	0.70	6.2	164	463	1.0	<2	2.6	<0.3	10	12
117327	BR-209	34	35.5	Felsic Volcanic 1	Central Pit	Ore-Grade	0.80	7.1	1970	347	1.0	<2	2.8	<0.3	14	47
A0964071	BR-209	38.5	40	Felsic Volcanic 1	Central Pit	Mine Rock	0.60	7.1	306	450	1.0	<2	2.7	<0.3	19	83
117328	BR-209	55.5	57	Felsic Volcanic 1	Central Pit	Mine Rock	0.60	5.5	63	333	<1	<2	1.7	<0.3	9.0	34
A0963880	BR-217	195	196.15	Metasediment 2	Central Pit	Mine Rock	0.70	5.1	48	246	<1	<2	1.1	<0.3	14	138
A0963881	BR-217	201	201.4	Metasediment 2	Central Pit	Ore-Grade	0.90	7.8	4.0	182	2.0	<2	1.6	<0.3	74	93
A0963882	BR-217	206	207.3	Metasediment 2	Central Pit	Mine Rock	0.50	8.4	328	455	1.0	<2	1.2	<0.3	18	92
A0963883	BR-217	208.9	209.4	Felsic Volcanic 1	Central Pit	Mine Rock	0.90	7.8	3300	396	1.0	<2	1.7	<0.3	9.0	15
A0963884	BR-217	214.5	216	Metasediment 2	Central Pit	Mine Rock	0.40	9.2	180	455	1.0	<2	1.4	<0.3	23	110
A0963351	BR-108	354	355	Felsic Volcanic 1	Central Pit	Mine Rock	<0.3	4.7	4540	79	<1	<2	1.3	<0.3	5.0	14
A0963360	BR-108	358	358.75	Felsic Volcanic 1	Central Pit	Mine Rock	0.50	8.9	34	383	1.0	<2	2.6	<0.3	11	23
A0963361	BR-108	363.25	364	Felsic Volcanic 1	Central Pit	Mine Rock	0.50	6.7	71	255	<1	<2	2.2	<0.3	8.0	23
A0963352	BR-108	369.5	370.5	Felsic Volcanic 1	Central Pit	Mine Rock	0.30	6.2	31	251	<1	<2	2.0	<0.3	7.0	11
A0963362	BR-108	371.5	372.5	Felsic Volcanic 1	Central Pit	Mine Rock	0.50	8.4	34	344	1.0	<2	2.9	<0.3	10	19
A0962798	BR-164	316.7	317.7	Felsic Volcanic 1	Central Pit	Ore-Grade	0.90	6.9	3210	259	<1	<2	2.5	<0.3	11	15
A0962799	BR-164	327.1	327.6	Felsic Volcanic 1	Central Pit	Ore-Grade	5.1	7.4	148	819	1.0	<2	1.6	<0.3	7.0	30
A0962800	BR-164	332	333	Felsic Volcanic 1	Central Pit	Mine Rock	0.70	7.1	135	366	1.0	<2	3.3	<0.3	12	17
A0964020	BR-164	337.5	338	Felsic Volcanic 1	Central Pit	Mine Rock	1.2	7.7	59	317	1.0	<2	3.4	<0.3	14	18
A0964001	BR-164	347.8	348.4	Metasediment 2	Central Pit	Mine Rock	0.70	8.7	5.0	341	1.0	<2	1.4	<0.3	20	91
A0963280	BR-106	218.3	219.3	Felsic Volcanic 1	Central Pit	Mine Rock	0.50	7.7	8.0	338	2.0	<2	3.7	<0.3	18	73
A0963281	BR-106	229.1	230.1	Felsic Volcanic 1	Central Pit	Mine Rock	0.50	6.8	6.0	373	1.0	<2	2.3	<0.3	8.0	26
A0963282	BR-106	234.1	235.1	Felsic Volcanic 1	Central Pit	Mine Rock	0.50	7.3	5.0	352	<1	<2	2.0	<0.3	9.0	27
A0963283	BR-106	240.1	241.1	Felsic Volcanic 1	Central Pit	Mine Rock	0.60	7.9	15	671	1.0	<2	2.7	<0.3	9.0	31
A0963284	BR-106	252.3	253.5	Felsic Volcanic 1	Central Pit	Mine Rock	0.50	6.7	14	321	1.0	<2	2.0	<0.3	8.0	24

Classification as mine rock or ore-grade materials was based on gold content.

A value of "--" indicates metal was not measured for the given sample; the variation in elements analyzed is due to measurement at two different laboratories (see text).

Table B-7 Four Acid Metals

Sample ID	Drillhole ID	From	To	Lithology	Area	Class	Silver	Aluminum	Arsenic	Barium	Beryllium	Bismuth	Calcium	Cadmium	Cobalt	Chromium
		m	*m*				*ppm*	*%*	*ppm*	*ppm*	*ppm*	*ppm*	*%*	*ppm*	*ppm*	*ppm*
10x Crustal Abundance (Price 1997) [(1)]							--	--	--	--	--	--	--	--	--	--
A0963143	BR-086	106	107	Felsic Volcanic 1	Central Pit	Ore-Grade	1.6	5.6	35	184	<1	<2	2.6	0.40	9.0	26
A0963144	BR-086	115.5	117	Felsic Volcanic 1	Central Pit	Mine Rock	0.40	8.2	18	663	1.0	<2	2.6	<0.3	9.0	20
A0963145	BR-086	121.5	123	Felsic Volcanic 1	Central Pit	Mine Rock	0.60	7.7	15	548	1.0	<2	2.6	<0.3	10	17
A0963146	BR-086	126	126.5	Felsic Volcanic 1	Central Pit	Mine Rock	0.30	7.5	19	565	<1	<2	3.0	<0.3	9.0	17
A0963147	BR-086	140.85	142.35	Felsic Volcanic 1	Central Pit	Mine Rock	0.40	7.7	20	628	1.0	<2	2.7	0.6	8.0	36
A0962731	BR-157	38	39.5	Felsic Volcanic 1	Central Pit	Mine Rock	0.60	8.0	<3	399	1.0	<2	1.5	<0.3	9.0	23
A0962732	BR-157	41	42	Felsic Volcanic 1	Central Pit	Mine Rock	0.40	8.2	<3	743	1.0	<2	2.2	<0.3	11	25
A0962733	BR-157	48	49	Metasediment 3	Central Pit	Mine Rock	0.50	7.4	<3	358	1.0	<2	1.5	<0.3	5.0	46
A0962734	BR-157	54.65	55.3	Felsic Volcanic 1	Central Pit	Mine Rock	0.50	6.9	<3	623	1.0	<2	1.4	<0.3	6.0	20
A0962735	BR-157	56.1	57.6	Felsic Volcanic 1	Central Pit	Mine Rock	0.60	7.2	<3	463	1.0	<2	1.2	<0.3	5.0	115

Classification as mine rock or ore-grade materials was based on gold content.

A value of "--" indicates metal was not measured for the given sample; the variation in elements analyzed is due to measurement at two different laboratories (see text).

Table B-7 Four Acid Metals

Sample ID	Drillhole ID	From	To	Lithology	Area	Class	Copper	Iron	Gallium	Germanium	Potassium	Lanthanum	Lithium	Magnesium	Manganese	Molybdenum
		m	*m*				*ppm*	*%*	*ppm*	*ppm*	*%*	*ppm*	*ppm*	*%*	*ppm*	*ppm*
10x Crustal Abundance (Price 1997) [(1)]							--	--	--	--	--	--	--	--	--	--
DX450001	BR-018	50	51	Fragmental 1	Underground	Mine Rock	64	3.7	--	--	1.7	--	--	1.8	600	2.0
DX450002	BR-018	102	103	Felsic Volcanic 1	Underground	Mine Rock	250	2.8	--	--	2.1	--	--	0.78	390	8.3
DX450003	BR-018	202	203	Felsic Volcanic 1	Underground	Mine Rock	14	2.4	--	--	2.0	--	--	0.73	500	1.4
DX450004	DHZ-018	63.5	64	Ultramafic	Underground	Mine Rock	57	6.3	16	0.20	0.34	2.4	23	4.2	951	0.19
DX450005	BR-018	348	349	Metasediment 3	Underground	Mine Rock	39	3.5	--	--	2.2	--	--	0.79	553	1.3
DX450006	BR-018	400.3	401.3	Basalt	Underground	Mine Rock	67	3.5	--	--	2.1	--	--	0.69	730	1.2
DX450007	BR-154	48	49	Felsic Volcanic 1	Central Pit	Mine Rock	34	2.8	21	0.13	1.9	27	27	0.60	364	0.97
DX450008	BR-154	153.5	155	Felsic Volcanic 2	Central Pit	Mine Rock	19	0.93	--	--	2.0	--	--	0.23	120	3.7
DX450009	BR-154	249	250.5	Felsic Volcanic 1	Central Pit	Mine Rock	29	2.8	--	--	1.8	--	--	0.72	310	1.4
DX450010	BR-154	301.5	303	Fragmental 1	Underground	Mine Rock	35	2.9	--	--	1.9	--	--	0.80	380	1.8
DX450011	BR-154	350	351	Fragmental 1	Underground	Mine Rock	39	3.4	--	--	2.6	--	--	1.1	480	2.1
DX450012	BR-154	400	401	Felsic Volcanic 1	Underground	Mine Rock	64	3.6	--	--	3.3	--	--	0.82	1700	1.8
DX450013	BR-154	457.8	458.7	Felsic Volcanic 1	Underground	Mine Rock	9.1	2.0	--	--	2.1	--	--	0.46	400	1.2
DX450014	BR-154	508	509	Metasediment 2	Underground	Mine Rock	49	3.8	--	--	2.5	--	--	1.2	330	2.1
DX450015	BR-154	547.5	549	Metasediment 2	Underground	Mine Rock	50	4.7	--	--	3.0	--	--	1.4	490	1.4
DX450016	BR-154	647	648	Felsic Volcanic 2	Underground	Mine Rock	8.8	1.8	--	--	1.8	--	--	0.19	310	1.7
DX450017	BR-154	717	718.5	Metasediment 3	Underground	Mine Rock	29	3.5	--	--	2.8	--	--	0.81	400	2.8
DX450018	BR-154	760.6	762	Fragmental 2	Underground	Mine Rock	32	2.0	--	--	2.4	--	--	0.64	340	0.70
DX450020	DHZ-019	49.5	51	Basalt	Underground	Mine Rock	63	7.0	16	0.21	0.15	2.6	21	5.7	1129	0.26
DX450021	DHZ-019	83.75	84.4	Argillite	Underground	Mine Rock	320	16	--	--	0.93	--	--	0.68	1100	4.3
DX450022	DHZ-019	102	103.5	Basalt	Underground	Mine Rock	95	9.0	--	--	0.088	--	--	2.6	2100	0.40
DX450023	DHZ-019	148.5	150	Basalt	Underground	Mine Rock	130	9.4	--	--	0.11	--	--	2.6	2200	0.40
DX450024	DHZ-018	99	100.5	Basalt	Underground	Mine Rock	140	8.6	--	--	0.13	--	--	2.6	2100	0.30
DX450025	DHZ-018	151.5	153	Basalt	Underground	Mine Rock	81	11	--	--	0.19	--	--	2.9	2600	0.40
DX450026	BR-096	58.5	60	Fragmental 1	Central Pit	Mine Rock	47	3.6	--	--	1.8	--	--	1.1	460	1.4
DX450027	BR-096	185.1	186.1	Felsic Volcanic 1	Underground	Mine Rock	43	3.9	--	--	3.1	--	--	0.77	2800	1.5
DX450028	BR-096	201	202.5	Fragmental 1	Underground	Mine Rock	38	3.6	--	--	2.2	--	--	0.98	690	2.0
DX450029	BR-096	299	300	Felsic Volcanic 1	Underground	Mine Rock	22	2.3	--	--	1.4	--	--	0.89	310	2.2
DX450030	BR-096	344	345	Felsic Volcanic 2	Underground	Mine Rock	8.1	1.3	--	--	2.2	--	--	0.17	930	1.0
DX450031	BR-096	395.3	396	Felsic Volcanic 2	Underground	Mine Rock	8.1	1.8	--	--	0.16	--	--	0.51	680	1.6
DX450032	BR-096	449.9	451	Metasediment 3	Underground	Mine Rock	17	3.0	--	--	2.7	--	--	0.56	480	1.2
DX450033	BR-096	557.5	558.5	Fragmental 2	Underground	Mine Rock	17	4.6	--	--	1.7	--	--	0.67	790	2.1
DX450034	BR-007	47	48	Felsic Volcanic 1	Central Pit	Mine Rock	17	2.3	20	0.18	2.0	23	19	0.60	336	0.74
DX450035	DHZ-018	182.4	182.8	Argillite	Underground	Mine Rock	470	17	--	--	0.084	--	--	1.5	3200	1.3
DX450036	DHZ-018	229.4	230.25	Argillite	Underground	Mine Rock	160	8.3	--	--	1.8	--	--	1.7	670	2.5
DX450037	BR-007	349.7	350.7	Felsic Volcanic 1	Underground	Mine Rock	120	3.6	--	--	1.2	--	--	0.90	370	26
DX450038	BR-007	454.3	455.2	Felsic Volcanic 1	Underground	Mine Rock	150	3.1	--	--	2.1	--	--	0.83	310	21
DX450039	BR-007	558.95	559.95	Felsic Volcanic 1	Underground	Mine Rock	38	3.2	--	--	2.1	--	--	0.85	880	2.5
DX450040	BR-007	653.4	654.9	Metasediment 3	Underground	Mine Rock	27	2.3	--	--	2.4	--	--	0.55	540	2.2
DX450041	BR-007	749.1	749.6	Fragmental 2	Underground	Mine Rock	35	3.2	--	--	3.5	--	--	0.22	88	1.6
DX450042	DHZ-049	10.3	10.8	Argillite	Underground	Mine Rock	190	9.3	--	--	0.19	--	--	1.5	1200	3.2
DX450043	BR-460	40	41	Felsic Volcanic 1	Central Pit	Mine Rock	84	3.0	--	--	2.2	--	--	0.95	540	1.9
DX450044	DHZ-049	133.2	134.15	Ultramafic	Underground	Mine Rock	56	6.5	--	--	1.6	--	--	13	1200	0.50
DX450045	DHZ-049	151	151.5	Basalt	Underground	Mine Rock	69	7.8	--	--	0.32	--	--	5.9	1300	0.50

Classification as mine rock or ore-grade materials was based on gold content.

A value of "--" indicates metal was not measured for the given sample; the variation in elements analyzed is due to measurement at two different laboratories (see text).

Table B-7 Four Acid Metals

Sample ID	Drillhole ID	From	To	Lithology	Area	Class	Copper	Iron	Gallium	Germanium	Potassium	Lanthanum	Lithium	Magnesium	Manganese	Molybdenum
		m	*m*				*ppm*	*%*	*ppm*	*ppm*	*%*	*ppm*	*ppm*	*%*	*ppm*	*ppm*
10x Crustal Abundance (Price 1997) [(1)]							--	--	--	--	--	--	--	--	--	--
DX450046	DHZ-049	196.5	197.9	Basalt	Underground	Mine Rock	59	7.8	--	--	0.36	--	--	4.6	1500	0.30
DX450047	DHZ-049	250.5	252	Basalt	Underground	Mine Rock	70	8.2	--	--	0.077	--	--	6.3	1300	0.30
DX450048	BR-094	380	381	Felsic Volcanic 2	Underground	Mine Rock	33	1.2	--	--	0.27	--	--	0.19	200	0.60
DX450049	BR-094	402	403	Felsic Volcanic 2	Underground	Mine Rock	23	1.4	--	--	0.30	--	--	0.27	320	1.9
DX450050	BR-094	494.2	495	Felsic Volcanic 2	Underground	Ore-Grade	36	4.6	--	--	0.43	--	--	1.6	1200	0.90
DX450051	BR-101	121.3	122.3	Felsic Volcanic 1	Central Pit	Mine Rock	69	3.9	--	--	4.0	--	--	0.60	1200	1.6
DX450052	BR-101	128.85	129.85	Felsic Volcanic 1	Central Pit	Mine Rock	92	4.1	--	--	3.6	--	--	0.50	1100	1.8
DX450053	DL-043	51	52.5	Basalt	Underground	Mine Rock	86	12	--	--	0.033	--	--	2.2	3200	0.50
DX450054	DL-043	103.5	105	Basalt	Underground	Mine Rock	240	11	--	--	0.077	--	--	3.6	2100	0.40
DX450055	DL-043	150	151.5	Basalt	Underground	Mine Rock	78	7.1	--	--	0.26	--	--	3.9	1200	0.40
DX450056	DL-043	199.5	201	Basalt	Underground	Mine Rock	65	6.8	--	--	0.17	--	--	5.4	1200	0.30
DX450057	DL-043	261.15	262	Ultramafic	Underground	Mine Rock	22	6.0	--	--	2.5	--	--	11	1100	1.6
DX450058	DL-043	300	301.5	Basalt	Underground	Mine Rock	150	9.3	--	--	0.099	--	--	3.5	1600	0.30
DX450059	DL-043	349.5	351	Basalt	Underground	Mine Rock	100	7.8	--	--	0.12	--	--	2.7	1400	0.30
DX450060	DL-043	400.5	402	Basalt	Underground	Mine Rock	130	8.0	--	--	0.074	--	--	3.5	1800	0.30
DX450061	DL-048	40.5	42	Basalt	Underground	Mine Rock	100	7.6	--	--	0.87	--	--	1.5	1700	0.50
DX450062	DL-048	85.5	87	Basalt	Underground	Mine Rock	83	11	--	--	0.061	--	--	2.5	2600	1.4
DX450063	DL-048	133.9	134.4	Argillite	Underground	Mine Rock	490	14	--	--	0.34	--	--	1.6	1300	2.6
DX450064	DL-048	186.5	187.5	Basalt	Underground	Mine Rock	94	10	--	--	0.066	--	--	2.3	1900	0.40
DX450065	DL-048	236.5	237	Basalt	Underground	Mine Rock	54	6.3	15	0.070	0.17	3.0	34	3.8	874	0.51
DX450066	DL-048	283.5	285	Basalt	Underground	Mine Rock	130	8.8	--	--	0.086	--	--	3.0	1400	0.30
DX450067	DL-048	334.5	336	Basalt	Underground	Mine Rock	110	8.5	--	--	0.11	--	--	2.8	1600	0.30
DX450068	BR-460	80.05	81	Felsic Volcanic 1	Central Pit	Mine Rock	19	2.7	--	--	2.1	--	--	0.87	240	1.9
DX450069	DL-048	436.5	438	Basalt	Underground	Mine Rock	130	9.3	--	--	0.12	--	--	4.0	1400	0.30
DX450070	DL-048	537	538.5	Basalt	Underground	Mine Rock	110	8.6	--	--	0.12	--	--	2.7	1800	0.40
DX450071	BR-037	443.35	444.35	Felsic Volcanic 1	Underground	Mine Rock	16	2.0	--	--	1.1	--	--	0.43	500	4.7
DX450072	BR-037	445.45	446.1	Felsic Volcanic 1	Underground	Mine Rock	21	2.4	--	--	0.25	--	--	0.54	950	6.0
DX450073	BR-159	13.5	15	Metasediment 1	Central Pit	Mine Rock	39	3.3	--	--	1.8	--	--	0.90	580	1.2
DX450074	BR-159	39	39.9	Metasediment 1	Central Pit	Mine Rock	44	3.5	--	--	2.2	--	--	1.0	580	2.1
DX450075	BR-159	480.7	481.4	Felsic Volcanic 1	Underground	Mine Rock	280	4.9	--	--	3.2	--	--	0.82	1400	0.90
DX450076	BR-159	483.8	484.8	Felsic Volcanic 1	Underground	Mine Rock	430	7.0	--	--	5.4	--	--	0.77	690	2.0
DX450077	DL-075	199.8	200.8	Basalt	Underground	Mine Rock	92	11	--	--	0.47	--	--	2.2	2700	0.80
DX450079	BR-039	29.5	30.5	Felsic Volcanic 1	Central Pit	Mine Rock	20	2.6	--	--	1.3	--	--	1.0	870	1.0
DX450080	BR-039	60	61	Metasediment 2	Central Pit	Mine Rock	40	4.8	--	--	2.3	--	--	1.3	850	1.7
DX450081	DL-075	304.9	305.8	Basalt	Underground	Mine Rock	92	9.3	--	--	0.84	--	--	1.8	2000	0.40
DX450082	BR-039	146.5	147.5	Felsic Volcanic 2	Central Pit	Mine Rock	9.1	1.8	--	--	1.1	--	--	0.20	270	2.0
DX450083	BR-039	200	201	Felsic Volcanic 2	Central Pit	Mine Rock	4.4	1.5	--	--	1.7	--	--	0.12	350	1.3
DX450084	BR-039	306	307	Metasediment 3	Underground	Mine Rock	48	1.6	--	--	1.6	--	--	0.38	140	1.1
DX450085	BR-039	357	358	Fragmental 2	Central Pit	Mine Rock	31	2.8	--	--	2.1	--	--	1.4	480	0.80
DX450086	BR-039	391	392	Basalt	Central Pit	Mine Rock	120	11	--	--	0.41	--	--	1.9	2900	0.40
DX450087	BR-039	452.5	454	Basalt	Central Pit	Mine Rock	99	14	--	--	0.056	--	--	3.1	4200	0.60
DX450088	BR-135	76	77	Felsic Volcanic 1	Central Pit	Mine Rock	14	2.5	--	--	2.4	--	--	0.57	410	1.4
DX450089	BR-135	157	158	Felsic Volcanic 1	Central Pit	Mine Rock	20	2.6	--	--	2.1	--	--	0.79	520	2.2
DX450090	BR-135	217	218	Felsic Volcanic 1	Central Pit	Mine Rock	32	2.7	--	--	3.1	--	--	0.48	990	1.3

Classification as mine rock or ore-grade materials was based on gold content.

A value of "--" indicates metal was not measured for the given sample; the variation in elements analyzed is due to measurement at two different laboratories (see text).

Table B-7 Four Acid Metals

Sample ID	Drillhole ID	From	To	Lithology	Area	Class	Copper	Iron	Gallium	Germanium	Potassium	Lanthanum	Lithium	Magnesium	Manganese	Molybdenum
		m	*m*				*ppm*	*%*	*ppm*	*ppm*	*%*	*ppm*	*ppm*	*%*	*ppm*	*ppm*
10x Crustal Abundance (Price 1997) [1]							--	--	--	--	--	--	--	--	--	--
DX450091	BR-135	300	301	Felsic Volcanic 1	Central Pit	Mine Rock	19	1.8	--	--	1.6	--	--	0.53	390	1.4
DX450092	BR-135	358.5	360	Metasediment 2	Central Pit	Mine Rock	44	4.6	--	--	1.8	--	--	1.6	490	1.9
DX450093	BR-135	407.5	408.5	Metasediment 2	Underground	Mine Rock	35	6.4	--	--	2.3	--	--	1.3	440	2.5
DX450094	BR-135	507	508	Felsic Volcanic 2	Underground	Mine Rock	9.0	1.7	--	--	1.6	--	--	0.17	360	1.7
DX450095	BR-135	607.9	609	Fragmental 2	Underground	Mine Rock	8.0	1.5	--	--	1.8	--	--	0.39	300	2.3
DX450096	BR-133	84	84.9	Felsic Volcanic 1	Central Pit	Ore-Grade	370	4.4	--	--	4.2	--	--	0.60	1400	1.9
DX450097	BR-133	336.75	337.25	Felsic Volcanic 1	Central Pit	Mine Rock	27	2.0	--	--	1.3	--	--	0.55	860	1.3
DX450098	DC-13-07	32.5	33.3	Felsic Volcanic 1	Central Pit	Mine Rock	15	2.5	--	--	2.3	--	--	0.82	430	1.2
DX450099	DC-13-07	51	52	Felsic Volcanic 2	Central Pit	Mine Rock	4.7	1.7	--	--	2.9	--	--	0.23	72	3.4
DX450100	DC-13-07	70	71	Metasediment 2	Central Pit	Mine Rock	3.2	5.6	--	--	2.7	--	--	0.95	260	1.3
DX450101	DC-13-07	140	140.9	Metasediment 3	Central Pit	Mine Rock	35	6.8	--	--	1.4	--	--	0.64	1100	1.7
DX450102	DC-13-07	162	163	Metasediment 3	Central Pit	Mine Rock	18	0.90	--	--	1.3	--	--	0.15	110	0.70
DX450103	DC-13-07	197	198	Fragmental 2	Central Pit	Mine Rock	11	1.6	--	--	2.0	--	--	0.50	310	0.90
DX450104	BR-023	308	309	Metasediment 2	Underground	Mine Rock	50	6.0	--	--	2.3	--	--	1.5	480	1.1
DX450105	BR-023	428	429	Felsic Volcanic 2	Underground	Mine Rock	13	3.2	--	--	2.8	--	--	0.24	120	2.2
DX450106	BR-023	445	445.9	Felsic Volcanic 1	Underground	Mine Rock	75	3.1	--	--	0.53	--	--	0.96	440	1.6
DX450107	BR-023	548	549	Fragmental 2	Underground	Mine Rock	9.3	1.2	--	--	1.7	--	--	0.32	230	0.90
DX450108	BR-079	51	52	Felsic Volcanic 1	Central Pit	Mine Rock	12	2.4	--	--	1.1	--	--	0.61	460	20
DX450109	BR-079	105	105.9	Felsic Volcanic 2	Underground	Mine Rock	15	1.4	--	--	1.8	--	--	0.20	500	1.6
DX450110	BR-079	159	160	Metasediment 3	Underground	Mine Rock	15	2.0	--	--	1.8	--	--	0.39	340	1.1
DX450111	BR-079	253	254	Felsic Volcanic 1	Central Pit	Mine Rock	50	4.6	--	--	2.2	--	--	1.7	670	0.80
DX450112	BR-079	302	303	Fragmental 2	Central Pit	Mine Rock	27	1.2	--	--	1.8	--	--	0.37	150	0.80
DX450113	BR-079	357	358.5	Basalt	Central Pit	Mine Rock	50	15	--	--	0.10	--	--	1.5	4700	0.30
DX450114	BR-083	46.5	47.5	Felsic Volcanic 1	Underground	Mine Rock	21	3.1	--	--	1.3	--	--	1.0	560	1.3
DX450115	BR-083	106.5	108	Felsic Volcanic 1	Underground	Mine Rock	14	2.2	--	--	0.82	--	--	0.69	350	0.80
DX450116	BR-083	207.25	207.75	Felsic Volcanic 2	Underground	Mine Rock	22	1.3	--	--	0.49	--	--	0.15	180	3.3
DX450117	BR-083	245.25	246.25	Felsic Volcanic 2	Underground	Mine Rock	24	1.4	--	--	0.11	--	--	0.20	280	1.4
DX450118	BR-083	297.5	298.5	Felsic Volcanic 2	Underground	Mine Rock	8.4	1.4	--	--	1.0	--	--	0.15	250	1.4
DX450119	DHZ-021	167	168	Argillite	Underground	Mine Rock	390	17	--	--	1.0	--	--	0.76	670	3.9
DX450120	DHZ-021	198	199.5	Basalt	Underground	Mine Rock	88	6.6	--	--	0.11	--	--	2.2	1800	0.30
DX450121	DL_2005_13	50	51.5	Basalt	Underground	Mine Rock	91	11	22	0.26	0.30	6.9	13	2.9	1518	0.41
DX450122	DL_2005_13	100	101.5	Basalt	Underground	Mine Rock	96	9.9	--	--	0.56	--	--	2.1	1800	0.40
DX450123	DL_2005_13	148.6	150	Basalt	Underground	Mine Rock	130	11	--	--	0.13	--	--	2.6	1600	0.60
DX450124	DL_2005_13	200.5	202	Basalt	Underground	Mine Rock	74	8.0	19	0.15	0.35	3.6	17	4.4	1151	0.24
DX450125	BR-444	48.75	49.5	Felsic Volcanic 2	Underground	Mine Rock	21	3.2	--	--	1.7	--	--	1.9	350	2.0
DX450126	BR-444	108	108.85	Fragmental 2	Underground	Mine Rock	25	3.2	--	--	1.8	--	--	0.31	490	0.80
DX450127	BR-444	141	142.5	Basalt	Underground	Mine Rock	640	14	--	--	1.4	--	--	1.5	4400	0.90
DX450128	BR-444	195.5	197	Basalt	Underground	Mine Rock	52	12	--	--	0.73	--	--	2.0	3600	0.50
DX450129	BR-208	220.5	221	Felsic Volcanic 2	Underground	Mine Rock	11	2.2	13	0.070	0.81	28	11	0.50	1238	0.54
DX450130	BR-275	479	480	Felsic Volcanic 2	Underground	Ore-Grade	16	2.4	--	--	0.49	--	--	0.65	480	1.0
DX450131	BR-294	198.25	198.75	Calcite Vein	Central Pit	Mine Rock	20	2.0	--	--	0.54	--	--	0.72	2700	0.70
DX450132	BR-460	202	202.7	Felsic Volcanic 1	Central Pit	Mine Rock	5300	1.8	--	--	0.28	--	--	0.16	220	18
DX450133	BR-438	84.5	85	Felsic Volcanic 1	Central Pit	Ore-Grade	550	1.7	--	--	3.1	--	--	0.46	230	2.3
DX450134	BR-375	88.1	88.85	Metasediment 2	Viggo Pit	Mine Rock	1400	12	--	--	1.3	--	--	1.9	590	1.2

A value of "--" indicates metal was not measured for the given sample; the variation in elements analyzed is due to measurement at two different laboratories (see text).

Table B-7 Four Acid Metals

Sample ID	Drillhole ID	From	To	Lithology	Area	Class	Copper	Iron	Gallium	Germanium	Potassium	Lanthanum	Lithium	Magnesium	Manganese	Molybdenum
		m	*m*				*ppm*	*%*	*ppm*	*ppm*	*%*	*ppm*	*ppm*	*%*	*ppm*	*ppm*
10x Crustal Abundance (Price 1997) [(1)]							--	--	--	--	--	--	--	--	--	--
DX450135	BR-317	58	59	Felsic Volcanic 1	Central Pit	Mine Rock	3.4	1.6	20	0.090	2.1	19	15	0.39	1819	0.64
DX450136	BR-317	102	103.5	Felsic Volcanic 1	Central Pit	Mine Rock	18	2.5	--	--	1.6	--	--	0.68	310	1.8
DX450137	BR-317	118.5	120	Felsic Volcanic 1	Central Pit	Mine Rock	21	2.6	--	--	2.0	--	--	0.78	530	0.40
DX450138	BR-317	276	277.5	Fragmental 2	Underground	Mine Rock	5.4	0.89	19	0.16	1.6	45	11	0.25	155	3.6
DX450139	BR-192	68.6	69.1	Felsic Volcanic 1	Central Pit	Ore-Grade	300	2.1	--	--	0.14	--	--	0.58	3600	1.4
DX450140	BR-344	110.4	111.6	Felsic Volcanic 2	Central Pit	Mine Rock	14	1.9	--	--	3.5	--	--	0.26	130	2.7
DX450141	BR-347	52	53	Felsic Volcanic 1	Central Pit	Mine Rock	19	2.4	--	--	2.7	--	--	0.73	370	0.80
DX450142	BR-347	111.3	112.4	Felsic Volcanic 2	Central Pit	Ore-Grade	24	1.5	--	--	1.9	--	--	0.083	210	0.50
DX450143	BR-347	153	153.9	Metasediment 2	Underground	Mine Rock	170	13	--	--	2.6	--	--	2.4	1000	2.4
DX450144	BR-347	216	217.25	Metasediment 3	Underground	Mine Rock	29	3.9	22	0.17	1.5	27	22	0.67	836	3.7
DX450145	BR-347	247.5	249	Fragmental 2	Underground	Mine Rock	15	1.7	--	--	2.1	--	--	0.41	400	0.60
DX450146	BR-347	311	312	Basalt	Underground	Mine Rock	98	8.2	19	0.16	0.18	4.2	15	3.8	1200	0.33
DX450147	DL-075	52.1	53.5	Basalt	Underground	Mine Rock	180	9.4	--	--	0.73	--	--	3.0	1600	0.60
DX450148	DL-075	100	100.8	Basalt	Underground	Mine Rock	13	6.0	15	0.070	0.57	15	13	5.0	1102	0.35
DX450149	DL-075	150.5	151.5	Basalt	Underground	Mine Rock	133	11	23	<0.05	0.17	8.3	13	3.5	1531	0.41
DX450150	DL-075	243.7	245.2	Basalt	Underground	Mine Rock	90	11	19	<0.05	0.26	5.6	12	2.8	2305	0.25
DX450151	BR-293	46.3	47	Felsic Volcanic 1	Central Pit	Mine Rock	750	7.3	--	--	3.2	--	--	1.2	1800	1.8
DX450152	BR-293	105.2	106.4	Metasediment 2	Central Pit	Mine Rock	59	4.1	--	--	2.8	--	--	1.8	1300	3.3
DX450153	BR-293	137.5	139	Metasediment 2	Central Pit	Mine Rock	70	4.7	--	--	2.5	--	--	1.2	310	1.4
DX450154	BR-293	147	148	Metasediment 2	Central Pit	Mine Rock	22	4.4	--	--	2.5	--	--	1.1	750	2.4
DX450155	BR-293	223.5	225	Felsic Volcanic 1	Central Pit	Mine Rock	160	2.5	--	--	2.0	--	--	0.77	960	34
DX450156	BR-293	272.35	273	Felsic Volcanic 2	Central Pit	Ore-Grade	160	2.7	--	--	0.39	--	--	0.28	450	14
DX450157	BR-293	359	360.2	Metasediment 2	Underground	Mine Rock	54	4.5	--	--	3.3	--	--	1.5	450	4.8
DX450158	BR-244	32.05	32.75	Felsic Volcanic 1	Central Pit	Ore-Grade	51	4.2	--	--	3.5	--	--	0.82	530	3.1
DX450159	BR-244	105.6	106.5	Felsic Volcanic 2	Central Pit	Mine Rock	5.5	2.0	--	--	2.8	--	--	0.37	190	1.9
DX450160	BR-244	142.5	144	Metasediment 2	Central Pit	Mine Rock	26	7.0	--	--	3.5	--	--	1.3	380	2.6
DX450161	BR-244	204.9	206	Metasediment 3	Underground	Mine Rock	8.8	8.4	22	0.12	1.3	36	27	0.86	1569	0.75
DX450162	BR-244	219.8	220.6	Metasediment 3	Underground	Mine Rock	22	5.8	--	--	1.5	--	--	0.73	970	3.8
DX450163	BR-244	255	256.5	Fragmental 2	Underground	Mine Rock	5.6	1.4	--	--	2.3	--	--	0.56	350	0.80
DX450164	BR-244	300	301.5	Basalt	Underground	Mine Rock	110	7.1	--	--	1.1	--	--	1.9	1200	1.0
DX450165	BR-189	245.25	245.75	Felsic Volanic 2	Central Pit	Mine Rock	12	1.9	--	--	0.97	--	--	0.33	270	2.8
DX450166	BR-378	160.2	161.3	Felsic Volcanic 1	Viggo Pit	Mine Rock	78	4.2	--	--	3.4	--	--	1.1	410	3.5
DX450167	BR-193	46	47.5	Felsic Volcanic 1	Central Pit	Mine Rock	220	2.5	--	--	1.1	--	--	0.77	340	22
DX450168	BR-193	104.4	105.4	Felsic Volcanic 1	Central Pit	Mine Rock	310	2.4	--	--	0.89	--	--	0.81	330	18
DX450169	BR-193	145.1	146.1	Felsic Volcanic 1	Central Pit	Mine Rock	190	2.9	--	--	1.6	--	--	0.63	570	27
DX450170	BR-193	210	211	Felsic Volcanic 2	Central Pit	Ore-Grade	160	5.8	--	--	3.0	--	--	0.30	390	4.7
DX450171	BR-193	258.3	259.3	Metasediment 2	Underground	Mine Rock	69	6.9	--	--	1.9	--	--	1.7	790	2.0
DX450172	BR-193	357	358.5	Metasediment 3	Underground	Mine Rock	44	5.0	--	--	1.6	--	--	0.55	960	2.0
DX450173	BR-193	393.5	394	Fragmental 2	Underground	Ore-Grade	16	2.1	--	--	1.5	--	--	0.14	290	0.80
DX450174	BR-193	457	458.4	Felsic Volcanic 1	Underground	Mine Rock	29	3.7	--	--	0.13	--	--	0.80	870	2.6
DX450175	BR-193	496.8	497.8	Basalt	Underground	Mine Rock	120	14	--	--	1.6	--	--	2.9	4500	0.40
DX450176	BR-169	31	31.85	Felsic Volcanic 1	Central Pit	Mine Rock	270	5.0	--	--	3.4	--	--	1.0	2000	2.2
DX450177	BR-178	622.4	622.9	Felsic Volcanic 2	Underground	Mine Rock	1500	6.8	--	--	2.7	--	--	0.27	1300	1.8
DX450178	BR-191	430.6	431.1	Felsic Volcanic 1	Underground	Mine Rock	79	4.9	--	--	1.3	--	--	0.71	2200	7.3

Classification as mine rock or ore-grade materials was based on gold content.

A value of "--" indicates metal was not measured for the given sample; the variation in elements analyzed is due to measurement at two different laboratories (see text).

Table B-7 Four Acid Metals

Sample ID	Drillhole ID	From	To	Lithology	Area	Class	Copper	Iron	Gallium	Germanium	Potassium	Lanthanum	Lithium	Magnesium	Manganese	Molybdenum
		m	*m*				*ppm*	*%*	*ppm*	*ppm*	*%*	*ppm*	*ppm*	*%*	*ppm*	*ppm*
10x Crustal Abundance (Price 1997) [1]							--	--	--	--	--	--	--	--	--	--
DX450179	BR-187	58	59	Felsic Volcanic 1	Central Pit	Mine Rock	26	2.7	--	--	1.4	--	--	0.78	360	1.2
DX450180	BR-187	95	96	Felsic Volcanic 1	Central Pit	Mine Rock	22	2.7	--	--	2.3	--	--	0.56	370	3.9
DX450181	BR-187	133	134	Felsic Volcanic 1	Central Pit	Mine Rock	14	2.4	--	--	2.1	--	--	0.67	330	0.70
DX450182	BR-187	204	205	Felsic Volcanic 1	Central Pit	Mine Rock	30	3.2	--	--	2.2	--	--	1.2	630	2.2
DX450183	BR-187	254	255	Felsic Volcanic 1	Central Pit	Mine Rock	18	2.5	--	--	2.1	--	--	0.77	420	1.1
DX450184	BR-187	309	310	Felsic Volcanic 1	Underground	Mine Rock	17	1.8	--	--	2.9	--	--	0.66	290	2.0
DX450185	BR-187	372	373	Metasediment 2	Underground	Mine Rock	39	3.2	--	--	2.6	--	--	1.2	430	1.7
DX450186	BR-187	451	452	Felsic Volcanic 2	Underground	Mine Rock	11	1.7	--	--	1.2	--	--	0.14	360	2.1
DX450187	BR-187	524.5	526	Metasediment 3	Underground	Mine Rock	40	2.7	--	--	1.9	--	--	0.76	360	1.0
DX450188	BR-187	564	565.5	Fragmental 2	Underground	Mine Rock	16	2.6	--	--	1.9	--	--	1.0	490	1.8
DX450189	BR-134	86.7	87.2	Felsic Volcanic 1	Central Pit	Mine Rock	140	3.4	--	--	4.4	--	--	0.69	1700	1.7
DX450190	BR-117	103.5	105	Fragmental 1	Central Pit	Mine Rock	27	2.5	--	--	1.5	--	--	0.58	430	1.7
DX450191	BR-117	158.1	159.6	Felsic Volcanic 1	Central Pit	Mine Rock	32	4.3	--	--	1.7	--	--	0.49	870	4.4
DX450192	BR-117	198.1	199.6	Fragmental 1	Underground	Mine Rock	48	4.1	--	--	3.0	--	--	1.2	520	2.2
DX450193	BR-117	254	255	Fragmental 1	Underground	Mine Rock	22	5.6	--	--	2.7	--	--	1.2	2300	8.9
DX450194	BR-117	299.5	300.5	Felsic Volcanic 1	Underground	Mine Rock	37	3.3	--	--	2.4	--	--	0.93	1200	2.5
DX450195	BR-117	352.1	352.6	Felsic Volcanic 1	Underground	Mine Rock	4.1	1.9	--	--	2.2	--	--	0.77	380	2.2
DX450196	BR-117	405	406	Metasediment 2	Underground	Mine Rock	51	4.8	--	--	2.4	--	--	1.5	680	2.0
DX450197	BR-117	596	597	Metasediment 2	Underground	Mine Rock	65	5.8	--	--	1.9	--	--	2.1	690	2.1
DX450198	BR-117	649	650	Metasediment 3	Underground	Mine Rock	26	2.7	--	--	1.7	--	--	0.35	460	1.9
DX450200	BR-099	300	301	Felsic Volcanic 1	Underground	Mine Rock	4500	3.8	--	--	3.2	--	--	0.95	2600	11
DX450201	DL-075	370.5	371.5	Basalt	Underground	Mine Rock	60	7.1	16	<0.05	0.24	2.6	13	5.0	1130	0.22
DX450202	BR-068	50	51	Felsic Volcanic 1	Central Pit	Mine Rock	31	3.4	--	--	1.1	--	--	2.1	590	0.80
DX450203	BR-068	106	107	Felsic Volcanic 1	Central Pit	Mine Rock	14	2.5	19	0.050	2.0	24	19	0.50	368	0.31
DX450204	BR-068	152.6	153.75	Felsic Volcanic 1	Central Pit	Mine Rock	41	4.4	--	--	2.5	--	--	1.2	550	1.3
DX450205	BR-068	187	188	Metasediment 2	Central Pit	Mine Rock	110	6.8	--	--	0.95	--	--	1.5	230	2.7
DX450206	BR-068	253	254	Felsic Volcanic 1	Central Pit	Mine Rock	12	2.2	--	--	0.68	--	--	0.64	330	1.8
DX450207	BR-068	409.2	410.2	Felsic Volcanic 2	Central Pit	Mine Rock	19	4.0	--	--	2.6	--	--	0.80	1100	3.0
DX450208	BR-068	448.3	449.3	Felsic Volcanic 1	Central Pit	Mine Rock	15	2.2	--	--	1.5	--	--	0.64	470	1.8
DX450209	BR-068	606.6	607.6	Metasediment 3	Underground	Mine Rock	22	3.4	21	0.11	2.0	30	21	0.45	465	0.57
DX450210	BR-117	55.8	57.3	Felsic Volcanic 1	Central Pit	Mine Rock	44	3.8	--	--	2.1	--	--	0.85	720	3.4
DX450211	BR-099	291	292	Felsic Volcanic 1	Underground	Ore-Grade	94	2.4	17	0.10	1.6	21	14	0.59	1008	35
DX450212	BR-403	415.1	415.6	Metasediment 3	Underground	Mine Rock	380	4.4	--	--	1.1	--	--	0.98	400	2.8
DX450213	BR-068	323.25	324.25	Felsic Volcanic 1	Central Pit	Ore-Grade	10	7.4	--	--	4.0	--	--	0.63	910	4.4
DX450214	BR-068	352.9	353.9	Felsic Volcanic 1	Central Pit	Mine Rock	8.4	5.4	--	--	2.9	--	--	0.72	520	4.2
DX450215	BR-068	373.75	374.6	Felsic Volcanic 1	Central Pit	Ore-Grade	12	3.5	14	0.070	2.0	23	12	0.69	1080	1.2
DX450216	BR-021	31	32	Felsic Volcanic 1	Central Pit	Mine Rock	25	2.4	--	--	2.2	--	--	0.81	600	3.0
DX450217	BR-021	65	66	Felsic Volcanic 1	Central Pit	Ore-Grade	24	3.0	--	--	3.3	--	--	0.87	1800	3.8
DX450218	BR-021	91	92	Felsic Volcanic 1	Central Pit	Ore-Grade	33	2.5	--	--	2.1	--	--	1.0	1400	1.8
DX450219	BR-021	131	132	Felsic Volcanic 1	Central Pit	Mine Rock	20	2.5	--	--	1.9	--	--	0.79	440	1.9
DX450220	BR-021	155	156	Felsic Volcanic 1	Central Pit	Mine Rock	29	3.0	--	--	1.6	--	--	1.0	480	2.4
DX450221	BR-023	18	19	Felsic Volcanic 1	Central Pit	Mine Rock	33	5.1	--	--	1.5	--	--	2.8	830	1.5
DX450222	BR-023	62	63	Fragmental 1	Central Pit	Mine Rock	16	2.6	--	--	2.3	--	--	0.71	370	2.1
DX450223	BR-023	117	118	Felsic Volcanic 1	Central Pit	Mine Rock	45	3.0	--	--	2.5	--	--	0.90	910	3.4

Classification as mine rock or ore-grade materials was based on gold content.

A value of "--" indicates metal was not measured for the given sample; the variation in elements analyzed is due to measurement at two different laboratories (see text).

Table B-7 Four Acid Metals

Sample ID	Drillhole ID	From	To	Lithology	Area	Class	Copper	Iron	Gallium	Germanium	Potassium	Lanthanum	Lithium	Magnesium	Manganese	Molybdenum
		m	*m*				*ppm*	*%*	*ppm*	*ppm*	*%*	*ppm*	*ppm*	*%*	*ppm*	*ppm*
10x Crustal Abundance (Price 1997) [(1)]							--	--	--	--	--	--	--	--	--	--
DX450224	BR-023	136.8	138	Felsic Volcanic 1	Central Pit	Ore-Grade	42	2.7	--	--	1.6	--	--	0.74	650	2.6
DX450225	BR-137	153.55	154.5	Felsic Volcanic 1	Central Pit	Mine Rock	13	2.4	--	--	2.6	--	--	0.82	490	2.5
DX450226	BR-137	208.45	209.15	Felsic Volcanic 1	Central Pit	Ore-Grade	3.1	2.3	--	--	3.7	--	--	0.26	79	0.90
DX450227	BR-067	27	28.5	Felsic Volcanic 1	Central Pit	Mine Rock	19	2.4	19	0.10	1.9	23	16	0.48	353	0.53
DX450228	BR-067	185.6	186.6	Felsic Volcanic 1	Central Pit	Mine Rock	25	3.0	--	--	2.3	--	--	1.0	830	1.9
DX450229	BR-192	40.5	41.5	Felsic Volcanic 1	Central Pit	Ore-Grade	180	2.3	--	--	1.6	--	--	0.60	600	31
DX450230	BR-174	30	31.5	Felsic Volcanic 1	Central Pit	Mine Rock	25	2.9	--	--	2.1	--	--	0.92	410	1.7
DX450231	BR-174	79	80	Felsic Volcanic 1	Central Pit	Mine Rock	12	1.6	--	--	1.8	--	--	0.47	190	2.4
DX450232	BR-174	130.4	131.9	Felsic Volcanic 1	Central Pit	Mine Rock	8.7	2.8	--	--	1.6	--	--	1.0	1300	1.6
DX450233	BR-174	188	189	Felsic Volcanic 1	Central Pit	Mine Rock	140	7.1	--	--	3.8	--	--	1.2	1900	2.8
DX450234	BR-174	232.5	234	Felsic Volcanic 1	Central Pit	Ore-Grade	19	2.3	--	--	1.6	--	--	0.73	880	1.1
DX450235	BR-174	259.5	261	Felsic Volcanic 1	Central Pit	Mine Rock	28	3.1	--	--	2.2	--	--	1.0	810	2.6
DX450236	BR-174	292	293.2	Felsic Volcanic 1	Central Pit	Mine Rock	22	2.3	--	--	1.4	--	--	0.67	750	1.3
DX450237	BR-174	349.35	350.85	Metasediment 2	Central Pit	Mine Rock	66	5.4	--	--	2.4	--	--	1.5	380	2.7
DX450238	BR-174	415.9	416.9	Felsic Volcanic 2	Central Pit	Mine Rock	4.6	1.7	--	--	1.6	--	--	0.15	300	1.8
DX450239	BR-067	299	300	Felsic Volcanic 1	Central Pit	Ore-Grade	3.2	8.3	--	--	4.0	--	--	0.65	390	2.7
DX550051	BR-388	63.85	65.25	Basalt	Underground	Mine Rock	170	9.5	--	--	0.73	--	--	2.1	2500	0.50
DX550052	BR-388	87.5	88.85	Basalt	Underground	Mine Rock	146	9.4	20	<0.05	1.3	7.2	20	1.9	2107	0.35
DX550053	DL-066	189	190.00	Basalt	Underground	Mine Rock	143	13	16	<0.05	0.21	4.0	9.6	3.4	3223	0.42
DX550054	DL-066	101.9	103.40	Basalt	Underground	Mine Rock	205	11	18	<0.05	0.82	5.1	16	3.0	2362	0.39
DX550055	DL-066	136.5	138.00	Basalt	Underground	Mine Rock	116	15	16	0.080	0.22	4.8	9.6	3.3	3643	0.38
DX550056	DL-066	247.5	249.00	Basalt	Underground	Mine Rock	126	14	17	0.060	0.23	5.0	8.8	3.1	3490	0.24
DX550057	DL-066	520.3	521.50	Basalt	Underground	Mine Rock	103	8.3	22	<0.05	1.1	8.1	11	1.9	1395	0.57
DX550058	DL-066	472.2	473.10	Basalt	Underground	Mine Rock	107	7.7	21	<0.05	1.3	7.5	13	1.4	1660	0.53
DX550059	DL-066	567.6	568.90	Basalt	Underground	Mine Rock	120	10	21	<0.05	0.93	6.8	17	2.5	1849	0.50
DX550060	DL-066	615.9	617.35	Basalt	Underground	Mine Rock	190	12	--	--	0.54	--	--	3.0	2200	0.60
DX550061	DL-066	618.25	619.15	Basalt	Underground	Mine Rock	320	13	--	--	0.83	--	--	3.5	2500	0.40
DX550062	BR-385	389.75	390.25	Felsic Volcanic 1	Underground	Mine Rock	22	5.1	--	--	2.7	--	--	2.4	900	0.30
DX550063	BR-385	417.5	418.00	Metasediment 3	Underground	Mine Rock	25	5.4	--	--	2.8	--	--	1.1	1100	0.70
DX550064	BR-385	440.3	441.50	Metasediment 3	Underground	Mine Rock	11	0.88	21	0.10	2.2	10	13	0.25	167	0.66
DX550065	BR-385	466	467.20	Metasediment 2	Underground	Mine Rock	49	9.1	--	--	1.3	--	--	1.3	3100	1.4
DX550066	BR-385	479.75	481.25	Felsic Volcanic 1	Underground	Mine Rock	18	1.6	21	0.10	2.2	19	16	0.49	405	1.3
DX550067	BR-385	514.5	516.00	Felsic Volcanic 1	Underground	Mine Rock	15	2.0	19	<0.05	2.2	20	11	0.56	902	0.48
DX550068	BR-385	353.5	355.00	Metasediment 3	Underground	Mine Rock	12	1.5	18	<0.05	1.4	26	8.1	0.17	268	1.7
DX550069	BR-385	349.5	350.50	Metasediment 3	Underground	Mine Rock	5.6	1.8	--	--	2.3	--	--	0.24	300	1.2
DX550070	BR-385	282	283.50	Intrusive Breccia	Underground	Mine Rock	28	3.1	--	--	2.4	--	--	1.4	630	0.60
DX550071	BR-386	116	117.50	Felsic Volcanic 1	Underground	Mine Rock	22	2.7	19	0.11	2.0	40	25	0.86	509	0.68
DX550072	BR-386	60.5	62.00	Basalt	Underground	Mine Rock	200	15	--	--	0.39	--	--	3.6	3900	0.50
DX550073	BR-386	102.8	104.10	Basalt	Underground	Mine Rock	51	7.5	20	0.070	1.1	8.8	36	2.3	2133	0.64
DX550074	BR-384	418.05	419.30	Metasediment 2	Underground	Mine Rock	45	11	--	--	1.4	--	--	1.2	1300	1.0
DX550075	BR-384	385.8	386.60	Felsic Fragmental	Underground	Mine Rock	50	6.0	23	0.10	0.95	32	21	0.94	979	0.58
DX550076	BR-384	367.5	369.00	Felsic Fragmental	Underground	Mine Rock	22	3.9	21	0.090	2.4	33	45	0.63	539	0.60
DX550077	BR-384	470.25	471.30	Felsic Volcanic 1	Underground	Mine Rock	14	2.0	--	--	0.95	--	--	0.61	500	0.40
DX550078	BR-384	333.25	334.65	Felsic Fragmental	Underground	Mine Rock	30	9.6	--	--	0.61	--	--	1.5	1800	0.70

Classification as mine rock or ore-grade materials was based on gold content.

A value of "--" indicates metal was not measured for the given sample; the variation in elements analyzed is due to measurement at two different laboratories (see text).

Table B-7 Four Acid Metals

Sample ID	Drillhole ID	From	To	Lithology	Area	Class	Copper	Iron	Gallium	Germanium	Potassium	Lanthanum	Lithium	Magnesium	Manganese	Molybdenum
		m	*m*				*ppm*	*%*	*ppm*	*ppm*	*%*	*ppm*	*ppm*	*%*	*ppm*	*ppm*
10x Crustal Abundance (Price 1997) [(1)]							--	--	--	--	--	--	--	--	--	--
DX550079	BR-384	313	314.50	Felsic Fragmental	Underground	Mine Rock	28	2.0	20	<0.05	1.3	20	14	0.27	272	0.79
DX550080	BR-384	516	517.00	Felsic Volcanic 2	Underground	Mine Rock	14	1.8	--	--	1.9	--	--	0.25	1800	1.2
DX550081	BR-384	506.55	507.55	Felsic Volcanic 2	Underground	Mine Rock	35	1.6	--	--	2.8	--	--	0.19	1000	1.5
DX550082	BR-384	563	564.00	Felsic Volcanic 2	Underground	Mine Rock	7.0	1.9	--	--	1.8	--	--	0.20	600	1.7
DX550083	BR-384	606	607.00	Felsic Volcanic 1	Underground	Mine Rock	40	2.7	--	--	0.35	--	--	0.75	760	2.2
DX550084	BR-384	661.2	662.00	Metasediment 2	Underground	Mine Rock	63	5.0	--	--	3.3	--	--	1.3	1600	1.3
DX550085	BR-384	669.25	670.50	Felsic Volcanic 2	Underground	Mine Rock	12	2.2	--	--	0.57	--	--	0.68	1500	1.9
DX550086	BR-384	714	715.00	Felsic Volcanic 1	Underground	Mine Rock	11	3.0	--	--	2.1	--	--	0.87	610	4.0
DX550087	BR-384	751	752.35	Felsic Volcanic 1	Underground	Mine Rock	34	2.9	--	--	2.5	--	--	0.92	650	1.5
DX550088	DL-071	37.5	39.00	Basalt	Underground	Mine Rock	95	13	17	0.090	0.59	6.2	16	3.5	3560	0.51
DX550089	DL-071	51	52.50	Basalt	Underground	Mine Rock	200	13	--	--	0.71	--	--	3.0	3900	2.2
DX550090	DL-071	91.25	92.00	Basalt	Underground	Mine Rock	47	15	17	0.10	0.21	3.6	13	3.5	3690	0.35
DX550091	DL-071	335	336.00	Basalt	Underground	Mine Rock	111	13	19	<0.05	0.13	7.7	11	2.9	2503	0.51
DX550092	DL-071	385.5	387.00	Basalt	Underground	Mine Rock	90	15	20	0.050	0.60	7.4	12	2.9	2914	0.45
DX550093	DL-071	415.5	417.00	Basalt	Underground	Mine Rock	102	11	19	<0.05	0.41	8.0	9.7	2.1	2039	0.54
DX550094	REG-003	103.5	103.90	Basalt	Underground	Mine Rock	128	6.7	18	<0.05	2.0	13	46	3.0	1359	0.68
DX550095	REG-003	138	139.50	Basalt	Underground	Mine Rock	119	9.0	17	<0.05	1.9	5.0	33	2.4	2191	0.31
DX550096	REG-004	87	88.50	Basalt	Underground	Mine Rock	95	14	--	--	1.1	--	--	2.6	3000	1.0
DX550097	REG-004	101.5	102.50	Basalt	Underground	Mine Rock	130	16	--	--	0.28	--	--	2.0	1900	1.3
DX550098	REG-004	136.5	138.00	Basalt	Underground	Mine Rock	80	7.0	19	0.090	0.87	2.9	35	3.0	1295	0.40
DX550099	BH-22-21	92.4	93.40	Basalt	Underground	Mine Rock	131	8.8	18	0.070	0.20	6.0	9.3	2.9	1736	0.46
DX550100	BH-22-23	71.3	72.30	Basalt	Underground	Mine Rock	95	11	21	0.060	0.22	9.2	13	3.3	1261	0.63
DX550101	BH-22-27	41.1	42.10	Basalt	Underground	Mine Rock	84	16	17	0.11	0.14	2.8	12	3.1	2058	3.2
DX550102	BH-22-27A	47.4	48.80	Ultramafic	Underground	Mine Rock	41	3.8	20	0.080	2.4	21	35	1.7	791	0.50
DX550103	BH-22-27	23.1	24.10	Basalt	Underground	Mine Rock	107	10	19	0.070	0.26	3.5	23	4.6	1429	0.30
DX550104	BH-22-27A	32.4	33.40	Rhyolite	Underground	Mine Rock	3.6	0.43	24	0.080	3.8	5.2	12	0.12	103	1.7
DX550105	BH-22-21	71.4	72.40	Basalt	Underground	Mine Rock	99	10	18	0.090	0.50	3.3	13	2.4	2784	0.37
DX550106	BH-22-23	56.3	57.30	Basalt	Underground	Mine Rock	124	10.0	19	0.060	0.51	5.5	24	2.0	2391	0.47
DX550107	BR-384	726	727.10	Felsic Volcanic 1	Underground	Mine Rock	15	2.6	--	--	2.1	--	--	0.86	520	1.1
DX550108	BR-384	741	742.00	Felsic Volcanic 1	Underground	Mine Rock	9.4	2.1	--	--	1.7	--	--	0.88	840	1.4
DX550109	BR-384	735	736.00	Felsic Volcanic 1	Underground	Mine Rock	25	4.6	--	--	3.2	--	--	0.92	2100	1.2
031751	BR-116	777	778.5	Basalt	Underground	Mine Rock	40	10	--	--	0.69	--	--	2.3	2900	0.50
031752	BR-096	595.5	596.7	Basalt	Underground	Mine Rock	47	12	--	--	0.40	--	--	2.0	3900	0.40
031753	BR-096	598.85	600	Basalt	Underground	Mine Rock	61	8.5	--	--	0.83	--	--	1.5	2300	0.70
031754	BR-115	727.5	729	Basalt	Underground	Mine Rock	110	9.0	--	--	0.66	--	--	2.5	1600	0.30
031755	BR-132	400.5	401.5	Metasediment 3	Underground	Mine Rock	27	1.7	--	--	1.1	--	--	0.16	270	1.6
031756	BR-132	534.55	536	Basalt	Underground	Mine Rock	64	6.4	--	--	1.7	--	--	0.84	1400	1.5
031757	BR-190	412.95	414	Metasediment 3	Underground	Mine Rock	27	1.5	--	--	2.1	--	--	0.20	260	0.60
031758	BR-190	438.25	439.25	Sericite Schist	Underground	Mine Rock	26	3.5	--	--	2.7	--	--	0.20	1100	0.60
031759	BR-190	451.5	453	Fragmental 2	Underground	Mine Rock	17	5.0	--	--	3.0	--	--	0.49	1300	0.60
031760	BR-190	465	466	Fragmental 2	Underground	Mine Rock	12	1.7	--	--	2.4	--	--	0.15	310	0.50
031761	BR-190	506.55	507.7	Felsic Fragmental	Underground	Mine Rock	68	5.0	--	--	2.1	--	--	0.87	920	3.1
031762	BR-085	190	190.5	Metasediment 3	Underground	Mine Rock	51	4.3	--	--	1.8	--	--	0.36	390	6.6
031763	BR-085	251.5	252.8	Metasediment 3	Underground	Mine Rock	35	1.6	--	--	2.4	--	--	0.20	280	0.50

Classification as mine rock or ore-grade materials was based on gold content.

A value of "--" indicates metal was not measured for the given sample; the variation in elements analyzed is due to measurement at two different laboratories (see text).

Table B-7 Four Acid Metals

Sample ID	Drillhole ID	From	To	Lithology	Area	Class	Copper	Iron	Gallium	Germanium	Potassium	Lanthanum	Lithium	Magnesium	Manganese	Molybdenum
		m	*m*				*ppm*	*%*	*ppm*	*ppm*	*%*	*ppm*	*ppm*	*%*	*ppm*	*ppm*
10x Crustal Abundance (Price 1997) [(1)]							--	--	--	--	--	--	--	--	--	--
031764	BR-089	654	655.5	Fragmental 2	Underground	Mine Rock	23	2.1	--	--	2.1	--	--	0.56	340	0.90
031765	BR-089	676.5	677.5	Fragmental 2	Underground	Mine Rock	69	4.7	--	--	0.31	--	--	0.75	850	1.4
031766	BR-140	587	588	Felsic Fragmental	Underground	Mine Rock	22	3.8	--	--	0.93	--	--	0.58	630	0.50
031767	BR-131	472.5	474	Metasediment 3	Underground	Mine Rock	31	2.9	--	--	1.9	--	--	0.28	530	0.60
031768	BR-131	506.7	507.7	Sericite Schist	Underground	Mine Rock	28	1.5	--	--	1.8	--	--	0.14	280	0.60
031769	BR-141	661.6	662.6	Metasediment 3	Underground	Mine Rock	30	2.5	--	--	1.9	--	--	0.60	300	1.3
031770	BR-141	686	687	Metasediment 3	Underground	Mine Rock	31	2.1	--	--	2.9	--	--	0.86	340	0.30
031771	BR-141	688	689	Metasediment 3	Underground	Mine Rock	19	1.1	--	--	0.75	--	--	0.36	270	1.1
031772	BR-098	674	675.35	Felsic Volcanic 1	Underground	Mine Rock	14	2.2	--	--	0.82	--	--	0.61	340	0.90
031773	DL-056	271.5	273	Basalt	Underground	Mine Rock	99	10	--	--	0.28	--	--	2.4	2000	0.40
031774	DL-055	191	191.5	Basalt	Underground	Mine Rock	250	10	--	--	0.35	--	--	3.6	2100	0.50
031775	BR-176	759	760.5	Basalt	Underground	Mine Rock	140	8.7	--	--	0.57	--	--	2.1	1800	0.20
031776	DL-04-12	312	313.5	Basalt	Underground	Mine Rock	99	5.7	--	--	0.65	--	--	2.4	1300	3.3
031777	BR-176	698.2	699.7	Metasediment 3	Underground	Mine Rock	26	0.83	--	--	2.1	--	--	0.096	110	1.7
031778	BR-194	390.8	392.3	Metasediment 2	Underground	Mine Rock	15	2.0	--	--	1.9	--	--	0.64	450	1.0
031779	BR-194	401	402	Metasediment 2	Underground	Mine Rock	18	1.8	21	0.060	2.2	21	17	0.60	608	0.88
031780	BR-194	576.4	576.95	Argillite	Underground	Mine Rock	43	4.5	11	<0.05	0.080	7.9	4.3	1.4	952	0.81
031781	BR-194	477.8	478.6	Fragmental 2	Underground	Mine Rock	28	1.4	18	<0.05	1.4	43	13	0.68	220	1.3
031782	BR-192	336.5	338	Fragmental 2	Underground	Mine Rock	9.4	1.7	--	--	1.8	--	--	0.11	260	0.30
031783	BR-194	498.85	499.5	Fragmental 2	Underground	Mine Rock	14	4.2	--	--	1.6	--	--	0.35	670	0.60
031784	BR-193	328.4	329.4	Metasediment 3	Underground	Mine Rock	15	2.2	--	--	1.4	--	--	0.28	550	1.2
031785	BR-193	331.8	333	Metasediment 3	Underground	Mine Rock	12	8.3	19	0.080	1.1	28	20	0.81	2017	2.8
031786	BR-193	329.9	330.4	Metasediment 3	Underground	Mine Rock	110	12	--	--	2.0	--	--	0.50	1200	3.1
31787	BR-193	316.6	318	Metasediment 3	Underground	Mine Rock	26	2.9	--	--	1.2	--	--	0.37	460	2.7
031788	BR-192	220.5	222	Metasediment 2	Underground	Mine Rock	35	10	--	--	0.89	--	--	1.4	1800	0.60
031789	BR-192	232	233	Felsic Volcanic 1	Underground	Mine Rock	27	2.9	22	0.070	2.5	32	27	0.83	842	1.8
031790	BR-381	258.5	259	Basalt	Underground	Mine Rock	77	9.7	--	--	0.40	--	--	1.3	3100	1.1
031791	BR-381	248.4	248.85	Basalt	Underground	Mine Rock	41	6.9	--	--	1.5	--	--	1.3	1500	1.4
031792	BR-381	222.35	223.15	Sericite Schist	Underground	Mine Rock	21	0.64	15	<0.05	2.1	36	10	0.13	100	0.96
031793	DL-063A	259.35	260.35	Basalt	Underground	Mine Rock	81	13	--	--	0.064	--	--	2.8	4300	0.40
031794	BR-291	697.8	699	Metasediment 3	Underground	Mine Rock	73	3.6	--	--	1.6	--	--	0.53	510	0.80
031795	BR-197	345.5	346.5	Fragmental 2	Underground	Mine Rock	46	7.8	--	--	2.1	--	--	1.5	1100	0.90
031796	BR-197	282	282.65	Felsic Volcanic 2	Underground	Mine Rock	23	3.1	--	--	2.5	--	--	0.61	410	0.90
031797	BH22-27	51	52	Basalt	Underground	Mine Rock	120	9.7	--	--	0.18	--	--	3.0	2400	0.40
031798	BH22-24	85	86	Basalt	Underground	Mine Rock	150	12	--	--	0.57	--	--	2.5	3100	0.30
031799	BH22-24	60	61	Basalt	Underground	Mine Rock	130	10	--	--	0.84	--	--	2.1	2400	0.20
031800	BH22-20	213	214	Basalt	Underground	Mine Rock	180	13	--	--	0.10	--	--	3.3	3900	0.30
031801	BH22-20	114	115	Basalt	Underground	Mine Rock	130	11	--	--	0.16	--	--	3.3	2900	0.10
031802	BH22-25	165	166	Basalt	Underground	Mine Rock	100	9.2	--	--	1.3	--	--	2.8	2400	0.30
031803	BH22-25	140	141	Basalt	Underground	Mine Rock	130	11	--	--	0.38	--	--	2.7	2800	2.1
031804	BH22-18	42	43	Basalt	Underground	Mine Rock	110	15	--	--	0.22	--	--	2.4	4500	0.20
031805	BH22-18	27	28	Basalt	Underground	Mine Rock	34	7.8	--	--	1.2	--	--	1.9	2100	0.60
031806	BH22-17	210	211	Basalt	Underground	Mine Rock	91	9.1	--	--	0.42	--	--	2.1	2400	0.30
031807	BR-386	509.1	509.45	Metasediment 2	Underground	Mine Rock	67	4.8	--	--	3.2	--	--	6.6	970	0.10

Classification as mine rock or ore-grade materials was based on gold content.

A value of "--" indicates metal was not measured for the given sample; the variation in elements analyzed is due to measurement at two different laboratories (see text).

Table B-7 Four Acid Metals

Sample ID	Drillhole ID	From	To	Lithology	Area	Class	Copper	Iron	Gallium	Germanium	Potassium	Lanthanum	Lithium	Magnesium	Manganese	Molybdenum
		m	*m*				*ppm*	*%*	*ppm*	*ppm*	*%*	*ppm*	*ppm*	*%*	*ppm*	*ppm*
10x Crustal Abundance (Price 1997) [(1)]							--	--	--	--	--	--	--	--	--	--
031808	DL-066	355.5	357	Basalt	Underground	Mine Rock	59	12	--	--	0.14	--	--	1.9	3300	0.40
031809	DL-066	367.5	368.55	Rhyolite	Underground	Mine Rock	2.8	1.1	--	--	1.2	--	--	0.22	270	0.90
031811	BH22-23	55	60	Basalt	Underground	Mine Rock	43	12	--	--	0.17	--	--	2.2	3300	0.20
031812	BH22-23	30	31	Basalt	Underground	Mine Rock	80	10	--	--	0.66	--	--	1.6	2800	0.50
031813	BR-117	781.5	783	Basalt	Underground	Mine Rock	130	12	--	--	0.12	--	--	3.1	3400	0.40
031814	DL-067	277	278.5	Basalt	Underground	Mine Rock	56	7.0	--	--	0.56	--	--	1.4	1500	0.50
031815	DL-067	415	415.5	Basalt	Underground	Mine Rock	370	13	--	--	0.57	--	--	1.0	970	3.3
031816	DL-067	571.8	572.2	Argillite	Underground	Mine Rock	30	3.2	--	--	1.7	--	--	0.46	1100	0.70
031817	BR-386	312	313.5	Metasediment 3	Underground	Mine Rock	42	2.8	--	--	1.3	--	--	0.67	460	1.9
031818	BR-068	668.8	669.45	Metasediment 2	Underground	Mine Rock	22	1.3	--	--	1.9	--	--	0.16	230	0.80
031819	BR-068	680	681	Metasediment 3	Underground	Mine Rock	120	9.8	--	--	0.14	--	--	4.0	1600	0.50
116732	BR-122	605.5	606	Metasediment 3	Underground	Mine Rock	46	9.8	--	--	1.8	--	--	1.1	3500	1.2
116733	BR-122	683	684	Fragmental 2	Underground	Mine Rock	4.0	1.0	17	<0.05	2.0	38	18	0.33	187	0.83
116734	BR-122	720	720.5	Felsic Volcanic 1	Underground	Mine Rock	52	6.7	--	--	0.45	--	--	0.78	1400	1.2
116735	BR-122	743.6	744.1	Basalt	Underground	Mine Rock	89	7.8	--	--	1.4	--	--	2.1	2500	2.3
116736	BR-121	721.35	722.5	Metasediment 3	Underground	Mine Rock	18	2.2	--	--	3.5	--	--	0.70	440	12
116737	BR-121	725.1	726.5	Metasediment 3	Underground	Mine Rock	64	6.6	--	--	0.43	--	--	1.1	1500	2.7
116738	BR-121	738	739.5	Basalt	Underground	Mine Rock	82	14	--	--	1.6	--	--	2.0	1700	0.80
116739	BR-160	366.4	367.4	Felsic Volcanic 1	Underground	Mine Rock	19	2.3	--	--	2.3	--	--	0.52	530	2.3
116740	BR-160	268.75	270	Metasediment 3	Underground	Mine Rock	30	1.5	21	0.060	1.6	27	15	0.33	184	1.7
116741	BR-160	396	396.6	Rhyolite	Underground	Mine Rock	8.2	0.83	--	--	0.088	--	--	0.23	570	1.5
116742	BR-067	670.5	672	Felsic Volcanic 2	Underground	Mine Rock	8.9	1.5	--	--	1.5	--	--	0.15	200	0.70
116743	BR-067	682.3	683.3	Felsic Volcanic 2	Underground	Mine Rock	29	2.9	--	--	1.3	--	--	1.3	620	1.6
116744	BR-067	700.5	702	Metasediment 3	Underground	Mine Rock	9.9	1.7	--	--	2.6	--	--	0.20	290	1.3
116745	BR-067	739.9	740.3	Intrusive Breccia	Underground	Mine Rock	27	5.4	--	--	1.4	--	--	4.5	1200	0.20
116746	DL-051	340.2	340.75	Ultramafic	Underground	Mine Rock	61	6.1	--	--	2.0	--	--	5.3	950	0.20
116747	DL-051	226	226.8	Argillite	Underground	Mine Rock	160	6.4	--	--	0.16	--	--	0.96	730	3.3
116748	DL-04-10	291.95	292.5	Basalt	Underground	Mine Rock	94	5.0	--	--	1.4	--	--	0.96	1200	0.50
116749	DL-04-11	376.5	378	Basalt	Underground	Mine Rock	280	15	--	--	0.23	--	--	2.7	3700	0.50
116750	DL-062	273.85	274.5	Argillite	Underground	Mine Rock	620	13	--	--	0.075	--	--	1.3	1600	3.1
031851	BR-181	88.6	89.25	Felsic Volcanic 1	Viggo Pit	Mine Rock	18	3.0	--	--	2.4	--	--	1.0	530	1.0
031852	BR-165	314	314.95	Felsic Volcanic 1	Central Pit	Mine Rock	8.8	3.3	20	0.12	2.4	29	28	0.97	541	1.4
031853	BR-160	137.9	138.6	Felsic Volcanic 1	Central Pit	Mine Rock	19	2.5	--	--	2.4	--	--	0.78	960	0.90
031854	BR-155	352.5	354	Felsic Volcanic 1	Underground	Mine Rock	13	2.2	--	--	2.3	--	--	0.54	740	0.80
031855	BR-133	233.4	234.5	Felsic Volcanic 1	Central Pit	Mine Rock	19	2.2	--	--	2.9	--	--	0.72	400	1.2
031856	BR-152	214.05	215	Felsic Volcanic 1	Central Pit	Mine Rock	25	3.0	--	--	1.5	--	--	0.88	480	0.70
031857	BR-158	167.3	168.75	Felsic Volcanic 1	Central Pit	Mine Rock	14	3.3	--	--	2.0	--	--	1.2	710	0.40
031858	BR-165	249.5	250.5	Felsic Volcanic 1	Central Pit	Mine Rock	18	3.2	--	--	1.5	--	--	1.1	520	1.7
031859	BR-152	88.5	89.5	Felsic Volcanic 1	Central Pit	Mine Rock	33	3.8	--	--	2.1	--	--	1.5	680	5.3
031860	BR-076	53	54	Felsic Volcanic 1	Central Pit	Mine Rock	14	2.7	--	--	1.7	--	--	0.90	1200	1.4
031861	BR-043	259.5	261	Felsic Volcanic 1	Underground	Mine Rock	17	2.8	--	--	2.2	--	--	0.94	440	0.60
031862	BR-226	138	139	Felsic Volcanic 1	Central Pit	Mine Rock	29	2.7	--	--	1.2	--	--	1.3	800	1.4
031863	BR-237	147.2	148.1	Felsic Volcanic 1	Central Pit	Mine Rock	14	2.6	--	--	1.7	--	--	0.89	380	2.0
031864	BR-284	288	288.65	Felsic Volcanic 1	Central Pit	Mine Rock	22	2.8	--	--	1.9	--	--	0.94	470	1.1

Classification as mine rock or ore-grade materials was based on gold content.

A value of "--" indicates metal was not measured for the given sample; the variation in elements analyzed is due to measurement at two different laboratories (see text).

Table B-7 Four Acid Metals

Sample ID	Drillhole ID	From	To	Lithology	Area	Class	Copper	Iron	Gallium	Germanium	Potassium	Lanthanum	Lithium	Magnesium	Manganese	Molybdenum
		m	*m*				*ppm*	*%*	*ppm*	*ppm*	*%*	*ppm*	*ppm*	*%*	*ppm*	*ppm*
10x Crustal Abundance (Price 1997) [(1)]							--	--	--	--	--	--	--	--	--	--
031865	BR-318	100.4	101.8	Felsic Volcanic 1	Central Pit	Mine Rock	16	2.3	--	--	1.1	--	--	0.58	470	2.3
031866	BR-346	42.75	43.8	Felsic Volcanic 1	Central Pit	Mine Rock	9.3	2.3	--	--	3.4	--	--	0.55	400	1.5
031867	BR-209	127.85	128.55	Felsic Volcanic 1	Central Pit	Ore-Grade	23	2.8	--	--	2.2	--	--	0.93	570	1.6
031868	BR-481	527.8	528.6	Felsic Volcanic 1	Central Pit	Mine Rock	11	1.7	--	--	2.9	--	--	0.48	930	1.1
031869	BR-210	410.9	412	Felsic Volcanic 1	Underground	Mine Rock	20	2.6	--	--	2.5	--	--	0.75	480	1.5
031870	BR-242	112.6	114	Felsic Volcanic 1	Central Pit	Mine Rock	18	2.7	--	--	1.9	--	--	0.78	550	1.7
031871	BR-433	200.6	202.1	Felsic Volcanic 1	Central Pit	Mine Rock	18	2.8	--	--	1.0	--	--	0.83	830	1.3
031872	BR-123	203	204	Felsic Volcanic 1	Central Pit	Mine Rock	11	3.0	--	--	1.2	--	--	0.98	710	1.4
031873	BR-166	134.8	135.95	Felsic Volcanic 1	Central Pit	Mine Rock	31	2.4	--	--	1.8	--	--	0.95	1400	0.70
031874	BR-109	67.35	68	Felsic Volcanic 1	Central Pit	Mine Rock	15	2.3	--	--	2.3	--	--	0.84	880	0.90
031875	BR-164	211.75	213	Felsic Volcanic 1	Central Pit	Mine Rock	23	2.5	--	--	2.4	--	--	0.82	910	1.5
031876	BR-105	202.3	203.3	Felsic Volcanic 1	Central Pit	Mine Rock	23	4.0	--	--	2.6	--	--	2.1	760	0.20
031877	BR-156	366	367.5	Felsic Volcanic 1	Central Pit	Mine Rock	21	2.7	--	--	3.1	--	--	1.1	830	0.80
031878	BR-100	222	223	Felsic Volcanic 1	Central Pit	Mine Rock	10	2.1	--	--	2.6	--	--	0.59	750	0.70
031879	BR-069	98	99	Felsic Volcanic 1	Central Pit	Mine Rock	23	2.1	--	--	2.0	--	--	0.76	420	1.1
031880	BR-342	42.4	43	Felsic Volcanic 1	Central Pit	Mine Rock	29	4.0	--	--	2.2	--	--	1.3	700	1.0
031881	BR-463	112.5	114	Felsic Volcanic 1	Central Pit	Mine Rock	14	2.9	--	--	2.3	--	--	0.99	620	1.0
031882	BR-224	321	321.6	Felsic Volcanic 1	Central Pit	Mine Rock	39	1.9	19	<0.05	0.95	19	11	0.61	762	1.1
031883	BR-192	151.5	152.5	Felsic Volcanic 1	Central Pit	Mine Rock	29	3.8	19	<0.05	2.2	33	19	1.1	1515	1.4
031884	BR-250B	214.4	215.15	Felsic Volcanic 1	Central Pit	Ore-Grade	7.7	2.7	18	<0.05	2.9	25	20	0.55	328	0.79
031885	BR-284	504.75	505.5	Felsic Volcanic 1	Underground	Mine Rock	75	5.5	19	0.050	3.1	27	16	0.78	946	0.99
031886	BR-341	67.5	69	Felsic Volcanic 1	Central Pit	Ore-Grade	45	2.7	19	<0.05	2.8	33	18	0.74	363	1.1
031887	BR-429	221.8	222.85	Felsic Volcanic 1	Central Pit	Ore-Grade	38	2.5	--	--	2.7	--	--	0.86	490	0.60
031888	BR-248	280	281	Felsic Volcanic 1	Central Pit	Mine Rock	8.2	4.9	--	--	2.9	--	--	0.49	900	1.4
031889	BR-230	263	264.5	Felsic Volcanic 1	Central Pit	Mine Rock	19	4.9	--	--	3.9	--	--	0.71	1000	1.4
031890	BR-566	203.65	204.35	Felsic Volcanic 1	Central Pit	Mine Rock	9.0	4.3	--	--	2.3	--	--	0.72	480	1.7
031891	BR-142	70	71	Felsic Volcanic 1	Central Pit	Mine Rock	9.9	3.9	19	<0.05	1.7	33	15	0.91	698	1.8
031892	BR-176	247	248	Felsic Volcanic 1	Central Pit	Mine Rock	2.8	4.9	--	--	3.1	--	--	0.55	480	1.7
31893	BR-502	76.8	77.7	Metasediment 2	Central Pit	Mine Rock	62	5.7	--	--	3.6	--	--	1.7	570	1.4
031894	BR-225	351.4	352.05	Metasediment 2	Central Pit	Mine Rock	56	4.4	--	--	3.2	--	--	1.4	500	1.6
031895	BR-320	156	157.5	Metasediment 2	Central Pit	Mine Rock	48	3.6	--	--	1.7	--	--	1.2	440	0.90
031896	BR-503	167.75	169.25	Metasediment 2	Central Pit	Mine Rock	54	5.3	--	--	2.4	--	--	1.5	570	1.2
031897	BR-206	252	253	Metasediment 2	Central Pit	Mine Rock	63	4.9	--	--	2.4	--	--	1.5	680	1.8
031898	BR-233	262.5	263.5	Metasediment 2	Central Pit	Mine Rock	40	5.4	--	--	2.3	--	--	2.6	780	1.3
031899	BR-188	275.6	277	Metasediment 2	Central Pit	Mine Rock	56	6.3	--	--	2.5	--	--	1.7	520	1.4
031900	BR-140	203	204	Felsic Volcanic 1	Central Pit	Mine Rock	7.2	4.6	--	--	3.2	--	--	0.46	680	1.3
031901	BR-086	157.8	159	Felsic Volcanic 1	Central Pit	Mine Rock	10	4.6	19	0.11	3.2	37	17	0.91	1244	1.5
031902	BR-118	39	40	Felsic Volcanic 1	Central Pit	Mine Rock	20	6.1	20	0.10	2.9	34	18	0.63	554	1.7
031903	BR-034	149	150	Felsic Volcanic 1	Central Pit	Mine Rock	13	4.8	22	0.11	2.9	29	27	1.2	1091	1.5
031904	BR-067	230	231	Felsic Volcanic 1	Central Pit	Mine Rock	6.3	3.6	--	--	2.1	--	--	0.64	600	1.3
031905	BR-152	357	358	Felsic Volcanic 1	Central Pit	Mine Rock	39	3.0	--	--	2.3	--	--	0.59	1400	1.3
031906	BR-135	327.5	328	Felsic Volcanic 1	Central Pit	Ore-Grade	33	2.9	19	<0.05	3.1	30	21	0.73	463	0.71
031907	BR-133	134	135	Felsic Volcanic 1	Central Pit	Ore-Grade	32	2.2	--	--	1.8	--	--	0.62	530	1.2
031908	BR-087	342.55	343.3	Felsic Volcanic 1	Central Pit	Ore-Grade	113	7.3	20	0.050	3.2	24	21	0.59	810	1.0

Classification as mine rock or ore-grade materials was based on gold content.

A value of "--" indicates metal was not measured for the given sample; the variation in elements analyzed is due to measurement at two different laboratories (see text).

Table B-7 Four Acid Metals

Sample ID	Drillhole ID	From	To	Lithology	Area	Class	Copper	Iron	Gallium	Germanium	Potassium	Lanthanum	Lithium	Magnesium	Manganese	Molybdenum
		m	*m*				*ppm*	*%*	*ppm*	*ppm*	*%*	*ppm*	*ppm*	*%*	*ppm*	*ppm*
10x Crustal Abundance (Price 1997) [1]							--	--	--	--	--	--	--	--	--	--
031914	BR-555	61.15	62.5	Metasediment 2	Central Pit	Mine Rock	92	3.1	--	--	2.8	--	--	1.3	1200	1.4
031915	BR-432	173.5	175	Metasediment 2	Central Pit	Mine Rock	83	5.0	--	--	1.8	--	--	1.4	710	2.0
031916	BR-382	67.3	68.6	Metasediment 2	Central Pit	Mine Rock	58	4.0	--	--	2.4	--	--	1.2	810	2.0
031917	BR-437	64.5	66	Metasediment 2	Central Pit	Mine Rock	20	5.6	--	--	2.0	--	--	1.1	2000	0.70
031918	BR-253	51.6	52.5	Metasediment 2	Central Pit	Mine Rock	22	7.2	--	--	2.4	--	--	1.5	660	1.6
031919	BR-192	183.9	184.9	Metasediment 2	Central Pit	Mine Rock	49	5.0	--	--	4.6	--	--	1.4	520	1.8
031920	BR-175	418.9	420.4	Metasediment 2	Central Pit	Mine Rock	125	13	16	0.070	1.6	21	26	1.9	925	0.82
031921	BR-434	40.95	41.95	Metasediment 3	Central Pit	Mine Rock	10	2.1	--	--	1.7	--	--	0.37	590	3.2
031922	BR-213	343.55	345	Metasediment 3	Central Pit	Mine Rock	43	3.1	--	--	2.3	--	--	0.74	870	1.6
031923	BR-219	205.5	207	Metasediment 3	Central Pit	Mine Rock	28	4.8	--	--	1.1	--	--	0.57	640	2.4
031924	BR-392	248.9	250.4	Metasediment 3	Underground	Mine Rock	32	5.8	--	--	1.4	--	--	1.2	600	1.5
031925	BR-509	136.4	137.4	Metasediment 3	Central Pit	Mine Rock	49	5.1	--	--	1.5	--	--	0.72	910	1.5
031926	BR-356	56.45	57.5	Metasediment 3	Central Pit	Mine Rock	15	2.5	--	--	2.8	--	--	0.61	430	1.1
031927	BR-153	41.5	43	Metasediment 3	Central Pit	Mine Rock	58	2.3	--	--	2.2	--	--	0.64	390	2.6
031928	BR-036	190.9	191.7	Metasediment 3	Central Pit	Mine Rock	19	1.5	--	--	1.5	--	--	0.37	270	2.1
031929	BR-181	201.5	202.5	Metasediment 3	Viggo Pit	Mine Rock	8.3	0.96	--	--	1.4	--	--	0.18	170	1.3
031930	BR-037	308.8	309.75	Metasediment 3	Central Pit	Mine Rock	19	2.5	--	--	1.4	--	--	0.72	470	2.2
031931	BR-131	333	334	Metasediment 2	Central Pit	Ore-Grade	96	5.9	--	--	4.2	--	--	1.3	1500	1.8
031932	BR-410	194	195	Felsic Volcanic 1	Central Pit	Mine Rock	31	4.4	--	--	1.3	--	--	0.86	730	4.5
031933	BR-185	155.9	157.05	Felsic Volcanic 1	Central Pit	Mine Rock	23	3.3	--	--	2.8	--	--	1.0	610	1.9
031934	BR-163	418.9	419.5	Felsic Volcanic 1	Underground	Mine Rock	19	1.5	--	--	0.28	--	--	0.40	390	1.3
031935	BR-039	144.8	145.7	Felsic Volcanic 1	Central Pit	Mine Rock	11	2.3	--	--	2.5	--	--	0.71	580	1.5
031936	BR-022	447	447.5	Felsic Volcanic 1	Central Pit	Mine Rock	17	2.2	--	--	3.2	--	--	0.58	470	0.50
031937	BR-001	100.75	101.25	Felsic Volcanic 1	Underground	Mine Rock	23	2.0	--	--	0.67	--	--	0.63	340	1.1
031938	BR-481	485	486	Felsic Volcanic 1	Central Pit	Mine Rock	200	3.9	--	--	2.6	--	--	0.63	1400	0.90
031939	BR-190	225	226	Felsic Volcanic 1	Central Pit	Ore-Grade	250	3.6	--	--	3.4	--	--	0.75	2800	5.8
031940	BR-167	187.6	188.2	Felsic Volcanic 1	Central Pit	Mine Rock	580	4.8	--	--	4.1	--	--	0.85	2100	1.7
031941	BR-156	335.45	336.5	Felsic Volcanic 1	Central Pit	Mine Rock	82	3.2	--	--	3.3	--	--	0.57	1000	1.4
031942	BR-137	83	84	Felsic Volcanic 1	Central Pit	Mine Rock	300	4.3	--	--	4.1	--	--	1.2	2500	3.5
031943	BR-448	41	42.5	Basalt	Underground	Mine Rock	60	8.8	18	0.10	0.32	15	8.9	1.7	2896	0.93
031944	BR-339	148.5	150	Basalt	Underground	Mine Rock	186	9.1	22	0.090	1.8	6.6	29	1.3	2616	0.81
031945	DL-070	43.05	44	Basalt	Central Pit	Mine Rock	109	13	20	0.090	0.28	6.6	19	1.9	3852	0.40
031946	BR-657	44.4	45.9	Basalt	Underground	Mine Rock	72	15	20	0.070	0.51	5.2	19	2.7	4135	0.23
031947	BR-030	129.7	130.7	Basalt	Underground	Mine Rock	93	19	17	0.080	0.28	4.7	12	2.9	6696	0.34
031948	BR-031	6	7.5	Basalt	Underground	Mine Rock	70	10	16	0.070	0.64	5.7	14	1.4	3832	1.1
31949	BR-399	51.5	53	Basalt	Underground	Mine Rock	16	12	15	<0.05	1.2	26	19	0.73	2948	0.76
031950	BR-448	47	48.5	Basalt	Underground	Mine Rock	11	8.6	18	<0.05	0.88	15	18	1.7	2776	0.94
031951	BR-493	27	28.15	Basalt	Underground	Mine Rock	110	9.9	--	--	0.51	--	--	2.6	3800	0.20
031952	BR-548	70.5	72	Basalt	Central Pit	Mine Rock	140	9.5	--	--	0.42	--	--	2.9	3200	0.20
031953	BR-268	27	27.6	Basalt	Underground	Mine Rock	31	5.3	21	0.050	1.1	20	28	1.6	712	0.99
031954	BH22-08	84.1	85.1	Felsic Volcanic 1	Central Pit	Mine Rock	14	2.4	--	--	2.1	--	--	0.65	420	1.1
031955	BR-425	160	160.65	Felsic Volcanic 1	Central Pit	Mine Rock	15	2.5	--	--	1.8	--	--	0.79	510	0.50
031956	BR-378	173.5	174.75	Felsic Volcanic 1	Viggo Pit	Mine Rock	19	2.1	--	--	2.5	--	--	0.60	380	1.1
031957	BR-347	45	46.35	Felsic Volcanic 1	Central Pit	Mine Rock	47	3.9	--	--	2.8	--	--	1.2	400	1.4

Classification as mine rock or ore-grade materials was based on gold content.

A value of "--" indicates metal was not measured for the given sample; the variation in elements analyzed is due to measurement at two different laboratories (see text).

Table B-7 Four Acid Metals

Sample ID	Drillhole ID	From	To	Lithology	Area	Class	Copper	Iron	Gallium	Germanium	Potassium	Lanthanum	Lithium	Magnesium	Manganese	Molybdenum
		m	*m*				*ppm*	*%*	*ppm*	*ppm*	*%*	*ppm*	*ppm*	*%*	*ppm*	*ppm*
10x Crustal Abundance (Price 1997) [(1)]							--	--	--	--	--	--	--	--	--	--
031958	BR-225	120.6	121.95	Felsic Volcanic 1	Central Pit	Mine Rock	310	3.0	--	--	2.7	--	--	0.83	1700	1.7
031959	BR-142	140	140.5	Felsic Volcanic 1	Central Pit	Ore-Grade	1100	4.6	--	--	0.95	--	--	0.28	570	1.4
031960	BRH-002	96.5	97	Felsic Volcanic 1	Central Pit	Mine Rock	360	4.4	--	--	3.7	--	--	0.71	680	1.0
031961	BR-324	136	137	Felsic Volcanic 1	Central Pit	Ore-Grade	720	7.9	--	--	3.8	--	--	1.3	2600	0.60
031962	BR-321	209	209.75	Felsic Volcanic 1	Central Pit	Mine Rock	100	3.5	--	--	3.6	--	--	0.73	1800	1.5
031963	BR-469	163.6	164.6	Felsic Volcanic 2	Central Pit	Mine Rock	12	4.2	--	--	5.3	--	--	0.55	440	2.8
031964	BR-322	290	291	Felsic Volcanic 2	Central Pit	Mine Rock	6.1	2.0	--	--	0.094	--	--	0.67	580	1.1
031965	BR-142	294.5	295.5	Felsic Volcanic 2	Central Pit	Ore-Grade	7.4	1.9	--	--	0.34	--	--	0.63	850	1.8
031966	BR-509	22.5	23.7	Felsic Volcanic 2	Central Pit	Ore-Grade	6.2	1.8	--	--	3.2	--	--	0.25	57	1.8
031967	BR-509	84.1	85.1	Felsic Volcanic 2	Central Pit	Mine Rock	6.8	1.7	--	--	2.4	--	--	0.29	410	1.0
031968	BR-464	180.4	181.2	Felsic Volcanic 2	Central Pit	Mine Rock	7.2	2.2	--	--	2.8	--	--	0.28	380	1.8
031969	BR-228	419.3	420.3	Felsic Volcanic 2	Underground	Mine Rock	24	2.1	--	--	3.4	--	--	0.78	600	1.0
031970	BR-342	158.6	160.1	Felsic Volcanic 2	Central Pit	Mine Rock	12	2.0	--	--	3.1	--	--	0.35	240	1.4
031971	BR-213	281.75	282.5	Felsic Volcanic 2	Central Pit	Mine Rock	28	1.6	--	--	0.19	--	--	0.14	480	2.3
031972	BR-204	204.75	206.25	Felsic Volcanic 2	Central Pit	Mine Rock	6.9	1.9	--	--	2.4	--	--	0.17	48	1.7
031973	BH22-08	202	203	Felsic Volcanic 2	Central Pit	Mine Rock	5.4	2.7	19	<0.05	2.2	37	19	0.62	467	1.1
031974	DL-142	115	115.5	Felsic Volcanic 2	Central Pit	Mine Rock	11	0.80	21	0.070	1.0	19	7.0	0.10	103	4.3
031975	BR-279	288	289.5	Felsic Volcanic 2	Underground	Mine Rock	22	2.1	--	--	0.64	--	--	0.70	380	1.9
031976	BR-521	72.4	73.4	Felsic Volcanic 2	Viggo Pit	Mine Rock	4.4	1.7	--	--	2.7	--	--	0.23	430	0.70
031977	BR-509	126.5	127.9	Felsic Volcanic 2	Central Pit	Mine Rock	70	3.7	--	--	1.8	--	--	0.93	660	1.9
031978	BR-346	51.25	51.75	Felsic Volcanic 2	Central Pit	Mine Rock	11	2.3	--	--	3.0	--	--	0.92	950	0.40
031979	BR-334	163.8	165	Felsic Volcanic 2	Underground	Mine Rock	5.7	1.3	--	--	2.3	--	--	0.21	350	0.40
031980	BR-428	225	225.95	Felsic Volcanic 2	Central Pit	Mine Rock	6.7	1.8	--	--	1.9	--	--	0.20	480	1.8
031981	BR-250B	312.95	314	Felsic Volcanic 2	Central Pit	Mine Rock	18	3.1	20	<0.05	2.3	35	24	0.91	496	1.7
031982	BR-232	296.8	298.1	Felsic Volcanic 2	Central Pit	Mine Rock	17	2.6	19	<0.05	1.6	28	20	0.91	497	1.2
031983	BR-399	149.7	151.2	Basalt	Underground	Mine Rock	49	7.8	--	--	0.42	--	--	1.4	1900	0.30
031984	BR-339	135.3	136.65	Basalt	Underground	Mine Rock	79	7.8	19	<0.05	0.52	13	16	3.5	975	0.30
031985	BR-398	176.5	178	Basalt	Underground	Mine Rock	120	6.2	--	--	0.27	--	--	1.1	2200	0.40
031986	BR-478	36.5	37.5	Basalt	Underground	Mine Rock	41	9.1	20	<0.05	0.77	19	23	3.0	2446	0.62
031987	BR-030	9	10.25	Basalt	Underground	Mine Rock	128	8.8	19	<0.05	0.24	5.7	13	3.2	1515	0.37
031988	BR-657	59.2	60.4	Basalt	Underground	Mine Rock	89	6.7	21	<0.05	0.94	7.0	24	1.3	1322	0.66
031989	BR-657	55.8	57.3	Basalt	Underground	Mine Rock	127	5.6	23	<0.05	1.0	5.8	22	0.97	1534	0.36
031990	BR-657	41.3	42.4	Basalt	Underground	Mine Rock	69	11	20	<0.05	1.2	5.4	25	1.4	2793	0.48
031991	BR-658	15.5	17	Basalt	Underground	Mine Rock	133	16	15	<0.05	0.10	4.1	18	3.6	5093	0.27
031992	BR-388	37.5	38.65	Basalt	Central Pit	Mine Rock	52	15	16	<0.05	0.21	6.8	11	2.9	4614	0.51
031993	BR-268	11.9	12.9	Basalt	Underground	Mine Rock	90	11	18	<0.05	0.28	11	16	3.7	1798	0.42
031994	BR-449	94.3	95.8	Basalt	Underground	Mine Rock	38	12	19	<0.05	0.43	11	26	2.4	2690	0.35
031995	BR-047	27.5	29	Basalt	Underground	Mine Rock	224	16	16	<0.05	0.38	6.8	24	3.4	4486	0.19
031996	BR-386	72	73	Basalt	Central Pit	Mine Rock	39	4.3	--	--	0.90	--	--	1.2	1200	0.80
031997	BR-398	179.5	181	Basalt	Underground	Mine Rock	162	11	18	<0.05	0.90	5.6	19	1.9	5262	0.24
031998	BR-444	136	137.1	Basalt	Underground	Mine Rock	70	5.2	19	<0.05	1.2	11	21	0.77	1056	0.46
116967	BR-221	450.3	450.8	Felsic Volcanic 1	Underground	Ore-Grade	15	1.4	--	--	1.4	--	--	0.52	180	1.2
116968	BR-321	275.05	275.55	Felsic Volcanic 1	Central Pit	Mine Rock	6.8	1.2	--	--	0.081	--	--	0.29	390	1.6
116969	BR-164	324.95	325.45	Felsic Volcanic 1	Central Pit	Mine Rock	26	1.5	--	--	0.24	--	--	0.52	480	1.2

Classification as mine rock or ore-grade materials was based on gold content.

A value of "--" indicates metal was not measured for the given sample; the variation in elements analyzed is due to measurement at two different laboratories (see text).

Table B-7 Four Acid Metals

Sample ID	Drillhole ID	From	To	Lithology	Area	Class	Copper	Iron	Gallium	Germanium	Potassium	Lanthanum	Lithium	Magnesium	Manganese	Molybdenum
		m	*m*				*ppm*	*%*	*ppm*	*ppm*	*%*	*ppm*	*ppm*	*%*	*ppm*	*ppm*
10x Crustal Abundance (Price 1997) [(1)]							--	--	--	--	--	--	--	--	--	--
116970	BR-231	77.95	78.45	Felsic Volcanic 1	Central Pit	Ore-Grade	37	4.3	--	--	2.3	--	--	0.84	1900	0.80
116971	BR-231	82.5	83	Felsic Volcanic 1	Central Pit	Ore-Grade	110	2.5	--	--	2.1	--	--	0.71	1700	1.2
116972	BR-380	40.25	41.6	Felsic Volcanic 1	Central Pit	Mine Rock	160	3.8	--	--	0.60	--	--	1.3	3100	12
116973	BRH-002	102.75	103.25	Felsic Volcanic 1	Central Pit	Mine Rock	72	3.3	--	--	3.0	--	--	0.83	2500	0.80
116974	BR-230	250.7	251.6	Felsic Volcanic 1	Central Pit	Mine Rock	12	6.4	--	--	3.6	--	--	0.79	580	1.1
116975	BR-231	134.7	135.3	Felsic Volcanic 1	Central Pit	Mine Rock	10	6.5	--	--	4.0	--	--	1.2	940	2.9
116976	BR-283	428.5	430	Felsic Volcanic 1	Central Pit	Mine Rock	10	4.3	--	--	3.4	--	--	1.6	2000	1.3
116977	BR-192	384	385.5	Basalt	Underground	Mine Rock	42	8.1	--	--	0.083	--	--	1.5	2500	0.80
116978	BR-130	478.85	480	Basalt	Central Pit	Mine Rock	170	16	--	--	0.19	--	--	3.4	5100	0.20
116979	BR-144	645.5	647	Basalt	Underground	Mine Rock	43	16	--	--	0.55	--	--	3.1	6300	0.60
116980	BR-199	386.5	387.5	Basalt	Underground	Mine Rock	81	8.6	--	--	0.87	--	--	2.1	1700	0.80
116981	DL-063A	354.5	355.5	Basalt	Underground	Mine Rock	175	11	--	--	1.0	--	--	2.9	2700	0.30
116982	REG-004	70.5	72	Basalt	Underground	Mine Rock	98	12	--	--	0.46	--	--	2.2	2700	0.20
116983	DL-061	226	227	Basalt	Underground	Mine Rock	62	12	--	--	0.072	--	--	2.5	2800	0.50
116984	REG-003	149.1	150	Basalt	Underground	Mine Rock	62	11	19	<0.05	0.38	7.0	23	2.9	2306	0.31
116985	BR-252	170.6	171.6	Felsic Volcanic 2	Central Pit	Mine Rock	6.5	1.9	--	--	2.6	--	--	0.42	270	1.6
116986	BR-509	20.5	21.5	Felsic Volcanic 2	Central Pit	Ore-Grade	4.8	1.8	--	--	2.4	--	--	0.33	320	1.6
031501	BR-216	161	162	Felsic Volcanic 1	Central Pit	Mine Rock	22	2.3	--	--	1.6	--	--	0.66	460	1.4
031502	BR-216	75	76.5	Felsic Volcanic 1	Central Pit	Mine Rock	21	2.6	20	<0.05	1.8	36	17	0.78	617	1.4
031503	BR-168	165.75	166.25	Felsic Volcanic 1	Central Pit	Mine Rock	33	2.8	--	--	2.4	--	--	0.63	250	1.4
031504	BR-168	31.5	33	Felsic Volcanic 1	Central Pit	Mine Rock	18	2.5	20	0.13	2.0	26	32	0.61	411	0.50
031505	BR-188	20	21	Felsic Volcanic 1	Central Pit	Mine Rock	16	2.5	--	--	2.3	--	--	0.79	510	1.1
031506	BR-216	20.55	21.4	Felsic Volcanic 1	Central Pit	Mine Rock	44	3.3	--	--	1.8	--	--	1.6	870	0.90
031507	BR-176	40.3	41.8	Felsic Volcanic 1	Central Pit	Mine Rock	18	2.6	--	--	2.2	--	--	1.0	450	1.1
031508	BR-201	168.6	169.5	Felsic Volcanic 1	Central Pit	Ore-Grade	170	3.7	--	--	0.91	--	--	0.67	300	2.8
031509	BR-201	38.7	40	Felsic Volcanic 1	Central Pit	Mine Rock	21	2.6	--	--	2.5	--	--	0.87	390	0.80
031510	BR-142	137.75	138.5	Felsic Volcanic 1	Central Pit	Ore-Grade	6.7	3.0	--	--	1.4	--	--	0.78	530	2.2
031511	BR-142	216.75	217.5	Felsic Volcanic 2	Central Pit	Ore-Grade	45	3.5	--	--	2.0	--	--	0.82	750	2.4
031512	BR-142	249.5	250.5	Felsic Volcanic 1	Central Pit	Mine Rock	12	2.8	--	--	3.8	--	--	0.97	1100	1.5
031513	BR-197	148.15	148.65	Felsic Volcanic 2	Central Pit	Mine Rock	8.0	1.2	--	--	0.080	--	--	0.10	710	1.4
031514	BR-200	193.7	194.45	Felsic Volcanic 2	Central Pit	Mine Rock	7.4	2.0	--	--	2.0	--	--	0.64	470	2.1
031515	BR-231	82	82.5	Felsic Volcanic 1	Central Pit	Ore-Grade	29	2.2	--	--	2.8	--	--	0.63	680	1.5
031516	BR-231	154	155.5	Felsic Volcanic 1	Central Pit	Ore-Grade	67	5.9	--	--	2.9	--	--	0.97	1200	1.6
031517	BR-200	59.3	60.25	Felsic Volcanic 1	Central Pit	Mine Rock	16	3.1	--	--	2.6	--	--	1.5	620	1.0
031518	BR-232	61.2	62	Felsic Volcanic 1	Central Pit	Mine Rock	85	3.6	--	--	2.5	--	--	0.85	1000	1.6
031519	BR-232	142.9	144	Felsic Volcanic 1	Central Pit	Mine Rock	61	3.0	--	--	2.8	--	--	0.74	1500	2.0
031520	BR-241	46.25	47.5	Felsic Volcanic 1	Central Pit	Ore-Grade	27	3.7	--	--	3.5	--	--	0.98	500	1.4
031521	BR-235	170	171	Felsic Volcanic 2	Central Pit	Mine Rock	6.5	1.5	--	--	1.8	--	--	0.12	270	5.5
031522	BR-313	55.7	56.2	Metasediment 2	Central Pit	Mine Rock	49	12	--	--	0.71	--	--	1.5	870	1.0
031523	BR-314	47.4	47.9	Felsic Volcanic 1	Central Pit	Ore-Grade	71	3.3	--	--	1.4	--	--	0.92	820	2.3
031524	BR-314	80	80.9	Metasediment 3	Central Pit	Mine Rock	16	1.3	--	--	2.0	--	--	0.53	210	2.1
031525	BR-341	42.8	44.05	Felsic Volcanic 1	Central Pit	Mine Rock	22	2.2	--	--	2.0	--	--	0.34	380	1.4
031526	BR-248	42	43.5	Felsic Volcanic 1	Central Pit	Mine Rock	21	2.1	--	--	2.5	--	--	0.65	280	0.90
031527	BR-248	156.5	157.5	Felsic Volcanic 1	Central Pit	Mine Rock	58	4.6	20	0.080	2.1	28	19	1.4	490	1.4

Classification as mine rock or ore-grade materials was based on gold content.

A value of "--" indicates metal was not measured for the given sample; the variation in elements analyzed is due to measurement at two different laboratories (see text).

Table B-7 Four Acid Metals

Sample ID	Drillhole ID	From	To	Lithology	Area	Class	Copper	Iron	Gallium	Germanium	Potassium	Lanthanum	Lithium	Magnesium	Manganese	Molybdenum
		m	*m*				*ppm*	*%*	*ppm*	*ppm*	*%*	*ppm*	*ppm*	*%*	*ppm*	*ppm*
10x Crustal Abundance (Price 1997) [(1)]							--	--	--	--	--	--	--	--	--	--
031528	BR-316	23	23.9	Metasediment 3	Central Pit	Mine Rock	3.1	0.77	--	--	1.3	--	--	0.18	370	0.60
031529	BR-467	13.5	15	Metasediment 2	Central Pit	Mine Rock	55	6.3	--	--	2.9	--	--	2.0	550	2.0
031530	BR-467	82.3	83.3	Felsic Volcanic 2	Central Pit	Mine Rock	4.1	1.5	--	--	2.0	--	--	0.28	250	1.4
031531	BR-468	9.3	10.3	Felsic Volcanic 2	Central Pit	Mine Rock	12	2.0	--	--	2.4	--	--	0.62	390	1.9
031532	BR-465	15	16.5	Metasediment 2	Central Pit	Mine Rock	58	4.1	--	--	2.4	--	--	1.2	520	1.9
031533	BR-003	18	19	Felsic Volcanic 1	Underground	Mine Rock	13	2.3	20	0.11	1.9	26	14	0.69	379	1.1
031534	BR-042	72	72.5	Felsic Volcanic 1	Underground	Mine Rock	11	2.6	--	--	1.5	--	--	0.92	580	1.4
031535	BR-028	23	24	Metasediment 2	Central Pit	Mine Rock	52	4.0	--	--	2.2	--	--	1.4	410	2.3
031536	BR-035	45	46	Metasediment 2	Central Pit	Mine Rock	77	5.7	18	0.13	1.9	28	43	1.4	582	1.2
031537	BR-035	80	81	Felsic Volcanic 1	Central Pit	Mine Rock	15	2.6	--	--	2.0	--	--	0.63	430	0.70
031538	BR-035	121	122	Felsic Volcanic 1	Central Pit	Mine Rock	27	2.8	--	--	1.8	--	--	0.86	290	2.0
031539	BR-037	52	53.05	Felsic Volcanic 1	Central Pit	Mine Rock	91	4.0	20	0.13	2.7	31	17	1.0	2235	1.7
031540	BR-037	122.4	123	Felsic Volcanic 1	Central Pit	Ore-Grade	19	2.2	--	--	1.3	--	--	0.57	1300	2.0
031541	BR-037	60.45	61.45	Felsic Volcanic 1	Central Pit	Ore-Grade	46	2.5	--	--	1.4	--	--	0.73	1500	2.3
031542	BR-038	82.2	82.7	Felsic Volcanic 1	Central Pit	Ore-Grade	350	5.4	--	--	3.1	--	--	0.80	1100	0.70
031543	BR-041	56	57	Metasediment 2	Underground	Mine Rock	63	3.9	--	--	2.1	--	--	1.3	640	1.8
031544	BR-043	26.5	27	Fragmental 1	Underground	Mine Rock	45	2.7	--	--	2.0	--	--	0.73	440	1.3
031545	BR-057	178	179	Metasediment 2	Viggo Pit	Mine Rock	45	3.5	--	--	2.8	--	--	0.96	650	1.0
031546	BR-060	36	37	Felsic Volcanic 1	Central Pit	Mine Rock	14	2.2	--	--	2.1	--	--	0.57	320	0.90
031547	BR-060	139.5	140.35	Felsic Volcanic 1	Central Pit	Mine Rock	79	3.1	--	--	2.5	--	--	0.56	860	1.4
031548	BR-060	315.7	317	Metasediment 2	Central Pit	Mine Rock	59	4.2	--	--	2.3	--	--	1.2	470	1.4
031549	BR-065	146	147	Felsic Volcanic 1	Central Pit	Ore-Grade	70	2.6	--	--	2.4	--	--	0.95	710	0.60
031550	BR-076	38	39	Metasediment 2	Central Pit	Mine Rock	57	3.5	--	--	2.1	--	--	1.2	590	1.7
031552	BR-082	33	34	Felsic Volcanic 2	Underground	Mine Rock	16	1.0	--	--	0.40	--	--	0.12	260	0.70
031553	BR-085	57.75	58.25	Felsic Volcanic 2	Central Pit	Mine Rock	13	2.0	--	--	0.83	--	--	0.18	940	0.90
031554	BR-085	128	128.5	Metasediment 2	Central Pit	Mine Rock	49	3.9	--	--	2.6	--	--	1.3	650	2.2
031555	BR-100	22	23	Felsic Volcanic 2	Central Pit	Mine Rock	21	2.3	--	--	1.8	--	--	0.39	390	0.70
031556	BR-100	99	100	Felsic Volcanic 1	Central Pit	Mine Rock	20	2.1	--	--	1.8	--	--	0.38	350	0.70
031557	BR-123	66.5	67.5	Felsic Volcanic 2	Central Pit	Mine Rock	120	1.6	--	--	1.8	--	--	0.36	200	14
031558	BR-123	162.4	163.4	Felsic Volcanic 2	Central Pit	Mine Rock	61	2.4	--	--	2.1	--	--	0.83	740	14
031559	BR-129	70	71	Fragmental 1	Central Pit	Mine Rock	16	2.0	--	--	1.9	--	--	0.34	240	0.50
031560	BR-131	168.65	169.2	Felsic Volcanic 1	Central Pit	Ore-Grade	690	2.2	--	--	0.93	--	--	0.66	230	47
031561	BR-132	138.5	139.6	Felsic Volcanic 1	Central Pit	Mine Rock	120	2.3	--	--	1.0	--	--	0.71	370	7.6
031562	BR-140	34	35	Felsic Volcanic 1	Central Pit	Mine Rock	2.6	3.1	--	--	3.8	--	--	0.35	360	2.0
031563	BR-140	174	175	Felsic Volcanic 1	Central Pit	Ore-Grade	4.4	3.0	--	--	1.3	--	--	0.79	480	2.5
031566	BR-170	38	39	Felsic Volcanic 1	Central Pit	Mine Rock	2.4	2.0	--	--	1.8	--	--	0.79	520	2.1
031567	BR-170	140.75	141.25	Felsic Volcanic 1	Central Pit	Ore-Grade	5.5	2.6	--	--	2.3	--	--	0.36	420	1.9
031568	BR-170	214.1	215.1	Felsic Volcanic 1	Central Pit	Ore-Grade	5.4	2.6	--	--	2.3	--	--	0.38	390	2.0
031569	BR-146	52	53	Felsic Volcanic 1	Central Pit	Mine Rock	14	1.7	--	--	1.8	--	--	0.52	620	1.5
031570	BR-156	22.5	24	Felsic Volcanic 1	Central Pit	Mine Rock	20	2.7	19	0.060	1.7	27	21	0.72	458	0.62
031571	BR-171	44	45	Felsic Volcanic 1	Central Pit	Mine Rock	24	8.1	--	--	3.8	--	--	0.94	1700	1.5
031572	BR-171	121.25	121.75	Metasediment 2	Central Pit	Mine Rock	41	4.3	--	--	3.3	--	--	0.81	960	4.6
031573	BR-190	227	227.6	Felsic Volcanic 1	Central Pit	Ore-Grade	110	6.3	--	--	4.0	--	--	0.79	1700	1.6
031574	BR-190	92.85	93.85	Felsic Volcanic 1	Central Pit	Mine Rock	54	3.7	--	--	1.8	--	--	0.69	370	42

Classification as mine rock or ore-grade materials was based on gold content.

A value of "--" indicates metal was not measured for the given sample; the variation in elements analyzed is due to measurement at two different laboratories (see text).

Table B-7 Four Acid Metals

Sample ID	Drillhole ID	From	To	Lithology	Area	Class	Copper	Iron	Gallium	Germanium	Potassium	Lanthanum	Lithium	Magnesium	Manganese	Molybdenum
		m	*m*				*ppm*	*%*	*ppm*	*ppm*	*%*	*ppm*	*ppm*	*%*	*ppm*	*ppm*
10x Crustal Abundance (Price 1997) [(1)]							--	--	--	--	--	--	--	--	--	--
031575	BR-181	6	7	Felsic Volcanic 1	Viggo Pit	Mine Rock	30	2.6	--	--	2.2	--	--	0.72	300	1.1
031576	BR-237	21	21.7	Felsic Volcanic 1	Central Pit	Mine Rock	45	1.8	--	--	1.7	--	--	0.59	610	1.3
031577	BR-237	65.3	66.1	Felsic Volcanic 1	Central Pit	Ore-Grade	15	4.3	--	--	2.7	--	--	0.60	1100	1.8
031578	BR-243	73.4	74	Metasediment 2	Central Pit	Mine Rock	23	2.5	--	--	2.1	--	--	0.62	570	0.80
031579	BR-254	63	63.3	Felsic Volcanic 2	Central Pit	Mine Rock	4.5	1.8	--	--	2.2	--	--	0.34	280	2.6
031580	BR-281	33	34.5	Felsic Volcanic 1	Central Pit	Mine Rock	19	2.1	--	--	1.6	--	--	0.77	380	1.8
031581	BR-285	18	19.5	Felsic Volcanic 1	Central Pit	Mine Rock	15	2.2	--	--	2.1	--	--	0.63	360	0.60
031582	BR-285	87.5	89	Fragmental 1	Central Pit	Mine Rock	26	3.6	--	--	1.8	--	--	1.1	640	0.40
031583	BR-309	12.45	13.45	Felsic Volcanic 1	Underground	Mine Rock	3.6	1.9	--	--	1.6	--	--	0.59	550	0.40
031584	BR-327	43.5	45	Felsic Volcanic 2	Central Pit	Mine Rock	5.2	1.6	--	--	2.0	--	--	0.19	360	1.2
031585	BR-333	65	66	Felsic Volcanic 2	Underground	Ore-Grade	12	1.2	--	--	2.0	--	--	0.13	350	0.70
031586	BR-333	130.3	131.1	Felsic Volcanic 1	Underground	Ore-Grade	11	2.3	--	--	1.1	--	--	0.86	480	1.2
031587	BR-339	73.5	75	Metasediment 3	Underground	Mine Rock	16	2.0	--	--	1.8	--	--	0.18	290	0.50
031588	BR-342	49.4	50.6	Felsic Volcanic 1	Central Pit	Mine Rock	19	2.6	--	--	2.7	--	--	0.88	500	1.5
031589	BR-348	18.7	19.2	Felsic Volcanic 1	Central Pit	Mine Rock	19	2.5	--	--	1.2	--	--	0.93	430	1.1
031590	BR-360	16.2	17	Felsic Volcanic 2	Underground	Mine Rock	16	0.83	--	--	0.11	--	--	0.073	170	1.3
031591	BR-391	51.2	52.2	Felsic Volcanic 2	Underground	Ore-Grade	28	1.9	17	0.060	1.4	43	11	0.20	1450	28
031592	BR-392	39	40.5	Felsic Volcanic 1	Underground	Mine Rock	21	2.4	19	0.060	2.1	22	15	0.69	376	1.9
031593	BR-392	169.5	170.15	Felsic Volcanic 2	Underground	Mine Rock	17	2.4	--	--	0.53	--	--	1.2	610	1.1
031594	BR-399	23.4	24.7	Metasediment 3	Underground	Mine Rock	27	1.9	--	--	2.0	--	--	0.26	350	2.6
031595	BR-425	28.5	30	Felsic Volcanic 2	Central Pit	Mine Rock	5.1	1.2	--	--	1.5	--	--	0.12	270	1.3
031596	BR-429	18	19.5	Felsic Volcanic 1	Central Pit	Mine Rock	18	2.5	--	--	2.0	--	--	0.84	400	1.0
031597	BR-449	19.7	21.2	Felsic Volcanic 1	Underground	Mine Rock	16	2.5	--	--	2.0	--	--	0.42	390	0.90
031598	BR-461	30.2	31.2	Metasediment 2	Central Pit	Mine Rock	71	4.0	--	--	2.3	--	--	1.3	660	1.9
031599	BR-469	62.95	64	Felsic Volcanic 2	Central Pit	Mine Rock	32	2.5	20	0.080	2.2	30	18	0.54	461	2.1
031600	BR-522	40.25	41.75	Metasediment 2	Viggo Pit	Mine Rock	52	3.1	19	0.090	2.4	25	33	1.1	337	1.1
031601	BR-521	17.75	19.25	Metasediment 2	Viggo Pit	Mine Rock	69	5.5	--	--	2.5	--	--	1.6	640	1.8
031602	BR-407	387	388.5	Felsic Volcanic 1	Central Pit	Mine Rock	23	2.5	--	--	2.0	--	--	0.49	460	2.8
031603	BR-407	30	31.5	Metasediment 2	Central Pit	Mine Rock	53	4.0	--	--	2.8	--	--	1.7	520	1.5
031604	BR-407	206.5	208	Felsic Volcanic 1	Central Pit	Mine Rock	12	1.9	--	--	1.7	--	--	0.33	280	0.40
031606	BR-734	30.9	32.4	Fragmental 1	Viggo Pit	Mine Rock	21	2.6	19	0.060	2.8	23	17	0.90	410	1.2
031607	BR-734	45	46.5	Felsic Volcanic 2	Viggo Pit	Mine Rock	4.9	1.7	19	0.060	2.1	34	14	0.18	302	0.54
031608	BR-734	66.4	67.9	Felsic Volcanic 1	Viggo Pit	Mine Rock	27	2.3	--	--	2.2	--	--	0.45	400	0.80
031609	BR-734	117	118.5	Metasediment 3	Viggo Pit	Mine Rock	18	2.9	--	--	1.7	--	--	0.51	420	3.7
031610	BR-418	9.6	10.6	Metasediment 2	Central Pit	Mine Rock	28	2.5	--	--	2.2	--	--	1.3	310	1.1
031611	BR-418	78	79.5	Metasediment 3	Central Pit	Mine Rock	18	3.3	--	--	1.5	--	--	0.48	550	1.9
031612	BR-483	56.65	58.15	Fragmental 1	Central Pit	Mine Rock	8.9	1.7	--	--	1.7	--	--	0.55	320	0.60
031613	BR-536	274.5	276	Felsic Volcanic 1	Central Pit	Mine Rock	86	3.0	--	--	1.3	--	--	0.94	260	14
031614	BR-408	96	97.5	Felsic Volcanic 1	Central Pit	Mine Rock	20	2.7	--	--	1.6	--	--	0.83	470	0.50
031615	BR-737	36.5	38	Fragmental 1	Viggo Pit	Mine Rock	17	2.9	--	--	2.0	--	--	0.72	440	0.90
031616	BR-739	71	72	Felsic Volcanic 2	Viggo Pit	Mine Rock	14	1.5	17	<0.05	1.9	36	14	0.22	210	2.1
031617	BR-409	24	25.5	Felsic Volcanic 2	Central Pit	Mine Rock	8.2	2.5	--	--	2.4	--	--	0.21	560	3.3
031618	BR-409	73.5	74.75	Felsic Volcanic 2	Central Pit	Mine Rock	1.5	0.49	--	--	2.5	--	--	0.19	420	1.6
031619	BR-297	54	55.5	Felsic Volcanic 1	Central Pit	Mine Rock	15	2.6	--	--	1.4	--	--	0.79	900	1.7

Classification as mine rock or ore-grade materials was based on gold content.

A value of "--" indicates metal was not measured for the given sample; the variation in elements analyzed is due to measurement at two different laboratories (see text).

Table B-7 Four Acid Metals

Sample ID	Drillhole ID	From	To	Lithology	Area	Class	Copper	Iron	Gallium	Germanium	Potassium	Lanthanum	Lithium	Magnesium	Manganese	Molybdenum
		m	*m*				*ppm*	*%*	*ppm*	*ppm*	*%*	*ppm*	*ppm*	*%*	*ppm*	*ppm*
10x Crustal Abundance (Price 1997) [(1)]							--	--	--	--	--	--	--	--	--	--
031620	BR-298	41.8	42.7	Metasediment 2	Central Pit	Ore-Grade	45	9.0	--	--	3.1	--	--	1.5	1200	1.4
031621	BR-387	56	57.5	Fragmental 2	Central Pit	Mine Rock	12	1.7	--	--	1.7	--	--	0.19	420	0.80
031622	BR-004	64	65	Felsic Volcanic 1	Underground	Ore-Grade	17	2.2	--	--	1.4	--	--	0.71	300	1.3
031623	BR-031	37.55	38.8	Fragmental 2	Underground	Mine Rock	13	2.6	--	--	1.9	--	--	0.38	850	1.4
031624	BR-034	121	122	Felsic Volcanic 1	Central Pit	Mine Rock	3.6	2.7	--	--	2.5	--	--	0.48	650	1.3
031625	BR-120	207	207.5	Felsic Volcanic 1	Central Pit	Mine Rock	125	2.4	--	--	1.9	--	--	0.71	450	4.7
031626	BR-145	47	48	Felsic Volcanic 1	Central Pit	Ore-Grade	23	2.8	--	--	3.3	--	--	0.92	1800	1.7
031627	BR-162	88	89	Fragmental 1	Viggo Pit	Mine Rock	40	3.3	--	--	2.9	--	--	1.3	590	1.3
031628	BR-181	124.3	125	Felsic Volcanic 2	Viggo Pit	Ore-Grade	6.4	1.5	--	--	2.7	--	--	0.18	190	1.3
031629	BR-190	189.1	190.5	Felsic Volcanic 1	Central Pit	Mine Rock	4.6	3.4	--	--	3.4	--	--	1.0	610	1.7
031630	BR-403	59.8	60.8	Felsic Volcanic 1	Central Pit	Mine Rock	14	2.4	--	--	2.1	--	--	0.48	430	2.1
031631	BR-518	322.6	323.45	Felsic Volcanic 1	Central Pit	Mine Rock	2.7	2.5	--	--	3.4	--	--	0.49	110	1.8
031632	BR-518	380.9	381.4	Felsic Volcanic 2	Central Pit	Ore-Grade	4.0	1.5	--	--	2.1	--	--	0.42	280	1.1
031633	BR-518	400.4	401.4	Felsic Volcanic 1	Central Pit	Mine Rock	6.3	5.3	--	--	3.4	--	--	0.62	670	1.4
031634	BR-176	168.2	169.2	Felsic Volcanic 1	Central Pit	Mine Rock	1.8	2.7	--	--	2.6	--	--	0.65	460	2.0
031635	BR-176	292	293	Felsic Volcanic 2	Central Pit	Ore-Grade	36	2.7	--	--	0.74	--	--	0.67	1000	1.9
031636	BR-186	52	53	Felsic Volcanic 1	Central Pit	Mine Rock	23	2.5	--	--	2.2	--	--	0.65	960	2.8
031637	BR-224	98.4	99.4	Metasediment 2	Central Pit	Mine Rock	22	3.9	--	--	1.5	--	--	1.0	1100	1.1
031638	BR-224	247.65	248.3	Felsic Volcanic 1	Central Pit	Ore-Grade	8.9	2.4	--	--	1.4	--	--	0.69	1500	2.0
031639	BR-210	18	19.5	Felsic Volcanic 1	Central Pit	Mine Rock	17	2.4	20	0.10	2.1	26	19	0.63	370	1.1
031640	BR-236	21.5	22.5	Felsic Volcanic 1	Central Pit	Mine Rock	15	2.5	--	--	2.3	--	--	0.84	1400	1.0
031641	BR-240	69	69.6	Felsic Volcanic 1	Central Pit	Ore-Grade	14	2.8	--	--	3.5	--	--	0.70	420	1.5
031642	BR-240	29	30.5	Felsic Volcanic 1	Central Pit	Mine Rock	64	2.3	--	--	2.9	--	--	0.83	580	1.2
031643	BR-241	108	108.5	Felsic Volcanic 2	Central Pit	Mine Rock	6.0	2.4	19	<0.05	2.2	42	18	0.64	776	1.9
031644	BR-241	131.75	132.55	Felsic Volcanic 1	Central Pit	Mine Rock	32	3.1	--	--	2.7	--	--	1.3	820	1.4
031645	BR-244	96	97.5	Felsic Volcanic 2	Central Pit	Mine Rock	4.7	1.6	--	--	2.4	--	--	0.26	300	2.1
031646	BR-283	34.5	36	Felsic Volcanic 1	Central Pit	Mine Rock	22	2.4	20	0.12	1.8	23	18	0.42	394	0.40
031647	BR-293	79	80	Felsic Volcanic 1	Central Pit	Mine Rock	19	2.5	--	--	1.8	--	--	0.87	980	1.4
031648	BR-344	46	46.95	Felsic Volcanic 1	Central Pit	Mine Rock	22	2.3	--	--	1.8	--	--	0.76	320	0.70
031649	BR-322	169.5	170.9	Fragmental 1	Central Pit	Mine Rock	20	2.5	--	--	2.0	--	--	0.83	410	1.7
031650	BR-345	19	20.3	Felsic Volcanic 1	Central Pit	Mine Rock	17	2.2	--	--	2.1	--	--	0.90	280	0.60
031651	BR-378	146.75	148	Metasediment 2	Viggo Pit	Mine Rock	150	5.8	--	--	1.8	--	--	3.6	1000	0.50
031652	BR-370	22.8	24.2	Felsic Volcanic 1	Viggo Pit	Mine Rock	61	3.3	--	--	1.4	--	--	0.86	530	0.70
031653	BR-379	39.6	40.3	Felsic Volcanic 1	Viggo Pit	Mine Rock	21	6.4	--	--	1.7	--	--	4.2	1400	0.70
031654	BR-379	84.2	85.2	Felsic Volcanic 1	Viggo Pit	Ore-Grade	16	2.3	--	--	2.4	--	--	0.79	390	0.90
031655	BR-379	143.1	144.1	Felsic Volcanic 1	Viggo Pit	Mine Rock	21	2.4	20	0.090	2.0	22	19	0.51	394	1.5
031656	BR-428	73.2	74.7	Felsic Volcanic 1	Central Pit	Mine Rock	12	1.9	--	--	2.0	--	--	0.58	340	1.4
031657	BR-437	98.9	99.9	Felsic Volcanic 1	Central Pit	Mine Rock	13	2.3	--	--	1.8	--	--	0.78	650	1.3
031658	BR-444	44.9	46.4	Metasediment 3	Underground	Mine Rock	20	1.7	--	--	1.6	--	--	0.21	350	0.90
031660	BR-455	37.5	39	Felsic Volcanic 1	Underground	Mine Rock	14	2.2	--	--	1.7	--	--	0.71	330	2.1
031661	BR-433	160.8	161.8	Felsic Volcanic 1	Central Pit	Mine Rock	35	3.0	--	--	1.3	--	--	0.79	810	45
031662	BR-505	21	22.5	Felsic Volcanic 2	Central Pit	Mine Rock	3.6	1.5	--	--	2.1	--	--	0.18	260	2.8
031663	BR-564	15.8	17.3	Felsic Volcanic 1	Central Pit	Mine Rock	16	2.5	--	--	1.8	--	--	0.55	460	0.80
031664	BR-567	85.75	86.5	Felsic Volcanic 2	Viggo Pit	Ore-Grade	7.3	1.6	--	--	1.8	--	--	0.17	290	1.1

Classification as mine rock or ore-grade materials was based on gold content.

A value of "--" indicates metal was not measured for the given sample; the variation in elements analyzed is due to measurement at two different laboratories (see text).

Table B-7 Four Acid Metals

Sample ID	Drillhole ID	From	To	Lithology	Area	Class	Copper	Iron	Gallium	Germanium	Potassium	Lanthanum	Lithium	Magnesium	Manganese	Molybdenum
		m	*m*				*ppm*	*%*	*ppm*	*ppm*	*%*	*ppm*	*ppm*	*%*	*ppm*	*ppm*
10x Crustal Abundance (Price 1997) [(1)]							--	--	--	--	--	--	--	--	--	--
116951	BR-272	51.8	53.3	Fragmental 1	Underground	Mine Rock	39	2.9	--	--	1.6	--	--	0.79	460	0.80
116952	BR-201	146.5	147	Felsic Volcanic 1	Central Pit	Ore-Grade	78	2.1	--	--	3.0	--	--	0.66	300	1.9
116953	BR-535	171.2	172.2	Felsic Volcanic 1	Central Pit	Ore-Grade	190	3.2	--	--	1.4	--	--	1.2	950	9.0
116954	BR-535	220.6	221.6	Felsic Volcanic 2	Central Pit	Ore-Grade	51	1.4	--	--	0.096	--	--	0.33	520	3.4
117014	BR-058	12.65	13.8	Quartz Sericite Schist	Viggo Pit	Mine Rock	21	2.2	18	<0.05	1.7	35	22	0.50	393	1.4
117009	BR-058	30.5	31.5	Quartz Sericite Schist	Viggo Pit	Mine Rock	3.1	0.56	20	<0.05	3.1	8.6	13	0.070	290	1.8
117006	BR-058	53.6	54.6	Felsic Volcanic 1	Viggo Pit	Mine Rock	42	3.2	17	0.070	2.0	27	27	0.97	423	1.3
117010	BR-058	72.5	74	Felsic Volcanic 1	Viggo Pit	Mine Rock	20	1.8	20	0.060	1.9	21	19	0.55	260	1.2
117012	BR-058	91	92.5	Felsic Volcanic 1	Viggo Pit	Mine Rock	44	3.4	17	0.070	2.1	26	27	1.1	567	1.1
117007	BR-058	126.15	127	Metasediment 2	Viggo Pit	Mine Rock	60	4.1	21	0.070	3.0	29	22	1.3	358	1.8
117013	BR-058	150	150.5	Felsic Volcanic 1	Viggo Pit	Mine Rock	19	2.3	20	0.060	2.5	29	16	0.41	326	1.4
117015	BR-058	166.7	167.2	Felsic Volcanic 2	Viggo Pit	Mine Rock	21	1.8	19	0.070	2.0	38	13	0.23	227	1.5
117008	BR-181	47.4	48	Fragmental 1	Viggo Pit	Mine Rock	53	4.4	20	0.070	2.9	26	23	1.9	649	1.1
117002	BR-162	11	12.5	Felsic Volcanic 1	Viggo Pit	Mine Rock	46	3.4	20	0.050	2.0	29	26	0.79	510	1.0
117003	BR-162	30	31	Quartz Sericite Schist	Viggo Pit	Mine Rock	14	1.8	21	0.060	3.0	17	31	0.31	597	2.3
117005	BR-162	51.5	52.5	Felsic Volcanic 1	Viggo Pit	Mine Rock	35	4.2	22	0.070	2.7	31	39	1.1	530	1.5
117011	BR-162	69.5	70.1	Felsic Volcanic 1	Viggo Pit	Mine Rock	40	5.3	20	0.050	2.8	22	47	2.9	940	2.7
117004	BR-162	94	95	Felsic Volcanic 1	Viggo Pit	Mine Rock	46	4.0	19	0.070	2.2	29	21	1.4	653	2.4
117035	BR-567	15	16.5	Fragmental 1	Viggo Pit	Mine Rock	47	3.9	19	0.060	2.5	26	27	1.4	582	2.2
117036	BR-567	33.5	35	Fragmental 1	Viggo Pit	Mine Rock	9.7	1.7	20	<0.05	2.1	20	14	0.45	246	0.67
117037	BR-567	55.2	56.2	Felsic Volcanic 1	Viggo Pit	Mine Rock	18	3.0	20	0.050	3.2	28	19	0.97	478	1.7
117038	BR-567	72.3	73.3	Felsic Volcanic 2	Viggo Pit	Mine Rock	11	1.7	20	<0.05	1.8	38	16	0.32	355	0.98
117039	BR-567	99.8	101.3	Felsic Volcanic 1	Viggo Pit	Mine Rock	19	2.8	21	0.070	2.7	25	23	0.64	383	1.5
117040	BR-567	125.6	125.9	Felsic Volcanic 1	Viggo Pit	Mine Rock	64	6.0	17	<0.05	1.4	19	35	4.5	1050	0.28
117028	BR-568	9	10	Felsic Volcanic 1	Viggo Pit	Mine Rock	20	2.3	19	<0.05	2.6	27	17	0.74	308	1.2
117029	BR-568	33.3	34.3	Felsic Volcanic 1	Viggo Pit	Mine Rock	15	2.4	20	0.050	2.9	29	22	0.76	414	1.2
117030	BR-568	39.4	40.4	Felsic Volcanic 2	Viggo Pit	Mine Rock	4.9	1.7	19	<0.05	2.7	39	15	0.22	322	1.3
117031	BR-568	47.8	49.3	Felsic Volcanic 1	Viggo Pit	Mine Rock	27	2.8	20	0.050	2.6	25	16	0.53	444	1.0
117032	BR-568	70.5	71.5	Felsic Volcanic 1	Viggo Pit	Mine Rock	28	2.4	20	0.060	2.4	25	19	0.75	330	1.3
117033	BR-568	92.6	93.9	Metasediment 2	Viggo Pit	Mine Rock	26	10	18	0.070	2.6	27	26	1.4	650	1.7
117034	BR-568	110	111	Metasediment 3	Viggo Pit	Mine Rock	13	1.3	23	<0.05	1.6	30	27	0.48	208	0.98
117023	BR-569	9	10	Fragmental 1	Viggo Pit	Mine Rock	46	3.2	19	0.060	3.0	29	19	1.0	444	1.5
117022	BR-569	31.5	33	Fragmental 1	Viggo Pit	Mine Rock	48	3.3	19	0.060	2.6	31	16	1.1	325	1.6
117021	BR-569	49.5	50.4	Felsic Volcanic 1	Viggo Pit	Mine Rock	27	2.6	19	0.050	2.0	28	19	1.1	429	1.5
110720	BR-569	73.75	74.1	Felsic Volcanic 2	Viggo Pit	Mine Rock	13	1.7	19	<0.05	2.8	45	18	0.29	96	3.9
117019	BR-569	89.4	90.4	Felsic Volcanic 2	Viggo Pit	Mine Rock	7.4	1.7	19	<0.05	1.7	38	13	0.18	452	2.6
117018	BR-569	107	108	Felsic Volcanic 1	Viggo Pit	Mine Rock	29	2.4	20	0.060	2.2	23	17	0.37	333	0.81
117017	BR-569	130.75	131.7	Felsic Volcanic 1	Viggo Pit	Mine Rock	9.5	2.4	21	0.060	1.9	25	19	0.83	219	0.73
117016	BR-569	143.65	144.65	Metasediment 2	Viggo Pit	Mine Rock	20	8.7	13	0.070	1.6	22	15	1.2	743	1.6
117027	BR-638	10.5	12	Felsic Volcanic 1	Viggo Pit	Mine Rock	28	3.4	19	0.080	1.9	28	28	0.94	577	0.67
117026	BR-638	30	31.5	Felsic Volcanic 1	Viggo Pit	Mine Rock	25	3.1	20	0.090	1.8	29	28	1.1	499	0.37
117025	BR-638	60	61	Quartz Sericite Schist	Viggo Pit	Mine Rock	5.5	0.64	17	0.060	2.7	9.9	12	0.14	254	2.3
117024	BR-638	86	87	Fragmental 1	Viggo Pit	Mine Rock	39	4.3	19	0.090	2.5	29	29	1.1	491	1.4
DX491021	BR-732	10	11	Fragmental 1	Viggo Pit	Mine Rock	48	3.2	18	0.090	2.1	28	26	1.1	330	1.6

Classification as mine rock or ore-grade materials was based on gold content.

A value of "--" indicates metal was not measured for the given sample; the variation in elements analyzed is due to measurement at two different laboratories (see text).

Table B-7 Four Acid Metals

Sample ID	Drillhole ID	From	To	Lithology	Area	Class	Copper	Iron	Gallium	Germanium	Potassium	Lanthanum	Lithium	Magnesium	Manganese	Molybdenum
		m	*m*				*ppm*	*%*	*ppm*	*ppm*	*%*	*ppm*	*ppm*	*%*	*ppm*	*ppm*
10x Crustal Abundance (Price 1997) [1]							--	--	--	--	--	--	--	--	--	--
DX491045	BR-732	31.5	32	Fragmental 1	Viggo Pit	Mine Rock	43	3.2	18	0.090	2.4	29	18	1.1	396	2.0
DX491069	BR-732	49.5	50.5	Fragmental 1	Viggo Pit	Mine Rock	22	2.4	20	0.090	3.2	37	26	0.80	406	3.0
DX491095	BR-732	69	70	Felsic Volcanic 2	Viggo Pit	Mine Rock	19	2.2	19	0.090	2.0	42	20	0.71	322	1.5
117480	BR-058	109	110.25	Metasediment 2	Viggo Pit	Mine Rock	48	2.8	20	0.070	2.4	26	31	1.1	336	1.5
117481	BR-058	137	138	Felsic Volcanic 1	Viggo Pit	Mine Rock	33	3.2	17	0.070	3.0	26	24	1.2	220	1.8
117482	BR-181	93	94	Felsic Volcanic 1	Viggo Pit	Mine Rock	40	4.1	20	0.080	3.7	30	23	1.4	577	1.4
117479	BR-567	54.2	55.2	Felsic Volcanic 1	Viggo Pit	Ore-Grade	32	3.0	19	0.090	2.8	26	20	1.1	436	1.0
117478	BR-569	81.4	82.25	Felsic Volcanic 2	Viggo Pit	Mine Rock	32	1.9	19	0.10	2.0	29	24	0.68	385	0.64
117468	BR-379	10.3	11.4	Felsic Volcanic 1	Viggo Pit	Mine Rock	19	2.4	19	0.090	2.4	26	24	0.76	391	1.7
117469	BR-379	21	22.45	Metasediment 2	Viggo Pit	Mine Rock	53	3.5	14	0.080	2.2	23	23	1.3	520	1.0
117470	BR-379	30.7	31.7	Felsic Volcanic 1	Viggo Pit	Mine Rock	37	4.0	16	0.080	2.3	25	23	2.2	694	1.1
117471	BR-379	50	51	Felsic Volcanic 1	Viggo Pit	Mine Rock	17	1.8	20	0.080	2.6	21	21	0.63	238	0.83
117472	BR-379	60.4	60.7	Felsic Volcanic 1	Viggo Pit	Mine Rock	57	3.6	16	0.080	2.4	25	18	1.1	478	1.3
117473	BR-379	70.2	71.5	Felsic Volcanic 1	Viggo Pit	Mine Rock	58	5.0	15	0.080	2.9	21	25	2.3	711	2.2
117474	BR-379	96.2	97.2	Felsic Volcanic 1	Viggo Pit	Mine Rock	14	2.4	19	0.090	2.8	27	18	0.82	387	0.87
117475	BR-379	107.3	108.3	Felsic Volcanic 2	Viggo Pit	Mine Rock	3.9	1.7	18	0.070	2.7	44	15	0.20	212	2.0
117476	BR-379	117	118	Felsic Volcanic 2	Viggo Pit	Mine Rock	7.1	1.7	19	0.080	2.4	36	16	0.21	512	1.5
117477	BR-379	127	128	Felsic Volcanic 2	Viggo Pit	Mine Rock	19	1.8	17	0.050	1.2	41	9.6	0.22	286	2.1
117493	BH23-11	12	13	Felsic Volcanic 1	Viggo Pit	Mine Rock	44	3.3	17	0.090	2.3	27	21	1.1	522	1.6
117492	BH23-11	22	23	Fragmental 1	Viggo Pit	Mine Rock	39	3.3	17	0.090	2.6	26	20	1.2	489	1.4
117491	BH23-11	32	33	Fragmental 1	Viggo Pit	Mine Rock	45	3.4	15	0.090	2.1	24	18	1.1	622	1.0
117490	BH23-11	42	43	Felsic Volcanic 1	Viggo Pit	Mine Rock	52	3.3	19	0.090	2.9	28	22	1.3	435	1.8
117489	BH23-11	52	53	Felsic Volcanic 1	Viggo Pit	Mine Rock	44	2.8	16	0.10	2.0	28	16	1.1	296	1.1
117487	BH23-12	4	5	Fragmental 1	Viggo Pit	Mine Rock	62	3.4	14	0.10	1.9	25	17	1.0	529	1.9
117488	BH23-12	15	16	Fragmental 1	Viggo Pit	Mine Rock	45	3.1	16	0.10	2.1	26	16	0.89	501	1.4
117486	BH23-12	24	25	Fragmental 1	Viggo Pit	Mine Rock	37	2.6	13	0.090	2.0	23	13	0.98	394	1.2
117485	BH23-12	34	35	Fragmental 1	Viggo Pit	Mine Rock	59	3.7	24	0.10	3.2	33	20	1.0	464	2.1
117484	BH23-12	45	46	Fragmental 1	Viggo Pit	Mine Rock	24	1.8	21	0.10	2.2	22	14	0.53	234	0.67
117483	BH23-12	54.5	55.5	Fragmental 1	Viggo Pit	Mine Rock	30	2.5	16	0.10	2.2	25	25	1.1	303	3.5
117451	BR-734	12.55	13.4	Felsic Volcanic 1	Viggo Pit	Mine Rock	61	4.2	18	0.10	2.8	30	22	1.1	524	7.4
117452	BR-734	21.5	23	Fragmental 1	Viggo Pit	Ore-Grade	14	2.2	19	0.13	3.6	32	20	0.70	355	1.1
117453	BR-734	54.9	56.4	Felsic Volcanic 2	Viggo Pit	Ore-Grade	16	1.7	18	0.11	1.8	42	13	0.20	323	1.2
117454	BR-734	76.8	78.3	Felsic Volcanic 1	Viggo Pit	Mine Rock	18	2.3	19	0.13	1.7	30	16	0.57	335	0.86
117455	BR-734	88.5	88.9	Felsic Volcanic 1	Viggo Pit	Mine Rock	9.8	2.5	19	0.11	2.5	29	28	0.92	372	3.4
117456	BR-734	97.85	99.35	Felsic Volcanic 1	Viggo Pit	Mine Rock	32	2.8	19	0.13	2.1	31	26	1.1	404	0.70
117457	BR-734	111	112.5	Metasediment 3	Viggo Pit	Mine Rock	7.9	2.1	21	0.10	2.9	43	14	0.42	417	0.96
117458	BR-734	127.2	128.7	Metasediment 3	Viggo Pit	Mine Rock	28	1.7	22	0.11	1.8	27	25	0.37	225	1.9
117459	BR-735	10.35	10.75	Quartz Sericite Schist	Viggo Pit	Mine Rock	62	6.0	16	0.12	4.5	17	113	5.0	1090	0.11
117460	BR-735	30	31.15	Fragmental 1	Viggo Pit	Mine Rock	52	3.3	18	0.11	2.1	29	28	1.0	400	1.3
117461	BR-735	51	52.5	Felsic Volcanic 1	Viggo Pit	Mine Rock	14	1.7	19	0.12	2.3	23	17	0.54	249	0.75
117462	BR-735	70.5	72	Fragmental 1	Viggo Pit	Mine Rock	51	3.3	19	0.11	3.0	32	32	1.3	444	2.3
117463	BR-735	90	90.9	Fragmental 1	Viggo Pit	Mine Rock	78	4.2	20	0.11	2.8	32	35	1.3	700	5.4
117464	BR-735	113.75	114.75	Felsic Volcanic 1	Viggo Pit	Mine Rock	25	2.8	20	0.13	2.4	35	20	1.1	441	0.84
117465	BR-735	135.4	136.4	Felsic Volcanic 1	Viggo Pit	Mine Rock	22	2.8	19	0.12	2.5	32	22	0.99	426	1.1

Classification as mine rock or ore-grade materials was based on gold content.

A value of "--" indicates metal was not measured for the given sample; the variation in elements analyzed is due to measurement at two different laboratories (see text).

Table B-7 Four Acid Metals

Sample ID	Drillhole ID	From	To	Lithology	Area	Class	Copper	Iron	Gallium	Germanium	Potassium	Lanthanum	Lithium	Magnesium	Manganese	Molybdenum
		m	*m*				*ppm*	*%*	*ppm*	*ppm*	*%*	*ppm*	*ppm*	*%*	*ppm*	*ppm*
10x Crustal Abundance (Price 1997) [(1)]							--	--	--	--	--	--	--	--	--	--
117466	BR-735	141	142	Felsic Volcanic 2	Viggo Pit	Mine Rock	6.1	1.6	20	0.10	2.8	45	16	0.29	208	1.3
117467	BR-735	150.1	150.85	Felsic Volcanic 2	Viggo Pit	Mine Rock	7.4	1.7	21	0.12	2.5	43	12	0.21	284	1.3
117498	BH24-01	40.75	41.75	Felsic Volcanic 1	Viggo Pit	Mine Rock	35	2.5	19	0.12	2.3	29	15	0.81	276	0.87
117497	BH24-01	51	52	Felsic Volcanic 1	Viggo Pit	Mine Rock	41	3.5	19	0.13	3.1	27	21	1.1	371	1.5
117496	BH24-01	60	61	Fragmental 1	Viggo Pit	Mine Rock	40	4.0	17	0.13	2.4	29	23	1.8	687	1.3
117495	BH24-01	69.5	70.5	Fragmental 1	Viggo Pit	Mine Rock	40	3.1	18	0.12	2.2	28	18	1.0	602	1.0
117494	BH24-01	90	91	Fragmental 1	Viggo Pit	Mine Rock	46	2.9	17	0.12	1.9	29	19	0.93	429	1.4
DX489414	BH24-02	10	11	Felsic Volcanic 2	Viggo Pit	Mine Rock	11	1.8	23	0.11	2.9	50	21	0.28	315	1.9
DX489413	BH24-02	30.1	31	Felsic Volcanic 2	Viggo Pit	Mine Rock	8.9	1.6	19	0.13	2.4	44	14	0.20	303	1.3
DX489412	BH24-02	50	51	Felsic Volcanic 1	Viggo Pit	Mine Rock	26	3.0	20	0.14	2.2	29	23	0.89	493	1.4
DX489411	BH24-02	70.5	71	Felsic Volcanic 1	Viggo Pit	Mine Rock	21	2.5	21	0.13	1.5	32	16	0.52	305	1.2
117500	BH24-02	90.95	91.75	Felsic Volcanic 1	Viggo Pit	Mine Rock	62	2.1	19	0.14	0.95	32	12	0.65	289	0.84
117499	BH24-02	110.75	111.5	Felsic Volcanic 1	Viggo Pit	Mine Rock	25	2.3	18	0.11	2.1	28	21	0.73	312	0.73
DX489416	BH24-03	65	65.6	Felsic Volcanic 1	Viggo Pit	Mine Rock	30	3.0	18	0.13	1.5	31	18	1.2	522	0.62
DX489415	BH24-03	85.5	86.5	Fragmental 2	Viggo Pit	Mine Rock	6.0	1.3	17	0.12	2.1	40	18	0.94	344	0.54
A0962870	BH24-01	10	11	Felsic Volcanic 1	Viggo Pit	Mine Rock	15	2.0	19	0.10	1.8	22	15	0.61	293	0.59
A0962869	BH24-01	22.3	23.3	Felsic Volcanic 1	Viggo Pit	Mine Rock	18	1.6	20	0.13	2.4	24	14	0.52	230	0.75
A0962868	BH24-01	30.9	31.9	Felsic Volcanic 1	Viggo Pit	Mine Rock	34	4.9	18	0.11	3.0	26	27	1.6	902	3.2
DX489422	BH24-03	6.1	7.1	Metasediment 3	Viggo Pit	Mine Rock	2.7	1.9	18	0.12	2.2	39	15	0.33	314	0.54
DX489421	BH24-03	16	17	Metasediment 3	Viggo Pit	Mine Rock	26	3.3	19	0.13	2.3	37	15	1.1	550	1.1
DX489420	BH24-03	25.4	26.4	Metasediment 3	Viggo Pit	Mine Rock	27	4.3	24	0.14	2.2	37	21	0.33	533	0.74
DX489418	BH24-03	36	37	Metasediment 3	Viggo Pit	Mine Rock	24	1.6	23	0.12	1.6	32	24	0.50	177	1.2
DX489417	BH24-03	44.4	45.3	Felsic Volcanic 1	Viggo Pit	Mine Rock	63	2.6	25	0.13	1.8	34	26	0.87	398	1.1
031665	REG-026	1018.5	1020	Felsic Volcanic 1	Underground	Mine Rock	14	2.3	--	--	2.5	--	--	0.81	310	0.50
031666	REG-026	1064.8	1065.2	Felsic Volcanic 1	Underground	Mine Rock	36	3.3	--	--	1.1	--	--	2.3	560	0.10
031667	REG-026	1114.5	1116	Fragmental 2	Underground	Mine Rock	33	1.5	24	<0.05	1.6	40	24	0.46	304	0.40
031668	BR-433	269.2	270.2	Felsic Volcanic 1	Underground	Mine Rock	20	2.9	--	--	1.5	--	--	0.81	4800	0.90
031669	BR-433	230.9	232.4	Metasediment 2	Underground	Mine Rock	72	5.0	--	--	1.7	--	--	1.3	570	1.6
031670	BR-259	696	697	Fragmental 2	Underground	Mine Rock	55	6.5	--	--	1.6	--	--	0.72	1500	1.9
031671	BR-259	719.75	720.25	Metasediment 3	Underground	Mine Rock	36	5.4	--	--	1.3	--	--	2.0	1300	0.80
031672	BR-259	655.5	656.7	Metasediment 3	Underground	Mine Rock	13	2.7	--	--	1.1	--	--	0.43	410	1.4
031673	BR-259	636.85	637.3	Felsic Volcanic 1	Underground	Ore-Grade	14	2.3	17	<0.05	0.89	22	11	0.75	499	1.4
031674	BR-378	229.15	230.5	Felsic Volcanic 1	Underground	Mine Rock	11	2.5	21	0.080	2.1	21	23	0.76	353	0.57
031675	BR-378	253	254.3	Metasediment 3	Underground	Mine Rock	8.1	3.6	--	--	1.6	--	--	1.1	500	0.70
031676	BR-378	106	107.2	Fragmental 1	Underground	Mine Rock	45	3.0	--	--	2.7	--	--	0.84	390	4.8
031677	BR-378	336.9	338.4	Basalt	Underground	Mine Rock	73	8.5	19	0.12	0.090	5.3	21	4.7	1105	1.2
031678	BR-378	128	129.5	Felsic Volcanic 1	Underground	Mine Rock	37	2.6	--	--	2.4	--	--	0.81	420	0.50
031679	BR-378	191	192	Felsic Volcanic 2	Underground	Mine Rock	7.4	1.5	--	--	1.8	--	--	0.17	300	0.50
031680	BR-378	299.9	301.4	Fragmental 2	Underground	Mine Rock	20	3.4	--	--	1.6	--	--	0.86	850	0.50
031681	BR-469	155.5	157	Felsic Volcanic 2	Underground	Mine Rock	0.80	2.1	--	--	2.0	--	--	0.25	170	1.1
031682	BR-469	263.85	265.35	Metasediment 3	Underground	Mine Rock	23	1.1	--	--	1.4	--	--	0.18	200	4.1
031683	BR-469	204.7	205.7	Felsic Volcanic 2	Underground	Ore-Grade	6.6	1.7	--	--	1.1	--	--	0.20	330	1.1
031684	BR-393	455.1	456.35	Basalt	Underground	Mine Rock	100	8.3	--	--	1.6	--	--	2.1	2400	0.30
031685	BR-393	404.8	406.3	Fragmental 2	Underground	Mine Rock	16	2.0	--	--	1.3	--	--	0.20	360	0.60

Classification as mine rock or ore-grade materials was based on gold content.

A value of "--" indicates metal was not measured for the given sample; the variation in elements analyzed is due to measurement at two different laboratories (see text).

Table B-7 Four Acid Metals

Sample ID	Drillhole ID	From	To	Lithology	Area	Class	Copper	Iron	Gallium	Germanium	Potassium	Lanthanum	Lithium	Magnesium	Manganese	Molybdenum
		m	*m*				*ppm*	*%*	*ppm*	*ppm*	*%*	*ppm*	*ppm*	*%*	*ppm*	*ppm*
10x Crustal Abundance (Price 1997) [(1)]							--	--	--	--	--	--	--	--	--	--
031686	BR-393	342	343.5	Felsic Volcanic 1	Underground	Mine Rock	20	2.5	--	--	0.98	--	--	0.77	410	1.5
031687	BR-397	188.4	189.1	Felsic Volcanic 1	Underground	Mine Rock	74	6.2	--	--	0.55	--	--	1.1	1400	0.30
031688	BR-397	275.8	277.3	Basalt	Underground	Mine Rock	20	6.5	--	--	1.7	--	--	0.56	1400	0.70
031689	BR-370	369.5	371	Metasediment 3	Underground	Mine Rock	29	2.9	--	--	0.83	--	--	0.59	800	1.3
031690	BR-523	195.5	196.3	Felsic Volcanic 2	Underground	Ore-Grade	8.2	1.6	--	--	2.4	--	--	0.26	310	0.90
031691	BR-523	128.5	130	Felsic Volcanic 1	Underground	Mine Rock	35	3.3	--	--	2.9	--	--	1.6	380	1.1
031692	BR-523	167	168.1	Metasediment 2	Underground	Mine Rock	50	4.0	--	--	3.3	--	--	1.3	460	1.2
031693	BR-523	148.1	148.5	Felsic Volcanic 1	Underground	Mine Rock	63	4.5	--	--	1.9	--	--	1.2	570	1.2
031694	BR-523	55.8	56.8	Metasediment 2	Underground	Mine Rock	68	4.6	--	--	2.1	--	--	1.4	540	1.5
031695	BR-523	100.7	102	Fragmental 1	Underground	Mine Rock	29	3.7	--	--	2.5	--	--	0.98	770	0.50
031696	BR-523	78.5	79.5	Felsic Volcanic 1	Underground	Mine Rock	42	2.9	--	--	2.6	--	--	0.86	290	1.0
031697	BR-772	1476.25	1477.75	Felsic Volcanic 1	Underground	Mine Rock	31	2.1	--	--	1.9	--	--	0.19	340	1.2
031698	BR-772	1533	1534.5	Basalt	Underground	Mine Rock	65	13	--	--	0.24	--	--	1.3	3400	1.8
031699	BR-682	1070	1070.9	Fragmental 2	Underground	Mine Rock	38	3.2	--	--	1.9	--	--	0.73	380	1.5
031700	BR-392	365	366.5	Basalt	Underground	Mine Rock	32	13	--	--	0.68	--	--	1.9	5600	0.70
031701	BR-024	400.25	400.75	Metasediment 3	Underground	Mine Rock	14	8.4	--	--	0.71	--	--	0.77	1200	1.7
031702	BR-024	353.5	354	Fragmental 2	Underground	Mine Rock	6.9	2.8	--	--	1.3	--	--	1.2	550	0.40
031703	BR-024	452	452.55	Metasediment 3	Underground	Mine Rock	10	2.5	--	--	1.5	--	--	0.60	380	1.1
031704	BR-024	503	504	Felsic Volcanic 1	Underground	Mine Rock	19	2.4	19	0.060	1.5	22	20	0.38	369	1.4
031705	BR-771	1474.2	1475	Metasediment 3	Underground	Mine Rock	27	3.1	--	--	0.70	--	--	0.35	490	1.2
031706	BR-771	1302.3	1303.8	Felsic Volcanic 1	Underground	Mine Rock	13	2.3	--	--	1.5	--	--	0.76	350	0.80
031707	BR-771	1382.6	1383.4	Felsic Volcanic 2	Underground	Mine Rock	6.0	2.0	--	--	2.3	--	--	0.36	360	1.1
031708	BR-695	1709.5	1711	Metasediment 3	Underground	Mine Rock	28	2.2	21	<0.05	1.3	24	15	0.41	337	2.6
031709	BR-481	754.5	756	Felsic Volcanic 2	Underground	Mine Rock	3.1	1.8	20	<0.05	2.1	45	13	0.20	329	1.2
031710	BR-760	204.7	206.2	Fragmental 1	Underground	Mine Rock	24	3.2	--	--	1.6	--	--	0.58	490	1.1
031711	BR-760	300	301.1	Metasediment 2	Underground	Mine Rock	43	3.5	--	--	1.9	--	--	2.0	450	0.90
031712	BR-760	355	356	Felsic Volcanic 1	Underground	Mine Rock	18	1.8	--	--	2.0	--	--	0.56	260	0.50
031713	BR-760	253.2	254	Fragmental 1	Underground	Mine Rock	11	1.9	--	--	2.2	--	--	0.57	400	1.6
031714	BR-760	457.5	459	Felsic Volcanic 1	Underground	Mine Rock	15	2.2	18	0.070	2.0	24	23	0.93	345	0.73
031715	BR-760	406.8	407.55	Felsic Volcanic 2	Underground	Ore-Grade	15	1.7	--	--	1.8	--	--	0.23	250	1.4
031716	BR-481	599.8	601	Felsic Volcanic 2	Underground	Mine Rock	13	1.8	--	--	0.60	--	--	0.21	280	1.3
031717	BR-481	655.8	656.7	Felsic Volcanic 1	Underground	Ore-Grade	15	2.1	--	--	0.84	--	--	0.61	400	1.8
031718	BR-745	772.3	773.5	Fragmental 2	Underground	Mine Rock	65	6.0	--	--	2.1	--	--	1.0	1200	2.4
031719	BR-745	601.75	603	Felsic Volcanic 1	Underground	Ore-Grade	15	2.5	--	--	3.6	--	--	0.82	400	0.60
031720	BR-745	669	670.5	Felsic Volcanic 2	Underground	Mine Rock	11	1.2	--	--	1.9	--	--	0.16	200	1.3
031721	BR-763	542.35	543.85	Metasediment 2	Underground	Mine Rock	40	3.2	--	--	2.3	--	--	0.98	390	1.5
031722	BR-763	599.65	601.15	Felsic Volcanic 1	Underground	Mine Rock	12	1.9	--	--	2.1	--	--	0.17	300	1.6
031723	BR-682	1029	1030.5	Felsic Volcanic 1	Underground	Mine Rock	32	2.4	--	--	2.7	--	--	0.76	220	1.2
031724	BR-682	874.8	875.7	Felsic Volcanic 1	Underground	Ore-Grade	220	2.6	--	--	0.71	--	--	1.0	4200	30
031725	BR-682	777.9	778.9	Felsic Volcanic 1	Underground	Ore-Grade	67	7.9	--	--	5.0	--	--	0.47	840	1.1
031726	BR-682	927.6	928.2	Felsic Volcanic 1	Underground	Mine Rock	100	2.9	--	--	2.1	--	--	0.69	240	8.4
031727	BR-682	969	970	Felsic Volcanic 1	Underground	Ore-Grade	84	2.0	--	--	1.5	--	--	0.63	180	5.3
031728	BR-682	482	483.5	Fragmental 2	Underground	Mine Rock	13	2.2	--	--	2.1	--	--	0.50	400	0.70
031729	BR-682	646.2	647.5	Metasediment 2	Underground	Mine Rock	35	8.3	--	--	2.0	--	--	1.3	830	2.8

Classification as mine rock or ore-grade materials was based on gold content.

A value of "--" indicates metal was not measured for the given sample; the variation in elements analyzed is due to measurement at two different laboratories (see text).

Table B-7 Four Acid Metals

Sample ID	Drillhole ID	From	To	Lithology	Area	Class	Copper	Iron	Gallium	Germanium	Potassium	Lanthanum	Lithium	Magnesium	Manganese	Molybdenum
		m	*m*				*ppm*	*%*	*ppm*	*ppm*	*%*	*ppm*	*ppm*	*%*	*ppm*	*ppm*
10x Crustal Abundance (Price 1997) [(1)]							--	--	--	--	--	--	--	--	--	--
031730	BR-682	390.5	391.6	Felsic Volcanic 1	Underground	Mine Rock	15	2.4	--	--	1.7	--	--	0.71	430	1.3
031731	BR-682	559.55	561	Metasediment 3	Underground	Mine Rock	15	4.3	--	--	1.7	--	--	0.58	870	1.0
031732	BR-682	312	313.5	Basalt	Underground	Mine Rock	140	8.3	--	--	0.32	--	--	2.4	2100	0.40
031733	BR-227	840.5	842	Basalt	Underground	Mine Rock	51	8.8	--	--	1.3	--	--	2.0	2100	1.1
031734	BR-227	812	813	Fragmental 2	Underground	Mine Rock	9.5	1.6	--	--	2.1	--	--	0.80	330	1.0
031735	BR-227	502	503	Felsic Volcanic 1	Underground	Mine Rock	19	2.3	--	--	2.4	--	--	0.79	510	0.60
031736	BR-227	685.5	686.5	Felsic Volcanic 2	Underground	Mine Rock	9.1	1.7	--	--	2.4	--	--	0.19	310	0.90
031737	BR-227	609	609.75	Metasediment 2	Underground	Mine Rock	46	7.9	--	--	1.9	--	--	1.7	790	1.1
031738	BR-227	644.1	645.6	Felsic Volcanic 1	Underground	Mine Rock	25	2.6	--	--	3.4	--	--	0.76	630	4.0
031739	BR-227	745	746.5	Felsic Volcanic 1	Underground	Mine Rock	34	2.6	--	--	2.1	--	--	0.82	400	0.70
031740	BR-247	690	691.5	Fragmental 2	Underground	Mine Rock	8.6	2.0	--	--	1.8	--	--	0.47	710	0.50
031826	BR-392	309	310.5	Fragmental 2	Underground	Mine Rock	34	2.5	--	--	1.6	--	--	0.32	370	1.0
031827	BR-392	264	265.5	Metasediment 3	Underground	Mine Rock	15	2.3	--	--	1.3	--	--	0.25	370	0.90
031828	BR-156	355	356	Felsic Volcanic 1	Underground	Mine Rock	16	2.8	--	--	2.4	--	--	1.0	1400	0.60
031829	BR-156	405	406.5	Felsic Volcanic 1	Underground	Mine Rock	23	2.6	--	--	2.3	--	--	0.82	510	1.0
031830	BR-156	458	459	Metasediment 2	Underground	Mine Rock	48	5.4	--	--	2.4	--	--	1.5	470	1.1
031831	BR-156	515	516	Felsic Volcanic 2	Underground	Mine Rock	4.5	1.8	--	--	2.3	--	--	0.22	360	1.7
031832	BR-156	564	565	Felsic Volcanic 2	Underground	Ore-Grade	7.0	1.8	--	--	2.4	--	--	0.23	320	1.9
031833	BR-156	612	613.1	Metasediment 3	Underground	Mine Rock	15	2.6	--	--	1.8	--	--	0.82	410	1.1
031834	BR-007	460.25	460.75	Felsic Volcanic 1	Underground	Mine Rock	120	2.2	--	--	2.1	--	--	0.51	500	16
031835	BR-007	504.65	505.15	Metasediment 2	Underground	Ore-Grade	76	5.4	--	--	3.2	--	--	1.4	1800	2.6
031836	BR-007	555.7	556.2	Felsic Volcanic 1	Underground	Mine Rock	55	4.3	--	--	1.9	--	--	0.90	1700	1.3
031837	BR-007	605.3	606	Felsic Volcanic 1	Underground	Ore-Grade	23	3.1	--	--	1.9	--	--	0.81	2600	1.5
031838	BR-007	705	706	Felsic Volcanic 1	Underground	Mine Rock	37	4.0	--	--	2.0	--	--	0.67	1500	1.7
031839	BR-007	753.6	754.3	Fragmental 2	Underground	Ore-Grade	8.5	2.8	--	--	1.8	--	--	0.36	410	0.90
031840	BR-030	209.8	210.8	Fragmental 2	Underground	Mine Rock	61	5.4	--	--	2.7	--	--	2.6	990	0.20
031841	BR-030	249.6	251.1	Metasediment 3	Underground	Mine Rock	28	2.6	--	--	1.9	--	--	0.27	370	0.60
031842	BR-030	290.9	291.85	Felsic Volcanic 1	Underground	Mine Rock	11	1.4	--	--	1.9	--	--	0.50	180	0.70
031843	BR-030	399.1	399.9	Felsic Volcanic 2	Underground	Mine Rock	23	1.3	--	--	0.77	--	--	0.21	310	0.70
031844	BR-030	437.3	438.2	Felsic Volcanic 2	Underground	Mine Rock	9.1	1.4	--	--	0.57	--	--	0.52	250	1.0
031845	BR-084	333.2	334.2	Felsic Volcanic 2	Underground	Mine Rock	16	1.1	--	--	0.28	--	--	0.13	300	0.90
031846	BR-084	393.75	394.75	Felsic Volcanic 2	Underground	Mine Rock	36	4.8	--	--	1.5	--	--	1.7	1100	0.90
031847	BR-084	432.6	433.7	Felsic Volcanic 1	Underground	Ore-Grade	30	6.7	--	--	1.5	--	--	0.54	1300	3.1
031848	BR-084	491	492.5	Fragmental 2	Underground	Mine Rock	1.8	1.7	--	--	2.3	--	--	0.18	300	0.60
031849	BR-084	568.3	569.8	Basalt	Underground	Mine Rock	250	14	--	--	0.25	--	--	2.0	4700	0.40
031850	BR-024	289	290.5	Basalt	Underground	Mine Rock	56	8.1	--	--	1.5	--	--	1.9	1800	0.60
116955	BR-388	448.5	450	Metasediment 2	Underground	Mine Rock	53	4.2	--	--	1.8	--	--	1.2	570	1.9
116956	BR-517	656.5	657.5	Felsic Volcanic 2	Underground	Mine Rock	4.4	1.4	--	--	0.95	--	--	0.16	270	1.6
116957	BR-388	415.5	417	Felsic Volcanic 1	Underground	Mine Rock	18	2.8	--	--	1.8	--	--	0.98	1300	1.9
116958	BR-517	753.3	754.35	Metasediment 3	Underground	Mine Rock	4.9	1.6	21	<0.05	1.9	23	16	0.47	360	1.1
116959	BR-481	805.5	806.7	Felsic Volcanic 2	Underground	Mine Rock	4.7	1.4	18	0.070	1.2	33	13	0.23	322	1.9
116960	BR-388	362	363	Metasediment 3	Underground	Mine Rock	18	3.9	--	--	1.7	--	--	0.54	760	0.60
116961	BR-517	603	604.5	Felsic Volcanic 1	Underground	Mine Rock	19	2.4	--	--	0.91	--	--	0.72	380	1.6
116962	BR-517	556.15	556.9	Felsic Volcanic 2	Underground	Mine Rock	32	5.5	--	--	4.7	--	--	0.76	1200	3.4

Classification as mine rock or ore-grade materials was based on gold content.

A value of "--" indicates metal was not measured for the given sample; the variation in elements analyzed is due to measurement at two different laboratories (see text).

Table B-7 Four Acid Metals

Sample ID	Drillhole ID	From	To	Lithology	Area	Class	Copper	Iron	Gallium	Germanium	Potassium	Lanthanum	Lithium	Magnesium	Manganese	Molybdenum
		m	*m*				*ppm*	*%*	*ppm*	*ppm*	*%*	*ppm*	*ppm*	*%*	*ppm*	*ppm*
10x Crustal Abundance (Price 1997) [(1)]							--	--	--	--	--	--	--	--	--	--
116963	BR-517	706	707	Felsic Volcanic 2	Underground	Mine Rock	8.3	1.9	--	--	1.7	--	--	0.21	1400	0.90
116964	BR-388	261	262.5	Fragmental 2	Underground	Mine Rock	12	2.0	--	--	1.6	--	--	0.15	320	0.40
116965	BR-388	311.5	312.55	Fragmental 2	Underground	Mine Rock	7.7	2.3	--	--	1.7	--	--	0.65	400	0.80
116966	BR-763	656.4	657.9	Metasediment 3	Underground	Mine Rock	36	2.1	--	--	1.5	--	--	1.4	300	1.2
DX758033	BR-144	193	194	Felsic Volcanic 1	Central Pit	Mine Rock	21	2.7	18	--	2.1	--	23	0.90	865	1.0
DX758034	BR-144	205	206	Felsic Volcanic 1	Central Pit	Mine Rock	17	3.1	19	--	1.8	--	28	1.1	761	1.0
DX758035	BR-144	211	211.75	Felsic Volcanic 1	Central Pit	Mine Rock	21	2.8	18	--	2.0	--	21	0.92	629	2.0
DX758036	BR-144	221	222	Felsic Volcanic 1	Central Pit	Mine Rock	38	3.1	20	--	3.2	--	16	0.76	830	3.0
DX758037	BR-144	225	226	Felsic Volcanic 1	Central Pit	Mine Rock	13	2.7	19	--	1.9	--	17	0.97	984	<1
DX758038	BR-144	231.85	232.8	Metasediment 2	Central Pit	Mine Rock	54	5.1	23	--	2.5	--	33	1.7	722	2.0
DX758039	BR-144	233.3	234.45	Metasediment 2	Central Pit	Mine Rock	89	5.3	20	--	3.5	--	30	1.7	526	1.0
DX758040	BR-144	236.3	236.8	Felsic Volcanic 1	Central Pit	Mine Rock	21	2.8	21	--	1.9	--	16	0.87	603	10
DX758041	BR-144	242.75	243.75	Felsic Volcanic 1	Central Pit	Mine Rock	18	2.9	20	--	1.7	--	21	1.0	485	1.0
DX758042	BR-144	256	256.5	Metasediment 2	Central Pit	Mine Rock	70	6.5	19	--	1.4	--	28	1.6	717	<1
DX758043	BR-144	262	263.5	Metasediment 2	Central Pit	Mine Rock	55	12	17	--	1.6	--	24	1.9	835	<1
DX758044	BR-144	266.5	268	Metasediment 2	Central Pit	Mine Rock	54	4.6	22	--	2.1	--	27	1.6	498	2.0
DX758045	BR-144	271.5	273	Metasediment 2	Central Pit	Mine Rock	57	4.5	20	--	2.3	--	24	1.5	471	1.0
DX758046	BR-144	275.95	277	Felsic Volcanic 1	Central Pit	Mine Rock	30	3.1	19	--	1.8	--	19	1.0	557	1.0
DX758047	BR-144	280.5	282	Metasediment 2	Central Pit	Mine Rock	45	6.3	19	--	2.0	--	22	1.6	565	1.0
DX758048	BR-144	284.5	286	Metasediment 2	Central Pit	Mine Rock	54	4.8	20	--	1.7	--	29	1.6	570	1.0
DX758049	BR-144	290.5	292	Metasediment 2	Central Pit	Mine Rock	54	7.6	20	--	2.2	--	50	1.9	712	1.0
DX758050	BR-144	295	296.5	Metasediment 2	Central Pit	Mine Rock	60	4.7	22	--	2.1	--	32	1.5	479	2.0
DX758051	BR-144	301.3	302.3	Felsic Volcanic 1	Central Pit	Mine Rock	22	3.7	22	--	1.7	--	25	1.2	469	2.0
DX758052	BR-144	305.9	306.5	Metasediment 2	Central Pit	Mine Rock	47	5.7	21	--	1.4	--	34	1.3	493	1.0
DX758053	BR-144	316.9	318	Metasediment 2	Central Pit	Mine Rock	124	5.9	20	--	2.6	--	39	1.6	627	2.0
A0962709	BR-147	255	256	Felsic Volcanic 2	Central Pit	Mine Rock	7.0	1.9	18	--	1.8	--	17	0.26	276	2.0
A0962710	BR-147	260	260.95	Felsic Volcanic 2	Central Pit	Mine Rock	5.0	2.0	17	--	1.9	--	13	0.23	234	<1
A0962711	BR-147	265.25	266	Felsic Volcanic 2	Central Pit	Mine Rock	5.0	2.2	18	--	2.1	--	13	0.28	285	2.0
A0962712	BR-147	275	276	Felsic Volcanic 2	Central Pit	Mine Rock	2.0	2.1	16	--	1.7	--	14	0.21	99	2.0
A0962708	BR-147	279	280	Felsic Volcanic 2	Central Pit	Ore-Grade	2.0	2.5	16	--	2.8	--	16	0.20	74	2.0
A0962713	BR-147	285	286	Felsic Volcanic 1	Central Pit	Mine Rock	28	3.1	19	--	1.7	--	22	1.0	515	<1
A0962714	BR-147	291.3	292.05	Felsic Volcanic 2	Central Pit	Mine Rock	<1	2.1	20	--	0.57	--	11	0.19	313	2.0
DX758127	BR-173	26	27	Quartz Sericite Schist	Central Pit	Mine Rock	3.0	0.74	20	--	1.8	--	11	0.11	311	2.0
DX758128	BR-173	31	32.5	Felsic Volcanic 1	Central Pit	Mine Rock	31	4.0	21	--	1.6	--	30	0.84	593	<1
DX758129	BR-173	35.5	37	Felsic Volcanic 1	Central Pit	Mine Rock	30	4.3	21	--	1.6	--	38	1.0	688	<1
DX758130	BR-173	40	41.5	Felsic Volcanic 1	Central Pit	Mine Rock	41	4.5	21	--	1.9	--	40	1.4	633	<1
DX758131	BR-173	44.5	46	Felsic Volcanic 1	Central Pit	Mine Rock	38	4.5	21	--	1.7	--	35	1.3	682	<1
DX758132	BR-173	50	51	Felsic Volcanic 1	Central Pit	Mine Rock	20	2.7	19	--	1.6	--	28	0.91	405	<1
A0964865	BR-173	55.5	57	Felsic Volcanic 1	Central Pit	Mine Rock	20	2.5	20	--	1.3	--	26	0.89	369	<1
A0964866	BR-173	60	61.2	Felsic Volcanic 1	Central Pit	Mine Rock	19	2.8	19	--	1.7	--	27	0.84	421	<1
A0964867	BR-173	67	68.5	Felsic Volcanic 1	Central Pit	Mine Rock	19	2.5	18	--	1.4	--	22	0.76	404	1.0
A0964868	BR-173	76.5	77.5	Metasediment 2	Central Pit	Mine Rock	57	4.2	20	--	1.8	--	30	1.4	464	1.0
A0964869	BR-173	81.6	82.5	Felsic Volcanic 1	Central Pit	Mine Rock	22	2.8	20	--	1.4	--	22	0.86	399	<1
A0964870	BR-173	84.75	85.85	Metasediment 2	Central Pit	Mine Rock	29	3.5	18	--	1.6	--	23	0.98	454	1.0

Classification as mine rock or ore-grade materials was based on gold content.

A value of "--" indicates metal was not measured for the given sample; the variation in elements analyzed is due to measurement at two different laboratories (see text).

Table B-7 Four Acid Metals

Sample ID	Drillhole ID	From	To	Lithology	Area	Class	Copper	Iron	Gallium	Germanium	Potassium	Lanthanum	Lithium	Magnesium	Manganese	Molybdenum
		m	*m*				*ppm*	*%*	*ppm*	*ppm*	*%*	*ppm*	*ppm*	*%*	*ppm*	*ppm*
10x Crustal Abundance (Price 1997) [(1)]							--	--	--	--	--	--	--	--	--	--
A0964871	BR-173	88	89.5	Felsic Volcanic 1	Central Pit	Mine Rock	18	2.8	19	--	1.5	--	21	0.53	378	<1
A0964177	BR-174	43	44.5	Felsic Volcanic 1	Central Pit	Mine Rock	15	2.7	20	--	1.9	--	26	0.83	403	1.0
A0964178	BR-174	49	50.5	Felsic Volcanic 1	Central Pit	Mine Rock	16	2.5	20	--	1.6	--	19	0.80	368	1.0
A0964179	BR-174	55.7	57	Felsic Volcanic 1	Central Pit	Mine Rock	36	3.1	20	--	1.7	--	22	1.1	356	2.0
A0964180	BR-174	60	61.5	Felsic Volcanic 1	Central Pit	Mine Rock	33	4.0	20	--	1.6	--	32	1.6	533	<1
A0964181	BR-174	65.5	66	Metasediment 2	Central Pit	Mine Rock	71	4.5	21	--	1.4	--	24	1.5	419	1.0
A0964182	BR-174	70	71.2	Metasediment 2	Central Pit	Mine Rock	58	4.4	19	--	1.2	--	28	1.3	421	1.0
A0964183	BR-174	75	76.45	Felsic Volcanic 1	Central Pit	Mine Rock	27	3.0	18	--	1.7	--	22	0.85	397	1.0
A0964184	BR-174	78	79	Felsic Volcanic 1	Central Pit	Mine Rock	15	1.7	19	--	1.6	--	19	0.48	192	<1
A0964185	BR-174	84.25	85	Felsic Volcanic 1	Central Pit	Mine Rock	26	2.6	19	--	1.5	--	22	0.63	345	<1
A0964186	BR-174	88.1	89.2	Felsic Volcanic 1	Central Pit	Mine Rock	44	2.8	14	--	1.9	--	29	1.0	277	2.0
A0964187	BR-174	96.9	98.4	Felsic Volcanic 1	Central Pit	Mine Rock	20	2.9	19	--	2.1	--	17	0.51	390	1.0
A0964188	BR-174	101	102.5	Felsic Volcanic 1	Central Pit	Mine Rock	37	3.5	20	--	2.2	--	25	1.0	892	2.0
A0964189	BR-174	119	120.5	Felsic Volcanic 1	Central Pit	Mine Rock	22	2.8	19	--	1.7	--	24	0.92	943	<1
A0964190	BR-174	125.9	127.4	Felsic Volcanic 1	Central Pit	Mine Rock	13	3.9	20	--	2.0	--	25	1.1	928	3.0
A0964191	BR-174	136.4	137.9	Felsic Volcanic 1	Central Pit	Mine Rock	14	3.0	18	--	0.87	--	19	0.89	1330	1.0
A0964192	BR-174	143.9	145.4	Felsic Volcanic 1	Central Pit	Mine Rock	14	3.2	19	--	1.6	--	24	1.0	1250	2.0
A0964193	BR-174	152.9	154.4	Felsic Volcanic 1	Central Pit	Mine Rock	26	2.9	19	--	1.3	--	23	0.83	1020	1.0
A0964194	BR-174	164.9	166.4	Felsic Volcanic 1	Central Pit	Mine Rock	27	3.3	22	--	1.8	--	28	1.3	1090	1.0
A0964195	BR-174	169.4	170.9	Felsic Volcanic 1	Central Pit	Mine Rock	54	3.3	19	--	2.3	--	18	0.81	1150	1.0
A0964196	BR-174	175.4	176.9	Felsic Volcanic 1	Central Pit	Mine Rock	4.0	3.9	18	--	2.7	--	21	0.93	1480	1.0
A0964197	BR-174	181	182	Felsic Volcanic 1	Central Pit	Mine Rock	43	4.4	19	--	2.4	--	19	1.0	1730	1.0
A0964198	BR-174	185	186	Felsic Volcanic 1	Central Pit	Mine Rock	16	3.5	19	--	3.5	--	17	0.99	1990	2.0
A0964702	BR-174	205	206	Felsic Volcanic 1	Central Pit	Ore-Grade	40	2.7	15	--	0.50	--	7.0	0.80	997	1.0
A0964701	BR-174	212.15	213	Felsic Volcanic 1	Central Pit	Ore-Grade	21	2.8	18	--	2.7	--	17	0.84	704	1.0
A0964199	BR-174	225	226.5	Felsic Volcanic 1	Central Pit	Mine Rock	14	2.8	19	--	1.8	--	18	0.90	725	2.0
A0964200	BR-174	243	244.5	Felsic Volcanic 1	Central Pit	Mine Rock	37	3.4	19	--	1.9	--	23	1.2	795	1.0
A0964201	BR-174	250.5	252	Felsic Volcanic 1	Central Pit	Mine Rock	17	3.1	19	--	1.5	--	23	1.1	868	2.0
A0964202	BR-174	256.5	258	Felsic Volcanic 1	Central Pit	Mine Rock	23	3.3	19	--	1.7	--	24	1.2	1030	1.0
A0964203	BR-174	270	271	Felsic Volcanic 1	Central Pit	Mine Rock	33	3.2	19	--	2.2	--	19	0.90	1290	<1
A0964204	BR-174	279	280	Felsic Volcanic 1	Central Pit	Mine Rock	15	2.0	19	--	1.2	--	13	0.56	512	<1
A0964205	BR-174	284	285.05	Felsic Volcanic 1	Central Pit	Mine Rock	8.0	2.2	21	--	1.8	--	18	0.39	673	2.0
A0964206	BR-174	287	288	Felsic Volcanic 1	Central Pit	Mine Rock	20	2.7	20	--	1.8	--	19	0.87	792	1.0
A0964207	BR-174	291	292	Felsic Volcanic 1	Central Pit	Mine Rock	18	2.6	20	--	1.5	--	15	0.83	669	<1
A0964208	BR-174	311.1	312.6	Felsic Volcanic 1	Central Pit	Mine Rock	12	2.3	19	--	1.8	--	17	0.68	389	1.0
A0964209	BR-174	331.3	332.8	Metasediment 2	Central Pit	Mine Rock	63	5.3	19	--	1.9	--	31	1.6	485	1.0
A0964210	BR-174	337.1	338.6	Felsic Volcanic 1	Central Pit	Mine Rock	24	3.1	20	--	1.6	--	21	1.0	464	1.0
A0964211	BR-174	343.35	344.85	Metasediment 2	Central Pit	Mine Rock	69	6.6	22	--	2.8	--	37	1.8	635	3.0
A0964212	BR-174	347.85	349.35	Metasediment 2	Central Pit	Mine Rock	87	6.4	20	--	2.8	--	29	1.6	458	1.0
A0964213	BR-174	355.35	356.85	Metasediment 2	Central Pit	Mine Rock	51	5.6	20	--	2.3	--	37	1.5	418	1.0
A0964214	BR-175	22.5	24	Fragmental 1	Central Pit	Mine Rock	49	4.5	19	--	1.5	--	38	1.3	537	1.0
A0964215	BR-175	40.2	41.7	Felsic Volcanic 1	Central Pit	Mine Rock	18	2.7	19	--	1.8	--	25	0.81	374	<1
A0964216	BR-175	46.2	46.8	Felsic Volcanic 1	Central Pit	Mine Rock	21	2.6	20	--	1.7	--	24	0.90	378	2.0
A0964218	BR-175	53.3	54.8	Felsic Volcanic 1	Central Pit	Mine Rock	19	2.6	20	--	1.4	--	26	0.93	377	1.0

Classification as mine rock or ore-grade materials was based on gold content.

A value of "--" indicates metal was not measured for the given sample; the variation in elements analyzed is due to measurement at two different laboratories (see text).

Table B-7 Four Acid Metals

Sample ID	Drillhole ID	From	To	Lithology	Area	Class	Copper	Iron	Gallium	Germanium	Potassium	Lanthanum	Lithium	Magnesium	Manganese	Molybdenum
		m	*m*				*ppm*	*%*	*ppm*	*ppm*	*%*	*ppm*	*ppm*	*%*	*ppm*	*ppm*
10x Crustal Abundance (Price 1997) [(1)]							--	--	--	--	--	--	--	--	--	--
A0964219	BR-175	59.3	60.8	Felsic Volcanic 1	Central Pit	Mine Rock	17	2.6	19	--	1.7	--	24	0.76	380	<1
A0964220	BR-175	64.65	66	Metasediment 2	Central Pit	Mine Rock	52	3.7	19	--	1.6	--	30	1.4	371	1.0
A0964221	BR-175	69.6	71.1	Felsic Volcanic 1	Central Pit	Mine Rock	18	2.6	20	--	1.4	--	18	0.64	381	<1
A0964222	BR-175	75.6	77.1	Felsic Volcanic 1	Central Pit	Mine Rock	23	2.8	19	--	1.7	--	21	0.86	406	1.0
A0964223	BR-175	81.7	83.2	Felsic Volcanic 1	Central Pit	Mine Rock	44	3.9	20	--	1.3	--	31	1.3	396	2.0
A0964217	BR-175	91.6	92.6	Felsic Volcanic 1	Central Pit	Mine Rock	13	2.4	18	--	0.79	--	23	0.61	321	<1
A0964224	BR-175	97.3	98.8	Metasediment 2	Central Pit	Mine Rock	45	3.3	19	--	1.8	--	27	1.1	404	2.0
A0964225	BR-175	102.4	103.4	Metasediment 2	Central Pit	Mine Rock	43	4.1	21	--	2.4	--	35	1.3	360	2.0
A0964226	BR-175	107.9	109.4	Felsic Volcanic 1	Central Pit	Mine Rock	18	2.7	19	--	1.6	--	22	0.80	385	<1
A0964227	BR-175	111.55	113	Metasediment 2	Central Pit	Mine Rock	54	3.6	19	--	1.8	--	29	1.3	380	1.0
A0964228	BR-175	118.35	119.85	Felsic Volcanic 1	Central Pit	Mine Rock	41	3.5	19	--	2.6	--	25	1.1	375	1.0
A0964229	BR-175	123.65	124.65	Felsic Volcanic 1	Central Pit	Mine Rock	11	4.1	19	--	2.7	--	22	1.1	1200	2.0
A0964230	BR-175	128.65	129.65	Felsic Volcanic 1	Central Pit	Mine Rock	9.0	3.1	19	--	1.7	--	18	0.80	714	2.0
A0964231	BR-175	132.8	133.8	Felsic Volcanic 1	Central Pit	Mine Rock	14	3.9	19	--	0.58	--	31	1.1	891	2.0
A0964232	BR-175	138.5	140	Felsic Volcanic 1	Central Pit	Mine Rock	17	3.2	19	--	0.53	--	19	0.99	686	2.0
A0964233	BR-175	149.6	151.1	Felsic Volcanic 1	Central Pit	Mine Rock	107	3.2	19	--	2.2	--	20	1.0	1200	1.0
117278	BR-039	130	131	Felsic Volcanic 2	Central Pit	Mine Rock	5.0	1.8	19	--	1.6	--	16	0.17	80	2.0
117279	BR-039	134	135.3	Felsic Volcanic 2	Central Pit	Ore-Grade	4.0	2.3	18	--	1.9	--	19	0.54	173	2.0
117280	BR-039	139.5	140.5	Felsic Volcanic 2	Central Pit	Mine Rock	9.0	2.0	17	--	1.7	--	14	0.22	256	2.0
117281	BR-039	145.7	146.5	Felsic Volcanic 2	Central Pit	Ore-Grade	11	2.0	15	--	1.2	--	17	0.46	376	4.0
117282	BR-039	150.5	151.5	Felsic Volcanic 2	Central Pit	Mine Rock	8.0	2.0	18	--	2.1	--	11	0.26	259	2.0
117283	BR-039	156.5	157.5	Felsic Volcanic 1	Central Pit	Mine Rock	16	3.0	19	--	2.0	--	20	0.83	507	2.0
117284	BR-039	161.5	162.5	Felsic Volcanic 2	Central Pit	Mine Rock	1.0	1.8	17	--	1.9	--	14	0.20	217	3.0
117285	BR-039	166.5	167.5	Felsic Volcanic 2	Central Pit	Mine Rock	4.0	1.4	17	--	1.9	--	20	0.27	213	1.0
117286	BR-039	167.5	168.5	Felsic Volcanic 2	Central Pit	Ore-Grade	7.0	2.3	17	--	2.5	--	20	0.40	186	2.0
117287	BR-039	172.5	173.25	Felsic Volcanic 2	Central Pit	Mine Rock	6.0	1.5	17	--	2.2	--	15	0.20	486	<1
117294	BR-039	174.25	175.25	Felsic Volcanic 2	Central Pit	Ore-Grade	2.0	1.6	18	--	3.0	--	14	0.21	52	1.0
117288	BR-039	177.25	178.25	Felsic Volcanic 2	Central Pit	Mine Rock	5.0	2.0	19	--	2.5	--	16	0.23	316	<1
117289	BR-039	184.25	185.25	Felsic Volcanic 2	Central Pit	Mine Rock	2.0	1.8	15	--	1.4	--	11	0.22	307	1.0
117290	BR-039	188.25	189.25	Felsic Volcanic 2	Central Pit	Mine Rock	<1	1.9	19	--	2.6	--	11	0.22	462	2.0
117291	BR-039	195	196	Felsic Volcanic 2	Central Pit	Mine Rock	2.0	2.1	18	--	2.1	--	14	0.23	351	1.0
117292	BR-039	205	206	Felsic Volcanic 2	Central Pit	Mine Rock	2.0	1.9	18	--	1.9	--	12	0.22	364	2.0
117293	BR-039	210	210.75	Felsic Volcanic 2	Central Pit	Mine Rock	<1	2.4	19	--	3.4	--	16	0.25	164	<1
117296	BR-066	25	26	Felsic Volcanic 1	Central Pit	Mine Rock	29	3.3	20	--	2.0	--	57	1.1	584	<1
117297	BR-066	30.5	31.5	Felsic Volcanic 1	Central Pit	Mine Rock	58	6.3	20	--	1.0	--	79	4.6	968	<1
117298	BR-066	35.9	36.9	Felsic Volcanic 1	Central Pit	Mine Rock	3.0	2.4	21	--	1.8	--	36	1.2	258	<1
117299	BR-066	40.5	41.5	Felsic Volcanic 1	Central Pit	Mine Rock	13	2.5	20	--	1.8	--	22	0.83	563	<1
117300	BR-066	46	47	Felsic Volcanic 1	Central Pit	Mine Rock	22	2.9	21	--	2.1	--	26	0.79	460	2.0
A0963051	BR-066	50	51	Felsic Volcanic 1	Central Pit	Mine Rock	19	2.0	19	--	1.8	--	17	0.47	425	1.0
A0963052	BR-066	56	57	Felsic Volcanic 1	Central Pit	Mine Rock	20	3.2	20	--	1.7	--	22	0.69	574	<1
A0963053	BR-066	60.4	61.4	Metasediment 2	Central Pit	Mine Rock	39	7.4	19	--	1.4	--	35	1.6	641	2.0
A0963054	BR-066	64.85	65.85	Metasediment 2	Central Pit	Mine Rock	48	4.6	20	--	1.6	--	30	1.2	369	2.0
A0963055	BR-066	70.45	71	Felsic Volcanic 1	Central Pit	Mine Rock	18	2.1	20	--	1.5	--	19	0.52	357	<1
A0963056	BR-066	74.6	75.2	Felsic Volcanic 1	Central Pit	Mine Rock	54	3.6	21	--	1.5	--	26	1.1	436	1.0

Screening values are for qualitative assessment only and hold no regulatory significance.

Classification as mine rock or ore-grade materials was based on gold content.

A value of "--" indicates metal was not measured for the given sample; the variation in elements analyzed is due to measurement at two different laboratories (see text).

Table B-7 Four Acid Metals

Sample ID	Drillhole ID	From	To	Lithology	Area	Class	Copper	Iron	Gallium	Germanium	Potassium	Lanthanum	Lithium	Magnesium	Manganese	Molybdenum
		m	*m*				*ppm*	*%*	*ppm*	*ppm*	*%*	*ppm*	*ppm*	*%*	*ppm*	*ppm*
10x Crustal Abundance (Price 1997) [(1)]							--	--	--	--	--	--	--	--	--	--
A0963057	BR-066	80.5	81	Felsic Volcanic 2	Central Pit	Mine Rock	9.0	0.97	18	--	1.9	--	16	0.15	231	2.0
A0963058	BR-066	85.35	86	Felsic Volcanic 1	Central Pit	Mine Rock	15	2.6	20	--	2.1	--	25	0.75	419	2.0
A0963059	BR-066	90	91	Felsic Volcanic 1	Central Pit	Mine Rock	13	2.5	19	--	1.6	--	31	0.80	397	<1
A0963060	BR-066	95	96	Felsic Volcanic 1	Central Pit	Mine Rock	17	2.6	20	--	1.8	--	30	0.95	348	1.0
A0963061	BR-066	100	101	Felsic Volcanic 1	Central Pit	Mine Rock	15	2.5	19	--	1.7	--	30	0.88	397	<1
A0963091	BR-066	102	103	Felsic Volcanic 1	Central Pit	Mine Rock	20	3.1	21	--	1.7	--	36	1.1	364	1.0
A0963062	BR-066	105	106	Felsic Volcanic 1	Central Pit	Mine Rock	18	2.7	20	--	1.9	--	32	0.98	346	<1
A0963063	BR-066	110	111	Felsic Volcanic 1	Central Pit	Mine Rock	18	2.6	19	--	1.7	--	34	0.97	389	<1
A0963064	BR-066	120	120.65	Felsic Volcanic 1	Central Pit	Mine Rock	15	3.2	22	--	2.1	--	36	1.0	511	<1
A0963065	BR-066	124.75	125.25	Felsic Volcanic 1	Central Pit	Mine Rock	8.0	0.51	2.0	--	0.20	--	4.0	0.10	64	<1
A0963066	BR-066	130.5	131	Felsic Volcanic 1	Central Pit	Mine Rock	21	2.5	19	--	1.6	--	17	0.74	455	1.0
A0963067	BR-066	135	136	Felsic Volcanic 2	Central Pit	Mine Rock	1.0	0.62	19	--	1.8	--	12	0.15	341	2.0
A0963068	BR-066	140.5	141.3	Metasediment 2	Central Pit	Mine Rock	87	6.5	22	--	2.6	--	28	1.9	627	<1
A0963069	BR-066	145.3	146.3	Fragmental 1	Central Pit	Mine Rock	45	4.6	23	--	2.0	--	31	1.1	739	<1
A0963070	BR-066	150.3	151.3	Fragmental 1	Central Pit	Mine Rock	44	4.3	20	--	1.9	--	38	1.3	552	<1
A0963071	BR-066	155.4	156.4	Fragmental 1	Central Pit	Mine Rock	27	4.7	21	--	1.7	--	37	1.4	643	<1
A0963072	BR-066	160.2	160.8	Fragmental 1	Central Pit	Mine Rock	12	3.5	17	--	1.6	--	31	1.0	498	<1
A0963073	BR-066	165	166	Felsic Volcanic 1	Central Pit	Mine Rock	22	2.7	19	--	1.7	--	26	0.88	374	<1
A0963092	BR-066	172	172.9	Felsic Volcanic 1	Central Pit	Mine Rock	25	3.7	19	--	1.6	--	33	1.8	628	<1
A0963074	BR-066	175	176	Felsic Volcanic 1	Central Pit	Mine Rock	18	2.4	19	--	1.4	--	23	0.81	398	<1
A0963075	BR-066	179	180	Felsic Volcanic 1	Central Pit	Mine Rock	23	3.0	18	--	2.3	--	27	0.99	335	1.0
A0963093	BR-066	186.5	187.5	Felsic Volcanic 1	Central Pit	Mine Rock	18	2.7	19	--	1.6	--	28	0.84	390	1.0
A0963076	BR-066	195.3	196.3	Metasediment 2	Central Pit	Mine Rock	42	3.2	18	--	1.6	--	24	1.0	376	1.0
A0963077	BR-066	200	201	Metasediment 2	Central Pit	Mine Rock	68	5.8	24	--	2.5	--	43	1.9	531	2.0
A0963078	BR-066	205.3	205.9	Felsic Volcanic 1	Central Pit	Mine Rock	23	2.9	19	--	1.8	--	26	0.88	405	<1
A0963079	BR-066	210.75	211.8	Felsic Volcanic 1	Central Pit	Mine Rock	18	2.8	19	--	1.7	--	30	0.77	360	<1
A0963080	BR-066	215.1	216.1	Fragmental 1	Central Pit	Mine Rock	40	3.4	17	--	1.8	--	34	1.2	413	1.0
A0963094	BR-066	218.1	218.7	Fragmental 1	Central Pit	Mine Rock	52	5.8	18	--	2.1	--	58	4.5	1280	<1
A0963081	BR-066	225.5	226.2	Fragmental 1	Central Pit	Mine Rock	43	4.0	21	--	0.50	--	31	1.5	493	3.0
A0963082	BR-066	235.65	236.3	Fragmental 1	Central Pit	Mine Rock	52	4.0	21	--	2.4	--	47	1.5	356	1.0
A0963083	BR-066	239.3	240	Fragmental 1	Central Pit	Mine Rock	49	3.0	18	--	2.2	--	26	0.89	429	2.0
A0963095	BR-066	244	245	Fragmental 1	Central Pit	Mine Rock	14	3.0	18	--	1.6	--	24	0.97	577	2.0
A0963084	BR-066	255.2	256.2	Fragmental 1	Central Pit	Mine Rock	20	3.3	18	--	2.2	--	23	1.1	1170	2.0
A0963096	BR-066	261.75	262.5	Fragmental 1	Central Pit	Mine Rock	56	6.3	22	--	3.2	--	33	2.8	1940	<1
A0963097	BR-066	266.9	267.5	Fragmental 1	Central Pit	Mine Rock	15	3.5	20	--	0.72	--	18	0.87	996	1.0
A0963085	BR-066	269.6	270.35	Fragmental 1	Central Pit	Mine Rock	6.0	3.6	19	--	1.7	--	19	0.93	1410	<1
A0963098	BR-066	278	279	Felsic Volcanic 1	Central Pit	Mine Rock	3.0	3.4	18	--	1.5	--	18	0.72	1480	<1
A0963099	BR-066	292.25	293.25	Felsic Volcanic 1	Central Pit	Mine Rock	17	2.4	17	--	1.5	--	23	0.80	806	2.0
A0963086	BR-066	296.2	296.8	Felsic Volcanic 1	Central Pit	Mine Rock	37	4.4	20	--	3.6	--	19	0.79	1100	1.0
A0963087	BR-066	301.4	302.4	Felsic Volcanic 2	Central Pit	Ore-Grade	39	3.4	20	--	2.7	--	14	0.88	1240	1.0
A0963088	BR-066	310	311	Felsic Volcanic 1	Central Pit	Ore-Grade	49	2.5	17	--	1.9	--	12	0.84	863	<1
A0963089	BR-066	325.5	326.5	Felsic Volcanic 1	Central Pit	Ore-Grade	167	3.2	19	--	1.5	--	15	1.3	932	1.0
A0963100	BR-066	331.5	332.5	Felsic Volcanic 1	Central Pit	Mine Rock	34	3.1	20	--	1.8	--	16	1.4	809	<1
A0963001	BR-066	339.5	340.5	Felsic Volcanic 1	Central Pit	Mine Rock	23	3.7	24	--	2.3	--	23	1.4	1100	1.0

Screening values are for qualitative assessment only and hold no regulatory significance.

Classification as mine rock or ore-grade materials was based on gold content.

A value of "--" indicates metal was not measured for the given sample; the variation in elements analyzed is due to measurement at two different laboratories (see text).

Table B-7 Four Acid Metals

Sample ID	Drillhole ID	From	To	Lithology	Area	Class	Copper	Iron	Gallium	Germanium	Potassium	Lanthanum	Lithium	Magnesium	Manganese	Molybdenum
		m	*m*				*ppm*	*%*	*ppm*	*ppm*	*%*	*ppm*	*ppm*	*%*	*ppm*	*ppm*
10x Crustal Abundance (Price 1997) [(1)]							--	--	--	--	--	--	--	--	--	--
A0963090	BR-066	351.2	352.2	Felsic Volcanic 1	Central Pit	Mine Rock	20	2.8	20	--	2.0	--	13	0.77	1180	2.0
A0963002	BR-066	355.7	356.7	Felsic Volcanic 1	Central Pit	Mine Rock	86	2.5	20	--	0.94	--	16	0.86	1170	<1
DX758007	BR-144	26	27	Felsic Volcanic 1	Central Pit	Mine Rock	12	2.4	20	--	1.5	--	18	0.84	1140	<1
DX758008	BR-144	32	33	Felsic Volcanic 1	Central Pit	Mine Rock	14	3.7	19	--	1.7	--	28	1.3	1920	1.0
DX758009	BR-144	42	43	Felsic Volcanic 1	Central Pit	Mine Rock	61	3.0	20	--	2.6	--	13	0.71	1640	1.0
DX758010	BR-144	45.55	46.15	Felsic Volcanic 1	Central Pit	Mine Rock	11	3.2	18	--	1.5	--	18	0.99	1500	1.0
DX758011	BR-144	50.2	51	Felsic Volcanic 1	Central Pit	Mine Rock	20	3.1	20	--	1.8	--	20	1.0	1020	2.0
DX758012	BR-144	55	56	Felsic Volcanic 1	Central Pit	Mine Rock	10	2.9	19	--	1.5	--	19	0.95	1190	<1
DX758013	BR-144	60	61	Felsic Volcanic 1	Central Pit	Mine Rock	15	2.7	19	--	1.6	--	20	0.90	1180	<1
DX758014	BR-144	64.6	65.6	Felsic Volcanic 1	Central Pit	Mine Rock	42	2.9	19	--	2.3	--	19	0.93	1440	2.0
DX758015	BR-144	72.6	73.6	Felsic Volcanic 1	Central Pit	Mine Rock	33	2.8	18	--	2.3	--	15	0.48	1360	1.0
DX758016	BR-144	76.6	77.6	Felsic Volcanic 1	Central Pit	Mine Rock	36	3.2	18	--	2.2	--	21	0.95	1800	1.0
DX758017	BR-144	81.8	82.5	Felsic Volcanic 1	Central Pit	Mine Rock	33	2.8	20	--	2.5	--	23	0.85	1040	1.0
DX758018	BR-144	93	94	Felsic Volcanic 1	Central Pit	Mine Rock	30	3.1	19	--	1.8	--	26	1.2	1280	1.0
DX758019	BR-144	98	98.5	Felsic Volcanic 1	Central Pit	Mine Rock	50	5.9	17	--	4.1	--	23	1.0	985	1.0
DX758020	BR-144	98.5	99	Felsic Volcanic 1	Central Pit	Ore-Grade	208	10	17	--	1.6	--	21	1.3	1760	4.0
DX758021	BR-144	105	106	Felsic Volcanic 1	Central Pit	Mine Rock	59	5.6	18	--	3.2	--	19	0.93	1380	2.0
DX758022	BR-144	111.75	112.5	Felsic Volcanic 1	Central Pit	Mine Rock	21	3.5	19	--	2.3	--	20	0.80	1670	2.0
DX758023	BR-144	114.5	115.25	Felsic Volcanic 1	Central Pit	Mine Rock	78	2.8	14	--	1.5	--	22	0.90	1660	<1
DX758024	BR-144	120	121	Felsic Volcanic 1	Central Pit	Mine Rock	38	3.9	20	--	3.2	--	20	1.2	1520	2.0
DX758025	BR-144	129	130	Felsic Volcanic 1	Central Pit	Mine Rock	21	2.9	20	--	2.3	--	17	0.93	1230	2.0
DX758026	BR-144	132.5	133.25	Felsic Volcanic 1	Central Pit	Ore-Grade	33	3.3	19	--	1.9	--	12	0.73	906	2.0
DX758027	BR-144	137	137.5	Felsic Volcanic 1	Central Pit	Ore-Grade	78	2.6	13	--	3.6	--	9.0	0.56	883	1.0
DX758028	BR-144	142.7	143.25	Felsic Volcanic 1	Central Pit	Ore-Grade	40	2.3	17	--	0.69	--	8.0	0.62	685	2.0
DX758029	BR-144	149	150	Felsic Volcanic 1	Central Pit	Mine Rock	15	2.7	19	--	1.8	--	19	0.95	568	1.0
DX758030	BR-144	152	153	Felsic Volcanic 1	Central Pit	Ore-Grade	26	2.9	18	--	2.2	--	21	1.0	742	1.0
DX758031	BR-144	176	177	Felsic Volcanic 1	Central Pit	Mine Rock	29	2.7	19	--	1.4	--	21	0.96	1030	1.0
DX758032	BR-144	189	190	Felsic Volcanic 1	Central Pit	Mine Rock	20	2.9	19	--	1.6	--	24	0.99	1030	1.0
A0964603	BR-407	334.5	336	Felsic Volcanic 1	Central Pit	Mine Rock	17	2.6	19	--	1.8	--	27	0.88	389	<1
A0964604	BR-407	340.5	342	Felsic Volcanic 1	Central Pit	Mine Rock	31	2.7	20	--	1.7	--	25	0.81	386	<1
A0964605	BR-407	345	346.5	Felsic Volcanic 1	Central Pit	Mine Rock	19	2.5	20	--	1.8	--	27	0.77	380	<1
A0964606	BR-407	355.5	357	Felsic Volcanic 1	Central Pit	Mine Rock	16	2.2	17	--	1.2	--	22	0.55	403	<1
A0964607	BR-407	361.5	363	Felsic Volcanic 1	Central Pit	Mine Rock	25	2.7	19	--	2.4	--	16	0.64	418	1.0
A0964608	BR-407	367.5	369	Felsic Volcanic 1	Central Pit	Mine Rock	20	2.7	19	--	1.6	--	21	0.89	434	1.0
A0964609	BR-407	381	382.5	Felsic Volcanic 1	Central Pit	Mine Rock	17	2.5	20	--	1.9	--	21	0.75	384	1.0
A0964617	BR-407	389	390	Felsic Volcanic 1	Central Pit	Mine Rock	28	2.5	20	--	2.4	--	17	0.46	323	2.0
A0964610	BR-407	393	394.5	Felsic Volcanic 1	Central Pit	Mine Rock	42	2.9	19	--	1.9	--	18	0.89	564	2.0
A0964611	BR-407	401	402	Felsic Volcanic 1	Central Pit	Mine Rock	5.0	3.4	19	--	2.3	--	28	1.1	505	1.0
A0964612	BR-407	406	407	Felsic Volcanic 1	Central Pit	Mine Rock	59	4.8	20	--	2.3	--	21	1.1	738	2.0
A0964613	BR-407	417	417.75	Felsic Volcanic 1	Central Pit	Mine Rock	5.0	3.6	19	--	2.3	--	17	1.0	787	2.0
A0964614	BR-407	431.5	432.35	Felsic Volcanic 1	Central Pit	Ore-Grade	1.0	4.5	19	--	3.5	--	24	0.88	505	2.0
A0964615	BR-407	435	436	Felsic Volcanic 1	Central Pit	Mine Rock	2.0	2.7	19	--	2.1	--	22	0.80	531	1.0
117426	BR-426	23	24	Felsic Volcanic 1	Central Pit	Mine Rock	20	2.6	19	--	1.4	--	19	0.84	370	2.0
117427	BR-426	33	34.5	Felsic Volcanic 1	Central Pit	Mine Rock	19	2.4	16	--	1.3	--	12	0.76	417	2.0

Screening values are for qualitative assessment only and hold no regulatory significance.

Classification as mine rock or ore-grade materials was based on gold content.

A value of "--" indicates metal was not measured for the given sample; the variation in elements analyzed is due to measurement at two different laboratories (see text).

Table B-7 Four Acid Metals

Sample ID	Drillhole ID	From	To	Lithology	Area	Class	Copper	Iron	Gallium	Germanium	Potassium	Lanthanum	Lithium	Magnesium	Manganese	Molybdenum
		m	*m*				*ppm*	*%*	*ppm*	*ppm*	*%*	*ppm*	*ppm*	*%*	*ppm*	*ppm*
10x Crustal Abundance (Price 1997) [(1)]							--	--	--	--	--	--	--	--	--	--
117428	BR-426	40.5	42	Felsic Volcanic 1	Central Pit	Ore-Grade	36	2.5	19	--	1.3	--	16	0.81	448	1.0
117429	BR-426	44.6	46	Felsic Volcanic 1	Central Pit	Mine Rock	27	3.0	20	--	1.9	--	22	0.95	549	1.0
117430	BR-426	57	58	Felsic Volcanic 2	Central Pit	Ore-Grade	16	2.0	18	--	2.3	--	15	0.23	141	2.0
117431	BR-426	61.5	63	Felsic Volcanic 1	Central Pit	Mine Rock	49	3.4	19	--	2.6	--	22	1.0	977	1.0
117432	BR-426	66	67	Felsic Volcanic 2	Central Pit	Ore-Grade	7.0	2.0	18	--	1.7	--	12	0.22	277	1.0
117433	BR-426	80	81.15	Felsic Volcanic 2	Central Pit	Mine Rock	14	1.8	17	--	0.91	--	11	0.40	415	2.0
117434	BR-426	84.4	85.75	Felsic Volcanic 2	Central Pit	Ore-Grade	7.0	1.7	11	--	1.3	--	10	0.28	252	2.0
117435	BR-426	90	91	Felsic Volcanic 2	Central Pit	Mine Rock	5.0	1.9	13	--	1.8	--	14	0.24	351	<1
117436	BR-426	94.2	95.2	Felsic Volcanic 1	Central Pit	Mine Rock	12	1.6	5.0	--	0.78	--	5.0	0.10	141	<1
117437	BR-426	100.55	101.6	Felsic Volcanic 2	Central Pit	Mine Rock	7.0	1.8	17	--	1.9	--	16	0.27	257	1.0
117438	BR-426	105.4	106.55	Felsic Volcanic 2	Central Pit	Mine Rock	10	2.2	17	--	1.8	--	16	0.53	310	2.0
117439	BR-426	110.5	112	Felsic Volcanic 2	Central Pit	Mine Rock	4.0	2.0	19	--	1.7	--	12	0.22	312	1.0
117440	BR-426	115	116.5	Felsic Volcanic 2	Central Pit	Mine Rock	3.0	1.9	17	--	1.7	--	13	0.20	308	<1
117441	BR-426	121	122.5	Felsic Volcanic 2	Central Pit	Mine Rock	2.0	2.0	18	--	1.9	--	13	0.19	396	2.0
117442	BR-426	127	128.5	Felsic Volcanic 2	Central Pit	Mine Rock	2.0	1.6	16	--	1.5	--	14	0.19	325	4.0
117443	BR-426	133.5	135	Felsic Volcanic 2	Central Pit	Mine Rock	2.0	2.0	20	--	1.4	--	14	0.32	441	2.0
117444	BR-426	139.5	141	Felsic Volcanic 2	Central Pit	Mine Rock	<1	2.1	18	--	2.5	--	18	0.25	363	2.0
117445	BR-426	145.5	147	Felsic Volcanic 2	Central Pit	Mine Rock	2.0	1.8	18	--	1.8	--	16	0.23	254	1.0
117446	BR-426	151.5	152.5	Felsic Volcanic 2	Central Pit	Mine Rock	4.0	1.9	18	--	2.0	--	13	0.25	607	1.0
117447	BR-426	156	157	Felsic Volcanic 2	Central Pit	Mine Rock	2.0	2.0	19	--	3.5	--	22	0.29	397	2.0
A0964680	BR-426	163.5	164.45	Felsic Volcanic 2	Central Pit	Mine Rock	7.0	2.1	19	--	2.2	--	13	0.24	428	1.0
117195	BR-038	23	24	Felsic Volcanic 1	Central Pit	Mine Rock	36	3.9	19	--	3.0	--	20	1.0	1460	2.0
117196	BR-038	31.35	32.3	Felsic Volcanic 1	Central Pit	Mine Rock	9.0	3.3	21	--	2.2	--	26	1.2	1470	3.0
117166	BR-038	38	39	Felsic Volcanic 1	Central Pit	Mine Rock	17	2.3	17	--	1.1	--	16	0.73	1080	1.0
117167	BR-038	41.9	42.9	Felsic Volcanic 1	Central Pit	Mine Rock	6.0	2.6	20	--	2.8	--	18	0.70	867	2.0
117197	BR-038	47.2	47.9	Felsic Volcanic 1	Central Pit	Mine Rock	27	2.9	19	--	2.1	--	17	0.98	1750	1.0
117168	BR-038	50.2	50.7	Felsic Volcanic 1	Central Pit	Mine Rock	107	6.6	17	--	3.7	--	22	0.98	2030	1.0
117198	BR-038	55	56	Felsic Volcanic 1	Central Pit	Mine Rock	29	2.5	19	--	1.7	--	21	0.78	870	1.0
117199	BR-038	62.5	63	Felsic Volcanic 1	Central Pit	Mine Rock	19	3.2	18	--	1.9	--	22	0.96	1820	1.0
117169	BR-038	65.5	66	Felsic Volcanic 1	Central Pit	Mine Rock	60	3.3	19	--	2.3	--	22	0.91	1150	1.0
117170	BR-038	70.62	71.55	Felsic Volcanic 1	Central Pit	Mine Rock	7.0	3.0	20	--	2.1	--	20	0.79	869	3.0
117200	BR-038	74.5	75.25	Felsic Volcanic 1	Central Pit	Mine Rock	21	2.9	19	--	3.8	--	21	0.94	1160	1.0
117258	BR-038	81.7	82.2	Felsic Volcanic 1	Central Pit	Ore-Grade	195	4.2	20	--	2.2	--	17	0.94	1260	1.0
117171	BR-038	87.8	88.8	Felsic Volcanic 1	Central Pit	Ore-Grade	23	3.2	21	--	1.8	--	17	1.0	1080	1.0
117172	BR-038	105.5	106.5	Felsic Volcanic 1	Central Pit	Mine Rock	17	2.7	20	--	1.8	--	17	1.0	825	<1
117173	BR-038	116.15	117.15	Felsic Volcanic 1	Central Pit	Mine Rock	16	2.9	19	--	2.4	--	21	0.88	1230	<1
117251	BR-038	122.5	123.5	Felsic Volcanic 1	Central Pit	Mine Rock	12	2.9	18	--	2.3	--	22	0.93	1060	<1
117252	BR-038	128	129	Felsic Volcanic 1	Central Pit	Mine Rock	15	3.0	20	--	2.7	--	21	0.94	1750	<1
117174	BR-038	140.85	141.85	Felsic Volcanic 1	Central Pit	Mine Rock	19	3.1	20	--	2.4	--	24	1.1	596	1.0
117253	BR-038	145.85	146.65	Felsic Volcanic 1	Central Pit	Mine Rock	18	2.9	19	--	1.6	--	23	0.97	740	1.0
117175	BR-038	150.9	151.9	Felsic Volcanic 1	Central Pit	Mine Rock	15	2.0	20	--	2.0	--	20	0.58	675	<1
117176	BR-038	161.6	162.6	Felsic Volcanic 1	Central Pit	Mine Rock	18	2.6	20	--	1.4	--	27	0.86	1210	<1
117177	BR-038	166.6	167.6	Felsic Volcanic 1	Central Pit	Mine Rock	15	2.6	18	--	1.8	--	25	0.92	1190	<1
117178	BR-038	186	186.6	Felsic Volcanic 1	Central Pit	Mine Rock	12	2.1	15	--	1.3	--	16	0.66	422	<1

Classification as mine rock or ore-grade materials was based on gold content.

A value of "--" indicates metal was not measured for the given sample; the variation in elements analyzed is due to measurement at two different laboratories (see text).

Table B-7 Four Acid Metals

Sample ID	Drillhole ID	From	To	Lithology	Area	Class	Copper	Iron	Gallium	Germanium	Potassium	Lanthanum	Lithium	Magnesium	Manganese	Molybdenum
		m	*m*				*ppm*	*%*	*ppm*	*ppm*	*%*	*ppm*	*ppm*	*%*	*ppm*	*ppm*
10x Crustal Abundance (Price 1997) [(1)]							--	--	--	--	--	--	--	--	--	--
117179	BR-038	191.5	192.5	Metasediment 2	Central Pit	Mine Rock	69	3.8	18	--	2.2	--	23	1.3	491	1.0
117180	BR-038	196.8	197.8	Metasediment 2	Central Pit	Mine Rock	44	3.6	18	--	2.0	--	20	1.1	364	<1
117181	BR-038	202.3	203.3	Metasediment 2	Central Pit	Mine Rock	47	7.0	19	--	2.3	--	45	1.8	624	1.0
117254	BR-038	207.25	208.25	Felsic Volcanic 1	Central Pit	Mine Rock	26	3.2	20	--	1.7	--	20	1.1	501	1.0
117182	BR-038	211.35	212.35	Metasediment 2	Central Pit	Mine Rock	64	4.4	20	--	2.4	--	32	1.4	476	1.0
117183	BR-038	217.9	218.65	Metasediment 2	Central Pit	Mine Rock	80	8.5	21	--	2.8	--	78	2.2	871	<1
117184	BR-038	220.5	221.7	Metasediment 2	Central Pit	Mine Rock	85	7.0	18	--	1.3	--	32	1.4	640	<1
117185	BR-038	222.7	223.7	Metasediment 2	Central Pit	Mine Rock	32	4.3	19	--	1.1	--	28	1.3	456	2.0
117186	BR-038	227.2	228.2	Felsic Volcanic 1	Central Pit	Mine Rock	24	3.0	20	--	1.7	--	22	1.0	495	1.0
117255	BR-038	233.5	234	Felsic Volcanic 1	Central Pit	Mine Rock	20	3.0	19	--	1.5	--	24	1.0	429	1.0
117256	BR-038	239.5	240	Felsic Volcanic 1	Central Pit	Mine Rock	23	3.1	18	--	2.6	--	22	1.1	480	1.0
117187	BR-038	242.65	243.65	Felsic Volcanic 1	Central Pit	Mine Rock	19	2.9	19	--	1.8	--	22	0.97	460	1.0
117188	BR-038	245.95	246.75	Metasediment 2	Central Pit	Mine Rock	46	4.3	21	--	1.8	--	33	1.4	502	1.0
117189	BR-038	253.2	254.2	Felsic Volcanic 1	Central Pit	Ore-Grade	21	3.2	19	--	2.0	--	24	1.0	483	<1
117190	BR-038	264.1	264.65	Metasediment 2	Central Pit	Ore-Grade	67	6.8	18	--	2.6	--	29	1.2	504	2.0
117191	BR-038	268.6	269.6	Felsic Volcanic 2	Central Pit	Mine Rock	4.0	2.0	18	--	2.5	--	23	0.33	168	2.0
117192	BR-038	269.6	270.6	Felsic Volcanic 2	Central Pit	Mine Rock	5.0	1.8	17	--	2.0	--	17	0.29	256	2.0
117257	BR-038	278.2	279.2	Felsic Volcanic 2	Central Pit	Mine Rock	4.0	2.0	18	--	2.2	--	12	0.23	268	1.0
117193	BR-038	281.3	282.3	Felsic Volcanic 2	Central Pit	Mine Rock	4.0	2.1	18	--	1.9	--	16	0.26	306	2.0
117194	BR-038	285.3	286.3	Felsic Volcanic 2	Central Pit	Mine Rock	13	5.2	14	--	2.2	--	55	3.5	1060	<1
117259	BR-039	14	15	Felsic Volcanic 1	Central Pit	Mine Rock	21	2.8	19	--	2.5	--	22	0.86	1950	<1
117260	BR-039	20.5	21.5	Felsic Volcanic 1	Central Pit	Mine Rock	16	3.2	19	--	1.8	--	24	1.1	649	1.0
117261	BR-039	34	35.3	Metasediment 2	Central Pit	Mine Rock	54	4.7	20	--	2.4	--	27	1.5	504	<1
117262	BR-039	42.4	43	Metasediment 2	Central Pit	Mine Rock	101	7.3	18	--	1.4	--	32	1.6	485	2.0
117263	BR-039	47	48.3	Metasediment 2	Central Pit	Mine Rock	47	5.1	19	--	2.0	--	28	1.4	521	1.0
117264	BR-039	53	54	Metasediment 2	Central Pit	Mine Rock	71	4.8	20	--	1.8	--	26	1.5	445	1.0
117295	BR-039	59	60	Metasediment 2	Central Pit	Mine Rock	43	6.3	18	--	2.2	--	30	1.4	503	1.0
117265	BR-039	63	64	Metasediment 2	Central Pit	Mine Rock	57	7.8	18	--	2.7	--	44	1.7	542	1.0
117266	BR-039	65	66	Metasediment 2	Central Pit	Mine Rock	60	5.4	21	--	1.9	--	29	1.7	502	1.0
117267	BR-039	70	71	Metasediment 2	Central Pit	Mine Rock	54	4.1	20	--	2.0	--	23	1.3	397	<1
117268	BR-039	75	76	Metasediment 2	Central Pit	Mine Rock	62	5.1	22	--	2.0	--	27	1.6	531	2.0
117269	BR-039	80	81	Metasediment 2	Central Pit	Mine Rock	60	7.7	19	--	2.4	--	27	1.9	710	1.0
117270	BR-039	85.3	85.9	Metasediment 2	Central Pit	Mine Rock	55	5.9	19	--	3.1	--	32	1.5	413	1.0
117271	BR-039	91	92	Felsic Volcanic 1	Central Pit	Mine Rock	22	2.8	18	--	1.0	--	24	0.93	514	1.0
117272	BR-039	95.6	96.4	Metasediment 2	Central Pit	Mine Rock	76	5.2	21	--	2.0	--	37	1.8	706	2.0
117273	BR-039	102	103	Metasediment 2	Central Pit	Mine Rock	53	4.0	21	--	1.8	--	27	1.2	505	2.0
117274	BR-039	109	110	Felsic Volcanic 1	Central Pit	Mine Rock	25	3.2	20	--	2.1	--	23	1.0	524	1.0
117275	BR-039	115.8	117	Felsic Volcanic 2	Central Pit	Mine Rock	4.0	2.2	19	--	2.3	--	15	0.35	249	1.0
117276	BR-039	120.15	121.5	Felsic Volcanic 2	Central Pit	Ore-Grade	7.0	2.3	17	--	1.8	--	20	0.20	108	2.0
117277	BR-039	125	126	Felsic Volcanic 2	Central Pit	Mine Rock	3.0	1.9	18	--	1.9	--	14	0.24	297	1.0
117391	BR-211	39	40	Felsic Volcanic 1	Central Pit	Mine Rock	18	3.0	19	--	2.3	--	20	0.87	963	2.0
117392	BR-211	44.45	45.15	Felsic Volcanic 1	Central Pit	Ore-Grade	19	2.9	18	--	2.4	--	21	0.88	1230	3.0
117393	BR-211	50	51	Felsic Volcanic 1	Central Pit	Mine Rock	11	4.2	18	--	2.3	--	15	0.85	1190	1.0
117394	BR-211	61.25	62	Felsic Volcanic 1	Central Pit	Mine Rock	26	3.3	19	--	2.4	--	23	0.95	1610	2.0

Classification as mine rock or ore-grade materials was based on gold content.

A value of "--" indicates metal was not measured for the given sample; the variation in elements analyzed is due to measurement at two different laboratories (see text).

Table B-7 Four Acid Metals

Sample ID	Drillhole ID	From	To	Lithology	Area	Class	Copper	Iron	Gallium	Germanium	Potassium	Lanthanum	Lithium	Magnesium	Manganese	Molybdenum
		m	*m*				*ppm*	*%*	*ppm*	*ppm*	*%*	*ppm*	*ppm*	*%*	*ppm*	*ppm*
10x Crustal Abundance (Price 1997) [(1)]							--	--	--	--	--	--	--	--	--	--
117395	BR-211	65.75	66.5	Felsic Volcanic 1	Central Pit	Mine Rock	27	3.4	19	--	2.6	--	23	1.2	1460	2.0
117396	BR-211	73.25	74	Felsic Volcanic 1	Central Pit	Mine Rock	102	3.2	18	--	2.6	--	15	0.82	1200	1.0
117397	BR-211	74.75	75.5	Felsic Volcanic 1	Central Pit	Mine Rock	38	3.7	20	--	3.3	--	19	0.99	1530	2.0
117398	BR-211	81	81.7	Felsic Volcanic 1	Central Pit	Mine Rock	267	5.7	18	--	2.7	--	16	0.87	1210	2.0
117399	BR-211	86.5	87.5	Felsic Volcanic 1	Central Pit	Mine Rock	18	3.8	17	--	2.3	--	17	0.79	1430	2.0
117400	BR-211	91.5	92.5	Felsic Volcanic 1	Central Pit	Mine Rock	145	5.5	19	--	2.9	--	23	1.0	2190	2.0
117401	BR-211	93.5	94.5	Felsic Volcanic 1	Central Pit	Mine Rock	51	6.9	18	--	3.1	--	20	0.85	1420	1.0
117402	BR-211	99.8	100.5	Felsic Volcanic 2	Central Pit	Ore-Grade	50	5.7	16	--	3.3	--	11	0.67	976	2.0
117403	BR-211	103.2	103.9	Felsic Volcanic 2	Central Pit	Ore-Grade	186	2.8	13	--	1.5	--	6.0	0.48	702	2.0
117404	BR-211	115.5	116.5	Felsic Volcanic 1	Central Pit	Mine Rock	121	2.3	20	--	2.6	--	14	0.60	854	2.0
117405	BR-211	119.5	120.25	Felsic Volcanic 1	Central Pit	Mine Rock	47	2.2	19	--	3.1	--	16	0.53	962	<1
117406	BR-211	146.5	147.6	Felsic Volcanic 1	Central Pit	Mine Rock	20	2.4	19	--	1.9	--	18	0.72	638	1.0
117407	BR-211	160	161.2	Metasediment 2	Central Pit	Mine Rock	44	4.1	19	--	2.9	--	27	1.5	802	1.0
117408	BR-211	165	166	Felsic Volcanic 1	Central Pit	Mine Rock	27	2.4	20	--	2.4	--	19	0.72	829	<1
117409	BR-211	171	172	Felsic Volcanic 1	Central Pit	Mine Rock	27	2.3	17	--	1.5	--	15	0.66	570	2.0
117410	BR-211	176.5	177	Felsic Volcanic 1	Central Pit	Mine Rock	34	2.4	16	--	1.2	--	13	0.61	498	2.0
117411	BR-211	182.85	183.4	Felsic Volcanic 1	Central Pit	Ore-Grade	83	5.2	17	--	1.5	--	18	1.2	506	2.0
117412	BR-211	190	191	Felsic Volcanic 1	Central Pit	Mine Rock	9.0	2.7	22	--	2.3	--	21	0.85	687	2.0
117413	BR-211	197.6	198.1	Felsic Volcanic 2	Central Pit	Mine Rock	15	1.9	19	--	0.71	--	7.0	0.27	388	2.0
117414	BR-211	201	202.05	Metasediment 2	Central Pit	Mine Rock	56	5.1	20	--	2.3	--	33	1.3	601	<1
117415	BR-211	216	216.8	Felsic Volcanic 2	Central Pit	Mine Rock	57	5.2	24	--	0.33	--	5.0	1.4	914	10
117416	BR-211	220.15	221.3	Metasediment 2	Central Pit	Mine Rock	74	5.7	21	--	2.3	--	36	1.5	728	4.0
117417	BR-211	225.3	225.75	Felsic Volcanic 2	Central Pit	#N/A	3.0	2.7	22	--	1.7	--	14	0.28	200	3.0
117418	BR-211	231	232.05	Metasediment 2	Central Pit	Mine Rock	36	7.5	20	--	3.8	--	42	1.5	644	2.0
117419	BR-211	238.5	240	Metasediment 2	Central Pit	Mine Rock	48	6.2	21	--	3.5	--	41	1.5	458	1.0
117420	BR-211	245	246	Felsic Volcanic 2	Central Pit	Mine Rock	8.0	2.1	20	--	0.88	--	10	0.44	504	2.0
117421	BR-211	250.5	251.5	Felsic Volcanic 2	Central Pit	Mine Rock	27	2.0	18	--	1.0	--	10	0.36	410	2.0
117422	BR-211	254.5	255.5	Felsic Volcanic 2	Central Pit	Ore-Grade	13	2.0	14	--	0.39	--	6.0	0.35	406	3.0
117423	BR-211	264	265	Felsic Volcanic 2	Central Pit	Mine Rock	11	1.8	20	--	2.5	--	15	0.21	186	2.0
117424	BR-211	270.7	272	Felsic Volcanic 2	Central Pit	Mine Rock	4.0	1.7	18	--	1.9	--	13	0.22	328	2.0
117425	BR-211	276	277	Felsic Volcanic 2	Central Pit	Mine Rock	3.0	2.1	20	--	2.1	--	14	0.23	244	5.0
A0964891	BR-311	30.3	31.1	Felsic Volcanic 1	Central Pit	Mine Rock	29	3.4	20	--	2.4	--	18	0.88	1990	1.0
A0964892	BR-311	35.25	35.75	Felsic Volcanic 1	Central Pit	Mine Rock	43	3.8	19	--	2.4	--	28	1.7	1050	1.0
A0964893	BR-311	44	45	Felsic Volcanic 1	Central Pit	Mine Rock	19	2.8	21	--	2.8	--	18	0.73	522	1.0
A0964894	BR-311	48	48.7	Felsic Volcanic 1	Central Pit	Mine Rock	13	2.6	19	--	2.4	--	19	0.77	1160	<1
A0964895	BR-311	55.75	57	Felsic Volcanic 1	Central Pit	Mine Rock	11	2.6	19	--	2.3	--	22	0.80	804	1.0
A0964896	BR-311	61.5	63	Felsic Volcanic 1	Central Pit	Mine Rock	20	2.6	21	--	2.5	--	18	0.78	948	1.0
A0964897	BR-311	170.75	171.3	Felsic Volcanic 2	Central Pit	Mine Rock	9.0	2.0	21	--	1.9	--	15	0.48	598	1.0
A0964898	BR-311	175.75	177	Felsic Volcanic 2	Central Pit	Mine Rock	4.0	1.7	17	--	2.1	--	13	0.27	375	2.0
A0964899	BR-311	183.9	184.9	Felsic Volcanic 2	Central Pit	Mine Rock	6.0	2.0	18	--	2.0	--	10	0.21	289	2.0
A0964900	BR-311	196.1	197.5	Felsic Volcanic 1	Central Pit	Mine Rock	22	3.1	20	--	2.0	--	18	0.99	459	1.0
A0964901	BR-311	202.5	203.5	Felsic Volcanic 1	Central Pit	Mine Rock	21	3.2	21	--	2.0	--	16	0.99	427	2.0
A0964902	BR-311	207	207.8	Felsic Volcanic 2	Central Pit	Mine Rock	3.0	1.9	18	--	1.3	--	8.0	0.21	357	2.0
A0964903	BR-311	212.75	213.6	Felsic Volcanic 2	Central Pit	Mine Rock	14	2.2	18	--	1.1	--	10	0.86	348	1.0

Classification as mine rock or ore-grade materials was based on gold content.

A value of "--" indicates metal was not measured for the given sample; the variation in elements analyzed is due to measurement at two different laboratories (see text).

Table B-7 Four Acid Metals

Sample ID	Drillhole ID	From	To	Lithology	Area	Class	Copper	Iron	Gallium	Germanium	Potassium	Lanthanum	Lithium	Magnesium	Manganese	Molybdenum
		m	*m*				*ppm*	*%*	*ppm*	*ppm*	*%*	*ppm*	*ppm*	*%*	*ppm*	*ppm*
10x Crustal Abundance (Price 1997) [(1)]							--	--	--	--	--	--	--	--	--	--
A0964904	BR-311	217.5	218.5	Felsic Volcanic 2	Central Pit	Mine Rock	3.0	1.8	19	--	1.6	--	11	0.20	337	2.0
A0964905	BR-311	222.9	223.5	Felsic Volcanic 2	Central Pit	Mine Rock	4.0	1.8	18	--	1.3	--	9.0	0.26	273	2.0
A0964021	BR-406	401	402	Felsic Volcanic 1	Central Pit	Mine Rock	4.0	6.4	18	--	3.4	--	27	0.69	329	2.0
A0964022	BR-406	406.3	406.8	Felsic Volcanic 1	Central Pit	Mine Rock	1.0	6.1	18	--	2.2	--	23	0.88	835	5.0
A0964023	BR-406	416	417	Felsic Volcanic 1	Central Pit	Mine Rock	107	2.9	18	--	2.4	--	16	0.83	1690	2.0
A0964024	BR-406	420	421	Felsic Volcanic 1	Central Pit	Mine Rock	40	2.5	17	--	2.2	--	18	0.79	1290	2.0
A0964025	BR-406	425	426	Felsic Volcanic 1	Central Pit	Mine Rock	53	2.9	19	--	3.1	--	18	0.87	1560	2.0
A0964026	BR-406	430	431	Felsic Volcanic 1	Central Pit	Mine Rock	22	3.1	19	--	3.1	--	16	0.92	1690	2.0
A0964027	BR-406	435	435.7	Felsic Volcanic 1	Central Pit	Mine Rock	88	2.6	13	--	3.7	--	7.0	0.55	1380	1.0
A0964561	BR-407	35.6	37.1	Fragmental 1	Central Pit	Mine Rock	12	2.1	22	--	1.2	--	14	0.75	286	5.0
A0964562	BR-407	40.4	41.75	Metasediment 2	Central Pit	Mine Rock	42	3.8	23	--	2.7	--	21	1.2	560	1.0
A0964563	BR-407	45.35	46.5	Fragmental 1	Central Pit	Mine Rock	21	2.0	20	--	1.9	--	15	0.60	247	<1
A0964564	BR-407	65.5	67	Fragmental 1	Central Pit	Mine Rock	30	2.5	20	--	2.0	--	21	0.57	407	<1
A0964565	BR-407	71.5	72.6	Fragmental 1	Central Pit	Mine Rock	53	2.6	21	--	1.9	--	23	0.67	461	1.0
A0964566	BR-407	75.5	77	Fragmental 1	Central Pit	Mine Rock	19	2.2	21	--	2.1	--	22	0.62	412	2.0
A0964567	BR-407	81.5	83	Fragmental 1	Central Pit	Mine Rock	23	1.8	17	--	1.5	--	16	0.39	291	2.0
A0964568	BR-407	87	88	Fragmental 1	Central Pit	Mine Rock	17	2.1	20	--	1.9	--	17	0.36	406	<1
A0964569	BR-407	92	93.5	Felsic Volcanic 1	Central Pit	Mine Rock	18	3.1	20	--	1.9	--	36	1.0	484	<1
A0964570	BR-407	97.5	99	Fragmental 1	Central Pit	Mine Rock	30	2.9	20	--	1.7	--	22	0.63	555	<1
A0964571	BR-407	105	106.5	Fragmental 1	Central Pit	Mine Rock	26	2.9	20	--	1.9	--	24	0.77	405	<1
A0964572	BR-407	110.6	112	Fragmental 1	Central Pit	Mine Rock	20	2.9	21	--	1.9	--	26	0.82	530	<1
A0964573	BR-407	115.7	117	Fragmental 1	Central Pit	Mine Rock	24	3.2	20	--	1.8	--	31	0.90	525	<1
A0964574	BR-407	123.3	124.5	Fragmental 1	Central Pit	Mine Rock	23	3.0	21	--	2.0	--	36	0.92	381	<1
A0964575	BR-407	130.5	132	Fragmental 1	Central Pit	Mine Rock	34	3.1	20	--	2.2	--	52	1.1	494	<1
A0964576	BR-407	136.5	138	Fragmental 1	Central Pit	Mine Rock	41	3.4	18	--	1.5	--	29	0.97	525	2.0
A0964577	BR-407	141	142.5	Fragmental 1	Central Pit	Mine Rock	17	2.3	18	--	1.8	--	19	0.64	438	<1
A0964578	BR-407	146.9	148.4	Fragmental 1	Central Pit	Mine Rock	15	3.3	23	--	1.9	--	33	1.1	602	<1
A0964579	BR-407	152	153.5	Fragmental 1	Central Pit	Mine Rock	13	1.8	20	--	1.5	--	21	0.55	341	<1
A0964580	BR-407	157	158.5	Fragmental 1	Central Pit	Mine Rock	12	2.3	21	--	1.7	--	28	0.79	429	<1
A0964581	BR-407	162	162.9	Fragmental 1	Central Pit	Mine Rock	46	3.3	19	--	1.8	--	39	1.2	598	<1
A0964582	BR-407	166	167.5	Fragmental 1	Central Pit	Mine Rock	59	4.1	21	--	1.7	--	49	1.4	463	3.0
A0964583	BR-407	171	172	Fragmental 1	Central Pit	Mine Rock	40	2.7	19	--	1.4	--	41	1.0	286	<1
A0964584	BR-407	176	177.5	Felsic Volcanic 1	Central Pit	Mine Rock	16	2.6	20	--	1.6	--	26	0.65	421	<1
A0964585	BR-407	192.3	193.5	Felsic Volcanic 1	Central Pit	Mine Rock	23	2.6	19	--	1.0	--	15	0.31	372	<1
A0964586	BR-407	197.5	199	Felsic Volcanic 1	Central Pit	Mine Rock	13	2.5	18	--	1.9	--	13	0.36	335	<1
A0964616	BR-407	203.85	205	Felsic Volcanic 1	Central Pit	Mine Rock	19	2.5	18	--	1.7	--	13	0.55	384	<1
A0964587	BR-407	212.5	214	Felsic Volcanic 1	Central Pit	Mine Rock	10	2.5	19	--	1.9	--	15	0.52	401	<1
A0964588	BR-407	218	219	Felsic Volcanic 1	Central Pit	Mine Rock	13	2.3	15	--	1.0	--	16	0.61	357	<1
A0964589	BR-407	225	226.5	Felsic Volcanic 1	Central Pit	Mine Rock	18	2.6	18	--	1.3	--	15	0.48	381	<1
A0964590	BR-407	231	231.6	Felsic Volcanic 1	Central Pit	Mine Rock	21	2.8	20	--	2.0	--	21	0.71	399	2.0
A0964591	BR-407	241.5	243	Felsic Volcanic 1	Central Pit	Mine Rock	13	2.6	18	--	1.7	--	17	0.46	369	<1
A0964592	BR-407	247.5	249	Felsic Volcanic 1	Central Pit	Mine Rock	14	2.6	19	--	1.6	--	18	0.44	391	<1
A0964593	BR-407	261	262.5	Felsic Volcanic 1	Central Pit	Mine Rock	18	2.7	19	--	1.7	--	23	0.49	387	<1
A0964594	BR-407	267	268.5	Felsic Volcanic 1	Central Pit	Mine Rock	34	4.0	21	--	1.9	--	31	0.82	609	<1

Classification as mine rock or ore-grade materials was based on gold content.

A value of "--" indicates metal was not measured for the given sample; the variation in elements analyzed is due to measurement at two different laboratories (see text).

Table B-7 Four Acid Metals

Sample ID	Drillhole ID	From	To	Lithology	Area	Class	Copper	Iron	Gallium	Germanium	Potassium	Lanthanum	Lithium	Magnesium	Manganese	Molybdenum
		m	*m*				*ppm*	*%*	*ppm*	*ppm*	*%*	*ppm*	*ppm*	*%*	*ppm*	*ppm*
10x Crustal Abundance (Price 1997) [(1)]							--	--	--	--	--	--	--	--	--	--
A0964595	BR-407	273	274.5	Felsic Volcanic 1	Central Pit	Mine Rock	66	4.8	22	--	1.9	--	43	1.6	650	<1
A0964596	BR-407	285	286	Metasediment 2	Central Pit	Mine Rock	57	5.7	22	--	1.8	--	49	1.8	763	1.0
A0964597	BR-407	291	292.5	Metasediment 2	Central Pit	Mine Rock	36	4.3	17	--	1.3	--	33	1.1	599	<1
A0964598	BR-407	298.5	300	Fragmental 1	Central Pit	Mine Rock	27	4.1	19	--	1.3	--	36	0.84	833	2.0
A0964599	BR-407	304.5	305.6	Fragmental 1	Central Pit	Mine Rock	23	3.9	22	--	1.8	--	42	0.91	697	<1
A0964600	BR-407	318.6	319.6	Felsic Volcanic 1	Central Pit	Mine Rock	21	2.7	18	--	1.3	--	25	0.85	373	<1
A0964601	BR-407	323.9	325.05	Felsic Volcanic 1	Central Pit	Mine Rock	23	2.6	18	--	1.5	--	26	0.79	365	1.0
A0964602	BR-407	330	331	Metasediment 2	Central Pit	Mine Rock	41	3.8	19	--	1.8	--	35	1.3	395	<1
A0964752	BR-463	17.5	19	Felsic Volcanic 1	Central Pit	Mine Rock	17	2.8	20	--	1.8	--	20	0.86	1260	2.0
A0964753	BR-463	31	32.5	Felsic Volcanic 1	Central Pit	Mine Rock	15	2.7	21	--	1.7	--	17	0.88	1010	<1
A0964754	BR-463	54.7	56.2	Felsic Volcanic 1	Central Pit	Mine Rock	19	3.1	20	--	2.6	--	23	0.98	3520	<1
A0964755	BR-463	62	63.5	Felsic Volcanic 1	Central Pit	Mine Rock	16	2.9	19	--	2.6	--	27	0.99	528	<1
A0964756	BR-463	81.5	82.5	Felsic Volcanic 1	Central Pit	Mine Rock	17	2.8	21	--	2.6	--	20	0.81	422	1.0
A0964757	BR-463	130.5	132	Felsic Volcanic 1	Central Pit	Mine Rock	19	3.0	21	--	1.7	--	29	1.1	439	2.0
A0964758	BR-463	139.2	140.6	Felsic Volcanic 1	Central Pit	Mine Rock	17	3.0	21	--	1.6	--	20	1.0	452	1.0
A0964759	BR-463	153.2	154.2	Felsic Volcanic 1	Central Pit	Mine Rock	22	3.0	21	--	1.8	--	22	0.91	432	<1
A0964760	BR-463	157.6	158.7	Metasediment 2	Central Pit	Mine Rock	63	7.1	20	--	2.0	--	36	1.8	542	1.0
A0964761	BR-463	162.2	163.2	Felsic Volcanic 1	Central Pit	Mine Rock	20	2.6	19	--	1.6	--	20	0.98	401	1.0
A0964762	BR-463	168	169.5	Metasediment 2	Central Pit	Mine Rock	60	8.4	19	--	2.1	--	26	1.7	635	2.0
A0964763	BR-463	172.9	174.4	Metasediment 2	Central Pit	Mine Rock	51	6.4	20	--	2.4	--	34	1.4	608	<1
A0964764	BR-463	175.8	176.7	Metasediment 2	Central Pit	Mine Rock	78	6.3	23	--	2.7	--	32	1.4	586	2.0
A0964765	BR-463	186.8	188.3	Felsic Volcanic 1	Central Pit	Mine Rock	23	3.0	19	--	1.7	--	22	0.88	427	2.0
A0964766	BR-464	13.7	15	Felsic Volcanic 1	Central Pit	Mine Rock	28	3.3	20	--	1.7	--	24	1.0	501	2.0
A0964767	BR-464	20.3	21.3	Metasediment 2	Central Pit	Mine Rock	58	5.2	22	--	1.8	--	42	1.5	497	2.0
A0964768	BR-464	27	28.35	Felsic Volcanic 1	Central Pit	Mine Rock	22	3.7	19	--	1.5	--	24	1.1	500	2.0
A0964769	BR-464	35.2	36.2	Metasediment 2	Central Pit	Mine Rock	112	8.1	20	--	2.5	--	33	1.4	528	2.0
A0964721	BR-464	71.7	72.7	Metasediment 2	Central Pit	Ore-Grade	32	10	17	--	2.6	--	30	1.5	857	2.0
A0964722	BR-464	76	77.3	Felsic Volcanic 2	Central Pit	Mine Rock	6.0	2.0	19	--	1.7	--	11	0.21	409	2.0
A0964723	BR-464	87.4	88.3	Felsic Volcanic 2	Central Pit	Mine Rock	8.0	2.0	19	--	1.9	--	15	0.29	322	2.0
A0964724	BR-464	91.7	92.8	Felsic Volcanic 2	Central Pit	Mine Rock	6.0	1.9	19	--	1.9	--	14	0.21	213	1.0
A0964725	BR-464	100	101.5	Felsic Volcanic 2	Central Pit	Mine Rock	9.0	1.9	18	--	1.8	--	16	0.23	270	2.0
A0964726	BR-464	105.7	106.7	Felsic Volcanic 2	Central Pit	Mine Rock	23	2.0	19	--	1.8	--	14	0.21	256	2.0
A0964727	BR-464	110.5	111.85	Felsic Volcanic 2	Central Pit	Mine Rock	12	2.0	19	--	1.6	--	13	0.20	224	<1
A0964728	BR-464	115.3	116	Felsic Volcanic 2	Central Pit	Mine Rock	11	1.6	14	--	0.63	--	6.0	0.16	131	1.0
A0964729	BR-464	120.2	121	Felsic Volcanic 2	Central Pit	Mine Rock	7.0	2.0	20	--	1.6	--	18	0.24	343	2.0
A0964730	BR-464	125	126.5	Felsic Volcanic 2	Central Pit	Mine Rock	6.0	1.9	19	--	1.8	--	12	0.20	304	2.0
A0964731	BR-464	130.4	131.9	Felsic Volcanic 1	Central Pit	Mine Rock	22	3.3	20	--	2.9	--	27	1.2	536	2.0
A0964732	BR-464	136	137	Felsic Volcanic 2	Central Pit	Mine Rock	1.0	1.9	18	--	1.5	--	6.0	0.18	329	7.0
A0964733	BR-464	141.9	143.4	Felsic Volcanic 2	Central Pit	Mine Rock	9.0	1.8	17	--	1.9	--	11	0.19	293	1.0
A0964734	BR-464	146.9	148.1	Felsic Volcanic 2	Central Pit	Mine Rock	13	2.2	19	--	1.7	--	14	0.67	408	1.0
A0964735	BR-464	151.6	152.8	Felsic Volcanic 2	Central Pit	Mine Rock	5.0	2.0	18	--	1.8	--	12	0.35	474	1.0
A0964736	BR-464	156.3	157.3	Felsic Volcanic 2	Central Pit	Mine Rock	7.0	1.9	19	--	1.6	--	11	0.28	331	1.0
A0964737	BR-464	160.7	161.85	Felsic Volcanic 2	Central Pit	Mine Rock	3.0	1.8	20	--	1.8	--	21	0.30	289	1.0
A0964738	BR-464	164.6	166.1	Felsic Volcanic 2	Central Pit	Mine Rock	3.0	2.0	18	--	1.6	--	11	0.26	331	2.0

Classification as mine rock or ore-grade materials was based on gold content.

A value of "--" indicates metal was not measured for the given sample; the variation in elements analyzed is due to measurement at two different laboratories (see text).

Table B-7 Four Acid Metals

Sample ID	Drillhole ID	From	To	Lithology	Area	Class	Copper	Iron	Gallium	Germanium	Potassium	Lanthanum	Lithium	Magnesium	Manganese	Molybdenum
		m	*m*				*ppm*	*%*	*ppm*	*ppm*	*%*	*ppm*	*ppm*	*%*	*ppm*	*ppm*
10x Crustal Abundance (Price 1997) [(1)]							--	--	--	--	--	--	--	--	--	--
A0964739	BR-465	18.6	18.9	Felsic Volcanic 1	Central Pit	Mine Rock	21	2.6	19	--	1.4	--	15	0.41	249	2.0
A0964740	BR-465	24.4	25.6	Felsic Volcanic 2	Central Pit	Mine Rock	14	3.8	21	--	2.3	--	33	0.96	423	3.0
A0964741	BR-465	33.6	34.3	Felsic Volcanic 2	Central Pit	Mine Rock	51	6.4	20	--	2.7	--	33	1.4	556	2.0
A0964742	BR-465	38	39	Felsic Volcanic 2	Central Pit	Mine Rock	5.0	2.0	18	--	2.0	--	14	0.21	120	2.0
A0964743	BR-465	45.15	46.65	Felsic Volcanic 2	Central Pit	Mine Rock	4.0	1.9	18	--	2.1	--	15	0.23	337	1.0
A0964826	BR-465	51	52.5	Felsic Volcanic 2	Central Pit	Mine Rock	9.0	2.0	18	--	1.7	--	14	0.21	341	3.0
A0964827	BR-465	57	58.5	Felsic Volcanic 2	Central Pit	Mine Rock	25	2.1	20	--	1.8	--	15	0.18	241	2.0
A0964828	BR-465	63	64.5	Felsic Volcanic 2	Central Pit	Mine Rock	4.0	2.0	18	--	1.6	--	14	0.21	299	2.0
A0964829	BR-465	68.5	70	Felsic Volcanic 2	Central Pit	Mine Rock	16	2.6	17	--	1.6	--	14	0.18	238	2.0
A0964830	BR-465	73.4	74.8	Felsic Volcanic 2	Central Pit	Mine Rock	22	2.0	19	--	2.0	--	12	0.18	254	2.0
A0964831	BR-465	85.7	87.2	Felsic Volcanic 1	Central Pit	Mine Rock	20	3.4	20	--	2.7	--	21	1.0	500	2.0
A0964832	BR-465	99.5	100.5	Felsic Volcanic 2	Central Pit	Mine Rock	26	2.1	20	--	2.1	--	13	0.30	344	2.0
A0964833	BR-465	104.9	106	Felsic Volcanic 2	Central Pit	Mine Rock	3.0	1.9	18	--	1.5	--	12	0.18	155	2.0
A0964834	BR-465	110.1	111.4	Felsic Volcanic 2	Central Pit	Mine Rock	3.0	1.8	17	--	1.7	--	11	0.23	366	1.0
A0964835	BR-465	115.7	116.4	Felsic Volcanic 2	Central Pit	Mine Rock	15	2.1	15	--	0.40	--	5.0	0.32	293	<1
A0964836	BR-465	121.1	122	Felsic Volcanic 2	Central Pit	Mine Rock	3.0	2.1	19	--	1.7	--	19	0.36	388	1.0
A0964837	BR-465	126.4	127.9	Felsic Volcanic 1	Central Pit	Mine Rock	21	3.0	20	--	1.7	--	18	0.96	476	2.0
A0964838	BR-465	150.5	152	Felsic Volcanic 1	Central Pit	Mine Rock	14	3.3	22	--	2.0	--	33	1.2	527	2.0
A0964697	BR-466	6.1	7.1	Felsic Volcanic 2	Central Pit	Mine Rock	9.0	1.7	17	--	1.6	--	11	0.14	164	1.0
A0964698	BR-466	11.8	13.3	Felsic Volcanic 2	Central Pit	Mine Rock	5.0	1.9	19	--	1.8	--	14	0.21	248	2.0
A0964699	BR-466	17.1	18.6	Felsic Volcanic 2	Central Pit	Mine Rock	6.0	2.1	21	--	2.0	--	14	0.22	351	2.0
A0964700	BR-466	24.15	25.35	Felsic Volcanic 2	Central Pit	Mine Rock	7.0	1.5	16	--	1.5	--	12	0.21	289	2.0
A0964618	BR-466	29.4	30.9	Felsic Volcanic 2	Central Pit	Mine Rock	6.0	1.7	17	--	1.7	--	13	0.22	357	2.0
A0964619	BR-466	36.4	37.4	Felsic Volcanic 2	Central Pit	Mine Rock	5.0	1.9	17	--	1.8	--	15	0.22	403	2.0
A0964620	BR-466	41.4	42.9	Felsic Volcanic 2	Central Pit	Mine Rock	3.0	1.9	17	--	1.8	--	13	0.19	306	1.0
A0964621	BR-466	48.4	49.9	Felsic Volcanic 2	Central Pit	Mine Rock	2.0	1.8	16	--	1.8	--	10	0.22	256	2.0
A0964622	BR-466	55.4	56.3	Felsic Volcanic 2	Central Pit	Mine Rock	2.0	1.9	16	--	1.5	--	12	0.23	317	1.0
A0964623	BR-466	60.65	61.5	Felsic Volcanic 2	Central Pit	Mine Rock	3.0	1.9	16	--	1.8	--	14	0.50	316	2.0
A0964624	BR-466	65.5	67	Felsic Volcanic 2	Central Pit	Mine Rock	4.0	1.9	17	--	2.0	--	12	0.26	313	1.0
A0964625	BR-466	70.6	71.9	Felsic Volcanic 2	Central Pit	Mine Rock	8.0	1.8	15	--	1.6	--	13	0.40	287	1.0
A0964626	BR-466	76.2	77.7	Felsic Volcanic 2	Central Pit	Mine Rock	3.0	1.7	16	--	1.7	--	12	0.20	340	1.0
A0964627	BR-466	82.2	83.7	Felsic Volcanic 2	Central Pit	Ore-Grade	5.0	1.8	14	--	1.7	--	10	0.25	81	1.0
A0964628	BR-466	87.1	88.1	Felsic Volcanic 2	Central Pit	Mine Rock	1.0	2.0	17	--	1.7	--	13	0.24	434	<1
A0964629	BR-466	93.5	94.3	Felsic Volcanic 2	Central Pit	Mine Rock	<1	2.2	19	--	1.9	--	20	0.36	273	2.0
A0964630	BR-466	98.15	99.15	Felsic Volcanic 2	Central Pit	Mine Rock	1.0	1.7	15	--	1.6	--	9.0	0.17	270	1.0
A0964631	BR-466	104.3	105.5	Felsic Volcanic 2	Central Pit	Mine Rock	4.0	1.8	17	--	1.9	--	18	0.23	300	1.0
A0964632	BR-466	109.3	110.3	Felsic Volcanic 2	Central Pit	Mine Rock	2.0	1.6	17	--	1.6	--	14	0.22	257	2.0
A0964633	BR-466	119.05	120.3	Felsic Volcanic 2	Central Pit	Mine Rock	10	1.9	16	--	1.7	--	18	0.35	322	2.0
117134	BR-020	190.45	190.8	Felsic Volcanic 1	Central Pit	Mine Rock	30	4.1	17	--	1.8	--	31	1.9	702	1.0
117135	BR-020	196.5	198	Felsic Volcanic 2	Central Pit	Mine Rock	6.0	1.9	16	--	1.8	--	15	0.51	317	1.0
117136	BR-020	200	201	Felsic Volcanic 2	Central Pit	Mine Rock	5.0	1.9	17	--	1.8	--	15	0.20	477	2.0
117137	BR-020	204	205	Felsic Volcanic 2	Central Pit	Mine Rock	4.0	1.8	15	--	1.8	--	17	0.27	363	2.0
117138	BR-020	210	211	Felsic Volcanic 2	Central Pit	Mine Rock	7.0	1.8	16	--	1.5	--	10	0.23	434	1.0
117133	BR-020	215	216	Felsic Volcanic 2	Central Pit	Mine Rock	<1	2.0	17	--	2.0	--	13	0.21	96	1.0

Classification as mine rock or ore-grade materials was based on gold content.

A value of "--" indicates metal was not measured for the given sample; the variation in elements analyzed is due to measurement at two different laboratories (see text).

Table B-7 Four Acid Metals

Sample ID	Drillhole ID	From	To	Lithology	Area	Class	Copper	Iron	Gallium	Germanium	Potassium	Lanthanum	Lithium	Magnesium	Manganese	Molybdenum
		m	*m*				*ppm*	*%*	*ppm*	*ppm*	*%*	*ppm*	*ppm*	*%*	*ppm*	*ppm*
10x Crustal Abundance (Price 1997) [(1)]							--	--	--	--	--	--	--	--	--	--
117139	BR-020	223	224	Felsic Volcanic 2	Central Pit	Mine Rock	1.0	1.7	15	--	1.5	--	10	0.25	275	1.0
117140	BR-020	230	231	Felsic Volcanic 2	Central Pit	Mine Rock	1.0	1.4	17	--	1.8	--	13	0.24	157	1.0
117141	BR-020	235	235.8	Felsic Volcanic 2	Central Pit	Mine Rock	3.0	1.7	14	--	1.9	--	16	0.30	305	1.0
117142	BR-020	240	241	Felsic Volcanic 1	Central Pit	Mine Rock	12	2.5	17	--	1.7	--	15	0.80	593	1.0
117143	BR-020	245	246	Felsic Volcanic 1	Central Pit	Mine Rock	18	2.6	16	--	1.2	--	15	0.88	442	<1
A0963308	BR-108	15	16	Felsic Volcanic 1	Central Pit	Mine Rock	13	3.3	19	--	2.0	--	26	1.1	537	<1
A0963309	BR-108	20	21	Felsic Volcanic 2	Central Pit	Mine Rock	3.0	1.0	18	--	1.9	--	12	0.16	102	1.0
A0963310	BR-108	25	26	Felsic Volcanic 2	Central Pit	Mine Rock	4.0	1.9	19	--	1.9	--	22	0.31	241	2.0
A0963311	BR-108	30.55	31.5	Felsic Volcanic 2	Central Pit	Mine Rock	12	1.8	19	--	2.1	--	31	0.38	262	2.0
A0963312	BR-108	35.5	36	Felsic Volcanic 2	Central Pit	Mine Rock	10	1.7	17	--	1.6	--	18	0.42	272	4.0
A0963313	BR-108	41	41.75	Felsic Volcanic 1	Central Pit	Mine Rock	22	2.4	16	--	1.7	--	19	0.59	343	<1
A0963314	BR-108	46.75	47.9	Felsic Volcanic 1	Central Pit	Mine Rock	27	2.7	18	--	1.9	--	26	0.82	397	<1
A0963315	BR-108	51.9	52.5	Felsic Volcanic 1	Central Pit	Mine Rock	24	2.8	18	--	1.6	--	22	0.82	410	<1
A0963316	BR-108	57	58	Felsic Volcanic 1	Central Pit	Mine Rock	18	2.6	21	--	1.7	--	25	0.86	384	<1
A0963317	BR-108	62.5	63.5	Felsic Volcanic 1	Central Pit	Mine Rock	23	3.3	22	--	1.8	--	33	1.1	515	<1
A0963318	BR-108	67.5	68.5	Felsic Volcanic 1	Central Pit	Mine Rock	23	2.5	18	--	1.7	--	26	0.82	370	<1
A0963319	BR-108	73.75	74.5	Felsic Volcanic 1	Central Pit	Mine Rock	29	2.9	18	--	1.9	--	30	1.2	450	2.0
A0963320	BR-108	78.5	79.25	Felsic Volcanic 1	Central Pit	Mine Rock	17	2.5	18	--	1.6	--	31	0.77	347	<1
A0963321	BR-108	83.75	84.5	Felsic Volcanic 1	Central Pit	Mine Rock	20	2.6	19	--	1.8	--	28	0.70	392	<1
A0962982	BR-236	87	88.5	Felsic Volcanic 1	Central Pit	Ore-Grade	22	3.0	20	--	1.6	--	19	1.1	605	1.0
A0962983	BR-236	99	100.5	Felsic Volcanic 1	Central Pit	Ore-Grade	24	3.0	21	--	1.8	--	20	0.99	496	1.0
A0962984	BR-236	109.5	111	Felsic Volcanic 1	Central Pit	Ore-Grade	22	3.0	19	--	2.0	--	20	0.93	594	1.0
A0962985	BR-236	114.5	116	Felsic Volcanic 1	Central Pit	Mine Rock	20	2.8	21	--	2.7	--	21	0.85	457	<1
A0962986	BR-236	134	135	Felsic Volcanic 1	Central Pit	Mine Rock	16	2.4	21	--	2.2	--	17	0.60	331	1.0
A0962987	BR-236	143	144	Felsic Volcanic 1	Central Pit	Mine Rock	18	3.1	21	--	1.9	--	25	1.0	400	1.0
A0962988	BR-236	151.65	152.5	Felsic Volcanic 1	Central Pit	Mine Rock	17	2.7	19	--	1.9	--	25	0.90	456	2.0
A0962989	BR-236	168.3	168.8	Felsic Volcanic 1	Central Pit	Mine Rock	22	3.2	22	--	1.8	--	27	1.1	599	2.0
A0962990	BR-236	178	178.9	Metasediment 2	Central Pit	Mine Rock	49	4.8	21	--	1.8	--	41	1.6	474	<1
A0962991	BR-236	181.4	182.5	Metasediment 2	Central Pit	Mine Rock	45	5.0	22	--	1.8	--	36	1.7	520	<1
A0962992	BR-236	185	185.85	Metasediment 2	Central Pit	Mine Rock	44	4.4	22	--	2.2	--	34	1.5	453	<1
A0962993	BR-236	195.1	196	Metasediment 2	Central Pit	Mine Rock	59	5.3	25	--	3.6	--	35	1.7	623	2.0
A0964533	BR-237	174	175.4	Felsic Volcanic 2	Central Pit	Mine Rock	16	2.0	20	--	2.2	--	14	0.23	299	3.0
A0964534	BR-237	181.7	182.6	Felsic Volcanic 1	Central Pit	Mine Rock	21	3.5	20	--	2.6	--	27	1.6	737	1.0
A0964535	BR-237	191.5	192.5	Felsic Volcanic 2	Central Pit	Mine Rock	<1	2.0	18	--	2.0	--	13	0.22	64	2.0
A0964536	BR-237	196.4	197.4	Felsic Volcanic 2	Central Pit	Mine Rock	10	1.9	18	--	1.9	--	13	0.20	306	2.0
A0964537	BR-237	204	204.8	Felsic Volcanic 2	Central Pit	Ore-Grade	2.0	1.8	17	--	1.8	--	10	0.23	51	1.0
A0964538	BR-237	210	211.3	Felsic Volcanic 2	Central Pit	Mine Rock	5.0	2.0	20	--	1.8	--	16	0.25	286	1.0
A0964539	BR-237	215.3	215.7	Felsic Volcanic 2	Central Pit	Mine Rock	8.0	2.5	22	--	1.8	--	23	1.0	333	2.0
A0964540	BR-237	220.75	222	Felsic Volcanic 2	Central Pit	Mine Rock	7.0	1.9	19	--	1.6	--	11	0.26	307	2.0
A0964541	BR-237	226.8	227.6	Felsic Volcanic 2	Central Pit	Mine Rock	6.0	2.0	18	--	1.8	--	12	0.28	335	2.0
A0964542	BR-237	232.4	233.5	Felsic Volcanic 2	Central Pit	Mine Rock	8.0	2.0	19	--	2.2	--	14	0.30	496	2.0
A0963701	BR-322	15	16.4	Felsic Volcanic 1	Central Pit	Mine Rock	15	2.0	20	--	2.3	--	23	0.59	315	1.0
A0963702	BR-322	31	32	Felsic Volcanic 1	Central Pit	Mine Rock	5.0	2.8	20	--	2.3	--	25	0.55	285	2.0
A0963703	BR-322	37.4	38.4	Felsic Volcanic 1	Central Pit	Mine Rock	19	2.5	20	--	1.5	--	25	0.74	358	1.0

Classification as mine rock or ore-grade materials was based on gold content.

A value of "--" indicates metal was not measured for the given sample; the variation in elements analyzed is due to measurement at two different laboratories (see text).

Table B-7 Four Acid Metals

Sample ID	Drillhole ID	From	To	Lithology	Area	Class	Copper	Iron	Gallium	Germanium	Potassium	Lanthanum	Lithium	Magnesium	Manganese	Molybdenum
		m	*m*				*ppm*	*%*	*ppm*	*ppm*	*%*	*ppm*	*ppm*	*%*	*ppm*	*ppm*
10x Crustal Abundance (Price 1997) [(1)]							--	--	--	--	--	--	--	--	--	--
A0963704	BR-322	45.6	46.8	Fragmental 1	Central Pit	Mine Rock	41	3.4	20	--	1.8	--	33	1.2	427	1.0
A0963705	BR-322	50.85	51.6	Felsic Volcanic 1	Central Pit	Mine Rock	16	2.5	19	--	1.8	--	23	0.66	340	1.0
A0963706	BR-322	60	60.75	Fragmental 1	Central Pit	Mine Rock	36	3.5	19	--	1.7	--	39	1.3	405	1.0
A0963707	BR-322	70	71.3	Felsic Volcanic 1	Central Pit	Mine Rock	23	2.7	21	--	1.7	--	29	0.62	404	6.0
A0963708	BR-322	75	76.5	Felsic Volcanic 1	Central Pit	Mine Rock	17	2.9	21	--	1.9	--	36	1.0	388	1.0
A0963709	BR-322	87	88.4	Felsic Volcanic 1	Central Pit	Mine Rock	44	3.2	19	--	2.1	--	27	0.87	408	4.0
A0963710	BR-322	96	97.5	Felsic Volcanic 1	Central Pit	Mine Rock	26	2.6	21	--	1.9	--	25	0.53	337	1.0
A0963711	BR-322	102	103.5	Felsic Volcanic 1	Central Pit	Mine Rock	18	2.8	21	--	2.0	--	26	0.61	409	1.0
A0963712	BR-322	119.85	121.3	Fragmental 1	Central Pit	Mine Rock	19	2.6	21	--	1.8	--	25	0.75	355	2.0
A0963713	BR-322	126.35	127.2	Fragmental 1	Central Pit	Mine Rock	33	2.7	17	--	1.6	--	24	0.65	289	5.0
A0963714	BR-322	136.6	137.65	Fragmental 1	Central Pit	Mine Rock	20	2.6	19	--	1.6	--	22	0.80	354	3.0
A0963715	BR-322	141	142.5	Fragmental 1	Central Pit	Mine Rock	18	2.8	20	--	1.6	--	22	0.80	382	2.0
A0963716	BR-322	150	151	Fragmental 1	Central Pit	Mine Rock	28	3.7	20	--	1.8	--	26	1.3	552	3.0
A0963717	BR-322	156	157.2	Fragmental 1	Central Pit	Mine Rock	22	3.0	21	--	1.9	--	19	0.82	391	2.0
A0963718	BR-322	162	163.5	Fragmental 1	Central Pit	Mine Rock	21	2.8	20	--	1.9	--	19	0.80	405	2.0
A0963719	BR-322	173	174	Fragmental 1	Central Pit	Mine Rock	28	3.1	22	--	2.0	--	18	1.0	555	1.0
A0963720	BR-322	176	177	Fragmental 1	Central Pit	Mine Rock	27	2.9	22	--	1.7	--	18	0.97	662	2.0
A0963721	BR-322	182.1	183	Felsic Volcanic 1	Central Pit	Mine Rock	12	2.5	19	--	1.9	--	18	0.74	818	1.0
A0963722	BR-322	192.4	193.4	Felsic Volcanic 1	Central Pit	Mine Rock	15	2.6	20	--	1.8	--	13	0.72	651	1.0
A0963723	BR-322	214.7	216	Felsic Volcanic 1	Central Pit	Ore-Grade	20	2.9	23	--	1.9	--	15	0.81	665	<1
A0963724	BR-322	259	260	Felsic Volcanic 1	Central Pit	Mine Rock	25	2.9	21	--	1.8	--	12	0.71	689	1.0
A0963725	BR-324	24	25	Felsic Volcanic 1	Central Pit	Mine Rock	21	2.7	20	--	1.6	--	25	0.67	363	1.0
A0963726	BR-324	25	26	Felsic Volcanic 1	Central Pit	Mine Rock	42	2.7	22	--	2.3	--	32	0.80	330	2.0
A0963727	BR-324	30	31	Fragmental 1	Central Pit	Mine Rock	43	3.9	21	--	2.9	--	39	1.3	413	<1
A0963728	BR-324	34.5	36	Felsic Volcanic 1	Central Pit	Mine Rock	27	3.2	20	--	2.4	--	31	0.74	383	<1
A0963729	BR-324	46.5	48	Felsic Volcanic 1	Central Pit	Mine Rock	24	2.7	22	--	2.3	--	30	0.68	349	1.0
A0963730	BR-324	60	61	Felsic Volcanic 1	Central Pit	Mine Rock	21	3.1	20	--	1.9	--	30	1.2	497	2.0
A0963731	BR-324	69	70.5	Felsic Volcanic 1	Central Pit	Mine Rock	21	2.7	20	--	1.8	--	25	0.84	384	2.0
A0963732	BR-324	80.6	81.15	Felsic Volcanic 1	Central Pit	Mine Rock	31	6.0	17	--	2.0	--	53	3.2	843	<1
A0963733	BR-324	88	89	Felsic Volcanic 1	Central Pit	Mine Rock	18	2.7	21	--	1.7	--	17	0.68	331	1.0
A0963734	BR-324	95	96.5	Felsic Volcanic 1	Central Pit	Mine Rock	17	2.8	20	--	2.0	--	18	0.88	913	1.0
A0963735	BR-324	103.5	105	Felsic Volcanic 1	Central Pit	Mine Rock	16	2.8	20	--	2.4	--	19	0.88	828	2.0
A0963736	BR-324	115.5	117	Felsic Volcanic 1	Central Pit	Mine Rock	30	3.0	19	--	2.0	--	19	0.79	921	2.0
A0963737	BR-324	125	126	Felsic Volcanic 1	Central Pit	Ore-Grade	43	3.0	19	--	2.5	--	13	0.84	1020	<1
A0963738	BR-324	126.8	128	Felsic Volcanic 1	Central Pit	Mine Rock	184	4.6	20	--	1.8	--	21	1.0	1180	<1
A0963739	BR-324	128	129	Felsic Volcanic 1	Central Pit	Mine Rock	429	6.8	17	--	3.8	--	20	1.0	1170	1.0
A0963740	BR-324	129	130.5	Felsic Volcanic 1	Central Pit	Mine Rock	158	4.1	20	--	1.9	--	23	1.4	1260	<1
A0963741	BR-324	145.5	147	Felsic Volcanic 1	Central Pit	Mine Rock	15	2.7	21	--	1.9	--	16	0.88	823	1.0
A0963742	BR-324	159.5	160.5	Felsic Volcanic 1	Central Pit	Ore-Grade	22	2.9	20	--	1.6	--	17	0.97	1140	1.0
A0963743	BR-324	164.5	165.5	Felsic Volcanic 1	Central Pit	Mine Rock	22	2.9	22	--	2.0	--	17	1.0	766	2.0
A0963744	BR-324	175.75	176.5	Felsic Volcanic 1	Central Pit	Mine Rock	17	3.1	25	--	1.7	--	12	0.80	1400	2.0
A0963745	BR-324	180.75	181.5	Felsic Volcanic 2	Central Pit	Mine Rock	5.0	2.6	19	--	0.15	--	4.0	1.1	1330	<1
A0963746	BR-324	184.5	185.25	Felsic Volcanic 1	Central Pit	Ore-Grade	29	2.9	21	--	1.2	--	14	1.0	520	1.0
A0963747	BR-324	198	199.5	Felsic Volcanic 1	Central Pit	Mine Rock	29	2.9	18	--	2.8	--	14	0.75	1390	<1

Classification as mine rock or ore-grade materials was based on gold content.

A value of "--" indicates metal was not measured for the given sample; the variation in elements analyzed is due to measurement at two different laboratories (see text).

Table B-7 Four Acid Metals

Sample ID	Drillhole ID	From	To	Lithology	Area	Class	Copper	Iron	Gallium	Germanium	Potassium	Lanthanum	Lithium	Magnesium	Manganese	Molybdenum
		m	*m*				*ppm*	*%*	*ppm*	*ppm*	*%*	*ppm*	*ppm*	*%*	*ppm*	*ppm*
10x Crustal Abundance (Price 1997) [(1)]							--	--	--	--	--	--	--	--	--	--
A0964910	BR-409	36	37.5	Felsic Volcanic 1	Central Pit	Mine Rock	15	2.4	20	--	1.8	--	26	0.81	359	<1
A0964911	BR-409	42	43.5	Felsic Volcanic 1	Central Pit	Mine Rock	18	3.2	21	--	2.3	--	39	1.3	472	<1
A0964912	BR-409	48	49	Felsic Volcanic 1	Central Pit	Mine Rock	29	3.6	21	--	2.8	--	41	1.5	528	<1
A0964913	BR-409	69	70.5	Felsic Volcanic 2	Central Pit	Mine Rock	2.0	0.65	20	--	2.6	--	18	0.21	239	2.0
A0964914	BR-409	76.9	77.2	Metasediment 2	Central Pit	Mine Rock	47	5.8	24	--	1.5	--	54	1.5	587	2.0
A0964915	BR-409	82.25	83.5	Felsic Volcanic 1	Central Pit	Mine Rock	15	2.4	20	--	1.7	--	32	0.73	330	1.0
A0964916	BR-409	87	88.5	Felsic Volcanic 1	Central Pit	Mine Rock	18	2.7	21	--	1.8	--	31	0.88	375	1.0
A0964917	BR-409	93	94.5	Felsic Volcanic 1	Central Pit	Mine Rock	15	3.0	20	--	1.6	--	33	0.86	400	1.0
A0964918	BR-409	100.05	101	Felsic Volcanic 1	Central Pit	Mine Rock	15	3.2	21	--	1.7	--	37	1.2	474	1.0
A0964919	BR-409	105	106.5	Felsic Volcanic 1	Central Pit	Mine Rock	14	2.5	19	--	2.0	--	26	0.77	363	<1
A0964920	BR-409	109.5	111	Felsic Volcanic 1	Central Pit	Mine Rock	23	2.8	20	--	2.3	--	31	0.88	331	1.0
A0964921	BR-409	115.7	117	Felsic Volcanic 1	Central Pit	Mine Rock	15	2.5	21	--	2.0	--	27	0.74	319	1.0
A0964922	BR-409	123	124.5	Felsic Volcanic 1	Central Pit	Mine Rock	22	2.9	19	--	1.8	--	34	0.88	434	<1
A0964923	BR-409	130.95	132	Felsic Volcanic 1	Central Pit	Mine Rock	18	2.7	20	--	2.0	--	28	0.86	355	2.0
A0964924	BR-409	140.8	142	Felsic Volcanic 1	Central Pit	Mine Rock	22	2.7	19	--	1.6	--	26	0.55	390	<1
A0964925	BR-409	147	148.05	Felsic Volcanic 1	Central Pit	Mine Rock	25	3.1	20	--	1.6	--	26	0.48	405	<1
A0964926	BR-409	156	157.5	Fragmental 1	Central Pit	Mine Rock	19	2.7	20	--	1.8	--	26	0.79	401	1.0
A0964927	BR-409	160.5	161.6	Fragmental 1	Central Pit	Mine Rock	27	2.9	22	--	1.6	--	29	0.88	438	1.0
A0964928	BR-409	165	166.5	Fragmental 1	Central Pit	Mine Rock	21	2.8	20	--	1.6	--	25	1.0	407	1.0
A0964929	BR-409	175.5	177	Felsic Volcanic 1	Central Pit	Mine Rock	18	2.9	20	--	1.7	--	24	0.81	410	<1
A0964930	BR-409	186	187.5	Fragmental 1	Central Pit	Mine Rock	21	3.3	20	--	2.1	--	22	1.2	456	1.0
A0964931	BR-409	189.8	190.5	Fragmental 1	Central Pit	Mine Rock	26	3.6	20	--	2.6	--	32	1.5	541	1.0
A0964932	BR-409	199.85	201	Fragmental 1	Central Pit	Mine Rock	22	2.5	21	--	2.1	--	21	0.78	367	3.0
A0964933	BR-409	204.35	205.35	Felsic Volcanic 1	Central Pit	Mine Rock	18	2.8	21	--	1.8	--	24	0.72	533	3.0
A0964934	BR-409	210	211.5	Felsic Volcanic 1	Central Pit	Mine Rock	25	2.7	22	--	2.0	--	22	0.97	452	<1
A0964935	BR-409	217.45	217.95	Felsic Volcanic 1	Central Pit	Mine Rock	26	3.7	20	--	1.6	--	26	1.7	592	1.0
A0964487	BR-203	19.5	20.5	Felsic Volcanic 1	Central Pit	Mine Rock	15	2.6	19	--	1.8	--	20	0.85	1140	1.0
A0964488	BR-203	27.1	27.6	Felsic Volcanic 1	Central Pit	Ore-Grade	36	2.8	20	--	1.7	--	20	0.55	437	1.0
A0964489	BR-203	31	32	Felsic Volcanic 1	Central Pit	Ore-Grade	32	2.9	22	--	1.8	--	22	0.96	857	1.0
A0964490	BR-203	36	37.5	Felsic Volcanic 1	Central Pit	Mine Rock	24	2.9	19	--	1.6	--	23	0.85	1040	1.0
A0964491	BR-203	41.5	43	Felsic Volcanic 1	Central Pit	Mine Rock	17	2.7	19	--	1.7	--	25	0.92	676	<1
A0964492	BR-203	54.5	56	Felsic Volcanic 1	Central Pit	Mine Rock	15	3.0	20	--	1.9	--	19	0.76	479	1.0
A0964493	BR-203	59	60.5	Felsic Volcanic 1	Central Pit	Mine Rock	16	2.8	20	--	2.5	--	23	0.85	682	<1
A0964494	BR-203	68	69	Felsic Volcanic 1	Central Pit	Mine Rock	15	2.4	20	--	1.8	--	28	0.86	1280	1.0
A0964495	BR-203	73.05	73.7	Felsic Volcanic 1	Central Pit	Mine Rock	24	2.4	20	--	1.8	--	22	0.84	519	<1
A0964496	BR-203	80.3	81.2	Metasediment 2	Central Pit	Ore-Grade	92	5.2	23	--	2.0	--	25	1.3	804	1.0
A0964497	BR-203	93.4	94.85	Metasediment 2	Central Pit	Mine Rock	47	3.5	20	--	1.5	--	34	1.1	427	3.0
A0964498	BR-203	120.3	121.8	Felsic Volcanic 1	Central Pit	Mine Rock	23	2.8	20	--	1.4	--	27	0.76	652	2.0
A0964499	BR-203	124.1	125.1	Felsic Volcanic 1	Central Pit	Ore-Grade	78	2.6	19	--	1.7	--	21	0.70	380	2.0
A0964500	BR-203	132.4	133.2	Metasediment 2	Central Pit	Mine Rock	30	6.3	22	--	2.6	--	43	1.9	539	1.0
A0964051	BR-203	137.6	138.7	Metasediment 2	Central Pit	Mine Rock	45	8.0	21	--	2.7	--	35	1.7	623	1.0
A0964052	BR-203	145.6	147.1	Metasediment 2	Central Pit	Mine Rock	62	5.2	22	--	2.8	--	38	1.7	650	1.0
A0964053	BR-203	151	151.75	Metasediment 2	Central Pit	Mine Rock	43	6.2	19	--	2.4	--	32	1.5	604	3.0
A0964054	BR-203	164.5	165.2	Felsic Volcanic 1	Central Pit	Mine Rock	46	3.1	19	--	1.7	--	25	1.0	462	2.0

Classification as mine rock or ore-grade materials was based on gold content.

A value of "--" indicates metal was not measured for the given sample; the variation in elements analyzed is due to measurement at two different laboratories (see text).

Table B-7 Four Acid Metals

Sample ID	Drillhole ID	From	To	Lithology	Area	Class	Copper	Iron	Gallium	Germanium	Potassium	Lanthanum	Lithium	Magnesium	Manganese	Molybdenum
		m	*m*				*ppm*	*%*	*ppm*	*ppm*	*%*	*ppm*	*ppm*	*%*	*ppm*	*ppm*
10x Crustal Abundance (Price 1997) [(1)]							--	--	--	--	--	--	--	--	--	--
A0964060	BR-203	201.15	201.7	Felsic Volcanic 2	Central Pit	Mine Rock	6.0	2.6	19	--	1.8	--	14	0.51	294	2.0
A0963825	BR-215	21	22.25	Fragmental 1	Central Pit	Mine Rock	26	2.6	21	--	2.2	--	26	1.0	358	1.0
A0963826	BR-215	27	28.5	Fragmental 1	Central Pit	Mine Rock	41	3.9	18	--	2.2	--	35	1.2	582	2.0
A0963827	BR-215	33.4	33.9	Fragmental 1	Central Pit	Mine Rock	9.0	2.7	21	--	2.1	--	25	1.1	335	2.0
A0963828	BR-215	39	40.5	Fragmental 1	Central Pit	Mine Rock	22	2.9	21	--	2.0	--	22	0.78	409	1.0
A0963829	BR-215	45	46.5	Fragmental 1	Central Pit	Mine Rock	19	2.9	20	--	1.4	--	21	1.0	374	1.0
A0963830	BR-215	54.1	54.6	Fragmental 1	Central Pit	Ore-Grade	38	3.3	19	--	1.8	--	23	0.86	930	1.0
A0963831	BR-215	63	63.9	Felsic Volcanic 1	Central Pit	Mine Rock	8.0	2.9	22	--	1.6	--	19	0.89	1030	1.0
A0963832	BR-215	69.35	70.5	Felsic Volcanic 1	Central Pit	Mine Rock	11	2.7	19	--	1.7	--	20	0.85	812	<1
A0963833	BR-215	75	76.5	Felsic Volcanic 1	Central Pit	Mine Rock	6.0	2.7	21	--	2.7	--	16	0.82	703	2.0
A0963834	BR-215	82.5	84	Felsic Volcanic 1	Central Pit	Mine Rock	22	2.8	20	--	1.9	--	19	0.81	904	1.0
A0963835	BR-215	87	88.5	Felsic Volcanic 1	Central Pit	Mine Rock	17	2.6	19	--	1.8	--	19	0.72	538	2.0
A0963836	BR-215	96.5	97.5	Felsic Volcanic 1	Central Pit	Mine Rock	20	4.1	22	--	2.0	--	27	1.4	1220	2.0
A0963837	BR-215	103.5	104.45	Felsic Volcanic 1	Central Pit	Mine Rock	29	2.6	18	--	1.6	--	22	0.79	383	3.0
A0963838	BR-215	119.55	120.5	Felsic Volcanic 1	Central Pit	Ore-Grade	39	2.8	20	--	1.6	--	16	0.72	412	2.0
A0963839	BR-215	130.5	132	Felsic Volcanic 1	Central Pit	Ore-Grade	32	2.8	20	--	1.7	--	16	0.77	466	3.0
A0963840	BR-215	139.5	140.65	Felsic Volcanic 1	Central Pit	Mine Rock	30	2.7	20	--	1.6	--	13	0.74	449	2.0
A0963841	BR-215	148.55	150	Felsic Volcanic 1	Central Pit	Ore-Grade	30	2.7	20	--	1.9	--	15	0.72	517	2.0
A0963842	BR-215	157.75	158.45	Felsic Volcanic 1	Central Pit	Mine Rock	18	2.7	21	--	3.0	--	15	0.67	832	1.0
A0963843	BR-215	179.7	180.5	Felsic Volcanic 1	Central Pit	Mine Rock	23	2.8	18	--	2.5	--	15	0.75	540	1.0
A0963844	BR-215	190.1	191.4	Felsic Volcanic 1	Central Pit	Mine Rock	21	3.1	20	--	2.3	--	18	0.78	565	1.0
A0963845	BR-215	200.7	201.7	Felsic Volcanic 1	Central Pit	Ore-Grade	22	2.5	19	--	1.6	--	16	0.76	651	1.0
A0963846	BR-215	217	218	Felsic Volcanic 1	Central Pit	Mine Rock	24	3.3	20	--	1.8	--	24	1.2	600	1.0
A0963847	BR-215	224.1	225	Felsic Volcanic 1	Central Pit	Ore-Grade	34	2.5	19	--	1.8	--	17	0.74	457	2.0
A0963848	BR-215	237.2	237.7	Felsic Volcanic 1	Central Pit	Ore-Grade	25	3.4	19	--	1.5	--	24	1.2	648	1.0
A0963849	BR-215	256.9	258	Felsic Volcanic 1	Central Pit	Mine Rock	18	3.1	23	--	1.5	--	26	1.1	568	<1
A0963850	BR-215	278.15	278.6	Metasediment 2	Central Pit	Mine Rock	44	4.0	22	--	2.3	--	39	1.3	404	3.0
A0963851	BR-215	299	300	Metasediment 2	Central Pit	Mine Rock	51	6.3	23	--	2.7	--	33	1.8	665	<1
A0963602	BR-234	127.5	128.5	Metasediment 2	Central Pit	Mine Rock	75	5.0	21	--	2.7	--	34	1.4	554	2.0
A0963603	BR-234	132	133.1	Felsic Volcanic 2	Central Pit	Mine Rock	6.0	1.8	20	--	2.3	--	19	0.34	285	1.0
A0963604	BR-234	150.65	151.35	Felsic Volcanic 2	Central Pit	Ore-Grade	17	2.7	19	--	2.0	--	22	0.86	759	1.0
A0963605	BR-234	155.2	156.7	Felsic Volcanic 2	Central Pit	Ore-Grade	2.0	2.1	19	--	2.0	--	19	0.20	90	2.0
A0963606	BR-234	160.5	162	Felsic Volcanic 2	Central Pit	Mine Rock	5.0	2.1	20	--	1.9	--	17	0.24	267	2.0
A0963607	BR-234	165	166.5	Felsic Volcanic 2	Central Pit	Mine Rock	2.0	2.1	20	--	2.0	--	16	0.21	267	2.0
A0963608	BR-234	171	172.5	Felsic Volcanic 2	Central Pit	Mine Rock	15	2.0	20	--	1.7	--	16	0.41	278	2.0
A0963609	BR-234	178.4	179.1	Felsic Volcanic 2	Central Pit	Mine Rock	12	2.1	19	--	1.6	--	14	0.31	306	2.0
A0963610	BR-235	18.3	19.4	Felsic Volcanic 1	Central Pit	Mine Rock	18	2.9	21	--	1.4	--	24	0.94	394	2.0
A0963611	BR-235	27.2	28.3	Felsic Volcanic 1	Central Pit	Mine Rock	18	2.6	20	--	2.5	--	21	0.81	621	1.0
A0963612	BR-235	45	46.1	Felsic Volcanic 1	Central Pit	Mine Rock	17	2.8	20	--	1.9	--	24	1.0	504	<1
A0963613	BR-235	54.6	56	Felsic Volcanic 1	Central Pit	Mine Rock	15	2.6	19	--	1.9	--	25	0.86	372	<1
A0963614	BR-235	58.5	60	Felsic Volcanic 1	Central Pit	Mine Rock	20	3.2	21	--	1.7	--	28	1.2	643	<1
A0963615	BR-235	64.5	66	Felsic Volcanic 1	Central Pit	Mine Rock	16	2.6	20	--	1.7	--	23	0.86	441	<1
A0963616	BR-235	70.5	72	Felsic Volcanic 1	Central Pit	Mine Rock	14	2.9	20	--	1.7	--	24	0.96	386	<1
A0963617	BR-235	75	76.5	Felsic Volcanic 1	Central Pit	Mine Rock	9.0	3.0	20	--	1.9	--	25	1.1	449	1.0

Classification as mine rock or ore-grade materials was based on gold content.

A value of "--" indicates metal was not measured for the given sample; the variation in elements analyzed is due to measurement at two different laboratories (see text).

Table B-7 Four Acid Metals

Sample ID	Drillhole ID	From	To	Lithology	Area	Class	Copper	Iron	Gallium	Germanium	Potassium	Lanthanum	Lithium	Magnesium	Manganese	Molybdenum
		m	*m*				*ppm*	*%*	*ppm*	*ppm*	*%*	*ppm*	*ppm*	*%*	*ppm*	*ppm*
10x Crustal Abundance (Price 1997) [(1)]							--	--	--	--	--	--	--	--	--	--
A0963623	BR-235	96.75	97.1	Felsic Volcanic 1	Central Pit	Mine Rock	28	3.5	20	--	1.3	--	19	1.2	454	1.0
A0963624	BR-235	105.8	107.3	Metasediment 2	Central Pit	Mine Rock	47	3.8	19	--	1.9	--	24	1.2	341	1.0
A0963625	BR-235	114.9	115.9	Felsic Volcanic 1	Central Pit	Mine Rock	19	2.7	21	--	1.8	--	24	0.90	491	2.0
A0963626	BR-235	119.7	120.55	Metasediment 2	Central Pit	Mine Rock	42	5.9	20	--	2.6	--	35	1.3	385	1.0
A0963627	BR-235	127.05	127.75	Metasediment 2	Central Pit	Mine Rock	45	5.5	20	--	3.3	--	35	1.5	305	3.0
A0963628	BR-235	131.3	132.4	Metasediment 2	Central Pit	Mine Rock	44	4.8	23	--	2.4	--	29	1.5	487	<1
A0963629	BR-235	140.35	140.8	Metasediment 2	Central Pit	Mine Rock	66	3.8	21	--	1.6	--	26	0.90	437	2.0
A0963630	BR-235	148.25	148.9	Metasediment 2	Central Pit	Mine Rock	28	7.7	21	--	1.9	--	39	1.3	492	1.0
A0963631	BR-235	151.7	153	Metasediment 2	Central Pit	Mine Rock	30	7.5	20	--	1.8	--	33	1.3	863	2.0
A0963632	BR-235	164	165	Metasediment 2	Central Pit	Mine Rock	11	13	13	--	1.9	--	29	1.4	1060	<1
A0963633	BR-235	166.2	166.8	Felsic Volcanic 2	Central Pit	Mine Rock	13	1.9	15	--	1.7	--	14	0.21	362	3.0
A0963634	BR-235	171.9	172.5	Felsic Volcanic 2	Central Pit	Mine Rock	23	2.2	19	--	1.7	--	18	0.51	335	1.0
A0963635	BR-235	174.8	176	Felsic Volcanic 2	Central Pit	Mine Rock	7.0	2.1	20	--	2.1	--	16	0.22	362	1.0
A0963636	BR-235	181.3	182.3	Felsic Volcanic 2	Central Pit	Ore-Grade	10	1.7	18	--	1.5	--	13	0.20	212	2.0
A0963637	BR-235	184	184.7	Felsic Volcanic 2	Central Pit	Mine Rock	6.0	1.9	18	--	1.7	--	13	0.17	191	2.0
A0963638	BR-235	187.6	188.9	Felsic Volcanic 2	Central Pit	Mine Rock	17	1.7	18	--	1.8	--	16	0.22	250	2.0
A0963639	BR-235	192.55	193.4	Felsic Volcanic 2	Central Pit	Mine Rock	5.0	1.6	20	--	1.8	--	13	0.19	201	2.0
A0963640	BR-235	200.8	202.1	Felsic Volcanic 2	Central Pit	Mine Rock	11	1.9	19	--	1.6	--	13	0.33	392	3.0
A0963641	BR-235	207.7	208.6	Felsic Volcanic 2	Central Pit	Mine Rock	11	2.3	21	--	1.8	--	21	0.59	557	2.0
A0963642	BR-235	213	214	Felsic Volcanic 2	Central Pit	Mine Rock	3.0	2.1	17	--	1.7	--	13	0.18	439	3.0
A0963643	BR-235	218	218.7	Felsic Volcanic 2	Central Pit	Mine Rock	34	4.0	19	--	1.8	--	27	2.6	717	<1
A0962976	BR-236	23.5	24.8	Felsic Volcanic 1	Central Pit	Mine Rock	17	3.0	19	--	2.0	--	14	0.83	1190	<1
A0962977	BR-236	30	31	Felsic Volcanic 1	Central Pit	Mine Rock	23	2.9	20	--	2.5	--	18	0.95	844	1.0
A0962978	BR-236	39.5	40.5	Felsic Volcanic 1	Central Pit	Mine Rock	24	2.8	20	--	2.4	--	19	0.93	1180	<1
A0962979	BR-236	50.5	51.5	Felsic Volcanic 1	Central Pit	Mine Rock	29	2.8	21	--	2.2	--	22	0.96	1160	6.0
A0962980	BR-236	68	69	Felsic Volcanic 1	Central Pit	Mine Rock	16	2.7	20	--	1.6	--	18	0.85	909	1.0
A0962981	BR-236	80.5	81.5	Felsic Volcanic 1	Central Pit	Mine Rock	35	2.7	21	--	1.9	--	19	0.91	1190	<1
A0964234	BR-175	155.6	157.1	Felsic Volcanic 1	Central Pit	Mine Rock	13	3.2	19	--	0.85	--	21	1.1	930	2.0
A0964235	BR-175	157.1	158.6	Felsic Volcanic 1	Central Pit	Mine Rock	9.0	3.8	19	--	2.9	--	22	0.99	765	2.0
A0964236	BR-175	163.1	164.1	Felsic Volcanic 1	Central Pit	Mine Rock	26	3.7	19	--	3.7	--	21	0.94	892	2.0
A0964237	BR-175	167.1	168.1	Felsic Volcanic 1	Central Pit	Mine Rock	52	3.5	20	--	3.2	--	21	1.1	1400	1.0
A0964238	BR-175	173.7	174.7	Felsic Volcanic 1	Central Pit	Mine Rock	115	3.3	20	--	3.3	--	19	1.0	1430	2.0
A0964239	BR-175	179.7	181.2	Felsic Volcanic 1	Central Pit	Mine Rock	41	3.0	18	--	2.6	--	19	0.90	1060	1.0
A0964240	BR-175	184	185.5	Felsic Volcanic 1	Central Pit	Mine Rock	33	2.7	20	--	1.7	--	20	0.85	1120	2.0
A0964241	BR-175	190	191.5	Felsic Volcanic 1	Central Pit	Ore-Grade	54	2.8	17	--	0.84	--	17	0.67	1290	2.0
A0964242	BR-175	196	197.5	Felsic Volcanic 1	Central Pit	Mine Rock	4.0	3.3	18	--	2.2	--	18	0.81	1190	2.0
A0964243	BR-175	207	208	Felsic Volcanic 1	Central Pit	Mine Rock	42	7.5	17	--	2.7	--	28	1.6	1630	1.0
A0964246	BR-175	208	209	Felsic Volcanic 1	Central Pit	Mine Rock	45	6.1	18	--	3.1	--	23	1.0	1350	2.0
A0964244	BR-175	214.5	216	Felsic Volcanic 1	Central Pit	Mine Rock	30	3.7	18	--	2.5	--	25	0.91	1020	1.0
A0964245	BR-175	222	223.5	Felsic Volcanic 1	Central Pit	Mine Rock	13	2.9	19	--	2.1	--	19	0.91	1180	1.0
A0964247	BR-175	228.7	229.85	Felsic Volcanic 1	Central Pit	Ore-Grade	163	4.7	20	--	1.2	--	24	1.0	1190	1.0
A0964248	BR-175	238	239	Felsic Volcanic 1	Central Pit	Mine Rock	190	5.5	19	--	3.5	--	26	1.1	1380	2.0
A0964249	BR-175	243.4	244.4	Felsic Volcanic 1	Central Pit	Ore-Grade	57	6.0	18	--	3.0	--	22	0.89	881	1.0
A0964250	BR-175	248.4	249.4	Felsic Volcanic 1	Central Pit	Mine Rock	63	5.1	19	--	4.2	--	30	1.1	1520	2.0

Classification as mine rock or ore-grade materials was based on gold content.

A value of "--" indicates metal was not measured for the given sample; the variation in elements analyzed is due to measurement at two different laboratories (see text).

Table B-7 Four Acid Metals

Sample ID	Drillhole ID	From	To	Lithology	Area	Class	Copper	Iron	Gallium	Germanium	Potassium	Lanthanum	Lithium	Magnesium	Manganese	Molybdenum
		m	*m*				*ppm*	*%*	*ppm*	*ppm*	*%*	*ppm*	*ppm*	*%*	*ppm*	*ppm*
10x Crustal Abundance (Price 1997) [(1)]							--	--	--	--	--	--	--	--	--	--
A0964256	BR-175	338.9	340.4	Felsic Volcanic 1	Central Pit	Mine Rock	48	3.2	20	--	1.9	--	27	0.96	849	2.0
A0964257	BR-175	349.5	350.5	Felsic Volcanic 1	Central Pit	Mine Rock	72	2.0	16	--	1.9	--	20	0.76	538	1.0
A0964258	BR-175	352.5	353.5	Felsic Volcanic 1	Central Pit	Mine Rock	135	3.7	19	--	1.8	--	22	0.72	1130	3.0
A0964259	BR-175	360.5	362	Felsic Volcanic 1	Central Pit	Mine Rock	18	2.5	20	--	2.0	--	19	0.70	1010	1.0
A0964770	BR-461	21	22.3	Felsic Volcanic 1	Central Pit	Mine Rock	37	2.3	20	--	1.6	--	24	0.78	453	2.0
A0964771	BR-461	28.7	30.2	Metasediment 2	Central Pit	Mine Rock	65	5.2	20	--	1.8	--	39	1.4	604	2.0
A0964772	BR-461	35.7	36.6	Felsic Volcanic 2	Central Pit	Mine Rock	8.0	2.1	23	--	2.0	--	17	0.29	340	1.0
A0964773	BR-461	40.5	41.5	Felsic Volcanic 2	Central Pit	Mine Rock	6.0	2.6	18	--	1.8	--	15	0.26	355	2.0
A0964774	BR-461	46.3	47.3	Felsic Volcanic 2	Central Pit	Mine Rock	10	1.9	19	--	1.8	--	13	0.18	238	3.0
A0964775	BR-461	52.7	53.8	Felsic Volcanic 2	Central Pit	Mine Rock	3.0	2.1	18	--	1.6	--	12	0.28	266	2.0
A0964776	BR-461	56.5	57.5	Felsic Volcanic 2	Central Pit	Mine Rock	4.0	2.0	18	--	1.3	--	10	0.21	272	1.0
A0964777	BR-461	70.6	72	Felsic Volcanic 1	Central Pit	Mine Rock	17	2.5	21	--	1.9	--	22	0.78	433	1.0
A0964778	BR-461	75	75.7	Felsic Volcanic 2	Central Pit	Mine Rock	3.0	1.9	19	--	1.9	--	12	0.24	235	2.0
A0964779	BR-461	88.6	89.6	Felsic Volcanic 2	Central Pit	Mine Rock	3.0	2.0	20	--	1.9	--	18	0.23	159	1.0
A0964780	BR-461	89.6	90.6	Felsic Volcanic 2	Central Pit	Mine Rock	2.0	1.4	17	--	1.3	--	14	0.21	369	1.0
A0964781	BR-461	95.7	96.7	Felsic Volcanic 2	Central Pit	Mine Rock	2.0	2.0	20	--	2.0	--	15	0.23	340	4.0
A0964782	BR-461	100.7	101.6	Felsic Volcanic 2	Central Pit	Mine Rock	1.0	2.3	20	--	1.8	--	20	0.23	83	2.0
A0964783	BR-461	102.6	102.9	Felsic Volcanic 2	Central Pit	Mine Rock	6.0	2.3	16	--	0.87	--	7.0	0.14	101	3.0
A0964784	BR-461	103.9	104.9	Felsic Volcanic 2	Central Pit	Mine Rock	1.0	2.1	20	--	1.7	--	17	0.24	193	1.0
A0964785	BR-461	105.9	106.9	Felsic Volcanic 2	Central Pit	Mine Rock	1.0	2.2	20	--	1.9	--	13	0.21	167	1.0
A0964786	BR-461	111	112	Felsic Volcanic 2	Central Pit	Mine Rock	<1	2.0	19	--	1.5	--	13	0.18	255	2.0
A0964744	BR-461	117	118	Felsic Volcanic 2	Central Pit	Mine Rock	<1	2.4	20	--	2.0	--	20	0.33	198	2.0
A0964745	BR-461	121.4	122.4	Felsic Volcanic 2	Central Pit	Mine Rock	13	1.9	19	--	1.8	--	16	0.26	319	1.0
A0964746	BR-461	124.9	125.4	Felsic Volcanic 2	Central Pit	Mine Rock	6.0	1.5	16	--	1.2	--	14	0.24	585	2.0
A0964747	BR-461	130.6	131.6	Felsic Volcanic 2	Central Pit	Mine Rock	6.0	1.9	21	--	1.9	--	20	0.34	809	1.0
A0964748	BR-461	136	137.1	Felsic Volcanic 2	Central Pit	Mine Rock	4.0	1.9	20	--	1.9	--	15	0.26	424	2.0
A0964749	BR-461	150.7	151.7	Felsic Volcanic 2	Central Pit	Mine Rock	1.0	2.2	20	--	1.8	--	15	0.22	251	1.0
A0964750	BR-461	156	157	Felsic Volcanic 2	Central Pit	Mine Rock	4.0	2.4	18	--	1.6	--	20	0.46	389	<1
A0964751	BR-461	165.6	166.6	Felsic Volcanic 2	Central Pit	Mine Rock	22	2.0	20	--	1.8	--	13	0.23	508	1.0
A0962901	BR-150	16	17	Felsic Volcanic 1	Central Pit	Mine Rock	21	2.8	20	--	1.6	--	30	0.81	359	1.0
A0962902	BR-150	26	27	Felsic Volcanic 1	Central Pit	Mine Rock	19	2.7	21	--	1.7	--	31	0.85	351	1.0
A0962903	BR-150	33	34	Felsic Volcanic 1	Central Pit	Mine Rock	19	2.8	21	--	1.9	--	26	0.88	384	2.0
A0962904	BR-150	40	41	Fragmental 1	Central Pit	Mine Rock	55	4.7	22	--	1.7	--	38	1.6	466	1.0
A0962905	BR-150	45	46	Fragmental 1	Central Pit	Mine Rock	35	3.5	21	--	1.9	--	28	1.0	401	2.0
A0962906	BR-150	50	51	Fragmental 1	Central Pit	Mine Rock	58	3.6	19	--	1.8	--	32	1.2	409	1.0
A0962907	BR-150	55	56	Fragmental 1	Central Pit	Mine Rock	42	3.7	20	--	2.0	--	34	1.1	493	2.0
A0962908	BR-150	60	61	Fragmental 1	Central Pit	Mine Rock	40	3.3	18	--	1.6	--	34	1.1	489	2.0
A0962924	BR-150	66	67	Fragmental 1	Central Pit	Mine Rock	39	4.3	21	--	1.8	--	41	1.5	693	2.0
A0962909	BR-150	70	71.5	Fragmental 1	Central Pit	Mine Rock	19	2.6	18	--	1.6	--	18	0.35	354	<1
A0962910	BR-150	75	76	Fragmental 1	Central Pit	Mine Rock	55	4.3	21	--	1.8	--	33	1.4	443	1.0
A0962911	BR-150	81	82	Fragmental 1	Central Pit	Mine Rock	20	2.8	19	--	1.8	--	28	0.54	386	1.0
A0962912	BR-150	85	86	Fragmental 1	Central Pit	Mine Rock	20	2.5	19	--	2.0	--	30	0.61	343	<1
A0962925	BR-150	92	93	Fragmental 1	Central Pit	Mine Rock	16	2.5	20	--	1.9	--	21	0.55	299	<1
A0962926	BR-150	96	97	Felsic Volcanic 1	Central Pit	Mine Rock	19	3.1	21	--	2.0	--	26	1.0	457	<1

Classification as mine rock or ore-grade materials was based on gold content.

A value of "--" indicates metal was not measured for the given sample; the variation in elements analyzed is due to measurement at two different laboratories (see text).

Table B-7 Four Acid Metals

Sample ID	Drillhole ID	From	To	Lithology	Area	Class	Copper	Iron	Gallium	Germanium	Potassium	Lanthanum	Lithium	Magnesium	Manganese	Molybdenum
		m	*m*				*ppm*	*%*	*ppm*	*ppm*	*%*	*ppm*	*ppm*	*%*	*ppm*	*ppm*
10x Crustal Abundance (Price 1997) [(1)]							--	--	--	--	--	--	--	--	--	--
A0962913	BR-150	107	108	Felsic Volcanic 1	Central Pit	Mine Rock	22	2.7	19	--	1.7	--	24	0.75	358	<1
A0962927	BR-150	113	114	Felsic Volcanic 1	Central Pit	Mine Rock	19	2.6	21	--	1.8	--	25	1.0	426	1.0
A0962914	BR-150	125.5	126.2	Felsic Volcanic 1	Central Pit	Mine Rock	21	2.9	21	--	1.9	--	21	0.89	381	1.0
A0962915	BR-150	130.5	131.5	Felsic Volcanic 1	Central Pit	Mine Rock	26	2.9	20	--	1.9	--	21	0.65	272	2.0
A0962928	BR-150	141.5	142	Felsic Volcanic 1	Central Pit	Mine Rock	8.0	4.0	26	--	1.4	--	34	1.3	1400	6.0
A0962929	BR-150	147.75	148.5	Felsic Volcanic 1	Central Pit	Mine Rock	12	2.1	13	--	1.9	--	14	0.65	729	1.0
A0962916	BR-150	160	161	Felsic Volcanic 1	Central Pit	Mine Rock	19	2.7	18	--	1.1	--	18	0.79	1370	2.0
A0962917	BR-150	165	166	Felsic Volcanic 1	Central Pit	Ore-Grade	28	2.8	20	--	2.0	--	17	0.76	710	2.0
A0962930	BR-150	187.25	188	Felsic Volcanic 1	Central Pit	Mine Rock	41	3.0	20	--	1.9	--	15	0.84	1110	<1
A0962931	BR-150	191	191.75	Felsic Volcanic 1	Central Pit	Mine Rock	18	2.9	20	--	1.7	--	16	0.91	1350	<1
A0962918	BR-150	194.75	195.5	Felsic Volcanic 1	Central Pit	Mine Rock	15	2.5	19	--	1.8	--	15	0.85	1350	1.0
A0962919	BR-150	200.75	201.5	Felsic Volcanic 1	Central Pit	Mine Rock	22	2.6	19	--	1.6	--	17	0.78	678	1.0
A0962920	BR-150	205	205.5	Felsic Volcanic 1	Central Pit	Mine Rock	21	3.6	22	--	1.9	--	20	1.0	1890	<1
A0962921	BR-150	216.75	217.5	Felsic Volcanic 1	Central Pit	Mine Rock	28	2.9	20	--	2.1	--	17	0.85	1090	2.0
A0962922	BR-150	225	226	Felsic Volcanic 1	Central Pit	Ore-Grade	19	3.1	21	--	3.0	--	19	1.1	617	1.0
A0962923	BR-150	246	247	Felsic Volcanic 1	Central Pit	Mine Rock	21	2.8	19	--	1.3	--	20	0.90	972	<1
A0962932	BR-154	15	16	Felsic Volcanic 1	Central Pit	Mine Rock	28	3.1	20	--	1.9	--	34	0.70	431	<1
A0962933	BR-154	20	21	Felsic Volcanic 1	Central Pit	Mine Rock	22	3.3	21	--	1.7	--	37	0.76	483	<1
A0962934	BR-154	25	26	Felsic Volcanic 1	Central Pit	Mine Rock	27	2.6	21	--	1.9	--	30	0.49	374	<1
A0962935	BR-154	30	31	Felsic Volcanic 1	Central Pit	Mine Rock	34	4.6	21	--	1.7	--	33	1.2	661	<1
A0962936	BR-154	36	37	Metasediment 3	Central Pit	Mine Rock	72	5.7	23	--	1.7	--	38	1.2	917	3.0
A0962937	BR-154	45.3	46.5	Felsic Volcanic 1	Central Pit	Mine Rock	19	3.0	19	--	1.9	--	27	0.71	417	<1
A0962938	BR-154	53.5	54	Felsic Volcanic 1	Central Pit	Mine Rock	33	3.1	28	--	2.3	--	32	0.74	384	<1
A0962939	BR-154	58.5	60	Felsic Volcanic 1	Central Pit	Mine Rock	18	3.1	21	--	1.9	--	31	0.85	396	<1
A0962940	BR-154	63	63.8	Felsic Volcanic 1	Central Pit	Mine Rock	40	2.8	20	--	2.4	--	24	0.77	379	<1
A0962941	BR-154	69	69.5	Felsic Volcanic 1	Central Pit	Mine Rock	9.0	1.6	17	--	1.5	--	17	0.41	211	<1
A0962942	BR-154	76.5	78	Felsic Volcanic 1	Central Pit	Mine Rock	31	2.5	21	--	1.6	--	21	0.49	400	1.0
A0962943	BR-154	81	82.5	Felsic Volcanic 1	Central Pit	Mine Rock	20	1.9	20	--	1.7	--	20	0.52	302	1.0
A0962944	BR-154	85.5	87	Felsic Volcanic 1	Central Pit	Mine Rock	18	3.0	21	--	1.6	--	25	0.81	731	<1
A0962945	BR-154	90.75	91.25	Felsic Volcanic 1	Central Pit	Mine Rock	65	3.3	18	--	1.5	--	30	0.77	507	2.0
A0962946	BR-154	96.4	96.9	Felsic Volcanic 1	Central Pit	Mine Rock	92	2.3	12	--	0.89	--	16	0.52	242	5.0
A0962947	BR-154	100.7	102	Felsic Volcanic 1	Central Pit	Mine Rock	31	2.6	21	--	1.9	--	32	0.74	384	<1
A0962948	BR-154	106.5	108	Felsic Volcanic 1	Central Pit	Mine Rock	33	3.2	20	--	1.7	--	27	0.98	542	<1
A0962949	BR-154	112.5	114	Felsic Volcanic 1	Central Pit	Mine Rock	30	3.2	20	--	1.4	--	32	0.92	394	<1
A0962950	BR-154	118.5	120	Felsic Volcanic 1	Central Pit	Mine Rock	38	3.4	22	--	1.7	--	28	1.1	430	2.0
117052	BR-136	85	86	Felsic Volcanic 1	Central Pit	Mine Rock	16	2.3	21	--	2.0	--	23	0.44	313	<1
117053	BR-136	89.5	90.5	Felsic Volcanic 1	Central Pit	Mine Rock	18	2.4	19	--	2.1	--	27	0.69	395	2.0
117054	BR-136	99	100	Felsic Volcanic 1	Central Pit	Mine Rock	14	2.4	20	--	2.2	--	23	0.63	383	1.0
117055	BR-136	101	102	Felsic Volcanic 1	Central Pit	Mine Rock	13	2.6	20	--	2.3	--	23	0.65	417	2.0
117056	BR-136	105	106	Felsic Volcanic 1	Central Pit	Mine Rock	18	2.8	21	--	2.0	--	26	0.66	405	<1
117057	BR-136	110	111	Felsic Volcanic 1	Central Pit	Mine Rock	15	2.6	19	--	1.3	--	27	0.64	367	<1
117058	BR-136	115.85	117	Felsic Volcanic 1	Central Pit	Mine Rock	24	2.3	19	--	1.7	--	24	0.59	357	<1
117059	BR-136	123	124	Felsic Volcanic 1	Central Pit	Mine Rock	19	3.1	20	--	2.2	--	27	0.68	473	<1
117060	BR-136	125	126	Felsic Volcanic 1	Central Pit	Mine Rock	16	2.7	20	--	1.9	--	29	0.68	438	3.0

Classification as mine rock or ore-grade materials was based on gold content.

A value of "--" indicates metal was not measured for the given sample; the variation in elements analyzed is due to measurement at two different laboratories (see text).

Table B-7 Four Acid Metals

Sample ID	Drillhole ID	From	To	Lithology	Area	Class	Copper	Iron	Gallium	Germanium	Potassium	Lanthanum	Lithium	Magnesium	Manganese	Molybdenum
		m	*m*				*ppm*	*%*	*ppm*	*ppm*	*%*	*ppm*	*ppm*	*%*	*ppm*	*ppm*
10x Crustal Abundance (Price 1997) [(1)]							--	--	--	--	--	--	--	--	--	--
117061	BR-136	130	131	Felsic Volcanic 1	Central Pit	Mine Rock	22	2.9	20	--	2.1	--	27	0.76	463	2.0
117062	BR-136	135.5	136.5	Felsic Volcanic 1	Central Pit	Mine Rock	20	2.6	20	--	2.2	--	35	0.74	367	2.0
117063	BR-136	139	140.15	Felsic Volcanic 1	Central Pit	Mine Rock	17	2.6	20	--	2.1	--	28	0.64	375	2.0
A0963449	BR-136	145	146	Felsic Volcanic 1	Central Pit	Mine Rock	18	2.5	20	--	1.8	--	25	0.67	375	<1
A0963450	BR-136	150	151	Felsic Volcanic 1	Central Pit	Mine Rock	43	2.7	20	--	1.9	--	20	0.53	341	1.0
A0963451	BR-136	155.25	156.5	Felsic Volcanic 1	Central Pit	Mine Rock	25	2.6	20	--	1.5	--	23	0.63	363	2.0
A0963493	BR-136	161.65	162.5	Felsic Volcanic 1	Central Pit	Mine Rock	52	4.0	20	--	1.2	--	54	2.3	604	2.0
A0963452	BR-136	166.85	168	Felsic Volcanic 1	Central Pit	Mine Rock	19	2.5	19	--	1.8	--	29	0.67	384	2.0
A0963453	BR-136	168	169	Felsic Volcanic 1	Central Pit	Mine Rock	17	2.6	21	--	1.4	--	31	0.74	393	2.0
A0963454	BR-136	171	172	Felsic Volcanic 1	Central Pit	Mine Rock	19	2.4	20	--	1.5	--	28	0.67	371	1.0
A0963455	BR-136	177	178	Felsic Volcanic 1	Central Pit	Mine Rock	24	2.6	20	--	1.8	--	32	0.97	475	2.0
A0963456	BR-136	181	181.5	Felsic Volcanic 1	Central Pit	Mine Rock	8.0	1.3	6.0	--	0.74	--	12	0.29	171	2.0
A0963457	BR-136	181.5	183	Felsic Volcanic 1	Central Pit	Mine Rock	24	3.0	21	--	2.1	--	31	0.79	401	2.0
A0963494	BR-136	188	189	Felsic Volcanic 1	Central Pit	Mine Rock	27	3.0	21	--	2.0	--	29	1.1	456	1.0
A0963495	BR-136	193	194	Felsic Volcanic 1	Central Pit	Mine Rock	15	2.6	21	--	2.3	--	23	0.59	361	1.0
A0963458	BR-136	197	198	Felsic Volcanic 1	Central Pit	Mine Rock	20	2.3	19	--	1.7	--	32	0.71	364	1.0
A0963459	BR-136	199	200	Felsic Volcanic 1	Central Pit	Mine Rock	18	2.6	20	--	2.2	--	33	0.71	477	2.0
A0963460	BR-136	206.85	207.7	Felsic Volcanic 1	Central Pit	Mine Rock	13	1.3	7.0	--	0.66	--	9.0	0.25	164	1.0
A0963461	BR-136	207.7	208.3	Felsic Volcanic 1	Central Pit	Mine Rock	13	1.3	8.0	--	0.65	--	11	0.37	205	1.0
A0963462	BR-136	211.8	212.6	Felsic Volcanic 1	Central Pit	Mine Rock	24	2.8	19	--	1.6	--	24	0.99	474	2.0
A0963496	BR-136	221	222	Felsic Volcanic 1	Central Pit	Mine Rock	17	2.5	21	--	2.1	--	17	0.82	482	1.0
A0963497	BR-136	229	230	Felsic Volcanic 1	Central Pit	Mine Rock	14	2.6	20	--	2.0	--	19	0.82	526	<1
A0963463	BR-136	233	233.7	Felsic Volcanic 1	Central Pit	Mine Rock	7.0	0.85	4.0	--	0.48	--	4.0	0.14	148	1.0
A0963464	BR-136	233.7	234.5	Felsic Volcanic 1	Central Pit	Mine Rock	14	2.8	21	--	2.4	--	17	0.74	553	2.0
A0963498	BR-136	238.5	239.25	Felsic Volcanic 1	Central Pit	Mine Rock	25	2.4	21	--	2.1	--	14	0.83	551	<1
A0963465	BR-136	266	267	Felsic Volcanic 1	Central Pit	Mine Rock	10	2.9	20	--	1.9	--	21	0.94	952	2.0
A0963466	BR-136	277	277.75	Felsic Volcanic 1	Central Pit	Mine Rock	34	2.9	19	--	1.8	--	18	1.0	486	2.0
A0963499	BR-136	287.8	288.6	Felsic Volcanic 1	Central Pit	Mine Rock	32	3.8	21	--	2.8	--	25	1.8	1010	<1
A0963500	BR-136	293	294	Felsic Volcanic 1	Central Pit	Mine Rock	27	2.8	20	--	1.9	--	16	0.92	534	2.0
A0963467	BR-136	301	302	Felsic Volcanic 1	Central Pit	Mine Rock	18	2.4	21	--	1.1	--	17	0.60	595	<1
A0962801	BR-136	305	306	Felsic Volcanic 1	Central Pit	Mine Rock	26	3.8	19	--	2.3	--	23	1.4	816	<1
A0963468	BR-136	318.2	318.7	Felsic Volcanic 1	Central Pit	Ore-Grade	80	2.2	19	--	2.5	--	14	0.50	284	2.0
A0963469	BR-136	318.7	319.2	Felsic Volcanic 1	Central Pit	Ore-Grade	72	2.7	17	--	2.3	--	13	0.66	514	2.0
A0963470	BR-136	319.2	319.7	Felsic Volcanic 1	Central Pit	Mine Rock	61	2.0	14	--	1.8	--	11	0.53	449	1.0
A0962802	BR-136	326.55	327.5	Felsic Volcanic 1	Central Pit	Mine Rock	24	2.5	21	--	1.9	--	15	0.74	504	1.0
A0963471	BR-136	330.5	331.5	Felsic Volcanic 1	Central Pit	Mine Rock	30	2.9	23	--	2.0	--	18	0.93	594	1.0
A0963488	BR-136	334.5	335.5	Felsic Volcanic 1	Central Pit	Mine Rock	20	2.6	20	--	1.9	--	16	0.79	506	<1
A0962803	BR-136	336.5	337.5	Felsic Volcanic 1	Central Pit	Mine Rock	46	4.4	21	--	2.5	--	26	1.6	910	2.0
A0963489	BR-136	338.5	339.5	Felsic Volcanic 1	Central Pit	Mine Rock	17	2.5	20	--	2.0	--	16	0.81	582	1.0
A0962804	BR-136	341.5	342.5	Felsic Volcanic 1	Central Pit	Mine Rock	52	2.0	17	--	1.6	--	13	0.69	611	1.0
A0962805	BR-136	346.5	347.5	Felsic Volcanic 1	Central Pit	Ore-Grade	30	2.9	18	--	2.2	--	15	0.88	623	1.0
A0963490	BR-136	351.4	352.5	Felsic Volcanic 1	Central Pit	Mine Rock	29	2.6	21	--	2.0	--	15	0.87	421	<1
A0963472	BR-136	359	360	Felsic Volcanic 1	Central Pit	Mine Rock	21	2.7	20	--	2.2	--	16	0.77	512	<1
A0963473	BR-136	367	367.75	Felsic Volcanic 1	Central Pit	Mine Rock	12	2.5	21	--	2.4	--	17	0.72	494	1.0

Classification as mine rock or ore-grade materials was based on gold content.

A value of "--" indicates metal was not measured for the given sample; the variation in elements analyzed is due to measurement at two different laboratories (see text).

Table B-7 Four Acid Metals

Sample ID	Drillhole ID	From	To	Lithology	Area	Class	Copper	Iron	Gallium	Germanium	Potassium	Lanthanum	Lithium	Magnesium	Manganese	Molybdenum
		m	*m*				*ppm*	*%*	*ppm*	*ppm*	*%*	*ppm*	*ppm*	*%*	*ppm*	*ppm*
10x Crustal Abundance (Price 1997) [(1)]							--	--	--	--	--	--	--	--	--	--
A0963474	BR-136	370.4	370.9	Felsic Volcanic 1	Central Pit	Ore-Grade	6.0	1.7	16	--	1.8	--	11	0.45	267	<1
A0963475	BR-136	370.9	371.4	Felsic Volcanic 1	Central Pit	Ore-Grade	2.0	2.7	20	--	2.6	--	21	0.62	326	1.0
A0963476	BR-136	375.6	376.1	Felsic Volcanic 1	Central Pit	Ore-Grade	20	2.5	15	--	2.3	--	13	0.51	529	2.0
A0962806	BR-136	379.5	380.25	Felsic Volcanic 1	Central Pit	Mine Rock	20	2.6	22	--	2.7	--	19	0.85	572	2.0
A0963477	BR-136	387	388	Felsic Volcanic 1	Central Pit	Mine Rock	18	2.2	16	--	2.2	--	15	0.59	435	<1
A0963478	BR-136	395	396	Felsic Volcanic 1	Central Pit	Mine Rock	48	3.2	21	--	2.2	--	23	1.1	433	3.0
A0963479	BR-136	398	399.1	Metasediment 2	Central Pit	Ore-Grade	120	5.0	22	--	2.4	--	28	1.4	652	2.0
A0963480	BR-136	402.3	403.5	Felsic Volcanic 1	Central Pit	Ore-Grade	70	2.9	17	--	2.2	--	20	1.1	469	1.0
A0963481	BR-136	403.5	404.5	Felsic Volcanic 1	Central Pit	Ore-Grade	37	2.4	20	--	1.9	--	25	0.75	413	2.0
A0963482	BR-136	408	409	Felsic Volcanic 1	Central Pit	Mine Rock	19	2.9	22	--	2.3	--	24	0.84	376	2.0
A0963483	BR-136	413.1	414.1	Metasediment 2	Central Pit	Mine Rock	55	5.8	22	--	2.2	--	34	1.6	603	2.0
A0963484	BR-136	419.5	421	Metasediment 2	Central Pit	Mine Rock	58	5.2	24	--	2.4	--	28	1.8	628	<1
A0963491	BR-136	422.4	423.85	Felsic Volcanic 1	Central Pit	Mine Rock	18	3.2	21	--	1.5	--	20	0.96	439	3.0
A0963485	BR-136	425	425.8	Metasediment 2	Central Pit	Mine Rock	54	5.0	22	--	2.1	--	32	1.6	592	<1
A0963486	BR-136	432.9	433.5	Metasediment 2	Central Pit	Mine Rock	50	6.1	21	--	2.6	--	34	1.4	580	2.0
A0963487	BR-136	433.5	434.8	Felsic Volcanic 1	Central Pit	Mine Rock	23	2.4	21	--	1.8	--	18	0.75	379	1.0
A0962807	BR-137	185.6	186.1	Felsic Volcanic 1	Central Pit	Ore-Grade	52	3.1	17	--	2.8	--	21	0.46	131	2.0
A0962808	BR-137	191	192	Felsic Volcanic 1	Central Pit	Mine Rock	20	2.8	21	--	2.0	--	22	0.92	552	2.0
A0962809	BR-137	195	195.85	Felsic Volcanic 1	Central Pit	Mine Rock	20	2.6	22	--	2.2	--	21	0.92	467	2.0
A0962810	BR-137	200.4	201.4	Felsic Volcanic 1	Central Pit	Ore-Grade	20	2.8	22	--	2.4	--	32	1.2	702	1.0
A0964707	BR-137	215.65	216.15	Felsic Volcanic 1	Central Pit	Ore-Grade	6.0	1.7	6.0	--	2.0	--	7.0	0.080	50	1.0
A0962811	BR-137	225.1	225.65	Metasediment 2	Central Pit	Mine Rock	55	5.6	22	--	1.9	--	31	1.6	561	<1
A0962812	BR-137	230.55	231.3	Felsic Volcanic 1	Central Pit	Mine Rock	54	4.6	23	--	2.0	--	33	1.6	529	<1
A0962851	BR-138	30.5	31.5	Felsic Volcanic 1	Central Pit	Mine Rock	16	3.6	20	--	2.2	--	25	1.4	1120	1.0
A0962813	BR-138	36.75	37.75	Felsic Volcanic 1	Central Pit	Mine Rock	8.0	2.5	20	--	2.3	--	23	0.61	391	<1
A0962814	BR-138	38.35	39	Felsic Volcanic 1	Central Pit	Mine Rock	7.0	2.9	20	--	1.6	--	30	0.70	731	1.0
A0962815	BR-138	40.5	41.25	Felsic Volcanic 1	Central Pit	Ore-Grade	62	4.1	20	--	2.5	--	23	0.62	557	2.0
A0962852	BR-138	45	45.75	Felsic Volcanic 1	Central Pit	Ore-Grade	7.0	3.2	17	--	2.0	--	18	1.1	912	1.0
A0962853	BR-138	55	56	Felsic Volcanic 1	Central Pit	Mine Rock	34	3.1	20	--	2.0	--	19	0.92	649	2.0
A0962816	BR-138	65	66	Felsic Volcanic 1	Central Pit	Ore-Grade	5.0	2.4	20	--	0.90	--	15	0.68	388	1.0
A0962817	BR-138	66	66.6	Felsic Volcanic 1	Central Pit	Mine Rock	8.0	2.7	23	--	1.1	--	22	0.76	407	1.0
A0962818	BR-138	71	72	Felsic Volcanic 1	Central Pit	Mine Rock	14	2.3	20	--	2.2	--	15	0.62	368	1.0
A0962854	BR-138	78	79	Felsic Volcanic 1	Central Pit	Mine Rock	15	3.3	22	--	2.0	--	18	0.93	730	2.0
A0962819	BR-138	83	84	Felsic Volcanic 1	Central Pit	Mine Rock	23	2.5	19	--	2.1	--	20	0.94	646	2.0
A0962820	BR-138	90	91	Felsic Volcanic 1	Central Pit	Mine Rock	34	2.7	18	--	1.4	--	22	0.76	1020	1.0
A0962821	BR-138	94	95	Felsic Volcanic 1	Central Pit	Mine Rock	26	3.3	21	--	2.2	--	30	1.1	994	2.0
A0962822	BR-138	97.1	97.6	Felsic Volcanic 1	Central Pit	Mine Rock	35	2.6	13	--	1.0	--	22	0.95	542	1.0
A0962823	BR-138	100	101	Felsic Volcanic 1	Central Pit	Mine Rock	37	3.1	21	--	2.0	--	24	1.1	709	2.0
A0962824	BR-138	108	109	Felsic Volcanic 1	Central Pit	Mine Rock	16	2.8	22	--	2.3	--	20	1.1	517	3.0
A0962855	BR-138	115	116	Felsic Volcanic 1	Central Pit	Mine Rock	16	2.6	21	--	2.5	--	18	0.85	723	<1
A0962825	BR-138	125	126	Felsic Volcanic 1	Central Pit	Mine Rock	20	2.8	21	--	2.2	--	19	0.85	454	2.0
A0962826	BR-138	133	134	Felsic Volcanic 1	Central Pit	Mine Rock	22	2.8	21	--	2.0	--	22	0.94	809	1.0
A0962827	BR-138	139.5	140.5	Felsic Volcanic 1	Central Pit	Mine Rock	17	2.5	20	--	2.5	--	20	0.80	534	<1
A0962828	BR-138	162	163	Felsic Volcanic 1	Central Pit	Mine Rock	21	2.8	21	--	2.1	--	21	0.93	474	1.0

Classification as mine rock or ore-grade materials was based on gold content.

A value of "--" indicates metal was not measured for the given sample; the variation in elements analyzed is due to measurement at two different laboratories (see text).

Table B-7 Four Acid Metals

Sample ID	Drillhole ID	From	To	Lithology	Area	Class	Copper	Iron	Gallium	Germanium	Potassium	Lanthanum	Lithium	Magnesium	Manganese	Molybdenum
		m	*m*				*ppm*	*%*	*ppm*	*ppm*	*%*	*ppm*	*ppm*	*%*	*ppm*	*ppm*
10x Crustal Abundance (Price 1997) [(1)]							--	--	--	--	--	--	--	--	--	--
A0962856	BR-138	172	173	Felsic Volcanic 1	Central Pit	Mine Rock	18	2.4	18	--	1.3	--	19	0.94	655	1.0
A0962829	BR-138	177	178	Felsic Volcanic 1	Central Pit	Ore-Grade	21	2.5	20	--	1.7	--	17	0.78	457	1.0
A0962830	BR-138	184	185	Felsic Volcanic 1	Central Pit	Mine Rock	18	2.5	21	--	2.0	--	18	0.84	392	1.0
A0964009	BR-164	392.25	393.1	Metasediment 2	Central Pit	Mine Rock	50	4.9	19	--	2.9	--	33	1.4	510	<1
A0964010	BR-164	401.25	402	Metasediment 2	Central Pit	Mine Rock	56	5.6	19	--	1.9	--	33	1.6	637	1.0
A0964011	BR-164	406.5	407.65	Metasediment 2	Central Pit	Mine Rock	68	4.7	19	--	1.9	--	31	1.5	650	2.0
A0964458	BR-202	31.05	32	Felsic Volcanic 1	Central Pit	Ore-Grade	17	2.7	18	--	1.8	--	19	0.88	982	<1
A0964459	BR-202	35.05	35.7	Felsic Volcanic 1	Central Pit	Mine Rock	25	2.9	18	--	2.6	--	33	0.97	1040	2.0
A0964460	BR-202	37.9	39	Felsic Volcanic 1	Central Pit	Mine Rock	24	2.7	17	--	1.9	--	17	0.75	702	1.0
A0964461	BR-202	55.35	55.85	Felsic Volcanic 1	Central Pit	Mine Rock	37	2.5	19	--	2.5	--	15	0.71	498	3.0
A0964462	BR-202	57.6	58.3	Felsic Volcanic 1	Central Pit	Mine Rock	24	2.1	9.0	--	0.86	--	12	0.70	614	1.0
A0964463	BR-202	66	66.6	Felsic Volcanic 1	Central Pit	Mine Rock	21	2.9	18	--	2.3	--	23	0.93	615	<1
A0964464	BR-202	71.8	72.3	Felsic Volcanic 1	Central Pit	Ore-Grade	19	1.6	8.0	--	0.11	--	2.0	0.18	188	2.0
A0964465	BR-202	75	75.8	Felsic Volcanic 1	Central Pit	Ore-Grade	36	4.1	19	--	2.1	--	26	1.3	780	1.0
A0964466	BR-202	79	79.5	Felsic Volcanic 1	Central Pit	Ore-Grade	41	3.9	18	--	1.7	--	27	1.5	486	<1
A0964467	BR-202	85.45	86.3	Felsic Volcanic 1	Central Pit	Mine Rock	18	2.6	16	--	1.7	--	22	0.75	404	2.0
A0964468	BR-202	91.7	93	Metasediment 2	Central Pit	Ore-Grade	37	3.4	17	--	2.0	--	31	1.2	377	1.0
A0964469	BR-202	96.3	97.25	Felsic Volcanic 1	Central Pit	Mine Rock	20	2.1	16	--	2.1	--	16	0.67	419	2.0
A0964470	BR-202	101.6	102.65	Felsic Volcanic 1	Central Pit	Mine Rock	54	4.1	18	--	2.1	--	26	1.1	537	4.0
A0964471	BR-202	106.4	107.9	Metasediment 2	Central Pit	Mine Rock	50	4.9	19	--	3.5	--	37	1.4	455	1.0
A0964472	BR-202	111	112.5	Felsic Volcanic 1	Central Pit	Mine Rock	25	3.4	19	--	2.4	--	29	0.92	612	2.0
A0964473	BR-202	115.5	117	Felsic Volcanic 1	Central Pit	Mine Rock	20	2.7	17	--	2.1	--	27	0.71	440	2.0
A0964474	BR-202	121.4	121.9	Felsic Volcanic 1	Central Pit	Ore-Grade	10	2.0	13	--	1.7	--	18	0.53	406	2.0
A0964475	BR-202	127.6	128.9	Metasediment 2	Central Pit	Mine Rock	55	4.8	21	--	2.1	--	29	1.6	503	2.0
A0964476	BR-202	132.8	133.65	Metasediment 2	Central Pit	Mine Rock	58	6.5	19	--	2.2	--	38	1.6	500	2.0
A0964477	BR-202	139.5	141	Metasediment 2	Central Pit	Mine Rock	58	5.7	20	--	1.9	--	31	1.6	695	2.0
A0964478	BR-202	147.6	148.1	Metasediment 2	Central Pit	Mine Rock	46	4.5	19	--	2.3	--	28	1.3	498	<1
A0964479	BR-202	154	154.6	Metasediment 2	Central Pit	Mine Rock	65	5.0	20	--	2.5	--	30	1.5	528	1.0
A0964480	BR-202	162	162.95	Metasediment 2	Central Pit	Mine Rock	27	6.3	19	--	3.2	--	31	1.3	636	1.0
A0964481	BR-202	170.95	171.45	Felsic Volcanic 1	Central Pit	Mine Rock	134	10.0	13	--	2.1	--	24	0.90	494	<1
A0964482	BR-202	176.55	177.05	Felsic Volcanic 1	Central Pit	Ore-Grade	8.0	3.1	15	--	2.1	--	16	0.68	655	1.0
A0964483	BR-202	192.25	193.2	Felsic Volcanic 2	Central Pit	Mine Rock	3.0	1.9	16	--	1.5	--	10	0.20	262	4.0
A0964484	BR-202	199.5	201	Felsic Volcanic 2	Central Pit	Mine Rock	3.0	1.9	16	--	1.9	--	13	0.23	352	1.0
A0964485	BR-202	216	217.5	Felsic Volcanic 2	Central Pit	Mine Rock	<1	1.9	16	--	2.1	--	14	0.36	418	1.0
A0964486	BR-202	222	222.5	Felsic Volcanic 1	Central Pit	Mine Rock	13	3.0	18	--	2.1	--	20	0.94	479	1.0
A0964061	BR-204	178.65	179.3	Felsic Volcanic 1	Central Pit	Mine Rock	30	3.9	19	--	2.2	--	31	1.2	495	<1
A0964062	BR-204	183.8	184.6	Metasediment 2	Central Pit	Mine Rock	60	4.8	20	--	2.6	--	24	1.6	691	<1
A0964063	BR-204	191.9	193	Metasediment 2	Central Pit	Mine Rock	48	5.7	20	--	2.8	--	26	1.8	597	<1
A0964064	BR-204	195	195.8	Felsic Volcanic 1	Central Pit	Mine Rock	28	4.9	17	--	2.2	--	23	1.3	463	2.0
A0964065	BR-204	210.75	211.75	Felsic Volcanic 2	Central Pit	Mine Rock	15	2.0	17	--	2.7	--	13	0.30	103	2.0
A0964066	BR-204	218.8	219.8	Felsic Volcanic 2	Central Pit	Mine Rock	9.0	1.9	17	--	1.5	--	8.0	0.21	424	1.0
A0964067	BR-204	226.5	227.45	Felsic Volcanic 2	Central Pit	Mine Rock	3.0	2.0	17	--	1.8	--	14	0.21	394	2.0
A0964068	BR-204	232.5	233.5	Felsic Volcanic 2	Central Pit	Mine Rock	2.0	1.8	14	--	1.5	--	11	0.25	292	1.0
A0964069	BR-204	237.5	238.5	Felsic Volcanic 2	Central Pit	Mine Rock	9.0	2.0	17	--	1.9	--	12	0.26	342	1.0

Classification as mine rock or ore-grade materials was based on gold content.

A value of "--" indicates metal was not measured for the given sample; the variation in elements analyzed is due to measurement at two different laboratories (see text).

Table B-7 Four Acid Metals

Sample ID	Drillhole ID	From	To	Lithology	Area	Class	Copper	Iron	Gallium	Germanium	Potassium	Lanthanum	Lithium	Magnesium	Manganese	Molybdenum
		m	*m*				*ppm*	*%*	*ppm*	*ppm*	*%*	*ppm*	*ppm*	*%*	*ppm*	*ppm*
10x Crustal Abundance (Price 1997) [(1)]							--	--	--	--	--	--	--	--	--	--
117329	BR-209	60	61.5	Felsic Volcanic 1	Central Pit	Mine Rock	17	2.8	18	--	2.2	--	28	0.83	578	2.0
A0964072	BR-209	63	64.2	Felsic Volcanic 1	Central Pit	Mine Rock	22	3.1	18	--	2.0	--	31	1.1	523	1.0
117330	BR-209	76.65	77.65	Metasediment 2	Central Pit	Mine Rock	31	6.5	19	--	2.0	--	27	1.4	605	<1
117331	BR-209	80.4	81.45	Metasediment 2	Central Pit	Mine Rock	45	4.3	19	--	2.3	--	27	1.5	473	<1
117332	BR-209	86.75	87.65	Metasediment 2	Central Pit	Mine Rock	38	5.2	20	--	2.6	--	27	1.5	643	<1
117333	BR-209	100.5	102	Felsic Volcanic 1	Central Pit	Mine Rock	21	3.0	18	--	2.5	--	25	1.1	401	<1
117334	BR-209	122.05	123	Felsic Volcanic 2	Central Pit	Mine Rock	8.0	1.9	17	--	2.2	--	15	0.22	300	2.0
A0964073	BR-209	134.5	135.3	Felsic Volcanic 2	Central Pit	Mine Rock	10	2.7	17	--	2.2	--	20	0.81	387	2.0
117335	BR-209	139.4	140.4	Felsic Volcanic 2	Central Pit	Mine Rock	4.0	1.8	16	--	1.8	--	13	0.25	308	2.0
117336	BR-209	144.55	145.8	Felsic Volcanic 2	Central Pit	Mine Rock	1.0	1.9	17	--	2.1	--	16	0.42	183	1.0
A0964074	BR-209	146.3	147	Felsic Volcanic 2	Central Pit	Mine Rock	1.0	1.8	16	--	1.8	--	16	0.37	122	2.0
117337	BR-209	150	151	Felsic Volcanic 2	Central Pit	Mine Rock	2.0	2.0	17	--	1.9	--	15	0.40	382	2.0
117338	BR-209	157	158	Felsic Volcanic 2	Central Pit	Ore-Grade	2.0	1.9	16	--	1.9	--	11	0.24	326	1.0
117339	BR-209	163.25	164.5	Felsic Volcanic 2	Central Pit	Mine Rock	2.0	1.8	17	--	2.2	--	11	0.23	243	2.0
A0964075	BR-209	184.5	186	Felsic Volcanic 1	Central Pit	Mine Rock	26	3.6	19	--	3.1	--	22	1.1	586	1.0
117340	BR-209	191	192	Felsic Volcanic 2	Central Pit	Mine Rock	2.0	1.8	17	--	1.8	--	9.0	0.21	274	1.0
A0963852	BR-217	16.9	18	Felsic Volcanic 1	Central Pit	Mine Rock	21	2.4	17	--	2.5	--	19	0.90	704	1.0
A0963853	BR-217	21	22.5	Felsic Volcanic 1	Central Pit	Ore-Grade	12	2.6	17	--	1.5	--	15	0.69	782	1.0
A0963854	BR-217	28.4	29.9	Felsic Volcanic 1	Central Pit	Mine Rock	13	2.6	17	--	2.1	--	17	0.81	818	1.0
A0963855	BR-217	33	34.5	Felsic Volcanic 1	Central Pit	Mine Rock	17	2.4	16	--	1.9	--	15	0.71	681	<1
A0963856	BR-217	40	41.4	Felsic Volcanic 1	Central Pit	Mine Rock	11	2.3	17	--	1.9	--	14	0.72	726	<1
A0963857	BR-217	44.2	45.5	Felsic Volcanic 1	Central Pit	Mine Rock	19	2.8	18	--	1.9	--	19	1.0	758	1.0
A0963858	BR-217	51	52.5	Felsic Volcanic 1	Central Pit	Mine Rock	17	2.5	17	--	2.0	--	19	0.88	590	<1
A0963859	BR-217	55.4	56.9	Felsic Volcanic 1	Central Pit	Mine Rock	14	1.8	18	--	2.7	--	13	0.51	411	<1
A0963860	BR-217	61	61.25	Felsic Volcanic 1	Central Pit	Ore-Grade	24	2.6	18	--	2.5	--	18	0.81	783	2.0
A0963861	BR-217	65.6	67	Felsic Volcanic 1	Central Pit	Mine Rock	16	2.3	16	--	2.5	--	15	0.73	586	<1
A0963862	BR-217	70	71.5	Felsic Volcanic 1	Central Pit	Mine Rock	18	2.6	18	--	2.5	--	18	0.84	620	2.0
A0963863	BR-217	74.5	76	Felsic Volcanic 1	Central Pit	Mine Rock	16	2.5	16	--	1.7	--	16	0.87	698	<1
A0963864	BR-217	83	84	Felsic Volcanic 1	Central Pit	Mine Rock	10	2.3	16	--	1.7	--	12	0.69	884	<1
A0963865	BR-217	87.7	88.4	Felsic Volcanic 1	Central Pit	Mine Rock	2.0	2.0	18	--	2.3	--	22	0.43	431	1.0
A0963866	BR-217	94.5	96	Felsic Volcanic 1	Central Pit	Mine Rock	15	2.2	17	--	1.9	--	12	0.63	810	3.0
A0963867	BR-217	102.5	103.5	Felsic Volcanic 1	Central Pit	Mine Rock	12	3.1	19	--	2.2	--	17	0.86	1250	2.0
A0963868	BR-217	124.5	126	Felsic Volcanic 1	Central Pit	Mine Rock	19	2.6	16	--	1.8	--	24	0.81	854	1.0
A0963869	BR-217	133.5	135	Felsic Volcanic 1	Central Pit	Mine Rock	20	2.4	18	--	2.7	--	18	0.73	683	1.0
A0963870	BR-217	138	138.5	Felsic Volcanic 1	Central Pit	Mine Rock	20	2.4	19	--	2.5	--	19	0.74	422	11
A0963871	BR-217	143.3	144.8	Felsic Volcanic 1	Central Pit	Mine Rock	33	2.1	17	--	2.0	--	16	0.71	602	1.0
A0963872	BR-217	148.5	149.5	Felsic Volcanic 1	Central Pit	Mine Rock	48	2.2	17	--	1.3	--	17	0.71	450	<1
A0963873	BR-217	152.4	153.1	Felsic Volcanic 1	Central Pit	Ore-Grade	37	2.2	17	--	2.0	--	14	0.60	421	4.0
A0963874	BR-217	164.5	165	Felsic Volcanic 1	Central Pit	Ore-Grade	33	3.6	19	--	2.1	--	22	1.4	672	3.0
A0963875	BR-217	170	170.5	Felsic Volcanic 1	Central Pit	Mine Rock	20	2.5	17	--	1.8	--	23	0.74	411	1.0
A0963876	BR-217	174.45	175.55	Metasediment 1	Central Pit	Mine Rock	36	3.1	18	--	2.4	--	36	1.2	421	2.0
A0963877	BR-217	181.85	183.25	Metasediment 2	Central Pit	Ore-Grade	52	2.9	16	--	2.0	--	22	0.93	362	4.0
A0963878	BR-217	185.8	186.9	Felsic Volcanic 1	Central Pit	Mine Rock	20	2.4	18	--	2.6	--	25	0.86	479	<1
A0963879	BR-217	189.55	190.75	Metasediment 2	Central Pit	Mine Rock	34	3.5	18	--	2.3	--	31	1.3	458	<1

Classification as mine rock or ore-grade materials was based on gold content.

A value of "--" indicates metal was not measured for the given sample; the variation in elements analyzed is due to measurement at two different laboratories (see text).

Table B-7 Four Acid Metals

Sample ID	Drillhole ID	From	To	Lithology	Area	Class	Copper	Iron	Gallium	Germanium	Potassium	Lanthanum	Lithium	Magnesium	Manganese	Molybdenum
		m	*m*				*ppm*	*%*	*ppm*	*ppm*	*%*	*ppm*	*ppm*	*%*	*ppm*	*ppm*
10x Crustal Abundance (Price 1997) [(1)]							--	--	--	--	--	--	--	--	--	--
A0963885	BR-217	220.2	221.3	Metasediment 2	Central Pit	Mine Rock	63	6.3	20	--	2.5	--	34	1.7	753	<1
A0963886	BR-217	225.7	227.2	Metasediment 2	Central Pit	Mine Rock	41	4.5	16	--	1.9	--	24	1.2	428	<1
A0963887	BR-217	242.8	243.35	Metasediment 2	Central Pit	Mine Rock	31	4.8	19	--	3.2	--	23	1.3	482	2.0
A0963888	BR-217	249.05	249.55	Felsic Volcanic 1	Central Pit	Mine Rock	28	4.2	17	--	2.6	--	25	0.98	522	1.0
A0963889	BR-217	253.65	255	Felsic Volcanic 2	Central Pit	Mine Rock	6.0	1.8	16	--	2.1	--	10	0.17	82	1.0
A0963322	BR-108	88.25	89	Felsic Volcanic 1	Central Pit	Mine Rock	19	2.7	20	--	1.6	--	34	0.83	406	<1
A0963323	BR-108	93.25	94	Felsic Volcanic 1	Central Pit	Mine Rock	15	2.6	17	--	1.7	--	36	0.80	361	<1
A0963324	BR-108	98	99	Felsic Volcanic 1	Central Pit	Mine Rock	17	2.2	15	--	1.4	--	23	0.49	357	<1
A0963325	BR-108	103	104	Felsic Volcanic 1	Central Pit	Mine Rock	24	3.0	19	--	1.9	--	29	1.0	416	1.0
A0963326	BR-108	108	109	Felsic Volcanic 1	Central Pit	Mine Rock	13	3.2	19	--	2.0	--	40	1.1	476	1.0
A0963363	BR-108	119.25	120	Felsic Volcanic 1	Central Pit	Mine Rock	28	2.9	19	--	2.1	--	30	0.67	418	7.0
A0963364	BR-108	123	123.75	Felsic Volcanic 1	Central Pit	Mine Rock	23	3.0	20	--	1.6	--	36	1.1	480	2.0
A0963327	BR-108	139.5	140.5	Felsic Volcanic 1	Central Pit	Mine Rock	25	2.8	18	--	1.6	--	28	0.90	457	1.0
A0963328	BR-108	143.5	144.4	Felsic Volcanic 1	Central Pit	Mine Rock	13	2.2	16	--	1.5	--	21	0.40	334	<1
A0963365	BR-108	153.5	154.5	Felsic Volcanic 1	Central Pit	Mine Rock	19	2.5	17	--	1.4	--	26	0.80	393	1.0
A0963329	BR-108	165.8	166.3	Felsic Volcanic 1	Central Pit	Mine Rock	23	2.9	19	--	1.9	--	30	0.91	445	1.0
A0963330	BR-108	169.1	170	Fragmental 1	Central Pit	Mine Rock	40	2.4	18	--	1.9	--	30	0.85	355	3.0
A0963331	BR-108	179.75	180.75	Fragmental 1	Central Pit	Mine Rock	24	2.9	19	--	1.8	--	28	0.93	472	<1
A0963332	BR-108	189	189.5	Felsic Volcanic 1	Central Pit	Mine Rock	17	2.5	17	--	1.6	--	22	0.84	377	1.0
A0963366	BR-108	199	200	Fragmental 1	Central Pit	Mine Rock	17	2.3	17	--	1.8	--	21	0.82	366	1.0
A0963367	BR-108	206.5	207.5	Felsic Volcanic 1	Central Pit	Mine Rock	20	2.7	17	--	1.5	--	21	0.92	403	<1
A0963368	BR-108	216	216.5	Fragmental 1	Central Pit	Mine Rock	19	2.4	18	--	1.7	--	22	0.77	349	3.0
A0963333	BR-108	224.5	225.5	Fragmental 1	Central Pit	Mine Rock	20	2.7	18	--	1.9	--	21	0.84	441	2.0
A0963334	BR-108	240	241	Felsic Volcanic 1	Central Pit	Mine Rock	7.0	2.3	18	--	2.0	--	20	0.72	557	1.0
A0963356	BR-108	246.55	247.5	Felsic Volcanic 1	Central Pit	Mine Rock	16	2.6	18	--	2.3	--	21	0.84	788	2.0
A0963335	BR-108	257.5	258	Felsic Volcanic 1	Central Pit	Mine Rock	17	2.4	19	--	1.8	--	16	0.76	585	1.0
A0963336	BR-108	261.5	262	Felsic Volcanic 1	Central Pit	Mine Rock	17	2.4	21	--	2.2	--	15	0.66	532	1.0
A0963357	BR-108	269.5	270.5	Felsic Volcanic 1	Central Pit	Mine Rock	28	1.9	19	--	1.8	--	13	0.59	528	<1
A0963337	BR-108	273	273.5	Felsic Volcanic 1	Central Pit	Mine Rock	42	3.7	24	--	2.5	--	20	1.0	1160	1.0
A0963338	BR-108	279	280	Felsic Volcanic 1	Central Pit	Mine Rock	24	2.9	21	--	1.8	--	18	0.98	1110	<1
A0963358	BR-108	283	284	Felsic Volcanic 1	Central Pit	Mine Rock	23	3.2	20	--	1.9	--	18	0.95	959	2.0
A0963339	BR-108	289.5	290	Felsic Volcanic 1	Central Pit	Mine Rock	3.0	2.2	20	--	2.3	--	19	0.47	647	1.0
A0963340	BR-108	293	294	Felsic Volcanic 1	Central Pit	Mine Rock	18	2.6	19	--	2.6	--	13	0.77	732	1.0
A0963341	BR-108	298.5	299.5	Felsic Volcanic 1	Central Pit	Mine Rock	50	2.5	21	--	3.2	--	18	0.83	859	1.0
A0963342	BR-108	303.5	304.25	Felsic Volcanic 1	Central Pit	Ore-Grade	24	2.9	22	--	3.5	--	17	0.98	1020	1.0
A0963343	BR-108	309.5	310.25	Felsic Volcanic 1	Central Pit	Mine Rock	11	2.0	16	--	1.6	--	13	0.67	1180	1.0
A0963344	BR-108	314.75	315.5	Felsic Volcanic 1	Central Pit	Ore-Grade	15	2.2	16	--	1.7	--	13	0.63	439	2.0
A0963359	BR-108	319.25	320	Felsic Volcanic 1	Central Pit	Mine Rock	18	2.4	18	--	1.6	--	16	0.77	570	2.0
A0963345	BR-108	322.5	323.25	Felsic Volcanic 1	Central Pit	Ore-Grade	10	2.4	17	--	1.7	--	14	0.80	713	2.0
A0963346	BR-108	328.5	329.25	Felsic Volcanic 1	Central Pit	Ore-Grade	26	2.4	19	--	2.5	--	14	0.80	625	<1
A0963347	BR-108	333	333.5	Felsic Volcanic 1	Central Pit	Mine Rock	19	2.3	14	--	0.55	--	7.0	0.73	572	1.0
A0963348	BR-108	336	336.5	Felsic Volcanic 1	Central Pit	Mine Rock	9.0	2.2	15	--	1.6	--	14	0.57	438	1.0
A0963349	BR-108	340.5	341	Felsic Volcanic 2	Central Pit	Ore-Grade	16	2.7	16	--	1.6	--	9.0	0.56	542	3.0
A0963350	BR-108	344	345	Felsic Volcanic 2	Central Pit	Mine Rock	20	2.4	17	--	1.9	--	19	0.71	497	1.0

Classification as mine rock or ore-grade materials was based on gold content.

A value of "--" indicates metal was not measured for the given sample; the variation in elements analyzed is due to measurement at two different laboratories (see text).

Table B-7 Four Acid Metals

Sample ID	Drillhole ID	From	To	Lithology	Area	Class	Copper	Iron	Gallium	Germanium	Potassium	Lanthanum	Lithium	Magnesium	Manganese	Molybdenum
		m	*m*				*ppm*	*%*	*ppm*	*ppm*	*%*	*ppm*	*ppm*	*%*	*ppm*	*ppm*
10x Crustal Abundance (Price 1997) [(1)]							--	--	--	--	--	--	--	--	--	--
A0963353	BR-108	375.5	376.25	Felsic Volcanic 1	Central Pit	Mine Rock	20	3.3	16	--	2.9	--	19	0.91	416	<1
A0963354	BR-108	380.75	381.5	Felsic Volcanic 1	Central Pit	Mine Rock	18	3.4	18	--	2.6	--	21	0.93	504	<1
A0963355	BR-108	385.25	386	Felsic Volcanic 1	Central Pit	Mine Rock	20	2.5	19	--	2.5	--	18	0.77	353	1.0
A0964012	BR-164	32	33	Felsic Volcanic 1	Central Pit	Mine Rock	30	3.1	18	--	1.7	--	25	0.61	522	<1
A0962765	BR-164	41.1	42	Felsic Volcanic 1	Central Pit	Mine Rock	21	2.6	17	--	2.3	--	27	0.95	430	<1
A0962766	BR-164	46.8	47.7	Felsic Volcanic 1	Central Pit	Mine Rock	53	4.3	21	--	1.9	--	43	1.5	408	2.0
A0962767	BR-164	56.5	58	Metasediment 2	Central Pit	Mine Rock	51	3.8	18	--	2.0	--	33	1.3	353	2.0
A0962768	BR-164	62	63	Fragmental 1	Central Pit	Mine Rock	41	2.7	17	--	1.6	--	26	0.99	302	2.0
A0964013	BR-164	75	76.5	Felsic Volcanic 1	Central Pit	Mine Rock	20	2.7	19	--	2.1	--	30	0.81	375	1.0
A0962769	BR-164	82.5	84	Felsic Volcanic 1	Central Pit	Mine Rock	22	2.8	20	--	2.3	--	27	0.71	399	1.0
A0962770	BR-164	87	88.5	Felsic Volcanic 1	Central Pit	Mine Rock	18	2.6	19	--	2.2	--	28	0.61	398	<1
A0962771	BR-164	96	97.5	Felsic Volcanic 1	Central Pit	Mine Rock	20	2.9	20	--	2.5	--	27	0.58	434	<1
A0962772	BR-164	100.5	102	Felsic Volcanic 1	Central Pit	Mine Rock	18	3.0	20	--	2.4	--	27	0.55	439	2.0
A0962773	BR-164	110	111	Felsic Volcanic 1	Central Pit	Mine Rock	20	2.8	20	--	2.1	--	31	0.88	494	1.0
A0962774	BR-164	114	115.5	Felsic Volcanic 1	Central Pit	Mine Rock	19	2.8	19	--	2.0	--	28	0.94	420	2.0
A0962775	BR-164	120	121.5	Felsic Volcanic 1	Central Pit	Mine Rock	16	2.5	19	--	2.0	--	30	0.62	369	<1
A0962776	BR-164	124.5	126	Felsic Volcanic 1	Central Pit	Mine Rock	19	2.7	19	--	2.1	--	33	0.91	417	1.0
A0962777	BR-164	128.5	129	Felsic Volcanic 1	Central Pit	Mine Rock	17	2.8	18	--	1.9	--	32	0.74	314	3.0
A0962778	BR-164	136.35	137.5	Felsic Volcanic 1	Central Pit	Mine Rock	21	2.5	18	--	1.5	--	31	0.81	351	2.0
A0962779	BR-164	142.5	144	Felsic Volcanic 1	Central Pit	Mine Rock	83	2.5	19	--	2.8	--	37	0.98	423	<1
A0962780	BR-164	148.5	150	Felsic Volcanic 1	Central Pit	Mine Rock	24	2.9	19	--	2.2	--	24	0.76	417	1.0
A0962781	BR-164	153	154	Felsic Volcanic 1	Central Pit	Mine Rock	18	2.6	19	--	2.5	--	26	0.58	363	1.0
A0962782	BR-164	159.15	159.75	Felsic Volcanic 1	Central Pit	Mine Rock	19	2.9	19	--	2.1	--	23	0.85	452	4.0
A0964014	BR-164	165	166.5	Felsic Volcanic 1	Central Pit	Mine Rock	15	2.8	19	--	1.8	--	21	0.87	488	<1
A0962783	BR-164	171	172.5	Felsic Volcanic 1	Central Pit	Mine Rock	21	2.8	19	--	1.9	--	24	0.90	528	3.0
A0964015	BR-164	177	178.5	Felsic Volcanic 1	Central Pit	Mine Rock	17	2.7	18	--	1.8	--	18	0.82	822	2.0
A0964016	BR-164	195	196.5	Felsic Volcanic 1	Central Pit	Mine Rock	17	3.0	19	--	1.8	--	17	0.85	802	1.0
A0964017	BR-164	205.5	207	Felsic Volcanic 1	Central Pit	Mine Rock	18	2.8	19	--	2.5	--	19	1.0	739	1.0
A0962784	BR-164	210.1	211.2	Felsic Volcanic 1	Central Pit	Mine Rock	24	2.5	19	--	2.6	--	17	0.83	656	1.0
A0962785	BR-164	215.3	216.5	Felsic Volcanic 1	Central Pit	Mine Rock	24	2.7	19	--	2.7	--	15	0.83	511	2.0
A0962786	BR-164	220.5	222	Felsic Volcanic 1	Central Pit	Mine Rock	25	2.8	19	--	2.0	--	17	0.87	722	2.0
A0962787	BR-164	227.75	228.35	Felsic Volcanic 1	Central Pit	Mine Rock	20	2.8	19	--	2.2	--	16	0.87	539	2.0
A0962788	BR-164	232.4	232.9	Felsic Volcanic 1	Central Pit	Mine Rock	18	2.6	19	--	1.9	--	15	0.85	594	1.0
A0964018	BR-164	238.3	238.9	Felsic Volcanic 1	Central Pit	Mine Rock	21	3.0	17	--	2.0	--	17	0.81	699	1.0
A0962789	BR-164	250.5	251.65	Felsic Volcanic 1	Central Pit	Mine Rock	20	2.3	18	--	2.2	--	14	0.60	1020	<1
A0964019	BR-164	267	267.5	Felsic Volcanic 1	Central Pit	Mine Rock	31	3.1	18	--	2.4	--	13	0.91	800	1.0
A0962790	BR-164	273.6	274.45	Felsic Volcanic 1	Central Pit	Mine Rock	4.0	2.9	18	--	3.4	--	10	0.73	1230	2.0
A0962791	BR-164	281.7	282.2	Felsic Volcanic 1	Central Pit	Mine Rock	19	2.7	19	--	3.2	--	15	0.82	756	2.0
A0962792	BR-164	283.75	284.25	Felsic Volcanic 1	Central Pit	Ore-Grade	105	2.5	14	--	1.7	--	10	0.46	303	3.0
A0962793	BR-164	286.95	287.45	Felsic Volcanic 1	Central Pit	Mine Rock	34	2.8	22	--	2.6	--	17	0.86	530	<1
A0962794	BR-164	295	295.75	Felsic Volcanic 1	Central Pit	Mine Rock	19	2.5	19	--	2.1	--	17	0.76	445	1.0
A0962795	BR-164	302.5	303	Felsic Volcanic 1	Central Pit	Mine Rock	17	2.7	20	--	2.3	--	18	0.88	520	1.0
A0962796	BR-164	308	309	Felsic Volcanic 1	Central Pit	Ore-Grade	53	2.2	16	--	1.8	--	15	0.60	380	3.0
A0962797	BR-164	312	313	Felsic Volcanic 1	Central Pit	Mine Rock	25	2.9	22	--	2.6	--	20	0.86	647	<1

Classification as mine rock or ore-grade materials was based on gold content.

A value of "--" indicates metal was not measured for the given sample; the variation in elements analyzed is due to measurement at two different laboratories (see text).

Table B-7 Four Acid Metals

Sample ID	Drillhole ID	From	To	Lithology	Area	Class	Copper	Iron	Gallium	Germanium	Potassium	Lanthanum	Lithium	Magnesium	Manganese	Molybdenum
		m	*m*				*ppm*	*%*	*ppm*	*ppm*	*%*	*ppm*	*ppm*	*%*	*ppm*	*ppm*
10x Crustal Abundance (Price 1997) [(1)]							--	--	--	--	--	--	--	--	--	--
A0964002	BR-164	356	357	Felsic Volcanic 1	Central Pit	Ore-Grade	24	2.4	20	--	1.7	--	20	0.80	551	1.0
A0964003	BR-164	361.45	362.45	Felsic Volcanic 1	Central Pit	Mine Rock	56	4.0	19	--	2.1	--	29	1.1	464	3.0
A0964004	BR-164	365	366	Felsic Volcanic 1	Central Pit	Mine Rock	20	2.8	20	--	2.5	--	18	0.76	380	3.0
A0964005	BR-164	372.4	373	Felsic Volcanic 1	Central Pit	Mine Rock	12	2.2	19	--	2.0	--	21	0.58	396	<1
A0964006	BR-164	377.5	378.5	Metasediment 2	Central Pit	Mine Rock	50	7.2	17	--	2.2	--	42	1.6	502	1.0
A0964007	BR-164	382	383.15	Metasediment 2	Central Pit	Mine Rock	55	6.3	18	--	2.2	--	32	1.6	558	1.0
A0964008	BR-164	387.7	388.95	Metasediment 2	Central Pit	Mine Rock	67	4.9	21	--	2.8	--	32	1.5	538	<1
A0963048	BR-106	15	16	Felsic Volcanic 1	Central Pit	Mine Rock	17	2.4	20	--	1.7	--	16	0.37	366	1.0
A0963303	BR-106	19	20	Felsic Volcanic 1	Central Pit	Mine Rock	39	2.8	19	--	1.7	--	18	0.59	479	1.0
A0963049	BR-106	25	26	Felsic Volcanic 1	Central Pit	Mine Rock	22	2.6	21	--	1.7	--	20	0.55	361	<1
A0963304	BR-106	27	28	Felsic Volcanic 1	Central Pit	Mine Rock	19	2.9	21	--	2.2	--	19	0.53	383	<1
A0963050	BR-106	32	33	Felsic Volcanic 1	Central Pit	Mine Rock	16	2.2	18	--	1.7	--	15	0.43	313	2.0
A0963251	BR-106	35	36	Felsic Volcanic 1	Central Pit	Mine Rock	18	2.4	20	--	1.8	--	18	0.54	353	<1
A0963252	BR-106	40	41	Felsic Volcanic 1	Central Pit	Mine Rock	19	2.4	21	--	1.7	--	19	0.57	374	1.0
A0963305	BR-106	49	49.8	Felsic Volcanic 1	Central Pit	Mine Rock	58	2.3	20	--	1.6	--	18	0.52	332	1.0
A0963253	BR-106	52.45	53.45	Felsic Volcanic 1	Central Pit	Mine Rock	19	2.4	20	--	1.9	--	19	0.59	365	1.0
A0963254	BR-106	60.45	61.45	Felsic Volcanic 1	Central Pit	Mine Rock	19	2.5	22	--	1.9	--	23	0.52	350	8.0
A0963255	BR-106	63.45	64.45	Felsic Volcanic 1	Central Pit	Mine Rock	19	2.5	20	--	1.9	--	23	0.48	370	<1
A0963256	BR-106	68.15	69.15	Felsic Volcanic 1	Central Pit	Mine Rock	18	2.7	21	--	1.7	--	25	0.78	382	2.0
A0963257	BR-106	73.45	74.45	Felsic Volcanic 1	Central Pit	Mine Rock	18	2.4	21	--	2.2	--	23	0.76	360	<1
A0963258	BR-106	78.45	79.45	Felsic Volcanic 1	Central Pit	Mine Rock	13	2.6	21	--	1.9	--	27	0.71	379	<1
A0963259	BR-106	83.45	84.45	Felsic Volcanic 1	Central Pit	Mine Rock	13	2.5	21	--	2.0	--	27	0.70	372	<1
A0963260	BR-106	88.55	89.05	Felsic Volcanic 1	Central Pit	Mine Rock	13	2.4	21	--	1.4	--	25	0.73	400	<1
A0963261	BR-106	93.55	94.55	Felsic Volcanic 1	Central Pit	Mine Rock	23	2.4	21	--	2.2	--	28	0.82	378	<1
A0963262	BR-106	97.8	98.9	Felsic Volcanic 1	Central Pit	Mine Rock	21	2.7	21	--	2.0	--	21	0.80	355	<1
A0963263	BR-106	103.45	104.45	Felsic Volcanic 1	Central Pit	Mine Rock	20	2.9	21	--	2.0	--	31	0.89	423	<1
A0963264	BR-106	108.1	109.1	Felsic Volcanic 1	Central Pit	Mine Rock	17	2.7	21	--	1.7	--	23	0.40	454	1.0
A0963265	BR-106	113.1	114.3	Felsic Volcanic 1	Central Pit	Mine Rock	18	2.7	20	--	1.7	--	21	0.39	406	1.0
A0963266	BR-106	117.65	118.65	Felsic Volcanic 1	Central Pit	Mine Rock	17	2.7	21	--	1.6	--	26	0.50	424	<1
A0963267	BR-106	124.6	125.6	Felsic Volcanic 1	Central Pit	Mine Rock	23	2.5	21	--	1.7	--	21	0.43	350	2.0
A0963268	BR-106	130	131	Felsic Volcanic 1	Central Pit	Mine Rock	17	2.4	20	--	1.8	--	22	0.58	628	1.0
A0963269	BR-106	135	136	Felsic Volcanic 1	Central Pit	Mine Rock	19	2.6	21	--	2.5	--	24	0.45	660	2.0
A0963270	BR-106	145.2	146.2	Felsic Volcanic 1	Central Pit	Mine Rock	16	2.4	20	--	1.9	--	20	0.46	438	2.0
A0963271	BR-106	151.2	152.2	Felsic Volcanic 1	Central Pit	Mine Rock	19	2.8	20	--	1.7	--	23	0.70	471	1.0
A0963306	BR-106	156.5	157.5	Felsic Volcanic 1	Central Pit	Mine Rock	21	2.8	21	--	1.8	--	21	0.76	602	2.0
A0963272	BR-106	166.4	167.4	Felsic Volcanic 1	Central Pit	Mine Rock	20	2.8	20	--	2.2	--	19	0.41	506	2.0
A0963273	BR-106	171.65	172.65	Felsic Volcanic 1	Central Pit	Mine Rock	19	2.8	22	--	2.0	--	22	0.44	340	2.0
A0963274	BR-106	176.65	177.65	Felsic Volcanic 1	Central Pit	Mine Rock	19	2.5	21	--	1.9	--	27	0.78	618	<1
A0963275	BR-106	180.65	181.65	Felsic Volcanic 1	Central Pit	Mine Rock	36	2.2	20	--	2.8	--	25	0.55	320	2.0
A0963276	BR-106	181.65	182.65	Felsic Volcanic 1	Central Pit	Mine Rock	55	2.4	20	--	1.9	--	19	0.58	564	5.0
A0963307	BR-106	184.65	185.65	Felsic Volcanic 1	Central Pit	Mine Rock	33	3.4	21	--	2.3	--	21	1.1	912	<1
A0963277	BR-106	191.95	192.55	Felsic Volcanic 1	Central Pit	Mine Rock	22	3.0	21	--	2.7	--	17	1.0	425	2.0
A0963278	BR-106	198.65	199.65	Felsic Volcanic 1	Central Pit	Mine Rock	26	2.6	22	--	2.0	--	18	0.60	428	<1
A0963279	BR-106	208.65	209.6	Felsic Volcanic 1	Central Pit	Mine Rock	20	2.5	20	--	1.9	--	16	0.75	387	<1

Classification as mine rock or ore-grade materials was based on gold content.

A value of "--" indicates metal was not measured for the given sample; the variation in elements analyzed is due to measurement at two different laboratories (see text).

Table B-7 Four Acid Metals

Sample ID	Drillhole ID	From	To	Lithology	Area	Class	Copper	Iron	Gallium	Germanium	Potassium	Lanthanum	Lithium	Magnesium	Manganese	Molybdenum
		m	*m*				*ppm*	*%*	*ppm*	*ppm*	*%*	*ppm*	*ppm*	*%*	*ppm*	*ppm*
10x Crustal Abundance (Price 1997) [(1)]							--	--	--	--	--	--	--	--	--	--
A0963299	BR-106	258.85	259.85	Felsic Volcanic 1	Central Pit	Mine Rock	14	2.0	15	--	1.4	--	14	0.58	313	<1
A0963285	BR-106	262.85	263.75	Felsic Volcanic 1	Central Pit	Mine Rock	9.0	2.4	18	--	1.9	--	18	0.84	384	<1
A0963300	BR-106	263.75	264.5	Felsic Volcanic 1	Central Pit	Mine Rock	25	2.4	19	--	1.5	--	17	0.81	348	<1
A0963286	BR-106	285	286	Felsic Volcanic 1	Central Pit	Mine Rock	21	2.7	20	--	1.6	--	19	0.87	418	<1
A0963287	BR-106	304	305	Felsic Volcanic 1	Central Pit	Mine Rock	26	3.0	19	--	1.6	--	20	1.2	494	<1
A0963288	BR-106	310	311	Felsic Volcanic 1	Central Pit	Mine Rock	23	2.9	20	--	1.4	--	25	1.1	436	<1
A0963289	BR-106	319	320	Felsic Volcanic 1	Central Pit	Ore-Grade	19	2.5	20	--	2.0	--	15	0.73	410	<1
A0963290	BR-106	323.75	324.25	Felsic Volcanic 1	Central Pit	Mine Rock	27	2.5	19	--	1.7	--	19	0.88	406	<1
A0963291	BR-106	328.85	329.85	Felsic Volcanic 1	Central Pit	Mine Rock	24	2.9	21	--	1.5	--	22	1.1	460	<1
A0963301	BR-106	330.85	331.85	Felsic Volcanic 1	Central Pit	Mine Rock	19	2.7	20	--	1.4	--	21	0.91	403	<1
A0963292	BR-106	333.85	334.85	Felsic Volcanic 1	Central Pit	Mine Rock	17	2.6	19	--	1.3	--	19	0.81	408	<1
A0963302	BR-106	344.1	345.2	Felsic Volcanic 1	Central Pit	Mine Rock	39	3.9	19	--	1.6	--	23	2.2	591	<1
A0963293	BR-106	350.3	351.3	Felsic Volcanic 1	Central Pit	Mine Rock	23	2.8	20	--	1.5	--	17	0.83	306	1.0
A0963294	BR-106	355.3	356.05	Metasediment 2	Central Pit	Mine Rock	58	4.1	17	--	1.8	--	26	1.3	570	1.0
A0963295	BR-106	360.5	361	Metasediment 2	Central Pit	Mine Rock	54	5.1	22	--	1.8	--	26	1.6	520	1.0
A0963296	BR-106	365.25	366.25	Metasediment 2	Central Pit	Mine Rock	54	4.6	21	--	1.7	--	23	1.6	523	1.0
A0963297	BR-106	370.2	371.2	Metasediment 2	Central Pit	Mine Rock	61	4.5	21	--	2.0	--	23	1.5	564	2.0
A0963298	BR-106	375.5	376.5	Felsic Volcanic 2	Central Pit	Mine Rock	7.0	1.9	18	--	1.8	--	17	0.40	159	2.0
A0962859	BR-139	41.5	42.5	Felsic Volcanic 1	Central Pit	Mine Rock	16	2.5	19	--	1.7	--	25	0.55	374	1.0
A0962860	BR-139	47.5	48.5	Felsic Volcanic 1	Central Pit	Mine Rock	16	2.5	19	--	1.9	--	23	0.48	335	2.0
A0962861	BR-139	52.5	53.5	Felsic Volcanic 1	Central Pit	Mine Rock	21	2.3	19	--	1.8	--	22	0.51	325	1.0
A0962862	BR-139	60	61	Felsic Volcanic 1	Central Pit	Mine Rock	30	2.5	19	--	1.5	--	25	0.71	375	2.0
A0962863	BR-139	70	71	Felsic Volcanic 1	Central Pit	Mine Rock	22	2.3	18	--	1.7	--	29	0.65	372	<1
A0962864	BR-139	78.5	79.5	Felsic Volcanic 1	Central Pit	Mine Rock	13	2.7	19	--	1.5	--	35	1.0	408	1.0
A0962865	BR-139	85.5	86.5	Felsic Volcanic 1	Central Pit	Mine Rock	18	2.6	20	--	2.0	--	29	0.80	428	2.0
A0962866	BR-139	91	92	Felsic Volcanic 1	Central Pit	Mine Rock	21	2.6	19	--	1.3	--	28	1.0	456	1.0
A0962867	BR-139	97	98	Felsic Volcanic 1	Central Pit	Mine Rock	15	2.8	19	--	1.3	--	32	0.93	396	1.0
A0963673	BR-139	103	104.25	Felsic Volcanic 1	Central Pit	Mine Rock	43	2.5	18	--	1.3	--	23	0.75	410	2.0
A0962871	BR-139	108	108.5	Felsic Volcanic 1	Central Pit	Mine Rock	18	2.5	17	--	1.7	--	19	0.61	368	2.0
A0962872	BR-139	111.6	113	Felsic Volcanic 1	Central Pit	Mine Rock	24	2.4	19	--	1.8	--	19	0.72	511	1.0
A0962873	BR-139	116.5	117.5	Felsic Volcanic 1	Central Pit	Mine Rock	19	2.7	19	--	1.7	--	23	0.84	790	1.0
A0962874	BR-139	124.5	125.5	Felsic Volcanic 1	Central Pit	Mine Rock	5.0	3.0	22	--	2.9	--	24	0.92	584	3.0
A0962875	BR-139	131.5	132.2	Felsic Volcanic 1	Central Pit	Mine Rock	27	4.0	18	--	1.6	--	40	3.3	773	<1
A0962876	BR-139	138	138.5	Felsic Volcanic 1	Central Pit	Mine Rock	13	2.5	18	--	2.0	--	25	0.82	467	<1
A0962877	BR-139	145.5	147	Felsic Volcanic 1	Central Pit	Mine Rock	3.0	2.6	20	--	2.3	--	29	0.57	241	<1
A0962878	BR-139	152.5	153.5	Felsic Volcanic 1	Central Pit	Ore-Grade	12	3.1	20	--	2.7	--	27	0.89	339	<1
A0962879	BR-139	158.5	159.5	Felsic Volcanic 1	Central Pit	Mine Rock	2.0	2.5	19	--	2.4	--	16	0.62	393	<1
A0962880	BR-139	164.5	165.25	Felsic Volcanic 1	Central Pit	Mine Rock	9.0	2.5	17	--	1.9	--	17	0.86	702	1.0
A0962881	BR-139	173	174	Felsic Volcanic 1	Central Pit	Mine Rock	20	2.6	20	--	2.3	--	17	0.91	608	<1
A0962882	BR-139	179.5	180.5	Felsic Volcanic 1	Central Pit	Mine Rock	17	2.7	20	--	2.1	--	16	0.80	677	1.0
A0962883	BR-139	184.75	185.5	Felsic Volcanic 1	Central Pit	Mine Rock	12	2.3	21	--	2.6	--	20	0.76	628	<1
A0962884	BR-139	196	197	Felsic Volcanic 1	Central Pit	Mine Rock	23	2.9	20	--	1.6	--	18	1.0	549	2.0
A0962885	BR-139	213.5	214	Felsic Volcanic 1	Central Pit	Mine Rock	12	3.2	21	--	2.2	--	18	0.74	606	2.0
A0962886	BR-139	243.5	244.5	Felsic Volcanic 1	Central Pit	Mine Rock	18	2.5	19	--	2.0	--	16	0.80	432	<1

Classification as mine rock or ore-grade materials was based on gold content.

A value of "--" indicates metal was not measured for the given sample; the variation in elements analyzed is due to measurement at two different laboratories (see text).

Table B-7 Four Acid Metals

Sample ID	Drillhole ID	From	To	Lithology	Area	Class	Copper	Iron	Gallium	Germanium	Potassium	Lanthanum	Lithium	Magnesium	Manganese	Molybdenum
		m	*m*				*ppm*	*%*	*ppm*	*ppm*	*%*	*ppm*	*ppm*	*%*	*ppm*	*ppm*
10x Crustal Abundance (Price 1997) [(1)]							--	--	--	--	--	--	--	--	--	--
A0962887	BR-139	260.5	261.5	Felsic Volcanic 1	Central Pit	Mine Rock	19	2.4	19	--	2.2	--	15	0.71	380	<1
A0962888	BR-139	272	273	Felsic Volcanic 1	Central Pit	Mine Rock	27	2.4	19	--	2.4	--	16	0.76	418	<1
A0962889	BR-139	286.5	287.25	Felsic Volcanic 1	Central Pit	Ore-Grade	16	3.7	18	--	2.9	--	21	0.50	228	1.0
A0964708	BR-139	298.5	299	Felsic Volcanic 1	Central Pit	Ore-Grade	11	2.4	19	--	2.8	--	15	0.79	456	<1
A0964709	BR-139	303	303.5	Felsic Volcanic 1	Central Pit	Ore-Grade	94	2.3	20	--	2.2	--	19	0.68	461	1.0
A0964710	BR-139	309	309.75	Felsic Volcanic 1	Central Pit	Mine Rock	20	2.5	19	--	1.9	--	19	0.71	422	1.0
A0964711	BR-139	315.5	316	Felsic Volcanic 1	Central Pit	Ore-Grade	71	3.4	20	--	2.1	--	27	1.1	527	1.0
A0964712	BR-139	320.25	321	Metasediment 2	Central Pit	Mine Rock	60	4.9	21	--	2.1	--	31	1.3	499	2.0
A0962890	BR-139	326	327	Metasediment 2	Central Pit	Mine Rock	54	5.1	18	--	1.7	--	23	1.0	350	2.0
A0962891	BR-139	335.3	336.45	Metasediment 2	Central Pit	Mine Rock	82	5.1	21	--	2.4	--	28	1.7	672	<1
A0962892	BR-139	340.9	342	Metasediment 2	Central Pit	Mine Rock	56	5.5	19	--	2.5	--	24	1.4	616	<1
A0962893	BR-139	348	349	Metasediment 2	Central Pit	Mine Rock	60	4.6	22	--	2.7	--	27	1.5	589	<1
A0962894	BR-139	366.5	367	Metasediment 2	Central Pit	Mine Rock	21	4.5	21	--	3.2	--	45	1.4	435	<1
A0963547	BR-185	23.6	24.5	Felsic Volcanic 1	Central Pit	Mine Rock	23	2.3	19	--	1.8	--	16	0.72	391	<1
A0964158	BR-168	117	118.5	Felsic Volcanic 1	Central Pit	Mine Rock	16	2.4	20	--	2.1	--	18	0.66	355	<1
A0964154	BR-168	123.5	124.5	Felsic Volcanic 1	Central Pit	Mine Rock	19	2.6	20	--	2.2	--	22	0.90	418	1.0
A0964155	BR-168	130.95	131.45	Felsic Volcanic 1	Central Pit	Mine Rock	38	3.9	19	--	2.2	--	30	2.1	809	<1
A0964156	BR-168	141	142.1	Felsic Volcanic 1	Central Pit	Mine Rock	27	2.5	20	--	2.3	--	22	0.88	563	<1
A0964157	BR-168	149.65	150.2	Felsic Volcanic 1	Central Pit	Mine Rock	41	2.7	20	--	1.6	--	18	0.92	628	<1
A0964159	BR-168	159	160.5	Felsic Volcanic 1	Central Pit	Mine Rock	41	2.4	21	--	2.0	--	16	0.79	366	<1
A0964160	BR-168	166.25	166.75	Felsic Volcanic 1	Central Pit	Mine Rock	27	2.8	18	--	2.7	--	12	0.34	142	1.0
A0964161	BR-168	171.6	172.4	Felsic Volcanic 1	Central Pit	Mine Rock	23	2.4	19	--	2.0	--	19	0.85	443	<1
A0964162	BR-168	177	178	Felsic Volcanic 1	Central Pit	Mine Rock	33	3.0	18	--	2.9	--	34	1.1	551	3.0
A0964163	BR-168	182.25	183	Felsic Volcanic 1	Central Pit	Mine Rock	13	2.4	20	--	1.5	--	22	0.81	361	<1
A0964164	BR-168	192	192.5	Felsic Volcanic 1	Central Pit	Mine Rock	23	2.0	15	--	1.0	--	15	0.56	301	2.0
A0964165	BR-168	198.3	199.3	Felsic Volcanic 1	Central Pit	Mine Rock	23	2.6	21	--	2.3	--	21	0.87	620	1.0
A0964166	BR-168	207.3	207.8	Felsic Volcanic 1	Central Pit	Mine Rock	30	3.1	21	--	2.1	--	23	0.87	661	3.0
A0964167	BR-168	213	214	Felsic Volcanic 1	Central Pit	Mine Rock	16	2.4	19	--	1.8	--	17	0.83	596	7.0
A0964168	BR-168	219.55	221	Felsic Volcanic 1	Central Pit	Mine Rock	17	2.9	21	--	2.1	--	25	0.97	471	1.0
A0964169	BR-168	227.8	228.6	Felsic Volcanic 1	Central Pit	Mine Rock	34	4.5	20	--	2.5	--	32	2.1	694	<1
A0964170	BR-168	234.55	235.05	Felsic Volcanic 1	Central Pit	Mine Rock	15	2.3	19	--	2.4	--	23	0.82	451	<1
A0964171	BR-168	252.9	254	Felsic Volcanic 1	Central Pit	Mine Rock	31	2.9	20	--	2.0	--	20	1.1	465	<1
A0964172	BR-168	268.5	270	Felsic Volcanic 1	Central Pit	Mine Rock	22	2.7	21	--	2.0	--	18	0.85	440	<1
A0964173	BR-168	280.5	282	Felsic Volcanic 1	Central Pit	Mine Rock	18	2.3	20	--	2.1	--	16	0.76	303	2.0
A0964174	BR-168	298.65	299.15	Felsic Volcanic 1	Central Pit	Ore-Grade	246	1.7	17	--	1.1	--	12	0.46	299	2.0
A0964175	BR-168	320.6	321.35	Felsic Volcanic 1	Central Pit	Mine Rock	19	2.6	20	--	2.7	--	20	0.74	379	1.0
A0964176	BR-168	325.5	326.45	Metasediment 2	Central Pit	Mine Rock	44	5.0	21	--	2.2	--	27	1.3	448	2.0
117301	BR-169	40.5	41.5	Felsic Volcanic 1	Central Pit	Ore-Grade	44	2.5	21	--	2.7	--	30	0.80	732	2.0
A0964638	BR-169	54.2	55.3	Felsic Volcanic 1	Central Pit	Mine Rock	28	2.5	20	--	2.3	--	19	0.91	792	<1
A0964639	BR-169	62	62.9	Felsic Volcanic 1	Central Pit	Mine Rock	11	2.5	20	--	1.9	--	20	0.82	896	<1
117302	BR-169	65.5	66	Felsic Volcanic 1	Central Pit	Mine Rock	15	2.8	21	--	2.5	--	19	0.76	427	2.0
117303	BR-169	74.25	74.8	Felsic Volcanic 1	Central Pit	Mine Rock	24	2.8	25	--	2.9	--	20	0.87	571	1.0
117304	BR-169	76.05	76.7	Felsic Volcanic 1	Central Pit	Mine Rock	19	2.5	20	--	2.5	--	17	0.77	516	3.0
117305	BR-169	83.5	84	Felsic Volcanic 1	Central Pit	Mine Rock	35	3.2	22	--	2.7	--	20	0.91	521	2.0

Classification as mine rock or ore-grade materials was based on gold content.

A value of "--" indicates metal was not measured for the given sample; the variation in elements analyzed is due to measurement at two different laboratories (see text).

Table B-7 Four Acid Metals

Sample ID	Drillhole ID	From	To	Lithology	Area	Class	Copper	Iron	Gallium	Germanium	Potassium	Lanthanum	Lithium	Magnesium	Manganese	Molybdenum
		m	*m*				*ppm*	*%*	*ppm*	*ppm*	*%*	*ppm*	*ppm*	*%*	*ppm*	*ppm*
10x Crustal Abundance (Price 1997) [1]							--	--	--	--	--	--	--	--	--	--
117306	BR-169	85.5	86.35	Felsic Volcanic 1	Central Pit	Mine Rock	20	2.4	20	--	2.2	--	19	0.79	508	1.0
A0964640	BR-169	95.45	96	Felsic Volcanic 1	Central Pit	Mine Rock	33	2.8	23	--	1.9	--	18	0.91	797	<1
117307	BR-169	98.25	99	Felsic Volcanic 1	Central Pit	Mine Rock	24	2.7	22	--	2.1	--	20	0.92	558	1.0
117308	BR-169	103.9	105	Felsic Volcanic 1	Central Pit	Mine Rock	18	2.5	20	--	1.8	--	19	0.83	397	<1
117309	BR-169	121.6	123	Felsic Volcanic 1	Central Pit	Ore-Grade	6.0	2.2	23	--	3.4	--	26	0.79	334	1.0
A0964714	BR-169	126	126.8	Felsic Volcanic 1	Central Pit	Ore-Grade	20	2.4	23	--	3.7	--	24	0.64	322	2.0
A0964715	BR-169	127.8	128.4	Felsic Volcanic 1	Central Pit	Ore-Grade	46	1.9	18	--	2.0	--	14	0.57	387	<1
A0964716	BR-169	129	129.55	Felsic Volcanic 1	Central Pit	Ore-Grade	15	3.0	25	--	4.0	--	25	0.83	541	1.0
A0964717	BR-169	130.15	130.7	Felsic Volcanic 1	Central Pit	Ore-Grade	11	2.4	21	--	3.6	--	27	0.69	327	1.0
A0964718	BR-169	131.85	132.4	Felsic Volcanic 1	Central Pit	Ore-Grade	25	2.3	18	--	3.0	--	20	0.75	541	1.0
117310	BR-169	150	150.5	Felsic Volcanic 1	Central Pit	Mine Rock	19	2.3	20	--	1.9	--	21	0.64	288	2.0
117311	BR-169	150.5	151.1	Metasediment 2	Central Pit	Mine Rock	32	5.4	22	--	2.1	--	34	1.7	509	1.0
117312	BR-169	154.5	156	Metasediment 2	Central Pit	Mine Rock	56	5.5	23	--	1.8	--	30	1.6	600	5.0
117313	BR-169	158.55	160	Metasediment 2	Central Pit	Mine Rock	20	3.1	21	--	1.5	--	21	0.93	408	<1
117314	BR-169	165	165.7	Metasediment 2	Central Pit	Mine Rock	63	4.8	22	--	1.5	--	28	1.4	590	2.0
117316	BR-169	186	186.55	Felsic Volcanic 1	Central Pit	Mine Rock	16	2.4	21	--	2.2	--	22	0.79	392	<1
117317	BR-169	189.65	190.7	Metasediment 2	Central Pit	Mine Rock	50	4.4	23	--	1.4	--	27	1.4	595	4.0
A0964641	BR-169	199.4	199.9	Felsic Volcanic 2	Central Pit	Mine Rock	25	3.8	19	--	2.1	--	20	3.1	606	1.0
117318	BR-169	205.5	207	Felsic Volcanic 2	Central Pit	Mine Rock	2.0	1.8	19	--	2.4	--	15	0.21	241	2.0
117319	BR-169	210	210.5	Felsic Volcanic 2	Central Pit	Mine Rock	6.0	2.3	20	--	2.5	--	14	0.39	294	2.0
117315	BR-169	214.5	216	Felsic Volcanic 2	Central Pit	Mine Rock	4.0	1.8	20	--	2.1	--	14	0.24	293	2.0
117320	BR-169	220.35	221.75	Felsic Volcanic 2	Central Pit	Mine Rock	5.0	2.1	18	--	2.4	--	15	0.25	298	2.0
117321	BR-169	224.5	225.45	Felsic Volcanic 2	Central Pit	Mine Rock	4.0	1.7	18	--	1.8	--	11	0.24	316	2.0
A0964642	BR-169	232.5	234	Felsic Volcanic 1	Central Pit	Mine Rock	21	2.9	21	--	1.8	--	17	0.93	442	1.0
117322	BR-169	241.5	242.8	Felsic Volcanic 2	Central Pit	Mine Rock	8.0	1.8	20	--	2.0	--	11	0.22	342	1.0
117323	BR-169	246.7	247.7	Felsic Volcanic 2	Central Pit	Ore-Grade	13	2.0	20	--	1.9	--	9.0	0.24	332	2.0
A0964643	BR-169	251.15	252	Felsic Volcanic 2	Central Pit	Mine Rock	29	3.6	21	--	2.8	--	18	1.2	572	2.0
117324	BR-169	256.5	258	Metasediment 2	Central Pit	Mine Rock	21	7.0	21	--	2.1	--	18	1.2	486	2.0
117325	BR-169	266.75	268.2	Metasediment 2	Central Pit	Mine Rock	12	2.2	21	--	1.8	--	12	0.57	283	2.0
A0962994	BR-241	70.85	72.15	Metasediment 2	Central Pit	Mine Rock	63	5.3	24	--	2.1	--	33	1.6	577	1.0
A0962995	BR-241	79.6	81	Felsic Volcanic 1	Central Pit	Mine Rock	20	2.4	21	--	1.9	--	19	0.74	377	1.0
A0962996	BR-241	97.85	98.35	Felsic Volcanic 2	Central Pit	Mine Rock	58	6.1	18	--	1.7	--	20	1.6	694	3.0
A0962997	BR-241	104.65	105.2	Felsic Volcanic 1	Central Pit	Mine Rock	27	3.2	22	--	2.1	--	22	1.1	597	2.0
A0962998	BR-241	110.5	111.5	Felsic Volcanic 2	Central Pit	Mine Rock	2.0	2.2	21	--	2.9	--	20	0.46	387	2.0
A0962999	BR-241	117.8	119	Felsic Volcanic 1	Central Pit	Mine Rock	28	3.5	21	--	2.4	--	30	1.7	794	2.0
A0963000	BR-241	125.5	126.5	Felsic Volcanic 2	Central Pit	Mine Rock	10	2.3	20	--	2.5	--	18	0.69	450	2.0
A0964501	BR-241	130.7	131.75	Felsic Volcanic 1	Central Pit	Ore-Grade	11	3.7	17	--	2.9	--	20	0.78	597	2.0
A0964502	BR-241	144	145.5	Felsic Volcanic 2	Central Pit	Mine Rock	4.0	1.9	17	--	1.8	--	12	0.20	154	2.0
A0964503	BR-241	148.5	150	Felsic Volcanic 2	Central Pit	Mine Rock	4.0	1.9	20	--	2.1	--	13	0.28	231	2.0
A0964504	BR-241	153.5	154.8	Felsic Volcanic 2	Central Pit	Mine Rock	8.0	1.9	20	--	2.2	--	12	0.26	285	1.0
A0964505	BR-241	162	163.5	Felsic Volcanic 2	Central Pit	Mine Rock	6.0	1.9	18	--	2.2	--	11	0.23	295	2.0
A0964506	BR-241	171.7	173.2	Felsic Volcanic 1	Central Pit	Mine Rock	22	3.3	21	--	2.3	--	25	1.1	469	2.0
A0964507	BR-241	180.65	182.15	Felsic Volcanic 1	Central Pit	Mine Rock	19	2.7	20	--	1.2	--	22	0.92	530	<1
A0964508	BR-241	183.35	183.8	Felsic Volcanic 2	Central Pit	Mine Rock	9.0	2.0	20	--	2.7	--	20	0.31	241	3.0

Classification as mine rock or ore-grade materials was based on gold content.

A value of "--" indicates metal was not measured for the given sample; the variation in elements analyzed is due to measurement at two different laboratories (see text).

Table B-7 Four Acid Metals

Sample ID	Drillhole ID	From	To	Lithology	Area	Class	Copper	Iron	Gallium	Germanium	Potassium	Lanthanum	Lithium	Magnesium	Manganese	Molybdenum
		m	*m*				*ppm*	*%*	*ppm*	*ppm*	*%*	*ppm*	*ppm*	*%*	*ppm*	*ppm*
10x Crustal Abundance (Price 1997) [(1)]							--	--	--	--	--	--	--	--	--	--
A0964509	BR-241	212.3	213.2	Felsic Volcanic 1	Central Pit	Mine Rock	13	1.8	18	--	2.0	--	21	0.24	261	1.0
A0964510	BR-241	213.2	214	Felsic Volcanic 1	Central Pit	Mine Rock	15	2.1	19	--	1.8	--	15	0.25	300	2.0
A0962968	BR-250B	186.85	187.35	Felsic Volcanic 1	Central Pit	Ore-Grade	38	3.6	20	--	2.6	--	20	0.28	84	<1
A0964958	DNE-001	23	24.5	Felsic Volcanic 1	Central Pit	Mine Rock	21	2.8	22	--	2.0	--	23	0.99	566	1.0
A0964957	DNE-001	28	30	Felsic Volcanic 2	Central Pit	Mine Rock	<1	1.8	18	--	2.3	--	13	0.22	265	2.0
A0964956	DNE-001	36	37.5	Felsic Volcanic 2	Central Pit	Mine Rock	8.0	1.9	19	--	2.3	--	13	0.25	301	2.0
A0964955	DNE-001	43.5	45	Felsic Volcanic 2	Central Pit	Mine Rock	1.0	1.6	19	--	2.8	--	14	0.26	102	1.0
A0964954	DNE-001	49	49.5	Felsic Volcanic 1	Central Pit	Mine Rock	16	2.7	21	--	2.0	--	16	0.73	613	2.0
A0964953	DNE-001	56.25	57	Felsic Volcanic 1	Central Pit	Mine Rock	20	2.9	21	--	2.3	--	20	1.0	448	2.0
A0964952	DNE-001	63	64.5	Felsic Volcanic 1	Central Pit	Mine Rock	20	3.0	21	--	1.1	--	17	0.98	473	1.0
A0964951	DNE-001	70.45	71.3	Felsic Volcanic 2	Central Pit	Mine Rock	<1	2.0	20	--	2.0	--	11	0.22	260	<1
A0964950	DNE-001	75.75	76.6	Felsic Volcanic 1	Central Pit	Mine Rock	20	2.9	20	--	1.9	--	18	1.0	676	1.0
A0964949	DNE-001	80.4	81.4	Felsic Volcanic 2	Central Pit	Mine Rock	7.0	1.5	19	--	2.4	--	13	0.30	150	2.0
A0964948	DNE-001	85.8	87	Felsic Volcanic 1	Central Pit	Mine Rock	45	2.9	21	--	2.3	--	24	1.1	442	<1
A0964947	DNE-001	93	94.5	Felsic Volcanic 1	Central Pit	Mine Rock	19	2.9	21	--	2.5	--	18	1.0	480	2.0
A0964946	DNE-001	106.5	108	Felsic Volcanic 1	Central Pit	Mine Rock	27	3.7	20	--	2.5	--	20	1.2	614	1.0
A0964945	DNE-001	117.9	118.7	Felsic Volcanic 1	Central Pit	Mine Rock	9.0	1.8	20	--	1.8	--	9.0	0.28	296	6.0
A0964944	DNE-001	118.7	119.5	Felsic Volcanic 1	Central Pit	Mine Rock	9.0	2.2	20	--	1.7	--	11	0.42	351	3.0
A0964943	DNE-001	124.6	125.7	Felsic Volcanic 1	Central Pit	Mine Rock	6.0	2.2	20	--	2.5	--	18	0.51	342	1.0
A0964942	DNE-001	131.5	132.15	Felsic Volcanic 1	Central Pit	Mine Rock	22	3.2	21	--	1.7	--	24	1.1	476	2.0
A0964941	DNE-001	142.65	144	Felsic Volcanic 1	Central Pit	Mine Rock	21	3.0	21	--	2.2	--	19	0.99	407	2.0
A0964940	DNE-001	157.5	159	Felsic Volcanic 1	Central Pit	Mine Rock	16	3.1	21	--	2.3	--	19	1.1	506	1.0
A0964939	DNE-001	169.5	171	Felsic Volcanic 1	Central Pit	Mine Rock	24	3.0	20	--	2.7	--	16	0.98	543	1.0
A0964938	DNE-001	174	175.5	Felsic Volcanic 2	Central Pit	Mine Rock	2.0	1.8	20	--	2.0	--	12	0.27	269	2.0
A0964937	DNE-001	180	181.5	Felsic Volcanic 2	Central Pit	Mine Rock	4.0	1.8	18	--	1.4	--	9.0	0.23	245	1.0
A0964936	DNE-001	187.5	188.4	Felsic Volcanic 2	Central Pit	Mine Rock	4.0	1.9	21	--	2.0	--	11	0.22	279	1.0
A0963125	BR-085	26	27	Felsic Volcanic 1	Central Pit	Mine Rock	28	2.2	17	--	2.8	--	13	0.37	339	1.0
A0963126	BR-085	31	32	Felsic Volcanic 1	Central Pit	Mine Rock	44	2.5	17	--	2.7	--	12	0.28	888	<1
A0963127	BR-085	36	37	Felsic Volcanic 1	Central Pit	Mine Rock	7.0	2.1	19	--	2.2	--	13	0.50	803	<1
A0963128	BR-085	41	42	Felsic Volcanic 1	Central Pit	Mine Rock	6.0	1.9	19	--	2.4	--	15	0.46	754	1.0
A0963129	BR-085	46	47	Felsic Volcanic 1	Central Pit	Mine Rock	11	1.9	17	--	1.5	--	9.0	0.25	556	1.0
A0963130	BR-085	52.25	53.25	Felsic Volcanic 2	Central Pit	Mine Rock	6.0	2.5	14	--	2.5	--	9.0	0.37	438	2.0
A0963135	BR-085	56.75	57.25	Felsic Volcanic 2	Central Pit	Mine Rock	19	2.2	18	--	1.5	--	7.0	0.28	774	1.0
A0963131	BR-085	62.15	63.15	Felsic Volcanic 1	Central Pit	Mine Rock	6.0	3.6	17	--	1.4	--	16	0.98	1200	1.0
A0963132	BR-085	67.8	68.9	Felsic Volcanic 1	Central Pit	Mine Rock	105	3.0	15	--	0.69	--	10	0.88	2110	27
A0963133	BR-085	72.3	73.3	Felsic Volcanic 1	Central Pit	Mine Rock	7.0	2.8	24	--	0.32	--	6.0	0.88	1260	2.0
A0963134	BR-085	77.85	78.85	Felsic Volcanic 1	Central Pit	Mine Rock	69	8.2	18	--	3.1	--	24	1.3	1340	2.0
A0963136	BR-086	36.2	37.5	Felsic Volcanic 1	Central Pit	Mine Rock	91	2.5	17	--	1.6	--	14	0.73	691	1.0
A0963137	BR-086	40	41	Felsic Volcanic 1	Central Pit	Ore-Grade	76	1.9	14	--	0.98	--	10	0.57	446	2.0
A0963138	BR-086	45	46	Felsic Volcanic 1	Central Pit	Mine Rock	86	2.6	18	--	1.6	--	14	0.84	578	2.0
A0963139	BR-086	60.3	61.8	Felsic Volcanic 1	Central Pit	Ore-Grade	17	3.0	22	--	2.8	--	17	0.80	514	2.0
A0963140	BR-086	89.25	89.75	Felsic Volcanic 1	Central Pit	Mine Rock	28	2.3	17	--	1.2	--	15	0.69	445	2.0
A0963141	BR-086	94.6	96.1	Felsic Volcanic 1	Central Pit	Mine Rock	40	2.5	18	--	1.6	--	15	0.74	441	2.0
A0963142	BR-086	102	103	Felsic Volcanic 1	Central Pit	Mine Rock	147	2.6	14	--	0.92	--	14	0.95	745	2.0

Classification as mine rock or ore-grade materials was based on gold content.

A value of "--" indicates metal was not measured for the given sample; the variation in elements analyzed is due to measurement at two different laboratories (see text).

Table B-7 Four Acid Metals

Sample ID	Drillhole ID	From	To	Lithology	Area	Class	Copper	Iron	Gallium	Germanium	Potassium	Lanthanum	Lithium	Magnesium	Manganese	Molybdenum
		m	*m*				*ppm*	*%*	*ppm*	*ppm*	*%*	*ppm*	*ppm*	*%*	*ppm*	*ppm*
10x Crustal Abundance (Price 1997) [1]							--	--	--	--	--	--	--	--	--	--
A0963148	BR-086	149.75	150.75	Felsic Volcanic 1	Central Pit	Mine Rock	3.0	3.0	16	--	2.9	--	14	0.32	327	3.0
A0963149	BR-086	152.75	153.2	Felsic Volcanic 1	Central Pit	Mine Rock	2.0	4.7	16	--	1.9	--	13	0.62	179	1.0
A0963150	BR-086	155.25	156.25	Felsic Volcanic 1	Central Pit	Mine Rock	3.0	2.9	17	--	3.3	--	12	0.32	216	<1
A0963045	BR-086	165	166	Felsic Volcanic 1	Central Pit	Mine Rock	19	5.5	17	--	2.4	--	13	0.80	564	1.0
A0963046	BR-086	170	171	Felsic Volcanic 1	Central Pit	Mine Rock	61	4.0	18	--	2.1	--	18	1.1	929	<1
A0963047	BR-086	181.1	182.1	Felsic Volcanic 1	Central Pit	Mine Rock	41	4.0	18	--	1.8	--	14	0.78	1190	9.0
A0963151	BR-086	207.85	209.35	Metasediment 2	Central Pit	Mine Rock	448	6.4	18	--	2.5	--	27	1.1	1270	<1
A0963152	BR-086	214.3	215.8	Argillite	Central Pit	Mine Rock	65	4.6	19	--	2.2	--	29	1.5	664	3.0
A0963153	BR-086	220.3	221.8	Argillite	Central Pit	Mine Rock	51	4.7	20	--	3.1	--	27	1.5	985	1.0
A0963154	BR-086	225.8	227.3	Argillite	Central Pit	Mine Rock	55	3.7	20	--	1.9	--	19	1.2	829	1.0
A0963155	BR-086	231.2	232.7	Felsic Volcanic 1	Central Pit	Mine Rock	20	3.3	19	--	3.1	--	32	1.0	1130	<1
A0963156	BR-086	258.9	260.4	Felsic Volcanic 1	Central Pit	Mine Rock	13	2.6	18	--	0.83	--	12	0.69	504	2.0
A0963157	BR-086	264.4	264.7	Felsic Volcanic 1	Central Pit	Mine Rock	24	5.3	19	--	1.9	--	26	1.5	1040	<1
A0963158	BR-086	275.05	276.55	Metasediment 2	Central Pit	Mine Rock	20	7.8	19	--	2.3	--	27	1.3	925	1.0
A0963159	BR-087	50.55	51.5	Felsic Volcanic 1	Central Pit	Mine Rock	34	2.9	21	--	2.1	--	29	1.0	350	3.0
A0963160	BR-087	67	68	Felsic Volcanic 1	Central Pit	Mine Rock	14	2.6	17	--	1.7	--	16	0.79	374	<1
A0963161	BR-087	71	72.5	Felsic Volcanic 1	Central Pit	Mine Rock	17	2.5	19	--	2.2	--	17	0.78	369	<1
A0963162	BR-087	77	78.5	Felsic Volcanic 1	Central Pit	Mine Rock	22	2.4	19	--	2.4	--	17	0.70	391	1.0
A0963163	BR-087	85	86.5	Felsic Volcanic 1	Central Pit	Mine Rock	156	2.5	19	--	1.4	--	11	0.66	476	16
A0963164	BR-087	92.5	94	Felsic Volcanic 1	Central Pit	Mine Rock	4.0	4.0	15	--	2.3	--	17	0.66	212	4.0
A0963165	BR-087	100	101.5	Felsic Volcanic 1	Central Pit	Mine Rock	26	2.7	18	--	1.6	--	18	0.93	169	2.0
A0963166	BR-087	106	107.5	Felsic Volcanic 1	Central Pit	Mine Rock	12	3.3	17	--	1.4	--	14	0.76	197	4.0
A0963167	BR-087	111.5	113	Felsic Volcanic 1	Central Pit	Mine Rock	67	2.8	18	--	1.1	--	14	0.90	202	2.0
A0963168	BR-087	117.4	118.5	Felsic Volcanic 1	Central Pit	Mine Rock	89	3.0	19	--	1.3	--	19	1.0	200	7.0
A0963169	BR-087	123	124.5	Felsic Volcanic 1	Central Pit	Mine Rock	153	2.6	17	--	1.2	--	17	0.90	208	16
A0963170	BR-087	138	139.5	Felsic Volcanic 1	Central Pit	Mine Rock	21	2.8	18	--	1.2	--	15	0.89	250	2.0
A0963171	BR-087	150	151.5	Felsic Volcanic 1	Central Pit	Mine Rock	256	2.6	18	--	1.6	--	16	0.75	296	46
A0963172	BR-087	160.5	162	Felsic Volcanic 1	Central Pit	Mine Rock	128	2.5	17	--	1.6	--	15	0.76	182	26
A0963173	BR-087	172.7	174.25	Felsic Volcanic 1	Central Pit	Mine Rock	72	3.4	19	--	1.6	--	26	1.3	410	7.0
A0963174	BR-087	180	181.5	Felsic Volcanic 1	Central Pit	Mine Rock	154	2.5	17	--	1.5	--	16	0.80	279	11
A0963175	BR-087	187	188	Felsic Volcanic 1	Central Pit	Mine Rock	294	2.3	16	--	1.3	--	16	0.68	322	14
A0963176	BR-087	195	196	Felsic Volcanic 1	Central Pit	Ore-Grade	51	4.3	17	--	1.9	--	17	0.66	555	4.0
A0963177	BR-087	199	200	Felsic Volcanic 1	Central Pit	Mine Rock	<1	2.3	18	--	2.7	--	12	0.50	393	3.0
A0963178	BR-087	205	205.5	Felsic Volcanic 1	Central Pit	Mine Rock	3.0	2.3	19	--	2.5	--	13	0.52	361	2.0
A0963179	BR-087	208.6	209.1	Felsic Volcanic 1	Central Pit	Ore-Grade	148	2.8	17	--	2.1	--	17	0.78	235	15
A0963180	BR-087	217	218	Felsic Volcanic 1	Central Pit	Ore-Grade	40	2.7	18	--	1.9	--	14	0.69	585	2.0
A0963181	BR-087	230.5	232	Felsic Volcanic 1	Central Pit	Mine Rock	23	2.5	19	--	2.1	--	16	0.77	565	2.0
A0963182	BR-087	245	246.5	Felsic Volcanic 1	Central Pit	Ore-Grade	192	2.4	16	--	1.4	--	13	0.72	462	<1
A0963183	BR-087	258	259.5	Felsic Volcanic 1	Central Pit	Mine Rock	62	2.5	19	--	2.1	--	15	0.79	378	2.0
A0963184	BR-087	267	268.5	Felsic Volcanic 1	Central Pit	Mine Rock	25	2.4	18	--	1.7	--	15	0.73	548	1.0
A0963185	BR-087	275.3	276	Felsic Volcanic 2	Central Pit	Mine Rock	9.0	4.2	14	--	2.4	--	11	0.40	297	2.0
A0963186	BR-087	279.85	280.7	Felsic Volcanic 2	Central Pit	Mine Rock	8.0	4.8	18	--	3.4	--	14	0.48	227	<1
A0963187	BR-087	292	293	Felsic Volcanic 1	Central Pit	Ore-Grade	52	6.8	16	--	3.7	--	18	1.0	1350	1.0
A0963188	BR-087	310	311	Felsic Volcanic 1	Central Pit	Ore-Grade	130	4.7	17	--	2.7	--	14	1.1	1100	1.0

Classification as mine rock or ore-grade materials was based on gold content.

A value of "--" indicates metal was not measured for the given sample; the variation in elements analyzed is due to measurement at two different laboratories (see text).

Table B-7 Four Acid Metals

Sample ID	Drillhole ID	From	To	Lithology	Area	Class	Copper	Iron	Gallium	Germanium	Potassium	Lanthanum	Lithium	Magnesium	Manganese	Molybdenum
		m	*m*				*ppm*	*%*	*ppm*	*ppm*	*%*	*ppm*	*ppm*	*%*	*ppm*	*ppm*
10x Crustal Abundance (Price 1997) [(1)]							--	--	--	--	--	--	--	--	--	--
A0963189	BR-087	321	322	Metasediment 2	Central Pit	Ore-Grade	77	5.9	20	--	2.8	--	27	1.5	1010	2.0
A0963190	BR-087	326	327	Felsic Volcanic 1	Central Pit	Mine Rock	11	2.5	17	--	0.77	--	11	0.73	503	1.0
A0963191	BR-087	334	335	Felsic Volcanic 1	Central Pit	Mine Rock	57	4.1	16	--	0.84	--	10	0.85	598	2.0
A0962716	BR-149	33	34.25	Felsic Volcanic 1	Central Pit	Mine Rock	33	4.8	20	--	2.7	--	30	1.5	481	<1
A0962717	BR-149	93.95	95	Felsic Volcanic 1	Central Pit	Mine Rock	56	2.7	15	--	2.2	--	11	0.90	311	1.0
A0962718	BR-149	103.5	105	Felsic Volcanic 1	Central Pit	Mine Rock	19	2.5	19	--	2.0	--	18	0.79	424	<1
A0962719	BR-149	110.3	111	Felsic Volcanic 1	Central Pit	Mine Rock	44	2.6	19	--	1.5	--	15	0.81	203	6.0
A0962720	BR-149	114.5	116	Felsic Volcanic 1	Central Pit	Mine Rock	23	3.1	20	--	1.4	--	17	0.92	234	1.0
A0962715	BR-149	120.5	122	Felsic Volcanic 1	Central Pit	Mine Rock	15	2.4	13	--	2.4	--	12	0.47	103	2.0
A0962721	BR-149	125	126	Felsic Volcanic 1	Central Pit	Mine Rock	11	3.2	20	--	1.3	--	21	1.2	226	2.0
A0962722	BR-149	130	131	Felsic Volcanic 1	Central Pit	Mine Rock	20	2.7	20	--	2.1	--	20	0.80	159	14
A0962723	BR-149	138	139.5	Felsic Volcanic 1	Central Pit	Mine Rock	98	3.3	22	--	2.4	--	23	0.84	271	32
A0962724	BR-149	144.3	145.8	Felsic Volcanic 1	Central Pit	Mine Rock	113	2.7	19	--	2.2	--	21	0.84	266	32
A0962725	BR-149	148.5	149.25	Felsic Volcanic 1	Central Pit	Mine Rock	92	2.2	17	--	1.9	--	20	0.76	216	85
A0963510	BR-170	160	161	Felsic Volcanic 1	Central Pit	Mine Rock	<1	6.9	14	--	2.6	--	19	0.74	421	<1
A0963511	BR-170	164.8	166	Felsic Volcanic 1	Central Pit	Mine Rock	6.0	7.3	15	--	2.2	--	11	0.94	237	1.0
A0963509	BR-170	209	210	Felsic Volcanic 2	Central Pit	Mine Rock	5.0	4.4	17	--	3.2	--	14	0.33	185	1.0
A0963517	BR-170	211	212	Felsic Volcanic 1	Central Pit	Mine Rock	8.0	3.5	16	--	3.5	--	14	0.29	117	<1
A0963512	BR-170	219.9	220.9	Felsic Volcanic 1	Central Pit	Ore-Grade	32	6.2	14	--	4.0	--	14	0.85	920	1.0
A0963513	BR-170	235.15	236.2	Metasediment 2	Central Pit	Mine Rock	58	6.8	18	--	3.7	--	23	1.6	1010	2.0
A0963514	BR-170	243.75	244.75	Metasediment 2	Central Pit	Ore-Grade	80	9.4	13	--	1.9	--	22	1.5	793	<1
A0963515	BR-170	258	259	Felsic Volcanic 2	Central Pit	Mine Rock	5.0	1.9	19	--	1.5	--	15	0.18	670	2.0
A0963516	BR-170	264	265	Felsic Volcanic 2	Central Pit	Mine Rock	3.0	1.4	15	--	1.5	--	11	0.14	587	<1
A0963518	BR-171	28.5	29.5	Felsic Volcanic 1	Central Pit	Mine Rock	13	3.7	18	--	2.2	--	19	1.0	1010	1.0
A0963519	BR-171	31.5	32.5	Felsic Volcanic 1	Central Pit	Mine Rock	17	4.2	18	--	2.5	--	20	0.60	728	<1
A0963520	BR-171	34.5	35.5	Felsic Volcanic 1	Central Pit	Mine Rock	12	2.3	17	--	2.5	--	14	0.51	759	<1
A0963521	BR-171	42	42.7	Felsic Volcanic 1	Central Pit	Mine Rock	21	18	10	--	2.1	--	12	0.55	1080	7.0
A0963542	BR-171	45	46	Felsic Volcanic 1	Central Pit	Mine Rock	23	8.8	15	--	3.7	--	20	0.87	1070	1.0
A0963522	BR-171	48	49	Felsic Volcanic 1	Central Pit	Mine Rock	16	5.4	19	--	3.2	--	21	1.2	1790	1.0
A0963523	BR-171	56	57	Quartz Sericite Schist	Central Pit	Mine Rock	63	2.2	17	--	3.7	--	15	0.32	469	<1
A0963524	BR-171	60	61	Quartz Sericite Schist	Central Pit	Mine Rock	10	2.4	18	--	3.8	--	13	0.27	300	<1
A0963525	BR-171	65	65.8	Quartz Sericite Schist	Central Pit	Mine Rock	57	1.8	19	--	3.4	--	11	0.32	105	1.0
A0963526	BR-171	71.55	72.2	Felsic Volcanic 1	Central Pit	Mine Rock	24	5.6	17	--	2.7	--	21	0.50	799	1.0
A0963527	BR-171	78	79	Felsic Volcanic 2	Central Pit	Mine Rock	20	2.1	15	--	2.4	--	12	0.30	508	<1
A0963541	BR-171	81	82	Felsic Volcanic 2	Central Pit	Ore-Grade	3.0	4.0	16	--	3.3	--	14	0.33	132	2.0
A0963528	BR-171	82	83	Felsic Volcanic 2	Central Pit	Ore-Grade	12	3.8	18	--	3.5	--	15	0.53	742	2.0
A0963529	BR-171	87.5	88.2	Felsic Volcanic 1	Central Pit	Ore-Grade	61	7.4	20	--	3.9	--	20	1.3	1180	2.0
A0963530	BR-171	91.5	92	Felsic Volcanic 1	Central Pit	Mine Rock	7.0	2.2	13	--	0.42	--	7.0	0.57	1140	5.0
A0963531	BR-171	97.25	98	Felsic Volcanic 1	Central Pit	Mine Rock	23	3.6	24	--	0.95	--	17	1.7	2790	8.0
A0963532	BR-171	100	101	Felsic Volcanic 1	Central Pit	Mine Rock	22	5.4	22	--	2.0	--	23	1.3	2140	7.0
A0963533	BR-171	115.55	116	Felsic Volcanic 1	Central Pit	Mine Rock	62	6.4	21	--	2.2	--	25	1.7	1030	1.0
A0963544	BR-171	121.75	122.75	Metasediment 2	Central Pit	Mine Rock	57	4.6	23	--	2.0	--	21	1.2	1420	2.0
A0963534	BR-171	123.65	124.4	Metasediment 2	Central Pit	Mine Rock	77	5.0	19	--	1.9	--	29	1.1	1360	1.0
A0963535	BR-171	131.7	132.2	Felsic Volcanic 1	Central Pit	Mine Rock	59	6.0	21	--	1.8	--	18	1.4	1820	3.0

Classification as mine rock or ore-grade materials was based on gold content.

A value of "--" indicates metal was not measured for the given sample; the variation in elements analyzed is due to measurement at two different laboratories (see text).

Table B-7 Four Acid Metals

Sample ID	Drillhole ID	From	To	Lithology	Area	Class	Copper	Iron	Gallium	Germanium	Potassium	Lanthanum	Lithium	Magnesium	Manganese	Molybdenum
		m	*m*				*ppm*	*%*	*ppm*	*ppm*	*%*	*ppm*	*ppm*	*%*	*ppm*	*ppm*
10x Crustal Abundance (Price 1997) [(1)]							--	--	--	--	--	--	--	--	--	--
A0963536	BR-171	136.05	137	Metasediment 2	Central Pit	Mine Rock	118	8.6	20	--	1.9	--	22	1.6	1430	1.0
A0963537	BR-171	147.8	148.3	Metasediment 2	Central Pit	Mine Rock	90	4.0	18	--	1.7	--	18	1.3	875	2.0
A0963538	BR-171	163.5	164.45	Metasediment 2	Central Pit	Mine Rock	43	4.0	23	--	2.8	--	21	1.5	800	2.0
A0963539	BR-171	172	173	Metasediment 2	Central Pit	Mine Rock	24	8.2	16	--	2.0	--	28	1.4	1940	<1
A0963540	BR-171	198.5	199.5	Felsic Volcanic 1	Central Pit	Mine Rock	13	2.7	20	--	2.8	--	28	0.89	843	1.0
A0963543	BR-171	209	210.5	Metasediment 3	Central Pit	Mine Rock	24	3.2	18	--	1.8	--	30	0.61	510	<1
A0964376	BR-191	126.7	128.2	Felsic Volcanic 1	Central Pit	Mine Rock	8.0	2.1	16	--	2.0	--	17	0.68	285	1.0
A0964377	BR-191	133.2	133.7	Felsic Volcanic 1	Central Pit	Mine Rock	87	2.7	17	--	1.9	--	17	0.72	234	3.0
A0964378	BR-191	138.35	139	Felsic Volcanic 1	Central Pit	Mine Rock	9.0	2.4	17	--	2.1	--	15	0.75	175	5.0
A0964379	BR-191	142.6	143.6	Felsic Volcanic 1	Central Pit	Mine Rock	7.0	2.5	17	--	2.5	--	17	0.67	110	4.0
A0964380	BR-191	147	148	Felsic Volcanic 1	Central Pit	Mine Rock	21	1.9	19	--	1.9	--	14	0.79	212	3.0
A0964381	BR-191	150	151.5	Felsic Volcanic 1	Central Pit	Mine Rock	21	3.9	15	--	2.9	--	13	0.41	83	3.0
A0964382	BR-191	156	157.5	Felsic Volcanic 1	Central Pit	Mine Rock	80	2.8	20	--	2.0	--	21	0.80	183	5.0
A0964383	BR-191	160.5	162	Felsic Volcanic 1	Central Pit	Mine Rock	107	2.8	19	--	1.6	--	18	1.0	185	25
A0964384	BR-191	167.35	168.2	Felsic Volcanic 1	Central Pit	Mine Rock	134	3.4	19	--	1.5	--	24	1.4	470	16
A0964385	BR-191	178.45	179.15	Felsic Volcanic 1	Central Pit	Mine Rock	37	2.3	17	--	1.7	--	15	0.82	221	65
A0964386	BR-191	184	185.5	Felsic Volcanic 1	Central Pit	Mine Rock	136	2.9	17	--	1.3	--	17	0.88	195	22
117448	BR-283	19	20	Fragmental 1	Central Pit	Mine Rock	43	2.4	17	--	2.6	--	29	0.84	323	<1
117449	BR-283	25.5	27	Felsic Volcanic 1	Central Pit	Mine Rock	19	2.6	20	--	2.4	--	17	0.44	332	<1
A0964839	BR-283	33	34.5	Felsic Volcanic 1	Central Pit	Mine Rock	21	2.4	18	--	2.2	--	16	0.42	328	<1
117064	BR-283	50.2	51	Felsic Volcanic 1	Central Pit	Mine Rock	29	2.6	20	--	1.6	--	19	0.59	384	<1
117065	BR-283	55.5	57	Felsic Volcanic 1	Central Pit	Mine Rock	18	2.6	20	--	2.5	--	20	0.62	365	<1
117066	BR-283	61.5	63	Felsic Volcanic 1	Central Pit	Mine Rock	18	2.8	19	--	2.2	--	23	0.75	405	<1
117067	BR-283	72	73.5	Felsic Volcanic 1	Central Pit	Mine Rock	10	2.9	20	--	2.1	--	21	0.77	373	<1
117068	BR-283	76.5	78	Felsic Volcanic 1	Central Pit	Mine Rock	20	3.2	20	--	2.1	--	30	1.1	499	<1
117069	BR-283	82.5	84	Felsic Volcanic 1	Central Pit	Mine Rock	11	2.3	17	--	2.1	--	19	0.61	320	<1
117070	BR-283	90	91.5	Felsic Volcanic 1	Central Pit	Mine Rock	23	2.6	19	--	2.1	--	21	0.76	374	<1
117071	BR-283	96	97.5	Felsic Volcanic 1	Central Pit	Mine Rock	14	2.6	19	--	1.8	--	20	0.78	379	<1
117072	BR-283	103.5	105	Felsic Volcanic 1	Central Pit	Mine Rock	10	3.3	21	--	2.4	--	36	1.3	522	<1
117073	BR-283	111	112.5	Felsic Volcanic 1	Central Pit	Mine Rock	14	2.6	21	--	2.1	--	24	0.80	370	<1
117074	BR-283	115.5	117	Felsic Volcanic 1	Central Pit	Mine Rock	15	2.4	19	--	2.2	--	23	0.83	346	<1
117075	BR-283	120	121.5	Felsic Volcanic 1	Central Pit	Mine Rock	13	2.5	20	--	2.2	--	21	0.82	364	<1
117076	BR-283	126	127.5	Felsic Volcanic 1	Central Pit	Mine Rock	24	2.5	19	--	1.7	--	21	0.76	340	<1
117077	BR-283	137.25	138.5	Felsic Volcanic 1	Central Pit	Mine Rock	4.0	2.4	18	--	1.6	--	16	0.75	347	<1
117078	BR-283	144.7	146	Felsic Volcanic 1	Central Pit	Mine Rock	18	2.5	18	--	2.2	--	19	0.82	358	<1
117079	BR-283	150	151.5	Felsic Volcanic 1	Central Pit	Mine Rock	18	2.5	20	--	2.1	--	19	0.80	372	<1
117080	BR-283	156	157.5	Felsic Volcanic 1	Central Pit	Mine Rock	13	2.5	18	--	2.1	--	17	0.60	357	<1
117081	BR-283	162	163.5	Felsic Volcanic 1	Central Pit	Mine Rock	19	2.8	19	--	2.0	--	19	0.77	435	<1
117082	BR-283	166.85	168	Felsic Volcanic 1	Central Pit	Mine Rock	13	2.4	20	--	1.8	--	14	0.60	392	<1
117083	BR-283	171	172.5	Felsic Volcanic 1	Central Pit	Mine Rock	24	2.3	19	--	1.7	--	12	0.52	392	<1
117084	BR-283	175.5	177	Felsic Volcanic 1	Central Pit	Mine Rock	17	2.5	18	--	1.5	--	19	0.81	401	<1
117085	BR-283	181.5	183	Felsic Volcanic 1	Central Pit	Mine Rock	10	2.3	18	--	1.9	--	12	0.37	354	<1
117086	BR-283	189	190.5	Felsic Volcanic 1	Central Pit	Mine Rock	19	2.5	18	--	1.9	--	12	0.45	361	<1
117087	BR-283	201	202.5	Felsic Volcanic 1	Central Pit	Mine Rock	22	2.7	20	--	2.4	--	17	0.50	409	<1

Classification as mine rock or ore-grade materials was based on gold content.

A value of "--" indicates metal was not measured for the given sample; the variation in elements analyzed is due to measurement at two different laboratories (see text).

Table B-7 Four Acid Metals

Sample ID	Drillhole ID	From	To	Lithology	Area	Class	Copper	Iron	Gallium	Germanium	Potassium	Lanthanum	Lithium	Magnesium	Manganese	Molybdenum
		m	*m*				*ppm*	*%*	*ppm*	*ppm*	*%*	*ppm*	*ppm*	*%*	*ppm*	*ppm*
10x Crustal Abundance (Price 1997) [(1)]							--	--	--	--	--	--	--	--	--	--
117088	BR-283	211.5	213	Felsic Volcanic 1	Central Pit	Mine Rock	28	2.7	21	--	2.4	--	23	0.62	369	<1
117089	BR-283	217.5	219	Felsic Volcanic 1	Central Pit	Mine Rock	17	2.4	18	--	1.0	--	17	0.47	387	<1
117090	BR-283	225	226.5	Felsic Volcanic 1	Central Pit	Mine Rock	24	2.9	22	--	2.0	--	23	0.70	464	1.0
117091	BR-283	231	232.5	Felsic Volcanic 1	Central Pit	Mine Rock	20	2.6	19	--	2.2	--	22	0.63	356	<1
117092	BR-283	237	238.5	Felsic Volcanic 1	Central Pit	Mine Rock	7.0	2.4	19	--	2.0	--	23	0.71	374	<1
117093	BR-283	244.5	246	Felsic Volcanic 1	Central Pit	Mine Rock	9.0	2.3	18	--	2.0	--	24	0.72	318	<1
117094	BR-283	250.5	252	Felsic Volcanic 1	Central Pit	Mine Rock	17	2.3	17	--	1.9	--	17	0.67	346	<1
117095	BR-283	255.6	256.5	Felsic Volcanic 1	Central Pit	Mine Rock	11	2.6	20	--	2.0	--	22	0.84	399	<1
117096	BR-283	265.5	267	Felsic Volcanic 1	Central Pit	Mine Rock	23	3.0	19	--	2.1	--	17	1.1	455	<1
117097	BR-283	274.5	276	Felsic Volcanic 1	Central Pit	Mine Rock	17	2.5	19	--	2.3	--	18	0.81	392	<1
117098	BR-283	288	289.5	Felsic Volcanic 1	Central Pit	Mine Rock	5.0	2.4	16	--	1.1	--	14	0.64	254	4.0
117099	BR-283	306	307.2	Felsic Volcanic 1	Central Pit	Mine Rock	78	3.0	18	--	1.5	--	19	1.0	288	6.0
117100	BR-283	318	318.9	Felsic Volcanic 1	Central Pit	Mine Rock	90	3.1	19	--	1.4	--	16	0.97	315	7.0
A0963951	BR-283	340.9	342	Felsic Volcanic 1	Central Pit	Mine Rock	148	2.3	20	--	2.0	--	17	0.83	244	4.0
A0963952	BR-283	361.5	363	Felsic Volcanic 1	Central Pit	Mine Rock	80	3.4	17	--	2.9	--	28	0.91	253	16
A0963953	BR-283	388.5	390	Felsic Volcanic 1	Central Pit	Mine Rock	12	2.3	18	--	1.8	--	13	0.45	267	4.0
A0963954	BR-283	401.75	402.4	Felsic Volcanic 1	Central Pit	Mine Rock	17	5.6	18	--	2.3	--	33	1.9	1130	<1
A0963955	BR-283	414.25	415.25	Felsic Volcanic 1	Central Pit	Mine Rock	27	3.2	23	--	1.9	--	19	1.0	534	<1
A0963956	BR-283	421.5	422.5	Felsic Volcanic 1	Central Pit	Mine Rock	52	2.8	23	--	1.5	--	15	0.90	661	3.0
117146	BR-034	104	105	Felsic Volcanic 1	Central Pit	Mine Rock	13	2.1	19	--	1.6	--	14	0.62	373	5.0
117147	BR-034	110	111	Felsic Volcanic 1	Central Pit	Mine Rock	5.0	2.2	18	--	2.3	--	16	0.53	422	2.0
117148	BR-034	115	116	Felsic Volcanic 1	Central Pit	Mine Rock	22	2.9	17	--	2.6	--	17	0.98	730	2.0
117205	BR-034	122	123	Felsic Volcanic 1	Central Pit	Mine Rock	13	2.9	16	--	2.1	--	14	0.56	419	1.0
117149	BR-034	125	125.5	Felsic Volcanic 2	Central Pit	Mine Rock	22	3.6	15	--	3.5	--	21	0.57	403	<1
117144	BR-034	132	133	Felsic Volcanic 2	Central Pit	Mine Rock	3.0	3.7	17	--	3.1	--	11	0.27	99	2.0
117150	BR-034	135	136	Felsic Volcanic 2	Central Pit	Mine Rock	<1	2.5	17	--	3.4	--	11	0.35	169	1.0
117201	BR-034	139	139.7	Felsic Volcanic 2	Central Pit	Mine Rock	36	2.7	18	--	3.0	--	20	0.37	372	2.0
117145	BR-034	141.2	142.4	Felsic Volcanic 2	Central Pit	Mine Rock	8.0	3.8	18	--	4.1	--	14	0.38	145	1.0
117202	BR-034	145.4	146.4	Felsic Volcanic 1	Central Pit	Mine Rock	15	3.5	17	--	3.4	--	18	0.82	918	1.0
117203	BR-034	154.6	156	Felsic Volcanic 2	Central Pit	Mine Rock	13	3.7	23	--	2.8	--	28	0.44	470	2.0
117204	BR-034	159.5	160.6	Felsic Volcanic 2	Central Pit	Mine Rock	24	2.4	17	--	2.5	--	12	0.33	624	1.0
117206	BR-035	38.9	39.5	Felsic Volcanic 1	Central Pit	Mine Rock	56	4.7	23	--	1.9	--	18	1.5	531	3.0
117207	BR-035	42	43	Metasediment 2	Central Pit	Mine Rock	32	8.3	22	--	2.1	--	43	1.5	544	1.0
117164	BR-035	43	44	Metasediment 2	Central Pit	Mine Rock	31	10	23	--	1.6	--	97	1.6	784	2.0
117208	BR-035	48	49	Metasediment 2	Central Pit	Mine Rock	28	6.3	21	--	2.4	--	84	1.5	484	<1
117209	BR-035	51	52	Felsic Volcanic 1	Central Pit	Mine Rock	18	3.3	24	--	2.1	--	24	0.83	376	<1
117210	BR-035	58	58.5	Felsic Volcanic 1	Central Pit	Mine Rock	21	3.1	25	--	2.3	--	30	0.87	406	1.0
117211	BR-035	59.6	60.4	Felsic Volcanic 1	Central Pit	Mine Rock	35	2.9	17	--	1.4	--	24	0.72	382	1.0
117212	BR-035	64.5	65	Felsic Volcanic 1	Central Pit	Mine Rock	23	3.0	22	--	2.1	--	24	0.67	366	<1
117213	BR-035	82	83	Felsic Volcanic 1	Central Pit	Mine Rock	23	3.2	21	--	1.7	--	20	0.88	415	<1
117214	BR-035	86	87	Felsic Volcanic 1	Central Pit	Mine Rock	20	2.7	20	--	2.0	--	19	0.53	389	<1
117215	BR-035	91.6	92	Felsic Volcanic 1	Central Pit	Mine Rock	23	2.9	24	--	3.3	--	18	0.52	326	<1
117216	BR-035	97	98	Felsic Volcanic 1	Central Pit	Mine Rock	31	2.8	22	--	2.4	--	21	0.52	375	2.0
117217	BR-035	100	101	Felsic Volcanic 1	Central Pit	Mine Rock	17	2.9	22	--	2.0	--	15	0.48	383	<1

Classification as mine rock or ore-grade materials was based on gold content.

A value of "--" indicates metal was not measured for the given sample; the variation in elements analyzed is due to measurement at two different laboratories (see text).

Table B-7 Four Acid Metals

Sample ID	Drillhole ID	From	To	Lithology	Area	Class	Copper	Iron	Gallium	Germanium	Potassium	Lanthanum	Lithium	Magnesium	Manganese	Molybdenum
		m	*m*				*ppm*	*%*	*ppm*	*ppm*	*%*	*ppm*	*ppm*	*%*	*ppm*	*ppm*
10x Crustal Abundance (Price 1997) [(1)]							--	--	--	--	--	--	--	--	--	--
117218	BR-035	110	111	Felsic Volcanic 1	Central Pit	Mine Rock	21	3.0	23	--	2.4	--	15	0.75	440	2.0
117219	BR-035	115	116	Felsic Volcanic 1	Central Pit	Mine Rock	6.0	3.6	19	--	2.7	--	25	1.0	290	4.0
117165	BR-035	120	121	Felsic Volcanic 1	Central Pit	Mine Rock	40	4.1	19	--	1.8	--	20	0.71	528	1.0
117220	BR-035	126	127	Felsic Volcanic 1	Central Pit	Mine Rock	27	3.0	20	--	2.0	--	15	0.91	385	2.0
117222	BR-035	130.3	131	Felsic Volcanic 1	Central Pit	Mine Rock	12	3.8	22	--	1.7	--	16	0.86	364	2.0
117221	BR-035	135	136	Felsic Volcanic 1	Central Pit	Mine Rock	11	3.7	21	--	2.5	--	21	0.89	413	1.0
117223	BR-035	142	143	Felsic Volcanic 1	Central Pit	Mine Rock	28	2.8	23	--	2.1	--	19	0.90	402	2.0
117224	BR-035	145	146	Felsic Volcanic 1	Central Pit	Mine Rock	4.0	2.8	23	--	2.1	--	21	0.90	491	2.0
117225	BR-035	150	151	Felsic Volcanic 1	Central Pit	Mine Rock	57	2.5	18	--	1.7	--	19	0.89	463	2.0
117226	BR-035	155	156	Felsic Volcanic 1	Central Pit	Mine Rock	3.0	2.3	22	--	1.9	--	14	0.69	372	1.0
117227	BR-035	161	161.5	Felsic Volcanic 1	Central Pit	Mine Rock	8.0	5.0	23	--	1.6	--	22	1.0	457	3.0
117228	BR-035	165	166	Felsic Volcanic 1	Central Pit	Mine Rock	<1	2.7	20	--	1.8	--	18	0.69	445	2.0
117229	BR-035	169	170	Felsic Volcanic 1	Central Pit	Mine Rock	3.0	2.9	21	--	2.4	--	17	0.78	473	2.0
117230	BR-035	173	174	Felsic Volcanic 1	Central Pit	Mine Rock	5.0	1.9	20	--	1.9	--	18	0.83	421	1.0
117231	BR-035	178	179	Felsic Volcanic 1	Central Pit	Mine Rock	4.0	2.7	18	--	1.6	--	16	0.80	315	21
117232	BR-035	182	183	Felsic Volcanic 1	Central Pit	Mine Rock	11	3.0	20	--	1.9	--	17	0.93	321	28
117233	BR-035	185	186	Felsic Volcanic 1	Central Pit	Mine Rock	10	2.9	18	--	1.7	--	13	0.89	346	15
117234	BR-035	190	191	Felsic Volcanic 1	Central Pit	Mine Rock	13	3.5	22	--	2.6	--	20	1.1	294	27
117235	BR-035	196	197	Felsic Volcanic 1	Central Pit	Mine Rock	10	2.6	20	--	2.4	--	16	1.0	366	8.0
117236	BR-035	200.35	201	Felsic Volcanic 1	Central Pit	Mine Rock	5.0	2.2	19	--	2.0	--	17	0.88	299	5.0
117237	BR-035	206	207	Felsic Volcanic 1	Central Pit	Mine Rock	39	2.1	17	--	2.0	--	15	0.68	408	2.0
117238	BR-035	209.9	211	Felsic Volcanic 1	Central Pit	Mine Rock	3.0	3.4	17	--	1.7	--	16	0.71	309	3.0
117239	BR-035	215	216	Felsic Volcanic 1	Central Pit	Mine Rock	28	3.2	20	--	2.7	--	22	0.85	203	2.0
117240	BR-035	219	220	Felsic Volcanic 1	Central Pit	Mine Rock	7.0	3.5	19	--	2.0	--	16	0.95	377	3.0
117241	BR-035	225	226	Felsic Volcanic 1	Central Pit	Mine Rock	6.0	3.0	18	--	1.9	--	13	0.87	270	2.0
117242	BR-035	227.5	228	Felsic Volcanic 1	Central Pit	Mine Rock	4.0	3.8	19	--	1.6	--	13	0.98	246	4.0
117243	BR-035	233.5	234	Felsic Volcanic 1	Central Pit	Mine Rock	13	2.3	16	--	1.9	--	13	0.73	511	2.0
117244	BR-035	240	240.5	Felsic Volcanic 1	Central Pit	Mine Rock	4.0	2.6	18	--	2.5	--	14	0.82	446	1.0
117245	BR-035	245	245.5	Felsic Volcanic 1	Central Pit	Ore-Grade	36	2.4	15	--	1.8	--	14	0.75	610	2.0
117246	BR-035	248.6	249.6	Felsic Volcanic 2	Central Pit	Mine Rock	4.0	1.2	15	--	2.4	--	9.0	0.36	268	4.0
117247	BR-035	256	256.7	Felsic Volcanic 1	Central Pit	Mine Rock	8.0	2.4	19	--	2.2	--	16	0.86	514	2.0
117248	BR-035	262	263	Felsic Volcanic 1	Central Pit	Ore-Grade	19	2.9	18	--	2.2	--	13	0.94	493	1.0
117249	BR-035	267	268	Felsic Volcanic 1	Central Pit	Ore-Grade	10	3.1	17	--	1.9	--	15	0.88	705	1.0
117250	BR-035	271.6	273	Felsic Volcanic 1	Central Pit	Mine Rock	10	4.2	19	--	2.9	--	17	0.98	762	2.0
117151	BR-035	277	278	Felsic Volcanic 1	Central Pit	Mine Rock	19	3.3	18	--	3.5	--	25	1.1	737	1.0
117152	BR-035	280.7	282	Felsic Volcanic 1	Central Pit	Mine Rock	1.0	6.0	19	--	4.1	--	31	0.77	328	2.0
117153	BR-035	289.7	291	Felsic Volcanic 1	Central Pit	Mine Rock	8.0	5.1	19	--	3.4	--	40	1.3	1510	2.0
117154	BR-035	300	301	Felsic Volcanic	Central Pit	Mine Rock	22	7.2	18	--	4.1	--	25	1.1	1130	2.0
117155	BR-035	312	313	Felsic Volcanic 1	Central Pit	Ore-Grade	17	5.4	13	--	2.8	--	18	0.76	900	1.0
117156	BR-035	321	322	Felsic Volcanic 2	Central Pit	Ore-Grade	74	4.8	12	--	3.5	--	12	0.80	1050	1.0
117157	BR-035	330.7	331.5	Felsic Volcanic 1	Central Pit	Mine Rock	28	3.2	18	--	1.1	--	13	0.90	569	2.0
117158	BR-035	340.5	340.9	Felsic Volcanic 1	Central Pit	Ore-Grade	34	2.3	15	--	0.40	--	5.0	0.52	421	3.0
117159	BR-035	350	351	Felsic Volcanic 1	Central Pit	Mine Rock	13	2.2	20	--	1.9	--	14	0.69	362	1.0
117160	BR-035	361	362	Felsic Volcanic 2	Central Pit	Mine Rock	33	3.2	22	--	2.7	--	20	0.80	323	2.0

Classification as mine rock or ore-grade materials was based on gold content.

A value of "--" indicates metal was not measured for the given sample; the variation in elements analyzed is due to measurement at two different laboratories (see text).

Table B-7 Four Acid Metals

Sample ID	Drillhole ID	From	To	Lithology	Area	Class	Copper	Iron	Gallium	Germanium	Potassium	Lanthanum	Lithium	Magnesium	Manganese	Molybdenum
		m	*m*				*ppm*	*%*	*ppm*	*ppm*	*%*	*ppm*	*ppm*	*%*	*ppm*	*ppm*
10x Crustal Abundance (Price 1997) [(1)]							--	--	--	--	--	--	--	--	--	--
117161	BR-035	373	374	Felsic Volcanic 1	Central Pit	Mine Rock	76	2.7	16	--	2.1	--	20	0.69	720	1.0
117162	BR-035	388.5	390	Felsic Volcanic 2	Central Pit	Mine Rock	9.0	1.9	18	--	2.0	--	14	0.18	521	2.0
117163	BR-035	403	404	Felsic Volcanic 2	Central Pit	Mine Rock	<1	2.0	16	--	2.4	--	13	0.22	729	1.0
A0963240	BR-068	25	26	Felsic Volcanic 1	Central Pit	Mine Rock	13	2.3	17	--	1.9	--	21	0.72	343	<1
A0963241	BR-068	30	31	Felsic Volcanic 1	Central Pit	Mine Rock	19	2.3	18	--	2.0	--	19	0.57	378	<1
A0963242	BR-068	35	36	Felsic Volcanic 1	Central Pit	Mine Rock	12	2.2	16	--	1.6	--	18	0.65	330	<1
A0963243	BR-068	40	41.2	Felsic Volcanic 1	Central Pit	Mine Rock	3.0	2.4	18	--	1.9	--	20	0.73	345	<1
A0963244	BR-068	48	49	Felsic Volcanic 1	Central Pit	Mine Rock	17	2.5	20	--	3.1	--	18	0.52	335	<1
A0963117	BR-068	52	53	Felsic Volcanic 1	Central Pit	Mine Rock	13	2.4	18	--	2.1	--	13	0.48	348	<1
A0963245	BR-068	55	56	Felsic Volcanic 1	Central Pit	Mine Rock	26	2.5	19	--	2.1	--	14	0.47	312	<1
A0963246	BR-068	60	61	Felsic Volcanic 1	Central Pit	Mine Rock	14	2.3	17	--	2.1	--	16	0.55	340	<1
A0963247	BR-068	65	66	Felsic Volcanic 1	Central Pit	Mine Rock	11	2.5	18	--	2.1	--	15	0.56	338	<1
A0963248	BR-068	69.9	71	Felsic Volcanic 1	Central Pit	Mine Rock	15	2.5	17	--	2.3	--	17	0.73	391	<1
A0963249	BR-068	75	76	Felsic Volcanic 1	Central Pit	Mine Rock	17	2.5	19	--	1.9	--	19	0.75	369	<1
A0963250	BR-068	81	82	Felsic Volcanic 1	Central Pit	Mine Rock	14	2.6	19	--	2.1	--	17	0.63	326	<1
A0963101	BR-068	85	86	Felsic Volcanic 1	Central Pit	Mine Rock	4.0	2.6	19	--	2.4	--	18	0.59	331	<1
A0963102	BR-068	91.05	92	Felsic Volcanic 1	Central Pit	Mine Rock	17	2.7	19	--	2.4	--	19	0.63	382	<1
A0963103	BR-068	95	96	Felsic Volcanic 1	Central Pit	Mine Rock	16	2.5	20	--	2.1	--	17	0.69	387	<1
A0963104	BR-068	100.5	101.5	Felsic Volcanic 1	Central Pit	Mine Rock	16	2.5	19	--	1.9	--	20	0.69	364	<1
A0963118	BR-068	105	106	Felsic Volcanic 1	Central Pit	Mine Rock	16	2.7	19	--	2.1	--	20	0.69	393	<1
A0963105	BR-068	110	111	Felsic Volcanic 1	Central Pit	Mine Rock	12	2.8	18	--	2.2	--	28	1.2	386	<1
A0963106	BR-068	115	116	Felsic Volcanic 1	Central Pit	Mine Rock	17	2.7	21	--	2.3	--	18	0.58	410	<1
A0963107	BR-068	120	121	Felsic Volcanic 1	Central Pit	Mine Rock	7.0	2.4	19	--	2.7	--	15	0.46	353	<1
A0963108	BR-068	125.6	126.1	Felsic Volcanic 1	Central Pit	Mine Rock	43	3.7	20	--	2.2	--	33	1.6	510	<1
A0963109	BR-068	131	131.5	Felsic Volcanic 1	Central Pit	Mine Rock	18	2.8	15	--	1.7	--	24	0.98	636	1.0
A0963110	BR-068	135	136	Felsic Volcanic 1	Central Pit	Mine Rock	17	2.6	19	--	2.0	--	19	0.66	368	<1
A0963111	BR-068	140	141	Felsic Volcanic 1	Central Pit	Mine Rock	17	2.4	19	--	1.9	--	20	0.83	370	<1
A0963112	BR-068	145	146	Felsic Volcanic 1	Central Pit	Mine Rock	12	2.3	18	--	2.2	--	15	0.66	348	<1
A0963113	BR-068	161.3	162.3	Felsic Volcanic 1	Central Pit	Mine Rock	33	3.8	20	--	1.9	--	31	0.81	548	<1
A0963114	BR-068	165.6	166.5	Felsic Volcanic 1	Central Pit	Mine Rock	24	3.5	18	--	1.7	--	32	0.94	507	<1
A0963115	BR-068	172.4	173.4	Felsic Volcanic 1	Central Pit	Mine Rock	20	3.8	19	--	1.6	--	22	0.59	622	1.0
A0963116	BR-068	309.4	309.9	Felsic Volcanic 1	Central Pit	Mine Rock	8.0	9.4	15	--	1.1	--	15	0.53	437	2.0
A0963119	BR-068	324.25	325.25	Felsic Volcanic 1	Central Pit	Mine Rock	21	7.2	17	--	3.2	--	15	0.51	501	1.0
A0963545	BR-172	30	31	Felsic Volcanic 1	Central Pit	Mine Rock	2.0	2.0	18	--	2.9	--	17	0.43	120	3.0
DX758102	BR-172	35	36	Felsic Volcanic 1	Central Pit	Mine Rock	6.0	1.7	15	--	2.6	--	10	0.27	359	4.0
DX758103	BR-172	40.2	40.7	Felsic Volcanic 2	Central Pit	Mine Rock	2.0	2.0	14	--	1.7	--	6.0	0.23	406	2.0
DX758104	BR-172	45.5	46.5	Felsic Volcanic 1	Central Pit	Mine Rock	32	2.8	18	--	2.7	--	15	0.68	1390	1.0
DX758105	BR-172	51.5	52.2	Felsic Volcanic 1	Central Pit	Mine Rock	12	5.2	17	--	2.7	--	20	0.89	1570	2.0
DX758106	BR-172	55.5	56.5	Felsic Volcanic 1	Central Pit	Mine Rock	21	6.8	20	--	4.1	--	21	1.2	885	4.0
DX758107	BR-172	60.5	61.5	Felsic Volcanic 1	Central Pit	Mine Rock	22	6.5	18	--	3.5	--	19	0.87	687	2.0
DX758108	BR-172	65.5	66.5	Felsic Volcanic 1	Central Pit	Ore-Grade	52	4.9	17	--	2.6	--	22	0.95	1460	<1
DX758109	BR-172	70.5	71.5	Felsic Volcanic 1	Central Pit	Mine Rock	31	3.9	18	--	2.8	--	21	1.2	1510	<1
DX758110	BR-172	75.5	76.7	Felsic Volcanic 1	Central Pit	Mine Rock	31	5.8	18	--	3.0	--	17	1.3	2010	2.0
DX758111	BR-172	80.1	80.75	Felsic Volcanic 1	Central Pit	Ore-Grade	30	5.9	18	--	3.1	--	18	1.3	1970	2.0

Classification as mine rock or ore-grade materials was based on gold content.

A value of "--" indicates metal was not measured for the given sample; the variation in elements analyzed is due to measurement at two different laboratories (see text).

Table B-7 Four Acid Metals

Sample ID	Drillhole ID	From	To	Lithology	Area	Class	Copper	Iron	Gallium	Germanium	Potassium	Lanthanum	Lithium	Magnesium	Manganese	Molybdenum
		m	*m*				*ppm*	*%*	*ppm*	*ppm*	*%*	*ppm*	*ppm*	*%*	*ppm*	*ppm*
10x Crustal Abundance (Price 1997) [(1)]							--	--	--	--	--	--	--	--	--	--
DX758112	BR-172	84.75	85.5	Felsic Volcanic 1	Central Pit	Ore-Grade	85	6.1	17	--	3.2	--	14	0.86	845	2.0
DX758113	BR-172	93.75	94.5	Felsic Volcanic 1	Central Pit	Ore-Grade	65	4.3	21	--	2.9	--	25	1.3	1000	2.0
DX758114	BR-172	99.75	100.5	Felsic Volcanic 1	Central Pit	Mine Rock	11	2.1	18	--	0.86	--	7.0	0.20	617	2.0
DX758115	BR-172	126.8	127.7	Metasediment 2	Central Pit	Mine Rock	77	4.8	22	--	3.0	--	29	1.6	1270	3.0
DX758116	BR-172	132	133.5	Metasediment 2	Central Pit	Mine Rock	57	4.9	20	--	2.1	--	20	1.8	1690	1.0
DX758117	BR-172	139.5	141	Metasediment 2	Central Pit	Mine Rock	55	4.0	20	--	2.3	--	22	1.5	532	<1
DX758118	BR-172	142.5	143.35	Metasediment 2	Central Pit	Mine Rock	104	6.2	18	--	2.6	--	27	1.3	2070	2.0
DX758119	BR-172	146	147.5	Metasediment 2	Central Pit	Mine Rock	28	8.2	19	--	2.1	--	26	1.4	1140	1.0
DX758120	BR-172	152.6	153.15	Metasediment 2	Central Pit	Mine Rock	68	5.3	18	--	2.7	--	32	1.6	1300	1.0
DX758121	BR-172	157.5	159	Felsic Volcanic 1	Central Pit	Mine Rock	26	4.0	17	--	2.5	--	19	0.85	1680	<1
DX758122	BR-172	169.5	170.8	Metasediment 3	Central Pit	Mine Rock	25	2.5	20	--	2.9	--	19	0.66	775	1.0
DX758123	BR-172	188.5	190	Metasediment 2	Central Pit	Mine Rock	21	7.1	18	--	1.5	--	30	1.0	1050	<1
DX758124	BR-172	245.4	246.6	Felsic Volcanic 1	Central Pit	Mine Rock	35	5.5	17	--	0.88	--	22	0.80	1150	<1
A0964076	BR-213	35.5	37	Felsic Volcanic 1	Central Pit	Mine Rock	15	7.1	18	--	2.4	--	18	0.79	462	6.0
A0964077	BR-213	40.5	41.5	Felsic Volcanic 1	Central Pit	Mine Rock	10	3.6	19	--	1.7	--	20	1.1	439	2.0
A0964078	BR-213	45.5	46.5	Felsic Volcanic 1	Central Pit	Mine Rock	6.0	2.6	20	--	1.4	--	16	0.89	474	2.0
A0964079	BR-213	51.5	52.5	Felsic Volcanic 1	Central Pit	Mine Rock	2.0	3.9	19	--	1.7	--	17	0.78	449	16
A0964080	BR-213	55.5	56.5	Felsic Volcanic 1	Central Pit	Mine Rock	<1	4.4	19	--	2.3	--	26	1.0	654	1.0
A0964081	BR-213	60.5	61.5	Felsic Volcanic 1	Central Pit	Mine Rock	15	3.3	20	--	1.6	--	18	1.0	404	11
A0964082	BR-213	65.5	67	Felsic Volcanic 1	Central Pit	Mine Rock	7.0	2.9	19	--	1.8	--	15	0.90	367	4.0
A0964083	BR-213	71.5	72.5	Felsic Volcanic 1	Central Pit	Mine Rock	9.0	2.6	17	--	1.5	--	13	0.75	403	1.0
A0964084	BR-213	76	77	Felsic Volcanic 1	Central Pit	Mine Rock	12	2.3	17	--	1.3	--	10	0.75	831	2.0
A0964085	BR-213	80	81	Felsic Volcanic 1	Central Pit	Mine Rock	27	2.7	19	--	2.2	--	14	0.89	853	2.0
A0964086	BR-213	85	86	Felsic Volcanic 1	Central Pit	Mine Rock	14	2.7	19	--	2.1	--	11	0.66	550	2.0
A0964087	BR-213	90	91	Felsic Volcanic 1	Central Pit	Mine Rock	4.0	3.4	18	--	2.5	--	14	0.92	383	3.0
A0964088	BR-213	95	96	Felsic Volcanic 1	Central Pit	Mine Rock	2.0	4.3	19	--	1.9	--	16	0.97	479	2.0
A0964089	BR-213	102	103	Felsic Volcanic 1	Central Pit	Mine Rock	<1	3.9	19	--	2.1	--	17	0.94	434	2.0
A0964090	BR-213	107	108	Felsic Volcanic 1	Central Pit	Mine Rock	3.0	7.1	16	--	2.0	--	18	0.64	344	1.0
A0964091	BR-213	112	113	Felsic Volcanic 1	Central Pit	Mine Rock	18	4.6	18	--	2.2	--	14	1.3	626	1.0
A0964092	BR-213	117	118	Felsic Volcanic 1	Central Pit	Mine Rock	7.0	7.0	17	--	3.4	--	15	0.63	301	1.0
A0964093	BR-213	119	120	Felsic Volcanic 1	Central Pit	Mine Rock	<1	5.0	16	--	0.91	--	17	0.66	794	<1
A0964094	BR-213	124	125	Felsic Volcanic 1	Central Pit	Mine Rock	2.0	4.4	18	--	2.0	--	13	0.95	765	2.0
A0964095	BR-213	130	131	Felsic Volcanic 1	Central Pit	Mine Rock	2.0	3.0	18	--	2.6	--	13	0.84	1010	1.0
A0964096	BR-213	135	135.75	Felsic Volcanic 1	Central Pit	Mine Rock	15	3.1	18	--	2.1	--	17	0.82	926	2.0
A0964097	BR-213	140	140.5	Felsic Volcanic 1	Central Pit	Ore-Grade	15	4.8	17	--	3.1	--	16	0.84	1300	1.0
A0964098	BR-213	145	146	Felsic Volcanic 1	Central Pit	Mine Rock	4.0	3.2	18	--	2.2	--	21	0.87	1290	2.0
A0964099	BR-213	154	155	Felsic Volcanic 1	Central Pit	Mine Rock	4.0	3.0	19	--	2.2	--	14	0.92	635	<1
A0964100	BR-213	159	160	Felsic Volcanic 1	Central Pit	Mine Rock	<1	6.0	18	--	2.9	--	22	0.78	641	1.0
A0963801	BR-213	165	166	Felsic Volcanic 1	Central Pit	Mine Rock	2.0	3.8	17	--	2.9	--	18	0.42	209	1.0
A0963802	BR-213	170	171	Felsic Volcanic 1	Central Pit	Ore-Grade	16	3.5	20	--	2.7	--	20	1.1	642	2.0
A0963803	BR-213	174	174.5	Felsic Volcanic 1	Central Pit	Ore-Grade	12	2.0	16	--	2.1	--	9.0	0.33	497	1.0
A0963804	BR-213	179.5	180.5	Felsic Volcanic 2	Central Pit	Mine Rock	7.0	2.6	16	--	3.8	--	11	0.30	199	3.0
A0963805	BR-213	185.5	186.15	Quartz Sericite Schist	Central Pit	Ore-Grade	<1	2.9	15	--	2.8	--	11	0.31	173	<1
A0963806	BR-213	190.5	191.5	Felsic Volcanic 1	Central Pit	Mine Rock	40	4.0	18	--	2.9	--	15	0.87	934	1.0

Classification as mine rock or ore-grade materials was based on gold content.

A value of "--" indicates metal was not measured for the given sample; the variation in elements analyzed is due to measurement at two different laboratories (see text).

Table B-7 Four Acid Metals

Sample ID	Drillhole ID	From	To	Lithology	Area	Class	Copper	Iron	Gallium	Germanium	Potassium	Lanthanum	Lithium	Magnesium	Manganese	Molybdenum
		m	*m*				*ppm*	*%*	*ppm*	*ppm*	*%*	*ppm*	*ppm*	*%*	*ppm*	*ppm*
10x Crustal Abundance (Price 1997) [(1)]							--	--	--	--	--	--	--	--	--	--
A0963807	BR-213	201	202	Felsic Volcanic 1	Central Pit	Mine Rock	9.0	3.3	19	--	2.4	--	26	1.0	946	2.0
A0963808	BR-213	210	211	Felsic Volcanic 2	Central Pit	Mine Rock	7.0	2.6	17	--	2.5	--	22	0.39	410	<1
A0963809	BR-213	216	217	Felsic Volcanic 1	Central Pit	Mine Rock	12	2.8	16	--	2.9	--	17	0.32	202	1.0
A0963810	BR-213	221.5	222.5	Felsic Volcanic 1	Central Pit	Ore-Grade	81	3.1	16	--	3.0	--	26	0.36	506	<1
A0963811	BR-213	227.2	228	Felsic Volcanic 1	Central Pit	Mine Rock	39	4.8	17	--	2.4	--	23	1.1	1180	2.0
A0963812	BR-213	243	244	Felsic Volcanic 2	Central Pit	Ore-Grade	76	6.0	15	--	2.9	--	8.0	0.88	629	2.0
A0963813	BR-213	247	248	Felsic Volcanic 1	Central Pit	Mine Rock	58	3.2	20	--	0.33	--	7.0	1.1	828	2.0
A0963814	BR-213	251	252	Felsic Volcanic 1	Central Pit	Mine Rock	47	3.3	19	--	0.51	--	8.0	1.1	1100	2.0
A0963815	BR-213	259	260	Felsic Volcanic 1	Central Pit	Mine Rock	15	1.9	16	--	1.8	--	14	0.60	364	2.0
A0963816	BR-213	266.35	267.85	Metasediment 2	Central Pit	Mine Rock	55	6.1	22	--	2.6	--	33	1.5	1190	2.0
A0963817	BR-213	274	275	Felsic Volcanic 2	Central Pit	Mine Rock	33	2.5	21	--	0.65	--	13	0.62	783	2.0
A0963818	BR-213	286.65	287.25	Felsic Volcanic 2	Central Pit	Ore-Grade	23	1.9	18	--	0.18	--	4.0	0.19	602	4.0
A0963819	BR-213	291.3	292.3	Felsic Volcanic 2	Central Pit	Mine Rock	7.0	1.9	19	--	1.9	--	18	0.22	756	2.0
A0963820	BR-213	297.3	298.5	Felsic Volcanic 2	Central Pit	Mine Rock	5.0	1.8	18	--	1.9	--	13	0.19	498	<1
A0963821	BR-213	306.75	307.5	Metasediment 2	Central Pit	Mine Rock	46	4.3	21	--	1.6	--	27	1.2	734	2.0
A0963822	BR-213	314.5	315	Felsic Volcanic 1	Central Pit	Mine Rock	223	3.0	18	--	1.3	--	16	0.46	689	2.0
A0963823	BR-213	324.5	325.5	Metasediment 3	Central Pit	Mine Rock	55	4.1	20	--	2.1	--	24	1.2	681	2.0
A0963824	BR-213	328.5	330	Metasediment 2	Central Pit	Mine Rock	24	6.8	19	--	2.2	--	24	1.3	1210	1.0
A0964859	BR-230	225	226	Felsic Volcanic 1	Central Pit	Mine Rock	10	5.3	18	--	2.8	--	25	0.78	553	1.0
A0964852	BR-230	231	232	Felsic Volcanic 1	Central Pit	Mine Rock	5.0	2.6	18	--	2.6	--	17	0.36	302	<1
A0964853	BR-230	236.2	237	Felsic Volcanic 1	Central Pit	Mine Rock	4.0	3.4	20	--	3.0	--	31	0.87	755	2.0
A0964854	BR-230	241.05	241.75	Felsic Volcanic 2	Central Pit	Mine Rock	5.0	1.6	19	--	2.5	--	7.0	0.27	201	1.0
A0964855	BR-230	245.4	246.4	Felsic Volcanic 1	Central Pit	Mine Rock	2.0	2.2	18	--	2.5	--	26	0.47	935	3.0
A0964856	BR-230	255.5	256.3	Felsic Volcanic 1	Central Pit	Mine Rock	41	5.7	19	--	3.5	--	32	1.4	1050	2.0
A0964857	BR-230	260.6	262	Felsic Volcanic 1	Central Pit	Mine Rock	22	6.8	18	--	2.9	--	35	1.2	831	1.0
A0964858	BR-230	276.6	277.4	Felsic Volcanic 2	Central Pit	Mine Rock	115	8.6	15	--	3.1	--	14	0.83	714	3.0
A0963930	BR-231	35.5	36.5	Felsic Volcanic 1	Central Pit	Mine Rock	2.0	3.5	18	--	1.7	--	20	0.87	400	1.0
A0963938	BR-231	40.15	41	Felsic Volcanic 1	Central Pit	Mine Rock	5.0	6.0	18	--	2.5	--	26	0.92	465	1.0
A0963931	BR-231	43.5	44.5	Felsic Volcanic 1	Central Pit	Mine Rock	7.0	5.3	18	--	2.4	--	18	0.80	544	1.0
A0963932	BR-231	50	50.5	Felsic Volcanic 1	Central Pit	Mine Rock	10	3.2	20	--	2.3	--	19	0.97	454	1.0
A0963933	BR-231	57	57.9	Felsic Volcanic 1	Central Pit	Mine Rock	6.0	7.5	14	--	2.9	--	18	0.43	147	1.0
A0963934	BR-231	64.75	65.6	Felsic Volcanic 1	Central Pit	Mine Rock	6.0	3.4	20	--	2.4	--	22	1.0	676	1.0
A0963935	BR-231	68.4	68.9	Felsic Volcanic 1	Central Pit	Mine Rock	26	3.5	19	--	2.7	--	21	1.1	1030	2.0
A0963936	BR-231	90	90.85	Felsic Volcanic 2	Central Pit	Mine Rock	11	1.7	17	--	1.6	--	9.0	0.21	428	<1
A0963937	BR-231	96.5	97.5	Felsic Volcanic 1	Central Pit	Mine Rock	116	3.2	17	--	2.0	--	20	0.67	811	1.0
A0964028	BR-231	101.2	101.7	Felsic Volcanic 1	Central Pit	Mine Rock	16	2.5	18	--	1.5	--	16	0.62	972	2.0
A0964029	BR-231	109	110	Quartz Sericite Schist	Central Pit	Mine Rock	10	1.9	18	--	2.6	--	19	0.31	509	1.0
A0964030	BR-231	115.1	116.1	Quartz Sericite Schist	Central Pit	Mine Rock	3.0	3.1	18	--	2.7	--	14	0.29	202	5.0
A0964031	BR-231	119.85	120.85	Felsic Volcanic 1	Central Pit	Mine Rock	37	2.3	17	--	2.5	--	12	0.32	808	1.0
A0964032	BR-231	130.5	131.5	Felsic Volcanic 1	Central Pit	Mine Rock	34	3.3	16	--	3.1	--	20	0.30	192	1.0
A0964033	BR-231	143.5	145	Felsic Volcanic 1	Central Pit	Mine Rock	39	3.9	17	--	2.6	--	29	1.1	1440	1.0
A0964034	BR-231	152.5	154	Felsic Volcanic 1	Central Pit	Mine Rock	39	7.3	17	--	3.9	--	33	1.1	1440	1.0
A0964035	BR-231	159.9	160.6	Felsic Volcanic 1	Central Pit	Ore-Grade	25	4.6	18	--	0.87	--	12	1.1	1240	3.0
A0964036	BR-231	163	163.7	Felsic Volcanic 1	Central Pit	Mine Rock	9.0	2.4	18	--	0.45	--	4.0	0.90	1310	1.0

Classification as mine rock or ore-grade materials was based on gold content.

A value of "--" indicates metal was not measured for the given sample; the variation in elements analyzed is due to measurement at two different laboratories (see text).

Table B-7 Four Acid Metals

Sample ID	Drillhole ID	From	To	Lithology	Area	Class	Copper	Iron	Gallium	Germanium	Potassium	Lanthanum	Lithium	Magnesium	Manganese	Molybdenum
		m	*m*				*ppm*	*%*	*ppm*	*ppm*	*%*	*ppm*	*ppm*	*%*	*ppm*	*ppm*
10x Crustal Abundance (Price 1997) [(1)]							--	--	--	--	--	--	--	--	--	--
A0964037	BR-231	166.3	167	Felsic Volcanic 1	Central Pit	Mine Rock	66	6.8	13	--	3.3	--	10	0.67	468	1.0
A0964038	BR-231	168	169	Felsic Volcanic 1	Central Pit	Mine Rock	11	2.7	15	--	0.75	--	7.0	0.47	824	1.0
A0964039	BR-231	175	176	Felsic Volcanic 1	Central Pit	Mine Rock	16	2.4	13	--	1.1	--	12	0.64	642	<1
A0964040	BR-231	180	180.8	Felsic Volcanic 2	Central Pit	Mine Rock	17	2.5	12	--	0.17	--	2.0	0.78	776	2.0
A0964041	BR-231	190.1	190.8	Felsic Volcanic 2	Central Pit	Mine Rock	25	2.5	20	--	0.30	--	4.0	0.44	802	3.0
A0964042	BR-231	195.5	196.5	Felsic Volcanic 2	Central Pit	Mine Rock	9.0	2.0	17	--	1.9	--	12	0.20	1180	2.0
A0964043	BR-231	200.5	201.5	Felsic Volcanic 2	Central Pit	Mine Rock	7.0	2.1	20	--	2.4	--	16	0.22	1060	1.0
A0964044	BR-231	206	206.85	Felsic Volcanic 2	Central Pit	Mine Rock	12	1.9	19	--	2.5	--	19	0.22	692	2.0
A0964045	BR-231	210.55	211.5	Metasediment 2	Central Pit	Mine Rock	54	3.7	20	--	2.0	--	25	1.2	1010	2.0
A0964046	BR-231	214.9	215.4	Metasediment 2	Central Pit	Ore-Grade	201	4.6	23	--	2.0	--	20	0.98	1070	4.0
A0964047	BR-231	224	224.7	Metasediment 2	Central Pit	Mine Rock	44	4.6	21	--	2.5	--	46	1.8	975	1.0
A0964048	BR-231	230	231	Metasediment 2	Central Pit	Mine Rock	30	7.7	20	--	2.5	--	31	1.4	760	<1
A0964049	BR-231	249.5	251	Metasediment 3	Central Pit	Mine Rock	23	2.4	21	--	2.4	--	21	0.65	498	1.0
A0964050	BR-231	284.4	285	Felsic Volcanic 1	Central Pit	Mine Rock	89	6.8	16	--	1.7	--	26	0.97	1010	<1
A0963986	BR-316	52.6	53.7	Felsic Volcanic 1	Central Pit	Mine Rock	25	3.0	22	--	1.7	--	32	0.69	423	<1
A0963987	BR-316	78.65	80.1	Felsic Fragmental	Central Pit	Mine Rock	22	7.1	18	--	1.1	--	24	0.69	1130	<1
A0963988	BR-316	85.35	86.85	Felsic Fragmental	Central Pit	Mine Rock	42	7.0	17	--	1.5	--	26	0.72	1240	<1
A0963989	BR-316	108.25	109.25	Felsic Volcanic 1	Central Pit	Mine Rock	58	2.8	26	--	2.3	--	33	0.52	165	1.0
A0963990	BR-316	110	111	Felsic Volcanic 1	Central Pit	Mine Rock	49	3.4	28	--	2.4	--	33	0.96	276	<1
A0963991	BR-317	18	19	Metasediment 2	Central Pit	Mine Rock	42	9.0	16	--	2.1	--	25	1.4	1560	2.0
A0963992	BR-317	24	25.5	Felsic Volcanic 1	Central Pit	Mine Rock	24	3.2	19	--	2.2	--	19	0.78	1390	1.0
A0963993	BR-317	32.95	33.9	Metasediment 2	Central Pit	Mine Rock	30	3.7	21	--	2.7	--	31	0.90	662	<1
A0963994	BR-317	36.1	36.9	Metasediment 3	Central Pit	Mine Rock	44	3.5	20	--	2.2	--	18	0.61	672	<1
A0963995	BR-317	57	58	Felsic Volcanic 1	Central Pit	Mine Rock	34	2.7	19	--	2.5	--	20	0.50	2270	1.0
A0963996	BR-317	60	60.5	Metasediment 3	Central Pit	Mine Rock	27	2.0	21	--	1.6	--	17	0.62	463	1.0
A0963997	BR-317	65.9	67.35	Felsic Volcanic 1	Central Pit	Mine Rock	26	4.7	22	--	2.2	--	28	0.80	655	<1
A0963998	BR-317	68	69.25	Felsic Volcanic 1	Central Pit	Mine Rock	30	2.4	16	--	1.0	--	18	0.47	561	<1
A0963999	BR-317	93.35	94.85	Metasediment 3	Central Pit	Mine Rock	28	6.2	18	--	1.4	--	24	0.70	1300	2.0
A0964000	BR-317	97.2	98	Metasediment 3	Central Pit	Mine Rock	29	3.6	18	--	1.9	--	21	0.52	536	3.0
A0964872	BR-383	527.2	528.5	Felsic Volcanic 1	Central Pit	Mine Rock	39	4.2	19	--	2.4	--	16	0.89	351	20
A0964873	BR-383	535.5	536.5	Felsic Volcanic 1	Central Pit	Mine Rock	33	2.7	20	--	1.9	--	20	0.93	311	16
A0964874	BR-383	540.7	541.8	Felsic Volcanic 1	Central Pit	Mine Rock	8.0	3.9	17	--	3.1	--	29	0.66	163	27
A0964875	BR-383	544	544.9	Felsic Volcanic 1	Central Pit	Mine Rock	15	4.2	16	--	2.2	--	18	0.52	296	51
A0964876	BR-383	551.4	552.5	Felsic Volcanic 1	Central Pit	Mine Rock	39	2.9	19	--	2.0	--	14	0.79	331	20
A0964877	BR-383	556.9	558.25	Felsic Volcanic 1	Central Pit	Mine Rock	4.0	0.49	16	--	3.1	--	21	0.39	95	20
A0964878	BR-383	560.25	561.25	Felsic Volcanic 1	Central Pit	Mine Rock	32	3.0	19	--	1.5	--	15	0.82	327	15
A0964879	BR-383	566.25	567.25	Felsic Volcanic 1	Central Pit	Mine Rock	29	2.6	20	--	2.1	--	21	0.70	359	2.0
A0964880	BR-383	572.3	573.4	Felsic Volcanic 1	Central Pit	Mine Rock	21	1.9	15	--	1.1	--	13	0.64	305	1.0
A0964881	BR-383	576.5	577.5	Felsic Volcanic 1	Central Pit	Mine Rock	7.0	2.7	20	--	2.0	--	17	0.78	382	3.0
A0964882	BR-383	581.4	582.55	Felsic Volcanic 1	Central Pit	Mine Rock	49	2.9	19	--	1.8	--	19	0.94	289	12
A0964634	DL-064	20.4	21.4	Felsic Volcanic 1	Central Pit	Mine Rock	52	5.1	20	--	1.5	--	28	0.95	804	1.0
A0964635	DL-064	57.65	59.15	Felsic Fragmental	Central Pit	Mine Rock	59	5.9	19	--	0.53	--	24	0.92	908	<1
A0964636	DL-064	71.35	72.85	Felsic Volcanic 2	Central Pit	Mine Rock	32	1.4	19	--	2.8	--	28	0.39	144	<1
A0964637	DL-064	96	97.5	Felsic Volcanic 1	Central Pit	Mine Rock	60	2.9	20	--	1.8	--	17	0.31	378	<1

Classification as mine rock or ore-grade materials was based on gold content.

A value of "--" indicates metal was not measured for the given sample; the variation in elements analyzed is due to measurement at two different laboratories (see text).

Table B-7 Four Acid Metals

Sample ID	Drillhole ID	From	To	Lithology	Area	Class	Copper	Iron	Gallium	Germanium	Potassium	Lanthanum	Lithium	Magnesium	Manganese	Molybdenum
		m	*m*				*ppm*	*%*	*ppm*	*ppm*	*%*	*ppm*	*ppm*	*%*	*ppm*	*ppm*
10x Crustal Abundance (Price 1997) [(1)]							--	--	--	--	--	--	--	--	--	--
A0963003	BR-067	45	46.5	Felsic Volcanic 1	Central Pit	Mine Rock	20	2.5	18	--	1.9	--	22	0.55	412	<1
A0963004	BR-067	64.5	66	Felsic Volcanic 1	Central Pit	Mine Rock	13	2.4	19	--	2.1	--	29	0.74	359	<1
A0963005	BR-067	84	85.5	Felsic Volcanic 1	Central Pit	Mine Rock	13	2.5	19	--	1.9	--	28	0.70	368	<1
A0963006	BR-067	93	94.5	Metasediment 2	Central Pit	Mine Rock	84	6.1	19	--	1.9	--	26	3.8	943	1.0
A0963007	BR-067	96	97.5	Metasediment 2	Central Pit	Mine Rock	37	5.0	29	--	2.7	--	39	2.0	499	<1
A0963008	BR-067	100.9	102	Fragmental 1	Central Pit	Mine Rock	37	4.1	22	--	2.0	--	27	1.1	653	<1
A0963009	BR-067	106.5	108	Fragmental 1	Central Pit	Mine Rock	31	4.2	21	--	1.7	--	38	0.89	607	<1
A0963010	BR-067	112.5	114	Fragmental 1	Central Pit	Mine Rock	33	4.8	22	--	1.7	--	39	1.2	614	2.0
A0963011	BR-067	117	118.5	Fragmental 1	Central Pit	Mine Rock	48	7.5	17	--	1.7	--	36	1.2	604	1.0
A0963012	BR-067	122.5	123.4	Metasediment 2	Central Pit	Mine Rock	33	4.6	21	--	2.0	--	38	1.5	714	2.0
A0963013	BR-067	127.5	129	Felsic Volcanic 1	Central Pit	Mine Rock	25	2.9	20	--	1.8	--	24	0.87	368	2.0
A0963014	BR-067	133.5	135	Felsic Volcanic 1	Central Pit	Mine Rock	19	2.5	20	--	1.9	--	24	0.76	389	1.0
A0963015	BR-067	139.5	141	Felsic Volcanic 1	Central Pit	Mine Rock	16	2.5	19	--	2.0	--	25	0.83	363	1.0
A0963016	BR-067	157.5	159	Metasediment 2	Central Pit	Mine Rock	62	5.3	20	--	2.6	--	35	1.5	481	<1
A0963017	BR-067	165	166.5	Felsic Volcanic 1	Central Pit	Mine Rock	16	2.5	19	--	2.0	--	18	0.66	415	1.0
A0963018	BR-067	171	172	Felsic Volcanic 1	Central Pit	Mine Rock	19	2.6	20	--	1.9	--	20	0.66	389	<1
A0963019	BR-067	174.6	175.6	Felsic Volcanic 1	Central Pit	Mine Rock	16	2.9	20	--	2.3	--	17	0.83	447	3.0
A0963020	BR-067	180.6	181.6	Felsic Volcanic 1	Central Pit	Mine Rock	23	3.0	21	--	2.0	--	14	0.66	379	2.0
A0963021	BR-067	187.6	188.6	Felsic Volcanic 1	Central Pit	Mine Rock	33	2.9	20	--	2.6	--	23	0.82	350	1.0
A0963022	BR-067	191.4	192.3	Felsic Volcanic 1	Central Pit	Mine Rock	46	3.1	18	--	1.9	--	19	0.87	698	3.0
A0963023	BR-067	196.2	196.8	Felsic Volcanic 1	Central Pit	Mine Rock	26	2.9	20	--	1.5	--	20	0.92	525	3.0
A0963024	BR-067	197.05	198	Felsic Volcanic 1	Central Pit	Mine Rock	8.0	3.5	22	--	2.0	--	20	0.86	348	2.0
A0963025	BR-067	209.8	210.8	Felsic Volcanic 1	Central Pit	Mine Rock	19	3.9	19	--	2.3	--	27	1.0	412	2.0
A0963026	BR-067	214.9	216	Felsic Volcanic 1	Central Pit	Mine Rock	6.0	3.5	19	--	2.6	--	30	1.1	481	1.0
A0963027	BR-067	225.8	226.8	Felsic Volcanic 1	Central Pit	Mine Rock	<1	7.1	18	--	3.3	--	21	0.70	418	2.0
A0963028	BR-067	229	230	Felsic Volcanic 1	Central Pit	Mine Rock	3.0	5.2	18	--	2.7	--	24	0.73	472	1.0
A0963029	BR-067	236	237	Felsic Volcanic 1	Central Pit	Mine Rock	8.0	4.8	21	--	2.1	--	19	0.66	640	1.0
A0963030	BR-067	240	241	Felsic Volcanic 1	Central Pit	Mine Rock	9.0	3.5	22	--	2.0	--	23	1.1	798	2.0
A0963031	BR-067	245	246	Felsic Volcanic 1	Central Pit	Mine Rock	8.0	5.4	18	--	2.5	--	22	0.84	712	1.0
A0963032	BR-067	248	249	Felsic Volcanic 1	Central Pit	Mine Rock	1.0	6.7	17	--	3.1	--	28	0.73	390	1.0
A0963033	BR-067	253	254	Felsic Volcanic 1	Central Pit	Mine Rock	2.0	5.4	21	--	3.1	--	23	0.89	550	2.0
A0963034	BR-067	260	261	Felsic Volcanic 1	Central Pit	Mine Rock	52	3.5	19	--	2.5	--	17	0.86	1690	1.0
A0963035	BR-067	268	269	Felsic Volcanic 1	Central Pit	Mine Rock	2.0	5.3	19	--	3.4	--	32	1.1	743	1.0
A0963036	BR-067	275	276	Felsic Volcanic 1	Central Pit	Mine Rock	31	4.0	19	--	2.9	--	15	0.81	1720	2.0
A0963037	BR-067	280.5	282	Felsic Volcanic 1	Central Pit	Mine Rock	5.0	5.8	18	--	3.6	--	26	0.96	1070	2.0
A0963038	BR-067	291	292	Felsic Volcanic 1	Central Pit	Mine Rock	10	3.1	19	--	2.6	--	18	0.87	786	2.0
A0963044	BR-067	298	299	Felsic Volcanic 1	Central Pit	Mine Rock	2.0	4.3	17	--	2.9	--	32	0.75	595	1.0
A0963039	BR-067	303	304	Felsic Volcanic 1	Central Pit	Mine Rock	14	3.8	19	--	2.9	--	26	0.94	1050	1.0
A0964703	BR-067	311	311.5	Felsic Volcanic 1	Central Pit	Mine Rock	5.0	4.3	18	--	3.3	--	26	0.83	1060	1.0
A0964704	BR-067	326	327	Felsic Volcanic 1	Central Pit	Ore-Grade	63	2.8	12	--	2.8	--	11	0.63	994	2.0
A0964705	BR-067	331	332	Felsic Volcanic 2	Central Pit	Mine Rock	12	2.7	18	--	1.1	--	11	0.75	1000	1.0
A0963040	BR-067	360	361	Felsic Volcanic 1	Central Pit	Mine Rock	10	2.5	19	--	1.7	--	14	0.71	700	<1
A0963041	BR-067	370	371	Felsic Volcanic 1	Central Pit	Mine Rock	24	2.5	20	--	3.2	--	21	0.87	926	1.0
A0963042	BR-067	383	384	Felsic Volcanic 1	Central Pit	Mine Rock	8.0	2.4	20	--	2.9	--	22	0.76	924	<1

Classification as mine rock or ore-grade materials was based on gold content.

A value of "--" indicates metal was not measured for the given sample; the variation in elements analyzed is due to measurement at two different laboratories (see text).

Table B-7 Four Acid Metals

Sample ID	Drillhole ID	From	To	Lithology	Area	Class	Copper	Iron	Gallium	Germanium	Potassium	Lanthanum	Lithium	Magnesium	Manganese	Molybdenum
		m	*m*				*ppm*	*%*	*ppm*	*ppm*	*%*	*ppm*	*ppm*	*%*	*ppm*	*ppm*
10x Crustal Abundance (Price 1997) [(1)]							--	--	--	--	--	--	--	--	--	--
A0963043	BR-067	411	412	Felsic Volcanic 1	Central Pit	Mine Rock	19	2.4	20	--	2.0	--	18	0.55	402	<1
A0963369	BR-118	38.1	39	Felsic Volcanic 1	Central Pit	Mine Rock	3.0	3.4	17	--	3.3	--	18	0.37	203	2.0
A0963370	BR-118	49	50	Felsic Volcanic 1	Central Pit	Mine Rock	15	6.6	17	--	3.2	--	20	0.68	896	1.0
A0963371	BR-118	69.9	70.9	Felsic Volcanic 1	Central Pit	Ore-Grade	29	5.5	18	--	3.4	--	19	0.71	759	<1
A0963372	BR-118	87.7	88.7	Felsic Volcanic 1	Central Pit	Mine Rock	4.0	3.2	17	--	3.1	--	19	0.39	170	<1
A0963374	BR-118	108.4	109.4	Felsic Volcanic	Central Pit	Mine Rock	31	5.9	16	--	3.2	--	26	0.94	809	1.0
A0963375	BR-118	113.3	114.3	Felsic Volcanic	Central Pit	Mine Rock	32	5.5	16	--	2.9	--	27	1.1	1750	<1
A0963376	BR-118	118.3	119.4	Felsic Volcanic	Central Pit	Mine Rock	16	6.9	16	--	3.0	--	24	0.79	727	1.0
A0963377	BR-118	123.4	124.15	Felsic Volcanic	Central Pit	Mine Rock	15	5.5	17	--	2.8	--	29	1.1	1430	<1
A0963378	BR-118	128.15	129.15	Felsic Volcanic	Central Pit	Mine Rock	7.0	7.7	18	--	2.7	--	34	1.2	2220	1.0
A0963373	BR-118	133.15	134.15	Felsic Volcanic 1	Central Pit	Ore-Grade	3.0	10	14	--	3.1	--	25	0.66	477	<1
A0963379	BR-118	138	139	Felsic Volcanic 1	Central Pit	Mine Rock	30	6.8	16	--	2.5	--	29	0.84	1720	1.0
A0963380	BR-118	143.2	144	Metasediment 2	Central Pit	Mine Rock	49	8.6	20	--	2.6	--	43	1.7	1980	1.0
A0963381	BR-118	148	149	Metasediment 2	Central Pit	Mine Rock	103	8.1	17	--	3.1	--	18	1.3	1570	2.0
A0963382	BR-118	152	153	Metasediment 2	Central Pit	Mine Rock	61	4.7	19	--	2.0	--	19	1.3	1350	2.0
A0962895	BR-140	177.6	178.6	Felsic Volcanic 1	Central Pit	Ore-Grade	45	3.1	13	--	4.5	--	8.0	0.35	523	<1
A0962896	BR-140	183	184	Felsic Volcanic	Central Pit	Mine Rock	17	4.2	17	--	3.2	--	20	0.42	585	1.0
A0962897	BR-140	188	189	Felsic Volcanic	Central Pit	Mine Rock	53	3.1	17	--	2.6	--	14	0.35	940	1.0
A0962898	BR-140	193.4	194.4	Felsic Volcanic	Central Pit	Mine Rock	53	3.0	17	--	2.5	--	13	0.35	923	1.0
A0962899	BR-140	198	199	Felsic Volcanic 1	Central Pit	Mine Rock	19	3.9	18	--	2.6	--	20	0.77	1220	2.0
A0962705	BR-140	204	205	Felsic Volcanic 1	Central Pit	Mine Rock	2.0	6.8	16	--	3.4	--	24	0.46	232	<1
A0962900	BR-140	209	210	Felsic Volcanic	Central Pit	Mine Rock	33	5.3	18	--	2.8	--	27	1.0	1300	1.0
A0962701	BR-140	214	215	Felsic Volcanic	Central Pit	Mine Rock	9.0	4.4	18	--	1.5	--	30	1.1	1200	1.0
A0962702	BR-140	219	220	Metasediment 2	Central Pit	Ore-Grade	46	5.6	17	--	3.1	--	32	1.3	1240	1.0
A0962703	BR-140	224.6	225.5	Felsic Volcanic 1	Central Pit	Ore-Grade	36	4.8	19	--	3.7	--	31	0.96	1330	2.0
A0962704	BR-140	229	229.5	Felsic Volcanic 1	Central Pit	Ore-Grade	30	4.1	16	--	2.1	--	19	0.75	1190	<1
A0963674	BR-141	33	34	Felsic Volcanic 1	Central Pit	Mine Rock	23	2.8	20	--	2.2	--	20	0.81	377	1.0
A0963675	BR-141	45	46	Felsic Volcanic 1	Central Pit	Mine Rock	16	2.5	19	--	1.9	--	15	0.74	456	2.0
A0963676	BR-141	52.5	54	Felsic Volcanic 1	Central Pit	Mine Rock	5.0	2.4	20	--	1.6	--	15	0.73	533	2.0
A0963677	BR-141	59	60	Felsic Volcanic 1	Central Pit	Mine Rock	16	2.9	20	--	1.4	--	14	0.71	328	3.0
A0963678	BR-141	65.4	66	Felsic Volcanic 1	Central Pit	Mine Rock	40	1.6	21	--	1.8	--	16	0.81	285	4.0
A0963679	BR-141	69.85	71	Felsic Volcanic 1	Central Pit	Mine Rock	10	2.9	20	--	2.9	--	21	0.86	246	5.0
A0963680	BR-141	74	75	Felsic Volcanic 1	Central Pit	Mine Rock	5.0	2.3	19	--	2.5	--	15	0.71	175	27
A0963681	BR-141	79	80	Felsic Volcanic 1	Central Pit	Mine Rock	7.0	2.1	19	--	2.8	--	16	0.66	290	8.0
A0963682	BR-141	84.6	85.6	Felsic Volcanic 1	Central Pit	Mine Rock	74	2.6	20	--	2.6	--	18	0.76	272	12
A0963683	BR-141	90	91	Felsic Volcanic 1	Central Pit	Mine Rock	6.0	3.2	21	--	2.0	--	17	0.83	352	2.0
A0963684	BR-141	95	96	Felsic Volcanic 1	Central Pit	Mine Rock	33	5.6	19	--	2.1	--	20	1.1	1070	4.0
A0963685	BR-141	100	101	Felsic Volcanic 1	Central Pit	Mine Rock	11	4.0	19	--	2.6	--	24	1.0	339	2.0
A0963686	BR-141	104.5	105.5	Felsic Volcanic 1	Central Pit	Mine Rock	3.0	6.6	16	--	2.8	--	15	0.50	148	4.0
A0963687	BR-141	111	112	Felsic Volcanic 1	Central Pit	Mine Rock	7.0	3.1	20	--	2.2	--	19	0.96	409	2.0
A0963688	BR-141	115	116	Felsic Volcanic 1	Central Pit	Mine Rock	5.0	3.5	20	--	2.2	--	17	0.84	468	3.0
A0963689	BR-141	122	123	Felsic Volcanic 1	Central Pit	Mine Rock	20	3.6	20	--	1.2	--	18	0.96	597	2.0
A0963690	BR-141	129	130	Felsic Volcanic 1	Central Pit	Mine Rock	21	2.6	20	--	1.4	--	17	0.93	728	2.0
A0963691	BR-141	134	134.85	Felsic Volcanic 1	Central Pit	Mine Rock	18	2.8	20	--	1.1	--	16	0.96	540	1.0

Classification as mine rock or ore-grade materials was based on gold content.

A value of "--" indicates metal was not measured for the given sample; the variation in elements analyzed is due to measurement at two different laboratories (see text).

Table B-7 Four Acid Metals

Sample ID	Drillhole ID	From	To	Lithology	Area	Class	Copper	Iron	Gallium	Germanium	Potassium	Lanthanum	Lithium	Magnesium	Manganese	Molybdenum
		m	*m*				*ppm*	*%*	*ppm*	*ppm*	*%*	*ppm*	*ppm*	*%*	*ppm*	*ppm*
10x Crustal Abundance (Price 1997) [(1)]							--	--	--	--	--	--	--	--	--	--
A0963692	BR-141	141	142	Felsic Volcanic 1	Central Pit	Mine Rock	24	3.0	20	--	1.9	--	15	0.93	450	2.0
A0963693	BR-141	146	147	Felsic Volcanic 1	Central Pit	Mine Rock	16	4.8	17	--	1.7	--	15	0.83	607	6.0
A0963694	BR-141	181	182	Felsic Volcanic 1	Central Pit	Mine Rock	9.0	7.0	18	--	2.6	--	21	0.75	715	<1
A0963695	BR-141	186	187	Felsic Volcanic 1	Central Pit	Mine Rock	12	8.1	16	--	3.4	--	16	0.63	368	1.0
A0963696	BR-141	193	194	Felsic Volcanic 1	Central Pit	Mine Rock	2.0	3.8	19	--	1.8	--	21	1.0	740	<1
A0963697	BR-141	199.5	200.5	Felsic Volcanic 1	Central Pit	Ore-Grade	9.0	5.9	16	--	3.1	--	23	0.76	652	1.0
A0963698	BR-141	206	207	Felsic Volcanic 1	Central Pit	Ore-Grade	3.0	5.6	17	--	3.1	--	29	0.83	694	<1
A0963699	BR-141	213	214	Felsic Volcanic 1	Central Pit	Ore-Grade	21	7.5	16	--	3.0	--	26	0.66	470	<1
A0963700	BR-141	219.5	220	Felsic Volcanic 1	Central Pit	Mine Rock	19	6.8	20	--	2.1	--	24	0.78	1290	1.0
DX758001	BR-141	227	228	Felsic Volcanic 1	Central Pit	Mine Rock	8.0	5.7	18	--	2.6	--	34	0.88	1040	1.0
DX758002	BR-141	232	233	Felsic Volcanic 1	Central Pit	Ore-Grade	27	5.5	17	--	3.4	--	29	0.93	1490	2.0
DX758003	BR-141	258	259	Felsic Volcanic 1	Central Pit	Mine Rock	14	2.2	18	--	3.5	--	24	0.44	396	<1
DX758004	BR-141	262	263	Felsic Volcanic 1	Central Pit	Mine Rock	21	4.1	16	--	3.1	--	23	0.42	380	1.0
DX758005	BR-141	267	268	Felsic Volcanic 1	Central Pit	Mine Rock	2.0	3.5	16	--	3.3	--	28	0.47	558	1.0
DX758251	BR-141	272	273	Felsic Volcanic 1	Central Pit	Mine Rock	22	5.3	17	--	3.6	--	31	0.70	674	2.0
DX758006	BR-141	283.8	284.5	Felsic Volcanic 1	Central Pit	Ore-Grade	25	7.7	14	--	4.5	--	11	0.59	434	<1
A0962707	BR-141	291	292	Felsic Volcanic 1	Central Pit	Ore-Grade	19	3.4	14	--	4.7	--	12	0.76	578	1.0
A0962706	BR-141	295	296	Felsic Volcanic 1	Central Pit	Ore-Grade	13	5.4	19	--	4.5	--	36	0.93	695	2.0
A0964101	BR-142	24.65	25.5	Felsic Volcanic 1	Central Pit	Mine Rock	4.0	8.1	16	--	3.1	--	23	0.46	268	1.0
A0964102	BR-142	29.5	30.5	Felsic Volcanic 1	Central Pit	Mine Rock	<1	5.3	19	--	2.8	--	22	0.69	346	2.0
A0964103	BR-142	35.5	36.5	Felsic Volcanic 1	Central Pit	Mine Rock	49	2.5	20	--	1.7	--	16	0.74	1320	1.0
A0964104	BR-142	45.25	46	Felsic Volcanic 1	Central Pit	Mine Rock	3.0	6.3	18	--	3.1	--	21	0.80	456	3.0
A0964105	BR-142	48	49	Felsic Volcanic 1	Central Pit	Mine Rock	3.0	3.5	20	--	1.8	--	16	0.94	441	4.0
A0964106	BR-142	50	51	Felsic Volcanic 1	Central Pit	Mine Rock	12	3.8	19	--	2.0	--	19	0.98	884	2.0
A0964107	BR-142	54	55	Felsic Volcanic 1	Central Pit	Mine Rock	3.0	3.0	20	--	2.3	--	17	0.86	511	1.0
A0964108	BR-142	60	61	Felsic Volcanic 1	Central Pit	Mine Rock	2.0	4.5	18	--	2.2	--	21	1.1	1090	3.0
A0964109	BR-142	65	66	Felsic Volcanic 1	Central Pit	Mine Rock	4.0	3.6	19	--	1.9	--	14	0.79	717	1.0
A0964110	BR-142	75	76	Felsic Volcanic 1	Central Pit	Mine Rock	3.0	3.8	20	--	2.6	--	20	0.96	644	2.0
A0964111	BR-142	81	82	Felsic Volcanic 1	Central Pit	Mine Rock	3.0	4.7	19	--	1.9	--	19	0.90	764	1.0
A0964112	BR-142	85	86	Felsic Volcanic 1	Central Pit	Mine Rock	<1	2.9	20	--	1.7	--	14	1.0	705	1.0
A0964113	BR-142	90.5	91.5	Felsic Volcanic 1	Central Pit	Mine Rock	3.0	4.4	28	--	2.6	--	21	0.96	741	3.0
A0964114	BR-142	96.5	97.5	Felsic Volcanic 1	Central Pit	Mine Rock	14	3.1	20	--	2.2	--	16	0.92	957	2.0
A0964115	BR-142	105.5	106.5	Felsic Volcanic 1	Central Pit	Mine Rock	57	3.0	20	--	2.2	--	16	0.79	1220	2.0
A0964116	BR-142	112.75	113.5	Felsic Volcanic 1	Central Pit	Mine Rock	5.0	7.5	18	--	2.7	--	18	0.55	346	1.0
A0964117	BR-142	120	121	Felsic Volcanic 1	Central Pit	Mine Rock	23	3.5	19	--	2.5	--	16	0.99	1560	2.0
A0964118	BR-142	136.75	137.25	Felsic Volcanic 1	Central Pit	Ore-Grade	33	2.7	14	--	1.3	--	11	0.51	547	1.0
A0964119	BR-142	142.25	143	Felsic Volcanic 1	Central Pit	Mine Rock	1.0	4.8	18	--	2.3	--	17	0.82	629	<1
A0964120	BR-142	156.5	157.5	Felsic Volcanic 1	Central Pit	Mine Rock	70	3.1	19	--	1.6	--	14	0.89	1100	1.0
A0964121	BR-142	161.5	162.5	Felsic Volcanic 1	Central Pit	Mine Rock	14	3.6	19	--	2.5	--	15	0.84	1330	1.0
A0964122	BR-142	170.85	171.35	Felsic Volcanic 1	Central Pit	Ore-Grade	99	2.9	14	--	1.8	--	24	0.79	1190	<1
A0964123	BR-142	173.85	174.5	Felsic Volcanic 1	Central Pit	Mine Rock	34	3.5	19	--	3.5	--	22	0.79	1130	1.0
A0964124	BR-142	178.5	179.5	Felsic Volcanic 1	Central Pit	Mine Rock	15	2.3	19	--	2.3	--	17	0.50	818	1.0
A0964125	BR-142	183	184	Felsic Volcanic 1	Central Pit	Mine Rock	30	2.0	15	--	1.7	--	12	0.36	787	2.0
A0964126	BR-142	190.5	191	Felsic Volcanic 1	Central Pit	Mine Rock	12	1.9	19	--	2.7	--	17	0.47	901	1.0

Classification as mine rock or ore-grade materials was based on gold content.

A value of "--" indicates metal was not measured for the given sample; the variation in elements analyzed is due to measurement at two different laboratories (see text).

Table B-7 Four Acid Metals

Sample ID	Drillhole ID	From	To	Lithology	Area	Class	Copper	Iron	Gallium	Germanium	Potassium	Lanthanum	Lithium	Magnesium	Manganese	Molybdenum
		m	*m*				*ppm*	*%*	*ppm*	*ppm*	*%*	*ppm*	*ppm*	*%*	*ppm*	*ppm*
10x Crustal Abundance (Price 1997) [(1)]							--	--	--	--	--	--	--	--	--	--
A0964127	BR-142	196	197	Felsic Volcanic 1	Central Pit	Mine Rock	27	2.2	20	--	2.7	--	24	0.47	850	1.0
A0964128	BR-142	201	202	Felsic Volcanic 1	Central Pit	Mine Rock	70	3.9	18	--	2.7	--	17	0.65	1360	1.0
A0964129	BR-142	211	212	Felsic Volcanic 1	Central Pit	Mine Rock	9.0	3.1	14	--	0.83	--	4.0	0.62	608	<1
A0964130	BR-142	217.5	218.25	Felsic Volcanic 2	Central Pit	Ore-Grade	102	3.7	20	--	3.2	--	21	0.72	1180	1.0
A0964131	BR-142	223	223.95	Felsic Volcanic 1	Central Pit	Mine Rock	29	2.9	21	--	2.9	--	18	0.77	1240	2.0
A0964132	BR-142	231	232	Felsic Volcanic 2	Central Pit	Ore-Grade	12	1.7	16	--	1.5	--	8.0	0.43	514	<1
A0964133	BR-142	236	236.75	Felsic Volcanic 2	Central Pit	Ore-Grade	20	1.8	17	--	1.5	--	11	0.51	564	3.0
A0964134	BR-142	240	241	Felsic Volcanic 2	Central Pit	Mine Rock	14	2.0	18	--	2.4	--	15	0.72	925	<1
A0964135	BR-142	245	246	Felsic Volcanic 2	Central Pit	Mine Rock	36	1.9	19	--	3.3	--	23	0.66	649	2.0
A0964136	BR-142	250.5	251	Felsic Volcanic 1	Central Pit	Mine Rock	15	2.6	18	--	2.2	--	21	0.86	849	2.0
A0964137	BR-142	264	264.7	Felsic Volcanic 1	Central Pit	Mine Rock	20	2.6	18	--	2.3	--	18	0.76	620	2.0
A0964138	BR-142	279.5	280.5	Felsic Volcanic 2	Central Pit	Mine Rock	18	1.3	10	--	0.090	--	<1	0.10	152	4.0
A0964139	BR-142	285	286	Felsic Volcanic 2	Central Pit	Mine Rock	12	1.9	19	--	1.2	--	12	0.27	427	2.0
A0964140	BR-142	307	308	Felsic Volcanic 1	Central Pit	Mine Rock	8.0	1.7	18	--	1.7	--	14	0.20	316	3.0
A0964141	BR-142	317	318	Metasediment 2	Central Pit	Mine Rock	42	5.8	22	--	3.1	--	25	1.5	739	2.0
A0964142	BR-142	324.8	325.75	Metasediment 2	Central Pit	Mine Rock	40	7.0	18	--	2.1	--	30	1.4	829	2.0
DX758125	BR-173	18.5	19.5	Quartz Sericite Schist	Central Pit	Mine Rock	2.0	3.0	18	--	1.9	--	17	0.73	733	3.0
DX758126	BR-173	23.5	24	Felsic Volcanic 1	Central Pit	Mine Rock	4.0	2.2	24	--	2.8	--	36	0.69	631	2.0
A0964260	BR-176	25.5	27	Felsic Volcanic 1	Central Pit	Mine Rock	26	2.6	19	--	1.9	--	25	0.85	436	2.0
A0964261	BR-176	29	30.5	Felsic Volcanic 1	Central Pit	Mine Rock	20	2.6	20	--	1.8	--	25	0.84	429	1.0
A0964262	BR-176	35.8	37.3	Felsic Volcanic 1	Central Pit	Mine Rock	18	2.3	19	--	2.0	--	28	0.72	355	<1
A0964264	BR-176	38.8	40.3	Felsic Volcanic 1	Central Pit	Mine Rock	1.0	0.52	19	--	2.1	--	10	0.11	228	2.0
A0964263	BR-176	44.8	46.3	Felsic Volcanic 1	Central Pit	Mine Rock	18	2.7	19	--	2.0	--	40	0.91	396	1.0
A0964265	BR-176	52	53.5	Quartz Sericite Schist	Central Pit	Mine Rock	16	2.5	20	--	2.1	--	29	0.74	349	<1
A0964266	BR-176	55	56.5	Quartz Sericite Schist	Central Pit	Mine Rock	1.0	0.80	18	--	2.1	--	11	0.16	290	2.0
A0964267	BR-176	61	62.5	Quartz Sericite Schist	Central Pit	Mine Rock	2.0	0.55	19	--	2.0	--	10	0.16	253	1.0
A0964268	BR-176	64	65	Quartz Sericite Schist	Central Pit	Mine Rock	44	3.6	24	--	2.0	--	26	0.79	563	<1
A0964269	BR-176	73.5	75	Fragmental 1	Central Pit	Mine Rock	22	4.4	22	--	1.7	--	39	1.1	763	<1
A0964270	BR-176	79.5	81	Fragmental 1	Central Pit	Mine Rock	26	4.1	21	--	1.9	--	39	1.2	610	<1
A0964271	BR-176	85.5	87	Fragmental 1	Central Pit	Mine Rock	32	4.4	21	--	1.9	--	32	1.3	585	<1
A0964272	BR-176	90	91.5	Fragmental 1	Central Pit	Mine Rock	37	4.5	18	--	1.7	--	35	1.2	623	1.0
A0964273	BR-176	94.5	95.5	Fragmental 1	Central Pit	Mine Rock	17	2.4	20	--	1.9	--	25	0.78	364	1.0
A0964274	BR-176	102	103.5	Felsic Volcanic 1	Central Pit	Mine Rock	18	2.5	20	--	1.8	--	22	0.81	363	<1
A0964275	BR-176	106.5	108	Felsic Volcanic 1	Central Pit	Mine Rock	2.0	0.56	18	--	1.7	--	8.0	0.090	219	2.0
A0964276	BR-176	111	112.5	Felsic Volcanic 1	Central Pit	Mine Rock	17	2.4	20	--	1.8	--	23	0.74	342	<1
A0964277	BR-176	115.5	117	Felsic Volcanic 1	Central Pit	Mine Rock	30	4.0	19	--	1.6	--	32	2.1	650	<1
A0964278	BR-176	120	121.5	Felsic Volcanic 1	Central Pit	Mine Rock	18	2.5	20	--	1.9	--	23	0.78	380	<1
A0964279	BR-176	124.5	126	Felsic Volcanic 1	Central Pit	Mine Rock	30	3.9	21	--	2.3	--	30	1.4	436	<1
A0964280	BR-177	389	390	Felsic Volcanic 1	Central Pit	Mine Rock	17	5.2	18	--	3.0	--	17	0.80	591	<1
A0964285	BR-177	392	393	Felsic Volcanic 1	Central Pit	Mine Rock	3.0	3.5	19	--	2.1	--	17	0.85	815	2.0
A0964281	BR-177	398	399	Felsic Volcanic 1	Central Pit	Mine Rock	14	3.0	20	--	2.2	--	14	0.89	1050	2.0
A0964282	BR-177	407.5	408.5	Felsic Volcanic 1	Central Pit	Mine Rock	6.0	5.3	17	--	3.2	--	16	0.63	693	2.0
A0964283	BR-177	409.5	410.5	Felsic Volcanic 1	Central Pit	Mine Rock	7.0	5.8	18	--	2.8	--	19	0.90	1230	1.0
A0964284	BR-177	412.5	413.5	Felsic Volcanic 1	Central Pit	Mine Rock	9.0	6.6	16	--	3.5	--	23	0.67	315	3.0

Classification as mine rock or ore-grade materials was based on gold content.

A value of "--" indicates metal was not measured for the given sample; the variation in elements analyzed is due to measurement at two different laboratories (see text).

Table B-7 Four Acid Metals

Sample ID	Drillhole ID	From	To	Lithology	Area	Class	Copper	Iron	Gallium	Germanium	Potassium	Lanthanum	Lithium	Magnesium	Manganese	Molybdenum
		m	*m*				*ppm*	*%*	*ppm*	*ppm*	*%*	*ppm*	*ppm*	*%*	*ppm*	*ppm*
10x Crustal Abundance (Price 1997) [(1)]							--	--	--	--	--	--	--	--	--	--
A0964286	BR-177	417	418	Felsic Volcanic 1	Central Pit	Mine Rock	7.0	3.7	18	--	2.0	--	19	0.97	868	<1
A0964287	BR-177	420	421	Felsic Volcanic 1	Central Pit	Mine Rock	5.0	4.8	18	--	2.3	--	18	0.84	820	1.0
A0964288	BR-177	424	425.25	Felsic Volcanic 1	Central Pit	Mine Rock	13	3.4	15	--	1.8	--	13	0.68	1170	1.0
A0964289	BR-177	430.3	431.3	Felsic Volcanic 1	Central Pit	Mine Rock	6.0	3.2	18	--	2.6	--	15	0.45	918	1.0
A0964706	BR-211	33	34	Felsic Volcanic 1	Central Pit	Mine Rock	31	3.2	19	--	2.2	--	17	0.95	1690	2.0
A0963890	BR-217	259	260.3	Felsic Volcanic 2	Central Pit	Mine Rock	6.0	1.6	15	--	1.7	--	13	0.20	288	2.0
A0963891	BR-217	266.5	267	Felsic Volcanic 2	Central Pit	Mine Rock	11	2.7	18	--	1.8	--	17	0.84	716	1.0
A0963892	BR-217	269.5	271	Felsic Volcanic 2	Central Pit	Mine Rock	2.0	1.9	17	--	2.0	--	16	0.33	310	2.0
A0963893	BR-217	273.6	274.2	Felsic Volcanic 2	Central Pit	Mine Rock	45	4.4	17	--	2.2	--	40	2.0	794	<1
A0963894	BR-217	283.3	284.5	Felsic Volcanic 2	Central Pit	Mine Rock	31	2.1	16	--	0.50	--	7.0	0.28	443	2.0
A0963895	BR-217	286.5	287.8	Felsic Volcanic 2	Central Pit	Ore-Grade	16	1.7	16	--	1.4	--	8.0	0.32	378	1.0
A0963896	BR-217	292	293	Felsic Volcanic 2	Central Pit	Mine Rock	<1	1.7	16	--	2.4	--	14	0.22	192	1.0
A0963897	BR-217	294	294.8	Felsic Volcanic 2	Central Pit	Mine Rock	12	2.8	16	--	1.9	--	16	0.74	462	2.0
A0963922	BR-228	12	13.5	Felsic Volcanic 1	Central Pit	Mine Rock	15	2.3	16	--	1.6	--	23	0.80	371	<1
A0963923	BR-228	17.5	19	Felsic Volcanic 1	Central Pit	Mine Rock	30	3.1	18	--	1.6	--	34	1.1	472	1.0
A0963924	BR-228	25	26.5	Felsic Volcanic 1	Central Pit	Mine Rock	36	3.1	17	--	1.8	--	24	0.83	382	2.0
A0963925	BR-228	30.9	32.4	Felsic Volcanic 1	Central Pit	Mine Rock	20	3.4	16	--	1.9	--	25	1.7	502	<1
A0963926	BR-228	36.9	38.4	Felsic Volcanic 1	Central Pit	Mine Rock	22	2.5	16	--	1.9	--	14	0.28	544	1.0
A0963927	BR-228	44.6	46.1	Felsic Volcanic 1	Central Pit	Mine Rock	6.0	1.4	17	--	2.0	--	20	0.21	223	2.0
A0963928	BR-228	51.85	53.35	Felsic Volcanic 1	Central Pit	Mine Rock	21	2.4	18	--	1.8	--	22	0.58	297	1.0
A0963929	BR-228	59.3	60.8	Felsic Volcanic 1	Central Pit	Mine Rock	21	3.0	18	--	1.8	--	22	0.70	446	<1
A0964522	BR-240	155	156	Felsic Volcanic 2	Central Pit	Mine Rock	5.0	2.1	17	--	1.6	--	13	0.28	358	1.0
A0964523	BR-240	160	161	Felsic Volcanic 2	Central Pit	Mine Rock	2.0	1.7	17	--	1.9	--	14	0.22	252	1.0
A0964524	BR-240	163.8	164.8	Felsic Volcanic 2	Central Pit	Mine Rock	3.0	1.9	16	--	1.8	--	13	0.42	212	2.0
A0964525	BR-240	171.5	173	Felsic Volcanic 1	Central Pit	Mine Rock	16	3.2	19	--	2.1	--	17	0.92	762	1.0
A0964526	BR-240	174.5	176	Felsic Volcanic 1	Central Pit	Mine Rock	17	2.9	17	--	1.9	--	16	0.94	455	1.0
A0964527	BR-240	180	180.8	Felsic Volcanic 2	Central Pit	Mine Rock	2.0	2.0	19	--	2.7	--	10	0.27	57	2.0
A0964528	BR-240	191.75	192.75	Felsic Volcanic 2	Central Pit	Mine Rock	3.0	1.8	17	--	1.9	--	9.0	0.21	222	2.0
A0964529	BR-240	196.5	198	Felsic Volcanic 1	Central Pit	Mine Rock	23	3.1	17	--	2.9	--	17	1.0	615	<1
A0964530	BR-240	201	202.35	Felsic Volcanic 1	Central Pit	Mine Rock	18	2.9	18	--	2.9	--	17	0.95	510	1.0
A0964531	BR-240	204.5	205.25	Felsic Volcanic 1	Central Pit	Mine Rock	11	2.5	18	--	2.4	--	11	0.49	340	2.0
A0964532	BR-240	211.25	212.75	Felsic Volcanic 1	Central Pit	Mine Rock	13	2.6	17	--	1.7	--	14	0.65	415	3.0
A0964511	BR-243	116	117	Felsic Volcanic 1	Central Pit	Mine Rock	18	2.9	17	--	2.0	--	19	1.0	477	1.0
A0964512	BR-243	125.2	126.35	Felsic Volcanic 2	Central Pit	Mine Rock	12	2.2	15	--	1.8	--	16	0.38	270	2.0
A0964513	BR-243	128.5	129	Felsic Volcanic 2	Central Pit	Mine Rock	21	2.1	16	--	2.1	--	11	0.21	125	2.0
A0964514	BR-243	135	136.5	Felsic Volcanic 2	Central Pit	Mine Rock	4.0	2.0	17	--	1.9	--	14	0.23	392	1.0
A0964515	BR-243	139.75	140.8	Felsic Volcanic 1	Central Pit	Mine Rock	24	2.5	17	--	1.9	--	15	0.64	340	2.0
A0964516	BR-243	144.75	146	Felsic Volcanic 2	Central Pit	Mine Rock	7.0	2.2	17	--	2.2	--	16	0.34	337	2.0
A0964517	BR-243	150	151.5	Felsic Volcanic 2	Central Pit	Mine Rock	2.0	2.0	17	--	2.4	--	16	0.30	374	1.0
A0964518	BR-243	156	156.5	Felsic Volcanic 1	Central Pit	Mine Rock	20	3.1	18	--	2.4	--	19	0.99	442	1.0
A0964519	BR-243	160.25	161	Felsic Volcanic 2	Central Pit	Mine Rock	3.0	1.8	17	--	1.6	--	12	0.21	124	2.0
A0964520	BR-243	164.75	165.25	Felsic Volcanic 2	Central Pit	Mine Rock	5.0	1.9	16	--	1.6	--	10	0.27	198	1.0
A0964521	BR-243	173	174	Felsic Volcanic 1	Central Pit	Mine Rock	16	2.6	16	--	2.0	--	16	0.80	364	1.0
117341	BR-321	16.9	18.4	Felsic Volcanic 1	Central Pit	Mine Rock	27	2.7	18	--	1.8	--	24	0.85	397	2.0

Classification as mine rock or ore-grade materials was based on gold content.

A value of "--" indicates metal was not measured for the given sample; the variation in elements analyzed is due to measurement at two different laboratories (see text).

Table B-7 Four Acid Metals

Sample ID	Drillhole ID	From	To	Lithology	Area	Class	Copper	Iron	Gallium	Germanium	Potassium	Lanthanum	Lithium	Magnesium	Manganese	Molybdenum
		m	*m*				*ppm*	*%*	*ppm*	*ppm*	*%*	*ppm*	*ppm*	*%*	*ppm*	*ppm*
10x Crustal Abundance (Price 1997) [(1)]							--	--	--	--	--	--	--	--	--	--
117342	BR-321	24.5	26	Felsic Volcanic 1	Central Pit	Mine Rock	26	3.3	20	--	2.0	--	30	0.95	456	<1
117343	BR-321	30.4	31.5	Felsic Volcanic 1	Central Pit	Mine Rock	21	2.7	18	--	2.3	--	27	0.63	386	<1
117344	BR-321	35.3	36.8	Felsic Volcanic 1	Central Pit	Mine Rock	18	2.5	17	--	2.1	--	25	0.59	360	<1
117345	BR-321	44.8	46.3	Felsic Volcanic 1	Central Pit	Mine Rock	14	2.3	16	--	1.9	--	29	0.56	332	2.0
117369	BR-321	54.7	56.1	Felsic Volcanic 1	Central Pit	Mine Rock	20	2.6	18	--	2.0	--	27	0.83	382	1.0
117370	BR-321	59	60.5	Felsic Volcanic 1	Central Pit	Mine Rock	18	2.8	18	--	1.8	--	29	0.88	387	<1
117346	BR-321	66.5	68	Fragmental 1	Central Pit	Mine Rock	32	3.0	16	--	1.7	--	34	0.89	351	1.0
117347	BR-321	71	73.25	Fragmental 1	Central Pit	Mine Rock	16	2.8	19	--	1.8	--	29	0.82	397	1.0
117371	BR-321	80	81.5	Fragmental 1	Central Pit	Mine Rock	17	2.7	18	--	2.0	--	28	0.98	415	2.0
117348	BR-321	84.5	86	Fragmental 1	Central Pit	Mine Rock	16	2.5	18	--	1.9	--	26	0.84	358	<1
117349	BR-321	90	91	Fragmental 1	Central Pit	Mine Rock	20	3.0	18	--	2.3	--	26	1.0	450	<1
117350	BR-321	94	95.5	Fragmental 1	Central Pit	Mine Rock	25	2.8	18	--	2.4	--	27	0.87	434	2.0
117351	BR-321	101.5	103	Fragmental 1	Central Pit	Mine Rock	17	2.7	19	--	2.1	--	22	0.74	448	3.0
117352	BR-321	106	107	Felsic Volcanic 1	Central Pit	Mine Rock	13	2.2	16	--	1.8	--	16	0.68	713	<1
117372	BR-321	108	109	Felsic Volcanic 1	Central Pit	Mine Rock	19	2.9	19	--	1.7	--	19	0.84	774	1.0
117373	BR-321	113	114	Felsic Volcanic 1	Central Pit	Mine Rock	18	2.8	19	--	2.0	--	18	0.80	631	1.0
117374	BR-321	121.5	122.75	Felsic Volcanic 1	Central Pit	Mine Rock	6.0	3.4	18	--	2.2	--	17	0.93	1150	2.0
117375	BR-321	130	131	Felsic Volcanic 1	Central Pit	Mine Rock	23	2.5	18	--	2.2	--	16	0.77	564	1.0
117353	BR-321	142	143	Felsic Volcanic 1	Central Pit	Mine Rock	16	2.6	18	--	2.3	--	18	0.78	485	<1
117354	BR-321	150	151.5	Felsic Volcanic 1	Central Pit	Mine Rock	15	1.9	19	--	2.6	--	16	0.56	433	1.0
117355	BR-321	156	157.5	Felsic Volcanic 1	Central Pit	Mine Rock	14	1.9	18	--	2.3	--	14	0.52	442	<1
117356	BR-321	160.5	162	Felsic Volcanic 1	Central Pit	Mine Rock	16	2.3	19	--	2.0	--	15	0.67	476	4.0
117376	BR-321	168	169	Felsic Volcanic 1	Central Pit	Mine Rock	36	3.8	16	--	2.2	--	20	1.5	1070	1.0
117357	BR-321	170	171	Felsic Volcanic 1	Central Pit	Mine Rock	20	2.7	17	--	2.0	--	16	0.83	796	<1
117377	BR-321	181.5	182.5	Felsic Volcanic 1	Central Pit	Mine Rock	21	2.4	20	--	2.0	--	14	0.62	602	<1
117378	BR-321	190.9	192	Felsic Volcanic 1	Central Pit	Mine Rock	15	1.9	18	--	1.9	--	14	0.53	507	1.0
117379	BR-321	198	199.5	Felsic Volcanic 1	Central Pit	Mine Rock	16	2.9	18	--	2.5	--	15	0.80	1310	1.0
117380	BR-321	204	205.5	Felsic Volcanic 1	Central Pit	Mine Rock	21	2.8	17	--	1.8	--	13	0.84	1300	1.0
117381	BR-321	212	212.8	Felsic Volcanic 1	Central Pit	Ore-Grade	158	5.2	18	--	2.9	--	19	1.0	1870	2.0
117382	BR-321	215.5	217	Felsic Volcanic 1	Central Pit	Mine Rock	16	2.5	17	--	3.6	--	12	0.76	2150	2.0
117358	BR-321	220	221.5	Felsic Volcanic 1	Central Pit	Mine Rock	14	2.2	17	--	1.8	--	14	0.68	997	1.0
117359	BR-321	224.5	226	Felsic Volcanic 1	Central Pit	Mine Rock	16	2.3	16	--	2.0	--	16	0.73	747	<1
117383	BR-321	232	233	Felsic Volcanic 1	Central Pit	Ore-Grade	36	2.8	18	--	2.0	--	14	0.74	751	1.0
117384	BR-321	245	246	Felsic Volcanic 1	Central Pit	Ore-Grade	24	2.4	16	--	2.0	--	15	0.72	371	<1
117385	BR-321	255	256	Felsic Volcanic 1	Central Pit	Mine Rock	15	2.7	17	--	1.7	--	17	0.85	409	1.0
117386	BR-321	262	263	Felsic Volcanic 1	Central Pit	Mine Rock	21	3.2	18	--	2.4	--	21	1.0	886	1.0
117360	BR-321	268	269	Felsic Volcanic 1	Central Pit	Ore-Grade	14	2.6	19	--	3.2	--	12	0.62	486	1.0
117387	BR-321	283.75	284.5	Felsic Volcanic 1	Central Pit	Ore-Grade	35	2.8	19	--	2.0	--	18	0.83	538	1.0
117388	BR-321	289	290	Felsic Volcanic 1	Central Pit	Mine Rock	33	3.3	18	--	2.2	--	22	1.1	484	<1
117389	BR-321	295	296	Felsic Volcanic 1	Central Pit	Mine Rock	23	3.3	18	--	2.3	--	20	1.0	506	1.0
117361	BR-321	301.75	302.5	Felsic Volcanic 1	Central Pit	Mine Rock	27	2.8	18	--	1.5	--	17	0.82	409	<1
117390	BR-321	307.5	309	Felsic Volcanic 1	Central Pit	Mine Rock	26	3.3	17	--	1.8	--	19	0.96	632	<1
117362	BR-321	319.5	321	Felsic Volcanic 1	Central Pit	Mine Rock	40	3.8	17	--	1.8	--	24	1.0	365	1.0
117363	BR-321	324	325.5	Metasediment 2	Central Pit	Mine Rock	49	4.5	19	--	2.6	--	29	1.2	404	2.0

Classification as mine rock or ore-grade materials was based on gold content.

A value of "--" indicates metal was not measured for the given sample; the variation in elements analyzed is due to measurement at two different laboratories (see text).

Table B-7 Four Acid Metals

Sample ID	Drillhole ID	From	To	Lithology	Area	Class	Copper	Iron	Gallium	Germanium	Potassium	Lanthanum	Lithium	Magnesium	Manganese	Molybdenum
		m	*m*				*ppm*	*%*	*ppm*	*ppm*	*%*	*ppm*	*ppm*	*%*	*ppm*	*ppm*
10x Crustal Abundance (Price 1997) [(1)]							--	--	--	--	--	--	--	--	--	--
117364	BR-321	332	333	Metasediment 2	Central Pit	Mine Rock	57	5.4	19	--	3.0	--	33	1.5	472	1.0
117365	BR-321	339	340.25	Metasediment 2	Central Pit	Mine Rock	61	5.2	21	--	2.6	--	29	1.7	615	<1
117366	BR-321	350.6	351.5	Metasediment 2	Central Pit	Mine Rock	47	5.4	19	--	2.2	--	31	1.5	601	<1
117367	BR-321	356	357.5	Metasediment 2	Central Pit	Mine Rock	51	4.4	19	--	2.0	--	27	1.3	582	<1
117368	BR-321	362	363	Metasediment 2	Central Pit	Mine Rock	64	5.2	19	--	1.8	--	29	1.5	642	1.0
117041	BR-136	15	16.5	Felsic Volcanic 2	Central Pit	Mine Rock	7.0	2.4	15	--	1.6	--	16	0.26	362	2.0
117042	BR-136	20	21	Felsic Volcanic 2	Central Pit	Mine Rock	6.0	1.8	17	--	1.8	--	15	0.22	257	<1
117043	BR-136	26	27	Felsic Volcanic 2	Central Pit	Mine Rock	14	2.0	17	--	1.8	--	21	0.38	239	1.0
117044	BR-136	32	33	Felsic Volcanic 2	Central Pit	Mine Rock	8.0	2.2	18	--	1.9	--	18	0.29	340	1.0
117045	BR-136	37	38	Felsic Volcanic 2	Central Pit	Mine Rock	5.0	2.4	17	--	1.9	--	15	0.15	326	<1
117046	BR-136	42	43	Felsic Volcanic 2	Central Pit	Mine Rock	16	3.8	18	--	2.2	--	20	1.1	308	3.0
117047	BR-136	47	48	Felsic Volcanic 2	Central Pit	Mine Rock	3.0	2.8	17	--	1.9	--	14	0.23	263	3.0
A0963492	BR-136	52	53	Felsic Volcanic 1	Central Pit	Mine Rock	13	3.3	20	--	2.0	--	24	1.0	435	1.0
117048	BR-136	58	59	Fragmental 1	Central Pit	Mine Rock	20	3.0	17	--	1.8	--	16	0.54	404	1.0
117049	BR-136	64	65	Fragmental 1	Central Pit	Mine Rock	15	2.2	17	--	1.9	--	18	0.43	352	2.0
117050	BR-136	72	73	Felsic Volcanic 1	Central Pit	Mine Rock	24	2.5	19	--	1.5	--	25	0.67	377	1.0
117051	BR-136	80	81.2	Felsic Volcanic 1	Central Pit	Mine Rock	23	2.6	20	--	1.8	--	24	0.63	380	6.0
A0962831	BR-138	188.75	189.5	Felsic Volcanic 1	Central Pit	Mine Rock	16	2.6	21	--	2.0	--	20	0.81	450	1.0
A0962832	BR-138	195.25	196.25	Felsic Volcanic 1	Central Pit	Mine Rock	13	2.8	20	--	1.7	--	20	0.79	473	1.0
A0962833	BR-138	197.25	198	Felsic Volcanic 1	Central Pit	Mine Rock	22	3.3	22	--	1.6	--	24	0.71	367	1.0
A0962834	BR-138	202	203	Felsic Volcanic 1	Central Pit	Mine Rock	20	2.9	20	--	2.0	--	20	0.97	480	1.0
A0962857	BR-138	209	210	Felsic Volcanic 1	Central Pit	Mine Rock	89	2.6	20	--	1.9	--	20	0.83	518	2.0
A0962835	BR-138	215.75	216.5	Felsic Volcanic 1	Central Pit	Ore-Grade	20	2.7	22	--	3.0	--	24	0.84	398	1.0
A0962836	BR-138	219.75	220.5	Felsic Volcanic 1	Central Pit	Mine Rock	18	2.2	18	--	1.9	--	22	0.84	571	<1
A0962837	BR-138	223.5	224.5	Felsic Volcanic 1	Central Pit	Mine Rock	21	2.6	21	--	2.3	--	24	0.90	504	<1
A0962838	BR-138	226.5	227.15	Felsic Volcanic 1	Central Pit	Ore-Grade	45	2.1	14	--	2.3	--	22	0.62	173	2.0
A0962839	BR-138	228	228.5	Felsic Volcanic 1	Central Pit	Ore-Grade	11	2.4	22	--	1.3	--	25	0.81	463	<1
A0962840	BR-138	229	229.5	Felsic Volcanic 1	Central Pit	Ore-Grade	17	2.2	17	--	2.0	--	14	0.60	368	1.0
A0962858	BR-138	231.5	232	Felsic Volcanic 1	Central Pit	Ore-Grade	61	2.0	17	--	2.8	--	20	0.72	543	<1
A0962841	BR-138	234.25	235	Felsic Volcanic 1	Central Pit	Ore-Grade	7.0	2.4	20	--	2.8	--	23	0.60	415	1.0
A0962843	BR-138	237.5	238	Felsic Volcanic 1	Central Pit	Ore-Grade	34	1.3	5.0	--	0.53	--	4.0	0.13	104	3.0
A0962842	BR-138	238	238.9	Felsic Volcanic 1	Central Pit	Ore-Grade	57	3.6	19	--	2.6	--	20	1.0	399	2.0
A0962844	BR-138	238.9	239.4	Felsic Volcanic 1	Central Pit	Ore-Grade	30	1.0	4.0	--	0.45	--	6.0	0.26	156	2.0
A0962845	BR-138	239.4	240	Felsic Volcanic 1	Central Pit	Ore-Grade	23	2.9	19	--	2.9	--	16	0.72	479	2.0
A0962846	BR-138	240	240.5	Felsic Volcanic 1	Central Pit	Ore-Grade	14	2.5	20	--	3.6	--	19	0.72	422	3.0
A0962847	BR-138	241.5	242	Felsic Volcanic 1	Central Pit	Ore-Grade	82	2.4	16	--	2.6	--	16	0.53	443	2.0
A0962848	BR-138	245.5	245.9	Felsic Volcanic 1	Central Pit	Mine Rock	44	6.8	22	--	1.6	--	31	4.1	1240	<1
A0962849	BR-138	249	250	Metasediment 2	Central Pit	Mine Rock	49	4.9	21	--	1.9	--	24	1.4	420	2.0
A0962850	BR-138	255	256	Felsic Volcanic 1	Central Pit	Mine Rock	18	2.5	21	--	2.3	--	22	0.87	338	1.0
A0962726	BR-157	15.85	17.35	Felsic Volcanic 1	Central Pit	Mine Rock	18	3.2	21	--	2.0	--	23	0.93	439	<1
A0962727	BR-157	21.85	23.35	Felsic Volcanic 1	Central Pit	Mine Rock	21	3.3	21	--	2.2	--	19	0.82	443	<1
A0962728	BR-157	26.85	28	Felsic Volcanic 1	Central Pit	Mine Rock	24	2.8	19	--	1.8	--	20	0.57	453	<1
A0962729	BR-157	31.75	33.25	Felsic Volcanic 1	Central Pit	Mine Rock	16	2.8	21	--	2.0	--	21	0.53	465	<1
A0962730	BR-157	36.25	37.7	Felsic Volcanic 1	Central Pit	Mine Rock	15	2.7	21	--	2.0	--	21	0.42	405	1.0

Classification as mine rock or ore-grade materials was based on gold content.

A value of "--" indicates metal was not measured for the given sample; the variation in elements analyzed is due to measurement at two different laboratories (see text).

Table B-7 Four Acid Metals

Sample ID	Drillhole ID	From	To	Lithology	Area	Class	Copper	Iron	Gallium	Germanium	Potassium	Lanthanum	Lithium	Magnesium	Manganese	Molybdenum
		m	*m*				*ppm*	*%*	*ppm*	*ppm*	*%*	*ppm*	*ppm*	*%*	*ppm*	*ppm*
10x Crustal Abundance (Price 1997) [(1)]							--	--	--	--	--	--	--	--	--	--
A0962736	BR-157	57.6	59.1	Felsic Volcanic 1	Central Pit	Mine Rock	12	1.9	20	--	1.9	--	16	0.24	347	2.0
DX758054	BR-167	16	17	Felsic Volcanic 1	Central Pit	Mine Rock	17	2.5	21	--	1.8	--	29	0.46	447	<1
DX758055	BR-167	22	23	Felsic Volcanic 1	Central Pit	Mine Rock	25	3.3	24	--	2.2	--	31	0.76	450	1.0
DX758056	BR-167	30	31	Felsic Volcanic 1	Central Pit	Mine Rock	16	2.4	22	--	1.9	--	25	0.50	279	2.0
DX758057	BR-167	33	33.5	Felsic Volcanic 1	Central Pit	Mine Rock	18	2.8	22	--	0.56	--	21	0.37	452	2.0
DX758058	BR-167	35.5	36	Felsic Volcanic 1	Central Pit	Mine Rock	20	2.4	21	--	2.2	--	23	0.58	333	2.0
DX758059	BR-167	37	38	Felsic Volcanic 1	Central Pit	Mine Rock	16	2.6	21	--	2.3	--	26	0.46	291	2.0
DX758060	BR-167	43	43.9	Felsic Volcanic 1	Central Pit	Mine Rock	14	1.3	7.0	--	0.63	--	10	0.22	154	<1
DX758061	BR-167	43.9	45	Felsic Volcanic 1	Central Pit	Mine Rock	19	2.4	20	--	2.1	--	29	0.75	410	1.0
DX758062	BR-167	51	52	Felsic Volcanic 1	Central Pit	Mine Rock	63	2.1	17	--	2.0	--	23	0.63	308	1.0
DX758063	BR-167	57	58	Felsic Volcanic 1	Central Pit	Mine Rock	23	2.4	19	--	1.8	--	28	0.69	384	1.0
DX758064	BR-167	63	64	Felsic Volcanic 1	Central Pit	Mine Rock	17	2.5	21	--	2.6	--	36	0.99	342	1.0
DX758065	BR-167	64	65	Felsic Volcanic 1	Central Pit	Mine Rock	22	2.5	21	--	2.1	--	30	0.96	393	1.0
DX758066	BR-167	72	73	Felsic Volcanic 1	Central Pit	Mine Rock	17	2.4	20	--	2.4	--	30	0.85	391	1.0
DX758067	BR-167	73	74	Felsic Volcanic 1	Central Pit	Mine Rock	20	2.6	20	--	2.5	--	27	0.71	436	1.0
DX758068	BR-167	77	78	Felsic Volcanic 1	Central Pit	Mine Rock	16	2.6	21	--	2.0	--	28	0.87	427	2.0
DX758069	BR-167	83	84	Felsic Volcanic 1	Central Pit	Mine Rock	23	2.9	22	--	1.3	--	34	1.0	441	2.0
DX758070	BR-167	89.5	90.3	Felsic Volcanic 1	Central Pit	Mine Rock	20	2.7	20	--	2.2	--	30	0.90	456	3.0
DX758071	BR-167	92.3	93	Felsic Volcanic 1	Central Pit	Mine Rock	16	2.4	20	--	1.9	--	31	0.69	373	2.0
DX758072	BR-167	94	95	Felsic Volcanic 1	Central Pit	Mine Rock	22	3.0	20	--	2.1	--	44	1.2	482	2.0
DX758073	BR-167	102	103	Felsic Volcanic 1	Central Pit	Mine Rock	21	2.6	19	--	1.9	--	23	0.90	636	1.0
DX758074	BR-167	108	108.7	Felsic Volcanic 1	Central Pit	Mine Rock	15	2.3	20	--	2.3	--	21	0.68	559	<1
DX758075	BR-167	113	114	Felsic Volcanic 1	Central Pit	Mine Rock	22	3.0	22	--	2.6	--	21	1.1	525	2.0
DX758076	BR-167	124.1	125.1	Felsic Volcanic 1	Central Pit	Mine Rock	26	2.9	20	--	1.9	--	21	0.91	618	1.0
DX758077	BR-167	129	130	Felsic Volcanic 1	Central Pit	Mine Rock	18	2.8	22	--	2.3	--	21	0.95	537	3.0
DX758078	BR-167	141	142	Felsic Volcanic 1	Central Pit	Mine Rock	19	2.8	20	--	2.2	--	20	0.99	578	<1
DX758079	BR-167	145	146	Felsic Volcanic 1	Central Pit	Mine Rock	21	2.5	20	--	2.3	--	16	0.78	438	<1
DX758080	BR-167	151	152	Felsic Volcanic 1	Central Pit	Mine Rock	15	2.8	20	--	2.0	--	19	0.92	691	<1
DX758081	BR-167	158	159	Felsic Volcanic 1	Central Pit	Mine Rock	13	2.5	22	--	2.0	--	18	0.84	478	2.0
DX758082	BR-167	166	167	Felsic Volcanic 1	Central Pit	Mine Rock	12	1.9	20	--	2.2	--	15	0.57	397	<1
DX758083	BR-167	171	172	Felsic Volcanic 1	Central Pit	Mine Rock	12	1.8	20	--	2.1	--	13	0.52	623	<1
DX758084	BR-167	177	178	Felsic Volcanic 1	Central Pit	Mine Rock	6.0	2.3	20	--	2.6	--	18	0.65	1070	2.0
DX758085	BR-167	194	195	Felsic Volcanic 1	Central Pit	Mine Rock	24	3.1	21	--	2.5	--	23	0.98	863	2.0
DX758086	BR-167	202	203	Felsic Volcanic 1	Central Pit	Mine Rock	12	2.9	20	--	2.2	--	22	0.95	823	1.0
DX758087	BR-167	208	209	Felsic Volcanic 1	Central Pit	Mine Rock	20	3.0	21	--	2.3	--	21	0.98	664	1.0
DX758088	BR-167	213	213.5	Felsic Volcanic 1	Central Pit	Mine Rock	42	2.8	19	--	2.5	--	22	0.85	1080	1.0
DX758089	BR-167	215.55	216.5	Felsic Volcanic 1	Central Pit	Mine Rock	16	2.8	21	--	2.5	--	19	0.91	924	<1
DX758090	BR-167	216.5	217.5	Felsic Volcanic 1	Central Pit	Mine Rock	28	2.6	19	--	2.8	--	17	0.72	653	<1
DX758091	BR-167	217.5	218.5	Felsic Volcanic 1	Central Pit	Mine Rock	34	2.6	20	--	2.6	--	16	0.79	683	<1
DX758092	BR-167	221.5	222.5	Felsic Volcanic 1	Central Pit	Mine Rock	24	2.7	19	--	2.4	--	16	0.83	798	<1
DX758093	BR-167	226	227	Felsic Volcanic 1	Central Pit	Mine Rock	28	2.8	21	--	2.4	--	18	0.93	876	<1
DX758094	BR-167	233	233.6	Felsic Volcanic 1	Central Pit	Mine Rock	60	2.7	19	--	1.5	--	15	0.80	536	<1
DX758095	BR-167	236	237	Felsic Volcanic 1	Central Pit	Mine Rock	39	2.6	20	--	2.3	--	16	0.92	571	<1
DX758096	BR-167	244	245	Felsic Volcanic 1	Central Pit	Mine Rock	27	2.4	21	--	2.1	--	16	0.87	623	<1

Classification as mine rock or ore-grade materials was based on gold content.

A value of "--" indicates metal was not measured for the given sample; the variation in elements analyzed is due to measurement at two different laboratories (see text).

Table B-7 Four Acid Metals

Sample ID	Drillhole ID	From	To	Lithology	Area	Class	Copper	Iron	Gallium	Germanium	Potassium	Lanthanum	Lithium	Magnesium	Manganese	Molybdenum
		m	*m*				*ppm*	*%*	*ppm*	*ppm*	*%*	*ppm*	*ppm*	*%*	*ppm*	*ppm*
10x Crustal Abundance (Price 1997) [(1)]							--	--	--	--	--	--	--	--	--	--
DX758097	BR-167	253.95	255	Felsic Volcanic 1	Central Pit	Ore-Grade	14	3.7	20	--	3.1	--	21	0.67	290	1.0
DX758098	BR-167	255	256	Felsic Volcanic 1	Central Pit	Ore-Grade	7.0	2.7	16	--	2.4	--	17	0.49	241	1.0
DX758099	BR-167	264	265	Felsic Volcanic 1	Central Pit	Mine Rock	13	2.6	20	--	2.3	--	15	0.91	553	1.0
DX758100	BR-167	270	271	Felsic Volcanic 1	Central Pit	Mine Rock	10	2.7	21	--	2.5	--	14	0.82	570	<1
DX758101	BR-167	272	273	Felsic Volcanic 1	Central Pit	Ore-Grade	8.0	3.4	18	--	2.8	--	16	0.63	361	1.0
A0963501	BR-167	315	316	Metasediment 2	Central Pit	Mine Rock	62	5.5	22	--	2.2	--	28	1.5	476	1.0
A0963502	BR-167	322.8	324	Metasediment 2	Central Pit	Mine Rock	54	4.6	21	--	1.8	--	26	1.4	570	1.0
A0963503	BR-167	327	328	Metasediment 2	Central Pit	Mine Rock	60	5.4	23	--	2.1	--	29	1.5	613	2.0
A0963504	BR-167	332	333	Felsic Volcanic 1	Central Pit	Mine Rock	16	2.9	21	--	2.1	--	25	0.77	464	<1
A0963505	BR-167	357.8	358.9	Metasediment 2	Central Pit	Mine Rock	48	4.9	22	--	2.1	--	27	1.5	583	2.0
A0963506	BR-167	363.1	364.6	Felsic Volcanic 1	Central Pit	Mine Rock	19	2.4	19	--	2.0	--	16	0.71	382	1.0
A0963507	BR-167	373.45	374.5	Felsic Volcanic 2	Central Pit	Mine Rock	5.0	1.9	19	--	2.0	--	15	0.31	290	1.0
A0963508	BR-167	390	390.5	Felsic Volcanic 2	Central Pit	Mine Rock	31	3.5	20	--	2.7	--	31	1.6	577	1.0
A0964143	BR-168	19.1	19.6	Felsic Volcanic 1	Central Pit	Mine Rock	17	2.5	20	--	2.5	--	26	0.49	335	2.0
A0964144	BR-168	24.75	25.55	Felsic Volcanic 1	Central Pit	Mine Rock	37	2.6	21	--	2.4	--	27	0.64	409	<1
A0964145	BR-168	41.5	43	Felsic Volcanic 1	Central Pit	Mine Rock	21	2.4	20	--	1.5	--	23	0.50	377	<1
A0964146	BR-168	55.4	56.2	Felsic Volcanic 1	Central Pit	Mine Rock	22	2.6	22	--	2.2	--	28	0.70	438	1.0
A0964147	BR-168	61.7	63	Felsic Volcanic 1	Central Pit	Mine Rock	15	2.5	20	--	1.7	--	28	0.61	398	<1
A0964148	BR-168	75	76.1	Felsic Volcanic 1	Central Pit	Mine Rock	25	2.7	20	--	2.2	--	27	0.85	428	<1
A0964149	BR-168	81.8	82.4	Felsic Volcanic 1	Central Pit	Mine Rock	20	2.5	21	--	1.9	--	30	0.75	416	1.0
A0964150	BR-168	87.8	88.5	Felsic Volcanic 1	Central Pit	Mine Rock	18	2.7	20	--	2.7	--	31	0.53	297	6.0
A0964151	BR-168	91.5	93	Felsic Volcanic 1	Central Pit	Mine Rock	17	2.5	20	--	2.0	--	25	0.53	381	1.0
A0964152	BR-168	100.7	101.6	Felsic Volcanic 1	Central Pit	Mine Rock	13	2.9	23	--	1.8	--	31	0.71	514	2.0
A0964153	BR-168	105.9	107.25	Felsic Volcanic 1	Central Pit	Mine Rock	16	2.7	21	--	2.7	--	28	0.78	756	3.0
A0963548	BR-185	28.5	29.5	Felsic Volcanic 1	Central Pit	Ore-Grade	21	2.6	19	--	1.7	--	15	0.66	400	2.0
A0963549	BR-185	38.85	39.5	Felsic Volcanic 1	Central Pit	Ore-Grade	25	2.5	18	--	1.7	--	16	0.80	374	<1
A0963550	BR-185	48.6	49.5	Felsic Volcanic 1	Central Pit	Mine Rock	40	2.5	21	--	2.8	--	23	0.43	221	<1
A0963551	BR-185	52	52.8	Felsic Volcanic 1	Central Pit	Ore-Grade	14	2.3	19	--	2.1	--	19	0.74	321	<1
A0963552	BR-185	67.5	68.5	Felsic Volcanic 1	Central Pit	Mine Rock	23	2.1	19	--	1.9	--	19	0.71	350	<1
A0963553	BR-185	73.5	75	Felsic Volcanic 1	Central Pit	Mine Rock	20	2.8	20	--	2.2	--	19	0.90	448	1.0
A0963554	BR-185	79	80	Felsic Volcanic 1	Central Pit	Mine Rock	15	2.1	19	--	2.4	--	16	0.71	368	<1
A0963555	BR-185	85	86	Felsic Volcanic 1	Central Pit	Mine Rock	16	2.6	19	--	2.3	--	18	0.82	397	<1
A0963556	BR-185	91	92	Felsic Volcanic 1	Central Pit	Mine Rock	13	2.5	18	--	2.3	--	18	0.82	427	1.0
A0963557	BR-185	97.75	98.75	Felsic Volcanic 1	Central Pit	Mine Rock	11	2.1	16	--	1.7	--	21	0.88	372	<1
A0963558	BR-185	106.75	107.75	Felsic Volcanic 1	Central Pit	Mine Rock	21	2.5	18	--	1.9	--	27	0.87	282	<1
A0963559	BR-185	140	141.5	Felsic Volcanic 1	Central Pit	Mine Rock	58	4.3	20	--	2.2	--	33	1.5	434	1.0
A0963560	BR-185	145	146.15	Metasediment 2	Central Pit	Mine Rock	89	6.4	21	--	2.4	--	38	2.3	771	1.0
A0963561	BR-185	149.75	151	Metasediment 2	Central Pit	Mine Rock	8.0	1.8	17	--	2.8	--	17	0.31	167	3.0
A0963562	BR-185	157.05	158	Felsic Volcanic 2	Central Pit	Mine Rock	8.0	1.6	17	--	1.9	--	12	0.26	354	2.0
A0963546	BR-185	163	164	Felsic Volcanic 2	Central Pit	Mine Rock	20	2.3	21	--	2.6	--	16	0.67	310	<1
A0963564	BR-185	175	176	Felsic Volcanic 2	Central Pit	Mine Rock	5.0	2.0	17	--	3.1	--	12	0.44	269	1.0
A0963565	BR-185	179.75	180.5	Felsic Volcanic 2	Central Pit	Mine Rock	18	1.6	17	--	1.8	--	17	0.28	303	1.0
A0963566	BR-185	186.15	186.7	Felsic Volcanic 2	Central Pit	Mine Rock	10	1.8	17	--	2.0	--	19	0.35	321	2.0
A0963567	BR-185	191.25	192	Felsic Volcanic 2	Central Pit	Mine Rock	6.0	1.7	18	--	2.0	--	16	0.34	316	3.0

Classification as mine rock or ore-grade materials was based on gold content.

A value of "--" indicates metal was not measured for the given sample; the variation in elements analyzed is due to measurement at two different laboratories (see text).

Table B-7 Four Acid Metals

Sample ID	Drillhole ID	From	To	Lithology	Area	Class	Copper	Iron	Gallium	Germanium	Potassium	Lanthanum	Lithium	Magnesium	Manganese	Molybdenum
		m	*m*				*ppm*	*%*	*ppm*	*ppm*	*%*	*ppm*	*ppm*	*%*	*ppm*	*ppm*
10x Crustal Abundance (Price 1997) [(1)]							--	--	--	--	--	--	--	--	--	--
A0963568	BR-185	197.5	198.25	Felsic Volcanic 2	Central Pit	Mine Rock	8.0	1.6	17	--	0.94	--	11	0.23	267	3.0
A0963569	BR-185	210.5	211	Felsic Volcanic 2	Central Pit	Mine Rock	16	1.9	16	--	1.2	--	8.0	0.20	362	3.0
A0963570	BR-185	214.5	215	Felsic Volcanic 2	Central Pit	Mine Rock	5.0	1.8	17	--	1.0	--	8.0	0.20	366	2.0
A0964290	BR-188	21	22	Felsic Volcanic 1	Central Pit	Mine Rock	19	2.5	19	--	2.0	--	23	0.75	462	<1
A0964291	BR-188	26	26.5	Felsic Volcanic 1	Central Pit	Mine Rock	23	2.4	19	--	2.5	--	19	0.61	875	<1
A0964292	BR-188	37	38	Felsic Volcanic 1	Central Pit	Mine Rock	25	3.1	20	--	2.5	--	31	0.91	387	1.0
A0964293	BR-188	44	45	Felsic Volcanic 1	Central Pit	Mine Rock	23	2.6	19	--	1.7	--	22	0.64	510	2.0
A0964294	BR-188	49	50	Felsic Volcanic 1	Central Pit	Mine Rock	20	2.8	18	--	1.6	--	18	0.41	323	5.0
A0964295	BR-188	51.8	52.8	Felsic Volcanic 1	Central Pit	Mine Rock	25	2.7	18	--	1.6	--	16	0.59	650	1.0
A0964296	BR-188	60	61	Felsic Volcanic 1	Central Pit	Mine Rock	19	2.5	19	--	1.8	--	23	0.66	325	1.0
A0964297	BR-188	65	66	Felsic Volcanic 1	Central Pit	Mine Rock	17	2.8	19	--	1.9	--	17	0.39	375	2.0
A0964298	BR-188	70.8	72	Felsic Volcanic 1	Central Pit	Ore-Grade	36	2.6	17	--	1.9	--	16	0.70	807	<1
A0964301	BR-188	81	81.7	Felsic Volcanic 1	Central Pit	Mine Rock	18	2.5	18	--	2.3	--	20	0.65	598	<1
A0964302	BR-188	89	90	Felsic Volcanic 1	Central Pit	Mine Rock	18	2.6	18	--	2.0	--	16	0.74	706	<1
A0964303	BR-188	96	97	Felsic Volcanic 1	Central Pit	Mine Rock	18	2.6	18	--	1.9	--	17	0.74	470	<1
A0964304	BR-188	103	104	Felsic Volcanic 1	Central Pit	Mine Rock	35	2.7	20	--	3.1	--	18	0.86	1230	<1
A0964305	BR-188	114	115	Felsic Volcanic 1	Central Pit	Ore-Grade	19	2.7	19	--	1.7	--	16	0.78	469	<1
A0964299	BR-188	121	122	Felsic Volcanic 1	Central Pit	Mine Rock	27	2.4	19	--	1.8	--	15	0.70	453	<1
A0964306	BR-188	130	131	Felsic Volcanic 1	Central Pit	Mine Rock	14	2.5	19	--	1.7	--	13	0.76	367	<1
A0964307	BR-188	136.5	138	Felsic Volcanic 1	Central Pit	Mine Rock	18	2.5	19	--	1.9	--	15	0.79	400	<1
A0964308	BR-188	141	142	Felsic Volcanic 1	Central Pit	Mine Rock	31	3.0	20	--	2.1	--	19	1.1	575	2.0
A0964309	BR-188	146.5	147	Felsic Volcanic 1	Central Pit	Mine Rock	68	2.6	20	--	2.4	--	20	0.93	583	3.0
A0964310	BR-188	151.5	152.5	Felsic Volcanic 1	Central Pit	Mine Rock	23	2.5	19	--	2.6	--	16	0.76	511	<1
A0964311	BR-188	154.1	155	Felsic Volcanic 1	Central Pit	Ore-Grade	16	2.3	19	--	2.3	--	18	0.65	431	<1
A0964312	BR-188	161	162	Felsic Volcanic 1	Central Pit	Ore-Grade	14	2.4	19	--	2.3	--	16	0.76	435	1.0
A0964313	BR-188	165.5	166.5	Felsic Volcanic 1	Central Pit	Mine Rock	17	2.3	19	--	2.3	--	16	0.75	348	1.0
A0964314	BR-188	174.5	175.5	Felsic Volcanic 1	Central Pit	Mine Rock	15	2.5	19	--	1.7	--	21	0.83	376	<1
A0964315	BR-188	180.5	181.5	Felsic Volcanic 1	Central Pit	Mine Rock	17	2.4	17	--	1.8	--	25	0.90	350	<1
A0964316	BR-188	185.1	186	Felsic Volcanic 1	Central Pit	Mine Rock	17	2.3	19	--	1.8	--	20	0.81	380	<1
A0964317	BR-188	190	191	Felsic Volcanic 1	Central Pit	Mine Rock	22	2.4	19	--	2.2	--	20	0.77	378	<1
A0964318	BR-188	195.3	196.3	Felsic Volcanic 1	Central Pit	Ore-Grade	51	2.3	18	--	2.3	--	19	0.87	515	<1
A0964319	BR-188	217.75	219	Felsic Volcanic 1	Central Pit	Mine Rock	21	2.7	19	--	2.3	--	21	0.93	405	<1
A0964320	BR-188	222	223	Felsic Volcanic 1	Central Pit	Mine Rock	12	2.4	19	--	1.8	--	15	0.77	333	<1
A0964321	BR-188	236.3	237	Felsic Volcanic 1	Central Pit	Mine Rock	19	2.8	19	--	2.0	--	19	0.92	424	<1
A0964322	BR-188	244	245	Felsic Volcanic 1	Central Pit	Mine Rock	19	2.6	19	--	1.7	--	19	0.78	421	3.0
A0964323	BR-188	250	251	Felsic Volcanic 1	Central Pit	Mine Rock	24	2.7	19	--	2.0	--	21	0.85	465	<1
A0964324	BR-188	258	259	Felsic Volcanic 1	Central Pit	Mine Rock	21	2.7	19	--	2.0	--	24	0.91	420	<1
A0964325	BR-188	263.1	263.9	Felsic Volcanic 1	Central Pit	Ore-Grade	26	2.8	19	--	1.9	--	24	0.96	440	<1
A0964326	BR-188	268	269	Felsic Volcanic 1	Central Pit	Mine Rock	17	2.4	19	--	2.3	--	22	0.83	338	<1
A0964328	BR-188	273.6	274.6	Metasediment 2	Central Pit	Mine Rock	54	4.8	19	--	2.1	--	27	1.5	415	2.0
A0964327	BR-188	278.5	279.3	Metasediment 2	Central Pit	Mine Rock	44	6.4	18	--	1.9	--	29	1.7	586	1.0
A0964329	BR-188	284.5	285.75	Metasediment 2	Central Pit	Mine Rock	60	4.9	22	--	2.4	--	25	1.6	580	1.0
A0964330	BR-188	294	294.5	Metasediment 2	Central Pit	Mine Rock	43	5.3	20	--	2.5	--	25	1.4	526	2.0
A0964331	BR-188	300.45	301.4	Metasediment 2	Central Pit	Mine Rock	24	2.1	18	--	2.0	--	15	0.40	258	2.0

Classification as mine rock or ore-grade materials was based on gold content.

A value of "--" indicates metal was not measured for the given sample; the variation in elements analyzed is due to measurement at two different laboratories (see text).

Table B-7 Four Acid Metals

Sample ID	Drillhole ID	From	To	Lithology	Area	Class	Copper	Iron	Gallium	Germanium	Potassium	Lanthanum	Lithium	Magnesium	Manganese	Molybdenum
		m	*m*				*ppm*	*%*	*ppm*	*ppm*	*%*	*ppm*	*ppm*	*%*	*ppm*	*ppm*
10x Crustal Abundance (Price 1997) [(1)]							--	--	--	--	--	--	--	--	--	--
A0964332	BR-188	301.4	302.55	Metasediment 2	Central Pit	Mine Rock	47	4.8	21	--	1.9	--	27	1.3	743	2.0
A0964334	BR-188	305.85	306.85	Metasediment 2	Central Pit	Mine Rock	38	5.1	17	--	2.3	--	19	1.1	656	2.0
A0964333	BR-188	311.6	312.15	Felsic Volcanic 2	Central Pit	Mine Rock	10	1.7	16	--	1.6	--	17	1.3	568	2.0
A0964335	BR-188	315	316	Felsic Volcanic 2	Central Pit	Mine Rock	23	3.0	20	--	3.0	--	23	0.99	544	1.0
A0964336	BR-188	320	321	Felsic Volcanic 2	Central Pit	Mine Rock	2.0	1.9	18	--	2.1	--	13	0.28	406	<1
A0964337	BR-188	326	327	Felsic Volcanic 2	Central Pit	Mine Rock	8.0	1.9	19	--	2.3	--	16	0.35	367	2.0
A0964338	BR-188	331.45	332.9	Felsic Volcanic 2	Central Pit	Mine Rock	5.0	1.7	18	--	3.2	--	19	0.47	297	1.0
A0964339	BR-189	25	26	Felsic Volcanic 1	Central Pit	Mine Rock	22	2.3	18	--	2.2	--	17	0.79	400	<1
A0964340	BR-189	31.75	33	Felsic Volcanic 1	Central Pit	Ore-Grade	34	3.4	19	--	2.5	--	24	1.2	535	<1
A0964341	BR-189	36	36.6	Felsic Volcanic 1	Central Pit	Ore-Grade	30	2.5	17	--	1.6	--	16	0.68	586	1.0
A0964342	BR-189	44.35	45.25	Felsic Volcanic 1	Central Pit	Mine Rock	13	2.6	19	--	2.1	--	22	1.0	368	<1
A0964343	BR-189	49.95	50.5	Felsic Volcanic 1	Central Pit	Ore-Grade	59	2.4	19	--	1.8	--	19	0.76	371	2.0
A0964344	BR-189	54	55	Felsic Volcanic 1	Central Pit	Mine Rock	19	2.4	19	--	1.6	--	22	0.88	345	<1
A0964345	BR-189	61	62	Felsic Volcanic 1	Central Pit	Mine Rock	17	2.5	18	--	2.3	--	24	0.90	384	<1
A0964346	BR-189	76	77	Felsic Volcanic 1	Central Pit	Mine Rock	20	3.5	19	--	2.1	--	25	1.1	580	<1
A0964347	BR-189	82	83	Felsic Volcanic 1	Central Pit	Mine Rock	19	2.8	19	--	2.5	--	24	0.97	491	<1
A0964348	BR-189	87.8	88.5	Felsic Volcanic 1	Central Pit	Ore-Grade	13	2.3	18	--	2.0	--	16	0.60	363	<1
A0964349	BR-189	98	99	Felsic Volcanic 1	Central Pit	Ore-Grade	39	2.5	19	--	1.9	--	18	0.74	437	<1
A0964350	BR-189	103.5	104	Felsic Volcanic 1	Central Pit	Mine Rock	19	2.6	19	--	1.9	--	20	0.80	376	<1
A0964351	BR-189	106	106.5	Felsic Volcanic 1	Central Pit	Mine Rock	23	2.7	19	--	2.4	--	20	0.83	455	<1
A0964352	BR-189	108.5	109.5	Felsic Volcanic 1	Central Pit	Mine Rock	26	2.4	19	--	2.5	--	21	0.86	644	<1
A0964353	BR-189	113	114	Felsic Volcanic 1	Central Pit	Ore-Grade	11	2.2	20	--	3.0	--	29	0.65	350	<1
A0964354	BR-189	119	120	Felsic Volcanic 1	Central Pit	Ore-Grade	19	2.5	20	--	3.2	--	28	0.86	431	<1
A0964355	BR-189	128	128.7	Felsic Volcanic 1	Central Pit	Ore-Grade	19	2.5	17	--	1.9	--	17	0.79	380	1.0
A0964356	BR-189	133.5	135	Metasediment 2	Central Pit	Mine Rock	50	4.6	21	--	2.1	--	24	1.8	567	<1
A0964357	BR-189	141	142.35	Metasediment 2	Central Pit	Mine Rock	62	4.7	20	--	1.7	--	20	1.4	492	1.0
A0964358	BR-189	147.6	148.85	Metasediment 2	Central Pit	Mine Rock	63	5.8	21	--	1.8	--	26	1.8	738	1.0
A0964359	BR-189	151	152.5	Metasediment 2	Central Pit	Mine Rock	49	6.8	20	--	1.7	--	29	1.9	796	<1
A0964360	BR-189	162	163.1	Metasediment 2	Central Pit	Mine Rock	28	6.2	19	--	1.7	--	35	1.5	468	1.0
A0964361	BR-189	167	168	Felsic Volcanic 2	Central Pit	Mine Rock	28	2.3	18	--	3.2	--	21	0.77	371	2.0
A0964362	BR-189	172.3	173	Felsic Volcanic 2	Central Pit	Mine Rock	9.0	1.8	19	--	2.4	--	17	0.33	307	1.0
A0964363	BR-189	177	178	Felsic Volcanic 2	Central Pit	Mine Rock	12	2.1	17	--	1.5	--	12	0.51	349	2.0
A0964364	BR-189	181.5	182.4	Felsic Volcanic 2	Central Pit	Mine Rock	10	2.1	19	--	2.5	--	16	0.43	232	2.0
A0964365	BR-189	186	187	Felsic Volcanic 2	Central Pit	Mine Rock	7.0	1.8	18	--	3.0	--	17	0.33	163	2.0
A0964366	BR-189	187	187.7	Felsic Volcanic 2	Central Pit	Mine Rock	9.0	1.6	18	--	2.4	--	15	0.35	174	2.0
A0964367	BR-189	192	193	Felsic Volcanic 2	Central Pit	Mine Rock	8.0	1.6	18	--	2.0	--	17	0.41	215	2.0
A0964368	BR-189	200.55	201.1	Felsic Volcanic 2	Central Pit	Mine Rock	23	2.1	19	--	1.9	--	13	0.32	348	2.0
A0964369	BR-189	208	209.4	Felsic Volcanic 2	Central Pit	Ore-Grade	11	2.2	18	--	1.4	--	12	0.30	376	3.0
A0964370	BR-189	210.3	211.1	Felsic Volcanic 2	Central Pit	Ore-Grade	15	2.1	17	--	1.8	--	14	0.28	235	2.0
A0964371	BR-189	220	221	Felsic Volcanic 1	Central Pit	Mine Rock	27	2.8	20	--	2.1	--	16	0.96	434	2.0
A0964372	BR-189	225	226.35	Metasediment 2	Central Pit	Mine Rock	49	6.4	20	--	2.5	--	20	1.4	734	3.0
A0964373	BR-189	235.65	236.25	Metasediment 2	Central Pit	Mine Rock	41	9.9	18	--	2.6	--	30	1.7	513	2.0
A0964374	BR-189	240	241.5	Metasediment 2	Central Pit	Mine Rock	57	5.2	23	--	2.8	--	21	1.6	645	<1
A0964375	BR-189	244.15	245.25	Felsic Volcanic 2	Central Pit	Mine Rock	10	2.2	18	--	1.4	--	13	0.34	430	3.0

Classification as mine rock or ore-grade materials was based on gold content.

A value of "--" indicates metal was not measured for the given sample; the variation in elements analyzed is due to measurement at two different laboratories (see text).

Table B-7 Four Acid Metals

Sample ID	Drillhole ID	From	To	Lithology	Area	Class	Copper	Iron	Gallium	Germanium	Potassium	Lanthanum	Lithium	Magnesium	Manganese	Molybdenum
		m	*m*				*ppm*	*%*	*ppm*	*ppm*	*%*	*ppm*	*ppm*	*%*	*ppm*	*ppm*
10x Crustal Abundance (Price 1997) [(1)]							--	--	--	--	--	--	--	--	--	--
A0963898	BR-219	23.1	24	Felsic Volcanic 1	Central Pit	Ore-Grade	37	2.7	19	--	2.4	--	34	1.1	469	<1
A0963899	BR-219	29.35	30.4	Felsic Volcanic 1	Central Pit	Mine Rock	42	2.9	20	--	2.4	--	28	0.94	457	<1
A0963900	BR-219	36.1	36.6	Felsic Volcanic 1	Central Pit	Ore-Grade	79	2.3	18	--	2.2	--	22	0.70	379	<1
A0963901	BR-219	41.75	42.25	Felsic Volcanic 1	Central Pit	Mine Rock	23	2.8	19	--	2.3	--	23	0.92	431	<1
A0963902	BR-219	47	48	Felsic Volcanic 1	Central Pit	Ore-Grade	32	3.1	19	--	2.2	--	23	0.95	493	<1
A0963903	BR-219	63.1	63.4	Metasediment 2	Central Pit	Mine Rock	69	12	16	--	2.4	--	32	1.9	910	1.0
A0963904	BR-219	68.5	69.05	Felsic Volcanic 1	Central Pit	Mine Rock	16	2.3	20	--	2.5	--	18	0.73	324	2.0
A0963905	BR-219	73.75	75.25	Metasediment 2	Central Pit	Mine Rock	72	4.9	22	--	2.9	--	24	1.5	672	2.0
A0963906	BR-219	85.5	86.6	Felsic Volcanic 1	Central Pit	Mine Rock	26	3.1	21	--	2.8	--	25	1.3	527	3.0
A0963907	BR-219	93.6	95.05	Felsic Volcanic 2	Central Pit	Mine Rock	13	1.7	18	--	2.0	--	16	0.32	267	2.0
A0963908	BR-219	97.7	99.2	Felsic Volcanic 2	Central Pit	Mine Rock	9.0	2.4	19	--	2.4	--	20	0.66	386	2.0
A0963909	BR-219	106.3	107.5	Felsic Volcanic 2	Central Pit	Mine Rock	4.0	1.9	19	--	2.9	--	18	0.34	213	2.0
A0963910	BR-219	112	113.25	Felsic Volcanic 2	Central Pit	Mine Rock	10	1.7	20	--	2.7	--	19	0.48	344	2.0
A0963911	BR-219	117.6	118.75	Felsic Volcanic 2	Central Pit	Mine Rock	13	2.6	19	--	3.0	--	18	0.73	464	2.0
A0963912	BR-219	123.25	124.35	Felsic Volcanic 2	Central Pit	Mine Rock	247	2.1	19	--	2.4	--	15	0.49	460	1.0
A0963913	BR-219	129.4	130.9	Felsic Volcanic 2	Central Pit	Mine Rock	9.0	1.8	19	--	2.4	--	14	0.27	360	2.0
A0963914	BR-219	133.8	135.2	Felsic Volcanic 1	Central Pit	Mine Rock	25	3.3	22	--	2.8	--	20	1.1	591	2.0
A0963915	BR-219	143	144.5	Felsic Volcanic 2	Central Pit	Mine Rock	22	2.0	19	--	1.9	--	14	0.50	420	4.0
A0963916	BR-219	149	149.65	Felsic Volcanic 2	Central Pit	Mine Rock	40	2.9	19	--	1.9	--	17	0.61	342	3.0
A0963917	BR-219	155.5	157	Metasediment 2	Central Pit	Mine Rock	59	5.0	24	--	2.3	--	24	1.7	531	<1
A0963918	BR-219	160	161.5	Metasediment 2	Central Pit	Mine Rock	63	7.1	21	--	2.9	--	28	1.7	700	<1
A0963919	BR-219	167.65	169	Felsic Volcanic 2	Central Pit	Mine Rock	8.0	2.2	20	--	2.4	--	14	0.34	338	1.0
A0963920	BR-219	196.75	198	Metasediment 3	Central Pit	Mine Rock	100	2.8	24	--	2.7	--	24	0.93	271	2.0
A0963921	BR-219	201	202.5	Metasediment 3	Central Pit	Mine Rock	14	2.0	22	--	2.7	--	18	0.46	286	2.0
A0963644	BR-250B	21	22.5	Felsic Volcanic 1	Central Pit	Mine Rock	23	2.8	20	--	2.5	--	18	0.90	520	1.0
A0963645	BR-250B	25.2	26	Felsic Volcanic 1	Central Pit	Mine Rock	39	4.0	20	--	2.0	--	31	2.1	663	<1
A0963646	BR-250B	35.25	36	Felsic Volcanic 1	Central Pit	Mine Rock	41	4.4	20	--	2.3	--	31	1.9	862	<1
A0963647	BR-250B	42	43.5	Felsic Volcanic 1	Central Pit	Ore-Grade	19	2.4	18	--	1.8	--	17	0.81	499	<1
A0963648	BR-250B	49.5	51	Felsic Volcanic 1	Central Pit	Mine Rock	24	3.3	23	--	2.4	--	22	1.1	697	<1
A0963649	BR-250B	61.5	63	Felsic Volcanic 1	Central Pit	Mine Rock	20	3.0	23	--	2.4	--	26	1.1	512	<1
A0963650	BR-250B	72	73.4	Felsic Volcanic 1	Central Pit	Mine Rock	29	3.3	20	--	2.7	--	25	1.1	554	<1
A0962951	BR-250B	75.5	77	Felsic Volcanic 1	Central Pit	Mine Rock	21	2.9	20	--	2.3	--	24	0.93	517	1.0
A0962952	BR-250B	88.5	90	Felsic Volcanic 1	Central Pit	Mine Rock	16	2.3	18	--	1.9	--	16	0.79	390	1.0
A0962953	BR-250B	93.8	94.35	Felsic Volcanic 1	Central Pit	Mine Rock	16	1.6	11	--	1.5	--	7.0	0.36	250	<1
A0962954	BR-250B	100	101.5	Felsic Volcanic 1	Central Pit	Ore-Grade	23	2.9	19	--	2.2	--	18	1.0	744	1.0
A0962955	BR-250B	109.5	110.5	Felsic Volcanic 1	Central Pit	Mine Rock	23	2.8	19	--	1.8	--	21	0.94	523	<1
A0962956	BR-250B	117	117.8	Felsic Volcanic 1	Central Pit	Mine Rock	21	2.5	19	--	1.4	--	19	0.92	477	1.0
A0962957	BR-250B	123	124.5	Felsic Volcanic 1	Central Pit	Mine Rock	28	2.5	19	--	1.4	--	16	0.84	464	<1
A0962958	BR-250B	139.5	141	Felsic Volcanic 1	Central Pit	Mine Rock	45	2.8	19	--	2.2	--	27	1.1	477	<1
A0962959	BR-250B	148	149.5	Felsic Volcanic 1	Central Pit	Ore-Grade	39	2.3	18	--	2.2	--	17	0.77	425	<1
A0962960	BR-250B	152.5	154	Felsic Volcanic 1	Central Pit	Mine Rock	61	2.5	19	--	2.4	--	17	0.77	439	<1
A0962961	BR-250B	160.2	161.5	Felsic Volcanic 1	Central Pit	Mine Rock	24	2.4	20	--	2.7	--	18	0.87	344	2.0
A0962962	BR-250B	165.5	167	Felsic Volcanic 1	Central Pit	Mine Rock	19	2.7	19	--	2.5	--	18	0.95	467	2.0
A0962963	BR-250B	174	175	Felsic Volcanic 1	Central Pit	Mine Rock	23	2.4	20	--	2.5	--	17	0.79	416	<1

Classification as mine rock or ore-grade materials was based on gold content.

A value of "--" indicates metal was not measured for the given sample; the variation in elements analyzed is due to measurement at two different laboratories (see text).

Table B-7 Four Acid Metals

Sample ID	Drillhole ID	From	To	Lithology	Area	Class	Copper	Iron	Gallium	Germanium	Potassium	Lanthanum	Lithium	Magnesium	Manganese	Molybdenum
		m	*m*				*ppm*	*%*	*ppm*	*ppm*	*%*	*ppm*	*ppm*	*%*	*ppm*	*ppm*
10x Crustal Abundance (Price 1997) [(1)]							--	--	--	--	--	--	--	--	--	--
A0962964	BR-250B	178.3	179.3	Felsic Volcanic 1	Central Pit	Ore-Grade	25	3.8	21	--	3.3	--	22	0.51	268	1.0
A0962965	BR-250B	180.3	180.9	Felsic Volcanic 1	Central Pit	Ore-Grade	35	1.1	6.0	--	1.2	--	8.0	0.10	59	<1
A0962966	BR-250B	185.85	186.35	Felsic Volcanic 1	Central Pit	Ore-Grade	20	4.0	22	--	3.2	--	26	0.51	316	1.0
A0962967	BR-250B	186.35	186.85	Felsic Volcanic 1	Central Pit	Ore-Grade	10	4.6	20	--	3.1	--	23	0.35	193	<1
A0962969	BR-250B	190.5	191	Felsic Volcanic 1	Central Pit	Ore-Grade	79	3.3	18	--	2.3	--	19	0.65	457	1.0
A0962970	BR-250B	192	193	Felsic Volcanic 1	Central Pit	Ore-Grade	25	3.3	19	--	2.5	--	19	0.53	351	1.0
A0962971	BR-250B	204.5	206	Felsic Volcanic 1	Central Pit	Mine Rock	17	3.1	20	--	2.2	--	23	1.0	526	<1
A0962972	BR-250B	211.35	212.35	Felsic Volcanic 1	Central Pit	Ore-Grade	19	2.8	18	--	3.5	--	23	0.50	195	<1
A0962973	BR-250B	216.2	217.2	Felsic Volcanic 1	Central Pit	Ore-Grade	11	3.3	19	--	2.9	--	20	0.71	473	1.0
A0962974	BR-250B	217.8	218.6	Felsic Volcanic 1	Central Pit	Ore-Grade	84	2.7	23	--	2.1	--	24	0.83	613	<1
A0962975	BR-250B	225	225.65	Felsic Volcanic 1	Central Pit	Mine Rock	30	2.6	19	--	1.9	--	23	0.82	347	1.0
A0963939	BR-250B	231	232.35	Metasediment 2	Central Pit	Mine Rock	58	6.9	20	--	2.1	--	25	1.4	500	1.0
A0963940	BR-250B	235.9	237	Metasediment 2	Central Pit	Mine Rock	51	4.9	22	--	2.1	--	26	1.5	489	<1
A0963941	BR-250B	240	241.5	Metasediment 2	Central Pit	Mine Rock	49	8.4	19	--	1.9	--	24	1.6	696	1.0
A0963942	BR-250B	246	247.5	Metasediment 2	Central Pit	Mine Rock	67	7.2	22	--	2.4	--	29	2.0	882	1.0
A0963943	BR-250B	252.5	253	Metasediment 2	Central Pit	Mine Rock	84	4.7	18	--	1.5	--	15	1.1	402	2.0
A0963944	BR-250B	257.5	258.55	Metasediment 2	Central Pit	Mine Rock	62	5.3	22	--	3.2	--	26	1.5	715	<1
A0963945	BR-250B	262.9	263.75	Metasediment 2	Central Pit	Mine Rock	32	2.2	19	--	2.7	--	24	0.50	355	7.0
A0963946	BR-250B	265.9	267	Felsic Volcanic 1	Central Pit	Mine Rock	26	3.0	20	--	1.8	--	22	0.97	511	1.0
A0963947	BR-250B	273	274	Felsic Volcanic 1	Central Pit	Mine Rock	17	3.0	20	--	1.6	--	22	0.88	515	2.0
A0963948	BR-250B	283.8	285	Felsic Volcanic 2	Central Pit	Mine Rock	20	1.9	17	--	2.2	--	18	0.30	135	2.0
A0963949	BR-250B	295	296	Felsic Volcanic 2	Central Pit	Mine Rock	8.0	1.9	18	--	2.1	--	18	0.26	339	1.0
A0963950	BR-250B	300	301	Felsic Volcanic 2	Central Pit	Mine Rock	12	2.2	19	--	2.1	--	17	0.50	418	1.0
A0964840	BR-326	50.5	51.5	Felsic Volcanic 1	Central Pit	Mine Rock	18	2.7	20	--	2.3	--	24	1.1	386	2.0
A0964841	BR-326	59	60	Felsic Volcanic 1	Central Pit	Mine Rock	31	3.3	19	--	3.0	--	33	1.3	407	1.0
A0964842	BR-326	63	64.35	Felsic Volcanic 1	Central Pit	Mine Rock	19	2.5	20	--	3.3	--	29	0.93	337	1.0
A0964843	BR-326	72.4	73.2	Metasediment 2	Central Pit	Mine Rock	42	5.7	20	--	2.7	--	36	1.8	737	1.0
A0964844	BR-326	75.5	76.6	Metasediment 2	Central Pit	Mine Rock	68	4.5	21	--	2.5	--	25	1.5	515	<1
A0964845	BR-326	80	81	Felsic Volcanic 2	Central Pit	Mine Rock	24	2.1	20	--	1.9	--	14	0.28	88	3.0
A0964846	BR-326	84.6	85.25	Felsic Volcanic 2	Central Pit	Mine Rock	15	2.7	19	--	2.4	--	40	1.2	487	1.0
A0964847	BR-326	91	92	Felsic Volcanic 2	Central Pit	Mine Rock	9.0	2.0	18	--	2.7	--	28	0.59	345	2.0
A0964848	BR-326	94	95	Felsic Volcanic 1	Central Pit	Mine Rock	15	2.8	20	--	2.7	--	22	0.89	400	1.0
A0964849	BR-326	102	103	Felsic Volcanic 2	Central Pit	Mine Rock	8.0	2.0	18	--	2.3	--	16	0.31	414	1.0
A0964850	BR-326	109.3	110	Felsic Volcanic 2	Central Pit	Mine Rock	7.0	1.9	16	--	2.5	--	25	0.56	316	2.0
A0964851	BR-326	119.35	119.95	Felsic Volcanic 2	Central Pit	Mine Rock	21	1.8	17	--	1.6	--	10	0.38	246	4.0
A0963596	BR-327	11.7	12.7	Felsic Volcanic 2	Central Pit	Mine Rock	14	4.6	20	--	2.9	--	25	1.1	347	1.0
A0963597	BR-327	16.3	17.5	Felsic Volcanic 2	Central Pit	Mine Rock	5.0	2.0	18	--	3.3	--	14	0.34	58	1.0
A0963598	BR-327	22.3	23.1	Felsic Volcanic 2	Central Pit	Mine Rock	19	2.1	16	--	2.4	--	18	0.51	232	1.0
A0963599	BR-327	27.25	28.4	Felsic Volcanic 2	Central Pit	Mine Rock	12	2.0	18	--	2.4	--	24	0.41	344	2.0
A0963600	BR-327	30.2	30.75	Felsic Volcanic 2	Central Pit	Mine Rock	39	2.0	19	--	1.7	--	17	0.52	296	1.0
A0963749	BR-327	39.6	40.5	Felsic Volcanic 2	Central Pit	Mine Rock	8.0	1.9	18	--	2.3	--	22	0.29	368	3.0
A0963750	BR-327	48.15	49	Felsic Volcanic 2	Central Pit	Ore-Grade	9.0	1.8	19	--	2.6	--	18	0.21	346	2.0
A0963751	BR-327	55.5	57	Felsic Volcanic 2	Central Pit	Mine Rock	20	2.1	19	--	2.4	--	19	0.37	390	2.0
A0963752	BR-327	74.5	75.1	Metasediment 2	Central Pit	Mine Rock	64	6.1	20	--	2.0	--	42	1.4	441	2.0

Classification as mine rock or ore-grade materials was based on gold content.

A value of "--" indicates metal was not measured for the given sample; the variation in elements analyzed is due to measurement at two different laboratories (see text).

Table B-7 Four Acid Metals

Sample ID	Drillhole ID	From	To	Lithology	Area	Class	Copper	Iron	Gallium	Germanium	Potassium	Lanthanum	Lithium	Magnesium	Manganese	Molybdenum
		m	*m*				*ppm*	*%*	*ppm*	*ppm*	*%*	*ppm*	*ppm*	*%*	*ppm*	*ppm*
10x Crustal Abundance (Price 1997) [(1)]							--	--	--	--	--	--	--	--	--	--
A0963753	BR-327	81	81.9	Metasediment 2	Central Pit	Mine Rock	76	4.4	21	--	2.3	--	29	1.7	359	<1
A0963754	BR-327	88.55	89.9	Metasediment 2	Central Pit	Mine Rock	94	7.4	19	--	1.1	--	39	2.0	515	1.0
A0963755	BR-327	94.5	96	Metasediment 2	Central Pit	Mine Rock	62	5.6	21	--	1.7	--	51	1.7	613	1.0
A0963756	BR-327	104.8	105.25	Metasediment 2	Central Pit	Mine Rock	115	7.0	18	--	1.6	--	39	1.6	728	4.0
A0963757	BR-327	117	118	Metasediment 3	Central Pit	Mine Rock	17	3.4	19	--	2.3	--	42	1.2	390	<1
A0963758	BR-327	121.2	122.7	Metasediment 3	Central Pit	Mine Rock	14	2.2	19	--	2.4	--	17	0.58	280	2.0
A0963759	BR-327	128	129	Metasediment 3	Central Pit	Mine Rock	27	3.4	23	--	2.1	--	47	0.67	359	<1
A0963760	BR-327	141.4	142.8	Metasediment 3	Central Pit	Mine Rock	30	6.8	18	--	2.0	--	32	0.82	954	2.0
A0963761	BR-329a	14.5	16	Felsic Volcanic 1	Central Pit	Mine Rock	16	2.5	18	--	2.3	--	21	0.81	376	1.0
A0963762	BR-329a	27.7	28.6	Felsic Volcanic 1	Central Pit	Mine Rock	21	2.4	20	--	2.5	--	21	0.98	349	2.0
A0963763	BR-329a	31.6	33	Felsic Volcanic 1	Central Pit	Mine Rock	38	3.0	17	--	2.2	--	28	1.1	399	<1
A0963764	BR-329a	39	40.4	Felsic Volcanic 1	Central Pit	Mine Rock	13	2.3	18	--	2.2	--	25	0.90	283	1.0
A0963765	BR-329a	44.2	44.8	Felsic Volcanic 2	Central Pit	Mine Rock	38	2.7	19	--	1.5	--	22	0.92	367	2.0
A0963766	BR-329a	46.45	47.9	Felsic Volcanic 2	Central Pit	Mine Rock	12	1.9	18	--	2.3	--	17	0.33	288	2.0
A0963767	BR-329a	55.4	56.5	Felsic Volcanic 2	Central Pit	Mine Rock	18	2.0	20	--	2.9	--	18	0.38	222	2.0
A0963768	BR-329a	59.5	60.8	Felsic Volcanic 2	Central Pit	Mine Rock	16	2.7	20	--	2.6	--	28	0.80	464	2.0
A0963769	BR-329a	64.9	65.5	Felsic Volcanic 2	Central Pit	Mine Rock	11	2.1	18	--	3.0	--	21	0.24	243	3.0
A0963770	BR-329a	71.3	72.35	Felsic Volcanic 2	Central Pit	Mine Rock	7.0	1.8	18	--	3.1	--	21	0.21	227	4.0
A0963771	BR-329a	75.7	77.2	Felsic Volcanic 2	Central Pit	Mine Rock	6.0	1.8	19	--	2.0	--	15	0.23	263	3.0
A0963772	BR-329a	94.5	96	Felsic Volcanic 2	Central Pit	Mine Rock	18	2.0	19	--	2.3	--	20	0.31	370	4.0
A0963773	BR-329a	104.4	105.15	Felsic Volcanic 2	Central Pit	Mine Rock	7.0	1.7	17	--	1.2	--	14	0.19	327	2.0
A0963774	BR-329a	109.5	111	Felsic Volcanic 2	Central Pit	Mine Rock	18	1.9	18	--	2.0	--	20	0.29	507	<1
A0963775	BR-329a	119	120	Felsic Volcanic 1	Central Pit	Mine Rock	26	3.0	20	--	2.1	--	31	1.1	397	2.0
A0963776	BR-329a	124.5	126	Metasediment 2	Central Pit	Mine Rock	64	5.3	22	--	2.7	--	36	1.6	546	<1
A0963777	BR-329a	131.15	132	Metasediment 2	Central Pit	Mine Rock	70	6.1	21	--	2.2	--	38	2.0	583	<1
A0963778	BR-329a	136.5	138	Metasediment 2	Central Pit	Mine Rock	54	8.7	20	--	1.9	--	40	1.8	710	<1
A0963779	BR-329a	142.5	143.3	Metasediment 2	Central Pit	Mine Rock	50	6.3	21	--	2.6	--	31	1.6	833	1.0
A0964543	BR-341	16.5	18	Felsic Volcanic 1	Central Pit	Mine Rock	15	2.5	19	--	2.1	--	26	0.45	402	1.0
A0964544	BR-341	21.25	21.75	Felsic Volcanic 1	Central Pit	Mine Rock	17	2.2	16	--	1.5	--	19	0.34	284	1.0
A0964545	BR-341	27	28	Felsic Volcanic 1	Central Pit	Mine Rock	16	2.9	19	--	1.8	--	25	0.57	419	<1
A0964546	BR-341	30.9	31.75	Felsic Volcanic 1	Central Pit	Mine Rock	14	3.5	19	--	1.9	--	22	0.32	230	1.0
A0964547	BR-341	37.9	39	Felsic Volcanic 1	Central Pit	Mine Rock	21	2.6	20	--	1.7	--	19	0.44	438	<1
A0964548	BR-341	42	42.8	Felsic Volcanic 1	Central Pit	Mine Rock	17	1.9	20	--	2.6	--	19	0.23	205	2.0
A0964549	BR-341	49.1	49.4	Felsic Volcanic 1	Central Pit	Ore-Grade	31	2.9	21	--	3.1	--	31	0.80	367	3.0
A0964550	BR-341	54	55.5	Felsic Volcanic 1	Central Pit	Ore-Grade	37	2.7	17	--	3.1	--	21	0.76	413	2.0
A0964551	BR-341	73.05	73.55	Felsic Volcanic 1	Central Pit	Ore-Grade	17	3.0	21	--	3.5	--	27	0.78	347	1.0
A0964552	BR-341	78.5	79	Felsic Volcanic 1	Central Pit	Mine Rock	35	2.2	13	--	2.0	--	15	0.65	316	1.0
A0964553	BR-341	83.8	85.3	Felsic Volcanic 1	Central Pit	Mine Rock	21	2.7	20	--	1.5	--	20	0.94	445	2.0
A0964554	BR-341	90.35	91.85	Felsic Volcanic 1	Central Pit	Mine Rock	17	2.5	19	--	2.0	--	19	0.82	385	<1
A0964555	BR-341	96.55	98	Felsic Volcanic 1	Central Pit	Mine Rock	19	2.6	19	--	2.3	--	16	0.75	365	1.0
A0964556	BR-341	102.8	103.45	Felsic Volcanic 1	Central Pit	Mine Rock	29	2.2	15	--	1.6	--	14	0.66	318	1.0
A0964557	BR-341	112.5	113.9	Felsic Volcanic 1	Central Pit	Mine Rock	15	2.6	19	--	1.9	--	19	0.73	389	<1
A0964558	BR-341	130	130.9	Felsic Volcanic 1	Central Pit	Mine Rock	20	2.9	19	--	2.2	--	23	0.94	411	<1
A0964559	BR-341	135	136.5	Felsic Volcanic 1	Central Pit	Ore-Grade	14	2.0	20	--	2.7	--	19	0.56	317	1.0

Classification as mine rock or ore-grade materials was based on gold content.

A value of "--" indicates metal was not measured for the given sample; the variation in elements analyzed is due to measurement at two different laboratories (see text).

Table B-7 Four Acid Metals

Sample ID	Drillhole ID	From	To	Lithology	Area	Class	Copper	Iron	Gallium	Germanium	Potassium	Lanthanum	Lithium	Magnesium	Manganese	Molybdenum
		m	*m*				*ppm*	*%*	*ppm*	*ppm*	*%*	*ppm*	*ppm*	*%*	*ppm*	*ppm*
10x Crustal Abundance (Price 1997) [(1)]							--	--	--	--	--	--	--	--	--	--
A0964560	BR-341	141.5	142.9	Felsic Volcanic 1	Central Pit	Ore-Grade	18	2.8	18	--	2.6	--	23	0.76	371	2.0
A0964672	BR-341	147	148	Felsic Volcanic 1	Central Pit	Mine Rock	16	2.5	19	--	1.8	--	22	0.75	409	<1
A0964673	BR-341	151.15	152.45	Felsic Volcanic 1	Central Pit	Mine Rock	18	2.6	19	--	1.7	--	21	0.75	380	1.0
A0964674	BR-341	157.1	158.25	Felsic Volcanic 1	Central Pit	Mine Rock	23	2.0	19	--	2.3	--	24	0.88	293	<1
A0964675	BR-341	162.4	163	Felsic Volcanic 1	Central Pit	Mine Rock	27	3.0	19	--	2.2	--	20	0.95	411	<1
A0964676	BR-341	188	189	Felsic Volcanic 1	Central Pit	Mine Rock	15	2.4	19	--	2.6	--	20	0.79	366	<1
A0964677	BR-341	214.3	214.7	Felsic Volcanic 1	Central Pit	Mine Rock	20	2.4	19	--	2.7	--	20	0.71	364	1.0
A0964678	BR-341	218.35	219.85	Felsic Volcanic 1	Central Pit	Mine Rock	16	2.8	20	--	2.2	--	20	0.99	506	<1
A0964679	BR-341	224.05	225	Felsic Volcanic 1	Central Pit	Mine Rock	18	2.3	18	--	3.2	--	24	0.94	335	<1
A0964681	BR-342	12	13.1	Felsic Volcanic 1	Central Pit	Mine Rock	18	2.5	19	--	2.6	--	19	0.70	409	<1
A0964682	BR-342	17.3	18.05	Felsic Volcanic 1	Central Pit	Mine Rock	16	2.6	20	--	1.7	--	21	0.70	411	<1
A0964683	BR-342	31.5	32.25	Felsic Volcanic 1	Central Pit	Mine Rock	36	3.8	19	--	1.5	--	37	1.6	580	<1
A0964684	BR-342	48.4	49.4	Felsic Volcanic 1	Central Pit	Mine Rock	19	2.6	19	--	2.5	--	24	0.91	439	<1
A0964685	BR-342	55.1	56.6	Felsic Volcanic 1	Central Pit	Mine Rock	20	2.5	18	--	2.2	--	20	0.72	373	<1
A0964686	BR-342	79.85	80.8	Felsic Volcanic 1	Central Pit	Ore-Grade	15	2.4	19	--	2.9	--	20	0.54	225	<1
A0964687	BR-342	86.75	88.25	Felsic Volcanic 1	Central Pit	Mine Rock	14	2.6	19	--	2.4	--	22	0.73	361	<1
A0964688	BR-342	92.8	93.6	Felsic Volcanic 1	Central Pit	Mine Rock	18	2.7	19	--	2.2	--	25	0.97	442	<1
A0964689	BR-342	124.7	126	Felsic Volcanic 1	Central Pit	Mine Rock	16	2.4	20	--	2.3	--	20	0.78	357	<1
A0964690	BR-342	132	133.5	Felsic Volcanic 1	Central Pit	Mine Rock	15	2.4	19	--	2.8	--	19	0.96	376	2.0
A0964691	BR-342	141.1	142.05	Felsic Volcanic 1	Central Pit	Mine Rock	45	3.2	17	--	2.1	--	27	1.1	438	1.0
A0964692	BR-342	148.2	149.55	Felsic Volcanic 1	Central Pit	Mine Rock	37	3.0	19	--	2.0	--	25	1.1	350	1.0
A0964693	BR-342	153.05	154.4	Felsic Volcanic 2	Central Pit	Mine Rock	13	1.9	18	--	2.4	--	12	0.20	195	2.0
A0964694	BR-342	163.1	164.6	Felsic Volcanic 2	Central Pit	Mine Rock	14	2.0	18	--	3.0	--	14	0.28	108	2.0
A0964695	BR-342	166.05	167	Felsic Volcanic 1	Central Pit	Ore-Grade	19	2.5	18	--	2.8	--	28	0.76	738	1.0
A0964696	BR-342	174.1	174.65	Felsic Volcanic 2	Central Pit	Ore-Grade	18	1.7	18	--	1.6	--	11	0.21	256	1.0
A0964644	BR-345	21.6	22.75	Felsic Volcanic 1	Central Pit	Mine Rock	21	2.4	18	--	2.5	--	21	1.0	262	<1
A0964645	BR-345	25	26	Metasediment 2	Central Pit	Mine Rock	54	3.7	18	--	2.7	--	28	1.3	381	1.0
A0964646	BR-345	30.25	31.5	Felsic Volcanic 2	Central Pit	Mine Rock	11	1.9	19	--	2.5	--	19	0.34	190	2.0
A0964647	BR-345	36.1	37.1	Felsic Volcanic 2	Central Pit	Ore-Grade	19	1.6	18	--	1.5	--	15	0.33	75	2.0
A0964648	BR-345	40.05	41.2	Felsic Volcanic 2	Central Pit	Mine Rock	9.0	1.9	17	--	2.2	--	17	0.28	202	2.0
A0964649	BR-345	45	46.5	Felsic Volcanic 2	Central Pit	Mine Rock	6.0	1.8	19	--	2.1	--	19	0.23	395	2.0
A0964650	BR-345	49.3	49.8	Felsic Volcanic 2	Central Pit	Mine Rock	13	2.0	19	--	2.1	--	23	0.38	387	2.0
A0963584	BR-403	15.9	17.3	Felsic Volcanic 1	Central Pit	Mine Rock	21	2.3	19	--	1.6	--	29	0.49	362	<1
A0963585	BR-403	21.2	22.2	Felsic Volcanic 1	Central Pit	Mine Rock	17	2.5	20	--	1.9	--	27	0.70	369	<1
A0963586	BR-403	26.1	27	Felsic Volcanic 1	Central Pit	Mine Rock	17	2.8	18	--	1.9	--	31	0.71	473	<1
A0963587	BR-403	30.95	32	Felsic Volcanic 1	Central Pit	Mine Rock	15	2.4	20	--	1.8	--	32	0.66	348	<1
A0963588	BR-403	36.3	37.8	Felsic Volcanic 1	Central Pit	Mine Rock	17	2.8	17	--	1.9	--	27	0.69	410	2.0
A0963589	BR-403	41.8	42.8	Felsic Volcanic 1	Central Pit	Mine Rock	23	2.8	20	--	1.9	--	27	0.72	405	<1
A0963590	BR-403	47.8	48.8	Felsic Volcanic 1	Central Pit	Mine Rock	18	2.9	19	--	2.0	--	27	0.65	427	1.0
A0963591	BR-403	52.9	54	Felsic Volcanic 1	Central Pit	Mine Rock	24	2.8	19	--	1.9	--	23	0.58	399	<1
A0963592	BR-403	58.3	58.8	Felsic Volcanic 1	Central Pit	Mine Rock	23	2.8	20	--	2.1	--	26	0.81	385	1.0
A0963593	BR-403	63	64	Felsic Volcanic 1	Central Pit	Mine Rock	19	3.1	20	--	2.1	--	28	0.75	476	<1
A0963594	BR-403	81.35	82.35	Felsic Volcanic 1	Central Pit	Mine Rock	20	3.3	18	--	2.1	--	29	1.4	603	1.0
A0963120	BR-076	20.2	21	Metasediment 2	Central Pit	Mine Rock	15	5.2	23	--	1.9	--	18	1.6	904	2.0

Classification as mine rock or ore-grade materials was based on gold content.

A value of "--" indicates metal was not measured for the given sample; the variation in elements analyzed is due to measurement at two different laboratories (see text).

Table B-7 Four Acid Metals

Sample ID	Drillhole ID	From	To	Lithology	Area	Class	Copper	Iron	Gallium	Germanium	Potassium	Lanthanum	Lithium	Magnesium	Manganese	Molybdenum
		m	*m*				*ppm*	*%*	*ppm*	*ppm*	*%*	*ppm*	*ppm*	*%*	*ppm*	*ppm*
10x Crustal Abundance (Price 1997) [(1)]							--	--	--	--	--	--	--	--	--	--
A0963121	BR-076	31	32	Metasediment 2	Central Pit	Mine Rock	61	4.6	20	--	2.0	--	29	1.3	709	1.0
A0963122	BR-076	41	42	Metasediment 2	Central Pit	Mine Rock	75	4.4	20	--	2.2	--	24	1.5	659	2.0
A0963123	BR-076	88	89	Metasediment 2	Central Pit	Mine Rock	23	6.7	20	--	2.3	--	26	2.1	580	1.0
A0963124	BR-076	100	101	Metasediment 2	Central Pit	Mine Rock	45	7.0	18	--	2.0	--	30	1.3	826	1.0
A0963214	BR-099	28	29	Fragmental 1	Central Pit	Mine Rock	52	4.2	19	--	2.6	--	30	1.3	489	1.0
A0963215	BR-099	32.9	34	Fragmental 1	Central Pit	Mine Rock	64	3.8	17	--	2.3	--	39	1.3	490	3.0
A0963216	BR-099	37.4	38.4	Fragmental 1	Central Pit	Mine Rock	66	3.4	17	--	1.8	--	25	1.0	435	2.0
A0963217	BR-099	58.1	59.1	Fragmental 1	Central Pit	Mine Rock	22	2.6	19	--	1.6	--	21	0.82	364	1.0
A0963218	BR-099	62.55	64	Fragmental 1	Central Pit	Mine Rock	21	2.7	20	--	2.1	--	26	0.85	374	<1
A0963219	BR-099	64	65.5	Fragmental 1	Central Pit	Mine Rock	18	2.7	18	--	1.7	--	27	0.78	420	1.0
A0963220	BR-099	68	69.35	Fragmental 1	Central Pit	Mine Rock	34	3.6	19	--	2.4	--	51	2.1	498	1.0
A0963221	BR-099	80	81	Felsic Volcanic 1	Central Pit	Mine Rock	20	3.0	19	--	1.9	--	24	0.95	1030	1.0
A0963222	BR-099	86.5	88	Fragmental 1	Central Pit	Mine Rock	45	3.5	17	--	2.2	--	26	1.1	1130	2.0
A0963223	BR-099	93	94	Felsic Volcanic 1	Central Pit	Mine Rock	37	3.5	18	--	2.5	--	29	1.0	631	2.0
A0963224	BR-099	99	99.5	Felsic Volcanic 1	Central Pit	Mine Rock	247	4.4	20	--	2.8	--	32	1.1	731	2.0
A0963225	BR-099	112.9	113.35	Felsic Volcanic 1	Central Pit	Mine Rock	55	4.0	22	--	1.5	--	29	2.0	839	<1
A0963226	BR-099	117.6	118.2	Felsic Volcanic 1	Central Pit	Mine Rock	119	6.4	16	--	2.3	--	37	6.0	1380	<1
A0963227	BR-099	123	124	Felsic Volcanic 1	Central Pit	Ore-Grade	43	3.3	18	--	2.4	--	17	1.2	1360	5.0
A0963228	BR-099	124	125	Felsic Volcanic 1	Central Pit	Mine Rock	38	3.1	16	--	2.0	--	18	1.2	1520	3.0
A0963229	BR-099	132	133	Felsic Volcanic 1	Central Pit	Mine Rock	21	3.2	18	--	2.5	--	19	0.87	2550	1.0
A0963230	BR-099	138.5	140	Felsic Volcanic 1	Central Pit	Mine Rock	17	2.5	20	--	1.7	--	19	0.72	434	2.0
A0963231	BR-099	142.5	144	Felsic Volcanic 1	Central Pit	Mine Rock	28	2.5	19	--	2.1	--	21	0.71	450	2.0
A0963232	BR-099	147	148.5	Felsic Volcanic 1	Central Pit	Mine Rock	41	3.4	19	--	2.1	--	30	1.3	856	2.0
A0963233	BR-099	152.2	153	Felsic Volcanic 1	Central Pit	Mine Rock	64	6.2	17	--	1.4	--	25	4.6	1180	<1
A0963234	BR-099	161.85	162.5	Metasediment 2	Central Pit	Mine Rock	63	4.4	19	--	1.9	--	24	1.5	544	3.0
A0963235	BR-099	173.35	174	Metasediment 2	Central Pit	Mine Rock	43	7.5	19	--	2.4	--	52	3.9	1410	<1
A0963236	BR-099	180.2	181.7	Fragmental 1	Central Pit	Mine Rock	58	3.6	19	--	2.1	--	20	1.1	492	2.0
A0963237	BR-099	190	191	Felsic Volcanic 1	Central Pit	Mine Rock	4.0	2.5	19	--	2.1	--	21	0.77	184	3.0
A0963238	BR-099	195	196	Felsic Volcanic 1	Central Pit	Mine Rock	8.0	2.0	17	--	1.8	--	19	0.52	252	2.0
A0963239	BR-099	205.5	207	Metasediment 2	Central Pit	Mine Rock	43	5.0	18	--	2.2	--	27	1.6	370	1.0
A0963434	BR-123	51	52	Felsic Volcanic 2	Central Pit	Mine Rock	25	2.2	19	--	2.4	--	16	0.59	765	3.0
A0963435	BR-123	60	60.5	Felsic Volcanic 2	Central Pit	Ore-Grade	62	2.5	17	--	1.9	--	12	0.59	1160	13
A0963436	BR-123	67.5	68.5	Felsic Volcanic 2	Central Pit	Mine Rock	60	2.6	19	--	2.0	--	16	0.61	680	8.0
A0963437	BR-123	82	83	Felsic Volcanic 1	Central Pit	Mine Rock	92	2.4	19	--	0.88	--	15	0.72	595	42
A0963438	BR-123	92.7	93.2	Felsic Volcanic 1	Central Pit	Mine Rock	179	2.8	17	--	2.5	--	16	0.67	988	81
A0963439	BR-123	102.45	103.5	Felsic Volcanic 2	Central Pit	Mine Rock	198	1.8	14	--	1.2	--	8.0	0.40	408	23
A0963440	BR-123	108.8	109.8	Felsic Volcanic 2	Central Pit	Mine Rock	178	1.6	15	--	1.2	--	10	0.41	401	26
A0963441	BR-123	123	123.75	Felsic Volcanic 1	Central Pit	Mine Rock	189	3.1	18	--	2.1	--	16	0.82	642	3.0
A0963442	BR-123	134.2	135.2	Felsic Volcanic 1	Central Pit	Mine Rock	17	3.0	18	--	1.0	--	13	0.82	498	1.0
A0963443	BR-123	141.35	142.1	Felsic Volcanic 1	Central Pit	Mine Rock	59	3.7	20	--	2.2	--	20	0.83	594	2.0
A0963444	BR-123	148.95	149.6	Felsic Volcanic 1	Central Pit	Ore-Grade	18	3.1	19	--	0.85	--	14	0.85	377	3.0
A0963445	BR-123	159.9	160.4	Felsic Volcanic 2	Central Pit	Mine Rock	196	2.3	14	--	1.5	--	10	0.25	242	18
A0963446	BR-123	164.15	164.8	Felsic Volcanic 1	Central Pit	Mine Rock	172	2.2	17	--	2.5	--	16	0.66	260	14
A0963447	BR-123	189	190	Metasediment 2	Central Pit	Mine Rock	78	7.2	18	--	2.1	--	30	1.5	619	1.0

Classification as mine rock or ore-grade materials was based on gold content.

A value of "--" indicates metal was not measured for the given sample; the variation in elements analyzed is due to measurement at two different laboratories (see text).

Table B-7 Four Acid Metals

Sample ID	Drillhole ID	From	To	Lithology	Area	Class	Copper	Iron	Gallium	Germanium	Potassium	Lanthanum	Lithium	Magnesium	Manganese	Molybdenum
		m	*m*				*ppm*	*%*	*ppm*	*ppm*	*%*	*ppm*	*ppm*	*%*	*ppm*	*ppm*
10x Crustal Abundance (Price 1997) [(1)]							--	--	--	--	--	--	--	--	--	--
A0963448	BR-123	199.2	200.2	Metasediment 2	Central Pit	Ore-Grade	126	7.3	20	--	0.71	--	13	1.3	823	3.0
A0963655	BR-124	42	43	Felsic Volcanic 1	Central Pit	Mine Rock	4.0	2.0	18	--	1.6	--	17	0.64	316	21
A0963656	BR-124	52	53	Felsic Volcanic 1	Central Pit	Mine Rock	10	2.4	19	--	1.2	--	14	0.82	385	2.0
A0963657	BR-124	58	58.7	Felsic Volcanic 1	Central Pit	Mine Rock	29	3.5	18	--	2.3	--	15	0.92	327	1.0
A0963658	BR-124	67.3	67.8	Felsic Volcanic 1	Central Pit	Mine Rock	6.0	2.1	18	--	2.5	--	18	0.65	618	4.0
A0963659	BR-124	75.8	76.3	Felsic Volcanic 1	Central Pit	Mine Rock	10	2.0	20	--	2.1	--	15	0.61	461	8.0
A0963660	BR-124	83.7	84.5	Felsic Volcanic 2	Central Pit	Mine Rock	9.0	2.7	19	--	1.7	--	12	0.70	562	9.0
A0963661	BR-124	89.5	90.2	Felsic Volcanic 2	Central Pit	Ore-Grade	131	2.0	14	--	0.98	--	13	0.57	683	15
A0963662	BR-124	96.1	97.1	Felsic Volcanic 2	Central Pit	Mine Rock	23	2.0	18	--	1.8	--	13	0.63	417	19
A0963663	BR-124	106	107	Felsic Volcanic 1	Central Pit	Mine Rock	67	2.4	18	--	2.4	--	18	0.64	695	30
A0963664	BR-124	113	113.5	Felsic Volcanic 1	Central Pit	Ore-Grade	605	3.0	14	--	2.3	--	17	0.51	665	18
A0963665	BR-124	123.5	124.5	Felsic Volcanic 1	Central Pit	Mine Rock	98	2.3	18	--	2.0	--	17	0.70	739	23
A0963666	BR-124	133.5	134.5	Felsic Volcanic 1	Central Pit	Mine Rock	131	2.4	18	--	2.2	--	21	0.69	606	29
A0963667	BR-124	143.5	144.5	Felsic Volcanic 1	Central Pit	Mine Rock	131	2.1	18	--	2.4	--	18	0.71	715	23
A0963668	BR-124	157.25	157.75	Felsic Volcanic 1	Central Pit	Mine Rock	132	2.4	16	--	2.9	--	20	0.73	1310	18
A0963669	BR-124	168.15	169	Felsic Volcanic 1	Central Pit	Mine Rock	74	2.3	18	--	1.1	--	10	0.62	612	19
A0963670	BR-124	177.6	178.1	Felsic Volcanic 1	Central Pit	Ore-Grade	263	3.6	16	--	0.81	--	8.0	0.64	795	36
A0963671	BR-124	187.6	188.6	Felsic Volcanic 1	Central Pit	Mine Rock	19	2.6	19	--	2.2	--	16	0.91	804	3.0
A0963672	BR-124	198.5	199.5	Felsic Volcanic 1	Central Pit	Mine Rock	48	2.5	19	--	1.5	--	15	0.80	550	2.0
A0963969	BR-293	25	25.5	Fragmental 1	Central Pit	Mine Rock	12	4.7	22	--	2.6	--	31	1.0	880	3.0
A0963970	BR-293	36.1	36.6	Fragmental 1	Central Pit	Ore-Grade	152	4.4	637	--	2.5	--	30	1.2	1640	1.0
A0963971	BR-293	50.8	51.8	Felsic Volcanic 1	Central Pit	Mine Rock	45	5.4	18	--	2.1	--	47	3.0	2010	<1
A0963972	BR-293	61.9	62.7	Fragmental 1	Central Pit	Ore-Grade	40	2.9	18	--	2.0	--	17	1.0	971	2.0
A0963973	BR-293	71.1	71.6	Felsic Volcanic 1	Central Pit	Mine Rock	19	3.5	19	--	2.2	--	17	0.99	1710	1.0
A0963974	BR-293	81.6	83	Felsic Volcanic 1	Central Pit	Mine Rock	11	2.5	19	--	2.1	--	16	0.70	617	1.0
A0963975	BR-293	92.5	92.9	Metasediment 2	Central Pit	Mine Rock	88	3.4	19	--	1.6	--	26	1.2	801	4.0
A0963976	BR-293	98.95	100.1	Metasediment 2	Central Pit	Mine Rock	5.0	3.9	20	--	4.1	--	28	1.1	460	2.0
A0963977	BR-293	110.5	111.5	Metasediment 2	Central Pit	Mine Rock	31	3.9	19	--	2.0	--	26	1.5	665	1.0
A0963978	BR-293	120	121	Metasediment 2	Central Pit	Mine Rock	38	3.7	19	--	2.1	--	25	1.2	455	1.0
A0963979	BR-293	132	133.5	Felsic Volcanic 1	Central Pit	Mine Rock	10	2.1	19	--	2.2	--	20	0.52	239	3.0
A0963980	BR-293	142.3	143.2	Metasediment 2	Central Pit	Mine Rock	75	6.1	20	--	2.7	--	22	1.6	1030	1.0
A0963981	BR-293	151.6	152.7	Felsic Volcanic 1	Central Pit	Mine Rock	46	3.7	20	--	2.2	--	27	1.1	662	1.0
A0963982	BR-293	158.15	159	Metasediment 2	Central Pit	Mine Rock	28	7.8	18	--	2.8	--	23	1.6	487	1.0
A0963983	BR-293	166	167	Felsic Volcanic 1	Central Pit	Mine Rock	68	7.3	16	--	2.4	--	14	0.69	690	3.0
A0963984	BR-293	177.35	177.85	Felsic Volcanic 1	Central Pit	Mine Rock	9.0	2.7	19	--	2.3	--	18	0.81	754	2.0
A0963985	BR-293	193	194	Metasediment 2	Central Pit	Mine Rock	53	4.5	22	--	2.7	--	25	1.4	838	2.0
A0964890	BR-414	21	22.5	Metasediment 2	Central Pit	Mine Rock	54	4.7	20	--	2.8	--	29	1.5	867	<1
A0964889	BR-414	28.5	30	Metasediment 2	Central Pit	Mine Rock	39	4.6	20	--	2.4	--	39	1.5	852	2.0
A0964888	BR-414	42.8	44.05	Metasediment 2	Central Pit	Mine Rock	25	4.5	18	--	2.1	--	22	1.3	560	1.0
A0964887	BR-414	57.2	58.7	Metasediment 2	Central Pit	Mine Rock	56	4.0	20	--	1.8	--	22	1.3	783	2.0
A0964886	BR-414	74	75	Metasediment 2	Central Pit	Mine Rock	46	3.7	18	--	2.6	--	26	1.2	626	2.0
A0964885	BR-414	84	85.3	Metasediment 2	Central Pit	Mine Rock	57	4.9	20	--	3.0	--	25	1.6	531	<1
A0964884	BR-414	109.55	111	Metasediment 2	Central Pit	Mine Rock	56	5.4	22	--	3.0	--	26	1.5	465	<1
A0964883	BR-414	121.5	123	Metasediment 2	Central Pit	Mine Rock	31	3.4	24	--	3.7	--	21	0.92	1050	2.0

Classification as mine rock or ore-grade materials was based on gold content.

A value of "--" indicates metal was not measured for the given sample; the variation in elements analyzed is due to measurement at two different laboratories (see text).

Table B-7 Four Acid Metals

Sample ID	Drillhole ID	From	To	Lithology	Area	Class	Copper	Iron	Gallium	Germanium	Potassium	Lanthanum	Lithium	Magnesium	Manganese	Molybdenum
		m	*m*				*ppm*	*%*	*ppm*	*ppm*	*%*	*ppm*	*ppm*	*%*	*ppm*	*ppm*
10x Crustal Abundance (Price 1997) [1]							--	--	--	--	--	--	--	--	--	--
A0963651	BR-415	25.3	26.8	Metasediment 2	Central Pit	Mine Rock	49	6.0	21	--	2.7	--	22	1.5	659	1.0
A0963652	BR-415	36	37.5	Metasediment 2	Central Pit	Mine Rock	22	4.4	19	--	1.9	--	18	1.0	580	1.0
A0963653	BR-415	58	59	Metasediment 3	Central Pit	Mine Rock	26	3.7	20	--	2.2	--	26	0.73	729	<1
A0963654	BR-415	71.3	72.5	Metasediment 3	Central Pit	Mine Rock	44	4.1	18	--	1.6	--	26	0.62	1000	1.0
A0963197	BR-089	42.1	43	Felsic Volcanic 1	Central Pit	Mine Rock	16	2.5	19	--	3.0	--	23	0.63	270	2.0
A0963198	BR-089	52	53	Felsic Volcanic 1	Central Pit	Mine Rock	7.0	2.3	18	--	2.4	--	18	0.72	367	3.0
A0963199	BR-089	62	63	Felsic Volcanic 1	Central Pit	Mine Rock	87	2.3	19	--	2.8	--	19	0.63	361	6.0
A0963200	BR-089	72	73	Felsic Volcanic 1	Central Pit	Mine Rock	59	3.8	16	--	2.4	--	17	0.86	556	87
A0963201	BR-089	82	82.75	Felsic Volcanic 2	Central Pit	Mine Rock	84	2.9	18	--	2.5	--	11	0.47	245	4.0
A0963202	BR-089	92.55	93.5	Felsic Volcanic 1	Central Pit	Mine Rock	136	2.7	18	--	2.6	--	15	0.47	306	18
A0963203	BR-089	97.8	98.75	Felsic Volcanic 2	Central Pit	Mine Rock	61	2.4	14	--	1.4	--	15	0.61	284	14
A0963204	BR-089	106.25	107	Felsic Volcanic 2	Central Pit	Mine Rock	104	2.0	19	--	2.0	--	14	0.46	300	25
A0963205	BR-089	116	117	Felsic Volcanic 2	Central Pit	Mine Rock	120	2.5	17	--	2.8	--	18	0.64	187	107
A0963206	BR-089	132	133	Felsic Volcanic 1	Central Pit	Mine Rock	65	2.7	16	--	1.0	--	15	0.84	443	30
A0963207	BR-089	152	152.75	Felsic Volcanic 1	Central Pit	Mine Rock	247	2.4	18	--	1.8	--	17	0.82	345	14
A0963208	BR-089	165.5	166.5	Felsic Volcanic 1	Central Pit	Mine Rock	308	2.9	19	--	1.3	--	23	1.1	361	13
A0963209	BR-089	179	179.5	Felsic Volcanic 1	Central Pit	Mine Rock	260	2.0	13	--	0.64	--	11	0.66	620	10
A0963210	BR-089	191	191.5	Felsic Volcanic 1	Central Pit	Ore-Grade	36	2.6	18	--	1.4	--	14	0.85	933	2.0
A0963211	BR-089	211	212	Felsic Volcanic 1	Central Pit	Mine Rock	117	2.4	18	--	1.7	--	16	0.73	351	7.0
A0963212	BR-089	225.95	227	Felsic Volcanic 1	Central Pit	Ore-Grade	131	2.6	19	--	2.0	--	18	0.83	329	8.0
A0963213	BR-089	241	242	Felsic Volcanic 1	Central Pit	Mine Rock	21	2.5	19	--	1.8	--	12	0.70	403	1.0
A0963192	BR-089	253.4	254.4	Felsic Volcanic 1	Central Pit	Ore-Grade	88	3.2	18	--	1.6	--	18	0.87	766	5.0
A0963193	BR-089	267.75	268.75	Felsic Volcanic 1	Central Pit	Mine Rock	123	2.9	18	--	2.1	--	13	0.78	453	2.0
A0963194	BR-089	279	280	Felsic Volcanic 1	Central Pit	Mine Rock	209	3.2	18	--	0.92	--	14	0.75	565	11
A0963195	BR-089	289.5	290.25	Felsic Volcanic 1	Central Pit	Mine Rock	141	2.9	16	--	1.4	--	16	0.69	421	28
A0963196	BR-089	299.5	300.5	Felsic Volcanic 1	Central Pit	Mine Rock	151	2.4	17	--	2.2	--	16	0.60	360	29
A0963957	BR-285	21	22	Felsic Volcanic 1	Central Pit	Mine Rock	22	2.7	19	--	2.5	--	26	0.76	395	<1
A0963958	BR-285	28.5	29.5	Felsic Volcanic 1	Central Pit	Mine Rock	18	2.8	20	--	2.1	--	24	0.80	373	<1
A0963959	BR-285	38	39	Felsic Volcanic 1	Central Pit	Mine Rock	23	2.6	19	--	2.5	--	26	0.79	328	<1
A0963960	BR-285	45	46.5	Felsic Volcanic 1	Central Pit	Mine Rock	15	2.8	19	--	2.5	--	26	0.75	341	<1
A0963961	BR-285	55.5	57	Felsic Volcanic 1	Central Pit	Mine Rock	21	2.7	19	--	1.7	--	23	0.63	388	<1
A0963962	BR-285	64	65.5	Fragmental 1	Central Pit	Mine Rock	44	3.8	20	--	2.7	--	33	1.1	505	2.0
A0963963	BR-285	75	76.4	Felsic Volcanic 1	Central Pit	Mine Rock	58	4.6	25	--	3.3	--	55	1.7	481	<1
A0963964	BR-285	83.75	84.5	Fragmental 1	Central Pit	Mine Rock	26	4.4	21	--	2.1	--	34	0.97	732	<1
A0963965	BR-285	99.5	100.5	Felsic Volcanic 1	Central Pit	Mine Rock	17	2.6	19	--	1.5	--	20	0.76	392	<1
A0963966	BR-285	109.5	111	Fragmental 1	Central Pit	Mine Rock	23	4.3	22	--	2.0	--	31	1.5	653	<1
A0963967	BR-285	125.5	126.5	Felsic Volcanic 1	Central Pit	Mine Rock	98	4.7	21	--	4.6	--	21	0.77	710	3.0
A0963968	BR-285	152	153	Fragmental 1	Central Pit	Mine Rock	34	4.4	17	--	2.6	--	35	1.9	1030	1.0
A0963571	BR-290	19.5	21	Felsic Volcanic 1	Central Pit	Mine Rock	16	2.4	18	--	1.8	--	22	0.51	336	<1
A0963572	BR-290	30.45	31.5	Felsic Volcanic 1	Central Pit	Mine Rock	19	2.8	18	--	1.7	--	24	0.67	392	<1
A0963573	BR-290	42.1	43.5	Felsic Volcanic 1	Central Pit	Mine Rock	17	2.6	19	--	2.0	--	24	0.79	309	<1
A0963574	BR-290	52.5	54	Felsic Volcanic 1	Central Pit	Mine Rock	15	2.5	18	--	2.0	--	26	0.76	361	<1
A0963575	BR-290	63	64.5	Felsic Volcanic 1	Central Pit	Mine Rock	15	2.6	19	--	2.1	--	26	0.76	380	<1
A0963576	BR-290	75.6	76.5	Felsic Volcanic 1	Central Pit	Mine Rock	20	2.8	18	--	2.1	--	28	0.78	333	2.0

Classification as mine rock or ore-grade materials was based on gold content.

A value of "--" indicates metal was not measured for the given sample; the variation in elements analyzed is due to measurement at two different laboratories (see text).

Table B-7 Four Acid Metals

Sample ID	Drillhole ID	From	To	Lithology	Area	Class	Copper	Iron	Gallium	Germanium	Potassium	Lanthanum	Lithium	Magnesium	Manganese	Molybdenum
		m	*m*				*ppm*	*%*	*ppm*	*ppm*	*%*	*ppm*	*ppm*	*%*	*ppm*	*ppm*
10x Crustal Abundance (Price 1997) [(1)]							--	--	--	--	--	--	--	--	--	--
A0963577	BR-290	87	88.5	Felsic Volcanic 1	Central Pit	Mine Rock	17	2.5	18	--	2.4	--	29	0.95	366	<1
A0963578	BR-290	99	100	Felsic Volcanic 1	Central Pit	Mine Rock	22	2.7	20	--	2.3	--	28	0.81	408	<1
A0963579	BR-290	111	112.5	Felsic Volcanic 1	Central Pit	Mine Rock	10	2.4	20	--	2.2	--	25	0.73	358	<1
A0963580	BR-290	122	123	Felsic Volcanic 1	Central Pit	Mine Rock	23	2.9	20	--	2.5	--	25	0.87	320	2.0
A0963581	BR-290	135	136.5	Fragmental 1	Central Pit	Mine Rock	37	4.1	20	--	2.1	--	37	1.3	794	<1
A0963582	BR-290	147	148.5	Fragmental 1	Central Pit	Mine Rock	51	4.1	19	--	1.8	--	28	0.93	563	<1
A0963583	BR-290	160.5	161	Fragmental 1	Central Pit	Mine Rock	14	2.3	10	--	0.98	--	18	0.61	353	<1
A0964824	BR-431	19.5	20.7	Felsic Volcanic 1	Central Pit	Mine Rock	7.0	2.7	20	--	1.7	--	14	0.75	524	2.0
A0964825	BR-431	28.6	29.5	Felsic Volcanic 2	Central Pit	Mine Rock	15	3.0	19	--	1.1	--	9.0	0.48	317	3.0
A0964860	BR-431	40.4	41.9	Metasediment 2	Central Pit	Mine Rock	43	5.2	22	--	1.4	--	20	1.4	674	2.0
A0964861	BR-431	54.2	55.55	Metasediment 2	Central Pit	Ore-Grade	80	7.4	20	--	2.1	--	31	2.1	741	1.0
A0964862	BR-431	62.5	64	Metasediment 2	Central Pit	Ore-Grade	102	6.7	18	--	1.7	--	27	1.6	810	1.0
A0964863	BR-431	75	76.5	Metasediment 2	Central Pit	Mine Rock	60	5.0	22	--	3.0	--	32	1.7	618	2.0
A0964864	BR-431	97	98.5	Metasediment 2	Central Pit	Mine Rock	65	4.8	21	--	2.4	--	26	1.5	585	2.0
A0964787	BR-431	110	111.5	Metasediment 2	Central Pit	Mine Rock	63	3.9	20	--	2.6	--	29	1.5	462	<1
A0964788	BR-431	122	123.5	Metasediment 2	Central Pit	Mine Rock	49	8.9	21	--	2.4	--	33	1.8	937	2.0
A0964789	BR-431	138.9	140.3	Metasediment 2	Central Pit	Mine Rock	12	2.0	20	--	2.6	--	21	0.49	819	2.0
A0963780	BR-432	26.6	27.8	Felsic Volcanic 1	Central Pit	Mine Rock	92	2.5	18	--	1.6	--	14	0.71	387	19
A0963781	BR-432	45	46.5	Felsic Volcanic 1	Central Pit	Mine Rock	22	2.8	20	--	1.7	--	15	0.82	374	3.0
A0963782	BR-432	58.6	60	Felsic Volcanic 1	Central Pit	Mine Rock	297	2.4	17	--	1.7	--	15	0.67	701	13
A0963783	BR-432	76	77	Felsic Volcanic 2	Central Pit	Mine Rock	56	2.5	18	--	1.7	--	12	0.47	296	14
A0963784	BR-432	86.7	87.7	Felsic Volcanic 2	Central Pit	Mine Rock	111	1.5	16	--	2.1	--	13	0.32	314	56
A0963785	BR-432	98.4	99.4	Felsic Volcanic 1	Central Pit	Ore-Grade	19	2.8	18	--	0.85	--	11	0.69	488	3.0
A0963786	BR-432	108.4	109.7	Felsic Volcanic 1	Central Pit	Ore-Grade	12	3.3	17	--	2.5	--	20	0.90	371	2.0
A0963787	BR-432	123.1	124	Felsic Volcanic 2	Central Pit	Mine Rock	32	2.5	15	--	0.42	--	6.0	0.30	498	2.0
A0963788	BR-432	131.65	133	Metasediment 2	Central Pit	Ore-Grade	54	5.2	18	--	2.5	--	26	1.3	1260	2.0
A0963789	BR-432	141.6	142.8	Metasediment 2	Central Pit	Mine Rock	78	6.1	22	--	3.4	--	31	1.6	935	2.0
A0963790	BR-432	150.5	152	Metasediment 2	Central Pit	Mine Rock	56	7.8	20	--	1.9	--	24	1.7	732	2.0
A0963791	BR-432	160.5	162	Metasediment 2	Central Pit	Mine Rock	55	5.1	20	--	2.5	--	23	1.3	633	2.0
A0963792	BR-432	170.5	172	Metasediment 2	Central Pit	Mine Rock	51	4.3	18	--	2.6	--	23	1.3	576	2.0
A0963793	BR-432	181	182.5	Metasediment 2	Central Pit	Mine Rock	54	3.8	18	--	1.8	--	24	1.2	473	2.0
A0963794	BR-432	191.1	192.6	Metasediment 2	Central Pit	Mine Rock	51	3.9	20	--	2.0	--	23	1.2	458	1.0
A0963795	BR-432	200	201	Metasediment 2	Central Pit	Mine Rock	85	7.8	18	--	2.3	--	21	1.8	723	1.0
A0963796	BR-433	35.3	36.3	Felsic Volcanic 1	Central Pit	Mine Rock	75	2.7	19	--	1.5	--	18	0.78	523	<1
A0963797	BR-433	49.4	50.4	Felsic Volcanic 1	Central Pit	Mine Rock	60	3.2	19	--	2.3	--	19	1.0	697	3.0
A0963798	BR-433	68	69.5	Felsic Volcanic 1	Central Pit	Mine Rock	17	2.4	20	--	2.1	--	17	0.98	563	2.0
A0963799	BR-433	80	81	Felsic Volcanic 1	Central Pit	Mine Rock	17	2.3	19	--	1.8	--	14	0.72	414	1.0
A0963800	BR-433	81	82.1	Felsic Volcanic 1	Central Pit	Ore-Grade	81	2.3	19	--	1.0	--	13	0.75	399	2.0
A0964790	BR-433	110	111	Felsic Volcanic 1	Central Pit	Mine Rock	43	2.6	19	--	1.8	--	16	0.76	508	2.0
A0964791	BR-433	131.2	132.2	Felsic Volcanic 1	Central Pit	Ore-Grade	91	2.9	18	--	0.91	--	13	0.76	689	2.0
A0964792	BR-433	149.3	150.3	Felsic Volcanic 1	Central Pit	Mine Rock	36	3.3	19	--	1.9	--	22	1.2	633	2.0
A0964793	BR-433	161.8	163.3	Felsic Volcanic 1	Central Pit	Mine Rock	80	3.7	18	--	1.2	--	15	0.90	546	18
A0964794	BR-433	175.95	176.95	Felsic Volcanic 2	Central Pit	Ore-Grade	12	2.5	19	--	2.0	--	15	0.48	311	3.0
A0964795	BR-433	176.95	178.15	Felsic Volcanic 2	Central Pit	Mine Rock	28	2.1	16	--	0.61	--	9.0	0.24	206	2.0

Classification as mine rock or ore-grade materials was based on gold content.

A value of "--" indicates metal was not measured for the given sample; the variation in elements analyzed is due to measurement at two different laboratories (see text).

Table B-7 Four Acid Metals

Sample ID	Drillhole ID	From	To	Lithology	Area	Class	Copper	Iron	Gallium	Germanium	Potassium	Lanthanum	Lithium	Magnesium	Manganese	Molybdenum
		m	*m*				*ppm*	*%*	*ppm*	*ppm*	*%*	*ppm*	*ppm*	*%*	*ppm*	*ppm*
10x Crustal Abundance (Price 1997) [(1)]							--	--	--	--	--	--	--	--	--	--
A0964796	BR-433	186.6	187.6	Felsic Volcanic 2	Central Pit	Mine Rock	31	2.1	15	--	0.13	--	4.0	0.40	856	2.0
A0964797	BR-433	195.7	196.7	Metasediment 2	Central Pit	Mine Rock	66	5.7	20	--	1.8	--	24	1.4	1010	1.0
A0964798	BR-433	205.1	206.3	Metasediment 2	Central Pit	Mine Rock	59	5.6	20	--	1.4	--	20	1.4	626	2.0
A0964799	BR-433	215.4	216.4	Metasediment 2	Central Pit	Mine Rock	40	4.6	19	--	1.7	--	22	1.3	647	2.0
A0964800	BR-433	229.4	230.9	Metasediment 2	Central Pit	Mine Rock	72	4.3	19	--	1.3	--	17	1.2	552	1.0
A0964801	BR-433	241	242.5	Metasediment 2	Central Pit	Mine Rock	52	3.8	20	--	2.1	--	29	1.2	510	2.0
117101	BR-005	13.55	14.05	Metasediment 2	Central Pit	Mine Rock	94	6.7	21	--	3.4	--	32	1.9	2030	2.0
117102	BR-005	18	19	Metasediment 2	Central Pit	Mine Rock	51	4.5	21	--	2.5	--	24	1.9	613	<1
117103	BR-005	28.1	28.6	Metasediment 2	Central Pit	Mine Rock	63	4.3	20	--	2.2	--	23	1.3	596	<1
117104	BR-005	42	43	Metasediment 2	Central Pit	Mine Rock	67	5.0	20	--	2.6	--	28	1.4	729	2.0
117105	BR-005	51	52	Felsic Volcanic 1	Central Pit	Mine Rock	14	3.1	19	--	2.8	--	19	0.79	787	<1
117106	BR-005	62	63	Felsic Volcanic 1	Central Pit	Mine Rock	34	3.5	20	--	0.71	--	12	1.1	1240	2.0
117107	BR-005	72	73	Felsic Volcanic 2	Central Pit	Mine Rock	34	3.5	24	--	0.78	--	12	1.0	1460	2.0
117108	BR-005	79	80	Felsic Volcanic 1	Central Pit	Mine Rock	39	2.7	14	--	0.64	--	11	0.88	1450	1.0
117109	BR-005	101.5	102	Felsic Volcanic 1	Central Pit	Mine Rock	13	3.5	18	--	2.3	--	20	1.1	596	2.0
117110	BR-005	106	107	Felsic Volcanic 1	Central Pit	Mine Rock	10	3.1	16	--	2.1	--	17	0.80	552	2.0
117111	BR-005	118	118.5	Felsic Volcanic 1	Central Pit	Mine Rock	23	3.5	18	--	2.6	--	12	0.67	553	1.0
117112	BR-005	131	131.5	Felsic Volcanic 1	Central Pit	Mine Rock	51	13	15	--	3.8	--	27	0.53	392	2.0
117113	BR-005	138	138.5	Felsic Volcanic 1	Central Pit	Mine Rock	169	3.0	21	--	1.0	--	16	0.82	424	2.0
117114	BR-005	148	149	Felsic Volcanic 1	Central Pit	Mine Rock	38	2.8	19	--	2.3	--	15	0.75	462	4.0
117115	BR-005	160.65	161.5	Felsic Volcanic 2	Central Pit	Mine Rock	18	3.8	17	--	2.8	--	20	0.67	496	21
117116	BR-005	171.5	172	Felsic Volcanic 1	Central Pit	Mine Rock	14	3.7	17	--	2.3	--	15	0.67	366	21
117117	BR-005	191.1	191.6	Felsic Volcanic 1	Central Pit	Mine Rock	57	2.0	17	--	2.5	--	12	0.34	145	37
117118	BR-005	202.5	203.5	Felsic Volcanic 1	Central Pit	Mine Rock	146	2.4	18	--	1.7	--	17	0.66	299	8.0
117119	BR-005	212	212.5	Felsic Volcanic 1	Central Pit	Mine Rock	34	4.4	17	--	2.4	--	15	0.65	611	15
117120	BR-005	223.15	223.65	Felsic Volcanic 1	Central Pit	Mine Rock	13	2.5	20	--	1.7	--	12	0.50	214	2.0
117121	BR-005	232	233	Felsic Volcanic 1	Central Pit	Mine Rock	603	2.6	18	--	2.6	--	21	0.92	355	15
117122	BR-005	239	240	Felsic Volcanic 1	Central Pit	Mine Rock	34	2.6	18	--	1.7	--	13	0.62	270	4.0
117123	BR-005	249	250	Felsic Volcanic 1	Central Pit	Mine Rock	271	2.7	17	--	1.7	--	17	0.81	399	25
117124	BR-005	260	261	Felsic Volcanic 1	Central Pit	Mine Rock	276	3.0	16	--	1.8	--	19	0.76	377	19
117125	BR-005	270	271	Felsic Volcanic 1	Central Pit	Mine Rock	283	2.6	17	--	1.6	--	15	0.76	215	26
117126	BR-005	281.5	282	Felsic Volcanic 1	Central Pit	Mine Rock	133	2.2	16	--	1.4	--	14	0.58	239	8.0
117127	BR-005	291	291.5	Felsic Volcanic 1	Central Pit	Mine Rock	99	2.7	17	--	1.5	--	17	0.68	355	7.0
117128	BR-005	302	303	Felsic Volcanic 1	Central Pit	Mine Rock	118	2.9	19	--	2.0	--	14	0.78	239	8.0
117129	BR-005	309	310	Felsic Volcanic 1	Central Pit	Mine Rock	77	2.5	18	--	1.9	--	18	0.71	220	11
117130	BR-005	318	318.5	Felsic Volcanic 1	Central Pit	Mine Rock	198	2.5	20	--	1.9	--	16	0.74	213	6.0
117131	BR-005	339	340	Felsic Volcanic 1	Central Pit	Mine Rock	223	2.2	18	--	0.77	--	14	0.84	199	54
117450	BR-283	45	46.5	Felsic Volcanic 1	Central Pit	Mine Rock	20	2.8	19	--	1.6	--	23	0.70	403	<1
117132	BR-005	355.3	356	Felsic Volcanic 1	Central Pit	Mine Rock	123	2.9	18	--	1.3	--	14	0.70	137	39
A0963383	BR-122	26	27	Felsic Volcanic 1	Central Pit	Mine Rock	12	2.7	19	--	1.9	--	23	0.75	360	<1
A0963384	BR-122	32	33.5	Felsic Volcanic 1	Central Pit	Mine Rock	17	3.9	21	--	1.6	--	34	1.1	565	<1
A0963385	BR-122	44	45.5	Felsic Volcanic 1	Central Pit	Mine Rock	23	3.9	21	--	2.1	--	40	1.3	533	<1
A0963386	BR-122	49.5	51	Felsic Volcanic 1	Central Pit	Mine Rock	8.0	2.6	18	--	1.7	--	21	0.65	362	<1
A0963387	BR-122	55.5	57	Felsic Volcanic 1	Central Pit	Mine Rock	17	3.9	20	--	1.7	--	36	1.3	508	<1

Classification as mine rock or ore-grade materials was based on gold content.

A value of "--" indicates metal was not measured for the given sample; the variation in elements analyzed is due to measurement at two different laboratories (see text).

Table B-7 Four Acid Metals

Sample ID	Drillhole ID	From	To	Lithology	Area	Class	Copper	Iron	Gallium	Germanium	Potassium	Lanthanum	Lithium	Magnesium	Manganese	Molybdenum
		m	*m*				*ppm*	*%*	*ppm*	*ppm*	*%*	*ppm*	*ppm*	*%*	*ppm*	*ppm*
10x Crustal Abundance (Price 1997) [(1)]							--	--	--	--	--	--	--	--	--	--
A0963388	BR-122	60	61.5	Felsic Volcanic 1	Central Pit	Mine Rock	12	2.6	18	--	2.0	--	23	0.74	370	<1
A0963389	BR-122	66	67.5	Felsic Volcanic 1	Central Pit	Mine Rock	16	2.7	19	--	2.1	--	20	0.68	340	<1
A0963390	BR-122	72	73.5	Felsic Volcanic 1	Central Pit	Mine Rock	40	3.2	18	--	2.0	--	23	0.94	414	<1
A0963391	BR-122	81	82.5	Felsic Volcanic 1	Central Pit	Mine Rock	9.0	2.6	19	--	2.3	--	20	0.78	340	<1
A0963392	BR-122	91	92.5	Felsic Volcanic 1	Central Pit	Mine Rock	20	2.5	18	--	1.8	--	21	0.87	386	<1
A0963393	BR-122	97	98.5	Felsic Volcanic 1	Central Pit	Mine Rock	9.0	2.5	18	--	2.1	--	20	0.76	385	<1
A0963394	BR-122	103	104.5	Felsic Volcanic 1	Central Pit	Mine Rock	29	2.8	20	--	2.2	--	24	0.82	373	<1
A0963395	BR-122	108.5	110	Felsic Volcanic 1	Central Pit	Mine Rock	12	2.7	19	--	2.0	--	23	0.84	402	<1
A0963396	BR-122	113	114.5	Felsic Volcanic 1	Central Pit	Mine Rock	20	2.8	20	--	2.2	--	23	0.83	369	<1
A0963397	BR-122	119	120.5	Felsic Volcanic 1	Central Pit	Mine Rock	18	3.0	22	--	2.2	--	29	1.1	455	<1
A0963398	BR-122	125	126.5	Felsic Volcanic 1	Central Pit	Mine Rock	12	2.5	17	--	1.9	--	23	0.74	338	<1
A0963399	BR-122	131	132.5	Felsic Volcanic 1	Central Pit	Mine Rock	14	2.7	19	--	2.1	--	26	0.86	384	<1
A0963400	BR-122	137	138.5	Felsic Volcanic 1	Central Pit	Mine Rock	15	2.7	20	--	2.2	--	22	0.75	376	<1
A0963401	BR-122	143	144.5	Felsic Volcanic 1	Central Pit	Mine Rock	17	2.6	20	--	2.2	--	26	0.82	383	<1
A0963402	BR-122	149	150.5	Felsic Volcanic 1	Central Pit	Mine Rock	17	2.8	20	--	2.0	--	21	0.59	361	<1
A0963403	BR-122	157	158	Felsic Volcanic 1	Central Pit	Mine Rock	19	2.6	19	--	2.0	--	17	0.46	384	<1
A0963404	BR-122	162	163.5	Felsic Volcanic 1	Central Pit	Mine Rock	16	2.5	19	--	2.0	--	22	0.58	399	<1
A0963405	BR-122	167	168	Felsic Volcanic 1	Central Pit	Mine Rock	15	2.7	19	--	1.9	--	23	0.75	369	1.0
A0963406	BR-122	172	173.5	Felsic Volcanic 1	Central Pit	Mine Rock	16	2.8	18	--	2.0	--	24	0.69	421	<1
A0963407	BR-122	177	178	Felsic Volcanic 1	Central Pit	Mine Rock	18	2.8	20	--	2.7	--	22	0.63	359	<1
A0963408	BR-122	183	184.5	Felsic Volcanic 1	Central Pit	Mine Rock	15	2.8	20	--	2.2	--	21	0.58	381	<1
A0963409	BR-122	192.5	194	Felsic Volcanic 1	Central Pit	Mine Rock	12	2.7	20	--	2.1	--	23	0.71	377	<1
A0963410	BR-122	197	198	Felsic Volcanic 1	Central Pit	Mine Rock	17	2.8	20	--	2.2	--	24	0.81	407	<1
A0963411	BR-122	202	203	Felsic Volcanic 1	Central Pit	Mine Rock	15	2.7	19	--	2.2	--	25	0.80	365	<1
A0963412	BR-122	208	209.5	Felsic Volcanic 1	Central Pit	Mine Rock	14	2.5	18	--	1.8	--	24	0.76	354	<1
A0963413	BR-122	219	220.5	Felsic Volcanic 1	Central Pit	Mine Rock	19	3.0	20	--	2.0	--	21	0.81	484	2.0
A0963414	BR-122	225	226.5	Felsic Volcanic 1	Central Pit	Mine Rock	13	2.6	19	--	2.0	--	21	0.78	384	<1
A0963415	BR-122	231	232.5	Felsic Volcanic 1	Central Pit	Mine Rock	33	2.4	19	--	2.2	--	17	0.75	350	<1
A0963416	BR-122	237	238.5	Felsic Volcanic 1	Central Pit	Mine Rock	18	2.7	20	--	2.1	--	17	0.80	385	<1
A0963417	BR-122	243.25	244.25	Felsic Volcanic 1	Central Pit	Mine Rock	13	2.5	20	--	2.0	--	15	0.68	255	2.0
A0963418	BR-122	247	248	Felsic Volcanic 1	Central Pit	Mine Rock	9.0	2.5	20	--	2.3	--	17	0.69	178	<1
A0963419	BR-122	252	253	Felsic Volcanic 1	Central Pit	Mine Rock	6.0	2.9	19	--	1.5	--	19	0.80	306	2.0
A0963420	BR-122	257	258	Felsic Volcanic 1	Central Pit	Mine Rock	9.0	2.2	16	--	2.1	--	22	0.66	149	2.0
A0963421	BR-122	262	263	Felsic Volcanic 1	Central Pit	Mine Rock	2.0	3.1	17	--	2.4	--	21	0.69	166	5.0
A0963422	BR-122	267	268	Felsic Volcanic 1	Central Pit	Mine Rock	14	3.4	21	--	1.8	--	25	0.71	181	4.0
A0963423	BR-122	272	273	Felsic Volcanic 1	Central Pit	Mine Rock	47	3.2	21	--	1.9	--	22	0.98	233	3.0
A0963424	BR-122	281	282	Felsic Volcanic 1	Central Pit	Mine Rock	28	3.2	18	--	0.81	--	13	0.83	195	7.0
A0963425	BR-122	285	286	Felsic Volcanic 1	Central Pit	Mine Rock	62	2.8	20	--	1.9	--	16	0.80	190	4.0
A0963426	BR-122	290	291	Felsic Volcanic 1	Central Pit	Mine Rock	67	2.6	20	--	2.0	--	19	0.77	149	6.0
A0963427	BR-122	295	296	Felsic Volcanic 1	Central Pit	Mine Rock	53	2.4	22	--	2.1	--	18	1.1	217	3.0
A0963428	BR-122	300	301	Felsic Volcanic 1	Central Pit	Mine Rock	141	2.8	19	--	2.0	--	19	0.74	275	25
A0963429	BR-122	305	306	Felsic Volcanic 1	Central Pit	Mine Rock	299	2.5	19	--	1.7	--	17	0.75	266	57
A0963430	BR-122	312.5	313.5	Felsic Volcanic 1	Central Pit	Mine Rock	236	2.5	18	--	1.7	--	16	0.71	137	99
A0963431	BR-122	318	319	Felsic Volcanic 1	Central Pit	Mine Rock	181	2.7	18	--	1.6	--	19	1.0	245	83

Classification as mine rock or ore-grade materials was based on gold content.

A value of "--" indicates metal was not measured for the given sample; the variation in elements analyzed is due to measurement at two different laboratories (see text).

Table B-7 Four Acid Metals

Sample ID	Drillhole ID	From	To	Lithology	Area	Class	Copper	Iron	Gallium	Germanium	Potassium	Lanthanum	Lithium	Magnesium	Manganese	Molybdenum
		m	*m*				*ppm*	*%*	*ppm*	*ppm*	*%*	*ppm*	*ppm*	*%*	*ppm*	*ppm*
10x Crustal Abundance (Price 1997) [(1)]							--	--	--	--	--	--	--	--	--	--
A0963432	BR-122	323	324	Felsic Volcanic 1	Central Pit	Mine Rock	40	3.3	22	--	2.5	--	15	0.77	169	2.0
A0963433	BR-122	330	331	Felsic Volcanic 1	Central Pit	Mine Rock	374	3.6	17	--	1.4	--	17	0.83	203	52
A0964713	BR-160	30	30.8	Felsic Volcanic 1	Central Pit	Ore-Grade	96	3.6	17	--	3.2	--	13	0.73	600	46
A0962738	BR-160	34.4	35.2	Felsic Volcanic 1	Central Pit	Mine Rock	18	2.8	19	--	2.0	--	18	0.71	582	3.0
A0962739	BR-160	41.85	42.4	Felsic Volcanic 1	Central Pit	Mine Rock	5.0	5.7	15	--	2.6	--	18	0.57	465	2.0
A0962740	BR-160	45.5	46.5	Felsic Volcanic 1	Central Pit	Mine Rock	5.0	2.9	19	--	2.5	--	17	0.87	443	3.0
A0962741	BR-160	50.5	51.5	Felsic Volcanic 1	Central Pit	Mine Rock	7.0	2.9	17	--	2.2	--	20	0.92	460	3.0
A0962742	BR-160	55.5	56.5	Felsic Volcanic 1	Central Pit	Mine Rock	4.0	3.2	18	--	1.8	--	19	0.89	560	3.0
A0962743	BR-160	59.5	60.5	Felsic Volcanic 1	Central Pit	Mine Rock	11	2.8	19	--	2.1	--	18	0.86	553	1.0
A0962744	BR-160	64	65	Quartz Sericite Schist	Central Pit	Mine Rock	3.0	2.4	18	--	3.4	--	15	0.29	118	1.0
A0962745	BR-160	68	69	Quartz Sericite Schist	Central Pit	Mine Rock	2.0	2.6	18	--	2.8	--	17	0.43	152	1.0
A0962746	BR-160	72	73	Felsic Volcanic 2	Central Pit	Mine Rock	26	2.2	17	--	1.9	--	10	0.35	412	2.0
A0962747	BR-160	77	78	Felsic Volcanic 2	Central Pit	Mine Rock	31	2.2	18	--	2.9	--	24	0.50	497	2.0
A0962748	BR-160	82	83	Felsic Volcanic 2	Central Pit	Mine Rock	7.0	2.2	18	--	2.1	--	10	0.39	309	1.0
A0962749	BR-160	87.1	88.1	Felsic Volcanic 2	Central Pit	Mine Rock	5.0	2.5	18	--	2.6	--	11	0.43	740	1.0
A0962750	BR-160	92.05	93	Felsic Volcanic 1	Central Pit	Mine Rock	8.0	2.9	18	--	3.0	--	16	0.83	868	1.0
A0962751	BR-160	97	98	Felsic Volcanic 1	Central Pit	Mine Rock	9.0	2.9	17	--	2.8	--	15	0.82	901	1.0
A0962752	BR-160	104.5	105.5	Felsic Volcanic 1	Central Pit	Mine Rock	51	3.9	18	--	2.6	--	18	0.65	913	1.0
A0962753	BR-160	109	110	Felsic Volcanic 1	Central Pit	Mine Rock	115	5.2	20	--	1.2	--	24	0.94	1140	2.0
A0962737	BR-160	112	113	Felsic Volcanic 1	Central Pit	Mine Rock	337	5.3	20	--	3.9	--	23	0.80	767	1.0
A0962754	BR-160	114.1	115.1	Felsic Volcanic 1	Central Pit	Mine Rock	25	3.2	20	--	0.40	--	6.0	0.63	2440	4.0
A0962755	BR-160	119	120	Felsic Volcanic 1	Central Pit	Mine Rock	106	3.8	21	--	0.29	--	6.0	0.99	2170	3.0
A0962756	BR-160	123	124	Felsic Volcanic 1	Central Pit	Mine Rock	23	3.1	22	--	0.49	--	10	0.78	1120	3.0
A0962757	BR-160	130.4	130.9	Metasediment 2	Central Pit	Mine Rock	58	6.3	16	--	2.7	--	26	1.1	1340	2.0
A0962758	BR-160	145.25	146	Felsic Volcanic 1	Central Pit	Ore-Grade	40	4.2	23	--	0.28	--	7.0	1.2	1140	3.0
A0962759	BR-160	150	150.75	Felsic Volcanic 1	Central Pit	Mine Rock	66	5.7	20	--	2.7	--	23	1.1	1130	3.0
A0962760	BR-160	155.25	156	Felsic Volcanic 1	Central Pit	Mine Rock	105	5.3	23	--	0.56	--	13	1.4	1430	1.0
A0962761	BR-160	162	163.05	Felsic Volcanic 1	Central Pit	Mine Rock	16	2.2	25	--	0.21	--	4.0	0.57	550	4.0
A0962762	BR-160	169	170	Metasediment 2	Central Pit	Ore-Grade	74	4.8	20	--	1.3	--	19	1.5	1160	2.0
A0962763	BR-160	185.5	187	Metasediment 2	Central Pit	Mine Rock	68	4.3	19	--	1.9	--	22	1.3	697	<1
A0962764	BR-160	191.5	193	Metasediment 2	Central Pit	Mine Rock	45	3.4	20	--	1.8	--	21	1.1	489	2.0
A0964387	BR-193	47.5	49	Felsic Volcanic 1	Central Pit	Mine Rock	264	2.8	19	--	1.4	--	16	0.79	293	23
A0964388	BR-193	65.3	66.8	Felsic Volcanic 1	Central Pit	Mine Rock	198	2.5	16	--	1.3	--	18	0.83	370	20
A0964389	BR-193	70.9	71.5	Felsic Volcanic 1	Central Pit	Mine Rock	279	3.3	15	--	1.5	--	18	0.77	290	52
A0964390	BR-193	77	78.5	Felsic Volcanic 1	Central Pit	Ore-Grade	200	3.1	17	--	2.1	--	22	0.97	516	8.0
A0964391	BR-193	83.4	84.3	Felsic Volcanic 1	Central Pit	Mine Rock	246	3.4	18	--	1.7	--	18	0.99	411	11
A0964392	BR-193	90.6	91.2	Felsic Volcanic 1	Central Pit	Mine Rock	23	2.6	11	--	0.76	--	13	0.55	300	2.0
A0964393	BR-193	93.2	93.7	Felsic Volcanic 1	Central Pit	Mine Rock	13	2.0	7.0	--	0.59	--	9.0	0.43	196	5.0
A0964394	BR-193	97.1	98.2	Felsic Volcanic 1	Central Pit	Mine Rock	290	2.5	12	--	0.89	--	13	0.65	361	11
A0964395	BR-193	102	103.1	Felsic Volcanic 1	Central Pit	Mine Rock	665	3.1	16	--	1.2	--	17	0.84	318	15
A0964396	BR-193	108.2	109.1	Felsic Volcanic 1	Central Pit	Ore-Grade	96	2.7	12	--	1.0	--	13	0.70	816	25
A0964397	BR-193	113.5	115	Felsic Volcanic 1	Central Pit	Mine Rock	133	3.7	15	--	1.6	--	14	0.69	450	28
A0964398	BR-193	118.9	120.4	Felsic Volcanic 1	Central Pit	Mine Rock	212	2.8	19	--	1.9	--	18	0.75	474	38
A0964399	BR-193	122.5	123	Felsic Volcanic 1	Central Pit	Mine Rock	102	2.1	13	--	1.1	--	14	0.64	279	18

Classification as mine rock or ore-grade materials was based on gold content.

A value of "--" indicates metal was not measured for the given sample; the variation in elements analyzed is due to measurement at two different laboratories (see text).

Table B-7 Four Acid Metals

Sample ID	Drillhole ID	From	To	Lithology	Area	Class	Copper	Iron	Gallium	Germanium	Potassium	Lanthanum	Lithium	Magnesium	Manganese	Molybdenum
		m	*m*				*ppm*	*%*	*ppm*	*ppm*	*%*	*ppm*	*ppm*	*%*	*ppm*	*ppm*
10x Crustal Abundance (Price 1997) [(1)]							--	--	--	--	--	--	--	--	--	--
A0964400	BR-193	129	130.4	Felsic Volcanic 1	Central Pit	Mine Rock	217	3.8	19	--	1.8	--	23	0.98	383	70
A0964401	BR-193	135	136.5	Felsic Volcanic 1	Central Pit	Mine Rock	96	4.1	18	--	1.6	--	17	0.81	346	27
A0964402	BR-193	150	151.5	Felsic Volcanic 1	Central Pit	Mine Rock	73	3.0	18	--	2.3	--	14	0.75	388	22
A0964403	BR-193	155.7	157	Felsic Volcanic 1	Central Pit	Mine Rock	64	3.2	20	--	2.5	--	22	0.78	468	22
A0964404	BR-193	160.6	162	Felsic Volcanic 1	Central Pit	Mine Rock	18	2.6	22	--	1.1	--	15	0.85	538	20
A0964405	BR-193	167.5	169	Felsic Volcanic 1	Central Pit	Mine Rock	10	2.8	19	--	2.4	--	15	0.76	471	14
A0964406	BR-193	171.8	172.8	Felsic Volcanic 1	Central Pit	Ore-Grade	19	2.6	18	--	1.1	--	14	0.75	408	1.0
A0964407	BR-193	176	177	Felsic Volcanic 1	Central Pit	Mine Rock	38	3.6	18	--	2.0	--	15	0.77	863	3.0
A0964408	BR-193	181.5	183	Felsic Volcanic 1	Central Pit	Mine Rock	40	2.6	14	--	1.1	--	12	0.61	417	2.0
A0964409	BR-193	192	193.5	Felsic Volcanic 1	Central Pit	Mine Rock	5.0	5.4	18	--	2.6	--	21	0.70	373	1.0
A0964410	BR-193	198	199.5	Felsic Volcanic 1	Central Pit	Mine Rock	24	3.3	18	--	2.6	--	19	0.78	520	<1
A0964411	BR-193	206	207	Felsic Volcanic 2	Central Pit	Mine Rock	5.0	1.6	17	--	2.8	--	19	0.38	404	4.0
A0964412	BR-193	208.8	210	Felsic Volcanic 2	Central Pit	Mine Rock	39	1.8	18	--	2.7	--	15	0.29	336	1.0
A0964413	BR-193	215	215.95	Felsic Volcanic 2	Central Pit	Mine Rock	167	2.7	15	--	1.9	--	8.0	0.40	1210	2.0
A0964414	BR-193	230.5	231	Felsic Volcanic 1	Central Pit	Mine Rock	58	7.1	18	--	3.6	--	28	1.6	1320	2.0
A0964415	BR-193	237.5	238.5	Metasediment 2	Central Pit	Mine Rock	68	8.4	17	--	1.3	--	21	1.3	953	1.0
A0964416	BR-193	245.7	246.7	Metasediment 2	Central Pit	Mine Rock	61	12	12	--	1.4	--	23	1.4	2600	<1
A0964417	BR-194	45.5	47	Felsic Volcanic 1	Central Pit	Mine Rock	22	2.6	19	--	1.7	--	22	0.91	309	8.0
A0964418	BR-194	55.3	56.6	Felsic Volcanic 1	Central Pit	Mine Rock	31	2.7	18	--	2.1	--	17	1.1	299	5.0
A0964419	BR-194	60.3	61.5	Felsic Volcanic 1	Central Pit	Mine Rock	44	2.6	19	--	2.2	--	29	0.94	214	4.0
A0964420	BR-194	70.5	72	Felsic Volcanic 1	Central Pit	Mine Rock	101	2.6	18	--	1.8	--	18	0.88	281	15
A0964421	BR-194	79.5	81	Felsic Volcanic 1	Central Pit	Mine Rock	114	2.5	19	--	1.5	--	16	0.79	318	2.0
A0964422	BR-194	84	85.5	Felsic Volcanic 1	Central Pit	Mine Rock	22	2.9	21	--	1.9	--	20	0.88	288	6.0
A0964423	BR-194	90	91.5	Felsic Volcanic 1	Central Pit	Mine Rock	18	3.2	19	--	2.3	--	21	1.3	451	2.0
A0964424	BR-194	96	97.5	Felsic Volcanic 1	Central Pit	Mine Rock	234	2.7	18	--	1.2	--	13	0.93	202	45
A0964425	BR-194	102	103.5	Felsic Volcanic 1	Central Pit	Mine Rock	77	4.1	21	--	1.3	--	17	1.1	396	15
A0964426	BR-194	108	109.5	Felsic Volcanic 1	Central Pit	Mine Rock	334	2.9	20	--	1.3	--	16	0.90	244	79
A0964427	BR-194	113.5	115	Felsic Volcanic 1	Central Pit	Mine Rock	292	2.9	20	--	1.2	--	17	0.79	305	55
A0964428	BR-194	121.1	122.2	Felsic Volcanic 1	Central Pit	Mine Rock	29	3.6	21	--	1.6	--	16	1.1	459	2.0
A0964429	BR-194	125.2	126.1	Felsic Volcanic 1	Central Pit	Mine Rock	92	2.3	20	--	1.1	--	12	0.74	401	28
A0964430	BR-194	129.25	130.3	Felsic Volcanic 1	Central Pit	Ore-Grade	237	2.3	18	--	1.4	--	14	0.71	1120	8.0
A0964431	BR-194	134	135.5	Felsic Volcanic 1	Central Pit	Mine Rock	46	2.2	18	--	1.5	--	14	0.71	263	55
A0964432	BR-194	139.25	140.45	Felsic Volcanic 1	Central Pit	Mine Rock	245	2.1	18	--	1.1	--	13	0.69	328	13
A0964433	BR-194	146	147	Felsic Volcanic 1	Central Pit	Mine Rock	131	2.3	17	--	1.8	--	14	0.57	195	23
A0964434	BR-194	151	152	Felsic Volcanic 1	Central Pit	Ore-Grade	255	1.8	17	--	1.3	--	11	0.59	280	14
A0964435	BR-194	156.5	158	Felsic Volcanic 1	Central Pit	Mine Rock	169	2.2	19	--	1.7	--	14	0.74	240	10
A0964436	BR-194	161.7	163.1	Felsic Volcanic 1	Central Pit	Mine Rock	159	2.6	21	--	1.8	--	16	0.82	414	13
A0964437	BR-194	166.5	168	Felsic Volcanic 1	Central Pit	Mine Rock	116	2.4	20	--	1.5	--	15	0.75	361	11
A0964438	BR-194	171	172.1	Felsic Volcanic 1	Central Pit	Mine Rock	236	2.5	20	--	1.9	--	16	0.87	410	35
A0964439	BR-194	176.55	177.5	Felsic Volcanic 1	Central Pit	Ore-Grade	198	2.5	15	--	0.77	--	10	0.77	833	34
A0964440	BR-194	182.5	183	Felsic Volcanic 1	Central Pit	Mine Rock	352	2.8	20	--	2.0	--	18	0.90	332	23
A0964441	BR-194	187	188	Felsic Volcanic 1	Central Pit	Ore-Grade	277	2.9	19	--	1.1	--	19	1.2	438	29
A0964442	BR-194	192	193	Felsic Volcanic 1	Central Pit	Mine Rock	282	2.3	17	--	1.4	--	15	0.82	428	30
A0964443	BR-194	198	199	Felsic Volcanic 1	Central Pit	Ore-Grade	315	2.9	19	--	1.2	--	17	1.1	628	23

Classification as mine rock or ore-grade materials was based on gold content.

A value of "--" indicates metal was not measured for the given sample; the variation in elements analyzed is due to measurement at two different laboratories (see text).

Table B-7 Four Acid Metals

Sample ID	Drillhole ID	From	To	Lithology	Area	Class	Copper	Iron	Gallium	Germanium	Potassium	Lanthanum	Lithium	Magnesium	Manganese	Molybdenum
		m	*m*				*ppm*	*%*	*ppm*	*ppm*	*%*	*ppm*	*ppm*	*%*	*ppm*	*ppm*
10x Crustal Abundance (Price 1997) [(1)]							--	--	--	--	--	--	--	--	--	--
A0964444	BR-194	203	204	Felsic Volcanic 1	Central Pit	Mine Rock	335	3.0	18	--	1.6	--	17	1.1	512	29
A0964445	BR-194	208	209	Felsic Volcanic 1	Central Pit	Mine Rock	275	3.0	19	--	1.7	--	19	1.1	538	14
A0964446	BR-194	213	214	Felsic Volcanic 1	Central Pit	Mine Rock	333	3.2	20	--	1.6	--	20	1.1	547	27
A0964447	BR-194	217.7	218.4	Felsic Volcanic 1	Central Pit	Mine Rock	74	2.4	17	--	1.0	--	10	0.62	504	18
A0964448	BR-194	223.5	224.5	Felsic Volcanic 1	Central Pit	Mine Rock	196	2.4	20	--	1.8	--	15	0.92	551	29
A0964449	BR-194	229	229.9	Felsic Volcanic 1	Central Pit	Mine Rock	288	3.1	21	--	1.8	--	13	0.70	296	15
A0964450	BR-194	237.7	238.7	Felsic Volcanic 1	Central Pit	Mine Rock	210	2.7	18	--	1.2	--	10	0.71	352	14
A0964451	BR-194	242.75	243.25	Felsic Volcanic 1	Central Pit	Mine Rock	37	2.6	19	--	1.1	--	15	1.0	442	3.0
A0964452	BR-194	247	247.95	Felsic Volcanic 2	Central Pit	Mine Rock	16	2.9	20	--	1.9	--	12	0.61	479	10
A0964453	BR-194	251	252	Felsic Volcanic 2	Central Pit	Ore-Grade	39	4.7	18	--	2.0	--	16	0.83	390	34
A0964454	BR-194	256.5	258	Felsic Volcanic 1	Central Pit	Mine Rock	26	3.8	20	--	1.8	--	15	0.91	404	4.0
A0964455	BR-194	262.5	264	Felsic Volcanic 1	Central Pit	Mine Rock	20	3.6	25	--	1.1	--	14	0.94	559	4.0
A0964456	BR-194	268.5	269	Felsic Volcanic 1	Central Pit	Mine Rock	7.0	4.0	19	--	1.2	--	11	0.89	529	3.0
A0964457	BR-194	275.5	277	Felsic Volcanic 1	Central Pit	Mine Rock	37	3.0	22	--	1.9	--	15	1.0	440	5.0
A0964671	BR-381	8	9	Felsic Volcanic 1	Central Pit	Ore-Grade	93	5.0	19	--	2.7	--	24	0.54	688	2.0
A0964652	BR-381	13.55	14.5	Felsic Volcanic 2	Central Pit	Mine Rock	66	2.4	27	--	0.69	--	8.0	0.93	2060	2.0
A0964653	BR-381	17.8	18.5	Felsic Volcanic 2	Central Pit	Mine Rock	313	6.1	14	--	2.0	--	15	0.81	1330	3.0
A0964654	BR-381	22.5	23.5	Felsic Volcanic 2	Central Pit	Mine Rock	60	4.6	16	--	2.1	--	10	0.76	949	1.0
A0964655	BR-381	27.8	28.8	Felsic Volcanic 2	Central Pit	Ore-Grade	33	5.0	22	--	1.6	--	19	1.4	1370	2.0
A0964656	BR-381	32.15	33.2	Felsic Volcanic 2	Central Pit	Mine Rock	15	2.9	20	--	0.89	--	13	1.0	1630	1.0
A0964657	BR-381	42.05	43	Felsic Volcanic 1	Central Pit	Mine Rock	26	3.2	21	--	1.6	--	18	0.89	531	1.0
A0964658	BR-381	47.05	48	Metasediment 2	Central Pit	Mine Rock	48	4.6	22	--	1.3	--	25	1.4	617	2.0
A0964659	BR-381	52	53.5	Metasediment 2	Central Pit	Mine Rock	79	4.3	21	--	1.9	--	23	1.3	1050	2.0
A0964660	BR-381	58	59	Felsic Volcanic 1	Central Pit	Mine Rock	19	2.6	22	--	1.9	--	16	0.96	903	1.0
A0964661	BR-381	64	65.5	Metasediment 2	Central Pit	Mine Rock	62	3.7	20	--	1.8	--	21	1.1	527	2.0
A0964662	BR-381	69	70.45	Metasediment 2	Central Pit	Mine Rock	46	3.2	22	--	0.89	--	20	1.1	441	2.0
A0964663	BR-381	74.9	76	Metasediment 2	Central Pit	Mine Rock	61	5.6	27	--	1.8	--	24	1.8	658	2.0
A0964664	BR-381	80.5	81.5	Metasediment 2	Central Pit	Mine Rock	11	9.5	20	--	1.6	--	29	1.2	758	1.0
A0964665	BR-381	85	86	Metasediment 2	Central Pit	Mine Rock	46	11	15	--	1.2	--	19	1.2	1780	<1
A0964666	BR-381	90.5	92	Felsic Volcanic 1	Central Pit	Mine Rock	25	3.2	21	--	1.8	--	24	1.1	1020	5.0
A0964667	BR-381	95.75	97	Felsic Volcanic 1	Central Pit	Mine Rock	20	2.9	20	--	1.7	--	24	0.89	1810	1.0
A0964668	BR-381	106.1	107.55	Felsic Volcanic 1	Central Pit	Mine Rock	25	3.1	22	--	2.2	--	21	0.77	1170	1.0
A0964669	BR-381	111.1	111.6	Felsic Volcanic 1	Central Pit	Mine Rock	34	2.3	21	--	2.3	--	20	0.45	387	4.0
A0964670	BR-381	122	123	Metasediment 3	Central Pit	Mine Rock	23	4.5	20	--	1.2	--	51	0.79	579	<1
A0964802	BR-435	30	31	Felsic Volcanic 1	Central Pit	Mine Rock	81	2.0	18	--	0.91	--	22	0.97	664	4.0
A0964811	BR-435	35	36	Felsic Volcanic 1	Central Pit	Mine Rock	101	2.7	21	--	1.2	--	19	0.94	576	3.0
A0964803	BR-435	41	42	Felsic Volcanic 1	Central Pit	Mine Rock	35	2.9	19	--	1.8	--	15	0.81	424	5.0
A0964804	BR-435	46.6	47.3	Felsic Volcanic 1	Central Pit	Mine Rock	61	2.5	16	--	0.65	--	11	0.64	462	5.0
A0964805	BR-435	52	53	Felsic Volcanic 1	Central Pit	Mine Rock	23	2.1	13	--	0.64	--	7.0	0.45	476	2.0
A0964806	BR-435	55	56	Felsic Volcanic 1	Central Pit	Mine Rock	36	2.4	18	--	0.12	--	4.0	0.67	1160	2.0
A0964807	BR-435	60	60.8	Metasediment 2	Central Pit	Mine Rock	44	2.5	21	--	1.0	--	13	0.61	716	4.0
A0964808	BR-435	65.75	67.25	Metasediment 2	Central Pit	Mine Rock	50	3.8	22	--	2.6	--	24	1.2	941	1.0
A0964809	BR-435	72	73.5	Metasediment 2	Central Pit	Mine Rock	75	6.0	21	--	2.0	--	30	1.8	1170	3.0
A0964810	BR-435	84	85.5	Metasediment 2	Central Pit	Mine Rock	47	4.4	20	--	1.6	--	24	1.2	939	1.0

Classification as mine rock or ore-grade materials was based on gold content.

A value of "--" indicates metal was not measured for the given sample; the variation in elements analyzed is due to measurement at two different laboratories (see text).

Table B-7 Four Acid Metals

Sample ID	Drillhole ID	From	To	Lithology	Area	Class	Copper	Iron	Gallium	Germanium	Potassium	Lanthanum	Lithium	Magnesium	Manganese	Molybdenum
		m	*m*				*ppm*	*%*	*ppm*	*ppm*	*%*	*ppm*	*ppm*	*%*	*ppm*	*ppm*
10x Crustal Abundance (Price 1997) [(1)]							--	--	--	--	--	--	--	--	--	--
A0964812	BR-435	93.35	94.2	Metasediment 2	Central Pit	Mine Rock	72	6.7	23	--	1.5	--	22	2.9	1100	2.0
A0964813	BR-435	99	100.5	Metasediment 2	Central Pit	Mine Rock	70	4.7	22	--	1.8	--	18	1.6	721	2.0
A0964814	BR-435	105	106.5	Metasediment 2	Central Pit	Mine Rock	62	4.6	22	--	1.8	--	20	1.5	602	2.0
A0964815	BR-435	111	112.5	Metasediment 2	Central Pit	Mine Rock	69	6.3	25	--	2.2	--	26	1.9	787	2.0
A0964816	BR-435	117.05	117.45	Metasediment 2	Central Pit	Mine Rock	49	3.4	16	--	1.4	--	17	0.98	439	2.0
A0964817	BR-435	122	123	Metasediment 2	Central Pit	Mine Rock	64	4.8	23	--	2.1	--	24	1.5	859	<1
A0964818	BR-435	128.75	129.25	Metasediment 2	Central Pit	Mine Rock	31	3.3	23	--	1.8	--	19	1.2	540	<1
A0964819	BR-435	132	133.5	Metasediment 2	Central Pit	Mine Rock	77	4.2	22	--	1.5	--	19	1.3	740	<1
A0964820	BR-435	138	139	Metasediment 2	Central Pit	Mine Rock	67	4.2	22	--	1.8	--	22	1.4	523	2.0
A0964821	BR-435	141.6	143.1	Metasediment 2	Central Pit	Mine Rock	58	9.2	20	--	1.7	--	23	1.3	992	1.0
A0964822	BR-435	146	147.5	Metasediment 2	Central Pit	Mine Rock	69	11	15	--	1.5	--	22	1.3	898	<1
A0964823	BR-435	153	154.5	Felsic Volcanic 1	Central Pit	Mine Rock	18	3.3	22	--	1.9	--	26	1.1	1860	<1
DX758451	BR-007	32.8	33.8	Felsic Volcanic 1	Central Pit	Mine Rock	22	2.5	17	--	2.0	--	17	0.52	369	<1
DX758452	BR-007	38.3	39.3	Felsic Volcanic 1	Central Pit	Mine Rock	15	2.4	18	--	1.7	--	16	0.38	374	<1
DX758453	BR-034	165	165.5	Felsic Volcanic 1	Central Pit	Mine Rock	7.0	3.6	14	--	2.1	--	21	0.86	1190	1.0
DX758454	BR-034	190	190.5	Felsic Volcanic 1	Central Pit	Ore-Grade	37	6.4	17	--	3.0	--	25	0.93	381	4.0
DX758455	BR-065	199	200	Felsic Volcanic 1	Central Pit	Mine Rock	20	2.8	18	--	2.0	--	17	0.83	390	<1
DX758456	BR-065	210	211	Felsic Volcanic 1	Central Pit	Mine Rock	21	2.5	16	--	2.0	--	18	0.80	391	2.0
DX758457	BR-065	221.7	222.7	Felsic Volcanic 1	Central Pit	Mine Rock	18	2.7	18	--	2.5	--	22	0.92	387	<1
DX758458	BR-065	234.85	235.85	Felsic Volcanic 1	Central Pit	Ore-Grade	48	2.8	17	--	2.7	--	25	0.97	489	<1
DX758459	BR-066	317.5	318.5	Felsic Volcanic 1	Central Pit	Mine Rock	22	2.9	20	--	2.4	--	14	1.1	663	1.0
DX758460	BR-067	30	31.5	Felsic Volcanic 1	Central Pit	Mine Rock	13	2.6	17	--	2.0	--	19	0.52	362	<1
DX758461	BR-067	269	270	Felsic Volcanic 1	Central Pit	Mine Rock	<1	4.9	17	--	3.6	--	23	0.97	631	<1
DX758462	BR-067	380	381	Felsic Volcanic 1	Central Pit	Mine Rock	28	2.4	18	--	2.9	--	15	0.78	755	1.0
DX758463	BR-068	178.85	179.5	Metasediment 2	Central Pit	Mine Rock	60	4.8	20	--	2.9	--	23	1.2	501	<1
DX758464	BR-069	50.5	51	Felsic Volcanic 1	Central Pit	Mine Rock	13	2.6	18	--	2.6	--	26	0.84	374	2.0
DX758465	BR-069	179.6	180.6	Felsic Volcanic 1	Central Pit	Mine Rock	20	2.8	19	--	2.1	--	26	1.1	429	<1
DX758466	BR-069	224.7	225.7	Felsic Volcanic 1	Central Pit	Mine Rock	23	2.4	18	--	2.0	--	14	0.82	407	<1
DX758467	BR-086	200.2	201.2	Felsic Volcanic 1	Central Pit	Ore-Grade	122	5.9	20	--	0.43	--	6.0	1.6	1220	6.0
DX758468	BR-086	201.2	201.95	Felsic Volcanic 1	Central Pit	Ore-Grade	92	7.6	17	--	0.97	--	11	1.8	1140	2.0
DX758469	BR-087	337	338	Felsic Volcanic 1	Central Pit	Mine Rock	27	2.2	16	--	1.6	--	12	0.47	748	1.0
DX758470	BR-105	157.5	158.5	Felsic Volcanic 1	Central Pit	Mine Rock	25	2.0	19	--	2.3	--	17	0.61	287	1.0
DX758471	BR-105	312.1	312.75	Felsic Volcanic 2	Central Pit	Mine Rock	19	1.7	15	--	2.2	--	16	0.50	358	2.0
DX758472	BR-105	322.7	324	Felsic Volcanic 1	Central Pit	Mine Rock	29	3.0	17	--	2.8	--	18	0.99	440	1.0
DX758473	BR-106	188.65	189.65	Felsic Volcanic 1	Central Pit	Mine Rock	20	2.2	16	--	2.8	--	20	0.60	718	<1
DX758474	BR-106	235.1	236.1	Felsic Volcanic 1	Central Pit	Mine Rock	27	2.8	20	--	2.5	--	17	0.81	422	1.0
DX758475	BR-108	264	265	Felsic Volcanic 1	Central Pit	Mine Rock	14	1.8	22	--	2.2	--	13	0.54	451	5.0
DX758401	BR-135	115	116	Felsic Volcanic 1	Central Pit	Mine Rock	19	2.3	16	--	2.1	--	20	0.73	535	1.0
DX758402	BR-135	176	177	Felsic Volcanic 1	Central Pit	Ore-Grade	26	2.5	18	--	3.0	--	16	0.85	608	1.0
DX758403	BR-135	177	178	Felsic Volcanic 1	Central Pit	Mine Rock	25	3.0	20	--	2.9	--	19	0.99	642	2.0
DX758404	BR-135	183	184	Felsic Volcanic 1	Central Pit	Mine Rock	15	2.5	18	--	2.9	--	20	0.91	841	<1
DX758405	BR-135	253	254	Felsic Volcanic 1	Central Pit	Mine Rock	28	2.4	16	--	1.9	--	15	0.67	518	4.0
DX758406	BR-135	273	274	Felsic Volcanic 1	Central Pit	Mine Rock	29	2.5	16	--	2.0	--	16	0.78	513	<1
DX758407	BR-135	276	277	Felsic Volcanic 1	Central Pit	Ore-Grade	30	2.3	18	--	2.3	--	13	0.81	603	1.0

Classification as mine rock or ore-grade materials was based on gold content.

A value of "--" indicates metal was not measured for the given sample; the variation in elements analyzed is due to measurement at two different laboratories (see text).

Table B-7 Four Acid Metals

Sample ID	Drillhole ID	From	To	Lithology	Area	Class	Copper	Iron	Gallium	Germanium	Potassium	Lanthanum	Lithium	Magnesium	Manganese	Molybdenum
		m	*m*				*ppm*	*%*	*ppm*	*ppm*	*%*	*ppm*	*ppm*	*%*	*ppm*	*ppm*
10x Crustal Abundance (Price 1997) [(1)]							--	--	--	--	--	--	--	--	--	--
DX758408	BR-135	280	281	Felsic Volcanic 1	Central Pit	Mine Rock	33	2.7	18	--	2.5	--	14	0.74	481	2.0
DX758409	BR-135	292	293	Felsic Volcanic 1	Central Pit	Mine Rock	25	2.1	15	--	2.1	--	11	0.61	315	3.0
DX758410	BR-135	315	316	Felsic Volcanic 1	Central Pit	Ore-Grade	4.0	2.9	16	--	3.4	--	16	0.57	303	<1
DX758411	BR-135	317	318	Felsic Volcanic 1	Central Pit	Ore-Grade	7.0	2.7	12	--	2.5	--	15	0.60	306	<1
DX758412	BR-135	321.75	322.5	Felsic Volcanic 1	Central Pit	Ore-Grade	18	2.9	22	--	3.6	--	19	0.99	779	1.0
DX758413	BR-135	335.25	336	Felsic Volcanic 1	Central Pit	Mine Rock	26	2.2	18	--	2.1	--	20	0.86	402	<1
DX758414	BR-136	248	249	Felsic Volcanic 1	Central Pit	Mine Rock	15	3.0	19	--	2.5	--	15	1.0	706	2.0
DX758415	BR-136	254	255	Felsic Volcanic 1	Central Pit	Ore-Grade	30	2.6	15	--	1.5	--	16	0.83	476	1.0
DX758416	BR-136	358	359	Felsic Volcanic 1	Central Pit	Mine Rock	17	2.7	19	--	2.3	--	17	0.92	511	<1
DX758417	BR-136	366.25	367	Felsic Volcanic 1	Central Pit	Mine Rock	14	2.1	20	--	2.7	--	16	0.78	520	<1
DX758418	BR-138	155	156	Felsic Volcanic 1	Central Pit	Mine Rock	13	2.2	20	--	2.1	--	19	0.68	519	1.0
DX758419	BR-138	253	254	Felsic Volcanic 1	Central Pit	Mine Rock	16	2.7	19	--	2.0	--	23	0.90	395	1.0
DX758420	BR-141	286	287	Felsic Volcanic 1	Central Pit	Ore-Grade	89	3.7	17	--	3.2	--	15	1.0	741	2.0
DX758221	BR-142	146.75	147.5	Felsic Volcanic 1	Central Pit	Mine Rock	7.0	3.3	18	--	2.3	--	14	0.95	1010	3.0
DX758222	BR-142	154.5	155.5	Felsic Volcanic 1	Central Pit	Mine Rock	9.0	4.5	20	--	4.1	--	18	0.98	969	2.0
DX758223	BR-142	288	289	Felsic Volcanic 2	Central Pit	Mine Rock	18	1.9	15	--	0.20	--	2.0	0.22	816	5.0
DX758224	BR-142	301.5	302.5	Felsic Volcanic 2	Central Pit	Mine Rock	10	1.8	14	--	0.30	--	4.0	0.22	478	4.0
DX758421	BR-146	65	66	Felsic Volcanic 1	Central Pit	Mine Rock	42	1.7	17	--	2.1	--	16	0.41	573	1.0
DX758422	BR-146	75	76	Felsic Volcanic 1	Central Pit	Mine Rock	38	2.7	18	--	2.0	--	20	0.83	1090	1.0
DX758423	BR-146	86	86.6	Felsic Volcanic 1	Central Pit	Mine Rock	21	2.4	17	--	1.7	--	16	0.72	560	1.0
DX758424	BR-146	96	97	Felsic Volcanic 1	Central Pit	Mine Rock	19	2.9	22	--	3.0	--	23	0.90	1270	1.0
DX758425	BR-146	104.5	105.5	Felsic Volcanic 1	Central Pit	Mine Rock	16	2.6	19	--	2.2	--	23	0.90	1260	1.0
DX758426	BR-146	126.55	127.5	Metasediment 2	Central Pit	Mine Rock	62	5.2	21	--	2.9	--	32	1.6	589	1.0
DX758427	BR-146	136	137	Felsic Volcanic 1	Central Pit	Mine Rock	17	2.5	18	--	2.2	--	21	0.86	453	1.0
DX758428	BR-146	144	145	Felsic Volcanic 1	Central Pit	Mine Rock	17	2.4	19	--	2.0	--	19	0.83	457	1.0
DX758429	BR-146	145	146	Felsic Volcanic 1	Central Pit	Mine Rock	19	2.5	18	--	1.6	--	19	0.84	372	1.0
DX758430	BR-146	161.9	162.5	Metasediment 2	Central Pit	Mine Rock	38	5.8	24	--	1.8	--	37	1.1	634	3.0
DX758431	BR-146	171.3	172	Felsic Volcanic 1	Central Pit	Mine Rock	30	3.3	21	--	2.1	--	26	0.88	427	2.0
DX758432	BR-146	176.75	177.75	Felsic Volcanic 2	Central Pit	Mine Rock	2.0	1.7	18	--	2.3	--	22	0.23	154	1.0
DX758433	BR-147	247	248	Felsic Volcanic 2	Central Pit	Mine Rock	18	2.0	21	--	2.0	--	15	0.27	296	1.0
DX758434	BR-154	130.2	131.2	Felsic Volcanic 1	Central Pit	Mine Rock	16	3.0	20	--	1.7	--	18	1.1	605	1.0
DX758216	BR-168	301	301.6	Felsic Volcanic 1	Central Pit	Ore-Grade	37	2.5	19	--	2.7	--	18	0.68	490	1.0
DX758435	BR-170	151.5	153	Felsic Volcanic 1	Central Pit	Mine Rock	6.0	3.1	18	--	1.6	--	15	0.73	1010	2.0
DX758436	BR-170	200	201	Felsic Volcanic 1	Central Pit	Mine Rock	2.0	5.8	18	--	2.5	--	16	0.87	352	2.0
DX758437	BR-170	205	206	Felsic Volcanic 1	Central Pit	Mine Rock	5.0	4.8	18	--	2.8	--	24	0.81	904	1.0
DX758438	BR-172	98.25	99	Felsic Volcanic 1	Central Pit	Mine Rock	33	2.8	16	--	0.46	--	6.0	1.1	781	2.0
DX758209	BR-175	251.4	252.4	Felsic Volcanic 1	Central Pit	Mine Rock	55	2.9	16	--	2.0	--	20	0.81	712	1.0
DX758210	BR-175	271.7	272.7	Felsic Volcanic 1	Central Pit	Mine Rock	19	2.6	19	--	2.3	--	12	0.83	700	3.0
DX758211	BR-177	385	386	Felsic Volcanic 1	Central Pit	Mine Rock	6.0	7.1	14	--	2.8	--	16	0.62	491	1.0
DX758204	BR-192	49	50	Felsic Volcanic 1	Central Pit	Mine Rock	113	3.1	16	--	2.1	--	16	0.74	530	33
DX758205	BR-192	127.5	128.95	Felsic Volcanic 1	Central Pit	Mine Rock	31	3.3	16	--	2.7	--	18	0.79	852	1.0
DX758206	BR-192	135	135.5	Felsic Volcanic 1	Central Pit	Ore-Grade	70	1.6	15	--	2.3	--	13	0.80	534	1.0
DX758207	BR-192	196.6	198	Felsic Volcanic 1	Central Pit	Mine Rock	24	2.4	19	--	1.8	--	26	0.94	482	1.0
DX758208	BR-192	226	227.5	Felsic Volcanic 1	Central Pit	Mine Rock	26	3.1	20	--	1.9	--	23	1.1	1350	1.0

Classification as mine rock or ore-grade materials was based on gold content.

A value of "--" indicates metal was not measured for the given sample; the variation in elements analyzed is due to measurement at two different laboratories (see text).

Table B-7 Four Acid Metals

Sample ID	Drillhole ID	From	To	Lithology	Area	Class	Copper	Iron	Gallium	Germanium	Potassium	Lanthanum	Lithium	Magnesium	Manganese	Molybdenum
		m	*m*				*ppm*	*%*	*ppm*	*ppm*	*%*	*ppm*	*ppm*	*%*	*ppm*	*ppm*
10x Crustal Abundance (Price 1997) [(1)]							--	--	--	--	--	--	--	--	--	--
DX758217	BR-201	210.8	211.4	Felsic Volcanic 2	Central Pit	Mine Rock	43	1.9	18	--	1.6	--	18	0.30	304	2.0
DX758218	BR-201	280.5	282	Felsic Volcanic 1	Central Pit	Mine Rock	20	3.0	20	--	2.4	--	13	0.93	441	1.0
DX758219	BR-201	282	282.7	Felsic Volcanic 1	Central Pit	Mine Rock	20	3.0	20	--	2.5	--	13	1.0	438	2.0
DX758212	BR-202	22.05	23.45	Felsic Volcanic 1	Central Pit	Mine Rock	20	2.6	18	--	2.4	--	20	0.88	1200	2.0
DX758213	BR-202	186	186.65	Felsic Volcanic 2	Central Pit	Mine Rock	2.0	1.8	17	--	1.4	--	11	0.23	315	2.0
DX758214	BR-202	208.5	210	Felsic Volcanic 2	Central Pit	Mine Rock	25	1.9	18	--	2.2	--	15	0.22	352	1.0
DX758215	BR-203	83.2	84.2	Felsic Volcanic 1	Central Pit	Ore-Grade	37	3.9	22	--	2.7	--	28	1.2	874	1.0
DX758220	BR-204	214.7	215.4	Felsic Volcanic 2	Central Pit	Ore-Grade	5.0	2.2	17	--	2.3	--	16	0.27	152	1.0
DX758201	BR-208	43.8	44.6	Metasediment 2	Central Pit	Mine Rock	39	5.7	18	--	2.4	--	39	1.9	588	<1
DX758202	BR-208	51.65	52.4	Felsic Volcanic 1	Central Pit	Mine Rock	24	2.7	16	--	2.2	--	19	0.74	413	1.0
DX758203	BR-208	114.25	115.25	Fragmental 1	Central Pit	Mine Rock	49	3.3	21	--	2.1	--	28	1.3	361	<1
DX758333	BR-212	149.75	150.75	Felsic Volcanic 1	Central Pit	Ore-Grade	48	3.3	17	--	1.8	--	20	1.1	1470	2.0
DX758334	BR-212	193.5	195	Metasediment 2	Central Pit	Mine Rock	54	3.9	18	--	2.1	--	31	1.3	1540	1.0
DX758225	BR-212	234	235	Felsic Volcanic 2	Central Pit	Mine Rock	4.0	1.7	18	--	2.4	--	16	0.24	1040	1.0
DX758226	BR-212	239.75	240.4	Felsic Volcanic 2	Central Pit	Mine Rock	19	1.8	15	--	0.36	--	6.0	0.20	578	3.0
DX758227	BR-212	274.5	276	Metasediment 2	Central Pit	Mine Rock	27	6.5	19	--	2.4	--	16	1.2	637	1.0
DX758228	BR-212	285.7	287.1	Metasediment 3	Central Pit	Mine Rock	49	3.0	22	--	2.0	--	19	0.96	364	<1
DX758229	BR-214	178.55	179.05	Felsic Volcanic 1	Central Pit	Ore-Grade	13	2.6	15	--	2.5	--	13	0.72	1380	<1
DX758230	BR-214	218.85	219.6	Felsic Volcanic 2	Central Pit	Ore-Grade	13	2.4	18	--	0.62	--	8.0	0.79	501	1.0
DX758231	BR-214	252	253.5	Felsic Volcanic 1	Central Pit	Mine Rock	12	2.5	16	--	1.9	--	18	0.74	501	2.0
DX758232	BR-214	283.2	284	Felsic Volcanic 1	Central Pit	Mine Rock	19	2.6	19	--	2.2	--	18	0.77	492	2.0
DX758233	BR-215	158.45	159.1	Felsic Volcanic 1	Central Pit	Ore-Grade	44	3.5	22	--	3.4	--	17	0.90	1790	2.0
DX758234	BR-215	175.5	177	Felsic Volcanic 1	Central Pit	Mine Rock	15	2.8	19	--	2.3	--	17	0.73	559	1.0
DX758235	BR-215	296.9	298	Metasediment 2	Central Pit	Mine Rock	52	7.9	19	--	1.6	--	29	1.6	668	1.0
DX758236	BR-217	112.5	114	Felsic Volcanic 1	Central Pit	Mine Rock	23	2.6	20	--	3.4	--	17	0.86	1160	5.0
DX758237	BR-217	161.6	162.6	Felsic Volcanic 1	Central Pit	Mine Rock	16	2.8	16	--	2.0	--	15	0.80	465	1.0
DX758238	BR-217	228.7	230.15	Metasediment 2	Central Pit	Mine Rock	60	4.9	18	--	1.9	--	30	1.3	620	2.0
DX758239	BR-231	69.85	70.35	Felsic Volcanic 1	Central Pit	Ore-Grade	13	3.0	15	--	2.1	--	12	0.69	974	2.0
DX758240	BR-231	86.7	87.3	Felsic Volcanic 2	Central Pit	Ore-Grade	5.0	1.6	8.0	--	1.6	--	5.0	0.11	299	2.0
DX758241	BR-231	92.2	92.8	Felsic Volcanic 2	Central Pit	Mine Rock	10	2.0	16	--	3.2	--	10	0.26	288	8.0
DX758242	BR-231	148	149.5	Felsic Volcanic 1	Central Pit	Mine Rock	33	6.6	16	--	3.8	--	32	1.3	1360	1.0
DX758243	BR-231	157	158	Felsic Volcanic 1	Central Pit	Mine Rock	32	6.3	17	--	3.0	--	28	0.91	1650	3.0
DX758244	BR-231	181.9	182.45	Felsic Volcanic 2	Central Pit	Ore-Grade	34	3.5	13	--	0.32	--	3.0	0.84	900	3.0
DX758245	BR-234	129	130	Felsic Volcanic 2	Central Pit	Mine Rock	11	1.9	17	--	1.6	--	12	0.29	319	2.0
DX758246	BR-234	192.5	193.5	Felsic Volcanic 1	Central Pit	Mine Rock	8.0	2.1	20	--	2.0	--	13	0.23	340	2.0
DX758247	BR-235	31.9	33	Felsic Volcanic 1	Central Pit	Ore-Grade	37	3.0	17	--	2.0	--	21	0.90	549	1.0
DX758248	BR-237	211.7	213	Felsic Volcanic 2	Central Pit	Mine Rock	7.0	2.1	19	--	1.9	--	15	0.25	397	2.0
DX758249	BR-243	121.15	122.1	Metasediment 2	Central Pit	Mine Rock	49	9.0	17	--	3.4	--	32	1.5	853	1.0
DX758250	BR-243	140.8	141.35	Felsic Volcanic 1	Central Pit	Mine Rock	16	3.5	16	--	2.1	--	28	1.7	661	1.0
DX758301	BR-243	169.95	171	Felsic Volcanic 2	Central Pit	Ore-Grade	8.0	2.1	18	--	2.2	--	11	0.24	288	3.0
DX758302	BR-243	177	178.5	Felsic Volcanic 1	Central Pit	Mine Rock	22	3.2	18	--	2.6	--	17	1.0	463	1.0
DX758303	BR-243	187.35	188.35	Metasediment 2	Central Pit	Mine Rock	66	8.7	16	--	2.9	--	24	1.3	588	2.0
DX758304	BR-254	29.25	30.45	Felsic Volcanic 1	Central Pit	Ore-Grade	72	2.8	15	--	2.2	--	17	0.77	415	2.0
DX758305	BR-254	59.5	60	Felsic Volcanic 1	Central Pit	Mine Rock	24	2.3	15	--	2.9	--	19	0.79	632	4.0

Classification as mine rock or ore-grade materials was based on gold content.

A value of "--" indicates metal was not measured for the given sample; the variation in elements analyzed is due to measurement at two different laboratories (see text).

Table B-7 Four Acid Metals

Sample ID	Drillhole ID	From	To	Lithology	Area	Class	Copper	Iron	Gallium	Germanium	Potassium	Lanthanum	Lithium	Magnesium	Manganese	Molybdenum
		m	*m*				*ppm*	*%*	*ppm*	*ppm*	*%*	*ppm*	*ppm*	*%*	*ppm*	*ppm*
10x Crustal Abundance (Price 1997) [(1)]							--	--	--	--	--	--	--	--	--	--
DX758306	BR-254	114	114.75	Metasediment 2	Central Pit	Mine Rock	76	6.0	20	--	2.9	--	27	2.2	619	1.0
DX758307	BR-254	179.9	181.4	Metasediment 3	Central Pit	Mine Rock	20	3.5	21	--	2.6	--	16	0.40	403	<1
DX758308	BR-281	162	162.75	Felsic Volcanic 1	Central Pit	Mine Rock	17	2.7	17	--	2.0	--	15	1.0	930	3.0
DX758309	BR-281	171	171.75	Felsic Volcanic 1	Central Pit	Ore-Grade	27	2.6	17	--	1.5	--	18	0.87	1190	1.0
DX758310	BR-281	179	180	Felsic Volcanic 1	Central Pit	Mine Rock	17	2.8	16	--	2.1	--	18	0.85	1100	<1
DX758311	BR-281	188	189	Felsic Volcanic 1	Central Pit	Mine Rock	15	1.7	12	--	1.6	--	12	0.57	579	<1
DX758312	BR-283	339.4	340.9	Felsic Volcanic 1	Central Pit	Mine Rock	85	3.5	18	--	2.4	--	19	0.85	367	2.0
DX758313	BR-293	33.35	33.85	Felsic Volcanic 1	Central Pit	Mine Rock	2170	7.7	19	--	3.1	--	31	1.1	986	8.0
DX758439	BR-296	37.85	38.7	Felsic Volcanic 1	Central Pit	Ore-Grade	89	4.6	14	--	3.6	--	20	0.82	1040	1.0
DX758440	BR-296	108	109.1	Felsic Volcanic 1	Central Pit	Mine Rock	36	4.0	19	--	2.6	--	27	1.0	1620	<1
DX758441	BR-296	133.8	135	Felsic Volcanic 1	Central Pit	Mine Rock	21	2.9	21	--	1.8	--	23	0.82	453	1.0
DX758442	BR-296	148.5	150	Felsic Volcanic 1	Central Pit	Mine Rock	19	3.4	17	--	2.3	--	31	0.81	669	<1
DX758443	BR-296	188.4	189.85	Metasediment 3	Central Pit	Mine Rock	23	3.4	19	--	1.6	--	32	0.70	377	1.0
DX758444	BR-299	32.2	33.3	Felsic Volcanic 1	Central Pit	Mine Rock	16	2.5	18	--	2.6	--	16	0.69	846	2.0
DX758445	BR-299	37.25	38.25	Felsic Volcanic 1	Central Pit	Ore-Grade	110	4.6	16	--	3.5	--	24	1.3	1400	2.0
DX758446	BR-299	45.25	46.25	Felsic Volcanic 1	Central Pit	Mine Rock	101	2.0	14	--	1.4	--	15	0.45	692	1.0
DX758447	BR-299	54.9	55.75	Metasediment 2	Central Pit	Ore-Grade	28	6.6	16	--	4.0	--	15	0.93	1030	1.0
DX758314	BR-321	235	236	Felsic Volcanic 1	Central Pit	Mine Rock	20	2.3	17	--	2.1	--	14	0.77	699	<1
DX758315	BR-321	271.5	272.25	Felsic Volcanic 1	Central Pit	Mine Rock	18	2.4	19	--	2.5	--	17	0.73	458	1.0
DX758316	BR-321	280.85	281.5	Felsic Volcanic 1	Central Pit	Ore-Grade	25	2.7	17	--	2.5	--	17	0.85	472	1.0
DX758317	BR-344	27.25	28.7	Felsic Volcanic 1	Central Pit	Ore-Grade	12	1.9	15	--	1.8	--	18	0.40	219	2.0
DX758318	BR-344	39.15	40.5	Felsic Volcanic 1	Central Pit	Mine Rock	19	3.3	19	--	2.1	--	28	1.5	587	<1
DX758319	BR-344	101	102	Felsic Volcanic 1	Central Pit	Mine Rock	12	2.3	16	--	1.9	--	18	0.77	252	<1
DX758320	BR-344	127.75	129	Felsic Volcanic 2	Central Pit	Mine Rock	27	1.8	17	--	2.1	--	10	0.24	257	2.0
DX758321	BR-380	25.2	26.25	Felsic Volcanic 1	Central Pit	Mine Rock	16	2.0	17	--	2.6	--	10	0.42	705	<1
DX758322	BR-380	30	31	Felsic Volcanic 1	Central Pit	Mine Rock	17	2.5	17	--	2.4	--	10	0.58	630	1.0
DX758323	BR-380	118	119.5	Felsic Volcanic 1	Central Pit	Mine Rock	18	2.9	18	--	1.7	--	24	0.90	417	1.0
DX758324	BR-381	56.85	58	Felsic Volcanic 1	Central Pit	Mine Rock	20	2.4	18	--	2.1	--	16	0.84	737	1.0
DX758448	BR-407	34.1	35.6	Fragmental 1	Central Pit	Mine Rock	33	2.9	19	--	1.9	--	20	0.85	363	<1
DX758449	BR-407	182.9	183.5	Felsic Volcanic 1	Central Pit	Mine Rock	10	2.1	14	--	1.5	--	19	0.48	332	<1
DX758450	BR-414	72	73	Felsic Volcanic 1	Central Pit	Mine Rock	18	2.5	15	--	1.5	--	15	0.84	1110	1.0
DX758325	BR-428	62.7	64.2	Felsic Volcanic 1	Central Pit	Ore-Grade	24	2.3	17	--	1.8	--	18	0.76	463	<1
DX758326	BR-428	77.7	79.2	Felsic Volcanic 1	Central Pit	Mine Rock	23	2.3	19	--	1.9	--	17	0.65	375	2.0
DX758327	BR-461	92.7	93.7	Felsic Volcanic 2	Central Pit	Mine Rock	2.0	1.6	16	--	1.8	--	11	0.22	282	3.0
DX758328	BR-463	124.5	126	Felsic Volcanic 1	Central Pit	Mine Rock	11	2.8	21	--	2.0	--	26	1.0	511	1.0
DX758329	BR-464	79.1	80.1	Felsic Volcanic 2	Central Pit	Mine Rock	9.0	1.6	12	--	1.3	--	7.0	0.17	253	1.0
DX758330	BR-464	189.25	190.75	Felsic Volcanic 2	Central Pit	Mine Rock	10	2.0	18	--	1.7	--	14	0.44	406	2.0
DX758331	BR-465	18.9	20.1	Felsic Volcanic 2	Central Pit	Mine Rock	8.0	1.9	18	--	1.6	--	11	0.27	295	1.0
031909	BR-413	19.4	20.65	Metasediment 2	Central Pit	Mine Rock	81	3.8	--	--	1.7	--	--	1.2	580	1.6
031910	BR-147	218	219.2	Metasediment 2	Central Pit	Mine Rock	60	4.5	--	--	2.8	--	--	1.8	530	1.7
031911	BR-163	445	446	Metasediment 2	Underground	Mine Rock	67	4.3	--	--	3.2	--	--	1.4	500	1.3
031912	BR-333	119.15	120.5	Metasediment 2	Underground	Mine Rock	76	8.0	--	--	1.1	--	--	1.4	670	3.1
031913	BR-203	99.9	100.65	Metasediment 2	Central Pit	Mine Rock	49	4.9	--	--	3.2	--	--	1.7	760	1.1
A0963748	BR-324	205.5	207	Felsic Volcanic 1	Central Pit	Mine Rock	18	2.9	20	--	1.9	--	18	0.83	1420	<1
A0964907	BR-409	11.45	12.5	Felsic Volcanic 2	Central Pit	Mine Rock	3.0	1.2	19	--	1.6	--	10	0.080	46	3.0

Classification as mine rock or ore-grade materials was based on gold content.

A value of "--" indicates metal was not measured for the given sample; the variation in elements analyzed is due to measurement at two different laboratories (see text).

Table B-7 Four Acid Metals

Sample ID	Drillhole ID	From	To	Lithology	Area	Class	Copper	Iron	Gallium	Germanium	Potassium	Lanthanum	Lithium	Magnesium	Manganese	Molybdenum
		m	*m*				*ppm*	*%*	*ppm*	*ppm*	*%*	*ppm*	*ppm*	*%*	*ppm*	*ppm*
10x Crustal Abundance (Price 1997) [(1)]							--	--	--	--	--	--	--	--	--	--
A0964908	BR-409	16.5	17.8	Felsic Volcanic 2	Central Pit	Mine Rock	7.0	1.8	19	--	1.6	--	14	0.16	135	3.0
A0964906	BR-409	25.5	27	Felsic Volcanic 2	Central Pit	Mine Rock	9.0	3.0	15	--	1.7	--	16	0.37	541	2.0
A0964909	BR-409	30	31.5	Felsic Volcanic 1	Central Pit	Mine Rock	38	3.0	20	--	1.6	--	24	0.88	463	2.0
A0964055	BR-203	169.3	170.45	Fragmental 1	Central Pit	Mine Rock	23	5.9	22	--	1.8	--	28	1.4	592	1.0
A0964056	BR-203	177.15	178.65	Felsic Volcanic 1	Central Pit	Mine Rock	20	5.1	20	--	1.7	--	29	1.3	614	1.0
A0964057	BR-203	181.6	183	Felsic Volcanic 2	Central Pit	Mine Rock	6.0	2.7	18	--	1.7	--	15	0.18	122	3.0
A0964058	BR-203	188.6	189.6	Felsic Volcanic 2	Central Pit	Mine Rock	6.0	1.9	19	--	1.6	--	19	0.23	115	2.0
A0964059	BR-203	193.25	193.8	Felsic Volcanic 2	Central Pit	Mine Rock	8.0	2.1	21	--	1.6	--	15	0.22	38	2.0
A0963618	BR-235	79	80.5	Metasediment 2	Central Pit	Mine Rock	49	4.5	23	--	3.0	--	31	1.6	410	1.0
A0963619	BR-235	80.5	82	Metasediment 2	Central Pit	Mine Rock	59	5.1	23	--	2.7	--	30	1.8	490	<1
A0963620	BR-235	85.75	86.4	Felsic Volcanic 1	Central Pit	Mine Rock	25	3.9	19	--	1.7	--	22	1.2	720	1.0
A0963621	BR-235	87.25	88.1	Metasediment 2	Central Pit	Mine Rock	65	5.3	20	--	2.0	--	33	1.4	489	2.0
A0963622	BR-235	90	91	Felsic Volcanic 1	Central Pit	Mine Rock	31	3.6	21	--	1.6	--	24	1.2	467	2.0
A0964251	BR-175	268.7	269.6	Felsic Volcanic 1	Central Pit	Mine Rock	34	3.0	18	--	0.87	--	16	0.88	1040	1.0
A0964252	BR-175	278.7	280	Felsic Volcanic 1	Central Pit	Mine Rock	20	2.6	19	--	1.8	--	16	0.97	722	<1
A0964253	BR-175	282	283.5	Felsic Volcanic 1	Central Pit	Mine Rock	17	2.8	19	--	2.0	--	18	0.97	675	1.0
A0964254	BR-175	298.9	300	Felsic Volcanic 1	Central Pit	Mine Rock	26	2.8	19	--	1.8	--	17	0.92	743	1.0
A0964255	BR-175	321	322.5	Felsic Volcanic 1	Central Pit	Mine Rock	27	2.7	20	--	1.9	--	22	0.91	535	1.0
A0964070	BR-209	24	25	Felsic Volcanic 1	Central Pit	Mine Rock	14	2.4	16	--	2.3	--	17	0.74	493	1.0
117326	BR-209	29.6	31	Felsic Volcanic 1	Central Pit	Ore-Grade	41	3.1	17	--	2.5	--	17	1.0	646	<1
117327	BR-209	34	35.5	Felsic Volcanic 1	Central Pit	Ore-Grade	33	3.9	17	--	2.5	--	28	1.3	551	<1
A0964071	BR-209	38.5	40	Felsic Volcanic 1	Central Pit	Mine Rock	67	4.2	17	--	2.4	--	27	1.6	628	<1
117328	BR-209	55.5	57	Felsic Volcanic 1	Central Pit	Mine Rock	26	2.3	18	--	1.9	--	25	0.75	395	2.0
A0963880	BR-217	195	196.15	Metasediment 2	Central Pit	Mine Rock	39	4.3	14	--	1.7	--	23	1.1	467	1.0
A0963881	BR-217	201	201.4	Metasediment 2	Central Pit	Ore-Grade	119	5.1	18	--	1.9	--	30	1.1	449	1.0
A0963882	BR-217	206	207.3	Metasediment 2	Central Pit	Mine Rock	48	4.0	20	--	1.9	--	31	1.3	398	1.0
A0963883	BR-217	208.9	209.4	Felsic Volcanic 1	Central Pit	Mine Rock	20	3.0	18	--	1.8	--	19	0.71	455	2.0
A0963884	BR-217	214.5	216	Metasediment 2	Central Pit	Mine Rock	62	5.2	20	--	2.6	--	34	1.6	561	<1
A0963351	BR-108	354	355	Felsic Volcanic 1	Central Pit	Mine Rock	10	1.6	11	--	0.29	--	4.0	0.31	261	<1
A0963360	BR-108	358	358.75	Felsic Volcanic 1	Central Pit	Mine Rock	16	2.9	20	--	1.9	--	21	0.94	462	<1
A0963361	BR-108	363.25	364	Felsic Volcanic 1	Central Pit	Mine Rock	16	2.3	17	--	1.6	--	19	0.72	331	<1
A0963352	BR-108	369.5	370.5	Felsic Volcanic 1	Central Pit	Mine Rock	12	2.0	15	--	1.8	--	15	0.66	300	<1
A0963362	BR-108	371.5	372.5	Felsic Volcanic 1	Central Pit	Mine Rock	23	3.1	20	--	2.7	--	25	0.99	565	<1
A0962798	BR-164	316.7	317.7	Felsic Volcanic 1	Central Pit	Ore-Grade	11	2.6	14	--	1.6	--	13	0.79	572	1.0
A0962799	BR-164	327.1	327.6	Felsic Volcanic 1	Central Pit	Ore-Grade	155	2.1	18	--	2.1	--	12	0.62	483	2.0
A0962800	BR-164	332	333	Felsic Volcanic 1	Central Pit	Mine Rock	29	3.4	19	--	2.2	--	22	1.2	586	<1
A0964020	BR-164	337.5	338	Felsic Volcanic 1	Central Pit	Mine Rock	49	3.8	20	--	2.7	--	23	1.3	495	1.0
A0964001	BR-164	347.8	348.4	Metasediment 2	Central Pit	Mine Rock	47	4.8	18	--	2.5	--	29	1.5	480	<1
A0963280	BR-106	218.3	219.3	Felsic Volcanic 1	Central Pit	Mine Rock	12	3.9	23	--	1.7	--	24	1.7	670	<1
A0963281	BR-106	229.1	230.1	Felsic Volcanic 1	Central Pit	Mine Rock	17	2.4	18	--	1.1	--	17	0.81	380	<1
A0963282	BR-106	234.1	235.1	Felsic Volcanic 1	Central Pit	Mine Rock	17	2.5	18	--	1.6	--	13	0.63	345	1.0
A0963283	BR-106	240.1	241.1	Felsic Volcanic 1	Central Pit	Mine Rock	13	2.8	19	--	1.4	--	21	0.89	425	<1
A0963284	BR-106	252.3	253.5	Felsic Volcanic 1	Central Pit	Mine Rock	21	2.4	18	--	1.5	--	19	0.78	391	<1

Classification as mine rock or ore-grade materials was based on gold content.

A value of "--" indicates metal was not measured for the given sample; the variation in elements analyzed is due to measurement at two different laboratories (see text).

Table B-7 Four Acid Metals

Sample ID	Drillhole ID	From	To	Lithology	Area	Class	Copper	Iron	Gallium	Germanium	Potassium	Lanthanum	Lithium	Magnesium	Manganese	Molybdenum
		m	*m*				*ppm*	*%*	*ppm*	*ppm*	*%*	*ppm*	*ppm*	*%*	*ppm*	*ppm*
10x Crustal Abundance (Price 1997) [(1)]							--	--	--	--	--	--	--	--	--	--
A0963143	BR-086	106	107	Felsic Volcanic 1	Central Pit	Ore-Grade	122	2.4	14	--	0.26	--	4.0	0.73	874	2.0
A0963144	BR-086	115.5	117	Felsic Volcanic 1	Central Pit	Mine Rock	36	2.7	20	--	2.1	--	17	0.86	517	1.0
A0963145	BR-086	121.5	123	Felsic Volcanic 1	Central Pit	Mine Rock	63	2.9	18	--	1.8	--	16	0.85	522	1.0
A0963146	BR-086	126	126.5	Felsic Volcanic 1	Central Pit	Mine Rock	20	2.6	18	--	1.8	--	15	0.83	595	2.0
A0963147	BR-086	140.85	142.35	Felsic Volcanic 1	Central Pit	Mine Rock	28	2.6	19	--	2.3	--	16	0.80	950	2.0
A0962731	BR-157	38	39.5	Felsic Volcanic 1	Central Pit	Mine Rock	17	2.6	21	--	1.9	--	19	0.38	364	1.0
A0962732	BR-157	41	42	Felsic Volcanic 1	Central Pit	Mine Rock	12	3.2	21	--	2.0	--	18	0.34	483	<1
A0962733	BR-157	48	49	Metasediment 3	Central Pit	Mine Rock	15	2.2	20	--	1.5	--	23	0.43	354	1.0
A0962734	BR-157	54.65	55.3	Felsic Volcanic 1	Central Pit	Mine Rock	13	2.6	19	--	2.1	--	23	0.39	649	1.0
A0962735	BR-157	56.1	57.6	Felsic Volcanic 1	Central Pit	Mine Rock	15	2.4	20	--	2.0	--	16	0.26	624	2.0

Classification as mine rock or ore-grade materials was based on gold content.

A value of "--" indicates metal was not measured for the given sample; the variation in elements analyzed is due to measurement at two different laboratories (see text).

Table B-7 Four Acid Metals

Sample ID	Drillhole ID	From	To	Lithology	Area	Class	Sodium	Nickel	Phosphorus	Lead	Sulphur	Antimony	Scandium	Selenium	Tin	Strontium
		m	*m*				*%*	*ppm*	*ppm*	*ppm*	*%*	*ppm*	*ppm*	*ppm*	*ppm*	*ppm*
10x Crustal Abundance (Price 1997) [(1)]							--	--	--	--	--	--	--	--	--	--
DX450001	BR-018	50	51	Fragmental 1	Underground	Mine Rock	2.4	56	730	9.0	0.15	<2	--	<0.5	<6	350
DX450002	BR-018	102	103	Felsic Volcanic 1	Underground	Mine Rock	2.9	12	490	10	0.12	<2	--	<0.5	<6	230
DX450003	BR-018	202	203	Felsic Volcanic 1	Underground	Mine Rock	3.0	10	500	11	0.030	<2	--	<0.5	<6	220
DX450004	DHZ-018	63.5	64	Ultramafic	Underground	Mine Rock	2.4	218	335	4.3	0.28	<0.5	25	<1	0.60	721
DX450005	BR-018	348	349	Metasediment 3	Underground	Mine Rock	2.7	47	801	6.0	0.090	<0.5	--	<1	1.2	337
DX450006	BR-018	400.3	401.3	Basalt	Underground	Mine Rock	2.3	110	660	4.0	0.12	<2	--	<0.5	<6	250
DX450007	BR-154	48	49	Felsic Volcanic 1	Central Pit	Mine Rock	2.3	22	696	9.8	0.060	<0.5	6.9	<1	1.1	388
DX450008	BR-154	153.5	155	Felsic Volcanic 2	Central Pit	Mine Rock	2.1	1.5	81	12	0.077	<2	--	<0.5	<6	190
DX450009	BR-154	249	250.5	Felsic Volcanic 1	Central Pit	Mine Rock	2.3	18	500	10	0.37	<2	--	<0.5	<6	230
DX450010	BR-154	301.5	303	Fragmental 1	Underground	Mine Rock	2.0	25	470	12	0.49	<2	--	<0.5	<6	290
DX450011	BR-154	350	351	Fragmental 1	Underground	Mine Rock	2.6	27	600	12	0.75	<2	--	<0.5	<6	270
DX450012	BR-154	400	401	Felsic Volcanic 1	Underground	Mine Rock	1.5	16	530	36	1.7	<2	--	0.80	<6	180
DX450013	BR-154	457.8	458.7	Felsic Volcanic 1	Underground	Mine Rock	3.1	9.7	380	14	0.65	<2	--	<0.5	<6	190
DX450014	BR-154	508	509	Metasediment 2	Underground	Mine Rock	2.6	44	550	11	0.18	<2	--	<0.5	<6	250
DX450015	BR-154	547.5	549	Metasediment 2	Underground	Mine Rock	1.9	54	590	14	0.15	<2	--	<0.5	<6	250
DX450016	BR-154	647	648	Felsic Volcanic 2	Underground	Mine Rock	3.1	1.3	150	10	0.44	<2	--	<0.5	<6	130
DX450017	BR-154	717	718.5	Metasediment 3	Underground	Mine Rock	1.1	23	500	5.0	0.11	<2	--	<0.5	<6	110
DX450018	BR-154	760.6	762	Fragmental 2	Underground	Mine Rock	2.1	6.2	260	10	<0.001	<2	--	<0.5	<6	200
DX450020	DHZ-019	49.5	51	Basalt	Underground	Mine Rock	1.4	280	217	0.90	0.020	<0.5	25	<1	0.40	131
DX450021	DHZ-019	83.75	84.4	Argillite	Underground	Mine Rock	2.0	96	330	9.0	7.4	<2	--	6.1	<6	130
DX450022	DHZ-019	102	103.5	Basalt	Underground	Mine Rock	1.5	92	320	0.62	0.046	<2	--	<0.5	<6	130
DX450023	DHZ-019	148.5	150	Basalt	Underground	Mine Rock	1.8	94	320	0.41	0.22	<2	--	0.60	<6	140
DX450024	DHZ-018	99	100.5	Basalt	Underground	Mine Rock	1.4	82	270	0.47	0.22	<2	--	<0.5	<6	110
DX450025	DHZ-018	151.5	153	Basalt	Underground	Mine Rock	1.5	90	300	0.54	0.048	<2	--	<0.5	<6	120
DX450026	BR-096	58.5	60	Fragmental 1	Central Pit	Mine Rock	2.4	39	560	14	0.42	<2	--	<0.5	<6	360
DX450027	BR-096	185.1	186.1	Felsic Volcanic 1	Underground	Mine Rock	1.1	11	520	580	1.8	<2	--	<0.5	<6	140
DX450028	BR-096	201	202.5	Fragmental 1	Underground	Mine Rock	2.0	32	580	16	0.38	<2	--	<0.5	<6	240
DX450029	BR-096	299	300	Felsic Volcanic 1	Underground	Mine Rock	2.9	18	490	14	0.50	<2	--	<0.5	<6	280
DX450030	BR-096	344	345	Felsic Volcanic 2	Underground	Mine Rock	2.2	1.2	130	27	0.51	<2	--	<0.5	<6	160
DX450031	BR-096	395.3	396	Felsic Volcanic 2	Underground	Mine Rock	4.2	8.3	360	11	0.23	<2	--	<0.5	<6	230
DX450032	BR-096	449.9	451	Metasediment 3	Underground	Mine Rock	1.8	17	510	14	0.20	<2	--	<0.5	<6	300
DX450033	BR-096	557.5	558.5	Fragmental 2	Underground	Mine Rock	2.6	28	360	10	0.055	<2	--	<0.5	<6	240
DX450034	BR-007	47	48	Felsic Volcanic 1	Central Pit	Mine Rock	2.9	15	530	9.2	<0.01	<0.5	5.7	<1	0.90	300
DX450035	DHZ-018	182.4	182.8	Argillite	Underground	Mine Rock	0.21	85	120	2.0	6.6	<2	--	6.4	<6	110
DX450036	DHZ-018	229.4	230.25	Argillite	Underground	Mine Rock	1.3	76	370	8.0	2.5	<2	--	3.1	<6	110
DX450037	BR-007	349.7	350.7	Felsic Volcanic 1	Underground	Mine Rock	3.2	19	610	11	2.6	<2	--	2.0	<6	300
DX450038	BR-007	454.3	455.2	Felsic Volcanic 1	Underground	Mine Rock	2.6	15	600	20	2.6	<2	--	1.4	<6	250
DX450039	BR-007	558.95	559.95	Felsic Volcanic 1	Underground	Mine Rock	2.4	50	370	16	2.1	<2	--	<0.5	<6	120
DX450040	BR-007	653.4	654.9	Metasediment 3	Underground	Mine Rock	1.8	12	340	13	0.20	<2	--	<0.5	<6	220
DX450041	BR-007	749.1	749.6	Fragmental 2	Underground	Mine Rock	0.63	13	120	27	1.4	<2	--	<0.5	<6	100
DX450042	DHZ-049	10.3	10.8	Argillite	Underground	Mine Rock	2.4	60	380	7.0	3.6	<2	--	3.5	<6	230
DX450043	BR-460	40	41	Felsic Volcanic 1	Central Pit	Mine Rock	2.5	27	740	23	2.3	<2	--	1.2	<6	270
DX450044	DHZ-049	133.2	134.15	Ultramafic	Underground	Mine Rock	0.081	1200	370	1.0	0.36	<2	--	<0.5	<6	140
DX450045	DHZ-049	151	151.5	Basalt	Underground	Mine Rock	1.7	300	240	1.0	0.028	<2	--	<0.5	<6	220

Classification as mine rock or ore-grade materials was based on gold content.

A value of "--" indicates metal was not measured for the given sample; the variation in elements analyzed is due to measurement at two different laboratories (see text).

Table B-7 Four Acid Metals

Sample ID	Drillhole ID	From	To	Lithology	Area	Class	Sodium	Nickel	Phosphorus	Lead	Sulphur	Antimony	Scandium	Selenium	Tin	Strontium
		m	*m*				*%*	*ppm*	*ppm*	*ppm*	*%*	*ppm*	*ppm*	*ppm*	*ppm*	*ppm*
10x Crustal Abundance (Price 1997) [(1)]							--	--	--	--	--	--	--	--	--	--
DX450046	DHZ-049	196.5	197.9	Basalt	Underground	Mine Rock	0.96	270	210	2.0	0.039	<2	--	<0.5	<6	120
DX450047	DHZ-049	250.5	252	Basalt	Underground	Mine Rock	1.4	280	250	0.50	0.062	<2	--	<0.5	<6	130
DX450048	BR-094	380	381	Felsic Volcanic 2	Underground	Mine Rock	4.5	5.0	120	11	0.17	<2	--	0.50	<6	170
DX450049	BR-094	402	403	Felsic Volcanic 2	Underground	Mine Rock	4.9	8.1	130	18	0.18	<2	--	0.60	<6	170
DX450050	BR-094	494.2	495	Felsic Volcanic 2	Underground	Ore-Grade	3.6	64	540	9.0	0.60	<2	--	1.4	<6	420
DX450051	BR-101	121.3	122.3	Felsic Volcanic 1	Central Pit	Mine Rock	0.40	16	540	8300	2.9	19	--	1.4	<6	78
DX450052	BR-101	128.85	129.85	Felsic Volcanic 1	Central Pit	Mine Rock	0.47	16	550	5500	3.2	7.0	--	2.0	<6	110
DX450053	DL-043	51	52.5	Basalt	Underground	Mine Rock	1.8	58	630	5.8	0.12	<2	--	0.30	<6	230
DX450054	DL-043	103.5	105	Basalt	Underground	Mine Rock	0.86	160	430	14	0.13	<2	--	0.30	<6	290
DX450055	DL-043	150	151.5	Basalt	Underground	Mine Rock	1.7	140	260	1.9	0.021	<2	--	0.10	<6	170
DX450056	DL-043	199.5	201	Basalt	Underground	Mine Rock	1.5	290	230	2.4	0.041	<2	--	0.20	<6	140
DX450057	DL-043	261.15	262	Ultramafic	Underground	Mine Rock	0.33	1100	490	2.6	0.044	<2	--	<0.1	<6	470
DX450058	DL-043	300	301.5	Basalt	Underground	Mine Rock	1.4	98	300	1.2	0.13	<2	--	0.50	<6	92
DX450059	DL-043	349.5	351	Basalt	Underground	Mine Rock	1.5	120	330	2.6	0.049	<2	--	0.20	<6	120
DX450060	DL-043	400.5	402	Basalt	Underground	Mine Rock	1.5	92	350	2.2	0.076	<2	--	0.30	<6	130
DX450061	DL-048	40.5	42	Basalt	Underground	Mine Rock	2.1	58	560	1.3	0.10	<2	--	0.30	<6	150
DX450062	DL-048	85.5	87	Basalt	Underground	Mine Rock	1.4	49	400	1.4	0.045	<2	--	<0.1	<6	220
DX450063	DL-048	133.9	134.4	Argillite	Underground	Mine Rock	1.4	120	360	11	5.6	<2	--	3.3	<6	350
DX450064	DL-048	186.5	187.5	Basalt	Underground	Mine Rock	1.9	43	540	2.1	0.092	<2	--	0.20	<6	210
DX450065	DL-048	236.5	237	Basalt	Underground	Mine Rock	1.4	117	239	1.0	0.010	<0.5	26	<1	0.50	117
DX450066	DL-048	283.5	285	Basalt	Underground	Mine Rock	1.5	78	320	1.3	0.065	<2	--	0.30	<6	120
DX450067	DL-048	334.5	336	Basalt	Underground	Mine Rock	1.2	120	310	0.67	0.089	<2	--	0.30	<6	110
DX450068	BR-460	80.05	81	Felsic Volcanic 1	Central Pit	Mine Rock	2.6	16	800	6.2	2.5	<2	--	1.5	<6	200
DX450069	DL-048	436.5	438	Basalt	Underground	Mine Rock	1.3	99	310	0.64	0.052	<2	--	0.20	<6	89
DX450070	DL-048	537	538.5	Basalt	Underground	Mine Rock	1.1	120	300	1.6	0.057	<2	--	0.30	<6	200
DX450071	BR-037	443.35	444.35	Felsic Volcanic 1	Underground	Mine Rock	3.9	11	380	21	0.56	<2	--	11	<6	340
DX450072	BR-037	445.45	446.1	Felsic Volcanic 1	Underground	Mine Rock	4.5	15	710	13	0.96	<2	--	19	<6	400
DX450073	BR-159	13.5	15	Metasediment 1	Central Pit	Mine Rock	2.2	20	540	17	0.27	<2	--	0.20	<6	390
DX450074	BR-159	39	39.9	Metasediment 1	Central Pit	Mine Rock	2.1	38	620	15	0.43	<2	--	0.20	<6	260
DX450075	BR-159	480.7	481.4	Felsic Volcanic 1	Underground	Mine Rock	0.93	15	510	1100	3.3	<2	--	7.7	<6	110
DX450076	BR-159	483.8	484.8	Felsic Volcanic 1	Underground	Mine Rock	0.51	30	870	770	6.6	<2	--	13	<6	100
DX450077	DL-075	199.8	200.8	Basalt	Underground	Mine Rock	1.7	64	550	6.8	0.12	<2	--	0.40	<6	170
DX450079	BR-039	29.5	30.5	Felsic Volcanic 1	Central Pit	Mine Rock	3.9	20	590	9.4	0.80	<2	--	0.40	<6	270
DX450080	BR-039	60	61	Metasediment 2	Central Pit	Mine Rock	1.7	59	650	15	0.11	<2	--	0.10	<6	310
DX450081	DL-075	304.9	305.8	Basalt	Underground	Mine Rock	2.2	52	620	2.4	0.24	<2	--	0.70	<6	240
DX450082	BR-039	146.5	147.5	Felsic Volcanic 2	Central Pit	Mine Rock	3.3	1.7	170	14	1.0	<2	--	0.50	<6	160
DX450083	BR-039	200	201	Felsic Volcanic 2	Central Pit	Mine Rock	2.9	0.80	150	11	0.73	<2	--	<0.1	<6	110
DX450084	BR-039	306	307	Metasediment 3	Underground	Mine Rock	1.5	44	510	9.6	0.11	<2	--	<0.1	<6	190
DX450085	BR-039	357	358	Fragmental 2	Central Pit	Mine Rock	2.0	39	1900	8.4	0.12	<2	--	<0.1	<6	470
DX450086	BR-039	391	392	Basalt	Central Pit	Mine Rock	1.6	66	380	2.1	0.37	<2	--	0.60	<6	110
DX450087	BR-039	452.5	454	Basalt	Central Pit	Mine Rock	0.92	53	330	1.1	0.28	<2	--	0.30	<6	130
DX450088	BR-135	76	77	Felsic Volcanic 1	Central Pit	Mine Rock	2.0	14	560	10	1.5	<2	--	<0.1	<6	190
DX450089	BR-135	157	158	Felsic Volcanic 1	Central Pit	Mine Rock	2.1	17	720	23	0.35	<2	--	<0.1	<6	320
DX450090	BR-135	217	218	Felsic Volcanic 1	Central Pit	Mine Rock	1.5	12	510	1200	1.7	3.0	--	1.2	<6	170

Classification as mine rock or ore-grade materials was based on gold content.

A value of "--" indicates metal was not measured for the given sample; the variation in elements analyzed is due to measurement at two different laboratories (see text).

Table B-7 Four Acid Metals

Sample ID	Drillhole ID	From	To	Lithology	Area	Class	Sodium	Nickel	Phosphorus	Lead	Sulphur	Antimony	Scandium	Selenium	Tin	Strontium
		m	*m*				*%*	*ppm*	*ppm*	*ppm*	*%*	*ppm*	*ppm*	*ppm*	*ppm*	*ppm*
10x Crustal Abundance (Price 1997) [(1)]							--	--	--	--	--	--	--	--	--	--
DX450091	BR-135	300	301	Felsic Volcanic 1	Central Pit	Mine Rock	2.3	14	450	9.8	0.25	<2	--	<0.1	<6	110
DX450092	BR-135	358.5	360	Metasediment 2	Central Pit	Mine Rock	1.8	57	650	18	0.26	<2	--	0.10	<6	260
DX450093	BR-135	407.5	408.5	Metasediment 2	Underground	Mine Rock	1.2	50	630	10	0.39	<2	--	0.10	<6	150
DX450094	BR-135	507	508	Felsic Volcanic 2	Underground	Mine Rock	2.3	4.9	260	12	0.063	<2	--	<0.1	<6	130
DX450095	BR-135	607.9	609	Fragmental 2	Underground	Mine Rock	2.1	15	300	5.6	0.046	<2	--	<0.1	<6	140
DX450096	BR-133	84	84.9	Felsic Volcanic 1	Central Pit	Ore-Grade	0.38	12	720	1500	3.5	<2	--	6.1	<6	83
DX450097	BR-133	336.75	337.25	Felsic Volcanic 1	Central Pit	Mine Rock	0.66	10	290	440	0.20	<2	--	2.7	<6	1100
DX450098	DC-13-07	32.5	33.3	Felsic Volcanic 1	Central Pit	Mine Rock	1.9	18	770	9.5	0.12	<2	--	<0.1	<6	230
DX450099	DC-13-07	51	52	Felsic Volcanic 2	Central Pit	Mine Rock	0.22	2.2	180	10	1.2	5.0	--	<0.1	<6	60
DX450100	DC-13-07	70	71	Metasediment 2	Central Pit	Mine Rock	1.3	28	420	8.2	0.016	<2	--	<0.1	<6	130
DX450101	DC-13-07	140	140.9	Metasediment 3	Central Pit	Mine Rock	1.8	36	800	6.6	0.078	<2	--	<0.1	<6	180
DX450102	DC-13-07	162	163	Metasediment 3	Central Pit	Mine Rock	2.6	8.0	590	5.7	0.026	<2	--	<0.5	<6	260
DX450103	DC-13-07	197	198	Fragmental 2	Central Pit	Mine Rock	2.2	11	290	8.5	0.024	<2	--	<0.5	<6	190
DX450104	BR-023	308	309	Metasediment 2	Underground	Mine Rock	1.6	44	770	10	0.31	<2	--	<0.5	<6	210
DX450105	BR-023	428	429	Felsic Volcanic 2	Underground	Mine Rock	0.56	0.50	150	25	1.9	13	--	<0.5	<6	65
DX450106	BR-023	445	445.9	Felsic Volcanic 1	Underground	Mine Rock	0.18	17	710	4.6	0.77	<2	--	<0.5	<6	62
DX450107	BR-023	548	549	Fragmental 2	Underground	Mine Rock	2.7	5.2	190	8.4	0.0010	<2	--	<0.5	<6	160
DX450108	BR-079	51	52	Felsic Volcanic 1	Central Pit	Mine Rock	4.4	12	590	9.8	0.51	<2	--	0.50	<6	350
DX450109	BR-079	105	105.9	Felsic Volcanic 2	Underground	Mine Rock	2.9	1.5	180	21	0.58	<2	--	<0.5	<6	170
DX450110	BR-079	159	160	Metasediment 3	Underground	Mine Rock	2.7	6.3	330	8.1	0.32	<2	--	0.50	<6	270
DX450111	BR-079	253	254	Felsic Volcanic 1	Central Pit	Mine Rock	2.4	28	1200	6.1	0.21	<2	--	<0.5	<6	410
DX450112	BR-079	302	303	Fragmental 2	Central Pit	Mine Rock	2.6	12	510	7.9	0.019	<2	--	<0.5	<6	240
DX450113	BR-079	357	358.5	Basalt	Central Pit	Mine Rock	0.33	44	320	1.1	0.64	<2	--	<0.5	<6	96
DX450114	BR-083	46.5	47.5	Felsic Volcanic 1	Underground	Mine Rock	0.082	11	530	1.7	0.29	<2	--	<0.5	<6	22
DX450115	BR-083	106.5	108	Felsic Volcanic 1	Underground	Mine Rock	0.075	9.5	480	3.4	0.37	<2	--	<0.5	<6	15
DX450116	BR-083	207.25	207.75	Felsic Volcanic 2	Underground	Mine Rock	4.6	0.90	130	17	0.24	<2	--	<0.5	<6	180
DX450117	BR-083	245.25	246.25	Felsic Volcanic 2	Underground	Mine Rock	5.3	1.3	150	8.2	0.51	<2	--	<0.5	<6	180
DX450118	BR-083	297.5	298.5	Felsic Volcanic 2	Underground	Mine Rock	4.0	0.90	140	6.5	0.12	<2	--	<0.5	<6	190
DX450119	DHZ-021	167	168	Argillite	Underground	Mine Rock	1.0	130	300	13	8.5	<2	--	9.0	<6	58
DX450120	DHZ-021	198	199.5	Basalt	Underground	Mine Rock	1.3	140	240	1.8	0.34	<2	--	<0.5	<6	120
DX450121	DL_2005_13	50	51.5	Basalt	Underground	Mine Rock	1.8	65	587	1.9	0.050	<0.5	35	<1	0.90	179
DX450122	DL_2005_13	100	101.5	Basalt	Underground	Mine Rock	1.9	50	470	1.4	0.32	<2	--	<0.5	<6	160
DX450123	DL_2005_13	148.6	150	Basalt	Underground	Mine Rock	2.2	48	520	2.3	0.44	<2	--	0.70	<6	140
DX450124	DL_2005_13	200.5	202	Basalt	Underground	Mine Rock	1.9	84	312	1.4	0.010	<0.5	38	<1	0.60	136
DX450125	BR-444	48.75	49.5	Felsic Volcanic 2	Underground	Mine Rock	3.4	110	400	8.7	0.17	<2	--	<0.5	<6	450
DX450126	BR-444	108	108.85	Fragmental 2	Underground	Mine Rock	2.6	12	260	7.6	0.051	<2	--	<0.5	<6	190
DX450127	BR-444	141	142.5	Basalt	Underground	Mine Rock	0.63	83	650	2.8	3.2	<2	--	3.8	<6	110
DX450128	BR-444	195.5	197	Basalt	Underground	Mine Rock	1.1	80	410	3.5	0.80	<2	--	<0.5	<6	190
DX450129	BR-208	220.5	221	Felsic Volcanic 2	Underground	Mine Rock	2.8	2.8	329	6.8	0.12	<0.5	5.1	<1	0.90	1032
DX450130	BR-275	479	480	Felsic Volcanic 2	Underground	Ore-Grade	5.0	13	500	15	0.40	<2	--	1.1	<6	290
DX450131	BR-294	198.25	198.75	Calcite Vein	Central Pit	Mine Rock	2.9	8.1	400	29	1.7	<2	--	1.5	<6	1200
DX450132	BR-460	202	202.7	Felsic Volcanic 1	Central Pit	Mine Rock	0.67	17	140	9.7	1.5	<2	--	3.0	<6	79
DX450133	BR-438	84.5	85	Felsic Volcanic 1	Central Pit	Ore-Grade	1.1	1.2	200	57	1.2	<2	--	2.8	<6	140
DX450134	BR-375	88.1	88.85	Metasediment 2	Viggo Pit	Mine Rock	1.8	5900	620	8.8	5.3	14	--	13	<6	260

A value of "--" indicates metal was not measured for the given sample; the variation in elements analyzed is due to measurement at two different laboratories (see text).

Table B-7 Four Acid Metals

Sample ID	Drillhole ID	From	To	Lithology	Area	Class	Sodium	Nickel	Phosphorus	Lead	Sulphur	Antimony	Scandium	Selenium	Tin	Strontium
		m	*m*				*%*	*ppm*	*ppm*	*ppm*	*%*	*ppm*	*ppm*	*ppm*	*ppm*	*ppm*
10x Crustal Abundance (Price 1997) [(1)]							--	--	--	--	--	--	--	--	--	--
DX450135	BR-317	58	59	Felsic Volcanic 1	Central Pit	Mine Rock	1.7	6.4	346	37	0.040	<0.5	3.2	<1	0.90	227
DX450136	BR-317	102	103.5	Felsic Volcanic 1	Central Pit	Mine Rock	3.4	17	610	9.6	0.094	<2	--	<0.5	<6	310
DX450137	BR-317	118.5	120	Felsic Volcanic 1	Central Pit	Mine Rock	2.5	17	500	8.0	0.12	<2	--	<0.5	<6	260
DX450138	BR-317	276	277.5	Fragmental 2	Underground	Mine Rock	2.7	4.3	187	11	0.020	<0.5	3.0	<1	1.1	158
DX450139	BR-192	68.6	69.1	Felsic Volcanic 1	Central Pit	Ore-Grade	1.6	9.2	150	2400	1.5	<2	--	22	<6	1300
DX450140	BR-344	110.4	111.6	Felsic Volcanic 2	Central Pit	Mine Rock	0.28	1.5	200	18	0.95	2.9	--	<0.5	<6	56
DX450141	BR-347	52	53	Felsic Volcanic 1	Central Pit	Mine Rock	2.0	12	540	17	0.36	<2	--	<0.5	<6	210
DX450142	BR-347	111.3	112.4	Felsic Volcanic 2	Central Pit	Ore-Grade	3.9	0.60	93	10	0.30	<2	--	1.1	<6	87
DX450143	BR-347	153	153.9	Metasediment 2	Underground	Mine Rock	2.0	73	830	12	1.4	<2	--	1.0	<6	210
DX450144	BR-347	216	217.25	Metasediment 3	Underground	Mine Rock	2.2	44	682	9.6	0.11	<0.5	9.3	<1	1.2	362
DX450145	BR-347	247.5	249	Fragmental 2	Underground	Mine Rock	2.4	6.1	150	9.3	0.039	<2	--	<0.5	<6	160
DX450146	BR-347	311	312	Basalt	Underground	Mine Rock	1.9	163	506	2.2	0.060	<0.5	28	<1	1.2	216
DX450147	DL-075	52.1	53.5	Basalt	Underground	Mine Rock	2.1	74	450	1.6	0.37	<2	--	0.60	<6	120
DX450148	DL-075	100	100.8	Basalt	Underground	Mine Rock	2.1	279	692	2.5	<0.01	0.50	21	<1	1.2	260
DX450149	DL-075	150.5	151.5	Basalt	Underground	Mine Rock	2.1	72	620	2.9	0.14	0.80	38	<1	1.0	274
DX450150	DL-075	243.7	245.2	Basalt	Underground	Mine Rock	1.4	48	483	1.3	0.050	<0.5	36	<1	0.80	154
DX450151	BR-293	46.3	47	Felsic Volcanic 1	Central Pit	Mine Rock	0.82	14	490	77	4.2	<2	--	1.5	<6	100
DX450152	BR-293	105.2	106.4	Metasediment 2	Central Pit	Mine Rock	1.4	53	560	31	1.7	<2	--	0.80	<6	230
DX450153	BR-293	137.5	139	Metasediment 2	Central Pit	Mine Rock	2.0	49	580	7.0	4.1	<2	--	1.2	<6	320
DX450154	BR-293	147	148	Metasediment 2	Central Pit	Mine Rock	1.8	50	530	8.2	3.2	<2	--	1.3	<6	290
DX450155	BR-293	223.5	225	Felsic Volcanic 1	Central Pit	Mine Rock	1.8	16	460	28	0.97	<2	--	1.5	<6	250
DX450156	BR-293	272.35	273	Felsic Volcanic 2	Central Pit	Ore-Grade	0.088	5.7	180	30	2.2	<2	--	4.1	<6	20
DX450157	BR-293	359	360.2	Metasediment 2	Underground	Mine Rock	2.2	59	610	14	0.27	<2	--	0.50	<6	210
DX450158	BR-244	32.05	32.75	Felsic Volcanic 1	Central Pit	Ore-Grade	2.5	46	300	14	2.5	<2	--	7.4	<6	160
DX450159	BR-244	105.6	106.5	Felsic Volcanic 2	Central Pit	Mine Rock	1.5	3.8	230	10	1.3	<2	--	<0.5	<6	120
DX450160	BR-244	142.5	144	Metasediment 2	Central Pit	Mine Rock	1.2	48	600	8.4	0.32	<2	--	<0.5	<6	110
DX450161	BR-244	204.9	206	Metasediment 3	Underground	Mine Rock	2.2	30	909	7.9	0.010	<0.5	10	<1	0.90	217
DX450162	BR-244	219.8	220.6	Metasediment 3	Underground	Mine Rock	2.2	31	530	8.2	0.13	<2	--	<0.5	<6	290
DX450163	BR-244	255	256.5	Fragmental 2	Underground	Mine Rock	2.5	10	150	11	0.014	<2	--	<0.5	<6	180
DX450164	BR-244	300	301.5	Basalt	Underground	Mine Rock	0.74	85	320	1.4	0.32	<2	--	<0.5	<6	67
DX450165	BR-189	245.25	245.75	Felsic Volanic 2	Central Pit	Mine Rock	0.075	8.2	300	3.9	0.29	<2	--	<0.5	<6	13
DX450166	BR-378	160.2	161.3	Felsic Volcanic 1	Viggo Pit	Mine Rock	0.43	48	510	12	0.51	8.0	--	<0.5	<6	120
DX450167	BR-193	46	47.5	Felsic Volcanic 1	Central Pit	Mine Rock	3.2	22	550	14	1.7	<2	--	1.4	<6	240
DX450168	BR-193	104.4	105.4	Felsic Volcanic 1	Central Pit	Mine Rock	2.9	17	510	9.2	1.5	<2	--	1.0	<6	280
DX450169	BR-193	145.1	146.1	Felsic Volcanic 1	Central Pit	Mine Rock	3.2	18	450	380	2.2	<2	--	5.1	<6	340
DX450170	BR-193	210	211	Felsic Volcanic 2	Central Pit	Ore-Grade	1.8	3.8	170	470	5.3	<2	--	11	<6	150
DX450171	BR-193	258.3	259.3	Metasediment 2	Underground	Mine Rock	4.1	62	560	25	1.2	<2	--	2.0	<6	230
DX450172	BR-193	357	358.5	Metasediment 3	Underground	Mine Rock	2.4	37	660	7.6	0.099	<2	--	<0.5	<6	220
DX450173	BR-193	393.5	394	Fragmental 2	Underground	Ore-Grade	3.1	13	320	13	0.037	<2	--	<0.5	<6	200
DX450174	BR-193	457	458.4	Felsic Volcanic 1	Underground	Mine Rock	3.3	16	260	7.2	0.27	<2	--	<0.5	<6	230
DX450175	BR-193	496.8	497.8	Basalt	Underground	Mine Rock	1.2	32	380	3.1	0.36	<2	--	0.50	<6	100
DX450176	BR-169	31	31.85	Felsic Volcanic 1	Central Pit	Mine Rock	0.54	18	520	1700	2.5	3.0	--	3.3	<6	95
DX450177	BR-178	622.4	622.9	Felsic Volcanic 2	Underground	Mine Rock	0.52	5.3	200	870	5.5	<2	--	0.80	<6	90
DX450178	BR-191	430.6	431.1	Felsic Volcanic 1	Underground	Mine Rock	1.4	21	700	19	2.4	<2	--	4.0	<6	200

Classification as mine rock or ore-grade materials was based on gold content.

A value of "--" indicates metal was not measured for the given sample; the variation in elements analyzed is due to measurement at two different laboratories (see text).

Table B-7 Four Acid Metals

Sample ID	Drillhole ID	From	To	Lithology	Area	Class	Sodium	Nickel	Phosphorus	Lead	Sulphur	Antimony	Scandium	Selenium	Tin	Strontium
		m	*m*				*%*	*ppm*	*ppm*	*ppm*	*%*	*ppm*	*ppm*	*ppm*	*ppm*	*ppm*
10x Crustal Abundance (Price 1997) [(1)]							--	--	--	--	--	--	--	--	--	--
DX450179	BR-187	58	59	Felsic Volcanic 1	Central Pit	Mine Rock	2.8	23	470	11	0.16	<2	--	<0.5	<6	250
DX450180	BR-187	95	96	Felsic Volcanic 1	Central Pit	Mine Rock	2.1	14	530	12	0.42	<2	--	<0.5	<6	250
DX450181	BR-187	133	134	Felsic Volcanic 1	Central Pit	Mine Rock	2.8	16	460	7.9	0.065	<2	--	<0.5	<6	230
DX450182	BR-187	204	205	Felsic Volcanic 1	Central Pit	Mine Rock	2.1	28	680	16	0.50	<2	--	<0.5	<6	250
DX450183	BR-187	254	255	Felsic Volcanic 1	Central Pit	Mine Rock	2.4	15	470	11	0.50	<2	--	<0.5	<6	190
DX450184	BR-187	309	310	Felsic Volcanic 1	Underground	Mine Rock	1.5	12	390	13	0.39	<2	--	<0.5	<6	150
DX450185	BR-187	372	373	Metasediment 2	Underground	Mine Rock	1.5	39	740	12	0.41	<2	--	<0.5	<6	270
DX450186	BR-187	451	452	Felsic Volcanic 2	Underground	Mine Rock	3.5	3.4	130	13	0.39	<2	--	1.2	<6	150
DX450187	BR-187	524.5	526	Metasediment 3	Underground	Mine Rock	1.9	10	290	10	0.11	<2	--	<0.5	<6	220
DX450188	BR-187	564	565.5	Fragmental 2	Underground	Mine Rock	1.9	24	390	8.7	0.13	<2	--	<0.5	<6	200
DX450189	BR-134	86.7	87.2	Felsic Volcanic 1	Central Pit	Mine Rock	0.37	16	550	1100	2.3	4.0	--	6.4	<6	92
DX450190	BR-117	103.5	105	Fragmental 1	Central Pit	Mine Rock	2.6	23	390	12	0.18	<2	--	<0.5	<6	290
DX450191	BR-117	158.1	159.6	Felsic Volcanic 1	Central Pit	Mine Rock	2.6	34	1100	8.6	0.17	<2	--	<0.5	<6	240
DX450192	BR-117	198.1	199.6	Fragmental 1	Underground	Mine Rock	1.7	47	600	14	0.29	<2	--	<0.5	<6	340
DX450193	BR-117	254	255	Fragmental 1	Underground	Mine Rock	1.2	27	620	31	4.0	<2	--	1.6	<6	150
DX450194	BR-117	299.5	300.5	Felsic Volcanic 1	Underground	Mine Rock	2.1	30	600	28	1.6	<2	--	0.60	<6	290
DX450195	BR-117	352.1	352.6	Felsic Volcanic 1	Underground	Mine Rock	2.1	18	530	15	1.4	<2	--	0.90	<6	250
DX450196	BR-117	405	406	Metasediment 2	Underground	Mine Rock	2.9	66	700	15	0.29	<2	--	<0.5	<6	330
DX450197	BR-117	596	597	Metasediment 2	Underground	Mine Rock	2.7	63	740	12	0.37	<2	--	<0.5	<6	360
DX450198	BR-117	649	650	Metasediment 3	Underground	Mine Rock	2.1	12	350	17	0.27	<2	--	<0.5	<6	160
DX450200	BR-099	300	301	Felsic Volcanic 1	Underground	Mine Rock	1.8	16	490	25	2.3	<2	--	2.9	<6	220
DX450201	DL-075	370.5	371.5	Basalt	Underground	Mine Rock	1.4	209	232	1.6	0.010	<0.5	26	<1	0.50	154
DX450202	BR-068	50	51	Felsic Volcanic 1	Central Pit	Mine Rock	4.4	39	850	7.0	0.18	<2	--	<0.5	<6	370
DX450203	BR-068	106	107	Felsic Volcanic 1	Central Pit	Mine Rock	2.6	14	536	7.2	0.050	<0.5	5.4	<1	0.90	287
DX450204	BR-068	152.6	153.75	Felsic Volcanic 1	Central Pit	Mine Rock	1.7	30	690	9.0	0.42	<2	--	<0.5	<6	270
DX450205	BR-068	187	188	Metasediment 2	Central Pit	Mine Rock	0.058	53	640	3.0	0.42	<2	--	<0.5	<6	9.0
DX450206	BR-068	253	254	Felsic Volcanic 1	Central Pit	Mine Rock	0.080	11	450	4.0	1.0	<2	--	0.60	<6	15
DX450207	BR-068	409.2	410.2	Felsic Volcanic 2	Central Pit	Mine Rock	3.4	20	330	16	2.5	<2	--	4.8	<6	190
DX450208	BR-068	448.3	449.3	Felsic Volcanic 1	Central Pit	Mine Rock	4.2	13	670	17	0.42	<2	--	1.0	<6	260
DX450209	BR-068	606.6	607.6	Metasediment 3	Underground	Mine Rock	2.4	20	1012	8.8	0.060	<0.5	8.9	<1	1.0	362
DX450210	BR-117	55.8	57.3	Felsic Volcanic 1	Central Pit	Mine Rock	2.7	26	1200	12	0.33	<2	--	<0.5	<6	340
DX450211	BR-099	291	292	Felsic Volcanic 1	Underground	Ore-Grade	2.5	15	490	23	1.1	<0.5	4.6	2.0	1.8	271
DX450212	BR-403	415.1	415.6	Metasediment 3	Underground	Mine Rock	2.1	49	730	9.0	0.22	<2	--	<0.5	<6	270
DX450213	BR-068	323.25	324.25	Felsic Volcanic 1	Central Pit	Ore-Grade	0.25	16	640	4.0	4.7	<2	--	2.5	<6	57
DX450214	BR-068	352.9	353.9	Felsic Volcanic 1	Central Pit	Mine Rock	1.6	20	660	7.0	4.2	<2	--	4.8	<6	230
DX450215	BR-068	373.75	374.6	Felsic Volcanic 1	Central Pit	Ore-Grade	2.2	15	572	512	2.9	1.0	4.5	7.0	1.6	595
DX450216	BR-021	31	32	Felsic Volcanic 1	Central Pit	Mine Rock	3.0	19	500	34	0.74	<2	--	<0.5	<6	250
DX450217	BR-021	65	66	Felsic Volcanic 1	Central Pit	Ore-Grade	1.6	16	540	36	0.83	<2	--	<0.5	<6	160
DX450218	BR-021	91	92	Felsic Volcanic 1	Central Pit	Ore-Grade	2.4	15	510	39	0.51	<2	--	<0.5	<6	220
DX450219	BR-021	131	132	Felsic Volcanic 1	Central Pit	Mine Rock	2.9	14	520	10	0.12	<2	--	<0.5	<6	240
DX450220	BR-021	155	156	Felsic Volcanic 1	Central Pit	Mine Rock	3.0	21	730	10	0.24	<2	--	<0.5	<6	270
DX450221	BR-023	18	19	Felsic Volcanic 1	Central Pit	Mine Rock	2.5	54	860	9.0	0.37	<2	--	<0.5	<6	620
DX450222	BR-023	62	63	Fragmental 1	Central Pit	Mine Rock	2.4	16	550	12	1.4	<2	--	<0.5	<6	270
DX450223	BR-023	117	118	Felsic Volcanic 1	Central Pit	Mine Rock	2.3	17	680	34	0.98	<2	--	<0.5	<6	290

Classification as mine rock or ore-grade materials was based on gold content.

A value of "--" indicates metal was not measured for the given sample; the variation in elements analyzed is due to measurement at two different laboratories (see text).

Table B-7 Four Acid Metals

Sample ID	Drillhole ID	From	To	Lithology	Area	Class	Sodium	Nickel	Phosphorus	Lead	Sulphur	Antimony	Scandium	Selenium	Tin	Strontium
		m	*m*				*%*	*ppm*	*ppm*	*ppm*	*%*	*ppm*	*ppm*	*ppm*	*ppm*	*ppm*
10x Crustal Abundance (Price 1997) [(1)]							--	--	--	--	--	--	--	--	--	--
DX450224	BR-023	136.8	138	Felsic Volcanic 1	Central Pit	Ore-Grade	3.2	14	780	12	0.63	<2	--	<0.5	<6	210
DX450225	BR-137	153.55	154.5	Felsic Volcanic 1	Central Pit	Mine Rock	2.1	15	530	12	0.59	<2	--	<0.5	<6	230
DX450226	BR-137	208.45	209.15	Felsic Volcanic 1	Central Pit	Ore-Grade	0.14	12	400	28	1.5	<2	--	0.70	<6	25
DX450227	BR-067	27	28.5	Felsic Volcanic 1	Central Pit	Mine Rock	2.9	14	567	9.3	0.060	<0.5	5.8	<1	1.0	283
DX450228	BR-067	185.6	186.6	Felsic Volcanic 1	Central Pit	Mine Rock	2.1	18	780	17	2.4	<2	--	1.4	<6	340
DX450229	BR-192	40.5	41.5	Felsic Volcanic 1	Central Pit	Ore-Grade	2.9	11	460	220	1.5	<2	--	3.3	<6	400
DX450230	BR-174	30	31.5	Felsic Volcanic 1	Central Pit	Mine Rock	2.6	18	600	9.0	0.028	<2	--	0.50	<6	450
DX450231	BR-174	79	80	Felsic Volcanic 1	Central Pit	Mine Rock	3.1	7.3	320	9.0	0.41	<2	--	0.50	<6	210
DX450232	BR-174	130.4	131.9	Felsic Volcanic 1	Central Pit	Mine Rock	2.3	17	880	9.0	0.98	<2	--	0.90	<6	320
DX450233	BR-174	188	189	Felsic Volcanic 1	Central Pit	Mine Rock	0.79	19	580	14	2.2	<2	--	2.3	<6	96
DX450234	BR-174	232.5	234	Felsic Volcanic 1	Central Pit	Ore-Grade	3.0	15	480	16	0.31	<2	--	<0.5	<6	220
DX450235	BR-174	259.5	261	Felsic Volcanic 1	Central Pit	Mine Rock	2.9	21	830	19	0.32	<2	--	<0.5	<6	350
DX450236	BR-174	292	293.2	Felsic Volcanic 1	Central Pit	Mine Rock	3.1	15	500	11	0.56	<2	--	<0.5	<6	310
DX450237	BR-174	349.35	350.85	Metasediment 2	Central Pit	Mine Rock	2.4	53	660	15	0.51	<2	--	<0.5	<6	390
DX450238	BR-174	415.9	416.9	Felsic Volcanic 2	Central Pit	Mine Rock	3.3	1.5	140	10	0.48	<2	--	<0.5	<6	120
DX450239	BR-067	299	300	Felsic Volcanic 1	Central Pit	Ore-Grade	0.14	13	510	6.0	6.4	<2	--	6.5	<6	33
DX550051	BR-388	63.85	65.25	Basalt	Underground	Mine Rock	1.4	75	350	10	0.95	<2	--	0.70	<6	120
DX550052	BR-388	87.5	88.85	Basalt	Underground	Mine Rock	1.7	64	446	2.9	0.25	<0.5	40	<1	0.90	137
DX550053	DL-066	189	190.00	Basalt	Underground	Mine Rock	1.3	70	279	1.1	0.13	0.60	37	<1	0.80	101
DX550054	DL-066	101.9	103.40	Basalt	Underground	Mine Rock	1.9	50	367	1.4	0.30	<0.5	36	<1	0.80	87
DX550055	DL-066	136.5	138.00	Basalt	Underground	Mine Rock	1.1	68	294	1.5	0.25	1.7	35	<1	0.90	142
DX550056	DL-066	247.5	249.00	Basalt	Underground	Mine Rock	1.7	58	352	1.3	0.19	<0.5	36	<1	1.3	132
DX550057	DL-066	520.3	521.50	Basalt	Underground	Mine Rock	1.8	60	645	1.8	0.22	<0.5	34	<1	1.2	147
DX550058	DL-066	472.2	473.10	Basalt	Underground	Mine Rock	2.4	70	713	1.5	0.14	<0.5	32	<1	1.0	140
DX550059	DL-066	567.6	568.90	Basalt	Underground	Mine Rock	1.8	46	549	1.8	0.17	<0.5	36	<1	1.2	152
DX550060	DL-066	615.9	617.35	Basalt	Underground	Mine Rock	1.9	130	430	4.8	2.2	<2	--	1.0	<6	360
DX550061	DL-066	618.25	619.15	Basalt	Underground	Mine Rock	1.5	130	400	4.2	0.98	<2	--	0.50	<6	370
DX550062	BR-385	389.75	390.25	Felsic Volcanic 1	Underground	Mine Rock	2.8	28	1500	9.2	0.89	<2	--	0.20	<6	610
DX550063	BR-385	417.5	418.00	Metasediment 3	Underground	Mine Rock	1.4	21	370	7.9	0.76	<2	--	<0.1	<6	180
DX550064	BR-385	440.3	441.50	Metasediment 3	Underground	Mine Rock	3.1	7.8	232	8.3	0.030	<0.5	3.5	<1	0.70	243
DX550065	BR-385	466	467.20	Metasediment 2	Underground	Mine Rock	1.2	38	710	13	0.94	<2	--	0.20	<6	280
DX550066	BR-385	479.75	481.25	Felsic Volcanic 1	Underground	Mine Rock	2.9	9.4	384	12	0.11	<0.5	3.6	<1	0.90	244
DX550067	BR-385	514.5	516.00	Felsic Volcanic 1	Underground	Mine Rock	2.3	13	524	29	0.18	2.9	3.8	<1	0.90	330
DX550068	BR-385	353.5	355.00	Metasediment 3	Underground	Mine Rock	3.1	16	356	10	0.20	<0.5	4.3	<1	1.0	231
DX550069	BR-385	349.5	350.50	Metasediment 3	Underground	Mine Rock	1.8	4.1	200	11	0.45	<2	--	<0.1	<6	180
DX550070	BR-385	282	283.50	Intrusive Breccia	Underground	Mine Rock	1.9	29	860	16	0.39	<2	--	0.20	<6	420
DX550071	BR-386	116	117.50	Felsic Volcanic 1	Underground	Mine Rock	1.9	14	734	12	0.070	<0.5	7.8	<1	1.0	333
DX550072	BR-386	60.5	62.00	Basalt	Underground	Mine Rock	1.1	52	370	1.5	0.49	<2	--	0.70	<6	95
DX550073	BR-386	102.8	104.10	Basalt	Underground	Mine Rock	2.6	118	537	6.3	0.11	<0.5	33	<1	1.0	339
DX550074	BR-384	418.05	419.30	Metasediment 2	Underground	Mine Rock	1.3	40	240	11	1.3	<2	--	0.20	<6	200
DX550075	BR-384	385.8	386.60	Felsic Fragmental	Underground	Mine Rock	3.1	35	1111	13	0.17	<0.5	9.6	<1	1.0	409
DX550076	BR-384	367.5	369.00	Felsic Fragmental	Underground	Mine Rock	2.1	24	988	2.1	0.10	<0.5	8.5	<1	0.90	184
DX550077	BR-384	470.25	471.30	Felsic Volcanic 1	Underground	Mine Rock	4.4	12	500	9.7	0.47	<2	--	0.30	<6	320
DX550078	BR-384	333.25	334.65	Felsic Fragmental	Underground	Mine Rock	2.1	39	1000	10	0.66	<2	--	<0.1	<6	370

Classification as mine rock or ore-grade materials was based on gold content.

A value of "--" indicates metal was not measured for the given sample; the variation in elements analyzed is due to measurement at two different laboratories (see text).

Table B-7 Four Acid Metals

Sample ID	Drillhole ID	From	To	Lithology	Area	Class	Sodium	Nickel	Phosphorus	Lead	Sulphur	Antimony	Scandium	Selenium	Tin	Strontium
		m	*m*				*%*	*ppm*	*ppm*	*ppm*	*%*	*ppm*	*ppm*	*ppm*	*ppm*	*ppm*
10x Crustal Abundance (Price 1997) [(1)]							--	--	--	--	--	--	--	--	--	--
DX550079	BR-384	313	314.50	Felsic Fragmental	Underground	Mine Rock	2.8	53	689	8.7	0.060	<0.5	8.2	<1	0.90	297
DX550080	BR-384	516	517.00	Felsic Volcanic 2	Underground	Mine Rock	2.8	3.9	190	120	0.69	<2	--	<0.1	<6	140
DX550081	BR-384	506.55	507.55	Felsic Volcanic 2	Underground	Mine Rock	2.1	1.2	150	210	0.76	<2	--	0.10	<6	99
DX550082	BR-384	563	564.00	Felsic Volcanic 2	Underground	Mine Rock	3.4	1.9	160	18	0.97	<2	--	0.10	<6	180
DX550083	BR-384	606	607.00	Felsic Volcanic 1	Underground	Mine Rock	5.5	16	690	62	1.2	<2	--	9.3	<6	330
DX550084	BR-384	661.2	662.00	Metasediment 2	Underground	Mine Rock	3.1	50	600	11	1.5	<2	--	2.2	<6	260
DX550085	BR-384	669.25	670.50	Felsic Volcanic 2	Underground	Mine Rock	4.6	11	520	12	1.6	<2	--	2.3	<6	210
DX550086	BR-384	714	715.00	Felsic Volcanic 1	Underground	Mine Rock	2.2	18	610	13	2.7	<2	--	2.2	<6	290
DX550087	BR-384	751	752.35	Felsic Volcanic 1	Underground	Mine Rock	2.6	24	500	15	2.3	<2	--	0.60	<6	280
DX550088	DL-071	37.5	39.00	Basalt	Underground	Mine Rock	1.4	49	559	1.8	0.25	0.50	39	<1	0.80	185
DX550089	DL-071	51	52.50	Basalt	Underground	Mine Rock	0.99	55	320	2.6	1.1	<2	--	1.7	<6	89
DX550090	DL-071	91.25	92.00	Basalt	Underground	Mine Rock	0.94	72	276	0.90	0.13	0.60	42	<1	0.80	92
DX550091	DL-071	335	336.00	Basalt	Underground	Mine Rock	1.6	62	532	1.7	0.31	<0.5	32	<1	1.0	168
DX550092	DL-071	385.5	387.00	Basalt	Underground	Mine Rock	1.7	61	607	1.3	0.13	<0.5	31	<1	1.0	207
DX550093	DL-071	415.5	417.00	Basalt	Underground	Mine Rock	2.2	59	675	1.5	0.20	<0.5	31	<1	0.80	195
DX550094	REG-003	103.5	103.90	Basalt	Underground	Mine Rock	1.9	54	1122	3.3	0.20	<0.5	32	<1	1.1	381
DX550095	REG-003	138	139.50	Basalt	Underground	Mine Rock	1.3	51	361	1.3	0.27	<0.5	37	<1	0.70	102
DX550096	REG-004	87	88.50	Basalt	Underground	Mine Rock	0.82	74	530	2.8	0.46	<2	--	0.40	<6	120
DX550097	REG-004	101.5	102.50	Basalt	Underground	Mine Rock	0.81	49	420	2.2	1.7	<2	--	1.7	<6	83
DX550098	REG-004	136.5	138.00	Basalt	Underground	Mine Rock	1.9	163	277	2.1	0.10	<0.5	33	<1	0.70	85
DX550099	BH-22-21	92.4	93.40	Basalt	Underground	Mine Rock	1.8	55	361	1.5	0.030	<0.5	41	<1	0.70	129
DX550100	BH-22-23	71.3	72.30	Basalt	Underground	Mine Rock	2.0	54	567	1.5	0.010	<0.5	36	<1	1.2	208
DX550101	BH-22-27	41.1	42.10	Basalt	Underground	Mine Rock	1.4	144	296	1.8	0.050	0.50	39	<1	0.80	100
DX550102	BH-22-27A	47.4	48.80	Ultramafic	Underground	Mine Rock	2.6	24	896	10	0.20	<0.5	12	<1	1.2	560
DX550103	BH-22-27	23.1	24.10	Basalt	Underground	Mine Rock	1.6	101	368	1.9	0.080	0.60	49	<1	0.70	109
DX550104	BH-22-27A	32.4	33.40	Rhyolite	Underground	Mine Rock	3.1	2.7	53	17	0.040	<0.5	2.9	<1	2.2	80
DX550105	BH-22-21	71.4	72.40	Basalt	Underground	Mine Rock	1.8	86	264	1.4	0.030	<0.5	46	<1	0.70	119
DX550106	BH-22-23	56.3	57.30	Basalt	Underground	Mine Rock	1.9	71	392	2.5	0.22	0.50	39	<1	0.80	131
DX550107	BR-384	726	727.10	Felsic Volcanic 1	Underground	Mine Rock	1.9	18	560	22	2.4	<2	--	1.3	<6	300
DX550108	BR-384	741	742.00	Felsic Volcanic 1	Underground	Mine Rock	2.4	11	580	39	2.0	<2	--	1.2	<6	330
DX550109	BR-384	735	736.00	Felsic Volcanic 1	Underground	Mine Rock	1.1	18	750	25	3.7	<2	--	3.1	<6	240
031751	BR-116	777	778.5	Basalt	Underground	Mine Rock	1.4	75	800	4.0	0.11	<0.8	--	0.20	<6	290
031752	BR-096	595.5	596.7	Basalt	Underground	Mine Rock	1.4	96	520	3.0	0.15	<0.8	--	0.27	<6	290
031753	BR-096	598.85	600	Basalt	Underground	Mine Rock	1.9	70	440	6.0	0.42	<0.8	--	0.41	<6	250
031754	BR-115	727.5	729	Basalt	Underground	Mine Rock	2.0	120	530	3.0	0.21	<0.8	--	0.44	<6	210
031755	BR-132	400.5	401.5	Metasediment 3	Underground	Mine Rock	2.8	19	510	11	0.055	<0.8	--	<0.085	<6	280
031756	BR-132	534.55	536	Basalt	Underground	Mine Rock	2.3	81	620	8.0	0.37	<0.8	--	0.30	<6	290
031757	BR-190	412.95	414	Metasediment 3	Underground	Mine Rock	2.7	17	640	8.0	0.047	<2	--	0.10	<6	200
031758	BR-190	438.25	439.25	Sericite Schist	Underground	Mine Rock	0.26	13	120	71	1.6	2.0	--	0.20	<6	49
031759	BR-190	451.5	453	Fragmental 2	Underground	Mine Rock	0.45	28	320	28	0.068	<0.8	--	<0.085	<6	130
031760	BR-190	465	466	Fragmental 2	Underground	Mine Rock	1.5	8.9	320	10	0.0065	<0.8	--	<0.085	<6	240
031761	BR-190	506.55	507.7	Felsic Fragmental	Underground	Mine Rock	1.1	68	670	7.0	0.38	<2	--	0.10	<6	260
031762	BR-085	190	190.5	Metasediment 3	Underground	Mine Rock	2.1	22	820	15	1.8	<0.8	--	0.11	<6	360
031763	BR-085	251.5	252.8	Metasediment 3	Underground	Mine Rock	1.8	16	590	9.0	0.049	<0.8	--	<0.085	<6	190

Classification as mine rock or ore-grade materials was based on gold content.

A value of "--" indicates metal was not measured for the given sample; the variation in elements analyzed is due to measurement at two different laboratories (see text).

Table B-7 Four Acid Metals

Sample ID	Drillhole ID	From	To	Lithology	Area	Class	Sodium	Nickel	Phosphorus	Lead	Sulphur	Antimony	Scandium	Selenium	Tin	Strontium
		m	*m*				*%*	*ppm*	*ppm*	*ppm*	*%*	*ppm*	*ppm*	*ppm*	*ppm*	*ppm*
10x Crustal Abundance (Price 1997) [(1)]							--	--	--	--	--	--	--	--	--	--
031764	BR-089	654	655.5	Fragmental 2	Underground	Mine Rock	1.7	6.6	290	14	0.24	<0.8	--	0.31	<6	230
031765	BR-089	676.5	677.5	Fragmental 2	Underground	Mine Rock	4.2	19	300	14	0.86	0.80	--	1.8	<6	320
031766	BR-140	587	588	Felsic Fragmental	Underground	Mine Rock	2.3	18	650	6.0	0.020	<0.8	--	<0.085	<6	300
031767	BR-131	472.5	474	Metasediment 3	Underground	Mine Rock	2.6	16	820	12	0.14	<0.8	--	<0.085	<6	250
031768	BR-131	506.7	507.7	Sericite Schist	Underground	Mine Rock	3.0	20	540	9.0	0.24	<0.8	--	<0.085	<6	190
031769	BR-141	661.6	662.6	Metasediment 3	Underground	Mine Rock	2.7	15	160	10	0.082	<0.8	--	0.091	<6	210
031770	BR-141	686	687	Metasediment 3	Underground	Mine Rock	2.0	14	220	9.0	0.17	<0.8	--	0.11	<6	280
031771	BR-141	688	689	Metasediment 3	Underground	Mine Rock	3.4	5.7	200	11	0.11	<0.8	--	0.22	<6	310
031772	BR-098	674	675.35	Felsic Volcanic 1	Underground	Mine Rock	3.5	16	400	10	0.0085	<0.8	--	0.088	<6	310
031773	DL-056	271.5	273	Basalt	Underground	Mine Rock	2.0	39	510	1.0	0.12	<2	--	0.40	<6	120
031774	DL-055	191	191.5	Basalt	Underground	Mine Rock	0.51	140	400	4.0	0.69	<2	--	0.50	<6	230
031775	BR-176	759	760.5	Basalt	Underground	Mine Rock	2.1	65	530	2.0	0.13	<0.8	--	0.68	<6	160
031776	DL-04-12	312	313.5	Basalt	Underground	Mine Rock	2.5	99	540	6.0	0.38	<2	--	0.20	<6	450
031777	BR-176	698.2	699.7	Metasediment 3	Underground	Mine Rock	1.3	31	470	10	0.013	<0.8	--	<0.085	<6	180
031778	BR-194	390.8	392.3	Metasediment 2	Underground	Mine Rock	2.3	23	390	13	0.070	<2	--	<0.1	<6	210
031779	BR-194	401	402	Metasediment 2	Underground	Mine Rock	2.5	12	369	35	0.13	<0.5	5.3	<1	0.80	264
031780	BR-194	576.4	576.95	Argillite	Underground	Mine Rock	2.8	86	230	5.6	0.43	<0.5	9.0	<1	0.60	281
031781	BR-194	477.8	478.6	Fragmental 2	Underground	Mine Rock	2.7	18	158	12	0.040	<0.5	5.7	<1	1.1	222
031782	BR-192	336.5	338	Fragmental 2	Underground	Mine Rock	2.5	9.0	320	10	0.019	<2	--	<0.1	<6	160
031783	BR-194	498.85	499.5	Fragmental 2	Underground	Mine Rock	2.7	17	190	9.0	0.053	<2	--	<0.1	<6	190
031784	BR-193	328.4	329.4	Metasediment 3	Underground	Mine Rock	2.4	27	690	11	0.11	<2	--	0.10	<6	200
031785	BR-193	331.8	333	Metasediment 3	Underground	Mine Rock	1.7	34	1101	33	0.13	<0.5	8.5	<1	0.80	209
031786	BR-193	329.9	330.4	Metasediment 3	Underground	Mine Rock	1.3	55	830	30	5.8	<2	--	<0.1	<6	170
31787	BR-193	316.6	318	Metasediment 3	Underground	Mine Rock	2.7	15	810	9.0	0.13	<2	--	<0.1	<6	260
031788	BR-192	220.5	222	Metasediment 2	Underground	Mine Rock	1.0	33	660	27	0.96	<2	--	<0.1	<6	210
031789	BR-192	232	233	Felsic Volcanic 1	Underground	Mine Rock	2.4	24	879	29	0.33	<0.5	8.3	<1	1.0	327
031790	BR-381	258.5	259	Basalt	Underground	Mine Rock	1.9	75	220	12	1.4	<2	--	2.5	<6	170
031791	BR-381	248.4	248.85	Basalt	Underground	Mine Rock	2.9	58	340	9.0	0.32	<2	--	0.30	<6	280
031792	BR-381	222.35	223.15	Sericite Schist	Underground	Mine Rock	1.9	4.6	337	7.0	0.080	<0.5	2.4	<1	0.70	196
031793	DL-063A	259.35	260.35	Basalt	Underground	Mine Rock	1.6	74	250	2.0	0.15	<2	--	0.30	<6	150
031794	BR-291	697.8	699	Metasediment 3	Underground	Mine Rock	2.2	21	800	7.0	0.032	<2	--	<0.1	<6	350
031795	BR-197	345.5	346.5	Fragmental 2	Underground	Mine Rock	1.9	73	440	7.0	0.093	<2	--	0.10	<6	250
031796	BR-197	282	282.65	Felsic Volcanic 2	Underground	Mine Rock	2.4	27	630	9.0	0.029	<2	--	<0.1	<6	320
031797	BH22-27	51	52	Basalt	Underground	Mine Rock	1.2	93	290	2.0	0.27	<0.8	--	1.1	<6	130
031798	BH22-24	85	86	Basalt	Underground	Mine Rock	1.5	49	430	2.0	0.18	<0.8	--	0.72	<6	150
031799	BH22-24	60	61	Basalt	Underground	Mine Rock	1.9	57	640	2.0	0.19	<0.8	--	0.74	<6	210
031800	BH22-20	213	214	Basalt	Underground	Mine Rock	1.1	47	330	2.0	0.26	<0.8	--	0.89	<6	120
031801	BH22-20	114	115	Basalt	Underground	Mine Rock	1.7	47	310	2.0	0.11	<0.8	--	0.63	<6	140
031802	BH22-25	165	166	Basalt	Underground	Mine Rock	1.5	68	720	4.0	0.46	<0.8	--	0.65	<6	230
031803	BH22-25	140	141	Basalt	Underground	Mine Rock	1.4	55	450	3.0	0.48	<0.8	--	0.76	<6	180
031804	BH22-18	42	43	Basalt	Underground	Mine Rock	1.1	66	420	2.0	1.2	<0.8	--	1.3	<6	190
031805	BH22-18	27	28	Basalt	Underground	Mine Rock	1.0	56	500	3.0	0.27	<0.8	--	0.24	<6	250
031806	BH22-17	210	211	Basalt	Underground	Mine Rock	2.5	63	640	2.0	0.068	<0.8	--	0.34	<6	230
031807	BR-386	509.1	509.45	Metasediment 2	Underground	Mine Rock	1.2	400	1600	8.0	0.44	<2	--	0.40	<6	510

Classification as mine rock or ore-grade materials was based on gold content.

A value of "--" indicates metal was not measured for the given sample; the variation in elements analyzed is due to measurement at two different laboratories (see text).

Table B-7 Four Acid Metals

Sample ID	Drillhole ID	From	To	Lithology	Area	Class	Sodium	Nickel	Phosphorus	Lead	Sulphur	Antimony	Scandium	Selenium	Tin	Strontium
		m	*m*				*%*	*ppm*	*ppm*	*ppm*	*%*	*ppm*	*ppm*	*ppm*	*ppm*	*ppm*
10x Crustal Abundance (Price 1997) [(1)]							--	--	--	--	--	--	--	--	--	--
031808	DL-066	355.5	357	Basalt	Underground	Mine Rock	0.96	54	450	2.0	0.15	<2	--	0.30	<6	180
031809	DL-066	367.5	368.55	Rhyolite	Underground	Mine Rock	3.2	4.4	48	8.0	<0.005	<2	--	0.10	<6	120
031811	BH22-23	55	60	Basalt	Underground	Mine Rock	1.4	78	380	1.0	0.067	<0.8	--	0.23	<6	120
031812	BH22-23	30	31	Basalt	Underground	Mine Rock	1.4	90	600	6.0	0.32	<0.8	--	0.45	<6	200
031813	BR-117	781.5	783	Basalt	Underground	Mine Rock	1.2	60	340	1.0	0.20	<2	--	0.50	<6	120
031814	DL-067	277	278.5	Basalt	Underground	Mine Rock	1.6	50	410	0.82	0.089	<2	--	0.20	<6	98
031815	DL-067	415	415.5	Basalt	Underground	Mine Rock	1.6	85	380	26	6.4	<2	--	3.9	<6	200
031816	DL-067	571.8	572.2	Argillite	Underground	Mine Rock	1.7	18	870	10	0.080	<2	--	0.10	<6	220
031817	BR-386	312	313.5	Metasediment 3	Underground	Mine Rock	2.8	22	660	10	0.11	<0.8	--	0.16	<6	290
031818	BR-068	668.8	669.45	Metasediment 2	Underground	Mine Rock	2.3	21	600	7.0	0.070	<0.8	--	<0.085	<6	220
031819	BR-068	680	681	Metasediment 3	Underground	Mine Rock	1.4	99	250	1.0	0.097	<2	--	0.30	<6	120
116732	BR-122	605.5	606	Metasediment 3	Underground	Mine Rock	2.0	43	700	31	0.75	<0.8	--	0.19	<6	210
116733	BR-122	683	684	Fragmental 2	Underground	Mine Rock	1.7	3.8	363	7.4	0.020	<0.5	3.2	<1	0.90	204
116734	BR-122	720	720.5	Felsic Volcanic 1	Underground	Mine Rock	4.1	34	330	10	0.50	<0.8	--	1.5	<6	230
116735	BR-122	743.6	744.1	Basalt	Underground	Mine Rock	1.4	41	350	5.0	0.31	<0.8	--	0.54	<6	230
116736	BR-121	721.35	722.5	Metasediment 3	Underground	Mine Rock	1.4	17	320	13	0.14	<0.8	--	0.11	<6	180
116737	BR-121	725.1	726.5	Metasediment 3	Underground	Mine Rock	3.6	46	430	9.0	0.85	0.80	--	2.3	<6	260
116738	BR-121	738	739.5	Basalt	Underground	Mine Rock	0.49	47	750	4.0	1.3	<0.8	--	0.53	<6	110
116739	BR-160	366.4	367.4	Felsic Volcanic 1	Underground	Mine Rock	1.4	20	300	11	0.21	<0.8	--	<0.085	<6	200
116740	BR-160	268.75	270	Metasediment 3	Underground	Mine Rock	2.7	51	730	8.0	0.030	<0.5	13	<1	1.2	273
116741	BR-160	396	396.6	Rhyolite	Underground	Mine Rock	4.3	3.5	35	8.0	0.0088	<0.8	--	<0.085	<6	170
116742	BR-067	670.5	672	Felsic Volcanic 2	Underground	Mine Rock	3.3	1.0	120	13	0.93	<0.8	--	0.16	<6	170
116743	BR-067	682.3	683.3	Felsic Volcanic 2	Underground	Mine Rock	3.4	14	800	17	0.67	<0.8	--	4.0	<6	390
116744	BR-067	700.5	702	Metasediment 3	Underground	Mine Rock	2.6	0.50	150	13	0.32	<0.8	--	0.22	<6	190
116745	BR-067	739.9	740.3	Intrusive Breccia	Underground	Mine Rock	1.9	180	720	9.0	0.029	<0.8	--	0.16	<6	670
116746	DL-051	340.2	340.75	Ultramafic	Underground	Mine Rock	1.7	170	2000	4.0	0.22	<2	--	0.20	<6	720
116747	DL-051	226	226.8	Argillite	Underground	Mine Rock	4.5	36	470	13	2.6	<2	--	3.7	<6	240
116748	DL-04-10	291.95	292.5	Basalt	Underground	Mine Rock	3.0	84	660	2.0	0.10	<2	--	0.30	<6	140
116749	DL-04-11	376.5	378	Basalt	Underground	Mine Rock	1.2	46	530	1.0	0.57	<2	--	1.2	<6	190
116750	DL-062	273.85	274.5	Argillite	Underground	Mine Rock	2.3	75	320	20	4.9	<2	--	6.7	<6	270
031851	BR-181	88.6	89.25	Felsic Volcanic 1	Viggo Pit	Mine Rock	1.7	20	910	10	0.18	<2	--	0.20	<6	230
031852	BR-165	314	314.95	Felsic Volcanic 1	Central Pit	Mine Rock	2.3	18	769	13	0.10	0.60	7.5	<1	1.0	307
031853	BR-160	137.9	138.6	Felsic Volcanic 1	Central Pit	Mine Rock	1.9	17	530	13	0.19	<2	--	0.30	<6	320
031854	BR-155	352.5	354	Felsic Volcanic 1	Underground	Mine Rock	1.7	10	540	17	0.29	<2	--	0.40	<6	280
031855	BR-133	233.4	234.5	Felsic Volcanic 1	Central Pit	Mine Rock	1.3	19	550	22	0.21	<2	--	0.10	<6	170
031856	BR-152	214.05	215	Felsic Volcanic 1	Central Pit	Mine Rock	2.4	19	570	12	0.083	<2	--	0.10	<6	340
031857	BR-158	167.3	168.75	Felsic Volcanic 1	Central Pit	Mine Rock	1.7	14	540	10	0.056	<2	--	<0.1	<6	290
031858	BR-165	249.5	250.5	Felsic Volcanic 1	Central Pit	Mine Rock	2.5	22	1000	11	0.069	<2	--	0.10	<6	410
031859	BR-152	88.5	89.5	Felsic Volcanic 1	Central Pit	Mine Rock	1.9	27	870	8.0	0.077	<2	--	0.10	<6	440
031860	BR-076	53	54	Felsic Volcanic 1	Central Pit	Mine Rock	2.5	23	500	9.0	0.11	<2	--	0.10	<6	380
031861	BR-043	259.5	261	Felsic Volcanic 1	Underground	Mine Rock	2.4	20	750	10	0.051	<2	--	<0.1	<6	400
031862	BR-226	138	139	Felsic Volcanic 1	Central Pit	Mine Rock	2.4	26	660	9.0	0.11	<2	--	0.20	<6	330
031863	BR-237	147.2	148.1	Felsic Volcanic 1	Central Pit	Mine Rock	2.7	16	710	13	0.059	<2	--	0.20	<6	410
031864	BR-284	288	288.65	Felsic Volcanic 1	Central Pit	Mine Rock	2.7	21	760	10	0.064	<2	--	0.10	<6	320

Classification as mine rock or ore-grade materials was based on gold content.

A value of "--" indicates metal was not measured for the given sample; the variation in elements analyzed is due to measurement at two different laboratories (see text).

Table B-7 Four Acid Metals

Sample ID	Drillhole ID	From	To	Lithology	Area	Class	Sodium	Nickel	Phosphorus	Lead	Sulphur	Antimony	Scandium	Selenium	Tin	Strontium
		m	*m*				*%*	*ppm*	*ppm*	*ppm*	*%*	*ppm*	*ppm*	*ppm*	*ppm*	*ppm*
10x Crustal Abundance (Price 1997) [(1)]							--	--	--	--	--	--	--	--	--	--
031865	BR-318	100.4	101.8	Felsic Volcanic 1	Central Pit	Mine Rock	2.7	16	580	10	0.035	<2	--	<0.1	<6	330
031866	BR-346	42.75	43.8	Felsic Volcanic 1	Central Pit	Mine Rock	0.27	6.4	510	19	0.30	<2	--	0.10	<6	140
031867	BR-209	127.85	128.55	Felsic Volcanic 1	Central Pit	Ore-Grade	2.2	17	780	13	0.23	<2	--	0.20	<6	270
031868	BR-481	527.8	528.6	Felsic Volcanic 1	Central Pit	Mine Rock	1.8	5.7	400	35	0.25	<2	--	0.20	<6	190
031869	BR-210	410.9	412	Felsic Volcanic 1	Underground	Mine Rock	1.6	11	710	13	0.23	<2	--	0.10	<6	180
031870	BR-242	112.6	114	Felsic Volcanic 1	Central Pit	Mine Rock	2.0	13	720	13	0.32	<2	--	0.10	<6	270
031871	BR-433	200.6	202.1	Felsic Volcanic 1	Central Pit	Mine Rock	3.8	20	540	8.0	0.54	<2	--	0.80	<6	280
031872	BR-123	203	204	Felsic Volcanic 1	Central Pit	Mine Rock	3.7	30	610	10	0.58	<2	--	0.20	<6	340
031873	BR-166	134.8	135.95	Felsic Volcanic 1	Central Pit	Mine Rock	1.6	16	490	22	0.51	<2	--	0.20	<6	260
031874	BR-109	67.35	68	Felsic Volcanic 1	Central Pit	Mine Rock	2.2	17	530	22	0.48	<2	--	0.20	<6	280
031875	BR-164	211.75	213	Felsic Volcanic 1	Central Pit	Mine Rock	2.2	17	540	20	0.55	<2	--	0.30	<6	300
031876	BR-105	202.3	203.3	Felsic Volcanic 1	Central Pit	Mine Rock	1.6	64	2700	12	0.50	<2	--	0.40	<6	520
031877	BR-156	366	367.5	Felsic Volcanic 1	Central Pit	Mine Rock	1.2	21	620	16	0.40	<2	--	0.20	<6	170
031878	BR-100	222	223	Felsic Volcanic 1	Central Pit	Mine Rock	2.0	9.2	550	21	0.38	<2	--	0.20	<6	280
031879	BR-069	98	99	Felsic Volcanic 1	Central Pit	Mine Rock	1.8	13	480	22	0.32	<2	--	0.10	<6	260
031880	BR-342	42.4	43	Felsic Volcanic 1	Central Pit	Mine Rock	2.4	20	920	13	0.90	<2	--	0.20	<6	350
031881	BR-463	112.5	114	Felsic Volcanic 1	Central Pit	Mine Rock	2.4	18	760	13	0.38	<2	--	0.20	<6	290
031882	BR-224	321	321.6	Felsic Volcanic 1	Central Pit	Mine Rock	5.0	10	441	17	1.0	<0.5	4.6	<1	1.2	308
031883	BR-192	151.5	152.5	Felsic Volcanic 1	Central Pit	Mine Rock	4.3	33	889	23	1.5	<0.5	9.7	2.0	1.3	376
031884	BR-250B	214.4	215.15	Felsic Volcanic 1	Central Pit	Ore-Grade	0.69	13	509	33	1.7	<0.5	5.3	<1	1.5	104
031885	BR-284	504.75	505.5	Felsic Volcanic 1	Underground	Mine Rock	2.6	12	503	25	2.1	<0.5	5.8	4.0	1.3	140
031886	BR-341	67.5	69	Felsic Volcanic 1	Central Pit	Ore-Grade	1.7	21	687	25	1.3	<0.5	6.8	<1	0.80	122
031887	BR-429	221.8	222.85	Felsic Volcanic 1	Central Pit	Ore-Grade	0.94	37	520	40	0.70	<2	--	0.20	<6	160
031888	BR-248	280	281	Felsic Volcanic 1	Central Pit	Mine Rock	0.31	13	390	15	3.5	<2	--	2.8	<6	59
031889	BR-230	263	264.5	Felsic Volcanic 1	Central Pit	Mine Rock	0.78	26	450	16	2.5	<2	--	2.6	6.7	91
031890	BR-566	203.65	204.35	Felsic Volcanic 1	Central Pit	Mine Rock	0.98	22	620	20	3.0	<2	--	3.5	<6	250
031891	BR-142	70	71	Felsic Volcanic 1	Central Pit	Mine Rock	1.8	18	821	10	3.3	<0.5	6.4	3.0	1.0	338
031892	BR-176	247	248	Felsic Volcanic 1	Central Pit	Mine Rock	1.5	23	590	18	3.6	<2	--	5.4	8.0	270
31893	BR-502	76.8	77.7	Metasediment 2	Central Pit	Mine Rock	1.2	63	640	11	0.17	<2	--	0.30	<6	190
031894	BR-225	351.4	352.05	Metasediment 2	Central Pit	Mine Rock	2.0	71	610	17	0.25	<2	--	0.40	<6	260
031895	BR-320	156	157.5	Metasediment 2	Central Pit	Mine Rock	2.1	43	560	14	0.30	<2	--	0.40	<6	290
031896	BR-503	167.75	169.25	Metasediment 2	Central Pit	Mine Rock	1.9	57	590	16	0.29	<2	--	0.30	<6	320
031897	BR-206	252	253	Metasediment 2	Central Pit	Mine Rock	1.4	82	510	14	0.27	<2	--	0.40	<6	180
031898	BR-233	262.5	263.5	Metasediment 2	Central Pit	Mine Rock	2.0	77	520	13	0.13	<2	--	0.20	<6	240
031899	BR-188	275.6	277	Metasediment 2	Central Pit	Mine Rock	1.4	63	680	35	0.41	<2	--	0.50	<6	190
031900	BR-140	203	204	Felsic Volcanic 1	Central Pit	Mine Rock	0.19	13	410	15	3.0	<2	--	2.7	7.3	28
031901	BR-086	157.8	159	Felsic Volcanic 1	Central Pit	Mine Rock	1.7	16	871	20	3.7	0.60	7.2	2.0	1.7	207
031902	BR-118	39	40	Felsic Volcanic 1	Central Pit	Mine Rock	0.090	9.9	544	25	4.3	<0.5	5.6	3.0	1.7	17
031903	BR-034	149	150	Felsic Volcanic 1	Central Pit	Mine Rock	1.5	26	880	18	4.0	<0.5	8.2	2.0	1.4	206
031904	BR-067	230	231	Felsic Volcanic 1	Central Pit	Mine Rock	0.79	14	460	13	3.1	<2	--	2.8	6.2	200
031905	BR-152	357	358	Felsic Volcanic 1	Central Pit	Mine Rock	1.3	17	650	30	1.1	<2	--	1.4	<6	200
031906	BR-135	327.5	328	Felsic Volcanic 1	Central Pit	Ore-Grade	1.6	16	569	48	1.7	<0.5	6.2	<1	1.0	100
031907	BR-133	134	135	Felsic Volcanic 1	Central Pit	Ore-Grade	2.2	9.4	590	37	0.91	<2	--	1.3	<6	150
031908	BR-087	342.55	343.3	Felsic Volcanic 1	Central Pit	Ore-Grade	2.2	8.2	354	39	2.6	<0.5	3.7	3.0	1.4	110

Classification as mine rock or ore-grade materials was based on gold content.

A value of "--" indicates metal was not measured for the given sample; the variation in elements analyzed is due to measurement at two different laboratories (see text).

Table B-7 Four Acid Metals

Sample ID	Drillhole ID	From	To	Lithology	Area	Class	Sodium	Nickel	Phosphorus	Lead	Sulphur	Antimony	Scandium	Selenium	Tin	Strontium
		m	*m*				*%*	*ppm*	*ppm*	*ppm*	*%*	*ppm*	*ppm*	*ppm*	*ppm*	*ppm*
10x Crustal Abundance (Price 1997) [(1)]							--	--	--	--	--	--	--	--	--	--
031914	BR-555	61.15	62.5	Metasediment 2	Central Pit	Mine Rock	1.4	51	590	21	1.2	<2	--	0.50	<6	240
031915	BR-432	173.5	175	Metasediment 2	Central Pit	Mine Rock	4.3	68	540	30	1.7	<2	--	4.5	<6	280
031916	BR-382	67.3	68.6	Metasediment 2	Central Pit	Mine Rock	4.2	72	490	10	1.2	<2	--	2.8	<6	300
031917	BR-437	64.5	66	Metasediment 2	Central Pit	Mine Rock	1.9	40	760	40	0.53	<2	--	0.30	<6	280
031918	BR-253	51.6	52.5	Metasediment 2	Central Pit	Mine Rock	2.0	45	780	13	0.24	<2	--	0.30	<6	300
031919	BR-192	183.9	184.9	Metasediment 2	Central Pit	Mine Rock	2.8	74	570	9.0	1.7	<2	--	1.6	<6	240
031920	BR-175	418.9	420.4	Metasediment 2	Central Pit	Mine Rock	0.50	40	991	15	2.2	0.50	13	<1	0.90	70
031921	BR-434	40.95	41.95	Metasediment 3	Central Pit	Mine Rock	2.6	5.7	250	26	0.14	<2	--	<0.1	<6	200
031922	BR-213	343.55	345	Metasediment 3	Central Pit	Mine Rock	2.4	27	450	13	0.31	<2	--	0.20	<6	250
031923	BR-219	205.5	207	Metasediment 3	Central Pit	Mine Rock	3.0	18	84	8.0	0.47	<2	--	0.50	<6	120
031924	BR-392	248.9	250.4	Metasediment 3	Underground	Mine Rock	2.9	31	660	16	0.39	<2	--	0.30	<6	400
031925	BR-509	136.4	137.4	Metasediment 3	Central Pit	Mine Rock	2.6	23	720	10	0.52	<2	--	0.40	<6	210
031926	BR-356	56.45	57.5	Metasediment 3	Central Pit	Mine Rock	1.5	18	450	12	0.32	<2	--	0.20	<6	250
031927	BR-153	41.5	43	Metasediment 3	Central Pit	Mine Rock	2.6	25	570	15	0.17	<2	--	0.30	<6	420
031928	BR-036	190.9	191.7	Metasediment 3	Central Pit	Mine Rock	2.8	7.1	310	8.0	0.14	<2	--	0.10	<6	240
031929	BR-181	201.5	202.5	Metasediment 3	Viggo Pit	Mine Rock	2.6	23	560	11	0.076	<2	--	0.10	<6	320
031930	BR-037	308.8	309.75	Metasediment 3	Central Pit	Mine Rock	3.3	21	1100	18	0.25	<2	--	0.20	<6	360
031931	BR-131	333	334	Metasediment 2	Central Pit	Ore-Grade	2.2	59	610	37	1.2	<2	--	3.1	<6	180
031932	BR-410	194	195	Felsic Volcanic 1	Central Pit	Mine Rock	3.4	25	670	20	0.66	<2	--	1.4	<6	470
031933	BR-185	155.9	157.05	Felsic Volcanic 1	Central Pit	Mine Rock	0.95	23	650	14	0.70	<2	--	0.10	<6	220
031934	BR-163	418.9	419.5	Felsic Volcanic 1	Underground	Mine Rock	3.3	7.3	350	12	0.46	<2	--	7.6	<6	130
031935	BR-039	144.8	145.7	Felsic Volcanic 1	Central Pit	Mine Rock	2.4	17	480	20	0.41	<2	--	0.60	<6	220
031936	BR-022	447	447.5	Felsic Volcanic 1	Central Pit	Mine Rock	0.71	16	470	17	0.47	<2	--	0.20	<6	120
031937	BR-001	100.75	101.25	Felsic Volcanic 1	Underground	Mine Rock	4.5	13	580	10	0.24	<2	--	0.80	<6	410
031938	BR-481	485	486	Felsic Volcanic 1	Central Pit	Mine Rock	1.4	8.9	360	97	1.8	<2	--	1.2	<6	160
031939	BR-190	225	226	Felsic Volcanic 1	Central Pit	Ore-Grade	1.4	16	450	2300	2.3	<2	--	24	<6	460
031940	BR-167	187.6	188.2	Felsic Volcanic 1	Central Pit	Mine Rock	0.37	17	800	220	2.6	<2	--	6.3	<6	95
031941	BR-156	335.45	336.5	Felsic Volcanic 1	Central Pit	Mine Rock	0.65	11	560	230	2.1	<2	--	3.0	<6	140
031942	BR-137	83	84	Felsic Volcanic 1	Central Pit	Mine Rock	0.85	24	730	640	1.6	<2	--	2.6	<6	180
031943	BR-448	41	42.5	Basalt	Underground	Mine Rock	4.2	23	603	7.3	0.98	<0.5	12	<1	0.80	364
031944	BR-339	148.5	150	Basalt	Underground	Mine Rock	2.3	88	423	6.4	1.1	<0.5	38	<1	1.0	247
031945	DL-070	43.05	44	Basalt	Central Pit	Mine Rock	1.8	79	381	3.0	0.84	0.60	39	<1	0.80	134
031946	BR-657	44.4	45.9	Basalt	Underground	Mine Rock	1.8	74	440	2.5	0.84	0.80	38	<1	0.90	152
031947	BR-030	129.7	130.7	Basalt	Underground	Mine Rock	0.80	86	322	2.1	1.0	0.60	34	<1	0.80	54
031948	BR-031	6	7.5	Basalt	Underground	Mine Rock	1.9	203	371	6.2	0.73	<0.5	29	<1	0.60	211
31949	BR-399	51.5	53	Basalt	Underground	Mine Rock	1.8	57	397	7.9	0.28	<0.5	11	<1	1.0	178
031950	BR-448	47	48.5	Basalt	Underground	Mine Rock	3.1	22	568	4.2	0.030	<0.5	13	<1	0.90	385
031951	BR-493	27	28.15	Basalt	Underground	Mine Rock	1.6	71	260	1.0	0.070	<2	--	0.30	<6	92
031952	BR-548	70.5	72	Basalt	Central Pit	Mine Rock	2.2	44	330	2.0	0.027	<2	--	0.40	<6	140
031953	BR-268	27	27.6	Basalt	Underground	Mine Rock	2.7	44	867	5.0	0.040	<0.5	23	<1	0.90	439
031954	BH22-08	84.1	85.1	Felsic Volcanic 1	Central Pit	Mine Rock	2.1	13	670	13	0.26	<2	--	<0.1	<6	210
031955	BR-425	160	160.65	Felsic Volcanic 1	Central Pit	Mine Rock	1.9	18	490	10	0.41	<2	--	0.10	<6	250
031956	BR-378	173.5	174.75	Felsic Volcanic 1	Viggo Pit	Mine Rock	1.8	12	520	12	0.39	<2	--	3.8	<6	170
031957	BR-347	45	46.35	Felsic Volcanic 1	Central Pit	Mine Rock	1.7	46	510	15	0.33	<2	--	0.30	<6	260

Classification as mine rock or ore-grade materials was based on gold content.

A value of "--" indicates metal was not measured for the given sample; the variation in elements analyzed is due to measurement at two different laboratories (see text).

Table B-7 Four Acid Metals

Sample ID	Drillhole ID	From	To	Lithology	Area	Class	Sodium	Nickel	Phosphorus	Lead	Sulphur	Antimony	Scandium	Selenium	Tin	Strontium
		m	*m*				*%*	*ppm*	*ppm*	*ppm*	*%*	*ppm*	*ppm*	*ppm*	*ppm*	*ppm*
10x Crustal Abundance (Price 1997) [(1)]							--	--	--	--	--	--	--	--	--	--
031958	BR-225	120.6	121.95	Felsic Volcanic 1	Central Pit	Mine Rock	1.1	19	620	210	2.0	<2	--	3.2	<6	240
031959	BR-142	140	140.5	Felsic Volcanic 1	Central Pit	Ore-Grade	1.1	16	430	5100	4.1	3.9	--	51	<6	170
031960	BRH-002	96.5	97	Felsic Volcanic 1	Central Pit	Mine Rock	0.13	15	730	580	2.6	<2	--	4.1	<6	38
031961	BR-324	136	137	Felsic Volcanic 1	Central Pit	Ore-Grade	0.63	17	480	190	3.4	<2	--	4.0	<6	92
031962	BR-321	209	209.75	Felsic Volcanic 1	Central Pit	Mine Rock	0.46	15	530	280	1.5	<2	--	2.1	<6	95
031963	BR-469	163.6	164.6	Felsic Volcanic 2	Central Pit	Mine Rock	2.6	2.2	330	52	2.4	5.3	--	0.30	<6	230
031964	BR-322	290	291	Felsic Volcanic 2	Central Pit	Mine Rock	5.7	13	450	16	0.69	<2	--	3.8	<6	150
031965	BR-142	294.5	295.5	Felsic Volcanic 2	Central Pit	Ore-Grade	4.4	12	490	17	0.79	<2	--	2.8	<6	230
031966	BR-509	22.5	23.7	Felsic Volcanic 2	Central Pit	Ore-Grade	0.32	0.30	130	52	0.93	3.8	--	0.30	<6	59
031967	BR-509	84.1	85.1	Felsic Volcanic 2	Central Pit	Mine Rock	2.2	0.20	160	17	1.1	<2	--	0.20	<6	180
031968	BR-464	180.4	181.2	Felsic Volcanic 2	Central Pit	Mine Rock	1.5	1.9	190	28	1.5	<2	--	0.30	<6	160
031969	BR-228	419.3	420.3	Felsic Volcanic 2	Underground	Mine Rock	2.3	15	580	18	0.59	<2	--	4.0	<6	190
031970	BR-342	158.6	160.1	Felsic Volcanic 2	Central Pit	Mine Rock	0.82	4.5	270	20	1.3	<2	--	0.20	<6	83
031971	BR-213	281.75	282.5	Felsic Volcanic 2	Central Pit	Mine Rock	4.9	0.20	200	101	0.90	<2	--	3.4	<6	190
031972	BR-204	204.75	206.25	Felsic Volcanic 2	Central Pit	Mine Rock	1.2	1.5	120	49	1.3	<2	--	0.40	<6	44
031973	BH22-08	202	203	Felsic Volcanic 2	Central Pit	Mine Rock	2.8	1.8	593	11	0.15	<0.5	7.2	<1	1.4	283
031974	DL-142	115	115.5	Felsic Volcanic 2	Central Pit	Mine Rock	3.4	26	690	8.4	0.010	<0.5	6.3	<1	1.1	281
031975	BR-279	288	289.5	Felsic Volcanic 2	Underground	Mine Rock	4.0	16	430	10	0.090	<2	--	0.30	<6	400
031976	BR-521	72.4	73.4	Felsic Volcanic 2	Viggo Pit	Mine Rock	1.8	0.10	150	14	0.081	<2	--	0.30	<6	240
031977	BR-509	126.5	127.9	Felsic Volcanic 2	Central Pit	Mine Rock	2.0	37	460	9.0	0.31	<2	--	0.20	<6	270
031978	BR-346	51.25	51.75	Felsic Volcanic 2	Central Pit	Mine Rock	0.75	16	200	13	0.15	<2	--	0.20	<6	120
031979	BR-334	163.8	165	Felsic Volcanic 2	Underground	Mine Rock	2.9	1.1	160	12	0.047	<2	--	0.20	<6	160
031980	BR-428	225	225.95	Felsic Volcanic 2	Central Pit	Mine Rock	2.8	0.50	200	15	0.055	<2	--	0.20	<6	210
031981	BR-250B	312.95	314	Felsic Volcanic 2	Central Pit	Mine Rock	2.6	13	679	13	0.13	<0.5	7.7	<1	1.2	298
031982	BR-232	296.8	298.1	Felsic Volcanic 2	Central Pit	Mine Rock	2.8	21	681	11	0.16	<0.5	6.8	<1	0.90	305
031983	BR-399	149.7	151.2	Basalt	Underground	Mine Rock	1.9	100	390	1.0	0.021	<2	--	0.40	<6	130
031984	BR-339	135.3	136.65	Basalt	Underground	Mine Rock	3.0	115	711	2.7	0.060	<0.5	25	<1	0.70	286
031985	BR-398	176.5	178	Basalt	Underground	Mine Rock	1.4	84	330	1.0	<0.005	<2	--	0.30	<6	120
031986	BR-478	36.5	37.5	Basalt	Underground	Mine Rock	1.7	146	800	4.4	0.12	<0.5	14	<1	1.5	276
031987	BR-030	9	10.25	Basalt	Underground	Mine Rock	2.0	46	423	2.0	0.020	<0.5	42	<1	0.70	151
031988	BR-657	59.2	60.4	Basalt	Underground	Mine Rock	2.5	105	495	4.5	0.14	<0.5	38	<1	1.0	283
031989	BR-657	55.8	57.3	Basalt	Underground	Mine Rock	2.4	112	510	2.1	0.15	<0.5	41	<1	1.0	148
031990	BR-657	41.3	42.4	Basalt	Underground	Mine Rock	2.1	75	426	2.6	0.14	<0.5	39	<1	1.0	136
031991	BR-658	15.5	17	Basalt	Underground	Mine Rock	0.98	59	265	1.1	0.32	0.80	36	<1	0.70	139
031992	BR-388	37.5	38.65	Basalt	Central Pit	Mine Rock	1.4	39	521	1.9	0.080	<0.5	28	<1	0.80	215
031993	BR-268	11.9	12.9	Basalt	Underground	Mine Rock	1.2	155	593	2.1	0.23	0.50	25	<1	0.80	123
031994	BR-449	94.3	95.8	Basalt	Underground	Mine Rock	1.5	141	539	2.7	0.15	<0.5	37	<1	0.80	204
031995	BR-047	27.5	29	Basalt	Underground	Mine Rock	0.99	47	366	2.1	0.39	0.80	35	<1	0.70	66
031996	BR-386	72	73	Basalt	Central Pit	Mine Rock	1.5	77	610	6.0	0.20	<2	--	0.20	<6	360
031997	BR-398	179.5	181	Basalt	Underground	Mine Rock	1.4	83	379	1.3	0.79	<0.5	38	<1	0.80	89
031998	BR-444	136	137.1	Basalt	Underground	Mine Rock	2.2	129	784	3.4	0.16	<0.5	30	<1	1.1	285
116967	BR-221	450.3	450.8	Felsic Volcanic 1	Underground	Ore-Grade	2.7	12	450	10	0.020	<2	--	0.10	<6	230
116968	BR-321	275.05	275.55	Felsic Volcanic 1	Central Pit	Mine Rock	3.6	9.1	270	14	0.44	<2	--	5.9	<6	110
116969	BR-164	324.95	325.45	Felsic Volcanic 1	Central Pit	Mine Rock	3.9	7.3	330	28	0.39	<2	--	5.1	<6	140

Classification as mine rock or ore-grade materials was based on gold content.

A value of "--" indicates metal was not measured for the given sample; the variation in elements analyzed is due to measurement at two different laboratories (see text).

Table B-7 Four Acid Metals

Sample ID	Drillhole ID	From	To	Lithology	Area	Class	Sodium	Nickel	Phosphorus	Lead	Sulphur	Antimony	Scandium	Selenium	Tin	Strontium
		m	*m*				*%*	*ppm*	*ppm*	*ppm*	*%*	*ppm*	*ppm*	*ppm*	*ppm*	*ppm*
10x Crustal Abundance (Price 1997) [(1)]							--	--	--	--	--	--	--	--	--	--
116970	BR-231	77.95	78.45	Felsic Volcanic 1	Central Pit	Ore-Grade	0.84	10	370	350	3.5	<2	--	6.0	<6	460
116971	BR-231	82.5	83	Felsic Volcanic 1	Central Pit	Ore-Grade	1.9	9.5	360	2000	1.8	3.0	--	18	<6	660
116972	BR-380	40.25	41.6	Felsic Volcanic 1	Central Pit	Mine Rock	5.8	29	690	240	1.9	<2	--	5.6	<6	450
116973	BRH-002	102.75	103.25	Felsic Volcanic 1	Central Pit	Mine Rock	0.86	16	500	640	1.6	<2	--	1.5	<6	130
116974	BR-230	250.7	251.6	Felsic Volcanic 1	Central Pit	Mine Rock	0.16	35	440	7.0	4.1	<2	--	2.1	<6	31
116975	BR-231	134.7	135.3	Felsic Volcanic 1	Central Pit	Mine Rock	0.32	45	610	12	4.6	<2	--	2.9	<6	48
116976	BR-283	428.5	430	Felsic Volcanic 1	Central Pit	Mine Rock	1.5	53	980	17	3.2	<2	--	1.8	<6	250
116977	BR-192	384	385.5	Basalt	Underground	Mine Rock	4.1	53	600	8.0	0.47	<2	--	1.2	<6	400
116978	BR-130	478.85	480	Basalt	Central Pit	Mine Rock	0.90	44	290	1.0	0.71	<2	--	1.6	<6	150
116979	BR-144	645.5	647	Basalt	Underground	Mine Rock	1.4	85	570	3.0	0.59	<2	--	0.30	<6	250
116980	BR-199	386.5	387.5	Basalt	Underground	Mine Rock	2.8	86	870	4.0	0.32	<2	--	0.50	<6	220
116981	DL-063A	354.5	355.5	Basalt	Underground	Mine Rock	1.8	52	770	3.0	0.34	<2	--	0.70	<6	200
116982	REG-004	70.5	72	Basalt	Underground	Mine Rock	1.3	58	500	2.0	0.34	<2	--	0.60	<6	150
116983	DL-061	226	227	Basalt	Underground	Mine Rock	1.9	69	720	2.0	0.13	<2	--	0.30	<6	190
116984	REG-003	149.1	150	Basalt	Underground	Mine Rock	1.7	53	433	1.5	0.020	0.50	39	<1	0.70	131
116985	BR-252	170.6	171.6	Felsic Volcanic 2	Central Pit	Mine Rock	1.6	5.8	200	33	1.1	5.0	--	0.30	<6	130
116986	BR-509	20.5	21.5	Felsic Volcanic 2	Central Pit	Ore-Grade	1.8	3.3	170	37	0.84	<2	--	0.30	<6	100
031501	BR-216	161	162	Felsic Volcanic 1	Central Pit	Mine Rock	3.2	11	610	38	0.39	<2	--	0.70	<6	300
031502	BR-216	75	76.5	Felsic Volcanic 1	Central Pit	Mine Rock	3.2	15	748	18	0.86	<0.5	6.5	<1	1.1	322
031503	BR-168	165.75	166.25	Felsic Volcanic 1	Central Pit	Mine Rock	2.5	19	460	250	1.4	<2	--	1.9	<6	130
031504	BR-168	31.5	33	Felsic Volcanic 1	Central Pit	Mine Rock	2.7	12	619	9.0	0.020	<0.5	6.1	<1	1.1	338
031505	BR-188	20	21	Felsic Volcanic 1	Central Pit	Mine Rock	2.2	13	490	12	0.21	<2	--	<0.1	<6	290
031506	BR-216	20.55	21.4	Felsic Volcanic 1	Central Pit	Mine Rock	2.4	34	690	21	0.55	<2	--	0.30	<6	470
031507	BR-176	40.3	41.8	Felsic Volcanic 1	Central Pit	Mine Rock	2.1	23	550	10	0.16	<2	--	<0.1	<6	270
031508	BR-201	168.6	169.5	Felsic Volcanic 1	Central Pit	Ore-Grade	1.3	28	840	18	1.2	<2	--	8.6	<6	120
031509	BR-201	38.7	40	Felsic Volcanic 1	Central Pit	Mine Rock	2.3	18	590	28	0.32	<2	--	<0.1	<6	240
031510	BR-142	137.75	138.5	Felsic Volcanic 1	Central Pit	Ore-Grade	2.6	20	650	11	2.6	<2	--	1.6	<6	290
031511	BR-142	216.75	217.5	Felsic Volcanic 2	Central Pit	Ore-Grade	2.6	15	450	9.0	2.6	<2	--	4.5	<6	120
031512	BR-142	249.5	250.5	Felsic Volcanic 1	Central Pit	Mine Rock	1.7	13	510	22	1.1	<2	--	0.50	<6	180
031513	BR-197	148.15	148.65	Felsic Volcanic 2	Central Pit	Mine Rock	4.5	3.9	140	6.0	0.99	<2	--	1.4	<6	170
031514	BR-200	193.7	194.45	Felsic Volcanic 2	Central Pit	Mine Rock	2.3	15	440	9.0	0.39	<2	--	0.20	<6	170
031515	BR-231	82	82.5	Felsic Volcanic 1	Central Pit	Ore-Grade	1.5	15	460	10	1.9	<2	--	1.2	<6	220
031516	BR-231	154	155.5	Felsic Volcanic 1	Central Pit	Ore-Grade	0.93	41	450	23	2.6	<2	--	2.6	<6	73
031517	BR-200	59.3	60.25	Felsic Volcanic 1	Central Pit	Mine Rock	1.7	38	560	13	0.48	<2	--	0.10	<6	190
031518	BR-232	61.2	62	Felsic Volcanic 1	Central Pit	Mine Rock	1.6	14	560	16	1.3	<2	--	1.0	<6	160
031519	BR-232	142.9	144	Felsic Volcanic 1	Central Pit	Mine Rock	1.3	17	480	20	1.5	<2	--	0.30	<6	160
031520	BR-241	46.25	47.5	Felsic Volcanic 1	Central Pit	Ore-Grade	1.7	19	950	14	0.94	<2	--	3.2	<6	160
031521	BR-235	170	171	Felsic Volcanic 2	Central Pit	Mine Rock	2.6	1.3	130	10	0.29	<2	--	0.10	<6	76
031522	BR-313	55.7	56.2	Metasediment 2	Central Pit	Mine Rock	0.93	32	570	5.0	1.1	<2	--	0.20	<6	200
031523	BR-314	47.4	47.9	Felsic Volcanic 1	Central Pit	Ore-Grade	4.1	44	420	16	1.2	<2	--	2.3	<6	320
031524	BR-314	80	80.9	Metasediment 3	Central Pit	Mine Rock	2.3	12	300	10	0.079	<2	--	<0.1	<6	260
031525	BR-341	42.8	44.05	Felsic Volcanic 1	Central Pit	Mine Rock	2.5	13	500	18	0.56	<2	--	0.10	<6	240
031526	BR-248	42	43.5	Felsic Volcanic 1	Central Pit	Mine Rock	1.7	14	460	13	0.17	<2	--	<0.1	<6	180
031527	BR-248	156.5	157.5	Felsic Volcanic 1	Central Pit	Mine Rock	2.3	49	724	19	0.32	<0.5	14	<1	1.0	331

Classification as mine rock or ore-grade materials was based on gold content.

A value of "--" indicates metal was not measured for the given sample; the variation in elements analyzed is due to measurement at two different laboratories (see text).

Table B-7 Four Acid Metals

Sample ID	Drillhole ID	From	To	Lithology	Area	Class	Sodium	Nickel	Phosphorus	Lead	Sulphur	Antimony	Scandium	Selenium	Tin	Strontium
		m	*m*				*%*	*ppm*	*ppm*	*ppm*	*%*	*ppm*	*ppm*	*ppm*	*ppm*	*ppm*
10x Crustal Abundance (Price 1997) [(1)]							--	--	--	--	--	--	--	--	--	--
031528	BR-316	23	23.9	Metasediment 3	Central Pit	Mine Rock	3.2	4.9	190	8.0	0.013	<2	--	<0.1	<6	200
031529	BR-467	13.5	15	Metasediment 2	Central Pit	Mine Rock	1.2	75	720	13	0.33	<2	--	0.20	<6	160
031530	BR-467	82.3	83.3	Felsic Volcanic 2	Central Pit	Mine Rock	2.2	2.4	130	13	0.41	<2	--	0.10	<6	130
031531	BR-468	9.3	10.3	Felsic Volcanic 2	Central Pit	Mine Rock	1.5	3.4	300	9.0	1.1	<2	--	<0.1	<6	160
031532	BR-465	15	16.5	Metasediment 2	Central Pit	Mine Rock	2.0	56	460	13	0.43	<2	--	0.20	<6	180
031533	BR-003	18	19	Felsic Volcanic 1	Underground	Mine Rock	3.1	12	589	11	0.020	<0.5	5.7	<1	0.90	301
031534	BR-042	72	72.5	Felsic Volcanic 1	Underground	Mine Rock	3.7	21	650	13	0.057	<2	--	0.10	<6	360
031535	BR-028	23	24	Metasediment 2	Central Pit	Mine Rock	2.0	58	500	21	0.079	<2	--	0.30	<6	240
031536	BR-035	45	46	Metasediment 2	Central Pit	Mine Rock	2.0	44	776	13	0.46	<0.5	12	<1	1.0	307
031537	BR-035	80	81	Felsic Volcanic 1	Central Pit	Mine Rock	2.5	17	510	13	0.041	<2	--	<0.1	<6	250
031538	BR-035	121	122	Felsic Volcanic 1	Central Pit	Mine Rock	2.6	20	620	14	2.4	<2	--	1.2	6.5	300
031539	BR-037	52	53.05	Felsic Volcanic 1	Central Pit	Mine Rock	0.93	19	760	15	2.2	<0.5	6.4	3.0	1.6	231
031540	BR-037	122.4	123	Felsic Volcanic 1	Central Pit	Ore-Grade	2.8	13	540	7.0	0.95	<2	--	1.8	<6	240
031541	BR-037	60.45	61.45	Felsic Volcanic 1	Central Pit	Ore-Grade	2.4	17	600	23	0.48	<2	--	0.90	<6	450
031542	BR-038	82.2	82.7	Felsic Volcanic 1	Central Pit	Ore-Grade	1.8	17	470	46	2.5	<2	--	1.7	<6	130
031543	BR-041	56	57	Metasediment 2	Underground	Mine Rock	3.4	61	430	36	0.21	<2	--	0.20	<6	250
031544	BR-043	26.5	27	Fragmental 1	Underground	Mine Rock	2.4	31	520	11	0.25	<2	--	0.20	<6	360
031545	BR-057	178	179	Metasediment 2	Viggo Pit	Mine Rock	0.40	42	500	14	0.67	2.7	--	0.20	<6	100
031546	BR-060	36	37	Felsic Volcanic 1	Central Pit	Mine Rock	2.2	15	460	9.0	0.010	<2	--	<0.1	<6	240
031547	BR-060	139.5	140.35	Felsic Volcanic 1	Central Pit	Mine Rock	2.2	20	510	190	2.3	<2	--	1.1	<6	230
031548	BR-060	315.7	317	Metasediment 2	Central Pit	Mine Rock	1.8	52	460	14	0.61	<2	--	0.80	<6	200
031549	BR-065	146	147	Felsic Volcanic 1	Central Pit	Ore-Grade	2.3	19	670	98	0.71	<2	--	0.40	<6	210
031550	BR-076	38	39	Metasediment 2	Central Pit	Mine Rock	2.0	62	410	19	0.11	<2	--	0.20	<6	200
031552	BR-082	33	34	Felsic Volcanic 2	Underground	Mine Rock	5.0	1.8	130	7.0	0.22	<2	--	0.40	<6	150
031553	BR-085	57.75	58.25	Felsic Volcanic 2	Central Pit	Mine Rock	5.3	2.9	390	66	1.6	<2	--	2.9	<6	160
031554	BR-085	128	128.5	Metasediment 2	Central Pit	Mine Rock	1.6	48	390	20	0.22	<2	--	0.20	<6	180
031555	BR-100	22	23	Felsic Volcanic 2	Central Pit	Mine Rock	2.9	15	510	11	0.11	<2	--	<0.1	<6	280
031556	BR-100	99	100	Felsic Volcanic 1	Central Pit	Mine Rock	2.8	15	480	11	0.091	<2	--	<0.1	<6	240
031557	BR-123	66.5	67.5	Felsic Volcanic 2	Central Pit	Mine Rock	2.8	7.5	300	10	1.2	<2	--	1.8	<6	150
031558	BR-123	162.4	163.4	Felsic Volcanic 2	Central Pit	Mine Rock	2.4	18	550	10	1.3	<2	--	1.8	<6	260
031559	BR-129	70	71	Fragmental 1	Central Pit	Mine Rock	2.9	12	510	10	1.5	<2	--	0.10	<6	270
031560	BR-131	168.65	169.2	Felsic Volcanic 1	Central Pit	Ore-Grade	2.8	16	460	250	1.7	<2	--	7.6	<6	260
031561	BR-132	138.5	139.6	Felsic Volcanic 1	Central Pit	Mine Rock	3.4	18	540	11	1.6	<2	--	1.2	<6	320
031562	BR-140	34	35	Felsic Volcanic 1	Central Pit	Mine Rock	0.23	3.0	130	29	2.5	<2	--	2.9	<6	120
031563	BR-140	174	175	Felsic Volcanic 1	Central Pit	Ore-Grade	2.8	20	670	5.0	2.8	<2	--	1.6	<6	270
031566	BR-170	38	39	Felsic Volcanic 1	Central Pit	Mine Rock	2.4	17	620	7.0	1.3	<2	--	0.60	<6	300
031567	BR-170	140.75	141.25	Felsic Volcanic 1	Central Pit	Ore-Grade	1.7	7.3	320	140	2.5	<2	--	5.0	<6	150
031568	BR-170	214.1	215.1	Felsic Volcanic 1	Central Pit	Ore-Grade	1.7	7.3	320	100	2.5	<2	--	4.2	<6	170
031569	BR-146	52	53	Felsic Volcanic 1	Central Pit	Mine Rock	2.6	10	340	17	0.13	<2	--	<0.1	<6	180
031570	BR-156	22.5	24	Felsic Volcanic 1	Central Pit	Mine Rock	2.7	26	737	9.3	<0.01	<0.5	7.1	<1	1.0	362
031571	BR-171	44	45	Felsic Volcanic 1	Central Pit	Mine Rock	0.21	21	610	9.0	4.2	<2	--	2.4	10	30
031572	BR-171	121.25	121.75	Metasediment 2	Central Pit	Mine Rock	1.9	53	430	4.0	2.5	<2	--	1.5	<6	160
031573	BR-190	227	227.6	Felsic Volcanic 1	Central Pit	Ore-Grade	1.3	22	590	14	4.3	<2	--	4.8	<6	200
031574	BR-190	92.85	93.85	Felsic Volcanic 1	Central Pit	Mine Rock	1.9	16	440	4.0	3.5	<2	--	1.7	<6	190

Classification as mine rock or ore-grade materials was based on gold content.

A value of "--" indicates metal was not measured for the given sample; the variation in elements analyzed is due to measurement at two different laboratories (see text).

Table B-7 Four Acid Metals

Sample ID	Drillhole ID	From	To	Lithology	Area	Class	Sodium	Nickel	Phosphorus	Lead	Sulphur	Antimony	Scandium	Selenium	Tin	Strontium
		m	*m*				*%*	*ppm*	*ppm*	*ppm*	*%*	*ppm*	*ppm*	*ppm*	*ppm*	*ppm*
10x Crustal Abundance (Price 1997) [(1)]							--	--	--	--	--	--	--	--	--	--
031575	BR-181	6	7	Felsic Volcanic 1	Viggo Pit	Mine Rock	1.8	27	480	12	0.17	<2	--	0.10	<6	210
031576	BR-237	21	21.7	Felsic Volcanic 1	Central Pit	Mine Rock	2.8	14	410	28	0.60	<2	--	0.80	<6	180
031577	BR-237	65.3	66.1	Felsic Volcanic 1	Central Pit	Ore-Grade	1.8	16	440	430	3.3	<2	--	2.8	<6	120
031578	BR-243	73.4	74	Metasediment 2	Central Pit	Mine Rock	2.2	15	560	13	0.50	<2	--	0.10	<6	260
031579	BR-254	63	63.3	Felsic Volcanic 2	Central Pit	Mine Rock	1.8	4.6	160	10	1.4	<2	--	<0.1	<6	130
031580	BR-281	33	34.5	Felsic Volcanic 1	Central Pit	Mine Rock	2.3	16	450	13	0.13	<2	--	<0.1	<6	330
031581	BR-285	18	19.5	Felsic Volcanic 1	Central Pit	Mine Rock	2.6	14	420	10	0.0050	<2	--	<0.1	<6	200
031582	BR-285	87.5	89	Fragmental 1	Central Pit	Mine Rock	2.3	22	1100	9.0	0.021	<2	--	<0.1	<6	440
031583	BR-309	12.45	13.45	Felsic Volcanic 1	Underground	Mine Rock	2.9	12	450	8.0	0.064	<2	--	<0.1	<6	210
031584	BR-327	43.5	45	Felsic Volcanic 2	Central Pit	Mine Rock	2.7	1.2	110	11	0.075	<2	--	<0.1	<6	100
031585	BR-333	65	66	Felsic Volcanic 2	Underground	Ore-Grade	2.9	2.1	97	28	0.17	<2	--	0.20	<6	110
031586	BR-333	130.3	131.1	Felsic Volcanic 1	Underground	Ore-Grade	3.1	24	450	22	0.11	<2	--	0.20	<6	400
031587	BR-339	73.5	75	Metasediment 3	Underground	Mine Rock	2.6	28	530	8.0	0.050	<2	--	<0.1	<6	260
031588	BR-342	49.4	50.6	Felsic Volcanic 1	Central Pit	Mine Rock	1.1	19	580	17	0.96	<2	--	0.10	<6	140
031589	BR-348	18.7	19.2	Felsic Volcanic 1	Central Pit	Mine Rock	1.8	22	710	11	0.12	<2	--	<0.1	<6	340
031590	BR-360	16.2	17	Felsic Volcanic 2	Underground	Mine Rock	4.7	2.3	67	17	0.37	<2	--	0.70	<6	110
031591	BR-391	51.2	52.2	Felsic Volcanic 2	Underground	Ore-Grade	3.0	1.5	268	936	0.76	<0.5	3.3	2.0	1.6	222
031592	BR-392	39	40.5	Felsic Volcanic 1	Underground	Mine Rock	3.2	12	627	35	0.20	<0.5	5.3	<1	1.0	321
031593	BR-392	169.5	170.15	Felsic Volcanic 2	Underground	Mine Rock	3.6	19	630	12	0.18	<2	--	0.20	<6	330
031594	BR-399	23.4	24.7	Metasediment 3	Underground	Mine Rock	2.3	20	220	33	0.22	<2	--	<0.1	<6	200
031595	BR-425	28.5	30	Felsic Volcanic 2	Central Pit	Mine Rock	3.2	1.5	96	31	0.42	<2	--	0.10	<6	95
031596	BR-429	18	19.5	Felsic Volcanic 1	Central Pit	Mine Rock	2.5	18	510	11	0.14	<2	--	<0.1	<6	280
031597	BR-449	19.7	21.2	Felsic Volcanic 1	Underground	Mine Rock	2.5	30	500	8.0	0.024	<2	--	<0.1	<6	190
031598	BR-461	30.2	31.2	Metasediment 2	Central Pit	Mine Rock	1.9	69	400	19	0.27	<2	--	0.20	<6	180
031599	BR-469	62.95	64	Felsic Volcanic 2	Central Pit	Mine Rock	2.5	16	299	17	0.60	<0.5	5.9	<1	1.1	215
031600	BR-522	40.25	41.75	Metasediment 2	Viggo Pit	Mine Rock	2.2	50	633	16	0.32	<0.5	10	<1	0.90	415
031601	BR-521	17.75	19.25	Metasediment 2	Viggo Pit	Mine Rock	1.9	66	660	21	0.16	<2	--	0.30	<6	320
031602	BR-407	387	388.5	Felsic Volcanic 1	Central Pit	Mine Rock	2.3	15	530	8.0	1.4	<2	--	0.20	<6	290
031603	BR-407	30	31.5	Metasediment 2	Central Pit	Mine Rock	0.97	57	630	600	0.22	<2	--	0.20	<6	200
031604	BR-407	206.5	208	Felsic Volcanic 1	Central Pit	Mine Rock	2.3	12	380	7.0	0.036	<2	--	<0.1	<6	240
031606	BR-734	30.9	32.4	Fragmental 1	Viggo Pit	Mine Rock	1.7	19	613	11	0.14	<0.5	6.6	<1	1.0	214
031607	BR-734	45	46.5	Felsic Volcanic 2	Viggo Pit	Mine Rock	2.6	1.2	172	11	0.21	<0.5	4.5	<1	1.4	173
031608	BR-734	66.4	67.9	Felsic Volcanic 1	Viggo Pit	Mine Rock	2.5	14	510	10	0.041	<2	--	0.10	<6	260
031609	BR-734	117	118.5	Metasediment 3	Viggo Pit	Mine Rock	2.1	24	460	8.0	0.034	<2	--	<0.1	<6	250
031610	BR-418	9.6	10.6	Metasediment 2	Central Pit	Mine Rock	2.1	25	400	11	0.13	<2	--	<0.1	<6	280
031611	BR-418	78	79.5	Metasediment 3	Central Pit	Mine Rock	2.6	21	830	8.0	0.13	<2	--	<0.1	<6	240
031612	BR-483	56.65	58.15	Fragmental 1	Central Pit	Mine Rock	2.6	11	380	11	0.028	<2	--	<0.1	<6	430
031613	BR-536	274.5	276	Felsic Volcanic 1	Central Pit	Mine Rock	2.9	23	680	16	2.5	<2	--	1.8	6.6	390
031614	BR-408	96	97.5	Felsic Volcanic 1	Central Pit	Mine Rock	2.4	28	800	9.0	0.081	<2	--	<0.1	<6	370
031615	BR-737	36.5	38	Fragmental 1	Viggo Pit	Mine Rock	2.0	22	620	10	0.043	<2	--	<0.1	<6	400
031616	BR-739	71	72	Felsic Volcanic 2	Viggo Pit	Mine Rock	2.9	2.1	154	17	0.42	<0.5	4.1	<1	2.3	164
031617	BR-409	24	25.5	Felsic Volcanic 2	Central Pit	Mine Rock	1.9	2.3	92	16	0.31	<2	--	0.10	<6	130
031618	BR-409	73.5	74.75	Felsic Volcanic 2	Central Pit	Mine Rock	2.1	1.6	15	17	0.011	<2	--	<0.1	<6	100
031619	BR-297	54	55.5	Felsic Volcanic 1	Central Pit	Mine Rock	3.7	22	670	12	0.33	<2	--	0.40	<6	390

Classification as mine rock or ore-grade materials was based on gold content.

A value of "--" indicates metal was not measured for the given sample; the variation in elements analyzed is due to measurement at two different laboratories (see text).

Table B-7 Four Acid Metals

Sample ID	Drillhole ID	From	To	Lithology	Area	Class	Sodium	Nickel	Phosphorus	Lead	Sulphur	Antimony	Scandium	Selenium	Tin	Strontium
		m	*m*				*%*	*ppm*	*ppm*	*ppm*	*%*	*ppm*	*ppm*	*ppm*	*ppm*	*ppm*
10x Crustal Abundance (Price 1997) [(1)]							--	--	--	--	--	--	--	--	--	--
031620	BR-298	41.8	42.7	Metasediment 2	Central Pit	Ore-Grade	3.2	59	560	2.0	4.9	<2	--	6.3	<6	150
031621	BR-387	56	57.5	Fragmental 2	Central Pit	Mine Rock	2.1	9.6	270	18	0.077	<2	--	<0.1	<6	210
031622	BR-004	64	65	Felsic Volcanic 1	Underground	Ore-Grade	4.1	10	490	14	0.055	<2	--	0.30	<6	310
031623	BR-031	37.55	38.8	Fragmental 2	Underground	Mine Rock	2.1	63	120	13	0.018	<2	--	<0.1	<6	120
031624	BR-034	121	122	Felsic Volcanic 1	Central Pit	Mine Rock	1.8	11	440	13	2.4	<2	--	1.1	6.4	230
031625	BR-120	207	207.5	Felsic Volcanic 1	Central Pit	Mine Rock	2.9	20	490	30	1.8	<2	--	2.2	7.4	450
031626	BR-145	47	48	Felsic Volcanic 1	Central Pit	Ore-Grade	1.1	18	610	17	0.59	<2	--	0.70	6.4	240
031627	BR-162	88	89	Fragmental 1	Viggo Pit	Mine Rock	1.4	43	540	14	0.089	<2	--	0.20	6.0	230
031628	BR-181	124.3	125	Felsic Volcanic 2	Viggo Pit	Ore-Grade	1.3	2.5	150	15	0.15	<2	--	1.1	6.5	130
031629	BR-190	189.1	190.5	Felsic Volcanic 1	Central Pit	Mine Rock	1.9	27	670	26	2.9	<2	--	2.5	6.7	260
031630	BR-403	59.8	60.8	Felsic Volcanic 1	Central Pit	Mine Rock	2.1	15	480	11	1.3	<2	--	<0.1	<6	250
031631	BR-518	322.6	323.45	Felsic Volcanic 1	Central Pit	Mine Rock	0.45	20	620	2.0	2.2	<2	--	1.1	<6	87
031632	BR-518	380.9	381.4	Felsic Volcanic 2	Central Pit	Ore-Grade	2.1	6.2	210	14	1.3	<2	--	0.90	<6	200
031633	BR-518	400.4	401.4	Felsic Volcanic 1	Central Pit	Mine Rock	0.60	11	530	2.0	3.8	<2	--	2.1	<6	72
031634	BR-176	168.2	169.2	Felsic Volcanic 1	Central Pit	Mine Rock	1.6	15	530	14	2.5	<2	--	2.2	6.1	270
031635	BR-176	292	293	Felsic Volcanic 2	Central Pit	Ore-Grade	4.1	14	540	10	1.4	<2	--	2.6	6.1	290
031636	BR-186	52	53	Felsic Volcanic 1	Central Pit	Mine Rock	1.6	15	480	36	0.25	<2	--	<0.1	6.1	310
031637	BR-224	98.4	99.4	Metasediment 2	Central Pit	Mine Rock	1.9	25	1400	10	0.0093	<2	--	<0.1	<6	460
031638	BR-224	247.65	248.3	Felsic Volcanic 1	Central Pit	Ore-Grade	2.0	13	580	39	1.3	<2	--	1.2	6.2	270
031639	BR-210	18	19.5	Felsic Volcanic 1	Central Pit	Mine Rock	2.3	16	567	12	0.14	<0.5	6.0	<1	1.0	267
031640	BR-236	21.5	22.5	Felsic Volcanic 1	Central Pit	Mine Rock	2.0	16	500	18	1.1	<2	--	0.20	<6	210
031641	BR-240	69	69.6	Felsic Volcanic 1	Central Pit	Ore-Grade	1.4	17	780	40	0.46	3.7	--	0.20	6.1	170
031642	BR-240	29	30.5	Felsic Volcanic 1	Central Pit	Mine Rock	2.3	19	530	26	0.22	<2	--	0.20	6.2	170
031643	BR-241	108	108.5	Felsic Volcanic 2	Central Pit	Mine Rock	2.1	1.8	173	14	1.6	0.80	4.8	<1	1.2	185
031644	BR-241	131.75	132.55	Felsic Volcanic 1	Central Pit	Mine Rock	1.9	28	920	13	0.30	<2	--	0.20	6.1	340
031645	BR-244	96	97.5	Felsic Volcanic 2	Central Pit	Mine Rock	2.5	2.3	160	10	0.11	<2	--	<0.1	6.1	150
031646	BR-283	34.5	36	Felsic Volcanic 1	Central Pit	Mine Rock	3.0	14	561	9.4	<0.01	<0.5	5.9	<1	1.0	273
031647	BR-293	79	80	Felsic Volcanic 1	Central Pit	Mine Rock	2.7	18	610	14	0.85	<2	--	0.20	<6	360
031648	BR-344	46	46.95	Felsic Volcanic 1	Central Pit	Mine Rock	2.4	15	480	12	0.13	<2	--	<0.1	<6	360
031649	BR-322	169.5	170.9	Fragmental 1	Central Pit	Mine Rock	2.4	20	510	13	0.78	<2	--	<0.1	<6	280
031650	BR-345	19	20.3	Felsic Volcanic 1	Central Pit	Mine Rock	2.1	16	490	12	0.14	<2	--	<0.1	<6	220
031651	BR-378	146.75	148	Metasediment 2	Viggo Pit	Mine Rock	1.5	69	850	15	0.33	<2	--	0.30	<6	570
031652	BR-370	22.8	24.2	Felsic Volcanic 1	Viggo Pit	Mine Rock	2.5	33	850	12	0.19	<2	--	<0.1	<6	320
031653	BR-379	39.6	40.3	Felsic Volcanic 1	Viggo Pit	Mine Rock	1.2	70	840	8.0	0.13	<2	--	<0.1	<6	520
031654	BR-379	84.2	85.2	Felsic Volcanic 1	Viggo Pit	Ore-Grade	0.92	15	510	13	0.25	<2	--	0.50	<6	130
031655	BR-379	143.1	144.1	Felsic Volcanic 1	Viggo Pit	Mine Rock	2.6	15	590	10	0.030	<0.5	5.8	<1	0.90	289
031656	BR-428	73.2	74.7	Felsic Volcanic 1	Central Pit	Mine Rock	2.5	11	460	13	0.35	<2	--	<0.1	<6	240
031657	BR-437	98.9	99.9	Felsic Volcanic 1	Central Pit	Mine Rock	2.5	14	490	10	0.11	<2	--	<0.1	<6	260
031658	BR-444	44.9	46.4	Metasediment 3	Underground	Mine Rock	2.7	32	500	7.0	0.031	<2	--	<0.1	<6	200
031660	BR-455	37.5	39	Felsic Volcanic 1	Underground	Mine Rock	3.2	15	600	8.0	0.10	<2	--	<0.1	<6	360
031661	BR-433	160.8	161.8	Felsic Volcanic 1	Central Pit	Mine Rock	2.9	20	620	3.0	2.7	<2	--	2.0	<6	350
031662	BR-505	21	22.5	Felsic Volcanic 2	Central Pit	Mine Rock	2.9	1.7	120	16	0.83	<2	--	<0.1	<6	130
031663	BR-564	15.8	17.3	Felsic Volcanic 1	Central Pit	Mine Rock	1.9	18	560	11	0.17	<2	--	<0.1	<6	270
031664	BR-567	85.75	86.5	Felsic Volcanic 2	Viggo Pit	Ore-Grade	2.5	2.0	120	15	0.49	<2	--	0.50	<6	170

Classification as mine rock or ore-grade materials was based on gold content.

A value of "--" indicates metal was not measured for the given sample; the variation in elements analyzed is due to measurement at two different laboratories (see text).

Table B-7 Four Acid Metals

Sample ID	Drillhole ID	From	To	Lithology	Area	Class	Sodium	Nickel	Phosphorus	Lead	Sulphur	Antimony	Scandium	Selenium	Tin	Strontium
		m	*m*				*%*	*ppm*	*ppm*	*ppm*	*%*	*ppm*	*ppm*	*ppm*	*ppm*	*ppm*
10x Crustal Abundance (Price 1997) [(1)]							--	--	--	--	--	--	--	--	--	--
116951	BR-272	51.8	53.3	Fragmental 1	Underground	Mine Rock	2.6	36	590	13	0.18	<2	--	0.20	<6	370
116952	BR-201	146.5	147	Felsic Volcanic 1	Central Pit	Ore-Grade	1.9	14	580	160	0.76	<2	--	1.5	<6	220
116953	BR-535	171.2	172.2	Felsic Volcanic 1	Central Pit	Ore-Grade	3.2	31	670	190	1.1	<2	--	2.6	6.1	490
116954	BR-535	220.6	221.6	Felsic Volcanic 2	Central Pit	Ore-Grade	6.4	2.7	430	45	0.43	<2	--	2.7	<6	260
117014	BR-058	12.65	13.8	Quartz Sericite Schist	Viggo Pit	Mine Rock	2.2	5.3	339	11	0.15	<0.5	5.5	<1	1.1	210
117009	BR-058	30.5	31.5	Quartz Sericite Schist	Viggo Pit	Mine Rock	2.2	1.6	94	18	0.020	<0.5	2.1	<1	1.4	66
117006	BR-058	53.6	54.6	Felsic Volcanic 1	Viggo Pit	Mine Rock	2.2	38	600	13	0.35	<0.5	9.3	<1	0.90	342
117010	BR-058	72.5	74	Felsic Volcanic 1	Viggo Pit	Mine Rock	2.9	11	454	10	0.20	<0.5	4.3	<1	0.80	275
117012	BR-058	91	92.5	Felsic Volcanic 1	Viggo Pit	Mine Rock	2.1	41	630	16	0.39	<0.5	9.3	<1	0.80	332
117007	BR-058	126.15	127	Metasediment 2	Viggo Pit	Mine Rock	2.2	58	580	15	0.42	<0.5	13	<1	1.0	310
117013	BR-058	150	150.5	Felsic Volcanic 1	Viggo Pit	Mine Rock	1.7	12	609	9.9	0.10	<0.5	5.3	<1	0.90	329
117015	BR-058	166.7	167.2	Felsic Volcanic 2	Viggo Pit	Mine Rock	2.6	2.6	204	11	0.44	<0.5	4.4	<1	1.6	174
117008	BR-181	47.4	48	Fragmental 1	Viggo Pit	Mine Rock	1.3	49	973	13	0.20	<0.5	13	<1	1.1	335
117002	BR-162	11	12.5	Felsic Volcanic 1	Viggo Pit	Mine Rock	2.5	33	775	9.1	0.070	<0.5	8.0	<1	0.90	313
117003	BR-162	30	31	Quartz Sericite Schist	Viggo Pit	Mine Rock	1.9	11	422	13	0.13	<0.5	5.2	<1	1.3	157
117005	BR-162	51.5	52.5	Felsic Volcanic 1	Viggo Pit	Mine Rock	1.9	36	773	13	0.23	<0.5	13	<1	1.0	308
117011	BR-162	69.5	70.1	Felsic Volcanic 1	Viggo Pit	Mine Rock	1.6	57	1673	11	0.18	<0.5	18	<1	1.5	524
117004	BR-162	94	95	Felsic Volcanic 1	Viggo Pit	Mine Rock	2.0	47	669	13	0.35	<0.5	12	<1	1.1	320
117035	BR-567	15	16.5	Fragmental 1	Viggo Pit	Mine Rock	1.9	55	667	12	0.30	<0.5	12	<1	1.0	309
117036	BR-567	33.5	35	Fragmental 1	Viggo Pit	Mine Rock	2.8	9.8	440	9.5	0.020	<0.5	4.1	<1	0.90	275
117037	BR-567	55.2	56.2	Felsic Volcanic 1	Viggo Pit	Mine Rock	1.4	20	907	10	0.39	0.70	7.4	<1	1.0	194
117038	BR-567	72.3	73.3	Felsic Volcanic 2	Viggo Pit	Mine Rock	3.1	1.6	163	32	0.52	0.50	4.4	<1	1.8	130
117039	BR-567	99.8	101.3	Felsic Volcanic 1	Viggo Pit	Mine Rock	2.7	17	711	9.0	0.060	<0.5	7.4	<1	1.0	287
117040	BR-567	125.6	125.9	Felsic Volcanic 1	Viggo Pit	Mine Rock	1.8	90	588	4.7	0.020	<0.5	25	<1	1.3	309
117028	BR-568	9	10	Felsic Volcanic 1	Viggo Pit	Mine Rock	2.1	19	633	9.6	0.21	0.50	5.8	<1	1.0	213
117029	BR-568	33.3	34.3	Felsic Volcanic 1	Viggo Pit	Mine Rock	2.0	14	760	11	0.18	<0.5	5.4	<1	1.0	155
117030	BR-568	39.4	40.4	Felsic Volcanic 2	Viggo Pit	Mine Rock	1.6	1.8	163	19	0.21	<0.5	4.2	<1	1.2	164
117031	BR-568	47.8	49.3	Felsic Volcanic 1	Viggo Pit	Mine Rock	2.1	16	773	11	0.23	<0.5	7.5	<1	1.0	295
117032	BR-568	70.5	71.5	Felsic Volcanic 1	Viggo Pit	Mine Rock	2.5	14	598	9.1	0.060	<0.5	5.9	<1	1.1	265
117033	BR-568	92.6	93.9	Metasediment 2	Viggo Pit	Mine Rock	0.63	41	717	7.7	0.19	<0.5	12	<1	1.1	157
117034	BR-568	110	111	Metasediment 3	Viggo Pit	Mine Rock	2.8	20	1145	8.6	0.030	<0.5	8.9	<1	1.1	416
117023	BR-569	9	10	Fragmental 1	Viggo Pit	Mine Rock	1.1	35	666	11	0.35	<0.5	9.4	<1	1.0	211
117022	BR-569	31.5	33	Fragmental 1	Viggo Pit	Mine Rock	2.1	38	527	12	0.35	<0.5	11	<1	1.0	239
117021	BR-569	49.5	50.4	Felsic Volcanic 1	Viggo Pit	Mine Rock	2.1	26	669	9.6	0.44	0.60	6.8	<1	1.0	239
110720	BR-569	73.75	74.1	Felsic Volcanic 2	Viggo Pit	Mine Rock	1.5	2.0	225	9.1	0.45	<0.5	4.5	<1	1.5	113
117019	BR-569	89.4	90.4	Felsic Volcanic 2	Viggo Pit	Mine Rock	3.3	1.3	178	13	0.11	<0.5	4.4	<1	1.3	233
117018	BR-569	107	108	Felsic Volcanic 1	Viggo Pit	Mine Rock	2.5	14	588	9.7	0.030	<0.5	5.5	<1	1.0	250
117017	BR-569	130.75	131.7	Felsic Volcanic 1	Viggo Pit	Mine Rock	2.7	15	612	11	0.040	<0.5	6.1	<1	1.0	295
117016	BR-569	143.65	144.65	Metasediment 2	Viggo Pit	Mine Rock	0.82	30	662	7.7	0.29	<0.5	6.3	<1	0.80	175
117027	BR-638	10.5	12	Felsic Volcanic 1	Viggo Pit	Mine Rock	2.3	32	810	12	0.050	<0.5	8.0	<1	1.0	300
117026	BR-638	30	31.5	Felsic Volcanic 1	Viggo Pit	Mine Rock	2.7	33	745	9.8	0.010	<0.5	8.4	<1	0.90	297
117025	BR-638	60	61	Quartz Sericite Schist	Viggo Pit	Mine Rock	2.0	4.5	60	16	0.080	<0.5	2.2	<1	1.2	134
117024	BR-638	86	87	Fragmental 1	Viggo Pit	Mine Rock	1.7	32	607	14	0.38	<0.5	10	<1	1.0	259
DX491021	BR-732	10	11	Fragmental 1	Viggo Pit	Mine Rock	2.0	47	512	14	0.31	<0.5	10	<1	0.80	385

Classification as mine rock or ore-grade materials was based on gold content.

A value of "--" indicates metal was not measured for the given sample; the variation in elements analyzed is due to measurement at two different laboratories (see text).

Table B-7 Four Acid Metals

Sample ID	Drillhole ID	From	To	Lithology	Area	Class	Sodium	Nickel	Phosphorus	Lead	Sulphur	Antimony	Scandium	Selenium	Tin	Strontium
		m	*m*				*%*	*ppm*	*ppm*	*ppm*	*%*	*ppm*	*ppm*	*ppm*	*ppm*	*ppm*
10x Crustal Abundance (Price 1997) [(1)]							--	--	--	--	--	--	--	--	--	--
DX491045	BR-732	31.5	32	Fragmental 1	Viggo Pit	Mine Rock	2.1	40	589	17	0.36	<0.5	9.9	<1	0.90	338
DX491069	BR-732	49.5	50.5	Fragmental 1	Viggo Pit	Mine Rock	1.7	13	731	13	0.26	<0.5	5.4	<1	0.90	202
DX491095	BR-732	69	70	Felsic Volcanic 2	Viggo Pit	Mine Rock	2.7	6.7	260	17	0.11	<0.5	6.9	<1	1.4	227
117480	BR-058	109	110.25	Metasediment 2	Viggo Pit	Mine Rock	2.2	36	493	18	0.32	<0.5	8.6	<1	0.90	310
117481	BR-058	137	138	Felsic Volcanic 1	Viggo Pit	Mine Rock	1.4	39	556	11	0.090	<0.5	7.2	<1	1.0	187
117482	BR-181	93	94	Felsic Volcanic 1	Viggo Pit	Mine Rock	0.94	37	889	11	0.46	<0.5	11	<1	1.0	182
117479	BR-567	54.2	55.2	Felsic Volcanic 1	Viggo Pit	Ore-Grade	1.9	21	674	11	0.34	<0.5	7.7	<1	0.90	245
117478	BR-569	81.4	82.25	Felsic Volcanic 2	Viggo Pit	Mine Rock	2.5	35	617	6.5	0.030	<0.5	6.0	<1	0.90	261
117468	BR-379	10.3	11.4	Felsic Volcanic 1	Viggo Pit	Mine Rock	2.1	14	600	12	0.24	<0.5	5.0	<1	0.90	314
117469	BR-379	21	22.45	Metasediment 2	Viggo Pit	Mine Rock	2.0	37	768	11	0.24	<0.5	9.6	<1	0.90	374
117470	BR-379	30.7	31.7	Felsic Volcanic 1	Viggo Pit	Mine Rock	1.8	61	614	10	0.22	<0.5	13	<1	1.0	271
117471	BR-379	50	51	Felsic Volcanic 1	Viggo Pit	Mine Rock	2.3	11	466	9.6	0.10	<0.5	3.6	<1	0.80	235
117472	BR-379	60.4	60.7	Felsic Volcanic 1	Viggo Pit	Mine Rock	1.8	50	564	13	0.37	<0.5	10	<1	1.0	220
117473	BR-379	70.2	71.5	Felsic Volcanic 1	Viggo Pit	Mine Rock	1.5	59	683	13	0.56	<0.5	13	<1	0.90	330
117474	BR-379	96.2	97.2	Felsic Volcanic 1	Viggo Pit	Mine Rock	1.9	12	628	9.1	0.030	<0.5	4.4	<1	0.90	289
117475	BR-379	107.3	108.3	Felsic Volcanic 2	Viggo Pit	Mine Rock	2.2	1.0	168	12	0.37	<0.5	3.6	<1	1.2	157
117476	BR-379	117	118	Felsic Volcanic 2	Viggo Pit	Mine Rock	2.8	1.2	178	12	0.16	<0.5	3.7	<1	1.3	176
117477	BR-379	127	128	Felsic Volcanic 2	Viggo Pit	Mine Rock	3.8	1.5	178	11	0.45	<0.5	3.9	<1	1.4	230
117493	BH23-11	12	13	Felsic Volcanic 1	Viggo Pit	Mine Rock	1.8	49	630	12	0.17	<0.5	11	<1	0.90	280
117492	BH23-11	22	23	Fragmental 1	Viggo Pit	Mine Rock	1.4	40	572	12	0.22	<0.5	8.7	<1	0.90	275
117491	BH23-11	32	33	Fragmental 1	Viggo Pit	Mine Rock	2.2	39	655	12	0.27	<0.5	8.3	<1	0.80	302
117490	BH23-11	42	43	Felsic Volcanic 1	Viggo Pit	Mine Rock	1.2	44	543	15	0.31	<0.5	11	<1	1.0	304
117489	BH23-11	52	53	Felsic Volcanic 1	Viggo Pit	Mine Rock	1.8	36	475	14	0.29	<0.5	7.6	<1	0.80	326
117487	BH23-12	4	5	Fragmental 1	Viggo Pit	Mine Rock	2.2	44	551	12	0.44	<0.5	7.5	<1	0.70	285
117488	BH23-12	15	16	Fragmental 1	Viggo Pit	Mine Rock	2.1	40	566	11	0.38	<0.5	8.4	<1	0.90	266
117486	BH23-12	24	25	Fragmental 1	Viggo Pit	Mine Rock	1.3	35	551	8.7	0.29	<0.5	6.7	<1	0.70	208
117485	BH23-12	34	35	Fragmental 1	Viggo Pit	Mine Rock	1.6	56	581	14	0.40	<0.5	13	<1	1.0	221
117484	BH23-12	45	46	Fragmental 1	Viggo Pit	Mine Rock	2.4	11	442	13	0.17	<0.5	3.9	<1	0.70	245
117483	BH23-12	54.5	55.5	Fragmental 1	Viggo Pit	Mine Rock	1.7	34	507	8.8	0.070	<0.5	7.7	<1	0.90	240
117451	BR-734	12.55	13.4	Felsic Volcanic 1	Viggo Pit	Mine Rock	2.3	48	618	12	0.65	<0.5	11	<1	1.0	237
117452	BR-734	21.5	23	Fragmental 1	Viggo Pit	Ore-Grade	1.1	13	613	8.1	0.28	<0.5	5.5	<1	1.1	113
117453	BR-734	54.9	56.4	Felsic Volcanic 2	Viggo Pit	Ore-Grade	3.2	1.4	157	13	0.13	<0.5	4.0	<1	1.1	223
117454	BR-734	76.8	78.3	Felsic Volcanic 1	Viggo Pit	Mine Rock	3.1	14	585	9.9	0.020	<0.5	5.4	<1	0.90	302
117455	BR-734	88.5	88.9	Felsic Volcanic 1	Viggo Pit	Mine Rock	1.9	14	555	7.4	0.030	<0.5	5.2	<1	0.90	397
117456	BR-734	97.85	99.35	Felsic Volcanic 1	Viggo Pit	Mine Rock	2.8	22	654	16	0.10	<0.5	6.7	<1	0.90	348
117457	BR-734	111	112.5	Metasediment 3	Viggo Pit	Mine Rock	0.81	2.8	327	12	0.14	<0.5	4.8	<1	1.4	192
117458	BR-734	127.2	128.7	Metasediment 3	Viggo Pit	Mine Rock	2.5	23	766	9.4	0.36	<0.5	8.4	<1	0.90	347
117459	BR-735	10.35	10.75	Quartz Sericite Schist	Viggo Pit	Mine Rock	0.45	112	841	12	0.050	<0.5	22	<1	1.1	316
117460	BR-735	30	31.15	Fragmental 1	Viggo Pit	Mine Rock	2.3	41	584	14	0.34	<0.5	9.5	<1	1.0	357
117461	BR-735	51	52.5	Felsic Volcanic 1	Viggo Pit	Mine Rock	2.5	11	421	8.5	0.14	<0.5	4.2	<1	0.90	221
117462	BR-735	70.5	72	Fragmental 1	Viggo Pit	Mine Rock	1.5	50	562	13	0.45	<0.5	13	<1	1.2	257
117463	BR-735	90	90.9	Fragmental 1	Viggo Pit	Mine Rock	2.2	50	783	13	0.27	<0.5	13	<1	1.1	295
117464	BR-735	113.75	114.75	Felsic Volcanic 1	Viggo Pit	Mine Rock	2.5	27	776	8.3	0.090	0.60	8.0	<1	0.90	371
117465	BR-735	135.4	136.4	Felsic Volcanic 1	Viggo Pit	Mine Rock	2.2	22	770	13	0.060	<0.5	7.0	<1	0.90	258

Classification as mine rock or ore-grade materials was based on gold content.

A value of "--" indicates metal was not measured for the given sample; the variation in elements analyzed is due to measurement at two different laboratories (see text).

Table B-7 Four Acid Metals

Sample ID	Drillhole ID	From	To	Lithology	Area	Class	Sodium	Nickel	Phosphorus	Lead	Sulphur	Antimony	Scandium	Selenium	Tin	Strontium
		m	*m*				*%*	*ppm*	*ppm*	*ppm*	*%*	*ppm*	*ppm*	*ppm*	*ppm*	*ppm*
10x Crustal Abundance (Price 1997) [(1)]							--	--	--	--	--	--	--	--	--	--
117466	BR-735	141	142	Felsic Volcanic 2	Viggo Pit	Mine Rock	2.0	1.6	182	13	0.070	<0.5	4.7	<1	1.4	154
117467	BR-735	150.1	150.85	Felsic Volcanic 2	Viggo Pit	Mine Rock	2.0	0.80	164	14	0.22	<0.5	4.5	<1	1.2	162
117498	BH24-01	40.75	41.75	Felsic Volcanic 1	Viggo Pit	Mine Rock	2.1	29	516	12	0.24	<0.5	7.6	<1	1.0	228
117497	BH24-01	51	52	Felsic Volcanic 1	Viggo Pit	Mine Rock	1.5	47	550	13	0.32	<0.5	12	<1	1.1	202
117496	BH24-01	60	61	Fragmental 1	Viggo Pit	Mine Rock	1.8	61	699	13	0.31	<0.5	14	<1	1.0	335
117495	BH24-01	69.5	70.5	Fragmental 1	Viggo Pit	Mine Rock	2.4	35	557	14	0.24	<0.5	8.9	<1	1.0	335
117494	BH24-01	90	91	Fragmental 1	Viggo Pit	Mine Rock	2.4	37	586	16	0.35	<0.5	8.5	<1	0.90	323
DX489414	BH24-02	10	11	Felsic Volcanic 2	Viggo Pit	Mine Rock	2.5	1.2	183	13	0.19	<0.5	5.0	<1	1.8	168
DX489413	BH24-02	30.1	31	Felsic Volcanic 2	Viggo Pit	Mine Rock	2.5	1.2	162	16	0.44	<0.5	4.4	<1	1.4	174
DX489412	BH24-02	50	51	Felsic Volcanic 1	Viggo Pit	Mine Rock	2.4	25	660	11	0.17	<0.5	8.9	<1	1.0	334
DX489411	BH24-02	70.5	71	Felsic Volcanic 1	Viggo Pit	Mine Rock	3.8	17	639	16	0.080	<0.5	6.6	<1	1.0	413
117500	BH24-02	90.95	91.75	Felsic Volcanic 1	Viggo Pit	Mine Rock	2.9	14	594	12	0.090	<0.5	5.9	<1	0.90	319
117499	BH24-02	110.75	111.5	Felsic Volcanic 1	Viggo Pit	Mine Rock	2.6	14	563	8.1	0.010	<0.5	5.7	<1	0.90	268
DX489416	BH24-03	65	65.6	Felsic Volcanic 1	Viggo Pit	Mine Rock	2.4	49	555	6.9	0.020	<0.5	8.3	<1	1.1	322
DX489415	BH24-03	85.5	86.5	Fragmental 2	Viggo Pit	Mine Rock	2.1	9.1	207	6.9	0.020	<0.5	2.8	<1	1.1	183
A0962870	BH24-01	10	11	Felsic Volcanic 1	Viggo Pit	Mine Rock	3.0	11	454	8.0	0.12	<0.5	4.2	<1	1.1	277
A0962869	BH24-01	22.3	23.3	Felsic Volcanic 1	Viggo Pit	Mine Rock	2.5	10	429	11	0.11	<0.5	4.3	<1	0.90	218
A0962868	BH24-01	30.9	31.9	Felsic Volcanic 1	Viggo Pit	Mine Rock	0.89	56	562	12	0.18	<0.5	17	<1	1.2	194
DX489422	BH24-03	6.1	7.1	Metasediment 3	Viggo Pit	Mine Rock	1.8	1.5	233	9.7	<0.01	<0.5	4.8	<1	1.2	169
DX489421	BH24-03	16	17	Metasediment 3	Viggo Pit	Mine Rock	1.1	10	781	9.0	0.29	<0.5	9.5	<1	1.5	319
DX489420	BH24-03	25.4	26.4	Metasediment 3	Viggo Pit	Mine Rock	1.6	25	653	9.0	0.21	<0.5	10	<1	1.2	274
DX489418	BH24-03	36	37	Metasediment 3	Viggo Pit	Mine Rock	2.6	32	879	10	0.32	<0.5	9.2	<1	1.0	348
DX489417	BH24-03	44.4	45.3	Felsic Volcanic 1	Viggo Pit	Mine Rock	2.1	60	1105	6.6	0.020	<0.5	13	<1	1.3	289
031665	REG-026	1018.5	1020	Felsic Volcanic 1	Underground	Mine Rock	1.9	13	520	10	0.095	<2	--	0.20	<6	180
031666	REG-026	1064.8	1065.2	Felsic Volcanic 1	Underground	Mine Rock	2.8	120	940	6.0	0.082	<2	--	0.10	<6	680
031667	REG-026	1114.5	1116	Fragmental 2	Underground	Mine Rock	2.7	41	636	12	0.030	<0.5	11	<1	1.2	335
031668	BR-433	269.2	270.2	Felsic Volcanic 1	Underground	Mine Rock	2.9	16	610	178	0.61	<2	--	0.40	<6	250
031669	BR-433	230.9	232.4	Metasediment 2	Underground	Mine Rock	3.2	60	460	22	0.57	<2	--	0.80	<6	450
031670	BR-259	696	697	Fragmental 2	Underground	Mine Rock	1.7	52	60	12	0.27	<2	--	0.20	<6	90
031671	BR-259	719.75	720.25	Metasediment 3	Underground	Mine Rock	1.2	110	710	5.0	0.14	<2	--	0.10	<6	280
031672	BR-259	655.5	656.7	Metasediment 3	Underground	Mine Rock	2.6	36	510	7.0	<0.005	<2	--	<0.1	<6	250
031673	BR-259	636.85	637.3	Felsic Volcanic 1	Underground	Ore-Grade	2.9	20	620	12	0.050	<0.5	5.4	<1	0.80	398
031674	BR-378	229.15	230.5	Felsic Volcanic 1	Underground	Mine Rock	2.8	15	595	11	0.020	<0.5	6.1	<1	1.0	307
031675	BR-378	253	254.3	Metasediment 3	Underground	Mine Rock	1.9	32	1100	10	0.030	<2	--	0.10	<6	270
031676	BR-378	106	107.2	Fragmental 1	Underground	Mine Rock	1.2	38	500	13	<0.005	<2	--	0.10	<6	230
031677	BR-378	336.9	338.4	Basalt	Underground	Mine Rock	2.0	213	484	1.5	0.020	<0.5	25	<1	0.90	182
031678	BR-378	128	129.5	Felsic Volcanic 1	Underground	Mine Rock	1.7	24	440	12	0.060	<2	--	0.20	<6	200
031679	BR-378	191	192	Felsic Volcanic 2	Underground	Mine Rock	2.8	0.40	140	12	0.064	<2	--	0.30	<6	120
031680	BR-378	299.9	301.4	Fragmental 2	Underground	Mine Rock	1.8	27	530	9.0	0.067	<2	--	<0.1	<6	210
031681	BR-469	155.5	157	Felsic Volcanic 2	Underground	Mine Rock	3.3	2.2	120	7.0	1.6	<2	--	<0.1	<6	110
031682	BR-469	263.85	265.35	Metasediment 3	Underground	Mine Rock	2.4	30	490	8.0	0.034	<2	--	0.20	<6	220
031683	BR-469	204.7	205.7	Felsic Volcanic 2	Underground	Ore-Grade	3.9	0.70	140	11	0.15	<2	--	0.30	<6	220
031684	BR-393	455.1	456.35	Basalt	Underground	Mine Rock	1.5	32	960	6.0	0.36	<2	--	0.20	<6	430
031685	BR-393	404.8	406.3	Fragmental 2	Underground	Mine Rock	3.2	12	300	9.0	0.037	<2	--	<0.1	<6	230

Classification as mine rock or ore-grade materials was based on gold content.

A value of "--" indicates metal was not measured for the given sample; the variation in elements analyzed is due to measurement at two different laboratories (see text).

Table B-7 Four Acid Metals

Sample ID	Drillhole ID	From	To	Lithology	Area	Class	Sodium	Nickel	Phosphorus	Lead	Sulphur	Antimony	Scandium	Selenium	Tin	Strontium
		m	*m*				*%*	*ppm*	*ppm*	*ppm*	*%*	*ppm*	*ppm*	*ppm*	*ppm*	*ppm*
10x Crustal Abundance (Price 1997) [(1)]							--	--	--	--	--	--	--	--	--	--
031686	BR-393	342	343.5	Felsic Volcanic 1	Underground	Mine Rock	4.2	15	590	11	0.081	<2	--	0.20	<6	400
031687	BR-397	188.4	189.1	Felsic Volcanic 1	Underground	Mine Rock	1.8	95	390	1.0	0.060	<2	--	0.30	<6	140
031688	BR-397	275.8	277.3	Basalt	Underground	Mine Rock	2.0	40	290	10	0.037	<2	--	<0.1	<6	160
031689	BR-370	369.5	371	Metasediment 3	Underground	Mine Rock	2.0	27	810	8.0	0.020	<2	--	<0.1	<6	340
031690	BR-523	195.5	196.3	Felsic Volcanic 2	Underground	Ore-Grade	0.80	1.9	120	19	0.49	<2	--	3.8	<6	100
031691	BR-523	128.5	130	Felsic Volcanic 1	Underground	Mine Rock	1.2	67	660	13	0.26	<2	--	0.10	<6	220
031692	BR-523	167	168.1	Metasediment 2	Underground	Mine Rock	0.62	33	650	15	0.18	<2	--	0.20	<6	240
031693	BR-523	148.1	148.5	Felsic Volcanic 1	Underground	Mine Rock	2.2	51	450	13	0.26	<2	--	0.30	<6	240
031694	BR-523	55.8	56.8	Metasediment 2	Underground	Mine Rock	1.5	45	530	22	0.78	<2	--	0.50	<6	230
031695	BR-523	100.7	102	Fragmental 1	Underground	Mine Rock	1.3	39	610	12	0.024	<2	--	0.10	<6	200
031696	BR-523	78.5	79.5	Felsic Volcanic 1	Underground	Mine Rock	1.4	36	410	12	0.22	<2	--	0.30	<6	210
031697	BR-772	1476.25	1477.75	Felsic Volcanic 1	Underground	Mine Rock	2.8	25	480	7.0	0.066	<2	--	<0.1	<6	160
031698	BR-772	1533	1534.5	Basalt	Underground	Mine Rock	1.3	88	660	3.0	0.38	<2	--	0.30	<6	190
031699	BR-682	1070	1070.9	Fragmental 2	Underground	Mine Rock	2.0	33	570	13	0.29	<2	--	0.20	<6	290
031700	BR-392	365	366.5	Basalt	Underground	Mine Rock	1.4	23	770	5.0	0.63	<2	--	0.10	<6	380
031701	BR-024	400.25	400.75	Metasediment 3	Underground	Mine Rock	1.2	36	780	5.0	0.15	<2	--	<0.1	<6	230
031702	BR-024	353.5	354	Fragmental 2	Underground	Mine Rock	1.9	24	510	7.0	<0.005	<2	--	<0.1	<6	250
031703	BR-024	452	452.55	Metasediment 3	Underground	Mine Rock	2.5	19	1100	11	0.013	<2	--	<0.1	<6	390
031704	BR-024	503	504	Felsic Volcanic 1	Underground	Mine Rock	2.9	14	602	8.9	0.010	<0.5	6.0	<1	1.0	277
031705	BR-771	1474.2	1475	Metasediment 3	Underground	Mine Rock	2.7	15	690	9.0	0.015	<2	--	<0.1	<6	270
031706	BR-771	1302.3	1303.8	Felsic Volcanic 1	Underground	Mine Rock	2.8	13	450	10	0.027	<2	--	<0.1	<6	230
031707	BR-771	1382.6	1383.4	Felsic Volcanic 2	Underground	Mine Rock	1.9	0.90	250	25	0.51	<2	--	0.10	<6	130
031708	BR-695	1709.5	1711	Metasediment 3	Underground	Mine Rock	2.7	18	730	11	0.030	<0.5	7.0	<1	1.0	416
031709	BR-481	754.5	756	Felsic Volcanic 2	Underground	Mine Rock	2.4	1.2	183	15	1.5	<0.5	4.5	<1	1.2	162
031710	BR-760	204.7	206.2	Fragmental 1	Underground	Mine Rock	2.5	27	570	12	0.021	<2	--	<0.1	<6	360
031711	BR-760	300	301.1	Metasediment 2	Underground	Mine Rock	2.1	82	600	11	0.27	<2	--	0.30	<6	300
031712	BR-760	355	356	Felsic Volcanic 1	Underground	Mine Rock	2.1	9.5	350	9.0	0.099	<2	--	<0.1	<6	200
031713	BR-760	253.2	254	Fragmental 1	Underground	Mine Rock	1.9	6.5	230	13	0.096	<2	--	<0.1	<6	240
031714	BR-760	457.5	459	Felsic Volcanic 1	Underground	Mine Rock	2.3	13	537	8.7	0.020	<0.5	5.1	<1	0.90	295
031715	BR-760	406.8	407.55	Felsic Volcanic 2	Underground	Ore-Grade	2.1	1.6	130	21	0.33	<2	--	1.0	<6	140
031716	BR-481	599.8	601	Felsic Volcanic 2	Underground	Mine Rock	5.1	3.0	150	13	0.68	<2	--	1.8	<6	230
031717	BR-481	655.8	656.7	Felsic Volcanic 1	Underground	Ore-Grade	4.0	8.3	380	15	1.0	<2	--	1.7	<6	360
031718	BR-745	772.3	773.5	Fragmental 2	Underground	Mine Rock	1.8	54	430	10	0.50	<2	--	<0.1	<6	160
031719	BR-745	601.75	603	Felsic Volcanic 1	Underground	Ore-Grade	0.74	14	570	16	0.29	<2	--	0.40	<6	220
031720	BR-745	669	670.5	Felsic Volcanic 2	Underground	Mine Rock	3.1	2.2	120	15	0.031	<2	--	<0.1	<6	180
031721	BR-763	542.35	543.85	Metasediment 2	Underground	Mine Rock	1.2	40	480	16	0.38	<2	--	0.20	<6	160
031722	BR-763	599.65	601.15	Felsic Volcanic 1	Underground	Mine Rock	3.0	1.9	140	15	0.26	<2	--	0.30	<6	220
031723	BR-682	1029	1030.5	Felsic Volcanic 1	Underground	Mine Rock	1.5	13	570	17	2.2	<2	--	0.70	<6	290
031724	BR-682	874.8	875.7	Felsic Volcanic 1	Underground	Ore-Grade	3.0	16	480	2300	1.8	<2	--	29	<6	1400
031725	BR-682	777.9	778.9	Felsic Volcanic 1	Underground	Ore-Grade	0.39	11	380	21	6.2	<2	--	5.8	<6	52
031726	BR-682	927.6	928.2	Felsic Volcanic 1	Underground	Mine Rock	2.5	17	500	14	2.5	<2	--	1.7	<6	290
031727	BR-682	969	970	Felsic Volcanic 1	Underground	Ore-Grade	3.4	13	510	20	1.7	<2	--	0.90	<6	290
031728	BR-682	482	483.5	Fragmental 2	Underground	Mine Rock	2.3	31	360	11	0.025	<2	--	<0.1	<6	230
031729	BR-682	646.2	647.5	Metasediment 2	Underground	Mine Rock	1.3	47	610	12	1.5	<2	--	0.20	<6	210

Classification as mine rock or ore-grade materials was based on gold content.

A value of "--" indicates metal was not measured for the given sample; the variation in elements analyzed is due to measurement at two different laboratories (see text).

Table B-7 Four Acid Metals

Sample ID	Drillhole ID	From	To	Lithology	Area	Class	Sodium	Nickel	Phosphorus	Lead	Sulphur	Antimony	Scandium	Selenium	Tin	Strontium
		m	*m*				*%*	*ppm*	*ppm*	*ppm*	*%*	*ppm*	*ppm*	*ppm*	*ppm*	*ppm*
10x Crustal Abundance (Price 1997) [(1)]							--	--	--	--	--	--	--	--	--	--
031730	BR-682	390.5	391.6	Felsic Volcanic 1	Underground	Mine Rock	2.0	7.7	310	10	0.028	<2	--	<0.1	<6	280
031731	BR-682	559.55	561	Metasediment 3	Underground	Mine Rock	2.4	25	1100	11	0.049	<2	--	<0.1	<6	330
031732	BR-682	312	313.5	Basalt	Underground	Mine Rock	1.9	30	390	2.0	0.17	<2	--	0.60	<6	120
031733	BR-227	840.5	842	Basalt	Underground	Mine Rock	1.4	69	560	5.0	0.29	<2	--	<0.1	<6	250
031734	BR-227	812	813	Fragmental 2	Underground	Mine Rock	2.2	8.4	290	7.0	0.019	<2	--	<0.1	<6	200
031735	BR-227	502	503	Felsic Volcanic 1	Underground	Mine Rock	2.7	16	520	16	0.31	<2	--	<0.1	<6	240
031736	BR-227	685.5	686.5	Felsic Volcanic 2	Underground	Mine Rock	2.3	3.7	150	11	0.096	<2	--	<0.1	<6	150
031737	BR-227	609	609.75	Metasediment 2	Underground	Mine Rock	1.6	44	710	14	0.36	<2	--	0.20	<6	380
031738	BR-227	644.1	645.6	Felsic Volcanic 1	Underground	Mine Rock	2.3	13	630	18	0.34	<2	--	<0.1	<6	310
031739	BR-227	745	746.5	Felsic Volcanic 1	Underground	Mine Rock	2.8	16	540	13	0.029	<2	--	<0.1	<6	310
031740	BR-247	690	691.5	Fragmental 2	Underground	Mine Rock	2.3	9.5	140	33	0.026	<2	--	<0.1	<6	180
031826	BR-392	309	310.5	Fragmental 2	Underground	Mine Rock	2.9	25	620	11	0.072	<2	--	<0.1	<6	340
031827	BR-392	264	265.5	Metasediment 3	Underground	Mine Rock	2.6	13	270	10	0.13	<2	--	<0.1	<6	210
031828	BR-156	355	356	Felsic Volcanic 1	Underground	Mine Rock	1.8	21	540	30	0.77	<2	--	0.10	<6	280
031829	BR-156	405	406.5	Felsic Volcanic 1	Underground	Mine Rock	2.7	18	550	25	0.70	<2	--	0.30	<6	160
031830	BR-156	458	459	Metasediment 2	Underground	Mine Rock	1.8	53	650	16	0.30	<2	--	0.20	<6	270
031831	BR-156	515	516	Felsic Volcanic 2	Underground	Mine Rock	2.3	1.5	160	11	1.7	<2	--	<0.1	<6	150
031832	BR-156	564	565	Felsic Volcanic 2	Underground	Ore-Grade	2.6	3.1	180	14	0.25	<2	--	0.30	<6	220
031833	BR-156	612	613.1	Metasediment 3	Underground	Mine Rock	1.5	15	340	10	0.10	<2	--	<0.1	<6	210
031834	BR-007	460.25	460.75	Felsic Volcanic 1	Underground	Mine Rock	2.5	13	550	190	1.8	<2	--	3.0	<6	230
031835	BR-007	504.65	505.15	Metasediment 2	Underground	Ore-Grade	2.1	50	600	19	0.97	<2	--	0.80	<6	360
031836	BR-007	555.7	556.2	Felsic Volcanic 1	Underground	Mine Rock	3.4	14	680	28	1.0	<2	--	2.8	<6	300
031837	BR-007	605.3	606	Felsic Volcanic 1	Underground	Ore-Grade	2.4	15	640	14	0.24	<2	--	<0.1	<6	250
031838	BR-007	705	706	Felsic Volcanic 1	Underground	Mine Rock	2.1	25	810	15	0.13	<2	--	<0.1	<6	240
031839	BR-007	753.6	754.3	Fragmental 2	Underground	Ore-Grade	2.0	11	160	13	0.079	<2	--	<0.1	<6	190
031840	BR-030	209.8	210.8	Fragmental 2	Underground	Mine Rock	2.1	61	870	13	0.16	<2	--	0.10	<6	500
031841	BR-030	249.6	251.1	Metasediment 3	Underground	Mine Rock	2.8	29	550	8.0	0.045	<2	--	<0.1	<6	290
031842	BR-030	290.9	291.85	Felsic Volcanic 1	Underground	Mine Rock	2.6	7.6	270	9.0	0.020	<2	--	<0.1	<6	290
031843	BR-030	399.1	399.9	Felsic Volcanic 2	Underground	Mine Rock	4.5	2.4	140	10	0.20	<2	--	0.30	<6	200
031844	BR-030	437.3	438.2	Felsic Volcanic 2	Underground	Mine Rock	4.3	14	160	10	0.26	<2	--	0.70	<6	260
031845	BR-084	333.2	334.2	Felsic Volcanic 2	Underground	Mine Rock	5.1	2.8	150	10	0.23	<2	--	0.30	<6	250
031846	BR-084	393.75	394.75	Felsic Volcanic 2	Underground	Mine Rock	3.9	76	440	110	0.81	<2	--	2.9	<6	540
031847	BR-084	432.6	433.7	Felsic Volcanic 1	Underground	Ore-Grade	2.9	32	590	38	0.81	<2	--	0.10	<6	270
031848	BR-084	491	492.5	Fragmental 2	Underground	Mine Rock	2.4	1.9	150	11	0.10	<2	--	<0.1	<6	150
031849	BR-084	568.3	569.8	Basalt	Underground	Mine Rock	0.90	84	350	1.0	0.62	<2	--	0.90	<6	53
031850	BR-024	289	290.5	Basalt	Underground	Mine Rock	1.1	78	460	5.0	0.43	<2	--	0.20	<6	140
116955	BR-388	448.5	450	Metasediment 2	Underground	Mine Rock	2.1	56	430	15	0.25	<2	--	0.10	<6	210
116956	BR-517	656.5	657.5	Felsic Volcanic 2	Underground	Mine Rock	3.6	1.2	120	10	0.54	<2	--	0.30	<6	210
116957	BR-388	415.5	417	Felsic Volcanic 1	Underground	Mine Rock	2.4	24	570	32	0.30	<2	--	<0.1	<6	290
116958	BR-517	753.3	754.35	Metasediment 3	Underground	Mine Rock	2.5	8.2	491	14	0.020	<0.5	4.5	<1	0.90	252
116959	BR-481	805.5	806.7	Felsic Volcanic 2	Underground	Mine Rock	3.6	1.0	166	12	0.64	<0.5	4.4	<1	1.1	291
116960	BR-388	362	363	Metasediment 3	Underground	Mine Rock	2.5	23	800	7.0	0.023	<2	--	<0.1	<6	310
116961	BR-517	603	604.5	Felsic Volcanic 1	Underground	Mine Rock	4.5	14	590	14	0.46	<2	--	1.7	<6	370
116962	BR-517	556.15	556.9	Felsic Volcanic 2	Underground	Mine Rock	1.2	18	420	6.0	4.3	3.9	--	4.7	<6	270

Classification as mine rock or ore-grade materials was based on gold content.

A value of "--" indicates metal was not measured for the given sample; the variation in elements analyzed is due to measurement at two different laboratories (see text).

Table B-7 Four Acid Metals

Sample ID	Drillhole ID	From	To	Lithology	Area	Class	Sodium	Nickel	Phosphorus	Lead	Sulphur	Antimony	Scandium	Selenium	Tin	Strontium
		m	*m*				*%*	*ppm*	*ppm*	*ppm*	*%*	*ppm*	*ppm*	*ppm*	*ppm*	*ppm*
10x Crustal Abundance (Price 1997) [(1)]							--	--	--	--	--	--	--	--	--	--
116963	BR-517	706	707	Felsic Volcanic 2	Underground	Mine Rock	3.1	2.5	210	100	0.30	<2	--	<0.1	<6	170
116964	BR-388	261	262.5	Fragmental 2	Underground	Mine Rock	2.6	9.2	300	9.0	0.010	<2	--	<0.1	<6	190
116965	BR-388	311.5	312.55	Fragmental 2	Underground	Mine Rock	2.0	9.7	120	16	0.016	<2	--	<0.1	<6	160
116966	BR-763	656.4	657.9	Metasediment 3	Underground	Mine Rock	2.8	50	810	11	0.21	<2	--	<0.1	<6	460
DX758033	BR-144	193	194	Felsic Volcanic 1	Central Pit	Mine Rock	1.9	21	710	53	0.60	<5	<4	--	--	173
DX758034	BR-144	205	206	Felsic Volcanic 1	Central Pit	Mine Rock	2.5	21	660	26	0.51	<5	6.0	--	--	348
DX758035	BR-144	211	211.75	Felsic Volcanic 1	Central Pit	Mine Rock	2.1	20	650	33	0.54	<5	6.0	--	--	278
DX758036	BR-144	221	222	Felsic Volcanic 1	Central Pit	Mine Rock	2.0	18	570	154	1.4	<5	6.0	--	--	193
DX758037	BR-144	225	226	Felsic Volcanic 1	Central Pit	Mine Rock	1.6	14	550	43	0.43	<5	6.0	--	--	250
DX758038	BR-144	231.85	232.8	Metasediment 2	Central Pit	Mine Rock	2.3	64	680	17	0.54	<5	16	--	--	248
DX758039	BR-144	233.3	234.45	Metasediment 2	Central Pit	Mine Rock	1.5	61	660	16	0.64	<5	16	--	--	243
DX758040	BR-144	236.3	236.8	Felsic Volcanic 1	Central Pit	Mine Rock	2.7	22	680	19	0.48	<5	7.0	--	--	264
DX758041	BR-144	242.75	243.75	Felsic Volcanic 1	Central Pit	Mine Rock	2.7	21	810	9.0	0.48	<5	7.0	--	--	343
DX758042	BR-144	256	256.5	Metasediment 2	Central Pit	Mine Rock	1.7	59	780	12	0.64	<5	11	--	--	224
DX758043	BR-144	262	263.5	Metasediment 2	Central Pit	Mine Rock	1.1	51	790	11	0.85	7.0	14	--	--	169
DX758044	BR-144	266.5	268	Metasediment 2	Central Pit	Mine Rock	1.8	68	600	15	0.25	<5	15	--	--	221
DX758045	BR-144	271.5	273	Metasediment 2	Central Pit	Mine Rock	2.1	60	600	16	0.23	<5	14	--	--	298
DX758046	BR-144	275.95	277	Felsic Volcanic 1	Central Pit	Mine Rock	2.6	19	770	12	0.31	<5	6.0	--	--	337
DX758047	BR-144	280.5	282	Metasediment 2	Central Pit	Mine Rock	1.3	60	680	12	0.59	<5	15	--	--	191
DX758048	BR-144	284.5	286	Metasediment 2	Central Pit	Mine Rock	1.9	62	580	17	0.28	<5	14	--	--	305
DX758049	BR-144	290.5	292	Metasediment 2	Central Pit	Mine Rock	1.5	73	630	15	0.52	<5	18	--	--	265
DX758050	BR-144	295	296.5	Metasediment 2	Central Pit	Mine Rock	1.7	69	580	17	0.33	<5	16	--	--	307
DX758051	BR-144	301.3	302.3	Felsic Volcanic 1	Central Pit	Mine Rock	3.1	26	690	16	0.35	<5	8.0	--	--	423
DX758052	BR-144	305.9	306.5	Metasediment 2	Central Pit	Mine Rock	2.5	36	550	13	1.3	<5	7.0	--	--	245
DX758053	BR-144	316.9	318	Metasediment 2	Central Pit	Mine Rock	2.4	76	520	12	0.99	<5	15	--	--	309
A0962709	BR-147	255	256	Felsic Volcanic 2	Central Pit	Mine Rock	3.0	1.0	150	13	0.45	<5	5.0	--	--	174
A0962710	BR-147	260	260.95	Felsic Volcanic 2	Central Pit	Mine Rock	2.8	<1	160	13	0.62	<5	4.0	--	--	193
A0962711	BR-147	265.25	266	Felsic Volcanic 2	Central Pit	Mine Rock	3.2	3.0	190	11	0.57	<5	5.0	--	--	186
A0962712	BR-147	275	276	Felsic Volcanic 2	Central Pit	Mine Rock	2.9	<1	130	48	1.6	<5	<4	--	--	97
A0962708	BR-147	279	280	Felsic Volcanic 2	Central Pit	Ore-Grade	1.8	2.0	100	248	2.0	<5	<4	--	--	62
A0962713	BR-147	285	286	Felsic Volcanic 1	Central Pit	Mine Rock	2.5	22	880	20	0.28	<5	7.0	--	--	328
A0962714	BR-147	291.3	292.05	Felsic Volcanic 2	Central Pit	Mine Rock	3.4	<1	180	16	1.8	<5	4.0	--	--	186
DX758127	BR-173	26	27	Quartz Sericite Schist	Central Pit	Mine Rock	2.9	1.0	30	16	<0.01	<5	<4	--	--	176
DX758128	BR-173	31	32.5	Felsic Volcanic 1	Central Pit	Mine Rock	2.3	25	1040	11	0.070	<5	9.0	--	--	337
DX758129	BR-173	35.5	37	Felsic Volcanic 1	Central Pit	Mine Rock	2.4	28	1160	10	0.060	<5	9.0	--	--	308
DX758130	BR-173	40	41.5	Felsic Volcanic 1	Central Pit	Mine Rock	2.1	31	1190	10	0.10	<5	10	--	--	458
DX758131	BR-173	44.5	46	Felsic Volcanic 1	Central Pit	Mine Rock	2.1	28	1110	11	0.21	<5	10	--	--	472
DX758132	BR-173	50	51	Felsic Volcanic 1	Central Pit	Mine Rock	2.8	16	590	9.0	0.18	<5	6.0	--	--	279
A0964865	BR-173	55.5	57	Felsic Volcanic 1	Central Pit	Mine Rock	2.6	17	540	10	0.21	<5	6.0	--	--	302
A0964866	BR-173	60	61.2	Felsic Volcanic 1	Central Pit	Mine Rock	2.8	17	530	9.0	0.080	<5	6.0	--	--	283
A0964867	BR-173	67	68.5	Felsic Volcanic 1	Central Pit	Mine Rock	2.7	19	560	9.0	0.34	<5	<4	--	--	274
A0964868	BR-173	76.5	77.5	Metasediment 2	Central Pit	Mine Rock	2.4	54	620	14	0.36	<5	12	--	--	311
A0964869	BR-173	81.6	82.5	Felsic Volcanic 1	Central Pit	Mine Rock	2.7	17	570	11	0.19	<5	6.0	--	--	405
A0964870	BR-173	84.75	85.85	Metasediment 2	Central Pit	Mine Rock	2.4	30	560	12	0.28	<5	8.0	--	--	330

Classification as mine rock or ore-grade materials was based on gold content.

A value of "--" indicates metal was not measured for the given sample; the variation in elements analyzed is due to measurement at two different laboratories (see text).

Table B-7 Four Acid Metals

Sample ID	Drillhole ID	From	To	Lithology	Area	Class	Sodium	Nickel	Phosphorus	Lead	Sulphur	Antimony	Scandium	Selenium	Tin	Strontium
		m	*m*				*%*	*ppm*	*ppm*	*ppm*	*%*	*ppm*	*ppm*	*ppm*	*ppm*	*ppm*
10x Crustal Abundance (Price 1997) [(1)]							--	--	--	--	--	--	--	--	--	--
A0964871	BR-173	88	89.5	Felsic Volcanic 1	Central Pit	Mine Rock	3.2	16	510	9.0	0.30	<5	6.0	--	--	303
A0964177	BR-174	43	44.5	Felsic Volcanic 1	Central Pit	Mine Rock	2.9	16	540	10	0.42	<5	6.0	--	--	308
A0964178	BR-174	49	50.5	Felsic Volcanic 1	Central Pit	Mine Rock	2.6	16	540	10	0.48	<5	5.0	--	--	308
A0964179	BR-174	55.7	57	Felsic Volcanic 1	Central Pit	Mine Rock	3.3	26	580	13	0.36	<5	7.0	--	--	464
A0964180	BR-174	60	61.5	Felsic Volcanic 1	Central Pit	Mine Rock	2.5	42	640	11	0.18	<5	11	--	--	367
A0964181	BR-174	65.5	66	Metasediment 2	Central Pit	Mine Rock	1.8	61	640	14	0.35	<5	15	--	--	280
A0964182	BR-174	70	71.2	Metasediment 2	Central Pit	Mine Rock	2.2	52	630	14	0.49	<5	9.0	--	--	311
A0964183	BR-174	75	76.45	Felsic Volcanic 1	Central Pit	Mine Rock	2.7	20	530	10	0.36	<5	7.0	--	--	329
A0964184	BR-174	78	79	Felsic Volcanic 1	Central Pit	Mine Rock	3.1	7.0	340	8.0	0.94	<5	<4	--	--	282
A0964185	BR-174	84.25	85	Felsic Volcanic 1	Central Pit	Mine Rock	2.7	16	600	12	0.33	<5	6.0	--	--	327
A0964186	BR-174	88.1	89.2	Felsic Volcanic 1	Central Pit	Mine Rock	1.0	36	350	8.0	0.23	<5	9.0	--	--	177
A0964187	BR-174	96.9	98.4	Felsic Volcanic 1	Central Pit	Mine Rock	2.8	16	570	11	0.87	<5	6.0	--	--	304
A0964188	BR-174	101	102.5	Felsic Volcanic 1	Central Pit	Mine Rock	2.7	13	860	18	1.3	<5	8.0	--	--	444
A0964189	BR-174	119	120.5	Felsic Volcanic 1	Central Pit	Mine Rock	2.5	18	580	7.0	0.66	<5	6.0	--	--	282
A0964190	BR-174	125.9	127.4	Felsic Volcanic 1	Central Pit	Mine Rock	2.3	19	810	11	2.3	<5	7.0	--	--	330
A0964191	BR-174	136.4	137.9	Felsic Volcanic 1	Central Pit	Mine Rock	2.5	21	730	9.0	0.80	<5	<4	--	--	335
A0964192	BR-174	143.9	145.4	Felsic Volcanic 1	Central Pit	Mine Rock	2.7	21	720	10	0.72	<5	7.0	--	--	432
A0964193	BR-174	152.9	154.4	Felsic Volcanic 1	Central Pit	Mine Rock	2.6	14	780	10	0.45	<5	6.0	--	--	416
A0964194	BR-174	164.9	166.4	Felsic Volcanic 1	Central Pit	Mine Rock	2.7	25	670	10	0.50	<5	7.0	--	--	412
A0964195	BR-174	169.4	170.9	Felsic Volcanic 1	Central Pit	Mine Rock	1.8	15	720	10	1.1	<5	5.0	--	--	253
A0964196	BR-174	175.4	176.9	Felsic Volcanic 1	Central Pit	Mine Rock	1.6	19	560	12	1.3	<5	6.0	--	--	219
A0964197	BR-174	181	182	Felsic Volcanic 1	Central Pit	Mine Rock	0.83	21	720	14	1.4	<5	6.0	--	--	162
A0964198	BR-174	185	186	Felsic Volcanic 1	Central Pit	Mine Rock	0.57	21	730	40	0.76	<5	7.0	--	--	167
A0964702	BR-174	205	206	Felsic Volcanic 1	Central Pit	Ore-Grade	4.6	19	530	18	1.6	<5	5.0	--	--	201
A0964701	BR-174	212.15	213	Felsic Volcanic 1	Central Pit	Ore-Grade	2.6	15	700	22	0.85	<5	6.0	--	--	242
A0964199	BR-174	225	226.5	Felsic Volcanic 1	Central Pit	Mine Rock	2.8	17	840	14	0.60	<5	6.0	--	--	303
A0964200	BR-174	243	244.5	Felsic Volcanic 1	Central Pit	Mine Rock	2.9	23	940	9.0	0.55	<5	8.0	--	--	349
A0964201	BR-174	250.5	252	Felsic Volcanic 1	Central Pit	Mine Rock	2.4	23	890	17	0.49	<5	7.0	--	--	311
A0964202	BR-174	256.5	258	Felsic Volcanic 1	Central Pit	Mine Rock	2.3	23	880	32	0.40	<5	7.0	--	--	298
A0964203	BR-174	270	271	Felsic Volcanic 1	Central Pit	Mine Rock	2.1	19	590	39	0.90	<5	6.0	--	--	241
A0964204	BR-174	279	280	Felsic Volcanic 1	Central Pit	Mine Rock	2.9	11	440	11	0.45	<5	<4	--	--	246
A0964205	BR-174	284	285.05	Felsic Volcanic 1	Central Pit	Mine Rock	1.5	12	440	138	1.4	<5	<4	--	--	146
A0964206	BR-174	287	288	Felsic Volcanic 1	Central Pit	Mine Rock	2.8	18	590	12	0.42	<5	6.0	--	--	275
A0964207	BR-174	291	292	Felsic Volcanic 1	Central Pit	Mine Rock	2.8	16	560	12	0.33	<5	6.0	--	--	333
A0964208	BR-174	311.1	312.6	Felsic Volcanic 1	Central Pit	Mine Rock	3.4	14	550	9.0	0.49	<5	6.0	--	--	303
A0964209	BR-174	331.3	332.8	Metasediment 2	Central Pit	Mine Rock	1.9	54	650	13	0.47	<5	13	--	--	270
A0964210	BR-174	337.1	338.6	Felsic Volcanic 1	Central Pit	Mine Rock	2.5	23	760	10	0.34	<5	7.0	--	--	310
A0964211	BR-174	343.35	344.85	Metasediment 2	Central Pit	Mine Rock	2.5	73	660	19	0.74	<5	16	--	--	391
A0964212	BR-174	347.85	349.35	Metasediment 2	Central Pit	Mine Rock	1.9	67	640	14	0.77	<5	15	--	--	210
A0964213	BR-174	355.35	356.85	Metasediment 2	Central Pit	Mine Rock	2.9	56	600	17	0.62	<5	13	--	--	387
A0964214	BR-175	22.5	24	Fragmental 1	Central Pit	Mine Rock	1.6	54	590	14	0.21	<5	8.0	--	--	213
A0964215	BR-175	40.2	41.7	Felsic Volcanic 1	Central Pit	Mine Rock	2.6	16	530	9.0	0.49	<5	6.0	--	--	259
A0964216	BR-175	46.2	46.8	Felsic Volcanic 1	Central Pit	Mine Rock	2.9	17	530	11	0.55	<5	6.0	--	--	309
A0964218	BR-175	53.3	54.8	Felsic Volcanic 1	Central Pit	Mine Rock	2.9	16	520	10	0.36	<5	6.0	--	--	300

Classification as mine rock or ore-grade materials was based on gold content.

A value of "--" indicates metal was not measured for the given sample; the variation in elements analyzed is due to measurement at two different laboratories (see text).

Table B-7 Four Acid Metals

Sample ID	Drillhole ID	From	To	Lithology	Area	Class	Sodium	Nickel	Phosphorus	Lead	Sulphur	Antimony	Scandium	Selenium	Tin	Strontium
		m	*m*				*%*	*ppm*	*ppm*	*ppm*	*%*	*ppm*	*ppm*	*ppm*	*ppm*	*ppm*
10x Crustal Abundance (Price 1997) [(1)]							--	--	--	--	--	--	--	--	--	--
A0964219	BR-175	59.3	60.8	Felsic Volcanic 1	Central Pit	Mine Rock	2.6	16	510	10	0.39	<5	6.0	--	--	296
A0964220	BR-175	64.65	66	Metasediment 2	Central Pit	Mine Rock	2.5	57	640	15	0.32	<5	12	--	--	318
A0964221	BR-175	69.6	71.1	Felsic Volcanic 1	Central Pit	Mine Rock	2.8	15	560	11	0.61	<5	6.0	--	--	314
A0964222	BR-175	75.6	77.1	Felsic Volcanic 1	Central Pit	Mine Rock	3.0	17	570	11	0.59	<5	6.0	--	--	334
A0964223	BR-175	81.7	83.2	Felsic Volcanic 1	Central Pit	Mine Rock	2.6	51	580	13	1.1	<5	10	--	--	420
A0964217	BR-175	91.6	92.6	Felsic Volcanic 1	Central Pit	Mine Rock	2.6	15	550	9.0	0.20	<5	<4	--	--	289
A0964224	BR-175	97.3	98.8	Metasediment 2	Central Pit	Mine Rock	2.5	40	560	13	0.33	<5	8.0	--	--	333
A0964225	BR-175	102.4	103.4	Metasediment 2	Central Pit	Mine Rock	1.7	49	520	12	0.29	<5	11	--	--	244
A0964226	BR-175	107.9	109.4	Felsic Volcanic 1	Central Pit	Mine Rock	2.3	19	550	11	0.23	<5	6.0	--	--	320
A0964227	BR-175	111.55	113	Metasediment 2	Central Pit	Mine Rock	2.2	45	590	13	0.44	<5	12	--	--	308
A0964228	BR-175	118.35	119.85	Felsic Volcanic 1	Central Pit	Mine Rock	2.3	38	520	11	1.2	<5	10	--	--	296
A0964229	BR-175	123.65	124.65	Felsic Volcanic 1	Central Pit	Mine Rock	1.8	22	680	14	3.3	<5	7.0	--	--	274
A0964230	BR-175	128.65	129.65	Felsic Volcanic 1	Central Pit	Mine Rock	2.1	16	710	12	2.6	<5	5.0	--	--	288
A0964231	BR-175	132.8	133.8	Felsic Volcanic 1	Central Pit	Mine Rock	1.8	15	860	11	2.8	<5	6.0	--	--	232
A0964232	BR-175	138.5	140	Felsic Volcanic 1	Central Pit	Mine Rock	1.9	19	650	14	2.7	<5	6.0	--	--	281
A0964233	BR-175	149.6	151.1	Felsic Volcanic 1	Central Pit	Mine Rock	1.6	22	660	52	1.4	<5	7.0	--	--	245
117278	BR-039	130	131	Felsic Volcanic 2	Central Pit	Mine Rock	3.7	<1	140	14	1.2	<5	<4	--	--	105
117279	BR-039	134	135.3	Felsic Volcanic 2	Central Pit	Ore-Grade	3.5	8.0	190	17	1.2	<5	6.0	--	--	116
117280	BR-039	139.5	140.5	Felsic Volcanic 2	Central Pit	Mine Rock	3.5	<1	160	14	1.0	<5	4.0	--	--	187
117281	BR-039	145.7	146.5	Felsic Volcanic 2	Central Pit	Ore-Grade	3.6	6.0	280	13	0.69	<5	<4	--	--	159
117282	BR-039	150.5	151.5	Felsic Volcanic 2	Central Pit	Mine Rock	3.6	2.0	210	12	0.69	<5	5.0	--	--	173
117283	BR-039	156.5	157.5	Felsic Volcanic 1	Central Pit	Mine Rock	2.2	16	700	11	0.49	<5	7.0	--	--	224
117284	BR-039	161.5	162.5	Felsic Volcanic 2	Central Pit	Mine Rock	3.1	<1	160	14	1.1	<5	4.0	--	--	150
117285	BR-039	166.5	167.5	Felsic Volcanic 2	Central Pit	Mine Rock	2.1	<1	140	18	0.86	<5	4.0	--	--	126
117286	BR-039	167.5	168.5	Felsic Volcanic 2	Central Pit	Ore-Grade	1.6	4.0	240	24	1.4	<5	5.0	--	--	112
117287	BR-039	172.5	173.25	Felsic Volcanic 2	Central Pit	Mine Rock	1.8	<1	130	55	0.71	<5	4.0	--	--	101
117294	BR-039	174.25	175.25	Felsic Volcanic 2	Central Pit	Ore-Grade	1.2	<1	130	101	1.2	<5	<4	--	--	56
117288	BR-039	177.25	178.25	Felsic Volcanic 2	Central Pit	Mine Rock	2.0	<1	160	19	0.85	<5	4.0	--	--	152
117289	BR-039	184.25	185.25	Felsic Volcanic 2	Central Pit	Mine Rock	3.2	<1	150	8.0	1.6	<5	<4	--	--	115
117290	BR-039	188.25	189.25	Felsic Volcanic 2	Central Pit	Mine Rock	2.3	<1	160	16	1.6	<5	5.0	--	--	147
117291	BR-039	195	196	Felsic Volcanic 2	Central Pit	Mine Rock	3.0	<1	160	13	1.8	<5	4.0	--	--	142
117292	BR-039	205	206	Felsic Volcanic 2	Central Pit	Mine Rock	3.2	<1	150	10	0.34	<5	4.0	--	--	176
117293	BR-039	210	210.75	Felsic Volcanic 2	Central Pit	Mine Rock	1.3	<1	160	15	2.0	<5	4.0	--	--	102
117296	BR-066	25	26	Felsic Volcanic 1	Central Pit	Mine Rock	2.6	37	770	9.0	0.010	<5	9.0	--	--	334
117297	BR-066	30.5	31.5	Felsic Volcanic 1	Central Pit	Mine Rock	1.4	222	2170	7.0	0.070	<5	16	--	--	536
117298	BR-066	35.9	36.9	Felsic Volcanic 1	Central Pit	Mine Rock	2.2	27	760	8.0	0.020	<5	8.0	--	--	337
117299	BR-066	40.5	41.5	Felsic Volcanic 1	Central Pit	Mine Rock	2.4	11	570	9.0	0.11	<5	7.0	--	--	272
117300	BR-066	46	47	Felsic Volcanic 1	Central Pit	Mine Rock	2.5	17	480	16	0.18	<5	8.0	--	--	358
A0963051	BR-066	50	51	Felsic Volcanic 1	Central Pit	Mine Rock	2.7	11	340	16	0.12	<5	4.0	--	--	327
A0963052	BR-066	56	57	Felsic Volcanic 1	Central Pit	Mine Rock	3.2	16	950	9.0	0.10	<5	8.0	--	--	322
A0963053	BR-066	60.4	61.4	Metasediment 2	Central Pit	Mine Rock	1.8	49	640	10	0.30	<5	13	--	--	253
A0963054	BR-066	64.85	65.85	Metasediment 2	Central Pit	Mine Rock	1.4	56	550	13	0.14	<5	13	--	--	278
A0963055	BR-066	70.45	71	Felsic Volcanic 1	Central Pit	Mine Rock	2.6	12	490	10	0.040	<5	5.0	--	--	348
A0963056	BR-066	74.6	75.2	Felsic Volcanic 1	Central Pit	Mine Rock	3.0	32	480	13	0.26	<5	9.0	--	--	375

Screening values are for qualitative assessment only and hold no regulatory significance.

Classification as mine rock or ore-grade materials was based on gold content.

A value of "--" indicates metal was not measured for the given sample; the variation in elements analyzed is due to measurement at two different laboratories (see text).

Table B-7 Four Acid Metals

Sample ID	Drillhole ID	From	To	Lithology	Area	Class	Sodium	Nickel	Phosphorus	Lead	Sulphur	Antimony	Scandium	Selenium	Tin	Strontium
		m	*m*				*%*	*ppm*	*ppm*	*ppm*	*%*	*ppm*	*ppm*	*ppm*	*ppm*	*ppm*
10x Crustal Abundance (Price 1997) [(1)]							--	--	--	--	--	--	--	--	--	--
A0963057	BR-066	80.5	81	Felsic Volcanic 2	Central Pit	Mine Rock	2.0	6.0	120	15	0.050	<5	<4	--	--	156
A0963058	BR-066	85.35	86	Felsic Volcanic 1	Central Pit	Mine Rock	2.9	15	510	13	0.11	<5	6.0	--	--	236
A0963059	BR-066	90	91	Felsic Volcanic 1	Central Pit	Mine Rock	3.2	15	550	10	0.040	<5	6.0	--	--	287
A0963060	BR-066	95	96	Felsic Volcanic 1	Central Pit	Mine Rock	2.8	16	530	11	0.13	<5	6.0	--	--	249
A0963061	BR-066	100	101	Felsic Volcanic 1	Central Pit	Mine Rock	2.9	15	550	10	0.17	<5	6.0	--	--	275
A0963091	BR-066	102	103	Felsic Volcanic 1	Central Pit	Mine Rock	3.4	17	630	13	0.31	<5	6.0	--	--	358
A0963062	BR-066	105	106	Felsic Volcanic 1	Central Pit	Mine Rock	2.7	15	520	11	0.050	<5	6.0	--	--	220
A0963063	BR-066	110	111	Felsic Volcanic 1	Central Pit	Mine Rock	2.6	15	530	10	0.080	<5	6.0	--	--	262
A0963064	BR-066	120	120.65	Felsic Volcanic 1	Central Pit	Mine Rock	2.8	19	610	12	0.26	<5	7.0	--	--	284
A0963065	BR-066	124.75	125.25	Felsic Volcanic 1	Central Pit	Mine Rock	0.30	2.0	60	<3	0.030	<5	<4	--	--	34
A0963066	BR-066	130.5	131	Felsic Volcanic 1	Central Pit	Mine Rock	2.5	16	540	10	0.29	<5	5.0	--	--	174
A0963067	BR-066	135	136	Felsic Volcanic 2	Central Pit	Mine Rock	3.0	<1	90	16	<0.01	<5	<4	--	--	176
A0963068	BR-066	140.5	141.3	Metasediment 2	Central Pit	Mine Rock	0.84	71	720	13	0.22	<5	17	--	--	200
A0963069	BR-066	145.3	146.3	Fragmental 1	Central Pit	Mine Rock	2.6	26	1480	11	0.090	<5	10	--	--	475
A0963070	BR-066	150.3	151.3	Fragmental 1	Central Pit	Mine Rock	2.6	29	1070	9.0	0.090	<5	9.0	--	--	449
A0963071	BR-066	155.4	156.4	Fragmental 1	Central Pit	Mine Rock	2.1	34	1020	11	0.080	<5	10	--	--	408
A0963072	BR-066	160.2	160.8	Fragmental 1	Central Pit	Mine Rock	2.1	19	920	9.0	0.050	<5	7.0	--	--	451
A0963073	BR-066	165	166	Felsic Volcanic 1	Central Pit	Mine Rock	2.6	17	570	10	0.25	<5	6.0	--	--	271
A0963092	BR-066	172	172.9	Felsic Volcanic 1	Central Pit	Mine Rock	2.7	40	710	9.0	0.35	<5	7.0	--	--	317
A0963074	BR-066	175	176	Felsic Volcanic 1	Central Pit	Mine Rock	2.8	14	570	10	0.31	<5	6.0	--	--	270
A0963075	BR-066	179	180	Felsic Volcanic 1	Central Pit	Mine Rock	2.2	23	590	9.0	1.4	<5	7.0	--	--	297
A0963093	BR-066	186.5	187.5	Felsic Volcanic 1	Central Pit	Mine Rock	3.1	17	570	10	0.35	<5	6.0	--	--	356
A0963076	BR-066	195.3	196.3	Metasediment 2	Central Pit	Mine Rock	2.2	42	530	13	0.40	<5	9.0	--	--	349
A0963077	BR-066	200	201	Metasediment 2	Central Pit	Mine Rock	2.1	66	520	14	0.42	<5	16	--	--	282
A0963078	BR-066	205.3	205.9	Felsic Volcanic 1	Central Pit	Mine Rock	2.8	20	520	11	0.25	<5	6.0	--	--	330
A0963079	BR-066	210.75	211.8	Felsic Volcanic 1	Central Pit	Mine Rock	2.7	17	540	15	0.54	<5	6.0	--	--	341
A0963080	BR-066	215.1	216.1	Fragmental 1	Central Pit	Mine Rock	2.3	39	510	24	0.49	<5	9.0	--	--	351
A0963094	BR-066	218.1	218.7	Fragmental 1	Central Pit	Mine Rock	1.3	220	2780	8.0	0.55	5.0	16	--	--	617
A0963081	BR-066	225.5	226.2	Fragmental 1	Central Pit	Mine Rock	3.5	42	730	12	0.88	<5	11	--	--	949
A0963082	BR-066	235.65	236.3	Fragmental 1	Central Pit	Mine Rock	1.6	53	670	18	0.60	<5	13	--	--	231
A0963083	BR-066	239.3	240	Fragmental 1	Central Pit	Mine Rock	2.2	27	590	19	0.76	<5	7.0	--	--	242
A0963095	BR-066	244	245	Fragmental 1	Central Pit	Mine Rock	3.3	20	640	18	1.3	<5	6.0	--	--	286
A0963084	BR-066	255.2	256.2	Fragmental 1	Central Pit	Mine Rock	0.91	19	730	11	0.94	<5	6.0	--	--	244
A0963096	BR-066	261.75	262.5	Fragmental 1	Central Pit	Mine Rock	0.55	78	890	15	1.8	<5	13	--	--	375
A0963097	BR-066	266.9	267.5	Fragmental 1	Central Pit	Mine Rock	0.86	19	620	10	1.4	<5	6.0	--	--	160
A0963085	BR-066	269.6	270.35	Fragmental 1	Central Pit	Mine Rock	1.2	17	560	11	0.66	<5	6.0	--	--	209
A0963098	BR-066	278	279	Felsic Volcanic 1	Central Pit	Mine Rock	1.2	17	580	11	0.62	<5	<4	--	--	175
A0963099	BR-066	292.25	293.25	Felsic Volcanic 1	Central Pit	Mine Rock	3.0	13	660	8.0	0.73	<5	5.0	--	--	285
A0963086	BR-066	296.2	296.8	Felsic Volcanic 1	Central Pit	Mine Rock	1.5	16	700	16	2.0	<5	5.0	--	--	195
A0963087	BR-066	301.4	302.4	Felsic Volcanic 2	Central Pit	Ore-Grade	2.3	23	680	66	0.87	<5	6.0	--	--	282
A0963088	BR-066	310	311	Felsic Volcanic 1	Central Pit	Ore-Grade	2.7	16	560	9.0	0.52	<5	6.0	--	--	234
A0963089	BR-066	325.5	326.5	Felsic Volcanic 1	Central Pit	Ore-Grade	2.8	40	720	17	0.47	<5	7.0	--	--	376
A0963100	BR-066	331.5	332.5	Felsic Volcanic 1	Central Pit	Mine Rock	2.2	44	750	21	0.42	<5	8.0	--	--	353
A0963001	BR-066	339.5	340.5	Felsic Volcanic 1	Central Pit	Mine Rock	3.5	21	970	18	0.72	<5	8.0	--	--	390

Screening values are for qualitative assessment only and hold no regulatory significance.

Classification as mine rock or ore-grade materials was based on gold content.

A value of "--" indicates metal was not measured for the given sample; the variation in elements analyzed is due to measurement at two different laboratories (see text).

Table B-7 Four Acid Metals

Sample ID	Drillhole ID	From	To	Lithology	Area	Class	Sodium	Nickel	Phosphorus	Lead	Sulphur	Antimony	Scandium	Selenium	Tin	Strontium
		m	*m*				*%*	*ppm*	*ppm*	*ppm*	*%*	*ppm*	*ppm*	*ppm*	*ppm*	*ppm*
10x Crustal Abundance (Price 1997) [(1)]							--	--	--	--	--	--	--	--	--	--
A0963090	BR-066	351.2	352.2	Felsic Volcanic 1	Central Pit	Mine Rock	2.3	19	550	15	0.56	<5	6.0	--	--	224
A0963002	BR-066	355.7	356.7	Felsic Volcanic 1	Central Pit	Mine Rock	3.1	17	640	21	0.66	<5	<4	--	--	229
DX758007	BR-144	26	27	Felsic Volcanic 1	Central Pit	Mine Rock	2.2	15	470	10	0.32	<5	5.0	--	--	313
DX758008	BR-144	32	33	Felsic Volcanic 1	Central Pit	Mine Rock	1.5	35	670	8.0	0.83	<5	8.0	--	--	259
DX758009	BR-144	42	43	Felsic Volcanic 1	Central Pit	Mine Rock	1.5	20	790	10	0.52	<5	7.0	--	--	394
DX758010	BR-144	45.55	46.15	Felsic Volcanic 1	Central Pit	Mine Rock	2.3	17	570	11	0.32	<5	6.0	--	--	392
DX758011	BR-144	50.2	51	Felsic Volcanic 1	Central Pit	Mine Rock	2.4	19	560	16	0.65	<5	7.0	--	--	414
DX758012	BR-144	55	56	Felsic Volcanic 1	Central Pit	Mine Rock	2.5	17	580	15	0.48	<5	6.0	--	--	345
DX758013	BR-144	60	61	Felsic Volcanic 1	Central Pit	Mine Rock	2.3	18	560	31	0.59	<5	6.0	--	--	268
DX758014	BR-144	64.6	65.6	Felsic Volcanic 1	Central Pit	Mine Rock	1.9	18	650	49	0.63	<5	6.0	--	--	303
DX758015	BR-144	72.6	73.6	Felsic Volcanic 1	Central Pit	Mine Rock	1.2	22	800	20	0.96	<5	<4	--	--	197
DX758016	BR-144	76.6	77.6	Felsic Volcanic 1	Central Pit	Mine Rock	1.9	16	760	12	0.49	<5	6.0	--	--	305
DX758017	BR-144	81.8	82.5	Felsic Volcanic 1	Central Pit	Mine Rock	2.5	20	550	26	0.88	<5	6.0	--	--	284
DX758018	BR-144	93	94	Felsic Volcanic 1	Central Pit	Mine Rock	2.9	27	650	12	0.68	<5	7.0	--	--	337
DX758019	BR-144	98	98.5	Felsic Volcanic 1	Central Pit	Mine Rock	0.50	18	490	16	2.2	<5	6.0	--	--	57
DX758020	BR-144	98.5	99	Felsic Volcanic 1	Central Pit	Ore-Grade	1.6	36	420	36	7.0	<5	8.0	--	--	289
DX758021	BR-144	105	106	Felsic Volcanic 1	Central Pit	Mine Rock	1.8	21	700	21	2.9	<5	7.0	--	--	193
DX758022	BR-144	111.75	112.5	Felsic Volcanic 1	Central Pit	Mine Rock	2.9	12	600	12	1.7	<5	5.0	--	--	279
DX758023	BR-144	114.5	115.25	Felsic Volcanic 1	Central Pit	Mine Rock	3.4	16	520	12	1.4	<5	6.0	--	--	258
DX758024	BR-144	120	121	Felsic Volcanic 1	Central Pit	Mine Rock	1.7	27	770	21	1.8	<5	7.0	--	--	254
DX758025	BR-144	129	130	Felsic Volcanic 1	Central Pit	Mine Rock	3.6	20	650	9.0	0.55	<5	6.0	--	--	322
DX758026	BR-144	132.5	133.25	Felsic Volcanic 1	Central Pit	Ore-Grade	4.3	15	600	28	1.8	<5	5.0	--	--	261
DX758027	BR-144	137	137.5	Felsic Volcanic 1	Central Pit	Ore-Grade	2.7	19	570	37	1.5	<5	5.0	--	--	172
DX758028	BR-144	142.7	143.25	Felsic Volcanic 1	Central Pit	Ore-Grade	4.4	15	520	13	1.1	<5	4.0	--	--	211
DX758029	BR-144	149	150	Felsic Volcanic 1	Central Pit	Mine Rock	2.7	21	710	13	0.43	<5	6.0	--	--	240
DX758030	BR-144	152	153	Felsic Volcanic 1	Central Pit	Ore-Grade	2.7	21	670	22	0.54	<5	6.0	--	--	217
DX758031	BR-144	176	177	Felsic Volcanic 1	Central Pit	Mine Rock	2.7	15	600	16	0.39	<5	5.0	--	--	301
DX758032	BR-144	189	190	Felsic Volcanic 1	Central Pit	Mine Rock	1.7	22	670	30	0.41	<5	6.0	--	--	194
A0964603	BR-407	334.5	336	Felsic Volcanic 1	Central Pit	Mine Rock	2.8	16	550	12	0.12	<5	6.0	--	--	347
A0964604	BR-407	340.5	342	Felsic Volcanic 1	Central Pit	Mine Rock	3.1	18	560	10	0.18	<5	6.0	--	--	331
A0964605	BR-407	345	346.5	Felsic Volcanic 1	Central Pit	Mine Rock	2.9	16	530	13	0.19	<5	6.0	--	--	321
A0964606	BR-407	355.5	357	Felsic Volcanic 1	Central Pit	Mine Rock	2.6	14	520	10	0.27	<5	<4	--	--	207
A0964607	BR-407	361.5	363	Felsic Volcanic 1	Central Pit	Mine Rock	2.8	14	540	11	0.34	<5	4.0	--	--	261
A0964608	BR-407	367.5	369	Felsic Volcanic 1	Central Pit	Mine Rock	2.8	12	580	9.0	0.24	<5	6.0	--	--	333
A0964609	BR-407	381	382.5	Felsic Volcanic 1	Central Pit	Mine Rock	2.5	15	530	12	0.51	<5	6.0	--	--	267
A0964617	BR-407	389	390	Felsic Volcanic 1	Central Pit	Mine Rock	2.9	14	530	15	1.5	<5	6.0	--	--	280
A0964610	BR-407	393	394.5	Felsic Volcanic 1	Central Pit	Mine Rock	3.0	21	600	13	1.7	<5	6.0	--	--	281
A0964611	BR-407	401	402	Felsic Volcanic 1	Central Pit	Mine Rock	1.5	23	710	11	3.1	<5	6.0	--	--	217
A0964612	BR-407	406	407	Felsic Volcanic 1	Central Pit	Mine Rock	1.2	20	730	10	3.9	<5	7.0	--	--	266
A0964613	BR-407	417	417.75	Felsic Volcanic 1	Central Pit	Mine Rock	1.5	19	760	11	2.8	<5	6.0	--	--	295
A0964614	BR-407	431.5	432.35	Felsic Volcanic 1	Central Pit	Ore-Grade	0.95	21	710	34	3.8	<5	6.0	--	--	157
A0964615	BR-407	435	436	Felsic Volcanic 1	Central Pit	Mine Rock	1.5	12	620	11	2.1	<5	5.0	--	--	209
117426	BR-426	23	24	Felsic Volcanic 1	Central Pit	Mine Rock	3.0	19	510	16	0.23	<5	6.0	--	--	301
117427	BR-426	33	34.5	Felsic Volcanic 1	Central Pit	Mine Rock	3.9	16	590	18	0.44	<5	5.0	--	--	301

Screening values are for qualitative assessment only and hold no regulatory significance.

Classification as mine rock or ore-grade materials was based on gold content.

A value of "--" indicates metal was not measured for the given sample; the variation in elements analyzed is due to measurement at two different laboratories (see text).

Table B-7 Four Acid Metals

Sample ID	Drillhole ID	From	To	Lithology	Area	Class	Sodium	Nickel	Phosphorus	Lead	Sulphur	Antimony	Scandium	Selenium	Tin	Strontium
		m	*m*				*%*	*ppm*	*ppm*	*ppm*	*%*	*ppm*	*ppm*	*ppm*	*ppm*	*ppm*
10x Crustal Abundance (Price 1997) [(1)]							--	--	--	--	--	--	--	--	--	--
117428	BR-426	40.5	42	Felsic Volcanic 1	Central Pit	Ore-Grade	3.6	18	500	17	0.43	<5	6.0	--	--	324
117429	BR-426	44.6	46	Felsic Volcanic 1	Central Pit	Mine Rock	2.9	18	750	31	0.41	<5	6.0	--	--	316
117430	BR-426	57	58	Felsic Volcanic 2	Central Pit	Ore-Grade	2.0	<1	160	36	1.1	<5	4.0	--	--	101
117431	BR-426	61.5	63	Felsic Volcanic 1	Central Pit	Mine Rock	2.2	27	880	25	0.73	<5	8.0	--	--	232
117432	BR-426	66	67	Felsic Volcanic 2	Central Pit	Ore-Grade	2.5	<1	160	15	0.90	<5	4.0	--	--	151
117433	BR-426	80	81.15	Felsic Volcanic 2	Central Pit	Mine Rock	3.1	6.0	350	13	0.72	<5	<4	--	--	142
117434	BR-426	84.4	85.75	Felsic Volcanic 2	Central Pit	Ore-Grade	3.0	5.0	200	12	0.68	<5	<4	--	--	147
117435	BR-426	90	91	Felsic Volcanic 2	Central Pit	Mine Rock	2.9	<1	150	21	0.62	<5	4.0	--	--	167
117436	BR-426	94.2	95.2	Felsic Volcanic 1	Central Pit	Mine Rock	0.95	3.0	70	6.0	0.74	<5	<4	--	--	65
117437	BR-426	100.55	101.6	Felsic Volcanic 2	Central Pit	Mine Rock	3.0	<1	150	15	0.60	<5	4.0	--	--	165
117438	BR-426	105.4	106.55	Felsic Volcanic 2	Central Pit	Mine Rock	3.2	6.0	290	13	0.81	<5	6.0	--	--	233
117439	BR-426	110.5	112	Felsic Volcanic 2	Central Pit	Mine Rock	3.6	<1	150	13	0.55	<5	5.0	--	--	200
117440	BR-426	115	116.5	Felsic Volcanic 2	Central Pit	Mine Rock	3.3	<1	150	15	0.89	<5	<4	--	--	194
117441	BR-426	121	122.5	Felsic Volcanic 2	Central Pit	Mine Rock	3.2	<1	160	12	1.4	<5	4.0	--	--	194
117442	BR-426	127	128.5	Felsic Volcanic 2	Central Pit	Mine Rock	3.2	<1	160	9.0	1.5	<5	<4	--	--	126
117443	BR-426	133.5	135	Felsic Volcanic 2	Central Pit	Mine Rock	3.9	3.0	190	19	1.5	<5	<4	--	--	247
117444	BR-426	139.5	141	Felsic Volcanic 2	Central Pit	Mine Rock	2.0	<1	160	12	1.7	<5	4.0	--	--	171
117445	BR-426	145.5	147	Felsic Volcanic 2	Central Pit	Mine Rock	2.6	<1	160	16	0.84	<5	4.0	--	--	215
117446	BR-426	151.5	152.5	Felsic Volcanic 2	Central Pit	Mine Rock	2.2	<1	160	11	0.68	<5	4.0	--	--	252
117447	BR-426	156	157	Felsic Volcanic 2	Central Pit	Mine Rock	0.49	<1	170	10	1.6	<5	4.0	--	--	125
A0964680	BR-426	163.5	164.45	Felsic Volcanic 2	Central Pit	Mine Rock	2.8	<1	160	10	0.61	<5	5.0	--	--	181
117195	BR-038	23	24	Felsic Volcanic 1	Central Pit	Mine Rock	1.3	22	640	23	0.79	<5	7.0	--	--	292
117196	BR-038	31.35	32.3	Felsic Volcanic 1	Central Pit	Mine Rock	2.8	28	720	26	1.2	<5	7.0	--	--	331
117166	BR-038	38	39	Felsic Volcanic 1	Central Pit	Mine Rock	2.3	19	560	22	1.3	<5	<4	--	--	217
117167	BR-038	41.9	42.9	Felsic Volcanic 1	Central Pit	Mine Rock	2.0	19	540	33	1.6	<5	5.0	--	--	213
117197	BR-038	47.2	47.9	Felsic Volcanic 1	Central Pit	Mine Rock	2.2	20	590	21	1.2	<5	6.0	--	--	236
117168	BR-038	50.2	50.7	Felsic Volcanic 1	Central Pit	Mine Rock	0.45	19	480	81	4.6	<5	6.0	--	--	82
117198	BR-038	55	56	Felsic Volcanic 1	Central Pit	Mine Rock	3.2	15	700	14	0.53	<5	5.0	--	--	326
117199	BR-038	62.5	63	Felsic Volcanic 1	Central Pit	Mine Rock	2.5	13	750	34	1.5	<5	5.0	--	--	273
117169	BR-038	65.5	66	Felsic Volcanic 1	Central Pit	Mine Rock	1.5	16	590	20	1.7	<5	6.0	--	--	179
117170	BR-038	70.62	71.55	Felsic Volcanic 1	Central Pit	Mine Rock	2.7	17	710	24	1.5	<5	6.0	--	--	239
117200	BR-038	74.5	75.25	Felsic Volcanic 1	Central Pit	Mine Rock	1.4	21	690	38	1.0	<5	6.0	--	--	252
117258	BR-038	81.7	82.2	Felsic Volcanic 1	Central Pit	Ore-Grade	2.2	19	620	141	1.4	<5	6.0	--	--	220
117171	BR-038	87.8	88.8	Felsic Volcanic 1	Central Pit	Ore-Grade	3.4	17	810	21	1.1	<5	7.0	--	--	237
117172	BR-038	105.5	106.5	Felsic Volcanic 1	Central Pit	Mine Rock	2.5	18	560	23	0.34	<5	6.0	--	--	255
117173	BR-038	116.15	117.15	Felsic Volcanic 1	Central Pit	Mine Rock	1.8	20	560	17	0.89	<5	6.0	--	--	218
117251	BR-038	122.5	123.5	Felsic Volcanic 1	Central Pit	Mine Rock	2.3	18	540	10	0.49	<5	6.0	--	--	231
117252	BR-038	128	129	Felsic Volcanic 1	Central Pit	Mine Rock	1.2	19	570	14	0.89	<5	6.0	--	--	208
117174	BR-038	140.85	141.85	Felsic Volcanic 1	Central Pit	Mine Rock	2.5	22	720	10	0.44	<5	7.0	--	--	330
117253	BR-038	145.85	146.65	Felsic Volcanic 1	Central Pit	Mine Rock	2.9	23	740	31	0.51	<5	7.0	--	--	306
117175	BR-038	150.9	151.9	Felsic Volcanic 1	Central Pit	Mine Rock	2.6	11	420	14	0.54	<5	4.0	--	--	224
117176	BR-038	161.6	162.6	Felsic Volcanic 1	Central Pit	Mine Rock	3.1	18	630	31	0.63	<5	<4	--	--	237
117177	BR-038	166.6	167.6	Felsic Volcanic 1	Central Pit	Mine Rock	2.2	15	530	38	0.30	<5	6.0	--	--	251
117178	BR-038	186	186.6	Felsic Volcanic 1	Central Pit	Mine Rock	2.9	11	460	7.0	0.27	<5	5.0	--	--	251

Classification as mine rock or ore-grade materials was based on gold content.

A value of "--" indicates metal was not measured for the given sample; the variation in elements analyzed is due to measurement at two different laboratories (see text).

Table B-7 Four Acid Metals

Sample ID	Drillhole ID	From	To	Lithology	Area	Class	Sodium	Nickel	Phosphorus	Lead	Sulphur	Antimony	Scandium	Selenium	Tin	Strontium
		m	*m*				*%*	*ppm*	*ppm*	*ppm*	*%*	*ppm*	*ppm*	*ppm*	*ppm*	*ppm*
10x Crustal Abundance (Price 1997) [(1)]							--	--	--	--	--	--	--	--	--	--
117179	BR-038	191.5	192.5	Metasediment 2	Central Pit	Mine Rock	1.9	47	510	21	0.22	<5	10	--	--	283
117180	BR-038	196.8	197.8	Metasediment 2	Central Pit	Mine Rock	2.2	44	510	14	0.31	<5	10	--	--	363
117181	BR-038	202.3	203.3	Metasediment 2	Central Pit	Mine Rock	1.8	55	630	13	0.49	<5	14	--	--	310
117254	BR-038	207.25	208.25	Felsic Volcanic 1	Central Pit	Mine Rock	2.9	21	790	14	0.28	<5	7.0	--	--	440
117182	BR-038	211.35	212.35	Metasediment 2	Central Pit	Mine Rock	1.8	57	620	37	0.59	<5	13	--	--	288
117183	BR-038	217.9	218.65	Metasediment 2	Central Pit	Mine Rock	0.88	67	790	30	0.92	<5	17	--	--	124
117184	BR-038	220.5	221.7	Metasediment 2	Central Pit	Mine Rock	0.81	61	780	11	0.80	<5	6.0	--	--	90
117185	BR-038	222.7	223.7	Metasediment 2	Central Pit	Mine Rock	2.4	56	570	17	0.19	<5	11	--	--	328
117186	BR-038	227.2	228.2	Felsic Volcanic 1	Central Pit	Mine Rock	2.7	21	750	27	0.47	<5	7.0	--	--	336
117255	BR-038	233.5	234	Felsic Volcanic 1	Central Pit	Mine Rock	3.1	21	730	10	0.25	<5	6.0	--	--	419
117256	BR-038	239.5	240	Felsic Volcanic 1	Central Pit	Mine Rock	2.6	22	920	36	0.89	<5	7.0	--	--	267
117187	BR-038	242.65	243.65	Felsic Volcanic 1	Central Pit	Mine Rock	2.9	21	770	8.0	0.29	<5	6.0	--	--	363
117188	BR-038	245.95	246.75	Metasediment 2	Central Pit	Mine Rock	2.3	51	620	15	0.41	<5	12	--	--	277
117189	BR-038	253.2	254.2	Felsic Volcanic 1	Central Pit	Ore-Grade	3.0	23	730	13	0.30	<5	7.0	--	--	292
117190	BR-038	264.1	264.65	Metasediment 2	Central Pit	Ore-Grade	1.7	39	620	10	1.5	<5	9.0	--	--	225
117191	BR-038	268.6	269.6	Felsic Volcanic 2	Central Pit	Mine Rock	2.2	1.0	150	12	0.79	<5	4.0	--	--	178
117192	BR-038	269.6	270.6	Felsic Volcanic 2	Central Pit	Mine Rock	2.4	2.0	170	11	0.43	<5	<4	--	--	169
117257	BR-038	278.2	279.2	Felsic Volcanic 2	Central Pit	Mine Rock	3.4	1.0	150	16	0.80	<5	4.0	--	--	173
117193	BR-038	281.3	282.3	Felsic Volcanic 2	Central Pit	Mine Rock	3.2	2.0	170	13	0.73	<5	4.0	--	--	179
117194	BR-038	285.3	286.3	Felsic Volcanic 2	Central Pit	Mine Rock	1.1	71	370	10	0.26	<5	19	--	--	132
117259	BR-039	14	15	Felsic Volcanic 1	Central Pit	Mine Rock	2.1	15	600	161	0.69	<5	6.0	--	--	211
117260	BR-039	20.5	21.5	Felsic Volcanic 1	Central Pit	Mine Rock	3.3	22	880	9.0	0.65	<5	7.0	--	--	346
117261	BR-039	34	35.3	Metasediment 2	Central Pit	Mine Rock	1.8	53	590	15	0.30	<5	12	--	--	257
117262	BR-039	42.4	43	Metasediment 2	Central Pit	Mine Rock	1.9	58	600	21	2.3	<5	13	--	--	167
117263	BR-039	47	48.3	Metasediment 2	Central Pit	Mine Rock	2.4	48	670	13	0.48	<5	12	--	--	332
117264	BR-039	53	54	Metasediment 2	Central Pit	Mine Rock	1.9	57	650	13	0.44	<5	14	--	--	309
117295	BR-039	59	60	Metasediment 2	Central Pit	Mine Rock	1.7	55	650	14	0.46	<5	13	--	--	296
117265	BR-039	63	64	Metasediment 2	Central Pit	Mine Rock	1.1	58	720	14	1.3	<5	15	--	--	188
117266	BR-039	65	66	Metasediment 2	Central Pit	Mine Rock	1.8	70	630	16	0.39	<5	15	--	--	328
117267	BR-039	70	71	Metasediment 2	Central Pit	Mine Rock	2.3	54	570	15	0.32	<5	13	--	--	391
117268	BR-039	75	76	Metasediment 2	Central Pit	Mine Rock	1.8	67	630	16	0.36	<5	16	--	--	272
117269	BR-039	80	81	Metasediment 2	Central Pit	Mine Rock	1.5	65	650	14	0.61	<5	15	--	--	280
117270	BR-039	85.3	85.9	Metasediment 2	Central Pit	Mine Rock	2.0	46	630	11	1.3	<5	12	--	--	214
117271	BR-039	91	92	Felsic Volcanic 1	Central Pit	Mine Rock	2.7	21	750	11	0.33	<5	<4	--	--	211
117272	BR-039	95.6	96.4	Metasediment 2	Central Pit	Mine Rock	2.2	73	540	14	0.44	<5	14	--	--	275
117273	BR-039	102	103	Metasediment 2	Central Pit	Mine Rock	2.0	52	500	12	0.22	<5	11	--	--	217
117274	BR-039	109	110	Felsic Volcanic 1	Central Pit	Mine Rock	2.3	24	750	8.0	0.25	<5	7.0	--	--	272
117275	BR-039	115.8	117	Felsic Volcanic 2	Central Pit	Mine Rock	3.3	3.0	200	12	0.80	<5	5.0	--	--	190
117276	BR-039	120.15	121.5	Felsic Volcanic 2	Central Pit	Ore-Grade	3.3	1.0	130	15	1.1	<5	<4	--	--	98
117277	BR-039	125	126	Felsic Volcanic 2	Central Pit	Mine Rock	3.2	<1	140	14	0.75	<5	4.0	--	--	172
117391	BR-211	39	40	Felsic Volcanic 1	Central Pit	Mine Rock	2.4	18	710	11	0.39	<5	6.0	--	--	377
117392	BR-211	44.45	45.15	Felsic Volcanic 1	Central Pit	Ore-Grade	2.0	15	500	20	1.2	<5	6.0	--	--	333
117393	BR-211	50	51	Felsic Volcanic 1	Central Pit	Mine Rock	1.7	20	550	34	2.2	<5	7.0	--	--	213
117394	BR-211	61.25	62	Felsic Volcanic 1	Central Pit	Mine Rock	2.3	19	800	8.0	0.48	<5	7.0	--	--	401

Classification as mine rock or ore-grade materials was based on gold content.

A value of "--" indicates metal was not measured for the given sample; the variation in elements analyzed is due to measurement at two different laboratories (see text).

Table B-7 Four Acid Metals

Sample ID	Drillhole ID	From	To	Lithology	Area	Class	Sodium	Nickel	Phosphorus	Lead	Sulphur	Antimony	Scandium	Selenium	Tin	Strontium
		m	*m*				*%*	*ppm*	*ppm*	*ppm*	*%*	*ppm*	*ppm*	*ppm*	*ppm*	*ppm*
10x Crustal Abundance (Price 1997) [(1)]							--	--	--	--	--	--	--	--	--	--
117395	BR-211	65.75	66.5	Felsic Volcanic 1	Central Pit	Mine Rock	2.2	22	900	8.0	0.38	<5	8.0	--	--	382
117396	BR-211	73.25	74	Felsic Volcanic 1	Central Pit	Mine Rock	2.1	16	680	7.0	0.73	<5	6.0	--	--	223
117397	BR-211	74.75	75.5	Felsic Volcanic 1	Central Pit	Mine Rock	1.7	18	660	7.0	0.52	<5	6.0	--	--	170
117398	BR-211	81	81.7	Felsic Volcanic 1	Central Pit	Mine Rock	2.0	21	720	26	3.5	<5	6.0	--	--	167
117399	BR-211	86.5	87.5	Felsic Volcanic 1	Central Pit	Mine Rock	2.2	14	540	25	1.3	<5	5.0	--	--	252
117400	BR-211	91.5	92.5	Felsic Volcanic 1	Central Pit	Mine Rock	0.65	20	790	11	1.2	<5	7.0	--	--	102
117401	BR-211	93.5	94.5	Felsic Volcanic 1	Central Pit	Mine Rock	0.46	14	470	13	3.2	<5	5.0	--	--	85
117402	BR-211	99.8	100.5	Felsic Volcanic 2	Central Pit	Ore-Grade	1.8	11	390	39	4.4	<5	5.0	--	--	105
117403	BR-211	103.2	103.9	Felsic Volcanic 2	Central Pit	Ore-Grade	3.4	16	670	14	2.2	<5	5.0	--	--	173
117404	BR-211	115.5	116.5	Felsic Volcanic 1	Central Pit	Mine Rock	2.5	12	450	67	1.2	<5	5.0	--	--	169
117405	BR-211	119.5	120.25	Felsic Volcanic 1	Central Pit	Mine Rock	1.2	11	410	33	0.76	<5	4.0	--	--	126
117406	BR-211	146.5	147.6	Felsic Volcanic 1	Central Pit	Mine Rock	2.5	12	520	15	0.34	<5	6.0	--	--	301
117407	BR-211	160	161.2	Metasediment 2	Central Pit	Mine Rock	1.3	48	600	25	0.41	<5	12	--	--	194
117408	BR-211	165	166	Felsic Volcanic 1	Central Pit	Mine Rock	2.2	15	520	17	0.44	<5	5.0	--	--	176
117409	BR-211	171	172	Felsic Volcanic 1	Central Pit	Mine Rock	3.6	13	610	15	0.66	<5	5.0	--	--	264
117410	BR-211	176.5	177	Felsic Volcanic 1	Central Pit	Mine Rock	3.9	12	600	115	0.76	<5	5.0	--	--	256
117411	BR-211	182.85	183.4	Felsic Volcanic 1	Central Pit	Ore-Grade	3.8	57	450	32	2.0	<5	12	--	--	203
117412	BR-211	190	191	Felsic Volcanic 1	Central Pit	Mine Rock	2.8	21	640	21	0.60	<5	6.0	--	--	259
117413	BR-211	197.6	198.1	Felsic Volcanic 2	Central Pit	Mine Rock	4.5	3.0	250	50	1.1	<5	5.0	--	--	245
117414	BR-211	201	202.05	Metasediment 2	Central Pit	Mine Rock	2.3	58	460	9.0	0.28	<5	15	--	--	214
117415	BR-211	216	216.8	Felsic Volcanic 2	Central Pit	Mine Rock	5.7	65	240	11	1.5	<5	13	--	--	481
117416	BR-211	220.15	221.3	Metasediment 2	Central Pit	Mine Rock	3.7	71	520	15	0.39	<5	18	--	--	271
117417	BR-211	225.3	225.75	Felsic Volcanic 2	Central Pit	#N/A	3.8	4.0	260	14	1.6	<5	5.0	--	--	210
117418	BR-211	231	232.05	Metasediment 2	Central Pit	Mine Rock	1.1	55	760	10	1.1	<5	16	--	--	103
117419	BR-211	238.5	240	Metasediment 2	Central Pit	Mine Rock	0.82	58	500	9.0	0.37	<5	17	--	--	95
117420	BR-211	245	246	Felsic Volcanic 2	Central Pit	Mine Rock	4.6	3.0	270	14	0.95	<5	5.0	--	--	274
117421	BR-211	250.5	251.5	Felsic Volcanic 2	Central Pit	Mine Rock	3.9	3.0	240	25	0.85	<5	5.0	--	--	248
117422	BR-211	254.5	255.5	Felsic Volcanic 2	Central Pit	Ore-Grade	4.6	3.0	230	18	0.81	<5	4.0	--	--	294
117423	BR-211	264	265	Felsic Volcanic 2	Central Pit	Mine Rock	2.0	<1	150	24	1.2	<5	5.0	--	--	126
117424	BR-211	270.7	272	Felsic Volcanic 2	Central Pit	Mine Rock	2.8	2.0	150	16	0.60	<5	4.0	--	--	187
117425	BR-211	276	277	Felsic Volcanic 2	Central Pit	Mine Rock	2.4	1.0	150	34	1.5	<5	4.0	--	--	139
A0964891	BR-311	30.3	31.1	Felsic Volcanic 1	Central Pit	Mine Rock	1.6	19	640	53	0.86	<5	7.0	--	--	224
A0964892	BR-311	35.25	35.75	Felsic Volcanic 1	Central Pit	Mine Rock	2.3	30	610	57	0.62	<5	12	--	--	218
A0964893	BR-311	44	45	Felsic Volcanic 1	Central Pit	Mine Rock	2.1	15	540	75	1.3	<5	7.0	--	--	151
A0964894	BR-311	48	48.7	Felsic Volcanic 1	Central Pit	Mine Rock	2.0	12	550	45	0.40	<5	6.0	--	--	242
A0964895	BR-311	55.75	57	Felsic Volcanic 1	Central Pit	Mine Rock	2.4	12	540	23	0.49	<5	6.0	--	--	289
A0964896	BR-311	61.5	63	Felsic Volcanic 1	Central Pit	Mine Rock	2.2	16	560	26	0.56	<5	6.0	--	--	268
A0964897	BR-311	170.75	171.3	Felsic Volcanic 2	Central Pit	Mine Rock	2.8	11	590	13	0.68	<5	7.0	--	--	249
A0964898	BR-311	175.75	177	Felsic Volcanic 2	Central Pit	Mine Rock	2.5	2.0	190	20	0.75	<5	<4	--	--	220
A0964899	BR-311	183.9	184.9	Felsic Volcanic 2	Central Pit	Mine Rock	2.5	<1	150	14	0.88	<5	4.0	--	--	149
A0964900	BR-311	196.1	197.5	Felsic Volcanic 1	Central Pit	Mine Rock	2.8	20	940	7.0	0.46	<5	7.0	--	--	347
A0964901	BR-311	202.5	203.5	Felsic Volcanic 1	Central Pit	Mine Rock	2.8	24	850	11	0.29	<5	8.0	--	--	381
A0964902	BR-311	207	207.8	Felsic Volcanic 2	Central Pit	Mine Rock	3.6	<1	160	8.0	0.53	<5	4.0	--	--	186
A0964903	BR-311	212.75	213.6	Felsic Volcanic 2	Central Pit	Mine Rock	3.5	43	290	9.0	0.50	<5	6.0	--	--	248

Classification as mine rock or ore-grade materials was based on gold content.

A value of "--" indicates metal was not measured for the given sample; the variation in elements analyzed is due to measurement at two different laboratories (see text).

Table B-7 Four Acid Metals

Sample ID	Drillhole ID	From	To	Lithology	Area	Class	Sodium	Nickel	Phosphorus	Lead	Sulphur	Antimony	Scandium	Selenium	Tin	Strontium
		m	*m*				*%*	*ppm*	*ppm*	*ppm*	*%*	*ppm*	*ppm*	*ppm*	*ppm*	*ppm*
10x Crustal Abundance (Price 1997) [(1)]							--	--	--	--	--	--	--	--	--	--
A0964904	BR-311	217.5	218.5	Felsic Volcanic 2	Central Pit	Mine Rock	3.3	<1	160	10	0.29	<5	4.0	--	--	193
A0964905	BR-311	222.9	223.5	Felsic Volcanic 2	Central Pit	Mine Rock	3.4	2.0	160	18	1.2	<5	5.0	--	--	211
A0964021	BR-406	401	402	Felsic Volcanic 1	Central Pit	Mine Rock	0.14	14	410	14	5.8	<5	6.0	--	--	33
A0964022	BR-406	406.3	406.8	Felsic Volcanic 1	Central Pit	Mine Rock	0.22	15	600	11	5.2	<5	7.0	--	--	76
A0964023	BR-406	416	417	Felsic Volcanic 1	Central Pit	Mine Rock	2.3	17	660	34	0.85	<5	6.0	--	--	336
A0964024	BR-406	420	421	Felsic Volcanic 1	Central Pit	Mine Rock	2.2	16	670	59	0.85	<5	6.0	--	--	315
A0964025	BR-406	425	426	Felsic Volcanic 1	Central Pit	Mine Rock	1.3	17	690	23	0.59	<5	6.0	--	--	192
A0964026	BR-406	430	431	Felsic Volcanic 1	Central Pit	Mine Rock	1.8	20	760	13	0.51	<5	7.0	--	--	217
A0964027	BR-406	435	435.7	Felsic Volcanic 1	Central Pit	Mine Rock	1.9	13	570	39	1.7	<5	4.0	--	--	257
A0964561	BR-407	35.6	37.1	Fragmental 1	Central Pit	Mine Rock	3.6	11	340	12	0.050	<5	5.0	--	--	479
A0964562	BR-407	40.4	41.75	Metasediment 2	Central Pit	Mine Rock	1.8	36	650	13	0.26	<5	14	--	--	387
A0964563	BR-407	45.35	46.5	Fragmental 1	Central Pit	Mine Rock	2.6	14	350	11	0.080	<5	6.0	--	--	407
A0964564	BR-407	65.5	67	Fragmental 1	Central Pit	Mine Rock	2.6	19	670	13	0.16	<5	7.0	--	--	388
A0964565	BR-407	71.5	72.6	Fragmental 1	Central Pit	Mine Rock	3.0	20	570	15	0.12	<5	7.0	--	--	441
A0964566	BR-407	75.5	77	Fragmental 1	Central Pit	Mine Rock	2.5	13	390	9.0	0.13	<5	5.0	--	--	318
A0964567	BR-407	81.5	83	Fragmental 1	Central Pit	Mine Rock	2.1	8.0	330	7.0	0.15	<5	<4	--	--	288
A0964568	BR-407	87	88	Fragmental 1	Central Pit	Mine Rock	1.9	12	490	8.0	0.020	<5	5.0	--	--	321
A0964569	BR-407	92	93.5	Felsic Volcanic 1	Central Pit	Mine Rock	2.7	21	760	8.0	0.020	<5	7.0	--	--	455
A0964570	BR-407	97.5	99	Fragmental 1	Central Pit	Mine Rock	2.6	26	740	7.0	0.010	<5	8.0	--	--	346
A0964571	BR-407	105	106.5	Fragmental 1	Central Pit	Mine Rock	2.3	29	770	7.0	<0.01	<5	8.0	--	--	334
A0964572	BR-407	110.6	112	Fragmental 1	Central Pit	Mine Rock	2.4	27	730	12	0.010	<5	9.0	--	--	339
A0964573	BR-407	115.7	117	Fragmental 1	Central Pit	Mine Rock	2.2	29	830	6.0	0.010	<5	7.0	--	--	294
A0964574	BR-407	123.3	124.5	Fragmental 1	Central Pit	Mine Rock	2.6	24	770	9.0	<0.01	<5	8.0	--	--	389
A0964575	BR-407	130.5	132	Fragmental 1	Central Pit	Mine Rock	2.3	31	780	9.0	<0.01	<5	9.0	--	--	317
A0964576	BR-407	136.5	138	Fragmental 1	Central Pit	Mine Rock	2.6	41	610	17	0.32	<5	9.0	--	--	389
A0964577	BR-407	141	142.5	Fragmental 1	Central Pit	Mine Rock	2.2	12	340	9.0	0.10	<5	5.0	--	--	305
A0964578	BR-407	146.9	148.4	Fragmental 1	Central Pit	Mine Rock	3.0	15	750	10	0.070	<5	9.0	--	--	408
A0964579	BR-407	152	153.5	Fragmental 1	Central Pit	Mine Rock	2.7	7.0	300	8.0	0.030	<5	<4	--	--	299
A0964580	BR-407	157	158.5	Fragmental 1	Central Pit	Mine Rock	2.8	9.0	540	8.0	0.040	<5	7.0	--	--	358
A0964581	BR-407	162	162.9	Fragmental 1	Central Pit	Mine Rock	2.4	28	780	8.0	0.10	<5	9.0	--	--	408
A0964582	BR-407	166	167.5	Fragmental 1	Central Pit	Mine Rock	2.3	57	590	14	0.12	<5	14	--	--	438
A0964583	BR-407	171	172	Fragmental 1	Central Pit	Mine Rock	1.8	38	450	10	0.030	<5	8.0	--	--	347
A0964584	BR-407	176	177.5	Felsic Volcanic 1	Central Pit	Mine Rock	3.0	16	510	9.0	0.030	<5	6.0	--	--	349
A0964585	BR-407	192.3	193.5	Felsic Volcanic 1	Central Pit	Mine Rock	3.1	15	540	10	<0.01	<5	4.0	--	--	222
A0964586	BR-407	197.5	199	Felsic Volcanic 1	Central Pit	Mine Rock	3.1	14	530	8.0	0.17	<5	5.0	--	--	247
A0964616	BR-407	203.85	205	Felsic Volcanic 1	Central Pit	Mine Rock	3.2	15	520	5.0	0.030	<5	5.0	--	--	447
A0964587	BR-407	212.5	214	Felsic Volcanic 1	Central Pit	Mine Rock	2.9	15	570	10	<0.01	<5	5.0	--	--	266
A0964588	BR-407	218	219	Felsic Volcanic 1	Central Pit	Mine Rock	2.5	14	510	6.0	0.31	<5	<4	--	--	177
A0964589	BR-407	225	226.5	Felsic Volcanic 1	Central Pit	Mine Rock	3.5	15	530	9.0	<0.01	<5	4.0	--	--	257
A0964590	BR-407	231	231.6	Felsic Volcanic 1	Central Pit	Mine Rock	3.3	15	550	11	0.010	<5	6.0	--	--	337
A0964591	BR-407	241.5	243	Felsic Volcanic 1	Central Pit	Mine Rock	2.9	14	540	10	0.010	<5	6.0	--	--	277
A0964592	BR-407	247.5	249	Felsic Volcanic 1	Central Pit	Mine Rock	3.0	15	520	10	0.010	<5	6.0	--	--	276
A0964593	BR-407	261	262.5	Felsic Volcanic 1	Central Pit	Mine Rock	2.7	15	540	9.0	0.020	<5	6.0	--	--	287
A0964594	BR-407	267	268.5	Felsic Volcanic 1	Central Pit	Mine Rock	2.8	23	1250	10	0.020	<5	9.0	--	--	371

Classification as mine rock or ore-grade materials was based on gold content.

A value of "--" indicates metal was not measured for the given sample; the variation in elements analyzed is due to measurement at two different laboratories (see text).

Table B-7 Four Acid Metals

Sample ID	Drillhole ID	From	To	Lithology	Area	Class	Sodium	Nickel	Phosphorus	Lead	Sulphur	Antimony	Scandium	Selenium	Tin	Strontium
		m	*m*				*%*	*ppm*	*ppm*	*ppm*	*%*	*ppm*	*ppm*	*ppm*	*ppm*	*ppm*
10x Crustal Abundance (Price 1997) [(1)]							--	--	--	--	--	--	--	--	--	--
A0964595	BR-407	273	274.5	Felsic Volcanic 1	Central Pit	Mine Rock	2.4	53	1500	12	0.060	<5	12	--	--	592
A0964596	BR-407	285	286	Metasediment 2	Central Pit	Mine Rock	0.99	79	600	22	0.14	<5	17	--	--	226
A0964597	BR-407	291	292.5	Metasediment 2	Central Pit	Mine Rock	2.1	50	1320	10	0.26	<5	<4	--	--	277
A0964598	BR-407	298.5	300	Fragmental 1	Central Pit	Mine Rock	2.4	29	1380	7.0	0.070	<5	5.0	--	--	418
A0964599	BR-407	304.5	305.6	Fragmental 1	Central Pit	Mine Rock	2.0	24	1200	9.0	0.040	<5	9.0	--	--	389
A0964600	BR-407	318.6	319.6	Felsic Volcanic 1	Central Pit	Mine Rock	3.0	17	550	8.0	0.16	<5	6.0	--	--	288
A0964601	BR-407	323.9	325.05	Felsic Volcanic 1	Central Pit	Mine Rock	2.7	16	550	8.0	0.11	<5	6.0	--	--	260
A0964602	BR-407	330	331	Metasediment 2	Central Pit	Mine Rock	2.3	36	480	23	0.33	<5	9.0	--	--	287
A0964752	BR-463	17.5	19	Felsic Volcanic 1	Central Pit	Mine Rock	1.9	19	520	32	1.0	<5	6.0	--	--	227
A0964753	BR-463	31	32.5	Felsic Volcanic 1	Central Pit	Mine Rock	3.1	17	560	16	0.70	<5	6.0	--	--	231
A0964754	BR-463	54.7	56.2	Felsic Volcanic 1	Central Pit	Mine Rock	1.1	21	550	99	0.64	<5	7.0	--	--	196
A0964755	BR-463	62	63.5	Felsic Volcanic 1	Central Pit	Mine Rock	2.2	16	560	21	0.30	<5	6.0	--	--	259
A0964756	BR-463	81.5	82.5	Felsic Volcanic 1	Central Pit	Mine Rock	2.3	15	550	11	0.43	<5	6.0	--	--	259
A0964757	BR-463	130.5	132	Felsic Volcanic 1	Central Pit	Mine Rock	2.4	25	700	10	0.33	<5	7.0	--	--	313
A0964758	BR-463	139.2	140.6	Felsic Volcanic 1	Central Pit	Mine Rock	2.7	26	680	8.0	0.62	<5	7.0	--	--	325
A0964759	BR-463	153.2	154.2	Felsic Volcanic 1	Central Pit	Mine Rock	2.7	19	540	9.0	0.31	<5	7.0	--	--	251
A0964760	BR-463	157.6	158.7	Metasediment 2	Central Pit	Mine Rock	2.2	53	690	14	0.80	<5	14	--	--	211
A0964761	BR-463	162.2	163.2	Felsic Volcanic 1	Central Pit	Mine Rock	2.3	19	710	18	0.66	<5	6.0	--	--	286
A0964762	BR-463	168	169.5	Metasediment 2	Central Pit	Mine Rock	1.2	58	740	10	0.58	5.0	16	--	--	191
A0964763	BR-463	172.9	174.4	Metasediment 2	Central Pit	Mine Rock	2.0	58	620	11	0.34	<5	15	--	--	225
A0964764	BR-463	175.8	176.7	Metasediment 2	Central Pit	Mine Rock	1.4	72	580	11	0.75	5.0	18	--	--	175
A0964765	BR-463	186.8	188.3	Felsic Volcanic 1	Central Pit	Mine Rock	2.4	20	690	11	0.43	<5	4.0	--	--	294
A0964766	BR-464	13.7	15	Felsic Volcanic 1	Central Pit	Mine Rock	2.9	28	540	9.0	0.30	<5	8.0	--	--	288
A0964767	BR-464	20.3	21.3	Metasediment 2	Central Pit	Mine Rock	2.0	51	630	14	0.32	<5	14	--	--	210
A0964768	BR-464	27	28.35	Felsic Volcanic 1	Central Pit	Mine Rock	2.7	23	1060	9.0	0.36	<5	8.0	--	--	349
A0964769	BR-464	35.2	36.2	Metasediment 2	Central Pit	Mine Rock	1.3	75	660	9.0	2.9	<5	16	--	--	152
A0964721	BR-464	71.7	72.7	Metasediment 2	Central Pit	Ore-Grade	1.3	53	650	7.0	0.72	<5	13	--	--	180
A0964722	BR-464	76	77.3	Felsic Volcanic 2	Central Pit	Mine Rock	3.1	1.0	140	12	1.1	<5	5.0	--	--	207
A0964723	BR-464	87.4	88.3	Felsic Volcanic 2	Central Pit	Mine Rock	3.1	2.0	220	8.0	0.33	<5	4.0	--	--	202
A0964724	BR-464	91.7	92.8	Felsic Volcanic 2	Central Pit	Mine Rock	2.5	1.0	160	15	0.76	<5	4.0	--	--	140
A0964725	BR-464	100	101.5	Felsic Volcanic 2	Central Pit	Mine Rock	2.8	<1	150	10	0.76	<5	<4	--	--	146
A0964726	BR-464	105.7	106.7	Felsic Volcanic 2	Central Pit	Mine Rock	2.8	1.0	150	13	0.81	<5	5.0	--	--	166
A0964727	BR-464	110.5	111.85	Felsic Volcanic 2	Central Pit	Mine Rock	3.3	<1	150	9.0	0.87	<5	4.0	--	--	147
A0964728	BR-464	115.3	116	Felsic Volcanic 2	Central Pit	Mine Rock	3.4	1.0	110	8.0	0.95	<5	<4	--	--	94
A0964729	BR-464	120.2	121	Felsic Volcanic 2	Central Pit	Mine Rock	2.3	1.0	160	11	0.61	<5	4.0	--	--	149
A0964730	BR-464	125	126.5	Felsic Volcanic 2	Central Pit	Mine Rock	2.6	<1	150	10	0.75	<5	4.0	--	--	167
A0964731	BR-464	130.4	131.9	Felsic Volcanic 1	Central Pit	Mine Rock	1.9	26	730	11	0.81	<5	7.0	--	--	261
A0964732	BR-464	136	137	Felsic Volcanic 2	Central Pit	Mine Rock	2.8	<1	180	11	1.5	<5	4.0	--	--	165
A0964733	BR-464	141.9	143.4	Felsic Volcanic 2	Central Pit	Mine Rock	2.0	<1	150	10	1.0	<5	4.0	--	--	166
A0964734	BR-464	146.9	148.1	Felsic Volcanic 2	Central Pit	Mine Rock	2.6	13	210	10	0.86	<5	5.0	--	--	230
A0964735	BR-464	151.6	152.8	Felsic Volcanic 2	Central Pit	Mine Rock	2.3	5.0	170	9.0	0.62	<5	5.0	--	--	185
A0964736	BR-464	156.3	157.3	Felsic Volcanic 2	Central Pit	Mine Rock	2.5	2.0	160	10	0.33	<5	5.0	--	--	195
A0964737	BR-464	160.7	161.85	Felsic Volcanic 2	Central Pit	Mine Rock	2.0	<1	150	12	0.67	<5	4.0	--	--	152
A0964738	BR-464	164.6	166.1	Felsic Volcanic 2	Central Pit	Mine Rock	2.4	2.0	200	10	0.29	<5	4.0	--	--	173

Classification as mine rock or ore-grade materials was based on gold content.

A value of "--" indicates metal was not measured for the given sample; the variation in elements analyzed is due to measurement at two different laboratories (see text).

Table B-7 Four Acid Metals

Sample ID	Drillhole ID	From	To	Lithology	Area	Class	Sodium	Nickel	Phosphorus	Lead	Sulphur	Antimony	Scandium	Selenium	Tin	Strontium
		m	*m*				*%*	*ppm*	*ppm*	*ppm*	*%*	*ppm*	*ppm*	*ppm*	*ppm*	*ppm*
10x Crustal Abundance (Price 1997) [(1)]							--	--	--	--	--	--	--	--	--	--
A0964739	BR-465	18.6	18.9	Felsic Volcanic 1	Central Pit	Mine Rock	2.5	8.0	190	12	1.0	<5	6.0	--	--	202
A0964740	BR-465	24.4	25.6	Felsic Volcanic 2	Central Pit	Mine Rock	2.3	19	380	14	0.16	<5	7.0	--	--	209
A0964741	BR-465	33.6	34.3	Felsic Volcanic 2	Central Pit	Mine Rock	1.8	53	650	10	0.60	<5	12	--	--	270
A0964742	BR-465	38	39	Felsic Volcanic 2	Central Pit	Mine Rock	2.9	<1	140	13	1.1	<5	4.0	--	--	131
A0964743	BR-465	45.15	46.65	Felsic Volcanic 2	Central Pit	Mine Rock	2.6	<1	140	9.0	0.25	<5	4.0	--	--	157
A0964826	BR-465	51	52.5	Felsic Volcanic 2	Central Pit	Mine Rock	2.8	<1	140	11	0.25	<5	5.0	--	--	181
A0964827	BR-465	57	58.5	Felsic Volcanic 2	Central Pit	Mine Rock	2.6	<1	140	15	1.1	<5	5.0	--	--	192
A0964828	BR-465	63	64.5	Felsic Volcanic 2	Central Pit	Mine Rock	2.9	1.0	150	9.0	0.31	<5	4.0	--	--	183
A0964829	BR-465	68.5	70	Felsic Volcanic 2	Central Pit	Mine Rock	2.5	1.0	150	8.0	2.1	<5	<4	--	--	135
A0964830	BR-465	73.4	74.8	Felsic Volcanic 2	Central Pit	Mine Rock	2.6	<1	140	11	1.6	<5	4.0	--	--	185
A0964831	BR-465	85.7	87.2	Felsic Volcanic 1	Central Pit	Mine Rock	2.1	20	680	12	0.84	<5	6.0	--	--	274
A0964832	BR-465	99.5	100.5	Felsic Volcanic 2	Central Pit	Mine Rock	2.5	3.0	230	11	1.4	<5	5.0	--	--	181
A0964833	BR-465	104.9	106	Felsic Volcanic 2	Central Pit	Mine Rock	2.4	<1	140	12	1.2	<5	4.0	--	--	166
A0964834	BR-465	110.1	111.4	Felsic Volcanic 2	Central Pit	Mine Rock	2.9	1.0	150	8.0	0.84	<5	<4	--	--	144
A0964835	BR-465	115.7	116.4	Felsic Volcanic 2	Central Pit	Mine Rock	3.9	2.0	160	9.0	1.4	<5	<4	--	--	172
A0964836	BR-465	121.1	122	Felsic Volcanic 2	Central Pit	Mine Rock	1.8	1.0	180	11	1.2	<5	5.0	--	--	163
A0964837	BR-465	126.4	127.9	Felsic Volcanic 1	Central Pit	Mine Rock	2.5	18	820	10	0.33	<5	7.0	--	--	345
A0964838	BR-465	150.5	152	Felsic Volcanic 1	Central Pit	Mine Rock	1.2	14	660	7.0	0.55	<5	7.0	--	--	157
A0964697	BR-466	6.1	7.1	Felsic Volcanic 2	Central Pit	Mine Rock	3.1	<1	130	11	1.0	<5	<4	--	--	135
A0964698	BR-466	11.8	13.3	Felsic Volcanic 2	Central Pit	Mine Rock	2.9	<1	150	12	0.75	<5	4.0	--	--	149
A0964699	BR-466	17.1	18.6	Felsic Volcanic 2	Central Pit	Mine Rock	3.4	<1	150	18	0.44	<5	5.0	--	--	202
A0964700	BR-466	24.15	25.35	Felsic Volcanic 2	Central Pit	Mine Rock	2.5	<1	150	8.0	0.41	<5	<4	--	--	129
A0964618	BR-466	29.4	30.9	Felsic Volcanic 2	Central Pit	Mine Rock	3.3	<1	150	14	0.76	<5	<4	--	--	159
A0964619	BR-466	36.4	37.4	Felsic Volcanic 2	Central Pit	Mine Rock	2.8	<1	140	10	1.1	<5	<4	--	--	146
A0964620	BR-466	41.4	42.9	Felsic Volcanic 2	Central Pit	Mine Rock	2.2	<1	130	10	1.2	<5	<4	--	--	103
A0964621	BR-466	48.4	49.9	Felsic Volcanic 2	Central Pit	Mine Rock	2.2	2.0	150	10	1.5	<5	<4	--	--	177
A0964622	BR-466	55.4	56.3	Felsic Volcanic 2	Central Pit	Mine Rock	2.2	<1	160	12	1.6	<5	<4	--	--	194
A0964623	BR-466	60.65	61.5	Felsic Volcanic 2	Central Pit	Mine Rock	1.8	9.0	190	10	1.2	<5	5.0	--	--	169
A0964624	BR-466	65.5	67	Felsic Volcanic 2	Central Pit	Mine Rock	2.1	2.0	200	10	1.4	<5	<4	--	--	148
A0964625	BR-466	70.6	71.9	Felsic Volcanic 2	Central Pit	Mine Rock	2.1	4.0	190	9.0	0.66	<5	<4	--	--	121
A0964626	BR-466	76.2	77.7	Felsic Volcanic 2	Central Pit	Mine Rock	2.2	<1	140	8.0	0.37	<5	<4	--	--	125
A0964627	BR-466	82.2	83.7	Felsic Volcanic 2	Central Pit	Ore-Grade	0.73	3.0	120	29	0.88	6.0	<4	--	--	104
A0964628	BR-466	87.1	88.1	Felsic Volcanic 2	Central Pit	Mine Rock	2.4	<1	150	8.0	0.23	<5	<4	--	--	152
A0964629	BR-466	93.5	94.3	Felsic Volcanic 2	Central Pit	Mine Rock	1.3	<1	150	10	1.8	<5	4.0	--	--	96
A0964630	BR-466	98.15	99.15	Felsic Volcanic 2	Central Pit	Mine Rock	2.3	<1	140	8.0	1.2	<5	<4	--	--	124
A0964631	BR-466	104.3	105.5	Felsic Volcanic 2	Central Pit	Mine Rock	1.8	<1	140	9.0	0.51	<5	<4	--	--	130
A0964632	BR-466	109.3	110.3	Felsic Volcanic 2	Central Pit	Mine Rock	2.0	<1	160	8.0	0.22	<5	<4	--	--	142
A0964633	BR-466	119.05	120.3	Felsic Volcanic 2	Central Pit	Mine Rock	1.5	2.0	270	15	0.63	<5	4.0	--	--	137
117134	BR-020	190.45	190.8	Felsic Volcanic 1	Central Pit	Mine Rock	2.0	43	810	8.0	0.41	<5	7.0	--	--	227
117135	BR-020	196.5	198	Felsic Volcanic 2	Central Pit	Mine Rock	1.5	7.0	180	11	1.4	<5	<4	--	--	108
117136	BR-020	200	201	Felsic Volcanic 2	Central Pit	Mine Rock	2.2	<1	150	9.0	0.44	<5	<4	--	--	122
117137	BR-020	204	205	Felsic Volcanic 2	Central Pit	Mine Rock	1.6	<1	130	10	1.0	<5	<4	--	--	103
117138	BR-020	210	211	Felsic Volcanic 2	Central Pit	Mine Rock	2.6	<1	150	10	1.4	<5	<4	--	--	141
117133	BR-020	215	216	Felsic Volcanic 2	Central Pit	Mine Rock	0.76	<1	150	15	1.6	<5	<4	--	--	49

Classification as mine rock or ore-grade materials was based on gold content.

A value of "--" indicates metal was not measured for the given sample; the variation in elements analyzed is due to measurement at two different laboratories (see text).

Table B-7 Four Acid Metals

Sample ID	Drillhole ID	From	To	Lithology	Area	Class	Sodium	Nickel	Phosphorus	Lead	Sulphur	Antimony	Scandium	Selenium	Tin	Strontium
		m	*m*				*%*	*ppm*	*ppm*	*ppm*	*%*	*ppm*	*ppm*	*ppm*	*ppm*	*ppm*
10x Crustal Abundance (Price 1997) [(1)]							--	--	--	--	--	--	--	--	--	--
117139	BR-020	223	224	Felsic Volcanic 2	Central Pit	Mine Rock	2.4	<1	160	8.0	0.58	<5	<4	--	--	140
117140	BR-020	230	231	Felsic Volcanic 2	Central Pit	Mine Rock	2.6	5.0	140	8.0	0.59	<5	<4	--	--	145
117141	BR-020	235	235.8	Felsic Volcanic 2	Central Pit	Mine Rock	0.94	1.0	140	10	0.77	<5	<4	--	--	120
117142	BR-020	240	241	Felsic Volcanic 1	Central Pit	Mine Rock	2.1	18	800	9.0	0.50	<5	<4	--	--	141
117143	BR-020	245	246	Felsic Volcanic 1	Central Pit	Mine Rock	2.1	16	760	7.0	0.26	<5	5.0	--	--	158
A0963308	BR-108	15	16	Felsic Volcanic 1	Central Pit	Mine Rock	2.5	29	870	<3	0.030	<5	8.0	--	--	354
A0963309	BR-108	20	21	Felsic Volcanic 2	Central Pit	Mine Rock	2.6	1.0	70	7.0	0.020	<5	<4	--	--	231
A0963310	BR-108	25	26	Felsic Volcanic 2	Central Pit	Mine Rock	1.3	2.0	100	5.0	0.020	<5	4.0	--	--	101
A0963311	BR-108	30.55	31.5	Felsic Volcanic 2	Central Pit	Mine Rock	1.2	4.0	150	15	0.30	<5	5.0	--	--	108
A0963312	BR-108	35.5	36	Felsic Volcanic 2	Central Pit	Mine Rock	2.0	4.0	140	22	0.41	<5	<4	--	--	153
A0963313	BR-108	41	41.75	Felsic Volcanic 1	Central Pit	Mine Rock	2.1	14	470	8.0	0.10	<5	5.0	--	--	197
A0963314	BR-108	46.75	47.9	Felsic Volcanic 1	Central Pit	Mine Rock	2.6	15	540	9.0	0.090	<5	6.0	--	--	253
A0963315	BR-108	51.9	52.5	Felsic Volcanic 1	Central Pit	Mine Rock	3.0	14	520	8.0	0.38	<5	6.0	--	--	209
A0963316	BR-108	57	58	Felsic Volcanic 1	Central Pit	Mine Rock	2.6	16	540	10	0.10	<5	5.0	--	--	221
A0963317	BR-108	62.5	63.5	Felsic Volcanic 1	Central Pit	Mine Rock	3.5	17	550	11	0.12	<5	7.0	--	--	337
A0963318	BR-108	67.5	68.5	Felsic Volcanic 1	Central Pit	Mine Rock	2.6	14	560	9.0	0.10	<5	6.0	--	--	299
A0963319	BR-108	73.75	74.5	Felsic Volcanic 1	Central Pit	Mine Rock	2.3	15	580	9.0	0.44	<5	6.0	--	--	285
A0963320	BR-108	78.5	79.25	Felsic Volcanic 1	Central Pit	Mine Rock	2.4	14	560	8.0	0.080	<5	5.0	--	--	261
A0963321	BR-108	83.75	84.5	Felsic Volcanic 1	Central Pit	Mine Rock	2.6	14	580	8.0	0.17	<5	6.0	--	--	284
A0962982	BR-236	87	88.5	Felsic Volcanic 1	Central Pit	Ore-Grade	2.4	20	680	23	0.57	<5	7.0	--	--	313
A0962983	BR-236	99	100.5	Felsic Volcanic 1	Central Pit	Ore-Grade	2.5	22	710	29	0.60	<5	6.0	--	--	274
A0962984	BR-236	109.5	111	Felsic Volcanic 1	Central Pit	Ore-Grade	2.3	16	690	29	0.54	<5	6.0	--	--	290
A0962985	BR-236	114.5	116	Felsic Volcanic 1	Central Pit	Mine Rock	2.3	17	560	36	0.39	<5	6.0	--	--	276
A0962986	BR-236	134	135	Felsic Volcanic 1	Central Pit	Mine Rock	3.1	12	470	13	0.76	<5	5.0	--	--	327
A0962987	BR-236	143	144	Felsic Volcanic 1	Central Pit	Mine Rock	2.7	21	780	8.0	0.53	<5	7.0	--	--	323
A0962988	BR-236	151.65	152.5	Felsic Volcanic 1	Central Pit	Mine Rock	3.0	18	770	8.0	0.41	<5	5.0	--	--	282
A0962989	BR-236	168.3	168.8	Felsic Volcanic 1	Central Pit	Mine Rock	2.5	22	800	7.0	0.31	<5	7.0	--	--	315
A0962990	BR-236	178	178.9	Metasediment 2	Central Pit	Mine Rock	2.0	63	530	12	0.26	<5	16	--	--	258
A0962991	BR-236	181.4	182.5	Metasediment 2	Central Pit	Mine Rock	1.9	63	590	13	0.25	<5	16	--	--	282
A0962992	BR-236	185	185.85	Metasediment 2	Central Pit	Mine Rock	1.9	54	520	12	0.31	<5	13	--	--	298
A0962993	BR-236	195.1	196	Metasediment 2	Central Pit	Mine Rock	1.9	74	550	13	0.41	<5	19	--	--	263
A0964533	BR-237	174	175.4	Felsic Volcanic 2	Central Pit	Mine Rock	2.7	<1	150	22	0.30	<5	5.0	--	--	171
A0964534	BR-237	181.7	182.6	Felsic Volcanic 1	Central Pit	Mine Rock	2.1	42	780	12	0.59	<5	9.0	--	--	236
A0964535	BR-237	191.5	192.5	Felsic Volcanic 2	Central Pit	Mine Rock	1.9	<1	140	12	1.4	<5	<4	--	--	91
A0964536	BR-237	196.4	197.4	Felsic Volcanic 2	Central Pit	Mine Rock	2.6	<1	140	18	0.92	<5	<4	--	--	116
A0964537	BR-237	204	204.8	Felsic Volcanic 2	Central Pit	Ore-Grade	0.55	<1	110	37	1.4	<5	4.0	--	--	59
A0964538	BR-237	210	211.3	Felsic Volcanic 2	Central Pit	Mine Rock	1.8	<1	140	12	1.3	<5	5.0	--	--	138
A0964539	BR-237	215.3	215.7	Felsic Volcanic 2	Central Pit	Mine Rock	2.2	34	270	23	1.2	<5	7.0	--	--	243
A0964540	BR-237	220.75	222	Felsic Volcanic 2	Central Pit	Mine Rock	3.4	2.0	140	12	0.81	<5	5.0	--	--	210
A0964541	BR-237	226.8	227.6	Felsic Volcanic 2	Central Pit	Mine Rock	2.5	<1	160	13	1.0	<5	4.0	--	--	285
A0964542	BR-237	232.4	233.5	Felsic Volcanic 2	Central Pit	Mine Rock	2.3	1.0	180	11	0.91	<5	4.0	--	--	194
A0963701	BR-322	15	16.4	Felsic Volcanic 1	Central Pit	Mine Rock	2.3	9.0	290	10	0.24	<5	5.0	--	--	200
A0963702	BR-322	31	32	Felsic Volcanic 1	Central Pit	Mine Rock	1.6	15	470	10	1.9	<5	6.0	--	--	210
A0963703	BR-322	37.4	38.4	Felsic Volcanic 1	Central Pit	Mine Rock	2.7	16	460	12	0.34	<5	4.0	--	--	317

Classification as mine rock or ore-grade materials was based on gold content.

A value of "--" indicates metal was not measured for the given sample; the variation in elements analyzed is due to measurement at two different laboratories (see text).

Table B-7 Four Acid Metals

Sample ID	Drillhole ID	From	To	Lithology	Area	Class	Sodium	Nickel	Phosphorus	Lead	Sulphur	Antimony	Scandium	Selenium	Tin	Strontium
		m	*m*				*%*	*ppm*	*ppm*	*ppm*	*%*	*ppm*	*ppm*	*ppm*	*ppm*	*ppm*
10x Crustal Abundance (Price 1997) [(1)]							--	--	--	--	--	--	--	--	--	--
A0963704	BR-322	45.6	46.8	Fragmental 1	Central Pit	Mine Rock	2.4	38	490	12	0.26	<5	9.0	--	--	253
A0963705	BR-322	50.85	51.6	Felsic Volcanic 1	Central Pit	Mine Rock	2.3	14	500	9.0	0.45	<5	5.0	--	--	266
A0963706	BR-322	60	60.75	Fragmental 1	Central Pit	Mine Rock	1.9	44	570	10	0.25	<5	11	--	--	229
A0963707	BR-322	70	71.3	Felsic Volcanic 1	Central Pit	Mine Rock	2.5	21	560	11	0.21	<5	7.0	--	--	273
A0963708	BR-322	75	76.5	Felsic Volcanic 1	Central Pit	Mine Rock	2.9	20	560	9.0	0.28	<5	7.0	--	--	299
A0963709	BR-322	87	88.4	Felsic Volcanic 1	Central Pit	Mine Rock	1.7	20	480	10	0.30	<5	7.0	--	--	220
A0963710	BR-322	96	97.5	Felsic Volcanic 1	Central Pit	Mine Rock	2.9	16	500	12	0.35	<5	6.0	--	--	305
A0963711	BR-322	102	103.5	Felsic Volcanic 1	Central Pit	Mine Rock	2.5	17	520	11	0.35	<5	6.0	--	--	307
A0963712	BR-322	119.85	121.3	Fragmental 1	Central Pit	Mine Rock	2.3	16	430	11	0.79	<5	7.0	--	--	343
A0963713	BR-322	126.35	127.2	Fragmental 1	Central Pit	Mine Rock	1.6	20	450	9.0	0.67	<5	6.0	--	--	255
A0963714	BR-322	136.6	137.65	Fragmental 1	Central Pit	Mine Rock	2.5	14	500	9.0	0.83	<5	6.0	--	--	292
A0963715	BR-322	141	142.5	Fragmental 1	Central Pit	Mine Rock	2.0	17	500	10	0.68	<5	7.0	--	--	297
A0963716	BR-322	150	151	Fragmental 1	Central Pit	Mine Rock	1.7	24	750	11	1.3	<5	9.0	--	--	329
A0963717	BR-322	156	157.2	Fragmental 1	Central Pit	Mine Rock	2.7	17	580	10	1.3	<5	7.0	--	--	381
A0963718	BR-322	162	163.5	Fragmental 1	Central Pit	Mine Rock	2.2	14	540	10	1.5	<5	6.0	--	--	287
A0963719	BR-322	173	174	Fragmental 1	Central Pit	Mine Rock	2.4	20	640	13	1.1	<5	7.0	--	--	331
A0963720	BR-322	176	177	Fragmental 1	Central Pit	Mine Rock	2.4	23	600	18	0.88	<5	6.0	--	--	288
A0963721	BR-322	182.1	183	Felsic Volcanic 1	Central Pit	Mine Rock	2.3	18	540	18	1.1	<5	4.0	--	--	298
A0963722	BR-322	192.4	193.4	Felsic Volcanic 1	Central Pit	Mine Rock	2.1	19	530	38	1.1	<5	5.0	--	--	264
A0963723	BR-322	214.7	216	Felsic Volcanic 1	Central Pit	Ore-Grade	2.8	18	560	24	0.80	<5	7.0	--	--	245
A0963724	BR-322	259	260	Felsic Volcanic 1	Central Pit	Mine Rock	3.2	18	540	24	1.4	<5	6.0	--	--	236
A0963725	BR-324	24	25	Felsic Volcanic 1	Central Pit	Mine Rock	2.4	19	560	10	0.54	<5	7.0	--	--	302
A0963726	BR-324	25	26	Felsic Volcanic 1	Central Pit	Mine Rock	2.4	23	580	13	0.44	<5	7.0	--	--	326
A0963727	BR-324	30	31	Fragmental 1	Central Pit	Mine Rock	1.7	51	560	20	0.21	<5	13	--	--	264
A0963728	BR-324	34.5	36	Felsic Volcanic 1	Central Pit	Mine Rock	2.1	27	570	18	0.22	<5	9.0	--	--	243
A0963729	BR-324	46.5	48	Felsic Volcanic 1	Central Pit	Mine Rock	2.0	18	540	10	0.61	<5	7.0	--	--	249
A0963730	BR-324	60	61	Felsic Volcanic 1	Central Pit	Mine Rock	2.1	25	580	10	0.91	<5	5.0	--	--	304
A0963731	BR-324	69	70.5	Felsic Volcanic 1	Central Pit	Mine Rock	2.1	17	540	14	0.87	<5	6.0	--	--	248
A0963732	BR-324	80.6	81.15	Felsic Volcanic 1	Central Pit	Mine Rock	1.4	80	910	6.0	0.90	<5	16	--	--	391
A0963733	BR-324	88	89	Felsic Volcanic 1	Central Pit	Mine Rock	2.1	17	600	13	1.7	<5	6.0	--	--	235
A0963734	BR-324	95	96.5	Felsic Volcanic 1	Central Pit	Mine Rock	2.2	16	600	21	1.3	<5	6.0	--	--	271
A0963735	BR-324	103.5	105	Felsic Volcanic 1	Central Pit	Mine Rock	2.3	16	640	13	0.68	<5	7.0	--	--	297
A0963736	BR-324	115.5	117	Felsic Volcanic 1	Central Pit	Mine Rock	3.1	11	770	8.0	0.53	<5	6.0	--	--	390
A0963737	BR-324	125	126	Felsic Volcanic 1	Central Pit	Ore-Grade	2.0	16	560	23	0.89	<5	5.0	--	--	206
A0963738	BR-324	126.8	128	Felsic Volcanic 1	Central Pit	Mine Rock	1.4	18	610	56	1.7	<5	6.0	--	--	163
A0963739	BR-324	128	129	Felsic Volcanic 1	Central Pit	Mine Rock	0.46	16	520	198	3.1	<5	6.0	--	--	65
A0963740	BR-324	129	130.5	Felsic Volcanic 1	Central Pit	Mine Rock	1.3	28	700	52	1.8	<5	8.0	--	--	173
A0963741	BR-324	145.5	147	Felsic Volcanic 1	Central Pit	Mine Rock	2.5	16	720	11	0.66	<5	6.0	--	--	354
A0963742	BR-324	159.5	160.5	Felsic Volcanic 1	Central Pit	Ore-Grade	2.0	17	630	41	0.64	<5	7.0	--	--	285
A0963743	BR-324	164.5	165.5	Felsic Volcanic 1	Central Pit	Mine Rock	2.4	19	660	19	0.85	<5	7.0	--	--	269
A0963744	BR-324	175.75	176.5	Felsic Volcanic 1	Central Pit	Mine Rock	1.8	15	620	25	2.2	<5	6.0	--	--	200
A0963745	BR-324	180.75	181.5	Felsic Volcanic 2	Central Pit	Mine Rock	5.4	18	750	6.0	1.0	<5	6.0	--	--	269
A0963746	BR-324	184.5	185.25	Felsic Volcanic 1	Central Pit	Ore-Grade	4.3	26	720	14	0.70	<5	6.0	--	--	367
A0963747	BR-324	198	199.5	Felsic Volcanic 1	Central Pit	Mine Rock	1.4	16	540	510	0.62	<5	6.0	--	--	183

Classification as mine rock or ore-grade materials was based on gold content.

A value of "--" indicates metal was not measured for the given sample; the variation in elements analyzed is due to measurement at two different laboratories (see text).

Table B-7 Four Acid Metals

Sample ID	Drillhole ID	From	To	Lithology	Area	Class	Sodium	Nickel	Phosphorus	Lead	Sulphur	Antimony	Scandium	Selenium	Tin	Strontium
		m	*m*				*%*	*ppm*	*ppm*	*ppm*	*%*	*ppm*	*ppm*	*ppm*	*ppm*	*ppm*
10x Crustal Abundance (Price 1997) [(1)]							--	--	--	--	--	--	--	--	--	--
A0964910	BR-409	36	37.5	Felsic Volcanic 1	Central Pit	Mine Rock	2.6	15	520	9.0	0.070	<5	6.0	--	--	243
A0964911	BR-409	42	43.5	Felsic Volcanic 1	Central Pit	Mine Rock	2.6	33	690	7.0	0.030	<5	8.0	--	--	327
A0964912	BR-409	48	49	Felsic Volcanic 1	Central Pit	Mine Rock	2.4	40	680	16	0.020	<5	9.0	--	--	317
A0964913	BR-409	69	70.5	Felsic Volcanic 2	Central Pit	Mine Rock	1.7	<1	20	17	<0.01	<5	<4	--	--	74
A0964914	BR-409	76.9	77.2	Metasediment 2	Central Pit	Mine Rock	1.0	65	630	10	0.37	<5	11	--	--	147
A0964915	BR-409	82.25	83.5	Felsic Volcanic 1	Central Pit	Mine Rock	2.2	15	480	9.0	0.060	<5	5.0	--	--	258
A0964916	BR-409	87	88.5	Felsic Volcanic 1	Central Pit	Mine Rock	2.2	16	520	10	0.14	<5	6.0	--	--	304
A0964917	BR-409	93	94.5	Felsic Volcanic 1	Central Pit	Mine Rock	2.5	16	580	9.0	0.15	<5	6.0	--	--	417
A0964918	BR-409	100.05	101	Felsic Volcanic 1	Central Pit	Mine Rock	2.7	23	790	9.0	0.14	<5	8.0	--	--	420
A0964919	BR-409	105	106.5	Felsic Volcanic 1	Central Pit	Mine Rock	2.3	13	560	9.0	0.23	<5	6.0	--	--	271
A0964920	BR-409	109.5	111	Felsic Volcanic 1	Central Pit	Mine Rock	2.3	20	560	9.0	0.35	<5	7.0	--	--	247
A0964921	BR-409	115.7	117	Felsic Volcanic 1	Central Pit	Mine Rock	2.5	15	570	12	0.71	<5	6.0	--	--	295
A0964922	BR-409	123	124.5	Felsic Volcanic 1	Central Pit	Mine Rock	2.7	19	640	8.0	0.41	<5	7.0	--	--	308
A0964923	BR-409	130.95	132	Felsic Volcanic 1	Central Pit	Mine Rock	2.5	19	630	9.0	0.56	<5	6.0	--	--	311
A0964924	BR-409	140.8	142	Felsic Volcanic 1	Central Pit	Mine Rock	2.3	20	550	10	0.14	<5	5.0	--	--	222
A0964925	BR-409	147	148.05	Felsic Volcanic 1	Central Pit	Mine Rock	2.3	23	540	11	1.5	<5	7.0	--	--	242
A0964926	BR-409	156	157.5	Fragmental 1	Central Pit	Mine Rock	2.5	16	520	11	0.68	<5	7.0	--	--	301
A0964927	BR-409	160.5	161.6	Fragmental 1	Central Pit	Mine Rock	2.6	18	620	11	0.54	<5	7.0	--	--	348
A0964928	BR-409	165	166.5	Fragmental 1	Central Pit	Mine Rock	2.2	17	550	10	0.33	<5	7.0	--	--	317
A0964929	BR-409	175.5	177	Felsic Volcanic 1	Central Pit	Mine Rock	2.5	16	590	9.0	1.1	<5	6.0	--	--	306
A0964930	BR-409	186	187.5	Fragmental 1	Central Pit	Mine Rock	2.2	27	580	10	1.3	<5	7.0	--	--	333
A0964931	BR-409	189.8	190.5	Fragmental 1	Central Pit	Mine Rock	2.1	22	930	11	0.35	<5	10	--	--	385
A0964932	BR-409	199.85	201	Fragmental 1	Central Pit	Mine Rock	2.2	15	500	12	0.85	<5	6.0	--	--	298
A0964933	BR-409	204.35	205.35	Felsic Volcanic 1	Central Pit	Mine Rock	1.9	18	590	11	2.2	<5	5.0	--	--	224
A0964934	BR-409	210	211.5	Felsic Volcanic 1	Central Pit	Mine Rock	2.4	16	580	11	1.1	<5	6.0	--	--	276
A0964935	BR-409	217.45	217.95	Felsic Volcanic 1	Central Pit	Mine Rock	2.0	40	690	11	0.68	<5	9.0	--	--	359
A0964487	BR-203	19.5	20.5	Felsic Volcanic 1	Central Pit	Mine Rock	1.8	16	530	34	0.95	<5	6.0	--	--	170
A0964488	BR-203	27.1	27.6	Felsic Volcanic 1	Central Pit	Ore-Grade	1.6	13	620	256	2.0	<5	6.0	--	--	112
A0964489	BR-203	31	32	Felsic Volcanic 1	Central Pit	Ore-Grade	1.7	15	650	63	0.47	<5	6.0	--	--	198
A0964490	BR-203	36	37.5	Felsic Volcanic 1	Central Pit	Mine Rock	2.1	13	750	41	0.64	<5	6.0	--	--	231
A0964491	BR-203	41.5	43	Felsic Volcanic 1	Central Pit	Mine Rock	2.3	17	540	24	0.32	<5	6.0	--	--	226
A0964492	BR-203	54.5	56	Felsic Volcanic 1	Central Pit	Mine Rock	2.8	11	740	14	0.43	<5	5.0	--	--	376
A0964493	BR-203	59	60.5	Felsic Volcanic 1	Central Pit	Mine Rock	2.4	16	560	17	0.52	<5	5.0	--	--	239
A0964494	BR-203	68	69	Felsic Volcanic 1	Central Pit	Mine Rock	2.3	17	540	17	0.60	<5	<4	--	--	202
A0964495	BR-203	73.05	73.7	Felsic Volcanic 1	Central Pit	Mine Rock	2.7	21	510	23	0.42	<5	6.0	--	--	305
A0964496	BR-203	80.3	81.2	Metasediment 2	Central Pit	Ore-Grade	2.6	53	570	19	1.6	<5	14	--	--	220
A0964497	BR-203	93.4	94.85	Metasediment 2	Central Pit	Mine Rock	2.0	49	510	12	0.41	<5	10	--	--	216
A0964498	BR-203	120.3	121.8	Felsic Volcanic 1	Central Pit	Mine Rock	2.7	12	780	29	0.62	<5	6.0	--	--	303
A0964499	BR-203	124.1	125.1	Felsic Volcanic 1	Central Pit	Ore-Grade	2.7	19	600	550	0.91	<5	6.0	--	--	199
A0964500	BR-203	132.4	133.2	Metasediment 2	Central Pit	Mine Rock	1.6	56	840	22	0.35	<5	16	--	--	266
A0964051	BR-203	137.6	138.7	Metasediment 2	Central Pit	Mine Rock	1.7	65	660	14	0.36	<5	16	--	--	203
A0964052	BR-203	145.6	147.1	Metasediment 2	Central Pit	Mine Rock	1.8	72	500	17	0.34	<5	16	--	--	194
A0964053	BR-203	151	151.75	Metasediment 2	Central Pit	Mine Rock	1.5	48	640	13	0.38	<5	13	--	--	172
A0964054	BR-203	164.5	165.2	Felsic Volcanic 1	Central Pit	Mine Rock	2.3	46	540	12	0.17	<5	5.0	--	--	215

Classification as mine rock or ore-grade materials was based on gold content.

A value of "--" indicates metal was not measured for the given sample; the variation in elements analyzed is due to measurement at two different laboratories (see text).

Table B-7 Four Acid Metals

Sample ID	Drillhole ID	From	To	Lithology	Area	Class	Sodium	Nickel	Phosphorus	Lead	Sulphur	Antimony	Scandium	Selenium	Tin	Strontium
		m	*m*				*%*	*ppm*	*ppm*	*ppm*	*%*	*ppm*	*ppm*	*ppm*	*ppm*	*ppm*
10x Crustal Abundance (Price 1997) [(1)]							--	--	--	--	--	--	--	--	--	--
A0964060	BR-203	201.15	201.7	Felsic Volcanic 2	Central Pit	Mine Rock	1.3	<1	160	12	1.9	<5	5.0	--	--	128
A0963825	BR-215	21	22.25	Fragmental 1	Central Pit	Mine Rock	2.1	21	530	18	1.0	<5	6.0	--	--	329
A0963826	BR-215	27	28.5	Fragmental 1	Central Pit	Mine Rock	2.2	37	540	12	0.34	<5	10	--	--	295
A0963827	BR-215	33.4	33.9	Fragmental 1	Central Pit	Mine Rock	2.4	15	530	12	1.3	<5	7.0	--	--	505
A0963828	BR-215	39	40.5	Fragmental 1	Central Pit	Mine Rock	2.2	14	540	12	1.9	<5	7.0	--	--	353
A0963829	BR-215	45	46.5	Fragmental 1	Central Pit	Mine Rock	1.9	14	520	12	1.6	<5	6.0	--	--	291
A0963830	BR-215	54.1	54.6	Fragmental 1	Central Pit	Ore-Grade	2.0	15	550	27	1.7	<5	6.0	--	--	231
A0963831	BR-215	63	63.9	Felsic Volcanic 1	Central Pit	Mine Rock	2.3	18	630	23	1.1	<5	6.0	--	--	259
A0963832	BR-215	69.35	70.5	Felsic Volcanic 1	Central Pit	Mine Rock	2.2	16	550	9.0	1.1	<5	6.0	--	--	208
A0963833	BR-215	75	76.5	Felsic Volcanic 1	Central Pit	Mine Rock	2.4	16	560	13	1.7	<5	6.0	--	--	221
A0963834	BR-215	82.5	84	Felsic Volcanic 1	Central Pit	Mine Rock	2.6	11	780	48	0.42	<5	6.0	--	--	364
A0963835	BR-215	87	88.5	Felsic Volcanic 1	Central Pit	Mine Rock	2.6	11	760	15	0.36	<5	4.0	--	--	342
A0963836	BR-215	96.5	97.5	Felsic Volcanic 1	Central Pit	Mine Rock	2.0	13	1060	35	0.63	<5	7.0	--	--	257
A0963837	BR-215	103.5	104.45	Felsic Volcanic 1	Central Pit	Mine Rock	3.4	10	800	11	0.63	<5	5.0	--	--	255
A0963838	BR-215	119.55	120.5	Felsic Volcanic 1	Central Pit	Ore-Grade	3.3	11	780	16	0.60	<5	6.0	--	--	294
A0963839	BR-215	130.5	132	Felsic Volcanic 1	Central Pit	Ore-Grade	3.4	11	740	9.0	0.60	<5	6.0	--	--	290
A0963840	BR-215	139.5	140.65	Felsic Volcanic 1	Central Pit	Mine Rock	3.6	11	700	10	0.95	<5	6.0	--	--	312
A0963841	BR-215	148.55	150	Felsic Volcanic 1	Central Pit	Ore-Grade	3.3	11	820	14	0.75	<5	5.0	--	--	348
A0963842	BR-215	157.75	158.45	Felsic Volcanic 1	Central Pit	Mine Rock	2.1	15	620	303	1.4	<5	5.0	--	--	175
A0963843	BR-215	179.7	180.5	Felsic Volcanic 1	Central Pit	Mine Rock	2.5	12	890	11	0.46	<5	6.0	--	--	340
A0963844	BR-215	190.1	191.4	Felsic Volcanic 1	Central Pit	Mine Rock	2.9	11	820	18	0.85	<5	6.0	--	--	370
A0963845	BR-215	200.7	201.7	Felsic Volcanic 1	Central Pit	Ore-Grade	3.9	12	780	33	1.1	<5	4.0	--	--	294
A0963846	BR-215	217	218	Felsic Volcanic 1	Central Pit	Mine Rock	2.6	23	1000	11	0.34	<5	8.0	--	--	265
A0963847	BR-215	224.1	225	Felsic Volcanic 1	Central Pit	Ore-Grade	2.6	12	650	30	0.69	<5	5.0	--	--	231
A0963848	BR-215	237.2	237.7	Felsic Volcanic 1	Central Pit	Ore-Grade	2.7	15	1010	16	0.82	<5	9.0	--	--	293
A0963849	BR-215	256.9	258	Felsic Volcanic 1	Central Pit	Mine Rock	2.9	21	650	8.0	0.35	<5	7.0	--	--	253
A0963850	BR-215	278.15	278.6	Metasediment 2	Central Pit	Mine Rock	2.3	52	690	18	0.32	<5	12	--	--	275
A0963851	BR-215	299	300	Metasediment 2	Central Pit	Mine Rock	1.7	83	540	15	0.25	<5	20	--	--	198
A0963602	BR-234	127.5	128.5	Metasediment 2	Central Pit	Mine Rock	2.3	68	480	12	0.83	<5	16	--	--	234
A0963603	BR-234	132	133.1	Felsic Volcanic 2	Central Pit	Mine Rock	2.2	2.0	200	11	0.23	<5	4.0	--	--	223
A0963604	BR-234	150.65	151.35	Felsic Volcanic 2	Central Pit	Ore-Grade	1.9	18	550	12	0.62	<5	4.0	--	--	208
A0963605	BR-234	155.2	156.7	Felsic Volcanic 2	Central Pit	Ore-Grade	2.1	<1	150	33	1.4	<5	4.0	--	--	115
A0963606	BR-234	160.5	162	Felsic Volcanic 2	Central Pit	Mine Rock	2.4	<1	160	14	1.5	<5	5.0	--	--	193
A0963607	BR-234	165	166.5	Felsic Volcanic 2	Central Pit	Mine Rock	2.3	<1	160	13	1.7	<5	5.0	--	--	213
A0963608	BR-234	171	172.5	Felsic Volcanic 2	Central Pit	Mine Rock	2.9	3.0	170	14	0.96	<5	5.0	--	--	189
A0963609	BR-234	178.4	179.1	Felsic Volcanic 2	Central Pit	Mine Rock	3.2	2.0	200	10	1.3	<5	5.0	--	--	208
A0963610	BR-235	18.3	19.4	Felsic Volcanic 1	Central Pit	Mine Rock	3.0	20	710	11	0.46	<5	6.0	--	--	325
A0963611	BR-235	27.2	28.3	Felsic Volcanic 1	Central Pit	Mine Rock	2.2	16	540	14	0.54	<5	6.0	--	--	250
A0963612	BR-235	45	46.1	Felsic Volcanic 1	Central Pit	Mine Rock	2.9	22	720	11	0.51	<5	7.0	--	--	359
A0963613	BR-235	54.6	56	Felsic Volcanic 1	Central Pit	Mine Rock	2.4	15	570	18	0.34	<5	6.0	--	--	256
A0963614	BR-235	58.5	60	Felsic Volcanic 1	Central Pit	Mine Rock	2.6	24	730	12	0.53	<5	7.0	--	--	276
A0963615	BR-235	64.5	66	Felsic Volcanic 1	Central Pit	Mine Rock	2.6	14	600	24	0.26	<5	6.0	--	--	247
A0963616	BR-235	70.5	72	Felsic Volcanic 1	Central Pit	Mine Rock	2.9	18	630	11	0.45	<5	7.0	--	--	284
A0963617	BR-235	75	76.5	Felsic Volcanic 1	Central Pit	Mine Rock	4.2	20	790	14	0.48	<5	7.0	--	--	369

Classification as mine rock or ore-grade materials was based on gold content.

A value of "--" indicates metal was not measured for the given sample; the variation in elements analyzed is due to measurement at two different laboratories (see text).

Table B-7 Four Acid Metals

Sample ID	Drillhole ID	From	To	Lithology	Area	Class	Sodium	Nickel	Phosphorus	Lead	Sulphur	Antimony	Scandium	Selenium	Tin	Strontium
		m	*m*				*%*	*ppm*	*ppm*	*ppm*	*%*	*ppm*	*ppm*	*ppm*	*ppm*	*ppm*
10x Crustal Abundance (Price 1997) [(1)]							--	--	--	--	--	--	--	--	--	--
A0963623	BR-235	96.75	97.1	Felsic Volcanic 1	Central Pit	Mine Rock	2.6	23	1010	13	0.65	<5	8.0	--	--	539
A0963624	BR-235	105.8	107.3	Metasediment 2	Central Pit	Mine Rock	2.1	47	510	13	0.34	<5	11	--	--	259
A0963625	BR-235	114.9	115.9	Felsic Volcanic 1	Central Pit	Mine Rock	3.3	19	530	7.0	0.27	<5	6.0	--	--	250
A0963626	BR-235	119.7	120.55	Metasediment 2	Central Pit	Mine Rock	1.9	45	540	13	0.46	<5	13	--	--	229
A0963627	BR-235	127.05	127.75	Metasediment 2	Central Pit	Mine Rock	1.3	55	630	7.0	0.46	<5	13	--	--	146
A0963628	BR-235	131.3	132.4	Metasediment 2	Central Pit	Mine Rock	1.5	60	610	13	0.32	<5	15	--	--	229
A0963629	BR-235	140.35	140.8	Metasediment 2	Central Pit	Mine Rock	2.8	50	440	12	0.37	<5	9.0	--	--	280
A0963630	BR-235	148.25	148.9	Metasediment 2	Central Pit	Mine Rock	2.2	48	590	10	0.84	<5	14	--	--	225
A0963631	BR-235	151.7	153	Metasediment 2	Central Pit	Mine Rock	1.4	46	480	10	0.65	<5	13	--	--	175
A0963632	BR-235	164	165	Metasediment 2	Central Pit	Mine Rock	1.1	38	740	9.0	0.48	6.0	8.0	--	--	201
A0963633	BR-235	166.2	166.8	Felsic Volcanic 2	Central Pit	Mine Rock	1.4	2.0	170	5.0	0.28	<5	<4	--	--	120
A0963634	BR-235	171.9	172.5	Felsic Volcanic 2	Central Pit	Mine Rock	3.1	5.0	360	11	0.40	<5	6.0	--	--	252
A0963635	BR-235	174.8	176	Felsic Volcanic 2	Central Pit	Mine Rock	2.8	2.0	160	12	0.51	<5	5.0	--	--	180
A0963636	BR-235	181.3	182.3	Felsic Volcanic 2	Central Pit	Ore-Grade	3.3	<1	130	11	1.0	<5	4.0	--	--	168
A0963637	BR-235	184	184.7	Felsic Volcanic 2	Central Pit	Mine Rock	3.2	<1	150	12	1.2	<5	4.0	--	--	157
A0963638	BR-235	187.6	188.9	Felsic Volcanic 2	Central Pit	Mine Rock	2.7	1.0	190	9.0	0.44	<5	<4	--	--	157
A0963639	BR-235	192.55	193.4	Felsic Volcanic 2	Central Pit	Mine Rock	3.4	<1	140	14	1.0	<5	<4	--	--	153
A0963640	BR-235	200.8	202.1	Felsic Volcanic 2	Central Pit	Mine Rock	3.5	2.0	210	15	0.85	<5	5.0	--	--	190
A0963641	BR-235	207.7	208.6	Felsic Volcanic 2	Central Pit	Mine Rock	2.7	8.0	280	11	0.83	<5	7.0	--	--	134
A0963642	BR-235	213	214	Felsic Volcanic 2	Central Pit	Mine Rock	2.5	<1	140	10	1.1	<5	4.0	--	--	217
A0963643	BR-235	218	218.7	Felsic Volcanic 2	Central Pit	Mine Rock	2.1	67	510	10	0.82	<5	14	--	--	357
A0962976	BR-236	23.5	24.8	Felsic Volcanic 1	Central Pit	Mine Rock	1.7	17	560	26	1.2	<5	6.0	--	--	191
A0962977	BR-236	30	31	Felsic Volcanic 1	Central Pit	Mine Rock	2.0	17	800	33	0.90	<5	6.0	--	--	247
A0962978	BR-236	39.5	40.5	Felsic Volcanic 1	Central Pit	Mine Rock	2.1	18	600	14	0.50	<5	6.0	--	--	205
A0962979	BR-236	50.5	51.5	Felsic Volcanic 1	Central Pit	Mine Rock	2.3	17	590	42	0.45	<5	6.0	--	--	211
A0962980	BR-236	68	69	Felsic Volcanic 1	Central Pit	Mine Rock	3.3	19	540	19	0.96	<5	6.0	--	--	290
A0962981	BR-236	80.5	81.5	Felsic Volcanic 1	Central Pit	Mine Rock	2.6	18	560	29	0.41	<5	6.0	--	--	244
A0964234	BR-175	155.6	157.1	Felsic Volcanic 1	Central Pit	Mine Rock	1.6	18	590	28	2.2	<5	6.0	--	--	191
A0964235	BR-175	157.1	158.6	Felsic Volcanic 1	Central Pit	Mine Rock	1.7	18	530	34	2.9	<5	6.0	--	--	173
A0964236	BR-175	163.1	164.1	Felsic Volcanic 1	Central Pit	Mine Rock	2.0	18	620	34	2.7	<5	6.0	--	--	184
A0964237	BR-175	167.1	168.1	Felsic Volcanic 1	Central Pit	Mine Rock	1.2	22	700	56	2.0	<5	7.0	--	--	204
A0964238	BR-175	173.7	174.7	Felsic Volcanic 1	Central Pit	Mine Rock	1.4	20	710	72	1.8	<5	6.0	--	--	190
A0964239	BR-175	179.7	181.2	Felsic Volcanic 1	Central Pit	Mine Rock	2.1	15	700	18	1.1	<5	5.0	--	--	262
A0964240	BR-175	184	185.5	Felsic Volcanic 1	Central Pit	Mine Rock	2.2	16	690	15	0.74	<5	5.0	--	--	270
A0964241	BR-175	190	191.5	Felsic Volcanic 1	Central Pit	Ore-Grade	1.5	17	660	22	0.84	<5	<4	--	--	204
A0964242	BR-175	196	197.5	Felsic Volcanic 1	Central Pit	Mine Rock	1.9	15	730	14	1.1	<5	4.0	--	--	254
A0964243	BR-175	207	208	Felsic Volcanic 1	Central Pit	Mine Rock	0.49	52	770	15	4.0	<5	8.0	--	--	109
A0964246	BR-175	208	209	Felsic Volcanic 1	Central Pit	Mine Rock	0.51	26	730	23	3.6	<5	7.0	--	--	92
A0964244	BR-175	214.5	216	Felsic Volcanic 1	Central Pit	Mine Rock	1.5	14	710	34	1.4	<5	5.0	--	--	224
A0964245	BR-175	222	223.5	Felsic Volcanic 1	Central Pit	Mine Rock	2.1	19	610	9.0	0.64	<5	6.0	--	--	290
A0964247	BR-175	228.7	229.85	Felsic Volcanic 1	Central Pit	Ore-Grade	1.1	19	570	50	2.2	<5	6.0	--	--	167
A0964248	BR-175	238	239	Felsic Volcanic 1	Central Pit	Mine Rock	0.63	20	570	13	1.9	<5	6.0	--	--	100
A0964249	BR-175	243.4	244.4	Felsic Volcanic 1	Central Pit	Ore-Grade	1.6	18	470	14	3.9	<5	5.0	--	--	111
A0964250	BR-175	248.4	249.4	Felsic Volcanic 1	Central Pit	Mine Rock	0.96	16	700	74	2.3	<5	6.0	--	--	130

Classification as mine rock or ore-grade materials was based on gold content.

A value of "--" indicates metal was not measured for the given sample; the variation in elements analyzed is due to measurement at two different laboratories (see text).

Table B-7 Four Acid Metals

Sample ID	Drillhole ID	From	To	Lithology	Area	Class	Sodium	Nickel	Phosphorus	Lead	Sulphur	Antimony	Scandium	Selenium	Tin	Strontium
		m	*m*				*%*	*ppm*	*ppm*	*ppm*	*%*	*ppm*	*ppm*	*ppm*	*ppm*	*ppm*
10x Crustal Abundance (Price 1997) [(1)]							--	--	--	--	--	--	--	--	--	--
A0964256	BR-175	338.9	340.4	Felsic Volcanic 1	Central Pit	Mine Rock	1.6	23	730	83	0.65	<5	6.0	--	--	162
A0964257	BR-175	349.5	350.5	Felsic Volcanic 1	Central Pit	Mine Rock	1.5	16	710	166	0.42	<5	4.0	--	--	129
A0964258	BR-175	352.5	353.5	Felsic Volcanic 1	Central Pit	Mine Rock	1.4	16	540	293	1.5	<5	5.0	--	--	156
A0964259	BR-175	360.5	362	Felsic Volcanic 1	Central Pit	Mine Rock	2.5	16	570	471	0.43	<5	4.0	--	--	241
A0964770	BR-461	21	22.3	Felsic Volcanic 1	Central Pit	Mine Rock	2.9	20	560	21	0.47	<5	<4	--	--	193
A0964771	BR-461	28.7	30.2	Metasediment 2	Central Pit	Mine Rock	1.5	75	610	30	0.63	<5	7.0	--	--	106
A0964772	BR-461	35.7	36.6	Felsic Volcanic 2	Central Pit	Mine Rock	3.7	2.0	230	16	0.50	<5	5.0	--	--	232
A0964773	BR-461	40.5	41.5	Felsic Volcanic 2	Central Pit	Mine Rock	2.4	4.0	220	17	0.97	<5	4.0	--	--	161
A0964774	BR-461	46.3	47.3	Felsic Volcanic 2	Central Pit	Mine Rock	3.3	<1	160	13	1.3	<5	5.0	--	--	166
A0964775	BR-461	52.7	53.8	Felsic Volcanic 2	Central Pit	Mine Rock	3.3	1.0	160	29	1.1	<5	4.0	--	--	202
A0964776	BR-461	56.5	57.5	Felsic Volcanic 2	Central Pit	Mine Rock	3.5	<1	160	11	0.86	<5	4.0	--	--	195
A0964777	BR-461	70.6	72	Felsic Volcanic 1	Central Pit	Mine Rock	2.8	18	510	18	0.33	<5	7.0	--	--	247
A0964778	BR-461	75	75.7	Felsic Volcanic 2	Central Pit	Mine Rock	3.4	<1	160	23	0.94	<5	5.0	--	--	138
A0964779	BR-461	88.6	89.6	Felsic Volcanic 2	Central Pit	Mine Rock	1.8	<1	150	19	1.3	<5	4.0	--	--	99
A0964780	BR-461	89.6	90.6	Felsic Volcanic 2	Central Pit	Mine Rock	2.4	<1	160	21	0.91	<5	<4	--	--	91
A0964781	BR-461	95.7	96.7	Felsic Volcanic 2	Central Pit	Mine Rock	2.4	<1	160	25	1.2	<5	4.0	--	--	128
A0964782	BR-461	100.7	101.6	Felsic Volcanic 2	Central Pit	Mine Rock	2.3	<1	140	10	1.5	8.0	4.0	--	--	68
A0964783	BR-461	102.6	102.9	Felsic Volcanic 2	Central Pit	Mine Rock	3.1	<1	120	23	1.2	8.0	<4	--	--	83
A0964784	BR-461	103.9	104.9	Felsic Volcanic 2	Central Pit	Mine Rock	1.7	<1	150	73	1.7	<5	4.0	--	--	67
A0964785	BR-461	105.9	106.9	Felsic Volcanic 2	Central Pit	Mine Rock	1.4	<1	160	52	2.0	<5	4.0	--	--	78
A0964786	BR-461	111	112	Felsic Volcanic 2	Central Pit	Mine Rock	2.9	<1	160	13	1.7	<5	4.0	--	--	173
A0964744	BR-461	117	118	Felsic Volcanic 2	Central Pit	Mine Rock	0.27	<1	170	13	1.8	<5	5.0	--	--	74
A0964745	BR-461	121.4	122.4	Felsic Volcanic 2	Central Pit	Mine Rock	2.9	<1	140	14	0.52	<5	5.0	--	--	192
A0964746	BR-461	124.9	125.4	Felsic Volcanic 2	Central Pit	Mine Rock	2.3	2.0	210	21	0.70	<5	<4	--	--	111
A0964747	BR-461	130.6	131.6	Felsic Volcanic 2	Central Pit	Mine Rock	2.9	2.0	190	23	0.37	<5	<4	--	--	253
A0964748	BR-461	136	137.1	Felsic Volcanic 2	Central Pit	Mine Rock	3.0	<1	140	14	0.21	<5	5.0	--	--	210
A0964749	BR-461	150.7	151.7	Felsic Volcanic 2	Central Pit	Mine Rock	3.0	<1	140	27	1.8	<5	5.0	--	--	266
A0964750	BR-461	156	157	Felsic Volcanic 2	Central Pit	Mine Rock	2.7	12	180	19	1.9	<5	5.0	--	--	189
A0964751	BR-461	165.6	166.6	Felsic Volcanic 2	Central Pit	Mine Rock	3.0	<1	150	15	0.57	<5	5.0	--	--	182
A0962901	BR-150	16	17	Felsic Volcanic 1	Central Pit	Mine Rock	2.4	17	580	10	0.28	<5	6.0	--	--	338
A0962902	BR-150	26	27	Felsic Volcanic 1	Central Pit	Mine Rock	2.6	15	590	9.0	0.26	<5	6.0	--	--	254
A0962903	BR-150	33	34	Felsic Volcanic 1	Central Pit	Mine Rock	2.3	15	550	13	0.50	<5	6.0	--	--	257
A0962904	BR-150	40	41	Fragmental 1	Central Pit	Mine Rock	1.8	51	600	12	0.41	<5	13	--	--	255
A0962905	BR-150	45	46	Fragmental 1	Central Pit	Mine Rock	2.6	31	570	11	0.39	<5	9.0	--	--	263
A0962906	BR-150	50	51	Fragmental 1	Central Pit	Mine Rock	2.3	40	560	12	0.57	<5	10	--	--	492
A0962907	BR-150	55	56	Fragmental 1	Central Pit	Mine Rock	2.4	38	570	23	0.64	<5	10	--	--	355
A0962908	BR-150	60	61	Fragmental 1	Central Pit	Mine Rock	2.1	39	580	53	0.59	<5	10	--	--	291
A0962924	BR-150	66	67	Fragmental 1	Central Pit	Mine Rock	1.8	38	590	11	0.58	<5	12	--	--	424
A0962909	BR-150	70	71.5	Fragmental 1	Central Pit	Mine Rock	2.5	14	500	9.0	1.3	<5	5.0	--	--	233
A0962910	BR-150	75	76	Fragmental 1	Central Pit	Mine Rock	1.8	55	560	13	0.47	<5	14	--	--	280
A0962911	BR-150	81	82	Fragmental 1	Central Pit	Mine Rock	2.1	12	560	9.0	0.32	<5	6.0	--	--	246
A0962912	BR-150	85	86	Fragmental 1	Central Pit	Mine Rock	2.0	17	560	9.0	0.55	<5	<4	--	--	198
A0962925	BR-150	92	93	Fragmental 1	Central Pit	Mine Rock	2.4	15	580	10	1.2	<5	5.0	--	--	273
A0962926	BR-150	96	97	Felsic Volcanic 1	Central Pit	Mine Rock	2.6	16	590	10	0.51	<5	7.0	--	--	346

Classification as mine rock or ore-grade materials was based on gold content.

A value of "--" indicates metal was not measured for the given sample; the variation in elements analyzed is due to measurement at two different laboratories (see text).

Table B-7 Four Acid Metals

Sample ID	Drillhole ID	From	To	Lithology	Area	Class	Sodium	Nickel	Phosphorus	Lead	Sulphur	Antimony	Scandium	Selenium	Tin	Strontium
		m	*m*				*%*	*ppm*	*ppm*	*ppm*	*%*	*ppm*	*ppm*	*ppm*	*ppm*	*ppm*
10x Crustal Abundance (Price 1997) [(1)]							--	--	--	--	--	--	--	--	--	--
A0962913	BR-150	107	108	Felsic Volcanic 1	Central Pit	Mine Rock	2.4	15	570	9.0	0.38	<5	6.0	--	--	316
A0962927	BR-150	113	114	Felsic Volcanic 1	Central Pit	Mine Rock	2.3	20	560	9.0	0.80	<5	6.0	--	--	292
A0962914	BR-150	125.5	126.2	Felsic Volcanic 1	Central Pit	Mine Rock	2.8	21	540	9.0	1.5	<5	7.0	--	--	331
A0962915	BR-150	130.5	131.5	Felsic Volcanic 1	Central Pit	Mine Rock	2.4	16	550	9.0	1.9	<5	6.0	--	--	273
A0962928	BR-150	141.5	142	Felsic Volcanic 1	Central Pit	Mine Rock	1.8	25	660	39	1.3	<5	7.0	--	--	359
A0962929	BR-150	147.75	148.5	Felsic Volcanic 1	Central Pit	Mine Rock	1.4	14	310	12	0.76	<5	4.0	--	--	191
A0962916	BR-150	160	161	Felsic Volcanic 1	Central Pit	Mine Rock	2.2	14	650	26	1.1	<5	<4	--	--	221
A0962917	BR-150	165	166	Felsic Volcanic 1	Central Pit	Ore-Grade	3.0	12	770	9.0	0.45	<5	6.0	--	--	395
A0962930	BR-150	187.25	188	Felsic Volcanic 1	Central Pit	Mine Rock	2.2	17	570	27	0.86	<5	6.0	--	--	221
A0962931	BR-150	191	191.75	Felsic Volcanic 1	Central Pit	Mine Rock	2.0	17	570	17	0.64	<5	6.0	--	--	216
A0962918	BR-150	194.75	195.5	Felsic Volcanic 1	Central Pit	Mine Rock	1.9	14	550	57	0.47	<5	5.0	--	--	250
A0962919	BR-150	200.75	201.5	Felsic Volcanic 1	Central Pit	Mine Rock	2.5	19	570	13	0.91	<5	6.0	--	--	254
A0962920	BR-150	205	205.5	Felsic Volcanic 1	Central Pit	Mine Rock	1.6	19	630	37	1.5	<5	7.0	--	--	244
A0962921	BR-150	216.75	217.5	Felsic Volcanic 1	Central Pit	Mine Rock	2.2	23	550	54	0.79	<5	6.0	--	--	243
A0962922	BR-150	225	226	Felsic Volcanic 1	Central Pit	Ore-Grade	2.1	22	690	15	0.55	<5	7.0	--	--	310
A0962923	BR-150	246	247	Felsic Volcanic 1	Central Pit	Mine Rock	2.5	19	730	17	0.87	<5	<4	--	--	224
A0962932	BR-154	15	16	Felsic Volcanic 1	Central Pit	Mine Rock	2.7	33	680	7.0	0.010	<5	7.0	--	--	277
A0962933	BR-154	20	21	Felsic Volcanic 1	Central Pit	Mine Rock	3.0	31	670	8.0	0.010	<5	8.0	--	--	323
A0962934	BR-154	25	26	Felsic Volcanic 1	Central Pit	Mine Rock	2.4	28	700	7.0	0.010	<5	8.0	--	--	287
A0962935	BR-154	30	31	Felsic Volcanic 1	Central Pit	Mine Rock	2.0	65	770	9.0	0.020	<5	11	--	--	426
A0962936	BR-154	36	37	Metasediment 3	Central Pit	Mine Rock	0.79	50	670	10	0.16	<5	16	--	--	175
A0962937	BR-154	45.3	46.5	Felsic Volcanic 1	Central Pit	Mine Rock	2.0	17	460	14	0.21	<5	6.0	--	--	331
A0962938	BR-154	53.5	54	Felsic Volcanic 1	Central Pit	Mine Rock	2.0	28	750	9.0	0.050	<5	9.0	--	--	458
A0962939	BR-154	58.5	60	Felsic Volcanic 1	Central Pit	Mine Rock	2.6	22	660	8.0	0.020	<5	7.0	--	--	333
A0962940	BR-154	63	63.8	Felsic Volcanic 1	Central Pit	Mine Rock	2.4	21	590	11	0.020	<5	6.0	--	--	306
A0962941	BR-154	69	69.5	Felsic Volcanic 1	Central Pit	Mine Rock	2.1	7.0	300	7.0	0.030	<5	<4	--	--	304
A0962942	BR-154	76.5	78	Felsic Volcanic 1	Central Pit	Mine Rock	2.5	17	390	9.0	0.15	<5	5.0	--	--	360
A0962943	BR-154	81	82.5	Felsic Volcanic 1	Central Pit	Mine Rock	2.3	13	360	10	0.080	<5	5.0	--	--	325
A0962944	BR-154	85.5	87	Felsic Volcanic 1	Central Pit	Mine Rock	2.3	20	550	11	0.17	<5	6.0	--	--	378
A0962945	BR-154	90.75	91.25	Felsic Volcanic 1	Central Pit	Mine Rock	1.9	29	920	28	0.55	<5	7.0	--	--	320
A0962946	BR-154	96.4	96.9	Felsic Volcanic 1	Central Pit	Mine Rock	1.6	16	520	9.0	0.26	<5	5.0	--	--	183
A0962947	BR-154	100.7	102	Felsic Volcanic 1	Central Pit	Mine Rock	2.3	20	590	9.0	0.070	<5	7.0	--	--	279
A0962948	BR-154	106.5	108	Felsic Volcanic 1	Central Pit	Mine Rock	2.2	32	890	8.0	0.15	<5	9.0	--	--	267
A0962949	BR-154	112.5	114	Felsic Volcanic 1	Central Pit	Mine Rock	2.8	34	890	6.0	0.040	<5	5.0	--	--	397
A0962950	BR-154	118.5	120	Felsic Volcanic 1	Central Pit	Mine Rock	2.8	35	930	11	0.22	<5	9.0	--	--	375
117052	BR-136	85	86	Felsic Volcanic 1	Central Pit	Mine Rock	3.3	16	510	9.0	0.020	<5	5.0	--	--	290
117053	BR-136	89.5	90.5	Felsic Volcanic 1	Central Pit	Mine Rock	2.5	15	490	12	0.41	<5	5.0	--	--	231
117054	BR-136	99	100	Felsic Volcanic 1	Central Pit	Mine Rock	2.3	14	550	13	0.050	<5	5.0	--	--	257
117055	BR-136	101	102	Felsic Volcanic 1	Central Pit	Mine Rock	2.1	14	560	12	0.040	<5	5.0	--	--	279
117056	BR-136	105	106	Felsic Volcanic 1	Central Pit	Mine Rock	2.9	15	490	9.0	0.010	<5	6.0	--	--	308
117057	BR-136	110	111	Felsic Volcanic 1	Central Pit	Mine Rock	2.5	14	510	8.0	0.030	<5	4.0	--	--	208
117058	BR-136	115.85	117	Felsic Volcanic 1	Central Pit	Mine Rock	2.6	15	510	6.0	0.080	<5	<4	--	--	217
117059	BR-136	123	124	Felsic Volcanic 1	Central Pit	Mine Rock	2.5	15	550	4.0	0.060	<5	6.0	--	--	247
117060	BR-136	125	126	Felsic Volcanic 1	Central Pit	Mine Rock	2.1	14	540	11	0.15	<5	6.0	--	--	257

Classification as mine rock or ore-grade materials was based on gold content.

A value of "--" indicates metal was not measured for the given sample; the variation in elements analyzed is due to measurement at two different laboratories (see text).

Table B-7 Four Acid Metals

Sample ID	Drillhole ID	From	To	Lithology	Area	Class	Sodium	Nickel	Phosphorus	Lead	Sulphur	Antimony	Scandium	Selenium	Tin	Strontium
		m	*m*				*%*	*ppm*	*ppm*	*ppm*	*%*	*ppm*	*ppm*	*ppm*	*ppm*	*ppm*
10x Crustal Abundance (Price 1997) [(1)]							--	--	--	--	--	--	--	--	--	--
117061	BR-136	130	131	Felsic Volcanic 1	Central Pit	Mine Rock	2.4	15	530	8.0	0.22	<5	6.0	--	--	269
117062	BR-136	135.5	136.5	Felsic Volcanic 1	Central Pit	Mine Rock	1.9	15	520	24	0.69	<5	6.0	--	--	228
117063	BR-136	139	140.15	Felsic Volcanic 1	Central Pit	Mine Rock	3.2	16	490	5.0	0.26	<5	6.0	--	--	232
A0963449	BR-136	145	146	Felsic Volcanic 1	Central Pit	Mine Rock	2.4	15	540	10	0.15	<5	6.0	--	--	284
A0963450	BR-136	150	151	Felsic Volcanic 1	Central Pit	Mine Rock	3.0	14	560	10	0.43	<5	6.0	--	--	320
A0963451	BR-136	155.25	156.5	Felsic Volcanic 1	Central Pit	Mine Rock	3.3	14	550	12	0.87	<5	6.0	--	--	417
A0963493	BR-136	161.65	162.5	Felsic Volcanic 1	Central Pit	Mine Rock	3.0	103	1000	11	0.85	<5	5.0	--	--	510
A0963452	BR-136	166.85	168	Felsic Volcanic 1	Central Pit	Mine Rock	2.5	16	530	11	0.85	<5	6.0	--	--	274
A0963453	BR-136	168	169	Felsic Volcanic 1	Central Pit	Mine Rock	2.5	17	560	9.0	0.45	<5	6.0	--	--	274
A0963454	BR-136	171	172	Felsic Volcanic 1	Central Pit	Mine Rock	2.4	12	570	15	0.44	<5	6.0	--	--	233
A0963455	BR-136	177	178	Felsic Volcanic 1	Central Pit	Mine Rock	2.2	13	530	15	0.46	<5	6.0	--	--	278
A0963456	BR-136	181	181.5	Felsic Volcanic 1	Central Pit	Mine Rock	0.75	6.0	190	5.0	0.25	<5	<4	--	--	94
A0963457	BR-136	181.5	183	Felsic Volcanic 1	Central Pit	Mine Rock	2.3	17	590	13	0.82	<5	7.0	--	--	270
A0963494	BR-136	188	189	Felsic Volcanic 1	Central Pit	Mine Rock	2.3	21	660	9.0	1.6	<5	7.0	--	--	301
A0963495	BR-136	193	194	Felsic Volcanic 1	Central Pit	Mine Rock	2.2	14	570	10	1.2	<5	6.0	--	--	259
A0963458	BR-136	197	198	Felsic Volcanic 1	Central Pit	Mine Rock	2.1	14	580	13	0.42	<5	<4	--	--	176
A0963459	BR-136	199	200	Felsic Volcanic 1	Central Pit	Mine Rock	1.5	15	560	13	0.65	<5	6.0	--	--	164
A0963460	BR-136	206.85	207.7	Felsic Volcanic 1	Central Pit	Mine Rock	0.93	7.0	200	8.0	0.32	<5	<4	--	--	104
A0963461	BR-136	207.7	208.3	Felsic Volcanic 1	Central Pit	Mine Rock	1.1	7.0	240	6.0	0.24	<5	<4	--	--	119
A0963462	BR-136	211.8	212.6	Felsic Volcanic 1	Central Pit	Mine Rock	3.0	22	600	11	0.87	<5	7.0	--	--	369
A0963496	BR-136	221	222	Felsic Volcanic 1	Central Pit	Mine Rock	2.6	14	540	12	0.65	<5	5.0	--	--	222
A0963497	BR-136	229	230	Felsic Volcanic 1	Central Pit	Mine Rock	2.3	15	550	21	0.48	<5	5.0	--	--	248
A0963463	BR-136	233	233.7	Felsic Volcanic 1	Central Pit	Mine Rock	0.48	3.0	110	17	0.14	<5	<4	--	--	58
A0963464	BR-136	233.7	234.5	Felsic Volcanic 1	Central Pit	Mine Rock	2.7	15	680	43	1.3	<5	5.0	--	--	279
A0963498	BR-136	238.5	239.25	Felsic Volcanic 1	Central Pit	Mine Rock	2.5	19	530	17	0.65	<5	6.0	--	--	248
A0963465	BR-136	266	267	Felsic Volcanic 1	Central Pit	Mine Rock	2.5	19	790	31	0.99	<5	6.0	--	--	263
A0963466	BR-136	277	277.75	Felsic Volcanic 1	Central Pit	Mine Rock	3.1	23	750	13	0.56	<5	7.0	--	--	392
A0963499	BR-136	287.8	288.6	Felsic Volcanic 1	Central Pit	Mine Rock	1.4	38	690	42	1.5	<5	9.0	--	--	298
A0963500	BR-136	293	294	Felsic Volcanic 1	Central Pit	Mine Rock	2.6	19	570	63	1.2	<5	7.0	--	--	364
A0963467	BR-136	301	302	Felsic Volcanic 1	Central Pit	Mine Rock	1.6	13	510	87	1.6	<5	5.0	--	--	187
A0962801	BR-136	305	306	Felsic Volcanic 1	Central Pit	Mine Rock	2.0	29	690	32	0.62	<5	9.0	--	--	247
A0963468	BR-136	318.2	318.7	Felsic Volcanic 1	Central Pit	Ore-Grade	1.4	15	670	592	1.2	<5	5.0	--	--	149
A0963469	BR-136	318.7	319.2	Felsic Volcanic 1	Central Pit	Ore-Grade	1.6	16	650	1020	1.2	<5	5.0	--	--	135
A0963470	BR-136	319.2	319.7	Felsic Volcanic 1	Central Pit	Mine Rock	1.2	13	510	67	0.76	<5	<4	--	--	91
A0962802	BR-136	326.55	327.5	Felsic Volcanic 1	Central Pit	Mine Rock	2.3	17	570	20	0.43	<5	6.0	--	--	201
A0963471	BR-136	330.5	331.5	Felsic Volcanic 1	Central Pit	Mine Rock	2.5	19	560	23	0.45	<5	7.0	--	--	237
A0963488	BR-136	334.5	335.5	Felsic Volcanic 1	Central Pit	Mine Rock	2.1	17	600	20	0.34	<5	6.0	--	--	195
A0962803	BR-136	336.5	337.5	Felsic Volcanic 1	Central Pit	Mine Rock	2.1	24	980	22	1.2	<5	12	--	--	311
A0963489	BR-136	338.5	339.5	Felsic Volcanic 1	Central Pit	Mine Rock	2.2	17	540	17	0.31	<5	6.0	--	--	199
A0962804	BR-136	341.5	342.5	Felsic Volcanic 1	Central Pit	Mine Rock	2.4	15	510	12	0.55	<5	5.0	--	--	191
A0962805	BR-136	346.5	347.5	Felsic Volcanic 1	Central Pit	Ore-Grade	2.2	17	530	14	0.98	<5	5.0	--	--	161
A0963490	BR-136	351.4	352.5	Felsic Volcanic 1	Central Pit	Mine Rock	2.4	21	520	18	0.38	<5	6.0	--	--	262
A0963472	BR-136	359	360	Felsic Volcanic 1	Central Pit	Mine Rock	2.1	18	520	15	0.59	<5	<4	--	--	137
A0963473	BR-136	367	367.75	Felsic Volcanic 1	Central Pit	Mine Rock	1.9	19	580	16	1.1	<5	6.0	--	--	151

Classification as mine rock or ore-grade materials was based on gold content.

A value of "--" indicates metal was not measured for the given sample; the variation in elements analyzed is due to measurement at two different laboratories (see text).

Table B-7 Four Acid Metals

Sample ID	Drillhole ID	From	To	Lithology	Area	Class	Sodium	Nickel	Phosphorus	Lead	Sulphur	Antimony	Scandium	Selenium	Tin	Strontium
		m	*m*				*%*	*ppm*	*ppm*	*ppm*	*%*	*ppm*	*ppm*	*ppm*	*ppm*	*ppm*
10x Crustal Abundance (Price 1997) [(1)]							--	--	--	--	--	--	--	--	--	--
A0963474	BR-136	370.4	370.9	Felsic Volcanic 1	Central Pit	Ore-Grade	1.0	13	380	15	0.46	<5	4.0	--	--	99
A0963475	BR-136	370.9	371.4	Felsic Volcanic 1	Central Pit	Ore-Grade	0.67	17	530	15	1.8	<5	6.0	--	--	84
A0963476	BR-136	375.6	376.1	Felsic Volcanic 1	Central Pit	Ore-Grade	0.63	12	330	123	1.0	<5	4.0	--	--	104
A0962806	BR-136	379.5	380.25	Felsic Volcanic 1	Central Pit	Mine Rock	2.0	17	550	21	0.88	<5	6.0	--	--	154
A0963477	BR-136	387	388	Felsic Volcanic 1	Central Pit	Mine Rock	1.4	14	440	25	0.69	<5	5.0	--	--	105
A0963478	BR-136	395	396	Felsic Volcanic 1	Central Pit	Mine Rock	2.7	39	510	11	0.57	<5	9.0	--	--	211
A0963479	BR-136	398	399.1	Metasediment 2	Central Pit	Ore-Grade	2.1	63	550	33	1.0	<5	15	--	--	283
A0963480	BR-136	402.3	403.5	Felsic Volcanic 1	Central Pit	Ore-Grade	1.9	42	460	25	0.45	<5	6.0	--	--	249
A0963481	BR-136	403.5	404.5	Felsic Volcanic 1	Central Pit	Ore-Grade	2.2	18	590	13	0.34	<5	6.0	--	--	248
A0963482	BR-136	408	409	Felsic Volcanic 1	Central Pit	Mine Rock	2.4	19	700	9.0	1.1	<5	6.0	--	--	332
A0963483	BR-136	413.1	414.1	Metasediment 2	Central Pit	Mine Rock	2.3	59	640	14	0.51	<5	14	--	--	302
A0963484	BR-136	419.5	421	Metasediment 2	Central Pit	Mine Rock	2.2	68	650	15	0.27	<5	16	--	--	322
A0963491	BR-136	422.4	423.85	Felsic Volcanic 1	Central Pit	Mine Rock	3.0	18	790	11	0.34	<5	7.0	--	--	378
A0963485	BR-136	425	425.8	Metasediment 2	Central Pit	Mine Rock	2.0	62	670	13	0.28	<5	14	--	--	308
A0963486	BR-136	432.9	433.5	Metasediment 2	Central Pit	Mine Rock	1.7	71	530	11	0.50	<5	16	--	--	187
A0963487	BR-136	433.5	434.8	Felsic Volcanic 1	Central Pit	Mine Rock	2.0	14	640	12	0.25	<5	5.0	--	--	206
A0962807	BR-137	185.6	186.1	Felsic Volcanic 1	Central Pit	Ore-Grade	0.49	17	490	197	2.5	<5	6.0	--	--	59
A0962808	BR-137	191	192	Felsic Volcanic 1	Central Pit	Mine Rock	2.1	19	550	9.0	0.82	<5	6.0	--	--	163
A0962809	BR-137	195	195.85	Felsic Volcanic 1	Central Pit	Mine Rock	1.3	20	850	11	0.46	<5	7.0	--	--	122
A0962810	BR-137	200.4	201.4	Felsic Volcanic 1	Central Pit	Ore-Grade	0.39	21	570	24	0.63	<5	6.0	--	--	95
A0964707	BR-137	215.65	216.15	Felsic Volcanic 1	Central Pit	Ore-Grade	0.60	7.0	50	521	1.2	6.0	<4	--	--	33
A0962811	BR-137	225.1	225.65	Metasediment 2	Central Pit	Mine Rock	2.1	61	690	17	0.31	<5	15	--	--	293
A0962812	BR-137	230.55	231.3	Felsic Volcanic 1	Central Pit	Mine Rock	1.9	65	660	15	0.39	<5	15	--	--	263
A0962851	BR-138	30.5	31.5	Felsic Volcanic 1	Central Pit	Mine Rock	2.3	31	620	16	1.6	<5	7.0	--	--	241
A0962813	BR-138	36.75	37.75	Felsic Volcanic 1	Central Pit	Mine Rock	2.3	10	630	31	1.5	<5	5.0	--	--	208
A0962814	BR-138	38.35	39	Felsic Volcanic 1	Central Pit	Mine Rock	1.4	10	660	71	2.3	<5	<4	--	--	117
A0962815	BR-138	40.5	41.25	Felsic Volcanic 1	Central Pit	Ore-Grade	1.3	17	720	174	3.8	<5	6.0	--	--	124
A0962852	BR-138	45	45.75	Felsic Volcanic 1	Central Pit	Ore-Grade	2.2	16	700	267	1.5	<5	6.0	--	--	237
A0962853	BR-138	55	56	Felsic Volcanic 1	Central Pit	Mine Rock	2.3	18	770	25	0.74	<5	6.0	--	--	236
A0962816	BR-138	65	66	Felsic Volcanic 1	Central Pit	Ore-Grade	2.0	10	660	21	1.8	<5	5.0	--	--	233
A0962817	BR-138	66	66.6	Felsic Volcanic 1	Central Pit	Mine Rock	1.6	12	760	12	1.8	<5	5.0	--	--	158
A0962818	BR-138	71	72	Felsic Volcanic 1	Central Pit	Mine Rock	2.3	11	600	25	1.1	<5	5.0	--	--	260
A0962854	BR-138	78	79	Felsic Volcanic 1	Central Pit	Mine Rock	1.9	15	990	58	1.9	<5	6.0	--	--	204
A0962819	BR-138	83	84	Felsic Volcanic 1	Central Pit	Mine Rock	2.2	19	770	32	0.59	<5	6.0	--	--	231
A0962820	BR-138	90	91	Felsic Volcanic 1	Central Pit	Mine Rock	1.1	17	720	248	1.3	<5	4.0	--	--	147
A0962821	BR-138	94	95	Felsic Volcanic 1	Central Pit	Mine Rock	1.9	19	840	279	0.91	<5	7.0	--	--	249
A0962822	BR-138	97.1	97.6	Felsic Volcanic 1	Central Pit	Mine Rock	1.7	20	460	22	0.49	<5	5.0	--	--	231
A0962823	BR-138	100	101	Felsic Volcanic 1	Central Pit	Mine Rock	2.5	21	800	58	0.45	<5	7.0	--	--	287
A0962824	BR-138	108	109	Felsic Volcanic 1	Central Pit	Mine Rock	2.5	18	620	19	1.4	<5	6.0	--	--	284
A0962855	BR-138	115	116	Felsic Volcanic 1	Central Pit	Mine Rock	2.2	18	590	18	0.95	<5	6.0	--	--	234
A0962825	BR-138	125	126	Felsic Volcanic 1	Central Pit	Mine Rock	2.8	18	590	13	0.70	<5	6.0	--	--	290
A0962826	BR-138	133	134	Felsic Volcanic 1	Central Pit	Mine Rock	2.7	18	660	48	0.68	<5	6.0	--	--	255
A0962827	BR-138	139.5	140.5	Felsic Volcanic 1	Central Pit	Mine Rock	2.4	16	580	25	0.69	<5	6.0	--	--	235
A0962828	BR-138	162	163	Felsic Volcanic 1	Central Pit	Mine Rock	2.9	18	580	22	0.42	<5	6.0	--	--	243

Classification as mine rock or ore-grade materials was based on gold content.

A value of "--" indicates metal was not measured for the given sample; the variation in elements analyzed is due to measurement at two different laboratories (see text).

Table B-7 Four Acid Metals

Sample ID	Drillhole ID	From	To	Lithology	Area	Class	Sodium	Nickel	Phosphorus	Lead	Sulphur	Antimony	Scandium	Selenium	Tin	Strontium
		m	*m*				*%*	*ppm*	*ppm*	*ppm*	*%*	*ppm*	*ppm*	*ppm*	*ppm*	*ppm*
10x Crustal Abundance (Price 1997) [(1)]							--	--	--	--	--	--	--	--	--	--
A0962856	BR-138	172	173	Felsic Volcanic 1	Central Pit	Mine Rock	2.4	17	730	15	0.61	<5	4.0	--	--	200
A0962829	BR-138	177	178	Felsic Volcanic 1	Central Pit	Ore-Grade	2.7	18	630	10	0.43	<5	6.0	--	--	245
A0962830	BR-138	184	185	Felsic Volcanic 1	Central Pit	Mine Rock	2.5	16	570	11	0.53	<5	6.0	--	--	222
A0964009	BR-164	392.25	393.1	Metasediment 2	Central Pit	Mine Rock	2.1	57	590	18	0.21	<5	12	--	--	215
A0964010	BR-164	401.25	402	Metasediment 2	Central Pit	Mine Rock	2.1	57	560	12	0.15	<5	14	--	--	218
A0964011	BR-164	406.5	407.65	Metasediment 2	Central Pit	Mine Rock	1.9	68	500	13	0.29	<5	13	--	--	186
A0964458	BR-202	31.05	32	Felsic Volcanic 1	Central Pit	Ore-Grade	1.8	15	510	44	0.98	<5	6.0	--	--	191
A0964459	BR-202	35.05	35.7	Felsic Volcanic 1	Central Pit	Mine Rock	1.2	15	550	38	0.89	<5	6.0	--	--	143
A0964460	BR-202	37.9	39	Felsic Volcanic 1	Central Pit	Mine Rock	2.0	10	770	33	0.67	<5	5.0	--	--	200
A0964461	BR-202	55.35	55.85	Felsic Volcanic 1	Central Pit	Mine Rock	2.9	20	530	15	0.76	<5	6.0	--	--	210
A0964462	BR-202	57.6	58.3	Felsic Volcanic 1	Central Pit	Mine Rock	2.1	10	670	19	0.75	<5	<4	--	--	144
A0964463	BR-202	66	66.6	Felsic Volcanic 1	Central Pit	Mine Rock	2.4	18	530	49	0.76	<5	6.0	--	--	202
A0964464	BR-202	71.8	72.3	Felsic Volcanic 1	Central Pit	Ore-Grade	2.6	5.0	190	65	0.85	<5	<4	--	--	70
A0964465	BR-202	75	75.8	Felsic Volcanic 1	Central Pit	Ore-Grade	2.8	16	1540	11	1.5	<5	7.0	--	--	266
A0964466	BR-202	79	79.5	Felsic Volcanic 1	Central Pit	Ore-Grade	2.7	15	1620	32	0.62	<5	7.0	--	--	254
A0964467	BR-202	85.45	86.3	Felsic Volcanic 1	Central Pit	Mine Rock	2.2	11	750	10	0.42	<5	5.0	--	--	208
A0964468	BR-202	91.7	93	Metasediment 2	Central Pit	Ore-Grade	1.6	49	610	11	0.28	<5	12	--	--	182
A0964469	BR-202	96.3	97.25	Felsic Volcanic 1	Central Pit	Mine Rock	2.2	15	550	8.0	0.22	<5	5.0	--	--	151
A0964470	BR-202	101.6	102.65	Felsic Volcanic 1	Central Pit	Mine Rock	2.9	25	590	11	1.1	<5	6.0	--	--	230
A0964471	BR-202	106.4	107.9	Metasediment 2	Central Pit	Mine Rock	1.6	48	620	17	0.61	<5	13	--	--	172
A0964472	BR-202	111	112.5	Felsic Volcanic 1	Central Pit	Mine Rock	2.7	18	710	27	0.46	<5	8.0	--	--	267
A0964473	BR-202	115.5	117	Felsic Volcanic 1	Central Pit	Mine Rock	2.7	10	790	9.0	0.75	<5	4.0	--	--	203
A0964474	BR-202	121.4	121.9	Felsic Volcanic 1	Central Pit	Ore-Grade	1.3	10	530	12	0.18	<5	<4	--	--	122
A0964475	BR-202	127.6	128.9	Metasediment 2	Central Pit	Mine Rock	1.6	59	580	24	0.28	<5	14	--	--	206
A0964476	BR-202	132.8	133.65	Metasediment 2	Central Pit	Mine Rock	1.8	55	640	20	0.64	<5	13	--	--	223
A0964477	BR-202	139.5	141	Metasediment 2	Central Pit	Mine Rock	1.7	65	530	21	0.31	<5	15	--	--	198
A0964478	BR-202	147.6	148.1	Metasediment 2	Central Pit	Mine Rock	2.5	50	510	10	0.26	<5	11	--	--	192
A0964479	BR-202	154	154.6	Metasediment 2	Central Pit	Mine Rock	1.5	76	500	12	0.40	<5	15	--	--	178
A0964480	BR-202	162	162.95	Metasediment 2	Central Pit	Mine Rock	1.6	40	550	11	0.31	<5	11	--	--	155
A0964481	BR-202	170.95	171.45	Felsic Volcanic 1	Central Pit	Mine Rock	1.8	43	600	9.0	2.5	8.0	6.0	--	--	208
A0964482	BR-202	176.55	177.05	Felsic Volcanic 1	Central Pit	Ore-Grade	1.4	19	750	15	0.99	11	4.0	--	--	114
A0964483	BR-202	192.25	193.2	Felsic Volcanic 2	Central Pit	Mine Rock	2.9	<1	160	9.0	1.5	<5	<4	--	--	134
A0964484	BR-202	199.5	201	Felsic Volcanic 2	Central Pit	Mine Rock	2.5	<1	160	9.0	1.5	<5	<4	--	--	148
A0964485	BR-202	216	217.5	Felsic Volcanic 2	Central Pit	Mine Rock	2.3	<1	150	12	0.38	<5	<4	--	--	125
A0964486	BR-202	222	222.5	Felsic Volcanic 1	Central Pit	Mine Rock	2.2	17	660	8.0	0.43	<5	7.0	--	--	199
A0964061	BR-204	178.65	179.3	Felsic Volcanic 1	Central Pit	Mine Rock	2.2	34	570	13	0.19	<5	9.0	--	--	244
A0964062	BR-204	183.8	184.6	Metasediment 2	Central Pit	Mine Rock	1.7	78	500	14	0.29	<5	14	--	--	212
A0964063	BR-204	191.9	193	Metasediment 2	Central Pit	Mine Rock	2.4	55	500	11	0.34	<5	14	--	--	199
A0964064	BR-204	195	195.8	Felsic Volcanic 1	Central Pit	Mine Rock	2.3	30	570	9.0	0.43	<5	9.0	--	--	208
A0964065	BR-204	210.75	211.75	Felsic Volcanic 2	Central Pit	Mine Rock	1.2	4.0	170	10	1.1	<5	4.0	--	--	87
A0964066	BR-204	218.8	219.8	Felsic Volcanic 2	Central Pit	Mine Rock	2.9	<1	140	9.0	0.95	<5	<4	--	--	145
A0964067	BR-204	226.5	227.45	Felsic Volcanic 2	Central Pit	Mine Rock	1.9	<1	150	11	1.5	<5	4.0	--	--	133
A0964068	BR-204	232.5	233.5	Felsic Volcanic 2	Central Pit	Mine Rock	2.2	<1	160	9.0	1.6	<5	<4	--	--	126
A0964069	BR-204	237.5	238.5	Felsic Volcanic 2	Central Pit	Mine Rock	2.4	1.0	190	10	1.4	<5	4.0	--	--	175

Classification as mine rock or ore-grade materials was based on gold content.

A value of "--" indicates metal was not measured for the given sample; the variation in elements analyzed is due to measurement at two different laboratories (see text).

Table B-7 Four Acid Metals

Sample ID	Drillhole ID	From	To	Lithology	Area	Class	Sodium	Nickel	Phosphorus	Lead	Sulphur	Antimony	Scandium	Selenium	Tin	Strontium
		m	*m*				*%*	*ppm*	*ppm*	*ppm*	*%*	*ppm*	*ppm*	*ppm*	*ppm*	*ppm*
10x Crustal Abundance (Price 1997) [(1)]							--	--	--	--	--	--	--	--	--	--
117329	BR-209	60	61.5	Felsic Volcanic 1	Central Pit	Mine Rock	2.3	10	790	17	0.48	<5	6.0	--	--	206
A0964072	BR-209	63	64.2	Felsic Volcanic 1	Central Pit	Mine Rock	2.2	23	710	10	0.29	<5	6.0	--	--	241
117330	BR-209	76.65	77.65	Metasediment 2	Central Pit	Mine Rock	1.9	55	640	11	0.22	<5	15	--	--	213
117331	BR-209	80.4	81.45	Metasediment 2	Central Pit	Mine Rock	2.1	53	620	12	0.24	<5	13	--	--	224
117332	BR-209	86.75	87.65	Metasediment 2	Central Pit	Mine Rock	1.9	49	760	12	0.25	<5	15	--	--	321
117333	BR-209	100.5	102	Felsic Volcanic 1	Central Pit	Mine Rock	2.5	20	540	11	0.18	<5	7.0	--	--	225
117334	BR-209	122.05	123	Felsic Volcanic 2	Central Pit	Mine Rock	2.4	<1	150	10	0.82	<5	<4	--	--	109
A0964073	BR-209	134.5	135.3	Felsic Volcanic 2	Central Pit	Mine Rock	2.4	11	240	11	1.7	<5	6.0	--	--	196
117335	BR-209	139.4	140.4	Felsic Volcanic 2	Central Pit	Mine Rock	2.5	<1	150	15	1.7	<5	<4	--	--	119
117336	BR-209	144.55	145.8	Felsic Volcanic 2	Central Pit	Mine Rock	2.1	6.0	200	9.0	1.5	<5	<4	--	--	120
A0964074	BR-209	146.3	147	Felsic Volcanic 2	Central Pit	Mine Rock	1.3	4.0	180	11	1.5	<5	<4	--	--	72
117337	BR-209	150	151	Felsic Volcanic 2	Central Pit	Mine Rock	2.4	<1	160	10	1.4	<5	<4	--	--	160
117338	BR-209	157	158	Felsic Volcanic 2	Central Pit	Ore-Grade	2.4	<1	150	8.0	0.29	<5	<4	--	--	135
117339	BR-209	163.25	164.5	Felsic Volcanic 2	Central Pit	Mine Rock	1.4	<1	160	8.0	0.83	<5	<4	--	--	88
A0964075	BR-209	184.5	186	Felsic Volcanic 1	Central Pit	Mine Rock	2.3	21	930	12	0.45	<5	7.0	--	--	264
117340	BR-209	191	192	Felsic Volcanic 2	Central Pit	Mine Rock	2.9	1.0	150	8.0	0.25	<5	<4	--	--	204
A0963852	BR-217	16.9	18	Felsic Volcanic 1	Central Pit	Mine Rock	2.4	21	550	17	0.81	<5	5.0	--	--	219
A0963853	BR-217	21	22.5	Felsic Volcanic 1	Central Pit	Ore-Grade	2.0	13	750	26	1.5	<5	<4	--	--	169
A0963854	BR-217	28.4	29.9	Felsic Volcanic 1	Central Pit	Mine Rock	2.4	13	640	24	0.96	<5	5.0	--	--	207
A0963855	BR-217	33	34.5	Felsic Volcanic 1	Central Pit	Mine Rock	2.0	13	550	25	0.80	<5	5.0	--	--	163
A0963856	BR-217	40	41.4	Felsic Volcanic 1	Central Pit	Mine Rock	1.9	12	550	55	1.1	<5	5.0	--	--	163
A0963857	BR-217	44.2	45.5	Felsic Volcanic 1	Central Pit	Mine Rock	2.4	20	590	23	0.77	<5	6.0	--	--	207
A0963858	BR-217	51	52.5	Felsic Volcanic 1	Central Pit	Mine Rock	2.3	14	540	10	0.61	<5	6.0	--	--	193
A0963859	BR-217	55.4	56.9	Felsic Volcanic 1	Central Pit	Mine Rock	2.6	7.0	420	18	0.45	<5	<4	--	--	223
A0963860	BR-217	61	61.25	Felsic Volcanic 1	Central Pit	Ore-Grade	2.4	15	550	26	0.69	<5	5.0	--	--	177
A0963861	BR-217	65.6	67	Felsic Volcanic 1	Central Pit	Mine Rock	1.8	13	540	10	0.63	<5	4.0	--	--	160
A0963862	BR-217	70	71.5	Felsic Volcanic 1	Central Pit	Mine Rock	2.4	14	560	10	0.59	<5	6.0	--	--	202
A0963863	BR-217	74.5	76	Felsic Volcanic 1	Central Pit	Mine Rock	1.9	16	580	13	0.98	<5	5.0	--	--	194
A0963864	BR-217	83	84	Felsic Volcanic 1	Central Pit	Mine Rock	1.7	13	550	22	1.1	<5	5.0	--	--	159
A0963865	BR-217	87.7	88.4	Felsic Volcanic 1	Central Pit	Mine Rock	0.79	9.0	450	49	1.3	<5	<4	--	--	112
A0963866	BR-217	94.5	96	Felsic Volcanic 1	Central Pit	Mine Rock	1.9	13	500	33	0.88	<5	5.0	--	--	189
A0963867	BR-217	102.5	103.5	Felsic Volcanic 1	Central Pit	Mine Rock	1.6	18	630	190	1.6	<5	6.0	--	--	185
A0963868	BR-217	124.5	126	Felsic Volcanic 1	Central Pit	Mine Rock	2.8	10	770	21	0.83	<5	5.0	--	--	231
A0963869	BR-217	133.5	135	Felsic Volcanic 1	Central Pit	Mine Rock	1.2	14	560	83	0.84	<5	5.0	--	--	126
A0963870	BR-217	138	138.5	Felsic Volcanic 1	Central Pit	Mine Rock	1.9	14	580	21	0.65	<5	6.0	--	--	169
A0963871	BR-217	143.3	144.8	Felsic Volcanic 1	Central Pit	Mine Rock	2.5	12	580	48	0.67	<5	<4	--	--	146
A0963872	BR-217	148.5	149.5	Felsic Volcanic 1	Central Pit	Mine Rock	3.9	15	570	22	0.79	<5	5.0	--	--	227
A0963873	BR-217	152.4	153.1	Felsic Volcanic 1	Central Pit	Ore-Grade	1.9	13	560	51	0.70	<5	5.0	--	--	130
A0963874	BR-217	164.5	165	Felsic Volcanic 1	Central Pit	Ore-Grade	2.5	17	1420	19	1.2	<5	7.0	--	--	223
A0963875	BR-217	170	170.5	Felsic Volcanic 1	Central Pit	Mine Rock	2.7	10	740	37	0.83	<5	5.0	--	--	257
A0963876	BR-217	174.45	175.55	Metasediment 1	Central Pit	Mine Rock	1.7	30	510	14	0.42	<5	8.0	--	--	170
A0963877	BR-217	181.85	183.25	Metasediment 2	Central Pit	Ore-Grade	2.3	37	490	15	0.99	<5	7.0	--	--	198
A0963878	BR-217	185.8	186.9	Felsic Volcanic 1	Central Pit	Mine Rock	2.7	17	540	7.0	0.25	<5	5.0	--	--	203
A0963879	BR-217	189.55	190.75	Metasediment 2	Central Pit	Mine Rock	1.7	49	590	11	0.22	<5	10	--	--	190

Classification as mine rock or ore-grade materials was based on gold content.

A value of "--" indicates metal was not measured for the given sample; the variation in elements analyzed is due to measurement at two different laboratories (see text).

Table B-7 Four Acid Metals

Sample ID	Drillhole ID	From	To	Lithology	Area	Class	Sodium	Nickel	Phosphorus	Lead	Sulphur	Antimony	Scandium	Selenium	Tin	Strontium
		m	*m*				*%*	*ppm*	*ppm*	*ppm*	*%*	*ppm*	*ppm*	*ppm*	*ppm*	*ppm*
10x Crustal Abundance (Price 1997) [(1)]							--	--	--	--	--	--	--	--	--	--
A0963885	BR-217	220.2	221.3	Metasediment 2	Central Pit	Mine Rock	1.8	65	600	13	0.28	<5	16	--	--	218
A0963886	BR-217	225.7	227.2	Metasediment 2	Central Pit	Mine Rock	1.9	50	570	10	0.24	<5	12	--	--	179
A0963887	BR-217	242.8	243.35	Metasediment 2	Central Pit	Mine Rock	1.5	40	520	8.0	0.48	<5	11	--	--	145
A0963888	BR-217	249.05	249.55	Felsic Volcanic 1	Central Pit	Mine Rock	1.7	22	800	9.0	0.64	<5	6.0	--	--	197
A0963889	BR-217	253.65	255	Felsic Volcanic 2	Central Pit	Mine Rock	1.1	<1	130	15	1.0	5.0	<4	--	--	43
A0963322	BR-108	88.25	89	Felsic Volcanic 1	Central Pit	Mine Rock	2.0	17	540	12	0.030	<5	6.0	--	--	273
A0963323	BR-108	93.25	94	Felsic Volcanic 1	Central Pit	Mine Rock	2.6	15	540	9.0	0.030	<5	6.0	--	--	276
A0963324	BR-108	98	99	Felsic Volcanic 1	Central Pit	Mine Rock	2.5	12	550	7.0	0.18	<5	<4	--	--	197
A0963325	BR-108	103	104	Felsic Volcanic 1	Central Pit	Mine Rock	2.9	20	570	9.0	0.68	<5	7.0	--	--	333
A0963326	BR-108	108	109	Felsic Volcanic 1	Central Pit	Mine Rock	3.0	21	690	9.0	0.040	<5	7.0	--	--	364
A0963363	BR-108	119.25	120	Felsic Volcanic 1	Central Pit	Mine Rock	2.3	16	530	10	0.28	<5	7.0	--	--	265
A0963364	BR-108	123	123.75	Felsic Volcanic 1	Central Pit	Mine Rock	3.0	19	590	11	0.58	<5	7.0	--	--	289
A0963327	BR-108	139.5	140.5	Felsic Volcanic 1	Central Pit	Mine Rock	2.8	18	600	9.0	0.81	<5	6.0	--	--	271
A0963328	BR-108	143.5	144.4	Felsic Volcanic 1	Central Pit	Mine Rock	2.5	11	520	7.0	0.19	<5	5.0	--	--	200
A0963365	BR-108	153.5	154.5	Felsic Volcanic 1	Central Pit	Mine Rock	2.7	15	540	7.0	0.38	<5	5.0	--	--	282
A0963329	BR-108	165.8	166.3	Felsic Volcanic 1	Central Pit	Mine Rock	3.1	17	540	8.0	0.42	<5	6.0	--	--	321
A0963330	BR-108	169.1	170	Fragmental 1	Central Pit	Mine Rock	2.4	17	410	11	0.18	<5	5.0	--	--	306
A0963331	BR-108	179.75	180.75	Fragmental 1	Central Pit	Mine Rock	3.0	13	510	9.0	0.26	<5	5.0	--	--	291
A0963332	BR-108	189	189.5	Felsic Volcanic 1	Central Pit	Mine Rock	2.3	12	490	8.0	0.48	<5	6.0	--	--	252
A0963366	BR-108	199	200	Fragmental 1	Central Pit	Mine Rock	2.2	12	510	8.0	0.47	<5	5.0	--	--	254
A0963367	BR-108	206.5	207.5	Felsic Volcanic 1	Central Pit	Mine Rock	2.6	16	620	8.0	1.0	<5	6.0	--	--	248
A0963368	BR-108	216	216.5	Fragmental 1	Central Pit	Mine Rock	2.8	12	490	9.0	0.40	<5	5.0	--	--	269
A0963333	BR-108	224.5	225.5	Fragmental 1	Central Pit	Mine Rock	2.5	14	500	10	0.54	<5	5.0	--	--	207
A0963334	BR-108	240	241	Felsic Volcanic 1	Central Pit	Mine Rock	2.4	15	650	14	0.90	<5	4.0	--	--	223
A0963356	BR-108	246.55	247.5	Felsic Volcanic 1	Central Pit	Mine Rock	2.3	16	510	14	0.37	<5	5.0	--	--	290
A0963335	BR-108	257.5	258	Felsic Volcanic 1	Central Pit	Mine Rock	2.7	14	660	14	0.37	<5	<4	--	--	265
A0963336	BR-108	261.5	262	Felsic Volcanic 1	Central Pit	Mine Rock	3.5	10	440	32	0.47	<5	<4	--	--	292
A0963357	BR-108	269.5	270.5	Felsic Volcanic 1	Central Pit	Mine Rock	2.6	9.0	430	14	0.37	<5	<4	--	--	247
A0963337	BR-108	273	273.5	Felsic Volcanic 1	Central Pit	Mine Rock	2.7	19	530	113	1.2	<5	7.0	--	--	249
A0963338	BR-108	279	280	Felsic Volcanic 1	Central Pit	Mine Rock	2.7	18	520	35	0.67	<5	7.0	--	--	224
A0963358	BR-108	283	284	Felsic Volcanic 1	Central Pit	Mine Rock	2.9	17	530	19	0.35	<5	6.0	--	--	229
A0963339	BR-108	289.5	290	Felsic Volcanic 1	Central Pit	Mine Rock	0.55	9.0	450	88	1.6	<5	<4	--	--	98
A0963340	BR-108	293	294	Felsic Volcanic 1	Central Pit	Mine Rock	1.9	15	580	17	0.75	<5	5.0	--	--	166
A0963341	BR-108	298.5	299.5	Felsic Volcanic 1	Central Pit	Mine Rock	2.8	15	550	48	0.37	<5	5.0	--	--	209
A0963342	BR-108	303.5	304.25	Felsic Volcanic 1	Central Pit	Ore-Grade	2.6	18	580	32	0.44	<5	6.0	--	--	185
A0963343	BR-108	309.5	310.25	Felsic Volcanic 1	Central Pit	Mine Rock	1.7	13	520	22	0.41	<5	5.0	--	--	142
A0963344	BR-108	314.75	315.5	Felsic Volcanic 1	Central Pit	Ore-Grade	1.9	13	590	10	0.33	<5	4.0	--	--	168
A0963359	BR-108	319.25	320	Felsic Volcanic 1	Central Pit	Mine Rock	2.6	15	560	12	0.30	<5	5.0	--	--	207
A0963345	BR-108	322.5	323.25	Felsic Volcanic 1	Central Pit	Ore-Grade	2.2	18	560	13	0.55	<5	5.0	--	--	185
A0963346	BR-108	328.5	329.25	Felsic Volcanic 1	Central Pit	Ore-Grade	2.6	20	550	24	0.48	<5	5.0	--	--	190
A0963347	BR-108	333	333.5	Felsic Volcanic 1	Central Pit	Mine Rock	4.7	15	500	7.0	0.73	<5	4.0	--	--	208
A0963348	BR-108	336	336.5	Felsic Volcanic 1	Central Pit	Mine Rock	3.4	13	510	32	1.2	<5	4.0	--	--	163
A0963349	BR-108	340.5	341	Felsic Volcanic 2	Central Pit	Ore-Grade	3.4	14	540	27	1.2	<5	5.0	--	--	178
A0963350	BR-108	344	345	Felsic Volcanic 2	Central Pit	Mine Rock	2.4	16	540	16	0.98	<5	<4	--	--	140

Classification as mine rock or ore-grade materials was based on gold content.

A value of "--" indicates metal was not measured for the given sample; the variation in elements analyzed is due to measurement at two different laboratories (see text).

Table B-7 Four Acid Metals

Sample ID	Drillhole ID	From	To	Lithology	Area	Class	Sodium	Nickel	Phosphorus	Lead	Sulphur	Antimony	Scandium	Selenium	Tin	Strontium
		m	*m*				*%*	*ppm*	*ppm*	*ppm*	*%*	*ppm*	*ppm*	*ppm*	*ppm*	*ppm*
10x Crustal Abundance (Price 1997) [(1)]							--	--	--	--	--	--	--	--	--	--
A0963353	BR-108	375.5	376.25	Felsic Volcanic 1	Central Pit	Mine Rock	2.3	10	1220	9.0	0.27	<5	6.0	--	--	203
A0963354	BR-108	380.75	381.5	Felsic Volcanic 1	Central Pit	Mine Rock	2.2	11	1180	7.0	0.41	<5	6.0	--	--	206
A0963355	BR-108	385.25	386	Felsic Volcanic 1	Central Pit	Mine Rock	2.6	18	550	8.0	0.29	<5	5.0	--	--	212
A0964012	BR-164	32	33	Felsic Volcanic 1	Central Pit	Mine Rock	2.4	20	670	10	0.47	<5	4.0	--	--	172
A0962765	BR-164	41.1	42	Felsic Volcanic 1	Central Pit	Mine Rock	2.0	12	510	<3	0.13	<5	6.0	--	--	143
A0962766	BR-164	46.8	47.7	Felsic Volcanic 1	Central Pit	Mine Rock	1.8	55	560	19	0.23	<5	13	--	--	173
A0962767	BR-164	56.5	58	Metasediment 2	Central Pit	Mine Rock	2.4	49	450	13	0.29	<5	11	--	--	250
A0962768	BR-164	62	63	Fragmental 1	Central Pit	Mine Rock	2.2	38	440	13	0.31	<5	8.0	--	--	195
A0964013	BR-164	75	76.5	Felsic Volcanic 1	Central Pit	Mine Rock	2.7	17	530	7.0	0.78	<5	5.0	--	--	261
A0962769	BR-164	82.5	84	Felsic Volcanic 1	Central Pit	Mine Rock	2.8	16	500	17	0.52	<5	5.0	--	--	263
A0962770	BR-164	87	88.5	Felsic Volcanic 1	Central Pit	Mine Rock	2.7	15	530	10	0.27	<5	5.0	--	--	237
A0962771	BR-164	96	97.5	Felsic Volcanic 1	Central Pit	Mine Rock	2.4	14	540	17	0.22	<5	5.0	--	--	240
A0962772	BR-164	100.5	102	Felsic Volcanic 1	Central Pit	Mine Rock	2.2	16	570	10	1.1	<5	6.0	--	--	247
A0962773	BR-164	110	111	Felsic Volcanic 1	Central Pit	Mine Rock	2.3	15	550	11	0.34	<5	5.0	--	--	221
A0962774	BR-164	114	115.5	Felsic Volcanic 1	Central Pit	Mine Rock	2.4	26	590	9.0	0.71	<5	6.0	--	--	272
A0962775	BR-164	120	121.5	Felsic Volcanic 1	Central Pit	Mine Rock	2.3	12	560	26	0.38	<5	5.0	--	--	228
A0962776	BR-164	124.5	126	Felsic Volcanic 1	Central Pit	Mine Rock	2.4	13	520	79	0.61	<5	6.0	--	--	264
A0962777	BR-164	128.5	129	Felsic Volcanic 1	Central Pit	Mine Rock	1.4	17	540	9.0	1.9	<5	6.0	--	--	171
A0962778	BR-164	136.35	137.5	Felsic Volcanic 1	Central Pit	Mine Rock	2.9	17	560	7.0	0.91	<5	5.0	--	--	277
A0962779	BR-164	142.5	144	Felsic Volcanic 1	Central Pit	Mine Rock	1.7	13	530	47	0.22	<5	5.0	--	--	206
A0962780	BR-164	148.5	150	Felsic Volcanic 1	Central Pit	Mine Rock	2.2	14	560	9.0	0.56	<5	5.0	--	--	233
A0962781	BR-164	153	154	Felsic Volcanic 1	Central Pit	Mine Rock	1.3	12	540	8.0	0.89	<5	6.0	--	--	175
A0962782	BR-164	159.15	159.75	Felsic Volcanic 1	Central Pit	Mine Rock	2.3	17	620	10	1.2	<5	7.0	--	--	406
A0964014	BR-164	165	166.5	Felsic Volcanic 1	Central Pit	Mine Rock	2.2	18	670	9.0	1.6	<5	6.0	--	--	272
A0962783	BR-164	171	172.5	Felsic Volcanic 1	Central Pit	Mine Rock	2.2	17	580	18	1.1	<5	6.0	--	--	275
A0964015	BR-164	177	178.5	Felsic Volcanic 1	Central Pit	Mine Rock	2.4	18	530	11	1.2	<5	5.0	--	--	270
A0964016	BR-164	195	196.5	Felsic Volcanic 1	Central Pit	Mine Rock	3.1	15	550	36	1.3	<5	5.0	--	--	235
A0964017	BR-164	205.5	207	Felsic Volcanic 1	Central Pit	Mine Rock	2.8	16	530	18	0.53	<5	5.0	--	--	229
A0962784	BR-164	210.1	211.2	Felsic Volcanic 1	Central Pit	Mine Rock	2.6	17	540	28	0.34	<5	5.0	--	--	221
A0962785	BR-164	215.3	216.5	Felsic Volcanic 1	Central Pit	Mine Rock	2.4	18	560	9.0	0.49	<5	5.0	--	--	229
A0962786	BR-164	220.5	222	Felsic Volcanic 1	Central Pit	Mine Rock	2.8	17	560	22	0.58	<5	4.0	--	--	217
A0962787	BR-164	227.75	228.35	Felsic Volcanic 1	Central Pit	Mine Rock	2.7	16	680	11	0.61	<5	6.0	--	--	313
A0962788	BR-164	232.4	232.9	Felsic Volcanic 1	Central Pit	Mine Rock	2.6	16	700	12	0.65	<5	6.0	--	--	312
A0964018	BR-164	238.3	238.9	Felsic Volcanic 1	Central Pit	Mine Rock	2.4	16	650	17	0.63	<5	6.0	--	--	290
A0962789	BR-164	250.5	251.65	Felsic Volcanic 1	Central Pit	Mine Rock	1.8	10	460	91	1.2	<5	<4	--	--	156
A0964019	BR-164	267	267.5	Felsic Volcanic 1	Central Pit	Mine Rock	1.7	16	720	32	0.42	<5	6.0	--	--	236
A0962790	BR-164	273.6	274.45	Felsic Volcanic 1	Central Pit	Mine Rock	1.7	15	550	54	1.4	<5	5.0	--	--	188
A0962791	BR-164	281.7	282.2	Felsic Volcanic 1	Central Pit	Mine Rock	2.6	17	530	19	0.76	<5	5.0	--	--	191
A0962792	BR-164	283.75	284.25	Felsic Volcanic 1	Central Pit	Ore-Grade	3.0	12	290	151	1.5	<5	<4	--	--	162
A0962793	BR-164	286.95	287.45	Felsic Volcanic 1	Central Pit	Mine Rock	3.4	18	610	33	0.85	<5	6.0	--	--	196
A0962794	BR-164	295	295.75	Felsic Volcanic 1	Central Pit	Mine Rock	2.9	15	590	8.0	0.32	<5	<4	--	--	183
A0962795	BR-164	302.5	303	Felsic Volcanic 1	Central Pit	Mine Rock	3.0	15	570	11	0.70	<5	6.0	--	--	219
A0962796	BR-164	308	309	Felsic Volcanic 1	Central Pit	Ore-Grade	2.5	13	540	52	0.82	<5	5.0	--	--	164
A0962797	BR-164	312	313	Felsic Volcanic 1	Central Pit	Mine Rock	1.6	18	560	81	1.2	<5	7.0	--	--	128

Classification as mine rock or ore-grade materials was based on gold content.

A value of "--" indicates metal was not measured for the given sample; the variation in elements analyzed is due to measurement at two different laboratories (see text).

Table B-7 Four Acid Metals

Sample ID	Drillhole ID	From	To	Lithology	Area	Class	Sodium	Nickel	Phosphorus	Lead	Sulphur	Antimony	Scandium	Selenium	Tin	Strontium
		m	*m*				*%*	*ppm*	*ppm*	*ppm*	*%*	*ppm*	*ppm*	*ppm*	*ppm*	*ppm*
10x Crustal Abundance (Price 1997) [(1)]							--	--	--	--	--	--	--	--	--	--
A0964002	BR-164	356	357	Felsic Volcanic 1	Central Pit	Ore-Grade	2.8	19	550	11	0.31	<5	4.0	--	--	181
A0964003	BR-164	361.45	362.45	Felsic Volcanic 1	Central Pit	Mine Rock	2.3	47	600	17	0.62	<5	10	--	--	228
A0964004	BR-164	365	366	Felsic Volcanic 1	Central Pit	Mine Rock	2.4	14	620	12	0.44	<5	6.0	--	--	269
A0964005	BR-164	372.4	373	Felsic Volcanic 1	Central Pit	Mine Rock	2.6	9.0	610	8.0	0.34	<5	5.0	--	--	179
A0964006	BR-164	377.5	378.5	Metasediment 2	Central Pit	Mine Rock	2.2	48	660	9.0	1.1	<5	12	--	--	189
A0964007	BR-164	382	383.15	Metasediment 2	Central Pit	Mine Rock	1.8	53	670	11	0.47	<5	13	--	--	204
A0964008	BR-164	387.7	388.95	Metasediment 2	Central Pit	Mine Rock	2.4	60	550	13	0.37	<5	14	--	--	277
A0963048	BR-106	15	16	Felsic Volcanic 1	Central Pit	Mine Rock	3.2	15	520	11	0.42	<5	6.0	--	--	271
A0963303	BR-106	19	20	Felsic Volcanic 1	Central Pit	Mine Rock	2.5	16	500	10	0.66	<5	5.0	--	--	253
A0963049	BR-106	25	26	Felsic Volcanic 1	Central Pit	Mine Rock	2.1	17	530	10	0.42	<5	6.0	--	--	251
A0963304	BR-106	27	28	Felsic Volcanic 1	Central Pit	Mine Rock	2.5	15	540	13	1.0	<5	6.0	--	--	231
A0963050	BR-106	32	33	Felsic Volcanic 1	Central Pit	Mine Rock	2.0	13	490	9.0	0.77	<5	5.0	--	--	231
A0963251	BR-106	35	36	Felsic Volcanic 1	Central Pit	Mine Rock	2.8	12	540	12	0.91	<5	6.0	--	--	233
A0963252	BR-106	40	41	Felsic Volcanic 1	Central Pit	Mine Rock	2.6	11	540	10	0.11	<5	5.0	--	--	281
A0963305	BR-106	49	49.8	Felsic Volcanic 1	Central Pit	Mine Rock	2.9	12	570	11	0.82	<5	5.0	--	--	352
A0963253	BR-106	52.45	53.45	Felsic Volcanic 1	Central Pit	Mine Rock	2.4	12	570	9.0	0.29	<5	5.0	--	--	249
A0963254	BR-106	60.45	61.45	Felsic Volcanic 1	Central Pit	Mine Rock	1.9	13	600	12	0.55	<5	6.0	--	--	273
A0963255	BR-106	63.45	64.45	Felsic Volcanic 1	Central Pit	Mine Rock	2.6	13	570	11	0.21	<5	5.0	--	--	253
A0963256	BR-106	68.15	69.15	Felsic Volcanic 1	Central Pit	Mine Rock	2.5	17	600	10	0.24	<5	6.0	--	--	269
A0963257	BR-106	73.45	74.45	Felsic Volcanic 1	Central Pit	Mine Rock	1.9	16	560	11	0.050	<5	6.0	--	--	279
A0963258	BR-106	78.45	79.45	Felsic Volcanic 1	Central Pit	Mine Rock	2.6	16	530	10	0.020	<5	5.0	--	--	292
A0963259	BR-106	83.45	84.45	Felsic Volcanic 1	Central Pit	Mine Rock	2.9	15	530	9.0	0.020	<5	6.0	--	--	286
A0963260	BR-106	88.55	89.05	Felsic Volcanic 1	Central Pit	Mine Rock	3.0	16	520	9.0	0.060	<5	6.0	--	--	319
A0963261	BR-106	93.55	94.55	Felsic Volcanic 1	Central Pit	Mine Rock	2.3	18	580	9.0	0.030	<5	6.0	--	--	289
A0963262	BR-106	97.8	98.9	Felsic Volcanic 1	Central Pit	Mine Rock	2.5	19	670	11	0.82	<5	6.0	--	--	298
A0963263	BR-106	103.45	104.45	Felsic Volcanic 1	Central Pit	Mine Rock	2.3	22	670	9.0	0.26	<5	6.0	--	--	287
A0963264	BR-106	108.1	109.1	Felsic Volcanic 1	Central Pit	Mine Rock	2.5	14	570	11	0.28	<5	6.0	--	--	290
A0963265	BR-106	113.1	114.3	Felsic Volcanic 1	Central Pit	Mine Rock	2.8	13	570	13	0.26	<5	6.0	--	--	293
A0963266	BR-106	117.65	118.65	Felsic Volcanic 1	Central Pit	Mine Rock	2.5	16	580	12	0.15	<5	6.0	--	--	303
A0963267	BR-106	124.6	125.6	Felsic Volcanic 1	Central Pit	Mine Rock	3.0	16	600	12	0.33	<5	6.0	--	--	301
A0963268	BR-106	130	131	Felsic Volcanic 1	Central Pit	Mine Rock	2.4	13	550	15	0.38	<5	6.0	--	--	256
A0963269	BR-106	135	136	Felsic Volcanic 1	Central Pit	Mine Rock	1.5	14	580	15	0.62	<5	6.0	--	--	204
A0963270	BR-106	145.2	146.2	Felsic Volcanic 1	Central Pit	Mine Rock	2.2	15	550	28	0.95	<5	6.0	--	--	270
A0963271	BR-106	151.2	152.2	Felsic Volcanic 1	Central Pit	Mine Rock	2.5	15	530	13	0.24	<5	6.0	--	--	275
A0963306	BR-106	156.5	157.5	Felsic Volcanic 1	Central Pit	Mine Rock	2.3	15	550	31	0.51	<5	6.0	--	--	302
A0963272	BR-106	166.4	167.4	Felsic Volcanic 1	Central Pit	Mine Rock	2.2	14	570	13	0.41	<5	6.0	--	--	250
A0963273	BR-106	171.65	172.65	Felsic Volcanic 1	Central Pit	Mine Rock	2.1	18	510	10	0.47	<5	7.0	--	--	260
A0963274	BR-106	176.65	177.65	Felsic Volcanic 1	Central Pit	Mine Rock	1.9	16	530	28	0.35	<5	6.0	--	--	201
A0963275	BR-106	180.65	181.65	Felsic Volcanic 1	Central Pit	Mine Rock	1.1	15	520	161	1.3	<5	6.0	--	--	135
A0963276	BR-106	181.65	182.65	Felsic Volcanic 1	Central Pit	Mine Rock	2.2	14	530	71	1.1	<5	6.0	--	--	166
A0963307	BR-106	184.65	185.65	Felsic Volcanic 1	Central Pit	Mine Rock	2.1	20	810	78	1.2	<5	9.0	--	--	304
A0963277	BR-106	191.95	192.55	Felsic Volcanic 1	Central Pit	Mine Rock	1.8	32	1170	25	0.95	<5	7.0	--	--	430
A0963278	BR-106	198.65	199.65	Felsic Volcanic 1	Central Pit	Mine Rock	2.5	17	560	16	0.36	<5	6.0	--	--	262
A0963279	BR-106	208.65	209.6	Felsic Volcanic 1	Central Pit	Mine Rock	2.4	20	590	12	0.22	<5	6.0	--	--	269

Classification as mine rock or ore-grade materials was based on gold content.

A value of "--" indicates metal was not measured for the given sample; the variation in elements analyzed is due to measurement at two different laboratories (see text).

Table B-7 Four Acid Metals

Sample ID	Drillhole ID	From	To	Lithology	Area	Class	Sodium	Nickel	Phosphorus	Lead	Sulphur	Antimony	Scandium	Selenium	Tin	Strontium
		m	*m*				*%*	*ppm*	*ppm*	*ppm*	*%*	*ppm*	*ppm*	*ppm*	*ppm*	*ppm*
10x Crustal Abundance (Price 1997) [(1)]							--	--	--	--	--	--	--	--	--	--
A0963299	BR-106	258.85	259.85	Felsic Volcanic 1	Central Pit	Mine Rock	1.9	12	490	8.0	0.12	<5	4.0	--	--	186
A0963285	BR-106	262.85	263.75	Felsic Volcanic 1	Central Pit	Mine Rock	2.2	15	580	7.0	0.33	<5	5.0	--	--	218
A0963300	BR-106	263.75	264.5	Felsic Volcanic 1	Central Pit	Mine Rock	2.5	16	570	9.0	0.19	<5	5.0	--	--	275
A0963286	BR-106	285	286	Felsic Volcanic 1	Central Pit	Mine Rock	2.7	15	580	10	0.24	<5	5.0	--	--	265
A0963287	BR-106	304	305	Felsic Volcanic 1	Central Pit	Mine Rock	2.3	26	750	12	0.57	<5	6.0	--	--	307
A0963288	BR-106	310	311	Felsic Volcanic 1	Central Pit	Mine Rock	2.4	16	710	9.0	0.20	<5	6.0	--	--	276
A0963289	BR-106	319	320	Felsic Volcanic 1	Central Pit	Ore-Grade	1.7	14	590	14	0.81	<5	6.0	--	--	167
A0963290	BR-106	323.75	324.25	Felsic Volcanic 1	Central Pit	Mine Rock	2.6	16	590	10	0.31	<5	6.0	--	--	327
A0963291	BR-106	328.85	329.85	Felsic Volcanic 1	Central Pit	Mine Rock	2.0	25	890	13	0.56	<5	7.0	--	--	305
A0963301	BR-106	330.85	331.85	Felsic Volcanic 1	Central Pit	Mine Rock	2.2	16	590	8.0	0.18	<5	6.0	--	--	266
A0963292	BR-106	333.85	334.85	Felsic Volcanic 1	Central Pit	Mine Rock	2.2	15	540	9.0	0.28	<5	5.0	--	--	194
A0963302	BR-106	344.1	345.2	Felsic Volcanic 1	Central Pit	Mine Rock	2.4	56	640	15	0.39	<5	11	--	--	398
A0963293	BR-106	350.3	351.3	Felsic Volcanic 1	Central Pit	Mine Rock	2.7	16	560	16	0.33	<5	6.0	--	--	296
A0963294	BR-106	355.3	356.05	Metasediment 2	Central Pit	Mine Rock	1.8	56	580	11	0.34	<5	10	--	--	229
A0963295	BR-106	360.5	361	Metasediment 2	Central Pit	Mine Rock	1.6	61	650	14	0.21	<5	15	--	--	234
A0963296	BR-106	365.25	366.25	Metasediment 2	Central Pit	Mine Rock	1.6	65	590	13	0.25	<5	15	--	--	205
A0963297	BR-106	370.2	371.2	Metasediment 2	Central Pit	Mine Rock	1.9	61	590	12	0.29	<5	15	--	--	249
A0963298	BR-106	375.5	376.5	Felsic Volcanic 2	Central Pit	Mine Rock	1.2	5.0	180	19	1.1	<5	4.0	--	--	138
A0962859	BR-139	41.5	42.5	Felsic Volcanic 1	Central Pit	Mine Rock	2.4	13	580	11	0.19	<5	6.0	--	--	237
A0962860	BR-139	47.5	48.5	Felsic Volcanic 1	Central Pit	Mine Rock	1.8	14	550	10	0.29	<5	6.0	--	--	210
A0962861	BR-139	52.5	53.5	Felsic Volcanic 1	Central Pit	Mine Rock	2.4	15	520	10	0.28	<5	6.0	--	--	244
A0962862	BR-139	60	61	Felsic Volcanic 1	Central Pit	Mine Rock	2.5	13	620	23	0.36	<5	6.0	--	--	268
A0962863	BR-139	70	71	Felsic Volcanic 1	Central Pit	Mine Rock	2.1	15	520	10	0.16	<5	4.0	--	--	209
A0962864	BR-139	78.5	79.5	Felsic Volcanic 1	Central Pit	Mine Rock	2.4	13	520	11	0.21	<5	6.0	--	--	263
A0962865	BR-139	85.5	86.5	Felsic Volcanic 1	Central Pit	Mine Rock	1.7	16	600	12	1.0	<5	6.0	--	--	257
A0962866	BR-139	91	92	Felsic Volcanic 1	Central Pit	Mine Rock	2.1	13	570	8.0	0.59	<5	6.0	--	--	296
A0962867	BR-139	97	98	Felsic Volcanic 1	Central Pit	Mine Rock	2.1	17	680	10	1.3	<5	6.0	--	--	290
A0963673	BR-139	103	104.25	Felsic Volcanic 1	Central Pit	Mine Rock	2.2	15	590	10	0.57	<5	6.0	--	--	267
A0962871	BR-139	108	108.5	Felsic Volcanic 1	Central Pit	Mine Rock	1.8	13	540	10	0.59	<5	5.0	--	--	288
A0962872	BR-139	111.6	113	Felsic Volcanic 1	Central Pit	Mine Rock	2.6	13	540	9.0	0.55	<5	6.0	--	--	273
A0962873	BR-139	116.5	117.5	Felsic Volcanic 1	Central Pit	Mine Rock	2.6	13	520	11	0.44	<5	6.0	--	--	274
A0962874	BR-139	124.5	125.5	Felsic Volcanic 1	Central Pit	Mine Rock	1.0	16	610	20	1.8	<5	6.0	--	--	152
A0962875	BR-139	131.5	132.2	Felsic Volcanic 1	Central Pit	Mine Rock	1.9	106	990	12	1.0	<5	13	--	--	516
A0962876	BR-139	138	138.5	Felsic Volcanic 1	Central Pit	Mine Rock	2.0	14	650	43	1.4	<5	5.0	--	--	244
A0962877	BR-139	145.5	147	Felsic Volcanic 1	Central Pit	Mine Rock	1.9	10	610	14	1.7	<5	5.0	--	--	127
A0962878	BR-139	152.5	153.5	Felsic Volcanic 1	Central Pit	Ore-Grade	2.0	17	640	36	1.8	<5	6.0	--	--	183
A0962879	BR-139	158.5	159.5	Felsic Volcanic 1	Central Pit	Mine Rock	2.2	9.0	580	19	1.8	<5	5.0	--	--	206
A0962880	BR-139	164.5	165.25	Felsic Volcanic 1	Central Pit	Mine Rock	1.7	12	550	19	1.3	<5	5.0	--	--	180
A0962881	BR-139	173	174	Felsic Volcanic 1	Central Pit	Mine Rock	2.3	18	520	30	0.51	<5	5.0	--	--	231
A0962882	BR-139	179.5	180.5	Felsic Volcanic 1	Central Pit	Mine Rock	1.8	15	680	77	1.5	<5	5.0	--	--	209
A0962883	BR-139	184.75	185.5	Felsic Volcanic 1	Central Pit	Mine Rock	1.5	9.0	580	38	1.2	<5	5.0	--	--	171
A0962884	BR-139	196	197	Felsic Volcanic 1	Central Pit	Mine Rock	1.9	17	650	16	0.67	<5	7.0	--	--	230
A0962885	BR-139	213.5	214	Felsic Volcanic 1	Central Pit	Mine Rock	1.3	17	500	140	1.7	<5	6.0	--	--	170
A0962886	BR-139	243.5	244.5	Felsic Volcanic 1	Central Pit	Mine Rock	2.7	16	540	9.0	0.29	<5	6.0	--	--	213

Classification as mine rock or ore-grade materials was based on gold content.

A value of "--" indicates metal was not measured for the given sample; the variation in elements analyzed is due to measurement at two different laboratories (see text).

Table B-7 Four Acid Metals

Sample ID	Drillhole ID	From	To	Lithology	Area	Class	Sodium	Nickel	Phosphorus	Lead	Sulphur	Antimony	Scandium	Selenium	Tin	Strontium
		m	*m*				*%*	*ppm*	*ppm*	*ppm*	*%*	*ppm*	*ppm*	*ppm*	*ppm*	*ppm*
10x Crustal Abundance (Price 1997) [1]							--	--	--	--	--	--	--	--	--	--
A0962887	BR-139	260.5	261.5	Felsic Volcanic 1	Central Pit	Mine Rock	2.2	15	560	11	0.26	<5	6.0	--	--	186
A0962888	BR-139	272	273	Felsic Volcanic 1	Central Pit	Mine Rock	2.9	15	570	9.0	0.23	<5	6.0	--	--	182
A0962889	BR-139	286.5	287.25	Felsic Volcanic 1	Central Pit	Ore-Grade	0.87	17	620	235	2.7	<5	5.0	--	--	95
A0964708	BR-139	298.5	299	Felsic Volcanic 1	Central Pit	Ore-Grade	0.87	14	460	28	0.46	<5	5.0	--	--	117
A0964709	BR-139	303	303.5	Felsic Volcanic 1	Central Pit	Ore-Grade	1.5	16	490	105	0.83	<5	6.0	--	--	154
A0964710	BR-139	309	309.75	Felsic Volcanic 1	Central Pit	Mine Rock	1.8	17	550	12	0.59	<5	5.0	--	--	142
A0964711	BR-139	315.5	316	Felsic Volcanic 1	Central Pit	Ore-Grade	2.1	44	530	32	0.91	<5	10	--	--	252
A0964712	BR-139	320.25	321	Metasediment 2	Central Pit	Mine Rock	1.7	55	570	19	0.53	<5	13	--	--	241
A0962890	BR-139	326	327	Metasediment 2	Central Pit	Mine Rock	2.2	47	660	12	0.92	<5	9.0	--	--	325
A0962891	BR-139	335.3	336.45	Metasediment 2	Central Pit	Mine Rock	2.0	62	660	13	0.29	<5	15	--	--	301
A0962892	BR-139	340.9	342	Metasediment 2	Central Pit	Mine Rock	1.6	66	540	12	0.27	<5	14	--	--	193
A0962893	BR-139	348	349	Metasediment 2	Central Pit	Mine Rock	1.9	70	520	14	0.25	<5	16	--	--	250
A0962894	BR-139	366.5	367	Metasediment 2	Central Pit	Mine Rock	1.5	48	550	10	0.16	<5	13	--	--	183
A0963547	BR-185	23.6	24.5	Felsic Volcanic 1	Central Pit	Mine Rock	1.8	14	520	24	0.45	<5	5.0	--	--	179
A0964158	BR-168	117	118.5	Felsic Volcanic 1	Central Pit	Mine Rock	2.6	12	560	13	0.48	<5	5.0	--	--	247
A0964154	BR-168	123.5	124.5	Felsic Volcanic 1	Central Pit	Mine Rock	2.4	18	550	16	0.47	<5	6.0	--	--	239
A0964155	BR-168	130.95	131.45	Felsic Volcanic 1	Central Pit	Mine Rock	2.2	38	1110	25	0.64	<5	12	--	--	375
A0964156	BR-168	141	142.1	Felsic Volcanic 1	Central Pit	Mine Rock	1.9	17	560	26	0.32	<5	5.0	--	--	202
A0964157	BR-168	149.65	150.2	Felsic Volcanic 1	Central Pit	Mine Rock	2.5	18	560	67	0.53	<5	6.0	--	--	245
A0964159	BR-168	159	160.5	Felsic Volcanic 1	Central Pit	Mine Rock	2.9	17	560	50	0.65	<5	6.0	--	--	207
A0964160	BR-168	166.25	166.75	Felsic Volcanic 1	Central Pit	Mine Rock	2.4	17	490	433	2.2	<5	6.0	--	--	159
A0964161	BR-168	171.6	172.4	Felsic Volcanic 1	Central Pit	Mine Rock	2.2	17	560	13	0.38	<5	6.0	--	--	223
A0964162	BR-168	177	178	Felsic Volcanic 1	Central Pit	Mine Rock	1.5	19	540	22	0.83	<5	5.0	--	--	190
A0964163	BR-168	182.25	183	Felsic Volcanic 1	Central Pit	Mine Rock	2.4	14	730	9.0	0.41	<5	5.0	--	--	260
A0964164	BR-168	192	192.5	Felsic Volcanic 1	Central Pit	Mine Rock	1.4	12	460	14	0.22	<5	<4	--	--	198
A0964165	BR-168	198.3	199.3	Felsic Volcanic 1	Central Pit	Mine Rock	2.6	14	790	45	0.35	<5	5.0	--	--	272
A0964166	BR-168	207.3	207.8	Felsic Volcanic 1	Central Pit	Mine Rock	2.4	14	810	43	0.96	<5	6.0	--	--	279
A0964167	BR-168	213	214	Felsic Volcanic 1	Central Pit	Mine Rock	2.2	16	540	21	0.61	<5	6.0	--	--	212
A0964168	BR-168	219.55	221	Felsic Volcanic 1	Central Pit	Mine Rock	2.3	19	570	14	0.23	<5	7.0	--	--	236
A0964169	BR-168	227.8	228.6	Felsic Volcanic 1	Central Pit	Mine Rock	1.8	49	850	19	0.53	<5	11	--	--	350
A0964170	BR-168	234.55	235.05	Felsic Volcanic 1	Central Pit	Mine Rock	2.1	15	560	18	0.51	<5	6.0	--	--	161
A0964171	BR-168	252.9	254	Felsic Volcanic 1	Central Pit	Mine Rock	2.5	18	670	24	0.39	<5	8.0	--	--	289
A0964172	BR-168	268.5	270	Felsic Volcanic 1	Central Pit	Mine Rock	2.5	17	610	14	0.33	<5	6.0	--	--	249
A0964173	BR-168	280.5	282	Felsic Volcanic 1	Central Pit	Mine Rock	2.2	17	560	13	0.37	<5	6.0	--	--	219
A0964174	BR-168	298.65	299.15	Felsic Volcanic 1	Central Pit	Ore-Grade	3.2	14	580	137	0.43	<5	6.0	--	--	249
A0964175	BR-168	320.6	321.35	Felsic Volcanic 1	Central Pit	Mine Rock	1.6	15	700	33	1.4	<5	5.0	--	--	123
A0964176	BR-168	325.5	326.45	Metasediment 2	Central Pit	Mine Rock	2.1	54	600	12	0.38	<5	13	--	--	267
117301	BR-169	40.5	41.5	Felsic Volcanic 1	Central Pit	Ore-Grade	1.1	18	730	162	1.1	<5	6.0	--	--	142
A0964638	BR-169	54.2	55.3	Felsic Volcanic 1	Central Pit	Mine Rock	2.0	18	550	21	1.1	<5	6.0	--	--	258
A0964639	BR-169	62	62.9	Felsic Volcanic 1	Central Pit	Mine Rock	2.5	16	540	21	0.46	<5	6.0	--	--	251
117302	BR-169	65.5	66	Felsic Volcanic 1	Central Pit	Mine Rock	2.1	18	560	16	1.3	<5	6.0	--	--	256
117303	BR-169	74.25	74.8	Felsic Volcanic 1	Central Pit	Mine Rock	2.4	19	700	16	0.35	<5	7.0	--	--	227
117304	BR-169	76.05	76.7	Felsic Volcanic 1	Central Pit	Mine Rock	2.1	16	610	14	0.43	<5	6.0	--	--	192
117305	BR-169	83.5	84	Felsic Volcanic 1	Central Pit	Mine Rock	2.5	21	830	13	0.87	<5	7.0	--	--	224

Classification as mine rock or ore-grade materials was based on gold content.

A value of "--" indicates metal was not measured for the given sample; the variation in elements analyzed is due to measurement at two different laboratories (see text).

Table B-7 Four Acid Metals

Sample ID	Drillhole ID	From	To	Lithology	Area	Class	Sodium	Nickel	Phosphorus	Lead	Sulphur	Antimony	Scandium	Selenium	Tin	Strontium
		m	*m*				*%*	*ppm*	*ppm*	*ppm*	*%*	*ppm*	*ppm*	*ppm*	*ppm*	*ppm*
10x Crustal Abundance (Price 1997) [1]							--	--	--	--	--	--	--	--	--	--
117306	BR-169	85.5	86.35	Felsic Volcanic 1	Central Pit	Mine Rock	2.1	18	740	11	0.46	<5	5.0	--	--	174
A0964640	BR-169	95.45	96	Felsic Volcanic 1	Central Pit	Mine Rock	2.7	19	460	47	0.63	<5	7.0	--	--	216
117307	BR-169	98.25	99	Felsic Volcanic 1	Central Pit	Mine Rock	2.5	19	540	19	0.55	<5	7.0	--	--	227
117308	BR-169	103.9	105	Felsic Volcanic 1	Central Pit	Mine Rock	2.2	20	510	12	0.26	<5	6.0	--	--	244
117309	BR-169	121.6	123	Felsic Volcanic 1	Central Pit	Ore-Grade	0.67	19	550	11	0.85	<5	6.0	--	--	95
A0964714	BR-169	126	126.8	Felsic Volcanic 1	Central Pit	Ore-Grade	0.96	15	540	22	1.3	<5	6.0	--	--	104
A0964715	BR-169	127.8	128.4	Felsic Volcanic 1	Central Pit	Ore-Grade	2.3	14	450	30	0.77	<5	5.0	--	--	142
A0964716	BR-169	129	129.55	Felsic Volcanic 1	Central Pit	Ore-Grade	0.90	19	620	44	1.7	<5	6.0	--	--	79
A0964717	BR-169	130.15	130.7	Felsic Volcanic 1	Central Pit	Ore-Grade	0.46	18	550	25	1.6	<5	5.0	--	--	67
A0964718	BR-169	131.85	132.4	Felsic Volcanic 1	Central Pit	Ore-Grade	1.6	15	430	13	0.55	<5	5.0	--	--	132
117310	BR-169	150	150.5	Felsic Volcanic 1	Central Pit	Mine Rock	2.7	13	580	11	0.26	<5	5.0	--	--	210
117311	BR-169	150.5	151.1	Metasediment 2	Central Pit	Mine Rock	2.2	64	830	15	0.32	<5	14	--	--	392
117312	BR-169	154.5	156	Metasediment 2	Central Pit	Mine Rock	1.7	75	590	16	0.29	<5	16	--	--	222
117313	BR-169	158.55	160	Metasediment 2	Central Pit	Mine Rock	2.4	17	910	12	0.30	<5	7.0	--	--	338
117314	BR-169	165	165.7	Metasediment 2	Central Pit	Mine Rock	1.5	68	490	14	0.48	6.0	17	--	--	212
117316	BR-169	186	186.55	Felsic Volcanic 1	Central Pit	Mine Rock	2.4	12	580	11	0.19	<5	5.0	--	--	223
117317	BR-169	189.65	190.7	Metasediment 2	Central Pit	Mine Rock	1.9	61	500	17	0.36	<5	13	--	--	231
A0964641	BR-169	199.4	199.9	Felsic Volcanic 2	Central Pit	Mine Rock	1.5	109	420	9.0	1.0	<5	15	--	--	315
117318	BR-169	205.5	207	Felsic Volcanic 2	Central Pit	Mine Rock	1.9	<1	170	12	1.8	<5	4.0	--	--	142
117319	BR-169	210	210.5	Felsic Volcanic 2	Central Pit	Mine Rock	1.9	6.0	370	11	1.2	<5	5.0	--	--	181
117315	BR-169	214.5	216	Felsic Volcanic 2	Central Pit	Mine Rock	2.4	1.0	160	9.0	0.39	<5	4.0	--	--	201
117320	BR-169	220.35	221.75	Felsic Volcanic 2	Central Pit	Mine Rock	1.8	1.0	160	12	0.67	<5	4.0	--	--	122
117321	BR-169	224.5	225.45	Felsic Volcanic 2	Central Pit	Mine Rock	2.6	1.0	140	8.0	0.28	<5	4.0	--	--	146
A0964642	BR-169	232.5	234	Felsic Volcanic 1	Central Pit	Mine Rock	2.1	20	690	9.0	0.42	<5	6.0	--	--	246
117322	BR-169	241.5	242.8	Felsic Volcanic 2	Central Pit	Mine Rock	2.6	1.0	140	10	0.35	<5	4.0	--	--	177
117323	BR-169	246.7	247.7	Felsic Volcanic 2	Central Pit	Ore-Grade	3.2	1.0	140	14	0.67	<5	4.0	--	--	211
A0964643	BR-169	251.15	252	Felsic Volcanic 2	Central Pit	Mine Rock	1.2	25	860	12	0.81	<5	9.0	--	--	234
117324	BR-169	256.5	258	Metasediment 2	Central Pit	Mine Rock	0.85	50	560	9.0	0.22	<5	12	--	--	115
117325	BR-169	266.75	268.2	Metasediment 2	Central Pit	Mine Rock	2.0	8.0	290	12	0.33	<5	5.0	--	--	213
A0962994	BR-241	70.85	72.15	Metasediment 2	Central Pit	Mine Rock	1.9	87	540	12	0.38	<5	18	--	--	212
A0962995	BR-241	79.6	81	Felsic Volcanic 1	Central Pit	Mine Rock	2.4	14	620	11	0.23	<5	6.0	--	--	212
A0962996	BR-241	97.85	98.35	Felsic Volcanic 2	Central Pit	Mine Rock	2.3	45	560	12	2.8	<5	10	--	--	294
A0962997	BR-241	104.65	105.2	Felsic Volcanic 1	Central Pit	Mine Rock	2.4	24	740	11	0.50	<5	7.0	--	--	317
A0962998	BR-241	110.5	111.5	Felsic Volcanic 2	Central Pit	Mine Rock	0.92	1.0	160	18	1.5	<5	4.0	--	--	100
A0962999	BR-241	117.8	119	Felsic Volcanic 1	Central Pit	Mine Rock	1.2	34	730	12	0.56	<5	10	--	--	247
A0963000	BR-241	125.5	126.5	Felsic Volcanic 2	Central Pit	Mine Rock	1.8	12	490	13	0.58	<5	6.0	--	--	160
A0964501	BR-241	130.7	131.75	Felsic Volcanic 1	Central Pit	Ore-Grade	0.25	18	940	7.0	1.7	18	6.0	--	--	77
A0964502	BR-241	144	145.5	Felsic Volcanic 2	Central Pit	Mine Rock	2.5	1.0	150	11	1.3	<5	<4	--	--	126
A0964503	BR-241	148.5	150	Felsic Volcanic 2	Central Pit	Mine Rock	2.7	<1	150	11	0.84	<5	4.0	--	--	175
A0964504	BR-241	153.5	154.8	Felsic Volcanic 2	Central Pit	Mine Rock	1.9	1.0	160	13	0.25	<5	4.0	--	--	187
A0964505	BR-241	162	163.5	Felsic Volcanic 2	Central Pit	Mine Rock	2.1	1.0	130	11	0.47	<5	4.0	--	--	173
A0964506	BR-241	171.7	173.2	Felsic Volcanic 1	Central Pit	Mine Rock	1.9	21	680	9.0	0.49	<5	7.0	--	--	271
A0964507	BR-241	180.65	182.15	Felsic Volcanic 1	Central Pit	Mine Rock	1.3	19	670	10	0.36	<5	6.0	--	--	230
A0964508	BR-241	183.35	183.8	Felsic Volcanic 2	Central Pit	Mine Rock	0.98	3.0	270	10	0.32	<5	5.0	--	--	149

Classification as mine rock or ore-grade materials was based on gold content.

A value of "--" indicates metal was not measured for the given sample; the variation in elements analyzed is due to measurement at two different laboratories (see text).

Table B-7 Four Acid Metals

Sample ID	Drillhole ID	From	To	Lithology	Area	Class	Sodium	Nickel	Phosphorus	Lead	Sulphur	Antimony	Scandium	Selenium	Tin	Strontium
		m	*m*				*%*	*ppm*	*ppm*	*ppm*	*%*	*ppm*	*ppm*	*ppm*	*ppm*	*ppm*
10x Crustal Abundance (Price 1997) [1]							--	--	--	--	--	--	--	--	--	--
A0964509	BR-241	212.3	213.2	Felsic Volcanic 1	Central Pit	Mine Rock	0.72	2.0	230	11	0.17	<5	4.0	--	--	147
A0964510	BR-241	213.2	214	Felsic Volcanic 1	Central Pit	Mine Rock	0.88	2.0	240	10	0.23	<5	4.0	--	--	149
A0962968	BR-250B	186.85	187.35	Felsic Volcanic 1	Central Pit	Ore-Grade	0.35	15	460	419	3.6	<5	5.0	--	--	46
A0964958	DNE-001	23	24.5	Felsic Volcanic 1	Central Pit	Mine Rock	1.6	20	740	13	0.82	<5	7.0	--	--	205
A0964957	DNE-001	28	30	Felsic Volcanic 2	Central Pit	Mine Rock	2.0	<1	160	14	1.5	<5	4.0	--	--	117
A0964956	DNE-001	36	37.5	Felsic Volcanic 2	Central Pit	Mine Rock	1.8	1.0	160	13	1.2	<5	4.0	--	--	104
A0964955	DNE-001	43.5	45	Felsic Volcanic 2	Central Pit	Mine Rock	0.75	<1	150	15	1.3	<5	4.0	--	--	64
A0964954	DNE-001	49	49.5	Felsic Volcanic 1	Central Pit	Mine Rock	2.0	13	500	11	0.85	<5	6.0	--	--	180
A0964953	DNE-001	56.25	57	Felsic Volcanic 1	Central Pit	Mine Rock	1.9	21	560	10	0.93	<5	7.0	--	--	240
A0964952	DNE-001	63	64.5	Felsic Volcanic 1	Central Pit	Mine Rock	1.6	22	710	20	1.3	<5	7.0	--	--	228
A0964951	DNE-001	70.45	71.3	Felsic Volcanic 2	Central Pit	Mine Rock	2.6	<1	140	10	1.6	<5	4.0	--	--	116
A0964950	DNE-001	75.75	76.6	Felsic Volcanic 1	Central Pit	Mine Rock	1.9	21	690	9.0	0.45	<5	7.0	--	--	218
A0964949	DNE-001	80.4	81.4	Felsic Volcanic 2	Central Pit	Mine Rock	2.7	2.0	160	9.0	0.65	<5	4.0	--	--	178
A0964948	DNE-001	85.8	87	Felsic Volcanic 1	Central Pit	Mine Rock	2.3	20	770	8.0	0.29	<5	7.0	--	--	249
A0964947	DNE-001	93	94.5	Felsic Volcanic 1	Central Pit	Mine Rock	1.9	20	730	10	0.47	<5	7.0	--	--	246
A0964946	DNE-001	106.5	108	Felsic Volcanic 1	Central Pit	Mine Rock	1.8	21	940	12	0.39	<5	8.0	--	--	300
A0964945	DNE-001	117.9	118.7	Felsic Volcanic 1	Central Pit	Mine Rock	3.0	2.0	200	10	0.41	<5	4.0	--	--	183
A0964944	DNE-001	118.7	119.5	Felsic Volcanic 1	Central Pit	Mine Rock	3.0	5.0	310	8.0	0.43	<5	5.0	--	--	181
A0964943	DNE-001	124.6	125.7	Felsic Volcanic 1	Central Pit	Mine Rock	1.8	8.0	360	12	1.1	<5	5.0	--	--	156
A0964942	DNE-001	131.5	132.15	Felsic Volcanic 1	Central Pit	Mine Rock	1.9	21	740	8.0	0.51	<5	7.0	--	--	194
A0964941	DNE-001	142.65	144	Felsic Volcanic 1	Central Pit	Mine Rock	1.9	22	800	11	0.70	<5	7.0	--	--	242
A0964940	DNE-001	157.5	159	Felsic Volcanic 1	Central Pit	Mine Rock	1.9	19	870	8.0	0.38	<5	7.0	--	--	251
A0964939	DNE-001	169.5	171	Felsic Volcanic 1	Central Pit	Mine Rock	2.0	20	900	11	0.61	<5	7.0	--	--	254
A0964938	DNE-001	174	175.5	Felsic Volcanic 2	Central Pit	Mine Rock	2.5	<1	170	12	0.51	<5	4.0	--	--	159
A0964937	DNE-001	180	181.5	Felsic Volcanic 2	Central Pit	Mine Rock	3.2	1.0	150	14	0.36	<5	<4	--	--	205
A0964936	DNE-001	187.5	188.4	Felsic Volcanic 2	Central Pit	Mine Rock	3.1	2.0	160	9.0	0.32	<5	4.0	--	--	212
A0963125	BR-085	26	27	Felsic Volcanic 1	Central Pit	Mine Rock	0.17	1.0	160	21	1.7	<5	<4	--	--	25
A0963126	BR-085	31	32	Felsic Volcanic 1	Central Pit	Mine Rock	0.65	1.0	170	27	1.8	<5	<4	--	--	73
A0963127	BR-085	36	37	Felsic Volcanic 1	Central Pit	Mine Rock	2.4	11	380	21	1.5	<5	<4	--	--	230
A0963128	BR-085	41	42	Felsic Volcanic 1	Central Pit	Mine Rock	2.4	7.0	380	15	1.3	<5	<4	--	--	261
A0963129	BR-085	46	47	Felsic Volcanic 1	Central Pit	Mine Rock	3.7	2.0	160	35	1.2	<5	<4	--	--	207
A0963130	BR-085	52.25	53.25	Felsic Volcanic 2	Central Pit	Mine Rock	2.2	1.0	140	34	1.8	<5	<4	--	--	122
A0963135	BR-085	56.75	57.25	Felsic Volcanic 2	Central Pit	Mine Rock	5.1	2.0	270	225	1.5	<5	<4	--	--	212
A0963131	BR-085	62.15	63.15	Felsic Volcanic 1	Central Pit	Mine Rock	4.6	21	720	203	2.3	<5	7.0	--	--	364
A0963132	BR-085	67.8	68.9	Felsic Volcanic 1	Central Pit	Mine Rock	4.9	20	500	39	1.7	<5	4.0	--	--	232
A0963133	BR-085	72.3	73.3	Felsic Volcanic 1	Central Pit	Mine Rock	7.1	16	930	11	1.8	<5	4.0	--	--	292
A0963134	BR-085	77.85	78.85	Felsic Volcanic 1	Central Pit	Mine Rock	2.9	43	550	15	3.7	<5	12	--	--	204
A0963136	BR-086	36.2	37.5	Felsic Volcanic 1	Central Pit	Mine Rock	3.5	12	650	46	0.71	<5	6.0	--	--	409
A0963137	BR-086	40	41	Felsic Volcanic 1	Central Pit	Ore-Grade	3.1	10	530	76	0.59	<5	4.0	--	--	305
A0963138	BR-086	45	46	Felsic Volcanic 1	Central Pit	Mine Rock	3.7	16	710	20	0.58	<5	6.0	--	--	406
A0963139	BR-086	60.3	61.8	Felsic Volcanic 1	Central Pit	Ore-Grade	2.7	15	750	10	1.4	<5	6.0	--	--	227
A0963140	BR-086	89.25	89.75	Felsic Volcanic 1	Central Pit	Mine Rock	4.0	12	550	11	0.78	<5	5.0	--	--	267
A0963141	BR-086	94.6	96.1	Felsic Volcanic 1	Central Pit	Mine Rock	3.7	13	630	13	0.44	<5	6.0	--	--	370
A0963142	BR-086	102	103	Felsic Volcanic 1	Central Pit	Mine Rock	4.3	17	720	152	0.88	<5	<4	--	--	288

Classification as mine rock or ore-grade materials was based on gold content.

A value of "--" indicates metal was not measured for the given sample; the variation in elements analyzed is due to measurement at two different laboratories (see text).

Table B-7 Four Acid Metals

Sample ID	Drillhole ID	From	To	Lithology	Area	Class	Sodium	Nickel	Phosphorus	Lead	Sulphur	Antimony	Scandium	Selenium	Tin	Strontium
		m	*m*				*%*	*ppm*	*ppm*	*ppm*	*%*	*ppm*	*ppm*	*ppm*	*ppm*	*ppm*
10x Crustal Abundance (Price 1997) [(1)]							--	--	--	--	--	--	--	--	--	--
A0963148	BR-086	149.75	150.75	Felsic Volcanic 1	Central Pit	Mine Rock	1.0	3.0	160	9.0	2.5	<5	<4	--	--	85
A0963149	BR-086	152.75	153.2	Felsic Volcanic 1	Central Pit	Mine Rock	1.1	18	100	14	3.9	<5	<4	--	--	790
A0963150	BR-086	155.25	156.25	Felsic Volcanic 1	Central Pit	Mine Rock	0.63	2.0	170	9.0	2.5	<5	<4	--	--	60
A0963045	BR-086	165	166	Felsic Volcanic 1	Central Pit	Mine Rock	2.2	28	690	33	5.2	<5	7.0	--	--	289
A0963046	BR-086	170	171	Felsic Volcanic 1	Central Pit	Mine Rock	2.9	23	780	20	2.6	<5	7.0	--	--	291
A0963047	BR-086	181.1	182.1	Felsic Volcanic 1	Central Pit	Mine Rock	3.5	19	520	33	2.7	<5	6.0	--	--	393
A0963151	BR-086	207.85	209.35	Metasediment 2	Central Pit	Mine Rock	2.5	26	590	34	1.1	<5	8.0	--	--	259
A0963152	BR-086	214.3	215.8	Argillite	Central Pit	Mine Rock	3.9	71	520	22	0.54	<5	15	--	--	272
A0963153	BR-086	220.3	221.8	Argillite	Central Pit	Mine Rock	2.0	69	490	13	0.28	<5	15	--	--	198
A0963154	BR-086	225.8	227.3	Argillite	Central Pit	Mine Rock	3.4	47	450	15	0.40	<5	11	--	--	297
A0963155	BR-086	231.2	232.7	Felsic Volcanic 1	Central Pit	Mine Rock	1.9	18	810	14	0.26	<5	7.0	--	--	316
A0963156	BR-086	258.9	260.4	Felsic Volcanic 1	Central Pit	Mine Rock	4.7	13	700	9.0	0.69	<5	5.0	--	--	387
A0963157	BR-086	264.4	264.7	Felsic Volcanic 1	Central Pit	Mine Rock	3.8	9.0	1160	13	0.47	<5	10	--	--	693
A0963158	BR-086	275.05	276.55	Metasediment 2	Central Pit	Mine Rock	1.3	47	560	12	0.51	<5	13	--	--	169
A0963159	BR-087	50.55	51.5	Felsic Volcanic 1	Central Pit	Mine Rock	2.1	19	600	13	0.39	<5	7.0	--	--	351
A0963160	BR-087	67	68	Felsic Volcanic 1	Central Pit	Mine Rock	2.7	13	540	7.0	0.32	<5	7.0	--	--	309
A0963161	BR-087	71	72.5	Felsic Volcanic 1	Central Pit	Mine Rock	2.7	13	520	7.0	0.34	<5	6.0	--	--	275
A0963162	BR-087	77	78.5	Felsic Volcanic 1	Central Pit	Mine Rock	2.3	13	510	9.0	0.45	<5	6.0	--	--	229
A0963163	BR-087	85	86.5	Felsic Volcanic 1	Central Pit	Mine Rock	3.6	15	600	9.0	1.9	<5	6.0	--	--	326
A0963164	BR-087	92.5	94	Felsic Volcanic 1	Central Pit	Mine Rock	2.0	16	630	7.0	4.0	<5	5.0	--	--	214
A0963165	BR-087	100	101.5	Felsic Volcanic 1	Central Pit	Mine Rock	2.8	19	690	9.0	2.3	<5	6.0	--	--	298
A0963166	BR-087	106	107.5	Felsic Volcanic 1	Central Pit	Mine Rock	2.4	18	630	12	3.6	<5	<4	--	--	221
A0963167	BR-087	111.5	113	Felsic Volcanic 1	Central Pit	Mine Rock	3.3	19	750	10	2.3	<5	5.0	--	--	286
A0963168	BR-087	117.4	118.5	Felsic Volcanic 1	Central Pit	Mine Rock	3.3	19	730	12	2.5	<5	7.0	--	--	337
A0963169	BR-087	123	124.5	Felsic Volcanic 1	Central Pit	Mine Rock	2.9	18	760	10	2.1	<5	6.0	--	--	283
A0963170	BR-087	138	139.5	Felsic Volcanic 1	Central Pit	Mine Rock	3.4	18	730	12	2.1	<5	6.0	--	--	428
A0963171	BR-087	150	151.5	Felsic Volcanic 1	Central Pit	Mine Rock	2.8	15	570	7.0	2.0	<5	5.0	--	--	296
A0963172	BR-087	160.5	162	Felsic Volcanic 1	Central Pit	Mine Rock	2.9	14	590	7.0	2.0	<5	5.0	--	--	288
A0963173	BR-087	172.7	174.25	Felsic Volcanic 1	Central Pit	Mine Rock	2.6	25	640	11	2.0	<5	9.0	--	--	506
A0963174	BR-087	180	181.5	Felsic Volcanic 1	Central Pit	Mine Rock	2.9	15	580	9.0	2.0	<5	6.0	--	--	330
A0963175	BR-087	187	188	Felsic Volcanic 1	Central Pit	Mine Rock	2.9	14	580	9.0	1.9	<5	<4	--	--	245
A0963176	BR-087	195	196	Felsic Volcanic 1	Central Pit	Ore-Grade	1.9	14	560	33	3.5	<5	6.0	--	--	227
A0963177	BR-087	199	200	Felsic Volcanic 1	Central Pit	Mine Rock	2.4	7.0	390	15	2.0	<5	<4	--	--	249
A0963178	BR-087	205	205.5	Felsic Volcanic 1	Central Pit	Mine Rock	3.0	6.0	420	9.0	1.8	<5	<4	--	--	282
A0963179	BR-087	208.6	209.1	Felsic Volcanic 1	Central Pit	Ore-Grade	2.7	14	660	10	2.6	<5	5.0	--	--	276
A0963180	BR-087	217	218	Felsic Volcanic 1	Central Pit	Ore-Grade	2.7	12	600	11	1.8	<5	5.0	--	--	325
A0963181	BR-087	230.5	232	Felsic Volcanic 1	Central Pit	Mine Rock	3.0	13	640	14	0.84	<5	6.0	--	--	312
A0963182	BR-087	245	246.5	Felsic Volcanic 1	Central Pit	Ore-Grade	3.8	14	670	176	0.70	<5	5.0	--	--	358
A0963183	BR-087	258	259.5	Felsic Volcanic 1	Central Pit	Mine Rock	3.3	15	780	173	0.76	<5	6.0	--	--	326
A0963184	BR-087	267	268.5	Felsic Volcanic 1	Central Pit	Mine Rock	3.4	14	700	11	0.55	<5	<4	--	--	298
A0963185	BR-087	275.3	276	Felsic Volcanic 2	Central Pit	Mine Rock	1.8	6.0	340	13	3.7	<5	<4	--	--	98
A0963186	BR-087	279.85	280.7	Felsic Volcanic 2	Central Pit	Mine Rock	1.2	8.0	320	23	4.4	<5	<4	--	--	76
A0963187	BR-087	292	293	Felsic Volcanic 1	Central Pit	Ore-Grade	1.1	29	510	61	4.7	<5	9.0	--	--	126
A0963188	BR-087	310	311	Felsic Volcanic 1	Central Pit	Ore-Grade	4.3	41	480	25	1.3	<5	11	--	--	312

Classification as mine rock or ore-grade materials was based on gold content.

A value of "--" indicates metal was not measured for the given sample; the variation in elements analyzed is due to measurement at two different laboratories (see text).

Table B-7 Four Acid Metals

Sample ID	Drillhole ID	From	To	Lithology	Area	Class	Sodium	Nickel	Phosphorus	Lead	Sulphur	Antimony	Scandium	Selenium	Tin	Strontium
		m	*m*				*%*	*ppm*	*ppm*	*ppm*	*%*	*ppm*	*ppm*	*ppm*	*ppm*	*ppm*
10x Crustal Abundance (Price 1997) [(1)]							--	--	--	--	--	--	--	--	--	--
A0963189	BR-087	321	322	Metasediment 2	Central Pit	Ore-Grade	3.9	76	570	18	2.3	<5	16	--	--	249
A0963190	BR-087	326	327	Felsic Volcanic 1	Central Pit	Mine Rock	5.0	14	540	12	0.43	<5	6.0	--	--	334
A0963191	BR-087	334	335	Felsic Volcanic 1	Central Pit	Mine Rock	4.3	27	590	13	1.1	<5	8.0	--	--	329
A0962716	BR-149	33	34.25	Felsic Volcanic 1	Central Pit	Mine Rock	1.7	49	610	7.0	0.25	<5	13	--	--	250
A0962717	BR-149	93.95	95	Felsic Volcanic 1	Central Pit	Mine Rock	3.3	18	660	10	0.52	<5	7.0	--	--	632
A0962718	BR-149	103.5	105	Felsic Volcanic 1	Central Pit	Mine Rock	2.4	14	490	9.0	0.31	<5	6.0	--	--	282
A0962719	BR-149	110.3	111	Felsic Volcanic 1	Central Pit	Mine Rock	3.1	18	600	9.0	2.2	<5	6.0	--	--	313
A0962720	BR-149	114.5	116	Felsic Volcanic 1	Central Pit	Mine Rock	3.1	16	690	10	2.6	<5	7.0	--	--	309
A0962715	BR-149	120.5	122	Felsic Volcanic 1	Central Pit	Mine Rock	0.41	20	620	4.0	2.2	<5	5.0	--	--	78
A0962721	BR-149	125	126	Felsic Volcanic 1	Central Pit	Mine Rock	3.2	25	690	12	2.9	<5	8.0	--	--	327
A0962722	BR-149	130	131	Felsic Volcanic 1	Central Pit	Mine Rock	1.9	16	560	7.0	2.3	<5	5.0	--	--	240
A0962723	BR-149	138	139.5	Felsic Volcanic 1	Central Pit	Mine Rock	2.0	17	580	10	3.0	<5	6.0	--	--	257
A0962724	BR-149	144.3	145.8	Felsic Volcanic 1	Central Pit	Mine Rock	2.6	16	620	11	2.0	<5	6.0	--	--	344
A0962725	BR-149	148.5	149.25	Felsic Volcanic 1	Central Pit	Mine Rock	2.3	16	610	9.0	2.1	<5	<4	--	--	238
A0963510	BR-170	160	161	Felsic Volcanic 1	Central Pit	Mine Rock	0.41	20	610	12	6.5	<5	6.0	--	--	74
A0963511	BR-170	164.8	166	Felsic Volcanic 1	Central Pit	Mine Rock	0.48	25	560	31	7.1	<5	6.0	--	--	90
A0963509	BR-170	209	210	Felsic Volcanic 2	Central Pit	Mine Rock	0.34	3.0	150	66	4.2	<5	<4	--	--	44
A0963517	BR-170	211	212	Felsic Volcanic 1	Central Pit	Mine Rock	0.28	2.0	130	37	3.0	<5	<4	--	--	51
A0963512	BR-170	219.9	220.9	Felsic Volcanic 1	Central Pit	Ore-Grade	0.83	34	320	37	5.5	<5	9.0	--	--	140
A0963513	BR-170	235.15	236.2	Metasediment 2	Central Pit	Mine Rock	2.9	46	560	16	2.2	<5	13	--	--	298
A0963514	BR-170	243.75	244.75	Metasediment 2	Central Pit	Ore-Grade	2.1	39	680	26	5.4	6.0	8.0	--	--	231
A0963515	BR-170	258	259	Felsic Volcanic 2	Central Pit	Mine Rock	2.4	<1	150	40	0.86	<5	<4	--	--	175
A0963516	BR-170	264	265	Felsic Volcanic 2	Central Pit	Mine Rock	2.6	1.0	150	24	0.23	<5	<4	--	--	128
A0963518	BR-171	28.5	29.5	Felsic Volcanic 1	Central Pit	Mine Rock	2.1	23	700	14	2.1	<5	7.0	--	--	266
A0963519	BR-171	31.5	32.5	Felsic Volcanic 1	Central Pit	Mine Rock	0.99	9.0	330	10	2.9	<5	<4	--	--	116
A0963520	BR-171	34.5	35.5	Felsic Volcanic 1	Central Pit	Mine Rock	1.4	7.0	360	9.0	1.2	<5	<4	--	--	191
A0963521	BR-171	42	42.7	Felsic Volcanic 1	Central Pit	Mine Rock	0.37	20	410	42	18	9.0	4.0	--	--	71
A0963542	BR-171	45	46	Felsic Volcanic 1	Central Pit	Mine Rock	0.11	20	630	27	5.9	<5	6.0	--	--	29
A0963522	BR-171	48	49	Felsic Volcanic 1	Central Pit	Mine Rock	1.9	29	700	26	2.2	<5	8.0	--	--	145
A0963523	BR-171	56	57	Quartz Sericite Schist	Central Pit	Mine Rock	0.71	2.0	140	33	1.3	<5	<4	--	--	67
A0963524	BR-171	60	61	Quartz Sericite Schist	Central Pit	Mine Rock	0.81	2.0	130	26	1.8	<5	<4	--	--	58
A0963525	BR-171	65	65.8	Quartz Sericite Schist	Central Pit	Mine Rock	0.12	65	130	13	0.97	<5	<4	--	--	19
A0963526	BR-171	71.55	72.2	Felsic Volcanic 1	Central Pit	Mine Rock	0.11	17	520	15	3.8	<5	5.0	--	--	32
A0963527	BR-171	78	79	Felsic Volcanic 2	Central Pit	Mine Rock	0.82	1.0	150	16	1.4	<5	<4	--	--	73
A0963541	BR-171	81	82	Felsic Volcanic 2	Central Pit	Ore-Grade	0.14	2.0	130	30	3.6	<5	<4	--	--	36
A0963528	BR-171	82	83	Felsic Volcanic 2	Central Pit	Ore-Grade	0.31	9.0	310	22	2.0	<5	<4	--	--	47
A0963529	BR-171	87.5	88.2	Felsic Volcanic 1	Central Pit	Ore-Grade	0.85	48	830	46	5.7	<5	10	--	--	79
A0963530	BR-171	91.5	92	Felsic Volcanic 1	Central Pit	Mine Rock	4.3	13	470	11	1.2	<5	5.0	--	--	224
A0963531	BR-171	97.25	98	Felsic Volcanic 1	Central Pit	Mine Rock	5.5	35	480	40	1.8	<5	11	--	--	432
A0963532	BR-171	100	101	Felsic Volcanic 1	Central Pit	Mine Rock	5.0	28	430	32	4.1	<5	9.0	--	--	368
A0963533	BR-171	115.55	116	Felsic Volcanic 1	Central Pit	Mine Rock	3.8	48	710	26	1.2	<5	18	--	--	382
A0963544	BR-171	121.75	122.75	Metasediment 2	Central Pit	Mine Rock	2.4	56	520	19	2.1	<5	12	--	--	276
A0963534	BR-171	123.65	124.4	Metasediment 2	Central Pit	Mine Rock	2.0	64	440	13	2.5	<5	18	--	--	165
A0963535	BR-171	131.7	132.2	Felsic Volcanic 1	Central Pit	Mine Rock	3.1	59	430	23	1.5	<5	11	--	--	405

Classification as mine rock or ore-grade materials was based on gold content.

A value of "--" indicates metal was not measured for the given sample; the variation in elements analyzed is due to measurement at two different laboratories (see text).

Table B-7 Four Acid Metals

Sample ID	Drillhole ID	From	To	Lithology	Area	Class	Sodium	Nickel	Phosphorus	Lead	Sulphur	Antimony	Scandium	Selenium	Tin	Strontium
		m	*m*				*%*	*ppm*	*ppm*	*ppm*	*%*	*ppm*	*ppm*	*ppm*	*ppm*	*ppm*
10x Crustal Abundance (Price 1997) [(1)]							--	--	--	--	--	--	--	--	--	--
A0963536	BR-171	136.05	137	Metasediment 2	Central Pit	Mine Rock	4.3	51	560	32	2.4	<5	14	--	--	344
A0963537	BR-171	147.8	148.3	Metasediment 2	Central Pit	Mine Rock	2.8	69	450	24	0.40	<5	12	--	--	260
A0963538	BR-171	163.5	164.45	Metasediment 2	Central Pit	Mine Rock	1.7	74	530	11	0.19	<5	14	--	--	194
A0963539	BR-171	172	173	Metasediment 2	Central Pit	Mine Rock	0.88	44	650	14	0.70	<5	12	--	--	176
A0963540	BR-171	198.5	199.5	Felsic Volcanic 1	Central Pit	Mine Rock	2.4	19	570	13	0.36	<5	7.0	--	--	280
A0963543	BR-171	209	210.5	Metasediment 3	Central Pit	Mine Rock	1.6	19	240	9.0	0.44	<5	<4	--	--	148
A0964376	BR-191	126.7	128.2	Felsic Volcanic 1	Central Pit	Mine Rock	2.1	12	580	9.0	1.7	<5	4.0	--	--	231
A0964377	BR-191	133.2	133.7	Felsic Volcanic 1	Central Pit	Mine Rock	2.2	13	590	9.0	2.2	<5	5.0	--	--	251
A0964378	BR-191	138.35	139	Felsic Volcanic 1	Central Pit	Mine Rock	2.8	18	550	16	2.3	<5	5.0	--	--	217
A0964379	BR-191	142.6	143.6	Felsic Volcanic 1	Central Pit	Mine Rock	1.5	16	620	7.0	2.3	<5	5.0	--	--	184
A0964380	BR-191	147	148	Felsic Volcanic 1	Central Pit	Mine Rock	2.4	17	690	10	1.8	<5	6.0	--	--	254
A0964381	BR-191	150	151.5	Felsic Volcanic 1	Central Pit	Mine Rock	0.94	12	500	6.0	3.9	<5	5.0	--	--	119
A0964382	BR-191	156	157.5	Felsic Volcanic 1	Central Pit	Mine Rock	2.5	16	690	8.0	2.6	<5	7.0	--	--	281
A0964383	BR-191	160.5	162	Felsic Volcanic 1	Central Pit	Mine Rock	2.9	21	830	8.0	2.5	<5	7.0	--	--	352
A0964384	BR-191	167.35	168.2	Felsic Volcanic 1	Central Pit	Mine Rock	3.2	33	880	7.0	2.1	<5	9.0	--	--	373
A0964385	BR-191	178.45	179.15	Felsic Volcanic 1	Central Pit	Mine Rock	3.0	19	790	11	2.2	<5	4.0	--	--	267
A0964386	BR-191	184	185.5	Felsic Volcanic 1	Central Pit	Mine Rock	2.8	19	700	9.0	2.3	<5	6.0	--	--	323
117448	BR-283	19	20	Fragmental 1	Central Pit	Mine Rock	1.6	26	460	8.0	<0.01	<5	7.0	--	--	250
117449	BR-283	25.5	27	Felsic Volcanic 1	Central Pit	Mine Rock	2.6	14	550	8.0	<0.01	<5	6.0	--	--	268
A0964839	BR-283	33	34.5	Felsic Volcanic 1	Central Pit	Mine Rock	2.4	13	540	8.0	<0.01	<5	6.0	--	--	242
117064	BR-283	50.2	51	Felsic Volcanic 1	Central Pit	Mine Rock	2.9	15	560	8.0	0.010	<5	6.0	--	--	278
117065	BR-283	55.5	57	Felsic Volcanic 1	Central Pit	Mine Rock	2.6	15	540	10	0.020	<5	6.0	--	--	308
117066	BR-283	61.5	63	Felsic Volcanic 1	Central Pit	Mine Rock	2.8	14	500	8.0	0.010	<5	6.0	--	--	311
117067	BR-283	72	73.5	Felsic Volcanic 1	Central Pit	Mine Rock	2.9	16	540	7.0	<0.01	<5	6.0	--	--	280
117068	BR-283	76.5	78	Felsic Volcanic 1	Central Pit	Mine Rock	2.8	30	1220	8.0	0.030	<5	6.0	--	--	331
117069	BR-283	82.5	84	Felsic Volcanic 1	Central Pit	Mine Rock	2.4	13	510	6.0	<0.01	<5	5.0	--	--	231
117070	BR-283	90	91.5	Felsic Volcanic 1	Central Pit	Mine Rock	2.8	15	540	8.0	<0.01	<5	6.0	--	--	269
117071	BR-283	96	97.5	Felsic Volcanic 1	Central Pit	Mine Rock	3.0	14	510	8.0	<0.01	<5	6.0	--	--	279
117072	BR-283	103.5	105	Felsic Volcanic 1	Central Pit	Mine Rock	3.0	14	540	7.0	0.020	<5	6.0	--	--	393
117073	BR-283	111	112.5	Felsic Volcanic 1	Central Pit	Mine Rock	2.9	15	680	9.0	0.010	<5	6.0	--	--	278
117074	BR-283	115.5	117	Felsic Volcanic 1	Central Pit	Mine Rock	2.7	14	500	9.0	<0.01	<5	6.0	--	--	264
117075	BR-283	120	121.5	Felsic Volcanic 1	Central Pit	Mine Rock	2.8	14	530	8.0	<0.01	<5	6.0	--	--	261
117076	BR-283	126	127.5	Felsic Volcanic 1	Central Pit	Mine Rock	3.0	14	560	8.0	0.030	<5	6.0	--	--	343
117077	BR-283	137.25	138.5	Felsic Volcanic 1	Central Pit	Mine Rock	2.9	13	570	8.0	0.020	<5	6.0	--	--	314
117078	BR-283	144.7	146	Felsic Volcanic 1	Central Pit	Mine Rock	2.7	14	530	6.0	0.020	<5	6.0	--	--	294
117079	BR-283	150	151.5	Felsic Volcanic 1	Central Pit	Mine Rock	2.7	17	540	9.0	0.010	<5	6.0	--	--	286
117080	BR-283	156	157.5	Felsic Volcanic 1	Central Pit	Mine Rock	2.5	13	550	8.0	<0.01	<5	6.0	--	--	285
117081	BR-283	162	163.5	Felsic Volcanic 1	Central Pit	Mine Rock	2.5	15	880	7.0	0.19	<5	6.0	--	--	305
117082	BR-283	166.85	168	Felsic Volcanic 1	Central Pit	Mine Rock	2.6	15	540	9.0	0.020	<5	6.0	--	--	262
117083	BR-283	171	172.5	Felsic Volcanic 1	Central Pit	Mine Rock	2.5	13	540	9.0	0.040	<5	6.0	--	--	299
117084	BR-283	175.5	177	Felsic Volcanic 1	Central Pit	Mine Rock	2.5	13	470	10	0.090	<5	6.0	--	--	268
117085	BR-283	181.5	183	Felsic Volcanic 1	Central Pit	Mine Rock	2.4	12	520	9.0	0.020	<5	6.0	--	--	251
117086	BR-283	189	190.5	Felsic Volcanic 1	Central Pit	Mine Rock	2.5	13	560	8.0	0.050	<5	6.0	--	--	278
117087	BR-283	201	202.5	Felsic Volcanic 1	Central Pit	Mine Rock	2.4	15	560	9.0	0.050	<5	6.0	--	--	298

Classification as mine rock or ore-grade materials was based on gold content.

A value of "--" indicates metal was not measured for the given sample; the variation in elements analyzed is due to measurement at two different laboratories (see text).

Table B-7 Four Acid Metals

Sample ID	Drillhole ID	From	To	Lithology	Area	Class	Sodium	Nickel	Phosphorus	Lead	Sulphur	Antimony	Scandium	Selenium	Tin	Strontium
		m	*m*				*%*	*ppm*	*ppm*	*ppm*	*%*	*ppm*	*ppm*	*ppm*	*ppm*	*ppm*
10x Crustal Abundance (Price 1997) [1]							--	--	--	--	--	--	--	--	--	--
117088	BR-283	211.5	213	Felsic Volcanic 1	Central Pit	Mine Rock	2.5	15	560	8.0	0.13	<5	6.0	--	--	273
117089	BR-283	217.5	219	Felsic Volcanic 1	Central Pit	Mine Rock	2.4	13	570	9.0	0.070	<5	<4	--	--	231
117090	BR-283	225	226.5	Felsic Volcanic 1	Central Pit	Mine Rock	3.2	15	560	10	0.25	<5	7.0	--	--	335
117091	BR-283	231	232.5	Felsic Volcanic 1	Central Pit	Mine Rock	2.8	13	560	9.0	0.010	<5	6.0	--	--	296
117092	BR-283	237	238.5	Felsic Volcanic 1	Central Pit	Mine Rock	2.7	13	560	8.0	0.010	<5	6.0	--	--	280
117093	BR-283	244.5	246	Felsic Volcanic 1	Central Pit	Mine Rock	2.5	12	560	7.0	0.030	<5	5.0	--	--	262
117094	BR-283	250.5	252	Felsic Volcanic 1	Central Pit	Mine Rock	2.4	12	540	8.0	0.12	<5	5.0	--	--	254
117095	BR-283	255.6	256.5	Felsic Volcanic 1	Central Pit	Mine Rock	2.9	15	550	9.0	0.060	<5	6.0	--	--	312
117096	BR-283	265.5	267	Felsic Volcanic 1	Central Pit	Mine Rock	2.7	24	600	8.0	0.19	<5	8.0	--	--	309
117097	BR-283	274.5	276	Felsic Volcanic 1	Central Pit	Mine Rock	2.5	13	580	7.0	0.27	<5	6.0	--	--	264
117098	BR-283	288	289.5	Felsic Volcanic 1	Central Pit	Mine Rock	2.5	15	670	10	2.4	<5	<4	--	--	240
117099	BR-283	306	307.2	Felsic Volcanic 1	Central Pit	Mine Rock	2.8	22	850	7.0	2.1	<5	7.0	--	--	319
117100	BR-283	318	318.9	Felsic Volcanic 1	Central Pit	Mine Rock	2.9	19	860	9.0	2.3	<5	7.0	--	--	305
A0963951	BR-283	340.9	342	Felsic Volcanic 1	Central Pit	Mine Rock	2.9	16	620	7.0	1.9	<5	6.0	--	--	351
A0963952	BR-283	361.5	363	Felsic Volcanic 1	Central Pit	Mine Rock	1.9	17	570	8.0	2.7	<5	5.0	--	--	237
A0963953	BR-283	388.5	390	Felsic Volcanic 1	Central Pit	Mine Rock	3.0	7.0	370	16	1.9	<5	<4	--	--	280
A0963954	BR-283	401.75	402.4	Felsic Volcanic 1	Central Pit	Mine Rock	2.8	13	860	20	0.13	<5	17	--	--	684
A0963955	BR-283	414.25	415.25	Felsic Volcanic 1	Central Pit	Mine Rock	4.4	20	700	15	0.44	<5	8.0	--	--	474
A0963956	BR-283	421.5	422.5	Felsic Volcanic 1	Central Pit	Mine Rock	4.8	16	680	30	0.58	<5	7.0	--	--	505
117146	BR-034	104	105	Felsic Volcanic 1	Central Pit	Mine Rock	3.6	11	510	20	2.0	<5	<4	--	--	276
117147	BR-034	110	111	Felsic Volcanic 1	Central Pit	Mine Rock	1.2	7.0	390	10	1.9	<5	<4	--	--	208
117148	BR-034	115	116	Felsic Volcanic 1	Central Pit	Mine Rock	2.2	19	800	11	2.5	<5	6.0	--	--	357
117205	BR-034	122	123	Felsic Volcanic 1	Central Pit	Mine Rock	2.2	10	360	11	2.6	<5	4.0	--	--	216
117149	BR-034	125	125.5	Felsic Volcanic 2	Central Pit	Mine Rock	0.63	3.0	250	20	2.2	<5	5.0	--	--	128
117144	BR-034	132	133	Felsic Volcanic 2	Central Pit	Mine Rock	0.10	2.0	130	7.0	3.4	<5	<4	--	--	16
117150	BR-034	135	136	Felsic Volcanic 2	Central Pit	Mine Rock	0.21	4.0	220	7.0	2.1	<5	<4	--	--	30
117201	BR-034	139	139.7	Felsic Volcanic 2	Central Pit	Mine Rock	0.94	4.0	140	21	1.9	<5	<4	--	--	64
117145	BR-034	141.2	142.4	Felsic Volcanic 2	Central Pit	Mine Rock	0.34	2.0	160	22	3.5	<5	<4	--	--	58
117202	BR-034	145.4	146.4	Felsic Volcanic 1	Central Pit	Mine Rock	0.88	16	610	11	2.3	<5	6.0	--	--	159
117203	BR-034	154.6	156	Felsic Volcanic 2	Central Pit	Mine Rock	1.0	15	370	18	3.2	<5	5.0	--	--	99
117204	BR-034	159.5	160.6	Felsic Volcanic 2	Central Pit	Mine Rock	1.7	3.0	130	22	1.4	<5	<4	--	--	155
117206	BR-035	38.9	39.5	Felsic Volcanic 1	Central Pit	Mine Rock	3.6	52	740	11	0.38	<5	12	--	--	546
117207	BR-035	42	43	Metasediment 2	Central Pit	Mine Rock	1.6	58	650	14	0.23	<5	15	--	--	251
117164	BR-035	43	44	Metasediment 2	Central Pit	Mine Rock	1.1	60	720	18	0.22	<5	14	--	--	199
117208	BR-035	48	49	Metasediment 2	Central Pit	Mine Rock	1.2	57	610	14	0.19	<5	16	--	--	203
117209	BR-035	51	52	Felsic Volcanic 1	Central Pit	Mine Rock	2.7	18	770	11	0.29	<5	7.0	--	--	379
117210	BR-035	58	58.5	Felsic Volcanic 1	Central Pit	Mine Rock	2.9	20	720	14	0.28	<5	7.0	--	--	386
117211	BR-035	59.6	60.4	Felsic Volcanic 1	Central Pit	Mine Rock	2.2	16	510	10	0.18	<5	4.0	--	--	232
117212	BR-035	64.5	65	Felsic Volcanic 1	Central Pit	Mine Rock	2.4	18	520	13	0.66	<5	5.0	--	--	280
117213	BR-035	82	83	Felsic Volcanic 1	Central Pit	Mine Rock	2.7	28	550	10	0.37	<5	8.0	--	--	348
117214	BR-035	86	87	Felsic Volcanic 1	Central Pit	Mine Rock	2.3	14	550	10	0.43	<5	6.0	--	--	278
117215	BR-035	91.6	92	Felsic Volcanic 1	Central Pit	Mine Rock	2.6	22	500	13	0.24	<5	7.0	--	--	292
117216	BR-035	97	98	Felsic Volcanic 1	Central Pit	Mine Rock	2.3	15	550	13	0.37	<5	6.0	--	--	293
117217	BR-035	100	101	Felsic Volcanic 1	Central Pit	Mine Rock	2.4	14	490	11	0.19	<5	6.0	--	--	297

Classification as mine rock or ore-grade materials was based on gold content.

A value of "--" indicates metal was not measured for the given sample; the variation in elements analyzed is due to measurement at two different laboratories (see text).

Table B-7 Four Acid Metals

Sample ID	Drillhole ID	From	To	Lithology	Area	Class	Sodium	Nickel	Phosphorus	Lead	Sulphur	Antimony	Scandium	Selenium	Tin	Strontium
		m	*m*				*%*	*ppm*	*ppm*	*ppm*	*%*	*ppm*	*ppm*	*ppm*	*ppm*	*ppm*
10x Crustal Abundance (Price 1997) [(1)]							--	--	--	--	--	--	--	--	--	--
117218	BR-035	110	111	Felsic Volcanic 1	Central Pit	Mine Rock	2.6	15	540	12	0.48	<5	6.0	--	--	317
117219	BR-035	115	116	Felsic Volcanic 1	Central Pit	Mine Rock	2.6	23	650	5.0	2.4	<5	6.0	--	--	165
117165	BR-035	120	121	Felsic Volcanic 1	Central Pit	Mine Rock	1.9	19	610	9.0	3.1	<5	4.0	--	--	244
117220	BR-035	126	127	Felsic Volcanic 1	Central Pit	Mine Rock	2.6	19	660	11	2.2	<5	6.0	--	--	366
117222	BR-035	130.3	131	Felsic Volcanic 1	Central Pit	Mine Rock	2.9	22	650	12	3.5	<5	6.0	--	--	355
117221	BR-035	135	136	Felsic Volcanic 1	Central Pit	Mine Rock	1.9	20	650	10	3.0	<5	7.0	--	--	275
117223	BR-035	142	143	Felsic Volcanic 1	Central Pit	Mine Rock	3.1	17	670	9.0	2.2	<5	6.0	--	--	394
117224	BR-035	145	146	Felsic Volcanic 1	Central Pit	Mine Rock	2.8	21	670	8.0	2.3	<5	7.0	--	--	390
117225	BR-035	150	151	Felsic Volcanic 1	Central Pit	Mine Rock	2.4	18	690	8.0	1.9	<5	6.0	--	--	356
117226	BR-035	155	156	Felsic Volcanic 1	Central Pit	Mine Rock	2.7	14	640	9.0	2.0	<5	5.0	--	--	396
117227	BR-035	161	161.5	Felsic Volcanic 1	Central Pit	Mine Rock	3.2	31	750	12	4.7	<5	8.0	--	--	543
117228	BR-035	165	166	Felsic Volcanic 1	Central Pit	Mine Rock	2.5	13	650	9.0	2.3	<5	<4	--	--	302
117229	BR-035	169	170	Felsic Volcanic 1	Central Pit	Mine Rock	2.6	15	640	12	2.3	<5	5.0	--	--	397
117230	BR-035	173	174	Felsic Volcanic 1	Central Pit	Mine Rock	2.7	13	660	9.0	1.1	<5	6.0	--	--	352
117231	BR-035	178	179	Felsic Volcanic 1	Central Pit	Mine Rock	2.6	14	670	10	2.2	<5	5.0	--	--	351
117232	BR-035	182	183	Felsic Volcanic 1	Central Pit	Mine Rock	3.2	16	650	11	2.4	<5	7.0	--	--	389
117233	BR-035	185	186	Felsic Volcanic 1	Central Pit	Mine Rock	2.3	16	680	8.0	2.5	<5	6.0	--	--	303
117234	BR-035	190	191	Felsic Volcanic 1	Central Pit	Mine Rock	2.4	18	680	12	2.9	<5	7.0	--	--	342
117235	BR-035	196	197	Felsic Volcanic 1	Central Pit	Mine Rock	1.8	22	650	10	2.1	<5	7.0	--	--	290
117236	BR-035	200.35	201	Felsic Volcanic 1	Central Pit	Mine Rock	2.9	13	720	11	1.7	<5	6.0	--	--	344
117237	BR-035	206	207	Felsic Volcanic 1	Central Pit	Mine Rock	2.5	10	610	9.0	1.6	<5	4.0	--	--	333
117238	BR-035	209.9	211	Felsic Volcanic 1	Central Pit	Mine Rock	1.9	14	640	8.0	3.1	<5	6.0	--	--	262
117239	BR-035	215	216	Felsic Volcanic 1	Central Pit	Mine Rock	0.93	19	560	5.0	3.1	<5	6.0	--	--	165
117240	BR-035	219	220	Felsic Volcanic 1	Central Pit	Mine Rock	2.1	22	590	8.0	3.3	<5	6.0	--	--	264
117241	BR-035	225	226	Felsic Volcanic 1	Central Pit	Mine Rock	2.4	18	560	7.0	2.6	<5	7.0	--	--	280
117242	BR-035	227.5	228	Felsic Volcanic 1	Central Pit	Mine Rock	2.6	19	530	10	3.6	<5	6.0	--	--	257
117243	BR-035	233.5	234	Felsic Volcanic 1	Central Pit	Mine Rock	2.5	15	640	8.0	2.0	<5	5.0	--	--	282
117244	BR-035	240	240.5	Felsic Volcanic 1	Central Pit	Mine Rock	2.4	17	670	14	1.8	<5	6.0	--	--	263
117245	BR-035	245	245.5	Felsic Volcanic 1	Central Pit	Ore-Grade	2.5	17	640	23	1.4	<5	<4	--	--	298
117246	BR-035	248.6	249.6	Felsic Volcanic 2	Central Pit	Mine Rock	2.3	2.0	140	9.0	0.64	<5	<4	--	--	206
117247	BR-035	256	256.7	Felsic Volcanic 1	Central Pit	Mine Rock	2.5	16	680	15	1.1	<5	6.0	--	--	246
117248	BR-035	262	263	Felsic Volcanic 1	Central Pit	Ore-Grade	2.2	20	800	28	2.6	<5	7.0	--	--	337
117249	BR-035	267	268	Felsic Volcanic 1	Central Pit	Ore-Grade	2.4	20	760	80	2.9	<5	6.0	--	--	281
117250	BR-035	271.6	273	Felsic Volcanic 1	Central Pit	Mine Rock	2.4	22	770	25	3.5	<5	7.0	--	--	280
117151	BR-035	277	278	Felsic Volcanic 1	Central Pit	Mine Rock	2.0	19	760	23	2.8	<5	7.0	--	--	261
117152	BR-035	280.7	282	Felsic Volcanic 1	Central Pit	Mine Rock	0.35	17	480	8.0	6.0	<5	5.0	--	--	50
117153	BR-035	289.7	291	Felsic Volcanic 1	Central Pit	Mine Rock	0.93	45	560	11	3.4	<5	12	--	--	135
117154	BR-035	300	301	Felsic Volcanic	Central Pit	Mine Rock	1.3	41	520	15	4.3	<5	11	--	--	118
117155	BR-035	312	313	Felsic Volcanic 1	Central Pit	Ore-Grade	1.0	30	520	12	3.1	<5	6.0	--	--	71
117156	BR-035	321	322	Felsic Volcanic 2	Central Pit	Ore-Grade	2.0	18	400	27	2.5	<5	5.0	--	--	147
117157	BR-035	330.7	331.5	Felsic Volcanic 1	Central Pit	Mine Rock	4.5	19	750	18	0.43	<5	7.0	--	--	422
117158	BR-035	340.5	340.9	Felsic Volcanic 1	Central Pit	Ore-Grade	4.2	217	540	27	0.65	<5	4.0	--	--	248
117159	BR-035	350	351	Felsic Volcanic 1	Central Pit	Mine Rock	3.0	12	680	14	0.33	<5	5.0	--	--	344
117160	BR-035	361	362	Felsic Volcanic 2	Central Pit	Mine Rock	3.9	29	690	11	0.69	<5	11	--	--	254

Classification as mine rock or ore-grade materials was based on gold content.

A value of "--" indicates metal was not measured for the given sample; the variation in elements analyzed is due to measurement at two different laboratories (see text).

Table B-7 Four Acid Metals

Sample ID	Drillhole ID	From	To	Lithology	Area	Class	Sodium	Nickel	Phosphorus	Lead	Sulphur	Antimony	Scandium	Selenium	Tin	Strontium
		m	*m*				*%*	*ppm*	*ppm*	*ppm*	*%*	*ppm*	*ppm*	*ppm*	*ppm*	*ppm*
10x Crustal Abundance (Price 1997) [(1)]							--	--	--	--	--	--	--	--	--	--
117161	BR-035	373	374	Felsic Volcanic 1	Central Pit	Mine Rock	2.5	11	570	28	0.42	<5	6.0	--	--	260
117162	BR-035	388.5	390	Felsic Volcanic 2	Central Pit	Mine Rock	3.0	1.0	160	19	0.68	<5	5.0	--	--	183
117163	BR-035	403	404	Felsic Volcanic 2	Central Pit	Mine Rock	2.4	<1	140	28	0.23	<5	4.0	--	--	194
A0963240	BR-068	25	26	Felsic Volcanic 1	Central Pit	Mine Rock	2.6	13	540	8.0	<0.01	<5	5.0	--	--	268
A0963241	BR-068	30	31	Felsic Volcanic 1	Central Pit	Mine Rock	2.6	13	520	7.0	0.010	<5	<4	--	--	266
A0963242	BR-068	35	36	Felsic Volcanic 1	Central Pit	Mine Rock	2.4	11	510	5.0	0.030	<5	5.0	--	--	252
A0963243	BR-068	40	41.2	Felsic Volcanic 1	Central Pit	Mine Rock	2.7	13	520	7.0	<0.01	<5	5.0	--	--	261
A0963244	BR-068	48	49	Felsic Volcanic 1	Central Pit	Mine Rock	2.7	14	490	7.0	0.39	<5	7.0	--	--	271
A0963117	BR-068	52	53	Felsic Volcanic 1	Central Pit	Mine Rock	2.6	13	530	6.0	0.22	<5	6.0	--	--	273
A0963245	BR-068	55	56	Felsic Volcanic 1	Central Pit	Mine Rock	2.7	14	530	8.0	0.22	<5	6.0	--	--	274
A0963246	BR-068	60	61	Felsic Volcanic 1	Central Pit	Mine Rock	2.4	13	530	8.0	<0.01	<5	5.0	--	--	271
A0963247	BR-068	65	66	Felsic Volcanic 1	Central Pit	Mine Rock	2.6	13	550	8.0	<0.01	<5	6.0	--	--	260
A0963248	BR-068	69.9	71	Felsic Volcanic 1	Central Pit	Mine Rock	2.3	12	520	7.0	0.010	<5	6.0	--	--	274
A0963249	BR-068	75	76	Felsic Volcanic 1	Central Pit	Mine Rock	2.9	16	510	7.0	0.010	<5	6.0	--	--	307
A0963250	BR-068	81	82	Felsic Volcanic 1	Central Pit	Mine Rock	2.6	14	540	7.0	0.020	<5	6.0	--	--	287
A0963101	BR-068	85	86	Felsic Volcanic 1	Central Pit	Mine Rock	2.8	13	510	3.0	0.020	<5	6.0	--	--	376
A0963102	BR-068	91.05	92	Felsic Volcanic 1	Central Pit	Mine Rock	2.8	14	500	7.0	0.080	<5	6.0	--	--	291
A0963103	BR-068	95	96	Felsic Volcanic 1	Central Pit	Mine Rock	2.8	13	510	7.0	0.010	<5	6.0	--	--	276
A0963104	BR-068	100.5	101.5	Felsic Volcanic 1	Central Pit	Mine Rock	2.8	20	530	6.0	0.030	<5	6.0	--	--	298
A0963118	BR-068	105	106	Felsic Volcanic 1	Central Pit	Mine Rock	2.9	13	530	6.0	<0.01	<5	6.0	--	--	277
A0963105	BR-068	110	111	Felsic Volcanic 1	Central Pit	Mine Rock	2.8	13	490	6.0	<0.01	<5	6.0	--	--	285
A0963106	BR-068	115	116	Felsic Volcanic 1	Central Pit	Mine Rock	3.0	16	540	9.0	0.010	<5	6.0	--	--	311
A0963107	BR-068	120	121	Felsic Volcanic 1	Central Pit	Mine Rock	2.4	13	520	8.0	<0.01	<5	6.0	--	--	246
A0963108	BR-068	125.6	126.1	Felsic Volcanic 1	Central Pit	Mine Rock	2.7	45	1740	12	0.040	<5	9.0	--	--	637
A0963109	BR-068	131	131.5	Felsic Volcanic 1	Central Pit	Mine Rock	2.1	27	700	6.0	0.12	<5	6.0	--	--	289
A0963110	BR-068	135	136	Felsic Volcanic 1	Central Pit	Mine Rock	2.7	14	540	7.0	0.050	<5	6.0	--	--	283
A0963111	BR-068	140	141	Felsic Volcanic 1	Central Pit	Mine Rock	2.9	15	530	9.0	<0.01	<5	6.0	--	--	277
A0963112	BR-068	145	146	Felsic Volcanic 1	Central Pit	Mine Rock	2.7	13	510	8.0	0.020	<5	6.0	--	--	283
A0963113	BR-068	161.3	162.3	Felsic Volcanic 1	Central Pit	Mine Rock	2.6	22	970	9.0	0.040	<5	9.0	--	--	472
A0963114	BR-068	165.6	166.5	Felsic Volcanic 1	Central Pit	Mine Rock	2.9	22	880	8.0	0.030	<5	8.0	--	--	476
A0963115	BR-068	172.4	173.4	Felsic Volcanic 1	Central Pit	Mine Rock	2.2	25	1360	7.0	0.050	<5	8.0	--	--	482
A0963116	BR-068	309.4	309.9	Felsic Volcanic 1	Central Pit	Mine Rock	0.29	14	510	7.0	9.3	10	5.0	--	--	69
A0963119	BR-068	324.25	325.25	Felsic Volcanic 1	Central Pit	Mine Rock	0.15	15	580	6.0	6.2	<5	6.0	--	--	50
A0963545	BR-172	30	31	Felsic Volcanic 1	Central Pit	Mine Rock	0.25	3.0	170	8.0	1.5	<5	4.0	--	--	40
DX758102	BR-172	35	36	Felsic Volcanic 1	Central Pit	Mine Rock	1.5	2.0	230	22	1.1	<5	<4	--	--	146
DX758103	BR-172	40.2	40.7	Felsic Volcanic 2	Central Pit	Mine Rock	2.6	2.0	140	70	1.6	<5	<4	--	--	175
DX758104	BR-172	45.5	46.5	Felsic Volcanic 1	Central Pit	Mine Rock	1.7	13	630	28	0.78	<5	6.0	--	--	178
DX758105	BR-172	51.5	52.2	Felsic Volcanic 1	Central Pit	Mine Rock	0.29	18	630	16	3.4	<5	6.0	--	--	64
DX758106	BR-172	55.5	56.5	Felsic Volcanic 1	Central Pit	Mine Rock	0.26	56	630	22	4.6	<5	14	--	--	45
DX758107	BR-172	60.5	61.5	Felsic Volcanic 1	Central Pit	Mine Rock	0.33	33	540	22	4.9	<5	8.0	--	--	51
DX758108	BR-172	65.5	66.5	Felsic Volcanic 1	Central Pit	Ore-Grade	0.50	37	580	30	2.5	<5	7.0	--	--	50
DX758109	BR-172	70.5	71.5	Felsic Volcanic 1	Central Pit	Mine Rock	1.3	39	640	14	0.96	<5	11	--	--	174
DX758110	BR-172	75.5	76.7	Felsic Volcanic 1	Central Pit	Mine Rock	1.6	53	560	15	3.2	<5	13	--	--	192
DX758111	BR-172	80.1	80.75	Felsic Volcanic 1	Central Pit	Ore-Grade	1.7	52	570	13	3.2	<5	13	--	--	199

Classification as mine rock or ore-grade materials was based on gold content.

A value of "--" indicates metal was not measured for the given sample; the variation in elements analyzed is due to measurement at two different laboratories (see text).

Table B-7 Four Acid Metals

Sample ID	Drillhole ID	From	To	Lithology	Area	Class	Sodium	Nickel	Phosphorus	Lead	Sulphur	Antimony	Scandium	Selenium	Tin	Strontium
		m	*m*				*%*	*ppm*	*ppm*	*ppm*	*%*	*ppm*	*ppm*	*ppm*	*ppm*	*ppm*
10x Crustal Abundance (Price 1997) [(1)]							--	--	--	--	--	--	--	--	--	--
DX758112	BR-172	84.75	85.5	Felsic Volcanic 1	Central Pit	Ore-Grade	2.4	14	550	568	2.2	<5	5.0	--	--	104
DX758113	BR-172	93.75	94.5	Felsic Volcanic 1	Central Pit	Ore-Grade	3.1	70	480	16	1.0	<5	14	--	--	256
DX758114	BR-172	99.75	100.5	Felsic Volcanic 1	Central Pit	Mine Rock	3.7	2.0	160	116	1.3	<5	4.0	--	--	227
DX758115	BR-172	126.8	127.7	Metasediment 2	Central Pit	Mine Rock	2.1	85	520	19	0.30	<5	17	--	--	261
DX758116	BR-172	132	133.5	Metasediment 2	Central Pit	Mine Rock	1.7	86	470	12	0.25	<5	16	--	--	176
DX758117	BR-172	139.5	141	Metasediment 2	Central Pit	Mine Rock	1.7	66	450	19	0.22	<5	14	--	--	183
DX758118	BR-172	142.5	143.35	Metasediment 2	Central Pit	Mine Rock	0.85	55	660	9.0	0.42	<5	13	--	--	103
DX758119	BR-172	146	147.5	Metasediment 2	Central Pit	Mine Rock	1.2	48	480	14	0.26	<5	15	--	--	204
DX758120	BR-172	152.6	153.15	Metasediment 2	Central Pit	Mine Rock	1.6	34	490	16	0.49	<5	11	--	--	230
DX758121	BR-172	157.5	159	Felsic Volcanic 1	Central Pit	Mine Rock	1.7	18	650	20	0.51	<5	7.0	--	--	209
DX758122	BR-172	169.5	170.8	Metasediment 3	Central Pit	Mine Rock	1.4	12	390	14	0.23	<5	5.0	--	--	177
DX758123	BR-172	188.5	190	Metasediment 2	Central Pit	Mine Rock	1.8	36	470	8.0	0.87	<5	7.0	--	--	253
DX758124	BR-172	245.4	246.6	Felsic Volcanic 1	Central Pit	Mine Rock	2.5	33	1230	8.0	0.22	<5	5.0	--	--	309
A0964076	BR-213	35.5	37	Felsic Volcanic 1	Central Pit	Mine Rock	0.80	19	660	7.0	7.2	<5	6.0	--	--	135
A0964077	BR-213	40.5	41.5	Felsic Volcanic 1	Central Pit	Mine Rock	2.1	21	850	7.0	3.3	<5	7.0	--	--	337
A0964078	BR-213	45.5	46.5	Felsic Volcanic 1	Central Pit	Mine Rock	2.7	18	670	7.0	2.1	<5	6.0	--	--	392
A0964079	BR-213	51.5	52.5	Felsic Volcanic 1	Central Pit	Mine Rock	2.0	14	630	6.0	3.9	<5	6.0	--	--	265
A0964080	BR-213	55.5	56.5	Felsic Volcanic 1	Central Pit	Mine Rock	1.3	21	910	8.0	4.1	<5	8.0	--	--	216
A0964081	BR-213	60.5	61.5	Felsic Volcanic 1	Central Pit	Mine Rock	2.4	15	700	10	2.9	<5	6.0	--	--	289
A0964082	BR-213	65.5	67	Felsic Volcanic 1	Central Pit	Mine Rock	1.8	13	690	10	2.5	<5	7.0	--	--	280
A0964083	BR-213	71.5	72.5	Felsic Volcanic 1	Central Pit	Mine Rock	2.1	14	590	7.0	2.5	<5	5.0	--	--	294
A0964084	BR-213	76	77	Felsic Volcanic 1	Central Pit	Mine Rock	2.0	16	650	8.0	1.7	<5	<4	--	--	255
A0964085	BR-213	80	81	Felsic Volcanic 1	Central Pit	Mine Rock	2.0	19	670	8.0	1.4	<5	6.0	--	--	330
A0964086	BR-213	85	86	Felsic Volcanic 1	Central Pit	Mine Rock	2.3	12	640	10	2.3	<5	5.0	--	--	383
A0964087	BR-213	90	91	Felsic Volcanic 1	Central Pit	Mine Rock	1.3	19	790	9.0	3.2	<5	7.0	--	--	300
A0964088	BR-213	95	96	Felsic Volcanic 1	Central Pit	Mine Rock	1.8	20	740	12	3.9	<5	7.0	--	--	253
A0964089	BR-213	102	103	Felsic Volcanic 1	Central Pit	Mine Rock	1.6	18	800	8.0	3.5	<5	6.0	--	--	261
A0964090	BR-213	107	108	Felsic Volcanic 1	Central Pit	Mine Rock	0.76	19	730	8.0	7.5	<5	6.0	--	--	78
A0964091	BR-213	112	113	Felsic Volcanic 1	Central Pit	Mine Rock	1.5	31	810	12	3.0	<5	8.0	--	--	314
A0964092	BR-213	117	118	Felsic Volcanic 1	Central Pit	Mine Rock	0.10	18	740	8.0	6.0	<5	7.0	--	--	38
A0964093	BR-213	119	120	Felsic Volcanic 1	Central Pit	Mine Rock	0.69	17	650	8.0	4.9	<5	5.0	--	--	92
A0964094	BR-213	124	125	Felsic Volcanic 1	Central Pit	Mine Rock	1.7	20	780	12	3.4	<5	7.0	--	--	240
A0964095	BR-213	130	131	Felsic Volcanic 1	Central Pit	Mine Rock	1.4	15	720	10	1.8	<5	6.0	--	--	176
A0964096	BR-213	135	135.75	Felsic Volcanic 1	Central Pit	Mine Rock	2.5	17	680	12	2.0	<5	6.0	--	--	361
A0964097	BR-213	140	140.5	Felsic Volcanic 1	Central Pit	Ore-Grade	0.66	18	640	18	2.1	<5	6.0	--	--	132
A0964098	BR-213	145	146	Felsic Volcanic 1	Central Pit	Mine Rock	1.6	16	660	13	1.1	<5	6.0	--	--	238
A0964099	BR-213	154	155	Felsic Volcanic 1	Central Pit	Mine Rock	1.9	20	770	12	2.7	<5	7.0	--	--	333
A0964100	BR-213	159	160	Felsic Volcanic 1	Central Pit	Mine Rock	0.63	20	720	11	5.6	<5	6.0	--	--	103
A0963801	BR-213	165	166	Felsic Volcanic 1	Central Pit	Mine Rock	0.84	6.0	380	8.0	3.7	<5	<4	--	--	72
A0963802	BR-213	170	171	Felsic Volcanic 1	Central Pit	Ore-Grade	1.4	21	780	17	3.3	<5	7.0	--	--	338
A0963803	BR-213	174	174.5	Felsic Volcanic 1	Central Pit	Ore-Grade	2.5	3.0	170	54	1.6	<5	<4	--	--	210
A0963804	BR-213	179.5	180.5	Felsic Volcanic 2	Central Pit	Mine Rock	0.75	3.0	130	86	2.5	<5	<4	--	--	86
A0963805	BR-213	185.5	186.15	Quartz Sericite Schist	Central Pit	Ore-Grade	0.17	3.0	130	25	2.7	<5	<4	--	--	34
A0963806	BR-213	190.5	191.5	Felsic Volcanic 1	Central Pit	Mine Rock	1.6	36	620	15	3.0	<5	7.0	--	--	202

Classification as mine rock or ore-grade materials was based on gold content.

A value of "--" indicates metal was not measured for the given sample; the variation in elements analyzed is due to measurement at two different laboratories (see text).

Table B-7 Four Acid Metals

Sample ID	Drillhole ID	From	To	Lithology	Area	Class	Sodium	Nickel	Phosphorus	Lead	Sulphur	Antimony	Scandium	Selenium	Tin	Strontium
		m	*m*				*%*	*ppm*	*ppm*	*ppm*	*%*	*ppm*	*ppm*	*ppm*	*ppm*	*ppm*
10x Crustal Abundance (Price 1997) [(1)]							--	--	--	--	--	--	--	--	--	--
A0963807	BR-213	201	202	Felsic Volcanic 1	Central Pit	Mine Rock	1.5	21	680	14	2.7	<5	8.0	--	--	211
A0963808	BR-213	210	211	Felsic Volcanic 2	Central Pit	Mine Rock	0.81	4.0	220	15	2.2	<5	<4	--	--	79
A0963809	BR-213	216	217	Felsic Volcanic 1	Central Pit	Mine Rock	0.33	4.0	150	11	2.5	<5	<4	--	--	76
A0963810	BR-213	221.5	222.5	Felsic Volcanic 1	Central Pit	Ore-Grade	0.16	3.0	140	21	1.4	<5	<4	--	--	26
A0963811	BR-213	227.2	228	Felsic Volcanic 1	Central Pit	Mine Rock	1.3	40	550	33	2.9	<5	7.0	--	--	179
A0963812	BR-213	243	244	Felsic Volcanic 2	Central Pit	Ore-Grade	1.6	40	320	20	5.1	<5	10	--	--	133
A0963813	BR-213	247	248	Felsic Volcanic 1	Central Pit	Mine Rock	5.4	33	810	31	1.4	<5	8.0	--	--	246
A0963814	BR-213	251	252	Felsic Volcanic 1	Central Pit	Mine Rock	5.6	24	870	11	1.5	<5	7.0	--	--	291
A0963815	BR-213	259	260	Felsic Volcanic 1	Central Pit	Mine Rock	3.4	10	290	16	0.50	<5	4.0	--	--	211
A0963816	BR-213	266.35	267.85	Metasediment 2	Central Pit	Mine Rock	3.9	69	500	25	2.4	<5	14	--	--	233
A0963817	BR-213	274	275	Felsic Volcanic 2	Central Pit	Mine Rock	5.3	20	440	23	0.78	<5	8.0	--	--	234
A0963818	BR-213	286.65	287.25	Felsic Volcanic 2	Central Pit	Ore-Grade	5.7	1.0	160	50	0.87	<5	<4	--	--	201
A0963819	BR-213	291.3	292.3	Felsic Volcanic 2	Central Pit	Mine Rock	3.2	1.0	150	97	0.85	<5	4.0	--	--	223
A0963820	BR-213	297.3	298.5	Felsic Volcanic 2	Central Pit	Mine Rock	3.5	1.0	150	15	0.32	<5	<4	--	--	180
A0963821	BR-213	306.75	307.5	Metasediment 2	Central Pit	Mine Rock	4.8	50	560	28	0.51	<5	11	--	--	291
A0963822	BR-213	314.5	315	Felsic Volcanic 1	Central Pit	Mine Rock	2.7	7.0	300	782	1.8	<5	<4	--	--	126
A0963823	BR-213	324.5	325.5	Metasediment 3	Central Pit	Mine Rock	2.3	59	440	16	0.20	<5	10	--	--	173
A0963824	BR-213	328.5	330	Metasediment 2	Central Pit	Mine Rock	1.4	45	620	17	0.46	<5	13	--	--	169
A0964859	BR-230	225	226	Felsic Volcanic 1	Central Pit	Mine Rock	1.1	16	580	6.0	4.6	<5	6.0	--	--	115
A0964852	BR-230	231	232	Felsic Volcanic 1	Central Pit	Mine Rock	0.84	2.0	150	7.0	2.5	<5	<4	--	--	114
A0964853	BR-230	236.2	237	Felsic Volcanic 1	Central Pit	Mine Rock	0.66	12	530	9.0	2.2	<5	6.0	--	--	91
A0964854	BR-230	241.05	241.75	Felsic Volcanic 2	Central Pit	Mine Rock	3.5	2.0	140	15	1.3	<5	<4	--	--	182
A0964855	BR-230	245.4	246.4	Felsic Volcanic 1	Central Pit	Mine Rock	0.82	4.0	160	13	1.5	<5	<4	--	--	129
A0964856	BR-230	255.5	256.3	Felsic Volcanic 1	Central Pit	Mine Rock	0.44	49	630	15	3.8	<5	14	--	--	69
A0964857	BR-230	260.6	262	Felsic Volcanic 1	Central Pit	Mine Rock	0.66	41	560	19	5.2	<5	11	--	--	77
A0964858	BR-230	276.6	277.4	Felsic Volcanic 2	Central Pit	Mine Rock	2.6	43	490	31	8.0	6.0	10	--	--	117
A0963930	BR-231	35.5	36.5	Felsic Volcanic 1	Central Pit	Mine Rock	2.1	20	750	11	3.7	<5	6.0	--	--	279
A0963938	BR-231	40.15	41	Felsic Volcanic 1	Central Pit	Mine Rock	0.98	21	650	10	6.1	<5	6.0	--	--	135
A0963931	BR-231	43.5	44.5	Felsic Volcanic 1	Central Pit	Mine Rock	1.3	19	720	16	5.5	<5	7.0	--	--	186
A0963932	BR-231	50	50.5	Felsic Volcanic 1	Central Pit	Mine Rock	2.4	20	770	9.0	2.9	<5	7.0	--	--	322
A0963933	BR-231	57	57.9	Felsic Volcanic 1	Central Pit	Mine Rock	0.89	10	270	12	7.9	<5	<4	--	--	159
A0963934	BR-231	64.75	65.6	Felsic Volcanic 1	Central Pit	Mine Rock	1.9	21	770	16	3.5	<5	7.0	--	--	239
A0963935	BR-231	68.4	68.9	Felsic Volcanic 1	Central Pit	Mine Rock	1.8	22	810	22	3.3	<5	8.0	--	--	298
A0963936	BR-231	90	90.85	Felsic Volcanic 2	Central Pit	Mine Rock	3.2	2.0	140	16	1.4	<5	<4	--	--	228
A0963937	BR-231	96.5	97.5	Felsic Volcanic 1	Central Pit	Mine Rock	0.46	18	510	7.0	3.1	<5	<4	--	--	87
A0964028	BR-231	101.2	101.7	Felsic Volcanic 1	Central Pit	Mine Rock	3.0	17	640	13	2.2	<5	5.0	--	--	240
A0964029	BR-231	109	110	Quartz Sericite Schist	Central Pit	Mine Rock	1.0	2.0	150	11	1.7	<5	<4	--	--	88
A0964030	BR-231	115.1	116.1	Quartz Sericite Schist	Central Pit	Mine Rock	0.15	4.0	140	11	3.1	<5	<4	--	--	26
A0964031	BR-231	119.85	120.85	Felsic Volcanic 1	Central Pit	Mine Rock	1.1	3.0	170	17	1.7	<5	<4	--	--	158
A0964032	BR-231	130.5	131.5	Felsic Volcanic 1	Central Pit	Mine Rock	0.29	2.0	130	19	2.9	<5	<4	--	--	55
A0964033	BR-231	143.5	145	Felsic Volcanic 1	Central Pit	Mine Rock	1.8	38	510	11	1.2	<5	10	--	--	149
A0964034	BR-231	152.5	154	Felsic Volcanic 1	Central Pit	Mine Rock	0.53	44	520	30	2.1	<5	11	--	--	63
A0964035	BR-231	159.9	160.6	Felsic Volcanic 1	Central Pit	Ore-Grade	4.2	25	160	29	3.5	<5	9.0	--	--	266
A0964036	BR-231	163	163.7	Felsic Volcanic 1	Central Pit	Mine Rock	5.1	10	560	9.0	1.2	<5	4.0	--	--	277

Classification as mine rock or ore-grade materials was based on gold content.

A value of "--" indicates metal was not measured for the given sample; the variation in elements analyzed is due to measurement at two different laboratories (see text).

Table B-7 Four Acid Metals

Sample ID	Drillhole ID	From	To	Lithology	Area	Class	Sodium	Nickel	Phosphorus	Lead	Sulphur	Antimony	Scandium	Selenium	Tin	Strontium
		m	*m*				*%*	*ppm*	*ppm*	*ppm*	*%*	*ppm*	*ppm*	*ppm*	*ppm*	*ppm*
10x Crustal Abundance (Price 1997) [(1)]							--	--	--	--	--	--	--	--	--	--
A0964037	BR-231	166.3	167	Felsic Volcanic 1	Central Pit	Mine Rock	1.2	14	400	88	4.8	<5	5.0	--	--	78
A0964038	BR-231	168	169	Felsic Volcanic 1	Central Pit	Mine Rock	4.7	14	550	14	2.0	<5	4.0	--	--	238
A0964039	BR-231	175	176	Felsic Volcanic 1	Central Pit	Mine Rock	4.6	12	450	11	1.2	<5	5.0	--	--	267
A0964040	BR-231	180	180.8	Felsic Volcanic 2	Central Pit	Mine Rock	3.2	16	320	11	1.4	<5	5.0	--	--	242
A0964041	BR-231	190.1	190.8	Felsic Volcanic 2	Central Pit	Mine Rock	5.3	8.0	570	49	0.73	<5	5.0	--	--	238
A0964042	BR-231	195.5	196.5	Felsic Volcanic 2	Central Pit	Mine Rock	2.7	1.0	190	91	0.52	<5	4.0	--	--	244
A0964043	BR-231	200.5	201.5	Felsic Volcanic 2	Central Pit	Mine Rock	2.8	1.0	150	114	0.28	<5	5.0	--	--	223
A0964044	BR-231	206	206.85	Felsic Volcanic 2	Central Pit	Mine Rock	2.2	<1	160	144	0.23	<5	4.0	--	--	189
A0964045	BR-231	210.55	211.5	Metasediment 2	Central Pit	Mine Rock	3.5	50	430	26	0.47	<5	8.0	--	--	309
A0964046	BR-231	214.9	215.4	Metasediment 2	Central Pit	Ore-Grade	3.0	45	220	30	1.8	<5	9.0	--	--	302
A0964047	BR-231	224	224.7	Metasediment 2	Central Pit	Mine Rock	1.2	59	470	18	0.21	<5	14	--	--	150
A0964048	BR-231	230	231	Metasediment 2	Central Pit	Mine Rock	1.4	48	530	14	0.32	<5	15	--	--	176
A0964049	BR-231	249.5	251	Metasediment 3	Central Pit	Mine Rock	2.3	14	500	10	0.18	<5	7.0	--	--	274
A0964050	BR-231	284.4	285	Felsic Volcanic 1	Central Pit	Mine Rock	1.7	36	80	9.0	1.1	<5	6.0	--	--	196
A0963986	BR-316	52.6	53.7	Felsic Volcanic 1	Central Pit	Mine Rock	2.2	18	680	9.0	0.12	<5	8.0	--	--	380
A0963987	BR-316	78.65	80.1	Felsic Fragmental	Central Pit	Mine Rock	3.1	36	1370	8.0	0.19	<5	9.0	--	--	339
A0963988	BR-316	85.35	86.85	Felsic Fragmental	Central Pit	Mine Rock	2.0	34	850	6.0	0.23	<5	8.0	--	--	240
A0963989	BR-316	108.25	109.25	Felsic Volcanic 1	Central Pit	Mine Rock	0.88	30	70	61	0.22	<5	7.0	--	--	113
A0963990	BR-316	110	111	Felsic Volcanic 1	Central Pit	Mine Rock	1.5	38	290	18	0.27	<5	11	--	--	316
A0963991	BR-317	18	19	Metasediment 2	Central Pit	Mine Rock	1.2	44	630	13	0.53	6.0	13	--	--	257
A0963992	BR-317	24	25.5	Felsic Volcanic 1	Central Pit	Mine Rock	1.8	16	550	15	0.51	<5	7.0	--	--	263
A0963993	BR-317	32.95	33.9	Metasediment 2	Central Pit	Mine Rock	2.0	29	640	14	0.24	<5	11	--	--	218
A0963994	BR-317	36.1	36.9	Metasediment 3	Central Pit	Mine Rock	2.7	7.0	350	11	0.32	<5	<4	--	--	264
A0963995	BR-317	57	58	Felsic Volcanic 1	Central Pit	Mine Rock	1.2	7.0	330	33	0.31	<5	<4	--	--	144
A0963996	BR-317	60	60.5	Metasediment 3	Central Pit	Mine Rock	2.9	9.0	460	20	0.15	<5	5.0	--	--	322
A0963997	BR-317	65.9	67.35	Felsic Volcanic 1	Central Pit	Mine Rock	2.5	27	720	10	0.26	<5	9.0	--	--	285
A0963998	BR-317	68	69.25	Felsic Volcanic 1	Central Pit	Mine Rock	1.7	14	1150	11	0.45	<5	<4	--	--	239
A0963999	BR-317	93.35	94.85	Metasediment 3	Central Pit	Mine Rock	2.8	29	960	9.0	0.20	<5	8.0	--	--	328
A0964000	BR-317	97.2	98	Metasediment 3	Central Pit	Mine Rock	1.8	24	860	9.0	0.26	<5	7.0	--	--	281
A0964872	BR-383	527.2	528.5	Felsic Volcanic 1	Central Pit	Mine Rock	2.2	20	670	9.0	4.2	<5	7.0	--	--	299
A0964873	BR-383	535.5	536.5	Felsic Volcanic 1	Central Pit	Mine Rock	2.5	20	640	8.0	2.5	<5	6.0	--	--	317
A0964874	BR-383	540.7	541.8	Felsic Volcanic 1	Central Pit	Mine Rock	0.77	20	590	6.0	4.3	<5	6.0	--	--	97
A0964875	BR-383	544	544.9	Felsic Volcanic 1	Central Pit	Mine Rock	1.3	14	550	7.0	4.4	<5	5.0	--	--	200
A0964876	BR-383	551.4	552.5	Felsic Volcanic 1	Central Pit	Mine Rock	2.4	14	680	21	3.1	<5	6.0	--	--	285
A0964877	BR-383	556.9	558.25	Felsic Volcanic 1	Central Pit	Mine Rock	0.53	3.0	450	4.0	0.17	<5	6.0	--	--	84
A0964878	BR-383	560.25	561.25	Felsic Volcanic 1	Central Pit	Mine Rock	2.9	13	650	33	2.8	<5	5.0	--	--	329
A0964879	BR-383	566.25	567.25	Felsic Volcanic 1	Central Pit	Mine Rock	2.6	11	620	10	2.6	<5	5.0	--	--	342
A0964880	BR-383	572.3	573.4	Felsic Volcanic 1	Central Pit	Mine Rock	3.2	11	570	9.0	1.5	<5	4.0	--	--	263
A0964881	BR-383	576.5	577.5	Felsic Volcanic 1	Central Pit	Mine Rock	2.9	20	680	8.0	2.9	<5	6.0	--	--	309
A0964882	BR-383	581.4	582.55	Felsic Volcanic 1	Central Pit	Mine Rock	2.9	23	620	7.0	2.6	<5	6.0	--	--	320
A0964634	DL-064	20.4	21.4	Felsic Volcanic 1	Central Pit	Mine Rock	2.9	35	800	9.0	0.23	<5	8.0	--	--	295
A0964635	DL-064	57.65	59.15	Felsic Fragmental	Central Pit	Mine Rock	2.5	48	710	7.0	0.39	<5	9.0	--	--	256
A0964636	DL-064	71.35	72.85	Felsic Volcanic 2	Central Pit	Mine Rock	1.5	23	660	10	0.65	<5	8.0	--	--	152
A0964637	DL-064	96	97.5	Felsic Volcanic 1	Central Pit	Mine Rock	2.7	35	640	8.0	0.26	<5	9.0	--	--	267

Classification as mine rock or ore-grade materials was based on gold content.

A value of "--" indicates metal was not measured for the given sample; the variation in elements analyzed is due to measurement at two different laboratories (see text).

Table B-7 Four Acid Metals

Sample ID	Drillhole ID	From	To	Lithology	Area	Class	Sodium	Nickel	Phosphorus	Lead	Sulphur	Antimony	Scandium	Selenium	Tin	Strontium
		m	*m*				*%*	*ppm*	*ppm*	*ppm*	*%*	*ppm*	*ppm*	*ppm*	*ppm*	*ppm*
10x Crustal Abundance (Price 1997) [(1)]							--	--	--	--	--	--	--	--	--	--
A0963003	BR-067	45	46.5	Felsic Volcanic 1	Central Pit	Mine Rock	2.7	19	600	8.0	0.12	<5	5.0	--	--	283
A0963004	BR-067	64.5	66	Felsic Volcanic 1	Central Pit	Mine Rock	2.7	14	550	10	0.010	<5	6.0	--	--	273
A0963005	BR-067	84	85.5	Felsic Volcanic 1	Central Pit	Mine Rock	2.9	15	560	10	<0.01	<5	6.0	--	--	314
A0963006	BR-067	93	94.5	Metasediment 2	Central Pit	Mine Rock	0.64	124	3490	11	0.080	<5	20	--	--	355
A0963007	BR-067	96	97.5	Metasediment 2	Central Pit	Mine Rock	1.4	82	710	18	0.14	<5	21	--	--	440
A0963008	BR-067	100.9	102	Fragmental 1	Central Pit	Mine Rock	1.7	33	1040	14	0.32	<5	11	--	--	392
A0963009	BR-067	106.5	108	Fragmental 1	Central Pit	Mine Rock	2.4	31	1120	8.0	0.11	<5	10	--	--	405
A0963010	BR-067	112.5	114	Fragmental 1	Central Pit	Mine Rock	2.5	37	1070	12	0.26	<5	11	--	--	393
A0963011	BR-067	117	118.5	Fragmental 1	Central Pit	Mine Rock	1.8	40	630	9.0	0.47	<5	11	--	--	298
A0963012	BR-067	122.5	123.4	Metasediment 2	Central Pit	Mine Rock	2.2	41	1320	9.0	0.29	<5	7.0	--	--	376
A0963013	BR-067	127.5	129	Felsic Volcanic 1	Central Pit	Mine Rock	2.8	23	550	11	0.37	<5	7.0	--	--	315
A0963014	BR-067	133.5	135	Felsic Volcanic 1	Central Pit	Mine Rock	2.8	17	540	9.0	0.36	<5	6.0	--	--	318
A0963015	BR-067	139.5	141	Felsic Volcanic 1	Central Pit	Mine Rock	2.6	14	540	10	0.51	<5	6.0	--	--	287
A0963016	BR-067	157.5	159	Metasediment 2	Central Pit	Mine Rock	1.6	51	590	12	0.51	<5	13	--	--	220
A0963017	BR-067	165	166.5	Felsic Volcanic 1	Central Pit	Mine Rock	2.4	12	520	10	0.84	<5	5.0	--	--	258
A0963018	BR-067	171	172	Felsic Volcanic 1	Central Pit	Mine Rock	2.7	14	560	11	0.64	<5	6.0	--	--	297
A0963019	BR-067	174.6	175.6	Felsic Volcanic 1	Central Pit	Mine Rock	1.9	15	780	13	3.2	<5	6.0	--	--	315
A0963020	BR-067	180.6	181.6	Felsic Volcanic 1	Central Pit	Mine Rock	1.5	16	590	27	2.9	<5	6.0	--	--	280
A0963021	BR-067	187.6	188.6	Felsic Volcanic 1	Central Pit	Mine Rock	2.0	16	640	18	2.9	<5	6.0	--	--	282
A0963022	BR-067	191.4	192.3	Felsic Volcanic 1	Central Pit	Mine Rock	2.1	17	680	12	3.1	<5	4.0	--	--	234
A0963023	BR-067	196.2	196.8	Felsic Volcanic 1	Central Pit	Mine Rock	2.7	17	780	8.0	2.8	<5	6.0	--	--	301
A0963024	BR-067	197.05	198	Felsic Volcanic 1	Central Pit	Mine Rock	2.3	19	840	9.0	3.6	<5	6.0	--	--	273
A0963025	BR-067	209.8	210.8	Felsic Volcanic 1	Central Pit	Mine Rock	1.4	24	730	7.0	3.9	<5	7.0	--	--	226
A0963026	BR-067	214.9	216	Felsic Volcanic 1	Central Pit	Mine Rock	1.2	24	690	6.0	3.7	<5	7.0	--	--	165
A0963027	BR-067	225.8	226.8	Felsic Volcanic 1	Central Pit	Mine Rock	0.25	19	770	8.0	7.9	<5	6.0	--	--	69
A0963028	BR-067	229	230	Felsic Volcanic 1	Central Pit	Mine Rock	0.35	15	600	8.0	5.4	<5	5.0	--	--	79
A0963029	BR-067	236	237	Felsic Volcanic 1	Central Pit	Mine Rock	0.55	20	810	10	4.3	<5	7.0	--	--	210
A0963030	BR-067	240	241	Felsic Volcanic 1	Central Pit	Mine Rock	1.6	23	730	11	3.2	<5	7.0	--	--	311
A0963031	BR-067	245	246	Felsic Volcanic 1	Central Pit	Mine Rock	1.1	19	740	9.0	5.0	<5	6.0	--	--	198
A0963032	BR-067	248	249	Felsic Volcanic 1	Central Pit	Mine Rock	0.32	20	800	9.0	6.9	<5	6.0	--	--	86
A0963033	BR-067	253	254	Felsic Volcanic 1	Central Pit	Mine Rock	0.67	21	740	8.0	5.3	<5	7.0	--	--	155
A0963034	BR-067	260	261	Felsic Volcanic 1	Central Pit	Mine Rock	1.8	19	650	9.0	1.3	<5	6.0	--	--	340
A0963035	BR-067	268	269	Felsic Volcanic 1	Central Pit	Mine Rock	0.46	17	660	12	4.6	<5	6.0	--	--	87
A0963036	BR-067	275	276	Felsic Volcanic 1	Central Pit	Mine Rock	1.1	16	690	17	1.1	<5	6.0	--	--	275
A0963037	BR-067	280.5	282	Felsic Volcanic 1	Central Pit	Mine Rock	0.82	21	770	15	5.0	<5	7.0	--	--	127
A0963038	BR-067	291	292	Felsic Volcanic 1	Central Pit	Mine Rock	1.8	13	580	11	1.8	<5	7.0	--	--	258
A0963044	BR-067	298	299	Felsic Volcanic 1	Central Pit	Mine Rock	0.38	13	530	12	3.3	<5	5.0	--	--	50
A0963039	BR-067	303	304	Felsic Volcanic 1	Central Pit	Mine Rock	0.73	14	540	10	2.5	<5	7.0	--	--	126
A0964703	BR-067	311	311.5	Felsic Volcanic 1	Central Pit	Mine Rock	0.81	13	540	18	2.5	<5	6.0	--	--	106
A0964704	BR-067	326	327	Felsic Volcanic 1	Central Pit	Ore-Grade	1.7	11	340	160	1.9	<5	4.0	--	--	144
A0964705	BR-067	331	332	Felsic Volcanic 2	Central Pit	Mine Rock	5.3	14	600	12	1.3	<5	6.0	--	--	339
A0963040	BR-067	360	361	Felsic Volcanic 1	Central Pit	Mine Rock	3.7	14	560	15	0.83	<5	6.0	--	--	311
A0963041	BR-067	370	371	Felsic Volcanic 1	Central Pit	Mine Rock	2.5	13	540	59	0.29	<5	6.0	--	--	212
A0963042	BR-067	383	384	Felsic Volcanic 1	Central Pit	Mine Rock	2.4	13	570	12	0.39	<5	5.0	--	--	221

Classification as mine rock or ore-grade materials was based on gold content.

A value of "--" indicates metal was not measured for the given sample; the variation in elements analyzed is due to measurement at two different laboratories (see text).

Table B-7 Four Acid Metals

Sample ID	Drillhole ID	From	To	Lithology	Area	Class	Sodium	Nickel	Phosphorus	Lead	Sulphur	Antimony	Scandium	Selenium	Tin	Strontium
		m	*m*				*%*	*ppm*	*ppm*	*ppm*	*%*	*ppm*	*ppm*	*ppm*	*ppm*	*ppm*
10x Crustal Abundance (Price 1997) [(1)]							--	--	--	--	--	--	--	--	--	--
A0963043	BR-067	411	412	Felsic Volcanic 1	Central Pit	Mine Rock	2.7	13	500	7.0	0.070	<5	6.0	--	--	274
A0963369	BR-118	38.1	39	Felsic Volcanic 1	Central Pit	Mine Rock	0.11	2.0	140	15	2.7	<5	<4	--	--	21
A0963370	BR-118	49	50	Felsic Volcanic 1	Central Pit	Mine Rock	0.17	21	650	53	4.1	<5	6.0	--	--	28
A0963371	BR-118	69.9	70.9	Felsic Volcanic 1	Central Pit	Ore-Grade	0.20	15	500	1710	3.5	<5	5.0	--	--	43
A0963372	BR-118	87.7	88.7	Felsic Volcanic 1	Central Pit	Mine Rock	0.21	3.0	160	26	2.1	<5	<4	--	--	39
A0963374	BR-118	108.4	109.4	Felsic Volcanic	Central Pit	Mine Rock	0.31	43	520	17	3.7	<5	10	--	--	50
A0963375	BR-118	113.3	114.3	Felsic Volcanic	Central Pit	Mine Rock	0.68	42	550	17	1.6	<5	10	--	--	76
A0963376	BR-118	118.3	119.4	Felsic Volcanic	Central Pit	Mine Rock	0.29	37	470	28	5.9	<5	9.0	--	--	54
A0963377	BR-118	123.4	124.15	Felsic Volcanic	Central Pit	Mine Rock	0.68	42	520	13	1.0	<5	10	--	--	69
A0963378	BR-118	128.15	129.15	Felsic Volcanic	Central Pit	Mine Rock	0.28	43	550	10	0.95	<5	11	--	--	38
A0963373	BR-118	133.15	134.15	Felsic Volcanic 1	Central Pit	Ore-Grade	0.35	20	430	26	8.8	7.0	7.0	--	--	49
A0963379	BR-118	138	139	Felsic Volcanic 1	Central Pit	Mine Rock	0.78	17	480	20	1.3	<5	5.0	--	--	70
A0963380	BR-118	143.2	144	Metasediment 2	Central Pit	Mine Rock	2.1	57	770	16	3.9	<5	13	--	--	358
A0963381	BR-118	148	149	Metasediment 2	Central Pit	Mine Rock	3.8	52	630	38	6.2	<5	14	--	--	186
A0963382	BR-118	152	153	Metasediment 2	Central Pit	Mine Rock	4.1	57	590	22	2.1	<5	15	--	--	296
A0962895	BR-140	177.6	178.6	Felsic Volcanic 1	Central Pit	Ore-Grade	0.33	2.0	110	501	2.2	<5	<4	--	--	146
A0962896	BR-140	183	184	Felsic Volcanic	Central Pit	Mine Rock	0.17	5.0	180	15	3.0	<5	<4	--	--	45
A0962897	BR-140	188	189	Felsic Volcanic	Central Pit	Mine Rock	0.93	5.0	150	26	2.1	<5	<4	--	--	215
A0962898	BR-140	193.4	194.4	Felsic Volcanic	Central Pit	Mine Rock	0.92	5.0	160	26	2.1	<5	<4	--	--	218
A0962899	BR-140	198	199	Felsic Volcanic 1	Central Pit	Mine Rock	0.84	15	480	64	2.3	<5	5.0	--	--	106
A0962705	BR-140	204	205	Felsic Volcanic 1	Central Pit	Mine Rock	0.12	15	480	13	6.8	<5	5.0	--	--	36
A0962900	BR-140	209	210	Felsic Volcanic	Central Pit	Mine Rock	0.57	29	530	16	3.0	<5	8.0	--	--	77
A0962701	BR-140	214	215	Felsic Volcanic	Central Pit	Mine Rock	0.91	42	550	16	4.1	<5	10	--	--	111
A0962702	BR-140	219	220	Metasediment 2	Central Pit	Ore-Grade	0.41	43	570	124	3.8	<5	11	--	--	70
A0962703	BR-140	224.6	225.5	Felsic Volcanic 1	Central Pit	Ore-Grade	0.61	30	500	20	2.8	<5	9.0	--	--	106
A0962704	BR-140	229	229.5	Felsic Volcanic 1	Central Pit	Ore-Grade	1.7	15	490	24	2.1	<5	6.0	--	--	166
A0963674	BR-141	33	34	Felsic Volcanic 1	Central Pit	Mine Rock	2.9	17	740	22	0.48	<5	6.0	--	--	322
A0963675	BR-141	45	46	Felsic Volcanic 1	Central Pit	Mine Rock	2.6	14	500	11	1.7	<5	5.0	--	--	309
A0963676	BR-141	52.5	54	Felsic Volcanic 1	Central Pit	Mine Rock	2.8	14	650	10	2.5	<5	6.0	--	--	459
A0963677	BR-141	59	60	Felsic Volcanic 1	Central Pit	Mine Rock	1.7	16	540	11	2.6	<5	6.0	--	--	289
A0963678	BR-141	65.4	66	Felsic Volcanic 1	Central Pit	Mine Rock	1.5	15	470	8.0	1.3	<5	5.0	--	--	202
A0963679	BR-141	69.85	71	Felsic Volcanic 1	Central Pit	Mine Rock	0.66	14	870	5.0	2.4	<5	6.0	--	--	106
A0963680	BR-141	74	75	Felsic Volcanic 1	Central Pit	Mine Rock	0.83	14	530	5.0	2.0	<5	5.0	--	--	124
A0963681	BR-141	79	80	Felsic Volcanic 1	Central Pit	Mine Rock	0.62	13	490	5.0	1.8	<5	5.0	--	--	116
A0963682	BR-141	84.6	85.6	Felsic Volcanic 1	Central Pit	Mine Rock	0.86	13	510	6.0	2.3	<5	5.0	--	--	139
A0963683	BR-141	90	91	Felsic Volcanic 1	Central Pit	Mine Rock	1.6	15	600	9.0	2.9	<5	5.0	--	--	180
A0963684	BR-141	95	96	Felsic Volcanic 1	Central Pit	Mine Rock	0.62	39	980	7.0	3.5	<5	10	--	--	164
A0963685	BR-141	100	101	Felsic Volcanic 1	Central Pit	Mine Rock	0.42	19	690	6.0	3.2	<5	7.0	--	--	137
A0963686	BR-141	104.5	105.5	Felsic Volcanic 1	Central Pit	Mine Rock	0.34	11	510	7.0	7.7	<5	5.0	--	--	62
A0963687	BR-141	111	112	Felsic Volcanic 1	Central Pit	Mine Rock	1.5	18	780	8.0	3.1	<5	7.0	--	--	266
A0963688	BR-141	115	116	Felsic Volcanic 1	Central Pit	Mine Rock	1.4	20	780	8.0	3.5	<5	7.0	--	--	219
A0963689	BR-141	122	123	Felsic Volcanic 1	Central Pit	Mine Rock	2.5	20	750	10	3.2	<5	6.0	--	--	342
A0963690	BR-141	129	130	Felsic Volcanic 1	Central Pit	Mine Rock	2.3	20	780	12	2.4	<5	6.0	--	--	373
A0963691	BR-141	134	134.85	Felsic Volcanic 1	Central Pit	Mine Rock	2.7	20	760	11	2.2	<5	7.0	--	--	462

Classification as mine rock or ore-grade materials was based on gold content.

A value of "--" indicates metal was not measured for the given sample; the variation in elements analyzed is due to measurement at two different laboratories (see text).

Table B-7 Four Acid Metals

Sample ID	Drillhole ID	From	To	Lithology	Area	Class	Sodium	Nickel	Phosphorus	Lead	Sulphur	Antimony	Scandium	Selenium	Tin	Strontium
		m	*m*				*%*	*ppm*	*ppm*	*ppm*	*%*	*ppm*	*ppm*	*ppm*	*ppm*	*ppm*
10x Crustal Abundance (Price 1997) [(1)]							--	--	--	--	--	--	--	--	--	--
A0963692	BR-141	141	142	Felsic Volcanic 1	Central Pit	Mine Rock	2.6	20	840	9.0	2.3	<5	7.0	--	--	371
A0963693	BR-141	146	147	Felsic Volcanic 1	Central Pit	Mine Rock	1.9	17	750	10	4.5	<5	6.0	--	--	296
A0963694	BR-141	181	182	Felsic Volcanic 1	Central Pit	Mine Rock	0.27	19	690	11	6.2	<5	6.0	--	--	71
A0963695	BR-141	186	187	Felsic Volcanic 1	Central Pit	Mine Rock	0.14	21	700	10	7.6	<5	6.0	--	--	38
A0963696	BR-141	193	194	Felsic Volcanic 1	Central Pit	Mine Rock	1.6	20	790	13	3.5	<5	6.0	--	--	262
A0963697	BR-141	199.5	200.5	Felsic Volcanic 1	Central Pit	Ore-Grade	0.58	18	700	73	5.8	<5	6.0	--	--	79
A0963698	BR-141	206	207	Felsic Volcanic 1	Central Pit	Ore-Grade	0.27	19	720	15	5.2	<5	6.0	--	--	92
A0963699	BR-141	213	214	Felsic Volcanic 1	Central Pit	Ore-Grade	0.18	20	730	138	7.2	<5	6.0	--	--	53
A0963700	BR-141	219.5	220	Felsic Volcanic 1	Central Pit	Mine Rock	0.54	19	620	18	5.6	<5	7.0	--	--	149
DX758001	BR-141	227	228	Felsic Volcanic 1	Central Pit	Mine Rock	0.48	17	690	18	3.8	<5	6.0	--	--	87
DX758002	BR-141	232	233	Felsic Volcanic 1	Central Pit	Ore-Grade	0.39	17	650	52	3.0	<5	6.0	--	--	152
DX758003	BR-141	258	259	Felsic Volcanic 1	Central Pit	Mine Rock	0.34	2.0	150	25	1.5	<5	<4	--	--	59
DX758004	BR-141	262	263	Felsic Volcanic 1	Central Pit	Mine Rock	0.090	3.0	150	199	3.2	<5	<4	--	--	18
DX758005	BR-141	267	268	Felsic Volcanic 1	Central Pit	Mine Rock	0.12	3.0	190	20	2.5	<5	<4	--	--	18
DX758251	BR-141	272	273	Felsic Volcanic 1	Central Pit	Mine Rock	0.86	15	500	34	4.7	<5	5.0	--	--	84
DX758006	BR-141	283.8	284.5	Felsic Volcanic 1	Central Pit	Ore-Grade	0.94	17	430	39	7.9	<5	6.0	--	--	69
A0962707	BR-141	291	292	Felsic Volcanic 1	Central Pit	Ore-Grade	1.3	19	510	18	2.1	<5	6.0	--	--	98
A0962706	BR-141	295	296	Felsic Volcanic 1	Central Pit	Ore-Grade	0.39	39	520	65	4.3	<5	11	--	--	55
A0964101	BR-142	24.65	25.5	Felsic Volcanic 1	Central Pit	Mine Rock	0.43	21	740	8.0	9.3	<5	7.0	--	--	61
A0964102	BR-142	29.5	30.5	Felsic Volcanic 1	Central Pit	Mine Rock	0.53	15	700	6.0	5.7	<5	6.0	--	--	102
A0964103	BR-142	35.5	36.5	Felsic Volcanic 1	Central Pit	Mine Rock	2.4	13	660	8.0	1.7	<5	6.0	--	--	352
A0964104	BR-142	45.25	46	Felsic Volcanic 1	Central Pit	Mine Rock	0.34	17	600	6.0	6.7	<5	7.0	--	--	99
A0964105	BR-142	48	49	Felsic Volcanic 1	Central Pit	Mine Rock	1.6	18	640	10	3.3	<5	7.0	--	--	275
A0964106	BR-142	50	51	Felsic Volcanic 1	Central Pit	Mine Rock	0.76	20	780	12	3.2	<5	7.0	--	--	196
A0964107	BR-142	54	55	Felsic Volcanic 1	Central Pit	Mine Rock	1.2	17	570	8.0	3.1	<5	6.0	--	--	187
A0964108	BR-142	60	61	Felsic Volcanic 1	Central Pit	Mine Rock	0.58	20	810	11	3.8	<5	6.0	--	--	131
A0964109	BR-142	65	66	Felsic Volcanic 1	Central Pit	Mine Rock	1.0	15	580	8.0	3.4	<5	5.0	--	--	237
A0964110	BR-142	75	76	Felsic Volcanic 1	Central Pit	Mine Rock	1.2	20	760	9.0	3.7	<5	7.0	--	--	204
A0964111	BR-142	81	82	Felsic Volcanic 1	Central Pit	Mine Rock	1.9	20	750	9.0	4.4	<5	7.0	--	--	277
A0964112	BR-142	85	86	Felsic Volcanic 1	Central Pit	Mine Rock	2.4	21	790	9.0	2.3	<5	7.0	--	--	307
A0964113	BR-142	90.5	91.5	Felsic Volcanic 1	Central Pit	Mine Rock	1.5	22	810	9.0	3.5	<5	8.0	--	--	344
A0964114	BR-142	96.5	97.5	Felsic Volcanic 1	Central Pit	Mine Rock	2.1	19	660	7.0	1.8	<5	7.0	--	--	341
A0964115	BR-142	105.5	106.5	Felsic Volcanic 1	Central Pit	Mine Rock	2.1	14	670	8.0	1.1	<5	6.0	--	--	367
A0964116	BR-142	112.75	113.5	Felsic Volcanic 1	Central Pit	Mine Rock	0.66	18	780	9.0	7.9	<5	6.0	--	--	148
A0964117	BR-142	120	121	Felsic Volcanic 1	Central Pit	Mine Rock	1.6	22	700	11	2.0	<5	8.0	--	--	359
A0964118	BR-142	136.75	137.25	Felsic Volcanic 1	Central Pit	Ore-Grade	2.4	14	510	583	2.2	<5	4.0	--	--	270
A0964119	BR-142	142.25	143	Felsic Volcanic 1	Central Pit	Mine Rock	1.8	21	780	12	4.6	<5	7.0	--	--	262
A0964120	BR-142	156.5	157.5	Felsic Volcanic 1	Central Pit	Mine Rock	0.77	17	550	16	1.9	<5	6.0	--	--	164
A0964121	BR-142	161.5	162.5	Felsic Volcanic 1	Central Pit	Mine Rock	1.2	15	570	13	2.1	<5	6.0	--	--	182
A0964122	BR-142	170.85	171.35	Felsic Volcanic 1	Central Pit	Ore-Grade	2.5	11	610	49	1.6	<5	7.0	--	--	345
A0964123	BR-142	173.85	174.5	Felsic Volcanic 1	Central Pit	Mine Rock	1.5	10	540	12	1.4	<5	6.0	--	--	206
A0964124	BR-142	178.5	179.5	Felsic Volcanic 1	Central Pit	Mine Rock	1.9	6.0	420	20	1.2	<5	<4	--	--	262
A0964125	BR-142	183	184	Felsic Volcanic 1	Central Pit	Mine Rock	2.8	6.0	400	198	1.3	<5	<4	--	--	290
A0964126	BR-142	190.5	191	Felsic Volcanic 1	Central Pit	Mine Rock	2.0	6.0	410	19	0.89	<5	<4	--	--	252

Classification as mine rock or ore-grade materials was based on gold content.

A value of "--" indicates metal was not measured for the given sample; the variation in elements analyzed is due to measurement at two different laboratories (see text).

Table B-7 Four Acid Metals

Sample ID	Drillhole ID	From	To	Lithology	Area	Class	Sodium	Nickel	Phosphorus	Lead	Sulphur	Antimony	Scandium	Selenium	Tin	Strontium
		m	*m*				*%*	*ppm*	*ppm*	*ppm*	*%*	*ppm*	*ppm*	*ppm*	*ppm*	*ppm*
10x Crustal Abundance (Price 1997) [(1)]							--	--	--	--	--	--	--	--	--	--
A0964127	BR-142	196	197	Felsic Volcanic 1	Central Pit	Mine Rock	1.4	7.0	450	42	1.2	<5	<4	--	--	166
A0964128	BR-142	201	202	Felsic Volcanic 1	Central Pit	Mine Rock	1.5	10	410	12	1.3	<5	4.0	--	--	186
A0964129	BR-142	211	212	Felsic Volcanic 1	Central Pit	Mine Rock	3.2	8.0	300	19	2.6	<5	<4	--	--	125
A0964130	BR-142	217.5	218.25	Felsic Volcanic 2	Central Pit	Ore-Grade	1.3	11	500	19	1.2	<5	5.0	--	--	176
A0964131	BR-142	223	223.95	Felsic Volcanic 1	Central Pit	Mine Rock	2.5	14	600	12	0.69	<5	7.0	--	--	216
A0964132	BR-142	231	232	Felsic Volcanic 2	Central Pit	Ore-Grade	4.3	12	410	10	0.95	<5	<4	--	--	283
A0964133	BR-142	236	236.75	Felsic Volcanic 2	Central Pit	Ore-Grade	3.2	17	400	21	0.66	<5	4.0	--	--	226
A0964134	BR-142	240	241	Felsic Volcanic 2	Central Pit	Mine Rock	2.7	12	420	58	0.63	<5	<4	--	--	270
A0964135	BR-142	245	246	Felsic Volcanic 2	Central Pit	Mine Rock	2.2	12	420	24	0.72	<5	4.0	--	--	216
A0964136	BR-142	250.5	251	Felsic Volcanic 1	Central Pit	Mine Rock	2.7	14	550	15	0.43	<5	6.0	--	--	223
A0964137	BR-142	264	264.7	Felsic Volcanic 1	Central Pit	Mine Rock	2.8	16	720	12	0.79	<5	6.0	--	--	232
A0964138	BR-142	279.5	280.5	Felsic Volcanic 2	Central Pit	Mine Rock	3.4	2.0	200	17	0.93	<5	<4	--	--	123
A0964139	BR-142	285	286	Felsic Volcanic 2	Central Pit	Mine Rock	3.7	3.0	200	56	1.1	<5	5.0	--	--	203
A0964140	BR-142	307	308	Felsic Volcanic 1	Central Pit	Mine Rock	2.8	2.0	140	22	0.53	<5	4.0	--	--	221
A0964141	BR-142	317	318	Metasediment 2	Central Pit	Mine Rock	1.5	50	600	13	0.57	<5	16	--	--	236
A0964142	BR-142	324.8	325.75	Metasediment 2	Central Pit	Mine Rock	1.5	45	570	10	0.42	<5	12	--	--	211
DX758125	BR-173	18.5	19.5	Quartz Sericite Schist	Central Pit	Mine Rock	1.4	14	100	13	2.6	<5	5.0	--	--	128
DX758126	BR-173	23.5	24	Felsic Volcanic 1	Central Pit	Mine Rock	2.2	16	430	18	<0.01	<5	6.0	--	--	222
A0964260	BR-176	25.5	27	Felsic Volcanic 1	Central Pit	Mine Rock	2.3	19	570	16	0.22	<5	7.0	--	--	273
A0964261	BR-176	29	30.5	Felsic Volcanic 1	Central Pit	Mine Rock	2.6	17	580	12	0.28	<5	7.0	--	--	304
A0964262	BR-176	35.8	37.3	Felsic Volcanic 1	Central Pit	Mine Rock	2.4	14	530	10	0.030	<5	5.0	--	--	251
A0964264	BR-176	38.8	40.3	Felsic Volcanic 1	Central Pit	Mine Rock	1.6	1.0	60	15	<0.01	<5	<4	--	--	101
A0964263	BR-176	44.8	46.3	Felsic Volcanic 1	Central Pit	Mine Rock	2.7	19	710	9.0	0.15	<5	7.0	--	--	352
A0964265	BR-176	52	53.5	Quartz Sericite Schist	Central Pit	Mine Rock	2.4	15	540	10	0.040	<5	6.0	--	--	269
A0964266	BR-176	55	56.5	Quartz Sericite Schist	Central Pit	Mine Rock	2.6	2.0	80	14	0.20	<5	<4	--	--	102
A0964267	BR-176	61	62.5	Quartz Sericite Schist	Central Pit	Mine Rock	2.4	1.0	70	18	<0.01	<5	<4	--	--	258
A0964268	BR-176	64	65	Quartz Sericite Schist	Central Pit	Mine Rock	2.3	23	1160	10	0.10	<5	10	--	--	368
A0964269	BR-176	73.5	75	Fragmental 1	Central Pit	Mine Rock	2.5	28	1320	8.0	0.040	<5	10	--	--	434
A0964270	BR-176	79.5	81	Fragmental 1	Central Pit	Mine Rock	2.3	26	1210	9.0	0.060	<5	10	--	--	623
A0964271	BR-176	85.5	87	Fragmental 1	Central Pit	Mine Rock	2.3	30	920	10	0.17	<5	10	--	--	429
A0964272	BR-176	90	91.5	Fragmental 1	Central Pit	Mine Rock	2.0	26	1020	7.0	0.15	<5	8.0	--	--	380
A0964273	BR-176	94.5	95.5	Fragmental 1	Central Pit	Mine Rock	2.7	15	510	9.0	0.32	<5	6.0	--	--	284
A0964274	BR-176	102	103.5	Felsic Volcanic 1	Central Pit	Mine Rock	2.8	15	520	9.0	0.54	<5	6.0	--	--	277
A0964275	BR-176	106.5	108	Felsic Volcanic 1	Central Pit	Mine Rock	2.7	<1	120	13	0.010	<5	<4	--	--	156
A0964276	BR-176	111	112.5	Felsic Volcanic 1	Central Pit	Mine Rock	2.7	16	520	10	0.36	<5	6.0	--	--	277
A0964277	BR-176	115.5	117	Felsic Volcanic 1	Central Pit	Mine Rock	2.6	68	2330	9.0	0.51	<5	10	--	--	709
A0964278	BR-176	120	121.5	Felsic Volcanic 1	Central Pit	Mine Rock	2.6	15	530	9.0	0.30	<5	6.0	--	--	312
A0964279	BR-176	124.5	126	Felsic Volcanic 1	Central Pit	Mine Rock	1.9	26	480	10	0.13	<5	9.0	--	--	300
A0964280	BR-177	389	390	Felsic Volcanic 1	Central Pit	Mine Rock	0.43	20	730	15	4.9	<5	6.0	--	--	109
A0964285	BR-177	392	393	Felsic Volcanic 1	Central Pit	Mine Rock	1.0	15	640	10	2.7	<5	6.0	--	--	233
A0964281	BR-177	398	399	Felsic Volcanic 1	Central Pit	Mine Rock	1.8	18	630	8.0	1.4	<5	6.0	--	--	316
A0964282	BR-177	407.5	408.5	Felsic Volcanic 1	Central Pit	Mine Rock	0.56	11	590	9.0	3.9	<5	5.0	--	--	71
A0964283	BR-177	409.5	410.5	Felsic Volcanic 1	Central Pit	Mine Rock	0.95	21	720	56	3.6	<5	7.0	--	--	131
A0964284	BR-177	412.5	413.5	Felsic Volcanic 1	Central Pit	Mine Rock	0.17	20	690	36	6.9	<5	6.0	--	--	50

Classification as mine rock or ore-grade materials was based on gold content.

A value of "--" indicates metal was not measured for the given sample; the variation in elements analyzed is due to measurement at two different laboratories (see text).

Table B-7 Four Acid Metals

Sample ID	Drillhole ID	From	To	Lithology	Area	Class	Sodium	Nickel	Phosphorus	Lead	Sulphur	Antimony	Scandium	Selenium	Tin	Strontium
		m	*m*				*%*	*ppm*	*ppm*	*ppm*	*%*	*ppm*	*ppm*	*ppm*	*ppm*	*ppm*
10x Crustal Abundance (Price 1997) [(1)]							--	--	--	--	--	--	--	--	--	--
A0964286	BR-177	417	418	Felsic Volcanic 1	Central Pit	Mine Rock	2.1	19	720	15	3.0	<5	7.0	--	--	277
A0964287	BR-177	420	421	Felsic Volcanic 1	Central Pit	Mine Rock	0.59	20	750	16	3.6	<5	6.0	--	--	126
A0964288	BR-177	424	425.25	Felsic Volcanic 1	Central Pit	Mine Rock	1.7	13	550	32	2.6	<5	5.0	--	--	265
A0964289	BR-177	430.3	431.3	Felsic Volcanic 1	Central Pit	Mine Rock	0.32	11	320	19	2.8	<5	5.0	--	--	109
A0964706	BR-211	33	34	Felsic Volcanic 1	Central Pit	Mine Rock	2.1	19	760	9.0	0.61	<5	7.0	--	--	369
A0963890	BR-217	259	260.3	Felsic Volcanic 2	Central Pit	Mine Rock	1.8	1.0	160	13	1.4	<5	<4	--	--	91
A0963891	BR-217	266.5	267	Felsic Volcanic 2	Central Pit	Mine Rock	2.0	14	810	9.0	0.73	<5	6.0	--	--	132
A0963892	BR-217	269.5	271	Felsic Volcanic 2	Central Pit	Mine Rock	2.3	3.0	160	10	1.3	<5	<4	--	--	149
A0963893	BR-217	273.6	274.2	Felsic Volcanic 2	Central Pit	Mine Rock	2.2	26	620	9.0	0.88	<5	13	--	--	378
A0963894	BR-217	283.3	284.5	Felsic Volcanic 2	Central Pit	Mine Rock	4.2	<1	150	11	1.8	<5	<4	--	--	179
A0963895	BR-217	286.5	287.8	Felsic Volcanic 2	Central Pit	Ore-Grade	2.5	4.0	160	7.0	0.50	<5	<4	--	--	138
A0963896	BR-217	292	293	Felsic Volcanic 2	Central Pit	Mine Rock	1.6	<1	150	7.0	0.55	<5	<4	--	--	106
A0963897	BR-217	294	294.8	Felsic Volcanic 2	Central Pit	Mine Rock	2.4	4.0	550	10	1.0	<5	5.0	--	--	257
A0963922	BR-228	12	13.5	Felsic Volcanic 1	Central Pit	Mine Rock	2.4	16	600	8.0	0.010	<5	5.0	--	--	311
A0963923	BR-228	17.5	19	Felsic Volcanic 1	Central Pit	Mine Rock	2.7	24	770	8.0	0.030	<5	7.0	--	--	285
A0963924	BR-228	25	26.5	Felsic Volcanic 1	Central Pit	Mine Rock	2.2	21	640	11	0.16	<5	7.0	--	--	322
A0963925	BR-228	30.9	32.4	Felsic Volcanic 1	Central Pit	Mine Rock	2.1	52	790	7.0	0.030	<5	8.0	--	--	344
A0963926	BR-228	36.9	38.4	Felsic Volcanic 1	Central Pit	Mine Rock	1.9	12	510	8.0	0.16	<5	4.0	--	--	198
A0963927	BR-228	44.6	46.1	Felsic Volcanic 1	Central Pit	Mine Rock	2.4	2.0	150	15	0.34	<5	<4	--	--	208
A0963928	BR-228	51.85	53.35	Felsic Volcanic 1	Central Pit	Mine Rock	2.7	22	650	7.0	0.090	<5	6.0	--	--	235
A0963929	BR-228	59.3	60.8	Felsic Volcanic 1	Central Pit	Mine Rock	2.6	28	790	3.0	0.040	<5	7.0	--	--	292
A0964522	BR-240	155	156	Felsic Volcanic 2	Central Pit	Mine Rock	2.9	2.0	220	9.0	1.5	<5	4.0	--	--	168
A0964523	BR-240	160	161	Felsic Volcanic 2	Central Pit	Mine Rock	2.7	<1	150	8.0	1.5	<5	<4	--	--	130
A0964524	BR-240	163.8	164.8	Felsic Volcanic 2	Central Pit	Mine Rock	1.3	2.0	340	8.0	1.3	<5	4.0	--	--	146
A0964525	BR-240	171.5	173	Felsic Volcanic 1	Central Pit	Mine Rock	0.79	20	700	13	1.2	<5	7.0	--	--	147
A0964526	BR-240	174.5	176	Felsic Volcanic 1	Central Pit	Mine Rock	1.8	17	830	8.0	0.60	<5	6.0	--	--	237
A0964527	BR-240	180	180.8	Felsic Volcanic 2	Central Pit	Mine Rock	0.22	<1	150	6.0	1.6	<5	4.0	--	--	51
A0964528	BR-240	191.75	192.75	Felsic Volcanic 2	Central Pit	Mine Rock	2.8	<1	140	9.0	0.58	<5	<4	--	--	173
A0964529	BR-240	196.5	198	Felsic Volcanic 1	Central Pit	Mine Rock	1.8	17	890	8.0	0.29	<5	6.0	--	--	194
A0964530	BR-240	201	202.35	Felsic Volcanic 1	Central Pit	Mine Rock	2.0	20	690	10	0.41	<5	6.0	--	--	227
A0964531	BR-240	204.5	205.25	Felsic Volcanic 1	Central Pit	Mine Rock	2.4	6.0	310	9.0	0.60	<5	5.0	--	--	215
A0964532	BR-240	211.25	212.75	Felsic Volcanic 1	Central Pit	Mine Rock	2.5	11	470	9.0	0.66	<5	5.0	--	--	268
A0964511	BR-243	116	117	Felsic Volcanic 1	Central Pit	Mine Rock	2.3	19	710	9.0	0.15	<5	4.0	--	--	207
A0964512	BR-243	125.2	126.35	Felsic Volcanic 2	Central Pit	Mine Rock	1.7	3.0	230	11	1.6	<5	4.0	--	--	130
A0964513	BR-243	128.5	129	Felsic Volcanic 2	Central Pit	Mine Rock	0.95	<1	160	11	1.8	<5	<4	--	--	81
A0964514	BR-243	135	136.5	Felsic Volcanic 2	Central Pit	Mine Rock	2.3	<1	140	11	1.1	<5	<4	--	--	130
A0964515	BR-243	139.75	140.8	Felsic Volcanic 1	Central Pit	Mine Rock	1.8	12	470	10	0.67	<5	5.0	--	--	168
A0964516	BR-243	144.75	146	Felsic Volcanic 2	Central Pit	Mine Rock	2.7	1.0	210	8.0	0.75	<5	4.0	--	--	155
A0964517	BR-243	150	151.5	Felsic Volcanic 2	Central Pit	Mine Rock	2.2	<1	150	9.0	0.30	<5	<4	--	--	130
A0964518	BR-243	156	156.5	Felsic Volcanic 1	Central Pit	Mine Rock	1.7	18	780	9.0	1.0	<5	6.0	--	--	221
A0964519	BR-243	160.25	161	Felsic Volcanic 2	Central Pit	Mine Rock	1.6	<1	150	7.0	1.3	<5	<4	--	--	89
A0964520	BR-243	164.75	165.25	Felsic Volcanic 2	Central Pit	Mine Rock	2.3	2.0	250	8.0	1.2	<5	<4	--	--	129
A0964521	BR-243	173	174	Felsic Volcanic 1	Central Pit	Mine Rock	1.6	16	700	8.0	0.47	<5	5.0	--	--	184
117341	BR-321	16.9	18.4	Felsic Volcanic 1	Central Pit	Mine Rock	2.3	15	520	9.0	0.23	<5	6.0	--	--	244

Classification as mine rock or ore-grade materials was based on gold content.

A value of "--" indicates metal was not measured for the given sample; the variation in elements analyzed is due to measurement at two different laboratories (see text).

Table B-7 Four Acid Metals

Sample ID	Drillhole ID	From	To	Lithology	Area	Class	Sodium	Nickel	Phosphorus	Lead	Sulphur	Antimony	Scandium	Selenium	Tin	Strontium
		m	*m*				*%*	*ppm*	*ppm*	*ppm*	*%*	*ppm*	*ppm*	*ppm*	*ppm*	*ppm*
10x Crustal Abundance (Price 1997) [1]							--	--	--	--	--	--	--	--	--	--
117342	BR-321	24.5	26	Felsic Volcanic 1	Central Pit	Mine Rock	2.7	19	570	10	0.21	<5	7.0	--	--	332
117343	BR-321	30.4	31.5	Felsic Volcanic 1	Central Pit	Mine Rock	2.1	13	550	13	0.26	<5	5.0	--	--	217
117344	BR-321	35.3	36.8	Felsic Volcanic 1	Central Pit	Mine Rock	1.9	13	560	9.0	0.22	<5	5.0	--	--	188
117345	BR-321	44.8	46.3	Felsic Volcanic 1	Central Pit	Mine Rock	2.2	13	540	8.0	0.30	<5	4.0	--	--	198
117369	BR-321	54.7	56.1	Felsic Volcanic 1	Central Pit	Mine Rock	2.3	18	550	8.0	0.46	<5	5.0	--	--	253
117370	BR-321	59	60.5	Felsic Volcanic 1	Central Pit	Mine Rock	2.5	18	550	7.0	0.32	<5	6.0	--	--	291
117346	BR-321	66.5	68	Fragmental 1	Central Pit	Mine Rock	1.6	27	530	9.0	0.24	<5	7.0	--	--	183
117347	BR-321	71	73.25	Fragmental 1	Central Pit	Mine Rock	2.7	17	610	9.0	0.74	<5	6.0	--	--	301
117371	BR-321	80	81.5	Fragmental 1	Central Pit	Mine Rock	2.1	18	630	8.0	0.85	<5	6.0	--	--	285
117348	BR-321	84.5	86	Fragmental 1	Central Pit	Mine Rock	2.6	16	570	8.0	0.17	<5	5.0	--	--	271
117349	BR-321	90	91	Fragmental 1	Central Pit	Mine Rock	2.0	16	640	8.0	1.3	<5	5.0	--	--	284
117350	BR-321	94	95.5	Fragmental 1	Central Pit	Mine Rock	1.9	12	580	9.0	0.69	<5	5.0	--	--	241
117351	BR-321	101.5	103	Fragmental 1	Central Pit	Mine Rock	1.8	13	550	11	1.7	<5	6.0	--	--	251
117352	BR-321	106	107	Felsic Volcanic 1	Central Pit	Mine Rock	2.0	15	530	19	0.82	<5	<4	--	--	167
117372	BR-321	108	109	Felsic Volcanic 1	Central Pit	Mine Rock	2.3	17	520	21	1.2	<5	6.0	--	--	217
117373	BR-321	113	114	Felsic Volcanic 1	Central Pit	Mine Rock	2.8	17	520	13	1.3	<5	5.0	--	--	221
117374	BR-321	121.5	122.75	Felsic Volcanic 1	Central Pit	Mine Rock	1.9	18	490	16	1.7	<5	5.0	--	--	218
117375	BR-321	130	131	Felsic Volcanic 1	Central Pit	Mine Rock	2.4	16	510	17	0.52	<5	5.0	--	--	223
117353	BR-321	142	143	Felsic Volcanic 1	Central Pit	Mine Rock	2.6	13	720	17	0.37	<5	4.0	--	--	268
117354	BR-321	150	151.5	Felsic Volcanic 1	Central Pit	Mine Rock	2.6	8.0	440	10	0.36	<5	<4	--	--	226
117355	BR-321	156	157.5	Felsic Volcanic 1	Central Pit	Mine Rock	2.6	8.0	440	12	0.33	<5	<4	--	--	238
117356	BR-321	160.5	162	Felsic Volcanic 1	Central Pit	Mine Rock	2.6	11	490	17	0.57	<5	4.0	--	--	236
117376	BR-321	168	169	Felsic Volcanic 1	Central Pit	Mine Rock	2.1	25	500	15	0.49	<5	6.0	--	--	195
117357	BR-321	170	171	Felsic Volcanic 1	Central Pit	Mine Rock	2.5	14	570	23	0.32	<5	5.0	--	--	202
117377	BR-321	181.5	182.5	Felsic Volcanic 1	Central Pit	Mine Rock	2.6	15	460	17	0.60	<5	5.0	--	--	273
117378	BR-321	190.9	192	Felsic Volcanic 1	Central Pit	Mine Rock	2.7	8.0	460	9.0	0.37	<5	<4	--	--	283
117379	BR-321	198	199.5	Felsic Volcanic 1	Central Pit	Mine Rock	1.5	17	560	35	1.2	<5	5.0	--	--	212
117380	BR-321	204	205.5	Felsic Volcanic 1	Central Pit	Mine Rock	1.2	15	700	37	1.1	<5	5.0	--	--	141
117381	BR-321	212	212.8	Felsic Volcanic 1	Central Pit	Ore-Grade	0.70	20	900	428	4.6	<5	6.0	--	--	157
117382	BR-321	215.5	217	Felsic Volcanic 1	Central Pit	Mine Rock	0.48	15	540	210	1.3	<5	5.0	--	--	123
117358	BR-321	220	221.5	Felsic Volcanic 1	Central Pit	Mine Rock	2.2	12	530	37	1.0	<5	4.0	--	--	160
117359	BR-321	224.5	226	Felsic Volcanic 1	Central Pit	Mine Rock	2.1	14	510	24	0.53	<5	4.0	--	--	145
117383	BR-321	232	233	Felsic Volcanic 1	Central Pit	Ore-Grade	3.0	14	560	61	0.91	<5	6.0	--	--	174
117384	BR-321	245	246	Felsic Volcanic 1	Central Pit	Ore-Grade	2.7	13	490	9.0	0.54	<5	5.0	--	--	176
117385	BR-321	255	256	Felsic Volcanic 1	Central Pit	Mine Rock	2.5	15	810	10	0.44	<5	5.0	--	--	248
117386	BR-321	262	263	Felsic Volcanic 1	Central Pit	Mine Rock	2.5	17	800	21	0.53	<5	6.0	--	--	184
117360	BR-321	268	269	Felsic Volcanic 1	Central Pit	Ore-Grade	2.3	15	590	94	1.4	<5	5.0	--	--	106
117387	BR-321	283.75	284.5	Felsic Volcanic 1	Central Pit	Ore-Grade	2.9	18	550	19	0.73	<5	5.0	--	--	201
117388	BR-321	289	290	Felsic Volcanic 1	Central Pit	Mine Rock	2.5	20	940	21	0.39	<5	7.0	--	--	231
117389	BR-321	295	296	Felsic Volcanic 1	Central Pit	Mine Rock	2.4	12	1140	10	0.59	<5	6.0	--	--	253
117361	BR-321	301.75	302.5	Felsic Volcanic 1	Central Pit	Mine Rock	2.6	12	910	12	0.77	<5	6.0	--	--	220
117390	BR-321	307.5	309	Felsic Volcanic 1	Central Pit	Mine Rock	2.8	10	1080	11	0.53	<5	6.0	--	--	214
117362	BR-321	319.5	321	Felsic Volcanic 1	Central Pit	Mine Rock	1.9	40	590	10	0.33	<5	9.0	--	--	241
117363	BR-321	324	325.5	Metasediment 2	Central Pit	Mine Rock	1.8	47	580	11	0.44	<5	11	--	--	206

Classification as mine rock or ore-grade materials was based on gold content.

A value of "--" indicates metal was not measured for the given sample; the variation in elements analyzed is due to measurement at two different laboratories (see text).

Table B-7 Four Acid Metals

Sample ID	Drillhole ID	From	To	Lithology	Area	Class	Sodium	Nickel	Phosphorus	Lead	Sulphur	Antimony	Scandium	Selenium	Tin	Strontium
		m	*m*				*%*	*ppm*	*ppm*	*ppm*	*%*	*ppm*	*ppm*	*ppm*	*ppm*	*ppm*
10x Crustal Abundance (Price 1997) [(1)]							--	--	--	--	--	--	--	--	--	--
117364	BR-321	332	333	Metasediment 2	Central Pit	Mine Rock	1.8	50	650	10	0.44	<5	13	--	--	165
117365	BR-321	339	340.25	Metasediment 2	Central Pit	Mine Rock	1.9	67	610	12	0.29	<5	16	--	--	228
117366	BR-321	350.6	351.5	Metasediment 2	Central Pit	Mine Rock	2.3	53	630	12	0.30	<5	13	--	--	248
117367	BR-321	356	357.5	Metasediment 2	Central Pit	Mine Rock	2.1	50	580	12	0.22	<5	13	--	--	214
117368	BR-321	362	363	Metasediment 2	Central Pit	Mine Rock	2.0	70	500	14	0.34	<5	14	--	--	187
117041	BR-136	15	16.5	Felsic Volcanic 2	Central Pit	Mine Rock	2.1	<1	90	7.0	0.16	<5	<4	--	--	95
117042	BR-136	20	21	Felsic Volcanic 2	Central Pit	Mine Rock	2.4	1.0	120	14	0.18	<5	<4	--	--	150
117043	BR-136	26	27	Felsic Volcanic 2	Central Pit	Mine Rock	1.7	1.0	100	8.0	0.23	<5	<4	--	--	125
117044	BR-136	32	33	Felsic Volcanic 2	Central Pit	Mine Rock	2.6	1.0	150	11	0.25	<5	4.0	--	--	158
117045	BR-136	37	38	Felsic Volcanic 2	Central Pit	Mine Rock	2.4	<1	120	8.0	1.4	<5	4.0	--	--	135
117046	BR-136	42	43	Felsic Volcanic 2	Central Pit	Mine Rock	2.1	38	190	11	2.1	<5	7.0	--	--	167
117047	BR-136	47	48	Felsic Volcanic 2	Central Pit	Mine Rock	2.4	<1	50	7.0	2.6	<5	<4	--	--	137
A0963492	BR-136	52	53	Felsic Volcanic 1	Central Pit	Mine Rock	2.9	23	850	10	1.3	<5	7.0	--	--	316
117048	BR-136	58	59	Fragmental 1	Central Pit	Mine Rock	2.5	9.0	280	11	0.92	<5	5.0	--	--	203
117049	BR-136	64	65	Fragmental 1	Central Pit	Mine Rock	1.9	9.0	340	9.0	0.80	<5	<4	--	--	174
117050	BR-136	72	73	Felsic Volcanic 1	Central Pit	Mine Rock	2.7	19	570	28	0.50	<5	5.0	--	--	300
117051	BR-136	80	81.2	Felsic Volcanic 1	Central Pit	Mine Rock	2.1	18	510	10	0.17	<5	6.0	--	--	241
A0962831	BR-138	188.75	189.5	Felsic Volcanic 1	Central Pit	Mine Rock	3.0	18	550	12	0.76	<5	7.0	--	--	217
A0962832	BR-138	195.25	196.25	Felsic Volcanic 1	Central Pit	Mine Rock	1.7	19	650	16	1.2	<5	6.0	--	--	156
A0962833	BR-138	197.25	198	Felsic Volcanic 1	Central Pit	Mine Rock	1.1	20	620	30	1.8	<5	6.0	--	--	119
A0962834	BR-138	202	203	Felsic Volcanic 1	Central Pit	Mine Rock	2.5	19	780	31	0.43	<5	6.0	--	--	226
A0962857	BR-138	209	210	Felsic Volcanic 1	Central Pit	Mine Rock	3.3	19	710	22	0.44	<5	6.0	--	--	266
A0962835	BR-138	215.75	216.5	Felsic Volcanic 1	Central Pit	Ore-Grade	1.5	19	610	23	1.2	<5	6.0	--	--	103
A0962836	BR-138	219.75	220.5	Felsic Volcanic 1	Central Pit	Mine Rock	1.6	15	520	24	0.54	<5	5.0	--	--	128
A0962837	BR-138	223.5	224.5	Felsic Volcanic 1	Central Pit	Mine Rock	2.1	19	620	12	0.69	<5	7.0	--	--	168
A0962838	BR-138	226.5	227.15	Felsic Volcanic 1	Central Pit	Ore-Grade	0.89	17	510	23	1.2	<5	4.0	--	--	123
A0962839	BR-138	228	228.5	Felsic Volcanic 1	Central Pit	Ore-Grade	1.8	17	590	88	1.1	<5	6.0	--	--	124
A0962840	BR-138	229	229.5	Felsic Volcanic 1	Central Pit	Ore-Grade	2.4	14	380	53	1.2	<5	4.0	--	--	147
A0962858	BR-138	231.5	232	Felsic Volcanic 1	Central Pit	Ore-Grade	2.1	15	470	112	0.78	<5	5.0	--	--	171
A0962841	BR-138	234.25	235	Felsic Volcanic 1	Central Pit	Ore-Grade	0.58	15	510	19	1.5	<5	5.0	--	--	88
A0962843	BR-138	237.5	238	Felsic Volcanic 1	Central Pit	Ore-Grade	1.1	9.0	30	82	0.56	<5	<4	--	--	57
A0962842	BR-138	238	238.9	Felsic Volcanic 1	Central Pit	Ore-Grade	2.7	41	450	21	1.3	<5	9.0	--	--	237
A0962844	BR-138	238.9	239.4	Felsic Volcanic 1	Central Pit	Ore-Grade	0.74	13	130	55	0.38	<5	<4	--	--	96
A0962845	BR-138	239.4	240	Felsic Volcanic 1	Central Pit	Ore-Grade	1.6	22	560	85	1.9	<5	7.0	--	--	148
A0962846	BR-138	240	240.5	Felsic Volcanic 1	Central Pit	Ore-Grade	1.7	20	580	24	1.8	<5	6.0	--	--	153
A0962847	BR-138	241.5	242	Felsic Volcanic 1	Central Pit	Ore-Grade	1.9	10	620	326	1.3	<5	4.0	--	--	136
A0962848	BR-138	245.5	245.9	Felsic Volcanic 1	Central Pit	Mine Rock	1.8	80	1000	14	0.17	<5	22	--	--	490
A0962849	BR-138	249	250	Metasediment 2	Central Pit	Mine Rock	2.1	52	580	13	0.37	<5	13	--	--	273
A0962850	BR-138	255	256	Felsic Volcanic 1	Central Pit	Mine Rock	2.8	14	710	10	0.75	<5	5.0	--	--	311
A0962726	BR-157	15.85	17.35	Felsic Volcanic 1	Central Pit	Mine Rock	2.5	36	730	10	0.010	<5	8.0	--	--	288
A0962727	BR-157	21.85	23.35	Felsic Volcanic 1	Central Pit	Mine Rock	2.6	36	710	11	0.020	<5	8.0	--	--	255
A0962728	BR-157	26.85	28	Felsic Volcanic 1	Central Pit	Mine Rock	2.5	21	630	9.0	0.030	<5	5.0	--	--	303
A0962729	BR-157	31.75	33.25	Felsic Volcanic 1	Central Pit	Mine Rock	2.7	21	630	10	0.050	<5	6.0	--	--	283
A0962730	BR-157	36.25	37.7	Felsic Volcanic 1	Central Pit	Mine Rock	2.1	20	670	10	0.070	<5	6.0	--	--	245

Classification as mine rock or ore-grade materials was based on gold content.

A value of "--" indicates metal was not measured for the given sample; the variation in elements analyzed is due to measurement at two different laboratories (see text).

Table B-7 Four Acid Metals

Sample ID	Drillhole ID	From	To	Lithology	Area	Class	Sodium	Nickel	Phosphorus	Lead	Sulphur	Antimony	Scandium	Selenium	Tin	Strontium
		m	*m*				*%*	*ppm*	*ppm*	*ppm*	*%*	*ppm*	*ppm*	*ppm*	*ppm*	*ppm*
10x Crustal Abundance (Price 1997) [(1)]							--	--	--	--	--	--	--	--	--	--
A0962736	BR-157	57.6	59.1	Felsic Volcanic 1	Central Pit	Mine Rock	2.3	7.0	250	21	0.17	<5	<4	--	--	259
DX758054	BR-167	16	17	Felsic Volcanic 1	Central Pit	Mine Rock	2.3	17	540	14	0.53	<5	5.0	--	--	206
DX758055	BR-167	22	23	Felsic Volcanic 1	Central Pit	Mine Rock	1.8	18	570	12	0.27	<5	7.0	--	--	278
DX758056	BR-167	30	31	Felsic Volcanic 1	Central Pit	Mine Rock	2.4	17	530	10	0.45	<5	6.0	--	--	228
DX758057	BR-167	33	33.5	Felsic Volcanic 1	Central Pit	Mine Rock	2.0	16	540	13	1.7	<5	6.0	--	--	295
DX758058	BR-167	35.5	36	Felsic Volcanic 1	Central Pit	Mine Rock	2.2	15	540	9.0	1.1	<5	6.0	--	--	297
DX758059	BR-167	37	38	Felsic Volcanic 1	Central Pit	Mine Rock	2.1	18	530	9.0	1.1	<5	6.0	--	--	246
DX758060	BR-167	43	43.9	Felsic Volcanic 1	Central Pit	Mine Rock	0.73	7.0	160	13	0.28	<5	<4	--	--	90
DX758061	BR-167	43.9	45	Felsic Volcanic 1	Central Pit	Mine Rock	2.1	20	530	10	0.47	<5	6.0	--	--	308
DX758062	BR-167	51	52	Felsic Volcanic 1	Central Pit	Mine Rock	2.4	14	550	8.0	0.50	<5	5.0	--	--	178
DX758063	BR-167	57	58	Felsic Volcanic 1	Central Pit	Mine Rock	2.2	15	510	25	0.43	<5	5.0	--	--	257
DX758064	BR-167	63	64	Felsic Volcanic 1	Central Pit	Mine Rock	1.9	18	570	16	0.90	<5	6.0	--	--	266
DX758065	BR-167	64	65	Felsic Volcanic 1	Central Pit	Mine Rock	2.2	18	590	27	0.69	<5	6.0	--	--	327
DX758066	BR-167	72	73	Felsic Volcanic 1	Central Pit	Mine Rock	1.6	12	530	16	0.66	<5	6.0	--	--	212
DX758067	BR-167	73	74	Felsic Volcanic 1	Central Pit	Mine Rock	2.1	12	560	12	1.1	<5	6.0	--	--	254
DX758068	BR-167	77	78	Felsic Volcanic 1	Central Pit	Mine Rock	2.5	14	570	20	0.84	<5	6.0	--	--	341
DX758069	BR-167	83	84	Felsic Volcanic 1	Central Pit	Mine Rock	2.6	19	660	13	0.51	<5	7.0	--	--	323
DX758070	BR-167	89.5	90.3	Felsic Volcanic 1	Central Pit	Mine Rock	2.0	21	620	9.0	1.5	<5	5.0	--	--	304
DX758071	BR-167	92.3	93	Felsic Volcanic 1	Central Pit	Mine Rock	2.2	13	540	11	0.72	<5	6.0	--	--	276
DX758072	BR-167	94	95	Felsic Volcanic 1	Central Pit	Mine Rock	2.2	15	560	16	0.45	<5	6.0	--	--	219
DX758073	BR-167	102	103	Felsic Volcanic 1	Central Pit	Mine Rock	2.3	16	690	19	0.49	<5	6.0	--	--	326
DX758074	BR-167	108	108.7	Felsic Volcanic 1	Central Pit	Mine Rock	2.4	11	590	18	0.40	<5	5.0	--	--	365
DX758075	BR-167	113	114	Felsic Volcanic 1	Central Pit	Mine Rock	2.7	20	630	16	0.64	<5	8.0	--	--	382
DX758076	BR-167	124.1	125.1	Felsic Volcanic 1	Central Pit	Mine Rock	2.6	18	680	13	0.57	<5	6.0	--	--	323
DX758077	BR-167	129	130	Felsic Volcanic 1	Central Pit	Mine Rock	2.9	19	680	26	0.55	<5	6.0	--	--	361
DX758078	BR-167	141	142	Felsic Volcanic 1	Central Pit	Mine Rock	2.5	19	580	20	0.65	<5	6.0	--	--	257
DX758079	BR-167	145	146	Felsic Volcanic 1	Central Pit	Mine Rock	2.3	18	560	10	0.49	<5	5.0	--	--	207
DX758080	BR-167	151	152	Felsic Volcanic 1	Central Pit	Mine Rock	2.2	17	560	24	1.1	<5	6.0	--	--	201
DX758081	BR-167	158	159	Felsic Volcanic 1	Central Pit	Mine Rock	2.6	19	580	15	0.49	<5	6.0	--	--	349
DX758082	BR-167	166	167	Felsic Volcanic 1	Central Pit	Mine Rock	2.4	9.0	470	22	0.97	<5	<4	--	--	269
DX758083	BR-167	171	172	Felsic Volcanic 1	Central Pit	Mine Rock	2.4	9.0	450	44	0.92	<5	<4	--	--	249
DX758084	BR-167	177	178	Felsic Volcanic 1	Central Pit	Mine Rock	1.5	13	490	96	1.2	<5	5.0	--	--	200
DX758085	BR-167	194	195	Felsic Volcanic 1	Central Pit	Mine Rock	2.3	18	790	56	0.74	<5	6.0	--	--	287
DX758086	BR-167	202	203	Felsic Volcanic 1	Central Pit	Mine Rock	2.3	19	780	30	0.60	<5	6.0	--	--	250
DX758087	BR-167	208	209	Felsic Volcanic 1	Central Pit	Mine Rock	2.2	18	800	31	0.47	<5	6.0	--	--	280
DX758088	BR-167	213	213.5	Felsic Volcanic 1	Central Pit	Mine Rock	1.6	17	680	51	0.92	<5	5.0	--	--	154
DX758089	BR-167	215.55	216.5	Felsic Volcanic 1	Central Pit	Mine Rock	1.8	22	570	102	1.7	<5	7.0	--	--	191
DX758090	BR-167	216.5	217.5	Felsic Volcanic 1	Central Pit	Mine Rock	1.1	18	540	91	1.5	<5	6.0	--	--	123
DX758091	BR-167	217.5	218.5	Felsic Volcanic 1	Central Pit	Mine Rock	1.5	17	580	94	1.1	<5	6.0	--	--	133
DX758092	BR-167	221.5	222.5	Felsic Volcanic 1	Central Pit	Mine Rock	1.7	17	530	171	0.79	<5	6.0	--	--	140
DX758093	BR-167	226	227	Felsic Volcanic 1	Central Pit	Mine Rock	2.2	18	530	44	0.53	<5	6.0	--	--	177
DX758094	BR-167	233	233.6	Felsic Volcanic 1	Central Pit	Mine Rock	1.9	16	510	136	1.4	<5	6.0	--	--	158
DX758095	BR-167	236	237	Felsic Volcanic 1	Central Pit	Mine Rock	2.2	17	570	57	0.56	<5	6.0	--	--	168
DX758096	BR-167	244	245	Felsic Volcanic 1	Central Pit	Mine Rock	2.5	16	550	23	0.38	<5	6.0	--	--	212

Classification as mine rock or ore-grade materials was based on gold content.

A value of "--" indicates metal was not measured for the given sample; the variation in elements analyzed is due to measurement at two different laboratories (see text).

Table B-7 Four Acid Metals

Sample ID	Drillhole ID	From	To	Lithology	Area	Class	Sodium	Nickel	Phosphorus	Lead	Sulphur	Antimony	Scandium	Selenium	Tin	Strontium
		m	*m*				*%*	*ppm*	*ppm*	*ppm*	*%*	*ppm*	*ppm*	*ppm*	*ppm*	*ppm*
10x Crustal Abundance (Price 1997) [1]							--	--	--	--	--	--	--	--	--	--
DX758097	BR-167	253.95	255	Felsic Volcanic 1	Central Pit	Ore-Grade	0.74	16	470	186	2.5	<5	6.0	--	--	95
DX758098	BR-167	255	256	Felsic Volcanic 1	Central Pit	Ore-Grade	0.52	14	530	204	1.6	<5	5.0	--	--	81
DX758099	BR-167	264	265	Felsic Volcanic 1	Central Pit	Mine Rock	2.0	17	550	12	0.59	<5	6.0	--	--	177
DX758100	BR-167	270	271	Felsic Volcanic 1	Central Pit	Mine Rock	1.9	17	530	22	0.87	<5	6.0	--	--	144
DX758101	BR-167	272	273	Felsic Volcanic 1	Central Pit	Ore-Grade	0.54	14	430	174	2.6	<5	5.0	--	--	79
A0963501	BR-167	315	316	Metasediment 2	Central Pit	Mine Rock	2.2	58	620	15	0.40	<5	14	--	--	264
A0963502	BR-167	322.8	324	Metasediment 2	Central Pit	Mine Rock	2.2	61	590	12	0.32	<5	14	--	--	253
A0963503	BR-167	327	328	Metasediment 2	Central Pit	Mine Rock	1.8	72	500	12	0.26	<5	16	--	--	247
A0963504	BR-167	332	333	Felsic Volcanic 1	Central Pit	Mine Rock	2.5	12	770	11	0.30	<5	6.0	--	--	289
A0963505	BR-167	357.8	358.9	Metasediment 2	Central Pit	Mine Rock	1.5	79	570	10	0.31	<5	13	--	--	203
A0963506	BR-167	363.1	364.6	Felsic Volcanic 1	Central Pit	Mine Rock	1.5	19	520	11	0.30	<5	6.0	--	--	172
A0963507	BR-167	373.45	374.5	Felsic Volcanic 2	Central Pit	Mine Rock	2.3	2.0	160	11	1.7	<5	4.0	--	--	130
A0963508	BR-167	390	390.5	Felsic Volcanic 2	Central Pit	Mine Rock	2.0	18	460	12	0.80	<5	11	--	--	374
A0964143	BR-168	19.1	19.6	Felsic Volcanic 1	Central Pit	Mine Rock	2.3	14	530	41	0.84	<5	6.0	--	--	234
A0964144	BR-168	24.75	25.55	Felsic Volcanic 1	Central Pit	Mine Rock	2.2	15	570	14	0.24	<5	6.0	--	--	270
A0964145	BR-168	41.5	43	Felsic Volcanic 1	Central Pit	Mine Rock	3.0	15	550	15	0.37	<5	5.0	--	--	256
A0964146	BR-168	55.4	56.2	Felsic Volcanic 1	Central Pit	Mine Rock	2.3	23	550	16	0.66	<5	6.0	--	--	280
A0964147	BR-168	61.7	63	Felsic Volcanic 1	Central Pit	Mine Rock	2.5	14	600	13	0.24	<5	5.0	--	--	268
A0964148	BR-168	75	76.1	Felsic Volcanic 1	Central Pit	Mine Rock	2.0	20	620	9.0	1.4	<5	5.0	--	--	254
A0964149	BR-168	81.8	82.4	Felsic Volcanic 1	Central Pit	Mine Rock	2.0	13	530	11	0.41	<5	6.0	--	--	265
A0964150	BR-168	87.8	88.5	Felsic Volcanic 1	Central Pit	Mine Rock	1.8	16	570	32	1.1	<5	6.0	--	--	205
A0964151	BR-168	91.5	93	Felsic Volcanic 1	Central Pit	Mine Rock	2.3	13	550	56	0.53	<5	6.0	--	--	229
A0964152	BR-168	100.7	101.6	Felsic Volcanic 1	Central Pit	Mine Rock	1.4	16	620	141	1.8	<5	7.0	--	--	215
A0964153	BR-168	105.9	107.25	Felsic Volcanic 1	Central Pit	Mine Rock	1.5	13	590	75	1.0	<5	6.0	--	--	221
A0963548	BR-185	28.5	29.5	Felsic Volcanic 1	Central Pit	Ore-Grade	2.6	16	530	16	0.63	<5	4.0	--	--	241
A0963549	BR-185	38.85	39.5	Felsic Volcanic 1	Central Pit	Ore-Grade	2.4	15	570	12	0.60	<5	5.0	--	--	213
A0963550	BR-185	48.6	49.5	Felsic Volcanic 1	Central Pit	Mine Rock	0.75	16	540	21	1.2	<5	6.0	--	--	116
A0963551	BR-185	52	52.8	Felsic Volcanic 1	Central Pit	Ore-Grade	1.9	12	540	10	0.40	<5	5.0	--	--	187
A0963552	BR-185	67.5	68.5	Felsic Volcanic 1	Central Pit	Mine Rock	2.2	13	530	10	0.29	<5	5.0	--	--	208
A0963553	BR-185	73.5	75	Felsic Volcanic 1	Central Pit	Mine Rock	2.1	14	550	15	0.61	<5	6.0	--	--	174
A0963554	BR-185	79	80	Felsic Volcanic 1	Central Pit	Mine Rock	2.1	9.0	620	10	0.36	<5	5.0	--	--	187
A0963555	BR-185	85	86	Felsic Volcanic 1	Central Pit	Mine Rock	2.0	16	650	9.0	0.41	<5	6.0	--	--	198
A0963556	BR-185	91	92	Felsic Volcanic 1	Central Pit	Mine Rock	2.2	16	560	8.0	0.46	<5	6.0	--	--	176
A0963557	BR-185	97.75	98.75	Felsic Volcanic 1	Central Pit	Mine Rock	1.6	12	510	11	0.26	<5	5.0	--	--	164
A0963558	BR-185	106.75	107.75	Felsic Volcanic 1	Central Pit	Mine Rock	1.3	14	520	43	0.72	<5	5.0	--	--	155
A0963559	BR-185	140	141.5	Felsic Volcanic 1	Central Pit	Mine Rock	2.0	55	550	12	0.34	<5	13	--	--	222
A0963560	BR-185	145	146.15	Metasediment 2	Central Pit	Mine Rock	1.2	84	680	13	0.40	<5	18	--	--	194
A0963561	BR-185	149.75	151	Metasediment 2	Central Pit	Mine Rock	0.33	1.0	150	10	1.4	<5	4.0	--	--	89
A0963562	BR-185	157.05	158	Felsic Volcanic 2	Central Pit	Mine Rock	2.3	5.0	150	8.0	0.38	<5	4.0	--	--	156
A0963546	BR-185	163	164	Felsic Volcanic 2	Central Pit	Mine Rock	2.3	15	500	12	0.31	<5	5.0	--	--	221
A0963564	BR-185	175	176	Felsic Volcanic 2	Central Pit	Mine Rock	0.25	2.0	250	7.0	1.4	<5	5.0	--	--	74
A0963565	BR-185	179.75	180.5	Felsic Volcanic 2	Central Pit	Mine Rock	2.1	<1	170	9.0	0.75	<5	4.0	--	--	150
A0963566	BR-185	186.15	186.7	Felsic Volcanic 2	Central Pit	Mine Rock	1.9	3.0	230	9.0	0.49	<5	<4	--	--	168
A0963567	BR-185	191.25	192	Felsic Volcanic 2	Central Pit	Mine Rock	1.8	<1	160	10	0.22	<5	4.0	--	--	178

Classification as mine rock or ore-grade materials was based on gold content.

A value of "--" indicates metal was not measured for the given sample; the variation in elements analyzed is due to measurement at two different laboratories (see text).

Table B-7 Four Acid Metals

Sample ID	Drillhole ID	From	To	Lithology	Area	Class	Sodium	Nickel	Phosphorus	Lead	Sulphur	Antimony	Scandium	Selenium	Tin	Strontium
		m	*m*				*%*	*ppm*	*ppm*	*ppm*	*%*	*ppm*	*ppm*	*ppm*	*ppm*	*ppm*
10x Crustal Abundance (Price 1997) [(1)]							--	--	--	--	--	--	--	--	--	--
A0963568	BR-185	197.5	198.25	Felsic Volcanic 2	Central Pit	Mine Rock	3.9	1.0	150	12	0.34	<5	5.0	--	--	222
A0963569	BR-185	210.5	211	Felsic Volcanic 2	Central Pit	Mine Rock	3.4	<1	160	15	0.29	<5	<4	--	--	212
A0963570	BR-185	214.5	215	Felsic Volcanic 2	Central Pit	Mine Rock	3.8	<1	160	8.0	0.29	<5	4.0	--	--	192
A0964290	BR-188	21	22	Felsic Volcanic 1	Central Pit	Mine Rock	2.4	14	540	13	0.38	<5	6.0	--	--	260
A0964291	BR-188	26	26.5	Felsic Volcanic 1	Central Pit	Mine Rock	1.5	13	560	22	0.60	<5	5.0	--	--	234
A0964292	BR-188	37	38	Felsic Volcanic 1	Central Pit	Mine Rock	2.3	20	540	10	0.25	<5	7.0	--	--	249
A0964293	BR-188	44	45	Felsic Volcanic 1	Central Pit	Mine Rock	2.5	13	600	17	0.31	<5	6.0	--	--	309
A0964294	BR-188	49	50	Felsic Volcanic 1	Central Pit	Mine Rock	2.6	15	530	9.0	0.88	<5	5.0	--	--	215
A0964295	BR-188	51.8	52.8	Felsic Volcanic 1	Central Pit	Mine Rock	2.2	13	550	22	0.35	<5	5.0	--	--	249
A0964296	BR-188	60	61	Felsic Volcanic 1	Central Pit	Mine Rock	2.2	14	560	11	0.34	<5	6.0	--	--	244
A0964297	BR-188	65	66	Felsic Volcanic 1	Central Pit	Mine Rock	2.6	13	570	10	0.33	<5	6.0	--	--	266
A0964298	BR-188	70.8	72	Felsic Volcanic 1	Central Pit	Ore-Grade	2.1	13	510	41	1.5	<5	5.0	--	--	150
A0964301	BR-188	81	81.7	Felsic Volcanic 1	Central Pit	Mine Rock	2.1	14	550	23	0.31	<5	5.0	--	--	208
A0964302	BR-188	89	90	Felsic Volcanic 1	Central Pit	Mine Rock	2.1	15	560	16	0.59	<5	5.0	--	--	227
A0964303	BR-188	96	97	Felsic Volcanic 1	Central Pit	Mine Rock	2.3	17	570	12	0.21	<5	5.0	--	--	216
A0964304	BR-188	103	104	Felsic Volcanic 1	Central Pit	Mine Rock	1.5	19	690	118	0.34	<5	7.0	--	--	174
A0964305	BR-188	114	115	Felsic Volcanic 1	Central Pit	Ore-Grade	2.4	18	600	11	0.48	<5	6.0	--	--	227
A0964299	BR-188	121	122	Felsic Volcanic 1	Central Pit	Mine Rock	2.5	19	560	14	0.23	<5	4.0	--	--	209
A0964306	BR-188	130	131	Felsic Volcanic 1	Central Pit	Mine Rock	2.5	16	590	16	0.36	<5	6.0	--	--	274
A0964307	BR-188	136.5	138	Felsic Volcanic 1	Central Pit	Mine Rock	2.3	16	590	15	0.24	<5	6.0	--	--	261
A0964308	BR-188	141	142	Felsic Volcanic 1	Central Pit	Mine Rock	2.3	19	760	16	0.47	<5	8.0	--	--	251
A0964309	BR-188	146.5	147	Felsic Volcanic 1	Central Pit	Mine Rock	2.4	18	810	37	1.1	<5	7.0	--	--	194
A0964310	BR-188	151.5	152.5	Felsic Volcanic 1	Central Pit	Mine Rock	2.2	14	570	13	0.37	<5	6.0	--	--	168
A0964311	BR-188	154.1	155	Felsic Volcanic 1	Central Pit	Ore-Grade	2.1	13	500	15	0.96	<5	5.0	--	--	156
A0964312	BR-188	161	162	Felsic Volcanic 1	Central Pit	Ore-Grade	2.3	14	700	11	0.71	<5	5.0	--	--	178
A0964313	BR-188	165.5	166.5	Felsic Volcanic 1	Central Pit	Mine Rock	2.2	13	580	9.0	0.21	<5	6.0	--	--	194
A0964314	BR-188	174.5	175.5	Felsic Volcanic 1	Central Pit	Mine Rock	2.3	12	560	7.0	0.27	<5	5.0	--	--	208
A0964315	BR-188	180.5	181.5	Felsic Volcanic 1	Central Pit	Mine Rock	2.2	12	580	4.0	0.32	<5	5.0	--	--	198
A0964316	BR-188	185.1	186	Felsic Volcanic 1	Central Pit	Mine Rock	2.6	14	560	16	0.47	<5	6.0	--	--	223
A0964317	BR-188	190	191	Felsic Volcanic 1	Central Pit	Mine Rock	1.9	15	580	25	0.60	<5	6.0	--	--	149
A0964318	BR-188	195.3	196.3	Felsic Volcanic 1	Central Pit	Ore-Grade	2.2	19	740	62	0.63	<5	6.0	--	--	233
A0964319	BR-188	217.75	219	Felsic Volcanic 1	Central Pit	Mine Rock	2.5	17	650	12	0.22	<5	6.0	--	--	264
A0964320	BR-188	222	223	Felsic Volcanic 1	Central Pit	Mine Rock	2.6	13	580	9.0	0.34	<5	5.0	--	--	233
A0964321	BR-188	236.3	237	Felsic Volcanic 1	Central Pit	Mine Rock	2.4	17	640	9.0	0.23	<5	6.0	--	--	227
A0964322	BR-188	244	245	Felsic Volcanic 1	Central Pit	Mine Rock	2.1	15	600	10	0.17	<5	5.0	--	--	228
A0964323	BR-188	250	251	Felsic Volcanic 1	Central Pit	Mine Rock	2.1	16	630	20	0.28	<5	6.0	--	--	219
A0964324	BR-188	258	259	Felsic Volcanic 1	Central Pit	Mine Rock	1.8	18	640	15	0.30	<5	6.0	--	--	180
A0964325	BR-188	263.1	263.9	Felsic Volcanic 1	Central Pit	Ore-Grade	1.7	24	770	12	0.42	<5	6.0	--	--	340
A0964326	BR-188	268	269	Felsic Volcanic 1	Central Pit	Mine Rock	1.5	16	580	9.0	0.29	<5	6.0	--	--	194
A0964328	BR-188	273.6	274.6	Metasediment 2	Central Pit	Mine Rock	2.6	52	700	14	0.65	<5	12	--	--	338
A0964327	BR-188	278.5	279.3	Metasediment 2	Central Pit	Mine Rock	2.1	64	630	14	0.21	<5	14	--	--	355
A0964329	BR-188	284.5	285.75	Metasediment 2	Central Pit	Mine Rock	1.9	65	590	15	0.26	<5	16	--	--	257
A0964330	BR-188	294	294.5	Metasediment 2	Central Pit	Mine Rock	2.0	50	650	14	0.73	<5	13	--	--	233
A0964331	BR-188	300.45	301.4	Metasediment 2	Central Pit	Mine Rock	1.5	3.0	160	9.0	0.30	<5	4.0	--	--	125

Classification as mine rock or ore-grade materials was based on gold content.

A value of "--" indicates metal was not measured for the given sample; the variation in elements analyzed is due to measurement at two different laboratories (see text).

Table B-7 Four Acid Metals

Sample ID	Drillhole ID	From	To	Lithology	Area	Class	Sodium	Nickel	Phosphorus	Lead	Sulphur	Antimony	Scandium	Selenium	Tin	Strontium
		m	*m*				*%*	*ppm*	*ppm*	*ppm*	*%*	*ppm*	*ppm*	*ppm*	*ppm*	*ppm*
10x Crustal Abundance (Price 1997) [(1)]							--	--	--	--	--	--	--	--	--	--
A0964332	BR-188	301.4	302.55	Metasediment 2	Central Pit	Mine Rock	0.64	60	500	8.0	0.26	<5	13	--	--	112
A0964334	BR-188	305.85	306.85	Metasediment 2	Central Pit	Mine Rock	1.0	28	570	10	2.7	<5	9.0	--	--	146
A0964333	BR-188	311.6	312.15	Felsic Volcanic 2	Central Pit	Mine Rock	2.0	<1	170	11	0.95	<5	<4	--	--	171
A0964335	BR-188	315	316	Felsic Volcanic 2	Central Pit	Mine Rock	0.70	21	790	10	0.79	<5	7.0	--	--	127
A0964336	BR-188	320	321	Felsic Volcanic 2	Central Pit	Mine Rock	2.3	<1	160	9.0	0.18	<5	4.0	--	--	127
A0964337	BR-188	326	327	Felsic Volcanic 2	Central Pit	Mine Rock	2.5	<1	160	10	0.26	<5	4.0	--	--	188
A0964338	BR-188	331.45	332.9	Felsic Volcanic 2	Central Pit	Mine Rock	0.30	<1	180	9.0	1.3	<5	4.0	--	--	50
A0964339	BR-189	25	26	Felsic Volcanic 1	Central Pit	Mine Rock	2.2	12	590	10	0.27	<5	5.0	--	--	211
A0964340	BR-189	31.75	33	Felsic Volcanic 1	Central Pit	Ore-Grade	1.8	21	680	19	1.1	<5	8.0	--	--	219
A0964341	BR-189	36	36.6	Felsic Volcanic 1	Central Pit	Ore-Grade	2.5	13	510	39	1.2	<5	5.0	--	--	152
A0964342	BR-189	44.35	45.25	Felsic Volcanic 1	Central Pit	Mine Rock	2.7	14	550	7.0	0.26	<5	6.0	--	--	292
A0964343	BR-189	49.95	50.5	Felsic Volcanic 1	Central Pit	Ore-Grade	2.5	13	540	22	0.65	<5	6.0	--	--	241
A0964344	BR-189	54	55	Felsic Volcanic 1	Central Pit	Mine Rock	2.4	14	540	18	0.34	<5	6.0	--	--	247
A0964345	BR-189	61	62	Felsic Volcanic 1	Central Pit	Mine Rock	2.2	15	560	28	0.17	<5	6.0	--	--	277
A0964346	BR-189	76	77	Felsic Volcanic 1	Central Pit	Mine Rock	2.6	12	670	8.0	0.19	<5	8.0	--	--	364
A0964347	BR-189	82	83	Felsic Volcanic 1	Central Pit	Mine Rock	2.1	16	700	17	0.39	<5	6.0	--	--	177
A0964348	BR-189	87.8	88.5	Felsic Volcanic 1	Central Pit	Ore-Grade	2.7	15	550	13	0.74	<5	6.0	--	--	141
A0964349	BR-189	98	99	Felsic Volcanic 1	Central Pit	Ore-Grade	2.3	16	540	37	0.41	<5	6.0	--	--	184
A0964350	BR-189	103.5	104	Felsic Volcanic 1	Central Pit	Mine Rock	1.9	16	560	15	0.25	<5	6.0	--	--	191
A0964351	BR-189	106	106.5	Felsic Volcanic 1	Central Pit	Mine Rock	2.3	16	550	33	0.53	<5	6.0	--	--	162
A0964352	BR-189	108.5	109.5	Felsic Volcanic 1	Central Pit	Mine Rock	1.8	15	550	24	0.30	<5	6.0	--	--	150
A0964353	BR-189	113	114	Felsic Volcanic 1	Central Pit	Ore-Grade	1.0	12	480	31	0.81	<5	5.0	--	--	105
A0964354	BR-189	119	120	Felsic Volcanic 1	Central Pit	Ore-Grade	1.1	18	590	33	0.70	<5	6.0	--	--	134
A0964355	BR-189	128	128.7	Felsic Volcanic 1	Central Pit	Ore-Grade	2.8	17	550	18	0.54	<5	5.0	--	--	281
A0964356	BR-189	133.5	135	Metasediment 2	Central Pit	Mine Rock	1.6	68	600	12	0.27	<5	15	--	--	242
A0964357	BR-189	141	142.35	Metasediment 2	Central Pit	Mine Rock	1.4	66	580	12	0.28	<5	13	--	--	200
A0964358	BR-189	147.6	148.85	Metasediment 2	Central Pit	Mine Rock	1.7	75	590	16	0.32	<5	17	--	--	261
A0964359	BR-189	151	152.5	Metasediment 2	Central Pit	Mine Rock	1.5	71	590	11	0.28	<5	17	--	--	165
A0964360	BR-189	162	163.1	Metasediment 2	Central Pit	Mine Rock	0.97	41	570	8.0	0.67	<5	13	--	--	136
A0964361	BR-189	167	168	Felsic Volcanic 2	Central Pit	Mine Rock	0.60	3.0	340	8.0	1.4	<5	6.0	--	--	143
A0964362	BR-189	172.3	173	Felsic Volcanic 2	Central Pit	Mine Rock	2.2	<1	160	13	1.0	<5	4.0	--	--	141
A0964363	BR-189	177	178	Felsic Volcanic 2	Central Pit	Mine Rock	3.0	2.0	320	13	0.97	<5	5.0	--	--	190
A0964364	BR-189	181.5	182.4	Felsic Volcanic 2	Central Pit	Mine Rock	1.4	2.0	150	13	0.98	<5	5.0	--	--	102
A0964365	BR-189	186	187	Felsic Volcanic 2	Central Pit	Mine Rock	0.40	1.0	180	9.0	0.58	<5	4.0	--	--	58
A0964366	BR-189	187	187.7	Felsic Volcanic 2	Central Pit	Mine Rock	0.17	1.0	170	11	0.87	<5	<4	--	--	43
A0964367	BR-189	192	193	Felsic Volcanic 2	Central Pit	Mine Rock	1.4	<1	160	8.0	0.17	<5	4.0	--	--	113
A0964368	BR-189	200.55	201.1	Felsic Volcanic 2	Central Pit	Mine Rock	2.5	3.0	260	9.0	0.15	<5	4.0	--	--	177
A0964369	BR-189	208	209.4	Felsic Volcanic 2	Central Pit	Ore-Grade	3.5	2.0	190	8.0	0.40	<5	5.0	--	--	219
A0964370	BR-189	210.3	211.1	Felsic Volcanic 2	Central Pit	Ore-Grade	2.9	3.0	220	9.0	0.61	<5	4.0	--	--	158
A0964371	BR-189	220	221	Felsic Volcanic 1	Central Pit	Mine Rock	2.6	21	730	10	0.75	<5	6.0	--	--	332
A0964372	BR-189	225	226.35	Metasediment 2	Central Pit	Mine Rock	1.6	48	510	11	0.33	<5	14	--	--	197
A0964373	BR-189	235.65	236.25	Metasediment 2	Central Pit	Mine Rock	1.7	60	770	8.0	0.21	6.0	17	--	--	180
A0964374	BR-189	240	241.5	Metasediment 2	Central Pit	Mine Rock	1.3	76	530	10	0.14	<5	18	--	--	163
A0964375	BR-189	244.15	245.25	Felsic Volcanic 2	Central Pit	Mine Rock	2.2	3.0	270	14	0.30	<5	4.0	--	--	189

Classification as mine rock or ore-grade materials was based on gold content.

A value of "--" indicates metal was not measured for the given sample; the variation in elements analyzed is due to measurement at two different laboratories (see text).

Table B-7 Four Acid Metals

Sample ID	Drillhole ID	From	To	Lithology	Area	Class	Sodium	Nickel	Phosphorus	Lead	Sulphur	Antimony	Scandium	Selenium	Tin	Strontium
		m	*m*				*%*	*ppm*	*ppm*	*ppm*	*%*	*ppm*	*ppm*	*ppm*	*ppm*	*ppm*
10x Crustal Abundance (Price 1997) [(1)]							--	--	--	--	--	--	--	--	--	--
A0963898	BR-219	23.1	24	Felsic Volcanic 1	Central Pit	Ore-Grade	2.6	17	570	26	0.29	<5	6.0	--	--	204
A0963899	BR-219	29.35	30.4	Felsic Volcanic 1	Central Pit	Mine Rock	2.4	17	600	73	0.40	<5	6.0	--	--	207
A0963900	BR-219	36.1	36.6	Felsic Volcanic 1	Central Pit	Ore-Grade	2.5	15	510	59	0.57	<5	5.0	--	--	145
A0963901	BR-219	41.75	42.25	Felsic Volcanic 1	Central Pit	Mine Rock	2.1	17	570	15	0.26	<5	6.0	--	--	209
A0963902	BR-219	47	48	Felsic Volcanic 1	Central Pit	Ore-Grade	2.4	17	650	51	0.47	<5	6.0	--	--	209
A0963903	BR-219	63.1	63.4	Metasediment 2	Central Pit	Mine Rock	1.5	51	820	8.0	0.90	5.0	14	--	--	153
A0963904	BR-219	68.5	69.05	Felsic Volcanic 1	Central Pit	Mine Rock	1.5	10	660	15	0.31	<5	5.0	--	--	208
A0963905	BR-219	73.75	75.25	Metasediment 2	Central Pit	Mine Rock	1.5	73	540	13	0.30	<5	17	--	--	151
A0963906	BR-219	85.5	86.6	Felsic Volcanic 1	Central Pit	Mine Rock	1.9	23	700	10	0.35	<5	7.0	--	--	187
A0963907	BR-219	93.6	95.05	Felsic Volcanic 2	Central Pit	Mine Rock	2.0	1.0	180	10	0.63	<5	4.0	--	--	136
A0963908	BR-219	97.7	99.2	Felsic Volcanic 2	Central Pit	Mine Rock	1.6	2.0	340	11	0.95	<5	6.0	--	--	169
A0963909	BR-219	106.3	107.5	Felsic Volcanic 2	Central Pit	Mine Rock	1.5	2.0	170	10	0.91	<5	5.0	--	--	116
A0963910	BR-219	112	113.25	Felsic Volcanic 2	Central Pit	Mine Rock	1.1	2.0	240	11	0.43	<5	5.0	--	--	123
A0963911	BR-219	117.6	118.75	Felsic Volcanic 2	Central Pit	Mine Rock	1.2	6.0	250	11	0.54	<5	6.0	--	--	151
A0963912	BR-219	123.25	124.35	Felsic Volcanic 2	Central Pit	Mine Rock	1.9	5.0	230	12	0.20	<5	5.0	--	--	197
A0963913	BR-219	129.4	130.9	Felsic Volcanic 2	Central Pit	Mine Rock	2.2	<1	160	9.0	0.21	<5	4.0	--	--	177
A0963914	BR-219	133.8	135.2	Felsic Volcanic 1	Central Pit	Mine Rock	2.2	23	830	15	0.65	<5	7.0	--	--	252
A0963915	BR-219	143	144.5	Felsic Volcanic 2	Central Pit	Mine Rock	2.2	3.0	260	9.0	0.24	<5	5.0	--	--	186
A0963916	BR-219	149	149.65	Felsic Volcanic 2	Central Pit	Mine Rock	1.9	6.0	280	9.0	0.22	<5	5.0	--	--	209
A0963917	BR-219	155.5	157	Metasediment 2	Central Pit	Mine Rock	1.7	77	520	11	0.16	<5	18	--	--	210
A0963918	BR-219	160	161.5	Metasediment 2	Central Pit	Mine Rock	1.8	67	620	15	0.30	<5	18	--	--	212
A0963919	BR-219	167.65	169	Felsic Volcanic 2	Central Pit	Mine Rock	1.3	3.0	270	11	0.23	<5	5.0	--	--	170
A0963920	BR-219	196.75	198	Metasediment 3	Central Pit	Mine Rock	1.2	20	230	9.0	0.25	<5	6.0	--	--	281
A0963921	BR-219	201	202.5	Metasediment 3	Central Pit	Mine Rock	1.1	8.0	260	12	0.22	<5	5.0	--	--	132
A0963644	BR-250B	21	22.5	Felsic Volcanic 1	Central Pit	Mine Rock	2.6	17	540	15	0.81	<5	6.0	--	--	228
A0963645	BR-250B	25.2	26	Felsic Volcanic 1	Central Pit	Mine Rock	2.7	66	2010	12	0.79	<5	9.0	--	--	566
A0963646	BR-250B	35.25	36	Felsic Volcanic 1	Central Pit	Mine Rock	2.6	26	1180	22	0.75	<5	11	--	--	391
A0963647	BR-250B	42	43.5	Felsic Volcanic 1	Central Pit	Ore-Grade	2.1	16	530	62	0.48	<5	6.0	--	--	205
A0963648	BR-250B	49.5	51	Felsic Volcanic 1	Central Pit	Mine Rock	3.0	20	620	39	0.47	<5	8.0	--	--	281
A0963649	BR-250B	61.5	63	Felsic Volcanic 1	Central Pit	Mine Rock	2.7	17	720	23	0.31	<5	7.0	--	--	319
A0963650	BR-250B	72	73.4	Felsic Volcanic 1	Central Pit	Mine Rock	2.2	14	980	21	0.76	<5	7.0	--	--	274
A0962951	BR-250B	75.5	77	Felsic Volcanic 1	Central Pit	Mine Rock	2.7	14	780	17	0.31	<5	6.0	--	--	256
A0962952	BR-250B	88.5	90	Felsic Volcanic 1	Central Pit	Mine Rock	2.3	16	570	13	0.29	<5	5.0	--	--	237
A0962953	BR-250B	93.8	94.35	Felsic Volcanic 1	Central Pit	Mine Rock	0.63	9.0	490	6.0	0.44	<5	<4	--	--	140
A0962954	BR-250B	100	101.5	Felsic Volcanic 1	Central Pit	Ore-Grade	2.1	14	690	14	0.40	<5	6.0	--	--	241
A0962955	BR-250B	109.5	110.5	Felsic Volcanic 1	Central Pit	Mine Rock	2.1	17	720	16	0.44	<5	6.0	--	--	269
A0962956	BR-250B	117	117.8	Felsic Volcanic 1	Central Pit	Mine Rock	2.3	15	570	13	0.27	<5	5.0	--	--	249
A0962957	BR-250B	123	124.5	Felsic Volcanic 1	Central Pit	Mine Rock	2.5	15	560	9.0	0.35	<5	6.0	--	--	302
A0962958	BR-250B	139.5	141	Felsic Volcanic 1	Central Pit	Mine Rock	2.1	18	580	19	0.29	<5	6.0	--	--	259
A0962959	BR-250B	148	149.5	Felsic Volcanic 1	Central Pit	Ore-Grade	2.5	15	560	18	0.19	<5	6.0	--	--	225
A0962960	BR-250B	152.5	154	Felsic Volcanic 1	Central Pit	Mine Rock	2.3	15	570	14	0.21	<5	6.0	--	--	230
A0962961	BR-250B	160.2	161.5	Felsic Volcanic 1	Central Pit	Mine Rock	2.4	16	590	23	0.50	<5	7.0	--	--	303
A0962962	BR-250B	165.5	167	Felsic Volcanic 1	Central Pit	Mine Rock	2.2	19	570	12	0.53	<5	6.0	--	--	204
A0962963	BR-250B	174	175	Felsic Volcanic 1	Central Pit	Mine Rock	2.3	16	590	30	0.33	<5	6.0	--	--	194

Classification as mine rock or ore-grade materials was based on gold content.

A value of "--" indicates metal was not measured for the given sample; the variation in elements analyzed is due to measurement at two different laboratories (see text).

Table B-7 Four Acid Metals

Sample ID	Drillhole ID	From	To	Lithology	Area	Class	Sodium	Nickel	Phosphorus	Lead	Sulphur	Antimony	Scandium	Selenium	Tin	Strontium
		m	*m*				*%*	*ppm*	*ppm*	*ppm*	*%*	*ppm*	*ppm*	*ppm*	*ppm*	*ppm*
10x Crustal Abundance (Price 1997) [1]							--	--	--	--	--	--	--	--	--	--
A0962964	BR-250B	178.3	179.3	Felsic Volcanic 1	Central Pit	Ore-Grade	1.1	16	590	56	2.9	<5	6.0	--	--	92
A0962965	BR-250B	180.3	180.9	Felsic Volcanic 1	Central Pit	Ore-Grade	0.33	5.0	90	84	0.82	<5	<4	--	--	32
A0962966	BR-250B	185.85	186.35	Felsic Volcanic 1	Central Pit	Ore-Grade	0.86	16	590	142	2.6	<5	7.0	--	--	91
A0962967	BR-250B	186.35	186.85	Felsic Volcanic 1	Central Pit	Ore-Grade	0.55	18	560	156	3.7	<5	6.0	--	--	70
A0962969	BR-250B	190.5	191	Felsic Volcanic 1	Central Pit	Ore-Grade	1.9	16	680	112	1.9	<5	6.0	--	--	94
A0962970	BR-250B	192	193	Felsic Volcanic 1	Central Pit	Ore-Grade	1.7	17	690	112	1.8	<5	6.0	--	--	109
A0962971	BR-250B	204.5	206	Felsic Volcanic 1	Central Pit	Mine Rock	2.4	18	840	14	0.37	<5	7.0	--	--	227
A0962972	BR-250B	211.35	212.35	Felsic Volcanic 1	Central Pit	Ore-Grade	0.39	17	610	48	1.1	<5	6.0	--	--	70
A0962973	BR-250B	216.2	217.2	Felsic Volcanic 1	Central Pit	Ore-Grade	0.75	15	630	41	1.5	<5	5.0	--	--	109
A0962974	BR-250B	217.8	218.6	Felsic Volcanic 1	Central Pit	Ore-Grade	1.0	16	600	45	0.50	<5	5.0	--	--	186
A0962975	BR-250B	225	225.65	Felsic Volcanic 1	Central Pit	Mine Rock	2.5	18	600	16	0.36	<5	6.0	--	--	348
A0963939	BR-250B	231	232.35	Metasediment 2	Central Pit	Mine Rock	1.9	59	670	13	0.58	<5	14	--	--	250
A0963940	BR-250B	235.9	237	Metasediment 2	Central Pit	Mine Rock	2.3	58	680	13	0.31	<5	14	--	--	280
A0963941	BR-250B	240	241.5	Metasediment 2	Central Pit	Mine Rock	1.5	61	670	11	0.37	<5	16	--	--	194
A0963942	BR-250B	246	247.5	Metasediment 2	Central Pit	Mine Rock	1.6	77	590	14	0.31	<5	20	--	--	217
A0963943	BR-250B	252.5	253	Metasediment 2	Central Pit	Mine Rock	1.6	59	390	10	1.1	<5	14	--	--	188
A0963944	BR-250B	257.5	258.55	Metasediment 2	Central Pit	Mine Rock	1.3	69	550	13	0.28	<5	18	--	--	157
A0963945	BR-250B	262.9	263.75	Metasediment 2	Central Pit	Mine Rock	2.1	5.0	190	16	1.8	<5	5.0	--	--	168
A0963946	BR-250B	265.9	267	Felsic Volcanic 1	Central Pit	Mine Rock	2.4	19	790	11	0.45	<5	6.0	--	--	277
A0963947	BR-250B	273	274	Felsic Volcanic 1	Central Pit	Mine Rock	2.5	11	930	27	0.23	<5	6.0	--	--	303
A0963948	BR-250B	283.8	285	Felsic Volcanic 2	Central Pit	Mine Rock	0.89	1.0	160	5.0	0.64	<5	4.0	--	--	44
A0963949	BR-250B	295	296	Felsic Volcanic 2	Central Pit	Mine Rock	2.4	<1	160	7.0	0.12	<5	4.0	--	--	178
A0963950	BR-250B	300	301	Felsic Volcanic 2	Central Pit	Mine Rock	2.6	5.0	230	10	0.15	<5	6.0	--	--	241
A0964840	BR-326	50.5	51.5	Felsic Volcanic 1	Central Pit	Mine Rock	2.3	16	610	10	0.25	<5	6.0	--	--	296
A0964841	BR-326	59	60	Felsic Volcanic 1	Central Pit	Mine Rock	0.93	29	590	34	0.87	<5	8.0	--	--	184
A0964842	BR-326	63	64.35	Felsic Volcanic 1	Central Pit	Mine Rock	1.1	16	580	11	0.58	<5	6.0	--	--	164
A0964843	BR-326	72.4	73.2	Metasediment 2	Central Pit	Mine Rock	1.6	62	610	17	0.27	<5	15	--	--	274
A0964844	BR-326	75.5	76.6	Metasediment 2	Central Pit	Mine Rock	1.9	64	570	17	0.33	<5	16	--	--	227
A0964845	BR-326	80	81	Felsic Volcanic 2	Central Pit	Mine Rock	0.24	1.0	170	8.0	1.8	<5	4.0	--	--	42
A0964846	BR-326	84.6	85.25	Felsic Volcanic 2	Central Pit	Mine Rock	0.68	13	580	15	0.50	<5	6.0	--	--	112
A0964847	BR-326	91	92	Felsic Volcanic 2	Central Pit	Mine Rock	1.3	3.0	210	11	1.1	<5	5.0	--	--	155
A0964848	BR-326	94	95	Felsic Volcanic 1	Central Pit	Mine Rock	1.1	13	810	11	0.41	<5	6.0	--	--	203
A0964849	BR-326	102	103	Felsic Volcanic 2	Central Pit	Mine Rock	2.1	1.0	180	9.0	0.40	<5	4.0	--	--	173
A0964850	BR-326	109.3	110	Felsic Volcanic 2	Central Pit	Mine Rock	1.5	2.0	160	8.0	0.15	<5	<4	--	--	135
A0964851	BR-326	119.35	119.95	Felsic Volcanic 2	Central Pit	Mine Rock	3.3	4.0	220	9.0	0.33	<5	4.0	--	--	194
A0963596	BR-327	11.7	12.7	Felsic Volcanic 2	Central Pit	Mine Rock	1.3	61	560	18	3.4	<5	15	--	--	141
A0963597	BR-327	16.3	17.5	Felsic Volcanic 2	Central Pit	Mine Rock	0.21	1.0	200	17	1.4	<5	5.0	--	--	49
A0963598	BR-327	22.3	23.1	Felsic Volcanic 2	Central Pit	Mine Rock	0.35	16	300	9.0	1.0	<5	5.0	--	--	83
A0963599	BR-327	27.25	28.4	Felsic Volcanic 2	Central Pit	Mine Rock	1.7	1.0	180	29	0.66	<5	5.0	--	--	167
A0963600	BR-327	30.2	30.75	Felsic Volcanic 2	Central Pit	Mine Rock	2.8	5.0	210	11	0.30	<5	5.0	--	--	340
A0963749	BR-327	39.6	40.5	Felsic Volcanic 2	Central Pit	Mine Rock	2.2	1.0	180	20	0.19	<5	4.0	--	--	165
A0963750	BR-327	48.15	49	Felsic Volcanic 2	Central Pit	Ore-Grade	2.0	1.0	140	19	0.25	<5	4.0	--	--	158
A0963751	BR-327	55.5	57	Felsic Volcanic 2	Central Pit	Mine Rock	1.6	7.0	320	14	0.11	<5	5.0	--	--	177
A0963752	BR-327	74.5	75.1	Metasediment 2	Central Pit	Mine Rock	1.6	72	650	14	0.23	<5	15	--	--	145

Classification as mine rock or ore-grade materials was based on gold content.

A value of "--" indicates metal was not measured for the given sample; the variation in elements analyzed is due to measurement at two different laboratories (see text).

Table B-7 Four Acid Metals

Sample ID	Drillhole ID	From	To	Lithology	Area	Class	Sodium	Nickel	Phosphorus	Lead	Sulphur	Antimony	Scandium	Selenium	Tin	Strontium
		m	*m*				*%*	*ppm*	*ppm*	*ppm*	*%*	*ppm*	*ppm*	*ppm*	*ppm*	*ppm*
10x Crustal Abundance (Price 1997) [(1)]							--	--	--	--	--	--	--	--	--	--
A0963753	BR-327	81	81.9	Metasediment 2	Central Pit	Mine Rock	2.1	66	660	12	0.18	<5	17	--	--	230
A0963754	BR-327	88.55	89.9	Metasediment 2	Central Pit	Mine Rock	2.2	63	810	12	0.50	<5	12	--	--	179
A0963755	BR-327	94.5	96	Metasediment 2	Central Pit	Mine Rock	1.7	71	590	13	0.21	<5	16	--	--	201
A0963756	BR-327	104.8	105.25	Metasediment 2	Central Pit	Mine Rock	1.9	55	650	8.0	0.92	<5	12	--	--	497
A0963757	BR-327	117	118	Metasediment 3	Central Pit	Mine Rock	1.0	20	450	8.0	0.20	<5	7.0	--	--	152
A0963758	BR-327	121.2	122.7	Metasediment 3	Central Pit	Mine Rock	0.60	23	260	11	0.20	<5	5.0	--	--	120
A0963759	BR-327	128	129	Metasediment 3	Central Pit	Mine Rock	1.8	21	540	10	0.11	<5	9.0	--	--	226
A0963760	BR-327	141.4	142.8	Metasediment 3	Central Pit	Mine Rock	1.7	39	570	7.0	0.31	<5	8.0	--	--	185
A0963761	BR-329a	14.5	16	Felsic Volcanic 1	Central Pit	Mine Rock	2.2	13	560	8.0	0.27	<5	6.0	--	--	211
A0963762	BR-329a	27.7	28.6	Felsic Volcanic 1	Central Pit	Mine Rock	1.7	17	560	11	0.19	<5	7.0	--	--	255
A0963763	BR-329a	31.6	33	Felsic Volcanic 1	Central Pit	Mine Rock	2.1	38	530	18	0.28	<5	9.0	--	--	239
A0963764	BR-329a	39	40.4	Felsic Volcanic 1	Central Pit	Mine Rock	0.87	15	540	11	0.31	<5	5.0	--	--	143
A0963765	BR-329a	44.2	44.8	Felsic Volcanic 2	Central Pit	Mine Rock	2.8	17	820	9.0	0.60	<5	6.0	--	--	383
A0963766	BR-329a	46.45	47.9	Felsic Volcanic 2	Central Pit	Mine Rock	1.7	3.0	200	17	0.51	<5	5.0	--	--	137
A0963767	BR-329a	55.4	56.5	Felsic Volcanic 2	Central Pit	Mine Rock	0.61	3.0	220	17	1.3	<5	5.0	--	--	106
A0963768	BR-329a	59.5	60.8	Felsic Volcanic 2	Central Pit	Mine Rock	2.2	12	740	10	0.29	<5	6.0	--	--	192
A0963769	BR-329a	64.9	65.5	Felsic Volcanic 2	Central Pit	Mine Rock	1.7	1.0	180	10	0.79	<5	4.0	--	--	142
A0963770	BR-329a	71.3	72.35	Felsic Volcanic 2	Central Pit	Mine Rock	1.9	1.0	160	12	0.45	<5	4.0	--	--	143
A0963771	BR-329a	75.7	77.2	Felsic Volcanic 2	Central Pit	Mine Rock	2.8	<1	150	15	0.23	<5	4.0	--	--	198
A0963772	BR-329a	94.5	96	Felsic Volcanic 2	Central Pit	Mine Rock	2.0	2.0	170	18	0.21	<5	4.0	--	--	159
A0963773	BR-329a	104.4	105.15	Felsic Volcanic 2	Central Pit	Mine Rock	2.2	1.0	160	8.0	0.10	<5	<4	--	--	133
A0963774	BR-329a	109.5	111	Felsic Volcanic 2	Central Pit	Mine Rock	1.7	1.0	160	10	0.14	<5	4.0	--	--	156
A0963775	BR-329a	119	120	Felsic Volcanic 1	Central Pit	Mine Rock	2.3	20	720	10	0.22	<5	7.0	--	--	384
A0963776	BR-329a	124.5	126	Metasediment 2	Central Pit	Mine Rock	1.5	76	580	15	0.15	<5	19	--	--	215
A0963777	BR-329a	131.15	132	Metasediment 2	Central Pit	Mine Rock	2.7	78	780	26	0.29	<5	16	--	--	436
A0963778	BR-329a	136.5	138	Metasediment 2	Central Pit	Mine Rock	1.8	74	610	11	0.24	<5	17	--	--	191
A0963779	BR-329a	142.5	143.3	Metasediment 2	Central Pit	Mine Rock	1.7	66	550	13	0.18	<5	16	--	--	215
A0964543	BR-341	16.5	18	Felsic Volcanic 1	Central Pit	Mine Rock	2.5	13	570	8.0	0.19	<5	6.0	--	--	285
A0964544	BR-341	21.25	21.75	Felsic Volcanic 1	Central Pit	Mine Rock	1.9	14	450	8.0	0.53	<5	5.0	--	--	197
A0964545	BR-341	27	28	Felsic Volcanic 1	Central Pit	Mine Rock	2.7	18	560	8.0	0.15	<5	7.0	--	--	289
A0964546	BR-341	30.9	31.75	Felsic Volcanic 1	Central Pit	Mine Rock	2.5	20	540	13	2.4	<5	7.0	--	--	246
A0964547	BR-341	37.9	39	Felsic Volcanic 1	Central Pit	Mine Rock	3.0	16	610	8.0	0.49	<5	7.0	--	--	282
A0964548	BR-341	42	42.8	Felsic Volcanic 1	Central Pit	Mine Rock	2.0	13	580	12	0.94	<5	6.0	--	--	238
A0964549	BR-341	49.1	49.4	Felsic Volcanic 1	Central Pit	Ore-Grade	2.0	19	710	22	0.90	<5	8.0	--	--	262
A0964550	BR-341	54	55.5	Felsic Volcanic 1	Central Pit	Ore-Grade	1.0	21	600	30	1.0	<5	7.0	--	--	100
A0964551	BR-341	73.05	73.55	Felsic Volcanic 1	Central Pit	Ore-Grade	0.87	23	690	22	1.2	<5	8.0	--	--	96
A0964552	BR-341	78.5	79	Felsic Volcanic 1	Central Pit	Mine Rock	1.4	19	510	13	0.54	<5	5.0	--	--	141
A0964553	BR-341	83.8	85.3	Felsic Volcanic 1	Central Pit	Mine Rock	2.2	21	680	17	0.40	<5	7.0	--	--	262
A0964554	BR-341	90.35	91.85	Felsic Volcanic 1	Central Pit	Mine Rock	2.2	16	520	10	0.27	<5	6.0	--	--	244
A0964555	BR-341	96.55	98	Felsic Volcanic 1	Central Pit	Mine Rock	2.2	18	500	10	0.50	<5	6.0	--	--	229
A0964556	BR-341	102.8	103.45	Felsic Volcanic 1	Central Pit	Mine Rock	2.0	16	410	16	0.27	<5	5.0	--	--	207
A0964557	BR-341	112.5	113.9	Felsic Volcanic 1	Central Pit	Mine Rock	2.7	17	550	9.0	0.43	<5	6.0	--	--	301
A0964558	BR-341	130	130.9	Felsic Volcanic 1	Central Pit	Mine Rock	2.6	17	650	8.0	0.27	<5	6.0	--	--	259
A0964559	BR-341	135	136.5	Felsic Volcanic 1	Central Pit	Ore-Grade	2.0	12	520	18	0.71	<5	4.0	--	--	179

Classification as mine rock or ore-grade materials was based on gold content.

A value of "--" indicates metal was not measured for the given sample; the variation in elements analyzed is due to measurement at two different laboratories (see text).

Table B-7 Four Acid Metals

Sample ID	Drillhole ID	From	To	Lithology	Area	Class	Sodium	Nickel	Phosphorus	Lead	Sulphur	Antimony	Scandium	Selenium	Tin	Strontium
		m	*m*				*%*	*ppm*	*ppm*	*ppm*	*%*	*ppm*	*ppm*	*ppm*	*ppm*	*ppm*
10x Crustal Abundance (Price 1997) [1]							--	--	--	--	--	--	--	--	--	--
A0964560	BR-341	141.5	142.9	Felsic Volcanic 1	Central Pit	Ore-Grade	1.7	16	590	27	1.1	<5	6.0	--	--	168
A0964672	BR-341	147	148	Felsic Volcanic 1	Central Pit	Mine Rock	2.3	16	530	10	0.36	<5	5.0	--	--	205
A0964673	BR-341	151.15	152.45	Felsic Volcanic 1	Central Pit	Mine Rock	2.2	15	560	9.0	0.42	<5	6.0	--	--	217
A0964674	BR-341	157.1	158.25	Felsic Volcanic 1	Central Pit	Mine Rock	1.4	17	420	13	0.26	<5	5.0	--	--	187
A0964675	BR-341	162.4	163	Felsic Volcanic 1	Central Pit	Mine Rock	2.3	17	600	11	0.27	<5	8.0	--	--	308
A0964676	BR-341	188	189	Felsic Volcanic 1	Central Pit	Mine Rock	2.1	14	520	9.0	0.23	<5	6.0	--	--	247
A0964677	BR-341	214.3	214.7	Felsic Volcanic 1	Central Pit	Mine Rock	1.6	13	480	10	0.40	<5	5.0	--	--	182
A0964678	BR-341	218.35	219.85	Felsic Volcanic 1	Central Pit	Mine Rock	2.2	18	550	9.0	0.42	<5	6.0	--	--	221
A0964679	BR-341	224.05	225	Felsic Volcanic 1	Central Pit	Mine Rock	0.91	16	510	9.0	0.34	<5	6.0	--	--	159
A0964681	BR-342	12	13.1	Felsic Volcanic 1	Central Pit	Mine Rock	1.7	16	560	44	0.57	<5	6.0	--	--	146
A0964682	BR-342	17.3	18.05	Felsic Volcanic 1	Central Pit	Mine Rock	2.1	17	580	10	0.53	<5	6.0	--	--	177
A0964683	BR-342	31.5	32.25	Felsic Volcanic 1	Central Pit	Mine Rock	2.2	26	810	10	0.56	<5	10	--	--	350
A0964684	BR-342	48.4	49.4	Felsic Volcanic 1	Central Pit	Mine Rock	1.7	21	670	16	0.79	<5	7.0	--	--	181
A0964685	BR-342	55.1	56.6	Felsic Volcanic 1	Central Pit	Mine Rock	2.3	15	550	11	0.49	<5	6.0	--	--	173
A0964686	BR-342	79.85	80.8	Felsic Volcanic 1	Central Pit	Ore-Grade	0.82	15	540	50	1.3	<5	6.0	--	--	119
A0964687	BR-342	86.75	88.25	Felsic Volcanic 1	Central Pit	Mine Rock	2.5	14	540	10	0.20	<5	6.0	--	--	258
A0964688	BR-342	92.8	93.6	Felsic Volcanic 1	Central Pit	Mine Rock	2.0	13	560	12	0.21	<5	6.0	--	--	259
A0964689	BR-342	124.7	126	Felsic Volcanic 1	Central Pit	Mine Rock	2.6	15	560	9.0	0.21	<5	6.0	--	--	247
A0964690	BR-342	132	133.5	Felsic Volcanic 1	Central Pit	Mine Rock	1.4	17	620	9.0	0.25	<5	6.0	--	--	179
A0964691	BR-342	141.1	142.05	Felsic Volcanic 1	Central Pit	Mine Rock	2.4	41	480	11	0.31	<5	10	--	--	286
A0964692	BR-342	148.2	149.55	Felsic Volcanic 1	Central Pit	Mine Rock	1.8	34	580	13	0.47	<5	9.0	--	--	247
A0964693	BR-342	153.05	154.4	Felsic Volcanic 2	Central Pit	Mine Rock	1.5	<1	160	14	1.1	<5	4.0	--	--	124
A0964694	BR-342	163.1	164.6	Felsic Volcanic 2	Central Pit	Mine Rock	0.45	3.0	170	76	1.4	6.0	4.0	--	--	56
A0964695	BR-342	166.05	167	Felsic Volcanic 1	Central Pit	Ore-Grade	0.51	11	780	20	0.68	<5	6.0	--	--	141
A0964696	BR-342	174.1	174.65	Felsic Volcanic 2	Central Pit	Ore-Grade	3.8	2.0	150	10	0.47	<5	4.0	--	--	186
A0964644	BR-345	21.6	22.75	Felsic Volcanic 1	Central Pit	Mine Rock	1.6	14	510	10	0.28	<5	6.0	--	--	179
A0964645	BR-345	25	26	Metasediment 2	Central Pit	Mine Rock	1.5	46	560	12	0.36	<5	12	--	--	239
A0964646	BR-345	30.25	31.5	Felsic Volcanic 2	Central Pit	Mine Rock	0.38	3.0	270	41	0.94	<5	5.0	--	--	53
A0964647	BR-345	36.1	37.1	Felsic Volcanic 2	Central Pit	Ore-Grade	0.19	2.0	230	68	1.1	<5	4.0	--	--	39
A0964648	BR-345	40.05	41.2	Felsic Volcanic 2	Central Pit	Mine Rock	0.22	1.0	150	9.0	0.91	5.0	4.0	--	--	67
A0964649	BR-345	45	46.5	Felsic Volcanic 2	Central Pit	Mine Rock	2.0	<1	150	12	0.24	<5	4.0	--	--	162
A0964650	BR-345	49.3	49.8	Felsic Volcanic 2	Central Pit	Mine Rock	1.8	4.0	320	10	0.20	<5	5.0	--	--	127
A0963584	BR-403	15.9	17.3	Felsic Volcanic 1	Central Pit	Mine Rock	3.0	14	550	9.0	0.010	<5	6.0	--	--	330
A0963585	BR-403	21.2	22.2	Felsic Volcanic 1	Central Pit	Mine Rock	2.5	16	600	9.0	0.53	<5	7.0	--	--	216
A0963586	BR-403	26.1	27	Felsic Volcanic 1	Central Pit	Mine Rock	2.5	15	540	9.0	0.17	<5	6.0	--	--	260
A0963587	BR-403	30.95	32	Felsic Volcanic 1	Central Pit	Mine Rock	2.5	16	530	8.0	0.030	<5	6.0	--	--	305
A0963588	BR-403	36.3	37.8	Felsic Volcanic 1	Central Pit	Mine Rock	2.3	16	520	8.0	0.070	<5	6.0	--	--	309
A0963589	BR-403	41.8	42.8	Felsic Volcanic 1	Central Pit	Mine Rock	3.1	17	560	9.0	0.090	<5	7.0	--	--	327
A0963590	BR-403	47.8	48.8	Felsic Volcanic 1	Central Pit	Mine Rock	2.7	16	590	9.0	0.29	<5	7.0	--	--	256
A0963591	BR-403	52.9	54	Felsic Volcanic 1	Central Pit	Mine Rock	2.8	17	570	11	0.45	<5	6.0	--	--	295
A0963592	BR-403	58.3	58.8	Felsic Volcanic 1	Central Pit	Mine Rock	2.5	20	590	11	0.30	<5	6.0	--	--	269
A0963593	BR-403	63	64	Felsic Volcanic 1	Central Pit	Mine Rock	2.8	18	560	11	0.31	<5	7.0	--	--	299
A0963594	BR-403	81.35	82.35	Felsic Volcanic 1	Central Pit	Mine Rock	2.2	20	850	16	0.31	<5	8.0	--	--	330
A0963120	BR-076	20.2	21	Metasediment 2	Central Pit	Mine Rock	3.8	78	670	10	0.44	<5	16	--	--	518

Classification as mine rock or ore-grade materials was based on gold content.

A value of "--" indicates metal was not measured for the given sample; the variation in elements analyzed is due to measurement at two different laboratories (see text).

Table B-7 Four Acid Metals

Sample ID	Drillhole ID	From	To	Lithology	Area	Class	Sodium	Nickel	Phosphorus	Lead	Sulphur	Antimony	Scandium	Selenium	Tin	Strontium
		m	*m*				*%*	*ppm*	*ppm*	*ppm*	*%*	*ppm*	*ppm*	*ppm*	*ppm*	*ppm*
10x Crustal Abundance (Price 1997) [(1)]							--	--	--	--	--	--	--	--	--	--
A0963121	BR-076	31	32	Metasediment 2	Central Pit	Mine Rock	2.5	58	510	11	0.23	<5	11	--	--	237
A0963122	BR-076	41	42	Metasediment 2	Central Pit	Mine Rock	2.0	80	470	30	0.17	<5	13	--	--	205
A0963123	BR-076	88	89	Metasediment 2	Central Pit	Mine Rock	2.6	42	680	14	0.27	<5	16	--	--	332
A0963124	BR-076	100	101	Metasediment 2	Central Pit	Mine Rock	1.6	49	550	9.0	0.46	<5	13	--	--	159
A0963214	BR-099	28	29	Fragmental 1	Central Pit	Mine Rock	2.4	49	630	14	0.29	<5	12	--	--	372
A0963215	BR-099	32.9	34	Fragmental 1	Central Pit	Mine Rock	2.5	45	620	22	0.34	<5	11	--	--	440
A0963216	BR-099	37.4	38.4	Fragmental 1	Central Pit	Mine Rock	3.2	39	660	26	0.41	<5	10	--	--	560
A0963217	BR-099	58.1	59.1	Fragmental 1	Central Pit	Mine Rock	2.9	16	830	11	0.17	<5	5.0	--	--	388
A0963218	BR-099	62.55	64	Fragmental 1	Central Pit	Mine Rock	2.8	14	710	10	0.27	<5	6.0	--	--	399
A0963219	BR-099	64	65.5	Fragmental 1	Central Pit	Mine Rock	3.0	13	590	9.0	0.13	<5	<4	--	--	330
A0963220	BR-099	68	69.35	Fragmental 1	Central Pit	Mine Rock	2.3	73	910	9.0	0.29	<5	9.0	--	--	791
A0963221	BR-099	80	81	Felsic Volcanic 1	Central Pit	Mine Rock	2.9	15	640	48	1.5	<5	7.0	--	--	296
A0963222	BR-099	86.5	88	Fragmental 1	Central Pit	Mine Rock	2.0	36	550	28	0.61	<5	9.0	--	--	213
A0963223	BR-099	93	94	Felsic Volcanic 1	Central Pit	Mine Rock	2.1	40	510	24	1.2	<5	10	--	--	200
A0963224	BR-099	99	99.5	Felsic Volcanic 1	Central Pit	Mine Rock	2.0	17	670	15	2.1	<5	7.0	--	--	288
A0963225	BR-099	112.9	113.35	Felsic Volcanic 1	Central Pit	Mine Rock	4.1	48	650	33	1.2	<5	10	--	--	1140
A0963226	BR-099	117.6	118.2	Felsic Volcanic 1	Central Pit	Mine Rock	1.1	186	850	11	0.19	8.0	23	--	--	383
A0963227	BR-099	123	124	Felsic Volcanic 1	Central Pit	Ore-Grade	1.8	36	570	22	1.3	<5	8.0	--	--	213
A0963228	BR-099	124	125	Felsic Volcanic 1	Central Pit	Mine Rock	1.7	38	620	30	1.0	<5	6.0	--	--	198
A0963229	BR-099	132	133	Felsic Volcanic 1	Central Pit	Mine Rock	1.8	18	630	24	2.2	<5	6.0	--	--	245
A0963230	BR-099	138.5	140	Felsic Volcanic 1	Central Pit	Mine Rock	3.2	14	680	12	0.25	<5	5.0	--	--	373
A0963231	BR-099	142.5	144	Felsic Volcanic 1	Central Pit	Mine Rock	3.0	13	670	10	0.23	<5	5.0	--	--	366
A0963232	BR-099	147	148.5	Felsic Volcanic 1	Central Pit	Mine Rock	2.9	30	760	23	0.39	<5	7.0	--	--	331
A0963233	BR-099	152.2	153	Felsic Volcanic 1	Central Pit	Mine Rock	2.0	141	1220	11	0.57	<5	27	--	--	652
A0963234	BR-099	161.85	162.5	Metasediment 2	Central Pit	Mine Rock	3.0	48	570	25	3.0	<5	11	--	--	554
A0963235	BR-099	173.35	174	Metasediment 2	Central Pit	Mine Rock	0.83	64	1330	15	0.34	<5	22	--	--	675
A0963236	BR-099	180.2	181.7	Fragmental 1	Central Pit	Mine Rock	2.1	42	560	31	2.7	<5	10	--	--	414
A0963237	BR-099	190	191	Felsic Volcanic 1	Central Pit	Mine Rock	2.4	22	460	7.0	2.2	<5	6.0	--	--	206
A0963238	BR-099	195	196	Felsic Volcanic 1	Central Pit	Mine Rock	2.7	7.0	420	16	1.7	<5	<4	--	--	305
A0963239	BR-099	205.5	207	Metasediment 2	Central Pit	Mine Rock	2.4	65	630	16	4.3	<5	13	--	--	342
A0963434	BR-123	51	52	Felsic Volcanic 2	Central Pit	Mine Rock	2.3	10	430	29	1.8	<5	<4	--	--	231
A0963435	BR-123	60	60.5	Felsic Volcanic 2	Central Pit	Ore-Grade	2.8	10	370	311	1.8	<5	<4	--	--	329
A0963436	BR-123	67.5	68.5	Felsic Volcanic 2	Central Pit	Mine Rock	3.0	10	410	17	1.6	<5	4.0	--	--	290
A0963437	BR-123	82	83	Felsic Volcanic 1	Central Pit	Mine Rock	4.2	15	560	16	1.2	<5	5.0	--	--	319
A0963438	BR-123	92.7	93.2	Felsic Volcanic 1	Central Pit	Mine Rock	2.3	14	510	19	0.79	<5	5.0	--	--	255
A0963439	BR-123	102.45	103.5	Felsic Volcanic 2	Central Pit	Mine Rock	2.9	5.0	140	25	0.65	<5	<4	--	--	296
A0963440	BR-123	108.8	109.8	Felsic Volcanic 2	Central Pit	Mine Rock	3.4	4.0	240	20	0.68	<5	<4	--	--	245
A0963441	BR-123	123	123.75	Felsic Volcanic 1	Central Pit	Mine Rock	2.8	17	660	13	1.2	<5	6.0	--	--	303
A0963442	BR-123	134.2	135.2	Felsic Volcanic 1	Central Pit	Mine Rock	4.2	16	670	15	1.5	<5	6.0	--	--	419
A0963443	BR-123	141.35	142.1	Felsic Volcanic 1	Central Pit	Mine Rock	2.6	14	650	13	1.7	<5	6.0	--	--	393
A0963444	BR-123	148.95	149.6	Felsic Volcanic 1	Central Pit	Ore-Grade	4.4	19	650	25	2.1	<5	6.0	--	--	476
A0963445	BR-123	159.9	160.4	Felsic Volcanic 2	Central Pit	Mine Rock	2.1	3.0	110	8.0	1.5	<5	<4	--	--	160
A0963446	BR-123	164.15	164.8	Felsic Volcanic 1	Central Pit	Mine Rock	2.6	10	450	8.0	1.5	<5	<4	--	--	256
A0963447	BR-123	189	190	Metasediment 2	Central Pit	Mine Rock	3.3	51	690	9.0	1.1	<5	14	--	--	285

Classification as mine rock or ore-grade materials was based on gold content.

A value of "--" indicates metal was not measured for the given sample; the variation in elements analyzed is due to measurement at two different laboratories (see text).

Table B-7 Four Acid Metals

Sample ID	Drillhole ID	From	To	Lithology	Area	Class	Sodium	Nickel	Phosphorus	Lead	Sulphur	Antimony	Scandium	Selenium	Tin	Strontium
		m	*m*				*%*	*ppm*	*ppm*	*ppm*	*%*	*ppm*	*ppm*	*ppm*	*ppm*	*ppm*
10x Crustal Abundance (Price 1997) [(1)]							--	--	--	--	--	--	--	--	--	--
A0963448	BR-123	199.2	200.2	Metasediment 2	Central Pit	Ore-Grade	4.1	75	300	17	2.8	<5	14	--	--	375
A0963655	BR-124	42	43	Felsic Volcanic 1	Central Pit	Mine Rock	2.8	9.0	460	16	1.7	<5	<4	--	--	258
A0963656	BR-124	52	53	Felsic Volcanic 1	Central Pit	Mine Rock	3.7	13	620	20	2.1	<5	5.0	--	--	356
A0963657	BR-124	58	58.7	Felsic Volcanic 1	Central Pit	Mine Rock	2.9	17	650	20	2.7	<5	6.0	--	--	475
A0963658	BR-124	67.3	67.8	Felsic Volcanic 1	Central Pit	Mine Rock	2.8	9.0	430	19	1.8	<5	4.0	--	--	289
A0963659	BR-124	75.8	76.3	Felsic Volcanic 1	Central Pit	Mine Rock	2.5	8.0	420	21	1.6	<5	<4	--	--	307
A0963660	BR-124	83.7	84.5	Felsic Volcanic 2	Central Pit	Mine Rock	3.0	11	380	29	2.6	<5	<4	--	--	229
A0963661	BR-124	89.5	90.2	Felsic Volcanic 2	Central Pit	Ore-Grade	2.8	8.0	350	1050	1.3	<5	<4	--	--	342
A0963662	BR-124	96.1	97.1	Felsic Volcanic 2	Central Pit	Mine Rock	3.3	10	390	15	1.5	<5	4.0	--	--	250
A0963663	BR-124	106	107	Felsic Volcanic 1	Central Pit	Mine Rock	2.0	10	410	17	1.3	<5	<4	--	--	266
A0963664	BR-124	113	113.5	Felsic Volcanic 1	Central Pit	Ore-Grade	1.2	17	310	28	3.3	<5	<4	--	--	211
A0963665	BR-124	123.5	124.5	Felsic Volcanic 1	Central Pit	Mine Rock	2.4	14	490	22	0.94	<5	5.0	--	--	298
A0963666	BR-124	133.5	134.5	Felsic Volcanic 1	Central Pit	Mine Rock	2.3	14	480	22	1.0	<5	5.0	--	--	269
A0963667	BR-124	143.5	144.5	Felsic Volcanic 1	Central Pit	Mine Rock	2.1	14	500	16	0.59	<5	5.0	--	--	289
A0963668	BR-124	157.25	157.75	Felsic Volcanic 1	Central Pit	Mine Rock	1.4	14	500	36	0.47	<5	5.0	--	--	217
A0963669	BR-124	168.15	169	Felsic Volcanic 1	Central Pit	Mine Rock	4.1	11	560	26	0.85	<5	5.0	--	--	378
A0963670	BR-124	177.6	178.1	Felsic Volcanic 1	Central Pit	Ore-Grade	3.4	13	520	27	2.3	<5	5.0	--	--	287
A0963671	BR-124	187.6	188.6	Felsic Volcanic 1	Central Pit	Mine Rock	3.2	21	650	19	0.89	<5	6.0	--	--	350
A0963672	BR-124	198.5	199.5	Felsic Volcanic 1	Central Pit	Mine Rock	3.6	17	630	10	1.1	<5	6.0	--	--	398
A0963969	BR-293	25	25.5	Fragmental 1	Central Pit	Mine Rock	1.6	44	580	40	3.0	<5	11	--	--	202
A0963970	BR-293	36.1	36.6	Fragmental 1	Central Pit	Ore-Grade	1.6	45	640	31	1.4	<5	11	--	--	160
A0963971	BR-293	50.8	51.8	Felsic Volcanic 1	Central Pit	Mine Rock	1.9	65	920	7.0	0.41	<5	14	--	--	247
A0963972	BR-293	61.9	62.7	Fragmental 1	Central Pit	Ore-Grade	2.8	26	600	27	1.2	<5	7.0	--	--	358
A0963973	BR-293	71.1	71.6	Felsic Volcanic 1	Central Pit	Mine Rock	1.7	20	560	63	2.8	<5	7.0	--	--	207
A0963974	BR-293	81.6	83	Felsic Volcanic 1	Central Pit	Mine Rock	2.7	14	620	12	0.54	<5	5.0	--	--	336
A0963975	BR-293	92.5	92.9	Metasediment 2	Central Pit	Mine Rock	2.7	45	620	57	1.4	<5	11	--	--	447
A0963976	BR-293	98.95	100.1	Metasediment 2	Central Pit	Mine Rock	0.77	55	580	17	3.4	<5	12	--	--	141
A0963977	BR-293	110.5	111.5	Metasediment 2	Central Pit	Mine Rock	1.6	50	680	34	2.3	<5	12	--	--	263
A0963978	BR-293	120	121	Metasediment 2	Central Pit	Mine Rock	0.87	51	640	17	2.6	<5	11	--	--	120
A0963979	BR-293	132	133.5	Felsic Volcanic 1	Central Pit	Mine Rock	2.5	7.0	370	11	1.8	<5	<4	--	--	227
A0963980	BR-293	142.3	143.2	Metasediment 2	Central Pit	Mine Rock	1.6	57	660	12	2.6	<5	15	--	--	274
A0963981	BR-293	151.6	152.7	Felsic Volcanic 1	Central Pit	Mine Rock	2.5	23	860	16	0.24	<5	8.0	--	--	400
A0963982	BR-293	158.15	159	Metasediment 2	Central Pit	Mine Rock	2.2	59	690	15	6.9	<5	14	--	--	275
A0963983	BR-293	166	167	Felsic Volcanic 1	Central Pit	Mine Rock	0.98	33	520	36	7.1	<5	8.0	--	--	255
A0963984	BR-293	177.35	177.85	Felsic Volcanic 1	Central Pit	Mine Rock	1.9	14	440	33	2.5	<5	5.0	--	--	262
A0963985	BR-293	193	194	Metasediment 2	Central Pit	Mine Rock	2.6	65	540	23	2.7	<5	15	--	--	271
A0964890	BR-414	21	22.5	Metasediment 2	Central Pit	Mine Rock	2.4	70	500	30	0.23	<5	15	--	--	238
A0964889	BR-414	28.5	30	Metasediment 2	Central Pit	Mine Rock	2.3	55	590	37	0.17	<5	11	--	--	260
A0964888	BR-414	42.8	44.05	Metasediment 2	Central Pit	Mine Rock	2.7	54	420	8.0	0.12	<5	14	--	--	246
A0964887	BR-414	57.2	58.7	Metasediment 2	Central Pit	Mine Rock	3.7	68	440	37	0.28	<5	12	--	--	263
A0964886	BR-414	74	75	Metasediment 2	Central Pit	Mine Rock	1.8	61	510	18	0.46	<5	12	--	--	222
A0964885	BR-414	84	85.3	Metasediment 2	Central Pit	Mine Rock	1.7	65	600	15	0.33	<5	15	--	--	207
A0964884	BR-414	109.55	111	Metasediment 2	Central Pit	Mine Rock	2.4	56	610	20	0.31	<5	16	--	--	225
A0964883	BR-414	121.5	123	Metasediment 2	Central Pit	Mine Rock	0.96	32	510	287	0.61	<5	9.0	--	--	175

Classification as mine rock or ore-grade materials was based on gold content.

A value of "--" indicates metal was not measured for the given sample; the variation in elements analyzed is due to measurement at two different laboratories (see text).

Table B-7 Four Acid Metals

Sample ID	Drillhole ID	From	To	Lithology	Area	Class	Sodium	Nickel	Phosphorus	Lead	Sulphur	Antimony	Scandium	Selenium	Tin	Strontium
		m	*m*				*%*	*ppm*	*ppm*	*ppm*	*%*	*ppm*	*ppm*	*ppm*	*ppm*	*ppm*
10x Crustal Abundance (Price 1997) [(1)]							--	--	--	--	--	--	--	--	--	--
A0963651	BR-415	25.3	26.8	Metasediment 2	Central Pit	Mine Rock	2.3	55	610	18	0.35	<5	16	--	--	225
A0963652	BR-415	36	37.5	Metasediment 2	Central Pit	Mine Rock	2.0	32	510	24	0.32	<5	8.0	--	--	293
A0963653	BR-415	58	59	Metasediment 3	Central Pit	Mine Rock	2.2	22	430	23	0.23	<5	8.0	--	--	264
A0963654	BR-415	71.3	72.5	Metasediment 3	Central Pit	Mine Rock	2.5	24	860	17	0.26	<5	7.0	--	--	432
A0963197	BR-089	42.1	43	Felsic Volcanic 1	Central Pit	Mine Rock	0.29	11	440	8.0	2.0	<5	4.0	--	--	62
A0963198	BR-089	52	53	Felsic Volcanic 1	Central Pit	Mine Rock	3.0	12	580	13	2.1	<5	5.0	--	--	388
A0963199	BR-089	62	63	Felsic Volcanic 1	Central Pit	Mine Rock	0.99	13	450	13	1.7	<5	5.0	--	--	183
A0963200	BR-089	72	73	Felsic Volcanic 1	Central Pit	Mine Rock	2.2	15	630	12	3.3	<5	6.0	--	--	268
A0963201	BR-089	82	82.75	Felsic Volcanic 2	Central Pit	Mine Rock	2.6	16	440	28	2.5	<5	5.0	--	--	297
A0963202	BR-089	92.55	93.5	Felsic Volcanic 1	Central Pit	Mine Rock	2.3	13	400	22	2.1	<5	5.0	--	--	273
A0963203	BR-089	97.8	98.75	Felsic Volcanic 2	Central Pit	Mine Rock	2.3	12	530	37	1.9	<5	5.0	--	--	232
A0963204	BR-089	106.25	107	Felsic Volcanic 2	Central Pit	Mine Rock	3.0	10	400	19	1.8	9.0	<4	--	--	269
A0963205	BR-089	116	117	Felsic Volcanic 2	Central Pit	Mine Rock	2.3	15	540	11	1.9	<5	6.0	--	--	213
A0963206	BR-089	132	133	Felsic Volcanic 1	Central Pit	Mine Rock	4.3	18	560	9.0	2.1	<5	6.0	--	--	502
A0963207	BR-089	152	152.75	Felsic Volcanic 1	Central Pit	Mine Rock	3.4	17	580	19	1.5	<5	6.0	--	--	403
A0963208	BR-089	165.5	166.5	Felsic Volcanic 1	Central Pit	Mine Rock	3.9	21	670	14	1.2	<5	7.0	--	--	370
A0963209	BR-089	179	179.5	Felsic Volcanic 1	Central Pit	Mine Rock	2.9	14	380	390	1.2	<5	4.0	--	--	407
A0963210	BR-089	191	191.5	Felsic Volcanic 1	Central Pit	Ore-Grade	3.3	20	640	34	2.0	<5	6.0	--	--	829
A0963211	BR-089	211	212	Felsic Volcanic 1	Central Pit	Mine Rock	3.3	15	590	13	1.3	<5	5.0	--	--	334
A0963212	BR-089	225.95	227	Felsic Volcanic 1	Central Pit	Ore-Grade	3.2	18	650	43	1.5	<5	6.0	--	--	385
A0963213	BR-089	241	242	Felsic Volcanic 1	Central Pit	Mine Rock	3.0	14	550	13	0.96	<5	5.0	--	--	343
A0963192	BR-089	253.4	254.4	Felsic Volcanic 1	Central Pit	Ore-Grade	3.4	14	600	41	1.9	<5	6.0	--	--	470
A0963193	BR-089	267.75	268.75	Felsic Volcanic 1	Central Pit	Mine Rock	2.8	17	630	11	1.5	<5	6.0	--	--	293
A0963194	BR-089	279	280	Felsic Volcanic 1	Central Pit	Mine Rock	3.7	13	630	12	1.7	<5	5.0	--	--	312
A0963195	BR-089	289.5	290.25	Felsic Volcanic 1	Central Pit	Mine Rock	3.2	14	520	73	1.3	<5	4.0	--	--	275
A0963196	BR-089	299.5	300.5	Felsic Volcanic 1	Central Pit	Mine Rock	2.6	12	460	10	1.7	<5	5.0	--	--	276
A0963957	BR-285	21	22	Felsic Volcanic 1	Central Pit	Mine Rock	2.8	15	530	10	<0.01	<5	6.0	--	--	277
A0963958	BR-285	28.5	29.5	Felsic Volcanic 1	Central Pit	Mine Rock	2.9	15	520	10	0.010	<5	6.0	--	--	292
A0963959	BR-285	38	39	Felsic Volcanic 1	Central Pit	Mine Rock	2.5	14	520	7.0	0.020	<5	6.0	--	--	279
A0963960	BR-285	45	46.5	Felsic Volcanic 1	Central Pit	Mine Rock	2.8	14	500	8.0	0.010	<5	6.0	--	--	277
A0963961	BR-285	55.5	57	Felsic Volcanic 1	Central Pit	Mine Rock	2.7	14	520	9.0	0.060	<5	6.0	--	--	334
A0963962	BR-285	64	65.5	Fragmental 1	Central Pit	Mine Rock	2.3	44	620	28	0.27	<5	12	--	--	306
A0963963	BR-285	75	76.4	Felsic Volcanic 1	Central Pit	Mine Rock	1.4	66	680	18	0.17	<5	19	--	--	271
A0963964	BR-285	83.75	84.5	Fragmental 1	Central Pit	Mine Rock	2.4	21	1310	9.0	0.10	<5	10	--	--	514
A0963965	BR-285	99.5	100.5	Felsic Volcanic 1	Central Pit	Mine Rock	3.1	16	610	12	0.27	<5	5.0	--	--	329
A0963966	BR-285	109.5	111	Fragmental 1	Central Pit	Mine Rock	2.5	24	1160	11	0.12	<5	9.0	--	--	411
A0963967	BR-285	125.5	126.5	Felsic Volcanic 1	Central Pit	Mine Rock	0.24	15	830	14	3.6	<5	6.0	--	--	74
A0963968	BR-285	152	153	Fragmental 1	Central Pit	Mine Rock	1.4	62	830	15	1.5	<5	12	--	--	271
A0963571	BR-290	19.5	21	Felsic Volcanic 1	Central Pit	Mine Rock	2.7	13	560	8.0	<0.01	<5	5.0	--	--	252
A0963572	BR-290	30.45	31.5	Felsic Volcanic 1	Central Pit	Mine Rock	2.8	15	520	9.0	0.020	<5	6.0	--	--	333
A0963573	BR-290	42.1	43.5	Felsic Volcanic 1	Central Pit	Mine Rock	2.9	17	550	9.0	0.020	<5	6.0	--	--	299
A0963574	BR-290	52.5	54	Felsic Volcanic 1	Central Pit	Mine Rock	2.7	14	540	8.0	<0.01	<5	6.0	--	--	277
A0963575	BR-290	63	64.5	Felsic Volcanic 1	Central Pit	Mine Rock	2.9	14	520	8.0	<0.01	<5	6.0	--	--	263
A0963576	BR-290	75.6	76.5	Felsic Volcanic 1	Central Pit	Mine Rock	2.8	14	440	9.0	0.050	<5	5.0	--	--	255

Classification as mine rock or ore-grade materials was based on gold content.

A value of "--" indicates metal was not measured for the given sample; the variation in elements analyzed is due to measurement at two different laboratories (see text).

Table B-7 Four Acid Metals

Sample ID	Drillhole ID	From	To	Lithology	Area	Class	Sodium	Nickel	Phosphorus	Lead	Sulphur	Antimony	Scandium	Selenium	Tin	Strontium
		m	*m*				*%*	*ppm*	*ppm*	*ppm*	*%*	*ppm*	*ppm*	*ppm*	*ppm*	*ppm*
10x Crustal Abundance (Price 1997) [1]							--	--	--	--	--	--	--	--	--	--
A0963577	BR-290	87	88.5	Felsic Volcanic 1	Central Pit	Mine Rock	2.5	13	510	9.0	<0.01	<5	5.0	--	--	245
A0963578	BR-290	99	100	Felsic Volcanic 1	Central Pit	Mine Rock	2.8	15	540	9.0	0.010	<5	6.0	--	--	278
A0963579	BR-290	111	112.5	Felsic Volcanic 1	Central Pit	Mine Rock	2.6	14	530	8.0	0.020	<5	5.0	--	--	255
A0963580	BR-290	122	123	Felsic Volcanic 1	Central Pit	Mine Rock	2.5	15	650	12	0.19	<5	6.0	--	--	283
A0963581	BR-290	135	136.5	Fragmental 1	Central Pit	Mine Rock	2.2	22	1250	8.0	0.20	<5	9.0	--	--	465
A0963582	BR-290	147	148.5	Fragmental 1	Central Pit	Mine Rock	2.7	20	1160	12	0.22	<5	9.0	--	--	514
A0963583	BR-290	160.5	161	Fragmental 1	Central Pit	Mine Rock	0.76	12	650	4.0	0.050	<5	5.0	--	--	189
A0964824	BR-431	19.5	20.7	Felsic Volcanic 1	Central Pit	Mine Rock	3.7	15	710	10	2.1	<5	5.0	--	--	359
A0964825	BR-431	28.6	29.5	Felsic Volcanic 2	Central Pit	Mine Rock	3.3	8.0	290	32	2.3	<5	5.0	--	--	265
A0964860	BR-431	40.4	41.9	Metasediment 2	Central Pit	Mine Rock	4.9	48	580	13	1.8	<5	12	--	--	308
A0964861	BR-431	54.2	55.55	Metasediment 2	Central Pit	Ore-Grade	2.9	61	780	11	0.31	<5	17	--	--	446
A0964862	BR-431	62.5	64	Metasediment 2	Central Pit	Ore-Grade	3.6	52	670	9.0	1.2	<5	13	--	--	331
A0964863	BR-431	75	76.5	Metasediment 2	Central Pit	Mine Rock	1.8	77	530	17	0.47	<5	15	--	--	183
A0964864	BR-431	97	98.5	Metasediment 2	Central Pit	Mine Rock	2.1	66	450	18	0.24	<5	14	--	--	264
A0964787	BR-431	110	111.5	Metasediment 2	Central Pit	Mine Rock	1.9	63	520	19	0.30	<5	13	--	--	252
A0964788	BR-431	122	123.5	Metasediment 2	Central Pit	Mine Rock	1.3	61	630	26	0.79	<5	16	--	--	251
A0964789	BR-431	138.9	140.3	Metasediment 2	Central Pit	Mine Rock	2.0	7.0	360	33	0.20	<5	4.0	--	--	218
A0963780	BR-432	26.6	27.8	Felsic Volcanic 1	Central Pit	Mine Rock	3.5	14	680	11	0.80	<5	5.0	--	--	383
A0963781	BR-432	45	46.5	Felsic Volcanic 1	Central Pit	Mine Rock	3.0	17	700	25	1.4	<5	6.0	--	--	363
A0963782	BR-432	58.6	60	Felsic Volcanic 1	Central Pit	Mine Rock	2.9	14	450	24	0.82	<5	5.0	--	--	509
A0963783	BR-432	76	77	Felsic Volcanic 2	Central Pit	Mine Rock	2.7	6.0	350	8.0	1.8	<5	5.0	--	--	264
A0963784	BR-432	86.7	87.7	Felsic Volcanic 2	Central Pit	Mine Rock	2.8	4.0	220	29	0.96	<5	<4	--	--	255
A0963785	BR-432	98.4	99.4	Felsic Volcanic 1	Central Pit	Ore-Grade	4.6	14	660	13	2.2	<5	5.0	--	--	362
A0963786	BR-432	108.4	109.7	Felsic Volcanic 1	Central Pit	Ore-Grade	2.9	19	710	15	2.9	<5	6.0	--	--	276
A0963787	BR-432	123.1	124	Felsic Volcanic 2	Central Pit	Mine Rock	4.6	5.0	280	7.0	1.2	<5	<4	--	--	259
A0963788	BR-432	131.65	133	Metasediment 2	Central Pit	Ore-Grade	2.7	42	560	15	0.56	<5	11	--	--	264
A0963789	BR-432	141.6	142.8	Metasediment 2	Central Pit	Mine Rock	2.1	59	640	11	0.64	<5	15	--	--	213
A0963790	BR-432	150.5	152	Metasediment 2	Central Pit	Mine Rock	2.3	69	620	9.0	0.26	<5	17	--	--	231
A0963791	BR-432	160.5	162	Metasediment 2	Central Pit	Mine Rock	4.1	60	460	9.0	0.79	<5	15	--	--	272
A0963792	BR-432	170.5	172	Metasediment 2	Central Pit	Mine Rock	4.0	58	530	25	0.63	<5	12	--	--	259
A0963793	BR-432	181	182.5	Metasediment 2	Central Pit	Mine Rock	2.5	63	400	15	0.20	<5	11	--	--	265
A0963794	BR-432	191.1	192.6	Metasediment 2	Central Pit	Mine Rock	2.7	49	480	14	0.25	<5	10	--	--	313
A0963795	BR-432	200	201	Metasediment 2	Central Pit	Mine Rock	1.8	61	610	29	1.5	<5	15	--	--	328
A0963796	BR-433	35.3	36.3	Felsic Volcanic 1	Central Pit	Mine Rock	3.5	17	600	41	0.73	<5	6.0	--	--	369
A0963797	BR-433	49.4	50.4	Felsic Volcanic 1	Central Pit	Mine Rock	2.9	21	720	23	2.0	<5	7.0	--	--	333
A0963798	BR-433	68	69.5	Felsic Volcanic 1	Central Pit	Mine Rock	3.4	21	730	27	1.4	<5	7.0	--	--	441
A0963799	BR-433	80	81	Felsic Volcanic 1	Central Pit	Mine Rock	3.3	15	580	23	1.3	<5	5.0	--	--	319
A0963800	BR-433	81	82.1	Felsic Volcanic 1	Central Pit	Ore-Grade	4.0	14	580	30	0.97	<5	6.0	--	--	376
A0964790	BR-433	110	111	Felsic Volcanic 1	Central Pit	Mine Rock	3.6	15	700	14	0.75	<5	5.0	--	--	386
A0964791	BR-433	131.2	132.2	Felsic Volcanic 1	Central Pit	Ore-Grade	4.1	15	660	18	0.86	<5	5.0	--	--	565
A0964792	BR-433	149.3	150.3	Felsic Volcanic 1	Central Pit	Mine Rock	3.3	39	830	9.0	1.7	<5	7.0	--	--	461
A0964793	BR-433	161.8	163.3	Felsic Volcanic 1	Central Pit	Mine Rock	3.6	21	690	14	2.8	<5	7.0	--	--	378
A0964794	BR-433	175.95	176.95	Felsic Volcanic 2	Central Pit	Ore-Grade	3.3	7.0	400	21	1.9	<5	5.0	--	--	316
A0964795	BR-433	176.95	178.15	Felsic Volcanic 2	Central Pit	Mine Rock	4.5	3.0	220	25	1.4	<5	<4	--	--	253

Classification as mine rock or ore-grade materials was based on gold content.

A value of "--" indicates metal was not measured for the given sample; the variation in elements analyzed is due to measurement at two different laboratories (see text).

Table B-7 Four Acid Metals

Sample ID	Drillhole ID	From	To	Lithology	Area	Class	Sodium	Nickel	Phosphorus	Lead	Sulphur	Antimony	Scandium	Selenium	Tin	Strontium
		m	*m*				*%*	*ppm*	*ppm*	*ppm*	*%*	*ppm*	*ppm*	*ppm*	*ppm*	*ppm*
10x Crustal Abundance (Price 1997) [(1)]							--	--	--	--	--	--	--	--	--	--
A0964796	BR-433	186.6	187.6	Felsic Volcanic 2	Central Pit	Mine Rock	4.4	11	410	27	0.81	<5	<4	--	--	272
A0964797	BR-433	195.7	196.7	Metasediment 2	Central Pit	Mine Rock	3.9	61	680	11	1.7	<5	12	--	--	345
A0964798	BR-433	205.1	206.3	Metasediment 2	Central Pit	Mine Rock	5.0	57	600	9.0	1.0	<5	15	--	--	361
A0964799	BR-433	215.4	216.4	Metasediment 2	Central Pit	Mine Rock	4.5	52	540	8.0	0.30	<5	14	--	--	259
A0964800	BR-433	229.4	230.9	Metasediment 2	Central Pit	Mine Rock	4.2	54	520	13	0.69	<5	13	--	--	273
A0964801	BR-433	241	242.5	Metasediment 2	Central Pit	Mine Rock	2.6	51	470	14	0.25	<5	11	--	--	264
117101	BR-005	13.55	14.05	Metasediment 2	Central Pit	Mine Rock	2.0	64	590	24	0.99	<5	17	--	--	212
117102	BR-005	18	19	Metasediment 2	Central Pit	Mine Rock	2.1	67	510	17	0.20	<5	16	--	--	295
117103	BR-005	28.1	28.6	Metasediment 2	Central Pit	Mine Rock	2.4	60	440	22	0.30	<5	12	--	--	242
117104	BR-005	42	43	Metasediment 2	Central Pit	Mine Rock	2.2	73	470	17	0.32	<5	16	--	--	248
117105	BR-005	51	52	Felsic Volcanic 1	Central Pit	Mine Rock	2.4	16	540	13	0.72	<5	6.0	--	--	227
117106	BR-005	62	63	Felsic Volcanic 1	Central Pit	Mine Rock	5.7	41	570	11	1.3	<5	9.0	--	--	333
117107	BR-005	72	73	Felsic Volcanic 2	Central Pit	Mine Rock	6.9	25	650	15	1.4	<5	7.0	--	--	382
117108	BR-005	79	80	Felsic Volcanic 1	Central Pit	Mine Rock	5.0	17	650	8.0	0.72	<5	6.0	--	--	397
117109	BR-005	101.5	102	Felsic Volcanic 1	Central Pit	Mine Rock	2.5	20	850	9.0	2.6	<5	7.0	--	--	327
117110	BR-005	106	107	Felsic Volcanic 1	Central Pit	Mine Rock	2.2	18	720	8.0	2.6	<5	6.0	--	--	311
117111	BR-005	118	118.5	Felsic Volcanic 1	Central Pit	Mine Rock	2.8	13	470	27	2.1	<5	6.0	--	--	167
117112	BR-005	131	131.5	Felsic Volcanic 1	Central Pit	Mine Rock	0.42	14	410	18	13	<5	6.0	--	--	39
117113	BR-005	138	138.5	Felsic Volcanic 1	Central Pit	Mine Rock	4.7	17	530	9.0	1.7	<5	6.0	--	--	419
117114	BR-005	148	149	Felsic Volcanic 1	Central Pit	Mine Rock	2.8	15	490	10	2.2	<5	6.0	--	--	362
117115	BR-005	160.65	161.5	Felsic Volcanic 2	Central Pit	Mine Rock	2.1	18	480	9.0	3.3	<5	5.0	--	--	216
117116	BR-005	171.5	172	Felsic Volcanic 1	Central Pit	Mine Rock	1.9	15	460	12	3.1	<5	5.0	--	--	220
117117	BR-005	191.1	191.6	Felsic Volcanic 1	Central Pit	Mine Rock	2.2	12	520	10	1.4	<5	6.0	--	--	319
117118	BR-005	202.5	203.5	Felsic Volcanic 1	Central Pit	Mine Rock	2.7	12	560	8.0	1.5	<5	5.0	--	--	318
117119	BR-005	212	212.5	Felsic Volcanic 1	Central Pit	Mine Rock	2.0	14	570	24	3.6	<5	5.0	--	--	209
117120	BR-005	223.15	223.65	Felsic Volcanic 1	Central Pit	Mine Rock	3.3	10	460	9.0	2.3	<5	5.0	--	--	322
117121	BR-005	232	233	Felsic Volcanic 1	Central Pit	Mine Rock	2.4	15	570	11	2.1	<5	5.0	--	--	302
117122	BR-005	239	240	Felsic Volcanic 1	Central Pit	Mine Rock	3.0	11	480	14	2.2	7.0	4.0	--	--	317
117123	BR-005	249	250	Felsic Volcanic 1	Central Pit	Mine Rock	3.1	17	610	12	1.5	<5	6.0	--	--	307
117124	BR-005	260	261	Felsic Volcanic 1	Central Pit	Mine Rock	2.8	19	600	11	0.70	<5	6.0	--	--	300
117125	BR-005	270	271	Felsic Volcanic 1	Central Pit	Mine Rock	3.0	15	580	22	1.8	<5	6.0	--	--	322
117126	BR-005	281.5	282	Felsic Volcanic 1	Central Pit	Mine Rock	2.4	12	460	8.0	1.2	<5	4.0	--	--	270
117127	BR-005	291	291.5	Felsic Volcanic 1	Central Pit	Mine Rock	2.7	14	560	12	0.99	<5	5.0	--	--	358
117128	BR-005	302	303	Felsic Volcanic 1	Central Pit	Mine Rock	3.1	19	590	14	2.1	<5	5.0	--	--	393
117129	BR-005	309	310	Felsic Volcanic 1	Central Pit	Mine Rock	2.8	15	550	13	2.0	<5	5.0	--	--	312
117130	BR-005	318	318.5	Felsic Volcanic 1	Central Pit	Mine Rock	3.1	15	610	21	2.0	<5	5.0	--	--	350
117131	BR-005	339	340	Felsic Volcanic 1	Central Pit	Mine Rock	4.1	19	570	12	1.6	<5	5.0	--	--	315
117450	BR-283	45	46.5	Felsic Volcanic 1	Central Pit	Mine Rock	2.7	15	540	8.0	0.050	<5	6.0	--	--	271
117132	BR-005	355.3	356	Felsic Volcanic 1	Central Pit	Mine Rock	3.5	17	700	12	2.4	<5	6.0	--	--	286
A0963383	BR-122	26	27	Felsic Volcanic 1	Central Pit	Mine Rock	3.0	14	550	8.0	0.020	<5	6.0	--	--	312
A0963384	BR-122	32	33.5	Felsic Volcanic 1	Central Pit	Mine Rock	3.5	15	1030	9.0	0.050	<5	5.0	--	--	770
A0963385	BR-122	44	45.5	Felsic Volcanic 1	Central Pit	Mine Rock	2.8	17	940	8.0	0.030	<5	8.0	--	--	651
A0963386	BR-122	49.5	51	Felsic Volcanic 1	Central Pit	Mine Rock	2.7	14	540	8.0	0.010	<5	6.0	--	--	298
A0963387	BR-122	55.5	57	Felsic Volcanic 1	Central Pit	Mine Rock	3.0	17	1020	8.0	0.040	<5	7.0	--	--	655

Classification as mine rock or ore-grade materials was based on gold content.

A value of "--" indicates metal was not measured for the given sample; the variation in elements analyzed is due to measurement at two different laboratories (see text).

Table B-7 Four Acid Metals

Sample ID	Drillhole ID	From	To	Lithology	Area	Class	Sodium	Nickel	Phosphorus	Lead	Sulphur	Antimony	Scandium	Selenium	Tin	Strontium
		m	*m*				*%*	*ppm*	*ppm*	*ppm*	*%*	*ppm*	*ppm*	*ppm*	*ppm*	*ppm*
10x Crustal Abundance (Price 1997) [(1)]							--	--	--	--	--	--	--	--	--	--
A0963388	BR-122	60	61.5	Felsic Volcanic 1	Central Pit	Mine Rock	2.9	14	550	7.0	<0.01	<5	6.0	--	--	259
A0963389	BR-122	66	67.5	Felsic Volcanic 1	Central Pit	Mine Rock	2.8	14	570	8.0	0.010	<5	6.0	--	--	284
A0963390	BR-122	72	73.5	Felsic Volcanic 1	Central Pit	Mine Rock	2.8	25	570	8.0	0.020	<5	7.0	--	--	344
A0963391	BR-122	81	82.5	Felsic Volcanic 1	Central Pit	Mine Rock	2.7	14	560	8.0	<0.01	<5	6.0	--	--	289
A0963392	BR-122	91	92.5	Felsic Volcanic 1	Central Pit	Mine Rock	2.9	24	580	7.0	0.030	<5	6.0	--	--	285
A0963393	BR-122	97	98.5	Felsic Volcanic 1	Central Pit	Mine Rock	2.8	13	520	7.0	0.010	<5	5.0	--	--	274
A0963394	BR-122	103	104.5	Felsic Volcanic 1	Central Pit	Mine Rock	2.9	14	590	9.0	0.020	<5	6.0	--	--	318
A0963395	BR-122	108.5	110	Felsic Volcanic 1	Central Pit	Mine Rock	3.1	14	500	8.0	0.010	<5	6.0	--	--	306
A0963396	BR-122	113	114.5	Felsic Volcanic 1	Central Pit	Mine Rock	2.9	15	520	8.0	0.040	<5	6.0	--	--	279
A0963397	BR-122	119	120.5	Felsic Volcanic 1	Central Pit	Mine Rock	3.2	16	470	9.0	0.040	<5	7.0	--	--	304
A0963398	BR-122	125	126.5	Felsic Volcanic 1	Central Pit	Mine Rock	2.6	13	460	7.0	0.030	<5	5.0	--	--	267
A0963399	BR-122	131	132.5	Felsic Volcanic 1	Central Pit	Mine Rock	2.8	15	520	8.0	0.010	<5	6.0	--	--	265
A0963400	BR-122	137	138.5	Felsic Volcanic 1	Central Pit	Mine Rock	2.8	15	490	8.0	0.010	<5	6.0	--	--	296
A0963401	BR-122	143	144.5	Felsic Volcanic 1	Central Pit	Mine Rock	2.8	14	520	9.0	0.020	<5	6.0	--	--	307
A0963402	BR-122	149	150.5	Felsic Volcanic 1	Central Pit	Mine Rock	3.0	15	500	10	0.020	<5	6.0	--	--	287
A0963403	BR-122	157	158	Felsic Volcanic 1	Central Pit	Mine Rock	3.0	14	510	10	0.030	<5	5.0	--	--	267
A0963404	BR-122	162	163.5	Felsic Volcanic 1	Central Pit	Mine Rock	2.8	13	540	10	0.030	<5	6.0	--	--	310
A0963405	BR-122	167	168	Felsic Volcanic 1	Central Pit	Mine Rock	2.5	15	680	10	0.080	<5	6.0	--	--	295
A0963406	BR-122	172	173.5	Felsic Volcanic 1	Central Pit	Mine Rock	2.6	14	550	10	0.010	<5	6.0	--	--	284
A0963407	BR-122	177	178	Felsic Volcanic 1	Central Pit	Mine Rock	2.2	15	550	11	0.040	<5	6.0	--	--	264
A0963408	BR-122	183	184.5	Felsic Volcanic 1	Central Pit	Mine Rock	2.8	15	530	11	0.020	<5	6.0	--	--	288
A0963409	BR-122	192.5	194	Felsic Volcanic 1	Central Pit	Mine Rock	2.8	16	530	10	0.070	<5	6.0	--	--	305
A0963410	BR-122	197	198	Felsic Volcanic 1	Central Pit	Mine Rock	2.7	15	510	12	0.090	<5	6.0	--	--	309
A0963411	BR-122	202	203	Felsic Volcanic 1	Central Pit	Mine Rock	2.9	14	540	10	0.030	<5	6.0	--	--	312
A0963412	BR-122	208	209.5	Felsic Volcanic 1	Central Pit	Mine Rock	2.8	13	510	7.0	0.030	<5	5.0	--	--	268
A0963413	BR-122	219	220.5	Felsic Volcanic 1	Central Pit	Mine Rock	3.0	14	590	13	0.27	<5	6.0	--	--	389
A0963414	BR-122	225	226.5	Felsic Volcanic 1	Central Pit	Mine Rock	2.7	13	530	9.0	0.070	<5	6.0	--	--	280
A0963415	BR-122	231	232.5	Felsic Volcanic 1	Central Pit	Mine Rock	2.6	14	530	15	0.17	<5	6.0	--	--	248
A0963416	BR-122	237	238.5	Felsic Volcanic 1	Central Pit	Mine Rock	2.8	15	500	9.0	0.16	<5	6.0	--	--	263
A0963417	BR-122	243.25	244.25	Felsic Volcanic 1	Central Pit	Mine Rock	2.8	13	590	12	1.9	<5	5.0	--	--	318
A0963418	BR-122	247	248	Felsic Volcanic 1	Central Pit	Mine Rock	2.4	13	550	17	2.3	<5	6.0	--	--	302
A0963419	BR-122	252	253	Felsic Volcanic 1	Central Pit	Mine Rock	2.8	14	660	11	2.8	<5	6.0	--	--	278
A0963420	BR-122	257	258	Felsic Volcanic 1	Central Pit	Mine Rock	2.1	13	520	10	1.8	<5	5.0	--	--	223
A0963421	BR-122	262	263	Felsic Volcanic 1	Central Pit	Mine Rock	1.7	13	550	8.0	2.8	<5	5.0	--	--	246
A0963422	BR-122	267	268	Felsic Volcanic 1	Central Pit	Mine Rock	2.4	16	570	9.0	3.4	<5	5.0	--	--	320
A0963423	BR-122	272	273	Felsic Volcanic 1	Central Pit	Mine Rock	2.9	15	660	9.0	3.1	<5	6.0	--	--	309
A0963424	BR-122	281	282	Felsic Volcanic 1	Central Pit	Mine Rock	3.9	17	700	18	2.6	<5	7.0	--	--	347
A0963425	BR-122	285	286	Felsic Volcanic 1	Central Pit	Mine Rock	2.9	17	600	13	2.6	<5	5.0	--	--	320
A0963426	BR-122	290	291	Felsic Volcanic 1	Central Pit	Mine Rock	3.0	15	610	12	2.2	<5	5.0	--	--	322
A0963427	BR-122	295	296	Felsic Volcanic 1	Central Pit	Mine Rock	2.7	22	780	17	2.3	<5	7.0	--	--	364
A0963428	BR-122	300	301	Felsic Volcanic 1	Central Pit	Mine Rock	3.2	16	590	11	1.4	<5	6.0	--	--	314
A0963429	BR-122	305	306	Felsic Volcanic 1	Central Pit	Mine Rock	3.0	16	620	18	1.9	<5	6.0	--	--	361
A0963430	BR-122	312.5	313.5	Felsic Volcanic 1	Central Pit	Mine Rock	2.8	15	620	8.0	2.4	<5	5.0	--	--	276
A0963431	BR-122	318	319	Felsic Volcanic 1	Central Pit	Mine Rock	3.0	25	660	9.0	2.3	<5	7.0	--	--	337

Classification as mine rock or ore-grade materials was based on gold content.

A value of "--" indicates metal was not measured for the given sample; the variation in elements analyzed is due to measurement at two different laboratories (see text).

Table B-7 Four Acid Metals

Sample ID	Drillhole ID	From	To	Lithology	Area	Class	Sodium	Nickel	Phosphorus	Lead	Sulphur	Antimony	Scandium	Selenium	Tin	Strontium
		m	*m*				*%*	*ppm*	*ppm*	*ppm*	*%*	*ppm*	*ppm*	*ppm*	*ppm*	*ppm*
10x Crustal Abundance (Price 1997) [(1)]							--	--	--	--	--	--	--	--	--	--
A0963432	BR-122	323	324	Felsic Volcanic 1	Central Pit	Mine Rock	2.6	22	630	11	3.1	13	8.0	--	--	340
A0963433	BR-122	330	331	Felsic Volcanic 1	Central Pit	Mine Rock	3.1	19	660	10	3.5	<5	6.0	--	--	332
A0964713	BR-160	30	30.8	Felsic Volcanic 1	Central Pit	Ore-Grade	2.2	17	510	245	2.8	<5	6.0	--	--	276
A0962738	BR-160	34.4	35.2	Felsic Volcanic 1	Central Pit	Mine Rock	2.6	14	530	11	2.3	<5	6.0	--	--	342
A0962739	BR-160	41.85	42.4	Felsic Volcanic 1	Central Pit	Mine Rock	1.7	16	560	24	5.2	<5	5.0	--	--	171
A0962740	BR-160	45.5	46.5	Felsic Volcanic 1	Central Pit	Mine Rock	2.3	19	670	11	2.5	<5	6.0	--	--	289
A0962741	BR-160	50.5	51.5	Felsic Volcanic 1	Central Pit	Mine Rock	2.4	18	730	10	2.3	<5	7.0	--	--	264
A0962742	BR-160	55.5	56.5	Felsic Volcanic 1	Central Pit	Mine Rock	2.5	18	690	8.0	2.9	<5	6.0	--	--	309
A0962743	BR-160	59.5	60.5	Felsic Volcanic 1	Central Pit	Mine Rock	2.9	18	670	9.0	2.4	<5	6.0	--	--	383
A0962744	BR-160	64	65	Quartz Sericite Schist	Central Pit	Mine Rock	0.23	2.0	170	5.0	1.8	<5	<4	--	--	44
A0962745	BR-160	68	69	Quartz Sericite Schist	Central Pit	Mine Rock	1.1	2.0	180	13	2.0	<5	<4	--	--	168
A0962746	BR-160	72	73	Felsic Volcanic 2	Central Pit	Mine Rock	2.9	2.0	170	12	1.9	<5	<4	--	--	202
A0962747	BR-160	77	78	Felsic Volcanic 2	Central Pit	Mine Rock	0.85	2.0	180	10	1.9	<5	<4	--	--	100
A0962748	BR-160	82	83	Felsic Volcanic 2	Central Pit	Mine Rock	1.8	2.0	170	20	1.9	<5	<4	--	--	122
A0962749	BR-160	87.1	88.1	Felsic Volcanic 2	Central Pit	Mine Rock	2.5	2.0	140	82	1.8	<5	<4	--	--	133
A0962750	BR-160	92.05	93	Felsic Volcanic 1	Central Pit	Mine Rock	1.8	18	630	19	2.5	<5	6.0	--	--	222
A0962751	BR-160	97	98	Felsic Volcanic 1	Central Pit	Mine Rock	1.3	18	600	14	2.4	<5	6.0	--	--	226
A0962752	BR-160	104.5	105.5	Felsic Volcanic 1	Central Pit	Mine Rock	2.0	13	530	88	2.0	<5	4.0	--	--	267
A0962753	BR-160	109	110	Felsic Volcanic 1	Central Pit	Mine Rock	1.8	16	490	62	2.6	<5	6.0	--	--	179
A0962737	BR-160	112	113	Felsic Volcanic 1	Central Pit	Mine Rock	0.74	13	500	97	3.2	<5	5.0	--	--	70
A0962754	BR-160	114.1	115.1	Felsic Volcanic 1	Central Pit	Mine Rock	5.4	12	470	363	2.4	<5	<4	--	--	678
A0962755	BR-160	119	120	Felsic Volcanic 1	Central Pit	Mine Rock	5.5	18	560	20	2.2	<5	6.0	--	--	331
A0962756	BR-160	123	124	Felsic Volcanic 1	Central Pit	Mine Rock	6.8	17	890	11	1.4	<5	6.0	--	--	347
A0962757	BR-160	130.4	130.9	Metasediment 2	Central Pit	Mine Rock	1.6	58	410	7.0	1.2	<5	9.0	--	--	121
A0962758	BR-160	145.25	146	Felsic Volcanic 1	Central Pit	Ore-Grade	5.9	44	400	19	1.5	<5	10	--	--	419
A0962759	BR-160	150	150.75	Felsic Volcanic 1	Central Pit	Mine Rock	2.9	45	410	30	2.4	6.0	11	--	--	215
A0962760	BR-160	155.25	156	Felsic Volcanic 1	Central Pit	Mine Rock	5.3	13	460	21	1.9	<5	6.0	--	--	324
A0962761	BR-160	162	163.05	Felsic Volcanic 1	Central Pit	Mine Rock	6.4	14	550	65	0.55	<5	5.0	--	--	293
A0962762	BR-160	169	170	Metasediment 2	Central Pit	Ore-Grade	3.9	71	420	27	0.59	<5	13	--	--	352
A0962763	BR-160	185.5	187	Metasediment 2	Central Pit	Mine Rock	2.3	57	490	18	0.30	<5	12	--	--	255
A0962764	BR-160	191.5	193	Metasediment 2	Central Pit	Mine Rock	2.5	41	470	21	0.17	<5	9.0	--	--	282
A0964387	BR-193	47.5	49	Felsic Volcanic 1	Central Pit	Mine Rock	3.1	16	580	16	1.7	<5	5.0	--	--	293
A0964388	BR-193	65.3	66.8	Felsic Volcanic 1	Central Pit	Mine Rock	3.7	15	650	17	1.4	<5	6.0	--	--	385
A0964389	BR-193	70.9	71.5	Felsic Volcanic 1	Central Pit	Mine Rock	2.6	17	540	15	2.6	<5	5.0	--	--	231
A0964390	BR-193	77	78.5	Felsic Volcanic 1	Central Pit	Ore-Grade	2.9	19	790	18	1.6	<5	6.0	--	--	373
A0964391	BR-193	83.4	84.3	Felsic Volcanic 1	Central Pit	Mine Rock	2.6	22	800	10	2.7	<5	7.0	--	--	326
A0964392	BR-193	90.6	91.2	Felsic Volcanic 1	Central Pit	Mine Rock	1.9	12	450	8.0	1.8	<5	<4	--	--	200
A0964393	BR-193	93.2	93.7	Felsic Volcanic 1	Central Pit	Mine Rock	1.2	11	360	5.0	1.5	<5	<4	--	--	164
A0964394	BR-193	97.1	98.2	Felsic Volcanic 1	Central Pit	Mine Rock	2.1	14	530	8.0	1.7	<5	4.0	--	--	207
A0964395	BR-193	102	103.1	Felsic Volcanic 1	Central Pit	Mine Rock	2.8	15	520	11	2.4	<5	5.0	--	--	307
A0964396	BR-193	108.2	109.1	Felsic Volcanic 1	Central Pit	Ore-Grade	2.4	14	460	56	1.7	<5	<4	--	--	404
A0964397	BR-193	113.5	115	Felsic Volcanic 1	Central Pit	Mine Rock	3.0	16	610	20	3.0	<5	5.0	--	--	329
A0964398	BR-193	118.9	120.4	Felsic Volcanic 1	Central Pit	Mine Rock	3.0	15	640	8.0	1.7	<5	5.0	--	--	345
A0964399	BR-193	122.5	123	Felsic Volcanic 1	Central Pit	Mine Rock	2.2	11	440	9.0	1.2	<5	4.0	--	--	257

Classification as mine rock or ore-grade materials was based on gold content.

A value of "--" indicates metal was not measured for the given sample; the variation in elements analyzed is due to measurement at two different laboratories (see text).

Table B-7 Four Acid Metals

Sample ID	Drillhole ID	From	To	Lithology	Area	Class	Sodium	Nickel	Phosphorus	Lead	Sulphur	Antimony	Scandium	Selenium	Tin	Strontium
		m	*m*				*%*	*ppm*	*ppm*	*ppm*	*%*	*ppm*	*ppm*	*ppm*	*ppm*	*ppm*
10x Crustal Abundance (Price 1997) [(1)]							--	--	--	--	--	--	--	--	--	--
A0964400	BR-193	129	130.4	Felsic Volcanic 1	Central Pit	Mine Rock	3.1	19	690	11	2.8	<5	6.0	--	--	351
A0964401	BR-193	135	136.5	Felsic Volcanic 1	Central Pit	Mine Rock	3.1	15	640	12	3.3	<5	6.0	--	--	306
A0964402	BR-193	150	151.5	Felsic Volcanic 1	Central Pit	Mine Rock	2.3	16	540	15	2.5	<5	6.0	--	--	304
A0964403	BR-193	155.7	157	Felsic Volcanic 1	Central Pit	Mine Rock	2.2	18	550	8.0	2.4	<5	6.0	--	--	299
A0964404	BR-193	160.6	162	Felsic Volcanic 1	Central Pit	Mine Rock	4.6	18	660	8.0	2.0	<5	6.0	--	--	306
A0964405	BR-193	167.5	169	Felsic Volcanic 1	Central Pit	Mine Rock	2.5	14	530	11	2.2	<5	6.0	--	--	334
A0964406	BR-193	171.8	172.8	Felsic Volcanic 1	Central Pit	Ore-Grade	3.7	19	650	19	1.9	<5	6.0	--	--	269
A0964407	BR-193	176	177	Felsic Volcanic 1	Central Pit	Mine Rock	2.8	15	730	17	3.0	<5	5.0	--	--	237
A0964408	BR-193	181.5	183	Felsic Volcanic 1	Central Pit	Mine Rock	2.7	14	580	13	2.0	<5	4.0	--	--	273
A0964409	BR-193	192	193.5	Felsic Volcanic 1	Central Pit	Mine Rock	1.4	14	490	13	4.8	<5	6.0	--	--	154
A0964410	BR-193	198	199.5	Felsic Volcanic 1	Central Pit	Mine Rock	2.0	13	630	34	2.7	<5	6.0	--	--	272
A0964411	BR-193	206	207	Felsic Volcanic 2	Central Pit	Mine Rock	1.5	1.0	180	34	1.2	<5	<4	--	--	142
A0964412	BR-193	208.8	210	Felsic Volcanic 2	Central Pit	Mine Rock	1.9	1.0	190	114	1.5	5.0	<4	--	--	150
A0964413	BR-193	215	215.95	Felsic Volcanic 2	Central Pit	Mine Rock	3.9	7.0	230	49	1.9	<5	4.0	--	--	350
A0964414	BR-193	230.5	231	Felsic Volcanic 1	Central Pit	Mine Rock	2.4	73	560	16	1.7	<5	14	--	--	159
A0964415	BR-193	237.5	238.5	Metasediment 2	Central Pit	Mine Rock	3.5	47	420	8.0	1.6	<5	12	--	--	227
A0964416	BR-193	245.7	246.7	Metasediment 2	Central Pit	Mine Rock	1.3	37	730	18	2.3	<5	9.0	--	--	137
A0964417	BR-194	45.5	47	Felsic Volcanic 1	Central Pit	Mine Rock	2.6	17	710	22	2.2	<5	6.0	--	--	319
A0964418	BR-194	55.3	56.6	Felsic Volcanic 1	Central Pit	Mine Rock	3.4	21	780	6.0	1.6	<5	8.0	--	--	360
A0964419	BR-194	60.3	61.5	Felsic Volcanic 1	Central Pit	Mine Rock	2.8	19	700	11	2.1	<5	6.0	--	--	317
A0964420	BR-194	70.5	72	Felsic Volcanic 1	Central Pit	Mine Rock	3.2	17	710	13	2.0	<5	6.0	--	--	401
A0964421	BR-194	79.5	81	Felsic Volcanic 1	Central Pit	Mine Rock	2.8	13	710	10	2.1	<5	5.0	--	--	332
A0964422	BR-194	84	85.5	Felsic Volcanic 1	Central Pit	Mine Rock	3.0	15	650	12	2.7	<5	6.0	--	--	330
A0964423	BR-194	90	91.5	Felsic Volcanic 1	Central Pit	Mine Rock	2.0	27	780	26	3.1	<5	8.0	--	--	273
A0964424	BR-194	96	97.5	Felsic Volcanic 1	Central Pit	Mine Rock	3.4	20	710	14	2.4	<5	6.0	--	--	287
A0964425	BR-194	102	103.5	Felsic Volcanic 1	Central Pit	Mine Rock	2.5	26	770	20	3.9	6.0	7.0	--	--	350
A0964426	BR-194	108	109.5	Felsic Volcanic 1	Central Pit	Mine Rock	2.9	17	670	14	2.7	<5	6.0	--	--	341
A0964427	BR-194	113.5	115	Felsic Volcanic 1	Central Pit	Mine Rock	2.9	18	630	13	1.8	<5	6.0	--	--	299
A0964428	BR-194	121.1	122.2	Felsic Volcanic 1	Central Pit	Mine Rock	1.4	20	660	18	2.8	<5	7.0	--	--	370
A0964429	BR-194	125.2	126.1	Felsic Volcanic 1	Central Pit	Mine Rock	2.6	14	620	20	2.0	<5	5.0	--	--	318
A0964430	BR-194	129.25	130.3	Felsic Volcanic 1	Central Pit	Ore-Grade	2.7	12	510	2070	1.4	<5	5.0	--	--	529
A0964431	BR-194	134	135.5	Felsic Volcanic 1	Central Pit	Mine Rock	2.6	13	590	32	1.9	<5	4.0	--	--	301
A0964432	BR-194	139.25	140.45	Felsic Volcanic 1	Central Pit	Mine Rock	3.1	15	570	44	1.7	<5	<4	--	--	205
A0964433	BR-194	146	147	Felsic Volcanic 1	Central Pit	Mine Rock	1.7	14	570	32	2.2	<5	<4	--	--	207
A0964434	BR-194	151	152	Felsic Volcanic 1	Central Pit	Ore-Grade	2.2	11	490	835	1.4	<5	<4	--	--	264
A0964435	BR-194	156.5	158	Felsic Volcanic 1	Central Pit	Mine Rock	2.5	14	560	15	1.4	<5	5.0	--	--	342
A0964436	BR-194	161.7	163.1	Felsic Volcanic 1	Central Pit	Mine Rock	2.5	16	600	16	1.5	<5	6.0	--	--	347
A0964437	BR-194	166.5	168	Felsic Volcanic 1	Central Pit	Mine Rock	2.5	14	590	16	1.4	<5	5.0	--	--	317
A0964438	BR-194	171	172.1	Felsic Volcanic 1	Central Pit	Mine Rock	2.8	17	610	21	1.0	<5	6.0	--	--	361
A0964439	BR-194	176.55	177.5	Felsic Volcanic 1	Central Pit	Ore-Grade	3.4	16	500	575	1.9	<5	5.0	--	--	746
A0964440	BR-194	182.5	183	Felsic Volcanic 1	Central Pit	Mine Rock	2.8	20	660	12	1.6	<5	6.0	--	--	341
A0964441	BR-194	187	188	Felsic Volcanic 1	Central Pit	Ore-Grade	2.9	33	750	14	1.9	6.0	4.0	--	--	302
A0964442	BR-194	192	193	Felsic Volcanic 1	Central Pit	Mine Rock	2.7	17	600	12	1.4	<5	<4	--	--	240
A0964443	BR-194	198	199	Felsic Volcanic 1	Central Pit	Ore-Grade	2.9	26	710	14	2.0	<5	6.0	--	--	311

Classification as mine rock or ore-grade materials was based on gold content.

A value of "--" indicates metal was not measured for the given sample; the variation in elements analyzed is due to measurement at two different laboratories (see text).

Table B-7 Four Acid Metals

Sample ID	Drillhole ID	From	To	Lithology	Area	Class	Sodium	Nickel	Phosphorus	Lead	Sulphur	Antimony	Scandium	Selenium	Tin	Strontium
		m	*m*				*%*	*ppm*	*ppm*	*ppm*	*%*	*ppm*	*ppm*	*ppm*	*ppm*	*ppm*
10x Crustal Abundance (Price 1997) [(1)]							--	--	--	--	--	--	--	--	--	--
A0964444	BR-194	203	204	Felsic Volcanic 1	Central Pit	Mine Rock	2.4	26	740	13	1.9	8.0	7.0	--	--	363
A0964445	BR-194	208	209	Felsic Volcanic 1	Central Pit	Mine Rock	2.5	23	750	14	1.3	<5	7.0	--	--	448
A0964446	BR-194	213	214	Felsic Volcanic 1	Central Pit	Mine Rock	2.7	23	760	12	1.6	<5	7.0	--	--	411
A0964447	BR-194	217.7	218.4	Felsic Volcanic 1	Central Pit	Mine Rock	2.9	10	420	86	2.0	<5	<4	--	--	419
A0964448	BR-194	223.5	224.5	Felsic Volcanic 1	Central Pit	Mine Rock	2.3	16	610	10	1.3	<5	6.0	--	--	321
A0964449	BR-194	229	229.9	Felsic Volcanic 1	Central Pit	Mine Rock	2.5	16	620	11	2.4	<5	6.0	--	--	318
A0964450	BR-194	237.7	238.7	Felsic Volcanic 1	Central Pit	Mine Rock	2.6	14	620	17	2.2	<5	<4	--	--	272
A0964451	BR-194	242.75	243.25	Felsic Volcanic 1	Central Pit	Mine Rock	2.7	19	640	15	1.7	<5	5.0	--	--	359
A0964452	BR-194	247	247.95	Felsic Volcanic 2	Central Pit	Mine Rock	2.0	13	530	76	2.7	<5	5.0	--	--	359
A0964453	BR-194	251	252	Felsic Volcanic 2	Central Pit	Ore-Grade	2.5	18	580	24	4.3	<5	6.0	--	--	313
A0964454	BR-194	256.5	258	Felsic Volcanic 1	Central Pit	Mine Rock	2.5	21	650	10	3.0	<5	7.0	--	--	378
A0964455	BR-194	262.5	264	Felsic Volcanic 1	Central Pit	Mine Rock	3.7	20	810	7.0	2.6	<5	6.0	--	--	323
A0964456	BR-194	268.5	269	Felsic Volcanic 1	Central Pit	Mine Rock	3.4	19	660	9.0	3.4	<5	6.0	--	--	441
A0964457	BR-194	275.5	277	Felsic Volcanic 1	Central Pit	Mine Rock	2.6	20	860	9.0	2.5	<5	6.0	--	--	405
A0964671	BR-381	8	9	Felsic Volcanic 1	Central Pit	Ore-Grade	0.59	5.0	260	84	4.1	<5	<4	--	--	80
A0964652	BR-381	13.55	14.5	Felsic Volcanic 2	Central Pit	Mine Rock	5.6	12	720	20	1.1	<5	5.0	--	--	290
A0964653	BR-381	17.8	18.5	Felsic Volcanic 2	Central Pit	Mine Rock	2.2	16	390	24	3.8	<5	5.0	--	--	206
A0964654	BR-381	22.5	23.5	Felsic Volcanic 2	Central Pit	Mine Rock	2.8	17	440	14	3.3	<5	6.0	--	--	207
A0964655	BR-381	27.8	28.8	Felsic Volcanic 2	Central Pit	Ore-Grade	4.8	70	520	13	1.1	<5	15	--	--	394
A0964656	BR-381	32.15	33.2	Felsic Volcanic 2	Central Pit	Mine Rock	5.4	17	970	10	1.1	<5	7.0	--	--	405
A0964657	BR-381	42.05	43	Felsic Volcanic 1	Central Pit	Mine Rock	2.5	29	680	10	0.40	<5	8.0	--	--	305
A0964658	BR-381	47.05	48	Metasediment 2	Central Pit	Mine Rock	2.3	66	480	13	0.60	<5	14	--	--	275
A0964659	BR-381	52	53.5	Metasediment 2	Central Pit	Mine Rock	1.9	75	450	25	0.69	<5	13	--	--	260
A0964660	BR-381	58	59	Felsic Volcanic 1	Central Pit	Mine Rock	2.4	20	590	27	0.49	<5	6.0	--	--	309
A0964661	BR-381	64	65.5	Metasediment 2	Central Pit	Mine Rock	2.1	63	470	14	0.23	<5	8.0	--	--	206
A0964662	BR-381	69	70.45	Metasediment 2	Central Pit	Mine Rock	2.1	45	510	15	0.24	<5	6.0	--	--	256
A0964663	BR-381	74.9	76	Metasediment 2	Central Pit	Mine Rock	1.8	92	590	20	0.32	<5	19	--	--	243
A0964664	BR-381	80.5	81.5	Metasediment 2	Central Pit	Mine Rock	1.1	54	610	12	0.43	<5	14	--	--	235
A0964665	BR-381	85	86	Metasediment 2	Central Pit	Mine Rock	1.6	43	650	35	1.8	6.0	9.0	--	--	241
A0964666	BR-381	90.5	92	Felsic Volcanic 1	Central Pit	Mine Rock	2.2	25	680	24	0.28	<5	7.0	--	--	298
A0964667	BR-381	95.75	97	Felsic Volcanic 1	Central Pit	Mine Rock	2.2	20	610	36	0.30	<5	6.0	--	--	314
A0964668	BR-381	106.1	107.55	Felsic Volcanic 1	Central Pit	Mine Rock	1.6	15	480	49	0.23	<5	5.0	--	--	285
A0964669	BR-381	111.1	111.6	Felsic Volcanic 1	Central Pit	Mine Rock	0.98	9.0	370	34	0.33	<5	5.0	--	--	187
A0964670	BR-381	122	123	Metasediment 3	Central Pit	Mine Rock	1.9	21	630	8.0	0.16	<5	5.0	--	--	255
A0964802	BR-435	30	31	Felsic Volcanic 1	Central Pit	Mine Rock	1.5	18	590	9.0	1.7	<5	<4	--	--	187
A0964811	BR-435	35	36	Felsic Volcanic 1	Central Pit	Mine Rock	2.2	19	550	12	2.3	<5	5.0	--	--	296
A0964803	BR-435	41	42	Felsic Volcanic 1	Central Pit	Mine Rock	2.3	16	630	11	2.4	<5	6.0	--	--	333
A0964804	BR-435	46.6	47.3	Felsic Volcanic 1	Central Pit	Mine Rock	3.1	14	500	39	1.6	<5	5.0	--	--	278
A0964805	BR-435	52	53	Felsic Volcanic 1	Central Pit	Mine Rock	2.8	10	360	38	1.5	<5	<4	--	--	249
A0964806	BR-435	55	56	Felsic Volcanic 1	Central Pit	Mine Rock	4.5	10	620	14	1.2	<5	4.0	--	--	472
A0964807	BR-435	60	60.8	Metasediment 2	Central Pit	Mine Rock	3.0	15	550	32	1.1	<5	5.0	--	--	278
A0964808	BR-435	65.75	67.25	Metasediment 2	Central Pit	Mine Rock	2.1	49	570	13	0.23	<5	12	--	--	262
A0964809	BR-435	72	73.5	Metasediment 2	Central Pit	Mine Rock	2.0	70	730	25	0.66	<5	11	--	--	209
A0964810	BR-435	84	85.5	Metasediment 2	Central Pit	Mine Rock	2.5	56	640	13	0.22	<5	11	--	--	248

Classification as mine rock or ore-grade materials was based on gold content.

A value of "--" indicates metal was not measured for the given sample; the variation in elements analyzed is due to measurement at two different laboratories (see text).

Table B-7 Four Acid Metals

Sample ID	Drillhole ID	From	To	Lithology	Area	Class	Sodium	Nickel	Phosphorus	Lead	Sulphur	Antimony	Scandium	Selenium	Tin	Strontium
		m	*m*				*%*	*ppm*	*ppm*	*ppm*	*%*	*ppm*	*ppm*	*ppm*	*ppm*	*ppm*
10x Crustal Abundance (Price 1997) [(1)]							--	--	--	--	--	--	--	--	--	--
A0964812	BR-435	93.35	94.2	Metasediment 2	Central Pit	Mine Rock	3.4	87	300	12	0.72	6.0	23	--	--	327
A0964813	BR-435	99	100.5	Metasediment 2	Central Pit	Mine Rock	1.9	79	520	15	0.33	<5	17	--	--	187
A0964814	BR-435	105	106.5	Metasediment 2	Central Pit	Mine Rock	3.0	78	490	20	0.41	<5	16	--	--	245
A0964815	BR-435	111	112.5	Metasediment 2	Central Pit	Mine Rock	3.4	83	540	12	0.58	<5	19	--	--	328
A0964816	BR-435	117.05	117.45	Metasediment 2	Central Pit	Mine Rock	1.7	52	440	23	0.14	<5	9.0	--	--	204
A0964817	BR-435	122	123	Metasediment 2	Central Pit	Mine Rock	2.2	68	500	22	0.34	<5	15	--	--	293
A0964818	BR-435	128.75	129.25	Metasediment 2	Central Pit	Mine Rock	2.3	28	520	15	0.18	<5	8.0	--	--	341
A0964819	BR-435	132	133.5	Metasediment 2	Central Pit	Mine Rock	2.3	70	510	24	0.43	<5	13	--	--	282
A0964820	BR-435	138	139	Metasediment 2	Central Pit	Mine Rock	2.3	71	600	18	0.28	<5	14	--	--	286
A0964821	BR-435	141.6	143.1	Metasediment 2	Central Pit	Mine Rock	1.6	55	740	15	0.42	<5	15	--	--	252
A0964822	BR-435	146	147.5	Metasediment 2	Central Pit	Mine Rock	1.2	35	770	14	0.98	6.0	8.0	--	--	232
A0964823	BR-435	153	154.5	Felsic Volcanic 1	Central Pit	Mine Rock	2.2	33	750	15	0.29	<5	8.0	--	--	289
DX758451	BR-007	32.8	33.8	Felsic Volcanic 1	Central Pit	Mine Rock	2.4	13	500	7.0	0.010	<5	6.0	--	--	266
DX758452	BR-007	38.3	39.3	Felsic Volcanic 1	Central Pit	Mine Rock	2.5	13	520	7.0	<0.01	<5	5.0	--	--	245
DX758453	BR-034	165	165.5	Felsic Volcanic 1	Central Pit	Mine Rock	1.9	23	650	27	2.4	<5	6.0	--	--	194
DX758454	BR-034	190	190.5	Felsic Volcanic 1	Central Pit	Ore-Grade	0.56	35	480	14	5.2	<5	11	--	--	186
DX758455	BR-065	199	200	Felsic Volcanic 1	Central Pit	Mine Rock	2.3	16	620	9.0	0.27	<5	7.0	--	--	303
DX758456	BR-065	210	211	Felsic Volcanic 1	Central Pit	Mine Rock	2.3	16	600	8.0	0.35	<5	6.0	--	--	332
DX758457	BR-065	221.7	222.7	Felsic Volcanic 1	Central Pit	Mine Rock	2.1	17	580	13	0.19	<5	6.0	--	--	277
DX758458	BR-065	234.85	235.85	Felsic Volcanic 1	Central Pit	Ore-Grade	2.0	16	680	16	0.53	<5	7.0	--	--	197
DX758459	BR-066	317.5	318.5	Felsic Volcanic 1	Central Pit	Mine Rock	2.5	20	690	19	0.36	<5	7.0	--	--	344
DX758460	BR-067	30	31.5	Felsic Volcanic 1	Central Pit	Mine Rock	2.5	13	520	8.0	0.010	<5	6.0	--	--	296
DX758461	BR-067	269	270	Felsic Volcanic 1	Central Pit	Mine Rock	0.50	18	810	13	3.9	<5	7.0	--	--	118
DX758462	BR-067	380	381	Felsic Volcanic 1	Central Pit	Mine Rock	2.2	13	550	41	0.68	<5	6.0	--	--	183
DX758463	BR-068	178.85	179.5	Metasediment 2	Central Pit	Mine Rock	1.3	55	530	11	0.19	<5	15	--	--	252
DX758464	BR-069	50.5	51	Felsic Volcanic 1	Central Pit	Mine Rock	2.0	13	530	10	0.55	<5	6.0	--	--	246
DX758465	BR-069	179.6	180.6	Felsic Volcanic 1	Central Pit	Mine Rock	2.2	21	540	9.0	1.0	<5	7.0	--	--	380
DX758466	BR-069	224.7	225.7	Felsic Volcanic 1	Central Pit	Mine Rock	2.2	14	540	9.0	1.3	<5	6.0	--	--	262
DX758467	BR-086	200.2	201.2	Felsic Volcanic 1	Central Pit	Ore-Grade	4.3	27	680	15	2.4	<5	10	--	--	342
DX758468	BR-086	201.2	201.95	Felsic Volcanic 1	Central Pit	Ore-Grade	4.1	40	700	13	3.1	<5	10	--	--	411
DX758469	BR-087	337	338	Felsic Volcanic 1	Central Pit	Mine Rock	3.0	7.0	310	12	0.73	<5	4.0	--	--	201
DX758470	BR-105	157.5	158.5	Felsic Volcanic 1	Central Pit	Mine Rock	2.0	12	480	13	0.38	<5	5.0	--	--	238
DX758471	BR-105	312.1	312.75	Felsic Volcanic 2	Central Pit	Mine Rock	1.8	3.0	330	11	0.19	<5	6.0	--	--	212
DX758472	BR-105	322.7	324	Felsic Volcanic 1	Central Pit	Mine Rock	1.9	20	730	7.0	0.24	<5	7.0	--	--	263
DX758473	BR-106	188.65	189.65	Felsic Volcanic 1	Central Pit	Mine Rock	1.4	13	560	29	0.42	<5	6.0	--	--	209
DX758474	BR-106	235.1	236.1	Felsic Volcanic 1	Central Pit	Mine Rock	2.3	18	550	15	0.48	<5	7.0	--	--	397
DX758475	BR-108	264	265	Felsic Volcanic 1	Central Pit	Mine Rock	2.9	8.0	450	25	0.63	<5	4.0	--	--	332
DX758401	BR-135	115	116	Felsic Volcanic 1	Central Pit	Mine Rock	2.2	14	540	16	0.64	<5	6.0	--	--	254
DX758402	BR-135	176	177	Felsic Volcanic 1	Central Pit	Ore-Grade	1.9	16	650	36	0.52	<5	6.0	--	--	246
DX758403	BR-135	177	178	Felsic Volcanic 1	Central Pit	Mine Rock	1.9	18	640	23	0.62	<5	6.0	--	--	253
DX758404	BR-135	183	184	Felsic Volcanic 1	Central Pit	Mine Rock	1.5	15	580	98	1.3	<5	6.0	--	--	216
DX758405	BR-135	253	254	Felsic Volcanic 1	Central Pit	Mine Rock	2.1	15	580	12	0.61	<5	5.0	--	--	192
DX758406	BR-135	273	274	Felsic Volcanic 1	Central Pit	Mine Rock	1.9	15	540	16	0.34	<5	6.0	--	--	206
DX758407	BR-135	276	277	Felsic Volcanic 1	Central Pit	Ore-Grade	1.8	15	600	20	0.50	<5	7.0	--	--	203

Classification as mine rock or ore-grade materials was based on gold content.

A value of "--" indicates metal was not measured for the given sample; the variation in elements analyzed is due to measurement at two different laboratories (see text).

Table B-7 Four Acid Metals

Sample ID	Drillhole ID	From	To	Lithology	Area	Class	Sodium	Nickel	Phosphorus	Lead	Sulphur	Antimony	Scandium	Selenium	Tin	Strontium
		m	*m*				*%*	*ppm*	*ppm*	*ppm*	*%*	*ppm*	*ppm*	*ppm*	*ppm*	*ppm*
10x Crustal Abundance (Price 1997) [(1)]							--	--	--	--	--	--	--	--	--	--
DX758408	BR-135	280	281	Felsic Volcanic 1	Central Pit	Mine Rock	2.0	17	580	20	0.66	<5	6.0	--	--	205
DX758409	BR-135	292	293	Felsic Volcanic 1	Central Pit	Mine Rock	1.6	14	500	16	0.78	<5	5.0	--	--	169
DX758410	BR-135	315	316	Felsic Volcanic 1	Central Pit	Ore-Grade	0.53	16	520	30	2.1	<5	6.0	--	--	80
DX758411	BR-135	317	318	Felsic Volcanic 1	Central Pit	Ore-Grade	0.21	11	380	22	1.8	<5	<4	--	--	58
DX758412	BR-135	321.75	322.5	Felsic Volcanic 1	Central Pit	Ore-Grade	1.1	19	540	80	0.93	<5	6.0	--	--	131
DX758413	BR-135	335.25	336	Felsic Volcanic 1	Central Pit	Mine Rock	1.7	16	560	9.0	0.51	<5	6.0	--	--	153
DX758414	BR-136	248	249	Felsic Volcanic 1	Central Pit	Mine Rock	2.1	18	580	17	1.1	<5	7.0	--	--	218
DX758415	BR-136	254	255	Felsic Volcanic 1	Central Pit	Ore-Grade	3.0	16	720	13	0.68	<5	6.0	--	--	320
DX758416	BR-136	358	359	Felsic Volcanic 1	Central Pit	Mine Rock	2.0	16	530	17	0.42	<5	7.0	--	--	166
DX758417	BR-136	366.25	367	Felsic Volcanic 1	Central Pit	Mine Rock	2.0	15	560	13	0.69	<5	7.0	--	--	155
DX758418	BR-138	155	156	Felsic Volcanic 1	Central Pit	Mine Rock	2.5	11	480	16	0.39	<5	5.0	--	--	286
DX758419	BR-138	253	254	Felsic Volcanic 1	Central Pit	Mine Rock	2.4	13	880	7.0	0.43	<5	6.0	--	--	379
DX758420	BR-141	286	287	Felsic Volcanic 1	Central Pit	Ore-Grade	3.1	36	530	14	2.2	<5	10	--	--	181
DX758221	BR-142	146.75	147.5	Felsic Volcanic 1	Central Pit	Mine Rock	1.8	21	860	11	2.5	<5	7.0	--	--	212
DX758222	BR-142	154.5	155.5	Felsic Volcanic 1	Central Pit	Mine Rock	1.4	21	530	19	3.5	<5	7.0	--	--	159
DX758223	BR-142	288	289	Felsic Volcanic 2	Central Pit	Mine Rock	4.6	1.0	220	53	1.1	<5	<4	--	--	234
DX758224	BR-142	301.5	302.5	Felsic Volcanic 2	Central Pit	Mine Rock	4.5	<1	160	14	1.2	<5	4.0	--	--	283
DX758421	BR-146	65	66	Felsic Volcanic 1	Central Pit	Mine Rock	1.9	6.0	410	52	0.67	<5	<4	--	--	150
DX758422	BR-146	75	76	Felsic Volcanic 1	Central Pit	Mine Rock	1.8	16	560	157	0.85	<5	6.0	--	--	168
DX758423	BR-146	86	86.6	Felsic Volcanic 1	Central Pit	Mine Rock	2.0	12	560	36	0.52	<5	5.0	--	--	212
DX758424	BR-146	96	97	Felsic Volcanic 1	Central Pit	Mine Rock	2.1	14	560	83	0.74	<5	7.0	--	--	245
DX758425	BR-146	104.5	105.5	Felsic Volcanic 1	Central Pit	Mine Rock	2.0	14	570	53	0.41	<5	6.0	--	--	276
DX758426	BR-146	126.55	127.5	Metasediment 2	Central Pit	Mine Rock	1.4	60	680	19	0.63	<5	15	--	--	191
DX758427	BR-146	136	137	Felsic Volcanic 1	Central Pit	Mine Rock	2.5	17	520	14	0.26	<5	6.0	--	--	288
DX758428	BR-146	144	145	Felsic Volcanic 1	Central Pit	Mine Rock	2.9	19	530	10	0.35	<5	7.0	--	--	306
DX758429	BR-146	145	146	Felsic Volcanic 1	Central Pit	Mine Rock	2.9	18	540	10	0.26	<5	6.0	--	--	331
DX758430	BR-146	161.9	162.5	Metasediment 2	Central Pit	Mine Rock	3.5	38	490	16	0.83	<5	12	--	--	249
DX758431	BR-146	171.3	172	Felsic Volcanic 1	Central Pit	Mine Rock	2.2	21	470	10	0.56	<5	8.0	--	--	184
DX758432	BR-146	176.75	177.75	Felsic Volcanic 2	Central Pit	Mine Rock	1.9	<1	150	22	1.4	<5	5.0	--	--	126
DX758433	BR-147	247	248	Felsic Volcanic 2	Central Pit	Mine Rock	3.1	<1	150	14	0.95	<5	5.0	--	--	235
DX758434	BR-154	130.2	131.2	Felsic Volcanic 1	Central Pit	Mine Rock	2.3	23	750	11	0.30	<5	8.0	--	--	333
DX758216	BR-168	301	301.6	Felsic Volcanic 1	Central Pit	Ore-Grade	2.1	16	670	64	1.2	<5	6.0	--	--	173
DX758435	BR-170	151.5	153	Felsic Volcanic 1	Central Pit	Mine Rock	1.7	12	620	9.0	1.6	<5	5.0	--	--	229
DX758436	BR-170	200	201	Felsic Volcanic 1	Central Pit	Mine Rock	0.71	19	700	29	5.9	<5	6.0	--	--	90
DX758437	BR-170	205	206	Felsic Volcanic 1	Central Pit	Mine Rock	1.0	16	560	18	3.9	<5	6.0	--	--	102
DX758438	BR-172	98.25	99	Felsic Volcanic 1	Central Pit	Mine Rock	4.3	30	920	13	1.2	<5	7.0	--	--	410
DX758209	BR-175	251.4	252.4	Felsic Volcanic 1	Central Pit	Mine Rock	3.0	15	650	38	0.57	<5	6.0	--	--	315
DX758210	BR-175	271.7	272.7	Felsic Volcanic 1	Central Pit	Mine Rock	2.1	16	530	17	0.60	<5	7.0	--	--	255
DX758211	BR-177	385	386	Felsic Volcanic 1	Central Pit	Mine Rock	0.65	17	760	13	6.4	<5	6.0	--	--	118
DX758204	BR-192	49	50	Felsic Volcanic 1	Central Pit	Mine Rock	2.2	13	640	8.0	2.5	<5	5.0	--	--	252
DX758205	BR-192	127.5	128.95	Felsic Volcanic 1	Central Pit	Mine Rock	2.0	12	700	22	2.0	<5	6.0	--	--	280
DX758206	BR-192	135	135.5	Felsic Volcanic 1	Central Pit	Ore-Grade	1.2	1.0	160	686	1.1	<5	<4	--	--	144
DX758207	BR-192	196.6	198	Felsic Volcanic 1	Central Pit	Mine Rock	2.3	17	530	35	0.56	<5	6.0	--	--	311
DX758208	BR-192	226	227.5	Felsic Volcanic 1	Central Pit	Mine Rock	2.3	25	620	67	0.34	<5	8.0	--	--	316

Classification as mine rock or ore-grade materials was based on gold content.

A value of "--" indicates metal was not measured for the given sample; the variation in elements analyzed is due to measurement at two different laboratories (see text).

Table B-7 Four Acid Metals

Sample ID	Drillhole ID	From	To	Lithology	Area	Class	Sodium	Nickel	Phosphorus	Lead	Sulphur	Antimony	Scandium	Selenium	Tin	Strontium
		m	*m*				*%*	*ppm*	*ppm*	*ppm*	*%*	*ppm*	*ppm*	*ppm*	*ppm*	*ppm*
10x Crustal Abundance (Price 1997) [1]							--	--	--	--	--	--	--	--	--	--
DX758217	BR-201	210.8	211.4	Felsic Volcanic 2	Central Pit	Mine Rock	2.4	<1	160	13	1.3	<5	5.0	--	--	175
DX758218	BR-201	280.5	282	Felsic Volcanic 1	Central Pit	Mine Rock	1.9	19	690	12	0.70	<5	7.0	--	--	241
DX758219	BR-201	282	282.7	Felsic Volcanic 1	Central Pit	Mine Rock	2.1	20	700	11	0.51	<5	8.0	--	--	279
DX758212	BR-202	22.05	23.45	Felsic Volcanic 1	Central Pit	Mine Rock	2.1	17	530	45	0.65	<5	6.0	--	--	241
DX758213	BR-202	186	186.65	Felsic Volcanic 2	Central Pit	Mine Rock	2.5	<1	170	11	1.4	<5	4.0	--	--	212
DX758214	BR-202	208.5	210	Felsic Volcanic 2	Central Pit	Mine Rock	2.3	<1	160	10	1.5	<5	5.0	--	--	137
DX758215	BR-203	83.2	84.2	Felsic Volcanic 1	Central Pit	Ore-Grade	3.2	18	1110	28	1.2	<5	8.0	--	--	334
DX758220	BR-204	214.7	215.4	Felsic Volcanic 2	Central Pit	Ore-Grade	1.7	<1	220	14	0.91	<5	5.0	--	--	128
DX758201	BR-208	43.8	44.6	Metasediment 2	Central Pit	Mine Rock	1.9	36	900	8.0	0.50	<5	12	--	--	408
DX758202	BR-208	51.65	52.4	Felsic Volcanic 1	Central Pit	Mine Rock	2.8	11	730	18	0.68	<5	6.0	--	--	296
DX758203	BR-208	114.25	115.25	Fragmental 1	Central Pit	Mine Rock	2.6	25	550	20	0.21	<5	8.0	--	--	282
DX758333	BR-212	149.75	150.75	Felsic Volcanic 1	Central Pit	Ore-Grade	1.8	42	490	17	1.2	<5	10	--	--	190
DX758334	BR-212	193.5	195	Metasediment 2	Central Pit	Mine Rock	2.0	45	560	27	0.60	<5	12	--	--	197
DX758225	BR-212	234	235	Felsic Volcanic 2	Central Pit	Mine Rock	2.5	<1	160	32	0.53	<5	4.0	--	--	183
DX758226	BR-212	239.75	240.4	Felsic Volcanic 2	Central Pit	Mine Rock	4.4	<1	170	33	0.79	<5	<4	--	--	224
DX758227	BR-212	274.5	276	Metasediment 2	Central Pit	Mine Rock	0.80	46	520	11	0.37	<5	15	--	--	160
DX758228	BR-212	285.7	287.1	Metasediment 3	Central Pit	Mine Rock	2.2	32	430	13	0.20	<5	9.0	--	--	308
DX758229	BR-214	178.55	179.05	Felsic Volcanic 1	Central Pit	Ore-Grade	1.5	13	460	405	1.1	<5	5.0	--	--	139
DX758230	BR-214	218.85	219.6	Felsic Volcanic 2	Central Pit	Ore-Grade	4.6	14	550	18	1.1	<5	6.0	--	--	235
DX758231	BR-214	252	253.5	Felsic Volcanic 1	Central Pit	Mine Rock	2.8	11	760	9.0	0.60	<5	6.0	--	--	237
DX758232	BR-214	283.2	284	Felsic Volcanic 1	Central Pit	Mine Rock	2.8	13	650	9.0	0.74	<5	6.0	--	--	263
DX758233	BR-215	158.45	159.1	Felsic Volcanic 1	Central Pit	Ore-Grade	1.9	18	520	2010	2.3	8.0	7.0	--	--	177
DX758234	BR-215	175.5	177	Felsic Volcanic 1	Central Pit	Mine Rock	2.7	10	760	9.0	0.49	<5	6.0	--	--	298
DX758235	BR-215	296.9	298	Metasediment 2	Central Pit	Mine Rock	1.6	61	590	16	0.33	<5	16	--	--	193
DX758236	BR-217	112.5	114	Felsic Volcanic 1	Central Pit	Mine Rock	1.6	15	510	57	1.2	<5	7.0	--	--	174
DX758237	BR-217	161.6	162.6	Felsic Volcanic 1	Central Pit	Mine Rock	3.3	18	530	15	1.3	<5	6.0	--	--	219
DX758238	BR-217	228.7	230.15	Metasediment 2	Central Pit	Mine Rock	1.7	71	500	11	0.24	<5	13	--	--	198
DX758239	BR-231	69.85	70.35	Felsic Volcanic 1	Central Pit	Ore-Grade	1.4	14	470	42	2.6	<5	4.0	--	--	278
DX758240	BR-231	86.7	87.3	Felsic Volcanic 2	Central Pit	Ore-Grade	1.6	2.0	80	135	1.3	<5	<4	--	--	128
DX758241	BR-231	92.2	92.8	Felsic Volcanic 2	Central Pit	Mine Rock	1.6	3.0	110	16	1.7	<5	<4	--	--	182
DX758242	BR-231	148	149.5	Felsic Volcanic 1	Central Pit	Mine Rock	0.51	46	510	16	2.3	<5	13	--	--	58
DX758243	BR-231	157	158	Felsic Volcanic 1	Central Pit	Mine Rock	1.1	21	460	18	2.3	<5	7.0	--	--	109
DX758244	BR-231	181.9	182.45	Felsic Volcanic 2	Central Pit	Ore-Grade	4.1	36	340	15	1.7	<5	7.0	--	--	291
DX758245	BR-234	129	130	Felsic Volcanic 2	Central Pit	Mine Rock	2.7	1.0	140	11	0.37	<5	4.0	--	--	213
DX758246	BR-234	192.5	193.5	Felsic Volcanic 1	Central Pit	Mine Rock	3.7	1.0	140	10	0.63	<5	5.0	--	--	188
DX758247	BR-235	31.9	33	Felsic Volcanic 1	Central Pit	Ore-Grade	2.9	18	620	177	1.2	<5	6.0	--	--	273
DX758248	BR-237	211.7	213	Felsic Volcanic 2	Central Pit	Mine Rock	2.2	1.0	150	16	1.5	<5	5.0	--	--	179
DX758249	BR-243	121.15	122.1	Metasediment 2	Central Pit	Mine Rock	1.3	50	600	8.0	1.0	<5	14	--	--	134
DX758250	BR-243	140.8	141.35	Felsic Volcanic 1	Central Pit	Mine Rock	1.1	33	490	8.0	0.74	<5	7.0	--	--	167
DX758301	BR-243	169.95	171	Felsic Volcanic 2	Central Pit	Ore-Grade	2.3	2.0	140	9.0	0.95	<5	4.0	--	--	155
DX758302	BR-243	177	178.5	Felsic Volcanic 1	Central Pit	Mine Rock	1.2	19	710	9.0	0.82	<5	7.0	--	--	263
DX758303	BR-243	187.35	188.35	Metasediment 2	Central Pit	Mine Rock	1.3	41	640	7.0	0.43	<5	13	--	--	171
DX758304	BR-254	29.25	30.45	Felsic Volcanic 1	Central Pit	Ore-Grade	2.0	20	570	201	1.1	<5	7.0	--	--	228
DX758305	BR-254	59.5	60	Felsic Volcanic 1	Central Pit	Mine Rock	1.2	14	600	23	0.79	<5	6.0	--	--	135

Classification as mine rock or ore-grade materials was based on gold content.

A value of "--" indicates metal was not measured for the given sample; the variation in elements analyzed is due to measurement at two different laboratories (see text).

Table B-7 Four Acid Metals

Sample ID	Drillhole ID	From	To	Lithology	Area	Class	Sodium	Nickel	Phosphorus	Lead	Sulphur	Antimony	Scandium	Selenium	Tin	Strontium
		m	*m*				*%*	*ppm*	*ppm*	*ppm*	*%*	*ppm*	*ppm*	*ppm*	*ppm*	*ppm*
10x Crustal Abundance (Price 1997) [(1)]							--	--	--	--	--	--	--	--	--	--
DX758306	BR-254	114	114.75	Metasediment 2	Central Pit	Mine Rock	1.2	96	720	13	0.34	<5	16	--	--	287
DX758307	BR-254	179.9	181.4	Metasediment 3	Central Pit	Mine Rock	1.7	19	150	7.0	0.16	<5	7.0	--	--	233
DX758308	BR-281	162	162.75	Felsic Volcanic 1	Central Pit	Mine Rock	2.1	18	640	18	1.1	<5	6.0	--	--	314
DX758309	BR-281	171	171.75	Felsic Volcanic 1	Central Pit	Ore-Grade	2.7	21	590	26	1.1	<5	4.0	--	--	237
DX758310	BR-281	179	180	Felsic Volcanic 1	Central Pit	Mine Rock	2.1	17	550	23	0.37	<5	6.0	--	--	242
DX758311	BR-281	188	189	Felsic Volcanic 1	Central Pit	Mine Rock	1.5	11	540	16	0.21	<5	4.0	--	--	172
DX758312	BR-283	339.4	340.9	Felsic Volcanic 1	Central Pit	Mine Rock	1.6	14	660	5.0	3.4	<5	6.0	--	--	191
DX758313	BR-293	33.35	33.85	Felsic Volcanic 1	Central Pit	Mine Rock	0.74	15	560	485	5.5	<5	6.0	--	--	113
DX758439	BR-296	37.85	38.7	Felsic Volcanic 1	Central Pit	Ore-Grade	1.8	19	510	45	1.9	<5	6.0	--	--	203
DX758440	BR-296	108	109.1	Felsic Volcanic 1	Central Pit	Mine Rock	1.5	20	580	12	0.38	<5	7.0	--	--	225
DX758441	BR-296	133.8	135	Felsic Volcanic 1	Central Pit	Mine Rock	3.3	15	630	12	0.41	<5	6.0	--	--	414
DX758442	BR-296	148.5	150	Felsic Volcanic 1	Central Pit	Mine Rock	1.7	19	680	10	0.17	<5	7.0	--	--	259
DX758443	BR-296	188.4	189.85	Metasediment 3	Central Pit	Mine Rock	1.8	39	540	15	0.40	<5	9.0	--	--	270
DX758444	BR-299	32.2	33.3	Felsic Volcanic 1	Central Pit	Mine Rock	2.3	13	640	12	1.3	<5	5.0	--	--	260
DX758445	BR-299	37.25	38.25	Felsic Volcanic 1	Central Pit	Ore-Grade	1.4	43	520	23	1.5	<5	11	--	--	185
DX758446	BR-299	45.25	46.25	Felsic Volcanic 1	Central Pit	Mine Rock	2.6	9.0	370	11	1.3	<5	<4	--	--	215
DX758447	BR-299	54.9	55.75	Metasediment 2	Central Pit	Ore-Grade	2.5	38	500	23	5.1	<5	10	--	--	209
DX758314	BR-321	235	236	Felsic Volcanic 1	Central Pit	Mine Rock	2.5	15	510	13	0.43	<5	6.0	--	--	241
DX758315	BR-321	271.5	272.25	Felsic Volcanic 1	Central Pit	Mine Rock	2.5	17	510	10	0.81	<5	6.0	--	--	204
DX758316	BR-321	280.85	281.5	Felsic Volcanic 1	Central Pit	Ore-Grade	2.3	11	640	22	0.59	<5	6.0	--	--	206
DX758317	BR-344	27.25	28.7	Felsic Volcanic 1	Central Pit	Ore-Grade	0.95	10	510	9.0	0.88	<5	<4	--	--	152
DX758318	BR-344	39.15	40.5	Felsic Volcanic 1	Central Pit	Mine Rock	2.1	33	740	14	0.57	<5	8.0	--	--	448
DX758319	BR-344	101	102	Felsic Volcanic 1	Central Pit	Mine Rock	1.5	12	550	7.0	0.32	<5	6.0	--	--	166
DX758320	BR-344	127.75	129	Felsic Volcanic 2	Central Pit	Mine Rock	2.5	1.0	140	12	0.36	<5	4.0	--	--	150
DX758321	BR-380	25.2	26.25	Felsic Volcanic 1	Central Pit	Mine Rock	2.2	6.0	320	12	1.6	<5	<4	--	--	203
DX758322	BR-380	30	31	Felsic Volcanic 1	Central Pit	Mine Rock	2.5	10	440	147	2.1	<5	5.0	--	--	240
DX758323	BR-380	118	119.5	Felsic Volcanic 1	Central Pit	Mine Rock	2.7	16	790	11	0.39	<5	7.0	--	--	372
DX758324	BR-381	56.85	58	Felsic Volcanic 1	Central Pit	Mine Rock	2.0	17	550	24	0.50	<5	6.0	--	--	270
DX758448	BR-407	34.1	35.6	Fragmental 1	Central Pit	Mine Rock	2.5	23	530	9.0	0.15	<5	8.0	--	--	337
DX758449	BR-407	182.9	183.5	Felsic Volcanic 1	Central Pit	Mine Rock	1.9	11	450	7.0	0.020	<5	<4	--	--	203
DX758450	BR-414	72	73	Felsic Volcanic 1	Central Pit	Mine Rock	2.9	20	550	19	0.51	<5	5.0	--	--	373
DX758325	BR-428	62.7	64.2	Felsic Volcanic 1	Central Pit	Ore-Grade	1.7	18	520	19	0.54	<5	6.0	--	--	170
DX758326	BR-428	77.7	79.2	Felsic Volcanic 1	Central Pit	Mine Rock	2.2	12	510	15	0.41	<5	5.0	--	--	229
DX758327	BR-461	92.7	93.7	Felsic Volcanic 2	Central Pit	Mine Rock	2.4	<1	140	19	0.79	<5	<4	--	--	122
DX758328	BR-463	124.5	126	Felsic Volcanic 1	Central Pit	Mine Rock	2.5	22	690	10	0.42	<5	7.0	--	--	261
DX758329	BR-464	79.1	80.1	Felsic Volcanic 2	Central Pit	Mine Rock	2.3	<1	110	9.0	0.55	<5	<4	--	--	148
DX758330	BR-464	189.25	190.75	Felsic Volcanic 2	Central Pit	Mine Rock	2.7	3.0	310	10	0.24	<5	6.0	--	--	226
DX758331	BR-465	18.9	20.1	Felsic Volcanic 2	Central Pit	Mine Rock	3.0	1.0	150	12	1.6	<5	4.0	--	--	166
031909	BR-413	19.4	20.65	Metasediment 2	Central Pit	Mine Rock	1.8	56	500	18	0.36	<2	--	0.50	<6	230
031910	BR-147	218	219.2	Metasediment 2	Central Pit	Mine Rock	1.7	65	640	18	0.23	<2	--	0.40	<6	280
031911	BR-163	445	446	Metasediment 2	Underground	Mine Rock	1.7	60	590	16	0.34	<2	--	0.40	<6	190
031912	BR-333	119.15	120.5	Metasediment 2	Underground	Mine Rock	3.4	45	730	13	1.4	<2	--	1.0	<6	400
031913	BR-203	99.9	100.65	Metasediment 2	Central Pit	Mine Rock	2.6	40	820	19	0.83	<2	--	0.70	<6	270
A0963748	BR-324	205.5	207	Felsic Volcanic 1	Central Pit	Mine Rock	1.8	18	610	77	0.39	<5	6.0	--	--	224
A0964907	BR-409	11.45	12.5	Felsic Volcanic 2	Central Pit	Mine Rock	2.4	-1	80	14	0.79	<5	4.0	--	--	185

Classification as mine rock or ore-grade materials was based on gold content.

A value of "--" indicates metal was not measured for the given sample; the variation in elements analyzed is due to measurement at two different laboratories (see text).

Table B-7 Four Acid Metals

Sample ID	Drillhole ID	From	To	Lithology	Area	Class	Sodium	Nickel	Phosphorus	Lead	Sulphur	Antimony	Scandium	Selenium	Tin	Strontium
		m	*m*				*%*	*ppm*	*ppm*	*ppm*	*%*	*ppm*	*ppm*	*ppm*	*ppm*	*ppm*
10x Crustal Abundance (Price 1997) [(1)]							--	--	--	--	--	--	--	--	--	--
A0964908	BR-409	16.5	17.8	Felsic Volcanic 2	Central Pit	Mine Rock	2.6	-1	100	12	1.1	<5	5.0	--	--	187
A0964906	BR-409	25.5	27	Felsic Volcanic 2	Central Pit	Mine Rock	1.3	3.0	120	10	0.18	<5	4.0	--	--	126
A0964909	BR-409	30	31.5	Felsic Volcanic 1	Central Pit	Mine Rock	2.3	16	520	10	0.090	<5	7.0	--	--	247
A0964055	BR-203	169.3	170.45	Fragmental 1	Central Pit	Mine Rock	1.9	38	550	10	0.61	<5	12	--	--	185
A0964056	BR-203	177.15	178.65	Felsic Volcanic 1	Central Pit	Mine Rock	2.3	29	850	10	0.42	<5	10	--	--	262
A0964057	BR-203	181.6	183	Felsic Volcanic 2	Central Pit	Mine Rock	2.0	2.0	150	27	2.2	<5	4.0	--	--	97
A0964058	BR-203	188.6	189.6	Felsic Volcanic 2	Central Pit	Mine Rock	1.5	2.0	170	18	1.1	<5	4.0	--	--	94
A0964059	BR-203	193.25	193.8	Felsic Volcanic 2	Central Pit	Mine Rock	1.6	1.0	140	20	1.6	<5	4.0	--	--	75
A0963618	BR-235	79	80.5	Metasediment 2	Central Pit	Mine Rock	1.6	63	580	11	0.18	<5	16	--	--	183
A0963619	BR-235	80.5	82	Metasediment 2	Central Pit	Mine Rock	1.6	70	580	13	0.33	<5	17	--	--	192
A0963620	BR-235	85.75	86.4	Felsic Volcanic 1	Central Pit	Mine Rock	2.8	27	620	8.0	0.95	<5	6.0	--	--	330
A0963621	BR-235	87.25	88.1	Metasediment 2	Central Pit	Mine Rock	1.7	64	460	14	0.54	<5	16	--	--	248
A0963622	BR-235	90	91	Felsic Volcanic 1	Central Pit	Mine Rock	2.6	24	970	12	0.70	<5	8.0	--	--	396
A0964251	BR-175	268.7	269.6	Felsic Volcanic 1	Central Pit	Mine Rock	2.3	21	800	15	0.53	<5	<4	--	--	193
A0964252	BR-175	278.7	280	Felsic Volcanic 1	Central Pit	Mine Rock	2.3	19	590	20	0.40	<5	5.0	--	--	262
A0964253	BR-175	282	283.5	Felsic Volcanic 1	Central Pit	Mine Rock	2.3	19	750	11	0.53	<5	6.0	--	--	258
A0964254	BR-175	298.9	300	Felsic Volcanic 1	Central Pit	Mine Rock	2.5	20	730	15	0.44	<5	5.0	--	--	298
A0964255	BR-175	321	322.5	Felsic Volcanic 1	Central Pit	Mine Rock	2.8	21	730	19	0.53	<5	6.0	--	--	244
A0964070	BR-209	24	25	Felsic Volcanic 1	Central Pit	Mine Rock	2.2	10	780	8.0	0.51	<5	5.0	--	--	175
117326	BR-209	29.6	31	Felsic Volcanic 1	Central Pit	Ore-Grade	2.6	14	1300	11	1.0	<5	5.0	--	--	239
117327	BR-209	34	35.5	Felsic Volcanic 1	Central Pit	Ore-Grade	2.7	16	1540	8.0	1.1	<5	6.0	--	--	271
A0964071	BR-209	38.5	40	Felsic Volcanic 1	Central Pit	Mine Rock	2.6	39	630	13	0.82	<5	10	--	--	262
117328	BR-209	55.5	57	Felsic Volcanic 1	Central Pit	Mine Rock	2.4	19	560	10	0.16	<5	4.0	--	--	163
A0963880	BR-217	195	196.15	Metasediment 2	Central Pit	Mine Rock	1.9	41	550	9.0	0.79	<5	8.0	--	--	191
A0963881	BR-217	201	201.4	Metasediment 2	Central Pit	Ore-Grade	2.3	76	550	13	2.4	<5	12	--	--	221
A0963882	BR-217	206	207.3	Metasediment 2	Central Pit	Mine Rock	1.4	47	640	12	0.57	<5	12	--	--	159
A0963883	BR-217	208.9	209.4	Felsic Volcanic 1	Central Pit	Mine Rock	2.3	13	710	35	0.70	<5	6.0	--	--	204
A0963884	BR-217	214.5	216	Metasediment 2	Central Pit	Mine Rock	1.6	64	580	14	0.28	<5	15	--	--	221
A0963351	BR-108	354	355	Felsic Volcanic 1	Central Pit	Mine Rock	3.5	9.0	360	6.0	0.57	<5	<4	--	--	108
A0963360	BR-108	358	358.75	Felsic Volcanic 1	Central Pit	Mine Rock	2.8	18	520	9.0	0.20	<5	7.0	--	--	189
A0963361	BR-108	363.25	364	Felsic Volcanic 1	Central Pit	Mine Rock	2.3	17	570	8.0	0.10	<5	5.0	--	--	186
A0963352	BR-108	369.5	370.5	Felsic Volcanic 1	Central Pit	Mine Rock	1.9	11	580	6.0	0.38	<5	4.0	--	--	152
A0963362	BR-108	371.5	372.5	Felsic Volcanic 1	Central Pit	Mine Rock	1.9	16	540	9.0	0.21	<5	6.0	--	--	209
A0962798	BR-164	316.7	317.7	Felsic Volcanic 1	Central Pit	Ore-Grade	3.9	18	750	9.0	1.3	<5	5.0	--	--	219
A0962799	BR-164	327.1	327.6	Felsic Volcanic 1	Central Pit	Ore-Grade	3.0	11	460	290	0.59	<5	4.0	--	--	180
A0962800	BR-164	332	333	Felsic Volcanic 1	Central Pit	Mine Rock	2.2	18	1210	13	0.48	<5	6.0	--	--	172
A0964020	BR-164	337.5	338	Felsic Volcanic 1	Central Pit	Mine Rock	2.5	20	1390	42	0.70	<5	7.0	--	--	244
A0964001	BR-164	347.8	348.4	Metasediment 2	Central Pit	Mine Rock	2.5	46	600	16	0.29	<5	12	--	--	229
A0963280	BR-106	218.3	219.3	Felsic Volcanic 1	Central Pit	Mine Rock	2.9	37	780	15	0.42	<5	8.0	--	--	439
A0963281	BR-106	229.1	230.1	Felsic Volcanic 1	Central Pit	Mine Rock	2.4	16	540	10	0.25	<5	6.0	--	--	327
A0963282	BR-106	234.1	235.1	Felsic Volcanic 1	Central Pit	Mine Rock	2.4	17	590	11	0.32	<5	6.0	--	--	271
A0963283	BR-106	240.1	241.1	Felsic Volcanic 1	Central Pit	Mine Rock	2.6	18	550	13	0.13	<5	6.0	--	--	418
A0963284	BR-106	252.3	253.5	Felsic Volcanic 1	Central Pit	Mine Rock	2.4	15	600	8.0	0.24	<5	5.0	--	--	228

Classification as mine rock or ore-grade materials was based on gold content.

A value of "--" indicates metal was not measured for the given sample; the variation in elements analyzed is due to measurement at two different laboratories (see text).

Table B-7 Four Acid Metals

Sample ID	Drillhole ID	From	To	Lithology	Area	Class	Sodium	Nickel	Phosphorus	Lead	Sulphur	Antimony	Scandium	Selenium	Tin	Strontium
		m	*m*				*%*	*ppm*	*ppm*	*ppm*	*%*	*ppm*	*ppm*	*ppm*	*ppm*	*ppm*
10x Crustal Abundance (Price 1997) [(1)]							--	--	--	--	--	--	--	--	--	--
A0963143	BR-086	106	107	Felsic Volcanic 1	Central Pit	Ore-Grade	4.9	12	760	58	1.2	<5	5.0	--	--	382
A0963144	BR-086	115.5	117	Felsic Volcanic 1	Central Pit	Mine Rock	3.6	16	720	15	0.52	<5	6.0	--	--	400
A0963145	BR-086	121.5	123	Felsic Volcanic 1	Central Pit	Mine Rock	3.4	16	710	20	0.50	<5	6.0	--	--	361
A0963146	BR-086	126	126.5	Felsic Volcanic 1	Central Pit	Mine Rock	3.2	13	700	13	0.36	<5	6.0	--	--	352
A0963147	BR-086	140.85	142.35	Felsic Volcanic 1	Central Pit	Mine Rock	2.9	14	650	10	0.81	<5	6.0	--	--	338
A0962731	BR-157	38	39.5	Felsic Volcanic 1	Central Pit	Mine Rock	2.0	21	650	10	0.090	<5	6.0	--	--	244
A0962732	BR-157	41	42	Felsic Volcanic 1	Central Pit	Mine Rock	2.8	22	630	10	0.030	<5	7.0	--	--	327
A0962733	BR-157	48	49	Metasediment 3	Central Pit	Mine Rock	2.0	11	420	12	0.14	<5	5.0	--	--	208
A0962734	BR-157	54.65	55.3	Felsic Volcanic 1	Central Pit	Mine Rock	2.0	10	480	13	0.24	<5	5.0	--	--	228
A0962735	BR-157	56.1	57.6	Felsic Volcanic 1	Central Pit	Mine Rock	2.3	8.0	330	19	0.26	<5	4.0	--	--	236

Classification as mine rock or ore-grade materials was based on gold content.

A value of "--" indicates metal was not measured for the given sample; the variation in elements analyzed is due to measurement at two different laboratories (see text).

Table B-7 Four Acid Metals

Sample ID	Drillhole ID	From	To	Lithology	Area	Class	Thorium	Titanium	Thallium	Uranium	Vanadium	Tungsten	Yttrium	Zinc	Zirconium
		m	*m*				*ppm*	*%*	*ppm*	*ppm*	*ppm*	*ppm*	*ppm*	*ppm*	*ppm*
10x Crustal Abundance (Price 1997) [(1)]							--	--	--	--	--	--	--	--	--
DX450001	BR-018	50	51	Fragmental 1	Underground	Mine Rock	27	0.29	0.34	1.5	65	1.0	12	78	84
DX450002	BR-018	102	103	Felsic Volcanic 1	Underground	Mine Rock	20	0.23	0.50	2.0	40	3.0	7.7	53	290
DX450003	BR-018	202	203	Felsic Volcanic 1	Underground	Mine Rock	16	0.24	0.45	1.8	42	1.0	6.7	84	220
DX450004	DHZ-018	63.5	64	Ultramafic	Underground	Mine Rock	0.40	0.34	0.040	<0.1	155	9.3	13	62	28
DX450005	BR-018	348	349	Metasediment 3	Underground	Mine Rock	5.3	0.33	0.39	1.3	65	2.1	9.7	67	154
DX450006	BR-018	400.3	401.3	Basalt	Underground	Mine Rock	8.2	0.89	0.32	0.28	150	0.54	15	380	170
DX450007	BR-154	48	49	Felsic Volcanic 1	Central Pit	Mine Rock	8.1	0.28	0.46	2.2	56	1.0	9.2	62	129
DX450008	BR-154	153.5	155	Felsic Volcanic 2	Central Pit	Mine Rock	14	0.11	0.35	2.3	2.8	1.0	13	37	230
DX450009	BR-154	249	250.5	Felsic Volcanic 1	Central Pit	Mine Rock	10	0.25	0.43	1.9	46	0.54	8.4	48	130
DX450010	BR-154	301.5	303	Fragmental 1	Underground	Mine Rock	8.9	0.24	0.48	2.0	52	0.94	9.0	65	120
DX450011	BR-154	350	351	Fragmental 1	Underground	Mine Rock	9.1	0.25	0.87	2.0	61	0.95	8.9	80	130
DX450012	BR-154	400	401	Felsic Volcanic 1	Underground	Mine Rock	11	0.23	0.81	2.5	49	3.0	9.7	2500	130
DX450013	BR-154	457.8	458.7	Felsic Volcanic 1	Underground	Mine Rock	8.7	0.17	0.40	2.1	29	2.0	4.2	40	130
DX450014	BR-154	508	509	Metasediment 2	Underground	Mine Rock	8.9	0.33	0.53	1.4	84	2.0	9.4	73	150
DX450015	BR-154	547.5	549	Metasediment 2	Underground	Mine Rock	9.6	0.37	0.57	2.1	96	1.0	11	110	140
DX450016	BR-154	647	648	Felsic Volcanic 2	Underground	Mine Rock	9.3	0.13	0.30	2.0	2.5	1.0	8.3	47	150
DX450017	BR-154	717	718.5	Metasediment 3	Underground	Mine Rock	8.0	0.25	0.36	1.7	40	2.0	8.0	96	140
DX450018	BR-154	760.6	762	Fragmental 2	Underground	Mine Rock	8.0	0.20	0.34	1.4	33	0.80	8.4	58	120
DX450020	DHZ-019	49.5	51	Basalt	Underground	Mine Rock	0.40	0.36	<0.02	<0.1	162	0.40	14	64	23
DX450021	DHZ-019	83.75	84.4	Argillite	Underground	Mine Rock	5.0	0.27	0.16	1.1	77	0.40	10	610	110
DX450022	DHZ-019	102	103.5	Basalt	Underground	Mine Rock	2.6	0.66	0.020	0.075	290	0.24	23	97	56
DX450023	DHZ-019	148.5	150	Basalt	Underground	Mine Rock	1.8	0.69	0.020	0.074	280	0.11	23	99	42
DX450024	DHZ-018	99	100.5	Basalt	Underground	Mine Rock	1.6	0.60	0.020	0.066	250	0.29	20	98	37
DX450025	DHZ-018	151.5	153	Basalt	Underground	Mine Rock	1.0	0.63	0.020	0.074	280	0.18	21	100	44
DX450026	BR-096	58.5	60	Fragmental 1	Central Pit	Mine Rock	4.9	0.29	0.35	1.2	71	0.53	9.9	74	82
DX450027	BR-096	185.1	186.1	Felsic Volcanic 1	Underground	Mine Rock	8.3	0.23	0.88	2.3	44	0.93	8.2	17000	96
DX450028	BR-096	201	202.5	Fragmental 1	Underground	Mine Rock	7.3	0.32	0.61	1.7	66	0.75	10	90	120
DX450029	BR-096	299	300	Felsic Volcanic 1	Underground	Mine Rock	7.1	0.22	0.31	1.7	34	1.0	6.5	160	87
DX450030	BR-096	344	345	Felsic Volcanic 2	Underground	Mine Rock	8.8	0.11	0.49	1.5	6.2	3.0	7.5	140	120
DX450031	BR-096	395.3	396	Felsic Volcanic 2	Underground	Mine Rock	3.4	0.16	0.020	1.3	11	23	5.5	41	48
DX450032	BR-096	449.9	451	Metasediment 3	Underground	Mine Rock	8.0	0.35	0.63	1.9	54	1.0	8.4	55	130
DX450033	BR-096	557.5	558.5	Fragmental 2	Underground	Mine Rock	5.9	0.27	0.25	0.99	39	0.81	4.8	58	120
DX450034	BR-007	47	48	Felsic Volcanic 1	Central Pit	Mine Rock	7.8	0.23	0.41	2.2	46	0.50	7.5	53	108
DX450035	DHZ-018	182.4	182.8	Argillite	Underground	Mine Rock	2.9	0.095	0.020	0.38	62	0.52	17	72	43
DX450036	DHZ-018	229.4	230.25	Argillite	Underground	Mine Rock	3.8	0.34	0.33	0.74	120	1.0	9.3	770	110
DX450037	BR-007	349.7	350.7	Felsic Volcanic 1	Underground	Mine Rock	6.2	0.16	0.44	1.5	39	7.0	8.0	56	82
DX450038	BR-007	454.3	455.2	Felsic Volcanic 1	Underground	Mine Rock	5.3	0.20	0.46	1.2	46	18	8.7	85	75
DX450039	BR-007	558.95	559.95	Felsic Volcanic 1	Underground	Mine Rock	5.3	0.15	0.39	1.6	54	0.96	8.1	160	76
DX450040	BR-007	653.4	654.9	Metasediment 3	Underground	Mine Rock	7.3	0.22	0.57	1.6	32	0.71	5.5	170	140
DX450041	BR-007	749.1	749.6	Fragmental 2	Underground	Mine Rock	9.5	0.13	0.30	1.7	14	1.0	6.4	120	160
DX450042	DHZ-049	10.3	10.8	Argillite	Underground	Mine Rock	4.3	0.30	0.070	1.3	85	8.0	12	270	81
DX450043	BR-460	40	41	Felsic Volcanic 1	Central Pit	Mine Rock	7.2	0.18	0.93	1.4	55	2.0	6.5	90	140
DX450044	DHZ-049	133.2	134.15	Ultramafic	Underground	Mine Rock	4.4	0.15	0.32	0.71	73	0.51	7.6	150	75
DX450045	DHZ-049	151	151.5	Basalt	Underground	Mine Rock	3.2	0.42	0.030	0.094	180	0.76	16	75	76

Classification as mine rock or ore-grade materials was based on gold content.

A value of "--" indicates metal was not measured for the given sample; the variation in elements analyzed is due to measurement at two different laboratories (see text).

Table B-7 Four Acid Metals

Sample ID	Drillhole ID	From	To	Lithology	Area	Class	Thorium	Titanium	Thallium	Uranium	Vanadium	Tungsten	Yttrium	Zinc	Zirconium
		m	*m*				*ppm*	*%*	*ppm*	*ppm*	*ppm*	*ppm*	*ppm*	*ppm*	*ppm*
10x Crustal Abundance (Price 1997) [(1)]							--	--	--	--	--	--	--	--	--
DX450046	DHZ-049	196.5	197.9	Basalt	Underground	Mine Rock	1.6	0.42	0.030	0.083	170	3.0	15	92	42
DX450047	DHZ-049	250.5	252	Basalt	Underground	Mine Rock	1.5	0.38	0.020	0.091	180	0.28	16	74	45
DX450048	BR-094	380	381	Felsic Volcanic 2	Underground	Mine Rock	7.5	0.11	0.070	1.9	10	0.96	7.2	28	92
DX450049	BR-094	402	403	Felsic Volcanic 2	Underground	Mine Rock	9.0	0.11	0.070	1.9	11	2.0	5.7	74	110
DX450050	BR-094	494.2	495	Felsic Volcanic 2	Underground	Ore-Grade	6.2	0.44	0.20	1.3	62	48	11	47	99
DX450051	BR-101	121.3	122.3	Felsic Volcanic 1	Central Pit	Mine Rock	6.4	0.24	0.97	2.3	46	14	6.7	6700	96
DX450052	BR-101	128.85	129.85	Felsic Volcanic 1	Central Pit	Mine Rock	10	0.22	0.93	2.1	46	4.0	8.0	5800	250
DX450053	DL-043	51	52.5	Basalt	Underground	Mine Rock	2.8	1.0	<0.02	0.13	270	4.8	23	110	160
DX450054	DL-043	103.5	105	Basalt	Underground	Mine Rock	2.2	0.80	<0.02	0.16	230	0.93	17	120	120
DX450055	DL-043	150	151.5	Basalt	Underground	Mine Rock	1.1	0.49	0.040	0.046	200	2.1	19	49	91
DX450056	DL-043	199.5	201	Basalt	Underground	Mine Rock	0.80	0.40	0.030	0.025	150	0.44	15	58	49
DX450057	DL-043	261.15	262	Ultramafic	Underground	Mine Rock	5.2	0.20	0.55	1.2	89	5.3	8.4	79	140
DX450058	DL-043	300	301.5	Basalt	Underground	Mine Rock	0.90	0.61	<0.02	0.012	270	0.27	23	86	37
DX450059	DL-043	349.5	351	Basalt	Underground	Mine Rock	0.80	0.61	<0.02	0.0040	270	0.19	21	77	52
DX450060	DL-043	400.5	402	Basalt	Underground	Mine Rock	0.60	0.62	<0.02	<0.002	280	0.69	21	82	44
DX450061	DL-048	40.5	42	Basalt	Underground	Mine Rock	1.1	0.98	0.050	0.11	270	0.43	19	68	160
DX450062	DL-048	85.5	87	Basalt	Underground	Mine Rock	0.80	0.69	<0.02	0.067	270	3.0	23	110	120
DX450063	DL-048	133.9	134.4	Argillite	Underground	Mine Rock	5.5	0.44	0.18	0.94	120	2.1	11	380	180
DX450064	DL-048	186.5	187.5	Basalt	Underground	Mine Rock	1.0	0.86	<0.02	0.097	280	0.43	26	94	170
DX450065	DL-048	236.5	237	Basalt	Underground	Mine Rock	0.40	0.41	0.020	<0.1	170	0.40	15	56	25
DX450066	DL-048	283.5	285	Basalt	Underground	Mine Rock	0.50	0.65	<0.02	0.029	290	1.4	23	85	64
DX450067	DL-048	334.5	336	Basalt	Underground	Mine Rock	2.0	0.58	<0.02	<0.002	260	0.13	21	77	35
DX450068	BR-460	80.05	81	Felsic Volcanic 1	Central Pit	Mine Rock	1.5	0.22	1.1	2.5	49	5.2	8.6	32	270
DX450069	DL-048	436.5	438	Basalt	Underground	Mine Rock	6.9	0.62	<0.02	<0.002	300	0.46	21	86	50
DX450070	DL-048	537	538.5	Basalt	Underground	Mine Rock	1.8	0.58	<0.02	0.0040	270	0.40	21	85	36
DX450071	BR-037	443.35	444.35	Felsic Volcanic 1	Underground	Mine Rock	11	0.20	0.20	2.5	32	22	11	58	340
DX450072	BR-037	445.45	446.1	Felsic Volcanic 1	Underground	Mine Rock	9.5	0.21	0.060	2.0	14	15	12	36	210
DX450073	BR-159	13.5	15	Metasediment 1	Central Pit	Mine Rock	10	0.26	0.54	1.3	81	1.2	7.0	65	250
DX450074	BR-159	39	39.9	Metasediment 1	Central Pit	Mine Rock	11	0.33	0.57	0.68	88	1.3	7.3	82	300
DX450075	BR-159	480.7	481.4	Felsic Volcanic 1	Underground	Mine Rock	11	0.24	0.96	2.1	49	6.1	8.0	14000	260
DX450076	BR-159	483.8	484.8	Felsic Volcanic 1	Underground	Mine Rock	17	0.37	1.5	2.9	75	10	6.7	31000	360
DX450077	DL-075	199.8	200.8	Basalt	Underground	Mine Rock	3.0	0.96	0.040	0.16	270	0.45	22	170	170
DX450079	BR-039	29.5	30.5	Felsic Volcanic 1	Central Pit	Mine Rock	3.6	0.27	0.31	0.95	34	740	8.4	68	270
DX450080	BR-039	60	61	Metasediment 2	Central Pit	Mine Rock	7.0	0.37	0.53	2.0	100	8.1	14	53	310
DX450081	DL-075	304.9	305.8	Basalt	Underground	Mine Rock	1.9	1.0	0.11	0.12	260	4.0	22	82	170
DX450082	BR-039	146.5	147.5	Felsic Volcanic 2	Central Pit	Mine Rock	11	0.11	0.18	1.7	5.2	3.8	11	51	390
DX450083	BR-039	200	201	Felsic Volcanic 2	Central Pit	Mine Rock	10	0.12	0.32	1.4	1.4	1.2	7.5	53	380
DX450084	BR-039	306	307	Metasediment 3	Underground	Mine Rock	5.9	0.28	0.25	1.0	48	0.87	5.0	35	370
DX450085	BR-039	357	358	Fragmental 2	Central Pit	Mine Rock	8.2	0.34	0.27	1.8	53	4.0	13	52	440
DX450086	BR-039	391	392	Basalt	Central Pit	Mine Rock	2.2	0.75	0.070	0.13	300	2.1	28	110	170
DX450087	BR-039	452.5	454	Basalt	Central Pit	Mine Rock	1.3	0.59	<0.02	0.078	260	1.5	25	100	140
DX450088	BR-135	76	77	Felsic Volcanic 1	Central Pit	Mine Rock	7.9	0.20	0.54	1.1	49	0.79	6.7	52	280
DX450089	BR-135	157	158	Felsic Volcanic 1	Central Pit	Mine Rock	7.1	0.28	0.62	0.94	48	1.5	8.9	74	220
DX450090	BR-135	217	218	Felsic Volcanic 1	Central Pit	Mine Rock	7.2	0.18	0.75	1.9	34	2.8	6.5	5600	260

Classification as mine rock or ore-grade materials was based on gold content.

A value of "--" indicates metal was not measured for the given sample; the variation in elements analyzed is due to measurement at two different laboratories (see text).

Table B-7 Four Acid Metals

Sample ID	Drillhole ID	From	To	Lithology	Area	Class	Thorium	Titanium	Thallium	Uranium	Vanadium	Tungsten	Yttrium	Zinc	Zirconium
		m	*m*				*ppm*	*%*	*ppm*	*ppm*	*ppm*	*ppm*	*ppm*	*ppm*	*ppm*
10x Crustal Abundance (Price 1997) [(1)]							--	--	--	--	--	--	--	--	--
DX450091	BR-135	300	301	Felsic Volcanic 1	Central Pit	Mine Rock	7.8	0.21	0.37	1.0	37	3.8	5.6	43	200
DX450092	BR-135	358.5	360	Metasediment 2	Central Pit	Mine Rock	7.7	0.29	0.45	1.7	100	1.1	10	58	280
DX450093	BR-135	407.5	408.5	Metasediment 2	Underground	Mine Rock	8.2	0.33	0.67	1.8	88	1.5	9.0	31	270
DX450094	BR-135	507	508	Felsic Volcanic 2	Underground	Mine Rock	17	0.17	0.39	1.0	14	2.7	6.9	52	260
DX450095	BR-135	607.9	609	Fragmental 2	Underground	Mine Rock	17	0.25	0.24	0.56	34	1.2	5.0	50	280
DX450096	BR-133	84	84.9	Felsic Volcanic 1	Central Pit	Ore-Grade	22	0.28	1.5	2.9	45	5.9	7.6	20000	360
DX450097	BR-133	336.75	337.25	Felsic Volcanic 1	Central Pit	Mine Rock	10	0.13	0.24	1.0	24	16	5.2	1500	86
DX450098	DC-13-07	32.5	33.3	Felsic Volcanic 1	Central Pit	Mine Rock	13	0.28	0.53	1.4	45	2.1	9.3	65	240
DX450099	DC-13-07	51	52	Felsic Volcanic 2	Central Pit	Mine Rock	14	0.13	0.97	2.2	5.7	2.4	10	37	370
DX450100	DC-13-07	70	71	Metasediment 2	Central Pit	Mine Rock	16	0.36	0.69	1.9	92	3.0	10	15	300
DX450101	DC-13-07	140	140.9	Metasediment 3	Central Pit	Mine Rock	11	0.35	0.21	0.80	57	0.55	6.7	61	280
DX450102	DC-13-07	162	163	Metasediment 3	Central Pit	Mine Rock	41	0.26	0.090	0.84	45	0.090	7.2	15	450
DX450103	DC-13-07	197	198	Fragmental 2	Central Pit	Mine Rock	34	0.15	0.18	1.7	24	0.29	7.8	48	310
DX450104	BR-023	308	309	Metasediment 2	Underground	Mine Rock	34	0.33	0.41	1.7	95	1.1	11	74	280
DX450105	BR-023	428	429	Felsic Volcanic 2	Underground	Mine Rock	14	0.12	0.45	2.9	2.8	1.2	13	49	74
DX450106	BR-023	445	445.9	Felsic Volcanic 1	Underground	Mine Rock	4.3	0.23	0.23	1.7	47	0.11	10	59	3.0
DX450107	BR-023	548	549	Fragmental 2	Underground	Mine Rock	30	0.12	0.15	1.5	11	0.63	6.3	38	240
DX450108	BR-079	51	52	Felsic Volcanic 1	Central Pit	Mine Rock	20	0.23	0.24	1.3	39	6.3	6.1	54	160
DX450109	BR-079	105	105.9	Felsic Volcanic 2	Underground	Mine Rock	19	0.11	0.33	1.7	11	2.2	9.0	31	150
DX450110	BR-079	159	160	Metasediment 3	Underground	Mine Rock	16	0.15	0.34	1.3	24	1.1	4.6	42	140
DX450111	BR-079	253	254	Felsic Volcanic 1	Central Pit	Mine Rock	16	0.38	0.37	1.1	98	0.32	15	77	150
DX450112	BR-079	302	303	Fragmental 2	Central Pit	Mine Rock	14	0.22	0.19	1.0	44	0.26	7.2	29	130
DX450113	BR-079	357	358.5	Basalt	Central Pit	Mine Rock	1.1	0.12	<0.02	0.23	84	0.25	13	46	8.0
DX450114	BR-083	46.5	47.5	Felsic Volcanic 1	Underground	Mine Rock	3.5	0.21	0.44	1.6	48	0.040	8.2	66	4.0
DX450115	BR-083	106.5	108	Felsic Volcanic 1	Underground	Mine Rock	3.7	0.16	0.31	1.8	30	0.26	7.8	63	4.0
DX450116	BR-083	207.25	207.75	Felsic Volcanic 2	Underground	Mine Rock	18	0.096	0.13	1.4	5.7	0.96	3.6	60	120
DX450117	BR-083	245.25	246.25	Felsic Volcanic 2	Underground	Mine Rock	16	0.11	0.030	2.0	8.4	13	6.5	21	120
DX450118	BR-083	297.5	298.5	Felsic Volcanic 2	Underground	Mine Rock	16	0.12	0.16	2.1	6.8	5.7	9.0	52	120
DX450119	DHZ-021	167	168	Argillite	Underground	Mine Rock	10	0.18	0.32	0.95	63	0.56	7.2	1900	76
DX450120	DHZ-021	198	199.5	Basalt	Underground	Mine Rock	12	0.39	<0.02	0.097	160	0.30	17	61	98
DX450121	DL_2005_13	50	51.5	Basalt	Underground	Mine Rock	0.80	0.93	0.040	0.20	269	0.30	22	107	52
DX450122	DL_2005_13	100	101.5	Basalt	Underground	Mine Rock	6.4	0.88	0.050	0.15	250	0.23	21	110	61
DX450123	DL_2005_13	148.6	150	Basalt	Underground	Mine Rock	4.9	0.83	<0.02	0.21	260	0.21	23	150	67
DX450124	DL_2005_13	200.5	202	Basalt	Underground	Mine Rock	0.50	0.58	0.080	0.10	250	2.3	22	48	43
DX450125	BR-444	48.75	49.5	Felsic Volcanic 2	Underground	Mine Rock	5.0	0.29	0.25	0.41	50	5.2	6.0	46	75
DX450126	BR-444	108	108.85	Fragmental 2	Underground	Mine Rock	8.0	0.24	0.17	0.99	32	0.68	5.7	45	90
DX450127	BR-444	141	142.5	Basalt	Underground	Mine Rock	4.8	0.66	0.15	0.25	150	5.4	19	1100	66
DX450128	BR-444	195.5	197	Basalt	Underground	Mine Rock	3.7	0.59	0.11	0.29	240	5.6	24	140	49
DX450129	BR-208	220.5	221	Felsic Volcanic 2	Underground	Mine Rock	7.5	0.13	0.15	1.5	22	2.7	14	21	124
DX450130	BR-275	479	480	Felsic Volcanic 2	Underground	Ore-Grade	9.4	0.22	0.11	1.7	29	25	6.9	69	80
DX450131	BR-294	198.25	198.75	Calcite Vein	Central Pit	Mine Rock	7.9	0.063	0.33	1.4	14	8.0	9.2	1300	57
DX450132	BR-460	202	202.7	Felsic Volcanic 1	Central Pit	Mine Rock	0.90	0.024	0.10	0.47	11	0.72	2.7	170	6.0
DX450133	BR-438	84.5	85	Felsic Volcanic 1	Central Pit	Ore-Grade	14	0.14	0.84	2.1	16	5.9	9.4	1300	120
DX450134	BR-375	88.1	88.85	Metasediment 2	Viggo Pit	Mine Rock	11	0.18	0.40	1.4	100	1.1	11	78	85

A value of "--" indicates metal was not measured for the given sample; the variation in elements analyzed is due to measurement at two different laboratories (see text).

Table B-7 Four Acid Metals

Sample ID	Drillhole ID	From	To	Lithology	Area	Class	Thorium	Titanium	Thallium	Uranium	Vanadium	Tungsten	Yttrium	Zinc	Zirconium
		m	*m*				*ppm*	*%*	*ppm*	*ppm*	*ppm*	*ppm*	*ppm*	*ppm*	*ppm*
10x Crustal Abundance (Price 1997) [(1)]							--	--	--	--	--	--	--	--	--
DX450135	BR-317	58	59	Felsic Volcanic 1	Central Pit	Mine Rock	6.6	0.16	0.52	2.3	24	1.2	4.2	171	116
DX450136	BR-317	102	103.5	Felsic Volcanic 1	Central Pit	Mine Rock	9.6	0.26	0.28	2.0	39	1.2	6.6	71	90
DX450137	BR-317	118.5	120	Felsic Volcanic 1	Central Pit	Mine Rock	7.8	0.24	0.35	1.0	39	0.53	6.6	61	71
DX450138	BR-317	276	277.5	Fragmental 2	Underground	Mine Rock	11	0.15	0.13	1.9	12	1.0	7.8	32	176
DX450139	BR-192	68.6	69.1	Felsic Volcanic 1	Central Pit	Ore-Grade	1.2	0.088	0.050	0.75	17	839	5.1	4200	6.0
DX450140	BR-344	110.4	111.6	Felsic Volcanic 2	Central Pit	Mine Rock	14	0.14	0.61	2.2	5.0	33	11	75	130
DX450141	BR-347	52	53	Felsic Volcanic 1	Central Pit	Mine Rock	9.9	0.24	0.46	1.9	38	13	7.2	62	87
DX450142	BR-347	111.3	112.4	Felsic Volcanic 2	Central Pit	Ore-Grade	7.0	0.12	0.31	1.4	5.8	6.1	9.1	32	100
DX450143	BR-347	153	153.9	Metasediment 2	Underground	Mine Rock	14	0.47	0.59	1.7	140	5.6	16	130	160
DX450144	BR-347	216	217.25	Metasediment 3	Underground	Mine Rock	5.6	0.30	0.23	1.4	57	1.1	8.7	111	136
DX450145	BR-347	247.5	249	Fragmental 2	Underground	Mine Rock	6.0	0.13	0.23	0.94	12	1.8	5.2	41	77
DX450146	BR-347	311	312	Basalt	Underground	Mine Rock	0.70	0.69	0.030	0.20	148	1.3	16	90	45
DX450147	DL-075	52.1	53.5	Basalt	Underground	Mine Rock	4.2	0.59	0.12	0.25	240	1.2	21	110	62
DX450148	DL-075	100	100.8	Basalt	Underground	Mine Rock	3.4	0.39	0.13	0.80	136	0.30	13	76	89
DX450149	DL-075	150.5	151.5	Basalt	Underground	Mine Rock	0.90	0.98	0.040	0.20	295	0.90	24	109	68
DX450150	DL-075	243.7	245.2	Basalt	Underground	Mine Rock	0.60	0.77	0.030	0.10	265	0.30	22	108	40
DX450151	BR-293	46.3	47	Felsic Volcanic 1	Central Pit	Mine Rock	8.4	0.25	1.0	2.0	46	2.7	6.0	10000	66
DX450152	BR-293	105.2	106.4	Metasediment 2	Central Pit	Mine Rock	44	0.26	1.0	1.9	100	0.59	14	310	320
DX450153	BR-293	137.5	139	Metasediment 2	Central Pit	Mine Rock	28	0.14	0.88	1.6	80	0.61	7.5	87	220
DX450154	BR-293	147	148	Metasediment 2	Central Pit	Mine Rock	21	0.16	0.85	1.7	82	0.47	10	160	160
DX450155	BR-293	223.5	225	Felsic Volcanic 1	Central Pit	Mine Rock	5.9	0.21	0.59	2.1	37	3.0	8.6	660	14
DX450156	BR-293	272.35	273	Felsic Volcanic 2	Central Pit	Ore-Grade	7.4	0.045	0.17	1.7	11	1.3	7.3	14000	6.0
DX450157	BR-293	359	360.2	Metasediment 2	Underground	Mine Rock	28	0.40	0.53	2.0	110	2.5	15	98	150
DX450158	BR-244	32.05	32.75	Felsic Volcanic 1	Central Pit	Ore-Grade	12	0.28	0.49	1.5	92	4.1	13	86	67
DX450159	BR-244	105.6	106.5	Felsic Volcanic 2	Central Pit	Mine Rock	20	0.16	0.52	2.2	7.7	2.7	14	31	130
DX450160	BR-244	142.5	144	Metasediment 2	Central Pit	Mine Rock	18	0.42	0.72	1.8	100	3.9	16	38	130
DX450161	BR-244	204.9	206	Metasediment 3	Underground	Mine Rock	6.8	0.41	0.22	1.8	80	1.0	12	85	140
DX450162	BR-244	219.8	220.6	Metasediment 3	Underground	Mine Rock	12	0.36	0.17	1.4	56	0.57	11	82	96
DX450163	BR-244	255	256.5	Fragmental 2	Underground	Mine Rock	14	0.13	0.23	1.9	9.8	0.48	8.8	57	84
DX450164	BR-244	300	301.5	Basalt	Underground	Mine Rock	0.60	0.31	0.14	0.087	250	0.41	24	90	3.0
DX450165	BR-189	245.25	245.75	Felsic Volanic 2	Central Pit	Mine Rock	5.6	0.095	0.29	1.7	8.8	0.19	13	66	3.0
DX450166	BR-378	160.2	161.3	Felsic Volcanic 1	Viggo Pit	Mine Rock	19	0.35	0.75	2.1	82	2.9	15	65	78
DX450167	BR-193	46	47.5	Felsic Volcanic 1	Central Pit	Mine Rock	13	0.20	0.20	1.9	38	7.1	9.4	280	63
DX450168	BR-193	104.4	105.4	Felsic Volcanic 1	Central Pit	Mine Rock	8.6	0.21	0.24	1.0	37	2.8	6.2	64	47
DX450169	BR-193	145.1	146.1	Felsic Volcanic 1	Central Pit	Mine Rock	11	0.16	0.47	1.7	38	11	6.8	460	62
DX450170	BR-193	210	211	Felsic Volcanic 2	Central Pit	Ore-Grade	17	0.096	0.74	2.5	17	6.4	12	1900	100
DX450171	BR-193	258.3	259.3	Metasediment 2	Underground	Mine Rock	13	0.46	0.54	1.8	130	4.1	17	82	86
DX450172	BR-193	357	358.5	Metasediment 3	Underground	Mine Rock	9.7	0.43	0.18	1.3	69	0.89	11	69	100
DX450173	BR-193	393.5	394	Fragmental 2	Underground	Ore-Grade	8.7	0.27	0.13	1.2	31	1.2	5.3	50	83
DX450174	BR-193	457	458.4	Felsic Volcanic 1	Underground	Mine Rock	5.2	0.34	0.050	0.47	44	6.3	9.3	61	51
DX450175	BR-193	496.8	497.8	Basalt	Underground	Mine Rock	4.4	0.80	0.32	0.22	320	0.92	29	150	54
DX450176	BR-169	31	31.85	Felsic Volcanic 1	Central Pit	Mine Rock	11	0.31	0.85	2.0	49	2.4	11	11000	66
DX450177	BR-178	622.4	622.9	Felsic Volcanic 2	Underground	Mine Rock	12	0.17	0.60	1.7	8.0	2.2	14	71000	64
DX450178	BR-191	430.6	431.1	Felsic Volcanic 1	Underground	Mine Rock	10	0.23	0.40	1.9	41	4.2	11	33000	56

Classification as mine rock or ore-grade materials was based on gold content.

A value of "--" indicates metal was not measured for the given sample; the variation in elements analyzed is due to measurement at two different laboratories (see text).

Table B-7 Four Acid Metals

Sample ID	Drillhole ID	From	To	Lithology	Area	Class	Thorium	Titanium	Thallium	Uranium	Vanadium	Tungsten	Yttrium	Zinc	Zirconium
		m	*m*				*ppm*	*%*	*ppm*	*ppm*	*ppm*	*ppm*	*ppm*	*ppm*	*ppm*
10x Crustal Abundance (Price 1997) [(1)]							--	--	--	--	--	--	--	--	--
DX450179	BR-187	58	59	Felsic Volcanic 1	Central Pit	Mine Rock	9.7	0.27	0.35	1.5	42	0.80	7.0	190	63
DX450180	BR-187	95	96	Felsic Volcanic 1	Central Pit	Mine Rock	11	0.29	0.48	2.0	41	1.2	8.3	100	71
DX450181	BR-187	133	134	Felsic Volcanic 1	Central Pit	Mine Rock	9.5	0.27	0.42	1.7	37	1.1	7.1	78	66
DX450182	BR-187	204	205	Felsic Volcanic 1	Central Pit	Mine Rock	11	0.35	0.50	1.8	56	3.0	11	93	77
DX450183	BR-187	254	255	Felsic Volcanic 1	Central Pit	Mine Rock	10	0.27	0.37	1.7	37	3.0	8.2	56	65
DX450184	BR-187	309	310	Felsic Volcanic 1	Underground	Mine Rock	9.4	0.18	0.49	2.1	27	1.7	6.4	47	50
DX450185	BR-187	372	373	Metasediment 2	Underground	Mine Rock	9.9	0.31	0.52	1.9	58	2.8	13	77	60
DX450186	BR-187	451	452	Felsic Volcanic 2	Underground	Mine Rock	12	0.14	0.20	1.9	2.7	2.0	10	72	96
DX450187	BR-187	524.5	526	Metasediment 3	Underground	Mine Rock	11	0.21	0.28	1.6	30	0.94	5.1	67	79
DX450188	BR-187	564	565.5	Fragmental 2	Underground	Mine Rock	11	0.28	0.26	2.2	37	0.40	12	79	79
DX450189	BR-134	86.7	87.2	Felsic Volcanic 1	Central Pit	Mine Rock	15	0.29	1.2	2.4	49	3.1	11	18000	89
DX450190	BR-117	103.5	105	Fragmental 1	Central Pit	Mine Rock	7.5	0.27	0.35	1.1	42	0.49	7.3	100	60
DX450191	BR-117	158.1	159.6	Felsic Volcanic 1	Central Pit	Mine Rock	7.1	0.48	0.21	0.94	65	0.56	9.8	120	93
DX450192	BR-117	198.1	199.6	Fragmental 1	Underground	Mine Rock	13	0.38	0.53	1.9	84	0.86	12	100	110
DX450193	BR-117	254	255	Fragmental 1	Underground	Mine Rock	11	0.28	1.0	1.9	54	0.68	8.8	340	69
DX450194	BR-117	299.5	300.5	Felsic Volcanic 1	Underground	Mine Rock	12	0.30	0.87	2.1	69	3.1	11	130	85
DX450195	BR-117	352.1	352.6	Felsic Volcanic 1	Underground	Mine Rock	12	0.15	0.62	2.1	40	0.67	5.5	94	67
DX450196	BR-117	405	406	Metasediment 2	Underground	Mine Rock	9.5	0.39	0.52	1.9	84	0.83	11	100	74
DX450197	BR-117	596	597	Metasediment 2	Underground	Mine Rock	11	0.44	0.45	1.7	110	1.7	14	92	83
DX450198	BR-117	649	650	Metasediment 3	Underground	Mine Rock	5.8	0.27	0.48	0.84	30	0.50	3.7	92	59
DX450200	BR-099	300	301	Felsic Volcanic 1	Underground	Mine Rock	11	0.24	0.88	2.3	46	7.4	8.2	18000	54
DX450201	DL-075	370.5	371.5	Basalt	Underground	Mine Rock	0.30	0.40	0.040	<0.1	172	0.60	14	74	22
DX450202	BR-068	50	51	Felsic Volcanic 1	Central Pit	Mine Rock	21	0.35	0.26	1.7	74	10	12	79	120
DX450203	BR-068	106	107	Felsic Volcanic 1	Central Pit	Mine Rock	8.0	0.24	0.36	2.0	46	0.50	7.8	49	104
DX450204	BR-068	152.6	153.75	Felsic Volcanic 1	Central Pit	Mine Rock	12	0.30	0.38	1.8	69	1.0	11	77	65
DX450205	BR-068	187	188	Metasediment 2	Central Pit	Mine Rock	2.2	0.17	0.25	1.3	75	0.11	6.8	48	2.0
DX450206	BR-068	253	254	Felsic Volcanic 1	Central Pit	Mine Rock	3.0	0.16	0.32	1.7	24	0.20	7.3	47	4.0
DX450207	BR-068	409.2	410.2	Felsic Volcanic 2	Central Pit	Mine Rock	17	0.14	0.51	0.92	27	1.0	4.9	150	57
DX450208	BR-068	448.3	449.3	Felsic Volcanic 1	Central Pit	Mine Rock	13	0.18	0.31	1.6	37	4.0	6.2	87	59
DX450209	BR-068	606.6	607.6	Metasediment 3	Underground	Mine Rock	6.4	0.39	0.31	1.4	74	1.0	9.5	66	148
DX450210	BR-117	55.8	57.3	Felsic Volcanic 1	Central Pit	Mine Rock	11	0.45	0.45	1.6	74	0.54	14	91	68
DX450211	BR-099	291	292	Felsic Volcanic 1	Underground	Ore-Grade	7.9	0.17	0.62	2.1	39	7.2	6.2	4373	93
DX450212	BR-403	415.1	415.6	Metasediment 3	Underground	Mine Rock	12	0.30	0.13	1.2	62	0.61	9.6	130	74
DX450213	BR-068	323.25	324.25	Felsic Volcanic 1	Central Pit	Ore-Grade	12	0.28	1.0	2.4	45	4.0	9.2	50	51
DX450214	BR-068	352.9	353.9	Felsic Volcanic 1	Central Pit	Mine Rock	11	0.16	0.73	1.9	49	26	8.5	45	47
DX450215	BR-068	373.75	374.6	Felsic Volcanic 1	Central Pit	Ore-Grade	6.2	0.15	0.52	1.7	46	37	6.3	700	72
DX450216	BR-021	31	32	Felsic Volcanic 1	Central Pit	Mine Rock	11	0.18	0.43	1.6	38	2.0	7.1	97	43
DX450217	BR-021	65	66	Felsic Volcanic 1	Central Pit	Ore-Grade	11	0.24	0.73	2.0	45	1.0	10	680	48
DX450218	BR-021	91	92	Felsic Volcanic 1	Central Pit	Ore-Grade	9.3	0.23	0.57	1.9	42	3.0	9.2	250	40
DX450219	BR-021	131	132	Felsic Volcanic 1	Central Pit	Mine Rock	7.3	0.25	0.41	1.2	43	0.99	7.3	61	31
DX450220	BR-021	155	156	Felsic Volcanic 1	Central Pit	Mine Rock	7.9	0.31	0.30	0.99	52	2.0	8.9	69	39
DX450221	BR-023	18	19	Felsic Volcanic 1	Central Pit	Mine Rock	7.4	0.46	0.31	0.69	110	1.0	12	85	42
DX450222	BR-023	62	63	Fragmental 1	Central Pit	Mine Rock	9.5	0.19	0.44	1.8	40	1.0	9.2	67	43
DX450223	BR-023	117	118	Felsic Volcanic 1	Central Pit	Mine Rock	9.5	0.27	0.69	1.9	47	0.87	10	650	42

Classification as mine rock or ore-grade materials was based on gold content.

A value of "--" indicates metal was not measured for the given sample; the variation in elements analyzed is due to measurement at two different laboratories (see text).

Table B-7 Four Acid Metals

Sample ID	Drillhole ID	From	To	Lithology	Area	Class	Thorium	Titanium	Thallium	Uranium	Vanadium	Tungsten	Yttrium	Zinc	Zirconium
		m	*m*				*ppm*	*%*	*ppm*	*ppm*	*ppm*	*ppm*	*ppm*	*ppm*	*ppm*
10x Crustal Abundance (Price 1997) [(1)]							--	--	--	--	--	--	--	--	--
DX450224	BR-023	136.8	138	Felsic Volcanic 1	Central Pit	Ore-Grade	6.4	0.31	0.35	0.82	46	6.0	7.2	100	46
DX450225	BR-137	153.55	154.5	Felsic Volcanic 1	Central Pit	Mine Rock	9.2	0.22	0.46	1.8	39	1.0	7.8	52	46
DX450226	BR-137	208.45	209.15	Felsic Volcanic 1	Central Pit	Ore-Grade	6.9	0.21	0.34	1.4	36	6.0	3.7	44	30
DX450227	BR-067	27	28.5	Felsic Volcanic 1	Central Pit	Mine Rock	8.3	0.25	0.34	2.1	45	1.1	8.1	52	115
DX450228	BR-067	185.6	186.6	Felsic Volcanic 1	Central Pit	Mine Rock	7.9	0.21	0.64	1.8	47	2.0	11	270	41
DX450229	BR-192	40.5	41.5	Felsic Volcanic 1	Central Pit	Ore-Grade	8.0	0.19	0.33	1.5	29	155	6.8	830	34
DX450230	BR-174	30	31.5	Felsic Volcanic 1	Central Pit	Mine Rock	9.7	0.30	0.39	1.8	46	4.0	9.5	70	49
DX450231	BR-174	79	80	Felsic Volcanic 1	Central Pit	Mine Rock	6.0	0.14	0.29	1.5	19	2.0	3.6	100	43
DX450232	BR-174	130.4	131.9	Felsic Volcanic 1	Central Pit	Mine Rock	8.3	0.29	0.62	1.9	46	0.92	11	250	42
DX450233	BR-174	188	189	Felsic Volcanic 1	Central Pit	Mine Rock	11	0.27	1.0	1.9	46	3.0	9.9	2100	42
DX450234	BR-174	232.5	234	Felsic Volcanic 1	Central Pit	Ore-Grade	6.3	0.25	0.37	0.95	40	42	5.9	85	35
DX450235	BR-174	259.5	261	Felsic Volcanic 1	Central Pit	Mine Rock	8.1	0.34	0.45	1.3	53	5.0	10	87	44
DX450236	BR-174	292	293.2	Felsic Volcanic 1	Central Pit	Mine Rock	4.7	0.26	0.34	0.51	43	13	4.6	53	39
DX450237	BR-174	349.35	350.85	Metasediment 2	Central Pit	Mine Rock	9.5	0.35	0.49	1.8	93	4.0	12	82	55
DX450238	BR-174	415.9	416.9	Felsic Volcanic 2	Central Pit	Mine Rock	8.1	0.15	0.27	1.6	2.5	2.0	8.2	49	60
DX450239	BR-067	299	300	Felsic Volcanic 1	Central Pit	Ore-Grade	9.1	0.24	1.0	1.8	44	7.0	6.1	31	37
DX550051	BR-388	63.85	65.25	Basalt	Underground	Mine Rock	3.9	0.68	0.19	0.14	300	0.84	21	100	110
DX550052	BR-388	87.5	88.85	Basalt	Underground	Mine Rock	0.90	0.68	0.24	0.30	299	0.70	23	100	75
DX550053	DL-066	189	190.00	Basalt	Underground	Mine Rock	0.50	0.52	0.030	<0.1	272	0.30	21	89	57
DX550054	DL-066	101.9	103.40	Basalt	Underground	Mine Rock	0.50	0.66	0.12	0.10	305	0.30	23	110	65
DX550055	DL-066	136.5	138.00	Basalt	Underground	Mine Rock	0.50	0.56	0.020	0.10	258	0.30	22	134	56
DX550056	DL-066	247.5	249.00	Basalt	Underground	Mine Rock	0.50	0.66	0.070	0.10	293	0.20	22	105	63
DX550057	DL-066	520.3	521.50	Basalt	Underground	Mine Rock	0.80	1.0	0.10	0.20	308	0.40	22	133	79
DX550058	DL-066	472.2	473.10	Basalt	Underground	Mine Rock	0.70	1.1	0.090	0.20	306	0.40	19	77	75
DX550059	DL-066	567.6	568.90	Basalt	Underground	Mine Rock	0.80	0.93	0.12	0.20	315	0.20	22	121	82
DX550060	DL-066	615.9	617.35	Basalt	Underground	Mine Rock	2.1	0.86	0.36	0.32	240	0.46	16	240	180
DX550061	DL-066	618.25	619.15	Basalt	Underground	Mine Rock	2.0	0.77	0.61	0.26	230	0.80	13	150	170
DX550062	BR-385	389.75	390.25	Felsic Volcanic 1	Underground	Mine Rock	7.3	0.47	0.70	1.6	130	1.2	17	110	380
DX550063	BR-385	417.5	418.00	Metasediment 3	Underground	Mine Rock	18	0.24	0.81	1.7	38	0.92	8.6	70	330
DX550064	BR-385	440.3	441.50	Metasediment 3	Underground	Mine Rock	4.2	0.15	0.49	1.1	24	0.60	3.0	27	97
DX550065	BR-385	466	467.20	Metasediment 2	Underground	Mine Rock	14	0.31	0.52	1.8	72	1.2	13	220	310
DX550066	BR-385	479.75	481.25	Felsic Volcanic 1	Underground	Mine Rock	6.8	0.17	0.56	2.2	28	0.70	4.6	54	126
DX550067	BR-385	514.5	516.00	Felsic Volcanic 1	Underground	Mine Rock	6.5	0.22	0.67	1.9	37	1.8	5.8	86	100
DX550068	BR-385	353.5	355.00	Metasediment 3	Underground	Mine Rock	7.1	0.20	0.18	1.7	23	1.3	10	43	166
DX550069	BR-385	349.5	350.50	Metasediment 3	Underground	Mine Rock	13	0.15	0.26	1.6	4.6	1.3	10	69	530
DX550070	BR-385	282	283.50	Intrusive Breccia	Underground	Mine Rock	7.5	0.31	0.45	1.6	62	0.88	12	72	370
DX550071	BR-386	116	117.50	Felsic Volcanic 1	Underground	Mine Rock	7.5	0.27	0.51	1.3	58	0.70	9.3	62	134
DX550072	BR-386	60.5	62.00	Basalt	Underground	Mine Rock	6.3	0.74	0.090	0.15	350	1.6	25	130	160
DX550073	BR-386	102.8	104.10	Basalt	Underground	Mine Rock	1.3	0.59	0.22	0.40	250	2.7	18	63	82
DX550074	BR-384	418.05	419.30	Metasediment 2	Underground	Mine Rock	10	0.26	0.48	1.5	66	0.41	10	75	300
DX550075	BR-384	385.8	386.60	Felsic Fragmental	Underground	Mine Rock	6.2	0.39	0.21	1.6	76	1.0	11	83	136
DX550076	BR-384	367.5	369.00	Felsic Fragmental	Underground	Mine Rock	5.1	0.37	0.43	1.3	70	1.7	13	26	133
DX550077	BR-384	470.25	471.30	Felsic Volcanic 1	Underground	Mine Rock	8.5	0.17	0.21	2.2	30	13	5.8	70	260
DX550078	BR-384	333.25	334.65	Felsic Fragmental	Underground	Mine Rock	8.6	0.34	0.21	1.3	63	0.64	12	170	310

Classification as mine rock or ore-grade materials was based on gold content.

A value of "--" indicates metal was not measured for the given sample; the variation in elements analyzed is due to measurement at two different laboratories (see text).

Table B-7 Four Acid Metals

Sample ID	Drillhole ID	From	To	Lithology	Area	Class	Thorium	Titanium	Thallium	Uranium	Vanadium	Tungsten	Yttrium	Zinc	Zirconium
		m	*m*				*ppm*	*%*	*ppm*	*ppm*	*ppm*	*ppm*	*ppm*	*ppm*	*ppm*
10x Crustal Abundance (Price 1997) [(1)]							--	--	--	--	--	--	--	--	--
DX550079	BR-384	313	314.50	Felsic Fragmental	Underground	Mine Rock	4.3	0.34	0.17	1.1	66	0.70	7.1	26	148
DX550080	BR-384	516	517.00	Felsic Volcanic 2	Underground	Mine Rock	14	0.13	0.43	2.1	5.1	1.8	13	240	540
DX550081	BR-384	506.55	507.55	Felsic Volcanic 2	Underground	Mine Rock	12	0.11	0.54	1.5	3.3	1.7	9.0	1300	510
DX550082	BR-384	563	564.00	Felsic Volcanic 2	Underground	Mine Rock	14	0.13	0.38	2.5	3.1	1.3	12	94	610
DX550083	BR-384	606	607.00	Felsic Volcanic 1	Underground	Mine Rock	8.5	0.30	0.14	1.7	38	14	9.4	75	200
DX550084	BR-384	661.2	662.00	Metasediment 2	Underground	Mine Rock	9.6	0.34	0.93	2.0	100	12	12	170	330
DX550085	BR-384	669.25	670.50	Felsic Volcanic 2	Underground	Mine Rock	6.9	0.12	0.12	1.5	27	42	5.7	120	200
DX550086	BR-384	714	715.00	Felsic Volcanic 1	Underground	Mine Rock	8.4	0.22	0.75	2.1	43	19	8.3	54	300
DX550087	BR-384	751	752.35	Felsic Volcanic 1	Underground	Mine Rock	9.6	0.21	0.65	1.8	63	7.0	7.7	53	340
DX550088	DL-071	37.5	39.00	Basalt	Underground	Mine Rock	0.80	0.60	0.13	0.20	273	0.50	23	100	68
DX550089	DL-071	51	52.50	Basalt	Underground	Mine Rock	1.4	0.65	0.25	0.14	280	0.45	20	120	130
DX550090	DL-071	91.25	92.00	Basalt	Underground	Mine Rock	0.50	0.52	0.030	<0.1	277	0.40	22	100	52
DX550091	DL-071	335	336.00	Basalt	Underground	Mine Rock	0.70	0.89	<0.02	0.20	272	0.50	22	118	48
DX550092	DL-071	385.5	387.00	Basalt	Underground	Mine Rock	0.70	1.0	0.10	0.20	284	0.30	21	124	78
DX550093	DL-071	415.5	417.00	Basalt	Underground	Mine Rock	0.80	1.0	0.050	0.20	280	0.80	22	106	73
DX550094	REG-003	103.5	103.90	Basalt	Underground	Mine Rock	1.8	0.57	0.49	0.60	244	0.50	21	130	91
DX550095	REG-003	138	139.50	Basalt	Underground	Mine Rock	0.50	0.62	0.41	0.10	283	0.60	20	85	59
DX550096	REG-004	87	88.50	Basalt	Underground	Mine Rock	3.8	1.1	0.36	0.18	300	0.97	24	130	150
DX550097	REG-004	101.5	102.50	Basalt	Underground	Mine Rock	3.6	0.78	0.10	0.19	210	0.56	20	130	150
DX550098	REG-004	136.5	138.00	Basalt	Underground	Mine Rock	0.50	0.50	0.24	<0.1	218	1.7	16	75	24
DX550099	BH-22-21	92.4	93.40	Basalt	Underground	Mine Rock	0.70	0.61	0.040	0.20	285	0.30	24	93	58
DX550100	BH-22-23	71.3	72.30	Basalt	Underground	Mine Rock	1.1	0.86	0.030	0.30	272	0.50	27	109	109
DX550101	BH-22-27	41.1	42.10	Basalt	Underground	Mine Rock	0.30	0.54	<0.02	<0.1	282	0.50	22	74	27
DX550102	BH-22-27A	47.4	48.80	Ultramafic	Underground	Mine Rock	4.3	0.33	0.57	4.0	85	0.60	12	92	83
DX550103	BH-22-27	23.1	24.10	Basalt	Underground	Mine Rock	0.40	0.68	0.050	<0.1	302	0.40	23	103	37
DX550104	BH-22-27A	32.4	33.40	Rhyolite	Underground	Mine Rock	7.4	0.020	0.60	4.3	3.0	1.4	8.6	10	47
DX550105	BH-22-21	71.4	72.40	Basalt	Underground	Mine Rock	0.50	0.54	0.10	<0.1	284	0.30	23	95	55
DX550106	BH-22-23	56.3	57.30	Basalt	Underground	Mine Rock	0.60	0.68	0.080	0.10	285	0.50	22	84	65
DX550107	BR-384	726	727.10	Felsic Volcanic 1	Underground	Mine Rock	8.5	0.16	0.81	2.1	42	29	7.6	71	290
DX550108	BR-384	741	742.00	Felsic Volcanic 1	Underground	Mine Rock	8.9	0.19	0.84	2.2	36	8.3	8.1	170	280
DX550109	BR-384	735	736.00	Felsic Volcanic 1	Underground	Mine Rock	11	0.24	1.2	2.4	55	4.7	11	210	310
031751	BR-116	777	778.5	Basalt	Underground	Mine Rock	2.0	0.64	0.18	0.57	160	1.4	17	110	290
031752	BR-096	595.5	596.7	Basalt	Underground	Mine Rock	1.7	0.74	0.050	0.26	180	0.33	24	130	260
031753	BR-096	598.85	600	Basalt	Underground	Mine Rock	2.6	0.57	0.16	0.63	160	0.60	21	200	300
031754	BR-115	727.5	729	Basalt	Underground	Mine Rock	1.9	0.58	0.10	0.31	180	0.31	18	140	180
031755	BR-132	400.5	401.5	Metasediment 3	Underground	Mine Rock	4.1	0.30	0.24	1.0	51	0.37	5.8	48	390
031756	BR-132	534.55	536	Basalt	Underground	Mine Rock	3.6	0.70	0.42	1.0	99	1.0	16	100	370
031757	BR-190	412.95	414	Metasediment 3	Underground	Mine Rock	7.7	0.35	0.18	1.2	53	1.3	7.8	22	430
031758	BR-190	438.25	439.25	Sericite Schist	Underground	Mine Rock	17	0.13	0.30	1.6	14	1.5	6.1	56	440
031759	BR-190	451.5	453	Fragmental 2	Underground	Mine Rock	7.7	0.22	0.74	1.5	32	0.91	7.0	120	360
031760	BR-190	465	466	Fragmental 2	Underground	Mine Rock	6.9	0.20	0.42	1.5	26	0.55	5.7	55	340
031761	BR-190	506.55	507.7	Felsic Fragmental	Underground	Mine Rock	21	0.59	0.72	1.2	85	0.54	14	100	230
031762	BR-085	190	190.5	Metasediment 3	Underground	Mine Rock	5.9	0.27	0.37	1.5	63	0.50	9.0	63	410
031763	BR-085	251.5	252.8	Metasediment 3	Underground	Mine Rock	4.2	0.30	0.26	1.3	53	1.2	7.7	29	430

Classification as mine rock or ore-grade materials was based on gold content.

A value of "--" indicates metal was not measured for the given sample; the variation in elements analyzed is due to measurement at two different laboratories (see text).

Table B-7 Four Acid Metals

Sample ID	Drillhole ID	From	To	Lithology	Area	Class	Thorium	Titanium	Thallium	Uranium	Vanadium	Tungsten	Yttrium	Zinc	Zirconium
		m	*m*				*ppm*	*%*	*ppm*	*ppm*	*ppm*	*ppm*	*ppm*	*ppm*	*ppm*
10x Crustal Abundance (Price 1997) [(1)]							--	--	--	--	--	--	--	--	--
031764	BR-089	654	655.5	Fragmental 2	Underground	Mine Rock	6.8	0.19	0.31	1.5	23	1.4	7.7	110	380
031765	BR-089	676.5	677.5	Fragmental 2	Underground	Mine Rock	4.5	0.34	0.10	1.2	59	4.2	11	120	400
031766	BR-140	587	588	Felsic Fragmental	Underground	Mine Rock	4.4	0.30	0.16	0.50	55	0.43	7.0	61	300
031767	BR-131	472.5	474	Metasediment 3	Underground	Mine Rock	4.7	0.37	0.43	1.0	68	0.56	6.4	73	400
031768	BR-131	506.7	507.7	Sericite Schist	Underground	Mine Rock	3.8	0.31	0.40	0.67	55	0.31	5.1	37	440
031769	BR-141	661.6	662.6	Metasediment 3	Underground	Mine Rock	4.4	0.40	0.52	0.76	36	0.85	3.3	80	550
031770	BR-141	686	687	Metasediment 3	Underground	Mine Rock	3.9	0.30	0.61	1.0	39	1.9	4.4	160	430
031771	BR-141	688	689	Metasediment 3	Underground	Mine Rock	4.2	0.13	0.21	0.52	15	0.85	3.4	65	250
031772	BR-098	674	675.35	Felsic Volcanic 1	Underground	Mine Rock	5.8	0.23	0.21	1.9	42	1.3	6.4	61	330
031773	DL-056	271.5	273	Basalt	Underground	Mine Rock	3.0	0.85	0.070	0.17	300	0.26	25	110	290
031774	DL-055	191	191.5	Basalt	Underground	Mine Rock	4.6	0.68	0.080	0.30	220	0.77	16	200	190
031775	BR-176	759	760.5	Basalt	Underground	Mine Rock	5.3	0.91	0.060	0.19	270	0.29	23	110	200
031776	DL-04-12	312	313.5	Basalt	Underground	Mine Rock	6.3	0.58	0.10	0.47	170	0.41	13	140	280
031777	BR-176	698.2	699.7	Metasediment 3	Underground	Mine Rock	6.1	0.28	0.32	1.0	45	0.68	4.1	24	450
031778	BR-194	390.8	392.3	Metasediment 2	Underground	Mine Rock	12	0.25	0.87	1.4	46	0.58	5.6	58	340
031779	BR-194	401	402	Metasediment 2	Underground	Mine Rock	6.6	0.22	0.75	1.8	40	0.90	5.1	69	119
031780	BR-194	576.4	576.95	Argillite	Underground	Mine Rock	1.7	0.29	0.050	0.40	73	5.3	7.1	47	60
031781	BR-194	477.8	478.6	Fragmental 2	Underground	Mine Rock	10	0.18	0.17	1.9	33	0.70	9.1	31	162
031782	BR-192	336.5	338	Fragmental 2	Underground	Mine Rock	14	0.20	0.19	0.92	30	0.42	4.1	34	280
031783	BR-194	498.85	499.5	Fragmental 2	Underground	Mine Rock	15	0.22	0.23	1.4	30	0.56	5.8	65	430
031784	BR-193	328.4	329.4	Metasediment 3	Underground	Mine Rock	12	0.30	0.50	0.93	49	0.32	5.9	52	340
031785	BR-193	331.8	333	Metasediment 3	Underground	Mine Rock	5.1	0.35	0.26	1.3	71	0.40	10	107	132
031786	BR-193	329.9	330.4	Metasediment 3	Underground	Mine Rock	16	0.29	0.36	1.2	61	0.49	9.1	360	450
31787	BR-193	316.6	318	Metasediment 3	Underground	Mine Rock	15	0.34	0.37	1.2	58	0.52	6.9	48	340
031788	BR-192	220.5	222	Metasediment 2	Underground	Mine Rock	18	0.26	0.44	1.4	61	0.46	11	79	250
031789	BR-192	232	233	Felsic Volcanic 1	Underground	Mine Rock	8.5	0.36	0.57	2.1	71	0.90	11	112	143
031790	BR-381	258.5	259	Basalt	Underground	Mine Rock	5.4	0.43	0.14	0.19	190	5.3	13	110	180
031791	BR-381	248.4	248.85	Basalt	Underground	Mine Rock	11	0.44	0.38	1.7	110	11	12	110	320
031792	BR-381	222.35	223.15	Sericite Schist	Underground	Mine Rock	7.8	0.14	0.22	1.2	22	0.60	5.2	56	125
031793	DL-063A	259.35	260.35	Basalt	Underground	Mine Rock	2.7	0.54	<0.02	0.12	260	5.6	19	85	260
031794	BR-291	697.8	699	Metasediment 3	Underground	Mine Rock	11	0.34	0.35	1.0	62	0.39	7.5	75	370
031795	BR-197	345.5	346.5	Fragmental 2	Underground	Mine Rock	12	0.66	0.32	0.80	150	0.40	14	100	450
031796	BR-197	282	282.65	Felsic Volcanic 2	Underground	Mine Rock	11	0.34	0.53	1.1	59	0.54	8.9	58	410
031797	BH22-27	51	52	Basalt	Underground	Mine Rock	0.80	0.55	0.070	0.076	250	0.35	22	95	63
031798	BH22-24	85	86	Basalt	Underground	Mine Rock	1.2	0.74	0.19	0.16	280	0.43	26	120	180
031799	BH22-24	60	61	Basalt	Underground	Mine Rock	1.2	1.0	0.25	0.17	290	0.33	26	110	220
031800	BH22-20	213	214	Basalt	Underground	Mine Rock	1.4	0.64	<0.02	0.13	290	0.50	25	160	140
031801	BH22-20	114	115	Basalt	Underground	Mine Rock	1.2	0.65	0.020	0.12	290	0.15	23	120	180
031802	BH22-25	165	166	Basalt	Underground	Mine Rock	1.1	0.85	0.29	0.30	260	0.78	23	130	94
031803	BH22-25	140	141	Basalt	Underground	Mine Rock	1.1	0.79	0.090	0.17	270	1.5	23	120	180
031804	BH22-18	42	43	Basalt	Underground	Mine Rock	1.9	0.83	<0.02	0.19	240	0.56	22	120	200
031805	BH22-18	27	28	Basalt	Underground	Mine Rock	2.0	0.75	0.26	0.18	240	0.86	19	110	170
031806	BH22-17	210	211	Basalt	Underground	Mine Rock	2.4	1.0	0.040	0.20	260	0.26	23	100	240
031807	BR-386	509.1	509.45	Metasediment 2	Underground	Mine Rock	12	0.35	0.87	1.4	99	0.50	12	94	400

Classification as mine rock or ore-grade materials was based on gold content.

A value of "--" indicates metal was not measured for the given sample; the variation in elements analyzed is due to measurement at two different laboratories (see text).

Table B-7 Four Acid Metals

Sample ID	Drillhole ID	From	To	Lithology	Area	Class	Thorium	Titanium	Thallium	Uranium	Vanadium	Tungsten	Yttrium	Zinc	Zirconium
		m	*m*				*ppm*	*%*	*ppm*	*ppm*	*ppm*	*ppm*	*ppm*	*ppm*	*ppm*
10x Crustal Abundance (Price 1997) [(1)]							--	--	--	--	--	--	--	--	--
031808	DL-066	355.5	357	Basalt	Underground	Mine Rock	2.5	0.79	<0.02	0.16	240	0.50	20	110	110
031809	DL-066	367.5	368.55	Rhyolite	Underground	Mine Rock	1.9	0.051	0.11	3.7	9.9	0.47	11	26	92
031811	BH22-23	55	60	Basalt	Underground	Mine Rock	1.2	0.71	<0.02	0.16	270	0.34	23	150	160
031812	BH22-23	30	31	Basalt	Underground	Mine Rock	1.6	0.69	0.18	0.40	170	0.68	20	130	270
031813	BR-117	781.5	783	Basalt	Underground	Mine Rock	2.0	0.62	<0.02	0.14	260	0.25	21	100	160
031814	DL-067	277	278.5	Basalt	Underground	Mine Rock	1.5	0.68	<0.02	0.14	190	0.12	12	70	160
031815	DL-067	415	415.5	Basalt	Underground	Mine Rock	11	0.21	0.17	1.6	58	1.0	9.8	740	300
031816	DL-067	571.8	572.2	Argillite	Underground	Mine Rock	7.6	0.35	0.68	1.2	60	0.34	8.5	150	390
031817	BR-386	312	313.5	Metasediment 3	Underground	Mine Rock	5.1	0.31	0.22	0.98	52	0.75	7.0	79	240
031818	BR-068	668.8	669.45	Metasediment 2	Underground	Mine Rock	4.1	0.31	0.17	1.5	54	1.0	6.8	22	450
031819	BR-068	680	681	Metasediment 3	Underground	Mine Rock	1.6	0.56	<0.02	0.063	280	0.41	20	96	93
116732	BR-122	605.5	606	Metasediment 3	Underground	Mine Rock	5.5	0.33	0.50	1.4	64	8.6	9.6	380	300
116733	BR-122	683	684	Fragmental 2	Underground	Mine Rock	8.5	0.19	0.19	1.4	24	0.60	6.2	24	134
116734	BR-122	720	720.5	Felsic Volcanic 1	Underground	Mine Rock	4.9	0.27	0.11	2.2	66	4.2	10	92	240
116735	BR-122	743.6	744.1	Basalt	Underground	Mine Rock	1.8	0.44	0.44	0.58	220	0.61	19	110	99
116736	BR-121	721.35	722.5	Metasediment 3	Underground	Mine Rock	5.1	0.21	0.48	3.6	38	1.1	10	73	270
116737	BR-121	725.1	726.5	Metasediment 3	Underground	Mine Rock	3.5	0.43	0.16	1.0	93	10	13	100	260
116738	BR-121	738	739.5	Basalt	Underground	Mine Rock	2.3	0.39	0.49	0.84	120	1.1	17	92	260
116739	BR-160	366.4	367.4	Felsic Volcanic 1	Underground	Mine Rock	9.9	0.24	0.52	1.8	42	1.2	5.8	56	320
116740	BR-160	268.75	270	Metasediment 3	Underground	Mine Rock	5.4	0.38	0.19	1.3	84	0.60	7.9	18	174
116741	BR-160	396	396.6	Rhyolite	Underground	Mine Rock	6.2	0.028	0.040	2.3	7.5	0.30	6.1	35	140
116742	BR-067	670.5	672	Felsic Volcanic 2	Underground	Mine Rock	6.7	0.073	0.25	2.0	3.1	0.81	9.4	64	510
116743	BR-067	682.3	683.3	Felsic Volcanic 2	Underground	Mine Rock	7.6	0.26	0.38	1.2	62	4.5	14	94	370
116744	BR-067	700.5	702	Metasediment 3	Underground	Mine Rock	6.5	0.13	0.55	1.9	2.1	2.2	13	100	560
116745	BR-067	739.9	740.3	Intrusive Breccia	Underground	Mine Rock	4.0	0.35	0.32	0.80	140	0.46	13	96	300
116746	DL-051	340.2	340.75	Ultramafic	Underground	Mine Rock	10	0.41	0.43	1.2	160	0.55	17	77	400
116747	DL-051	226	226.8	Argillite	Underground	Mine Rock	16	0.23	0.070	2.5	51	3.4	8.7	970	380
116748	DL-04-10	291.95	292.5	Basalt	Underground	Mine Rock	4.0	1.1	0.10	0.15	270	0.49	15	72	260
116749	DL-04-11	376.5	378	Basalt	Underground	Mine Rock	3.4	0.82	0.020	0.18	250	0.36	20	110	230
116750	DL-062	273.85	274.5	Argillite	Underground	Mine Rock	14	0.24	<0.02	1.9	74	4.6	15	920	320
031851	BR-181	88.6	89.25	Felsic Volcanic 1	Viggo Pit	Mine Rock	12	0.31	0.77	2.1	58	2.9	11	70	210
031852	BR-165	314	314.95	Felsic Volcanic 1	Central Pit	Mine Rock	8.0	0.31	0.62	2.1	58	2.8	9.7	65	111
031853	BR-160	137.9	138.6	Felsic Volcanic 1	Central Pit	Mine Rock	9.2	0.25	0.60	2.3	47	15	7.9	68	170
031854	BR-155	352.5	354	Felsic Volcanic 1	Underground	Mine Rock	14	0.22	0.67	2.5	35	2.1	9.0	88	170
031855	BR-133	233.4	234.5	Felsic Volcanic 1	Central Pit	Mine Rock	15	0.24	0.49	2.6	44	2.9	8.9	53	190
031856	BR-152	214.05	215	Felsic Volcanic 1	Central Pit	Mine Rock	16	0.29	0.46	2.0	52	0.67	9.5	72	200
031857	BR-158	167.3	168.75	Felsic Volcanic 1	Central Pit	Mine Rock	16	0.26	0.50	2.8	52	1.1	10	80	150
031858	BR-165	249.5	250.5	Felsic Volcanic 1	Central Pit	Mine Rock	14	0.36	0.46	1.1	61	1.1	9.4	73	190
031859	BR-152	88.5	89.5	Felsic Volcanic 1	Central Pit	Mine Rock	9.5	0.33	0.57	1.4	73	0.92	11	76	150
031860	BR-076	53	54	Felsic Volcanic 1	Central Pit	Mine Rock	14	0.26	0.49	2.5	50	2.9	9.9	63	180
031861	BR-043	259.5	261	Felsic Volcanic 1	Underground	Mine Rock	15	0.28	0.59	2.4	56	2.2	9.3	67	200
031862	BR-226	138	139	Felsic Volcanic 1	Central Pit	Mine Rock	10	0.34	0.20	1.3	53	0.54	9.9	61	200
031863	BR-237	147.2	148.1	Felsic Volcanic 1	Central Pit	Mine Rock	16	0.30	0.44	1.8	50	0.49	8.7	73	210
031864	BR-284	288	288.65	Felsic Volcanic 1	Central Pit	Mine Rock	14	0.30	0.51	1.6	55	2.2	8.1	74	190

Classification as mine rock or ore-grade materials was based on gold content.

A value of "--" indicates metal was not measured for the given sample; the variation in elements analyzed is due to measurement at two different laboratories (see text).

Table B-7 Four Acid Metals

Sample ID	Drillhole ID	From	To	Lithology	Area	Class	Thorium	Titanium	Thallium	Uranium	Vanadium	Tungsten	Yttrium	Zinc	Zirconium
		m	*m*				*ppm*	*%*	*ppm*	*ppm*	*ppm*	*ppm*	*ppm*	*ppm*	*ppm*
10x Crustal Abundance (Price 1997) [(1)]							--	--	--	--	--	--	--	--	--
031865	BR-318	100.4	101.8	Felsic Volcanic 1	Central Pit	Mine Rock	15	0.25	0.19	1.9	39	3.9	7.2	48	150
031866	BR-346	42.75	43.8	Felsic Volcanic 1	Central Pit	Mine Rock	18	0.21	0.84	2.3	29	17	11	57	230
031867	BR-209	127.85	128.55	Felsic Volcanic 1	Central Pit	Ore-Grade	14	0.27	0.75	2.3	49	2.0	11	71	200
031868	BR-481	527.8	528.6	Felsic Volcanic 1	Central Pit	Mine Rock	19	0.16	0.76	2.8	23	2.5	6.9	80	210
031869	BR-210	410.9	412	Felsic Volcanic 1	Underground	Mine Rock	17	0.27	0.62	2.5	41	1.9	11	66	230
031870	BR-242	112.6	114	Felsic Volcanic 1	Central Pit	Mine Rock	17	0.28	0.57	2.5	45	1.0	11	70	230
031871	BR-433	200.6	202.1	Felsic Volcanic 1	Central Pit	Mine Rock	15	0.25	0.32	2.2	50	11	8.0	120	190
031872	BR-123	203	204	Felsic Volcanic 1	Central Pit	Mine Rock	11	0.26	0.37	1.7	57	3.8	8.3	52	250
031873	BR-166	134.8	135.95	Felsic Volcanic 1	Central Pit	Mine Rock	12	0.22	0.68	2.1	41	2.9	8.3	57	140
031874	BR-109	67.35	68	Felsic Volcanic 1	Central Pit	Mine Rock	7.2	0.22	0.63	2.3	43	1.1	9.1	57	190
031875	BR-164	211.75	213	Felsic Volcanic 1	Central Pit	Mine Rock	13	0.24	0.68	2.3	45	5.0	7.9	52	200
031876	BR-105	202.3	203.3	Felsic Volcanic 1	Central Pit	Mine Rock	15	0.55	0.67	2.8	79	11	19	86	240
031877	BR-156	366	367.5	Felsic Volcanic 1	Central Pit	Mine Rock	16	0.24	0.89	2.3	50	2.6	9.5	70	160
031878	BR-100	222	223	Felsic Volcanic 1	Central Pit	Mine Rock	14	0.24	0.72	2.7	35	2.5	10	88	200
031879	BR-069	98	99	Felsic Volcanic 1	Central Pit	Mine Rock	13	0.18	0.54	2.4	37	0.47	8.6	72	170
031880	BR-342	42.4	43	Felsic Volcanic 1	Central Pit	Mine Rock	15	0.31	0.62	2.4	82	0.65	13	67	190
031881	BR-463	112.5	114	Felsic Volcanic 1	Central Pit	Mine Rock	13	0.30	0.56	1.8	60	2.1	8.8	58	180
031882	BR-224	321	321.6	Felsic Volcanic 1	Central Pit	Mine Rock	7.1	0.14	0.21	2.0	38	16	6.0	173	112
031883	BR-192	151.5	152.5	Felsic Volcanic 1	Central Pit	Mine Rock	8.6	0.33	0.48	2.1	66	36	12	112	117
031884	BR-250B	214.4	215.15	Felsic Volcanic 1	Central Pit	Ore-Grade	6.7	0.19	0.49	1.7	45	7.2	6.8	63	88
031885	BR-284	504.75	505.5	Felsic Volcanic 1	Underground	Mine Rock	8.6	0.23	0.66	2.2	49	9.7	8.2	308	98
031886	BR-341	67.5	69	Felsic Volcanic 1	Central Pit	Ore-Grade	8.5	0.23	0.63	2.1	54	4.3	9.4	105	70
031887	BR-429	221.8	222.85	Felsic Volcanic 1	Central Pit	Ore-Grade	9.5	0.23	0.60	2.3	57	3.8	5.4	83	150
031888	BR-248	280	281	Felsic Volcanic 1	Central Pit	Mine Rock	12	0.18	0.71	2.3	36	9.4	3.8	70	170
031889	BR-230	263	264.5	Felsic Volcanic 1	Central Pit	Mine Rock	12	0.23	1.1	2.1	60	7.2	4.6	38	210
031890	BR-566	203.65	204.35	Felsic Volcanic 1	Central Pit	Mine Rock	9.8	0.23	0.85	2.2	53	3.7	5.5	91	200
031891	BR-142	70	71	Felsic Volcanic 1	Central Pit	Mine Rock	9.1	0.17	0.73	2.4	53	1.1	9.5	86	111
031892	BR-176	247	248	Felsic Volcanic 1	Central Pit	Mine Rock	17	0.31	1.2	3.2	58	9.2	4.5	98	270
31893	BR-502	76.8	77.7	Metasediment 2	Central Pit	Mine Rock	12	0.33	0.69	2.0	120	2.2	10	94	220
031894	BR-225	351.4	352.05	Metasediment 2	Central Pit	Mine Rock	12	0.43	0.83	2.3	120	2.7	11	110	280
031895	BR-320	156	157.5	Metasediment 2	Central Pit	Mine Rock	10	0.28	0.50	1.9	74	4.1	8.1	85	220
031896	BR-503	167.75	169.25	Metasediment 2	Central Pit	Mine Rock	12	0.33	0.57	2.3	120	1.7	12	88	220
031897	BR-206	252	253	Metasediment 2	Central Pit	Mine Rock	11	0.42	0.54	2.5	120	1.7	15	110	270
031898	BR-233	262.5	263.5	Metasediment 2	Central Pit	Mine Rock	9.8	0.37	0.61	1.5	110	0.92	10	99	220
031899	BR-188	275.6	277	Metasediment 2	Central Pit	Mine Rock	12	0.35	0.67	2.2	100	1.1	12	66	240
031900	BR-140	203	204	Felsic Volcanic 1	Central Pit	Mine Rock	12	0.20	1.1	2.7	37	7.0	3.4	48	170
031901	BR-086	157.8	159	Felsic Volcanic 1	Central Pit	Mine Rock	8.1	0.27	1.5	2.2	59	16	13	68	126
031902	BR-118	39	40	Felsic Volcanic 1	Central Pit	Mine Rock	9.4	0.24	1.5	2.6	42	13	9.0	57	124
031903	BR-034	149	150	Felsic Volcanic 1	Central Pit	Mine Rock	8.4	0.26	1.4	2.4	69	12	9.8	99	95
031904	BR-067	230	231	Felsic Volcanic 1	Central Pit	Mine Rock	13	0.19	1.1	2.4	41	2.5	4.5	130	180
031905	BR-152	357	358	Felsic Volcanic 1	Central Pit	Mine Rock	11	0.24	0.65	2.3	55	220	4.1	86	180
031906	BR-135	327.5	328	Felsic Volcanic 1	Central Pit	Ore-Grade	8.8	0.23	0.61	2.3	50	7.9	9.0	83	66
031907	BR-133	134	135	Felsic Volcanic 1	Central Pit	Ore-Grade	9.5	0.16	0.39	2.1	43	1.9	10	100	220
031908	BR-087	342.55	343.3	Felsic Volcanic 1	Central Pit	Ore-Grade	7.3	0.18	1.1	2.2	32	5.3	5.0	1182	109

Classification as mine rock or ore-grade materials was based on gold content.

A value of "--" indicates metal was not measured for the given sample; the variation in elements analyzed is due to measurement at two different laboratories (see text).

Table B-7 Four Acid Metals

Sample ID	Drillhole ID	From	To	Lithology	Area	Class	Thorium	Titanium	Thallium	Uranium	Vanadium	Tungsten	Yttrium	Zinc	Zirconium
		m	*m*				*ppm*	*%*	*ppm*	*ppm*	*ppm*	*ppm*	*ppm*	*ppm*	*ppm*
10x Crustal Abundance (Price 1997) [(1)]							--	--	--	--	--	--	--	--	--
031914	BR-555	61.15	62.5	Metasediment 2	Central Pit	Mine Rock	12	0.18	1.3	2.2	100	0.68	12	130	240
031915	BR-432	173.5	175	Metasediment 2	Central Pit	Mine Rock	12	0.30	0.68	2.2	120	7.8	15	130	250
031916	BR-382	67.3	68.6	Metasediment 2	Central Pit	Mine Rock	11	0.30	0.81	2.7	100	3.1	13	110	270
031917	BR-437	64.5	66	Metasediment 2	Central Pit	Mine Rock	13	0.37	0.80	2.0	73	1.4	13	200	280
031918	BR-253	51.6	52.5	Metasediment 2	Central Pit	Mine Rock	14	0.40	0.66	2.7	110	1.1	15	88	280
031919	BR-192	183.9	184.9	Metasediment 2	Central Pit	Mine Rock	11	0.33	0.82	1.6	110	7.7	9.3	130	260
031920	BR-175	418.9	420.4	Metasediment 2	Central Pit	Mine Rock	5.4	0.28	0.41	1.4	90	2.2	13	94	93
031921	BR-434	40.95	41.95	Metasediment 3	Central Pit	Mine Rock	7.5	0.17	0.59	1.3	26	0.64	2.9	60	200
031922	BR-213	343.55	345	Metasediment 3	Central Pit	Mine Rock	11	0.37	0.84	1.6	72	1.0	9.2	74	320
031923	BR-219	205.5	207	Metasediment 3	Central Pit	Mine Rock	7.5	0.64	0.40	1.2	50	3.3	3.6	96	460
031924	BR-392	248.9	250.4	Metasediment 3	Underground	Mine Rock	13	0.30	0.50	1.5	60	3.4	11	83	260
031925	BR-509	136.4	137.4	Metasediment 3	Central Pit	Mine Rock	8.8	0.31	0.55	1.3	63	2.0	7.0	72	200
031926	BR-356	56.45	57.5	Metasediment 3	Central Pit	Mine Rock	11	0.31	0.51	2.1	68	3.1	9.3	68	300
031927	BR-153	41.5	43	Metasediment 3	Central Pit	Mine Rock	10	0.34	0.44	1.2	69	1.2	8.0	74	260
031928	BR-036	190.9	191.7	Metasediment 3	Central Pit	Mine Rock	11	0.16	0.40	2.1	24	3.5	3.7	40	230
031929	BR-181	201.5	202.5	Metasediment 3	Viggo Pit	Mine Rock	8.1	0.29	0.17	0.68	56	0.55	4.4	20	220
031930	BR-037	308.8	309.75	Metasediment 3	Central Pit	Mine Rock	11	0.45	0.43	1.7	69	2.0	9.6	60	260
031931	BR-131	333	334	Metasediment 2	Central Pit	Ore-Grade	12	0.38	1.2	2.4	130	31	13	410	270
031932	BR-410	194	195	Felsic Volcanic 1	Central Pit	Mine Rock	14	0.28	0.49	2.6	55	1.7	9.0	77	170
031933	BR-185	155.9	157.05	Felsic Volcanic 1	Central Pit	Mine Rock	16	0.27	0.75	2.4	60	1.9	11	55	200
031934	BR-163	418.9	419.5	Felsic Volcanic 1	Underground	Mine Rock	11	0.12	0.050	0.92	12	7.4	4.3	40	79
031935	BR-039	144.8	145.7	Felsic Volcanic 1	Central Pit	Mine Rock	13	0.21	0.50	1.9	37	35	7.8	67	210
031936	BR-022	447	447.5	Felsic Volcanic 1	Central Pit	Mine Rock	14	0.23	0.60	2.3	38	4.9	7.8	62	160
031937	BR-001	100.75	101.25	Felsic Volcanic 1	Underground	Mine Rock	13	0.22	0.18	2.6	38	45	7.3	46	130
031938	BR-481	485	486	Felsic Volcanic 1	Central Pit	Mine Rock	9.9	0.16	0.87	2.3	27	3.7	5.7	1300	160
031939	BR-190	225	226	Felsic Volcanic 1	Central Pit	Ore-Grade	6.4	0.15	0.65	1.6	36	500	8.2	10000	120
031940	BR-167	187.6	188.2	Felsic Volcanic 1	Central Pit	Mine Rock	14	0.30	2.1	3.1	61	7.3	12	15000	210
031941	BR-156	335.45	336.5	Felsic Volcanic 1	Central Pit	Mine Rock	11	0.20	1.1	2.4	39	4.1	8.8	9700	170
031942	BR-137	83	84	Felsic Volcanic 1	Central Pit	Mine Rock	9.5	0.28	1.2	2.2	67	3.2	10	4500	200
031943	BR-448	41	42.5	Basalt	Underground	Mine Rock	2.6	0.40	0.090	0.80	91	2.4	12	94	105
031944	BR-339	148.5	150	Basalt	Underground	Mine Rock	1.2	0.69	0.38	0.30	273	3.4	18	415	78
031945	DL-070	43.05	44	Basalt	Central Pit	Mine Rock	0.60	0.74	0.060	0.20	306	0.70	30	129	81
031946	BR-657	44.4	45.9	Basalt	Underground	Mine Rock	0.60	0.74	0.14	0.20	321	0.50	24	126	77
031947	BR-030	129.7	130.7	Basalt	Underground	Mine Rock	0.60	0.59	0.14	0.20	257	0.50	25	137	63
031948	BR-031	6	7.5	Basalt	Underground	Mine Rock	0.80	0.65	0.16	0.40	200	0.70	17	118	56
31949	BR-399	51.5	53	Basalt	Underground	Mine Rock	6.5	0.21	0.31	1.3	44	0.90	16	135	96
031950	BR-448	47	48.5	Basalt	Underground	Mine Rock	2.6	0.41	0.17	0.70	88	0.50	12	61	101
031951	BR-493	27	28.15	Basalt	Underground	Mine Rock	0.80	0.58	0.090	0.15	310	0.30	20	78	130
031952	BR-548	70.5	72	Basalt	Central Pit	Mine Rock	0.80	0.75	0.10	0.15	320	0.26	23	99	170
031953	BR-268	27	27.6	Basalt	Underground	Mine Rock	2.6	0.53	0.12	0.60	163	0.40	14	81	77
031954	BH22-08	84.1	85.1	Felsic Volcanic 1	Central Pit	Mine Rock	13	0.26	0.61	2.1	40	0.85	7.1	65	150
031955	BR-425	160	160.65	Felsic Volcanic 1	Central Pit	Mine Rock	29	0.20	0.54	2.4	39	0.53	8.6	50	190
031956	BR-378	173.5	174.75	Felsic Volcanic 1	Viggo Pit	Mine Rock	12	0.18	0.56	2.2	37	2.0	7.9	74	130
031957	BR-347	45	46.35	Felsic Volcanic 1	Central Pit	Mine Rock	17	0.31	0.83	2.3	87	3.5	12	120	190

Classification as mine rock or ore-grade materials was based on gold content.

A value of "--" indicates metal was not measured for the given sample; the variation in elements analyzed is due to measurement at two different laboratories (see text).

Table B-7 Four Acid Metals

Sample ID	Drillhole ID	From	To	Lithology	Area	Class	Thorium	Titanium	Thallium	Uranium	Vanadium	Tungsten	Yttrium	Zinc	Zirconium
		m	*m*				*ppm*	*%*	*ppm*	*ppm*	*ppm*	*ppm*	*ppm*	*ppm*	*ppm*
10x Crustal Abundance (Price 1997) [(1)]							--	--	--	--	--	--	--	--	--
031958	BR-225	120.6	121.95	Felsic Volcanic 1	Central Pit	Mine Rock	8.9	0.21	0.85	2.2	44	3.3	8.3	5400	130
031959	BR-142	140	140.5	Felsic Volcanic 1	Central Pit	Ore-Grade	5.5	0.10	0.49	1.9	27	25	6.9	6200	110
031960	BRH-002	96.5	97	Felsic Volcanic 1	Central Pit	Mine Rock	8.8	0.27	1.2	2.3	53	5.4	7.2	13000	160
031961	BR-324	136	137	Felsic Volcanic 1	Central Pit	Ore-Grade	9.6	0.24	2.0	2.3	50	2.5	8.2	3100	150
031962	BR-321	209	209.75	Felsic Volcanic 1	Central Pit	Mine Rock	11	0.24	1.7	2.6	48	6.1	9.4	4500	170
031963	BR-469	163.6	164.6	Felsic Volcanic 2	Central Pit	Mine Rock	13	0.21	1.1	3.9	9.0	6.2	17	120	450
031964	BR-322	290	291	Felsic Volcanic 2	Central Pit	Mine Rock	9.0	0.19	0.020	1.8	14	8.1	6.3	51	100
031965	BR-142	294.5	295.5	Felsic Volcanic 2	Central Pit	Ore-Grade	9.2	0.20	0.10	1.8	26	56	8.2	92	140
031966	BR-509	22.5	23.7	Felsic Volcanic 2	Central Pit	Ore-Grade	13	0.12	0.53	2.2	1.7	2.3	10	94	270
031967	BR-509	84.1	85.1	Felsic Volcanic 2	Central Pit	Mine Rock	13	0.074	0.74	2.5	1.6	0.71	14	55	250
031968	BR-464	180.4	181.2	Felsic Volcanic 2	Central Pit	Mine Rock	13	0.11	0.59	2.2	6.8	2.2	13	31	220
031969	BR-228	419.3	420.3	Felsic Volcanic 2	Underground	Mine Rock	11	0.27	0.74	2.5	63	15	13	62	170
031970	BR-342	158.6	160.1	Felsic Volcanic 2	Central Pit	Mine Rock	13	0.15	0.73	2.5	12	2.8	12	140	270
031971	BR-213	281.75	282.5	Felsic Volcanic 2	Central Pit	Mine Rock	14	0.092	0.040	2.3	5.5	7.8	12	150	220
031972	BR-204	204.75	206.25	Felsic Volcanic 2	Central Pit	Mine Rock	13	0.12	0.51	2.6	2.2	3.0	7.5	50	350
031973	BH22-08	202	203	Felsic Volcanic 2	Central Pit	Mine Rock	10	0.21	0.62	2.1	38	0.90	17	49	166
031974	DL-142	115	115.5	Felsic Volcanic 2	Central Pit	Mine Rock	4.3	0.36	0.11	1.0	70	1.0	6.4	19	136
031975	BR-279	288	289.5	Felsic Volcanic 2	Underground	Mine Rock	8.3	0.21	0.14	2.0	34	7.2	6.4	43	240
031976	BR-521	72.4	73.4	Felsic Volcanic 2	Viggo Pit	Mine Rock	14	0.13	0.55	2.5	1.7	2.3	15	57	350
031977	BR-509	126.5	127.9	Felsic Volcanic 2	Central Pit	Mine Rock	11	0.26	0.62	1.5	50	98	9.4	57	220
031978	BR-346	51.25	51.75	Felsic Volcanic 2	Central Pit	Mine Rock	14	0.16	0.80	2.2	26	1.3	18	79	370
031979	BR-334	163.8	165	Felsic Volcanic 2	Underground	Mine Rock	15	0.12	0.45	2.7	5.6	4.9	12	39	310
031980	BR-428	225	225.95	Felsic Volcanic 2	Central Pit	Mine Rock	14	0.13	0.52	2.4	2.3	2.0	13	52	400
031981	BR-250B	312.95	314	Felsic Volcanic 2	Central Pit	Mine Rock	8.8	0.30	0.65	1.9	59	2.0	13	66	152
031982	BR-232	296.8	298.1	Felsic Volcanic 2	Central Pit	Mine Rock	7.6	0.27	0.35	2.1	52	3.9	8.9	73	131
031983	BR-399	149.7	151.2	Basalt	Underground	Mine Rock	0.90	0.83	0.050	0.16	350	0.24	28	91	130
031984	BR-339	135.3	136.65	Basalt	Underground	Mine Rock	1.4	0.56	0.090	0.30	179	0.20	16	109	79
031985	BR-398	176.5	178	Basalt	Underground	Mine Rock	0.90	0.61	0.060	0.14	280	0.37	23	64	84
031986	BR-478	36.5	37.5	Basalt	Underground	Mine Rock	2.7	0.56	0.10	0.70	124	3.6	14	101	104
031987	BR-030	9	10.25	Basalt	Underground	Mine Rock	0.70	0.66	0.040	0.20	300	0.30	28	58	61
031988	BR-657	59.2	60.4	Basalt	Underground	Mine Rock	0.70	0.75	0.13	0.20	311	0.60	26	73	68
031989	BR-657	55.8	57.3	Basalt	Underground	Mine Rock	0.70	0.83	0.18	0.20	344	0.30	26	58	57
031990	BR-657	41.3	42.4	Basalt	Underground	Mine Rock	0.60	0.76	0.27	0.20	319	0.50	26	118	70
031991	BR-658	15.5	17	Basalt	Underground	Mine Rock	0.40	0.48	<0.02	0.10	246	0.40	22	112	54
031992	BR-388	37.5	38.65	Basalt	Central Pit	Mine Rock	0.70	0.80	0.030	0.20	248	0.50	22	117	80
031993	BR-268	11.9	12.9	Basalt	Underground	Mine Rock	1.0	0.65	0.040	0.20	207	0.30	19	128	52
031994	BR-449	94.3	95.8	Basalt	Underground	Mine Rock	1.6	0.60	0.050	0.40	279	0.50	20	175	78
031995	BR-047	27.5	29	Basalt	Underground	Mine Rock	0.50	0.60	0.12	0.10	285	0.40	24	129	64
031996	BR-386	72	73	Basalt	Central Pit	Mine Rock	4.7	0.44	0.21	0.89	120	0.63	12	74	180
031997	BR-398	179.5	181	Basalt	Underground	Mine Rock	0.50	0.66	0.24	0.20	300	0.40	26	93	61
031998	BR-444	136	137.1	Basalt	Underground	Mine Rock	1.1	0.80	0.21	0.30	179	0.50	24	78	91
116967	BR-221	450.3	450.8	Felsic Volcanic 1	Underground	Ore-Grade	5.9	0.16	0.24	1.8	30	0.58	4.7	51	190
116968	BR-321	275.05	275.55	Felsic Volcanic 1	Central Pit	Mine Rock	3.5	0.12	<0.02	1.0	8.9	1.8	3.5	19	59
116969	BR-164	324.95	325.45	Felsic Volcanic 1	Central Pit	Mine Rock	3.7	0.12	0.050	1.0	11	5.1	4.0	18	70

Classification as mine rock or ore-grade materials was based on gold content.

A value of "--" indicates metal was not measured for the given sample; the variation in elements analyzed is due to measurement at two different laboratories (see text).

Table B-7 Four Acid Metals

Sample ID	Drillhole ID	From	To	Lithology	Area	Class	Thorium	Titanium	Thallium	Uranium	Vanadium	Tungsten	Yttrium	Zinc	Zirconium
		m	*m*				*ppm*	*%*	*ppm*	*ppm*	*ppm*	*ppm*	*ppm*	*ppm*	*ppm*
10x Crustal Abundance (Price 1997) [(1)]							--	--	--	--	--	--	--	--	--
116970	BR-231	77.95	78.45	Felsic Volcanic 1	Central Pit	Ore-Grade	6.8	0.14	1.3	1.9	36	1700	6.3	1300	120
116971	BR-231	82.5	83	Felsic Volcanic 1	Central Pit	Ore-Grade	6.2	0.10	0.82	2.0	29	1300	5.5	2000	120
116972	BR-380	40.25	41.6	Felsic Volcanic 1	Central Pit	Mine Rock	7.7	0.28	0.25	2.0	40	49	9.6	2700	160
116973	BRH-002	102.75	103.25	Felsic Volcanic 1	Central Pit	Mine Rock	8.8	0.21	1.1	2.1	46	4.3	9.1	3800	190
116974	BR-230	250.7	251.6	Felsic Volcanic 1	Central Pit	Mine Rock	5.6	0.24	1.1	1.7	65	11	5.8	45	160
116975	BR-231	134.7	135.3	Felsic Volcanic 1	Central Pit	Mine Rock	6.6	0.28	1.5	2.0	84	11	8.8	66	190
116976	BR-283	428.5	430	Felsic Volcanic 1	Central Pit	Mine Rock	7.0	0.30	1.3	1.8	73	6.9	11	63	150
116977	BR-192	384	385.5	Basalt	Underground	Mine Rock	2.2	0.59	0.030	0.60	120	5.8	15	91	190
116978	BR-130	478.85	480	Basalt	Central Pit	Mine Rock	0.70	0.59	<0.02	0.10	280	1.1	25	130	98
116979	BR-144	645.5	647	Basalt	Underground	Mine Rock	1.6	0.62	0.13	0.40	150	1.0	17	99	150
116980	BR-199	386.5	387.5	Basalt	Underground	Mine Rock	1.8	0.80	0.27	0.50	200	2.4	18	120	160
116981	DL-063A	354.5	355.5	Basalt	Underground	Mine Rock	1.4	0.65	0.21	0.40	270	0.62	21	110	110
116982	REG-004	70.5	72	Basalt	Underground	Mine Rock	0.70	0.90	0.070	0.20	260	0.45	21	130	110
116983	DL-061	226	227	Basalt	Underground	Mine Rock	0.90	1.1	<0.02	0.20	280	10	21	130	140
116984	REG-003	149.1	150	Basalt	Underground	Mine Rock	0.80	0.72	0.070	0.20	302	0.50	24	110	79
116985	BR-252	170.6	171.6	Felsic Volcanic 2	Central Pit	Mine Rock	10	0.12	0.54	2.0	7.3	1.8	9.8	57	240
116986	BR-509	20.5	21.5	Felsic Volcanic 2	Central Pit	Ore-Grade	11	0.11	0.56	2.1	4.2	1.2	11	140	200
031501	BR-216	161	162	Felsic Volcanic 1	Central Pit	Mine Rock	7.4	0.25	0.34	0.81	51	1.6	6.0	100	140
031502	BR-216	75	76.5	Felsic Volcanic 1	Central Pit	Mine Rock	8.8	0.26	0.44	2.2	52	3.9	11	82	127
031503	BR-168	165.75	166.25	Felsic Volcanic 1	Central Pit	Mine Rock	6.6	0.19	0.36	1.2	51	3.4	3.9	890	140
031504	BR-168	31.5	33	Felsic Volcanic 1	Central Pit	Mine Rock	8.5	0.26	0.51	2.2	51	0.90	8.6	57	116
031505	BR-188	20	21	Felsic Volcanic 1	Central Pit	Mine Rock	7.1	0.25	0.51	1.7	53	1.0	7.3	57	150
031506	BR-216	20.55	21.4	Felsic Volcanic 1	Central Pit	Mine Rock	6.4	0.31	0.54	1.9	81	1.4	11	77	130
031507	BR-176	40.3	41.8	Felsic Volcanic 1	Central Pit	Mine Rock	6.6	0.25	0.46	1.7	59	1.5	8.0	53	140
031508	BR-201	168.6	169.5	Felsic Volcanic 1	Central Pit	Ore-Grade	2.7	0.16	0.26	0.87	36	2.3	5.3	88	68
031509	BR-201	38.7	40	Felsic Volcanic 1	Central Pit	Mine Rock	7.9	0.27	0.59	1.1	60	0.98	6.7	95	150
031510	BR-142	137.75	138.5	Felsic Volcanic 1	Central Pit	Ore-Grade	7.5	0.14	0.61	1.6	46	3.4	6.4	78	120
031511	BR-142	216.75	217.5	Felsic Volcanic 2	Central Pit	Ore-Grade	5.3	0.10	0.23	1.4	49	8.8	5.0	940	98
031512	BR-142	249.5	250.5	Felsic Volcanic 1	Central Pit	Mine Rock	7.2	0.23	0.52	2.4	53	7.6	8.3	110	140
031513	BR-197	148.15	148.65	Felsic Volcanic 2	Central Pit	Mine Rock	7.6	0.094	<0.02	0.21	13	66	3.1	1100	120
031514	BR-200	193.7	194.45	Felsic Volcanic 2	Central Pit	Mine Rock	10	0.15	0.56	1.5	11	5.4	9.9	62	200
031515	BR-231	82	82.5	Felsic Volcanic 1	Central Pit	Ore-Grade	7.6	0.12	1.0	1.8	36	13	4.4	120	120
031516	BR-231	154	155.5	Felsic Volcanic 1	Central Pit	Ore-Grade	5.7	0.26	1.2	1.8	93	4.6	4.5	350	110
031517	BR-200	59.3	60.25	Felsic Volcanic 1	Central Pit	Mine Rock	6.3	0.23	0.57	1.7	63	4.0	8.0	87	110
031518	BR-232	61.2	62	Felsic Volcanic 1	Central Pit	Mine Rock	7.5	0.22	0.82	1.8	43	1.9	4.8	840	110
031519	BR-232	142.9	144	Felsic Volcanic 1	Central Pit	Mine Rock	7.4	0.19	0.74	1.7	47	3.2	5.2	3600	130
031520	BR-241	46.25	47.5	Felsic Volcanic 1	Central Pit	Ore-Grade	6.7	0.28	0.68	2.0	80	2.6	9.3	79	150
031521	BR-235	170	171	Felsic Volcanic 2	Central Pit	Mine Rock	10	0.11	0.38	0.77	2.0	2.4	4.0	52	220
031522	BR-313	55.7	56.2	Metasediment 2	Central Pit	Mine Rock	4.9	0.24	0.23	1.2	60	3.2	10	140	130
031523	BR-314	47.4	47.9	Felsic Volcanic 1	Central Pit	Ore-Grade	5.2	0.30	0.34	1.0	110	12	9.7	130	160
031524	BR-314	80	80.9	Metasediment 3	Central Pit	Mine Rock	5.3	0.19	0.51	1.5	35	0.49	3.6	50	150
031525	BR-341	42.8	44.05	Felsic Volcanic 1	Central Pit	Mine Rock	7.9	0.25	0.61	1.9	44	0.85	6.8	66	180
031526	BR-248	42	43.5	Felsic Volcanic 1	Central Pit	Mine Rock	7.5	0.23	0.52	1.6	46	4.3	4.5	63	120
031527	BR-248	156.5	157.5	Felsic Volcanic 1	Central Pit	Mine Rock	7.4	0.34	0.47	1.9	106	1.2	10	83	113

Classification as mine rock or ore-grade materials was based on gold content.

A value of "--" indicates metal was not measured for the given sample; the variation in elements analyzed is due to measurement at two different laboratories (see text).

Table B-7 Four Acid Metals

Sample ID	Drillhole ID	From	To	Lithology	Area	Class	Thorium	Titanium	Thallium	Uranium	Vanadium	Tungsten	Yttrium	Zinc	Zirconium
		m	*m*				*ppm*	*%*	*ppm*	*ppm*	*ppm*	*ppm*	*ppm*	*ppm*	*ppm*
10x Crustal Abundance (Price 1997) [(1)]							--	--	--	--	--	--	--	--	--
031528	BR-316	23	23.9	Metasediment 3	Central Pit	Mine Rock	4.0	0.16	0.30	0.38	26	0.82	1.3	32	120
031529	BR-467	13.5	15	Metasediment 2	Central Pit	Mine Rock	6.4	0.45	0.73	2.0	150	2.3	11	81	180
031530	BR-467	82.3	83.3	Felsic Volcanic 2	Central Pit	Mine Rock	10	0.12	0.43	1.7	2.1	1.6	6.6	46	210
031531	BR-468	9.3	10.3	Felsic Volcanic 2	Central Pit	Mine Rock	9.0	0.15	0.63	1.7	21	1.3	8.4	45	230
031532	BR-465	15	16.5	Metasediment 2	Central Pit	Mine Rock	6.6	0.39	0.40	2.1	110	2.8	10	85	200
031533	BR-003	18	19	Felsic Volcanic 1	Underground	Mine Rock	8.3	0.24	0.39	2.3	46	1.7	7.9	74	107
031534	BR-042	72	72.5	Felsic Volcanic 1	Underground	Mine Rock	6.5	0.27	0.40	1.9	60	18	7.8	84	130
031535	BR-028	23	24	Metasediment 2	Central Pit	Mine Rock	11	0.36	0.58	2.6	110	1.1	9.6	170	240
031536	BR-035	45	46	Metasediment 2	Central Pit	Mine Rock	7.6	0.32	0.47	1.9	87	0.80	12	52	125
031537	BR-035	80	81	Felsic Volcanic 1	Central Pit	Mine Rock	13	0.26	0.55	2.7	53	2.2	9.3	89	220
031538	BR-035	121	122	Felsic Volcanic 1	Central Pit	Mine Rock	11	0.14	0.62	2.5	51	2.0	8.9	150	150
031539	BR-037	52	53.05	Felsic Volcanic 1	Central Pit	Mine Rock	8.5	0.25	0.97	2.2	52	7.9	9.9	971	121
031540	BR-037	122.4	123	Felsic Volcanic 1	Central Pit	Ore-Grade	9.8	0.18	0.37	1.8	30	23	7.0	320	120
031541	BR-037	60.45	61.45	Felsic Volcanic 1	Central Pit	Ore-Grade	12	0.24	0.45	2.3	49	48	8.7	250	140
031542	BR-038	82.2	82.7	Felsic Volcanic 1	Central Pit	Ore-Grade	6.7	0.21	0.74	2.2	47	6.1	7.2	1800	120
031543	BR-041	56	57	Metasediment 2	Underground	Mine Rock	5.5	0.34	0.53	1.3	95	4.8	9.2	160	160
031544	BR-043	26.5	27	Fragmental 1	Underground	Mine Rock	5.3	0.27	0.40	1.4	63	1.1	7.4	70	150
031545	BR-057	178	179	Metasediment 2	Viggo Pit	Mine Rock	5.8	0.27	0.64	1.9	83	8.2	9.3	94	140
031546	BR-060	36	37	Felsic Volcanic 1	Central Pit	Mine Rock	7.4	0.23	0.41	1.9	45	1.1	5.4	45	130
031547	BR-060	139.5	140.35	Felsic Volcanic 1	Central Pit	Mine Rock	7.0	0.18	0.59	1.7	48	1.6	6.5	2500	140
031548	BR-060	315.7	317	Metasediment 2	Central Pit	Mine Rock	5.7	0.34	0.45	1.9	110	6.4	9.1	88	140
031549	BR-065	146	147	Felsic Volcanic 1	Central Pit	Ore-Grade	7.0	0.23	0.47	1.6	61	2.2	8.8	170	140
031550	BR-076	38	39	Metasediment 2	Central Pit	Mine Rock	5.8	0.30	0.48	2.2	85	2.8	9.6	92	150
031552	BR-082	33	34	Felsic Volcanic 2	Underground	Mine Rock	9.1	0.11	0.12	1.8	8.4	1.1	6.6	37	190
031553	BR-085	57.75	58.25	Felsic Volcanic 2	Central Pit	Mine Rock	11	0.080	0.16	2.0	9.9	10	8.0	900	200
031554	BR-085	128	128.5	Metasediment 2	Central Pit	Mine Rock	8.8	0.30	0.63	2.3	81	1.7	8.8	100	160
031555	BR-100	22	23	Felsic Volcanic 2	Central Pit	Mine Rock	7.6	0.25	0.44	1.6	50	0.64	4.7	56	140
031556	BR-100	99	100	Felsic Volcanic 1	Central Pit	Mine Rock	3.0	0.25	0.41	1.3	48	0.61	5.5	53	140
031557	BR-123	66.5	67.5	Felsic Volcanic 2	Central Pit	Mine Rock	8.5	0.11	0.38	0.77	21	5.2	5.8	46	150
031558	BR-123	162.4	163.4	Felsic Volcanic 2	Central Pit	Mine Rock	6.4	0.18	1.0	1.4	49	3.0	6.2	110	160
031559	BR-129	70	71	Fragmental 1	Central Pit	Mine Rock	7.3	0.16	0.33	1.7	44	0.64	5.7	42	150
031560	BR-131	168.65	169.2	Felsic Volcanic 1	Central Pit	Ore-Grade	5.9	0.16	0.24	0.88	38	6.7	6.1	340	84
031561	BR-132	138.5	139.6	Felsic Volcanic 1	Central Pit	Mine Rock	7.0	0.14	0.26	0.89	47	5.3	6.4	68	89
031562	BR-140	34	35	Felsic Volcanic 1	Central Pit	Mine Rock	11	0.098	0.97	2.8	15	73	6.7	110	170
031563	BR-140	174	175	Felsic Volcanic 1	Central Pit	Ore-Grade	7.2	0.13	0.58	0.68	48	1.1	6.5	75	130
031566	BR-170	38	39	Felsic Volcanic 1	Central Pit	Mine Rock	7.3	0.14	0.63	1.9	49	1.5	6.1	48	110
031567	BR-170	140.75	141.25	Felsic Volcanic 1	Central Pit	Ore-Grade	7.3	0.091	0.97	1.9	26	1200	3.8	1100	140
031568	BR-170	214.1	215.1	Felsic Volcanic 1	Central Pit	Ore-Grade	9.5	0.087	0.90	2.5	26	710	5.0	1100	150
031569	BR-146	52	53	Felsic Volcanic 1	Central Pit	Mine Rock	5.1	0.18	0.45	1.1	34	1.5	3.3	50	120
031570	BR-156	22.5	24	Felsic Volcanic 1	Central Pit	Mine Rock	7.3	0.29	0.25	1.9	62	0.60	8.9	58	123
031571	BR-171	44	45	Felsic Volcanic 1	Central Pit	Mine Rock	6.8	0.25	1.4	2.2	56	8.2	6.2	86	130
031572	BR-171	121.25	121.75	Metasediment 2	Central Pit	Mine Rock	6.3	0.31	0.57	2.0	90	8.4	8.1	1700	160
031573	BR-190	227	227.6	Felsic Volcanic 1	Central Pit	Ore-Grade	6.5	0.22	0.73	1.8	76	15	7.2	260	120
031574	BR-190	92.85	93.85	Felsic Volcanic 1	Central Pit	Mine Rock	4.9	0.10	0.60	1.6	37	5.9	4.9	50	90

Classification as mine rock or ore-grade materials was based on gold content.

A value of "--" indicates metal was not measured for the given sample; the variation in elements analyzed is due to measurement at two different laboratories (see text).

Table B-7 Four Acid Metals

Sample ID	Drillhole ID	From	To	Lithology	Area	Class	Thorium	Titanium	Thallium	Uranium	Vanadium	Tungsten	Yttrium	Zinc	Zirconium
		m	*m*				*ppm*	*%*	*ppm*	*ppm*	*ppm*	*ppm*	*ppm*	*ppm*	*ppm*
10x Crustal Abundance (Price 1997) [(1)]							--	--	--	--	--	--	--	--	--
031575	BR-181	6	7	Felsic Volcanic 1	Viggo Pit	Mine Rock	6.3	0.24	0.39	1.6	59	1.3	7.1	64	140
031576	BR-237	21	21.7	Felsic Volcanic 1	Central Pit	Mine Rock	5.7	0.14	0.21	0.73	49	15	4.6	110	100
031577	BR-237	65.3	66.1	Felsic Volcanic 1	Central Pit	Ore-Grade	7.5	0.18	0.61	2.1	49	6.4	6.1	5600	130
031578	BR-243	73.4	74	Metasediment 2	Central Pit	Mine Rock	7.5	0.23	0.46	1.2	54	2.9	3.9	76	130
031579	BR-254	63	63.3	Felsic Volcanic 2	Central Pit	Mine Rock	10	0.092	0.43	1.4	8.5	0.95	6.3	60	220
031580	BR-281	33	34.5	Felsic Volcanic 1	Central Pit	Mine Rock	7.6	0.23	0.44	1.3	47	1.0	5.1	60	130
031581	BR-285	18	19.5	Felsic Volcanic 1	Central Pit	Mine Rock	8.0	0.22	0.46	0.79	46	0.82	4.5	56	120
031582	BR-285	87.5	89	Fragmental 1	Central Pit	Mine Rock	6.0	0.40	0.31	1.0	74	0.43	9.4	82	200
031583	BR-309	12.45	13.45	Felsic Volcanic 1	Underground	Mine Rock	6.9	0.21	0.34	0.64	43	4.6	3.9	72	110
031584	BR-327	43.5	45	Felsic Volcanic 2	Central Pit	Mine Rock	9.4	0.13	0.42	1.1	1.6	1.9	6.5	54	270
031585	BR-333	65	66	Felsic Volcanic 2	Underground	Ore-Grade	11	0.12	0.42	1.1	5.8	1.5	4.2	72	190
031586	BR-333	130.3	131.1	Felsic Volcanic 1	Underground	Ore-Grade	5.7	0.24	0.23	1.7	53	34	7.6	77	120
031587	BR-339	73.5	75	Metasediment 3	Underground	Mine Rock	4.4	0.35	0.25	0.68	63	0.41	5.1	34	210
031588	BR-342	49.4	50.6	Felsic Volcanic 1	Central Pit	Mine Rock	6.9	0.21	0.51	2.0	53	3.3	8.1	60	150
031589	BR-348	18.7	19.2	Felsic Volcanic 1	Central Pit	Mine Rock	5.0	0.27	0.33	1.7	57	1.1	9.3	48	160
031590	BR-360	16.2	17	Felsic Volcanic 2	Underground	Mine Rock	8.2	0.079	0.020	1.1	7.0	65	3.9	76	110
031591	BR-391	51.2	52.2	Felsic Volcanic 2	Underground	Ore-Grade	14	0.14	0.29	2.8	18	17	12	800	190
031592	BR-392	39	40.5	Felsic Volcanic 1	Underground	Mine Rock	7.3	0.25	0.37	1.9	47	80	7.2	166	110
031593	BR-392	169.5	170.15	Felsic Volcanic 2	Underground	Mine Rock	9.0	0.17	0.10	1.9	47	1.2	13	60	190
031594	BR-399	23.4	24.7	Metasediment 3	Underground	Mine Rock	8.6	0.20	0.21	1.5	29	1.6	6.4	86	240
031595	BR-425	28.5	30	Felsic Volcanic 2	Central Pit	Mine Rock	9.4	0.12	0.34	1.2	1.9	1.4	4.5	120	240
031596	BR-429	18	19.5	Felsic Volcanic 1	Central Pit	Mine Rock	7.4	0.26	0.46	1.3	52	0.67	6.7	61	160
031597	BR-449	19.7	21.2	Felsic Volcanic 1	Underground	Mine Rock	5.1	0.31	0.21	1.3	52	1.9	6.4	53	230
031598	BR-461	30.2	31.2	Metasediment 2	Central Pit	Mine Rock	6.8	0.37	0.55	2.9	96	2.4	11	82	200
031599	BR-469	62.95	64	Felsic Volcanic 2	Central Pit	Mine Rock	9.0	0.19	0.38	2.0	28	2.4	12	76	181
031600	BR-522	40.25	41.75	Metasediment 2	Viggo Pit	Mine Rock	6.7	0.29	0.57	1.8	82	1.0	9.6	88	130
031601	BR-521	17.75	19.25	Metasediment 2	Viggo Pit	Mine Rock	19	0.43	0.62	2.6	140	1.4	13	110	270
031602	BR-407	387	388.5	Felsic Volcanic 1	Central Pit	Mine Rock	6.6	0.19	0.62	2.1	49	3.5	8.0	66	150
031603	BR-407	30	31.5	Metasediment 2	Central Pit	Mine Rock	7.4	0.36	0.39	2.2	130	1.2	11	410	190
031604	BR-407	206.5	208	Felsic Volcanic 1	Central Pit	Mine Rock	7.9	0.19	0.29	1.4	41	0.84	5.1	42	130
031606	BR-734	30.9	32.4	Fragmental 1	Viggo Pit	Mine Rock	6.8	0.27	0.60	1.9	55	1.2	8.4	50	114
031607	BR-734	45	46.5	Felsic Volcanic 2	Viggo Pit	Mine Rock	10	0.14	0.42	1.9	3.0	9.3	14	41	197
031608	BR-734	66.4	67.9	Felsic Volcanic 1	Viggo Pit	Mine Rock	23	0.25	0.48	2.2	50	1.3	8.8	52	200
031609	BR-734	117	118.5	Metasediment 3	Viggo Pit	Mine Rock	10	0.29	0.30	1.7	56	0.74	7.5	60	210
031610	BR-418	9.6	10.6	Metasediment 2	Central Pit	Mine Rock	5.2	0.24	0.42	1.7	56	2.5	5.2	67	190
031611	BR-418	78	79.5	Metasediment 3	Central Pit	Mine Rock	5.5	0.37	0.31	0.84	72	0.69	5.9	62	180
031612	BR-483	56.65	58.15	Fragmental 1	Central Pit	Mine Rock	16	0.20	0.36	1.8	38	0.59	6.1	51	190
031613	BR-536	274.5	276	Felsic Volcanic 1	Central Pit	Mine Rock	22	0.12	0.70	2.3	55	1.2	9.3	67	170
031614	BR-408	96	97.5	Felsic Volcanic 1	Central Pit	Mine Rock	5.5	0.38	0.25	1.4	73	0.53	9.4	67	170
031615	BR-737	36.5	38	Fragmental 1	Viggo Pit	Mine Rock	19	0.29	0.48	2.0	62	0.62	9.1	62	220
031616	BR-739	71	72	Felsic Volcanic 2	Viggo Pit	Mine Rock	11	0.12	0.36	2.4	3.0	2.6	14	45	196
031617	BR-409	24	25.5	Felsic Volcanic 2	Central Pit	Mine Rock	9.4	0.11	0.64	3.5	2.7	1.1	8.4	67	250
031618	BR-409	73.5	74.75	Felsic Volcanic 2	Central Pit	Mine Rock	3.9	0.024	0.64	3.3	1.0	0.58	4.5	42	54
031619	BR-297	54	55.5	Felsic Volcanic 1	Central Pit	Mine Rock	7.7	0.27	0.36	1.8	58	9.0	7.0	61	130

Classification as mine rock or ore-grade materials was based on gold content.

A value of "--" indicates metal was not measured for the given sample; the variation in elements analyzed is due to measurement at two different laboratories (see text).

Table B-7 Four Acid Metals

Sample ID	Drillhole ID	From	To	Lithology	Area	Class	Thorium	Titanium	Thallium	Uranium	Vanadium	Tungsten	Yttrium	Zinc	Zirconium
		m	*m*				*ppm*	*%*	*ppm*	*ppm*	*ppm*	*ppm*	*ppm*	*ppm*	*ppm*
10x Crustal Abundance (Price 1997) [(1)]							--	--	--	--	--	--	--	--	--
031620	BR-298	41.8	42.7	Metasediment 2	Central Pit	Ore-Grade	5.9	0.30	0.68	1.4	120	7.0	8.0	83	150
031621	BR-387	56	57.5	Fragmental 2	Central Pit	Mine Rock	5.6	0.19	0.17	1.4	31	1.3	5.7	49	180
031622	BR-004	64	65	Felsic Volcanic 1	Underground	Ore-Grade	5.9	0.23	0.28	2.2	46	3.9	7.9	50	180
031623	BR-031	37.55	38.8	Fragmental 2	Underground	Mine Rock	5.5	0.15	0.28	1.9	53	1.0	8.2	45	100
031624	BR-034	121	122	Felsic Volcanic 1	Central Pit	Mine Rock	7.6	0.10	0.85	2.4	29	25	13	23	260
031625	BR-120	207	207.5	Felsic Volcanic 1	Central Pit	Mine Rock	7.7	0.14	0.62	2.9	34	3.3	7.2	220	290
031626	BR-145	47	48	Felsic Volcanic 1	Central Pit	Ore-Grade	6.9	0.30	0.93	2.2	61	9.8	9.9	120	240
031627	BR-162	88	89	Fragmental 1	Viggo Pit	Mine Rock	6.3	0.28	0.67	2.3	76	5.0	11	93	270
031628	BR-181	124.3	125	Felsic Volcanic 2	Viggo Pit	Ore-Grade	8.3	0.10	0.47	1.8	5.8	5.3	11	56	300
031629	BR-190	189.1	190.5	Felsic Volcanic 1	Central Pit	Mine Rock	7.2	0.25	0.97	2.2	65	6.6	9.3	63	240
031630	BR-403	59.8	60.8	Felsic Volcanic 1	Central Pit	Mine Rock	7.0	0.24	0.59	2.1	51	0.86	7.2	56	160
031631	BR-518	322.6	323.45	Felsic Volcanic 1	Central Pit	Mine Rock	8.0	0.23	0.60	2.3	54	3.0	5.0	14	120
031632	BR-518	380.9	381.4	Felsic Volcanic 2	Central Pit	Ore-Grade	9.0	0.085	0.61	2.4	18	38	6.8	41	180
031633	BR-518	400.4	401.4	Felsic Volcanic 1	Central Pit	Mine Rock	7.7	0.22	1.2	2.4	39	15	5.7	36	140
031634	BR-176	168.2	169.2	Felsic Volcanic 1	Central Pit	Mine Rock	7.3	0.16	0.85	2.4	44	4.5	7.1	50	220
031635	BR-176	292	293	Felsic Volcanic 2	Central Pit	Ore-Grade	5.7	0.22	0.27	1.9	37	25	7.4	59	180
031636	BR-186	52	53	Felsic Volcanic 1	Central Pit	Mine Rock	7.3	0.25	0.63	2.3	55	0.88	10	120	250
031637	BR-224	98.4	99.4	Metasediment 2	Central Pit	Mine Rock	5.1	0.46	0.32	1.9	78	0.43	13	81	390
031638	BR-224	247.65	248.3	Felsic Volcanic 1	Central Pit	Ore-Grade	7.0	0.20	0.55	2.1	41	5.6	7.5	250	180
031639	BR-210	18	19.5	Felsic Volcanic 1	Central Pit	Mine Rock	8.6	0.26	0.49	2.3	49	0.90	8.2	61	123
031640	BR-236	21.5	22.5	Felsic Volcanic 1	Central Pit	Mine Rock	7.0	0.25	0.70	2.4	50	1.3	8.6	160	230
031641	BR-240	69	69.6	Felsic Volcanic 1	Central Pit	Ore-Grade	7.1	0.26	0.54	2.3	63	5.0	9.8	74	240
031642	BR-240	29	30.5	Felsic Volcanic 1	Central Pit	Mine Rock	7.4	0.25	0.61	2.5	52	4.6	8.6	96	260
031643	BR-241	108	108.5	Felsic Volcanic 2	Central Pit	Mine Rock	11	0.11	0.61	2.3	2.0	1.2	16	63	206
031644	BR-241	131.75	132.55	Felsic Volcanic 1	Central Pit	Mine Rock	8.4	0.33	0.79	2.5	69	2.9	11	71	260
031645	BR-244	96	97.5	Felsic Volcanic 2	Central Pit	Mine Rock	11	0.14	0.54	2.6	5.6	4.4	14	74	400
031646	BR-283	34.5	36	Felsic Volcanic 1	Central Pit	Mine Rock	8.4	0.25	0.46	2.1	48	0.70	7.8	55	108
031647	BR-293	79	80	Felsic Volcanic 1	Central Pit	Mine Rock	6.4	0.22	0.78	2.4	52	2.2	8.6	120	240
031648	BR-344	46	46.95	Felsic Volcanic 1	Central Pit	Mine Rock	7.2	0.26	0.37	2.2	51	0.67	7.9	54	150
031649	BR-322	169.5	170.9	Fragmental 1	Central Pit	Mine Rock	7.4	0.19	0.76	2.2	55	1.1	8.5	51	270
031650	BR-345	19	20.3	Felsic Volcanic 1	Central Pit	Mine Rock	7.3	0.26	0.46	1.9	51	1.3	7.4	42	150
031651	BR-378	146.75	148	Metasediment 2	Viggo Pit	Mine Rock	3.5	0.51	0.71	1.3	180	1.3	17	130	130
031652	BR-370	22.8	24.2	Felsic Volcanic 1	Viggo Pit	Mine Rock	6.5	0.32	0.28	1.8	70	0.47	9.0	70	140
031653	BR-379	39.6	40.3	Felsic Volcanic 1	Viggo Pit	Mine Rock	3.0	0.52	0.81	1.0	200	1.2	17	120	120
031654	BR-379	84.2	85.2	Felsic Volcanic 1	Viggo Pit	Ore-Grade	7.1	0.25	0.70	1.7	49	4.5	6.6	72	140
031655	BR-379	143.1	144.1	Felsic Volcanic 1	Viggo Pit	Mine Rock	7.7	0.26	0.43	1.9	50	0.90	8.1	56	106
031656	BR-428	73.2	74.7	Felsic Volcanic 1	Central Pit	Mine Rock	8.1	0.20	0.41	2.5	36	1.2	6.7	50	150
031657	BR-437	98.9	99.9	Felsic Volcanic 1	Central Pit	Mine Rock	7.4	0.25	0.42	2.2	49	0.88	7.6	86	150
031658	BR-444	44.9	46.4	Metasediment 3	Underground	Mine Rock	5.1	0.30	0.15	0.83	55	0.91	7.0	32	210
031660	BR-455	37.5	39	Felsic Volcanic 1	Underground	Mine Rock	7.6	0.26	0.37	1.1	47	3.8	6.1	49	140
031661	BR-433	160.8	161.8	Felsic Volcanic 1	Central Pit	Mine Rock	6.7	0.17	0.34	2.2	48	4.4	9.5	40	140
031662	BR-505	21	22.5	Felsic Volcanic 2	Central Pit	Mine Rock	9.9	0.11	0.40	1.3	1.7	2.3	6.7	56	270
031663	BR-564	15.8	17.3	Felsic Volcanic 1	Central Pit	Mine Rock	7.9	0.27	0.30	2.6	51	0.93	9.0	57	170
031664	BR-567	85.75	86.5	Felsic Volcanic 2	Viggo Pit	Ore-Grade	10	0.12	0.24	1.3	2.7	2.2	9.7	52	250

Classification as mine rock or ore-grade materials was based on gold content.

A value of "--" indicates metal was not measured for the given sample; the variation in elements analyzed is due to measurement at two different laboratories (see text).

Table B-7 Four Acid Metals

Sample ID	Drillhole ID	From	To	Lithology	Area	Class	Thorium	Titanium	Thallium	Uranium	Vanadium	Tungsten	Yttrium	Zinc	Zirconium
		m	*m*				*ppm*	*%*	*ppm*	*ppm*	*ppm*	*ppm*	*ppm*	*ppm*	*ppm*
10x Crustal Abundance (Price 1997) [(1)]							--	--	--	--	--	--	--	--	--
116951	BR-272	51.8	53.3	Fragmental 1	Underground	Mine Rock	6.2	0.28	0.40	0.56	67	0.66	6.9	77	150
116952	BR-201	146.5	147	Felsic Volcanic 1	Central Pit	Ore-Grade	8.2	0.18	0.48	1.5	41	4.9	6.1	250	100
116953	BR-535	171.2	172.2	Felsic Volcanic 1	Central Pit	Ore-Grade	18	0.34	0.45	1.9	75	72	11	550	190
116954	BR-535	220.6	221.6	Felsic Volcanic 2	Central Pit	Ore-Grade	34	0.15	0.030	2.9	15	26	10	290	290
117014	BR-058	12.65	13.8	Quartz Sericite Schist	Viggo Pit	Mine Rock	9.7	0.17	0.49	1.9	17	1.1	13	58	150
117009	BR-058	30.5	31.5	Quartz Sericite Schist	Viggo Pit	Mine Rock	5.8	0.030	0.81	5.0	2.0	0.60	10	47	43
117006	BR-058	53.6	54.6	Felsic Volcanic 1	Viggo Pit	Mine Rock	6.9	0.28	0.43	2.0	72	0.90	11	82	111
117010	BR-058	72.5	74	Felsic Volcanic 1	Viggo Pit	Mine Rock	7.0	0.20	0.38	2.1	34	0.70	5.4	52	101
117012	BR-058	91	92.5	Felsic Volcanic 1	Viggo Pit	Mine Rock	6.7	0.27	0.50	2.0	74	1.2	12	85	109
117007	BR-058	126.15	127	Metasediment 2	Viggo Pit	Mine Rock	7.7	0.35	0.61	2.3	102	2.3	11	109	129
117013	BR-058	150	150.5	Felsic Volcanic 1	Viggo Pit	Mine Rock	7.7	0.26	0.57	1.8	46	0.80	8.4	68	114
117015	BR-058	166.7	167.2	Felsic Volcanic 2	Viggo Pit	Mine Rock	11	0.13	0.35	2.4	4.0	4.4	15	41	186
117008	BR-181	47.4	48	Fragmental 1	Viggo Pit	Mine Rock	6.4	0.36	0.54	1.6	102	3.1	14	76	112
117002	BR-162	11	12.5	Felsic Volcanic 1	Viggo Pit	Mine Rock	7.2	0.31	0.49	1.9	65	0.70	9.5	72	122
117003	BR-162	30	31	Quartz Sericite Schist	Viggo Pit	Mine Rock	6.7	0.18	0.70	3.3	33	1.7	10	56	88
117005	BR-162	51.5	52.5	Felsic Volcanic 1	Viggo Pit	Mine Rock	7.1	0.35	0.70	2.0	97	1.3	13	76	127
117011	BR-162	69.5	70.1	Felsic Volcanic 1	Viggo Pit	Mine Rock	5.4	0.44	0.82	2.0	140	1.1	19	107	126
117004	BR-162	94	95	Felsic Volcanic 1	Viggo Pit	Mine Rock	6.8	0.32	0.45	1.9	93	2.3	13	86	115
117035	BR-567	15	16.5	Fragmental 1	Viggo Pit	Mine Rock	6.4	0.34	0.61	1.9	91	2.9	13	91	120
117036	BR-567	33.5	35	Fragmental 1	Viggo Pit	Mine Rock	6.7	0.20	0.42	1.9	32	0.60	5.3	49	106
117037	BR-567	55.2	56.2	Felsic Volcanic 1	Viggo Pit	Mine Rock	7.1	0.31	0.63	1.9	65	4.4	10	62	122
117038	BR-567	72.3	73.3	Felsic Volcanic 2	Viggo Pit	Mine Rock	11	0.13	0.32	2.2	5.0	2.5	13	75	180
117039	BR-567	99.8	101.3	Felsic Volcanic 1	Viggo Pit	Mine Rock	8.2	0.29	0.54	2.0	64	0.70	9.3	52	111
117040	BR-567	125.6	125.9	Felsic Volcanic 1	Viggo Pit	Mine Rock	4.1	0.36	0.29	1.0	155	1.0	24	79	89
117028	BR-568	9	10	Felsic Volcanic 1	Viggo Pit	Mine Rock	7.7	0.26	0.56	2.1	51	2.6	8.8	46	99
117029	BR-568	33.3	34.3	Felsic Volcanic 1	Viggo Pit	Mine Rock	8.3	0.27	0.57	2.3	48	4.3	8.1	59	103
117030	BR-568	39.4	40.4	Felsic Volcanic 2	Viggo Pit	Mine Rock	11	0.13	0.49	2.2	3.0	2.3	15	64	182
117031	BR-568	47.8	49.3	Felsic Volcanic 1	Viggo Pit	Mine Rock	7.7	0.30	0.58	2.1	63	4.2	9.4	61	108
117032	BR-568	70.5	71.5	Felsic Volcanic 1	Viggo Pit	Mine Rock	8.1	0.26	0.48	2.0	51	0.90	8.3	49	103
117033	BR-568	92.6	93.9	Metasediment 2	Viggo Pit	Mine Rock	7.1	0.31	0.68	1.7	86	0.90	14	69	107
117034	BR-568	110	111	Metasediment 3	Viggo Pit	Mine Rock	6.2	0.39	0.14	1.6	82	1.1	10	27	139
117023	BR-569	9	10	Fragmental 1	Viggo Pit	Mine Rock	7.6	0.30	0.59	2.1	76	4.2	12	69	119
117022	BR-569	31.5	33	Fragmental 1	Viggo Pit	Mine Rock	8.0	0.29	0.59	2.1	82	1.9	11	78	123
117021	BR-569	49.5	50.4	Felsic Volcanic 1	Viggo Pit	Mine Rock	7.0	0.24	0.50	1.7	55	1.5	9.0	47	104
110720	BR-569	73.75	74.1	Felsic Volcanic 2	Viggo Pit	Mine Rock	12	0.15	0.32	3.3	9.0	2.7	14	27	194
117019	BR-569	89.4	90.4	Felsic Volcanic 2	Viggo Pit	Mine Rock	11	0.14	0.29	2.3	3.0	1.5	14	54	195
117018	BR-569	107	108	Felsic Volcanic 1	Viggo Pit	Mine Rock	7.7	0.26	0.35	1.7	50	0.70	8.1	50	105
117017	BR-569	130.75	131.7	Felsic Volcanic 1	Viggo Pit	Mine Rock	8.3	0.27	0.44	1.9	50	2.3	8.3	49	101
117016	BR-569	143.65	144.65	Metasediment 2	Viggo Pit	Mine Rock	5.1	0.21	0.60	1.3	44	0.90	9.4	44	82
117027	BR-638	10.5	12	Felsic Volcanic 1	Viggo Pit	Mine Rock	6.5	0.31	0.34	1.7	65	1.0	9.7	72	131
117026	BR-638	30	31.5	Felsic Volcanic 1	Viggo Pit	Mine Rock	6.8	0.31	0.40	1.8	63	0.80	9.9	64	133
117025	BR-638	60	61	Quartz Sericite Schist	Viggo Pit	Mine Rock	4.8	0.040	0.50	3.7	6.0	1.0	9.1	36	42
117024	BR-638	86	87	Fragmental 1	Viggo Pit	Mine Rock	6.9	0.28	0.63	1.8	79	1.0	11	72	127
DX491021	BR-732	10	11	Fragmental 1	Viggo Pit	Mine Rock	7.2	0.27	0.53	1.9	77	0.80	8.6	80	119

Classification as mine rock or ore-grade materials was based on gold content.

A value of "--" indicates metal was not measured for the given sample; the variation in elements analyzed is due to measurement at two different laboratories (see text).

Table B-7 Four Acid Metals

Sample ID	Drillhole ID	From	To	Lithology	Area	Class	Thorium	Titanium	Thallium	Uranium	Vanadium	Tungsten	Yttrium	Zinc	Zirconium
		m	*m*				*ppm*	*%*	*ppm*	*ppm*	*ppm*	*ppm*	*ppm*	*ppm*	*ppm*
10x Crustal Abundance (Price 1997) [(1)]							--	--	--	--	--	--	--	--	--
DX491045	BR-732	31.5	32	Fragmental 1	Viggo Pit	Mine Rock	7.0	0.28	0.43	2.0	75	1.0	10	91	123
DX491069	BR-732	49.5	50.5	Fragmental 1	Viggo Pit	Mine Rock	8.7	0.24	0.60	2.4	43	2.7	10	83	149
DX491095	BR-732	69	70	Felsic Volcanic 2	Viggo Pit	Mine Rock	11	0.17	0.48	2.3	25	1.8	15	65	206
117480	BR-058	109	110.25	Metasediment 2	Viggo Pit	Mine Rock	5.8	0.28	0.55	1.7	74	1.2	9.9	148	129
117481	BR-058	137	138	Felsic Volcanic 1	Viggo Pit	Mine Rock	6.5	0.28	0.90	1.8	73	2.1	11	39	135
117482	BR-181	93	94	Felsic Volcanic 1	Viggo Pit	Mine Rock	6.5	0.37	0.81	1.6	100	4.5	12	75	148
117479	BR-567	54.2	55.2	Felsic Volcanic 1	Viggo Pit	Ore-Grade	7.0	0.31	0.59	1.9	76	2.4	9.4	54	109
117478	BR-569	81.4	82.25	Felsic Volcanic 2	Viggo Pit	Mine Rock	5.3	0.29	0.24	1.1	56	2.9	8.4	58	175
117468	BR-379	10.3	11.4	Felsic Volcanic 1	Viggo Pit	Mine Rock	7.6	0.27	0.49	2.0	52	1.5	7.8	62	111
117469	BR-379	21	22.45	Metasediment 2	Viggo Pit	Mine Rock	5.4	0.30	0.55	1.5	88	1.0	9.4	89	116
117470	BR-379	30.7	31.7	Felsic Volcanic 1	Viggo Pit	Mine Rock	5.3	0.31	0.57	1.6	99	1.3	13	107	117
117471	BR-379	50	51	Felsic Volcanic 1	Viggo Pit	Mine Rock	6.6	0.21	0.48	2.2	35	1.7	4.9	50	116
117472	BR-379	60.4	60.7	Felsic Volcanic 1	Viggo Pit	Mine Rock	6.4	0.31	0.57	1.8	86	1.9	10	90	130
117473	BR-379	70.2	71.5	Felsic Volcanic 1	Viggo Pit	Mine Rock	5.0	0.37	1.0	1.5	123	2.8	12	93	112
117474	BR-379	96.2	97.2	Felsic Volcanic 1	Viggo Pit	Mine Rock	7.2	0.26	0.60	1.8	48	1.2	8.0	66	126
117475	BR-379	107.3	108.3	Felsic Volcanic 2	Viggo Pit	Mine Rock	10	0.14	0.48	2.2	2.0	3.1	15	38	214
117476	BR-379	117	118	Felsic Volcanic 2	Viggo Pit	Mine Rock	10	0.14	0.41	2.1	3.0	2.9	12	66	203
117477	BR-379	127	128	Felsic Volcanic 2	Viggo Pit	Mine Rock	10	0.14	0.16	2.1	4.0	2.2	14	49	214
117493	BH23-11	12	13	Felsic Volcanic 1	Viggo Pit	Mine Rock	6.0	0.30	0.58	1.8	87	1.6	14	82	120
117492	BH23-11	22	23	Fragmental 1	Viggo Pit	Mine Rock	6.0	0.29	0.57	1.7	82	117	12	86	128
117491	BH23-11	32	33	Fragmental 1	Viggo Pit	Mine Rock	5.9	0.28	0.57	1.6	78	1.6	11	88	125
117490	BH23-11	42	43	Felsic Volcanic 1	Viggo Pit	Mine Rock	6.5	0.32	0.65	1.7	93	2.7	11	109	121
117489	BH23-11	52	53	Felsic Volcanic 1	Viggo Pit	Mine Rock	6.4	0.25	0.51	1.7	68	0.70	11	75	117
117487	BH23-12	4	5	Fragmental 1	Viggo Pit	Mine Rock	5.6	0.26	0.50	1.6	70	1.7	11	83	116
117488	BH23-12	15	16	Fragmental 1	Viggo Pit	Mine Rock	6.4	0.27	0.43	1.7	72	1.7	12	77	128
117486	BH23-12	24	25	Fragmental 1	Viggo Pit	Mine Rock	5.3	0.22	0.45	1.6	61	2.4	9.9	66	104
117485	BH23-12	34	35	Fragmental 1	Viggo Pit	Mine Rock	7.2	0.34	0.60	2.2	96	2.7	14	107	145
117484	BH23-12	45	46	Fragmental 1	Viggo Pit	Mine Rock	6.4	0.20	0.43	1.9	35	1.1	6.1	66	116
117483	BH23-12	54.5	55.5	Fragmental 1	Viggo Pit	Mine Rock	5.9	0.25	0.49	1.7	70	2.6	10	69	104
117451	BR-734	12.55	13.4	Felsic Volcanic 1	Viggo Pit	Mine Rock	6.6	0.32	0.73	2.0	87	2.1	15	69	130
117452	BR-734	21.5	23	Fragmental 1	Viggo Pit	Ore-Grade	9.9	0.24	0.69	2.0	51	6.2	9.5	44	116
117453	BR-734	54.9	56.4	Felsic Volcanic 2	Viggo Pit	Ore-Grade	11	0.13	0.31	2.0	3.0	1.8	15	60	202
117454	BR-734	76.8	78.3	Felsic Volcanic 1	Viggo Pit	Mine Rock	7.9	0.26	0.37	2.0	50	0.70	8.8	52	115
117455	BR-734	88.5	88.9	Felsic Volcanic 1	Viggo Pit	Mine Rock	7.5	0.24	0.47	2.3	47	1.5	11	27	104
117456	BR-734	97.85	99.35	Felsic Volcanic 1	Viggo Pit	Mine Rock	7.6	0.28	0.41	1.6	60	0.80	10	59	127
117457	BR-734	111	112.5	Metasediment 3	Viggo Pit	Mine Rock	10	0.19	0.47	1.8	13	1.1	15	55	178
117458	BR-734	127.2	128.7	Metasediment 3	Viggo Pit	Mine Rock	5.1	0.28	0.22	1.3	65	0.80	9.1	33	118
117459	BR-735	10.35	10.75	Quartz Sericite Schist	Viggo Pit	Mine Rock	2.4	0.44	2.4	0.70	155	0.50	20	95	71
117460	BR-735	30	31.15	Fragmental 1	Viggo Pit	Mine Rock	6.5	0.28	0.50	1.8	76	1.2	12	81	129
117461	BR-735	51	52.5	Felsic Volcanic 1	Viggo Pit	Mine Rock	6.8	0.19	0.56	2.0	34	2.2	5.2	53	112
117462	BR-735	70.5	72	Fragmental 1	Viggo Pit	Mine Rock	6.9	0.30	0.68	1.9	88	2.1	13	87	127
117463	BR-735	90	90.9	Fragmental 1	Viggo Pit	Mine Rock	6.5	0.36	0.61	2.1	104	2.0	15	92	141
117464	BR-735	113.75	114.75	Felsic Volcanic 1	Viggo Pit	Mine Rock	7.5	0.29	0.58	2.0	62	6.0	11	63	134
117465	BR-735	135.4	136.4	Felsic Volcanic 1	Viggo Pit	Mine Rock	7.4	0.29	0.57	1.6	61	1.9	9.4	64	122

Classification as mine rock or ore-grade materials was based on gold content.

A value of "--" indicates metal was not measured for the given sample; the variation in elements analyzed is due to measurement at two different laboratories (see text).

Table B-7 Four Acid Metals

Sample ID	Drillhole ID	From	To	Lithology	Area	Class	Thorium	Titanium	Thallium	Uranium	Vanadium	Tungsten	Yttrium	Zinc	Zirconium
		m	*m*				*ppm*	*%*	*ppm*	*ppm*	*ppm*	*ppm*	*ppm*	*ppm*	*ppm*
10x Crustal Abundance (Price 1997) [(1)]							--	--	--	--	--	--	--	--	--
117466	BR-735	141	142	Felsic Volcanic 2	Viggo Pit	Mine Rock	11	0.14	0.54	2.2	4.0	2.5	16	38	215
117467	BR-735	150.1	150.85	Felsic Volcanic 2	Viggo Pit	Mine Rock	11	0.13	0.47	2.1	2.0	2.5	16	58	199
117498	BH24-01	40.75	41.75	Felsic Volcanic 1	Viggo Pit	Mine Rock	6.7	0.27	0.54	1.6	56	1.1	10	73	131
117497	BH24-01	51	52	Felsic Volcanic 1	Viggo Pit	Mine Rock	6.6	0.30	0.67	2.0	88	3.1	11	90	128
117496	BH24-01	60	61	Fragmental 1	Viggo Pit	Mine Rock	5.8	0.32	0.67	1.6	95	1.4	14	94	118
117495	BH24-01	69.5	70.5	Fragmental 1	Viggo Pit	Mine Rock	6.4	0.28	0.50	1.7	72	1.2	11	80	129
117494	BH24-01	90	91	Fragmental 1	Viggo Pit	Mine Rock	6.7	0.27	0.53	1.8	67	0.80	10	86	126
DX489414	BH24-02	10	11	Felsic Volcanic 2	Viggo Pit	Mine Rock	13	0.15	0.58	2.3	6.0	3.1	17	60	239
DX489413	BH24-02	30.1	31	Felsic Volcanic 2	Viggo Pit	Mine Rock	11	0.13	0.35	2.0	4.0	4.6	15	56	203
DX489412	BH24-02	50	51	Felsic Volcanic 1	Viggo Pit	Mine Rock	7.6	0.29	0.55	2.4	71	1.4	10	51	109
DX489411	BH24-02	70.5	71	Felsic Volcanic 1	Viggo Pit	Mine Rock	9.0	0.29	0.40	2.0	56	1.3	9.1	78	122
117500	BH24-02	90.95	91.75	Felsic Volcanic 1	Viggo Pit	Mine Rock	8.5	0.26	0.30	1.8	47	0.70	9.6	40	123
117499	BH24-02	110.75	111.5	Felsic Volcanic 1	Viggo Pit	Mine Rock	7.9	0.25	0.38	2.1	48	0.70	8.0	52	116
DX489416	BH24-03	65	65.6	Felsic Volcanic 1	Viggo Pit	Mine Rock	5.8	0.31	0.23	1.1	54	0.40	9.8	77	169
DX489415	BH24-03	85.5	86.5	Fragmental 2	Viggo Pit	Mine Rock	9.8	0.12	0.23	1.5	15	0.80	8.0	40	117
A0962870	BH24-01	10	11	Felsic Volcanic 1	Viggo Pit	Mine Rock	7.0	0.20	0.47	2.1	35	0.70	5.3	58	108
A0962869	BH24-01	22.3	23.3	Felsic Volcanic 1	Viggo Pit	Mine Rock	7.2	0.20	0.47	1.9	30	1.4	5.3	40	108
A0962868	BH24-01	30.9	31.9	Felsic Volcanic 1	Viggo Pit	Mine Rock	6.0	0.41	1.0	1.7	128	8.9	17	117	132
DX489422	BH24-03	6.1	7.1	Metasediment 3	Viggo Pit	Mine Rock	10	0.16	0.44	1.7	6.0	0.90	15	58	168
DX489421	BH24-03	16	17	Metasediment 3	Viggo Pit	Mine Rock	8.5	0.29	0.47	1.9	63	2.1	15	79	166
DX489420	BH24-03	25.4	26.4	Metasediment 3	Viggo Pit	Mine Rock	6.2	0.40	0.25	1.6	77	1.1	9.3	48	136
DX489418	BH24-03	36	37	Metasediment 3	Viggo Pit	Mine Rock	5.6	0.30	0.18	1.4	79	0.50	9.2	43	143
DX489417	BH24-03	44.4	45.3	Felsic Volcanic 1	Viggo Pit	Mine Rock	5.1	0.49	0.15	1.1	97	0.50	9.8	92	198
031665	REG-026	1018.5	1020	Felsic Volcanic 1	Underground	Mine Rock	7.5	0.24	0.67	3.4	41	1.9	9.0	75	127
031666	REG-026	1064.8	1065.2	Felsic Volcanic 1	Underground	Mine Rock	4.8	0.35	0.42	1.2	71	0.68	11	65	125
031667	REG-026	1114.5	1116	Fragmental 2	Underground	Mine Rock	6.1	0.37	0.22	1.4	72	0.70	8.0	43	192
031668	BR-433	269.2	270.2	Felsic Volcanic 1	Underground	Mine Rock	6.7	0.25	0.50	1.9	50	3.2	9.0	460	150
031669	BR-433	230.9	232.4	Metasediment 2	Underground	Mine Rock	5.0	0.45	0.67	1.6	110	2.6	12	100	175
031670	BR-259	696	697	Fragmental 2	Underground	Mine Rock	6.4	0.056	0.63	2.0	16	0.96	7.0	150	59
031671	BR-259	719.75	720.25	Metasediment 3	Underground	Mine Rock	3.4	0.53	0.37	0.90	120	1.3	14	130	115
031672	BR-259	655.5	656.7	Metasediment 3	Underground	Mine Rock	4.4	0.30	0.20	1.3	53	0.71	7.0	61	166
031673	BR-259	636.85	637.3	Felsic Volcanic 1	Underground	Ore-Grade	5.9	0.25	0.20	1.6	50	32	7.2	41	92
031674	BR-378	229.15	230.5	Felsic Volcanic 1	Underground	Mine Rock	7.1	0.27	0.42	1.6	51	0.70	7.5	58	125
031675	BR-378	253	254.3	Metasediment 3	Underground	Mine Rock	5.0	0.57	0.39	1.4	60	3.9	13	76	201
031676	BR-378	106	107.2	Fragmental 1	Underground	Mine Rock	5.6	0.26	0.68	2.0	61	1.6	11	82	141
031677	BR-378	336.9	338.4	Basalt	Underground	Mine Rock	0.70	0.74	0.040	0.20	144	0.40	14	97	64
031678	BR-378	128	129.5	Felsic Volcanic 1	Underground	Mine Rock	5.8	0.22	0.71	2.2	46	1.2	9.0	73	129
031679	BR-378	191	192	Felsic Volcanic 2	Underground	Mine Rock	6.5	0.12	0.41	1.8	3.6	2.2	9.0	69	234
031680	BR-378	299.9	301.4	Fragmental 2	Underground	Mine Rock	5.2	0.28	0.35	1.9	51	0.70	10	73	132
031681	BR-469	155.5	157	Felsic Volcanic 2	Underground	Mine Rock	7.4	0.071	0.50	1.9	3.4	35	9.0	12	241
031682	BR-469	263.85	265.35	Metasediment 3	Underground	Mine Rock	3.6	0.27	0.27	1.1	43	4.0	7.0	39	178
031683	BR-469	204.7	205.7	Felsic Volcanic 2	Underground	Ore-Grade	9.6	0.12	0.32	2.4	2.7	1.6	13	54	226
031684	BR-393	455.1	456.35	Basalt	Underground	Mine Rock	2.5	0.39	0.47	0.90	110	0.32	16	72	124
031685	BR-393	404.8	406.3	Fragmental 2	Underground	Mine Rock	5.6	0.21	0.21	1.4	29	17	6.0	41	186

Classification as mine rock or ore-grade materials was based on gold content.

A value of "--" indicates metal was not measured for the given sample; the variation in elements analyzed is due to measurement at two different laboratories (see text).

Table B-7 Four Acid Metals

Sample ID	Drillhole ID	From	To	Lithology	Area	Class	Thorium	Titanium	Thallium	Uranium	Vanadium	Tungsten	Yttrium	Zinc	Zirconium
		m	*m*				*ppm*	*%*	*ppm*	*ppm*	*ppm*	*ppm*	*ppm*	*ppm*	*ppm*
10x Crustal Abundance (Price 1997) [(1)]							--	--	--	--	--	--	--	--	--
031686	BR-393	342	343.5	Felsic Volcanic 1	Underground	Mine Rock	6.7	0.25	0.41	2.1	41	8.5	8.0	58	129
031687	BR-397	188.4	189.1	Felsic Volcanic 1	Underground	Mine Rock	0.70	0.74	0.14	0.20	270	0.24	23	69	63
031688	BR-397	275.8	277.3	Basalt	Underground	Mine Rock	5.5	0.21	0.31	1.4	33	0.42	10	84	127
031689	BR-370	369.5	371	Metasediment 3	Underground	Mine Rock	4.2	0.28	0.17	1.3	48	2.4	7.0	130	155
031690	BR-523	195.5	196.3	Felsic Volcanic 2	Underground	Ore-Grade	7.3	0.11	0.45	1.6	7.4	7.7	10	55	142
031691	BR-523	128.5	130	Felsic Volcanic 1	Underground	Mine Rock	5.9	0.29	0.90	1.8	56	2.8	11	88	161
031692	BR-523	167	168.1	Metasediment 2	Underground	Mine Rock	6.8	0.29	1.0	2.3	72	2.2	15	56	182
031693	BR-523	148.1	148.5	Felsic Volcanic 1	Underground	Mine Rock	4.9	0.37	0.52	1.8	94	0.98	9.0	110	162
031694	BR-523	55.8	56.8	Metasediment 2	Underground	Mine Rock	5.9	0.28	0.66	1.9	72	0.87	10	120	148
031695	BR-523	100.7	102	Fragmental 1	Underground	Mine Rock	6.1	0.30	0.83	2.2	74	1.6	15	83	149
031696	BR-523	78.5	79.5	Felsic Volcanic 1	Underground	Mine Rock	5.7	0.24	0.67	1.9	52	1.4	10	77	141
031697	BR-772	1476.25	1477.75	Felsic Volcanic 1	Underground	Mine Rock	2.7	0.27	0.29	0.90	42	0.86	4.0	42	184
031698	BR-772	1533	1534.5	Basalt	Underground	Mine Rock	0.90	0.68	0.050	0.20	190	0.73	34	460	81
031699	BR-682	1070	1070.9	Fragmental 2	Underground	Mine Rock	4.5	0.29	0.52	1.4	53	4.2	8.0	79	151
031700	BR-392	365	366.5	Basalt	Underground	Mine Rock	2.2	0.35	0.15	0.80	81	0.40	13	64	120
031701	BR-024	400.25	400.75	Metasediment 3	Underground	Mine Rock	4.0	0.27	0.12	1.2	44	0.32	11	120	116
031702	BR-024	353.5	354	Fragmental 2	Underground	Mine Rock	4.8	0.26	0.24	1.0	45	0.29	9.0	100	199
031703	BR-024	452	452.55	Metasediment 3	Underground	Mine Rock	2.6	0.53	0.34	0.70	53	0.56	9.0	80	162
031704	BR-024	503	504	Felsic Volcanic 1	Underground	Mine Rock	7.7	0.25	0.30	2.0	49	0.60	8.0	51	111
031705	BR-771	1474.2	1475	Metasediment 3	Underground	Mine Rock	3.3	0.31	0.11	1.0	46	0.43	5.0	38	177
031706	BR-771	1302.3	1303.8	Felsic Volcanic 1	Underground	Mine Rock	4.1	0.24	0.44	1.2	38	0.71	5.0	53	129
031707	BR-771	1382.6	1383.4	Felsic Volcanic 2	Underground	Mine Rock	7.5	0.12	0.71	1.7	9.1	1.1	10	52	98
031708	BR-695	1709.5	1711	Metasediment 3	Underground	Mine Rock	5.6	0.33	0.18	1.4	63	1.1	7.3	39	117
031709	BR-481	754.5	756	Felsic Volcanic 2	Underground	Mine Rock	12	0.11	0.39	2.2	1.0	1.5	13	54	198
031710	BR-760	204.7	206.2	Fragmental 1	Underground	Mine Rock	4.6	0.29	0.35	1.6	53	0.76	6.0	61	167
031711	BR-760	300	301.1	Metasediment 2	Underground	Mine Rock	5.5	0.29	0.56	1.9	63	0.78	11	62	154
031712	BR-760	355	356	Felsic Volcanic 1	Underground	Mine Rock	4.2	0.18	0.56	1.7	26	2.4	4.0	43	130
031713	BR-760	253.2	254	Fragmental 1	Underground	Mine Rock	7.8	0.20	0.54	2.0	20	2.3	12	65	241
031714	BR-760	457.5	459	Felsic Volcanic 1	Underground	Mine Rock	7.6	0.23	0.41	1.9	47	0.80	8.6	50	108
031715	BR-760	406.8	407.55	Felsic Volcanic 2	Underground	Ore-Grade	7.4	0.12	0.33	1.7	6.9	2.8	8.0	240	188
031716	BR-481	599.8	601	Felsic Volcanic 2	Underground	Mine Rock	10	0.12	0.10	2.4	4.4	4.5	11	50	240
031717	BR-481	655.8	656.7	Felsic Volcanic 1	Underground	Ore-Grade	8.4	0.15	0.12	1.9	18	19	10	95	170
031718	BR-745	772.3	773.5	Fragmental 2	Underground	Mine Rock	4.7	0.27	0.32	2.0	64	0.73	10	83	120
031719	BR-745	601.75	603	Felsic Volcanic 1	Underground	Ore-Grade	9.1	0.26	0.67	2.6	49	6.5	10	48	160
031720	BR-745	669	670.5	Felsic Volcanic 2	Underground	Mine Rock	8.5	0.12	0.27	2.6	1.8	0.96	10	32	220
031721	BR-763	542.35	543.85	Metasediment 2	Underground	Mine Rock	5.5	0.24	0.64	1.9	62	3.9	12	82	140
031722	BR-763	599.65	601.15	Felsic Volcanic 1	Underground	Mine Rock	9.8	0.12	0.37	2.3	2.3	3.3	12	71	250
031723	BR-682	1029	1030.5	Felsic Volcanic 1	Underground	Mine Rock	8.4	0.18	1.5	2.6	39	7.2	9.0	31	120
031724	BR-682	874.8	875.7	Felsic Volcanic 1	Underground	Ore-Grade	3.5	0.15	0.23	1.1	29	430	12	2800	69
031725	BR-682	777.9	778.9	Felsic Volcanic 1	Underground	Ore-Grade	5.7	0.18	0.92	2.1	37	8.6	6.0	99	130
031726	BR-682	927.6	928.2	Felsic Volcanic 1	Underground	Mine Rock	5.9	0.14	0.44	2.0	37	4.3	7.0	41	81
031727	BR-682	969	970	Felsic Volcanic 1	Underground	Ore-Grade	5.9	0.089	0.37	2.0	31	8.8	6.0	47	100
031728	BR-682	482	483.5	Fragmental 2	Underground	Mine Rock	6.4	0.21	0.15	1.6	32	1.2	7.0	38	160
031729	BR-682	646.2	647.5	Metasediment 2	Underground	Mine Rock	6.4	0.29	0.50	1.8	89	1.1	13	41	140

Classification as mine rock or ore-grade materials was based on gold content.

A value of "--" indicates metal was not measured for the given sample; the variation in elements analyzed is due to measurement at two different laboratories (see text).

Table B-7 Four Acid Metals

Sample ID	Drillhole ID	From	To	Lithology	Area	Class	Thorium	Titanium	Thallium	Uranium	Vanadium	Tungsten	Yttrium	Zinc	Zirconium
		m	*m*				*ppm*	*%*	*ppm*	*ppm*	*ppm*	*ppm*	*ppm*	*ppm*	*ppm*
10x Crustal Abundance (Price 1997) [(1)]							--	--	--	--	--	--	--	--	--
031730	BR-682	390.5	391.6	Felsic Volcanic 1	Underground	Mine Rock	7.2	0.17	0.32	1.4	23	0.65	7.0	62	150
031731	BR-682	559.55	561	Metasediment 3	Underground	Mine Rock	4.7	0.37	0.44	1.4	71	0.60	10	75	170
031732	BR-682	312	313.5	Basalt	Underground	Mine Rock	0.70	0.75	<0.02	0.15	350	0.38	25	110	77
031733	BR-227	840.5	842	Basalt	Underground	Mine Rock	1.6	0.68	0.17	0.60	170	0.63	18	100	110
031734	BR-227	812	813	Fragmental 2	Underground	Mine Rock	8.5	0.14	0.21	2.1	23	1.5	8.0	39	150
031735	BR-227	502	503	Felsic Volcanic 1	Underground	Mine Rock	7.3	0.23	0.50	2.2	42	3.1	8.0	42	140
031736	BR-227	685.5	686.5	Felsic Volcanic 2	Underground	Mine Rock	9.7	0.12	0.41	2.1	1.5	2.5	12	49	210
031737	BR-227	609	609.75	Metasediment 2	Underground	Mine Rock	5.3	0.35	0.50	1.7	100	0.84	16	87	140
031738	BR-227	644.1	645.6	Felsic Volcanic 1	Underground	Mine Rock	9.8	0.25	0.65	2.6	40	1.5	12	79	210
031739	BR-227	745	746.5	Felsic Volcanic 1	Underground	Mine Rock	6.7	0.24	0.42	2.0	43	0.60	8.0	75	120
031740	BR-247	690	691.5	Fragmental 2	Underground	Mine Rock	9.4	0.13	0.23	2.0	11	0.70	7.0	120	200
031826	BR-392	309	310.5	Fragmental 2	Underground	Mine Rock	4.2	0.31	0.19	1.1	57	1.2	7.0	63	170
031827	BR-392	264	265.5	Metasediment 3	Underground	Mine Rock	5.9	0.18	0.13	1.2	25	2.5	6.0	110	140
031828	BR-156	355	356	Felsic Volcanic 1	Underground	Mine Rock	7.0	0.23	0.55	2.1	48	1.9	10	60	130
031829	BR-156	405	406.5	Felsic Volcanic 1	Underground	Mine Rock	6.8	0.21	0.41	2.1	44	3.7	8.0	63	130
031830	BR-156	458	459	Metasediment 2	Underground	Mine Rock	6.6	0.31	0.55	2.0	97	0.91	11	53	150
031831	BR-156	515	516	Felsic Volcanic 2	Underground	Mine Rock	10	0.090	0.34	2.4	1.8	1.6	12	51	250
031832	BR-156	564	565	Felsic Volcanic 2	Underground	Ore-Grade	8.9	0.13	0.54	2.1	5.8	2.0	12	50	240
031833	BR-156	612	613.1	Metasediment 3	Underground	Mine Rock	5.2	0.20	0.40	1.6	32	25	6.0	59	150
031834	BR-007	460.25	460.75	Felsic Volcanic 1	Underground	Mine Rock	6.6	0.099	0.59	2.2	42	10	7.0	270	110
031835	BR-007	504.65	505.15	Metasediment 2	Underground	Ore-Grade	6.5	0.32	0.81	2.1	110	11	12	4000	150
031836	BR-007	555.7	556.2	Felsic Volcanic 1	Underground	Mine Rock	6.9	0.27	0.56	2.1	54	4.0	8.0	490	110
031837	BR-007	605.3	606	Felsic Volcanic 1	Underground	Ore-Grade	6.4	0.26	0.51	2.0	46	0.98	9.0	400	120
031838	BR-007	705	706	Felsic Volcanic 1	Underground	Mine Rock	5.3	0.33	0.51	1.5	56	1.5	10	190	120
031839	BR-007	753.6	754.3	Fragmental 2	Underground	Ore-Grade	8.4	0.13	0.25	1.8	9.0	0.63	7.0	58	200
031840	BR-030	209.8	210.8	Fragmental 2	Underground	Mine Rock	5.6	0.38	0.71	1.6	120	0.64	20	93	140
031841	BR-030	249.6	251.1	Metasediment 3	Underground	Mine Rock	3.2	0.31	0.22	0.80	52	0.50	6.0	44	180
031842	BR-030	290.9	291.85	Felsic Volcanic 1	Underground	Mine Rock	3.1	0.16	0.24	1.0	22	2.0	3.0	34	100
031843	BR-030	399.1	399.9	Felsic Volcanic 2	Underground	Mine Rock	10	0.11	0.070	2.5	5.9	5.7	10	12	190
031844	BR-030	437.3	438.2	Felsic Volcanic 2	Underground	Mine Rock	9.6	0.11	0.090	2.2	15	16	8.0	35	160
031845	BR-084	333.2	334.2	Felsic Volcanic 2	Underground	Mine Rock	11	0.11	0.040	2.6	5.7	2.5	9.0	24	190
031846	BR-084	393.75	394.75	Felsic Volcanic 2	Underground	Mine Rock	6.5	0.48	0.67	1.6	70	41	11	170	150
031847	BR-084	432.6	433.7	Felsic Volcanic 1	Underground	Ore-Grade	4.5	0.25	0.30	1.3	41	99	7.0	230	130
031848	BR-084	491	492.5	Fragmental 2	Underground	Mine Rock	9.4	0.12	0.30	1.9	1.4	1.2	13	62	250
031849	BR-084	568.3	569.8	Basalt	Underground	Mine Rock	0.70	0.59	<0.02	0.14	250	0.56	22	92	51
031850	BR-024	289	290.5	Basalt	Underground	Mine Rock	1.8	0.55	0.31	0.69	130	0.47	15	94	100
116955	BR-388	448.5	450	Metasediment 2	Underground	Mine Rock	9.3	0.41	0.50	2.0	74	1.3	7.7	85	300
116956	BR-517	656.5	657.5	Felsic Volcanic 2	Underground	Mine Rock	13	0.11	0.20	1.8	2.3	2.2	6.7	53	380
116957	BR-388	415.5	417	Felsic Volcanic 1	Underground	Mine Rock	9.6	0.31	0.70	1.8	48	1.6	6.6	110	250
116958	BR-517	753.3	754.35	Metasediment 3	Underground	Mine Rock	6.1	0.19	0.49	1.7	36	0.70	4.9	52	100
116959	BR-481	805.5	806.7	Felsic Volcanic 2	Underground	Mine Rock	11	0.11	0.19	1.9	2.0	2.2	12	57	172
116960	BR-388	362	363	Metasediment 3	Underground	Mine Rock	6.3	0.43	0.30	0.90	60	0.44	5.9	72	320
116961	BR-517	603	604.5	Felsic Volcanic 1	Underground	Mine Rock	10	0.20	0.30	2.1	37	5.3	6.7	53	190
116962	BR-517	556.15	556.9	Felsic Volcanic 2	Underground	Mine Rock	7.8	0.21	0.80	1.6	42	14	7.5	85	210

Classification as mine rock or ore-grade materials was based on gold content.

A value of "--" indicates metal was not measured for the given sample; the variation in elements analyzed is due to measurement at two different laboratories (see text).

Table B-7 Four Acid Metals

Sample ID	Drillhole ID	From	To	Lithology	Area	Class	Thorium	Titanium	Thallium	Uranium	Vanadium	Tungsten	Yttrium	Zinc	Zirconium
		m	*m*				*ppm*	*%*	*ppm*	*ppm*	*ppm*	*ppm*	*ppm*	*ppm*	*ppm*
10x Crustal Abundance (Price 1997) [(1)]							--	--	--	--	--	--	--	--	--
116963	BR-517	706	707	Felsic Volcanic 2	Underground	Mine Rock	12	0.19	0.40	1.5	7.1	1.0	7.2	190	300
116964	BR-388	261	262.5	Fragmental 2	Underground	Mine Rock	8.3	0.24	0.20	1.1	27	0.51	3.2	36	290
116965	BR-388	311.5	312.55	Fragmental 2	Underground	Mine Rock	12	0.13	0.30	2.0	9.3	0.89	5.2	57	300
116966	BR-763	656.4	657.9	Metasediment 3	Underground	Mine Rock	10	0.24	0.30	1.8	60	0.50	10	41	270
DX758033	BR-144	193	194	Felsic Volcanic 1	Central Pit	Mine Rock	--	0.27	<5	<10	54	5.0	6.0	117	121
DX758034	BR-144	205	206	Felsic Volcanic 1	Central Pit	Mine Rock	--	0.26	<5	<10	52	5.0	10	82	116
DX758035	BR-144	211	211.75	Felsic Volcanic 1	Central Pit	Mine Rock	--	0.25	<5	<10	50	5.0	9.0	107	105
DX758036	BR-144	221	222	Felsic Volcanic 1	Central Pit	Mine Rock	--	0.24	<5	<10	50	10	9.0	603	136
DX758037	BR-144	225	226	Felsic Volcanic 1	Central Pit	Mine Rock	--	0.24	<5	<10	48	8.0	9.0	86	128
DX758038	BR-144	231.85	232.8	Metasediment 2	Central Pit	Mine Rock	--	0.38	<5	<10	116	5.0	13	58	139
DX758039	BR-144	233.3	234.45	Metasediment 2	Central Pit	Mine Rock	--	0.37	<5	<10	108	5.0	13	122	123
DX758040	BR-144	236.3	236.8	Felsic Volcanic 1	Central Pit	Mine Rock	--	0.28	<5	<10	61	15	10	73	136
DX758041	BR-144	242.75	243.75	Felsic Volcanic 1	Central Pit	Mine Rock	--	0.29	<5	<10	58	6.0	11	58	134
DX758042	BR-144	256	256.5	Metasediment 2	Central Pit	Mine Rock	--	0.36	<5	<10	113	5.0	9.0	102	123
DX758043	BR-144	262	263.5	Metasediment 2	Central Pit	Mine Rock	--	0.31	<5	<10	94	5.0	14	83	111
DX758044	BR-144	266.5	268	Metasediment 2	Central Pit	Mine Rock	--	0.38	<5	<10	115	5.0	14	95	141
DX758045	BR-144	271.5	273	Metasediment 2	Central Pit	Mine Rock	--	0.31	<5	<10	95	5.0	14	92	130
DX758046	BR-144	275.95	277	Felsic Volcanic 1	Central Pit	Mine Rock	--	0.29	<5	<10	55	5.0	12	56	137
DX758047	BR-144	280.5	282	Metasediment 2	Central Pit	Mine Rock	--	0.35	<5	<10	107	5.0	13	93	122
DX758048	BR-144	284.5	286	Metasediment 2	Central Pit	Mine Rock	--	0.34	<5	<10	99	5.0	13	81	132
DX758049	BR-144	290.5	292	Metasediment 2	Central Pit	Mine Rock	--	0.39	<5	<10	115	5.0	17	90	129
DX758050	BR-144	295	296.5	Metasediment 2	Central Pit	Mine Rock	--	0.39	<5	<10	115	5.0	12	86	141
DX758051	BR-144	301.3	302.3	Felsic Volcanic 1	Central Pit	Mine Rock	--	0.32	<5	<10	66	5.0	11	93	149
DX758052	BR-144	305.9	306.5	Metasediment 2	Central Pit	Mine Rock	--	0.29	<5	<10	69	5.0	6.0	89	146
DX758053	BR-144	316.9	318	Metasediment 2	Central Pit	Mine Rock	--	0.42	<5	<10	108	5.0	14	119	145
A0962709	BR-147	255	256	Felsic Volcanic 2	Central Pit	Mine Rock	--	0.13	<5	<10	3.0	5.0	15	77	207
A0962710	BR-147	260	260.95	Felsic Volcanic 2	Central Pit	Mine Rock	--	0.13	<5	<10	3.0	5.0	15	52	168
A0962711	BR-147	265.25	266	Felsic Volcanic 2	Central Pit	Mine Rock	--	0.14	<5	<10	7.0	5.0	15	54	174
A0962712	BR-147	275	276	Felsic Volcanic 2	Central Pit	Mine Rock	--	0.11	<5	<10	3.0	12	12	76	181
A0962708	BR-147	279	280	Felsic Volcanic 2	Central Pit	Ore-Grade	--	0.090	<5	<10	6.0	5.0	11	254	172
A0962713	BR-147	285	286	Felsic Volcanic 1	Central Pit	Mine Rock	--	0.26	<5	<10	52	5.0	11	72	119
A0962714	BR-147	291.3	292.05	Felsic Volcanic 2	Central Pit	Mine Rock	--	0.12	<5	<10	3.0	5.0	14	54	216
DX758127	BR-173	26	27	Quartz Sericite Schist	Central Pit	Mine Rock	--	0.030	<5	<10	<2	5.0	10	45	45
DX758128	BR-173	31	32.5	Felsic Volcanic 1	Central Pit	Mine Rock	--	0.27	<5	<10	61	5.0	12	91	147
DX758129	BR-173	35.5	37	Felsic Volcanic 1	Central Pit	Mine Rock	--	0.19	<5	<10	55	5.0	13	91	98
DX758130	BR-173	40	41.5	Felsic Volcanic 1	Central Pit	Mine Rock	--	0.29	<5	<10	67	5.0	13	148	134
DX758131	BR-173	44.5	46	Felsic Volcanic 1	Central Pit	Mine Rock	--	0.29	<5	<10	65	5.0	14	90	120
DX758132	BR-173	50	51	Felsic Volcanic 1	Central Pit	Mine Rock	--	0.20	<5	<10	42	5.0	9.0	60	121
A0964865	BR-173	55.5	57	Felsic Volcanic 1	Central Pit	Mine Rock	--	0.23	<5	<10	45	5.0	9.0	57	132
A0964866	BR-173	60	61.2	Felsic Volcanic 1	Central Pit	Mine Rock	--	0.23	<5	<10	45	5.0	8.0	58	130
A0964867	BR-173	67	68.5	Felsic Volcanic 1	Central Pit	Mine Rock	--	0.24	<5	<10	53	5.0	5.0	60	126
A0964868	BR-173	76.5	77.5	Metasediment 2	Central Pit	Mine Rock	--	0.33	<5	<10	101	5.0	11	97	139
A0964869	BR-173	81.6	82.5	Felsic Volcanic 1	Central Pit	Mine Rock	--	0.26	<5	<10	53	5.0	10	65	135
A0964870	BR-173	84.75	85.85	Metasediment 2	Central Pit	Mine Rock	--	0.27	<5	<10	65	5.0	11	64	131

Classification as mine rock or ore-grade materials was based on gold content.

A value of "--" indicates metal was not measured for the given sample; the variation in elements analyzed is due to measurement at two different laboratories (see text).

Table B-7 Four Acid Metals

Sample ID	Drillhole ID	From	To	Lithology	Area	Class	Thorium	Titanium	Thallium	Uranium	Vanadium	Tungsten	Yttrium	Zinc	Zirconium
		m	*m*				*ppm*	*%*	*ppm*	*ppm*	*ppm*	*ppm*	*ppm*	*ppm*	*ppm*
10x Crustal Abundance (Price 1997) [(1)]							--	--	--	--	--	--	--	--	--
A0964871	BR-173	88	89.5	Felsic Volcanic 1	Central Pit	Mine Rock	--	0.24	<5	<10	44	5.0	9.0	67	129
A0964177	BR-174	43	44.5	Felsic Volcanic 1	Central Pit	Mine Rock	--	0.25	<5	<10	47	5.0	9.0	57	133
A0964178	BR-174	49	50.5	Felsic Volcanic 1	Central Pit	Mine Rock	--	0.24	<5	<10	47	5.0	8.0	56	134
A0964179	BR-174	55.7	57	Felsic Volcanic 1	Central Pit	Mine Rock	--	0.26	<5	<10	58	5.0	10	67	136
A0964180	BR-174	60	61.5	Felsic Volcanic 1	Central Pit	Mine Rock	--	0.32	<5	<10	83	5.0	13	83	130
A0964181	BR-174	65.5	66	Metasediment 2	Central Pit	Mine Rock	--	0.34	<5	<10	108	5.0	11	98	138
A0964182	BR-174	70	71.2	Metasediment 2	Central Pit	Mine Rock	--	0.33	<5	<10	98	5.0	6.0	100	125
A0964183	BR-174	75	76.45	Felsic Volcanic 1	Central Pit	Mine Rock	--	0.25	<5	<10	51	5.0	9.0	64	128
A0964184	BR-174	78	79	Felsic Volcanic 1	Central Pit	Mine Rock	--	0.15	<5	<10	25	5.0	5.0	49	129
A0964185	BR-174	84.25	85	Felsic Volcanic 1	Central Pit	Mine Rock	--	0.26	<5	<10	48	5.0	9.0	57	133
A0964186	BR-174	88.1	89.2	Felsic Volcanic 1	Central Pit	Mine Rock	--	0.22	<5	<10	65	5.0	8.0	68	91
A0964187	BR-174	96.9	98.4	Felsic Volcanic 1	Central Pit	Mine Rock	--	0.25	<5	<10	47	5.0	9.0	56	128
A0964188	BR-174	101	102.5	Felsic Volcanic 1	Central Pit	Mine Rock	--	0.30	<5	<10	68	5.0	13	121	159
A0964189	BR-174	119	120.5	Felsic Volcanic 1	Central Pit	Mine Rock	--	0.26	<5	<10	50	5.0	9.0	143	131
A0964190	BR-174	125.9	127.4	Felsic Volcanic 1	Central Pit	Mine Rock	--	0.29	<5	<10	61	5.0	11	99	144
A0964191	BR-174	136.4	137.9	Felsic Volcanic 1	Central Pit	Mine Rock	--	0.28	<5	<10	52	5.0	5.0	290	123
A0964192	BR-174	143.9	145.4	Felsic Volcanic 1	Central Pit	Mine Rock	--	0.29	<5	<10	54	5.0	10	352	141
A0964193	BR-174	152.9	154.4	Felsic Volcanic 1	Central Pit	Mine Rock	--	0.28	<5	<10	52	5.0	9.0	176	127
A0964194	BR-174	164.9	166.4	Felsic Volcanic 1	Central Pit	Mine Rock	--	0.30	<5	<10	64	5.0	10	220	139
A0964195	BR-174	169.4	170.9	Felsic Volcanic 1	Central Pit	Mine Rock	--	0.24	<5	<10	45	5.0	8.0	272	130
A0964196	BR-174	175.4	176.9	Felsic Volcanic 1	Central Pit	Mine Rock	--	0.25	<5	<10	47	5.0	9.0	271	118
A0964197	BR-174	181	182	Felsic Volcanic 1	Central Pit	Mine Rock	--	0.27	<5	<10	54	5.0	9.0	773	128
A0964198	BR-174	185	186	Felsic Volcanic 1	Central Pit	Mine Rock	--	0.27	<5	<10	53	5.0	10	344	114
A0964702	BR-174	205	206	Felsic Volcanic 1	Central Pit	Ore-Grade	--	0.22	<5	<10	29	6.0	8.0	123	102
A0964701	BR-174	212.15	213	Felsic Volcanic 1	Central Pit	Ore-Grade	--	0.25	<5	<10	49	32	9.0	133	128
A0964199	BR-174	225	226.5	Felsic Volcanic 1	Central Pit	Mine Rock	--	0.28	<5	<10	54	5.0	8.0	67	143
A0964200	BR-174	243	244.5	Felsic Volcanic 1	Central Pit	Mine Rock	--	0.32	<5	<10	67	6.0	12	76	141
A0964201	BR-174	250.5	252	Felsic Volcanic 1	Central Pit	Mine Rock	--	0.30	<5	<10	64	5.0	11	97	134
A0964202	BR-174	256.5	258	Felsic Volcanic 1	Central Pit	Mine Rock	--	0.32	<5	<10	63	5.0	11	127	134
A0964203	BR-174	270	271	Felsic Volcanic 1	Central Pit	Mine Rock	--	0.27	<5	<10	51	5.0	9.0	1350	127
A0964204	BR-174	279	280	Felsic Volcanic 1	Central Pit	Mine Rock	--	0.18	<5	<10	33	7.0	5.0	59	118
A0964205	BR-174	284	285.05	Felsic Volcanic 1	Central Pit	Mine Rock	--	0.20	<5	<10	56	13	2.0	463	124
A0964206	BR-174	287	288	Felsic Volcanic 1	Central Pit	Mine Rock	--	0.25	<5	<10	53	172	9.0	59	141
A0964207	BR-174	291	292	Felsic Volcanic 1	Central Pit	Mine Rock	--	0.26	<5	<10	50	6.0	9.0	63	127
A0964208	BR-174	311.1	312.6	Felsic Volcanic 1	Central Pit	Mine Rock	--	0.25	<5	<10	48	5.0	8.0	24	131
A0964209	BR-174	331.3	332.8	Metasediment 2	Central Pit	Mine Rock	--	0.33	<5	<10	93	5.0	12	78	130
A0964210	BR-174	337.1	338.6	Felsic Volcanic 1	Central Pit	Mine Rock	--	0.28	<5	<10	55	5.0	10	71	139
A0964211	BR-174	343.35	344.85	Metasediment 2	Central Pit	Mine Rock	--	0.40	<5	<10	116	5.0	14	112	144
A0964212	BR-174	347.85	349.35	Metasediment 2	Central Pit	Mine Rock	--	0.37	<5	<10	107	5.0	12	97	129
A0964213	BR-174	355.35	356.85	Metasediment 2	Central Pit	Mine Rock	--	0.35	<5	<10	97	5.0	12	97	132
A0964214	BR-175	22.5	24	Fragmental 1	Central Pit	Mine Rock	--	0.33	<5	<10	97	5.0	7.0	92	123
A0964215	BR-175	40.2	41.7	Felsic Volcanic 1	Central Pit	Mine Rock	--	0.24	<5	<10	47	5.0	8.0	66	132
A0964216	BR-175	46.2	46.8	Felsic Volcanic 1	Central Pit	Mine Rock	--	0.25	<5	<10	49	5.0	9.0	55	140
A0964218	BR-175	53.3	54.8	Felsic Volcanic 1	Central Pit	Mine Rock	--	0.24	<5	<10	47	5.0	9.0	60	129

Classification as mine rock or ore-grade materials was based on gold content.

A value of "--" indicates metal was not measured for the given sample; the variation in elements analyzed is due to measurement at two different laboratories (see text).

Table B-7 Four Acid Metals

Sample ID	Drillhole ID	From	To	Lithology	Area	Class	Thorium	Titanium	Thallium	Uranium	Vanadium	Tungsten	Yttrium	Zinc	Zirconium
		m	*m*				*ppm*	*%*	*ppm*	*ppm*	*ppm*	*ppm*	*ppm*	*ppm*	*ppm*
10x Crustal Abundance (Price 1997) [(1)]							--	--	--	--	--	--	--	--	--
A0964219	BR-175	59.3	60.8	Felsic Volcanic 1	Central Pit	Mine Rock	--	0.24	<5	<10	47	5.0	9.0	58	137
A0964220	BR-175	64.65	66	Metasediment 2	Central Pit	Mine Rock	--	0.30	<5	<10	75	5.0	11	96	131
A0964221	BR-175	69.6	71.1	Felsic Volcanic 1	Central Pit	Mine Rock	--	0.24	<5	<10	48	5.0	9.0	60	127
A0964222	BR-175	75.6	77.1	Felsic Volcanic 1	Central Pit	Mine Rock	--	0.26	<5	<10	51	5.0	9.0	56	127
A0964223	BR-175	81.7	83.2	Felsic Volcanic 1	Central Pit	Mine Rock	--	0.28	<5	<10	80	5.0	12	67	136
A0964217	BR-175	91.6	92.6	Felsic Volcanic 1	Central Pit	Mine Rock	--	0.25	<5	<10	49	5.0	4.0	32	128
A0964224	BR-175	97.3	98.8	Metasediment 2	Central Pit	Mine Rock	--	0.29	<5	<10	74	5.0	9.0	83	129
A0964225	BR-175	102.4	103.4	Metasediment 2	Central Pit	Mine Rock	--	0.31	<5	<10	86	5.0	11	93	133
A0964226	BR-175	107.9	109.4	Felsic Volcanic 1	Central Pit	Mine Rock	--	0.25	<5	<10	47	5.0	9.0	64	132
A0964227	BR-175	111.55	113	Metasediment 2	Central Pit	Mine Rock	--	0.31	<5	<10	86	5.0	11	86	134
A0964228	BR-175	118.35	119.85	Felsic Volcanic 1	Central Pit	Mine Rock	--	0.27	<5	<10	73	5.0	10	67	130
A0964229	BR-175	123.65	124.65	Felsic Volcanic 1	Central Pit	Mine Rock	--	0.27	<5	<10	56	7.0	9.0	69	136
A0964230	BR-175	128.65	129.65	Felsic Volcanic 1	Central Pit	Mine Rock	--	0.25	<5	<10	48	5.0	9.0	129	130
A0964231	BR-175	132.8	133.8	Felsic Volcanic 1	Central Pit	Mine Rock	--	0.30	<5	<10	56	5.0	11	146	136
A0964232	BR-175	138.5	140	Felsic Volcanic 1	Central Pit	Mine Rock	--	0.25	<5	<10	53	5.0	9.0	57	139
A0964233	BR-175	149.6	151.1	Felsic Volcanic 1	Central Pit	Mine Rock	--	0.26	<5	<10	54	5.0	9.0	1520	127
117278	BR-039	130	131	Felsic Volcanic 2	Central Pit	Mine Rock	--	0.13	<5	<10	4.0	5.0	12	83	172
117279	BR-039	134	135.3	Felsic Volcanic 2	Central Pit	Ore-Grade	--	0.14	<5	<10	15	5.0	12	95	129
117280	BR-039	139.5	140.5	Felsic Volcanic 2	Central Pit	Mine Rock	--	0.13	<5	<10	4.0	5.0	15	89	206
117281	BR-039	145.7	146.5	Felsic Volcanic 2	Central Pit	Ore-Grade	--	0.15	<5	<10	19	5.0	7.0	46	176
117282	BR-039	150.5	151.5	Felsic Volcanic 2	Central Pit	Mine Rock	--	0.14	<5	<10	7.0	5.0	15	58	214
117283	BR-039	156.5	157.5	Felsic Volcanic 1	Central Pit	Mine Rock	--	0.27	<5	<10	45	5.0	13	65	167
117284	BR-039	161.5	162.5	Felsic Volcanic 2	Central Pit	Mine Rock	--	0.12	<5	<10	3.0	5.0	14	86	205
117285	BR-039	166.5	167.5	Felsic Volcanic 2	Central Pit	Mine Rock	--	0.11	<5	<10	3.0	5.0	13	51	193
117286	BR-039	167.5	168.5	Felsic Volcanic 2	Central Pit	Ore-Grade	--	0.13	<5	<10	13	5.0	14	66	166
117287	BR-039	172.5	173.25	Felsic Volcanic 2	Central Pit	Mine Rock	--	0.10	<5	<10	3.0	5.0	16	75	165
117294	BR-039	174.25	175.25	Felsic Volcanic 2	Central Pit	Ore-Grade	--	0.12	<5	<10	5.0	5.0	11	168	183
117288	BR-039	177.25	178.25	Felsic Volcanic 2	Central Pit	Mine Rock	--	0.12	<5	<10	3.0	5.0	16	63	159
117289	BR-039	184.25	185.25	Felsic Volcanic 2	Central Pit	Mine Rock	--	0.11	<5	<10	4.0	5.0	10	42	198
117290	BR-039	188.25	189.25	Felsic Volcanic 2	Central Pit	Mine Rock	--	0.12	<5	<10	3.0	5.0	14	61	206
117291	BR-039	195	196	Felsic Volcanic 2	Central Pit	Mine Rock	--	0.12	<5	<10	3.0	5.0	15	51	208
117292	BR-039	205	206	Felsic Volcanic 2	Central Pit	Mine Rock	--	0.13	<5	<10	3.0	5.0	14	49	209
117293	BR-039	210	210.75	Felsic Volcanic 2	Central Pit	Mine Rock	--	0.14	<5	<10	3.0	5.0	15	54	216
117296	BR-066	25	26	Felsic Volcanic 1	Central Pit	Mine Rock	--	0.15	<5	<10	39	5.0	11	120	86
117297	BR-066	30.5	31.5	Felsic Volcanic 1	Central Pit	Mine Rock	--	0.51	<5	<10	113	5.0	25	111	158
117298	BR-066	35.9	36.9	Felsic Volcanic 1	Central Pit	Mine Rock	--	0.16	<5	<10	44	5.0	10	38	105
117299	BR-066	40.5	41.5	Felsic Volcanic 1	Central Pit	Mine Rock	--	0.25	<5	<10	33	5.0	9.0	46	111
117300	BR-066	46	47	Felsic Volcanic 1	Central Pit	Mine Rock	--	0.28	<5	<10	56	5.0	9.0	71	118
A0963051	BR-066	50	51	Felsic Volcanic 1	Central Pit	Mine Rock	--	0.20	<5	<10	35	5.0	5.0	79	112
A0963052	BR-066	56	57	Felsic Volcanic 1	Central Pit	Mine Rock	--	0.32	<5	<10	62	5.0	10	77	132
A0963053	BR-066	60.4	61.4	Metasediment 2	Central Pit	Mine Rock	--	0.32	<5	<10	86	5.0	13	80	118
A0963054	BR-066	64.85	65.85	Metasediment 2	Central Pit	Mine Rock	--	0.31	<5	<10	95	5.0	13	73	128
A0963055	BR-066	70.45	71	Felsic Volcanic 1	Central Pit	Mine Rock	--	0.22	<5	<10	36	5.0	7.0	50	118
A0963056	BR-066	74.6	75.2	Felsic Volcanic 1	Central Pit	Mine Rock	--	0.26	<5	<10	61	5.0	9.0	63	121

Screening values are for qualitative assessment only and hold no regulatory significance.

Classification as mine rock or ore-grade materials was based on gold content.

A value of "--" indicates metal was not measured for the given sample; the variation in elements analyzed is due to measurement at two different laboratories (see text).

Table B-7 Four Acid Metals

Sample ID	Drillhole ID	From	To	Lithology	Area	Class	Thorium	Titanium	Thallium	Uranium	Vanadium	Tungsten	Yttrium	Zinc	Zirconium
		m	m				ppm	%	ppm	ppm	ppm	ppm	ppm	ppm	ppm
10x Crustal Abundance (Price 1997) [1]							--	--	--	--	--	--	--	--	--
A0963057	BR-066	80.5	81	Felsic Volcanic 2	Central Pit	Mine Rock	--	0.080	<5	<10	14	5.0	6.0	44	64
A0963058	BR-066	85.35	86	Felsic Volcanic 1	Central Pit	Mine Rock	--	0.25	<5	<10	48	5.0	9.0	68	136
A0963059	BR-066	90	91	Felsic Volcanic 1	Central Pit	Mine Rock	--	0.25	<5	<10	46	5.0	8.0	54	125
A0963060	BR-066	95	96	Felsic Volcanic 1	Central Pit	Mine Rock	--	0.25	<5	<10	49	5.0	9.0	60	132
A0963061	BR-066	100	101	Felsic Volcanic 1	Central Pit	Mine Rock	--	0.24	<5	<10	46	5.0	9.0	90	123
A0963091	BR-066	102	103	Felsic Volcanic 1	Central Pit	Mine Rock	--	0.26	<5	<10	45	5.0	10	70	132
A0963062	BR-066	105	106	Felsic Volcanic 1	Central Pit	Mine Rock	--	0.23	<5	<10	45	5.0	9.0	62	127
A0963063	BR-066	110	111	Felsic Volcanic 1	Central Pit	Mine Rock	--	0.24	<5	<10	47	5.0	9.0	61	129
A0963064	BR-066	120	120.65	Felsic Volcanic 1	Central Pit	Mine Rock	--	0.24	<5	<10	50	5.0	10	66	142
A0963065	BR-066	124.75	125.25	Felsic Volcanic 1	Central Pit	Mine Rock	--	0.030	<5	<10	6.0	5.0	1.0	8.0	17
A0963066	BR-066	130.5	131	Felsic Volcanic 1	Central Pit	Mine Rock	--	0.25	<5	<10	48	5.0	8.0	58	125
A0963067	BR-066	135	136	Felsic Volcanic 2	Central Pit	Mine Rock	--	0.030	<5	<10	<2	5.0	10	48	44
A0963068	BR-066	140.5	141.3	Metasediment 2	Central Pit	Mine Rock	--	0.26	<5	<10	94	5.0	16	149	104
A0963069	BR-066	145.3	146.3	Fragmental 1	Central Pit	Mine Rock	--	0.24	<5	<10	62	5.0	15	90	145
A0963070	BR-066	150.3	151.3	Fragmental 1	Central Pit	Mine Rock	--	0.22	<5	<10	61	5.0	12	85	119
A0963071	BR-066	155.4	156.4	Fragmental 1	Central Pit	Mine Rock	--	0.29	<5	<10	67	5.0	13	87	149
A0963072	BR-066	160.2	160.8	Fragmental 1	Central Pit	Mine Rock	--	0.30	<5	<10	54	5.0	10	71	136
A0963073	BR-066	165	166	Felsic Volcanic 1	Central Pit	Mine Rock	--	0.22	<5	<10	42	5.0	9.0	59	124
A0963092	BR-066	172	172.9	Felsic Volcanic 1	Central Pit	Mine Rock	--	0.31	<5	<10	76	5.0	8.0	75	122
A0963074	BR-066	175	176	Felsic Volcanic 1	Central Pit	Mine Rock	--	0.25	<5	<10	46	5.0	9.0	60	132
A0963075	BR-066	179	180	Felsic Volcanic 1	Central Pit	Mine Rock	--	0.26	<5	<10	57	5.0	10	59	131
A0963093	BR-066	186.5	187.5	Felsic Volcanic 1	Central Pit	Mine Rock	--	0.25	<5	<10	50	5.0	9.0	65	131
A0963076	BR-066	195.3	196.3	Metasediment 2	Central Pit	Mine Rock	--	0.26	<5	<10	73	5.0	10	79	139
A0963077	BR-066	200	201	Metasediment 2	Central Pit	Mine Rock	--	0.39	<5	<10	113	5.0	12	111	154
A0963078	BR-066	205.3	205.9	Felsic Volcanic 1	Central Pit	Mine Rock	--	0.24	<5	<10	47	5.0	9.0	60	125
A0963079	BR-066	210.75	211.8	Felsic Volcanic 1	Central Pit	Mine Rock	--	0.25	<5	<10	47	5.0	9.0	84	146
A0963080	BR-066	215.1	216.1	Fragmental 1	Central Pit	Mine Rock	--	0.28	<5	<10	71	5.0	10	109	118
A0963094	BR-066	218.1	218.7	Fragmental 1	Central Pit	Mine Rock	--	0.40	<5	<10	116	5.0	21	114	122
A0963081	BR-066	225.5	226.2	Fragmental 1	Central Pit	Mine Rock	--	0.36	<5	<10	85	5.0	14	65	144
A0963082	BR-066	235.65	236.3	Fragmental 1	Central Pit	Mine Rock	--	0.32	<5	<10	99	5.0	13	107	137
A0963083	BR-066	239.3	240	Fragmental 1	Central Pit	Mine Rock	--	0.26	<5	<10	58	5.0	9.0	154	142
A0963095	BR-066	244	245	Fragmental 1	Central Pit	Mine Rock	--	0.27	<5	<10	50	31	9.0	125	138
A0963084	BR-066	255.2	256.2	Fragmental 1	Central Pit	Mine Rock	--	0.25	<5	<10	56	5.0	10	303	115
A0963096	BR-066	261.75	262.5	Fragmental 1	Central Pit	Mine Rock	--	0.45	<5	<10	107	5.0	17	591	145
A0963097	BR-066	266.9	267.5	Fragmental 1	Central Pit	Mine Rock	--	0.25	<5	<10	54	5.0	9.0	181	122
A0963085	BR-066	269.6	270.35	Fragmental 1	Central Pit	Mine Rock	--	0.27	<5	<10	48	5.0	10	137	123
A0963098	BR-066	278	279	Felsic Volcanic 1	Central Pit	Mine Rock	--	0.26	<5	<10	49	5.0	5.0	130	116
A0963099	BR-066	292.25	293.25	Felsic Volcanic 1	Central Pit	Mine Rock	--	0.22	<5	<10	45	5.0	7.0	102	120
A0963086	BR-066	296.2	296.8	Felsic Volcanic 1	Central Pit	Mine Rock	--	0.25	<5	<10	45	5.0	9.0	790	124
A0963087	BR-066	301.4	302.4	Felsic Volcanic 2	Central Pit	Ore-Grade	--	0.24	<5	<10	55	215	8.0	493	116
A0963088	BR-066	310	311	Felsic Volcanic 1	Central Pit	Ore-Grade	--	0.22	<5	<10	47	5.0	8.0	95	119
A0963089	BR-066	325.5	326.5	Felsic Volcanic 1	Central Pit	Ore-Grade	--	0.29	<5	<10	59	47	10	65	125
A0963100	BR-066	331.5	332.5	Felsic Volcanic 1	Central Pit	Mine Rock	--	0.31	<5	<10	62	7.0	10	100	134
A0963001	BR-066	339.5	340.5	Felsic Volcanic 1	Central Pit	Mine Rock	--	0.36	<5	<10	67	5.0	13	169	167

Screening values are for qualitative assessment only and hold no regulatory significance.

Classification as mine rock or ore-grade materials was based on gold content.

A value of "--" indicates metal was not measured for the given sample; the variation in elements analyzed is due to measurement at two different laboratories (see text).

Table B-7 Four Acid Metals

Sample ID	Drillhole ID	From	To	Lithology	Area	Class	Thorium	Titanium	Thallium	Uranium	Vanadium	Tungsten	Yttrium	Zinc	Zirconium
		m	*m*				*ppm*	*%*	*ppm*	*ppm*	*ppm*	*ppm*	*ppm*	*ppm*	*ppm*
10x Crustal Abundance (Price 1997) [(1)]							--	--	--	--	--	--	--	--	--
A0963090	BR-066	351.2	352.2	Felsic Volcanic 1	Central Pit	Mine Rock	--	0.27	<5	<10	52	5.0	9.0	165	135
A0963002	BR-066	355.7	356.7	Felsic Volcanic 1	Central Pit	Mine Rock	--	0.29	<5	<10	56	5.0	6.0	170	129
DX758007	BR-144	26	27	Felsic Volcanic 1	Central Pit	Mine Rock	--	0.20	<5	<10	38	5.0	6.0	174	126
DX758008	BR-144	32	33	Felsic Volcanic 1	Central Pit	Mine Rock	--	0.30	<5	<10	61	5.0	10	463	151
DX758009	BR-144	42	43	Felsic Volcanic 1	Central Pit	Mine Rock	--	0.29	<5	<10	57	5.0	10	1080	112
DX758010	BR-144	45.55	46.15	Felsic Volcanic 1	Central Pit	Mine Rock	--	0.24	<5	<10	46	5.0	9.0	163	114
DX758011	BR-144	50.2	51	Felsic Volcanic 1	Central Pit	Mine Rock	--	0.27	<5	<10	54	5.0	10	178	134
DX758012	BR-144	55	56	Felsic Volcanic 1	Central Pit	Mine Rock	--	0.26	<5	<10	49	5.0	9.0	240	126
DX758013	BR-144	60	61	Felsic Volcanic 1	Central Pit	Mine Rock	--	0.26	<5	<10	50	5.0	9.0	162	124
DX758014	BR-144	64.6	65.6	Felsic Volcanic 1	Central Pit	Mine Rock	--	0.26	<5	<10	48	5.0	9.0	231	118
DX758015	BR-144	72.6	73.6	Felsic Volcanic 1	Central Pit	Mine Rock	--	0.27	<5	<10	54	7.0	5.0	760	112
DX758016	BR-144	76.6	77.6	Felsic Volcanic 1	Central Pit	Mine Rock	--	0.28	<5	<10	49	5.0	10	1360	124
DX758017	BR-144	81.8	82.5	Felsic Volcanic 1	Central Pit	Mine Rock	--	0.25	<5	<10	49	5.0	9.0	246	135
DX758018	BR-144	93	94	Felsic Volcanic 1	Central Pit	Mine Rock	--	0.28	<5	<10	60	5.0	9.0	164	142
DX758019	BR-144	98	98.5	Felsic Volcanic 1	Central Pit	Mine Rock	--	0.23	<5	<10	44	6.0	8.0	288	111
DX758020	BR-144	98.5	99	Felsic Volcanic 1	Central Pit	Ore-Grade	--	0.35	<5	<10	31	5.0	13	569	168
DX758021	BR-144	105	106	Felsic Volcanic 1	Central Pit	Mine Rock	--	0.28	<5	<10	54	7.0	9.0	410	129
DX758022	BR-144	111.75	112.5	Felsic Volcanic 1	Central Pit	Mine Rock	--	0.24	<5	<10	44	5.0	9.0	157	144
DX758023	BR-144	114.5	115.25	Felsic Volcanic 1	Central Pit	Mine Rock	--	0.23	<5	<10	38	5.0	9.0	117	123
DX758024	BR-144	120	121	Felsic Volcanic 1	Central Pit	Mine Rock	--	0.29	<5	<10	61	5.0	10	2340	145
DX758025	BR-144	129	130	Felsic Volcanic 1	Central Pit	Mine Rock	--	0.26	<5	<10	53	11	9.0	153	138
DX758026	BR-144	132.5	133.25	Felsic Volcanic 1	Central Pit	Ore-Grade	--	0.20	<5	<10	36	14	7.0	498	105
DX758027	BR-144	137	137.5	Felsic Volcanic 1	Central Pit	Ore-Grade	--	0.16	<5	<10	40	15	8.0	245	101
DX758028	BR-144	142.7	143.25	Felsic Volcanic 1	Central Pit	Ore-Grade	--	0.17	<5	<10	38	34	7.0	105	75
DX758029	BR-144	149	150	Felsic Volcanic 1	Central Pit	Mine Rock	--	0.25	<5	<10	52	5.0	9.0	78	112
DX758030	BR-144	152	153	Felsic Volcanic 1	Central Pit	Ore-Grade	--	0.27	<5	<10	53	17	9.0	80	108
DX758031	BR-144	176	177	Felsic Volcanic 1	Central Pit	Mine Rock	--	0.26	<5	<10	45	5.0	9.0	125	131
DX758032	BR-144	189	190	Felsic Volcanic 1	Central Pit	Mine Rock	--	0.28	<5	<10	52	5.0	9.0	80	114
A0964603	BR-407	334.5	336	Felsic Volcanic 1	Central Pit	Mine Rock	--	0.25	<5	<10	47	5.0	9.0	59	130
A0964604	BR-407	340.5	342	Felsic Volcanic 1	Central Pit	Mine Rock	--	0.25	<5	<10	48	5.0	9.0	61	137
A0964605	BR-407	345	346.5	Felsic Volcanic 1	Central Pit	Mine Rock	--	0.25	<5	<10	46	5.0	9.0	67	141
A0964606	BR-407	355.5	357	Felsic Volcanic 1	Central Pit	Mine Rock	--	0.22	<5	<10	45	5.0	3.0	66	113
A0964607	BR-407	361.5	363	Felsic Volcanic 1	Central Pit	Mine Rock	--	0.25	<5	<10	48	5.0	6.0	56	130
A0964608	BR-407	367.5	369	Felsic Volcanic 1	Central Pit	Mine Rock	--	0.25	<5	<10	48	5.0	9.0	70	134
A0964609	BR-407	381	382.5	Felsic Volcanic 1	Central Pit	Mine Rock	--	0.25	<5	<10	47	5.0	9.0	63	131
A0964617	BR-407	389	390	Felsic Volcanic 1	Central Pit	Mine Rock	--	0.24	<5	<10	44	6.0	8.0	76	138
A0964610	BR-407	393	394.5	Felsic Volcanic 1	Central Pit	Mine Rock	--	0.24	<5	<10	50	25	8.0	128	134
A0964611	BR-407	401	402	Felsic Volcanic 1	Central Pit	Mine Rock	--	0.23	<5	<10	51	5.0	8.0	63	129
A0964612	BR-407	406	407	Felsic Volcanic 1	Central Pit	Mine Rock	--	0.21	<5	<10	55	5.0	10	54	126
A0964613	BR-407	417	417.75	Felsic Volcanic 1	Central Pit	Mine Rock	--	0.26	<5	<10	50	5.0	9.0	63	129
A0964614	BR-407	431.5	432.35	Felsic Volcanic 1	Central Pit	Ore-Grade	--	0.26	<5	<10	52	7.0	9.0	31	117
A0964615	BR-407	435	436	Felsic Volcanic 1	Central Pit	Mine Rock	--	0.24	<5	<10	44	61	11	40	148
117426	BR-426	23	24	Felsic Volcanic 1	Central Pit	Mine Rock	--	0.24	<5	<10	46	5.0	9.0	72	139
117427	BR-426	33	34.5	Felsic Volcanic 1	Central Pit	Mine Rock	--	0.22	<5	<10	45	5.0	8.0	77	100

Screening values are for qualitative assessment only and hold no regulatory significance.

Classification as mine rock or ore-grade materials was based on gold content.

A value of "--" indicates metal was not measured for the given sample; the variation in elements analyzed is due to measurement at two different laboratories (see text).

Table B-7 Four Acid Metals

Sample ID	Drillhole ID	From	To	Lithology	Area	Class	Thorium	Titanium	Thallium	Uranium	Vanadium	Tungsten	Yttrium	Zinc	Zirconium
		m	*m*				*ppm*	*%*	*ppm*	*ppm*	*ppm*	*ppm*	*ppm*	*ppm*	*ppm*
10x Crustal Abundance (Price 1997) [(1)]							--	--	--	--	--	--	--	--	--
117428	BR-426	40.5	42	Felsic Volcanic 1	Central Pit	Ore-Grade	--	0.23	<5	<10	48	9.0	7.0	71	126
117429	BR-426	44.6	46	Felsic Volcanic 1	Central Pit	Mine Rock	--	0.28	<5	<10	56	9.0	10	111	146
117430	BR-426	57	58	Felsic Volcanic 2	Central Pit	Ore-Grade	--	0.13	<5	<10	3.0	5.0	13	61	176
117431	BR-426	61.5	63	Felsic Volcanic 1	Central Pit	Mine Rock	--	0.30	<5	<10	64	5.0	12	157	141
117432	BR-426	66	67	Felsic Volcanic 2	Central Pit	Ore-Grade	--	0.12	<5	<10	3.0	5.0	15	68	139
117433	BR-426	80	81.15	Felsic Volcanic 2	Central Pit	Mine Rock	--	0.18	<5	<10	20	6.0	7.0	73	210
117434	BR-426	84.4	85.75	Felsic Volcanic 2	Central Pit	Ore-Grade	--	0.11	<5	<10	9.0	5.0	8.0	42	145
117435	BR-426	90	91	Felsic Volcanic 2	Central Pit	Mine Rock	--	0.13	<5	<10	2.0	5.0	15	84	155
117436	BR-426	94.2	95.2	Felsic Volcanic 1	Central Pit	Mine Rock	--	0.050	<5	<10	2.0	5.0	5.0	24	66
117437	BR-426	100.55	101.6	Felsic Volcanic 2	Central Pit	Mine Rock	--	0.13	<5	<10	3.0	5.0	14	37	192
117438	BR-426	105.4	106.55	Felsic Volcanic 2	Central Pit	Mine Rock	--	0.15	<5	<10	17	5.0	14	46	193
117439	BR-426	110.5	112	Felsic Volcanic 2	Central Pit	Mine Rock	--	0.13	<5	<10	3.0	5.0	14	61	216
117440	BR-426	115	116.5	Felsic Volcanic 2	Central Pit	Mine Rock	--	0.12	<5	<10	3.0	5.0	14	53	197
117441	BR-426	121	122.5	Felsic Volcanic 2	Central Pit	Mine Rock	--	0.12	<5	<10	3.0	5.0	14	65	209
117442	BR-426	127	128.5	Felsic Volcanic 2	Central Pit	Mine Rock	--	0.13	<5	<10	3.0	5.0	6.0	58	206
117443	BR-426	133.5	135	Felsic Volcanic 2	Central Pit	Mine Rock	--	0.13	<5	<10	6.0	5.0	12	79	226
117444	BR-426	139.5	141	Felsic Volcanic 2	Central Pit	Mine Rock	--	0.13	<5	<10	3.0	5.0	14	70	207
117445	BR-426	145.5	147	Felsic Volcanic 2	Central Pit	Mine Rock	--	0.12	<5	<10	3.0	5.0	14	43	211
117446	BR-426	151.5	152.5	Felsic Volcanic 2	Central Pit	Mine Rock	--	0.12	<5	<10	3.0	5.0	16	52	201
117447	BR-426	156	157	Felsic Volcanic 2	Central Pit	Mine Rock	--	0.13	<5	<10	3.0	5.0	15	52	214
A0964680	BR-426	163.5	164.45	Felsic Volcanic 2	Central Pit	Mine Rock	--	0.13	<5	<10	4.0	5.0	15	59	215
117195	BR-038	23	24	Felsic Volcanic 1	Central Pit	Mine Rock	--	0.26	<5	<10	52	5.0	9.0	271	107
117196	BR-038	31.35	32.3	Felsic Volcanic 1	Central Pit	Mine Rock	--	0.30	<5	<10	56	5.0	11	188	149
117166	BR-038	38	39	Felsic Volcanic 1	Central Pit	Mine Rock	--	0.24	<5	<10	46	5.0	3.0	89	118
117167	BR-038	41.9	42.9	Felsic Volcanic 1	Central Pit	Mine Rock	--	0.26	<5	<10	49	5.0	7.0	103	134
117197	BR-038	47.2	47.9	Felsic Volcanic 1	Central Pit	Mine Rock	--	0.25	<5	<10	47	5.0	10	172	135
117168	BR-038	50.2	50.7	Felsic Volcanic 1	Central Pit	Mine Rock	--	0.23	<5	<10	43	5.0	9.0	4830	119
117198	BR-038	55	56	Felsic Volcanic 1	Central Pit	Mine Rock	--	0.26	<5	<10	47	5.0	9.0	106	132
117199	BR-038	62.5	63	Felsic Volcanic 1	Central Pit	Mine Rock	--	0.24	<5	<10	37	7.0	9.0	491	126
117169	BR-038	65.5	66	Felsic Volcanic 1	Central Pit	Mine Rock	--	0.23	<5	<10	47	5.0	8.0	3160	123
117170	BR-038	70.62	71.55	Felsic Volcanic 1	Central Pit	Mine Rock	--	0.26	<5	<10	53	5.0	9.0	206	140
117200	BR-038	74.5	75.25	Felsic Volcanic 1	Central Pit	Mine Rock	--	0.26	<5	<10	54	5.0	9.0	127	117
117258	BR-038	81.7	82.2	Felsic Volcanic 1	Central Pit	Ore-Grade	--	0.27	<5	<10	53	15	9.0	1150	138
117171	BR-038	87.8	88.8	Felsic Volcanic 1	Central Pit	Ore-Grade	--	0.32	<5	<10	63	34	11	172	151
117172	BR-038	105.5	106.5	Felsic Volcanic 1	Central Pit	Mine Rock	--	0.27	<5	<10	51	5.0	9.0	79	130
117173	BR-038	116.15	117.15	Felsic Volcanic 1	Central Pit	Mine Rock	--	0.27	<5	<10	50	7.0	9.0	323	137
117251	BR-038	122.5	123.5	Felsic Volcanic 1	Central Pit	Mine Rock	--	0.26	<5	<10	48	6.0	9.0	67	127
117252	BR-038	128	129	Felsic Volcanic 1	Central Pit	Mine Rock	--	0.26	<5	<10	53	12	10	617	131
117174	BR-038	140.85	141.85	Felsic Volcanic 1	Central Pit	Mine Rock	--	0.29	<5	<10	60	5.0	10	64	132
117253	BR-038	145.85	146.65	Felsic Volcanic 1	Central Pit	Mine Rock	--	0.29	<5	<10	57	16	9.0	81	133
117175	BR-038	150.9	151.9	Felsic Volcanic 1	Central Pit	Mine Rock	--	0.19	<5	<10	37	5.0	6.0	113	133
117176	BR-038	161.6	162.6	Felsic Volcanic 1	Central Pit	Mine Rock	--	0.28	<5	<10	58	5.0	6.0	101	154
117177	BR-038	166.6	167.6	Felsic Volcanic 1	Central Pit	Mine Rock	--	0.25	<5	<10	47	5.0	9.0	84	133
117178	BR-038	186	186.6	Felsic Volcanic 1	Central Pit	Mine Rock	--	0.19	<5	<10	34	35	7.0	30	106

Classification as mine rock or ore-grade materials was based on gold content.

A value of "--" indicates metal was not measured for the given sample; the variation in elements analyzed is due to measurement at two different laboratories (see text).

Table B-7 Four Acid Metals

Sample ID	Drillhole ID	From	To	Lithology	Area	Class	Thorium	Titanium	Thallium	Uranium	Vanadium	Tungsten	Yttrium	Zinc	Zirconium
		m	*m*				*ppm*	*%*	*ppm*	*ppm*	*ppm*	*ppm*	*ppm*	*ppm*	*ppm*
10x Crustal Abundance (Price 1997) [(1)]							--	--	--	--	--	--	--	--	--
117179	BR-038	191.5	192.5	Metasediment 2	Central Pit	Mine Rock	--	0.29	<5	<10	78	5.0	9.0	135	130
117180	BR-038	196.8	197.8	Metasediment 2	Central Pit	Mine Rock	--	0.28	<5	<10	78	5.0	9.0	84	126
117181	BR-038	202.3	203.3	Metasediment 2	Central Pit	Mine Rock	--	0.33	<5	<10	97	5.0	14	92	130
117254	BR-038	207.25	208.25	Felsic Volcanic 1	Central Pit	Mine Rock	--	0.29	<5	<10	55	5.0	12	70	137
117182	BR-038	211.35	212.35	Metasediment 2	Central Pit	Mine Rock	--	0.35	<5	<10	97	5.0	13	125	137
117183	BR-038	217.9	218.65	Metasediment 2	Central Pit	Mine Rock	--	0.37	<5	<10	113	5.0	15	173	135
117184	BR-038	220.5	221.7	Metasediment 2	Central Pit	Mine Rock	--	0.31	<5	<10	106	5.0	4.0	108	112
117185	BR-038	222.7	223.7	Metasediment 2	Central Pit	Mine Rock	--	0.34	<5	<10	95	5.0	9.0	100	133
117186	BR-038	227.2	228.2	Felsic Volcanic 1	Central Pit	Mine Rock	--	0.30	<5	<10	59	5.0	10	110	143
117255	BR-038	233.5	234	Felsic Volcanic 1	Central Pit	Mine Rock	--	0.28	<5	<10	54	5.0	10	64	131
117256	BR-038	239.5	240	Felsic Volcanic 1	Central Pit	Mine Rock	--	0.31	<5	<10	56	5.0	12	92	128
117187	BR-038	242.65	243.65	Felsic Volcanic 1	Central Pit	Mine Rock	--	0.28	<5	<10	54	5.0	9.0	57	131
117188	BR-038	245.95	246.75	Metasediment 2	Central Pit	Mine Rock	--	0.33	<5	<10	97	5.0	12	97	130
117189	BR-038	253.2	254.2	Felsic Volcanic 1	Central Pit	Ore-Grade	--	0.27	<5	<10	47	5.0	11	55	124
117190	BR-038	264.1	264.65	Metasediment 2	Central Pit	Ore-Grade	--	0.27	<5	<10	64	5.0	12	68	127
117191	BR-038	268.6	269.6	Felsic Volcanic 2	Central Pit	Mine Rock	--	0.13	<5	<10	4.0	5.0	14	52	216
117192	BR-038	269.6	270.6	Felsic Volcanic 2	Central Pit	Mine Rock	--	0.14	<5	<10	6.0	5.0	10	50	211
117257	BR-038	278.2	279.2	Felsic Volcanic 2	Central Pit	Mine Rock	--	0.13	<5	<10	5.0	5.0	13	53	199
117193	BR-038	281.3	282.3	Felsic Volcanic 2	Central Pit	Mine Rock	--	0.14	<5	<10	6.0	5.0	15	52	213
117194	BR-038	285.3	286.3	Felsic Volcanic 2	Central Pit	Mine Rock	--	0.26	<5	<10	101	5.0	18	152	105
117259	BR-039	14	15	Felsic Volcanic 1	Central Pit	Mine Rock	--	0.27	<5	<10	52	30	10	318	129
117260	BR-039	20.5	21.5	Felsic Volcanic 1	Central Pit	Mine Rock	--	0.30	<5	<10	60	18	11	46	137
117261	BR-039	34	35.3	Metasediment 2	Central Pit	Mine Rock	--	0.30	<5	<10	85	5.0	11	107	125
117262	BR-039	42.4	43	Metasediment 2	Central Pit	Mine Rock	--	0.29	<5	<10	92	5.0	13	63	110
117263	BR-039	47	48.3	Metasediment 2	Central Pit	Mine Rock	--	0.33	<5	<10	97	5.0	11	95	126
117264	BR-039	53	54	Metasediment 2	Central Pit	Mine Rock	--	0.34	<5	<10	99	5.0	11	96	134
117295	BR-039	59	60	Metasediment 2	Central Pit	Mine Rock	--	0.32	<5	<10	91	5.0	13	81	133
117265	BR-039	63	64	Metasediment 2	Central Pit	Mine Rock	--	0.34	<5	<10	98	5.0	13	104	121
117266	BR-039	65	66	Metasediment 2	Central Pit	Mine Rock	--	0.34	<5	<10	103	5.0	12	87	130
117267	BR-039	70	71	Metasediment 2	Central Pit	Mine Rock	--	0.32	<5	<10	89	5.0	9.0	92	134
117268	BR-039	75	76	Metasediment 2	Central Pit	Mine Rock	--	0.37	<5	<10	114	5.0	11	106	137
117269	BR-039	80	81	Metasediment 2	Central Pit	Mine Rock	--	0.35	<5	<10	106	5.0	13	95	126
117270	BR-039	85.3	85.9	Metasediment 2	Central Pit	Mine Rock	--	0.30	<5	<10	85	5.0	11	86	126
117271	BR-039	91	92	Felsic Volcanic 1	Central Pit	Mine Rock	--	0.30	<5	<10	59	5.0	4.0	76	125
117272	BR-039	95.6	96.4	Metasediment 2	Central Pit	Mine Rock	--	0.42	<5	<10	117	5.0	11	116	138
117273	BR-039	102	103	Metasediment 2	Central Pit	Mine Rock	--	0.34	<5	<10	82	5.0	11	81	149
117274	BR-039	109	110	Felsic Volcanic 1	Central Pit	Mine Rock	--	0.30	<5	<10	56	5.0	10	65	144
117275	BR-039	115.8	117	Felsic Volcanic 2	Central Pit	Mine Rock	--	0.15	<5	<10	10	5.0	14	55	179
117276	BR-039	120.15	121.5	Felsic Volcanic 2	Central Pit	Ore-Grade	--	0.11	<5	<10	3.0	5.0	12	53	109
117277	BR-039	125	126	Felsic Volcanic 2	Central Pit	Mine Rock	--	0.13	<5	<10	3.0	5.0	15	66	169
117391	BR-211	39	40	Felsic Volcanic 1	Central Pit	Mine Rock	--	0.26	<5	<10	53	5.0	10	83	112
117392	BR-211	44.45	45.15	Felsic Volcanic 1	Central Pit	Ore-Grade	--	0.23	<5	<10	54	106	9.0	106	120
117393	BR-211	50	51	Felsic Volcanic 1	Central Pit	Mine Rock	--	0.25	<5	<10	57	9.0	10	82	118
117394	BR-211	61.25	62	Felsic Volcanic 1	Central Pit	Mine Rock	--	0.33	<5	<10	58	8.0	10	912	125

Classification as mine rock or ore-grade materials was based on gold content.

A value of "--" indicates metal was not measured for the given sample; the variation in elements analyzed is due to measurement at two different laboratories (see text).

Table B-7 Four Acid Metals

Sample ID	Drillhole ID	From	To	Lithology	Area	Class	Thorium	Titanium	Thallium	Uranium	Vanadium	Tungsten	Yttrium	Zinc	Zirconium
		m	*m*				*ppm*	*%*	*ppm*	*ppm*	*ppm*	*ppm*	*ppm*	*ppm*	*ppm*
10x Crustal Abundance (Price 1997) [(1)]							--	--	--	--	--	--	--	--	--
117395	BR-211	65.75	66.5	Felsic Volcanic 1	Central Pit	Mine Rock	--	0.29	<5	<10	71	7.0	10	282	117
117396	BR-211	73.25	74	Felsic Volcanic 1	Central Pit	Mine Rock	--	0.26	<5	<10	49	5.0	8.0	7580	103
117397	BR-211	74.75	75.5	Felsic Volcanic 1	Central Pit	Mine Rock	--	0.27	<5	<10	52	7.0	9.0	228	112
117398	BR-211	81	81.7	Felsic Volcanic 1	Central Pit	Mine Rock	--	0.28	<5	<10	59	10	9.0	64	113
117399	BR-211	86.5	87.5	Felsic Volcanic 1	Central Pit	Mine Rock	--	0.26	<5	<10	49	66	7.0	1150	117
117400	BR-211	91.5	92.5	Felsic Volcanic 1	Central Pit	Mine Rock	--	0.34	<5	<10	58	5.0	10	3630	124
117401	BR-211	93.5	94.5	Felsic Volcanic 1	Central Pit	Mine Rock	--	0.20	<5	<10	40	7.0	8.0	299	120
117402	BR-211	99.8	100.5	Felsic Volcanic 2	Central Pit	Ore-Grade	--	0.16	<5	<10	56	8.0	7.0	279	108
117403	BR-211	103.2	103.9	Felsic Volcanic 2	Central Pit	Ore-Grade	--	0.16	<5	<10	21	11	7.0	94	95
117404	BR-211	115.5	116.5	Felsic Volcanic 1	Central Pit	Mine Rock	--	0.20	<5	<10	41	11	6.0	730	120
117405	BR-211	119.5	120.25	Felsic Volcanic 1	Central Pit	Mine Rock	--	0.19	<5	<10	34	5.0	6.0	319	118
117406	BR-211	146.5	147.6	Felsic Volcanic 1	Central Pit	Mine Rock	--	0.23	<5	<10	48	5.0	9.0	98	115
117407	BR-211	160	161.2	Metasediment 2	Central Pit	Mine Rock	--	0.30	<5	<10	89	5.0	13	96	121
117408	BR-211	165	166	Felsic Volcanic 1	Central Pit	Mine Rock	--	0.25	<5	<10	51	5.0	6.0	73	134
117409	BR-211	171	172	Felsic Volcanic 1	Central Pit	Mine Rock	--	0.24	<5	<10	47	12	9.0	57	118
117410	BR-211	176.5	177	Felsic Volcanic 1	Central Pit	Mine Rock	--	0.20	<5	<10	51	13	7.0	280	120
117411	BR-211	182.85	183.4	Felsic Volcanic 1	Central Pit	Ore-Grade	--	0.32	<5	<10	103	11	13	113	113
117412	BR-211	190	191	Felsic Volcanic 1	Central Pit	Mine Rock	--	0.25	<5	<10	57	43	9.0	101	132
117413	BR-211	197.6	198.1	Felsic Volcanic 2	Central Pit	Mine Rock	--	0.13	<5	<10	16	11	15	136	221
117414	BR-211	201	202.05	Metasediment 2	Central Pit	Mine Rock	--	0.32	<5	<10	98	5.0	15	92	132
117415	BR-211	216	216.8	Felsic Volcanic 2	Central Pit	Mine Rock	--	0.37	<5	<10	75	74	14	76	122
117416	BR-211	220.15	221.3	Metasediment 2	Central Pit	Mine Rock	--	0.44	<5	<10	122	5.0	16	132	148
117417	BR-211	225.3	225.75	Felsic Volcanic 2	Central Pit	#N/A	--	0.17	<5	<10	14	9.0	15	66	197
117418	BR-211	231	232.05	Metasediment 2	Central Pit	Mine Rock	--	0.30	<5	<10	104	5.0	15	122	124
117419	BR-211	238.5	240	Metasediment 2	Central Pit	Mine Rock	--	0.34	<5	<10	104	5.0	16	67	119
117420	BR-211	245	246	Felsic Volcanic 2	Central Pit	Mine Rock	--	0.18	<5	<10	16	12	13	25	178
117421	BR-211	250.5	251.5	Felsic Volcanic 2	Central Pit	Mine Rock	--	0.15	<5	<10	12	8.0	12	37	156
117422	BR-211	254.5	255.5	Felsic Volcanic 2	Central Pit	Ore-Grade	--	0.15	<5	<10	15	7.0	11	36	153
117423	BR-211	264	265	Felsic Volcanic 2	Central Pit	Mine Rock	--	0.13	<5	<10	5.0	7.0	15	140	194
117424	BR-211	270.7	272	Felsic Volcanic 2	Central Pit	Mine Rock	--	0.13	<5	<10	4.0	5.0	12	72	205
117425	BR-211	276	277	Felsic Volcanic 2	Central Pit	Mine Rock	--	0.12	<5	<10	4.0	5.0	13	75	163
A0964891	BR-311	30.3	31.1	Felsic Volcanic 1	Central Pit	Mine Rock	--	0.27	<5	<10	56	5.0	10	637	144
A0964892	BR-311	35.25	35.75	Felsic Volcanic 1	Central Pit	Mine Rock	--	0.31	<5	<10	80	5.0	10	675	112
A0964893	BR-311	44	45	Felsic Volcanic 1	Central Pit	Mine Rock	--	0.25	<5	<10	52	7.0	9.0	253	130
A0964894	BR-311	48	48.7	Felsic Volcanic 1	Central Pit	Mine Rock	--	0.25	<5	<10	49	5.0	9.0	89	128
A0964895	BR-311	55.75	57	Felsic Volcanic 1	Central Pit	Mine Rock	--	0.25	<5	<10	49	5.0	9.0	67	124
A0964896	BR-311	61.5	63	Felsic Volcanic 1	Central Pit	Mine Rock	--	0.26	<5	<10	51	5.0	9.0	111	119
A0964897	BR-311	170.75	171.3	Felsic Volcanic 2	Central Pit	Mine Rock	--	0.23	<5	<10	35	77	14	146	189
A0964898	BR-311	175.75	177	Felsic Volcanic 2	Central Pit	Mine Rock	--	0.13	<5	<10	7.0	5.0	12	55	187
A0964899	BR-311	183.9	184.9	Felsic Volcanic 2	Central Pit	Mine Rock	--	0.13	<5	<10	3.0	5.0	13	76	208
A0964900	BR-311	196.1	197.5	Felsic Volcanic 1	Central Pit	Mine Rock	--	0.32	<5	<10	64	5.0	11	59	133
A0964901	BR-311	202.5	203.5	Felsic Volcanic 1	Central Pit	Mine Rock	--	0.30	<5	<10	62	5.0	11	71	129
A0964902	BR-311	207	207.8	Felsic Volcanic 2	Central Pit	Mine Rock	--	0.13	<5	<10	3.0	5.0	15	50	200
A0964903	BR-311	212.75	213.6	Felsic Volcanic 2	Central Pit	Mine Rock	--	0.15	<5	<10	15	5.0	14	52	193

Classification as mine rock or ore-grade materials was based on gold content.

A value of "--" indicates metal was not measured for the given sample; the variation in elements analyzed is due to measurement at two different laboratories (see text).

Table B-7 Four Acid Metals

Sample ID	Drillhole ID	From	To	Lithology	Area	Class	Thorium	Titanium	Thallium	Uranium	Vanadium	Tungsten	Yttrium	Zinc	Zirconium
		m	*m*				*ppm*	*%*	*ppm*	*ppm*	*ppm*	*ppm*	*ppm*	*ppm*	*ppm*
10x Crustal Abundance (Price 1997) [(1)]							--	--	--	--	--	--	--	--	--
A0964904	BR-311	217.5	218.5	Felsic Volcanic 2	Central Pit	Mine Rock	--	0.13	<5	<10	3.0	5.0	15	60	207
A0964905	BR-311	222.9	223.5	Felsic Volcanic 2	Central Pit	Mine Rock	--	0.12	<5	<10	5.0	5.0	14	50	201
A0964021	BR-406	401	402	Felsic Volcanic 1	Central Pit	Mine Rock	--	0.21	<5	<10	41	9.0	8.0	38	133
A0964022	BR-406	406.3	406.8	Felsic Volcanic 1	Central Pit	Mine Rock	--	0.27	<5	<10	52	8.0	8.0	50	135
A0964023	BR-406	416	417	Felsic Volcanic 1	Central Pit	Mine Rock	--	0.25	<5	<10	50	53	9.0	67	112
A0964024	BR-406	420	421	Felsic Volcanic 1	Central Pit	Mine Rock	--	0.24	<5	<10	51	54	8.0	100	110
A0964025	BR-406	425	426	Felsic Volcanic 1	Central Pit	Mine Rock	--	0.27	<5	<10	50	7.0	10	132	123
A0964026	BR-406	430	431	Felsic Volcanic 1	Central Pit	Mine Rock	--	0.27	<5	<10	56	248	10	71	113
A0964027	BR-406	435	435.7	Felsic Volcanic 1	Central Pit	Mine Rock	--	0.16	<5	<10	34	22	7.0	320	94
A0964561	BR-407	35.6	37.1	Fragmental 1	Central Pit	Mine Rock	--	0.20	<5	<10	42	5.0	5.0	54	124
A0964562	BR-407	40.4	41.75	Metasediment 2	Central Pit	Mine Rock	--	0.33	<5	<10	101	5.0	13	85	151
A0964563	BR-407	45.35	46.5	Fragmental 1	Central Pit	Mine Rock	--	0.19	<5	<10	40	5.0	7.0	58	108
A0964564	BR-407	65.5	67	Fragmental 1	Central Pit	Mine Rock	--	0.21	<5	<10	45	5.0	10	80	122
A0964565	BR-407	71.5	72.6	Fragmental 1	Central Pit	Mine Rock	--	0.30	<5	<10	59	5.0	9.0	74	141
A0964566	BR-407	75.5	77	Fragmental 1	Central Pit	Mine Rock	--	0.23	<5	<10	39	5.0	7.0	54	127
A0964567	BR-407	81.5	83	Fragmental 1	Central Pit	Mine Rock	--	0.17	<5	<10	29	5.0	4.0	48	93
A0964568	BR-407	87	88	Fragmental 1	Central Pit	Mine Rock	--	0.13	<5	<10	28	5.0	5.0	50	79
A0964569	BR-407	92	93.5	Felsic Volcanic 1	Central Pit	Mine Rock	--	0.17	<5	<10	42	5.0	10	64	100
A0964570	BR-407	97.5	99	Fragmental 1	Central Pit	Mine Rock	--	0.10	<5	<10	29	5.0	9.0	67	82
A0964571	BR-407	105	106.5	Fragmental 1	Central Pit	Mine Rock	--	0.12	<5	<10	35	5.0	10	73	81
A0964572	BR-407	110.6	112	Fragmental 1	Central Pit	Mine Rock	--	0.13	<5	<10	34	5.0	11	71	77
A0964573	BR-407	115.7	117	Fragmental 1	Central Pit	Mine Rock	--	0.35	<5	<10	66	5.0	7.0	73	111
A0964574	BR-407	123.3	124.5	Fragmental 1	Central Pit	Mine Rock	--	0.30	<5	<10	63	5.0	9.0	67	120
A0964575	BR-407	130.5	132	Fragmental 1	Central Pit	Mine Rock	--	0.16	<5	<10	42	5.0	10	76	104
A0964576	BR-407	136.5	138	Fragmental 1	Central Pit	Mine Rock	--	0.31	<5	<10	71	5.0	12	93	134
A0964577	BR-407	141	142.5	Fragmental 1	Central Pit	Mine Rock	--	0.20	<5	<10	37	5.0	6.0	53	103
A0964578	BR-407	146.9	148.4	Fragmental 1	Central Pit	Mine Rock	--	0.11	<5	<10	27	5.0	11	77	74
A0964579	BR-407	152	153.5	Fragmental 1	Central Pit	Mine Rock	--	0.17	<5	<10	27	5.0	5.0	48	107
A0964580	BR-407	157	158.5	Fragmental 1	Central Pit	Mine Rock	--	0.16	<5	<10	28	5.0	8.0	66	82
A0964581	BR-407	162	162.9	Fragmental 1	Central Pit	Mine Rock	--	0.29	<5	<10	73	5.0	10	74	123
A0964582	BR-407	166	167.5	Fragmental 1	Central Pit	Mine Rock	--	0.35	<5	<10	104	5.0	9.0	95	133
A0964583	BR-407	171	172	Fragmental 1	Central Pit	Mine Rock	--	0.25	<5	<10	64	5.0	8.0	74	122
A0964584	BR-407	176	177.5	Felsic Volcanic 1	Central Pit	Mine Rock	--	0.24	<5	<10	46	5.0	9.0	64	130
A0964585	BR-407	192.3	193.5	Felsic Volcanic 1	Central Pit	Mine Rock	--	0.25	<5	<10	47	5.0	7.0	58	127
A0964586	BR-407	197.5	199	Felsic Volcanic 1	Central Pit	Mine Rock	--	0.25	<5	<10	46	5.0	7.0	49	133
A0964616	BR-407	203.85	205	Felsic Volcanic 1	Central Pit	Mine Rock	--	0.24	<5	<10	45	5.0	7.0	46	123
A0964587	BR-407	212.5	214	Felsic Volcanic 1	Central Pit	Mine Rock	--	0.25	<5	<10	46	5.0	8.0	56	129
A0964588	BR-407	218	219	Felsic Volcanic 1	Central Pit	Mine Rock	--	0.24	<5	<10	46	5.0	3.0	51	110
A0964589	BR-407	225	226.5	Felsic Volcanic 1	Central Pit	Mine Rock	--	0.26	<5	<10	47	5.0	6.0	59	127
A0964590	BR-407	231	231.6	Felsic Volcanic 1	Central Pit	Mine Rock	--	0.26	<5	<10	49	5.0	9.0	61	132
A0964591	BR-407	241.5	243	Felsic Volcanic 1	Central Pit	Mine Rock	--	0.24	<5	<10	43	5.0	9.0	57	121
A0964592	BR-407	247.5	249	Felsic Volcanic 1	Central Pit	Mine Rock	--	0.23	<5	<10	44	5.0	9.0	61	121
A0964593	BR-407	261	262.5	Felsic Volcanic 1	Central Pit	Mine Rock	--	0.24	<5	<10	46	5.0	9.0	61	127
A0964594	BR-407	267	268.5	Felsic Volcanic 1	Central Pit	Mine Rock	--	0.40	<5	<10	71	5.0	13	86	171

Classification as mine rock or ore-grade materials was based on gold content.

A value of "--" indicates metal was not measured for the given sample; the variation in elements analyzed is due to measurement at two different laboratories (see text).

Table B-7 Four Acid Metals

Sample ID	Drillhole ID	From	To	Lithology	Area	Class	Thorium	Titanium	Thallium	Uranium	Vanadium	Tungsten	Yttrium	Zinc	Zirconium
		m	*m*				*ppm*	*%*	*ppm*	*ppm*	*ppm*	*ppm*	*ppm*	*ppm*	*ppm*
10x Crustal Abundance (Price 1997) [(1)]							--	--	--	--	--	--	--	--	--
A0964595	BR-407	273	274.5	Felsic Volcanic 1	Central Pit	Mine Rock	--	0.45	<5	<10	89	5.0	16	96	192
A0964596	BR-407	285	286	Metasediment 2	Central Pit	Mine Rock	--	0.37	<5	<10	114	5.0	16	101	139
A0964597	BR-407	291	292.5	Metasediment 2	Central Pit	Mine Rock	--	0.37	<5	<10	84	5.0	4.0	91	133
A0964598	BR-407	298.5	300	Fragmental 1	Central Pit	Mine Rock	--	0.47	<5	<10	78	5.0	7.0	89	160
A0964599	BR-407	304.5	305.6	Fragmental 1	Central Pit	Mine Rock	--	0.41	<5	<10	76	5.0	12	78	184
A0964600	BR-407	318.6	319.6	Felsic Volcanic 1	Central Pit	Mine Rock	--	0.25	<5	<10	49	5.0	9.0	53	135
A0964601	BR-407	323.9	325.05	Felsic Volcanic 1	Central Pit	Mine Rock	--	0.25	<5	<10	49	5.0	8.0	53	131
A0964602	BR-407	330	331	Metasediment 2	Central Pit	Mine Rock	--	0.28	<5	<10	70	5.0	9.0	95	130
A0964752	BR-463	17.5	19	Felsic Volcanic 1	Central Pit	Mine Rock	--	0.23	<5	<10	50	10	8.0	183	135
A0964753	BR-463	31	32.5	Felsic Volcanic 1	Central Pit	Mine Rock	--	0.27	<5	<10	58	5.0	9.0	64	142
A0964754	BR-463	54.7	56.2	Felsic Volcanic 1	Central Pit	Mine Rock	--	0.27	<5	<10	56	5.0	10	159	134
A0964755	BR-463	62	63.5	Felsic Volcanic 1	Central Pit	Mine Rock	--	0.25	<5	<10	47	5.0	9.0	81	126
A0964756	BR-463	81.5	82.5	Felsic Volcanic 1	Central Pit	Mine Rock	--	0.27	<5	<10	53	5.0	9.0	56	132
A0964757	BR-463	130.5	132	Felsic Volcanic 1	Central Pit	Mine Rock	--	0.30	<5	<10	60	5.0	10	66	127
A0964758	BR-463	139.2	140.6	Felsic Volcanic 1	Central Pit	Mine Rock	--	0.28	<5	<10	62	6.0	9.0	54	140
A0964759	BR-463	153.2	154.2	Felsic Volcanic 1	Central Pit	Mine Rock	--	0.27	<5	<10	60	5.0	10	72	138
A0964760	BR-463	157.6	158.7	Metasediment 2	Central Pit	Mine Rock	--	0.34	<5	<10	100	5.0	12	80	124
A0964761	BR-463	162.2	163.2	Felsic Volcanic 1	Central Pit	Mine Rock	--	0.25	<5	<10	59	5.0	8.0	64	129
A0964762	BR-463	168	169.5	Metasediment 2	Central Pit	Mine Rock	--	0.35	<5	<10	111	5.0	15	88	117
A0964763	BR-463	172.9	174.4	Metasediment 2	Central Pit	Mine Rock	--	0.31	<5	<10	89	5.0	14	94	107
A0964764	BR-463	175.8	176.7	Metasediment 2	Central Pit	Mine Rock	--	0.42	<5	<10	125	5.0	17	99	138
A0964765	BR-463	186.8	188.3	Felsic Volcanic 1	Central Pit	Mine Rock	--	0.29	<5	<10	58	5.0	6.0	62	135
A0964766	BR-464	13.7	15	Felsic Volcanic 1	Central Pit	Mine Rock	--	0.27	<5	<10	64	5.0	10	69	138
A0964767	BR-464	20.3	21.3	Metasediment 2	Central Pit	Mine Rock	--	0.34	<5	<10	103	5.0	13	112	131
A0964768	BR-464	27	28.35	Felsic Volcanic 1	Central Pit	Mine Rock	--	0.36	<5	<10	82	5.0	11	71	127
A0964769	BR-464	35.2	36.2	Metasediment 2	Central Pit	Mine Rock	--	0.36	<5	<10	113	5.0	12	66	123
A0964721	BR-464	71.7	72.7	Metasediment 2	Central Pit	Ore-Grade	--	0.34	<5	<10	85	5.0	14	54	113
A0964722	BR-464	76	77.3	Felsic Volcanic 2	Central Pit	Mine Rock	--	0.12	<5	<10	3.0	5.0	15	90	214
A0964723	BR-464	87.4	88.3	Felsic Volcanic 2	Central Pit	Mine Rock	--	0.14	<5	<10	7.0	5.0	14	46	212
A0964724	BR-464	91.7	92.8	Felsic Volcanic 2	Central Pit	Mine Rock	--	0.12	<5	<10	4.0	5.0	13	74	209
A0964725	BR-464	100	101.5	Felsic Volcanic 2	Central Pit	Mine Rock	--	0.14	<5	<10	4.0	5.0	10	49	211
A0964726	BR-464	105.7	106.7	Felsic Volcanic 2	Central Pit	Mine Rock	--	0.13	<5	<10	3.0	5.0	15	53	213
A0964727	BR-464	110.5	111.85	Felsic Volcanic 2	Central Pit	Mine Rock	--	0.13	<5	<10	3.0	5.0	14	51	210
A0964728	BR-464	115.3	116	Felsic Volcanic 2	Central Pit	Mine Rock	--	0.090	<5	<10	3.0	5.0	10	8.0	137
A0964729	BR-464	120.2	121	Felsic Volcanic 2	Central Pit	Mine Rock	--	0.13	<5	<10	3.0	5.0	15	64	207
A0964730	BR-464	125	126.5	Felsic Volcanic 2	Central Pit	Mine Rock	--	0.12	<5	<10	3.0	5.0	13	60	202
A0964731	BR-464	130.4	131.9	Felsic Volcanic 1	Central Pit	Mine Rock	--	0.30	<5	<10	63	5.0	10	97	125
A0964732	BR-464	136	137	Felsic Volcanic 2	Central Pit	Mine Rock	--	0.11	<5	<10	3.0	5.0	13	42	190
A0964733	BR-464	141.9	143.4	Felsic Volcanic 2	Central Pit	Mine Rock	--	0.11	<5	<10	4.0	5.0	14	44	186
A0964734	BR-464	146.9	148.1	Felsic Volcanic 2	Central Pit	Mine Rock	--	0.16	<5	<10	17	5.0	13	49	195
A0964735	BR-464	151.6	152.8	Felsic Volcanic 2	Central Pit	Mine Rock	--	0.13	<5	<10	7.0	5.0	15	52	194
A0964736	BR-464	156.3	157.3	Felsic Volcanic 2	Central Pit	Mine Rock	--	0.14	<5	<10	6.0	5.0	15	52	163
A0964737	BR-464	160.7	161.85	Felsic Volcanic 2	Central Pit	Mine Rock	--	0.13	<5	<10	3.0	5.0	14	105	165
A0964738	BR-464	164.6	166.1	Felsic Volcanic 2	Central Pit	Mine Rock	--	0.13	<5	<10	6.0	5.0	14	49	188

Classification as mine rock or ore-grade materials was based on gold content.

A value of "--" indicates metal was not measured for the given sample; the variation in elements analyzed is due to measurement at two different laboratories (see text).

Table B-7 Four Acid Metals

Sample ID	Drillhole ID	From	To	Lithology	Area	Class	Thorium	Titanium	Thallium	Uranium	Vanadium	Tungsten	Yttrium	Zinc	Zirconium
		m	*m*				*ppm*	*%*	*ppm*	*ppm*	*ppm*	*ppm*	*ppm*	*ppm*	*ppm*
10x Crustal Abundance (Price 1997) [(1)]							--	--	--	--	--	--	--	--	--
A0964739	BR-465	18.6	18.9	Felsic Volcanic 1	Central Pit	Mine Rock	--	0.16	<5	<10	18	5.0	15	55	196
A0964740	BR-465	24.4	25.6	Felsic Volcanic 2	Central Pit	Mine Rock	--	0.22	<5	<10	43	5.0	13	65	179
A0964741	BR-465	33.6	34.3	Felsic Volcanic 2	Central Pit	Mine Rock	--	0.34	<5	<10	90	5.0	14	54	129
A0964742	BR-465	38	39	Felsic Volcanic 2	Central Pit	Mine Rock	--	0.13	<5	<10	4.0	5.0	14	34	204
A0964743	BR-465	45.15	46.65	Felsic Volcanic 2	Central Pit	Mine Rock	--	0.13	<5	<10	3.0	5.0	15	51	202
A0964826	BR-465	51	52.5	Felsic Volcanic 2	Central Pit	Mine Rock	--	0.13	<5	<10	3.0	5.0	15	53	205
A0964827	BR-465	57	58.5	Felsic Volcanic 2	Central Pit	Mine Rock	--	0.13	<5	<10	3.0	5.0	15	61	225
A0964828	BR-465	63	64.5	Felsic Volcanic 2	Central Pit	Mine Rock	--	0.13	<5	<10	3.0	5.0	15	54	204
A0964829	BR-465	68.5	70	Felsic Volcanic 2	Central Pit	Mine Rock	--	0.11	<5	<10	3.0	5.0	14	42	187
A0964830	BR-465	73.4	74.8	Felsic Volcanic 2	Central Pit	Mine Rock	--	0.13	<5	<10	3.0	5.0	14	51	204
A0964831	BR-465	85.7	87.2	Felsic Volcanic 1	Central Pit	Mine Rock	--	0.26	<5	<10	58	5.0	9.0	68	124
A0964832	BR-465	99.5	100.5	Felsic Volcanic 2	Central Pit	Mine Rock	--	0.15	<5	<10	11	5.0	14	60	196
A0964833	BR-465	104.9	106	Felsic Volcanic 2	Central Pit	Mine Rock	--	0.12	<5	<10	3.0	5.0	14	67	189
A0964834	BR-465	110.1	111.4	Felsic Volcanic 2	Central Pit	Mine Rock	--	0.13	<5	<10	5.0	5.0	10	51	190
A0964835	BR-465	115.7	116.4	Felsic Volcanic 2	Central Pit	Mine Rock	--	0.11	<5	<10	5.0	5.0	12	32	176
A0964836	BR-465	121.1	122	Felsic Volcanic 2	Central Pit	Mine Rock	--	0.13	<5	<10	6.0	5.0	16	46	174
A0964837	BR-465	126.4	127.9	Felsic Volcanic 1	Central Pit	Mine Rock	--	0.29	<5	<10	57	5.0	12	66	141
A0964838	BR-465	150.5	152	Felsic Volcanic 1	Central Pit	Mine Rock	--	0.28	<5	<10	57	5.0	10	65	138
A0964697	BR-466	6.1	7.1	Felsic Volcanic 2	Central Pit	Mine Rock	--	0.12	<5	<10	3.0	5.0	13	110	203
A0964698	BR-466	11.8	13.3	Felsic Volcanic 2	Central Pit	Mine Rock	--	0.13	<5	<10	4.0	5.0	14	57	209
A0964699	BR-466	17.1	18.6	Felsic Volcanic 2	Central Pit	Mine Rock	--	0.14	<5	<10	3.0	5.0	17	72	236
A0964700	BR-466	24.15	25.35	Felsic Volcanic 2	Central Pit	Mine Rock	--	0.11	<5	<10	3.0	5.0	11	44	200
A0964618	BR-466	29.4	30.9	Felsic Volcanic 2	Central Pit	Mine Rock	--	0.13	<5	<10	3.0	5.0	13	88	208
A0964619	BR-466	36.4	37.4	Felsic Volcanic 2	Central Pit	Mine Rock	--	0.14	<5	<10	3.0	5.0	14	69	201
A0964620	BR-466	41.4	42.9	Felsic Volcanic 2	Central Pit	Mine Rock	--	0.11	<5	<10	3.0	5.0	12	51	187
A0964621	BR-466	48.4	49.9	Felsic Volcanic 2	Central Pit	Mine Rock	--	0.12	<5	<10	4.0	5.0	12	16	198
A0964622	BR-466	55.4	56.3	Felsic Volcanic 2	Central Pit	Mine Rock	--	0.12	<5	<10	3.0	5.0	12	41	204
A0964623	BR-466	60.65	61.5	Felsic Volcanic 2	Central Pit	Mine Rock	--	0.13	<5	<10	14	5.0	11	42	196
A0964624	BR-466	65.5	67	Felsic Volcanic 2	Central Pit	Mine Rock	--	0.14	<5	<10	7.0	5.0	12	52	206
A0964625	BR-466	70.6	71.9	Felsic Volcanic 2	Central Pit	Mine Rock	--	0.14	<5	<10	12	5.0	8.0	50	178
A0964626	BR-466	76.2	77.7	Felsic Volcanic 2	Central Pit	Mine Rock	--	0.12	<5	<10	3.0	5.0	10	52	168
A0964627	BR-466	82.2	83.7	Felsic Volcanic 2	Central Pit	Ore-Grade	--	0.11	<5	<10	4.0	5.0	11	53	163
A0964628	BR-466	87.1	88.1	Felsic Volcanic 2	Central Pit	Mine Rock	--	0.13	<5	<10	3.0	5.0	15	43	203
A0964629	BR-466	93.5	94.3	Felsic Volcanic 2	Central Pit	Mine Rock	--	0.13	<5	<10	3.0	5.0	15	47	207
A0964630	BR-466	98.15	99.15	Felsic Volcanic 2	Central Pit	Mine Rock	--	0.10	<5	<10	3.0	5.0	12	36	153
A0964631	BR-466	104.3	105.5	Felsic Volcanic 2	Central Pit	Mine Rock	--	0.13	<5	<10	3.0	5.0	13	41	171
A0964632	BR-466	109.3	110.3	Felsic Volcanic 2	Central Pit	Mine Rock	--	0.12	<5	<10	3.0	5.0	12	50	207
A0964633	BR-466	119.05	120.3	Felsic Volcanic 2	Central Pit	Mine Rock	--	0.13	<5	<10	14	5.0	13	64	139
117134	BR-020	190.45	190.8	Felsic Volcanic 1	Central Pit	Mine Rock	--	0.33	<5	<10	78	5.0	9.0	89	118
117135	BR-020	196.5	198	Felsic Volcanic 2	Central Pit	Mine Rock	--	0.13	<5	<10	10	5.0	13	60	197
117136	BR-020	200	201	Felsic Volcanic 2	Central Pit	Mine Rock	--	0.13	<5	<10	3.0	5.0	13	52	194
117137	BR-020	204	205	Felsic Volcanic 2	Central Pit	Mine Rock	--	0.12	<5	<10	3.0	5.0	14	51	195
117138	BR-020	210	211	Felsic Volcanic 2	Central Pit	Mine Rock	--	0.12	<5	<10	3.0	5.0	13	46	202
117133	BR-020	215	216	Felsic Volcanic 2	Central Pit	Mine Rock	--	0.13	<5	<10	3.0	5.0	13	44	207

Classification as mine rock or ore-grade materials was based on gold content.

A value of "--" indicates metal was not measured for the given sample; the variation in elements analyzed is due to measurement at two different laboratories (see text).

Table B-7 Four Acid Metals

Sample ID	Drillhole ID	From	To	Lithology	Area	Class	Thorium	Titanium	Thallium	Uranium	Vanadium	Tungsten	Yttrium	Zinc	Zirconium
		m	*m*				*ppm*	*%*	*ppm*	*ppm*	*ppm*	*ppm*	*ppm*	*ppm*	*ppm*
10x Crustal Abundance (Price 1997) [(1)]							--	--	--	--	--	--	--	--	--
117139	BR-020	223	224	Felsic Volcanic 2	Central Pit	Mine Rock	--	0.11	<5	<10	2.0	5.0	12	35	181
117140	BR-020	230	231	Felsic Volcanic 2	Central Pit	Mine Rock	--	0.12	<5	<10	3.0	5.0	13	19	208
117141	BR-020	235	235.8	Felsic Volcanic 2	Central Pit	Mine Rock	--	0.10	<5	<10	4.0	5.0	10	14	152
117142	BR-020	240	241	Felsic Volcanic 1	Central Pit	Mine Rock	--	0.27	<5	<10	55	5.0	5.0	32	122
117143	BR-020	245	246	Felsic Volcanic 1	Central Pit	Mine Rock	--	0.27	<5	<10	50	5.0	8.0	54	117
A0963308	BR-108	15	16	Felsic Volcanic 1	Central Pit	Mine Rock	--	0.34	<5	<10	63	5.0	9.0	49	138
A0963309	BR-108	20	21	Felsic Volcanic 2	Central Pit	Mine Rock	--	0.12	<5	<10	5.0	5.0	12	22	149
A0963310	BR-108	25	26	Felsic Volcanic 2	Central Pit	Mine Rock	--	0.17	<5	<10	6.0	5.0	14	41	220
A0963311	BR-108	30.55	31.5	Felsic Volcanic 2	Central Pit	Mine Rock	--	0.17	<5	<10	12	5.0	16	71	229
A0963312	BR-108	35.5	36	Felsic Volcanic 2	Central Pit	Mine Rock	--	0.12	<5	<10	9.0	5.0	12	45	210
A0963313	BR-108	41	41.75	Felsic Volcanic 1	Central Pit	Mine Rock	--	0.23	<5	<10	45	5.0	7.0	51	124
A0963314	BR-108	46.75	47.9	Felsic Volcanic 1	Central Pit	Mine Rock	--	0.26	<5	<10	51	5.0	9.0	55	141
A0963315	BR-108	51.9	52.5	Felsic Volcanic 1	Central Pit	Mine Rock	--	0.27	<5	<10	50	5.0	9.0	52	141
A0963316	BR-108	57	58	Felsic Volcanic 1	Central Pit	Mine Rock	--	0.27	<5	<10	56	5.0	8.0	59	156
A0963317	BR-108	62.5	63.5	Felsic Volcanic 1	Central Pit	Mine Rock	--	0.33	<5	<10	59	5.0	11	72	166
A0963318	BR-108	67.5	68.5	Felsic Volcanic 1	Central Pit	Mine Rock	--	0.24	<5	<10	49	5.0	9.0	55	135
A0963319	BR-108	73.75	74.5	Felsic Volcanic 1	Central Pit	Mine Rock	--	0.27	<5	<10	51	5.0	9.0	52	150
A0963320	BR-108	78.5	79.25	Felsic Volcanic 1	Central Pit	Mine Rock	--	0.23	<5	<10	49	5.0	8.0	52	131
A0963321	BR-108	83.75	84.5	Felsic Volcanic 1	Central Pit	Mine Rock	--	0.24	<5	<10	49	5.0	8.0	58	136
A0962982	BR-236	87	88.5	Felsic Volcanic 1	Central Pit	Ore-Grade	--	0.27	<5	<10	60	6.0	10	73	129
A0962983	BR-236	99	100.5	Felsic Volcanic 1	Central Pit	Ore-Grade	--	0.27	<5	<10	63	5.0	8.0	70	132
A0962984	BR-236	109.5	111	Felsic Volcanic 1	Central Pit	Ore-Grade	--	0.28	<5	<10	56	22	9.0	93	129
A0962985	BR-236	114.5	116	Felsic Volcanic 1	Central Pit	Mine Rock	--	0.27	<5	<10	54	28	9.0	82	130
A0962986	BR-236	134	135	Felsic Volcanic 1	Central Pit	Mine Rock	--	0.21	<5	<10	42	5.0	6.0	57	139
A0962987	BR-236	143	144	Felsic Volcanic 1	Central Pit	Mine Rock	--	0.28	<5	<10	61	5.0	10	58	138
A0962988	BR-236	151.65	152.5	Felsic Volcanic 1	Central Pit	Mine Rock	--	0.30	<5	<10	60	5.0	7.0	54	129
A0962989	BR-236	168.3	168.8	Felsic Volcanic 1	Central Pit	Mine Rock	--	0.32	<5	<10	69	5.0	11	51	145
A0962990	BR-236	178	178.9	Metasediment 2	Central Pit	Mine Rock	--	0.35	<5	<10	110	5.0	13	101	135
A0962991	BR-236	181.4	182.5	Metasediment 2	Central Pit	Mine Rock	--	0.34	<5	<10	109	5.0	12	98	130
A0962992	BR-236	185	185.85	Metasediment 2	Central Pit	Mine Rock	--	0.32	<5	<10	101	5.0	11	99	137
A0962993	BR-236	195.1	196	Metasediment 2	Central Pit	Mine Rock	--	0.35	<5	<10	109	5.0	15	109	127
A0964533	BR-237	174	175.4	Felsic Volcanic 2	Central Pit	Mine Rock	--	0.14	<5	<10	3.0	5.0	16	54	220
A0964534	BR-237	181.7	182.6	Felsic Volcanic 1	Central Pit	Mine Rock	--	0.30	<5	<10	76	5.0	11	70	120
A0964535	BR-237	191.5	192.5	Felsic Volcanic 2	Central Pit	Mine Rock	--	0.13	<5	<10	3.0	5.0	15	58	205
A0964536	BR-237	196.4	197.4	Felsic Volcanic 2	Central Pit	Mine Rock	--	0.13	<5	<10	3.0	5.0	11	71	155
A0964537	BR-237	204	204.8	Felsic Volcanic 2	Central Pit	Ore-Grade	--	0.12	<5	<10	4.0	5.0	9.0	113	168
A0964538	BR-237	210	211.3	Felsic Volcanic 2	Central Pit	Mine Rock	--	0.13	<5	<10	4.0	5.0	16	68	205
A0964539	BR-237	215.3	215.7	Felsic Volcanic 2	Central Pit	Mine Rock	--	0.20	<5	<10	27	5.0	14	87	199
A0964540	BR-237	220.75	222	Felsic Volcanic 2	Central Pit	Mine Rock	--	0.13	<5	<10	4.0	5.0	16	46	204
A0964541	BR-237	226.8	227.6	Felsic Volcanic 2	Central Pit	Mine Rock	--	0.12	<5	<10	3.0	5.0	16	29	189
A0964542	BR-237	232.4	233.5	Felsic Volcanic 2	Central Pit	Mine Rock	--	0.13	<5	<10	3.0	5.0	15	53	196
A0963701	BR-322	15	16.4	Felsic Volcanic 1	Central Pit	Mine Rock	--	0.18	<5	<10	29	5.0	10	52	132
A0963702	BR-322	31	32	Felsic Volcanic 1	Central Pit	Mine Rock	--	0.27	<5	<10	48	5.0	9.0	53	131
A0963703	BR-322	37.4	38.4	Felsic Volcanic 1	Central Pit	Mine Rock	--	0.25	<5	<10	51	5.0	6.0	62	129

Classification as mine rock or ore-grade materials was based on gold content.

A value of "--" indicates metal was not measured for the given sample; the variation in elements analyzed is due to measurement at two different laboratories (see text).

Table B-7 Four Acid Metals

Sample ID	Drillhole ID	From	To	Lithology	Area	Class	Thorium	Titanium	Thallium	Uranium	Vanadium	Tungsten	Yttrium	Zinc	Zirconium
		m	*m*				*ppm*	*%*	*ppm*	*ppm*	*ppm*	*ppm*	*ppm*	*ppm*	*ppm*
10x Crustal Abundance (Price 1997) [(1)]							--	--	--	--	--	--	--	--	--
A0963704	BR-322	45.6	46.8	Fragmental 1	Central Pit	Mine Rock	--	0.29	<5	<10	78	5.0	11	76	129
A0963705	BR-322	50.85	51.6	Felsic Volcanic 1	Central Pit	Mine Rock	--	0.21	<5	<10	45	5.0	7.0	50	123
A0963706	BR-322	60	60.75	Fragmental 1	Central Pit	Mine Rock	--	0.29	<5	<10	89	5.0	11	84	123
A0963707	BR-322	70	71.3	Felsic Volcanic 1	Central Pit	Mine Rock	--	0.28	<5	<10	57	5.0	9.0	64	136
A0963708	BR-322	75	76.5	Felsic Volcanic 1	Central Pit	Mine Rock	--	0.27	<5	<10	55	5.0	9.0	67	119
A0963709	BR-322	87	88.4	Felsic Volcanic 1	Central Pit	Mine Rock	--	0.25	<5	<10	56	5.0	10	69	120
A0963710	BR-322	96	97.5	Felsic Volcanic 1	Central Pit	Mine Rock	--	0.24	<5	<10	48	5.0	8.0	56	130
A0963711	BR-322	102	103.5	Felsic Volcanic 1	Central Pit	Mine Rock	--	0.24	<5	<10	45	5.0	9.0	64	115
A0963712	BR-322	119.85	121.3	Fragmental 1	Central Pit	Mine Rock	--	0.23	<5	<10	49	5.0	11	64	136
A0963713	BR-322	126.35	127.2	Fragmental 1	Central Pit	Mine Rock	--	0.21	<5	<10	53	5.0	8.0	44	108
A0963714	BR-322	136.6	137.65	Fragmental 1	Central Pit	Mine Rock	--	0.23	<5	<10	50	5.0	9.0	48	124
A0963715	BR-322	141	142.5	Fragmental 1	Central Pit	Mine Rock	--	0.26	<5	<10	52	5.0	10	59	124
A0963716	BR-322	150	151	Fragmental 1	Central Pit	Mine Rock	--	0.29	<5	<10	77	5.0	11	48	119
A0963717	BR-322	156	157.2	Fragmental 1	Central Pit	Mine Rock	--	0.28	<5	<10	58	5.0	10	51	142
A0963718	BR-322	162	163.5	Fragmental 1	Central Pit	Mine Rock	--	0.26	<5	<10	52	5.0	10	56	131
A0963719	BR-322	173	174	Fragmental 1	Central Pit	Mine Rock	--	0.28	<5	<10	64	5.0	10	80	147
A0963720	BR-322	176	177	Fragmental 1	Central Pit	Mine Rock	--	0.26	<5	<10	57	17	9.0	96	153
A0963721	BR-322	182.1	183	Felsic Volcanic 1	Central Pit	Mine Rock	--	0.24	<5	<10	48	5.0	6.0	161	128
A0963722	BR-322	192.4	193.4	Felsic Volcanic 1	Central Pit	Mine Rock	--	0.22	<5	<10	49	5.0	8.0	299	133
A0963723	BR-322	214.7	216	Felsic Volcanic 1	Central Pit	Ore-Grade	--	0.28	<5	<10	64	5.0	9.0	76	149
A0963724	BR-322	259	260	Felsic Volcanic 1	Central Pit	Mine Rock	--	0.22	<5	<10	51	5.0	8.0	121	120
A0963725	BR-324	24	25	Felsic Volcanic 1	Central Pit	Mine Rock	--	0.25	<5	<10	57	5.0	9.0	88	132
A0963726	BR-324	25	26	Felsic Volcanic 1	Central Pit	Mine Rock	--	0.25	<5	<10	57	5.0	10	64	122
A0963727	BR-324	30	31	Fragmental 1	Central Pit	Mine Rock	--	0.24	<5	<10	87	5.0	10	94	117
A0963728	BR-324	34.5	36	Felsic Volcanic 1	Central Pit	Mine Rock	--	0.23	<5	<10	59	5.0	10	82	108
A0963729	BR-324	46.5	48	Felsic Volcanic 1	Central Pit	Mine Rock	--	0.26	<5	<10	58	5.0	10	62	143
A0963730	BR-324	60	61	Felsic Volcanic 1	Central Pit	Mine Rock	--	0.28	<5	<10	71	5.0	6.0	65	124
A0963731	BR-324	69	70.5	Felsic Volcanic 1	Central Pit	Mine Rock	--	0.27	<5	<10	56	5.0	9.0	71	140
A0963732	BR-324	80.6	81.15	Felsic Volcanic 1	Central Pit	Mine Rock	--	0.46	<5	<10	123	5.0	14	88	94
A0963733	BR-324	88	89	Felsic Volcanic 1	Central Pit	Mine Rock	--	0.24	<5	<10	55	7.0	9.0	62	142
A0963734	BR-324	95	96.5	Felsic Volcanic 1	Central Pit	Mine Rock	--	0.27	<5	<10	52	5.0	10	107	145
A0963735	BR-324	103.5	105	Felsic Volcanic 1	Central Pit	Mine Rock	--	0.28	<5	<10	56	5.0	9.0	74	136
A0963736	BR-324	115.5	117	Felsic Volcanic 1	Central Pit	Mine Rock	--	0.29	<5	<10	47	5.0	10	71	147
A0963737	BR-324	125	126	Felsic Volcanic 1	Central Pit	Ore-Grade	--	0.24	<5	<10	50	5.0	8.0	771	116
A0963738	BR-324	126.8	128	Felsic Volcanic 1	Central Pit	Mine Rock	--	0.26	<5	<10	54	5.0	9.0	3450	125
A0963739	BR-324	128	129	Felsic Volcanic 1	Central Pit	Mine Rock	--	0.23	<5	<10	46	5.0	8.0	3700	119
A0963740	BR-324	129	130.5	Felsic Volcanic 1	Central Pit	Mine Rock	--	0.27	<5	<10	67	5.0	9.0	1510	128
A0963741	BR-324	145.5	147	Felsic Volcanic 1	Central Pit	Mine Rock	--	0.27	<5	<10	53	5.0	8.0	79	138
A0963742	BR-324	159.5	160.5	Felsic Volcanic 1	Central Pit	Ore-Grade	--	0.28	<5	<10	59	5.0	9.0	121	129
A0963743	BR-324	164.5	165.5	Felsic Volcanic 1	Central Pit	Mine Rock	--	0.28	<5	<10	63	5.0	10	93	135
A0963744	BR-324	175.75	176.5	Felsic Volcanic 1	Central Pit	Mine Rock	--	0.26	<5	<10	59	9.0	8.0	6180	148
A0963745	BR-324	180.75	181.5	Felsic Volcanic 2	Central Pit	Mine Rock	--	0.27	<5	<10	33	11	9.0	82	123
A0963746	BR-324	184.5	185.25	Felsic Volcanic 1	Central Pit	Ore-Grade	--	0.28	<5	<10	58	5.0	8.0	68	144
A0963747	BR-324	198	199.5	Felsic Volcanic 1	Central Pit	Mine Rock	--	0.22	<5	<10	48	5.0	8.0	721	122

Classification as mine rock or ore-grade materials was based on gold content.

A value of "--" indicates metal was not measured for the given sample; the variation in elements analyzed is due to measurement at two different laboratories (see text).

Table B-7 Four Acid Metals

Sample ID	Drillhole ID	From	To	Lithology	Area	Class	Thorium	Titanium	Thallium	Uranium	Vanadium	Tungsten	Yttrium	Zinc	Zirconium
		m	*m*				*ppm*	*%*	*ppm*	*ppm*	*ppm*	*ppm*	*ppm*	*ppm*	*ppm*
10x Crustal Abundance (Price 1997) [(1)]							--	--	--	--	--	--	--	--	--
A0964910	BR-409	36	37.5	Felsic Volcanic 1	Central Pit	Mine Rock	--	0.20	<5	<10	45	5.0	8.0	53	115
A0964911	BR-409	42	43.5	Felsic Volcanic 1	Central Pit	Mine Rock	--	0.12	<5	<10	36	5.0	10	65	86
A0964912	BR-409	48	49	Felsic Volcanic 1	Central Pit	Mine Rock	--	0.12	<5	<10	39	5.0	11	71	91
A0964913	BR-409	69	70.5	Felsic Volcanic 2	Central Pit	Mine Rock	--	0.020	<5	<10	<2	5.0	9.0	48	42
A0964914	BR-409	76.9	77.2	Metasediment 2	Central Pit	Mine Rock	--	0.36	<5	<10	118	5.0	8.0	119	133
A0964915	BR-409	82.25	83.5	Felsic Volcanic 1	Central Pit	Mine Rock	--	0.24	<5	<10	48	5.0	8.0	55	130
A0964916	BR-409	87	88.5	Felsic Volcanic 1	Central Pit	Mine Rock	--	0.25	<5	<10	51	5.0	9.0	60	125
A0964917	BR-409	93	94.5	Felsic Volcanic 1	Central Pit	Mine Rock	--	0.27	<5	<10	53	5.0	9.0	60	115
A0964918	BR-409	100.05	101	Felsic Volcanic 1	Central Pit	Mine Rock	--	0.29	<5	<10	62	5.0	11	66	132
A0964919	BR-409	105	106.5	Felsic Volcanic 1	Central Pit	Mine Rock	--	0.24	<5	<10	46	5.0	8.0	55	118
A0964920	BR-409	109.5	111	Felsic Volcanic 1	Central Pit	Mine Rock	--	0.27	<5	<10	55	5.0	10	64	134
A0964921	BR-409	115.7	117	Felsic Volcanic 1	Central Pit	Mine Rock	--	0.25	<5	<10	53	5.0	9.0	53	127
A0964922	BR-409	123	124.5	Felsic Volcanic 1	Central Pit	Mine Rock	--	0.25	<5	<10	53	5.0	10	57	119
A0964923	BR-409	130.95	132	Felsic Volcanic 1	Central Pit	Mine Rock	--	0.25	<5	<10	53	5.0	9.0	43	123
A0964924	BR-409	140.8	142	Felsic Volcanic 1	Central Pit	Mine Rock	--	0.26	<5	<10	59	5.0	7.0	69	129
A0964925	BR-409	147	148.05	Felsic Volcanic 1	Central Pit	Mine Rock	--	0.26	<5	<10	61	5.0	10	98	133
A0964926	BR-409	156	157.5	Fragmental 1	Central Pit	Mine Rock	--	0.25	<5	<10	54	5.0	10	60	127
A0964927	BR-409	160.5	161.6	Fragmental 1	Central Pit	Mine Rock	--	0.27	<5	<10	58	5.0	10	64	155
A0964928	BR-409	165	166.5	Fragmental 1	Central Pit	Mine Rock	--	0.26	<5	<10	54	5.0	10	62	137
A0964929	BR-409	175.5	177	Felsic Volcanic 1	Central Pit	Mine Rock	--	0.26	<5	<10	54	5.0	9.0	59	136
A0964930	BR-409	186	187.5	Fragmental 1	Central Pit	Mine Rock	--	0.29	<5	<10	63	5.0	8.0	62	118
A0964931	BR-409	189.8	190.5	Fragmental 1	Central Pit	Mine Rock	--	0.26	<5	<10	69	5.0	13	87	111
A0964932	BR-409	199.85	201	Fragmental 1	Central Pit	Mine Rock	--	0.25	<5	<10	52	5.0	10	57	139
A0964933	BR-409	204.35	205.35	Felsic Volcanic 1	Central Pit	Mine Rock	--	0.28	<5	<10	56	5.0	7.0	63	140
A0964934	BR-409	210	211.5	Felsic Volcanic 1	Central Pit	Mine Rock	--	0.27	<5	<10	56	5.0	9.0	67	139
A0964935	BR-409	217.45	217.95	Felsic Volcanic 1	Central Pit	Mine Rock	--	0.33	<5	<10	80	5.0	11	69	122
A0964487	BR-203	19.5	20.5	Felsic Volcanic 1	Central Pit	Mine Rock	--	0.25	<5	<10	51	5.0	9.0	105	112
A0964488	BR-203	27.1	27.6	Felsic Volcanic 1	Central Pit	Ore-Grade	--	0.26	<5	<10	54	7.0	9.0	940	154
A0964489	BR-203	31	32	Felsic Volcanic 1	Central Pit	Ore-Grade	--	0.28	<5	<10	57	5.0	10	231	155
A0964490	BR-203	36	37.5	Felsic Volcanic 1	Central Pit	Mine Rock	--	0.28	<5	<10	51	5.0	12	107	151
A0964491	BR-203	41.5	43	Felsic Volcanic 1	Central Pit	Mine Rock	--	0.26	<5	<10	50	5.0	9.0	115	126
A0964492	BR-203	54.5	56	Felsic Volcanic 1	Central Pit	Mine Rock	--	0.27	<5	<10	51	5.0	10	72	152
A0964493	BR-203	59	60.5	Felsic Volcanic 1	Central Pit	Mine Rock	--	0.26	<5	<10	53	10	8.0	66	126
A0964494	BR-203	68	69	Felsic Volcanic 1	Central Pit	Mine Rock	--	0.26	<5	<10	54	7.0	6.0	74	137
A0964495	BR-203	73.05	73.7	Felsic Volcanic 1	Central Pit	Mine Rock	--	0.25	<5	<10	50	8.0	8.0	81	147
A0964496	BR-203	80.3	81.2	Metasediment 2	Central Pit	Ore-Grade	--	0.34	<5	<10	113	6.0	14	167	95
A0964497	BR-203	93.4	94.85	Metasediment 2	Central Pit	Mine Rock	--	0.29	<5	<10	85	19	12	84	134
A0964498	BR-203	120.3	121.8	Felsic Volcanic 1	Central Pit	Mine Rock	--	0.28	<5	<10	53	14	11	96	158
A0964499	BR-203	124.1	125.1	Felsic Volcanic 1	Central Pit	Ore-Grade	--	0.25	<5	<10	53	7.0	9.0	443	146
A0964500	BR-203	132.4	133.2	Metasediment 2	Central Pit	Mine Rock	--	0.37	<5	<10	119	5.0	14	116	123
A0964051	BR-203	137.6	138.7	Metasediment 2	Central Pit	Mine Rock	--	0.37	<5	<10	108	5.0	15	99	124
A0964052	BR-203	145.6	147.1	Metasediment 2	Central Pit	Mine Rock	--	0.27	<5	<10	84	5.0	13	129	109
A0964053	BR-203	151	151.75	Metasediment 2	Central Pit	Mine Rock	--	0.32	<5	<10	91	5.0	13	90	121
A0964054	BR-203	164.5	165.2	Felsic Volcanic 1	Central Pit	Mine Rock	--	0.29	<5	<10	72	5.0	6.0	98	140

Classification as mine rock or ore-grade materials was based on gold content.

A value of "--" indicates metal was not measured for the given sample; the variation in elements analyzed is due to measurement at two different laboratories (see text).

Table B-7 Four Acid Metals

Sample ID	Drillhole ID	From	To	Lithology	Area	Class	Thorium	Titanium	Thallium	Uranium	Vanadium	Tungsten	Yttrium	Zinc	Zirconium
		m	*m*				*ppm*	*%*	*ppm*	*ppm*	*ppm*	*ppm*	*ppm*	*ppm*	*ppm*
10x Crustal Abundance (Price 1997) [(1)]							--	--	--	--	--	--	--	--	--
A0964060	BR-203	201.15	201.7	Felsic Volcanic 2	Central Pit	Mine Rock	--	0.13	<5	<10	8.0	5.0	16	56	204
A0963825	BR-215	21	22.25	Fragmental 1	Central Pit	Mine Rock	--	0.26	<5	<10	53	5.0	9.0	76	140
A0963826	BR-215	27	28.5	Fragmental 1	Central Pit	Mine Rock	--	0.27	<5	<10	73	5.0	12	95	120
A0963827	BR-215	33.4	33.9	Fragmental 1	Central Pit	Mine Rock	--	0.26	<5	<10	57	5.0	9.0	37	147
A0963828	BR-215	39	40.5	Fragmental 1	Central Pit	Mine Rock	--	0.26	<5	<10	55	5.0	10	66	141
A0963829	BR-215	45	46.5	Fragmental 1	Central Pit	Mine Rock	--	0.26	<5	<10	51	5.0	10	63	139
A0963830	BR-215	54.1	54.6	Fragmental 1	Central Pit	Ore-Grade	--	0.24	<5	<10	51	7.0	9.0	457	127
A0963831	BR-215	63	63.9	Felsic Volcanic 1	Central Pit	Mine Rock	--	0.27	<5	<10	57	5.0	9.0	166	158
A0963832	BR-215	69.35	70.5	Felsic Volcanic 1	Central Pit	Mine Rock	--	0.25	<5	<10	51	5.0	9.0	49	125
A0963833	BR-215	75	76.5	Felsic Volcanic 1	Central Pit	Mine Rock	--	0.23	<5	<10	51	5.0	9.0	39	128
A0963834	BR-215	82.5	84	Felsic Volcanic 1	Central Pit	Mine Rock	--	0.27	<5	<10	51	5.0	10	125	147
A0963835	BR-215	87	88.5	Felsic Volcanic 1	Central Pit	Mine Rock	--	0.27	<5	<10	51	5.0	9.0	66	147
A0963836	BR-215	96.5	97.5	Felsic Volcanic 1	Central Pit	Mine Rock	--	0.36	<5	<10	71	5.0	11	115	157
A0963837	BR-215	103.5	104.45	Felsic Volcanic 1	Central Pit	Mine Rock	--	0.25	<5	<10	47	5.0	10	72	144
A0963838	BR-215	119.55	120.5	Felsic Volcanic 1	Central Pit	Ore-Grade	--	0.27	<5	<10	52	5.0	11	72	155
A0963839	BR-215	130.5	132	Felsic Volcanic 1	Central Pit	Ore-Grade	--	0.28	<5	<10	53	5.0	11	70	153
A0963840	BR-215	139.5	140.65	Felsic Volcanic 1	Central Pit	Mine Rock	--	0.26	<5	<10	52	7.0	10	64	143
A0963841	BR-215	148.55	150	Felsic Volcanic 1	Central Pit	Ore-Grade	--	0.24	<5	<10	55	5.0	10	78	159
A0963842	BR-215	157.75	158.45	Felsic Volcanic 1	Central Pit	Mine Rock	--	0.22	<5	<10	54	5.0	8.0	392	136
A0963843	BR-215	179.7	180.5	Felsic Volcanic 1	Central Pit	Mine Rock	--	0.27	<5	<10	53	11	11	157	138
A0963844	BR-215	190.1	191.4	Felsic Volcanic 1	Central Pit	Mine Rock	--	0.29	<5	<10	54	5.0	11	88	158
A0963845	BR-215	200.7	201.7	Felsic Volcanic 1	Central Pit	Ore-Grade	--	0.27	<5	<10	54	11	9.0	127	160
A0963846	BR-215	217	218	Felsic Volcanic 1	Central Pit	Mine Rock	--	0.30	<5	<10	73	14	11	70	130
A0963847	BR-215	224.1	225	Felsic Volcanic 1	Central Pit	Ore-Grade	--	0.24	<5	<10	49	7.0	10	220	150
A0963848	BR-215	237.2	237.7	Felsic Volcanic 1	Central Pit	Ore-Grade	--	0.30	<5	<10	71	5.0	12	80	144
A0963849	BR-215	256.9	258	Felsic Volcanic 1	Central Pit	Mine Rock	--	0.27	<5	<10	62	5.0	10	61	152
A0963850	BR-215	278.15	278.6	Metasediment 2	Central Pit	Mine Rock	--	0.32	<5	<10	101	11	13	96	135
A0963851	BR-215	299	300	Metasediment 2	Central Pit	Mine Rock	--	0.21	<5	<10	91	5.0	19	104	85
A0963602	BR-234	127.5	128.5	Metasediment 2	Central Pit	Mine Rock	--	0.41	<5	<10	110	5.0	14	92	154
A0963603	BR-234	132	133.1	Felsic Volcanic 2	Central Pit	Mine Rock	--	0.14	<5	<10	10	5.0	13	54	194
A0963604	BR-234	150.65	151.35	Felsic Volcanic 2	Central Pit	Ore-Grade	--	0.26	<5	<10	57	5.0	7.0	59	128
A0963605	BR-234	155.2	156.7	Felsic Volcanic 2	Central Pit	Ore-Grade	--	0.13	<5	<10	3.0	5.0	13	94	191
A0963606	BR-234	160.5	162	Felsic Volcanic 2	Central Pit	Mine Rock	--	0.13	<5	<10	3.0	5.0	15	66	220
A0963607	BR-234	165	166.5	Felsic Volcanic 2	Central Pit	Mine Rock	--	0.13	<5	<10	3.0	5.0	15	50	216
A0963608	BR-234	171	172.5	Felsic Volcanic 2	Central Pit	Mine Rock	--	0.14	<5	<10	9.0	5.0	16	77	215
A0963609	BR-234	178.4	179.1	Felsic Volcanic 2	Central Pit	Mine Rock	--	0.13	<5	<10	9.0	5.0	15	52	213
A0963610	BR-235	18.3	19.4	Felsic Volcanic 1	Central Pit	Mine Rock	--	0.28	<5	<10	57	5.0	9.0	62	131
A0963611	BR-235	27.2	28.3	Felsic Volcanic 1	Central Pit	Mine Rock	--	0.25	<5	<10	52	5.0	9.0	60	129
A0963612	BR-235	45	46.1	Felsic Volcanic 1	Central Pit	Mine Rock	--	0.28	<5	<10	58	8.0	10	57	138
A0963613	BR-235	54.6	56	Felsic Volcanic 1	Central Pit	Mine Rock	--	0.25	<5	<10	50	5.0	9.0	70	127
A0963614	BR-235	58.5	60	Felsic Volcanic 1	Central Pit	Mine Rock	--	0.30	<5	<10	61	9.0	10	80	139
A0963615	BR-235	64.5	66	Felsic Volcanic 1	Central Pit	Mine Rock	--	0.24	<5	<10	51	20	8.0	80	130
A0963616	BR-235	70.5	72	Felsic Volcanic 1	Central Pit	Mine Rock	--	0.27	<5	<10	55	5.0	9.0	58	133
A0963617	BR-235	75	76.5	Felsic Volcanic 1	Central Pit	Mine Rock	--	0.29	<5	<10	52	10	10	76	149

Classification as mine rock or ore-grade materials was based on gold content.

A value of "--" indicates metal was not measured for the given sample; the variation in elements analyzed is due to measurement at two different laboratories (see text).

Table B-7 Four Acid Metals

Sample ID	Drillhole ID	From	To	Lithology	Area	Class	Thorium	Titanium	Thallium	Uranium	Vanadium	Tungsten	Yttrium	Zinc	Zirconium
		m	*m*				*ppm*	*%*	*ppm*	*ppm*	*ppm*	*ppm*	*ppm*	*ppm*	*ppm*
10x Crustal Abundance (Price 1997) [(1)]							--	--	--	--	--	--	--	--	--
A0963623	BR-235	96.75	97.1	Felsic Volcanic 1	Central Pit	Mine Rock	--	0.33	<5	<10	74	5.0	11	55	136
A0963624	BR-235	105.8	107.3	Metasediment 2	Central Pit	Mine Rock	--	0.29	<5	<10	86	5.0	11	91	132
A0963625	BR-235	114.9	115.9	Felsic Volcanic 1	Central Pit	Mine Rock	--	0.24	<5	<10	51	5.0	8.0	52	140
A0963626	BR-235	119.7	120.55	Metasediment 2	Central Pit	Mine Rock	--	0.32	<5	<10	89	5.0	11	86	129
A0963627	BR-235	127.05	127.75	Metasediment 2	Central Pit	Mine Rock	--	0.33	<5	<10	105	5.0	10	56	125
A0963628	BR-235	131.3	132.4	Metasediment 2	Central Pit	Mine Rock	--	0.25	<5	<10	84	5.0	12	94	112
A0963629	BR-235	140.35	140.8	Metasediment 2	Central Pit	Mine Rock	--	0.33	<5	<10	87	5.0	8.0	77	169
A0963630	BR-235	148.25	148.9	Metasediment 2	Central Pit	Mine Rock	--	0.35	<5	<10	93	5.0	12	74	126
A0963631	BR-235	151.7	153	Metasediment 2	Central Pit	Mine Rock	--	0.36	<5	<10	87	5.0	15	78	130
A0963632	BR-235	164	165	Metasediment 2	Central Pit	Mine Rock	--	0.23	<5	<10	54	5.0	11	72	60
A0963633	BR-235	166.2	166.8	Felsic Volcanic 2	Central Pit	Mine Rock	--	0.10	<5	<10	5.0	5.0	12	32	171
A0963634	BR-235	171.9	172.5	Felsic Volcanic 2	Central Pit	Mine Rock	--	0.16	<5	<10	20	5.0	15	47	215
A0963635	BR-235	174.8	176	Felsic Volcanic 2	Central Pit	Mine Rock	--	0.14	<5	<10	6.0	5.0	15	69	217
A0963636	BR-235	181.3	182.3	Felsic Volcanic 2	Central Pit	Ore-Grade	--	0.11	<5	<10	4.0	5.0	14	60	203
A0963637	BR-235	184	184.7	Felsic Volcanic 2	Central Pit	Mine Rock	--	0.12	<5	<10	4.0	5.0	13	55	208
A0963638	BR-235	187.6	188.9	Felsic Volcanic 2	Central Pit	Mine Rock	--	0.13	<5	<10	5.0	5.0	10	59	189
A0963639	BR-235	192.55	193.4	Felsic Volcanic 2	Central Pit	Mine Rock	--	0.12	<5	<10	4.0	5.0	13	78	217
A0963640	BR-235	200.8	202.1	Felsic Volcanic 2	Central Pit	Mine Rock	--	0.15	<5	<10	9.0	5.0	15	99	211
A0963641	BR-235	207.7	208.6	Felsic Volcanic 2	Central Pit	Mine Rock	--	0.17	<5	<10	15	5.0	18	131	213
A0963642	BR-235	213	214	Felsic Volcanic 2	Central Pit	Mine Rock	--	0.11	<5	<10	3.0	5.0	15	50	184
A0963643	BR-235	218	218.7	Felsic Volcanic 2	Central Pit	Mine Rock	--	0.25	<5	<10	91	5.0	13	76	129
A0962976	BR-236	23.5	24.8	Felsic Volcanic 1	Central Pit	Mine Rock	--	0.23	<5	<10	51	5.0	8.0	59	122
A0962977	BR-236	30	31	Felsic Volcanic 1	Central Pit	Mine Rock	--	0.27	<5	<10	57	5.0	9.0	279	128
A0962978	BR-236	39.5	40.5	Felsic Volcanic 1	Central Pit	Mine Rock	--	0.26	<5	<10	55	5.0	9.0	160	119
A0962979	BR-236	50.5	51.5	Felsic Volcanic 1	Central Pit	Mine Rock	--	0.26	<5	<10	54	5.0	9.0	395	132
A0962980	BR-236	68	69	Felsic Volcanic 1	Central Pit	Mine Rock	--	0.24	<5	<10	50	7.0	8.0	128	139
A0962981	BR-236	80.5	81.5	Felsic Volcanic 1	Central Pit	Mine Rock	--	0.27	<5	<10	56	25	9.0	89	139
A0964234	BR-175	155.6	157.1	Felsic Volcanic 1	Central Pit	Mine Rock	--	0.26	<5	<10	50	5.0	9.0	52	129
A0964235	BR-175	157.1	158.6	Felsic Volcanic 1	Central Pit	Mine Rock	--	0.26	<5	<10	52	5.0	10	186	146
A0964236	BR-175	163.1	164.1	Felsic Volcanic 1	Central Pit	Mine Rock	--	0.25	<5	<10	50	40	8.0	1060	128
A0964237	BR-175	167.1	168.1	Felsic Volcanic 1	Central Pit	Mine Rock	--	0.29	<5	<10	57	6.0	10	517	126
A0964238	BR-175	173.7	174.7	Felsic Volcanic 1	Central Pit	Mine Rock	--	0.27	<5	<10	54	5.0	9.0	2470	122
A0964239	BR-175	179.7	181.2	Felsic Volcanic 1	Central Pit	Mine Rock	--	0.23	<5	<10	46	5.0	8.0	606	119
A0964240	BR-175	184	185.5	Felsic Volcanic 1	Central Pit	Mine Rock	--	0.26	<5	<10	46	5.0	9.0	444	126
A0964241	BR-175	190	191.5	Felsic Volcanic 1	Central Pit	Ore-Grade	--	0.23	<5	<10	44	372	3.0	949	108
A0964242	BR-175	196	197.5	Felsic Volcanic 1	Central Pit	Mine Rock	--	0.24	<5	<10	45	5.0	7.0	543	125
A0964243	BR-175	207	208	Felsic Volcanic 1	Central Pit	Mine Rock	--	0.33	<5	<10	59	5.0	10	420	136
A0964246	BR-175	208	209	Felsic Volcanic 1	Central Pit	Mine Rock	--	0.28	<5	<10	51	7.0	9.0	6560	122
A0964244	BR-175	214.5	216	Felsic Volcanic 1	Central Pit	Mine Rock	--	0.26	<5	<10	44	7.0	9.0	271	117
A0964245	BR-175	222	223.5	Felsic Volcanic 1	Central Pit	Mine Rock	--	0.27	<5	<10	50	5.0	9.0	382	128
A0964247	BR-175	228.7	229.85	Felsic Volcanic 1	Central Pit	Ore-Grade	--	0.25	<5	<10	50	5.0	8.0	200	112
A0964248	BR-175	238	239	Felsic Volcanic 1	Central Pit	Mine Rock	--	0.25	<5	<10	47	5.0	9.0	591	120
A0964249	BR-175	243.4	244.4	Felsic Volcanic 1	Central Pit	Ore-Grade	--	0.22	<5	<10	45	13	7.0	424	122
A0964250	BR-175	248.4	249.4	Felsic Volcanic 1	Central Pit	Mine Rock	--	0.27	<5	<10	49	9.0	9.0	1780	138

Classification as mine rock or ore-grade materials was based on gold content.

A value of "--" indicates metal was not measured for the given sample; the variation in elements analyzed is due to measurement at two different laboratories (see text).

Table B-7 Four Acid Metals

Sample ID	Drillhole ID	From	To	Lithology	Area	Class	Thorium	Titanium	Thallium	Uranium	Vanadium	Tungsten	Yttrium	Zinc	Zirconium
		m	m				ppm	%	ppm	ppm	ppm	ppm	ppm	ppm	ppm
10x Crustal Abundance (Price 1997) [1]							--	--	--	--	--	--	--	--	--
A0964256	BR-175	338.9	340.4	Felsic Volcanic 1	Central Pit	Mine Rock	--	0.27	<5	<10	62	5.0	9.0	234	114
A0964257	BR-175	349.5	350.5	Felsic Volcanic 1	Central Pit	Mine Rock	--	0.22	<5	<10	46	5.0	7.0	363	105
A0964258	BR-175	352.5	353.5	Felsic Volcanic 1	Central Pit	Mine Rock	--	0.26	<5	<10	54	6.0	7.0	1250	128
A0964259	BR-175	360.5	362	Felsic Volcanic 1	Central Pit	Mine Rock	--	0.26	<5	<10	52	5.0	7.0	315	127
A0964770	BR-461	21	22.3	Felsic Volcanic 1	Central Pit	Mine Rock	--	0.26	<5	<10	51	5.0	6.0	152	137
A0964771	BR-461	28.7	30.2	Metasediment 2	Central Pit	Mine Rock	--	0.39	<5	<10	115	5.0	5.0	127	137
A0964772	BR-461	35.7	36.6	Felsic Volcanic 2	Central Pit	Mine Rock	--	0.17	<5	<10	8.0	5.0	17	58	261
A0964773	BR-461	40.5	41.5	Felsic Volcanic 2	Central Pit	Mine Rock	--	0.14	<5	<10	9.0	5.0	14	58	202
A0964774	BR-461	46.3	47.3	Felsic Volcanic 2	Central Pit	Mine Rock	--	0.13	<5	<10	3.0	5.0	16	79	219
A0964775	BR-461	52.7	53.8	Felsic Volcanic 2	Central Pit	Mine Rock	--	0.12	<5	<10	6.0	5.0	14	63	186
A0964776	BR-461	56.5	57.5	Felsic Volcanic 2	Central Pit	Mine Rock	--	0.12	<5	<10	3.0	5.0	14	52	211
A0964777	BR-461	70.6	72	Felsic Volcanic 1	Central Pit	Mine Rock	--	0.24	<5	<10	48	5.0	11	78	158
A0964778	BR-461	75	75.7	Felsic Volcanic 2	Central Pit	Mine Rock	--	0.12	<5	<10	4.0	5.0	14	68	147
A0964779	BR-461	88.6	89.6	Felsic Volcanic 2	Central Pit	Mine Rock	--	0.13	<5	<10	3.0	5.0	13	53	153
A0964780	BR-461	89.6	90.6	Felsic Volcanic 2	Central Pit	Mine Rock	--	0.12	<5	<10	3.0	5.0	9.0	68	154
A0964781	BR-461	95.7	96.7	Felsic Volcanic 2	Central Pit	Mine Rock	--	0.13	<5	<10	3.0	5.0	14	80	159
A0964782	BR-461	100.7	101.6	Felsic Volcanic 2	Central Pit	Mine Rock	--	0.13	<5	<10	4.0	5.0	12	75	191
A0964783	BR-461	102.6	102.9	Felsic Volcanic 2	Central Pit	Mine Rock	--	0.10	<5	<10	9.0	5.0	10	37	203
A0964784	BR-461	103.9	104.9	Felsic Volcanic 2	Central Pit	Mine Rock	--	0.12	<5	<10	3.0	5.0	13	168	208
A0964785	BR-461	105.9	106.9	Felsic Volcanic 2	Central Pit	Mine Rock	--	0.12	<5	<10	3.0	5.0	13	25	217
A0964786	BR-461	111	112	Felsic Volcanic 2	Central Pit	Mine Rock	--	0.12	<5	<10	3.0	5.0	14	51	209
A0964744	BR-461	117	118	Felsic Volcanic 2	Central Pit	Mine Rock	--	0.15	<5	<10	3.0	5.0	17	50	216
A0964745	BR-461	121.4	122.4	Felsic Volcanic 2	Central Pit	Mine Rock	--	0.13	<5	<10	3.0	5.0	14	80	210
A0964746	BR-461	124.9	125.4	Felsic Volcanic 2	Central Pit	Mine Rock	--	0.13	<5	<10	7.0	5.0	7.0	50	176
A0964747	BR-461	130.6	131.6	Felsic Volcanic 2	Central Pit	Mine Rock	--	0.15	<5	<10	8.0	5.0	13	87	219
A0964748	BR-461	136	137.1	Felsic Volcanic 2	Central Pit	Mine Rock	--	0.13	<5	<10	4.0	5.0	14	57	218
A0964749	BR-461	150.7	151.7	Felsic Volcanic 2	Central Pit	Mine Rock	--	0.13	<5	<10	3.0	5.0	15	149	218
A0964750	BR-461	156	157	Felsic Volcanic 2	Central Pit	Mine Rock	--	0.12	<5	<10	11	5.0	14	39	190
A0964751	BR-461	165.6	166.6	Felsic Volcanic 2	Central Pit	Mine Rock	--	0.13	<5	<10	3.0	5.0	15	57	216
A0962901	BR-150	16	17	Felsic Volcanic 1	Central Pit	Mine Rock	--	0.25	<5	<10	53	5.0	9.0	54	131
A0962902	BR-150	26	27	Felsic Volcanic 1	Central Pit	Mine Rock	--	0.26	<5	<10	53	5.0	10	59	138
A0962903	BR-150	33	34	Felsic Volcanic 1	Central Pit	Mine Rock	--	0.25	<5	<10	53	5.0	9.0	65	133
A0962904	BR-150	40	41	Fragmental 1	Central Pit	Mine Rock	--	0.33	<5	<10	101	5.0	13	105	138
A0962905	BR-150	45	46	Fragmental 1	Central Pit	Mine Rock	--	0.28	<5	<10	74	5.0	10	68	133
A0962906	BR-150	50	51	Fragmental 1	Central Pit	Mine Rock	--	0.28	<5	<10	80	5.0	11	65	124
A0962907	BR-150	55	56	Fragmental 1	Central Pit	Mine Rock	--	0.30	<5	<10	79	5.0	12	100	139
A0962908	BR-150	60	61	Fragmental 1	Central Pit	Mine Rock	--	0.26	<5	<10	76	5.0	11	149	117
A0962924	BR-150	66	67	Fragmental 1	Central Pit	Mine Rock	--	0.32	<5	<10	102	5.0	14	71	122
A0962909	BR-150	70	71.5	Fragmental 1	Central Pit	Mine Rock	--	0.23	<5	<10	43	5.0	8.0	55	122
A0962910	BR-150	75	76	Fragmental 1	Central Pit	Mine Rock	--	0.33	<5	<10	104	5.0	12	100	129
A0962911	BR-150	81	82	Fragmental 1	Central Pit	Mine Rock	--	0.25	<5	<10	49	5.0	10	59	123
A0962912	BR-150	85	86	Fragmental 1	Central Pit	Mine Rock	--	0.26	<5	<10	58	5.0	5.0	60	139
A0962925	BR-150	92	93	Fragmental 1	Central Pit	Mine Rock	--	0.25	<5	<10	53	5.0	8.0	55	130
A0962926	BR-150	96	97	Felsic Volcanic 1	Central Pit	Mine Rock	--	0.27	<5	<10	55	5.0	10	61	123

Classification as mine rock or ore-grade materials was based on gold content.

A value of "--" indicates metal was not measured for the given sample; the variation in elements analyzed is due to measurement at two different laboratories (see text).

Table B-7 Four Acid Metals

Sample ID	Drillhole ID	From	To	Lithology	Area	Class	Thorium	Titanium	Thallium	Uranium	Vanadium	Tungsten	Yttrium	Zinc	Zirconium
		m	*m*				*ppm*	*%*	*ppm*	*ppm*	*ppm*	*ppm*	*ppm*	*ppm*	*ppm*
10x Crustal Abundance (Price 1997) [(1)]							--	--	--	--	--	--	--	--	--
A0962913	BR-150	107	108	Felsic Volcanic 1	Central Pit	Mine Rock	--	0.25	<5	<10	51	5.0	8.0	55	129
A0962927	BR-150	113	114	Felsic Volcanic 1	Central Pit	Mine Rock	--	0.24	<5	<10	52	5.0	8.0	66	146
A0962914	BR-150	125.5	126.2	Felsic Volcanic 1	Central Pit	Mine Rock	--	0.27	<5	<10	50	5.0	9.0	62	140
A0962915	BR-150	130.5	131.5	Felsic Volcanic 1	Central Pit	Mine Rock	--	0.25	<5	<10	54	5.0	9.0	47	131
A0962928	BR-150	141.5	142	Felsic Volcanic 1	Central Pit	Mine Rock	--	0.33	<5	<10	76	5.0	9.0	111	164
A0962929	BR-150	147.75	148.5	Felsic Volcanic 1	Central Pit	Mine Rock	--	0.18	<5	<10	38	5.0	7.0	37	95
A0962916	BR-150	160	161	Felsic Volcanic 1	Central Pit	Mine Rock	--	0.24	<5	<10	54	5.0	5.0	154	142
A0962917	BR-150	165	166	Felsic Volcanic 1	Central Pit	Ore-Grade	--	0.28	<5	<10	54	5.0	11	80	159
A0962930	BR-150	187.25	188	Felsic Volcanic 1	Central Pit	Mine Rock	--	0.27	<5	<10	52	5.0	9.0	339	141
A0962931	BR-150	191	191.75	Felsic Volcanic 1	Central Pit	Mine Rock	--	0.25	<5	<10	51	5.0	9.0	246	132
A0962918	BR-150	194.75	195.5	Felsic Volcanic 1	Central Pit	Mine Rock	--	0.22	<5	<10	42	5.0	7.0	137	128
A0962919	BR-150	200.75	201.5	Felsic Volcanic 1	Central Pit	Mine Rock	--	0.23	<5	<10	48	5.0	7.0	122	125
A0962920	BR-150	205	205.5	Felsic Volcanic 1	Central Pit	Mine Rock	--	0.30	<5	<10	65	7.0	11	696	136
A0962921	BR-150	216.75	217.5	Felsic Volcanic 1	Central Pit	Mine Rock	--	0.26	<5	<10	54	5.0	9.0	648	126
A0962922	BR-150	225	226	Felsic Volcanic 1	Central Pit	Ore-Grade	--	0.29	<5	<10	60	5.0	10	67	145
A0962923	BR-150	246	247	Felsic Volcanic 1	Central Pit	Mine Rock	--	0.27	<5	<10	61	7.0	5.0	57	129
A0962932	BR-154	15	16	Felsic Volcanic 1	Central Pit	Mine Rock	--	0.30	<5	<10	65	5.0	9.0	61	148
A0962933	BR-154	20	21	Felsic Volcanic 1	Central Pit	Mine Rock	--	0.28	<5	<10	63	5.0	10	61	142
A0962934	BR-154	25	26	Felsic Volcanic 1	Central Pit	Mine Rock	--	0.29	<5	<10	65	5.0	11	47	145
A0962935	BR-154	30	31	Felsic Volcanic 1	Central Pit	Mine Rock	--	0.28	<5	<10	72	5.0	13	74	114
A0962936	BR-154	36	37	Metasediment 3	Central Pit	Mine Rock	--	0.37	<5	<10	116	5.0	15	82	144
A0962937	BR-154	45.3	46.5	Felsic Volcanic 1	Central Pit	Mine Rock	--	0.26	<5	<10	45	5.0	10	76	128
A0962938	BR-154	53.5	54	Felsic Volcanic 1	Central Pit	Mine Rock	--	0.29	<5	<10	71	5.0	10	51	168
A0962939	BR-154	58.5	60	Felsic Volcanic 1	Central Pit	Mine Rock	--	0.18	<5	<10	44	5.0	10	63	114
A0962940	BR-154	63	63.8	Felsic Volcanic 1	Central Pit	Mine Rock	--	0.18	<5	<10	41	5.0	10	61	117
A0962941	BR-154	69	69.5	Felsic Volcanic 1	Central Pit	Mine Rock	--	0.16	<5	<10	27	5.0	4.0	38	89
A0962942	BR-154	76.5	78	Felsic Volcanic 1	Central Pit	Mine Rock	--	0.22	<5	<10	41	5.0	6.0	52	118
A0962943	BR-154	81	82.5	Felsic Volcanic 1	Central Pit	Mine Rock	--	0.20	<5	<10	37	5.0	6.0	51	108
A0962944	BR-154	85.5	87	Felsic Volcanic 1	Central Pit	Mine Rock	--	0.26	<5	<10	53	5.0	7.0	85	110
A0962945	BR-154	90.75	91.25	Felsic Volcanic 1	Central Pit	Mine Rock	--	0.33	<5	<10	61	5.0	8.0	110	119
A0962946	BR-154	96.4	96.9	Felsic Volcanic 1	Central Pit	Mine Rock	--	0.16	<5	<10	40	5.0	7.0	35	77
A0962947	BR-154	100.7	102	Felsic Volcanic 1	Central Pit	Mine Rock	--	0.19	<5	<10	46	5.0	9.0	42	110
A0962948	BR-154	106.5	108	Felsic Volcanic 1	Central Pit	Mine Rock	--	0.21	<5	<10	54	5.0	10	58	106
A0962949	BR-154	112.5	114	Felsic Volcanic 1	Central Pit	Mine Rock	--	0.38	<5	<10	72	5.0	6.0	62	139
A0962950	BR-154	118.5	120	Felsic Volcanic 1	Central Pit	Mine Rock	--	0.39	<5	<10	74	5.0	11	77	155
117052	BR-136	85	86	Felsic Volcanic 1	Central Pit	Mine Rock	--	0.25	<5	<10	48	5.0	8.0	51	130
117053	BR-136	89.5	90.5	Felsic Volcanic 1	Central Pit	Mine Rock	--	0.25	<5	<10	48	5.0	7.0	56	133
117054	BR-136	99	100	Felsic Volcanic 1	Central Pit	Mine Rock	--	0.26	<5	<10	55	5.0	6.0	59	142
117055	BR-136	101	102	Felsic Volcanic 1	Central Pit	Mine Rock	--	0.25	<5	<10	54	5.0	7.0	55	129
117056	BR-136	105	106	Felsic Volcanic 1	Central Pit	Mine Rock	--	0.26	<5	<10	53	5.0	7.0	57	134
117057	BR-136	110	111	Felsic Volcanic 1	Central Pit	Mine Rock	--	0.24	<5	<10	49	5.0	6.0	54	130
117058	BR-136	115.85	117	Felsic Volcanic 1	Central Pit	Mine Rock	--	0.25	<5	<10	51	5.0	5.0	43	132
117059	BR-136	123	124	Felsic Volcanic 1	Central Pit	Mine Rock	--	0.27	<5	<10	54	5.0	8.0	36	130
117060	BR-136	125	126	Felsic Volcanic 1	Central Pit	Mine Rock	--	0.26	<5	<10	52	5.0	9.0	57	134

Classification as mine rock or ore-grade materials was based on gold content.

A value of "--" indicates metal was not measured for the given sample; the variation in elements analyzed is due to measurement at two different laboratories (see text).

Table B-7 Four Acid Metals

Sample ID	Drillhole ID	From	To	Lithology	Area	Class	Thorium	Titanium	Thallium	Uranium	Vanadium	Tungsten	Yttrium	Zinc	Zirconium
		m	*m*				*ppm*	*%*	*ppm*	*ppm*	*ppm*	*ppm*	*ppm*	*ppm*	*ppm*
10x Crustal Abundance (Price 1997) [(1)]							--	--	--	--	--	--	--	--	--
117061	BR-136	130	131	Felsic Volcanic 1	Central Pit	Mine Rock	--	0.26	<5	<10	54	5.0	10	51	134
117062	BR-136	135.5	136.5	Felsic Volcanic 1	Central Pit	Mine Rock	--	0.26	<5	<10	53	5.0	9.0	102	134
117063	BR-136	139	140.15	Felsic Volcanic 1	Central Pit	Mine Rock	--	0.26	<5	<10	50	5.0	8.0	103	139
A0963449	BR-136	145	146	Felsic Volcanic 1	Central Pit	Mine Rock	--	0.24	<5	<10	48	5.0	8.0	55	131
A0963450	BR-136	150	151	Felsic Volcanic 1	Central Pit	Mine Rock	--	0.26	<5	<10	53	5.0	10	52	130
A0963451	BR-136	155.25	156.5	Felsic Volcanic 1	Central Pit	Mine Rock	--	0.26	<5	<10	52	5.0	9.0	45	132
A0963493	BR-136	161.65	162.5	Felsic Volcanic 1	Central Pit	Mine Rock	--	0.34	<5	<10	89	5.0	6.0	65	139
A0963452	BR-136	166.85	168	Felsic Volcanic 1	Central Pit	Mine Rock	--	0.26	<5	<10	53	5.0	8.0	56	126
A0963453	BR-136	168	169	Felsic Volcanic 1	Central Pit	Mine Rock	--	0.26	<5	<10	52	5.0	8.0	53	134
A0963454	BR-136	171	172	Felsic Volcanic 1	Central Pit	Mine Rock	--	0.25	<5	<10	51	5.0	9.0	69	126
A0963455	BR-136	177	178	Felsic Volcanic 1	Central Pit	Mine Rock	--	0.24	<5	<10	51	5.0	8.0	70	128
A0963456	BR-136	181	181.5	Felsic Volcanic 1	Central Pit	Mine Rock	--	0.090	<5	<10	18	5.0	3.0	24	47
A0963457	BR-136	181.5	183	Felsic Volcanic 1	Central Pit	Mine Rock	--	0.26	<5	<10	58	5.0	10	65	132
A0963494	BR-136	188	189	Felsic Volcanic 1	Central Pit	Mine Rock	--	0.27	<5	<10	61	5.0	9.0	64	141
A0963495	BR-136	193	194	Felsic Volcanic 1	Central Pit	Mine Rock	--	0.26	<5	<10	55	5.0	9.0	48	141
A0963458	BR-136	197	198	Felsic Volcanic 1	Central Pit	Mine Rock	--	0.26	<5	<10	53	5.0	5.0	51	133
A0963459	BR-136	199	200	Felsic Volcanic 1	Central Pit	Mine Rock	--	0.26	<5	<10	53	5.0	8.0	59	137
A0963460	BR-136	206.85	207.7	Felsic Volcanic 1	Central Pit	Mine Rock	--	0.090	<5	<10	18	5.0	3.0	24	41
A0963461	BR-136	207.7	208.3	Felsic Volcanic 1	Central Pit	Mine Rock	--	0.11	<5	<10	21	5.0	4.0	25	51
A0963462	BR-136	211.8	212.6	Felsic Volcanic 1	Central Pit	Mine Rock	--	0.26	<5	<10	56	16	8.0	69	138
A0963496	BR-136	221	222	Felsic Volcanic 1	Central Pit	Mine Rock	--	0.24	<5	<10	51	5.0	8.0	56	128
A0963497	BR-136	229	230	Felsic Volcanic 1	Central Pit	Mine Rock	--	0.24	<5	<10	50	5.0	8.0	88	136
A0963463	BR-136	233	233.7	Felsic Volcanic 1	Central Pit	Mine Rock	--	0.050	<5	<10	10	5.0	2.0	33	25
A0963464	BR-136	233.7	234.5	Felsic Volcanic 1	Central Pit	Mine Rock	--	0.26	<5	<10	50	5.0	9.0	60	141
A0963498	BR-136	238.5	239.25	Felsic Volcanic 1	Central Pit	Mine Rock	--	0.26	<5	<10	54	5.0	9.0	64	134
A0963465	BR-136	266	267	Felsic Volcanic 1	Central Pit	Mine Rock	--	0.28	<5	<10	61	5.0	10	58	132
A0963466	BR-136	277	277.75	Felsic Volcanic 1	Central Pit	Mine Rock	--	0.27	<5	<10	68	5.0	10	57	129
A0963499	BR-136	287.8	288.6	Felsic Volcanic 1	Central Pit	Mine Rock	--	0.31	<5	<10	79	5.0	10	108	124
A0963500	BR-136	293	294	Felsic Volcanic 1	Central Pit	Mine Rock	--	0.26	<5	<10	56	5.0	10	78	137
A0963467	BR-136	301	302	Felsic Volcanic 1	Central Pit	Mine Rock	--	0.22	<5	<10	41	5.0	7.0	811	141
A0962801	BR-136	305	306	Felsic Volcanic 1	Central Pit	Mine Rock	--	0.33	<5	<10	82	5.0	10	80	112
A0963468	BR-136	318.2	318.7	Felsic Volcanic 1	Central Pit	Ore-Grade	--	0.23	<5	<10	50	5.0	8.0	422	123
A0963469	BR-136	318.7	319.2	Felsic Volcanic 1	Central Pit	Ore-Grade	--	0.22	<5	<10	45	5.0	8.0	949	115
A0963470	BR-136	319.2	319.7	Felsic Volcanic 1	Central Pit	Mine Rock	--	0.20	<5	<10	41	5.0	5.0	165	96
A0962802	BR-136	326.55	327.5	Felsic Volcanic 1	Central Pit	Mine Rock	--	0.26	<5	<10	54	5.0	8.0	54	140
A0963471	BR-136	330.5	331.5	Felsic Volcanic 1	Central Pit	Mine Rock	--	0.29	<5	<10	59	5.0	10	73	144
A0963488	BR-136	334.5	335.5	Felsic Volcanic 1	Central Pit	Mine Rock	--	0.25	<5	<10	52	5.0	8.0	53	132
A0962803	BR-136	336.5	337.5	Felsic Volcanic 1	Central Pit	Mine Rock	--	0.37	<5	<10	99	5.0	14	107	141
A0963489	BR-136	338.5	339.5	Felsic Volcanic 1	Central Pit	Mine Rock	--	0.24	<5	<10	51	5.0	8.0	89	129
A0962804	BR-136	341.5	342.5	Felsic Volcanic 1	Central Pit	Mine Rock	--	0.22	<5	<10	47	5.0	9.0	90	126
A0962805	BR-136	346.5	347.5	Felsic Volcanic 1	Central Pit	Ore-Grade	--	0.24	<5	<10	48	5.0	8.0	67	117
A0963490	BR-136	351.4	352.5	Felsic Volcanic 1	Central Pit	Mine Rock	--	0.24	<5	<10	52	5.0	8.0	58	140
A0963472	BR-136	359	360	Felsic Volcanic 1	Central Pit	Mine Rock	--	0.27	<5	<10	55	8.0	5.0	70	135
A0963473	BR-136	367	367.75	Felsic Volcanic 1	Central Pit	Mine Rock	--	0.28	<5	<10	57	8.0	9.0	41	139

Classification as mine rock or ore-grade materials was based on gold content.

A value of "--" indicates metal was not measured for the given sample; the variation in elements analyzed is due to measurement at two different laboratories (see text).

Table B-7 Four Acid Metals

Sample ID	Drillhole ID	From	To	Lithology	Area	Class	Thorium	Titanium	Thallium	Uranium	Vanadium	Tungsten	Yttrium	Zinc	Zirconium
		m	*m*				*ppm*	*%*	*ppm*	*ppm*	*ppm*	*ppm*	*ppm*	*ppm*	*ppm*
10x Crustal Abundance (Price 1997) [(1)]							--	--	--	--	--	--	--	--	--
A0963474	BR-136	370.4	370.9	Felsic Volcanic 1	Central Pit	Ore-Grade	--	0.19	<5	<10	44	5.0	6.0	26	99
A0963475	BR-136	370.9	371.4	Felsic Volcanic 1	Central Pit	Ore-Grade	--	0.25	<5	<10	51	9.0	8.0	27	126
A0963476	BR-136	375.6	376.1	Felsic Volcanic 1	Central Pit	Ore-Grade	--	0.17	<5	<10	75	5.0	6.0	101	91
A0962806	BR-136	379.5	380.25	Felsic Volcanic 1	Central Pit	Mine Rock	--	0.24	<5	<10	54	32	9.0	66	134
A0963477	BR-136	387	388	Felsic Volcanic 1	Central Pit	Mine Rock	--	0.19	<5	<10	41	7.0	7.0	53	90
A0963478	BR-136	395	396	Felsic Volcanic 1	Central Pit	Mine Rock	--	0.28	<5	<10	81	5.0	10	66	138
A0963479	BR-136	398	399.1	Metasediment 2	Central Pit	Ore-Grade	--	0.40	<5	<10	119	5.0	13	133	132
A0963480	BR-136	402.3	403.5	Felsic Volcanic 1	Central Pit	Ore-Grade	--	0.25	<5	<10	74	6.0	7.0	73	120
A0963481	BR-136	403.5	404.5	Felsic Volcanic 1	Central Pit	Ore-Grade	--	0.27	<5	<10	54	11	9.0	66	142
A0963482	BR-136	408	409	Felsic Volcanic 1	Central Pit	Mine Rock	--	0.29	<5	<10	56	5.0	9.0	57	146
A0963483	BR-136	413.1	414.1	Metasediment 2	Central Pit	Mine Rock	--	0.36	<5	<10	111	5.0	13	85	139
A0963484	BR-136	419.5	421	Metasediment 2	Central Pit	Mine Rock	--	0.35	<5	<10	121	5.0	13	96	128
A0963491	BR-136	422.4	423.85	Felsic Volcanic 1	Central Pit	Mine Rock	--	0.30	<5	<10	64	5.0	9.0	54	143
A0963485	BR-136	425	425.8	Metasediment 2	Central Pit	Mine Rock	--	0.21	<5	<10	78	5.0	12	89	99
A0963486	BR-136	432.9	433.5	Metasediment 2	Central Pit	Mine Rock	--	0.39	<5	<10	115	5.0	14	131	127
A0963487	BR-136	433.5	434.8	Felsic Volcanic 1	Central Pit	Mine Rock	--	0.20	<5	<10	38	5.0	8.0	53	129
A0962807	BR-137	185.6	186.1	Felsic Volcanic 1	Central Pit	Ore-Grade	--	0.24	<5	<10	49	5.0	7.0	481	129
A0962808	BR-137	191	192	Felsic Volcanic 1	Central Pit	Mine Rock	--	0.26	<5	<10	54	5.0	9.0	84	139
A0962809	BR-137	195	195.85	Felsic Volcanic 1	Central Pit	Mine Rock	--	0.28	<5	<10	64	5.0	10	44	131
A0962810	BR-137	200.4	201.4	Felsic Volcanic 1	Central Pit	Ore-Grade	--	0.27	<5	<10	54	9.0	9.0	87	121
A0964707	BR-137	215.65	216.15	Felsic Volcanic 1	Central Pit	Ore-Grade	--	0.090	<5	<10	23	15	2.0	282	50
A0962811	BR-137	225.1	225.65	Metasediment 2	Central Pit	Mine Rock	--	0.29	<5	<10	91	5.0	13	92	116
A0962812	BR-137	230.55	231.3	Felsic Volcanic 1	Central Pit	Mine Rock	--	0.29	<5	<10	94	5.0	13	100	114
A0962851	BR-138	30.5	31.5	Felsic Volcanic 1	Central Pit	Mine Rock	--	0.27	<5	<10	63	5.0	9.0	64	118
A0962813	BR-138	36.75	37.75	Felsic Volcanic 1	Central Pit	Mine Rock	--	0.23	<5	<10	44	5.0	9.0	81	149
A0962814	BR-138	38.35	39	Felsic Volcanic 1	Central Pit	Mine Rock	--	0.26	<5	<10	46	5.0	6.0	780	149
A0962815	BR-138	40.5	41.25	Felsic Volcanic 1	Central Pit	Ore-Grade	--	0.24	<5	<10	56	5.0	9.0	7010	125
A0962852	BR-138	45	45.75	Felsic Volcanic 1	Central Pit	Ore-Grade	--	0.24	<5	<10	54	5.0	9.0	181	117
A0962853	BR-138	55	56	Felsic Volcanic 1	Central Pit	Mine Rock	--	0.29	<5	<10	57	5.0	10	99	115
A0962816	BR-138	65	66	Felsic Volcanic 1	Central Pit	Ore-Grade	--	0.24	<5	<10	43	5.0	9.0	60	150
A0962817	BR-138	66	66.6	Felsic Volcanic 1	Central Pit	Mine Rock	--	0.27	<5	<10	51	5.0	10	54	148
A0962818	BR-138	71	72	Felsic Volcanic 1	Central Pit	Mine Rock	--	0.23	<5	<10	44	5.0	8.0	50	148
A0962854	BR-138	78	79	Felsic Volcanic 1	Central Pit	Mine Rock	--	0.33	<5	<10	69	6.0	10	103	149
A0962819	BR-138	83	84	Felsic Volcanic 1	Central Pit	Mine Rock	--	0.28	<5	<10	57	5.0	9.0	82	125
A0962820	BR-138	90	91	Felsic Volcanic 1	Central Pit	Mine Rock	--	0.27	<5	<10	56	5.0	6.0	1780	128
A0962821	BR-138	94	95	Felsic Volcanic 1	Central Pit	Mine Rock	--	0.31	<5	<10	63	5.0	11	523	138
A0962822	BR-138	97.1	97.6	Felsic Volcanic 1	Central Pit	Mine Rock	--	0.20	<5	<10	42	5.0	7.0	81	82
A0962823	BR-138	100	101	Felsic Volcanic 1	Central Pit	Mine Rock	--	0.30	<5	<10	63	5.0	11	111	138
A0962824	BR-138	108	109	Felsic Volcanic 1	Central Pit	Mine Rock	--	0.27	<5	<10	57	5.0	8.0	71	140
A0962855	BR-138	115	116	Felsic Volcanic 1	Central Pit	Mine Rock	--	0.26	<5	<10	54	5.0	9.0	52	136
A0962825	BR-138	125	126	Felsic Volcanic 1	Central Pit	Mine Rock	--	0.27	<5	<10	56	5.0	8.0	57	131
A0962826	BR-138	133	134	Felsic Volcanic 1	Central Pit	Mine Rock	--	0.28	<5	<10	57	5.0	8.0	97	135
A0962827	BR-138	139.5	140.5	Felsic Volcanic 1	Central Pit	Mine Rock	--	0.25	<5	<10	51	5.0	8.0	54	127
A0962828	BR-138	162	163	Felsic Volcanic 1	Central Pit	Mine Rock	--	0.26	<5	<10	53	5.0	9.0	96	129

Classification as mine rock or ore-grade materials was based on gold content.

A value of "--" indicates metal was not measured for the given sample; the variation in elements analyzed is due to measurement at two different laboratories (see text).

Table B-7 Four Acid Metals

Sample ID	Drillhole ID	From	To	Lithology	Area	Class	Thorium	Titanium	Thallium	Uranium	Vanadium	Tungsten	Yttrium	Zinc	Zirconium
		m	*m*				*ppm*	*%*	*ppm*	*ppm*	*ppm*	*ppm*	*ppm*	*ppm*	*ppm*
10x Crustal Abundance (Price 1997) [(1)]							--	--	--	--	--	--	--	--	--
A0962856	BR-138	172	173	Felsic Volcanic 1	Central Pit	Mine Rock	--	0.26	<5	<10	57	5.0	6.0	67	126
A0962829	BR-138	177	178	Felsic Volcanic 1	Central Pit	Ore-Grade	--	0.26	<5	<10	54	5.0	9.0	55	137
A0962830	BR-138	184	185	Felsic Volcanic 1	Central Pit	Mine Rock	--	0.25	<5	<10	53	5.0	8.0	54	131
A0964009	BR-164	392.25	393.1	Metasediment 2	Central Pit	Mine Rock	--	0.23	<5	<10	84	5.0	9.0	91	112
A0964010	BR-164	401.25	402	Metasediment 2	Central Pit	Mine Rock	--	0.34	<5	<10	99	5.0	13	99	132
A0964011	BR-164	406.5	407.65	Metasediment 2	Central Pit	Mine Rock	--	0.38	<5	<10	97	5.0	13	100	153
A0964458	BR-202	31.05	32	Felsic Volcanic 1	Central Pit	Ore-Grade	--	0.25	<5	<10	48	8.0	9.0	71	133
A0964459	BR-202	35.05	35.7	Felsic Volcanic 1	Central Pit	Mine Rock	--	0.24	<5	<10	49	5.0	9.0	110	128
A0964460	BR-202	37.9	39	Felsic Volcanic 1	Central Pit	Mine Rock	--	0.25	<5	<10	47	5.0	9.0	109	153
A0964461	BR-202	55.35	55.85	Felsic Volcanic 1	Central Pit	Mine Rock	--	0.23	<5	<10	50	8.0	8.0	84	141
A0964462	BR-202	57.6	58.3	Felsic Volcanic 1	Central Pit	Mine Rock	--	0.15	<5	<10	22	5.0	6.0	170	79
A0964463	BR-202	66	66.6	Felsic Volcanic 1	Central Pit	Mine Rock	--	0.23	<5	<10	46	9.0	8.0	161	129
A0964464	BR-202	71.8	72.3	Felsic Volcanic 1	Central Pit	Ore-Grade	--	0.11	<5	<10	9.0	5.0	3.0	53	50
A0964465	BR-202	75	75.8	Felsic Volcanic 1	Central Pit	Ore-Grade	--	0.47	<5	<10	102	182	13	56	133
A0964466	BR-202	79	79.5	Felsic Volcanic 1	Central Pit	Ore-Grade	--	0.38	<5	<10	91	6.0	12	198	144
A0964467	BR-202	85.45	86.3	Felsic Volcanic 1	Central Pit	Mine Rock	--	0.22	<5	<10	46	12	9.0	58	145
A0964468	BR-202	91.7	93	Metasediment 2	Central Pit	Ore-Grade	--	0.29	<5	<10	93	5.0	11	81	114
A0964469	BR-202	96.3	97.25	Felsic Volcanic 1	Central Pit	Mine Rock	--	0.19	<5	<10	42	5.0	7.0	40	121
A0964470	BR-202	101.6	102.65	Felsic Volcanic 1	Central Pit	Mine Rock	--	0.26	<5	<10	50	167	8.0	63	139
A0964471	BR-202	106.4	107.9	Metasediment 2	Central Pit	Mine Rock	--	0.33	<5	<10	97	5.0	11	96	130
A0964472	BR-202	111	112.5	Felsic Volcanic 1	Central Pit	Mine Rock	--	0.29	<5	<10	61	5.0	12	97	159
A0964473	BR-202	115.5	117	Felsic Volcanic 1	Central Pit	Mine Rock	--	0.27	<5	<10	47	9.0	7.0	65	151
A0964474	BR-202	121.4	121.9	Felsic Volcanic 1	Central Pit	Ore-Grade	--	0.18	<5	<10	37	5.0	7.0	54	112
A0964475	BR-202	127.6	128.9	Metasediment 2	Central Pit	Mine Rock	--	0.37	<5	<10	112	5.0	11	118	141
A0964476	BR-202	132.8	133.65	Metasediment 2	Central Pit	Mine Rock	--	0.35	<5	<10	97	5.0	12	117	134
A0964477	BR-202	139.5	141	Metasediment 2	Central Pit	Mine Rock	--	0.35	<5	<10	107	5.0	15	119	135
A0964478	BR-202	147.6	148.1	Metasediment 2	Central Pit	Mine Rock	--	0.23	<5	<10	67	5.0	11	96	122
A0964479	BR-202	154	154.6	Metasediment 2	Central Pit	Mine Rock	--	0.32	<5	<10	87	5.0	12	120	117
A0964480	BR-202	162	162.95	Metasediment 2	Central Pit	Mine Rock	--	0.32	<5	<10	76	5.0	13	73	128
A0964481	BR-202	170.95	171.45	Felsic Volcanic 1	Central Pit	Mine Rock	--	0.24	<5	<10	43	5.0	9.0	57	102
A0964482	BR-202	176.55	177.05	Felsic Volcanic 1	Central Pit	Ore-Grade	--	0.24	<5	<10	52	5.0	5.0	101	113
A0964483	BR-202	192.25	193.2	Felsic Volcanic 2	Central Pit	Mine Rock	--	0.12	<5	<10	5.0	5.0	13	29	200
A0964484	BR-202	199.5	201	Felsic Volcanic 2	Central Pit	Mine Rock	--	0.11	<5	<10	3.0	5.0	15	51	198
A0964485	BR-202	216	217.5	Felsic Volcanic 2	Central Pit	Mine Rock	--	0.12	<5	<10	3.0	5.0	14	50	195
A0964486	BR-202	222	222.5	Felsic Volcanic 1	Central Pit	Mine Rock	--	0.25	<5	<10	50	5.0	10	63	129
A0964061	BR-204	178.65	179.3	Felsic Volcanic 1	Central Pit	Mine Rock	--	0.24	<5	<10	64	5.0	11	85	134
A0964062	BR-204	183.8	184.6	Metasediment 2	Central Pit	Mine Rock	--	0.22	<5	<10	70	5.0	13	105	98
A0964063	BR-204	191.9	193	Metasediment 2	Central Pit	Mine Rock	--	0.29	<5	<10	79	5.0	11	100	120
A0964064	BR-204	195	195.8	Felsic Volcanic 1	Central Pit	Mine Rock	--	0.28	<5	<10	71	5.0	10	69	129
A0964065	BR-204	210.75	211.75	Felsic Volcanic 2	Central Pit	Mine Rock	--	0.12	<5	<10	8.0	5.0	13	54	203
A0964066	BR-204	218.8	219.8	Felsic Volcanic 2	Central Pit	Mine Rock	--	0.12	<5	<10	3.0	5.0	15	55	149
A0964067	BR-204	226.5	227.45	Felsic Volcanic 2	Central Pit	Mine Rock	--	0.12	<5	<10	3.0	5.0	15	47	214
A0964068	BR-204	232.5	233.5	Felsic Volcanic 2	Central Pit	Mine Rock	--	0.10	<5	<10	3.0	5.0	12	40	177
A0964069	BR-204	237.5	238.5	Felsic Volcanic 2	Central Pit	Mine Rock	--	0.13	<5	<10	8.0	5.0	14	47	203

Classification as mine rock or ore-grade materials was based on gold content.

A value of "--" indicates metal was not measured for the given sample; the variation in elements analyzed is due to measurement at two different laboratories (see text).

Table B-7 Four Acid Metals

Sample ID	Drillhole ID	From	To	Lithology	Area	Class	Thorium	Titanium	Thallium	Uranium	Vanadium	Tungsten	Yttrium	Zinc	Zirconium
		m	*m*				*ppm*	*%*	*ppm*	*ppm*	*ppm*	*ppm*	*ppm*	*ppm*	*ppm*
10x Crustal Abundance (Price 1997) [(1)]							--	--	--	--	--	--	--	--	--
117329	BR-209	60	61.5	Felsic Volcanic 1	Central Pit	Mine Rock	--	0.27	<5	<10	50	5.0	10	78	161
A0964072	BR-209	63	64.2	Felsic Volcanic 1	Central Pit	Mine Rock	--	0.27	<5	<10	56	5.0	9.0	70	127
117330	BR-209	76.65	77.65	Metasediment 2	Central Pit	Mine Rock	--	0.32	<5	<10	100	5.0	13	88	126
117331	BR-209	80.4	81.45	Metasediment 2	Central Pit	Mine Rock	--	0.23	<5	<10	83	5.0	11	94	117
117332	BR-209	86.75	87.65	Metasediment 2	Central Pit	Mine Rock	--	0.24	<5	<10	87	5.0	14	96	90
117333	BR-209	100.5	102	Felsic Volcanic 1	Central Pit	Mine Rock	--	0.21	<5	<10	50	5.0	9.0	68	117
117334	BR-209	122.05	123	Felsic Volcanic 2	Central Pit	Mine Rock	--	0.12	<5	<10	3.0	5.0	14	52	207
A0964073	BR-209	134.5	135.3	Felsic Volcanic 2	Central Pit	Mine Rock	--	0.16	<5	<10	25	5.0	15	61	196
117335	BR-209	139.4	140.4	Felsic Volcanic 2	Central Pit	Mine Rock	--	0.12	<5	<10	3.0	5.0	8.0	61	203
117336	BR-209	144.55	145.8	Felsic Volcanic 2	Central Pit	Mine Rock	--	0.13	<5	<10	7.0	5.0	12	51	208
A0964074	BR-209	146.3	147	Felsic Volcanic 2	Central Pit	Mine Rock	--	0.12	<5	<10	5.0	5.0	12	46	190
117337	BR-209	150	151	Felsic Volcanic 2	Central Pit	Mine Rock	--	0.12	<5	<10	3.0	5.0	15	48	204
117338	BR-209	157	158	Felsic Volcanic 2	Central Pit	Ore-Grade	--	0.12	<5	<10	3.0	5.0	13	45	186
117339	BR-209	163.25	164.5	Felsic Volcanic 2	Central Pit	Mine Rock	--	0.12	<5	<10	4.0	5.0	11	59	159
A0964075	BR-209	184.5	186	Felsic Volcanic 1	Central Pit	Mine Rock	--	0.30	<5	<10	67	5.0	11	87	139
117340	BR-209	191	192	Felsic Volcanic 2	Central Pit	Mine Rock	--	0.13	<5	<10	3.0	5.0	13	45	207
A0963852	BR-217	16.9	18	Felsic Volcanic 1	Central Pit	Mine Rock	--	0.22	<5	<10	48	5.0	8.0	73	130
A0963853	BR-217	21	22.5	Felsic Volcanic 1	Central Pit	Ore-Grade	--	0.26	<5	<10	50	5.0	5.0	68	131
A0963854	BR-217	28.4	29.9	Felsic Volcanic 1	Central Pit	Mine Rock	--	0.25	<5	<10	50	5.0	9.0	61	128
A0963855	BR-217	33	34.5	Felsic Volcanic 1	Central Pit	Mine Rock	--	0.21	<5	<10	44	5.0	8.0	79	121
A0963856	BR-217	40	41.4	Felsic Volcanic 1	Central Pit	Mine Rock	--	0.20	<5	<10	43	5.0	8.0	82	118
A0963857	BR-217	44.2	45.5	Felsic Volcanic 1	Central Pit	Mine Rock	--	0.26	<5	<10	52	5.0	9.0	71	127
A0963858	BR-217	51	52.5	Felsic Volcanic 1	Central Pit	Mine Rock	--	0.23	<5	<10	45	5.0	9.0	52	124
A0963859	BR-217	55.4	56.9	Felsic Volcanic 1	Central Pit	Mine Rock	--	0.17	<5	<10	29	5.0	5.0	45	140
A0963860	BR-217	61	61.25	Felsic Volcanic 1	Central Pit	Ore-Grade	--	0.24	<5	<10	48	5.0	8.0	67	132
A0963861	BR-217	65.6	67	Felsic Volcanic 1	Central Pit	Mine Rock	--	0.19	<5	<10	43	5.0	7.0	39	113
A0963862	BR-217	70	71.5	Felsic Volcanic 1	Central Pit	Mine Rock	--	0.24	<5	<10	48	5.0	8.0	51	131
A0963863	BR-217	74.5	76	Felsic Volcanic 1	Central Pit	Mine Rock	--	0.22	<5	<10	49	5.0	8.0	40	120
A0963864	BR-217	83	84	Felsic Volcanic 1	Central Pit	Mine Rock	--	0.20	<5	<10	43	5.0	7.0	74	115
A0963865	BR-217	87.7	88.4	Felsic Volcanic 1	Central Pit	Mine Rock	--	0.17	<5	<10	28	5.0	6.0	277	136
A0963866	BR-217	94.5	96	Felsic Volcanic 1	Central Pit	Mine Rock	--	0.19	<5	<10	42	5.0	6.0	97	124
A0963867	BR-217	102.5	103.5	Felsic Volcanic 1	Central Pit	Mine Rock	--	0.26	<5	<10	54	5.0	8.0	398	138
A0963868	BR-217	124.5	126	Felsic Volcanic 1	Central Pit	Mine Rock	--	0.25	<5	<10	45	5.0	8.0	75	141
A0963869	BR-217	133.5	135	Felsic Volcanic 1	Central Pit	Mine Rock	--	0.21	<5	<10	47	5.0	8.0	153	127
A0963870	BR-217	138	138.5	Felsic Volcanic 1	Central Pit	Mine Rock	--	0.23	<5	<10	47	5.0	9.0	59	128
A0963871	BR-217	143.3	144.8	Felsic Volcanic 1	Central Pit	Mine Rock	--	0.22	<5	<10	41	5.0	7.0	160	133
A0963872	BR-217	148.5	149.5	Felsic Volcanic 1	Central Pit	Mine Rock	--	0.23	<5	<10	41	5.0	8.0	77	124
A0963873	BR-217	152.4	153.1	Felsic Volcanic 1	Central Pit	Ore-Grade	--	0.21	<5	<10	44	5.0	7.0	160	122
A0963874	BR-217	164.5	165	Felsic Volcanic 1	Central Pit	Ore-Grade	--	0.41	<5	<10	85	16	11	98	141
A0963875	BR-217	170	170.5	Felsic Volcanic 1	Central Pit	Mine Rock	--	0.24	<5	<10	46	162	10	84	149
A0963876	BR-217	174.45	175.55	Metasediment 1	Central Pit	Mine Rock	--	0.26	<5	<10	67	5.0	9.0	72	122
A0963877	BR-217	181.85	183.25	Metasediment 2	Central Pit	Ore-Grade	--	0.21	<5	<10	69	5.0	9.0	71	120
A0963878	BR-217	185.8	186.9	Felsic Volcanic 1	Central Pit	Mine Rock	--	0.22	<5	<10	45	5.0	8.0	62	140
A0963879	BR-217	189.55	190.75	Metasediment 2	Central Pit	Mine Rock	--	0.23	<5	<10	75	5.0	11	78	109

Classification as mine rock or ore-grade materials was based on gold content.

A value of "--" indicates metal was not measured for the given sample; the variation in elements analyzed is due to measurement at two different laboratories (see text).

Table B-7 Four Acid Metals

Sample ID	Drillhole ID	From	To	Lithology	Area	Class	Thorium	Titanium	Thallium	Uranium	Vanadium	Tungsten	Yttrium	Zinc	Zirconium
		m	*m*				*ppm*	*%*	*ppm*	*ppm*	*ppm*	*ppm*	*ppm*	*ppm*	*ppm*
10x Crustal Abundance (Price 1997) [(1)]							--	--	--	--	--	--	--	--	--
A0963885	BR-217	220.2	221.3	Metasediment 2	Central Pit	Mine Rock	--	0.34	<5	<10	105	5.0	17	99	125
A0963886	BR-217	225.7	227.2	Metasediment 2	Central Pit	Mine Rock	--	0.19	<5	<10	60	5.0	10	78	72
A0963887	BR-217	242.8	243.35	Metasediment 2	Central Pit	Mine Rock	--	0.31	<5	<10	86	5.0	11	74	131
A0963888	BR-217	249.05	249.55	Felsic Volcanic 1	Central Pit	Mine Rock	--	0.28	<5	<10	60	5.0	9.0	54	119
A0963889	BR-217	253.65	255	Felsic Volcanic 2	Central Pit	Mine Rock	--	0.11	<5	<10	3.0	5.0	11	47	193
A0963322	BR-108	88.25	89	Felsic Volcanic 1	Central Pit	Mine Rock	--	0.27	<5	<10	52	5.0	9.0	53	133
A0963323	BR-108	93.25	94	Felsic Volcanic 1	Central Pit	Mine Rock	--	0.25	<5	<10	48	5.0	8.0	58	138
A0963324	BR-108	98	99	Felsic Volcanic 1	Central Pit	Mine Rock	--	0.24	<5	<10	45	5.0	5.0	55	119
A0963325	BR-108	103	104	Felsic Volcanic 1	Central Pit	Mine Rock	--	0.29	<5	<10	57	5.0	9.0	63	147
A0963326	BR-108	108	109	Felsic Volcanic 1	Central Pit	Mine Rock	--	0.31	<5	<10	60	5.0	11	66	154
A0963363	BR-108	119.25	120	Felsic Volcanic 1	Central Pit	Mine Rock	--	0.29	<5	<10	55	5.0	10	62	152
A0963364	BR-108	123	123.75	Felsic Volcanic 1	Central Pit	Mine Rock	--	0.27	<5	<10	55	5.0	10	78	154
A0963327	BR-108	139.5	140.5	Felsic Volcanic 1	Central Pit	Mine Rock	--	0.26	<5	<10	52	5.0	9.0	60	144
A0963328	BR-108	143.5	144.4	Felsic Volcanic 1	Central Pit	Mine Rock	--	0.21	<5	<10	40	5.0	7.0	47	117
A0963365	BR-108	153.5	154.5	Felsic Volcanic 1	Central Pit	Mine Rock	--	0.24	<5	<10	50	5.0	7.0	53	127
A0963329	BR-108	165.8	166.3	Felsic Volcanic 1	Central Pit	Mine Rock	--	0.28	<5	<10	56	5.0	8.0	60	146
A0963330	BR-108	169.1	170	Fragmental 1	Central Pit	Mine Rock	--	0.28	<5	<10	52	5.0	8.0	47	149
A0963331	BR-108	179.75	180.75	Fragmental 1	Central Pit	Mine Rock	--	0.28	<5	<10	52	5.0	9.0	70	141
A0963332	BR-108	189	189.5	Felsic Volcanic 1	Central Pit	Mine Rock	--	0.25	<5	<10	48	5.0	8.0	46	136
A0963366	BR-108	199	200	Fragmental 1	Central Pit	Mine Rock	--	0.25	<5	<10	47	5.0	9.0	44	141
A0963367	BR-108	206.5	207.5	Felsic Volcanic 1	Central Pit	Mine Rock	--	0.26	<5	<10	50	5.0	8.0	59	133
A0963368	BR-108	216	216.5	Fragmental 1	Central Pit	Mine Rock	--	0.24	<5	<10	47	5.0	9.0	45	133
A0963333	BR-108	224.5	225.5	Fragmental 1	Central Pit	Mine Rock	--	0.23	<5	<10	49	5.0	8.0	60	135
A0963334	BR-108	240	241	Felsic Volcanic 1	Central Pit	Mine Rock	--	0.22	<5	<10	50	5.0	7.0	36	133
A0963356	BR-108	246.55	247.5	Felsic Volcanic 1	Central Pit	Mine Rock	--	0.23	<5	<10	47	5.0	8.0	51	134
A0963335	BR-108	257.5	258	Felsic Volcanic 1	Central Pit	Mine Rock	--	0.25	<5	<10	50	5.0	5.0	62	147
A0963336	BR-108	261.5	262	Felsic Volcanic 1	Central Pit	Mine Rock	--	0.22	<5	<10	37	5.0	6.0	58	153
A0963357	BR-108	269.5	270.5	Felsic Volcanic 1	Central Pit	Mine Rock	--	0.18	<5	<10	34	5.0	6.0	149	140
A0963337	BR-108	273	273.5	Felsic Volcanic 1	Central Pit	Mine Rock	--	0.34	<5	<10	63	5.0	11	1300	169
A0963338	BR-108	279	280	Felsic Volcanic 1	Central Pit	Mine Rock	--	0.27	<5	<10	56	5.0	10	109	153
A0963358	BR-108	283	284	Felsic Volcanic 1	Central Pit	Mine Rock	--	0.28	<5	<10	53	5.0	9.0	80	147
A0963339	BR-108	289.5	290	Felsic Volcanic 1	Central Pit	Mine Rock	--	0.20	<5	<10	33	6.0	6.0	142	142
A0963340	BR-108	293	294	Felsic Volcanic 1	Central Pit	Mine Rock	--	0.22	<5	<10	46	6.0	8.0	51	126
A0963341	BR-108	298.5	299.5	Felsic Volcanic 1	Central Pit	Mine Rock	--	0.25	<5	<10	46	19	8.0	154	146
A0963342	BR-108	303.5	304.25	Felsic Volcanic 1	Central Pit	Ore-Grade	--	0.29	<5	<10	59	5.0	8.0	118	150
A0963343	BR-108	309.5	310.25	Felsic Volcanic 1	Central Pit	Mine Rock	--	0.21	<5	<10	42	7.0	7.0	64	122
A0963344	BR-108	314.75	315.5	Felsic Volcanic 1	Central Pit	Ore-Grade	--	0.19	<5	<10	37	22	7.0	45	104
A0963359	BR-108	319.25	320	Felsic Volcanic 1	Central Pit	Mine Rock	--	0.23	<5	<10	43	29	8.0	53	135
A0963345	BR-108	322.5	323.25	Felsic Volcanic 1	Central Pit	Ore-Grade	--	0.21	<5	<10	46	143	8.0	45	122
A0963346	BR-108	328.5	329.25	Felsic Volcanic 1	Central Pit	Ore-Grade	--	0.23	<5	<10	48	69	6.0	68	147
A0963347	BR-108	333	333.5	Felsic Volcanic 1	Central Pit	Mine Rock	--	0.21	<5	<10	26	5.0	6.0	50	97
A0963348	BR-108	336	336.5	Felsic Volcanic 1	Central Pit	Mine Rock	--	0.18	<5	<10	50	5.0	6.0	97	98
A0963349	BR-108	340.5	341	Felsic Volcanic 2	Central Pit	Ore-Grade	--	0.21	<5	<10	40	6.0	7.0	777	92
A0963350	BR-108	344	345	Felsic Volcanic 2	Central Pit	Mine Rock	--	0.23	<5	<10	51	34	5.0	52	117

Classification as mine rock or ore-grade materials was based on gold content.

A value of "--" indicates metal was not measured for the given sample; the variation in elements analyzed is due to measurement at two different laboratories (see text).

Table B-7 Four Acid Metals

Sample ID	Drillhole ID	From	To	Lithology	Area	Class	Thorium	Titanium	Thallium	Uranium	Vanadium	Tungsten	Yttrium	Zinc	Zirconium
		m	*m*				*ppm*	*%*	*ppm*	*ppm*	*ppm*	*ppm*	*ppm*	*ppm*	*ppm*
10x Crustal Abundance (Price 1997) [(1)]							--	--	--	--	--	--	--	--	--
A0963353	BR-108	375.5	376.25	Felsic Volcanic 1	Central Pit	Mine Rock	--	0.26	<5	<10	55	5.0	9.0	58	117
A0963354	BR-108	380.75	381.5	Felsic Volcanic 1	Central Pit	Mine Rock	--	0.31	<5	<10	61	5.0	9.0	51	136
A0963355	BR-108	385.25	386	Felsic Volcanic 1	Central Pit	Mine Rock	--	0.19	<5	<10	37	5.0	8.0	57	125
A0964012	BR-164	32	33	Felsic Volcanic 1	Central Pit	Mine Rock	--	0.29	<5	<10	56	5.0	6.0	62	128
A0962765	BR-164	41.1	42	Felsic Volcanic 1	Central Pit	Mine Rock	--	0.24	<5	<10	48	5.0	10	32	133
A0962766	BR-164	46.8	47.7	Felsic Volcanic 1	Central Pit	Mine Rock	--	0.37	<5	<10	100	5.0	14	117	144
A0962767	BR-164	56.5	58	Metasediment 2	Central Pit	Mine Rock	--	0.33	<5	<10	82	5.0	10	86	144
A0962768	BR-164	62	63	Fragmental 1	Central Pit	Mine Rock	--	0.23	<5	<10	68	5.0	9.0	77	138
A0964013	BR-164	75	76.5	Felsic Volcanic 1	Central Pit	Mine Rock	--	0.26	<5	<10	51	5.0	7.0	54	143
A0962769	BR-164	82.5	84	Felsic Volcanic 1	Central Pit	Mine Rock	--	0.27	<5	<10	50	5.0	8.0	76	150
A0962770	BR-164	87	88.5	Felsic Volcanic 1	Central Pit	Mine Rock	--	0.23	<5	<10	40	5.0	8.0	66	122
A0962771	BR-164	96	97.5	Felsic Volcanic 1	Central Pit	Mine Rock	--	0.22	<5	<10	40	5.0	9.0	69	117
A0962772	BR-164	100.5	102	Felsic Volcanic 1	Central Pit	Mine Rock	--	0.26	<5	<10	52	5.0	9.0	57	142
A0962773	BR-164	110	111	Felsic Volcanic 1	Central Pit	Mine Rock	--	0.28	<5	<10	58	5.0	7.0	65	140
A0962774	BR-164	114	115.5	Felsic Volcanic 1	Central Pit	Mine Rock	--	0.25	<5	<10	52	5.0	8.0	60	160
A0962775	BR-164	120	121.5	Felsic Volcanic 1	Central Pit	Mine Rock	--	0.24	<5	<10	49	5.0	8.0	77	133
A0962776	BR-164	124.5	126	Felsic Volcanic 1	Central Pit	Mine Rock	--	0.24	<5	<10	50	5.0	10	134	146
A0962777	BR-164	128.5	129	Felsic Volcanic 1	Central Pit	Mine Rock	--	0.23	<5	<10	53	5.0	9.0	58	143
A0962778	BR-164	136.35	137.5	Felsic Volcanic 1	Central Pit	Mine Rock	--	0.22	<5	<10	47	5.0	6.0	54	140
A0962779	BR-164	142.5	144	Felsic Volcanic 1	Central Pit	Mine Rock	--	0.16	<5	<10	35	5.0	8.0	129	113
A0962780	BR-164	148.5	150	Felsic Volcanic 1	Central Pit	Mine Rock	--	0.25	<5	<10	52	5.0	9.0	61	134
A0962781	BR-164	153	154	Felsic Volcanic 1	Central Pit	Mine Rock	--	0.25	<5	<10	50	5.0	9.0	55	131
A0962782	BR-164	159.15	159.75	Felsic Volcanic 1	Central Pit	Mine Rock	--	0.27	<5	<10	54	5.0	10	59	144
A0964014	BR-164	165	166.5	Felsic Volcanic 1	Central Pit	Mine Rock	--	0.25	<5	<10	56	5.0	9.0	59	145
A0962783	BR-164	171	172.5	Felsic Volcanic 1	Central Pit	Mine Rock	--	0.26	<5	<10	55	5.0	9.0	220	138
A0964015	BR-164	177	178.5	Felsic Volcanic 1	Central Pit	Mine Rock	--	0.23	<5	<10	47	5.0	8.0	200	143
A0964016	BR-164	195	196.5	Felsic Volcanic 1	Central Pit	Mine Rock	--	0.26	<5	<10	53	5.0	8.0	84	139
A0964017	BR-164	205.5	207	Felsic Volcanic 1	Central Pit	Mine Rock	--	0.23	<5	<10	48	5.0	7.0	56	134
A0962784	BR-164	210.1	211.2	Felsic Volcanic 1	Central Pit	Mine Rock	--	0.22	<5	<10	47	5.0	7.0	32	133
A0962785	BR-164	215.3	216.5	Felsic Volcanic 1	Central Pit	Mine Rock	--	0.23	<5	<10	49	5.0	8.0	50	134
A0962786	BR-164	220.5	222	Felsic Volcanic 1	Central Pit	Mine Rock	--	0.26	<5	<10	53	5.0	6.0	85	133
A0962787	BR-164	227.75	228.35	Felsic Volcanic 1	Central Pit	Mine Rock	--	0.25	<5	<10	53	5.0	9.0	86	132
A0962788	BR-164	232.4	232.9	Felsic Volcanic 1	Central Pit	Mine Rock	--	0.24	<5	<10	52	5.0	9.0	77	146
A0964018	BR-164	238.3	238.9	Felsic Volcanic 1	Central Pit	Mine Rock	--	0.24	<5	<10	49	5.0	10	63	124
A0962789	BR-164	250.5	251.65	Felsic Volcanic 1	Central Pit	Mine Rock	--	0.19	<5	<10	32	44	6.0	682	141
A0964019	BR-164	267	267.5	Felsic Volcanic 1	Central Pit	Mine Rock	--	0.27	<5	<10	53	5.0	9.0	95	113
A0962790	BR-164	273.6	274.45	Felsic Volcanic 1	Central Pit	Mine Rock	--	0.23	<5	<10	49	33	7.0	99	128
A0962791	BR-164	281.7	282.2	Felsic Volcanic 1	Central Pit	Mine Rock	--	0.25	<5	<10	52	5.0	8.0	76	143
A0962792	BR-164	283.75	284.25	Felsic Volcanic 1	Central Pit	Ore-Grade	--	0.17	<5	<10	40	5.0	5.0	223	98
A0962793	BR-164	286.95	287.45	Felsic Volcanic 1	Central Pit	Mine Rock	--	0.28	<5	<10	58	25	8.0	96	152
A0962794	BR-164	295	295.75	Felsic Volcanic 1	Central Pit	Mine Rock	--	0.25	<5	<10	46	6.0	5.0	60	128
A0962795	BR-164	302.5	303	Felsic Volcanic 1	Central Pit	Mine Rock	--	0.27	<5	<10	53	112	10	60	151
A0962796	BR-164	308	309	Felsic Volcanic 1	Central Pit	Ore-Grade	--	0.20	<5	<10	42	25	7.0	125	112
A0962797	BR-164	312	313	Felsic Volcanic 1	Central Pit	Mine Rock	--	0.27	<5	<10	55	8.0	9.0	151	150

Classification as mine rock or ore-grade materials was based on gold content.

A value of "--" indicates metal was not measured for the given sample; the variation in elements analyzed is due to measurement at two different laboratories (see text).

Table B-7 Four Acid Metals

Sample ID	Drillhole ID	From	To	Lithology	Area	Class	Thorium	Titanium	Thallium	Uranium	Vanadium	Tungsten	Yttrium	Zinc	Zirconium
		m	*m*				*ppm*	*%*	*ppm*	*ppm*	*ppm*	*ppm*	*ppm*	*ppm*	*ppm*
10x Crustal Abundance (Price 1997) [(1)]							--	--	--	--	--	--	--	--	--
A0964002	BR-164	356	357	Felsic Volcanic 1	Central Pit	Ore-Grade	--	0.25	<5	<10	52	6.0	6.0	61	149
A0964003	BR-164	361.45	362.45	Felsic Volcanic 1	Central Pit	Mine Rock	--	0.31	<5	<10	83	5.0	13	88	150
A0964004	BR-164	365	366	Felsic Volcanic 1	Central Pit	Mine Rock	--	0.26	<5	<10	47	6.0	9.0	51	154
A0964005	BR-164	372.4	373	Felsic Volcanic 1	Central Pit	Mine Rock	--	0.22	<5	<10	42	5.0	9.0	36	145
A0964006	BR-164	377.5	378.5	Metasediment 2	Central Pit	Mine Rock	--	0.31	<5	<10	91	6.0	10	85	124
A0964007	BR-164	382	383.15	Metasediment 2	Central Pit	Mine Rock	--	0.34	<5	<10	99	5.0	12	88	129
A0964008	BR-164	387.7	388.95	Metasediment 2	Central Pit	Mine Rock	--	0.27	<5	<10	84	5.0	11	101	116
A0963048	BR-106	15	16	Felsic Volcanic 1	Central Pit	Mine Rock	--	0.25	<5	<10	47	5.0	8.0	50	132
A0963303	BR-106	19	20	Felsic Volcanic 1	Central Pit	Mine Rock	--	0.25	<5	<10	48	5.0	7.0	58	125
A0963049	BR-106	25	26	Felsic Volcanic 1	Central Pit	Mine Rock	--	0.27	<5	<10	53	5.0	9.0	56	138
A0963304	BR-106	27	28	Felsic Volcanic 1	Central Pit	Mine Rock	--	0.27	<5	<10	54	5.0	9.0	57	137
A0963050	BR-106	32	33	Felsic Volcanic 1	Central Pit	Mine Rock	--	0.23	<5	<10	47	5.0	7.0	45	122
A0963251	BR-106	35	36	Felsic Volcanic 1	Central Pit	Mine Rock	--	0.25	<5	<10	52	5.0	8.0	56	130
A0963252	BR-106	40	41	Felsic Volcanic 1	Central Pit	Mine Rock	--	0.24	<5	<10	50	5.0	8.0	52	122
A0963305	BR-106	49	49.8	Felsic Volcanic 1	Central Pit	Mine Rock	--	0.24	<5	<10	51	5.0	7.0	44	123
A0963253	BR-106	52.45	53.45	Felsic Volcanic 1	Central Pit	Mine Rock	--	0.24	<5	<10	50	5.0	8.0	51	121
A0963254	BR-106	60.45	61.45	Felsic Volcanic 1	Central Pit	Mine Rock	--	0.27	<5	<10	53	5.0	9.0	54	133
A0963255	BR-106	63.45	64.45	Felsic Volcanic 1	Central Pit	Mine Rock	--	0.26	<5	<10	51	5.0	7.0	54	134
A0963256	BR-106	68.15	69.15	Felsic Volcanic 1	Central Pit	Mine Rock	--	0.28	<5	<10	53	5.0	9.0	58	136
A0963257	BR-106	73.45	74.45	Felsic Volcanic 1	Central Pit	Mine Rock	--	0.16	<5	<10	39	5.0	9.0	56	106
A0963258	BR-106	78.45	79.45	Felsic Volcanic 1	Central Pit	Mine Rock	--	0.17	<5	<10	37	5.0	8.0	57	113
A0963259	BR-106	83.45	84.45	Felsic Volcanic 1	Central Pit	Mine Rock	--	0.20	<5	<10	39	5.0	8.0	55	120
A0963260	BR-106	88.55	89.05	Felsic Volcanic 1	Central Pit	Mine Rock	--	0.23	<5	<10	47	5.0	8.0	52	127
A0963261	BR-106	93.55	94.55	Felsic Volcanic 1	Central Pit	Mine Rock	--	0.21	<5	<10	43	5.0	8.0	55	125
A0963262	BR-106	97.8	98.9	Felsic Volcanic 1	Central Pit	Mine Rock	--	0.28	<5	<10	62	5.0	9.0	58	140
A0963263	BR-106	103.45	104.45	Felsic Volcanic 1	Central Pit	Mine Rock	--	0.24	<5	<10	53	5.0	9.0	57	127
A0963264	BR-106	108.1	109.1	Felsic Volcanic 1	Central Pit	Mine Rock	--	0.27	<5	<10	54	5.0	9.0	54	143
A0963265	BR-106	113.1	114.3	Felsic Volcanic 1	Central Pit	Mine Rock	--	0.25	<5	<10	52	5.0	9.0	55	138
A0963266	BR-106	117.65	118.65	Felsic Volcanic 1	Central Pit	Mine Rock	--	0.24	<5	<10	51	5.0	9.0	56	134
A0963267	BR-106	124.6	125.6	Felsic Volcanic 1	Central Pit	Mine Rock	--	0.28	<5	<10	53	5.0	9.0	54	147
A0963268	BR-106	130	131	Felsic Volcanic 1	Central Pit	Mine Rock	--	0.25	<5	<10	51	5.0	8.0	58	130
A0963269	BR-106	135	136	Felsic Volcanic 1	Central Pit	Mine Rock	--	0.26	<5	<10	55	5.0	8.0	55	139
A0963270	BR-106	145.2	146.2	Felsic Volcanic 1	Central Pit	Mine Rock	--	0.25	<5	<10	52	5.0	8.0	62	129
A0963271	BR-106	151.2	152.2	Felsic Volcanic 1	Central Pit	Mine Rock	--	0.24	<5	<10	50	5.0	9.0	65	129
A0963306	BR-106	156.5	157.5	Felsic Volcanic 1	Central Pit	Mine Rock	--	0.26	<5	<10	55	5.0	9.0	76	136
A0963272	BR-106	166.4	167.4	Felsic Volcanic 1	Central Pit	Mine Rock	--	0.27	<5	<10	54	5.0	8.0	64	134
A0963273	BR-106	171.65	172.65	Felsic Volcanic 1	Central Pit	Mine Rock	--	0.27	<5	<10	58	5.0	10	52	146
A0963274	BR-106	176.65	177.65	Felsic Volcanic 1	Central Pit	Mine Rock	--	0.25	<5	<10	50	5.0	8.0	59	123
A0963275	BR-106	180.65	181.65	Felsic Volcanic 1	Central Pit	Mine Rock	--	0.23	<5	<10	49	5.0	6.0	267	118
A0963276	BR-106	181.65	182.65	Felsic Volcanic 1	Central Pit	Mine Rock	--	0.25	<5	<10	50	5.0	8.0	88	119
A0963307	BR-106	184.65	185.65	Felsic Volcanic 1	Central Pit	Mine Rock	--	0.31	<5	<10	76	5.0	11	196	125
A0963277	BR-106	191.95	192.55	Felsic Volcanic 1	Central Pit	Mine Rock	--	0.31	<5	<10	61	17	10	48	142
A0963278	BR-106	198.65	199.65	Felsic Volcanic 1	Central Pit	Mine Rock	--	0.27	<5	<10	54	5.0	9.0	55	136
A0963279	BR-106	208.65	209.6	Felsic Volcanic 1	Central Pit	Mine Rock	--	0.25	<5	<10	54	5.0	8.0	54	135

Classification as mine rock or ore-grade materials was based on gold content.

A value of "--" indicates metal was not measured for the given sample; the variation in elements analyzed is due to measurement at two different laboratories (see text).

Table B-7 Four Acid Metals

Sample ID	Drillhole ID	From	To	Lithology	Area	Class	Thorium	Titanium	Thallium	Uranium	Vanadium	Tungsten	Yttrium	Zinc	Zirconium
		m	*m*				*ppm*	*%*	*ppm*	*ppm*	*ppm*	*ppm*	*ppm*	*ppm*	*ppm*
10x Crustal Abundance (Price 1997) [(1)]							--	--	--	--	--	--	--	--	--
A0963299	BR-106	258.85	259.85	Felsic Volcanic 1	Central Pit	Mine Rock	--	0.18	<5	<10	40	5.0	6.0	41	102
A0963285	BR-106	262.85	263.75	Felsic Volcanic 1	Central Pit	Mine Rock	--	0.21	<5	<10	49	5.0	7.0	29	120
A0963300	BR-106	263.75	264.5	Felsic Volcanic 1	Central Pit	Mine Rock	--	0.22	<5	<10	50	5.0	7.0	41	129
A0963286	BR-106	285	286	Felsic Volcanic 1	Central Pit	Mine Rock	--	0.24	<5	<10	52	5.0	8.0	54	135
A0963287	BR-106	304	305	Felsic Volcanic 1	Central Pit	Mine Rock	--	0.25	<5	<10	66	5.0	8.0	57	125
A0963288	BR-106	310	311	Felsic Volcanic 1	Central Pit	Mine Rock	--	0.24	<5	<10	60	5.0	9.0	58	129
A0963289	BR-106	319	320	Felsic Volcanic 1	Central Pit	Ore-Grade	--	0.22	<5	<10	52	5.0	9.0	51	120
A0963290	BR-106	323.75	324.25	Felsic Volcanic 1	Central Pit	Mine Rock	--	0.23	<5	<10	49	5.0	9.0	62	123
A0963291	BR-106	328.85	329.85	Felsic Volcanic 1	Central Pit	Mine Rock	--	0.26	<5	<10	61	5.0	11	71	140
A0963301	BR-106	330.85	331.85	Felsic Volcanic 1	Central Pit	Mine Rock	--	0.23	<5	<10	53	5.0	9.0	60	134
A0963292	BR-106	333.85	334.85	Felsic Volcanic 1	Central Pit	Mine Rock	--	0.22	<5	<10	48	5.0	8.0	59	128
A0963302	BR-106	344.1	345.2	Felsic Volcanic 1	Central Pit	Mine Rock	--	0.29	<5	<10	89	5.0	11	70	126
A0963293	BR-106	350.3	351.3	Felsic Volcanic 1	Central Pit	Mine Rock	--	0.23	<5	<10	54	5.0	8.0	57	139
A0963294	BR-106	355.3	356.05	Metasediment 2	Central Pit	Mine Rock	--	0.30	<5	<10	94	6.0	11	95	136
A0963295	BR-106	360.5	361	Metasediment 2	Central Pit	Mine Rock	--	0.32	<5	<10	113	5.0	13	94	133
A0963296	BR-106	365.25	366.25	Metasediment 2	Central Pit	Mine Rock	--	0.33	<5	<10	121	5.0	11	93	136
A0963297	BR-106	370.2	371.2	Metasediment 2	Central Pit	Mine Rock	--	0.32	<5	<10	112	5.0	12	94	139
A0963298	BR-106	375.5	376.5	Felsic Volcanic 2	Central Pit	Mine Rock	--	0.11	<5	<10	7.0	5.0	14	38	205
A0962859	BR-139	41.5	42.5	Felsic Volcanic 1	Central Pit	Mine Rock	--	0.22	<5	<10	50	5.0	9.0	60	125
A0962860	BR-139	47.5	48.5	Felsic Volcanic 1	Central Pit	Mine Rock	--	0.21	<5	<10	49	5.0	8.0	56	129
A0962861	BR-139	52.5	53.5	Felsic Volcanic 1	Central Pit	Mine Rock	--	0.21	<5	<10	47	5.0	8.0	51	134
A0962862	BR-139	60	61	Felsic Volcanic 1	Central Pit	Mine Rock	--	0.23	<5	<10	49	5.0	9.0	67	127
A0962863	BR-139	70	71	Felsic Volcanic 1	Central Pit	Mine Rock	--	0.23	<5	<10	47	5.0	6.0	57	130
A0962864	BR-139	78.5	79.5	Felsic Volcanic 1	Central Pit	Mine Rock	--	0.23	<5	<10	51	5.0	9.0	72	133
A0962865	BR-139	85.5	86.5	Felsic Volcanic 1	Central Pit	Mine Rock	--	0.23	<5	<10	53	5.0	9.0	63	137
A0962866	BR-139	91	92	Felsic Volcanic 1	Central Pit	Mine Rock	--	0.22	<5	<10	51	5.0	8.0	55	129
A0962867	BR-139	97	98	Felsic Volcanic 1	Central Pit	Mine Rock	--	0.23	<5	<10	56	5.0	8.0	59	133
A0963673	BR-139	103	104.25	Felsic Volcanic 1	Central Pit	Mine Rock	--	0.22	<5	<10	51	5.0	8.0	59	127
A0962871	BR-139	108	108.5	Felsic Volcanic 1	Central Pit	Mine Rock	--	0.20	<5	<10	46	5.0	7.0	50	116
A0962872	BR-139	111.6	113	Felsic Volcanic 1	Central Pit	Mine Rock	--	0.22	<5	<10	50	5.0	8.0	45	131
A0962873	BR-139	116.5	117.5	Felsic Volcanic 1	Central Pit	Mine Rock	--	0.22	<5	<10	52	5.0	9.0	64	134
A0962874	BR-139	124.5	125.5	Felsic Volcanic 1	Central Pit	Mine Rock	--	0.25	<5	<10	60	6.0	10	81	155
A0962875	BR-139	131.5	132.2	Felsic Volcanic 1	Central Pit	Mine Rock	--	0.29	<5	<10	87	5.0	12	64	136
A0962876	BR-139	138	138.5	Felsic Volcanic 1	Central Pit	Mine Rock	--	0.22	<5	<10	45	5.0	8.0	81	125
A0962877	BR-139	145.5	147	Felsic Volcanic 1	Central Pit	Mine Rock	--	0.22	<5	<10	43	5.0	10	30	145
A0962878	BR-139	152.5	153.5	Felsic Volcanic 1	Central Pit	Ore-Grade	--	0.23	<5	<10	54	5.0	10	72	137
A0962879	BR-139	158.5	159.5	Felsic Volcanic 1	Central Pit	Mine Rock	--	0.21	<5	<10	40	5.0	8.0	24	146
A0962880	BR-139	164.5	165.25	Felsic Volcanic 1	Central Pit	Mine Rock	--	0.19	<5	<10	41	5.0	7.0	136	114
A0962881	BR-139	173	174	Felsic Volcanic 1	Central Pit	Mine Rock	--	0.23	<5	<10	54	5.0	8.0	68	131
A0962882	BR-139	179.5	180.5	Felsic Volcanic 1	Central Pit	Mine Rock	--	0.25	<5	<10	50	6.0	9.0	139	137
A0962883	BR-139	184.75	185.5	Felsic Volcanic 1	Central Pit	Mine Rock	--	0.24	<5	<10	46	5.0	9.0	112	144
A0962884	BR-139	196	197	Felsic Volcanic 1	Central Pit	Mine Rock	--	0.27	<5	<10	62	5.0	10	60	142
A0962885	BR-139	213.5	214	Felsic Volcanic 1	Central Pit	Mine Rock	--	0.24	<5	<10	55	5.0	9.0	147	136
A0962886	BR-139	243.5	244.5	Felsic Volcanic 1	Central Pit	Mine Rock	--	0.22	<5	<10	50	5.0	9.0	54	125

Classification as mine rock or ore-grade materials was based on gold content.

A value of "--" indicates metal was not measured for the given sample; the variation in elements analyzed is due to measurement at two different laboratories (see text).

Table B-7 Four Acid Metals

Sample ID	Drillhole ID	From	To	Lithology	Area	Class	Thorium	Titanium	Thallium	Uranium	Vanadium	Tungsten	Yttrium	Zinc	Zirconium
		m	*m*				*ppm*	*%*	*ppm*	*ppm*	*ppm*	*ppm*	*ppm*	*ppm*	*ppm*
10x Crustal Abundance (Price 1997) [(1)]							--	--	--	--	--	--	--	--	--
A0962887	BR-139	260.5	261.5	Felsic Volcanic 1	Central Pit	Mine Rock	--	0.21	<5	<10	49	5.0	8.0	60	123
A0962888	BR-139	272	273	Felsic Volcanic 1	Central Pit	Mine Rock	--	0.21	<5	<10	46	5.0	9.0	69	126
A0962889	BR-139	286.5	287.25	Felsic Volcanic 1	Central Pit	Ore-Grade	--	0.21	<5	<10	49	5.0	8.0	540	111
A0964708	BR-139	298.5	299	Felsic Volcanic 1	Central Pit	Ore-Grade	--	0.19	<5	<10	61	15	7.0	52	104
A0964709	BR-139	303	303.5	Felsic Volcanic 1	Central Pit	Ore-Grade	--	0.21	<5	<10	65	16	8.0	288	129
A0964710	BR-139	309	309.75	Felsic Volcanic 1	Central Pit	Mine Rock	--	0.22	<5	<10	51	23	7.0	49	124
A0964711	BR-139	315.5	316	Felsic Volcanic 1	Central Pit	Ore-Grade	--	0.27	<5	<10	79	6.0	12	57	137
A0964712	BR-139	320.25	321	Metasediment 2	Central Pit	Mine Rock	--	0.31	<5	<10	100	5.0	12	109	145
A0962890	BR-139	326	327	Metasediment 2	Central Pit	Mine Rock	--	0.26	<5	<10	76	5.0	10	78	129
A0962891	BR-139	335.3	336.45	Metasediment 2	Central Pit	Mine Rock	--	0.25	<5	<10	87	5.0	15	90	108
A0962892	BR-139	340.9	342	Metasediment 2	Central Pit	Mine Rock	--	0.21	<5	<10	71	5.0	13	95	98
A0962893	BR-139	348	349	Metasediment 2	Central Pit	Mine Rock	--	0.23	<5	<10	89	5.0	14	103	109
A0962894	BR-139	366.5	367	Metasediment 2	Central Pit	Mine Rock	--	0.23	<5	<10	81	5.0	14	56	119
A0963547	BR-185	23.6	24.5	Felsic Volcanic 1	Central Pit	Mine Rock	--	0.21	<5	<10	48	5.0	8.0	78	120
A0964158	BR-168	117	118.5	Felsic Volcanic 1	Central Pit	Mine Rock	--	0.24	<5	<10	46	5.0	8.0	58	139
A0964154	BR-168	123.5	124.5	Felsic Volcanic 1	Central Pit	Mine Rock	--	0.26	<5	<10	53	5.0	8.0	58	129
A0964155	BR-168	130.95	131.45	Felsic Volcanic 1	Central Pit	Mine Rock	--	0.32	<5	<10	90	5.0	12	95	120
A0964156	BR-168	141	142.1	Felsic Volcanic 1	Central Pit	Mine Rock	--	0.27	<5	<10	55	5.0	6.0	71	133
A0964157	BR-168	149.65	150.2	Felsic Volcanic 1	Central Pit	Mine Rock	--	0.27	<5	<10	55	5.0	9.0	100	132
A0964159	BR-168	159	160.5	Felsic Volcanic 1	Central Pit	Mine Rock	--	0.24	<5	<10	52	5.0	8.0	98	143
A0964160	BR-168	166.25	166.75	Felsic Volcanic 1	Central Pit	Mine Rock	--	0.22	<5	<10	45	5.0	9.0	598	127
A0964161	BR-168	171.6	172.4	Felsic Volcanic 1	Central Pit	Mine Rock	--	0.24	<5	<10	50	5.0	8.0	54	120
A0964162	BR-168	177	178	Felsic Volcanic 1	Central Pit	Mine Rock	--	0.25	<5	<10	51	5.0	8.0	64	116
A0964163	BR-168	182.25	183	Felsic Volcanic 1	Central Pit	Mine Rock	--	0.24	<5	<10	49	5.0	8.0	61	130
A0964164	BR-168	192	192.5	Felsic Volcanic 1	Central Pit	Mine Rock	--	0.17	<5	<10	39	5.0	6.0	31	78
A0964165	BR-168	198.3	199.3	Felsic Volcanic 1	Central Pit	Mine Rock	--	0.28	<5	<10	52	5.0	9.0	126	138
A0964166	BR-168	207.3	207.8	Felsic Volcanic 1	Central Pit	Mine Rock	--	0.29	<5	<10	57	5.0	8.0	92	128
A0964167	BR-168	213	214	Felsic Volcanic 1	Central Pit	Mine Rock	--	0.25	<5	<10	51	5.0	8.0	76	126
A0964168	BR-168	219.55	221	Felsic Volcanic 1	Central Pit	Mine Rock	--	0.28	<5	<10	59	5.0	9.0	53	129
A0964169	BR-168	227.8	228.6	Felsic Volcanic 1	Central Pit	Mine Rock	--	0.37	<5	<10	102	5.0	12	84	102
A0964170	BR-168	234.55	235.05	Felsic Volcanic 1	Central Pit	Mine Rock	--	0.24	<5	<10	50	5.0	9.0	64	122
A0964171	BR-168	252.9	254	Felsic Volcanic 1	Central Pit	Mine Rock	--	0.28	<5	<10	61	5.0	9.0	70	119
A0964172	BR-168	268.5	270	Felsic Volcanic 1	Central Pit	Mine Rock	--	0.22	<5	<10	41	5.0	9.0	58	124
A0964173	BR-168	280.5	282	Felsic Volcanic 1	Central Pit	Mine Rock	--	0.24	<5	<10	51	5.0	8.0	51	124
A0964174	BR-168	298.65	299.15	Felsic Volcanic 1	Central Pit	Ore-Grade	--	0.22	<5	<10	56	9.0	8.0	191	103
A0964175	BR-168	320.6	321.35	Felsic Volcanic 1	Central Pit	Mine Rock	--	0.25	<5	<10	53	20	9.0	73	139
A0964176	BR-168	325.5	326.45	Metasediment 2	Central Pit	Mine Rock	--	0.35	<5	<10	103	5.0	10	87	134
117301	BR-169	40.5	41.5	Felsic Volcanic 1	Central Pit	Ore-Grade	--	0.26	<5	<10	56	5.0	9.0	135	121
A0964638	BR-169	54.2	55.3	Felsic Volcanic 1	Central Pit	Mine Rock	--	0.25	<5	<10	52	5.0	9.0	70	132
A0964639	BR-169	62	62.9	Felsic Volcanic 1	Central Pit	Mine Rock	--	0.24	<5	<10	51	5.0	9.0	48	123
117302	BR-169	65.5	66	Felsic Volcanic 1	Central Pit	Mine Rock	--	0.25	<5	<10	53	5.0	8.0	55	130
117303	BR-169	74.25	74.8	Felsic Volcanic 1	Central Pit	Mine Rock	--	0.28	<5	<10	66	5.0	10	62	143
117304	BR-169	76.05	76.7	Felsic Volcanic 1	Central Pit	Mine Rock	--	0.24	<5	<10	52	5.0	8.0	61	120
117305	BR-169	83.5	84	Felsic Volcanic 1	Central Pit	Mine Rock	--	0.32	<5	<10	66	5.0	11	76	133

Classification as mine rock or ore-grade materials was based on gold content.

A value of "--" indicates metal was not measured for the given sample; the variation in elements analyzed is due to measurement at two different laboratories (see text).

Table B-7 Four Acid Metals

Sample ID	Drillhole ID	From	To	Lithology	Area	Class	Thorium	Titanium	Thallium	Uranium	Vanadium	Tungsten	Yttrium	Zinc	Zirconium
		m	*m*				*ppm*	*%*	*ppm*	*ppm*	*ppm*	*ppm*	*ppm*	*ppm*	*ppm*
10x Crustal Abundance (Price 1997) [(1)]							--	--	--	--	--	--	--	--	--
117306	BR-169	85.5	86.35	Felsic Volcanic 1	Central Pit	Mine Rock	--	0.28	<5	<10	57	5.0	7.0	52	123
A0964640	BR-169	95.45	96	Felsic Volcanic 1	Central Pit	Mine Rock	--	0.27	<5	<10	59	5.0	9.0	103	156
117307	BR-169	98.25	99	Felsic Volcanic 1	Central Pit	Mine Rock	--	0.28	<5	<10	56	5.0	9.0	53	140
117308	BR-169	103.9	105	Felsic Volcanic 1	Central Pit	Mine Rock	--	0.23	<5	<10	46	5.0	8.0	56	135
117309	BR-169	121.6	123	Felsic Volcanic 1	Central Pit	Ore-Grade	--	0.27	<5	<10	57	6.0	8.0	24	144
A0964714	BR-169	126	126.8	Felsic Volcanic 1	Central Pit	Ore-Grade	--	0.23	<5	<10	67	13	8.0	86	94
A0964715	BR-169	127.8	128.4	Felsic Volcanic 1	Central Pit	Ore-Grade	--	0.20	<5	<10	52	7.0	8.0	70	103
A0964716	BR-169	129	129.55	Felsic Volcanic 1	Central Pit	Ore-Grade	--	0.26	<5	<10	63	17	8.0	50	99
A0964717	BR-169	130.15	130.7	Felsic Volcanic 1	Central Pit	Ore-Grade	--	0.22	<5	<10	53	13	7.0	57	82
A0964718	BR-169	131.85	132.4	Felsic Volcanic 1	Central Pit	Ore-Grade	--	0.21	<5	<10	58	7.0	7.0	41	113
117310	BR-169	150	150.5	Felsic Volcanic 1	Central Pit	Mine Rock	--	0.25	<5	<10	52	5.0	7.0	45	138
117311	BR-169	150.5	151.1	Metasediment 2	Central Pit	Mine Rock	--	0.38	<5	<10	113	5.0	13	64	144
117312	BR-169	154.5	156	Metasediment 2	Central Pit	Mine Rock	--	0.27	<5	<10	92	5.0	12	88	106
117313	BR-169	158.55	160	Metasediment 2	Central Pit	Mine Rock	--	0.30	<5	<10	60	5.0	10	59	131
117314	BR-169	165	165.7	Metasediment 2	Central Pit	Mine Rock	--	0.42	<5	<10	123	5.0	14	90	143
117316	BR-169	186	186.55	Felsic Volcanic 1	Central Pit	Mine Rock	--	0.21	<5	<10	42	5.0	9.0	61	132
117317	BR-169	189.65	190.7	Metasediment 2	Central Pit	Mine Rock	--	0.33	<5	<10	95	5.0	12	104	135
A0964641	BR-169	199.4	199.9	Felsic Volcanic 2	Central Pit	Mine Rock	--	0.23	<5	<10	80	5.0	13	60	142
117318	BR-169	205.5	207	Felsic Volcanic 2	Central Pit	Mine Rock	--	0.13	<5	<10	3.0	5.0	14	63	217
117319	BR-169	210	210.5	Felsic Volcanic 2	Central Pit	Mine Rock	--	0.18	<5	<10	21	5.0	12	55	191
117315	BR-169	214.5	216	Felsic Volcanic 2	Central Pit	Mine Rock	--	0.13	<5	<10	3.0	5.0	15	53	216
117320	BR-169	220.35	221.75	Felsic Volcanic 2	Central Pit	Mine Rock	--	0.13	<5	<10	3.0	5.0	14	50	180
117321	BR-169	224.5	225.45	Felsic Volcanic 2	Central Pit	Mine Rock	--	0.13	<5	<10	3.0	5.0	14	41	203
A0964642	BR-169	232.5	234	Felsic Volcanic 1	Central Pit	Mine Rock	--	0.29	<5	<10	57	5.0	9.0	58	128
117322	BR-169	241.5	242.8	Felsic Volcanic 2	Central Pit	Mine Rock	--	0.13	<5	<10	4.0	5.0	14	50	213
117323	BR-169	246.7	247.7	Felsic Volcanic 2	Central Pit	Ore-Grade	--	0.13	<5	<10	5.0	5.0	14	51	229
A0964643	BR-169	251.15	252	Felsic Volcanic 2	Central Pit	Mine Rock	--	0.31	<5	<10	78	5.0	11	64	134
117324	BR-169	256.5	258	Metasediment 2	Central Pit	Mine Rock	--	0.35	<5	<10	93	5.0	12	43	137
117325	BR-169	266.75	268.2	Metasediment 2	Central Pit	Mine Rock	--	0.19	<5	<10	24	5.0	10	49	166
A0962994	BR-241	70.85	72.15	Metasediment 2	Central Pit	Mine Rock	--	0.40	<5	<10	125	5.0	13	105	138
A0962995	BR-241	79.6	81	Felsic Volcanic 1	Central Pit	Mine Rock	--	0.27	<5	<10	53	5.0	9.0	50	145
A0962996	BR-241	97.85	98.35	Felsic Volcanic 2	Central Pit	Mine Rock	--	0.23	<5	<10	63	5.0	14	58	137
A0962997	BR-241	104.65	105.2	Felsic Volcanic 1	Central Pit	Mine Rock	--	0.33	<5	<10	65	5.0	10	64	139
A0962998	BR-241	110.5	111.5	Felsic Volcanic 2	Central Pit	Mine Rock	--	0.13	<5	<10	3.0	5.0	16	66	216
A0962999	BR-241	117.8	119	Felsic Volcanic 1	Central Pit	Mine Rock	--	0.29	<5	<10	85	5.0	10	78	119
A0963000	BR-241	125.5	126.5	Felsic Volcanic 2	Central Pit	Mine Rock	--	0.22	<5	<10	37	5.0	10	68	165
A0964501	BR-241	130.7	131.75	Felsic Volcanic 1	Central Pit	Ore-Grade	--	0.25	<5	<10	58	5.0	10	47	89
A0964502	BR-241	144	145.5	Felsic Volcanic 2	Central Pit	Mine Rock	--	0.12	<5	<10	4.0	5.0	11	129	201
A0964503	BR-241	148.5	150	Felsic Volcanic 2	Central Pit	Mine Rock	--	0.14	<5	<10	3.0	5.0	16	48	223
A0964504	BR-241	153.5	154.8	Felsic Volcanic 2	Central Pit	Mine Rock	--	0.14	<5	<10	3.0	5.0	15	50	226
A0964505	BR-241	162	163.5	Felsic Volcanic 2	Central Pit	Mine Rock	--	0.13	<5	<10	3.0	5.0	14	49	207
A0964506	BR-241	171.7	173.2	Felsic Volcanic 1	Central Pit	Mine Rock	--	0.30	<5	<10	64	5.0	10	57	146
A0964507	BR-241	180.65	182.15	Felsic Volcanic 1	Central Pit	Mine Rock	--	0.28	<5	<10	56	5.0	9.0	56	118
A0964508	BR-241	183.35	183.8	Felsic Volcanic 2	Central Pit	Mine Rock	--	0.17	<5	<10	12	5.0	13	49	163

Classification as mine rock or ore-grade materials was based on gold content.

A value of "--" indicates metal was not measured for the given sample; the variation in elements analyzed is due to measurement at two different laboratories (see text).

Table B-7 Four Acid Metals

Sample ID	Drillhole ID	From	To	Lithology	Area	Class	Thorium	Titanium	Thallium	Uranium	Vanadium	Tungsten	Yttrium	Zinc	Zirconium
		m	*m*				*ppm*	*%*	*ppm*	*ppm*	*ppm*	*ppm*	*ppm*	*ppm*	*ppm*
10x Crustal Abundance (Price 1997) [(1)]							--	--	--	--	--	--	--	--	--
A0964509	BR-241	212.3	213.2	Felsic Volcanic 1	Central Pit	Mine Rock	--	0.15	<5	<10	5.0	5.0	11	45	192
A0964510	BR-241	213.2	214	Felsic Volcanic 1	Central Pit	Mine Rock	--	0.15	<5	<10	6.0	5.0	12	48	201
A0962968	BR-250B	186.85	187.35	Felsic Volcanic 1	Central Pit	Ore-Grade	--	0.23	<5	<10	47	6.0	6.0	429	76
A0964958	DNE-001	23	24.5	Felsic Volcanic 1	Central Pit	Mine Rock	--	0.30	<5	<10	62	5.0	10	64	145
A0964957	DNE-001	28	30	Felsic Volcanic 2	Central Pit	Mine Rock	--	0.12	<5	<10	3.0	5.0	14	48	209
A0964956	DNE-001	36	37.5	Felsic Volcanic 2	Central Pit	Mine Rock	--	0.12	<5	<10	3.0	5.0	14	49	207
A0964955	DNE-001	43.5	45	Felsic Volcanic 2	Central Pit	Mine Rock	--	0.12	<5	<10	3.0	5.0	13	107	198
A0964954	DNE-001	49	49.5	Felsic Volcanic 1	Central Pit	Mine Rock	--	0.22	<5	<10	37	5.0	12	53	160
A0964953	DNE-001	56.25	57	Felsic Volcanic 1	Central Pit	Mine Rock	--	0.29	<5	<10	62	5.0	10	60	128
A0964952	DNE-001	63	64.5	Felsic Volcanic 1	Central Pit	Mine Rock	--	0.28	<5	<10	62	5.0	9.0	63	131
A0964951	DNE-001	70.45	71.3	Felsic Volcanic 2	Central Pit	Mine Rock	--	0.13	<5	<10	3.0	5.0	14	45	213
A0964950	DNE-001	75.75	76.6	Felsic Volcanic 1	Central Pit	Mine Rock	--	0.29	<5	<10	61	5.0	10	55	135
A0964949	DNE-001	80.4	81.4	Felsic Volcanic 2	Central Pit	Mine Rock	--	0.14	<5	<10	6.0	5.0	13	50	215
A0964948	DNE-001	85.8	87	Felsic Volcanic 1	Central Pit	Mine Rock	--	0.26	<5	<10	54	5.0	10	67	123
A0964947	DNE-001	93	94.5	Felsic Volcanic 1	Central Pit	Mine Rock	--	0.29	<5	<10	62	5.0	9.0	57	131
A0964946	DNE-001	106.5	108	Felsic Volcanic 1	Central Pit	Mine Rock	--	0.32	<5	<10	81	5.0	9.0	65	118
A0964945	DNE-001	117.9	118.7	Felsic Volcanic 1	Central Pit	Mine Rock	--	0.15	<5	<10	8.0	5.0	14	38	214
A0964944	DNE-001	118.7	119.5	Felsic Volcanic 1	Central Pit	Mine Rock	--	0.18	<5	<10	15	5.0	13	51	203
A0964943	DNE-001	124.6	125.7	Felsic Volcanic 1	Central Pit	Mine Rock	--	0.19	<5	<10	25	5.0	10	26	181
A0964942	DNE-001	131.5	132.15	Felsic Volcanic 1	Central Pit	Mine Rock	--	0.32	<5	<10	65	5.0	10	61	134
A0964941	DNE-001	142.65	144	Felsic Volcanic 1	Central Pit	Mine Rock	--	0.30	<5	<10	66	5.0	10	53	141
A0964940	DNE-001	157.5	159	Felsic Volcanic 1	Central Pit	Mine Rock	--	0.29	<5	<10	57	5.0	12	46	145
A0964939	DNE-001	169.5	171	Felsic Volcanic 1	Central Pit	Mine Rock	--	0.30	<5	<10	64	5.0	11	60	134
A0964938	DNE-001	174	175.5	Felsic Volcanic 2	Central Pit	Mine Rock	--	0.13	<5	<10	3.0	5.0	12	43	207
A0964937	DNE-001	180	181.5	Felsic Volcanic 2	Central Pit	Mine Rock	--	0.13	<5	<10	3.0	5.0	12	53	205
A0964936	DNE-001	187.5	188.4	Felsic Volcanic 2	Central Pit	Mine Rock	--	0.14	<5	<10	3.0	5.0	14	45	223
A0963125	BR-085	26	27	Felsic Volcanic 1	Central Pit	Mine Rock	--	0.11	<5	<10	10	5.0	11	39	165
A0963126	BR-085	31	32	Felsic Volcanic 1	Central Pit	Mine Rock	--	0.12	<5	<10	7.0	5.0	13	43	176
A0963127	BR-085	36	37	Felsic Volcanic 1	Central Pit	Mine Rock	--	0.15	<5	<10	28	6.0	5.0	293	127
A0963128	BR-085	41	42	Felsic Volcanic 1	Central Pit	Mine Rock	--	0.15	<5	<10	27	5.0	5.0	190	131
A0963129	BR-085	46	47	Felsic Volcanic 1	Central Pit	Mine Rock	--	0.11	<5	<10	9.0	8.0	11	470	158
A0963130	BR-085	52.25	53.25	Felsic Volcanic 2	Central Pit	Mine Rock	--	0.090	<5	<10	12	8.0	10	34	139
A0963135	BR-085	56.75	57.25	Felsic Volcanic 2	Central Pit	Mine Rock	--	0.11	<5	<10	14	8.0	11	254	170
A0963131	BR-085	62.15	63.15	Felsic Volcanic 1	Central Pit	Mine Rock	--	0.25	<5	<10	53	11	10	405	121
A0963132	BR-085	67.8	68.9	Felsic Volcanic 1	Central Pit	Mine Rock	--	0.21	<5	<10	19	17	6.0	123	112
A0963133	BR-085	72.3	73.3	Felsic Volcanic 1	Central Pit	Mine Rock	--	0.26	<5	<10	19	11	7.0	61	161
A0963134	BR-085	77.85	78.85	Felsic Volcanic 1	Central Pit	Mine Rock	--	0.31	<5	<10	87	7.0	15	238	122
A0963136	BR-086	36.2	37.5	Felsic Volcanic 1	Central Pit	Mine Rock	--	0.23	<5	<10	46	11	9.0	186	130
A0963137	BR-086	40	41	Felsic Volcanic 1	Central Pit	Ore-Grade	--	0.18	<5	<10	39	8.0	7.0	320	96
A0963138	BR-086	45	46	Felsic Volcanic 1	Central Pit	Mine Rock	--	0.25	<5	<10	53	7.0	10	153	124
A0963139	BR-086	60.3	61.8	Felsic Volcanic 1	Central Pit	Ore-Grade	--	0.26	<5	<10	56	17	10	82	137
A0963140	BR-086	89.25	89.75	Felsic Volcanic 1	Central Pit	Mine Rock	--	0.21	<5	<10	42	21	8.0	69	121
A0963141	BR-086	94.6	96.1	Felsic Volcanic 1	Central Pit	Mine Rock	--	0.24	<5	<10	48	6.0	10	71	122
A0963142	BR-086	102	103	Felsic Volcanic 1	Central Pit	Mine Rock	--	0.23	<5	<10	55	16	5.0	217	105

Classification as mine rock or ore-grade materials was based on gold content.

A value of "--" indicates metal was not measured for the given sample; the variation in elements analyzed is due to measurement at two different laboratories (see text).

Table B-7 Four Acid Metals

Sample ID	Drillhole ID	From	To	Lithology	Area	Class	Thorium	Titanium	Thallium	Uranium	Vanadium	Tungsten	Yttrium	Zinc	Zirconium
		m	*m*				*ppm*	*%*	*ppm*	*ppm*	*ppm*	*ppm*	*ppm*	*ppm*	*ppm*
10x Crustal Abundance (Price 1997) [(1)]							--	--	--	--	--	--	--	--	--
A0963148	BR-086	149.75	150.75	Felsic Volcanic 1	Central Pit	Mine Rock	--	0.11	<5	<10	9.0	5.0	11	32	154
A0963149	BR-086	152.75	153.2	Felsic Volcanic 1	Central Pit	Mine Rock	--	0.090	<5	<10	13	5.0	14	20	192
A0963150	BR-086	155.25	156.25	Felsic Volcanic 1	Central Pit	Mine Rock	--	0.11	<5	<10	9.0	5.0	13	30	173
A0963045	BR-086	165	166	Felsic Volcanic 1	Central Pit	Mine Rock	--	0.26	<5	<10	63	8.0	9.0	44	124
A0963046	BR-086	170	171	Felsic Volcanic 1	Central Pit	Mine Rock	--	0.33	<5	<10	65	5.0	10	55	128
A0963047	BR-086	181.1	182.1	Felsic Volcanic 1	Central Pit	Mine Rock	--	0.22	<5	<10	48	21	8.0	348	121
A0963151	BR-086	207.85	209.35	Metasediment 2	Central Pit	Mine Rock	--	0.26	<5	<10	60	8.0	9.0	138	122
A0963152	BR-086	214.3	215.8	Argillite	Central Pit	Mine Rock	--	0.35	<5	<10	99	6.0	15	118	144
A0963153	BR-086	220.3	221.8	Argillite	Central Pit	Mine Rock	--	0.33	<5	<10	100	5.0	14	107	138
A0963154	BR-086	225.8	227.3	Argillite	Central Pit	Mine Rock	--	0.31	<5	<10	82	5.0	11	105	143
A0963155	BR-086	231.2	232.7	Felsic Volcanic 1	Central Pit	Mine Rock	--	0.23	<5	<10	45	5.0	11	224	114
A0963156	BR-086	258.9	260.4	Felsic Volcanic 1	Central Pit	Mine Rock	--	0.23	<5	<10	41	14	8.0	45	123
A0963157	BR-086	264.4	264.7	Felsic Volcanic 1	Central Pit	Mine Rock	--	0.37	<5	<10	102	6.0	14	87	111
A0963158	BR-086	275.05	276.55	Metasediment 2	Central Pit	Mine Rock	--	0.31	<5	<10	88	5.0	14	90	130
A0963159	BR-087	50.55	51.5	Felsic Volcanic 1	Central Pit	Mine Rock	--	0.26	<5	<10	56	5.0	9.0	47	147
A0963160	BR-087	67	68	Felsic Volcanic 1	Central Pit	Mine Rock	--	0.23	<5	<10	48	5.0	9.0	51	119
A0963161	BR-087	71	72.5	Felsic Volcanic 1	Central Pit	Mine Rock	--	0.23	<5	<10	47	5.0	9.0	54	127
A0963162	BR-087	77	78.5	Felsic Volcanic 1	Central Pit	Mine Rock	--	0.24	<5	<10	47	5.0	9.0	47	119
A0963163	BR-087	85	86.5	Felsic Volcanic 1	Central Pit	Mine Rock	--	0.20	<5	<10	44	6.0	8.0	60	130
A0963164	BR-087	92.5	94	Felsic Volcanic 1	Central Pit	Mine Rock	--	0.19	<5	<10	44	5.0	8.0	29	112
A0963165	BR-087	100	101.5	Felsic Volcanic 1	Central Pit	Mine Rock	--	0.22	<5	<10	47	5.0	9.0	59	114
A0963166	BR-087	106	107.5	Felsic Volcanic 1	Central Pit	Mine Rock	--	0.20	<5	<10	46	5.0	5.0	62	114
A0963167	BR-087	111.5	113	Felsic Volcanic 1	Central Pit	Mine Rock	--	0.23	<5	<10	48	5.0	7.0	44	124
A0963168	BR-087	117.4	118.5	Felsic Volcanic 1	Central Pit	Mine Rock	--	0.24	<5	<10	50	5.0	9.0	40	122
A0963169	BR-087	123	124.5	Felsic Volcanic 1	Central Pit	Mine Rock	--	0.23	<5	<10	48	5.0	9.0	53	117
A0963170	BR-087	138	139.5	Felsic Volcanic 1	Central Pit	Mine Rock	--	0.25	<5	<10	46	5.0	9.0	56	120
A0963171	BR-087	150	151.5	Felsic Volcanic 1	Central Pit	Mine Rock	--	0.20	<5	<10	42	10	7.0	47	117
A0963172	BR-087	160.5	162	Felsic Volcanic 1	Central Pit	Mine Rock	--	0.20	<5	<10	41	7.0	8.0	32	110
A0963173	BR-087	172.7	174.25	Felsic Volcanic 1	Central Pit	Mine Rock	--	0.24	<5	<10	61	5.0	10	45	132
A0963174	BR-087	180	181.5	Felsic Volcanic 1	Central Pit	Mine Rock	--	0.21	<5	<10	42	5.0	8.0	36	118
A0963175	BR-087	187	188	Felsic Volcanic 1	Central Pit	Mine Rock	--	0.20	<5	<10	40	7.0	5.0	49	111
A0963176	BR-087	195	196	Felsic Volcanic 1	Central Pit	Ore-Grade	--	0.19	<5	<10	39	5.0	9.0	53	140
A0963177	BR-087	199	200	Felsic Volcanic 1	Central Pit	Mine Rock	--	0.15	<5	<10	27	18	6.0	31	140
A0963178	BR-087	205	205.5	Felsic Volcanic 1	Central Pit	Mine Rock	--	0.17	<5	<10	27	5.0	8.0	20	147
A0963179	BR-087	208.6	209.1	Felsic Volcanic 1	Central Pit	Ore-Grade	--	0.21	<5	<10	40	7.0	8.0	33	119
A0963180	BR-087	217	218	Felsic Volcanic 1	Central Pit	Ore-Grade	--	0.20	<5	<10	43	5.0	9.0	43	134
A0963181	BR-087	230.5	232	Felsic Volcanic 1	Central Pit	Mine Rock	--	0.24	<5	<10	48	6.0	10	71	134
A0963182	BR-087	245	246.5	Felsic Volcanic 1	Central Pit	Ore-Grade	--	0.20	<5	<10	48	12	8.0	253	109
A0963183	BR-087	258	259.5	Felsic Volcanic 1	Central Pit	Mine Rock	--	0.24	<5	<10	52	10	10	157	123
A0963184	BR-087	267	268.5	Felsic Volcanic 1	Central Pit	Mine Rock	--	0.24	<5	<10	49	7.0	5.0	75	110
A0963185	BR-087	275.3	276	Felsic Volcanic 2	Central Pit	Mine Rock	--	0.10	<5	<10	22	7.0	6.0	16	111
A0963186	BR-087	279.85	280.7	Felsic Volcanic 2	Central Pit	Mine Rock	--	0.13	<5	<10	28	8.0	5.0	37	122
A0963187	BR-087	292	293	Felsic Volcanic 1	Central Pit	Ore-Grade	--	0.22	<5	<10	66	12	10	82	115
A0963188	BR-087	310	311	Felsic Volcanic 1	Central Pit	Ore-Grade	--	0.27	<5	<10	85	9.0	9.0	397	109

Classification as mine rock or ore-grade materials was based on gold content.

A value of "--" indicates metal was not measured for the given sample; the variation in elements analyzed is due to measurement at two different laboratories (see text).

Table B-7 Four Acid Metals

Sample ID	Drillhole ID	From	To	Lithology	Area	Class	Thorium	Titanium	Thallium	Uranium	Vanadium	Tungsten	Yttrium	Zinc	Zirconium
		m	*m*				*ppm*	*%*	*ppm*	*ppm*	*ppm*	*ppm*	*ppm*	*ppm*	*ppm*
10x Crustal Abundance (Price 1997) [(1)]							--	--	--	--	--	--	--	--	--
A0963189	BR-087	321	322	Metasediment 2	Central Pit	Ore-Grade	--	0.38	<5	<10	116	15	11	227	119
A0963190	BR-087	326	327	Felsic Volcanic 1	Central Pit	Mine Rock	--	0.20	<5	<10	49	5.0	8.0	71	124
A0963191	BR-087	334	335	Felsic Volcanic 1	Central Pit	Mine Rock	--	0.24	<5	<10	45	19	9.0	43	101
A0962716	BR-149	33	34.25	Felsic Volcanic 1	Central Pit	Mine Rock	--	0.29	<5	<10	89	5.0	11	67	123
A0962717	BR-149	93.95	95	Felsic Volcanic 1	Central Pit	Mine Rock	--	0.24	<5	<10	49	5.0	10	45	125
A0962718	BR-149	103.5	105	Felsic Volcanic 1	Central Pit	Mine Rock	--	0.22	<5	<10	48	5.0	9.0	55	130
A0962719	BR-149	110.3	111	Felsic Volcanic 1	Central Pit	Mine Rock	--	0.21	<5	<10	45	5.0	8.0	33	129
A0962720	BR-149	114.5	116	Felsic Volcanic 1	Central Pit	Mine Rock	--	0.22	<5	<10	51	5.0	9.0	96	130
A0962715	BR-149	120.5	122	Felsic Volcanic 1	Central Pit	Mine Rock	--	0.18	<5	<10	39	5.0	6.0	15	87
A0962721	BR-149	125	126	Felsic Volcanic 1	Central Pit	Mine Rock	--	0.26	<5	<10	57	5.0	10	37	133
A0962722	BR-149	130	131	Felsic Volcanic 1	Central Pit	Mine Rock	--	0.20	<5	<10	43	5.0	8.0	32	127
A0962723	BR-149	138	139.5	Felsic Volcanic 1	Central Pit	Mine Rock	--	0.21	<5	<10	47	5.0	9.0	39	126
A0962724	BR-149	144.3	145.8	Felsic Volcanic 1	Central Pit	Mine Rock	--	0.22	<5	<10	49	14	9.0	40	126
A0962725	BR-149	148.5	149.25	Felsic Volcanic 1	Central Pit	Mine Rock	--	0.22	<5	<10	44	13	5.0	38	119
A0963510	BR-170	160	161	Felsic Volcanic 1	Central Pit	Mine Rock	--	0.20	<5	<10	44	7.0	7.0	22	81
A0963511	BR-170	164.8	166	Felsic Volcanic 1	Central Pit	Mine Rock	--	0.17	<5	<10	48	7.0	8.0	45	100
A0963509	BR-170	209	210	Felsic Volcanic 2	Central Pit	Mine Rock	--	0.090	<5	<10	14	6.0	10	23	145
A0963517	BR-170	211	212	Felsic Volcanic 1	Central Pit	Mine Rock	--	0.090	<5	<10	12	5.0	10	20	143
A0963512	BR-170	219.9	220.9	Felsic Volcanic 1	Central Pit	Ore-Grade	--	0.19	<5	<10	63	13	9.0	57	113
A0963513	BR-170	235.15	236.2	Metasediment 2	Central Pit	Mine Rock	--	0.29	<5	<10	78	5.0	15	380	105
A0963514	BR-170	243.75	244.75	Metasediment 2	Central Pit	Ore-Grade	--	0.23	<5	<10	58	13	9.0	137	82
A0963515	BR-170	258	259	Felsic Volcanic 2	Central Pit	Mine Rock	--	0.13	<5	<10	3.0	5.0	15	120	225
A0963516	BR-170	264	265	Felsic Volcanic 2	Central Pit	Mine Rock	--	0.11	<5	<10	3.0	5.0	8.0	71	186
A0963518	BR-171	28.5	29.5	Felsic Volcanic 1	Central Pit	Mine Rock	--	0.26	<5	<10	59	52	10	39	116
A0963519	BR-171	31.5	32.5	Felsic Volcanic 1	Central Pit	Mine Rock	--	0.14	<5	<10	25	5.0	6.0	40	117
A0963520	BR-171	34.5	35.5	Felsic Volcanic 1	Central Pit	Mine Rock	--	0.14	<5	<10	26	5.0	5.0	31	117
A0963521	BR-171	42	42.7	Felsic Volcanic 1	Central Pit	Mine Rock	--	0.15	<5	<10	27	6.0	11	33	82
A0963542	BR-171	45	46	Felsic Volcanic 1	Central Pit	Mine Rock	--	0.23	<5	<10	50	7.0	9.0	77	112
A0963522	BR-171	48	49	Felsic Volcanic 1	Central Pit	Mine Rock	--	0.32	<5	<10	66	8.0	11	79	130
A0963523	BR-171	56	57	Quartz Sericite Schist	Central Pit	Mine Rock	--	0.10	<5	<10	11	7.0	11	44	154
A0963524	BR-171	60	61	Quartz Sericite Schist	Central Pit	Mine Rock	--	0.11	<5	<10	8.0	5.0	11	23	162
A0963525	BR-171	65	65.8	Quartz Sericite Schist	Central Pit	Mine Rock	--	0.11	<5	<10	9.0	5.0	9.0	16	161
A0963526	BR-171	71.55	72.2	Felsic Volcanic 1	Central Pit	Mine Rock	--	0.23	<5	<10	46	6.0	5.0	60	123
A0963527	BR-171	78	79	Felsic Volcanic 2	Central Pit	Mine Rock	--	0.090	<5	<10	9.0	14	10	555	134
A0963541	BR-171	81	82	Felsic Volcanic 2	Central Pit	Ore-Grade	--	0.080	<5	<10	11	5.0	10	85	142
A0963528	BR-171	82	83	Felsic Volcanic 2	Central Pit	Ore-Grade	--	0.15	<5	<10	25	63	11	58	150
A0963529	BR-171	87.5	88.2	Felsic Volcanic 1	Central Pit	Ore-Grade	--	0.30	<5	<10	86	18	12	341	115
A0963530	BR-171	91.5	92	Felsic Volcanic 1	Central Pit	Mine Rock	--	0.18	<5	<10	20	12	7.0	738	95
A0963531	BR-171	97.25	98	Felsic Volcanic 1	Central Pit	Mine Rock	--	0.26	<5	<10	53	25	12	639	119
A0963532	BR-171	100	101	Felsic Volcanic 1	Central Pit	Mine Rock	--	0.22	<5	<10	32	19	10	57	101
A0963533	BR-171	115.55	116	Felsic Volcanic 1	Central Pit	Mine Rock	--	0.49	<5	<10	139	11	19	160	156
A0963544	BR-171	121.75	122.75	Metasediment 2	Central Pit	Mine Rock	--	0.30	<5	<10	87	7.0	13	3100	155
A0963534	BR-171	123.65	124.4	Metasediment 2	Central Pit	Mine Rock	--	0.40	<5	<10	110	5.0	19	2770	140
A0963535	BR-171	131.7	132.2	Felsic Volcanic 1	Central Pit	Mine Rock	--	0.38	<5	<10	60	26	14	5210	181

Classification as mine rock or ore-grade materials was based on gold content.

A value of "--" indicates metal was not measured for the given sample; the variation in elements analyzed is due to measurement at two different laboratories (see text).

Table B-7 Four Acid Metals

Sample ID	Drillhole ID	From	To	Lithology	Area	Class	Thorium	Titanium	Thallium	Uranium	Vanadium	Tungsten	Yttrium	Zinc	Zirconium
		m	*m*				*ppm*	*%*	*ppm*	*ppm*	*ppm*	*ppm*	*ppm*	*ppm*	*ppm*
10x Crustal Abundance (Price 1997) [(1)]							--	--	--	--	--	--	--	--	--
A0963536	BR-171	136.05	137	Metasediment 2	Central Pit	Mine Rock	--	0.29	<5	<10	103	21	14	3300	129
A0963537	BR-171	147.8	148.3	Metasediment 2	Central Pit	Mine Rock	--	0.29	<5	<10	76	5.0	12	154	147
A0963538	BR-171	163.5	164.45	Metasediment 2	Central Pit	Mine Rock	--	0.31	<5	<10	105	5.0	13	142	148
A0963539	BR-171	172	173	Metasediment 2	Central Pit	Mine Rock	--	0.28	<5	<10	75	5.0	13	3120	117
A0963540	BR-171	198.5	199.5	Felsic Volcanic 1	Central Pit	Mine Rock	--	0.25	<5	<10	53	5.0	10	97	138
A0963543	BR-171	209	210.5	Metasediment 3	Central Pit	Mine Rock	--	0.20	<5	<10	36	5.0	4.0	111	108
A0964376	BR-191	126.7	128.2	Felsic Volcanic 1	Central Pit	Mine Rock	--	0.19	<5	<10	38	6.0	6.0	45	125
A0964377	BR-191	133.2	133.7	Felsic Volcanic 1	Central Pit	Mine Rock	--	0.19	<5	<10	37	5.0	8.0	49	117
A0964378	BR-191	138.35	139	Felsic Volcanic 1	Central Pit	Mine Rock	--	0.21	<5	<10	46	5.0	8.0	37	126
A0964379	BR-191	142.6	143.6	Felsic Volcanic 1	Central Pit	Mine Rock	--	0.19	<5	<10	38	5.0	7.0	24	114
A0964380	BR-191	147	148	Felsic Volcanic 1	Central Pit	Mine Rock	--	0.23	<5	<10	50	5.0	9.0	46	132
A0964381	BR-191	150	151.5	Felsic Volcanic 1	Central Pit	Mine Rock	--	0.17	<5	<10	36	5.0	7.0	15	116
A0964382	BR-191	156	157.5	Felsic Volcanic 1	Central Pit	Mine Rock	--	0.23	<5	<10	50	5.0	10	64	132
A0964383	BR-191	160.5	162	Felsic Volcanic 1	Central Pit	Mine Rock	--	0.25	<5	<10	58	5.0	9.0	49	129
A0964384	BR-191	167.35	168.2	Felsic Volcanic 1	Central Pit	Mine Rock	--	0.27	<5	<10	64	6.0	10	105	123
A0964385	BR-191	178.45	179.15	Felsic Volcanic 1	Central Pit	Mine Rock	--	0.26	<5	<10	54	8.0	6.0	55	130
A0964386	BR-191	184	185.5	Felsic Volcanic 1	Central Pit	Mine Rock	--	0.23	<5	<10	47	5.0	10	57	109
117448	BR-283	19	20	Fragmental 1	Central Pit	Mine Rock	--	0.20	<5	<10	48	5.0	10	61	48
117449	BR-283	25.5	27	Felsic Volcanic 1	Central Pit	Mine Rock	--	0.14	<5	<10	35	5.0	9.0	52	92
A0964839	BR-283	33	34.5	Felsic Volcanic 1	Central Pit	Mine Rock	--	0.13	<5	<10	32	5.0	8.0	48	73
117064	BR-283	50.2	51	Felsic Volcanic 1	Central Pit	Mine Rock	--	0.13	<5	<10	33	5.0	9.0	53	93
117065	BR-283	55.5	57	Felsic Volcanic 1	Central Pit	Mine Rock	--	0.14	<5	<10	33	5.0	9.0	55	102
117066	BR-283	61.5	63	Felsic Volcanic 1	Central Pit	Mine Rock	--	0.18	<5	<10	40	5.0	9.0	57	113
117067	BR-283	72	73.5	Felsic Volcanic 1	Central Pit	Mine Rock	--	0.20	<5	<10	44	5.0	9.0	54	125
117068	BR-283	76.5	78	Felsic Volcanic 1	Central Pit	Mine Rock	--	0.31	<5	<10	66	5.0	7.0	63	152
117069	BR-283	82.5	84	Felsic Volcanic 1	Central Pit	Mine Rock	--	0.18	<5	<10	42	5.0	7.0	47	115
117070	BR-283	90	91.5	Felsic Volcanic 1	Central Pit	Mine Rock	--	0.20	<5	<10	43	5.0	9.0	52	44
117071	BR-283	96	97.5	Felsic Volcanic 1	Central Pit	Mine Rock	--	0.21	<5	<10	44	5.0	8.0	54	118
117072	BR-283	103.5	105	Felsic Volcanic 1	Central Pit	Mine Rock	--	0.12	<5	<10	28	5.0	9.0	58	101
117073	BR-283	111	112.5	Felsic Volcanic 1	Central Pit	Mine Rock	--	0.23	<5	<10	45	5.0	8.0	60	132
117074	BR-283	115.5	117	Felsic Volcanic 1	Central Pit	Mine Rock	--	0.13	<5	<10	33	5.0	9.0	52	88
117075	BR-283	120	121.5	Felsic Volcanic 1	Central Pit	Mine Rock	--	0.12	<5	<10	31	5.0	8.0	52	101
117076	BR-283	126	127.5	Felsic Volcanic 1	Central Pit	Mine Rock	--	0.19	<5	<10	43	5.0	8.0	48	122
117077	BR-283	137.25	138.5	Felsic Volcanic 1	Central Pit	Mine Rock	--	0.18	<5	<10	41	5.0	8.0	50	106
117078	BR-283	144.7	146	Felsic Volcanic 1	Central Pit	Mine Rock	--	0.20	<5	<10	42	5.0	9.0	48	83
117079	BR-283	150	151.5	Felsic Volcanic 1	Central Pit	Mine Rock	--	0.12	<5	<10	36	5.0	9.0	54	83
117080	BR-283	156	157.5	Felsic Volcanic 1	Central Pit	Mine Rock	--	0.090	<5	<10	23	5.0	9.0	50	65
117081	BR-283	162	163.5	Felsic Volcanic 1	Central Pit	Mine Rock	--	0.24	<5	<10	49	5.0	10	61	144
117082	BR-283	166.85	168	Felsic Volcanic 1	Central Pit	Mine Rock	--	0.19	<5	<10	46	5.0	8.0	53	128
117083	BR-283	171	172.5	Felsic Volcanic 1	Central Pit	Mine Rock	--	0.20	<5	<10	45	5.0	8.0	48	121
117084	BR-283	175.5	177	Felsic Volcanic 1	Central Pit	Mine Rock	--	0.21	<5	<10	45	5.0	8.0	52	122
117085	BR-283	181.5	183	Felsic Volcanic 1	Central Pit	Mine Rock	--	0.20	<5	<10	43	5.0	8.0	48	112
117086	BR-283	189	190.5	Felsic Volcanic 1	Central Pit	Mine Rock	--	0.18	<5	<10	41	5.0	8.0	49	115
117087	BR-283	201	202.5	Felsic Volcanic 1	Central Pit	Mine Rock	--	0.19	<5	<10	42	5.0	9.0	58	112

Classification as mine rock or ore-grade materials was based on gold content.

A value of "--" indicates metal was not measured for the given sample; the variation in elements analyzed is due to measurement at two different laboratories (see text).

Table B-7 Four Acid Metals

Sample ID	Drillhole ID	From	To	Lithology	Area	Class	Thorium	Titanium	Thallium	Uranium	Vanadium	Tungsten	Yttrium	Zinc	Zirconium
		m	*m*				*ppm*	*%*	*ppm*	*ppm*	*ppm*	*ppm*	*ppm*	*ppm*	*ppm*
10x Crustal Abundance (Price 1997) [(1)]							--	--	--	--	--	--	--	--	--
117088	BR-283	211.5	213	Felsic Volcanic 1	Central Pit	Mine Rock	--	0.24	<5	<10	51	5.0	9.0	56	135
117089	BR-283	217.5	219	Felsic Volcanic 1	Central Pit	Mine Rock	--	0.23	<5	<10	48	5.0	5.0	52	121
117090	BR-283	225	226.5	Felsic Volcanic 1	Central Pit	Mine Rock	--	0.27	<5	<10	55	5.0	10	60	146
117091	BR-283	231	232.5	Felsic Volcanic 1	Central Pit	Mine Rock	--	0.21	<5	<10	43	5.0	9.0	54	28
117092	BR-283	237	238.5	Felsic Volcanic 1	Central Pit	Mine Rock	--	0.14	<5	<10	35	5.0	9.0	49	95
117093	BR-283	244.5	246	Felsic Volcanic 1	Central Pit	Mine Rock	--	0.090	<5	<10	29	5.0	8.0	49	72
117094	BR-283	250.5	252	Felsic Volcanic 1	Central Pit	Mine Rock	--	0.17	<5	<10	39	5.0	8.0	48	105
117095	BR-283	255.6	256.5	Felsic Volcanic 1	Central Pit	Mine Rock	--	0.18	<5	<10	42	5.0	9.0	55	116
117096	BR-283	265.5	267	Felsic Volcanic 1	Central Pit	Mine Rock	--	0.26	<5	<10	60	5.0	9.0	59	120
117097	BR-283	274.5	276	Felsic Volcanic 1	Central Pit	Mine Rock	--	0.21	<5	<10	43	5.0	9.0	70	114
117098	BR-283	288	289.5	Felsic Volcanic 1	Central Pit	Mine Rock	--	0.21	<5	<10	44	5.0	5.0	29	124
117099	BR-283	306	307.2	Felsic Volcanic 1	Central Pit	Mine Rock	--	0.24	<5	<10	55	5.0	9.0	37	123
117100	BR-283	318	318.9	Felsic Volcanic 1	Central Pit	Mine Rock	--	0.26	<5	<10	58	5.0	10	70	122
A0963951	BR-283	340.9	342	Felsic Volcanic 1	Central Pit	Mine Rock	--	0.23	<5	<10	45	5.0	9.0	32	125
A0963952	BR-283	361.5	363	Felsic Volcanic 1	Central Pit	Mine Rock	--	0.21	<5	<10	45	7.0	8.0	33	120
A0963953	BR-283	388.5	390	Felsic Volcanic 1	Central Pit	Mine Rock	--	0.15	<5	<10	24	5.0	7.0	25	139
A0963954	BR-283	401.75	402.4	Felsic Volcanic 1	Central Pit	Mine Rock	--	0.29	<5	<10	96	5.0	21	97	97
A0963955	BR-283	414.25	415.25	Felsic Volcanic 1	Central Pit	Mine Rock	--	0.29	<5	<10	62	6.0	12	90	137
A0963956	BR-283	421.5	422.5	Felsic Volcanic 1	Central Pit	Mine Rock	--	0.30	<5	<10	59	11	11	231	170
117146	BR-034	104	105	Felsic Volcanic 1	Central Pit	Mine Rock	--	0.21	<5	<10	38	13	6.0	69	151
117147	BR-034	110	111	Felsic Volcanic 1	Central Pit	Mine Rock	--	0.16	<5	<10	27	14	6.0	166	147
117148	BR-034	115	116	Felsic Volcanic 1	Central Pit	Mine Rock	--	0.25	<5	<10	50	53	9.0	89	120
117205	BR-034	122	123	Felsic Volcanic 1	Central Pit	Mine Rock	--	0.14	<5	<10	27	66	9.0	20	130
117149	BR-034	125	125.5	Felsic Volcanic 2	Central Pit	Mine Rock	--	0.16	<5	<10	36	5.0	13	33	141
117144	BR-034	132	133	Felsic Volcanic 2	Central Pit	Mine Rock	--	0.10	<5	<10	7.0	5.0	11	27	153
117150	BR-034	135	136	Felsic Volcanic 2	Central Pit	Mine Rock	--	0.12	<5	<10	13	5.0	10	26	150
117201	BR-034	139	139.7	Felsic Volcanic 2	Central Pit	Mine Rock	--	0.10	<5	<10	11	7.0	10	31	156
117145	BR-034	141.2	142.4	Felsic Volcanic 2	Central Pit	Mine Rock	--	0.11	<5	<10	12	11	11	33	152
117202	BR-034	145.4	146.4	Felsic Volcanic 1	Central Pit	Mine Rock	--	0.21	<5	<10	43	56	8.0	37	119
117203	BR-034	154.6	156	Felsic Volcanic 2	Central Pit	Mine Rock	--	0.17	<5	<10	33	16	13	107	174
117204	BR-034	159.5	160.6	Felsic Volcanic 2	Central Pit	Mine Rock	--	0.11	<5	<10	13	8.0	11	26	151
117206	BR-035	38.9	39.5	Felsic Volcanic 1	Central Pit	Mine Rock	--	0.31	<5	<10	93	5.0	13	63	145
117207	BR-035	42	43	Metasediment 2	Central Pit	Mine Rock	--	0.25	<5	<10	96	5.0	13	62	105
117164	BR-035	43	44	Metasediment 2	Central Pit	Mine Rock	--	0.31	<5	<10	109	5.0	12	82	125
117208	BR-035	48	49	Metasediment 2	Central Pit	Mine Rock	--	0.33	<5	<10	102	5.0	14	79	119
117209	BR-035	51	52	Felsic Volcanic 1	Central Pit	Mine Rock	--	0.24	<5	<10	54	5.0	9.0	60	150
117210	BR-035	58	58.5	Felsic Volcanic 1	Central Pit	Mine Rock	--	0.26	<5	<10	60	5.0	10	68	158
117211	BR-035	59.6	60.4	Felsic Volcanic 1	Central Pit	Mine Rock	--	0.22	<5	<10	46	5.0	7.0	55	116
117212	BR-035	64.5	65	Felsic Volcanic 1	Central Pit	Mine Rock	--	0.25	<5	<10	60	5.0	7.0	41	145
117213	BR-035	82	83	Felsic Volcanic 1	Central Pit	Mine Rock	--	0.27	<5	<10	63	5.0	10	56	129
117214	BR-035	86	87	Felsic Volcanic 1	Central Pit	Mine Rock	--	0.25	<5	<10	49	5.0	9.0	53	132
117215	BR-035	91.6	92	Felsic Volcanic 1	Central Pit	Mine Rock	--	0.20	<5	<10	49	5.0	10	54	139
117216	BR-035	97	98	Felsic Volcanic 1	Central Pit	Mine Rock	--	0.25	<5	<10	53	5.0	9.0	86	139
117217	BR-035	100	101	Felsic Volcanic 1	Central Pit	Mine Rock	--	0.20	<5	<10	44	5.0	9.0	55	132

Classification as mine rock or ore-grade materials was based on gold content.

A value of "--" indicates metal was not measured for the given sample; the variation in elements analyzed is due to measurement at two different laboratories (see text).

Table B-7 Four Acid Metals

Sample ID	Drillhole ID	From	To	Lithology	Area	Class	Thorium	Titanium	Thallium	Uranium	Vanadium	Tungsten	Yttrium	Zinc	Zirconium
		m	*m*				*ppm*	*%*	*ppm*	*ppm*	*ppm*	*ppm*	*ppm*	*ppm*	*ppm*
10x Crustal Abundance (Price 1997) [(1)]							--	--	--	--	--	--	--	--	--
117218	BR-035	110	111	Felsic Volcanic 1	Central Pit	Mine Rock	--	0.26	<5	<10	55	5.0	9.0	49	144
117219	BR-035	115	116	Felsic Volcanic 1	Central Pit	Mine Rock	--	0.24	<5	<10	54	5.0	9.0	66	122
117165	BR-035	120	121	Felsic Volcanic 1	Central Pit	Mine Rock	--	0.24	<5	<10	52	5.0	5.0	47	116
117220	BR-035	126	127	Felsic Volcanic 1	Central Pit	Mine Rock	--	0.24	<5	<10	54	5.0	8.0	52	120
117222	BR-035	130.3	131	Felsic Volcanic 1	Central Pit	Mine Rock	--	0.24	<5	<10	55	5.0	9.0	47	137
117221	BR-035	135	136	Felsic Volcanic 1	Central Pit	Mine Rock	--	0.24	<5	<10	52	5.0	9.0	47	114
117223	BR-035	142	143	Felsic Volcanic 1	Central Pit	Mine Rock	--	0.25	<5	<10	51	5.0	9.0	59	143
117224	BR-035	145	146	Felsic Volcanic 1	Central Pit	Mine Rock	--	0.24	<5	<10	57	5.0	9.0	50	127
117225	BR-035	150	151	Felsic Volcanic 1	Central Pit	Mine Rock	--	0.21	<5	<10	48	5.0	9.0	50	104
117226	BR-035	155	156	Felsic Volcanic 1	Central Pit	Mine Rock	--	0.22	<5	<10	49	5.0	9.0	37	149
117227	BR-035	161	161.5	Felsic Volcanic 1	Central Pit	Mine Rock	--	0.29	<5	<10	60	5.0	10	73	156
117228	BR-035	165	166	Felsic Volcanic 1	Central Pit	Mine Rock	--	0.27	<5	<10	49	5.0	6.0	38	158
117229	BR-035	169	170	Felsic Volcanic 1	Central Pit	Mine Rock	--	0.27	<5	<10	49	5.0	9.0	38	149
117230	BR-035	173	174	Felsic Volcanic 1	Central Pit	Mine Rock	--	0.22	<5	<10	45	5.0	10	40	130
117231	BR-035	178	179	Felsic Volcanic 1	Central Pit	Mine Rock	--	0.22	<5	<10	45	5.0	9.0	36	129
117232	BR-035	182	183	Felsic Volcanic 1	Central Pit	Mine Rock	--	0.26	<5	<10	52	21	10	44	145
117233	BR-035	185	186	Felsic Volcanic 1	Central Pit	Mine Rock	--	0.22	<5	<10	48	13	9.0	85	119
117234	BR-035	190	191	Felsic Volcanic 1	Central Pit	Mine Rock	--	0.27	<5	<10	56	5.0	11	63	159
117235	BR-035	196	197	Felsic Volcanic 1	Central Pit	Mine Rock	--	0.23	<5	<10	60	5.0	8.0	73	147
117236	BR-035	200.35	201	Felsic Volcanic 1	Central Pit	Mine Rock	--	0.23	<5	<10	50	5.0	9.0	58	127
117237	BR-035	206	207	Felsic Volcanic 1	Central Pit	Mine Rock	--	0.20	<5	<10	37	5.0	8.0	118	123
117238	BR-035	209.9	211	Felsic Volcanic 1	Central Pit	Mine Rock	--	0.20	<5	<10	47	7.0	8.0	96	124
117239	BR-035	215	216	Felsic Volcanic 1	Central Pit	Mine Rock	--	0.21	<5	<10	51	5.0	8.0	64	129
117240	BR-035	219	220	Felsic Volcanic 1	Central Pit	Mine Rock	--	0.22	<5	<10	50	5.0	9.0	128	133
117241	BR-035	225	226	Felsic Volcanic 1	Central Pit	Mine Rock	--	0.21	<5	<10	46	5.0	8.0	47	118
117242	BR-035	227.5	228	Felsic Volcanic 1	Central Pit	Mine Rock	--	0.21	<5	<10	51	5.0	9.0	70	129
117243	BR-035	233.5	234	Felsic Volcanic 1	Central Pit	Mine Rock	--	0.24	<5	<10	46	5.0	7.0	43	112
117244	BR-035	240	240.5	Felsic Volcanic 1	Central Pit	Mine Rock	--	0.22	<5	<10	51	5.0	9.0	44	106
117245	BR-035	245	245.5	Felsic Volcanic 1	Central Pit	Ore-Grade	--	0.20	<5	<10	45	96	7.0	427	92
117246	BR-035	248.6	249.6	Felsic Volcanic 2	Central Pit	Mine Rock	--	0.10	<5	<10	10	5.0	10	25	142
117247	BR-035	256	256.7	Felsic Volcanic 1	Central Pit	Mine Rock	--	0.22	<5	<10	53	5.0	8.0	41	98
117248	BR-035	262	263	Felsic Volcanic 1	Central Pit	Ore-Grade	--	0.24	<5	<10	54	10	9.0	39	123
117249	BR-035	267	268	Felsic Volcanic 1	Central Pit	Ore-Grade	--	0.25	<5	<10	53	43	8.0	143	121
117250	BR-035	271.6	273	Felsic Volcanic 1	Central Pit	Mine Rock	--	0.25	<5	<10	55	18	10	47	129
117151	BR-035	277	278	Felsic Volcanic 1	Central Pit	Mine Rock	--	0.25	<5	<10	53	8.0	10	43	116
117152	BR-035	280.7	282	Felsic Volcanic 1	Central Pit	Mine Rock	--	0.20	<5	<10	44	21	7.0	24	123
117153	BR-035	289.7	291	Felsic Volcanic 1	Central Pit	Mine Rock	--	0.27	<5	<10	87	11	12	46	128
117154	BR-035	300	301	Felsic Volcanic	Central Pit	Mine Rock	--	0.25	<5	<10	92	7.0	12	61	140
117155	BR-035	312	313	Felsic Volcanic 1	Central Pit	Ore-Grade	--	0.22	<5	<10	70	5.0	6.0	46	103
117156	BR-035	321	322	Felsic Volcanic 2	Central Pit	Ore-Grade	--	0.16	<5	<10	55	13	6.0	63	97
117157	BR-035	330.7	331.5	Felsic Volcanic 1	Central Pit	Mine Rock	--	0.26	<5	<10	69	9.0	9.0	68	133
117158	BR-035	340.5	340.9	Felsic Volcanic 1	Central Pit	Ore-Grade	--	0.19	<5	<10	40	20	7.0	131	94
117159	BR-035	350	351	Felsic Volcanic 1	Central Pit	Mine Rock	--	0.21	<5	<10	41	5.0	9.0	55	136
117160	BR-035	361	362	Felsic Volcanic 2	Central Pit	Mine Rock	--	0.40	<5	<10	83	8.0	14	63	210

Classification as mine rock or ore-grade materials was based on gold content.

A value of "--" indicates metal was not measured for the given sample; the variation in elements analyzed is due to measurement at two different laboratories (see text).

Table B-7 Four Acid Metals

Sample ID	Drillhole ID	From	To	Lithology	Area	Class	Thorium	Titanium	Thallium	Uranium	Vanadium	Tungsten	Yttrium	Zinc	Zirconium
		m	*m*				*ppm*	*%*	*ppm*	*ppm*	*ppm*	*ppm*	*ppm*	*ppm*	*ppm*
10x Crustal Abundance (Price 1997) [(1)]							--	--	--	--	--	--	--	--	--
117161	BR-035	373	374	Felsic Volcanic 1	Central Pit	Mine Rock	--	0.22	<5	<10	35	5.0	12	126	149
117162	BR-035	388.5	390	Felsic Volcanic 2	Central Pit	Mine Rock	--	0.12	<5	<10	3.0	5.0	16	59	215
117163	BR-035	403	404	Felsic Volcanic 2	Central Pit	Mine Rock	--	0.12	<5	<10	3.0	5.0	15	109	197
A0963240	BR-068	25	26	Felsic Volcanic 1	Central Pit	Mine Rock	--	0.11	<5	<10	24	5.0	7.0	50	83
A0963241	BR-068	30	31	Felsic Volcanic 1	Central Pit	Mine Rock	--	0.21	<5	<10	48	5.0	5.0	51	114
A0963242	BR-068	35	36	Felsic Volcanic 1	Central Pit	Mine Rock	--	0.20	<5	<10	40	5.0	7.0	45	109
A0963243	BR-068	40	41.2	Felsic Volcanic 1	Central Pit	Mine Rock	--	0.19	<5	<10	40	5.0	8.0	47	110
A0963244	BR-068	48	49	Felsic Volcanic 1	Central Pit	Mine Rock	--	0.25	<5	<10	52	5.0	10	43	130
A0963117	BR-068	52	53	Felsic Volcanic 1	Central Pit	Mine Rock	--	0.19	<5	<10	41	5.0	8.0	43	119
A0963245	BR-068	55	56	Felsic Volcanic 1	Central Pit	Mine Rock	--	0.19	<5	<10	39	5.0	9.0	48	123
A0963246	BR-068	60	61	Felsic Volcanic 1	Central Pit	Mine Rock	--	0.090	<5	<10	23	5.0	8.0	45	77
A0963247	BR-068	65	66	Felsic Volcanic 1	Central Pit	Mine Rock	--	0.21	<5	<10	42	5.0	8.0	51	111
A0963248	BR-068	69.9	71	Felsic Volcanic 1	Central Pit	Mine Rock	--	0.10	<5	<10	22	5.0	8.0	49	77
A0963249	BR-068	75	76	Felsic Volcanic 1	Central Pit	Mine Rock	--	0.21	<5	<10	48	5.0	9.0	46	130
A0963250	BR-068	81	82	Felsic Volcanic 1	Central Pit	Mine Rock	--	0.20	<5	<10	43	5.0	9.0	47	59
A0963101	BR-068	85	86	Felsic Volcanic 1	Central Pit	Mine Rock	--	0.21	<5	<10	44	5.0	9.0	33	116
A0963102	BR-068	91.05	92	Felsic Volcanic 1	Central Pit	Mine Rock	--	0.19	<5	<10	42	5.0	10	53	110
A0963103	BR-068	95	96	Felsic Volcanic 1	Central Pit	Mine Rock	--	0.13	<5	<10	34	5.0	9.0	50	93
A0963104	BR-068	100.5	101.5	Felsic Volcanic 1	Central Pit	Mine Rock	--	0.21	<5	<10	44	5.0	9.0	49	126
A0963118	BR-068	105	106	Felsic Volcanic 1	Central Pit	Mine Rock	--	0.21	<5	<10	43	5.0	9.0	46	113
A0963105	BR-068	110	111	Felsic Volcanic 1	Central Pit	Mine Rock	--	0.13	<5	<10	30	5.0	9.0	53	90
A0963106	BR-068	115	116	Felsic Volcanic 1	Central Pit	Mine Rock	--	0.22	<5	<10	47	5.0	9.0	50	137
A0963107	BR-068	120	121	Felsic Volcanic 1	Central Pit	Mine Rock	--	0.23	<5	<10	46	5.0	9.0	50	119
A0963108	BR-068	125.6	126.1	Felsic Volcanic 1	Central Pit	Mine Rock	--	0.27	<5	<10	73	5.0	13	64	109
A0963109	BR-068	131	131.5	Felsic Volcanic 1	Central Pit	Mine Rock	--	0.21	<5	<10	45	5.0	10	52	89
A0963110	BR-068	135	136	Felsic Volcanic 1	Central Pit	Mine Rock	--	0.21	<5	<10	47	5.0	8.0	51	117
A0963111	BR-068	140	141	Felsic Volcanic 1	Central Pit	Mine Rock	--	0.13	<5	<10	31	5.0	8.0	52	100
A0963112	BR-068	145	146	Felsic Volcanic 1	Central Pit	Mine Rock	--	0.15	<5	<10	37	5.0	9.0	51	112
A0963113	BR-068	161.3	162.3	Felsic Volcanic 1	Central Pit	Mine Rock	--	0.30	<5	<10	62	5.0	11	71	152
A0963114	BR-068	165.6	166.5	Felsic Volcanic 1	Central Pit	Mine Rock	--	0.31	<5	<10	57	5.0	11	69	118
A0963115	BR-068	172.4	173.4	Felsic Volcanic 1	Central Pit	Mine Rock	--	0.19	<5	<10	46	5.0	12	67	100
A0963116	BR-068	309.4	309.9	Felsic Volcanic 1	Central Pit	Mine Rock	--	0.19	<5	<10	38	5.0	7.0	142	109
A0963119	BR-068	324.25	325.25	Felsic Volcanic 1	Central Pit	Mine Rock	--	0.22	<5	<10	47	5.0	9.0	35	105
A0963545	BR-172	30	31	Felsic Volcanic 1	Central Pit	Mine Rock	--	0.12	<5	<10	7.0	5.0	18	41	204
DX758102	BR-172	35	36	Felsic Volcanic 1	Central Pit	Mine Rock	--	0.080	<5	<10	10	112	9.0	524	135
DX758103	BR-172	40.2	40.7	Felsic Volcanic 2	Central Pit	Mine Rock	--	0.080	<5	<10	12	6.0	10	38	144
DX758104	BR-172	45.5	46.5	Felsic Volcanic 1	Central Pit	Mine Rock	--	0.22	<5	<10	51	97	8.0	143	132
DX758105	BR-172	51.5	52.2	Felsic Volcanic 1	Central Pit	Mine Rock	--	0.23	<5	<10	47	5.0	9.0	40	130
DX758106	BR-172	55.5	56.5	Felsic Volcanic 1	Central Pit	Mine Rock	--	0.27	<5	<10	102	5.0	13	79	145
DX758107	BR-172	60.5	61.5	Felsic Volcanic 1	Central Pit	Mine Rock	--	0.22	<5	<10	65	6.0	9.0	49	129
DX758108	BR-172	65.5	66.5	Felsic Volcanic 1	Central Pit	Ore-Grade	--	0.26	<5	<10	74	11	5.0	99	118
DX758109	BR-172	70.5	71.5	Felsic Volcanic 1	Central Pit	Mine Rock	--	0.26	<5	<10	81	5.0	11	58	131
DX758110	BR-172	75.5	76.7	Felsic Volcanic 1	Central Pit	Mine Rock	--	0.24	<5	<10	95	6.0	12	565	123
DX758111	BR-172	80.1	80.75	Felsic Volcanic 1	Central Pit	Ore-Grade	--	0.25	<5	<10	99	7.0	13	586	127

Classification as mine rock or ore-grade materials was based on gold content.

A value of "--" indicates metal was not measured for the given sample; the variation in elements analyzed is due to measurement at two different laboratories (see text).

Table B-7 Four Acid Metals

Sample ID	Drillhole ID	From	To	Lithology	Area	Class	Thorium	Titanium	Thallium	Uranium	Vanadium	Tungsten	Yttrium	Zinc	Zirconium
		m	*m*				*ppm*	*%*	*ppm*	*ppm*	*ppm*	*ppm*	*ppm*	*ppm*	*ppm*
10x Crustal Abundance (Price 1997) [(1)]							--	--	--	--	--	--	--	--	--
DX758112	BR-172	84.75	85.5	Felsic Volcanic 1	Central Pit	Ore-Grade	--	0.21	<5	<10	62	9.0	7.0	184	104
DX758113	BR-172	93.75	94.5	Felsic Volcanic 1	Central Pit	Ore-Grade	--	0.34	<5	<10	111	9.0	16	92	144
DX758114	BR-172	99.75	100.5	Felsic Volcanic 1	Central Pit	Mine Rock	--	0.12	<5	<10	10	8.0	13	212	213
DX758115	BR-172	126.8	127.7	Metasediment 2	Central Pit	Mine Rock	--	0.36	<5	<10	122	5.0	15	166	153
DX758116	BR-172	132	133.5	Metasediment 2	Central Pit	Mine Rock	--	0.38	<5	<10	115	5.0	18	221	140
DX758117	BR-172	139.5	141	Metasediment 2	Central Pit	Mine Rock	--	0.25	<5	<10	83	5.0	12	86	134
DX758118	BR-172	142.5	143.35	Metasediment 2	Central Pit	Mine Rock	--	0.32	<5	<10	86	5.0	13	1640	141
DX758119	BR-172	146	147.5	Metasediment 2	Central Pit	Mine Rock	--	0.30	<5	<10	94	5.0	15	97	125
DX758120	BR-172	152.6	153.15	Metasediment 2	Central Pit	Mine Rock	--	0.23	<5	<10	68	5.0	11	2190	138
DX758121	BR-172	157.5	159	Felsic Volcanic 1	Central Pit	Mine Rock	--	0.24	<5	<10	50	5.0	9.0	2450	120
DX758122	BR-172	169.5	170.8	Metasediment 3	Central Pit	Mine Rock	--	0.21	<5	<10	36	5.0	6.0	730	153
DX758123	BR-172	188.5	190	Metasediment 2	Central Pit	Mine Rock	--	0.28	<5	<10	49	5.0	9.0	212	118
DX758124	BR-172	245.4	246.6	Felsic Volcanic 1	Central Pit	Mine Rock	--	0.29	<5	<10	62	5.0	5.0	73	115
A0964076	BR-213	35.5	37	Felsic Volcanic 1	Central Pit	Mine Rock	--	0.19	<5	<10	47	5.0	9.0	46	123
A0964077	BR-213	40.5	41.5	Felsic Volcanic 1	Central Pit	Mine Rock	--	0.26	<5	<10	61	5.0	10	124	144
A0964078	BR-213	45.5	46.5	Felsic Volcanic 1	Central Pit	Mine Rock	--	0.23	<5	<10	53	5.0	10	99	126
A0964079	BR-213	51.5	52.5	Felsic Volcanic 1	Central Pit	Mine Rock	--	0.21	<5	<10	47	5.0	5.0	46	127
A0964080	BR-213	55.5	56.5	Felsic Volcanic 1	Central Pit	Mine Rock	--	0.28	<5	<10	61	5.0	11	61	137
A0964081	BR-213	60.5	61.5	Felsic Volcanic 1	Central Pit	Mine Rock	--	0.23	<5	<10	54	5.0	9.0	82	138
A0964082	BR-213	65.5	67	Felsic Volcanic 1	Central Pit	Mine Rock	--	0.22	<5	<10	52	5.0	9.0	70	130
A0964083	BR-213	71.5	72.5	Felsic Volcanic 1	Central Pit	Mine Rock	--	0.20	<5	<10	41	5.0	8.0	167	117
A0964084	BR-213	76	77	Felsic Volcanic 1	Central Pit	Mine Rock	--	0.21	<5	<10	47	5.0	5.0	65	115
A0964085	BR-213	80	81	Felsic Volcanic 1	Central Pit	Mine Rock	--	0.23	<5	<10	55	5.0	8.0	97	110
A0964086	BR-213	85	86	Felsic Volcanic 1	Central Pit	Mine Rock	--	0.22	<5	<10	43	5.0	8.0	40	147
A0964087	BR-213	90	91	Felsic Volcanic 1	Central Pit	Mine Rock	--	0.24	<5	<10	53	5.0	10	37	133
A0964088	BR-213	95	96	Felsic Volcanic 1	Central Pit	Mine Rock	--	0.23	<5	<10	52	5.0	10	47	132
A0964089	BR-213	102	103	Felsic Volcanic 1	Central Pit	Mine Rock	--	0.24	<5	<10	54	5.0	10	37	138
A0964090	BR-213	107	108	Felsic Volcanic 1	Central Pit	Mine Rock	--	0.18	<5	<10	46	5.0	8.0	22	120
A0964091	BR-213	112	113	Felsic Volcanic 1	Central Pit	Mine Rock	--	0.24	<5	<10	66	5.0	10	46	127
A0964092	BR-213	117	118	Felsic Volcanic 1	Central Pit	Mine Rock	--	0.22	<5	<10	49	5.0	8.0	43	130
A0964093	BR-213	119	120	Felsic Volcanic 1	Central Pit	Mine Rock	--	0.22	<5	<10	49	5.0	3.0	26	135
A0964094	BR-213	124	125	Felsic Volcanic 1	Central Pit	Mine Rock	--	0.25	<5	<10	57	5.0	9.0	39	125
A0964095	BR-213	130	131	Felsic Volcanic 1	Central Pit	Mine Rock	--	0.22	<5	<10	49	5.0	9.0	46	118
A0964096	BR-213	135	135.75	Felsic Volcanic 1	Central Pit	Mine Rock	--	0.22	<5	<10	49	5.0	9.0	68	114
A0964097	BR-213	140	140.5	Felsic Volcanic 1	Central Pit	Ore-Grade	--	0.23	<5	<10	50	5.0	9.0	59	107
A0964098	BR-213	145	146	Felsic Volcanic 1	Central Pit	Mine Rock	--	0.23	<5	<10	50	5.0	9.0	58	111
A0964099	BR-213	154	155	Felsic Volcanic 1	Central Pit	Mine Rock	--	0.24	<5	<10	54	5.0	10	35	124
A0964100	BR-213	159	160	Felsic Volcanic 1	Central Pit	Mine Rock	--	0.22	<5	<10	54	48	9.0	31	120
A0963801	BR-213	165	166	Felsic Volcanic 1	Central Pit	Mine Rock	--	0.15	<5	<10	24	5.0	7.0	22	134
A0963802	BR-213	170	171	Felsic Volcanic 1	Central Pit	Ore-Grade	--	0.25	<5	<10	57	12	10	69	138
A0963803	BR-213	174	174.5	Felsic Volcanic 1	Central Pit	Ore-Grade	--	0.11	<5	<10	14	5.0	10	38	155
A0963804	BR-213	179.5	180.5	Felsic Volcanic 2	Central Pit	Mine Rock	--	0.10	<5	<10	26	5.0	10	31	151
A0963805	BR-213	185.5	186.15	Quartz Sericite Schist	Central Pit	Ore-Grade	--	0.090	<5	<10	11	5.0	10	25	137
A0963806	BR-213	190.5	191.5	Felsic Volcanic 1	Central Pit	Mine Rock	--	0.24	<5	<10	58	58	9.0	132	133

Classification as mine rock or ore-grade materials was based on gold content.

A value of "--" indicates metal was not measured for the given sample; the variation in elements analyzed is due to measurement at two different laboratories (see text).

Table B-7 Four Acid Metals

Sample ID	Drillhole ID	From	To	Lithology	Area	Class	Thorium	Titanium	Thallium	Uranium	Vanadium	Tungsten	Yttrium	Zinc	Zirconium
		m	*m*				*ppm*	*%*	*ppm*	*ppm*	*ppm*	*ppm*	*ppm*	*ppm*	*ppm*
10x Crustal Abundance (Price 1997) [(1)]							--	--	--	--	--	--	--	--	--
A0963807	BR-213	201	202	Felsic Volcanic 1	Central Pit	Mine Rock	--	0.26	<5	<10	62	7.0	9.0	378	138
A0963808	BR-213	210	211	Felsic Volcanic 2	Central Pit	Mine Rock	--	0.11	<5	<10	15	5.0	10	86	148
A0963809	BR-213	216	217	Felsic Volcanic 1	Central Pit	Mine Rock	--	0.10	<5	<10	12	5.0	10	23	142
A0963810	BR-213	221.5	222.5	Felsic Volcanic 1	Central Pit	Ore-Grade	--	0.10	<5	<10	10	5.0	10	144	145
A0963811	BR-213	227.2	228	Felsic Volcanic 1	Central Pit	Mine Rock	--	0.27	<5	<10	91	5.0	6.0	56	119
A0963812	BR-213	243	244	Felsic Volcanic 2	Central Pit	Ore-Grade	--	0.19	<5	<10	85	23	11	26	109
A0963813	BR-213	247	248	Felsic Volcanic 1	Central Pit	Mine Rock	--	0.32	<5	<10	43	6.0	13	193	153
A0963814	BR-213	251	252	Felsic Volcanic 1	Central Pit	Mine Rock	--	0.33	<5	<10	34	9.0	12	104	131
A0963815	BR-213	259	260	Felsic Volcanic 1	Central Pit	Mine Rock	--	0.15	<5	<10	31	5.0	9.0	78	134
A0963816	BR-213	266.35	267.85	Metasediment 2	Central Pit	Mine Rock	--	0.41	<5	<10	123	25	12	144	144
A0963817	BR-213	274	275	Felsic Volcanic 2	Central Pit	Mine Rock	--	0.33	<5	<10	53	11	11	99	171
A0963818	BR-213	286.65	287.25	Felsic Volcanic 2	Central Pit	Ore-Grade	--	0.13	<5	<10	9.0	9.0	12	125	178
A0963819	BR-213	291.3	292.3	Felsic Volcanic 2	Central Pit	Mine Rock	--	0.13	<5	<10	5.0	7.0	14	236	229
A0963820	BR-213	297.3	298.5	Felsic Volcanic 2	Central Pit	Mine Rock	--	0.13	<5	<10	3.0	5.0	13	46	210
A0963821	BR-213	306.75	307.5	Metasediment 2	Central Pit	Mine Rock	--	0.35	<5	<10	96	12	9.0	79	137
A0963822	BR-213	314.5	315	Felsic Volcanic 1	Central Pit	Mine Rock	--	0.13	<5	<10	25	5.0	4.0	>10000	118
A0963823	BR-213	324.5	325.5	Metasediment 3	Central Pit	Mine Rock	--	0.37	<5	<10	96	5.0	8.0	115	142
A0963824	BR-213	328.5	330	Metasediment 2	Central Pit	Mine Rock	--	0.36	<5	<10	89	5.0	13	97	129
A0964859	BR-230	225	226	Felsic Volcanic 1	Central Pit	Mine Rock	--	0.24	<5	<10	45	13	8.0	70	125
A0964852	BR-230	231	232	Felsic Volcanic 1	Central Pit	Mine Rock	--	0.12	<5	<10	11	47	12	24	167
A0964853	BR-230	236.2	237	Felsic Volcanic 1	Central Pit	Mine Rock	--	0.24	<5	<10	42	9.0	8.0	48	126
A0964854	BR-230	241.05	241.75	Felsic Volcanic 2	Central Pit	Mine Rock	--	0.11	<5	<10	18	5.0	10	43	164
A0964855	BR-230	245.4	246.4	Felsic Volcanic 1	Central Pit	Mine Rock	--	0.13	<5	<10	11	5.0	12	143	158
A0964856	BR-230	255.5	256.3	Felsic Volcanic 1	Central Pit	Mine Rock	--	0.34	<5	<10	101	13	12	71	129
A0964857	BR-230	260.6	262	Felsic Volcanic 1	Central Pit	Mine Rock	--	0.29	<5	<10	77	9.0	10	58	122
A0964858	BR-230	276.6	277.4	Felsic Volcanic 2	Central Pit	Mine Rock	--	0.31	<5	<10	62	24	11	48	134
A0963930	BR-231	35.5	36.5	Felsic Volcanic 1	Central Pit	Mine Rock	--	0.23	<5	<10	54	5.0	7.0	51	117
A0963938	BR-231	40.15	41	Felsic Volcanic 1	Central Pit	Mine Rock	--	0.25	<5	<10	51	5.0	9.0	34	122
A0963931	BR-231	43.5	44.5	Felsic Volcanic 1	Central Pit	Mine Rock	--	0.24	<5	<10	52	6.0	9.0	48	123
A0963932	BR-231	50	50.5	Felsic Volcanic 1	Central Pit	Mine Rock	--	0.25	<5	<10	58	5.0	10	93	130
A0963933	BR-231	57	57.9	Felsic Volcanic 1	Central Pit	Mine Rock	--	0.14	<5	<10	26	5.0	6.0	18	119
A0963934	BR-231	64.75	65.6	Felsic Volcanic 1	Central Pit	Mine Rock	--	0.25	<5	<10	56	17	9.0	54	123
A0963935	BR-231	68.4	68.9	Felsic Volcanic 1	Central Pit	Mine Rock	--	0.30	<5	<10	60	9.0	10	66	135
A0963936	BR-231	90	90.85	Felsic Volcanic 2	Central Pit	Mine Rock	--	0.11	<5	<10	11	9.0	10	723	152
A0963937	BR-231	96.5	97.5	Felsic Volcanic 1	Central Pit	Mine Rock	--	0.24	<5	<10	46	5.0	3.0	655	127
A0964028	BR-231	101.2	101.7	Felsic Volcanic 1	Central Pit	Mine Rock	--	0.23	<5	<10	35	144	7.0	707	124
A0964029	BR-231	109	110	Quartz Sericite Schist	Central Pit	Mine Rock	--	0.12	<5	<10	8.0	5.0	10	28	162
A0964030	BR-231	115.1	116.1	Quartz Sericite Schist	Central Pit	Mine Rock	--	0.11	<5	<10	10	305	11	22	150
A0964031	BR-231	119.85	120.85	Felsic Volcanic 1	Central Pit	Mine Rock	--	0.12	<5	<10	12	5.0	12	54	149
A0964032	BR-231	130.5	131.5	Felsic Volcanic 1	Central Pit	Mine Rock	--	0.11	<5	<10	9.0	6.0	11	26	145
A0964033	BR-231	143.5	145	Felsic Volcanic 1	Central Pit	Mine Rock	--	0.28	<5	<10	71	5.0	10	66	125
A0964034	BR-231	152.5	154	Felsic Volcanic 1	Central Pit	Mine Rock	--	0.30	<5	<10	76	5.0	10	98	115
A0964035	BR-231	159.9	160.6	Felsic Volcanic 1	Central Pit	Ore-Grade	--	0.18	<5	<10	31	28	7.0	40	58
A0964036	BR-231	163	163.7	Felsic Volcanic 1	Central Pit	Mine Rock	--	0.16	<5	<10	16	6.0	7.0	11	97

Classification as mine rock or ore-grade materials was based on gold content.

A value of "--" indicates metal was not measured for the given sample; the variation in elements analyzed is due to measurement at two different laboratories (see text).

Table B-7 Four Acid Metals

Sample ID	Drillhole ID	From	To	Lithology	Area	Class	Thorium	Titanium	Thallium	Uranium	Vanadium	Tungsten	Yttrium	Zinc	Zirconium
		m	*m*				*ppm*	*%*	*ppm*	*ppm*	*ppm*	*ppm*	*ppm*	*ppm*	*ppm*
10x Crustal Abundance (Price 1997) [(1)]							--	--	--	--	--	--	--	--	--
A0964037	BR-231	166.3	167	Felsic Volcanic 1	Central Pit	Mine Rock	--	0.17	<5	<10	48	5.0	6.0	4230	101
A0964038	BR-231	168	169	Felsic Volcanic 1	Central Pit	Mine Rock	--	0.19	<5	<10	22	11	8.0	141	113
A0964039	BR-231	175	176	Felsic Volcanic 1	Central Pit	Mine Rock	--	0.18	<5	<10	35	9.0	7.0	82	101
A0964040	BR-231	180	180.8	Felsic Volcanic 2	Central Pit	Mine Rock	--	0.15	<5	<10	34	23	6.0	18	61
A0964041	BR-231	190.1	190.8	Felsic Volcanic 2	Central Pit	Mine Rock	--	0.20	<5	<10	21	32	12	211	157
A0964042	BR-231	195.5	196.5	Felsic Volcanic 2	Central Pit	Mine Rock	--	0.13	<5	<10	3.0	5.0	14	372	194
A0964043	BR-231	200.5	201.5	Felsic Volcanic 2	Central Pit	Mine Rock	--	0.14	<5	<10	4.0	12	16	248	218
A0964044	BR-231	206	206.85	Felsic Volcanic 2	Central Pit	Mine Rock	--	0.13	<5	<10	3.0	5.0	15	220	217
A0964045	BR-231	210.55	211.5	Metasediment 2	Central Pit	Mine Rock	--	0.35	<5	<10	83	10	7.0	97	142
A0964046	BR-231	214.9	215.4	Metasediment 2	Central Pit	Ore-Grade	--	0.31	<5	<10	66	36	9.0	9170	142
A0964047	BR-231	224	224.7	Metasediment 2	Central Pit	Mine Rock	--	0.32	<5	<10	94	5.0	16	154	132
A0964048	BR-231	230	231	Metasediment 2	Central Pit	Mine Rock	--	0.32	<5	<10	86	5.0	15	79	125
A0964049	BR-231	249.5	251	Metasediment 3	Central Pit	Mine Rock	--	0.28	<5	<10	46	5.0	7.0	72	134
A0964050	BR-231	284.4	285	Felsic Volcanic 1	Central Pit	Mine Rock	--	0.27	<5	<10	46	5.0	7.0	234	105
A0963986	BR-316	52.6	53.7	Felsic Volcanic 1	Central Pit	Mine Rock	--	0.20	<5	<10	50	5.0	8.0	58	101
A0963987	BR-316	78.65	80.1	Felsic Fragmental	Central Pit	Mine Rock	--	0.40	<5	<10	64	5.0	10	92	140
A0963988	BR-316	85.35	86.85	Felsic Fragmental	Central Pit	Mine Rock	--	0.34	<5	<10	62	5.0	9.0	98	128
A0963989	BR-316	108.25	109.25	Felsic Volcanic 1	Central Pit	Mine Rock	--	0.41	<5	<10	86	5.0	2.0	103	126
A0963990	BR-316	110	111	Felsic Volcanic 1	Central Pit	Mine Rock	--	0.38	<5	<10	97	5.0	8.0	89	136
A0963991	BR-317	18	19	Metasediment 2	Central Pit	Mine Rock	--	0.33	<5	<10	79	5.0	15	131	119
A0963992	BR-317	24	25.5	Felsic Volcanic 1	Central Pit	Mine Rock	--	0.26	<5	<10	51	5.0	8.0	1050	125
A0963993	BR-317	32.95	33.9	Metasediment 2	Central Pit	Mine Rock	--	0.27	<5	<10	60	5.0	12	104	151
A0963994	BR-317	36.1	36.9	Metasediment 3	Central Pit	Mine Rock	--	0.18	<5	<10	29	5.0	5.0	77	117
A0963995	BR-317	57	58	Felsic Volcanic 1	Central Pit	Mine Rock	--	0.16	<5	<10	27	5.0	5.0	2490	124
A0963996	BR-317	60	60.5	Metasediment 3	Central Pit	Mine Rock	--	0.19	<5	<10	40	5.0	5.0	62	117
A0963997	BR-317	65.9	67.35	Felsic Volcanic 1	Central Pit	Mine Rock	--	0.31	<5	<10	61	5.0	9.0	86	114
A0963998	BR-317	68	69.25	Felsic Volcanic 1	Central Pit	Mine Rock	--	0.24	<5	<10	47	5.0	5.0	54	94
A0963999	BR-317	93.35	94.85	Metasediment 3	Central Pit	Mine Rock	--	0.36	<5	<10	65	5.0	10	109	134
A0964000	BR-317	97.2	98	Metasediment 3	Central Pit	Mine Rock	--	0.31	<5	<10	56	5.0	8.0	80	39
A0964872	BR-383	527.2	528.5	Felsic Volcanic 1	Central Pit	Mine Rock	--	0.23	<5	<10	52	5.0	8.0	41	121
A0964873	BR-383	535.5	536.5	Felsic Volcanic 1	Central Pit	Mine Rock	--	0.27	<5	<10	50	5.0	9.0	62	130
A0964874	BR-383	540.7	541.8	Felsic Volcanic 1	Central Pit	Mine Rock	--	0.25	<5	<10	50	7.0	7.0	23	124
A0964875	BR-383	544	544.9	Felsic Volcanic 1	Central Pit	Mine Rock	--	0.21	<5	<10	45	6.0	7.0	16	117
A0964876	BR-383	551.4	552.5	Felsic Volcanic 1	Central Pit	Mine Rock	--	0.23	<5	<10	49	13	8.0	44	122
A0964877	BR-383	556.9	558.25	Felsic Volcanic 1	Central Pit	Mine Rock	--	0.26	<5	<10	52	18	7.0	13	122
A0964878	BR-383	560.25	561.25	Felsic Volcanic 1	Central Pit	Mine Rock	--	0.23	<5	<10	44	10	8.0	62	121
A0964879	BR-383	566.25	567.25	Felsic Volcanic 1	Central Pit	Mine Rock	--	0.23	<5	<10	42	5.0	9.0	46	140
A0964880	BR-383	572.3	573.4	Felsic Volcanic 1	Central Pit	Mine Rock	--	0.17	<5	<10	33	5.0	8.0	33	105
A0964881	BR-383	576.5	577.5	Felsic Volcanic 1	Central Pit	Mine Rock	--	0.23	<5	<10	47	23	10	34	131
A0964882	BR-383	581.4	582.55	Felsic Volcanic 1	Central Pit	Mine Rock	--	0.26	<5	<10	47	17	8.0	42	125
A0964634	DL-064	20.4	21.4	Felsic Volcanic 1	Central Pit	Mine Rock	--	0.28	<5	<10	60	5.0	9.0	97	109
A0964635	DL-064	57.65	59.15	Felsic Fragmental	Central Pit	Mine Rock	--	0.31	<5	<10	60	5.0	9.0	81	153
A0964636	DL-064	71.35	72.85	Felsic Volcanic 2	Central Pit	Mine Rock	--	0.26	<5	<10	59	5.0	8.0	52	147
A0964637	DL-064	96	97.5	Felsic Volcanic 1	Central Pit	Mine Rock	--	0.23	<5	<10	42	5.0	7.0	28	131

Classification as mine rock or ore-grade materials was based on gold content.

A value of "--" indicates metal was not measured for the given sample; the variation in elements analyzed is due to measurement at two different laboratories (see text).

Table B-7 Four Acid Metals

Sample ID	Drillhole ID	From	To	Lithology	Area	Class	Thorium	Titanium	Thallium	Uranium	Vanadium	Tungsten	Yttrium	Zinc	Zirconium
		m	*m*				*ppm*	*%*	*ppm*	*ppm*	*ppm*	*ppm*	*ppm*	*ppm*	*ppm*
10x Crustal Abundance (Price 1997) [(1)]							--	--	--	--	--	--	--	--	--
A0963003	BR-067	45	46.5	Felsic Volcanic 1	Central Pit	Mine Rock	--	0.26	<5	<10	54	5.0	6.0	55	117
A0963004	BR-067	64.5	66	Felsic Volcanic 1	Central Pit	Mine Rock	--	0.22	<5	<10	44	5.0	8.0	56	123
A0963005	BR-067	84	85.5	Felsic Volcanic 1	Central Pit	Mine Rock	--	0.22	<5	<10	42	5.0	9.0	56	20
A0963006	BR-067	93	94.5	Metasediment 2	Central Pit	Mine Rock	--	0.34	<5	<10	130	5.0	21	103	54
A0963007	BR-067	96	97.5	Metasediment 2	Central Pit	Mine Rock	--	0.21	<5	<10	107	5.0	13	109	127
A0963008	BR-067	100.9	102	Fragmental 1	Central Pit	Mine Rock	--	0.28	<5	<10	59	5.0	13	97	147
A0963009	BR-067	106.5	108	Fragmental 1	Central Pit	Mine Rock	--	0.32	<5	<10	65	5.0	12	85	146
A0963010	BR-067	112.5	114	Fragmental 1	Central Pit	Mine Rock	--	0.39	<5	<10	88	5.0	12	85	165
A0963011	BR-067	117	118.5	Fragmental 1	Central Pit	Mine Rock	--	0.24	<5	<10	74	5.0	10	68	109
A0963012	BR-067	122.5	123.4	Metasediment 2	Central Pit	Mine Rock	--	0.43	<5	<10	85	5.0	8.0	82	147
A0963013	BR-067	127.5	129	Felsic Volcanic 1	Central Pit	Mine Rock	--	0.26	<5	<10	62	5.0	9.0	53	131
A0963014	BR-067	133.5	135	Felsic Volcanic 1	Central Pit	Mine Rock	--	0.25	<5	<10	47	5.0	9.0	60	139
A0963015	BR-067	139.5	141	Felsic Volcanic 1	Central Pit	Mine Rock	--	0.24	<5	<10	47	5.0	8.0	54	127
A0963016	BR-067	157.5	159	Metasediment 2	Central Pit	Mine Rock	--	0.34	<5	<10	92	5.0	11	91	122
A0963017	BR-067	165	166.5	Felsic Volcanic 1	Central Pit	Mine Rock	--	0.21	<5	<10	40	5.0	7.0	63	125
A0963018	BR-067	171	172	Felsic Volcanic 1	Central Pit	Mine Rock	--	0.25	<5	<10	49	5.0	9.0	59	127
A0963019	BR-067	174.6	175.6	Felsic Volcanic 1	Central Pit	Mine Rock	--	0.21	<5	<10	49	7.0	8.0	88	122
A0963020	BR-067	180.6	181.6	Felsic Volcanic 1	Central Pit	Mine Rock	--	0.24	<5	<10	47	6.0	8.0	220	127
A0963021	BR-067	187.6	188.6	Felsic Volcanic 1	Central Pit	Mine Rock	--	0.23	<5	<10	46	5.0	8.0	89	131
A0963022	BR-067	191.4	192.3	Felsic Volcanic 1	Central Pit	Mine Rock	--	0.26	<5	<10	51	9.0	5.0	225	119
A0963023	BR-067	196.2	196.8	Felsic Volcanic 1	Central Pit	Mine Rock	--	0.28	<5	<10	53	5.0	8.0	130	133
A0963024	BR-067	197.05	198	Felsic Volcanic 1	Central Pit	Mine Rock	--	0.25	<5	<10	56	5.0	9.0	102	136
A0963025	BR-067	209.8	210.8	Felsic Volcanic 1	Central Pit	Mine Rock	--	0.23	<5	<10	54	5.0	9.0	110	132
A0963026	BR-067	214.9	216	Felsic Volcanic 1	Central Pit	Mine Rock	--	0.22	<5	<10	51	5.0	9.0	48	122
A0963027	BR-067	225.8	226.8	Felsic Volcanic 1	Central Pit	Mine Rock	--	0.23	<5	<10	50	5.0	8.0	28	125
A0963028	BR-067	229	230	Felsic Volcanic 1	Central Pit	Mine Rock	--	0.22	<5	<10	41	5.0	8.0	45	116
A0963029	BR-067	236	237	Felsic Volcanic 1	Central Pit	Mine Rock	--	0.26	<5	<10	59	5.0	11	49	126
A0963030	BR-067	240	241	Felsic Volcanic 1	Central Pit	Mine Rock	--	0.27	<5	<10	61	181	11	82	141
A0963031	BR-067	245	246	Felsic Volcanic 1	Central Pit	Mine Rock	--	0.24	<5	<10	50	5.0	10	84	119
A0963032	BR-067	248	249	Felsic Volcanic 1	Central Pit	Mine Rock	--	0.26	<5	<10	50	5.0	11	43	117
A0963033	BR-067	253	254	Felsic Volcanic 1	Central Pit	Mine Rock	--	0.25	<5	<10	52	5.0	9.0	88	118
A0963034	BR-067	260	261	Felsic Volcanic 1	Central Pit	Mine Rock	--	0.25	<5	<10	52	36	9.0	491	106
A0963035	BR-067	268	269	Felsic Volcanic 1	Central Pit	Mine Rock	--	0.24	<5	<10	46	5.0	9.0	66	99
A0963036	BR-067	275	276	Felsic Volcanic 1	Central Pit	Mine Rock	--	0.26	<5	<10	49	200	10	206	119
A0963037	BR-067	280.5	282	Felsic Volcanic 1	Central Pit	Mine Rock	--	0.26	<5	<10	55	5.0	10	44	123
A0963038	BR-067	291	292	Felsic Volcanic 1	Central Pit	Mine Rock	--	0.26	<5	<10	61	5.0	10	87	125
A0963044	BR-067	298	299	Felsic Volcanic 1	Central Pit	Mine Rock	--	0.23	<5	<10	50	13	4.0	50	113
A0963039	BR-067	303	304	Felsic Volcanic 1	Central Pit	Mine Rock	--	0.26	<5	<10	49	5.0	9.0	61	121
A0964703	BR-067	311	311.5	Felsic Volcanic 1	Central Pit	Mine Rock	--	0.26	<5	<10	49	9.0	9.0	75	118
A0964704	BR-067	326	327	Felsic Volcanic 1	Central Pit	Ore-Grade	--	0.13	<5	<10	26	11	6.0	483	78
A0964705	BR-067	331	332	Felsic Volcanic 2	Central Pit	Mine Rock	--	0.21	<5	<10	29	7.0	8.0	118	102
A0963040	BR-067	360	361	Felsic Volcanic 1	Central Pit	Mine Rock	--	0.26	<5	<10	52	6.0	9.0	81	131
A0963041	BR-067	370	371	Felsic Volcanic 1	Central Pit	Mine Rock	--	0.26	<5	<10	52	6.0	8.0	212	118
A0963042	BR-067	383	384	Felsic Volcanic 1	Central Pit	Mine Rock	--	0.25	<5	<10	51	19	7.0	65	122

Classification as mine rock or ore-grade materials was based on gold content.

A value of "--" indicates metal was not measured for the given sample; the variation in elements analyzed is due to measurement at two different laboratories (see text).

Table B-7 Four Acid Metals

Sample ID	Drillhole ID	From	To	Lithology	Area	Class	Thorium	Titanium	Thallium	Uranium	Vanadium	Tungsten	Yttrium	Zinc	Zirconium
		m	*m*				*ppm*	*%*	*ppm*	*ppm*	*ppm*	*ppm*	*ppm*	*ppm*	*ppm*
10x Crustal Abundance (Price 1997) [(1)]							--	--	--	--	--	--	--	--	--
A0963043	BR-067	411	412	Felsic Volcanic 1	Central Pit	Mine Rock	--	0.24	<5	<10	48	5.0	9.0	48	120
A0963369	BR-118	38.1	39	Felsic Volcanic 1	Central Pit	Mine Rock	--	0.11	<5	<10	10	8.0	10	19	147
A0963370	BR-118	49	50	Felsic Volcanic 1	Central Pit	Mine Rock	--	0.29	<5	<10	57	13	3.0	119	132
A0963371	BR-118	69.9	70.9	Felsic Volcanic 1	Central Pit	Ore-Grade	--	0.22	<5	<10	47	10	7.0	122	118
A0963372	BR-118	87.7	88.7	Felsic Volcanic 1	Central Pit	Mine Rock	--	0.12	<5	<10	12	6.0	11	411	147
A0963374	BR-118	108.4	109.4	Felsic Volcanic	Central Pit	Mine Rock	--	0.24	<5	<10	74	5.0	10	136	123
A0963375	BR-118	113.3	114.3	Felsic Volcanic	Central Pit	Mine Rock	--	0.28	<5	<10	75	5.0	11	71	115
A0963376	BR-118	118.3	119.4	Felsic Volcanic	Central Pit	Mine Rock	--	0.24	<5	<10	67	5.0	10	50	116
A0963377	BR-118	123.4	124.15	Felsic Volcanic	Central Pit	Mine Rock	--	0.27	<5	<10	73	5.0	10	62	116
A0963378	BR-118	128.15	129.15	Felsic Volcanic	Central Pit	Mine Rock	--	0.29	<5	<10	78	6.0	11	81	135
A0963373	BR-118	133.15	134.15	Felsic Volcanic 1	Central Pit	Ore-Grade	--	0.21	<5	<10	49	10	6.0	37	108
A0963379	BR-118	138	139	Felsic Volcanic 1	Central Pit	Mine Rock	--	0.24	<5	<10	47	5.0	5.0	77	113
A0963380	BR-118	143.2	144	Metasediment 2	Central Pit	Mine Rock	--	0.33	<5	<10	95	5.0	15	218	136
A0963381	BR-118	148	149	Metasediment 2	Central Pit	Mine Rock	--	0.32	<5	<10	59	12	12	229	120
A0963382	BR-118	152	153	Metasediment 2	Central Pit	Mine Rock	--	0.37	<5	<10	106	10	13	148	131
A0962895	BR-140	177.6	178.6	Felsic Volcanic 1	Central Pit	Ore-Grade	--	0.090	<5	<10	27	85	10	723	128
A0962896	BR-140	183	184	Felsic Volcanic	Central Pit	Mine Rock	--	0.13	<5	<10	14	5.0	10	38	140
A0962897	BR-140	188	189	Felsic Volcanic	Central Pit	Mine Rock	--	0.12	<5	<10	10	5.0	11	27	149
A0962898	BR-140	193.4	194.4	Felsic Volcanic	Central Pit	Mine Rock	--	0.11	<5	<10	10	5.0	11	27	149
A0962899	BR-140	198	199	Felsic Volcanic 1	Central Pit	Mine Rock	--	0.22	<5	<10	40	9.0	8.0	386	125
A0962705	BR-140	204	205	Felsic Volcanic 1	Central Pit	Mine Rock	--	0.20	<5	<10	36	8.0	7.0	26	111
A0962900	BR-140	209	210	Felsic Volcanic	Central Pit	Mine Rock	--	0.26	<5	<10	60	5.0	10	58	129
A0962701	BR-140	214	215	Felsic Volcanic	Central Pit	Mine Rock	--	0.25	<5	<10	79	6.0	11	57	133
A0962702	BR-140	219	220	Metasediment 2	Central Pit	Ore-Grade	--	0.28	<5	<10	86	19	12	111	122
A0962703	BR-140	224.6	225.5	Felsic Volcanic 1	Central Pit	Ore-Grade	--	0.26	<5	<10	80	12	9.0	68	121
A0962704	BR-140	229	229.5	Felsic Volcanic 1	Central Pit	Ore-Grade	--	0.22	<5	<10	61	15	7.0	69	115
A0963674	BR-141	33	34	Felsic Volcanic 1	Central Pit	Mine Rock	--	0.28	<5	<10	55	5.0	9.0	125	138
A0963675	BR-141	45	46	Felsic Volcanic 1	Central Pit	Mine Rock	--	0.25	<5	<10	48	5.0	6.0	57	128
A0963676	BR-141	52.5	54	Felsic Volcanic 1	Central Pit	Mine Rock	--	0.25	<5	<10	46	5.0	9.0	163	135
A0963677	BR-141	59	60	Felsic Volcanic 1	Central Pit	Mine Rock	--	0.22	<5	<10	45	5.0	7.0	87	125
A0963678	BR-141	65.4	66	Felsic Volcanic 1	Central Pit	Mine Rock	--	0.21	<5	<10	45	5.0	7.0	74	124
A0963679	BR-141	69.85	71	Felsic Volcanic 1	Central Pit	Mine Rock	--	0.28	<5	<10	57	5.0	10	58	143
A0963680	BR-141	74	75	Felsic Volcanic 1	Central Pit	Mine Rock	--	0.20	<5	<10	43	5.0	7.0	54	128
A0963681	BR-141	79	80	Felsic Volcanic 1	Central Pit	Mine Rock	--	0.20	<5	<10	43	5.0	7.0	55	130
A0963682	BR-141	84.6	85.6	Felsic Volcanic 1	Central Pit	Mine Rock	--	0.18	<5	<10	40	5.0	7.0	61	128
A0963683	BR-141	90	91	Felsic Volcanic 1	Central Pit	Mine Rock	--	0.19	<5	<10	42	5.0	8.0	65	131
A0963684	BR-141	95	96	Felsic Volcanic 1	Central Pit	Mine Rock	--	0.32	<5	<10	75	6.0	12	45	149
A0963685	BR-141	100	101	Felsic Volcanic 1	Central Pit	Mine Rock	--	0.26	<5	<10	60	5.0	9.0	40	119
A0963686	BR-141	104.5	105.5	Felsic Volcanic 1	Central Pit	Mine Rock	--	0.18	<5	<10	37	5.0	6.0	20	122
A0963687	BR-141	111	112	Felsic Volcanic 1	Central Pit	Mine Rock	--	0.27	<5	<10	55	5.0	9.0	49	127
A0963688	BR-141	115	116	Felsic Volcanic 1	Central Pit	Mine Rock	--	0.23	<5	<10	53	5.0	10	41	138
A0963689	BR-141	122	123	Felsic Volcanic 1	Central Pit	Mine Rock	--	0.23	<5	<10	54	5.0	9.0	68	123
A0963690	BR-141	129	130	Felsic Volcanic 1	Central Pit	Mine Rock	--	0.24	<5	<10	55	5.0	9.0	311	127
A0963691	BR-141	134	134.85	Felsic Volcanic 1	Central Pit	Mine Rock	--	0.26	<5	<10	61	5.0	10	153	121

Classification as mine rock or ore-grade materials was based on gold content.

A value of "--" indicates metal was not measured for the given sample; the variation in elements analyzed is due to measurement at two different laboratories (see text).

Table B-7 Four Acid Metals

Sample ID	Drillhole ID	From	To	Lithology	Area	Class	Thorium	Titanium	Thallium	Uranium	Vanadium	Tungsten	Yttrium	Zinc	Zirconium
		m	*m*				*ppm*	*%*	*ppm*	*ppm*	*ppm*	*ppm*	*ppm*	*ppm*	*ppm*
10x Crustal Abundance (Price 1997) [(1)]							--	--	--	--	--	--	--	--	--
A0963692	BR-141	141	142	Felsic Volcanic 1	Central Pit	Mine Rock	--	0.24	<5	<10	55	5.0	10	56	130
A0963693	BR-141	146	147	Felsic Volcanic 1	Central Pit	Mine Rock	--	0.25	<5	<10	48	5.0	9.0	129	120
A0963694	BR-141	181	182	Felsic Volcanic 1	Central Pit	Mine Rock	--	0.25	<5	<10	48	8.0	8.0	79	127
A0963695	BR-141	186	187	Felsic Volcanic 1	Central Pit	Mine Rock	--	0.24	<5	<10	45	5.0	8.0	43	112
A0963696	BR-141	193	194	Felsic Volcanic 1	Central Pit	Mine Rock	--	0.21	<5	<10	52	5.0	10	40	122
A0963697	BR-141	199.5	200.5	Felsic Volcanic 1	Central Pit	Ore-Grade	--	0.23	<5	<10	49	11	8.0	56	108
A0963698	BR-141	206	207	Felsic Volcanic 1	Central Pit	Ore-Grade	--	0.27	<5	<10	50	5.0	9.0	42	123
A0963699	BR-141	213	214	Felsic Volcanic 1	Central Pit	Ore-Grade	--	0.24	<5	<10	48	5.0	7.0	40	106
A0963700	BR-141	219.5	220	Felsic Volcanic 1	Central Pit	Mine Rock	--	0.24	<5	<10	52	5.0	9.0	56	122
DX758001	BR-141	227	228	Felsic Volcanic 1	Central Pit	Mine Rock	--	0.26	<5	<10	48	9.0	9.0	56	113
DX758002	BR-141	232	233	Felsic Volcanic 1	Central Pit	Ore-Grade	--	0.24	<5	<10	52	7.0	9.0	188	95
DX758003	BR-141	258	259	Felsic Volcanic 1	Central Pit	Mine Rock	--	0.12	<5	<10	9.0	7.0	10	38	155
DX758004	BR-141	262	263	Felsic Volcanic 1	Central Pit	Mine Rock	--	0.11	<5	<10	10	5.0	10	378	147
DX758005	BR-141	267	268	Felsic Volcanic 1	Central Pit	Mine Rock	--	0.12	<5	<10	13	5.0	11	97	151
DX758251	BR-141	272	273	Felsic Volcanic 1	Central Pit	Mine Rock	--	0.21	<5	<10	48	8.0	7.0	61	111
DX758006	BR-141	283.8	284.5	Felsic Volcanic 1	Central Pit	Ore-Grade	--	0.18	<5	<10	64	5.0	8.0	30	114
A0962707	BR-141	291	292	Felsic Volcanic 1	Central Pit	Ore-Grade	--	0.21	<5	<10	59	5.0	9.0	28	116
A0962706	BR-141	295	296	Felsic Volcanic 1	Central Pit	Ore-Grade	--	0.28	<5	<10	106	11	11	86	126
A0964101	BR-142	24.65	25.5	Felsic Volcanic 1	Central Pit	Mine Rock	--	0.22	<5	<10	52	5.0	8.0	21	124
A0964102	BR-142	29.5	30.5	Felsic Volcanic 1	Central Pit	Mine Rock	--	0.25	<5	<10	49	5.0	8.0	27	141
A0964103	BR-142	35.5	36.5	Felsic Volcanic 1	Central Pit	Mine Rock	--	0.26	<5	<10	47	5.0	10	494	137
A0964104	BR-142	45.25	46	Felsic Volcanic 1	Central Pit	Mine Rock	--	0.24	<5	<10	57	5.0	9.0	48	126
A0964105	BR-142	48	49	Felsic Volcanic 1	Central Pit	Mine Rock	--	0.25	<5	<10	56	5.0	9.0	83	128
A0964106	BR-142	50	51	Felsic Volcanic 1	Central Pit	Mine Rock	--	0.23	<5	<10	55	5.0	10	89	130
A0964107	BR-142	54	55	Felsic Volcanic 1	Central Pit	Mine Rock	--	0.24	<5	<10	45	5.0	8.0	63	119
A0964108	BR-142	60	61	Felsic Volcanic 1	Central Pit	Mine Rock	--	0.24	<5	<10	54	5.0	10	52	129
A0964109	BR-142	65	66	Felsic Volcanic 1	Central Pit	Mine Rock	--	0.21	<5	<10	43	5.0	9.0	69	122
A0964110	BR-142	75	76	Felsic Volcanic 1	Central Pit	Mine Rock	--	0.26	<5	<10	54	5.0	10	56	120
A0964111	BR-142	81	82	Felsic Volcanic 1	Central Pit	Mine Rock	--	0.25	<5	<10	53	5.0	9.0	70	129
A0964112	BR-142	85	86	Felsic Volcanic 1	Central Pit	Mine Rock	--	0.26	<5	<10	57	5.0	10	59	135
A0964113	BR-142	90.5	91.5	Felsic Volcanic 1	Central Pit	Mine Rock	--	0.31	<5	<10	75	6.0	13	120	157
A0964114	BR-142	96.5	97.5	Felsic Volcanic 1	Central Pit	Mine Rock	--	0.26	<5	<10	54	5.0	9.0	166	114
A0964115	BR-142	105.5	106.5	Felsic Volcanic 1	Central Pit	Mine Rock	--	0.27	<5	<10	47	5.0	9.0	136	137
A0964116	BR-142	112.75	113.5	Felsic Volcanic 1	Central Pit	Mine Rock	--	0.22	<5	<10	48	5.0	9.0	57	114
A0964117	BR-142	120	121	Felsic Volcanic 1	Central Pit	Mine Rock	--	0.33	<5	<10	67	5.0	10	1070	124
A0964118	BR-142	136.75	137.25	Felsic Volcanic 1	Central Pit	Ore-Grade	--	0.16	<5	<10	32	8.0	6.0	507	87
A0964119	BR-142	142.25	143	Felsic Volcanic 1	Central Pit	Mine Rock	--	0.25	<5	<10	53	5.0	10	253	124
A0964120	BR-142	156.5	157.5	Felsic Volcanic 1	Central Pit	Mine Rock	--	0.25	<5	<10	54	13	9.0	573	132
A0964121	BR-142	161.5	162.5	Felsic Volcanic 1	Central Pit	Mine Rock	--	0.25	<5	<10	51	5.0	9.0	121	128
A0964122	BR-142	170.85	171.35	Felsic Volcanic 1	Central Pit	Ore-Grade	--	0.23	<5	<10	57	22	8.0	81	118
A0964123	BR-142	173.85	174.5	Felsic Volcanic 1	Central Pit	Mine Rock	--	0.23	<5	<10	45	14	8.0	106	145
A0964124	BR-142	178.5	179.5	Felsic Volcanic 1	Central Pit	Mine Rock	--	0.18	<5	<10	28	12	7.0	54	143
A0964125	BR-142	183	184	Felsic Volcanic 1	Central Pit	Mine Rock	--	0.14	<5	<10	33	9.0	6.0	875	125
A0964126	BR-142	190.5	191	Felsic Volcanic 1	Central Pit	Mine Rock	--	0.17	<5	<10	31	40	7.0	145	145

Classification as mine rock or ore-grade materials was based on gold content.

A value of "--" indicates metal was not measured for the given sample; the variation in elements analyzed is due to measurement at two different laboratories (see text).

Table B-7 Four Acid Metals

Sample ID	Drillhole ID	From	To	Lithology	Area	Class	Thorium	Titanium	Thallium	Uranium	Vanadium	Tungsten	Yttrium	Zinc	Zirconium
		m	*m*				*ppm*	*%*	*ppm*	*ppm*	*ppm*	*ppm*	*ppm*	*ppm*	*ppm*
10x Crustal Abundance (Price 1997) [(1)]							--	--	--	--	--	--	--	--	--
A0964127	BR-142	196	197	Felsic Volcanic 1	Central Pit	Mine Rock	--	0.18	<5	<10	29	41	6.0	798	143
A0964128	BR-142	201	202	Felsic Volcanic 1	Central Pit	Mine Rock	--	0.18	<5	<10	32	5.0	6.0	722	120
A0964129	BR-142	211	212	Felsic Volcanic 1	Central Pit	Mine Rock	--	0.10	<5	<10	14	5.0	5.0	213	62
A0964130	BR-142	217.5	218.25	Felsic Volcanic 2	Central Pit	Ore-Grade	--	0.21	<5	<10	39	9.0	7.0	999	125
A0964131	BR-142	223	223.95	Felsic Volcanic 1	Central Pit	Mine Rock	--	0.26	<5	<10	51	12	9.0	564	134
A0964132	BR-142	231	232	Felsic Volcanic 2	Central Pit	Ore-Grade	--	0.15	<5	<10	33	224	6.0	91	116
A0964133	BR-142	236	236.75	Felsic Volcanic 2	Central Pit	Ore-Grade	--	0.17	<5	<10	42	13	5.0	158	117
A0964134	BR-142	240	241	Felsic Volcanic 2	Central Pit	Mine Rock	--	0.18	<5	<10	37	47	6.0	236	117
A0964135	BR-142	245	246	Felsic Volcanic 2	Central Pit	Mine Rock	--	0.19	<5	<10	35	10	6.0	1220	125
A0964136	BR-142	250.5	251	Felsic Volcanic 1	Central Pit	Mine Rock	--	0.25	<5	<10	49	5.0	10	68	120
A0964137	BR-142	264	264.7	Felsic Volcanic 1	Central Pit	Mine Rock	--	0.27	<5	<10	50	19	10	80	144
A0964138	BR-142	279.5	280.5	Felsic Volcanic 2	Central Pit	Mine Rock	--	0.080	<5	<10	5.0	5.0	6.0	58	118
A0964139	BR-142	285	286	Felsic Volcanic 2	Central Pit	Mine Rock	--	0.13	<5	<10	11	5.0	13	222	180
A0964140	BR-142	307	308	Felsic Volcanic 1	Central Pit	Mine Rock	--	0.12	<5	<10	4.0	5.0	14	48	202
A0964141	BR-142	317	318	Metasediment 2	Central Pit	Mine Rock	--	0.36	<5	<10	109	5.0	14	92	134
A0964142	BR-142	324.8	325.75	Metasediment 2	Central Pit	Mine Rock	--	0.32	<5	<10	83	5.0	13	69	122
DX758125	BR-173	18.5	19.5	Quartz Sericite Schist	Central Pit	Mine Rock	--	0.15	<5	<10	35	5.0	10	53	94
DX758126	BR-173	23.5	24	Felsic Volcanic 1	Central Pit	Mine Rock	--	0.19	<5	<10	40	5.0	10	80	112
A0964260	BR-176	25.5	27	Felsic Volcanic 1	Central Pit	Mine Rock	--	0.25	<5	<10	55	5.0	9.0	64	109
A0964261	BR-176	29	30.5	Felsic Volcanic 1	Central Pit	Mine Rock	--	0.20	<5	<10	43	5.0	9.0	56	113
A0964262	BR-176	35.8	37.3	Felsic Volcanic 1	Central Pit	Mine Rock	--	0.24	<5	<10	48	5.0	7.0	56	134
A0964264	BR-176	38.8	40.3	Felsic Volcanic 1	Central Pit	Mine Rock	--	0.020	<5	<10	<2	5.0	9.0	36	40
A0964263	BR-176	44.8	46.3	Felsic Volcanic 1	Central Pit	Mine Rock	--	0.28	<5	<10	55	5.0	10	63	111
A0964265	BR-176	52	53.5	Quartz Sericite Schist	Central Pit	Mine Rock	--	0.13	<5	<10	33	5.0	8.0	55	89
A0964266	BR-176	55	56.5	Quartz Sericite Schist	Central Pit	Mine Rock	--	0.040	<5	<10	4.0	5.0	9.0	49	44
A0964267	BR-176	61	62.5	Quartz Sericite Schist	Central Pit	Mine Rock	--	0.030	<5	<10	<2	5.0	9.0	42	41
A0964268	BR-176	64	65	Quartz Sericite Schist	Central Pit	Mine Rock	--	0.39	<5	<10	77	5.0	12	74	200
A0964269	BR-176	73.5	75	Fragmental 1	Central Pit	Mine Rock	--	0.42	<5	<10	71	5.0	14	92	168
A0964270	BR-176	79.5	81	Fragmental 1	Central Pit	Mine Rock	--	0.38	<5	<10	74	5.0	13	85	165
A0964271	BR-176	85.5	87	Fragmental 1	Central Pit	Mine Rock	--	0.19	<5	<10	54	5.0	12	81	99
A0964272	BR-176	90	91.5	Fragmental 1	Central Pit	Mine Rock	--	0.39	<5	<10	75	5.0	10	84	142
A0964273	BR-176	94.5	95.5	Fragmental 1	Central Pit	Mine Rock	--	0.25	<5	<10	47	5.0	8.0	59	126
A0964274	BR-176	102	103.5	Felsic Volcanic 1	Central Pit	Mine Rock	--	0.26	<5	<10	50	5.0	9.0	64	123
A0964275	BR-176	106.5	108	Felsic Volcanic 1	Central Pit	Mine Rock	--	0.020	<5	<10	<2	5.0	10	31	26
A0964276	BR-176	111	112.5	Felsic Volcanic 1	Central Pit	Mine Rock	--	0.25	<5	<10	48	5.0	8.0	58	123
A0964277	BR-176	115.5	117	Felsic Volcanic 1	Central Pit	Mine Rock	--	0.44	<5	<10	87	5.0	15	74	174
A0964278	BR-176	120	121.5	Felsic Volcanic 1	Central Pit	Mine Rock	--	0.23	<5	<10	51	5.0	9.0	56	133
A0964279	BR-176	124.5	126	Felsic Volcanic 1	Central Pit	Mine Rock	--	0.27	<5	<10	68	5.0	9.0	77	129
A0964280	BR-177	389	390	Felsic Volcanic 1	Central Pit	Mine Rock	--	0.25	<5	<10	52	5.0	8.0	46	116
A0964285	BR-177	392	393	Felsic Volcanic 1	Central Pit	Mine Rock	--	0.25	<5	<10	46	83	10	54	140
A0964281	BR-177	398	399	Felsic Volcanic 1	Central Pit	Mine Rock	--	0.26	<5	<10	52	5.0	9.0	63	114
A0964282	BR-177	407.5	408.5	Felsic Volcanic 1	Central Pit	Mine Rock	--	0.24	<5	<10	42	5.0	11	46	130
A0964283	BR-177	409.5	410.5	Felsic Volcanic 1	Central Pit	Mine Rock	--	0.31	<5	<10	61	39	12	89	123
A0964284	BR-177	412.5	413.5	Felsic Volcanic 1	Central Pit	Mine Rock	--	0.22	<5	<10	49	11	8.0	130	112

Classification as mine rock or ore-grade materials was based on gold content.

A value of "--" indicates metal was not measured for the given sample; the variation in elements analyzed is due to measurement at two different laboratories (see text).

Table B-7 Four Acid Metals

Sample ID	Drillhole ID	From	To	Lithology	Area	Class	Thorium	Titanium	Thallium	Uranium	Vanadium	Tungsten	Yttrium	Zinc	Zirconium
		m	*m*				*ppm*	*%*	*ppm*	*ppm*	*ppm*	*ppm*	*ppm*	*ppm*	*ppm*
10x Crustal Abundance (Price 1997) [(1)]							--	--	--	--	--	--	--	--	--
A0964286	BR-177	417	418	Felsic Volcanic 1	Central Pit	Mine Rock	--	0.28	<5	<10	57	113	10	41	135
A0964287	BR-177	420	421	Felsic Volcanic 1	Central Pit	Mine Rock	--	0.25	<5	<10	53	8.0	10	41	123
A0964288	BR-177	424	425.25	Felsic Volcanic 1	Central Pit	Mine Rock	--	0.21	<5	<10	40	10	8.0	45	111
A0964289	BR-177	430.3	431.3	Felsic Volcanic 1	Central Pit	Mine Rock	--	0.18	<5	<10	43	20	7.0	187	138
A0964706	BR-211	33	34	Felsic Volcanic 1	Central Pit	Mine Rock	--	0.31	<5	<10	56	5.0	9.0	162	115
A0963890	BR-217	259	260.3	Felsic Volcanic 2	Central Pit	Mine Rock	--	0.10	<5	<10	3.0	5.0	8.0	49	190
A0963891	BR-217	266.5	267	Felsic Volcanic 2	Central Pit	Mine Rock	--	0.25	<5	<10	47	5.0	12	93	162
A0963892	BR-217	269.5	271	Felsic Volcanic 2	Central Pit	Mine Rock	--	0.13	<5	<10	5.0	5.0	14	50	204
A0963893	BR-217	273.6	274.2	Felsic Volcanic 2	Central Pit	Mine Rock	--	0.30	<5	<10	97	5.0	15	64	132
A0963894	BR-217	283.3	284.5	Felsic Volcanic 2	Central Pit	Mine Rock	--	0.13	<5	<10	4.0	5.0	14	65	204
A0963895	BR-217	286.5	287.8	Felsic Volcanic 2	Central Pit	Ore-Grade	--	0.12	<5	<10	8.0	5.0	13	42	188
A0963896	BR-217	292	293	Felsic Volcanic 2	Central Pit	Mine Rock	--	0.11	<5	<10	3.0	5.0	12	33	190
A0963897	BR-217	294	294.8	Felsic Volcanic 2	Central Pit	Mine Rock	--	0.18	<5	<10	38	5.0	12	49	179
A0963922	BR-228	12	13.5	Felsic Volcanic 1	Central Pit	Mine Rock	--	0.17	<5	<10	35	5.0	8.0	53	111
A0963923	BR-228	17.5	19	Felsic Volcanic 1	Central Pit	Mine Rock	--	0.28	<5	<10	60	22	9.0	61	141
A0963924	BR-228	25	26.5	Felsic Volcanic 1	Central Pit	Mine Rock	--	0.25	<5	<10	53	5.0	9.0	49	85
A0963925	BR-228	30.9	32.4	Felsic Volcanic 1	Central Pit	Mine Rock	--	0.25	<5	<10	64	5.0	9.0	57	104
A0963926	BR-228	36.9	38.4	Felsic Volcanic 1	Central Pit	Mine Rock	--	0.21	<5	<10	34	5.0	6.0	53	106
A0963927	BR-228	44.6	46.1	Felsic Volcanic 1	Central Pit	Mine Rock	--	0.11	<5	<10	7.0	5.0	10	52	167
A0963928	BR-228	51.85	53.35	Felsic Volcanic 1	Central Pit	Mine Rock	--	0.25	<5	<10	50	5.0	9.0	41	130
A0963929	BR-228	59.3	60.8	Felsic Volcanic 1	Central Pit	Mine Rock	--	0.15	<5	<10	37	5.0	9.0	60	106
A0964522	BR-240	155	156	Felsic Volcanic 2	Central Pit	Mine Rock	--	0.13	<5	<10	9.0	5.0	14	56	210
A0964523	BR-240	160	161	Felsic Volcanic 2	Central Pit	Mine Rock	--	0.13	<5	<10	3.0	5.0	10	43	215
A0964524	BR-240	163.8	164.8	Felsic Volcanic 2	Central Pit	Mine Rock	--	0.13	<5	<10	16	5.0	12	85	184
A0964525	BR-240	171.5	173	Felsic Volcanic 1	Central Pit	Mine Rock	--	0.27	<5	<10	59	5.0	9.0	131	134
A0964526	BR-240	174.5	176	Felsic Volcanic 1	Central Pit	Mine Rock	--	0.24	<5	<10	59	5.0	9.0	50	118
A0964527	BR-240	180	180.8	Felsic Volcanic 2	Central Pit	Mine Rock	--	0.13	<5	<10	4.0	5.0	14	34	210
A0964528	BR-240	191.75	192.75	Felsic Volcanic 2	Central Pit	Mine Rock	--	0.12	<5	<10	3.0	5.0	13	43	205
A0964529	BR-240	196.5	198	Felsic Volcanic 1	Central Pit	Mine Rock	--	0.24	<5	<10	52	5.0	10	69	112
A0964530	BR-240	201	202.35	Felsic Volcanic 1	Central Pit	Mine Rock	--	0.27	<5	<10	56	5.0	9.0	62	130
A0964531	BR-240	204.5	205.25	Felsic Volcanic 1	Central Pit	Mine Rock	--	0.16	<5	<10	20	5.0	11	69	196
A0964532	BR-240	211.25	212.75	Felsic Volcanic 1	Central Pit	Mine Rock	--	0.21	<5	<10	34	5.0	10	55	142
A0964511	BR-243	116	117	Felsic Volcanic 1	Central Pit	Mine Rock	--	0.26	<5	<10	55	5.0	6.0	72	130
A0964512	BR-243	125.2	126.35	Felsic Volcanic 2	Central Pit	Mine Rock	--	0.14	<5	<10	11	5.0	14	44	190
A0964513	BR-243	128.5	129	Felsic Volcanic 2	Central Pit	Mine Rock	--	0.13	<5	<10	3.0	5.0	14	47	203
A0964514	BR-243	135	136.5	Felsic Volcanic 2	Central Pit	Mine Rock	--	0.12	<5	<10	3.0	5.0	14	55	207
A0964515	BR-243	139.75	140.8	Felsic Volcanic 1	Central Pit	Mine Rock	--	0.20	<5	<10	35	5.0	10	59	145
A0964516	BR-243	144.75	146	Felsic Volcanic 2	Central Pit	Mine Rock	--	0.13	<5	<10	9.0	5.0	14	43	212
A0964517	BR-243	150	151.5	Felsic Volcanic 2	Central Pit	Mine Rock	--	0.12	<5	<10	3.0	5.0	14	45	202
A0964518	BR-243	156	156.5	Felsic Volcanic 1	Central Pit	Mine Rock	--	0.29	<5	<10	62	5.0	10	62	126
A0964519	BR-243	160.25	161	Felsic Volcanic 2	Central Pit	Mine Rock	--	0.12	<5	<10	3.0	5.0	13	52	207
A0964520	BR-243	164.75	165.25	Felsic Volcanic 2	Central Pit	Mine Rock	--	0.13	<5	<10	12	5.0	10	38	197
A0964521	BR-243	173	174	Felsic Volcanic 1	Central Pit	Mine Rock	--	0.24	<5	<10	49	5.0	8.0	53	117
117341	BR-321	16.9	18.4	Felsic Volcanic 1	Central Pit	Mine Rock	--	0.23	<5	<10	47	5.0	9.0	55	129

Classification as mine rock or ore-grade materials was based on gold content.

A value of "--" indicates metal was not measured for the given sample; the variation in elements analyzed is due to measurement at two different laboratories (see text).

Table B-7 Four Acid Metals

Sample ID	Drillhole ID	From	To	Lithology	Area	Class	Thorium	Titanium	Thallium	Uranium	Vanadium	Tungsten	Yttrium	Zinc	Zirconium
		m	*m*				*ppm*	*%*	*ppm*	*ppm*	*ppm*	*ppm*	*ppm*	*ppm*	*ppm*
10x Crustal Abundance (Price 1997) [(1)]							--	--	--	--	--	--	--	--	--
117342	BR-321	24.5	26	Felsic Volcanic 1	Central Pit	Mine Rock	--	0.26	<5	<10	58	5.0	9.0	71	150
117343	BR-321	30.4	31.5	Felsic Volcanic 1	Central Pit	Mine Rock	--	0.20	<5	<10	39	5.0	8.0	63	213
117344	BR-321	35.3	36.8	Felsic Volcanic 1	Central Pit	Mine Rock	--	0.14	<5	<10	32	5.0	8.0	53	100
117345	BR-321	44.8	46.3	Felsic Volcanic 1	Central Pit	Mine Rock	--	0.21	<5	<10	39	5.0	7.0	50	116
117369	BR-321	54.7	56.1	Felsic Volcanic 1	Central Pit	Mine Rock	--	0.22	<5	<10	48	7.0	7.0	58	132
117370	BR-321	59	60.5	Felsic Volcanic 1	Central Pit	Mine Rock	--	0.22	<5	<10	46	5.0	8.0	57	139
117346	BR-321	66.5	68	Fragmental 1	Central Pit	Mine Rock	--	0.22	<5	<10	59	5.0	9.0	65	125
117347	BR-321	71	73.25	Fragmental 1	Central Pit	Mine Rock	--	0.24	<5	<10	53	5.0	8.0	54	142
117371	BR-321	80	81.5	Fragmental 1	Central Pit	Mine Rock	--	0.24	<5	<10	53	5.0	8.0	57	132
117348	BR-321	84.5	86	Fragmental 1	Central Pit	Mine Rock	--	0.19	<5	<10	40	5.0	8.0	59	125
117349	BR-321	90	91	Fragmental 1	Central Pit	Mine Rock	--	0.25	<5	<10	52	5.0	8.0	61	138
117350	BR-321	94	95.5	Fragmental 1	Central Pit	Mine Rock	--	0.27	<5	<10	48	5.0	8.0	69	139
117351	BR-321	101.5	103	Fragmental 1	Central Pit	Mine Rock	--	0.24	<5	<10	52	5.0	9.0	60	138
117352	BR-321	106	107	Felsic Volcanic 1	Central Pit	Mine Rock	--	0.20	<5	<10	41	5.0	5.0	84	126
117372	BR-321	108	109	Felsic Volcanic 1	Central Pit	Mine Rock	--	0.23	<5	<10	48	5.0	8.0	87	139
117373	BR-321	113	114	Felsic Volcanic 1	Central Pit	Mine Rock	--	0.24	<5	<10	45	5.0	8.0	69	137
117374	BR-321	121.5	122.75	Felsic Volcanic 1	Central Pit	Mine Rock	--	0.24	<5	<10	46	8.0	8.0	97	139
117375	BR-321	130	131	Felsic Volcanic 1	Central Pit	Mine Rock	--	0.22	<5	<10	45	5.0	7.0	102	134
117353	BR-321	142	143	Felsic Volcanic 1	Central Pit	Mine Rock	--	0.23	<5	<10	44	5.0	7.0	64	127
117354	BR-321	150	151.5	Felsic Volcanic 1	Central Pit	Mine Rock	--	0.18	<5	<10	31	5.0	5.0	36	140
117355	BR-321	156	157.5	Felsic Volcanic 1	Central Pit	Mine Rock	--	0.17	<5	<10	29	5.0	5.0	46	132
117356	BR-321	160.5	162	Felsic Volcanic 1	Central Pit	Mine Rock	--	0.20	<5	<10	41	5.0	7.0	43	134
117376	BR-321	168	169	Felsic Volcanic 1	Central Pit	Mine Rock	--	0.29	<5	<10	53	5.0	7.0	118	107
117357	BR-321	170	171	Felsic Volcanic 1	Central Pit	Mine Rock	--	0.24	<5	<10	48	5.0	9.0	69	133
117377	BR-321	181.5	182.5	Felsic Volcanic 1	Central Pit	Mine Rock	--	0.23	<5	<10	46	5.0	6.0	35	144
117378	BR-321	190.9	192	Felsic Volcanic 1	Central Pit	Mine Rock	--	0.19	<5	<10	31	5.0	6.0	33	130
117379	BR-321	198	199.5	Felsic Volcanic 1	Central Pit	Mine Rock	--	0.23	<5	<10	48	5.0	8.0	62	131
117380	BR-321	204	205.5	Felsic Volcanic 1	Central Pit	Mine Rock	--	0.28	<5	<10	54	5.0	7.0	137	126
117381	BR-321	212	212.8	Felsic Volcanic 1	Central Pit	Ore-Grade	--	0.27	<5	<10	87	11	11	7570	162
117382	BR-321	215.5	217	Felsic Volcanic 1	Central Pit	Mine Rock	--	0.24	<5	<10	48	5.0	8.0	350	136
117358	BR-321	220	221.5	Felsic Volcanic 1	Central Pit	Mine Rock	--	0.19	<5	<10	44	8.0	9.0	94	119
117359	BR-321	224.5	226	Felsic Volcanic 1	Central Pit	Mine Rock	--	0.22	<5	<10	45	5.0	6.0	64	123
117383	BR-321	232	233	Felsic Volcanic 1	Central Pit	Ore-Grade	--	0.23	<5	<10	51	5.0	8.0	121	132
117384	BR-321	245	246	Felsic Volcanic 1	Central Pit	Ore-Grade	--	0.21	<5	<10	42	13	8.0	64	118
117385	BR-321	255	256	Felsic Volcanic 1	Central Pit	Mine Rock	--	0.23	<5	<10	52	7.0	9.0	56	117
117386	BR-321	262	263	Felsic Volcanic 1	Central Pit	Mine Rock	--	0.29	<5	<10	60	5.0	9.0	81	127
117360	BR-321	268	269	Felsic Volcanic 1	Central Pit	Ore-Grade	--	0.22	<5	<10	48	11	7.0	136	131
117387	BR-321	283.75	284.5	Felsic Volcanic 1	Central Pit	Ore-Grade	--	0.23	<5	<10	57	25	7.0	260	133
117388	BR-321	289	290	Felsic Volcanic 1	Central Pit	Mine Rock	--	0.25	<5	<10	50	5.0	10	83	118
117389	BR-321	295	296	Felsic Volcanic 1	Central Pit	Mine Rock	--	0.34	<5	<10	69	12	9.0	65	138
117361	BR-321	301.75	302.5	Felsic Volcanic 1	Central Pit	Mine Rock	--	0.26	<5	<10	57	14	8.0	55	133
117390	BR-321	307.5	309	Felsic Volcanic 1	Central Pit	Mine Rock	--	0.31	<5	<10	67	6.0	11	55	133
117362	BR-321	319.5	321	Felsic Volcanic 1	Central Pit	Mine Rock	--	0.26	<5	<10	76	5.0	11	78	132
117363	BR-321	324	325.5	Metasediment 2	Central Pit	Mine Rock	--	0.32	<5	<10	89	5.0	11	77	139

Classification as mine rock or ore-grade materials was based on gold content.

A value of "--" indicates metal was not measured for the given sample; the variation in elements analyzed is due to measurement at two different laboratories (see text).

Table B-7 Four Acid Metals

Sample ID	Drillhole ID	From	To	Lithology	Area	Class	Thorium	Titanium	Thallium	Uranium	Vanadium	Tungsten	Yttrium	Zinc	Zirconium
		m	*m*				*ppm*	*%*	*ppm*	*ppm*	*ppm*	*ppm*	*ppm*	*ppm*	*ppm*
10x Crustal Abundance (Price 1997) [(1)]							--	--	--	--	--	--	--	--	--
117364	BR-321	332	333	Metasediment 2	Central Pit	Mine Rock	--	0.32	<5	<10	97	5.0	10	90	130
117365	BR-321	339	340.25	Metasediment 2	Central Pit	Mine Rock	--	0.23	<5	<10	91	5.0	13	103	101
117366	BR-321	350.6	351.5	Metasediment 2	Central Pit	Mine Rock	--	0.20	<5	<10	59	5.0	13	90	87
117367	BR-321	356	357.5	Metasediment 2	Central Pit	Mine Rock	--	0.28	<5	<10	86	5.0	13	96	139
117368	BR-321	362	363	Metasediment 2	Central Pit	Mine Rock	--	0.36	<5	<10	97	5.0	13	101	138
117041	BR-136	15	16.5	Felsic Volcanic 2	Central Pit	Mine Rock	--	0.12	<5	<10	5.0	5.0	8.0	57	160
117042	BR-136	20	21	Felsic Volcanic 2	Central Pit	Mine Rock	--	0.14	<5	<10	6.0	5.0	12	74	188
117043	BR-136	26	27	Felsic Volcanic 2	Central Pit	Mine Rock	--	0.14	<5	<10	6.0	5.0	12	52	191
117044	BR-136	32	33	Felsic Volcanic 2	Central Pit	Mine Rock	--	0.15	<5	<10	8.0	5.0	14	70	189
117045	BR-136	37	38	Felsic Volcanic 2	Central Pit	Mine Rock	--	0.15	<5	<10	6.0	5.0	14	55	193
117046	BR-136	42	43	Felsic Volcanic 2	Central Pit	Mine Rock	--	0.20	<5	<10	27	5.0	13	56	177
117047	BR-136	47	48	Felsic Volcanic 2	Central Pit	Mine Rock	--	0.15	<5	<10	5.0	5.0	13	56	187
A0963492	BR-136	52	53	Felsic Volcanic 1	Central Pit	Mine Rock	--	0.29	<5	<10	61	5.0	10	67	153
117048	BR-136	58	59	Fragmental 1	Central Pit	Mine Rock	--	0.18	<5	<10	26	5.0	11	67	155
117049	BR-136	64	65	Fragmental 1	Central Pit	Mine Rock	--	0.22	<5	<10	30	5.0	8.0	62	160
117050	BR-136	72	73	Felsic Volcanic 1	Central Pit	Mine Rock	--	0.25	<5	<10	49	5.0	8.0	260	139
117051	BR-136	80	81.2	Felsic Volcanic 1	Central Pit	Mine Rock	--	0.24	<5	<10	53	5.0	9.0	56	132
A0962831	BR-138	188.75	189.5	Felsic Volcanic 1	Central Pit	Mine Rock	--	0.26	<5	<10	55	5.0	9.0	37	144
A0962832	BR-138	195.25	196.25	Felsic Volcanic 1	Central Pit	Mine Rock	--	0.26	<5	<10	56	7.0	9.0	103	122
A0962833	BR-138	197.25	198	Felsic Volcanic 1	Central Pit	Mine Rock	--	0.27	<5	<10	59	6.0	9.0	749	132
A0962834	BR-138	202	203	Felsic Volcanic 1	Central Pit	Mine Rock	--	0.27	<5	<10	56	5.0	10	84	132
A0962857	BR-138	209	210	Felsic Volcanic 1	Central Pit	Mine Rock	--	0.28	<5	<10	57	5.0	9.0	154	127
A0962835	BR-138	215.75	216.5	Felsic Volcanic 1	Central Pit	Ore-Grade	--	0.26	<5	<10	56	5.0	9.0	73	140
A0962836	BR-138	219.75	220.5	Felsic Volcanic 1	Central Pit	Mine Rock	--	0.23	<5	<10	48	6.0	8.0	52	123
A0962837	BR-138	223.5	224.5	Felsic Volcanic 1	Central Pit	Mine Rock	--	0.28	<5	<10	60	19	9.0	35	140
A0962838	BR-138	226.5	227.15	Felsic Volcanic 1	Central Pit	Ore-Grade	--	0.19	<5	<10	55	11	5.0	42	88
A0962839	BR-138	228	228.5	Felsic Volcanic 1	Central Pit	Ore-Grade	--	0.24	<5	<10	55	11	8.0	45	129
A0962840	BR-138	229	229.5	Felsic Volcanic 1	Central Pit	Ore-Grade	--	0.18	<5	<10	52	7.0	6.0	50	84
A0962858	BR-138	231.5	232	Felsic Volcanic 1	Central Pit	Ore-Grade	--	0.20	<5	<10	54	12	7.0	181	116
A0962841	BR-138	234.25	235	Felsic Volcanic 1	Central Pit	Ore-Grade	--	0.22	<5	<10	54	19	7.0	28	96
A0962843	BR-138	237.5	238	Felsic Volcanic 1	Central Pit	Ore-Grade	--	0.050	<5	<10	16	5.0	2.0	49	21
A0962842	BR-138	238	238.9	Felsic Volcanic 1	Central Pit	Ore-Grade	--	0.29	<5	<10	102	19	9.0	64	114
A0962844	BR-138	238.9	239.4	Felsic Volcanic 1	Central Pit	Ore-Grade	--	0.080	<5	<10	18	5.0	2.0	33	34
A0962845	BR-138	239.4	240	Felsic Volcanic 1	Central Pit	Ore-Grade	--	0.24	<5	<10	72	11	9.0	102	116
A0962846	BR-138	240	240.5	Felsic Volcanic 1	Central Pit	Ore-Grade	--	0.21	<5	<10	52	5.0	8.0	52	120
A0962847	BR-138	241.5	242	Felsic Volcanic 1	Central Pit	Ore-Grade	--	0.22	<5	<10	51	6.0	9.0	279	116
A0962848	BR-138	245.5	245.9	Felsic Volcanic 1	Central Pit	Mine Rock	--	0.43	<5	<10	161	5.0	31	99	137
A0962849	BR-138	249	250	Metasediment 2	Central Pit	Mine Rock	--	0.33	<5	<10	99	5.0	9.0	77	127
A0962850	BR-138	255	256	Felsic Volcanic 1	Central Pit	Mine Rock	--	0.26	<5	<10	50	5.0	8.0	44	132
A0962726	BR-157	15.85	17.35	Felsic Volcanic 1	Central Pit	Mine Rock	--	0.27	<5	<10	60	5.0	10	59	147
A0962727	BR-157	21.85	23.35	Felsic Volcanic 1	Central Pit	Mine Rock	--	0.14	<5	<10	41	5.0	10	60	110
A0962728	BR-157	26.85	28	Felsic Volcanic 1	Central Pit	Mine Rock	--	0.26	<5	<10	51	5.0	7.0	57	142
A0962729	BR-157	31.75	33.25	Felsic Volcanic 1	Central Pit	Mine Rock	--	0.25	<5	<10	52	5.0	9.0	62	144
A0962730	BR-157	36.25	37.7	Felsic Volcanic 1	Central Pit	Mine Rock	--	0.27	<5	<10	57	5.0	9.0	52	80

Classification as mine rock or ore-grade materials was based on gold content.

A value of "--" indicates metal was not measured for the given sample; the variation in elements analyzed is due to measurement at two different laboratories (see text).

Table B-7 Four Acid Metals

Sample ID	Drillhole ID	From	To	Lithology	Area	Class	Thorium	Titanium	Thallium	Uranium	Vanadium	Tungsten	Yttrium	Zinc	Zirconium
		m	*m*				*ppm*	*%*	*ppm*	*ppm*	*ppm*	*ppm*	*ppm*	*ppm*	*ppm*
10x Crustal Abundance (Price 1997) [(1)]							--	--	--	--	--	--	--	--	--
A0962736	BR-157	57.6	59.1	Felsic Volcanic 1	Central Pit	Mine Rock	--	0.16	<5	<10	20	5.0	9.0	82	148
DX758054	BR-167	16	17	Felsic Volcanic 1	Central Pit	Mine Rock	--	0.27	<5	<10	52	5.0	7.0	52	148
DX758055	BR-167	22	23	Felsic Volcanic 1	Central Pit	Mine Rock	--	0.30	<5	<10	59	5.0	10	70	156
DX758056	BR-167	30	31	Felsic Volcanic 1	Central Pit	Mine Rock	--	0.27	<5	<10	52	5.0	8.0	47	145
DX758057	BR-167	33	33.5	Felsic Volcanic 1	Central Pit	Mine Rock	--	0.26	<5	<10	52	5.0	9.0	25	138
DX758058	BR-167	35.5	36	Felsic Volcanic 1	Central Pit	Mine Rock	--	0.25	<5	<10	51	5.0	8.0	61	132
DX758059	BR-167	37	38	Felsic Volcanic 1	Central Pit	Mine Rock	--	0.26	<5	<10	50	5.0	8.0	46	134
DX758060	BR-167	43	43.9	Felsic Volcanic 1	Central Pit	Mine Rock	--	0.080	<5	<10	19	5.0	3.0	14	46
DX758061	BR-167	43.9	45	Felsic Volcanic 1	Central Pit	Mine Rock	--	0.24	<5	<10	50	5.0	7.0	53	129
DX758062	BR-167	51	52	Felsic Volcanic 1	Central Pit	Mine Rock	--	0.24	<5	<10	44	5.0	9.0	35	133
DX758063	BR-167	57	58	Felsic Volcanic 1	Central Pit	Mine Rock	--	0.24	<5	<10	49	5.0	8.0	64	126
DX758064	BR-167	63	64	Felsic Volcanic 1	Central Pit	Mine Rock	--	0.25	<5	<10	51	5.0	8.0	66	145
DX758065	BR-167	64	65	Felsic Volcanic 1	Central Pit	Mine Rock	--	0.25	<5	<10	52	5.0	8.0	69	138
DX758066	BR-167	72	73	Felsic Volcanic 1	Central Pit	Mine Rock	--	0.25	<5	<10	51	5.0	8.0	76	128
DX758067	BR-167	73	74	Felsic Volcanic 1	Central Pit	Mine Rock	--	0.25	<5	<10	52	5.0	8.0	65	133
DX758068	BR-167	77	78	Felsic Volcanic 1	Central Pit	Mine Rock	--	0.25	<5	<10	54	5.0	8.0	77	139
DX758069	BR-167	83	84	Felsic Volcanic 1	Central Pit	Mine Rock	--	0.29	<5	<10	63	5.0	8.0	60	144
DX758070	BR-167	89.5	90.3	Felsic Volcanic 1	Central Pit	Mine Rock	--	0.28	<5	<10	61	5.0	7.0	57	137
DX758071	BR-167	92.3	93	Felsic Volcanic 1	Central Pit	Mine Rock	--	0.25	<5	<10	53	5.0	8.0	60	137
DX758072	BR-167	94	95	Felsic Volcanic 1	Central Pit	Mine Rock	--	0.26	<5	<10	55	5.0	9.0	286	135
DX758073	BR-167	102	103	Felsic Volcanic 1	Central Pit	Mine Rock	--	0.27	<5	<10	54	5.0	9.0	53	124
DX758074	BR-167	108	108.7	Felsic Volcanic 1	Central Pit	Mine Rock	--	0.24	<5	<10	41	5.0	9.0	133	153
DX758075	BR-167	113	114	Felsic Volcanic 1	Central Pit	Mine Rock	--	0.29	<5	<10	66	5.0	10	54	143
DX758076	BR-167	124.1	125.1	Felsic Volcanic 1	Central Pit	Mine Rock	--	0.28	<5	<10	57	5.0	10	57	115
DX758077	BR-167	129	130	Felsic Volcanic 1	Central Pit	Mine Rock	--	0.29	<5	<10	58	5.0	9.0	65	143
DX758078	BR-167	141	142	Felsic Volcanic 1	Central Pit	Mine Rock	--	0.26	<5	<10	57	5.0	8.0	48	134
DX758079	BR-167	145	146	Felsic Volcanic 1	Central Pit	Mine Rock	--	0.26	<5	<10	53	5.0	7.0	43	137
DX758080	BR-167	151	152	Felsic Volcanic 1	Central Pit	Mine Rock	--	0.25	<5	<10	53	5.0	9.0	78	137
DX758081	BR-167	158	159	Felsic Volcanic 1	Central Pit	Mine Rock	--	0.25	<5	<10	55	5.0	8.0	43	142
DX758082	BR-167	166	167	Felsic Volcanic 1	Central Pit	Mine Rock	--	0.20	<5	<10	33	5.0	6.0	41	132
DX758083	BR-167	171	172	Felsic Volcanic 1	Central Pit	Mine Rock	--	0.19	<5	<10	31	5.0	6.0	57	135
DX758084	BR-167	177	178	Felsic Volcanic 1	Central Pit	Mine Rock	--	0.22	<5	<10	41	5.0	7.0	101	126
DX758085	BR-167	194	195	Felsic Volcanic 1	Central Pit	Mine Rock	--	0.30	<5	<10	60	5.0	10	107	129
DX758086	BR-167	202	203	Felsic Volcanic 1	Central Pit	Mine Rock	--	0.28	<5	<10	59	5.0	10	70	132
DX758087	BR-167	208	209	Felsic Volcanic 1	Central Pit	Mine Rock	--	0.30	<5	<10	64	5.0	10	74	138
DX758088	BR-167	213	213.5	Felsic Volcanic 1	Central Pit	Mine Rock	--	0.29	<5	<10	60	5.0	8.0	100	130
DX758089	BR-167	215.55	216.5	Felsic Volcanic 1	Central Pit	Mine Rock	--	0.27	<5	<10	59	5.0	10	118	134
DX758090	BR-167	216.5	217.5	Felsic Volcanic 1	Central Pit	Mine Rock	--	0.24	<5	<10	51	5.0	9.0	170	132
DX758091	BR-167	217.5	218.5	Felsic Volcanic 1	Central Pit	Mine Rock	--	0.26	<5	<10	53	5.0	9.0	110	127
DX758092	BR-167	221.5	222.5	Felsic Volcanic 1	Central Pit	Mine Rock	--	0.24	<5	<10	50	5.0	8.0	405	127
DX758093	BR-167	226	227	Felsic Volcanic 1	Central Pit	Mine Rock	--	0.28	<5	<10	55	5.0	9.0	74	143
DX758094	BR-167	233	233.6	Felsic Volcanic 1	Central Pit	Mine Rock	--	0.23	<5	<10	48	5.0	8.0	409	118
DX758095	BR-167	236	237	Felsic Volcanic 1	Central Pit	Mine Rock	--	0.25	<5	<10	53	5.0	9.0	107	128
DX758096	BR-167	244	245	Felsic Volcanic 1	Central Pit	Mine Rock	--	0.25	<5	<10	52	5.0	8.0	90	127

Classification as mine rock or ore-grade materials was based on gold content.

A value of "--" indicates metal was not measured for the given sample; the variation in elements analyzed is due to measurement at two different laboratories (see text).

Table B-7 Four Acid Metals

Sample ID	Drillhole ID	From	To	Lithology	Area	Class	Thorium	Titanium	Thallium	Uranium	Vanadium	Tungsten	Yttrium	Zinc	Zirconium
		m	m				ppm	%	ppm	ppm	ppm	ppm	ppm	ppm	ppm
10x Crustal Abundance (Price 1997) [1]							--	--	--	--	--	--	--	--	--
DX758097	BR-167	253.95	255	Felsic Volcanic 1	Central Pit	Ore-Grade	--	0.24	<5	<10	46	5.0	8.0	301	113
DX758098	BR-167	255	256	Felsic Volcanic 1	Central Pit	Ore-Grade	--	0.23	<5	<10	43	5.0	7.0	350	101
DX758099	BR-167	264	265	Felsic Volcanic 1	Central Pit	Mine Rock	--	0.27	<5	<10	52	5.0	9.0	37	133
DX758100	BR-167	270	271	Felsic Volcanic 1	Central Pit	Mine Rock	--	0.26	<5	<10	54	5.0	9.0	23	138
DX758101	BR-167	272	273	Felsic Volcanic 1	Central Pit	Ore-Grade	--	0.21	<5	<10	44	5.0	7.0	177	108
A0963501	BR-167	315	316	Metasediment 2	Central Pit	Mine Rock	--	0.36	<5	<10	110	5.0	11	83	133
A0963502	BR-167	322.8	324	Metasediment 2	Central Pit	Mine Rock	--	0.36	<5	<10	110	5.0	12	84	133
A0963503	BR-167	327	328	Metasediment 2	Central Pit	Mine Rock	--	0.42	<5	<10	124	5.0	14	90	147
A0963504	BR-167	332	333	Felsic Volcanic 1	Central Pit	Mine Rock	--	0.25	<5	<10	44	5.0	11	61	151
A0963505	BR-167	357.8	358.9	Metasediment 2	Central Pit	Mine Rock	--	0.39	<5	<10	120	5.0	9.0	92	134
A0963506	BR-167	363.1	364.6	Felsic Volcanic 1	Central Pit	Mine Rock	--	0.24	<5	<10	50	5.0	8.0	62	126
A0963507	BR-167	373.45	374.5	Felsic Volcanic 2	Central Pit	Mine Rock	--	0.13	<5	<10	5.0	5.0	14	48	211
A0963508	BR-167	390	390.5	Felsic Volcanic 2	Central Pit	Mine Rock	--	0.28	<5	<10	77	5.0	16	49	165
A0964143	BR-168	19.1	19.6	Felsic Volcanic 1	Central Pit	Mine Rock	--	0.26	<5	<10	53	5.0	8.0	98	136
A0964144	BR-168	24.75	25.55	Felsic Volcanic 1	Central Pit	Mine Rock	--	0.24	<5	<10	47	5.0	9.0	65	130
A0964145	BR-168	41.5	43	Felsic Volcanic 1	Central Pit	Mine Rock	--	0.24	<5	<10	48	5.0	8.0	61	131
A0964146	BR-168	55.4	56.2	Felsic Volcanic 1	Central Pit	Mine Rock	--	0.27	<5	<10	56	5.0	8.0	73	143
A0964147	BR-168	61.7	63	Felsic Volcanic 1	Central Pit	Mine Rock	--	0.20	<5	<10	39	5.0	8.0	69	115
A0964148	BR-168	75	76.1	Felsic Volcanic 1	Central Pit	Mine Rock	--	0.27	<5	<10	60	5.0	7.0	62	137
A0964149	BR-168	81.8	82.4	Felsic Volcanic 1	Central Pit	Mine Rock	--	0.26	<5	<10	54	5.0	9.0	52	141
A0964150	BR-168	87.8	88.5	Felsic Volcanic 1	Central Pit	Mine Rock	--	0.27	<5	<10	54	5.0	9.0	64	133
A0964151	BR-168	91.5	93	Felsic Volcanic 1	Central Pit	Mine Rock	--	0.25	<5	<10	52	5.0	8.0	141	131
A0964152	BR-168	100.7	101.6	Felsic Volcanic 1	Central Pit	Mine Rock	--	0.29	<5	<10	63	5.0	9.0	181	149
A0964153	BR-168	105.9	107.25	Felsic Volcanic 1	Central Pit	Mine Rock	--	0.26	<5	<10	54	5.0	9.0	81	139
A0963548	BR-185	28.5	29.5	Felsic Volcanic 1	Central Pit	Ore-Grade	--	0.22	<5	<10	53	5.0	6.0	176	127
A0963549	BR-185	38.85	39.5	Felsic Volcanic 1	Central Pit	Ore-Grade	--	0.22	<5	<10	49	5.0	9.0	56	119
A0963550	BR-185	48.6	49.5	Felsic Volcanic 1	Central Pit	Mine Rock	--	0.22	<5	<10	55	7.0	8.0	70	127
A0963551	BR-185	52	52.8	Felsic Volcanic 1	Central Pit	Ore-Grade	--	0.21	<5	<10	48	5.0	8.0	51	122
A0963552	BR-185	67.5	68.5	Felsic Volcanic 1	Central Pit	Mine Rock	--	0.20	<5	<10	47	5.0	8.0	49	111
A0963553	BR-185	73.5	75	Felsic Volcanic 1	Central Pit	Mine Rock	--	0.23	<5	<10	56	5.0	9.0	63	134
A0963554	BR-185	79	80	Felsic Volcanic 1	Central Pit	Mine Rock	--	0.21	<5	<10	43	5.0	9.0	49	134
A0963555	BR-185	85	86	Felsic Volcanic 1	Central Pit	Mine Rock	--	0.22	<5	<10	53	9.0	9.0	52	126
A0963556	BR-185	91	92	Felsic Volcanic 1	Central Pit	Mine Rock	--	0.21	<5	<10	49	5.0	8.0	42	130
A0963557	BR-185	97.75	98.75	Felsic Volcanic 1	Central Pit	Mine Rock	--	0.18	<5	<10	44	5.0	8.0	63	103
A0963558	BR-185	106.75	107.75	Felsic Volcanic 1	Central Pit	Mine Rock	--	0.21	<5	<10	49	5.0	9.0	103	118
A0963559	BR-185	140	141.5	Felsic Volcanic 1	Central Pit	Mine Rock	--	0.30	<5	<10	98	5.0	11	102	146
A0963560	BR-185	145	146.15	Metasediment 2	Central Pit	Mine Rock	--	0.33	<5	<10	115	5.0	18	103	115
A0963561	BR-185	149.75	151	Metasediment 2	Central Pit	Mine Rock	--	0.11	<5	<10	4.0	5.0	14	40	203
A0963562	BR-185	157.05	158	Felsic Volcanic 2	Central Pit	Mine Rock	--	0.11	<5	<10	3.0	5.0	14	45	199
A0963546	BR-185	163	164	Felsic Volcanic 2	Central Pit	Mine Rock	--	0.20	<5	<10	44	5.0	6.0	53	120
A0963564	BR-185	175	176	Felsic Volcanic 2	Central Pit	Mine Rock	--	0.14	<5	<10	11	5.0	14	57	196
A0963565	BR-185	179.75	180.5	Felsic Volcanic 2	Central Pit	Mine Rock	--	0.11	<5	<10	3.0	5.0	14	50	200
A0963566	BR-185	186.15	186.7	Felsic Volcanic 2	Central Pit	Mine Rock	--	0.13	<5	<10	11	5.0	11	35	198
A0963567	BR-185	191.25	192	Felsic Volcanic 2	Central Pit	Mine Rock	--	0.11	<5	<10	3.0	5.0	15	59	207

Classification as mine rock or ore-grade materials was based on gold content.

A value of "--" indicates metal was not measured for the given sample; the variation in elements analyzed is due to measurement at two different laboratories (see text).

Table B-7 Four Acid Metals

Sample ID	Drillhole ID	From	To	Lithology	Area	Class	Thorium	Titanium	Thallium	Uranium	Vanadium	Tungsten	Yttrium	Zinc	Zirconium
		m	*m*				*ppm*	*%*	*ppm*	*ppm*	*ppm*	*ppm*	*ppm*	*ppm*	*ppm*
10x Crustal Abundance (Price 1997) [(1)]							--	--	--	--	--	--	--	--	--
A0963568	BR-185	197.5	198.25	Felsic Volcanic 2	Central Pit	Mine Rock	--	0.12	<5	<10	6.0	5.0	13	34	220
A0963569	BR-185	210.5	211	Felsic Volcanic 2	Central Pit	Mine Rock	--	0.11	<5	<10	5.0	5.0	14	49	200
A0963570	BR-185	214.5	215	Felsic Volcanic 2	Central Pit	Mine Rock	--	0.11	<5	<10	4.0	5.0	14	62	201
A0964290	BR-188	21	22	Felsic Volcanic 1	Central Pit	Mine Rock	--	0.22	<5	<10	52	5.0	8.0	58	124
A0964291	BR-188	26	26.5	Felsic Volcanic 1	Central Pit	Mine Rock	--	0.21	<5	<10	50	5.0	8.0	58	126
A0964292	BR-188	37	38	Felsic Volcanic 1	Central Pit	Mine Rock	--	0.21	<5	<10	53	5.0	10	68	126
A0964293	BR-188	44	45	Felsic Volcanic 1	Central Pit	Mine Rock	--	0.22	<5	<10	51	5.0	9.0	64	135
A0964294	BR-188	49	50	Felsic Volcanic 1	Central Pit	Mine Rock	--	0.23	<5	<10	51	5.0	7.0	47	124
A0964295	BR-188	51.8	52.8	Felsic Volcanic 1	Central Pit	Mine Rock	--	0.22	<5	<10	49	5.0	8.0	75	128
A0964296	BR-188	60	61	Felsic Volcanic 1	Central Pit	Mine Rock	--	0.23	<5	<10	51	5.0	9.0	55	132
A0964297	BR-188	65	66	Felsic Volcanic 1	Central Pit	Mine Rock	--	0.22	<5	<10	51	5.0	9.0	58	130
A0964298	BR-188	70.8	72	Felsic Volcanic 1	Central Pit	Ore-Grade	--	0.20	<5	<10	44	5.0	8.0	72	115
A0964301	BR-188	81	81.7	Felsic Volcanic 1	Central Pit	Mine Rock	--	0.21	<5	<10	48	5.0	8.0	71	120
A0964302	BR-188	89	90	Felsic Volcanic 1	Central Pit	Mine Rock	--	0.21	<5	<10	48	5.0	8.0	54	115
A0964303	BR-188	96	97	Felsic Volcanic 1	Central Pit	Mine Rock	--	0.20	<5	<10	45	5.0	8.0	53	117
A0964304	BR-188	103	104	Felsic Volcanic 1	Central Pit	Mine Rock	--	0.25	<5	<10	61	5.0	9.0	242	138
A0964305	BR-188	114	115	Felsic Volcanic 1	Central Pit	Ore-Grade	--	0.24	<5	<10	53	5.0	9.0	53	133
A0964299	BR-188	121	122	Felsic Volcanic 1	Central Pit	Mine Rock	--	0.23	<5	<10	52	5.0	7.0	64	130
A0964306	BR-188	130	131	Felsic Volcanic 1	Central Pit	Mine Rock	--	0.23	<5	<10	52	5.0	8.0	62	137
A0964307	BR-188	136.5	138	Felsic Volcanic 1	Central Pit	Mine Rock	--	0.22	<5	<10	50	5.0	8.0	57	134
A0964308	BR-188	141	142	Felsic Volcanic 1	Central Pit	Mine Rock	--	0.26	<5	<10	68	5.0	10	60	130
A0964309	BR-188	146.5	147	Felsic Volcanic 1	Central Pit	Mine Rock	--	0.26	<5	<10	60	5.0	11	102	148
A0964310	BR-188	151.5	152.5	Felsic Volcanic 1	Central Pit	Mine Rock	--	0.22	<5	<10	50	5.0	8.0	74	119
A0964311	BR-188	154.1	155	Felsic Volcanic 1	Central Pit	Ore-Grade	--	0.21	<5	<10	46	5.0	8.0	31	121
A0964312	BR-188	161	162	Felsic Volcanic 1	Central Pit	Ore-Grade	--	0.22	<5	<10	47	5.0	8.0	62	126
A0964313	BR-188	165.5	166.5	Felsic Volcanic 1	Central Pit	Mine Rock	--	0.20	<5	<10	47	5.0	9.0	51	127
A0964314	BR-188	174.5	175.5	Felsic Volcanic 1	Central Pit	Mine Rock	--	0.22	<5	<10	48	5.0	8.0	48	119
A0964315	BR-188	180.5	181.5	Felsic Volcanic 1	Central Pit	Mine Rock	--	0.21	<5	<10	45	5.0	9.0	35	125
A0964316	BR-188	185.1	186	Felsic Volcanic 1	Central Pit	Mine Rock	--	0.22	<5	<10	51	5.0	8.0	41	128
A0964317	BR-188	190	191	Felsic Volcanic 1	Central Pit	Mine Rock	--	0.22	<5	<10	49	6.0	9.0	94	127
A0964318	BR-188	195.3	196.3	Felsic Volcanic 1	Central Pit	Ore-Grade	--	0.23	<5	<10	51	7.0	8.0	232	123
A0964319	BR-188	217.75	219	Felsic Volcanic 1	Central Pit	Mine Rock	--	0.23	<5	<10	55	5.0	9.0	57	126
A0964320	BR-188	222	223	Felsic Volcanic 1	Central Pit	Mine Rock	--	0.21	<5	<10	49	5.0	8.0	50	120
A0964321	BR-188	236.3	237	Felsic Volcanic 1	Central Pit	Mine Rock	--	0.22	<5	<10	53	5.0	8.0	56	126
A0964322	BR-188	244	245	Felsic Volcanic 1	Central Pit	Mine Rock	--	0.23	<5	<10	55	5.0	7.0	54	123
A0964323	BR-188	250	251	Felsic Volcanic 1	Central Pit	Mine Rock	--	0.24	<5	<10	55	5.0	8.0	116	130
A0964324	BR-188	258	259	Felsic Volcanic 1	Central Pit	Mine Rock	--	0.23	<5	<10	56	5.0	9.0	55	129
A0964325	BR-188	263.1	263.9	Felsic Volcanic 1	Central Pit	Ore-Grade	--	0.24	<5	<10	51	6.0	8.0	55	131
A0964326	BR-188	268	269	Felsic Volcanic 1	Central Pit	Mine Rock	--	0.21	<5	<10	49	7.0	8.0	51	121
A0964328	BR-188	273.6	274.6	Metasediment 2	Central Pit	Mine Rock	--	0.29	<5	<10	102	5.0	10	85	129
A0964327	BR-188	278.5	279.3	Metasediment 2	Central Pit	Mine Rock	--	0.28	<5	<10	96	5.0	12	83	114
A0964329	BR-188	284.5	285.75	Metasediment 2	Central Pit	Mine Rock	--	0.34	<5	<10	120	5.0	13	98	134
A0964330	BR-188	294	294.5	Metasediment 2	Central Pit	Mine Rock	--	0.33	<5	<10	103	5.0	13	74	138
A0964331	BR-188	300.45	301.4	Metasediment 2	Central Pit	Mine Rock	--	0.12	<5	<10	4.0	5.0	14	41	209

Classification as mine rock or ore-grade materials was based on gold content.

A value of "--" indicates metal was not measured for the given sample; the variation in elements analyzed is due to measurement at two different laboratories (see text).

Table B-7 Four Acid Metals

Sample ID	Drillhole ID	From	To	Lithology	Area	Class	Thorium	Titanium	Thallium	Uranium	Vanadium	Tungsten	Yttrium	Zinc	Zirconium
		m	*m*				*ppm*	*%*	*ppm*	*ppm*	*ppm*	*ppm*	*ppm*	*ppm*	*ppm*
10x Crustal Abundance (Price 1997) [(1)]							--	--	--	--	--	--	--	--	--
A0964332	BR-188	301.4	302.55	Metasediment 2	Central Pit	Mine Rock	--	0.34	<5	<10	101	5.0	14	80	148
A0964334	BR-188	305.85	306.85	Metasediment 2	Central Pit	Mine Rock	--	0.23	<5	<10	59	5.0	12	148	132
A0964333	BR-188	311.6	312.15	Felsic Volcanic 2	Central Pit	Mine Rock	--	0.10	<5	<10	3.0	5.0	13	64	189
A0964335	BR-188	315	316	Felsic Volcanic 2	Central Pit	Mine Rock	--	0.27	<5	<10	63	5.0	10	77	140
A0964336	BR-188	320	321	Felsic Volcanic 2	Central Pit	Mine Rock	--	0.12	<5	<10	4.0	5.0	15	46	194
A0964337	BR-188	326	327	Felsic Volcanic 2	Central Pit	Mine Rock	--	0.12	<5	<10	5.0	5.0	15	48	213
A0964338	BR-188	331.45	332.9	Felsic Volcanic 2	Central Pit	Mine Rock	--	0.12	<5	<10	3.0	5.0	14	45	206
A0964339	BR-189	25	26	Felsic Volcanic 1	Central Pit	Mine Rock	--	0.21	<5	<10	46	5.0	8.0	48	119
A0964340	BR-189	31.75	33	Felsic Volcanic 1	Central Pit	Ore-Grade	--	0.26	<5	<10	68	5.0	10	102	124
A0964341	BR-189	36	36.6	Felsic Volcanic 1	Central Pit	Ore-Grade	--	0.21	<5	<10	45	6.0	6.0	62	120
A0964342	BR-189	44.35	45.25	Felsic Volcanic 1	Central Pit	Mine Rock	--	0.25	<5	<10	52	5.0	10	43	133
A0964343	BR-189	49.95	50.5	Felsic Volcanic 1	Central Pit	Ore-Grade	--	0.22	<5	<10	51	8.0	9.0	71	126
A0964344	BR-189	54	55	Felsic Volcanic 1	Central Pit	Mine Rock	--	0.22	<5	<10	49	5.0	9.0	67	123
A0964345	BR-189	61	62	Felsic Volcanic 1	Central Pit	Mine Rock	--	0.19	<5	<10	48	5.0	8.0	105	121
A0964346	BR-189	76	77	Felsic Volcanic 1	Central Pit	Mine Rock	--	0.18	<5	<10	47	5.0	13	66	98
A0964347	BR-189	82	83	Felsic Volcanic 1	Central Pit	Mine Rock	--	0.26	<5	<10	60	6.0	9.0	59	132
A0964348	BR-189	87.8	88.5	Felsic Volcanic 1	Central Pit	Ore-Grade	--	0.20	<5	<10	47	5.0	8.0	47	116
A0964349	BR-189	98	99	Felsic Volcanic 1	Central Pit	Ore-Grade	--	0.22	<5	<10	51	5.0	8.0	116	128
A0964350	BR-189	103.5	104	Felsic Volcanic 1	Central Pit	Mine Rock	--	0.22	<5	<10	50	5.0	9.0	53	128
A0964351	BR-189	106	106.5	Felsic Volcanic 1	Central Pit	Mine Rock	--	0.22	<5	<10	50	5.0	9.0	67	131
A0964352	BR-189	108.5	109.5	Felsic Volcanic 1	Central Pit	Mine Rock	--	0.21	<5	<10	49	9.0	9.0	96	119
A0964353	BR-189	113	114	Felsic Volcanic 1	Central Pit	Ore-Grade	--	0.20	<5	<10	43	23	7.0	103	120
A0964354	BR-189	119	120	Felsic Volcanic 1	Central Pit	Ore-Grade	--	0.24	<5	<10	53	11	9.0	94	130
A0964355	BR-189	128	128.7	Felsic Volcanic 1	Central Pit	Ore-Grade	--	0.20	<5	<10	49	10	8.0	42	122
A0964356	BR-189	133.5	135	Metasediment 2	Central Pit	Mine Rock	--	0.21	<5	<10	79	5.0	12	89	98
A0964357	BR-189	141	142.35	Metasediment 2	Central Pit	Mine Rock	--	0.33	<5	<10	111	5.0	12	99	128
A0964358	BR-189	147.6	148.85	Metasediment 2	Central Pit	Mine Rock	--	0.38	<5	<10	115	5.0	16	104	143
A0964359	BR-189	151	152.5	Metasediment 2	Central Pit	Mine Rock	--	0.35	<5	<10	112	5.0	17	92	129
A0964360	BR-189	162	163.1	Metasediment 2	Central Pit	Mine Rock	--	0.30	<5	<10	90	5.0	13	39	123
A0964361	BR-189	167	168	Felsic Volcanic 2	Central Pit	Mine Rock	--	0.15	<5	<10	16	5.0	16	67	193
A0964362	BR-189	172.3	173	Felsic Volcanic 2	Central Pit	Mine Rock	--	0.12	<5	<10	3.0	5.0	15	63	216
A0964363	BR-189	177	178	Felsic Volcanic 2	Central Pit	Mine Rock	--	0.13	<5	<10	18	5.0	14	48	192
A0964364	BR-189	181.5	182.4	Felsic Volcanic 2	Central Pit	Mine Rock	--	0.12	<5	<10	8.0	5.0	14	56	194
A0964365	BR-189	186	187	Felsic Volcanic 2	Central Pit	Mine Rock	--	0.12	<5	<10	5.0	5.0	14	46	197
A0964366	BR-189	187	187.7	Felsic Volcanic 2	Central Pit	Mine Rock	--	0.12	<5	<10	4.0	5.0	14	40	199
A0964367	BR-189	192	193	Felsic Volcanic 2	Central Pit	Mine Rock	--	0.11	<5	<10	4.0	5.0	15	24	208
A0964368	BR-189	200.55	201.1	Felsic Volcanic 2	Central Pit	Mine Rock	--	0.13	<5	<10	10	5.0	15	47	199
A0964369	BR-189	208	209.4	Felsic Volcanic 2	Central Pit	Ore-Grade	--	0.13	<5	<10	8.0	5.0	15	55	209
A0964370	BR-189	210.3	211.1	Felsic Volcanic 2	Central Pit	Ore-Grade	--	0.13	<5	<10	11	5.0	15	27	196
A0964371	BR-189	220	221	Felsic Volcanic 1	Central Pit	Mine Rock	--	0.27	<5	<10	60	5.0	9.0	62	124
A0964372	BR-189	225	226.35	Metasediment 2	Central Pit	Mine Rock	--	0.33	<5	<10	94	8.0	18	108	159
A0964373	BR-189	235.65	236.25	Metasediment 2	Central Pit	Mine Rock	--	0.35	<5	<10	110	5.0	17	62	121
A0964374	BR-189	240	241.5	Metasediment 2	Central Pit	Mine Rock	--	0.19	<5	<10	87	5.0	15	85	91
A0964375	BR-189	244.15	245.25	Felsic Volcanic 2	Central Pit	Mine Rock	--	0.16	<5	<10	10	5.0	13	76	170

Classification as mine rock or ore-grade materials was based on gold content.

A value of "--" indicates metal was not measured for the given sample; the variation in elements analyzed is due to measurement at two different laboratories (see text).

Table B-7 Four Acid Metals

Sample ID	Drillhole ID	From	To	Lithology	Area	Class	Thorium	Titanium	Thallium	Uranium	Vanadium	Tungsten	Yttrium	Zinc	Zirconium
		m	*m*				*ppm*	*%*	*ppm*	*ppm*	*ppm*	*ppm*	*ppm*	*ppm*	*ppm*
10x Crustal Abundance (Price 1997) [(1)]							--	--	--	--	--	--	--	--	--
A0963898	BR-219	23.1	24	Felsic Volcanic 1	Central Pit	Ore-Grade	--	0.24	<5	<10	52	15	10	90	136
A0963899	BR-219	29.35	30.4	Felsic Volcanic 1	Central Pit	Mine Rock	--	0.23	<5	<10	55	35	9.0	88	143
A0963900	BR-219	36.1	36.6	Felsic Volcanic 1	Central Pit	Ore-Grade	--	0.20	<5	<10	47	11	8.0	58	114
A0963901	BR-219	41.75	42.25	Felsic Volcanic 1	Central Pit	Mine Rock	--	0.23	<5	<10	50	5.0	9.0	62	130
A0963902	BR-219	47	48	Felsic Volcanic 1	Central Pit	Ore-Grade	--	0.25	<5	<10	61	19	9.0	107	132
A0963903	BR-219	63.1	63.4	Metasediment 2	Central Pit	Mine Rock	--	0.30	<5	<10	90	5.0	14	86	108
A0963904	BR-219	68.5	69.05	Felsic Volcanic 1	Central Pit	Mine Rock	--	0.22	<5	<10	42	5.0	9.0	52	145
A0963905	BR-219	73.75	75.25	Metasediment 2	Central Pit	Mine Rock	--	0.37	<5	<10	121	5.0	15	113	155
A0963906	BR-219	85.5	86.6	Felsic Volcanic 1	Central Pit	Mine Rock	--	0.23	<5	<10	56	5.0	10	66	138
A0963907	BR-219	93.6	95.05	Felsic Volcanic 2	Central Pit	Mine Rock	--	0.12	<5	<10	4.0	5.0	15	52	211
A0963908	BR-219	97.7	99.2	Felsic Volcanic 2	Central Pit	Mine Rock	--	0.15	<5	<10	22	5.0	16	60	205
A0963909	BR-219	106.3	107.5	Felsic Volcanic 2	Central Pit	Mine Rock	--	0.12	<5	<10	4.0	5.0	14	48	214
A0963910	BR-219	112	113.25	Felsic Volcanic 2	Central Pit	Mine Rock	--	0.13	<5	<10	8.0	5.0	14	54	211
A0963911	BR-219	117.6	118.75	Felsic Volcanic 2	Central Pit	Mine Rock	--	0.14	<5	<10	19	5.0	15	66	180
A0963912	BR-219	123.25	124.35	Felsic Volcanic 2	Central Pit	Mine Rock	--	0.13	<5	<10	13	5.0	15	51	205
A0963913	BR-219	129.4	130.9	Felsic Volcanic 2	Central Pit	Mine Rock	--	0.12	<5	<10	4.0	5.0	15	51	218
A0963914	BR-219	133.8	135.2	Felsic Volcanic 1	Central Pit	Mine Rock	--	0.30	<5	<10	67	5.0	11	72	145
A0963915	BR-219	143	144.5	Felsic Volcanic 2	Central Pit	Mine Rock	--	0.14	<5	<10	12	5.0	13	72	203
A0963916	BR-219	149	149.65	Felsic Volcanic 2	Central Pit	Mine Rock	--	0.16	<5	<10	17	5.0	14	52	186
A0963917	BR-219	155.5	157	Metasediment 2	Central Pit	Mine Rock	--	0.21	<5	<10	97	5.0	14	72	127
A0963918	BR-219	160	161.5	Metasediment 2	Central Pit	Mine Rock	--	0.28	<5	<10	87	5.0	18	89	103
A0963919	BR-219	167.65	169	Felsic Volcanic 2	Central Pit	Mine Rock	--	0.16	<5	<10	10	5.0	14	59	173
A0963920	BR-219	196.75	198	Metasediment 3	Central Pit	Mine Rock	--	0.21	<5	<10	45	5.0	6.0	81	126
A0963921	BR-219	201	202.5	Metasediment 3	Central Pit	Mine Rock	--	0.19	<5	<10	22	5.0	11	143	192
A0963644	BR-250B	21	22.5	Felsic Volcanic 1	Central Pit	Mine Rock	--	0.22	<5	<10	53	5.0	9.0	61	135
A0963645	BR-250B	25.2	26	Felsic Volcanic 1	Central Pit	Mine Rock	--	0.40	<5	<10	82	5.0	14	79	177
A0963646	BR-250B	35.25	36	Felsic Volcanic 1	Central Pit	Mine Rock	--	0.33	<5	<10	104	5.0	12	92	136
A0963647	BR-250B	42	43.5	Felsic Volcanic 1	Central Pit	Ore-Grade	--	0.22	<5	<10	50	5.0	8.0	75	127
A0963648	BR-250B	49.5	51	Felsic Volcanic 1	Central Pit	Mine Rock	--	0.30	<5	<10	61	5.0	11	152	153
A0963649	BR-250B	61.5	63	Felsic Volcanic 1	Central Pit	Mine Rock	--	0.27	<5	<10	65	5.0	9.0	81	165
A0963650	BR-250B	72	73.4	Felsic Volcanic 1	Central Pit	Mine Rock	--	0.32	<5	<10	66	5.0	10	80	141
A0962951	BR-250B	75.5	77	Felsic Volcanic 1	Central Pit	Mine Rock	--	0.26	<5	<10	50	5.0	10	79	139
A0962952	BR-250B	88.5	90	Felsic Volcanic 1	Central Pit	Mine Rock	--	0.22	<5	<10	49	5.0	8.0	56	118
A0962953	BR-250B	93.8	94.35	Felsic Volcanic 1	Central Pit	Mine Rock	--	0.14	<5	<10	31	5.0	6.0	31	61
A0962954	BR-250B	100	101.5	Felsic Volcanic 1	Central Pit	Ore-Grade	--	0.24	<5	<10	54	5.0	9.0	60	131
A0962955	BR-250B	109.5	110.5	Felsic Volcanic 1	Central Pit	Mine Rock	--	0.26	<5	<10	58	5.0	8.0	69	132
A0962956	BR-250B	117	117.8	Felsic Volcanic 1	Central Pit	Mine Rock	--	0.23	<5	<10	48	5.0	9.0	61	116
A0962957	BR-250B	123	124.5	Felsic Volcanic 1	Central Pit	Mine Rock	--	0.22	<5	<10	53	5.0	8.0	47	133
A0962958	BR-250B	139.5	141	Felsic Volcanic 1	Central Pit	Mine Rock	--	0.22	<5	<10	55	5.0	9.0	70	128
A0962959	BR-250B	148	149.5	Felsic Volcanic 1	Central Pit	Ore-Grade	--	0.19	<5	<10	41	5.0	8.0	80	114
A0962960	BR-250B	152.5	154	Felsic Volcanic 1	Central Pit	Mine Rock	--	0.17	<5	<10	38	5.0	8.0	60	119
A0962961	BR-250B	160.2	161.5	Felsic Volcanic 1	Central Pit	Mine Rock	--	0.25	<5	<10	62	5.0	10	58	129
A0962962	BR-250B	165.5	167	Felsic Volcanic 1	Central Pit	Mine Rock	--	0.23	<5	<10	53	6.0	9.0	56	136
A0962963	BR-250B	174	175	Felsic Volcanic 1	Central Pit	Mine Rock	--	0.22	<5	<10	50	5.0	9.0	69	135

Classification as mine rock or ore-grade materials was based on gold content.

A value of "--" indicates metal was not measured for the given sample; the variation in elements analyzed is due to measurement at two different laboratories (see text).

Table B-7 Four Acid Metals

Sample ID	Drillhole ID	From	To	Lithology	Area	Class	Thorium	Titanium	Thallium	Uranium	Vanadium	Tungsten	Yttrium	Zinc	Zirconium
		m	*m*				*ppm*	*%*	*ppm*	*ppm*	*ppm*	*ppm*	*ppm*	*ppm*	*ppm*
10x Crustal Abundance (Price 1997) [(1)]							--	--	--	--	--	--	--	--	--
A0962964	BR-250B	178.3	179.3	Felsic Volcanic 1	Central Pit	Ore-Grade	--	0.22	<5	<10	52	10	7.0	61	116
A0962965	BR-250B	180.3	180.9	Felsic Volcanic 1	Central Pit	Ore-Grade	--	0.050	<5	<10	18	5.0	3.0	461	21
A0962966	BR-250B	185.85	186.35	Felsic Volcanic 1	Central Pit	Ore-Grade	--	0.25	<5	<10	57	15	8.0	189	76
A0962967	BR-250B	186.35	186.85	Felsic Volcanic 1	Central Pit	Ore-Grade	--	0.22	<5	<10	50	9.0	7.0	264	69
A0962969	BR-250B	190.5	191	Felsic Volcanic 1	Central Pit	Ore-Grade	--	0.20	<5	<10	52	7.0	9.0	239	75
A0962970	BR-250B	192	193	Felsic Volcanic 1	Central Pit	Ore-Grade	--	0.21	<5	<10	55	8.0	9.0	99	74
A0962971	BR-250B	204.5	206	Felsic Volcanic 1	Central Pit	Mine Rock	--	0.26	<5	<10	61	62	11	60	125
A0962972	BR-250B	211.35	212.35	Felsic Volcanic 1	Central Pit	Ore-Grade	--	0.23	<5	<10	53	11	8.0	203	121
A0962973	BR-250B	216.2	217.2	Felsic Volcanic 1	Central Pit	Ore-Grade	--	0.21	<5	<10	51	11	8.0	76	110
A0962974	BR-250B	217.8	218.6	Felsic Volcanic 1	Central Pit	Ore-Grade	--	0.23	<5	<10	57	9.0	8.0	432	137
A0962975	BR-250B	225	225.65	Felsic Volcanic 1	Central Pit	Mine Rock	--	0.23	<5	<10	53	7.0	10	62	139
A0963939	BR-250B	231	232.35	Metasediment 2	Central Pit	Mine Rock	--	0.31	<5	<10	108	5.0	13	76	129
A0963940	BR-250B	235.9	237	Metasediment 2	Central Pit	Mine Rock	--	0.26	<5	<10	86	5.0	11	98	115
A0963941	BR-250B	240	241.5	Metasediment 2	Central Pit	Mine Rock	--	0.34	<5	<10	105	5.0	14	84	121
A0963942	BR-250B	246	247.5	Metasediment 2	Central Pit	Mine Rock	--	0.36	<5	<10	118	5.0	17	101	127
A0963943	BR-250B	252.5	253	Metasediment 2	Central Pit	Mine Rock	--	0.31	<5	<10	105	5.0	11	61	106
A0963944	BR-250B	257.5	258.55	Metasediment 2	Central Pit	Mine Rock	--	0.33	<5	<10	114	5.0	16	97	132
A0963945	BR-250B	262.9	263.75	Metasediment 2	Central Pit	Mine Rock	--	0.15	<5	<10	12	5.0	16	184	214
A0963946	BR-250B	265.9	267	Felsic Volcanic 1	Central Pit	Mine Rock	--	0.27	<5	<10	59	5.0	9.0	66	144
A0963947	BR-250B	273	274	Felsic Volcanic 1	Central Pit	Mine Rock	--	0.28	<5	<10	56	5.0	12	299	166
A0963948	BR-250B	283.8	285	Felsic Volcanic 2	Central Pit	Mine Rock	--	0.11	<5	<10	5.0	5.0	11	111	177
A0963949	BR-250B	295	296	Felsic Volcanic 2	Central Pit	Mine Rock	--	0.12	<5	<10	3.0	5.0	15	52	209
A0963950	BR-250B	300	301	Felsic Volcanic 2	Central Pit	Mine Rock	--	0.14	<5	<10	16	5.0	16	58	206
A0964840	BR-326	50.5	51.5	Felsic Volcanic 1	Central Pit	Mine Rock	--	0.21	<5	<10	46	5.0	9.0	51	121
A0964841	BR-326	59	60	Felsic Volcanic 1	Central Pit	Mine Rock	--	0.24	<5	<10	65	5.0	8.0	77	104
A0964842	BR-326	63	64.35	Felsic Volcanic 1	Central Pit	Mine Rock	--	0.24	<5	<10	54	5.0	9.0	48	132
A0964843	BR-326	72.4	73.2	Metasediment 2	Central Pit	Mine Rock	--	0.34	<5	<10	105	5.0	15	95	130
A0964844	BR-326	75.5	76.6	Metasediment 2	Central Pit	Mine Rock	--	0.30	<5	<10	98	5.0	14	115	127
A0964845	BR-326	80	81	Felsic Volcanic 2	Central Pit	Mine Rock	--	0.13	<5	<10	4.0	5.0	14	37	229
A0964846	BR-326	84.6	85.25	Felsic Volcanic 2	Central Pit	Mine Rock	--	0.21	<5	<10	41	5.0	12	86	168
A0964847	BR-326	91	92	Felsic Volcanic 2	Central Pit	Mine Rock	--	0.12	<5	<10	9.0	31	14	138	206
A0964848	BR-326	94	95	Felsic Volcanic 1	Central Pit	Mine Rock	--	0.25	<5	<10	53	5.0	11	46	25
A0964849	BR-326	102	103	Felsic Volcanic 2	Central Pit	Mine Rock	--	0.12	<5	<10	3.0	5.0	15	57	200
A0964850	BR-326	109.3	110	Felsic Volcanic 2	Central Pit	Mine Rock	--	0.11	<5	<10	4.0	5.0	16	33	195
A0964851	BR-326	119.35	119.95	Felsic Volcanic 2	Central Pit	Mine Rock	--	0.13	<5	<10	16	5.0	14	46	205
A0963596	BR-327	11.7	12.7	Felsic Volcanic 2	Central Pit	Mine Rock	--	0.32	<5	<10	110	5.0	16	33	138
A0963597	BR-327	16.3	17.5	Felsic Volcanic 2	Central Pit	Mine Rock	--	0.12	<5	<10	8.0	5.0	13	95	204
A0963598	BR-327	22.3	23.1	Felsic Volcanic 2	Central Pit	Mine Rock	--	0.18	<5	<10	18	5.0	12	62	176
A0963599	BR-327	27.25	28.4	Felsic Volcanic 2	Central Pit	Mine Rock	--	0.16	<5	<10	5.0	5.0	15	63	211
A0963600	BR-327	30.2	30.75	Felsic Volcanic 2	Central Pit	Mine Rock	--	0.16	<5	<10	10	5.0	15	39	218
A0963749	BR-327	39.6	40.5	Felsic Volcanic 2	Central Pit	Mine Rock	--	0.16	<5	<10	5.0	5.0	14	64	216
A0963750	BR-327	48.15	49	Felsic Volcanic 2	Central Pit	Ore-Grade	--	0.13	<5	<10	3.0	5.0	14	49	219
A0963751	BR-327	55.5	57	Felsic Volcanic 2	Central Pit	Mine Rock	--	0.18	<5	<10	21	5.0	14	53	196
A0963752	BR-327	74.5	75.1	Metasediment 2	Central Pit	Mine Rock	--	0.42	<5	<10	108	5.0	12	104	133

Classification as mine rock or ore-grade materials was based on gold content.

A value of "--" indicates metal was not measured for the given sample; the variation in elements analyzed is due to measurement at two different laboratories (see text).

Table B-7 Four Acid Metals

Sample ID	Drillhole ID	From	To	Lithology	Area	Class	Thorium	Titanium	Thallium	Uranium	Vanadium	Tungsten	Yttrium	Zinc	Zirconium
		m	*m*				*ppm*	*%*	*ppm*	*ppm*	*ppm*	*ppm*	*ppm*	*ppm*	*ppm*
10x Crustal Abundance (Price 1997) [(1)]							--	--	--	--	--	--	--	--	--
A0963753	BR-327	81	81.9	Metasediment 2	Central Pit	Mine Rock	--	0.32	<5	<10	98	5.0	13	105	114
A0963754	BR-327	88.55	89.9	Metasediment 2	Central Pit	Mine Rock	--	0.37	<5	<10	113	5.0	12	73	128
A0963755	BR-327	94.5	96	Metasediment 2	Central Pit	Mine Rock	--	0.46	<5	<10	126	5.0	15	82	144
A0963756	BR-327	104.8	105.25	Metasediment 2	Central Pit	Mine Rock	--	0.35	<5	<10	83	5.0	13	50	121
A0963757	BR-327	117	118	Metasediment 3	Central Pit	Mine Rock	--	0.31	<5	<10	48	5.0	9.0	69	121
A0963758	BR-327	121.2	122.7	Metasediment 3	Central Pit	Mine Rock	--	0.20	<5	<10	12	5.0	14	64	196
A0963759	BR-327	128	129	Metasediment 3	Central Pit	Mine Rock	--	0.16	<5	<10	48	5.0	10	88	128
A0963760	BR-327	141.4	142.8	Metasediment 3	Central Pit	Mine Rock	--	0.27	<5	<10	52	5.0	9.0	102	134
A0963761	BR-329a	14.5	16	Felsic Volcanic 1	Central Pit	Mine Rock	--	0.29	<5	<10	48	5.0	9.0	53	127
A0963762	BR-329a	27.7	28.6	Felsic Volcanic 1	Central Pit	Mine Rock	--	0.28	<5	<10	53	5.0	9.0	43	132
A0963763	BR-329a	31.6	33	Felsic Volcanic 1	Central Pit	Mine Rock	--	0.25	<5	<10	55	5.0	12	94	114
A0963764	BR-329a	39	40.4	Felsic Volcanic 1	Central Pit	Mine Rock	--	0.28	<5	<10	49	5.0	8.0	37	130
A0963765	BR-329a	44.2	44.8	Felsic Volcanic 2	Central Pit	Mine Rock	--	0.31	<5	<10	58	5.0	10	50	139
A0963766	BR-329a	46.45	47.9	Felsic Volcanic 2	Central Pit	Mine Rock	--	0.16	<5	<10	10	5.0	15	50	192
A0963767	BR-329a	55.4	56.5	Felsic Volcanic 2	Central Pit	Mine Rock	--	0.16	<5	<10	8.0	5.0	15	67	220
A0963768	BR-329a	59.5	60.8	Felsic Volcanic 2	Central Pit	Mine Rock	--	0.33	<5	<10	48	5.0	11	61	167
A0963769	BR-329a	64.9	65.5	Felsic Volcanic 2	Central Pit	Mine Rock	--	0.14	<5	<10	6.0	5.0	15	89	211
A0963770	BR-329a	71.3	72.35	Felsic Volcanic 2	Central Pit	Mine Rock	--	0.16	<5	<10	4.0	5.0	15	67	208
A0963771	BR-329a	75.7	77.2	Felsic Volcanic 2	Central Pit	Mine Rock	--	0.15	<5	<10	4.0	5.0	15	43	217
A0963772	BR-329a	94.5	96	Felsic Volcanic 2	Central Pit	Mine Rock	--	0.14	<5	<10	4.0	5.0	15	128	217
A0963773	BR-329a	104.4	105.15	Felsic Volcanic 2	Central Pit	Mine Rock	--	0.14	<5	<10	4.0	5.0	11	54	210
A0963774	BR-329a	109.5	111	Felsic Volcanic 2	Central Pit	Mine Rock	--	0.16	<5	<10	5.0	5.0	15	67	213
A0963775	BR-329a	119	120	Felsic Volcanic 1	Central Pit	Mine Rock	--	0.33	<5	<10	60	5.0	10	70	139
A0963776	BR-329a	124.5	126	Metasediment 2	Central Pit	Mine Rock	--	0.14	<5	<10	86	5.0	14	113	86
A0963777	BR-329a	131.15	132	Metasediment 2	Central Pit	Mine Rock	--	0.27	<5	<10	79	5.0	14	518	98
A0963778	BR-329a	136.5	138	Metasediment 2	Central Pit	Mine Rock	--	0.37	<5	<10	104	5.0	18	87	122
A0963779	BR-329a	142.5	143.3	Metasediment 2	Central Pit	Mine Rock	--	0.36	<5	<10	111	5.0	15	111	138
A0964543	BR-341	16.5	18	Felsic Volcanic 1	Central Pit	Mine Rock	--	0.26	<5	<10	49	5.0	9.0	53	129
A0964544	BR-341	21.25	21.75	Felsic Volcanic 1	Central Pit	Mine Rock	--	0.24	<5	<10	43	5.0	8.0	40	109
A0964545	BR-341	27	28	Felsic Volcanic 1	Central Pit	Mine Rock	--	0.28	<5	<10	54	5.0	9.0	57	132
A0964546	BR-341	30.9	31.75	Felsic Volcanic 1	Central Pit	Mine Rock	--	0.30	<5	<10	53	5.0	9.0	73	138
A0964547	BR-341	37.9	39	Felsic Volcanic 1	Central Pit	Mine Rock	--	0.29	<5	<10	57	5.0	9.0	53	147
A0964548	BR-341	42	42.8	Felsic Volcanic 1	Central Pit	Mine Rock	--	0.28	<5	<10	52	5.0	8.0	42	128
A0964549	BR-341	49.1	49.4	Felsic Volcanic 1	Central Pit	Ore-Grade	--	0.28	<5	<10	64	5.0	10	100	140
A0964550	BR-341	54	55.5	Felsic Volcanic 1	Central Pit	Ore-Grade	--	0.28	<5	<10	51	7.0	9.0	102	89
A0964551	BR-341	73.05	73.55	Felsic Volcanic 1	Central Pit	Ore-Grade	--	0.33	<5	<10	60	10	10	71	115
A0964552	BR-341	78.5	79	Felsic Volcanic 1	Central Pit	Mine Rock	--	0.21	<5	<10	38	5.0	6.0	49	107
A0964553	BR-341	83.8	85.3	Felsic Volcanic 1	Central Pit	Mine Rock	--	0.27	<5	<10	56	5.0	9.0	64	153
A0964554	BR-341	90.35	91.85	Felsic Volcanic 1	Central Pit	Mine Rock	--	0.26	<5	<10	50	5.0	8.0	53	133
A0964555	BR-341	96.55	98	Felsic Volcanic 1	Central Pit	Mine Rock	--	0.29	<5	<10	50	5.0	9.0	52	134
A0964556	BR-341	102.8	103.45	Felsic Volcanic 1	Central Pit	Mine Rock	--	0.22	<5	<10	43	5.0	7.0	46	112
A0964557	BR-341	112.5	113.9	Felsic Volcanic 1	Central Pit	Mine Rock	--	0.26	<5	<10	52	5.0	8.0	54	134
A0964558	BR-341	130	130.9	Felsic Volcanic 1	Central Pit	Mine Rock	--	0.28	<5	<10	52	5.0	9.0	58	137
A0964559	BR-341	135	136.5	Felsic Volcanic 1	Central Pit	Ore-Grade	--	0.23	<5	<10	40	5.0	8.0	62	143

Classification as mine rock or ore-grade materials was based on gold content.

A value of "--" indicates metal was not measured for the given sample; the variation in elements analyzed is due to measurement at two different laboratories (see text).

Table B-7 Four Acid Metals

Sample ID	Drillhole ID	From	To	Lithology	Area	Class	Thorium	Titanium	Thallium	Uranium	Vanadium	Tungsten	Yttrium	Zinc	Zirconium
		m	*m*				*ppm*	*%*	*ppm*	*ppm*	*ppm*	*ppm*	*ppm*	*ppm*	*ppm*
10x Crustal Abundance (Price 1997) [(1)]							--	--	--	--	--	--	--	--	--
A0964560	BR-341	141.5	142.9	Felsic Volcanic 1	Central Pit	Ore-Grade	--	0.27	<5	<10	50	5.0	9.0	138	129
A0964672	BR-341	147	148	Felsic Volcanic 1	Central Pit	Mine Rock	--	0.25	<5	<10	51	5.0	7.0	55	130
A0964673	BR-341	151.15	152.45	Felsic Volcanic 1	Central Pit	Mine Rock	--	0.28	<5	<10	49	5.0	9.0	54	138
A0964674	BR-341	157.1	158.25	Felsic Volcanic 1	Central Pit	Mine Rock	--	0.25	<5	<10	44	5.0	6.0	49	117
A0964675	BR-341	162.4	163	Felsic Volcanic 1	Central Pit	Mine Rock	--	0.29	<5	<10	60	5.0	12	51	121
A0964676	BR-341	188	189	Felsic Volcanic 1	Central Pit	Mine Rock	--	0.25	<5	<10	47	5.0	9.0	51	128
A0964677	BR-341	214.3	214.7	Felsic Volcanic 1	Central Pit	Mine Rock	--	0.25	<5	<10	43	5.0	7.0	38	123
A0964678	BR-341	218.35	219.85	Felsic Volcanic 1	Central Pit	Mine Rock	--	0.34	<5	<10	55	5.0	9.0	53	131
A0964679	BR-341	224.05	225	Felsic Volcanic 1	Central Pit	Mine Rock	--	0.23	<5	<10	47	5.0	9.0	51	123
A0964681	BR-342	12	13.1	Felsic Volcanic 1	Central Pit	Mine Rock	--	0.27	<5	<10	51	5.0	8.0	61	120
A0964682	BR-342	17.3	18.05	Felsic Volcanic 1	Central Pit	Mine Rock	--	0.30	<5	<10	52	5.0	8.0	47	141
A0964683	BR-342	31.5	32.25	Felsic Volcanic 1	Central Pit	Mine Rock	--	0.38	<5	<10	88	5.0	12	69	125
A0964684	BR-342	48.4	49.4	Felsic Volcanic 1	Central Pit	Mine Rock	--	0.26	<5	<10	55	5.0	9.0	59	136
A0964685	BR-342	55.1	56.6	Felsic Volcanic 1	Central Pit	Mine Rock	--	0.27	<5	<10	48	5.0	9.0	57	128
A0964686	BR-342	79.85	80.8	Felsic Volcanic 1	Central Pit	Ore-Grade	--	0.24	<5	<10	51	5.0	8.0	86	122
A0964687	BR-342	86.75	88.25	Felsic Volcanic 1	Central Pit	Mine Rock	--	0.19	<5	<10	40	5.0	9.0	56	117
A0964688	BR-342	92.8	93.6	Felsic Volcanic 1	Central Pit	Mine Rock	--	0.24	<5	<10	45	5.0	10	67	111
A0964689	BR-342	124.7	126	Felsic Volcanic 1	Central Pit	Mine Rock	--	0.22	<5	<10	43	5.0	9.0	54	116
A0964690	BR-342	132	133.5	Felsic Volcanic 1	Central Pit	Mine Rock	--	0.24	<5	<10	41	5.0	10	55	129
A0964691	BR-342	141.1	142.05	Felsic Volcanic 1	Central Pit	Mine Rock	--	0.28	<5	<10	73	5.0	10	85	122
A0964692	BR-342	148.2	149.55	Felsic Volcanic 1	Central Pit	Mine Rock	--	0.29	<5	<10	70	6.0	11	53	133
A0964693	BR-342	153.05	154.4	Felsic Volcanic 2	Central Pit	Mine Rock	--	0.15	<5	<10	4.0	5.0	15	46	215
A0964694	BR-342	163.1	164.6	Felsic Volcanic 2	Central Pit	Mine Rock	--	0.15	<5	<10	7.0	5.0	13	195	188
A0964695	BR-342	166.05	167	Felsic Volcanic 1	Central Pit	Ore-Grade	--	0.29	<5	<10	47	5.0	12	112	141
A0964696	BR-342	174.1	174.65	Felsic Volcanic 2	Central Pit	Ore-Grade	--	0.15	<5	<10	6.0	5.0	13	75	216
A0964644	BR-345	21.6	22.75	Felsic Volcanic 1	Central Pit	Mine Rock	--	0.27	<5	<10	47	5.0	9.0	44	117
A0964645	BR-345	25	26	Metasediment 2	Central Pit	Mine Rock	--	0.34	<5	<10	88	5.0	12	85	130
A0964646	BR-345	30.25	31.5	Felsic Volcanic 2	Central Pit	Mine Rock	--	0.16	<5	<10	13	5.0	14	148	183
A0964647	BR-345	36.1	37.1	Felsic Volcanic 2	Central Pit	Ore-Grade	--	0.13	<5	<10	9.0	5.0	13	121	198
A0964648	BR-345	40.05	41.2	Felsic Volcanic 2	Central Pit	Mine Rock	--	0.13	<5	<10	4.0	5.0	14	66	197
A0964649	BR-345	45	46.5	Felsic Volcanic 2	Central Pit	Mine Rock	--	0.13	<5	<10	3.0	5.0	16	69	217
A0964650	BR-345	49.3	49.8	Felsic Volcanic 2	Central Pit	Mine Rock	--	0.19	<5	<10	17	5.0	13	60	195
A0963584	BR-403	15.9	17.3	Felsic Volcanic 1	Central Pit	Mine Rock	--	0.25	<5	<10	45	5.0	9.0	53	125
A0963585	BR-403	21.2	22.2	Felsic Volcanic 1	Central Pit	Mine Rock	--	0.31	<5	<10	54	5.0	9.0	54	141
A0963586	BR-403	26.1	27	Felsic Volcanic 1	Central Pit	Mine Rock	--	0.26	<5	<10	45	5.0	8.0	48	125
A0963587	BR-403	30.95	32	Felsic Volcanic 1	Central Pit	Mine Rock	--	0.27	<5	<10	49	5.0	9.0	56	125
A0963588	BR-403	36.3	37.8	Felsic Volcanic 1	Central Pit	Mine Rock	--	0.27	<5	<10	48	5.0	8.0	53	122
A0963589	BR-403	41.8	42.8	Felsic Volcanic 1	Central Pit	Mine Rock	--	0.26	<5	<10	53	5.0	10	59	101
A0963590	BR-403	47.8	48.8	Felsic Volcanic 1	Central Pit	Mine Rock	--	0.26	<5	<10	54	5.0	10	53	133
A0963591	BR-403	52.9	54	Felsic Volcanic 1	Central Pit	Mine Rock	--	0.26	<5	<10	53	5.0	9.0	58	127
A0963592	BR-403	58.3	58.8	Felsic Volcanic 1	Central Pit	Mine Rock	--	0.26	<5	<10	51	5.0	8.0	74	142
A0963593	BR-403	63	64	Felsic Volcanic 1	Central Pit	Mine Rock	--	0.29	<5	<10	57	5.0	10	64	141
A0963594	BR-403	81.35	82.35	Felsic Volcanic 1	Central Pit	Mine Rock	--	0.30	<5	<10	72	5.0	10	75	124
A0963120	BR-076	20.2	21	Metasediment 2	Central Pit	Mine Rock	--	0.40	<5	<10	126	5.0	16	109	143

Classification as mine rock or ore-grade materials was based on gold content.

A value of "--" indicates metal was not measured for the given sample; the variation in elements analyzed is due to measurement at two different laboratories (see text).

Table B-7 Four Acid Metals

Sample ID	Drillhole ID	From	To	Lithology	Area	Class	Thorium	Titanium	Thallium	Uranium	Vanadium	Tungsten	Yttrium	Zinc	Zirconium
		m	*m*				*ppm*	*%*	*ppm*	*ppm*	*ppm*	*ppm*	*ppm*	*ppm*	*ppm*
10x Crustal Abundance (Price 1997) [(1)]							--	--	--	--	--	--	--	--	--
A0963121	BR-076	31	32	Metasediment 2	Central Pit	Mine Rock	--	0.46	<5	<10	116	5.0	9.0	86	152
A0963122	BR-076	41	42	Metasediment 2	Central Pit	Mine Rock	--	0.37	<5	<10	98	5.0	13	128	149
A0963123	BR-076	88	89	Metasediment 2	Central Pit	Mine Rock	--	0.37	<5	<10	117	5.0	19	102	141
A0963124	BR-076	100	101	Metasediment 2	Central Pit	Mine Rock	--	0.32	<5	<10	87	5.0	14	62	121
A0963214	BR-099	28	29	Fragmental 1	Central Pit	Mine Rock	--	0.31	<5	<10	98	5.0	12	93	135
A0963215	BR-099	32.9	34	Fragmental 1	Central Pit	Mine Rock	--	0.28	<5	<10	88	5.0	12	96	119
A0963216	BR-099	37.4	38.4	Fragmental 1	Central Pit	Mine Rock	--	0.31	<5	<10	79	5.0	11	99	123
A0963217	BR-099	58.1	59.1	Fragmental 1	Central Pit	Mine Rock	--	0.26	<5	<10	45	5.0	10	57	33
A0963218	BR-099	62.55	64	Fragmental 1	Central Pit	Mine Rock	--	0.26	<5	<10	52	5.0	10	57	140
A0963219	BR-099	64	65.5	Fragmental 1	Central Pit	Mine Rock	--	0.28	<5	<10	50	5.0	5.0	62	134
A0963220	BR-099	68	69.35	Fragmental 1	Central Pit	Mine Rock	--	0.30	<5	<10	69	5.0	14	65	144
A0963221	BR-099	80	81	Felsic Volcanic 1	Central Pit	Mine Rock	--	0.26	<5	<10	56	5.0	9.0	344	131
A0963222	BR-099	86.5	88	Fragmental 1	Central Pit	Mine Rock	--	0.27	<5	<10	72	5.0	11	215	118
A0963223	BR-099	93	94	Felsic Volcanic 1	Central Pit	Mine Rock	--	0.26	<5	<10	76	5.0	11	462	128
A0963224	BR-099	99	99.5	Felsic Volcanic 1	Central Pit	Mine Rock	--	0.28	<5	<10	59	5.0	11	114	126
A0963225	BR-099	112.9	113.35	Felsic Volcanic 1	Central Pit	Mine Rock	--	0.31	<5	<10	73	5.0	15	113	144
A0963226	BR-099	117.6	118.2	Felsic Volcanic 1	Central Pit	Mine Rock	--	0.35	<5	<10	136	5.0	21	132	94
A0963227	BR-099	123	124	Felsic Volcanic 1	Central Pit	Ore-Grade	--	0.27	<5	<10	75	5.0	11	122	128
A0963228	BR-099	124	125	Felsic Volcanic 1	Central Pit	Mine Rock	--	0.26	<5	<10	66	12	7.0	119	112
A0963229	BR-099	132	133	Felsic Volcanic 1	Central Pit	Mine Rock	--	0.24	<5	<10	47	5.0	9.0	454	122
A0963230	BR-099	138.5	140	Felsic Volcanic 1	Central Pit	Mine Rock	--	0.24	<5	<10	43	5.0	10	89	88
A0963231	BR-099	142.5	144	Felsic Volcanic 1	Central Pit	Mine Rock	--	0.23	<5	<10	41	5.0	9.0	85	73
A0963232	BR-099	147	148.5	Felsic Volcanic 1	Central Pit	Mine Rock	--	0.29	<5	<10	61	29	11	121	55
A0963233	BR-099	152.2	153	Felsic Volcanic 1	Central Pit	Mine Rock	--	0.41	<5	<10	153	5.0	22	121	84
A0963234	BR-099	161.85	162.5	Metasediment 2	Central Pit	Mine Rock	--	0.25	<5	<10	86	5.0	12	379	125
A0963235	BR-099	173.35	174	Metasediment 2	Central Pit	Mine Rock	--	0.30	<5	<10	121	5.0	22	139	53
A0963236	BR-099	180.2	181.7	Fragmental 1	Central Pit	Mine Rock	--	0.25	<5	<10	74	5.0	11	129	134
A0963237	BR-099	190	191	Felsic Volcanic 1	Central Pit	Mine Rock	--	0.20	<5	<10	49	5.0	7.0	46	121
A0963238	BR-099	195	196	Felsic Volcanic 1	Central Pit	Mine Rock	--	0.17	<5	<10	27	5.0	7.0	81	132
A0963239	BR-099	205.5	207	Metasediment 2	Central Pit	Mine Rock	--	0.29	<5	<10	91	5.0	12	104	124
A0963434	BR-123	51	52	Felsic Volcanic 2	Central Pit	Mine Rock	--	0.18	<5	<10	33	5.0	5.0	160	123
A0963435	BR-123	60	60.5	Felsic Volcanic 2	Central Pit	Ore-Grade	--	0.15	<5	<10	35	43	5.0	448	115
A0963436	BR-123	67.5	68.5	Felsic Volcanic 2	Central Pit	Mine Rock	--	0.18	<5	<10	33	5.0	6.0	573	122
A0963437	BR-123	82	83	Felsic Volcanic 1	Central Pit	Mine Rock	--	0.17	<5	<10	37	10	7.0	125	108
A0963438	BR-123	92.7	93.2	Felsic Volcanic 1	Central Pit	Mine Rock	--	0.21	<5	<10	38	5.0	7.0	634	113
A0963439	BR-123	102.45	103.5	Felsic Volcanic 2	Central Pit	Mine Rock	--	0.10	<5	<10	14	5.0	10	163	131
A0963440	BR-123	108.8	109.8	Felsic Volcanic 2	Central Pit	Mine Rock	--	0.14	<5	<10	22	7.0	8.0	261	156
A0963441	BR-123	123	123.75	Felsic Volcanic 1	Central Pit	Mine Rock	--	0.25	<5	<10	46	7.0	8.0	399	127
A0963442	BR-123	134.2	135.2	Felsic Volcanic 1	Central Pit	Mine Rock	--	0.26	<5	<10	50	11	10	96	117
A0963443	BR-123	141.35	142.1	Felsic Volcanic 1	Central Pit	Mine Rock	--	0.26	<5	<10	52	5.0	10	70	121
A0963444	BR-123	148.95	149.6	Felsic Volcanic 1	Central Pit	Ore-Grade	--	0.26	<5	<10	52	422	10	104	121
A0963445	BR-123	159.9	160.4	Felsic Volcanic 2	Central Pit	Mine Rock	--	0.090	<5	<10	14	5.0	8.0	32	129
A0963446	BR-123	164.15	164.8	Felsic Volcanic 1	Central Pit	Mine Rock	--	0.19	<5	<10	29	8.0	8.0	50	119
A0963447	BR-123	189	190	Metasediment 2	Central Pit	Mine Rock	--	0.33	<5	<10	104	5.0	13	95	114

Classification as mine rock or ore-grade materials was based on gold content.

A value of "--" indicates metal was not measured for the given sample; the variation in elements analyzed is due to measurement at two different laboratories (see text).

Table B-7 Four Acid Metals

Sample ID	Drillhole ID	From	To	Lithology	Area	Class	Thorium	Titanium	Thallium	Uranium	Vanadium	Tungsten	Yttrium	Zinc	Zirconium
		m	*m*				*ppm*	*%*	*ppm*	*ppm*	*ppm*	*ppm*	*ppm*	*ppm*	*ppm*
10x Crustal Abundance (Price 1997) [(1)]							--	--	--	--	--	--	--	--	--
A0963448	BR-123	199.2	200.2	Metasediment 2	Central Pit	Ore-Grade	--	0.35	<5	<10	87	27	13	115	128
A0963655	BR-124	42	43	Felsic Volcanic 1	Central Pit	Mine Rock	--	0.19	<5	<10	34	5.0	6.0	102	147
A0963656	BR-124	52	53	Felsic Volcanic 1	Central Pit	Mine Rock	--	0.25	<5	<10	45	9.0	9.0	979	139
A0963657	BR-124	58	58.7	Felsic Volcanic 1	Central Pit	Mine Rock	--	0.25	<5	<10	52	5.0	10	70	131
A0963658	BR-124	67.3	67.8	Felsic Volcanic 1	Central Pit	Mine Rock	--	0.19	<5	<10	31	7.0	8.0	122	138
A0963659	BR-124	75.8	76.3	Felsic Volcanic 1	Central Pit	Mine Rock	--	0.18	<5	<10	31	5.0	6.0	104	133
A0963660	BR-124	83.7	84.5	Felsic Volcanic 2	Central Pit	Mine Rock	--	0.17	<5	<10	32	5.0	6.0	104	121
A0963661	BR-124	89.5	90.2	Felsic Volcanic 2	Central Pit	Ore-Grade	--	0.11	<5	<10	23	123	5.0	2510	97
A0963662	BR-124	96.1	97.1	Felsic Volcanic 2	Central Pit	Mine Rock	--	0.16	<5	<10	33	5.0	5.0	76	122
A0963663	BR-124	106	107	Felsic Volcanic 1	Central Pit	Mine Rock	--	0.17	<5	<10	31	5.0	5.0	242	117
A0963664	BR-124	113	113.5	Felsic Volcanic 1	Central Pit	Ore-Grade	--	0.14	<5	<10	27	5.0	5.0	>10000	74
A0963665	BR-124	123.5	124.5	Felsic Volcanic 1	Central Pit	Mine Rock	--	0.21	<5	<10	41	7.0	7.0	134	125
A0963666	BR-124	133.5	134.5	Felsic Volcanic 1	Central Pit	Mine Rock	--	0.21	<5	<10	38	5.0	7.0	185	117
A0963667	BR-124	143.5	144.5	Felsic Volcanic 1	Central Pit	Mine Rock	--	0.21	<5	<10	40	5.0	8.0	118	114
A0963668	BR-124	157.25	157.75	Felsic Volcanic 1	Central Pit	Mine Rock	--	0.21	<5	<10	41	5.0	7.0	1460	107
A0963669	BR-124	168.15	169	Felsic Volcanic 1	Central Pit	Mine Rock	--	0.21	<5	<10	38	13	7.0	208	123
A0963670	BR-124	177.6	178.1	Felsic Volcanic 1	Central Pit	Ore-Grade	--	0.19	<5	<10	38	22	7.0	>10000	108
A0963671	BR-124	187.6	188.6	Felsic Volcanic 1	Central Pit	Mine Rock	--	0.25	<5	<10	51	5.0	9.0	86	127
A0963672	BR-124	198.5	199.5	Felsic Volcanic 1	Central Pit	Mine Rock	--	0.23	<5	<10	49	10	9.0	67	135
A0963969	BR-293	25	25.5	Fragmental 1	Central Pit	Mine Rock	--	0.30	<5	<10	85	6.0	12	285	150
A0963970	BR-293	36.1	36.6	Fragmental 1	Central Pit	Ore-Grade	--	0.30	<5	<10	87	5.0	13	969	118
A0963971	BR-293	50.8	51.8	Felsic Volcanic 1	Central Pit	Mine Rock	--	0.39	<5	<10	114	60	12	173	84
A0963972	BR-293	61.9	62.7	Fragmental 1	Central Pit	Ore-Grade	--	0.26	<5	<10	60	17	9.0	121	128
A0963973	BR-293	71.1	71.6	Felsic Volcanic 1	Central Pit	Mine Rock	--	0.25	<5	<10	55	5.0	9.0	8300	137
A0963974	BR-293	81.6	83	Felsic Volcanic 1	Central Pit	Mine Rock	--	0.23	<5	<10	43	5.0	8.0	103	134
A0963975	BR-293	92.5	92.9	Metasediment 2	Central Pit	Mine Rock	--	0.28	<5	<10	91	7.0	12	1330	123
A0963976	BR-293	98.95	100.1	Metasediment 2	Central Pit	Mine Rock	--	0.29	<5	<10	93	5.0	12	100	135
A0963977	BR-293	110.5	111.5	Metasediment 2	Central Pit	Mine Rock	--	0.28	<5	<10	90	5.0	10	114	132
A0963978	BR-293	120	121	Metasediment 2	Central Pit	Mine Rock	--	0.32	<5	<10	101	5.0	7.0	116	129
A0963979	BR-293	132	133.5	Felsic Volcanic 1	Central Pit	Mine Rock	--	0.18	<5	<10	27	5.0	7.0	37	151
A0963980	BR-293	142.3	143.2	Metasediment 2	Central Pit	Mine Rock	--	0.35	<5	<10	112	5.0	13	131	125
A0963981	BR-293	151.6	152.7	Felsic Volcanic 1	Central Pit	Mine Rock	--	0.31	<5	<10	64	5.0	12	127	121
A0963982	BR-293	158.15	159	Metasediment 2	Central Pit	Mine Rock	--	0.27	<5	<10	98	5.0	13	64	116
A0963983	BR-293	166	167	Felsic Volcanic 1	Central Pit	Mine Rock	--	0.20	<5	<10	64	5.0	9.0	124	117
A0963984	BR-293	177.35	177.85	Felsic Volcanic 1	Central Pit	Mine Rock	--	0.18	<5	<10	38	5.0	7.0	2750	121
A0963985	BR-293	193	194	Metasediment 2	Central Pit	Mine Rock	--	0.36	<5	<10	116	5.0	13	110	145
A0964890	BR-414	21	22.5	Metasediment 2	Central Pit	Mine Rock	--	0.25	<5	<10	88	5.0	15	140	111
A0964889	BR-414	28.5	30	Metasediment 2	Central Pit	Mine Rock	--	0.36	<5	<10	101	11	12	195	132
A0964888	BR-414	42.8	44.05	Metasediment 2	Central Pit	Mine Rock	--	0.30	<5	<10	92	5.0	11	55	120
A0964887	BR-414	57.2	58.7	Metasediment 2	Central Pit	Mine Rock	--	0.33	<5	<10	93	5.0	12	247	134
A0964886	BR-414	74	75	Metasediment 2	Central Pit	Mine Rock	--	0.34	<5	<10	88	5.0	11	122	148
A0964885	BR-414	84	85.3	Metasediment 2	Central Pit	Mine Rock	--	0.28	<5	<10	77	5.0	12	98	108
A0964884	BR-414	109.55	111	Metasediment 2	Central Pit	Mine Rock	--	0.27	<5	<10	89	5.0	13	78	113
A0964883	BR-414	121.5	123	Metasediment 2	Central Pit	Mine Rock	--	0.34	<5	<10	69	5.0	12	991	176

Classification as mine rock or ore-grade materials was based on gold content.

A value of "--" indicates metal was not measured for the given sample; the variation in elements analyzed is due to measurement at two different laboratories (see text).

Table B-7 Four Acid Metals

Sample ID	Drillhole ID	From	To	Lithology	Area	Class	Thorium	Titanium	Thallium	Uranium	Vanadium	Tungsten	Yttrium	Zinc	Zirconium
		m	*m*				*ppm*	*%*	*ppm*	*ppm*	*ppm*	*ppm*	*ppm*	*ppm*	*ppm*
10x Crustal Abundance (Price 1997) [(1)]							--	--	--	--	--	--	--	--	--
A0963651	BR-415	25.3	26.8	Metasediment 2	Central Pit	Mine Rock	--	0.33	<5	<10	111	5.0	13	73	127
A0963652	BR-415	36	37.5	Metasediment 2	Central Pit	Mine Rock	--	0.27	<5	<10	58	5.0	10	67	135
A0963653	BR-415	58	59	Metasediment 3	Central Pit	Mine Rock	--	0.26	<5	<10	47	5.0	9.0	82	103
A0963654	BR-415	71.3	72.5	Metasediment 3	Central Pit	Mine Rock	--	0.37	<5	<10	67	5.0	7.0	65	129
A0963197	BR-089	42.1	43	Felsic Volcanic 1	Central Pit	Mine Rock	--	0.19	<5	<10	34	5.0	7.0	518	124
A0963198	BR-089	52	53	Felsic Volcanic 1	Central Pit	Mine Rock	--	0.22	<5	<10	38	5.0	8.0	88	137
A0963199	BR-089	62	63	Felsic Volcanic 1	Central Pit	Mine Rock	--	0.19	<5	<10	37	5.0	6.0	105	127
A0963200	BR-089	72	73	Felsic Volcanic 1	Central Pit	Mine Rock	--	0.23	<5	<10	44	5.0	9.0	71	112
A0963201	BR-089	82	82.75	Felsic Volcanic 2	Central Pit	Mine Rock	--	0.20	<5	<10	41	6.0	7.0	135	127
A0963202	BR-089	92.55	93.5	Felsic Volcanic 1	Central Pit	Mine Rock	--	0.19	<5	<10	40	5.0	7.0	43	119
A0963203	BR-089	97.8	98.75	Felsic Volcanic 2	Central Pit	Mine Rock	--	0.20	<5	<10	42	5.0	7.0	215	104
A0963204	BR-089	106.25	107	Felsic Volcanic 2	Central Pit	Mine Rock	--	0.17	<5	<10	31	19	5.0	73	120
A0963205	BR-089	116	117	Felsic Volcanic 2	Central Pit	Mine Rock	--	0.23	<5	<10	54	13	8.0	41	124
A0963206	BR-089	132	133	Felsic Volcanic 1	Central Pit	Mine Rock	--	0.22	<5	<10	41	25	9.0	33	120
A0963207	BR-089	152	152.75	Felsic Volcanic 1	Central Pit	Mine Rock	--	0.24	<5	<10	45	6.0	9.0	128	128
A0963208	BR-089	165.5	166.5	Felsic Volcanic 1	Central Pit	Mine Rock	--	0.30	<5	<10	57	5.0	10	70	122
A0963209	BR-089	179	179.5	Felsic Volcanic 1	Central Pit	Mine Rock	--	0.13	<5	<10	29	15	6.0	629	62
A0963210	BR-089	191	191.5	Felsic Volcanic 1	Central Pit	Ore-Grade	--	0.24	<5	<10	54	527	7.0	1250	107
A0963211	BR-089	211	212	Felsic Volcanic 1	Central Pit	Mine Rock	--	0.22	<5	<10	42	7.0	8.0	58	114
A0963212	BR-089	225.95	227	Felsic Volcanic 1	Central Pit	Ore-Grade	--	0.26	<5	<10	51	9.0	9.0	117	124
A0963213	BR-089	241	242	Felsic Volcanic 1	Central Pit	Mine Rock	--	0.23	<5	<10	40	6.0	9.0	63	125
A0963192	BR-089	253.4	254.4	Felsic Volcanic 1	Central Pit	Ore-Grade	--	0.24	<5	<10	50	179	10	312	120
A0963193	BR-089	267.75	268.75	Felsic Volcanic 1	Central Pit	Mine Rock	--	0.25	<5	<10	49	5.0	9.0	46	110
A0963194	BR-089	279	280	Felsic Volcanic 1	Central Pit	Mine Rock	--	0.24	<5	<10	46	16	8.0	41	121
A0963195	BR-089	289.5	290.25	Felsic Volcanic 1	Central Pit	Mine Rock	--	0.20	<5	<10	36	21	7.0	260	107
A0963196	BR-089	299.5	300.5	Felsic Volcanic 1	Central Pit	Mine Rock	--	0.20	<5	<10	36	5.0	7.0	137	119
A0963957	BR-285	21	22	Felsic Volcanic 1	Central Pit	Mine Rock	--	0.18	<5	<10	36	5.0	9.0	55	106
A0963958	BR-285	28.5	29.5	Felsic Volcanic 1	Central Pit	Mine Rock	--	0.23	<5	<10	44	5.0	9.0	56	122
A0963959	BR-285	38	39	Felsic Volcanic 1	Central Pit	Mine Rock	--	0.20	<5	<10	40	5.0	8.0	47	111
A0963960	BR-285	45	46.5	Felsic Volcanic 1	Central Pit	Mine Rock	--	0.23	<5	<10	46	5.0	8.0	53	36
A0963961	BR-285	55.5	57	Felsic Volcanic 1	Central Pit	Mine Rock	--	0.25	<5	<10	47	5.0	8.0	54	129
A0963962	BR-285	64	65.5	Fragmental 1	Central Pit	Mine Rock	--	0.32	<5	<10	88	5.0	13	96	136
A0963963	BR-285	75	76.4	Felsic Volcanic 1	Central Pit	Mine Rock	--	0.18	<5	<10	85	5.0	14	94	96
A0963964	BR-285	83.75	84.5	Fragmental 1	Central Pit	Mine Rock	--	0.33	<5	<10	71	5.0	14	75	139
A0963965	BR-285	99.5	100.5	Felsic Volcanic 1	Central Pit	Mine Rock	--	0.24	<5	<10	45	5.0	8.0	60	119
A0963966	BR-285	109.5	111	Fragmental 1	Central Pit	Mine Rock	--	0.40	<5	<10	76	5.0	13	75	193
A0963967	BR-285	125.5	126.5	Felsic Volcanic 1	Central Pit	Mine Rock	--	0.27	<5	<10	53	5.0	8.0	151	142
A0963968	BR-285	152	153	Fragmental 1	Central Pit	Mine Rock	--	0.25	<5	<10	93	5.0	12	89	123
A0963571	BR-290	19.5	21	Felsic Volcanic 1	Central Pit	Mine Rock	--	0.19	<5	<10	40	5.0	8.0	50	33
A0963572	BR-290	30.45	31.5	Felsic Volcanic 1	Central Pit	Mine Rock	--	0.24	<5	<10	48	5.0	9.0	55	123
A0963573	BR-290	42.1	43.5	Felsic Volcanic 1	Central Pit	Mine Rock	--	0.24	<5	<10	45	5.0	9.0	55	53
A0963574	BR-290	52.5	54	Felsic Volcanic 1	Central Pit	Mine Rock	--	0.23	<5	<10	45	5.0	8.0	53	73
A0963575	BR-290	63	64.5	Felsic Volcanic 1	Central Pit	Mine Rock	--	0.23	<5	<10	46	5.0	9.0	53	90
A0963576	BR-290	75.6	76.5	Felsic Volcanic 1	Central Pit	Mine Rock	--	0.22	<5	<10	44	5.0	7.0	55	115

Classification as mine rock or ore-grade materials was based on gold content.

A value of "--" indicates metal was not measured for the given sample; the variation in elements analyzed is due to measurement at two different laboratories (see text).

Table B-7 Four Acid Metals

Sample ID	Drillhole ID	From	To	Lithology	Area	Class	Thorium	Titanium	Thallium	Uranium	Vanadium	Tungsten	Yttrium	Zinc	Zirconium
		m	*m*				*ppm*	*%*	*ppm*	*ppm*	*ppm*	*ppm*	*ppm*	*ppm*	*ppm*
10x Crustal Abundance (Price 1997) [(1)]							--	--	--	--	--	--	--	--	--
A0963577	BR-290	87	88.5	Felsic Volcanic 1	Central Pit	Mine Rock	--	0.21	<5	<10	43	5.0	8.0	53	118
A0963578	BR-290	99	100	Felsic Volcanic 1	Central Pit	Mine Rock	--	0.23	<5	<10	47	5.0	9.0	57	130
A0963579	BR-290	111	112.5	Felsic Volcanic 1	Central Pit	Mine Rock	--	0.21	<5	<10	45	5.0	8.0	49	123
A0963580	BR-290	122	123	Felsic Volcanic 1	Central Pit	Mine Rock	--	0.27	<5	<10	50	5.0	10	70	76
A0963581	BR-290	135	136.5	Fragmental 1	Central Pit	Mine Rock	--	0.36	<5	<10	64	5.0	13	79	35
A0963582	BR-290	147	148.5	Fragmental 1	Central Pit	Mine Rock	--	0.30	<5	<10	41	5.0	13	92	35
A0963583	BR-290	160.5	161	Fragmental 1	Central Pit	Mine Rock	--	0.22	<5	<10	40	5.0	6.0	40	32
A0964824	BR-431	19.5	20.7	Felsic Volcanic 1	Central Pit	Mine Rock	--	0.24	<5	<10	46	5.0	8.0	38	130
A0964825	BR-431	28.6	29.5	Felsic Volcanic 2	Central Pit	Mine Rock	--	0.17	<5	<10	26	26	13	53	177
A0964860	BR-431	40.4	41.9	Metasediment 2	Central Pit	Mine Rock	--	0.30	<5	<10	98	7.0	11	289	129
A0964861	BR-431	54.2	55.55	Metasediment 2	Central Pit	Ore-Grade	--	0.36	<5	<10	116	5.0	15	121	120
A0964862	BR-431	62.5	64	Metasediment 2	Central Pit	Ore-Grade	--	0.33	<5	<10	97	6.0	12	116	119
A0964863	BR-431	75	76.5	Metasediment 2	Central Pit	Mine Rock	--	0.41	<5	<10	112	6.0	13	121	147
A0964864	BR-431	97	98.5	Metasediment 2	Central Pit	Mine Rock	--	0.37	<5	<10	95	5.0	12	124	145
A0964787	BR-431	110	111.5	Metasediment 2	Central Pit	Mine Rock	--	0.26	<5	<10	64	5.0	10	120	118
A0964788	BR-431	122	123.5	Metasediment 2	Central Pit	Mine Rock	--	0.39	<5	<10	109	5.0	15	97	136
A0964789	BR-431	138.9	140.3	Metasediment 2	Central Pit	Mine Rock	--	0.20	<5	<10	34	5.0	5.0	68	132
A0963780	BR-432	26.6	27.8	Felsic Volcanic 1	Central Pit	Mine Rock	--	0.24	<5	<10	43	7.0	9.0	67	115
A0963781	BR-432	45	46.5	Felsic Volcanic 1	Central Pit	Mine Rock	--	0.24	<5	<10	49	8.0	9.0	58	124
A0963782	BR-432	58.6	60	Felsic Volcanic 1	Central Pit	Mine Rock	--	0.19	<5	<10	38	15	8.0	135	112
A0963783	BR-432	76	77	Felsic Volcanic 2	Central Pit	Mine Rock	--	0.20	<5	<10	26	7.0	10	30	152
A0963784	BR-432	86.7	87.7	Felsic Volcanic 2	Central Pit	Mine Rock	--	0.14	<5	<10	15	5.0	10	79	146
A0963785	BR-432	98.4	99.4	Felsic Volcanic 1	Central Pit	Ore-Grade	--	0.23	<5	<10	41	10	9.0	34	128
A0963786	BR-432	108.4	109.7	Felsic Volcanic 1	Central Pit	Ore-Grade	--	0.26	<5	<10	48	22	9.0	115	123
A0963787	BR-432	123.1	124	Felsic Volcanic 2	Central Pit	Mine Rock	--	0.15	<5	<10	19	9.0	11	208	159
A0963788	BR-432	131.65	133	Metasediment 2	Central Pit	Ore-Grade	--	0.30	<5	<10	85	5.0	12	344	127
A0963789	BR-432	141.6	142.8	Metasediment 2	Central Pit	Mine Rock	--	0.36	<5	<10	116	6.0	13	183	142
A0963790	BR-432	150.5	152	Metasediment 2	Central Pit	Mine Rock	--	0.38	<5	<10	118	5.0	16	91	131
A0963791	BR-432	160.5	162	Metasediment 2	Central Pit	Mine Rock	--	0.42	<5	<10	112	6.0	15	97	144
A0963792	BR-432	170.5	172	Metasediment 2	Central Pit	Mine Rock	--	0.31	<5	<10	94	5.0	12	115	126
A0963793	BR-432	181	182.5	Metasediment 2	Central Pit	Mine Rock	--	0.34	<5	<10	83	5.0	10	105	136
A0963794	BR-432	191.1	192.6	Metasediment 2	Central Pit	Mine Rock	--	0.30	<5	<10	72	5.0	10	83	137
A0963795	BR-432	200	201	Metasediment 2	Central Pit	Mine Rock	--	0.32	<5	<10	107	5.0	14	102	112
A0963796	BR-433	35.3	36.3	Felsic Volcanic 1	Central Pit	Mine Rock	--	0.23	<5	<10	47	19	9.0	275	107
A0963797	BR-433	49.4	50.4	Felsic Volcanic 1	Central Pit	Mine Rock	--	0.27	<5	<10	55	5.0	10	324	132
A0963798	BR-433	68	69.5	Felsic Volcanic 1	Central Pit	Mine Rock	--	0.28	<5	<10	56	5.0	10	61	128
A0963799	BR-433	80	81	Felsic Volcanic 1	Central Pit	Mine Rock	--	0.22	<5	<10	42	5.0	9.0	102	118
A0963800	BR-433	81	82.1	Felsic Volcanic 1	Central Pit	Ore-Grade	--	0.23	<5	<10	47	6.0	7.0	158	123
A0964790	BR-433	110	111	Felsic Volcanic 1	Central Pit	Mine Rock	--	0.25	<5	<10	44	9.0	9.0	65	122
A0964791	BR-433	131.2	132.2	Felsic Volcanic 1	Central Pit	Ore-Grade	--	0.25	<5	<10	46	43	9.0	359	126
A0964792	BR-433	149.3	150.3	Felsic Volcanic 1	Central Pit	Mine Rock	--	0.26	<5	<10	52	5.0	9.0	59	132
A0964793	BR-433	161.8	163.3	Felsic Volcanic 1	Central Pit	Mine Rock	--	0.25	<5	<10	50	7.0	10	45	114
A0964794	BR-433	175.95	176.95	Felsic Volcanic 2	Central Pit	Ore-Grade	--	0.19	<5	<10	34	12	10	61	156
A0964795	BR-433	176.95	178.15	Felsic Volcanic 2	Central Pit	Mine Rock	--	0.14	<5	<10	14	5.0	12	125	168

Classification as mine rock or ore-grade materials was based on gold content.

A value of "--" indicates metal was not measured for the given sample; the variation in elements analyzed is due to measurement at two different laboratories (see text).

Table B-7 Four Acid Metals

Sample ID	Drillhole ID	From	To	Lithology	Area	Class	Thorium	Titanium	Thallium	Uranium	Vanadium	Tungsten	Yttrium	Zinc	Zirconium
		m	*m*				*ppm*	*%*	*ppm*	*ppm*	*ppm*	*ppm*	*ppm*	*ppm*	*ppm*
10x Crustal Abundance (Price 1997) [(1)]							--	--	--	--	--	--	--	--	--
A0964796	BR-433	186.6	187.6	Felsic Volcanic 2	Central Pit	Mine Rock	--	0.14	<5	<10	15	21	9.0	839	102
A0964797	BR-433	195.7	196.7	Metasediment 2	Central Pit	Mine Rock	--	0.32	<5	<10	97	5.0	11	282	137
A0964798	BR-433	205.1	206.3	Metasediment 2	Central Pit	Mine Rock	--	0.34	<5	<10	105	14	14	107	127
A0964799	BR-433	215.4	216.4	Metasediment 2	Central Pit	Mine Rock	--	0.34	<5	<10	98	5.0	13	77	128
A0964800	BR-433	229.4	230.9	Metasediment 2	Central Pit	Mine Rock	--	0.36	<5	<10	98	10	14	204	139
A0964801	BR-433	241	242.5	Metasediment 2	Central Pit	Mine Rock	--	0.32	<5	<10	79	5.0	10	98	137
117101	BR-005	13.55	14.05	Metasediment 2	Central Pit	Mine Rock	--	0.39	<5	<10	119	5.0	17	219	141
117102	BR-005	18	19	Metasediment 2	Central Pit	Mine Rock	--	0.18	<5	<10	68	5.0	13	99	88
117103	BR-005	28.1	28.6	Metasediment 2	Central Pit	Mine Rock	--	0.28	<5	<10	68	5.0	12	103	117
117104	BR-005	42	43	Metasediment 2	Central Pit	Mine Rock	--	0.35	<5	<10	100	5.0	14	117	139
117105	BR-005	51	52	Felsic Volcanic 1	Central Pit	Mine Rock	--	0.23	<5	<10	52	5.0	9.0	49	135
117106	BR-005	62	63	Felsic Volcanic 1	Central Pit	Mine Rock	--	0.32	<5	<10	39	26	11	46	129
117107	BR-005	72	73	Felsic Volcanic 2	Central Pit	Mine Rock	--	0.28	<5	<10	25	10	10	267	147
117108	BR-005	79	80	Felsic Volcanic 1	Central Pit	Mine Rock	--	0.26	<5	<10	36	11	9.0	76	100
117109	BR-005	101.5	102	Felsic Volcanic 1	Central Pit	Mine Rock	--	0.29	<5	<10	60	5.0	10	58	115
117110	BR-005	106	107	Felsic Volcanic 1	Central Pit	Mine Rock	--	0.24	<5	<10	46	112	9.0	63	103
117111	BR-005	118	118.5	Felsic Volcanic 1	Central Pit	Mine Rock	--	0.22	<5	<10	46	7.0	8.0	42	119
117112	BR-005	131	131.5	Felsic Volcanic 1	Central Pit	Mine Rock	--	0.20	<5	<10	46	6.0	7.0	31	103
117113	BR-005	138	138.5	Felsic Volcanic 1	Central Pit	Mine Rock	--	0.24	<5	<10	49	5.0	9.0	83	131
117114	BR-005	148	149	Felsic Volcanic 1	Central Pit	Mine Rock	--	0.23	<5	<10	48	5.0	9.0	108	124
117115	BR-005	160.65	161.5	Felsic Volcanic 2	Central Pit	Mine Rock	--	0.22	<5	<10	46	44	8.0	42	124
117116	BR-005	171.5	172	Felsic Volcanic 1	Central Pit	Mine Rock	--	0.22	<5	<10	43	7.0	7.0	37	121
117117	BR-005	191.1	191.6	Felsic Volcanic 1	Central Pit	Mine Rock	--	0.23	<5	<10	51	8.0	7.0	18	125
117118	BR-005	202.5	203.5	Felsic Volcanic 1	Central Pit	Mine Rock	--	0.21	<5	<10	39	5.0	8.0	41	120
117119	BR-005	212	212.5	Felsic Volcanic 1	Central Pit	Mine Rock	--	0.21	<5	<10	55	12	7.0	47	103
117120	BR-005	223.15	223.65	Felsic Volcanic 1	Central Pit	Mine Rock	--	0.18	<5	<10	36	6.0	5.0	23	134
117121	BR-005	232	233	Felsic Volcanic 1	Central Pit	Mine Rock	--	0.20	<5	<10	43	5.0	8.0	74	126
117122	BR-005	239	240	Felsic Volcanic 1	Central Pit	Mine Rock	--	0.18	<5	<10	34	38	5.0	42	129
117123	BR-005	249	250	Felsic Volcanic 1	Central Pit	Mine Rock	--	0.23	<5	<10	48	7.0	8.0	91	125
117124	BR-005	260	261	Felsic Volcanic 1	Central Pit	Mine Rock	--	0.24	<5	<10	48	5.0	9.0	61	122
117125	BR-005	270	271	Felsic Volcanic 1	Central Pit	Mine Rock	--	0.23	<5	<10	42	5.0	8.0	70	121
117126	BR-005	281.5	282	Felsic Volcanic 1	Central Pit	Mine Rock	--	0.18	<5	<10	38	5.0	7.0	45	103
117127	BR-005	291	291.5	Felsic Volcanic 1	Central Pit	Mine Rock	--	0.21	<5	<10	40	5.0	8.0	49	109
117128	BR-005	302	303	Felsic Volcanic 1	Central Pit	Mine Rock	--	0.23	<5	<10	43	8.0	8.0	60	120
117129	BR-005	309	310	Felsic Volcanic 1	Central Pit	Mine Rock	--	0.21	<5	<10	42	5.0	8.0	53	112
117130	BR-005	318	318.5	Felsic Volcanic 1	Central Pit	Mine Rock	--	0.23	<5	<10	43	8.0	8.0	53	127
117131	BR-005	339	340	Felsic Volcanic 1	Central Pit	Mine Rock	--	0.23	<5	<10	42	211	7.0	53	122
117450	BR-283	45	46.5	Felsic Volcanic 1	Central Pit	Mine Rock	--	0.23	<5	<10	45	5.0	9.0	57	125
117132	BR-005	355.3	356	Felsic Volcanic 1	Central Pit	Mine Rock	--	0.25	<5	<10	48	5.0	9.0	36	121
A0963383	BR-122	26	27	Felsic Volcanic 1	Central Pit	Mine Rock	--	0.24	<5	<10	47	5.0	8.0	54	35
A0963384	BR-122	32	33.5	Felsic Volcanic 1	Central Pit	Mine Rock	--	0.37	<5	<10	71	5.0	6.0	74	112
A0963385	BR-122	44	45.5	Felsic Volcanic 1	Central Pit	Mine Rock	--	0.26	<5	<10	60	5.0	9.0	74	101
A0963386	BR-122	49.5	51	Felsic Volcanic 1	Central Pit	Mine Rock	--	0.23	<5	<10	44	5.0	9.0	53	22
A0963387	BR-122	55.5	57	Felsic Volcanic 1	Central Pit	Mine Rock	--	0.23	<5	<10	57	5.0	8.0	74	58

Classification as mine rock or ore-grade materials was based on gold content.

A value of "--" indicates metal was not measured for the given sample; the variation in elements analyzed is due to measurement at two different laboratories (see text).

Table B-7 Four Acid Metals

Sample ID	Drillhole ID	From	To	Lithology	Area	Class	Thorium	Titanium	Thallium	Uranium	Vanadium	Tungsten	Yttrium	Zinc	Zirconium
		m	m				ppm	%	ppm	ppm	ppm	ppm	ppm	ppm	ppm
10x Crustal Abundance (Price 1997) [(1)]							--	--	--	--	--	--	--	--	--
A0963388	BR-122	60	61.5	Felsic Volcanic 1	Central Pit	Mine Rock	--	0.21	<5	<10	41	5.0	9.0	54	29
A0963389	BR-122	66	67.5	Felsic Volcanic 1	Central Pit	Mine Rock	--	0.15	<5	<10	34	5.0	9.0	54	47
A0963390	BR-122	72	73.5	Felsic Volcanic 1	Central Pit	Mine Rock	--	0.21	<5	<10	47	5.0	10	57	93
A0963391	BR-122	81	82.5	Felsic Volcanic 1	Central Pit	Mine Rock	--	0.20	<5	<10	39	5.0	9.0	52	115
A0963392	BR-122	91	92.5	Felsic Volcanic 1	Central Pit	Mine Rock	--	0.18	<5	<10	41	5.0	9.0	50	37
A0963393	BR-122	97	98.5	Felsic Volcanic 1	Central Pit	Mine Rock	--	0.24	<5	<10	47	5.0	6.0	52	122
A0963394	BR-122	103	104.5	Felsic Volcanic 1	Central Pit	Mine Rock	--	0.25	<5	<10	49	5.0	9.0	60	102
A0963395	BR-122	108.5	110	Felsic Volcanic 1	Central Pit	Mine Rock	--	0.24	<5	<10	47	5.0	9.0	54	106
A0963396	BR-122	113	114.5	Felsic Volcanic 1	Central Pit	Mine Rock	--	0.24	<5	<10	48	5.0	9.0	55	36
A0963397	BR-122	119	120.5	Felsic Volcanic 1	Central Pit	Mine Rock	--	0.19	<5	<10	44	5.0	10	62	99
A0963398	BR-122	125	126.5	Felsic Volcanic 1	Central Pit	Mine Rock	--	0.15	<5	<10	33	5.0	7.0	48	88
A0963399	BR-122	131	132.5	Felsic Volcanic 1	Central Pit	Mine Rock	--	0.21	<5	<10	42	5.0	8.0	57	119
A0963400	BR-122	137	138.5	Felsic Volcanic 1	Central Pit	Mine Rock	--	0.23	<5	<10	47	5.0	9.0	56	123
A0963401	BR-122	143	144.5	Felsic Volcanic 1	Central Pit	Mine Rock	--	0.23	<5	<10	45	5.0	9.0	57	124
A0963402	BR-122	149	150.5	Felsic Volcanic 1	Central Pit	Mine Rock	--	0.18	<5	<10	39	5.0	9.0	57	72
A0963403	BR-122	157	158	Felsic Volcanic 1	Central Pit	Mine Rock	--	0.23	<5	<10	45	5.0	8.0	52	120
A0963404	BR-122	162	163.5	Felsic Volcanic 1	Central Pit	Mine Rock	--	0.24	<5	<10	47	5.0	9.0	58	66
A0963405	BR-122	167	168	Felsic Volcanic 1	Central Pit	Mine Rock	--	0.26	<5	<10	51	5.0	9.0	55	87
A0963406	BR-122	172	173.5	Felsic Volcanic 1	Central Pit	Mine Rock	--	0.19	<5	<10	36	5.0	9.0	60	34
A0963407	BR-122	177	178	Felsic Volcanic 1	Central Pit	Mine Rock	--	0.16	<5	<10	39	5.0	9.0	57	84
A0963408	BR-122	183	184.5	Felsic Volcanic 1	Central Pit	Mine Rock	--	0.21	<5	<10	44	5.0	9.0	57	118
A0963409	BR-122	192.5	194	Felsic Volcanic 1	Central Pit	Mine Rock	--	0.25	<5	<10	51	5.0	9.0	57	135
A0963410	BR-122	197	198	Felsic Volcanic 1	Central Pit	Mine Rock	--	0.25	<5	<10	50	5.0	8.0	60	133
A0963411	BR-122	202	203	Felsic Volcanic 1	Central Pit	Mine Rock	--	0.16	<5	<10	37	5.0	9.0	57	54
A0963412	BR-122	208	209.5	Felsic Volcanic 1	Central Pit	Mine Rock	--	0.23	<5	<10	43	5.0	8.0	51	34
A0963413	BR-122	219	220.5	Felsic Volcanic 1	Central Pit	Mine Rock	--	0.28	<5	<10	50	5.0	10	177	77
A0963414	BR-122	225	226.5	Felsic Volcanic 1	Central Pit	Mine Rock	--	0.23	<5	<10	46	5.0	9.0	53	80
A0963415	BR-122	231	232.5	Felsic Volcanic 1	Central Pit	Mine Rock	--	0.18	<5	<10	33	5.0	8.0	74	114
A0963416	BR-122	237	238.5	Felsic Volcanic 1	Central Pit	Mine Rock	--	0.22	<5	<10	45	5.0	9.0	57	119
A0963417	BR-122	243.25	244.25	Felsic Volcanic 1	Central Pit	Mine Rock	--	0.21	<5	<10	44	5.0	9.0	36	136
A0963418	BR-122	247	248	Felsic Volcanic 1	Central Pit	Mine Rock	--	0.23	<5	<10	45	5.0	9.0	50	139
A0963419	BR-122	252	253	Felsic Volcanic 1	Central Pit	Mine Rock	--	0.25	<5	<10	48	24	9.0	70	124
A0963420	BR-122	257	258	Felsic Volcanic 1	Central Pit	Mine Rock	--	0.23	<5	<10	38	5.0	7.0	37	121
A0963421	BR-122	262	263	Felsic Volcanic 1	Central Pit	Mine Rock	--	0.21	<5	<10	41	5.0	7.0	37	118
A0963422	BR-122	267	268	Felsic Volcanic 1	Central Pit	Mine Rock	--	0.25	<5	<10	48	27	8.0	33	140
A0963423	BR-122	272	273	Felsic Volcanic 1	Central Pit	Mine Rock	--	0.28	<5	<10	53	5.0	10	46	136
A0963424	BR-122	281	282	Felsic Volcanic 1	Central Pit	Mine Rock	--	0.27	<5	<10	43	10	9.0	31	124
A0963425	BR-122	285	286	Felsic Volcanic 1	Central Pit	Mine Rock	--	0.23	<5	<10	45	5.0	8.0	48	125
A0963426	BR-122	290	291	Felsic Volcanic 1	Central Pit	Mine Rock	--	0.22	<5	<10	43	5.0	8.0	49	129
A0963427	BR-122	295	296	Felsic Volcanic 1	Central Pit	Mine Rock	--	0.28	<5	<10	66	5.0	11	78	139
A0963428	BR-122	300	301	Felsic Volcanic 1	Central Pit	Mine Rock	--	0.26	<5	<10	49	6.0	9.0	63	131
A0963429	BR-122	305	306	Felsic Volcanic 1	Central Pit	Mine Rock	--	0.24	<5	<10	46	10	8.0	73	125
A0963430	BR-122	312.5	313.5	Felsic Volcanic 1	Central Pit	Mine Rock	--	0.21	<5	<10	41	5.0	7.0	44	119
A0963431	BR-122	318	319	Felsic Volcanic 1	Central Pit	Mine Rock	--	0.28	<5	<10	56	11	9.0	57	123

Classification as mine rock or ore-grade materials was based on gold content.

A value of "--" indicates metal was not measured for the given sample; the variation in elements analyzed is due to measurement at two different laboratories (see text).

Table B-7 Four Acid Metals

Sample ID	Drillhole ID	From	To	Lithology	Area	Class	Thorium	Titanium	Thallium	Uranium	Vanadium	Tungsten	Yttrium	Zinc	Zirconium
		m	*m*				*ppm*	*%*	*ppm*	*ppm*	*ppm*	*ppm*	*ppm*	*ppm*	*ppm*
10x Crustal Abundance (Price 1997) [(1)]							--	--	--	--	--	--	--	--	--
A0963432	BR-122	323	324	Felsic Volcanic 1	Central Pit	Mine Rock	--	0.25	<5	<10	55	7.0	11	37	141
A0963433	BR-122	330	331	Felsic Volcanic 1	Central Pit	Mine Rock	--	0.25	<5	<10	50	5.0	8.0	53	119
A0964713	BR-160	30	30.8	Felsic Volcanic 1	Central Pit	Ore-Grade	--	0.21	<5	<10	51	60	7.0	306	123
A0962738	BR-160	34.4	35.2	Felsic Volcanic 1	Central Pit	Mine Rock	--	0.22	<5	<10	48	7.0	9.0	52	130
A0962739	BR-160	41.85	42.4	Felsic Volcanic 1	Central Pit	Mine Rock	--	0.18	<5	<10	40	6.0	8.0	35	107
A0962740	BR-160	45.5	46.5	Felsic Volcanic 1	Central Pit	Mine Rock	--	0.25	<5	<10	50	5.0	9.0	37	134
A0962741	BR-160	50.5	51.5	Felsic Volcanic 1	Central Pit	Mine Rock	--	0.26	<5	<10	50	7.0	9.0	68	125
A0962742	BR-160	55.5	56.5	Felsic Volcanic 1	Central Pit	Mine Rock	--	0.25	<5	<10	43	8.0	8.0	54	130
A0962743	BR-160	59.5	60.5	Felsic Volcanic 1	Central Pit	Mine Rock	--	0.24	<5	<10	49	5.0	8.0	58	131
A0962744	BR-160	64	65	Quartz Sericite Schist	Central Pit	Mine Rock	--	0.13	<5	<10	8.0	5.0	11	27	175
A0962745	BR-160	68	69	Quartz Sericite Schist	Central Pit	Mine Rock	--	0.13	<5	<10	8.0	5.0	12	36	188
A0962746	BR-160	72	73	Felsic Volcanic 2	Central Pit	Mine Rock	--	0.13	<5	<10	9.0	5.0	12	162	188
A0962747	BR-160	77	78	Felsic Volcanic 2	Central Pit	Mine Rock	--	0.13	<5	<10	8.0	5.0	13	1660	177
A0962748	BR-160	82	83	Felsic Volcanic 2	Central Pit	Mine Rock	--	0.12	<5	<10	10	112	12	57	179
A0962749	BR-160	87.1	88.1	Felsic Volcanic 2	Central Pit	Mine Rock	--	0.12	<5	<10	15	6.0	13	106	175
A0962750	BR-160	92.05	93	Felsic Volcanic 1	Central Pit	Mine Rock	--	0.24	<5	<10	48	5.0	8.0	458	124
A0962751	BR-160	97	98	Felsic Volcanic 1	Central Pit	Mine Rock	--	0.24	<5	<10	46	5.0	8.0	92	115
A0962752	BR-160	104.5	105.5	Felsic Volcanic 1	Central Pit	Mine Rock	--	0.21	<5	<10	42	23	7.0	100	125
A0962753	BR-160	109	110	Felsic Volcanic 1	Central Pit	Mine Rock	--	0.26	<5	<10	52	8.0	10	93	139
A0962737	BR-160	112	113	Felsic Volcanic 1	Central Pit	Mine Rock	--	0.21	<5	<10	46	8.0	9.0	157	120
A0962754	BR-160	114.1	115.1	Felsic Volcanic 1	Central Pit	Mine Rock	--	0.17	<5	<10	35	69	7.0	798	104
A0962755	BR-160	119	120	Felsic Volcanic 1	Central Pit	Mine Rock	--	0.23	<5	<10	27	30	8.0	331	116
A0962756	BR-160	123	124	Felsic Volcanic 1	Central Pit	Mine Rock	--	0.29	<5	<10	29	17	9.0	64	155
A0962757	BR-160	130.4	130.9	Metasediment 2	Central Pit	Mine Rock	--	0.28	<5	<10	76	5.0	11	436	124
A0962758	BR-160	145.25	146	Felsic Volcanic 1	Central Pit	Ore-Grade	--	0.32	<5	<10	52	60	12	64	118
A0962759	BR-160	150	150.75	Felsic Volcanic 1	Central Pit	Mine Rock	--	0.33	<5	<10	79	26	13	220	109
A0962760	BR-160	155.25	156	Felsic Volcanic 1	Central Pit	Mine Rock	--	0.26	<5	<10	46	23	10	1510	135
A0962761	BR-160	162	163.05	Felsic Volcanic 1	Central Pit	Mine Rock	--	0.20	<5	<10	32	38	7.0	135	93
A0962762	BR-160	169	170	Metasediment 2	Central Pit	Ore-Grade	--	0.38	<5	<10	102	11	15	167	159
A0962763	BR-160	185.5	187	Metasediment 2	Central Pit	Mine Rock	--	0.28	<5	<10	75	5.0	13	106	126
A0962764	BR-160	191.5	193	Metasediment 2	Central Pit	Mine Rock	--	0.26	<5	<10	66	5.0	9.0	81	133
A0964387	BR-193	47.5	49	Felsic Volcanic 1	Central Pit	Mine Rock	--	0.23	<5	<10	45	5.0	9.0	61	121
A0964388	BR-193	65.3	66.8	Felsic Volcanic 1	Central Pit	Mine Rock	--	0.24	<5	<10	44	12	9.0	68	113
A0964389	BR-193	70.9	71.5	Felsic Volcanic 1	Central Pit	Mine Rock	--	0.23	<5	<10	43	5.0	7.0	104	114
A0964390	BR-193	77	78.5	Felsic Volcanic 1	Central Pit	Ore-Grade	--	0.27	<5	<10	51	15	9.0	87	121
A0964391	BR-193	83.4	84.3	Felsic Volcanic 1	Central Pit	Mine Rock	--	0.27	<5	<10	57	5.0	9.0	63	119
A0964392	BR-193	90.6	91.2	Felsic Volcanic 1	Central Pit	Mine Rock	--	0.15	<5	<10	28	5.0	4.0	55	80
A0964393	BR-193	93.2	93.7	Felsic Volcanic 1	Central Pit	Mine Rock	--	0.11	<5	<10	22	5.0	3.0	42	53
A0964394	BR-193	97.1	98.2	Felsic Volcanic 1	Central Pit	Mine Rock	--	0.16	<5	<10	35	10	5.0	53	77
A0964395	BR-193	102	103.1	Felsic Volcanic 1	Central Pit	Mine Rock	--	0.20	<5	<10	43	5.0	6.0	76	101
A0964396	BR-193	108.2	109.1	Felsic Volcanic 1	Central Pit	Ore-Grade	--	0.16	<5	<10	32	270	6.0	116	86
A0964397	BR-193	113.5	115	Felsic Volcanic 1	Central Pit	Mine Rock	--	0.23	<5	<10	43	95	7.0	54	107
A0964398	BR-193	118.9	120.4	Felsic Volcanic 1	Central Pit	Mine Rock	--	0.25	<5	<10	47	7.0	8.0	52	119
A0964399	BR-193	122.5	123	Felsic Volcanic 1	Central Pit	Mine Rock	--	0.17	<5	<10	35	5.0	5.0	44	83

Classification as mine rock or ore-grade materials was based on gold content.

A value of "--" indicates metal was not measured for the given sample; the variation in elements analyzed is due to measurement at two different laboratories (see text).

Table B-7 Four Acid Metals

Sample ID	Drillhole ID	From	To	Lithology	Area	Class	Thorium	Titanium	Thallium	Uranium	Vanadium	Tungsten	Yttrium	Zinc	Zirconium
		m	*m*				*ppm*	*%*	*ppm*	*ppm*	*ppm*	*ppm*	*ppm*	*ppm*	*ppm*
10x Crustal Abundance (Price 1997) [(1)]							--	--	--	--	--	--	--	--	--
A0964400	BR-193	129	130.4	Felsic Volcanic 1	Central Pit	Mine Rock	--	0.27	<5	<10	53	5.0	9.0	46	130
A0964401	BR-193	135	136.5	Felsic Volcanic 1	Central Pit	Mine Rock	--	0.24	<5	<10	45	5.0	9.0	46	112
A0964402	BR-193	150	151.5	Felsic Volcanic 1	Central Pit	Mine Rock	--	0.23	<5	<10	44	5.0	8.0	44	126
A0964403	BR-193	155.7	157	Felsic Volcanic 1	Central Pit	Mine Rock	--	0.26	<5	<10	50	6.0	9.0	57	138
A0964404	BR-193	160.6	162	Felsic Volcanic 1	Central Pit	Mine Rock	--	0.25	<5	<10	48	8.0	9.0	46	138
A0964405	BR-193	167.5	169	Felsic Volcanic 1	Central Pit	Mine Rock	--	0.23	<5	<10	47	5.0	8.0	53	124
A0964406	BR-193	171.8	172.8	Felsic Volcanic 1	Central Pit	Ore-Grade	--	0.22	<5	<10	41	8.0	9.0	62	100
A0964407	BR-193	176	177	Felsic Volcanic 1	Central Pit	Mine Rock	--	0.23	<5	<10	43	12	9.0	68	124
A0964408	BR-193	181.5	183	Felsic Volcanic 1	Central Pit	Mine Rock	--	0.19	<5	<10	34	5.0	7.0	55	80
A0964409	BR-193	192	193.5	Felsic Volcanic 1	Central Pit	Mine Rock	--	0.21	<5	<10	44	5.0	9.0	35	120
A0964410	BR-193	198	199.5	Felsic Volcanic 1	Central Pit	Mine Rock	--	0.26	<5	<10	52	7.0	9.0	69	120
A0964411	BR-193	206	207	Felsic Volcanic 2	Central Pit	Mine Rock	--	0.14	<5	<10	9.0	6.0	13	38	179
A0964412	BR-193	208.8	210	Felsic Volcanic 2	Central Pit	Mine Rock	--	0.13	<5	<10	10	6.0	12	319	183
A0964413	BR-193	215	215.95	Felsic Volcanic 2	Central Pit	Mine Rock	--	0.14	<5	<10	23	19	12	123	178
A0964414	BR-193	230.5	231	Felsic Volcanic 1	Central Pit	Mine Rock	--	0.39	<5	<10	107	15	13	172	145
A0964415	BR-193	237.5	238.5	Metasediment 2	Central Pit	Mine Rock	--	0.30	<5	<10	85	5.0	11	100	109
A0964416	BR-193	245.7	246.7	Metasediment 2	Central Pit	Mine Rock	--	0.25	<5	<10	59	5.0	11	672	91
A0964417	BR-194	45.5	47	Felsic Volcanic 1	Central Pit	Mine Rock	--	0.25	<5	<10	49	5.0	9.0	212	128
A0964418	BR-194	55.3	56.6	Felsic Volcanic 1	Central Pit	Mine Rock	--	0.28	<5	<10	61	5.0	10	68	126
A0964419	BR-194	60.3	61.5	Felsic Volcanic 1	Central Pit	Mine Rock	--	0.25	<5	<10	48	5.0	9.0	68	130
A0964420	BR-194	70.5	72	Felsic Volcanic 1	Central Pit	Mine Rock	--	0.28	<5	<10	51	5.0	9.0	65	122
A0964421	BR-194	79.5	81	Felsic Volcanic 1	Central Pit	Mine Rock	--	0.24	<5	<10	47	5.0	9.0	39	121
A0964422	BR-194	84	85.5	Felsic Volcanic 1	Central Pit	Mine Rock	--	0.27	<5	<10	50	5.0	9.0	67	145
A0964423	BR-194	90	91.5	Felsic Volcanic 1	Central Pit	Mine Rock	--	0.30	<5	<10	64	5.0	8.0	201	141
A0964424	BR-194	96	97.5	Felsic Volcanic 1	Central Pit	Mine Rock	--	0.39	<5	<10	55	16	8.0	94	140
A0964425	BR-194	102	103.5	Felsic Volcanic 1	Central Pit	Mine Rock	--	0.29	<5	<10	62	5.0	10	107	134
A0964426	BR-194	108	109.5	Felsic Volcanic 1	Central Pit	Mine Rock	--	0.25	<5	<10	52	5.0	9.0	83	139
A0964427	BR-194	113.5	115	Felsic Volcanic 1	Central Pit	Mine Rock	--	0.23	<5	<10	52	5.0	8.0	56	130
A0964428	BR-194	121.1	122.2	Felsic Volcanic 1	Central Pit	Mine Rock	--	0.24	<5	<10	60	5.0	9.0	89	120
A0964429	BR-194	125.2	126.1	Felsic Volcanic 1	Central Pit	Mine Rock	--	0.22	<5	<10	48	5.0	6.0	205	129
A0964430	BR-194	129.25	130.3	Felsic Volcanic 1	Central Pit	Ore-Grade	--	0.19	<5	<10	40	176	8.0	2780	112
A0964431	BR-194	134	135.5	Felsic Volcanic 1	Central Pit	Mine Rock	--	0.18	<5	<10	43	29	6.0	98	109
A0964432	BR-194	139.25	140.45	Felsic Volcanic 1	Central Pit	Mine Rock	--	0.22	<5	<10	43	13	3.0	102	115
A0964433	BR-194	146	147	Felsic Volcanic 1	Central Pit	Mine Rock	--	0.22	<5	<10	49	11	4.0	179	112
A0964434	BR-194	151	152	Felsic Volcanic 1	Central Pit	Ore-Grade	--	0.17	<5	<10	41	59	6.0	520	110
A0964435	BR-194	156.5	158	Felsic Volcanic 1	Central Pit	Mine Rock	--	0.20	<5	<10	42	5.0	8.0	95	111
A0964436	BR-194	161.7	163.1	Felsic Volcanic 1	Central Pit	Mine Rock	--	0.26	<5	<10	50	5.0	9.0	63	122
A0964437	BR-194	166.5	168	Felsic Volcanic 1	Central Pit	Mine Rock	--	0.26	<5	<10	47	7.0	8.0	54	123
A0964438	BR-194	171	172.1	Felsic Volcanic 1	Central Pit	Mine Rock	--	0.25	<5	<10	52	7.0	9.0	63	129
A0964439	BR-194	176.55	177.5	Felsic Volcanic 1	Central Pit	Ore-Grade	--	0.21	<5	<10	39	127	8.0	566	106
A0964440	BR-194	182.5	183	Felsic Volcanic 1	Central Pit	Mine Rock	--	0.26	<5	<10	55	8.0	9.0	80	135
A0964441	BR-194	187	188	Felsic Volcanic 1	Central Pit	Ore-Grade	--	0.34	<5	<10	64	14	5.0	66	124
A0964442	BR-194	192	193	Felsic Volcanic 1	Central Pit	Mine Rock	--	0.31	<5	<10	52	5.0	6.0	78	127
A0964443	BR-194	198	199	Felsic Volcanic 1	Central Pit	Ore-Grade	--	0.35	<5	<10	63	9.0	8.0	87	137

Classification as mine rock or ore-grade materials was based on gold content.

A value of "--" indicates metal was not measured for the given sample; the variation in elements analyzed is due to measurement at two different laboratories (see text).

Table B-7 Four Acid Metals

Sample ID	Drillhole ID	From	To	Lithology	Area	Class	Thorium	Titanium	Thallium	Uranium	Vanadium	Tungsten	Yttrium	Zinc	Zirconium
		m	*m*				*ppm*	*%*	*ppm*	*ppm*	*ppm*	*ppm*	*ppm*	*ppm*	*ppm*
10x Crustal Abundance (Price 1997) [(1)]							--	--	--	--	--	--	--	--	--
A0964444	BR-194	203	204	Felsic Volcanic 1	Central Pit	Mine Rock	--	0.27	<5	<10	63	6.0	9.0	89	112
A0964445	BR-194	208	209	Felsic Volcanic 1	Central Pit	Mine Rock	--	0.26	<5	<10	61	5.0	10	93	130
A0964446	BR-194	213	214	Felsic Volcanic 1	Central Pit	Mine Rock	--	0.28	<5	<10	63	7.0	9.0	96	132
A0964447	BR-194	217.7	218.4	Felsic Volcanic 1	Central Pit	Mine Rock	--	0.21	<5	<10	34	179	6.0	57	113
A0964448	BR-194	223.5	224.5	Felsic Volcanic 1	Central Pit	Mine Rock	--	0.31	<5	<10	53	6.0	9.0	58	122
A0964449	BR-194	229	229.9	Felsic Volcanic 1	Central Pit	Mine Rock	--	0.23	<5	<10	59	5.0	9.0	61	118
A0964450	BR-194	237.7	238.7	Felsic Volcanic 1	Central Pit	Mine Rock	--	0.22	<5	<10	44	5.0	4.0	51	106
A0964451	BR-194	242.75	243.25	Felsic Volcanic 1	Central Pit	Mine Rock	--	0.25	<5	<10	59	5.0	7.0	35	131
A0964452	BR-194	247	247.95	Felsic Volcanic 2	Central Pit	Mine Rock	--	0.20	<5	<10	52	21	8.0	93	125
A0964453	BR-194	251	252	Felsic Volcanic 2	Central Pit	Ore-Grade	--	0.23	<5	<10	52	26	9.0	51	128
A0964454	BR-194	256.5	258	Felsic Volcanic 1	Central Pit	Mine Rock	--	0.24	<5	<10	56	15	10	34	107
A0964455	BR-194	262.5	264	Felsic Volcanic 1	Central Pit	Mine Rock	--	0.22	<5	<10	45	12	10	31	124
A0964456	BR-194	268.5	269	Felsic Volcanic 1	Central Pit	Mine Rock	--	0.21	<5	<10	57	18	10	25	97
A0964457	BR-194	275.5	277	Felsic Volcanic 1	Central Pit	Mine Rock	--	0.28	<5	<10	63	5.0	10	47	137
A0964671	BR-381	8	9	Felsic Volcanic 1	Central Pit	Ore-Grade	--	0.16	<5	<10	28	8.0	11	1050	152
A0964652	BR-381	13.55	14.5	Felsic Volcanic 2	Central Pit	Mine Rock	--	0.26	<5	<10	28	14	8.0	324	129
A0964653	BR-381	17.8	18.5	Felsic Volcanic 2	Central Pit	Mine Rock	--	0.24	<5	<10	43	10	8.0	241	125
A0964654	BR-381	22.5	23.5	Felsic Volcanic 2	Central Pit	Mine Rock	--	0.18	<5	<10	33	5.0	8.0	197	117
A0964655	BR-381	27.8	28.8	Felsic Volcanic 2	Central Pit	Ore-Grade	--	0.38	<5	<10	120	19	16	194	167
A0964656	BR-381	32.15	33.2	Felsic Volcanic 2	Central Pit	Mine Rock	--	0.26	<5	<10	42	11	10	34	119
A0964657	BR-381	42.05	43	Felsic Volcanic 1	Central Pit	Mine Rock	--	0.35	<5	<10	70	5.0	11	58	174
A0964658	BR-381	47.05	48	Metasediment 2	Central Pit	Mine Rock	--	0.35	<5	<10	110	5.0	14	87	149
A0964659	BR-381	52	53.5	Metasediment 2	Central Pit	Mine Rock	--	0.37	<5	<10	100	6.0	14	119	156
A0964660	BR-381	58	59	Felsic Volcanic 1	Central Pit	Mine Rock	--	0.24	<5	<10	56	5.0	9.0	185	149
A0964661	BR-381	64	65.5	Metasediment 2	Central Pit	Mine Rock	--	0.33	<5	<10	92	5.0	6.0	97	133
A0964662	BR-381	69	70.45	Metasediment 2	Central Pit	Mine Rock	--	0.31	<5	<10	84	5.0	6.0	94	138
A0964663	BR-381	74.9	76	Metasediment 2	Central Pit	Mine Rock	--	0.42	<5	<10	144	5.0	12	124	164
A0964664	BR-381	80.5	81.5	Metasediment 2	Central Pit	Mine Rock	--	0.29	<5	<10	93	5.0	15	61	121
A0964665	BR-381	85	86	Metasediment 2	Central Pit	Mine Rock	--	0.30	<5	<10	61	5.0	11	144	106
A0964666	BR-381	90.5	92	Felsic Volcanic 1	Central Pit	Mine Rock	--	0.26	<5	<10	66	5.0	9.0	94	132
A0964667	BR-381	95.75	97	Felsic Volcanic 1	Central Pit	Mine Rock	--	0.23	<5	<10	56	8.0	9.0	91	121
A0964668	BR-381	106.1	107.55	Felsic Volcanic 1	Central Pit	Mine Rock	--	0.20	<5	<10	45	5.0	7.0	238	142
A0964669	BR-381	111.1	111.6	Felsic Volcanic 1	Central Pit	Mine Rock	--	0.21	<5	<10	41	5.0	5.0	182	124
A0964670	BR-381	122	123	Metasediment 3	Central Pit	Mine Rock	--	0.33	<5	<10	66	5.0	3.0	61	108
A0964802	BR-435	30	31	Felsic Volcanic 1	Central Pit	Mine Rock	--	0.26	<5	<10	51	5.0	5.0	129	127
A0964811	BR-435	35	36	Felsic Volcanic 1	Central Pit	Mine Rock	--	0.24	<5	<10	55	8.0	7.0	67	144
A0964803	BR-435	41	42	Felsic Volcanic 1	Central Pit	Mine Rock	--	0.21	<5	<10	45	5.0	8.0	142	116
A0964804	BR-435	46.6	47.3	Felsic Volcanic 1	Central Pit	Mine Rock	--	0.22	<5	<10	39	9.0	7.0	86	112
A0964805	BR-435	52	53	Felsic Volcanic 1	Central Pit	Mine Rock	--	0.12	<5	<10	25	14	6.0	162	95
A0964806	BR-435	55	56	Felsic Volcanic 1	Central Pit	Mine Rock	--	0.20	<5	<10	24	24	9.0	698	136
A0964807	BR-435	60	60.8	Metasediment 2	Central Pit	Mine Rock	--	0.26	<5	<10	42	34	8.0	311	129
A0964808	BR-435	65.75	67.25	Metasediment 2	Central Pit	Mine Rock	--	0.26	<5	<10	100	5.0	10	143	135
A0964809	BR-435	72	73.5	Metasediment 2	Central Pit	Mine Rock	--	0.34	<5	<10	127	9.0	6.0	239	125
A0964810	BR-435	84	85.5	Metasediment 2	Central Pit	Mine Rock	--	0.31	<5	<10	109	11	6.0	167	125

Classification as mine rock or ore-grade materials was based on gold content.

A value of "--" indicates metal was not measured for the given sample; the variation in elements analyzed is due to measurement at two different laboratories (see text).

Table B-7 Four Acid Metals

Sample ID	Drillhole ID	From	To	Lithology	Area	Class	Thorium	Titanium	Thallium	Uranium	Vanadium	Tungsten	Yttrium	Zinc	Zirconium
		m	*m*				*ppm*	*%*	*ppm*	*ppm*	*ppm*	*ppm*	*ppm*	*ppm*	*ppm*
10x Crustal Abundance (Price 1997) [(1)]							--	--	--	--	--	--	--	--	--
A0964812	BR-435	93.35	94.2	Metasediment 2	Central Pit	Mine Rock	--	0.40	<5	<10	147	5.0	21	150	138
A0964813	BR-435	99	100.5	Metasediment 2	Central Pit	Mine Rock	--	0.48	<5	<10	116	5.0	13	125	141
A0964814	BR-435	105	106.5	Metasediment 2	Central Pit	Mine Rock	--	0.51	<5	<10	114	5.0	13	105	152
A0964815	BR-435	111	112.5	Metasediment 2	Central Pit	Mine Rock	--	0.43	<5	<10	137	6.0	15	97	158
A0964816	BR-435	117.05	117.45	Metasediment 2	Central Pit	Mine Rock	--	0.24	<5	<10	71	5.0	9.0	97	94
A0964817	BR-435	122	123	Metasediment 2	Central Pit	Mine Rock	--	0.29	<5	<10	92	5.0	15	106	141
A0964818	BR-435	128.75	129.25	Metasediment 2	Central Pit	Mine Rock	--	0.32	<5	<10	65	5.0	8.0	75	131
A0964819	BR-435	132	133.5	Metasediment 2	Central Pit	Mine Rock	--	0.31	<5	<10	98	5.0	12	116	145
A0964820	BR-435	138	139	Metasediment 2	Central Pit	Mine Rock	--	0.44	<5	<10	102	5.0	12	105	153
A0964821	BR-435	141.6	143.1	Metasediment 2	Central Pit	Mine Rock	--	0.42	<5	<10	97	5.0	16	70	129
A0964822	BR-435	146	147.5	Metasediment 2	Central Pit	Mine Rock	--	0.22	<5	<10	59	5.0	11	59	108
A0964823	BR-435	153	154.5	Felsic Volcanic 1	Central Pit	Mine Rock	--	0.27	<5	<10	64	5.0	10	93	155
DX758451	BR-007	32.8	33.8	Felsic Volcanic 1	Central Pit	Mine Rock	--	0.13	<5	<10	27	<5	8.0	57	84
DX758452	BR-007	38.3	39.3	Felsic Volcanic 1	Central Pit	Mine Rock	--	0.24	<5	<10	47	<5	6.0	57	121
DX758453	BR-034	165	165.5	Felsic Volcanic 1	Central Pit	Mine Rock	--	0.23	<5	<10	48	20	7.0	43	88
DX758454	BR-034	190	190.5	Felsic Volcanic 1	Central Pit	Ore-Grade	--	0.23	<5	<10	66	10	12	48	119
DX758455	BR-065	199	200	Felsic Volcanic 1	Central Pit	Mine Rock	--	0.26	<5	<10	57	<5	9.0	64	128
DX758456	BR-065	210	211	Felsic Volcanic 1	Central Pit	Mine Rock	--	0.23	<5	<10	46	<5	9.0	50	103
DX758457	BR-065	221.7	222.7	Felsic Volcanic 1	Central Pit	Mine Rock	--	0.15	<5	<10	35	<5	9.0	62	92
DX758458	BR-065	234.85	235.85	Felsic Volcanic 1	Central Pit	Ore-Grade	--	0.24	<5	<10	56	<5	9.0	120	110
DX758459	BR-066	317.5	318.5	Felsic Volcanic 1	Central Pit	Mine Rock	--	0.28	<5	<10	58	<5	9.0	68	127
DX758460	BR-067	30	31.5	Felsic Volcanic 1	Central Pit	Mine Rock	--	0.24	<5	<10	45	<5	9.0	56	116
DX758461	BR-067	269	270	Felsic Volcanic 1	Central Pit	Mine Rock	--	0.26	<5	<10	50	<5	10	69	119
DX758462	BR-067	380	381	Felsic Volcanic 1	Central Pit	Mine Rock	--	0.24	<5	<10	53	7.0	9.0	190	112
DX758463	BR-068	178.85	179.5	Metasediment 2	Central Pit	Mine Rock	--	0.28	<5	<10	88	<5	14	92	103
DX758464	BR-069	50.5	51	Felsic Volcanic 1	Central Pit	Mine Rock	--	0.23	<5	<10	46	<5	9.0	61	125
DX758465	BR-069	179.6	180.6	Felsic Volcanic 1	Central Pit	Mine Rock	--	0.25	<5	<10	52	<5	9.0	65	142
DX758466	BR-069	224.7	225.7	Felsic Volcanic 1	Central Pit	Mine Rock	--	0.24	<5	<10	49	<5	8.0	57	111
DX758467	BR-086	200.2	201.2	Felsic Volcanic 1	Central Pit	Ore-Grade	--	0.26	<5	<10	64	62	11	37	84
DX758468	BR-086	201.2	201.95	Felsic Volcanic 1	Central Pit	Ore-Grade	--	0.30	<5	<10	73	21	9.0	67	74
DX758469	BR-087	337	338	Felsic Volcanic 1	Central Pit	Mine Rock	--	0.17	<5	<10	32	18	4.0	227	107
DX758470	BR-105	157.5	158.5	Felsic Volcanic 1	Central Pit	Mine Rock	--	0.21	<5	<10	40	<5	7.0	100	120
DX758471	BR-105	312.1	312.75	Felsic Volcanic 2	Central Pit	Mine Rock	--	0.14	<5	<10	19	<5	14	48	167
DX758472	BR-105	322.7	324	Felsic Volcanic 1	Central Pit	Mine Rock	--	0.26	<5	<10	50	<5	10	62	107
DX758473	BR-106	188.65	189.65	Felsic Volcanic 1	Central Pit	Mine Rock	--	0.23	<5	<10	44	<5	8.0	89	108
DX758474	BR-106	235.1	236.1	Felsic Volcanic 1	Central Pit	Mine Rock	--	0.27	<5	<10	53	<5	10	101	137
DX758475	BR-108	264	265	Felsic Volcanic 1	Central Pit	Mine Rock	--	0.19	<5	<10	36	<5	6.0	370	149
DX758401	BR-135	115	116	Felsic Volcanic 1	Central Pit	Mine Rock	--	0.22	<5	<10	45	<5	8.0	74	116
DX758402	BR-135	176	177	Felsic Volcanic 1	Central Pit	Ore-Grade	--	0.25	<5	<10	49	6.0	8.0	192	115
DX758403	BR-135	177	178	Felsic Volcanic 1	Central Pit	Mine Rock	--	0.27	<5	<10	57	<5	8.0	96	127
DX758404	BR-135	183	184	Felsic Volcanic 1	Central Pit	Mine Rock	--	0.22	<5	<10	51	<5	8.0	246	121
DX758405	BR-135	253	254	Felsic Volcanic 1	Central Pit	Mine Rock	--	0.24	<5	<10	48	<5	7.0	54	124
DX758406	BR-135	273	274	Felsic Volcanic 1	Central Pit	Mine Rock	--	0.23	<5	<10	46	<5	8.0	83	119
DX758407	BR-135	276	277	Felsic Volcanic 1	Central Pit	Ore-Grade	--	0.24	<5	<10	48	<5	9.0	90	119

Classification as mine rock or ore-grade materials was based on gold content.

A value of "--" indicates metal was not measured for the given sample; the variation in elements analyzed is due to measurement at two different laboratories (see text).

Table B-7 Four Acid Metals

Sample ID	Drillhole ID	From	To	Lithology	Area	Class	Thorium	Titanium	Thallium	Uranium	Vanadium	Tungsten	Yttrium	Zinc	Zirconium
		m	*m*				*ppm*	*%*	*ppm*	*ppm*	*ppm*	*ppm*	*ppm*	*ppm*	*ppm*
10x Crustal Abundance (Price 1997) [(1)]							--	--	--	--	--	--	--	--	--
DX758408	BR-135	280	281	Felsic Volcanic 1	Central Pit	Mine Rock	--	0.23	<5	<10	48	<5	8.0	60	120
DX758409	BR-135	292	293	Felsic Volcanic 1	Central Pit	Mine Rock	--	0.19	<5	<10	40	<5	7.0	46	109
DX758410	BR-135	315	316	Felsic Volcanic 1	Central Pit	Ore-Grade	--	0.22	<5	<10	42	6.0	8.0	35	102
DX758411	BR-135	317	318	Felsic Volcanic 1	Central Pit	Ore-Grade	--	0.15	<5	<10	30	<5	6.0	35	70
DX758412	BR-135	321.75	322.5	Felsic Volcanic 1	Central Pit	Ore-Grade	--	0.23	<5	<10	52	24	8.0	125	121
DX758413	BR-135	335.25	336	Felsic Volcanic 1	Central Pit	Mine Rock	--	0.24	<5	<10	46	172	9.0	56	109
DX758414	BR-136	248	249	Felsic Volcanic 1	Central Pit	Mine Rock	--	0.25	<5	<10	56	<5	9.0	64	133
DX758415	BR-136	254	255	Felsic Volcanic 1	Central Pit	Ore-Grade	--	0.27	<5	<10	49	<5	9.0	62	106
DX758416	BR-136	358	359	Felsic Volcanic 1	Central Pit	Mine Rock	--	0.27	<5	<10	52	<5	10	78	139
DX758417	BR-136	366.25	367	Felsic Volcanic 1	Central Pit	Mine Rock	--	0.25	<5	<10	55	8.0	9.0	28	157
DX758418	BR-138	155	156	Felsic Volcanic 1	Central Pit	Mine Rock	--	0.22	<5	<10	41	<5	7.0	66	150
DX758419	BR-138	253	254	Felsic Volcanic 1	Central Pit	Mine Rock	--	0.31	<5	<10	55	<5	10	58	143
DX758420	BR-141	286	287	Felsic Volcanic 1	Central Pit	Ore-Grade	--	0.27	<5	<10	99	5.0	11	47	140
DX758221	BR-142	146.75	147.5	Felsic Volcanic 1	Central Pit	Mine Rock	--	0.28	<5	<10	61	158	11	74	135
DX758222	BR-142	154.5	155.5	Felsic Volcanic 1	Central Pit	Mine Rock	--	0.27	<5	<10	59	7.0	10	106	146
DX758223	BR-142	288	289	Felsic Volcanic 2	Central Pit	Mine Rock	--	0.11	<5	<10	11	14	13	583	181
DX758224	BR-142	301.5	302.5	Felsic Volcanic 2	Central Pit	Mine Rock	--	0.13	<5	<10	9.0	8.0	12	29	211
DX758421	BR-146	65	66	Felsic Volcanic 1	Central Pit	Mine Rock	--	0.18	<5	<10	25	5.0	7.0	306	153
DX758422	BR-146	75	76	Felsic Volcanic 1	Central Pit	Mine Rock	--	0.25	<5	<10	51	<5	9.0	356	135
DX758423	BR-146	86	86.6	Felsic Volcanic 1	Central Pit	Mine Rock	--	0.24	<5	<10	47	<5	8.0	148	113
DX758424	BR-146	96	97	Felsic Volcanic 1	Central Pit	Mine Rock	--	0.30	<5	<10	58	17	10	228	158
DX758425	BR-146	104.5	105.5	Felsic Volcanic 1	Central Pit	Mine Rock	--	0.27	<5	<10	52	14	9.0	107	139
DX758426	BR-146	126.55	127.5	Metasediment 2	Central Pit	Mine Rock	--	0.37	<5	<10	108	<5	14	98	149
DX758427	BR-146	136	137	Felsic Volcanic 1	Central Pit	Mine Rock	--	0.25	<5	<10	46	<5	9.0	90	137
DX758428	BR-146	144	145	Felsic Volcanic 1	Central Pit	Mine Rock	--	0.25	<5	<10	48	<5	9.0	55	135
DX758429	BR-146	145	146	Felsic Volcanic 1	Central Pit	Mine Rock	--	0.21	<5	<10	41	<5	8.0	51	139
DX758430	BR-146	161.9	162.5	Metasediment 2	Central Pit	Mine Rock	--	0.38	<5	<10	96	<5	9.0	79	164
DX758431	BR-146	171.3	172	Felsic Volcanic 1	Central Pit	Mine Rock	--	0.27	<5	<10	60	7.0	9.0	53	151
DX758432	BR-146	176.75	177.75	Felsic Volcanic 2	Central Pit	Mine Rock	--	0.12	<5	<10	4.0	<5	14	71	233
DX758433	BR-147	247	248	Felsic Volcanic 2	Central Pit	Mine Rock	--	0.14	<5	<10	4.0	<5	16	44	260
DX758434	BR-154	130.2	131.2	Felsic Volcanic 1	Central Pit	Mine Rock	--	0.27	<5	<10	56	<5	11	66	151
DX758216	BR-168	301	301.6	Felsic Volcanic 1	Central Pit	Ore-Grade	--	0.21	<5	<10	54	6.0	10	122	108
DX758435	BR-170	151.5	153	Felsic Volcanic 1	Central Pit	Mine Rock	--	0.24	<5	<10	44	11	9.0	47	136
DX758436	BR-170	200	201	Felsic Volcanic 1	Central Pit	Mine Rock	--	0.19	<5	<10	59	13	8.0	68	105
DX758437	BR-170	205	206	Felsic Volcanic 1	Central Pit	Mine Rock	--	0.25	<5	<10	47	7.0	9.0	36	135
DX758438	BR-172	98.25	99	Felsic Volcanic 1	Central Pit	Mine Rock	--	0.30	<5	<10	42	32	10	40	147
DX758209	BR-175	251.4	252.4	Felsic Volcanic 1	Central Pit	Mine Rock	--	0.25	<5	<10	46	<5	8.0	138	113
DX758210	BR-175	271.7	272.7	Felsic Volcanic 1	Central Pit	Mine Rock	--	0.26	<5	<10	53	<5	9.0	68	141
DX758211	BR-177	385	386	Felsic Volcanic 1	Central Pit	Mine Rock	--	0.23	<5	<10	45	5.0	8.0	62	108
DX758204	BR-192	49	50	Felsic Volcanic 1	Central Pit	Mine Rock	--	0.21	<5	<10	43	5.0	8.0	48	111
DX758205	BR-192	127.5	128.95	Felsic Volcanic 1	Central Pit	Mine Rock	--	0.27	<5	<10	47	<5	10	120	125
DX758206	BR-192	135	135.5	Felsic Volcanic 1	Central Pit	Ore-Grade	--	0.13	<5	<10	7.0	12	15	2260	159
DX758207	BR-192	196.6	198	Felsic Volcanic 1	Central Pit	Mine Rock	--	0.25	<5	<10	49	<5	9.0	176	140
DX758208	BR-192	226	227.5	Felsic Volcanic 1	Central Pit	Mine Rock	--	0.27	<5	<10	59	<5	10	514	153

Classification as mine rock or ore-grade materials was based on gold content.

A value of "--" indicates metal was not measured for the given sample; the variation in elements analyzed is due to measurement at two different laboratories (see text).

Table B-7 Four Acid Metals

Sample ID	Drillhole ID	From	To	Lithology	Area	Class	Thorium	Titanium	Thallium	Uranium	Vanadium	Tungsten	Yttrium	Zinc	Zirconium
		m	*m*				*ppm*	*%*	*ppm*	*ppm*	*ppm*	*ppm*	*ppm*	*ppm*	*ppm*
10x Crustal Abundance (Price 1997) [(1)]							--	--	--	--	--	--	--	--	--
DX758217	BR-201	210.8	211.4	Felsic Volcanic 2	Central Pit	Mine Rock	--	0.13	<5	<10	3.0	<5	16	51	221
DX758218	BR-201	280.5	282	Felsic Volcanic 1	Central Pit	Mine Rock	--	0.29	<5	<10	61	<5	10	63	137
DX758219	BR-201	282	282.7	Felsic Volcanic 1	Central Pit	Mine Rock	--	0.32	<5	<10	63	<5	11	61	141
DX758212	BR-202	22.05	23.45	Felsic Volcanic 1	Central Pit	Mine Rock	--	0.24	<5	<10	50	<5	9.0	119	136
DX758213	BR-202	186	186.65	Felsic Volcanic 2	Central Pit	Mine Rock	--	0.12	<5	<10	3.0	<5	15	41	218
DX758214	BR-202	208.5	210	Felsic Volcanic 2	Central Pit	Mine Rock	--	0.13	<5	<10	3.0	<5	15	62	207
DX758215	BR-203	83.2	84.2	Felsic Volcanic 1	Central Pit	Ore-Grade	--	0.41	<5	<10	92	10	11	83	169
DX758220	BR-204	214.7	215.4	Felsic Volcanic 2	Central Pit	Ore-Grade	--	0.16	<5	<10	12	<5	12	64	191
DX758201	BR-208	43.8	44.6	Metasediment 2	Central Pit	Mine Rock	--	0.43	<5	<10	99	<5	11	96	105
DX758202	BR-208	51.65	52.4	Felsic Volcanic 1	Central Pit	Mine Rock	--	0.26	<5	<10	44	5.0	11	62	110
DX758203	BR-208	114.25	115.25	Fragmental 1	Central Pit	Mine Rock	--	0.24	<5	<10	57	<5	10	84	132
DX758333	BR-212	149.75	150.75	Felsic Volcanic 1	Central Pit	Ore-Grade	--	0.29	<5	<10	74	<5	13	126	137
DX758334	BR-212	193.5	195	Metasediment 2	Central Pit	Mine Rock	--	0.31	<5	<10	85	69	13	110	146
DX758225	BR-212	234	235	Felsic Volcanic 2	Central Pit	Mine Rock	--	0.14	<5	<10	4.0	<5	17	82	239
DX758226	BR-212	239.75	240.4	Felsic Volcanic 2	Central Pit	Mine Rock	--	0.12	<5	<10	10	11	12	82	195
DX758227	BR-212	274.5	276	Metasediment 2	Central Pit	Mine Rock	--	0.36	<5	<10	92	<5	15	64	136
DX758228	BR-212	285.7	287.1	Metasediment 3	Central Pit	Mine Rock	--	0.19	<5	<10	47	<5	9.0	69	132
DX758229	BR-214	178.55	179.05	Felsic Volcanic 1	Central Pit	Ore-Grade	--	0.21	<5	<10	42	<5	8.0	764	118
DX758230	BR-214	218.85	219.6	Felsic Volcanic 2	Central Pit	Ore-Grade	--	0.25	<5	<10	37	19	9.0	90	143
DX758231	BR-214	252	253.5	Felsic Volcanic 1	Central Pit	Mine Rock	--	0.28	<5	<10	46	<5	11	43	148
DX758232	BR-214	283.2	284	Felsic Volcanic 1	Central Pit	Mine Rock	--	0.27	<5	<10	50	55	10	43	173
DX758233	BR-215	158.45	159.1	Felsic Volcanic 1	Central Pit	Ore-Grade	--	0.26	<5	<10	59	<5	11	2610	162
DX758234	BR-215	175.5	177	Felsic Volcanic 1	Central Pit	Mine Rock	--	0.30	<5	<10	53	<5	11	76	169
DX758235	BR-215	296.9	298	Metasediment 2	Central Pit	Mine Rock	--	0.34	<5	<10	99	<5	14	92	125
DX758236	BR-217	112.5	114	Felsic Volcanic 1	Central Pit	Mine Rock	--	0.26	<5	<10	54	7.0	9.0	109	150
DX758237	BR-217	161.6	162.6	Felsic Volcanic 1	Central Pit	Mine Rock	--	0.22	<5	<10	52	8.0	8.0	41	128
DX758238	BR-217	228.7	230.15	Metasediment 2	Central Pit	Mine Rock	--	0.43	<5	<10	105	<5	10	105	135
DX758239	BR-231	69.85	70.35	Felsic Volcanic 1	Central Pit	Ore-Grade	--	0.18	<5	<10	34	287	7.0	134	107
DX758240	BR-231	86.7	87.3	Felsic Volcanic 2	Central Pit	Ore-Grade	--	0.070	<5	<10	11	8.0	6.0	151	103
DX758241	BR-231	92.2	92.8	Felsic Volcanic 2	Central Pit	Mine Rock	--	0.11	<5	<10	14	9.0	10	659	171
DX758242	BR-231	148	149.5	Felsic Volcanic 1	Central Pit	Mine Rock	--	0.31	<5	<10	89	5.0	10	68	119
DX758243	BR-231	157	158	Felsic Volcanic 1	Central Pit	Mine Rock	--	0.25	<5	<10	49	<5	9.0	61	134
DX758244	BR-231	181.9	182.45	Felsic Volcanic 2	Central Pit	Ore-Grade	--	0.24	<5	<10	42	68	9.0	55	106
DX758245	BR-234	129	130	Felsic Volcanic 2	Central Pit	Mine Rock	--	0.13	<5	<10	4.0	<5	15	63	217
DX758246	BR-234	192.5	193.5	Felsic Volcanic 1	Central Pit	Mine Rock	--	0.15	<5	<10	4.0	<5	16	50	248
DX758247	BR-235	31.9	33	Felsic Volcanic 1	Central Pit	Ore-Grade	--	0.25	<5	<10	52	162	9.0	124	130
DX758248	BR-237	211.7	213	Felsic Volcanic 2	Central Pit	Mine Rock	--	0.14	<5	<10	5.0	<5	16	62	233
DX758249	BR-243	121.15	122.1	Metasediment 2	Central Pit	Mine Rock	--	0.32	<5	<10	86	<5	15	74	118
DX758250	BR-243	140.8	141.35	Felsic Volcanic 1	Central Pit	Mine Rock	--	0.24	<5	<10	64	<5	9.0	74	129
DX758301	BR-243	169.95	171	Felsic Volcanic 2	Central Pit	Ore-Grade	--	0.13	<5	<10	6.0	<5	13	50	208
DX758302	BR-243	177	178.5	Felsic Volcanic 1	Central Pit	Mine Rock	--	0.27	<5	<10	62	<5	10	64	110
DX758303	BR-243	187.35	188.35	Metasediment 2	Central Pit	Mine Rock	--	0.30	<5	<10	84	<5	14	58	112
DX758304	BR-254	29.25	30.45	Felsic Volcanic 1	Central Pit	Ore-Grade	--	0.23	<5	<10	55	<5	8.0	345	97
DX758305	BR-254	59.5	60	Felsic Volcanic 1	Central Pit	Mine Rock	--	0.22	<5	<10	43	<5	8.0	82	105

Classification as mine rock or ore-grade materials was based on gold content.

A value of "--" indicates metal was not measured for the given sample; the variation in elements analyzed is due to measurement at two different laboratories (see text).

Table B-7 Four Acid Metals

Sample ID	Drillhole ID	From	To	Lithology	Area	Class	Thorium	Titanium	Thallium	Uranium	Vanadium	Tungsten	Yttrium	Zinc	Zirconium
		m	*m*				*ppm*	*%*	*ppm*	*ppm*	*ppm*	*ppm*	*ppm*	*ppm*	*ppm*
10x Crustal Abundance (Price 1997) [(1)]							--	--	--	--	--	--	--	--	--
DX758306	BR-254	114	114.75	Metasediment 2	Central Pit	Mine Rock	--	0.35	<5	<10	97	<5	15	66	124
DX758307	BR-254	179.9	181.4	Metasediment 3	Central Pit	Mine Rock	--	0.30	<5	<10	54	<5	7.0	75	142
DX758308	BR-281	162	162.75	Felsic Volcanic 1	Central Pit	Mine Rock	--	0.24	<5	<10	53	<5	8.0	97	122
DX758309	BR-281	171	171.75	Felsic Volcanic 1	Central Pit	Ore-Grade	--	0.25	<5	<10	63	958	6.0	106	131
DX758310	BR-281	179	180	Felsic Volcanic 1	Central Pit	Mine Rock	--	0.24	<5	<10	45	<5	8.0	121	119
DX758311	BR-281	188	189	Felsic Volcanic 1	Central Pit	Mine Rock	--	0.17	<5	<10	34	<5	6.0	67	85
DX758312	BR-283	339.4	340.9	Felsic Volcanic 1	Central Pit	Mine Rock	--	0.23	<5	<10	43	<5	8.0	33	123
DX758313	BR-293	33.35	33.85	Felsic Volcanic 1	Central Pit	Mine Rock	--	0.28	<5	<10	50	6.0	8.0	844	133
DX758439	BR-296	37.85	38.7	Felsic Volcanic 1	Central Pit	Ore-Grade	--	0.23	<5	<10	58	8.0	8.0	105	106
DX758440	BR-296	108	109.1	Felsic Volcanic 1	Central Pit	Mine Rock	--	0.28	<5	<10	55	<5	10	1240	127
DX758441	BR-296	133.8	135	Felsic Volcanic 1	Central Pit	Mine Rock	--	0.27	<5	<10	47	<5	10	94	139
DX758442	BR-296	148.5	150	Felsic Volcanic 1	Central Pit	Mine Rock	--	0.23	<5	<10	45	<5	8.0	73	89
DX758443	BR-296	188.4	189.85	Metasediment 3	Central Pit	Mine Rock	--	0.32	<5	<10	63	<5	9.0	90	137
DX758444	BR-299	32.2	33.3	Felsic Volcanic 1	Central Pit	Mine Rock	--	0.23	<5	<10	43	13	8.0	372	126
DX758445	BR-299	37.25	38.25	Felsic Volcanic 1	Central Pit	Ore-Grade	--	0.28	<5	<10	84	12	11	383	114
DX758446	BR-299	45.25	46.25	Felsic Volcanic 1	Central Pit	Mine Rock	--	0.15	<5	<10	38	<5	5.0	51	102
DX758447	BR-299	54.9	55.75	Metasediment 2	Central Pit	Ore-Grade	--	0.24	<5	<10	77	7.0	10	648	108
DX758314	BR-321	235	236	Felsic Volcanic 1	Central Pit	Mine Rock	--	0.21	<5	<10	47	<5	8.0	61	126
DX758315	BR-321	271.5	272.25	Felsic Volcanic 1	Central Pit	Mine Rock	--	0.21	<5	<10	48	15	7.0	48	119
DX758316	BR-321	280.85	281.5	Felsic Volcanic 1	Central Pit	Ore-Grade	--	0.24	<5	<10	55	10	9.0	61	128
DX758317	BR-344	27.25	28.7	Felsic Volcanic 1	Central Pit	Ore-Grade	--	0.18	<5	<10	34	<5	4.0	34	113
DX758318	BR-344	39.15	40.5	Felsic Volcanic 1	Central Pit	Mine Rock	--	0.28	<5	<10	68	<5	10	82	120
DX758319	BR-344	101	102	Felsic Volcanic 1	Central Pit	Mine Rock	--	0.23	<5	<10	43	<5	8.0	35	108
DX758320	BR-344	127.75	129	Felsic Volcanic 2	Central Pit	Mine Rock	--	0.12	<5	<10	5.0	<5	15	69	195
DX758321	BR-380	25.2	26.25	Felsic Volcanic 1	Central Pit	Mine Rock	--	0.14	<5	<10	25	<5	5.0	28	113
DX758322	BR-380	30	31	Felsic Volcanic 1	Central Pit	Mine Rock	--	0.18	<5	<10	37	<5	6.0	184	120
DX758323	BR-380	118	119.5	Felsic Volcanic 1	Central Pit	Mine Rock	--	0.26	<5	<10	53	<5	9.0	64	112
DX758324	BR-381	56.85	58	Felsic Volcanic 1	Central Pit	Mine Rock	--	0.22	<5	<10	47	<5	8.0	96	119
DX758448	BR-407	34.1	35.6	Fragmental 1	Central Pit	Mine Rock	--	0.21	<5	<10	56	<5	8.0	69	117
DX758449	BR-407	182.9	183.5	Felsic Volcanic 1	Central Pit	Mine Rock	--	0.18	<5	<10	37	<5	4.0	48	88
DX758450	BR-414	72	73	Felsic Volcanic 1	Central Pit	Mine Rock	--	0.23	<5	<10	51	9.0	7.0	237	120
DX758325	BR-428	62.7	64.2	Felsic Volcanic 1	Central Pit	Ore-Grade	--	0.24	<5	<10	49	<5	9.0	63	111
DX758326	BR-428	77.7	79.2	Felsic Volcanic 1	Central Pit	Mine Rock	--	0.23	<5	<10	40	<5	8.0	62	128
DX758327	BR-461	92.7	93.7	Felsic Volcanic 2	Central Pit	Mine Rock	--	0.10	<5	<10	2.0	<5	14	69	137
DX758328	BR-463	124.5	126	Felsic Volcanic 1	Central Pit	Mine Rock	--	0.30	<5	<10	61	<5	10	48	148
DX758329	BR-464	79.1	80.1	Felsic Volcanic 2	Central Pit	Mine Rock	--	0.10	<5	<10	3.0	<5	11	37	160
DX758330	BR-464	189.25	190.75	Felsic Volcanic 2	Central Pit	Mine Rock	--	0.16	<5	<10	19	<5	15	55	189
DX758331	BR-465	18.9	20.1	Felsic Volcanic 2	Central Pit	Mine Rock	--	0.13	<5	<10	8.0	<5	12	55	236
031909	BR-413	19.4	20.65	Metasediment 2	Central Pit	Mine Rock	10	0.30	0.53	2.2	78	1.5	11	76	230
031910	BR-147	218	219.2	Metasediment 2	Central Pit	Mine Rock	12	0.39	0.66	2.3	130	3.6	12	100	270
031911	BR-163	445	446	Metasediment 2	Underground	Mine Rock	11	0.38	0.75	2.3	120	5.4	8.2	120	260
031912	BR-333	119.15	120.5	Metasediment 2	Underground	Mine Rock	10	0.29	0.70	1.8	71	14	13	170	220
031913	BR-203	99.9	100.65	Metasediment 2	Central Pit	Mine Rock	11	0.33	0.99	2.4	110	7.2	13	120	280
A0963748	BR-324	205.5	207	Felsic Volcanic 1	Central Pit	Mine Rock	--	0.25	<5	<10	53	115	9.0	244	129
A0964907	BR-409	11.45	12.5	Felsic Volcanic 2	Central Pit	Mine Rock	--	0.12	<5	<10	4.0	5.0	13	38	218

Classification as mine rock or ore-grade materials was based on gold content.

A value of "--" indicates metal was not measured for the given sample; the variation in elements analyzed is due to measurement at two different laboratories (see text).

Table B-7 Four Acid Metals

Sample ID	Drillhole ID	From	To	Lithology	Area	Class	Thorium	Titanium	Thallium	Uranium	Vanadium	Tungsten	Yttrium	Zinc	Zirconium
		m	*m*				*ppm*	*%*	*ppm*	*ppm*	*ppm*	*ppm*	*ppm*	*ppm*	*ppm*
10x Crustal Abundance (Price 1997) [(1)]							--	--	--	--	--	--	--	--	--
A0964908	BR-409	16.5	17.8	Felsic Volcanic 2	Central Pit	Mine Rock	--	0.12	<5	<10	4.0	5.0	15	63	216
A0964906	BR-409	25.5	27	Felsic Volcanic 2	Central Pit	Mine Rock	--	0.10	<5	<10	8.0	5.0	12	72	155
A0964909	BR-409	30	31.5	Felsic Volcanic 1	Central Pit	Mine Rock	--	0.26	<5	<10	52	5.0	10	61	130
A0964055	BR-203	169.3	170.45	Fragmental 1	Central Pit	Mine Rock	--	0.35	<5	<10	87	5.0	12	82	136
A0964056	BR-203	177.15	178.65	Felsic Volcanic 1	Central Pit	Mine Rock	--	0.32	<5	<10	76	5.0	12	81	131
A0964057	BR-203	181.6	183	Felsic Volcanic 2	Central Pit	Mine Rock	--	0.12	<5	<10	3.0	5.0	15	45	205
A0964058	BR-203	188.6	189.6	Felsic Volcanic 2	Central Pit	Mine Rock	--	0.13	<5	<10	6.0	5.0	13	52	172
A0964059	BR-203	193.25	193.8	Felsic Volcanic 2	Central Pit	Mine Rock	--	0.13	<5	<10	5.0	5.0	13	58	202
A0963618	BR-235	79	80.5	Metasediment 2	Central Pit	Mine Rock	--	0.27	<5	<10	100	5.0	11	46	120
A0963619	BR-235	80.5	82	Metasediment 2	Central Pit	Mine Rock	--	0.34	<5	<10	108	5.0	12	79	123
A0963620	BR-235	85.75	86.4	Felsic Volcanic 1	Central Pit	Mine Rock	--	0.30	<5	<10	73	7.0	8.0	39	129
A0963621	BR-235	87.25	88.1	Metasediment 2	Central Pit	Mine Rock	--	0.41	<5	<10	116	5.0	14	136	138
A0963622	BR-235	90	91	Felsic Volcanic 1	Central Pit	Mine Rock	--	0.33	<5	<10	78	5.0	11	71	144
A0964251	BR-175	268.7	269.6	Felsic Volcanic 1	Central Pit	Mine Rock	--	0.30	<5	<10	61	5.0	3.0	110	117
A0964252	BR-175	278.7	280	Felsic Volcanic 1	Central Pit	Mine Rock	--	0.26	<5	<10	52	5.0	6.0	79	134
A0964253	BR-175	282	283.5	Felsic Volcanic 1	Central Pit	Mine Rock	--	0.27	<5	<10	55	5.0	8.0	64	112
A0964254	BR-175	298.9	300	Felsic Volcanic 1	Central Pit	Mine Rock	--	0.27	<5	<10	56	5.0	7.0	62	108
A0964255	BR-175	321	322.5	Felsic Volcanic 1	Central Pit	Mine Rock	--	0.28	<5	<10	56	5.0	9.0	77	117
A0964070	BR-209	24	25	Felsic Volcanic 1	Central Pit	Mine Rock	--	0.23	<5	<10	45	5.0	9.0	49	142
117326	BR-209	29.6	31	Felsic Volcanic 1	Central Pit	Ore-Grade	--	0.34	<5	<10	81	10	9.0	57	114
117327	BR-209	34	35.5	Felsic Volcanic 1	Central Pit	Ore-Grade	--	0.42	<5	<10	86	19	10	89	131
A0964071	BR-209	38.5	40	Felsic Volcanic 1	Central Pit	Mine Rock	--	0.31	<5	<10	93	12	12	93	114
117328	BR-209	55.5	57	Felsic Volcanic 1	Central Pit	Mine Rock	--	0.25	<5	<10	49	5.0	6.0	67	134
A0963880	BR-217	195	196.15	Metasediment 2	Central Pit	Mine Rock	--	0.24	<5	<10	72	5.0	6.0	67	103
A0963881	BR-217	201	201.4	Metasediment 2	Central Pit	Ore-Grade	--	0.31	<5	<10	90	5.0	11	67	124
A0963882	BR-217	206	207.3	Metasediment 2	Central Pit	Mine Rock	--	0.30	<5	<10	100	7.0	11	86	134
A0963883	BR-217	208.9	209.4	Felsic Volcanic 1	Central Pit	Mine Rock	--	0.25	<5	<10	48	5.0	11	89	155
A0963884	BR-217	214.5	216	Metasediment 2	Central Pit	Mine Rock	--	0.27	<5	<10	93	5.0	13	101	113
A0963351	BR-108	354	355	Felsic Volcanic 1	Central Pit	Mine Rock	--	0.13	<5	<10	15	5.0	4.0	24	60
A0963360	BR-108	358	358.75	Felsic Volcanic 1	Central Pit	Mine Rock	--	0.30	<5	<10	56	5.0	10	70	156
A0963361	BR-108	363.25	364	Felsic Volcanic 1	Central Pit	Mine Rock	--	0.22	<5	<10	42	5.0	7.0	49	136
A0963352	BR-108	369.5	370.5	Felsic Volcanic 1	Central Pit	Mine Rock	--	0.20	<5	<10	40	5.0	7.0	36	109
A0963362	BR-108	371.5	372.5	Felsic Volcanic 1	Central Pit	Mine Rock	--	0.26	<5	<10	50	5.0	9.0	64	139
A0962798	BR-164	316.7	317.7	Felsic Volcanic 1	Central Pit	Ore-Grade	--	0.20	<5	<10	45	15	8.0	45	103
A0962799	BR-164	327.1	327.6	Felsic Volcanic 1	Central Pit	Ore-Grade	--	0.19	<5	<10	41	9.0	6.0	140	105
A0962800	BR-164	332	333	Felsic Volcanic 1	Central Pit	Mine Rock	--	0.31	<5	<10	74	53	10	41	132
A0964020	BR-164	337.5	338	Felsic Volcanic 1	Central Pit	Mine Rock	--	0.38	<5	<10	87	5.0	10	87	156
A0964001	BR-164	347.8	348.4	Metasediment 2	Central Pit	Mine Rock	--	0.27	<5	<10	86	5.0	10	96	124
A0963280	BR-106	218.3	219.3	Felsic Volcanic 1	Central Pit	Mine Rock	--	0.35	<5	<10	87	5.0	9.0	101	143
A0963281	BR-106	229.1	230.1	Felsic Volcanic 1	Central Pit	Mine Rock	--	0.21	<5	<10	48	5.0	8.0	52	130
A0963282	BR-106	234.1	235.1	Felsic Volcanic 1	Central Pit	Mine Rock	--	0.22	<5	<10	48	5.0	8.0	49	131
A0963283	BR-106	240.1	241.1	Felsic Volcanic 1	Central Pit	Mine Rock	--	0.24	<5	<10	53	5.0	8.0	57	135
A0963284	BR-106	252.3	253.5	Felsic Volcanic 1	Central Pit	Mine Rock	--	0.22	<5	<10	49	5.0	7.0	44	127

Classification as mine rock or ore-grade materials was based on gold content.

A value of "--" indicates metal was not measured for the given sample; the variation in elements analyzed is due to measurement at two different laboratories (see text).

Table B-7 Four Acid Metals

Sample ID	Drillhole ID	From	To	Lithology	Area	Class	Thorium	Titanium	Thallium	Uranium	Vanadium	Tungsten	Yttrium	Zinc	Zirconium
		m	*m*				*ppm*	*%*	*ppm*	*ppm*	*ppm*	*ppm*	*ppm*	*ppm*	*ppm*
10x Crustal Abundance (Price 1997) [(1)]							--	--	--	--	--	--	--	--	--
A0963143	BR-086	106	107	Felsic Volcanic 1	Central Pit	Ore-Grade	--	0.23	<5	<10	38	68	8.0	157	107
A0963144	BR-086	115.5	117	Felsic Volcanic 1	Central Pit	Mine Rock	--	0.25	<5	<10	55	32	10	97	131
A0963145	BR-086	121.5	123	Felsic Volcanic 1	Central Pit	Mine Rock	--	0.25	<5	<10	51	8.0	10	77	127
A0963146	BR-086	126	126.5	Felsic Volcanic 1	Central Pit	Mine Rock	--	0.24	<5	<10	49	5.0	10	76	118
A0963147	BR-086	140.85	142.35	Felsic Volcanic 1	Central Pit	Mine Rock	--	0.24	<5	<10	49	7.0	10	197	131
A0962731	BR-157	38	39.5	Felsic Volcanic 1	Central Pit	Mine Rock	--	0.27	<5	<10	56	5.0	9.0	52	135
A0962732	BR-157	41	42	Felsic Volcanic 1	Central Pit	Mine Rock	--	0.22	<5	<10	49	5.0	10	62	140
A0962733	BR-157	48	49	Metasediment 3	Central Pit	Mine Rock	--	0.19	<5	<10	33	5.0	9.0	42	134
A0962734	BR-157	54.65	55.3	Felsic Volcanic 1	Central Pit	Mine Rock	--	0.20	<5	<10	29	5.0	9.0	74	136
A0962735	BR-157	56.1	57.6	Felsic Volcanic 1	Central Pit	Mine Rock	--	0.18	<5	<10	25	5.0	10	67	153

Classification as mine rock or ore-grade materials was based on gold content.

A value of "--" indicates metal was not measured for the given sample; the variation in elements analyzed is due to measurement at two different laboratories (see text).

Table B-8. SFE Results

Sample ID	Drillhole ID	From	To	Lithology	Area	Class	Sample Weight	Volume of DI Water Used	pH	Conductivity	Acidity	Alkalinity	Sulphate	Aluminum Dissolved	Antimony Dissolved	Arsenic Dissolved	Beryllium Dissolved	Boron Dissolved
		m	*m*				*g*	*mL*	*pH units*	*µS/cm*	*mg $CaCO_3$/L*	*mg $CaCO_3$/L*	*mg/L*	*mg/L*	*mg/L*	*mg/L*	*mg/L*	*mg/L*
In-Place PWQO (mg/L) (1)							--	--	*6.5-8.5*	--	--	--	--	--	--	*0.1*	*0.011*	--
In-Place PWQO (mg/L) (2)							--	--	--	--		--	--	*0.075*	*0.02*	*0.005*	--	*0.2*
DX450001	BR-018	50	51	Fragmental 1	Underground	Mine Rock	250	750	7.8	94	--	32	8.0	**0.90**	0.0043	**0.011**	0.00002	0.17
DX450002	BR-018	102	103	Felsic Volcanic 1	Underground	Mine Rock	250	750	8.1	86	--	35	3.0	**1.1**	0.0023	**0.042**	0.000014	0.020
DX450004	DHZ-018	63.5	64	Ultramafic	Underground	Mine Rock	249	750	7.8	139	--	58	30	**0.29**	<0.0009	0.00090	0.000024	0.020
DX450015	BR-154	547.5	549	Metasediment 2	Underground	Mine Rock	250	750	7.8	101	--	29	12	**1.3**	0.0037	**0.061**	0.000042	0.033
DX450024	DHZ-018	99	100.5	Basalt	Underground	Mine Rock	251	750	7.9	86	--	33	5.0	**0.73**	<0.0009	0.00070	0.000026	0.029
DX450027	BR-096	185.1	186.1	Felsic Volcanic 1	Underground	Mine Rock	250	750	7.7	88	--	25	7.0	**1.2**	0.0060	**0.015**	<0.000007	0.030
DX450029	BR-096	299	300	Felsic Volcanic 1	Underground	Mine Rock	251	750	7.7	86	--	29	6.0	**0.93**	0.0022	**0.053**	<0.000007	0.036
DX450039	BR-007	558.95	559.95	Felsic Volcanic 1	Underground	Mine Rock	250	750	7.7	101	--	29	10	**0.83**	0.0049	**0.39**	0.000025	0.0080
DX450040	BR-007	653.4	654.9	Metasediment 3	Underground	Mine Rock	250	750	6.6	63	14	26	4.0	**0.18**	0.00047	**0.016**	<0.00001	0.0054
DX450041	BR-007	749.1	749.6	Fragmental 2	Underground	Mine Rock	251	750	7.9	308	--	63	88	**0.12**	0.0022	0.00050	0.000041	0.14
DX450042	DHZ-049	10.3	10.8	Argillite	Underground	Mine Rock	250	750	7.9	327	--	70	66	**0.092**	0.0025	**0.024**	0.000036	0.015
DX450044	DHZ-049	133.2	134.15	Ultramafic	Underground	Mine Rock	251	750	7.7	273	--	31	90	0.035	0.0048	0.00090	0.000023	0.014
DX450046	DHZ-049	196.5	197.9	Basalt	Underground	Mine Rock	249	750	8.1	74	--	32	<2	**0.92**	0.0032	**0.069**	0.000034	0.017
DX450054	DL-043	103.5	105	Basalt	Underground	Mine Rock	249	750	8.4	64	--	30	<2	**0.53**	0.0021	**0.0081**	<0.000007	0.014
DX450063	DL-048	133.9	134.4	Argillite	Underground	Mine Rock	249	750	7.9	265	--	53	39	**0.17**	0.0010	0.0011	<0.000007	0.025
DX450068	BR-460	80.05	81	Felsic Volcanic 1	Central Pit	Mine Rock	250	750	7.7	227	--	35	63	**0.20**	0.0011	0.0032	<0.000007	0.026
DX450072	BR-037	445.45	446.1	Felsic Volcanic 1	Underground	Mine Rock	252	750	8.0	99	--	34	3.0	**0.67**	0.0062	**3.9**	<0.000007	0.014
DX450073	BR-159	13.5	15	Metasediment 1	Central Pit	Mine Rock	250	750	8.6	127	--	33	16	**0.70**	0.0021	**0.015**	0.000008	0.079
DX450074	BR-159	39	39.9	Metasediment 1	Central Pit	Mine Rock	200	600	8.9	113	--	38	8.0	**1.2**	0.0014	**0.015**	0.000008	0.090
DX450077	DL-075	199.8	200.8	Basalt	Underground	Mine Rock	249	750	8.3	83	--	35	<2	**0.87**	0.0032	**0.065**	<0.000007	0.021
DX450079	BR-039	29.5	30.5	Felsic Volcanic 1	Central Pit	Mine Rock	252	750	8.9	104	--	38	5.0	**0.64**	0.0031	**0.13**	<0.000007	0.072
DX450081	DL-075	304.9	305.8	Basalt	Underground	Mine Rock	249	750	8.9	125	--	47	2.0	**1.1**	0.0023	**0.0055**	<0.000007	0.041
DX450090	BR-135	217	218	Felsic Volcanic 1	Central Pit	Mine Rock	250	750	8.2	159	--	34	23	**0.47**	**0.021**	0.0033	<0.000007	0.079
DX450093	BR-135	407.5	408.5	Metasediment 2	Underground	Mine Rock	250	750	6.2	76	28	13	12	**0.11**	0.00083	**0.0053**	<0.00001	0.0038
DX450097	BR-133	336.75	337.25	Felsic Volcanic 1	Central Pit	Mine Rock	240	720	8.0	98	--	37	3.0	**0.92**	0.0025	0.00080	<0.000007	0.029
DX450098	DC-13-07	32.5	33.3	Felsic Volcanic 1	Central Pit	Mine Rock	251	750	9.3	104	--	45	3.0	**2.0**	0.0068	**0.099**	0.000013	0.10
DX450099	DC-13-07	51	52	Felsic Volcanic 2	Central Pit	Mine Rock	250	750	8.4	142	--	43	19	**0.63**	**0.023**	**0.096**	0.000011	0.076
DX450105	BR-023	428	429	Felsic Volcanic 2	Underground	Mine Rock	150	450	6.0	63	11	8.7	9.1	0.029	0.0024	**0.53**	<0.00001	0.0043
DX450107	BR-023	548	549	Fragmental 2	Underground	Mine Rock	252	750	8.0	76	--	34	<2	**1.2**	0.0038	**0.052**	0.000024	0.016
DX450109	BR-079	105	105.9	Felsic Volcanic 2	Underground	Mine Rock	250	750	7.8	88	--	32	5.0	**0.83**	0.0062	**0.15**	0.000022	0.0090
DX450110	BR-079	159	160	Metasediment 3	Underground	Mine Rock	251	750	8.0	74	--	32	3.0	**1.3**	0.0032	**0.032**	0.00003	0.0080
DX450115	BR-083	106.5	108	Felsic Volcanic 1	Underground	Mine Rock	249	750	8.0	88	--	37	4.0	**1.1**	0.0023	**0.021**	0.000021	0.010
DX450119	DHZ-021	167	168	Argillite	Underground	Mine Rock	249	750	7.8	214	--	42	24	**0.26**	0.0034	0.00050	0.000033	0.030
DX450127	BR-444	141	142.5	Basalt	Underground	Mine Rock	249	750	7.9	159	--	40	10	**0.74**	0.0015	**0.017**	0.000039	0.031
DX450128	BR-444	195.5	197	Basalt	Underground	Mine Rock	249	750	7.9	99	--	31	4.0	**0.96**	0.00090	0.0022	0.000023	0.023
DX450129	BR-208	220.5	221	Felsic Volcanic 2	Underground	Mine Rock	250	750	7.8	102	--	38	3.0	**0.71**	0.0014	**0.0061**	0.000051	0.016
DX450130	BR-275	479	480	Felsic Volcanic 2	Underground	Ore-Grade	250	750	8.1	96	--	39	3.0	**0.73**	0.0098	**1.5**	0.000019	0.010
DX450132	BR-460	202	202.7	Felsic Volcanic 1	Central Pit	Mine Rock	250	750	7.7	102	--	29	14	**0.22**	**0.030**	**0.083**	0.000032	0.0090
DX450133	BR-438	84.5	85	Felsic Volcanic 1	Central Pit	Ore-Grade	249	750	7.6	102	--	27	13	**0.64**	0.0043	**0.40**	0.000028	0.022
DX450134	BR-375	88.1	88.85	Metasediment 2	Viggo Pit	Mine Rock	199	597	7.9	360	--	68	70	**0.079**	**0.033**	**3.7**	0.000046	0.062
DX450145	BR-347	247.5	249	Fragmental 2	Underground	Mine Rock	250	750	8.0	99	--	39	2.0	**1.2**	0.0056	**0.026**	0.00002	0.027
DX450148	DL-075	100	100.8	Basalt	Underground	Mine Rock	250	750	9.0	96	--	41	<2	**0.49**	0.0049	**0.13**	0.00004	0.067
DX450149	DL-075	150.5	151.5	Basalt	Underground	Mine Rock	250	750	8.0	86	--	37	<2	**0.90**	0.0033	0.0038	0.00003	0.015
DX450165	BR-189	245.25	245.75	Felsic Volanic 2	Central Pit	Mine Rock	251	750	7.8	94	--	34	5.0	**1.5**	0.0023	**0.67**	0.000046	0.022
DX450166	BR-378	160.2	161.3	Felsic Volcanic 1	Viggo Pit	Mine Rock	249	750	7.8	142	--	41	15	**0.79**	**0.033**	**1.8**	0.000031	0.053
DX450176	BR-169	31	31.85	Felsic Volcanic 1	Central Pit	Mine Rock	251	750	7.8	279	--	42	81	**0.16**	0.011	0.00090	0.000025	0.017
DX450177	BR-178	622.4	622.9	Felsic Volcanic 2	Underground	Mine Rock	249	750	7.7	130	--	28	20	**0.58**	0.0034	0.00090	0.000035	0.024
DX450185	BR-187	372	373	Metasediment 2	Underground	Mine Rock	250	750	7.8	85	--	31	3.0	**1.5**	0.0035	**0.032**	0.000015	0.017
DX450192	BR-117	198.1	199.6	Fragmental 1	Underground	Mine Rock	250	750	7.7	94	--	33	6.0	**1.5**	0.0035	**0.049**	0.00004	0.017
DX450201	DL-075	370.5	371.5	Basalt	Underground	Mine Rock	249	750	8.0	65	--	32	<2	**0.89**	0.0021	**0.019**	0.000042	0.040
DX450202	BR-068	50	51	Felsic Volcanic 1	Central Pit	Mine Rock	250	750	8.0	91	--	36	3.0	**0.53**	0.0031	**0.041**	0.000022	0.0060

(1) Provincial Water Quality Objectives.

(2) Provincial Water Quality Objectives Interim.

Blue highlighting indicates metal concentrations greater than the PWQO screening value.

Bolded text indicates metal concentrations greater than the interim PWQO screening value.

Screening values are for qualitative assessment only and hold no regulatory significance.

Classification as mine rock or ore-grade materials was based on gold content.

A value of "--" indicates metal was not measured for the given sample; the variation in elements analyzed is due to measurement at two different laboratories (see text).

Table B-8. SFE Results

Sample ID	Drillhole ID	From	To	Lithology	Area	Class	Sample Weight	Volume of DI Water Used	pH	Conductivity	Acidity	Alkalinity	Sulphate	Aluminum Dissolved	Antimony Dissolved	Arsenic Dissolved	Beryllium Dissolved	Boron Dissolved
		m	*m*				*g*	*mL*	*pH units*	*µS/cm*	*mg $CaCO_3$/L*	*mg $CaCO_3$/L*	*mg/L*	*mg/L*	*mg/L*	*mg/L*	*mg/L*	*mg/L*
In-Place PWQO (mg/L) [1]							--	--	*6.5-8.5*	--	--	--	--	--	--	*0.1*	*0.011*	--
In-Place PWQO (mg/L) [2]							--	--	--	--		--	--	*0.075*	*0.02*	*0.005*	--	*0.2*
DX450239	BR-067	299	300	Felsic Volcanic 1	Central Pit	Ore-Grade	250	750	7.7	173	--	35	36	**0.46**	0.0029	0.0039	0.000031	0.035
DX550051	BR-388	63.85	65.25	Basalt	Underground	Mine Rock	250	750	8.2	61	--	28	<2	**1.1**	0.0012	**0.0073**	<0.000007	0.022
DX550053	DL-066	189	190.00	Basalt	Underground	Mine Rock	250	750	8.8	47	--	28	<2	**0.94**	0.0016	0.0015	<0.000007	0.016
DX550054	DL-066	101.9	103.40	Basalt	Underground	Mine Rock	250	750	9.2	70	--	33	<2	**0.81**	0.0024	0.0011	<0.000007	0.018
DX550055	DL-066	136.5	138.00	Basalt	Underground	Mine Rock	250	750	8.1	56	--	27	<2	**0.81**	0.0026	0.0010	<0.000007	0.026
DX550057	DL-066	520.3	521.50	Basalt	Underground	Mine Rock	250	750	9.2	69	--	35	<2	**1.4**	<0.0009	0.00080	<0.000007	0.014
DX550060	DL-066	615.9	617.35	Basalt	Underground	Mine Rock	250	750	8.2	103	--	35	3.0	**0.69**	<0.0009	0.00020	<0.000007	0.021
DX550061	DL-066	618.25	619.15	Basalt	Underground	Mine Rock	250	750	7.9	117	--	47	<2	**0.51**	<0.0009	0.00030	<0.000007	0.017
DX550063	BR-385	417.5	418.00	Metasediment 3	Underground	Mine Rock	250	750	8.0	42	--	27	<2	**1.7**	0.0020	**0.018**	<0.000007	0.015
DX550065	BR-385	466	467.20	Metasediment 2	Underground	Mine Rock	250	750	8.2	68	--	30	<2	**1.3**	0.0024	**0.057**	<0.000007	0.028
DX550072	BR-386	60.5	62.00	Basalt	Underground	Mine Rock	130	390	7.8	56	--	30	<2	**0.67**	0.0021	0.00080	<0.000007	0.011
DX550073	BR-386	102.8	104.10	Basalt	Underground	Mine Rock	250	750	8.5	57	--	30	<2	**0.84**	<0.0009	**0.018**	<0.000007	0.017
DX550074	BR-384	418.05	419.30	Metasediment 2	Underground	Mine Rock	250	750	7.9	176	--	39	36	**0.56**	0.0011	0.0011	<0.000007	0.042
DX550080	BR-384	516	517.00	Felsic Volcanic 2	Underground	Mine Rock	250	750	7.8	80	--	28	3.9	**1.2**	0.0047	**0.040**	<0.000007	0.022
DX550081	BR-384	506.55	507.55	Felsic Volcanic 2	Underground	Mine Rock	250	750	8.0	78	--	30	3.3	**1.0**	0.0027	**0.0062**	<0.000007	0.031
DX550083	BR-384	606	607.00	Felsic Volcanic 1	Underground	Mine Rock	250	750	8.6	74	--	33	<2	**0.58**	0.0050	**0.52**	<0.000007	0.010
DX550084	BR-384	661.2	662.00	Metasediment 2	Underground	Mine Rock	250	750	7.6	119	--	28	8.3	**0.94**	0.0035	**0.085**	<0.000007	0.015
DX550085	BR-384	669.25	670.50	Felsic Volcanic 2	Underground	Mine Rock	250	750	7.9	88	--	31	<2	**0.51**	0.0022	**0.031**	<0.000007	0.010
DX550086	BR-384	714	715.00	Felsic Volcanic 1	Underground	Mine Rock	250	750	7.9	95	--	26	12	**0.88**	0.0067	**0.016**	<0.000007	0.041
DX550088	DL-071	37.5	39.00	Basalt	Underground	Mine Rock	250	750	8.2	54	--	30	<2	**0.63**	<0.0009	0.0011	<0.000007	0.015
DX550091	DL-071	335	336.00	Basalt	Underground	Mine Rock	250	750	8.9	58	--	31	<2	**0.94**	0.0023	0.0010	<0.000007	0.020
DX550096	REG-004	87	88.50	Basalt	Underground	Mine Rock	250	750	8.8	61	--	29	<2	**1.2**	0.0018	**0.011**	<0.000007	0.012
DX550097	REG-004	101.5	102.50	Basalt	Underground	Mine Rock	250	750	8.1	70	--	30	<2	**0.74**	0.0011	0.0022	<0.000007	0.024
DX550107	BR-384	726	727.10	Felsic Volcanic 1	Underground	Mine Rock	250	750	7.9	240	--	21	99	**0.58**	0.0060	**0.014**	<0.000007	0.019
DX550108	BR-384	741	742.00	Felsic Volcanic 1	Underground	Mine Rock	250	750	8.0	84	--	30	6.9	**1.1**	0.0070	**0.077**	<0.000007	0.021
DX550109	BR-384	735	736.00	Felsic Volcanic 1	Underground	Mine Rock	250	750	7.5	211	--	16	59	**0.79**	0.0049	**0.011**	<0.000007	0.028
031757	BR-190	412.95	414	Metasediment 3	Underground	Mine Rock	250	750	7.8	67	--	30	3.0	**1.2**	0.0032	**0.0083**	<0.000007	0.050
031758	BR-190	438.25	439.25	Sericite Schist	Underground	Mine Rock	250	750	7.7	73	--	22	6.0	**0.84**	**0.051**	0.0022	<0.000007	0.011
031759	BR-190	451.5	453	Fragmental 2	Underground	Mine Rock	125	375	7.8	75	--	33	<2	**1.3**	0.0048	**0.060**	<0.000007	0.029
031762	BR-085	190	190.5	Metasediment 3	Underground	Mine Rock	250	750	7.1	77	--	7.0	18	**0.18**	0.0035	0.0013	<0.000007	0.017
031766	BR-140	587	588	Felsic Fragmental	Underground	Mine Rock	249	750	7.8	50	--	22	<2	**0.91**	<0.0009	0.0034	<0.000007	0.015
031770	BR-141	686	687	Metasediment 3	Underground	Mine Rock	250	750	7.7	74	--	29	4.0	**0.92**	0.0014	**0.16**	<0.000007	0.037
031775	BR-176	759	760.5	Basalt	Underground	Mine Rock	250	750	7.9	127	--	46	14	**0.66**	<0.0009	0.0032	<0.000007	0.020
031777	BR-176	698.2	699.7	Metasediment 3	Underground	Mine Rock	250	750	7.9	60	--	25	<2	**1.2**	0.0038	**0.22**	<0.000007	0.013
031778	BR-194	390.8	392.3	Metasediment 2	Underground	Mine Rock	250	750	7.7	63	--	28	3.0	**1.2**	0.0027	**0.031**	<0.000007	0.014
031781	BR-194	477.8	478.6	Fragmental 2	Underground	Mine Rock	250	750	7.7	58	--	26	2.0	**0.98**	0.0034	**0.020**	<0.000007	0.012
031784	BR-193	328.4	329.4	Metasediment 3	Underground	Mine Rock	250	750	7.6	57	--	26	<2	**1.2**	0.0016	**0.080**	<0.000007	0.0040
031788	BR-192	220.5	222	Metasediment 2	Underground	Mine Rock	250	750	7.7	244	--	41	64	**0.22**	0.0013	0.00070	<0.000007	0.022
031789	BR-192	232	233	Felsic Volcanic 1	Underground	Mine Rock	250	750	7.7	107	--	24	22	**0.65**	<0.0009	0.0029	<0.000007	0.019
031791	BR-381	248.4	248.85	Basalt	Underground	Mine Rock	250	750	7.8	93	--	35	6.0	**1.1**	0.0045	**0.0064**	<0.000007	0.014
031792	BR-381	222.35	223.15	Sericite Schist	Underground	Mine Rock	250	750	7.7	67	--	28	2.0	**1.0**	0.0011	**0.027**	<0.000007	0.020
031811	BH22-23	55	60	Basalt	Underground	Mine Rock	250	750	8.6	46	--	25	<2	**0.91**	<0.0009	0.00090	<0.000007	0.0040
116735	BR-122	743.6	744.1	Basalt	Underground	Mine Rock	138	414	7.9	72	--	31	2.0	**0.72**	<0.0009	0.0047	<0.000007	0.0090
116737	BR-121	725.1	726.5	Metasediment 3	Underground	Mine Rock	250	750	7.9	73	--	27	6.0	**0.78**	0.0019	**0.50**	<0.000007	0.0090
116741	BR-160	396	396.6	Rhyolite	Underground	Mine Rock	250	750	7.7	65	--	31	<2	**0.52**	0.0046	**0.020**	<0.000007	0.0080
116743	BR-067	682.3	683.3	Felsic Volcanic 2	Underground	Mine Rock	250	750	8.1	62	--	27	4.0	**0.70**	0.0014	**0.19**	<0.000007	0.0050
116744	BR-067	700.5	702	Metasediment 3	Underground	Mine Rock	250	750	7.9	67	--	26	5.0	**0.78**	0.0016	**0.050**	<0.000007	0.016
116745	BR-067	739.9	740.3	Intrusive Breccia	Underground	Mine Rock	250	750	7.8	82	--	35	2.0	**0.45**	0.0015	**0.15**	<0.000007	0.029
116746	DL-051	340.2	340.75	Ultramafic	Underground	Mine Rock	250	750	9.3	138	--	57	<2	**0.29**	0.0038	**0.0097**	<0.000007	0.026
116747	DL-051	226	226.8	Argillite	Underground	Mine Rock	250	750	7.7	124	--	27	20	**0.35**	0.0019	**0.019**	<0.000007	0.011
116750	DL-062	273.85	274.5	Argillite	Underground	Mine Rock	250	750	7.2	208	--	54	28	**0.16**	0.0012	0.00030	<0.000007	0.022
031994	BR-449	94.3	95.8	Basalt	Underground	Mine Rock	75	225	6.5	107	19	47	3.8	**0.12**	0.00037	**0.0076**	<0.00001	0.018

(1) Provincial Water Quality Objectives.

(2) Provincial Water Quality Objectives Interim.

Blue highlighting indicates metal concentrations greater than the PWQO screening value.

Bolded text indicates metal concentrations greater than the interim PWQO screening value.

Screening values are for qualitative assessment only and hold no regulatory significance.

Classification as mine rock or ore-grade materials was based on gold content.

A value of "--" indicates metal was not measured for the given sample; the variation in elements analyzed is due to measurement at two different laboratories (see text).

Table B-8. SFE Results

Sample ID	Drillhole ID	From	To	Lithology	Area	Class	Sample Weight	Volume of DI Water Used	pH	Conductivity	Acidity	Alkalinity	Sulphate	Aluminum Dissolved	Antimony Dissolved	Arsenic Dissolved	Beryllium Dissolved	Boron Dissolved
		m	m				g	mL	pH units	µS/cm	mg $CaCO_3$/L	mg $CaCO_3$/L	mg/L	mg/L	mg/L	mg/L	mg/L	mg/L
In-Place PWQO (mg/L) (1)							--	--	6.5-8.5	--	--	--	--	--	--	0.1	0.011	--
In-Place PWQO (mg/L) (2)							--	--	--	--		--	--	0.075	0.02	0.005	--	0.2
031502	BR-216	75	76.5	Felsic Volcanic 1	Central Pit	Mine Rock	250	750	8.8	114	<2	39	4.6	**0.96**	0.0038	**0.066**	<0.000007	0.027
031508	BR-201	168.6	169.5	Felsic Volcanic 1	Central Pit	Ore-Grade	250	750	8.1	159	<2	38	18	**0.17**	0.0026	0.0033	<0.000007	0.022
031510	BR-142	137.75	138.5	Felsic Volcanic 1	Central Pit	Ore-Grade	250	750	8.5	174	<2	41	22	**0.30**	0.0024	0.0034	<0.000007	0.083
031511	BR-142	216.75	217.5	Felsic Volcanic 2	Central Pit	Ore-Grade	250	750	9.2	177	<2	60	9.4	**0.24**	0.0011	**0.019**	<0.000007	0.13
031513	BR-197	148.15	148.65	Felsic Volcanic 2	Central Pit	Mine Rock	250	750	6.4	88	11	30	6.9	**0.087**	0.0010	0.0049	<0.00001	0.0033
031514	BR-200	193.7	194.45	Felsic Volcanic 2	Central Pit	Mine Rock	250	750	9.2	90	<2	35	3.9	**0.99**	0.0067	**0.050**	0.000008	0.036
031519	BR-232	142.9	144	Felsic Volcanic 1	Central Pit	Mine Rock	250	750	9.3	120	<2	34	7.6	**0.58**	0.0031	**0.020**	<0.000007	0.028
031520	BR-241	46.25	47.5	Felsic Volcanic 1	Central Pit	Ore-Grade	250	750	9.2	110	<2	34	5.3	**0.83**	0.0027	**0.43**	0.000009	0.027
031528	BR-316	23	23.9	Metasediment 3	Central Pit	Mine Rock	250	750	9.5	82	<2	39	<2	**1.6**	0.0044	**0.032**	0.000016	0.021
031533	BR-003	18	19	Felsic Volcanic 1	Underground	Mine Rock	250	750	9.6	44	<2	40	<2	**1.1**	0.0010	**0.011**	<0.000007	0.017
031538	BR-035	121	122	Felsic Volcanic 1	Central Pit	Mine Rock	250	750	8.7	99	<2	36	36	**0.14**	<0.0009	0.0018	<0.000007	0.045
031540	BR-037	122.4	123	Felsic Volcanic 1	Central Pit	Ore-Grade	250	750	9.3	63	<2	37	9.4	**0.53**	0.0021	**1.6**	<0.000007	0.025
031543	BR-041	56	57	Metasediment 2	Underground	Mine Rock	250	750	9.3	92	<2	35	6.3	**1.0**	0.0013	**0.017**	0.000013	0.031
031544	BR-043	26.5	27	Fragmental 1	Underground	Mine Rock	83	250	8.3	104	<2	35	8.3	**1.1**	0.0010	**0.0062**	0.000014	0.038
031547	BR-060	139.5	140.35	Felsic Volcanic 1	Central Pit	Mine Rock	250	750	8.4	116	<2	36	7.5	**0.63**	0.0053	**0.019**	<0.000007	0.027
031548	BR-060	315.7	317	Metasediment 2	Central Pit	Mine Rock	250	750	8.9	132	<2	38	12	**0.95**	0.0012	0.0041	<0.000007	0.062
031557	BR-123	66.5	67.5	Felsic Volcanic 2	Central Pit	Mine Rock	250	750	8.8	105	<2	33	9.4	**0.58**	0.0030	**0.0063**	<0.000007	0.033
031559	BR-129	70	71	Fragmental 1	Central Pit	Mine Rock	250	750	8.6	111	<2	34	<2	**0.61**	0.0030	**0.016**	<0.000007	0.047
031561	BR-132	138.5	139.6	Felsic Volcanic 1	Central Pit	Mine Rock	250	750	8.3	123	<2	34	10	**0.37**	0.0024	**0.029**	<0.000007	0.026
031567	BR-170	140.75	141.25	Felsic Volcanic 1	Central Pit	Ore-Grade	250	750	8.7	125	<2	35	13	**0.31**	**0.026**	**0.015**	<0.000007	0.047
031570	BR-156	22.5	24	Felsic Volcanic 1	Central Pit	Mine Rock	250	750	9.3	97	<2	40	<2	**0.93**	0.0014	0.0035	<0.000007	0.036
031571	BR-171	44	45	Felsic Volcanic 1	Central Pit	Mine Rock	250	750	9.4	170	<2	53	18	**0.13**	0.0029	0.00080	<0.000007	**0.30**
031575	BR-181	6	7	Felsic Volcanic 1	Viggo Pit	Mine Rock	250	750	8.3	124	<2	30	18	**0.66**	<0.0009	0.0018	<0.000007	0.044
031582	BR-285	87.5	89	Fragmental 1	Central Pit	Mine Rock	250	750	9.6	93	<2	38	<2	**1.2**	<0.0009	**0.0073**	<0.000007	0.023
031585	BR-333	65	66	Felsic Volcanic 2	Underground	Ore-Grade	250	750	9.5	82	<2	36	<2	**0.95**	0.0035	**0.016**	0.000013	0.015
031586	BR-333	130.3	131.1	Felsic Volcanic 1	Underground	Ore-Grade	250	750	9.5	108	<2	43	3.5	**0.73**	0.0027	**0.011**	<0.000007	0.054
031590	BR-360	16.2	17	Felsic Volcanic 2	Underground	Mine Rock	250	750	6.6	84	16	28	6.0	**0.088**	0.00029	**0.0077**	<0.00001	0.0040
031591	BR-391	51.2	52.2	Felsic Volcanic 2	Underground	Ore-Grade	250	750	9.1	86	<2	31	4.1	**0.61**	0.0024	**0.013**	<0.000007	0.010
031594	BR-399	23.4	24.7	Metasediment 3	Underground	Mine Rock	250	750	9.2	100	<2	37	5.2	**1.0**	<0.0009	**0.016**	0.00001	0.019
031597	BR-449	19.7	21.2	Felsic Volcanic 1	Underground	Mine Rock	250	750	9.3	90	<2	40	2.5	**1.1**	<0.0009	**0.0098**	0.000014	0.032
031601	BR-521	17.75	19.25	Metasediment 2	Viggo Pit	Mine Rock	250	750	8.6	76	<2	28	4.8	**1.2**	0.0044	**0.033**	<0.000007	0.021
031602	BR-407	387	388.5	Felsic Volcanic 1	Central Pit	Mine Rock	250	750	9.2	120	<2	30	17	**0.79**	0.0028	**0.017**	<0.000007	0.017
031606	BR-734	30.9	32.4	Fragmental 1	Viggo Pit	Mine Rock	250	750	9.4	86	<2	36	<2	**1.5**	0.0038	**0.023**	0.000016	0.038
031609	BR-734	117	118.5	Metasediment 3	Viggo Pit	Mine Rock	250	750	9.2	107	<2	51	<2	**1.7**	<0.0009	**0.020**	0.000022	0.15
031610	BR-418	9.6	10.6	Metasediment 2	Central Pit	Mine Rock	250	750	9.3	80	<2	37	<2	**1.1**	0.0023	**0.021**	0.00001	0.028
031612	BR-483	56.65	58.15	Fragmental 1	Central Pit	Mine Rock	250	750	9.2	80	<2	36	<2	**2.1**	<0.0009	**0.0079**	0.000014	0.025
031615	BR-737	36.5	38	Fragmental 1	Viggo Pit	Mine Rock	250	750	9.6	73	<2	32	<2	**1.6**	0.0013	0.0039	0.000009	0.026
031618	BR-409	73.5	74.75	Felsic Volcanic 2	Central Pit	Mine Rock	250	750	9.3	67	<2	35	<2	**1.5**	<0.0009	0.0034	0.000033	0.013
031619	BR-297	54	55.5	Felsic Volcanic 1	Central Pit	Mine Rock	250	750	9.4	102	<2	37	12	**0.77**	0.0058	**0.023**	<0.000007	0.016
031620	BR-298	41.8	42.7	Metasediment 2	Central Pit	Ore-Grade	250	750	9.2	129	<2	35	11	**0.76**	0.0023	**0.013**	<0.000007	0.033
031621	BR-387	56	57.5	Fragmental 2	Central Pit	Mine Rock	250	750	9.4	89	<2	43	<2	**2.0**	0.0016	**0.022**	0.000018	0.033
031623	BR-031	37.55	38.8	Fragmental 2	Underground	Mine Rock	250	750	7.8	60	<2	28	<2	**1.5**	0.0013	**0.069**	<0.000007	0.0070
031624	BR-034	121	122	Felsic Volcanic 1	Central Pit	Mine Rock	250	750	7.7	117	<2	29	14	**0.67**	0.0027	**0.020**	<0.000007	0.035
031626	BR-145	47	48	Felsic Volcanic 1	Central Pit	Ore-Grade	250	750	8.0	79	<2	29	4.1	**0.91**	0.0020	**0.025**	<0.000007	0.011
031627	BR-162	88	89	Fragmental 1	Viggo Pit	Mine Rock	250	750	7.7	103	<2	24	12	**1.1**	0.0013	**0.0073**	<0.000007	0.019
031628	BR-181	124.3	125	Felsic Volcanic 2	Viggo Pit	Ore-Grade	250	750	7.6	105	<2	27	13	**0.70**	0.0022	**0.072**	<0.000007	0.010
031629	BR-190	189.1	190.5	Felsic Volcanic 1	Central Pit	Mine Rock	250	750	7.7	132	<2	27	17	**0.50**	0.0027	**0.0096**	<0.000007	0.013
031630	BR-403	59.8	60.8	Felsic Volcanic 1	Central Pit	Mine Rock	250	750	7.8	122	<2	30	18	**0.64**	0.0011	0.0034	<0.000007	0.019
031633	BR-518	400.4	401.4	Felsic Volcanic 1	Central Pit	Mine Rock	250	750	7.8	159	<2	32	19	**0.54**	0.0024	0.0038	<0.000007	0.010
031637	BR-224	98.4	99.4	Metasediment 2	Central Pit	Mine Rock	245	750	9.3	76	<2	34	<2	**2.2**	<0.0009	0.0032	<0.000007	0.0090
031638	BR-224	247.65	248.3	Felsic Volcanic 1	Central Pit	Ore-Grade	250	750	7.6	112	<2	29	7.7	**0.65**	0.0021	**0.030**	<0.000007	0.020
031642	BR-240	29	30.5	Felsic Volcanic 1	Central Pit	Mine Rock	250	750	7.7	89	<2	30	5.4	**0.95**	0.0017	**0.017**	<0.000007	0.0090

(1) Provincial Water Quality Objectives.

(2) Provincial Water Quality Objectives Interim.

Blue highlighting indicates metal concentrations greater than the PWQO screening value.

Bolded text indicates metal concentrations greater than the interim PWQO screening value.

Screening values are for qualitative assessment only and hold no regulatory significance.

Classification as mine rock or ore-grade materials was based on gold content.

A value of "--" indicates metal was not measured for the given sample; the variation in elements analyzed is due to measurement at two different laboratories (see text).

Table B-8. SFE Results

Sample ID	Drillhole ID	From	To	Lithology	Area	Class	Sample Weight	Volume of DI Water Used	pH	Conductivity	Acidity	Alkalinity	Sulphate	Aluminum Dissolved	Antimony Dissolved	Arsenic Dissolved	Beryllium Dissolved	Boron Dissolved
		m	*m*				*g*	*mL*	*pH units*	*µS/cm*	*mg $CaCO_3$/L*	*mg $CaCO_3$/L*	*mg/L*	*mg/L*	*mg/L*	*mg/L*	*mg/L*	*mg/L*
In-Place PWQO (mg/L) (1)							--	--	*6.5-8.5*	--	--	--	--	--	--	*0.1*	*0.011*	--
In-Place PWQO (mg/L) (2)							--	--	--	--		--	--	*0.075*	*0.02*	*0.005*	--	*0.2*
031643	BR-241	108	108.5	Felsic Volcanic 2	Central Pit	Mine Rock	250	750	7.9	95	<2	28	9.8	**0.79**	0.011	**0.038**	<0.000007	0.0080
031646	BR-283	34.5	36	Felsic Volcanic 1	Central Pit	Mine Rock	250	750	8.1	77	<2	36	<2	**1.3**	0.0011	**0.016**	<0.000007	0.011
031648	BR-344	46	46.95	Felsic Volcanic 1	Central Pit	Mine Rock	250	750	7.9	74	<2	30	2.1	**1.2**	0.0021	**0.039**	0.000008	0.0070
031649	BR-322	169.5	170.9	Fragmental 1	Central Pit	Mine Rock	250	750	7.9	89	<2	32	7.0	**1.0**	0.0054	**0.026**	<0.000007	0.0070
031652	BR-370	22.8	24.2	Felsic Volcanic 1	Viggo Pit	Mine Rock	250	750	7.5	92	<2	21	17	**0.77**	<0.0009	0.0016	<0.000007	0.017
031655	BR-379	143.1	144.1	Felsic Volcanic 1	Viggo Pit	Mine Rock	250	750	7.9	68	<2	30	<2	**1.2**	0.0025	**0.012**	<0.000007	0.011
031657	BR-437	98.9	99.9	Felsic Volcanic 1	Central Pit	Mine Rock	250	750	7.7	82	<2	30	5.3	**0.88**	0.0021	**0.012**	<0.000007	0.010
031658	BR-444	44.9	46.4	Metasediment 3	Underground	Mine Rock	250	750	8.9	68	<2	30	<2	**1.6**	<0.0009	**0.013**	<0.000007	0.0080
116951	BR-272	51.8	53.3	Fragmental 1	Underground	Mine Rock	251	750	9.5	102	<2	36	5.7	**1.4**	0.0012	**0.0052**	<0.000007	0.018
116953	BR-535	171.2	172.2	Felsic Volcanic 1	Central Pit	Ore-Grade	250	750	9.2	96	<2	36	3.4	**0.66**	0.0032	**0.015**	<0.000007	0.022
117009	BR-058	30.5	31.5	Quartz Sericite Schist	Viggo Pit	Mine Rock	250	750	6.1	35	31	16	1.6	**0.26**	0.00076	0.00082	<0.00001	0.0028
117007	BR-058	126.15	127	Metasediment 2	Viggo Pit	Mine Rock	250	750	6.0	58	26	11	9.5	0.068	0.00078	0.00017	<0.00001	0.0074
117002	BR-162	11	12.5	Felsic Volcanic 1	Viggo Pit	Mine Rock	250	750	6.4	57	34	27	1.8	**0.36**	0.00062	0.0013	<0.00001	0.0038
117011	BR-162	69.5	70.1	Felsic Volcanic 1	Viggo Pit	Mine Rock	250	750	6.5	99	24	34	8.5	**0.25**	0.00045	**0.0071**	<0.00001	0.0073
117037	BR-567	55.2	56.2	Felsic Volcanic 1	Viggo Pit	Mine Rock	250	750	6.5	57	26	25	2.1	**0.43**	0.0028	**0.020**	<0.00001	0.0043
117030	BR-568	39.4	40.4	Felsic Volcanic 2	Viggo Pit	Mine Rock	250	750	6.5	58	27	23	2.9	**0.30**	0.00058	**0.0099**	<0.00001	0.0050
117033	BR-568	92.6	93.9	Metasediment 2	Viggo Pit	Mine Rock	250	750	6.4	40	27	14	2.5	**0.30**	0.00051	0.00049	<0.00001	0.0082
117022	BR-569	31.5	33	Fragmental 1	Viggo Pit	Mine Rock	250	750	6.1	71	33	14	11	**0.15**	0.00054	0.00098	<0.00001	0.0041
117016	BR-569	143.65	144.65	Metasediment 2	Viggo Pit	Mine Rock	250	750	6.4	57	31	26	1.7	**0.34**	0.00045	0.0011	<0.00001	0.011
117027	BR-638	10.5	12	Felsic Volcanic 1	Viggo Pit	Mine Rock	250	750	6.6	72	33	31	2.0	**0.48**	0.0014	0.0024	<0.00001	0.0059
117025	BR-638	60	61	Quartz Sericite Schist	Viggo Pit	Mine Rock	250	750	6.5	47	32	22	1.9	**0.38**	0.00083	0.0015	<0.00001	0.0064
DX491069	BR-732	49.5	50.5	Fragmental 1	Viggo Pit	Mine Rock	250	750	6.3	76	26	22	11	**0.17**	0.00032	0.0032	<0.00001	0.0062
117478	BR-569	81.4	82.25	Felsic Volcanic 2	Viggo Pit	Mine Rock	250	750	6.1	65	42	34	1.9	**0.52**	0.0013	**0.015**	<0.00001	0.028
117469	BR-379	21	22.45	Metasediment 2	Viggo Pit	Mine Rock	250	750	6.3	61	33	19	8.1	**0.25**	0.00046	0.0025	<0.00001	0.0062
117473	BR-379	70.2	71.5	Felsic Volcanic 1	Viggo Pit	Mine Rock	250	750	6.4	79	38	31	8.2	**0.33**	0.0014	0.0016	<0.00001	0.0077
117476	BR-379	117	118	Felsic Volcanic 2	Viggo Pit	Mine Rock	250	750	6.4	85	34	28	13	**0.24**	0.00070	**0.013**	<0.00001	0.0076
117492	BH23-11	22	23	Fragmental 1	Viggo Pit	Mine Rock	250	750	6.4	43	37	22	2.6	**0.39**	0.0013	0.0020	<0.00001	0.0067
117489	BH23-11	52	53	Felsic Volcanic 1	Viggo Pit	Mine Rock	250	750	6.4	58	33	26	4.1	**0.37**	0.0024	0.0019	<0.00001	0.0063
117488	BH23-12	15	16	Fragmental 1	Viggo Pit	Mine Rock	250	750	6.4	42	38	21	2.7	**0.42**	0.00024	0.00063	<0.00001	0.0045
117484	BH23-12	45	46	Fragmental 1	Viggo Pit	Mine Rock	250	750	6.5	56	33	28	4.0	**0.38**	0.00061	0.0015	<0.00001	0.0036
117453	BR-734	54.9	56.4	Felsic Volcanic 2	Viggo Pit	Ore-Grade	250	750	6.5	47	31	26	2.5	**0.37**	0.00049	**0.0085**	<0.00001	0.0045
117457	BR-734	111	112.5	Metasediment 3	Viggo Pit	Mine Rock	250	750	6.2	42	28	21	2.7	**0.34**	0.00030	0.0012	<0.00001	0.012
117464	BR-735	113.75	114.75	Felsic Volcanic 1	Viggo Pit	Mine Rock	250	750	6.7	66	43	35	3.0	**0.54**	0.0046	0.0028	<0.00001	0.0063
117467	BR-735	150.1	150.85	Felsic Volcanic 2	Viggo Pit	Mine Rock	250	750	6.6	50	36	28	4.0	**0.46**	0.0011	**0.0065**	<0.00001	0.0097
117495	BH24-01	69.5	70.5	Fragmental 1	Viggo Pit	Mine Rock	250	750	6.4	67	42	24	3.6	**0.35**	0.0011	0.00074	<0.00001	0.0047
DX489413	BH24-02	30.1	31	Felsic Volcanic 2	Viggo Pit	Mine Rock	250	750	6.3	88	36	26	17	**0.22**	0.00039	0.0033	<0.00001	0.0042
117500	BH24-02	90.95	91.75	Felsic Volcanic 1	Viggo Pit	Mine Rock	250	750	6.4	20	22	10.0	1.9	**0.19**	0.00061	0.00083	<0.00001	0.028
A0962868	BH24-01	30.9	31.9	Felsic Volcanic 1	Viggo Pit	Mine Rock	250	750	6.3	44	36	20	2.1	**0.37**	0.0015	**0.0063**	<0.00001	0.0058
DX489421	BH24-03	16	17	Metasediment 3	Viggo Pit	Mine Rock	250	750	6.4	37	30	16	2.1	**0.33**	0.00052	0.00077	<0.00001	0.0059
DX489417	BH24-03	44.4	45.3	Felsic Volcanic 1	Viggo Pit	Mine Rock	250	750	6.6	45	32	27	2.0	**0.46**	0.00081	0.0012	<0.00001	0.0054
031665	REG-026	1018.5	1020	Felsic Volcanic 1	Underground	Mine Rock	250	750	9.2	82	<2	36	3.1	**1.5**	0.0031	**0.019**	<0.000007	0.020
031670	BR-259	696	697	Fragmental 2	Underground	Mine Rock	249	750	9.2	102	<2	47	2.2	**1.8**	0.0038	**0.60**	0.000011	0.042
031671	BR-259	719.75	720.25	Metasediment 3	Underground	Mine Rock	250	750	9.4	98	<2	40	3.9	**1.3**	0.0012	**0.064**	<0.000007	0.046
031676	BR-378	106	107.2	Fragmental 1	Underground	Mine Rock	250	750	9.1	82	<2	38	3.8	**2.3**	0.0035	**0.016**	0.000011	0.027
031681	BR-469	155.5	157	Felsic Volcanic 2	Underground	Mine Rock	249	750	8.7	118	<2	37	13	**0.55**	0.0015	**0.035**	<0.000007	0.024
031693	BR-523	148.1	148.5	Felsic Volcanic 1	Underground	Mine Rock	150	450	6.3	104	21	20	14	**0.11**	0.00082	0.0015	<0.00001	0.0056
031695	BR-523	100.7	102	Fragmental 1	Underground	Mine Rock	248	750	9.3	94	<2	45	3.0	**2.0**	0.0020	**0.0066**	0.00001	0.033
031698	BR-772	1533	1534.5	Basalt	Underground	Mine Rock	251	750	9.2	90	<2	38	<2	**1.2**	<0.0009	0.0036	<0.000007	0.050
031705	BR-771	1474.2	1475	Metasediment 3	Underground	Mine Rock	248	750	9.2	79	<2	39	<2	**2.4**	0.0012	0.0019	<0.000007	0.024
031707	BR-771	1382.6	1383.4	Felsic Volcanic 2	Underground	Mine Rock	249	750	9.2	99	<2	39	4.6	**1.7**	0.0020	**0.013**	0.000007	0.056
031708	BR-695	1709.5	1711	Metasediment 3	Underground	Mine Rock	249	750	9.3	82	<2	40	<2	**2.5**	0.0022	**0.016**	0.000008	0.028
031711	BR-760	300	301.1	Metasediment 2	Underground	Mine Rock	250	750	9.3	112	<2	45	10	**1.2**	0.0010	0.0025	0.000009	0.054

(1) Provincial Water Quality Objectives.

(2) Provincial Water Quality Objectives Interim.

Blue highlighting indicates metal concentrations greater than the PWQO screening value.

Bolded text indicates metal concentrations greater than the interim PWQO screening value.

Screening values are for qualitative assessment only and hold no regulatory significance.

Classification as mine rock or ore-grade materials was based on gold content.

A value of "--" indicates metal was not measured for the given sample; the variation in elements analyzed is due to measurement at two different laboratories (see text).

Table B-8. SFE Results

Sample ID	Drillhole ID	From	To	Lithology	Area	Class	Sample Weight	Volume of DI Water Used	pH	Conductivity	Acidity	Alkalinity	Sulphate	Aluminum Dissolved	Antimony Dissolved	Arsenic Dissolved	Beryllium Dissolved	Boron Dissolved
		m	*m*				*g*	*mL*	*pH units*	*µS/cm*	*mg $CaCO_3$/L*	*mg $CaCO_3$/L*	*mg/L*	*mg/L*	*mg/L*	*mg/L*	*mg/L*	*mg/L*
In-Place PWQO (mg/L) (1)							--	--	*6.5-8.5*	--	--	--	--	--	--	*0.1*	*0.011*	--
In-Place PWQO (mg/L) (2)							--	--	--	--		--	--	*0.075*	*0.02*	*0.005*	--	*0.2*
031713	BR-760	253.2	254	Fragmental 1	Underground	Mine Rock	249	750	9.3	106	<2	35	2.2	**1.4**	0.0047	**0.73**	0.00001	0.038
031714	BR-760	457.5	459	Felsic Volcanic 1	Underground	Mine Rock	251	750	9.5	129	<2	59	<2	**1.5**	0.0020	**0.0059**	<0.000007	0.039
031717	BR-481	655.8	656.7	Felsic Volcanic 1	Underground	Ore-Grade	251	750	8.1	65	<2	26	3.8	**0.87**	0.0014	**0.049**	0.000012	0.011
031720	BR-745	669	670.5	Felsic Volcanic 2	Underground	Mine Rock	250	750	8.2	62	<2	27	<2	**1.3**	0.0043	**0.029**	<0.000007	0.018
031721	BR-763	542.35	543.85	Metasediment 2	Underground	Mine Rock	250	750	9.2	88	<2	36	2.5	**1.9**	**0.023**	**0.079**	<0.000007	0.067
031723	BR-682	1029	1030.5	Felsic Volcanic 1	Underground	Mine Rock	251	750	7.4	495	<2	12	210	**0.38**	0.013	0.0018	<0.000007	0.019
031725	BR-682	777.9	778.9	Felsic Volcanic 1	Underground	Ore-Grade	250	750	8.6	180	<2	42	21	**0.23**	0.0069	0.0042	<0.000007	0.065
031726	BR-682	927.6	928.2	Felsic Volcanic 1	Underground	Mine Rock	250	750	7.4	523	<2	17	230	**0.37**	0.014	0.0033	0.000008	0.011
031729	BR-682	646.2	647.5	Metasediment 2	Underground	Mine Rock	250	750	8.7	95	<2	27	<2	**1.0**	0.0014	0.0019	<0.000007	0.080
031730	BR-682	390.5	391.6	Felsic Volcanic 1	Underground	Mine Rock	250	750	9.1	73	<2	39	<2	**1.4**	0.0044	**0.0070**	<0.000007	0.055
031733	BR-227	840.5	842	Basalt	Underground	Mine Rock	250	750	9.1	78	<2	35	<2	**1.3**	0.0020	0.0029	<0.000007	0.040
031734	BR-227	812	813	Fragmental 2	Underground	Mine Rock	251	750	8.1	81	<2	28	<2	**1.1**	0.0029	**0.0073**	<0.000007	0.043
031735	BR-227	502	503	Felsic Volcanic 1	Underground	Mine Rock	250	750	9.1	93	<2	39	2.8	**1.2**	0.0022	**0.015**	0.000007	0.066
031737	BR-227	609	609.75	Metasediment 2	Underground	Mine Rock	250	750	8.1	76	<2	29	2.2	**1.8**	0.0050	**0.084**	<0.000007	0.014
031829	BR-156	405	406.5	Felsic Volcanic 1	Underground	Mine Rock	250	750	9.0	99	<2	37	4.4	**0.81**	0.0044	**0.045**	<0.000007	0.064
031832	BR-156	564	565	Felsic Volcanic 2	Underground	Ore-Grade	250	750	8.9	65	<2	30	2.0	**1.4**	0.0032	**0.0060**	<0.000007	0.059
031835	BR-007	504.65	505.15	Metasediment 2	Underground	Ore-Grade	250	750	7.9	123	<2	25	11	**1.3**	0.0028	**0.0065**	<0.000007	0.0060
031838	BR-007	705	706	Felsic Volcanic 1	Underground	Mine Rock	250	750	8.7	46	<2	25	<2	**0.67**	<0.0009	0.0021	<0.000007	0.049
031844	BR-030	437.3	438.2	Felsic Volcanic 2	Underground	Mine Rock	250	750	9.2	79	<2	36	<2	**0.68**	0.0040	**0.39**	<0.000007	0.048
031848	BR-084	491	492.5	Fragmental 2	Underground	Mine Rock	250	750	8.9	72	<2	34	<2	**1.3**	0.0030	**0.0089**	<0.000007	0.067
031849	BR-084	568.3	569.8	Basalt	Underground	Mine Rock	250	750	9.1	72	<2	36	<2	**1.1**	0.0031	**0.016**	<0.000007	0.048

(1) Provincial Water Quality Objectives values

(2) Provincial Water Quality Objectives interim values

Blue highlighting indicates metal concentrations greater than the PWQO screening value.

Bolded text indicates metal concentrations greater than the interim PWQO screening value.

Screening values are for qualitative assessment only and hold no regulatory significance.

Classification as mine rock or ore-grade materials was based on gold content.

A value of "--" indicates metal was not measured for the given sample; the variation in elements analyzed is due to measurement at two different laboratories (see text).

Table B-8. SFE Results

Sample ID	Drillhole ID	From	To	Lithology	Area	Class	Cadmium Dissolved	Calcium Dissolved	Chromium Dissolved	Cobalt Dissolved	Copper Dissolved	Iron Dissolved	Lead Dissolved	Magnesium Dissolved	Mercury Dissolved	Molybdenum Dissolved	Nickel Dissolved	Phosphorus Dissolved
		m	m				mg/L	mg/L	mg/L	mg/L	mg/L	mg/L	mg/L	mg/L	mg/L	mg/L	mg/L	mg/L
In-Place PWQO (mg/L) [1]							*0.0002*	--	*0.001*	--	*0.005*	*0.3*	*0.005*	--	*0.0002*	--	*0.025*	--
In-Place PWQO (mg/L) [2]							*0.0001*	--	--	*0.0009*	*0.005*	-	*0.001*	--	--	*0.04*	--	*0.03*
DX450001	BR-018	50	51	Fragmental 1	Underground	Mine Rock	<0.000003	5.1	0.00042	0.000073	0.00050	0.079	<0.00009	0.40	<0.00001	0.0019	0.0014	**0.038**
DX450002	BR-018	102	103	Felsic Volcanic 1	Underground	Mine Rock	<0.000003	4.7	<0.00008	0.000024	<0.0002	0.021	<0.00009	0.39	<0.00001	0.0062	0.00080	0.020
DX450004	DHZ-018	63.5	64	Ultramafic	Underground	Mine Rock	<0.000003	14	<0.00008	0.000027	<0.0002	<0.007	<0.00009	3.0	<0.00001	0.00041	0.0011	0.0060
DX450015	BR-154	547.5	549	Metasediment 2	Underground	Mine Rock	<0.000003	2.7	0.00028	0.00010	<0.0002	0.13	<0.00009	0.32	<0.00001	0.00062	0.0011	**0.044**
DX450024	DHZ-018	99	100.5	Basalt	Underground	Mine Rock	<0.000003	9.1	<0.00008	0.000016	0.00030	<0.007	<0.00009	1.7	<0.00001	0.00024	0.00040	<0.003
DX450027	BR-096	185.1	186.1	Felsic Volcanic 1	Underground	Mine Rock	0.000055	6.4	0.00009	0.000042	0.00050	0.073	**0.0025**	0.39	<0.00001	0.00053	0.0013	0.013
DX450029	BR-096	299	300	Felsic Volcanic 1	Underground	Mine Rock	0.000003	6.4	0.00017	0.000025	0.00040	0.041	<0.00009	0.43	<0.00001	0.00061	0.00090	0.017
DX450039	BR-007	558.95	559.95	Felsic Volcanic 1	Underground	Mine Rock	<0.000003	8.1	0.00027	0.000017	<0.0002	0.021	0.00014	0.69	<0.00001	0.00064	0.00090	0.018
DX450040	BR-007	653.4	654.9	Metasediment 3	Underground	Mine Rock	<0.000002	8.6	<0.0005	0.0000708	0.0011	0.0057	0.00007	0.16	<0.000005	0.00024	0.00041	0.029
DX450041	BR-007	749.1	749.6	Fragmental 2	Underground	Mine Rock	0.000013	42	<0.00008	0.000051	<0.0002	<0.007	<0.00009	3.4	<0.00001	0.00045	0.0012	<0.003
DX450042	DHZ-049	10.3	10.8	Argillite	Underground	Mine Rock	<0.000003	48	<0.00008	**0.0017**	0.00040	0.010	<0.00009	5.0	<0.00001	0.0033	0.0018	<0.003
DX450044	DHZ-049	133.2	134.15	Ultramafic	Underground	Mine Rock	<0.000003	16	0.00045	0.000025	<0.0002	<0.007	<0.00009	4.3	<0.00001	0.00048	0.0036	0.0070
DX450046	DHZ-049	196.5	197.9	Basalt	Underground	Mine Rock	<0.000003	4.8	0.00010	0.000037	<0.0002	<0.007	<0.00009	0.41	<0.00001	0.00023	0.0036	<0.003
DX450054	DL-043	103.5	105	Basalt	Underground	Mine Rock	<0.000003	7.6	0.00040	0.000023	0.00080	0.0070	<0.00009	1.5	<0.00001	0.00019	0.0010	<0.003
DX450063	DL-048	133.9	134.4	Argillite	Underground	Mine Rock	0.000007	31	0.00040	0.00014	0.00060	<0.007	<0.00009	4.9	<0.00001	0.00053	0.0015	<0.003
DX450068	BR-460	80.05	81	Felsic Volcanic 1	Central Pit	Mine Rock	<0.000003	22	0.00070	0.000093	0.00080	<0.007	<0.00009	3.7	<0.00001	0.0019	0.0031	<0.003
DX450072	BR-037	445.45	446.1	Felsic Volcanic 1	Underground	Mine Rock	<0.000003	9.1	0.00066	0.000009	0.00030	<0.007	<0.00009	0.78	<0.00001	0.00079	0.00040	<0.003
DX450073	BR-159	13.5	15	Metasediment 1	Central Pit	Mine Rock	<0.000003	4.1	0.00088	0.00024	0.00080	0.20	0.00020	0.70	<0.00001	0.00069	0.0021	0.013
DX450074	BR-159	39	39.9	Metasediment 1	Central Pit	Mine Rock	0.000019	3.4	0.0013	0.00049	0.00080	0.38	0.00037	0.52	<0.00001	0.00052	0.0013	0.0070
DX450077	DL-075	199.8	200.8	Basalt	Underground	Mine Rock	<0.000003	5.6	0.0012	0.000021	0.00090	0.015	0.00022	0.44	<0.00001	0.00028	0.00040	<0.003
DX450079	BR-039	29.5	30.5	Felsic Volcanic 1	Central Pit	Mine Rock	<0.000003	4.0	0.0011	0.000033	0.0015	0.082	<0.00009	0.32	<0.00001	0.00050	0.00060	<0.003
DX450081	DL-075	304.9	305.8	Basalt	Underground	Mine Rock	<0.000003	3.0	<0.00008	0.000018	0.00030	0.0070	<0.00009	0.29	<0.00001	0.00050	0.00020	<0.003
DX450090	BR-135	217	218	Felsic Volcanic 1	Central Pit	Mine Rock	**0.00020**	9.6	0.0012	0.00008	0.0014	0.15	**0.069**	0.62	<0.00001	0.00057	0.0013	<0.003
DX450093	BR-135	407.5	408.5	Metasediment 2	Underground	Mine Rock	0.0000036	5.9	<0.0005	0.0000918	0.0011	0.011	<0.00005	0.42	<0.000005	0.00010	0.0022	<0.01
DX450097	BR-133	336.75	337.25	Felsic Volcanic 1	Central Pit	Mine Rock	<0.000003	8.6	0.00067	0.000022	0.00060	0.0080	<0.00009	0.89	<0.00001	0.00058	0.00070	<0.003
DX450098	DC-13-07	32.5	33.3	Felsic Volcanic 1	Central Pit	Mine Rock	0.00001	3.3	0.0014	0.00028	0.0031	0.85	**0.0011**	0.54	<0.00001	0.00061	0.0015	0.025
DX450099	DC-13-07	51	52	Felsic Volcanic 2	Central Pit	Mine Rock	0.000008	8.7	0.0013	0.000034	0.0014	0.080	**0.0014**	0.92	<0.00001	0.00094	0.00040	0.0030
DX450105	BR-023	428	429	Felsic Volcanic 2	Underground	Mine Rock	0.0000047	5.7	<0.0005	0.00057	0.00053	0.0040	0.00014	0.28	<0.000005	0.000081	0.000089	<0.01
DX450107	BR-023	548	549	Fragmental 2	Underground	Mine Rock	<0.000003	3.9	<0.00008	0.000022	0.00040	0.046	<0.00009	0.22	<0.00001	0.0010	0.00030	<0.003
DX450109	BR-079	105	105.9	Felsic Volcanic 2	Underground	Mine Rock	<0.000003	6.6	<0.00008	0.000017	0.00030	0.039	0.00050	0.37	<0.00001	0.00059	0.00020	0.0030
DX450110	BR-079	159	160	Metasediment 3	Underground	Mine Rock	0.000009	4.2	0.00021	0.000045	0.00040	0.078	0.00017	0.30	<0.00001	0.00041	0.00030	0.011
DX450115	BR-083	106.5	108	Felsic Volcanic 1	Underground	Mine Rock	<0.000003	4.4	<0.00008	0.000026	0.00020	0.069	<0.00009	0.38	<0.00001	0.00055	0.00020	<0.003
DX450119	DHZ-021	167	168	Argillite	Underground	Mine Rock	0.000004	24	<0.00008	0.00014	<0.0002	0.015	<0.00009	1.9	<0.00001	0.0010	0.00080	<0.003
DX450127	BR-444	141	142.5	Basalt	Underground	Mine Rock	<0.000003	14	<0.00008	0.000027	<0.0002	0.0080	<0.00009	1.5	<0.00001	0.00035	0.00040	<0.003
DX450128	BR-444	195.5	197	Basalt	Underground	Mine Rock	<0.000003	11	<0.00008	0.000013	<0.0002	<0.007	<0.00009	1.2	<0.00001	0.00022	0.00020	<0.003
DX450129	BR-208	220.5	221	Felsic Volcanic 2	Underground	Mine Rock	<0.000003	11	<0.00008	0.000015	<0.0002	<0.007	<0.00009	1.1	<0.00001	0.0045	0.00050	<0.003
DX450130	BR-275	479	480	Felsic Volcanic 2	Underground	Ore-Grade	<0.000003	7.3	0.00010	0.00003	0.00070	0.0070	<0.00009	0.57	<0.00001	0.00061	0.00090	<0.003
DX450132	BR-460	202	202.7	Felsic Volcanic 1	Central Pit	Mine Rock	0.000004	13	<0.00008	0.000045	0.0021	<0.007	<0.00009	0.88	<0.00001	0.0032	0.0018	<0.003
DX450133	BR-438	84.5	85	Felsic Volcanic 1	Central Pit	Ore-Grade	0.00001	8.0	<0.00008	0.000068	0.0024	0.011	0.00082	0.98	<0.00001	0.00049	0.0023	0.014
DX450134	BR-375	88.1	88.85	Metasediment 2	Viggo Pit	Mine Rock	0.000006	52	<0.00008	**0.0011**	<0.0002	<0.007	<0.00009	6.3	<0.00001	0.00048	0.14	<0.003
DX450145	BR-347	247.5	249	Fragmental 2	Underground	Mine Rock	<0.000003	4.9	<0.00008	0.000058	0.0011	0.030	<0.00009	0.36	<0.00001	0.00081	0.00050	<0.003
DX450148	DL-075	100	100.8	Basalt	Underground	Mine Rock	<0.000003	3.5	0.00044	0.000014	<0.0002	0.0090	<0.00009	0.25	<0.00001	0.00044	0.00030	<0.003
DX450149	DL-075	150.5	151.5	Basalt	Underground	Mine Rock	<0.000003	4.7	<0.00008	0.000011	<0.0002	0.019	<0.00009	0.56	<0.00001	0.00024	0.00020	0.0040
DX450165	BR-189	245.25	245.75	Felsic Volanic 2	Central Pit	Mine Rock	0.000003	4.2	<0.00008	0.000033	<0.0002	0.091	<0.00009	0.34	<0.00001	0.0016	0.00040	0.019
DX450166	BR-378	160.2	161.3	Felsic Volcanic 1	Viggo Pit	Mine Rock	<0.000003	7.7	0.00009	0.000023	<0.0002	0.035	<0.00009	1.2	<0.00001	0.00073	0.00050	0.010
DX450176	BR-169	31	31.85	Felsic Volcanic 1	Central Pit	Mine Rock	0.000014	30	<0.00008	0.000078	<0.0002	<0.007	**0.0058**	7.4	<0.00001	0.00051	0.0010	<0.003
DX450177	BR-178	622.4	622.9	Felsic Volcanic 2	Underground	Mine Rock	0.000027	13	<0.00008	0.00018	0.00050	0.014	**0.0037**	0.56	<0.00001	0.00074	0.00020	<0.003
DX450185	BR-187	372	373	Metasediment 2	Underground	Mine Rock	<0.000003	3.1	0.00064	0.000094	0.00050	0.18	0.00021	0.30	<0.00001	0.0011	0.00090	**0.040**
DX450192	BR-117	198.1	199.6	Fragmental 1	Underground	Mine Rock	<0.000003	3.7	0.00047	0.00012	<0.0002	0.14	0.00012	0.33	<0.00001	0.00041	0.0027	0.019
DX450201	DL-075	370.5	371.5	Basalt	Underground	Mine Rock	<0.000003	4.5	0.00021	0.000025	<0.0002	0.019	<0.00009	0.40	<0.00001	0.00025	0.00030	<0.003
DX450202	BR-068	50	51	Felsic Volcanic 1	Central Pit	Mine Rock	<0.000003	4.3	0.00028	0.000011	<0.0002	0.016	<0.00009	0.37	<0.00001	0.00068	0.00020	<0.003

(1) Provincial Water Quality Objectives.

(2) Provincial Water Quality Objectives Interim.

Blue highlighting indicates metal concentrations greater than the PWQO screening value.

Bolded text indicates metal concentrations greater than the interim PWQO screening value.

Screening values are for qualitative assessment only and hold no regulatory significance.

Classification as mine rock or ore-grade materials was based on gold content.

A value of "--" indicates metal was not measured for the given sample; the variation in elements analyzed is due to measurement at two different laboratories (see text).

Table B-8. SFE Results

Sample ID	Drillhole ID	From	To	Lithology	Area	Class	Cadmium Dissolved	Calcium Dissolved	Chromium Dissolved	Cobalt Dissolved	Copper Dissolved	Iron Dissolved	Lead Dissolved	Magnesium Dissolved	Mercury Dissolved	Molybdenum Dissolved	Nickel Dissolved	Phosphorus Dissolved
		m	*m*				*mg/L*	*mg/L*	*mg/L*	*mg/L*	*mg/L*	*mg/L*	*mg/L*	*mg/L*	*mg/L*	*mg/L*	*mg/L*	*mg/L*
In-Place PWQO (mg/L) [1]							*0.0002*	--	*0.001*	--	*0.005*	*0.3*	*0.005*	--	*0.0002*	--	*0.025*	--
In-Place PWQO (mg/L) [2]							*0.0001*	--	--	*0.0009*	*0.005*	-	*0.001*	--	--	*0.04*	--	*0.03*
DX450239	BR-067	299	300	Felsic Volcanic 1	Central Pit	Ore-Grade	<0.000003	18	<0.00008	0.000014	<0.0002	0.012	0.00016	1.4	<0.00001	0.00088	0.00020	<0.003
DX550051	BR-388	63.85	65.25	Basalt	Underground	Mine Rock	<0.000003	7.7	0.00043	0.00001	<0.0002	0.0090	<0.00009	0.82	<0.00001	0.00053	0.00020	0.0030
DX550053	DL-066	189	190.00	Basalt	Underground	Mine Rock	<0.000003	5.5	0.00066	0.000009	<0.0002	0.012	<0.00009	0.50	<0.00001	0.00038	0.00020	<0.003
DX550054	DL-066	101.9	103.40	Basalt	Underground	Mine Rock	<0.000003	4.5	0.00058	0.000023	<0.0002	0.016	<0.00009	0.28	<0.00001	0.00037	0.00030	0.0070
DX550055	DL-066	136.5	138.00	Basalt	Underground	Mine Rock	<0.000003	6.5	0.00066	0.00002	<0.0002	0.012	<0.00009	0.77	<0.00001	0.00036	0.00030	0.0030
DX550057	DL-066	520.3	521.50	Basalt	Underground	Mine Rock	<0.000003	4.3	0.00072	0.000031	0.00040	0.017	<0.00009	0.11	<0.00001	0.00021	0.00040	0.0050
DX550060	DL-066	615.9	617.35	Basalt	Underground	Mine Rock	<0.000003	7.8	0.00065	0.000009	<0.0002	0.012	<0.00009	1.0	<0.00001	0.00021	0.00030	<0.003
DX550061	DL-066	618.25	619.15	Basalt	Underground	Mine Rock	<0.000003	7.3	0.00079	0.000025	<0.0002	0.011	<0.00009	1.8	<0.00001	0.00030	0.0010	0.0040
DX550063	BR-385	417.5	418.00	Metasediment 3	Underground	Mine Rock	<0.000003	3.3	0.0013	0.000049	0.00060	0.23	0.00015	0.30	<0.00001	0.00049	0.00070	0.018
DX550065	BR-385	466	467.20	Metasediment 2	Underground	Mine Rock	<0.000003	5.2	0.00042	0.000013	<0.0002	0.026	<0.00009	0.29	<0.00001	0.00029	0.00030	0.0090
DX550072	BR-386	60.5	62.00	Basalt	Underground	Mine Rock	<0.000003	5.5	0.00024	0.00001	<0.0002	0.011	<0.00009	0.59	<0.00001	0.00035	0.00010	0.0030
DX550073	BR-386	102.8	104.10	Basalt	Underground	Mine Rock	<0.000003	4.9	0.00070	0.000016	<0.0002	0.014	<0.00009	0.46	<0.00001	0.00031	0.00020	0.0070
DX550074	BR-384	418.05	419.30	Metasediment 2	Underground	Mine Rock	<0.000003	25	0.00087	0.000032	<0.0002	0.011	<0.00009	2.1	<0.00001	0.00033	0.0019	<0.003
DX550080	BR-384	516	517.00	Felsic Volcanic 2	Underground	Mine Rock	<0.000003	7.5	0.00053	0.000042	0.00050	0.017	0.00043	0.31	<0.00001	0.00056	0.00070	0.011
DX550081	BR-384	506.55	507.55	Felsic Volcanic 2	Underground	Mine Rock	<0.000003	8.2	0.00076	0.000037	0.00050	0.026	0.00083	0.24	<0.00001	0.00069	0.00040	0.0040
DX550083	BR-384	606	607.00	Felsic Volcanic 1	Underground	Mine Rock	<0.000003	7.1	0.00041	0.000044	0.00070	0.019	0.00020	0.49	<0.00001	0.00045	0.00050	0.015
DX550084	BR-384	661.2	662.00	Metasediment 2	Underground	Mine Rock	<0.000003	8.1	0.00094	0.000045	0.00050	0.070	0.00022	0.74	<0.00001	0.00045	0.00060	0.019
DX550085	BR-384	669.25	670.50	Felsic Volcanic 2	Underground	Mine Rock	<0.000003	7.5	0.00037	0.000043	0.00040	0.029	0.00031	0.42	<0.00001	0.0011	0.00030	0.0090
DX550086	BR-384	714	715.00	Felsic Volcanic 1	Underground	Mine Rock	<0.000003	11	0.00068	0.000043	0.00060	0.026	0.00029	0.66	<0.00001	0.00047	0.00070	0.016
DX550088	DL-071	37.5	39.00	Basalt	Underground	Mine Rock	<0.000003	6.6	0.00077	0.00001	<0.0002	0.012	<0.00009	0.90	<0.00001	0.00029	0.00020	0.0040
DX550091	DL-071	335	336.00	Basalt	Underground	Mine Rock	<0.000003	5.2	0.00059	0.000014	<0.0002	0.014	<0.00009	0.50	<0.00001	0.00024	0.00020	0.0040
DX550096	REG-004	87	88.50	Basalt	Underground	Mine Rock	<0.000003	4.7	0.00055	0.000022	0.00030	0.032	<0.00009	0.20	<0.00001	0.00020	0.00030	0.010
DX550097	REG-004	101.5	102.50	Basalt	Underground	Mine Rock	<0.000003	7.9	0.00042	0.00001	<0.0002	0.0080	<0.00009	0.78	<0.00001	0.00025	0.00020	<0.003
DX550107	BR-384	726	727.10	Felsic Volcanic 1	Underground	Mine Rock	<0.000003	41	0.00075	0.000044	0.00040	0.010	<0.00009	1.0	<0.00001	0.00057	0.00050	0.0070
DX550108	BR-384	741	742.00	Felsic Volcanic 1	Underground	Mine Rock	<0.000003	8.8	0.00063	0.000036	0.00070	0.012	0.00041	0.52	<0.00001	0.00060	0.00060	0.018
DX550109	BR-384	735	736.00	Felsic Volcanic 1	Underground	Mine Rock	<0.000003	26	0.00076	0.000034	0.00040	0.011	<0.00009	0.89	<0.00001	0.00043	0.00050	0.014
031757	BR-190	412.95	414	Metasediment 3	Underground	Mine Rock	<0.000003	5.1	0.00032	0.000025	0.00030	0.052	<0.00009	0.24	<0.00001	0.00072	0.00030	0.015
031758	BR-190	438.25	439.25	Sericite Schist	Underground	Mine Rock	<0.000003	6.6	0.00015	0.000046	0.00050	0.050	0.00066	0.19	<0.00001	0.00047	0.00040	0.0040
031759	BR-190	451.5	453	Fragmental 2	Underground	Mine Rock	<0.000003	3.6	0.00017	0.000044	0.00060	0.31	0.00015	0.18	<0.00001	0.00054	0.00050	0.010
031762	BR-085	190	190.5	Metasediment 3	Underground	Mine Rock	0.000006	3.9	0.00018	0.00011	0.00080	0.091	<0.00009	1.1	<0.00001	0.0018	0.0011	<0.003
031766	BR-140	587	588	Felsic Fragmental	Underground	Mine Rock	0.000003	4.8	0.00032	0.000067	0.00040	0.15	<0.00009	0.32	0.00001	0.0018	0.00020	0.021
031770	BR-141	686	687	Metasediment 3	Underground	Mine Rock	0.000005	6.1	0.00068	0.000054	0.00050	0.11	<0.00009	0.34	<0.00001	0.0024	0.0028	<0.003
031775	BR-176	759	760.5	Basalt	Underground	Mine Rock	<0.000003	3.4	0.00018	0.00012	0.0012	0.073	<0.00009	0.45	0.00001	0.0021	0.0010	0.0030
031777	BR-176	698.2	699.7	Metasediment 3	Underground	Mine Rock	<0.000003	4.4	0.00053	0.00015	0.0013	0.15	<0.00009	0.10	<0.00001	0.00075	0.0044	**0.033**
031778	BR-194	390.8	392.3	Metasediment 2	Underground	Mine Rock	<0.000003	4.0	0.00021	0.000061	0.0012	0.074	0.00013	0.28	<0.00001	0.0018	0.00030	0.012
031781	BR-194	477.8	478.6	Fragmental 2	Underground	Mine Rock	<0.000003	4.8	0.00031	0.000035	0.00050	0.035	<0.00009	0.30	<0.00001	0.00059	0.00030	0.0070
031784	BR-193	328.4	329.4	Metasediment 3	Underground	Mine Rock	<0.000003	4.8	0.00079	0.000099	0.0027	0.20	<0.00009	0.24	<0.00001	0.00047	0.020	0.021
031788	BR-192	220.5	222	Metasediment 2	Underground	Mine Rock	<0.000003	28	0.00078	0.000058	0.0023	0.43	<0.00009	4.1	<0.00001	0.00055	0.017	<0.003
031789	BR-192	232	233	Felsic Volcanic 1	Underground	Mine Rock	<0.000003	8.4	0.00014	0.000033	0.00060	0.045	<0.00009	1.3	<0.00001	0.0038	0.0025	0.0060
031791	BR-381	248.4	248.85	Basalt	Underground	Mine Rock	<0.000003	5.3	0.00029	0.000033	0.00030	0.11	<0.00009	0.45	<0.00001	0.0016	0.00060	0.0050
031792	BR-381	222.35	223.15	Sericite Schist	Underground	Mine Rock	<0.000003	5.6	0.00015	0.000058	0.0015	0.023	<0.00009	0.31	<0.00001	0.0026	0.00030	0.0090
031811	BH22-23	55	60	Basalt	Underground	Mine Rock	<0.000003	6.9	<0.00008	0.00001	<0.0002	0.0090	<0.00009	0.68	0.00001	0.00023	<0.0001	<0.003
116735	BR-122	743.6	744.1	Basalt	Underground	Mine Rock	<0.000003	5.6	0.00043	0.000033	0.00070	0.037	<0.00009	0.45	0.00001	0.0014	0.00080	<0.003
116737	BR-121	725.1	726.5	Metasediment 3	Underground	Mine Rock	<0.000003	5.5	0.00011	0.00013	0.00040	0.050	<0.00009	0.38	<0.00001	0.0010	0.0036	**0.038**
116741	BR-160	396	396.6	Rhyolite	Underground	Mine Rock	0.000005	5.8	0.00017	0.000081	0.0013	0.062	0.00016	0.36	<0.00001	0.011	0.00080	0.0070
116743	BR-067	682.3	683.3	Felsic Volcanic 2	Underground	Mine Rock	<0.000003	5.9	0.00030	0.000018	0.00060	0.15	<0.00009	0.41	0.00001	0.00087	0.0038	<0.003
116744	BR-067	700.5	702	Metasediment 3	Underground	Mine Rock	0.000004	6.6	<0.00008	0.000039	0.00050	0.043	0.00014	0.27	<0.00001	0.0023	<0.0001	<0.003
116745	BR-067	739.9	740.3	Intrusive Breccia	Underground	Mine Rock	0.000059	3.6	0.0018	0.00010	**0.0062**	0.12	0.00040	0.38	<0.00001	0.00065	0.0028	0.020
116746	DL-051	340.2	340.75	Ultramafic	Underground	Mine Rock	<0.000003	3.8	0.00033	0.000042	0.00040	0.26	0.00040	1.0	<0.00001	0.00070	0.00080	<0.003
116747	DL-051	226	226.8	Argillite	Underground	Mine Rock	0.000005	11	0.00009	0.000029	0.00060	0.021	<0.00009	1.8	<0.00001	0.0015	0.00020	<0.003
116750	DL-062	273.85	274.5	Argillite	Underground	Mine Rock	<0.000003	34	<0.00008	0.00019	<0.0002	<0.007	<0.00009	3.2	<0.00001	0.00073	0.0011	<0.003
031994	BR-449	94.3	95.8	Basalt	Underground	Mine Rock	0.0000033	16	<0.0005	0.00012	0.00080	0.0033	<0.00005	0.96	<0.000005	0.000086	0.00075	0.012

(1) Provincial Water Quality Objectives.

(2) Provincial Water Quality Objectives Interim.

Blue highlighting indicates metal concentrations greater than the PWQO screening value.

Bolded text indicates metal concentrations greater than the interim PWQO screening value.

Screening values are for qualitative assessment only and hold no regulatory significance.

Classification as mine rock or ore-grade materials was based on gold content.

A value of "--" indicates metal was not measured for the given sample; the variation in elements analyzed is due to measurement at two different laboratories (see text).

Table B-8. SFE Results

Sample ID	Drillhole ID	From	To	Lithology	Area	Class	Cadmium Dissolved	Calcium Dissolved	Chromium Dissolved	Cobalt Dissolved	Copper Dissolved	Iron Dissolved	Lead Dissolved	Magnesium Dissolved	Mercury Dissolved	Molybdenum Dissolved	Nickel Dissolved	Phosphorus Dissolved
		m	*m*				*mg/L*	*mg/L*	*mg/L*	*mg/L*	*mg/L*	*mg/L*	*mg/L*	*mg/L*	*mg/L*	*mg/L*	*mg/L*	*mg/L*
In-Place PWQO (mg/L) [1]							*0.0002*	--	*0.001*	--	*0.005*	*0.3*	*0.005*	--	*0.0002*	--	*0.025*	--
In-Place PWQO (mg/L) [2]							*0.0001*	--	--	*0.0009*	*0.005*	-	*0.001*	--	--	*0.04*	--	*0.03*
031502	BR-216	75	76.5	Felsic Volcanic 1	Central Pit	Mine Rock	0.000004	7.0	0.00054	0.00011	0.0012	0.29	0.00089	0.51	<0.00001	0.00077	0.0013	0.020
031508	BR-201	168.6	169.5	Felsic Volcanic 1	Central Pit	Ore-Grade	<0.000003	19	<0.00008	0.000027	0.00040	0.011	0.00009	1.3	<0.00001	0.00062	0.0013	0.0070
031510	BR-142	137.75	138.5	Felsic Volcanic 1	Central Pit	Ore-Grade	<0.000003	14	0.00010	0.00003	0.00050	0.048	**0.0020**	1.3	<0.00001	0.0021	0.00080	0.016
031511	BR-142	216.75	217.5	Felsic Volcanic 2	Central Pit	Ore-Grade	<0.000003	13	0.00027	0.000044	0.0011	0.035	0.00044	1.2	<0.00001	0.0043	0.0011	0.019
031513	BR-197	148.15	148.65	Felsic Volcanic 2	Central Pit	Mine Rock	0.000007	13	<0.0005	0.0000365	0.00082	0.0099	0.000064	0.52	<0.000005	0.0023	0.00050	<0.01
031514	BR-200	193.7	194.45	Felsic Volcanic 2	Central Pit	Mine Rock	0.000003	5.6	0.00069	0.00013	0.00050	0.24	0.00043	0.44	<0.00001	0.00094	0.0029	**0.090**
031519	BR-232	142.9	144	Felsic Volcanic 1	Central Pit	Mine Rock	0.000055	8.5	0.00013	0.000046	0.00090	0.068	0.00039	0.61	<0.00001	0.00053	0.00050	**0.048**
031520	BR-241	46.25	47.5	Felsic Volcanic 1	Central Pit	Ore-Grade	0.00001	5.5	0.00039	0.00014	0.00060	0.49	0.00054	0.77	<0.00001	0.00061	0.00050	**0.054**
031528	BR-316	23	23.9	Metasediment 3	Central Pit	Mine Rock	0.000005	5.1	0.00025	0.00025	0.0014	0.36	0.00087	0.41	<0.00001	0.00055	0.0010	**0.034**
031533	BR-003	18	19	Felsic Volcanic 1	Underground	Mine Rock	<0.000003	4.4	0.00019	0.00012	0.00050	0.26	0.00021	0.39	<0.00001	0.00068	0.00020	0.021
031538	BR-035	121	122	Felsic Volcanic 1	Central Pit	Mine Rock	<0.000003	17	0.00015	0.000083	0.00040	0.011	0.00016	2.6	<0.00001	0.0025	0.00020	0.021
031540	BR-037	122.4	123	Felsic Volcanic 1	Central Pit	Ore-Grade	<0.000003	7.1	0.00013	0.00004	0.0011	0.038	<0.00009	0.51	<0.00001	0.0019	0.00050	0.012
031543	BR-041	56	57	Metasediment 2	Underground	Mine Rock	0.000008	3.6	0.0028	0.00034	0.0010	0.68	**0.0019**	0.58	<0.00001	0.00058	0.0022	**0.035**
031544	BR-043	26.5	27	Fragmental 1	Underground	Mine Rock	0.000008	7.4	0.0014	0.00053	0.0027	0.74	0.00060	1.1	<0.00001	0.0013	0.0038	**0.070**
031547	BR-060	139.5	140.35	Felsic Volcanic 1	Central Pit	Mine Rock	<0.000003	11	0.00008	0.000021	0.00060	0.0090	0.00016	0.74	<0.00001	0.00040	0.00080	<0.003
031548	BR-060	315.7	317	Metasediment 2	Central Pit	Mine Rock	0.000011	4.8	0.0021	0.00042	0.0012	0.75	0.00051	0.75	<0.00001	0.00072	0.0022	**0.040**
031557	BR-123	66.5	67.5	Felsic Volcanic 2	Central Pit	Mine Rock	0.000007	10	0.00017	0.000027	0.0016	0.058	0.00089	0.71	<0.00001	0.0051	0.00050	0.012
031559	BR-129	70	71	Fragmental 1	Central Pit	Mine Rock	<0.000003	9.0	0.00014	0.000034	0.00050	0.047	0.00033	0.62	<0.00001	0.00051	0.0014	0.022
031561	BR-132	138.5	139.6	Felsic Volcanic 1	Central Pit	Mine Rock	<0.000003	11	0.00017	0.000023	0.00050	0.015	0.00021	0.99	<0.00001	0.0025	0.0010	0.011
031567	BR-170	140.75	141.25	Felsic Volcanic 1	Central Pit	Ore-Grade	0.000004	12	<0.00008	0.000068	0.00030	0.013	**0.0035**	1.1	<0.00001	0.00069	0.00060	0.0090
031570	BR-156	22.5	24	Felsic Volcanic 1	Central Pit	Mine Rock	<0.000003	5.0	0.00037	0.00012	0.0012	0.21	0.00015	0.34	<0.00001	0.00098	0.00060	0.017
031571	BR-171	44	45	Felsic Volcanic 1	Central Pit	Mine Rock	<0.000003	3.9	0.00083	0.000039	0.00090	0.68	0.00036	1.2	<0.00001	0.00047	0.00080	0.013
031575	BR-181	6	7	Felsic Volcanic 1	Viggo Pit	Mine Rock	<0.000003	7.6	0.00029	0.00026	0.00070	0.14	0.00019	1.1	<0.00001	0.00059	0.0030	0.030
031582	BR-285	87.5	89	Fragmental 1	Central Pit	Mine Rock	<0.000003	5.5	0.00041	0.00021	0.00090	0.43	0.00015	0.45	<0.00001	0.00038	0.00040	**0.033**
031585	BR-333	65	66	Felsic Volcanic 2	Underground	Ore-Grade	0.00001	6.3	0.00017	0.00013	0.0024	0.52	**0.0051**	0.38	<0.00001	0.00059	0.00060	0.030
031586	BR-333	130.3	131.1	Felsic Volcanic 1	Underground	Ore-Grade	<0.000003	5.6	0.00038	0.00014	0.00090	0.14	0.00015	0.44	<0.00001	0.00071	0.00040	0.018
031590	BR-360	16.2	17	Felsic Volcanic 2	Underground	Mine Rock	0.0000099	12	<0.0005	0.00024	0.0031	0.0067	0.00011	0.34	<0.000005	0.0053	0.00054	<0.01
031591	BR-391	51.2	52.2	Felsic Volcanic 2	Underground	Ore-Grade	0.000032	8.1	0.00012	0.00018	0.0011	0.099	**0.020**	0.40	<0.00001	0.0045	<0.0001	0.0070
031594	BR-399	23.4	24.7	Metasediment 3	Underground	Mine Rock	0.000007	7.6	0.00034	0.00022	0.0015	0.22	0.00057	0.54	<0.00001	0.0018	0.00070	0.015
031597	BR-449	19.7	21.2	Felsic Volcanic 1	Underground	Mine Rock	0.00001	3.9	0.00091	0.00032	0.0017	0.42	0.00093	0.44	<0.00001	0.0010	0.00090	**0.067**
031601	BR-521	17.75	19.25	Metasediment 2	Viggo Pit	Mine Rock	0.00001	3.9	0.0012	0.00036	0.00060	0.53	0.00042	0.67	<0.00001	0.00046	0.0014	0.019
031602	BR-407	387	388.5	Felsic Volcanic 1	Central Pit	Mine Rock	0.000007	9.9	0.00024	0.000078	0.00070	0.16	0.00086	0.50	<0.00001	0.00041	0.00030	0.030
031606	BR-734	30.9	32.4	Fragmental 1	Viggo Pit	Mine Rock	0.00001	4.0	0.00054	0.00033	0.00090	0.80	0.00077	0.58	<0.00001	0.0091	0.00090	**0.073**
031609	BR-734	117	118.5	Metasediment 3	Viggo Pit	Mine Rock	0.000012	2.8	0.0010	0.00085	0.0012	1.3	0.00050	0.73	<0.00001	0.0014	0.0019	**0.074**
031610	BR-418	9.6	10.6	Metasediment 2	Central Pit	Mine Rock	0.000012	3.0	0.0010	0.00038	0.0020	0.55	0.00075	0.59	<0.00001	0.00085	0.0011	**0.062**
031612	BR-483	56.65	58.15	Fragmental 1	Central Pit	Mine Rock	0.000019	3.0	0.0014	0.00053	0.0013	0.98	**0.0013**	0.69	<0.00001	0.00023	0.0013	**0.080**
031615	BR-737	36.5	38	Fragmental 1	Viggo Pit	Mine Rock	<0.000003	3.9	0.00060	0.00031	0.00050	0.67	0.00033	0.42	<0.00001	0.00075	0.00060	**0.032**
031618	BR-409	73.5	74.75	Felsic Volcanic 2	Central Pit	Mine Rock	0.000004	4.4	0.00017	0.000053	0.00070	0.20	**0.0025**	0.35	<0.00001	0.00049	0.00030	0.016
031619	BR-297	54	55.5	Felsic Volcanic 1	Central Pit	Mine Rock	<0.000003	6.2	0.00011	0.000039	0.00050	0.032	0.00011	0.37	<0.00001	0.0018	0.0014	0.013
031620	BR-298	41.8	42.7	Metasediment 2	Central Pit	Ore-Grade	0.000075	7.0	0.00025	0.00014	0.0013	0.36	0.00063	0.90	<0.00001	0.00063	0.00040	0.026
031621	BR-387	56	57.5	Fragmental 2	Central Pit	Mine Rock	0.000013	6.4	0.0014	0.00051	0.0011	1.6	**0.0023**	0.54	<0.00001	0.00074	0.0012	**0.051**
031623	BR-031	37.55	38.8	Fragmental 2	Underground	Mine Rock	<0.000003	4.8	0.00028	0.000067	0.00070	0.076	0.00015	0.25	<0.00001	0.00074	0.0011	0.022
031624	BR-034	121	122	Felsic Volcanic 1	Central Pit	Mine Rock	<0.000003	14	0.00010	0.000021	0.00070	0.0070	<0.00009	0.91	<0.00001	0.00054	0.00030	0.013
031626	BR-145	47	48	Felsic Volcanic 1	Central Pit	Ore-Grade	<0.000003	7.3	0.00013	0.000029	0.00050	0.015	0.00011	0.48	<0.00001	0.00091	0.00020	0.011
031627	BR-162	88	89	Fragmental 1	Viggo Pit	Mine Rock	<0.000003	7.8	0.00028	0.000034	0.00060	0.024	<0.00009	0.31	<0.00001	0.0020	0.00070	0.014
031628	BR-181	124.3	125	Felsic Volcanic 2	Viggo Pit	Ore-Grade	0.000005	10	<0.00008	0.000029	0.00050	0.019	<0.00009	1.1	<0.00001	0.00063	0.00010	0.012
031629	BR-190	189.1	190.5	Felsic Volcanic 1	Central Pit	Mine Rock	0.000004	14	0.00017	0.000023	<0.0002	0.0080	<0.00009	1.6	<0.00001	0.00058	0.00030	0.015
031630	BR-403	59.8	60.8	Felsic Volcanic 1	Central Pit	Mine Rock	0.000004	11	0.00013	0.000042	0.0012	0.022	0.00012	1.3	<0.00001	0.00067	0.0017	**0.037**
031633	BR-518	400.4	401.4	Felsic Volcanic 1	Central Pit	Mine Rock	<0.000003	16	<0.00008	0.000009	0.00030	0.0080	<0.00009	0.80	<0.00001	0.00035	0.00020	0.0060
031637	BR-224	98.4	99.4	Metasediment 2	Central Pit	Mine Rock	0.000004	7.6	0.00022	0.000046	0.00060	0.039	<0.00009	0.071	<0.00001	0.00035	0.00080	0.022
031638	BR-224	247.65	248.3	Felsic Volcanic 1	Central Pit	Ore-Grade	0.000015	10	0.00021	0.000063	0.00030	0.016	0.00042	0.77	<0.00001	0.0010	0.0011	0.018
031642	BR-240	29	30.5	Felsic Volcanic 1	Central Pit	Mine Rock	0.000005	6.6	0.00031	0.000078	0.0013	0.12	0.00060	0.53	<0.00001	0.0010	0.00070	0.020

(1) Provincial Water Quality Objectives.

(2) Provincial Water Quality Objectives Interim.

Blue highlighting indicates metal concentrations greater than the PWQO screening value.

Bolded text indicates metal concentrations greater than the interim PWQO screening value.

Screening values are for qualitative assessment only and hold no regulatory significance.

Classification as mine rock or ore-grade materials was based on gold content.

A value of "--" indicates metal was not measured for the given sample; the variation in elements analyzed is due to measurement at two different laboratories (see text).

Table B-8. SFE Results

Sample ID	Drillhole ID	From	To	Lithology	Area	Class	Cadmium Dissolved	Calcium Dissolved	Chromium Dissolved	Cobalt Dissolved	Copper Dissolved	Iron Dissolved	Lead Dissolved	Magnesium Dissolved	Mercury Dissolved	Molybdenum Dissolved	Nickel Dissolved	Phosphorus Dissolved
		m	*m*				*mg/L*	*mg/L*	*mg/L*	*mg/L*	*mg/L*	*mg/L*	*mg/L*	*mg/L*	*mg/L*	*mg/L*	*mg/L*	*mg/L*
In-Place PWQO (mg/L) [(1)]							*0.0002*	--	*0.001*	--	*0.005*	*0.3*	*0.005*	--	*0.0002*	--	*0.025*	--
In-Place PWQO (mg/L) [(2)]							*0.0001*	--	--	*0.0009*	*0.005*	-	*0.001*	--	--	*0.04*	--	*0.03*
031643	BR-241	108	108.5	Felsic Volcanic 2	Central Pit	Mine Rock	<0.000003	9.5	0.00012	0.000009	<0.0002	0.0080	0.00009	0.73	<0.00001	0.00078	0.00010	0.0070
031646	BR-283	34.5	36	Felsic Volcanic 1	Central Pit	Mine Rock	<0.000003	4.6	0.00061	0.000081	**0.0074**	0.083	0.00039	0.29	<0.00001	0.00073	0.00040	**0.033**
031648	BR-344	46	46.95	Felsic Volcanic 1	Central Pit	Mine Rock	<0.000003	4.2	0.00021	0.000066	0.00080	0.12	0.00016	0.32	<0.00001	0.00055	0.00060	0.029
031649	BR-322	169.5	170.9	Fragmental 1	Central Pit	Mine Rock	<0.000003	6.5	0.00017	0.00004	0.00080	0.037	<0.00009	0.39	<0.00001	0.00047	0.00060	0.018
031652	BR-370	22.8	24.2	Felsic Volcanic 1	Viggo Pit	Mine Rock	<0.000003	6.4	0.00015	0.000047	0.00030	0.060	0.00012	0.96	<0.00001	0.00054	0.00070	0.026
031655	BR-379	143.1	144.1	Felsic Volcanic 1	Viggo Pit	Mine Rock	0.000005	4.5	0.00012	0.000052	0.0011	0.089	<0.00009	0.29	<0.00001	0.0012	0.00060	0.024
031657	BR-437	98.9	99.9	Felsic Volcanic 1	Central Pit	Mine Rock	0.000004	6.4	0.00009	0.000028	0.00050	0.019	<0.00009	0.43	<0.00001	0.0034	0.00020	0.010
031658	BR-444	44.9	46.4	Metasediment 3	Underground	Mine Rock	0.000006	5.7	0.00023	0.000074	0.0012	0.043	<0.00009	0.20	<0.00001	0.00054	0.00090	0.021
116951	BR-272	51.8	53.3	Fragmental 1	Underground	Mine Rock	0.000005	4.6	0.0020	0.00036	0.00090	0.92	0.00060	0.59	<0.00001	0.00037	0.0014	**0.043**
116953	BR-535	171.2	172.2	Felsic Volcanic 1	Central Pit	Ore-Grade	<0.000003	5.5	0.00016	0.000019	0.00040	0.029	0.00042	0.34	<0.00001	0.0011	0.00020	**0.059**
117009	BR-058	30.5	31.5	Quartz Sericite Schist	Viggo Pit	Mine Rock	0.0000129	4.5	<0.0005	0.0000391	0.0017	0.0043	**0.0019**	0.15	<0.000005	0.00066	0.00011	0.012
117007	BR-058	126.15	127	Metasediment 2	Viggo Pit	Mine Rock	0.0000174	3.9	<0.0005	**0.0038**	0.00071	0.020	0.00021	1.1	<0.000005	0.00016	0.030	<0.01
117002	BR-162	11	12.5	Felsic Volcanic 1	Viggo Pit	Mine Rock	<0.000002	7.2	<0.0005	0.0000409	0.00073	0.0099	0.00043	0.43	<0.000005	0.00034	0.00040	<0.01
117011	BR-162	69.5	70.1	Felsic Volcanic 1	Viggo Pit	Mine Rock	0.000004	11	<0.0005	0.0000723	0.00039	0.0063	<0.00005	1.8	<0.000005	0.0061	0.0012	<0.01
117037	BR-567	55.2	56.2	Felsic Volcanic 1	Viggo Pit	Mine Rock	0.0000023	7.1	<0.0005	0.0000311	0.00037	0.0083	<0.00005	0.49	<0.000005	0.00012	0.00059	<0.01
117030	BR-568	39.4	40.4	Felsic Volcanic 2	Viggo Pit	Mine Rock	<0.000002	7.9	<0.0005	0.0000265	0.00057	0.0038	0.000052	0.50	<0.000005	0.00020	0.000093	<0.01
117033	BR-568	92.6	93.9	Metasediment 2	Viggo Pit	Mine Rock	<0.000002	2.0	<0.0005	0.0000253	**0.032**	0.026	0.000055	0.46	<0.000005	0.00025	0.00042	<0.01
117022	BR-569	31.5	33	Fragmental 1	Viggo Pit	Mine Rock	0.0000039	6.1	<0.0005	0.00053	0.00041	0.010	<0.00005	1.1	<0.000005	0.00018	0.0054	<0.01
117016	BR-569	143.65	144.65	Metasediment 2	Viggo Pit	Mine Rock	0.0000022	5.7	<0.0005	0.0000177	0.00060	0.016	0.00057	0.43	<0.000005	0.00023	0.00022	<0.01
117027	BR-638	10.5	12	Felsic Volcanic 1	Viggo Pit	Mine Rock	<0.000002	8.7	<0.0005	0.0000478	0.0016	0.015	0.00046	0.55	<0.000005	0.00056	0.00096	0.016
117025	BR-638	60	61	Quartz Sericite Schist	Viggo Pit	Mine Rock	<0.000002	5.5	<0.0005	0.0000292	0.00070	0.0042	0.000087	0.30	<0.000005	0.00059	0.00016	<0.01
DX491069	BR-732	49.5	50.5	Fragmental 1	Viggo Pit	Mine Rock	0.000006	7.5	<0.0005	0.0000316	0.00024	0.0050	<0.00005	1.1	<0.000005	0.0033	0.00031	<0.01
117478	BR-569	81.4	82.25	Felsic Volcanic 2	Viggo Pit	Mine Rock	0.0000022	9.3	<0.0005	0.0000268	0.0012	0.0073	<0.00005	0.39	<0.000005	0.00020	0.00047	<0.01
117469	BR-379	21	22.45	Metasediment 2	Viggo Pit	Mine Rock	0.0000035	6.4	<0.0005	0.00010	0.00043	0.0084	0.000051	0.66	<0.000005	0.00022	0.0012	<0.01
117473	BR-379	70.2	71.5	Felsic Volcanic 1	Viggo Pit	Mine Rock	0.0000022	11	<0.0005	0.0000807	0.00085	0.010	<0.00005	0.83	<0.000005	0.00021	0.0014	<0.01
117476	BR-379	117	118	Felsic Volcanic 2	Viggo Pit	Mine Rock	0.000014	12	<0.0005	0.0000882	0.0019	0.0056	<0.00005	1.1	<0.000005	0.018	0.00021	<0.01
117492	BH23-11	22	23	Fragmental 1	Viggo Pit	Mine Rock	0.0000028	5.0	<0.0005	0.0000322	0.00035	0.011	<0.00005	0.44	<0.000005	0.00023	0.00027	<0.01
117489	BH23-11	52	53	Felsic Volcanic 1	Viggo Pit	Mine Rock	0.0000049	7.5	<0.0005	0.0000688	0.00032	0.0069	<0.00005	0.46	<0.000005	0.00022	0.00038	<0.01
117488	BH23-12	15	16	Fragmental 1	Viggo Pit	Mine Rock	<0.000002	3.9	<0.0005	0.0000271	0.00037	0.025	<0.00005	0.27	<0.000005	0.00027	0.00020	<0.01
117484	BH23-12	45	46	Fragmental 1	Viggo Pit	Mine Rock	0.0000024	8.0	<0.0005	0.0000295	0.00030	0.0061	<0.00005	0.36	<0.000005	0.00022	0.00014	<0.01
117453	BR-734	54.9	56.4	Felsic Volcanic 2	Viggo Pit	Ore-Grade	0.0000021	6.4	<0.0005	0.000017	0.00069	0.0073	<0.00005	0.25	<0.000005	0.00029	<0.00004	<0.01
117457	BR-734	111	112.5	Metasediment 3	Viggo Pit	Mine Rock	<0.000002	4.9	<0.0005	0.0000148	0.00061	0.0053	<0.00005	0.43	<0.000005	0.00018	0.000066	<0.01
117464	BR-735	113.75	114.75	Felsic Volcanic 1	Viggo Pit	Mine Rock	<0.000002	8.3	<0.0005	0.0000209	0.00049	0.0038	<0.00005	0.41	<0.000005	0.00047	0.00042	<0.01
117467	BR-735	150.1	150.85	Felsic Volcanic 2	Viggo Pit	Mine Rock	0.0000034	7.1	<0.0005	0.000027	0.00076	0.0075	<0.00005	0.15	<0.000005	0.00018	<0.00004	<0.01
117495	BH24-01	69.5	70.5	Fragmental 1	Viggo Pit	Mine Rock	0.0000109	6.2	<0.0005	0.0000531	0.00034	0.0085	0.000053	0.45	<0.000005	0.00021	0.00025	<0.01
DX489413	BH24-02	30.1	31	Felsic Volcanic 2	Viggo Pit	Mine Rock	0.0000048	14	<0.0005	0.0000305	0.00046	<0.002	<0.00005	0.64	<0.000005	0.00024	<0.00004	<0.01
117500	BH24-02	90.95	91.75	Felsic Volcanic 1	Viggo Pit	Mine Rock	<0.000002	1.2	<0.0005	0.0000238	0.00065	0.0086	<0.00005	0.14	<0.000005	0.000056	0.00011	0.017
A0962868	BH24-01	30.9	31.9	Felsic Volcanic 1	Viggo Pit	Mine Rock	0.0000025	4.3	<0.0005	0.0000419	0.00033	0.0099	<0.00005	0.58	<0.000005	0.00028	0.00037	<0.01
DX489421	BH24-03	16	17	Metasediment 3	Viggo Pit	Mine Rock	<0.000002	3.6	<0.0005	0.0000274	0.00028	0.027	<0.00005	0.36	<0.000005	0.00033	0.000041	<0.01
DX489417	BH24-03	44.4	45.3	Felsic Volcanic 1	Viggo Pit	Mine Rock	<0.000002	7.6	<0.0005	0.0000203	0.00027	0.0026	<0.00005	0.64	<0.000005	0.00015	0.000089	<0.01
031665	REG-026	1018.5	1020	Felsic Volcanic 1	Underground	Mine Rock	0.000008	6.3	0.00026	0.00016	0.00090	0.35	0.00061	0.36	<0.00001	0.00019	0.0010	0.025
031670	BR-259	696	697	Fragmental 2	Underground	Mine Rock	0.00001	3.6	0.00029	0.00042	0.0024	1.5	0.00092	0.42	<0.00001	0.00073	0.0017	0.0090
031671	BR-259	719.75	720.25	Metasediment 3	Underground	Mine Rock	<0.000003	3.9	0.0014	0.00028	0.00090	0.40	0.00015	0.41	<0.00001	0.00044	0.0012	0.023
031676	BR-378	106	107.2	Fragmental 1	Underground	Mine Rock	0.000013	2.8	0.0028	**0.0011**	0.0021	1.4	**0.0015**	0.66	0.00001	0.00065	0.0032	**0.050**
031681	BR-469	155.5	157	Felsic Volcanic 2	Underground	Mine Rock	0.000003	13	0.00023	0.000069	0.0014	0.043	**0.0021**	1.2	<0.00001	0.00081	0.00080	0.0050
031693	BR-523	148.1	148.5	Felsic Volcanic 1	Underground	Mine Rock	0.000005	8.7	<0.0005	0.00075	0.00069	0.0089	<0.00005	1.2	<0.000005	0.00017	0.0061	<0.01
031695	BR-523	100.7	102	Fragmental 1	Underground	Mine Rock	0.00002	3.6	0.0032	0.00086	0.0014	1.5	**0.0012**	0.69	<0.00001	0.00027	0.0022	**0.040**
031698	BR-772	1533	1534.5	Basalt	Underground	Mine Rock	0.000099	7.2	0.00091	0.00043	0.0014	0.84	0.00071	0.49	<0.00001	0.00025	0.0013	0.0080
031705	BR-771	1474.2	1475	Metasediment 3	Underground	Mine Rock	0.000003	3.2	0.0023	0.00073	0.0014	1.8	0.00061	0.56	<0.00001	0.00015	0.0018	**0.061**
031707	BR-771	1382.6	1383.4	Felsic Volcanic 2	Underground	Mine Rock	0.00001	3.1	0.00037	0.00015	0.00060	0.15	0.00041	0.30	<0.00001	0.00065	0.00040	0.016
031708	BR-695	1709.5	1711	Metasediment 3	Underground	Mine Rock	0.000053	3.3	0.0017	**0.0011**	0.0049	1.3	**0.0057**	0.46	<0.00001	0.00031	0.0026	**0.17**
031711	BR-760	300	301.1	Metasediment 2	Underground	Mine Rock	0.000006	5.1	0.0047	0.00067	0.00050	0.81	0.00070	0.78	<0.00001	0.00043	0.0023	0.012

(1) Provincial Water Quality Objectives.

(2) Provincial Water Quality Objectives Interim.

Blue highlighting indicates metal concentrations greater than the PWQO screening value.

Bolded text indicates metal concentrations greater than the interim PWQO screening value.

Screening values are for qualitative assessment only and hold no regulatory significance.

Classification as mine rock or ore-grade materials was based on gold content.

A value of "--" indicates metal was not measured for the given sample; the variation in elements analyzed is due to measurement at two different laboratories (see text).

Table B-8. SFE Results

Sample ID	Drillhole ID	From	To	Lithology	Area	Class	Cadmium Dissolved	Calcium Dissolved	Chromium Dissolved	Cobalt Dissolved	Copper Dissolved	Iron Dissolved	Lead Dissolved	Magnesium Dissolved	Mercury Dissolved	Molybdenum Dissolved	Nickel Dissolved	Phosphorus Dissolved
		m	*m*				*mg/L*	*mg/L*	*mg/L*	*mg/L*	*mg/L*	*mg/L*	*mg/L*	*mg/L*	*mg/L*	*mg/L*	*mg/L*	*mg/L*
In-Place PWQO (mg/L) [(1)]							*0.0002*	--	*0.001*	--	*0.005*	*0.3*	*0.005*	--	*0.0002*	--	*0.025*	--
In-Place PWQO (mg/L) [(2)]							*0.0001*	--	--	*0.0009*	*0.005*	-	*0.001*	--	--	*0.04*	--	*0.03*
031713	BR-760	253.2	254	Fragmental 1	Underground	Mine Rock	<0.000003	7.1	0.00046	0.000062	0.00070	0.098	0.00092	0.32	<0.00001	0.00018	0.00070	0.010
031714	BR-760	457.5	459	Felsic Volcanic 1	Underground	Mine Rock	<0.000003	2.9	0.00089	0.00010	0.00040	0.24	0.00020	0.24	<0.00001	0.00047	0.00030	0.0080
031717	BR-481	655.8	656.7	Felsic Volcanic 1	Underground	Ore-Grade	<0.000003	6.4	<0.00008	0.000017	0.0010	0.019	<0.00009	0.44	<0.00001	0.00037	0.00020	0.0080
031720	BR-745	669	670.5	Felsic Volcanic 2	Underground	Mine Rock	<0.000003	6.7	<0.00008	0.000012	0.00030	0.013	<0.00009	0.26	<0.00001	0.0017	0.00060	0.015
031721	BR-763	542.35	543.85	Metasediment 2	Underground	Mine Rock	0.000005	2.6	0.0014	0.00028	0.00090	0.40	0.00032	0.35	<0.00001	0.00062	0.0013	**0.040**
031723	BR-682	1029	1030.5	Felsic Volcanic 1	Underground	Mine Rock	0.000022	82	<0.00008	0.00011	0.0022	<0.007	0.00009	1.6	<0.00001	0.00052	0.0021	0.0080
031725	BR-682	777.9	778.9	Felsic Volcanic 1	Underground	Ore-Grade	<0.000003	21	0.00024	0.000018	0.00050	0.011	0.00049	1.2	<0.00001	0.00036	0.00040	0.0040
031726	BR-682	927.6	928.2	Felsic Volcanic 1	Underground	Mine Rock	<0.000003	92	0.00010	0.00012	0.00070	<0.007	<0.00009	1.6	<0.00001	0.00077	0.00070	0.0030
031729	BR-682	646.2	647.5	Metasediment 2	Underground	Mine Rock	<0.000003	3.4	0.0012	0.00015	0.00060	0.76	0.00026	0.78	<0.00001	0.00092	0.00070	0.012
031730	BR-682	390.5	391.6	Felsic Volcanic 1	Underground	Mine Rock	<0.000003	3.6	0.00030	0.000032	0.00070	0.079	0.00009	0.21	<0.00001	0.00030	0.00030	0.015
031733	BR-227	840.5	842	Basalt	Underground	Mine Rock	<0.000003	4.4	0.00041	0.00011	0.00060	0.22	<0.00009	0.22	<0.00001	0.00060	0.00050	0.016
031734	BR-227	812	813	Fragmental 2	Underground	Mine Rock	<0.000003	5.7	<0.00008	0.000017	0.0012	0.010	<0.00009	0.31	<0.00001	0.0041	0.00010	0.0030
031735	BR-227	502	503	Felsic Volcanic 1	Underground	Mine Rock	0.000004	4.4	0.00070	0.00027	0.0023	0.42	0.00046	0.45	<0.00001	0.0012	0.00090	0.024
031737	BR-227	609	609.75	Metasediment 2	Underground	Mine Rock	<0.000003	4.2	0.00018	0.000033	0.00050	0.058	<0.00009	0.33	<0.00001	0.00033	0.00030	0.012
031829	BR-156	405	406.5	Felsic Volcanic 1	Underground	Mine Rock	0.000003	4.7	0.00040	0.000047	0.0015	0.079	0.00026	0.36	<0.00001	0.00049	0.00070	0.017
031832	BR-156	564	565	Felsic Volcanic 2	Underground	Ore-Grade	<0.000003	5.2	0.00029	0.000075	0.00050	0.15	0.00029	0.23	<0.00001	0.00073	0.00020	0.012
031835	BR-007	504.65	505.15	Metasediment 2	Underground	Ore-Grade	0.000022	5.9	0.00025	0.000044	0.00090	0.051	<0.00009	0.53	<0.00001	0.0010	0.00050	0.020
031838	BR-007	705	706	Felsic Volcanic 1	Underground	Mine Rock	0.000007	2.9	0.00057	0.00015	0.00070	0.51	0.00017	0.25	<0.00001	0.00037	0.00040	0.018
031844	BR-030	437.3	438.2	Felsic Volcanic 2	Underground	Mine Rock	<0.000003	5.4	0.00086	0.00007	0.00070	0.12	0.00034	0.42	<0.00001	0.0011	0.00050	0.012
031848	BR-084	491	492.5	Fragmental 2	Underground	Mine Rock	<0.000003	4.1	0.00026	0.000076	0.0010	0.29	0.00046	0.24	<0.00001	0.00052	0.0012	0.022
031849	BR-084	568.3	569.8	Basalt	Underground	Mine Rock	<0.000003	5.9	0.00024	0.000029	0.00030	0.029	<0.00009	0.42	<0.00001	0.00057	0.0012	0.0040

(1) Provincial Water Quality Objectives values

(2) Provincial Water Quality Objectives interim values

Blue highlighting indicates metal concentrations greater than the PWQO screening value.

Bolded text indicates metal concentrations greater than the interim PWQO screening value.

Screening values are for qualitative assessment only and hold no regulatory significance.

Classification as mine rock or ore-grade materials was based on gold content.

A value of "--" indicates metal was not measured for the given sample; the variation in elements analyzed is due to measurement at two different laboratories (see text).

Table B-8. SFE Results

Sample ID	Drillhole ID	From	To	Lithology	Area	Class	Selenium Dissolved	Silver Dissolved	Thallium Dissolved	Tungsten Dissolved	Uranium Dissolved	Vanadium Dissolved	Zinc Dissolved	Zirconium Dissolved
		m	*m*				*mg/L*	*mg/L*	*mg/L*	*mg/L*	*mg/L*	*mg/L*	*mg/L*	*mg/L*
In-Place PWQO (mg/L) [1]							*0.1*	*0.0001*	--	--	--	--	*0.03*	--
In-Place PWQO (mg/L) [2]							--	--	*0.0003*	*0.03*	*0.005*	*0.006*	*0.02*	*0.004*
DX450001	BR-018	50	51	Fragmental 1	Underground	Mine Rock	0.00052	<0.00005	<0.000005	0.0011	0.00081	**0.011**	<0.002	--
DX450002	BR-018	102	103	Felsic Volcanic 1	Underground	Mine Rock	0.00042	<0.00005	<0.000005	0.0025	0.0029	**0.0099**	<0.002	--
DX450004	DHZ-018	63.5	64	Ultramafic	Underground	Mine Rock	0.00048	<0.00005	<0.000005	0.0060	0.000016	0.0034	<0.002	--
DX450015	BR-154	547.5	549	Metasediment 2	Underground	Mine Rock	0.00067	<0.00005	<0.000005	0.0021	0.00043	**0.011**	<0.002	--
DX450024	DHZ-018	99	100.5	Basalt	Underground	Mine Rock	0.00017	<0.00005	<0.000005	0.00074	0.000009	0.0049	<0.002	--
DX450027	BR-096	185.1	186.1	Felsic Volcanic 1	Underground	Mine Rock	0.00020	0.00007	0.000017	0.0012	**0.0056**	0.0044	0.0090	--
DX450029	BR-096	299	300	Felsic Volcanic 1	Underground	Mine Rock	0.00021	<0.00005	0.000012	0.0022	0.0035	**0.0088**	0.0020	--
DX450039	BR-007	558.95	559.95	Felsic Volcanic 1	Underground	Mine Rock	0.00041	0.00008	<0.000005	0.0014	0.0027	**0.011**	<0.002	--
DX450040	BR-007	653.4	654.9	Metasediment 3	Underground	Mine Rock	0.00010	0.000012	0.000016	0.0045	0.0025	0.0010	<0.001	0.000075
DX450041	BR-007	749.1	749.6	Fragmental 2	Underground	Mine Rock	0.00007	<0.00005	<0.000005	0.00077	0.00040	0.00008	<0.002	--
DX450042	DHZ-049	10.3	10.8	Argillite	Underground	Mine Rock	0.00027	<0.00005	<0.000005	0.0021	0.00069	0.00015	<0.002	--
DX450044	DHZ-049	133.2	134.15	Ultramafic	Underground	Mine Rock	0.0010	<0.00005	0.000034	0.0013	0.000053	0.0049	<0.002	--
DX450046	DHZ-049	196.5	197.9	Basalt	Underground	Mine Rock	0.00009	<0.00005	<0.000005	0.0066	0.000014	**0.014**	<0.002	--
DX450054	DL-043	103.5	105	Basalt	Underground	Mine Rock	0.00013	<0.00005	<0.000005	0.0024	0.000029	**0.012**	<0.002	--
DX450063	DL-048	133.9	134.4	Argillite	Underground	Mine Rock	0.00024	<0.00005	<0.000005	0.0015	0.00014	0.00010	<0.002	--
DX450068	BR-460	80.05	81	Felsic Volcanic 1	Central Pit	Mine Rock	0.0017	0.00005	0.000022	0.0031	0.00094	0.0026	<0.002	--
DX450072	BR-037	445.45	446.1	Felsic Volcanic 1	Underground	Mine Rock	0.0056	<0.00005	<0.000005	0.0045	0.00065	0.0047	<0.002	--
DX450073	BR-159	13.5	15	Metasediment 1	Central Pit	Mine Rock	0.00038	<0.00005	<0.000005	0.0027	0.00052	**0.0079**	<0.002	--
DX450074	BR-159	39	39.9	Metasediment 1	Central Pit	Mine Rock	0.00037	<0.00005	0.000006	0.0011	0.0011	**0.013**	0.0030	--
DX450077	DL-075	199.8	200.8	Basalt	Underground	Mine Rock	0.00023	<0.00005	<0.000005	0.0020	0.000033	**0.013**	<0.002	--
DX450079	BR-039	29.5	30.5	Felsic Volcanic 1	Central Pit	Mine Rock	0.00061	<0.00005	<0.000005	**0.21**	0.00091	**0.0095**	<0.002	--
DX450081	DL-075	304.9	305.8	Basalt	Underground	Mine Rock	0.00050	<0.00005	<0.000005	0.0027	0.000056	**0.027**	<0.002	--
DX450090	BR-135	217	218	Felsic Volcanic 1	Central Pit	Mine Rock	0.0027	0.00026	<0.000005	0.0016	0.0012	0.00054	**0.033**	--
DX450093	BR-135	407.5	408.5	Metasediment 2	Underground	Mine Rock	0.00016	<0.00001	0.0000129	0.00027	0.0000953	<0.001	<0.001	0.000038
DX450097	BR-133	336.75	337.25	Felsic Volcanic 1	Central Pit	Mine Rock	0.0036	<0.00005	<0.000005	0.011	0.00038	0.00097	<0.002	--
DX450098	DC-13-07	32.5	33.3	Felsic Volcanic 1	Central Pit	Mine Rock	0.00024	<0.00005	0.000019	0.0015	0.0017	**0.015**	0.0050	--
DX450099	DC-13-07	51	52	Felsic Volcanic 2	Central Pit	Mine Rock	0.00013	0.00026	<0.000005	0.0012	0.0035	0.00032	<0.002	--
DX450105	BR-023	428	429	Felsic Volcanic 2	Underground	Mine Rock	<0.0001	<0.00001	0.0000075	0.00030	0.0012	<0.001	0.0013	0.00037
DX450107	BR-023	548	549	Fragmental 2	Underground	Mine Rock	0.00008	<0.00005	<0.000005	0.0012	0.00088	0.0034	<0.002	--
DX450109	BR-079	105	105.9	Felsic Volcanic 2	Underground	Mine Rock	0.00079	<0.00005	<0.000005	0.0023	0.0023	0.0031	<0.002	--
DX450110	BR-079	159	160	Metasediment 3	Underground	Mine Rock	0.00015	<0.00005	<0.000005	0.00097	0.0023	**0.0064**	<0.002	--
DX450115	BR-083	106.5	108	Felsic Volcanic 1	Underground	Mine Rock	0.00007	<0.00005	<0.000005	0.0017	0.0019	**0.011**	<0.002	--
DX450119	DHZ-021	167	168	Argillite	Underground	Mine Rock	0.00031	<0.00005	<0.000005	0.00035	0.000088	0.00009	<0.002	--
DX450127	BR-444	141	142.5	Basalt	Underground	Mine Rock	0.00015	<0.00005	<0.000005	0.0033	0.000022	0.00074	<0.002	--
DX450128	BR-444	195.5	197	Basalt	Underground	Mine Rock	0.00008	<0.00005	<0.000005	**0.048**	0.00002	0.0016	<0.002	--
DX450129	BR-208	220.5	221	Felsic Volcanic 2	Underground	Mine Rock	0.00005	<0.00005	<0.000005	0.0022	0.000094	0.0013	<0.002	--
DX450130	BR-275	479	480	Felsic Volcanic 2	Underground	Ore-Grade	0.00071	<0.00005	<0.000005	0.0093	0.00048	**0.0089**	<0.002	--
DX450132	BR-460	202	202.7	Felsic Volcanic 1	Central Pit	Mine Rock	0.0044	<0.00005	0.000008	0.0030	0.00061	0.0033	<0.002	--
DX450133	BR-438	84.5	85	Felsic Volcanic 1	Central Pit	Ore-Grade	0.0078	0.00019	0.00002	0.0043	0.00071	0.0019	<0.002	--
DX450134	BR-375	88.1	88.85	Metasediment 2	Viggo Pit	Mine Rock	0.0017	<0.00005	0.000017	0.0011	0.00025	0.0024	<0.002	--
DX450145	BR-347	247.5	249	Fragmental 2	Underground	Mine Rock	0.00013	<0.00005	<0.000005	0.0019	0.0018	0.0042	<0.002	--
DX450148	DL-075	100	100.8	Basalt	Underground	Mine Rock	0.00006	<0.00005	<0.000005	0.0019	0.00008	**0.023**	<0.002	--
DX450149	DL-075	150.5	151.5	Basalt	Underground	Mine Rock	0.00013	<0.00005	<0.000005	0.0042	0.000056	**0.015**	<0.002	--
DX450165	BR-189	245.25	245.75	Felsic Volanic 2	Central Pit	Mine Rock	0.00050	<0.00005	<0.000005	0.0029	0.0012	0.0034	<0.002	--
DX450166	BR-378	160.2	161.3	Felsic Volcanic 1	Viggo Pit	Mine Rock	0.00020	0.00010	0.000008	0.0093	0.0017	**0.0100**	<0.002	--
DX450176	BR-169	31	31.85	Felsic Volcanic 1	Central Pit	Mine Rock	0.0023	<0.00005	0.000026	0.00081	0.00035	0.00009	0.0050	--
DX450177	BR-178	622.4	622.9	Felsic Volcanic 2	Underground	Mine Rock	0.00009	0.00025	<0.000005	0.0012	0.00034	0.00010	0.0060	--
DX450185	BR-187	372	373	Metasediment 2	Underground	Mine Rock	0.00025	<0.00005	<0.000005	0.0023	0.0031	**0.012**	<0.002	--
DX450192	BR-117	198.1	199.6	Fragmental 1	Underground	Mine Rock	0.00055	<0.00005	<0.000005	0.0014	0.0016	**0.012**	<0.002	--
DX450201	DL-075	370.5	371.5	Basalt	Underground	Mine Rock	0.00008	<0.00005	<0.000005	0.0013	0.000033	**0.016**	<0.002	--
DX450202	BR-068	50	51	Felsic Volcanic 1	Central Pit	Mine Rock	0.00044	<0.00005	<0.000005	0.0062	0.00025	**0.023**	<0.002	--

(1) Provincial Water Quality Objectives.

(2) Provincial Water Quality Objectives Interim.

Blue highlighting indicates metal concentrations greater than the PWQO screening value.

Bolded text indicates metal concentrations greater than the interim PWQO screening value.

Screening values are for qualitative assessment only and hold no regulatory significance.

Classification as mine rock or ore-grade materials was based on gold content.

A value of "--" indicates metal was not measured for the given sample; the variation in elements analyzed is due to measurement at two different laboratories (see text).

Table B-8. SFE Results

Sample ID	Drillhole ID	From	To	Lithology	Area	Class	Selenium Dissolved	Silver Dissolved	Thallium Dissolved	Tungsten Dissolved	Uranium Dissolved	Vanadium Dissolved	Zinc Dissolved	Zirconium Dissolved
		m	*m*				*mg/L*	*mg/L*	*mg/L*	*mg/L*	*mg/L*	*mg/L*	*mg/L*	*mg/L*
In-Place PWQO (mg/L) [1]							*0.1*	*0.0001*	--	--	--	--	*0.03*	--
In-Place PWQO (mg/L) [2]							--	--	*0.0003*	*0.03*	*0.005*	*0.006*	*0.02*	*0.004*
DX450239	BR-067	299	300	Felsic Volcanic 1	Central Pit	Ore-Grade	0.0035	0.00009	0.000019	0.0062	0.0012	0.00074	<0.002	--
DX550051	BR-388	63.85	65.25	Basalt	Underground	Mine Rock	0.00041	<0.00005	0.000009	0.00046	0.000023	0.0043	<0.002	--
DX550053	DL-066	189	190.00	Basalt	Underground	Mine Rock	0.00024	<0.00005	<0.000005	0.00090	0.000024	**0.0083**	<0.002	--
DX550054	DL-066	101.9	103.40	Basalt	Underground	Mine Rock	0.00031	<0.00005	<0.000005	0.0012	0.000031	**0.018**	<0.002	--
DX550055	DL-066	136.5	138.00	Basalt	Underground	Mine Rock	0.00019	<0.00005	<0.000005	0.00088	0.00002	**0.0083**	<0.002	--
DX550057	DL-066	520.3	521.50	Basalt	Underground	Mine Rock	0.00030	<0.00005	<0.000005	0.0014	0.000061	**0.020**	<0.002	--
DX550060	DL-066	615.9	617.35	Basalt	Underground	Mine Rock	0.00017	<0.00005	<0.000005	0.0016	0.000009	0.0016	<0.002	--
DX550061	DL-066	618.25	619.15	Basalt	Underground	Mine Rock	0.00011	<0.00005	<0.000005	0.00071	0.000006	0.0011	<0.002	--
DX550063	BR-385	417.5	418.00	Metasediment 3	Underground	Mine Rock	0.00019	<0.00005	<0.000005	0.00080	0.00065	0.0031	<0.002	--
DX550065	BR-385	466	467.20	Metasediment 2	Underground	Mine Rock	0.00010	<0.00005	<0.000005	0.0013	0.00030	0.0052	<0.002	--
DX550072	BR-386	60.5	62.00	Basalt	Underground	Mine Rock	0.00018	<0.00005	<0.000005	0.0014	0.00001	**0.0068**	<0.002	--
DX550073	BR-386	102.8	104.10	Basalt	Underground	Mine Rock	0.00024	<0.00005	0.000006	0.0013	0.000016	**0.011**	<0.002	--
DX550074	BR-384	418.05	419.30	Metasediment 2	Underground	Mine Rock	0.00019	<0.00005	0.000013	0.00034	0.00011	0.00015	<0.002	--
DX550080	BR-384	516	517.00	Felsic Volcanic 2	Underground	Mine Rock	0.00026	<0.00005	<0.000005	0.0011	0.0019	0.00072	<0.002	--
DX550081	BR-384	506.55	507.55	Felsic Volcanic 2	Underground	Mine Rock	0.00067	<0.00005	<0.000005	0.0015	0.0013	0.00022	<0.002	--
DX550083	BR-384	606	607.00	Felsic Volcanic 1	Underground	Mine Rock	0.012	<0.00005	<0.000005	0.0047	0.00063	**0.010**	<0.002	--
DX550084	BR-384	661.2	662.00	Metasediment 2	Underground	Mine Rock	0.0051	0.00008	<0.000005	0.0024	0.00090	0.0060	<0.002	--
DX550085	BR-384	669.25	670.50	Felsic Volcanic 2	Underground	Mine Rock	0.011	<0.00005	<0.000005	0.0086	0.0015	**0.0082**	<0.002	--
DX550086	BR-384	714	715.00	Felsic Volcanic 1	Underground	Mine Rock	0.0028	0.00014	0.000011	0.0060	0.0019	0.0034	<0.002	--
DX550088	DL-071	37.5	39.00	Basalt	Underground	Mine Rock	0.00005	<0.00005	<0.000005	0.00072	0.000015	0.0050	<0.002	--
DX550091	DL-071	335	336.00	Basalt	Underground	Mine Rock	0.00019	<0.00005	<0.000005	0.0013	0.000027	**0.0079**	<0.002	--
DX550096	REG-004	87	88.50	Basalt	Underground	Mine Rock	0.00038	<0.00005	<0.000005	0.0010	0.000036	**0.012**	<0.002	--
DX550097	REG-004	101.5	102.50	Basalt	Underground	Mine Rock	0.00009	<0.00005	<0.000005	0.00082	0.000021	0.0030	<0.002	--
DX550107	BR-384	726	727.10	Felsic Volcanic 1	Underground	Mine Rock	0.0016	<0.00005	0.000012	0.0023	0.00075	0.0023	<0.002	--
DX550108	BR-384	741	742.00	Felsic Volcanic 1	Underground	Mine Rock	0.0042	<0.00005	0.000011	0.0051	0.0023	0.0053	<0.002	--
DX550109	BR-384	735	736.00	Felsic Volcanic 1	Underground	Mine Rock	0.0023	0.00007	0.000015	0.0024	0.0013	0.0027	<0.002	--
031757	BR-190	412.95	414	Metasediment 3	Underground	Mine Rock	0.00006	<0.00005	<0.000005	0.00075	0.00032	**0.0076**	<0.002	--
031758	BR-190	438.25	439.25	Sericite Schist	Underground	Mine Rock	0.00012	0.00013	<0.000005	0.00061	0.000099	0.00071	<0.002	--
031759	BR-190	451.5	453	Fragmental 2	Underground	Mine Rock	0.00004	<0.00005	0.000007	0.00070	0.00048	0.0029	<0.002	--
031762	BR-085	190	190.5	Metasediment 3	Underground	Mine Rock	0.00004	<0.00005	<0.000005	0.00027	0.000058	0.00044	0.0030	--
031766	BR-140	587	588	Felsic Fragmental	Underground	Mine Rock	0.00004	<0.00005	<0.000005	0.0051	0.00017	0.0052	<0.002	--
031770	BR-141	686	687	Metasediment 3	Underground	Mine Rock	0.00011	<0.00005	0.000008	0.013	0.00012	0.0044	<0.002	--
031775	BR-176	759	760.5	Basalt	Underground	Mine Rock	0.00095	<0.00005	<0.000005	0.00073	0.000048	**0.035**	<0.002	--
031777	BR-176	698.2	699.7	Metasediment 3	Underground	Mine Rock	0.00006	<0.00005	0.000008	0.0019	0.00090	**0.0080**	<0.002	--
031778	BR-194	390.8	392.3	Metasediment 2	Underground	Mine Rock	0.00011	<0.00005	0.000011	0.0016	0.0026	0.0054	<0.002	--
031781	BR-194	477.8	478.6	Fragmental 2	Underground	Mine Rock	0.00013	<0.00005	<0.000005	0.0028	0.00045	0.0042	<0.002	--
031784	BR-193	328.4	329.4	Metasediment 3	Underground	Mine Rock	0.00007	<0.00005	0.000008	0.00032	0.00054	**0.0068**	<0.002	--
031788	BR-192	220.5	222	Metasediment 2	Underground	Mine Rock	0.00008	0.00013	0.000022	0.00055	0.00023	0.00024	<0.002	--
031789	BR-192	232	233	Felsic Volcanic 1	Underground	Mine Rock	0.00061	<0.00005	0.000009	0.00092	0.00038	0.0039	<0.002	--
031791	BR-381	248.4	248.85	Basalt	Underground	Mine Rock	0.00044	<0.00005	<0.000005	0.0074	0.00025	0.0059	<0.002	--
031792	BR-381	222.35	223.15	Sericite Schist	Underground	Mine Rock	0.00007	<0.00005	<0.000005	0.00071	0.00051	0.0032	<0.002	--
031811	BH22-23	55	60	Basalt	Underground	Mine Rock	0.00007	<0.00005	<0.000005	0.00044	0.000024	**0.0072**	<0.002	--
116735	BR-122	743.6	744.1	Basalt	Underground	Mine Rock	0.00009	<0.00005	<0.000005	0.00090	0.00016	**0.015**	<0.002	--
116737	BR-121	725.1	726.5	Metasediment 3	Underground	Mine Rock	0.00052	<0.00005	<0.000005	0.0032	0.00025	**0.0075**	<0.002	--
116741	BR-160	396	396.6	Rhyolite	Underground	Mine Rock	0.00019	<0.00005	0.000008	0.0019	0.0027	0.0016	<0.002	--
116743	BR-067	682.3	683.3	Felsic Volcanic 2	Underground	Mine Rock	0.0021	<0.00005	0.000005	0.0011	0.00015	**0.0061**	<0.002	--
116744	BR-067	700.5	702	Metasediment 3	Underground	Mine Rock	0.00017	<0.00005	0.000006	0.0064	0.0021	0.00073	<0.002	--
116745	BR-067	739.9	740.3	Intrusive Breccia	Underground	Mine Rock	0.00014	<0.00005	0.000007	0.0010	0.000052	**0.024**	0.0050	--
116746	DL-051	340.2	340.75	Ultramafic	Underground	Mine Rock	0.00016	<0.00005	0.000013	0.0013	0.000015	**0.010**	<0.002	--
116747	DL-051	226	226.8	Argillite	Underground	Mine Rock	0.00037	<0.00005	0.000005	0.0014	0.000041	0.00088	<0.002	--
116750	DL-062	273.85	274.5	Argillite	Underground	Mine Rock	0.00039	<0.00005	0.000005	0.0012	0.00015	0.00007	<0.002	--
031994	BR-449	94.3	95.8	Basalt	Underground	Mine Rock	<0.0001	<0.00001	0.0000115	0.00064	0.0000402	<0.001	<0.001	0.00002

(1) Provincial Water Quality Objectives.

(2) Provincial Water Quality Objectives Interim.

Blue highlighting indicates metal concentrations greater than the PWQO screening value.

Bolded text indicates metal concentrations greater than the interim PWQO screening value.

Screening values are for qualitative assessment only and hold no regulatory significance.

Classification as mine rock or ore-grade materials was based on gold content.

A value of "--" indicates metal was not measured for the given sample; the variation in elements analyzed is due to measurement at two different laboratories (see text).

Table B-8. SFE Results

Sample ID	Drillhole ID	From	To	Lithology	Area	Class	Selenium Dissolved	Silver Dissolved	Thallium Dissolved	Tungsten Dissolved	Uranium Dissolved	Vanadium Dissolved	Zinc Dissolved	Zirconium Dissolved
		m	*m*				*mg/L*	*mg/L*	*mg/L*	*mg/L*	*mg/L*	*mg/L*	*mg/L*	*mg/L*
In-Place PWQO (mg/L) [1]							*0.1*	*0.0001*	--	--	--	--	*0.03*	--
In-Place PWQO (mg/L) [2]							--	--	*0.0003*	*0.03*	*0.005*	*0.006*	*0.02*	*0.004*
031502	BR-216	75	76.5	Felsic Volcanic 1	Central Pit	Mine Rock	0.00077	<0.00005	0.000005	0.0057	0.0022	**0.011**	0.0030	--
031508	BR-201	168.6	169.5	Felsic Volcanic 1	Central Pit	Ore-Grade	0.0028	<0.00005	<0.000005	0.0045	0.00026	0.00061	<0.002	--
031510	BR-142	137.75	138.5	Felsic Volcanic 1	Central Pit	Ore-Grade	0.0047	0.00017	0.000006	**0.042**	0.0016	0.0015	<0.002	--
031511	BR-142	216.75	217.5	Felsic Volcanic 2	Central Pit	Ore-Grade	0.011	<0.00005	<0.000005	0.0036	0.00041	0.0038	<0.002	--
031513	BR-197	148.15	148.65	Felsic Volcanic 2	Central Pit	Mine Rock	0.0016	<0.00001	0.0000065	0.0026	0.0012	<0.001	0.0038	0.00051
031514	BR-200	193.7	194.45	Felsic Volcanic 2	Central Pit	Mine Rock	0.00015	<0.00005	0.000007	0.0024	0.0013	0.0017	<0.002	--
031519	BR-232	142.9	144	Felsic Volcanic 1	Central Pit	Mine Rock	0.00050	<0.00005	<0.000005	0.0019	0.0013	0.0045	0.0080	--
031520	BR-241	46.25	47.5	Felsic Volcanic 1	Central Pit	Ore-Grade	0.0016	<0.00005	0.000011	0.0043	0.00058	**0.011**	0.0030	--
031528	BR-316	23	23.9	Metasediment 3	Central Pit	Mine Rock	0.00004	<0.00005	0.000011	0.00092	0.0018	0.0047	0.0020	--
031533	BR-003	18	19	Felsic Volcanic 1	Underground	Mine Rock	0.00007	<0.00005	<0.000005	0.00070	0.00094	**0.0091**	<0.002	--
031538	BR-035	121	122	Felsic Volcanic 1	Central Pit	Mine Rock	0.00072	0.00008	<0.000005	0.0014	0.00035	0.0029	<0.002	--
031540	BR-037	122.4	123	Felsic Volcanic 1	Central Pit	Ore-Grade	0.00043	<0.00005	<0.000005	0.0097	0.0026	**0.0091**	<0.002	--
031543	BR-041	56	57	Metasediment 2	Underground	Mine Rock	0.00070	<0.00005	0.000009	0.0031	0.00032	**0.014**	0.0040	--
031544	BR-043	26.5	27	Fragmental 1	Underground	Mine Rock	0.00045	0.00005	0.000008	0.019	0.00066	**0.0066**	0.0050	--
031547	BR-060	139.5	140.35	Felsic Volcanic 1	Central Pit	Mine Rock	0.0021	<0.00005	0.000005	0.0017	0.00093	0.0029	<0.002	--
031548	BR-060	315.7	317	Metasediment 2	Central Pit	Mine Rock	0.00042	<0.00005	0.000009	0.0026	0.0010	**0.0076**	0.0030	--
031557	BR-123	66.5	67.5	Felsic Volcanic 2	Central Pit	Mine Rock	0.0026	0.00006	<0.000005	0.0020	0.00079	0.0024	<0.002	--
031559	BR-129	70	71	Fragmental 1	Central Pit	Mine Rock	0.00016	0.00005	<0.000005	0.00067	0.0024	**0.0068**	<0.002	--
031561	BR-132	138.5	139.6	Felsic Volcanic 1	Central Pit	Mine Rock	0.0016	0.00007	<0.000005	0.0035	0.0017	**0.0073**	<0.002	--
031567	BR-170	140.75	141.25	Felsic Volcanic 1	Central Pit	Ore-Grade	0.017	<0.00005	<0.000005	**0.89**	0.0014	0.00076	<0.002	--
031570	BR-156	22.5	24	Felsic Volcanic 1	Central Pit	Mine Rock	0.00011	<0.00005	<0.000005	0.0014	0.0017	**0.013**	<0.002	--
031571	BR-171	44	45	Felsic Volcanic 1	Central Pit	Mine Rock	0.0010	<0.00005	<0.000005	0.0023	0.000099	0.00040	0.0060	--
031575	BR-181	6	7	Felsic Volcanic 1	Viggo Pit	Mine Rock	0.00042	<0.00005	<0.000005	0.0036	0.00043	0.0038	<0.002	--
031582	BR-285	87.5	89	Fragmental 1	Central Pit	Mine Rock	0.00006	<0.00005	0.000006	0.0019	0.00088	**0.011**	<0.002	--
031585	BR-333	65	66	Felsic Volcanic 2	Underground	Ore-Grade	0.00068	<0.00005	0.000012	0.0023	0.0013	0.0015	0.0040	--
031586	BR-333	130.3	131.1	Felsic Volcanic 1	Underground	Ore-Grade	0.00078	<0.00005	<0.000005	0.015	0.00075	**0.0079**	<0.002	--
031590	BR-360	16.2	17	Felsic Volcanic 2	Underground	Mine Rock	0.0019	<0.00001	<0.000004	0.0088	0.0015	<0.001	0.0046	0.0010
031591	BR-391	51.2	52.2	Felsic Volcanic 2	Underground	Ore-Grade	0.0065	<0.00005	<0.000005	0.0043	0.0019	0.0016	0.0060	--
031594	BR-399	23.4	24.7	Metasediment 3	Underground	Mine Rock	0.00045	<0.00005	<0.000005	0.0025	0.00051	0.0043	<0.002	--
031597	BR-449	19.7	21.2	Felsic Volcanic 1	Underground	Mine Rock	0.00014	<0.00005	<0.000005	0.0079	0.00074	**0.0090**	0.0030	--
031601	BR-521	17.75	19.25	Metasediment 2	Viggo Pit	Mine Rock	0.00034	<0.00005	0.000006	0.00050	0.000066	0.0052	0.0020	--
031602	BR-407	387	388.5	Felsic Volcanic 1	Central Pit	Mine Rock	0.00021	<0.00005	0.000007	0.0014	0.0012	0.0058	<0.002	--
031606	BR-734	30.9	32.4	Fragmental 1	Viggo Pit	Mine Rock	0.00015	<0.00005	0.000023	0.00077	0.0013	**0.0085**	0.0040	--
031609	BR-734	117	118.5	Metasediment 3	Viggo Pit	Mine Rock	0.00010	<0.00005	0.000014	0.00068	0.00064	**0.0073**	0.0040	--
031610	BR-418	9.6	10.6	Metasediment 2	Central Pit	Mine Rock	0.00011	<0.00005	0.000011	0.0055	0.00038	**0.0063**	0.0030	--
031612	BR-483	56.65	58.15	Fragmental 1	Central Pit	Mine Rock	0.00013	<0.00005	0.000022	0.00035	0.00095	**0.0077**	0.0050	--
031615	BR-737	36.5	38	Fragmental 1	Viggo Pit	Mine Rock	0.00013	<0.00005	0.000013	0.00086	0.00074	**0.0071**	0.0040	--
031618	BR-409	73.5	74.75	Felsic Volcanic 2	Central Pit	Mine Rock	0.00005	<0.00005	0.000014	0.00038	0.0034	0.00030	0.0030	--
031619	BR-297	54	55.5	Felsic Volcanic 1	Central Pit	Mine Rock	0.00089	<0.00005	0.000005	0.0041	0.00092	**0.0072**	<0.002	--
031620	BR-298	41.8	42.7	Metasediment 2	Central Pit	Ore-Grade	0.0029	0.00015	0.000013	0.0016	0.0020	0.0041	0.014	--
031621	BR-387	56	57.5	Fragmental 2	Central Pit	Mine Rock	0.00023	<0.00005	0.000017	0.00064	0.00096	**0.0083**	0.0060	--
031623	BR-031	37.55	38.8	Fragmental 2	Underground	Mine Rock	0.00025	<0.00005	0.000006	0.0041	0.00073	**0.0078**	<0.002	--
031624	BR-034	121	122	Felsic Volcanic 1	Central Pit	Mine Rock	0.00071	0.00012	0.000013	0.028	0.00100	0.0023	<0.002	--
031626	BR-145	47	48	Felsic Volcanic 1	Central Pit	Ore-Grade	0.00096	<0.00005	0.000007	0.017	0.0012	0.0059	<0.002	--
031627	BR-162	88	89	Fragmental 1	Viggo Pit	Mine Rock	0.00060	<0.00005	<0.000005	0.0022	0.00020	**0.0074**	<0.002	--
031628	BR-181	124.3	125	Felsic Volcanic 2	Viggo Pit	Ore-Grade	0.0028	0.00007	<0.000005	0.0086	0.0011	0.00048	<0.002	--
031629	BR-190	189.1	190.5	Felsic Volcanic 1	Central Pit	Mine Rock	0.0018	0.00007	0.000014	0.0029	0.00049	0.0033	<0.002	--
031630	BR-403	59.8	60.8	Felsic Volcanic 1	Central Pit	Mine Rock	0.00006	0.00007	0.000012	0.0038	0.00066	0.0038	<0.002	--
031633	BR-518	400.4	401.4	Felsic Volcanic 1	Central Pit	Mine Rock	0.0016	0.00009	0.000014	0.0034	0.0012	0.00060	<0.002	--
031637	BR-224	98.4	99.4	Metasediment 2	Central Pit	Mine Rock	0.00014	<0.00005	<0.000005	0.0026	0.00027	**0.0089**	<0.002	--
031638	BR-224	247.65	248.3	Felsic Volcanic 1	Central Pit	Ore-Grade	0.0014	<0.00005	0.000013	0.0053	0.0010	0.0042	<0.002	--
031642	BR-240	29	30.5	Felsic Volcanic 1	Central Pit	Mine Rock	0.00070	<0.00005	0.000008	0.0021	0.0011	**0.0063**	0.0030	--

(1) Provincial Water Quality Objectives.

(2) Provincial Water Quality Objectives Interim.

Blue highlighting indicates metal concentrations greater than the PWQO screening value.

Bolded text indicates metal concentrations greater than the interim PWQO screening value.

Screening values are for qualitative assessment only and hold no regulatory significance.

Classification as mine rock or ore-grade materials was based on gold content.

A value of "--" indicates metal was not measured for the given sample; the variation in elements analyzed is due to measurement at two different laboratories (see text).

Table B-8. SFE Results

Sample ID	Drillhole ID	From	To	Lithology	Area	Class	Selenium Dissolved	Silver Dissolved	Thallium Dissolved	Tungsten Dissolved	Uranium Dissolved	Vanadium Dissolved	Zinc Dissolved	Zirconium Dissolved
		m	*m*				*mg/L*	*mg/L*	*mg/L*	*mg/L*	*mg/L*	*mg/L*	*mg/L*	*mg/L*
In-Place PWQO (mg/L) [1]							*0.1*	*0.0001*	--	--	--	--	*0.03*	--
In-Place PWQO (mg/L) [2]							--	--	*0.0003*	*0.03*	*0.005*	*0.006*	*0.02*	*0.004*
031643	BR-241	108	108.5	Felsic Volcanic 2	Central Pit	Mine Rock	0.00006	<0.00005	0.000009	0.0013	0.0018	0.00035	<0.002	--
031646	BR-283	34.5	36	Felsic Volcanic 1	Central Pit	Mine Rock	0.00011	<0.00005	0.000009	0.0033	0.0028	**0.010**	0.0050	--
031648	BR-344	46	46.95	Felsic Volcanic 1	Central Pit	Mine Rock	<0.00004	<0.00005	0.000006	0.00070	0.0031	**0.0077**	<0.002	--
031649	BR-322	169.5	170.9	Fragmental 1	Central Pit	Mine Rock	0.00016	<0.00005	0.000009	0.00061	0.0033	**0.0086**	<0.002	--
031652	BR-370	22.8	24.2	Felsic Volcanic 1	Viggo Pit	Mine Rock	0.00017	<0.00005	0.000007	0.00051	0.00053	0.0048	<0.002	--
031655	BR-379	143.1	144.1	Felsic Volcanic 1	Viggo Pit	Mine Rock	0.00010	<0.00005	0.000007	0.0022	0.0020	**0.0085**	<0.002	--
031657	BR-437	98.9	99.9	Felsic Volcanic 1	Central Pit	Mine Rock	0.00009	<0.00005	<0.000005	0.0022	0.00088	**0.0061**	<0.002	--
031658	BR-444	44.9	46.4	Metasediment 3	Underground	Mine Rock	0.00009	<0.00005	0.000005	0.00090	0.00054	**0.0080**	<0.002	--
116951	BR-272	51.8	53.3	Fragmental 1	Underground	Mine Rock	0.00046	<0.00005	0.000014	0.0022	0.0011	**0.013**	0.0030	--
116953	BR-535	171.2	172.2	Felsic Volcanic 1	Central Pit	Ore-Grade	0.0044	<0.00005	<0.000005	0.016	0.00028	**0.0093**	<0.002	--
117009	BR-058	30.5	31.5	Quartz Sericite Schist	Viggo Pit	Mine Rock	<0.0001	<0.00001	0.000012	0.0013	0.0023	<0.001	0.0023	0.00055
117007	BR-058	126.15	127	Metasediment 2	Viggo Pit	Mine Rock	0.00023	<0.00001	0.0000154	0.00040	0.0000891	<0.001	0.0011	0.00039
117002	BR-162	11	12.5	Felsic Volcanic 1	Viggo Pit	Mine Rock	<0.0001	<0.00001	0.0000078	0.00084	0.0012	0.0012	<0.001	0.00071
117011	BR-162	69.5	70.1	Felsic Volcanic 1	Viggo Pit	Mine Rock	0.00026	0.000015	0.0000518	0.0028	0.00047	0.0028	<0.001	0.00023
117037	BR-567	55.2	56.2	Felsic Volcanic 1	Viggo Pit	Mine Rock	<0.0001	0.000082	0.0000068	0.00084	0.0015	0.0015	<0.001	0.00036
117030	BR-568	39.4	40.4	Felsic Volcanic 2	Viggo Pit	Mine Rock	0.00017	<0.00001	0.0000074	0.00049	0.00054	<0.001	<0.001	0.00014
117033	BR-568	92.6	93.9	Metasediment 2	Viggo Pit	Mine Rock	0.00015	0.000085	0.0000137	0.00037	0.0000733	0.0014	<0.001	0.00011
117022	BR-569	31.5	33	Fragmental 1	Viggo Pit	Mine Rock	0.00028	0.00002	0.0000144	0.00037	0.0000716	<0.001	<0.001	0.00021
117016	BR-569	143.65	144.65	Metasediment 2	Viggo Pit	Mine Rock	<0.0001	<0.00001	0.0000121	0.00060	0.00054	<0.001	<0.001	0.000053
117027	BR-638	10.5	12	Felsic Volcanic 1	Viggo Pit	Mine Rock	<0.0001	0.000017	0.0000055	0.023	0.0016	0.0027	<0.001	0.0014
117025	BR-638	60	61	Quartz Sericite Schist	Viggo Pit	Mine Rock	<0.0001	0.000011	0.0000068	0.00082	0.0032	<0.001	<0.001	0.00050
DX491069	BR-732	49.5	50.5	Fragmental 1	Viggo Pit	Mine Rock	0.00072	0.000011	0.0000067	0.0011	0.0000809	<0.001	<0.001	0.00010
117478	BR-569	81.4	82.25	Felsic Volcanic 2	Viggo Pit	Mine Rock	<0.0001	0.000012	0.0000063	0.00073	0.00017	0.0027	<0.001	0.00010
117469	BR-379	21	22.45	Metasediment 2	Viggo Pit	Mine Rock	0.00068	0.000023	0.0000221	0.00057	0.0000872	0.0012	<0.001	0.00020
117473	BR-379	70.2	71.5	Felsic Volcanic 1	Viggo Pit	Mine Rock	0.00057	0.000049	0.0000237	0.00093	0.00017	0.0014	<0.001	0.00014
117476	BR-379	117	118	Felsic Volcanic 2	Viggo Pit	Mine Rock	0.00054	0.000052	0.0000208	0.0091	0.00098	<0.001	<0.001	0.00071
117492	BH23-11	22	23	Fragmental 1	Viggo Pit	Mine Rock	0.00026	0.000033	0.0000104	0.0062	0.00020	0.0019	<0.001	0.00012
117489	BH23-11	52	53	Felsic Volcanic 1	Viggo Pit	Mine Rock	0.00020	0.0012	0.0000094	0.00031	0.00012	0.0014	0.0010	0.00012
117488	BH23-12	15	16	Fragmental 1	Viggo Pit	Mine Rock	0.00024	0.000013	0.0000145	0.00054	0.0000862	0.0025	<0.001	0.00066
117484	BH23-12	45	46	Fragmental 1	Viggo Pit	Mine Rock	0.00018	0.000027	0.0000373	0.00036	0.00020	<0.001	<0.001	0.00017
117453	BR-734	54.9	56.4	Felsic Volcanic 2	Viggo Pit	Ore-Grade	0.00026	0.000059	0.0000055	0.00061	0.0013	<0.001	<0.001	0.00018
117457	BR-734	111	112.5	Metasediment 3	Viggo Pit	Mine Rock	<0.0001	0.000028	0.0000058	0.00058	0.00025	<0.001	<0.001	0.00025
117464	BR-735	113.75	114.75	Felsic Volcanic 1	Viggo Pit	Mine Rock	<0.0001	0.000013	0.0000104	0.00079	0.00020	0.0027	<0.001	0.000038
117467	BR-735	150.1	150.85	Felsic Volcanic 2	Viggo Pit	Mine Rock	<0.0001	0.00007	0.0000073	0.00066	0.00094	<0.001	<0.001	0.000087
117495	BH24-01	69.5	70.5	Fragmental 1	Viggo Pit	Mine Rock	0.00038	0.000018	0.000013	0.00025	0.0000292	0.0016	<0.001	0.00020
DX489413	BH24-02	30.1	31	Felsic Volcanic 2	Viggo Pit	Mine Rock	0.00063	0.000032	0.0000162	0.00039	0.00029	<0.001	<0.001	0.000091
117500	BH24-02	90.95	91.75	Felsic Volcanic 1	Viggo Pit	Mine Rock	<0.0001	0.000029	0.0000055	0.00042	0.00021	0.0020	<0.001	0.00011
A0962868	BH24-01	30.9	31.9	Felsic Volcanic 1	Viggo Pit	Mine Rock	0.00012	0.000013	0.0000125	0.0017	0.0000292	0.0018	<0.001	0.000054
DX489421	BH24-03	16	17	Metasediment 3	Viggo Pit	Mine Rock	<0.0001	0.00001	0.000009	0.00048	0.00007	<0.001	<0.001	0.00063
DX489417	BH24-03	44.4	45.3	Felsic Volcanic 1	Viggo Pit	Mine Rock	<0.0001	<0.00001	0.0000046	0.00044	0.0000294	0.0013	<0.001	0.00031
031665	REG-026	1018.5	1020	Felsic Volcanic 1	Underground	Mine Rock	0.00021	<0.00005	0.000009	0.00069	0.0027	**0.0071**	<0.002	--
031670	BR-259	696	697	Fragmental 2	Underground	Mine Rock	0.00025	<0.00005	0.000015	0.0011	0.0014	0.0036	0.0050	--
031671	BR-259	719.75	720.25	Metasediment 3	Underground	Mine Rock	0.00005	<0.00005	0.000007	0.0012	0.00023	**0.014**	<0.002	--
031676	BR-378	106	107.2	Fragmental 1	Underground	Mine Rock	0.0011	<0.00005	0.000028	0.0021	0.00096	**0.012**	0.0050	--
031681	BR-469	155.5	157	Felsic Volcanic 2	Underground	Mine Rock	0.00007	0.00007	<0.000005	0.0056	0.00047	0.0019	<0.002	--
031693	BR-523	148.1	148.5	Felsic Volcanic 1	Underground	Mine Rock	0.00059	<0.00001	0.000014	0.00022	0.00016	<0.001	<0.001	0.000093
031695	BR-523	100.7	102	Fragmental 1	Underground	Mine Rock	0.00049	<0.00005	0.000031	0.00059	0.0012	**0.015**	0.0050	--
031698	BR-772	1533	1534.5	Basalt	Underground	Mine Rock	0.00015	<0.00005	<0.000005	0.0021	0.00003	**0.0088**	0.010	--
031705	BR-771	1474.2	1475	Metasediment 3	Underground	Mine Rock	<0.00004	<0.00005	0.000009	0.00072	0.00038	**0.013**	0.0050	--
031707	BR-771	1382.6	1383.4	Felsic Volcanic 2	Underground	Mine Rock	<0.00004	<0.00005	<0.000005	0.0090	0.0015	0.0036	0.0020	--
031708	BR-695	1709.5	1711	Metasediment 3	Underground	Mine Rock	0.00004	<0.00005	0.000014	0.0013	0.00071	**0.013**	0.0060	--
031711	BR-760	300	301.1	Metasediment 2	Underground	Mine Rock	0.00037	<0.00005	0.000015	0.00087	0.00026	**0.0083**	0.0040	--

(1) Provincial Water Quality Objectives.

(2) Provincial Water Quality Objectives Interim.

Blue highlighting indicates metal concentrations greater than the PWQO screening value.

Bolded text indicates metal concentrations greater than the interim PWQO screening value.

Screening values are for qualitative assessment only and hold no regulatory significance.

Classification as mine rock or ore-grade materials was based on gold content.

A value of "--" indicates metal was not measured for the given sample; the variation in elements analyzed is due to measurement at two different laboratories (see text).

Table B-8. SFE Results

Sample ID	Drillhole ID	From	To	Lithology	Area	Class	Selenium Dissolved	Silver Dissolved	Thallium Dissolved	Tungsten Dissolved	Uranium Dissolved	Vanadium Dissolved	Zinc Dissolved	Zirconium Dissolved
		m	*m*				*mg/L*	*mg/L*	*mg/L*	*mg/L*	*mg/L*	*mg/L*	*mg/L*	*mg/L*
In-Place PWQO (mg/L) [1]							*0.1*	*0.0001*	--	--	--	--	*0.03*	--
In-Place PWQO (mg/L) [2]							--	--	*0.0003*	*0.03*	*0.005*	*0.006*	*0.02*	*0.004*
031713	BR-760	253.2	254	Fragmental 1	Underground	Mine Rock	0.00005	<0.00005	0.000006	0.0012	0.0012	0.0012	<0.002	--
031714	BR-760	457.5	459	Felsic Volcanic 1	Underground	Mine Rock	<0.00004	<0.00005	0.000007	0.0096	0.00077	**0.011**	<0.002	--
031717	BR-481	655.8	656.7	Felsic Volcanic 1	Underground	Ore-Grade	0.00073	<0.00005	<0.000005	0.0050	0.00046	0.0043	<0.002	--
031720	BR-745	669	670.5	Felsic Volcanic 2	Underground	Mine Rock	0.00008	<0.00005	<0.000005	0.0012	0.0042	0.00066	<0.002	--
031721	BR-763	542.35	543.85	Metasediment 2	Underground	Mine Rock	0.00027	<0.00005	0.000013	0.0021	0.0014	**0.015**	<0.002	--
031723	BR-682	1029	1030.5	Felsic Volcanic 1	Underground	Mine Rock	0.0019	0.00023	0.00002	**0.23**	0.0032	0.0011	<0.002	--
031725	BR-682	777.9	778.9	Felsic Volcanic 1	Underground	Ore-Grade	0.018	0.00041	0.000006	0.0027	0.00082	0.00032	<0.002	--
031726	BR-682	927.6	928.2	Felsic Volcanic 1	Underground	Mine Rock	0.0013	0.00013	0.000014	0.0039	0.00081	0.0013	<0.002	--
031729	BR-682	646.2	647.5	Metasediment 2	Underground	Mine Rock	0.00005	0.00006	0.000007	0.00094	0.000061	0.0028	<0.002	--
031730	BR-682	390.5	391.6	Felsic Volcanic 1	Underground	Mine Rock	0.00009	<0.00005	<0.000005	0.0019	0.0011	0.0054	<0.002	--
031733	BR-227	840.5	842	Basalt	Underground	Mine Rock	0.00014	<0.00005	<0.000005	0.0011	0.00016	**0.011**	<0.002	--
031734	BR-227	812	813	Fragmental 2	Underground	Mine Rock	<0.00004	<0.00005	<0.000005	0.0022	0.00041	0.0052	<0.002	--
031735	BR-227	502	503	Felsic Volcanic 1	Underground	Mine Rock	0.00016	<0.00005	0.000012	0.0050	0.0026	**0.011**	<0.002	--
031737	BR-227	609	609.75	Metasediment 2	Underground	Mine Rock	0.00012	<0.00005	<0.000005	0.0014	0.00017	**0.0067**	<0.002	--
031829	BR-156	405	406.5	Felsic Volcanic 1	Underground	Mine Rock	0.00092	<0.00005	<0.000005	0.0025	0.0043	**0.011**	<0.002	--
031832	BR-156	564	565	Felsic Volcanic 2	Underground	Ore-Grade	0.00011	<0.00005	0.000005	0.00069	0.0017	0.0015	<0.002	--
031835	BR-007	504.65	505.15	Metasediment 2	Underground	Ore-Grade	0.00038	<0.00005	<0.000005	0.0039	0.0011	0.0056	0.0030	--
031838	BR-007	705	706	Felsic Volcanic 1	Underground	Mine Rock	<0.00004	<0.00005	0.000007	0.00028	0.00041	0.0021	0.0030	--
031844	BR-030	437.3	438.2	Felsic Volcanic 2	Underground	Mine Rock	0.00083	<0.00005	<0.000005	0.0061	0.0012	0.0047	<0.002	--
031848	BR-084	491	492.5	Fragmental 2	Underground	Mine Rock	0.00007	0.00005	0.000006	0.0012	0.0018	0.00061	<0.002	--
031849	BR-084	568.3	569.8	Basalt	Underground	Mine Rock	0.00010	<0.00005	<0.000005	0.0015	0.000048	**0.011**	<0.002	--

(1) Provincial Water Quality Objectives values

(2) Provincial Water Quality Objectives interim values

Blue highlighting indicates metal concentrations greater than the PWQO screening value.

Bolded text indicates metal concentrations greater than the interim PWQO screening value.

Screening values are for qualitative assessment only and hold no regulatory significance.

Classification as mine rock or ore-grade materials was based on gold content.

A value of "--" indicates metal was not measured for the given sample; the variation in elements analyzed is due to measurement at two different laboratories (see text).

Table B-9. Shake Flask Extraction (SFE) Statistical Summary

Group	Parameter	pH	Conductivity	Acidity (to pH 8.3)	Alkalinity (to pH 4.5)	Sulphate	Aluminum Dissolved	Antimony Dissolved	Arsenic Dissolved	Beryllium Dissolved	Boron Dissolved	Cadmium Dissolved	Calcium Dissolved	Chromium Dissolved	Cobalt Dissolved	Copper Dissolved
		pH units	*µS/cm*	*mg CaCO3/L*	*mg CaCO3/L*	*mg/L*	*mg/L*	*mg/L*	*mg/L*	*mg/L*	*mg/L*	*mg/L*	*mg/L*	*mg/L*	*mg/L*	*mg/L*
	In-Place PWQO (mg/L)	*6.5-8.5*	--	--	--	--	--	--	*0.1*	*0.011*	--	*0.0002*	--	*0.001*	--	*0.005*
	Interim PWQO (mg/L)	--	--	--	--	--	*0.075*	*0.02*	*0.005*	--	*0.2*	*0.0001*	--	--	*0.0009*	*0.005*
All samples	Count	228	228	129	228	228	228	228	228	228	228	228	228	228	228	228
	Count > PWQO Value	104	0	0	0	0	0	0	22	0	0	0	0	25	0	3
	% > PWQO Value	46%	0%	0%	0%	0%	0%	0%	10%	0%	0%	0%	0%	11%	0%	1%
	Count > PWQO Interim Value	--	0	0	0	0	225	8	148	0	1	1	0	0	5	3
	% > PWQO Interim Value	--	0%	0%	0%	0%	99%	4%	65%	0%	0.4%	0.4%	0%	0%	2%	1%
	Minimum	6.0	20	2.0	7.0	1.6	0.029	2.4E-04	1.7E-04	7.0E-06	0.0028	2.0E-06	1.2	8.0E-05	9.0E-06	2.0E-04
	25th Percentile	7.7	68	2.0	28	2.0	0.45	0.0011	0.0029	7.0E-06	0.010	3.0E-06	4.4	1.5E-04	2.7E-05	3.3E-04
	Median	8.0	88	2.0	32	3.9	0.78	0.0022	0.011	7.0E-06	0.020	3.0E-06	6.4	4.0E-04	4.5E-05	6.0E-04
	Average	8.0	101	9.9	33	11	0.82	0.0035	0.097	1.2E-05	0.028	7.3E-06	8.9	5.1E-04	1.4E-04	9.5E-04
	75th Percentile	8.9	107	19	37	10	1.1	0.0035	0.031	1.0E-05	0.033	5.0E-06	8.7	5.8E-04	1.2E-04	0.0010
	Maximum	9.6	523	43	70	230	2.5	0.051	3.9	5.1E-05	0.30	2.0E-04	92	0.0047	0.0038	0.032
All Central Pit samples	Count	55	55	41	55	55	55	55	55	55	55	55	55	55	55	55
	Count > PWQO Value	29	0	0	0	0	0	0	5	0	0	0	0	9	0	1
	% > PWQO Value	53%	0%	0%	0%	0%	0%	0%	9%	0%	0%	0%	0%	16%	0%	2%
	Count > PWQO Interim Value	--	0	0	0	0	55	4	39	0	1	1	0	0	0	1
	% > PWQO Interim Value	--	0%	0%	0%	0%	100%	7%	71%	0%	2%	2%	0%	0%	0%	2%
	Minimum	6.4	63	2.0	27	2.0	0.087	9.0E-04	8.0E-04	7.0E-06	0.0033	3.0E-06	3.0	8.0E-05	9.0E-06	2.0E-04
	25th Percentile	7.9	90	2.0	32	3.2	0.52	0.0017	0.0040	7.0E-06	0.015	3.0E-06	5.1	1.3E-04	3.0E-05	5.0E-04
	Median	8.6	104	2.0	35	7.7	0.67	0.0025	0.016	7.0E-06	0.026	3.0E-06	7.3	2.1E-04	4.6E-05	8.0E-04
	Average	8.5	115	2.2	36	12	0.80	0.0045	0.077	1.1E-05	0.038	1.1E-05	8.9	4.4E-04	1.0E-04	0.0010
	75th Percentile	9.2	126	2.0	38	15	0.98	0.0035	0.031	9.5E-06	0.036	7.5E-06	11	6.4E-04	1.0E-04	0.0012
	Maximum	9.6	279	11	60	81	2.2	0.030	1.6	4.6E-05	0.30	2.0E-04	30	0.0021	5.3E-04	0.0074
All Viggo Pit samples	Count	41	41	39	41	41	41	41	41	41	41	41	41	41	41	41
	Count > PWQO Value	27	0	0	0	0	0	0	2	0	0	0	0	2	0	1
	% > PWQO Value	66%	0%	0%	0%	0%	0%	0%	5%	0%	0%	0%	0%	5%	0%	2%
	Count > PWQO Interim Value	--	0	0	0	0	40	2	16	0	0	0	0	0	2	1
	% > PWQO Interim Value	--	0%	0%	0%	0%	98%	5%	39%	0%	0%	0%	0%	0%	5%	2%
	Minimum	6.0	20	2.0	10.0	1.6	0.068	2.4E-04	1.7E-04	7.0E-06	0.0028	2.0E-06	1.2	8.0E-05	1.5E-05	2.0E-04
	25th Percentile	6.4	47	23	21	2.0	0.30	5.4E-04	0.0012	1.0E-05	0.0054	2.0E-06	4.5	5.0E-04	2.7E-05	3.5E-04
	Median	6.5	65	31	26	2.9	0.37	9.0E-04	0.0025	1.0E-05	0.0073	3.0E-06	6.4	5.0E-04	3.4E-05	5.7E-04
	Average	6.9	75	25	27	7.3	0.52	0.0028	0.14	1.1E-05	0.017	4.6E-06	7.7	4.8E-04	2.1E-04	0.0014
	75th Percentile	7.5	85	34	30	9.5	0.54	0.0014	0.0099	1.0E-05	0.017	5.0E-06	7.9	5.0E-04	8.1E-05	7.3E-04
	Maximum	9.6	360	43	68	70	1.7	0.033	3.7	4.6E-05	0.15	1.7E-05	52	0.0012	0.0038	0.032
All Underground samples	Count	132	132	49	132	132	132	132	132	132	132	132	132	132	132	132
	Count > PWQO Value	48	0	0	0	0	0	0	15	0	0	0	0	14	0	1
	% > PWQO Value	36%	0%	0%	0%	0%	0%	0%	11%	0%	0%	0%	0%	11%	0%	1%
	Count > PWQO Interim Value	--	0	0	0	0	130	2	93	0	0	0	0	0	3	1
	% > PWQO Interim Value	--	0%	0%	0%	0%	98%	2%	70%	0%	0%	0%	0%	0%	2%	1%
	Minimum	6.0	42	2.0	7.0	2.0	0.029	2.9E-04	2.0E-04	7.0E-06	0.0038	2.0E-06	2.6	8.0E-05	9.0E-06	2.0E-04
	25th Percentile	7.8	70	2.0	28	2.0	0.65	0.0012	0.0033	7.0E-06	0.014	3.0E-06	4.4	1.7E-04	2.5E-05	3.0E-04
	Median	8.0	86	2.0	32	3.0	0.91	0.0023	0.013	7.0E-06	0.020	3.0E-06	5.7	3.7E-04	4.6E-05	5.0E-04
	Average	8.2	104	4.0	33	12	0.92	0.0033	0.092	1.2E-05	0.027	6.6E-06	9.3	5.4E-04	1.3E-04	7.9E-04
	75th Percentile	8.9	102	2.0	38	6.9	1.2	0.0037	0.043	1.0E-05	0.033	4.2E-06	7.9	6.6E-04	1.2E-04	9.0E-04
	Maximum	9.6	523	28	70	230	2.5	0.051	3.9	5.1E-05	0.17	9.9E-05	92	0.0047	0.0017	0.0062
Mine Rock samples	Count	206	206	110	206	206	206	206	206	206	206	206	206	206	206	206
	Count > PWQO Value	93	0	0	0	0	0	0	18	0	0	0	0	25	0	3
	% > PWQO Value	45%	0%	0%	0%	0%	0%	0%	9%	0%	0%	0%	0%	12%	0%	1%
	Count > PWQO Interim Value	--	0	0	0	0	203	7	130	0	1	1	0	0	5	3
	% > PWQO Interim Value	--	0%	0%	0%	0%	99%	3%	63%	0%	0.5%	0.5%	0%	0%	2%	1%
	Minimum	6.0	20	2.0	7.0	1.6	0.029	2.4E-04	1.7E-04	7.0E-06	0.0028	2.0E-06	1.2	8.0E-05	9.0E-06	2.0E-04
	25th Percentile	7.7	68	2.0	28	2.0	0.45	0.0010	0.0022	7.0E-06	0.010	3.0E-06	4.4	1.7E-04	2.7E-05	3.0E-04
	Median	7.9	86	2.0	32	3.2	0.80	0.0021	0.0098	7.0E-06	0.019	3.0E-06	6.0	4.5E-04	4.5E-05	6.0E-04
	Average	8.0	100	11	32	11	0.84	0.0034	0.087	1.2E-05	0.027	7.1E-06	8.8	5.4E-04	1.5E-04	9.6E-04
	75th Percentile	8.8	104	25	37	9.7	1.2	0.0035	0.030	1.0E-05	0.032	5.0E-06	8.5	6.5E-04	1.2E-04	9.8E-04
	Maximum	9.6	523	43	70	230	2.5	0.051	3.9	5.1E-05	0.30	2.0E-04	92	0.0047	0.0038	0.032
Ore-grade samples	Count	22	22	19	22	22	22	22	22	22	22	22	22	22	22	22
	Count > PWQO Value	11	0	0	0	0	0	0	4	0	0	0	0	0	0	0
	% > PWQO Value	50%	0%	0%	0%	0%	0%	0%	18%	0%	0%	0%	0%	0%	0%	0%
	Count > PWQO Interim Value	--	0	0	0	0	22	1	18	0	0	0	0	0	0	0
	% > PWQO Interim Value	--	0%	0%	0%	0%	100%	5%	82%	0%	0%	0%	0%	0%	0%	0%
	Minimum	6.5	47	2.0	25	2.0	0.17	4.9E-04	0.0033	7.0E-06	0.0045	2.1E-06	5.2	8.0E-05	1.4E-05	2.0E-04
	25th Percentile	7.9	83	2.0	29	3.6	0.39	0.0021	0.0070	7.0E-06	0.011	3.0E-06	6.3	8.5E-05	2.8E-05	5.0E-04
	Median	8.5	107	2.0	35	8.6	0.65	0.0027	0.015	7.0E-06	0.022	3.0E-06	7.3	1.5E-04	4.2E-05	6.5E-04
	Average	8.5	112	3.5	35	9.9	0.65	0.0041	0.19	1.0E-05	0.033	1.0E-05	9.5	1.9E-04	6.2E-05	8.3E-04
	75th Percentile	9.2	128	2.0	38	13	0.81	0.0032	0.044	9.8E-06	0.044	1.0E-05	12	2.5E-04	7.3E-05	0.0011
	Maximum	9.5	180	31	60	36	1.4	0.026	1.6	3.1E-05	0.13	7.5E-05	21	5.0E-04	1.8E-04	0.0024

Blue highlighting indicates metal concentrations greater than the PWQO screening value.

Bolded text indicates metal concentrations greater than the interim PWQO screening value.

Screening values are for qualitative assessment only and hold no regulatory significance.

Classification as mine rock or ore-grade materials was based on gold content.

"Other" lithology refers to the following minor lithologies: Metasediment 1, Ultramafic, Calcite Vein, Intrusive Breccia, Felsic Fragmental, Rhyolite, and Sericite Schist.

Table B-9. Shake Flask Extraction (SFE) Statistical Summary

Group		Parameter	pH	Conductivity	Acidity (to pH 8.3)	Alkalinity (to pH 4.5)	Sulphate	Aluminum Dissolved	Antimony Dissolved	Arsenic Dissolved	Beryllium Dissolved	Boron Dissolved	Cadmium Dissolved	Calcium Dissolved	Chromium Dissolved	Cobalt Dissolved	Copper Dissolved
			pH units	*µS/cm*	*mg CaCO3/L*	*mg CaCO3/L*	*mg/L*	*mg/L*	*mg/L*	*mg/L*	*mg/L*	*mg/L*	*mg/L*	*mg/L*	*mg/L*	*mg/L*	*mg/L*
		In-Place PWQO (mg/L)	*6.5-8.5*	--	--	--	--	--	--	*0.1*	*0.011*	--	*0.0002*	--	*0.001*	--	*0.005*
		Interim PWQO (mg/L)	--	--	--	--	--	*0.075*	*0.02*	*0.005*	--	*0.2*	*0.0001*	--	--	*0.0009*	*0.005*
Felsic Volcanic 1	All samples	Count	75	75	52	75	75	75	75	75	75	75	75	75	75	75	75
		Count > PWQO Value	31	0	0	0	0	0	0	8	0	0	0	0	3	0	1
		% > PWQO Value	41%	0%	0%	0%	0%	0%	0%	11%	0%	0%	0%	0%	4%	0%	1%
		Count > PWQO Interim Value	--	0	0	0	0	75	4	48	0	1	1	0	0	0	1
		% > PWQO Interim Value	--	0%	0%	0%	0%	100%	5%	64%	0%	1%	1%	0%	0%	0%	1%
		Minimum	6.3	20	2.0	10.0	1.8	0.11	4.5E-04	8.0E-04	7.0E-06	0.0038	2.0E-06	1.2	8.0E-05	9.0E-06	2.0E-04
		25th Percentile	7.7	81	2.0	28	3.0	0.40	0.0015	0.0033	7.0E-06	0.011	3.0E-06	5.2	1.2E-04	2.6E-05	4.0E-04
		Median	8.0	99	2.0	34	6.9	0.65	0.0026	0.012	7.0E-06	0.020	3.0E-06	7.6	2.7E-04	4.3E-05	6.0E-04
		Average	8.1	117	8.2	32	18	0.69	0.0045	0.14	9.9E-06	0.030	8.2E-06	11	3.6E-04	7.5E-05	8.5E-04
		75th Percentile	8.8	123	2.0	37	17	0.92	0.0047	0.030	1.0E-05	0.036	4.0E-06	11	5.0E-04	8.0E-05	9.0E-04
		Maximum	9.6	523	43	59	230	2.0	0.033	3.9	3.2E-05	0.30	2.0E-04	92	0.0014	7.5E-04	0.0074
	Mine Rock samples	Count	62	62	41	62	62	62	62	62	62	62	62	62	62	62	62
		Count > PWQO Value	25	0	0	0	0	0	0	5	0	0	0	0	3	0	1
		% > PWQO Value	40%	0%	0%	0%	0%	0%	0%	8%	0%	0%	0%	0%	5%	0%	2%
		Count > PWQO Interim Value	--	0	0	0	0	62	3	39	0	1	1	0	0	0	1
		% > PWQO Interim Value	--	0%	0%	0%	0%	100%	5%	63%	0%	2%	2%	0%	0%	0%	2%
		Minimum	6.3	20	2.0	10.0	1.8	0.11	4.5E-04	8.0E-04	7.0E-06	0.0038	2.0E-06	1.2	8.0E-05	9.0E-06	2.0E-04
		25th Percentile	7.7	80	2.0	27	2.6	0.44	0.0014	0.0028	7.0E-06	0.010	3.0E-06	4.6	1.3E-04	2.7E-05	4.0E-04
		Median	7.9	98	2.0	31	5.7	0.66	0.0025	0.011	7.0E-06	0.019	3.0E-06	7.6	3.4E-04	4.4E-05	6.7E-04
		Average	8.0	117	9.8	32	19	0.72	0.0045	0.12	9.7E-06	0.029	8.8E-06	11	4.0E-04	8.0E-05	8.9E-04
		75th Percentile	8.7	120	21	37	17	0.94	0.0049	0.022	1.0E-05	0.034	4.0E-06	11	5.6E-04	8.1E-05	9.0E-04
		Maximum	9.6	523	43	59	230	2.0	0.033	3.9	3.2E-05	0.30	2.0E-04	92	0.0014	7.5E-04	0.0074
	Ore-grade samples	Count	13	13	11	13	13	13	13	13	13	13	13	13	13	13	13
		Count > PWQO Value	6	0	0	0	0	0	0	3	0	0	0	0	0	0	0
		% > PWQO Value	46%	0%	0%	0%	0%	0%	0%	23%	0%	0%	0%	0%	0%	0%	0%
		Count > PWQO Interim Value	--	0	0	0	0	13	1	9	0	0	0	0	0	0	0
		% > PWQO Interim Value	--	0%	0%	0%	0%	100%	8%	69%	0%	0%	0%	0%	0%	0%	0%
		Minimum	7.6	63	2.0	26	3.4	0.17	0.0014	0.0033	7.0E-06	0.011	3.0E-06	5.5	8.0E-05	1.4E-05	2.0E-04
		25th Percentile	8.0	96	2.0	29	4.1	0.31	0.0021	0.0042	7.0E-06	0.022	3.0E-06	6.4	8.0E-05	1.9E-05	4.0E-04
		Median	8.5	110	2.0	35	9.4	0.64	0.0027	0.015	7.0E-06	0.025	3.0E-06	8.0	1.3E-04	3.0E-05	5.0E-04
		Average	8.5	119	2.0	35	12	0.56	0.0047	0.20	1.1E-05	0.034	5.1E-06	11	1.6E-04	5.2E-05	7.0E-04
		75th Percentile	9.2	159	2.0	38	18	0.73	0.0032	0.049	9.0E-06	0.047	4.0E-06	14	2.1E-04	6.8E-05	9.0E-04
		Maximum	9.5	180	2.0	43	36	0.91	0.026	1.6	3.1E-05	0.083	1.5E-05	21	3.9E-04	1.4E-04	0.0024
Felsic Volcanic 2	All samples	Count	32	32	22	32	32	32	32	32	32	32	32	32	32	32	32
		Count > PWQO Value	16	0	0	0	0	0	0	6	0	0	0	0	1	0	0
		% > PWQO Value	50%	0%	0%	0%	0%	0%	0%	19%	0%	0%	0%	0%	3%	0%	0%
		Count > PWQO Interim Value	--	0	0	0	0	31	1	28	0	0	0	0	0	0	0
		% > PWQO Interim Value	--	0%	0%	0%	0%	97%	3%	88%	0%	0%	0%	0%	0%	0%	0%
		Minimum	6.0	47	2.0	8.7	1.9	0.029	2.9E-04	9.0E-04	7.0E-06	0.0033	2.0E-06	3.1	8.0E-05	9.0E-06	2.0E-04
		25th Percentile	6.6	67	2.0	28	2.8	0.44	0.0011	0.0064	7.0E-06	0.0079	3.0E-06	6.2	1.2E-04	2.7E-05	5.0E-04
		Median	7.9	87	2.0	31	4.1	0.65	0.0023	0.016	1.0E-05	0.014	3.0E-06	7.7	3.4E-04	3.7E-05	6.0E-04
		Average	7.9	88	12	32	6.5	0.70	0.0035	0.12	1.3E-05	0.023	6.2E-06	8.4	3.7E-04	7.8E-05	8.4E-04
		75th Percentile	8.9	97	24	35	9.4	0.96	0.0036	0.056	1.0E-05	0.029	7.0E-06	10	5.0E-04	7.8E-05	0.0011
		Maximum	9.5	177	42	60	20	1.7	0.023	1.5	5.1E-05	0.13	3.2E-05	14	0.0013	5.7E-04	0.0031
	Mine Rock samples	Count	25	25	16	25	25	25	25	25	25	25	25	25	25	25	25
		Count > PWQO Value	12	0	0	0	0	0	0	5	0	0	0	0	1	0	0
		% > PWQO Value	48%	0%	0%	0%	0%	0%	0%	20%	0%	0%	0%	0%	4%	0%	0%
		Count > PWQO Interim Value	--	0	0	0	0	24	1	21	0	0	0	0	0	0	0
		% > PWQO Interim Value	--	0%	0%	0%	0%	96%	4%	84%	0%	0%	0%	0%	0%	0%	0%
		Minimum	6.0	50	2.0	8.7	1.9	0.029	2.9E-04	9.0E-04	7.0E-06	0.0033	2.0E-06	3.1	8.0E-05	9.0E-06	2.0E-04
		25th Percentile	6.6	67	2.0	28	3.0	0.46	0.0011	0.0063	7.0E-06	0.0076	3.0E-06	5.9	1.7E-04	2.7E-05	4.6E-04
		Median	7.8	88	6.5	30	4.6	0.63	0.0022	0.015	1.0E-05	0.016	3.0E-06	7.9	5.0E-04	3.7E-05	5.7E-04
		Average	7.7	86	14	31	6.9	0.70	0.0035	0.094	1.4E-05	0.021	5.6E-06	8.5	4.1E-04	8.0E-05	8.0E-04
		75th Percentile	8.4	95	29	35	9.4	0.99	0.0040	0.050	1.0E-05	0.028	7.0E-06	11	5.0E-04	7.0E-05	8.2E-04
		Maximum	9.3	142	42	43	20	1.7	0.023	0.67	5.1E-05	0.076	2.7E-05	14	0.0013	5.7E-04	0.0031
	Ore-grade samples	Count	7	7	6	7	7	7	7	7	7	7	7	7	7	7	7
		Count > PWQO Value	4	0	0	0	0	0	0	1	0	0	0	0	0	0	0
		% > PWQO Value	57%	0%	0%	0%	0%	0%	0%	14%	0%	0%	0%	0%	0%	0%	0%
		Count > PWQO Interim Value	--	0	0	0	0	7	0	7	0	0	0	0	0	0	0
		% > PWQO Interim Value	--	0%	0%	0%	0%	100%	0%	100%	0%	0%	0%	0%	0%	0%	0%
		Minimum	6.5	47	2.0	26	2.0	0.24	4.9E-04	0.0060	7.0E-06	0.0045	2.1E-06	5.2	8.0E-05	1.7E-05	5.0E-04
		25th Percentile	7.9	74	2.0	29	2.3	0.49	0.0017	0.011	7.0E-06	0.010	3.0E-06	6.3	1.1E-04	3.0E-05	6.0E-04
		Median	8.9	86	2.0	31	3.0	0.70	0.0024	0.016	7.0E-06	0.010	3.0E-06	7.3	1.7E-04	4.4E-05	7.0E-04
		Average	8.4	94	6.8	36	5.1	0.71	0.0032	0.23	1.0E-05	0.033	8.3E-06	8.0	2.2E-04	7.3E-05	1.0E-03
		75th Percentile	9.2	101	2.0	38	6.8	0.84	0.0034	0.045	1.2E-05	0.037	7.5E-06	9.2	2.8E-04	1.0E-04	0.0011
		Maximum	9.5	177	31	60	13	1.4	0.0098	1.5	1.9E-05	0.13	3.2E-05	13	5.0E-04	1.8E-04	0.0024

Blue highlighting indicates metal concentrations greater than the PWQO screening value.

Bolded text indicates metal concentrations greater than the interim PWQO screening value.

Screening values are for qualitative assessment only and hold no regulatory significance.

Classification as mine rock or ore-grade materials was based on gold content.

"Other" lithology refers to the following minor lithologies: Metasediment 1, Ultramafic, Calcite Vein, Intrusive Breccia, Felsic Fragmental, Rhyolite, and Sericite Schist.

Table B-9. Shake Flask Extraction (SFE) Statistical Summary

Group		Parameter	pH	Conductivity	Acidity (to pH 8.3)	Alkalinity (to pH 4.5)	Sulphate	Aluminum Dissolved	Antimony Dissolved	Arsenic Dissolved	Beryllium Dissolved	Boron Dissolved	Cadmium Dissolved	Calcium Dissolved	Chromium Dissolved	Cobalt Dissolved	Copper Dissolved
			pH units	*µS/cm*	*mg CaCO3/L*	*mg CaCO3/L*	*mg/L*	*mg/L*	*mg/L*	*mg/L*	*mg/L*	*mg/L*	*mg/L*	*mg/L*	*mg/L*	*mg/L*	*mg/L*
		In-Place PWQO (mg/L)	*6.5-8.5*	--	--	--	--	--	--	*0.1*	*0.011*	--	*0.0002*	--	*0.001*	--	*0.005*
		Interim PWQO (mg/L)	--	--	--	--	--	*0.075*	*0.02*	*0.005*	--	*0.2*	*0.0001*	--	--	*0.0009*	*0.005*
Fragmental 1	All samples	Count	20	20	18	20	20	20	20	20	20	20	20	20	20	20	20
		Count > PWQO Value	15	0	0	0	0	0	0	1	0	0	0	0	5	0	0
		% > PWQO Value	75%	0%	0%	0%	0%	0%	0%	5%	0%	0%	0%	0%	25%	0%	0%
		Count > PWQO Interim Value	--	0	0	0	0	20	0	13	0	0	0	0	0	1	0
		% > PWQO Interim Value	--	0%	0%	0%	0%	100%	0%	65%	0%	0%	0%	0%	0%	5%	0%
		Minimum	6.1	42	2.0	14	2.0	0.15	2.4E-04	6.3E-04	7.0E-06	0.0036	2.0E-06	2.8	1.4E-04	2.7E-05	2.0E-04
		25th Percentile	6.4	73	2.0	24	2.2	0.41	9.0E-04	0.0029	8.5E-06	0.0066	3.0E-06	3.9	4.5E-04	3.4E-05	3.7E-04
		Median	8.1	88	2.0	33	3.7	1.1	0.0013	0.0070	1.0E-05	0.021	3.0E-06	5.3	5.0E-04	9.7E-05	5.5E-04
		Average	8.0	83	13	31	5.0	1.1	0.0020	0.046	1.2E-05	0.028	6.4E-06	5.5	8.6E-04	2.6E-04	8.0E-04
		75th Percentile	9.3	96	31	36	7.3	1.5	0.0035	0.016	1.2E-05	0.034	8.5E-06	7.1	7.9E-04	4.0E-04	9.0E-04
		Maximum	9.6	111	42	45	12	2.3	0.0054	0.73	4.0E-05	0.17	2.0E-05	9.0	0.0032	0.0011	0.0027
	Mine Rock samples	Count	20	20	18	20	20	20	20	20	20	20	20	20	20	20	20
		Count > PWQO Value	15	0	0	0	0	0	0	1	0	0	0	0	5	0	0
		% > PWQO Value	75%	0%	0%	0%	0%	0%	0%	5%	0%	0%	0%	0%	25%	0%	0%
		Count > PWQO Interim Value	--	0	0	0	0	20	0	13	0	0	0	0	0	1	0
		% > PWQO Interim Value	--	0%	0%	0%	0%	100%	0%	65%	0%	0%	0%	0%	0%	5%	0%
		Minimum	6.1	42	2.0	14	2.0	0.15	2.4E-04	6.3E-04	7.0E-06	0.0036	2.0E-06	2.8	1.4E-04	2.7E-05	2.0E-04
		25th Percentile	6.4	73	2.0	24	2.2	0.41	9.0E-04	0.0029	8.5E-06	0.0066	3.0E-06	3.9	4.5E-04	3.4E-05	3.7E-04
		Median	8.1	88	2.0	33	3.7	1.1	0.0013	0.0070	1.0E-05	0.021	3.0E-06	5.3	5.0E-04	9.7E-05	5.5E-04
		Average	8.0	83	13	31	5.0	1.1	0.0020	0.046	1.2E-05	0.028	6.4E-06	5.5	8.6E-04	2.6E-04	8.0E-04
		75th Percentile	9.3	96	31	36	7.3	1.5	0.0035	0.016	1.2E-05	0.034	8.5E-06	7.1	7.9E-04	4.0E-04	9.0E-04
		Maximum	9.6	111	42	45	12	2.3	0.0054	0.73	4.0E-05	0.17	2.0E-05	9.0	0.0032	0.0011	0.0027
	Ore-grade samples	Count	0	0	0	0	0	0	0	0	0	0	0	0	0	0	0
Fragmental 2	All samples	Count	10	10	5	10	10	10	10	10	10	10	10	10	10	10	10
		Count > PWQO Value	3	0	0	0	0	0	0	1	0	0	0	0	1	0	0
		% > PWQO Value	30%	0%	0%	0%	0%	0%	0%	10%	0%	0%	0%	0%	10%	0%	0%
		Count > PWQO Interim Value	--	0	0	0	0	10	0	9	0	0	0	0	0	0	0
		% > PWQO Interim Value	--	0%	0%	0%	0%	100%	0%	90%	0%	0%	0%	0%	0%	0%	0%
		Minimum	7.7	58	2.0	26	2.0	0.12	0.0013	5.0E-04	7.0E-06	0.0070	3.0E-06	3.6	8.0E-05	1.7E-05	2.0E-04
		25th Percentile	7.8	73	2.0	29	2.0	1.1	0.0024	0.012	7.0E-06	0.019	3.0E-06	3.9	8.0E-05	3.7E-05	5.3E-04
		Median	8.0	79	2.0	34	2.0	1.2	0.0032	0.024	9.0E-06	0.031	3.0E-06	4.8	2.2E-04	5.5E-05	8.5E-04
		Average	8.3	102	2.0	38	11	1.2	0.0032	0.087	1.5E-05	0.042	5.7E-06	8.4	3.0E-04	1.3E-04	9.2E-04
		75th Percentile	8.7	97	2.0	42	2.0	1.4	0.0038	0.058	2.0E-05	0.043	8.3E-06	5.5	2.9E-04	7.4E-05	0.0011
		Maximum	9.4	308	2.0	63	88	2.0	0.0056	0.60	4.1E-05	0.14	1.3E-05	42	0.0014	5.1E-04	0.0024
	Mine Rock samples	Count	10	10	5	10	10	10	10	10	10	10	10	10	10	10	10
		Count > PWQO Value	3	0	0	0	0	0	0	1	0	0	0	0	1	0	0
		% > PWQO Value	30%	0%	0%	0%	0%	0%	0%	10%	0%	0%	0%	0%	10%	0%	0%
		Count > PWQO Interim Value	--	0	0	0	0	10	0	9	0	0	0	0	0	0	0
		% > PWQO Interim Value	--	0%	0%	0%	0%	100%	0%	90%	0%	0%	0%	0%	0%	0%	0%
		Minimum	7.7	58	2.0	26	2.0	0.12	0.0013	5.0E-04	7.0E-06	0.0070	3.0E-06	3.6	8.0E-05	1.7E-05	2.0E-04
		25th Percentile	7.8	73	2.0	29	2.0	1.1	0.0024	0.012	7.0E-06	0.019	3.0E-06	3.9	8.0E-05	3.7E-05	5.3E-04
		Median	8.0	79	2.0	34	2.0	1.2	0.0032	0.024	9.0E-06	0.031	3.0E-06	4.8	2.2E-04	5.5E-05	8.5E-04
		Average	8.3	102	2.0	38	11	1.2	0.0032	0.087	1.5E-05	0.042	5.7E-06	8.4	3.0E-04	1.3E-04	9.2E-04
		75th Percentile	8.7	97	2.0	42	2.0	1.4	0.0038	0.058	2.0E-05	0.043	8.3E-06	5.5	2.9E-04	7.4E-05	0.0011
		Maximum	9.4	308	2.0	63	88	2.0	0.0056	0.60	4.1E-05	0.14	1.3E-05	42	0.0014	5.1E-04	0.0024
	Ore-grade samples	Count	0	0	0	0	0	0	0	0	0	0	0	0	0	0	0

Blue highlighting indicates metal concentrations greater than the PWQO screening value.

Bolded text indicates metal concentrations greater than the interim PWQO screening value.

Screening values are for qualitative assessment only and hold no regulatory significance.

Classification as mine rock or ore-grade materials was based on gold content.

"Other" lithology refers to the following minor lithologies: Metasediment 1, Ultramafic, Calcite Vein, Intrusive Breccia, Felsic Fragmental, Rhyolite, and Sericite Schist.

Table B-9. Shake Flask Extraction (SFE) Statistical Summary

Group		Parameter	pH	Conductivity	Acidity (to pH 8.3)	Alkalinity (to pH 4.5)	Sulphate	Aluminum Dissolved	Antimony Dissolved	Arsenic Dissolved	Beryllium Dissolved	Boron Dissolved	Cadmium Dissolved	Calcium Dissolved	Chromium Dissolved	Cobalt Dissolved	Copper Dissolved
			pH units	*µS/cm*	*mg CaCO3/L*	*mg CaCO3/L*	*mg/L*	*mg/L*	*mg/L*	*mg/L*	*mg/L*	*mg/L*	*mg/L*	*mg/L*	*mg/L*	*mg/L*	*mg/L*
		In-Place PWQO (mg/L)	*6.5-8.5*	--	--	--	--	--	--	*0.1*	*0.011*	--	*0.0002*	--	*0.001*	--	*0.005*
		Interim PWQO (mg/L)	--	--	--	--	--	*0.075*	*0.02*	*0.005*	--	*0.2*	*0.0001*	--	--	*0.0009*	*0.005*
Metasediment 2	All samples	Count	24	24	16	24	24	24	24	24	24	24	24	24	24	24	24
		Count > PWQO Value	14	0	0	0	0	0	0	1	0	0	0	0	7	0	1
		% > PWQO Value	58%	0%	0%	0%	0%	0%	0%	4%	0%	0%	0%	0%	29%	0%	4%
		Count > PWQO Interim Value	--	0	0	0	0	23	2	14	0	0	0	0	0	2	1
		% > PWQO Interim Value	--	0%	0%	0%	0%	96%	8%	58%	0%	0%	0%	0%	0%	8%	4%
		Minimum	6.0	40	2.0	11	1.7	0.068	4.5E-04	1.7E-04	7.0E-06	0.0038	2.0E-06	2.0	8.0E-05	1.3E-05	2.0E-04
		25th Percentile	7.7	74	2.0	27	2.4	0.33	9.8E-04	0.0023	7.0E-06	0.011	3.0E-06	3.5	2.7E-04	4.5E-05	5.0E-04
		Median	7.9	87	2.0	30	7.2	1.0	0.0019	0.0100	7.0E-06	0.022	3.6E-06	4.9	5.0E-04	9.8E-05	6.0E-04
		Average	8.0	108	10	31	12	0.94	0.0042	0.18	1.2E-05	0.028	8.9E-06	8.5	9.2E-04	3.5E-04	0.0021
		75th Percentile	9.0	120	26	36	11	1.3	0.0035	0.039	1.0E-05	0.035	8.5E-06	6.5	0.0011	3.4E-04	0.0011
		Maximum	9.3	360	33	68	70	2.2	0.033	3.7	4.6E-05	0.080	7.5E-05	52	0.0047	0.0038	0.032
	Mine Rock samples	Count	22	22	14	22	22	22	22	22	22	22	22	22	22	22	22
		Count > PWQO Value	13	0	0	0	0	0	0	1	0	0	0	0	7	0	1
		% > PWQO Value	59%	0%	0%	0%	0%	0%	0%	5%	0%	0%	0%	0%	32%	0%	5%
		Count > PWQO Interim Value	--	0	0	0	0	21	2	12	0	0	0	0	0	2	1
		% > PWQO Interim Value	--	0%	0%	0%	0%	95%	9%	55%	0%	0%	0%	0%	0%	9%	5%
		Minimum	6.0	40	2.0	11	1.7	0.068	4.5E-04	1.7E-04	7.0E-06	0.0038	2.0E-06	2.0	8.0E-05	1.3E-05	2.0E-04
		25th Percentile	7.6	70	2.0	27	2.3	0.31	9.3E-04	0.0020	7.0E-06	0.012	3.0E-06	3.4	4.4E-04	4.5E-05	5.0E-04
		Median	7.9	83	2.0	30	5.6	1.0	0.0014	0.011	8.0E-06	0.022	3.3E-06	4.5	5.7E-04	9.8E-05	6.0E-04
		Average	7.9	106	12	31	13	0.93	0.0043	0.19	1.2E-05	0.029	5.4E-06	8.6	9.8E-04	3.7E-04	0.0022
		75th Percentile	8.9	109	27	37	11	1.3	0.0035	0.051	1.0E-05	0.040	6.0E-06	6.3	0.0011	3.5E-04	0.0010
		Maximum	9.3	360	33	68	70	2.2	0.033	3.7	4.6E-05	0.080	1.7E-05	52	0.0047	0.0038	0.032
	Ore-grade samples	Count	2	2	2	2	2	2	2	2	2	2	2	2	2	2	2
		Count > PWQO Value	1	0	0	0	0	0	0	0	0	0	0	0	0	0	0
		% > PWQO Value	50%	0%	0%	0%	0%	0%	0%	0%	0%	0%	0%	0%	0%	0%	0%
		Count > PWQO Interim Value	--	0	0	0	0	2	0	2	0	0	0	0	0	0	0
		% > PWQO Interim Value	--	0%	0%	0%	0%	100%	0%	100%	0%	0%	0%	0%	0%	0%	0%
		Minimum	7.9	123	2.0	25	11	0.76	0.0023	0.0065	7.0E-06	0.0060	2.2E-05	5.9	2.5E-04	4.4E-05	9.0E-04
		25th Percentile	8.3	125	2.0	28	11	0.89	0.0024	0.0082	7.0E-06	0.013	3.5E-05	6.2	2.5E-04	6.8E-05	0.0010
		Median	8.6	126	2.0	30	11	1.0	0.0026	0.0100	7.0E-06	0.020	4.9E-05	6.5	2.5E-04	9.2E-05	0.0011
		Average	8.6	126	2.0	30	11	1.0	0.0026	0.0100	7.0E-06	0.020	4.9E-05	6.5	2.5E-04	9.2E-05	0.0011
		75th Percentile	8.9	128	2.0	33	11	1.2	0.0027	0.012	7.0E-06	0.026	6.2E-05	6.7	2.5E-04	1.2E-04	0.0012
		Maximum	9.2	129	2.0	35	11	1.3	0.0028	0.013	7.0E-06	0.033	7.5E-05	7.0	2.5E-04	1.4E-04	0.0013
Metasediment 3	All samples	Count	19	19	10	19	19	19	19	19	19	19	19	19	19	19	19
		Count > PWQO Value	9	0	0	0	0	0	0	3	0	0	0	0	5	0	0
		% > PWQO Value	47%	0%	0%	0%	0%	0%	0%	16%	0%	0%	0%	0%	26%	0%	0%
		Count > PWQO Interim Value	--	0	0	0	0	19	0	15	0	0	0	0	0	1	0
		% > PWQO Interim Value	--	0%	0%	0%	0%	100%	0%	79%	0%	0%	0%	0%	0%	5%	0%
		Minimum	6.2	37	2.0	7.0	2.0	0.18	3.0E-04	7.7E-04	7.0E-06	0.0040	2.0E-06	2.8	8.0E-05	1.5E-05	2.8E-04
		25th Percentile	7.7	62	2.0	26	2.0	0.78	9.0E-04	0.011	7.0E-06	0.0085	3.0E-06	3.7	2.4E-04	4.7E-05	5.0E-04
		Median	7.9	73	2.0	29	2.7	1.2	0.0016	0.018	7.0E-06	0.016	3.0E-06	4.8	5.0E-04	9.9E-05	9.0E-04
		Average	8.1	71	8.6	30	3.8	1.2	0.0019	0.066	1.0E-05	0.026	7.1E-06	4.9	6.8E-04	2.3E-04	0.0012
		75th Percentile	9.2	81	11	38	4.0	1.6	0.0027	0.057	1.0E-05	0.026	6.0E-06	5.6	9.2E-04	2.4E-04	0.0014
		Maximum	9.5	107	30	51	18	2.5	0.0044	0.50	3.0E-05	0.15	5.3E-05	8.6	0.0023	0.0011	0.0049
	Mine Rock samples	Count	19	19	10	19	19	19	19	19	19	19	19	19	19	19	19
		Count > PWQO Value	9	0	0	0	0	0	0	3	0	0	0	0	5	0	0
		% > PWQO Value	47%	0%	0%	0%	0%	0%	0%	16%	0%	0%	0%	0%	26%	0%	0%
		Count > PWQO Interim Value	--	0	0	0	0	19	0	15	0	0	0	0	0	1	0
		% > PWQO Interim Value	--	0%	0%	0%	0%	100%	0%	79%	0%	0%	0%	0%	0%	5%	0%
		Minimum	6.2	37	2.0	7.0	2.0	0.18	3.0E-04	7.7E-04	7.0E-06	0.0040	2.0E-06	2.8	8.0E-05	1.5E-05	2.8E-04
		25th Percentile	7.7	62	2.0	26	2.0	0.78	9.0E-04	0.011	7.0E-06	0.0085	3.0E-06	3.7	2.4E-04	4.7E-05	5.0E-04
		Median	7.9	73	2.0	29	2.7	1.2	0.0016	0.018	7.0E-06	0.016	3.0E-06	4.8	5.0E-04	9.9E-05	9.0E-04
		Average	8.1	71	8.6	30	3.8	1.2	0.0019	0.066	1.0E-05	0.026	7.1E-06	4.9	6.8E-04	2.3E-04	0.0012
		75th Percentile	9.2	81	11	38	4.0	1.6	0.0027	0.057	1.0E-05	0.026	6.0E-06	5.6	9.2E-04	2.4E-04	0.0014
		Maximum	9.5	107	30	51	18	2.5	0.0044	0.50	3.0E-05	0.15	5.3E-05	8.6	0.0023	0.0011	0.0049
	Ore-grade samples	Count	0	0	0	0	0	0	0	0	0	0	0	0	0	0	0

Blue highlighting indicates metal concentrations greater than the PWQO screening value.

Bolded text indicates metal concentrations greater than the interim PWQO screening value.

Screening values are for qualitative assessment only and hold no regulatory significance.

Classification as mine rock or ore-grade materials was based on gold content.

"Other" lithology refers to the following minor lithologies: Metasediment 1, Ultramafic, Calcite Vein, Intrusive Breccia, Felsic Fragmental, Rhyolite, and Sericite Schist.

Table B-9. Shake Flask Extraction (SFE) Statistical Summary

Group		Parameter	pH	Conductivity	Acidity (to pH 8.3)	Alkalinity (to pH 4.5)	Sulphate	Aluminum Dissolved	Antimony Dissolved	Arsenic Dissolved	Beryllium Dissolved	Boron Dissolved	Cadmium Dissolved	Calcium Dissolved	Chromium Dissolved	Cobalt Dissolved	Copper Dissolved
			pH units	*µS/cm*	*mg CaCO3/L*	*mg CaCO3/L*	*mg/L*	*mg/L*	*mg/L*	*mg/L*	*mg/L*	*mg/L*	*mg/L*	*mg/L*	*mg/L*	*mg/L*	*mg/L*
		In-Place PWQO (mg/L)	*6.5-8.5*	--	--	--	--	--	--	*0.1*	*0.011*	--	*0.0002*	--	*0.001*	--	*0.005*
		Interim PWQO (mg/L)	--	--	--	--	--	*0.075*	*0.02*	*0.005*	--	*0.2*	*0.0001*	--	--	*0.0009*	*0.005*
Basalt	All samples	Count	31	31	4	31	31	31	31	31	31	31	31	31	31	31	31
		Count > PWQO Value	12	0	0	0	0	0	0	1	0	0	0	0	1	0	0
		% > PWQO Value	39%	0%	0%	0%	0%	0%	0%	3%	0%	0%	0%	0%	3%	0%	0%
		Count > PWQO Interim Value	--	0	0	0	0	31	0	13	0	0	0	0	0	0	0
		% > PWQO Interim Value	--	0%	0%	0%	0%	100%	0%	42%	0%	0%	0%	0%	0%	0%	0%
		Minimum	6.5	46	2.0	25	2.0	0.12	3.7E-04	2.0E-04	7.0E-06	0.0040	3.0E-06	3.0	8.0E-05	9.0E-06	2.0E-04
		25th Percentile	7.9	61	2.0	30	2.0	0.71	9.0E-04	0.0011	7.0E-06	0.015	3.0E-06	4.7	2.0E-04	1.2E-05	2.0E-04
		Median	8.2	72	2.0	33	2.0	0.87	0.0016	0.0036	7.0E-06	0.020	3.0E-06	5.6	4.3E-04	2.1E-05	2.0E-04
		Average	8.3	81	6.4	34	3.0	0.85	0.0019	0.013	1.3E-05	0.024	6.1E-06	6.4	4.4E-04	4.2E-05	3.8E-04
		75th Percentile	8.9	95	6.4	37	2.0	1.0	0.0024	0.0096	8.5E-06	0.028	3.0E-06	7.5	6.6E-04	3.0E-05	3.5E-04
		Maximum	9.2	159	19	47	14	1.4	0.0049	0.13	4.2E-05	0.067	9.9E-05	16	0.0012	4.3E-04	0.0014
	Mine Rock samples	Count	31	31	4	31	31	31	31	31	31	31	31	31	31	31	31
		Count > PWQO Value	12	0	0	0	0	0	0	1	0	0	0	0	1	0	0
		% > PWQO Value	39%	0%	0%	0%	0%	0%	0%	3%	0%	0%	0%	0%	3%	0%	0%
		Count > PWQO Interim Value	--	0	0	0	0	31	0	13	0	0	0	0	0	0	0
		% > PWQO Interim Value	--	0%	0%	0%	0%	100%	0%	42%	0%	0%	0%	0%	0%	0%	0%
		Minimum	6.5	46	2.0	25	2.0	0.12	3.7E-04	2.0E-04	7.0E-06	0.0040	3.0E-06	3.0	8.0E-05	9.0E-06	2.0E-04
		25th Percentile	7.9	61	2.0	30	2.0	0.71	9.0E-04	0.0011	7.0E-06	0.015	3.0E-06	4.7	2.0E-04	1.2E-05	2.0E-04
		Median	8.2	72	2.0	33	2.0	0.87	0.0016	0.0036	7.0E-06	0.020	3.0E-06	5.6	4.3E-04	2.1E-05	2.0E-04
		Average	8.3	81	6.4	34	3.0	0.85	0.0019	0.013	1.3E-05	0.024	6.1E-06	6.4	4.4E-04	4.2E-05	3.8E-04
		75th Percentile	8.9	95	6.4	37	2.0	1.0	0.0024	0.0096	8.5E-06	0.028	3.0E-06	7.5	6.6E-04	3.0E-05	3.5E-04
		Maximum	9.2	159	19	47	14	1.4	0.0049	0.13	4.2E-05	0.067	9.9E-05	16	0.0012	4.3E-04	0.0014
	Ore-grade samples	Count	0	0	0	0	0	0	0	0	0	0	0	0	0	0	0
Argillite	All samples	Count	5	5	0	5	5	5	5	5	5	5	5	5	5	5	5
		Count > PWQO Value	0	0	--	0	0	0	0	0	0	0	0	0	0	0	0
		% > PWQO Value	0%	0%	--	0%	0%	0%	0%	0%	0%	0%	0%	0%	0%	0%	0%
		Count > PWQO Interim Value	--	0	--	0	0	5	0	2	0	0	0	0	0	1	0
		% > PWQO Interim Value	--	0%	--	0%	0%	100%	0%	40%	0%	0%	0%	0%	0%	20%	0%
		Minimum	7.2	124	--	27	20	0.092	0.0010	3.0E-04	7.0E-06	0.011	3.0E-06	11	8.0E-05	2.9E-05	2.0E-04
		25th Percentile	7.7	208	--	42	24	0.16	0.0012	5.0E-04	7.0E-06	0.015	3.0E-06	24	8.0E-05	1.4E-04	2.0E-04
		Median	7.8	214	--	53	28	0.17	0.0019	0.0011	7.0E-06	0.022	4.0E-06	31	8.0E-05	1.4E-04	4.0E-04
		Average	7.7	228	--	49	35	0.21	0.0020	0.0089	1.8E-05	0.021	4.4E-06	30	1.5E-04	4.3E-04	4.0E-04
		75th Percentile	7.9	265	--	54	39	0.26	0.0025	0.019	3.3E-05	0.025	5.0E-06	34	9.0E-05	1.9E-04	6.0E-04
		Maximum	7.9	327	--	70	66	0.35	0.0034	0.024	3.6E-05	0.030	7.0E-06	48	4.0E-04	0.0017	6.0E-04
	Mine Rock samples	Count	5	5	0	5	5	5	5	5	5	5	5	5	5	5	5
		Count > PWQO Value	0	0	--	0	0	0	0	0	0	0	0	0	0	0	0
		% > PWQO Value	0%	0%	--	0%	0%	0%	0%	0%	0%	0%	0%	0%	0%	0%	0%
		Count > PWQO Interim Value	--	0	--	0	0	5	0	2	0	0	0	0	0	1	0
		% > PWQO Interim Value	--	0%	--	0%	0%	100%	0%	40%	0%	0%	0%	0%	0%	20%	0%
		Minimum	7.2	124	--	27	20	0.092	0.0010	3.0E-04	7.0E-06	0.011	3.0E-06	11	8.0E-05	2.9E-05	2.0E-04
		25th Percentile	7.7	208	--	42	24	0.16	0.0012	5.0E-04	7.0E-06	0.015	3.0E-06	24	8.0E-05	1.4E-04	2.0E-04
		Median	7.8	214	--	53	28	0.17	0.0019	0.0011	7.0E-06	0.022	4.0E-06	31	8.0E-05	1.4E-04	4.0E-04
		Average	7.7	228	--	49	35	0.21	0.0020	0.0089	1.8E-05	0.021	4.4E-06	30	1.5E-04	4.3E-04	4.0E-04
		75th Percentile	7.9	265	--	54	39	0.26	0.0025	0.019	3.3E-05	0.025	5.0E-06	34	9.0E-05	1.9E-04	6.0E-04
		Maximum	7.9	327	--	70	66	0.35	0.0034	0.024	3.6E-05	0.030	7.0E-06	48	4.0E-04	0.0017	6.0E-04
	Ore-grade samples	Count	0	0	0	0	0	0	0	0	0	0	0	0	0	0	0
Other	All samples	Count	12	12	2	12	12	12	12	12	12	12	12	12	12	12	12
		Count > PWQO Value	4	0	0	0	0	0	0	1	0	0	0	0	2	0	1
		% > PWQO Value	33%	0%	0%	0%	0%	0%	0%	8%	0%	0%	0%	0%	17%	0%	8%
		Count > PWQO Interim Value	--	0	0	0	0	11	1	6	0	0	0	0	0	0	1
		% > PWQO Interim Value	--	0%	0%	0%	0%	92%	8%	50%	0%	0%	0%	0%	0%	0%	8%
		Minimum	6.1	35	31	16	1.6	0.035	7.6E-04	8.2E-04	7.0E-06	0.0028	2.0E-06	3.4	8.0E-05	2.5E-05	2.0E-04
		25th Percentile	7.7	61	31	22	2.0	0.29	9.0E-04	0.0014	7.0E-06	0.010	3.0E-06	4.0	1.7E-04	3.7E-05	4.0E-04
		Median	7.7	78	31	31	2.0	0.49	0.0015	0.0066	7.5E-06	0.018	3.0E-06	5.2	3.9E-04	5.2E-05	7.5E-04
		Average	7.8	101	31	33	14	0.57	0.0061	0.021	1.0E-05	0.027	9.9E-06	6.5	5.6E-04	1.0E-04	0.0012
		75th Percentile	8.0	130	31	36	10	0.86	0.0040	0.017	1.0E-05	0.027	7.0E-06	6.0	6.0E-04	8.6E-05	0.0014
		Maximum	9.3	273	32	58	90	1.2	0.051	0.15	2.4E-05	0.090	5.9E-05	16	0.0018	4.9E-04	0.0062
	Mine Rock samples	Count	12	12	2	12	12	12	12	12	12	12	12	12	12	12	12
		Count > PWQO Value	4	0	0	0	0	0	0	1	0	0	0	0	2	0	1
		% > PWQO Value	33%	0%	0%	0%	0%	0%	0%	8%	0%	0%	0%	0%	17%	0%	8%
		Count > PWQO Interim Value	--	0	0	0	0	11	1	6	0	0	0	0	0	0	1
		% > PWQO Interim Value	--	0%	0%	0%	0%	92%	8%	50%	0%	0%	0%	0%	0%	0%	8%
		Minimum	6.1	35	31	16	1.6	0.035	7.6E-04	8.2E-04	7.0E-06	0.0028	2.0E-06	3.4	8.0E-05	2.5E-05	2.0E-04
		25th Percentile	7.7	61	31	22	2.0	0.29	9.0E-04	0.0014	7.0E-06	0.010	3.0E-06	4.0	1.7E-04	3.7E-05	4.0E-04
		Median	7.7	78	31	31	2.0	0.49	0.0015	0.0066	7.5E-06	0.018	3.0E-06	5.2	3.9E-04	5.2E-05	7.5E-04
		Average	7.8	101	31	33	14	0.57	0.0061	0.021	1.0E-05	0.027	9.9E-06	6.5	5.6E-04	1.0E-04	0.0012
		75th Percentile	8.0	130	31	36	10	0.86	0.0040	0.017	1.0E-05	0.027	7.0E-06	6.0	6.0E-04	8.6E-05	0.0014
		Maximum	9.3	273	32	58	90	1.2	0.051	0.15	2.4E-05	0.090	5.9E-05	16	0.0018	4.9E-04	0.0062
	Ore-grade samples	Count	0	0	0	0	0	0	0	0	0	0	0	0	0	0	0

Blue highlighting indicates metal concentrations greater than the PWQO screening value.

Bolded text indicates metal concentrations greater than the interim PWQO screening value.

Screening values are for qualitative assessment only and hold no regulatory significance.

Classification as mine rock or ore-grade materials was based on gold content.

"Other" lithology refers to the following minor lithologies: Metasediment 1, Ultramafic, Calcite Vein, Intrusive Breccia, Felsic Fragmental, Rhyolite, and Sericite Schist.

Table B-9. Shake Flask Extraction (SFE) Statistical Summary

Group	Parameter	Iron Dissolved	Lead Dissolved	Magnesium Dissolved	Mercury Dissolved	Molybdenum Dissolved	Nickel Dissolved	Phosphorus Dissolved	Selenium Dissolved	Silver Dissolved	Thallium Dissolved	Tungsten Dissolved	Uranium Dissolved	Vanadium Dissolved	Zinc Dissolved	Zirconium Dissolved
		mg/L	*mg/L*	*mg/L*	*mg/L*	*mg/L*	*mg/L*	*mg/L*	*mg/L*	*mg/L*	*mg/L*	*mg/L*	*mg/L*	*mg/L*	*mg/L*	*mg/L*
	In-Place PWQO (mg/L)	*0.3*	*0.005*	--	*0.0002*	--	*0.025*	--	*0.1*	*0.0001*	--	--	--	--	*0.03*	--
	Interim PWQO (mg/L)	--	*0.001*	--	--	*0.04*	--	*0.03*	--	--	*0.0003*	*0.03*	*0.005*	*0.006*	*0.02*	*0.004*
All samples	Count	228	228	228	228	228	228	228	228	228	228	228	228	228	228	37
	Count > PWQO Value	35	5	0	0	0	2	0	0	14	0	0	0	0	1	0
	% > PWQO Value	15%	2%	0%	0%	0%	1%	0%	0%	6%	0%	0%	0%	0%	0%	0%
	Count > PWQO Interim Value	0	19	0	0	0	0	29	0	0	0	5	1	90	1	0
	% > PWQO Interim Value	0	8%	0%	0%	0%	0%	13%	0%	0%	0%	2%	0%	39%	0%	0%
	Minimum	0.0020	5.0E-05	0.071	5.0E-06	5.6E-05	4.0E-05	0.0030	4.0E-05	1.0E-05	4.0E-06	2.2E-04	6.0E-06	7.0E-05	0.0010	2.0E-05
	25th Percentile	0.0100	9.0E-05	0.35	1.0E-05	3.5E-04	3.0E-04	0.0040	1.0E-04	5.0E-05	5.0E-06	8.2E-04	1.6E-04	0.0013	0.0020	1.0E-04
	Median	0.029	9.0E-05	0.49	1.0E-05	5.7E-04	6.0E-04	0.010	2.3E-04	5.0E-05	5.7E-06	0.0016	6.2E-04	0.0043	0.0020	1.8E-04
	Average	0.16	7.8E-04	0.79	9.2E-06	0.0010	0.0018	0.016	9.4E-04	6.1E-05	8.8E-06	0.0090	9.0E-04	0.0057	0.0025	3.0E-04
	75th Percentile	0.14	4.1E-04	0.88	1.0E-05	9.1E-04	0.0012	0.019	6.7E-04	5.0E-05	1.1E-05	0.0034	0.0013	0.0084	0.0020	3.9E-04
	Maximum	1.8	0.069	7.4	1.0E-05	0.018	0.14	0.17	0.018	0.0012	5.2E-05	0.89	0.0056	0.035	0.033	0.0014
All Central Pit samples	Count	55	55	55	55	55	55	55	55	55	55	55	55	55	55	1
	Count > PWQO Value	11	2	0	0	0	0	0	0	6	0	0	0	0	1	0
	% > PWQO Value	20%	4%	0%	0%	0%	0%	0%	0%	11%	0%	0%	0%	0%	2%	0%
	Count > PWQO Interim Value	0	9	0	0	0	0	12	0	0	0	3	0	24	1	0
	% > PWQO Interim Value	0	16%	0%	0%	0%	0%	22%	0%	0%	0%	5%	0%	44%	2%	0%
	Minimum	0.0070	6.4E-05	0.071	5.0E-06	2.3E-04	1.0E-04	0.0030	4.0E-05	1.0E-05	5.0E-06	3.5E-04	9.9E-05	9.0E-05	0.0020	5.1E-04
	25th Percentile	0.013	9.0E-05	0.44	1.0E-05	5.3E-04	4.0E-04	0.0080	1.6E-04	5.0E-05	5.0E-06	0.0015	6.4E-04	0.0018	0.0020	5.1E-04
	Median	0.047	3.3E-04	0.62	1.0E-05	6.9E-04	7.0E-04	0.016	7.0E-04	5.0E-05	6.0E-06	0.0026	0.0010	0.0045	0.0020	5.1E-04
	Average	0.18	0.0019	0.90	9.9E-06	0.0011	8.9E-04	0.021	0.0017	6.8E-05	9.0E-06	0.024	0.0012	0.0055	0.0034	5.1E-04
	75th Percentile	0.20	7.9E-04	0.92	1.0E-05	0.0010	0.0013	0.028	0.0020	5.0E-05	1.2E-05	0.0044	0.0016	0.0081	0.0030	5.1E-04
	Maximum	1.6	0.069	7.4	1.0E-05	0.0051	0.0031	0.090	0.017	2.6E-04	2.6E-05	0.89	0.0035	0.023	0.033	5.1E-04
All Viggo Pit samples	Count	41	41	41	41	41	41	41	41	41	41	41	41	41	41	30
	Count > PWQO Value	4	0	0	0	0	2	0	0	1	0	0	0	0	0	0
	% > PWQO Value	10%	0%	0%	0%	0%	5%	0%	0%	2%	0%	0%	0%	0%	0%	0%
	Count > PWQO Interim Value	0	1	0	0	0	0	3	0	0	0	0	0	6	0	0
	% > PWQO Interim Value	0	2%	0%	0%	0%	0%	7%	0%	0%	0%	0%	0%	15%	0%	0%
	Minimum	0.0020	5.0E-05	0.14	5.0E-06	5.6E-05	4.0E-05	0.0030	1.0E-04	1.0E-05	4.6E-06	2.5E-04	2.9E-05	4.8E-04	0.0010	3.8E-05
	25th Percentile	0.0063	5.0E-05	0.39	5.0E-06	2.1E-04	1.4E-04	0.010	1.0E-04	1.3E-05	6.7E-06	4.9E-04	8.9E-05	0.0010	0.0010	1.1E-04
	Median	0.0099	5.1E-05	0.49	5.0E-06	2.9E-04	4.0E-04	0.010	1.7E-04	2.9E-05	9.4E-06	7.3E-04	2.5E-04	0.0014	0.0010	1.9E-04
	Average	0.098	1.9E-04	0.75	6.3E-06	0.0013	0.0048	0.015	3.4E-04	6.2E-05	1.2E-05	0.0022	6.4E-04	0.0027	0.0014	3.0E-04
	75th Percentile	0.025	1.2E-04	0.83	1.0E-05	6.3E-04	9.0E-04	0.012	3.4E-04	5.0E-05	1.4E-05	0.0013	9.8E-04	0.0027	0.0020	3.8E-04
	Maximum	1.3	0.0019	6.3	1.0E-05	0.018	0.14	0.074	0.0028	0.0012	5.2E-05	0.023	0.0032	0.0100	0.0040	0.0014
All Underground samples	Count	132	132	132	132	132	132	132	132	132	132	132	132	132	132	6
	Count > PWQO Value	20	3	0	0	0	0	0	0	7	0	0	0	0	0	0
	% > PWQO Value	15%	2%	0%	0%	0%	0%	0%	0%	5%	0%	0%	0%	0%	0%	0%
	Count > PWQO Interim Value	0	9	0	0	0	0	14	0	0	0	2	1	60	0	0
	% > PWQO Interim Value	0	7%	0%	0%	0%	0%	11%	0%	0%	0%	2%	1%	45%	0%	0%
	Minimum	0.0033	5.0E-05	0.10	5.0E-06	8.1E-05	8.9E-05	0.0030	4.0E-05	1.0E-05	4.0E-06	2.2E-04	6.0E-06	7.0E-05	0.0010	2.0E-05
	25th Percentile	0.011	9.0E-05	0.31	1.0E-05	3.6E-04	3.0E-04	0.0030	9.0E-05	5.0E-05	5.0E-06	9.2E-04	6.1E-05	0.0016	0.0020	4.7E-05
	Median	0.040	9.0E-05	0.43	1.0E-05	5.5E-04	6.0E-04	0.0090	1.9E-04	5.0E-05	5.0E-06	0.0015	4.7E-04	0.0053	0.0020	8.4E-05
	Average	0.17	5.2E-04	0.76	9.8E-06	9.4E-04	0.0012	0.014	8.1E-04	5.7E-05	7.6E-06	0.0047	8.5E-04	0.0067	0.0024	2.7E-04
	75th Percentile	0.15	3.0E-04	0.78	1.0E-05	8.3E-04	0.0012	0.018	4.9E-04	5.0E-05	8.0E-06	0.0029	0.0012	0.010	0.0020	3.0E-04
	Maximum	1.8	0.020	5.0	1.0E-05	0.011	0.020	0.17	0.018	4.1E-04	3.4E-05	0.23	0.0056	0.035	0.010	0.0010
Mine Rock samples	Count	206	206	206	206	206	206	206	206	206	206	206	206	206	206	36
	Count > PWQO Value	32	3	0	0	0	2	0	0	10	0	0	0	0	1	0
	% > PWQO Value	16%	1%	0%	0%	0%	1%	0%	0%	5%	0%	0%	0%	0%	0.5%	0%
	Count > PWQO Interim Value	0	15	0	0	0	0	27	0	0	0	3	1	85	1	0
	% > PWQO Interim Value	0	7%	0%	0%	0%	0%	13%	0%	0%	0%	1%	0.5%	41%	0.5%	0%
	Minimum	0.0020	5.0E-05	0.071	5.0E-06	5.6E-05	4.0E-05	0.0030	4.0E-05	1.0E-05	4.0E-06	2.2E-04	6.0E-06	7.0E-05	0.0010	2.0E-05
	25th Percentile	0.0092	9.0E-05	0.34	1.0E-05	3.3E-04	3.0E-04	0.0040	1.0E-04	5.0E-05	5.0E-06	7.8E-04	1.1E-04	0.0013	0.0020	1.0E-04
	Median	0.029	9.0E-05	0.46	1.0E-05	5.4E-04	6.0E-04	0.010	1.9E-04	5.0E-05	6.0E-06	0.0014	5.3E-04	0.0045	0.0020	1.9E-04
	Average	0.17	6.9E-04	0.79	9.1E-06	0.0010	0.0019	0.016	6.1E-04	5.8E-05	8.9E-06	0.0048	8.8E-04	0.0059	0.0024	3.0E-04
	75th Percentile	0.14	3.7E-04	0.80	1.0E-05	8.4E-04	0.0012	0.019	5.0E-04	5.0E-05	1.1E-05	0.0027	0.0012	0.0085	0.0020	4.2E-04
	Maximum	1.8	0.069	7.4	1.0E-05	0.018	0.14	0.17	0.012	0.0012	5.2E-05	0.23	0.0056	0.035	0.033	0.0014
Ore-grade samples	Count	22	22	22	22	22	22	22	22	22	22	22	22	22	22	1
	Count > PWQO Value	3	2	0	0	0	0	0	0	4	0	0	0	0	0	0
	% > PWQO Value	14%	9%	0%	0%	0%	0%	0%	0%	18%	0%	0%	0%	0%	0%	0%
	Count > PWQO Interim Value	0	4	0	0	0	0	2	0	0	0	2	0	5	0	0
	% > PWQO Interim Value	0	18%	0%	0%	0%	0%	9%	0%	0%	0%	9%	0%	23%	0%	0%
	Minimum	0.0070	5.0E-05	0.23	5.0E-06	2.9E-04	4.0E-05	0.0030	1.1E-04	5.0E-05	5.0E-06	6.1E-04	2.6E-04	3.2E-04	0.0010	1.8E-04
	25th Percentile	0.012	9.0E-05	0.44	1.0E-05	6.1E-04	2.0E-04	0.0083	7.2E-04	5.0E-05	5.0E-06	0.0037	6.1E-04	0.0011	0.0020	1.8E-04
	Median	0.024	3.6E-04	0.67	1.0E-05	7.0E-04	4.5E-04	0.012	0.0022	5.0E-05	5.0E-06	0.0047	0.0011	0.0029	0.0020	1.8E-04
	Average	0.095	0.0016	0.75	9.8E-06	0.0011	5.7E-04	0.017	0.0040	8.6E-05	7.8E-06	0.048	0.0011	0.0039	0.0029	1.8E-04
	75th Percentile	0.087	6.1E-04	1.1	1.0E-05	0.0010	7.5E-04	0.019	0.0046	6.7E-05	1.0E-05	0.0096	0.0014	0.0058	0.0020	1.8E-04
	Maximum	0.52	0.020	1.4	1.0E-05	0.0045	0.0023	0.059	0.018	4.1E-04	2.0E-05	0.89	0.0026	0.011	0.014	1.8E-04

Blue highlighting indicates metal concentrations greater than the PWQO screening value.

Bolded text indicates metal concentrations greater than the interim PWQO screening value.

Screening values are for qualitative assessment only and hold no regulatory significance.

Classification as mine rock or ore-grade materials was based on gold content.

"Other" lithology refers to the following minor lithologies: Metasediment 1, Ultramafic, Calcite Vein, Intrusive Breccia, Felsic Fragmental, Rhyolite, and Sericite Schist.

Table B-9. Shake Flask Extraction (SFE) Statistical Summary

Group		Parameter	Iron Dissolved	Lead Dissolved	Magnesium Dissolved	Mercury Dissolved	Molybdenum Dissolved	Nickel Dissolved	Phosphorus Dissolved	Selenium Dissolved	Silver Dissolved	Thallium Dissolved	Tungsten Dissolved	Uranium Dissolved	Vanadium Dissolved	Zinc Dissolved	Zirconium Dissolved
			mg/L	*mg/L*	*mg/L*	*mg/L*	*mg/L*	*mg/L*	*mg/L*	*mg/L*	*mg/L*	*mg/L*	*mg/L*	*mg/L*	*mg/L*	*mg/L*	*mg/L*
		In-Place PWQO (mg/L)	*0.3*	*0.005*	--	*0.0002*	--	*0.025*	--	*0.1*	*0.0001*	--	--	--	--	*0.03*	--
		Interim PWQO (mg/L)	--	*0.001*	--	--	*0.04*	--	*0.03*	--	--	*0.0003*	*0.03*	*0.005*	*0.006*	*0.02*	*0.004*
Felsic Volcanic 1	All samples	Count	75	75	75	75	75	75	75	75	75	75	75	75	75	75	11
		Count > PWQO Value	7	2	0	0	0	0	0	0	9	0	0	0	0	1	0
		% > PWQO Value	9%	3%	0%	0%	0%	0%	0%	0%	12%	0%	0%	0%	0%	1%	0%
		Count > PWQO Interim Value	0	6	0	0	0	0	6	0	0	0	4	1	28	1	0
		% > PWQO Interim Value	0	8%	0%	0%	0%	0%	8%	0%	0%	0%	5%	1%	37%	1%	0%
		Minimum	0.0026	5.0E-05	0.14	5.0E-06	5.6E-05	8.9E-05	0.0030	4.0E-05	1.0E-05	4.6E-06	2.2E-04	2.9E-05	9.0E-05	0.0010	3.8E-05
		25th Percentile	0.0099	9.0E-05	0.42	1.0E-05	4.7E-04	3.9E-04	0.0080	1.5E-04	5.0E-05	5.0E-06	0.0014	4.8E-04	0.0018	0.0020	1.0E-04
		Median	0.019	1.4E-04	0.58	1.0E-05	5.8E-04	6.0E-04	0.013	6.1E-04	5.0E-05	7.0E-06	0.0028	9.4E-04	0.0042	0.0020	1.4E-04
		Average	0.093	0.0013	0.86	9.3E-06	9.6E-04	8.6E-04	0.016	0.0017	8.2E-05	9.5E-06	0.022	0.0012	0.0053	0.0027	3.3E-04
		75th Percentile	0.083	4.2E-04	1.00	1.0E-05	9.0E-04	0.0010	0.019	0.0018	7.0E-05	1.2E-05	0.0052	0.0017	0.0089	0.0020	3.4E-04
		Maximum	0.85	0.069	7.4	1.0E-05	0.0062	0.0061	0.067	0.018	0.0012	5.2E-05	0.89	0.0056	0.023	0.033	0.0014
	Mine Rock samples	Count	62	62	62	62	62	62	62	62	62	62	62	62	62	62	11
		Count > PWQO Value	6	2	0	0	0	0	0	0	6	0	0	0	0	1	0
		% > PWQO Value	10%	3%	0%	0%	0%	0%	0%	0%	10%	0%	0%	0%	0%	2%	0%
		Count > PWQO Interim Value	0	4	0	0	0	0	4	0	0	0	2	1	24	1	0
		% > PWQO Interim Value	0	6%	0%	0%	0%	0%	6%	0%	0%	0%	3%	2%	39%	2%	0%
		Minimum	0.0026	5.0E-05	0.14	5.0E-06	5.6E-05	8.9E-05	0.0030	4.0E-05	1.0E-05	4.6E-06	2.2E-04	2.9E-05	9.0E-05	0.0010	3.8E-05
		25th Percentile	0.0087	9.0E-05	0.39	1.0E-05	4.5E-04	4.0E-04	0.0085	1.1E-04	5.0E-05	5.0E-06	0.0012	4.7E-04	0.0022	0.0020	1.0E-04
		Median	0.021	1.2E-04	0.55	1.0E-05	5.7E-04	6.5E-04	0.013	4.2E-04	5.0E-05	7.0E-06	0.0022	9.4E-04	0.0042	0.0020	1.4E-04
		Average	0.099	0.0015	0.86	9.1E-06	9.7E-04	9.0E-04	0.015	0.0011	7.8E-05	9.7E-06	0.011	0.0013	0.0055	0.0028	3.3E-04
		75th Percentile	0.088	3.4E-04	0.95	1.0E-05	7.7E-04	0.0010	0.020	0.0015	6.5E-05	1.2E-05	0.0041	0.0017	0.0090	0.0020	3.4E-04
		Maximum	0.85	0.069	7.4	1.0E-05	0.0062	0.0061	0.067	0.012	0.0012	5.2E-05	0.23	0.0056	0.023	0.033	0.0014
	Ore-grade samples	Count	13	13	13	13	13	13	13	13	13	13	13	13	13	13	0
		Count > PWQO Value	1	0	0	0	0	0	0	0	3	0	0	0	0	0	--
		% > PWQO Value	8%	0%	0%	0%	0%	0%	0%	0%	23%	0%	0%	0%	0%	0%	--
		Count > PWQO Interim Value	0	2	0	0	0	0	2	0	0	0	2	0	4	0	--
		% > PWQO Interim Value	0	15%	0%	0%	0%	0%	15%	0%	0%	0%	15%	0%	31%	0%	--
		Minimum	0.011	9.0E-05	0.34	1.0E-05	3.6E-04	2.0E-04	0.0030	4.3E-04	5.0E-05	5.0E-06	0.0027	2.6E-04	3.2E-04	0.0020	--
		25th Percentile	0.012	1.1E-04	0.48	1.0E-05	6.1E-04	2.0E-04	0.0080	9.6E-04	5.0E-05	5.0E-06	0.0045	5.8E-04	7.6E-04	0.0020	--
		Median	0.016	4.2E-04	0.77	1.0E-05	7.1E-04	5.0E-04	0.012	0.0028	5.0E-05	6.0E-06	0.0062	8.2E-04	0.0042	0.0020	--
		Average	0.065	6.8E-04	0.84	1.0E-05	9.0E-04	6.7E-04	0.018	0.0049	1.0E-04	8.6E-06	0.078	9.9E-04	0.0044	0.0021	--
		75th Percentile	0.038	5.4E-04	1.2	1.0E-05	0.0010	8.0E-04	0.018	0.0047	9.0E-05	1.1E-05	0.016	0.0012	0.0079	0.0020	--
		Maximum	0.49	0.0035	1.4	1.0E-05	0.0021	0.0023	0.059	0.018	4.1E-04	2.0E-05	0.89	0.0026	0.011	0.0030	--
Felsic Volcanic 2	All samples	Count	32	32	32	32	32	32	32	32	32	32	32	32	32	32	9
		Count > PWQO Value	1	2	0	0	0	0	0	0	2	0	0	0	0	0	0
		% > PWQO Value	3%	6%	0%	0%	0%	0%	0%	0%	6%	0%	0%	0%	0%	0%	0%
		Count > PWQO Interim Value	0	6	0	0	0	0	1	0	0	0	0	0	3	0	0
		% > PWQO Interim Value	0	19%	0%	0%	0%	0%	3%	0%	0%	0%	0%	0%	9%	0%	0%
		Minimum	0.0020	5.0E-05	0.15	5.0E-06	8.1E-05	4.0E-05	0.0030	4.0E-05	1.0E-05	4.0E-06	3.0E-04	9.4E-05	1.0E-04	0.0010	8.7E-05
		25th Percentile	0.0073	9.0E-05	0.33	5.0E-06	5.8E-04	1.8E-04	0.0065	1.0E-04	5.0E-05	5.0E-06	0.0010	5.2E-04	9.3E-04	0.0020	1.0E-04
		Median	0.023	2.2E-04	0.41	1.0E-05	7.6E-04	4.0E-04	0.010	3.8E-04	5.0E-05	5.0E-06	0.0021	0.0012	0.0011	0.0020	1.8E-04
		Average	0.067	0.0013	0.53	8.6E-06	0.0019	5.6E-04	0.013	0.0015	5.9E-05	6.8E-06	0.0032	0.0013	0.0021	0.0023	3.6E-04
		75th Percentile	0.093	5.8E-04	0.66	1.0E-05	0.0016	5.5E-04	0.012	0.0010	5.1E-05	7.1E-06	0.0046	0.0016	0.0028	0.0020	5.1E-04
		Maximum	0.52	0.020	1.2	1.0E-05	0.018	0.0038	0.090	0.011	2.6E-04	2.1E-05	0.0093	0.0042	0.0089	0.0060	0.0010
	Mine Rock samples	Count	25	25	25	25	25	25	25	25	25	25	25	25	25	25	8
		Count > PWQO Value	0	0	0	0	0	0	0	0	2	0	0	0	0	0	0
		% > PWQO Value	0%	0%	0%	0%	0%	0%	0%	0%	8%	0%	0%	0%	0%	0%	0%
		Count > PWQO Interim Value	0	4	0	0	0	0	1	0	0	0	0	0	2	0	0
		% > PWQO Interim Value	0	16%	0%	0%	0%	0%	4%	0%	0%	0%	0%	0%	8%	0%	0%
		Minimum	0.0020	5.0E-05	0.15	5.0E-06	8.1E-05	4.0E-05	0.0030	4.0E-05	1.0E-05	4.0E-06	3.0E-04	9.4E-05	1.0E-04	0.0010	8.7E-05
		25th Percentile	0.0073	9.0E-05	0.34	5.0E-06	5.6E-04	2.0E-04	0.0050	9.0E-05	5.0E-05	5.0E-06	0.0011	5.4E-04	7.2E-04	0.0020	9.9E-05
		Median	0.017	1.4E-04	0.42	1.0E-05	8.1E-04	4.0E-04	0.010	1.7E-04	5.0E-05	5.0E-06	0.0015	0.0012	0.0010	0.0020	2.5E-04
		Average	0.053	5.9E-04	0.52	8.4E-06	0.0020	6.0E-04	0.012	9.8E-04	6.0E-05	7.0E-06	0.0029	0.0013	0.0020	0.0021	3.8E-04
		75th Percentile	0.080	5.0E-04	0.64	1.0E-05	0.0016	5.0E-04	0.012	7.9E-04	5.0E-05	7.3E-06	0.0029	0.0015	0.0027	0.0020	5.6E-04
		Maximum	0.24	0.0037	1.2	1.0E-05	0.018	0.0038	0.090	0.011	2.6E-04	2.1E-05	0.0091	0.0042	0.0082	0.0060	0.0010
	Ore-grade samples	Count	7	7	7	7	7	7	7	7	7	7	7	7	7	7	1
		Count > PWQO Value	1	2	0	0	0	0	0	0	0	0	0	0	0	0	0
		% > PWQO Value	14%	29%	0%	0%	0%	0%	0%	0%	0%	0%	0%	0%	0%	0%	0
		Count > PWQO Interim Value	0	2	0	0	0	0	0	0	0	0	0	0	1	0	0
		% > PWQO Interim Value	0	29%	0%	0%	0%	0%	0%	0%	0%	0%	0%	0%	14%	0%	0
		Minimum	0.0070	5.0E-05	0.23	5.0E-06	2.9E-04	4.0E-05	0.0030	1.1E-04	5.0E-05	5.0E-06	6.1E-04	4.1E-04	4.8E-04	0.0010	0.000184
		25th Percentile	0.013	9.0E-05	0.31	1.0E-05	6.0E-04	1.0E-04	0.0085	4.7E-04	5.0E-05	5.0E-06	0.0015	8.0E-04	0.0012	0.0020	0.000184
		Median	0.035	2.9E-04	0.40	1.0E-05	6.3E-04	2.0E-04	0.012	7.1E-04	5.0E-05	5.0E-06	0.0036	0.0013	0.0015	0.0020	0.000184
		Average	0.12	0.0037	0.58	9.3E-06	0.0017	4.3E-04	0.013	0.0031	5.4E-05	6.1E-06	0.0042	0.0012	0.0027	0.0027	0.000184
		75th Percentile	0.12	0.0027	0.83	1.0E-05	0.0025	7.5E-04	0.016	0.0047	5.5E-05	5.3E-06	0.0064	0.0015	0.0027	0.0030	0.000184
		Maximum	0.52	0.020	1.2	1.0E-05	0.0045	0.0011	0.030	0.011	7.0E-05	1.2E-05	0.0093	0.0019	0.0089	0.0060	0.000184

Blue highlighting indicates metal concentrations greater than the PWQO screening value.

Bolded text indicates metal concentrations greater than the interim PWQO screening value.

Screening values are for qualitative assessment only and hold no regulatory significance.

Classification as mine rock or ore-grade materials was based on gold content.

"Other" lithology refers to the following minor lithologies: Metasediment 1, Ultramafic, Calcite Vein, Intrusive Breccia, Felsic Fragmental, Rhyolite, and Sericite Schist.

Table B-9. Shake Flask Extraction (SFE) Statistical Summary

Group		Parameter	Iron Dissolved	Lead Dissolved	Magnesium Dissolved	Mercury Dissolved	Molybdenum Dissolved	Nickel Dissolved	Phosphorus Dissolved	Selenium Dissolved	Silver Dissolved	Thallium Dissolved	Tungsten Dissolved	Uranium Dissolved	Vanadium Dissolved	Zinc Dissolved	Zirconium Dissolved
			mg/L	*mg/L*	*mg/L*	*mg/L*	*mg/L*	*mg/L*	*mg/L*	*mg/L*	*mg/L*	*mg/L*	*mg/L*	*mg/L*	*mg/L*	*mg/L*	*mg/L*
		In-Place PWQO (mg/L)	*0.3*	*0.005*	--	*0.0002*	--	*0.025*	--	*0.1*	*0.0001*	--	--	--	--	*0.03*	--
		Interim PWQO (mg/L)	--	*0.001*	--	--	*0.04*	--	*0.03*	--	--	*0.0003*	*0.03*	*0.005*	*0.006*	*0.02*	*0.004*
Fragmental 1	All samples	Count	20	20	20	20	20	20	20	20	20	20	20	20	20	20	6
		Count > PWQO Value	8	0	0	0	0	0	0	0	0	0	0	0	0	0	0
		% > PWQO Value	40%	0%	0%	0%	0%	0%	0%	0%	0%	0%	0%	0%	0%	0%	0%
		Count > PWQO Interim Value	0	3	0	0	0	0	9	0	0	0	0	0	13	0	0
		% > PWQO Interim Value	0	15%	0%	0%	0%	0%	45%	0%	0%	0%	0%	0%	65%	0%	0%
		Minimum	0.0050	5.0E-05	0.27	5.0E-06	1.8E-04	1.4E-04	0.010	5.0E-05	1.1E-05	5.0E-06	2.5E-04	2.9E-05	0.0010	0.0010	1.0E-04
		25th Percentile	0.021	5.2E-05	0.38	5.0E-06	2.3E-04	3.8E-04	0.010	1.6E-04	3.2E-05	6.0E-06	5.8E-04	2.0E-04	0.0018	0.0010	1.3E-04
		Median	0.089	1.4E-04	0.45	1.0E-05	4.0E-04	8.0E-04	0.021	2.7E-04	5.0E-05	1.2E-05	9.7E-04	8.4E-04	0.0073	0.0020	1.9E-04
		Average	0.39	4.2E-04	0.56	8.5E-06	0.0011	0.0014	0.030	3.6E-04	4.1E-05	1.4E-05	0.0022	8.9E-04	0.0068	0.0026	2.4E-04
		75th Percentile	0.75	6.4E-04	0.67	1.0E-05	8.8E-04	0.0016	0.041	5.0E-04	5.0E-05	1.6E-05	0.0020	0.0012	0.011	0.0040	2.1E-04
		Maximum	1.5	0.0015	1.1	1.0E-05	0.0091	0.0054	0.080	0.0011	5.0E-05	3.7E-05	0.019	0.0033	0.015	0.0050	6.6E-04
	Mine Rock samples	Count	20	20	20	20	20	20	20	20	20	20	20	20	20	20	6
		Count > PWQO Value	8	0	0	0	0	0	0	0	0	0	0	0	0	0	0
		% > PWQO Value	40%	0%	0%	0%	0%	0%	0%	0%	0%	0%	0%	0%	0%	0%	0%
		Count > PWQO Interim Value	0	3	0	0	0	0	9	0	0	0	0	0	13	0	0
		% > PWQO Interim Value	0	15%	0%	0%	0%	0%	45%	0%	0%	0%	0%	0%	65%	0%	0%
		Minimum	0.0050	5.0E-05	0.27	5.0E-06	1.8E-04	1.4E-04	0.010	5.0E-05	1.1E-05	5.0E-06	2.5E-04	2.9E-05	0.0010	0.0010	1.0E-04
		25th Percentile	0.021	5.2E-05	0.38	5.0E-06	2.3E-04	3.8E-04	0.010	1.6E-04	3.2E-05	6.0E-06	5.8E-04	2.0E-04	0.0018	0.0010	1.3E-04
		Median	0.089	1.4E-04	0.45	1.0E-05	4.0E-04	8.0E-04	0.021	2.7E-04	5.0E-05	1.2E-05	9.7E-04	8.4E-04	0.0073	0.0020	1.9E-04
		Average	0.39	4.2E-04	0.56	8.5E-06	0.0011	0.0014	0.030	3.6E-04	4.1E-05	1.4E-05	0.0022	8.9E-04	0.0068	0.0026	2.4E-04
		75th Percentile	0.75	6.4E-04	0.67	1.0E-05	8.8E-04	0.0016	0.041	5.0E-04	5.0E-05	1.6E-05	0.0020	0.0012	0.011	0.0040	2.1E-04
		Maximum	1.5	0.0015	1.1	1.0E-05	0.0091	0.0054	0.080	0.0011	5.0E-05	3.7E-05	0.019	0.0033	0.015	0.0050	6.6E-04
	Ore-grade samples	Count	0	0	0	0	0	0	0	0	0	0	0	0	0	0	0
Fragmental 2	All samples	Count	10	10	10	10	10	10	10	10	10	10	10	10	10	10	0
		Count > PWQO Value	3	0	0	0	0	0	0	0	0	0	0	0	0	0	--
		% > PWQO Value	30%	0%	0%	0%	0%	0%	0%	0%	0%	0%	0%	0%	0%	0%	--
		Count > PWQO Interim Value	0	1	0	0	0	0	1	0	0	0	0	0	2	0	--
		% > PWQO Interim Value	0%	10%	0%	0%	0%	0%	10%	0%	0%	0%	0%	0%	20%	0%	--
		Minimum	0.0070	9.0E-05	0.18	1.0E-05	4.5E-04	1.0E-04	0.0030	4.0E-05	5.0E-05	5.0E-06	6.4E-04	4.0E-04	8.0E-05	0.0020	--
		25th Percentile	0.031	9.0E-05	0.24	1.0E-05	5.5E-04	3.5E-04	0.0030	7.0E-05	5.0E-05	5.0E-06	8.6E-04	4.6E-04	0.0030	0.0020	--
		Median	0.061	1.2E-04	0.30	1.0E-05	7.4E-04	8.0E-04	0.0080	1.1E-04	5.0E-05	5.5E-06	0.0012	8.0E-04	0.0039	0.0020	--
		Average	0.39	4.5E-04	0.62	1.0E-05	0.0010	8.1E-04	0.013	1.3E-04	5.0E-05	7.6E-06	0.0017	9.3E-04	0.0040	0.0027	--
		75th Percentile	0.30	3.8E-04	0.41	1.0E-05	7.9E-04	0.0012	0.019	2.1E-04	5.0E-05	6.8E-06	0.0021	0.0013	0.0050	0.0020	--
		Maximum	1.6	0.0023	3.4	1.0E-05	0.0041	0.0017	0.051	2.5E-04	5.0E-05	1.7E-05	0.0041	0.0018	0.0083	0.0060	--
	Mine Rock samples	Count	10	10	10	10	10	10	10	10	10	10	10	10	10	10	0
		Count > PWQO Value	3	0	0	0	0	0	0	0	0	0	0	0	0	0	--
		% > PWQO Value	30%	0%	0%	0%	0%	0%	0%	0%	0%	0%	0%	0%	0%	0%	--
		Count > PWQO Interim Value	0	1	0	0	0	0	1	0	0	0	0	0	2	0	--
		% > PWQO Interim Value	0%	10%	0%	0%	0%	0%	10%	0%	0%	0%	0%	0%	20%	0%	--
		Minimum	0.0070	9.0E-05	0.18	1.0E-05	4.5E-04	1.0E-04	0.0030	4.0E-05	5.0E-05	5.0E-06	6.4E-04	4.0E-04	8.0E-05	0.0020	--
		25th Percentile	0.031	9.0E-05	0.24	1.0E-05	5.5E-04	3.5E-04	0.0030	7.0E-05	5.0E-05	5.0E-06	8.6E-04	4.6E-04	0.0030	0.0020	--
		Median	0.061	1.2E-04	0.30	1.0E-05	7.4E-04	8.0E-04	0.0080	1.1E-04	5.0E-05	5.5E-06	0.0012	8.0E-04	0.0039	0.0020	--
		Average	0.39	4.5E-04	0.62	1.0E-05	0.0010	8.1E-04	0.013	1.3E-04	5.0E-05	7.6E-06	0.0017	9.3E-04	0.0040	0.0027	--
		75th Percentile	0.30	3.8E-04	0.41	1.0E-05	7.9E-04	0.0012	0.019	2.1E-04	5.0E-05	6.8E-06	0.0021	0.0013	0.0050	0.0020	--
		Maximum	1.6	0.0023	3.4	1.0E-05	0.0041	0.0017	0.051	2.5E-04	5.0E-05	1.7E-05	0.0041	0.0018	0.0083	0.0060	--
	Ore-grade samples	Count	0	0	0	0	0	0	0	0	0	0	0	0	0	0	0

Blue highlighting indicates metal concentrations greater than the PWQO screening value.

Bolded text indicates metal concentrations greater than the interim PWQO screening value.

Screening values are for qualitative assessment only and hold no regulatory significance.

Classification as mine rock or ore-grade materials was based on gold content.

"Other" lithology refers to the following minor lithologies: Metasediment 1, Ultramafic, Calcite Vein, Intrusive Breccia, Felsic Fragmental, Rhyolite, and Sericite Schist.

Table B-9. Shake Flask Extraction (SFE) Statistical Summary

Group		Parameter	Iron Dissolved	Lead Dissolved	Magnesium Dissolved	Mercury Dissolved	Molybdenum Dissolved	Nickel Dissolved	Phosphorus Dissolved	Selenium Dissolved	Silver Dissolved	Thallium Dissolved	Tungsten Dissolved	Uranium Dissolved	Vanadium Dissolved	Zinc Dissolved	Zirconium Dissolved
			mg/L	*mg/L*	*mg/L*	*mg/L*	*mg/L*	*mg/L*	*mg/L*	*mg/L*	*mg/L*	*mg/L*	*mg/L*	*mg/L*	*mg/L*	*mg/L*	*mg/L*
		In-Place PWQO (mg/L)	*0.3*	*0.005*	--	*0.0002*	--	*0.025*	--	*0.1*	*0.0001*	--	--	--	--	*0.03*	--
		Interim PWQO (mg/L)	--	*0.001*	--	--	*0.04*	--	*0.03*	--	--	*0.0003*	*0.03*	*0.005*	*0.006*	*0.02*	*0.004*
Metasediment 2	All samples	Count	24	24	24	24	24	24	24	24	24	24	24	24	24	24	5
		Count > PWQO Value	9	0	0	0	0	2	0	0	2	0	0	0	0	0	0
		% > PWQO Value	38%	0%	0%	0%	0%	8%	0%	0%	8%	0%	0%	0%	0%	0%	0%
		Count > PWQO Interim Value	0	1	0	0	0	0	6	0	0	0	0	0	9	0	0
		% > PWQO Interim Value	0	4%	0%	0%	0%	0%	25%	0%	0%	0%	0%	0%	38%	0%	0%
		Minimum	0.0070	5.0E-05	0.071	5.0E-06	1.0E-04	2.2E-04	0.0030	5.0E-05	1.0E-05	5.0E-06	2.7E-04	6.1E-05	1.5E-04	0.0010	3.8E-05
		25th Percentile	0.024	9.0E-05	0.34	1.0E-05	3.2E-04	4.8E-04	0.010	1.2E-04	5.0E-05	5.0E-06	5.7E-04	1.0E-04	0.0013	0.0020	5.3E-05
		Median	0.072	1.7E-04	0.58	1.0E-05	4.7E-04	0.0011	0.012	2.4E-04	5.0E-05	1.1E-05	0.0013	2.8E-04	0.0053	0.0020	1.1E-04
		Average	0.25	3.2E-04	0.99	9.0E-06	5.6E-04	0.0088	0.020	6.4E-04	5.5E-05	1.1E-05	0.0016	6.6E-04	0.0055	0.0026	1.6E-04
		75th Percentile	0.45	4.4E-04	0.78	1.0E-05	6.5E-04	0.0022	0.028	4.8E-04	5.0E-05	1.3E-05	0.0023	9.3E-04	0.0078	0.0023	2.0E-04
		Maximum	0.81	0.0019	6.3	1.0E-05	0.0018	0.14	0.062	0.0051	1.5E-04	2.2E-05	0.0055	0.0031	0.015	0.014	3.9E-04
	Mine Rock samples	Count	22	22	22	22	22	22	22	22	22	22	22	22	22	22	5
		Count > PWQO Value	8	0	0	0	0	2	0	0	1	0	0	0	0	0	0
		% > PWQO Value	36%	0%	0%	0%	0%	9%	0%	0%	5%	0%	0%	0%	0%	0%	0%
		Count > PWQO Interim Value	0	1	0	0	0	0	6	0	0	0	0	0	9	0	0
		% > PWQO Interim Value	0	5%	0%	0%	0%	0%	27%	0%	0%	0%	0%	0%	41%	0%	0%
		Minimum	0.0070	5.0E-05	0.071	5.0E-06	1.0E-04	2.2E-04	0.0030	5.0E-05	1.0E-05	5.0E-06	2.7E-04	6.1E-05	1.5E-04	0.0010	3.8E-05
		25th Percentile	0.021	9.0E-05	0.33	1.0E-05	3.0E-04	6.3E-04	0.010	1.1E-04	5.0E-05	5.3E-06	5.6E-04	9.8E-05	0.0013	0.0020	5.3E-05
		Median	0.072	1.7E-04	0.58	1.0E-05	4.6E-04	0.0012	0.012	2.1E-04	5.0E-05	1.1E-05	0.0012	2.6E-04	0.0053	0.0020	1.1E-04
		Average	0.25	3.2E-04	1.0	8.9E-06	5.3E-04	0.0096	0.020	5.4E-04	5.0E-05	1.1E-05	0.0015	5.8E-04	0.0056	0.0021	1.6E-04
		75th Percentile	0.51	4.0E-04	0.77	1.0E-05	6.2E-04	0.0022	0.032	4.1E-04	5.0E-05	1.4E-05	0.0022	5.1E-04	0.0081	0.0020	2.0E-04
		Maximum	0.81	0.0019	6.3	1.0E-05	0.0018	0.14	0.062	0.0051	1.3E-04	2.2E-05	0.0055	0.0031	0.015	0.0040	3.9E-04
	Ore-grade samples	Count	2	2	2	2	2	2	2	2	2	2	2	2	2	2	0
		Count > PWQO Value	1	0	0	0	0	0	0	0	1	0	0	0	0	0	--
		% > PWQO Value	50%	0%	0%	0%	0%	0%	0%	0%	50%	0%	0%	0%	0%	0%	--
		Count > PWQO Interim Value	0	0	0	0	0	0	0	0	0	0	0	0	0	0	--
		% > PWQO Interim Value	0	0%	0%	0%	0%	0%	0%	0%	0%	0%	0%	0%	0%	0%	--
		Minimum	0.051	9.0E-05	0.53	1.0E-05	6.3E-04	4.0E-04	0.020	3.8E-04	5.0E-05	5.0E-06	0.0016	0.0011	0.0041	0.0030	--
		25th Percentile	0.13	2.3E-04	0.63	1.0E-05	7.3E-04	4.3E-04	0.022	0.0010	7.5E-05	7.0E-06	0.0022	0.0013	0.0044	0.0058	--
		Median	0.21	3.6E-04	0.72	1.0E-05	8.4E-04	4.5E-04	0.023	0.0017	1.0E-04	9.0E-06	0.0028	0.0016	0.0048	0.0085	--
		Average	0.21	3.6E-04	0.72	1.0E-05	8.4E-04	4.5E-04	0.023	0.0017	1.0E-04	9.0E-06	0.0028	0.0016	0.0048	0.0085	--
		75th Percentile	0.28	5.0E-04	0.81	1.0E-05	9.4E-04	4.8E-04	0.025	0.0023	1.3E-04	1.1E-05	0.0034	0.0018	0.0052	0.011	--
		Maximum	0.36	6.3E-04	0.90	1.0E-05	0.0010	5.0E-04	0.026	0.0029	1.5E-04	1.3E-05	0.0039	0.0020	0.0056	0.014	--
Metasediment 3	All samples	Count	19	19	19	19	19	19	19	19	19	19	19	19	19	19	3
		Count > PWQO Value	5	1	0	0	0	0	0	0	0	0	0	0	0	0	0
		% > PWQO Value	26%	5%	0%	0%	0%	0%	0%	0%	0%	0%	0%	0%	0%	0%	0%
		Count > PWQO Interim Value	0	1	0	0	0	0	6	0	0	0	0	0	10	0	0
		% > PWQO Interim Value	0	5%	0%	0%	0%	0%	32%	0%	0%	0%	0%	0%	53%	0%	0%
		Minimum	0.0053	5.0E-05	0.10	5.0E-06	1.5E-04	4.1E-05	0.0030	4.0E-05	1.0E-05	5.0E-06	2.7E-04	5.8E-05	4.4E-04	0.0010	7.5E-05
		25th Percentile	0.047	9.0E-05	0.26	1.0E-05	3.7E-04	3.5E-04	0.011	5.5E-05	5.0E-05	5.0E-06	7.0E-04	2.5E-04	0.0021	0.0020	1.6E-04
		Median	0.11	9.0E-05	0.36	1.0E-05	5.4E-04	0.0010	0.021	1.0E-04	5.0E-05	7.0E-06	9.2E-04	5.4E-04	0.0064	0.0020	2.5E-04
		Average	0.34	5.1E-04	0.40	9.2E-06	8.6E-04	0.0023	0.031	1.3E-04	4.5E-05	7.9E-06	0.0022	7.8E-04	0.0058	0.0024	3.2E-04
		75th Percentile	0.29	3.4E-04	0.45	1.0E-05	0.0012	0.0023	0.034	1.3E-04	5.0E-05	9.0E-06	0.0022	8.1E-04	0.0078	0.0020	4.4E-04
		Maximum	1.8	0.0057	1.1	1.0E-05	0.0024	0.020	0.17	5.2E-04	5.0E-05	1.6E-05	0.013	0.0025	0.014	0.0060	6.3E-04
	Mine Rock samples	Count	19	19	19	19	19	19	19	19	19	19	19	19	19	19	3
		Count > PWQO Value	5	1	0	0	0	0	0	0	0	0	0	0	0	0	0
		% > PWQO Value	26%	5%	0%	0%	0%	0%	0%	0%	0%	0%	0%	0%	0%	0%	0%
		Count > PWQO Interim Value	0	1	0	0	0	0	6	0	0	0	0	0	10	0	0
		% > PWQO Interim Value	0	5%	0%	0%	0%	0%	32%	0%	0%	0%	0%	0%	53%	0%	0%
		Minimum	0.0053	5.0E-05	0.10	5.0E-06	1.5E-04	4.1E-05	0.0030	4.0E-05	1.0E-05	5.0E-06	2.7E-04	5.8E-05	4.4E-04	0.0010	7.5E-05
		25th Percentile	0.047	9.0E-05	0.26	1.0E-05	3.7E-04	3.5E-04	0.011	5.5E-05	5.0E-05	5.0E-06	7.0E-04	2.5E-04	0.0021	0.0020	1.6E-04
		Median	0.11	9.0E-05	0.36	1.0E-05	5.4E-04	0.0010	0.021	1.0E-04	5.0E-05	7.0E-06	9.2E-04	5.4E-04	0.0064	0.0020	2.5E-04
		Average	0.34	5.1E-04	0.40	9.2E-06	8.6E-04	0.0023	0.031	1.3E-04	4.5E-05	7.9E-06	0.0022	7.8E-04	0.0058	0.0024	3.2E-04
		75th Percentile	0.29	3.4E-04	0.45	1.0E-05	0.0012	0.0023	0.034	1.3E-04	5.0E-05	9.0E-06	0.0022	8.1E-04	0.0078	0.0020	4.4E-04
		Maximum	1.8	0.0057	1.1	1.0E-05	0.0024	0.020	0.17	5.2E-04	5.0E-05	1.6E-05	0.013	0.0025	0.014	0.0060	6.3E-04
	Ore-grade samples	Count	0	0	0	0	0	0	0	0	0	0	0	0	0	0	0

Blue highlighting indicates metal concentrations greater than the PWQO screening value.

Bolded text indicates metal concentrations greater than the interim PWQO screening value.

Screening values are for qualitative assessment only and hold no regulatory significance.

Classification as mine rock or ore-grade materials was based on gold content.

"Other" lithology refers to the following minor lithologies: Metasediment 1, Ultramafic, Calcite Vein, Intrusive Breccia, Felsic Fragmental, Rhyolite, and Sericite Schist.

Table B-9. Shake Flask Extraction (SFE) Statistical Summary

Group		Parameter	Iron Dissolved	Lead Dissolved	Magnesium Dissolved	Mercury Dissolved	Molybdenum Dissolved	Nickel Dissolved	Phosphorus Dissolved	Selenium Dissolved	Silver Dissolved	Thallium Dissolved	Tungsten Dissolved	Uranium Dissolved	Vanadium Dissolved	Zinc Dissolved	Zirconium Dissolved
			mg/L	*mg/L*	*mg/L*	*mg/L*	*mg/L*	*mg/L*	*mg/L*	*mg/L*	*mg/L*	*mg/L*	*mg/L*	*mg/L*	*mg/L*	*mg/L*	*mg/L*
		In-Place PWQO (mg/L)	*0.3*	*0.005*	--	*0.0002*	--	*0.025*	--	*0.1*	*0.0001*	--	--	--	--	*0.03*	--
		Interim PWQO (mg/L)	--	*0.001*	--	--	*0.04*	--	*0.03*	--	--	*0.0003*	*0.03*	*0.005*	*0.006*	*0.02*	*0.004*
Basalt	All samples	Count	31	31	31	31	31	31	31	31	31	31	31	31	31	31	1
		Count > PWQO Value	1	0	0	0	0	0	0	0	0	0	0	0	0	0	0
		% > PWQO Value	3%	0%	0%	0%	0%	0%	0%	0%	0%	0%	0%	0%	0%	0%	0%
		Count > PWQO Interim Value	0	0	0	0	0	0	0	0	0	0	1	0	21	0	0
		% > PWQO Interim Value	0	0%	0%	0%	0%	0%	0%	0%	0%	0%	3%	0%	68%	0%	0%
		Minimum	0.0033	5.0E-05	0.11	5.0E-06	8.6E-05	1.0E-04	0.0030	5.0E-05	1.0E-05	5.0E-06	4.4E-04	6.0E-06	7.4E-04	0.0010	2.0E-05
		25th Percentile	0.0085	9.0E-05	0.42	1.0E-05	2.4E-04	2.0E-04	0.0030	9.5E-05	5.0E-05	5.0E-06	8.5E-04	2.0E-05	0.0049	0.0020	2.0E-05
		Median	0.012	9.0E-05	0.50	1.0E-05	2.9E-04	3.0E-04	0.0030	1.5E-04	5.0E-05	5.0E-06	0.0013	2.9E-05	0.0088	0.0020	2.0E-05
		Average	0.052	1.1E-04	0.68	9.8E-06	4.4E-04	5.5E-04	0.0046	2.1E-04	4.9E-05	5.4E-06	0.0033	4.5E-05	0.011	0.0022	2.0E-05
		75th Percentile	0.019	9.0E-05	0.86	1.0E-05	4.1E-04	6.8E-04	0.0045	2.4E-04	5.0E-05	5.0E-06	0.0020	4.8E-05	0.014	0.0020	2.0E-05
		Maximum	0.84	7.1E-04	1.8	1.0E-05	0.0021	0.0036	0.016	9.5E-04	5.0E-05	1.2E-05	0.048	2.5E-04	0.035	0.010	2.0E-05
	Mine Rock samples	Count	31	31	31	31	31	31	31	31	31	31	31	31	31	31	1
		Count > PWQO Value	1	0	0	0	0	0	0	0	0	0	0	0	0	0	0
		% > PWQO Value	3%	0%	0%	0%	0%	0%	0%	0%	0%	0%	0%	0%	0%	0%	0%
		Count > PWQO Interim Value	0	0	0	0	0	0	0	0	0	0	1	0	21	0	0
		% > PWQO Interim Value	0	0%	0%	0%	0%	0%	0%	0%	0%	0%	3%	0%	68%	0%	0%
		Minimum	0.0033	5.0E-05	0.11	5.0E-06	8.6E-05	1.0E-04	0.0030	5.0E-05	1.0E-05	5.0E-06	4.4E-04	6.0E-06	7.4E-04	0.0010	2.0E-05
		25th Percentile	0.0085	9.0E-05	0.42	1.0E-05	2.4E-04	2.0E-04	0.0030	9.5E-05	5.0E-05	5.0E-06	8.5E-04	2.0E-05	0.0049	0.0020	2.0E-05
		Median	0.012	9.0E-05	0.50	1.0E-05	2.9E-04	3.0E-04	0.0030	1.5E-04	5.0E-05	5.0E-06	0.0013	2.9E-05	0.0088	0.0020	2.0E-05
		Average	0.052	1.1E-04	0.68	9.8E-06	4.4E-04	5.5E-04	0.0046	2.1E-04	4.9E-05	5.4E-06	0.0033	4.5E-05	0.011	0.0022	2.0E-05
		75th Percentile	0.019	9.0E-05	0.86	1.0E-05	4.1E-04	6.8E-04	0.0045	2.4E-04	5.0E-05	5.0E-06	0.0020	4.8E-05	0.014	0.0020	2.0E-05
		Maximum	0.84	7.1E-04	1.8	1.0E-05	0.0021	0.0036	0.016	9.5E-04	5.0E-05	1.2E-05	0.048	2.5E-04	0.035	0.010	2.0E-05
	Ore-grade samples	Count	0	0	0	0	0	0	0	0	0	0	0	0	0	0	0
Argillite	All samples	Count	5	5	5	5	5	5	5	5	5	5	5	5	5	5	0
		Count > PWQO Value	0	0	0	0	0	0	0	0	0	0	0	0	0	0	--
		% > PWQO Value	0%	0%	0%	0%	0%	0%	0%	0%	0%	0%	0%	0%	0%	0%	--
		Count > PWQO Interim Value	0	0	0	0	0	0	0	0	0	0	0	0	0	0	--
		% > PWQO Interim Value	0	0%	0%	0%	0%	0%	0%	0%	0%	0%	0%	0%	0%	0%	--
		Minimum	0.0070	9.0E-05	1.8	1.0E-05	5.3E-04	2.0E-04	0.0030	2.4E-04	5.0E-05	5.0E-06	3.5E-04	4.1E-05	7.0E-05	0.0020	--
		25th Percentile	0.0070	9.0E-05	1.9	1.0E-05	7.3E-04	8.0E-04	0.0030	2.7E-04	5.0E-05	5.0E-06	0.0012	8.8E-05	9.0E-05	0.0020	--
		Median	0.010	9.0E-05	3.2	1.0E-05	0.0010	0.0011	0.0030	3.1E-04	5.0E-05	5.0E-06	0.0014	1.4E-04	1.0E-04	0.0020	--
		Average	0.012	9.0E-05	3.3	1.0E-05	0.0014	0.0011	0.0030	3.2E-04	5.0E-05	5.0E-06	0.0013	2.2E-04	2.6E-04	0.0020	--
		75th Percentile	0.015	9.0E-05	4.9	1.0E-05	0.0015	0.0015	0.0030	3.7E-04	5.0E-05	5.0E-06	0.0015	1.5E-04	1.5E-04	0.0020	--
		Maximum	0.021	9.0E-05	5.0	1.0E-05	0.0033	0.0018	0.0030	3.9E-04	5.0E-05	5.0E-06	0.0021	6.9E-04	8.8E-04	0.0020	--
	Mine Rock samples	Count	5	5	5	5	5	5	5	5	5	5	5	5	5	5	0
		Count > PWQO Value	0	0	0	0	0	0	0	0	0	0	0	0	0	0	--
		% > PWQO Value	0%	0%	0%	0%	0%	0%	0%	0%	0%	0%	0%	0%	0%	0%	--
		Count > PWQO Interim Value	0	0	0	0	0	0	0	0	0	0	0	0	0	0	--
		% > PWQO Interim Value	0	0%	0%	0%	0%	0%	0%	0%	0%	0%	0%	0%	0%	0%	--
		Minimum	0.0070	9.0E-05	1.8	1.0E-05	5.3E-04	2.0E-04	0.0030	2.4E-04	5.0E-05	5.0E-06	3.5E-04	4.1E-05	7.0E-05	0.0020	--
		25th Percentile	0.0070	9.0E-05	1.9	1.0E-05	7.3E-04	8.0E-04	0.0030	2.7E-04	5.0E-05	5.0E-06	0.0012	8.8E-05	9.0E-05	0.0020	--
		Median	0.010	9.0E-05	3.2	1.0E-05	0.0010	0.0011	0.0030	3.1E-04	5.0E-05	5.0E-06	0.0014	1.4E-04	1.0E-04	0.0020	--
		Average	0.012	9.0E-05	3.3	1.0E-05	0.0014	0.0011	0.0030	3.2E-04	5.0E-05	5.0E-06	0.0013	2.2E-04	2.6E-04	0.0020	--
		75th Percentile	0.015	9.0E-05	4.9	1.0E-05	0.0015	0.0015	0.0030	3.7E-04	5.0E-05	5.0E-06	0.0015	1.5E-04	1.5E-04	0.0020	--
		Maximum	0.021	9.0E-05	5.0	1.0E-05	0.0033	0.0018	0.0030	3.9E-04	5.0E-05	5.0E-06	0.0021	6.9E-04	8.8E-04	0.0020	--
	Ore-grade samples	Count	0	0	0	0	0	0	0	0	0	0	0	0	0	0	0
Other	All samples	Count	12	12	12	12	12	12	12	12	12	12	12	12	12	12	2
		Count > PWQO Value	1	0	0	0	0	0	0	0	1	0	0	0	0	0	0
		% > PWQO Value	8%	0%	0%	0%	0%	0%	0%	0%	8%	0%	0%	0%	0%	0%	0%
		Count > PWQO Interim Value	0	1	0	0	0	0	0	0	0	0	0	0	4	0	0
		% > PWQO Interim Value	0	8%	0%	0%	0%	0%	0%	0%	0%	0%	0%	0%	33%	0%	0%
		Minimum	0.0042	8.7E-05	0.15	5.0E-06	4.1E-04	1.1E-04	0.0030	4.0E-05	1.0E-05	5.0E-06	6.1E-04	1.5E-05	7.1E-04	0.0010	5.0E-04
		25th Percentile	0.0070	9.0E-05	0.31	1.0E-05	5.1E-04	2.8E-04	0.0068	1.0E-04	5.0E-05	5.0E-06	9.6E-04	5.3E-05	0.0014	0.0020	5.1E-04
		Median	0.056	1.8E-04	0.37	1.0E-05	6.5E-04	8.0E-04	0.0080	1.5E-04	5.0E-05	6.4E-06	0.0013	3.4E-04	0.0042	0.0020	5.3E-04
		Average	0.11	3.8E-04	0.97	9.2E-06	0.0017	0.0011	0.0099	2.7E-04	5.0E-05	9.3E-06	0.0020	9.0E-04	0.0063	0.0023	5.3E-04
		75th Percentile	0.16	4.0E-04	0.78	1.0E-05	9.7E-04	0.0015	0.012	3.7E-04	5.0E-05	9.0E-06	0.0021	0.0014	0.0085	0.0021	5.4E-04
		Maximum	0.38	0.0019	4.3	1.0E-05	0.011	0.0036	0.021	0.0010	1.3E-04	3.4E-05	0.0060	0.0032	0.024	0.0050	5.5E-04
	Mine Rock samples	Count	12	12	12	12	12	12	12	12	12	12	12	12	12	12	2
		Count > PWQO Value	1	0	0	0	0	0	0	0	1	0	0	0	0	0	0
		% > PWQO Value	8%	0%	0%	0%	0%	0%	0%	0%	8%	0%	0%	0%	0%	0%	0%
		Count > PWQO Interim Value	0	1	0	0	0	0	0	0	0	0	0	0	4	0	0
		% > PWQO Interim Value	0	8%	0%	0%	0%	0%	0%	0%	0%	0%	0%	0%	33%	0%	0%
		Minimum	0.0042	8.7E-05	0.15	5.0E-06	4.1E-04	1.1E-04	0.0030	4.0E-05	1.0E-05	5.0E-06	6.1E-04	1.5E-05	7.1E-04	0.0010	5.0E-04
		25th Percentile	0.0070	9.0E-05	0.31	1.0E-05	5.1E-04	2.8E-04	0.0068	1.0E-04	5.0E-05	5.0E-06	9.6E-04	5.3E-05	0.0014	0.0020	5.1E-04
		Median	0.056	1.8E-04	0.37	1.0E-05	6.5E-04	8.0E-04	0.0080	1.5E-04	5.0E-05	6.4E-06	0.0013	3.4E-04	0.0042	0.0020	5.3E-04
		Average	0.11	3.8E-04	0.97	9.2E-06	0.0017	0.0011	0.0099	2.7E-04	5.0E-05	9.3E-06	0.0020	9.0E-04	0.0063	0.0023	5.3E-04
		75th Percentile	0.16	4.0E-04	0.78	1.0E-05	9.7E-04	0.0015	0.012	3.7E-04	5.0E-05	9.0E-06	0.0021	0.0014	0.0085	0.0021	5.4E-04
		Maximum	0.38	0.0019	4.3	1.0E-05	0.011	0.0036	0.021	0.0010	1.3E-04	3.4E-05	0.0060	0.0032	0.024	0.0050	5.5E-04
	Ore-grade samples	Count	0	0	0	0	0	0	0	0	0	0	0	0	0	0	0

Blue highlighting indicates metal concentrations greater than the PWQO screening value.

Bolded text indicates metal concentrations greater than the interim PWQO screening value.

Screening values are for qualitative assessment only and hold no regulatory significance.

Classification as mine rock or ore-grade materials was based on gold content.

"Other" lithology refers to the following minor lithologies: Metasediment 1, Ultramafic, Calcite Vein, Intrusive Breccia, Felsic Fragmental, Rhyolite, and Sericite Schist.

Table B-10. NAG Leachate Results

Sample ID	Drillhole ID	From	To	Lithology Group	Area	Class	NAG Cycle	Sample weight	Vol H2O2	pH	Conductivity	Alkalinity	Acidity	Sulphate	Mercury	Silver	Aluminum	Arsenic	Boron	Beryllium	Calcium	Cadmium	Cobalt
		m	*m*					*g*	*mL*	*pH units*	*µS/cm*	*mg/L*	*mg/L*	*mg/L*	*mg/L*	*mg/L*	*mg/L*	*mg/L*	*mg/L*	*mg/L*	*mg/L*	*mg/L*	*mg/L*
DX450051	BR-101	121	122	Felsic Volcanic 1	LP Central Pit	Mine Rock	1	2.5	250	2.4	2120	<2	496	670	0.00002	0.031	17	0.0077	0.039	0.00079	45	0.40	0.059
DX450090	BR-135	217	218	Felsic Volcanic 1	LP Central Pit	Mine Rock	1	2.5	250	2.5	1780	<2	387	500	<0.00001	0.0072	14	0.0037	0.038	0.00032	29	0.36	0.083
DX450169	BR-193	145	146	Felsic Volcanic 1	LP Central Pit	Mine Rock	1	2.5	250	7.4	94	23	<2	65	<0.00001	<0.00005	1.6	0.0039	0.017	<0.000007	22	0.00011	0.00001
DX450183	BR-187	254	255	Felsic Volcanic 1	LP Central Pit	Mine Rock	1	2.6	250	9.5	217	49	<2	71	0.00001	<0.00005	4.1	0.00070	0.30	<0.000007	37	<0.000003	0.000008
DX450215	BR-068	374	375	Felsic Volcanic 1	LP Central Pit	Ore-Grade	1	2.5	250	7.3	184	22	<2	100	<0.00001	<0.00005	2.0	0.0031	0.025	<0.000007	47	0.00002	0.00001
DX450217	BR-021	65	66	Felsic Volcanic 1	LP Central Pit	Ore-Grade	1	2.5	250	2.9	1060	<2	125	340	<0.00001	0.0012	5.6	0.0041	0.047	0.00032	67	0.048	0.084
DX450223	BR-023	117	118	Felsic Volcanic 1	LP Central Pit	Mine Rock	1	2.5	250	2.9	1130	<2	119	370	<0.00001	0.0013	3.5	0.0043	0.053	0.00020	80	0.039	0.100
DX450224	BR-023	137	138	Felsic Volcanic 1	LP Central Pit	Ore-Grade	1	2.7	250	9.7	293	60	<2	55	0.00001	<0.00005	2.0	0.00070	0.10	<0.000007	32	0.000004	0.000006
DX450228	BR-067	186	187	Felsic Volcanic 1	LP Central Pit	Mine Rock	1	2.4	250	2.3	2780	<2	530	790	<0.00001	0.0016	24	0.0059	0.083	0.00050	75	0.0099	0.084
DX450229	BR-192	41	42	Felsic Volcanic 1	LP Central Pit	Ore-Grade	1	2.5	250	7.4	347	37	<2	170	<0.00001	<0.00005	2.4	0.00030	0.21	<0.000007	93	0.000081	0.000018
DX450165	BR-189	245	246	Felsic Volcanic 2	LP Central Pit	Mine Rock	1	2.6	250	5.2	209	<2	13	102	0.00001	0.00009	0.066	0.12	0.15	<0.000007	25	0.00050	0.00010
DX450140	BR-344	110	112	Felsic Volcanic 2	LP Central Pit	Mine Rock	1	2.5	250	2.5	1490	<2	255	300	<0.00001	0.0015	11	0.25	0.044	0.00057	11	0.0018	0.021
DX450156	BR-293	272	273	Felsic Volcanic 2	LP Central Pit	Ore-Grade	1	2.5	250	2.6	1820	<2	414	640	<0.00001	0.0027	6.0	0.081	0.034	0.00055	82	0.71	0.056
DX450074	BR-159	39	40	Metasediment 1	LP Central Pit	Mine Rock	1	2.5	250	3.1	650	<2	81	190	<0.00001	0.00043	3.9	0.0031	0.022	0.00022	22	0.00078	0.12
DX450160	BR-244	143	144	Metasediment 2	LP Central Pit	Mine Rock	1	2.5	250	2.8	2070	<2	406	1300	<0.00001	<0.00005	5.0	0.044	0.10	0.00059	261	0.0076	2.2
DX450205	BR-068	187	188	Metasediment 2	LP Central Pit	Mine Rock	1	2.5	250	3.1	569	<2	93	180	<0.00001	0.00062	6.2	0.0011	0.049	0.00034	7.6	0.0011	0.048
DX450166	BR-378	160	161	Felsic Volcanic 1	Viggo Pit	Mine Rock	1	2.5	250	3.4	445	<2	58	170	<0.00001	0.00018	4.9	0.76	0.16	0.00043	27	0.00098	0.090
DX450021	DHZ-019	84	84	Argillite	Underground	Mine Rock	1	2.5	250	2.2	4150	<2	1650	1800	<0.00001	<0.00005	29	0.0045	0.17	0.0012	51	0.036	0.35
DX550063	BR-385	418	418	Metasediment 3	Underground	Mine Rock	1	2.5	250	3.4	481	<2	67	210	<0.00001	<0.00005	7.2	0.0022	0.040	0.00016	11	0.00027	0.029
							2	2.5	250	4.57	49	<2	6.0	19	<0.00001	0.00027	0.22	0.0017	0.022	0.000007	2.7	0.000011	0.00072
DX550065	BR-385	466	467	Metasediment 2	Underground	Mine Rock	1	2.5	250	7.7	521	36	2.0	250	<0.00001	<0.00005	2.5	0.017	0.091	0.000007	90	0.000005	0.000013
							2	2.5	250	8.09	113	16	<2	37	<0.00001	<0.00005	2.6	0.19	0.056	<0.000007	16	<0.000003	<0.000004
DX550069	BR-385	350	351	Metasediment 3	Underground	Mine Rock	1	2.5	250	3.9	278	<2	35	110	<0.00001	0.00038	3.6	0.0029	0.16	0.00022	18	0.00039	0.0010
							2	2.5	250	5.02	27	<2	9.0	9.4	<0.00001	<0.00005	0.13	0.00060	0.060	0.000011	1.0	0.000008	0.000028
DX550078	BR-384	333	335	Felsic Fragmental	Underground	Mine Rock	1	2.5	250	5.6	366	<2	3.0	220	<0.00001	0.00013	0.048	0.00020	0.037	0.000007	44	0.00022	0.0064
							2	2.5	250	6.58	22	<2	2.0	8.0	<0.00001	0.00005	0.017	2.0E-04	0.013	0.000007	1.8	<0.000003	<0.000004
DX550081	BR-384	507	508	Felsic Volcanic 2	Underground	Mine Rock	1	2.5	250	9.8	351	72	2.0	120	<0.00001	<0.00005	2.5	0.0014	0.081	0.000007	69	0.000011	0.000004
							2	2.5	250	6.58	22	<2	2.0	8.0	<0.00001	0.00005	0.017	2.0E-04	0.013	0.000007	1.8	<0.000003	<0.000004
DX550082	BR-384	563	564	Felsic Volcanic 2	Underground	Mine Rock	1	2.5	250	3.4	662	<2	60	270	<0.00001	<0.00005	5.8	0.0036	0.088	0.00041	68	0.0026	0.013
							2	2.5	250	4.56	47	<2	7.0	17	<0.00001	0.00011	0.27	3.0E-04	0.052	0.000025	2.6	0.000098	0.00035
DX550084	BR-384	661	662	Metasediment 2	Underground	Mine Rock	1	2.5	250	2.6	1450	<2	230	450	<0.00001	0.00019	1.5	0.018	0.011	0.000078	5.0	0.00046	0.017
							2	2.5	250	4.24	50	2.0	<12	43	<0.00001	<0.00005	0.40	0.0012	0.028	0.00002	6.7	0.00011	0.0056
DX550086	BR-384	714	715	Felsic Volcanic 1	Underground	Mine Rock	1	2.5	250	2.2	2700	<2	508	750	<0.00001	0.0015	18	0.0039	0.089	0.00050	64	0.0012	0.079
							2	2.5	250	3.19	133	<2	65	170	<0.00001	0.00039	2.1	0.00060	0.025	0.00011	15	0.00011	0.0088
DX550097	REG-004	102	103	Basalt	Underground	Mine Rock	1	2.5	250	7.3	826	10	2.0	430	<0.00001	<0.00005	0.37	0.00090	0.077	0.000007	191	0.000004	0.000045
							2	2.5	250	10.20	126	82	2.0	14	<0.00001	<0.00005	1.6	0.0013	1.2	0.000007	40	0.000003	0.000018
031751	BR-116	777	779	Basalt	Underground	Mine Rock	1	2.6	250	8.4	236	31	2.0	34	<0.00001	<0.00005	1.3	0.034	0.021	0.000007	16	<0.000003	0.000017
							2	2.6	250	7.25	53	15	<2	3.7	<0.00001	<0.00005	0.39	0.023	0.036	<0.000007	4.3	<0.000003	0.000074
031764	BR-089	654	656	Fragmental 2	Underground	Mine Rock	1	2.6	250	7.1	199	7.0	2.0	85	<0.00001	<0.00005	0.18	0.0023	0.044	0.000007	28	0.000004	0.000023
							2	2.6	250	7.20	35	9.0	<2	4.4	<0.00001	<0.00005	0.093	<0.002	0.047	<0.000007	3.8	<0.000003	<0.000004
031767	BR-131	473	474	Metasediment 3	Underground	Mine Rock	1	2.6	250	8.3	150	30	2.0	46	<0.00001	<0.00005	1.9	0.0049	0.037	0.000007	17	<0.000003	0.000011
							2	2.6	250	7.31	46	<11	2.0	8.3	<0.00001	<0.00005	0.18	0.0017	0.038	<0.000007	5.7	<0.000003	0.000011
031779	BR-194	401	402	Metasediment 2	Underground	Mine Rock	1	2.6	250	7.6	119	16	2.0	35	<0.00001	<0.00005	0.63	0.019	0.020	0.000007	11	0.000009	0.000026
							2	2.6	250	7.14	36	13	17	2.7	<0.00001	<0.00005	0.070	0.010	0.014	<0.000007	3.2	<0.000003	<0.000004
031788	BR-192	221	222	Metasediment 2	Underground	Mine Rock	1	2.6	250	7.7	572	32	2.0	200	<0.00001	<0.00005	1.6	0.00080	0.047	0.000007	74	<0.000003	0.000012
							2	2.6	250	6.90	236	7.0	<2	90	<0.00001	<0.00005	0.16	0.0022	0.033	<0.000007	31	0.000006	0.00010
							3	2.6	250	6.05	162	<2	4.0	72	<0.00001	<0.00005	0.011	0.00040	0.035	<0.000007	17	<0.000003	0.000081
031804	BH22-18	42	43	Basalt	Underground	Mine Rock	1	2.5	250	7.4	950	11	2.0	430	<0.00001	<0.00005	0.48	0.00040	0.031	0.000007	162	<0.000003	0.000042
							2	2.5	250	6.99	129	7.0	<2	42	<0.00001	<0.00005	0.63	0.00030	0.071	<0.000007	19	<0.000003	0.000033
							3	2.5	250	6.34	65	3.0	<2	20	<0.00001	<0.00005	0.069	<0.002	0.048	<0.000007	8.9	<0.000003	0.00016
031817	BR-386	312	314	Metasediment 3	Underground	Mine Rock	1	2.5	250	6.9	137	6.0	4.0	50	<0.00001	<0.00005	0.075	0.0024	0.046	0.000007	11	0.000011	0.00006
							2	2.5	250	6.93	34	<11	9.0	12	<0.00001	<0.00005	0.090	0.0024	0.040	0.000007	0.92	<0.000003	0.000047
116743	BR-067	682	683	Felsic Volcanic 2	Underground	Mine Rock	1	2.7	250	9.9	258	63	2.0	81	<0.00001	<0.00005	3.3	0.027	0.23	0.000007	37	0.000007	0.000009
							2	2.7	250	9.94	221	67	<2	38	<0.00001	<0.00005	0.86	0.052	0.21	<0.000007	39	<0.000003	<0.000004
116744	BR-067	701	702	Metasediment 3	Underground	Mine Rock	1	2.5	250	7.8	269	25	2.0	120	<0.00001	<0.00005	1.1	0.38	0.030	0.000007	47	0.000004	0.000009
							2	2.5	250	6.20	82	<2	3.0	26	<0.00001	<0.00005	0.018	0.024	0.058	0.000007	9.7	0.0000060	0.000072
DX450037	BR-007	350	351	Felsic Volcanic 1	Underground	Mine Rock	1	2.5	250	8.1	620	49	<2	280	<0.00001	0.00011	1.5	<0.0002	0.036	<0.000007	129	0.000086	0.00002
DX450200	BR-099	300	301	Felsic Volcanic 1	Underground	Mine Rock	1	2.5	250	7.2	219	20	<2	140	<0.00001	0.00014	0.062	0.0012	0.090	<0.000007	65	0.0021	0.000014
DX450048	BR-094	380	381	Felsic Volcanic 2	Underground	Mine Rock	1	2.5	250	9.7	204	73	<2	52	0.00001	<0.00005	2.0	0.00090	0.034	<0.000007	36	0.000011	0.00001
DX450177	BR-178	622	623	Felsic Volcanic 2	Underground	Mine Rock	1	2.5	250	2.2	3940	<2	1610	1700	0.00001	0.00040	13	0.0082	0.18	0.00098	16	4.2	0.041
DX450093	BR-135	408	409	Metasediment 2	Underground	Mine Rock	1	2.5	250	3.4	422	<2	76	170	<0.00001	0.00049	5.5	0.0024	0.023	0.00025	7.9	0.00021	0.11
DX450143	BR-347	153	154	Metasediment 2	Underground	Mine Rock	1	2.5	250	2.5	1700	<2	295	430	<0.00001	0.0017	13	0.043	0.067	0.00050	11	0.00054	0.22
DX450171	BR-193	258	259	Metasediment 2	Underground	Mine Rock	1	2.5	250	2.7	1300	<2	223	390	<0.00001	0.0011	8.9	0.0054	0.23	0.00080	18	0.00077	0.17
DX450196	BR-117	405	406	Metasediment 2	Underground	Mine Rock	1	2.7	250	5.7	207	<2	5.0	87	0.00001	<0.00005	0.021	0.00030	0.034	<0.000007	14	0.00021	0.0021
DX450110	BR-079	159	160	Metasediment 3	Underground	Mine Rock	1	2.5	250	3.6	246	<2	47	92	<0.00001	0.00082	3.1	0.0039	0.020	0.00016	2.4	0.00018	0.021
DX450209	BR-068	607	608	Metasediment 3	Underground	Mine Rock	1	2.6	250	7.5	87	27	<2	16	<0.00001	<0.00005	0.58	0.0026	0.015	<0.000007	10	0.000037	0.000073

Classification as mine rock or ore-grade materials was based on gold content.

Additional cycles of NAG leachate were conducted as required based on the recommendations in MEND.

Table B-10. NAG Leachate Results

Sample ID	Drillhole ID	From	To	Lithology Group	Area	Class	NAG Cycle	Chromium	Copper	Iron	Magnesium	Molybdenum	Nickel	Phosphorus	Lead	Antimony	Selenium	Thallium	Uranium	Vanadium	Tungsten	Zinc
		m	*m*					*mg/L*	*mg/L*	*mg/L*	*mg/L*	*mg/L*	*mg/L*	*mg/L*	*mg/L*	*mg/L*	*mg/L*	*mg/L*	*mg/L*	*mg/L*	*mg/L*	*mg/L*
DX450051	BR-101	121	122	Felsic Volcanic 1	LP Central Pit	Mine Rock	1	0.024	0.65	15	3.5	0.00011	0.11	0.0090	6.9	0.0013	0.013	0.0010	0.015	0.00027	<0.00002	64
DX450090	BR-135	217	218	Felsic Volcanic 1	LP Central Pit	Mine Rock	1	0.034	0.29	5.2	4.6	0.00034	0.083	0.010	6.4	<0.0009	0.013	0.0011	0.0084	0.00028	<0.00002	56
DX450169	BR-193	145	146	Felsic Volcanic 1	LP Central Pit	Mine Rock	1	0.0059	0.00080	0.0080	0.029	0.16	<0.0001	0.0070	0.0028	0.0019	0.039	0.000075	0.000058	0.0067	0.0081	<0.002
DX450183	BR-187	254	255	Felsic Volcanic 1	LP Central Pit	Mine Rock	1	0.030	0.00030	<0.007	0.018	0.0065	0.00020	<0.003	0.00013	<0.0009	0.00009	0.000083	0.000014	0.0090	0.0013	<0.002
DX450215	BR-068	374	375	Felsic Volcanic 1	LP Central Pit	Ore-Grade	1	0.0100	0.00030	0.0070	0.062	0.011	0.00010	0.0050	0.00094	0.0028	0.027	0.00024	0.00008	0.0084	0.0094	<0.002
DX450217	BR-021	65	66	Felsic Volcanic 1	LP Central Pit	Ore-Grade	1	0.014	0.16	0.83	4.9	0.00013	0.11	0.0050	0.060	<0.0009	0.0021	0.0011	0.0089	0.00006	<0.00002	5.7
DX450223	BR-023	117	118	Felsic Volcanic 1	LP Central Pit	Mine Rock	1	0.010	0.29	0.74	4.8	0.00016	0.089	0.0080	0.033	<0.0009	0.0046	0.00087	0.0072	0.00009	<0.00002	5.0
DX450224	BR-023	137	138	Felsic Volcanic 1	LP Central Pit	Ore-Grade	1	0.015	0.00020	<0.007	0.0090	0.019	<0.0001	<0.003	0.00016	0.00090	0.0012	0.000081	0.000008	0.019	0.0025	<0.002
DX450228	BR-067	186	187	Felsic Volcanic 1	LP Central Pit	Mine Rock	1	0.090	0.21	13	4.7	0.0023	0.13	0.13	0.057	<0.0009	0.013	0.0012	0.0076	0.00092	0.00068	1.8
DX450229	BR-192	41	42	Felsic Volcanic 1	LP Central Pit	Ore-Grade	1	0.022	<0.0002	<0.007	0.0060	0.25	0.00020	<0.003	0.00011	0.0011	0.027	0.00020	0.000019	0.0056	0.040	<0.002
DX450165	BR-189	245	246	Felsic Volcanic 2	LP Central Pit	Mine Rock	1	0.014	0.0022	<0.007	1.8	0.035	0.00050	<0.003	0.00024	<0.0009	0.0018	0.00016	0.000084	0.0072	0.0016	0.0030
DX450140	BR-344	110	112	Felsic Volcanic 2	LP Central Pit	Mine Rock	1	0.00091	0.13	3.6	1.4	0.00028	0.011	0.034	0.055	<0.0009	0.00033	0.00015	0.0094	0.00004	0.00003	0.51
DX450156	BR-293	272	273	Felsic Volcanic 2	LP Central Pit	Ore-Grade	1	0.017	1.3	3.3	2.4	0.00055	0.035	0.011	0.11	<0.0009	0.048	0.00072	0.0085	0.00025	<0.00002	120
DX450074	BR-159	39	40	Metasediment 1	LP Central Pit	Mine Rock	1	0.0055	0.26	0.30	4.9	0.00020	0.30	0.0080	0.0042	<0.0009	0.0028	0.00056	0.0069	0.00005	<0.00002	0.25
DX450160	BR-244	143	144	Metasediment 2	LP Central Pit	Mine Rock	1	0.0023	4.7	101	13	0.00019	46	0.0050	0.020	<0.0009	0.11	0.0025	0.0069	0.00089	0.00004	0.22
DX450205	BR-068	187	188	Metasediment 2	LP Central Pit	Mine Rock	1	0.015	0.70	2.4	6.8	0.00073	0.11	0.012	0.018	<0.0009	0.0034	0.00028	0.0063	0.00010	0.00016	0.068
DX450166	BR-378	160	161	Felsic Volcanic 1	Viggo Pit	Mine Rock	1	0.0055	0.099	0.92	3.8	0.0014	0.18	0.0050	0.0010	0.0024	0.0012	0.00032	0.0034	0.00096	<0.00002	0.046
DX450021	DHZ-019	84	84	Argillite	Underground	Mine Rock	1	0.061	1.4	517	17	0.00023	0.85	0.070	0.015	<0.0009	0.035	0.00038	0.0042	0.035	0.00006	4.8
DX550063	BR-385	418	418	Metasediment 3	Underground	Mine Rock	1	0.0043	0.026	0.17	7.9	0.0026	0.082	0.0060	0.0011	<0.0009	0.00070	0.00040	0.015	0.017	0.00003	0.046
							2	0.0052	0.00040	0.0070	0.69	0.00071	0.0013	0.0030	0.00009	<0.0009	0.00020	0.000045	0.00026	0.0027	0.00003	0.0040
DX550065	BR-385	466	467	Metasediment 2	Underground	Mine Rock	1	0.014	<0.0002	0.0090	0.017	0.012	0.00020	0.012	0.00009	<0.0009	0.0017	0.00011	0.013	0.022	0.00099	0.0020
							2	0.0040	0.00030	0.034	0.029	0.0011	<0.0001	0.0080	<0.0001	<0.0009	4.8E-04	0.000033	0.00051	0.023	0.00051	<0.002
DX550069	BR-385	350	351	Metasediment 3	Underground	Mine Rock	1	0.0043	0.00090	0.034	2.4	0.012	0.011	0.0090	0.0013	<0.0009	0.00004	0.00014	0.0085	0.0023	0.00098	0.016
							2	0.0043	0.00020	0.0070	0.13	0.0016	0.00010	0.0050	0.00009	<0.0009	0.00011	0.000012	0.00072	0.00041	0.00013	<0.002
DX550078	BR-384	333	335	Felsic Fragmental	Underground	Mine Rock	1	0.022	0.0014	<0.007	10	0.00084	0.0064	0.0040	0.00009	<0.0009	0.00068	0.00020	0.000091	0.0085	<0.00002	0.0080
							2	0.012	<0.0002	0.0070	0.42	0.0022	0.00010	0.0040	0.00009	<0.0009	0.00014	0.000012	0.00015	0.0014	0.00004	0.0020
DX550081	BR-384	507	508	Felsic Volcanic 2	Underground	Mine Rock	1	0.0054	<0.0002	<0.007	0.0080	0.014	<0.0001	0.0040	0.00011	0.0021	0.0015	0.000081	0.010	0.0014	0.00066	0.0020
							2	0.012	<0.0002	0.0070	0.42	0.0022	0.00010	0.0040	0.00009	<0.0009	0.00014	0.000012	0.00015	0.0014	0.00004	0.0020
DX550082	BR-384	563	564	Felsic Volcanic 2	Underground	Mine Rock	1	0.0056	0.015	0.23	2.4	0.0094	0.0036	0.0060	0.011	<0.0009	0.00091	0.00034	0.011	0.0016	0.00006	0.40
							2	0.0069	0.00060	<0.007	0.19	0.0035	0.00090	<0.003	0.00030	<0.0009	2.0E-04	4.0E-05	0.0021	0.00030	0.00011	0.0090
DX550084	BR-384	661	662	Metasediment 2	Underground	Mine Rock	1	0.0015	0.052	0.35	1.4	0.00061	0.039	<0.003	0.0015	<0.0009	0.025	0.000087	0.0037	0.00023	0.00007	0.10
							2	0.012	0.0035	<0.007	2.2	0.0081	0.012	0.0070	0.00014	<0.0009	0.0033	0.00015	0.0043	0.055	0.012	<0.02
DX550086	BR-384	714	715	Felsic Volcanic 1	Underground	Mine Rock	1	0.016	0.091	9.7	8.5	0.00021	0.12	0.10	0.033	<0.0009	0.021	0.0019	0.011	0.00078	0.00003	0.13
							2	0.023	0.0010	0.073	2.1	0.016	0.016	0.0060	0.0014	<0.0009	0.0041	0.00085	0.0022	0.072	0.12	0.019
DX550097	REG-004	102	103	Basalt	Underground	Mine Rock	1	0.00018	<0.0002	0.018	0.78	0.0073	0.00030	<0.003	0.00009	<0.0009	0.016	0.000075	0.0017	0.0016	0.00018	0.0020
							2	0.056	0.00030	0.0090	0.0090	0.0027	0.00030	0.0030	0.00009	<0.0009	0.0010	0.000031	0.000013	0.013	0.00045	0.0020
031751	BR-116	777	779	Basalt	Underground	Mine Rock	1	0.018	0.00040	0.018	0.026	0.0055	0.00020	0.017	0.00015	0.0011	0.0012	0.000051	0.00004	0.050	0.0019	<0.002
							2	0.0066	0.00060	0.11	0.11	0.00064	0.00030	0.037	<0.0001	<0.0009	1.8E-04	<0.000005	0.000048	0.017	0.00063	<0.002
031764	BR-089	654	656	Fragmental 2	Underground	Mine Rock	1	0.0037	<0.0002	<0.007	0.22	0.0084	0.00020	<0.003	0.00012	<0.0009	0.0019	0.000024	0.000043	0.010	0.00047	<0.003
							2	0.0030	<0.0002	0.013	0.15	0.00074	0.00010	0.014	<0.0001	<0.0009	0.00005	<0.000005	0.00017	0.0039	0.00034	<0.002
031767	BR-131	473	474	Metasediment 3	Underground	Mine Rock	1	0.0085	<0.0002	0.0090	0.022	0.0065	0.00020	0.030	0.00009	<0.0009	0.00015	0.000022	0.00018	0.040	0.00030	<0.004
							2	0.0041	<0.0002	0.020	0.087	0.00055	0.00010	0.021	0.00009	<0.0009	0.00004	<0.000005	0.00024	0.012	0.00014	<0.002
031779	BR-194	401	402	Metasediment 2	Underground	Mine Rock	1	0.027	0.00090	0.015	0.41	0.0092	0.00030	0.025	0.0013	<0.0009	0.00037	0.000077	0.00097	0.018	0.0015	<0.005
							2	0.012	0.00040	0.0070	0.28	0.00051	<0.0001	0.025	0.00013	<0.0009	0.00004	0.000011	0.00051	0.0045	0.00036	<0.002
031788	BR-192	221	222	Metasediment 2	Underground	Mine Rock	1	0.011	0.00030	0.0090	0.026	0.0079	0.00020	<0.003	0.00051	<0.0009	0.00068	0.00019	0.000018	0.017	0.00066	<0.006
							2	0.0010	0.00030	0.020	0.67	0.00053	0.00030	0.0060	<0.0001	<0.0009	0.00014	0.000028	0.000004	0.0018	0.00019	<0.002
							3	0.00008	0.00030	0.0070	5.8	0.00057	0.00030	0.0030	<0.0001	<0.0009	0.00015	0.00015	0.000006	0.00013	<2E-05	<0.002
031804	BH22-18	42	43	Basalt	Underground	Mine Rock	1	0.0040	0.00030	0.010	1.8	0.0022	0.00030	<0.003	0.00019	<0.0009	0.011	0.000053	0.000005	0.0027	0.00023	<0.007
							2	0.0013	0.00070	0.031	0.31	0.00090	0.00020	0.0030	0.00009	<0.0009	0.0014	<0.000005	0.000003	0.00093	0.00022	<0.002
							3	0.0013	0.00040	0.0070	0.72	0.00047	0.00040	0.0030	<0.0001	<0.0009	0.00058	0.00001	0.000002	0.00068	0.00007	<0.002
031817	BR-386	312	314	Metasediment 3	Underground	Mine Rock	1	0.012	0.00090	0.017	1.3	0.022	0.00060	<0.003	0.00012	<0.0009	0.0013	0.000041	0.00032	0.036	0.0014	<0.008
							2	0.0047	0.00050	<0.08	0.22	0.0013	0.00020	0.028	0.00016	<0.0009	0.00011	<0.000005	0.00041	0.011	0.00077	<0.002
116743	BR-067	682	683	Felsic Volcanic 2	Underground	Mine Rock	1	0.014	0.00040	<0.007	0.023	0.018	<0.0001	<0.003	0.00026	<0.0009	0.016	0.000079	0.000004	0.021	0.0010	<0.009
							2	0.0062	<0.0002	<0.007	0.0070	0.0015	0.00010	<0.0030	<0.0001	<0.0009	0.0039	<0.000005	0.000005	0.076	0.00028	<0.002
116744	BR-067	701	702	Metasediment 3	Underground	Mine Rock	1	0.0035	<0.0002	<0.007	0.059	0.015	0.00010	<0.003	0.00012	<0.0009	0.0010	0.000028	0.00021	0.0012	0.0018	<0.010
							2	0.0030	<0.0002	0.0070	0.33	0.00085	0.00020	0.0030	0.00009	<0.0009	0.00016	<0.000005	0.00006	0.00045	0.00059	<0.002
DX450037	BR-007	350	351	Felsic Volcanic 1	Underground	Mine Rock	1	0.013	0.00030	0.013	0.012	0.26	0.00030	<0.003	0.0024	0.0012	0.0083	0.000063	0.000023	0.0089	0.0027	0.0050
DX450200	BR-099	300	301	Felsic Volcanic 1	Underground	Mine Rock	1	0.0068	0.0018	<0.007	0.014	0.035	<0.0001	0.0040	0.00009	0.0033	0.0074	0.00014	0.000089	0.0046	0.0067	0.013
DX450048	BR-094	380	381	Felsic Volcanic 2	Underground	Mine Rock	1	0.0062	0.00030	<0.007	0.032	0.0049	0.00020	<0.003	0.00012	0.0011	0.0030	0.000034	0.000028	0.012	0.0011	<0.002
DX450177	BR-178	622	623	Felsic Volcanic 2	Underground	Mine Rock	1	0.087	12	17	3.4	0.00097	0.048	0.10	5.1	<0.0009	0.0067	0.00030	0.013	0.00043	0.00011	654
DX450093	BR-135	408	409	Metasediment 2	Underground	Mine Rock	1	0.017	0.18	0.87	6.9	0.00016	0.33	0.0060	0.0020	<0.0009	0.0020	0.00030	0.0034	0.00008	<0.00002	0.042
DX450143	BR-347	153	154	Metasediment 2	Underground	Mine Rock	1	0.0049	1.5	23	15	0.00015	0.50	0.048	0.011	<0.0009	0.0088	0.00043	0.0044	0.0011	<0.00002	0.23
DX450171	BR-193	258	259	Metasediment 2	Underground	Mine Rock	1	0.024	0.49	14	13	0.00035	0.48	0.018	0.019	<0.0009	0.018	0.00065	0.0056	0.0010	0.00004	0.18
DX450196	BR-117	405	406	Metasediment 2	Underground	Mine Rock	1	0.035	0.00060	<0.007	4.4	0.0018	0.0098	<0.003	0.00014	<0.0009	0.0032	0.00011	0.00007	0.0019	<0.00002	0.0030
DX450110	BR-079	159	160	Metasediment 3	Underground	Mine Rock	1	0.0061	0.015	0.071	4.0	0.015	0.11	<0.003	0.0063	<0.0009	0.0025	0.00022	0.0035	0.026	0.00017	0.012
DX450209	BR-068	607	608	Metasediment 3	Underground	Mine Rock	1	0.024	0.00090	0.024	0.40	0.0051	0.00060	0.031	0.00012	<0.0009	0.00015	0.000026	0.00036	0.027	0.00037	0.0040

Classification as mine rock or ore-grade materials was based on gold content.
Additional cycles of NAG leachate were conducted as required based on the recommendations in MEND.

Table B-11. XRD Results

Group	Mineral/Compound	Sample ID	031816	116747	DX450066	DX450146	DX450016	DX450042	DX450046	DX450075	DX450082	DX450085
		Project Location	Underground	Underground	Underground	Underground	Underground	Underground	Underground	Underground	Central Pit	Central Pit
		Lithology	Argillite	Argillite	Basalt	Basalt	elsic Volcanic	Argillite	Basalt	elsic Volcanic	elsic Volcanic	Fragmental 2
		Class	Mine Rock	Mine Rock	Mine Rock	Mine Rock	Mine Rock	Mine Rock	Mine Rock	Mine Rock	Mine Rock	Mine Rock
		XRD Units	(wt %)	(wt %)	(wt %)	(wt %)	(wt %)	(wt %)	(wt %)	(wt %)	(wt %)	(wt %)
Sulphides	Pyrite	FeS_2	0.10	0.40	--	--	0.6	***0.4***	--	3.2	2.2	--
	Marcasite	FeS_2	--	--	--	--	--	--	--	--	--	--
	Pyrrhotite	$Fe7S_8$	--	6.5	--	--	0.9	10.2	--	2.7	--	--
	Pyrrhotite-monoclinic	Fe_7S_8	--	--	--	--	--	--	--	--	--	--
	Pyrrhotite-hexagonal	Fe_7S_8	--	--	--	--	--	--	--	--	--	--
	Sphalerite	ZnS	--	--	--	--	--	--	--	2.4	--	--
	Galena	PbS	--	--	--	--	--	--	--	--	--	--
Sulphates	Jarosite	$KFe_3(SO_4)_2(OH)_6$	--	--	--	--	--	--	--	--	--	--
	Gypsum	$CaSO_4\ 2H_2O$	--	--	--	--	--	--	--	--	--	--
Carbonates	Calcite	$CaCO_3$	2.5	--	6.2	0.60	--	--	--	--	2.3	--
	Calcite magnesian	$(Ca,Mg)CO_3$	--	--	--	--	1.4	5.7	6.4	0.90	--	5.6
	Dolomite	$CaMg(CO_3)_2$	--	--	--	--	--	--	--	--	--	--
	Ankerite	$CaFe(CO_3)_2$	--	0.60	--	--	--	--	--	--	--	--
	Dolomite - Ankerite	$CaMg(CO_3)_2 - Ca(Fe^{2+},Mg,Mn)(CO_3)_2$	--	--	--	--	--	***0.3***	--	--	--	--
	Siderite	$FeCO_3$	--	--	--	--	--	***0.3***	--	--	--	--
	Rhodochrosite	$MnCO_3$	--	--	--	--	--	--	--	--	--	--
Feldspars	Microcline	$KAlSi_3O_8$	--	--	--	--	--	--	--	--	--	--
	Orthoclase	$KAlSi_3O_8$	0.90	0.40	--	--	--	--	--	--	--	--
	Potassium Feldspar	$KAlSi3O_8$	--	--	--	--	4.7	--	--	8.3	--	--
	Albite	$NaAlSi_3O_8$	27	57	--	28	--	--	--	--	--	--
	Anorthite	$CaAl_2Si_2O_8$	6.0	5.2	--	--	--	--	--	--	--	--
	Plagioclase	$(NaSi,CaAl)AlSi_2O_8$	--	--	23	--	39	34	27	18	47	32
Oxides	Ilmenite	$FeTiO_3$	0.50	--	1.9	1.9	--	0.9	1.2	--	--	--
	Magnetite	Fe_3O_4	0.40	0.90	--	--	--	--	--	--	--	--
	Rutile	TiO_2	--	--	--	--	--	--	--	--	--	--
	Goethite	αFeO·OH	--	--	--	--	--	--	--	--	--	--
	Hematite	Fe_2O_3	--	--	--	--	--	--	--	--	--	--
Silicates	Quartz	SiO_2	34	17	10	6.4	39	35	5.5	36	36	41
	Titanite	$CaTiSiO_5$	--	--	--	--	--	--	--	--	--	--
Phyllosilicates	Chlorite	$(Fe,(Mg,Mn)_5,Al)(Si_3Al)O_{10}(OH)_8$	2.3	3.1	--	--	--	--	--	--	--	--
	Clinochlore	$(Mg,Fe^{2+})5Al(Si_3Al)O_{10}(OH)_8$	--	--	3.3	1.6	1.3	2.1	2.7	--	1.3	--
	Muscovite	$KAl_2(AlSi_3O_{10})(OH)_2$	7.5	1.8	--	--	--	--	--	--	--	--
	Illite – Muscovite 2M1	$\sim K_{0.65}Al_{2.0}(Al_{0.65}Si_{3.35}O_{10})(OH)_2$	--	--	--	1.3	14	--	--	21	12	8.9
	Biotite	$K(Mg,Fe)_3(AlSi_3O_{10})(OH)_2$	3.6	3.1	--	--	--	2.2	4.0	6.7	--	12
	Talc	$Mg_3Si_4O_{10}(OH)_2$	--	--	--	--	--	--	--	--	--	--
	Phlogopite	$KMg_3(AlSi_3O_{10})(OH)_2$	--	--	--	--	--	--	--	--	--	--
	Kaolinite	$Al_2Si_2O_5(OH)_4$	--	--	--	--	--	--	--	***0.3***	--	***0.2***
	Biotite-Phlogopite	$K(Mg,Fe)_3(AlSi_3O_{10})(OH)_2$	--	--	--	--	--	--	--	--	--	--
	Petalite	$LiAlSi_4O_{10}$	--	--	--	--	--	--	--	--	--	--
Amphiboles	Actinolite	$Ca_2(Mg,Fe)_5Si_8O_{22}(OH)_2$	14	2.0	--	--	--	--	--	--	--	--
	Cummingtonite	$(Mg,Fe)_7Si_8O_{22}(OH)_2$	--	1.6	--	***4.8***	--	--	--	--	--	--
	Amphibole (actinolite; cummingtonite)	$AB_2C_5((Si,Al,Ti)_8O_{22})(OH,F,Cl,O)_2$ A = Na, K, Ca, Pb^{2+} B = Li, Na, Mg, Fe^{2+}, Mn^{2+}, Ca C = Li, Na, Mg, Fe^{2+}, Mn^{2+}, Zn, Co, Ni, Al, Fe^{3+}, Cr^{3+}, Mn^{3+}, V^{3+}, Ti, Zr	--	--	56	--	--	10	54	--	--	--
	Hornblende	$(Ca,Na)_{2-3}(Mg,Fe,Al)_5Si_6(Si,Al)_2O_{22}(OH)_2$	--	--	--	56	--	--	--	--	--	--
	Magnesiohornblende	$Ca_2(Mg,Fe)_4Al(Si_7Al)O_{22}(OH,F)_2$	--	--	--	--	--	--	--	--	--	--
Pyroxenes	Diopside	$CaMgSi_2O_6$	--	1.4	--	--	--	--	--	--	--	--
Garnets	Pyrope	$Mg_3Al_2Si_3O_{12}$	--	--	--	--	--	--	--	--	--	--
	Spessartine	$Mn_3Al_2Si_3O_{12}$	--	--	--	--	--	--	--	--	--	--
	Almandine / Garnet	$Fe^{2+}{}_3Al_2(SiO_4)_3$	2.2	--	--	--	--	--	--	--	--	--
Tungstates	Scheelite	$CaWO_4$	--	--	--	--	--	--	--	--	--	--
Tourmalines	Dravite	$NaMg_3Al_6(BO_3)_3Si_6O_{18}(OH)_4$	--	--	--	--	--	--	--	--	--	--
Phosphates	Apatite	$Ca_5(PO_4)_3(F,Cl,OH)$	--	--	--	--	--	--	--	--	--	***0.7***
Sorosilicates	Epidote	$(CaCa)(AlAlFe^{3+})O[Si_2O_7][SiO_4](OH)$	--	--	--	--	--	--	--	--	--	--
	Clinozoisite	$Ca_2Al_3(SiO_4)_3(OH)$	--	--	--	--	--	--	--	***1.2***	--	--
	Total		100	100	100	100	100	100	100	100	100	100

Blank cells indicate that the mineral was not identified by the analyst and not included in the refinement calculation for the sample.

Zero values indicate that the mineral was included in the refinement but not identified by the analyst.

Bold italicized blue values indicate uncertainty in the reported value as reported by the analyzing laboratory.

The weight percent quantitied indicated have been normalized to a sum of 100%. The quantity of amorphous material has not been determined.

Classification as mine rock or ore-grade materials was based on gold content.

Table B-11. XRD Results

Group	Mineral/Compound	Sample ID	DX450100	DX450119	DX450145	DX450177	DX450178	DX450189	DX450211	DX450215	DX450233	DX450239
		Project Location	Central Pit	Underground	Underground	Underground	Underground	Central Pit	Underground	Central Pit	Central Pit	Central Pit
		Lithology	Metasediment 2	Argillite	Fragmental 2	Felsic Volcanic	Felsic Volcanic	Felsic Volcanic	Felsic Volcanic	Felsic Volcanic	Felsic Volcanic	Felsic Volcanic
		Class	Mine Rock	Mine Rock	Mine Rock	Mine Rock	Mine Rock	Mine Rock	Ore-Grade	Ore-Grade	Mine Rock	Ore-Grade
		XRD Units	(wt %)	(wt %)	(wt %)	(wt %)	(wt %)	(wt %)	(wt %)	(wt %)	(wt %)	(wt %)
Sulphides	Pyrite	FeS_2	--	--	--	--	--	2.1	1.1	5.6	1.8	9.1
	Marcasite	FeS_2	--	--	--	--	--	--	--	--	--	--
	Pyrrhotite	$Fe7S_8$	--	20	--	7.1	3.6	0.9	***0.4***	--	6.3	--
	Pyrrhotite-monoclinic	Fe_7S_8	--	--	--	--	--	--	--	--	--	--
	Pyrrhotite-hexagonal	Fe_7S_8	--	--	--	--	--	--	--	--	--	--
	Sphalerite	ZnS	--	0.30	--	8.1	4.6	3.2	0.6	--	0.30	--
	Galena	PbS	--	--	--	--	--	--	--	--	--	--
Sulphates	Jarosite	$KFe_3(SO_4)_2(OH)_6$	--	--	--	--	--	--	--	--	--	--
	Gypsum	$CaSO_4\ 2H_2O$	--	--	--	***0.6***	--	--	--	--	--	--
Carbonates	Calcite	$CaCO_3$	--	--	--	--	--	--	--	--	--	--
	Calcite magnesian	$(Ca,Mg)CO_3$	--	2.1	3.5	***0.7***	1.9	1.8	4.8	10	***0.5***	***0.4***
	Dolomite	$CaMg(CO_3)_2$	--	--	--	--	--	--	--	--	--	--
	Ankerite	$CaFe(CO_3)_2$	--	--	--	--	--	--	--	--	--	--
	Dolomite - Ankerite	$CaMg(CO_3)_2 - Ca(Fe^{2+},Mg,Mn)(CO_3)_2$	--	--	--	--	--	--	--	***0.3***	--	***0.6***
	Siderite	$FeCO_3$	--	--	--	--	--	--	--	***0.2***	--	--
	Rhodochrosite	$MnCO_3$	--	--	--	--	--	--	--	--	--	--
Feldspars	Microcline	$KAlSi_3O_8$	--	--	--	--	--	--	--	--	--	--
	Orthoclase	$KAlSi_3O_8$	--	--	--	--	--	--	--	--	--	--
	Potassium Feldspar	$KAlSi3O_8$	--	--	4.8	5.1	--	5.6	1.8	6.1	12	2.8
	Albite	$NaAlSi_3O_8$	--	--	--	--	--	--	--	--	--	--
	Anorthite	$CaAl_2Si_2O_8$	--	--	--	--	--	--	--	--	--	--
	Plagioclase	$(NaSi,CaAl)AlSi_2O_8$	23	27	33	6.8	29	6.2	34	28	13	4.1
Oxides	Ilmenite	$FeTiO_3$	***0.3***	--	--	--	--	--	--	--	--	--
	Magnetite	Fe_3O_4	--	--	--	--	--	--	--	--	--	--
	Rutile	TiO_2	--	--	--	--	--	--	--	--	--	--
	Goethite	αFeO·OH	--	--	--	--	--	--	--	--	--	--
	Hematite	Fe_2O_3	--	--	--	--	--	--	--	--	--	--
Silicates	Quartz	SiO_2	34	40	42	44	44	36	43	37	37	41
	Titanite	$CaTiSiO_5$	--	--	--	--	--	--	--	--	--	--
Phyllosilicates	Chlorite	$(Fe,(Mg,Mn)_5,Al)(Si_3Al)O_{10}(OH)_8$	--	--	--	--	--	--	--	--	--	--
	Clinochlore	$(Mg,Fe^{2+})5Al(Si_3Al)O_{10}(OH)_8$	3.4	--	--	--	--	0.90	--	--	--	--
	Muscovite	$KAl_2(AlSi_3O_{10})(OH)_2$	--	--	--	--	--	--	--	--	--	--
	Illite – Muscovite 2M1	$\sim K_{0.65}Al_{2.0}(Al_{0.65}Si_{3.35}O_{10})(OH)_2$	17	2.9	11	25	3.4	38	8.8	8.0	15	39
	Biotite	$K(Mg,Fe)_3(AlSi_3O_{10})(OH)_2$	20	7.0	6.0	--	9.0	2.4	6.2	5.6	12	2.2
	Talc	$Mg_3Si_4O_{10}(OH)_2$	--	--	--	--	--	--	--	--	--	--
	Phlogopite	$KMg_3(AlSi_3O_{10})(OH)_2$	--	--	--	--	--	--	--	--	--	--
	Kaolinite	$Al_2Si_2O_5(OH)_4$	--	1.0	***0.2***	0.60	***0.5***	--	***0.3***	0.40	0.80	***0.2***
	Biotite-Phlogopite	$K(Mg,Fe)_3(AlSi_3O_{10})(OH)_2$	--	--	--	--	--	--	--	--	--	--
	Petalite	$LiAlSi_4O_{10}$	--	--	--	--	--	--	--	--	--	--
Amphiboles	Actinolite	$Ca_2(Mg,Fe)_5Si_8O_{22}(OH)_2$	--	--	--	--	--	--	--	--	--	--
	Cummingtonite	$(Mg,Fe)_7Si_8O_{22}(OH)_2$	--	--	--	--	--	--	--	--	--	--
	Amphibole (actinolite; cummingtonite)	$AB_2C_5((Si,Al,Ti)_8O_{22})(OH,F,Cl,O)_2$ A = Na, K, Ca, Pb^{2+} B = Li, Na, Mg, Fe^{2+}, Mn^{2+}, Ca C = Li, Na, Mg, Fe^{2+}, Mn^{2+}, Zn, Co, Ni, Al, Fe^{3+}, Cr^{3+}, Mn^{3+}, V^{3+}, Ti, Zr	--	--	--	--	--	--	--	--	--	--
	Hornblende	$(Ca,Na)_{2-3}(Mg,Fe,Al)_5Si_6(Si,Al)_2O_{22}(OH)_2$	--	--	--	--	--	--	--	--	--	--
	Magnesiohornblende	$Ca_2(Mg,Fe)_4Al(Si_7Al)O_{22}(OH,F)_2$	--	--	--	--	--	--	--	--	--	--
Pyroxenes	Diopside	$CaMgSi_2O_6$	--	--	--	--	--	--	--	--	--	--
Garnets	Pyrope	$Mg_3Al_2Si_3O_{12}$	--	--	--	--	--	--	--	--	--	--
	Spessartine	$Mn_3Al_2Si_3O_{12}$	--	--	--	--	--	--	--	--	--	--
	Almandine / Garnet	$Fe^{2+}{}_3Al_2(SiO_4)_3$	2.2	--	--	--	1.8	--	--	--	--	--
Tungstates	Scheelite	$CaWO_4$	--	--	--	--	--	--	--	--	--	--
Tourmalines	Dravite	$NaMg_3Al_6(BO_3)_3Si_6O_{18}(OH)_4$	***0.9***	--	--	--	--	***1.5***	--	--	--	***1.1***
Phosphates	Apatite	$Ca_5(PO_4)_3(F,Cl,OH)$	***0.4***	--	--	--	--	--	--	--	--	--
Sorosilicates	Epidote	$(CaCa)(AlAlFe^{3+})O[Si_2O_7][SiO_4](OH)$	--	--	--	--	--	--	--	--	--	--
	Clinozoisite	$Ca_2Al_3(SiO_4)_3(OH)$	--	--	--	3.3	3.0	2.7	--	--	2.1	--
		Total	100	100	100	100	100	100	100	100	100	100

Blank cells indicate that the mineral was not identified by the analyst and not included in the refinement calculation for the sample.

Zero values indicate that the mineral was included in the refinement but not identified by the analyst.

Bold italicized blue values indicate uncertainty in the reported value as reported by the analyzing laboratory.

The weight percent quantitied indicated have been normalized to a sum of 100%. The quantity of amorphous material has not been determined.

Classification as mine rock or ore-grade materials was based on gold content.

Table B-11. XRD Results

Group	Mineral/Compound	Sample ID	031783	116738	031885	031889	031915	031925	031958	031960	031971	031577
		Project Location	Underground	Underground	Underground	Central Pit	Central Pit	Central Pit	Central Pit	Central Pit	Central Pit	Central Pit
		Lithology	Fragmental 2	Basalt	Felsic Volcanic	Felsic Volcanic	Metasediment 2	Metasediment 3	Felsic Volcanic	Felsic Volcanic	Felsic Volcanic	Felsic Volcanic
		Class	Mine Rock	Mine Rock	Mine Rock	Mine Rock	Mine Rock	Mine Rock	Mine Rock	Mine Rock	Mine Rock	Ore-Grade
		XRD Units	(wt %)	(wt %)	(wt %)	(wt %)	(wt %)	(wt %)	(wt %)	(wt %)	(wt %)	(wt %)
Sulphides	Pyrite	FeS_2	--	--	1.1	6.7	0.60	1.1	3.5	4.0	1.3	6.1
	Marcasite	FeS_2	--	--	--	--	--	--	--	--	--	--
	Pyrrhotite	$Fe7S_8$	--	3.6	5.1	2.2	3.9	1.5	--	2.5	0.70	--
	Pyrrhotite-monoclinic	Fe_7S_8	--	--	--	--	--	--	--	--	--	--
	Pyrrhotite-hexagonal	Fe_7S_8	--	--	--	--	--	--	--	--	--	--
	Sphalerite	ZnS	--	--	--	--	--	--	1.8	2.1	--	0.90
	Galena	PbS	--	--	--	--	--	--	--	--	--	--
Sulphates	Jarosite	$KFe_3(SO_4)_2(OH)_6$	--	--	--	--	--	--	--	--	--	--
	Gypsum	$CaSO_4\ 2H_2O$	--	--	--	--	--	--	--	--	--	--
Carbonates	Calcite	$CaCO_3$	--	--	--	--	--	--	--	--	--	--
	Calcite magnesian	$(Ca,Mg)CO_3$	0.80	***0.6***	1.7	--	3.9	--	1.5	0.40	4.1	***0.8***
	Dolomite	$CaMg(CO_3)_2$	--	--	--	--	--	--	--	--	--	--
	Ankerite	$CaFe(CO_3)_2$	--	--	--	--	--	--	--	--	--	--
	Dolomite - Ankerite	$CaMg(CO_3)_2 - Ca(Fe^{2+},Mg,Mn)(CO_3)_2$	--	--	--	--	--	--	--	--	--	--
	Siderite	$FeCO_3$	--	--	--	--	--	***0.2***	--	--	--	--
	Rhodochrosite	$MnCO_3$	--	--	--	--	--	--	--	--	--	--
Feldspars	Microcline	$KAlSi_3O_8$	--	--	--	--	--	--	--	--	--	--
	Orthoclase	$KAlSi_3O_8$	--	--	--	--	--	--	--	--	--	--
	Potassium Feldspar	$KAlSi3O_8$	--	3.8	20	22	1.2	2.8	14	1.4	--	13
	Albite	$NaAlSi_3O_8$	--	--	--	--	--	--	--	--	--	--
	Anorthite	$CaAl_2Si_2O_8$	--	--	--	--	--	--	--	--	--	--
	Plagioclase	$(NaSi,CaAl)AlSi_2O_8$	40	13	31	15	61	42	24	4.1	63	30
Oxides	Ilmenite	$FeTiO_3$	--	***1.1***	--	--	--	***0.4***	--	--	***0.1***	--
	Magnetite	Fe_3O_4	--	--	--	--	--	--	--	--	--	--
	Rutile	TiO_2	--	--	--	--	--	--	--	--	--	--
	Goethite	$\alpha FeO{\cdot}OH$	--	--	--	--	--	--	--	--	--	--
	Hematite	Fe_2O_3	--	--	--	--	--	--	--	--	--	--
Silicates	Quartz	SiO_2	40	26	26	29	17	34	36	44	29	33
	Titanite	$CaTiSiO_5$	--	--	--	--	--	--	--	--	--	--
Phyllosilicates	Chlorite	$(Fe,(Mg,Mn)_5,Al)(Si_3Al)O_{10}(OH)_8$	--	--	--	--	--	--	--	--	--	--
	Clinochlore	$(Mg,Fe^{2+})5Al(Si_3Al)O_{10}(OH)_8$	--	8.8	2.8	***1.0***	--	3.2	1.5	--	1.2	--
	Muscovite	$KAl_2(AlSi_3O_{10})(OH)_2$	--	--	--	--	--	--	--	--	--	--
	Illite – Muscovite 2M1	$\sim K_{0.65}Al_{2.0}(Al_{0.65}Si_{3.35}O_{10})(OH)_2$	6.2	10	7.2	17	--	3.0	8.5	39	--	9.5
	Biotite	$K(Mg,Fe)_3(AlSi_3O_{10})(OH)_2$	13	1.9	5.1	7.5	13	10	8.2	3.3	***0.6***	6.6
	Talc	$Mg_3Si_4O_{10}(OH)_2$	--	--	--	--	--	--	--	--	--	--
	Phlogopite	$KMg_3(AlSi_3O_{10})(OH)_2$	--	--	--	--	--	--	--	--	--	--
	Kaolinite	$Al_2Si_2O_5(OH)_4$	***0.3***	--	--	--	--	--	--	--	--	--
	Biotite-Phlogopite	$K(Mg,Fe)_3(AlSi_3O_{10})(OH)_2$	--	--	--	--	--	--	--	--	--	--
	Petalite	$LiAlSi_4O_{10}$	--	--	--	--	--	--	--	--	--	--
Amphiboles	Actinolite	$Ca_2(Mg,Fe)_5Si_8O_{22}(OH)_2$	--	--	--	--	--	--	--	--	--	--
	Cummingtonite	$(Mg,Fe)_7Si_8O_{22}(OH)_2$	--	--	--	--	--	--	--	--	--	--
	Amphibole (actinolite; cummingtonite)	$AB_2C_5((Si,Al,Ti)_8O_{22})(OH,F,Cl,O)_2$ A = Na, K, Ca, Pb^{2+} B = Li, Na, Mg, Fe^{2+}, Mn^{2+}, Ca C = Li, Na, Mg, Fe^{2+}, Mn^{2+}, Zn, Co, Ni, Al, Fe^{3+}, Cr^{3+}, Mn^{3+}, V^{3+}, Ti, Zr	--	22	--	--	--	1.4	--	--	--	--
	Hornblende	$(Ca,Na)_{2-3}(Mg,Fe,Al)_5Si_6(Si,Al)_2O_{22}(OH)_2$	--	--	--	--	--	--	--	--	--	--
	Magnesiohornblende	$Ca_2(Mg,Fe)_4Al(Si_7Al)O_{22}(OH,F)_2$	--	--	--	--	--	--	--	--	--	--
Pyroxenes	Diopside	$CaMgSi_2O_6$	--	--	--	--	--	--	--	--	--	--
Garnets	Pyrope	$Mg_3Al_2Si_3O_{12}$	--	--	--	--	--	--	--	--	--	--
	Spessartine	$Mn_3Al_2Si_3O_{12}$	--	--	--	--	--	--	--	--	--	--
	Almandine / Garnet	$Fe^{2+}{}_3Al_2(SiO_4)_3$	1.2	8.4	--	--	--	--	--	--	--	--
Tungstates	Scheelite	$CaWO_4$	--	--	--	--	--	--	--	--	--	--
Tourmalines	Dravite	$NaMg_3Al_6(BO_3)_3Si_6O_{18}(OH)_4$	--	--	--	--	--	--	--	--	--	--
Phosphates	Apatite	$Ca_5(PO_4)_3(F,Cl,OH)$	--	--	--	--	***0.3***	--	--	--	--	--
Sorosilicates	Epidote	$(CaCa)(AlAlFe^{3+})O[Si_2O_7][SiO_4](OH)$	--	--	--	--	--	--	--	--	--	--
	Clinozoisite	$Ca_2Al_3(SiO_4)_3(OH)$	--	--	--	***0.7***	--	1.4	1.7	--	--	--
	Total		100	100	100	100	100	100	100	100	100	100

Blank cells indicate that the mineral was not identified by the analyst and not included in the refinement calculation for the sample.

Zero values indicate that the mineral was included in the refinement but not identified by the analyst.

Bold italicized blue values indicate uncertainty in the reported value as reported by the analyzing laboratory.

The weight percent quantitied indicated have been normalized to a sum of 100%. The quantity of amorphous material has not been determined.

Classification as mine rock or ore-grade materials was based on gold content.

Table B-11. XRD Results

Group	Mineral/Compound	Sample ID	031620	031639	116952	116953	031669	031733	116961	117011	117037	117033
		Project Location	Central Pit	Central Pit	Central Pit	Central Pit	Underground	Underground	Underground	Viggo Pit	Viggo Pit	Viggo Pit
		Lithology	Metasediment 2	Felsic Volcanic	Felsic Volcanic	Felsic Volcanic	Metasediment 2	Basalt	Felsic Volcanic	Felsic Volcanic	Felsic Volcanic	Metasediment 2
		Class	Ore-Grade	Mine Rock	Ore-Grade	Ore-Grade	Mine Rock	Mine Rock	Mine Rock	Mine Rock	Mine Rock	Mine Rock
		XRD Units	(wt %)	(wt %)	(wt %)	(wt %)	(wt %)	(wt %)	(wt %)	(wt %)	(wt %)	(wt %)
Sulphides	Pyrite	FeS_2	4.9	***0.1***	2.6	2.2	0.40	--	0.20	--	--	--
	Marcasite	FeS_2	--	--	--	--	--	--	--	--	--	--
	Pyrrhotite	$Fe7S_8$	1.0	--	***0.6***	--	2.0	3.4	1.4	--	0.90	--
	Pyrrhotite-monoclinic	Fe_7S_8	--	--	--	--	--	--	--	--	--	--
	Pyrrhotite-hexagonal	Fe_7S_8	--	--	--	--	--	--	--	--	--	--
	Sphalerite	ZnS	--	--	--	--	--	--	--	--	--	--
	Galena	PbS	--	--	--	--	--	--	--	--	--	--
Sulphates	Jarosite	$KFe_3(SO_4)_2(OH)_6$	--	--	--	--	--	--	--	--	--	--
	Gypsum	$CaSO_4\ 2H_2O$	--	--	--	--	--	--	--	--	--	--
Carbonates	Calcite	$CaCO_3$	--	--	--	--	--	--	--	4.6	2.2	--
	Calcite magnesian	$(Ca,Mg)CO_3$	3.2	0.80	***0.8***	6.2	0.50	1.7	3.7	--	--	--
	Dolomite	$CaMg(CO_3)_2$	--	--	--	--	--	--	--	--	--	--
	Ankerite	$CaFe(CO_3)_2$	--	--	--	--	--	--	--	--	--	--
	Dolomite - Ankerite	$CaMg(CO_3)_2 - Ca(Fe^{2+},Mg,Mn)(CO_3)_2$	--	--	--	--	--	***0.4***	--	--	--	--
	Siderite	$FeCO_3$	***0.2***	--	***0.3***	--	***0.3***	***0.3***	--	--	--	--
	Rhodochrosite	$MnCO_3$	--	--	--	--	--	--	--	--	--	--
Feldspars	Microcline	$KAlSi_3O_8$	--	--	--	--	--	--	--	--	--	--
	Orthoclase	$KAlSi_3O_8$	--	--	--	--	--	--	--	--	--	--
	Potassium Feldspar	$KAlSi3O_8$	15	--	13	--	2.0	--	--	5.8	12	3.6
	Albite	$NaAlSi_3O_8$	--	--	--	--	--	--	--	25	25	14
	Anorthite	$CaAl_2Si_2O_8$	--	--	--	--	--	--	--	--	--	--
	Plagioclase	$(NaSi,CaAl)AlSi_2O_8$	50	38	28	48	53	23	57.0	--	--	--
Oxides	Ilmenite	$FeTiO_3$	--	***0.2***	--	--	0.70	1.4	--	--	--	--
	Magnetite	Fe_3O_4	--	--	--	--	--	--	--	--	--	--
	Rutile	TiO_2	--	--	--	--	--	--	--	--	--	--
	Goethite	αFeO·OH	--	--	--	--	--	--	--	--	--	--
	Hematite	Fe_2O_3	--	--	--	--	--	--	--	--	--	--
Silicates	Quartz	SiO_2	6.3	40	38	27	22	25	27.5	22	36	42
	Titanite	$CaTiSiO_5$	--	--	--	--	--	--	--	--	--	--
Phyllosilicates	Chlorite	$(Fe,(Mg,Mn)_5,Al)(Si_3Al)O_{10}(OH)_8$	--	--	--	--	--	--	--	--	--	--
	Clinochlore	$(Mg,Fe^{2+})5Al(Si_3Al)O_{10}(OH)_8$	1.6	--	1.4	1.3	3.9	2.5	1.2	2.6	--	2.5
	Muscovite	$KAl_2(AlSi_3O_{10})(OH)_2$	--	--	--	--	--	--	--	--	--	--
	Illite – Muscovite 2M1	$\sim K_{0.65}Al_{2.0}(Al_{0.65}Si_{3.35}O_{10})(OH)_2$	--	14	10	2.6	--	--	1.6	4.2	8.8	4.6
	Biotite	$K(Mg,Fe)_3(AlSi_3O_{10})(OH)_2$	19	8.0	5.9	14	15	11	7.5	25	11	22
	Talc	$Mg_3Si_4O_{10}(OH)_2$	--	--	--	--	--	--	--	--	--	--
	Phlogopite	$KMg_3(AlSi_3O_{10})(OH)_2$	--	--	--	--	--	--	--	--	--	--
	Kaolinite	$Al_2Si_2O_5(OH)_4$	--	***0.1***	--	--	--	--	--	--	--	--
	Biotite-Phlogopite	$K(Mg,Fe)_3(AlSi_3O_{10})(OH)_2$	--	--	--	--	--	--	--	--	--	--
	Petalite	$LiAlSi_4O_{10}$	--	--	--	--	--	--	--	--	--	--
Amphiboles	Actinolite	$Ca_2(Mg,Fe)_5Si_8O_{22}(OH)_2$	--	--	--	--	--	--	--	--	--	--
	Cummingtonite	$(Mg,Fe)_7Si_8O_{22}(OH)_2$	--	--	--	--	--	--	--	--	--	--
	Amphibole (actinolite; cummingtonite)	$AB_2C_5((Si,Al,Ti)_8O_{22})(OH,F,Cl,O)_2$ A = Na, K, Ca, Pb^{2+} B = Li, Na, Mg, Fe^{2+}, Mn^{2+}, Ca C = Li, Na, Mg, Fe^{2+}, Mn^{2+}, Zn, Co, Ni, Al, Fe^{3+}, Cr^{3+}, Mn^{3+}, V^{3+}, Ti, Zr	--	--	***0.2***	--	--	32	--	6.1	--	--
	Hornblende	$(Ca,Na)_{2-3}(Mg,Fe,Al)_5Si_6(Si,Al)_2O_{22}(OH)_2$	--	--	--	--	--	--	--	--	--	--
	Magnesiohornblende	$Ca_2(Mg,Fe)_4Al(Si_7Al)O_{22}(OH,F)_2$	--	--	--	--	--	--	--	--	--	--
Pyroxenes	Diopside	$CaMgSi_2O_6$	--	--	--	--	--	--	--	--	--	--
Garnets	Pyrope	$Mg_3Al_2Si_3O_{12}$	--	--	--	--	--	--	--	--	--	--
	Spessartine	$Mn_3Al_2Si_3O_{12}$	--	--	--	--	--	--	--	--	--	--
	Almandine / Garnet	$Fe^{2+}{}_3Al_2(SiO_4)_3$	--	--	--	--	--	--	--	--	--	12
Tungstates	Scheelite	$CaWO_4$	--	--	--	--	--	--	--	--	--	--
Tourmalines	Dravite	$NaMg_3Al_6(BO_3)_3Si_6O_{18}(OH)_4$	--	--	--	--	--	--	--	--	--	--
Phosphates	Apatite	$Ca_5(PO_4)_3(F,Cl,OH)$	--	--	--	***0.3***	--	--	***0.3***	0.80	--	--
Sorosilicates	Epidote	$(CaCa)(AlAlFe^{3+})O[Si_2O_7][SiO_4](OH)$	--	--	--	--	--	--	--	--	--	--
	Clinozoisite	$Ca_2Al_3(SiO_4)_3(OH)$	--	--	--	--	--	--	--	3.7	4.2	--
		Total	100	100	100	100	100	100	100	100	100	100

Blank cells indicate that the mineral was not identified by the analyst and not included in the refinement calculation for the sample.

Zero values indicate that the mineral was included in the refinement but not identified by the analyst.

Bold italicized blue values indicate uncertainty in the reported value as reported by the analyzing laboratory.

The weight percent quantitied indicated have been normalized to a sum of 100%. The quantity of amorphous material has not been determined.

Classification as mine rock or ore-grade materials was based on gold content.

Table B-11. XRD Results

Group	Mineral/Compound	Sample ID	DX491069	117478	117476	117489	117457	A0962868	DX489421	DX450035	DX450058	DX450063
		Project Location	Viggo Pit	Viggo Pit	Viggo Pit	Viggo Pit	Viggo Pit	Viggo Pit	Viggo Pit	Underground	Underground	Underground
		Lithology	Fragmental 1	Felsic Volcanic	Felsic Volcanic	Felsic Volcanic	Metasediment	Felsic Volcanic	Metasediment	Argillite	Basalt	Argillite
		Class	Mine Rock	Mine Rock	Mine Rock	Mine Rock	Mine Rock	Mine Rock	Mine Rock	Mine Rock	Mine Rock	Mine Rock
		XRD Units	(wt %)	(wt %)	(wt %)	(wt %)	(wt %)	(wt %)	(wt %)	(wt %)	(wt %)	(wt %)
Sulphides	Pyrite	FeS_2	0.30	--	0.20	--	--	--	--	0.3	--	--
	Marcasite	FeS_2	--	--	--	--	--	--	--	--	--	--
	Pyrrhotite	$Fe7S_8$	--	--	--	***0.9***	***0.4***	***0.3***	***0.8***	24	--	17
	Pyrrhotite-monoclinic	Fe_7S_8	--	--	--	--	--	--	--	--	--	--
	Pyrrhotite-hexagonal	Fe_7S_8	--	--	--	--	--	--	--	--	--	--
	Sphalerite	ZnS	--	--	--	--	--	--	--	--	--	--
	Galena	PbS	--	--	--	--	--	--	--	--	--	--
Sulphates	Jarosite	$KFe_3(SO_4)_2(OH)_6$	--	--	--	--	--	--	--	--	--	--
	Gypsum	$CaSO_4\ 2H_2O$	--	--	--	--	--	--	--	--	--	--
Carbonates	Calcite	$CaCO_3$	1.2	4.7	1.3	1.3	***0.1***	***0.2***	***0.1***	31	4.3	0.90
	Calcite magnesian	$(Ca,Mg)CO_3$	--	--	--	--	--	--	--	--	--	--
	Dolomite	$CaMg(CO_3)_2$	--	--	--	--	--	--	--	--	--	--
	Ankerite	$CaFe(CO_3)_2$	--	--	--	--	--	--	--	--	--	--
	Dolomite - Ankerite	$CaMg(CO_3)_2 - Ca(Fe^{2+},Mg,Mn)(CO_3)_2$	--	--	--	--	--	--	--	0.60	--	--
	Siderite	$FeCO_3$	--	--	--	--	--	--	--	--	--	--
	Rhodochrosite	$MnCO_3$	--	--	--	--	--	--	--	--	--	--
Feldspars	Microcline	$KAlSi_3O_8$	--	4.9	7.2	--	2.0	--	--	--	--	--
	Orthoclase	$KAlSi_3O_8$	--	--	--	--	--	--	--	--	--	--
	Potassium Feldspar	$KAlSi3O_8$	14	--	--	--	--	--	--	--	--	--
	Albite	$NaAlSi_3O_8$	26	38	37	30	15	22	23	0.40	21	29
	Anorthite	$CaAl_2Si_2O_8$	--	--	--	--	--	--	--	--	--	--
	Plagioclase	$(NaSi,CaAl)AlSi_2O_8$	--	--	--	--	--	--	--	--	--	--
Oxides	Ilmenite	$FeTiO_3$	--	0.3	--	***0.1***	--	--	0.20	--	1.9	1.5
	Magnetite	Fe_3O_4	--	--	--	--	--	--	--	--	--	--
	Rutile	TiO_2	--	--	--	--	--	--	--	--	--	--
	Goethite	αFeO·OH	--	--	--	--	--	--	--	--	--	--
	Hematite	Fe_2O_3	--	--	--	--	--	--	--	--	--	--
Silicates	Quartz	SiO_2	39	36	40	45	51	41	43	23	7.9	31
	Titanite	$CaTiSiO_5$	--	--	--	--	--	--	--	--	--	--
Phyllosilicates	Chlorite	$(Fe,(Mg,Mn)_5,Al)(Si_3Al)O_{10}(OH)_8$	--	--	--	--	--	--	--	--	--	--
	Clinochlore	$(Mg,Fe^{2+})5Al(Si_3Al)O_{10}(OH)_8$	2.7	1.1	0.80	2.1	1.2	0.60	2.3	2.2	1.6	8.1
	Muscovite	$KAl_2(AlSi_3O_{10})(OH)_2$	--	--	--	--	--	--	--	--	--	--
	Illite – Muscovite 2M1	$\sim K_{0.65}Al_{2.0}(Al_{0.65}Si_{3.35}O_{10})(OH)_2$	12	7.0	11	9.7	25	11	17	--	--	--
	Biotite	$K(Mg,Fe)_3(AlSi_3O_{10})(OH)_2$	4.8	--	--	--	--	--	--	--	--	3.9
	Talc	$Mg_3Si_4O_{10}(OH)_2$	--	--	--	--	--	--	--	--	--	--
	Phlogopite	$KMg_3(AlSi_3O_{10})(OH)_2$	--	--	--	--	--	--	--	--	--	--
	Kaolinite	$Al_2Si_2O_5(OH)_4$	--	--	--	--	--	--	--	--	--	--
	Biotite-Phlogopite	$K(Mg,Fe)_3(AlSi_3O_{10})(OH)_2$	--	7.9	2.6	11	3.7	22	8.2	--	--	--
	Petalite	$LiAlSi_4O_{10}$	--	--	--	--	--	--	--	--	--	--
Amphiboles	Actinolite	$Ca_2(Mg,Fe)_5Si_8O_{22}(OH)_2$	--	--	--	--	***0.2***	--	3.2	--	--	--
	Cummingtonite	$(Mg,Fe)_7Si_8O_{22}(OH)_2$	--	--	--	--	--	--	--	--	--	--
	Amphibole (actinolite; cummingtonite)	$AB_2C_5((Si,Al,Ti)_8O_{22})(OH,F,Cl,O)_2$ A = Na, K, Ca, Pb^{2+} B = Li, Na, Mg, Fe^{2+}, Mn^{2+}, Ca C = Li, Na, Mg, Fe^{2+}, Mn^{2+}, Zn, Co, Ni, Al, Fe^{3+}, Cr^{3+}, Mn^{3+}, V^{3+}, Ti, Zr	--	--	--	--	--	--	--	18	64	8.2
	Hornblende	$(Ca,Na)_{2-3}(Mg,Fe,Al)_5Si_6(Si,Al)_2O_{22}(OH)_2$	--	--	--	--	--	--	--	--	--	--
	Magnesiohornblende	$Ca_2(Mg,Fe)_4Al(Si_7Al)O_{22}(OH,F)_2$	--	--	--	--	--	--	--	--	--	--
Pyroxenes	Diopside	$CaMgSi_2O_6$	--	--	--	--	--	--	--	--	--	--
Garnets	Pyrope	$Mg_3Al_2Si_3O_{12}$	--	--	--	--	--	--	--	--	--	--
	Spessartine	$Mn_3Al_2Si_3O_{12}$	--	--	--	--	--	--	--	--	--	--
	Almandine / Garnet	$Fe^{2+}{}_3Al_2(SiO_4)_3$	--	--	--	--	--	--	--	--	--	1.2
Tungstates	Scheelite	$CaWO_4$	--	--	--	--	--	--	--	--	--	--
Tourmalines	Dravite	$NaMg_3Al_6(BO_3)_3Si_6O_{18}(OH)_4$	--	--	--	--	--	--	--	1.1	--	--
Phosphates	Apatite	$Ca_5(PO_4)_3(F,Cl,OH)$	--	***0.3***	--	***0.3***	--	--	***0.3***	--	--	--
Sorosilicates	Epidote	$(CaCa)(AlAlFe^{3+})O[Si_2O_7][SiO_4](OH)$	--	--	--	--	--	--	--	--	--	--
	Clinozoisite	$Ca_2Al_3(SiO_4)_3(OH)$	--	--	--	--	***1.3***	***2.0***	***1.1***	--	--	--
		Total	100	100	100	100	100	100	100	100	100	100

Blank cells indicate that the mineral was not identified by the analyst and not included in the refinement calculation for the sample.

Zero values indicate that the mineral was included in the refinement but not identified by the analyst.

Bold italicized blue values indicate uncertainty in the reported value as reported by the analyzing laboratory.

The weight percent quantitied indicated have been normalized to a sum of 100%. The quantity of amorphous material has not been determined.

Classification as mine rock or ore-grade materials was based on gold content.

Table B-11. XRD Results

Group	Mineral/Compound	Sample ID	031758	031762	031765	031786	031790	031804	031815	116732	116750	031908
		Project Location	Underground	Underground	Underground	Underground	Underground	Underground	Underground	Underground	Underground	Central Pit
		Lithology	Sericite Schist	Metasediment 3	Fragmental 2	Metasediment 3	Basalt	Basalt	Basalt	Metasediment 3	Argillite	Felsic Volcanic
		Class	Mine Rock	Mine Rock	Mine Rock	Mine Rock	Mine Rock	Mine Rock	Mine Rock	Mine Rock	Mine Rock	Ore-Grade
		XRD Units	(wt %)	(wt %)	(wt %)	(wt %)	(wt %)	(wt %)	(wt %)	(wt %)	(wt %)	(wt %)
Sulphides	Pyrite	FeS_2	0.30	2.0	--	--	--	--	0.90	1.2	--	1.1
	Marcasite	FeS_2	--	--	--	--	--	--	--	--	--	--
	Pyrrhotite	$Fe7S_8$	4.7	7.6	3.6	18	5.3	5.1	28	11	15	6.6
	Pyrrhotite-monoclinic	Fe_7S_8	--	--	--	--	--	--	--	--	--	--
	Pyrrhotite-hexagonal	Fe_7S_8	--	--	--	--	--	--	--	--	--	--
	Sphalerite	ZnS	--	--	--	--	--	--	--	--	--	--
	Galena	PbS	--	--	--	--	--	--	--	--	--	--
Sulphates	Jarosite	$KFe_3(SO_4)_2(OH)_6$	--	--	--	--	--	--	--	--	--	--
	Gypsum	$CaSO_4\ 2H_2O$	--	--	--	--	--	--	--	--	--	--
Carbonates	Calcite	$CaCO_3$	--	--	1.2	0.40	2.8	3.7	4.8	0.70	3.6	1.1
	Calcite magnesian	$(Ca,Mg)CO_3$	--	--	--	--	--	--	--	--	--	--
	Dolomite	$CaMg(CO_3)_2$	--	--	--	--	--	--	--	--	--	--
	Ankerite	$CaFe(CO_3)_2$	--	--	--	--	--	--	--	--	--	--
	Dolomite - Ankerite	$CaMg(CO_3)_2 - Ca(Fe^{2+},Mg,Mn)(CO_3)_2$	***0.4***	***0.3***	1.4	--	--	--	--	--	--	***0.3***
	Siderite	$FeCO_3$	--	--	--	--	--	--	--	***0.3***	0.90	--
	Rhodochrosite	$MnCO_3$	--	--	--	--	--	--	--	--	--	--
Feldspars	Microcline	$KAlSi_3O_8$	--	--	--	--	--	--	--	--	--	19
	Orthoclase	$KAlSi_3O_8$	--	--	--	--	--	--	--	--	--	--
	Potassium Feldspar	$KAlSi3O_8$	--	--	--	--	--	--	--	--	--	--
	Albite	$NaAlSi_3O_8$	2.6	32	59	21	24	8.4	27	26	41	25
	Anorthite	$CaAl_2Si_2O_8$	--	--	--	--	--	--	--	--	--	--
	Plagioclase	$(NaSi,CaAl)AlSi_2O_8$	--	--	--	--	--	--	--	--	--	--
Oxides	Ilmenite	$FeTiO_3$	--	0.60	1.0	***0.4***	1.3	2.9	--	***0.3***	1.4	--
	Magnetite	Fe_3O_4	--	--	--	--	--	--	--	3.6	--	--
	Rutile	TiO_2	--	--	--	--	--	--	--	--	--	--
	Goethite	αFeO·OH	--	--	--	--	--	--	--	--	--	--
	Hematite	Fe_2O_3	--	--	--	--	--	--	--	--	--	--
Silicates	Quartz	SiO_2	59	36	25	32	32	10	26	30	19	28
	Titanite	$CaTiSiO_5$	***0.5***	--	--	***0.5***	--	--	--	--	--	--
Phyllosilicates	Chlorite	$(Fe,(Mg,Mn)_5,Al)(Si_3Al)O_{10}(OH)_8$	--	--	--	--	--	--	--	--	--	--
	Clinochlore	$(Mg,Fe^{2+})5Al(Si_3Al)O_{10}(OH)_8$	--	1.7	3.9	3.1	3.7	2.4	1.9	1.7	5.9	--
	Muscovite	$KAl_2(AlSi_3O_{10})(OH)_2$	--	--	--	--	--	--	--	--	--	--
	Illite – Muscovite 2M1	$\sim K_{0.65}Al_{2.0}(Al_{0.65}Si_{3.35}O_{10})(OH)_2$	32	18	--	22	--	--	--	--	--	10
	Biotite	$K(Mg,Fe)_3(AlSi_3O_{10})(OH)_2$	--	1.9	2.8	--	4.4	0.80	6.1	16	--	8.6
	Talc	$Mg_3Si_4O_{10}(OH)_2$	--	--	--	--	--	--	--	--	--	--
	Phlogopite	$KMg_3(AlSi_3O_{10})(OH)_2$	--	--	--	--	--	--	--	--	--	--
	Kaolinite	$Al_2Si_2O_5(OH)_4$	***0.2***	--	--	--	--	--	--	--	--	***0.2***
	Biotite-Phlogopite	$K(Mg,Fe)_3(AlSi_3O_{10})(OH)_2$	--	--	--	--	--	--	--	--	--	--
	Petalite	$LiAlSi_4O_{10}$	--	--	--	--	--	--	--	--	--	--
Amphiboles	Actinolite	$Ca_2(Mg,Fe)_5Si_8O_{22}(OH)_2$	--	--	--	--	--	--	--	--	--	--
	Cummingtonite	$(Mg,Fe)_7Si_8O_{22}(OH)_2$	--	--	--	--	--	--	--	--	--	--
	Amphibole (actinolite; cummingtonite)	$AB_2C_5((Si,Al,Ti)_8O_{22})(OH,F,Cl,O)_2$ A = Na, K, Ca, Pb^{2+} B = Li, Na, Mg, Fe^{2+}, Mn^{2+}, Ca C = Li, Na, Mg, Fe^{2+}, Mn^{2+}, Zn, Co, Ni, Al, Fe^{3+}, Cr^{3+}, Mn^{3+}, V^{3+}, Ti, Zr	--	--	2.8	--	24	64	6.0	2.9	14	--
	Hornblende	$(Ca,Na)_{2-3}(Mg,Fe,Al)_5Si_6(Si,Al)_2O_{22}(OH)_2$	--	--	--	--	--	--	--	--	--	--
	Magnesiohornblende	$Ca_2(Mg,Fe)_4Al(Si_7Al)O_{22}(OH,F)_2$	--	--	--	--	--	--	--	--	--	--
Pyroxenes	Diopside	$CaMgSi_2O_6$	--	--	--	--	--	--	--	--	--	--
Garnets	Pyrope	$Mg_3Al_2Si_3O_{12}$	--	--	--	--	--	--	--	--	--	--
	Spessartine	$Mn_3Al_2Si_3O_{12}$	--	--	--	--	--	--	--	--	--	--
	Almandine / Garnet	$Fe^{2+}{}_3Al_2(SiO_4)_3$	--	--	--	0.90	3.2	2.5	--	4.0	--	--
Tungstates	Scheelite	$CaWO_4$	--	--	--	--	--	--	--	--	--	--
Tourmalines	Dravite	$NaMg_3Al_6(BO_3)_3Si_6O_{18}(OH)_4$	0.70	--	--	***0.9***	--	--	--	--	--	--
Phosphates	Apatite	$Ca_5(PO_4)_3(F,Cl,OH)$	--	***0.4***	--	0.5	--	--	--	--	--	--
Sorosilicates	Epidote	$(CaCa)(AlAlFe^{3+})O[Si_2O_7][SiO_4](OH)$	--	--	--	--	--	--	--	--	--	--
	Clinozoisite	$Ca_2Al_3(SiO_4)_3(OH)$	--	--	--	1.5	--	--	--	1.8	--	--
		Total	100	100	100	100	100	100	100	100	100	100

Blank cells indicate that the mineral was not identified by the analyst and not included in the refinement calculation for the sample.

Zero values indicate that the mineral was included in the refinement but not identified by the analyst.

Bold italicized blue values indicate uncertainty in the reported value as reported by the analyzing laboratory.

The weight percent quantitied indicated have been normalized to a sum of 100%. The quantity of amorphous material has not been determined.

Classification as mine rock or ore-grade materials was based on gold content.

Table B-11. XRD Results

Group	Mineral/Compound	Sample ID	DX450179	DX450183	DX450213	31787	031795	031644	031576	031508	031514	031529
		Project Location	Central Pit	Central Pit	Central Pit	Underground	Underground	Central Pit	Central Pit	Central Pit	Central Pit	Central Pit
		Lithology	Felsic Volcanic	Felsic Volcanic	Felsic Volcanic	Metasediment 3	Fragmental 2	Felsic Volcanic	Felsic Volcanic	Felsic Volcanic	Felsic Volcanic	Metasediment 2
		Class	Mine Rock	Mine Rock	Ore-Grade	Mine Rock	Mine Rock	Mine Rock	Mine Rock	Ore-Grade	Mine Rock	Mine Rock
		XRD Units	(wt %)	(wt %)	(wt %)	(wt %)	(wt %)	(wt %)	(wt %)	(wt %)	(wt %)	(wt %)
Sulphides	Pyrite	FeS_2	0	0.60	4.6	0	0.20	0.50	0.80	0.30	0	0
	Marcasite	FeS_2	--	--	--	--	--	--	--	--	--	--
	Pyrrhotite	$Fe7S_8$	--	--	0.70	--	--	--	--	4.0	--	--
	Pyrrhotite-monoclinic	Fe_7S_8	--	--	--	--	--	--	--	--	--	--
	Pyrrhotite-hexagonal	Fe_7S_8	--	--	--	--	--	--	--	--	--	--
	Sphalerite	ZnS	--	--	--	--	--	--	--	--	--	--
	Galena	PbS	--	--	--	--	--	--	--	--	--	--
Sulphates	Jarosite	$KFe_3(SO_4)_2(OH)_6$	--	--	--	--	--	--	--	--	--	--
	Gypsum	$CaSO_4\ 2H_2O$	--	--	--	--	--	--	--	--	--	--
Carbonates	Calcite	$CaCO_3$	1.2	3.8	0.70	0.50	0.60	4.1	3.9	3.9	3.9	0.50
	Calcite magnesian	$(Ca,Mg)CO_3$	--	--	--	--	--	--	--	--	--	--
	Dolomite	$CaMg(CO_3)_2$	0	0	0.8	0	0	0.100	0.7	--	--	--
	Ankerite	$CaFe(CO_3)_2$	0.90	0.50	0.20	--	0.30	0.50	0	0.20	0.20	0.30
	Dolomite - Ankerite	$CaMg(CO_3)_2 - Ca(Fe^{2+},Mg,Mn)(CO_3)_2$	--	--	--	--	--	--	--	--	--	--
	Siderite	$FeCO_3$	--	0.40	0.40	--	0.30	0.30	0.50	0.100	0.100	0.100
	Rhodochrosite	$MnCO_3$	--	--	--	--	--	--	--	0.2	0.100	0
Feldspars	Microcline	$KAlSi_3O_8$	--	8.7	1.0	--	2.4	7.7	4.0	--	--	--
	Orthoclase	$KAlSi_3O_8$	--	--	--	--	--	--	--	--	--	--
	Potassium Feldspar	$KAlSi3O_8$	--	--	--	--	--	--	--	--	--	2.0
	Albite	$NaAlSi_3O_8$	--	--	--	--	--	--	--	--	--	--
	Anorthite	$CaAl_2Si_2O_8$	--	--	--	--	--	--	--	1.5	5.9	--
	Plagioclase	$(NaSi,CaAl)AlSi_2O_8$	45	29	2.1	45	38	36	37	20	33	25
Oxides	Ilmenite	$FeTiO_3$	0.100	0.100	0	0.60	0.80	0.20	0.20	--	--	0.80
	Magnetite	Fe_3O_4	0.30	1.0	0.70	0.40	0.30	0.20	0.80	0	0	0.2
	Rutile	TiO_2	--	--	--	--	--	--	--	--	--	0.20
	Goethite	αFeO·OH	--	--	--	--	--	--	--	--	--	--
	Hematite	Fe_2O_3	0.100	0.100	0	0.2	0.100	0.100	0	--	--	--
Silicates	Quartz	SiO_2	39	40	49	36	25	32	41	61	38	35
	Titanite	$CaTiSiO_5$	--	--	--	--	--	--	--	--	--	--
Phyllosilicates	Chlorite	$(Fe,(Mg,Mn)_5,Al)(Si_3Al)O_{10}(OH)_8$	1.6	3.3	2.9	0.100	4.8	2.3	1.8	1.2	1.6	8.6
	Clinochlore	$(Mg,Fe^{2+})5Al(Si_3Al)O_{10}(OH)_8$	--	--	--	--	--	--	--	--	--	--
	Muscovite	$KAl_2(AlSi_3O_{10})(OH)_2$	5.0	10	35	9.0	1.7	6.5	5.3	1.9	6.2	20
	Illite – Muscovite 2M1	$\sim K_{0.65}Al_{2.0}(Al_{0.65}Si_{3.35}O_{10})(OH)_2$	--	--	--	--	--	--	--	--	--	--
	Biotite	$K(Mg,Fe)_3(AlSi_3O_{10})(OH)_2$	7.8	2.0	2.1	8.3	19	11	3.8	5.1	7.0	7.2
	Talc	$Mg_3Si_4O_{10}(OH)_2$	--	--	--	--	--	--	--	--	--	--
	Phlogopite	$KMg_3(AlSi_3O_{10})(OH)_2$	--	--	--	--	--	--	--	--	--	--
	Kaolinite	$Al_2Si_2O_5(OH)_4$	--	--	--	--	--	--	--	--	--	--
	Biotite-Phlogopite	$K(Mg,Fe)_3(AlSi_3O_{10})(OH)_2$	--	--	--	--	--	--	--	--	--	--
	Petalite	$LiAlSi_4O_{10}$	--	1.3	0.50	--	--	--	0.90	--	--	--
Amphiboles	Actinolite	$Ca_2(Mg,Fe)_5Si_8O_{22}(OH)_2$	--	--	--	--	1.9	--	--	--	--	--
	Cummingtonite	$(Mg,Fe)_7Si_8O_{22}(OH)_2$	--	--	--	--	--	--	--	--	--	--
	Amphibole (actinolite; cummingtonite)	$AB_2C_5((Si,Al,Ti)_8O_{22})(OH,F,Cl,O)_2$ A = Na, K, Ca, Pb^{2+} B = Li, Na, Mg, Fe^{2+}, Mn^{2+}, Ca C = Li, Na, Mg, Fe^{2+}, Mn^{2+}, Zn, Co, Ni, Al, Fe^{3+}, Cr^{3+}, Mn^{3+}, V^{3+}, Ti, Zr	--	--	--	--	--	--	--	--	--	--
	Hornblende	$(Ca,Na)_{2-3}(Mg,Fe,Al)_5Si_6(Si,Al)_2O_{22}(OH)_2$	--	--	--	--	--	--	--	--	--	--
	Magnesiohornblende	$Ca_2(Mg,Fe)_4Al(Si_7Al)O_{22}(OH,F)_2$	--	--	--	--	--	--	--	--	--	--
Pyroxenes	Diopside	$CaMgSi_2O_6$	--	--	--	--	1.2	--	--	1.6	3.9	0.50
Garnets	Pyrope	$Mg_3Al_2Si_3O_{12}$	--	--	--	--	--	--	--	--	--	--
	Spessartine	$Mn_3Al_2Si_3O_{12}$	--	--	--	--	--	--	--	--	--	--
	Almandine / Garnet	$Fe^{2+}{}_3Al_2(SiO_4)_3$	--	--	--	--	3.8	--	--	--	--	0
Tungstates	Scheelite	$CaWO_4$	--	--	--	--	--	--	--	--	--	--
Tourmalines	Dravite	$NaMg_3Al_6(BO_3)_3Si_6O_{18}(OH)_4$	--	--	--	--	--	--	--	--	--	--
Phosphates	Apatite	$Ca_5(PO_4)_3(F,Cl,OH)$	--	--	--	--	--	--	--	--	--	--
Sorosilicates	Epidote	$(CaCa)(AlAlFe^{3+})O[Si_2O_7][SiO_4](OH)$	--	--	--	--	--	--	--	--	--	--
	Clinozoisite	$Ca_2Al_3(SiO_4)_3(OH)$	--	--	--	--	--	--	--	--	--	--
	Total		100	100	100	100	100	100	100	100	100	100

Blank cells indicate that the mineral was not identified by the analyst and not included in the refinement calculation for the sample.

Zero values indicate that the mineral was included in the refinement but not identified by the analyst.

Bold italicized blue values indicate uncertainty in the reported value as reported by the analyzing laboratory.

The weight percent quantitied indicated have been normalized to a sum of 100%. The quantity of amorphous material has not been determined.

Classification as mine rock or ore-grade materials was based on gold content.

Table B-11. XRD Results

Group	Mineral/Compound	Sample ID	031553	031559	031561	031571	031578	031585	031589	031591	031594	031611
		Project Location	Central Pit	Central Pit	Central Pit	Central Pit	Central Pit	Underground	Central Pit	Underground	Underground	Central Pit
		Lithology	Felsic Volcanic	Fragmental 1	Felsic Volcanic	Felsic Volcanic	Metasediment 2	Felsic Volcanic	Felsic Volcanic	Felsic Volcanic	Metasediment 3	Metasediment 3
		Class	Mine Rock	Mine Rock	Mine Rock	Mine Rock	Mine Rock	Ore-Grade	Mine Rock	Ore-Grade	Mine Rock	Mine Rock
		XRD Units	(wt %)	(wt %)	(wt %)	(wt %)	(wt %)	(wt %)	(wt %)	(wt %)	(wt %)	(wt %)
Sulphides	Pyrite	FeS_2	2.3	1.7	1.7	4.4	0	0	0	0	0	0
	Marcasite	FeS_2	--	--	--	--	--	--	--	--	--	--
	Pyrrhotite	$Fe7S_8$	--	--	--	3.9	--	--	--	--	--	--
	Pyrrhotite-monoclinic	Fe_7S_8	--	--	--	--	--	--	--	--	--	--
	Pyrrhotite-hexagonal	Fe_7S_8	--	--	--	--	--	--	--	--	--	--
	Sphalerite	ZnS	--	--	--	--	--	--	--	--	--	--
	Galena	PbS	--	--	--	--	--	--	--	--	--	--
Sulphates	Jarosite	$KFe_3(SO_4)_2(OH)_6$	--	--	--	--	--	--	--	--	--	--
	Gypsum	$CaSO_4\ 2H_2O$	--	--	--	--	--	--	--	--	--	--
Carbonates	Calcite	$CaCO_3$	5.8	1.9	3.2	0.50	0.90	1.9	1.1	2.3	2.2	1.3
	Calcite magnesian	$(Ca,Mg)CO_3$	--	--	--	--	--	--	--	--	--	--
	Dolomite	$CaMg(CO_3)_2$	--	--	--	--	--	--	--	--	--	--
	Ankerite	$CaFe(CO_3)_2$	0.100	--	--	0.60	--	--	0.70	0.20	0.40	0.100
	Dolomite - Ankerite	$CaMg(CO_3)_2 - Ca(Fe^{2+},Mg,Mn)(CO_3)_2$	--	--	--	--	--	--	--	--	--	--
	Siderite	$FeCO_3$	0.50	--	--	0.30	--	--	--	0.40	0.50	0.3
	Rhodochrosite	$MnCO_3$	0.5	0.6	--	0.3	--	--	--	--	0.30	0
Feldspars	Microcline	$KAlSi_3O_8$	--	--	--	--	--	--	--	--	--	--
	Orthoclase	$KAlSi_3O_8$	--	--	--	--	--	--	--	--	--	--
	Potassium Feldspar	$KAlSi3O_8$	--	--	--	--	10	12	1.8	0.70	3.2	2.1
	Albite	$NaAlSi_3O_8$	--	--	--	--	--	--	--	--	--	--
	Anorthite	$CaAl_2Si_2O_8$	3.8	5.2	--	2.1	--	--	--	--	--	--
	Plagioclase	$(NaSi,CaAl)AlSi_2O_8$	73	45	45	9.3	41	38	30	41	35	46
Oxides	Ilmenite	$FeTiO_3$	0.20	0.30	--	--	0	0.20	0	--	--	0.70
	Magnetite	Fe_3O_4	0.100	0.100	0.2	0.2	0.7	1.1	0.20	0.50	0	0.100
	Rutile	TiO_2	0.20	0.80	--	--	0.20	0.30	0.70	0.40	0.20	0.50
	Goethite	αFeO·OH	--	--	--	--	--	--	--	--	--	--
	Hematite	Fe_2O_3	--	--	--	--	--	--	--	--	--	--
Silicates	Quartz	SiO_2	9.6	35	37	41	37	39	57	45	34	36
	Titanite	$CaTiSiO_5$	--	--	--	--	--	--	--	--	--	--
Phyllosilicates	Chlorite	$(Fe,(Mg,Mn)_5,Al)(Si_3Al)O_{10}(OH)_8$	0.20	0.20	--	3.4	--	--	2.6	3.0	1.8	3.6
	Clinochlore	$(Mg,Fe^{2+})5Al(Si_3Al)O_{10}(OH)_8$	--	--	--	--	--	--	--	--	--	--
	Muscovite	$KAl_2(AlSi_3O_{10})(OH)_2$	0.60	5.1	4.4	29	4.2	5.0	0.60	4.4	16	2.7
	Illite – Muscovite 2M1	$\sim K_{0.65}Al_{2.0}(Al_{0.65}Si_{3.35}O_{10})(OH)_2$	--	--	--	--	--	--	--	--	--	--
	Biotite	$K(Mg,Fe)_3(AlSi_3O_{10})(OH)_2$	1.7	2.9	6.0	4.6	6.4	2.6	5.8	1.0	4.7	6.2
	Talc	$Mg_3Si_4O_{10}(OH)_2$	--	--	--	--	--	--	--	--	--	--
	Phlogopite	$KMg_3(AlSi_3O_{10})(OH)_2$	--	--	--	--	--	--	--	--	--	--
	Kaolinite	$Al_2Si_2O_5(OH)_4$	--	--	--	--	--	--	--	--	--	--
	Biotite-Phlogopite	$K(Mg,Fe)_3(AlSi_3O_{10})(OH)_2$	--	--	--	--	--	--	--	--	--	--
	Petalite	$LiAlSi_4O_{10}$	--	--	--	--	--	--	--	--	--	--
Amphiboles	Actinolite	$Ca_2(Mg,Fe)_5Si_8O_{22}(OH)_2$	--	--	--	--	--	--	--	--	--	--
	Cummingtonite	$(Mg,Fe)_7Si_8O_{22}(OH)_2$	--	--	--	--	--	--	--	--	--	--
	Amphibole (actinolite; cummingtonite)	$AB_2C_5((Si,Al,Ti)_8O_{22})(OH,F,Cl,O)_2$ A = Na, K, Ca, Pb^{2+} B = Li, Na, Mg, Fe^{2+}, Mn^{2+}, Ca C = Li, Na, Mg, Fe^{2+}, Mn^{2+}, Zn, Co, Ni, Al, Fe^{3+}, Cr^{3+}, Mn^{3+}, V^{3+}, Ti, Zr	--	--	--	--	--	--	--	--	--	--
	Hornblende	$(Ca,Na)_{2-3}(Mg,Fe,Al)_5Si_6(Si,Al)_2O_{22}(OH)_2$	--	--	--	--	--	--	--	--	--	--
	Magnesiohornblende	$Ca_2(Mg,Fe)_4Al(Si_7Al)O_{22}(OH,F)_2$	--	--	--	--	--	--	--	--	--	--
Pyroxenes	Diopside	$CaMgSi_2O_6$	1.5	2.0	2.9	1.6	--	1.2	--	1.8	2.4	1.6
Garnets	Pyrope	$Mg_3Al_2Si_3O_{12}$	--	--	--	--	--	--	--	--	--	--
	Spessartine	$Mn_3Al_2Si_3O_{12}$	--	--	--	--	--	--	--	--	--	--
	Almandine / Garnet	$Fe^{2+}{}_3Al_2(SiO_4)_3$	0.20	0.20	--	--	--	--	0.40	--	--	--
Tungstates	Scheelite	$CaWO_4$	--	--	--	--	--	--	--	--	--	--
Tourmalines	Dravite	$NaMg_3Al_6(BO_3)_3Si_6O_{18}(OH)_4$	--	--	--	--	--	--	--	--	--	--
Phosphates	Apatite	$Ca_5(PO_4)_3(F,Cl,OH)$	--	--	--	--	--	--	--	--	--	--
Sorosilicates	Epidote	$(CaCa)(AlAlFe^{3+})O[Si_2O_7][SiO_4](OH)$	--	--	--	--	--	--	--	--	--	--
	Clinozoisite	$Ca_2Al_3(SiO_4)_3(OH)$	--	--	--	--	--	--	--	--	--	--
	Total		100	100	100	100	100	101	100	100	100	100

Blank cells indicate that the mineral was not identified by the analyst and not included in the refinement calculation for the sample.

Zero values indicate that the mineral was included in the refinement but not identified by the analyst.

Bold italicized blue values indicate uncertainty in the reported value as reported by the analyzing laboratory.

The weight percent quantitied indicated have been normalized to a sum of 100%. The quantity of amorphous material has not been determined.

Classification as mine rock or ore-grade materials was based on gold content.

Table B-11. XRD Results

Group	Mineral/Compound	Sample ID	031612	031615	031621	031622	031623	031627	031635	031637	031647	031649
		Project Location	Central Pit	Viggo Pit	Central Pit	Underground	Underground	Viggo Pit	Central Pit	Central Pit	Central Pit	Central Pit
		Lithology	Fragmental 1	Fragmental 1	Fragmental 2	elsic Volcanic	Fragmental 2	Fragmental 1	elsic Volcanic	Metasediment	elsic Volcanic	Fragmental 1
		Class	Mine Rock	Mine Rock	Mine Rock	Ore-Grade	Mine Rock	Mine Rock	Ore-Grade	Mine Rock	Mine Rock	Mine Rock
		XRD Units	(wt %)	(wt %)	(wt %)	(wt %)	(wt %)	(wt %)	(wt %)	(wt %)	(wt %)	(wt %)
Sulphides	Pyrite	FeS_2	--	--	0	0.20	0.20	0.20	1.7	0.30	1.4	1.2
	Marcasite	FeS_2	--	--	--	--	--	--	--	--	--	--
	Pyrrhotite	$Fe7S_8$	--	--	--	--	--	--	--	--	--	--
	Pyrrhotite-monoclinic	Fe_7S_8	--	--	--	--	--	--	--	--	--	--
	Pyrrhotite-hexagonal	Fe_7S_8	--	--	--	--	--	--	--	--	--	--
	Sphalerite	ZnS	--	--	--	--	--	--	--	--	--	--
	Galena	PbS	--	--	--	--	--	--	--	--	--	--
Sulphates	Jarosite	$KFe_3(SO_4)_2(OH)_6$	--	--	--	--	--	--	--	--	--	--
	Gypsum	$CaSO_4\ 2H_2O$	--	--	--	--	--	--	--	--	--	--
Carbonates	Calcite	$CaCO_3$	1.3	1.6	1.8	4.6	1.0	0.70	5.3	1.4	3.3	2.2
	Calcite magnesian	$(Ca,Mg)CO_3$	--	--	--	--	--	--	--	--	--	--
	Dolomite	$CaMg(CO_3)_2$	--	--	--	--	--	--	--	0.100	--	--
	Ankerite	$CaFe(CO_3)_2$	0.60	0.60	--	--	--	--	--	0.100	--	--
	Dolomite - Ankerite	$CaMg(CO_3)_2 - Ca(Fe^{2+},Mg,Mn)(CO_3)_2$	--	--	--	--	--	--	--	--	--	--
	Siderite	$FeCO_3$	0.20	0.30	0.4	--	--	--	--	1.4	0.30	0.40
	Rhodochrosite	$MnCO_3$	--	--	0.100	--	--	--	--	--	--	--
Feldspars	Microcline	$KAlSi_3O_8$	--	--	--	--	3.8	2.4	0.50	3.4	2.1	5.5
	Orthoclase	$KAlSi_3O_8$	1.4	4.0	--	--	--	--	--	--	--	--
	Potassium Feldspar	$KAlSi3O_8$	--	--	2.8	--	--	--	--	--	--	--
	Albite	$NaAlSi_3O_8$	49	40	--	57	31	27	54	38	44	41
	Anorthite	$CaAl_2Si_2O_8$	--	--	--	--	--	--	--	--	--	--
	Plagioclase	$(NaSi,CaAl)AlSi_2O_8$	--	--	39	--	--	--	--	--	--	--
Oxides	Ilmenite	$FeTiO_3$	--	--	0.100	--	--	--	--	--	--	--
	Magnetite	Fe_3O_4	0.50	0.50	0.90	0.20	0	0	0.100	0.30	0.40	0.20
	Rutile	TiO_2	--	--	0.20	0.50	0.40	0.70	0.40	1.4	0.60	0.70
	Goethite	αFeO·OH	--	--	--	--	--	--	--	--	--	--
	Hematite	Fe_2O_3	--	--	--	0.40	0.20	0.20	0.50	0.10	0.20	0.20
Silicates	Quartz	SiO_2	32	39	43	25	44	38	30	34	32	34
	Titanite	$CaTiSiO_5$	--	--	--	--	--	--	--	--	--	--
Phyllosilicates	Chlorite	$(Fe,(Mg,Mn)_5,Al)(Si_3Al)O_{10}(OH)_8$	--	--	--	1.9	3.1	2.8	0.20	1.8	0.30	1.3
	Clinochlore	$(Mg,Fe^{2+})5Al(Si_3Al)O_{10}(OH)_8$	--	--	--	--	--	--	--	--	--	--
	Muscovite	$KAl_2(AlSi_3O_{10})(OH)_2$	9.6	6.7	7.2	2.9	9.6	11	1.2	2.0	7.8	6.2
	Illite – Muscovite 2M1	$\sim K_{0.65}Al_{2.0}(Al_{0.65}Si_{3.35}O_{10})(OH)_2$	--	--	--	--	--	--	--	--	--	--
	Biotite	$K(Mg,Fe)_3(AlSi_3O_{10})(OH)_2$	5.2	7.7	4.1	6.3	5.5	9.1	--	--	--	--
	Talc	$Mg_3Si_4O_{10}(OH)_2$	--	--	--	--	--	--	--	--	--	--
	Phlogopite	$KMg_3(AlSi_3O_{10})(OH)_2$	--	--	--	--	--	--	6.5	13	7.5	7.6
	Kaolinite	$Al_2Si_2O_5(OH)_4$	--	--	--	--	--	--	--	--	--	--
	Biotite-Phlogopite	$K(Mg,Fe)_3(AlSi_3O_{10})(OH)_2$	--	--	--	--	--	--	--	--	--	--
	Petalite	$LiAlSi_4O_{10}$	--	--	--	--	--	--	--	--	--	--
Amphiboles	Actinolite	$Ca_2(Mg,Fe)_5Si_8O_{22}(OH)_2$	--	--	--	--	--	--	--	--	--	--
	Cummingtonite	$(Mg,Fe)_7Si_8O_{22}(OH)_2$	--	--	--	--	--	--	--	--	--	--
	Amphibole (actinolite; cummingtonite)	$AB_2C_5((Si,Al,Ti)_8O_{22})(OH,F,Cl,O)_2$ A = Na, K, Ca, Pb^{2+} B = Li, Na, Mg, Fe^{2+}, Mn^{2+}, Ca C = Li, Na, Mg, Fe^{2+}, Mn^{2+}, Zn, Co, Ni, Al, Fe^{3+}, Cr^{3+}, Mn^{3+}, V^{3+}, Ti, Zr	--	--	--	--	--	--	--	--	--	--
	Hornblende	$(Ca,Na)_{2-3}(Mg,Fe,Al)_5Si_8(Si,Al)_2O_{22}(OH)_2$	--	--	--	--	--	--	--	--	--	--
	Magnesiohornblende	$Ca_2(Mg,Fe)_4Al(Si_7Al)O_{22}(OH,F)_2$	--	--	--	--	--	5.8	--	2.3	--	--
Pyroxenes	Diopside	$CaMgSi_2O_6$	--	--	1.1	1.1	2.2	2.3	0.50	0.70	0.80	0.90
Garnets	Pyrope	$Mg_3Al_2Si_3O_{12}$	--	--	--	--	--	--	--	--	--	--
	Spessartine	$Mn_3Al_2Si_3O_{12}$	--	--	--	--	--	--	--	--	--	--
	Almandine / Garnet	$Fe^{2+}{}_3Al_2(SiO_4)_3$	0.90	0.50	--	--	--	--	--	--	--	--
Tungstates	Scheelite	$CaWO_4$	--	--	--	--	--	--	--	--	--	--
Tourmalines	Dravite	$NaMg_3Al_6(BO_3)_3Si_6O_{18}(OH)_4$	--	--	--	--	--	--	--	--	--	--
Phosphates	Apatite	$Ca_5(PO_4)_3(F,Cl,OH)$	--	--	--	--	--	--	--	--	--	--
Sorosilicates	Epidote	$(CaCa)(AlAlFe^{3+})O[Si_2O_7][SiO_4](OH)$	--	--	--	--	--	--	--	--	--	--
	Clinozoisite	$Ca_2Al_3(SiO_4)_3(OH)$	--	--	--	--	--	--	--	--	--	--
	Total		100	100	100	100	100	100	100	100	100	100

Blank cells indicate that the mineral was not identified by the analyst and not included in the refinement calculation for the sample.

Zero values indicate that the mineral was included in the refinement but not identified by the analyst.

Bold italicized blue values indicate uncertainty in the reported value as reported by the analyzing laboratory.

The weight percent quantitied indicated have been normalized to a sum of 100%. The quantity of amorphous material has not been determined.

Classification as mine rock or ore-grade materials was based on gold content.

Table B-11. XRD Results

Group	Mineral/Compound	Sample ID	031651	031658	031759	031775	031788	031797	031798	031801	031817	116737
		Project Location	Viggo Pit	Underground	Underground	Underground	Underground	Underground	Underground	Underground	Underground	Underground
		Lithology	Metasediment 2	Metasediment 3	Fragmental 2	Basalt	Metasediment 2	Basalt	Basalt	Basalt	Metasediment 3	Metasediment 3
		Class	Mine Rock	Mine Rock	Mine Rock	Mine Rock	Mine Rock	Mine Rock	Mine Rock	Mine Rock	Mine Rock	Mine Rock
		XRD Units	(wt %)	(wt %)	(wt %)	(wt %)	(wt %)	(wt %)	(wt %)	(wt %)	(wt %)	(wt %)
Sulphides	Pyrite	FeS_2	0.4	0	--	0.30	1.4	0.60	--	--	0.30	0
	Marcasite	FeS_2	--	--	--	--	--	--	--	--	--	--
	Pyrrhotite	$Fe7S_8$	--	--	--	0.60	--	--	--	--	--	2.3
	Pyrrhotite-monoclinic	Fe_7S_8	--	--	--	--	--	--	--	--	--	--
	Pyrrhotite-hexagonal	Fe_7S_8	--	--	--	--	--	--	--	--	--	--
	Sphalerite	ZnS	--	--	--	--	--	--	--	--	--	--
	Galena	PbS	--	--	--	--	--	--	--	--	--	--
Sulphates	Jarosite	$KFe_3(SO_4)_2(OH)_6$	--	--	--	--	--	--	--	--	--	--
	Gypsum	$CaSO_4\ 2H_2O$	--	--	--	--	--	--	--	--	--	--
Carbonates	Calcite	$CaCO_3$	2.0	1.3	1.5	4.6	3.0	7.8	3.1	4.4	--	0.80
	Calcite magnesian	$(Ca,Mg)CO_3$	--	--	0.100	3.4	--	5.8	2.1	2.6	2.9	2.6
	Dolomite	$CaMg(CO_3)_2$	--	--	--	--	--	--	--	--	--	--
	Ankerite	$CaFe(CO_3)_2$	--	--	--	--	--	--	--	--	--	--
	Dolomite - Ankerite	$CaMg(CO_3)_2 - Ca(Fe^{2+},Mg,Mn)(CO_3)_2$	--	--	--	--	--	--	--	--	--	--
	Siderite	$FeCO_3$	--	--	--	--	--	--	--	--	--	--
	Rhodochrosite	$MnCO_3$	--	--	--	--	--	--	--	--	--	--
Feldspars	Microcline	$KAlSi_3O_8$	3.2	2.7	--	--	--	--	--	--	--	--
	Orthoclase	$KAlSi_3O_8$	--	--	0.60	0.60	0.50	0.70	0.50	0.30	0.70	0.60
	Potassium Feldspar	$KAlSi3O_8$	--	--	--	--	--	--	--	--	--	--
	Albite	$NaAlSi_3O_8$	28	46	8.1	26	15	11	16	19	47	40
	Anorthite	$CaAl_2Si_2O_8$	--	--	5.0	4.3	5.3	7.6	6.2	5.8	2.8	5.2
	Plagioclase	$(NaSi,CaAl)AlSi_2O_8$	--	--	--	--	--	--	--	--	--	--
Oxides	Ilmenite	$FeTiO_3$	--	--	0.20	3.3	--	1.4	1.8	1.6	0.60	2.0
	Magnetite	Fe_3O_4	0.50	0.50	0.100	0.50	1.3	0.30	0.40	0.40	0.50	0.30
	Rutile	TiO_2	0.60	0.40	--	--	--	--	--	--	--	--
	Goethite	αFeO·OH	--	--	--	--	--	--	--	--	--	--
	Hematite	Fe_2O_3	1.0	0.50	--	--	--	--	--	--	--	--
Silicates	Quartz	SiO_2	23	34	45	16	36	10	8.9	10	32	21
	Titanite	$CaTiSiO_5$	--	--	--	--	--	--	--	--	--	--
Phyllosilicates	Chlorite	$(Fe,(Mg,Mn)_5,Al)(Si_3Al)O_{10}(OH)_8$	5.1	2.1	2.5	4.3	2.1	4.8	4.0	5.5	2.5	2.0
	Clinochlore	$(Mg,Fe^{2+})5Al(Si_3Al)O_{10}(OH)_8$	--	--	--	--	--	--	--	--	--	--
	Muscovite	$KAl_2(AlSi_3O_{10})(OH)_2$	0.80	8.2	19	2.2	1.3	--	3.2	0.90	0.60	1.3
	Illite – Muscovite 2M1	$\sim K_{0.65}Al_{2.0}(Al_{0.65}Si_{3.35}O_{10})(OH)_2$	--	--	--	--	--	--	--	--	--	--
	Biotite	$K(Mg,Fe)_3(AlSi_3O_{10})(OH)_2$	11	3.8	--	--	7.1	--	5.6	0.40	--	--
	Talc	$Mg_3Si_4O_{10}(OH)_2$	--	--	--	--	--	--	--	--	--	--
	Phlogopite	$KMg_3(AlSi_3O_{10})(OH)_2$	--	--	13	9.3	--	--	--	--	11	5.8
	Kaolinite	$Al_2Si_2O_5(OH)_4$	--	--	--	--	--	--	--	--	--	--
	Biotite-Phlogopite	$K(Mg,Fe)_3(AlSi_3O_{10})(OH)_2$	--	--	--	--	--	--	--	--	--	--
	Petalite	$LiAlSi_4O_{10}$	--	--	--	--	--	--	--	--	--	--
Amphiboles	Actinolite	$Ca_2(Mg,Fe)_5Si_8O_{22}(OH)_2$	--	--	2.1	19	16	48	48	42	--	12
	Cummingtonite	$(Mg,Fe)_7Si_8O_{22}(OH)_2$	--	--	--	4.2	--	2.2	1.3	7.1	--	3.5
	Amphibole (actinolite; cummingtonite)	$AB_2C_5((Si,Al,Ti)_8O_{22})(OH,F,Cl,O)_2$ A = Na, K, Ca, Pb^{2+} B = Li, Na, Mg, Fe^{2+}, Mn^{2+}, Ca C = Li, Na, Mg, Fe^{2+}, Mn^{2+}, Zn, Co, Ni, Al, Fe^{3+}, Cr^{3+}, Mn^{3+}, V^{3+}, Ti, Zr	--	--	--	--	--	--	--	--	--	--
	Hornblende	$(Ca,Na)_{2-3}(Mg,Fe,Al)_5Si_6(Si,Al)_2O_{22}(OH)_2$	--	--	--	--	--	--	--	--	--	--
	Magnesiohornblende	$Ca_2(Mg,Fe)_4Al(Si_7Al)O_{22}(OH,F)_2$	25	--	--	--	--	--	--	--	--	--
Pyroxenes	Diopside	$CaMgSi_2O_6$	0.60	1.2	1.5	1.4	--	--	--	--	--	1.7
Garnets	Pyrope	$Mg_3Al_2Si_3O_{12}$	--	--	--	--	--	--	--	--	--	--
	Spessartine	$Mn_3Al_2Si_3O_{12}$	--	--	--	--	--	--	--	--	--	--
	Almandine / Garnet	$Fe^{2+}{}_3Al_2(SiO_4)_3$	--	--	--	--	11	--	--	--	--	--
Tungstates	Scheelite	$CaWO_4$	--	--	--	--	--	--	--	--	--	--
Tourmalines	Dravite	$NaMg_3Al_6(BO_3)_3Si_6O_{18}(OH)_4$	--	--	--	--	--	--	--	--	--	--
Phosphates	Apatite	$Ca_5(PO_4)_3(F,Cl,OH)$	--	--	--	--	--	--	--	--	--	--
Sorosilicates	Epidote	$(CaCa)(AlAlFe^{3+})O[Si_2O_7][SiO_4](OH)$	--	--	1.6	--	--	--	--	--	--	--
	Clinozoisite	$Ca_2Al_3(SiO_4)_3(OH)$	--	--	--	--	--	--	--	--	--	--
	Total		100	100	100	100	100	100	100	100	100	100

Blank cells indicate that the mineral was not identified by the analyst and not included in the refinement calculation for the sample.

Zero values indicate that the mineral was included in the refinement but not identified by the analyst.

Bold italicized blue values indicate uncertainty in the reported value as reported by the analyzing laboratory.

The weight percent quantitied indicated have been normalized to a sum of 100%. The quantity of amorphous material has not been determined.

Classification as mine rock or ore-grade materials was based on gold content.

Table B-11. XRD Results

Group	Mineral/Compound	Sample ID	DX450020	DX450021	DX450024	DX450036	DX450038	DX450050	DX450065	DX450073	DX450076	DX450088
		Project Location	Underground	Underground	Underground	Underground	Underground	Underground	Underground	Central Pit	Underground	Central Pit
		Lithology	Basalt	Argillite	Basalt	Argillite	Felsic Volcanic	Felsic Volcanic	Basalt	Metasediment	Felsic Volcanic	Felsic Volcanic
		Class	Mine Rock	Mine Rock	Mine Rock	Mine Rock	Mine Rock	Ore-Grade	Mine Rock	Mine Rock	Mine Rock	Mine Rock
		XRD Units	(wt %)	(wt %)	(wt %)	(wt %)	(wt %)	(wt %)	(wt %)	(wt %)	(wt %)	(wt %)
Sulphides	Pyrite	FeS_2	--	2.7	0	--	3.1	0.40	--	--	5.9	2.3
	Marcasite	FeS_2	--	--	--	--	--	--	--	--	--	--
	Pyrrhotite	$Fe7S_8$	--	16	--	8.1	--	--	--	--	--	--
	Pyrrhotite-monoclinic	Fe_7S_8	--	--	--	--	--	--	--	--	--	--
	Pyrrhotite-hexagonal	Fe_7S_8	--	--	--	--	--	--	--	--	--	--
	Sphalerite	ZnS	--	--	--	--	--	--	--	--	5.2	--
	Galena	PbS	--	--	--	--	--	--	--	--	--	--
Sulphates	Jarosite	$KFe_3(SO_4)_2(OH)_6$	--	--	--	--	--	--	--	--	--	--
	Gypsum	$CaSO_4\ 2H_2O$	--	--	--	--	--	--	--	--	--	--
Carbonates	Calcite	$CaCO_3$	4.4	1.3	13	--	2.3	11	14	--	0.60	0.90
	Calcite magnesian	$(Ca,Mg)CO_3$	--	--	3.9	3.2	--	1.2	--	--	--	--
	Dolomite	$CaMg(CO_3)_2$	--	--	--	--	--	--	--	--	--	--
	Ankerite	$CaFe(CO_3)_2$	--	--	--	--	--	--	--	--	--	--
	Dolomite - Ankerite	$CaMg(CO_3)_2 - Ca(Fe^{2+},Mg,Mn)(CO_3)_2$	--	--	--	--	--	--	--	--	--	--
	Siderite	$FeCO_3$	--	--	--	--	--	--	--	--	--	--
	Rhodochrosite	$MnCO_3$	--	--	--	--	--	--	--	--	--	--
Feldspars	Microcline	$KAlSi_3O_8$	--	--	--	3.0	6.9	0.50	--	--	12	7.2
	Orthoclase	$KAlSi_3O_8$	--	--	--	--	--	--	--	--	--	--
	Potassium Feldspar	$KAlSi3O_8$	--	--	--	--	--	--	--	--	--	--
	Albite	$NaAlSi_3O_8$	32	36	25	30	43	47	27	44	9.9	40
	Anorthite	$CaAl_2Si_2O_8$	--	--	--	--	--	--	--	--	--	--
	Plagioclase	$(NaSi,CaAl)AlSi_2O_8$	--	--	--	--	--	--	--	--	--	--
Oxides	Ilmenite	$FeTiO_3$	0.50	0.20	1.8	0.40	--	0.90	0.30	--	--	--
	Magnetite	Fe_3O_4	--	--	--	0.70	--	--	--	0.40	0.80	--
	Rutile	TiO_2	--	--	--	--	--	--	--	--	--	--
	Goethite	αFeO·OH	0.90	--	--	--	--	--	--	--	--	--
	Hematite	Fe_2O_3	--	--	--	--	--	--	--	--	--	--
Silicates	Quartz	SiO_2	3.3	31	17	36	34	28	17	36	7.3	31
	Titanite	$CaTiSiO_5$	--	--	--	--	--	--	--	--	--	--
Phyllosilicates	Chlorite	$(Fe,(Mg,Mn)_5,Al)(Si_3Al)O_{10}(OH)_8$	12	3.4	3.1	2.5	--	3.7	9.8	2.8	3.3	0.10
	Clinochlore	$(Mg,Fe^{2+})5Al(Si_3Al)O_{10}(OH)_8$	--	--	--	--	--	--	--	--	--	--
	Muscovite	$KAl_2(AlSi_3O_{10})(OH)_2$	--	3.0	--	4.0	3.1	0	--	7.6	53	12
	Illite – Muscovite 2M1	$\sim K_{0.65}Al_{2.0}(Al_{0.65}Si_{3.35}O_{10})(OH)_2$	--	--	--	--	--	--	--	--	--	--
	Biotite	$K(Mg,Fe)_3(AlSi_3O_{10})(OH)_2$	--	6.8	--	9.5	4.7	2.9	--	9.7	2.2	4.5
	Talc	$Mg_3Si_4O_{10}(OH)_2$	--	--	--	--	--	1.7	--	--	--	--
	Phlogopite	$KMg_3(AlSi_3O_{10})(OH)_2$	--	--	--	--	--	--	--	--	--	--
	Kaolinite	$Al_2Si_2O_5(OH)_4$	--	--	--	--	--	--	--	--	--	--
	Biotite-Phlogopite	$K(Mg,Fe)_3(AlSi_3O_{10})(OH)_2$	--	--	--	--	--	--	--	--	--	--
	Petalite	$LiAlSi_4O_{10}$	--	--	--	--	--	--	--	--	--	--
Amphiboles	Actinolite	$Ca_2(Mg,Fe)_5Si_8O_{22}(OH)_2$	48	1.1	37	3.5	--	2.6	32	--	--	--
	Cummingtonite	$(Mg,Fe)_7Si_8O_{22}(OH)_2$	--	--	--	--	--	--	--	--	--	--
	Amphibole (actinolite; cummingtonite)	$AB_2C_5((Si,Al,Ti)_8O_{22})(OH,F,Cl,O)_2$ A = Na, K, Ca, Pb^{2+} B = Li, Na, Mg, Fe^{2+}, Mn^{2+}, Ca C = Li, Na, Mg, Fe^{2+}, Mn^{2+}, Zn, Co, Ni, Al, Fe^{3+}, Cr^{3+}, Mn^{3+}, V^{3+}, Ti, Zr	--	--	--	--	--	--	--	--	--	--
	Hornblende	$(Ca,Na)_{2-3}(Mg,Fe,Al)_5Si_6(Si,Al)_2O_{22}(OH)_2$	--	--	--	--	--	--	--	--	--	--
	Magnesiohornblende	$Ca_2(Mg,Fe)_4Al(Si_7Al)O_{22}(OH,F)_2$	--	--	--	--	--	--	--	--	--	--
Pyroxenes	Diopside	$CaMgSi_2O_6$	--	--	--	--	3.4	1.5	--	--	--	2.3
Garnets	Pyrope	$Mg_3Al_2Si_3O_{12}$	--	--	--	--	--	--	--	--	--	--
	Spessartine	$Mn_3Al_2Si_3O_{12}$	--	--	--	--	--	--	--	--	--	--
	Almandine / Garnet	$Fe^{2+}{}_3Al_2(SiO_4)_3$	--	--	--	--	--	--	--	--	--	--
Tungstates	Scheelite	$CaWO_4$	--	--	--	--	--	--	--	--	--	--
Tourmalines	Dravite	$NaMg_3Al_6(BO_3)_3Si_6O_{18}(OH)_4$	--	--	--	--	--	--	--	--	--	--
Phosphates	Apatite	$Ca_5(PO_4)_3(F,Cl,OH)$	--	--	--	--	--	--	--	--	--	--
Sorosilicates	Epidote	$(CaCa)(AlAlFe^{3+})O[Si_2O_7][SiO_4](OH)$	--	--	--	--	--	--	--	--	--	--
	Clinozoisite	$Ca_2Al_3(SiO_4)_3(OH)$	--	--	--	--	--	--	--	--	--	--
		Total	100	100	100	100	100	100	100	100	100	100

Blank cells indicate that the mineral was not identified by the analyst and not included in the refinement calculation for the sample.

Zero values indicate that the mineral was included in the refinement but not identified by the analyst.

Bold italicized blue values indicate uncertainty in the reported value as reported by the analyzing laboratory.

The weight percent quantitied indicated have been normalized to a sum of 100%. The quantity of amorphous material has not been determined.

Classification as mine rock or ore-grade materials was based on gold content.

Table B-11. XRD Results

Group	Mineral/Compound	Sample ID	DX450094	DX450096	DX450097	DX450099	DX450105	DX450111	DX450124	DX450128	DX450132	DX450134
		Project Location	Underground	Central Pit	Central Pit	Central Pit	Underground	Central Pit	Underground	Underground	Central Pit	Viggo Pit
		Lithology	Felsic Volcanic	Felsic Volcanic	Felsic Volcanic	Felsic Volcanic	Felsic Volcanic	Felsic Volcanic	Basalt	Basalt	Felsic Volcanic	Metasediment 2
		Class	Mine Rock	Ore-Grade	Mine Rock	Mine Rock	Mine Rock	Mine Rock	Mine Rock	Mine Rock	Mine Rock	Mine Rock
		XRD Units	(wt %)	(wt %)	(wt %)	(wt %)	(wt %)	(wt %)	(wt %)	(wt %)	(wt %)	(wt %)
Sulphides	Pyrite	FeS_2	--	3.0	--	0.90	2.0	0.10	--	--	0.90	0.40
	Marcasite	FeS_2	--	--	--	--	--	--	--	--	--	--
	Pyrrhotite	$Fe7S_8$	--	2.9	--	--	--	--	--	--	--	8.4
	Pyrrhotite-monoclinic	Fe_7S_8	--	--	--	--	--	--	--	--	--	--
	Pyrrhotite-hexagonal	Fe_7S_8	--	--	--	--	--	--	--	--	--	--
	Sphalerite	ZnS	--	3.0	0.30	--	--	--	--	--	--	--
	Galena	PbS	--	--	--	--	--	--	--	--	--	--
Sulphates	Jarosite	$KFe_3(SO_4)_2(OH)_6$	--	--	--	--	--	--	--	--	--	--
	Gypsum	$CaSO_4\ 2H_2O$	--	--	--	--	--	--	--	--	--	--
Carbonates	Calcite	$CaCO_3$	1.6	0.60	49	--	--	5.7	--	5.8	3.2	7.9
	Calcite magnesian	$(Ca,Mg)CO_3$	--	--	--	--	--	--	5.8	--	1.7	--
	Dolomite	$CaMg(CO_3)_2$	--	--	--	--	--	--	--	--	--	--
	Ankerite	$CaFe(CO_3)_2$	--	--	--	--	--	--	--	--	--	--
	Dolomite - Ankerite	$CaMg(CO_3)_2 - Ca(Fe^{2+},Mg,Mn)(CO_3)_2$	--	--	--	--	--	--	--	--	--	--
	Siderite	$FeCO_3$	--	--	--	--	--	--	--	--	--	--
	Rhodochrosite	$MnCO_3$	--	--	--	--	--	--	--	--	--	--
Feldspars	Microcline	$KAlSi_3O_8$	2.9	2.6	4.7	0.10	2.1	2.6	--	3.0	0.50	1.4
	Orthoclase	$KAlSi_3O_8$	--	--	--	--	--	--	--	--	--	--
	Potassium Feldspar	$KAlSi3O_8$	--	--	--	--	--	--	--	--	--	--
	Albite	$NaAlSi_3O_8$	40	7.8	14	4.9	7.9	43	29	15	9.0	24
	Anorthite	$CaAl_2Si_2O_8$	--	--	--	--	--	--	--	--	--	--
	Plagioclase	$(NaSi,CaAl)AlSi_2O_8$	--	--	--	--	--	--	--	--	--	--
Oxides	Ilmenite	$FeTiO_3$	--	--	--	--	0.30	--	1.0	1.7	--	--
	Magnetite	Fe_3O_4	--	--	--	--	--	--	--	--	--	--
	Rutile	TiO_2	--	--	--	--	--	--	--	--	--	--
	Goethite	αFeO·OH	--	--	--	--	--	--	--	--	--	--
	Hematite	Fe_2O_3	--	--	--	--	--	--	--	--	--	--
Silicates	Quartz	SiO_2	38	28	23	61	61	30	7.1	30	82	20
	Titanite	$CaTiSiO_5$	--	--	--	--	--	--	--	--	--	--
Phyllosilicates	Chlorite	$(Fe,(Mg,Mn)_5,Al)(Si_3Al)O_{10}(OH)_8$	1.3	1.7	2.5	--	--	3.1	3.9	6.8	0.70	7.1
	Clinochlore	$(Mg,Fe^{2+})5Al(Si_3Al)O_{10}(OH)_8$	--	--	--	--	--	--	--	--	--	--
	Muscovite	$KAl_2(AlSi_3O_{10})(OH)_2$	8.0	45	2.1	31	27	1.8	1.0	--	--	6.4
	Illite – Muscovite 2M1	$\sim K_{0.65}Al_{2.0}(Al_{0.65}Si_{3.35}O_{10})(OH)_2$	--	--	--	--	--	--	--	--	--	--
	Biotite	$K(Mg,Fe)_3(AlSi_3O_{10})(OH)_2$	5.5	1.8	2.4	0	0.80	13	0.80	3.7	2.5	8.4
	Talc	$Mg_3Si_4O_{10}(OH)_2$	--	--	--	--	--	--	--	--	--	--
	Phlogopite	$KMg_3(AlSi_3O_{10})(OH)_2$	--	--	--	--	--	--	--	--	--	--
	Kaolinite	$Al_2Si_2O_5(OH)_4$	--	--	--	--	--	--	--	--	--	--
	Biotite-Phlogopite	$K(Mg,Fe)_3(AlSi_3O_{10})(OH)_2$	--	--	--	--	--	--	--	--	--	--
	Petalite	$LiAlSi_4O_{10}$	--	--	--	--	--	--	--	--	--	--
Amphiboles	Actinolite	$Ca_2(Mg,Fe)_5Si_8O_{22}(OH)_2$	--	--	--	--	--	--	52	33	--	--
	Cummingtonite	$(Mg,Fe)_7Si_8O_{22}(OH)_2$	--	--	--	--	--	--	--	--	--	--
	Amphibole (actinolite; cummingtonite)	$AB_2C_5((Si,Al,Ti)_8O_{22})(OH,F,Cl,O)_2$ A = Na, K, Ca, Pb^{2+} B = Li, Na, Mg, Fe^{2+}, Mn^{2+}, Ca C = Li, Na, Mg, Fe^{2+}, Mn^{2+}, Zn, Co, Ni, Al, Fe^{3+}, Cr^{3+}, Mn^{3+}, V^{3+}, Ti, Zr	--	--	--	--	--	--	--	--	--	--
	Hornblende	$(Ca,Na)_{2-3}(Mg,Fe,Al)_5Si_6(Si,Al)_2O_{22}(OH)_2$	--	--	--	--	--	--	--	--	--	--
	Magnesiohornblende	$Ca_2(Mg,Fe)_4Al(Si_7Al)O_{22}(OH,F)_2$	--	--	--	--	--	--	--	--	--	--
Pyroxenes	Diopside	$CaMgSi_2O_6$	2.9	4.5	3.1	2.5	--	2.2	--	2.4	0.30	5.8
Garnets	Pyrope	$Mg_3Al_2Si_3O_{12}$	--	--	--	--	--	--	--	--	--	--
	Spessartine	$Mn_3Al_2Si_3O_{12}$	--	--	--	--	--	--	--	--	--	--
	Almandine / Garnet	$Fe^{2+}{}_3Al_2(SiO_4)_3$	--	--	--	--	--	--	--	--	--	--
Tungstates	Scheelite	$CaWO_4$	--	--	--	--	--	--	--	--	--	--
Tourmalines	Dravite	$NaMg_3Al_6(BO_3)_3Si_6O_{18}(OH)_4$	--	--	--	--	--	--	--	--	--	11
Phosphates	Apatite	$Ca_5(PO_4)_3(F,Cl,OH)$	--	--	--	--	--	--	--	--	--	--
Sorosilicates	Epidote	$(CaCa)(AlAlFe^{3+})O[Si_2O_7][SiO_4](OH)$	--	--	--	--	--	--	--	--	--	--
	Clinozoisite	$Ca_2Al_3(SiO_4)_3(OH)$	--	--	--	--	--	--	--	--	--	--
	Total		100	100	100	100	100	100	100	100	100	100

Blank cells indicate that the mineral was not identified by the analyst and not included in the refinement calculation for the sample.

Zero values indicate that the mineral was included in the refinement but not identified by the analyst.

Bold italicized blue values indicate uncertainty in the reported value as reported by the analyzing laboratory.

The weight percent quantitied indicated have been normalized to a sum of 100%. The quantity of amorphous material has not been determined.

Classification as mine rock or ore-grade materials was based on gold content.

Table B-11. XRD Results

Group	Mineral/Compound	Sample ID	DX450135	DX450139	DX450142	DX450147	DX450152	DX450154	DX450155	DX450160	DX450166	DX450173
		Project Location	Central Pit	Central Pit	Central Pit	Underground	Central Pit	Central Pit	Central Pit	Central Pit	Viggo Pit	Underground
		Lithology	Felsic Volcanic	Felsic Volcanic	Felsic Volcanic	Basalt	Metasediment 2	Metasediment 2	Felsic Volcanic	Metasediment 2	Felsic Volcanic	Fragmental 2
		Class	Mine Rock	Ore-Grade	Ore-Grade	Mine Rock	Mine Rock	Mine Rock	Mine Rock	Mine Rock	Mine Rock	Ore-Grade
		XRD Units	(wt %)	(wt %)	(wt %)	(wt %)	(wt %)	(wt %)	(wt %)	(wt %)	(wt %)	(wt %)
Sulphides	Pyrite	FeS_2	--	1.3	0.30	--	1.5	3.5	1.2	--	0.70	--
	Marcasite	FeS_2	--	--	--	--	--	--	--	--	--	--
	Pyrrhotite	$Fe7S_8$	--	--	--	--	--	--	--	--	--	--
	Pyrrhotite-monoclinic	Fe_7S_8	--	--	--	--	--	--	--	--	--	--
	Pyrrhotite-hexagonal	Fe_7S_8	--	--	--	--	--	--	--	--	--	--
	Sphalerite	ZnS	--	--	--	--	--	0.10	--	--	--	--
	Galena	PbS	--	0.30	--	--	--	--	--	--	--	--
Sulphates	Jarosite	$KFe_3(SO_4)_2(OH)_6$	--	--	--	--	--	--	--	--	--	--
	Gypsum	$CaSO_4\ 2H_2O$	--	--	--	--	--	--	--	--	--	--
Carbonates	Calcite	$CaCO_3$	1.2	48	3.2	--	0.20	0.10	1.9	--	0.70	1.2
	Calcite magnesian	$(Ca,Mg)CO_3$	--	--	--	3.0	--	--	--	--	--	--
	Dolomite	$CaMg(CO_3)_2$	--	--	--	--	--	--	--	--	--	--
	Ankerite	$CaFe(CO_3)_2$	--	0.40	--	--	--	--	--	--	--	--
	Dolomite - Ankerite	$CaMg(CO_3)_2 - Ca(Fe^{2+},Mg,Mn)(CO_3)_2$	--	--	--	--	--	--	--	--	--	--
	Siderite	$FeCO_3$	--	--	--	--	--	--	--	--	--	--
	Rhodochrosite	$MnCO_3$	--	--	--	--	--	--	--	--	--	--
Feldspars	Microcline	$KAlSi_3O_8$	2.6	0.30	7.5	--	4.0	--	6.9	--	4.2	0.10
	Orthoclase	$KAlSi_3O_8$	--	--	--	--	--	--	--	--	--	--
	Potassium Feldspar	$KAlSi3O_8$	--	--	--	--	--	--	--	--	--	--
	Albite	$NaAlSi_3O_8$	31	20	53	37	24	30	36	21	9.7	40
	Anorthite	$CaAl_2Si_2O_8$	--	--	--	--	--	--	--	--	--	--
	Plagioclase	$(NaSi,CaAl)AlSi_2O_8$	--	--	--	--	--	--	--	--	--	--
Oxides	Ilmenite	$FeTiO_3$	--	--	--	0.70	--	--	--	--	--	0.80
	Magnetite	Fe_3O_4	--	--	--	--	--	--	--	--	--	--
	Rutile	TiO_2	--	--	--	--	--	--	--	--	--	--
	Goethite	αFeO·OH	--	--	--	--	--	--	--	--	--	--
	Hematite	Fe_2O_3	--	--	--	--	--	--	--	--	--	--
Silicates	Quartz	SiO_2	47	25	32	12	38	37	41	40	50	41
	Titanite	$CaTiSiO_5$	--	--	--	--	--	--	--	--	--	--
Phyllosilicates	Chlorite	$(Fe,(Mg,Mn)_5,Al)(Si_3Al)O_{10}(OH)_8$	--	1.0	0.40	0.60	5.4	3.6	2.2	5.4	--	--
	Clinochlore	$(Mg,Fe^{2+})5Al(Si_3Al)O_{10}(OH)_8$	--	--	--	--	--	--	--	--	--	--
	Muscovite	$KAl_2(AlSi_3O_{10})(OH)_2$	12	0	3.8	0	15	19	3.8	16	24	11
	Illite – Muscovite 2M1	$\sim K_{0.65}Al_{2.0}(Al_{0.65}Si_{3.35}O_{10})(OH)_2$	--	--	--	--	--	--	--	--	--	--
	Biotite	$K(Mg,Fe)_3(AlSi_3O_{10})(OH)_2$	3.9	0.30	--	4.6	5.3	4.0	4.4	15	7.5	3.9
	Talc	$Mg_3Si_4O_{10}(OH)_2$	--	--	--	--	--	--	--	--	--	--
	Phlogopite	$KMg_3(AlSi_3O_{10})(OH)_2$	--	--	--	--	--	--	--	--	--	--
	Kaolinite	$Al_2Si_2O_5(OH)_4$	--	--	--	--	--	--	--	--	--	--
	Biotite-Phlogopite	$K(Mg,Fe)_3(AlSi_3O_{10})(OH)_2$	--	--	--	--	--	--	--	--	--	--
	Petalite	$LiAlSi_4O_{10}$	--	--	--	--	--	--	--	--	--	--
Amphiboles	Actinolite	$Ca_2(Mg,Fe)_5Si_8O_{22}(OH)_2$	--	3.4	--	39	3.8	--	--	--	--	--
	Cummingtonite	$(Mg,Fe)_7Si_8O_{22}(OH)_2$	--	--	--	--	--	--	--	--	--	--
	Amphibole (actinolite; cummingtonite)	$AB_2C_5((Si,Al,Ti)_8O_{22})(OH,F,Cl,O)_2$ A = Na, K, Ca, Pb^{2+} B = Li, Na, Mg, Fe^{2+}, Mn^{2+}, Ca C = Li, Na, Mg, Fe^{2+}, Mn^{2+}, Zn, Co, Ni, Al, Fe^{3+}, Cr^{3+}, Mn^{3+}, V^{3+}, Ti, Zr	--	--	--	--	--	--	--	--	--	--
	Hornblende	$(Ca,Na)_{2-3}(Mg,Fe,Al)_5Si_6(Si,Al)_2O_{22}(OH)_2$	--	--	--	--	--	--	--	--	--	--
	Magnesiohornblende	$Ca_2(Mg,Fe)_4Al(Si_7Al)O_{22}(OH,F)_2$	--	--	--	--	--	--	--	--	--	--
Pyroxenes	Diopside	$CaMgSi_2O_6$	2.9	--	--	3.2	2.4	2.0	2.4	3.5	3.6	1.7
Garnets	Pyrope	$Mg_3Al_2Si_3O_{12}$	--	--	--	--	--	--	--	--	--	--
	Spessartine	$Mn_3Al_2Si_3O_{12}$	--	--	--	--	--	--	--	--	--	--
	Almandine / Garnet	$Fe^{2+}{}_3Al_2(SiO_4)_3$	--	--	--	--	--	--	--	--	--	--
Tungstates	Scheelite	$CaWO_4$	--	0.50	--	--	--	--	--	--	--	--
Tourmalines	Dravite	$NaMg_3Al_6(BO_3)_3Si_6O_{18}(OH)_4$	--	--	--	--	--	--	--	--	--	--
Phosphates	Apatite	$Ca_5(PO_4)_3(F,Cl,OH)$	--	--	--	--	--	--	--	--	--	--
Sorosilicates	Epidote	$(CaCa)(AlAlFe^{3+})O[Si_2O_7][SiO_4](OH)$	--	--	--	--	--	--	--	--	--	--
	Clinozoisite	$Ca_2Al_3(SiO_4)_3(OH)$	--	--	--	--	--	--	--	--	--	--
		Total	100	100	100	100	100	100	100	100	100	100

Blank cells indicate that the mineral was not identified by the analyst and not included in the refinement calculation for the sample.

Zero values indicate that the mineral was included in the refinement but not identified by the analyst.

Bold italicized blue values indicate uncertainty in the reported value as reported by the analyzing laboratory.

The weight percent quantitied indicated have been normalized to a sum of 100%. The quantity of amorphous material has not been determined.

Classification as mine rock or ore-grade materials was based on gold content.

Table B-11. XRD Results

Group	Mineral/Compound	Sample ID	DX450174	DX450185	DX450193	DX450201	DX450217	DX450221	DX450226	DX450232	DX550060	DX550063
		Project Location	Underground	Underground	Underground	Underground	Central Pit	Central Pit	Central Pit	Central Pit	Underground	Underground
		Lithology	Felsic Volcanic	Metasediment 2	Fragmental 1	Basalt	Felsic Volcanic	Felsic Volcanic	Felsic Volcanic	Felsic Volcanic	Basalt	Metasediment 3
		Class	Mine Rock	Mine Rock	Mine Rock	Mine Rock	Ore-Grade	Mine Rock	Ore-Grade	Mine Rock	Mine Rock	Mine Rock
		XRD Units	(wt %)	(wt %)	(wt %)	(wt %)	(wt %)	(wt %)	(wt %)	(wt %)	(wt %)	(wt %)
Sulphides	Pyrite	FeS_2	--	--	5.0	--	0.80	0.50	1.8	1.0	--	0.40
	Marcasite	FeS_2	--	--	--	--	--	--	--	--	--	--
	Pyrrhotite	$Fe7S_8$	--	--	--	--	--	--	--	--	6.4	2.2
	Pyrrhotite-monoclinic	Fe_7S_8	--	--	--	--	--	--	--	--	--	--
	Pyrrhotite-hexagonal	Fe_7S_8	--	--	--	--	--	--	--	--	--	--
	Sphalerite	ZnS	--	--	--	--	--	--	--	--	--	--
	Galena	PbS	--	--	--	--	--	--	--	--	--	--
Sulphates	Jarosite	$KFe_3(SO_4)_2(OH)_6$	--	--	--	--	--	--	--	--	--	--
	Gypsum	$CaSO_4\ 2H_2O$	--	--	--	--	--	--	--	--	--	--
Carbonates	Calcite	$CaCO_3$	3.7	0.90	1.0	2.9	1.9	0.90	0.20	1.4	--	--
	Calcite magnesian	$(Ca,Mg)CO_3$	--	--	--	--	--	--	--	--	10	--
	Dolomite	$CaMg(CO_3)_2$	--	--	--	--	--	--	--	--	--	--
	Ankerite	$CaFe(CO_3)_2$	--	--	--	--	--	0.80	--	--	--	--
	Dolomite - Ankerite	$CaMg(CO_3)_2 - Ca(Fe^{2+},Mg,Mn)(CO_3)_2$	--	--	--	--	--	--	--	--	--	--
	Siderite	$FeCO_3$	--	--	--	--	--	--	--	--	--	--
	Rhodochrosite	$MnCO_3$	--	--	--	--	--	--	--	--	--	--
Feldspars	Microcline	$KAlSi_3O_8$	0.20	4.5	3.9	--	14	4.4	6.9	3.1	1.1	1.1
	Orthoclase	$KAlSi_3O_8$	--	--	--	--	--	--	--	--	--	--
	Potassium Feldspar	$KAlSi3O_8$	--	--	--	--	--	--	--	--	--	--
	Albite	$NaAlSi_3O_8$	45	34	28	34	32	43	2.4	46	28	25
	Anorthite	$CaAl_2Si_2O_8$	--	--	--	--	--	--	--	--	--	--
	Plagioclase	$(NaSi,CaAl)AlSi_2O_8$	--	--	--	--	--	--	--	--	--	--
Oxides	Ilmenite	$FeTiO_3$	0.90	--	--	0.30	--	--	--	--	2.0	--
	Magnetite	Fe_3O_4	--	--	--	--	--	--	--	--	--	--
	Rutile	TiO_2	--	--	--	--	--	--	--	--	--	--
	Goethite	αFeO·OH	--	--	--	--	--	--	--	--	--	--
	Hematite	Fe_2O_3	--	--	--	--	--	--	--	--	--	--
Silicates	Quartz	SiO_2	40	41	40	1.2	37	20	60	35	13	45
	Titanite	$CaTiSiO_5$	--	--	--	--	--	--	--	--	--	--
Phyllosilicates	Chlorite	$(Fe,(Mg,Mn)_5,Al)(Si_3Al)O_{10}(OH)_8$	1.8	--	--	5.8	0.10	7.5	--	0.60	3.6	0.30
	Clinochlore	$(Mg,Fe^{2+})5Al(Si_3Al)O_{10}(OH)_8$	--	--	--	--	--	--	--	--	--	--
	Muscovite	$KAl_2(AlSi_3O_{10})(OH)_2$	0.50	5.8	12	--	8.3	2.3	25	4.3	0.40	15
	Illite – Muscovite 2M1	$\sim K_{0.65}Al_{2.0}(Al_{0.65}Si_{3.35}O_{10})(OH)_2$	--	--	--	--	--	--	--	--	--	--
	Biotite	$K(Mg,Fe)_3(AlSi_3O_{10})(OH)_2$	1.7	7.7	7.1	1.3	6.3	5.9	0.50	7.1	4.8	11
	Talc	$Mg_3Si_4O_{10}(OH)_2$	--	--	--	--	--	--	--	--	--	--
	Phlogopite	$KMg_3(AlSi_3O_{10})(OH)_2$	--	--	--	--	--	--	--	--	--	--
	Kaolinite	$Al_2Si_2O_5(OH)_4$	--	--	--	--	--	--	--	--	--	--
	Biotite-Phlogopite	$K(Mg,Fe)_3(AlSi_3O_{10})(OH)_2$	--	--	--	--	--	--	--	--	--	--
	Petalite	$LiAlSi_4O_{10}$	--	--	--	--	--	--	--	--	--	--
Amphiboles	Actinolite	$Ca_2(Mg,Fe)_5Si_8O_{22}(OH)_2$	2.2	3.5	--	55	--	12	--	--	23	--
	Cummingtonite	$(Mg,Fe)_7Si_8O_{22}(OH)_2$	4.1	--	--	--	--	--	--	--	8.9	--
	Amphibole (actinolite; cummingtonite)	$AB_2C_5((Si,Al,Ti)_8O_{22})(OH,F,Cl,O)_2$ A = Na, K, Ca, Pb^{2+} B = Li, Na, Mg, Fe^{2+}, Mn^{2+}, Ca C = Li, Na, Mg, Fe^{2+}, Mn^{2+}, Zn, Co, Ni, Al, Fe^{3+}, Cr^{3+}, Mn^{3+}, V^{3+}, Ti, Zr	--	--	--	--	--	--	--	--	--	--
	Hornblende	$(Ca,Na)_{2-3}(Mg,Fe,Al)_5Si_6(Si,Al)_2O_{22}(OH)_2$	--	--	--	--	--	--	--	--	--	--
	Magnesiohornblende	$Ca_2(Mg,Fe)_4Al(Si_7Al)O_{22}(OH,F)_2$	--	--	--	--	--	--	--	--	--	--
Pyroxenes	Diopside	$CaMgSi_2O_6$	--	2.9	3.0	--	--	3.0	3.5	2.1	--	2.0
Garnets	Pyrope	$Mg_3Al_2Si_3O_{12}$	--	--	--	--	--	--	--	--	--	--
	Spessartine	$Mn_3Al_2Si_3O_{12}$	--	--	--	--	--	--	--	--	--	--
	Almandine / Garnet	$Fe^{2+}{}_3Al_2(SiO_4)_3$	--	--	--	--	--	--	--	--	--	--
Tungstates	Scheelite	$CaWO_4$	--	--	--	--	--	--	--	--	--	--
Tourmalines	Dravite	$NaMg_3Al_6(BO_3)_3Si_6O_{18}(OH)_4$	--	--	--	--	--	--	--	--	--	--
Phosphates	Apatite	$Ca_5(PO_4)_3(F,Cl,OH)$	--	--	--	--	--	--	--	--	--	--
Sorosilicates	Epidote	$(CaCa)(AlAlFe^{3+})O[Si_2O_7][SiO_4](OH)$	--	--	--	--	--	--	--	--	--	--
	Clinozoisite	$Ca_2Al_3(SiO_4)_3(OH)$	--	--	--	--	--	--	--	--	--	--
	Total		100	100	100	100	100	100	100	100	100	100

Blank cells indicate that the mineral was not identified by the analyst and not included in the refinement calculation for the sample.

Zero values indicate that the mineral was included in the refinement but not identified by the analyst.

Bold italicized blue values indicate uncertainty in the reported value as reported by the analyzing laboratory.

The weight percent quantitied indicated have been normalized to a sum of 100%. The quantity of amorphous material has not been determined.

Classification as mine rock or ore-grade materials was based on gold content.

Table B-11. XRD Results

Group	Mineral/Compound	Sample ID	DX550065	DX550072	DX550074	DX550078	DX550080	DX550081	DX550083	DX550085	DX550107	DX550108
		Project Location	Underground	Underground	Underground	Underground	Underground	Underground	Underground	Underground	Underground	Underground
		Lithology	Metasediment 2	Basalt	Metasediment 2	elsic Fragmental	elsic Volcanic	elsic Volcanic	elsic Volcanic	elsic Volcanic	elsic Volcanic	elsic Volcanic
		Class	Mine Rock	Mine Rock	Mine Rock	Mine Rock	Mine Rock	Mine Rock	Mine Rock	Mine Rock	Mine Rock	Mine Rock
		XRD Units	(wt %)	(wt %)	(wt %)	(wt %)	(wt %)	(wt %)	(wt %)	(wt %)	(wt %)	(wt %)
Sulphides	Pyrite	FeS_2	0.20	--	2.3	--	0.60	1.0	--	1.6	3.4	2.1
	Marcasite	FeS_2	--	--	--	--	--	--	--	--	--	--
	Pyrrhotite	Fe7S_8	3.3	--	--	--	--	--	2.4	--	--	--
	Pyrrhotite-monoclinic	Fe_7S_8	--	--	--	--	--	--	--	--	--	--
	Pyrrhotite-hexagonal	Fe_7S_8	--	--	--	--	--	--	--	--	--	--
	Sphalerite	ZnS	--	--	--	--	--	--	--	--	--	--
	Galena	PbS	--	--	--	--	--	--	--	--	--	--
Sulphates	Jarosite	$KFe_3(SO_4)_2(OH)_6$	--	0.60	--	--	--	--	--	--	--	--
	Gypsum	$CaSO_4$ $2H_2O$	--	--	--	--	--	--	--	--	--	--
Carbonates	Calcite	$CaCO_3$	1.5	5.0	2.5	0.80	2.5	2.8	--	--	--	3.3
	Calcite magnesian	$(Ca,Mg)CO_3$	1.5	--	--	--	--	--	5.3	3.6	0.60	--
	Dolomite	$CaMg(CO_3)_2$	--	--	--	--	--	--	--	--	--	--
	Ankerite	$CaFe(CO_3)_2$	--	--	--	--	--	--	--	--	--	--
	Dolomite - Ankerite	$CaMg(CO_3)_2 – Ca(Fe^{2+},Mg,Mn)(CO_3)_2$	--	--	--	--	--	--	--	--	--	--
	Siderite	$FeCO_3$	--	--	--	--	--	--	--	--	--	--
	Rhodochrosite	$MnCO_3$	--	--	--	--	--	--	--	--	--	--
Feldspars	Microcline	$KAlSi_3O_8$	2.7	1.1	0.40	--	2.3	13	1.2	0.50	11	3.3
	Orthoclase	$KAlSi_3O_8$	--	--	--	--	--	--	--	--	--	--
	Potassium Feldspar	KAlSi3O_8	--	--	--	--	--	--	--	--	--	--
	Albite	$NaAlSi_3O_8$	20	10	18	38	39	29	69	61	38	40
	Anorthite	$CaAl_2Si_2O_8$	--	--	--	--	--	--	--	--	--	--
	Plagioclase	$(NaSi,CaAl)AlSi_2O_8$	--	--	--	--	--	--	--	--	--	--
Oxides	Ilmenite	$FeTiO_3$	--	1.9	--	0.60	--	--	--	--	0	--
	Magnetite	Fe_3O_4	--	--	--	3.5	--	--	--	--	--	--
	Rutile	TiO_2	--	--	0.60	--	--	--	--	--	--	--
	Goethite	αFeO·OH	--	--	--	--	--	--	--	--	--	--
	Hematite	Fe_2O_3	--	--	--	--	--	--	--	--	--	--
Silicates	Quartz	SiO_2	38	8.9	33	28	38	40	18	32	38	40
	Titanite	$CaTiSiO_5$	--	--	--	--	--	--	--	--	--	--
Phyllosilicates	Chlorite	$(Fe,(Mg,Mn)_5,Al)(Si_3Al)O_{10}(OH)_8$	0.40	6.5	7.1	2.3	--	0.20	--	--	--	--
	Clinochlore	$(Mg,Fe^{2+})5Al(Si_3Al)O_{10}(OH)_8$	--	--	--	--	--	--	--	--	--	--
	Muscovite	$KAl_2(AlSi_3O_{10})(OH)_2$	1.1	1.4	16	1.7	12	9.1	0.30	0	7.1	5.5
	Illite – Muscovite 2M1	$~K_{0.65}Al_{2.0}(Al_{0.65}Si_{3.35}O_{10})(OH)_2$	--	--	--	--	--	--	--	--	--	--
	Biotite	$K(Mg,Fe)_3(AlSi_3O_{10})(OH)_2$	7.3	5.9	6.7	9.7	2.1	1.3	1.5	1.8	2.6	4.2
	Talc	$Mg_3Si_4O_{10}(OH)_2$	--	--	--	--	--	--	--	--	--	--
	Phlogopite	$KMg_3(AlSi_3O_{10})(OH)_2$	--	--	--	--	--	--	--	--	--	--
	Kaolinite	$Al_2Si_2O_5(OH)_4$	--	--	--	--	--	--	--	--	--	--
	Biotite-Phlogopite	$K(Mg,Fe)_3(AlSi_3O_{10})(OH)_2$	--	--	--	--	--	--	--	--	--	--
	Petalite	$LiAlSi_4O_{10}$	--	--	--	--	--	--	--	--	--	--
Amphiboles	Actinolite	$Ca_2(Mg,Fe)_5Si_8O_{22}(OH)_2$	8.7	51	--	3.7	--	--	2.1	--	--	--
	Cummingtonite	$(Mg,Fe)_7Si_8O_{22}(OH)_2$	--	--	--	2.4	--	--	--	--	--	--
	Amphibole (actinolite; cummingtonite)	$AB_2C_5((Si,Al,Ti)_8O_{22})(OH,F,Cl,O)_2$ A = Na, K, Ca, Pb^{2+} B = Li, Na, Mg, Fe^{2+}, Mn^{2+}, Ca C = Li, Na, Mg, Fe^{2+}, Mn^{2+}, Zn, Co, Ni, Al, Fe^{3+}, Cr^{3+}, Mn^{3+}, V^{3+}, Ti, Zr	--	--	--	--	--	--	--	--	--	--
	Hornblende	$(Ca,Na)_{2-3}(Mg,Fe,Al)_5Si_6(Si,Al)_2O_{22}(OH)_2$	--	--	--	--	--	--	--	--	--	--
	Magnesiohornblende	$Ca_2(Mg,Fe)_4Al(Si_7Al)O_{22}(OH,F)_2$	--	--	--	--	--	--	--	--	--	--
Pyroxenes	Diopside	$CaMgSi_2O_6$	2.5	2.7	2.5	4.5	4.2	3.4	0.90	--	--	2.5
Garnets	Pyrope	$Mg_3Al_2Si_3O_{12}$	13	--	12	6.0	--	0.90	--	--	--	--
	Spessartine	$Mn_3Al_2Si_3O_{12}$	--	5.6	--	--	--	--	--	--	--	--
	Almandine / Garnet	$Fe^{2+}{}_3Al_2(SiO_4)_3$	--	--	--	--	--	--	--	--	--	--
Tungstates	Scheelite	$CaWO_4$	--	--	--	--	--	--	--	--	--	--
Tourmalines	Dravite	$NaMg_3Al_6(BO_3)_3Si_6O_{18}(OH)_4$	--	--	--	--	--	--	--	--	--	--
Phosphates	Apatite	$Ca_5(PO_4)_3(F,Cl,OH)$	--	--	--	--	--	--	--	--	--	--
Sorosilicates	Epidote	$(CaCa)(AlAlFe^{3+})O[Si_2O_7][SiO_4](OH)$	--	--	--	--	--	--	--	--	--	--
	Clinozoisite	$Ca_2Al_3(SiO_4)_3(OH)$	--	--	--	--	--	--	--	--	--	--
	Total		100	100	100	100	100	100	100	100	100	100

Blank cells indicate that the mineral was not identified by the analyst and not included in the refinement calculation for the sample.

Zero values indicate that the mineral was included in the refinement but not identified by the analyst.

Bold italicized blue values indicate uncertainty in the reported value as reported by the analyzing laboratory.

The weight percent quantitied indicated have been normalized to a sum of 100%. The quantity of amorphous material has not been determined.

Classification as mine rock or ore-grade materials was based on gold content.

Table B-11. XRD Results

Group	Mineral/Compound	Sample ID	DX550069	DX550051	DX550097	DX450052	DX450204	DX450176	DX450181	DX450002	DX450108	DX450186
		Project Location	Underground	Underground	Underground	Central Pit	Central Pit	Central Pit	Central Pit	Underground	Central Pit	Underground
		Lithology	Metasediment 3	Basalt	Basalt	Felsic Volcanic	Felsic Volcanic	Felsic Volcanic	Felsic Volcanic	Felsic Volcanic	Felsic Volcanic	Felsic Volcanic
		Class	Mine Rock	Mine Rock	Mine Rock	Mine Rock	Mine Rock	Mine Rock	Mine Rock	Mine Rock	Mine Rock	Mine Rock
		XRD Units	(wt %)	(wt %)	(wt %)	(wt %)	(wt %)	(wt %)	(wt %)	(wt %)	(wt %)	(wt %)
Sulphides	Pyrite	FeS_2	--	1.0	--	4.0	0.60	2.5	0.20	0.20	0.50	0.1
	Marcasite	FeS_2	--	--	--	--	--	--	--	--	--	--
	Pyrrhotite	$Fe7S_8$	--	1.1	5.7	--	--	--	0.80	--	--	1.4
	Pyrrhotite-monoclinic	Fe_7S_8	--	--	--	--	--	--	--	--	--	--
	Pyrrhotite-hexagonal	Fe_7S_8	--	--	--	--	--	--	--	--	--	--
	Sphalerite	ZnS	--	--	--	0.80	0.20	1.2	0	--	--	--
	Galena	PbS	--	--	--	0.60	--	0	0	--	--	--
Sulphates	Jarosite	$KFe_3(SO_4)_2(OH)_6$	--	--	--	--	--	--	--	--	--	--
	Gypsum	$CaSO_4\ 2H_2O$	--	--	--	--	--	--	--	--	--	--
Carbonates	Calcite	$CaCO_3$	--	11	--	1.2	1.3	0.40	1.5	4.1	4.8	3.5
	Calcite magnesian	$(Ca,Mg)CO_3$	--	--	6.9	--	--	--	--	--	--	--
	Dolomite	$CaMg(CO_3)_2$	--	--	--	--	--	--	--	--	--	--
	Ankerite	$CaFe(CO_3)_2$	--	--	--	--	--	--	--	--	1.3	0.50
	Dolomite - Ankerite	$CaMg(CO_3)_2 - Ca(Fe^{2+},Mg,Mn)(CO_3)_2$	--	--	--	--	--	--	--	--	--	--
	Siderite	$FeCO_3$	--	--	--	--	--	--	--	--	--	--
	Rhodochrosite	$MnCO_3$	--	--	--	--	--	--	--	--	--	--
Feldspars	Microcline	$KAlSi_3O_8$	2.7	3.4	--	8.6	3.5	4.2	4.8	5.1	1.1	3.0
	Orthoclase	$KAlSi_3O_8$	--	--	--	--	--	--	--	--	--	--
	Potassium Feldspar	$KAlSi3O_8$	--	--	--	--	--	--	--	--	--	--
	Albite	$NaAlSi_3O_8$	31	25	7.4	--	--	--	--	--	--	--
	Anorthite	$CaAl_2Si_2O_8$	--	--	--	--	--	--	--	--	--	--
	Plagioclase	$(NaSi,CaAl)AlSi_2O_8$	--	--	--	13	27	14	38	40	51	44
Oxides	Ilmenite	$FeTiO_3$	--	0	1.6	0.2	0.4	0.40	0.20	0.70	0.80	0.40
	Magnetite	Fe_3O_4	--	--	--	0.2	0.2	--	0.20	0.20	0.40	0.20
	Rutile	TiO_2	--	--	--	0.4	0.2	--	0.80	--	--	--
	Goethite	αFeO·OH	--	--	--	--	--	--	--	--	--	--
	Hematite	Fe_2O_3	--	--	--	0.70	--	--	0.100	0.30	0.20	0.10
Silicates	Quartz	SiO_2	45	27	22	42	33	42	29	28	24	36
	Titanite	$CaTiSiO_5$	--	--	--	--	--	--	--	--	--	--
Phyllosilicates	Chlorite	$(Fe,(Mg,Mn)_5,Al)(Si_3Al)O_{10}(OH)_8$	0.100	7.5	2.7	0.60	1.1	2.2	2.1	2.0	1.0	0.70
	Clinochlore	$(Mg,Fe^{2+})5Al(Si_3Al)O_{10}(OH)_8$	--	--	--	--	--	--	--	--	--	--
	Muscovite	$KAl_2(AlSi_3O_{10})(OH)_2$	17	3.2	0.20	21	19	25	10	8.5	7.6	8.7
	Illite – Muscovite 2M1	$\sim K_{0.65}Al_{2.0}(Al_{0.65}Si_{3.35}O_{10})(OH)_2$	--	--	--	--	--	--	--	--	--	--
	Biotite	$K(Mg,Fe)_3(AlSi_3O_{10})(OH)_2$	2.5	2.5	1.4	2.5	8.8	2.4	9.0	9.3	8.0	2.6
	Talc	$Mg_3Si_4O_{10}(OH)_2$	--	--	--	--	--	--	--	--	--	--
	Phlogopite	$KMg_3(AlSi_3O_{10})(OH)_2$	--	--	--	--	--	--	--	--	--	--
	Kaolinite	$Al_2Si_2O_5(OH)_4$	--	--	--	--	--	--	--	--	--	--
	Biotite-Phlogopite	$K(Mg,Fe)_3(AlSi_3O_{10})(OH)_2$	--	--	--	--	--	--	--	--	--	--
	Petalite	$LiAlSi_4O_{10}$	--	--	--	--	--	--	--	--	--	--
Amphiboles	Actinolite	$Ca_2(Mg,Fe)_5Si_8O_{22}(OH)_2$	--	19	43	--	3.1	1.2	1.3	--	--	--
	Cummingtonite	$(Mg,Fe)_7Si_8O_{22}(OH)_2$	--	--	6.1	--	--	--	--	--	--	--
	Amphibole (actinolite; cummingtonite)	$AB_2C_5((Si,Al,Ti)_8O_{22})(OH,F,Cl,O)_2$ A = Na, K, Ca, Pb^{2+} B = Li, Na, Mg, Fe^{2+}, Mn^{2+}, Ca C = Li, Na, Mg, Fe^{2+}, Mn^{2+}, Zn, Co, Ni, Al, Fe^{3+}, Cr^{3+}, Mn^{3+}, V^{3+}, Ti, Zr	--	--	--	--	--	--	--	--	--	--
	Hornblende	$(Ca,Na)_{2-3}(Mg,Fe,Al)_5Si_6(Si,Al)_2O_{22}(OH)_2$	--	--	--	--	--	--	--	--	--	--
	Magnesiohornblende	$Ca_2(Mg,Fe)_4Al(Si_7Al)O_{22}(OH,F)_2$	--	--	--	--	--	--	--	--	--	--
Pyroxenes	Diopside	$CaMgSi_2O_6$	2.6	--	--	4.5	3.1	6.1	3.1	2.4	--	--
Garnets	Pyrope	$Mg_3Al_2Si_3O_{12}$	--	--	--	--	--	--	--	--	--	--
	Spessartine	$Mn_3Al_2Si_3O_{12}$	--	--	3.5	--	--	--	--	--	--	--
	Almandine / Garnet	$Fe^{2+}{}_3Al_2(SiO_4)_3$	--	--	--	--	--	--	--	--	--	--
Tungstates	Scheelite	$CaWO_4$	--	--	--	--	--	--	--	--	--	--
Tourmalines	Dravite	$NaMg_3Al_6(BO_3)_3Si_6O_{18}(OH)_4$	--	--	--	--	--	--	--	--	--	--
Phosphates	Apatite	$Ca_5(PO_4)_3(F,Cl,OH)$	--	--	--	--	--	--	--	--	--	--
Sorosilicates	Epidote	$(CaCa)(AlAlFe^{3+})O[Si_2O_7][SiO_4](OH)$	--	--	--	--	--	--	--	--	--	--
	Clinozoisite	$Ca_2Al_3(SiO_4)_3(OH)$	--	--	--	--	--	--	--	--	--	--
	Total		100	100	100	100	100	100	100	100	100	100

Blank cells indicate that the mineral was not identified by the analyst and not included in the refinement calculation for the sample.

Zero values indicate that the mineral was included in the refinement but not identified by the analyst.

Bold italicized blue values indicate uncertainty in the reported value as reported by the analyzing laboratory.

The weight percent quantitied indicated have been normalized to a sum of 100%. The quantity of amorphous material has not been determined.

Classification as mine rock or ore-grade materials was based on gold content.

Table B-11. XRD Results

Group	Mineral/Compound	Sample ID	DX450118	DX450159	DX450171	DX450032	DX550064	DX450008	DX550056	DX550101	DX450022	DX450077
		Project Location	Underground	Central Pit	Underground	Underground	Underground	Central Pit	Underground	Underground	Underground	Underground
		Lithology	Felsic Volcanic	Felsic Volcanic	Metasediment 2	Metasediment 3	Metasediment	Felsic Volcanic	Basalt	Basalt	Basalt	Basalt
		Class	Mine Rock	Mine Rock	Mine Rock	Mine Rock	Mine Rock	Mine Rock	Mine Rock	Mine Rock	Mine Rock	Mine Rock
		XRD Units	(wt %)	(wt %)	(wt %)	(wt %)	(wt %)	(wt %)	(wt %)	(wt %)	(wt %)	(wt %)
Sulphides	Pyrite	FeS_2	0	1.5	1.4	--	0.20	0.1	0.40	0.40	0.30	0.20
	Marcasite	FeS_2	--	--	--	--	--	--	--	--	--	--
	Pyrrhotite	$Fe7S_8$	--	--	--	--	--	--	--	0.80	--	--
	Pyrrhotite-monoclinic	Fe_7S_8	--	--	--	--	--	--	--	--	--	--
	Pyrrhotite-hexagonal	Fe_7S_8	--	--	--	--	--	--	--	--	--	--
	Sphalerite	ZnS	--	--	--	--	--	--	--	--	--	--
	Galena	PbS	--	--	--	--	--	--	--	--	--	--
Sulphates	Jarosite	$KFe_3(SO_4)_2(OH)_6$	--	--	--	--	--	--	--	--	--	--
	Gypsum	$CaSO_4\ 2H_2O$	--	--	--	--	--	--	--	--	--	--
Carbonates	Calcite	$CaCO_3$	2.7	1.3	0.70	0.30	3.6	0.80	5.9	6.0	9.2	8.0
	Calcite magnesian	$(Ca,Mg)CO_3$	--	--	--	--	--	--	--	--	--	--
	Dolomite	$CaMg(CO_3)_2$	--	--	--	--	--	--	--	--	--	--
	Ankerite	$CaFe(CO_3)_2$	0.50	0	--	--	--	0	0.30	0	0.40	0.50
	Dolomite - Ankerite	$CaMg(CO_3)_2 - Ca(Fe^{2+},Mg,Mn)(CO_3)_2$	--	--	--	--	--	--	--	--	--	--
	Siderite	$FeCO_3$	--	--	--	--	--	--	--	--	--	--
	Rhodochrosite	$MnCO_3$	--	--	--	--	--	--	--	--	--	--
Feldspars	Microcline	$KAlSi_3O_8$	2.8	4.9	1.9	1.6	4.5	4.8	--	--	1.7	1.9
	Orthoclase	$KAlSi_3O_8$	--	--	--	--	--	--	--	--	--	--
	Potassium Feldspar	$KAlSi3O_8$	--	--	--	--	--	--	2.0	1.5	--	--
	Albite	$NaAlSi_3O_8$	--	--	--	--	--	--	--	--	--	--
	Anorthite	$CaAl_2Si_2O_8$	--	--	--	--	--	--	--	--	--	--
	Plagioclase	$(NaSi,CaAl)AlSi_2O_8$	49	20	58	31	39	34	15	19	25	24
Oxides	Ilmenite	$FeTiO_3$	0.50	0.40	0.60	0.80	0.20	0.100	1.9	2.7	2.5	4.0
	Magnetite	Fe_3O_4	0.30	0.40	0.50	0.100	0.30	0.20	0.30	0	0	0
	Rutile	TiO_2	--	--	--	--	--	--	0.70	0.60	0.50	0.70
	Goethite	αFeO·OH	--	--	--	--	--	--	--	--	--	--
	Hematite	Fe_2O_3	0.10	0	0.20	0.100	0.100	0.100	0	0.20	0.20	0.20
Silicates	Quartz	SiO_2	34	48	16	34	30	43	6.2	11	13	11
	Titanite	$CaTiSiO_5$	--	--	--	--	--	--	--	--	--	--
Phyllosilicates	Chlorite	$(Fe,(Mg,Mn)_5,Al)(Si_3Al)O_{10}(OH)_8$	0.70	0.30	3.5	3.1	3.2	2.0	4.1	3.0	2.3	3.1
	Clinochlore	$(Mg,Fe^{2+})5Al(Si_3Al)O_{10}(OH)_8$	--	--	--	--	--	--	--	--	--	--
	Muscovite	$KAl_2(AlSi_3O_{10})(OH)_2$	6.4	22	3.7	23	16	12	3.0	0.80	1.1	2.3
	Illite – Muscovite 2M1	$\sim K_{0.65}Al_{2.0}(Al_{0.65}Si_{3.35}O_{10})(OH)_2$	--	--	--	--	--	--	--	--	--	--
	Biotite	$K(Mg,Fe)_3(AlSi_3O_{10})(OH)_2$	3.7	2.3	12	4.1	1.1	1.3	0.50	0.50	0.20	2.9
	Talc	$Mg_3Si_4O_{10}(OH)_2$	--	--	--	--	--	--	--	--	--	--
	Phlogopite	$KMg_3(AlSi_3O_{10})(OH)_2$	--	--	--	--	--	--	--	--	--	--
	Kaolinite	$Al_2Si_2O_5(OH)_4$	--	--	--	--	--	--	--	--	--	--
	Biotite-Phlogopite	$K(Mg,Fe)_3(AlSi_3O_{10})(OH)_2$	--	--	--	--	--	--	--	--	--	--
	Petalite	$LiAlSi_4O_{10}$	--	--	--	--	--	--	--	--	--	--
Amphiboles	Actinolite	$Ca_2(Mg,Fe)_5Si_8O_{22}(OH)_2$	--	--	--	--	--	--	59	50	43	40
	Cummingtonite	$(Mg,Fe)_7Si_8O_{22}(OH)_2$	--	--	--	--	--	--	--	1.2	--	--
	Amphibole (actinolite; cummingtonite)	$AB_2C_5((Si,Al,Ti)_8O_{22})(OH,F,Cl,O)_2$ A = Na, K, Ca, Pb^{2+} B = Li, Na, Mg, Fe^{2+}, Mn^{2+}, Ca C = Li, Na, Mg, Fe^{2+}, Mn^{2+}, Zn, Co, Ni, Al, Fe^{3+}, Cr^{3+}, Mn^{3+}, V^{3+}, Ti, Zr	--	--	--	--	--	--	--	--	--	--
	Hornblende	$(Ca,Na)_{2-3}(Mg,Fe,Al)_5Si_6(Si,Al)_2O_{22}(OH)_2$	--	--	--	--	--	--	--	--	--	--
	Magnesiohornblende	$Ca_2(Mg,Fe)_4Al(Si_7Al)O_{22}(OH,F)_2$	--	--	--	--	--	--	--	--	--	--
Pyroxenes	Diopside	$CaMgSi_2O_6$	--	--	3.2	2.6	2.2	1.6	1.8	2.5	1.2	1.8
Garnets	Pyrope	$Mg_3Al_2Si_3O_{12}$	--	--	--	--	--	--	--	--	--	--
	Spessartine	$Mn_3Al_2Si_3O_{12}$	--	--	--	--	--	--	--	--	--	--
	Almandine / Garnet	$Fe^{2+}{}_3Al_2(SiO_4)_3$	--	--	--	--	--	--	--	0.80	--	--
Tungstates	Scheelite	$CaWO_4$	--	--	--	--	--	--	--	--	--	--
Tourmalines	Dravite	$NaMg_3Al_6(BO_3)_3Si_6O_{18}(OH)_4$	--	--	--	--	--	--	--	--	--	--
Phosphates	Apatite	$Ca_5(PO_4)_3(F,Cl,OH)$	--	--	--	--	--	--	--	--	--	--
Sorosilicates	Epidote	$(CaCa)(AlAlFe^{3+})O[Si_2O_7][SiO_4](OH)$	--	--	--	--	--	--	--	--	--	--
	Clinozoisite	$Ca_2Al_3(SiO_4)_3(OH)$	--	--	--	--	--	--	--	--	--	--
	Total		100	100	100	100	100	100	100	100	100	100

Blank cells indicate that the mineral was not identified by the analyst and not included in the refinement calculation for the sample.

Zero values indicate that the mineral was included in the refinement but not identified by the analyst.

Bold italicized blue values indicate uncertainty in the reported value as reported by the analyzing laboratory.

The weight percent quantitied indicated have been normalized to a sum of 100%. The quantity of amorphous material has not been determined.

Classification as mine rock or ore-grade materials was based on gold content.

Table B-11. XRD Results

Group	Mineral/Compound	Sample ID	DX450113	DX450222	031666	031667	031671	031676	031690	031692	031693	031695
		Project Location	Central Pit	Central Pit	Underground	Underground	Underground	Underground	Underground	Underground	Underground	Underground
		Lithology	Basalt	Fragmental 1	Felsic Volcanic	Fragmental 2	Metasediment 3	Fragmental 1	Felsic Volcanic	Metasediment 2	Felsic Volcanic	Fragmental 1
		Class	Mine Rock	Mine Rock	Mine Rock	Mine Rock	Mine Rock	Mine Rock	Ore-Grade	Mine Rock	Mine Rock	Mine Rock
		XRD Units	(wt %)	(wt %)	(wt %)	(wt %)	(wt %)	(wt %)	(wt %)	(wt %)	(wt %)	(wt %)
Sulphides	Pyrite	FeS_2	0.40	2.2	0.30	0	0.10	0.10	0.70	0.20	0.20	0.20
	Marcasite	FeS_2	--	--	--	--	--	--	--	--	--	--
	Pyrrhotite	Fe7S_8	1.1	--	--	--	--	--	--	--	--	--
	Pyrrhotite-monoclinic	Fe_7S_8	--	--	0.50	--	--	--	--	--	--	--
	Pyrrhotite-hexagonal	Fe_7S_8	--	--	0.100	--	--	--	--	--	--	--
	Sphalerite	ZnS	--	--	--	--	--	--	--	--	--	--
	Galena	PbS	--	--	--	--	--	--	--	--	--	--
Sulphates	Jarosite	$KFe_3(SO_4)_2(OH)_6$	--	--	--	--	--	--	--	--	--	--
	Gypsum	$CaSO_4$ $2H_2O$	--	--	--	--	--	--	--	--	--	--
Carbonates	Calcite	$CaCO_3$	6.9	1.7	4.3	0.50	0.50	0.50	0.30	0.50	0.30	0.50
	Calcite magnesian	$(Ca,Mg)CO_3$	--	--	--	--	--	--	--	--	--	--
	Dolomite	$CaMg(CO_3)_2$	--	--	--	--	--	--	--	--	--	--
	Ankerite	$CaFe(CO_3)_2$	0.20	0.50	--	--	--	--	--	--	--	--
	Dolomite - Ankerite	$CaMg(CO_3)_2 – Ca(Fe^{2+},Mg,Mn)(CO_3)_2$	--	--	--	--	--	--	--	--	--	--
	Siderite	$FeCO_3$	--	--	--	--	--	--	--	--	--	--
	Rhodochrosite	$MnCO_3$	--	--	--	--	--	--	--	--	--	--
Feldspars	Microcline	$KAlSi_3O_8$	--	9.6	--	--	--	--	--	--	--	--
	Orthoclase	$KAlSi_3O_8$	--	--	--	--	--	--	--	--	--	--
	Potassium Feldspar	KAlSi3O_8	0.70	--	4.4	0.80	0.80	0.80	4.8	4.3	2.9	6.3
	Albite	$NaAlSi_3O_8$	--	--	--	--	--	--	--	--	--	--
	Anorthite	$CaAl_2Si_2O_8$	--	--	--	--	--	--	--	--	--	--
	Plagioclase	$(NaSi,CaAl)AlSi_2O_8$	2.5	37	41	42	35	23	15	17	36	28
Oxides	Ilmenite	$FeTiO_3$	2.2	1.0	--	0.80	1.1	--	--	--	0.30	--
	Magnetite	Fe_3O_4	4.2	0	0.30	0	0.10	0	0.10	0.60	0.30	0.10
	Rutile	TiO_2	0.70	1.3	--	--	--	--	--	--	--	0.80
	Goethite	αFeO·OH	--	--	--	--	--	--	--	--	--	--
	Hematite	Fe_2O_3	0	0.20	--	--	--	--	--	--	--	--
Silicates	Quartz	SiO_2	2.6	33	19	35	32	47	61	46	40	38
	Titanite	$CaTiSiO_5$	--	--	--	--	--	--	--	--	--	--
Phyllosilicates	Chlorite	$(Fe,(Mg,Mn)_5,Al)(Si_3Al)O_{10}(OH)_8$	5.2	3.8	8.3	2.2	3.9	1.9	0.10	1.7	2.4	2.2
	Clinochlore	$(Mg,Fe^{2+})5Al(Si_3Al)O_{10}(OH)_8$	--	--	--	--	--	--	--	--	--	--
	Muscovite	$KAl_2(AlSi_3O_{10})(OH)_2$	5.0	6.6	5.5	13	6.2	15	14	15	2.3	7.9
	Illite – Muscovite 2M1	$\sim K_{0.65}Al_{2.0}(Al_{0.65}Si_{3.35}O_{10})(OH)_2$	--	--	--	--	--	--	--	--	--	--
	Biotite	$K(Mg,Fe)_3(AlSi_3O_{10})(OH)_2$	1.1	1.9	3.7	3.3	8.6	10	1.7	13	15	11
	Talc	$Mg_3Si_4O_{10}(OH)_2$	--	--	--	--	--	--	--	--	--	--
	Phlogopite	$KMg_3(AlSi_3O_{10})(OH)_2$	--	--	--	--	--	--	--	--	--	--
	Kaolinite	$Al_2Si_2O_5(OH)_4$	--	--	--	--	--	--	--	--	--	--
	Biotite-Phlogopite	$K(Mg,Fe)_3(AlSi_3O_{10})(OH)_2$	--	--	--	--	--	--	--	--	--	--
	Petalite	$LiAlSi_4O_{10}$	--	--	--	--	--	--	--	--	--	--
Amphiboles	Actinolite	$Ca_2(Mg,Fe)_5Si_8O_{22}(OH)_2$	30	--	--	--	--	--	--	--	--	--
	Cummingtonite	$(Mg,Fe)_7Si_8O_{22}(OH)_2$	23	--	--	--	--	--	--	--	--	--
	Amphibole (actinolite; cummingtonite)	$AB_2C_5((Si,Al,Ti)_8O_{22})(OH,F,Cl,O)_2$ A = Na, K, Ca, Pb^{2+} B = Li, Na, Mg, Fe^{2+}, Mn^{2+}, Ca C = Li, Na, Mg, Fe^{2+}, Mn^{2+}, Zn, Co, Ni, Al, Fe^{3+}, Cr^{3+}, Mn^{3+}, V^{3+}, Ti, Zr	--	--	--	--	--	--	--	--	--	--
	Hornblende	$(Ca,Na)_{2-3}(Mg,Fe,Al)_5Si_6(Si,Al)_2O_{22}(OH)_2$	--	--	1.7	--	7.7	--	--	--	--	--
	Magnesiohornblende	$Ca_2(Mg,Fe)_4Al(Si_7Al)O_{22}(OH,F)_2$	--	--	--	--	--	--	--	--	--	--
Pyroxenes	Diopside	$CaMgSi_2O_6$	1.2	2.6	2.5	2.2	0.70	1.4	1.7	1.6	1.1	2.4
Garnets	Pyrope	$Mg_3Al_2Si_3O_{12}$	--	--	--	--	--	--	--	--	--	--
	Spessartine	$Mn_3Al_2Si_3O_{12}$	--	--	--	--	--	--	--	--	--	--
	Almandine / Garnet	$Fe^{2+}{}_3Al_2(SiO_4)_3$	14	--	1.2	0.60	0.40	--	--	--	--	--
Tungstates	Scheelite	$CaWO_4$	--	--	--	--	--	--	--	--	--	--
Tourmalines	Dravite	$NaMg_3Al_6(BO_3)_3Si_6O_{18}(OH)_4$	--	--	--	--	--	--	--	--	--	--
Phosphates	Apatite	$Ca_5(PO_4)_3(F,Cl,OH)$	--	--	--	--	--	--	--	--	--	--
Sorosilicates	Epidote	$(CaCa)(AlAlFe^{3+})O[Si_2O_7][SiO_4](OH)$	--	--	7.7	0.60	1.4	0.60	--	--	--	2.4
	Clinozoisite	$Ca_2Al_3(SiO_4)_3(OH)$	--	--	--	--	1.4	--	--	1.0	--	--
		Total	100	100	100	100	100	100	100	100	100	100

Blank cells indicate that the mineral was not identified by the analyst and not included in the refinement calculation for the sample.

Zero values indicate that the mineral was included in the refinement but not identified by the analyst.

Bold italicized blue values indicate uncertainty in the reported value as reported by the analyzing laboratory.

The weight percent quantitied indicated have been normalized to a sum of 100%. The quantity of amorphous material has not been determined.

Classification as mine rock or ore-grade materials was based on gold content.

Table B-11. XRD Results

Group	Mineral/Compound	Sample ID	031701	031705	031707	031715	031719	031721	031723	031724	031725	031729
		Project Location	Underground	Underground	Underground	Underground	Underground	Underground	Underground	Underground	Underground	Underground
		Lithology	Metasediment 3	Metasediment 3	Felsic Volcanic	Felsic Volcanic	Felsic Volcanic	Metasediment 2	Felsic Volcanic	Felsic Volcanic	Felsic Volcanic	Metasediment 2
		Class	Mine Rock	Mine Rock	Mine Rock	Ore-Grade	Ore-Grade	Mine Rock	Mine Rock	Ore-Grade	Ore-Grade	Mine Rock
		XRD Units	(wt %)	(wt %)	(wt %)	(wt %)	(wt %)	(wt %)	(wt %)	(wt %)	(wt %)	(wt %)
Sulphides	Pyrite	FeS_2	0.20	0	0.1000	0	0.10	0.10	2.1	2.8	6.2	0.30
	Marcasite	FeS_2	--	--	--	--	--	--	--	--	--	0.20
	Pyrrhotite	$Fe7S_8$	--	--	--	--	--	--	--	--	--	--
	Pyrrhotite-monoclinic	Fe_7S_8	--	--	0.40	--	--	0.40	--	--	1.3	1.6
	Pyrrhotite-hexagonal	Fe_7S_8	--	--	0.90	--	--	0.90	--	--	2.2	3.1
	Sphalerite	ZnS	--	--	--	--	--	--	--	--	--	--
	Galena	PbS	--	--	--	--	--	--	--	--	--	--
Sulphates	Jarosite	$KFe_3(SO_4)_2(OH)_6$	--	--	--	--	--	--	--	--	--	--
	Gypsum	$CaSO_4\ 2H_2O$	--	--	--	--	--	--	--	--	--	--
Carbonates	Calcite	$CaCO_3$	0.90	0.50	1.1	1.1	1.1	0.70	0.70	30	0.50	--
	Calcite magnesian	$(Ca,Mg)CO_3$	--	--	--	--	--	--	--	--	--	--
	Dolomite	$CaMg(CO_3)_2$	--	--	--	--	--	--	--	--	--	--
	Ankerite	$CaFe(CO_3)_2$	--	--	--	--	--	--	--	--	--	--
	Dolomite - Ankerite	$CaMg(CO_3)_2 - Ca(Fe^{2+},Mg,Mn)(CO_3)_2$	--	--	--	--	--	--	--	--	--	--
	Siderite	$FeCO_3$	--	--	--	--	--	--	--	--	--	--
	Rhodochrosite	$MnCO_3$	--	--	--	--	--	--	--	--	--	--
Feldspars	Microcline	$KAlSi_3O_8$	--	--	--	--	--	--	--	--	--	--
	Orthoclase	$KAlSi_3O_8$	--	--	--	--	--	--	--	--	--	--
	Potassium Feldspar	$KAlSi3O_8$	1.3	3.0	6.9	2.9	3.0	1.4	1.1	0.80	13	1.6
	Albite	$NaAlSi_3O_8$	--	--	--	--	--	--	--	--	--	--
	Anorthite	$CaAl_2Si_2O_8$	--	--	--	--	--	--	--	--	--	--
	Plagioclase	$(NaSi,CaAl)AlSi_2O_8$	26	47	29	30	21	23	24	50	4.8	22
Oxides	Ilmenite	$FeTiO_3$	0.50	0.90	0.20	--	--	--	--	--	--	--
	Magnetite	Fe_3O_4	0	0.10	0.20	0.50	0.30	0.10	0.20	0.10	0.30	0.90
	Rutile	TiO_2	--	--	--	--	0.50	0.10	0.90	0	0.30	0.90
	Goethite	αFeO·OH	--	--	--	--	--	--	--	--	--	--
	Hematite	Fe_2O_3	--	--	--	--	--	--	--	--	--	--
Silicates	Quartz	SiO_2	36	36	44	47	39	49	44	9.8	38	39
	Titanite	$CaTiSiO_5$	--	--	--	--	--	--	--	--	--	--
Phyllosilicates	Chlorite	$(Fe,(Mg,Mn)_5,Al)(Si_3Al)O_{10}(OH)_8$	3.1	1.7	1.0	1.3	1.9	2.5	--	0	0	5.2
	Clinochlore	$(Mg,Fe^{2+})5Al(Si_3Al)O_{10}(OH)_8$	--	--	--	--	--	--	--	--	--	--
	Muscovite	$KAl_2(AlSi_3O_{10})(OH)_2$	2.8	1.4	10	13	25	12	25	2.0	31	7.8
	Illite – Muscovite 2M1	$\sim K_{0.65}Al_{2.0}(Al_{0.65}Si_{3.35}O_{10})(OH)_2$	--	--	--	--	--	--	--	--	--	--
	Biotite	$K(Mg,Fe)_3(AlSi_3O_{10})(OH)_2$	6.3	4.2	2.7	2.4	6.3	9.3	2.1	5.0	2.0	10
	Talc	$Mg_3Si_4O_{10}(OH)_2$	--	--	--	--	--	--	--	--	--	--
	Phlogopite	$KMg_3(AlSi_3O_{10})(OH)_2$	--	--	--	--	--	--	--	--	--	--
	Kaolinite	$Al_2Si_2O_5(OH)_4$	--	--	--	--	--	--	--	--	--	--
	Biotite-Phlogopite	$K(Mg,Fe)_3(AlSi_3O_{10})(OH)_2$	--	--	--	--	--	--	--	--	--	--
	Petalite	$LiAlSi_4O_{10}$	--	--	--	--	--	--	--	--	--	--
Amphiboles	Actinolite	$Ca_2(Mg,Fe)_5Si_8O_{22}(OH)_2$	--	--	--	--	--	--	--	--	--	--
	Cummingtonite	$(Mg,Fe)_7Si_8O_{22}(OH)_2$	--	--	--	--	--	--	--	--	--	--
	Amphibole (actinolite; cummingtonite)	$AB_2C_5((Si,Al,Ti)_8O_{22})(OH,F,Cl,O)_2$ A = Na, K, Ca, Pb^{2+} B = Li, Na, Mg, Fe^{2+}, Mn^{2+}, Ca C = Li, Na, Mg, Fe^{2+}, Mn^{2+}, Zn, Co, Ni, Al, Fe^{3+}, Cr^{3+}, Mn^{3+}, V^{3+}, Ti, Zr	--	--	--	--	--	--	--	--	--	--
	Hornblende	$(Ca,Na)_{2-3}(Mg,Fe,Al)_5Si_8(Si,Al)_2O_{22}(OH)_2$	5.4	1.1	1.0	0.80	--	--	--	--	--	--
	Magnesiohornblende	$Ca_2(Mg,Fe)_4Al(Si_7Al)O_{22}(OH,F)_2$	--	--	--	--	--	--	--	--	--	--
Pyroxenes	Diopside	$CaMgSi_2O_6$	2.0	0.70	1.9	1.3	--	--	--	--	--	--
Garnets	Pyrope	$Mg_3Al_2Si_3O_{12}$	--	--	--	--	--	--	--	--	--	--
	Spessartine	$Mn_3Al_2Si_3O_{12}$	--	--	--	--	--	--	--	--	--	--
	Almandine / Garnet	$Fe^{2+}{}_3Al_2(SiO_4)_3$	15	2.6	--	--	--	--	--	--	--	6.5
Tungstates	Scheelite	$CaWO_4$	--	--	--	--	--	--	--	--	--	--
Tourmalines	Dravite	$NaMg_3Al_6(BO_3)_3Si_6O_{18}(OH)_4$	--	--	--	--	--	--	--	--	--	--
Phosphates	Apatite	$Ca_5(PO_4)_3(F,Cl,OH)$	--	--	--	--	--	--	--	--	--	--
Sorosilicates	Epidote	$(CaCa)(AlAlFe^{3+})O[Si_2O_7][SiO_4](OH)$	0.90	0.50	1.1	--	--	--	--	--	--	--
	Clinozoisite	$Ca_2Al_3(SiO_4)_3(OH)$	--	--	--	--	1.3	--	--	--	--	--
	Total		100	100	100	100	100	100	100	100	100	100

Blank cells indicate that the mineral was not identified by the analyst and not included in the refinement calculation for the sample.

Zero values indicate that the mineral was included in the refinement but not identified by the analyst.

Bold italicized blue values indicate uncertainty in the reported value as reported by the analyzing laboratory.

The weight percent quantitied indicated have been normalized to a sum of 100%. The quantity of amorphous material has not been determined.

Classification as mine rock or ore-grade materials was based on gold content.

Table B-11. XRD Results

Group	Mineral/Compound	Sample ID	031829	031835	031836	031844	031847	031848	031849	116956
		Project Location	Underground	Underground	Underground	Underground	Underground	Underground	Underground	Underground
		Lithology	Felsic Volcanic	Metasediment	Felsic Volcanic	Felsic Volcanic	Felsic Volcanic	Fragmental 2	Basalt	Felsic Volcanic
		Class	Mine Rock	Ore-Grade	Mine Rock	Mine Rock	Ore-Grade	Mine Rock	Mine Rock	Mine Rock
		XRD Units	*(wt %)*	*(wt %)*	*(wt %)*	*(wt %)*	*(wt %)*	*(wt %)*	*(wt %)*	*(wt %)*
Sulphides	Pyrite	FeS_2	0.80	0.30	0.20	0.20	0.20	0	0	0.40
	Marcasite	FeS_2	--	--	--	--	--	--	--	--
	Pyrrhotite	$Fe7S_8$	--	--	--	--	--	--	--	--
	Pyrrhotite-monoclinic	Fe_7S_8	--	0	0.50	0.40	0.50	--	1.0	--
	Pyrrhotite-hexagonal	Fe_7S_8	--	2.5	2.6	0.30	2.3	--	1.9	--
	Sphalerite	ZnS	--	--	--	--	--	--	--	--
	Galena	PbS	--	--	--	--	--	--	--	--
Sulphates	Jarosite	$KFe_3(SO_4)_2(OH)_6$	--	--	--	--	--	--	--	--
	Gypsum	$CaSO_4\ 2H_2O$	--	--	--	--	--	--	--	--
Carbonates	Calcite	$CaCO_3$	2.5	1.8	1.9	2.0	1.1	1.0	6.7	2.2
	Calcite magnesian	$(Ca,Mg)CO_3$	--	--	--	--	--	--	--	--
	Dolomite	$CaMg(CO_3)_2$	--	--	--	--	--	--	--	--
	Ankerite	$CaFe(CO_3)_2$	--	--	--	--	0.20	0.3	0	--
	Dolomite - Ankerite	$CaMg(CO_3)_2 - Ca(Fe^{2+},Mg,Mn)(CO_3)_2$	--	--	--	--	--	--	--	--
	Siderite	$FeCO_3$	--	--	--	--	--	--	--	--
	Rhodochrosite	$MnCO_3$	--	--	--	--	--	--	--	--
Feldspars	Microcline	$KAlSi_3O_8$	--	--	--	--	--	--	--	--
	Orthoclase	$KAlSi_3O_8$	--	--	--	--	--	--	--	--
	Potassium Feldspar	$KAlSi3O_8$	5.0	2.9	2.7	2.0	1.1	9.6	0	7.7
	Albite	$NaAlSi_3O_8$	--	--	--	--	--	--	--	--
	Anorthite	$CaAl_2Si_2O_8$	--	--	--	--	--	--	--	--
	Plagioclase	$(NaSi,CaAl)AlSi_2O_8$	42	50	51	58	51	39	14.5	35.0
Oxides	Ilmenite	$FeTiO_3$	--	--	--	--	--	--	1.7	--
	Magnetite	Fe_3O_4	0	0	0	0.10	1.7	0.40	0	0.60
	Rutile	TiO_2	0.20	0.70	0.60	0.50	--	--	--	0.20
	Goethite	$\alpha FeO{\cdot}OH$	--	--	--	--	--	--	--	--
	Hematite	Fe_2O_3	--	--	--	--	--	--	--	--
Silicates	Quartz	SiO_2	33	25	24	33	29	37	16	38
	Titanite	$CaTiSiO_5$	--	--	--	--	--	--	--	--
Phyllosilicates	Chlorite	$(Fe,(Mg,Mn)_5,Al)(Si_3Al)O_{10}(OH)_8$	2.4	--	--	--	--	--	5.5	0.10
	Clinochlore	$(Mg,Fe^{2+})5Al(Si_3Al)O_{10}(OH)_8$	--	--	--	--	--	--	--	--
	Muscovite	$KAl_2(AlSi_3O_{10})(OH)_2$	4.7	3.7	3.7	1.6	3.4	9.1	0.90	13
	Illite – Muscovite 2M1	$\sim K_{0.65}Al_{2.0}(Al_{0.65}Si_{3.35}O_{10})(OH)_2$	--	--	--	--	--	--	--	--
	Biotite	$K(Mg,Fe)_3(AlSi_3O_{10})(OH)_2$	7.3	9.4	8.7	2.0	9.8	3.8	1.6	--
	Talc	$Mg_3Si_4O_{10}(OH)_2$	--	--	--	--	--	--	--	--
	Phlogopite	$KMg_3(AlSi_3O_{10})(OH)_2$	--	--	--	--	--	--	--	2.7
	Kaolinite	$Al_2Si_2O_5(OH)_4$	--	0.60	0.60	0.40	0.30	0.30	--	--
	Biotite-Phlogopite	$K(Mg,Fe)_3(AlSi_3O_{10})(OH)_2$	--	--	--	--	--	--	--	--
	Petalite	$LiAlSi_4O_{10}$	--	--	--	--	--	--	--	--
Amphiboles	Actinolite	$Ca_2(Mg,Fe)_5Si_8O_{22}(OH)_2$	--	--	--	--	--	--	--	--
	Cummingtonite	$(Mg,Fe)_7Si_8O_{22}(OH)_2$	--	--	--	--	--	--	--	--
	Amphibole (actinolite; cummingtonite)	$AB_2C_5((Si,Al,Ti)_8O_{22})(OH,F,Cl,O)_2$ A = Na, K, Ca, Pb^{2+} B = Li, Na, Mg, Fe^{2+}, Mn^{2+}, Ca C = Li, Na, Mg, Fe^{2+}, Mn^{2+}, Zn, Co, Ni, Al, Fe^{3+}, Cr^{3+}, Mn^{3+}, V^{3+}, Ti, Zr	--	--	--	--	--	--	--	--
	Hornblende	$(Ca,Na)_{2\text{-}3}(Mg,Fe,Al)_5Si_8(Si,Al)_2O_{22}(OH)_2$	--	--	--	--	--	--	42	--
	Magnesiohornblende	$Ca_2(Mg,Fe)_4Al(Si_7Al)O_{22}(OH,F)_2$	--	--	--	--	--	--	--	--
Pyroxenes	Diopside	$CaMgSi_2O_6$	1.6	3.6	4.0	--	--	--	2.4	--
Garnets	Pyrope	$Mg_3Al_2Si_3O_{12}$	--	--	--	--	--	--	--	--
	Spessartine	$Mn_3Al_2Si_3O_{12}$	--	--	--	--	--	--	--	--
	Almandine / Garnet	$Fe^{2+}{}_3Al_2(SiO_4)_3$	0.50	--	--	--	0.70	0.40	7.1	--
Tungstates	Scheelite	$CaWO_4$	--	--	--	--	--	--	--	--
Tourmalines	Dravite	$NaMg_3Al_6(BO_3)_3Si_6O_{18}(OH)_4$	--	--	--	--	--	--	--	--
Phosphates	Apatite	$Ca_5(PO_4)_3(F,Cl,OH)$	--	--	--	--	--	--	--	--
Sorosilicates	Epidote	$(CaCa)(AlAlFe^{3+})O[Si_2O_7][SiO_4](OH)$	--	--	--	--	--	--	--	--
	Clinozoisite	$Ca_2Al_3(SiO_4)_3(OH)$	--	--	--	--	--	--	--	--
Total			100	100	100	100	100	100	100	100

Blank cells indicate that the mineral was not identified by the analyst and not included in the refinement calculation for the sample.

Zero values indicate that the mineral was included in the refinement but not identified by the analyst.

Bold italicized blue values indicate uncertainty in the reported value as reported by the analyzing laboratory.

The weight percent quantitied indicated have been normalized to a sum of 100%. The quantity of amorphous material has not been determined.

Classification as mine rock or ore-grade materials was based on gold content.

Appendix B
B2: Project Rock QA / QC Results

Table B-12. Acid Base Accounting QA/QC Results

Sample ID	Total Sulphur (%)			Sulphate Sulphur (%)			Modified Sobek NP (kg $CaCO_3$/t)				Total Carbon (%C)				Total Inorganic Carbon (%C)			
	Result	Pulp Duplicate	Prep Duplicate	Result	Pulp Duplicate	Prep Duplicate	Result	Result	Pulp Duplicate	Prep Duplicate	Result	Result	Pulp Duplicate	Prep Duplicate	Result	Result	Pulp Duplicate	Prep Duplicate
Analyzing Laboratory	*Global ARD*	*Global ARD*	*Global ARD*	*Global ARD*	*Global ARD*	*Global ARD*	*SGS Lakefield*	*Global ARD*	*Global ARD*	*Global ARD*	*SGS Lakefield*	*Global ARD*	*Global ARD*	*Global ARD*	*SGS Lakefield*	*Global ARD*	*Global ARD*	*Global ARD*
DX450004	0.31	--	--	0.17	--	--	53	57	--	--	0.52	0.55	--	--	0.50	0.45	--	--
DX450016	0.62	--	--	0.30	--	--	19	21	--	--	0.19	0.22	--	--	0.17	0.17	--	--
DX450041	1.7	1.7	--	1.3	--	--	5.1	5.5	--	--	0.028	0.12	--	--	<0.008	0.050	--	--
DX450056	0.060	--	--	0.010	--	--	20	21	--	--	0.16	0.10	--	--	0.14	<0.02	--	--
DX450082	1.1	--	--	<0.01	--	--	27	29	--	--	0.32	0.33	--	--	0.30	0.32	--	--
DX450110	0.24	0.24	--	0.090	0.080	--	15	18	--	--	0.13	0.18	--	--	0.11	0.13	--	--
DX450131	1.6	--	--	<0.01	--	--	412	380	--	--	4.6	4.7	--	--	4.6	4.7	--	--
DX450153	4.1	4.0	--	0.020	0.020	--	6.3	5.2	--	--	0.016	<0.02	--	--	0.016	<0.02	--	--
DX450160	0.18	--	0.16	0.070	--	0.040	7.3	--	--	4.5	0.14	0.12	--	0.12	0.010	<0.02	--	<0.02
DX450178	3.0	3.0	--	2.4	2.4	--	37	28	27	--	0.32	0.26	0.24	--	0.29	0.25	--	--
DX450215	2.9	2.9	--	<0.01	<0.01	--	70	107	--	--	0.79	1.2	--	--	0.76	1.2	--	--
DX550052	0.25	0.25	--	0.068	0.063	--	60	59.6	59.4	--	0.50	0.70	0.67	--	0.49	0.66	0.62	--
DX550060	3.4	3.3	--	<0.01	--	--	119	148	--	--	1.4	1.7	--	--	1.4	1.7	--	--
DX550081	0.78	--	--	0.25	--	--	31	27	--	--	0.31	0.29	--	--	0.30	0.29	--	--
DX550095	0.28	--	--	0.10	--	--	146	--	--	--	1.5	1.7	--	--	1.5	1.6	--	--
031765	1.3	--	--	1.1	--	--	27	--	--	--	0.56	0.62	--	--	0.30	0.31	--	--
031815	10	10	--	8.5	7.8	--	57	--	--	--	1.6	1.8	--	--	0.80	0.87	--	--
031886	1.3	--	--	0.014	--	--	7.0	6.2	--	--	0.030	0.030	--	--	<0.008	<0.02	--	--
031888	4.3	--	--	0.53	--	--	7.3	7.1	--	--	0.035	0.040	--	--	0.016	<0.02	--	--
031889	4.1	--	--	0.76	--	--	6.8	7.3	--	--	0.012	0.030	--	--	<0.008	<0.02	--	--
031890	4.8	--	--	0.29	--	--	7.8	7.5	--	--	0.034	0.050	--	--	0.012	<0.02	--	--
031892	5.0	4.7	--	0.054	0.026	--	8.2	8.2	--	--	0.023	0.040	--	--	<0.008	<0.02	--	--
031900	4.3	--	--	<0.01	--	--	3.8	1.8	--	--	0.018	<0.02	--	--	<0.008	<0.02	--	--
031902	4.3	--	--	0.61	--	--	4.4	5.1	--	--	0.016	0.030	--	--	<0.008	<0.02	--	--
031906	1.7	--	--	0.15	--	--	5.8	6.8	--	--	0.016	0.040	--	--	<0.008	<0.02	--	--
031944	1.1	1.1	--	0.12	0.11	--	19	22.3	22.5	--	0.14	0.16	0.17	--	0.12	0.074	0.070	--
031952	0.060	--	--	0.0072	--	--	49	51	--	--	0.46	0.48	--	--	0.43	0.43	--	--
031995	0.39	--	--	0.063	--	--	89	102	--	--	0.93	1.1	--	--	0.91	0.96	--	--
031996	0.27	--	--	0.11	--	--	9.8	10	--	--	0.016	0.050	--	--	<0.008	<0.02	--	--
116969	0.51	--	--	0.29	--	--	33	35	--	--	0.31	0.33	--	--	0.30	0.29	--	--
116972	2.2	--	--	0.38	--	--	114	111	--	--	1.3	1.3	--	--	1.3	1.2	--	--
116973	1.8	--	--	0.50	--	--	19	20	--	--	0.13	0.13	--	--	0.14	0.070	--	--
116974	4.8	4.9	--	0.11	0.11	--	6.4	4.5	3	--	0.017	0.080	0.022	--	<0.008	<0.02	<0.02	--
116975	5.3	--	--	0.14	--	--	11	7.8	--	--	0.056	0.040	--	--	0.054	<0.02	--	--
116985	1.3	1.3	--	0.030	0.030	--	11	22	--	--	0.10	0.090	--	--	0.11	0.060	--	--
031516	3.8	3.8	--	<0.01	<0.01	--	6.4	7.1	7.6	--	0.015	<0.02	<0.02	--	<0.008	<0.02	<0.02	--
031523	1.4	--	--	0.15	--	--	49	60	--	--	0.53	0.55	--	--	0.52	0.50	--	--
031527	0.34	--	--	0.010	--	--	6.9	9.0	--	--	0.015	--	--	--	<0.008	<0.02	--	--
031529	0.35	--	--	0.020	--	--	6.5	9.7	--	--	0.034	--	--	--	0.0080	<0.02	--	--
031531	1.3	--	--	<0.01	--	--	11	12	--	--	0.13	0.10	--	--	0.10	0.080	--	--
031532	0.45	--	0.48	0.040	--	0.12	6.5	8.9	--	6.1	0.019	--	--	0.020	<0.008	<0.02	--	0.020
031534	0.080	--	--	<0.01	--	--	49	63	--	--	0.54	0.55	--	--	0.52	0.54	--	--
031535	0.17	--	--	0.020	--	--	8.8	9.1	--	--	0.029	<0.02	--	--	0.012	<0.02	--	--
031537	0.040	--	--	<0.01	--	--	16	17	--	--	0.13	0.11	--	--	0.10	0.11	--	--
031540	1.3	--	--	0.010	--	--	37	52	--	--	0.38	0.44	--	--	0.36	0.42	--	--
031542	3.2	3.1	--	0.51	0.51	--	8.6	8.8	7.7	--	0.046	<0.02	<0.02	--	0.022	<0.02	<0.02	--
031543	0.30	--	--	<0.01	--	--	10	12	--	--	0.029	<0.02	--	--	0.010	<0.02	--	--
031545	0.99	--	--	0.010	--	--	7.2	8.4	--	--	0.015	<0.02	--	--	<0.008	<0.02	--	--
031548	0.79	--	--	0.040	--	--	7.6	11	--	--	0.026	0.020	--	--	<0.008	<0.02	--	--
031550	0.20	--	--	<0.01	--	--	8.0	8.5	--	--	0.024	<0.02	--	--	<0.008	<0.02	--	--

A value of "--" indicates no data are available.

Table B-12. Acid Base Accounting QA/QC Results

Sample ID	Total Sulphur (%)			Sulphate Sulphur (%)			Modified Sobek NP (kg $CaCO_3$/t)				Total Carbon (%C)				Total Inorganic Carbon (%C)			
	Result	Pulp Duplicate	Prep Duplicate	Result	Pulp Duplicate	Prep Duplicate	Result	Result	Pulp Duplicate	Prep Duplicate	Result	Result	Pulp Duplicate	Prep Duplicate	Result	Result	Pulp Duplicate	Prep Duplicate
Analyzing Laboratory	*Global ARD*	*Global ARD*	*Global ARD*	*Global ARD*	*Global ARD*	*Global ARD*	*SGS Lakefield*	*Global ARD*	*Global ARD*	*Global ARD*	*SGS Lakefield*	*Global ARD*	*Global ARD*	*Global ARD*	*SGS Lakefield*	*Global ARD*	*Global ARD*	*Global ARD*
031554	0.36	0.36	--	<0.01	<0.01	--	8.3	10	--	--	0.024	<0.02	--	--	<0.008	<0.02	--	--
031559	1.8	--	--	<0.01	--	--	13	21	--	--	0.11	0.16	--	--	0.098	0.16	--	--
031562	2.7	--	--	<0.01	--	--	3.6	4.0	--	--	0.024	0.040	--	--	0.0080	0.030	--	--
031571	6.0	--	--	<0.01	--	--	6.1	7.0	--	--	0.018	<0.02	--	--	0.012	<0.02	--	--
031575	0.30	--	--	0.080	--	--	7.2	8.0	--	--	0.025	0.030	--	--	0.020	<0.02	--	--
031584	0.10	--	--	0.020	--	--	15	16	--	--	0.15	0.16	--	--	0.14	0.15	--	--
031591	0.76	0.76	--	0.17	0.17	--	24	31	29	--	0.25	0.29	0.29	--	0.23	0.20	0.17	--
031597	0.030	--	--	<0.01	--	--	17	11	--	--	0.084	--	--	--	0.060	0.060	--	--
031598	0.33	--	--	0.070	--	--	9.4	8.9	--	--	0.019	--	--	--	<0.008	<0.02	--	--
031600	0.38	--	--	0.040	--	--	6.3	8.4	--	--	0.020	0.020	--	--	<0.008	<0.02	--	--
031601	0.31	--	--	0.050	--	--	6.8	8.2	--	--	0.021	<0.02	--	--	<0.008	<0.02	--	--
031616	0.49	0.47	--	0.13	0.13	--	16	15	15	--	0.18	--	--	--	0.16	0.14	0.14	--
031641	0.96	--	--	0.050	--	--	8.7	8.2	--	--	0.043	0.020	--	--	0.040	0.020	--	--
031656	0.46	--	0.48	0.050	--	0.070	23	24	--	24	0.23	0.20	--	0.21	0.21	0.19	--	0.17
031661	3.0	--	--	0.050	--	--	48	52	--	--	0.53	0.52	--	--	0.52	0.51	--	--
116951	0.25	--	--	0.010	--	--	15	20	--	--	0.11	0.13	--	--	<0.008	0.070	--	--
116952	1.5	--	--	1.2	--	--	25	14	--	--	0.065	0.090	--	--	0.058	0.070	--	--
116953	1.2	--	--	0.010	--	--	72	75	--	--	0.79	--	--	--	0.77	0.62	--	--
116954	0.77	--	--	0.16	--	--	40	46	--	--	0.45	0.41	--	--	0.43	0.38	--	--
031723	2.5	2.5	--	0.050	0.060	--	9.0	--	--	--	0.13	0.25	0.25	--	<0.008	0.020	0.070	--
031845	0.25	--	--	0.11	--	--	39	47	--	--	0.43	0.55	--	--	0.42	0.47	--	--
031846	0.75	0.75	--	0.11	0.090	--	127	103	104	--	1.5	1.3	1.3	--	1.5	1.2	1.2	--
116955	0.40	--	--	0.19	--	--	12	8.0	--	--	0.042	0.030	--	--	0.014	<0.02	--	--
116957	0.39	--	--	0.25	--	--	32	34	--	--	0.28	0.29	--	--	0.24	0.23	--	--
116962	4.3	--	5.0	0.39	--	<0.01	54	57	--	60	0.71	0.60	--	0.66	0.68	0.57	--	0.63
116963	0.40	--	--	0.22	--	--	31	--	--	--	0.35	0.34	--	--	0.31	0.31	--	--
116964	0.060	--	--	0.020	--	--	17	--	--	--	0.17	0.14	--	--	0.14	0.10	--	--
DX450006	0.25	0.25	--	0.17	0.19	--	42	--	--	--	0.45	0.55	--	--	0.42	0.47	--	--
DX450017	0.39	0.39	--	0.090	0.090	--	14	--	--	--	0.089	0.12	--	--	0.064	0.040	--	--
DX450018	0.040	0.040	--	0.020	0.020	--	19	--	--	--	0.19	0.18	--	--	0.17	0.13	--	--
DX450033	0.12	0.12	--	0.040	0.030	--	11	--	--	--	0.056	0.080	--	--	0.032	<0.02	--	--
DX450127	2.4	--	2.6	0.57	--	1.6	24	--	--	28	0.19	--	--	0.30	0.16	--	--	0.23
031769	0.15	0.13	0.11	0.060	0.050	0.030	8.5	--	--	6.1	0.049	--	--	0.040	0.012	--	--	0.020
031949	0.28	--	--	0.062	--	--	9.5	8.4	--	--	0.038	0.030	--	--	0.018	<0.02	--	--
031629	3.0	3.0	4.6	<0.01	<0.01	<0.01	13	--	--	13	0.099	--	--	0.080	0.096	--	--	0.050
031663	0.24	0.24	0.22	0.040	0.050	0.080	12	--	--	7.6	0.064	--	--	0.040	0.056	--	--	0.020
031704	0.030	--	--	<0.01	--	--	22	--	--	--	0.21	0.20	--	--	0.18	0.15	--	--
031850	0.45	0.46	--	0.35	0.36	--	71	--	--	--	0.71	0.75	--	--	0.67	0.66	--	--
116959	0.62	0.64	--	0.13	0.14	--	46	--	--	--	0.52	0.58	0.58	--	0.49	0.53	0.54	--
116960	0.050	0.050	--	<0.01	<0.01	--	13	--	--	--	0.059	0.030	--	--	0.030	<0.02	--	--
DX450015	0.25	--	0.27	0.15	--	0.050	9.5	--	--	4.7	0.018	0.030	--	0.020	<0.008	<0.02	--	0.020
DX450034	0.010	--	0.010	<0.01	--	<0.01	35	--	--	35	0.35	0.38	--	0.38	0.32	0.30	--	0.33
DX450126	0.020	0.040	0.040	<0.01	--	<0.01	8.2	--	--	6.9	0.054	--	--	0.030	0.030	--	--	0.020
DX450213	5.4	--	5.4	0.35	--	0.030	5.9	--	--	2.4	0.014	--	--	0.020	<0.008	--	--	0.020
DX550054	0.30	--	0.36	0.077	--	0.17	49	--	--	57	0.37	--	--	0.60	0.36	--	--	0.53
DX550080	0.88	0.85	0.82	0.38	--	0.28	32	--	--	26	0.32	--	--	0.31	0.31	--	--	0.27
031763	0.15	--	0.10	0.030	--	0.010	19	--	--	19	0.19	--	--	0.19	0.15	--	--	0.14
031805	0.45	--	0.48	0.28	--	0.18	104	--	--	130	1.5	--	--	1.4	1.4	--	--	1.3
031502	0.82	--	0.83	<0.01	--	<0.01	33	--	--	39	0.43	--	--	0.37	0.42	--	--	0.32
031519	1.6	--	2.0	0.36	--	0.26	13	--	--	11	0.098	--	--	0.090	0.086	--	--	0.050

A value of "--" indicates no data are available.

Table B-12. Acid Base Accounting QA/QC Results

Sample ID	Total Sulphur (%)			Sulphate Sulphur (%)			Modified Sobek NP (kg $CaCO_3$/t)				Total Carbon (%C)				Total Inorganic Carbon (%C)			
	Result	Pulp Duplicate	Prep Duplicate	Result	Pulp Duplicate	Prep Duplicate	Result	Result	Pulp Duplicate	Prep Duplicate	Result	Result	Pulp Duplicate	Prep Duplicate	Result	Result	Pulp Duplicate	Prep Duplicate
Analyzing Laboratory	*Global ARD*	*Global ARD*	*Global ARD*	*Global ARD*	*Global ARD*	*Global ARD*	*SGS Lakefield*	*Global ARD*	*Global ARD*	*Global ARD*	*SGS Lakefield*	*Global ARD*	*Global ARD*	*Global ARD*	*SGS Lakefield*	*Global ARD*	*Global ARD*	*Global ARD*
031587	0.070	--	0.080	0.020	--	0.020	13	--	--	17	0.12	--	--	0.17	0.11	--	--	0.13
031592	0.19	--	0.11	0.010	--	0.030	40	--	--	36	0.42	--	--	0.40	0.41	--	--	0.36
031643	1.3	--	1.6	<0.01	--	0.19	24	--	--	38	0.25	--	--	0.43	0.24	--	--	0.34
031828	0.63	--	0.65	0.080	--	0.020	55	--	--	42	0.63	--	--	0.44	0.59	--	--	0.37
116958	0.040	--	0.050	0.010	--	0.030	18	--	--	15	0.11	0.13	--	0.12	0.088	0.080	--	0.070
031916	1.2	--	1.3	0.70	--	0.62	--	27	--	21.9	--	0.22	--	0.22	--	0.11	--	0.17
031618	0.030	--	0.10	<0.01	--	0.010	--	9.0	--	8	0.14	--	--	0.07	--	<0.02	--	0.04
031692	0.29	--	0.27	0.072	--	0.10	--	18	--	15.3	--	0.090	--	0.1	--	<0.02	--	0.06
031699	0.38	--	0.40	0.085	--	0.13	--	9.3	--	7.5	--	0.050	--	0.04	--	<0.02	--	<0.02
031705	0.060	--	0.070	0.033	--	0.020	--	8.7	--	6.4	--	0.030	--	0.02	--	<0.02	--	<0.02
031706	0.12	--	0.11	0.049	--	0.050	--	18	--	14.8	--	0.18	--	0.12	--	0.067	--	0.04
031709	1.5	--	1.5	0.23	--	0.37	--	18	--	15.1	--	0.20	--	0.17	--	0.17	--	0.14
DX450021	8.5	8.5	--	4.0	--	--	20	--	--	--	2.6	--	--	--	0.27	--	--	--
DX450024	0.23	0.22	--	<0.01	--	--	141	--	--	--	1.6	--	--	--	1.6	--	--	--
DX450028	0.51	0.49	--	<0.01	--	--	14	--	--	--	0.088	--	--	--	0.058	--	--	--
DX450035	8.7	8.7	--	5.0	--	--	377	--	--	--	4.5	--	--	--	4.4	--	--	--
DX450036	2.6	2.6	--	1.7	--	--	43	--	--	--	2.0	--	--	--	0.40	--	--	--
DX450038	2.8	2.7	--	<0.01	--	--	27	--	--	--	0.28	--	--	--	0.25	--	--	--
DX450046	0.045	0.040	--	<0.01	--	--	99	--	--	--	1.00	--	--	--	0.98	--	--	--
DX450047	0.087	0.090	--	<0.01	--	--	18	--	--	--	0.12	--	--	--	0.11	--	--	--
DX450050	0.67	0.67	--	<0.01	--	--	--	123	--	--	--	1.4	--	--	--	1.4	--	--
DX450063	6.0	5.9	--	4.5	--	--	21	--	--	--	1.4	--	--	--	0.20	--	--	--
DX450065	0.041	0.040	--	<0.01	--	--	115	--	--	--	1.2	--	--	--	1.2	--	--	--
DX450066	0.13	0.13	--	0.030	--	--	62	--	--	--	0.68	--	--	--	0.66	--	--	--
DX450076	6.8	6.7	--	<0.01	--	--	8.3	--	--	--	0.030	--	--	--	0.010	--	--	--
DX450096	4.0	3.9	--	0.89	--	--	7.1	--	--	--	0.028	--	--	--	<0.008	--	--	--
DX450097	0.28	0.30	--	<0.01	--	--	445	--	--	--	5.0	--	--	--	5.0	--	--	--
DX450098	0.17	0.16	--	<0.01	--	--	49	--	--	--	0.50	--	--	--	0.47	--	--	--
DX450100	0.076	0.070	--	<0.01	--	--	8.9	--	--	--	0.028	--	--	--	<0.008	--	--	--
DX450105	2.0	2.1	--	0.030	--	--	2.2	--	--	--	0.017	--	--	--	<0.008	--	--	--
DX450111	0.18	0.17	--	<0.01	--	--	59	--	--	--	0.57	--	--	--	0.55	--	--	--
DX450124	0.037	0.020	--	<0.01	--	--	58	--	--	--	0.61	--	--	--	0.59	--	--	--
DX450125	0.12	0.10	--	<0.01	--	--	50	--	--	--	0.49	--	--	--	0.47	--	--	--
DX450132	1.5	1.4	--	0.010	--	--	29	--	--	--	0.33	--	--	--	0.31	--	--	--
DX450134	5.7	5.6	--	2.6	--	--	71	--	--	--	0.75	--	--	--	0.73	--	--	--
DX450142	0.35	0.31	--	<0.01	--	--	23	--	--	--	0.26	--	--	--	0.25	--	--	--
DX450146	0.083	0.040	--	<0.01	--	--	13	--	--	--	0.057	--	--	--	0.044	--	--	--
DX450154	3.3	3.2	--	<0.01	--	--	6.5	--	--	--	0.035	--	--	--	0.032	--	--	--
DX450162	0.14	0.11	--	0.040	--	--	8.1	--	--	--	0.12	--	--	--	0.040	--	--	--
DX450166	0.52	0.51	--	0.090	--	--	14	--	--	--	0.077	--	--	--	0.078	--	--	--
DX450172	0.11	0.16	--	0.080	--	--	7.5	--	--	--	0.033	--	--	--	0.028	--	--	--
DX450188	0.11	0.080	--	0.020	--	--	36	--	--	--	0.38	--	--	--	0.35	--	--	--
DX450193	4.2	4.1	--	<0.01	--	--	14	--	--	--	0.22	--	--	--	0.20	--	--	--
DX450201	0.040	0.030	--	<0.01	--	--	--	30	--	--	--	0.19	--	--	--	0.21	--	--
DX450209	0.083	0.050	--	<0.01	--	--	11	--	--	--	0.053	--	--	--	0.030	--	--	--
DX450221	0.36	0.37	--	<0.01	--	--	23	--	--	--	0.15	--	--	--	0.12	--	--	--
DX450222	1.8	1.8	--	<0.01	--	--	15	--	--	--	0.13	--	--	--	0.11	--	--	--
DX450227	0.065	0.050	--	<0.01	--	--	21	--	--	--	0.20	--	--	--	0.17	--	--	--
DX450232	1.3	1.2	--	<0.01	--	--	18	--	--	--	0.14	--	--	--	0.13	--	--	--
DX550063	0.96	0.93	--	0.080	--	--	--	8.1	--	--	--	<0.02	--	--	--	<0.02	--	--

A value of "--" indicates no data are available.

Table B-12. Acid Base Accounting QA/QC Results

Sample ID	Total Sulphur (%)			Sulphate Sulphur (%)			Modified Sobek NP (kg $CaCO_3$/t)				Total Carbon (%C)				Total Inorganic Carbon (%C)			
	Result	Pulp Duplicate	Prep Duplicate	Result	Pulp Duplicate	Prep Duplicate	Result	Result	Pulp Duplicate	Prep Duplicate	Result	Result	Pulp Duplicate	Prep Duplicate	Result	Result	Pulp Duplicate	Prep Duplicate
Analyzing Laboratory	*Global ARD*	*Global ARD*	*Global ARD*	*Global ARD*	*Global ARD*	*Global ARD*	*SGS Lakefield*	*Global ARD*	*Global ARD*	*Global ARD*	*SGS Lakefield*	*Global ARD*	*Global ARD*	*Global ARD*	*SGS Lakefield*	*Global ARD*	*Global ARD*	*Global ARD*
DX550065	0.84	0.82	--	<0.01	--	--	45	--	--	--	0.38	--	--	--	0.36	--	--	--
DX550066	0.13	0.11	--	0.030	--	--	21	--	--	--	0.18	--	--	--	0.17	--	--	--
DX550072	0.36	0.36	--	0.010	--	--	65	--	--	--	0.58	--	--	--	0.58	--	--	--
DX550074	1.5	1.4	--	<0.01	--	--	30	--	--	--	0.25	--	--	--	0.22	--	--	--
DX550083	1.3	1.3	--	0.51	--	--	65	--	--	--	0.67	--	--	--	0.65	--	--	--
DX550085	2.2	2.1	--	<0.01	--	--	57	--	--	--	0.60	--	--	--	0.59	--	--	--
DX550107	2.6	2.5	--	0.01	--	--	17	--	--	--	0.13	--	--	--	0.12	--	--	--
DX550108	2.1	2.1	--	<0.01	--	--	35	--	--	--	0.34	--	--	--	0.33	--	--	--
DX450051	2.9	2.9	--	0.060	0.06	--	--	--	--	--	--	--	--	--	--	--	--	--
DX450057	0.030	0.030	--	<0.01	<0.01	--	--	--	--	--	--	--	--	--	--	--	--	--
DX450061	0.15	0.15	--	0.030	0.040	--	--	--	--	--	--	--	--	--	--	--	--	--
DX450067	0.15	0.15	--	0.080	0.080	--	--	--	--	--	--	--	--	--	--	--	--	--
DX450077	0.15	0.15	--	0.060	0.060	--	--	--	--	--	--	--	--	--	--	--	--	--
DX450087	0.29	0.29	--	0.12	0.13	--	--	--	--	--	--	--	--	--	--	--	--	--
DX450088	1.7	1.6	--	0.16	0.17	--	--	--	--	--	--	--	--	--	--	--	--	--
DX450095	0.060	0.060	--	0.020	0.020	--	--	--	--	--	--	--	--	--	--	--	--	--
DX450101	0.090	0.090	--	0.040	0.040	--	--	--	--	--	--	--	--	--	--	--	--	--
DX450107	0.030	0.030	--	0.010	<0.01	--	--	--	--	--	--	--	--	--	--	--	--	--
DX450115	0.25	0.25	--	<0.01	<0.01	--	--	--	--	--	--	--	--	--	--	--	--	--
DX450117	0.54	0.52	--	0.10	0.090	--	--	--	--	--	--	--	--	--	--	--	--	--
DX450129	0.12	0.12	--	0.010	0.020	--	--	--	--	--	--	--	--	--	--	--	--	--
DX450137	0.11	0.090	--	0.020	0.030	--	--	--	--	--	--	--	--	--	--	--	--	--
DX450143	1.4	1.4	--	0.080	0.070	--	--	--	--	--	--	--	--	--	--	--	--	--
DX450147	0.15	0.15	--	0.050	0.040	--	--	--	--	--	--	--	--	--	--	--	--	--
DX450157	0.26	0.27	--	0.010	<0.01	--	--	--	--	--	--	--	--	--	--	--	--	--
DX450159	1.3	1.3	--	0.040	0.030	--	--	--	--	--	--	--	--	--	--	--	--	--
DX450167	1.9	1.9	--	0.030	0.020	--	--	--	--	--	--	--	--	--	--	--	--	--
DX450177	5.8	5.8	--	3.1	2.9	--	--	--	--	--	--	--	--	--	--	--	--	--
DX450181	0.050	0.050	--	<0.01	0.010	--	--	--	--	--	--	--	--	--	--	--	--	--
DX450190	0.27	0.28	--	0.17	0.16	--	--	--	--	--	--	--	--	--	--	--	--	--
DX450206	1.4	1.4	--	0.040	0.040	--	--	--	--	--	--	--	--	--	--	--	--	--
DX450220	0.44	0.44	--	0.29	0.32	--	--	--	--	--	--	--	--	--	--	--	--	--
DX450238	0.82	0.83	--	0.27	0.27	--	--	--	--	--	--	--	--	--	--	--	--	--
DX550064	0.040	0.040	--	0.018	0.014	--	--	--	--	--	--	--	--	--	--	--	--	--
DX550078	0.58	0.60	--	0.070	0.049	--	--	--	--	--	--	--	--	--	--	--	--	--
DX550092	0.13	0.13	--	0.033	0.043	--	--	--	--	--	--	--	--	--	--	--	--	--
DX550103	0.080	0.080	--	0.028	0.024	--	--	--	--	--	--	--	--	--	--	--	--	--
031756	0.42	0.42	--	0.28	0.26	--	--	--	--	--	--	--	--	--	--	--	--	--
031776	0.54	0.52	--	0.34	0.37	--	--	--	--	--	--	--	--	--	--	--	--	--
031777	0.070	0.058	--	0.040	0.040	--	--	--	--	--	--	--	--	--	--	--	--	--
031782	0.040	0.039	--	0.020	0.020	--	--	--	--	--	--	--	--	--	--	--	--	--
031786	6.7	6.6	--	4.3	4.7	--	--	--	--	--	--	--	--	--	--	--	--	--
031792	0.080	0.084	--	0.030	0.030	--	--	--	--	--	--	--	--	--	--	--	--	--
031801	0.11	0.10	--	0.060	0.060	--	--	--	--	--	--	--	--	--	--	--	--	--
031807	0.32	0.31	--	<0.01	0.010	--	--	--	--	--	--	--	--	--	--	--	--	--
116732	4.5	4.4	--	2.6	2.5	--	--	--	--	--	--	--	--	--	--	--	--	--
116742	1.3	1.3	--	0.040	0.040	--	--	--	--	--	--	--	--	--	--	--	--	--
116748	0.16	0.16	--	0.11	0.11	--	--	--	--	--	--	--	--	--	--	--	--	--
031854	0.41	0.41	--	0.25	0.24	--	--	29.2	28.4	--	--	0.22	0.23	--	--	0.18	0.18	--
031863	0.13	0.13	--	0.050	0.050	--	--	--	--	--	--	0.16	0.18	--	--	0.14	0.12	--

A value of "--" indicates no data are available.

Table B-12. Acid Base Accounting QA/QC Results

Sample ID	Total Sulphur (%)			Sulphate Sulphur (%)			Modified Sobek NP (kg $CaCO_3$/t)				Total Carbon (%C)				Total Inorganic Carbon (%C)			
	Result	Pulp Duplicate	Prep Duplicate	Result	Pulp Duplicate	Prep Duplicate	Result	Result	Pulp Duplicate	Prep Duplicate	Result	Result	Pulp Duplicate	Prep Duplicate	Result	Result	Pulp Duplicate	Prep Duplicate
Analyzing Laboratory	*Global ARD*	*Global ARD*	*Global ARD*	*Global ARD*	*Global ARD*	*Global ARD*	*SGS Lakefield*	*Global ARD*	*Global ARD*	*Global ARD*	*SGS Lakefield*	*Global ARD*	*Global ARD*	*Global ARD*	*SGS Lakefield*	*Global ARD*	*Global ARD*	*Global ARD*
031873	0.63	0.61	--	0.020	0.010	--	--	52.5	54.2	--	--	0.54	0.57	--	--	0.52	0.54	--
031880	1.0	1.0	--	0.17	0.19	--	--	--	--	--	--	--	--	--	--	--	--	--
031882	1.0	0.99	--	0.080	0.098	--	--	--	--	--	--	--	--	--	--	--	--	--
31893	0.29	0.29	--	0.11	0.090	--	--	8.7	9.2	--	--	<0.02	0.020	--	--	<0.02	<0.02	--
031913	1.1	1.1	--	0.34	0.32	--	--	--	--	--	--	--	--	--	--	--	--	--
031923	0.62	0.61	--	0.34	0.31	--	--	5.9	6	--	--	0.030	0.030	--	--	<0.02	<0.02	--
031933	0.80	0.80	--	0.48	0.44	--	--	--	--	--	--	--	--	--	--	--	--	--
031942	1.9	1.9	--	0.18	0.19	--	--	17.9	17.6	--	--	0.13	0.14	--	--	0.090	0.11	--
031965	0.85	0.82	--	0.15	0.13	--	--	45.3	46.5	--	--	0.41	0.44	--	--	0.34	0.36	--
031973	0.15	0.15	--	0.047	0.053	--	--	--	--	--	--	--	--	--	--	--	--	--
031976	0.13	0.13	--	0.090	0.090	--	--	54.5	54.7	--	--	0.59	0.63	--	--	0.51	0.55	--
031978	0.20	0.20	--	0.14	0.14	--	--	--	--	--	--	--	--	--	--	--	--	--
031990	0.15	0.16	--	0.072	0.068	--	--	--	--	--	--	--	--	--	--	--	--	--
031505	0.22	0.22	--	<0.01	<0.01	--	--	28.4	27.7	--	--	0.24	0.25	--	--	0.22	0.22	--
031507	0.19	0.18	--	<0.01	<0.01	--	--	--	--	--	--	--	--	--	--	--	--	--
031528	0.020	0.020	--	<0.01	<0.01	--	--	--	--	--	--	--	--	--	--	--	--	--
031546	0.060	0.060	--	<0.01	<0.01	--	--	--	--	--	--	--	--	--	--	--	--	--
031567	2.6	2.6	--	<0.01	<0.01	--	--	--	--	--	--	--	--	--	--	--	--	--
031576	0.72	0.71	--	0.020	0.030	--	--	--	--	--	--	--	--	--	--	--	--	--
031581	0.030	0.030	--	<0.01	<0.01	--	--	--	--	--	--	--	--	--	--	--	--	--
031582	0.050	0.050	--	<0.01	<0.01	--	--	--	--	--	--	--	--	--	--	--	--	--
031599	0.69	0.74	--	0.20	0.20	--	--	--	--	--	--	--	--	--	--	--	--	--
031604	0.030	0.030	--	<0.01	<0.01	--	--	--	--	--	--	--	--	--	--	--	--	--
031609	0.050	0.050	--	<0.01	<0.01	--	--	--	--	--	--	--	--	--	--	--	--	--
031622	0.11	0.11	--	0.010	<0.01	--	--	--	--	--	--	--	--	--	--	--	--	--
031638	1.7	1.7	--	<0.01	<0.01	--	--	--	--	--	--	--	--	--	--	--	--	--
031650	0.17	0.17	--	0.030	0.030	--	--	--	--	--	--	--	--	--	--	--	--	--
031672	0.070	0.080	--	0.019	0.0055	--	--	--	--	--	--	--	--	--	--	--	--	--
031682	0.11	0.11	--	0.048	0.060	--	--	40.5	41.5	--	--	0.42	0.43	--	--	0.39	0.37	--
031691	0.24	0.23	--	0.095	0.095	--	--	--	--	--	--	--	--	--	--	--	--	--
031696	0.35	0.34	--	0.091	0.11	--	--	6.9	7.5	--	--	<0.02	<0.02	--	--	<0.02	<0.02	--
031702	0.020	0.020	--	0.011	0.010	--	--	--	--	--	--	--	--	--	--	--	--	--
031713	0.22	0.22	--	0.076	0.085	--	--	13.2	14	--	--	0.13	0.20	--	--	0.095	0.16	--
031720	0.040	0.042	--	0.020	0.010	--	--	--	--	--	--	--	--	--	--	--	--	--
031728	0.040	0.043	--	0.010	0.020	--	--	--	--	--	--	--	--	--	--	--	--	--
031733	1.3	1.3	--	0.92	0.93	--	--	--	--	--	--	--	--	--	--	--	--	--
031827	0.12	0.12	--	0.060	0.060	--	--	--	--	--	--	--	--	--	--	--	--	--
031837	0.28	0.29	--	0.15	0.15	--	--	--	--	--	--	--	--	--	--	--	--	--

A value of "--" indicates no data are available.

Table B-13 Aqua Regia Metals QA/QC Results

Sample ID	Analyzing Laboratory	Result	Sulphur	Silver	Aluminum	Arsenic	Boron	Barium	Beryllium	Bismuth	Calcium	Cadmium	Cobalt	Chromium
			%	ppm	%	ppm	ppm	ppm	ppm	ppm	%	ppm	ppm	ppm
031504	SGS Lakefield	Original sample result	0.035	<0.5	1.1	0.8	2.0	120	0.07	0.11	1.1	0.04	7.9	64
	Global ARD	Pulp Duplicate	0.02	0.09	1.1	0.7	<10	149	0.07	0.09	1.1	0.05	9.0	8.0
		Prep Duplicate	0.02	0.07	1.1	0.7	<10	145	0.06	0.09	1.1	0.04	8.2	8.0
031526	SGS Lakefield	Original sample result	0.29	<0.5	1.2	18	2.0	70	0.06	0.15	0.46	0.08	8.9	65
	Global ARD	Pulp Duplicate	0.23	0.24	1.3	11	<10	83	0.07	0.11	0.47	0.06	8.9	10
031527	SGS Lakefield	Original sample result	0.23	<0.5	2.3	33	<1	150	0.15	0.23	0.17	0.14	19	130
	Global ARD	Pulp Duplicate	0.31	0.26	2.5	20	<10	154	0.15	0.25	0.16	0.14	21	94
031570	SGS Lakefield	Original sample result	0.025	<0.5	1.3	0.6	2.0	160	0.06	<0.085	0.94	0.04	11	110
	Global ARD	Pulp Duplicate	<0.01	0.08	1.3	0.6	<10	175	0.06	0.09	1.2	0.04	11	35
		Prep Duplicate	<0.01	0.08	1.3	0.2	<10	176	0.07	0.08	1.2	0.04	11	36
031576	SGS Lakefield	Original sample result	0.75	1.7	0.84	98	<1	130	0.09	0.21	1.3	0.48	7.0	72
	Global ARD	Pulp Duplicate	0.63	0.61	0.94	82	<10	145	0.09	0.11	1.4	0.46	7.0	10
031577	SGS Lakefield	Original sample result	4.1	1.5	0.99	69	<1	82	0.09	0.65	0.55	41	13	64
	Global ARD	Pulp Duplicate	3.4	1.5	1.1	60	<10	79	0.12	0.56	0.54	41	12	11
031592	SGS Lakefield	Original sample result	0.39	<0.5	1.2	35	2.0	140	0.08	0.14	1.7	1.2	17	49
	Global ARD	Pulp Duplicate	0.19	0.18	1.3	13	<10	136	0.08	0.17	1.7	0.8	11	9.0
	Global ARD	Prep Duplicate	0.11	0.18	1.2	5.5	<10	128	0.1	0.08	1.4	0.86	9.0	42
031593	SGS Lakefield	Original sample result	0.16	<0.5	0.97	3.0	<1	11	0.19	0.13	1.8	0.06	7.9	130
	Global ARD	Pulp Duplicate	0.22	0.1	1.1	2.7	<10	13	0.25	0.12	1.8	0.06	9.6	69
031597	SGS Lakefield	Original sample result	0.005	<0.5	1.1	1.2	3.0	120	0.06	<0.085	0.4	<0.02	9.8	78
	Global ARD	Pulp Duplicate	<0.01	0.05	1.1	1.2	<10	124	0.07	0.03	0.46	0.03	8.9	33
031611	SGS Lakefield	Original sample result	0.064	<0.5	1.5	1.5	3.0	180	0.08	<0.085	0.76	0.03	11	67
	Global ARD	Pulp Duplicate	0.1	0.31	1.6	1.3	10	198	0.07	0.05	0.71	0.04	12	18
031612	SGS Lakefield	Original sample result	0.09	<0.5	0.97	1.4	2.0	92	0.05	<0.085	0.34	0.04	6.7	69
	Global ARD	Pulp Duplicate	0.03	0.06	0.96	0.6	<10	90	0.05	0.05	0.38	0.03	6.7	43
031653	SGS Lakefield	Original sample result	0.081	<0.5	4.0	13	4.0	270	0.45	0.12	1.2	0.05	24	290
	Global ARD	Pulp Duplicate	0.1	0.06	3.8	9.7	<10	255	0.43	0.12	1.4	0.05	22	309
031672	SGS Lakefield	Original sample result	0.0094	<0.5	1.4	8.6	<1	93	0.094	<0.085	0.41	0.02	15	29
	Global ARD	Pulp Duplicate	0.06	0.11	1.7	12	15	107	0.1	0.07	0.48	0.03	22	27
031674	SGS Lakefield	Original sample result	0.0087	<0.5	1.3	1.5	3.0	150	0.11	<0.085	0.69	0.028	8.5	11
	Global ARD	Pulp Duplicate	0.02	0.04	1.5	1.6	<10	131	0.11	0.05	0.91	0.03	9.1	11
031677	SGS Lakefield	Original sample result	0.0068	<0.5	2.0	14	<1	20	0.067	<0.085	1.3	0.024	21	53
	Global ARD	Pulp Duplicate	0.02	0.05	2.2	20	<10	20	0.06	0.02	1.3	0.04	26	64
031687	SGS Lakefield	Original sample result	0.071	<0.5	2.1	17	4.0	150	0.099	<0.085	2.8	0.053	31	96
	Global ARD	Pulp Duplicate	0.08	0.05	2.3	22	<10	144	0.09	<0.01	2.5	0.05	39	104
031688	SGS Lakefield	Original sample result	0.027	<0.5	2.3	1.8	<1	380	0.081	<0.085	0.53	0.034	7.3	12
	Global ARD	Pulp Duplicate	0.05	0.06	2.6	2.1	<10	366	0.06	0.04	0.59	0.04	7.2	13
031701	SGS Lakefield	Original sample result	0.15	<0.5	1.7	1.7	2.0	55	0.089	<0.085	0.82	0.029	10	18
	Global ARD	Pulp Duplicate	0.29	0.1	1.9	5.4	13	58	0.09	0.07	0.85	0.03	18	20
031702	SGS Lakefield	Original sample result	0.01	<0.5	1.9	0.78	2.0	220	0.2	<0.085	2.3	0.13	9.6	60
	Global ARD	Pulp Duplicate	<0.01	0.03	2.2	0.6	<10	221	0.18	0.02	2.8	0.09	9.2	65
031704	SGS Lakefield	Original sample result	0.015	<0.5	0.97	2.6	2.0	110	0.17	0.11	0.81	0.02	8.0	11
	Global ARD	Pulp Duplicate	0.01	0.03	0.88	2.5	10	93	0.11	0.14	0.85	0.02	8.6	10
031728	SGS Lakefield	Original sample result	0.073	<0.5	0.91	3.3	<1	110	0.09	<0.085	0.58	0.033	6.1	89
	Global ARD	Pulp Duplicate	0.04	0.12	1.0	3.3	<10	86	0.09	0.06	0.78	0.02	7.2	69
031730	SGS Lakefield	Original sample result	0.084	<0.5	1.8	1.5	<1	270	0.16	<0.085	2.0	0.053	5.6	66
	Global ARD	Pulp Duplicate	0.02	0.11	1.5	1.1	<10	207	0.11	0.06	1.8	0.05	4.6	4.0

Table B-13 Aqua Regia Metals QA/QC Results

Sample ID	Analyzing Laboratory	Result	Sulphur	Silver	Aluminum	Arsenic	Boron	Barium	Beryllium	Bismuth	Calcium	Cadmium	Cobalt	Chromium
			%	ppm	%	ppm	ppm	ppm	ppm	ppm	%	ppm	ppm	ppm
031734	SGS Lakefield	Original sample result	0.089	<0.5	1.0	2.1	4.0	63	0.27	<0.085	1.4	<0.02	4.6	61
	Global ARD	Pulp Duplicate	0.02	0.03	1.0	1.4	<10	50	0.22	0.07	1.6	0.02	4.6	11
031739	SGS Lakefield	Original sample result	0.049	<0.5	1.5	3.7	2.0	130	0.096	0.15	0.61	0.046	9.9	77
	Global ARD	Pulp Duplicate	0.02	0.11	1.4	2.2	11	113	0.06	0.16	0.7	0.05	9.6	12
031776	SGS Lakefield	Original sample result	0.38	<0.5	1.6	940	2.0	77	0.11	0.11	1.3	0.17	41	150
	Global ARD	Pulp Duplicate	0.52	0.17	1.5	1365	10	62	0.11	0.12	1.3	0.16	43	110
031781	SGS Lakefield	Original sample result	0.012	<0.5	0.92	15	<1	88	0.06	<0.085	0.36	0.03	7.0	100
	Global ARD	Pulp Duplicate	0.04	0.18	0.99	16	14	102	0.08	0.07	0.34	0.03	7.5	143
031814	SGS Lakefield	Original sample result	0.078	<0.5	1.5	1.0	<1	180	0.05	<0.085	2.9	0.05	22	170
	Global ARD	Pulp Duplicate	0.2	0.03	1.9	0.7	<10	213	0.06	0.01	2.3	0.05	30	64
031815	SGS Lakefield	Original sample result	5.6	0.6	1.1	8.3	<1	270	0.08	0.76	1.7	2.9	110	110
	Global ARD	Pulp Duplicate	5.3	0.76	1.2	12	<10	53	0.08	0.91	1.7	4.8	123	29
031816	SGS Lakefield	Original sample result	0.061	<0.5	1.9	9.1	<1	150	0.12	<0.085	0.82	0.83	8.4	81
	Global ARD	Pulp Duplicate	0.09	0.4	1.5	10	<10	109	0.11	0.05	0.73	0.38	8.4	21
031826	SGS Lakefield	Original sample result	0.029	<0.5	1.2	3.0	4.0	130	0.13	<0.085	0.62	0.068	16	95
	Global ARD	Pulp Duplicate	0.02	0.06	0.96	2.1	<10	100	0.08	0.02	0.67	0.04	13	30
031827	SGS Lakefield	Original sample result	0.086	<0.5	0.94	130	<1	140	0.079	<0.085	0.61	0.16	6.5	76
	Global ARD	Pulp Duplicate	0.1	0.1	0.84	113	<10	137	0.06	0.09	0.61	0.11	6.3	10
031833	SGS Lakefield	Original sample result	0.086	<0.5	2.2	1.8	<1	110	0.19	0.16	0.89	0.034	8.0	69
	Global ARD	Pulp Duplicate	0.06	0.07	2.7	1.0	10	112	0.19	0.25	1.1	0.03	8.5	9.0
031841	SGS Lakefield	Original sample result	0.077	<0.5	1.1	2.6	2.0	140	0.086	<0.085	0.88	0.033	12	89
	Global ARD	Pulp Duplicate	0.03	0.11	0.99	1.8	<10	126	0.06	0.06	1.1	0.03	13	48
031842	SGS Lakefield	Original sample result	0.082	<0.5	0.79	9.3	3.0	65	0.12	0.088	0.85	0.036	4.9	67
	Global ARD	Pulp Duplicate	0.01	0.03	0.74	7.4	<10	54	0.08	0.05	0.94	0.03	4.8	8.0
031846	SGS Lakefield	Original sample result	0.75	1.9	1.6	66	<1	280	0.91	7.4	3.9	0.44	16	150
	Global ARD	Pulp Duplicate	0.83	4.3	1.5	51	<10	218	0.78	5.4	3.8	0.37	14	101
031918	SGS Lakefield	Original sample result	0.22	<0.5	3.2	70	4.0	560	0.24	0.22	0.35	0.03	15	61
	Global ARD	Pulp Duplicate	0.24	0.12	3.5	26	<10	608	0.25	0.2	0.51	0.03	17	60
031950	SGS Lakefield	Original sample result	0.0094	<0.5	1.5	5.5	5.0	180	0.1	<0.085	2.6	0.03	8.5	11
	Global ARD	Pulp Duplicate	0.03	0.04	1.9	4.1	<10	199	0.15	0.05	2.4	0.04	9.7	14
031951	SGS Lakefield	Original sample result	0.079	<0.5	1.5	79	5.0	140	0.06	<0.085	2.5	0.05	34	47
	Global ARD	Pulp Duplicate	0.06	0.1	1.9	75	10	97	0.12	0.03	3.7	0.06	34	54
031974	SGS Lakefield	Original sample result	0.005	<0.5	0.42	4.9	2.0	49	0.03	<0.085	0.5	0.03	5.8	17
	Global ARD	Pulp Duplicate	0.01	0.06	0.46	7.0	<10	55	0.05	0.04	0.66	0.03	8.3	24
031985	SGS Lakefield	Original sample result	0.19	<0.5	1.2	10	6.0	64	0.04	<0.085	2.3	0.03	27	62
	Global ARD	Pulp Duplicate	0.13	0.06	1.7	13	<10	52	0.07	0.02	3.0	0.04	27	68
031995	SGS Lakefield	Original sample result	0.42	<0.5	2.3	74	5.0	97	0.07	<0.085	3.5	0.09	40	18
	Global ARD	Pulp Duplicate	0.37	0.11	2.6	33	12	80	0.08	0.03	4.2	0.13	39	22
116958	SGS Lakefield	Original sample result	0.0071	<0.5	1.0	4.3	<1	110	0.05	0.095	0.46	0.035	5.5	6.2
	Global ARD	Pulp Duplicate	0.02	0.11	0.96	4.3	12	90	<0.05	0.08	0.6	0.04	5.6	6.0
116984	SGS Lakefield	Original sample result	0.01	<0.5	1.6	18	3.0	56	0.11	<0.085	2.3	0.053	23	24
	Global ARD	Pulp Duplicate	0.02	0.1	2.3	14	<10	59	0.14	0.02	3.1	0.07	28	33
DX450055	SGS Lakefield	Original sample result	0.01	<0.5	1.1	8.0	<1	86	0.034	<0.085	2.3	<0.02	12	51
	Global ARD	Pulp Duplicate	0.03	0.05	1.8	7.3	10	98	0.05	<0.01	3.2	0.02	16	164
DX450065	SGS Lakefield	Original sample result	0.005	<0.5	2.0	1.1	3.0	6.9	0.044	<0.085	4.7	0.035	11	57
	Global ARD	Pulp Duplicate	0.01	0.04	3.6	1.3	<10	<10	0.09	<0.01	4.9	0.04	18	265

Table B-13 Aqua Regia Metals QA/QC Results

Sample ID	Analyzing Laboratory	Result	Sulphur	Silver	Aluminum	Arsenic	Boron	Barium	Beryllium	Bismuth	Calcium	Cadmium	Cobalt	Chromium
			%	ppm	%	ppm	ppm	ppm	ppm	ppm	%	ppm	ppm	ppm
DX450097	SGS Lakefield	Original sample result	0.29	0.8	0.82	4.0	<1	35	0.076	1.2	17	3.7	6.6	30
	Global ARD	Pulp Duplicate	0.29	0.89	1.0	3.0	<10	36	0.11	0.96	13	3.0	6.9	154
DX450100	SGS Lakefield	Original sample result	0.0087	<0.5	2.6	33	2.0	210	0.15	0.18	0.11	0.022	9.1	82
	Global ARD	Pulp Duplicate	0.05	0.08	3.0	41	12	201	0.13	0.16	0.13	0.01	10	311
DX450102	SGS Lakefield	Original sample result	<0.001	<0.75	0.45	2.5	4.0	37	0.055	<0.085	1.0	<0.02	2.8	150
	Global ARD	Pulp Duplicate	<0.01	0.05	0.47	2.3	<10	41	0.06	0.01	1.1	0.01	2.8	21
DX450145	SGS Lakefield	Original sample result	<0.001	<0.75	0.84	1.6	2.0	70	0.084	0.11	1.4	0.037	2.5	7.4
	Global ARD	Pulp Duplicate	0.01	0.07	0.91	0.7	<10	76	0.11	0.04	1.3	0.04	2.2	7.0
DX450164	SGS Lakefield	Original sample result	0.21	<0.75	2.4	13	<1	170	0.085	<0.085	3.8	0.092	39	120
	Global ARD	Pulp Duplicate	0.2	0.08	3.0	15	10	188	0.09	0.02	3.7	0.07	38	332
DX450196	SGS Lakefield	Original sample result	0.24	<0.75	2.8	0.74	<1	270	0.071	0.38	0.38	0.12	22	140
	Global ARD	Pulp Duplicate	0.28	0.11	2.8	0.9	<10	299	0.08	0.25	0.39	0.09	21	365
DX450199	SGS Lakefield	Original sample result	0.11	<0.75	0.76	0.8	<1	29	0.12	0.094	6.5	0.079	13	180
	Global ARD	Pulp Duplicate	0.07	0.06	0.88	0.6	<10	32	0.16	0.07	6.2	0.06	14	264
DX450201	SGS Lakefield	Original sample result	0.027	<0.75	3.2	6.1	3.0	170	0.09	<0.085	2.8	0.16	9.3	81
	Global ARD	Pulp Duplicate	0.01	0.05	4.2	8.2	<10	218	0.11	<0.01	3.0	0.11	13	289
031502	SGS Lakefield	Original sample result	0.73	<0.5	1.2	33	<1	97	0.06	0.2	1.6	0.28	8.3	64
	Global ARD	Prep Duplicate	0.8	0.21	1.1	31	<10	103	<0.05	0.22	1.4	0.19	8.7	44
031507	SGS Lakefield	Original sample result	0.22	<0.5	1.6	0.9	2.0	210	0.07	0.1	0.94	0.04	11	64
	Global ARD	Pulp Duplicate	0.19	0.12	1.6	0.7	<10	206	0.06	0.1	0.93	0.03	11	16
031519	SGS Lakefield	Original sample result	2.0	1.1	1.4	34	2.0	78	0.11	2.6	0.67	27	9.3	70
	Global ARD	Prep Duplicate	2.0	0.96	1.3	31	<10	70	0.15	2.8	0.64	27	9.5	54
031532	SGS Lakefield	Original sample result	0.53	<0.5	1.9	87	2.0	150	0.09	0.32	0.17	0.06	19	100
	Global ARD	Prep Duplicate	0.47	0.17	2.1	65	<10	169	0.09	0.26	0.17	0.05	18	105
031546	SGS Lakefield	Original sample result	0.037	<0.5	0.95	3.0	3.0	34	0.15	<0.085	0.78	0.03	7.8	64
	Global ARD	Pulp Duplicate	0.06	0.03	1.0	1.8	<10	46	0.14	0.02	0.79	0.04	7.7	8.0
031582	SGS Lakefield	Original sample result	0.027	<0.5	1.9	1.2	2.0	320	0.08	<0.085	1.7	0.07	13	68
	Global ARD	Pulp Duplicate	0.04	0.09	1.8	0.8	<10	249	0.09	0.06	1.6	0.05	13	26
031587	SGS Lakefield	Original sample result	0.04	<0.5	0.9	4.4	2.0	120	0.04	<0.085	0.61	0.03	11	84
	Global ARD	Prep Duplicate	0.07	0.18	0.91	5.5	<10	115	<0.05	0.07	0.81	0.04	12	75
031609	SGS Lakefield	Original sample result	0.027	<0.5	1.5	4.4	6.0	150	0.08	<0.085	0.26	0.07	14	85
	Global ARD	Pulp Duplicate	0.03	0.05	1.5	3.9	<10	132	0.09	0.1	0.27	0.08	13	57
031688	SGS Lakefield	Original sample result	0.005	<0.5	0.31	0.7	<1	21	0.09	0.49	0.46	0.04	0.21	60
	Global ARD	Pulp Duplicate	<0.01	0.08	0.52	0.9	<10	33	0.11	0.4	0.26	0.04	0.6	1.0
031622	SGS Lakefield	Original sample result	0.085	<0.5	1.2	3.6	<1	200	0.22	0.14	1.4	0.06	7.8	71
	Global ARD	Pulp Duplicate	0.11	0.14	1.1	2.4	<10	197	0.16	0.11	1.6	0.07	7.7	52
031629	SGS Lakefield	Original sample result	2.9	<0.5	1.2	17	2.0	70	0.12	3.0	0.57	0.09	14	99
	Global ARD	Prep Duplicate	4.7	0.44	1.2	22	15	50	0.1	3.4	0.67	0.15	15	67
031643	SGS Lakefield	Original sample result	1.0	<0.5	0.66	57	2.0	69	0.07	0.2	0.83	0.07	2.2	64
	Global ARD	Prep Duplicate	1.5	0.23	0.83	61	<10	83	<0.05	0.22	1.4	0.09	2.4	62
031655	SGS Lakefield	Original sample result	0.013	<0.5	1.2	3.1	2.0	170	0.09	<0.085	0.61	0.03	8.6	76
	Global ARD	Pulp Duplicate	0.03	0.08	1.2	2.7	<10	172	0.06	0.05	0.8	0.03	8.8	146
031656	SGS Lakefield	Original sample result	0.37	<0.5	1.0	61	2.0	69	0.09	0.094	0.8	0.05	6.7	77
	Global ARD	Prep Duplicate	0.47	0.2	0.86	58	<10	58	0.06	0.11	0.87	0.05	6.6	50
031663	SGS Lakefield	Original sample result	0.16	<0.5	1.6	1.0	2.0	93	0.12	<0.085	0.57	0.03	8.8	70
	Global ARD	Prep Duplicate	0.22	0.07	1.3	0.6	<10	78	0.07	0.03	0.43	0.03	9.2	44

Table B-13 Aqua Regia Metals QA/QC Results

Sample ID	Analyzing Laboratory	Result	Sulphur	Silver	Aluminum	Arsenic	Boron	Barium	Beryllium	Bismuth	Calcium	Cadmium	Cobalt	Chromium
			%	ppm	%	ppm	ppm	ppm	ppm	ppm	%	ppm	ppm	ppm
031673	SGS Lakefield	Original sample result	0.034	<0.5	1.2	6.3	<1	200	0.053	0.11	0.91	0.064	6.8	21
	Global ARD	Pulp Duplicate	0.05	0.14	1.4	7.6	<10	190	<0.05	0.2	1.0	0.09	7.9	24
031692	SGS Lakefield	Original sample result	0.21	<0.5	3.2	580	4.0	150	1.2	0.27	1.2	0.047	14	48
	Global ARD	Prep Duplicate	0.26	0.14	3.7	455	<10	138	0.94	0.27	1.5	0.08	18	90
031699	SGS Lakefield	Original sample result	0.36	<0.5	1.5	1.4	2.0	170	0.091	0.27	0.32	0.08	15	39
	Global ARD	Prep Duplicate	0.4	0.17	1.4	1.3	<10	129	0.07	0.26	0.34	0.07	15	77
031705	SGS Lakefield	Original sample result	0.033	<0.5	1.2	0.5	<1	150	0.078	<0.085	0.33	0.02	6.1	31
	Global ARD	Pulp Duplicate	0.05	0.09	1.4	0.4	15	168	0.09	0.05	0.32	<0.01	9.2	29
031706	SGS Lakefield	Original sample result	0.072	<0.5	1.4	3.3	2.0	100	0.17	<0.085	0.73	0.038	7.9	11
	Global ARD	Prep Duplicate	0.11	0.08	1.2	3.3	<10	71	0.1	0.07	0.77	0.04	9.1	56
031709	SGS Lakefield	Original sample result	1.2	<0.5	0.48	78	<1	63	0.079	0.22	0.59	0.041	1.5	0.99
	Global ARD	Prep Duplicate	1.4	0.32	0.35	64	<10	42	0.06	0.24	0.59	0.07	1.6	36
031763	SGS Lakefield	Original sample result	0.084	<0.5	0.71	3.8	4.0	51	0.15	<0.085	0.84	0.03	6.8	20
	Global ARD	Prep Duplicate	0.1	0.12	0.71	3.7	<10	42	0.16	0.04	0.83	0.02	6.8	62
031769	SGS Lakefield	Original sample result	0.12	<0.5	1.3	5.6	<1	110	0.04	0.14	0.21	<0.02	8.8	14
	Global ARD	Prep Duplicate	0.11	0.12	1.3	7.8	<10	114	0.06	0.12	0.24	0.02	9.2	44
031777	SGS Lakefield	Original sample result	0.032	<0.5	0.48	48	<1	39	0.06	<0.085	0.28	<0.02	16	7.9
	Global ARD	Pulp Duplicate	0.05	0.18	0.33	45	<10	19	0.06	0.04	0.32	0.03	18	6.0
031782	SGS Lakefield	Original sample result	0.035	<0.5	0.74	10	2.0	87	0.06	<0.085	0.72	<0.02	3.7	12
	Global ARD	Pulp Duplicate	0.03	0.08	0.71	48	13	72	0.07	0.05	0.7	0.05	4.1	13
031828	SGS Lakefield	Original sample result	0.72	<0.5	1.6	13	<1	91	0.23	<0.085	2.1	0.088	12	66
	Global ARD	Prep Duplicate	0.64	0.16	1.6	12	<10	80	0.18	0.09	1.8	0.08	11	56
031839	SGS Lakefield	Original sample result	0.038	<0.5	1.3	9.3	<1	170	0.057	<0.085	0.2	0.033	5.2	56
	Global ARD	Pulp Duplicate	0.04	0.09	1.2	16	<10	149	<0.05	0.04	0.24	0.03	5.6	4.0
031850	SGS Lakefield	Original sample result	0.44	<0.5	3.0	14	4.0	270	0.18	<0.085	2.9	0.063	28	130
	Global ARD	Pulp Duplicate	0.4	0.08	3.1	13	18	250	0.13	0.06	3.2	0.06	28	89
031880	SGS Lakefield	Original sample result	0.9	<0.5	1.8	15	<1	170	0.2	0.2	1.5	0.06	16	35
	Global ARD	Pulp Duplicate	0.99	0.15	1.5	16	18	134	0.12	0.17	1.2	0.04	12	20
031916	SGS Lakefield	Original sample result	1.2	<0.5	1.6	800	<1	160	0.32	0.45	0.79	0.28	25	120
	Global ARD	Prep Duplicate	1.3	0.14	1.5	230	<10	145	0.31	0.38	0.81	0.23	23	144
031950	SGS Lakefield	Original sample result	0.0094	<0.5	1.5	5.5	5.0	180	0.1	<0.085	2.6	0.03	8.5	11
	Global ARD	Pulp Duplicate	0.03	0.04	1.9	4.1	<10	199	0.15	0.05	2.4	0.04	9.7	14
031978	SGS Lakefield	Original sample result	0.17	<0.5	1.7	9.7	4.0	68	0.28	<0.085	1.3	0.05	6.5	78
	Global ARD	Pulp Duplicate	0.19	0.31	1.7	17	12	63	0.35	0.06	1.5	0.06	7.2	86
116740	SGS Lakefield	Original sample result	0.017	<0.5	0.65	44	1.0	43	0.05	<0.085	0.31	0.03	19	19
	Global ARD	Pulp Duplicate	0.03	0.2	0.67	43	<10	33	<0.05	0.07	0.4	0.04	20	21
116958	SGS Lakefield	Original sample result	0.0071	<0.5	1.0	4.3	<1	110	0.05	0.095	0.46	0.035	5.5	6.2
	Global ARD	Pulp Duplicate	0.02	0.11	0.96	4.3	12	90	<0.05	0.08	0.6	0.04	5.6	6.0
		Prep Duplicate	0.02	0.09	0.84	4.5	<10	76	<0.05	0.08	0.57	0.05	5.7	38
116960	SGS Lakefield	Original sample result	0.032	<0.5	1.8	2.0	<1	230	0.068	<0.085	0.41	0.022	14	28
	Global ARD	Pulp Duplicate	0.04	0.11	1.7	1.9	12	188	<0.05	0.04	0.41	0.04	15	26
DX450015	SGS Lakefield	Original sample result	0.23	<0.75	2.5	110	3.0	140	0.13	0.36	0.19	0.15	24	87
	Global ARD	Prep Duplicate	0.27	0.47	2.5	114	<10	150	0.16	0.2	0.23	0.22	23	111
DX450018	SGS Lakefield	Original sample result	0.017	<0.75	1.2	0.9	<1	130	0.09	0.23	0.79	0.05	6.1	30
	Global ARD	Pulp Duplicate	0.03	0.14	1.0	0.7	<10	113	0.1	0.16	0.68	0.03	4.0	171

Table B-13 Aqua Regia Metals QA/QC Results

Sample ID	Analyzing Laboratory	Result	Sulphur	Silver	Aluminum	Arsenic	Boron	Barium	Beryllium	Bismuth	Calcium	Cadmium	Cobalt	Chromium
			%	ppm	%	ppm	ppm	ppm	ppm	ppm	%	ppm	ppm	ppm
DX450046	SGS Lakefield	Original sample result	0.022	<0.75	3.3	32	2.0	390	0.11	<0.085	5.0	0.05	18	65
	Global ARD	Pulp Duplicate	0.02	0.03	4.6	35	<10	469	0.18	<0.01	4.9	0.03	22	174
DX450095	SGS Lakefield	Original sample result	0.046	<0.5	1.1	6.2	3.0	98	0.12	<0.085	1.3	0.079	8.1	69
	Global ARD	Pulp Duplicate	0.05	0.03	1.1	7.0	12	87	0.12	0.04	1.4	0.11	8.4	324
DX450102	SGS Lakefield	Original sample result	<0.001	<0.75	0.45	2.5	4.0	37	0.055	<0.085	1.0	<0.02	2.8	150
	Global ARD	Pulp Duplicate	<0.01	0.05	0.47	2.3	<10	41	0.06	0.01	1.1	0.01	2.8	21
DX450110	SGS Lakefield	Original sample result	0.31	<0.75	0.75	4.9	<1	49	0.038	0.5	0.56	0.066	5.0	7.9
	Global ARD	Pulp Duplicate	0.23	0.13	0.84	5.8	10	75	0.06	0.22	0.64	0.05	4.6	11
DX450153	SGS Lakefield	Original sample result	3.7	<0.75	0.99	2.3	<1	50	0.09	6.9	0.18	0.12	23	85
	Global ARD	Pulp Duplicate	4.8	0.57	0.86	2.8	15	40	0.08	4.7	0.16	0.11	24	56
DX450160	SGS Lakefield	Original sample result	0.22	<0.75	3.0	62	<1	170	0.14	0.5	0.17	0.033	17	94
	Global ARD	Prep Duplicate	0.16	0.23	2.8	92	<10	190	0.14	0.35	0.15	0.01	17	75
DX450178	SGS Lakefield	Original sample result	2.4	1.3	1.9	43	<1	140	0.18	1.1	1.9	220	17	130
	Global ARD	Pulp Duplicate	2.5	1.3	1.8	34	<10	118	0.24	0.71	1.4	169	15	475
DX450181	SGS Lakefield	Original sample result	0.026	<0.75	1.2	1.2	4.0	100	0.12	<0.085	0.71	0.11	8.4	84
	Global ARD	Pulp Duplicate	0.04	0.18	1.1	1.3	<10	116	0.11	0.02	0.71	0.03	8.5	225
DX450213	SGS Lakefield	Original sample result	4.5	<0.75	0.73	29	4.0	71	0.13	14	0.17	0.029	14	70
	Global ARD	Prep Duplicate	5.4	0.58	0.76	30	<10	57	0.12	8.1	0.18	0.04	13	45
DX450215	SGS Lakefield	Original sample result	3.2	2.6	0.71	30	<1	120	0.11	7.4	2.6	0.57	9.0	68
	Global ARD	Pulp Duplicate	3.0	3.2	0.73	27	<10	99	0.11	5.1	3.7	3.0	7.4	292
DX550054	SGS Lakefield	Original sample result	0.24	<0.5	1.2	2.2	<1	160	<0.02	<0.085	1.6	0.046	20	42
	Global ARD	Prep Duplicate	0.36	0.08	1.9	2.5	<10	217	0.06	0.05	2.6	0.08	27	66
DX550080	SGS Lakefield	Original sample result	0.7	<0.5	0.47	40	2.0	74	0.091	<0.085	1.1	0.97	2.1	78
	Global ARD	Prep Duplicate	0.79	0.36	0.35	37	<10	50	<0.05	0.03	1.0	1.2	1.9	110
DX550063	SGS Lakefield	Original sample result	0.66	<0.5	2.2	20	<1	120	0.053	0.29	0.23	0.024	11	63
	Global ARD	Pulp Duplicate	0.96	0.51	2.7	55	<10	130	0.1	0.33	0.32	0.04	15	124
DX550064	SGS Lakefield	Original sample result	0.032	<0.5	0.59	12	2.0	55	0.11	0.13	1.1	0.066	3.0	70
	Global ARD	Pulp Duplicate	0.03	0.21	0.77	13	<10	69	0.13	0.11	1.3	0.1	2.9	157
DX550087	SGS Lakefield	Original sample result	2.2	<0.5	0.96	34	<1	88	0.064	0.1	1.2	0.13	12	75
	Global ARD	Pulp Duplicate	2.0	0.23	1.0	32	14	82	0.11	0.07	1.1	0.15	12	110
031760	SGS Lakefield	Original sample result	0.025	<0.5	1.1	7.3	2.0	77	0.1	0.16	0.75	0.03	4.4	12
	Global ARD	Pulp Duplicate	0.05	0.25	1.3	10	<10	80	0.11	0.15	0.9	0.03	6.1	13
116733	SGS Lakefield	Original sample result	0.023	<0.5	0.56	4.6	6.0	71	0.14	<0.085	0.72	0.04	2.4	4.1
	Global ARD	Pulp Duplicate	0.02	0.07	0.57	3.8	11	54	0.14	0.04	0.86	0.05	2.7	3.0
116741	SGS Lakefield	Original sample result	0.025	<0.5	0.34	4.3	<1	120	0.08	0.13	0.53	0.05	1.1	5.4
	Global ARD	Pulp Duplicate	0.02	0.03	0.3	3.1	<10	81	0.07	0.11	0.43	0.07	1.3	5.0
031809	SGS Lakefield	Original sample result	0.005	<0.5	0.57	1.3	2.0	82	0.22	0.37	0.76	0.04	1.8	160
	Global ARD	Pulp Duplicate	<0.01	0.04	0.34	1.6	<10	50	0.14	0.27	0.74	0.06	1.1	4.0
116982	SGS Lakefield	Original sample result	0.23	<0.5	1.4	59	<1	87	0.069	<0.085	3.4	0.08	28	23
	Global ARD	Pulp Duplicate	0.24	0.12	1.7	61	11	110	0.07	0.02	3.6	0.1	39	78
031667	SGS Lakefield	Original sample result	0.019	<0.5	0.89	6.7	<1	61	0.079	<0.085	0.29	0.025	11	31
	Global ARD	Pulp Duplicate	0.03	0.11	0.89	7.2	<10	48	0.07	0.05	0.31	0.03	11	29
031689	SGS Lakefield	Original sample result	0.034	<0.5	1.8	6.7	2.0	110	0.16	<0.085	1.5	0.12	9.3	20
	Global ARD	Pulp Duplicate	0.04	0.05	1.7	5.3	<10	117	0.11	0.04	1.1	0.1	9.4	20
031714	SGS Lakefield	Original sample result	0.013	<0.5	1.2	1.5	<1	110	0.14	<0.085	1.3	0.02	6.8	8.5
	Global ARD	Pulp Duplicate	0.02	0.05	1.4	1.3	10	110	0.14	0.05	2.2	0.03	8.1	9.0

Table B-13 Aqua Regia Metals QA/QC Results

Sample ID	Analyzing Laboratory	Result	Sulphur	Silver	Aluminum	Arsenic	Boron	Barium	Beryllium	Bismuth	Calcium	Cadmium	Cobalt	Chromium
			%	ppm	%	ppm	ppm	ppm	ppm	ppm	%	ppm	ppm	ppm
031715	SGS Lakefield	Original sample result	0.41	<0.5	0.48	450	2.0	76	0.14	0.098	0.82	0.3	2.0	5.4
	Global ARD	Pulp Duplicate	0.54	0.92	0.63	613	10	83	0.17	0.1	0.68	0.29	2.6	11
031729	SGS Lakefield	Original sample result	1.3	<0.5	2.1	2.5	<1	190	0.13	0.22	0.2	0.022	13	120
	Global ARD	Pulp Duplicate	3.1	0.5	2.4	2.1	<10	162	0.11	0.34	0.23	0.04	14	54
031736	SGS Lakefield	Original sample result	0.12	<0.5	0.72	140	<1	130	0.11	<0.085	0.42	0.042	2.3	77
	Global ARD	Pulp Duplicate	0.09	0.07	0.57	142	<10	94	0.05	0.07	0.35	0.04	2.2	2.0
031740	SGS Lakefield	Original sample result	0.02	<0.5	1.1	1.8	<1	130	0.091	0.11	0.35	0.48	3.5	54
	Global ARD	Pulp Duplicate	0.04	0.12	0.98	1.1	<10	97	<0.05	0.07	0.54	0.41	3.4	4.0
116961	SGS Lakefield	Original sample result	0.52	<0.5	1.0	130	<1	370	0.25	0.21	1.6	0.084	7.8	15
	Global ARD	Pulp Duplicate	0.6	0.21	1.0	190	19	288	0.23	0.21	1.7	0.09	8.4	15
116965	SGS Lakefield	Original sample result	0.025	<0.5	1.3	1.4	<1	140	0.11	0.11	0.31	0.1	3.8	5.8
	Global ARD	Pulp Duplicate	0.02	0.13	1.3	0.9	<10	120	0.11	0.15	0.4	0.07	3.4	5.0
031868	SGS Lakefield	Original sample result	0.26	<0.5	0.78	67	2.0	32	0.1	0.1	0.59	0.15	3.9	5.1
	Global ARD	Pulp Duplicate	0.33	0.27	0.82	61	14	36	0.12	0.11	0.77	0.14	4.2	6.0
031960	SGS Lakefield	Original sample result	2.8	3.6	0.95	77	3.0	55	0.14	3.5	0.25	67	11	4.5
	Global ARD	Pulp Duplicate	3.6	4.1	1.0	81	17	47	0.23	3.6	0.39	74	12	4.0
031952	SGS Lakefield	Original sample result	0.038	<0.5	0.84	62	5.0	100	0.04	<0.085	1.9	0.08	19	14
	Global ARD	Pulp Duplicate	0.05	0.1	1.3	98	<10	73	0.09	0.02	2.6	0.11	28	20
031987	SGS Lakefield	Original sample result	0.023	<0.5	1.1	8.3	5.0	19	0.04	<0.085	1.9	<0.02	16	11
	Global ARD	Pulp Duplicate	0.02	0.09	1.7	8.7	<10	29	0.07	0.02	2.7	0.02	24	19
031911	SGS Lakefield	Original sample result	0.36	<0.5	2.4	280	<1	130	0.11	0.33	0.14	0.07	22	73
	Global ARD	Pulp Duplicate	0.36	0.18	2.5	280	<10	122	0.11	0.25	0.17	0.06	21	82
031971	SGS Lakefield	Original sample result	0.93	0.7	0.32	1000	<1	19	0.1	0.96	1.7	0.65	2.0	1.8
	Global ARD	Pulp Duplicate	0.97	0.72	0.3	1212	11	16	0.1	0.6	1.8	0.64	2.0	2.0
031980	SGS Lakefield	Original sample result	0.075	<0.5	0.79	12	2.0	61	0.11	0.18	0.41	0.04	1.7	2.3
	Global ARD	Pulp Duplicate	0.11	0.1	0.7	14	12	65	0.1	0.15	0.44	0.03	1.9	3.0
DX450004	SGS Lakefield	Original sample result	0.32	<0.75	1.6	1.9	<1	140	0.07	0.12	2.2	0.04	27	120
	Global ARD	Pulp Duplicate	0.29	0.04	2.0	0.3	<10	87	0.06	0.04	2.1	0.03	28	287
DX450016	SGS Lakefield	Original sample result	0.54	<0.75	0.36	45	<1	35	0.09	0.72	0.7	0.06	1.8	25
	Global ARD	Pulp Duplicate	0.61	0.23	0.49	43	<10	55	0.12	0.43	0.74	0.07	1.9	184
DX450041	SGS Lakefield	Original sample result	1.5	0.75	0.31	5.9	<1	27	0.08	0.43	0.095	0.68	4.9	110
	Global ARD	Pulp Duplicate	1.5	0.64	0.59	3.6	15	52	0.13	0.25	0.26	0.74	8.1	236
DX450045	SGS Lakefield	Original sample result	0.01	<0.75	1.9	1.1	<1	75	0.04	<0.085	1.9	0.03	13	81
	Global ARD	Pulp Duplicate	0.02	0.04	2.6	0.8	<10	63	0.05	<0.01	2.3	0.03	17	152
DX450047	SGS Lakefield	Original sample result	0.042	<0.75	2.5	1.0	<1	120	0.04	<0.085	1.4	0.03	18	54
	Global ARD	Pulp Duplicate	0.07	0.03	3.8	0.5	<10	181	0.09	<0.01	2.0	0.03	23	116
DX450056	SGS Lakefield	Original sample result	0.04	<0.5	1.5	0.57	<1	270	0.032	<0.085	1.1	<0.02	13	40
	Global ARD	Pulp Duplicate	0.04	0.04	2.8	0.6	<10	271	<0.05	<0.01	1.5	0.01	20	111
DX450082	SGS Lakefield	Original sample result	1.1	<0.5	0.31	210	<1	38	0.13	0.19	1.0	0.26	2.5	2.9
	Global ARD	Pulp Duplicate	1.2	0.17	0.42	240	11	52	0.22	0.17	1.1	0.11	3.2	378
DX450131	SGS Lakefield	Original sample result	1.5	<0.75	0.37	5.7	<1	27	0.021	1.5	16	5.6	5.9	5.3
	Global ARD	Pulp Duplicate	1.6	0.44	0.44	5.7	14	47	0.05	1.1	13	6.0	5.0	7.0
DX450163	SGS Lakefield	Original sample result	0.045	<0.75	0.9	5.2	<1	60	0.11	0.12	1.2	0.052	3.1	53
	Global ARD	Pulp Duplicate	<0.01	0.08	0.92	1.9	<10	67	0.1	0.09	1.2	0.03	2.9	364
031639	SGS Lakefield	Original sample result	0.13	<0.5	1.2	1.6	2.0	130	0.09	<0.085	0.44	0.03	8.0	66
	Global ARD	Pulp Duplicate	0.15	0.1	1.3	0.7	<10	109	0.08	0.04	0.5	0.02	8.5	40

Table B-13 Aqua Regia Metals QA/QC Results

Sample ID	Analyzing Laboratory	Result	Sulphur	Silver	Aluminum	Arsenic	Boron	Barium	Beryllium	Bismuth	Calcium	Cadmium	Cobalt	Chromium
			%	ppm	%	ppm	ppm	ppm	ppm	ppm	%	ppm	ppm	ppm
031646	SGS Lakefield	Original sample result	0.006	<0.5	0.93	1.7	2.0	110	0.08	<0.085	0.73	<0.02	7.9	78
	Global ARD	Pulp Duplicate	<0.01	0.1	0.78	0.4	<10	95	0.05	0.01	0.86	0.02	7.9	12
031539	SGS Lakefield	Original sample result	2.3	0.9	2.7	37	5.0	110	0.38	8.0	1.1	8.3	12	93
	Global ARD	Pulp Duplicate	2.2	0.9	3.0	32	<10	89	0.46	8.0	1.3	12	11	60
031513	SGS Lakefield	Original sample result	1.2	<0.5	0.19	41	<1	38	0.05	1.8	2.5	5.8	3.4	66
	Global ARD	Pulp Duplicate	1.4	0.32	0.21	49	<10	47	0.05	2.1	2.5	8.9	3.5	3.0
031528	SGS Lakefield	Original sample result	0.005	<0.5	0.48	2.9	<1	54	0.04	0.092	0.72	0.08	3.1	44
	Global ARD	Pulp Duplicate	<0.01	0.1	0.65	2.7	<10	96	0.05	0.07	0.62	0.07	3.4	4.0
031581	SGS Lakefield	Original sample result	0.0067	<0.5	1.1	1.2	<1	90	0.06	0.43	0.98	0.04	8.6	54
	Global ARD	Pulp Duplicate	<0.01	0.08	1.1	0.7	<10	105	0.07	0.39	0.9	0.04	9.0	11
031604	SGS Lakefield	Original sample result	0.005	<0.5	0.7	0.8	2.0	31	0.12	<0.085	0.75	<0.02	7.7	71
	Global ARD	Pulp Duplicate	<0.01	0.03	0.77	0.1	<10	36	0.15	0.01	0.72	0.01	7.7	10
031614	SGS Lakefield	Original sample result	0.017	<0.5	1.3	1.1	2.0	220	0.06	0.26	0.81	0.03	11	73
	Global ARD	Pulp Duplicate	0.04	0.07	1.4	0.9	15	207	0.07	0.22	0.79	0.03	11	27
031615	SGS Lakefield	Original sample result	0.032	<0.5	1.8	1.9	2.0	170	0.07	0.1	0.58	0.06	12	71
	Global ARD	Pulp Duplicate	0.03	0.07	1.7	1.0	<10	166	0.06	0.13	0.64	0.06	11	46
116953	SGS Lakefield	Original sample result	1.5	4.1	1.6	14	<1	370	0.11	4.5	2.6	2.6	17	67
	Global ARD	Pulp Duplicate	1.3	2.1	1.5	10	<10	212	0.09	4.2	2.4	1.8	14	50
DX450064	SGS Lakefield	Original sample result	0.11	<0.5	0.53	5.4	<1	1.2	0.054	<0.085	3.0	0.053	15	5.0
	Global ARD	Pulp Duplicate	0.14	0.05	1.1	5.6	<10	<10	0.1	<0.01	3.6	0.07	20	170
DX550095	SGS Lakefield	Original sample result	0.24	<0.5	2.7	2.5	<1	170	0.079	0.36	4.9	0.086	35	200
	Global ARD	Pulp Duplicate	0.28	0.19	3.3	1.9	<10	155	0.18	0.32	5.4	0.11	37	110
031755	SGS Lakefield	Original sample result	0.079	<0.5	0.8	1.4	<1	120	0.05	<0.085	0.52	0.03	8.0	22
	Global ARD	Pulp Duplicate	0.13	0.17	1.0	0.6	<10	118	0.05	0.03	0.63	0.03	9.6	23
031775	SGS Lakefield	Original sample result	0.13	<0.5	1.4	1.9	2.0	170	0.1	<0.085	2.7	0.04	26	48
	Global ARD	Pulp Duplicate	0.12	0.13	1.6	1.1	<10	177	0.1	0.01	2.7	0.04	30	63
116739	SGS Lakefield	Original sample result	0.25	<0.5	1.3	6.2	1.0	130	0.08	0.17	0.3	0.03	10	16
	Global ARD	Pulp Duplicate	0.13	0.09	1.1	7.5	<10	100	0.08	0.12	0.31	0.02	13	15
031637	SGS Lakefield	Original sample result	0.046	<0.5	2.8	1.6	3.0	330	0.22	<0.085	1.2	0.06	16	91
	Global ARD	Pulp Duplicate	0.05	0.07	2.9	0.5	<10	322	0.24	0.06	1.3	0.02	17	73
031669	SGS Lakefield	Original sample result	0.64	<0.5	2.1	1.6	2.0	430	0.11	0.3	0.19	0.053	23	100
	Global ARD	Pulp Duplicate	0.78	0.37	2.3	1.7	<10	318	0.13	0.31	0.24	0.07	26	107
031690	SGS Lakefield	Original sample result	0.56	1.1	0.54	850	4.0	99	0.23	0.086	0.3	0.07	1.6	3.3
	Global ARD	Pulp Duplicate	0.67	1.4	0.55	1522	<10	62	0.27	0.1	0.41	0.07	1.8	3.0

Table B-13 Aqua Regia Metals QA/QC Results

Sample ID	Analyzing Laboratory	Result	Copper	Iron	Mercury	Potassium	Magnesium	Manganese	Molybdenum	Sodium	Nickel	Phosphorus	Lead	Antimony	Selenium
			ppm	*%*	*ppm*	*%*	*%*	*ppm*	*ppm*	*%*	*ppm*	*ppm*	*ppm*	*ppm*	*ppm*
031504	SGS Lakefield	Original sample result	19	1.9	<0.05	0.79	0.5	340	0.5	0.057	12	520	2.2	<2	<0.1
	Global ARD	Pulp Duplicate	19	2.0	<0.005	0.86	0.55	346	0.46	0.06	12	556	2.2	0.09	0.2
		Prep Duplicate	19	2.0	<0.005	0.86	0.55	348	0.51	0.06	11	590	1.9	0.06	<0.2
031526	SGS Lakefield	Original sample result	23	2.1	<0.05	0.91	0.65	300	0.7	0.054	15	570	3.5	<2	0.1
	Global ARD	Pulp Duplicate	22	2.0	<0.005	0.96	0.67	288	1.0	0.07	14	522	3.3	0.12	0.2
031527	SGS Lakefield	Original sample result	51	4.0	<0.05	0.98	1.4	210	0.8	0.046	51	650	2.8	<2	0.2
	Global ARD	Pulp Duplicate	64	4.3	<0.005	1.1	1.5	231	1.2	0.04	51	645	3.1	0.33	0.3
031570	SGS Lakefield	Original sample result	18	2.6	<0.05	0.94	0.68	350	0.6	0.067	28	680	2.5	<2	<0.1
	Global ARD	Pulp Duplicate	23	2.4	<0.005	0.96	0.68	365	0.49	0.07	27	688	2.9	0.1	<0.2
		Prep Duplicate	23	2.4	<0.005	0.97	0.68	366	0.49	0.07	26	685	2.9	0.09	<0.2
031576	SGS Lakefield	Original sample result	46	1.9	0.09	0.58	0.6	610	0.9	0.054	13	490	31	<2	1.0
	Global ARD	Pulp Duplicate	43	1.9	0.016	0.66	0.67	666	1.0	0.05	11	474	18	0.19	0.8
031577	SGS Lakefield	Original sample result	16	4.5	0.15	0.73	0.58	650	1.4	0.063	17	540	1000	<2	3.3
	Global ARD	Pulp Duplicate	18	4.0	0.15	0.78	0.58	690	1.1	0.08	16	528	1014	1.5	3.7
031592	SGS Lakefield	Original sample result	26	2.4	0.37	1.0	0.71	390	1.0	0.06	12	580	50	<2	0.5
	Global ARD	Pulp Duplicate	20	2.4	0.045	1.1	0.71	388	1.7	0.07	11	634	30	0.1	0.2
	Global ARD	Prep Duplicate	18	2.1	0.015	0.97	0.66	320	1.3	0.04	11	549	41	0.1	<0.2
031593	SGS Lakefield	Original sample result	18	2.0	<0.05	0.025	0.97	520	0.8	0.067	16	770	5.8	<2	0.3
	Global ARD	Pulp Duplicate	23	2.4	<0.005	0.03	1.2	557	0.82	0.06	17	867	3.5	<0.05	0.3
031597	SGS Lakefield	Original sample result	18	2.2	<0.05	0.68	0.37	290	0.5	0.041	29	590	1.3	<2	<0.1
	Global ARD	Pulp Duplicate	18	2.1	<0.005	0.71	0.36	279	0.5	0.06	27	669	2.0	<0.05	<0.2
031611	SGS Lakefield	Original sample result	18	3.3	<0.05	0.87	0.53	430	1.1	0.054	20	960	2.4	<2	<0.1
	Global ARD	Pulp Duplicate	22	3.5	<0.005	0.98	0.57	452	1.2	0.06	20	1040	2.1	0.11	<0.2
031612	SGS Lakefield	Original sample result	10	1.4	<0.05	0.72	0.52	250	0.5	0.046	12	440	2.3	<2	<0.1
	Global ARD	Pulp Duplicate	9.7	1.4	<0.005	0.72	0.55	242	0.55	0.05	13	452	2.1	<0.05	<0.2
031653	SGS Lakefield	Original sample result	21	4.3	<0.05	2.4	2.5	680	0.4	0.19	48	880	2.7	<2	0.2
	Global ARD	Pulp Duplicate	22	4.2	<0.005	2.3	2.4	636	0.41	0.23	45	913	3.2	0.09	<0.2
031672	SGS Lakefield	Original sample result	13	2.3	<0.05	0.51	0.42	170	1.2	0.1	33	510	1.9	<2	<0.1
	Global ARD	Pulp Duplicate	29	3.3	<0.005	0.66	0.52	204	1.3	0.09	49	650	2.3	<0.05	<0.2
031674	SGS Lakefield	Original sample result	6.2	2.4	<0.05	0.94	0.71	320	0.41	0.079	13	540	3.0	<2	<0.1
	Global ARD	Pulp Duplicate	9.8	2.4	<0.005	1.1	0.76	347	0.42	0.07	14	606	3.1	0.07	<0.2
031677	SGS Lakefield	Original sample result	55	2.6	<0.05	0.025	1.6	210	0.82	0.12	81	500	0.26	<2	<0.1
	Global ARD	Pulp Duplicate	70	2.8	<0.005	0.02	1.8	239	1.1	0.08	92	507	0.3	0.07	<0.2
031687	SGS Lakefield	Original sample result	74	3.0	<0.05	0.43	0.63	630	0.29	0.22	64	420	0.46	<2	0.3
	Global ARD	Pulp Duplicate	76	3.4	<0.005	0.47	0.72	601	0.27	0.2	69	406	0.6	0.1	<0.2
031688	SGS Lakefield	Original sample result	18	6.0	<0.05	1.6	0.56	440	0.69	0.059	37	290	3.1	<2	<0.1
	Global ARD	Pulp Duplicate	15	5.9	<0.005	1.9	0.57	470	0.67	0.05	35	334	3.0	0.08	<0.2
031701	SGS Lakefield	Original sample result	14	4.3	<0.05	0.46	0.61	250	1.7	0.071	33	810	1.5	<2	<0.1
	Global ARD	Pulp Duplicate	26	5.1	<0.005	0.63	0.66	279	2.7	0.05	50	880	1.6	0.07	<0.2
031702	SGS Lakefield	Original sample result	6.6	2.7	<0.05	0.98	1.1	470	0.38	0.14	22	510	2.4	<2	<0.1
	Global ARD	Pulp Duplicate	5.0	2.5	<0.005	1.3	1.2	487	0.31	0.15	19	588	2.1	0.08	<0.2
031704	SGS Lakefield	Original sample result	17	2.1	<0.05	0.5	0.36	260	1.1	0.082	13	540	2.6	<2	<0.1
	Global ARD	Pulp Duplicate	19	2.0	<0.005	0.47	0.34	273	1.3	0.05	13	564	2.7	0.13	<0.2
031728	SGS Lakefield	Original sample result	12	1.7	<0.05	0.6	0.29	260	0.53	0.058	24	330	4.1	<2	<0.1
	Global ARD	Pulp Duplicate	15	2.0	<0.005	0.65	0.43	304	0.53	0.04	30	407	4.4	0.15	<0.2
031730	SGS Lakefield	Original sample result	13	2.4	<0.05	0.99	0.68	430	1.1	0.13	7.4	290	3.6	<2	<0.1
	Global ARD	Pulp Duplicate	12	2.0	<0.005	0.87	0.59	367	0.78	0.08	5.1	339	3.0	0.11	<0.2

Table B-13 Aqua Regia Metals QA/QC Results

Sample ID	Analyzing Laboratory	Result	Copper	Iron	Mercury	Potassium	Magnesium	Manganese	Molybdenum	Sodium	Nickel	Phosphorus	Lead	Antimony	Selenium
			ppm	*%*	*ppm*	*%*	*%*	*ppm*	*ppm*	*%*	*ppm*	*ppm*	*ppm*	*ppm*	*ppm*
031734	SGS Lakefield	Original sample result	9.2	1.4	<0.05	0.33	0.67	330	0.83	0.057	7.8	290	1.5	<2	<0.1
	Global ARD	Pulp Duplicate	10	1.5	<0.005	0.34	0.64	318	0.85	0.04	6.7	317	1.3	0.12	<0.2
031739	SGS Lakefield	Original sample result	35	2.4	<0.05	0.88	0.76	380	0.59	0.12	16	530	3.7	<2	<0.1
	Global ARD	Pulp Duplicate	20	2.4	<0.005	0.84	0.79	385	0.58	0.05	15	597	3.2	0.09	<0.2
031776	SGS Lakefield	Original sample result	97	3.5	<0.05	0.36	1.1	470	2.8	0.1	83	530	1.1	<2	0.31
	Global ARD	Pulp Duplicate	110	3.5	0.005	0.31	1.2	414	2.5	0.07	101	579	1.0	0.28	0.3
031781	SGS Lakefield	Original sample result	27	1.0	<0.05	0.42	0.52	160	1.5	0.063	14	140	2.8	<2	<0.1
	Global ARD	Pulp Duplicate	29	1.1	<0.005	0.48	0.5	156	1.3	0.08	14	139	2.7	0.14	<0.2
031814	SGS Lakefield	Original sample result	56	3.2	<0.05	0.47	0.77	600	0.4	0.059	38	390	0.2	<2	0.22
	Global ARD	Pulp Duplicate	90	4.3	<0.005	0.73	0.91	515	0.39	0.07	45	514	<0.2	0.08	0.3
031815	SGS Lakefield	Original sample result	400	12	<0.05	0.51	0.68	760	2.8	0.078	87	360	12	<2	4.4
	Global ARD	Pulp Duplicate	427	16	<0.005	0.64	0.81	742	3.7	0.08	101	370	14	1.4	4.6
031816	SGS Lakefield	Original sample result	31	2.6	<0.05	0.83	0.4	460	0.6	0.11	17	820	3.5	<2	<0.1
	Global ARD	Pulp Duplicate	30	2.5	<0.005	0.67	0.36	451	0.55	0.08	17	917	3.8	0.13	<0.2
031826	SGS Lakefield	Original sample result	37	2.2	<0.05	0.49	0.31	210	0.92	0.12	24	620	3.9	<2	<0.1
	Global ARD	Pulp Duplicate	27	2.1	<0.005	0.49	0.28	205	0.57	0.05	22	727	1.5	0.06	<0.2
031827	SGS Lakefield	Original sample result	16	2.1	<0.05	0.46	0.23	300	0.71	0.087	13	260	3.1	<2	<0.1
	Global ARD	Pulp Duplicate	16	2.1	<0.005	0.49	0.21	300	0.79	0.05	12	324	3.2	0.19	<0.2
031833	SGS Lakefield	Original sample result	14	2.1	0.15	0.81	0.68	240	0.98	0.12	14	340	2.7	<2	<0.1
	Global ARD	Pulp Duplicate	17	2.6	0.009	1.1	0.85	275	0.83	0.14	12	391	2.7	0.13	<0.2
031841	SGS Lakefield	Original sample result	29	2.2	<0.05	0.64	0.26	290	0.44	0.11	28	530	1.9	<2	<0.1
	Global ARD	Pulp Duplicate	33	2.5	<0.005	0.64	0.29	306	0.38	0.05	27	588	2.2	0.1	<0.2
031842	SGS Lakefield	Original sample result	11	1.2	<0.05	0.38	0.42	160	0.49	0.075	7.2	260	2.3	<2	<0.1
	Global ARD	Pulp Duplicate	8.1	1.4	<0.005	0.35	0.45	180	0.55	0.04	6.0	300	2.1	0.09	<0.2
031846	SGS Lakefield	Original sample result	37	4.6	0.37	1.3	1.6	1000	0.73	0.11	77	420	110	<2	2.7
	Global ARD	Pulp Duplicate	36	4.2	0.044	1.3	1.5	925	1.1	0.06	63	443	91	0.26	2.4
031918	SGS Lakefield	Original sample result	20	5.6	<0.05	1.7	1.4	290	1.5	0.11	41	720	3.2	<2	0.2
	Global ARD	Pulp Duplicate	22	6.4	<0.005	1.9	1.6	305	1.1	0.14	41	788	3.7	0.09	<0.2
031950	SGS Lakefield	Original sample result	6.7	3.1	<0.05	0.4	0.77	1200	0.7	0.077	11	470	1.0	<2	<0.1
	Global ARD	Pulp Duplicate	11	4.3	<0.005	0.61	0.9	1299	0.74	0.13	13	565	1.2	0.11	<0.2
031951	SGS Lakefield	Original sample result	140	2.8	<0.05	0.37	0.83	1200	0.2	0.093	36	270	0.34	<2	0.3
	Global ARD	Pulp Duplicate	120	4.1	<0.005	0.31	1.1	1747	0.23	0.21	39	276	0.5	0.17	<0.2
031974	SGS Lakefield	Original sample result	8.2	0.35	<0.05	0.19	0.042	45	1.0	0.094	14	470	1.5	<2	<0.1
	Global ARD	Pulp Duplicate	11	0.41	<0.005	0.2	0.06	54	3.0	0.09	19	582	1.7	0.12	<0.2
031985	SGS Lakefield	Original sample result	160	2.4	<0.05	0.18	0.49	850	0.2	0.081	53	410	0.32	<2	0.5
	Global ARD	Pulp Duplicate	79	3.1	<0.005	0.18	0.63	1080	0.25	0.14	51	412	0.4	0.11	0.3
031995	SGS Lakefield	Original sample result	360	5.4	<0.05	0.24	1.5	1100	0.1	0.062	31	330	1.7	<2	1.1
	Global ARD	Pulp Duplicate	217	7.2	<0.005	0.25	1.7	1511	0.16	0.14	33	342	1.0	0.13	0.6
116958	SGS Lakefield	Original sample result	2.9	1.4	<0.05	0.75	0.44	300	0.7	0.071	6.8	460	2.8	<2	<0.1
	Global ARD	Pulp Duplicate	5.9	1.2	<0.005	0.68	0.4	318	0.76	0.06	6.7	455	2.7	0.05	<0.2
116984	SGS Lakefield	Original sample result	66	3.4	<0.05	0.14	1.1	770	0.31	0.11	24	350	0.27	<2	0.2
	Global ARD	Pulp Duplicate	64	4.8	<0.005	0.18	1.4	1013	0.31	0.18	31	407	0.2	0.19	<0.2
DX450055	SGS Lakefield	Original sample result	84	1.2	<0.05	0.16	0.69	280	0.25	0.076	36	270	0.75	<2	<0.1
	Global ARD	Pulp Duplicate	79	2.0	<0.005	0.2	1.2	409	0.32	0.15	48	268	1.2	<0.05	<0.2
DX450065	SGS Lakefield	Original sample result	59	1.6	<0.05	0.017	0.96	300	0.21	0.13	37	210	0.36	<2	<0.1
	Global ARD	Pulp Duplicate	55	2.9	<0.005	0.03	1.7	357	0.39	0.27	56	248	0.5	0.07	<0.2

Table B-13 Aqua Regia Metals QA/QC Results

Sample ID	Analyzing Laboratory	Result	Copper	Iron	Mercury	Potassium	Magnesium	Manganese	Molybdenum	Sodium	Nickel	Phosphorus	Lead	Antimony	Selenium
			ppm	*%*	*ppm*	*%*	*%*	*ppm*	*ppm*	*%*	*ppm*	*ppm*	*ppm*	*ppm*	*ppm*
DX450097	SGS Lakefield	Original sample result	30	2.1	0.24	0.38	0.62	1000	0.96	0.032	12	370	430	<2	3.4
	Global ARD	Pulp Duplicate	29	2.1	0.07	0.42	0.58	816	0.99	0.06	11	363	334	0.18	2.8
DX450100	SGS Lakefield	Original sample result	3.7	5.4	<0.05	1.9	0.99	64	0.96	0.034	31	440	2.2	<2	<0.1
	Global ARD	Pulp Duplicate	7.1	5.7	<0.005	2.0	1.1	107	1.5	0.04	33	479	2.4	0.12	<0.2
DX450102	SGS Lakefield	Original sample result	19	0.53	<0.05	0.2	0.1	81	0.62	0.079	6.2	540	1.2	<2	<0.5
	Global ARD	Pulp Duplicate	17	0.53	<0.005	0.21	0.15	94	0.41	0.07	9.4	625	1.4	0.09	<0.2
DX450145	SGS Lakefield	Original sample result	15	1.6	<0.05	0.64	0.41	410	0.48	0.046	5.9	180	3.5	<2	<0.5
	Global ARD	Pulp Duplicate	10	1.4	<0.005	0.67	0.41	401	0.3	0.05	5.4	193	2.9	0.14	<0.2
DX450164	SGS Lakefield	Original sample result	120	4.0	<0.05	1.0	1.1	740	1.0	0.15	70	360	0.71	<2	<0.5
	Global ARD	Pulp Duplicate	105	4.3	<0.005	1.1	1.1	718	0.73	0.22	66	397	0.9	0.08	0.3
DX450196	SGS Lakefield	Original sample result	54	5.2	<0.05	2.1	1.6	770	1.6	0.054	71	750	4.7	<2	<0.5
	Global ARD	Pulp Duplicate	51	5.0	<0.005	2.2	1.6	712	1.7	0.07	66	835	5.0	0.12	0.2
DX450199	SGS Lakefield	Original sample result	89	1.4	<0.05	0.47	0.66	550	0.34	0.05	89	1100	2.7	<2	<0.5
	Global ARD	Pulp Duplicate	78	1.7	<0.005	0.53	0.79	570	0.19	0.08	97	1288	2.9	0.06	<0.2
DX450201	SGS Lakefield	Original sample result	71	1.2	0.05	0.094	0.81	180	0.26	0.26	45	210	0.73	<2	<0.5
	Global ARD	Pulp Duplicate	64	1.8	<0.005	0.12	1.2	237	0.18	0.39	63	227	0.8	0.13	<0.2
031502	SGS Lakefield	Original sample result	22	2.6	<0.05	0.97	0.77	670	1.3	0.065	13	680	7.2	<2	0.3
	Global ARD	Prep Duplicate	20	2.4	<0.005	0.92	0.73	608	1.3	0.04	13	696	5.9	0.12	0.3
031507	SGS Lakefield	Original sample result	19	2.5	<0.05	1.3	0.96	400	0.9	0.069	23	610	2.9	<2	<0.1
	Global ARD	Pulp Duplicate	21	2.3	<0.005	1.2	0.94	364	0.94	0.08	21	631	2.7	0.05	0.2
031519	SGS Lakefield	Original sample result	66	3.2	0.12	0.88	0.73	650	1.3	0.074	18	590	12	<2	0.3
	Global ARD	Prep Duplicate	60	3.2	0.13	0.84	0.68	649	1.4	0.09	16	565	8.6	0.17	0.2
031532	SGS Lakefield	Original sample result	62	3.8	<0.05	0.99	1.1	250	1.1	0.031	58	500	3.1	<2	0.2
	Global ARD	Prep Duplicate	55	4.0	0.006	1.2	1.3	271	1.7	0.03	54	510	3.1	0.12	<0.2
031546	SGS Lakefield	Original sample result	15	1.8	<0.05	0.18	0.5	290	0.6	0.042	15	530	4.0	<2	<0.1
	Global ARD	Pulp Duplicate	16	1.9	<0.005	0.25	0.51	300	0.82	0.04	14	562	4.1	0.05	0.2
031582	SGS Lakefield	Original sample result	26	3.5	<0.05	1.3	1.2	490	0.3	0.061	21	1300	2.3	<2	<0.1
	Global ARD	Pulp Duplicate	27	3.3	<0.005	1.1	1.1	459	0.25	0.08	19	1377	1.9	0.07	<0.2
031587	SGS Lakefield	Original sample result	17	1.8	<0.05	0.62	0.19	200	0.4	0.06	27	620	1.6	<2	<0.1
	Global ARD	Prep Duplicate	27	1.7	<0.005	0.58	0.19	227	0.48	0.06	25	630	1.5	0.1	<0.2
031609	SGS Lakefield	Original sample result	19	2.6	<0.05	0.7	0.49	160	2.9	0.048	25	490	1.6	<2	<0.1
	Global ARD	Pulp Duplicate	17	2.3	<0.005	0.79	0.55	162	5.5	0.05	22	474	1.9	0.07	<0.2
031688	SGS Lakefield	Original sample result	1.6	0.27	<0.05	0.21	0.092	160	1.0	0.044	1.4	18	6.2	<2	<0.1
	Global ARD	Pulp Duplicate	1.3	0.24	<0.005	0.35	0.1	135	1.3	0.03	0.9	19	5.5	<0.05	<0.2
031622	SGS Lakefield	Original sample result	17	2.0	<0.05	0.8	0.65	270	1.2	0.13	12	490	4.0	<2	0.3
	Global ARD	Pulp Duplicate	24	2.1	<0.005	0.86	0.67	276	1.2	0.06	10	560	5.0	0.06	0.2
031629	SGS Lakefield	Original sample result	4.7	3.4	<0.05	0.83	0.95	580	1.3	0.1	29	680	6.5	<2	2.9
	Global ARD	Prep Duplicate	11	4.9	0.006	0.83	1.0	586	1.5	0.09	26	775	6.6	0.24	3.9
031643	SGS Lakefield	Original sample result	6.4	1.7	<0.05	0.47	0.35	450	1.6	0.073	1.7	150	5.2	<2	0.2
	Global ARD	Prep Duplicate	5.3	2.2	<0.005	0.64	0.57	708	1.9	0.06	1.5	157	5.2	0.44	<0.2
031655	SGS Lakefield	Original sample result	14	2.0	<0.05	0.86	0.44	290	1.2	0.1	15	520	2.3	<2	<0.1
	Global ARD	Pulp Duplicate	19	2.1	<0.005	0.91	0.49	326	1.4	0.08	14	591	2.3	0.06	<0.2
031656	SGS Lakefield	Original sample result	12	1.7	<0.05	0.66	0.52	320	1.1	0.092	11	500	4.4	<2	0.2
	Global ARD	Prep Duplicate	11	1.8	<0.005	0.63	0.53	314	1.2	0.04	10	557	4.4	0.14	<0.2
031663	SGS Lakefield	Original sample result	16	2.2	<0.05	0.78	0.5	320	0.6	0.11	18	580	3.6	<2	<0.1
	Global ARD	Prep Duplicate	18	2.1	<0.005	0.75	0.5	292	0.8	0.06	18	672	3.3	0.08	<0.2

Table B-13 Aqua Regia Metals QA/QC Results

Sample ID	Analyzing Laboratory	Result	Copper	Iron	Mercury	Potassium	Magnesium	Manganese	Molybdenum	Sodium	Nickel	Phosphorus	Lead	Antimony	Selenium
			ppm	*%*	*ppm*	*%*	*%*	*ppm*	*ppm*	*%*	*ppm*	*ppm*	*ppm*	*ppm*	*ppm*
031673	SGS Lakefield	Original sample result	13	2.1	0.28	0.71	0.74	400	1.1	0.094	17	550	2.7	<2	<0.1
	Global ARD	Pulp Duplicate	14	2.3	0.018	0.91	0.82	443	1.2	0.08	20	638	3.0	0.09	<0.2
031692	SGS Lakefield	Original sample result	48	3.7	<0.05	1.7	1.2	410	1.1	0.14	30	670	6.9	<2	<0.1
	Global ARD	Prep Duplicate	47	3.8	<0.005	1.8	1.3	451	1.6	0.2	39	633	6.0	0.72	<0.2
031699	SGS Lakefield	Original sample result	37	3.0	<0.05	0.92	0.7	290	1.5	0.089	31	570	3.3	<2	0.2
	Global ARD	Prep Duplicate	37	2.8	<0.005	0.91	0.69	297	1.8	0.04	32	668	3.2	0.07	<0.2
031705	SGS Lakefield	Original sample result	25	1.9	<0.05	0.54	0.36	110	1.2	0.16	14	740	2.0	<2	<0.1
	Global ARD	Pulp Duplicate	25	2.8	<0.005	0.75	0.53	154	1.9	0.09	21	791	2.2	<0.05	<0.2
031706	SGS Lakefield	Original sample result	13	2.3	<0.05	0.61	0.82	340	0.82	0.13	12	510	4.3	<2	<0.1
	Global ARD	Prep Duplicate	17	2.3	<0.005	0.57	0.84	339	0.87	0.04	14	581	8.7	0.13	<0.2
031709	SGS Lakefield	Original sample result	4.8	1.6	<0.05	0.3	0.09	240	0.84	0.084	0.22	150	6.1	<2	<0.1
	Global ARD	Prep Duplicate	2.7	1.6	<0.005	0.22	0.08	224	1.1	0.05	1.0	160	6.6	0.18	<0.2
031763	SGS Lakefield	Original sample result	40	1.1	<0.05	0.34	0.14	160	0.5	0.046	13	560	4.6	<2	<0.1
	Global ARD	Prep Duplicate	39	1.2	<0.005	0.29	0.16	187	0.54	0.04	12	601	3.3	0.09	<0.2
031769	SGS Lakefield	Original sample result	32	2.2	<0.05	0.97	0.66	190	0.8	0.043	15	160	2.2	<2	<0.1
	Global ARD	Prep Duplicate	25	2.1	0.006	0.93	0.68	186	0.95	0.05	15	180	2.0	0.09	<0.2
031777	SGS Lakefield	Original sample result	28	0.48	<0.05	0.2	0.052	47	1.4	0.04	29	500	2.7	<2	<0.1
	Global ARD	Pulp Duplicate	30	0.46	<0.005	0.11	0.05	48	1.3	0.03	30	524	1.9	0.18	<0.2
031782	SGS Lakefield	Original sample result	8.9	1.3	<0.05	0.44	0.11	200	0.3	0.059	8.1	310	2.1	<2	<0.1
	Global ARD	Pulp Duplicate	13	1.5	<0.005	0.43	0.12	214	0.27	0.05	7.8	344	2.4	0.14	<0.2
031828	SGS Lakefield	Original sample result	16	2.6	<0.05	0.97	0.92	1000	0.47	0.13	21	540	8.7	<2	0.2
	Global ARD	Prep Duplicate	16	2.4	<0.005	1.1	0.94	894	0.7	0.11	20	620	7.9	0.11	<0.2
031839	SGS Lakefield	Original sample result	7.8	2.5	<0.05	0.89	0.3	320	0.69	0.08	11	140	2.9	<2	<0.1
	Global ARD	Pulp Duplicate	6.7	2.6	<0.005	0.89	0.34	348	0.79	0.04	10	162	2.5	0.19	<0.2
031850	SGS Lakefield	Original sample result	57	4.9	<0.05	1.2	1.2	860	0.54	0.23	70	450	2.2	<2	0.2
	Global ARD	Pulp Duplicate	52	4.7	<0.005	1.4	1.2	839	0.51	0.21	72	516	2.3	0.06	<0.2
031880	SGS Lakefield	Original sample result	28	3.6	<0.05	1.4	1.2	620	0.7	0.053	18	880	2.7	<2	0.2
	Global ARD	Pulp Duplicate	22	2.9	<0.005	1.1	0.93	483	3.2	0.07	15	715	3.2	0.09	0.2
031916	SGS Lakefield	Original sample result	53	4.0	<0.05	1.3	1.1	760	1.6	0.097	67	470	6.0	<2	2.6
	Global ARD	Prep Duplicate	54	4.0	<0.005	1.4	1.2	707	2.3	0.05	65	535	5.5	0.12	2.1
031950	SGS Lakefield	Original sample result	6.7	3.1	<0.05	0.4	0.77	1200	0.7	0.077	11	470	1.0	<2	<0.1
	Global ARD	Pulp Duplicate	11	4.3	<0.005	0.61	0.9	1299	0.74	0.13	13	565	1.2	0.11	<0.2
031978	SGS Lakefield	Original sample result	11	1.8	<0.05	0.8	0.72	420	0.4	0.1	14	190	4.7	<2	0.2
	Global ARD	Pulp Duplicate	15	1.9	<0.005	0.79	0.77	404	0.48	0.12	17	210	4.9	0.23	<0.2
116740	SGS Lakefield	Original sample result	29	0.88	<0.05	0.2	0.22	79	1.4	0.055	44	580	2.6	<2	<0.1
	Global ARD	Pulp Duplicate	31	1.1	<0.005	0.19	0.28	102	1.7	0.04	48	670	2.1	0.08	<0.2
116958	SGS Lakefield	Original sample result	2.9	1.4	<0.05	0.75	0.44	300	0.7	0.071	6.8	460	2.8	<2	<0.1
	Global ARD	Pulp Duplicate	5.9	1.2	<0.005	0.68	0.4	318	0.76	0.06	6.7	455	2.7	0.05	<0.2
		Prep Duplicate	7.8	1.3	<0.005	0.65	0.41	318	0.85	0.04	7.2	482	2.3	0.05	<0.2
116960	SGS Lakefield	Original sample result	19	3.6	<0.05	1.2	0.57	310	0.6	0.11	24	900	1.8	<2	<0.1
	Global ARD	Pulp Duplicate	22	3.3	<0.005	1.1	0.54	325	0.58	0.06	24	932	1.7	0.05	<0.2
DX450015	SGS Lakefield	Original sample result	53	4.4	<0.05	1.5	1.3	270	1.0	0.049	56	560	2.7	<2	<0.5
	Global ARD	Prep Duplicate	50	4.2	<0.005	1.7	1.4	278	1.4	0.04	53	626	3.2	0.12	<0.2
DX450018	SGS Lakefield	Original sample result	33	1.8	<0.05	0.76	0.58	320	0.6	0.076	5.8	240	2.7	<2	<0.5
	Global ARD	Pulp Duplicate	26	1.3	<0.005	0.66	0.41	277	0.54	0.08	4.9	213	3.1	0.09	<0.2

Table B-13 Aqua Regia Metals QA/QC Results

Sample ID	Analyzing Laboratory	Result	Copper	Iron	Mercury	Potassium	Magnesium	Manganese	Molybdenum	Sodium	Nickel	Phosphorus	Lead	Antimony	Selenium
			ppm	*%*	*ppm*	*%*	*%*	*ppm*	*ppm*	*%*	*ppm*	*ppm*	*ppm*	*ppm*	*ppm*
DX450046	SGS Lakefield	Original sample result	62	1.5	<0.05	0.26	0.94	450	0.2	0.23	83	200	1.1	<2	<0.5
	Global ARD	Pulp Duplicate	62	1.9	<0.005	0.36	1.1	412	0.29	0.38	90	252	1.4	0.06	<0.2
DX450095	SGS Lakefield	Original sample result	9.6	1.5	<0.05	0.6	0.47	310	1.7	0.06	16	420	1.5	<2	<0.1
	Global ARD	Pulp Duplicate	8.5	1.7	<0.005	0.56	0.45	286	1.3	0.07	15	445	1.9	0.15	<0.2
DX450102	SGS Lakefield	Original sample result	19	0.53	<0.05	0.2	0.1	81	0.62	0.079	6.2	540	1.2	<2	<0.5
	Global ARD	Pulp Duplicate	17	0.53	<0.005	0.21	0.15	94	0.41	0.07	9.4	625	1.4	0.09	<0.2
DX450110	SGS Lakefield	Original sample result	17	1.9	<0.05	0.58	0.36	300	1.0	0.053	6.4	350	2.2	<2	<0.5
	Global ARD	Pulp Duplicate	9.3	1.4	<0.005	0.57	0.35	306	0.88	0.07	6.0	385	2.2	0.07	<0.2
DX450153	SGS Lakefield	Original sample result	78	4.8	<0.05	0.67	0.95	260	0.83	0.037	49	550	2.9	<2	1.3
	Global ARD	Pulp Duplicate	75	4.7	<0.005	0.61	0.93	252	1.1	0.02	47	557	2.9	0.11	1.2
DX450160	SGS Lakefield	Original sample result	29	6.1	<0.05	2.0	1.2	99	1.8	0.058	49	560	2.3	<2	<0.5
	Global ARD	Prep Duplicate	14	5.1	<0.005	1.9	1.1	95	1.6	0.05	43	533	2.6	0.26	<0.2
DX450178	SGS Lakefield	Original sample result	87	4.7	1.2	0.89	0.68	890	4.3	0.1	21	750	7.5	<2	4.5
	Global ARD	Pulp Duplicate	78	4.2	0.8	0.84	0.6	801	1.8	0.11	20	811	7.1	0.1	3.5
DX450181	SGS Lakefield	Original sample result	14	2.2	<0.05	0.81	0.66	300	0.5	0.059	16	490	1.3	<2	<0.5
	Global ARD	Pulp Duplicate	12	2.2	<0.005	0.84	0.68	303	0.32	0.05	15	552	1.7	0.05	<0.2
DX450213	SGS Lakefield	Original sample result	9.6	6.2	<0.05	0.5	0.3	210	2.2	0.015	13	540	4.8	<2	2.6
	Global ARD	Prep Duplicate	9.6	6.0	<0.005	0.54	0.34	223	2.3	0.01	13	608	5.2	0.2	2.4
DX450215	SGS Lakefield	Original sample result	14	4.2	0.31	0.58	0.62	960	1.8	0.043	16	530	300	<2	5.6
	Global ARD	Pulp Duplicate	12	3.4	0.067	0.59	0.64	1098	1.1	0.04	14	571	496	0.57	7.1
DX550054	SGS Lakefield	Original sample result	200	3.1	<0.05	0.46	0.83	610	0.27	0.081	21	340	0.28	<2	0.59
	Global ARD	Prep Duplicate	240	4.5	<0.005	0.72	1.3	901	0.36	0.11	25	359	0.4	0.1	0.8
DX550080	SGS Lakefield	Original sample result	15	1.4	<0.05	0.33	0.12	570	0.89	0.085	3.5	200	120	<2	<0.1
	Global ARD	Prep Duplicate	12	1.3	0.008	0.23	0.1	561	1.3	0.05	3.2	166	121	0.3	<0.2
DX550063	SGS Lakefield	Original sample result	25	4.9	<0.05	1.6	0.97	460	0.54	0.067	20	380	2.3	<2	<0.1
	Global ARD	Pulp Duplicate	29	5.5	<0.005	1.8	1.1	500	0.69	0.08	24	378	2.9	0.14	<0.2
DX550064	SGS Lakefield	Original sample result	11	0.64	<0.05	0.3	0.13	140	0.71	0.07	6.1	240	3.3	<2	<0.1
	Global ARD	Pulp Duplicate	10	0.62	<0.005	0.37	0.15	140	0.59	0.08	6.2	240	3.1	0.07	<0.2
DX550087	SGS Lakefield	Original sample result	36	2.8	<0.05	0.74	0.73	610	1.3	0.074	23	510	5.2	<2	0.51
	Global ARD	Pulp Duplicate	30	2.6	<0.005	0.78	0.63	463	1.6	0.09	22	534	5.1	0.29	0.4
031760	SGS Lakefield	Original sample result	13	1.5	<0.05	0.58	0.13	260	0.4	0.087	8.8	310	2.6	<2	<0.1
	Global ARD	Pulp Duplicate	15	1.8	<0.005	0.6	0.16	291	0.54	0.11	11	367	3.1	0.37	0.2
116733	SGS Lakefield	Original sample result	6.1	0.67	<0.05	0.27	0.23	120	0.7	0.035	2.5	350	1.6	<2	<0.1
	Global ARD	Pulp Duplicate	4.3	0.71	<0.005	0.22	0.24	134	0.78	0.04	2.6	357	1.4	0.08	<0.2
116741	SGS Lakefield	Original sample result	9.1	0.65	<0.05	0.13	0.19	330	1.2	0.089	3.1	55	3.0	<2	<0.1
	Global ARD	Pulp Duplicate	3.3	0.78	0.007	0.1	0.17	272	1.3	0.07	3.1	54	2.0	0.12	<0.2
031809	SGS Lakefield	Original sample result	3.1	0.75	<0.05	0.24	0.13	220	0.9	0.12	4.0	48	1.7	<2	<0.1
	Global ARD	Pulp Duplicate	2.4	0.69	<0.005	0.17	0.11	206	0.68	0.05	2.3	55	2.0	0.11	<0.2
116982	SGS Lakefield	Original sample result	96	3.4	<0.05	0.25	0.72	780	0.2	0.1	30	480	0.53	<2	0.4
	Global ARD	Pulp Duplicate	134	4.4	<0.005	0.35	0.85	825	0.46	0.11	38	575	0.4	0.07	0.2
031667	SGS Lakefield	Original sample result	30	1.1	<0.05	0.25	0.37	120	0.32	0.086	32	530	6.4	<2	<0.1
	Global ARD	Pulp Duplicate	29	1.1	<0.005	0.2	0.4	160	0.38	0.06	32	597	5.3	0.08	<0.2
031689	SGS Lakefield	Original sample result	28	1.7	<0.05	0.39	0.47	270	1.2	0.14	23	810	2.4	<2	<0.1
	Global ARD	Pulp Duplicate	21	1.8	<0.005	0.46	0.44	236	1.2	0.11	21	940	2.2	0.08	<0.2
031714	SGS Lakefield	Original sample result	15	1.9	<0.05	0.7	0.71	270	0.42	0.069	11	460	2.9	<2	<0.1
	Global ARD	Pulp Duplicate	14	2.1	0.006	0.85	0.91	337	0.86	0.06	12	550	2.8	0.1	<0.2

Table B-13 Aqua Regia Metals QA/QC Results

Sample ID	Analyzing Laboratory	Result	Copper	Iron	Mercury	Potassium	Magnesium	Manganese	Molybdenum	Sodium	Nickel	Phosphorus	Lead	Antimony	Selenium
			ppm	*%*	*ppm*	*%*	*%*	*ppm*	*ppm*	*%*	*ppm*	*ppm*	*ppm*	*ppm*	*ppm*
031715	SGS Lakefield	Original sample result	14	1.3	<0.05	0.3	0.13	160	1.3	0.05	1.3	140	13	<2	0.8
	Global ARD	Pulp Duplicate	14	1.4	0.01	0.4	0.2	183	1.5	0.05	2.2	170	10	0.75	0.9
031729	SGS Lakefield	Original sample result	33	6.2	<0.05	1.2	1.1	130	2.0	0.07	47	540	2.8	<2	0.2
	Global ARD	Pulp Duplicate	50	9.5	<0.005	1.5	1.3	170	1.7	0.05	54	695	3.0	0.08	0.4
031736	SGS Lakefield	Original sample result	9.0	1.3	<0.05	0.46	0.12	270	0.68	0.082	3.7	150	3.7	<2	0.1
	Global ARD	Pulp Duplicate	6.0	1.4	<0.005	0.41	0.14	268	0.48	0.04	7.1	156	3.2	0.31	<0.2
031740	SGS Lakefield	Original sample result	7.8	1.7	<0.05	0.72	0.4	500	0.46	0.079	9.0	140	6.2	<2	<0.1
	Global ARD	Pulp Duplicate	8.2	1.7	<0.005	0.69	0.39	577	0.33	0.04	7.2	143	5.6	0.12	<0.2
116961	SGS Lakefield	Original sample result	20	2.5	<0.05	0.76	0.78	400	1.5	0.13	15	670	6.4	<2	1.9
	Global ARD	Pulp Duplicate	21	2.4	<0.005	0.76	0.74	419	1.4	0.08	15	673	5.4	0.1	2.0
116965	SGS Lakefield	Original sample result	8.2	2.2	<0.05	0.66	0.63	400	0.6	0.059	9.6	120	5.2	<2	<0.1
	Global ARD	Pulp Duplicate	6.2	1.9	<0.005	0.65	0.56	380	0.56	0.06	8.3	132	4.4	0.1	<0.2
031868	SGS Lakefield	Original sample result	10	1.3	<0.05	0.37	0.38	500	0.8	0.054	5.1	370	12	<2	0.2
	Global ARD	Pulp Duplicate	10	1.4	<0.005	0.41	0.4	524	1.2	0.07	5.6	414	11	0.1	0.2
031960	SGS Lakefield	Original sample result	370	3.8	0.32	0.62	0.41	480	0.8	0.02	14	720	560	<2	3.9
	Global ARD	Pulp Duplicate	339	4.0	0.39	0.58	0.43	462	0.86	0.05	14	774	686	0.72	4.9
031952	SGS Lakefield	Original sample result	180	1.7	<0.05	0.27	0.53	760	0.1	0.07	14	340	0.32	<2	0.2
	Global ARD	Pulp Duplicate	168	3.2	<0.005	0.25	0.91	1095	0.2	0.16	22	361	0.2	0.17	0.2
031987	SGS Lakefield	Original sample result	190	1.8	<0.05	0.069	0.69	380	0.2	0.088	13	380	0.32	<2	0.2
	Global ARD	Pulp Duplicate	125	3.3	<0.005	0.13	1.2	521	0.28	0.16	19	380	0.2	0.14	0.2
031911	SGS Lakefield	Original sample result	64	3.9	<0.05	1.6	1.2	300	1.1	0.057	57	530	2.7	<2	0.3
	Global ARD	Pulp Duplicate	53	3.9	<0.005	1.7	1.3	273	1.1	0.05	51	608	2.5	0.17	0.2
031971	SGS Lakefield	Original sample result	28	1.7	<0.05	0.029	0.14	430	2.3	0.13	0.4	190	94	<2	3.5
	Global ARD	Pulp Duplicate	24	1.7	<0.005	0.03	0.16	419	2.4	0.1	0.7	179	61	0.26	3.5
031980	SGS Lakefield	Original sample result	6.3	1.5	<0.05	0.34	0.16	350	1.6	0.078	0.7	190	4.0	<2	0.2
	Global ARD	Pulp Duplicate	6.8	1.5	<0.005	0.37	0.18	340	2.0	0.06	1.1	203	3.6	0.17	<0.2
DX450004	SGS Lakefield	Original sample result	110	2.7	0.08	0.18	1.5	350	1.7	0.092	140	310	0.61	<2	<0.5
	Global ARD	Pulp Duplicate	53	2.9	<0.005	0.14	2.0	390	0.15	0.09	145	320	0.6	<0.05	0.4
DX450016	SGS Lakefield	Original sample result	8.4	1.4	<0.05	0.17	0.12	200	1.3	0.058	1.0	130	3.7	<2	<0.5
	Global ARD	Pulp Duplicate	4.6	1.3	<0.005	0.24	0.13	210	1.5	0.07	1.7	157	4.3	0.16	<0.2
DX450041	SGS Lakefield	Original sample result	40	3.1	0.05	0.18	0.11	59	1.3	0.014	15	110	21	<2	<0.5
	Global ARD	Pulp Duplicate	26	3.0	<0.005	0.29	0.31	117	0.73	0.03	17	164	24	0.19	<0.2
DX450045	SGS Lakefield	Original sample result	70	1.6	<0.05	0.16	1.1	200	0.2	0.14	89	210	0.58	<2	<0.5
	Global ARD	Pulp Duplicate	68	1.9	<0.005	0.13	1.5	250	0.16	0.2	113	222	0.9	<0.05	<0.2
DX450047	SGS Lakefield	Original sample result	75	1.9	<0.05	0.012	1.3	170	0.1	0.2	120	230	0.49	<2	<0.5
	Global ARD	Pulp Duplicate	75	2.5	<0.005	0.02	1.9	239	0.13	0.33	132	258	1.0	0.06	<0.2
DX450056	SGS Lakefield	Original sample result	69	1.3	<0.05	0.084	0.99	160	0.28	0.13	100	210	1.7	<2	0.21
	Global ARD	Pulp Duplicate	59	2.2	<0.005	0.1	1.9	266	0.13	0.25	135	212	0.8	<0.05	0.2
DX450082	SGS Lakefield	Original sample result	11	1.6	<0.05	0.13	0.14	230	1.5	0.05	1.9	170	10	<2	0.69
	Global ARD	Pulp Duplicate	11	1.8	<0.005	0.18	0.16	244	2.2	0.07	5.4	184	9.0	0.19	0.6
DX450131	SGS Lakefield	Original sample result	21	1.9	0.3	0.29	0.69	2800	0.67	0.032	8.1	410	18	<2	1.4
	Global ARD	Pulp Duplicate	32	1.7	0.21	0.36	0.65	2515	0.96	0.04	7.9	446	25	0.2	1.4
DX450163	SGS Lakefield	Original sample result	6.1	1.4	<0.05	0.64	0.48	370	0.55	0.05	9.3	150	3.5	<2	<0.5
	Global ARD	Pulp Duplicate	4.8	1.4	<0.005	0.69	0.44	341	0.46	0.06	9.2	169	3.9	0.14	<0.2
031639	SGS Lakefield	Original sample result	16	1.8	<0.05	0.81	0.5	280	1.0	0.079	15	480	3.9	<2	<0.1
	Global ARD	Pulp Duplicate	17	2.0	<0.005	0.96	0.58	315	0.93	0.06	14	575	4.1	0.12	<0.2

Table B-13 Aqua Regia Metals QA/QC Results

Sample ID	Analyzing Laboratory	Result	Copper	Iron	Mercury	Potassium	Magnesium	Manganese	Molybdenum	Sodium	Nickel	Phosphorus	Lead	Antimony	Selenium
			ppm	*%*	*ppm*	*%*	*%*	*ppm*	*ppm*	*%*	*ppm*	*ppm*	*ppm*	*ppm*	*ppm*
031646	SGS Lakefield	Original sample result	13	1.9	<0.05	0.59	0.37	260	0.4	0.097	13	470	1.8	<2	<0.1
	Global ARD	Pulp Duplicate	20	2.0	<0.005	0.6	0.38	285	0.27	0.04	12	547	1.6	0.08	<0.2
031539	SGS Lakefield	Original sample result	76	3.7	<0.05	0.95	0.87	810	1.6	0.24	18	650	8.7	<2	3.6
	Global ARD	Pulp Duplicate	90	3.9	0.009	0.98	0.96	844	1.5	0.29	18	713	9.1	0.13	3.3
031513	SGS Lakefield	Original sample result	8.6	1.4	0.71	0.074	0.19	750	1.0	0.082	3.4	180	4.0	<2	1.5
	Global ARD	Pulp Duplicate	9.1	1.5	0.29	0.09	0.2	786	0.98	0.08	2.4	201	4.1	0.16	1.6
031528	SGS Lakefield	Original sample result	3.2	0.57	<0.05	0.32	0.21	320	0.4	0.061	4.3	260	2.0	<2	<0.1
	Global ARD	Pulp Duplicate	3.5	0.63	<0.005	0.43	0.22	338	0.49	0.06	4.1	265	2.2	0.12	0.2
031581	SGS Lakefield	Original sample result	16	2.1	<0.05	0.9	0.69	360	0.4	0.056	13	550	2.8	<2	<0.1
	Global ARD	Pulp Duplicate	16	2.0	<0.005	0.9	0.64	341	0.48	0.06	13	508	3.5	0.09	<0.2
031604	SGS Lakefield	Original sample result	14	1.6	<0.05	0.19	0.34	240	0.4	0.052	13	520	2.3	<2	<0.1
	Global ARD	Pulp Duplicate	10	1.7	<0.005	0.22	0.33	241	0.38	0.05	11	501	2.0	0.08	<0.2
031614	SGS Lakefield	Original sample result	21	2.5	<0.05	1.0	0.82	320	0.3	0.065	27	910	1.7	<2	<0.1
	Global ARD	Pulp Duplicate	23	2.3	<0.005	0.97	0.78	298	0.29	0.09	26	954	2.1	0.08	<0.2
031615	SGS Lakefield	Original sample result	18	2.8	<0.05	1.2	0.72	400	0.6	0.071	23	660	2.8	<2	0.2
	Global ARD	Pulp Duplicate	18	2.9	<0.005	1.3	0.75	402	0.79	0.07	21	778	2.5	0.08	<0.2
116953	SGS Lakefield	Original sample result	210	3.4	0.14	1.3	1.2	960	6.3	0.061	34	800	190	<2	3.3
	Global ARD	Pulp Duplicate	220	3.2	0.04	1.3	1.2	818	11	0.06	29	789	134	0.21	2.3
DX450064	SGS Lakefield	Original sample result	100	1.7	<0.05	0.0044	0.42	560	0.34	0.064	13	540	1.1	<2	0.26
	Global ARD	Pulp Duplicate	117	2.9	<0.005	0.01	0.66	647	0.5	0.13	19	577	0.5	0.14	0.3
DX550095	SGS Lakefield	Original sample result	120	5.6	<0.05	1.6	1.7	1500	0.41	0.11	45	340	0.65	<2	0.71
	Global ARD	Pulp Duplicate	127	5.7	<0.005	1.8	1.7	1472	0.29	0.16	43	341	0.7	0.12	0.7
031755	SGS Lakefield	Original sample result	28	1.5	<0.05	0.49	0.19	160	1.3	0.08	19	620	2.2	<2	<0.1
	Global ARD	Pulp Duplicate	34	2.0	<0.005	0.59	0.26	208	1.4	0.08	22	762	2.1	0.09	0.2
031775	SGS Lakefield	Original sample result	150	3.3	<0.05	0.43	0.9	680	0.2	0.074	42	500	0.77	<2	0.5
	Global ARD	Pulp Duplicate	117	4.0	<0.005	0.49	1.1	605	0.24	0.09	44	595	0.5	0.21	0.3
116739	SGS Lakefield	Original sample result	22	2.2	<0.05	0.84	0.5	320	1.7	0.04	21	300	3.0	<2	<0.1
	Global ARD	Pulp Duplicate	16	1.9	0.005	0.76	0.47	346	1.2	0.05	22	378	2.4	0.27	0.2
031637	SGS Lakefield	Original sample result	21	3.3	<0.05	1.1	0.97	560	0.8	0.16	25	1400	3.7	<2	0.2
	Global ARD	Pulp Duplicate	23	3.6	<0.005	1.3	1.0	546	0.93	0.17	24	1606	3.4	0.06	<0.2
031669	SGS Lakefield	Original sample result	70	5.1	<0.05	1.6	1.4	360	1.6	0.075	59	470	6.9	<2	0.7
	Global ARD	Pulp Duplicate	84	5.1	<0.005	1.7	1.5	399	1.5	0.07	63	534	5.0	0.12	0.8
031690	SGS Lakefield	Original sample result	8.1	1.3	<0.05	0.28	0.14	110	0.8	0.044	1.1	120	11	<2	3.8
	Global ARD	Pulp Duplicate	9.6	1.2	<0.005	0.24	0.13	115	1.0	0.05	1.4	126	12	0.54	4.3

Table B-13 Aqua Regia Metals QA/QC Results

Sample ID	Analyzing Laboratory	Result	Tin	Strontium	Thorium	Titanium	Thallium	Uranium	Vanadium	Tungsten	Yttrium	Zinc	Zirconium
			ppm	*ppm*	*ppm*	*%*	*ppm*	*ppm*	*ppm*	*ppm*	*ppm*	*ppm*	*ppm*
031504	SGS Lakefield	Original sample result	<2	17	13	0.14	0.4	1.2	28	0.18	4.9	46	9.4
	Global ARD	Pulp Duplicate	0.4	20	7.7	0.16	0.43	1.5	32	0.21	6.4	53	25
		Prep Duplicate	0.4	19	8.0	0.15	0.4	1.4	31	0.16	6.3	53	24
031526	SGS Lakefield	Original sample result	<2	10	13	0.12	0.45	1.4	25	0.69	6.1	65	8.9
	Global ARD	Pulp Duplicate	0.4	15	7.8	0.15	0.47	1.5	28	0.78	7.3	57	26
031527	SGS Lakefield	Original sample result	<2	6.2	7.2	0.12	0.46	1.0	78	0.3	3.7	74	8.1
	Global ARD	Pulp Duplicate	0.6	6.5	4.7	0.14	0.45	1.1	81	0.22	4.7	74	27
031570	SGS Lakefield	Original sample result	<2	15	13	0.16	0.23	1.1	44	0.27	6.0	55	13
	Global ARD	Pulp Duplicate	0.5	21	7.0	0.16	0.24	1.3	46	0.2	7.1	57	30
		Prep Duplicate	0.5	21	7.0	0.17	0.24	1.4	46	0.2	7.1	57	32
031576	SGS Lakefield	Original sample result	<2	14	8.6	0.079	0.18	0.95	30	9.6	4.6	110	7.1
	Global ARD	Pulp Duplicate	0.6	16	5.5	0.1	0.19	1.1	32	13	5.6	109	20
031577	SGS Lakefield	Original sample result	<2	7.3	13	0.1	0.56	1.7	30	3.0	5.2	6300	11
	Global ARD	Pulp Duplicate	0.6	9.5	7.1	0.12	0.53	1.7	32	1.4	6.4	6478	32
031592	SGS Lakefield	Original sample result	<2	18	8.5	0.17	0.38	1.2	38	44	5.6	210	5.7
	Global ARD	Pulp Duplicate	0.7	21	7.3	0.2	0.34	1.5	40	79	6.7	170	25
	Global ARD	Prep Duplicate	0.7	16	6.5	0.18	0.35	1.4	38	28	5.6	165	22
031593	SGS Lakefield	Original sample result	<2	37	15	0.038	<0.02	1.0	26	0.51	7.1	50	5.1
	Global ARD	Pulp Duplicate	0.4	45	9.4	0.088	<0.02	1.1	37	0.75	9.0	56	24
031597	SGS Lakefield	Original sample result	<2	5.4	8.4	0.11	0.17	0.5	29	0.18	4.2	49	9.8
	Global ARD	Pulp Duplicate	0.5	9.2	5.5	0.13	0.14	0.69	32	0.23	5.0	49	33
031611	SGS Lakefield	Original sample result	<2	11	9.6	0.14	0.31	0.87	54	0.18	6.3	60	9.6
	Global ARD	Pulp Duplicate	0.6	13	5.7	0.17	0.29	0.92	56	0.22	7.4	71	28
031612	SGS Lakefield	Original sample result	<2	11	13	0.1	0.31	1.1	20	0.059	3.8	57	17
	Global ARD	Pulp Duplicate	0.2	11	5.9	0.12	0.27	1.1	20	0.07	4.0	50	24
031653	SGS Lakefield	Original sample result	<2	100	12	0.3	0.85	0.6	120	0.77	7.6	88	6.4
	Global ARD	Pulp Duplicate	0.4	118	3.6	0.27	0.77	0.65	112	0.8	8.5	81	12
031672	SGS Lakefield	Original sample result	<2	14	6.5	0.098	0.12	0.76	37	0.28	5.1	52	14
	Global ARD	Pulp Duplicate	0.6	17	6.5	0.098	0.14	1.0	44	0.3	6.9	68	37
031674	SGS Lakefield	Original sample result	<2	16	9.8	0.16	0.33	1.2	32	0.3	5.9	47	12
	Global ARD	Pulp Duplicate	0.4	19	8.4	0.17	0.33	1.3	36	0.23	6.9	55	20
031677	SGS Lakefield	Original sample result	<2	18	0.9	0.086	0.021	0.08	30	0.29	3.2	31	2.4
	Global ARD	Pulp Duplicate	<0.2	14	0.6	0.074	0.03	0.08	35	0.17	3.8	38	1.5
031687	SGS Lakefield	Original sample result	<2	26	1.2	0.13	0.12	0.075	150	0.14	7.9	34	2.5
	Global ARD	Pulp Duplicate	0.5	25	0.6	0.15	0.12	0.07	178	0.09	10	41	1.4
031688	SGS Lakefield	Original sample result	<2	7.2	7.6	0.18	0.27	0.91	34	0.32	5.5	76	16
	Global ARD	Pulp Duplicate	0.9	7.5	5.9	0.18	0.26	0.96	37	0.21	6.7	90	21
031701	SGS Lakefield	Original sample result	<2	17	5.3	0.096	0.08	0.82	24	0.15	4.4	94	10
	Global ARD	Pulp Duplicate	0.4	14	4.8	0.086	0.1	0.83	36	0.12	6.8	105	17
031702	SGS Lakefield	Original sample result	<2	31	6.5	0.15	0.2	0.4	43	0.16	5.7	94	12
	Global ARD	Pulp Duplicate	0.6	35	5.3	0.17	0.2	0.4	50	0.13	6.5	74	21
031704	SGS Lakefield	Original sample result	<2	17	10	0.11	0.2	1.5	26	0.26	6.3	40	12
	Global ARD	Pulp Duplicate	0.3	18	7.6	0.12	0.2	1.5	28	0.19	7.2	46	18
031728	SGS Lakefield	Original sample result	<2	12	7.8	0.098	0.14	0.86	17	0.72	4.7	32	13
	Global ARD	Pulp Duplicate	0.4	11	6.8	0.11	0.13	1.0	21	0.24	5.4	32	43
031730	SGS Lakefield	Original sample result	<2	51	8.2	0.13	0.36	0.88	19	0.72	5.7	63	11
	Global ARD	Pulp Duplicate	0.5	38	7.5	0.12	0.28	0.92	18	0.2	5.7	48	37

Table B-13 Aqua Regia Metals QA/QC Results

Sample ID	Analyzing Laboratory	Result	Tin	Strontium	Thorium	Titanium	Thallium	Uranium	Vanadium	Tungsten	Yttrium	Zinc	Zirconium
			ppm	*ppm*	*ppm*	*%*	*ppm*	*ppm*	*ppm*	*ppm*	*ppm*	*ppm*	*ppm*
031734	SGS Lakefield	Original sample result	<2	14	11	0.036	0.081	1.1	12	0.48	5.4	35	9.4
	Global ARD	Pulp Duplicate	0.2	12	9.3	0.042	0.08	1.2	13	0.23	5.7	34	33
031739	SGS Lakefield	Original sample result	<2	23	10	0.17	0.35	1.5	34	0.26	7.1	73	7.5
	Global ARD	Pulp Duplicate	0.3	18	8.6	0.18	0.32	1.6	37	0.19	7.2	78	15
031776	SGS Lakefield	Original sample result	<2	24	6.2	0.14	0.08	0.18	98	0.28	5.1	97	2.5
	Global ARD	Pulp Duplicate	0.2	17	1.5	0.1	0.07	0.19	86	0.2	5.4	83	9.5
031781	SGS Lakefield	Original sample result	<2	11	29	0.059	0.12	0.9	20	0.15	4.9	24	12
	Global ARD	Pulp Duplicate	0.5	13	9.1	0.069	0.13	1.1	20	0.14	5.8	24	53
031814	SGS Lakefield	Original sample result	<2	22	4.1	0.14	0.03	0.055	130	0.13	4.6	37	1.8
	Global ARD	Pulp Duplicate	0.4	18	0.6	0.16	0.04	0.06	154	0.09	5.6	46	1.9
031815	SGS Lakefield	Original sample result	<2	20	23	0.11	0.16	0.67	42	0.75	4.9	750	11
	Global ARD	Pulp Duplicate	2.2	19	4.0	0.11	0.21	0.84	40	0.49	5.5	1102	28
031816	SGS Lakefield	Original sample result	<2	26	21	0.17	0.55	0.76	39	0.13	6.9	140	10
	Global ARD	Pulp Duplicate	0.3	23	4.9	0.15	0.43	0.85	36	0.09	8.1	130	29
031826	SGS Lakefield	Original sample result	<2	21	7.1	0.12	0.15	0.57	36	0.3	6.2	59	15
	Global ARD	Pulp Duplicate	0.4	13	5.1	0.12	0.14	0.61	34	0.17	6.3	46	35
031827	SGS Lakefield	Original sample result	<2	14	7.8	0.093	0.12	0.65	20	1.5	4.9	110	11
	Global ARD	Pulp Duplicate	0.4	11	6.6	0.1	0.13	0.82	20	1.1	5.7	86	32
031833	SGS Lakefield	Original sample result	<2	36	7.1	0.093	0.39	1.0	22	23	3.8	54	9.6
	Global ARD	Pulp Duplicate	0.4	42	5.9	0.12	0.4	1.1	30	5.0	4.2	68	21
031841	SGS Lakefield	Original sample result	<2	19	6.1	0.15	0.19	0.55	42	0.25	6.5	40	9.0
	Global ARD	Pulp Duplicate	0.5	15	4.9	0.16	0.18	0.56	47	0.2	6.9	41	21
031842	SGS Lakefield	Original sample result	<2	17	5.6	0.086	0.14	0.77	17	1.5	2.7	31	6.2
	Global ARD	Pulp Duplicate	<0.2	13	4.6	0.11	0.13	0.81	18	1.2	3.0	32	16
031846	SGS Lakefield	Original sample result	<2	270	8.9	0.21	0.8	0.94	79	44	8.2	170	21
	Global ARD	Pulp Duplicate	2.1	251	7.4	0.18	0.63	1.2	72	23	7.6	150	44
031918	SGS Lakefield	Original sample result	<2	18	21	0.23	0.57	1.4	89	0.38	7.3	75	14
	Global ARD	Pulp Duplicate	1.0	28	7.3	0.24	0.6	1.4	97	0.26	8.0	83	29
031950	SGS Lakefield	Original sample result	<2	28	3.5	0.1	0.12	0.31	39	0.79	4.2	31	4.6
	Global ARD	Pulp Duplicate	0.4	24	2.2	0.15	0.14	0.33	56	0.22	5.5	34	12
031951	SGS Lakefield	Original sample result	<2	12	4.0	0.097	0.1	0.065	77	0.11	4.9	28	1.1
	Global ARD	Pulp Duplicate	0.3	15	0.4	0.14	0.07	0.06	104	0.1	7.6	33	2.7
031974	SGS Lakefield	Original sample result	<2	12	10	0.05	0.03	0.47	13	0.16	3.9	9.9	8.2
	Global ARD	Pulp Duplicate	0.3	13	4.0	0.077	0.04	0.64	21	0.11	5.0	11	30
031985	SGS Lakefield	Original sample result	<2	9.4	1.2	0.073	0.06	0.067	91	0.16	7.1	26	0.95
	Global ARD	Pulp Duplicate	0.4	12	0.5	0.11	0.04	0.06	110	0.14	10	32	1.6
031995	SGS Lakefield	Original sample result	<2	25	5.3	0.067	0.13	0.043	100	0.17	5.5	54	0.76
	Global ARD	Pulp Duplicate	0.3	35	0.5	0.062	0.07	<0.05	127	0.11	5.8	59	2.5
116958	SGS Lakefield	Original sample result	<2	11	7.0	0.096	0.42	1.3	17	0.35	3.5	50	6.9
	Global ARD	Pulp Duplicate	0.2	12	6.1	0.093	0.39	1.3	17	0.18	4.0	47	13
116984	SGS Lakefield	Original sample result	<2	14	0.9	0.08	0.064	0.064	95	0.36	6.6	40	1.7
	Global ARD	Pulp Duplicate	0.3	16	0.7	0.14	0.06	0.07	137	0.21	11	53	3.5
DX450055	SGS Lakefield	Original sample result	<2	25	2.4	0.05	0.041	0.033	26	1.6	3.2	9.2	0.43
	Global ARD	Pulp Duplicate	<0.2	31	0.3	0.091	0.04	<0.05	51	1.8	4.8	16	1.6
DX450065	SGS Lakefield	Original sample result	<2	35	1.7	0.026	<0.02	0.039	33	0.099	3.2	16	0.32
	Global ARD	Pulp Duplicate	<0.2	41	0.3	0.059	<0.02	<0.05	61	0.13	4.6	28	0.7

Table B-13 Aqua Regia Metals QA/QC Results

Sample ID	Analyzing Laboratory	Result	Tin	Strontium	Thorium	Titanium	Thallium	Uranium	Vanadium	Tungsten	Yttrium	Zinc	Zirconium
			ppm	*ppm*	*ppm*	*%*	*ppm*	*ppm*	*ppm*	*ppm*	*ppm*	*ppm*	*ppm*
DX450097	SGS Lakefield	Original sample result	<2	1000	21	0.073	0.16	0.68	19	12	4.1	1700	6.1
	Global ARD	Pulp Duplicate	<0.2	861	4.2	0.084	0.18	0.82	20	15	4.7	1456	12
DX450100	SGS Lakefield	Original sample result	<2	3.5	31	0.24	0.69	0.75	70	0.4	2.5	13	14
	Global ARD	Pulp Duplicate	0.7	3.7	5.5	0.23	0.71	1.0	70	0.4	4.3	12	38
DX450102	SGS Lakefield	Original sample result	<2	16	2.2	0.046	0.033	0.26	18	0.04	4.2	9.7	0.68
	Global ARD	Pulp Duplicate	<0.2	13	3.6	0.056	0.05	0.36	19	0.06	4.3	9.0	25
DX450145	SGS Lakefield	Original sample result	<2	16	7.1	0.083	0.16	0.79	8.9	1.4	4.8	43	2.3
	Global ARD	Pulp Duplicate	0.8	15	8.3	0.078	0.18	0.98	8.0	0.24	5.0	36	36
DX450164	SGS Lakefield	Original sample result	<2	28	3.5	0.22	0.14	0.058	180	0.59	10	60	0.97
	Global ARD	Pulp Duplicate	0.5	33	0.6	0.21	0.18	<0.05	199	0.79	11	57	1.7
DX450196	SGS Lakefield	Original sample result	<2	12	9.1	0.31	0.52	1.8	100	0.34	14	100	3.5
	Global ARD	Pulp Duplicate	0.9	15	8.4	0.32	0.57	1.8	99	0.41	13	92	32
DX450199	SGS Lakefield	Original sample result	<2	92	5.0	0.11	0.25	0.49	32	0.13	4.0	25	1.8
	Global ARD	Pulp Duplicate	0.3	107	3.3	0.12	0.26	0.59	42	0.14	5.0	21	4.0
DX450201	SGS Lakefield	Original sample result	<2	62	2.7	0.049	0.025	0.055	21	0.29	2.0	42	0.45
	Global ARD	Pulp Duplicate	<0.2	71	0.3	0.078	0.03	<0.05	36	0.18	2.9	31	0.8
031502	SGS Lakefield	Original sample result	<2	19	15	0.15	0.42	1.3	32	2.9	5.9	110	10
	Global ARD	Prep Duplicate	0.5	17	8.0	0.16	0.38	1.6	36	2.7	6.5	79	23
031507	SGS Lakefield	Original sample result	<2	16	13	0.2	0.5	1.2	43	1.1	6.2	51	10
	Global ARD	Pulp Duplicate	0.4	20	7.4	0.2	0.45	1.4	43	0.67	7.1	51	24
031519	SGS Lakefield	Original sample result	<2	14	12	0.11	0.62	1.6	26	0.72	5.3	3800	9.2
	Global ARD	Prep Duplicate	0.3	16	7.3	0.12	0.53	1.7	26	0.69	5.5	3953	27
031532	SGS Lakefield	Original sample result	<2	3.4	8.8	0.12	0.37	1.0	59	0.31	4.7	78	11
	Global ARD	Prep Duplicate	0.7	3.6	5.0	0.16	0.37	1.1	74	0.3	5.4	87	33
031546	SGS Lakefield	Original sample result	<2	12	13	0.063	0.04	1.6	17	0.15	5.9	42	7.4
	Global ARD	Pulp Duplicate	0.3	16	8.7	0.13	0.07	1.7	23	0.36	6.8	44	28
031582	SGS Lakefield	Original sample result	<2	27	9.3	0.2	0.33	0.91	65	0.22	8.2	82	6.3
	Global ARD	Pulp Duplicate	0.7	37	5.6	0.2	0.24	0.89	64	0.17	9.9	77	17
031587	SGS Lakefield	Original sample result	<2	12	6.9	0.12	0.21	0.41	37	0.16	4.7	31	7.8
	Global ARD	Prep Duplicate	0.5	14	4.3	0.13	0.19	0.5	40	0.07	4.9	28	20
031609	SGS Lakefield	Original sample result	<2	8.3	13	0.094	0.28	0.86	36	0.13	4.4	64	25
	Global ARD	Pulp Duplicate	0.4	9.5	5.4	0.11	0.24	0.89	31	0.14	4.4	82	26
031688	SGS Lakefield	Original sample result	<2	4.4	6.0	0.0057	0.14	3.4	<1	0.1	5.3	30	5.3
	Global ARD	Pulp Duplicate	0.2	3.7	4.7	0.006	0.17	3.6	<1	0.1	7.0	30	17
031622	SGS Lakefield	Original sample result	<2	28	14	0.13	0.25	1.2	37	0.98	5.3	51	5.8
	Global ARD	Pulp Duplicate	0.7	25	5.4	0.13	0.24	1.1	38	0.66	5.6	53	14
031629	SGS Lakefield	Original sample result	<2	19	26	0.11	0.61	1.3	40	4.3	4.8	62	14
	Global ARD	Prep Duplicate	0.7	19	7.1	0.13	0.6	1.5	40	3.9	7.1	67	31
031643	SGS Lakefield	Original sample result	<2	12	30	0.035	0.27	1.5	<1	0.17	8.4	45	18
	Global ARD	Prep Duplicate	0.4	15	9.9	0.045	0.4	1.8	2.0	0.18	9.7	58	62
031655	SGS Lakefield	Original sample result	<2	16	22	0.16	0.36	1.5	30	0.22	6.1	52	9.5
	Global ARD	Pulp Duplicate	0.3	18	8.3	0.17	0.36	1.5	32	0.21	7.1	55	22
031656	SGS Lakefield	Original sample result	<2	15	25	0.12	0.31	2.0	21	0.38	5.7	47	9.2
	Global ARD	Prep Duplicate	0.3	9.7	8.6	0.12	0.29	2.0	21	0.4	5.8	47	21
031663	SGS Lakefield	Original sample result	<2	26	22	0.11	0.3	1.7	28	0.3	6.7	52	41
	Global ARD	Prep Duplicate	0.3	14	8.1	0.1	0.27	1.7	29	0.26	7.0	55	27

Table B-13 Aqua Regia Metals QA/QC Results

Sample ID	Analyzing Laboratory	Result	Tin	Strontium	Thorium	Titanium	Thallium	Uranium	Vanadium	Tungsten	Yttrium	Zinc	Zirconium
			ppm	*ppm*	*ppm*	*%*	*ppm*	*ppm*	*ppm*	*ppm*	*ppm*	*ppm*	*ppm*
031673	SGS Lakefield	Original sample result	<2	20	8.4	0.12	0.18	1.5	47	34	6.6	32	7.1
	Global ARD	Pulp Duplicate	0.8	20	7.3	0.13	0.21	1.6	51	21	7.8	41	13
031692	SGS Lakefield	Original sample result	<2	120	9.3	0.21	0.77	1.4	50	0.39	10	48	18
	Global ARD	Prep Duplicate	0.7	107	7.0	0.21	0.79	1.5	56	0.23	12	53	33
031699	SGS Lakefield	Original sample result	<2	14	7.4	0.14	0.34	0.95	34	1.3	7.8	71	16
	Global ARD	Prep Duplicate	0.3	9.5	5.9	0.15	0.35	1.1	37	1.3	9.2	74	32
031705	SGS Lakefield	Original sample result	<2	18	5.5	0.094	0.088	0.51	35	0.17	4.3	29	14
	Global ARD	Pulp Duplicate	0.6	14	5.0	0.088	0.11	0.75	48	0.16	6.2	40	27
031706	SGS Lakefield	Original sample result	<2	21	10	0.15	0.23	1.7	33	0.3	5.8	48	13
	Global ARD	Prep Duplicate	0.5	13	8.2	0.17	0.23	1.8	38	0.34	6.6	51	17
031709	SGS Lakefield	Original sample result	<2	8.9	12	0.013	0.11	1.4	<1	0.16	6.7	37	12
	Global ARD	Prep Duplicate	<0.2	7.4	9.9	0.011	0.08	1.6	<1	0.14	7.8	43	26
031763	SGS Lakefield	Original sample result	<2	12	3.3	0.047	0.08	0.54	16	0.079	5.2	25	20
	Global ARD	Prep Duplicate	0.2	11	4.4	0.068	0.08	0.66	18	0.12	5.2	19	25
031769	SGS Lakefield	Original sample result	<2	7.4	5.9	0.14	0.39	0.83	26	0.16	3.6	74	34
	Global ARD	Prep Duplicate	0.4	8.0	5.5	0.17	0.38	1.0	29	0.14	4.1	62	33
031777	SGS Lakefield	Original sample result	<2	10	4.7	0.019	0.04	0.59	7.0	0.062	5.6	18	27
	Global ARD	Pulp Duplicate	0.2	7.6	4.8	0.022	0.04	0.61	5.0	0.08	5.4	12	23
031782	SGS Lakefield	Original sample result	<2	10	10	0.082	0.12	0.75	16	0.11	4.1	28	4.6
	Global ARD	Pulp Duplicate	0.3	10	6.4	0.083	0.13	0.84	17	0.09	4.8	32	31
031828	SGS Lakefield	Original sample result	<2	31	9.3	0.17	0.52	1.6	42	1.9	6.3	58	11
	Global ARD	Prep Duplicate	0.9	29	8.2	0.18	0.5	1.9	50	1.7	7.5	59	26
031839	SGS Lakefield	Original sample result	<2	10	12	0.087	0.26	0.92	7.0	0.19	5.9	55	11
	Global ARD	Pulp Duplicate	0.8	7.7	9.9	0.089	0.23	1.1	8.0	0.15	6.3	55	41
031850	SGS Lakefield	Original sample result	<2	46	2.6	0.23	0.38	0.34	86	0.34	6.6	60	4.8
	Global ARD	Pulp Duplicate	0.3	49	2.0	0.19	0.37	0.34	90	0.11	7.4	53	5.6
031880	SGS Lakefield	Original sample result	<2	25	18	0.23	0.49	1.2	72	0.21	7.5	55	13
	Global ARD	Pulp Duplicate	0.5	22	6.6	0.18	0.39	1.3	54	0.13	6.6	48	23
031916	SGS Lakefield	Original sample result	<2	25	18	0.23	0.65	1.5	94	0.55	7.1	93	15
	Global ARD	Prep Duplicate	1.1	21	6.0	0.23	0.68	1.7	105	0.46	7.0	100	29
031950	SGS Lakefield	Original sample result	<2	28	3.5	0.1	0.12	0.31	39	0.79	4.2	31	4.6
	Global ARD	Pulp Duplicate	0.4	24	2.2	0.15	0.14	0.33	56	0.22	5.5	34	12
031978	SGS Lakefield	Original sample result	<2	26	26	0.075	0.43	1.3	20	0.15	12	56	8.9
	Global ARD	Pulp Duplicate	0.3	32	10	0.082	0.46	1.4	22	0.1	14	62	29
116740	SGS Lakefield	Original sample result	<2	9.2	4.7	0.031	0.06	0.41	20	0.087	4.1	21	52
	Global ARD	Pulp Duplicate	0.2	6.6	4.6	0.059	0.08	0.64	21	0.08	4.9	12	56
116958	SGS Lakefield	Original sample result	<2	11	7.0	0.096	0.42	1.3	17	0.35	3.5	50	6.9
	Global ARD	Pulp Duplicate	0.2	12	6.1	0.093	0.39	1.3	17	0.18	4.0	47	13
		Prep Duplicate	0.2	8.8	6.0	0.1	0.37	1.3	16	0.18	4.0	46	12
116960	SGS Lakefield	Original sample result	<2	16	6.4	0.18	0.34	0.6	52	0.15	5.9	70	22
	Global ARD	Pulp Duplicate	0.6	13	4.7	0.16	0.32	0.63	54	0.08	7.0	73	33
DX450015	SGS Lakefield	Original sample result	<2	7.4	5.4	0.2	0.48	1.1	72	0.18	4.7	110	4.9
	Global ARD	Prep Duplicate	0.6	8.3	4.5	0.2	0.54	1.2	76	0.15	5.4	132	28
DX450018	SGS Lakefield	Original sample result	<2	18	7.9	0.13	0.22	0.92	32	0.33	7.0	55	5.3
	Global ARD	Pulp Duplicate	0.4	18	8.7	0.085	0.19	1.1	19	0.16	6.6	39	36

Table B-13 Aqua Regia Metals QA/QC Results

Sample ID	Analyzing Laboratory	Result	Tin	Strontium	Thorium	Titanium	Thallium	Uranium	Vanadium	Tungsten	Yttrium	Zinc	Zirconium
			ppm	*ppm*	*ppm*	*%*	*ppm*	*ppm*	*ppm*	*ppm*	*ppm*	*ppm*	*ppm*
DX450046	SGS Lakefield	Original sample result	<2	72	1.4	0.07	0.04	0.045	31	2.2	3.0	24	2.6
	Global ARD	Pulp Duplicate	<0.2	90	0.3	0.086	0.05	<0.05	47	3.7	3.9	24	0.8
DX450095	SGS Lakefield	Original sample result	<2	17	30	0.089	0.17	0.64	21	0.2	5.5	52	6.2
	Global ARD	Pulp Duplicate	0.3	15	7.0	0.091	0.17	0.86	23	0.15	5.9	60	31
DX450102	SGS Lakefield	Original sample result	<2	16	2.2	0.046	0.033	0.26	18	0.04	4.2	9.7	0.68
	Global ARD	Pulp Duplicate	<0.2	13	3.6	0.056	0.05	0.36	19	0.06	4.3	9.0	25
DX450110	SGS Lakefield	Original sample result	<2	10	6.6	0.077	0.25	1.1	13	0.24	3.3	44	1.3
	Global ARD	Pulp Duplicate	0.2	11	5.4	0.077	0.27	1.1	14	0.57	3.3	37	19
DX450153	SGS Lakefield	Original sample result	<2	6.5	2.9	0.032	0.59	0.68	22	0.056	2.7	73	2.7
	Global ARD	Pulp Duplicate	<0.2	3.4	2.1	0.033	0.64	0.69	20	0.07	2.0	71	28
DX450160	SGS Lakefield	Original sample result	<2	4.2	7.7	0.23	0.55	0.98	69	0.52	5.0	32	4.3
	Global ARD	Prep Duplicate	0.7	4.1	6.8	0.21	0.72	1.3	65	0.52	4.7	23	40
DX450178	SGS Lakefield	Original sample result	<2	44	7.7	0.13	0.37	1.4	33	3.4	6.5	35000	2.3
	Global ARD	Pulp Duplicate	0.6	44	6.4	0.12	0.38	1.4	32	3.1	6.4	>10000	16
DX450181	SGS Lakefield	Original sample result	<2	10	7.8	0.15	0.34	1.0	33	0.69	5.3	67	3.1
	Global ARD	Pulp Duplicate	0.4	10	7.5	0.13	0.39	1.2	34	0.65	4.9	54	17
DX450213	SGS Lakefield	Original sample result	<2	6.8	11	0.044	0.5	2.0	5.7	0.26	8.9	32	1.7
	Global ARD	Prep Duplicate	0.3	6.0	8.1	0.049	0.48	2.1	6.0	0.25	8.7	32	21
DX450215	SGS Lakefield	Original sample result	<2	110	8.5	0.072	0.47	1.4	20	13	4.3	200	2.1
	Global ARD	Pulp Duplicate	0.5	158	5.9	0.077	0.37	1.4	21	35	5.3	710	15
DX550054	SGS Lakefield	Original sample result	<2	8.4	3.7	0.12	0.098	0.028	80	0.16	4.5	35	0.62
	Global ARD	Prep Duplicate	0.3	10	0.4	0.16	0.12	<0.05	129	0.1	6.9	53	1.9
DX550080	SGS Lakefield	Original sample result	<2	14	47	0.022	0.14	1.5	1.4	0.68	9.6	220	4.7
	Global ARD	Prep Duplicate	0.2	12	10	0.024	0.11	1.6	2.0	0.88	9.3	247	26
DX550063	SGS Lakefield	Original sample result	<2	9.1	34	0.14	0.69	0.95	27	0.2	5.8	64	8.8
	Global ARD	Pulp Duplicate	0.6	12	6.3	0.15	0.68	1.1	30	0.15	6.7	80	29
DX550064	SGS Lakefield	Original sample result	<2	14	17	0.018	0.1	0.91	5.5	0.14	2.2	18	2.0
	Global ARD	Pulp Duplicate	0.2	15	4.7	0.03	0.11	0.97	7.0	0.17	2.5	17	12
DX550087	SGS Lakefield	Original sample result	<2	19	44	0.084	0.43	1.5	29	3.9	5.2	47	9.7
	Global ARD	Pulp Duplicate	0.5	20	8.6	0.085	0.36	1.8	28	4.5	6.9	51	43
031760	SGS Lakefield	Original sample result	<2	24	6.9	0.095	0.27	0.93	19	0.096	5.3	46	20
	Global ARD	Pulp Duplicate	0.4	28	7.0	0.11	0.34	1.0	22	0.12	5.6	45	22
116733	SGS Lakefield	Original sample result	<2	12	8.0	0.03	0.07	0.87	7.0	0.16	4.7	17	30
	Global ARD	Pulp Duplicate	<0.2	12	8.6	0.041	0.08	0.96	7.0	0.08	4.7	16	34
116741	SGS Lakefield	Original sample result	<2	13	4.8	0.017	0.04	3.0	6.0	0.24	5.1	26	16
	Global ARD	Pulp Duplicate	0.4	8.6	5.1	0.014	0.04	2.9	5.0	0.23	5.0	22	14
031809	SGS Lakefield	Original sample result	<2	8.5	15	0.021	0.05	2.8	7.0	0.27	6.1	19	4.0
	Global ARD	Pulp Duplicate	0.3	6.6	5.9	0.013	0.05	3.0	4.0	0.2	7.4	16	16
116982	SGS Lakefield	Original sample result	<2	28	0.9	0.11	0.078	0.063	76	0.31	5.9	40	1.2
	Global ARD	Pulp Duplicate	0.5	28	0.6	0.083	0.06	0.05	102	0.12	6.2	49	2.1
031667	SGS Lakefield	Original sample result	<2	13	6.1	0.051	0.076	0.49	22	0.23	4.2	30	15
	Global ARD	Pulp Duplicate	0.2	12	5.6	0.066	0.07	0.58	24	0.15	4.9	37	31
031689	SGS Lakefield	Original sample result	<2	51	6.0	0.064	0.12	0.75	29	1.4	5.3	110	18
	Global ARD	Pulp Duplicate	0.5	39	5.2	0.076	0.1	0.88	34	1.1	6.5	90	26
031714	SGS Lakefield	Original sample result	<2	22	10	0.11	0.26	1.2	22	0.24	5.9	37	11
	Global ARD	Pulp Duplicate	0.4	30	7.8	0.15	0.28	1.9	30	0.32	7.7	46	24

Table B-13 Aqua Regia Metals QA/QC Results

Sample ID	Analyzing Laboratory	Result	Tin	Strontium	Thorium	Titanium	Thallium	Uranium	Vanadium	Tungsten	Yttrium	Zinc	Zirconium
			ppm	*ppm*	*ppm*	*%*	*ppm*	*ppm*	*ppm*	*ppm*	*ppm*	*ppm*	*ppm*
031715	SGS Lakefield	Original sample result	<2	8.0	12	0.019	0.11	1.5	2.5	0.29	6.9	220	4.5
	Global ARD	Pulp Duplicate	0.2	9.2	9.6	0.033	0.16	1.5	4.0	0.25	8.2	212	12
031729	SGS Lakefield	Original sample result	<2	11	5.6	0.16	0.55	0.91	64	0.51	4.1	28	7.3
	Global ARD	Pulp Duplicate	0.8	6.5	3.8	0.17	0.55	0.87	74	0.22	4.5	23	16
031736	SGS Lakefield	Original sample result	<2	9.6	13	0.053	0.25	1.7	1.6	0.68	10	40	10
	Global ARD	Pulp Duplicate	0.4	6.5	11	0.062	0.25	1.6	1.0	0.43	10.0	43	30
031740	SGS Lakefield	Original sample result	<2	11	12	0.077	0.22	1.1	7.5	0.27	4.7	120	19
	Global ARD	Pulp Duplicate	0.4	9.6	9.5	0.075	0.19	1.2	7.0	0.09	5.0	109	51
116961	SGS Lakefield	Original sample result	<2	38	10	0.13	0.28	2.0	39	3.3	6.4	52	9.7
	Global ARD	Pulp Duplicate	0.6	40	8.1	0.13	0.27	1.9	41	3.7	7.2	52	12
116965	SGS Lakefield	Original sample result	<2	8.9	12	0.055	0.17	1.2	5.9	0.17	4.4	52	20
	Global ARD	Pulp Duplicate	0.5	11	9.0	0.061	0.14	1.3	6.0	0.15	5.2	45	42
031868	SGS Lakefield	Original sample result	<2	12	22	0.073	0.29	1.8	13	1.3	4.4	64	9.5
	Global ARD	Pulp Duplicate	0.2	15	9.6	0.086	0.3	2.0	15	1.5	4.9	62	29
031960	SGS Lakefield	Original sample result	<2	7.2	19	0.048	0.42	1.5	7.0	0.36	6.6	12000	14
	Global ARD	Pulp Duplicate	0.2	16	7.2	0.052	0.4	1.5	7.0	0.28	7.3	10000	31
031952	SGS Lakefield	Original sample result	<2	9.9	2.0	0.078	0.11	0.043	52	0.14	3.9	24	0.99
	Global ARD	Pulp Duplicate	0.2	11	0.6	0.13	0.08	<0.05	101	0.11	7.8	35	3.1
031987	SGS Lakefield	Original sample result	<2	12	0.9	0.07	<0.02	0.092	57	0.13	5.3	15	1.2
	Global ARD	Pulp Duplicate	0.2	15	0.5	0.14	0.03	0.08	115	0.13	9.0	23	3.8
031911	SGS Lakefield	Original sample result	<2	5.9	14	0.18	0.61	0.99	61	0.56	4.3	100	11
	Global ARD	Pulp Duplicate	0.5	5.7	4.1	0.17	0.54	1.0	64	0.43	4.5	101	25
031971	SGS Lakefield	Original sample result	<2	24	25	0.014	0.02	1.7	4.0	3.9	7.2	150	7.0
	Global ARD	Pulp Duplicate	0.3	26	9.6	0.014	<0.02	1.6	5.0	3.7	7.1	140	21
031980	SGS Lakefield	Original sample result	<2	12	29	0.056	0.2	1.8	<1	0.36	11	39	12
	Global ARD	Pulp Duplicate	0.4	11	11	0.072	0.25	1.6	3.0	0.5	12	42	46
DX450004	SGS Lakefield	Original sample result	<2	46	2.0	0.066	0.05	0.054	40	4.3	3.3	24	0.71
	Global ARD	Pulp Duplicate	0.3	40	0.3	0.07	0.03	<0.05	50	4.8	3.7	28	1.4
DX450016	SGS Lakefield	Original sample result	<2	8.7	9.0	0.02	0.05	1.5	1.0	0.15	7.1	38	3.2
	Global ARD	Pulp Duplicate	<0.2	9.9	11	0.027	0.08	1.6	1.0	0.24	8.4	41	26
DX450041	SGS Lakefield	Original sample result	<2	4.8	7.7	0.0057	<0.02	0.73	2.0	0.15	3.6	120	2.8
	Global ARD	Pulp Duplicate	<0.2	7.6	7.6	0.026	0.07	0.88	11	0.18	4.5	141	35
DX450045	SGS Lakefield	Original sample result	<2	43	1.7	0.056	<0.02	0.046	23	0.14	1.9	19	0.73
	Global ARD	Pulp Duplicate	<0.2	60	0.3	0.073	0.03	<0.05	35	0.14	2.8	23	1.1
DX450047	SGS Lakefield	Original sample result	<2	32	1.1	0.043	<0.02	0.044	23	0.096	1.9	20	0.42
	Global ARD	Pulp Duplicate	<0.2	44	0.3	0.073	<0.02	<0.05	38	0.1	3.1	26	0.7
DX450056	SGS Lakefield	Original sample result	<2	23	1.9	0.046	0.027	0.035	17	0.19	1.9	14	0.88
	Global ARD	Pulp Duplicate	<0.2	33	0.3	0.078	0.03	<0.05	36	0.09	3.3	23	0.8
DX450082	SGS Lakefield	Original sample result	<2	12	41	0.019	0.067	1.2	2.4	2.5	7.3	50	5.0
	Global ARD	Pulp Duplicate	0.6	11	11	0.036	0.07	1.4	4.0	0.69	10.0	28	23
DX450131	SGS Lakefield	Original sample result	<2	980	2.5	0.028	0.28	0.74	9.2	5.6	7.1	1400	0.44
	Global ARD	Pulp Duplicate	0.5	889	4.7	0.037	0.32	0.93	11	7.3	7.6	1367	14
DX450163	SGS Lakefield	Original sample result	<2	13	7.5	0.063	0.13	0.95	6.8	0.15	5.0	55	4.0
	Global ARD	Pulp Duplicate	0.4	14	8.8	0.062	0.18	1.1	7.0	0.13	4.5	49	43
031639	SGS Lakefield	Original sample result	<2	14	22	0.12	0.38	1.5	25	0.14	5.7	55	9.8
	Global ARD	Pulp Duplicate	0.4	12	8.2	0.14	0.41	1.5	29	0.12	6.2	58	25

Table B-13 Aqua Regia Metals QA/QC Results

Sample ID	Analyzing Laboratory	Result	Tin	Strontium	Thorium	Titanium	Thallium	Uranium	Vanadium	Tungsten	Yttrium	Zinc	Zirconium
			ppm	*ppm*	*ppm*	*%*	*ppm*	*ppm*	*ppm*	*ppm*	*ppm*	*ppm*	*ppm*
031646	SGS Lakefield	Original sample result	<2	15	24	0.11	0.36	1.6	31	0.17	5.5	47	7.9
	Global ARD	Pulp Duplicate	0.3	9.7	7.5	0.11	0.33	1.4	33	0.13	5.3	49	22
031539	SGS Lakefield	Original sample result	<2	77	19	0.13	0.79	1.8	27	1.3	6.3	780	28
	Global ARD	Pulp Duplicate	0.7	91	8.1	0.15	0.69	1.8	30	2.2	7.4	978	25
031513	SGS Lakefield	Original sample result	<2	93	13	0.017	0.02	0.88	9.0	74	4.1	1200	8.4
	Global ARD	Pulp Duplicate	0.5	101	8.5	0.023	<0.02	1.2	11	66	4.9	1833	31
031528	SGS Lakefield	Original sample result	<2	9.6	6.7	0.04	0.19	0.99	8.0	0.16	2.0	27	5.7
	Global ARD	Pulp Duplicate	0.2	10	4.7	0.062	0.22	1.1	11	0.16	2.6	28	21
031581	SGS Lakefield	Original sample result	<2	14	12	0.15	0.44	1.5	31	0.23	4.9	57	10
	Global ARD	Pulp Duplicate	0.4	18	7.5	0.16	0.39	1.7	32	0.17	6.2	59	30
031604	SGS Lakefield	Original sample result	<2	17	12	0.064	0.08	1.5	21	0.31	5.3	41	6.4
	Global ARD	Pulp Duplicate	0.3	36	7.3	0.11	0.08	1.6	24	0.31	6.1	42	22
031614	SGS Lakefield	Original sample result	<2	16	10	0.17	0.25	0.91	51	0.21	7.5	62	11
	Global ARD	Pulp Duplicate	0.4	24	6.0	0.18	0.21	1.0	51	0.2	8.6	64	29
031615	SGS Lakefield	Original sample result	<2	23	16	0.21	0.48	1.3	44	0.12	5.9	69	28
	Global ARD	Pulp Duplicate	0.3	23	7.6	0.23	0.43	1.3	45	0.12	6.6	66	29
116953	SGS Lakefield	Original sample result	<2	46	14	0.19	0.5	0.94	65	61	5.0	660	29
	Global ARD	Pulp Duplicate	1.0	37	5.7	0.23	0.4	1.1	64	34	6.7	436	30
DX450064	SGS Lakefield	Original sample result	<2	22	3.4	0.056	<0.02	0.043	42	0.23	6.2	15	1.0
	Global ARD	Pulp Duplicate	0.3	21	0.7	0.12	<0.02	<0.05	88	0.18	9.0	27	3.0
DX550095	SGS Lakefield	Original sample result	<2	33	3.3	0.27	0.4	0.034	210	0.26	8.1	53	0.73
	Global ARD	Pulp Duplicate	0.5	37	0.4	0.25	0.38	0.06	206	0.23	9.8	55	1.7
031755	SGS Lakefield	Original sample result	<2	17	6.1	0.076	0.16	0.64	26	0.081	6.5	44	57
	Global ARD	Pulp Duplicate	0.3	16	5.0	0.099	0.2	0.81	30	0.07	7.1	44	39
031775	SGS Lakefield	Original sample result	<2	17	3.3	0.12	0.05	0.069	110	0.072	6.7	45	25
	Global ARD	Pulp Duplicate	0.5	14	0.7	0.17	0.07	0.08	155	0.08	9.8	41	2.3
116739	SGS Lakefield	Original sample result	<2	11	7.9	0.096	0.38	1.3	21	0.15	5.9	52	43
	Global ARD	Pulp Duplicate	0.3	8.3	6.0	0.094	0.33	1.1	20	0.14	6.1	44	38
031637	SGS Lakefield	Original sample result	<2	74	18	0.21	0.26	1.2	66	0.24	9.3	78	10
	Global ARD	Pulp Duplicate	0.8	68	5.3	0.22	0.25	1.1	71	0.2	10	82	25
031669	SGS Lakefield	Original sample result	<2	10	7.3	0.25	0.57	0.92	120	2.0	8.0	96	20
	Global ARD	Pulp Duplicate	1.2	10	5.6	0.26	0.53	1.0	136	1.3	11	108	35
031690	SGS Lakefield	Original sample result	<2	8.3	9.9	0.014	0.081	1.3	1.8	0.75	6.1	43	5.6
	Global ARD	Pulp Duplicate	0.2	12	8.1	0.012	0.07	1.2	1.0	0.71	6.0	43	7.4

Table B-14. Four Acid Metals QA/QC Results

Sample ID	Analyzing Laboratory	Result	Sulphur	Silver	Aluminum	Arsenic	Barium	Beryllium	Bismuth	Calcium	Cadmium	Cobalt	Chromium	Copper	Iron	Potassium	Magnesium	Manganese	Molybdenum
			%	ppm	%	ppm	ppm	ppm	ppm	%	ppm	ppm	ppm	ppm	%	%	%	ppm	ppm
031507	SGS Lakefield	Original sample result	0.16	<0.5	7.6	1.2	590	1.1	0.12	2.6	0.07	11	69	18	2.6	2.2	1.0	450	1.1
	Global ARD	Pulp Duplicate	0.19	0.11	7.8	0.3	577	1.12	0.14	2.8	0.06	12	20	22.2	2.69	2.49	0.98	413	1.1
031513	SGS Lakefield	Original sample result	0.99	<0.5	2.2	41	43	0.42	1.1	2.1	5.8	3.3	94	8	1.2	0.08	0.1	710	1.4
	Global ARD	Pulp Duplicate	1.33	0.39	5.71	48.4	58	0.43	2	2.62	8.67	3.9	4	9.1	1.59	0.12	0.21	817	1.3
031519	SGS Lakefield	Original sample result	1.5	1	5.6	32	450	1.2	1.9	1.6	26	8.7	100	61	3	2.8	0.74	1500	2.0
	Global ARD	Prep Duplicate	2.03	1.01	7.4	37.2	597	1.46	2.77	1.97	26.97	9.7	65	64.3	3.29	2.99	0.72	1516	1.4
031528	SGS Lakefield	Original sample result	0.013	<0.5	4.3	2.4	340	1	0.09	1.6	0.09	3.2	68	3.1	0.77	1.3	0.18	370	0.6
	Global ARD	Pulp Duplicate	<0.01	0.12	7.7	3	468	1.08	0.09	1.98	0.09	3.5	8	4	0.92	1.6	0.28	459	0.56
031532	SGS Lakefield	Original sample result	0.43	<0.5	8.8	85	680	1.4	0.28	1.1	0.09	19	120	58	4.1	2.4	1.2	520	1.9
	Global ARD	Prep Duplicate	0.46	0.18	8.38	93.7	466	1.48	0.26	1.43	0.09	19.1	123	63.7	4.32	2.16	1.3	539	1.9
031546	SGS Lakefield	Original sample result	0.01	<0.5	6.3	3.3	460	1.2	<0.085	1.5	0.04	8.1	94	14	2.2	2.1	0.57	320	0.9
	Global ARD	Pulp Duplicate	0.05	0.05	7.99	1.6	456	1.24	0.03	1.89	0.05	9	14	16.5	2.42	2.22	0.61	357	0.91
031576	SGS Lakefield	Original sample result	0.6	<0.5	4.7	95	660	0.87	0.13	1.6	0.44	7.1	97	45	1.8	1.7	0.59	610	1.3
	Global ARD	Pulp Duplicate	0.72	0.51	6.94	84.9	1053	1.1	0.13	2.2	0.52	7.6	12	45	2.24	2.02	0.77	762	1.2
031581	SGS Lakefield	Original sample result	0.005	<0.5	5.1	1.1	440	0.95	0.39	1.8	0.07	8.9	66	15	2.2	2.1	0.63	360	0.6
	Global ARD	Pulp Duplicate	<0.01	0.11	7.61	1.1	475	1.15	0.41	2.28	0.06	9.7	14	15.5	2.45	2.19	0.71	391	0.61
031582	SGS Lakefield	Original sample result	0.021	<0.5	7.2	1.3	540	1	<0.085	3.2	0.09	13	83	26	3.6	1.8	1.1	640	0.4
	Global ARD	Pulp Duplicate	0.03	0.12	7.66	0.8	521	1.06	0.07	3.42	0.05	12.7	27	26.5	3.58	1.91	1.1	620	0.3
031587	SGS Lakefield	Original sample result	0.05	<0.5	7.2	4.9	410	1	<0.085	2.1	0.06	13	92	16	2	1.8	0.18	290	0.5
	Global ARD	Prep Duplicate	0.07	0.22	7.9	7.4	390	1.04	0.09	2.66	0.05	13.6	97	25.9	2.16	1.72	0.2	329	0.55
031597	SGS Lakefield	Original sample result	0.024	<0.5	8.3	1.4	470	0.85	<0.085	1.6	0.04	10	95	16	2.5	2	0.42	390	0.9
	Global ARD	Pulp Duplicate	0.01	0.08	8.1	2.4	432	0.88	0.05	1.92	0.03	10.1	45	18.4	2.42	2.12	0.39	379	0.48
031609	SGS Lakefield	Original sample result	0.034	<0.5	8.4	3.7	500	0.95	<0.085	1.7	0.08	14	140	18	2.9	1.7	0.51	420	3.7
	Global ARD	Pulp Duplicate	0.03	0.07	8.45	5.6	512	1.01	0.1	1.66	0.1	16	89	18.5	2.84	2.25	0.61	343	6.9
031612	SGS Lakefield	Original sample result	0.028	<0.5	8.9	1.1	440	1.1	0.11	2.3	0.06	6.5	100	8.9	1.7	1.7	0.55	320	0.6
	Global ARD	Pulp Duplicate	0.03	0.06	8	0.8	391	1.01	0.08	2.09	0.04	7.4	57	9.7	1.71	1.9	0.59	294	0.49
031615	SGS Lakefield	Original sample result	0.043	<0.5	8.6	1.8	470	1.1	0.14	2.7	0.06	11	110	17	2.9	2	0.72	440	0.9
	Global ARD	Pulp Duplicate	0.04	0.09	8.13	0.7	459	1.12	0.14	2.64	0.07	12.1	59	18.6	3.06	2.31	0.77	440	0.74
031618	SGS Lakefield	Original sample result	0.011	<0.5	5.1	0.5	340	1.8	0.42	0.75	0.06	0.25	81	1.5	0.49	2.5	0.19	420	1.6
	Global ARD	Pulp Duplicate	<0.01	0.08	7.15	1.4	398	1.88	0.41	0.78	0.03	0.7	2	1.5	0.56	3.33	0.26	310	1.3
		Prep Duplicate	0.11	0.09	6.86	1.9	388	1.78	0.49	0.79	0.06	0.4	48	1.5	0.59	3.17	0.23	300	1.7
031622	SGS Lakefield	Original sample result	0.055	<0.5	7.8	2.7	510	1.3	0.11	2	0.06	7.2	120	17	2.2	1.4	0.71	300	1.3
	Global ARD	Pulp Duplicate	0.11	0.13	7.26	2.9	445	1.21	0.12	2.13	0.08	8.6	74	25.1	2.17	1.31	0.67	306	1.4
031629	SGS Lakefield	Original sample result	2.9	<0.5	8.4	17	960	1.2	2.8	2.2	0.14	13	160	4.6	3.4	3.4	1.0	610	1.7
	Global ARD	Prep Duplicate	4.8	0.4	7.53	25.7	264	1.27	3.26	2.25	0.19	14.8	89	12.4	4.73	2.54	1.0	582	1.7
031656	SGS Lakefield	Original sample result	0.35	<0.5	6.8	59	370	1.1	<0.085	1.8	0.06	6.5	98	12	1.9	2	0.58	340	1.4
	Global ARD	Prep Duplicate	0.49	0.31	7.63	59	363	1.19	0.12	2.1	0.06	6.9	66	12.2	2.03	2.3	0.61	345	1.2
031663	SGS Lakefield	Original sample result	0.17	<0.5	8.1	1	310	1.2	<0.085	2	0.06	8.7	88	16	2.5	1.8	0.55	460	0.8
	Global ARD	Prep Duplicate	0.22	0.08	7.73	1.1	276	1.26	0.04	2	0.04	10	58	18.8	2.5	1.91	0.53	417	0.82
031687	SGS Lakefield	Original sample result	0.06	<0.5	8.6	22	180	0.59	<0.085	6.4	0.08	49	91	74	6.2	0.55	1.1	1400	0.3
	Global ARD	Pulp Duplicate	0.09	0.08	8.71	26.6	187	0.57	0.02	6.14	0.11	59	159	83.6	7	0.69	1.3	1324	0.31
031689	SGS Lakefield	Original sample result	0.02	<0.5	7.6	5.2	300	1.1	<0.085	3.5	0.15	11	20	29	2.9	0.83	0.59	800	1.3
	Global ARD	Pulp Duplicate	0.05	0.07	7.97	7	362	1.08	0.06	2.98	0.14	11.8	34	20.3	2.79	1.2	0.52	592	1.0
031692	SGS Lakefield	Original sample result	0.18	<0.5	8.1	590	490	2.1	0.29	2	0.08	15	47	50	4	3.3	1.3	460	1.2
	Global ARD	Prep Duplicate	0.26	0.14	7.81	408.1	405	1.73	0.28	2.04	0.07	16.8	119	51.4	3.93	3.28	1.3	454	1.8
031699	SGS Lakefield	Original sample result	0.29	<0.5	7.3	1.5	510	1.2	0.26	1.6	0.11	16	34	38	3.2	1.9	0.73	380	1.5
	Global ARD	Prep Duplicate	0.39	0.18	7.74	1.8	489	1.23	0.26	1.61	0.09	16.1	107	39.9	3.07	2.19	0.74	366	2.1
031705	SGS Lakefield	Original sample result	0.015	<0.5	6.3	0.7	260	0.93	<0.085	2	0.03	7.4	22	27	3.1	0.7	0.35	490	1.2
	Global ARD	Pulp Duplicate	0.05	0.1	7.94	0.2	316	0.91	0.06	2.11	0.03	10	34	27.1	4.18	1.08	0.57	657	2.2
		Prep Duplicate	0.06	0.1	7.92	<0.2	290	0.96	0.11	2.03	0.04	9.8	88	31.8	4.39	1.08	0.59	767	1.5
031706	SGS Lakefield	Original sample result	0.027	<0.5	5.8	3	390	1.1	<0.085	2.2	0.06	8.3	7.3	13	2.3	1.5	0.76	350	0.8
	Global ARD	Prep Duplicate	0.1	0.08	7.45	3.2	475	1.21	0.09	2.27	0.04	9.1	63	15.9	2.37	1.89	0.81	345	0.95
031711	SGS Lakefield	Original sample result	0.27	<0.5	6.4	5	490	1.4	0.22	1.9	0.13	22	72	43	3.5	1.9	2.0	450	0.9
	Global ARD	Pulp Duplicate	0.3	0.16	7.41	4.1	486	1.19	0.2	2.36	0.18	22.4	175	42.6	3.9	2.01	2.1	584	1.2
031715	SGS Lakefield	Original sample result	0.33	0.8	6.4	410	550	1.5	0.09	1.4	0.37	2.3	4.6	15	1.7	1.8	0.23	250	1.4
	Global ARD	Pulp Duplicate	0.47	0.64	6.65	641.1	544	1.53	0.11	1.23	0.3	3	12	15.6	1.79	1.97	0.31	239	1.8
031720	SGS Lakefield	Original sample result	0.031	<0.5	6.6	3.4	750	1.3	0.35	1.3	0.08	2.5	30	11	1.2	1.9	0.16	200	1.3
	Global ARD	Pulp Duplicate	0.03	0.15	6.89	5.4	790	1.14	0.74	1.1	0.06	2.7	2	7.2	1.02	1.89	0.17	158	3.1

Table B-14. Four Acid Metals QA/QC Results

Sample ID	Analyzing Laboratory	Result	Sulphur	Silver	Aluminum	Arsenic	Barium	Beryllium	Bismuth	Calcium	Cadmium	Cobalt	Chromium	Copper	Iron	Potassium	Magnesium	Manganese	Molybdenum
			%	ppm	%	ppm	ppm	ppm	ppm	%	ppm	ppm	ppm	ppm	%	%	%	ppm	ppm
031728	SGS Lakefield	Original sample result	0.025	0.5	7.8	3.1	580	1.1	0.09	1.8	0.04	6.9	53	13	2.2	2.1	0.5	400	0.7
	Global ARD	Pulp Duplicate	0.04	0.12	7.4	2.4	504	0.97	0.06	1.94	0.04	8.2	69	14.5	2.43	2.07	0.69	431	0.55
031729	SGS Lakefield	Original sample result	1.5	<0.5	7.5	2.9	410	1.2	0.22	1.3	0.08	13	98	35	8.3	2	1.3	830	2.8
	Global ARD	Pulp Duplicate	2.46	0.5	6.85	1.7	337	1.1	0.3	1.22	0.1	13	57	45.7	10.62	1.81	1.3	715	1.8
031736	SGS Lakefield	Original sample result	0.096	<0.5	7.1	100	830	1.1	<0.085	1.2	0.05	2.3	72	9.1	1.7	2.4	0.19	310	0.9
	Global ARD	Pulp Duplicate	0.09	0.1	7.09	153.5	818	1.13	0.06	1.2	0.04	2.1	3	6.2	1.77	2.31	0.21	338	0.5
031739	SGS Lakefield	Original sample result	0.029	<0.5	7.7	3.4	530	1.1	0.28	2.4	0.07	9.4	42	34	2.6	2.1	0.82	400	0.7
	Global ARD	Pulp Duplicate	0.02	0.12	7.75	2	451	1.07	0.27	2.5	0.07	9.3	12	17.1	2.6	1.76	0.81	407	0.61
031740	SGS Lakefield	Original sample result	0.026	<0.5	7.3	1.6	480	1.2	0.13	1.5	0.5	3.6	40	8.6	2	1.8	0.47	710	0.5
	Global ARD	Pulp Duplicate	0.04	0.13	7.06	0.2	456	1.11	0.06	1.69	0.5	3.5	6	8	2.03	1.74	0.46	876	0.4
031760	SGS Lakefield	Original sample result	0.0065	<0.5	6.6	7	540	1.2	0.19	2.1	0.04	4.2	8	12	1.7	2.4	0.15	310	0.5
	Global ARD	Pulp Duplicate	0.05	0.25	6.48	8.4	492	1.03	0.05	2.36	0.04	5.9	15	14.3	2.12	2.25	0.17	357	0.5
031763	SGS Lakefield	Original sample result	0.049	<0.5	7.8	3.7	440	0.99	<0.085	1.7	0.03	7.6	20	35	1.6	2.4	0.2	280	0.5
	Global ARD	Prep Duplicate	0.1	0.15	7.53	6.7	372	0.91	0.04	1.78	0.03	8.1	105	37.6	1.74	2.2	0.22	370	0.69
031769	SGS Lakefield	Original sample result	0.082	<0.5	5.4	5.8	300	1.1	0.14	1.6	0.05	8.8	12	30	2.5	1.9	0.6	300	1.3
	Global ARD	Prep Duplicate	0.11	0.12	8.75	6.5	331	1.13	0.12	2.02	0.04	9.4	56	24.5	2.53	1.9	0.74	298	1.1
031777	SGS Lakefield	Original sample result	0.013	<0.5	5.4	47	420	1.1	<0.085	1	0.04	15	15	26	0.83	2.1	0.096	110	1.7
	Global ARD	Pulp Duplicate	0.05	0.22	7.03	45.6	395	1.01	0.03	1.35	0.04	17.6	32	28.6	0.92	2.13	0.13	110	1.3
031782	SGS Lakefield	Original sample result	0.019	<0.5	5.1	8.4	360	0.91	<0.085	1.6	0.05	3.9	15	9.4	1.7	1.8	0.11	260	0.3
	Global ARD	Pulp Duplicate	0.03	0.12	6.68	45.9	443	0.94	0.03	1.62	0.05	4.5	18	13	1.78	1.94	0.14	283	0.34
031794	SGS Lakefield	Original sample result	0.032	<0.5	7.3	2.9	360	0.98	<0.085	2.2	0.08	12	27	73	3.6	1.6	0.53	510	0.8
	Global ARD	Pulp Duplicate	0.05	0.4	7.84	1.2	367	0.98	0.07	2.32	0.07	14.3	28	91.3	3.99	1.68	0.53	569	0.7
031805	SGS Lakefield	Original sample result	0.27	<0.5	6.1	0.6	280	1.1	<0.085	6.6	0.24	34	32	34	7.8	1.2	1.9	2100	0.6
	Global ARD	Prep Duplicate	0.46	0.1	6.02	1.7	244	0.99	0.06	5.73	0.32	37.9	122	40.5	8.55	1.23	2.0	1808	0.92
031809	SGS Lakefield	Original sample result	<0.005	<0.5	7	1.4	540	1.7	0.39	1.5	0.05	2.2	62	2.8	1.1	1.2	0.22	270	0.9
	Global ARD	Pulp Duplicate	<0.01	0.03	6.51	1	536	1.79	0.23	1.35	0.06	1.3	4	2	0.85	1.39	0.17	266	0.67
031815	SGS Lakefield	Original sample result	6.4	<0.5	5.1	7.2	230	0.77	0.68	3.6	3	100	85	370	13	0.57	1.0	970	3.3
	Global ARD	Pulp Duplicate	6.84	0.75	5.13	10.3	356	0.6	0.91	3.73	5.13	129.8	34	439.8	17.58	0.68	1.3	1032	4.0
031828	SGS Lakefield	Original sample result	0.77	<0.5	7.6	14	490	1.3	0.1	4.4	0.11	11	39	16	2.8	2.4	1.0	1400	0.6
	Global ARD	Prep Duplicate	0.66	0.18	8.11	14.3	500	1.52	0.12	3.73	0.11	12.1	62	18.2	2.54	2.74	0.94	1053	0.86
031850	SGS Lakefield	Original sample result	0.43	<0.5	7.6	14	280	0.65	<0.085	5.8	0.1	32	87	56	8.1	1.5	1.9	1800	0.6
	Global ARD	Pulp Duplicate	0.38	0.09	7.63	14.3	274	0.64	0.08	5.99	0.1	32.4	105	52.5	8.06	1.54	1.8	1723	0.62
031868	SGS Lakefield	Original sample result	0.25	<0.5	8.2	57	620	1.4	0.12	2.2	0.23	4	3.6	11	1.7	2.9	0.48	930	1.1
	Global ARD	Pulp Duplicate	0.32	0.25	7.18	74.9	516	1.28	0.11	2.14	0.15	4.3	7	10.6	1.58	2.92	0.46	850	1.3
031880	SGS Lakefield	Original sample result	0.9	<0.5	8.7	18	470	2.3	0.25	3.3	0.06	17	17	29	4	2.2	1.3	700	1.0
	Global ARD	Pulp Duplicate	1	0.16	7.54	15.9	391	1.63	0.19	2.98	0.04	12.3	21	23.9	3.11	1.97	0.99	507	3.7
031889	SGS Lakefield	Original sample result	2.5	0.8	5.3	88	1700	1.8	6.2	0.74	0.1	13	41	19	4.9	3.9	0.71	1000	1.4
	Global ARD	Pulp Duplicate	4.05	0.82	7.95	87.9	535	1.53	6.15	0.98	0.08	12.8	33	17.6	6.21	2.84	1.0	1047	1.5
031900	SGS Lakefield	Original sample result	3	1.3	5.6	68	970	1.3	6.2	0.2	0.14	8.5	16	7.2	4.6	3.2	0.46	680	1.3
	Global ARD	Pulp Duplicate	4.37	1.56	7.23	63.5	244	1.05	5.89	0.16	0.09	10.3	17	6.6	5.64	2.86	0.55	738	1.1
031911	SGS Lakefield	Original sample result	0.34	<0.5	10	300	560	1.5	0.36	1	0.12	23	71	67	4.3	3.2	1.4	500	1.3
	Global ARD	Pulp Duplicate	0.32	0.19	8.81	256.7	442	1.31	0.24	1.05	0.07	19.8	96	48.1	4.03	3.05	1.3	425	1.2
031916	SGS Lakefield	Original sample result	1.2	<0.5	8.2	880	990	1.4	0.52	1.2	0.32	30	70	58	4	2.4	1.2	810	2.0
	Global ARD	Prep Duplicate	1.24	0.11	8.03	262	1225	1.34	0.38	1.07	0.25	22.5	138	57.7	3.98	2.74	1.2	693	2.4
031960	SGS Lakefield	Original sample result	2.6	3.8	7.4	81	210	0.75	3.7	0.35	73	11	14	360	4.4	3.7	0.71	680	1.0
	Global ARD	Pulp Duplicate	3.49	4.07	7.25	76.1	651	0.81	3.62	0.56	76.99	11.7	14	337.8	4.63	3.98	0.73	718	1.1
031971	SGS Lakefield	Original sample result	0.9	0.7	7.3	930	120	0.56	0.95	1.9	0.67	2	2.4	28	1.6	0.19	0.14	480	2.3
	Global ARD	Pulp Duplicate	0.93	0.76	6.56	1197.2	98	0.48	0.66	1.88	0.65	2.2	3	24.7	1.71	0.21	0.15	488	2.4
031978	SGS Lakefield	Original sample result	0.15	<0.5	7.9	8.9	570	1.3	0.1	2.4	0.11	7.4	47	11	2.3	3	0.92	950	0.4
	Global ARD	Pulp Duplicate	0.18	0.3	6.64	19.6	454	1.28	0.09	2.34	0.06	7.5	80	14.1	2.44	2.82	0.93	667	0.48
031980	SGS Lakefield	Original sample result	0.055	<0.5	8	8.8	550	1.6	0.21	1.4	0.08	1.9	2.9	6.7	1.8	1.9	0.2	480	1.8
	Global ARD	Pulp Duplicate	0.11	0.16	7.1	14.5	602	1.54	0.15	1.18	0.05	2.1	3	8.2	1.88	2.29	0.23	444	2.7
031996	SGS Lakefield	Original sample result	0.2	<0.5	8.4	34	260	1.1	0.1	3	0.11	24	110	39	4.3	0.9	1.2	1200	0.8
	Global ARD	Pulp Duplicate	0.27	0.09	8.56	26.6	266	0.86	0.07	2.98	0.14	22.4	77	45.9	5.03	1.29	1.2	1260	0.83

Table B-14. Four Acid Metals QA/QC Results

Sample ID	Analyzing Laboratory	Result	Sulphur	Silver	Aluminum	Arsenic	Barium	Beryllium	Bismuth	Calcium	Cadmium	Cobalt	Chromium	Copper	Iron	Potassium	Magnesium	Manganese	Molybdenum
			%	*ppm*	%	*ppm*	*ppm*	*ppm*	*ppm*	%	*ppm*	*ppm*	*ppm*	*ppm*	%	%	%	*ppm*	*ppm*
116741	SGS Lakefield	Original sample result	0.01	<0.5	3.5	2.2	160	0.99	0.12	1	0.07	1.3	3.3	8.2	0.83	0.088	0.23	570	1.5
	Global ARD	Pulp Duplicate	0.02	0.03	5.91	1.6	144	0.87	0.11	0.97	0.1	1.6	7	3.1	1.11	0.17	0.32	464	1.6
116953	SGS Lakefield	Original sample result	1.1	2.4	7.5	11	670	1.2	4.4	3.9	2.2	15	93	190	3.2	1.4	1.2	950	9.0
	Global ARD	Pulp Duplicate	1.26	2.29	7.42	13.1	631	1.2	4.06	3.64	1.94	15.4	70	220.1	3.33	1.6	1.2	848	10
116960	SGS Lakefield	Original sample result	0.023	<0.5	7	1.9	390	1	<0.085	2.1	0.05	14	19	18	3.9	1.7	0.54	760	0.6
	Global ARD	Pulp Duplicate	0.04	0.16	7.97	2	399	1.09	0.05	2.21	0.03	15.8	32	23.1	3.82	1.74	0.55	730	0.68
116961	SGS Lakefield	Original sample result	0.46	<0.5	6.2	65	660	1.1	0.19	2.1	0.08	7.8	8.5	19	2.4	0.91	0.72	380	1.6
	Global ARD	Pulp Duplicate	0.6	0.23	6.81	193.3	628	1.19	0.25	2.13	0.07	9	16	22.6	2.32	0.98	0.74	409	1.7
116962	SGS Lakefield	Original sample result	4.3	1.3	5.7	100	120	0.79	3.3	2.7	0.33	15	13	32	5.5	4.7	0.76	1200	3.4
	Global ARD	Pulp Duplicate	4.04	0.84	5.46	129.9	1122	0.68	3.47	2.14	0.48	13.5	18	27.8	4.65	4.66	0.69	1081	1.7
		Prep Duplicate	5.04	1.43	5.64	138.1	224	0.72	3.83	2.34	0.32	16	70	30.3	5.45	2.92	0.73	1113	1.9
116965	SGS Lakefield	Original sample result	0.016	<0.5	5.3	1.3	560	1.2	0.12	1.1	0.11	3.7	7.7	7.7	2.3	1.7	0.65	400	0.8
	Global ARD	Pulp Duplicate	0.02	0.14	6.49	1.1	573	1.25	0.17	1.42	0.06	3.6	7	6.6	1.95	1.74	0.58	402	0.84
116982	SGS Lakefield	Original sample result	0.34	<0.5	7.5	63	140	0.54	<0.085	7.5	0.23	47	48	98	12	0.46	2.2	2700	0.2
	Global ARD	Pulp Duplicate	0.26	0.13	7.27	74.9	161	0.46	0.04	7.34	0.21	51.6	113	125.4	11.74	0.55	2.1	2369	0.59
DX450015	SGS Lakefield	Original sample result	0.15	<0.75	9.3	75	420	1	0.31	1.5	0.21	21	50	50	4.7	3	1.4	490	1.4
	Global ARD	Prep Duplicate	0.26	0.47	8.81	71.7	456	1.35	0.19	1.39	0.34	20	128	52	4.3	3.07	1.3	510	1.4
DX450016	SGS Lakefield	Original sample result	0.44	<0.75	6	42	380	1	0.55	1.2	0.1	2	17	8.8	1.8	1.8	0.19	310	1.7
	Global ARD	Pulp Duplicate	0.59	0.21	6.85	47.8	492	1.21	0.4	1.23	0.06	1.8	159	5.1	1.63	1.91	0.21	291	1.6
DX450018	SGS Lakefield	Original sample result	<0.001	<0.75	6.3	1.1	460	1	0.25	1.8	0.06	6	13	32	2	2.4	0.64	340	0.7
	Global ARD	Pulp Duplicate	0.03	0.12	6.66	0.7	538	1.18	0.15	1.53	0.04	4.2	144	26.1	1.49	2.36	0.47	297	0.7
DX450041	SGS Lakefield	Original sample result	1.4	<0.75	6.1	6.7	590	0.86	0.37	0.24	0.67	5	88	35	3.2	3.5	0.22	88	1.6
	Global ARD	Pulp Duplicate	1.47	0.69	6.51	5.1	743	0.91	0.25	0.55	0.73	8.7	222	29.2	3.2	3.25	0.42	145	1.2
DX450045	SGS Lakefield	Original sample result	0.028	<0.75	8.9	1.5	170	0.35	<0.085	8.1	0.11	53	200	69	7.8	0.32	5.9	1300	0.5
	Global ARD	Pulp Duplicate	0.03	0.05	8.59	1.1	152	0.36	0.02	7.46	0.07	51.3	198	76.4	7.07	0.29	5.5	1154	0.22
DX450046	SGS Lakefield	Original sample result	0.039	<0.75	7.9	35	410	0.35	<0.085	9.6	0.07	48	140	59	7.8	0.36	4.6	1500	0.3
	Global ARD	Pulp Duplicate	0.02	0.04	8.08	35	506	0.42	0.03	8.62	0.08	49.7	203	63.5	7.48	0.41	4.4	1317	0.38
DX450047	SGS Lakefield	Original sample result	0.062	<0.75	9	1.5	260	0.26	<0.085	7.5	0.1	53	200	70	8.2	0.077	6.3	1300	0.3
	Global ARD	Pulp Duplicate	0.06	0.04	7.63	<0.2	307	0.27	0.02	6.78	0.11	52.9	178	75.9	7.22	0.08	5.5	1139	0.14
DX450055	SGS Lakefield	Original sample result	0.021	<0.5	7.2	8.5	140	0.44	<0.085	7.5	0.06	46	90	78	7.1	0.26	3.9	1200	0.4
	Global ARD	Pulp Duplicate	0.03	0.04	7.83	7.9	147	0.59	0.01	7.9	0.07	46.7	215	87.8	7.29	0.31	4.1	1140	0.42
DX450056	SGS Lakefield	Original sample result	0.041	<0.5	8	0.9	420	0.24	<0.085	6.9	0.06	50	180	65	6.8	0.17	5.4	1200	0.3
	Global ARD	Pulp Duplicate	0.04	0.04	8.4	0.6	395	0.3	0.01	6.72	0.07	50.5	218	64.9	6.84	0.19	5.6	1099	0.15
DX450082	SGS Lakefield	Original sample result	1	0.8	5.7	190	410	0.87	0.16	1.3	0.29	2.4	4	9.1	1.8	1.1	0.2	270	2.0
	Global ARD	Pulp Duplicate	1.16	0.21	6.74	241.3	443	1.09	0.18	1.49	0.11	3.3	352	11.6	2.05	1.23	0.23	280	2.5
DX450095	SGS Lakefield	Original sample result	0.046	<0.5	4.2	7.4	400	0.83	<0.085	2.1	0.09	7.8	41	8	1.5	1.8	0.39	300	2.3
	Global ARD	Pulp Duplicate	0.05	0.04	7.92	7	423	1.01	0.04	2.31	0.15	8.6	274	8.5	1.91	2.07	0.49	326	1.7
DX450102	SGS Lakefield	Original sample result	0.026	<0.75	6.4	3.5	260	0.69	<0.085	2.4	0.12	3.7	43	18	0.9	1.3	0.15	110	0.7
	Global ARD	Pulp Duplicate	0.01	0.06	5.85	2.8	303	0.83	0.02	2.26	0.03	4	47	17.8	0.81	1.27	0.17	119	0.49
DX450110	SGS Lakefield	Original sample result	0.32	<0.75	6.9	6.5	310	0.93	0.38	2.2	0.12	5.1	5.5	15	2	1.8	0.39	340	1.1
	Global ARD	Pulp Duplicate	0.22	0.14	7.33	5.8	395	1.29	0.21	2.22	0.07	4.9	13	9.5	1.56	1.8	0.38	360	1.1
DX450112	SGS Lakefield	Original sample result	0.019	<0.75	6.7	7.7	550	0.88	0.085	2.1	0.06	8.7	9	27	1.2	1.8	0.37	150	0.8
	Global ARD	Pulp Duplicate	0.03	0.15	7.12	7	622	1.27	0.04	2.12	0.03	10.3	22	30	1.19	1.74	0.39	168	0.73
DX450126	SGS Lakefield	Original sample result	0.051	<0.75	6.2	2.3	540	0.82	0.18	1.4	0.05	8.1	8.5	25	3.2	1.8	0.31	490	0.8
	Global ARD	Pulp Duplicate	0.03	0.05	7.37	0.7	687	1.12	0.05	1.37	0.03	8.8	14	14.8	3.12	1.89	0.37	425	0.61
		Prep Duplicate	0.03	0.05	7.25	1.2	618	1.1	0.08	1.3	0.03	8.8	71	15.2	2.94	1.81	0.36	379	0.85

Table B-14. Four Acid Metals QA/QC Results

Sample ID	Analyzing Laboratory	Result	Sulphur	Silver	Aluminum	Arsenic	Barium	Beryllium	Bismuth	Calcium	Cadmium	Cobalt	Chromium	Copper	Iron	Potassium	Magnesium	Manganese	Molybdenum
			%	*ppm*	%	*ppm*	*ppm*	*ppm*	*ppm*	%	*ppm*	*ppm*	*ppm*	*ppm*	%	%	%	*ppm*	*ppm*
DX450127	SGS Lakefield	Original sample result	3.2	1.2	6.6	540	400	0.59	6.7	3.5	16	26	46	640	14	1.4	1.5	4400	0.9
	Global ARD	Prep Duplicate	2.13	0.86	7.26	707.1	473	0.81	3.41	3.64	17.32	25.2	135	648.8	11.57	1.36	1.6	3631	0.94
DX450131	SGS Lakefield	Original sample result	1.7	0.75	4.6	12	100	0.35	1.3	16	5.8	5.7	4.9	20	2	0.54	0.72	2700	0.7
	Global ARD	Pulp Duplicate	1.63	0.47	5.24	7	171	0.5	1.28	14.44	6.57	5.3	7	35.2	1.79	0.62	0.71	2527	0.99
DX450153	SGS Lakefield	Original sample result	4.1	<0.75	8.7	3.7	160	1.1	6.3	1.4	0.15	21	130	70	4.7	2.5	1.2	310	1.4
	Global ARD	Pulp Duplicate	4.66	0.59	7.52	3.2	539	1.04	4.53	1.15	0.13	22.5	105	73.9	4.65	2.34	1.1	289	1.2
DX450160	SGS Lakefield	Original sample result	0.32	<0.75	9.6	73	540	1.4	0.57	1.2	0.09	16	72	26	7	3.5	1.3	380	2.6
	Global ARD	Prep Duplicate	0.15	0.15	8.91	110.8	557	1.75	0.33	1.1	0.05	17.7	108	15.2	5.9	3.4	1.2	376	1.8
DX450163	SGS Lakefield	Original sample result	0.014	<0.75	7.3	3	530	0.99	0.15	2.1	0.06	2.9	34	5.6	1.4	2.3	0.56	350	0.8
	Global ARD	Pulp Duplicate	<0.01	0.09	6.7	2.7	574	1.32	0.1	1.96	0.06	3.3	289	5.2	1.53	2.31	0.5	350	0.59
DX450178	SGS Lakefield	Original sample result	2.4	1.1	6.3	52	470	0.94	2	3.5	206	16	120	79	4.9	1.3	0.71	2200	7.3
	Global ARD	Pulp Duplicate	2.76	1.25	6.06	38.5	444	1.12	1.26	3.12	180.24	14.9	401	76.4	5.11	1.25	0.66	2379	3.5
DX450181	SGS Lakefield	Original sample result	0.065	<0.75	6.7	2	410	0.95	<0.085	1.9	0.19	8.2	50	14	2.4	2.1	0.67	330	0.7
	Global ARD	Pulp Duplicate	0.04	0.19	7.72	1.6	502	1.16	0.03	2	0.08	9.2	273	11.5	2.47	2.2	0.72	349	0.38
DX450196	SGS Lakefield	Original sample result	0.29	<0.75	6.9	1	400	1.1	0.4	2	0.16	20	68	51	4.8	2.4	1.5	680	2.0
	Global ARD	Pulp Duplicate	0.26	0.12	8.65	0.4	540	1.33	0.26	2.05	0.13	21.6	333	51.4	4.76	2.54	1.5	693	1.8
DX450213	SGS Lakefield	Original sample result	4.7	<0.75	7.3	36	85	0.73	7.1	0.35	0.1	15	100	10	7.4	4	0.63	910	4.4
	Global ARD	Prep Duplicate	5.28	0.6	7	34.6	300	0.86	7.41	0.33	0.04	13.6	73	11.3	6.52	3.08	0.57	723	2.1
DX550080	SGS Lakefield	Original sample result	0.69	<0.5	7.1	27	500	1.4	<0.085	1.6	1.1	2	44	14	1.8	1.9	0.25	1800	1.2
	Global ARD	Pulp Duplicate	0.74	0.38	6.56	35.1	492	1.17	0.03	1.61	1.18	2.1	48	12.9	1.74	1.95	0.19	1622	1.3
		Prep Duplicate	0.84	0.4	6.88	45.7	488	1.19	0.03	1.6	1.17	2.2	107	14.6	1.79	1.95	0.21	1662	1.4
DX450103	SGS Lakefield	Original sample result	0.024	<0.75	6.6	5.5	500	0.99	0.12	2.4	0.1	7.3	40	11	1.6	2	0.5	310	0.9
	Global ARD	Pulp Duplicate	0.01	0.08	6.36	5.8	562	1.18	0.12	2.1	0.04	7	19	15.9	1.35	2.04	0.45	302	0.94
DX450107	SGS Lakefield	Original sample result	0.001	<0.75	5.8	20	380	0.85	0.086	1.3	0.09	2.1	5.3	9.3	1.2	1.7	0.32	230	0.9
	Global ARD	Pulp Duplicate	0.01	0.07	6.22	4.4	438	1.16	0.09	1.4	0.04	2.3	8	7.4	1.05	1.63	0.34	248	1.1
DX450145	SGS Lakefield	Original sample result	0.039	<0.75	4.6	2.3	410	0.85	0.091	2	0.06	2.5	7.6	15	1.7	2.1	0.41	400	0.6
	Global ARD	Pulp Duplicate	0.02	0.08	6.62	1.8	589	1.21	0.06	2.05	0.05	2.4	10	10	1.54	2.13	0.47	401	0.42
DX450164	SGS Lakefield	Original sample result	0.32	<0.75	5.2	18	170	0.27	<0.085	5.8	0.09	50	65	110	7.1	1.1	1.9	1200	1.0
	Global ARD	Pulp Duplicate	0.19	0.09	7.58	22.2	216	0.61	0.02	6.53	0.14	55.2	307	109.6	8.1	1.29	2.1	1381	0.86
DX550060	SGS Lakefield	Original sample result	2.2	<0.5	5.9	3.3	320	0.88	0.1	7	0.42	65	170	190	12	0.54	3.0	2200	0.6
	Global ARD	Pulp Duplicate	2.96	0.23	5.48	1.3	359	0.53	0.12	7.35	0.38	70.7	165	225	13.46	0.71	2.7	2113	0.57
DX550061	SGS Lakefield	Original sample result	0.98	<0.5	5.5	4.6	390	1.1	<0.085	7.3	0.33	54	150	320	13	0.83	3.5	2500	0.4
	Global ARD	Pulp Duplicate	1.19	0.2	5.35	3.4	387	0.74	0.07	6.9	0.38	55.5	142	282.9	13.08	0.96	3.3	2117	0.43
DX550062	SGS Lakefield	Original sample result	0.89	<0.5	8.3	4.4	520	4.6	0.6	4.2	0.12	21	61	22	5.1	2.7	2.4	900	0.3
	Global ARD	Pulp Duplicate	0.53	0.23	7.38	3.4	441	3.22	0.37	3.75	0.09	19.4	135	17	4.45	2.47	2.1	740	0.41
DX550063	SGS Lakefield	Original sample result	0.76	<0.5	8.4	22	350	1.1	0.32	1.3	0.08	13	37	25	5.4	2.8	1.1	1100	0.7
	Global ARD	Pulp Duplicate	0.89	0.47	7.62	55.3	321	0.93	0.32	1.52	0.08	16	105	29.4	5.66	2.67	1.1	938	0.76
DX550065	SGS Lakefield	Original sample result	0.94	0.8	7.5	200	350	1.7	0.83	3.9	0.82	12	86	49	9.1	1.3	1.3	3100	1.4
	Global ARD	Pulp Duplicate	0.83	0.57	6.71	119.8	319	1.27	0.66	3.65	0.71	13.4	236	42.2	9.68	1.33	1.2	2668	1.4
DX550069	SGS Lakefield	Original sample result	0.45	<0.5	7.1	1.8	540	1.4	0.13	1.2	0.07	2.2	26	5.6	1.8	2.3	0.24	300	1.2
	Global ARD	Pulp Duplicate	0.46	0.14	7.03	1.3	520	1.05	0.14	1.43	0.06	2.4	66	4.7	1.79	2.23	0.23	249	1.4
DX550070	SGS Lakefield	Original sample result	0.39	<0.5	7.9	2.1	540	3	0.14	3	0.1	12	60	28	3.1	2.4	1.4	630	0.6
	Global ARD	Pulp Duplicate	0.24	0.1	7.15	1.3	450	2.26	0.11	3.39	0.08	15.7	207	24.2	3.81	2.56	1.8	722	0.42
DX550072	SGS Lakefield	Original sample result	0.49	<0.5	7.7	2	110	0.56	<0.085	6.3	0.22	54	74	200	15	0.39	3.6	3900	0.5
	Global ARD	Pulp Duplicate	0.32	0.12	6.94	1.2	154	0.43	0.09	6.45	0.18	51.6	97	195.9	14.23	0.56	3.4	3392	0.63
DX550074	SGS Lakefield	Original sample result	1.3	<0.5	9	59	220	1.1	0.22	1.4	0.22	28	60	45	11	1.4	1.2	1300	1.0
	Global ARD	Pulp Duplicate	1.2	0.37	8.44	106.2	213	0.92	0.22	1.49	0.43	29.8	83	47.5	11.55	1.57	1.3	1444	1.0
DX550077	SGS Lakefield	Original sample result	0.47	<0.5	7.6	7.8	470	1.1	0.19	2.3	0.16	7.3	36	14	2	0.95	0.61	500	0.4
	Global ARD	Pulp Duplicate	0.41	0.15	6.8	12.2	392	0.8	0.18	2.75	0.15	7.8	221	14.5	2.22	0.96	0.62	529	0.74
DX550078	SGS Lakefield	Original sample result	0.66	<0.5	7.4	1.5	120	0.83	0.25	2.6	0.13	17	64	30	9.6	0.61	1.5	1800	0.7
	Global ARD	Pulp Duplicate	0.61	0.14	7.34	1.3	117	0.52	0.23	2.79	0.14	19	243	36.5	10.93	0.65	1.5	1894	1.1

Table B-14. Four Acid Metals QA/QC Results

Sample ID	Analyzing Laboratory	Result	Sulphur	Silver	Aluminum	Arsenic	Barium	Beryllium	Bismuth	Calcium	Cadmium	Cobalt	Chromium	Copper	Iron	Potassium	Magnesium	Manganese	Molybdenum
			%	ppm	%	ppm	ppm	ppm	ppm	%	ppm	ppm	ppm	ppm	%	%	%	ppm	ppm
DX550081	SGS Lakefield	Original sample result	0.76	0.6	5.8	12	520	1.4	0.61	1.4	6.9	2.1	37	35	1.6	2.8	0.19	1000	1.5
	Global ARD	Pulp Duplicate	0.77	0.77	6.45	18.7	591	1.31	1.13	1.67	10.89	2.2	68	42	1.65	2.81	0.2	848	1.8
DX550082	SGS Lakefield	Original sample result	0.97	<0.5	7	13	680	1.4	0.15	1.3	0.3	2.2	34	7	1.9	1.8	0.2	600	1.7
	Global ARD	Pulp Duplicate	0.88	0.17	6.67	21.8	744	1.14	0.13	1.31	0.27	2.4	182	5.6	1.93	1.9	0.19	408	1.7
DX550083	SGS Lakefield	Original sample result	1.2	2.1	7.3	1100	130	0.88	4.9	3	0.35	10	46	40	2.7	0.35	0.75	760	2.2
	Global ARD	Pulp Duplicate	1.19	1.4	6.62	1872.6	104	0.63	4.8	2.63	0.28	11.1	276	39.3	2.89	0.31	0.67	634	3.0
DX550084	SGS Lakefield	Original sample result	1.5	0.7	8.9	790	230	1.7	1.6	1.2	0.49	18	93	63	5	3.3	1.3	1600	1.3
	Global ARD	Pulp Duplicate	2.02	0.62	8.37	363.8	1296	1.26	1.68	1.25	0.44	19.6	124	64.1	5.5	3.23	1.3	1472	1.3
DX550085	SGS Lakefield	Original sample result	1.6	<0.5	6.3	18	240	0.64	2.3	2	0.49	6.1	34	12	2.2	0.57	0.68	1500	1.9
	Global ARD	Pulp Duplicate	2.26	0.33	5.74	35.3	332	0.52	3.33	1.83	0.44	7.5	61	9	2.83	0.52	0.58	1301	2.5
DX550086	SGS Lakefield	Original sample result	2.7	<0.5	7.7	8.9	280	1.3	2.4	2.2	0.14	9	62	11	3	2.1	0.87	610	4.0
	Global ARD	Pulp Duplicate	2.89	0.41	7.17	13.8	561	1.02	2.64	2.41	0.16	9.9	116	11.9	3.16	2.03	0.79	593	3.2
DX550087	SGS Lakefield	Original sample result	2.3	<0.5	8	31	450	1.4	0.1	2.5	0.16	12	52	34	2.9	2.5	0.92	650	1.5
	Global ARD	Pulp Duplicate	2.15	0.24	7.73	33.2	499	1.16	0.08	2.28	0.16	11.6	114	31.7	2.63	2.64	0.73	463	1.6
DX550089	SGS Lakefield	Original sample result	1.1	<0.5	6.7	2.2	150	0.46	<0.085	6.9	0.2	48	160	200	13	0.71	3.0	3900	2.2
	Global ARD	Pulp Duplicate	0.89	0.11	6.76	2	153	0.37	0.08	7.42	0.17	49	152	178.6	14.17	0.85	3.1	4016	1.2
DX550096	SGS Lakefield	Original sample result	0.46	<0.5	7.4	52	350	0.9	<0.085	6.3	0.23	53	250	95	14	1.1	2.6	3000	1.0
	Global ARD	Pulp Duplicate	0.44	0.14	7.53	40.4	349	0.74	0.05	6.33	0.24	54.5	167	117.6	14.25	1.41	2.6	2781	0.6
DX550097	SGS Lakefield	Original sample result	1.7	<0.5	5.3	21	110	0.86	0.17	6.3	0.28	38	250	130	16	0.28	2.0	1900	1.3
	Global ARD	Pulp Duplicate	1.02	0.18	5.29	22.1	164	0.84	0.13	6.97	0.29	37.5	211	92.7	13.73	0.37	1.9	1692	0.93
DX550107	SGS Lakefield	Original sample result	2.4	<0.5	7.9	11	460	1.4	2.8	2.4	0.26	9	52	15	2.6	2.1	0.86	520	1.1
	Global ARD	Pulp Duplicate	2.61	0.53	7.23	12.3	480	1.19	2.89	2.53	0.22	10.1	280	13.6	2.67	2.48	0.85	463	1.0
DX550108	SGS Lakefield	Original sample result	2	<0.5	7.5	15	420	1.2	1.3	2.7	0.73	7.1	44	9.4	2.1	1.7	0.88	840	1.4
	Global ARD	Pulp Duplicate	2.14	0.53	6.78	17.9	414	1.04	1.31	2.69	0.97	7.9	223	14.2	2.29	1.92	0.82	862	1.9
DX550109	SGS Lakefield	Original sample result	3.7	0.8	8.1	53	81	1.3	2.1	2.3	0.73	10	71	25	4.6	3.2	0.92	2100	1.2
	Global ARD	Pulp Duplicate	3.36	0.8	7.53	44	707	1.14	1.7	2.56	1.13	10.9	271	24.3	4.19	2.36	0.87	1893	1.2
031776	SGS Lakefield	Original sample result	0.38	<0.5	7.3	960	170	0.76	0.12	4.1	0.23	43	160	99	5.7	0.65	2.4	1300	3.3
	Global ARD	Pulp Duplicate	0.49	0.21	7.26	1377.5	153	0.72	0.15	4.76	0.27	48.3	294	107.8	6.6	0.6	3.4	1349	3.0
031814	SGS Lakefield	Original sample result	0.089	<0.5	5.6	1.8	210	0.5	<0.085	4.6	0.09	34	98	56	7	0.56	1.4	1500	0.5
	Global ARD	Pulp Duplicate	0.18	0.04	6.42	0.5	243	0.51	0.01	4.07	0.08	40.1	75	93.9	8.63	0.78	1.6	1448	0.38
031816	SGS Lakefield	Original sample result	0.08	<0.5	7.5	9.2	370	1.1	<0.085	2.5	0.93	8.4	57	30	3.2	1.7	0.46	1100	0.7
	Global ARD	Pulp Duplicate	0.09	0.42	7.57	11	437	0.97	0.04	2.39	0.48	8.7	31	28.3	3.05	1.98	0.39	873	0.61
031887	SGS Lakefield	Original sample result	0.7	<0.5	5.4	90	470	1.7	0.09	1.5	0.08	12	61	38	2.5	2.7	0.86	490	0.6
	Global ARD	Pulp Duplicate	1.19	0.38	8	105.6	535	1.12	0.02	1.44	0.08	12.2	41	28.4	2.63	2.8	0.93	395	1.1
031888	SGS Lakefield	Original sample result	3.5	1.3	4.9	80	1100	1.3	9.3	0.88	0.17	11	15	8.2	4.9	2.9	0.49	900	1.4
	Global ARD	Pulp Duplicate	4.29	1.34	7.71	73.4	469	1.23	8.04	1.33	0.12	10.3	15	8.6	5.67	2.71	0.69	888	1.6
031890	SGS Lakefield	Original sample result	3	0.9	5.4	66	800	1.5	10	1.3	0.25	16	21	9	4.3	2.3	0.72	480	1.7
	Global ARD	Pulp Duplicate	4.76	1.13	7.77	65.4	447	1.31	11.12	1.75	0.84	17.6	25	12.7	5.96	2.83	1.0	513	2.2
031892	SGS Lakefield	Original sample result	3.6	1.2	5.3	48	1100	1.6	6.8	1.2	0.12	14	20	2.8	4.9	3.1	0.55	480	1.7
	Global ARD	Pulp Duplicate	5.01	1.26	10.09	40.2	530	1.24	6.51	1.55	1.21	15.2	26	3.5	5.8	2.46	0.81	544	1.7
031904	SGS Lakefield	Original sample result	3.1	0.9	5.5	51	890	1.3	8.6	1.7	0.6	8.3	15	6.3	3.6	2.1	0.64	600	1.3
	Global ARD	Pulp Duplicate	3.18	1.54	7.63	47.8	713	1.09	12.1	2.58	0.34	8.1	14	6.1	3.37	2.38	0.75	767	1.3
031905	SGS Lakefield	Original sample result	1.1	<0.5	3.9	180	600	1.7	0.94	2	0.28	11	15	39	3	2.3	0.59	1400	1.3
	Global ARD	Pulp Duplicate	1.71	0.47	7.97	206.4	646	1.55	0.86	2.7	1.2	11.7	13	47	3.56	2.96	0.91	1356	1.6
031907	SGS Lakefield	Original sample result	0.91	0.6	7.4	110	500	1.1	0.16	1.6	0.24	7.6	9.9	32	2.2	1.8	0.62	530	1.2
	Global ARD	Pulp Duplicate	1.24	0.42	7.41	98.5	500	1.14	0.14	1.84	0.52	8.5	9	47.1	2.84	2.2	0.73	601	1.6
031918	SGS Lakefield	Original sample result	0.24	<0.5	9.9	69	930	1.9	0.25	2.2	0.07	17	63	22	7.2	2.4	1.5	660	1.6
	Global ARD	Pulp Duplicate	0.25	0.13	9.05	28.9	711	1.61	0.2	2.24	0.08	16.7	66	20.1	8.65	2.3	1.6	673	1.4
031951	SGS Lakefield	Original sample result	0.07	<0.5	7.7	79	180	0.58	0.09	7.1	0.1	51	140	110	9.9	0.51	2.6	3800	0.2
	Global ARD	Pulp Duplicate	0.07	0.1	7.22	76.6	135	0.42	0.05	7.72	0.11	52.8	86	118.4	11.26	0.49	2.7	3855	0.26
031952	SGS Lakefield	Original sample result	0.027	<0.5	7.8	41	140	0.61	0.09	7	0.17	38	53	140	9.5	0.42	2.9	3200	0.2
	Global ARD	Pulp Duplicate	0.05	0.11	7.2	78.3	115	0.59	0.05	6.77	0.18	43.7	36	169.4	10.46	0.41	2.8	3012	0.27
031983	SGS Lakefield	Original sample result	0.021	<0.5	9.3	33	140	0.62	<0.09	5.8	0.12	51	180	49	7.8	0.42	1.4	1900	0.3
	Global ARD	Pulp Duplicate	0.06	0.12	8.48	31	126	0.46	0.02	5.81	0.14	54.5	140	57.5	8.41	0.43	1.4	1974	0.25
031985	SGS Lakefield	Original sample result	<0.005	<0.5	7.2	12	100	0.58	<0.09	5.2	0.07	42	140	120	6.2	0.27	1.1	2200	0.4
	Global ARD	Pulp Duplicate	0.12	0.07	7.05	11.2	90	0.41	0.02	6.01	0.1	46	101	76	7.32	0.34	1.3	2302	0.3

Table B-14. Four Acid Metals QA/QC Results

Sample ID	Analyzing Laboratory	Result	Sulphur	Silver	Aluminum	Arsenic	Barium	Beryllium	Bismuth	Calcium	Cadmium	Cobalt	Chromium	Copper	Iron	Potassium	Magnesium	Manganese	Molybdenum
			%	ppm	%	ppm	ppm	ppm	ppm	%	ppm	ppm	ppm	ppm	%	%	%	ppm	ppm
116967	SGS Lakefield	Original sample result	0.02	<0.5	8	4	360	1.1	0.14	2.1	0.08	7.5	7.4	15	1.4	1.4	0.52	180	1.2
	Global ARD	Pulp Duplicate	0.02	0.08	7.34	3.4	347	0.97	0.17	2.1	0.07	7.5	12	16.1	1.44	1.39	0.49	170	1.2
116983	SGS Lakefield	Original sample result	0.13	<0.5	7.9	9.5	80	0.76	<0.085	6.3	0.1	55	86	62	12	0.072	2.5	2800	0.5
	Global ARD	Pulp Duplicate	0.03	0.07	7.24	6.3	69	0.71	<0.01	6.11	0.11	51.1	99	62.2	11.8	0.08	2.3	2527	0.42
031526	SGS Lakefield	Original sample result	0.17	<0.5	5.3	13	440	0.93	0.16	1.5	0.1	8.4	87	21	2.1	2.5	0.65	280	0.9
	Global ARD	Pulp Duplicate	0.25	0.24	7.81	12.9	430	1.16	0.16	2.14	0.12	10.1	14	21.8	2.42	2.65	0.77	330	1.2
031553	SGS Lakefield	Original sample result	1.6	2.7	6.2	100	390	0.99	8.4	2.5	4.3	2.9	59	13	2	0.83	0.18	940	0.9
	Global ARD	Pulp Duplicate	1.65	0.95	7.68	90.6	323	0.89	2.65	2.3	0.72	2.7	37	14.3	1.97	0.58	0.2	803	1.2
031573	SGS Lakefield	Original sample result	4.3	1.3	6.2	120	330	0.68	0.69	2.5	0.99	10	85	110	6.3	4	0.79	1700	1.6
	Global ARD	Pulp Duplicate	5.18	1.3	6.28	166.2	2361	0.62	1.55	2.22	0.67	11.5	18	117.3	6.89	4.88	0.79	1785	1.1
031577	SGS Lakefield	Original sample result	3.3	1.3	6.9	66	92	1.4	0.45	1.6	38	12	86	15	4.3	2.7	0.6	1100	1.8
	Global ARD	Pulp Duplicate	3.58	1.69	7.32	59.4	230	1.59	0.58	1.93	41.79	11.8	15	17.8	4.25	2.93	0.63	1271	1.3
031601	SGS Lakefield	Original sample result	0.16	<0.5	11	79	590	1.6	0.33	1.5	0.26	24	220	69	5.5	2.5	1.6	640	1.8
	Global ARD	Pulp Duplicate	0.27	0.13	8.58	99.2	435	1.27	0.22	1.18	0.19	20.5	146	48.7	4.72	2.32	1.4	504	1.6
031604	SGS Lakefield	Original sample result	0.036	<0.5	5.6	0.7	370	1.1	<0.085	1.6	0.03	7.3	75	12	1.9	1.7	0.33	280	0.4
	Global ARD	Pulp Duplicate	<0.01	0.03	7.37	0.8	468	1.21	0.02	1.97	0.03	8.3	13	9.7	2.39	2.22	0.38	345	0.42
031614	SGS Lakefield	Original sample result	0.081	<0.5	7.5	1.3	490	1.1	0.32	2.6	0.05	11	85	20	2.7	1.6	0.83	470	0.5
	Global ARD	Pulp Duplicate	0.03	0.09	7.7	0.8	483	1.01	0.31	2.68	0.04	10.9	29	21.4	2.82	1.79	0.8	438	0.34
031730	SGS Lakefield	Original sample result	0.028	<0.5	7	1.6	650	0.98	<0.085	3.4	0.06	5.3	34	15	2.4	1.7	0.71	430	1.3
	Global ARD	Pulp Duplicate	0.02	0.12	7.03	<0.2	664	0.94	0.07	3.35	0.05	4.8	7	11.9	2.17	1.77	0.64	407	0.76
031734	SGS Lakefield	Original sample result	0.019	<0.5	7.4	1.8	630	1	<0.085	2.2	0.02	4.6	42	9.5	1.6	2.1	0.8	330	1.0
	Global ARD	Pulp Duplicate	0.02	0.05	7.15	1.5	566	0.99	0.09	2.37	<0.02	5	16	10.2	1.72	2.05	0.75	334	0.86
031826	SGS Lakefield	Original sample result	0.072	<0.5	7.6	2.4	460	1	<0.085	2.1	0.08	15	59	34	2.5	1.6	0.32	370	1.0
	Global ARD	Pulp Duplicate	0.02	0.07	7.87	1.1	442	1	0.03	2.11	0.06	14.2	42	25.5	2.45	1.65	0.31	294	0.7
031827	SGS Lakefield	Original sample result	0.13	<0.5	6.2	110	500	0.85	<0.085	1.4	0.16	6.5	55	15	2.3	1.3	0.25	370	0.9
	Global ARD	Pulp Duplicate	0.11	0.11	6.84	127.7	589	0.92	0.07	1.48	0.13	7	10	17.1	2.45	1.51	0.26	396	1.0
031839	SGS Lakefield	Original sample result	0.079	<0.5	6.7	7.1	450	0.96	<0.085	1.4	0.05	5.1	63	8.5	2.8	1.8	0.36	410	0.9
	Global ARD	Pulp Duplicate	0.04	0.12	7.12	14.6	478	1	0.04	1.52	0.05	5.8	6	5.2	2.98	1.92	0.41	487	0.85
031841	SGS Lakefield	Original sample result	0.045	<0.5	7.3	2.2	480	1	<0.085	2.5	0.04	12	61	28	2.6	1.9	0.27	370	0.6
	Global ARD	Pulp Duplicate	0.04	0.11	7.67	1.7	411	1	0.06	2.78	0.05	12.6	51	30.6	2.93	1.66	0.31	413	0.4
031842	SGS Lakefield	Original sample result	0.02	<0.5	6.7	6.6	440	1	<0.085	1.9	0.04	4.8	45	11	1.4	1.9	0.5	180	0.7
	Global ARD	Pulp Duplicate	0.01	0.04	7.5	8	446	0.98	0.06	2.14	0.04	4.9	9	8.6	1.6	1.96	0.53	212	0.55

Table B-14. Four Acid Metals QA/QC Results

Sample ID	Analyzing Laboratory	Result	Sodium	Nickel	Phosphorus	Lead	Antimony	Selenium	Tin	Strontium	Thorium	Titanium	Thallium	Uranium	Vanadium	Tungsten	Yttrium	Zinc	Zirconium
			%	ppm	ppm	ppm	ppm	ppm	ppm	ppm	ppm	%	ppm	ppm	ppm	ppm	ppm	ppm	ppm
031507	SGS Lakefield	Original sample result	2.1	23	550	10	<2	<0.1	<6	270	6.6	0.25	0.46	1.7	59	1.5	8.0	53	140
	Global ARD	Pulp Duplicate	2.2	23	647	11	<0.5	<1	0.9	288	8.0	0.27	0.53	2.0	58	1.7	9.2	53	123
031513	SGS Lakefield	Original sample result	4.5	3.9	140	6.0	<2	1.4	<6	170	7.6	0.094	<0.02	0.21	13	66	3.1	1100	120
	Global ARD	Pulp Duplicate	4.5	2.7	206	6.9	<0.5	2.0	0.6	265	11	0.11	0.03	2.0	14	76	7.4	1937	131
031519	SGS Lakefield	Original sample result	1.3	17	480	20	<2	0.3	<6	160	7.4	0.19	0.74	1.7	47	3.2	5.2	3600	130
	Global ARD	Prep Duplicate	1.4	18	577	25	<0.5	<1	0.9	185	8.1	0.21	0.77	2.2	46	3.6	8.1	3651	104
031528	SGS Lakefield	Original sample result	3.2	4.9	190	8.0	<2	<0.1	<6	200	4.0	0.16	0.3	0.38	26	0.82	1.3	32	120
	Global ARD	Pulp Duplicate	3.2	4.6	277	8.5	<0.5	<1	0.8	334	4.8	0.18	0.33	1.4	28	0.8	3.2	33	106
031532	SGS Lakefield	Original sample result	2.0	56	460	13	<2	0.2	<6	180	6.6	0.39	0.4	2.1	110	2.8	10	85	200
	Global ARD	Prep Duplicate	2.3	57	554	14	<0.5	<1	1.2	214	6.9	0.36	0.43	2.0	100	2.0	12	88	125
031546	SGS Lakefield	Original sample result	2.2	15	460	9.0	<2	<0.1	<6	240	7.4	0.23	0.41	1.9	45	1.1	5.4	45	130
	Global ARD	Pulp Duplicate	2.5	16	593	10	<0.5	<1	1.0	283	9.0	0.26	0.37	2.2	48	1.5	8.1	50	130
031576	SGS Lakefield	Original sample result	2.8	14	410	28	<2	0.8	<6	180	5.7	0.14	0.21	0.73	49	15	4.6	110	100
	Global ARD	Pulp Duplicate	3.1	12	535	31	<0.5	<1	1.7	285	7.0	0.2	0.28	1.9	54	23	7.5	120	102
031581	SGS Lakefield	Original sample result	2.6	14	420	10	<2	<0.1	<6	200	8.0	0.22	0.46	0.79	46	0.82	4.5	56	120
	Global ARD	Pulp Duplicate	2.7	14	558	11	<0.5	<1	1.0	283	8.0	0.24	0.47	2.1	48	1.0	7.6	65	127
031582	SGS Lakefield	Original sample result	2.3	22	1100	9.0	<2	<0.1	<6	440	6.0	0.4	0.31	1.0	74	0.43	9.4	82	200
	Global ARD	Pulp Duplicate	2.4	19	1339	7.8	<0.5	<1	1.0	479	5.2	0.45	0.31	1.2	75	0.5	11	77	161
031587	SGS Lakefield	Original sample result	2.6	28	530	8.0	<2	<0.1	<6	260	4.4	0.35	0.25	0.68	63	0.41	5.1	34	210
	Global ARD	Prep Duplicate	2.8	28	672	8.1	<0.5	<1	1.1	327	4.5	0.34	0.26	1.0	66	0.4	7.0	32	141
031597	SGS Lakefield	Original sample result	2.5	30	500	8.0	<2	<0.1	<6	190	5.1	0.31	0.21	1.3	52	1.9	6.4	53	230
	Global ARD	Pulp Duplicate	2.7	31	666	8.1	<0.5	<1	1.0	223	5.1	0.33	0.2	1.2	55	2.1	7.2	54	152
031609	SGS Lakefield	Original sample result	2.1	24	460	8.0	<2	<0.1	<6	250	10	0.29	0.3	1.7	56	0.74	7.5	60	210
	Global ARD	Pulp Duplicate	2.2	26	491	8.7	<0.5	<1	1.0	262	6.1	0.31	0.33	1.6	57	0.8	7.2	88	122
031612	SGS Lakefield	Original sample result	2.6	11	380	11	<2	<0.1	<6	430	16	0.2	0.36	1.8	38	0.59	6.1	51	190
	Global ARD	Pulp Duplicate	2.7	14	450	10	<0.5	<1	0.7	398	5.6	0.21	0.33	1.3	38	0.5	5.3	54	109
031615	SGS Lakefield	Original sample result	2.0	22	620	10	<2	<0.1	<6	400	19	0.29	0.48	2.0	62	0.62	9.1	62	220
	Global ARD	Pulp Duplicate	2.2	23	773	9.5	<0.5	<1	0.9	406	7.1	0.32	0.46	1.7	66	0.7	8.1	69	130
031618	SGS Lakefield	Original sample result	2.1	1.6	15	17	<2	<0.1	<6	100	3.9	0.024	0.64	3.3	1.0	0.58	4.5	42	54
	Global ARD	Pulp Duplicate	1.8	1.2	26	18	<0.5	<1	1.4	110	5.3	0.03	0.81	4.5	2.0	0.6	9.2	49	45
		Prep Duplicate	1.8	1.5	24	20	<0.5	<1	1.4	116	5.6	0.03	0.79	4.4	1.0	0.6	8.9	48	45
031622	SGS Lakefield	Original sample result	4.1	10	490	14	<2	0.3	<6	310	5.9	0.23	0.28	2.2	46	3.9	7.9	50	180
	Global ARD	Pulp Duplicate	4.1	11	562	14	<0.5	<1	0.9	324	7.7	0.23	0.26	2.0	46	4.7	7.7	55	103
031629	SGS Lakefield	Original sample result	1.9	27	670	26	<2	2.5	6.7	260	7.2	0.25	0.97	2.2	65	6.6	9.3	63	240
	Global ARD	Prep Duplicate	1.9	28	809	22	0.5	4.0	1.7	249	7.8	0.25	0.88	2.1	62	8.1	11	66	102
031656	SGS Lakefield	Original sample result	2.5	11	460	13	<2	<0.1	<6	240	8.1	0.2	0.41	2.5	36	1.2	6.7	50	150
	Global ARD	Prep Duplicate	2.6	11	588	13	<0.5	<1	0.8	249	9.1	0.2	0.44	2.6	37	1.6	7.4	52	105
031663	SGS Lakefield	Original sample result	1.9	18	560	11	<2	<0.1	<6	270	7.9	0.27	0.3	2.6	51	0.93	9.0	57	170
	Global ARD	Prep Duplicate	2.0	20	697	11	<0.5	<1	0.9	273	8.9	0.26	0.34	2.4	52	1.0	9.6	58	124
031687	SGS Lakefield	Original sample result	1.8	95	390	1.0	<2	0.3	<6	140	0.7	0.74	0.14	0.2	270	0.24	23	69	63
	Global ARD	Pulp Duplicate	2.0	111	465	1.4	<0.5	<1	1.1	155	0.7	0.78	0.13	0.2	328	0.3	24	77	63
031689	SGS Lakefield	Original sample result	2.0	27	810	8.0	<2	<0.1	<6	340	4.2	0.28	0.17	1.3	48	2.4	7.0	130	155
	Global ARD	Pulp Duplicate	2.4	27	949	8.7	<0.5	<1	1.0	355	5.3	0.34	0.15	1.4	65	3.0	8.0	108	139
031692	SGS Lakefield	Original sample result	0.62	33	650	15	<2	0.2	<6	240	6.8	0.29	1.0	2.3	72	2.2	15	56	182
	Global ARD	Prep Duplicate	0.65	43	654	12	1.6	<1	1.5	189	7.8	0.28	0.92	2.3	82	2.3	15	53	140
031699	SGS Lakefield	Original sample result	2.0	33	570	13	<2	0.2	<6	290	4.5	0.29	0.52	1.4	53	4.2	8.0	79	151
	Global ARD	Prep Duplicate	2.2	36	701	13	<0.5	<1	0.9	319	6.7	0.29	0.47	1.8	65	4.6	11	75	121
031705	SGS Lakefield	Original sample result	2.7	15	690	9.0	<2	<0.1	<6	270	3.3	0.31	0.11	1.0	46	0.43	5.0	38	177
	Global ARD	Pulp Duplicate	2.9	22	838	9.4	<0.5	<1	1.0	357	6.0	0.36	0.13	1.4	66	0.5	9.2	46	142
		Prep Duplicate	2.7	23	809	9.2	<0.5	<1	0.9	350	5.7	0.34	0.13	1.5	65	0.5	8.9	49	133
031706	SGS Lakefield	Original sample result	2.8	13	450	10	<2	<0.1	<6	230	4.1	0.24	0.44	1.2	38	0.71	5.0	53	129
	Global ARD	Prep Duplicate	2.9	14	602	14	<0.5	<1	0.9	327	7.8	0.26	0.41	2.4	50	0.8	8.8	50	112
031711	SGS Lakefield	Original sample result	2.1	82	600	11	<2	0.3	<6	300	5.5	0.29	0.56	1.9	63	0.78	11	62	154
	Global ARD	Pulp Duplicate	2.3	79	809	15	<0.5	<1	1.1	394	7.3	0.32	0.59	1.9	91	0.8	13	90	119
031715	SGS Lakefield	Original sample result	2.1	1.6	130	21	<2	1.0	<6	140	7.4	0.12	0.33	1.7	6.9	2.8	8.0	240	188
	Global ARD	Pulp Duplicate	2.3	2.6	175	20	1.0	<1	1.7	159	10	0.14	0.34	1.9	10	2.5	11	222	171
031720	SGS Lakefield	Original sample result	3.1	2.2	120	15	<2	<0.1	<6	180	8.5	0.12	0.27	2.6	1.8	0.96	10	32	220
	Global ARD	Pulp Duplicate	3.1	1.6	130	13	<0.5	<1	1.1	196	12	0.13	0.26	2.9	2.0	0.9	13	26	201

Table B-14. Four Acid Metals QA/QC Results

Sample ID	Analyzing Laboratory	Result	Sodium	Nickel	Phosphorus	Lead	Antimony	Selenium	Tin	Strontium	Thorium	Titanium	Thallium	Uranium	Vanadium	Tungsten	Yttrium	Zinc	Zirconium
			%	ppm	ppm	ppm	ppm	ppm	ppm	ppm	ppm	%	ppm	ppm	ppm	ppm	ppm	ppm	ppm
031728	SGS Lakefield	Original sample result	2.3	31	360	11	<2	<0.1	<6	230	6.4	0.21	0.15	1.6	32	1.2	7.0	38	160
	Global ARD	Pulp Duplicate	2.4	40	430	9.6	<0.5	<1	0.9	218	7.5	0.22	0.19	1.5	39	0.6	7.4	37	134
031729	SGS Lakefield	Original sample result	1.3	47	610	12	<2	0.2	<6	210	6.4	0.29	0.5	1.8	89	1.1	13	41	140
	Global ARD	Pulp Duplicate	1.3	51	709	10	<0.5	<1	1.0	191	7.0	0.29	0.51	1.7	87	0.6	13	40	111
031736	SGS Lakefield	Original sample result	2.3	3.7	150	11	<2	<0.1	<6	150	9.7	0.12	0.41	2.1	1.5	2.5	12	49	210
	Global ARD	Pulp Duplicate	2.5	6.4	163	11	0.5	<1	1.3	167	11	0.13	0.45	2.0	2.0	2.5	12	53	195
031739	SGS Lakefield	Original sample result	2.8	16	540	13	<2	<0.1	<6	310	6.7	0.24	0.42	2.0	43	0.6	8.0	75	120
	Global ARD	Pulp Duplicate	3.0	16	614	11	<0.5	<1	0.9	347	7.7	0.27	0.43	2.0	52	0.6	8.3	77	121
031740	SGS Lakefield	Original sample result	2.3	9.5	140	33	<2	<0.1	<6	180	9.4	0.13	0.23	2.0	11	0.7	7.0	120	200
	Global ARD	Pulp Duplicate	2.4	8.0	170	28	<0.5	<1	1.1	182	11	0.14	0.23	1.9	13	0.8	8.1	117	171
031760	SGS Lakefield	Original sample result	1.5	8.9	320	10	<0.8	<0.085	<6	240	6.9	0.2	0.42	1.5	26	0.55	5.7	55	340
	Global ARD	Pulp Duplicate	1.7	11	369	9.6	<0.5	<1	0.7	228	6.0	0.21	0.44	1.4	34	0.4	5.8	50	120
031763	SGS Lakefield	Original sample result	1.8	16	590	9.0	<0.8	<0.085	<6	190	4.2	0.3	0.26	1.3	53	1.2	7.7	29	430
	Global ARD	Prep Duplicate	1.9	17	645	8.0	<0.5	<1	0.8	180	4.5	0.32	0.24	1.3	63	1.4	7.5	23	137
031769	SGS Lakefield	Original sample result	2.7	15	160	10	<0.8	0.091	<6	210	4.4	0.4	0.52	0.76	36	0.85	3.3	80	550
	Global ARD	Prep Duplicate	3.0	16	198	11	<0.5	<1	0.8	324	6.0	0.4	0.47	1.7	43	1.0	5.7	67	210
031777	SGS Lakefield	Original sample result	1.3	31	470	10	<0.8	<0.085	<6	180	6.1	0.28	0.32	1.0	45	0.68	4.1	24	450
	Global ARD	Pulp Duplicate	1.5	35	585	8.8	<0.5	<1	0.9	196	5.0	0.3	0.31	1.2	56	0.6	6.7	15	155
031782	SGS Lakefield	Original sample result	2.5	9.0	320	10	<2	<0.1	<6	160	14	0.2	0.19	0.92	30	0.42	4.1	34	280
	Global ARD	Pulp Duplicate	2.6	9.0	359	10	<0.5	<1	0.8	217	6.2	0.2	0.19	1.3	34	0.5	5.9	37	133
031794	SGS Lakefield	Original sample result	2.2	21	800	7.0	<2	<0.1	<6	350	11	0.34	0.35	1.0	62	0.39	7.5	75	370
	Global ARD	Pulp Duplicate	2.3	24	933	6.9	<0.5	<1	0.9	384	4.7	0.36	0.35	1.1	71	0.4	8.5	80	133
031805	SGS Lakefield	Original sample result	1.0	56	500	3.0	<0.8	0.24	<6	250	2.0	0.75	0.26	0.18	240	0.86	19	110	170
	Global ARD	Prep Duplicate	1.0	60	579	2.9	<0.5	<1	1.0	225	0.6	0.74	0.26	0.2	257	0.9	19	103	64
031809	SGS Lakefield	Original sample result	3.2	4.4	48	8.0	<2	0.1	<6	120	1.9	0.051	0.11	3.7	9.9	0.47	11	26	92
	Global ARD	Pulp Duplicate	3.5	2.5	56	8.2	<0.5	<1	1.7	123	6.3	0.03	0.13	3.3	6.0	0.5	9.5	20	41
031815	SGS Lakefield	Original sample result	1.6	85	380	26	<2	3.9	<6	200	11	0.21	0.17	1.6	58	1.0	9.8	740	300
	Global ARD	Pulp Duplicate	1.7	115	389	27	1.8	5.0	3.8	187	5.4	0.19	0.2	1.7	56	0.8	10	1148	104
031828	SGS Lakefield	Original sample result	1.8	21	540	30	<2	0.1	<6	280	7.0	0.23	0.55	2.1	48	1.9	10	60	130
	Global ARD	Prep Duplicate	2.0	22	666	32	<0.5	<1	1.3	304	8.9	0.26	0.63	2.3	60	3.2	10	60	127
031850	SGS Lakefield	Original sample result	1.1	78	460	5.0	<2	0.2	<6	140	1.8	0.55	0.31	0.69	130	0.47	15	94	100
	Global ARD	Pulp Duplicate	1.2	80	549	5.2	<0.5	<1	0.9	156	2.0	0.59	0.37	0.7	147	0.4	16	88	85
031868	SGS Lakefield	Original sample result	1.8	5.7	400	35	<2	0.2	<6	190	19	0.16	0.76	2.8	23	2.5	6.9	80	210
	Global ARD	Pulp Duplicate	1.9	5.6	420	29	<0.5	<1	0.8	180	9.3	0.17	0.67	2.4	25	2.8	6.2	69	131
031880	SGS Lakefield	Original sample result	2.4	20	920	13	<2	0.2	<6	350	15	0.31	0.62	2.4	82	0.65	13	67	190
	Global ARD	Pulp Duplicate	2.5	16	770	12	<0.5	<1	1.0	306	7.4	0.26	0.43	2.0	69	0.7	9.5	54	108
031889	SGS Lakefield	Original sample result	0.78	26	450	16	<2	2.6	6.7	91	12	0.23	1.1	2.1	60	7.2	4.6	38	210
	Global ARD	Pulp Duplicate	1.1	24	576	17	<0.5	3.0	2.1	110	8.0	0.26	1.2	2.1	64	7.5	9.5	39	125
031900	SGS Lakefield	Original sample result	0.19	13	410	15	<2	2.7	7.3	28	12	0.2	1.1	2.7	37	7.0	3.4	48	170
	Global ARD	Pulp Duplicate	0.12	15	532	14	<0.5	3.0	1.0	31	9.0	0.22	1.3	2.7	39	6.6	7.0	45	101
031911	SGS Lakefield	Original sample result	1.7	60	590	16	<2	0.4	<6	190	11	0.38	0.75	2.3	120	5.4	8.2	120	260
	Global ARD	Pulp Duplicate	2.0	52	656	13	<0.5	<1	1.1	218	6.8	0.36	0.59	1.8	111	4.2	8.0	102	127
031916	SGS Lakefield	Original sample result	4.2	72	490	10	<2	2.8	<6	300	11	0.3	0.81	2.7	100	3.1	13	110	270
	Global ARD	Prep Duplicate	4.3	68	566	9.8	<0.5	2.0	1.8	319	7.4	0.31	0.71	2.5	114	3.1	15	100	132
031960	SGS Lakefield	Original sample result	0.13	15	730	580	<2	4.1	<6	38	8.8	0.27	1.2	2.3	53	5.4	7.2	13000	160
	Global ARD	Pulp Duplicate	0.23	15	813	682	1.0	5.0	0.8	59	7.9	0.28	1.0	2.0	57	4.7	8.6	>10000	111
031971	SGS Lakefield	Original sample result	4.9	0.2	200	101	<2	3.4	<6	190	14	0.092	0.04	2.3	5.5	7.8	12	150	220
	Global ARD	Pulp Duplicate	5.2	0.8	195	60	<0.5	3.0	0.7	206	11	0.1	0.05	1.9	6.0	5.9	12	141	139
031978	SGS Lakefield	Original sample result	0.75	16	200	13	<2	0.2	<6	120	14	0.16	0.8	2.2	26	1.3	18	79	370
	Global ARD	Pulp Duplicate	0.85	18	213	12	0.5	<1	1.1	125	11	0.16	0.68	1.8	27	1.0	17	74	168
031980	SGS Lakefield	Original sample result	2.8	0.5	200	15	<2	0.2	<6	210	14	0.13	0.52	2.4	2.3	2.0	13	52	400
	Global ARD	Pulp Duplicate	2.8	1.4	216	15	<0.5	<1	1.4	205	13	0.14	0.56	2.4	4.0	1.9	15	51	197
031996	SGS Lakefield	Original sample result	1.5	77	610	6.0	<2	0.2	<6	360	4.7	0.44	0.21	0.89	120	0.63	12	74	180
	Global ARD	Pulp Duplicate	2.2	65	753	6.3	<0.5	<1	0.9	357	3.4	0.51	0.2	0.9	126	0.6	12	75	116

Table B-14. Four Acid Metals QA/QC Results

Sample ID	Analyzing Laboratory	Result	Sodium	Nickel	Phosphorus	Lead	Antimony	Selenium	Tin	Strontium	Thorium	Titanium	Thallium	Uranium	Vanadium	Tungsten	Yttrium	Zinc	Zirconium
			%	ppm	ppm	ppm	ppm	ppm	ppm	ppm	ppm	%	ppm	ppm	ppm	ppm	ppm	ppm	ppm
116741	SGS Lakefield	Original sample result	4.3	3.5	35	8.0	<0.8	<0.085	<6	170	6.2	0.028	0.04	2.3	7.5	0.3	6.1	35	140
	Global ARD	Pulp Duplicate	4.5	4.0	53	6.7	<0.5	<1	0.8	193	6.4	0.03	0.05	4.0	9.0	0.3	9.9	29	39
116953	SGS Lakefield	Original sample result	3.2	31	670	190	<2	2.6	6.1	490	18	0.34	0.45	1.9	75	72	11	550	190
	Global ARD	Pulp Duplicate	3.5	35	824	144	<0.5	2.0	1.8	493	6.5	0.35	0.45	1.6	75	41	11	474	121
116960	SGS Lakefield	Original sample result	2.5	23	800	7.0	<2	<0.1	<6	310	6.3	0.43	0.3	0.9	60	0.44	5.9	72	320
	Global ARD	Pulp Duplicate	2.5	26	992	7.9	<0.5	<1	0.9	368	4.7	0.39	0.35	1.1	73	0.4	8.7	79	138
116961	SGS Lakefield	Original sample result	4.5	14	590	14	<2	1.7	<6	370	10	0.2	0.3	2.1	37	5.3	6.7	53	190
	Global ARD	Pulp Duplicate	4.4	16	698	14	<0.5	2.0	1.0	413	8.3	0.19	0.29	2.1	46	5.3	8.2	56	86
116962	SGS Lakefield	Original sample result	1.2	18	420	6.0	3.9	4.7	<6	270	7.8	0.21	0.8	1.6	42	14	7.5	85	210
	Global ARD	Pulp Duplicate	1.0	17	473	27	1.3	5.0	0.8	256	5.6	0.17	0.79	1.8	41	13	7.5	113	88
		Prep Duplicate	1.1	19	481	32	2.4	5.0	0.9	265	5.5	0.17	0.78	1.6	48	20	7.1	83	84
116965	SGS Lakefield	Original sample result	2.0	9.7	120	16	<2	<0.1	<6	160	12	0.13	0.3	2.0	9.3	0.89	5.2	57	300
	Global ARD	Pulp Duplicate	1.9	9.2	133	15	<0.5	<1	1.2	184	10	0.11	0.27	2.0	9.0	0.9	7.5	48	129
116982	SGS Lakefield	Original sample result	1.3	58	500	2.0	<2	0.6	<6	150	0.7	0.9	0.07	0.2	260	0.45	21	130	110
	Global ARD	Pulp Duplicate	1.6	60	589	1.9	<0.5	<1	1.1	178	0.7	0.95	0.1	0.2	294	0.4	25	120	72
DX450015	SGS Lakefield	Original sample result	1.9	54	590	14	<2	<0.5	<6	250	9.6	0.37	0.57	2.1	96	1.0	11	110	140
	Global ARD	Prep Duplicate	1.7	55	665	15	<0.5	<1	1.1	245	7.1	0.36	0.61	2.1	112	1.6	11	134	121
DX450016	SGS Lakefield	Original sample result	3.1	1.3	150	10	<2	<0.5	<6	130	9.3	0.13	0.3	2.0	2.5	1.0	8.3	47	150
	Global ARD	Pulp Duplicate	3.0	1.7	164	12	<0.5	<1	1.3	161	11	0.13	0.34	2.2	2.0	1.3	12	50	179
DX450018	SGS Lakefield	Original sample result	2.1	6.2	260	10	<2	<0.5	<6	200	8.0	0.2	0.34	1.4	33	0.8	8.4	58	120
	Global ARD	Pulp Duplicate	2.2	5.3	226	12	<0.5	<1	1.2	232	9.9	0.15	0.3	1.9	25	0.9	8.7	43	131
DX450041	SGS Lakefield	Original sample result	0.63	13	120	27	<2	<0.5	<6	100	9.5	0.13	0.3	1.7	14	1.0	6.4	120	160
	Global ARD	Pulp Duplicate	0.95	18	182	34	<0.5	<1	1.2	141	9.8	0.16	0.37	1.8	26	2.1	8.4	156	147
DX450045	SGS Lakefield	Original sample result	1.7	300	240	1.0	<2	<0.5	<6	220	3.2	0.42	0.03	0.094	180	0.76	16	75	76
	Global ARD	Pulp Duplicate	1.7	303	245	2.2	<0.5	<1	0.6	230	0.5	0.41	0.05	<0.1	173	0.4	15	71	33
DX450046	SGS Lakefield	Original sample result	0.96	270	210	2.0	<2	<0.5	<6	120	1.6	0.42	0.03	0.083	170	3.0	15	92	42
	Global ARD	Pulp Duplicate	1.1	278	238	2.4	<0.5	<1	0.8	131	0.4	0.42	0.06	<0.1	182	7.1	16	90	36
DX450047	SGS Lakefield	Original sample result	1.4	280	250	0.5	<2	<0.5	<6	130	1.5	0.38	0.02	0.091	180	0.28	16	74	45
	Global ARD	Pulp Duplicate	1.4	277	251	1.6	<0.5	<1	0.5	131	0.3	0.39	<0.02	<0.1	179	0.3	14	70	23
DX450055	SGS Lakefield	Original sample result	1.7	140	260	1.9	<2	0.1	<6	170	1.1	0.49	0.04	0.046	200	2.1	19	49	91
	Global ARD	Pulp Duplicate	2.0	147	285	2.0	<0.5	<1	0.6	174	0.4	0.49	0.06	<0.1	212	3.1	18	54	40
DX450056	SGS Lakefield	Original sample result	1.5	290	230	2.4	<2	0.2	<6	140	0.8	0.4	0.03	0.025	150	0.44	15	58	49
	Global ARD	Pulp Duplicate	1.8	290	229	1.6	<0.5	<1	0.5	142	0.3	0.38	0.03	<0.1	163	0.3	13	63	20
DX450082	SGS Lakefield	Original sample result	3.3	1.7	170	14	<2	0.5	<6	160	11	0.11	0.18	1.7	5.2	3.8	11	51	390
	Global ARD	Pulp Duplicate	3.7	6.1	183	16	<0.5	<1	1.9	177	12	0.15	0.22	2.2	9.0	3.8	15	35	187
DX450095	SGS Lakefield	Original sample result	2.1	15	300	5.6	<2	<0.1	<6	140	17	0.25	0.24	0.56	34	1.2	5.0	50	280
	Global ARD	Pulp Duplicate	2.7	17	441	6.9	<0.5	<1	0.9	232	6.7	0.28	0.25	1.2	43	1.1	6.7	66	131
DX450102	SGS Lakefield	Original sample result	2.6	8.0	590	5.7	<2	<0.5	<6	260	41	0.26	0.09	0.84	45	0.09	7.2	15	450
	Global ARD	Pulp Duplicate	2.6	12	619	6.5	<0.5	<1	1.0	258	3.2	0.31	0.12	0.7	57	0.4	4.9	14	127
DX450110	SGS Lakefield	Original sample result	2.7	6.3	330	8.1	<2	0.5	<6	270	16	0.15	0.34	1.3	24	1.1	4.6	42	140
	Global ARD	Pulp Duplicate	2.9	6.8	390	9.7	<0.5	<1	0.8	322	5.0	0.18	0.39	1.4	30	1.9	4.2	43	108
DX450112	SGS Lakefield	Original sample result	2.6	12	510	7.9	<2	<0.5	<6	240	14	0.22	0.19	1.0	44	0.26	7.2	29	130
	Global ARD	Pulp Duplicate	2.8	15	562	9.6	<0.5	<1	0.9	270	6.5	0.27	0.22	1.4	55	0.6	8.1	32	137
DX450126	SGS Lakefield	Original sample result	2.6	12	260	7.6	<2	<0.5	<6	190	8.0	0.24	0.17	0.99	32	0.68	5.7	45	90
	Global ARD	Pulp Duplicate	2.6	14	310	9.5	<0.5	<1	1.0	229	7.9	0.24	0.21	1.5	36	0.8	7.5	49	141
		Prep Duplicate	2.5	15	311	8.9	<0.5	<1	0.9	223	7.3	0.22	0.19	1.4	35	0.7	6.8	48	133

Table B-14. Four Acid Metals QA/QC Results

Sample ID	Analyzing Laboratory	Result	Sodium	Nickel	Phosphorus	Lead	Antimony	Selenium	Tin	Strontium	Thorium	Titanium	Thallium	Uranium	Vanadium	Tungsten	Yttrium	Zinc	Zirconium
			%	ppm	ppm	ppm	ppm	ppm	ppm	ppm	ppm	%	ppm	ppm	ppm	ppm	ppm	ppm	ppm
DX450127	SGS Lakefield	Original sample result	0.63	83	650	2.8	<2	3.8	<6	110	4.8	0.66	0.15	0.25	150	5.4	19	1100	66
	Global ARD	Prep Duplicate	0.72	77	716	4.2	0.6	2.0	1.1	123	1.1	0.66	0.19	0.3	157	7.8	20	1170	72
DX450131	SGS Lakefield	Original sample result	2.9	8.1	400	29	<2	1.5	<6	1200	7.9	0.063	0.33	1.4	14	8.0	9.2	1300	57
	Global ARD	Pulp Duplicate	3.0	8.8	467	38	<0.5	2.0	1.1	1254	6.4	0.08	0.39	1.6	17	11	8.9	1451	76
DX450153	SGS Lakefield	Original sample result	2.0	49	580	7.0	<2	1.2	<6	320	28	0.14	0.88	1.6	80	0.61	7.5	87	220
	Global ARD	Pulp Duplicate	1.8	48	599	11	<0.5	1.0	0.9	305	6.3	0.14	0.89	1.5	79	0.8	6.0	77	109
DX450160	SGS Lakefield	Original sample result	1.2	48	600	8.4	<2	<0.5	<6	110	18	0.42	0.72	1.8	100	3.9	16	38	130
	Global ARD	Prep Duplicate	1.2	47	570	9.5	0.5	<1	1.3	126	8.1	0.37	0.78	2.0	107	5.1	15	28	131
DX450163	SGS Lakefield	Original sample result	2.5	10	150	11	<2	<0.5	<6	180	14	0.13	0.23	1.9	9.8	0.48	8.8	57	84
	Global ARD	Pulp Duplicate	2.6	10	177	13	<0.5	<1	1.2	197	11	0.12	0.27	2.2	11	0.8	7.5	55	144
DX450178	SGS Lakefield	Original sample result	1.4	21	700	19	<2	4.0	<6	200	10	0.23	0.4	1.9	41	4.2	11	33000	56
	Global ARD	Pulp Duplicate	1.5	21	900	18	<0.5	4.0	1.6	219	7.6	0.2	0.43	2.2	46	4.7	10	>10000	103
DX450181	SGS Lakefield	Original sample result	2.8	16	460	7.9	<2	<0.5	<6	230	9.5	0.27	0.42	1.7	37	1.1	7.1	78	66
	Global ARD	Pulp Duplicate	2.8	17	557	8.5	<0.5	<1	0.9	295	8.6	0.24	0.48	2.3	48	2.3	8.6	61	121
DX450196	SGS Lakefield	Original sample result	2.9	66	700	15	<2	<0.5	<6	330	9.5	0.39	0.52	1.9	84	0.83	11	100	74
	Global ARD	Pulp Duplicate	2.8	72	820	17	<0.5	<1	1.2	499	8.9	0.34	0.56	2.4	105	1.3	15	91	135
DX450213	SGS Lakefield	Original sample result	0.25	16	640	4.0	<2	2.5	<6	57	12	0.28	1.0	2.4	45	4.0	9.2	50	51
	Global ARD	Prep Duplicate	0.23	13	635	8.2	<0.5	2.0	2.3	62	8.2	0.23	1.2	2.5	43	4.5	9.9	41	99
DX550080	SGS Lakefield	Original sample result	2.8	3.9	190	120	<2	<0.1	<6	140	14	0.13	0.43	2.1	5.1	1.8	13	240	540
	Global ARD	Pulp Duplicate	2.9	2.4	167	122	<0.5	<1	1.2	155	9.9	0.13	0.38	1.9	3.0	1.6	13	266	196
		Prep Duplicate	2.8	3.7	175	136	<0.5	<1	1.2	152	11	0.12	0.4	2.2	3.0	1.7	15	258	197
DX450103	SGS Lakefield	Original sample result	2.2	11	290	8.5	<2	<0.5	<6	190	34	0.15	0.18	1.7	24	0.29	7.8	48	310
	Global ARD	Pulp Duplicate	2.2	13	307	9.1	<0.5	<1	0.9	194	8.0	0.18	0.2	1.6	27	0.6	6.0	47	121
DX450107	SGS Lakefield	Original sample result	2.7	5.2	190	8.4	<2	<0.5	<6	160	30	0.12	0.15	1.5	11	0.63	6.3	38	240
	Global ARD	Pulp Duplicate	2.7	5.8	177	9.6	<0.5	<1	1.1	189	10	0.13	0.17	1.9	13	1.1	6.9	46	151
DX450145	SGS Lakefield	Original sample result	2.4	6.1	150	9.3	<2	<0.5	<6	160	6.0	0.13	0.23	0.94	12	1.8	5.2	41	77
	Global ARD	Pulp Duplicate	2.5	6.5	191	11	<0.5	<1	1.7	225	10	0.14	0.27	1.9	14	0.7	7.7	41	148
DX450164	SGS Lakefield	Original sample result	0.74	85	320	1.4	<2	<0.5	<6	67	0.6	0.31	0.14	0.087	250	0.41	24	90	3.0
	Global ARD	Pulp Duplicate	1.6	93	437	2.7	<0.5	<1	1.1	145	0.7	0.77	0.19	0.2	315	1.2	25	103	79
DX550060	SGS Lakefield	Original sample result	1.9	130	430	4.8	<2	1.0	<6	360	2.1	0.86	0.36	0.32	240	0.46	16	240	180
	Global ARD	Pulp Duplicate	1.8	118	431	4.3	<0.5	1.0	1.7	330	1.1	0.74	0.43	0.3	212	0.5	16	214	63
DX550061	SGS Lakefield	Original sample result	1.5	130	400	4.2	<2	0.5	<6	370	2.0	0.77	0.61	0.26	230	0.8	13	150	170
	Global ARD	Pulp Duplicate	1.5	123	410	3.9	<0.5	<1	1.4	339	1.1	0.71	0.64	0.3	218	0.8	13	139	63
DX550062	SGS Lakefield	Original sample result	2.8	28	1500	9.2	<2	0.2	<6	610	7.3	0.47	0.7	1.6	130	1.2	17	110	380
	Global ARD	Pulp Duplicate	3.0	27	1487	10	<0.5	<1	1.4	566	5.1	0.4	0.63	1.4	115	1.0	14	107	125
DX550063	SGS Lakefield	Original sample result	1.4	21	370	7.9	<2	<0.1	<6	180	18	0.24	0.81	1.7	38	0.92	8.6	70	330
	Global ARD	Pulp Duplicate	1.6	26	376	8.3	<0.5	<1	1.0	188	6.4	0.26	0.76	1.7	40	0.9	8.4	81	131
DX550065	SGS Lakefield	Original sample result	1.2	38	710	13	<2	0.2	<6	280	14	0.31	0.52	1.8	72	1.2	13	220	310
	Global ARD	Pulp Duplicate	1.2	41	825	13	<0.5	<1	1.2	243	6.7	0.29	0.5	1.7	71	1.4	13	225	111
DX550069	SGS Lakefield	Original sample result	1.8	4.1	200	11	<2	<0.1	<6	180	13	0.15	0.26	1.6	4.6	1.3	10	69	530
	Global ARD	Pulp Duplicate	2.0	3.9	220	11	<0.5	<1	1.2	198	10	0.15	0.26	1.8	5.0	1.2	13	73	185
DX550070	SGS Lakefield	Original sample result	1.9	29	860	16	<2	0.2	<6	420	7.5	0.31	0.45	1.6	62	0.88	12	72	370
	Global ARD	Pulp Duplicate	1.8	40	1181	13	<0.5	<1	1.2	383	6.0	0.34	0.58	1.4	80	0.7	14	91	138
DX550072	SGS Lakefield	Original sample result	1.1	52	370	1.5	<2	0.7	<6	95	6.3	0.74	0.09	0.15	350	1.6	25	130	160
	Global ARD	Pulp Duplicate	1.2	49	467	1.8	<0.5	<1	0.9	107	0.8	0.64	0.13	0.2	303	1.3	26	122	67
DX550074	SGS Lakefield	Original sample result	1.3	40	240	11	<2	0.2	<6	200	10	0.26	0.48	1.5	66	0.41	10	75	300
	Global ARD	Pulp Duplicate	1.2	41	253	12	<0.5	<1	0.8	168	5.5	0.28	0.47	1.5	69	0.4	10	116	105
DX550077	SGS Lakefield	Original sample result	4.4	12	500	9.7	<2	0.3	<6	320	8.5	0.17	0.21	2.2	30	13	5.8	70	260
	Global ARD	Pulp Duplicate	4.4	14	523	8.4	<0.5	<1	1.1	314	6.5	0.19	0.21	1.7	36	17	5.5	82	100
DX550078	SGS Lakefield	Original sample result	2.1	39	1000	10	<2	<0.1	<6	370	8.6	0.34	0.21	1.3	63	0.64	12	170	310
	Global ARD	Pulp Duplicate	2.3	42	1135	8.8	<0.5	<1	1.0	389	5.3	0.35	0.2	1.2	68	0.6	12	187	111

Table B-14. Four Acid Metals QA/QC Results

Sample ID	Analyzing Laboratory	Result	Sodium	Nickel	Phosphorus	Lead	Antimony	Selenium	Tin	Strontium	Thorium	Titanium	Thallium	Uranium	Vanadium	Tungsten	Yttrium	Zinc	Zirconium
			%	ppm	ppm	ppm	ppm	ppm	ppm	ppm	ppm	%	ppm	ppm	ppm	ppm	ppm	ppm	ppm
DX550081	SGS Lakefield	Original sample result	2.1	1.2	150	210	<2	0.1	<6	99	12	0.11	0.54	1.5	3.3	1.7	9.0	1300	510
	Global ARD	Pulp Duplicate	2.3	1.8	157	285	0.5	<1	1.4	126	9.8	0.12	0.57	1.8	2.0	1.9	12	2096	201
DX550082	SGS Lakefield	Original sample result	3.4	1.9	160	18	<2	0.1	<6	180	14	0.13	0.38	2.5	3.1	1.3	12	94	610
	Global ARD	Pulp Duplicate	3.3	2.2	156	17	<0.5	<1	1.3	178	11	0.13	0.37	2.3	3.0	1.7	13	107	209
DX550083	SGS Lakefield	Original sample result	5.5	16	690	62	<2	9.3	<6	330	8.5	0.3	0.14	1.7	38	14	9.4	75	200
	Global ARD	Pulp Duplicate	5.2	19	711	52	0.7	10	1.3	305	7.3	0.29	0.12	1.7	38	18	9.6	68	71
DX550084	SGS Lakefield	Original sample result	3.1	50	600	11	<2	2.2	<6	260	9.6	0.34	0.93	2.0	100	12	12	170	330
	Global ARD	Pulp Duplicate	3.2	48	653	15	<0.5	2.0	1.5	256	6.7	0.33	0.9	1.9	105	8.7	11	188	117
DX550085	SGS Lakefield	Original sample result	4.6	11	520	12	<2	2.3	<6	210	6.9	0.12	0.12	1.5	27	42	5.7	120	200
	Global ARD	Pulp Duplicate	4.5	12	434	15	<0.5	3.0	1.5	200	6.2	0.28	0.11	1.5	27	46	5.4	100	85
DX550086	SGS Lakefield	Original sample result	2.2	18	610	13	<2	2.2	<6	290	8.4	0.22	0.75	2.1	43	19	8.3	54	300
	Global ARD	Pulp Duplicate	2.4	19	708	16	0.8	2.0	1.9	303	6.9	0.25	0.71	1.9	52	27	7.7	61	126
DX550087	SGS Lakefield	Original sample result	2.6	24	500	15	<2	0.6	<6	280	9.6	0.21	0.65	1.8	63	7.0	7.7	53	340
	Global ARD	Pulp Duplicate	2.7	22	574	16	0.6	<1	1.2	291	8.2	0.21	0.59	2.2	60	7.2	8.5	60	119
DX550089	SGS Lakefield	Original sample result	0.99	55	320	2.6	<2	1.7	<6	89	1.4	0.65	0.25	0.14	280	0.45	20	120	130
	Global ARD	Pulp Duplicate	1.0	55	358	2.3	0.6	1.0	0.9	88	0.6	0.61	0.21	0.1	272	0.5	23	125	64
DX550096	SGS Lakefield	Original sample result	0.82	74	530	2.8	<2	0.4	<6	120	3.8	1.1	0.36	0.18	300	0.97	24	130	150
	Global ARD	Pulp Duplicate	0.91	75	603	3.1	0.6	<1	0.9	133	0.8	1.0	0.38	0.2	298	1.0	26	138	84
DX550097	SGS Lakefield	Original sample result	0.81	49	420	2.2	<2	1.7	<6	83	3.6	0.78	0.1	0.19	210	0.56	20	130	150
	Global ARD	Pulp Duplicate	1.0	48	581	2.7	<0.5	1.0	1.1	104	0.8	0.73	0.16	0.2	204	0.6	21	115	66
DX550107	SGS Lakefield	Original sample result	1.9	18	560	22	<2	1.3	<6	300	8.5	0.16	0.81	2.1	42	29	7.6	71	290
	Global ARD	Pulp Duplicate	2.0	20	622	26	0.6	1.0	0.9	301	7.6	0.2	0.87	2.0	50	20	7.3	70	123
DX550108	SGS Lakefield	Original sample result	2.4	11	580	39	<2	1.2	<6	330	8.9	0.19	0.84	2.2	36	8.3	8.1	170	280
	Global ARD	Pulp Duplicate	2.5	13	663	49	0.5	1.0	0.9	322	7.7	0.21	0.85	2.0	41	10	7.8	221	111
DX550109	SGS Lakefield	Original sample result	1.1	18	750	25	<2	3.1	<6	240	11	0.24	1.2	2.4	55	4.7	11	210	310
	Global ARD	Pulp Duplicate	1.2	19	838	32	<0.5	3.0	1.2	256	8.8	0.25	1.1	2.3	58	4.8	10	276	114
031776	SGS Lakefield	Original sample result	2.5	99	540	6.0	<2	0.2	<6	450	6.3	0.58	0.1	0.47	170	0.41	13	140	280
	Global ARD	Pulp Duplicate	2.5	142	589	5.4	0.6	<1	0.7	418	2.0	0.52	0.09	0.5	167	0.4	13	127	91
031814	SGS Lakefield	Original sample result	1.6	50	410	0.82	<2	0.2	<6	98	1.5	0.68	<0.02	0.14	190	0.12	12	70	160
	Global ARD	Pulp Duplicate	1.9	57	535	1.0	<0.5	<1	0.6	106	0.7	0.8	0.04	0.2	230	0.2	13	81	56
031816	SGS Lakefield	Original sample result	1.7	18	870	10	<2	0.1	<6	220	7.6	0.35	0.68	1.2	60	0.34	8.5	150	390
	Global ARD	Pulp Duplicate	1.9	18	990	11	<0.5	<1	1.0	236	4.9	0.37	0.62	1.2	70	0.4	8.5	136	133
031887	SGS Lakefield	Original sample result	0.94	37	520	40	<2	0.2	<6	160	9.5	0.23	0.6	2.3	57	3.8	5.4	83	150
	Global ARD	Pulp Duplicate	1.1	31	684	44	<0.5	<1	0.9	164	8.6	0.27	0.74	2.3	62	4.5	10	76	87
031888	SGS Lakefield	Original sample result	0.31	13	390	15	<2	2.8	<6	59	12	0.18	0.71	2.3	36	9.4	3.8	70	170
	Global ARD	Pulp Duplicate	0.46	14	579	16	0.8	2.0	1.3	76	9.0	0.23	1.1	2.5	41	9.8	7.3	78	108
031890	SGS Lakefield	Original sample result	0.98	22	620	20	<2	3.5	<6	250	9.8	0.23	0.85	2.2	53	3.7	5.5	91	200
	Global ARD	Pulp Duplicate	1.3	23	796	22	0.5	4.0	1.3	291	8.6	0.26	0.91	2.2	58	3.8	9.3	145	119
031892	SGS Lakefield	Original sample result	1.5	23	590	18	<2	5.4	8.0	270	17	0.31	1.2	3.2	58	9.2	4.5	98	270
	Global ARD	Pulp Duplicate	1.7	26	793	18	<0.5	6.0	1.6	317	12	0.32	1.3	2.9	66	9.0	13	150	158
031904	SGS Lakefield	Original sample result	0.79	14	460	13	<2	2.8	6.2	200	13	0.19	1.1	2.4	41	2.5	4.5	130	180
	Global ARD	Pulp Duplicate	1.3	14	644	14	0.6	2.0	1.2	278	9.0	0.21	1.1	2.3	45	2.2	8.7	96	104
031905	SGS Lakefield	Original sample result	1.3	17	650	30	<2	1.4	<6	200	11	0.24	0.65	2.3	55	220	4.1	86	180
	Global ARD	Pulp Duplicate	2.0	18	949	33	<0.5	1.0	1.3	242	9.5	0.29	0.87	2.3	64	167	12	196	134
031907	SGS Lakefield	Original sample result	2.2	9.4	590	37	<2	1.3	<6	150	9.5	0.16	0.39	2.1	43	1.9	10	100	220
	Global ARD	Pulp Duplicate	2.7	10	790	34	<0.5	2.0	1.3	159	8.8	0.2	0.52	2.0	50	2.7	10	123	131
031918	SGS Lakefield	Original sample result	2.0	45	780	13	<2	0.3	<6	300	14	0.4	0.66	2.7	110	1.1	15	88	280
	Global ARD	Pulp Duplicate	2.0	41	841	11	<0.5	<1	1.1	294	7.9	0.4	0.58	2.1	103	0.8	14	83	136
031951	SGS Lakefield	Original sample result	1.6	71	260	1.0	<2	0.3	<6	92	0.8	0.58	0.09	0.15	310	0.3	20	78	130
	Global ARD	Pulp Duplicate	1.7	71	298	1.5	<0.5	<1	0.9	94	0.5	0.55	0.08	0.1	278	0.3	22	79	59
031952	SGS Lakefield	Original sample result	2.2	44	330	2.0	<2	0.4	<6	140	0.8	0.75	0.1	0.15	320	0.26	23	99	170
	Global ARD	Pulp Duplicate	2.4	47	383	2.0	<0.5	<1	0.6	135	0.6	0.67	0.09	0.1	298	0.3	24	99	75
031983	SGS Lakefield	Original sample result	1.9	100	390	1.0	<2	0.4	<6	130	0.9	0.83	0.05	0.16	350	0.24	28	91	130
	Global ARD	Pulp Duplicate	2.0	107	467	1.6	<0.5	<1	1.0	126	0.6	0.75	0.05	0.1	320	0.2	29	99	62
031985	SGS Lakefield	Original sample result	1.4	84	330	1.0	<2	0.3	<6	120	0.9	0.61	0.06	0.14	280	0.37	23	64	84
	Global ARD	Pulp Duplicate	1.7	87	434	1.3	<0.5	<1	0.9	113	0.5	0.63	0.05	0.1	272	0.3	24	69	53

Table B-14. Four Acid Metals QA/QC Results

Sample ID	Analyzing Laboratory	Result	Sodium	Nickel	Phosphorus	Lead	Antimony	Selenium	Tin	Strontium	Thorium	Titanium	Thallium	Uranium	Vanadium	Tungsten	Yttrium	Zinc	Zirconium
			%	ppm	ppm	ppm	ppm	ppm	ppm	ppm	ppm	%	ppm	ppm	ppm	ppm	ppm	ppm	ppm
116967	SGS Lakefield	Original sample result	2.7	12	450	10	<2	0.1	<6	230	5.9	0.16	0.24	1.8	30	0.58	4.7	51	190
	Global ARD	Pulp Duplicate	2.7	12	507	9.9	<0.5	<1	0.8	257	6.4	0.18	0.24	2.0	36	0.4	5.3	52	128
116983	SGS Lakefield	Original sample result	1.9	69	720	2.0	<2	0.3	<6	190	0.9	1.1	<0.02	0.2	280	10	21	130	140
	Global ARD	Pulp Duplicate	2.0	63	799	1.7	<0.5	<1	1.1	202	1.0	1.1	<0.02	0.2	271	8.2	23	114	90
031526	SGS Lakefield	Original sample result	1.7	14	460	13	<2	<0.1	<6	180	7.5	0.23	0.52	1.6	46	4.3	4.5	63	120
	Global ARD	Pulp Duplicate	1.9	16	586	12	<0.5	<1	1.1	248	9.2	0.26	0.57	2.3	50	4.9	9.0	63	118
031553	SGS Lakefield	Original sample result	5.3	2.9	390	66	<2	2.9	<6	160	11	0.08	0.16	2.0	9.9	10	8.0	900	200
	Global ARD	Pulp Duplicate	5.9	2.1	339	33	<0.5	3.0	0.8	213	13	0.11	0.11	2.6	11	5.9	9.0	191	182
031573	SGS Lakefield	Original sample result	1.3	22	590	14	<2	4.8	<6	200	6.5	0.22	0.73	1.8	76	15	7.2	260	120
	Global ARD	Pulp Duplicate	1.5	22	657	88	0.5	5.0	1.7	250	7.0	0.25	0.74	1.8	78	15	8.2	225	100
031577	SGS Lakefield	Original sample result	1.8	16	440	430	<2	2.8	<6	120	7.5	0.18	0.61	2.1	49	6.4	6.1	5600	130
	Global ARD	Pulp Duplicate	1.8	16	563	1016	1.8	3.0	1.5	135	7.6	0.21	0.73	2.0	50	6.0	7.9	6496	114
031601	SGS Lakefield	Original sample result	1.9	66	660	21	<2	0.3	<6	320	19	0.43	0.62	2.6	140	1.4	13	110	270
	Global ARD	Pulp Duplicate	1.7	55	671	16	0.6	<1	1.1	274	7.2	0.38	0.45	2.0	118	1.1	11	87	121
031604	SGS Lakefield	Original sample result	2.3	12	380	7.0	<2	<0.1	<6	240	7.9	0.19	0.29	1.4	41	0.84	5.1	42	130
	Global ARD	Pulp Duplicate	2.6	13	541	7.8	<0.5	<1	1.0	342	8.2	0.25	0.36	2.2	48	1.1	7.5	46	106
031614	SGS Lakefield	Original sample result	2.4	28	800	9.0	<2	<0.1	<6	370	5.5	0.38	0.25	1.4	73	0.53	9.4	67	170
	Global ARD	Pulp Duplicate	2.4	27	942	8.0	<0.5	<1	1.0	379	5.7	0.39	0.25	1.4	72	0.6	9.4	66	119
031730	SGS Lakefield	Original sample result	2.0	7.7	310	10	<2	<0.1	<6	280	7.2	0.17	0.32	1.4	23	0.65	7.0	62	150
	Global ARD	Pulp Duplicate	2.3	5.4	365	9.9	<0.5	<1	0.8	299	8.1	0.2	0.32	1.3	26	0.6	6.8	52	141
031734	SGS Lakefield	Original sample result	2.2	8.4	290	7.0	<2	<0.1	<6	200	8.5	0.14	0.21	2.1	23	1.5	8.0	39	150
	Global ARD	Pulp Duplicate	2.4	7.6	343	6.9	<0.5	<1	0.9	207	8.8	0.16	0.23	1.8	27	1.6	7.5	38	134
031826	SGS Lakefield	Original sample result	2.9	25	620	11	<2	<0.1	<6	340	4.2	0.31	0.19	1.1	57	1.2	7.0	63	170
	Global ARD	Pulp Duplicate	3.2	25	738	7.8	<0.5	<1	1.1	389	4.9	0.35	0.22	1.1	66	1.1	8.2	51	150
031827	SGS Lakefield	Original sample result	2.6	13	270	10	<2	<0.1	<6	210	5.9	0.18	0.13	1.2	25	2.5	6.0	110	140
	Global ARD	Pulp Duplicate	2.9	13	360	9.7	<0.5	<1	0.9	239	7.4	0.22	0.17	1.2	31	3.1	6.7	93	130
031839	SGS Lakefield	Original sample result	2.0	11	160	13	<2	<0.1	<6	190	8.4	0.13	0.25	1.8	9.0	0.63	7.0	58	200
	Global ARD	Pulp Duplicate	2.1	11	185	12	<0.5	<1	1.1	203	11	0.15	0.28	1.9	12	0.8	8.6	61	186
031841	SGS Lakefield	Original sample result	2.8	29	550	8.0	<2	<0.1	<6	290	3.2	0.31	0.22	0.8	52	0.5	6.0	44	180
	Global ARD	Pulp Duplicate	3.2	29	650	7.0	<0.5	<1	1.0	316	4.4	0.34	0.24	0.9	65	0.6	8.0	45	157
031842	SGS Lakefield	Original sample result	2.6	7.6	270	9.0	<2	<0.1	<6	290	3.1	0.16	0.24	1.0	22	2.0	3.0	34	100
	Global ARD	Pulp Duplicate	2.9	6.5	342	7.7	<0.5	<1	0.6	333	4.8	0.18	0.28	1.2	32	2.1	3.6	38	104

Table B-15. Shake Flask Extraction (SFE) QA/QC Results

Sample ID	Analyzing Laboratory	Result	pH	Conductivity	Acidity (to pH 8.3)	Alkalinity (to pH 4.5)	Sulphate	Aluminum Dissolved	Antimony Dissolved	Arsenic Dissolved	Beryllium Dissolved	Boron Dissolved	Cadmium Dissolved	Calcium Dissolved	Chromium Dissolved	Cobalt Dissolved	Copper Dissolved
			pH units	*µS/cm*	*mg CaCO3/L*	*mg CaCO3/L*	*mg/L*	*mg/L*	*mg/L*	*mg/L*	*mg/L*	*mg/L*	*mg/L*	*mg/L*	*mg/L*	*mg/L*	*mg/L*
DX450072	SGS Lakefield	Original sample result	8.0	99	34	--	3.0	0.67	0.0062	3.9	<0.000007	0.014	9.1	<0.000003	0.00066	0.000009	0.0003
DX450072	Global ARD	Duplicate result	6.2	86	23	30	5.9	0.12	0.0019	0.39	0.00001	0.011	<0.000002	11	<0.0005	0.00007	0.00088
DX450165	SGS Lakefield	Original sample result	7.8	94	34	--	5.0	1.5	0.0023	0.67	0.000046	0.022	4.2	0.000003	<0.00008	0.000033	<0.0002
DX450165	Global ARD	Duplicate result	6.7	130	120	30	7.1	0.069	0.00098	0.015	<0.00001	0.034	0.000015	17	<0.0005	0.000094	0.0016
DX450166	SGS Lakefield	Original sample result	7.8	142	41	--	15	0.79	0.033	1.8	0.000031	0.053	7.7	<0.000003	0.00009	0.000023	<0.0002
DX450166	Global ARD	Duplicate result	6.4	93	24	25	12	0.10	0.0044	0.14	<0.00001	0.0092	0.0000041	10	<0.0005	0.000058	0.00062
031571	SGS Lakefield	Original sample result	9.4	170	53	<2	18	0.13	0.0029	0.0008	<0.000007	0.3	3.9	<0.000003	0.00083	0.000039	0.0009
031571	Global ARD	Duplicate result	3.8	96	26	0.8	27	0.089	0.00027	<0.00065	0.00012	0.0058	0.00025	5.5	<0.0005	0.0044	0.0016
031601	SGS Lakefield	Original sample result	8.6	76	28	<2	4.8	1.2	0.0044	0.033	<0.000007	0.021	3.9	0.00001	0.0012	0.00036	0.0006
031601	Global ARD	Duplicate result	6.1	44	22	8.2	6.4	0.055	0.0014	0.0036	<0.00001	0.0042	0.0000071	2.5	<0.0005	0.00019	0.00043

A value of "--" indicates no data are available.

Table B-15. Shake Flask Extraction (SFE) QA/QC Results

Sample ID	Analyzing Laboratory	Result	Iron Dissolved	Lead Dissolved	Magnesium Dissolved	Mercury Dissolved	Molybdenum Dissolved	Nickel Dissolved	Phosphorus Dissolved	Selenium Dissolved	Silver Dissolved	Thallium Dissolved	Tungsten Dissolved	Uranium Dissolved	Vanadium Dissolved	Zinc Dissolved	Zirconium Dissolved
			mg/L	*mg/L*	*mg/L*	*mg/L*	*mg/L*	*mg/L*	*mg/L*	*mg/L*	*mg/L*	*mg/L*	*mg/L*	*mg/L*	*mg/L*	*mg/L*	*mg/L*
DX450072	SGS Lakefield	Original sample result	0.007	<0.00009	0.78	0.00001	0.00079	0.0004	0.003	0.0056	0.00005	<0.000005	0.0045	0.00065	0.0047	0.002	--
DX450072	Global ARD	Duplicate result	<0.002	<0.00005	0.42	<0.000005	0.00054	0.00028	0.018	0.0063	0.000025	<0.000004	0.0012	0.00029	0.0011	<0.001	<0.00002
DX450165	SGS Lakefield	Original sample result	0.091	<0.00009	0.34	0.00001	0.0016	0.0004	0.019	0.0005	0.00005	<0.000005	0.0029	0.0012	0.0034	0.002	--
DX450165	Global ARD	Duplicate result	0.0046	<0.00005	0.56	<0.000005	0.00076	0.00047	<0.01	0.00027	0.000051	0.000013	0.002	0.00077	<0.001	0.0015	0.00003
DX450166	SGS Lakefield	Original sample result	0.035	<0.00009	1.2	0.00001	0.00073	0.0005	0.01	0.0002	0.0001	0.000008	0.0093	0.0017	0.010	0.002	--
DX450166	Global ARD	Duplicate result	0.0038	<0.00005	1.2	<0.000005	0.0002	0.00099	0.012	0.00011	0.000018	0.00001	0.0033	0.00009	<0.001	<0.001	<0.00002
031571	SGS Lakefield	Original sample result	0.68	0.00036	1.2	0.00001	0.00047	0.0008	0.013	0.001	<0.00005	<0.000005	0.0023	0.000099	0.0004	0.006	--
031571	Global ARD	Duplicate result	1.6	0.0021	2.1	<0.000005	<0.00001	0.033	<0.01	0.00061	<0.00001	0.000099	<0.0002	0.00073	<0.001	0.041	<0.00002
031601	SGS Lakefield	Original sample result	0.53	0.00042	0.67	<0.00001	0.00046	0.0014	0.019	0.00034	<0.00005	0.000006	0.0005	0.000066	0.0052	0.002	--
031601	Global ARD	Duplicate result	0.0062	<0.00005	0.65	<0.000005	0.00023	0.0013	<0.01	0.0002	0.000014	0.00001	0.00035	0.000016	<0.001	<0.001	0.00011

A value of "--" indicates no data are available.

Appendix B
B3: Cross Sections

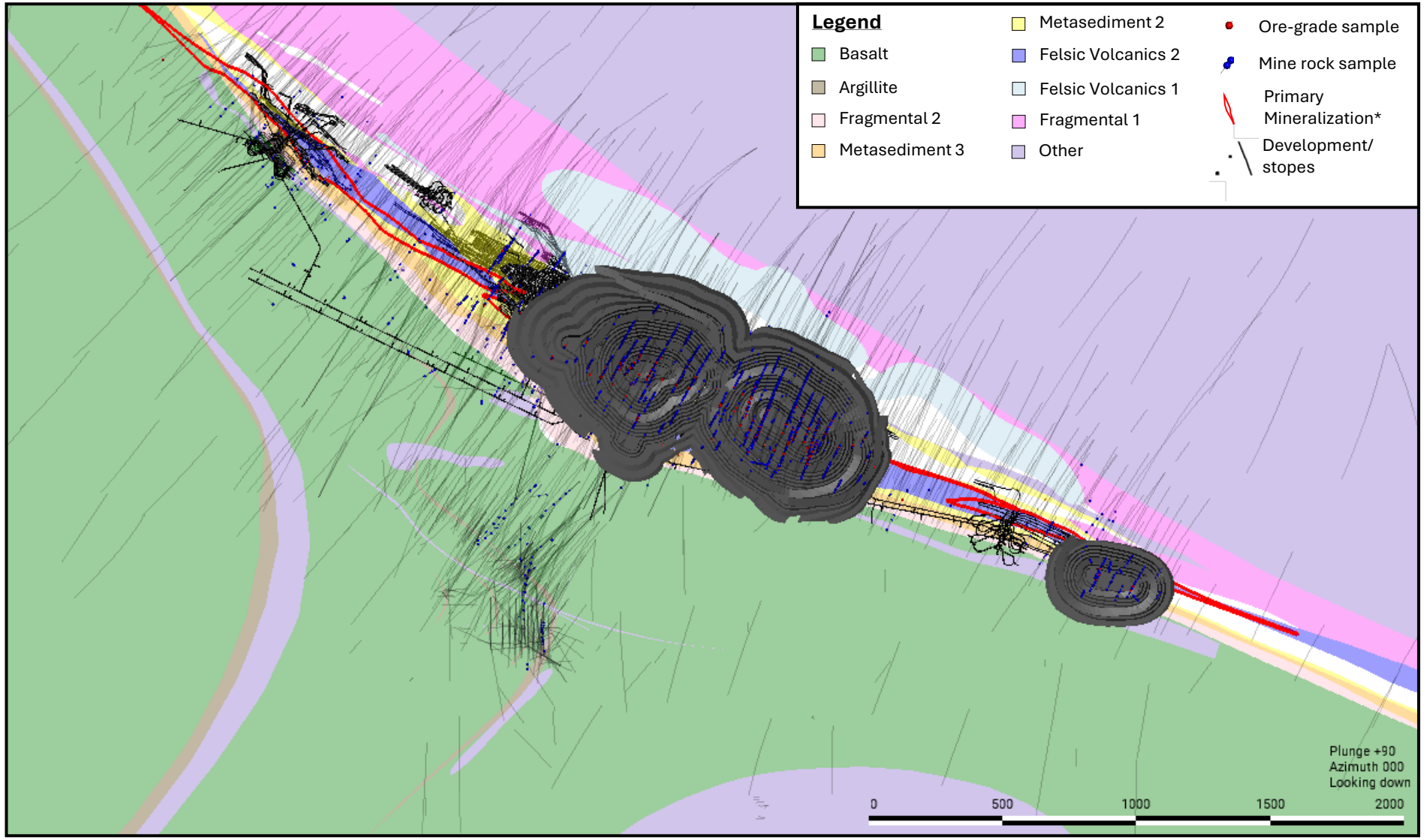

*Primary mineralization envelope only, hanging wall and footwall mineralization exists outboard of highlighted area

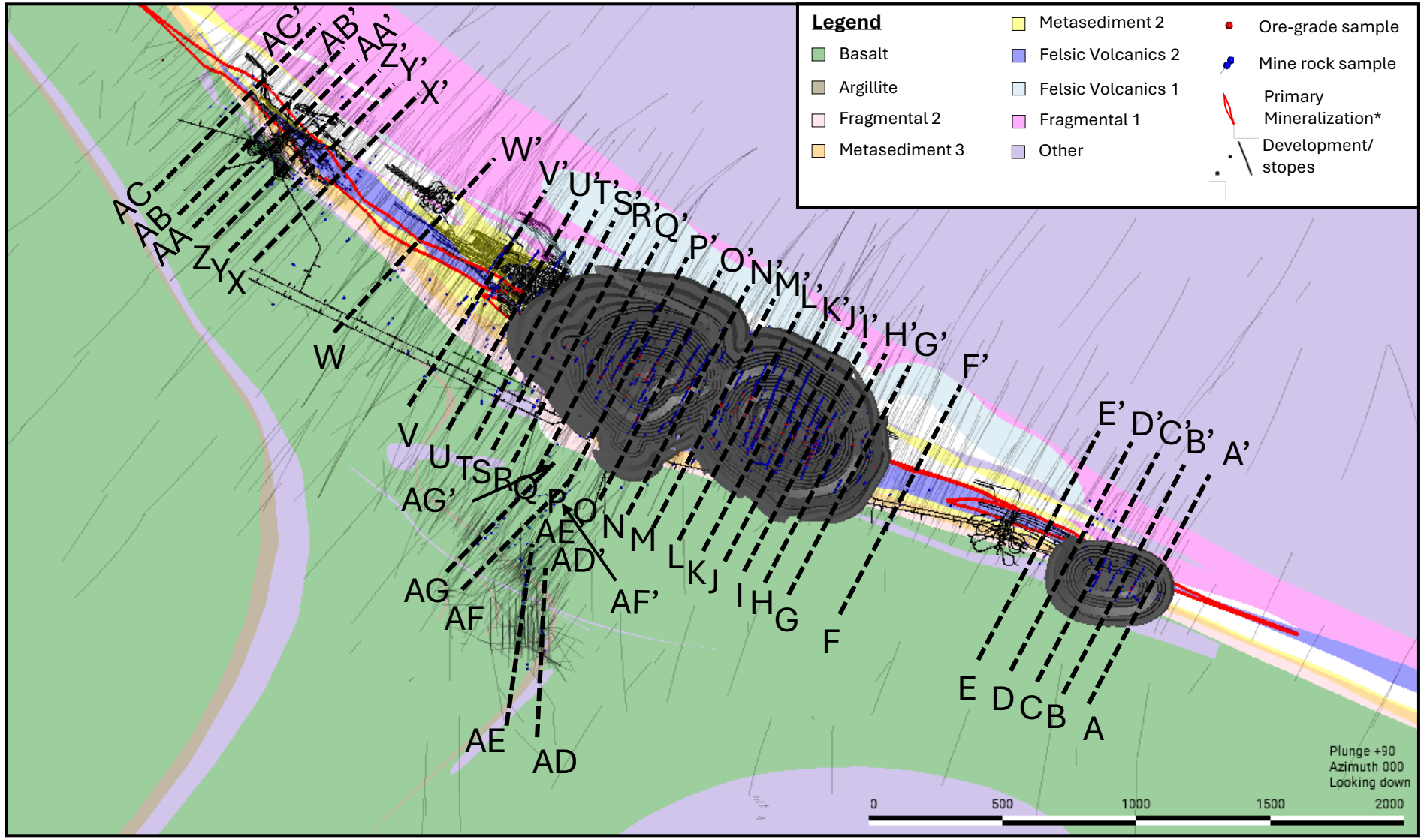

*Primary mineralization envelope only, hanging wall and footwall mineralization exists outboard of highlighted area

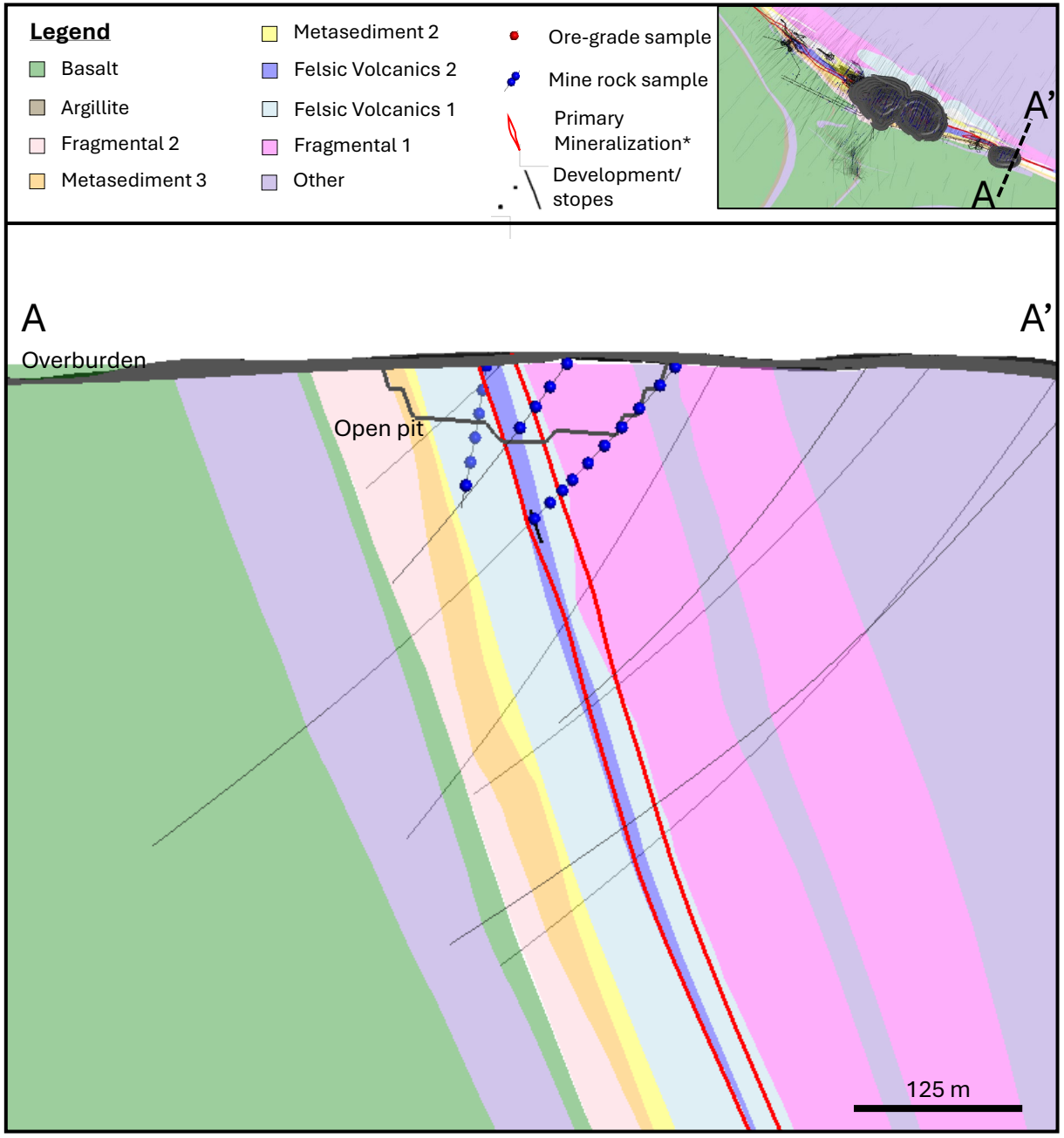

*Primary mineralization envelope only, hanging wall and footwall mineralization exists outboard of highlighted area

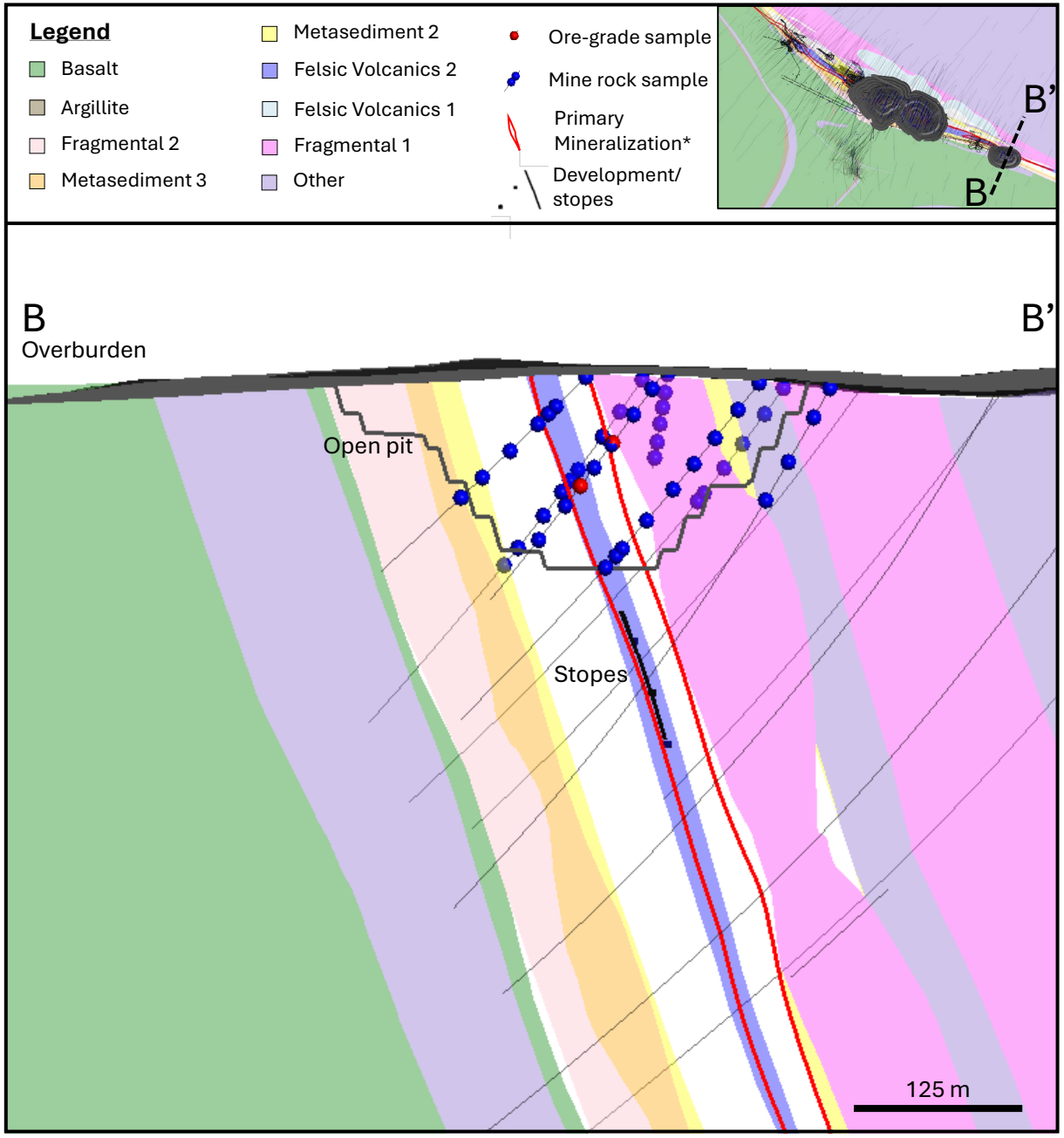

*Primary mineralization envelope only, hanging wall and footwall mineralization exists outboard of highlighted area

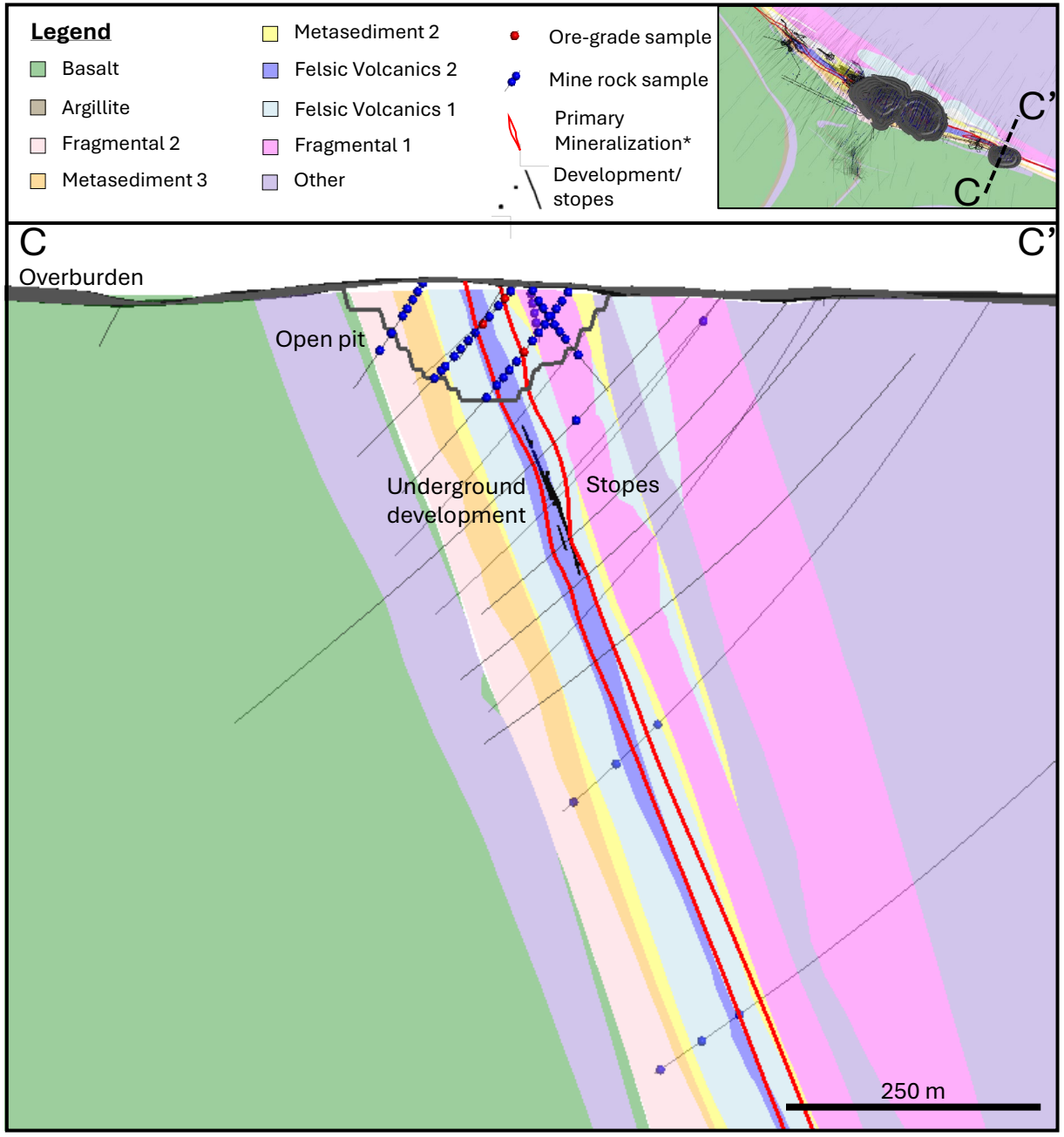

*Primary mineralization envelope only, hanging wall and footwall mineralization exists outboard of highlighted area

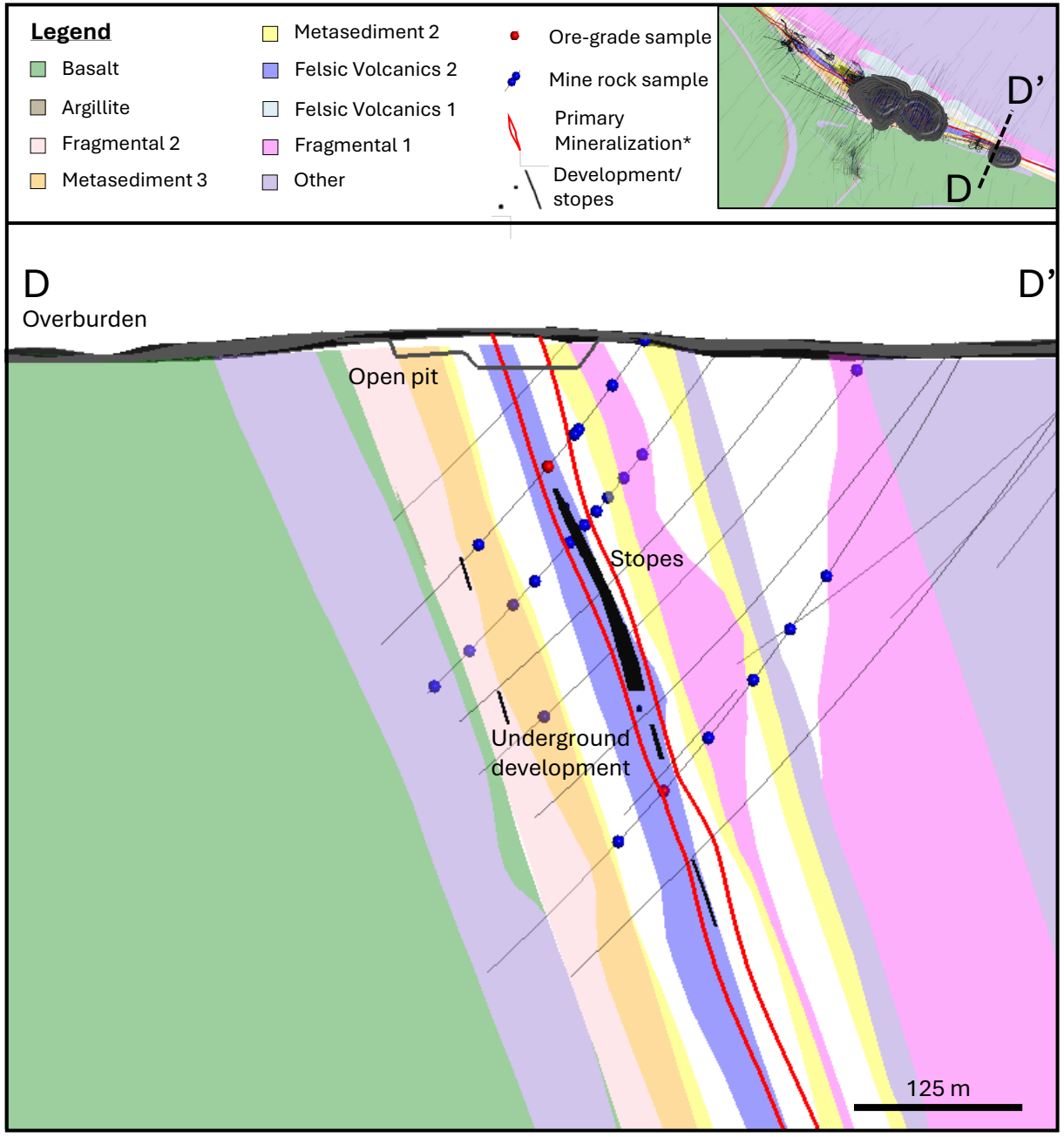

*Primary mineralization envelope only, hanging wall and footwall mineralization exists outboard of highlighted area

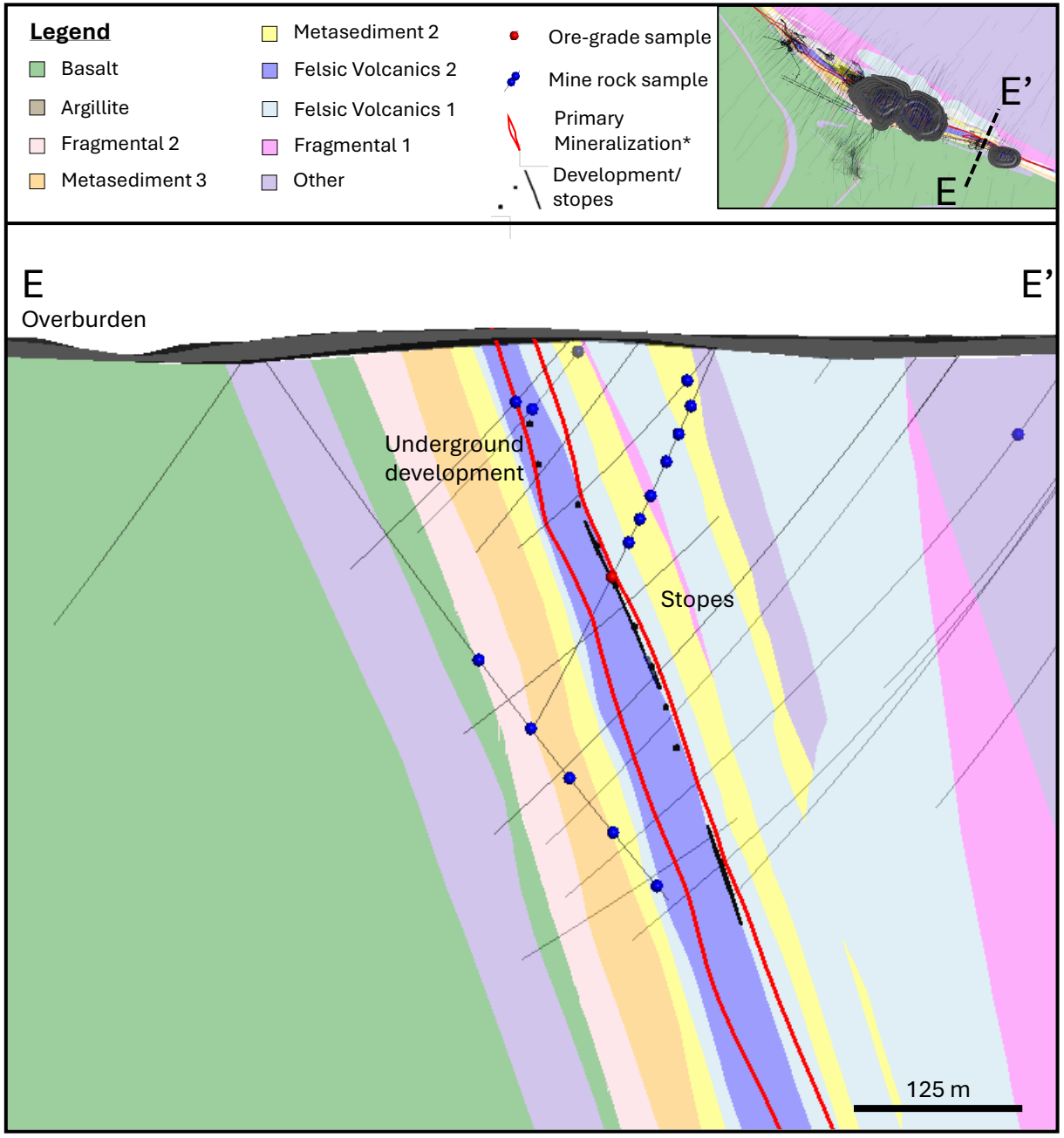

*Primary mineralization envelope only, hanging wall and footwall mineralization exists outboard of highlighted area

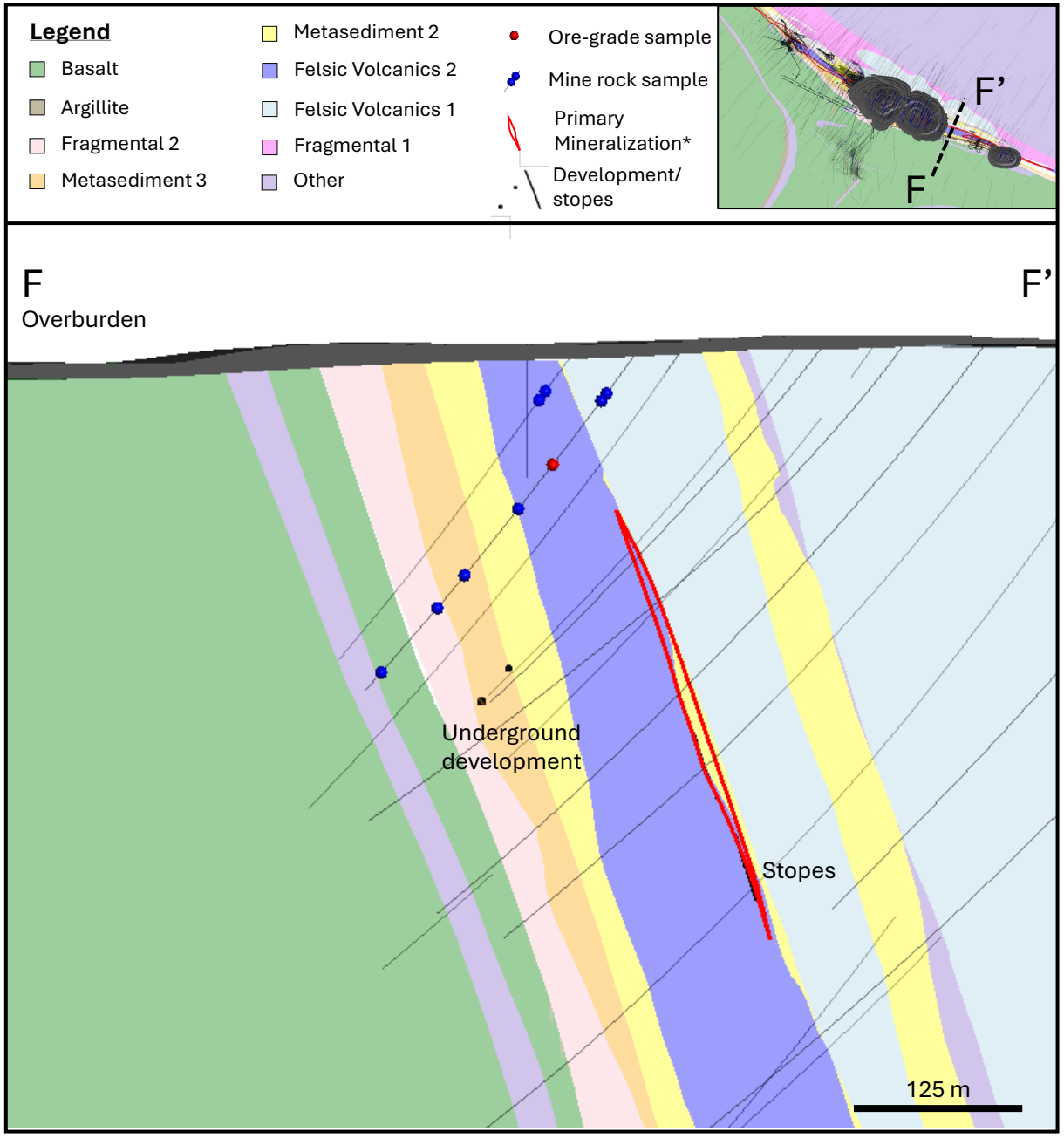

*Primary mineralization envelope only, hanging wall and footwall mineralization exists outboard of highlighted area

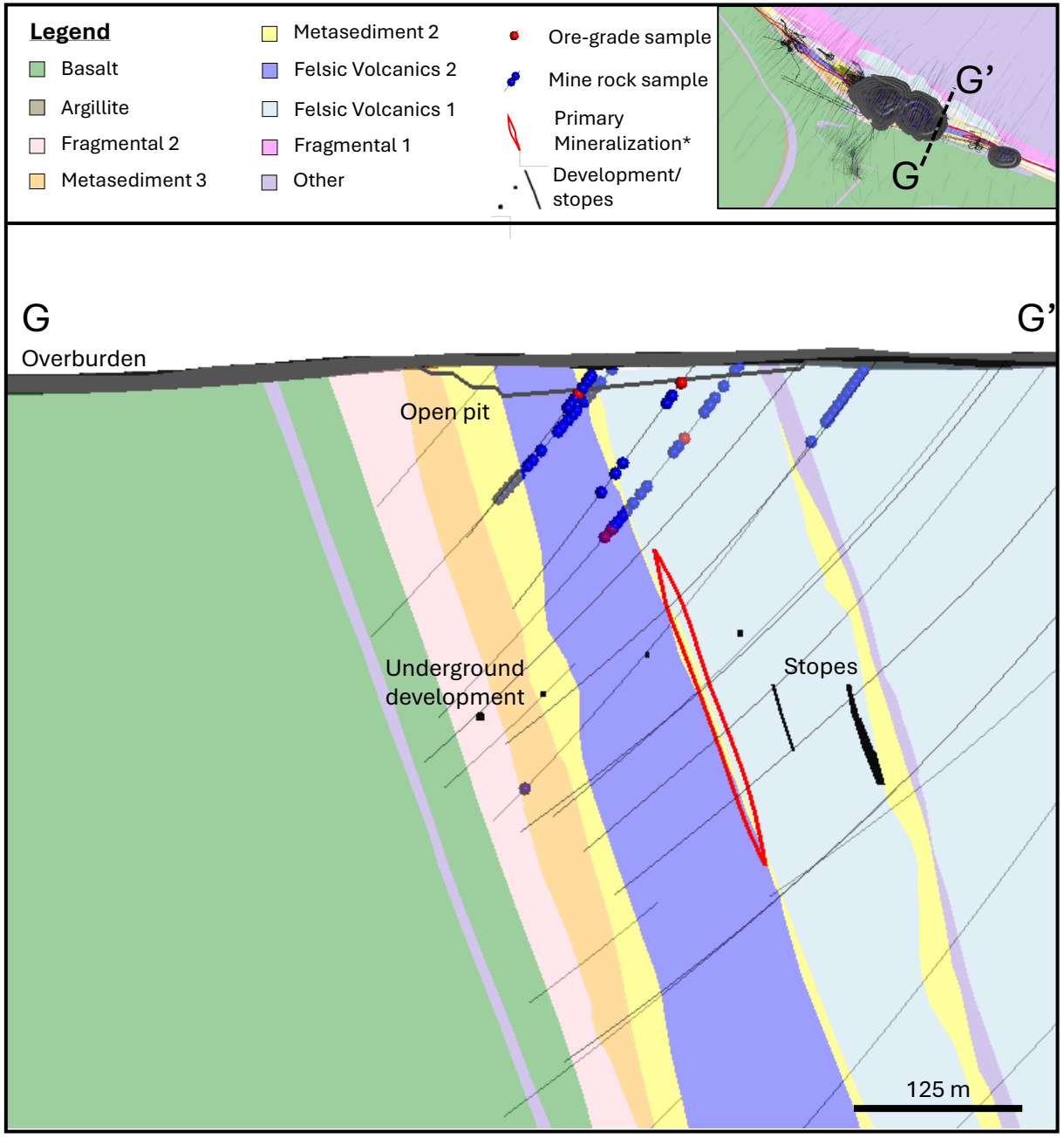

*Primary mineralization envelope only, hanging wall and footwall mineralization exists outboard of highlighted area

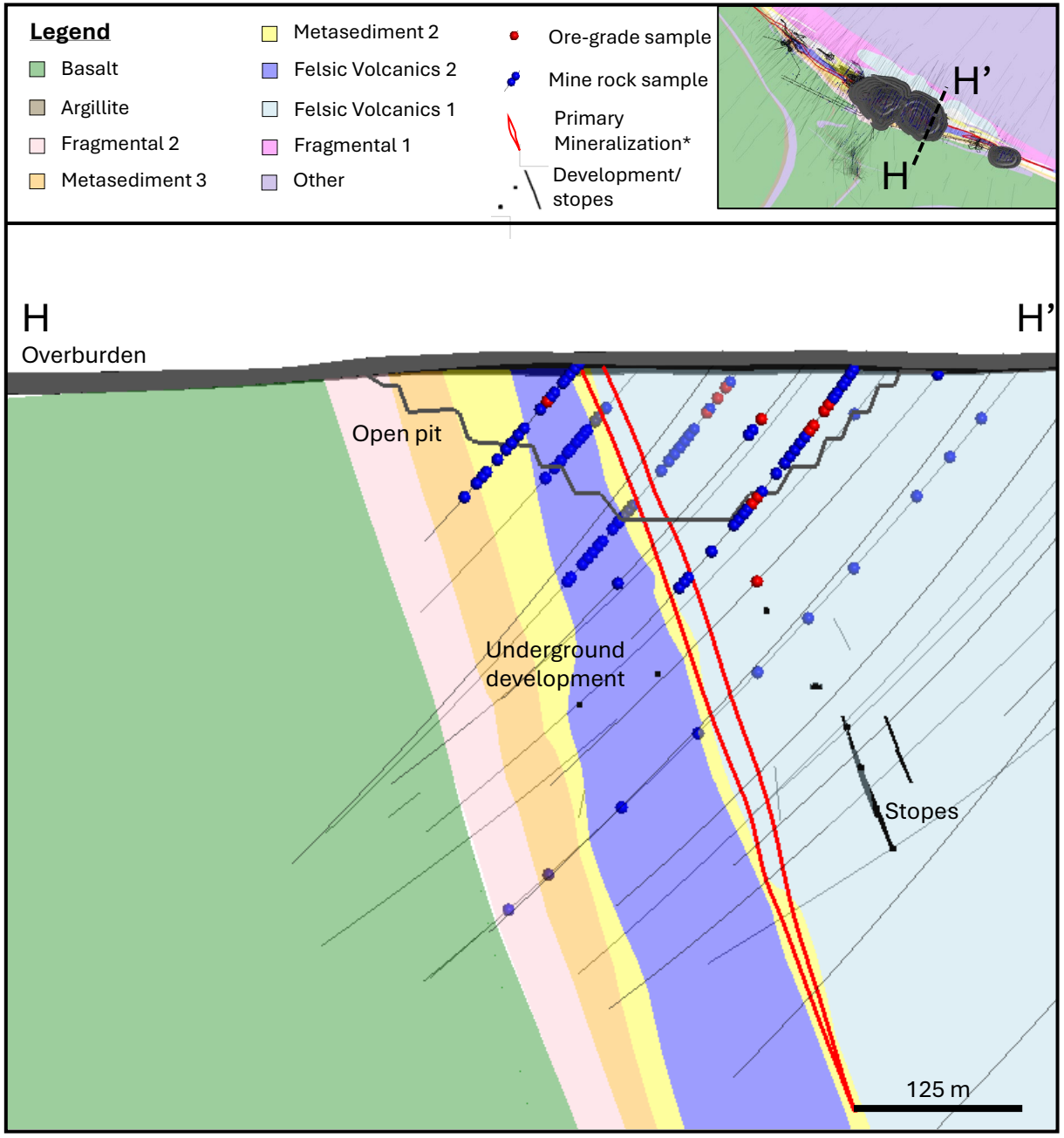

*Primary mineralization envelope only, hanging wall and footwall mineralization exists outboard of highlighted area

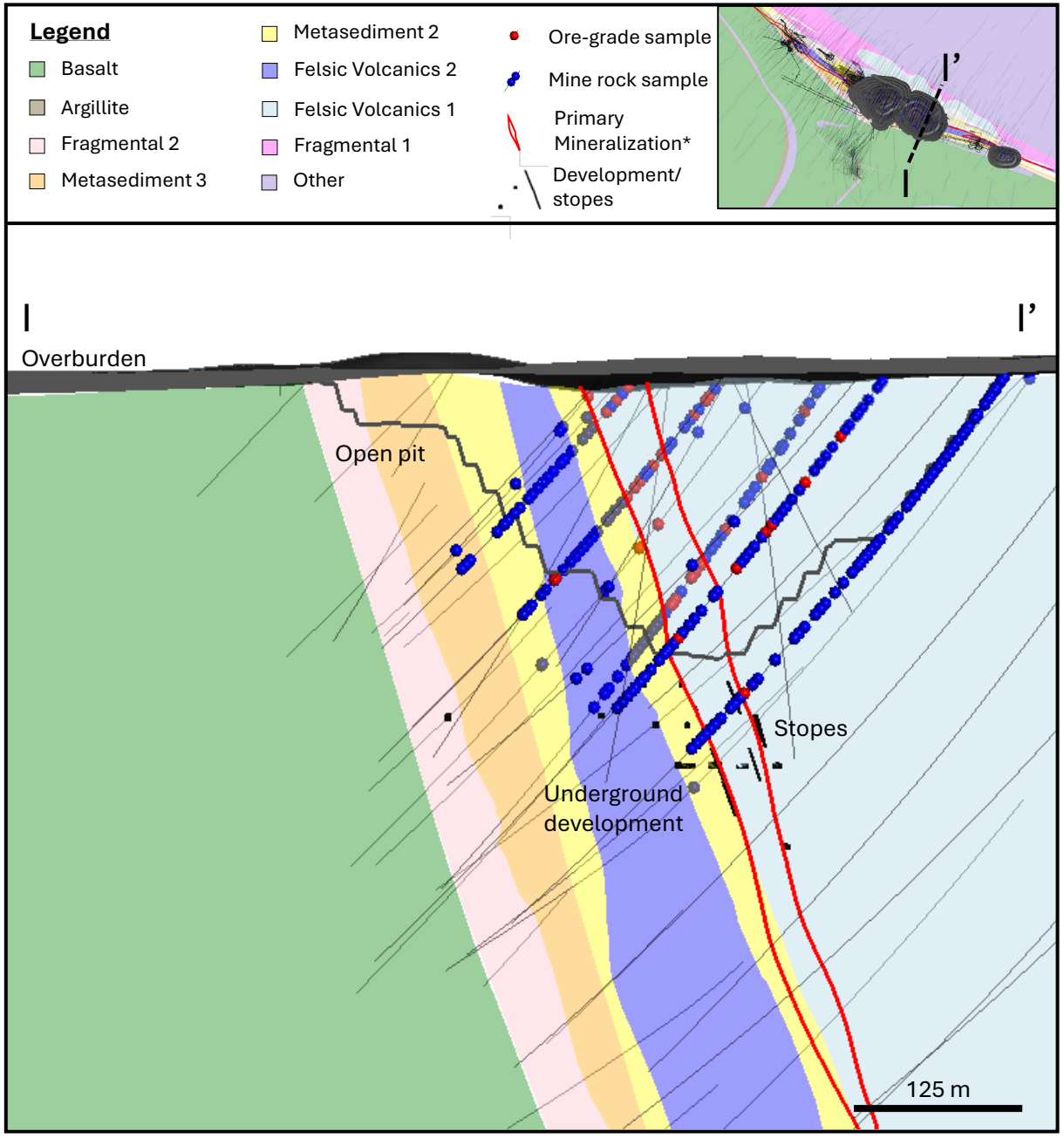

*Primary mineralization envelope only, hanging wall and footwall mineralization exists outboard of highlighted area

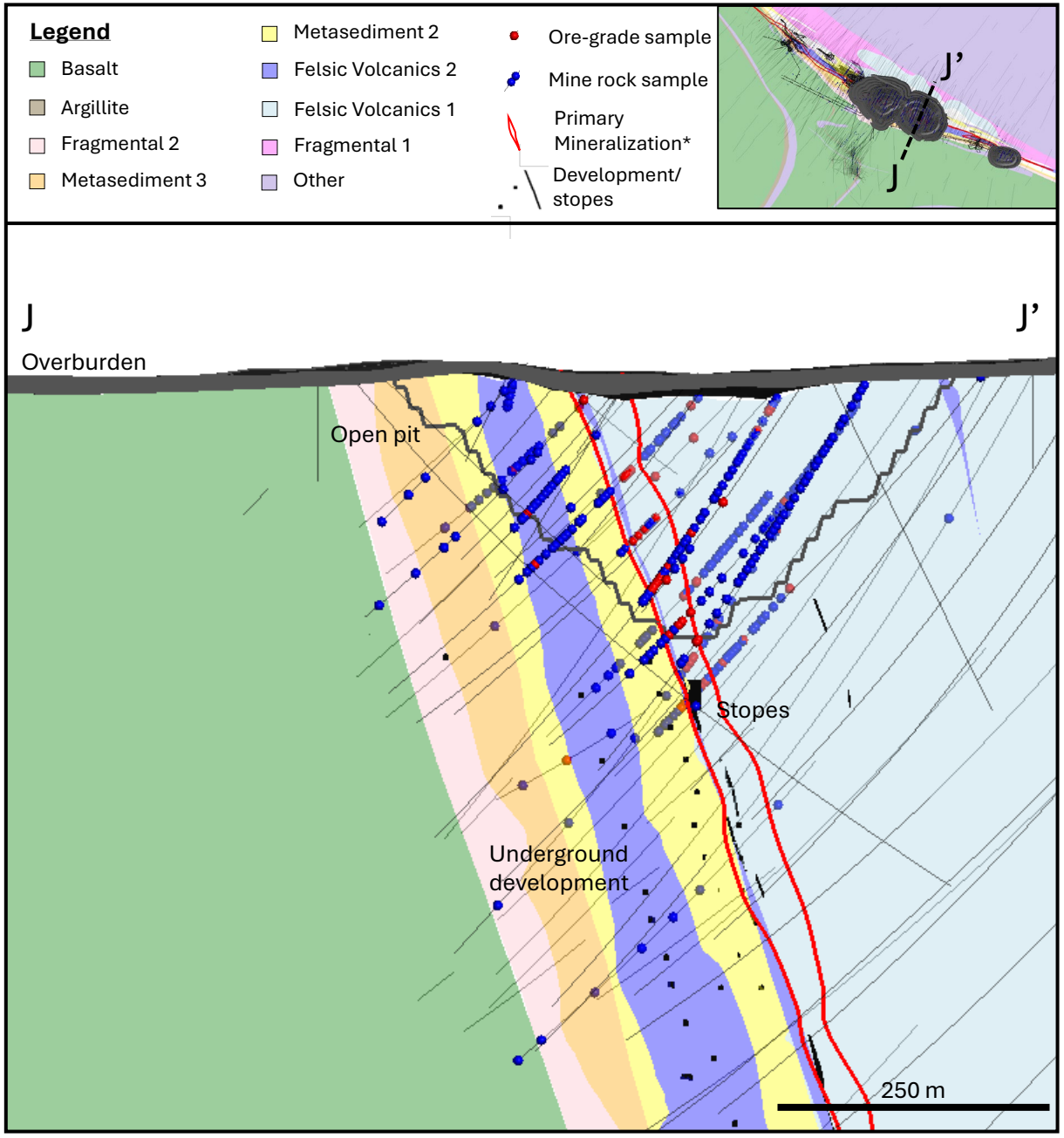

*Primary mineralization envelope only, hanging wall and footwall mineralization exists outboard of highlighted area

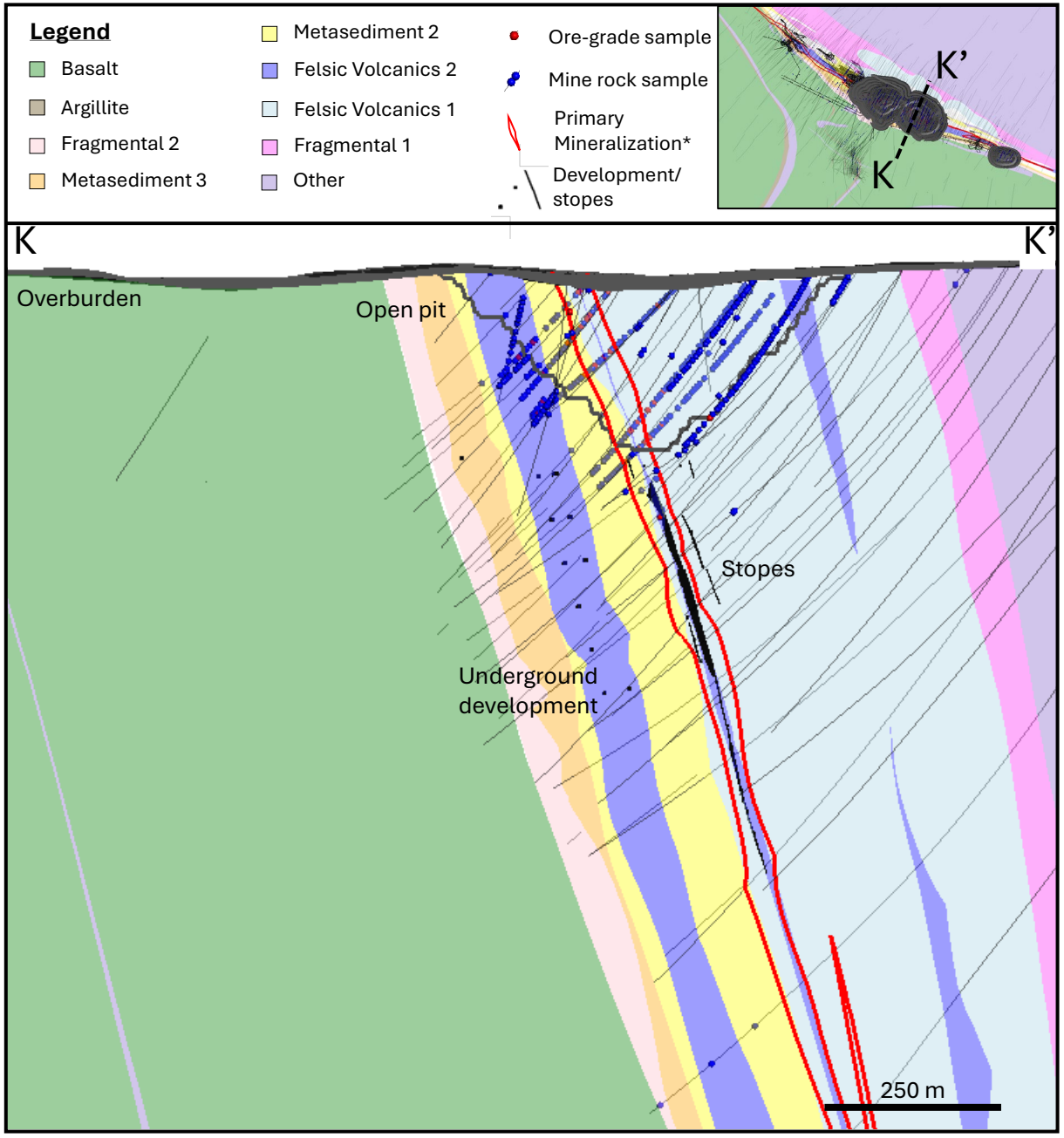

*Primary mineralization envelope only, hanging wall and footwall mineralization exists outboard of highlighted area

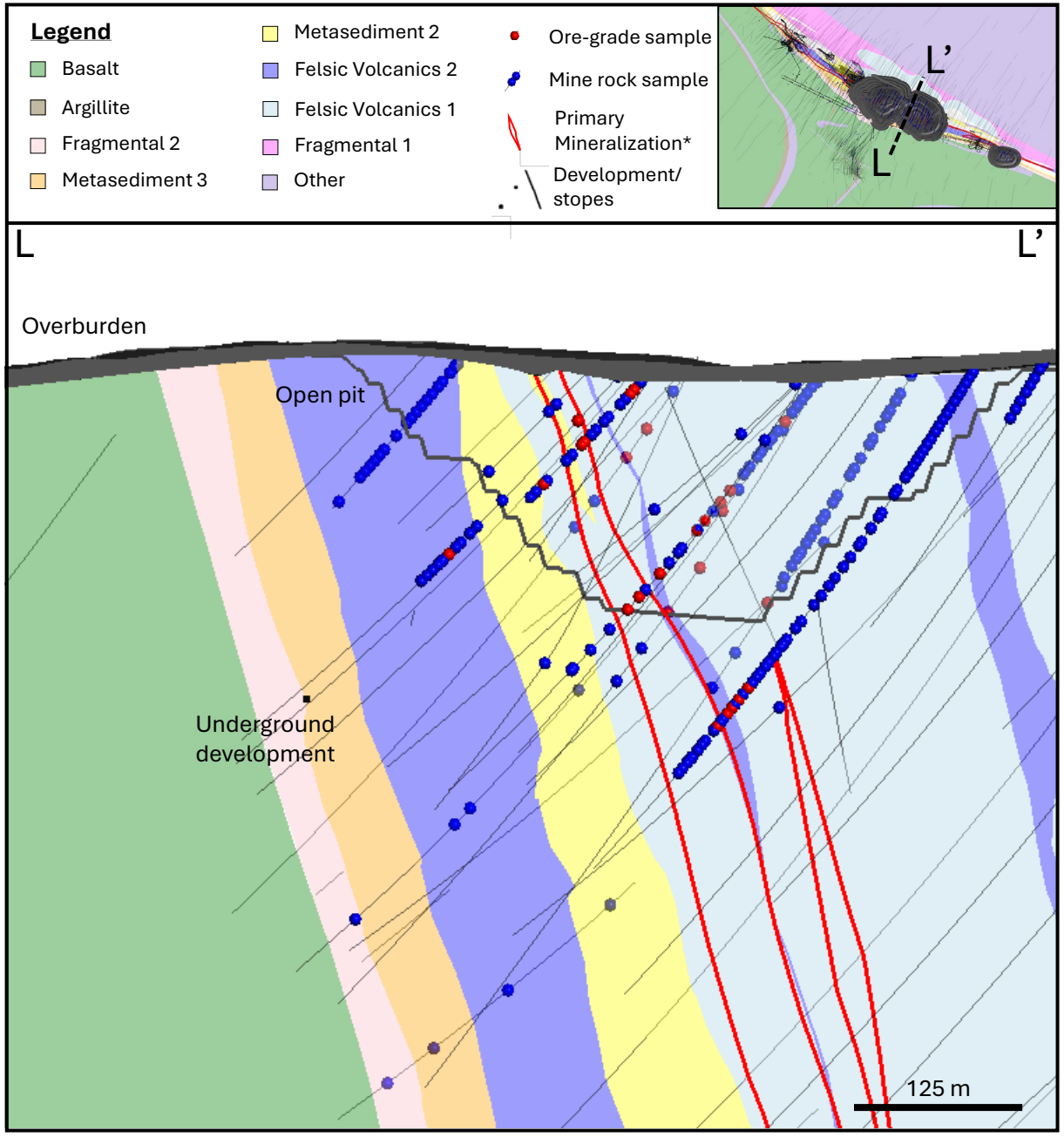

*Primary mineralization envelope only, hanging wall and footwall mineralization exists outboard of highlighted area

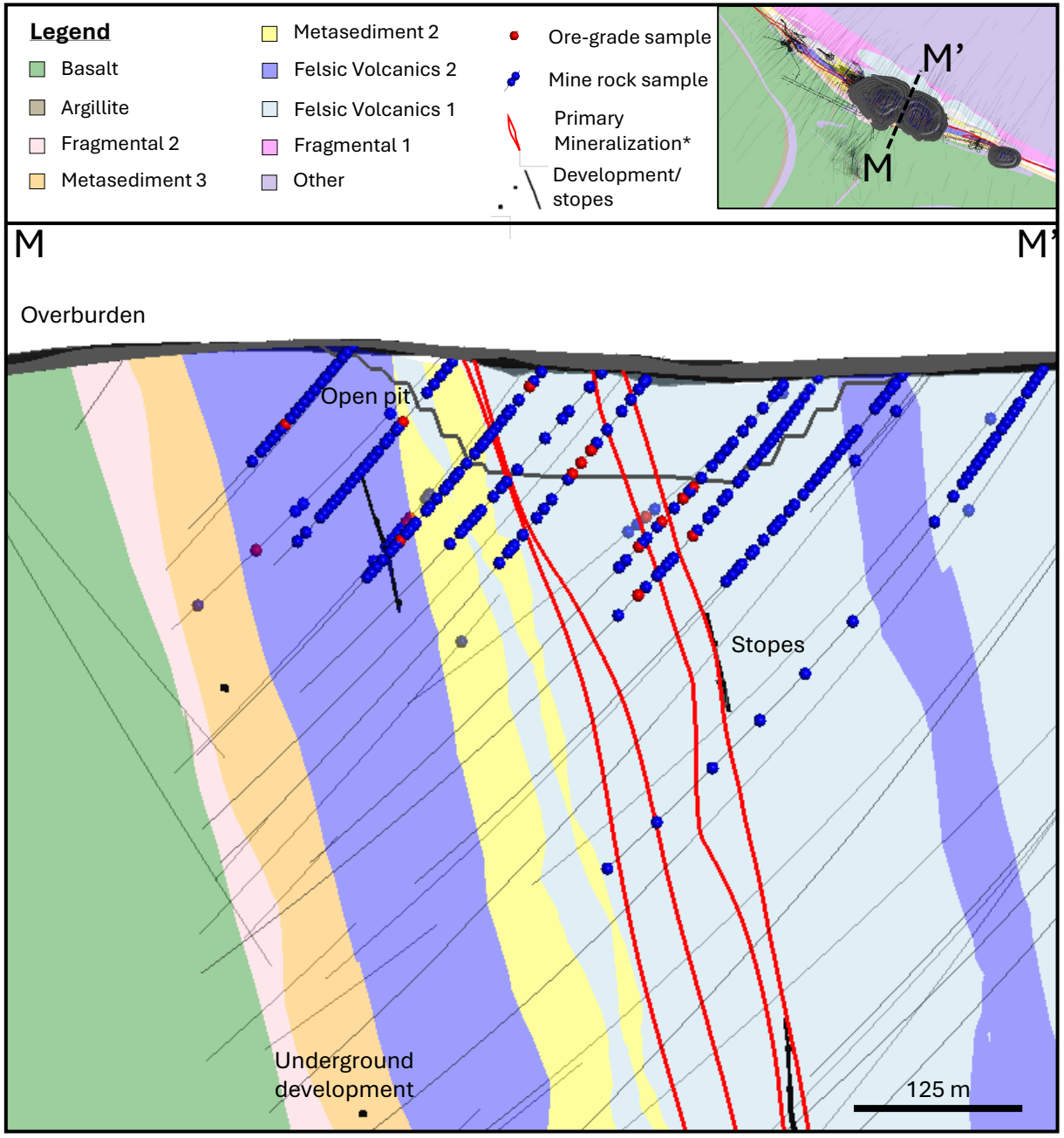

*Primary mineralization envelope only, hanging wall and footwall mineralization exists outboard of highlighted area

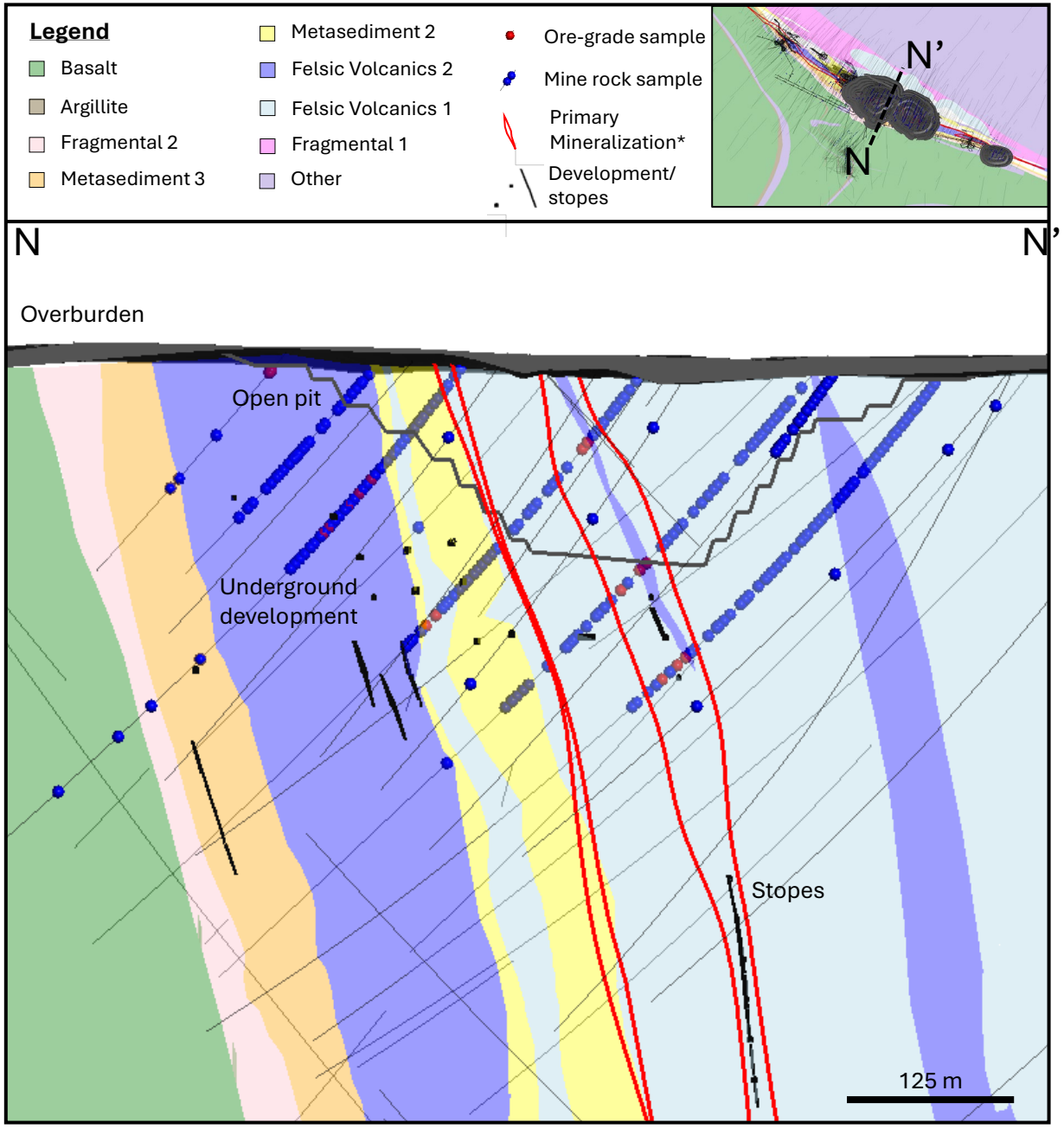

*Primary mineralization envelope only, hanging wall and footwall mineralization exists outboard of highlighted area

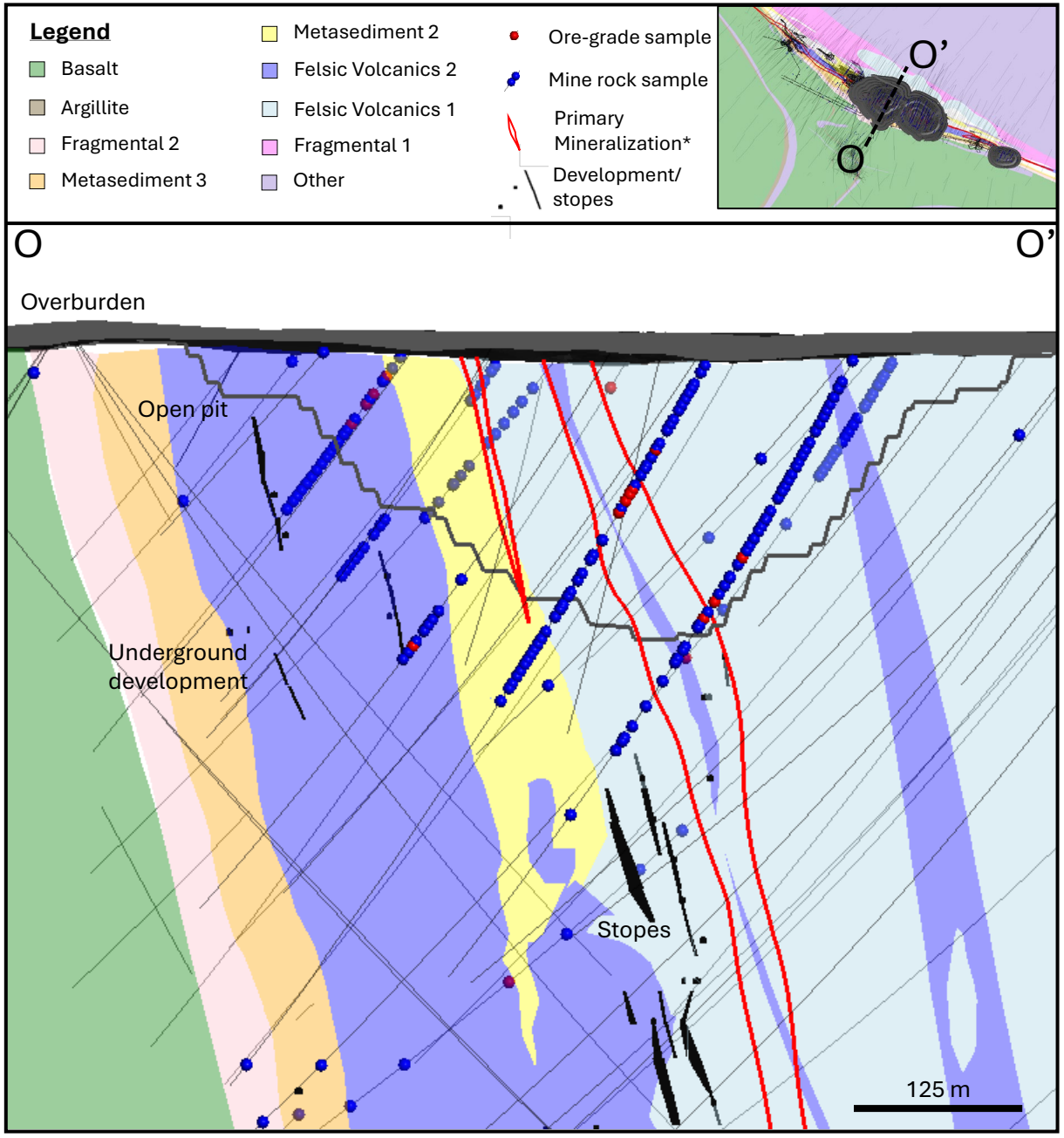

*Primary mineralization envelope only, hanging wall and footwall mineralization exists outboard of highlighted area

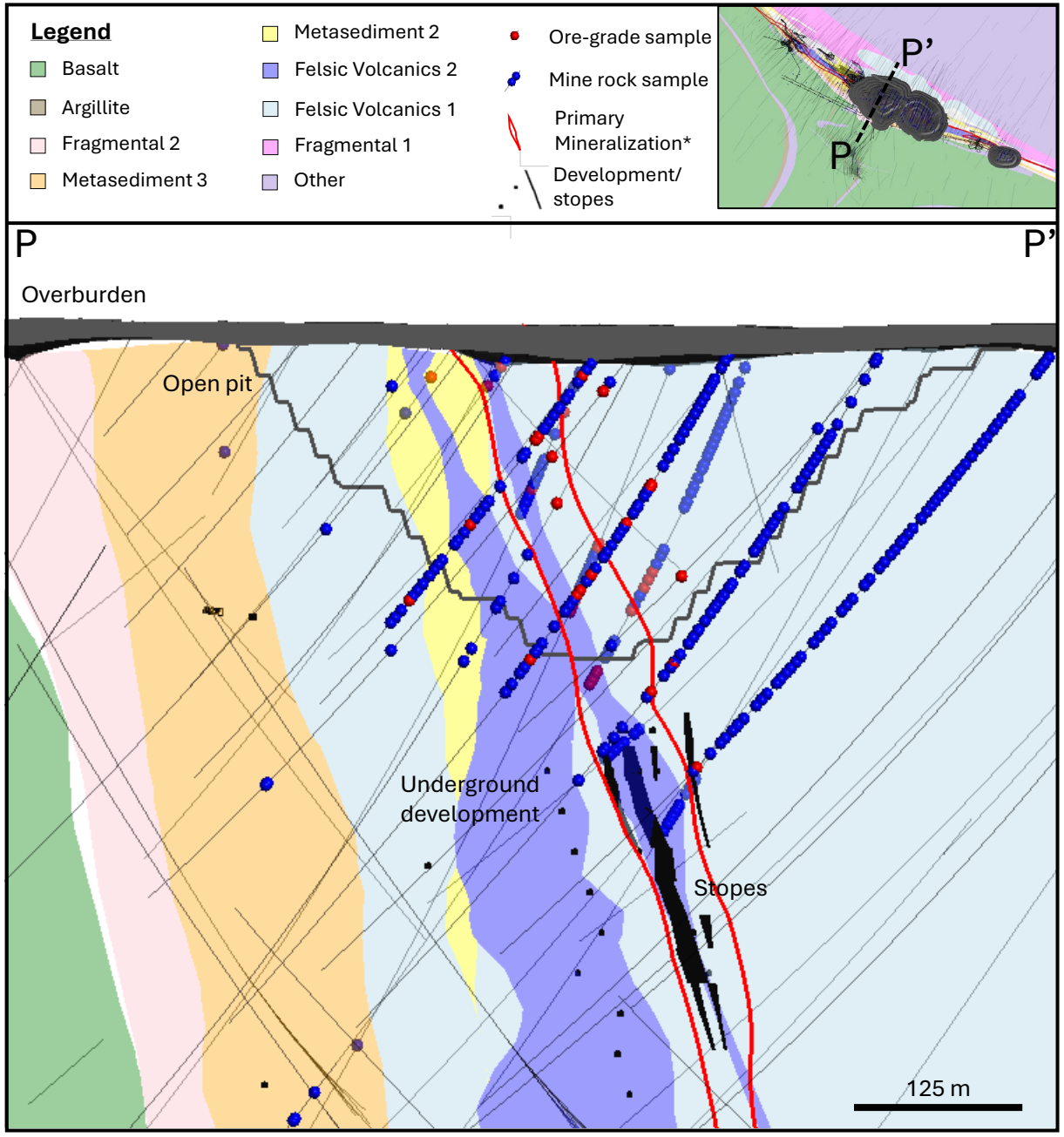

*Primary mineralization envelope only, hanging wall and footwall mineralization exists outboard of highlighted area

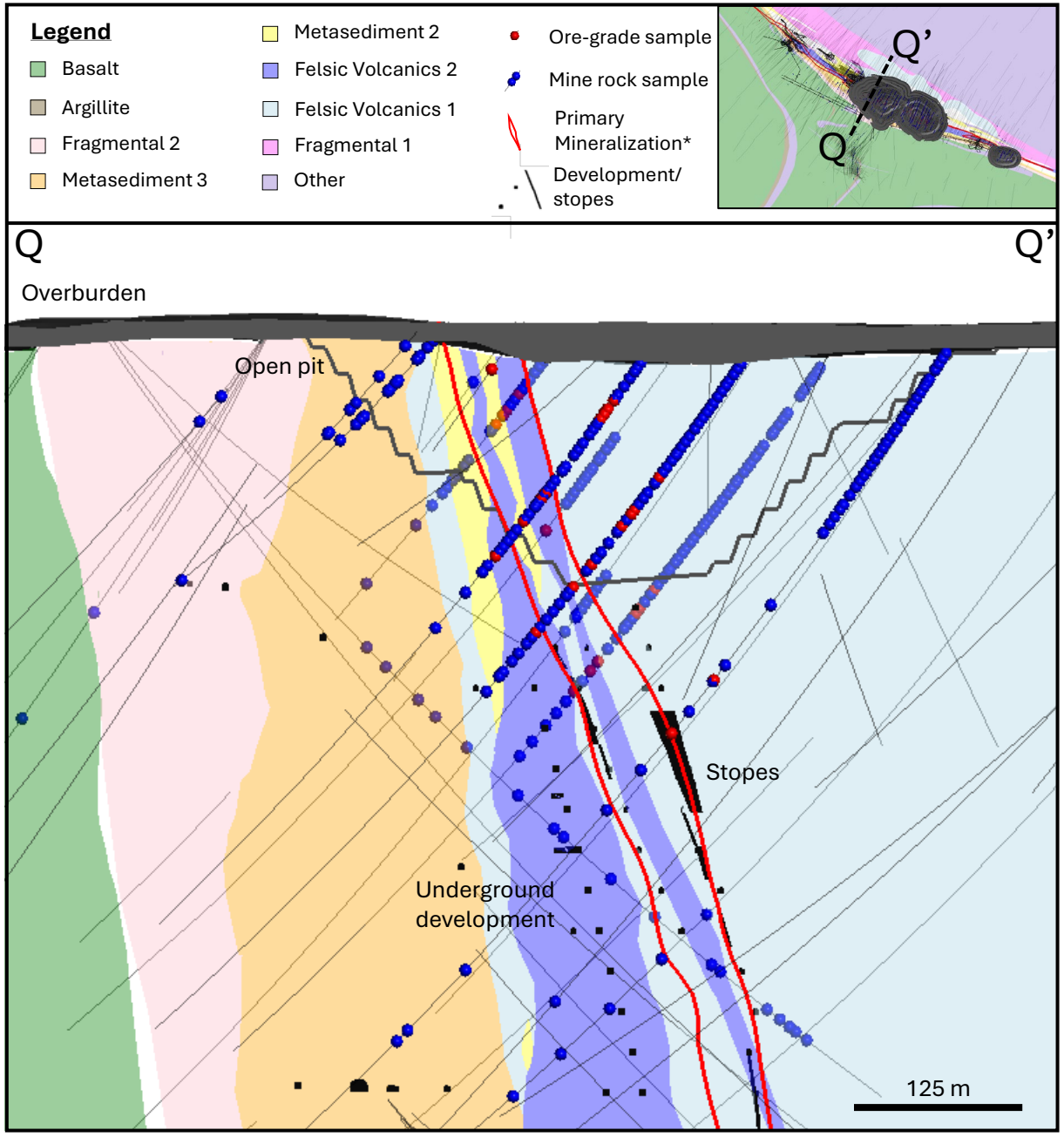

*Primary mineralization envelope only, hanging wall and footwall mineralization exists outboard of highlighted area

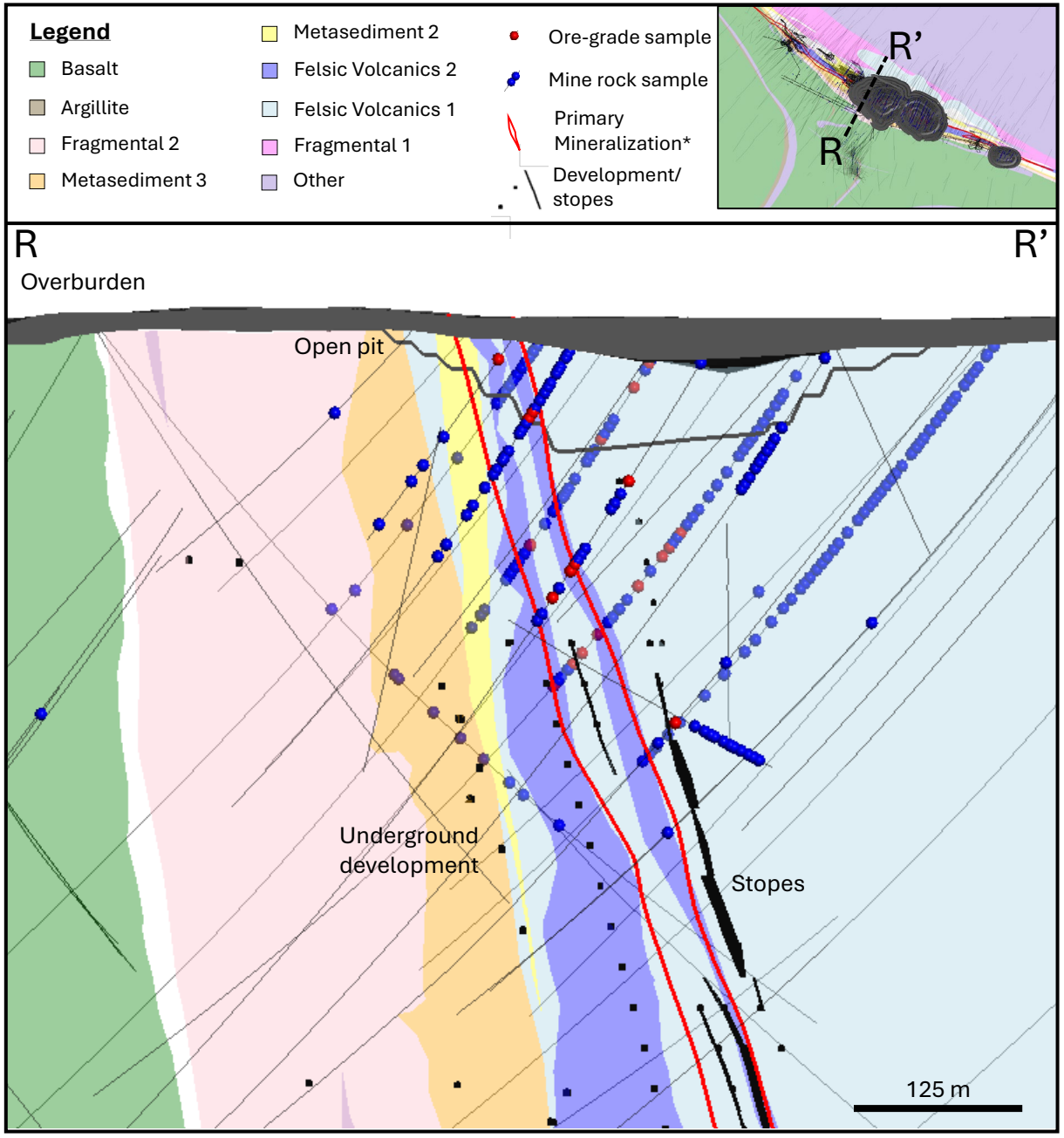

*Primary mineralization envelope only, hanging wall and footwall mineralization exists outboard of highlighted area

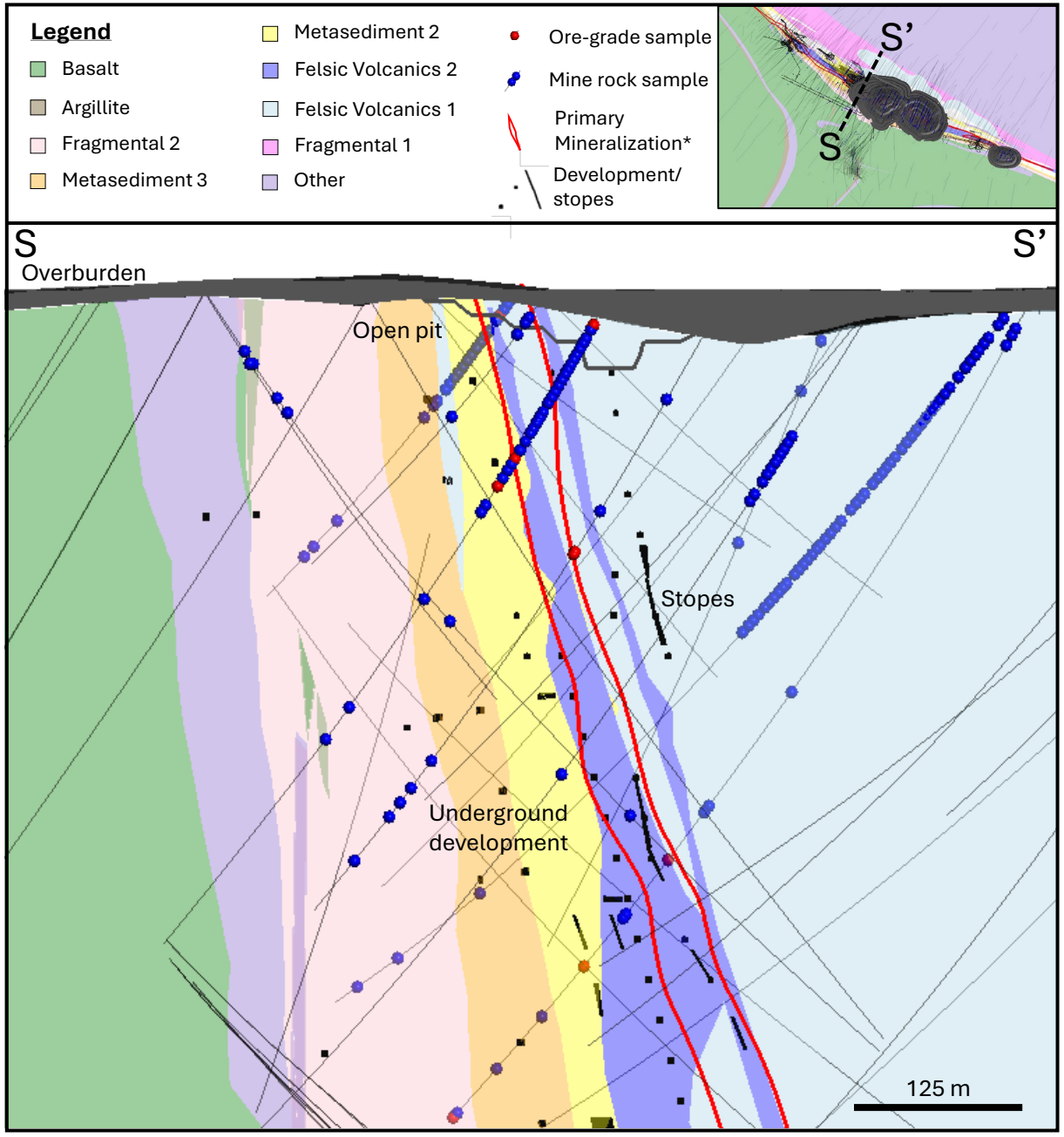

*Primary mineralization envelope only, hanging wall and footwall mineralization exists outboard of highlighted area

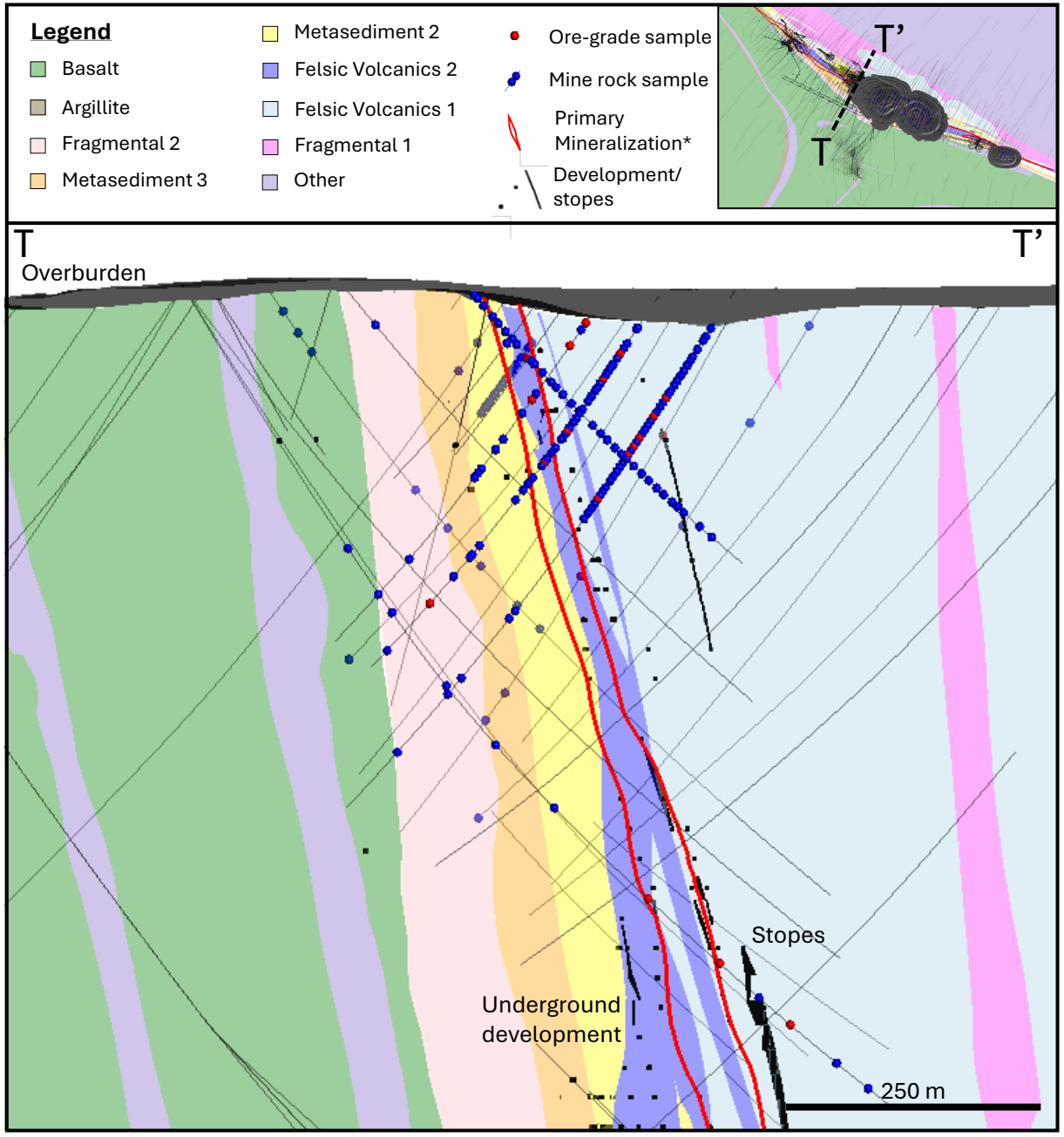

*Primary mineralization envelope only, hanging wall and footwall mineralization exists outboard of highlighted area

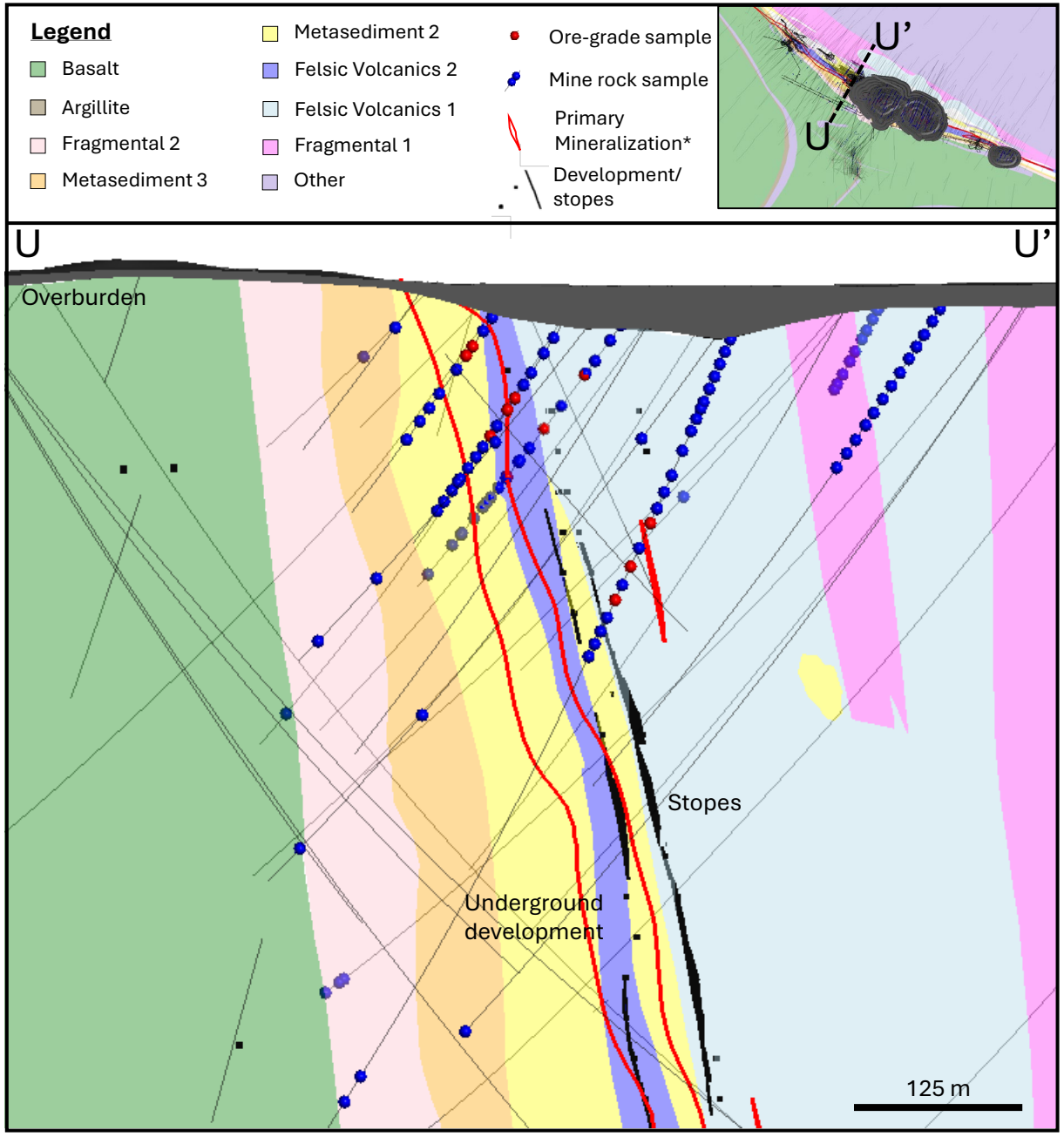

*Primary mineralization envelope only, hanging wall and footwall mineralization exists outboard of highlighted area

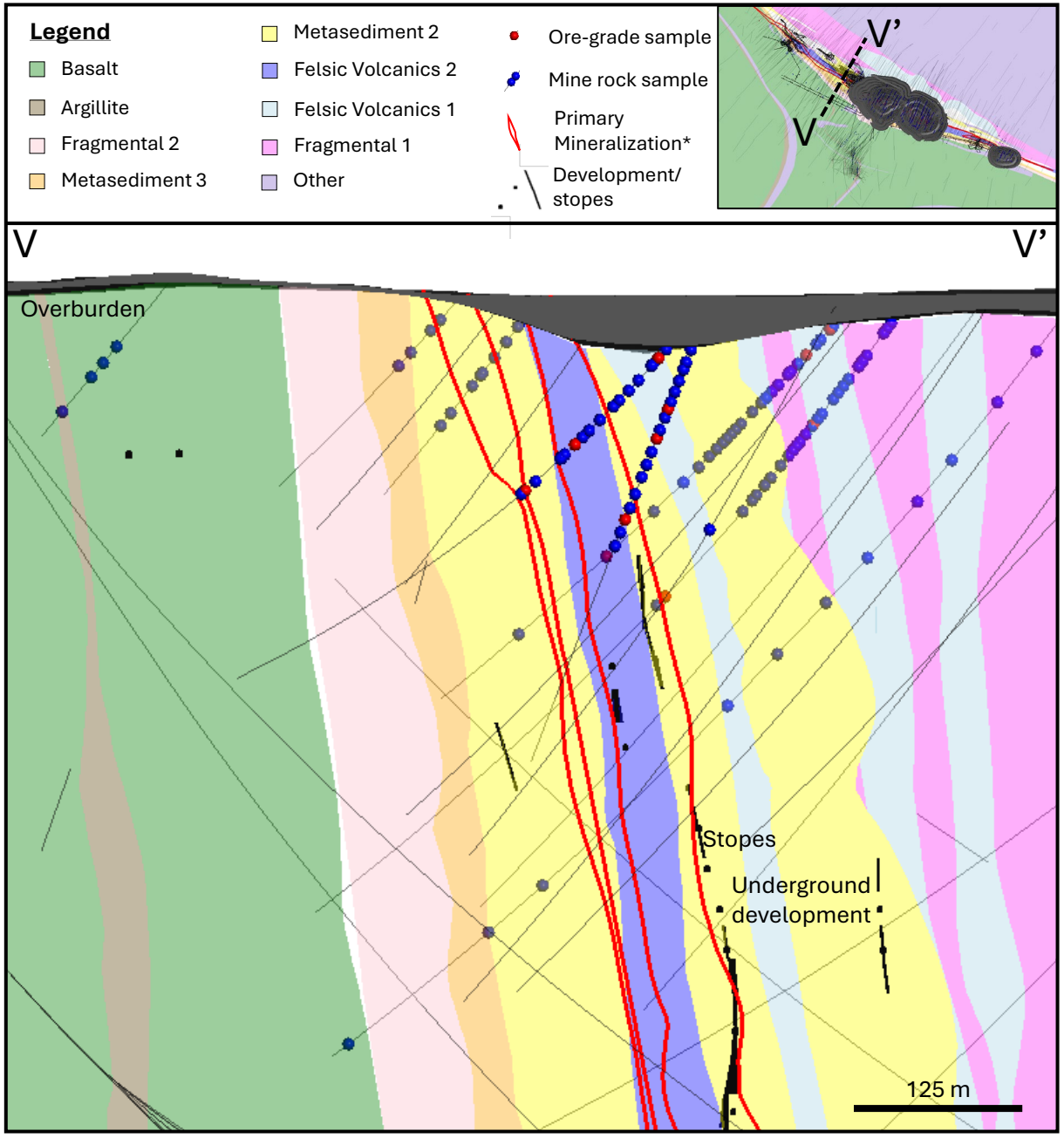

*Primary mineralization envelope only, hanging wall and footwall mineralization exists outboard of highlighted area

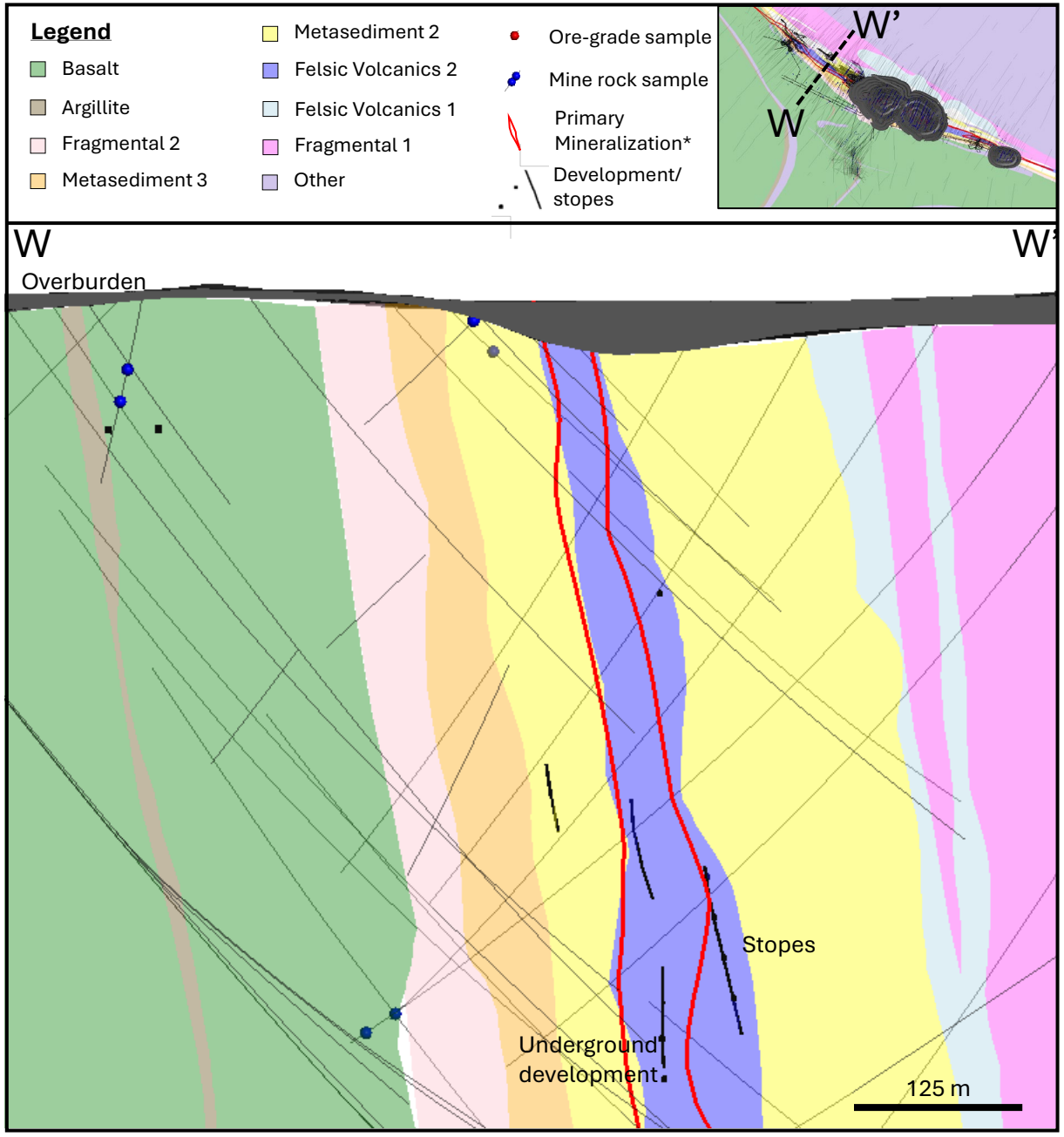

*Primary mineralization envelope only, hanging wall and footwall mineralization exists outboard of highlighted area

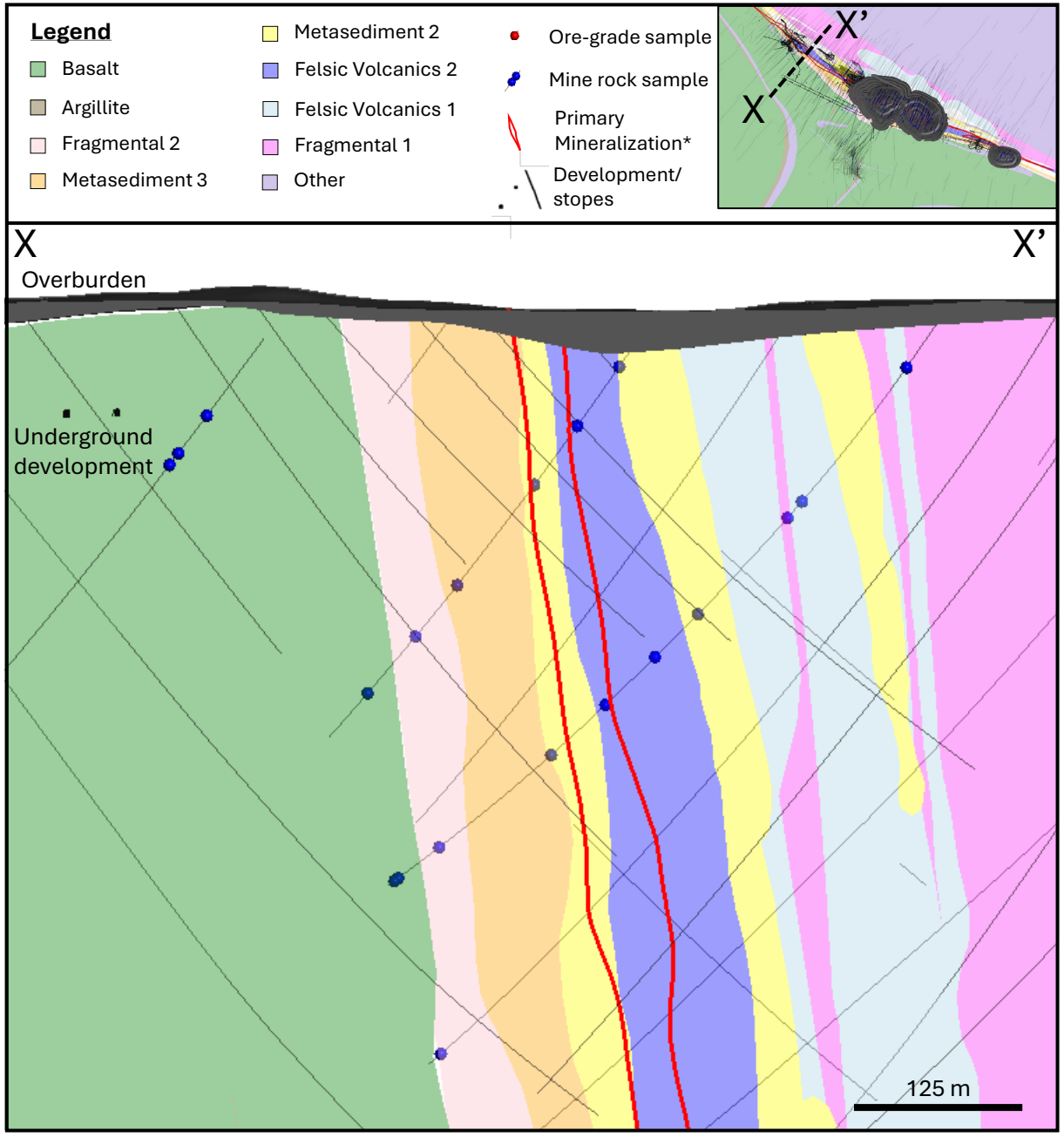

*Primary mineralization envelope only, hanging wall and footwall mineralization exists outboard of highlighted area

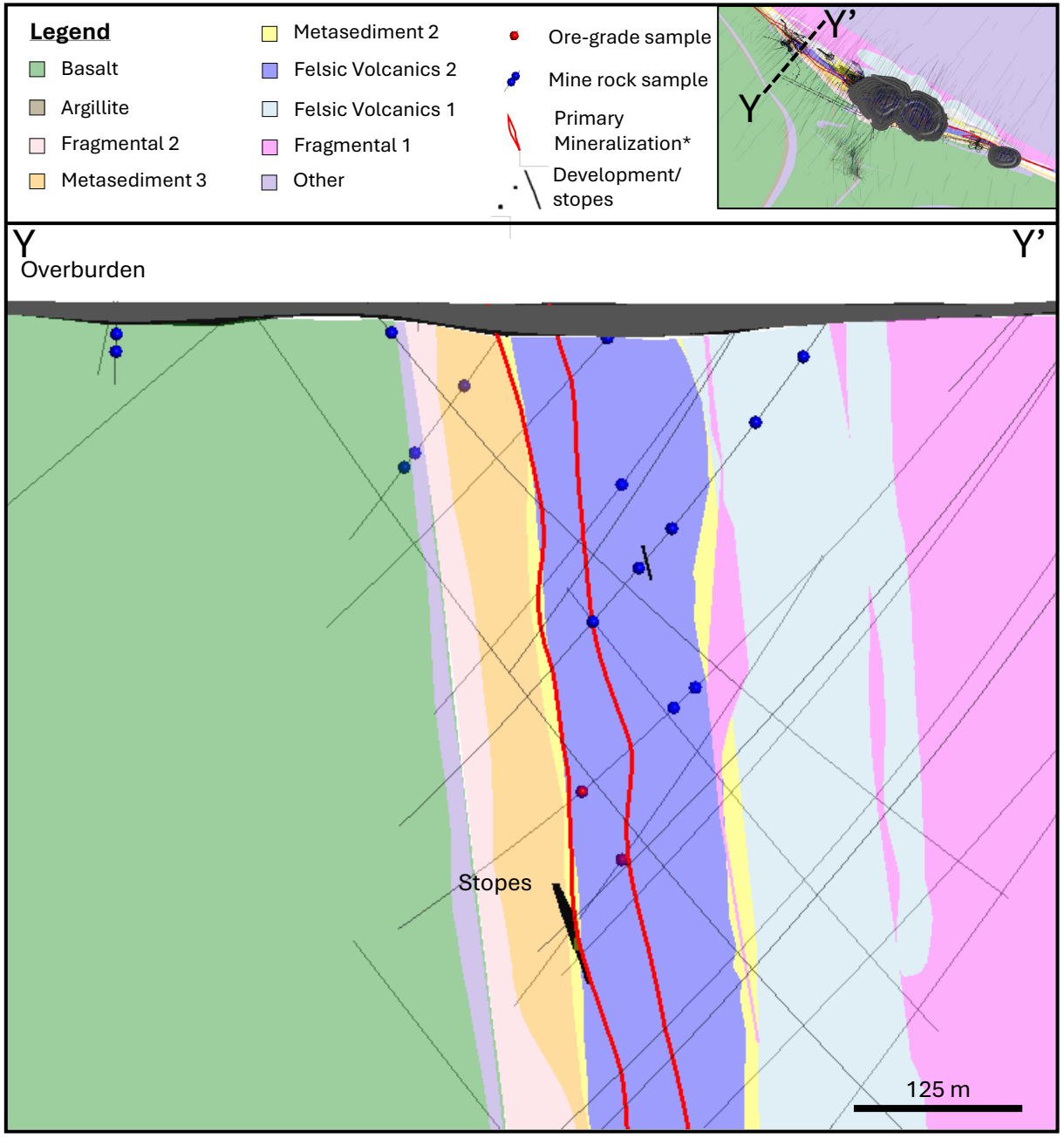

*Primary mineralization envelope only, hanging wall and footwall mineralization exists outboard of highlighted area

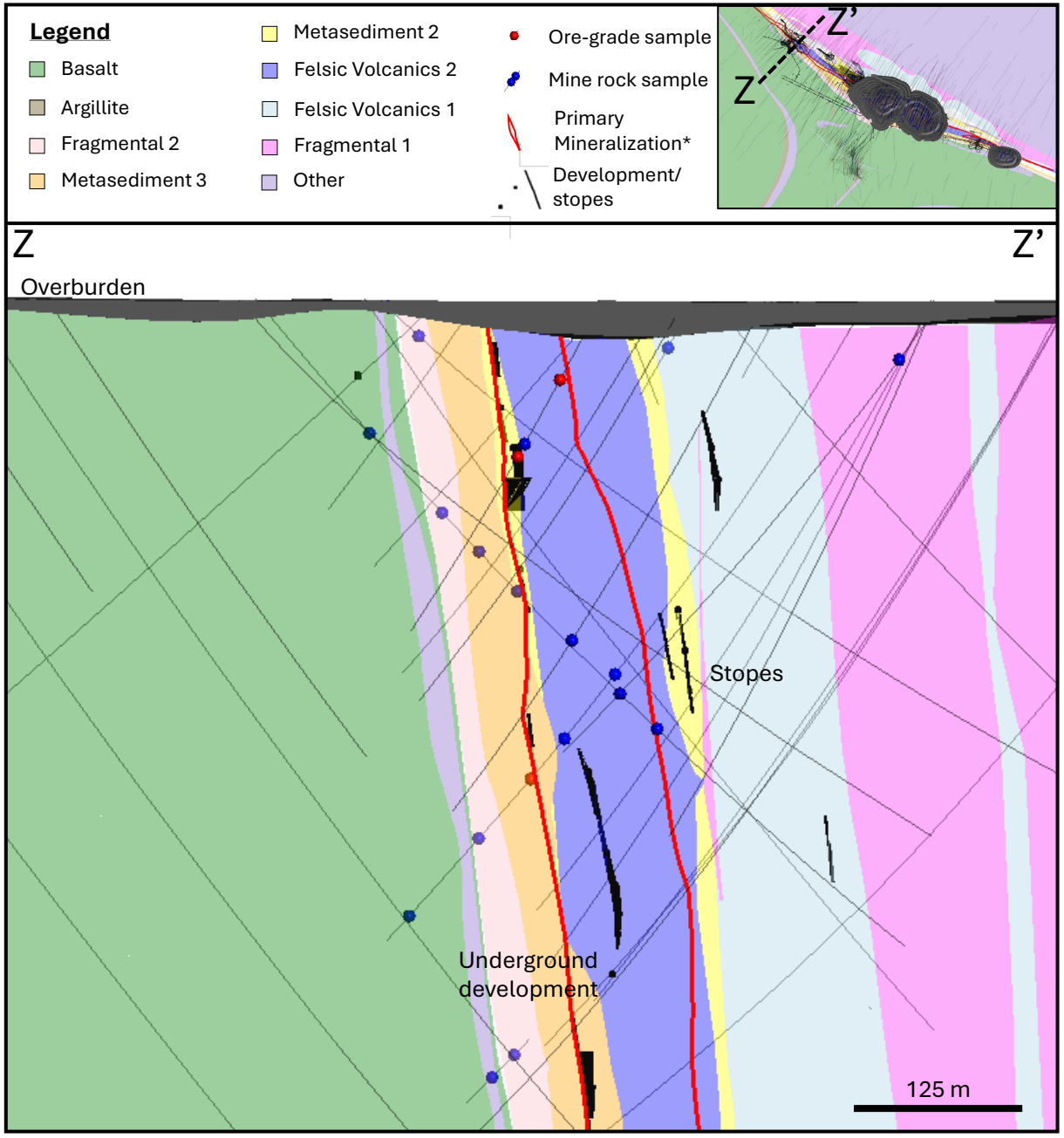

*Primary mineralization envelope only, hanging wall and footwall mineralization exists outboard of highlighted area

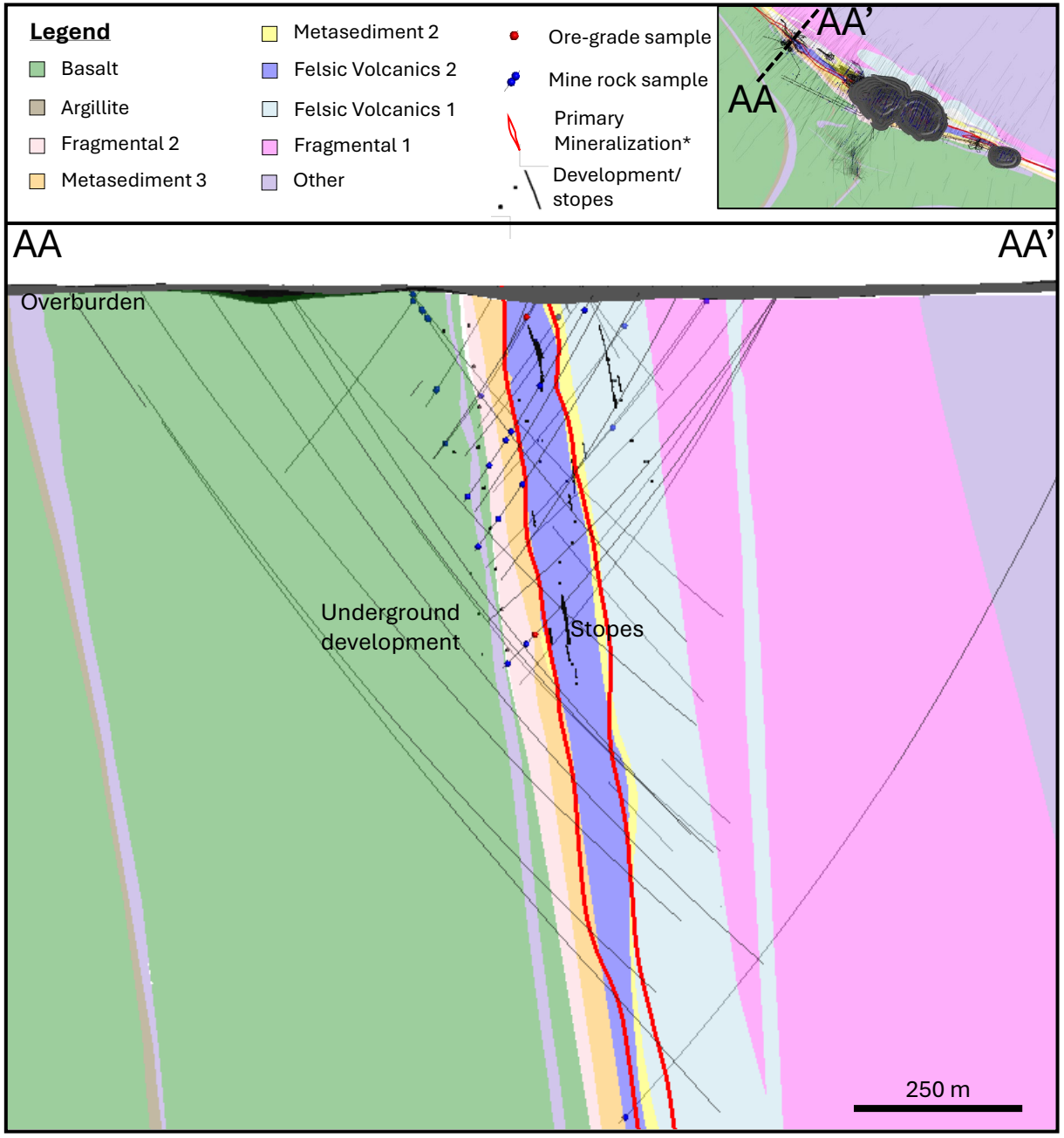

*Primary mineralization envelope only, hanging wall and footwall mineralization exists outboard of highlighted area

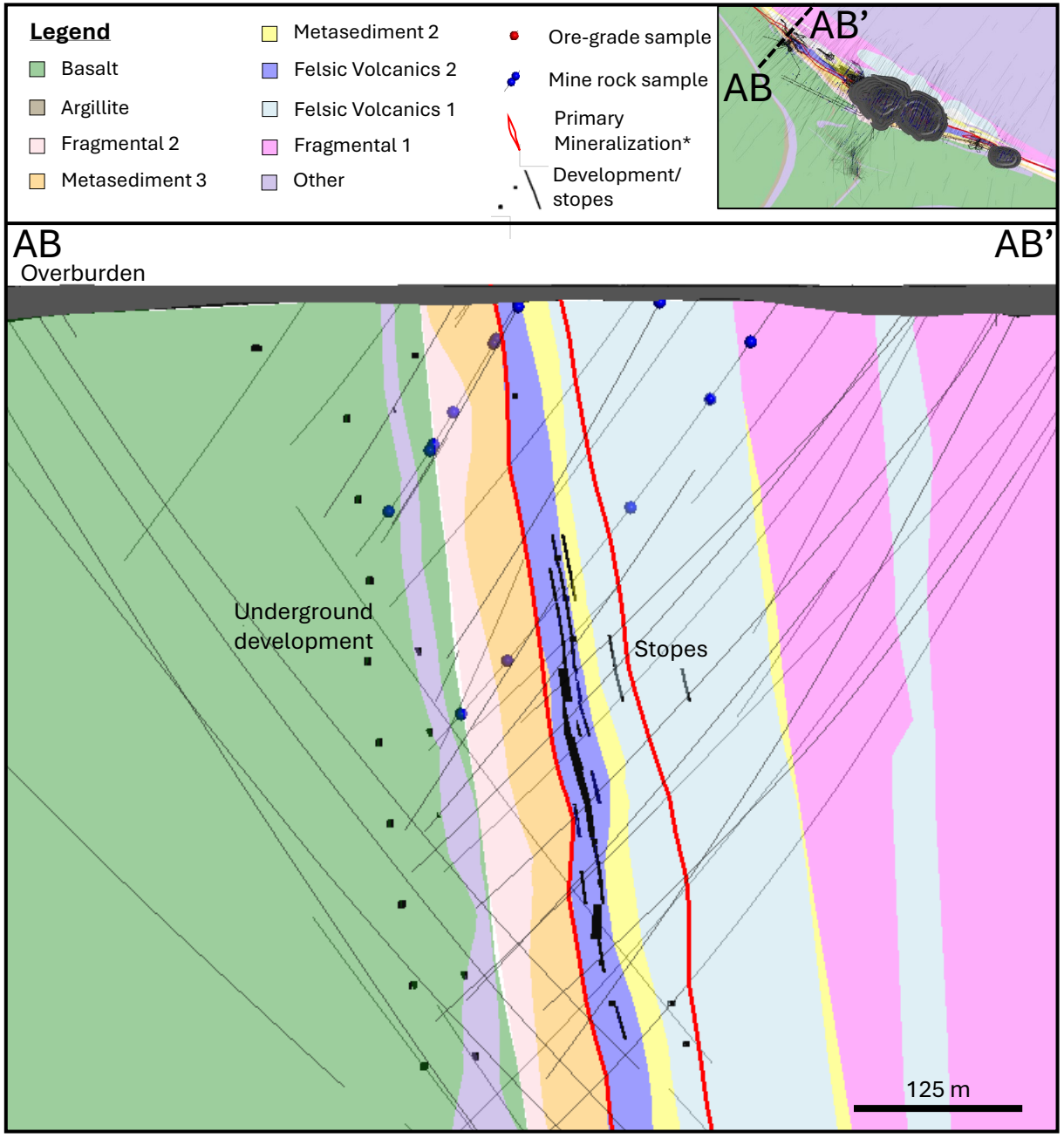

*Primary mineralization envelope only, hanging wall and footwall mineralization exists outboard of highlighted area

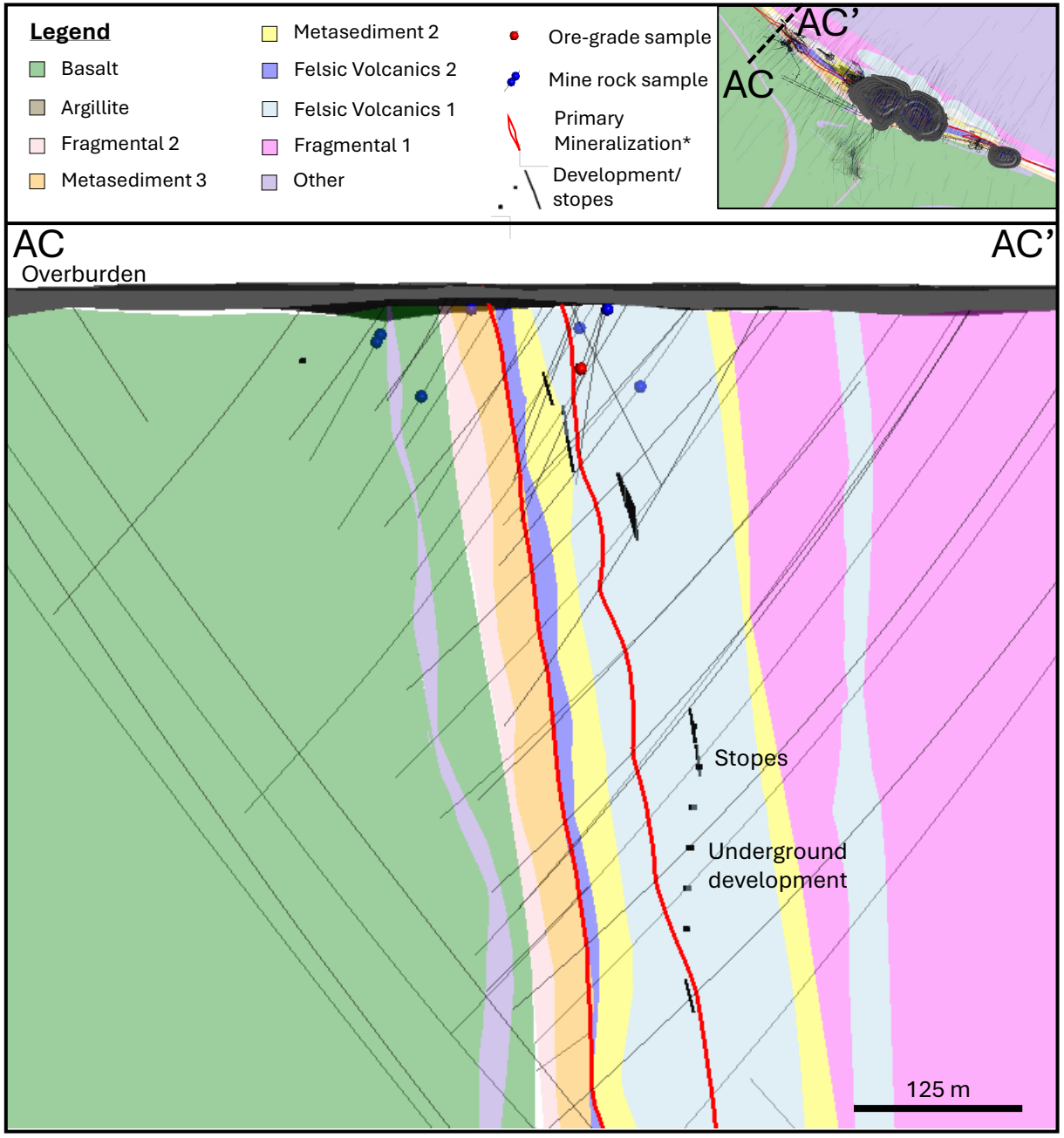

*Primary mineralization envelope only, hanging wall and footwall mineralization exists outboard of highlighted area

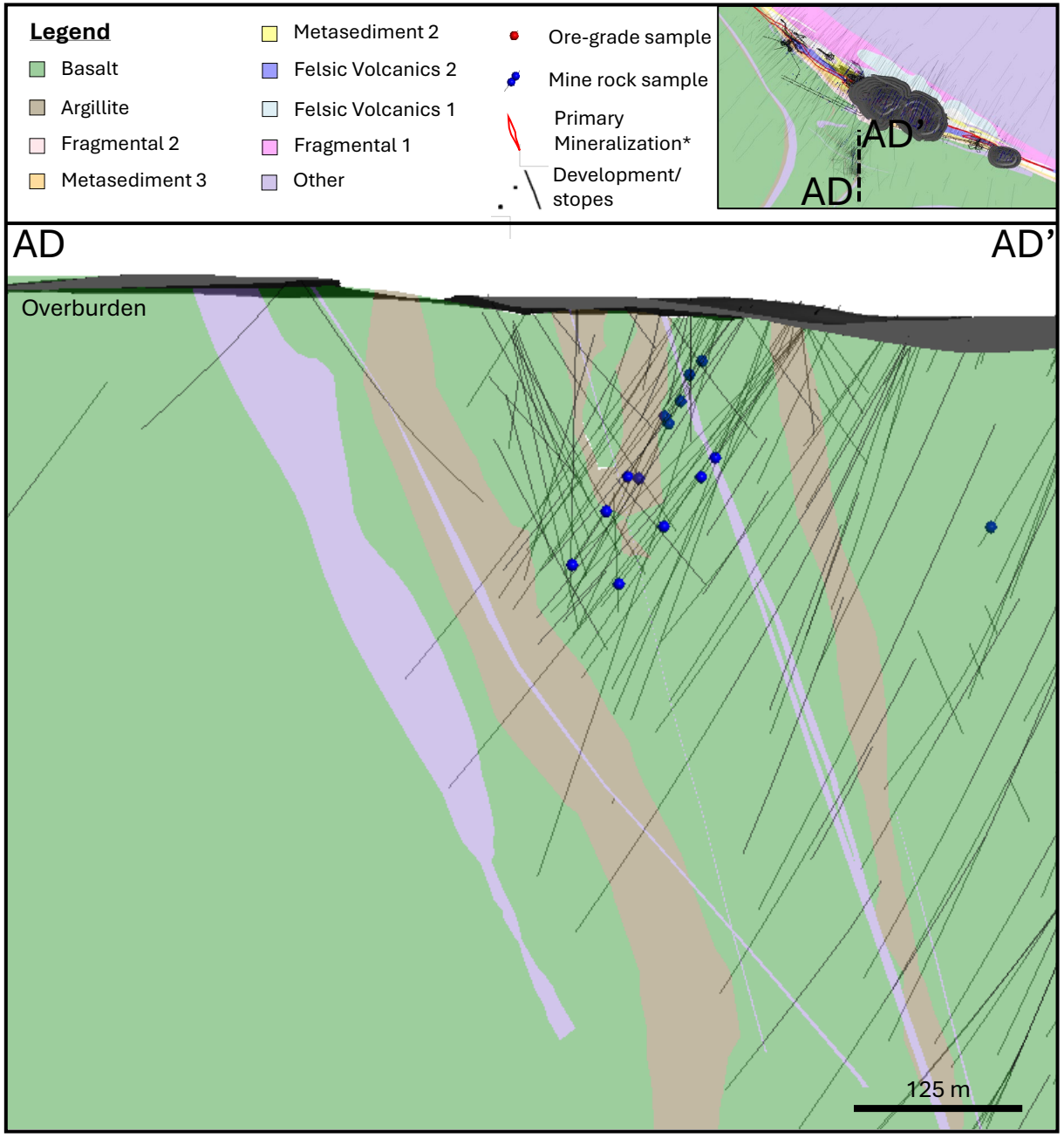

*Primary mineralization envelope only, hanging wall and footwall mineralization exists outboard of highlighted area

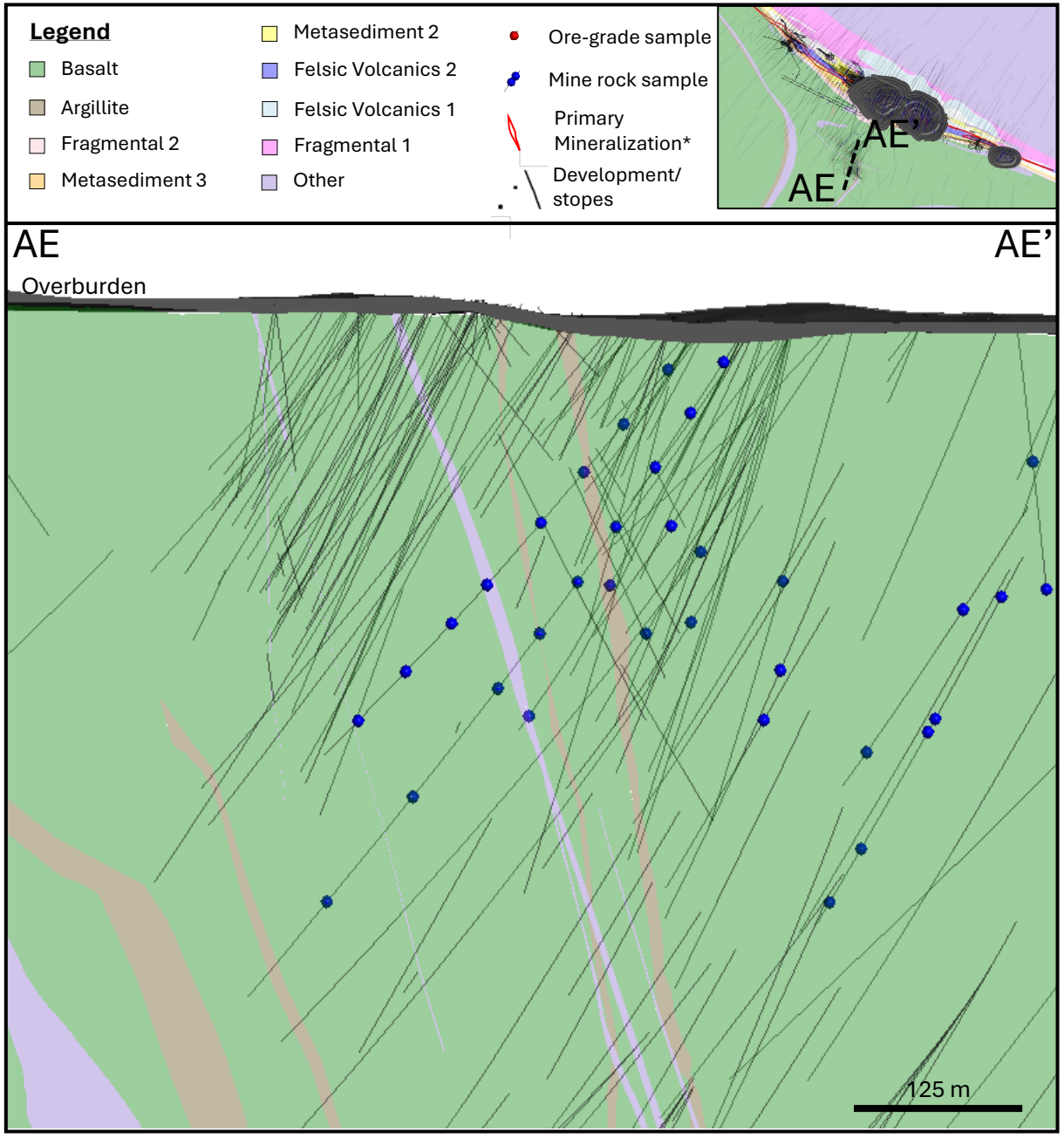

*Primary mineralization envelope only, hanging wall and footwall mineralization exists outboard of highlighted area

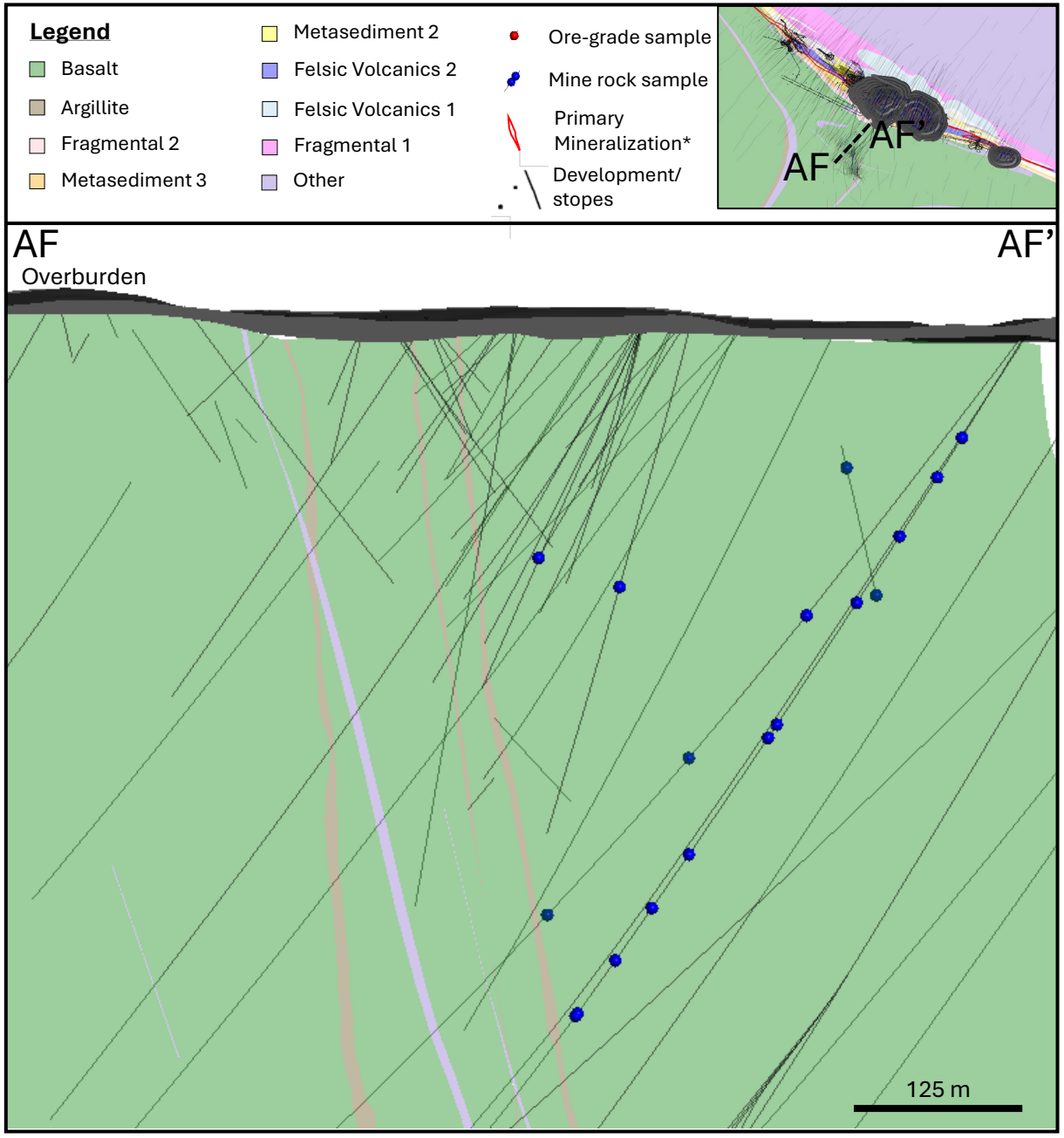

*Primary mineralization envelope only, hanging wall and footwall mineralization exists outboard of highlighted area

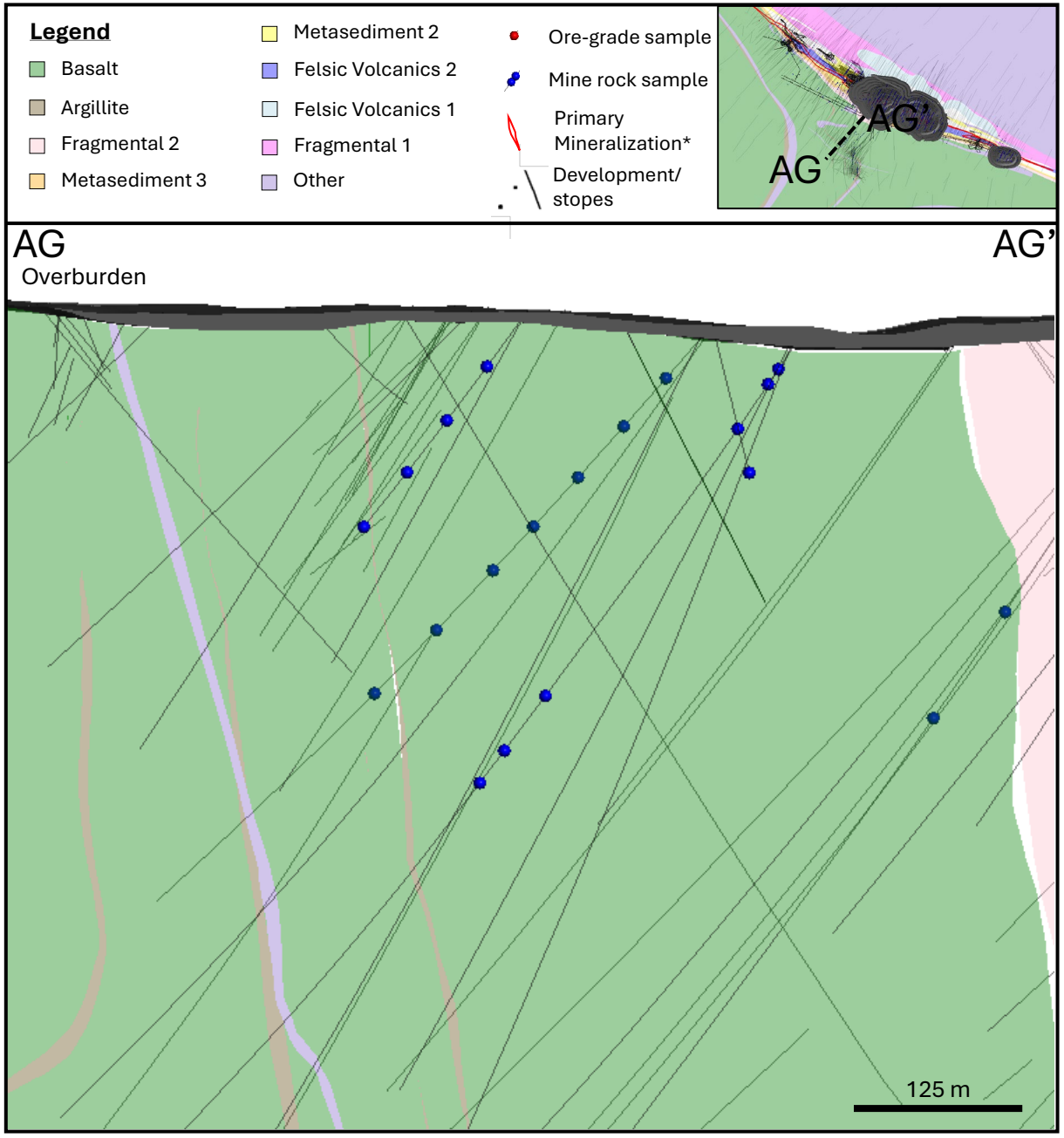

*Primary mineralization envelope only, hanging wall and footwall mineralization exists outboard of highlighted area

Appendix C
Project Rock Detailed Mineralogy

Appendix C1
Detailed Mineralogy SGS Reports

An Investigation into

THE MINERAL HOSTS OF ARSENIC, CADMIUM, COPPER, COBALT, MOLYBDENITE, LEAD, ARSENIC, AND ZINC FOR THE

GREAT BEAR PROJECT IN RED LAKE

prepared for

KINROSS GOLD

Project 19032-02 – Final Report – Revision 3
March 20, 2024

NOTES

DISCLAIMER: This document is issued by the Company under its General Conditions of Service accessible at *http://www.sgs.com/en/Terms-and-Conditions.aspx*. Attention is drawn to the limitation of liability, indemnification and jurisdiction issues defined therein. Any holder of this document is advised that information contained hereon reflects the Company's findings at the time of its intervention only and within the limits of Client's instructions, if any. The Company's sole responsibility is to its Client and this document does not exonerate parties to a transaction from exercising all their rights and obligations under the transaction documents. Any unauthorized alteration, forgery or falsification of the content or appearance of this document is unlawful and offenders may be prosecuted to the fullest extent of the law.

WARNING: The sample(s) to which the findings recorded herein (the "Findings") relate was(were) drawn and / or provided by the Client or by a third party acting at the Client's direction. The Findings constitute no warranty of the sample's representativeness of any goods and strictly relate to the sample(s). The Company accepts no liability with regard to the origin or source from which the sample(s) is/are said to be extracted.

ACCREDITATION: SGS Minerals Lakefield is accredited to the requirements of ISO/IEC 17025 for specific tests as listed on our scope of accreditation, including geochemical, mineralogical, and trade mineral tests. To view a list of the accredited methods, please visit the following website and search SGS Lakefield: *http://palcan.scc.ca/SpecsSearch/GLSearchForm.do*.

SGS Canada Inc. | P.O. Box 4300, 185 Concession Street, Lakefield, Ontario, Canada K0L 2H0
Tel: (705) 652-2000 Fax: (705) 652-6365 www.met.sgs.com www.ca.sgs.com

Member of the SGS Group (SGS SA)

Table of Contents

Introduction....v
1. Sample Receipt and Preparation....1
2. QEMSCAN Operational Modes....2
3. Mineral List Created with the iExplorer Software and Quality Control....2
Summary of Results....5
4. Sample Inventory and Select Chemical Assays....5
5. Modal Mineralogy....8
6. Electron Microprobe Analysis (EMPA)....12
   6.1. EMPA of Pyrite....12
   6.2. EMPA of Pyrrhotite....13
   6.3. EMPA of Sphalerite....15
   6.4. EMPA of Arsenopyrite....15
   6.5. EMPA of Sulfarsenides - Gersdorffite and Cobaltite....16
   6.6. EMPA of Chalcopyrite....16
   6.7. EMPA of Galena....17
7. Elemental Deportment....17
8. Sulphur Deportment....17
9. Nickel Deportment....24
10. Arsenic Deportment....29
11. Cobalt Deportment....34

Appendix A – QEMSCAN Data....39
Appendix B – Electron Microprobe Analysis (EMPA)....147
Appendix C – Chemical Certificate of Analysis....176
Appendix D – Chemical Assay Mini Methods....182
Appendix E – Terminology for Liberation/Association....189

List of Tables

Table 1: Sample Inventory and the Samples Analysed from Coarse Rejects or Assay Pulps 1
Table 2: Mineral List and Formulas 3
Table 3: Sample Inventory and Select Chemical Assays 7
Table 4: Average, Minimum, and Maximum Values for Each Mineral Detected for all 53 Samples 9
Table 5: Modal Mineralogy for Samples DX450052 through DX450119 10
Table 6: Modal Mineralogy for Samples DX450080 through DX450135 11
Table 7: Summary of the EMPA Analysis for Pyrite for the Global Population and Each Sample 13
Table 8: Summary of the EMPA Analysis for the Pyrrhotite for the Global Population and Each Sample 14
Table 9: Summary of the EMPA Analysis for the Sphalerite for the Global Population and Each Sample 15
Table 10: Summary of the EMPA Analysis for the Arsenopyrite for the Global Population and Each Sample 16
Table 11: Summary of the EMPA Analysis for the Sulfarsenides - Gersdorffite and Cobaltite for the Global Population and Each Sample 16
Table 12: Summary of the EMPA Analysis for the Chalcopyrite for the Global Population 16
Table 13: Summary of the EMPA Analysis for the Galena for the Global Population 17
Table 14: Average, Minimum, and Maximum Values for Sulphur Deportment for all 53 Samples 19
Table 15: Average, Minimum, and Maximum Values for Nickel Deportment for all 53 Samples 24
Table 16: Average, Minimum, and Maximum Values for Arsenic Deportment for all 53 Samples 29
Table 17: Average, Minimum, and Maximum Values for Cobalt Deportment for all 53 Samples 34

List of Figures

Figure 1: Graphical Illustration of QEMSCAN Calculated and Direct Chemical Assay Reconciliation for All of the Samples 4
Figure 2: Zinc (Zn) vs. Cadmium (Cd) Concentrations for the Samples with Higher Grades 6
Figure 3: Elemental Deportment of Sulphur for Samples DX450052 through DX450134 by Mass % and Normalized Mass % with the Sulphur Assay 20
Figure 4: Elemental Deportment of Sulphur for Samples DX450185 through DX450143 by Mass and Normalized Mass % with the Sulphur Assay (%) 21
Figure 5: Elemental Deportment of Sulphur for Samples DX450153 through DX450200 by Mass and Normalized Mass % with the Sulphur Assay (%) 22
Figure 6: Elemental Deportment of Sulphur for Samples DX450155 through DX450135 by Mass and Normalized Mass % 23
Figure 7: Elemental Deportment of Nickel for Samples DX450052 through DX450134 by Mass and Normalized Mass % with the Ni Assays (g/t) 25
Figure 8: Elemental Deportment of Nickel for Samples DX450185 through DX450143 by Mass and Normalized Mass % with the Ni Assays (g/t) 26
Figure 9: Elemental Deportment of Nickel for Samples DX450153 through DX450200 by Mass and Normalized Mass % with the Ni Assays (g/t) 27
Figure 10: Elemental Deportment of Nickel for Samples DX450155 through DX450135 by Mass and Normalized Mass % with the Ni Assays (g/t) 28
Figure 11: Elemental Deportment of Arsenic for Samples DX450052 through DX450134 by Mass and Normalized Mass % with the As Assays (g/t) 30
Figure 12: Elemental Deportment of Arsenic for Samples DX450185 through DX450143 by Mass and Normalized Mass % with the As Assays (g/t) 31
Figure 13: Elemental Deportment of Arsenic for Samples DX450153 through DX450200 by Mass and Normalized Mass % with the As Assays (g/t) 32
Figure 14: Elemental Deportment of Arsenic for Samples DX450155 through DX450135 by Mass and Normalized Mass % with the As Assay 33
Figure 15: Elemental Deportment of Cobalt for Samples DX450052 through DX450134 by Mass and Normalized Mass % with the Co Assays (g/t) 35
Figure 16: Elemental Deportment of Cobalt for Samples DX450185 through DX450143 by Mass and Normalized Mass % with the Co Assays (g/t) 36
Figure 17: Elemental Deportment of Cobalt for Samples DX450153 through DX450200 by Mass and Normalized Mass % with the Co Assays (g/t) 37
Figure 18: Elemental Deportment of Cobalt for Samples DX450155 through DX450135 by Mass and Normalized Mass % with the Co Assays (g/t) 38

Introduction

This report describes a mineralogical test program using High Definition Mineralogy, including chemical assay, QEMSCAN technology (Quantitative Evaluation of Materials by Scanning Electron Microscopy) and electron microprobe analysis (EMPA). The samples are derived from Kinross Gold's Great Bear project located in Red Lake, Ontario. The fifty-three samples were submitted by representatives from WSP on behalf of Kinross. The purpose of this test program was to determine the overall mineral assemblage, and the liberation and association of sulphide, carbonate, and silicate minerals. The main objective was to use the QEMSCAN modal distribution along with the EMPA data in conjunction to determine the mineral hosts and elemental deportment of arsenic, cadmium, cobalt, copper, molybdenum, lead, arsenic, and zinc.



Chris Gunning, H.B.Sc
Senior Mineralogist, Advanced Mineralogy Facility



Stephanie Downing, M.Sc
Manager, Advanced Mineralogy Facility

Sample & Section Preparation by: Rick Wittekoek & Julian Legault-Seguin,
QEMSCAN Operation by: Simon Edwards and Margot Aldis
QEMSCAN Data Processing by: Chris Gunning
Electron Microprobe Analysis; Completed at Queens University by Dr. Brian Joy
Report preparation by: Chris Gunning
Reviewed by: Kim Gibbs, Tassos Grammatikopoulos, Cheryl Mina, and Stephanie Downing

Testwork Summary

1. Sample Receipt and Preparation

The fifty-three samples were selected and submitted by representatives from WSP and the SGS project number 19032-02 and corresponding Mineralogy LIMS number MI5020-AUG23 was assigned to the testwork.

Most of the samples were received as coarse rejects but some as assay pulps. The coarse reject material was received at a nominal crush size of -9.5 mm or -6.3 mm. A 150-gram portion of the coarse reject samples was stage-crushed to a P_{80} (80% passing) of 150 µm for the polished section preparation for the QEMSCAN and EMPA analysis and a portion for chemical analysis.

Assay pulps were only available for samples DX450204, DX450176, DX450181, DX450002, DX450159, DX450134, DX450077, and DX450021. These were not subjected to further size reduction. Polished sections and assay cuts were prepared directly from those cuts.

The sample inventory along with how each sample was received is presented in Table 1.

Table 1: Sample Inventory and the Samples Analysed from Coarse Rejects or Assay Pulps

Sample ID	Coarse Reject	Assay Pulps
DX450052	x	
DX 550083	x	
DX450204		x
DX450176		x
DX450232	x	
DX450181		x
DX450002		x
DX450108	x	
DX450076	x	
DX450186	x	
DX450118	x	
DX 550107	x	
DX450159		x
DX450171	x	
DX450134		x
DX450185	x	
DX450032	x	
DX 550064	x	
DX450008	x	
DX 550056	x	
DX450022	x	
DX450077		x
DX450113	x	
DX 550101	x	
DX450128	x	
DX450021		x
DX450222	x	

Sample ID	Coarse Reject	Assay Pulps
DX450119	x	
DX450080	x	
DX450143	x	
DX450153	x	
DX450017	x	
DX450144	x	
DX 550073	x	
DX 550053	x	
DX 550089	x	
DX450051	x	
DX450239	x	
DX450071	x	
DX450130	x	
DX450039	x	
DX450089	x	
DX450137	x	
DX450233	x	
DX450200	x	
DX450155	x	
DX450030	x	
DX450049	x	
DX450105	x	
DX450170	x	
DX450227	x	
DX450230	x	
DX450135	x	

Representative subsamples were micro-riffled for additional analysis which included the following:

- Graphite-impregnated polished epoxy grain mount preparation and subsequent PMA analysis by QEMSCAN.
- Assay cuts submitted for whole rock geochemistry (WRA by XRF - GC_XRF76V), arsenic (GC_XRF75F) and multi element ICP analysis (GC_ICP42C). Sulphur and carbon assays were provided.

All QEMSCAN data is presented in Appendix A, the summary of results from the EMPA analysis conducted at Queen's University in Appendix B, the certificate chemical of analysis in Appendix C, the Chemical Assay Mini Methods in Appendix D, and the terminology for liberation and association in Appendix E.

2. QEMSCAN Operational Modes

The mode of QEMSCAN analysis used for this project was Particle Mapping Analysis (PMA). PMA is a two-dimensional mapping analysis aimed at resolving liberation and locking characteristics of a generic set of particles. A pre-defined number of particles are mapped at a point spacing selected in order spatially resolve and describe mineral textures and associations. This mode is often selected to characterize feed and concentrate products, as both gangue and value minerals report in statistically abundant quantities.

It should be noted that the energy dispersive X-ray characteristics for magnetite, hematite, and to a lesser extent, goethite are nearly identical and that these minerals cannot reliably be distinguished by QEMSCAN. Light elements such as lithium, boron, carbon, beryllium, oxygen, and hydrogen cannot be discriminated by the QEMSCAN analysis.

The assay results were also used for QEMSCAN data validation and reconciliation.

3. Mineral List Created with the iExplorer Software and Quality Control

Numerous mineral phases were detected in the suite of the samples. A mineral list was developed with the iExplorer processing software and theoretical formula of each mineral is presented in Table 2. Key QEMSCAN mineralogically calculated assays have been regressed with the chemical assays for the samples, as presented in and Figure 1. Elemental deviation between the calculated QEMSCAN assays and actual assays may occur due to the solid solution chemistry of some minerals.

Table 2: Mineral List and Formulas

Mineral	Mineral Formula
Pyrite	FeS_2
Pyrrhotite	$Fe_{(1-x)}S$
Sphalerite	$(Zn,Fe)S$
Chalcopyrite	$CuFeS_2$
Galena	PbS
Arsenopyrite	$FeAsS$
Cobaltite/Gersdorffite	$CoAsS/NiAsS$
Pentlandite	$(Fe,Ni)_9S_8$
Molybdenite	MoS_2
Quartz	SiO_2
Plagioclase(Anorthite/Bytownite)	$CaAl_2Si_2O_8$
Plagioclase(Labradorite)	$(Ca,Na)(Si,Al)_4O_8$
Plagioclase(Albite/Oligoclase)	$NaAlSi_3O_8$
K-Feldspar	$KAlSi_3O_8$
Biotite	$K(Mg,Fe)Al_2Si_3AlO_{10}(OH)_2$
Sericite/Muscovite	$KAl_2(AlSi_3O_{10})(OH)_2$
Chlorite	$(Fe,(Mg,Mn)_5,Al)(Si_3Al)O_{10}(OH)_8$
Clays	$Al_2Si_2O_5(OH)_4$
Amphibole	$(Na,K)Ca_2(Fe,Mg)_5(Al,Si)_8O_{22}(OH)_2$
Garnet	$Ca_3Fe_2(SiO_4)_3$
Calcite	$CaCO_3$
Dolomite	$CaMg(CO_3)_2$
Ankerite	$Ca(Fe,Mg,Mn)(CO_3)_2$
Fe-Oxides	Fe_2O_3/Fe_3O_4
Rutile	TiO_2
Apatite	$Ca_5(PO_4)_3(F,Cl,OH)$
Sulphates	$CaSO_4/CaSO_4•_2(H_2O)$

Other minerals may include sulphates, other sulphides, carbonates, ilmenite, and other rare minerals

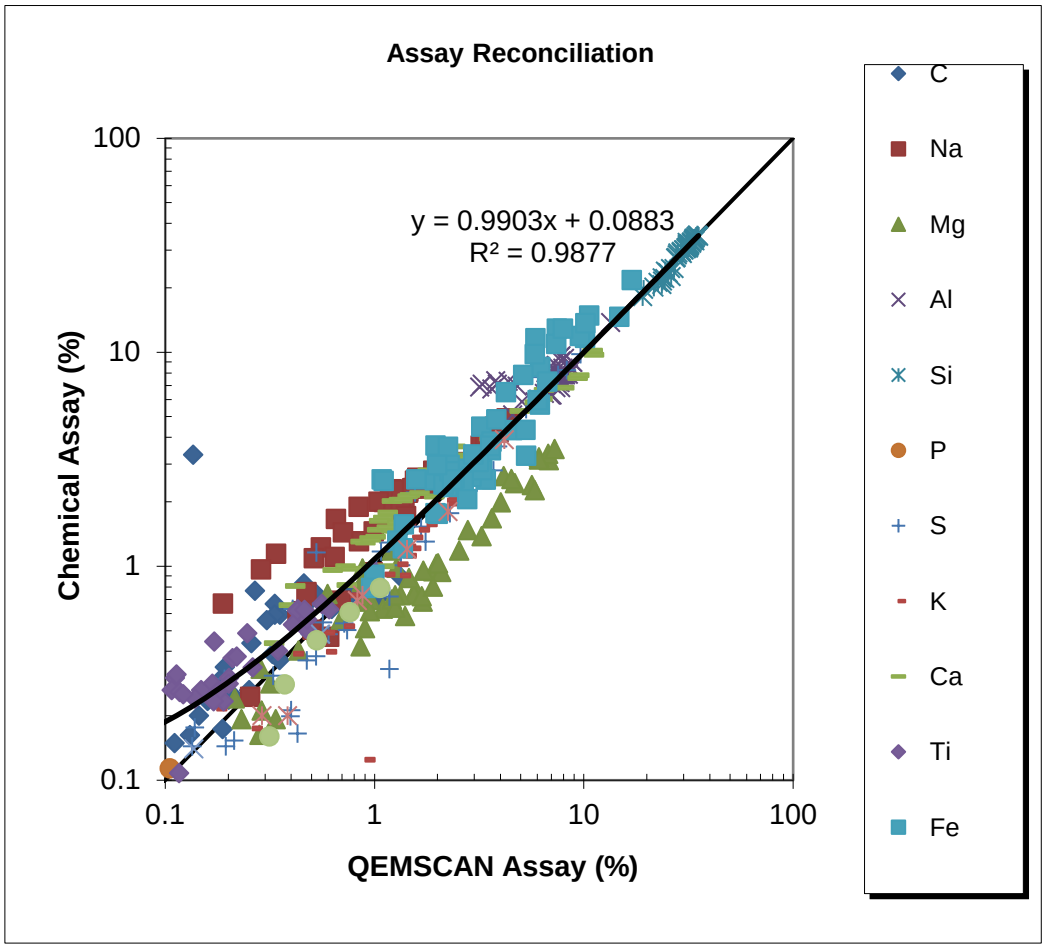

Figure 1: Graphical Illustration of QEMSCAN Calculated and Direct Chemical Assay Reconciliation for All of the Samples

Summary of Results

Fifty-three samples, from Kinross's Great Bear project in Red Lake Ontario, were submitted on behalf of WSP for a detailed mineralogical characterization to determine the mineral hosts of arsenic, cadmium, cobalt, copper, molybdenum, lead, arsenic, and zinc. The study included chemical assays, scanning electron microscopy (SEM), QEMSCAN, and electron microprobe analysis (EMPA). The objective of the QEMSCAN analysis was to determine the overall mineral assemblage with focus on the various sulphide and carbonate concentrations and their liberation and grain size data. The objective of the EMPA was to quantify the overall composition of the minerals in various samples, but to also determine if trace elements are hosted in the various phases (e.g., arsenic in low concentrations in pyrite). The QEMSCAN modal distributions along with the EMPA data were used in conjunction to determine the mineral hosts and elemental deportment of the aforementioned analytes.

The sample preparation and the details of the results are discussed in the main body of the report. The points of interest are discussed in this summary.

4. Sample Inventory and Select Chemical Assays

Table 3 presents the sample inventory and selected assays for each sample. Notes about the select assays:

- Antimony (Sb) and selenium (Se) assays for each sample are below the detection limits (DL's).
- For arsenic (As), many of the analysis are below the detection limits (DL's). The average concentration of the analyses above the DL's is 0.1% and values range from 0.0 to 0.8%. Samples with arsenic concentrations of >0.01% include: DX450052 (0.035%), DX 550083 (0.16%), DX450134 (0.45%), DX450113 (0.054%), DX450143 (0.013%), DX450071 (0.61%), DX450130 (0.28%), DX450039 (0.054%), DX450049(0.014%), and DX450105 (0.79%).
- Cadmium (Cd) was above the DL's in 13 samples which include DX450052 (31 g/t), DX450176 (49 g/t), DX450076 (199 g/t), DX450134 (3 g/t), DX450021 (5 g/t), DX450119 (7 g/t), DX450051 (32 g/t), DX450071 (4 g/t), DX450233 (9 g/t), DX450200 (107 g/t), DX450155 (5 g/t), DX450105 (5 g/t), and DX450170 (3 g/t).
- Cobalt (Co) concentrations average 28 g/t and range from 5.0 g/t to 267.0 g/t. Sample DX450134 is anomalously high in cobalt compared to the other samples at 267 g/t.
- Copper (Cu) concentrations average 169 g/t and range from 5.0 g/t to 3980.0 g/t. Copper in sample DX450134 is 855 g/t and in DX450200 is 3980.0 g/t, which are significantly higher compared to the rest of the samples.

- Molybdenum (Mo) is above the DL's only in three samples which include DX450108 (20 g/t), DX450200 (9 g/t) and DX450155 (32 g/t).
- Nickel (Ni) is below the detection limits in most of the samples. The average concentration of nickel above the DL's is 269 g/t and ranges from 20 g/t to 4830 g/t. Sample DX450134 is exceptionally high in nickel at 4830 g/t compared to the other samples.
- Lead (Pb) is below the detection limits for most of the samples. The average concentration of lead above the DL's is 1167.3 g/t and ranges from 21 g/t to 8990 g/t. Samples with exceptionally high concentrations include DX450052 (4910 g/t), DX450176 (1260 g/t), DX450076 (571 g/t) and DX450051 (8990 g/t).
- Zinc (Zn) concentrations average 1538 g/t and range from 24 g/t to 34500 g/t. Samples with exceptionally high concentrations of zinc include DX450052 (6190 g/t), DX450176 (8840 g/t), DX450076 (34500 g/t), DX450021 (651 g/t), DX450119 (2600 g/t), DX450051 (6250 g/t) and DX450200 (15800 g/t).
- Figure 2 presents the zinc versus cadmium concentrations for the samples mentioned above. Zinc and cadmium show a positive correlation and is in agreement with the fact that Cd is generally hosted in sphalerite.
- Assays with higher concentrations of each element for each sample have been highlighted in yellow in Table 3 below.

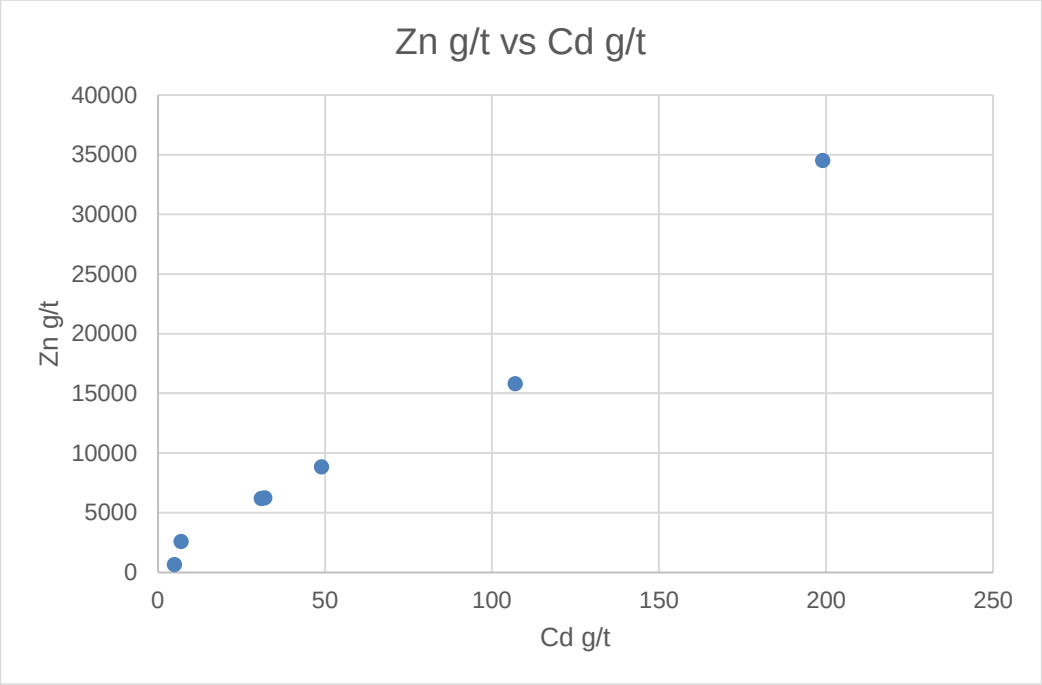

Figure 2: Zinc (Zn) vs. Cadmium (Cd) Concentrations for the Samples with Higher Grades

Table 3: Sample Inventory and Select Chemical Assays

Sample ID	SiO2	Al2O3	Fe2O3	CaO	As	Cd	Co	Cu	Mo	Ni	Pb	Sb	Se	Zn	Total S	Total Carbon
	%	%	%	%	%	g/t	g/t	g/t	g/t	g/t	g/t	g/t	g/t	g/t	%	% C
DX450052	64.1	14.8	6.18	2.36	0.035	31	12	103	< 6	< 20	4910	< 20	< 30	6190	3.6	0.14
DX 550083	71.4	11.4	3.35	2.96	0.16	< 2	10	41	< 6	< 20	137	< 20	< 30	123	1.2	0.67
DX450204	65.6	15.9	5.23	3.01	< 0.001	< 2	16	27	< 6	27	< 20	< 20	< 30	59	0.55	0.12
DX450176	65.0	14.8	6.42	1.34	0.007	49	13	252	< 6	< 20	1260	< 20	< 30	8840	2.8	0.037
DX450232	67.4	17.7	4.08	2.07	< 0.001	< 2	13	16	< 6	< 20	< 20	< 20	< 30	63	1.2	0.14
DX450181	68.9	15.1	3.64	2.82	< 0.001	< 2	11	10	< 6	< 20	< 20	< 20	< 30	52	0.026	0.16
DX450002	67.2	14.8	3.57	3.48	< 0.001	< 2	10	10	< 6	< 20	< 20	< 20	< 30	49	0.18	0.44
DX450108	66.2	14.3	3.60	3.45	0.002	< 2	12	22	20	< 20	< 20	< 20	< 30	61	0.48	0.59
DX450076	42.0	26.0	8.12	1.14	0.008	199	17	382	< 6	23	571	< 20	< 30	34500	7.8	0.030
DX450186	72.5	13.6	2.51	1.92	0.007	< 2	< 4	15	< 6	< 20	< 20	< 20	< 30	277	0.54	0.30
DX450118	73.2	12.9	2.24	1.89	0.004	< 2	< 4	17	< 6	< 20	< 20	< 20	< 30	96	0.15	0.23
DX 550107	67.1	15.0	3.63	3.56	< 0.001	< 2	11	18	< 6	20	22	< 20	< 30	76	2.5	0.13
DX450159	72.9	13.7	2.94	1.13	0.007	< 2	< 4	< 5	< 6	< 20	< 20	< 20	< 30	24	1.3	0.079
DX450171	58.9	17.0	9.29	1.40	0.006	< 2	24	59	< 6	59	< 20	< 20	< 30	81	1.3	0.058
DX450134	45.3	14.3	16.7	5.08	0.45	3	267	855	< 6	4830	< 20	< 20	< 30	89	6.0	0.75
DX450185	65.8	14.8	4.98	4.15	0.002	< 2	20	43	< 6	52	< 20	< 20	< 30	71	0.50	0.065
DX450032	66.6	14.9	3.74	4.60	0.001	< 2	11	7	< 6	< 20	< 20	< 20	< 30	263	0.33	0.015
DX 550064	69.9	15.9	1.30	2.86	0.001	< 2	5	11	< 6	< 20	< 20	< 20	< 30	29	0.017	0.34
DX450008	75.1	14.4	1.13	1.80	< 0.001	< 2	< 4	11	< 6	< 20	< 20	< 20	< 30	33	0.20	0.080
DX 550056	47.2	13.4	18.4	9.56	< 0.001	< 2	56	106	< 6	54	< 20	< 20	< 30	98	0.30	0.59
DX450022	47.6	13.9	12.2	13.6	< 0.001	< 2	52	112	< 6	87	< 20	< 20	< 30	92	0.056	0.90
DX450077	48.3	13.8	16.6	9.32	< 0.001	< 2	55	97	< 6	61	< 20	< 20	< 30	112	0.14	0.77
DX450113	38.9	11.1	31.1	8.14	0.054	< 2	32	44	< 6	60	< 20	< 20	< 30	91	0.58	0.83
DX 550101	44.3	13.4	14.0	14.2	< 0.001	< 2	51	100	< 6	100	< 20	< 20	< 30	79	0.028	0.70
DX450128	50.1	13.1	17.0	8.47	< 0.001	< 2	42	127	< 6	83	< 20	< 20	< 30	125	0.76	0.56
DX450021	52.6	11.1	21.2	2.49	< 0.001	5	56	316	< 6	98	< 20	< 20	< 30	651	8.2	2.6
DX450222	67.6	14.8	4.02	2.86	0.001	< 2	11	13	< 6	< 20	< 20	< 20	< 30	61	1.8	0.13
DX450119	52.6	9.61	20.9	3.92	< 0.001	7	80	386	< 6	123	< 20	< 20	< 30	2600	9.8	3.3
DX450080	61.7	18.2	6.95	2.84	0.016	< 2	28	47	< 6	64	< 20	< 20	< 30	49	0.17	0.016
DX450143	51.2	18.0	15.6	2.28	0.013	< 2	30	170	< 6	72	< 20	< 20	< 30	104	1.5	0.022
DX450153	64.4	16.4	4.69	1.82	< 0.001	< 2	15	72	< 6	35	< 20	< 20	< 30	77	4.3	0.016
DX450017	70.9	13.4	5.16	1.86	< 0.001	< 2	13	30	< 6	23	< 20	< 20	< 30	140	0.21	0.089
DX450144	67.7	17.2	4.39	2.97	0.002	< 2	17	27	< 6	37	< 20	< 20	< 30	82	0.035	0.033
DX 550073	50.5	15.4	11.2	7.44	0.003	< 2	48	66	< 6	118	< 20	< 20	< 30	68	0.088	0.59
DX 550053	46.0	13.0	18.4	10.6	< 0.001	< 2	50	124	< 6	66	< 20	< 20	< 30	88	0.14	0.70
DX 550089	43.1	12.7	19.5	10.9	< 0.001	< 2	49	131	< 6	47	< 20	< 20	< 30	120	1.0	0.80
DX450051	63.2	15.6	5.45	2.05	0.055	32	13	57	< 6	< 20	8990	< 20	< 30	6250	3.3	0.11
DX450239	62.7	14.9	8.53	0.92	0.006	< 2	17	< 5	< 6	< 20	< 20	< 20	< 30	43	7.6	0.046
DX450071	59.3	16.9	3.57	5.51	0.61	4	10	16	< 6	< 20	21	< 20	< 30	93	0.72	0.74
DX450130	68.1	13.5	3.44	3.37	0.28	< 2	8	13	< 6	< 20	< 20	< 20	< 30	50	0.36	0.63
DX450039	69.9	12.6	4.75	2.13	0.054	< 2	18	39	< 6	48	< 20	< 20	< 30	148	2.2	0.15
DX450089	66.0	15.0	4.25	3.94	< 0.001	< 2	13	19	< 6	< 20	24	< 20	< 30	112	0.38	0.39
DX450137	67.1	15.0	3.64	4.45	< 0.001	< 2	12	19	< 6	< 20	< 20	< 20	< 30	61	0.087	0.36
DX450233	62.3	14.2	10.4	2.05	< 0.001	9	14	129	< 6	< 20	< 20	< 20	< 30	1510	2.8	0.064
DX450200	60.9	14.1	5.22	4.49	0.001	107	12	3980	9	< 20	31	< 20	< 30	15800	2.7	0.48
DX450155	68.6	14.1	3.67	3.72	0.001	5	12	163	32	< 20	34	< 20	< 30	699	1.0	0.25
DX450030	74.4	12.9	1.88	2.24	< 0.001	< 2	< 4	7	< 6	< 20	26	< 20	< 30	133	0.63	0.24
DX450049	74.4	12.1	1.73	1.40	0.014	< 2	< 4	21	< 6	< 20	< 20	< 20	< 30	69	0.31	0.26
DX450105	75.3	11.9	3.97	0.61	0.79	5	< 4	5	< 6	< 20	26	< 20	< 30	44	2.2	0.017
DX450170	69.7	11.9	6.20	1.36	0.003	3	< 4	109	< 6	< 20	257	< 20	< 30	638	5.4	0.15
DX450227	68.7	15.1	3.62	3.07	< 0.001	< 2	12	16	< 6	< 20	< 20	< 20	< 30	50	5.4	0.15
DX450230	66.5	15.4	4.24	4.04	< 0.001	< 2	14	21	< 6	< 20	< 20	< 20	< 30	63	0.090	0.17
DX450135	71.5	14.7	2.53	3.48	< 0.001	< 2	6	< 5	< 6	< 20	33	< 20	< 30	156	0.024	0.16
Min	*38.9*	*9.6*	*1.1*	*0.6*	*0.0*	*3.0*	*5.0*	*5.0*	*9.0*	*20.0*	*21.0*	*0.0*	*0.0*	*24.0*	*0.0*	*0.0*
Max	*75.3*	*26.0*	*31.1*	*14.2*	*0.8*	*199.0*	*267.0*	*3980.0*	*32.0*	*4830.0*	*8990.0*	*0.0*	*0.0*	*34500.0*	*9.8*	*3.3*
Average	*62.2*	*14.5*	*7.8*	*4.0*	*0.1*	*35.3*	*28.8*	*169.6*	*20.3*	*269.0*	*1167.3*			*1538.3*	*1.8*	*0.4*

5. Modal Mineralogy

Table 4 presents the minerals detected within the suite of samples displaying the overall average, minimum, and maximum concentration within the 53 samples, and Table 5 presents the modal mineralogy for each sample.

Summary of the sulphide distribution:

- Pyrite is the main sulphide present within the suite of 53 samples, averages 2.3%, and ranges from 0.02% to 11.5%. Thirty-three of the samples have pyrite concentrations >0.5%.
- Pyrrhotite is the second most abundant sulphide and averages 1.0%, and ranges from nil to 16.8%. Eighteen of the samples have pyrrhotite concentrations >0.5%.
- Sphalerite concentrations are higher in samples DX450052 (1.3%), DX450176 (2.3%), DX450076 (6.7%), DX450119 (0.6%), DX450051 (1.4%), DX450233 (0.46%), and DX450200 (3.6%).
- Chalcopyrite concentrations are higher in samples DX450176 (0.11%), DX450134 (0.41%), DX450119 (0.16%), and DX450200 (1.63%).
- Galena concentrations are higher in samples DX450052 (0.72%), DX450176 (0.22%), DX450076 (0.13%), and DX450051 (1.53%).
- Arsenopyrite concentrations are higher in samples DX 550083 (0.68%), DX450080 (0.11%), DX450071 (1.7%), DX450130 (0.81%), and DX450105 (2.31%).
- Cobaltite/Gersdorffite concentrations are higher in samples DX450134 (1.14%) and DX 550073 (0.11%).
- Molybdenite is not detected in any of the samples in concentrations >0.1%.
- Pentlandite is detected in higher concentrations in sample DX450134 (0.73%)

Summary of the silicate distribution:

- The dominant silicate phases include quartz which averages 29.5%, and ranges from 4.5% to 54.5%, plagioclase (albite/oligoclase) which averages 23.5% and ranges from 1.4% to 54.7%, and sericite/muscovite which averages 12.2% and ranges from 0.17% to 54.2%.
- Other silicate minerals typically in moderate to traces levels include plagioclase (anorthite/bytownite – ave. 0.49%), plagioclase (labradorite – ave. - 2.6%), K-feldspars (ave. 2.5%), biotite (ave. - 7.1%), chlorite (ave - 2.7%), clays (ave - 2.6%), amphibole (ave - 8.4%), and garnet (ave - 0.82%).

- Some of the samples have very high concentrations of amphiboles which include DX 550056 (55.4%), DX450022 (46.4%), DX450077 (42.1%), DX450113 (34.8%), DX 550101 (57.3%), DX450128 (35.9%), DX 550073 (19.8%), DX 550053 (61.4%), and DX 550089 (51.7%).

Summary of the carbonate mineral distribution:

- Calcite is present as a minor to trace mineral in each sample, averaging 1.9% and ranges from nil to 11.0%.
- Dolomite occurs in trace levels in samples DX450108 (0.24%), DX450134 (0.27%), DX 550089 (0.19%), DX450130 (0.19%), and DX450049 (0.21%).
- Ankerite occurs in trace levels in samples DX450108 (0.15%), DX 550089 (0.62%), DX450130 (0.13%), and DX450049 (0.60%).

Table 4: Average, Minimum, and Maximum Values for Each Mineral Detected for all 53 Samples

Mineral	Average %	Min %	Max %
Pyrite	2.27	0.02	11.5
Pyrrhotite	1.01	0.00	16.8
Sphalerite	0.33	0.00	6.68
Chalcopyrite	0.06	0.00	1.63
Galena	0.05	0.00	1.53
Arsenopyrite	0.11	0.00	2.31
Cobaltite/Gersdorffite	0.02	0.00	1.14
Molybdenite	0.00	0.00	0.01
Pentlandite	0.01	0.00	0.73
Other Sulphides	0.00	0.00	0.00
Quartz	29.5	4.47	54.5
Plagioclase(Anorthite/Bytownite)	0.49	0.01	3.52
Plagioclase(Labradorite)	2.58	0.01	13.9
Plagioclase(Albite/Oligoclase)	23.5	1.37	54.7
K-Feldspars	2.50	0.00	8.09
Biotite	7.10	0.19	31.0
Sericite/Muscovite	12.2	0.17	54.2
Chlorite	2.67	0.05	18.3
Clays	2.62	1.02	5.57
Amphibole	8.37	0.05	61.4
Garnet	0.82	0.00	14.8
Other Silicates	0.14	0.00	1.00
Calcite	1.90	0.02	11.0
Dolomite	0.03	0.00	0.27
Ankerite	0.03	0.00	0.62
Fe-Oxides	0.90	0.11	6.96
Ilmenite	0.43	0.01	3.10
Other Oxides	0.06	0.00	0.34
Apatite	0.23	0.03	0.57
Sulphates	0.02	0.00	0.15
Other	0.07	0.01	0.22

Table 5: Modal Mineralogy for Samples DX450052 through DX450119

Name	DX450052	DX 550083	DX450204	DX450176	DX450232	DX450181	DX450002	DX450108	DX450076	DX450186	DX450118	DX 550107	DX450159
Id	1	2	3	4	5	6	7	8	9	10	11	12	13
Pyrite	5.25	0.97	1.00	3.69	2.16	0.03	0.23	0.80	9.70	0.52	0.22	5.75	3.25
Pyrrhotite	1.33	1.06	0.03	0.50	0.02	0.00	0.03	0.44	0.25	1.08	0.24	0.01	0.01
Sphalerite	1.33	0.03	0.01	2.31	0.03	0.00	0.00	0.00	6.68	0.05	0.02	0.01	0.00
Chalcopyrite	0.02	0.01	0.02	0.11	0.00	0.02	0.00	0.01	0.07	0.00	0.00	0.00	0.00
Galena	0.72	0.04	0.01	0.22	0.00	0.00	0.00	0.00	0.13	0.00	0.00	0.00	0.00
Arsenopyrite	0.06	0.68	0.02	0.00	0.00	0.00	0.00	0.03	0.00	0.07	0.00	0.00	0.02
Cobaltite/Gersdorffite	0.00	0.00	0.00	0.00	0.00	0.00	0.00	0.00	0.00	0.00	0.00	0.00	0.00
Molybdenite	0.01	0.00	0.00	0.00	0.00	0.00	0.00	0.00	0.00	0.00	0.00	0.00	0.00
Pentlandite	0.01	0.00	0.00	0.00	0.00	0.00	0.00	0.00	0.00	0.00	0.00	0.00	0.00
Other Sulphides	0.00	0.00	0.00	0.00	0.00	0.00	0.00	0.00	0.00	0.00	0.00	0.00	0.00
Quartz	39.32	34.60	34.29	41.09	34.81	34.26	30.08	27.28	4.47	36.51	35.82	34.78	46.80
Plagioclase(Anorthite/Bytownite)	2.18	0.04	0.62	0.19	0.34	0.19	0.11	0.03	0.15	0.02	0.02	0.91	0.08
Plagioclase(Labradorite)	3.39	0.04	1.45	2.22	13.93	0.31	0.08	0.05	2.65	0.02	0.03	6.73	0.22
Plagioclase(Albite/Oligoclase)	3.23	47.48	24.64	6.02	24.26	34.60	36.38	47.98	4.48	39.19	43.00	24.65	12.63
K-Feldspars	6.58	0.05	2.49	4.28	0.45	1.91	2.73	0.48	6.66	1.47	1.12	4.71	4.99
Biotite	3.04	5.62	7.67	4.43	11.86	9.36	9.23	7.41	4.87	1.59	2.00	4.73	2.31
Sericite/Muscovite	26.94	0.83	16.29	26.96	5.41	12.66	12.89	7.11	54.19	12.52	10.17	13.32	22.71
Chlorite	0.96	0.50	4.09	3.47	0.63	1.11	1.30	0.60	1.08	0.38	0.30	0.49	0.53
Clays	1.69	1.85	2.94	2.05	1.15	3.45	3.48	2.95	1.84	3.28	3.99	1.29	4.26
Amphibole	1.44	1.52	2.79	1.07	1.55	0.63	0.44	0.18	0.64	0.13	0.12	0.87	0.26
Garnet	0.20	0.00	0.09	0.51	0.37	0.01	0.01	0.07	0.17	0.04	0.06	0.00	0.03
Other Silicates	0.12	0.67	0.22	0.14	0.37	0.05	0.07	0.12	0.10	0.02	0.00	0.26	0.06
Calcite	0.55	2.75	0.58	0.13	0.92	0.58	2.10	2.54	0.09	1.52	1.31	0.55	0.19
Dolomite	0.00	0.02	0.04	0.03	0.00	0.02	0.04	0.24	0.00	0.00	0.00	0.01	0.00
Ankerite	0.00	0.00	0.00	0.00	0.00	0.00	0.00	0.15	0.00	0.00	0.00	0.00	0.00
Fe-Oxides	0.91	0.55	0.18	0.24	1.10	0.30	0.23	0.68	0.78	1.14	1.20	0.48	1.43
Ilmenite	0.02	0.17	0.21	0.02	0.01	0.14	0.15	0.51	0.02	0.19	0.21	0.01	0.01
Other Oxides	0.10	0.07	0.02	0.01	0.09	0.02	0.02	0.03	0.02	0.03	0.02	0.18	0.04
Apatite	0.36	0.36	0.26	0.16	0.48	0.26	0.24	0.24	0.57	0.08	0.09	0.16	0.07
Sulphates	0.11	0.01	0.01	0.12	0.00	0.00	0.00	0.00	0.15	0.01	0.00	0.03	0.09
Other	0.13	0.07	0.01	0.03	0.04	0.08	0.15	0.07	0.22	0.11	0.06	0.05	0.02

26.5

Name	DX450185	DX450032	DX 550064	DX450008	DX 550056	DX450022	DX450077	DX450113	DX 550101	DX450128	DX450021	DX450222	DX450119
Id	16	17	18	19	20	21	22	23	24	25	26	27	28
Pyrite	0.53	0.46	0.05	0.60	0.14	0.19	0.21	0.19	0.05	0.77	11.50	4.27	5.79
Pyrrhotite	1.18	0.73	0.07	0.19	0.26	0.25	0.18	0.89	0.16	1.31	5.62	0.02	16.78
Sphalerite	0.00	0.02	0.00	0.00	0.00	0.00	0.01	0.00	0.00	0.01	0.19	0.01	0.60
Chalcopyrite	0.01	0.00	0.00	0.01	0.06	0.05	0.04	0.01	0.08	0.04	0.11	0.00	0.16
Galena	0.00	0.00	0.00	0.01	0.00	0.00	0.00	0.00	0.00	0.00	0.00	0.00	0.00
Arsenopyrite	0.02	0.00	0.00	0.00	0.00	0.00	0.00	0.09	0.00	0.00	0.00	0.00	0.00
Cobaltite/Gersdorffite	0.00	0.00	0.00	0.00	0.00	0.00	0.00	0.00	0.00	0.00	0.00	0.00	0.00
Molybdenite	0.00	0.00	0.00	0.00	0.00	0.00	0.00	0.00	0.00	0.00	0.00	0.00	0.00
Pentlandite	0.00	0.00	0.00	0.00	0.00	0.00	0.00	0.00	0.00	0.00	0.01	0.00	0.00
Other Sulphides	0.00	0.00	0.00	0.00	0.00	0.00	0.00	0.00	0.00	0.00	0.00	0.00	0.00
Quartz	33.53	36.63	33.70	44.71	8.25	14.03	14.80	5.26	9.12	21.67	30.04	34.37	34.10
Plagioclase(Anorthite/Bytownite)	1.92	0.07	0.24	0.22	0.14	1.17	0.22	0.05	1.27	0.54	0.15	0.25	2.69
Plagioclase(Labradorite)	4.88	1.46	0.30	0.58	0.85	8.64	0.45	0.20	6.85	1.75	1.14	1.65	6.67
Plagioclase(Albite/Oligoclase)	17.59	25.92	34.62	26.53	13.88	8.56	19.04	3.32	6.05	7.78	26.39	28.88	13.39
K-Feldspars	3.09	1.26	3.51	4.35	0.01	0.01	0.01	0.00	0.02	1.30	0.19	4.01	0.15
Biotite	16.16	8.09	0.91	1.25	2.45	0.46	5.06	9.36	0.53	3.03	8.67	4.71	9.22
Sericite/Muscovite	10.74	19.45	18.73	16.81	0.40	0.25	1.25	0.62	0.17	3.69	5.42	14.68	2.79
Chlorite	0.80	1.70	1.04	0.07	6.25	2.32	4.32	12.66	3.58	8.56	1.99	1.67	0.77
Clays	1.69	1.19	3.37	3.19	4.50	3.32	5.57	5.02	2.94	4.70	4.38	2.55	2.67
Amphibole	5.50	0.23	0.48	0.13	55.40	46.36	42.09	34.77	57.33	35.86	1.38	0.66	1.21
Garnet	0.02	0.70	0.12	0.00	1.79	0.32	0.90	14.78	0.28	3.36	1.05	0.01	0.24
Other Silicates	0.55	0.01	0.11	0.07	0.15	0.12	0.05	0.19	0.34	0.64	0.03	0.15	0.04
Calcite	0.27	0.14	1.59	0.47	2.76	11.03	2.20	3.79	8.60	2.53	0.35	0.64	1.12
Dolomite	0.00	0.00	0.00	0.00	0.00	0.00	0.02	0.00	0.00	0.00	0.06	0.00	0.01
Ankerite	0.00	0.00	0.00	0.00	0.01	0.00	0.01	0.02	0.00	0.01	0.01	0.00	0.00
Fe-Oxides	1.04	0.95	0.86	0.64	0.71	0.73	0.11	6.96	0.91	0.96	0.51	0.92	0.82
Ilmenite	0.02	0.64	0.07	0.01	1.75	1.90	3.10	1.47	1.49	1.09	0.55	0.02	0.39
Other Oxides	0.05	0.02	0.07	0.05	0.02	0.01	0.00	0.02	0.02	0.02	0.01	0.14	0.04
Apatite	0.38	0.25	0.12	0.03	0.18	0.19	0.21	0.22	0.14	0.26	0.17	0.28	0.21
Sulphates	0.01	0.01	0.00	0.04	0.00	0.00	0.00	0.02	0.01	0.00	0.03	0.02	0.05
Other	0.01	0.07	0.05	0.04	0.05	0.10	0.14	0.06	0.06	0.12	0.05	0.06	0.10

Table 6: Modal Mineralogy for Samples DX450080 through DX450135

Name	DX450080	DX450143	DX450153	DX450017	DX450144	DX 550073	DX 550053	DX 550089	DX450051	DX450239	DX450071	DX450130	DX450039
Id	29	30	31	32	33	34	35	36	37	38	39	40	41
Pyrite	0.24	1.08	8.75	0.60	0.20	0.20	0.07	1.39	4.77	11.29	1.12	0.54	3.65
Pyrrhotite	0.70	2.84	0.10	0.19	0.06	0.09	0.23	0.71	0.18	0.01	0.65	0.06	0.02
Sphalerite	0.00	0.00	0.00	0.01	0.00	0.00	0.00	0.00	1.41	0.00	0.02	0.00	0.04
Chalcopyrite	0.01	0.05	0.03	0.01	0.01	0.02	0.04	0.05	0.03	0.00	0.01	0.01	0.01
Galena	0.00	0.00	0.00	0.00	0.00	0.00	0.00	0.00	1.53	0.00	0.00	0.00	0.00
Arsenopyrite	0.11	0.03	0.00	0.00	0.00	0.00	0.00	0.00	0.01	0.00	1.66	0.81	0.07
Cobaltite/Gersdorffite	0.02	0.00	0.00	0.01	0.01	0.11	0.00	0.00	0.00	0.00	0.00	0.00	0.00
Molybdenite	0.00	0.00	0.00	0.00	0.00	0.00	0.00	0.00	0.00	0.00	0.00	0.00	0.00
Pentlandite	0.00	0.00	0.00	0.00	0.00	0.00	0.00	0.00	0.00	0.00	0.00	0.00	0.00
Other Sulphides	0.00	0.00	0.00	0.00	0.00	0.00	0.00	0.00	0.00	0.00	0.00	0.00	0.00
Quartz	28.08	13.61	34.71	47.62	35.39	10.95	9.83	9.46	34.06	39.15	15.13	25.18	37.12
Plagioclase(Anorthite/Bytownite)	0.87	0.09	0.13	0.18	0.29	0.33	0.17	0.15	3.52	0.92	0.16	0.01	0.06
Plagioclase(Labradorite)	4.91	1.18	0.21	1.22	4.07	1.46	1.96	1.85	4.41	0.99	1.61	0.02	0.81
Plagioclase(Albite/Oligoclase)	24.77	28.48	24.98	13.54	30.12	29.64	5.69	4.80	2.99	1.37	51.17	54.73	31.10
K-Feldspars	0.75	0.11	1.69	2.54	1.06	1.51	0.01	0.03	8.02	4.81	0.85	0.01	4.70
Biotite	20.95	30.98	7.00	10.51	5.48	6.32	1.53	6.24	4.58	3.30	4.57	7.14	9.96
Sericite/Muscovite	10.71	4.84	17.58	17.51	12.04	6.50	0.39	1.36	28.40	34.19	10.13	0.78	8.70
Chlorite	1.69	9.60	1.40	1.24	2.72	11.09	8.23	6.64	0.75	0.61	1.82	1.87	0.31
Clays	1.54	1.62	1.80	1.57	1.72	3.62	3.30	3.13	1.69	1.71	2.55	1.65	1.29
Amphibole	0.53	0.15	0.08	0.80	0.72	19.80	61.39	51.70	1.10	0.41	0.42	0.16	0.12
Garnet	2.04	3.21	0.01	0.31	3.54	1.18	0.85	2.60	0.62	0.13	0.23	0.01	0.04
Other Silicates	0.01	0.00	0.00	0.01	0.01	1.00	0.11	0.13	0.11	0.05	0.11	0.01	0.06
Calcite	0.02	0.02	0.02	0.68	0.11	3.68	4.14	6.42	0.61	0.12	6.46	4.87	0.75
Dolomite	0.00	0.07	0.00	0.00	0.00	0.01	0.00	0.19	0.00	0.00	0.00	0.19	0.00
Ankerite	0.00	0.00	0.00	0.00	0.00	0.01	0.00	0.62	0.00	0.00	0.00	0.13	0.00
Fe-Oxides	0.98	0.82	0.76	0.92	1.17	1.07	0.55	0.79	0.76	0.53	0.63	0.94	0.74
Ilmenite	0.65	0.74	0.02	0.27	0.68	1.03	1.28	1.45	0.02	0.02	0.21	0.53	0.03
Other Oxides	0.04	0.03	0.34	0.01	0.24	0.03	0.01	0.04	0.06	0.02	0.20	0.01	0.18
Apatite	0.27	0.33	0.32	0.21	0.24	0.27	0.16	0.20	0.23	0.24	0.18	0.27	0.19
Sulphates	0.01	0.01	0.03	0.01	0.00	0.00	0.00	0.00	0.05	0.03	0.01	0.00	0.00
Other	0.07	0.11	0.07	0.05	0.11	0.08	0.07	0.07	0.10	0.08	0.10	0.05	0.05

Name	DX450089	DX450137	DX450233	DX450200	DX450155	DX450030	DX450049	DX450105	DX450170	DX450227	DX450230	DX450135
Id	42	43	44	45	46	47	48	49	50	51	52	53
Pyrite	0.35	0.17	3.10	2.54	2.18	0.64	0.30	1.84	9.82	0.03	0.14	0.02
Pyrrhotite	0.88	0.03	4.95	0.22	0.22	0.15	0.40	0.32	0.01	0.00	0.01	0.00
Sphalerite	0.01	0.00	0.46	3.58	0.20	0.03	0.01	0.01	0.12	0.00	0.00	0.02
Chalcopyrite	0.01	0.00	0.07	1.63	0.07	0.00	0.01	0.00	0.04	0.00	0.01	0.00
Galena	0.00	0.00	0.00	0.00	0.00	0.01	0.01	0.00	0.03	0.00	0.00	0.00
Arsenopyrite	0.01	0.00	0.00	0.00	0.00	0.00	0.03	2.31	0.00	0.00	0.00	0.00
Cobaltite/Gersdorffite	0.00	0.00	0.00	0.00	0.00	0.00	0.00	0.00	0.00	0.00	0.00	0.00
Molybdenite	0.00	0.00	0.00	0.00	0.00	0.00	0.00	0.00	0.00	0.00	0.00	0.00
Pentlandite	0.00	0.00	0.00	0.00	0.00	0.00	0.00	0.00	0.00	0.00	0.00	0.00
Other Sulphides	0.00	0.00	0.00	0.00	0.00	0.00	0.00	0.00	0.00	0.00	0.00	0.00
Quartz	31.46	32.27	30.76	27.94	36.53	41.88	38.04	54.51	39.31	31.73	31.81	41.28
Plagioclase(Anorthite/Bytownite)	0.16	0.19	1.96	0.27	0.62	0.12	0.01	0.06	0.09	0.23	0.51	0.51
Plagioclase(Labradorite)	3.71	4.62	7.09	3.39	7.95	0.52	0.01	0.20	0.26	1.04	7.81	8.53
Plagioclase(Albite/Oligoclase)	29.43	31.97	4.52	20.47	19.51	27.44	51.21	9.61	19.05	36.15	27.78	19.27
K-Feldspars	2.09	1.63	7.92	8.09	6.40	7.07	1.11	1.28	7.89	1.78	0.95	2.81
Biotite	14.05	12.85	15.97	10.36	6.88	1.32	1.23	0.19	0.89	4.73	12.65	5.21
Sericite/Muscovite	10.95	9.53	16.69	11.30	11.73	15.15	1.86	27.67	17.54	14.25	10.23	14.46
Chlorite	0.61	0.52	1.58	0.96	1.36	0.15	0.35	0.05	0.97	1.40	1.05	0.34
Clays	1.96	1.57	1.78	1.71	2.34	2.09	1.79	1.02	1.89	3.17	2.23	1.81
Amphibole	0.24	0.49	1.28	1.60	0.97	0.33	0.08	0.05	0.20	1.30	1.91	1.78
Garnet	0.02	0.02	0.35	0.37	0.07	0.28	0.02	0.00	0.01	0.10	0.03	1.50
Other Silicates	0.06	0.10	0.03	0.13	0.23	0.04	0.02	0.01	0.02	0.12	0.07	0.01
Calcite	2.71	2.93	0.27	4.09	1.76	1.67	1.28	0.05	0.91	1.19	1.56	1.08
Dolomite	0.00	0.00	0.00	0.00	0.00	0.00	0.21	0.00	0.00	0.00	0.00	0.00
Ankerite	0.00	0.00	0.00	0.00	0.00	0.00	0.60	0.00	0.00	0.00	0.00	0.00
Fe-Oxides	0.73	0.67	0.79	0.78	0.68	0.91	0.89	0.57	0.66	2.08	0.84	1.03
Ilmenite	0.14	0.09	0.02	0.03	0.04	0.07	0.26	0.01	0.02	0.28	0.10	0.05
Other Oxides	0.03	0.02	0.04	0.06	0.04	0.03	0.08	0.03	0.09	0.05	0.02	0.02
Apatite	0.33	0.31	0.29	0.34	0.19	0.06	0.07	0.11	0.11	0.32	0.22	0.20
Sulphates	0.01	0.00	0.01	0.01	0.01	0.00	0.02	0.01	0.02	0.00	0.00	0.00
Other	0.07	0.04	0.06	0.11	0.02	0.05	0.08	0.08	0.05	0.04	0.07	0.05

6. Electron Microprobe Analysis (EMPA)

The QEMSCAN modal mineralogy data was reviewed and nearly all the samples underwent EMPA analysis for select phases. The minerals selected for analysis and elements of concern include:

- Pyrite for low concentrations of Co, Ni, Cu, As and Se (n=514)
- Pyrrhotite for Co, Ni, Cu and Se (n=369)
- Sphalerite for Cd, Mn, Cu and Se (n=122)
- Arsenopyrite for Co, Ni, As, Sb and Se (n=68)
- Chalcopyrite for Co, Ni and Se (n=18)
- Galena for Se (n=31)
- Gersdorffite/Cobaltite and loellingite for Co, Ni, Sb and Se (n=24)

Noted in the EMPA data, two-point analysis of loellingite were reported for sample DX450113 with an average arsenic concentration of 71.0%, 5.7% nickel, 3.42% copper and 18.9% iron. The QEMSCAN did not loellingite in any of the samples.

Molybdenite and pentlandite were not analyzed by EMPA.

6.1. EMPA of Pyrite

Table 7 summarizes the EMP data for pyrite presenting the global average, average composition of each sample and the number of EPMA analysis per sample. The cobalt, nickel, and arsenic concentrations are variable within the suite of samples.

Samples that have average concentrations of pyrite with >0.07% cobalt include:

- DX450181, DX450171, DX450185, DX 550056, DX450128, DX450186, DX450185, DX 550056, DX450128, DX450176, DX450134, DX550053, DX450071, DX450049, DX450227, and DX450230.

Samples that have average concentrations of pyrite with >0.1% nickel include:

- DX450204, DX450232, DX450171, DX550056, DX550056, DX550053, DX450130, , DX450137, DX450080, and DX450230.

Samples that have average concentrations of pyrite with >0.1% arsenic include:

- DX450052, DX 550083, DX450159, DX450186, DX450185, DX450076, DX450051, DX450071, DX450130, DX450039, DX450105, and DX450118.

The samples with the higher concentrations mentioned above are highlighted in yellow in Table 7.

Table 7: Summary of the EMPA Analysis for Pyrite for the Global Population and Each Sample

		Fe	Co	Ni	Cu	As	S	Se	Total	Num. of Analysis
Detection Limits (%)		**0.03**	**0.03**	**0.04**	**0.05**	**0.03**	**0.04**	**0.02**		
Global	**Average**	**46.31**	**0.07**	**0.04**	**0.01**	**0.07**	**53.45**	**0.01**	**99.96**	514
DX450052	Average	46.41	0.03	0.00	0.01	0.19	53.31	0.01	99.95	15
DX 550083	Average	46.26	0.02	0.03	0.01	0.12	53.34	0.02	99.78	12
DX450204	Average	45.95	0.04	0.11	0.01	0.02	53.41	0.00	99.53	15
DX450232	Average	46.19	0.09	0.22	0.00	0.02	53.37	0.01	99.91	6
DX450181	Average	46.08	0.12	0.01	0.02	0.00	53.79	0.00	100.03	6
DX450002	Average	46.20	0.03	0.08	0.01	0.04	53.48	0.01	99.83	10
DX450108	Average	46.53	0.02	0.03	0.01	0.05	53.72	0.01	100.38	10
DX450159	Average	46.45	0.01	0.00	0.00	0.13	53.31	0.00	99.91	15
DX450171	Average	46.34	0.15	0.13	0.01	0.02	53.25	0.01	99.90	15
DX 550107	Average	46.40	0.03	0.09	0.01	0.05	53.41	0.01	100.00	15
DX450032	Average	46.68	0.03	0.03	0.01	0.01	53.69	0.01	100.17	15
DX450008	Average	46.54	0.03	0.00	0.01	0.02	53.65	0.00	100.26	15
DX 550056	Average	46.38	0.20	0.19	0.02	0.01	53.06	0.01	99.88	5
DX450128	Average	46.36	0.25	0.01	0.01	0.01	53.46	0.00	100.10	5
DX450022	Average	46.53	0.03	0.08	0.01	0.02	52.82	0.00	99.48	2
DX450186	Average	46.21	0.19	0.02	0.01	0.11	53.62	0.00	100.31	8
DX450185	Average	46.23	0.32	0.05	0.01	0.12	53.71	0.00	100.43	10
DX450176	Average	45.81	0.12	0.02	0.01	0.05	53.05	0.00	99.06	15
DX450076	Average	46.33	0.02	0.02	0.01	0.13	53.52	0.00	100.03	15
DX450134	Average	45.81	0.20	0.05	0.01	0.01	53.38	0.01	99.47	16
DX450021	Average	46.07	0.08	0.04	0.01	0.02	53.00	0.00	99.22	15
DX450222	Average	46.30	0.02	0.02	0.01	0.04	53.49	0.00	99.89	15
DX450143	Average	46.35	0.02	0.05	0.01	0.00	53.16	0.00	99.60	7
DX450153	Average	46.40	0.03	0.04	0.01	0.00	53.45	0.01	99.94	15
DX450017	Average	46.26	0.01	0.02	0.03	0.00	53.40	0.00	99.72	10
DX 550053	Average	45.96	0.12	0.14	0.00	0.00	52.91	0.03	99.15	2
DX 550089	Average	46.34	0.07	0.06	0.06	0.00	52.25	0.01	98.78	15
DX450119	Average	46.62	0.01	0.02	0.00	0.01	53.61	0.00	100.27	1
DX450051	Average	46.18	0.02	0.02	0.01	0.25	53.19	0.00	99.66	15
DX450071	Average	46.20	0.13	0.01	0.00	0.11	53.40	0.04	99.89	15
DX450239	Average	46.61	0.01	0.01	0.00	0.03	53.63	0.01	100.30	15
DX450130	Average	46.26	0.03	0.12	0.00	0.28	53.69	0.01	100.40	10
DX450039	Average	46.52	0.03	0.06	0.01	0.17	53.63	0.01	100.42	15
DX450233	Average	46.64	0.08	0.00	0.01	0.02	53.74	0.00	100.50	15
DX450155	Average	46.45	0.05	0.04	0.01	0.02	53.73	0.01	100.30	15
DX450144	Average	46.29	0.03	0.07	0.03	0.00	53.13	0.00	99.56	5
DX450089	Average	46.34	0.07	0.08	0.01	0.04	53.97	0.00	100.52	10
DX450137	Average	45.92	0.01	0.11	0.02	0.00	53.44	0.00	99.51	5
DX450200	Average	46.54	0.07	0.01	0.01	0.02	53.67	0.00	100.33	15
DX450030	Average	46.56	0.02	0.01	0.00	0.02	53.59	0.00	100.20	15
DX450105	Average	46.32	0.02	0.00	0.01	0.36	53.29	0.00	100.00	10
DX450118	Average	46.19	0.05	0.01	0.01	0.34	53.58	0.01	100.20	10
DX 550073	Average	46.08	0.01	0.05	0.01	0.02	53.74	0.01	99.91	5
DX450080	Average	45.96	0.02	0.39	0.02	0.00	53.73	0.01	100.13	4
DX450049	Average	46.09	0.19	0.02	0.00	0.10	53.43	0.01	99.84	8
DX450170	Average	46.53	0.01	0.01	0.01	0.00	53.61	0.01	100.18	15
DX450227	Average	46.51	0.12	0.01	0.00	0.00	53.98	0.00	100.62	2
DX450230	Average	46.03	0.33	0.29	0.01	0.00	53.79	0.00	100.45	5

6.2. EMPA of Pyrrhotite

Table 8 summarizes the EMP data for pyrrhotite. The cobalt and copper concentrations are typically below or near to the detection limits (0.03%). Nickel concentrations vary within the suite of samples.

Samples that have average concentrations of pyrrhotite with >0.1% nickel include:

- DX450185, DX450008, DX450077, DX450113, DX 550101, DX450134, DX 550064, DX 550053, DX450130, DX450089, DX 550073, and DX450080.

The samples with the higher concentrations mentioned above are highlighted in yellow in Table 8.

Table 8: Summary of the EMPA Analysis for the Pyrrhotite for the Global Population and Each Sample

		Fe	Co	Ni	Cu	S	Se	Total	Num. of Analysis
Detection Limits (%)		**0.07**	**0.03**	**0.04**	**0.05**	**0.03**	**0.03**		
Global	**Average**	**60.64**	**0.02**	**0.10**	**0.01**	**39.35**	**0.01**	**100.13**	**369**
DX450052	Average	60.30	0.00	0.03	0.00	39.35	0.00	99.69	14
DX 550083	Average	61.10	0.00	0.05	0.01	38.61	0.02	99.80	16
DX450232	Average	60.66	0.02	0.08	0.01	39.18	0.00	99.96	10
DX450108	Average	60.21	0.01	0.07	0.01	39.40	0.01	99.71	10
DX450171	Average	60.32	0.02	0.15	0.00	39.56	0.01	100.06	15
DX450186	Average	61.28	0.01	0.01	0.01	38.95	0.01	100.26	15
DX450185	Average	61.35	0.01	0.19	0.00	38.69	0.00	100.25	15
DX450008	Average	61.40	0.00	0.00	0.00	38.75	0.00	100.16	5
DX 550056	Average	60.18	0.06	0.24	0.01	40.07	0.01	100.57	10
DX450128	Average	60.55	0.02	0.10	0.01	39.43	0.01	100.16	16
DX450077	Average	60.30	0.07	0.11	0.01	39.70	0.01	100.20	15
DX450113	Average	61.19	0.03	0.16	0.01	38.88	0.00	100.25	10
DX 550101	Average	59.83	0.05	0.35	0.01	39.38	0.01	99.64	5
DX450176	Average	60.13	0.01	0.06	0.01	39.73	0.00	99.95	10
DX450134	Average	59.84	0.01	0.38	0.01	39.62	0.01	99.86	15
DX 550064	Average	60.30	0.03	0.13	0.00	39.29	0.00	99.75	5
DX450021	Average	60.57	0.01	0.04	0.01	39.75	0.01	100.39	15
DX450143	Average	60.49	0.03	0.08	0.01	39.45	0.00	100.06	15
DX450017	Average	59.96	0.04	0.06	0.01	39.60	0.00	99.68	10
DX 550089	Average	60.33	0.06	0.08	0.01	39.56	0.01	100.04	10
DX450119	Average	60.65	0.03	0.05	0.01	39.66	0.01	100.41	15
DX 550053	Average	60.12	0.08	0.25	0.00	39.36	0.01	99.83	5
DX450051	Average	60.46	0.00	0.07	0.01	39.58	0.00	100.12	5
DX450071	Average	60.34	0.01	0.09	0.01	39.55	0.06	100.05	10
DX450130	Average	62.26	0.00	0.10	0.01	37.46	0.01	100.34	5
DX450233	Average	60.81	0.00	0.02	0.01	39.72	0.00	100.56	15
DX450155	Average	60.64	0.01	0.06	0.02	39.28	0.02	100.02	10
DX450089	Average	60.92	0.01	0.12	0.00	39.33	0.00	100.40	10
DX450200	Average	61.21	0.00	0.03	0.01	38.91	0.01	100.17	10
DX450030	Average	61.23	0.00	0.01	0.00	39.01	0.00	100.26	5
DX450105	Average	61.28	0.00	0.01	0.01	38.83	0.00	100.13	9
DX450118	Average	60.43	0.03	0.02	0.01	39.88	0.01	100.37	10
DX 550073	Average	59.66	0.01	0.42	0.00	40.00	0.00	100.10	4
DX450080	Average	61.31	0.01	0.26	0.01	39.07	0.00	100.66	10
DX450049	Average	60.96	0.00	0.01	0.00	39.12	0.01	100.10	10

6.3. EMPA of Sphalerite

Table 9 summarizes the EMP analyses for sphalerite presenting the global average, average composition of each sample and the number of EPMA analysis per sample. For each sample, cadmium is consistently detected, and the global average is 0.34% but ranges from 0.16% in sample DX450119 to 0.58% in sample DX450021. Copper concentrations are generally below the detection limits, but sample DX450119 reports and average of 0.46%. There is one analysis that appears to be over reporting the copper and is assumed to be mixed with a chalcopyrite grain.

Table 9: Summary of the EMPA Analysis for the Sphalerite for the Global Population and Each Sample

		Zn	Cd	Fe	Mn	Cu	S	Se	Total	Num. of Analysis
Detection Limits (%)		**0.11**	**0.05**	**0.03**	**0.04**	**0.04**	**0.03**	**0.03**		
Global	**Average**	**59.92**	**0.34**	**6.22**	**0.19**	**0.05**	**33.04**	**0.01**	**99.77**	**122**
DX450052	Average	58.44	0.29	7.35	0.26	0.01	32.92	0.00	99.27	17
DX450176	Average	58.44	0.35	7.08	0.17	0.01	33.03	0.01	99.08	27
DX450076	Average	58.56	0.36	7.32	0.32	0.01	33.15	0.01	99.73	15
DX450119	Average	59.24	0.16	7.30	0.11	0.46	33.21	0.01	100.48	10
DX450051	Average	58.79	0.31	7.24	0.25	0.00	33.10	0.00	99.70	15
DX450233	Average	59.58	0.43	6.75	0.18	0.03	33.19	0.00	100.17	11
DX450155	Average	64.69	0.35	2.64	0.06	0.01	32.87	0.01	100.62	6
DX450200	Average	63.21	0.44	3.60	0.11	0.01	33.02	0.00	100.39	15
DX450170	Average	65.75	0.37	1.29	0.04	0.02	32.75	0.01	100.23	5
DX450021	Average	60.16	0.58	5.71	0.02	0.00	32.64	0.01	99.12	1

6.4. EMPA of Arsenopyrite

Table 10 summarizes the EMP analyses for arsenopyrite presenting the global average, average composition of each sample and the number of EPMA analysis per sample.

Arsenic concentrations average 43.94% and range from 42.26% in sample DX 550083 up to 47.15% in sample DX450113.

For most of the samples, cobalt, nickel, and antimony concentrations are close or below the detection limits. Three samples have higher concentrations of cobalt which include DX450113 (0.55%), DX450143 (0.35%), and DX450080 (2.29%). Three samples have higher concentrations of nickel which include DX450113 (0.22%), DX450039 (0.32%), and DX450080 (0.36%). The samples with the higher concentrations mentioned are highlighted in yellow in Table 10.

Table 10: Summary of the EMPA Analysis for the Arsenopyrite for the Global Population and Each Sample

		Fe	Co	Ni	As	Sb	S	Se	Total	Num. of Analysis
Detection Limits (%)		**0.05**	**0.03**	**0.03**	**0.10**	**0.05**	**0.03**	**0.25**		
Global	**Average**	**34.31**	**0.24**	**0.07**	**43.94**	**0.02**	**20.93**	**0.05**	**99.56**	**68**
DX 550083	Average	34.90	0.07	0.01	42.26	0.00	22.11	0.08	99.43	10
DX450185	Average	34.51	0.04	0.08	44.23	0.00	21.12	0.00	99.98	1
DX450113	Average	33.18	0.55	0.22	47.15	0.01	18.60	0.01	99.71	5
DX450143	Average	33.93	0.35	0.01	44.99	0.00	20.12	0.11	99.51	2
DX450071	Average	34.80	0.01	0.01	43.16	0.00	21.36	0.08	99.42	15
DX450130	Average	34.55	0.05	0.01	44.68	0.00	20.59	0.02	99.92	10
DX450039	Average	34.41	0.02	0.32	43.63	0.00	21.20	0.00	99.59	5
DX450105	Average	34.65	0.00	0.00	43.53	0.07	21.29	0.03	99.57	15
DX450080	Average	31.23	2.29	0.36	46.08	0.02	19.30	0.06	99.32	5

6.5. EMPA of Sulfarsenides - Gersdorffite and Cobaltite

Gersdorffite was detected only in sample DX450134 and 15 EMP analyses were complete. Cobalt, nickel, arsenic and antimony concentrations average 2.41%, 21.87%, 46.66% and 0.1%, respectively.

Seven cobaltite grains were analyzed due to scarcity of the mineral in the samples (6 analyses from sample DX 550073 and 1 analysis from DX450080). Between both samples, the arsenic concentrations are similar at 45.89% and 46.50%, respectively. However, there is a substantial difference between the cobalt and nickel concentrations, where sample DX 550073 averages 20.45% and 8.48%, respectively and sample DX450080 averages 11.95% and 14.02%, respectively. The average values of the EMPA are summarized in Table 11.

Table 11: Summary of the EMPA Analysis for the Sulfarsenides - Gersdorffite and Cobaltite for the Global Population and Each Sample

		Fe	Co	Ni	As	Sb	S	Se	Total	Num. of Analysis	Mineral ID
Detection Limits (%)		**0.05**	**0.03**	**0.03**	**0.10**	**0.05**	**0.03**	**0.26**		**22**	
DX450134	Average	10.30	2.41	21.87	46.66	0.10	18.32	0.03	99.68	15	Gersdorffite
DX 550073	Average	5.74	20.45	8.48	45.89	0.02	18.89	0.05	99.51	6	Cobaltite
DX450080	Average	8.65	11.95	14.02	46.50	0.00	18.76	0.07	99.96	1	Cobaltite

6.6. EMPA of Chalcopyrite

Table 12 summarizes the results from the EMPA for chalcopyrite from 18 analyses. Fifteen chalcopyrite grains were analyzed from DX450200, one from each of sample DX450076, DX 550101, and DX450119. Cobalt and arsenic concentrations are below the detection limits.

Table 12: Summary of the EMPA Analysis for the Chalcopyrite for the Global Population

		Fe	Co	Ni	Cu	S	Se	Total	Num. of Analysis
Detection Limits (%)		**0.05**	**0.03**	**0.03**	**0.11**	**0.03**	**0.03**	**0.03**	
Global	Average	30.38	0.01	0.01	34.64	34.99	0.01	100.03	18

6.7. EMPA of Galena

Table 13 summarizes the results from the EMPA for galena including the global average, and average composition of each sample, and the number of EPM analyses. A total of 31 analyses were completed, 10 for sample DX450052, and 3 for each DX450176 and DX450051.

Table 13: Summary of the EMPA Analysis for the Galena for the Global Population

		Pb	S	Se	Total	Num. of Analysis
Detection Limits (%)		**0.17**	**0.02**	**0.03**		
Global	**Average**	**86.62**	**13.31**	**0.05**	**99.98**	**31**
DX450052	Average	86.41	13.23	0.03	99.68	10
DX450176	Average	86.43	13.22	0.17	99.82	6
DX450051	Average	86.84	13.39	0.01	100.23	15

7. Elemental Deportment

The elemental deportment is calculated based on the mineral mass of each phase within each respective sample, the average composition of each phase from the EMP data, and/or theoretical composition (mainly for the silicates). The deportment data is presented in Appendix A for sulphur (S), arsenic (As), cadmium (Cd), cobalt (Co), copper (Cu), molybdenum (Mo), lead (Pb), arsenic (Ni), and zinc (Zn).

In summary:

- Cadmium is hosted only by sphalerite.
- Copper is primarily hosted by chalcopyrite.
- Molybdenite was the only host for molybdenum.
- Sphalerite was the only mineral host for zinc.
- Galena was the only mineral host for lead.

There is more diversity on the mineral hosts and elemental deportment for each sulphur, nickel, cobalt, and arsenic.

8. Sulphur Deportment

Table 14 presents the average, minimum, and maximum values for the suite of 53 samples and illustrates that pyrite and pyrrhotite are the dominate sulphur-bearing minerals for most of the samples. Figure 3 though Figure 6 present the elemental deportment of sulphur for each sample.

Pyrite accounts for an average of 63.85% of the total S and ranges from 21.0% to 99.8%. The following samples have >50% of the sulphur hosted by pyrite:

- DX450052 (71.7%), DX450204 (94.7%), DX450176 (65.2%), DX450232 (98.2%), DX450181 (63.5%), DX450002 (88.7), DX450108 (69.5%), DX450076 (68.6%), DX450118 (52.7%), DX 550107 (99.6%), DX450159 (98.7%), DX450171 (65.7%), DX450008 (78.6%), DX450077 (55.5%), DX450021 (72.4%), DX450222 (99.3%), DX450153 (98.9%), DX450017 (79.6%), DX450144 (77.4%), DX 550073 (61.6%), DX 550089 (71.7%), DX450051 (76.9%), DX450239 (99.8%), DX450130 (59.4%), DX450039 (97.8%) DX450137 (88.4%), DX450155 (86.9%), DX450030 (83.1%), DX450105 (61.5%), DX450170 (98.8%), DX450227 (88.8%), DX450230 (92.0%), and DX450135 (46.8%).

Pyrrhotite accounts for an average of 26.2% of the total S, and ranges from nil to 73.4%. The following samples have >30% of the sulphur hosted by pyrrhotite:

- DX 550083 (37.7%), DX450186 (57.5%), DX450118 (43.9%), DX450171 (33.3%), DX450134 (41.8%), DX450185 (61.0%), DX450032 (53.1%), DX 550064 (50.3%), DX 550056 (51.3%), DX450022 (45.9%), DX450077 (35.7%), DX450113 (73.4%), DX 550101 (52.0%), DX450128 (54.5%), DX450119 (66.4%), DX450080 (62.3%), DX450143 (64.9%), DX 550053 (64.0%), DX450089 (63.6%), DX450233 (51.4%), and DX450049 (46.5%).

Sphalerite accounts for an average of 3.69% of total S, and ranges from nil to 42.03%. The following samples have >10% of the sulphur hosted by sphalerite:

- DX450052 (11.2%), DX450176 (25.4%), DX450076 (29.2%), DX450051 (14.1%), DX450200 (37.1%), and DX450135 (42.0%).

Arsenopyrite accounts for an average of 2.38% of total S, and ranges from nil to 34.93%. The following samples have >10% of the sulphur hosted by arsenopyrite:

- DX 550083 (13.0%), DX450071 (28.7%), DX450130 (34.9%), and DX450105 (30.3%)

Chalcopyrite accounts for an average of 2.65% of total S, and ranges from nil to 26.0%. The following samples have >10% of the sulphur hosted by chalcopyrite:

- DX450181 (26.05%), DX 550101 (24.3%), DX 550053 (10.3%) and DX450200 (17.5%)

Table 14: Average, Minimum, and Maximum Values for Sulphur Deportment for all 53 Samples

Mineral	Average	Min	Max
Pyrite	63.85	21.00	99.81
Pyrrhotite	26.16	0.00	73.39
Sphalerite	3.69	0.00	42.03
Chalcopyrite	2.65	0.00	26.05
Galena	0.27	0.00	6.05
Arsenopyrite	2.38	0.00	34.93
Cobaltite/Gersdorffite	0.35	0.00	12.15
Molybdenite	0.00	0.00	0.05
Pentlandite	0.14	0.00	3.92
Other Sulphides	0.07	0.00	3.35
Sulphates	0.36	0.02	3.33

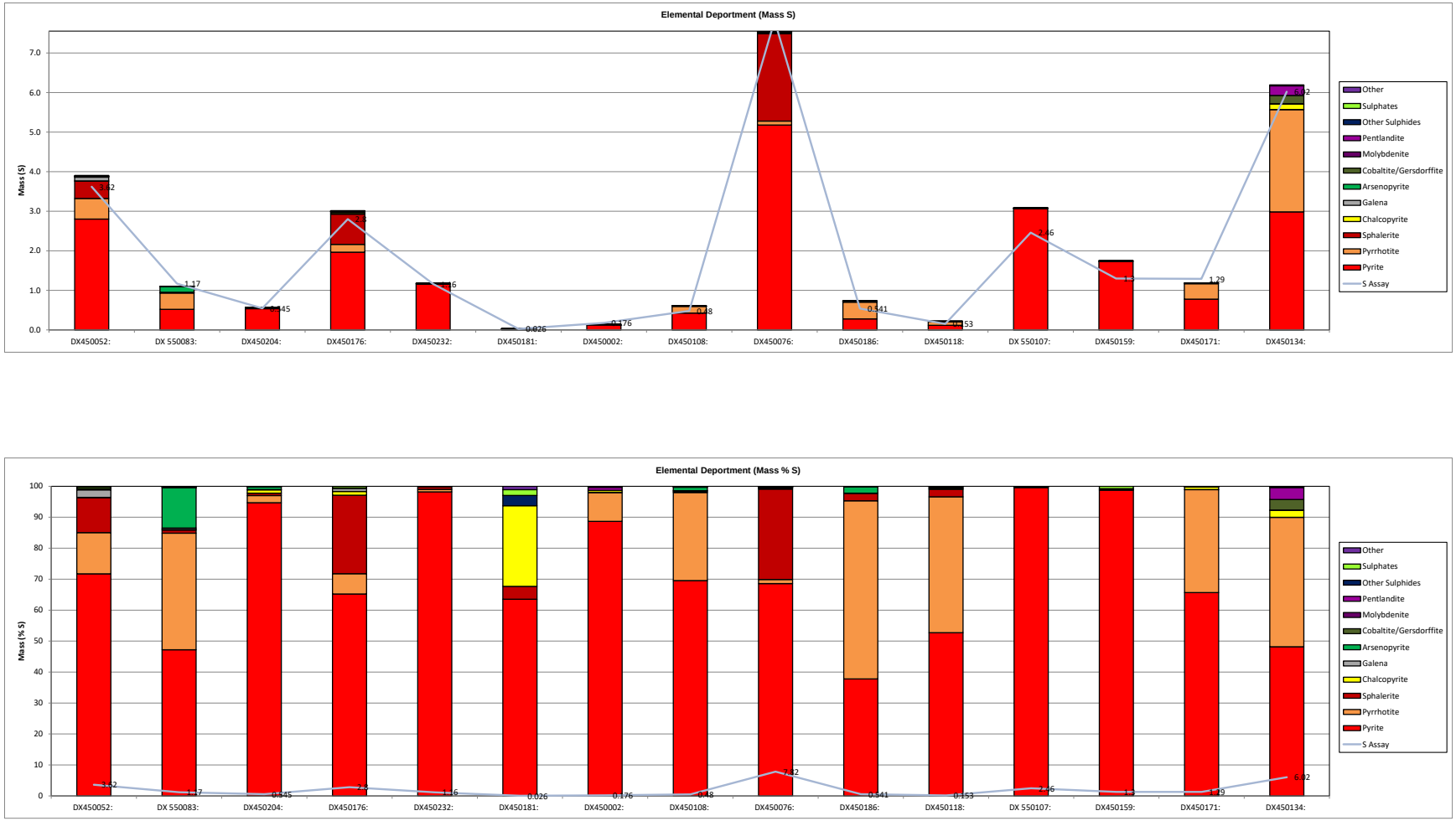

Figure 3: Elemental Deportment of Sulphur for Samples DX450052 through DX450134 by Mass % and Normalized Mass % with the Sulphur Assay

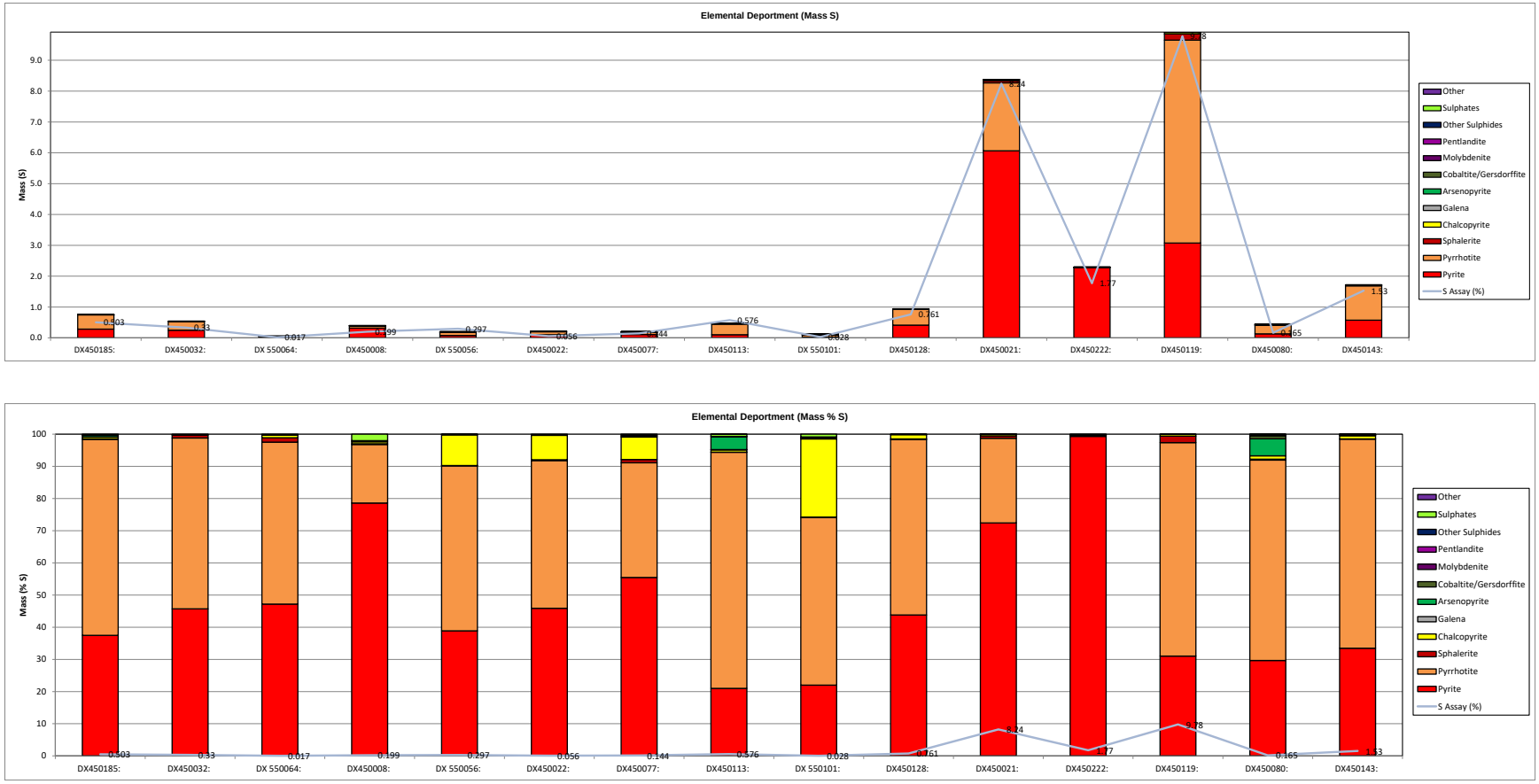

Figure 4: Elemental Deportment of Sulphur for Samples DX450185 through DX450143 by Mass and Normalized Mass % with the Sulphur Assay (%)

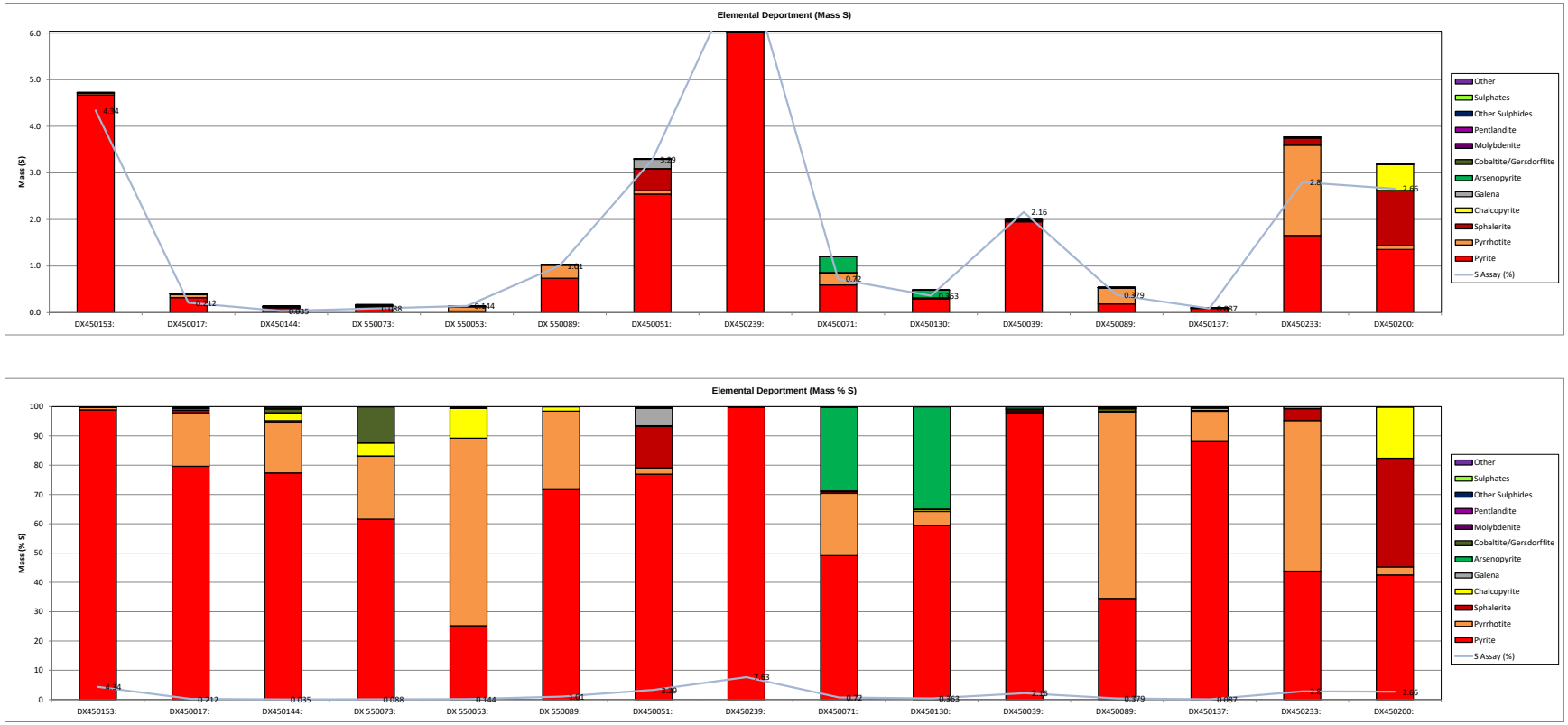

Figure 5: Elemental Deportment of Sulphur for Samples DX450153 through DX450200 by Mass and Normalized Mass % with the Sulphur Assay (%)

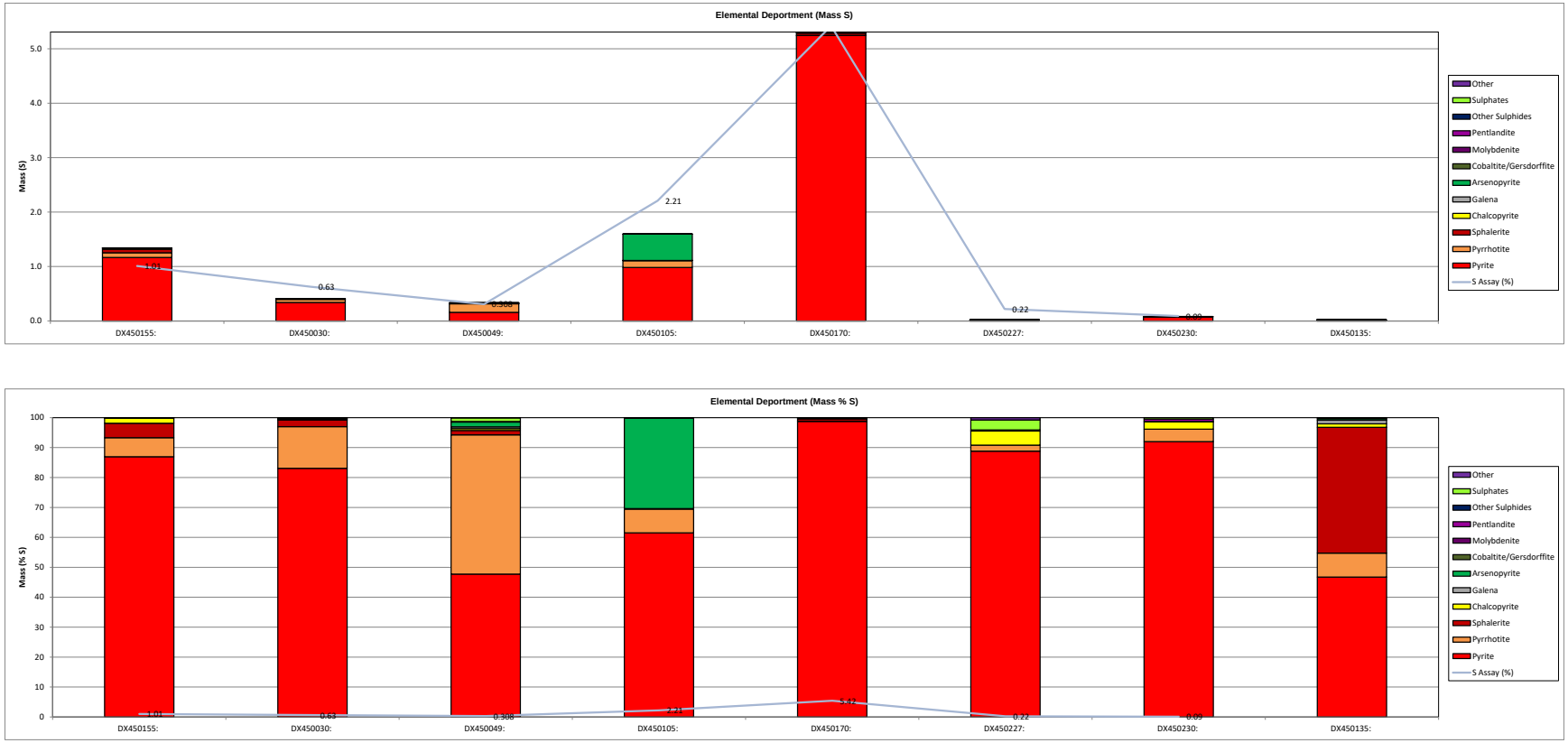

Figure 6: Elemental Deportment of Sulphur for Samples DX450155 through DX450135 by Mass and Normalized Mass % with the Sulphur Assay (%)

9. Nickel Deportment

Table 15 presents the average, minimum and maximum values for the suite of 53 samples. Figure 7 though Figure 10 present the elemental deportment of nickel for each sample. A precautionary note is that most of these samples are very low grade as per the assay presented in Table 3, where many are below the detection limit. With the exception of sample DX450134, which grades at 4830 g/t Ni, all of the samples that are above the detection limit are below 150 g/t Ni.

From the EMPA data, the following averages were used for pyrite:

- 0.18% Ni for samples DX450204, DX450232, DX450171, DX 550056, DX 550053, DX450130, DX450137, DX450080, and DX450230.
- 0.07% Ni for all the other samples.

From the EMPA data, the following averages were used for pyrrhotite:

- 0.22% Ni for samples DX450185, DX450008, DX450077, DX450113, DX 550101, DX450134, DX 550064, DX 550053, DX450130, DX450089, DX 550073 and DX450080
- 0.05% Ni for all the other samples.

Pyrite accounts for an average of 54.87% of the total nickel and ranges from 0.8% to 100%, and pyrrhotite averages 23.7% of the total nickel and ranges from nil to 87.5%.

- Samples that have >10% of the nickel hosted by arsenopyrite include DX 550083 (14.5%), DX450071 (26.1%), DX450130 (16.8%), and DX450105 (32.4%).
- Samples that have >10% of the nickel hosted by pentlandite include DX450052 (40.3%), DX450204 (19.9%), DX450002 (88.7%), DX450108 (40.3%), DX450134 (51.2%), DX450185 (22.5%), DX 550056 (43.4%), DX450077 (39.4%), DX 550101 (42.7%), DX450128 (34.3%), DX450080 (19.6%), DX450144 (25.8%), DX450039 (10.8%), DX450089 (26.1%), and DX450230 (72.3).
- Samples that have >10% of the nickel hosted by cobaltite/gersdorffite include DX450052 (40.3%), DX450204 (19.8%), DX450002 (88.7%), DX450134 (51.2%), DX450185 (22.5%), DX 550101 (42.7%), DX450128 (34.3%), DX450080 (19.6%), DX450144 (25.8%), DX450039 (10.8%), DX450089 (26.1%), and DX450230 (72.3%)

Table 15: Average, Minimum, and Maximum Values for Nickel Deportment for all 53 Samples

Mineral	Average	Min	Max
Pyrite	54.87	0.80	100.00
Pyrrhotite	23.73	0.00	87.50
Arsenopyrite	2.18	0.00	32.36
Cobaltite/Gersdorffite	6.83	0.00	96.58
Pentlandite	12.39	0.00	88.73

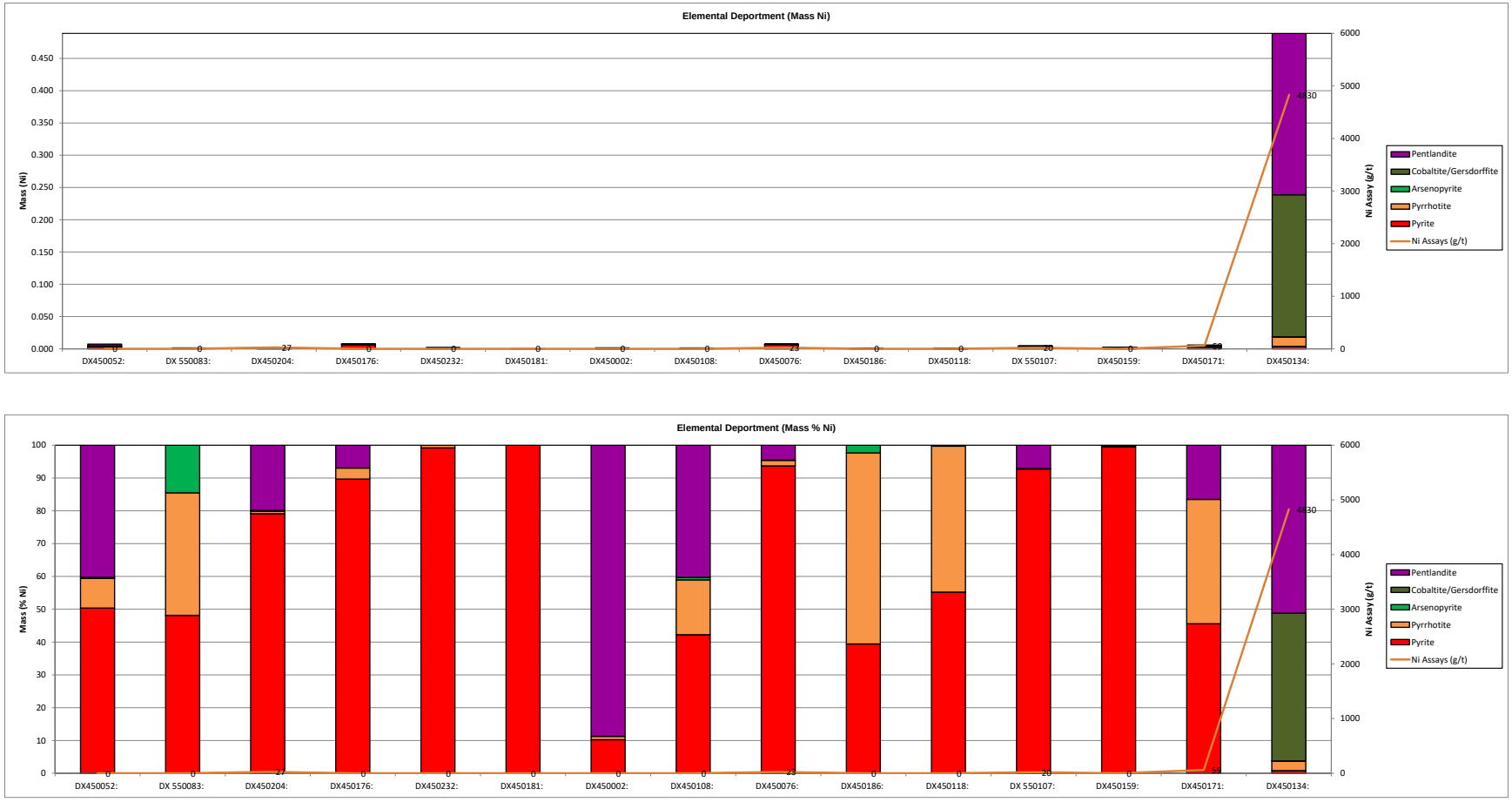

Figure 7: Elemental Deportment of Nickel for Samples DX450052 through DX450134 by Mass and Normalized Mass % with the Ni Assays (g/t)

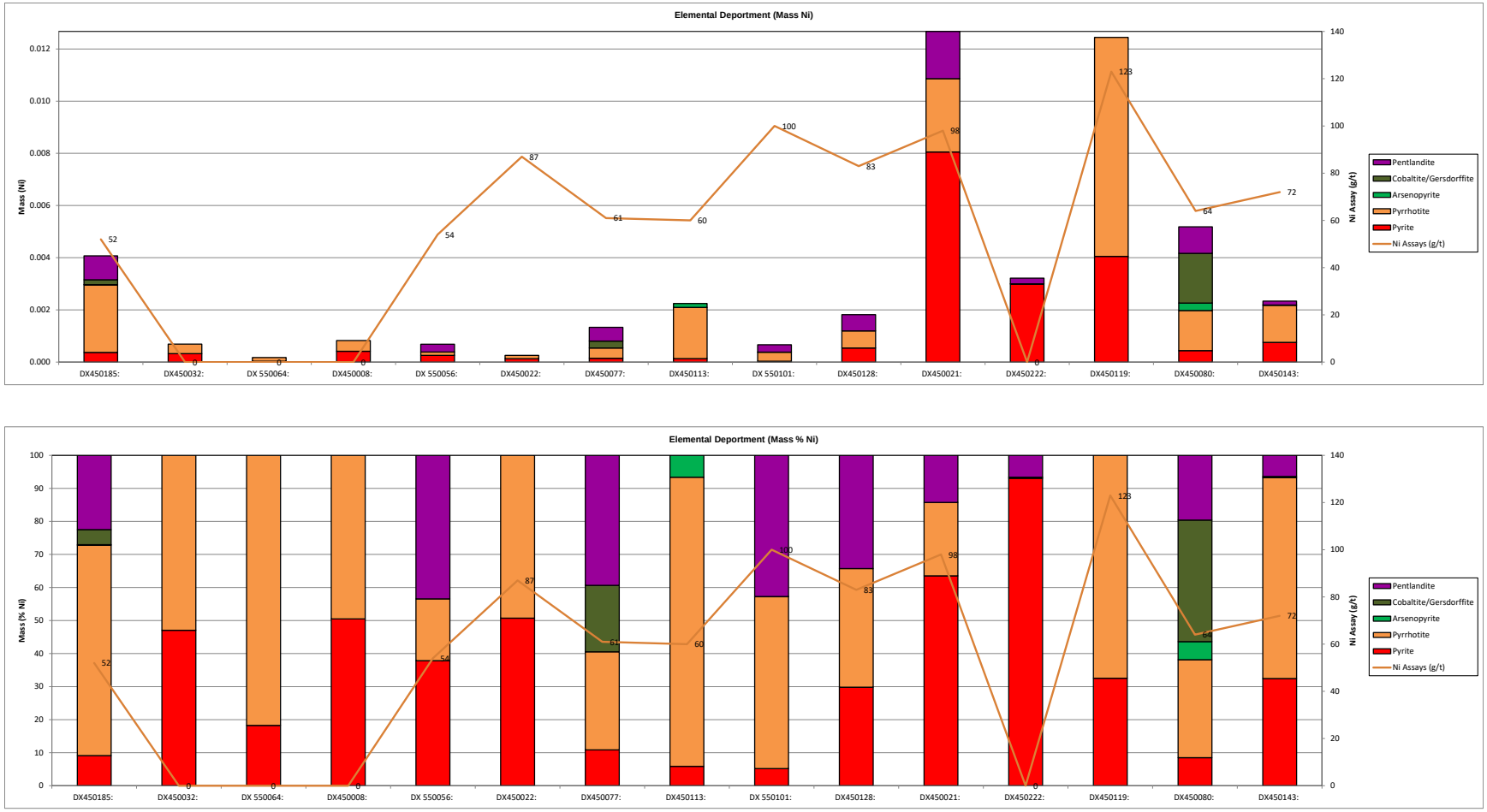

Figure 8: Elemental Deportment of Nickel for Samples DX450185 through DX450143 by Mass and Normalized Mass % with the Ni Assays (g/t)

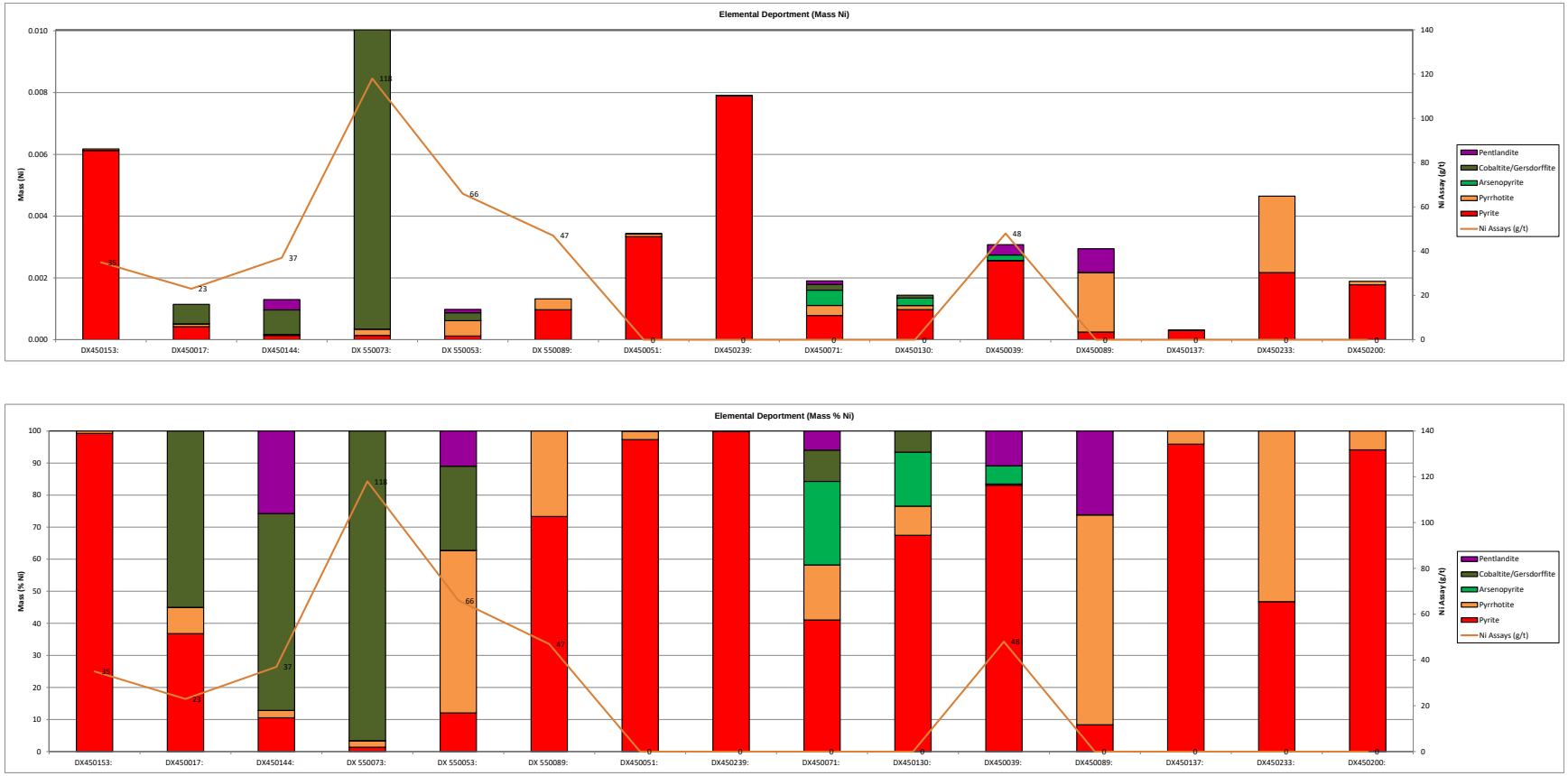

Figure 9: Elemental Deportment of Nickel for Samples DX450153 through DX450200 by Mass and Normalized Mass % with the Ni Assays (g/t)

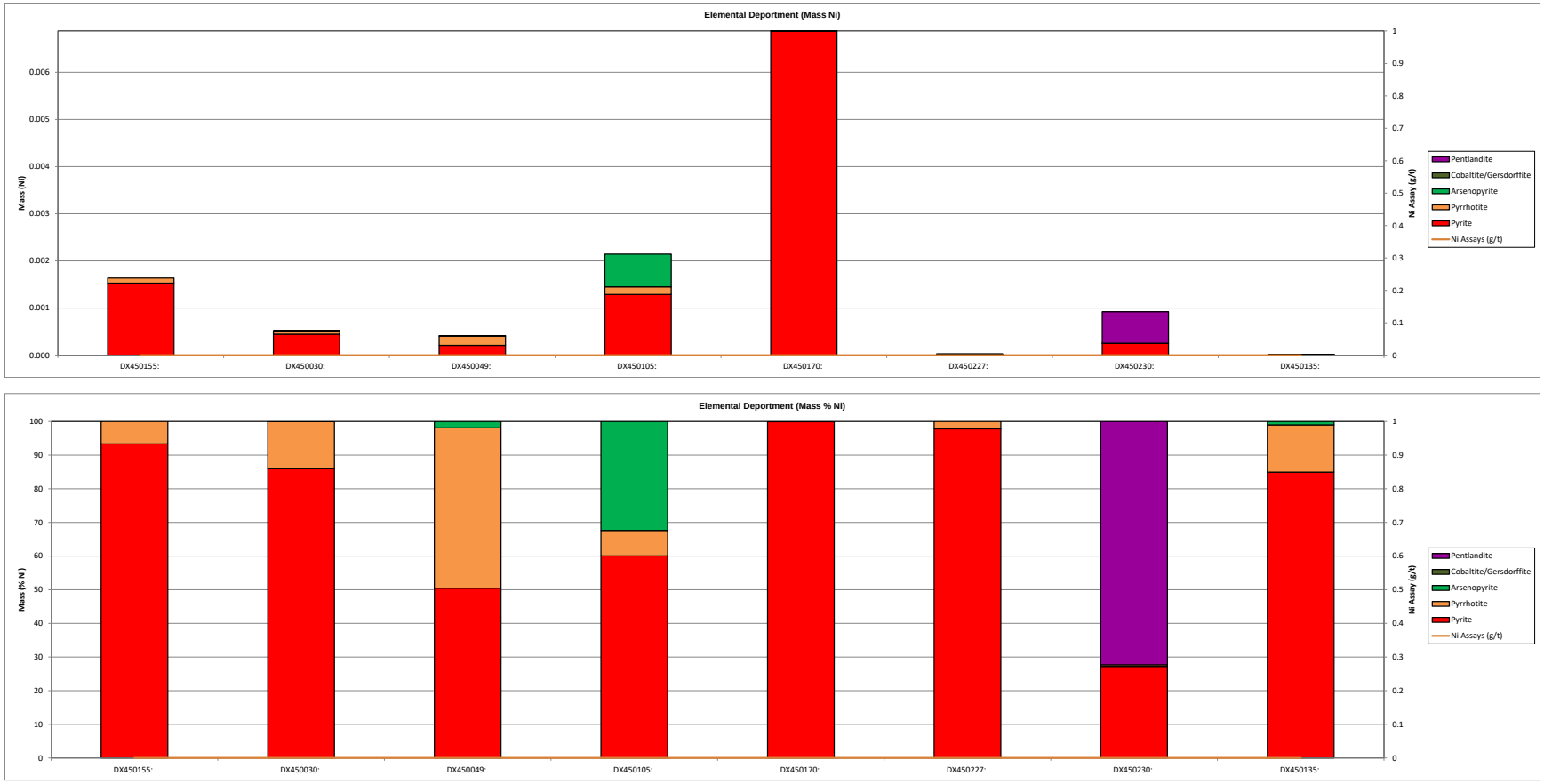

Figure 10: Elemental Deportment of Nickel for Samples DX450155 through DX450135 by Mass and Normalized Mass % with the Ni Assays (g/t)

10. Arsenic Deportment

Table 16 presents the average, minimum, and maximum values for the suite of 53 samples. Figure 11 though Figure 14 present the elemental deportment of arsenic for each sample. A precautionary note is that most of these sample are very low grade as per the assay presented in Table 3, where many are below the detection limit.

- From the EMPA data, the following arsenic averages were used for pyrite:
    - 0.19% arsenic for DX450052, DX 550083, DX450159, DX450186, DX450185, DX450076, DX450051, DX450071, DX450130, DX450039, DX450105, and DX450118
    - 0.02% arsenic for all other samples

Pyrite accounts for an average of 53.32% of total arsenic, and ranges from 0.08% to 100% of the total arsenic in the samples.

- Samples that have above 0.1% arsenic from the bulk sample assays include:
    - DX 550083 (0.16%) DX450071 (0.61%), DX450130 (0.28%), and DX450105 (0.79%), and the main mineral host is arsenopyrite.
    - DX450134 at 0.45% arsenic where the main mineral host is cobaltite/gersdorffite.

Table 16: Average, Minimum, and Maximum Values for Arsenic Deportment for all 53 Samples

Mineral	Average	Min	Max
Pyrite	53.32	0.08	100.00
Arsenopyrite	35.68	0.00	99.91
Cobaltite/Gersdorffite	11.01	0.00	99.26



Figure 11: Elemental Deportment of Arsenic for Samples DX450052 through DX450134 by Mass and Normalized Mass % with the As Assays (g/t)



Figure 12: Elemental Deportment of Arsenic for Samples DX450185 through DX450143 by Mass and Normalized Mass % with the As Assays (g/t)

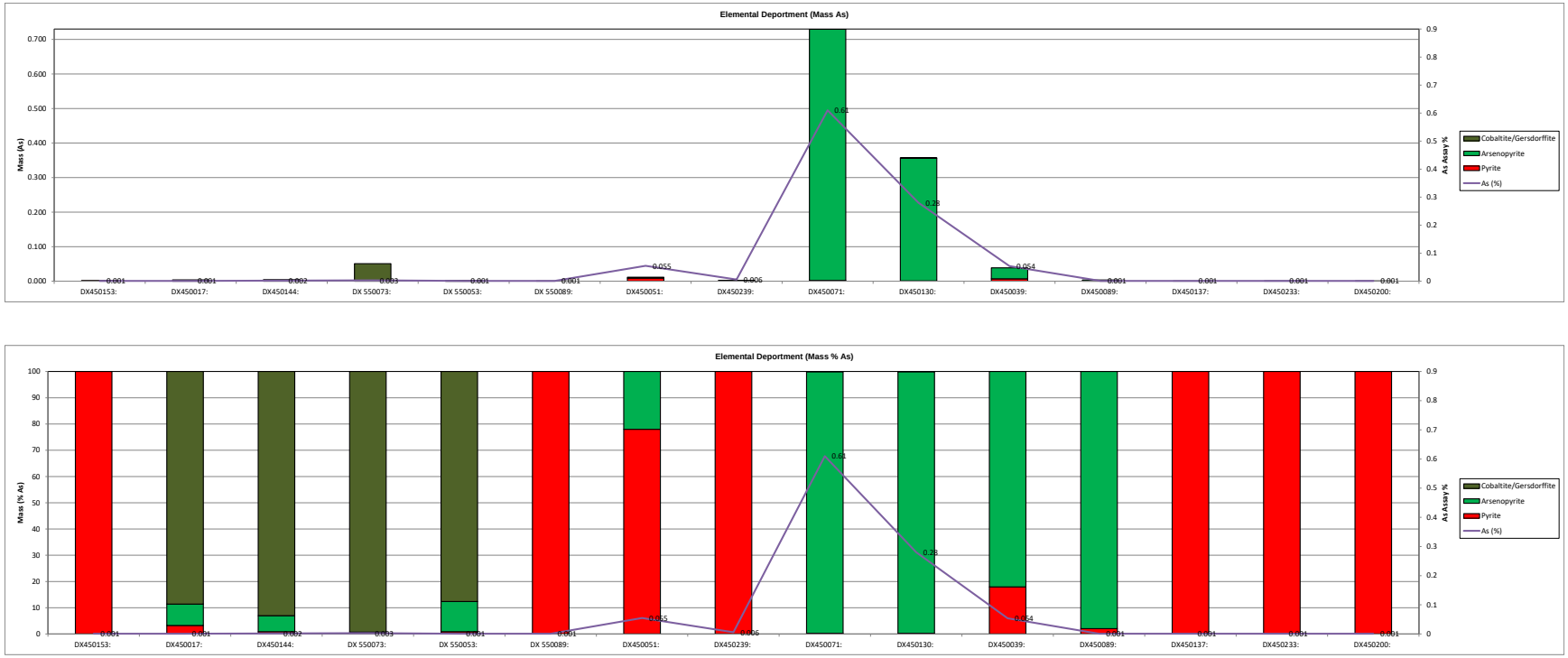

Figure 13: Elemental Deportment of Arsenic for Samples DX450153 through DX450200 by Mass and Normalized Mass % with the As Assays (g/t)

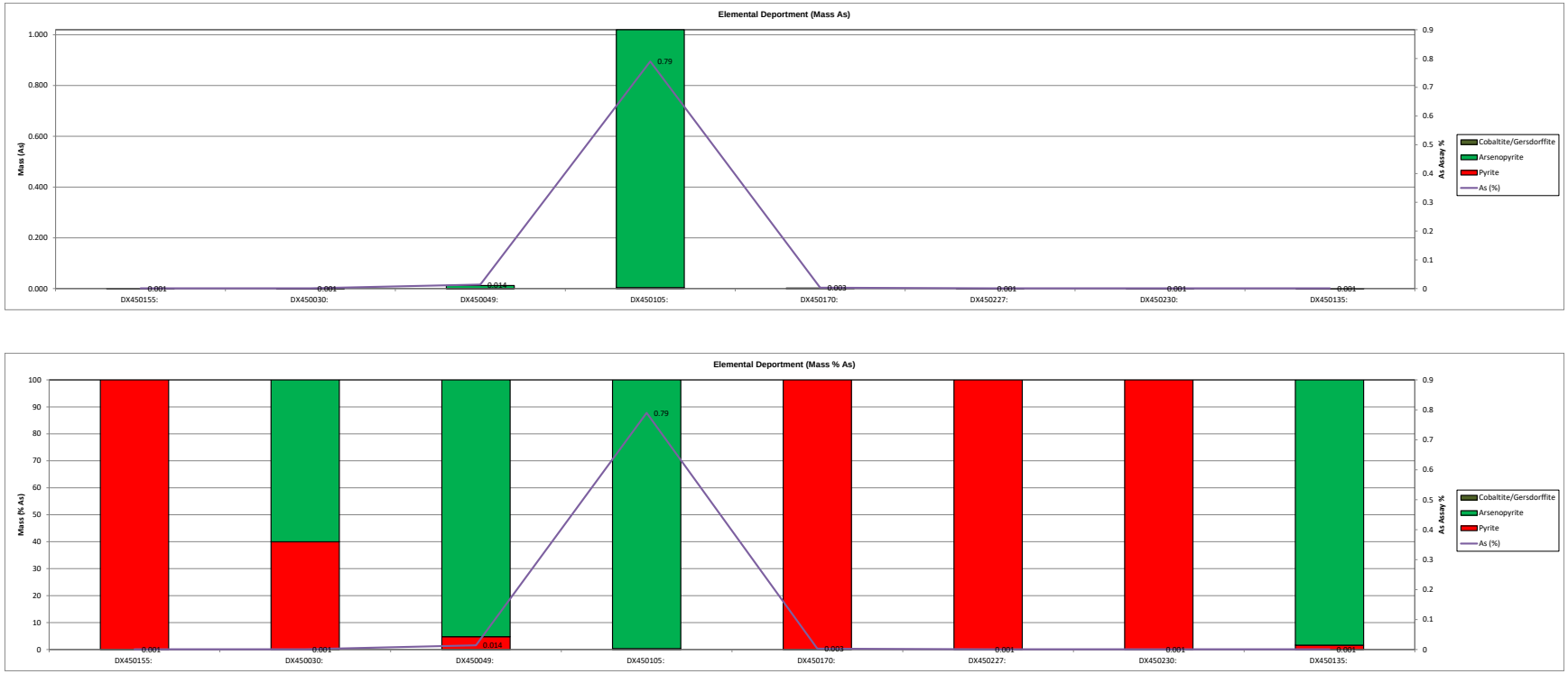

Figure 14: Elemental Deportment of Arsenic for Samples DX450155 through DX450135 by Mass and Normalized Mass % with the As Assay

11. Cobalt Deportment

Table 17 presents the average, minimum, and maximum values for the suite of 53 samples. Figure 15 though Figure 18 present the elemental deportment of cobalt for each sample. A precautionary note is that most of these samples are very low grade as per the bulk sample assays presented in Table 3.

- From the EMPA data, the following cobalt averages were used for pyrite:
    - 0.19% Co applied for samples DX450181, DX450171, DX450185, DX550056, DX450128, DX450186, DX 550056, DX450128, DX450176, DX450134, DX550053, DX450071, DX450049, DX450227, and DX450230.
    - 0.03% for all other samples.
- From the EMPA data, the following cobalt averages were used for arsenopyrite:
    - 0.86% Co for samples DX450113, DX450143 and DX450080.
    - 0.03% for all other samples.

Cobaltite/gersdorffite is the main mineral host of cobalt in the DX450134 sample which yields 267 g/t cobalt.

Table 17: Average, Minimum, and Maximum Values for Cobalt Deportment for all 53 Samples

Mineral	Average	Min	Max
Pyrite	53.32	0.08	100.00
Arsenopyrite	35.68	0.00	99.91
Cobaltite/Gersdorffite	11.01	0.00	99.26

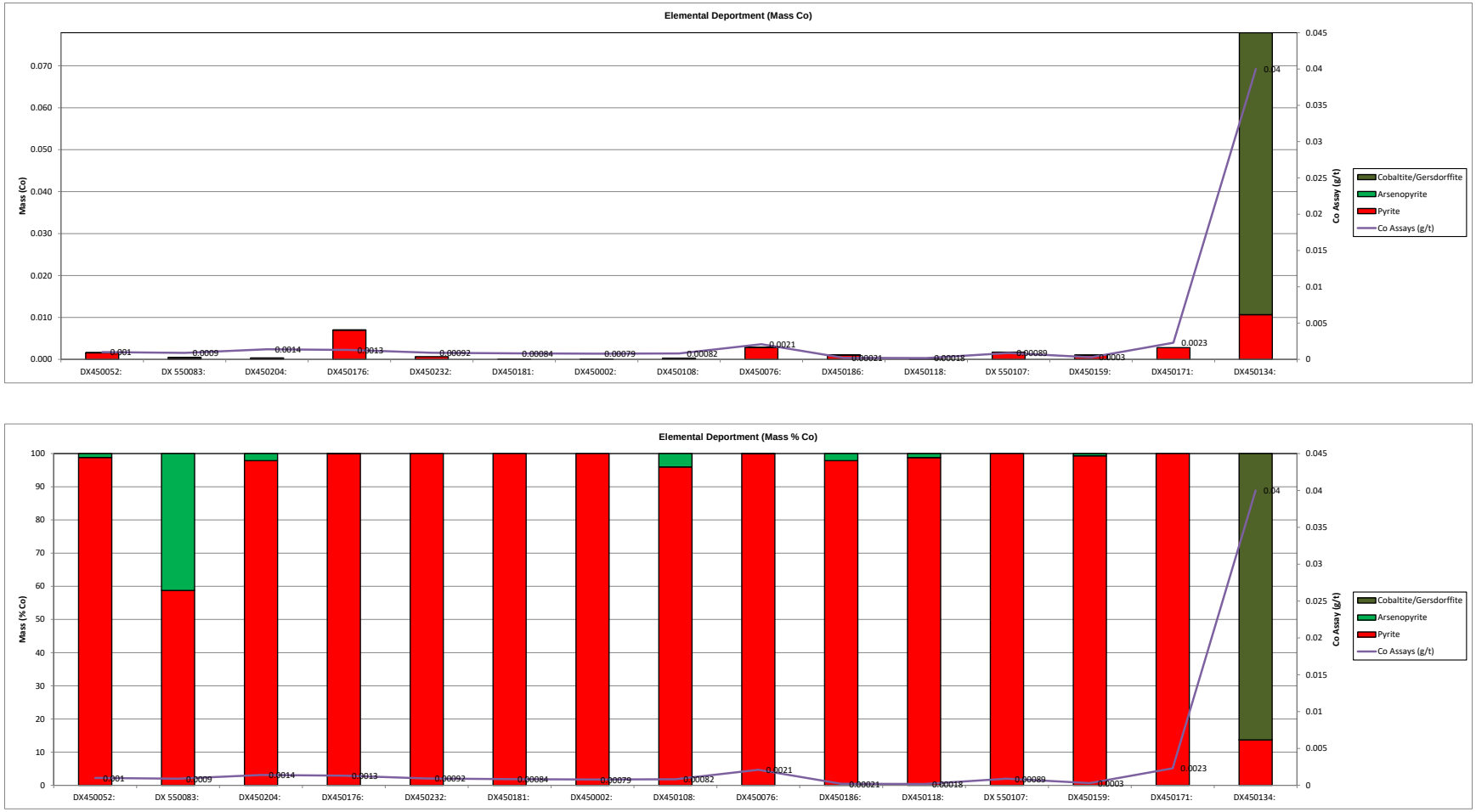

Figure 15: Elemental Deportment of Cobalt for Samples DX450052 through DX450134 by Mass and Normalized Mass % with the Co Assays (g/t)

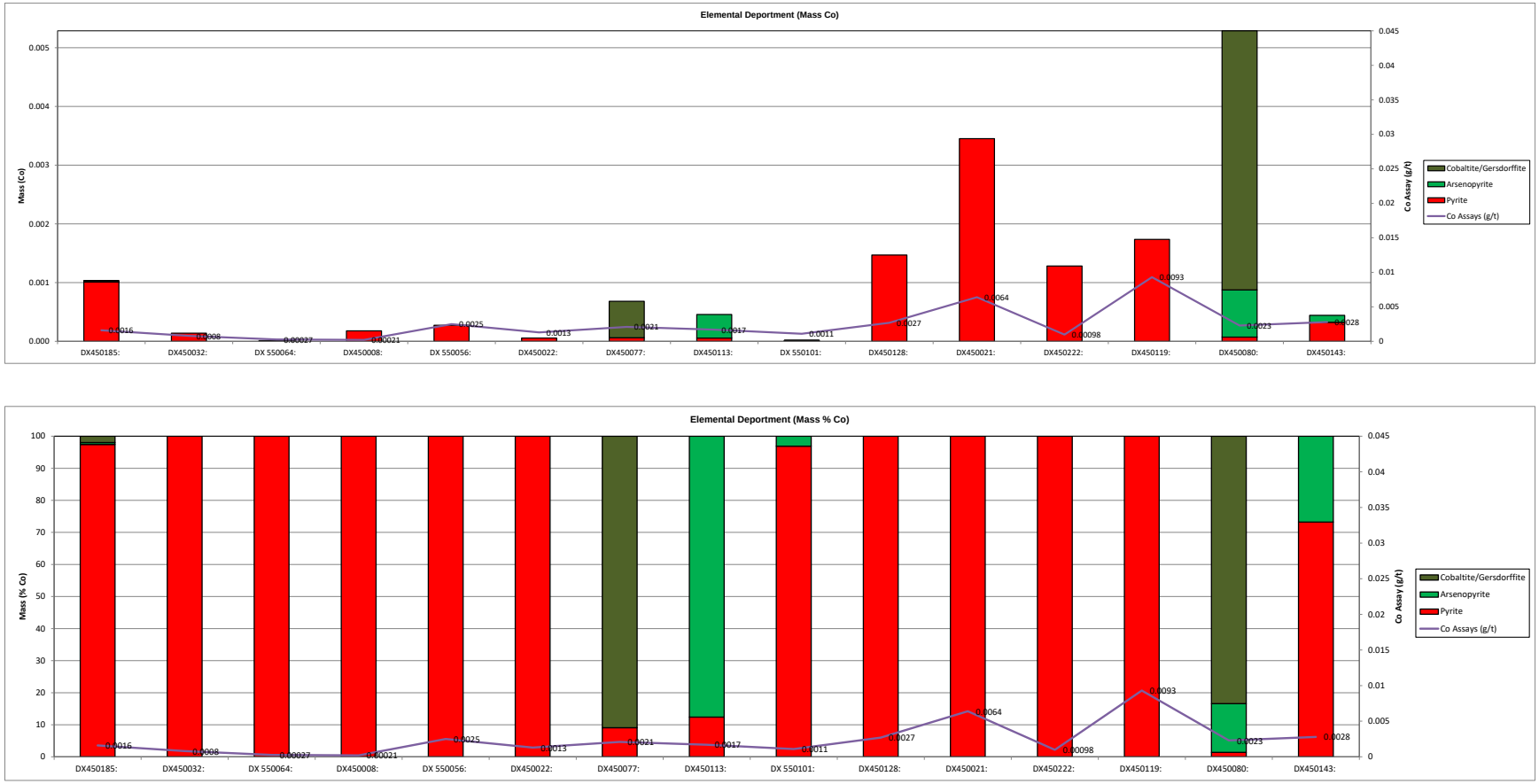

Figure 16: Elemental Deportment of Cobalt for Samples DX450185 through DX450143 by Mass and Normalized Mass % with the Co Assays (g/t)

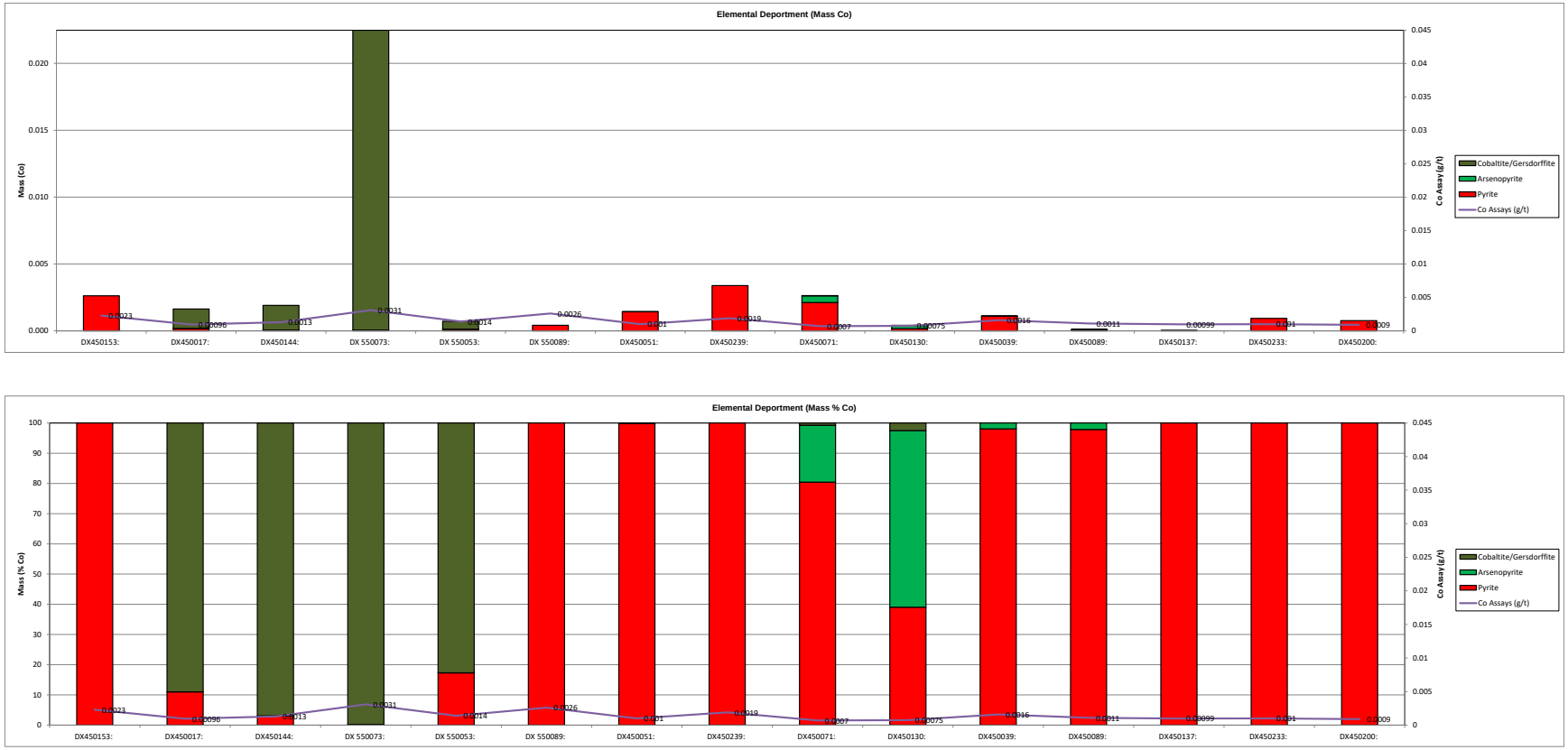

Figure 17: Elemental Deportment of Cobalt for Samples DX450153 through DX450200 by Mass and Normalized Mass % with the Co Assays (g/t)

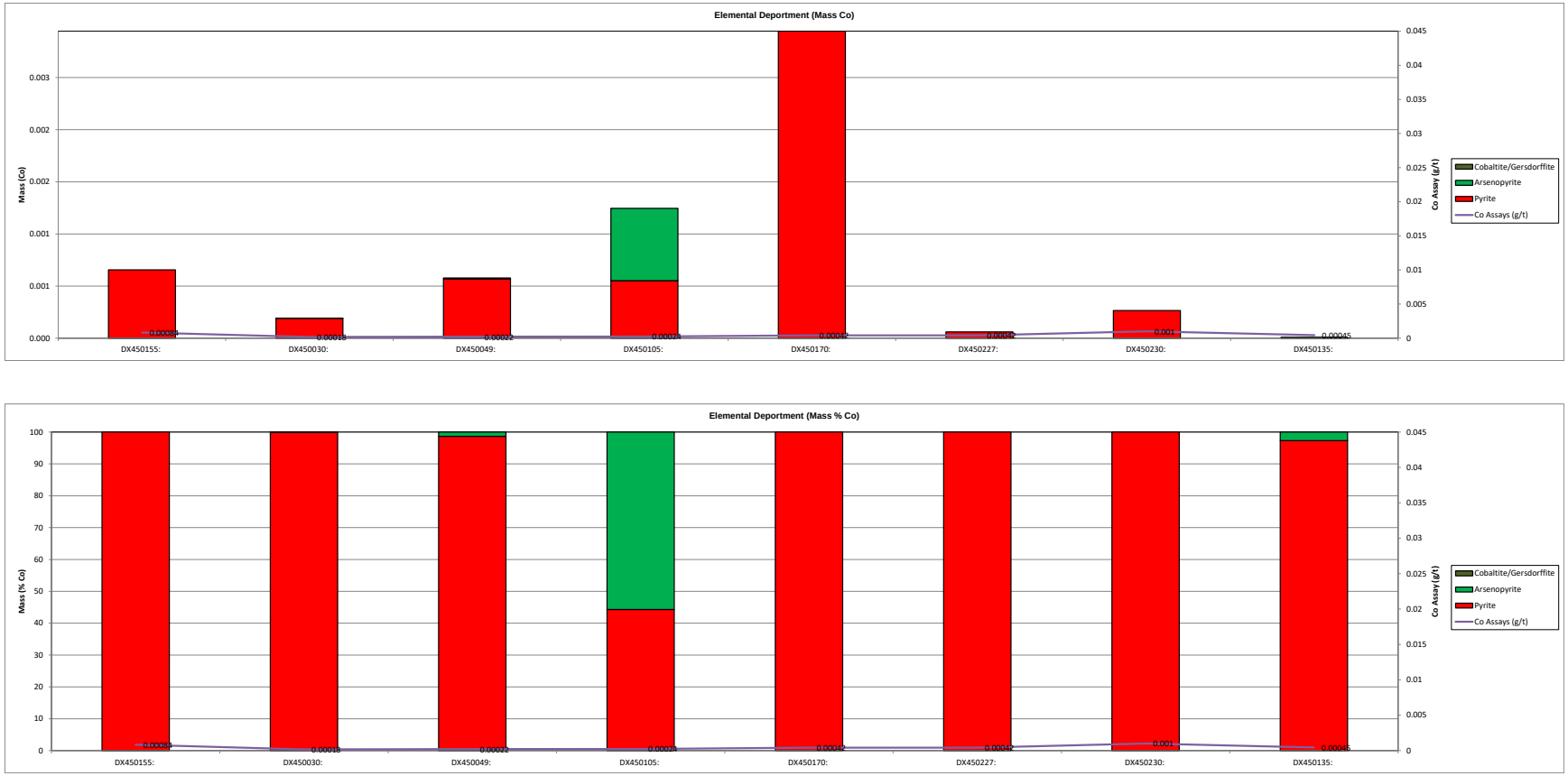

Figure 18: Elemental Deportment of Cobalt for Samples DX450155 through DX450135 by Mass and Normalized Mass % with the Co Assays (g/t)

Appendix A – QEMSCAN Data

Great Bear Resources
19032-02
MI5020-AUG23

High Definition Mineralogical Analysis using QEMSCAN (Quantitative Evaluation of Materials by Scanning Electron Microscopy)

Assay Reconciliation

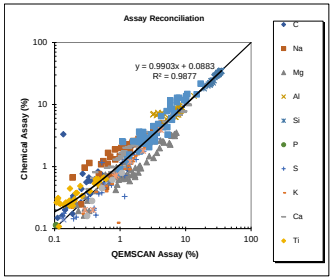

		C		Na		Mg		Al		Si		P		S		K		Ca		Ti		Fe		Co		Cu		Zn		As		Se		Mo		Cd	
Sample	Element	QEMSCAN	Chemical	QEMSCAN	Chemical	QEMSCAN	Chemical	QEMSCAN	Chemical	QEMSCAN	Chemical	QEMSCAN	Chemical	QEMSCAN	Chemical	QEMSCAN	Chemical	QEMSCAN	Chemical	QEMSCAN	Chemical	QEMSCAN	Chemical	QEMSCAN	Chemical	QEMSCAN	Chemical	QEMSCAN	Chemical	QEMSCAN	Chemical	QEMSCAN	Chemical	QEMSCAN	Chemical
DX450052	**-300/+3um**	0.07	0.14	0.51	0.50	0.69	0.56	7.91	7.83	30.08	29.96	0.07	0.06	3.88	3.62	3.63	3.75	1.10	1.69	0.08	0.26	4.55	4.32	0.00	0.00	0.01	0.01	0.83	0.69	0.03	0.04	0.00	0.00	0.00	0.00	0.00	0.00
DX 550083	**-300/+3um**	0.33	0.67	3.92	4.51	1.10	0.63	6.08	6.03	33.44	33.38	0.07	0.06	1.07	1.17	0.59	0.40	1.93	2.12	0.19	0.23	2.23	2.34	0.00	0.00	0.00	0.00	0.02	0.01	0.31	0.16	0.00	0.00	0.00	0.00	0.00	0.00
DX450204	**-300/+3um**	0.08	0.12	1.32	1.91	1.98	1.03	7.94	8.41	31.64	30.66	0.05	0.07	0.57	0.55	2.56	2.39	1.48	2.15	0.11	0.30	1.95	3.66	0.00	0.00	0.00	0.01	0.01	0.01	0.01	0.00	0.00	0.00	0.00	0.00	0.00	0.00
DX450176	**-300/+3um**	0.02	0.04	0.45	0.62	1.27	0.98	8.00	7.83	30.81	30.38	0.03	0.06	3.00	2.80	3.51	3.30	0.63	0.96	0.03	0.26	3.24	4.49	0.00	0.00	0.04	0.03	1.43	1.20	0.00	0.01	0.00	0.00	0.00	0.00	0.00	0.01
DX450232	**-300/+3um**	0.02	0.14	1.11	2.00	1.40	0.59	8.08	9.37	31.99	31.51	0.05	0.06	0.53	1.16	2.77	2.61	1.03	1.48	0.21	0.37	2.58	2.85	0.00	0.00	0.00	0.00	0.01	0.02	0.00	0.00	0.00	0.00	0.00	0.00	0.00	0.00
DX450181	**-300/+3um**	0.07	0.16	1.91	2.80	1.54	0.74	7.90	7.99	32.80	32.21	0.05	0.06	0.03	0.03	2.29	2.14	1.21	2.02	0.06	0.24	1.08	2.55	0.00	0.00	0.01	0.00	0.01	0.01	0.00	0.00	0.00	0.00	0.00	0.00	0.00	0.00
DX450002	**-300/+3um**	0.26	0.44	2.35	2.98	1.57	0.78	8.19	7.83	31.73	31.41	0.04	0.06	0.14	0.18	2.39	2.20	1.64	2.49	0.06	0.25	1.11	2.50	0.00	0.00	0.00	0.03	0.00	0.01	0.00	0.00	0.00	0.00	0.00	0.00	0.00	0.00
DX450108	**-300/+3um**	0.35	0.59	3.91	4.22	1.21	0.70	7.75	7.57	31.77	30.94	0.04	0.07	0.60	0.48	1.42	1.24	1.63	2.47	0.17	0.28	1.94	2.52	0.00	0.00	0.00	0.00	0.00	0.01	0.02	0.00	0.00	0.00	0.00	0.00	0.00	0.00
DX450076	**-300/+3um**	0.01	0.03	0.43	0.56	0.88	0.98	13.42	13.76	19.32	19.63	0.11	0.11	7.54	7.82	6.48	6.85	0.74	0.81	0.03	0.46	6.17	5.68	0.00	0.00	0.02	0.05	4.18	3.90	0.00	0.01	0.00	0.00	0.00	0.00	0.00	0.02
DX450186	**-300/+3um**	0.18	0.30	3.21	3.66	0.29	0.21	7.70	7.20	33.62	33.89	0.02	0.02	0.72	0.54	1.53	1.36	1.01	1.37	0.07	0.14	2.00	1.76	0.00	0.00	0.00	0.00	0.04	0.01	0.03	0.01	0.00	0.00	0.00	0.00	0.00	0.00
DX450118	**-300/+3um**	0.16	0.23	3.53	3.90	0.34	0.19	7.76	6.83	34.11	34.22	0.02	0.02	0.21	0.15	1.30	1.02	0.95	1.35	0.07	0.13	1.38	1.57	0.00	0.00	0.00	0.00	0.01	0.01	0.00	0.00	0.00	0.00	0.00	0.00	0.00	0.00
DX 550107	**-300/+3um**	0.07	0.13	1.39	2.06	0.87	0.84	7.60	7.94	31.39	31.37	0.03	0.06	3.08	2.46	2.24	2.33	1.74	2.54	0.15	0.26	3.40	2.54	0.00	0.00	0.00	0.00	0.01	0.01	0.00	0.00	0.00	0.00	0.00	0.00	0.00	0.00
DX450159	**-300/+3um**	0.02	0.08	0.84	1.31	0.43	0.40	7.58	7.25	33.66	34.08	0.01	0.02	1.75	1.30	2.98	2.89	0.42	0.81	0.03	0.15	2.78	2.06	0.00	0.00	0.00	0.00	0.00	0.00	0.01	0.01	0.00	0.00	0.00	0.00	0.00	0.00
DX450171	**-300/+3um**	0.02	0.06	3.39	4.09	3.64	1.67	8.77	9.00	27.45	27.53	0.04	0.07	1.17	1.29	2.64	2.19	0.73	1.00	0.17	0.44	4.24	6.50	0.00	0.00	0.01	0.01	0.01	0.01	0.00	0.01	0.00	0.00	0.00	0.00	0.00	0.00
DX450134	**-300/+3um**	0.52	0.75	1.19	1.70	4.15	2.63	6.73	7.57	22.62	21.18	0.04	0.06	6.10	6.02	1.42	1.12	2.44	3.63	0.26	0.34	10.13	11.68	0.08	0.04	0.14	0.14	0.01	0.01	0.53	0.45	0.00	0.00	0.00	0.00	0.00	0.00
DX450185	**-300/+3um**	0.03	0.07	0.99	1.45	2.79	1.47	6.85	7.83	30.84	30.76	0.07	0.10	0.74	0.50	2.84	2.72	2.15	2.97	0.08	0.36	3.60	3.48	0.00	0.00	0.00	0.00	0.00	0.01	0.01	0.00	0.00	0.00	0.00	0.00	0.00	0.00
DX450032	**-300/+3um**	0.11	0.02	1.45	2.23	1.91	0.95	7.09	7.89	31.48	31.13	0.09	0.10	1.18	0.33	1.65	1.48	2.74	3.29	0.11	0.31	2.90	2.62	0.00	0.00	0.00	0.00	0.02	0.01	0.00	0.00	0.00	0.00	0.00	0.00	0.00	0.00
DX 550064	**-300/+3um**	0.19	0.34	2.47	3.06	0.32	0.28	8.76	8.41	32.85	32.67	0.02	0.02	0.05	0.02	2.29	2.10	1.31	2.04	0.06	0.16	1.00	0.91	0.00	0.00	0.00	0.00	0.01	0.00	0.00	0.00	0.00	0.00	0.00	0.00	0.00	0.00
DX450008	**-300/+3um**	0.06	0.08	1.44	2.20	0.21	0.24	7.52	7.62	35.01	35.10	0.01	0.01	0.40	0.20	2.23	2.26	0.90	1.29	0.02	0.13	0.96	0.79	0.00	0.00	0.00	0.00	0.00	0.00	0.00	0.00	0.00	0.00	0.00	0.00	0.00	0.00
DX 550056	**-300/+3um**	0.33	0.59	0.65	1.66	6.81	3.12	3.86	7.09	24.38	22.06	0.03	0.03	0.19	0.30	0.26	0.17	8.07	6.83	0.56	0.67	7.43	12.87	0.00	0.00	0.02	0.02	0.00	0.00	0.00	0.00	0.00	0.00	0.00	0.00	0.00	0.00
DX450022	**-300/+3um**	1.32	0.90	0.71	1.44	4.69	2.44	3.79	7.36	23.69	22.25	0.03	0.03	0.21	0.06	0.07	0.10	11.19	9.72	0.61	0.63	6.19	8.53	0.00	0.00	0.02	0.01	0.00	0.00	0.00	0.00	0.00	0.00	0.00	0.00	0.00	0.00
DX450077	**-300/+3um**	0.27	0.77	0.84	1.89	5.65	2.39	4.35	7.30	26.17	22.58	0.04	0.06	0.19	0.14	0.58	0.49	6.45	6.66	0.98	0.97	5.87	11.61	0.00	0.00	0.01	0.01	0.01	0.01	0.00	0.00	0.00	0.00	0.00	0.00	0.00	0.00
DX450113	**-300/+3um**	0.46	0.83	0.19	0.67	6.10	3.22	5.07	5.87	19.11	18.18	0.04	0.04	0.46	0.58	0.91	0.12	5.84	5.82	0.47	0.51	16.96	21.75	0.00	0.00	0.00	0.01	0.03	0.00	0.04	0.05	0.00	0.00	0.00	0.00	0.00	0.00
DX 550101	**-300/+3um**	1.03	0.70	0.56	1.22	6.77	3.35	3.27	7.09	23.58	20.71	0.03	0.03	0.12	0.03	0.07	0.16	11.02	10.15	0.48	0.56	5.83	9.79	0.00	0.00	0.03	0.01	0.00	0.00	0.00	0.00	0.00	0.00	0.00	0.00	0.00	0.00
DX450128	**-300/+3um**	0.31	0.56	0.51	1.09	4.02	1.98	4.80	6.93	25.32	23.42	0.05	0.04	0.92	0.76	0.77	0.73	6.34	6.05	0.43	0.63	9.59	11.89	0.00	0.00	0.01	0.01	0.01	0.01	0.00	0.00	0.00	0.00	0.00	0.00	0.00	0.00
DX450021	**-300/+3um**	0.05	2.57	1.22	1.93	1.70	0.68	5.86	5.87	27.00	24.59	0.03	0.04	8.29	8.24	1.34	0.90	1.16	1.78	0.18	0.26	10.61	14.83	0.00	0.01	0.04	0.03	0.12	0.05	0.00	0.00	0.00	0.00	0.00	0.00	0.00	0.00
DX450222	**-300/+3um**	0.08	0.13	1.53	2.32	0.96	0.69	7.74	7.83	31.47	31.60	0.05	0.07	2.29	1.77	2.30	2.26	1.34	2.04	0.11	0.26	3.27	2.81	0.00	0.00	0.00	0.00	0.01	0.01	0.00	0.00	0.00	0.00	0.00	0.00	0.00	0.00
DX450119	**-300/+3um**	0.14	3.32	0.98	0.93	1.54	0.74	4.58	5.09	25.95	24.59	0.04	0.03	9.66	9.78	1.12	0.91	1.80	2.80	0.14	0.24	14.78	14.62	0.00	0.01	0.05	0.04	0.38	0.20	0.00	0.00	0.00	0.00	0.00	0.00	0.00	0.00
DX450080	**-300/+3um**	0.00	0.02	1.19	2.05	3.24	1.38	7.77	9.63	29.62	28.84	0.05	0.07	0.43	0.17	3.02	2.47	1.36	2.03	0.22	0.38	3.82	4.86	0.01	0.00	0.00	0.00	0.01	0.01	0.06	0.02	0.00	0.00	0.00	0.00	0.00	0.00
DX450143	**-300/+3um**	0.01	0.02	1.20	2.28	5.83	2.26	7.71	9.53	24.56	23.93	0.06	0.09	1.67	1.53	3.28	2.36	1.05	1.63	0.25	0.49	7.37	10.91	0.00	0.00	0.02	0.02	0.00	0.01	0.01	0.01	0.00	0.00	0.00	0.00	0.00	0.00
DX450153	**-300/+3um**	0.00	0.02	1.05	2.00	1.21	1.18	7.39	8.68	29.98	30.10	0.06	0.06	4.73	4.34	2.54	2.54	0.86	1.30	0.20	0.30	5.31	3.28	0.00	0.00	0.01	0.01	0.00	0.01	0.00	0.00	0.00	0.00	0.00	0.00	0.00	0.00
DX450017	**-300/+3um**	0.08	0.09	0.65	1.11	1.68	0.72	6.60	7.09	33.90	33.14	0.04	0.05	0.40	0.21	2.94	2.76	0.96	1.33	0.09	0.25	2.24	3.61	0.00	0.00	0.00	0.00	0.01	0.01	0.00	0.00	0.00	0.00	0.00	0.00	0.00	0.00
DX450144	**-300/+3um**	0.01	0.03	1.34	2.28	1.25	0.64	7.78	9.10	32.10	31.65	0.05	0.07	0.13	0.04	1.79	1.57	1.44	2.12	0.35	0.40	3.14	3.07	0.00	0.00	0.00	0.00	0.01	0.01	0.00	0.00	0.00	0.00	0.00	0.00	0.00	0.00
DX 550073	**-300/+3um**	0.44	0.59	1.60	2.59	4.51	2.56	7.33	8.15	25.07	23.61	0.05	0.05	0.17	0.09	1.37	1.12	4.94	5.32	0.43	0.62	5.13	7.83	0.04	0.00	0.01	0.00	0.00	0.00	0.05	0.00	0.00	0.00	0.00	0.00	0.00	0.00
DX 550053	**-300/+3um**	0.50	0.70	0.34	1.14	7.24	3.53	3.18	6.88	23.75	21.50	0.03	0.03	0.13	0.14	0.18	0.22	9.35	7.58	0.41	0.53	7.95	12.87	0.00	0.00	0.01	0.02	0.00	0.00	0.00	0.00	0.00	0.00	0.00	0.00	0.00	0.00
DX 550089	**-300/+3um**	0.87	0.80	0.29	0.96	6.10	3.15	3.63	6.72	21.64	20.15	0.04	0.03	1.02	1.01	0.70	0.64	9.52	7.79	0.46	0.62	10.17	13.64	0.00	0.00	0.02	0.02	0.00	0.01	0.00	0.00	0.00	0.00	0.00	0.00	0.00	0.00
DX450051	**-300/+3um**	0.07	0.11	0.61	0.47	0.88	0.68	8.72	8.26	29.24	29.54	0.04	0.06	3.30	3.29	4.06	4.23	1.21	1.47	0.05	0.27	3.62	3.81	0.00	0.00	0.01	0.01	0.88	0.73	0.00	0.06	0.00	0.00	0.00	0.00	0.00	0.00
DX450239	**-300/+3um**	0.01	0.05	0.25	0.24	0.60	0.74	8.45	7.89	29.19	29.31	0.04	0.05	6.04	7.63	4.17	4.10	0.39	0.66	0.02	0.25	6.01	5.97	0.00	0.00	0.00	0.00	0.00	0.00	0.00	0.01	0.00	0.00	0.00	0.00	0.00	0.00
DX450071	**-300/+3um**	0.78	0.74	3.75	4.49	0.95	0.62	8.86	8.94	27.68	27.72	0.03	0.04	1.18	0.72	1.50	1.21	3.55	3.94	0.20	0.28	2.66	2.50	0.00	0.00	0.00	0.00	0.02	0.01	0.76	0.61	0.00	0.00	0.00	0.00	0.00	0.00
DX450130	**-300/+3um**	0.63	0.63	4.45	4.87	1.33	0.73	6.98	7.14	31.21	31.83	0.05	0.06	0.47	0.36	0.72	0.52	2.61	2.41	0.17	0.23	2.14	2.41	0.00	0.00	0.00	0.00	0.01	0.01	0.37	0.28	0.00	0.00	0.00	0.00	0.00	0.00
DX450039	**-300/+3um**	0.09	0.15	1.77	2.30	1.46	0.88	6.61	6.67	32.60	32.67	0.03	0.04	1.99	2.16	2.25	2.17	1.14	1.52	0.12	0.26	2.97	3.32	0.00	0.00	0.00	0.00	0.03	0.02	0.03	0.05	0.00	0.00	0.00	0.00	0.00	0.00
DX450089	**-300/+3um**	0.33	0.39	1.57	2.39	2.09	0.94	7.52	7.94	30.82	30.85	0.06	0.07	0.53	0.38	2.56	2.35	2.30	2.82	0.07	0.31	2.29	2.97	0.00	0.00	0.00	0.00	0.01	0.01	0.00	0.00	0.00	0.00	0.00	0.00	0.00	0.00
DX450137	**-300/+3um**	0.35	0.36	1.56	2.51	1.90	0.80	7.45	7.94	31.40	31.37	0.06	0.06	0.10	0.09	2.27	1.96	2.64	3.18	0.05	0.25	1.59	2.55	0.00	0.00	0.00	0.00	0.00	0.01	0.00	0.00	0.00	0.00	0.00	0.00	0.00	0.00
DX450233	**-300/+3um**	0.03	0.06	0.69	0.69	2.54	1.18	7.54	7.52	28.11	29.12	0.05	0.06	3.70	2.80	3.93	4.03	1.29	1.47	0.02	0.26	6.69	7.27	0.00	0.00	0.02	0.01	0.29	0.20	0.00	0.00	0.00	0.00	0.00	0.00	0.00	0.00
DX450200	**-300/+3um**	0.49	0.48	1.23	1.79	1.71	0.95	7.00	7.46	27.97	28.47	0.06	0.06	3.18	2.66	2.91	3.14	2.84	3.21	0.06	0.24	3.57	3.65	0.00	0.00	0.00	0.55	0.48	2.25	1.80	0.00	0.00	0.00	0.00	0.00	0.00	0.01
DX450155	**-300/+3um**	0.21	0.25	1.33	1.89	1.25	0.73	7.48	7.46	31.86	32.07	0.04	0.05	1.34	1.01	2.45	2.50	2.17	2.66	0.07	0.22	2.41	2.57	0.00	0.00	0.02	0.02	0.13	0.07	0.00	0.00	0.00	0.00	0.00	0.00	0.00	0.00
DX450030	**-300/+3um**	0.20	0.24	1.84	2.32	0.23	0.19	7.35	6.83	34.38	34.78	0.01	0.02	0.41	0.63	2.36	2.52	1.29	1.60	0.04	0.12	1.29	1.31	0.00	0.00	0.00	0.00	0.02	0.01	0.00	0.00	0.00	0.00	0.00	0.00	0.00	0.00
DX450049	**-300/+3um**	0.25	0.26	4.27	4.90	0.28	0.16	6.47	6.40	35.36	34.78	0.02	0.01	0.33	0.31	0.41	0.39	1.11	1.00	0.12	0.11	1.37	1.21	0.00	0.00	0.00	0.00	0.01	0.01	0.01	0.01	0.00	0.00	0.00	0.00	0.00	0.00
DX450105	**-300/+3um**	0.01	0.02	0.47	0.76	0.04	0.25	7.04	6.30	34.96	35.20	0.02	0.02	1.56	2.21	2.87	2.57	0.33	0.44	0.01	0.12	2.29	2.78	0.00	0.00	0.00	0.00	0.01	0.00	1.06	0.79	0.00	0.00	0.00	0.00	0.00	0.00
DX450170	**-300/+3um**	0.11	0.15	1.41	1.71	0.29	0.33	6.96	6.30	31.23	32.58	0.02	0.02	5.31	5.42	2.65	2.82	0.78	0.97	0.06	0.14	5.27	4.34	0.00	0.00	0.01	0.02	0.08	0.20	0.00	0.00	0.00	0.00	0.00	0.00	0.00	0.00
DX450227	**-300/+3um**	0.14	0.20	2.13	2.95	0.90	0.51	8.21	7.99	31.81	32.11	0.06	0.05	0.02	0.22	2.01	1.80	1.64	2.19	0.12	0.25	2.35	2.53	0.00	0.00	0.00	0.02	0.01	0.20	0.00	0.00	0.00	0.00	0.00	0.00	0.00	0.00
DX450230	**-300/+3um**	0.19	0.17	1.51	2.31	2.01	1.03	7.83	8.15	31.23	31.08	0.04	0.06	0.08	0.09	2.25	2.03	2.44	2.89	0.05	0.28	1.99	2.97	0.00	0.00	0.00	0.00	0.01	0.01	0.00	0.00	0.00	0.00	0.00	0.00	0.00	0.00
DX450135	**-300/+3um**	0.13	0.16	1.17	1.65	0.86	0.42	7.62	7.78	33.31	33.42	0.04	0.03	0.02	0.02	2.19	2.17	2.07	2.49	0.02	0.17	1.95	1.77	0.00	0.00	0.00	0.00	0.02	0.02	0.00	0.00	0.00	0.00	0.00	0.00	0.00	0.00

QEMSCAN DATA

prepared for:

Great Bear Resources

Project 19032-02
MI5020-AUG23
February 29, 2024

Prepared by:

Margot Aldis/Chris Gunning
Mineralogist/Senior Mineralogist

High Definition Mineralogical Analysis using QEMSCAN (Quantitative Evaluation of Materials by Scanning Electron Microscopy) (METH# 8.11.1) used by SGS Minerals Services

SGS Canada
P.O. Box 4300, 185 Concession Street, Lakefield, Ontario, Canada K0L 2H0
Tel. (705) 652-6365 www.sgs.com www.sgs.com/met
Member of the SGS Group (SGS SA)

Great Bear Resources
19032-02
MS020-AUG23

High Definition Mineralogical Analysis using

Modals

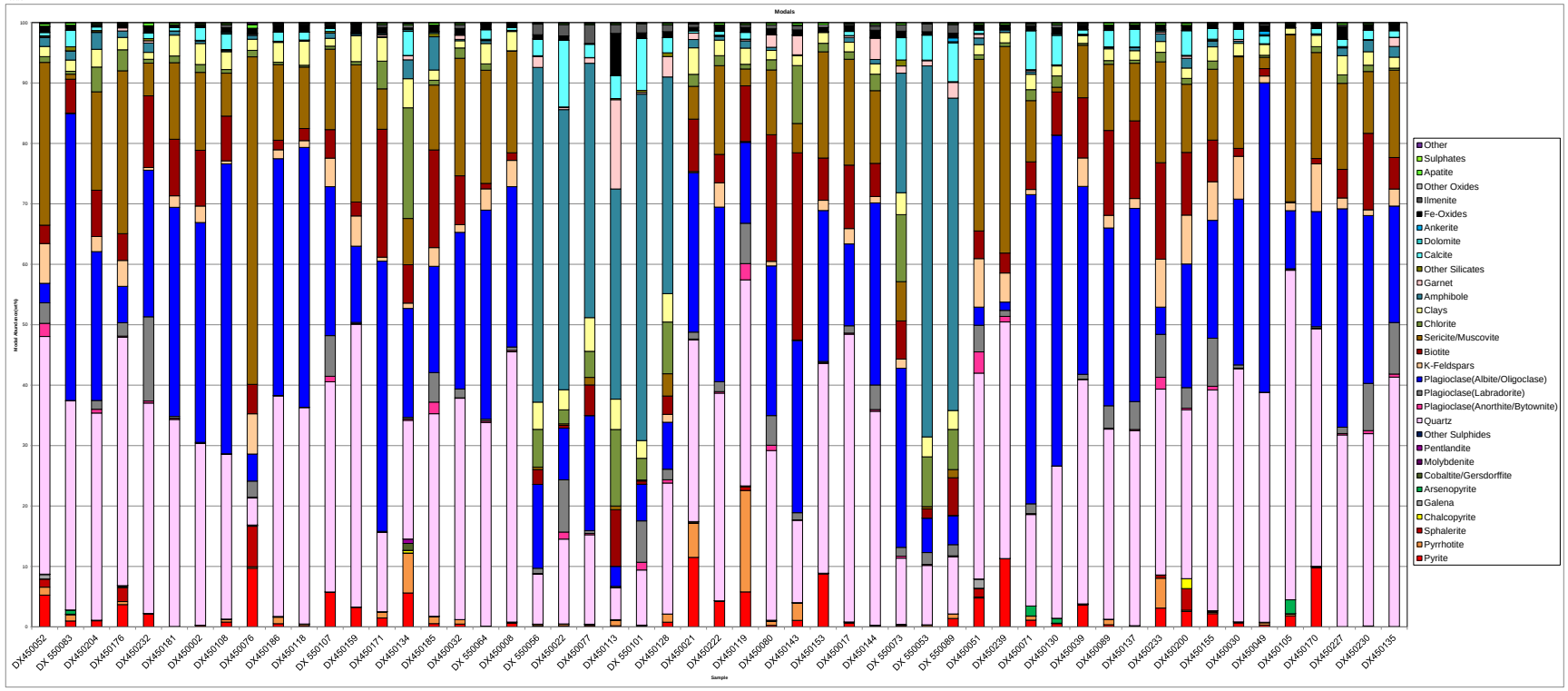

Great Bear Resources
19032-02
MI5020-AUG23

High Definition Mineralogical Analysis using QEMSCAN (Quantitative Evaluation of Materials by Scanning Electron Microscopy)

Modals

Survey		19032-02 / MI5020-AUG23							
Project		Great Bear Resources							
Sample		DX450052	DX 550083	DX450204	DX450176	DX450232	DX450181	DX450002	DX450108
Fraction		-300/+3um	-300/+3um	-300/+3um	-300/+3um	-300/+3um	-300/+3um	-300/+3um	-300/+3um
Mass Size Distribution (%)		100.0	100.0	100.0	100.0	100.0	100.0	100.0	100.0
Calculated ESD Particle Size		30	24	13	12	26	12	13	36
		Sample	Sample	Sample	Sample	Sample	Sample	Sample	Sample
Mineral Mass (%)	Pyrite	5.25	0.97	1.00	3.69	2.16	0.03	0.23	0.80
	Pyrrhotite	1.33	1.06	0.03	0.50	0.02	0.00	0.03	0.44
	Sphalerite	1.33	0.03	0.01	2.31	0.03	0.00	0.00	0.00
	Chalcopyrite	0.02	0.01	0.02	0.11	0.00	0.02	0.00	0.01
	Galena	0.72	0.04	0.01	0.22	0.00	0.00	0.00	0.00
	Arsenopyrite	0.06	0.68	0.02	0.00	0.00	0.00	0.00	0.03
	Cobaltite/Gersdorffite	0.00	0.00	0.00	0.00	0.00	0.00	0.00	0.00
	Molybdenite	0.01	0.00	0.00	0.00	0.00	0.00	0.00	0.00
	Pentlandite	0.01	0.00	0.00	0.00	0.00	0.00	0.00	0.00
	Other Sulphides	0.00	0.00	0.00	0.00	0.00	0.00	0.00	0.00
	Quartz	39.32	34.60	34.29	41.09	34.81	34.26	30.08	27.28
	Plagioclase(Anorthite/Bytownite)	2.18	0.04	0.62	0.19	0.34	0.19	0.11	0.03
	Plagioclase(Labradorite)	3.39	0.04	1.45	2.22	13.93	0.31	0.08	0.05
	Plagioclase(Albite/Oligoclase)	3.23	47.48	24.64	6.02	24.26	34.60	36.38	47.98
	K-Feldspars	6.58	0.05	2.49	4.28	0.45	1.91	2.73	0.48
	Biotite	3.04	5.62	7.67	4.43	11.86	9.36	9.23	7.41
	Sericite/Muscovite	26.94	0.83	16.29	26.96	5.41	12.66	12.89	7.11
	Chlorite	0.96	0.50	4.09	3.47	0.63	1.11	1.30	0.60
	Clays	1.69	1.85	2.94	2.05	1.15	3.45	3.48	2.95
	Amphibole	1.44	1.52	2.79	1.07	1.55	0.63	0.44	0.18
	Garnet	0.20	0.00	0.09	0.51	0.37	0.01	0.01	0.07
	Other Silicates	0.12	0.67	0.22	0.14	0.37	0.05	0.07	0.12
	Calcite	0.55	2.75	0.58	0.13	0.92	0.58	2.10	2.54
	Dolomite	0.00	0.02	0.04	0.03	0.00	0.02	0.04	0.24
	Ankerite	0.00	0.00	0.00	0.00	0.00	0.00	0.00	0.15
	Fe-Oxides	0.91	0.55	0.18	0.24	1.10	0.30	0.23	0.68
	Ilmenite	0.02	0.17	0.21	0.02	0.01	0.14	0.15	0.51
	Other Oxides	0.10	0.07	0.02	0.01	0.09	0.02	0.02	0.03
	Apatite	0.36	0.36	0.26	0.16	0.48	0.26	0.24	0.24
	Sulphates	0.11	0.01	0.01	0.12	0.00	0.00	0.00	0.00
	Other	0.13	0.07	0.01	0.03	0.04	0.08	0.15	0.07
	Total	100.00	100.00	100.00	100.00	100.00	100.00	100.00	100.00
Mean Grain Size by Frequency (µm)	Pyrite	29	17	12	9	28	5	10	25
	Pyrrhotite	33	23	8	10	12	0	13	25
	Sphalerite	17	11	6	8	12	6	5	15
	Chalcopyrite	11	10	7	8	12	9	5	9
	Galena	14	12	6	7	0	0	0	9
	Arsenopyrite	36	28	27	5	0	0	0	28
	Cobaltite/Gersdorffite	0	0	0	0	0	0	0	0
	Molybdenite	9	9	0	5	0	0	0	0
	Pentlandite	15	0	5	5	0	0	5	9
	Other Sulphides	9	9	0	5	0	5	0	0
	Quartz	32	28	13	13	26	13	14	28
	Plagioclase(Anorthite/Bytownite)	15	10	7	6	9	5	5	9
	Plagioclase(Labradorite)	16	11	8	10	17	6	6	10
	Plagioclase(Albite/Oligoclase)	11	20	11	7	13	10	11	27
	K-Feldspars	18	10	6	6	11	7	9	14
	Biotite	18	21	10	8	19	9	9	17
	Sericite/Muscovite	17	10	8	9	18	8	8	16
	Chlorite	13	11	9	7	9	6	6	11
	Clays	9	9	6	6	9	6	5	9
	Amphibole	13	18	9	6	11	7	6	10
	Garnet	11	9	6	12	17	5	6	11
	Other Silicates	13	20	7	7	15	7	9	30
	Calcite	17	19	10	9	18	8	9	22
	Dolomite	12	11	8	8	0	6	10	12
	Ankerite	0	0	8	0	9	5	9	18
	Fe-Oxides	15	13	7	7	15	8	8	12
	Ilmenite	16	24	8	8	9	10	8	17
	Other Oxides	16	14	8	7	14	6	7	11
	Apatite	21	18	11	10	19	11	12	20
	Sulphates	9	9	5	5	9	6	5	9
	Other	11	9	6	5	13	6	6	10

Great Bear Resources
19032-02
MI5020-AUG23

High Definition Mineralogical Analysis using QEMSCAN (Quantitative Evaluation of Materials by Scanning Electron Microscopy)

Modals

Survey		19032-02 / MI5020-AUG23							
Project		Great Bear Resources							
Sample		DX450076	DX450186	DX450118	DX 550107	DX450159	DX450171	DX450134	DX450185
Fraction		-300/+3um	-300/+3um	-300/+3um	-300/+3um	-300/+3um	-300/+3um	-300/+3um	-300/+3um
Mass Size Distribution (%)		100.0	100.0	100.0	100.0	100.0	100.0	100.0	100.0
Calculated ESD Particle Size		25	28	28	20	12	34	14	23
		Sample	Sample	Sample	Sample	Sample	Sample	Sample	Sample
Mineral Mass (%)	Pyrite	9.70	0.52	0.22	5.75	3.25	1.47	5.61	0.53
	Pyrrhotite	0.25	1.08	0.24	0.01	0.01	1.00	6.60	1.18
	Sphalerite	6.68	0.05	0.02	0.01	0.00	0.00	0.00	0.00
	Chalcopyrite	0.07	0.00	0.00	0.00	0.00	0.03	0.41	0.01
	Galena	0.13	0.00	0.00	0.00	0.00	0.00	0.00	0.00
	Arsenopyrite	0.00	0.07	0.00	0.00	0.02	0.00	0.03	0.02
	Cobaltite/Gersdorffite	0.00	0.00	0.00	0.00	0.00	0.00	1.14	0.00
	Molybdenite	0.00	0.00	0.00	0.00	0.00	0.00	0.00	0.00
	Pentlandite	0.00	0.00	0.00	0.00	0.00	0.00	0.73	0.00
	Other Sulphides	0.00	0.00	0.00	0.00	0.00	0.00	0.00	0.00
	Quartz	4.47	36.51	35.82	34.78	46.80	13.10	19.65	33.53
	Plagioclase(Anorthite/Bytownite)	0.15	0.02	0.02	0.91	0.08	0.04	0.23	1.92
	Plagioclase(Labradorite)	2.65	0.02	0.03	6.73	0.22	0.15	0.25	4.88
	Plagioclase(Albite/Oligoclase)	4.48	39.19	43.00	24.65	12.63	44.72	18.03	17.59
	K-Feldspars	6.66	1.47	1.12	4.71	4.99	0.65	0.88	3.09
	Biotite	4.87	1.59	2.00	4.73	2.31	21.16	6.37	16.16
	Sericite/Muscovite	54.19	12.52	10.17	13.32	22.71	6.69	7.65	10.74
	Chlorite	1.08	0.38	0.30	0.49	0.53	4.59	18.31	0.80
	Clays	1.84	3.28	3.99	1.29	4.26	3.92	4.81	1.69
	Amphibole	0.64	0.13	0.12	0.87	0.26	0.11	3.13	5.50
	Garnet	0.17	0.04	0.06	0.00	0.03	0.27	0.71	0.02
	Other Silicates	0.10	0.02	0.00	0.26	0.06	0.12	0.02	0.55
	Calcite	0.09	1.52	1.31	0.55	0.19	0.18	3.98	0.27
	Dolomite	0.00	0.00	0.00	0.01	0.00	0.00	0.27	0.00
	Ankerite	0.00	0.00	0.00	0.00	0.00	0.00	0.07	0.00
	Fe-Oxides	0.78	1.14	1.20	0.48	1.43	0.98	0.13	1.04
	Ilmenite	0.02	0.19	0.21	0.01	0.01	0.41	0.19	0.02
	Other Oxides	0.02	0.03	0.02	0.18	0.04	0.07	0.34	0.05
	Apatite	0.57	0.08	0.09	0.16	0.07	0.24	0.22	0.38
	Sulphates	0.15	0.01	0.00	0.03	0.09	0.01	0.10	0.01
	Other	0.22	0.11	0.06	0.05	0.02	0.07	0.14	0.01
	Total	100.00	100.00	100.00	100.00	100.00	100.00	100.00	100.00
Mean Grain Size by Frequency (µm)	Pyrite	39	14	12	23	12	22	7	16
	Pyrrhotite	26	29	17	9	10	30	16	25
	Sphalerite	22	14	12	9	0	11	5	9
	Chalcopyrite	13	9	9	9	0	17	8	11
	Galena	14	9	0	0	0	10	10	0
	Arsenopyrite	9	45	9	0	7	0	5	30
	Cobaltite/Gersdorffite	0	0	0	0	0	0	12	9
	Molybdenite	9	0	0	0	0	0	0	0
	Pentlandite	9	0	0	9	0	9	9	9
	Other Sulphides	9	0	0	0	0	0	5	0
	Quartz	20	29	24	20	12	30	14	23
	Plagioclase(Anorthite/Bytownite)	10	9	10	14	6	9	5	14
	Plagioclase(Labradorite)	18	10	9	13	8	10	9	14
	Plagioclase(Albite/Oligoclase)	15	22	20	14	10	26	11	15
	K-Feldspars	13	13	13	14	6	14	6	15
	Biotite	19	13	12	15	8	18	8	18
	Sericite/Muscovite	19	19	17	13	9	11	9	14
	Chlorite	14	14	12	10	7	16	10	9
	Clays	9	9	9	9	5	9	6	9
	Amphibole	14	11	10	9	6	10	6	17
	Garnet	10	10	9	9	8	9	7	11
	Other Silicates	13	12	10	12	10	17	6	15
	Calcite	16	19	17	14	9	20	9	15
	Dolomite	9	0	9	10	0	0	7	9
	Ankerite	9	17	9	0	5	0	9	9
	Fe-Oxides	12	15	15	41	9	14	7	14
	Ilmenite	12	16	13	9	5	15	8	10
	Other Oxides	10	11	9	14	8	12	11	12
	Apatite	27	12	17	14	6	15	9	15
	Sulphates	9	9	10	9	5	9	5	9
	Other	9	9	9	10	6	10	6	9

Great Bear Resources
19032-02
MI5020-AUG23

High Definition Mineralogical Analysis using QEMSCAN (Quantitative Evaluation of Materials by Scanning Electron Microscopy)

Modals

Survey		19032-02 / MI5020-AUG23							
Project		Great Bear Resources							
Sample		DX450032	DX 550064	DX450008	DX 550056	DX450022	DX450077	DX450113	DX 550101
Fraction		-300/+3um	-300/+3um	-300/+3um	-300/+3um	-300/+3um	-300/+3um	-300/+3um	-300/+3um
Mass Size Distribution (%)		100.0	100.0	100.0	100.0	100.0	100.0	100.0	100.0
Calculated ESD Particle Size		32	29	28	30	27	12	33	32
		Sample	Sample	Sample	Sample	Sample	Sample	Sample	Sample
Mineral Mass (%)	Pyrite	0.46	0.05	0.60	0.14	0.19	0.21	0.19	0.05
	Pyrrhotite	0.73	0.07	0.19	0.26	0.25	0.18	0.89	0.16
	Sphalerite	0.02	0.00	0.00	0.00	0.00	0.01	0.00	0.00
	Chalcopyrite	0.00	0.00	0.01	0.06	0.05	0.04	0.01	0.08
	Galena	0.00	0.00	0.01	0.00	0.00	0.00	0.00	0.00
	Arsenopyrite	0.00	0.00	0.00	0.00	0.00	0.00	0.09	0.00
	Cobaltite/Gersdorffite	0.00	0.00	0.00	0.00	0.00	0.00	0.00	0.00
	Molybdenite	0.00	0.00	0.00	0.00	0.00	0.00	0.00	0.00
	Pentlandite	0.00	0.00	0.00	0.00	0.00	0.00	0.00	0.00
	Other Sulphides	0.00	0.00	0.00	0.00	0.00	0.00	0.00	0.00
	Quartz	36.63	33.70	44.71	8.25	14.03	14.80	5.26	9.12
	Plagioclase(Anorthite/Bytownite)	0.07	0.24	0.22	0.14	1.17	0.22	0.05	1.27
	Plagioclase(Labradorite)	1.46	0.30	0.58	0.85	8.64	0.45	0.20	6.85
	Plagioclase(Albite/Oligoclase)	25.92	34.62	26.53	13.88	8.56	19.04	3.32	6.05
	K-Feldspars	1.26	3.51	4.35	0.01	0.01	0.01	0.00	0.02
	Biotite	8.09	0.91	1.25	2.45	0.46	5.06	9.36	0.53
	Sericite/Muscovite	19.45	18.73	16.81	0.40	0.25	1.25	0.62	0.17
	Chlorite	1.70	1.04	0.07	6.25	2.32	4.32	12.66	3.58
	Clays	1.19	3.37	3.19	4.50	3.32	5.57	5.02	2.94
	Amphibole	0.23	0.48	0.13	55.40	46.36	42.09	34.77	57.33
	Garnet	0.70	0.12	0.00	1.79	0.32	0.90	14.78	0.28
	Other Silicates	0.01	0.11	0.07	0.15	0.12	0.05	0.19	0.34
	Calcite	0.14	1.59	0.47	2.76	11.03	2.20	3.79	8.60
	Dolomite	0.00	0.00	0.00	0.00	0.00	0.02	0.00	0.00
	Ankerite	0.00	0.00	0.00	0.01	0.00	0.01	0.02	0.00
	Fe-Oxides	0.95	0.86	0.64	0.71	0.73	0.11	6.96	0.91
	Ilmenite	0.64	0.07	0.01	1.75	1.90	3.10	1.47	1.49
	Other Oxides	0.02	0.07	0.05	0.02	0.01	0.00	0.02	0.02
	Apatite	0.25	0.12	0.03	0.18	0.19	0.21	0.22	0.14
	Sulphates	0.01	0.00	0.04	0.00	0.00	0.00	0.02	0.01
	Other	0.07	0.05	0.04	0.05	0.10	0.14	0.06	0.06
	Total	100.00	100.00	100.00	100.00	100.00	100.00	100.00	100.00
Mean Grain Size by Frequency (µm)	Pyrite	37	9	25	12	10	6	9	10
	Pyrrhotite	35	19	39	24	17	9	23	26
	Sphalerite	9	9	10	9	9	5	9	9
	Chalcopyrite	0	9	16	15	12	6	12	22
	Galena	9	0	16	0	0	0	11	0
	Arsenopyrite	0	0	0	0	0	0	18	9
	Cobaltite/Gersdorffite	0	0	0	0	0	5	0	0
	Molybdenite	0	0	0	0	0	0	0	0
	Pentlandite	0	0	0	17	0	5	0	17
	Other Sulphides	0	0	0	0	0	0	9	9
	Quartz	36	27	26	17	18	9	14	18
	Plagioclase(Anorthite/Bytownite)	10	11	14	9	11	6	9	12
	Plagioclase(Labradorite)	10	10	14	10	17	6	10	18
	Plagioclase(Albite/Oligoclase)	25	22	19	19	11	10	21	12
	K-Feldspars	10	17	15	10	9	6	12	12
	Biotite	22	12	15	10	10	7	11	10
	Sericite/Muscovite	16	17	13	9	9	6	9	9
	Chlorite	18	13	9	15	18	8	15	19
	Clays	9	9	9	9	9	5	10	9
	Amphibole	14	11	10	24	22	11	22	26
	Garnet	28	10	9	16	9	7	27	10
	Other Silicates	10	12	24	10	9	6	10	10
	Calcite	31	16	22	21	22	9	19	24
	Dolomite	0	9	0	9	9	7	9	9
	Ankerite	0	17	0	14	9	16	11	9
	Fe-Oxides	18	16	14	16	15	6	29	14
	Ilmenite	17	17	12	14	17	9	16	17
	Other Oxides	12	11	14	10	10	5	9	9
	Apatite	17	17	12	10	13	7	14	11
	Sulphates	9	9	52	12	13	5	20	15
	Other	12	10	10	9	10	6	10	9

Great Bear Resources
19032-02
MI5020-AUG23

High Definition Mineralogical Analysis using QEMSCAN (Quantitative Evaluation of Materials by Scanning Electron Microscopy)

Modals

Survey		19032-02 / MI5020-AUG23							
Project		Great Bear Resources							
Sample		DX450128	DX450021	DX450222	DX450119	DX450080	DX450143	DX450153	DX450017
Fraction		-300/+3um	-300/+3um	-300/+3um	-300/+3um	-300/+3um	-300/+3um	-300/+3um	-300/+3um
Mass Size Distribution (%)		100.0	100.0	100.0	100.0	100.0	100.0	100.0	100.0
Calculated ESD Particle Size		26	14	24	26	26	27	25	26
		Sample	Sample	Sample	Sample	Sample	Sample	Sample	Sample
Mineral Mass (%)	Pyrite	0.77	11.50	4.27	5.79	0.24	1.08	8.75	0.60
	Pyrrhotite	1.31	5.62	0.02	16.78	0.70	2.84	0.10	0.19
	Sphalerite	0.01	0.19	0.01	0.60	0.00	0.00	0.00	0.01
	Chalcopyrite	0.04	0.11	0.00	0.16	0.01	0.05	0.03	0.01
	Galena	0.00	0.00	0.00	0.00	0.00	0.00	0.00	0.00
	Arsenopyrite	0.00	0.00	0.00	0.00	0.11	0.03	0.00	0.00
	Cobaltite/Gersdorffite	0.00	0.00	0.00	0.00	0.02	0.00	0.00	0.01
	Molybdenite	0.00	0.00	0.00	0.00	0.00	0.00	0.00	0.00
	Pentlandite	0.00	0.01	0.00	0.00	0.00	0.00	0.00	0.00
	Other Sulphides	0.00	0.00	0.00	0.00	0.00	0.00	0.00	0.00
	Quartz	21.67	30.04	34.37	34.10	28.08	13.61	34.71	47.62
	Plagioclase(Anorthite/Bytownite)	0.54	0.15	0.25	2.69	0.87	0.09	0.13	0.18
	Plagioclase(Labradorite)	1.75	1.14	1.65	6.67	4.91	1.18	0.21	1.22
	Plagioclase(Albite/Oligoclase)	7.78	26.39	28.88	13.39	24.77	28.48	24.98	13.54
	K-Feldspars	1.30	0.19	4.01	0.15	0.75	0.11	1.69	2.54
	Biotite	3.03	8.67	4.71	9.22	20.95	30.98	7.00	10.51
	Sericite/Muscovite	3.69	5.42	14.68	2.79	10.71	4.84	17.58	17.51
	Chlorite	8.56	1.99	1.67	0.77	1.69	9.60	1.40	1.24
	Clays	4.70	4.38	2.55	2.67	1.54	1.62	1.80	1.57
	Amphibole	35.86	1.38	0.66	1.21	0.53	0.15	0.08	0.80
	Garnet	3.36	1.05	0.01	0.24	2.04	3.21	0.01	0.31
	Other Silicates	0.64	0.03	0.15	0.04	0.01	0.00	0.00	0.01
	Calcite	2.53	0.35	0.64	1.12	0.02	0.02	0.02	0.68
	Dolomite	0.00	0.06	0.00	0.01	0.00	0.07	0.00	0.00
	Ankerite	0.01	0.01	0.00	0.00	0.00	0.00	0.00	0.00
	Fe-Oxides	0.96	0.51	0.92	0.82	0.98	0.82	0.76	0.92
	Ilmenite	1.09	0.55	0.02	0.39	0.65	0.74	0.02	0.27
	Other Oxides	0.02	0.01	0.14	0.04	0.04	0.03	0.34	0.01
	Apatite	0.26	0.17	0.28	0.21	0.27	0.33	0.32	0.21
	Sulphates	0.00	0.03	0.02	0.05	0.01	0.01	0.03	0.01
	Other	0.12	0.05	0.06	0.10	0.07	0.11	0.07	0.05
	Total	100.00	100.00	100.00	100.00	100.00	100.00	100.00	100.00
Mean Grain Size by Frequency (µm)	Pyrite	10	8	28	10	11	12	45	20
	Pyrrhotite	23	13	10	27	26	29	63	30
	Sphalerite	10	8	10	13	9	9	9	11
	Chalcopyrite	12	6	11	13	13	13	16	16
	Galena	0	5	9	0	0	15	9	0
	Arsenopyrite	0	0	0	0	35	23	0	9
	Cobaltite/Gersdorffite	0	0	0	0	16	0	0	29
	Molybdenite	0	0	0	0	0	0	0	0
	Pentlandite	9	5	9	0	9	9	0	0
	Other Sulphides	0	0	0	0	0	9	9	0
	Quartz	21	12	25	20	28	26	30	30
	Plagioclase(Anorthite/Bytownite)	10	5	10	13	17	9	9	9
	Plagioclase(Labradorite)	12	6	12	15	12	12	9	13
	Plagioclase(Albite/Oligoclase)	14	10	18	12	17	24	21	19
	K-Feldspars	17	7	15	9	10	11	9	12
	Biotite	10	8	17	17	19	19	17	19
	Sericite/Muscovite	10	6	14	11	12	10	13	12
	Chlorite	16	7	13	10	11	16	15	13
	Clays	9	6	9	10	9	10	9	9
	Amphibole	21	6	13	9	11	9	9	17
	Garnet	14	12	12	11	22	14	9	15
	Other Silicates	11	7	11	12	15	9	9	12
	Calcite	15	8	14	18	10	12	12	23
	Dolomite	9	9	0	10	9	53	0	0
	Ankerite	9	7	0	9	9	9	9	0
	Fe-Oxides	14	8	15	13	14	13	13	13
	Ilmenite	13	10	11	19	22	16	13	15
	Other Oxides	10	5	15	10	10	11	15	9
	Apatite	13	8	16	13	17	17	21	15
	Sulphates	9	5	9	9	9	9	9	9
	Other	10	6	10	9	12	13	11	9

Great Bear Resources
19032-02
MI5020-AUG23

High Definition Mineralogical Analysis using QEMSCAN (Quantitative Evaluation of Materials by Scanning Electron Microscopy)

Modals

Survey		19032-02 / MI5020-AUG23							
Project		Great Bear Resources							
Sample		DX450144	DX 550073	DX 550053	DX 550089	DX450051	DX450239	DX450071	DX450130
Fraction		-300/+3um	-300/+3um	-300/+3um	-300/+3um	-300/+3um	-300/+3um	-300/+3um	-300/+3um
Mass Size Distribution (%)		100.0	100.0	100.0	100.0	100.0	100.0	100.0	100.0
Calculated ESD Particle Size		27	25	35	33	33	31	35	34
		Sample	Sample	Sample	Sample	Sample	Sample	Sample	Sample
Mineral Mass (%)	Pyrite	0.20	0.20	0.07	1.39	4.77	11.29	1.12	0.54
	Pyrrhotite	0.06	0.09	0.23	0.71	0.18	0.01	0.65	0.06
	Sphalerite	0.00	0.00	0.00	0.00	1.41	0.00	0.02	0.00
	Chalcopyrite	0.01	0.02	0.04	0.05	0.03	0.00	0.01	0.01
	Galena	0.00	0.00	0.00	0.00	1.53	0.00	0.00	0.00
	Arsenopyrite	0.00	0.00	0.00	0.00	0.01	0.00	1.66	0.81
	Cobaltite/Gersdorffite	0.01	0.11	0.00	0.00	0.00	0.00	0.00	0.00
	Molybdenite	0.00	0.00	0.00	0.00	0.00	0.00	0.00	0.00
	Pentlandite	0.00	0.00	0.00	0.00	0.00	0.00	0.00	0.00
	Other Sulphides	0.00	0.00	0.00	0.00	0.00	0.00	0.00	0.00
	Quartz	35.39	10.95	9.83	9.46	34.06	39.15	15.13	25.18
	Plagioclase(Anorthite/Bytownite)	0.29	0.33	0.17	0.15	3.52	0.92	0.16	0.01
	Plagioclase(Labradorite)	4.07	1.46	1.96	1.85	4.41	0.99	1.61	0.02
	Plagioclase(Albite/Oligoclase)	30.12	29.64	5.69	4.80	2.99	1.37	51.17	54.73
	K-Feldspars	1.06	1.51	0.01	0.03	8.02	4.81	0.85	0.01
	Biotite	5.48	6.32	1.53	6.24	4.58	3.30	4.57	7.14
	Sericite/Muscovite	12.04	6.50	0.39	1.36	28.40	34.19	10.13	0.78
	Chlorite	2.72	11.09	8.23	6.64	0.75	0.61	1.82	1.87
	Clays	1.72	3.62	3.30	3.13	1.69	1.71	2.55	1.65
	Amphibole	0.72	19.80	61.39	51.70	1.10	0.41	0.42	0.16
	Garnet	3.54	1.18	0.85	2.60	0.62	0.13	0.23	0.01
	Other Silicates	0.01	1.00	0.11	0.13	0.11	0.05	0.11	0.01
	Calcite	0.11	3.68	4.14	6.42	0.61	0.12	6.46	4.87
	Dolomite	0.00	0.01	0.00	0.19	0.00	0.00	0.00	0.19
	Ankerite	0.00	0.01	0.00	0.62	0.00	0.00	0.00	0.13
	Fe-Oxides	1.17	1.07	0.55	0.79	0.76	0.53	0.63	0.94
	Ilmenite	0.68	1.03	1.28	1.45	0.02	0.02	0.21	0.53
	Other Oxides	0.24	0.03	0.01	0.04	0.06	0.02	0.20	0.01
	Apatite	0.24	0.27	0.16	0.20	0.23	0.24	0.18	0.27
	Sulphates	0.00	0.00	0.00	0.00	0.05	0.03	0.01	0.00
	Other	0.11	0.08	0.07	0.07	0.10	0.08	0.10	0.05
	Total	100.00	100.00	100.00	100.00	100.00	100.00	100.00	100.00
Mean Grain Size by Frequency (µm)	Pyrite	16	15	11	26	43	49	34	37
	Pyrrhotite	20	22	24	24	29	24	63	20
	Sphalerite	10	9	0	0	27	12	17	12
	Chalcopyrite	14	12	21	14	19	13	16	12
	Galena	0	9	0	9	25	9	9	9
	Arsenopyrite	9	9	9	0	16	0	28	29
	Cobaltite/Gersdorffite	20	39	31	0	0	0	17	9
	Molybdenite	0	0	0	0	9	0	0	0
	Pentlandite	9	0	9	0	0	0	9	0
	Other Sulphides	0	0	0	0	10	10	0	0
	Quartz	29	18	17	19	34	34	36	32
	Plagioclase(Anorthite/Bytownite)	12	9	10	10	17	15	10	9
	Plagioclase(Labradorite)	12	10	13	13	16	15	15	9
	Plagioclase(Albite/Oligoclase)	19	18	15	14	11	13	28	29
	K-Feldspars	10	14	14	15	19	15	12	12
	Biotite	15	12	11	17	20	21	22	20
	Sericite/Muscovite	14	11	9	10	17	18	19	9
	Chlorite	14	15	17	16	14	12	15	18
	Clays	9	9	9	9	9	9	10	9
	Amphibole	9	19	28	26	13	11	12	13
	Garnet	19	10	9	19	17	17	11	10
	Other Silicates	10	11	9	9	15	11	22	9
	Calcite	18	18	24	23	24	19	29	29
	Dolomite	0	10	9	11	15	0	12	14
	Ankerite	11	10	11	23	0	0	9	20
	Fe-Oxides	17	17	14	13	15	12	14	16
	Ilmenite	14	13	15	16	11	10	23	19
	Other Oxides	13	12	10	10	15	10	21	9
	Apatite	14	11	12	11	18	20	15	20
	Sulphates	9	9	17	9	9	9	10	9
	Other	11	9	14	9	11	13	11	9

Great Bear Resources
19032-02
MI5020-AUG23

High Definition Mineralogical Analysis using QEMSCAN (Quantitative Evaluation of Materials by Scanning Electron Microscopy)

Modals

Survey		19032-02 / MI5020-AUG23							
Project		Great Bear Resources							
Sample		DX450039	DX450089	DX450137	DX450233	DX450200	DX450155	DX450030	DX450049
Fraction		-300/+3um	-300/+3um	-300/+3um	-300/+3um	-300/+3um	-300/+3um	-300/+3um	-300/+3um
Mass Size Distribution (%)		100.0	100.0	100.0	100.0	100.0	100.0	100.0	100.0
Calculated ESD Particle Size		42	35	33	36	35	35	34	33
		Sample	Sample	Sample	Sample	Sample	Sample	Sample	Sample
Mineral Mass (%)	Pyrite	3.65	0.35	0.17	3.10	2.54	2.18	0.64	0.30
	Pyrrhotite	0.02	0.88	0.03	4.95	0.22	0.22	0.15	0.40
	Sphalerite	0.04	0.01	0.00	0.46	3.58	0.20	0.03	0.01
	Chalcopyrite	0.01	0.01	0.00	0.07	1.63	0.07	0.00	0.01
	Galena	0.00	0.00	0.00	0.00	0.00	0.00	0.01	0.01
	Arsenopyrite	0.07	0.01	0.00	0.00	0.00	0.00	0.00	0.03
	Cobaltite/Gersdorffite	0.00	0.00	0.00	0.00	0.00	0.00	0.00	0.00
	Molybdenite	0.00	0.00	0.00	0.00	0.00	0.00	0.00	0.00
	Pentlandite	0.00	0.00	0.00	0.00	0.00	0.00	0.00	0.00
	Other Sulphides	0.00	0.00	0.00	0.00	0.00	0.00	0.00	0.00
	Quartz	37.12	31.46	32.27	30.76	27.94	36.53	41.88	38.04
	Plagioclase(Anorthite/Bytownite)	0.06	0.16	0.19	1.96	0.27	0.62	0.12	0.01
	Plagioclase(Labradorite)	0.81	3.71	4.62	7.09	3.39	7.95	0.52	0.01
	Plagioclase(Albite/Oligoclase)	31.10	29.43	31.97	4.52	20.47	19.51	27.44	51.21
	K-Feldspars	4.70	2.09	1.63	7.92	8.09	6.40	7.07	1.11
	Biotite	9.96	14.05	12.85	15.97	10.36	6.88	1.32	1.23
	Sericite/Muscovite	8.70	10.95	9.53	16.69	11.30	11.73	15.15	1.86
	Chlorite	0.31	0.61	0.52	1.58	0.96	1.36	0.15	0.35
	Clays	1.29	1.96	1.57	1.78	1.71	2.34	2.09	1.79
	Amphibole	0.12	0.24	0.49	1.28	1.60	0.97	0.33	0.08
	Garnet	0.04	0.02	0.02	0.35	0.37	0.07	0.28	0.02
	Other Silicates	0.06	0.06	0.10	0.03	0.13	0.23	0.04	0.02
	Calcite	0.75	2.71	2.93	0.27	4.09	1.76	1.67	1.28
	Dolomite	0.00	0.00	0.00	0.00	0.00	0.00	0.00	0.21
	Ankerite	0.00	0.00	0.00	0.00	0.00	0.00	0.00	0.60
	Fe-Oxides	0.74	0.73	0.67	0.79	0.78	0.68	0.91	0.89
	Ilmenite	0.03	0.14	0.09	0.02	0.03	0.04	0.07	0.26
	Other Oxides	0.18	0.03	0.02	0.04	0.06	0.04	0.03	0.08
	Apatite	0.19	0.33	0.31	0.29	0.34	0.19	0.06	0.07
	Sulphates	0.00	0.01	0.00	0.01	0.01	0.01	0.00	0.02
	Other	0.05	0.07	0.04	0.06	0.11	0.02	0.05	0.08
	Total	100.00	100.00	100.00	100.00	100.00	100.00	100.00	100.00
Mean Grain Size by Frequency (µm)	Pyrite	49	20	33	29	42	37	25	21
	Pyrrhotite	15	38	18	43	28	29	27	25
	Sphalerite	37	10	9	26	27	19	15	25
	Chalcopyrite	17	13	9	25	22	20	13	14
	Galena	9	9	12	0	9	9	14	12
	Arsenopyrite	42	33	0	0	0	0	9	29
	Cobaltite/Gersdorffite	0	0	0	0	0	0	0	0
	Molybdenite	0	0	0	0	0	9	0	0
	Pentlandite	12	9	0	0	0	0	0	0
	Other Sulphides	9	13	0	0	12	0	0	12
	Quartz	48	30	31	32	33	31	33	36
	Plagioclase(Anorthite/Bytownite)	9	9	9	14	10	14	10	10
	Plagioclase(Labradorite)	11	12	12	19	13	15	11	9
	Plagioclase(Albite/Oligoclase)	30	20	20	11	19	15	23	24
	K-Feldspars	28	17	17	21	25	20	19	25
	Biotite	27	23	20	24	21	20	16	16
	Sericite/Muscovite	18	18	18	15	15	15	16	12
	Chlorite	10	10	10	13	12	14	11	21
	Clays	9	9	9	10	9	10	9	9
	Amphibole	12	10	14	12	16	12	13	11
	Garnet	11	10	10	16	15	11	23	9
	Other Silicates	16	21	19	11	15	16	17	10
	Calcite	22	26	29	23	30	23	24	23
	Dolomite	12	0	10	9	0	9	0	11
	Ankerite	9	13	9	9	9	9	0	25
	Fe-Oxides	14	13	13	16	15	15	16	14
	Ilmenite	31	17	14	16	14	14	14	19
	Other Oxides	20	11	12	16	13	12	13	14
	Apatite	20	20	21	22	26	21	15	15
	Sulphates	9	16	9	9	9	9	9	49
	Other	13	11	10	14	10	9	10	12

Great Bear Resources
19032-02
MI5020-AUG23

High Definition Mineralogical Analysis using QEMSCAN (Quantitative Evaluation of Materials by Scanning Electron Microscopy)

Modals

Survey		19032-02 / MI5020-AUG23				
Project		Great Bear Resources				
Sample		DX450105	DX450170	DX450227	DX450230	DX450135
Fraction		-300/+3um	-300/+3um	-300/+3um	-300/+3um	-300/+3um
Mass Size Distribution (%)		100.0	100.0	100.0	100.0	100.0
Calculated ESD Particle Size		39	34	36	39	32
		Sample	Sample	Sample	Sample	Sample
Mineral Mass (%)	Pyrite	1.84	9.82	0.03	0.14	0.02
	Pyrrhotite	0.32	0.01	0.00	0.01	0.00
	Sphalerite	0.01	0.12	0.00	0.00	0.02
	Chalcopyrite	0.00	0.04	0.00	0.01	0.00
	Galena	0.00	0.03	0.00	0.00	0.00
	Arsenopyrite	2.31	0.00	0.00	0.00	0.00
	Cobaltite/Gersdorffite	0.00	0.00	0.00	0.00	0.00
	Molybdenite	0.00	0.00	0.00	0.00	0.00
	Pentlandite	0.00	0.00	0.00	0.00	0.00
	Other Sulphides	0.00	0.00	0.00	0.00	0.00
	Quartz	54.51	39.31	31.73	31.81	41.28
	Plagioclase(Anorthite/Bytownite)	0.06	0.09	0.23	0.51	0.51
	Plagioclase(Labradorite)	0.20	0.26	1.04	7.81	8.53
	Plagioclase(Albite/Oligoclase)	9.61	19.05	36.15	27.78	19.27
	K-Feldspars	1.28	7.89	1.78	0.95	2.81
	Biotite	0.19	0.89	4.73	12.65	5.21
	Sericite/Muscovite	27.67	17.54	14.25	10.23	14.46
	Chlorite	0.05	0.97	1.40	1.05	0.34
	Clays	1.02	1.89	3.17	2.23	1.81
	Amphibole	0.05	0.20	1.30	1.91	1.78
	Garnet	0.00	0.01	0.10	0.03	1.50
	Other Silicates	0.01	0.02	0.12	0.07	0.01
	Calcite	0.05	0.91	1.19	1.56	1.08
	Dolomite	0.00	0.00	0.00	0.00	0.00
	Ankerite	0.00	0.00	0.00	0.00	0.00
	Fe-Oxides	0.57	0.66	2.08	0.84	1.03
	Ilmenite	0.01	0.02	0.28	0.10	0.05
	Other Oxides	0.03	0.09	0.05	0.02	0.02
	Apatite	0.11	0.11	0.32	0.22	0.20
	Sulphates	0.01	0.02	0.00	0.00	0.00
	Other	0.08	0.05	0.04	0.07	0.05
	Total	100.00	100.00	100.00	100.00	100.00
Mean Grain Size by Frequency (µm)	Pyrite	39	45	16	34	15
	Pyrrhotite	28	10	9	20	9
	Sphalerite	13	16	0	0	19
	Chalcopyrite	9	21	10	13	9
	Galena	9	11	9	9	9
	Arsenopyrite	26	0	0	0	9
	Cobaltite/Gersdorffite	0	0	0	0	0
	Molybdenite	0	9	0	0	0
	Pentlandite	0	0	0	12	0
	Other Sulphides	9	9	0	0	0
	Quartz	46	32	29	31	29
	Plagioclase(Anorthite/Bytownite)	12	9	9	11	10
	Plagioclase(Labradorite)	11	11	11	14	15
	Plagioclase(Albite/Oligoclase)	30	23	23	18	15
	K-Feldspars	10	19	14	15	16
	Biotite	13	15	18	21	17
	Sericite/Muscovite	24	16	18	19	15
	Chlorite	13	15	14	12	12
	Clays	9	9	9	9	9
	Amphibole	10	12	18	21	16
	Garnet	9	11	9	10	34
	Other Silicates	11	13	12	12	10
	Calcite	19	22	22	28	29
	Dolomite	9	12	9	31	0
	Ankerite	0	0	9	9	0
	Fe-Oxides	14	13	21	14	15
	Ilmenite	11	12	16	15	14
	Other Oxides	12	14	11	10	11
	Apatite	24	23	24	18	19
	Sulphates	9	9	31	16	9
	Other	11	10	10	13	9

Great Bear Resources
19032-02
MB029-AU023

High Definition Mineralogical Analysis using QEMSCAN (Quantitative Evaluation of Materials by Scanning Electron Microscopy)

1 Department - Absolute

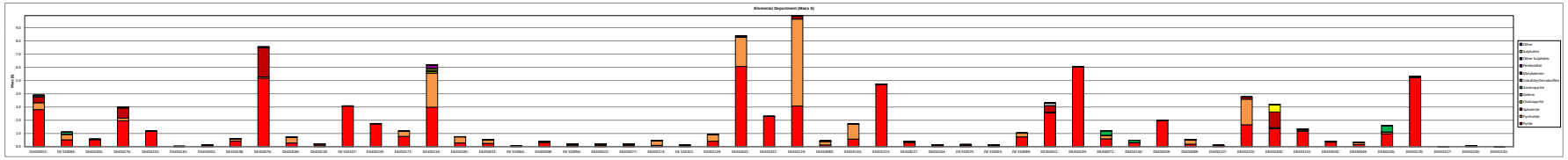

| | DH-MB002 | DH-MB005 | DH-MB006 | DH-MB176 | DH-MB181 | DH-MB182 | DH-MB186 | DH-MB187 | DH-MB188 | DH-MB189 | DH-MB190 | DH-MB191 | DH-MB192 | DH-MB193 | DH-MB194 | DH-MB195 | DH-MB196 | DH-MB197 | DH-MB198 | DH-MB199 | DH-MB200 | DH-MB201 | DH-MB202 | DH-MB203 | DH-MB204 | DH-MB205 |

Kannan Bhaskar Ramamurthy
Lakshmi Devi
Jayakrishnan Jeevaraj Vinu

High-resolution ichnosegmental analysis using UTMECAN (Quantitative Evaluation of Materials by Scanning Electron Microscopy)

Mr. Thiruvenkatesan Kannan Bhaskar



| Material | Mass (kg) | Mass (kg) | Mass (kg)

Great Bear Resources
19032-02
5/8/2019 AUG:23

High Definition Mineralogical Analysis using QEMSCAN (Quantitative Evaluation of Materials by Scanning Electron Microscopy)

Cd Deportment - Absolute

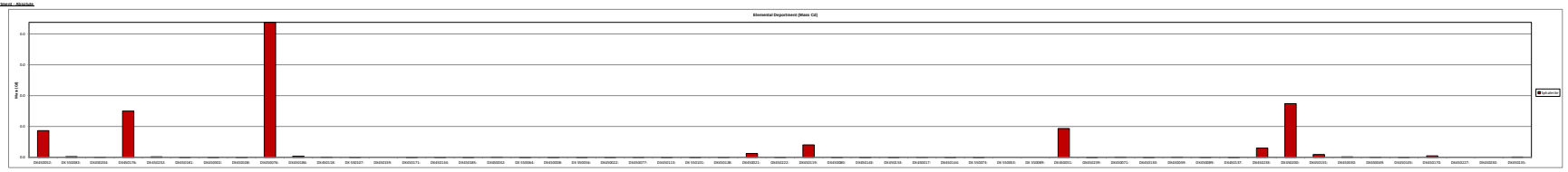

	DDH20012	DH 5002853	DDH20012A	DDH20176	DDH20181	DDH20182	DDH20183	DDH20075	DDH20186	DDH20118	DH 5002827	DDH20190	DDH20171	DDH20194	DDH20185	DDH20052	DH 5002864	DDH20006	DH 5002856	DDH20022	DH5002877	DDH20177	DDH20113	DH 5002831	DDH20128	DDH20221	DDH20222	DDH20219	DDH20060	DDH20145	DDH20143	DDH20137	DDH20146	DH 5002873	DH 5002859	DH 5002899	DDH20051	DDH20199	DDH20071	DDH20193	DDH20099	DDH20089	DDH20137	DDH20239	DDH20200	DDH20151	DDH20093	DDH20049	DDH20205	DDH20170	DDH20277	DDH20233	DDH20195
Sphalerite	0.00	0.00	0.00	0.00	0.00	0.00	0.00	0.00	0.02	0.00	0.00	0.00	0.00	0.00	0.00	0.00	0.00	0.00	0.00	0.00	0.00	0.00	0.00	0.00	0.00	0.00	0.00	0.00	0.00	0.00	0.00	0.00	0.00	0.00	0.00	0.00	0.00	0.00	0.00	0.00	0.00	0.00	0.00	0.00	0.00	0.00	0.00	0.00	0.00	0.00	0.00	0.00
Total	0.00	0.00	0.00	0.00	0.00	0.00	0.00	0.00	0.02	0.00	0.00	0.00	0.00	0.00	0.00	0.00	0.00	0.00	0.00	0.00	0.00	0.00	0.00	0.00	0.00	0.00	0.00	0.00	0.00	0.00	0.00	0.00	0.00	0.00	0.00	0.00	0.00	0.00	0.00	0.00	0.00	0.00	0.00	0.00	0.00	0.00	0.00	0.00	0.00	0.00	0.00	0.00

Cd Deportment - Normalized

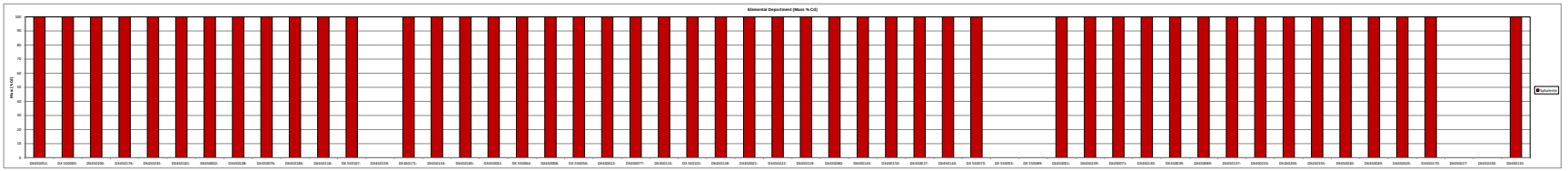

	DDH20012	DH 5002853	DDH20012A	DDH20176	DDH20181	DDH20182	DDH20183	DDH20075	DDH20186	DDH20118	DH 5002827	DDH20190	DDH20171	DDH20194	DDH20185	DDH20052	DH 5002864	DDH20006	DH 5002856	DDH20022	DH5002877	DDH20177	DDH20113	DH 5002831	DDH20128	DDH20221	DDH20222	DDH20219	DDH20060	DDH20145	DDH20143	DDH20137	DDH20146	DH 5002873	DH 5002859	DH 5002899	DDH20051	DDH20199	DDH20071	DDH20193	DDH20099	DDH20089	DDH20137	DDH20239	DDH20200	DDH20151	DDH20093	DDH20049	DDH20205	DDH20170	DDH20277	DDH20233	DDH20195
Sphalerite	1000.00	1000.00	1000.00	1000.00	1000.00	1000.00	1000.00	1000.00	1000.00	1000.00	1000.00	1000.00	1000.00	1000.00	1000.00	1000.00	1000.00	1000.00	1000.00	1000.00	1000.00	1000.00	1000.00	1000.00	1000.00	1000.00	1000.00	1000.00	1000.00	1000.00	1000.00	1000.00	1000.00	0.00	0.00	0.00	1000.00	1000.00	1000.00	1000.00	1000.00	1000.00	1000.00	1000.00	1000.00	1000.00	1000.00	1000.00	1000.00	1000.00	0.00	0.00	1000.00
Total	1000.00	1000.00	1000.00	1000.00	1000.00	1000.00	1000.00	1000.00	1000.00	1000.00	1000.00	1000.00	1000.00	1000.00	1000.00	1000.00	1000.00	1000.00	1000.00	1000.00	1000.00	1000.00	1000.00	1000.00	1000.00	1000.00	1000.00	1000.00	1000.00	1000.00	1000.00	1000.00	1000.00	0.00	0.00	0.00	1000.00	1000.00	1000.00	1000.00	1000.00	1000.00	1000.00	1000.00	1000.00	1000.00	1000.00	1000.00	1000.00	1000.00	0.00	0.00	1000.00

Great Bear Resources
19022-02
MB220-AUG23

High Definition Mineralogical Analysis using QEMSCAN (Quantitative Evaluation of Materials by Scanning Electron Microscopy)

Cu Deportment - Absolute

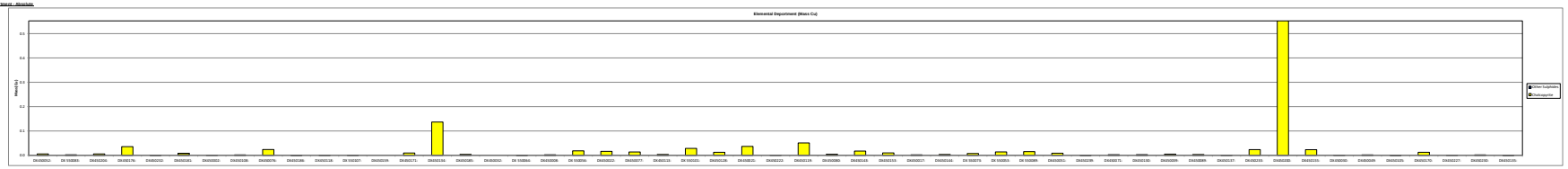

Assay	EX160052	EX 160383	EX160356	EX160176	EX160242	EX160361	EX160353	EX160336	EX160376	EX160386	EX160136	EX 160327	EX160339	EX160171	EX160154	EX160181	EX160352	EX 160364	EX160306	EX 160354	EX160308	EX 160362	EX160322	EX160177	EX160115	EX 160321	EX160126	EX160236	EX160135	EX160223	EX160119	EX160360	EX160145	EX160153	EX160317	EX160144	EX 160373	EX160145	EX160355	EX160389	EX160157	EX160154	EX160335	EX160376	EX160227	EX160230	EX160135
Chalcopyrite	0.00	0.00	0.01	0.03	0.00	0.01	0.00	0.00	0.02	0.00	0.00	0.00	0.00	0.00	0.01	0.13	0.00	0.00	0.00	0.00	0.00	0.03	0.00	0.00	0.00	0.01	0.00	0.01	0.00	0.01	0.00	0.06	0.00	0.00	0.03	0.00	0.00	0.00	0.00	0.01	0.00	0.00	0.00	0.03	0.00	0.00	0.00
Other Sulphides	0.00	0.00	0.00	0.00	0.00	0.00	0.00	0.00	0.00	0.00	0.00	0.00	0.00	0.00	0.00	0.00	0.00	0.00	0.00	0.00	0.00	0.00	0.00	0.00	0.00	0.00	0.00	0.00	0.00	0.00	0.00	0.00	0.00	0.00	0.00	0.00	0.00	0.00	0.00	0.00	0.00	0.00	0.00	0.00	0.00	0.00	0.00
Total	0.01	0.00	0.01	0.03	0.00	0.01	0.00	0.00	0.02	0.00	0.00	0.00	0.00	0.00	0.01	0.14	0.00	0.00	0.00	0.00	0.00	0.03	0.00	0.00	0.00	0.01	0.00	0.01	0.00	0.01	0.00	0.06	0.00	0.00	0.03	0.00	0.00	0.00	0.00	0.01	0.00	0.00	0.00	0.03	0.00	0.00	0.00

Cu Deportment - Normalized

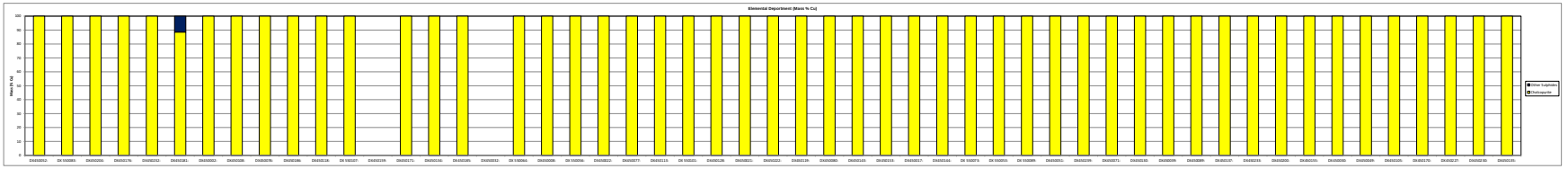

Assay	EX160052	EX 160383	EX160356	EX160176	EX160242	EX160361	EX160353	EX160336	EX160376	EX160386	EX160136	EX 160327	EX160339	EX160171	EX160154	EX160181	EX160352	EX 160364	EX160306	EX 160354	EX160308	EX 160362	EX160322	EX160177	EX160115	EX 160321	EX160126	EX160236	EX160135	EX160223	EX160119	EX160360	EX160145	EX160153	EX160317	EX160144	EX 160373	EX160145	EX160355	EX160389	EX160157	EX160154	EX160335	EX160376	EX160227	EX160230	EX160135
Chalcopyrite	100.00	100.00	100.00	100.00	100.00	100.00	100.00	100.00	100.00	100.00	100.00	100.00	100.00	100.00	100.00	100.00	100.00	100.00	100.00	100.00	100.00	100.00	100.00	100.00	100.00	100.00	100.00	100.00	100.00	100.00	100.00	100.00	100.00	100.00	100.00	100.00	100.00	100.00	100.00	100.00	100.00	100.00	100.00	100.00	100.00	100.00	100.00
Other Sulphides	0.00	0.00	0.00	0.00	0.00	11.63	0.00	0.00	0.00	0.00	0.00	0.00	0.00	0.00	0.00	0.00	0.00	0.00	0.00	0.00	0.00	0.00	0.00	0.00	0.00	0.00	0.00	0.00	0.00	0.00	0.00	0.00	0.00	0.00	0.00	0.00	0.00	0.00	0.00	0.00	0.00	0.00	0.00	0.00	0.00	0.00	0.00
Total	100.00	100.00	100.00	100.00	100.00	100.00	100.00	100.00	100.00	100.00	100.00	100.00	100.00	100.00	100.00	100.00	100.00	100.00	100.00	100.00	100.00	100.00	100.00	100.00	100.00	100.00	100.00	100.00	100.00	100.00	100.00	100.00	100.00	100.00	100.00	100.00	100.00	100.00	100.00	100.00	100.00	100.00	100.00	100.00	100.00	100.00	100.00

Great Bear Resources
19022-02
MB220-AU023

High Definition Mineralogical Analysis using QEMSCAN (Quantitative Evaluation of Materials by Scanning Electron Microscopy)

Cu Department - Absolute

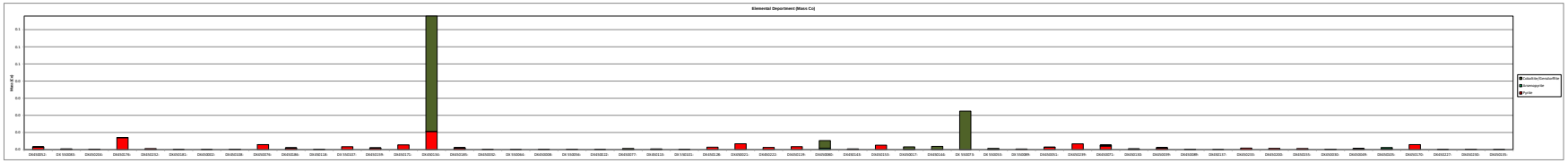

	DN4500512	DN 500365	DN4502561	DN4503761	DN4503253	DN4503181	DN4503002	DN4503186	DN4500576	DN4503486	DN4503118	DN 503107	DN4503195	DN4503171	DN4503166	DN4503185	DN4503002	DN 500364	DN4500006	DN 500056	DN4500122	DN4500077	DN4500115	DN 500321	DN 503128	DN4500021	DN4502223	DN4503119	DN4503060	DN4503165	DN4503153	DN4500017	DN4503140	DN 500073	DN 500015	DN 500089	DN4500051	DN4502295	DN4503071	DN4503193	DN4503195	DN4500095	DN4500089	DN4503137	DN4502315	DN4503200	DN4503151	DN4502303	DN4503195	DN4503085	DN4503049	DN4503105	DN4503170	DN4502227	DN4502193	DN4503195
Pyrite	0.00	0.00	0.00	0.01	0.00	0.00	0.00	0.00	0.00	0.00	0.00	0.00	0.00	0.00	0.01	0.00	0.00	0.00	0.00	0.00	0.00	0.00	0.00	0.00	0.00	0.00	0.00	0.00	0.00	0.00	0.00	0.00	0.00	0.00	0.00	0.00	0.00	0.00	0.00	0.00	0.00	0.00	0.00	0.00	0.00	0.00	0.00	0.00	0.00	0.00	0.00	0.00	0.00	0.00	0.00	0.00
Arsenopyrite	0.00	0.00	0.00	0.00	0.00	0.00	0.00	0.00	0.00	0.00	0.00	0.00	0.00	0.00	0.00	0.00	0.00	0.00	0.00	0.00	0.00	0.00	0.00	0.00	0.00	0.00	0.00	0.00	0.00	0.00	0.00	0.00	0.00	0.00	0.00	0.00	0.00	0.00	0.00	0.00	0.00	0.00	0.00	0.00	0.00	0.00	0.00	0.00	0.00	0.00	0.00	0.00	0.00	0.00	0.00	0.00
Cubanite/Chalcocite/Bornite	0.00	0.00	0.00	0.00	0.00	0.00	0.00	0.00	0.00	0.00	0.00	0.00	0.00	0.00	0.07	0.00	0.00	0.00	0.00	0.00	0.00	0.00	0.00	0.00	0.00	0.00	0.00	0.00	0.00	0.00	0.00	0.00	0.00	0.00	0.00	0.00	0.00	0.00	0.00	0.00	0.00	0.00	0.00	0.00	0.00	0.00	0.00	0.00	0.00	0.00	0.00	0.00	0.00	0.00	0.00	0.00
Total	0.00	0.00	0.00	0.01	0.00	0.00	0.00	0.00	0.00	0.00	0.00	0.00	0.00	0.00	0.08	0.00	0.00	0.00	0.00	0.00	0.00	0.00	0.00	0.00	0.00	0.00	0.00	0.00	0.00	0.00	0.00	0.00	0.00	0.00	0.00	0.00	0.00	0.00	0.00	0.00	0.00	0.00	0.00	0.00	0.00	0.00	0.00	0.00	0.00	0.00	0.00	0.00	0.00	0.00	0.00	0.00

Cu Department - Normalized

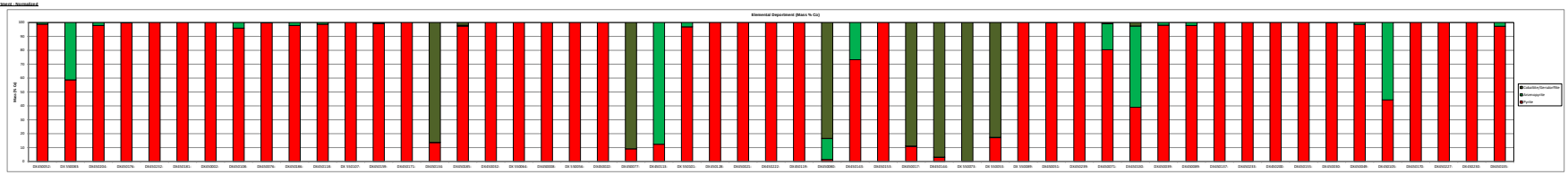

	DN4500512	DN 500365	DN4502561	DN4503761	DN4503253	DN4503181	DN4503002	DN4503186	DN4500576	DN4503486	DN4503118	DN 503107	DN4503195	DN4503171	DN4503166	DN4503185	DN4503002	DN 500364	DN4500006	DN 500056	DN4500122	DN4500077	DN4500115	DN 500321	DN 503128	DN4500021	DN4502223	DN4503119	DN4503060	DN4503165	DN4503153	DN4500017	DN4503140	DN 500073	DN 500015	DN 500089	DN4500051	DN4502295	DN4503071	DN4503193	DN4503195	DN4500095	DN4500089	DN4503137	DN4502315	DN4503200	DN4503151	DN4502303	DN4503195	DN4503085	DN4503049	DN4503105	DN4503170	DN4502227	DN4502193	DN4503195
Pyrite	99.39	99.74	97.89	99.56	100.00	100.00	100.00	100.00	99.78	99.78	99.78	99.78	100.00	100.00	99.37	100.00	100.00	100.00	100.00	100.00	100.00	100.00	100.00	100.00	100.00	100.00	100.00	100.00	100.00	100.00	100.00	100.00	100.00	100.00	100.00	100.00	100.00	100.00	100.00	100.00	100.00	100.00	100.00	100.00	100.00	100.00	100.00	100.00	100.00	100.00	100.00	100.00	100.00	100.00	100.00	100.00
Arsenopyrite	0.61	0.26	2.11	0.44	0.00	0.00	0.00	0.00	0.22	0.22	0.22	0.22	0.00	0.00	0.63	0.00	0.00	0.00	0.00	0.00	0.00	0.00	0.00	0.00	0.00	0.00	0.00	0.00	0.00	0.00	0.00	0.00	0.00	0.00	0.00	0.00	0.00	0.00	0.00	0.00	0.00	0.00	0.00	0.00	0.00	0.00	0.00	0.00	0.00	0.00	0.00	0.00	0.00	0.00	0.00	0.00
Cubanite/Chalcocite/Bornite	0.00	0.00	0.00	0.00	0.00	0.00	0.00	0.00	0.00	0.00	0.00	0.00	0.00	0.00	99.24	1.98	0.00	0.00	0.00	0.00	0.00	0.00	0.00	0.00	0.00	0.00	0.00	0.00	0.00	0.00	0.00	0.00	0.00	0.00	0.00	0.00	0.00	0.00	0.00	0.00	0.00	0.00	0.00	0.00	0.00	0.00	0.00	0.00	0.00	0.00	0.00	0.00	0.00	0.00	0.00	0.00
Total	100.00	100.00	100.00	100.00	100.00	100.00	100.00	100.00	100.00	100.00	100.00	100.00	100.00	100.00	100.00	100.00	100.00	100.00	100.00	100.00	100.00	100.00	100.00	100.00	100.00	100.00	100.00	100.00	100.00	100.00	100.00	100.00	100.00	100.00	100.00	100.00	100.00	100.00	100.00	100.00	100.00	100.00	100.00	100.00	100.00	100.00	100.00	100.00	100.00	100.00	100.00	100.00	100.00	100.00	100.00	100.00

From BMPA Data

		% Cu Applied	
Pyrite	Ave Cu >0.7%	0.00	DN4500165 DN5501171 DN4501585 DN 500056 DN5500128 DN5501576 DN5501154 DN 503053 DN4500571 DN4500509 DN4502227 DN4502330
	Ave Cu >0.7%	0.00	All other Samples
Arsenopyrite	Ave Cu >0.2%	0.00	DN4502113 DN5501433 DN4500380
	Ave Cu <0.2%	0.00	All other Samples

Great Bear Resources
19002-02
5/8/2019 AUEST

High Definition Mineralogical Analysis using QEMSCAN (Quantitative Evaluation of Materials by Scanning Electron Microscopy)

Bv Department - Absolute



	DH0500012	DH 5002600	DH0502004	DH0503176	DH0503252	DH0503181	DH0500002	DH0500306	DH0503076	DH0503186	DH0503118	DH 5002107	DH0503195	DH0503171	DH0503156	DH0503185	DH0500053	DH 5002644	DH0500006	DH 5002004	DH0500023	DH0500077	DH0502119	DH 5002101	DH0503126	DH0500321	DH0502222	DH0503139	DH0500060	DH0503143	DH0503153	DH0500017	DH0503146	DH 5002070	DH 5002015	DH 5002089	DH0500051	DH0502239	DH0503071	DH0502100	DH0500009	DH0500089	DH0503137	DH0502101	DH0502200	DH0503155	DH0500050	DH0500049	DH0503135	DH0500170	DH0502227	DH0502150	DH0503155
Methylsilicate	0.700	0.180	0.000	0.260	0.000	0.000	0.000	0.000	0.000	0.000	0.000	0.000	0.000	0.000	0.000	0.000	0.000	0.000	0.000	0.000	0.000	0.000	0.000	0.000	0.000	0.000	0.000	0.000	0.000	0.000	0.000	0.000	0.000	0.000	0.000	0.000	0.000	0.000	0.000	0.000	0.000	0.000	0.000	0.000	0.000	0.000	0.000	0.000	0.000	0.000	0.000
Total	0.700	0.180	0.000	0.260	0.000	0.000	0.000	0.000	0.000	0.000	0.000	0.000	0.000	0.000	0.000	0.000	0.000	0.000	0.000	0.000	0.000	0.000	0.000	0.000	0.000	0.000	0.000	0.000	0.000	0.000	0.000	0.000	0.000	0.000	0.000	0.000	0.000	0.000	0.000	0.000	0.000	0.000	0.000	0.000	0.000	0.000	0.000	0.000	0.000	0.000	0.000

Bv Department - Normalized

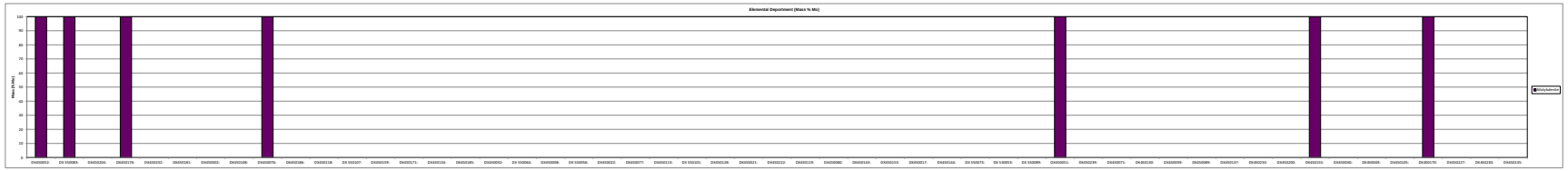

	DH0500012	DH 5002600	DH0502004	DH0503176	DH0503252	DH0503181	DH0500002	DH0500306	DH0503076	DH0503186	DH0503118	DH 5002107	DH0503195	DH0503171	DH0503156	DH0503185	DH0500053	DH 5002644	DH0500006	DH 5002004	DH0500023	DH0500077	DH0502119	DH 5002101	DH0503126	DH0500321	DH0502222	DH0503139	DH0500060	DH0503143	DH0503153	DH0500017	DH0503146	DH 5002070	DH 5002015	DH 5002089	DH0500051	DH0502239	DH0503071	DH0502100	DH0500009	DH0500089	DH0503137	DH0502101	DH0502200	DH0503155	DH0500050	DH0500049	DH0503135	DH0500170	DH0502227	DH0502150	DH0503155
Methylsilicate	1000.000	257.000	0.000	370.000	0.000	0.000	0.000	0.000	1000.000	0.000	0.000	0.000	0.000	0.000	0.000	0.000	0.000	0.000	0.000	0.000	0.000	0.000	0.000	0.000	0.000	0.000	0.000	0.000	0.000	0.000	0.000	0.000	0.000	0.000	0.000	1000.000	0.000	0.000	0.000	0.000	0.000	0.000	0.000	0.000	0.000	0.000	0.000	0.000	0.000	0.000	0.000
Total	1000.000	257.000	0.000	370.000	0.000	0.000	0.000	0.000	1000.000	0.000	0.000	0.000	0.000	0.000	0.000	0.000	0.000	0.000	0.000	0.000	0.000	0.000	0.000	0.000	0.000	0.000	0.000	0.000	0.000	0.000	0.000	0.000	0.000	0.000	0.000	1000.000	0.000	0.000	0.000	0.000	0.000	0.000	0.000	0.000	0.000	0.000	0.000	0.000	0.000	0.000	0.000

Great Bear Resources
19022-02
MB220-AU023

High Definition Mineralogical Analysis using QEMSCAN (Quantitative Evaluation of Materials by Scanning electron Microscopy)

3d Department - Absolute

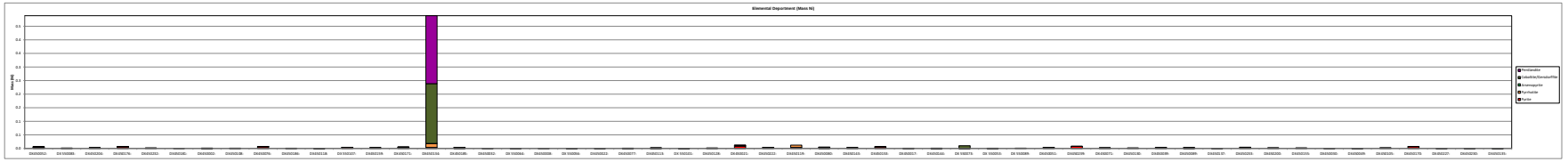

	EM4500512	EM 5500383	EM4500516	EM4500576	EM4500161	EM4500552	EM4500186	EM4500576	EM4500186	EM4500118	EM 5500107	EM4500199	EM4500171	EM4500116	EM4500185	EM4500510	EM 5500064	EM4500556	EM 5500556	EM4500523	EM4500577	EM4500113	EM 5500101	EM4500126	EM4500221	EM4500222	EM4500126	EM4500580	EM4500165	EM4500153	EM4500157	EM4500143	EM 5500077	EM 5500573	EM 5500503	EM 5500589	EM4500551	EM4500299	EM4500571	EM4500130	EM4500595	EM4500589	EM4500157	EM4500193	EM4500200	EM4500315	EM4500500	EM4500509	EM4500195	EM4500170	EM4500227	EM4500293	EM4500191
Pyrite	0.00	0.00	0.00	0.00	0.00	0.00	0.00	0.00	0.00	0.00	0.00	0.00	0.00	0.00	0.00	0.00	0.00	0.00	0.00	0.00	0.00	0.00	0.00	0.00	0.00	0.00	0.00	0.00	0.00	0.00	0.00	0.00	0.00	0.00	0.00	0.00	0.00	0.00	0.00	0.00	0.00	0.00	0.00	0.00	0.00	0.00	0.00	0.00	0.00	0.00	0.00	0.00
Pyrrhotite	0.00	0.00	0.00	0.00	0.00	0.00	0.00	0.00	0.00	0.00	0.00	0.00	0.00	0.00	0.00	0.00	0.00	0.00	0.00	0.00	0.00	0.00	0.00	0.00	0.00	0.00	0.00	0.00	0.00	0.00	0.00	0.00	0.00	0.00	0.00	0.00	0.00	0.00	0.00	0.00	0.00	0.00	0.00	0.00	0.00	0.00	0.00	0.00	0.00	0.00	0.00	0.00
Pentlandite	0.00	0.00	0.00	0.00	0.00	0.00	0.00	0.00	0.00	0.00	0.00	0.00	0.00	0.00	0.00	0.00	0.00	0.00	0.00	0.00	0.00	0.00	0.00	0.00	0.00	0.00	0.00	0.00	0.00	0.00	0.00	0.00	0.00	0.00	0.00	0.00	0.00	0.00	0.00	0.00	0.00	0.00	0.00	0.00	0.00	0.00	0.00	0.00	0.00	0.00	0.00	0.00
Cobaltite/Gersdorffite	0.00	0.00	0.00	0.00	0.00	0.00	0.00	0.00	0.00	0.00	0.00	0.00	0.00	0.00	0.00	0.00	0.00	0.00	0.00	0.00	0.00	0.00	0.00	0.00	0.00	0.00	0.00	0.00	0.00	0.00	0.00	0.00	0.00	0.00	0.00	0.00	0.00	0.00	0.00	0.00	0.00	0.00	0.00	0.00	0.00	0.00	0.00	0.00	0.00	0.00	0.00	0.00
Pyrrhotite	0.00	0.00	0.00	0.00	0.00	0.00	0.00	0.00	0.00	0.00	0.00	0.00	0.00	0.00	0.00	0.00	0.00	0.00	0.00	0.00	0.00	0.00	0.00	0.00	0.00	0.00	0.00	0.00	0.00	0.00	0.00	0.00	0.00	0.00	0.00	0.00	0.00	0.00	0.00	0.00	0.00	0.00	0.00	0.00	0.00	0.00	0.00	0.00	0.00	0.00	0.00	0.00
Total	0.00	0.00	0.00	0.00	0.00	0.00	0.00	0.00	0.00	0.00	0.00	0.00	0.00	0.00	0.00	0.00	0.00	0.00	0.00	0.00	0.00	0.00	0.00	0.00	0.00	0.00	0.00	0.00	0.00	0.00	0.00	0.00	0.00	0.00	0.00	0.00	0.00	0.00	0.00	0.00	0.00	0.00	0.00	0.00	0.00	0.00	0.00	0.00	0.00	0.00	0.00	0.00

3d Department - Normalized

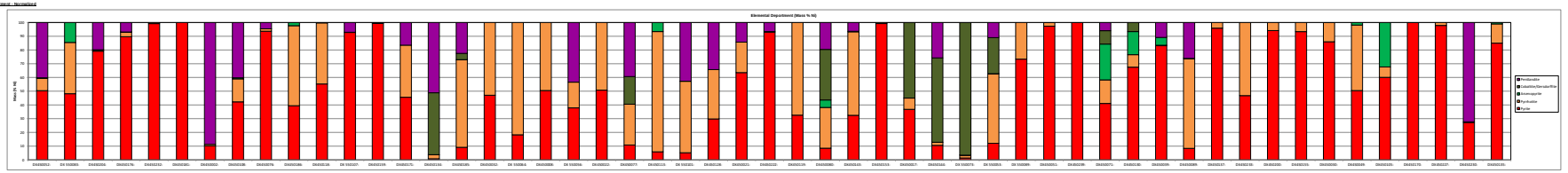

	EM4500512	EM 5500383	EM4500516	EM4500576	EM4500161	EM4500552	EM4500186	EM4500576	EM4500186	EM4500118	EM 5500107	EM4500199	EM4500171	EM4500116	EM4500185	EM4500510	EM 5500064	EM4500556	EM 5500556	EM4500523	EM4500577	EM4500113	EM 5500101	EM4500126	EM4500221	EM4500222	EM4500126	EM4500580	EM4500165	EM4500153	EM4500157	EM4500143	EM 5500077	EM 5500573	EM 5500503	EM 5500589	EM4500551	EM4500299	EM4500571	EM4500130	EM4500595	EM4500589	EM4500157	EM4500193	EM4500200	EM4500315	EM4500500	EM4500509	EM4500195	EM4500170	EM4500227	EM4500293	EM4500191
Pyrite	94.37	45.19	79.19	99.97	99.18	100.00	52.69	82.47	93.65	95.18	52.69	82.75	99.93	45.57	0.89	9.35	47.02	28.09	50.49	67.85	59.73	72.99	0.08	5.19	29.81	52.54	89.45	97.53	8.09	12.43	89.43	26.82	15.56	1.67	12.05	73.03	97.09	99.91	43.95	97.67	52.09	6.39	89.67	36.77	56.17	89.36	89.58	50.47	62.08	39.95	97.82	27.29	53.89
Pyrrhotite	6.09	27.36	0.70	0.38	0.81	0.00	1.03	59.75	1.71	52.23	16.47	0.12	0.15	37.83	2.97	63.67	52.98	61.75	49.51	18.71	40.27	26.99	97.92	92.53	35.81	32.19	0.52	47.43	29.83	68.80	0.79	4.13	7.28	2.05	50.89	26.57	2.80	0.09	17.10	0.08	2.37	93.18	4.11	53.23	5.69	6.43	13.58	27.85	7.57	0.05	2.13	0.48	13.61
Pentlandite	0.35	14.56	0.38	0.05	0.00	0.00	0.00	0.74	0.53	4.58	0.24	0.03	0.00	0.00	0.00	0.00	0.00	0.00	0.00	0.00	0.00	0.00	1.99	2.28	0.00	0.00	0.00	0.00	0.00	9.47	0.37	0.00	0.00	0.00	0.00	0.00	0.00	0.00	24.57	0.00	0.00	0.00	0.00	0.00	0.00	0.00	0.00	0.00	0.00	0.00	0.00	0.00	0.00	0.00
Cobaltite/Gersdorffite	0.00	0.00	0.00	0.00	0.00	0.00	0.00	0.00	0.00	0.00	0.00	0.00	0.00	0.00	43.04	0.48	0.00	0.00	0.00	0.00	0.00	0.00	0.00	0.00	0.00	0.00	0.00	0.00	0.00	0.00	0.00	0.00	0.00	0.00	0.00	0.00	0.00	0.00	0.00	0.00	0.00	0.00	0.00	0.00	0.00	0.00	0.00	0.00	0.00	0.00	0.00	0.00
Pyrrhotite	0.00	0.00	0.00	0.00	0.00	0.00	0.00	0.00	0.00	0.00	0.00	0.00	0.00	0.00	0.00	0.00	0.00	0.00	0.00	0.00	0.00	0.00	0.00	0.00	0.00	0.00	0.00	0.00	0.00	0.00	0.00	0.00	0.00	0.00	0.00	0.00	0.00	0.00	0.00	0.00	0.00	0.00	0.00	0.00	0.00	0.00	0.00	0.00	0.00	0.00	0.00	0.00
Total	100.00	100.00	100.00	100.00	100.00	100.00	100.00	100.00	100.00	100.00	100.00	100.00	100.00	100.00	100.00	100.00	100.00	100.00	100.00	100.00	100.00	100.00	100.00	100.00	100.00	100.00	100.00	100.00	100.00	100.00	100.00	100.00	100.00	100.00	100.00	100.00	100.00	100.00	100.00	100.00	100.00	100.00	100.00	100.00	100.00	100.00	100.00	100.00	100.00	100.00	100.00	100.00

% Ni Applied

Pyrite	Ave Ni >0.1%	0.18	EM4500204	EM4500232	EM4500171	EM 5400566	EM 5400568	EM 5400563	EM4500130	EM4500130	EM4500137	EM4500800	EM4500230
	Ave Ni <0.1%	0.07	All other samples										

% Ni Applied

Pyrrhotite	Ave Ni >0.1%	0.22	EM4500204	EM4500232	EM4500171	EM 5400566	EM 5400568	EM 5400563	EM4500130	EM4500137	EM4500800	EM4500230
	Ave Ni <0.1%	0.05	All other samples										

Great Bear Resources
19032-02
5/8/2019 AUG/3

High Definition Mineralogical Analysis using QEMSCAN (Quantitative Evaluation of Materials by Scanning Electron Microscopy)

As Determined - Absolute



| | 4540000052 | IDX 1003865 | 4540002004 | 4540001761 | 4540002163 | 4540002161 | 4540000022 | 4540001836 | 4540000761 | 4540001866 | 4540001136 | IDX 1002527 | 4540001595 | 4540001271 | 4540001161 | 4540001851 | 4540000163 | IDX 1003864 | 4540000006 | IDX 1002556 | 4540000222 | 4540002077 | 4540001113 | IDX 1002521 | 4540001266 | 4540000221 | 4540002222 | 4540001191 | 4540000980 | 4540001653 | 4540000161 | 4540000517 | 4540001446 | IDX 1002573 | IDX 1002553 | IDX 1003895 | 4540000511 | 4540002399 | 4540000871 | 4540001165 | 4540000395 | 4540000886 | 4540002137 | 4540002031 | 4540002000 | 4540002015 | 4540000155 | 4540000830 | 4540000509 | 4540000265 | 4540001775 | 4540002227 | 4540002030 | 4540002161 |
|---|---|---

Great Bear Resources
19022-02
5/8/2019 AUG/3

High Definition Mineralogical Analysis using QEMSCAN (Quantitative Evaluation of Materials by Scanning Electron Microscopy)

By Detachment - Absolute

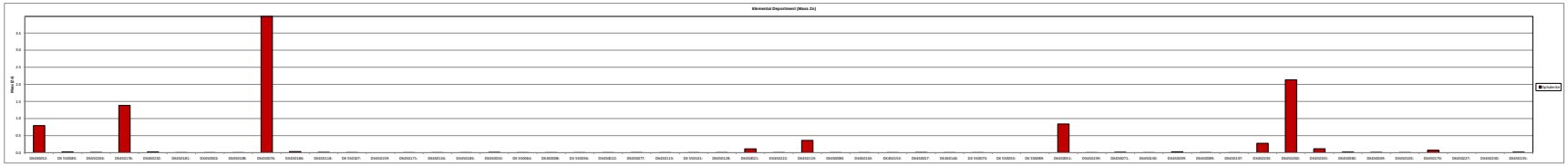

| | DH19-0052-1 | DH 5/8/2019 | DH19-0053-1 | DH19-0177-1 | DH19-0178-1 | DH19-0179-1 | DH19-0180-1 | DH19-0181-1 | DH19-0182-1 | DH19-0183-1 | DH 5/8/2019 | DH19-0184-1 | DH19-0185-1 | DH19-0186-1 | DH19-0187-1 | DH19-0188-1 | DH19-0189-1 | DH19-0190-1 | DH19-0191-1 | DH19-0192-1 | DH19-0193-1 | DH19-0194-1 | DH19-0195-1 | DH19-0196-1 | DH19-0197-1 | DH19-0198-1 | DH19-0199-1 | DH19-0200-1 | DH19-0201-1 | DH 5/8/2019 | DH19-0202-1 | DH19-0203-1 | DH19-0204-1 | DH19-0205-1 | DH19-0206-1 | DH19-0207-1 | DH19-0208-1 | DH19-0209-1 | DH19-0210-1 | DH19-0211-1 | DH19-0212-1 | DH19-0213-1 | DH19-0214-1 | DH19-0215-1 | DH19-0216-1 | DH19-0217-1 | DH19-0218-1 | DH19-0219-1 | DH19-0220-1 | DH19-0221-1 |

Great Bear Resources
19032-02
MI5020-AUG23

High Definition Mineralogical Analysis using QEMSCAN (Quantitative Evaluation of Materials by Scanning Electron Microscopy)

EMPA Applied Concentration for Ni, As and Co for Pyrite, Pyrrhotite and Arsenopyrite for the Various Samples

Mineral	From EMPA	% Ni Applied											
Pyrite	Ave Ni >0.1%	0.18	DX450204	DX450232	DX450171	DX 550056	DX 550056	DX 550053	DX450130	DX450130	DX450137	DX450080	DX450230
	Ave Ni <0.1%	0.07	All other samples										
Pyrrhotite	Ave Ni >0.1%	0.22	DX450204	DX450232	DX450171	DX 550056	DX 550056	DX 550053	DX450130	DX450137	DX450080	DX450230	
	Ave Ni <0.1%	0.05	All other samples										

Mineral	From EMPA	% As Applied												
Pyrite	Ave As >0.1%	0.19	DX450052	DX 550083	DX450159	DX450186	DX450185	DX450076	DX450051	DX450071	DX450130	DX450039	DX450130	DX450105	DX450118
	Ave As <0.1%	0.02	All other Samples												

Mineral	From EMPA	% Co Applied																	
Pyrite	Ave Co >0.7%	0.19	DX450181	DX450171	DX450185	DX 550056	DX450128	DX450186	DX450185	DX 550056	DX450128	DX450176	DX450134	DX 550053	DX450071	DX450049	DX450227	DX450230
	Ave Co <0.7%	0.03	All other Samples															
Arsenopyrite	Ave Co >0.2%	0.86	DX450113	DX450143	DX450080													
	Ave Co <0.2%	0.03	All other Samples															

Great Bear Resources
19022-02
580220 AUG23

High Definition Mineralogical Analysis using QEMSCAN (Quantitative Evaluation of Materials by Scanning Electron Microscopy)

Pyrite Liberation

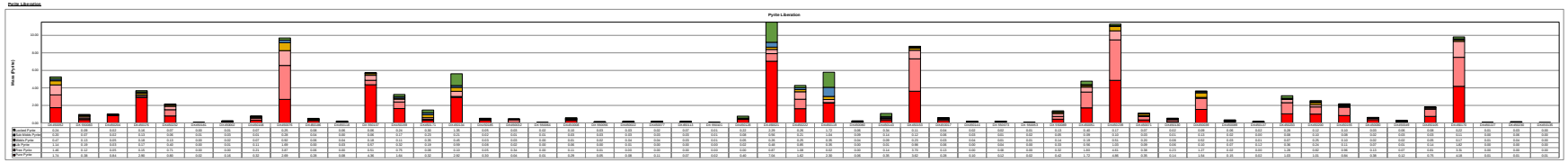

Absolute Mass of Pyrite Across Samples

Element Name	DIA000052	DIA000053	DIA000054	DIA000174	DIA000332	DIA000180	DIA000063	DIA000199	DIA000076	DIA000196	DIA000128	DIA000197	DIA000198	DIA000170	DIA000126	DIA000049	DIA000032	DIA000064	DIA000058	DIA000056	DIA000020	DIA000077	DIA000113	DIA000201	DIA000128	DIA000021	DIA000022	DIA000119	DIA000090	DIA000145	DIA000192	DIA000017	DIA000142	DIA000073	DIA000052	DIA000028	DIA000071	DIA000120	DIA000028	DIA000089	DIA000127	DIA000150	DIA000200	DIA000196	DIA000038	DIA000087	DIA000195	DIA000170	DIA000027	DIA000230	DIA000235
Pure Pyrite	1.73	0.59	0.61	2.90	0.85	0.02	0.16	0.22	2.69	0.09	0.08	0.36	1.84	0.32	2.92	0.20	0.04	0.01	0.29	0.05	0.09	0.11	0.07	0.02	0.60	7.01	1.62	2.30	0.06	0.36	0.82	0.28	0.33	0.12	0.22	0.02	4.73	4.84	0.35	0.14	1.51	0.15	0.02	3.03	1.01	0.81	0.38	0.12	0.75	0.18	0.21	0.03	0.01
Free Pyrite	1.66	0.13	0.01	0.15	0.71	0.00	0.00	0.21	3.87	0.06	0.03	0.51	0.75	0.08	0.10	0.05	0.04	0.00	0.11	0.01	0.00	0.03	0.00	0.00	0.00	0.47	1.08	0.02	0.00	0.14	0.70	0.15	0.00	0.00	0.00	0.00	0.32	1.80	0.41	0.38	0.23	1.27	0.02	0.00	1.28	0.62	0.06	0.13	0.07	0.41	0.31	0.05	0.06	0.02
Lib Pyrite	1.14	0.19	0.03	0.17	0.40	0.00	0.01	0.13	1.69	0.00	0.03	0.57	0.32	0.19	0.58	0.09	0.02	0.00	0.04	0.01	0.00	0.00	0.00	0.02	0.48	0.85	0.35	0.00	0.01	0.98	0.06	0.00	0.00	0.00	0.00	0.00	0.33	0.54	1.03	0.09	0.06	0.10	0.07	0.12	0.06	0.24	0.11	0.07	0.01	0.12	1.82	0.00	0.00	0.00
Middle Pyrite	0.47	0.13	0.05	0.16	0.13	0.00	0.02	0.07	0.82	0.06	0.04	0.18	0.13	0.35	0.45	0.03	0.03	0.01	0.01	0.02	0.03	0.01	0.02	0.03	0.05	0.26	0.25	0.35	0.04	0.09	0.23	0.05	0.04	0.01	0.01	0.01	0.14	0.19	0.31	0.20	0.09	0.02	0.03	0.01	0.07	0.25	0.18	0.02	0.02	0.06	0.17	0.01	0.04	0.00
Sub-Middle Pyrite	0.29	0.07	0.02	0.13	0.09	0.01	0.01	0.01	0.26	0.04	0.04	0.09	0.17	0.05	0.21	0.02	0.01	0.01	0.03	0.03	0.03	0.03	0.03	0.03	0.03	0.06	0.06	0.21	1.54	0.06	0.14	0.12	0.06	0.02	0.01	0.02	0.09	0.09	0.12	0.03	0.03	0.03	0.13	0.02	0.00	0.08	0.12	0.08	0.03	0.05	0.12	0.01	0.00	0.00
Locked Pyrite	0.29	0.07	0.02	0.13	0.09	0.01	0.01	0.01	0.26	0.04	0.04	0.09	0.17	0.05	0.21	0.02	0.01	0.01	0.03	0.03	0.03	0.03	0.03	0.03	0.03	0.06	0.06	0.21	1.54	0.06	0.14	0.12	0.06	0.02	0.01	0.02	0.09	0.09	0.12	0.03	0.03	0.03	0.13	0.02	0.00	0.08	0.12	0.08	0.03	0.05	0.12	0.01	0.00	0.00
Total	5.29	0.97	1.02	3.69	2.19	0.03	0.20	0.65	9.29	0.32	0.23	1.70	3.25	1.07	3.91	0.39	0.15	0.03	0.60	0.14	0.19	0.21	0.19	0.09	0.77	13.93	4.37	3.29	2.24	1.66	0.76	0.60	0.39	0.15	0.24	0.13	5.72	11.28	3.17	0.64	2.01	1.58	0.17	4.24	2.52	2.18	0.64	0.36	1.66	0.82	0.33	0.12	0.02

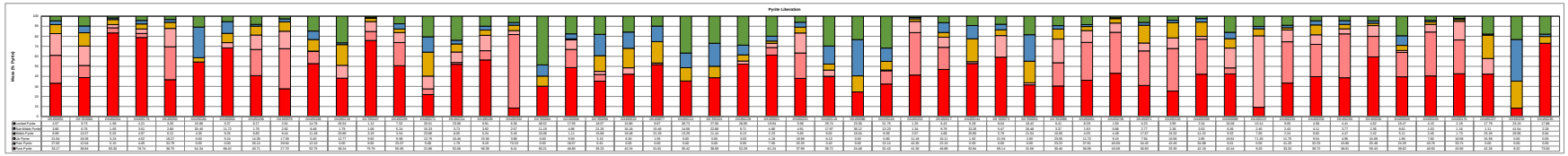

Normalized Mass of Pyrite Across Samples

Element Name	DIA000052	DIA000053	DIA000054	DIA000174	DIA000332	DIA000180	DIA000063	DIA000199	DIA000076	DIA000196	DIA000128	DIA000197	DIA000198	DIA000170	DIA000126	DIA000049	DIA000032	DIA000064	DIA000058	DIA000056	DIA000020	DIA000077	DIA000113	DIA000201	DIA000128	DIA000021	DIA000022	DIA000119	DIA000090	DIA000145	DIA000192	DIA000017	DIA000142	DIA000073	DIA000052	DIA000028	DIA000071	DIA000120	DIA000028	DIA000089	DIA000127	DIA000150	DIA000200	DIA000196	DIA000038	DIA000087	DIA000195	DIA000170	DIA000027	DIA000230	DIA000235
Pure Pyrite	32.67	60.64	60.02	78.75	38.79	6.50	80.02	33.13	28.94	32.79	39.22	78.79	56.67	31.88	74.59	50.39	31.13	38.80	48.80	36.23	47.03	51.62	36.62	28.68	77.29	50.31	37.03	69.72	2.69	21.69	49.23	46.29	84.33	53.33	68.75	14.29	82.68	42.91	9.20	23.30	59.72	9.81	5.49	71.43	39.44	37.12	17.49	18.75	45.19	21.95	63.64	14.29	72.00
Free Pyrite	31.41	13.04	1.32	4.02	18.27	0.00	1.24	14.09	17.09	0.49	12.77	9.82	6.96	12.76	10.48	16.39	3.88	0.00	9.50	3.15	0.30	1.93	0.00	0.03	4.18	13.96	6.13	0.00	0.82	11.19	10.11	1.82	21.58	2.00	20.99	11.73	9.16	7.91	10.98	11.75	9.64	4.95	10.68	1.90	7.48	19.58	15.98	0.00	0.00	0.00	0.00	0.00	0.00	0.00
Lib Pyrite	21.64	19.38	3.32	4.52	18.27	0.00	1.24	14.09	17.09	0.49	12.77	9.82	6.96	12.76	10.48	16.39	3.88	0.00	9.50	3.15	0.30	1.93	0.00	0.03	4.18	13.96	6.13	0.00	0.82	11.19	10.11	1.82	21.58	2.00	20.99	11.73	9.16	7.91	10.98	11.75	9.64	4.95	10.68	1.90	7.48	19.58	15.98	0.00	0.00	0.00	0.00	0.00	0.00	0.00
Middle Pyrite	8.99	13.37	5.02	4.97	6.12	4.35	9.25	8.83	9.41	11.49	25.66	5.19	3.54	23.99	9.00	5.24	5.45	10.09	1.11	16.99	16.68	21.28	13.29	11.64	6.13	2.23	5.83	6.02	18.53	9.66	2.57	6.88	22.80	5.79	21.54	10.35	4.09	4.48	17.67	15.32	14.22	9.52	7.05	2.24	9.82	6.47	2.42	5.11	2.46	1.73	23.26	24.99	6.86	0.00
Sub-Middle Pyrite	5.60	6.79	1.63	3.51	2.82	30.45	11.72	1.78	2.82	8.48	1.79	1.06	5.16	15.13	3.73	2.82	2.57	31.19	4.96	25.25	36.18	15.49	14.94	22.88	9.71	4.06	4.91	17.97	38.12	13.23	1.36	9.79	13.29	5.47	26.48	3.37	1.93	0.96	2.77	2.39	3.53	6.56	2.40	2.43	4.11	3.77	2.36	9.61	1.58	3.31	43.42	2.38	0.00	0.00
Locked Pyrite	5.57	9.73	1.63	4.21	3.29	10.88	9.37	8.17	2.81	14.79	29.54	1.12	7.50	20.61	23.99	8.81	6.36	48.92	17.55	18.07	31.80	9.87	36.73	27.00	29.80	19.61	6.98	29.74	23.30	33.75	1.25	6.15	9.38	9.66	16.42	9.41	9.38	1.50	9.23	3.91	2.53	16.59	10.14	9.01	4.58	11.61	4.62	19.47	6.33	2.19	17.79	23.16	17.38	0.00
Total	100.00	100.00	100.00	100.00	100.00	100.00	100.00	100.00	100.00	100.00	100.00	100.00	100.00	100.00	100.00	100.00	100.00	100.00	100.00	100.00	100.00	100.00	100.00	100.00	100.00	100.00	100.00	100.00	100.00	100.00	100.00	100.00	100.00	100.00	100.00	100.00	100.00	100.00	100.00	100.00	100.00	100.00	100.00	100.00	100.00	100.00	100.00	100.00	100.00	100.00	100.00	100.00	100.00

Great Bear Resources
19022-02
580220 AUG23

High Definition Mineralogical Analysis using QEMSCAN (Quantitative Evaluation of Materials by Scanning Electron Microscopy)

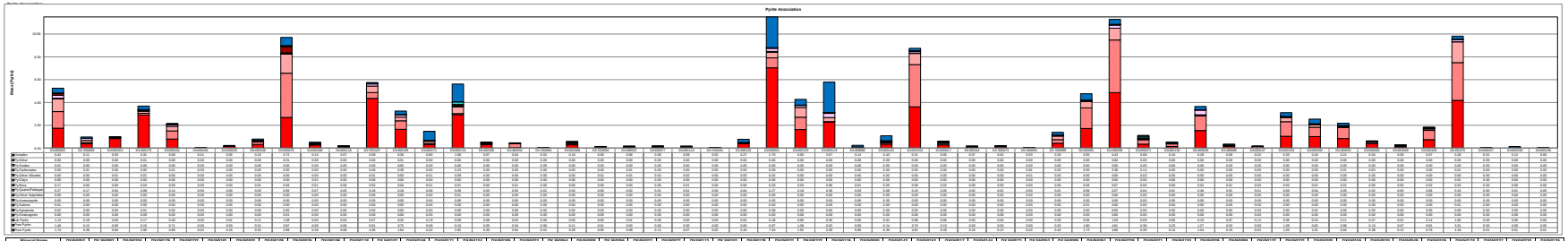

| Mineral Name | DDH20052 | DDH20053 | DDH20054 | DDH20055 | DDH20056 | DDH20057 | DDH20058 | DDH20059 | DDH20060 | DDH20061 | DDH20062 | DDH20063 | DDH20064 | DDH20065 | DDH20066 | DDH20067 | DDH20068 | DDH20069 | DDH20070 | DDH20071 |

Great Bear Resources
19032-02
MI5020-AUG23

High Definition Mineralogical Analysis using QEMSCAN (Quantitative Evaluation of Materials by Scanning Electron Microscopy)

Pyrite Association



Great Bear Resources
19032-02
MI5020-AUG23

High Definition Mineralogical Analysis using QEMSCAN (Quantitative Evaluation of Materials by Scanning Electron Microscopy)

Pyrite Association



Great Bear Resources
19032-02
MI5020-AUG23

High Definition Mineralogical Analysis using QEMSCAN (Quantitative Evaluation of Materials by Scanning Electron Microscopy)

Pyrite Association

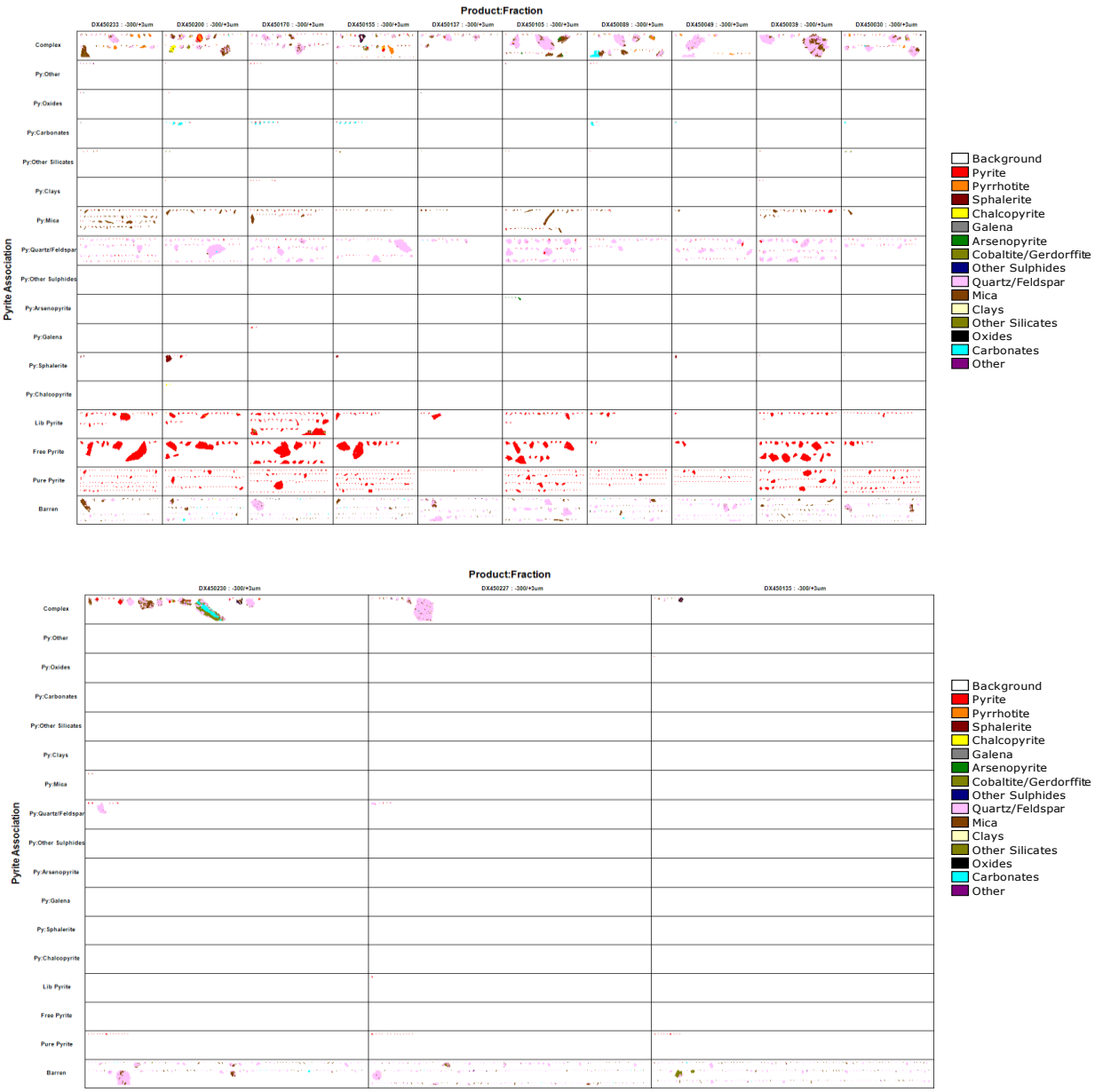

Great Bear Resources
19022-02
586220 AUG23

High Definition Mineralogical Analysis using QEMSCAN (Quantitative Evaluation of Materials by Scanning Electron Microscopy)

Pyrrhotite Liberation

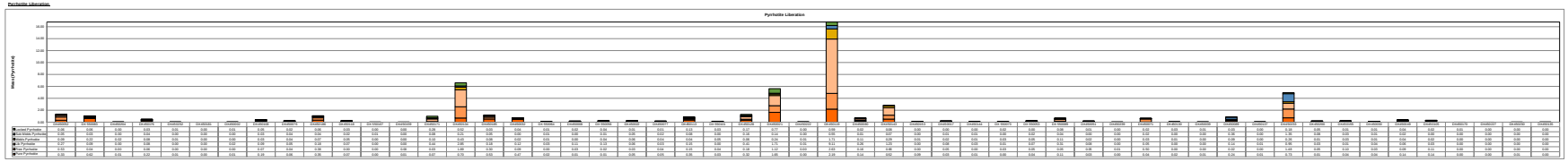

Absolute Mass of Pyrrhotite Across Samples

Mineral Name	DH20002	DH 20003	DH20004	DH20176	DH20212	DH20140	DH20052	DH20109	DH20075	DH20126	DH20118	DH 20127	DH20119	DH20071	DH20124	DH20125	DH20052	DH 20094	DH20008	DH 20056	DH20032	DH20077	DH20112	DH 20131	DH20128	DH20021	DH20022	DH20119	DH20085	DH20107	DH20103	DH20017	DH20146	DH 20207	DH 20093	DH 20092	DH 20094	DH20091	DH20128	DH20071	DH20138	DH20039	DH20008	DH20137	DH20023	DH20200	DH20105	DH20010	DH20048	DH20209	DH20075	DH20217	DH20228	DH20120
Pure Pyrrhotite	0.22	0.62	0.01	0.22	0.01	0.00	0.01	0.19	0.06	0.36	0.07	0.02	0.01	0.07	0.70	0.52	0.47	0.02	0.01	0.01	0.05	0.06	0.01	0.03	0.32	1.66	0.02	0.28	0.14	0.52	0.09	0.03	0.01	0.03	0.04	0.11	0.03	0.01	0.01	0.72	0.01	0.04	0.01	0.04	0.14	0.13	0.02	0.00	0.01	0.03	0.00	0.00	0.00
Pure Pyrrhotite	0.13	0.04	0.00	0.49	0.00	0.00	0.00	0.47	0.01	0.38	0.00	0.00	0.00	0.03	1.80	0.00	0.09	0.00	0.00	0.00	0.04	0.00	0.00	0.00	0.38	1.10	0.00	2.83	0.16	0.66	0.00	0.05	0.00	0.00	0.00	0.05	0.05	0.05	0.01	0.00	0.00	0.00	0.02	0.00	1.48	0.06	0.43	0.03	0.05	0.14	0.03	0.00	0.00
Lib Pyrrhotite	0.27	0.09	0.00	0.08	0.00	0.00	0.02	0.09	0.05	0.18	0.07	0.03	0.00	0.44	2.85	0.18	0.12	0.03	0.11	0.13	0.06	0.03	0.16	0.00	0.01	9.31	0.26	1.23	0.03	0.08	0.03	0.01	0.07	0.31	0.08	0.00	0.05	0.03	0.00	0.14	0.01	0.96	0.03	0.01	0.14	0.06	0.03	0.03	0.00	0.00	0.00	0.00	0.00
Middle Pyrrhotite	0.09	0.22	0.02	0.08	0.01	0.00	0.00	0.03	0.04	0.07	0.05	0.01	0.00	0.18	0.41	0.08	0.02	0.01	0.00	0.04	0.06	0.04	0.04	0.05	0.05	0.35	0.01	1.75	0.11	0.29	0.01	0.02	0.05	0.11	0.02	0.00	0.03	0.01	0.00	0.08	0.00	0.39	0.01	0.03	0.01	0.04	0.02	0.00	0.00	0.00	0.00	0.00	0.00
Sub Middle Pyrrhotite	0.05	0.09	0.00	0.03	0.00	0.00	0.00	0.03	0.02	0.04	0.03	0.01	0.00	0.09	0.21	0.05	0.00	0.01	0.02	0.01	0.05	0.02	0.04	0.03	0.00	0.39	0.04	0.90	0.04	0.03	0.00	0.01	0.02	0.04	0.04	0.01	0.02	0.00	0.00	0.04	0.00	0.36	0.00	0.03	0.01	0.02	0.00	0.00	0.00	0.00	0.00	0.00	0.00
Locked Pyrrhotite	0.03	0.00	0.00	0.00	0.00	0.00	0.00	0.00	0.00	0.00	0.00	0.00	0.00	0.00	0.00	0.00	0.00	0.00	0.00	0.00	0.00	0.00	0.00	0.00	0.00	0.00	0.00	0.00	0.00	0.00	0.00	0.00	0.00	0.00	0.00	0.00	0.00	0.00	0.00	0.00	0.00	0.00	0.00	0.00	0.00	0.00	0.00	0.00	0.00	0.00	0.00	0.00	0.00
Total	1.19	1.06	0.03	0.90	0.02	0.00	0.03	0.81	0.18	1.08	0.23	0.11	0.04	1.09	6.65	1.16	0.73	0.07	0.15	0.26	0.26	0.16	0.26	0.12	0.79	13.06	0.39	7.04	0.33	2.13	0.16	0.12	0.15	0.49	0.18	0.17	0.15	0.05	0.02	1.06	0.02	1.79	0.06	0.12	1.77	0.27	0.11	0.04	0.05	0.17	0.03	0.00	0.00

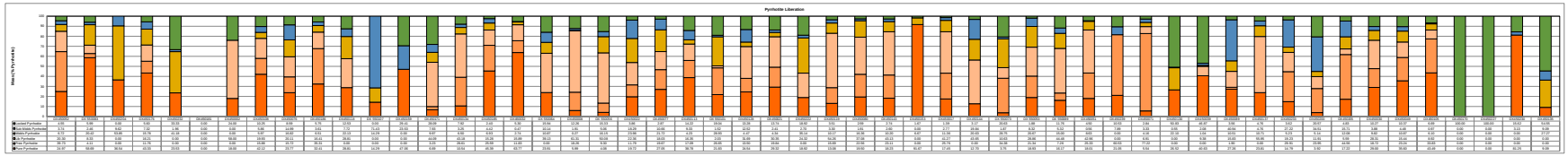

Normalized Mass of Pyrrhotite Across Samples

Mineral Name	DH20002	DH 20003	DH20004	DH20176	DH20212	DH20140	DH20052	DH20109	DH20075	DH20126	DH20118	DH 20127	DH20119	DH20071	DH20124	DH20125	DH20052	DH 20094	DH20008	DH 20056	DH20032	DH20077	DH20112	DH 20131	DH20128	DH20021	DH20022	DH20119	DH20085	DH20107	DH20103	DH20017	DH20146	DH 20207	DH 20093	DH 20092	DH 20094	DH20091	DH20128	DH20071	DH20138	DH20039	DH20008	DH20137	DH20023	DH20200	DH20105	DH20010	DH20048	DH20209	DH20075	DH20217	DH20228	DH20120
Pure Pyrrhotite	18.71	58.44	34.60	24.60	43.72	23.83	0.00	23.68	32.72	32.41	29.66	16.29	42.06	6.64	10.44	45.39	12.87	0.00	3.98	0.00	13.79	37.97	19.79	21.83	13.93	12.72	5.82	3.98	43.08	7.33	0.00	0.00	0.00	0.00	0.00	0.00	0.00	0.00	0.00	0.00	0.00	0.00	0.00	0.00	0.00	0.00	0.00	0.00	0.00	0.00	0.00	0.00	0.00
Pure Pyrrhotite	10.73	3.77	0.00	54.44	0.00	0.00	0.00	57.98	3.09	34.64	0.00	0.00	0.00	3.04	27.07	0.00	12.93	0.00	0.00	0.00	15.79	0.00	0.00	0.00	47.93	8.43	0.00	40.19	48.32	7.33	0.00	42.05	0.00	0.00	0.00	100.00	100.00	100.00	100.00	0.00	0.00	0.00	0.00	0.00	0.00	0.00	0.00	0.00	0.00	0.00	0.00	0.00	0.00	0.00
Lib Pyrrhotite	22.30	8.33	0.00	19.21	0.00	0.00	54.00	10.93	25.11	16.41	28.66	0.00	0.00	40.09	43.18	15.28	15.99	39.13	64.13	50.68	22.34	18.63	59.48	0.00	1.61	71.27	65.49	17.56	10.63	28.84	14.48	42.96	0.00	6.81	0.00	5.39	19.93	55.89	39.33	11.81	5.69	26.31	16.16	8.62	0.00	0.00	0.00	0.00	0.00	0.00	0.00	0.00	0.00
Middle Pyrrhotite	8.72	20.42	53.83	19.78	41.18	0.00	0.00	9.97	16.82	6.51	22.12	14.26	0.00	9.97	6.50	6.93	2.74	10.87	0.27	16.15	23.98	21.72	4.23	28.83	6.47	4.34	25.14	10.17	16.36	10.20	9.67	11.39	20.60	28.75	20.67	15.00	8.63	0.00	4.16	22.10	1.04	10.51	10.71	5.23	5.14	12.08	9.82	32.97	6.10	0.00	0.00	0.00	0.00
Sub Middle Pyrrhotite	3.74	2.49	9.62	7.32	1.96	0.00	0.00	5.86	14.99	3.61	7.72	71.43	23.93	7.93	3.25	6.42	0.47	10.14	1.93	5.56	18.29	10.66	9.19	1.92	2.43	2.70	1.30	1.95	2.60	0.93	2.77	18.84	1.87	8.32	9.32	0.94	7.69	0.33	0.93	2.08	43.54	4.76	27.22	36.51	25.71	2.88	6.48	0.97	6.32	0.00	0.00	3.13	9.09
Locked Pyrrhotite	6.55	5.99	0.00	9.40	13.13	0.00	24.00	10.26	6.99	9.76	12.50	8.00	26.41	28.09	7.67	3.00	5.39	15.64	13.29	11.33	3.86	2.87	14.22	18.64	13.26	13.70	26.92	2.51	2.99	2.73	1.67	1.09	0.17	20.43	1.09	11.76	4.93	10.63	2.84	10.83	49.87	3.56	2.76	1.92	29.97	6.82	10.27	10.37	6.99	100.00	100.00	31.62	54.55
Total	100.00	100.00	100.00	100.00	100.00	0.00	100.00	100.00	100.00	100.00	100.00	100.00	100.00	100.00	100.00	100.00	100.00	100.00	100.00	100.00	100.00	100.00	100.00	100.00	100.00	100.00	100.00	100.00	100.00	100.00	100.00	100.00	100.00	100.00	100.00	100.00	100.00	100.00	100.00	100.00	100.00	100.00	100.00	100.00	100.00	100.00	100.00	100.00	100.00	100.00	100.00	100.00	100.00

Orvet Bear Resources

Sample No:

Sample No. as entry

High Definition Mineralogical Analysis using QEMSCAN (Quantitative Evaluation of Minerals by Scanning Electron Microscopy)

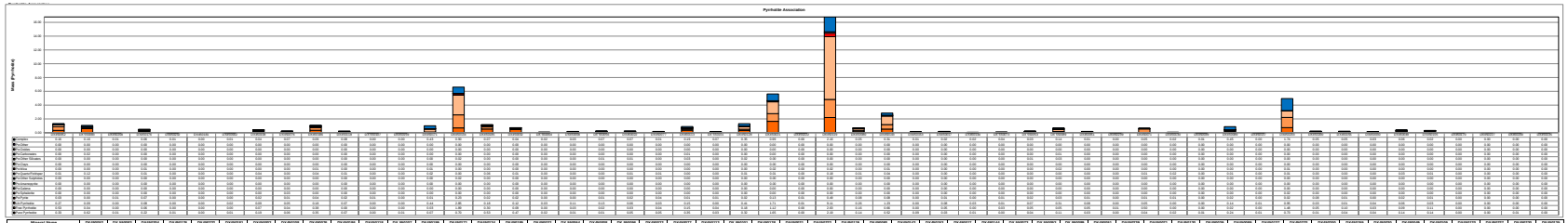

| Mineral Name | DD-0002518 | DD-0002520 | DD-0002521 | DD-0002522 | DD-0002523 | DD-0002524 | DD-0002525 | DD-0002526 | DD-0002527 | DD-0002528 | DD-0002529 | DD-0002530 | DD-0002531 | DD-0002532 | DD-0002533 | DD-0002534 | DD-0002535 | DD-0002536 | DD-0002537 | DD-0002538 | DD-0002539 |

Great Bear Resources
19032-02
MI5020-AUG23

High Definition Mineralogical Analysis using QEMSCAN (Quantitative Evaluation of Materials by Scanning Electron Microscopy)

Pyrrhotite Association



Great Bear Resources
19032-02
MI5020-AUG23

High Definition Mineralogical Analysis using QEMSCAN (Quantitative Evaluation of Materials by Scanning Electron Microscopy)

Pyrrhotite Association

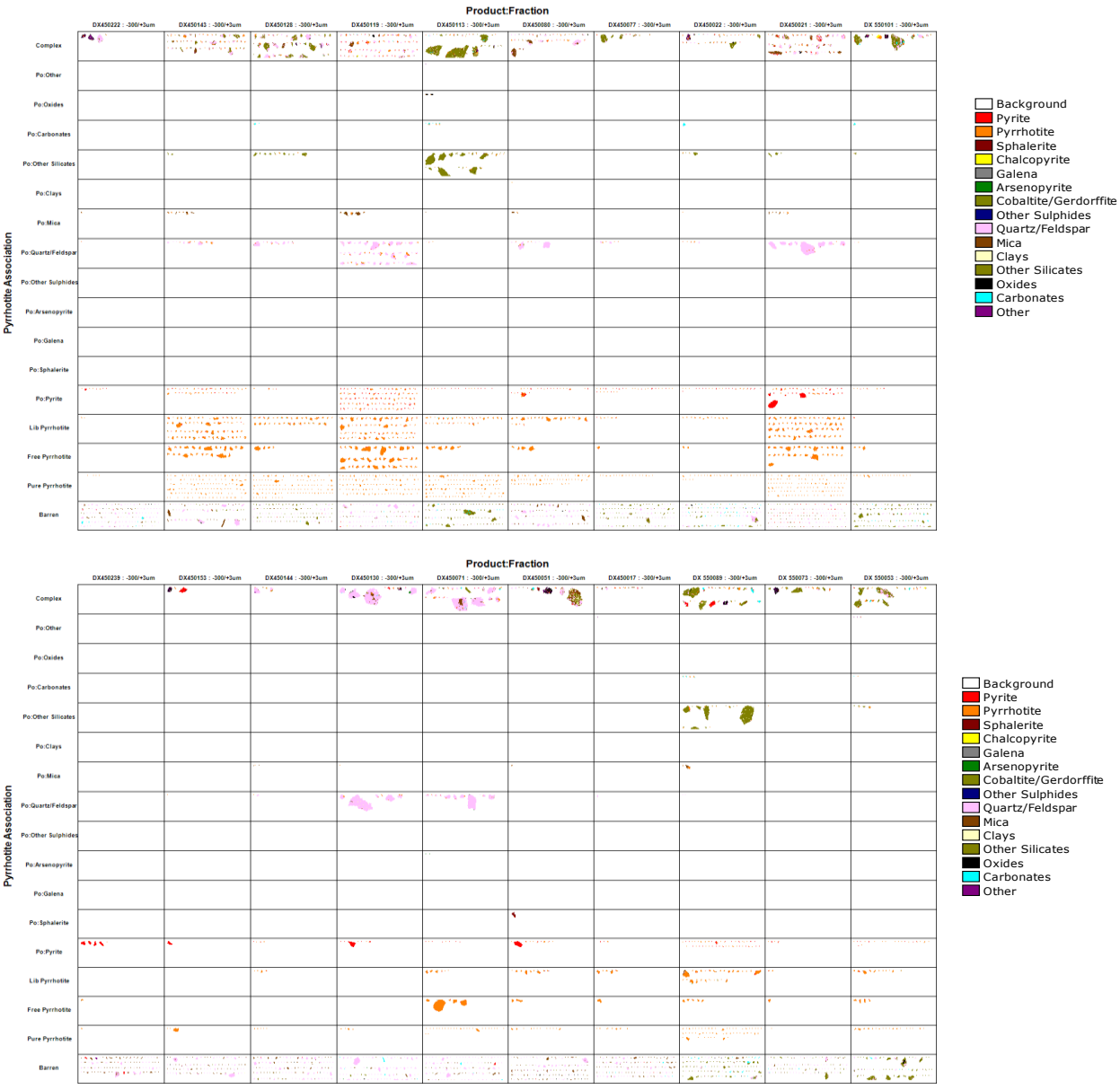

Great Bear Resources
19032-02
MI5020-AUG23

High Definition Mineralogical Analysis using QEMSCAN (Quantitative Evaluation of Materials by Scanning Electron Microscopy)

Pyrrhotite Association

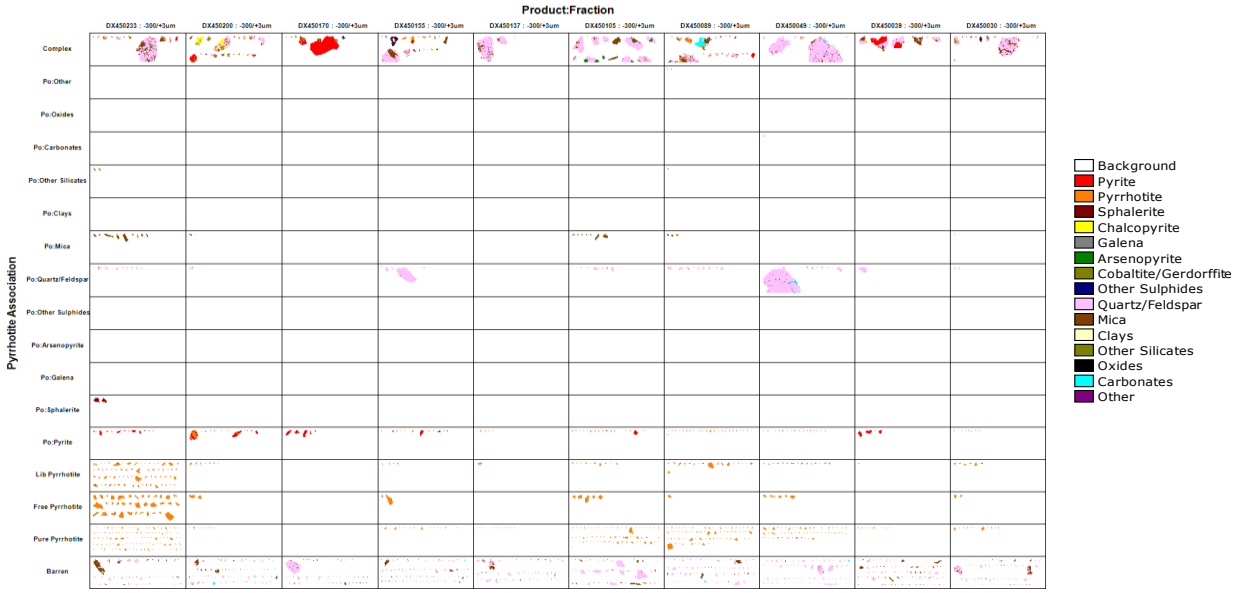

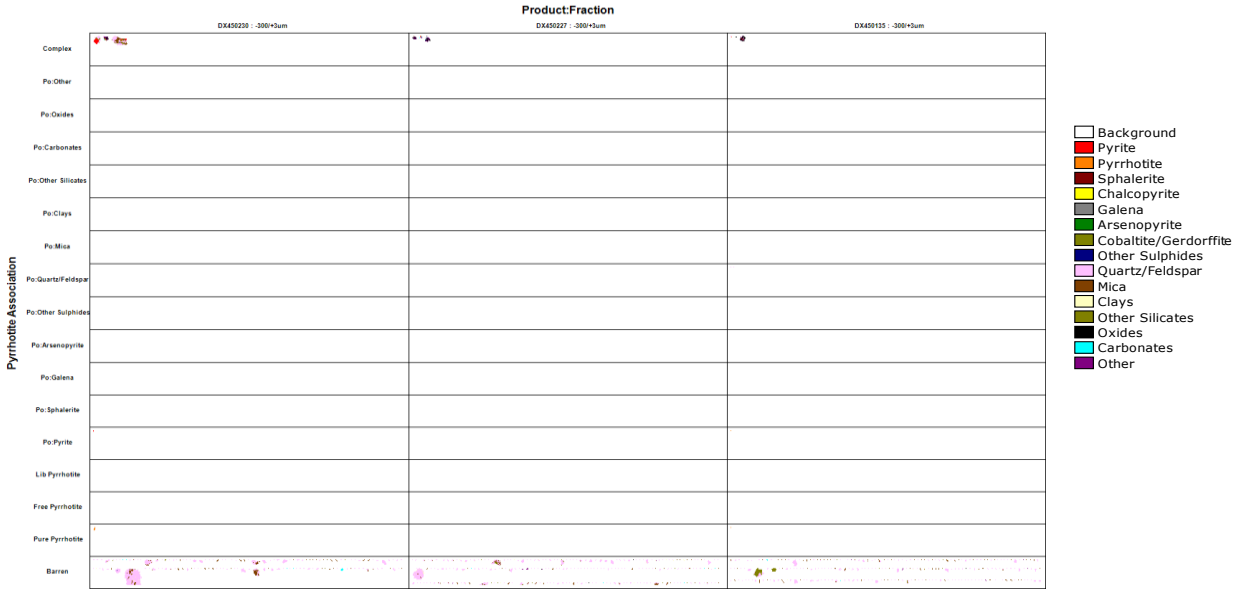

Orebir Base Resources
Orebir Ltd
Orebir Pit, AL1 4YYY

High Definition Mineralogical Analysis using QEMSCAN (Quantitative Evaluation of Materials by Scanning Electron Microscopy)

Arsenopyrite Liberation

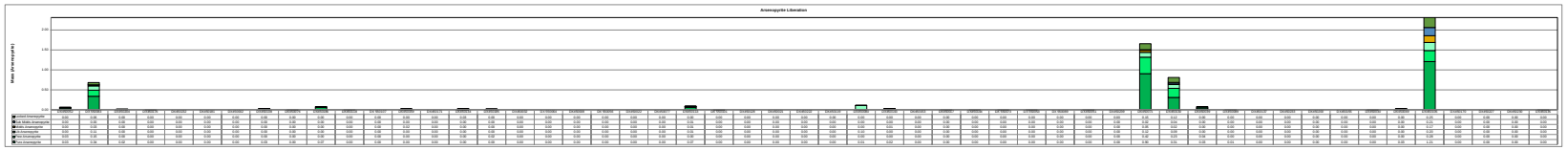

Detailed Mode of Arsenopyrite Assay Samples

| Diluent Name | OR-BH001 | OR-BH001 | OR-BH001

[illegible]

[illegible]

[illegible]

High Definition Mineralogical Analysis using QEMSCAN (Quantitative Evaluation of Minerals by Scanning Electron Microscopy)

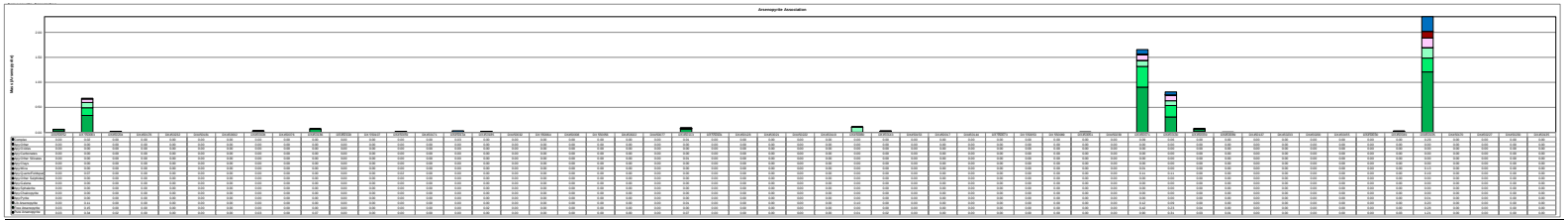

| Mineral Name | SA 0000014 | SA 0000015 | SA 0000016 | SA 0000017 | SA 0000018 | SA 0000019 | SA 0000020 | SA 0000021 | SA 0000022 | SA 0000023 | SA 0000024 | SA 0000025 | SA 0000026 | SA

Great Bear Resources
19032-02
MI5020-AUG23

High Definition Mineralogical Analysis using QEMSCAN (Quantitative Evaluation of Materials by Scanning Electron Microscopy)

Arsenopyrite Association

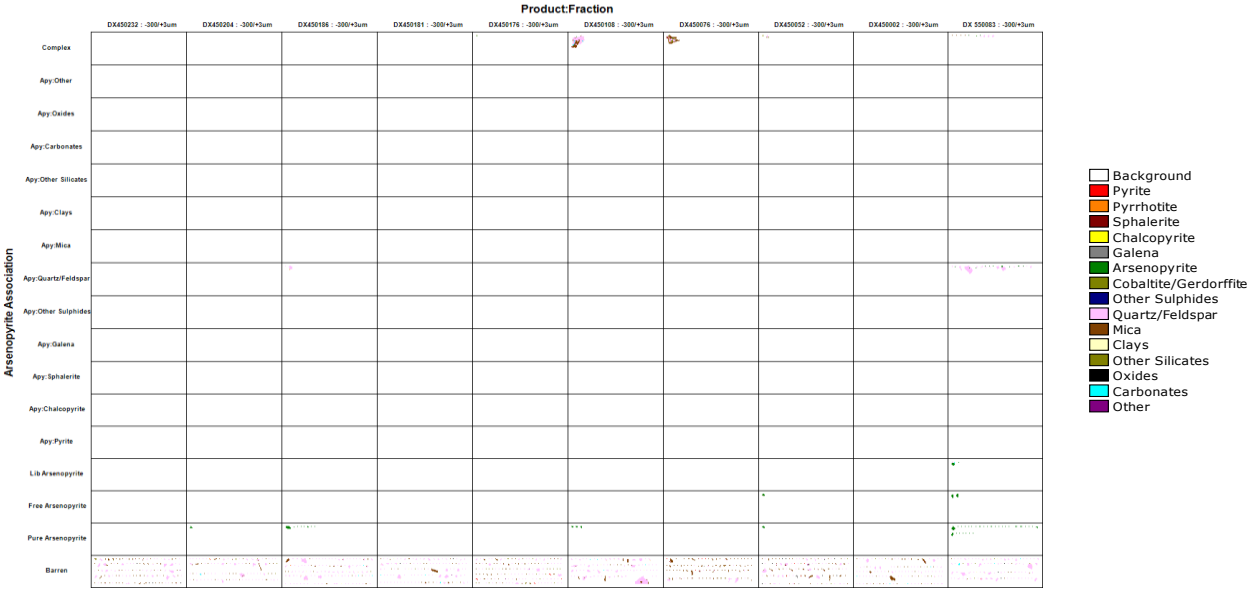

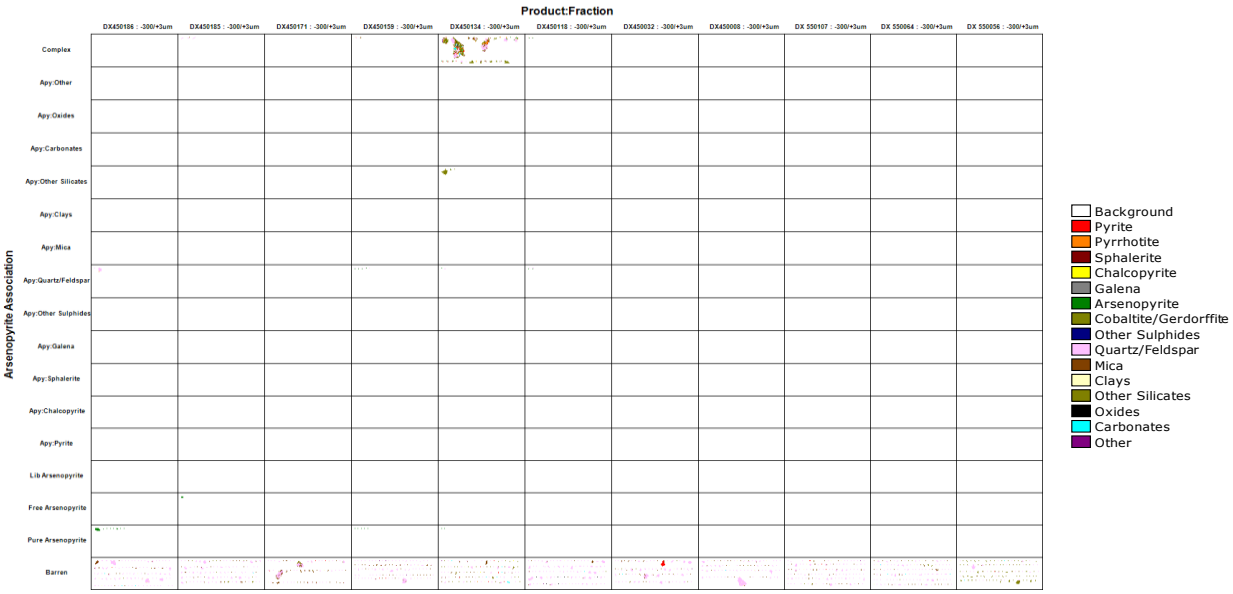

Great Bear Resources
19032-02
MI5020-AUG23

High Definition Mineralogical Analysis using QEMSCAN (Quantitative Evaluation of Materials by Scanning Electron Microscopy)

Arsenopyrite Association



Great Bear Resources
19032-02
MI5020-AUG23

High Definition Mineralogical Analysis using QEMSCAN (Quantitative Evaluation of Materials by Scanning Electron Microscopy)

Arsenopyrite Association

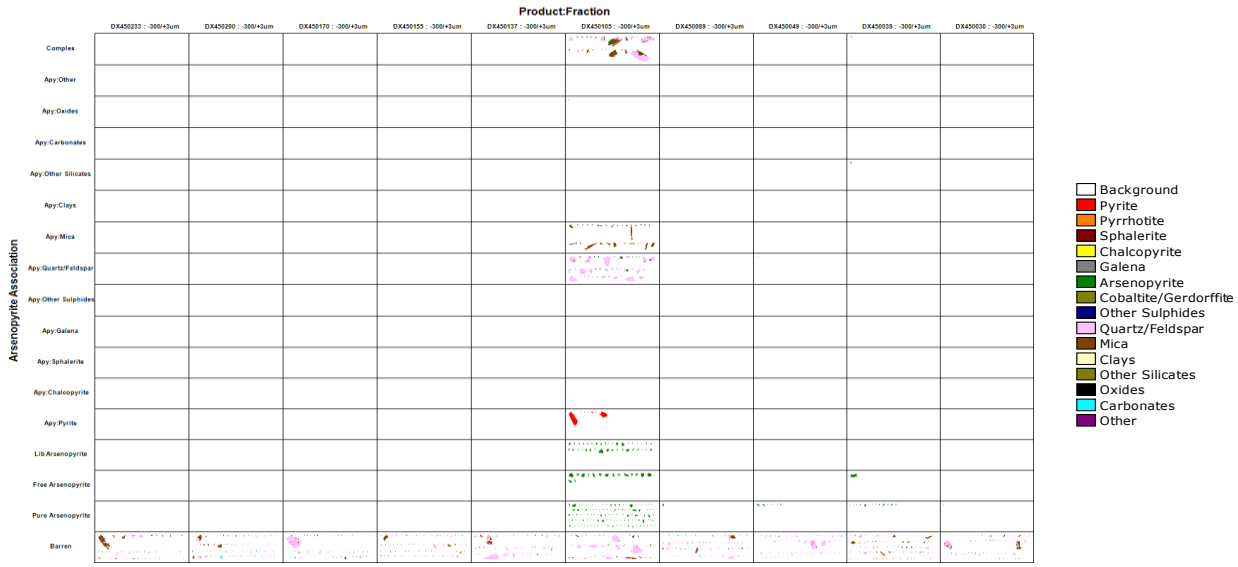

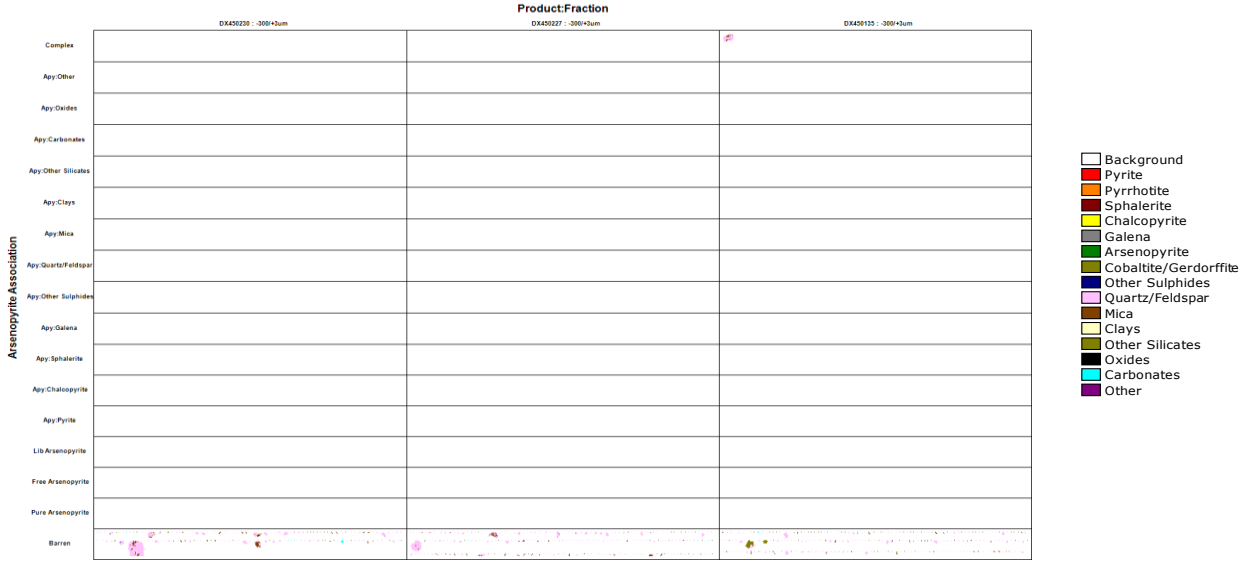

Great Bear Resources
Sample #1-10
Laboratory - as at 21:0

High-Definition Mineralogical Analysis using QEMSCAN (Quantitative Evaluation of Materials by Scanning Electron Microscopy)

Parts Accounted for: 1 Area in Micron

Chalcopyrite Liberation

Area in Micron ▲



Chalcopyrite Mass of Chalcopyrite Across Samples

| Mineral Species | 20130101 | 20130102 | 20130103 | 20130104 | 20130105 | 20130106 | 20130107 | 20130108 | 20130109 | 20130110 | 20130111 | 20130112 | 20130113 | 20130114 | 20130115 | 20130116 | 20130117 | 20130118 | 20130119 | 20130120 | 20130121 | 20130122 | 20130123 | 20130124 | 20130125 | 20130126 | 20130127 | 20130128 | 20130129 | 20130130 | 20130131 | 20130132 | 20130133 | 20130134 | 20130135 | 20130136 | 20130137 | 20130138 | 20130139 | 20130140 | 20130141 | 20130142 | 20130143 | 20130144 | 20130145 | 20130146 | 20130147 | 20130148 | 20130149 | 20130150 | 20130151 | 20130152 | 20130153 | 20130154 | 20130155 | 20130156 | 20130157 | 20130158 | 20130159 | 20130160 | 20130161 | 20130162 | 20130163 | 20130164 | 20130165 | 20130166 | 20130167 | 20130168 | 20130169 | 20130170 | 20130171 | 20130172 | 20130173 | 20130174 | 20130175 | 20130176 | 20130177 | 20130178 | 20130179 | 20130180 | 20130181 | 20130182 | 20130183 | 20130184 | 20130185 | 20130186 | 20130187 | 20130188 | 20130189 | 20130190 | 20130191 | 20130192 | 20130193 | 20130194 | 20130195 | 20130196 | 20130197 | 20130198 | 20130199 | 20130200 | 20130201 | 20130202 | 20130203 | 20130204 | 20130205 | 20130206 | 20130207 | 20130208 | 20130209 | 20130210 | 20130211 | 20130212 | 20130213 | 20130214 | 20130215 | 20130216 | 20130217 | 20130218 | 20130219 | 20130220 | 20130221 | 20130222 | 20130223 | 20130224 | 20130225 | 20130226 | 20130227 | 20130228 | 20130229 | 20130230 | 20130231 | 20130232 | 20130233 | 20130234 | 20130235 | 20130236 | 20130237 | 20130238 | 20130239 | 20130240 | 20130241 | 20130242 | 20130243 | 20130244 | 20130245 | 20130246 | 20130247 | 20130248 | 20130249 | 20130250 | 20130251 | 20130252 | 20130253 | 20130254 | 20130255 | 20130256 | 20130257 | 20130258 | 20130259 | 20130260 | 20130261 | 20130262 | 20130263 | 20130264 | 20130265 | 20130266 | 20130267 | 20130268 | 20130269 | 20130270 | 20130271 | 20130272 | 20130273 | 20130274 | 20130275 | 20130276 | 20130277 | 20130278 | 20130279 | 20130280 | 20130281 | 20130282 | 20130283 | 20130284 | 20130285 | 20130286 | 20130287 | 20130288 | 20130289 | 20130290 | 20130291 | 20130292 | 20130293 | 20130294 | 20130295 | 20130296 | 20130297 | 20130298 | 20130299 | 20130300 | 20130301 | 20130302 | 20130303 | 20130304 | 20130305 | 20130306 | 20130307 | 20130308 | 20130309 | 20130310 | 20130311 | 20130312 | 20130313 | 20130314 | 20130315 | 20130316 | 20130317 | 20130318 | 20130319 | 20130320 | 20130321 | 20130322 | 20130323 | 20130324 | 20130325 | 20130326 | 20130327 | 20130328 | 20130329 | 20130330 | 20130331 | 20130332 | 20130333 | 20130334 | 20130335 | 20130336 | 20130337 | 20130338 | 20130339 | 20130340 | 20130341 | 20130342 | 20130343 | 20130344 | 20130345 | 20130346 | 20130347 | 20130348 | 20130349 | 20130350 | 20130351 | 20130352 | 20130353 | 20130354 | 20130355 | 20130356 | 20130357 | 20130358 | 20130359 | 20130360 | 20130361 | 20130362 | 20130363 | 20130364 | 20130365 |
|---|---|---

Ovoid Bear Resources

Hawkins Inc

Sediments as at 2/7/72

High Definition Mineralogical Analysis using QEMSCAN (Quantitative Evaluation of Minerals by Scanning Electron Microscopy)

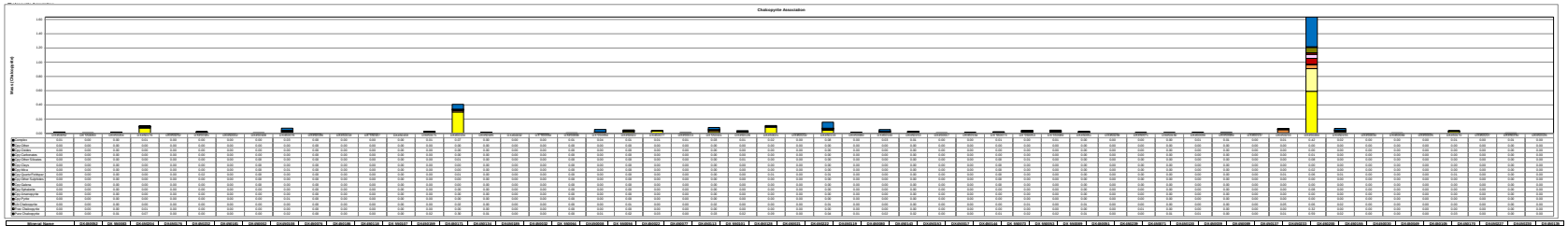

Mineral Name	DC-0102557	DC-0042555	DC-0042554	DC-0042575	DC-0042557	DC-0042556	DC-0042555	DC-0042574	DC-0042558	DC-0042576	DC-0042577	DC-0042559	DC-0042573	DC-0042572	DC-0042560	DC-0042571	DC-0042561	DC-0042570	DC-0042562	DC-0042569	DC-0042563	DC-0042564	DC-0042568	DC-0042565	DC-0042567	DC-0042566	DC-0042578	DC-0042579	DC-0042580	DC-0042581	DC-0042582	DC-0042583	DC-0042584	DC-0042585	DC-0042586	DC-0042587	DC-0042588	DC-0042589	DC-0042590	DC-0042591	DC-0042592	DC-0042593	DC-0042594	DC-0042595	DC-0042596
Pure Chalcopyrite	0.00	0.00	0.00	0.00	0.00	0.00	0.00	0.00	0.00	0.00	0.00	0.00	0.00	0.00	0.00	0.00	0.00	0.00	0.00	0.00	0.00	0.00	0.00	0.00	0.00	0.00	0.00	0.00	0.00	0.00	0.00	0.00	0.00	0.00	0.00	0.00	0.00	0.00	0.00	0.00	0.00	0.00	0.00	0.00
Pure Chalcocite	0.00	0.00	0.00	0.00	0.00	0.00	0.00	0.00	0.00	0.00	0.00	0.00	0.00	0.00	0.00	0.00	0.00	0.00	0.00	0.00	0.00	0.00	0.00	0.00	0.00	0.00	0.00	0.00	0.00	0.00	0.00	0.00	0.00	0.00	0.00	0.00	0.00	0.00	0.00	0.00	0.00	0.00	0.00	0.00
Lib Chalcocite	0.00	0.00	0.00	0.00	0.00	0.00	0.00	0.00	0.00	0.00	0.00	0.00	0.00	0.00	0.00	0.00	0.00	0.00	0.00	0.00	0.00	0.00	0.00	0.00	0.00	0.00	0.00	0.00	0.00	0.00	0.00	0.00	0.00	0.00	0.00	0.00	0.00	0.00	0.00	0.00	0.00	0.00	0.00	0.00
Cov-Pyrite	0.00	0.00	0.00	0.00	0.00	0.00	0.00	0.00	0.00	0.00	0.00	0.00	0.00	0.00	0.00	0.00	0.00	0.00	0.00	0.00	0.00	0.00	0.00	0.00	0.00	0.00	0.00	0.00	0.00	0.00	0.00	0.00	0.00	0.00	0.00	0.00	0.00	0.00	0.00	0.00	0.00	0.00	0.00	0.00
Cov-Arsenopyrite	0.00	0.00	0.00	0.00	0.00	0.00	0.00	0.00	0.00	0.00	0.00	0.00	0.00	0.00	0.00	0.00	0.00	0.00	0.00	0.00	0.00	0.00	0.00	0.00	0.00	0.00	0.00	0.00	0.00	0.00	0.00	0.00	0.00	0.00	0.00	0.00	0.00	0.00	0.00	0.00	0.00	0.00	0.00	0.00
Cov-Sphalerite	0.00	0.00	0.00	0.00	0.00	0.00	0.00	0.00	0.00	0.00	0.00	0.00	0.00	0.00	0.00	0.00	0.00	0.00	0.00	0.00	0.00	0.00	0.00	0.00	0.00	0.00	0.00	0.00	0.00	0.00	0.00	0.00	0.00	0.00	0.00	0.00	0.00	0.00	0.00	0.00	0.00	0.00	0.00	0.00
Cov-Galena	0.00	0.00	0.00	0.00	0.00	0.00	0.00	0.00	0.00	0.00	0.00	0.00	0.00	0.00	0.00	0.00	0.00	0.00	0.00	0.00	0.00	0.00	0.00	0.00	0.00	0.00	0.00	0.00	0.00	0.00	0.00	0.00	0.00	0.00	0.00	0.00	0.00	0.00	0.00	0.00	0.00	0.00	0.00	0.00
Cov-Other Sulphides	0.00	0.00	0.00	0.00	0.00	0.00	0.00	0.00	0.00	0.00	0.00	0.00	0.00	0.00	0.00	0.00	0.00	0.00	0.00	0.00	0.00	0.00	0.00	0.00	0.00	0.00	0.00	0.00	0.00	0.00	0.00	0.00	0.00	0.00	0.00	0.00	0.00	0.00	0.00	0.00	0.00	0.00	0.00	0.00
Cov-Other	0.00	0.00	0.00	0.00	0.00	0.00	0.00	0.00	0.00	0.00	0.00	0.00	0.00	0.00	0.00	0.00	0.00	0.00	0.00	0.00	0.00	0.00	0.00	0.00	0.00	0.00	0.00	0.00	0.00	0.00	0.00	0.00	0.00	0.00	0.00	0.00	0.00	0.00	0.00	0.00	0.00	0.00	0.00	0.00
Cov-Mixture	0.00	0.00	0.00	0.00	0.00	0.00	0.00	0.00	0.00	0.00	0.00	0.00	0.00	0.00	0.00	0.00	0.00	0.00	0.00	0.00	0.00	0.00	0.00	0.00	0.00	0.00	0.00	0.00	0.00	0.00	0.00	0.00	0.00	0.00	0.00	0.00	0.00	0.00	0.00	0.00	0.00	0.00	0.00	0.00
Cov-Cbnd	0.00	0.00	0.00	0.00	0.00	0.00	0.00	0.00	0.00	0.00	0.00	0.00	0.00	0.00	0.00	0.00	0.00	0.00	0.00	0.00	0.00	0.00	0.00	0.00	0.00	0.00	0.00	0.00	0.00	0.00	0.00	0.00	0.00	0.00	0.00	0.00	0.00	0.00	0.00	0.00	0.00	0.00	0.00	0.00
Cov-Carbonates	0.00	0.00	0.00	0.00	0.00	0.00	0.00	0.00	0.00	0.00	0.00	0.00	0.00	0.00	0.00	0.00	0.00	0.00	0.00	0.00	0.00	0.00	0.00	0.00	0.00	0.00	0.00	0.00	0.00	0.00	0.00	0.00	0.00	0.00	0.00	0.00	0.00	0.00	0.00	0.00	0.00	0.00	0.00	0.00
Cpy-Oxides	0.00	0.00	0.00	0.00	0.00	0.00	0.00	0.00	0.00	0.00	0.00	0.00	0.00	0.00	0.00	0.00	0.00	0.00	0.00	0.00	0.00	0.00	0.00	0.00	0.00	0.00	0.00	0.00	0.00	0.00	0.00	0.00	0.00	0.00	0.00	0.00	0.00	0.00	0.00	0.00	0.00	0.00	0.00	0.00
Cpy-Other	0.00	0.00	0.00	0.00	0.00	0.00	0.00	0.00	0.00	0.00	0.00	0.00	0.00	0.00	0.00	0.00	0.00	0.00	0.00	0.00	0.00	0.00	0.00	0.00	0.00	0.00	0.00	0.00	0.00	0.00	0.00	0.00	0.00	0.00	0.00	0.00	0.00	0.00	0.00	0.00	0.00	0.00	0.00	0.00
Chalcocite	0.00	0.00	0.00	0.00	0.00	0.00	0.00	0.00	0.00	0.00	0.00	0.00	0.00	0.00	0.00	0.00	0.00	0.00	0.00	0.00	0.00	0.00	0.00	0.00	0.00	0.00	0.00	0.00	0.00	0.00	0.00	0.00	0.00	0.00	0.00	0.00	0.00	0.00	0.00	0.00	0.00	0.00	0.00	0.00
Other	0.00	0.00	0.00	0.00	0.00	0.00	0.00	0.00	0.00	0.00	0.00	0.00	0.00	0.00	0.00	0.00	0.00	0.00	0.00	0.00	0.00	0.00	0.00	0.00	0.00	0.00	0.00	0.00	0.00	0.00	0.00	0.00	0.00	0.00	0.00	0.00	0.00	0.00	0.00	0.00	0.00	0.00	0.00	0.00

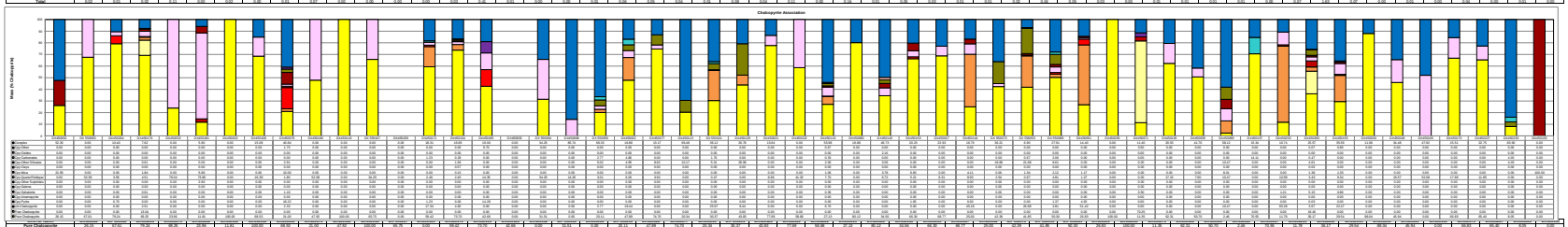

Mineral Name	DC-0102557	DC-0042555	DC-0042554	DC-0042575	DC-0042557	DC-0042556	DC-0042555	DC-0042574	DC-0042558	DC-0042576	DC-0042577	DC-0042559	DC-0042573	DC-0042572	DC-0042560	DC-0042571	DC-0042561	DC-0042570	DC-0042562	DC-0042569	DC-0042563	DC-0042564	DC-0042568	DC-0042565	DC-0042567	DC-0042566	DC-0042578	DC-0042579	DC-0042580	DC-0042581	DC-0042582	DC-0042583	DC-0042584	DC-0042585	DC-0042586	DC-0042587	DC-0042588	DC-0042589	DC-0042590	DC-0042591	DC-0042592	DC-0042593	DC-0042594	DC-0042595	DC-0042596
Pure Chalcopyrite	29.19	87.81	75.94	96.35	89.56	14.91	100.00	89.15	82.99	87.62	100.00	89.79	100.00	100.00	100.00	0.00	0.00	0.00	0.00	0.00	0.00	0.00	0.00	0.00	0.00	0.00	0.00	0.00	0.00	0.00	0.00	0.00	0.00	0.00	0.00	0.00	0.00	0.00	0.00	0.00	0.00	0.00	0.00	0.00
Pure Chalcocite	0.00	0.00	19.94	0.00	0.00	0.00	0.00	0.00	0.00	0.00	0.00	0.00	0.00	0.00	0.00	0.00	0.00	0.00	0.00	0.00	0.00	0.00	0.00	0.00	0.00	0.00	0.00	0.00	0.00	0.00	0.00	0.00	0.00	0.00	0.00	0.00	0.00	0.00	0.00	0.00	0.00	0.00	0.00	0.00
Lib Chalcocite	0.00	0.00	0.00	0.00	0.00	0.00	0.00	0.00	0.00	0.00	0.00	0.00	0.00	0.00	0.00	0.00	0.00	0.00	0.00	0.00	0.00	0.00	0.00	0.00	0.00	0.00	0.00	0.00	0.00	0.00	0.00	0.00	0.00	0.00	0.00	0.00	0.00	0.00	0.00	0.00	0.00	0.00	0.00	0.00
Cov-Pyrite	0.00	0.00	0.79	0.00	0.00	0.00	0.00	0.00	0.00	0.00	0.00	0.00	0.00	0.00	0.00	0.00	0.00	0.00	0.00	0.00	0.00	0.00	0.00	0.00	0.00	0.00	0.00	0.00	0.00	0.00	0.00	0.00	0.00	0.00	0.00	0.00	0.00	0.00	0.00	0.00	0.00	0.00	0.00	0.00
Cov-Arsenopyrite	0.00	0.00	0.00	0.00	0.00	0.00	0.00	0.00	0.00	0.00	0.00	0.00	0.00	0.00	0.00	0.00	0.00	0.00	0.00	0.00	0.00	0.00	0.00	0.00	0.00	0.00	0.00	0.00	0.00	0.00	0.00	0.00	0.00	0.00	0.00	0.00	0.00	0.00	0.00	0.00	0.00	0.00	0.00	0.00
Cov-Sphalerite	0.00	0.00	0.00	0.00	0.00	0.00	0.00	0.00	0.00	0.00	0.00	0.00	0.00	0.00	0.00	0.00	0.00	0.00	0.00	0.00	0.00	0.00	0.00	0.00	0.00	0.00	0.00	0.00	0.00	0.00	0.00	0.00	0.00	0.00	0.00	0.00	0.00	0.00	0.00	0.00	0.00	0.00	0.00	0.00
Cov-Galena	0.00	0.00	0.00	0.00	0.00	0.00	0.00	0.00	0.00	0.00	0.00	0.00	0.00	0.00	0.00	0.00	0.00	0.00	0.00	0.00	0.00	0.00	0.00	0.00	0.00	0.00	0.00	0.00	0.00	0.00	0.00	0.00	0.00	0.00	0.00	0.00	0.00	0.00	0.00	0.00	0.00	0.00	0.00	0.00
Cov-Other Sulphides	0.00	0.00	0.00	0.00	2.83	0.00	0.00	0.00	0.00	0.00	0.00	0.00	0.00	0.00	0.00	0.00	0.00	0.00	0.00	0.00	0.00	0.00	0.00	0.00	0.00	0.00	0.00	0.00	0.00	0.00	0.00	0.00	0.00	0.00	0.00	0.00	0.00	0.00	0.00	0.00	0.00	0.00	0.00	0.00
Cov-Other	0.00	0.00	0.00	0.00	0.00	0.00	0.00	0.00	0.00	0.00	0.00	0.00	0.00	0.00	0.00	0.00	0.00	0.00	0.00	0.00	0.00	0.00	0.00	0.00	0.00	0.00	0.00	0.00	0.00	0.00	0.00	0.00	0.00	0.00	0.00	0.00	0.00	0.00	0.00	0.00	0.00	0.00	0.00	0.00
Cov-Mixture	21.66	0.00	1.84	0.00	7.60	0.00	0.00	10.85	0.00	0.00	0.00	0.00	0.00	0.00	0.00	0.00	0.00	0.00	0.00	0.00	0.00	0.00	0.00	0.00	0.00	0.00	0.00	0.00	0.00	0.00	0.00	0.00	0.00	0.00	0.00	0.00	0.00	0.00	0.00	0.00	0.00	0.00	0.00	0.00
Cov-Cbnd	0.00	0.00	0.00	0.00	0.00	0.00	0.00	0.00	0.00	0.00	0.00	0.00	0.00	0.00	0.00	0.00	0.00	0.00	0.00	0.00	0.00	0.00	0.00	0.00	0.00	0.00	0.00	0.00	0.00	0.00	0.00	0.00	0.00	0.00	0.00	0.00	0.00	0.00	0.00	0.00	0.00	0.00	0.00	0.00
Cov-Other Silicates	0.00	0.00	0.00	0.00	0.00	0.00	0.00	0.00	0.00	0.00	0.00	0.00	0.00	0.00	0.00	0.00	0.00	0.00	0.00	0.00	0.00	0.00	0.00	0.00	0.00	0.00	0.00	0.00	0.00	0.00	0.00	0.00	0.00	0.00	0.00	0.00	0.00	0.00	0.00	0.00	0.00	0.00	0.00	0.00
Cov-Carbonates	0.00	0.00	0.00	0.00	0.00	0.00	0.00	0.00	0.00	0.00	0.00	0.00	0.00	0.00	0.00	0.00	0.00	0.00	0.00	0.00	0.00	0.00	0.00	0.00	0.00	0.00	0.00	0.00	0.00	0.00	0.00	0.00	0.00	0.00	0.00	0.00	0.00	0.00	0.00	0.00	0.00	0.00	0.00	0.00
Cpy-Oxides	0.00	0.00	0.00	0.00	0.00	0.00	0.00	0.00	0.00	0.00	0.00	0.00	0.00	0.00	0.00	0.00	0.00	0.00	0.00	0.00	0.00	0.00	0.00	0.00	0.00	0.00	0.00	0.00	0.00	0.00	0.00	0.00	0.00	0.00	0.00	0.00	0.00	0.00	0.00	0.00	0.00	0.00	0.00	0.00
Cpy-Other	0.00	0.00	0.00	0.00	0.00	0.00	0.00	0.00	0.00	0.00	0.00	0.00	0.00	0.00	0.00	0.00	0.00	0.00	0.00	0.00	0.00	0.00	0.00	0.00	0.00	0.00	0.00	0.00	0.00	0.00	0.00	0.00	0.00	0.00	0.00	0.00	0.00	0.00	0.00	0.00	0.00	0.00	0.00	0.00
Chalcocite	0.00	0.00	0.00	0.00	0.00	0.00	0.00	0.00	0.00	0.00	0.00	0.00	0.00	0.00	0.00	0.00	0.00	0.00	0.00	0.00	0.00	0.00	0.00	0.00	0.00	0.00	0.00	0.00	0.00	0.00	0.00	0.00	0.00	0.00	0.00	0.00	0.00	0.00	0.00	0.00	0.00	0.00	0.00	0.00
Other	49.15	12.19	1.69	3.65	0.00	85.09	0.00	0.00	17.01	12.38	0.00	10.21	0.00	0.00	0.00	0.00	0.00	0.00	0.00	0.00	0.00	0.00	0.00	0.00	0.00	0.00	0.00	0.00	0.00	0.00	0.00	0.00	0.00	0.00	0.00	0.00	0.00	0.00	0.00	0.00	0.00	0.00	0.00	0.00

Great Bear Resources
19032-02
MI5020-AUG23

High Definition Mineralogical Analysis using QEMSCAN (Quantitative Evaluation of Materials by Scanning Electron Microscopy)

Chalcopyrite Association

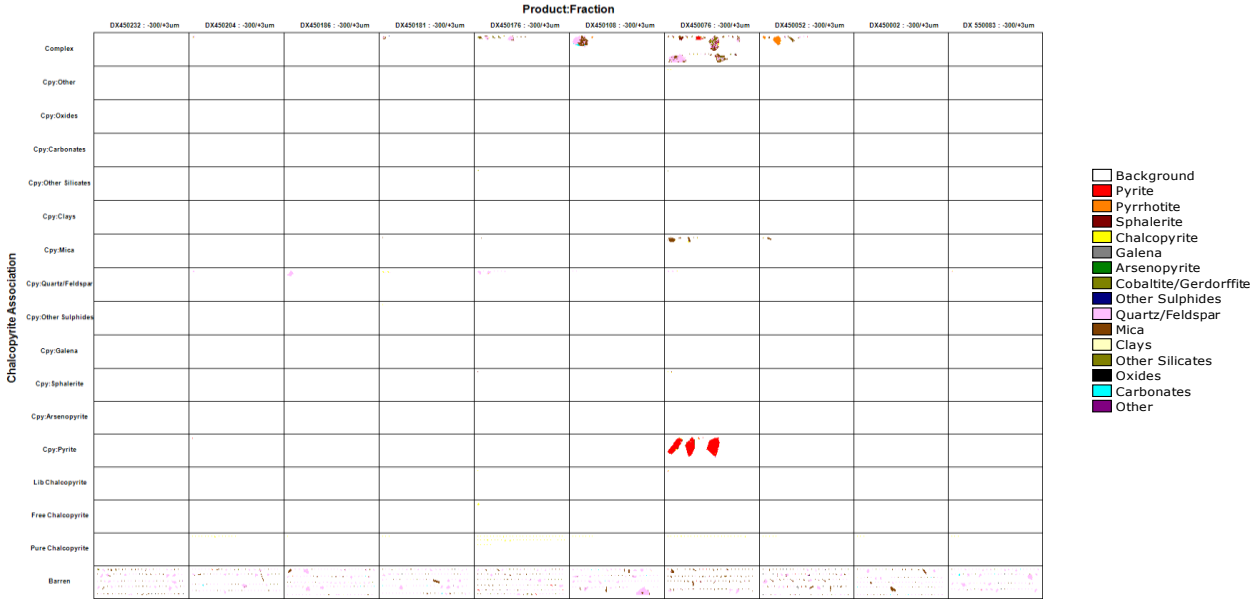

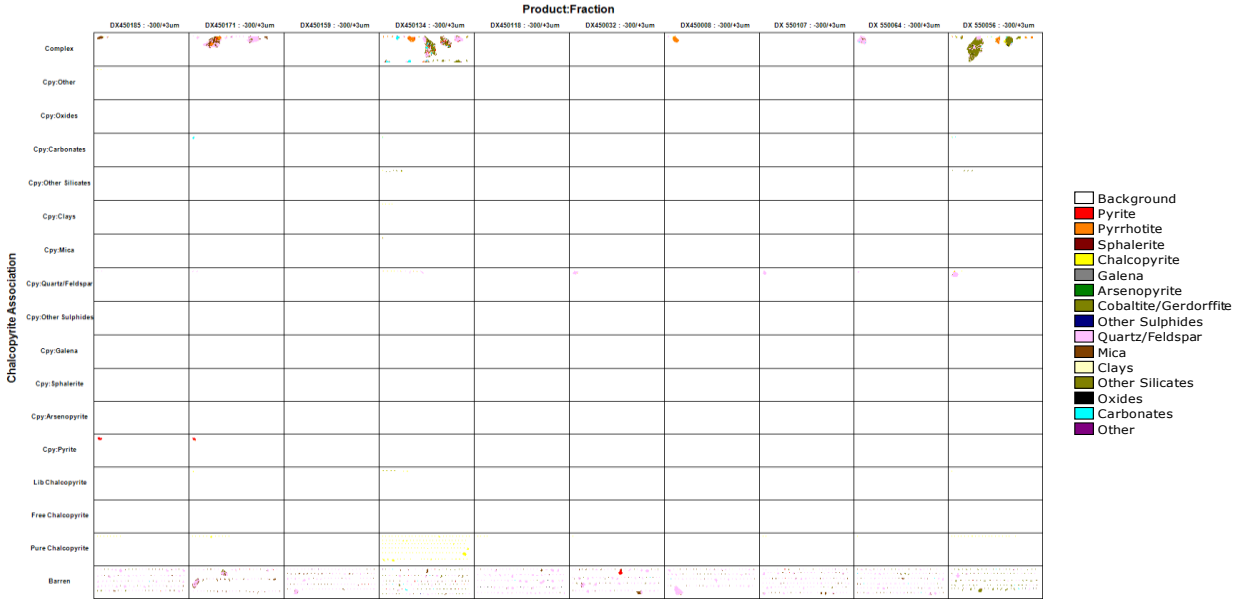

Great Bear Resources
19032-02
MI5020-AUG23

High Definition Mineralogical Analysis using QEMSCAN (Quantitative Evaluation of Materials by Scanning Electron Microscopy)

Chalcopyrite Association

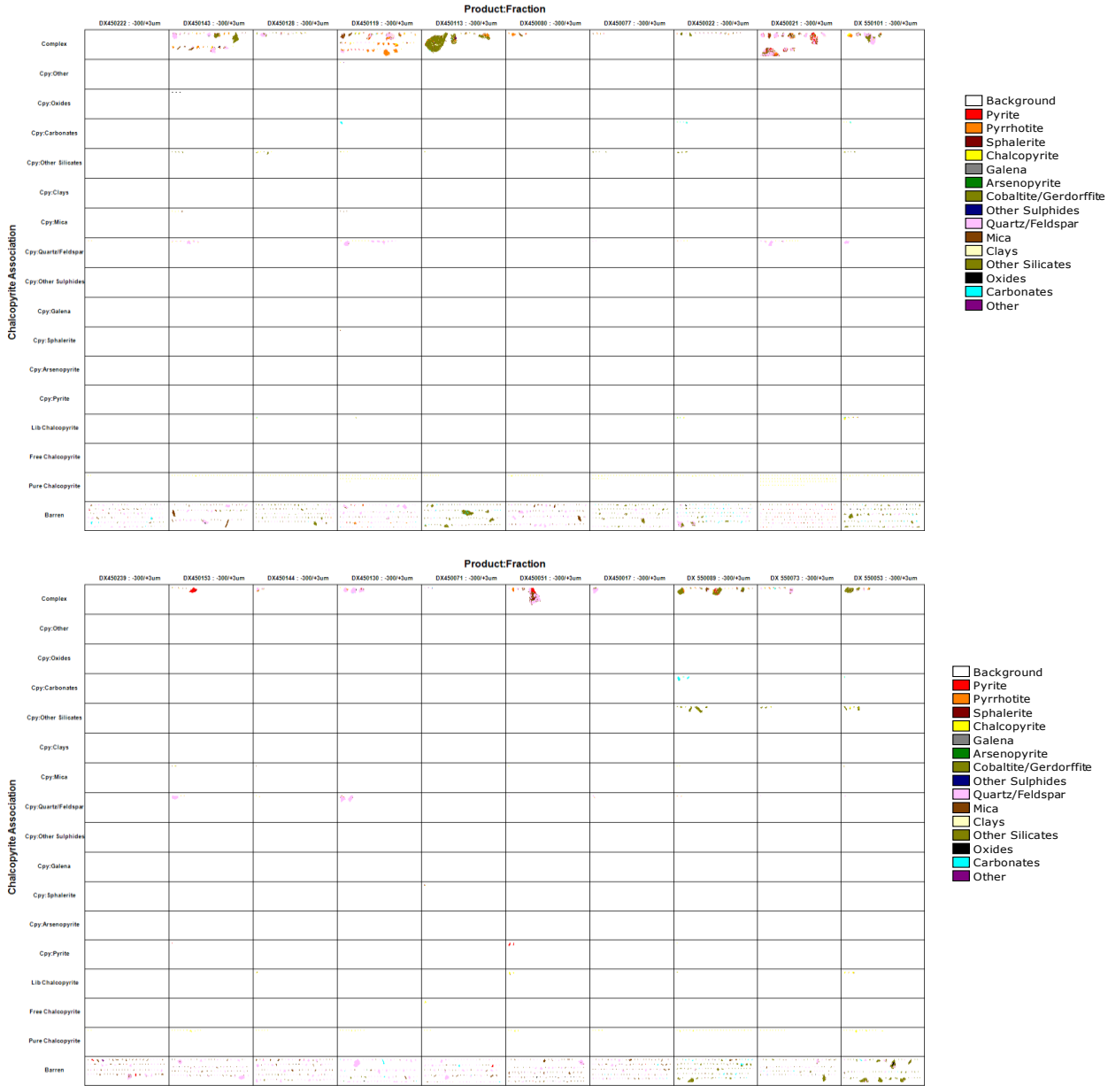

Great Bear Resources
19032-02
MI5020-AUG23

High Definition Mineralogical Analysis using QEMSCAN (Quantitative Evaluation of Materials by Scanning Electron Microscopy)

Chalcopyrite Association



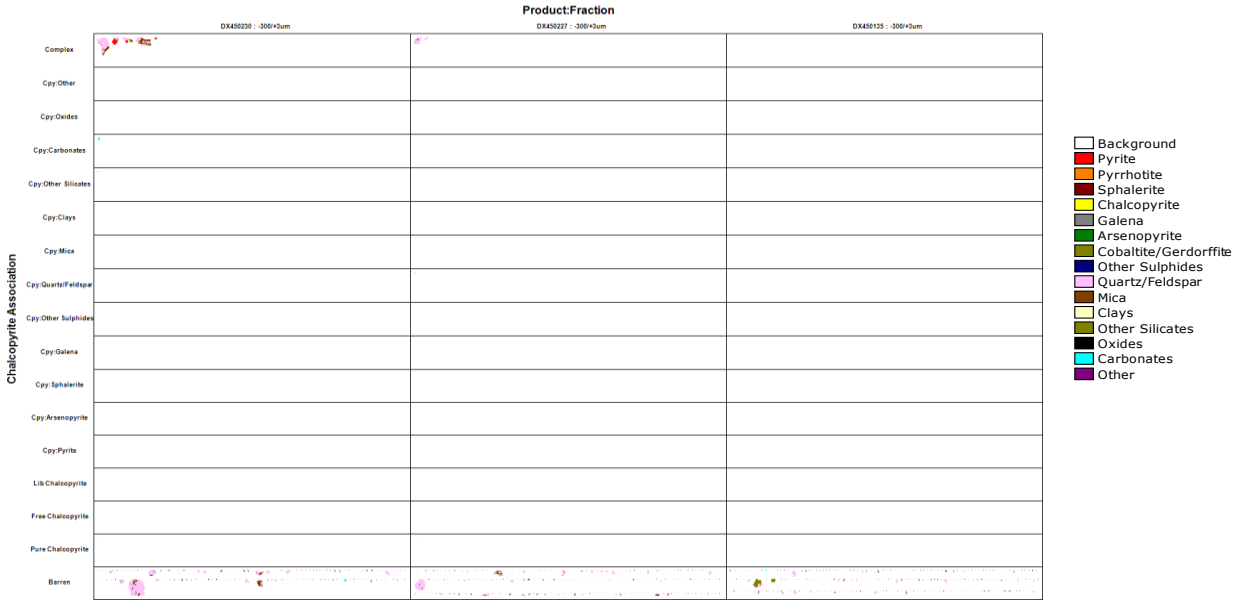

Great Bear Resources
19022-02
5/8/2019 AUG23

High Definition Mineralogical Analysis using QEMSCAN (Quantitative Evaluation of Materials by Scanning Electron Microscopy)

Sphalerite Liberation

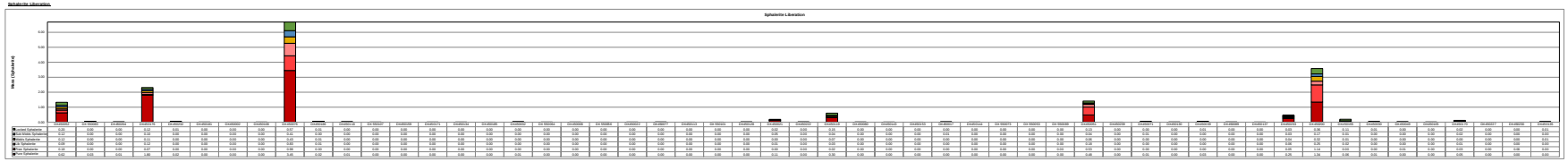

Absolute Mass of Sphalerite Across Samples

Mineral Name	DIA000102	DX 500303	DIA003374	DIA000179	DIA000233	DIA003181	DIA000072	DIA000458	DIA000379	DIA003288	DIA000418	DX 500327	DIA000288	DIA000371	DIA000141	DIA000186	DIA000332	DX 500094	DIA000059	DX 500306	DIA000322	DIA000077	DIA000112	DX 500101	DIA000128	DIA000021	DIA000022	DIA000109	DIA000080	DIA000043	DIA000160	DIA000057	DIA000145	DX 500072	DX 500035	DX 500308	DIA000091	DIA000239	DIA000075	DIA000130	DIA000209	DIA000099	DIA000137	DIA000203	DIA000295	DIA000316	DIA000300	DIA000308	DIA000295	DIA000179	DIA000207	DIA000238	DIA000156
Pure Sphalerite	0.402	0.013	0.031	1.489	0.012	0.000	0.000	0.000	0.000	3.155	0.012	0.011	0.000	0.000	0.000	0.000	0.000	0.000	0.000	0.000	0.000	0.000	0.000	0.000	0.000	0.111	0.000	0.000	0.000	0.000	0.000	0.000	0.000	0.000	0.000	0.000	0.000	0.000	0.000	0.000	0.000	0.000	0.000	0.000	0.000	0.000	0.000	0.000	0.000	0.000	0.000	0.000
Pure Sphalerite	0.398	0.000	0.000	0.000	0.000	0.000	0.000	0.000	0.000	0.000	0.000	0.000	0.000	0.000	0.000	0.000	0.000	0.000	0.000	0.000	0.000	0.000	0.000	0.000	0.000	0.000	0.000	0.000	0.000	0.000	0.000	0.000	0.000	0.000	0.000	0.000	0.000	0.000	0.000	0.000	0.000	0.000	0.000	0.000	0.000	0.000	0.000	0.000	0.000	0.000	0.000	0.000
Lib Sphalerite	0.098	0.000	0.000	0.000	0.000	0.000	0.000	0.000	0.000	0.000	0.000	0.000	0.000	0.000	0.000	0.000	0.000	0.000	0.000	0.000	0.000	0.000	0.000	0.000	0.000	0.000	0.000	0.000	0.000	0.000	0.000	0.000	0.000	0.000	0.000	0.000	0.000	0.000	0.000	0.000	0.000	0.000	0.000	0.000	0.000	0.000	0.000	0.000	0.000	0.000	0.000	0.000
Middle Sphalerite	0.000	0.000	0.000	0.000	0.000	0.000	0.000	0.000	0.000	0.000	0.000	0.000	0.000	0.000	0.000	0.000	0.000	0.000	0.000	0.000	0.000	0.000	0.000	0.000	0.000	0.000	0.000	0.000	0.000	0.000	0.000	0.000	0.000	0.000	0.000	0.000	0.000	0.000	0.000	0.000	0.000	0.000	0.000	0.000	0.000	0.000	0.000	0.000	0.000	0.000	0.000	0.000
Sub Middle Sphalerite	0.000	0.000	0.000	0.000	0.000	0.000	0.000	0.000	0.000	0.000	0.000	0.000	0.000	0.000	0.000	0.000	0.000	0.000	0.000	0.000	0.000	0.000	0.000	0.000	0.000	0.000	0.000	0.000	0.000	0.000	0.000	0.000	0.000	0.000	0.000	0.000	0.000	0.000	0.000	0.000	0.000	0.000	0.000	0.000	0.000	0.000	0.000	0.000	0.000	0.000	0.000	0.000
Sub Middle Sphalerite	0.000	0.000	0.000	0.000	0.000	0.000	0.000	0.000	0.000	0.000	0.000	0.000	0.000	0.000	0.000	0.000	0.000	0.000	0.000	0.000	0.000	0.000	0.000	0.000	0.000	0.000	0.000	0.000	0.000	0.000	0.000	0.000	0.000	0.000	0.000	0.000	0.000	0.000	0.000	0.000	0.000	0.000	0.000	0.000	0.000	0.000	0.000	0.000	0.000	0.000	0.000	0.000
Locked Sphalerite	0.000	0.000	0.000	0.000	0.000	0.000	0.000	0.000	0.000	0.000	0.000	0.000	0.000	0.000	0.000	0.000	0.000	0.000	0.000	0.000	0.000	0.000	0.000	0.000	0.000	0.000	0.000	0.000	0.000	0.000	0.000	0.000	0.000	0.000	0.000	0.000	0.000	0.000	0.000	0.000	0.000	0.000	0.000	0.000	0.000	0.000	0.000	0.000	0.000	0.000	0.000	0.000
Total	1.100	0.013	0.031	1.489	0.012	0.000	0.000	0.000	0.000	3.155	0.012	0.011	0.000	0.000	0.000	0.000	0.000	0.000	0.000	0.000	0.000	0.000	0.000	0.000	0.000	0.111	0.000	0.000	0.000	0.000	0.000	0.000	0.000	0.000	0.000	0.000	0.000	0.000	0.000	0.000	0.000	0.000	0.000	0.000	0.000	0.000	0.000	0.000	0.000	0.000	0.000	0.000

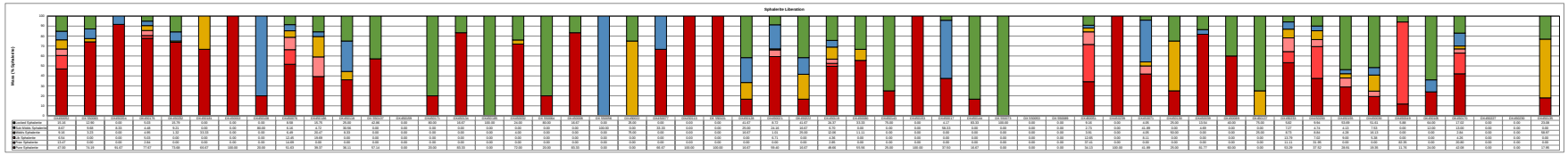

Normalized Mass of Sphalerite Across Samples

Mineral Name	DIA000102	DX 500303	DIA003374	DIA000179	DIA000233	DIA003181	DIA000072	DIA000458	DIA000379	DIA003288	DIA000418	DX 500327	DIA000288	DIA000371	DIA000141	DIA000186	DIA000332	DX 500094	DIA000059	DX 500306	DIA000322	DIA000077	DIA000112	DX 500101	DIA000128	DIA000021	DIA000022	DIA000109	DIA000080	DIA000043	DIA000160	DIA000057	DIA000145	DX 500072	DX 500035	DX 500308	DIA000091	DIA000239	DIA000075	DIA000130	DIA000209	DIA000099	DIA000137	DIA000203	DIA000295	DIA000316	DIA000300	DIA000308	DIA000295	DIA000179	DIA000207	DIA000238	DIA000156
Pure Sphalerite	36.57	100.00	100.00	100.00	100.00	0.00	0.00	0.00	0.00	100.00	100.00	100.00	0.00	0.00	0.00	0.00	0.00	0.00	0.00	0.00	0.00	0.00	0.00	0.00	0.00	100.00	0.00	0.00	0.00	0.00	0.00	0.00	0.00	0.00	0.00	0.00	0.00	0.00	0.00	0.00	0.00	0.00	0.00	0.00	0.00	0.00	0.00	0.00	0.00	0.00	0.00	0.00
Pure Sphalerite	36.21	0.00	0.00	0.00	0.00	0.00	0.00	0.00	0.00	0.00	0.00	0.00	0.00	0.00	0.00	0.00	0.00	0.00	0.00	0.00	0.00	0.00	0.00	0.00	0.00	0.00	0.00	0.00	0.00	0.00	0.00	0.00	0.00	0.00	0.00	0.00	0.00	0.00	0.00	0.00	0.00	0.00	0.00	0.00	0.00	0.00	0.00	0.00	0.00	0.00	0.00	0.00
Lib Sphalerite	8.92	0.00	0.00	0.00	0.00	0.00	0.00	0.00	0.00	0.00	0.00	0.00	0.00	0.00	0.00	0.00	0.00	0.00	0.00	0.00	0.00	0.00	0.00	0.00	0.00	0.00	0.00	0.00	0.00	0.00	0.00	0.00	0.00	0.00	0.00	0.00	0.00	0.00	0.00	0.00	0.00	0.00	0.00	0.00	0.00	0.00	0.00	0.00	0.00	0.00	0.00	0.00
Middle Sphalerite	9.16	3.23	0.00	4.95	1.32	33.33	0.00	0.00	6.49	20.47	8.33	0.00	0.00	0.00	0.00	4.00	0.00	0.00	0.00	0.00	100.00	0.00	33.33	0.00	0.00	25.00	25.16	16.67	8.70	0.00	0.00	58.33	0.00	0.00	0.00	0.00	3.91	0.00	4.05	90.00	0.00	0.00	29.00	8.73	8.64	4.29	16.13	7.92	0.00	12.00	13.93	0.00	0.00	59.97
Sub Middle Sphalerite	8.87	9.68	8.33	4.95	9.21	0.00	0.00	80.00	6.16	4.72	20.47	8.33	0.00	0.00	0.00	4.00	0.00	0.00	0.00	0.00	100.00	0.00	33.33	0.00	0.00	25.00	25.16	16.67	8.70	0.00	0.00	58.33	0.00	0.00	0.00	0.00	2.73	0.00	4.05	90.00	0.00	0.00	29.00	8.73	8.64	4.29	16.13	7.92	0.00	12.00	13.93	0.00	0.00	59.97
Locked Sphalerite	15.16	12.90	0.00	6.03	35.79	0.00	0.00	0.00	8.66	35.79	25.00	22.84	0.00	0.00	0.00	0.00	0.00	0.00	0.00	0.00	0.00	0.00	0.00	0.00	0.00	0.00	0.00	0.00	0.00	0.00	0.00	0.00	0.00	0.00	0.00	0.00	0.00	0.00	0.00	0.00	0.00	0.00	0.00	0.00	0.00	0.00	0.00	0.00	0.00	0.00	0.00	0.00
Total	100.00	100.00	100.00	100.00	100.00	33.33	0.00	80.00	14.66	160.00	153.81	131.18	0.00	0.00	0.00	8.00	0.00	0.00	0.00	0.00	200.00	0.00	66.67	0.00	0.00	150.00	150.32	133.33	17.39	0.00	0.00	116.67	0.00	0.00	0.00	0.00	6.64	0.00	8.10	180.00	0.00	0.00	58.00	17.46	17.28	8.58	32.26	15.84	0.00	24.00	27.86	0.00	0.00	119.94

Crest Bear Resources

Sample 1.tif

5/28/2015 at 4:47:51

High Definition Mineralogical Analysis using QEMSCAN (Quantitative Evaluation of Minerals by Scanning Electron Microscopy)

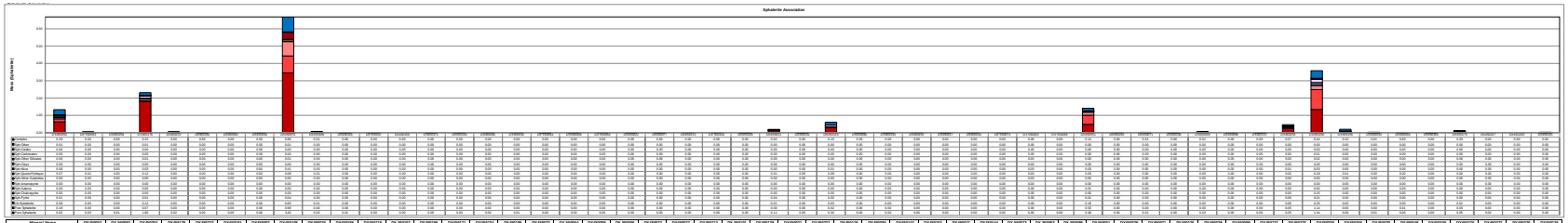

| Mineral / Name | 4SE-000001 | 4SE-000002 | 4SE-000003 | 4SE-000004 | 4SE-000005 | 4SE-000006 | 4SE-000007 | 4SE-000008 | 4SE-000009 | 4SE-000010 | 4SE-000011 | 4SE-000012 | 4SE-000013 | 4SE-000014 | 4SE-000015 | 4SE-000016 | 4SE-000017 | 4SE-000018 | 4SE-000019 | 4SE-000020 | 4SE-000021 | 4SE-000022 | 4SE-000023 | 4SE-000024 | 4SE-000025 | 4SE-000026 | 4SE-000027 | 4SE-000028 | 4SE-000029 | 4SE-000030 | 4SE-000031 | 4SE-000032 | 4SE-000033 | 4SE-000034 | 4SE-000035 | 4SE-000036 | 4SE-000037 | 4SE-000038 | 4SE-000039 | 4SE-000040 | 4SE-000041 | 4SE-000042 | 4SE-000043 | 4SE-000044 | 4SE-000045 | 4SE-000046 | 4SE-000047 | 4SE-000048 | 4SE-000049 | 4SE-000050 | 4SE-000051 | 4SE-000052 | 4SE-000053 | 4SE-000054 | 4SE-000055 | 4SE-000056 | 4SE-000057 | 4SE-000058 | 4SE-000059 | 4SE-000060 | 4SE-000061 | 4SE-000062 | 4SE-000063 | 4SE-000064 | 4SE-000065 | 4SE-000066 | 4SE-000067 | 4SE-000068 | 4SE-000069 | 4SE-000070 | 4SE-000071 | 4SE-000072 | 4SE-000073 | 4SE-000074 | 4SE-000075 | 4SE-000076 | 4SE-000077 | 4SE-000078 | 4SE-000079 | 4SE-000080 | 4SE-000081 | 4SE-000082 | 4SE-000083 | 4SE-000084 | 4SE-000085 | 4SE-000086 | 4SE-000087 | 4SE-000088 | 4SE-000089 | 4SE-000090 | 4SE-000091 | 4SE-000092 | 4SE-000093 | 4SE-000094 | 4SE-000095 | 4SE-000096 | 4SE-000097 | 4SE-000098 | 4SE-000099 | 4SE-000100 | 4SE-000101 | 4SE-000102 | 4SE-000103 | 4SE-000104 | 4SE-000105 | 4SE-000106 | 4SE-000107 | 4SE-000108 | 4SE-000109 | 4SE-000110 | 4SE-000111 | 4SE-000112 | 4SE-000113 | 4SE-000114 | 4SE-000115 | 4SE-000116 | 4SE-000117 | 4SE-000118 | 4SE-000119 | 4SE-000120 | 4SE-000121 | 4SE-000122 | 4SE-000123 | 4SE-000124 | 4SE-000125 | 4SE-000126 | 4SE-000127 | 4SE-000128 | 4SE-000129 | 4SE-000130 | 4SE-000131 | 4SE-000132 | 4SE-000133 | 4SE-000134 | 4SE-000135 | 4SE-000136 | 4SE-000137 | 4SE-000138 | 4SE-000139 | 4SE-000140 | 4SE-000141 | 4SE-000142 | 4SE-000143 | 4SE-000144 | 4SE-000145 | 4SE-000146 | 4SE-000147 | 4SE-000148 | 4SE-000149 | 4SE-000150 | 4SE-000151 | 4SE-000152 | 4SE-000153 | 4SE-000154 | 4SE-000155 | 4SE-000156 | 4SE-000157 | 4SE-000158 | 4SE-000159 | 4SE-000160 | 4SE-000161 | 4SE-000162 | 4SE-000163 | 4SE-000164 | 4SE-000165 | 4SE-000166 | 4SE-000167 | 4SE-000168 | 4SE-000169 | 4SE-000170 | 4SE-000171 | 4SE-000172 | 4SE-000173 | 4SE-000174 | 4SE-000175 | 4SE-000176 | 4SE-000177 | 4SE-000178 | 4SE-000179 | 4SE-000180 | 4SE-000181 | 4SE-000182 | 4SE-000183 | 4SE-000184 | 4SE-000185 | 4SE-000186 | 4SE-000187 | 4SE-000188 | 4SE-000189 | 4SE-000190 | 4SE-000191 | 4SE-000192 | 4SE-000193 | 4SE-000194 | 4SE-000195 | 4SE-000196 | 4SE-000197 | 4SE-000198 | 4SE-000199 | 4SE-000200 | 4SE-000201 | 4SE-000202 | 4SE-000203 | 4SE-000204 | 4SE-000205 | 4SE-000206 | 4SE-000207 | 4SE-000208 | 4SE-000209 | 4SE-000210 | 4SE-000211 | 4SE-000212 | 4SE-000213 | 4SE-000214 | 4SE-000215 | 4SE-000216 | 4SE-000217 | 4SE-000218 | 4SE-000219 | 4SE-000220 | 4SE-000221 | 4SE-000222 | 4SE-000223 | 4SE-000224 | 4SE-000225 | 4SE-000226 | 4SE-000227 | 4SE-000228 | 4SE-000229 | 4SE-000230 | 4SE-000231 | 4SE-000232 | 4SE-000233 | 4SE-000234 | 4SE-000235 | 4SE-000236 | 4SE-000237 | 4SE-000238 | 4SE-000239 | 4SE-000240 | 4SE-000241 | 4SE-000242 | 4SE-000243 | 4SE-000244 | 4SE-000245 | 4SE-000246 | 4SE-000247 | 4SE-000248 | 4SE-000249 | 4SE-000250 | 4SE-000251 | 4SE-000252 | 4SE-000253 | 4SE-000254 | 4SE-000255 | 4SE-000256 | 4SE-000257 | 4SE-000258 | 4SE-000259 | 4SE-000260 | 4SE-000261 | 4SE-000262 | 4SE-000263 | 4SE-000264 | 4SE-000265 | 4SE-000266 | 4SE-000267 | 4SE-000268 | 4SE-000269 | 4SE-000270 | 4SE-000271 | 4SE-000272 | 4SE-000273 | 4SE-000274 | 4SE-000275 | 4SE-000276 | 4SE-000277 | 4SE-000278 | 4SE-000279 | 4SE-000280 | 4SE-000281 | 4SE-000282 | 4SE-000283 | 4SE-000284 | 4SE-000285 | 4SE-000286 | 4SE-000287 | 4SE-000288 | 4SE-000289 | 4SE-000290 | 4SE-000291 | 4SE-000292 | 4SE-000293 | 4SE-000294 | 4SE-000295 | 4SE-000296 | 4SE-000297 | 4SE-000298 | 4SE-000299 | 4SE-000300 | 4SE-000301 | 4SE-000302 | 4SE-000303 | 4SE-000304 | 4SE-000305 | 4SE-000306 | 4SE-000307 | 4SE-000308 | 4SE-000309 | 4SE-000310 | 4SE-000311 | 4SE-000312 | 4SE-000313 | 4SE-000314 | 4SE-000315 | 4SE-000316 | 4SE-000317 | 4SE-000318 | 4SE-000319 | 4SE-000320 | 4SE-000321 | 4SE-000322 | 4SE-000323 | 4SE-000324 | 4SE-000325 | 4SE-000326 | 4SE-000327 | 4SE-000328 | 4SE-000329 | 4SE-000330 | 4SE-000331 | 4SE-000332 | 4SE-000333 | 4SE-000334 | 4SE-000335 | 4SE-000336 | 4SE-000337 | 4SE-000338 | 4SE-000339 | 4SE-000340 | 4SE-000341 | 4SE-000342 | 4SE-000343 | 4SE-000344 | 4SE-000345 | 4SE-000346 | 4SE-000347 | 4SE-000348 | 4SE-000349 | 4SE-000350 | 4SE-000351 | 4SE-000352 | 4SE-000353 | 4SE-000354 | 4SE-000355 | 4SE-000356 | 4SE-000357 | 4SE-000358 | 4SE-000359 | 4SE-000360 | 4SE-000361 | 4SE-000362 | 4SE-000363 | 4SE-000364 | 4SE-000365 | 4SE-000366 | 4SE-000367 | 4SE-000368 | 4SE-000369 | 4SE-000370 | 4SE-000371 | 4SE-000372 | 4SE-000373 | 4SE-000374 | 4SE-000375 | 4SE-000376 | 4SE-000377 | 4SE-000378 | 4SE-000379 | 4SE-000380 | 4SE-000381 | 4SE-000382 | 4SE-000383 | 4SE-000384 | 4SE-000385 | 4SE-000386 | 4SE-000387 | 4SE-000388 | 4SE-000389 | 4SE-000390 | 4SE-000391 | 4SE-000392 | 4SE-000393 | 4SE-000394 | 4SE-000395 | 4SE-000396 | 4SE-000397 | 4SE-000398 | 4SE-000399 | 4SE-000400 | 4SE-000401 | 4SE-000402 | 4SE-000403 | 4SE-000404 | 4SE-000405 | 4SE-000406 | 4SE-000407 | 4SE-000408 | 4SE-000409 | 4SE-000410 | 4SE-000411 | 4SE-000412 | 4SE-000413 | 4SE-000414 | 4SE-000415 | 4SE-000416 | 4SE-000417 | 4SE-000418 | 4SE-000419 | 4SE-000420 | 4SE-000421 | 4SE-000422 | 4SE-000423 | 4SE-000424 | 4SE-000425 | 4SE-000426 | 4SE-000427 | 4SE-000428 | 4SE-000429 | 4SE-000430 | 4SE-000431 | 4SE-000432 | 4SE-000433 | 4SE-000434 | 4SE-000435 | 4SE-000436 | 4SE-000437 | 4SE-000438 | 4SE-000439 | 4SE-000440 | 4SE-000441 | 4SE-000442 | 4SE-000443 | 4SE-000444 | 4SE-000445 | 4SE-000446 | 4SE-000447 | 4SE-000448 | 4SE-000449 | 4SE-000450 | 4SE-000451 | 4SE-000452 | 4SE-000453 | 4SE-000454 | 4SE-000455 | 4SE-000456 | 4SE-000457 | 4SE-000458 | 4SE-000459 | 4SE-000460 | 4SE-000461 | 4SE-000462 | 4SE-000463 | 4SE-000464 | 4SE-000465 | 4SE-000466 | 4SE-000467 | 4SE-000468 | 4SE-000469 | 4SE-000470 | 4SE-000471 | 4SE-000472 | 4SE-000473 | 4SE-000474 | 4SE-000475 | 4SE-000476 | 4SE-000477 | 4SE-000478 | 4SE-000479 | 4SE-000480 | 4SE-000481 | 4SE-000482 | 4SE-000483 | 4SE-000484 | 4SE-000485 | 4SE-000486 | 4SE-000487 | 4SE-000488 | 4SE-000489 | 4SE-000490 | 4SE-000491 | 4SE-000492 | 4SE-000493 | 4SE-000494 | 4SE-000495 | 4SE-000496 | 4SE-000497 | 4SE-000498 | 4SE-000499 | 4SE-000500 | 4SE-000501 | 4SE-000502 | 4SE-000503 | 4SE-000504 | 4SE-000505 | 4SE-000506 | 4SE-000507 | 4SE-000508 | 4SE-000509 | 4SE-000510 | 4SE-000511 | 4SE-000512 | 4SE-000513 | 4SE-000514 | 4SE-000515 | 4SE-000516 | 4SE-000517 | 4SE-000518 | 4SE-000519 | 4SE-000520 | 4SE-000521 | 4SE-000522 | 4SE-000523 | 4SE-000524 | 4SE-000525 | 4SE-000526 | 4SE-000527 | 4SE-000528 | 4SE-000529 | 4SE-000530 | 4SE-000531 | 4SE-000532 | 4SE-000533 | 4SE-000534 | 4SE-000535 | 4SE-000536 | 4SE-000537 | 4SE-000538 | 4SE-000539 | 4SE-000540 | 4SE-000541 | 4SE-000542 | 4SE-000543 | 4SE-000544 | 4SE-000545 | 4SE-000546 | 4SE-000547 | 4SE-000548 | 4SE-000549 | 4SE-000550 | 4SE-000551 | 4SE-000552 | 4SE-000553 | 4SE-000554 | 4SE-000555 | 4SE-000556 | 4SE-000557 | 4SE-000558 | 4SE-000559 | 4SE-000560 | 4SE-000561 | 4SE-000562 | 4SE-000563 | 4SE-000564 | 4SE-000565 | 4SE-000566 | 4SE-000567 | 4SE-000568 | 4SE-000569 | 4SE-000570 | 4SE-000571 | 4SE-000572 | 4SE-000573 | 4SE-000574 | 4SE-000575 | 4SE-000576 |
|---|---|---

Great Bear Resources
19032-02
MI5020-AUG23

High Definition Mineralogical Analysis using QEMSCAN (Quantitative Evaluation of Materials by Scanning Electron Microscopy)

Sphalerite Association

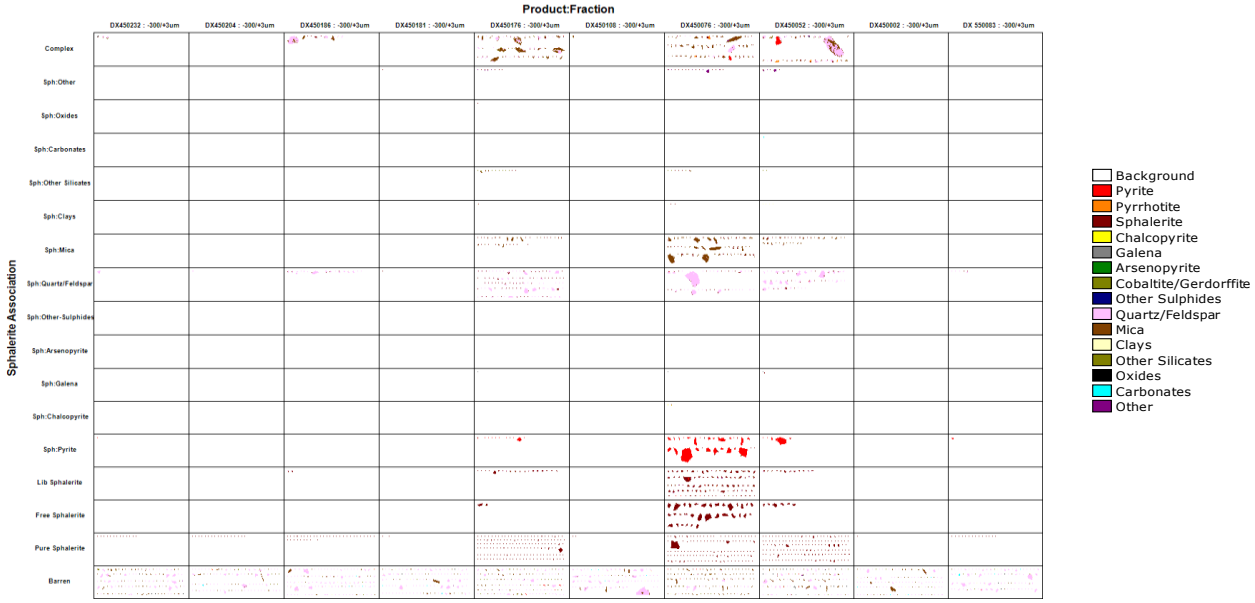

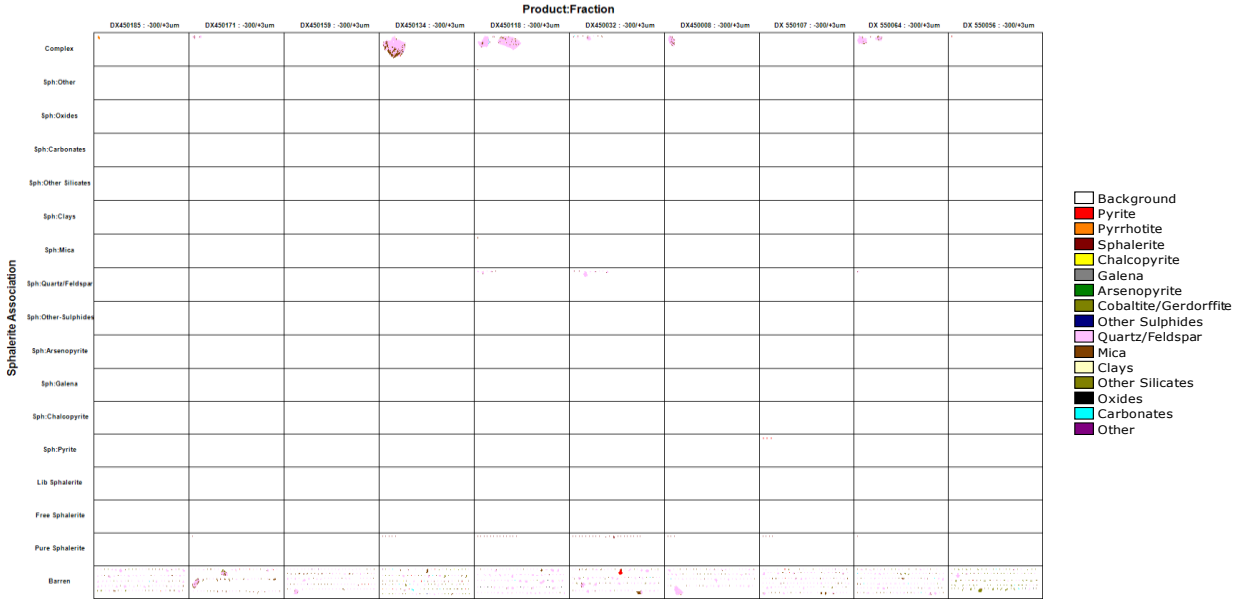

Great Bear Resources
19032-02
MI5020-AUG23

High Definition Mineralogical Analysis using QEMSCAN (Quantitative Evaluation of Materials by Scanning Electron Microscopy)

Sphalerite Association

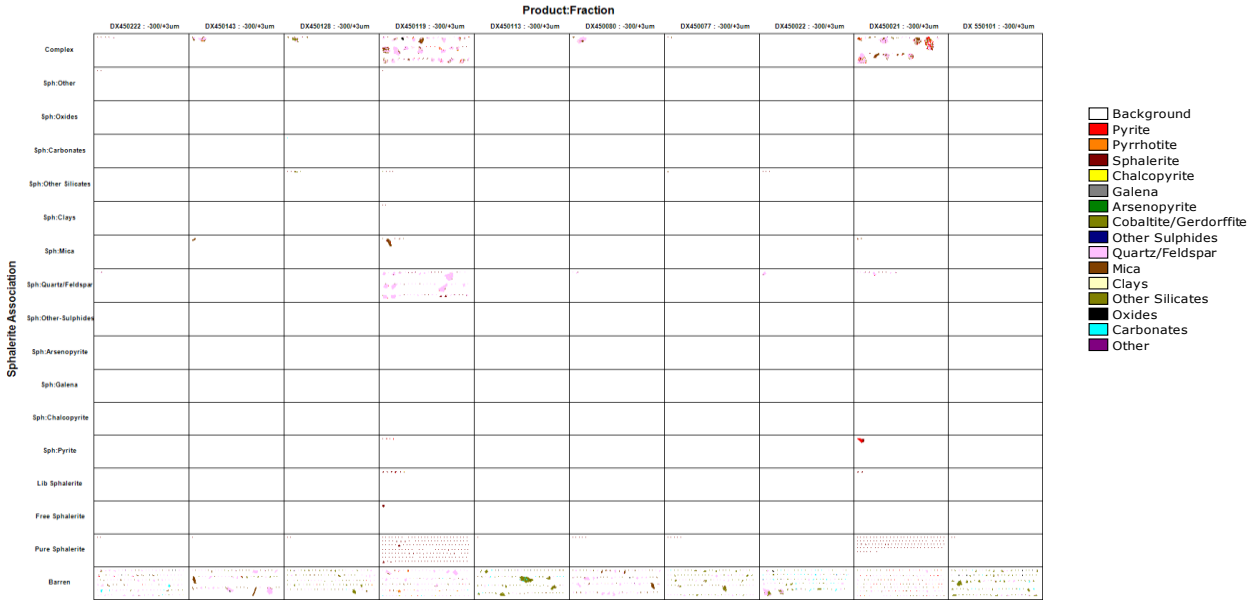

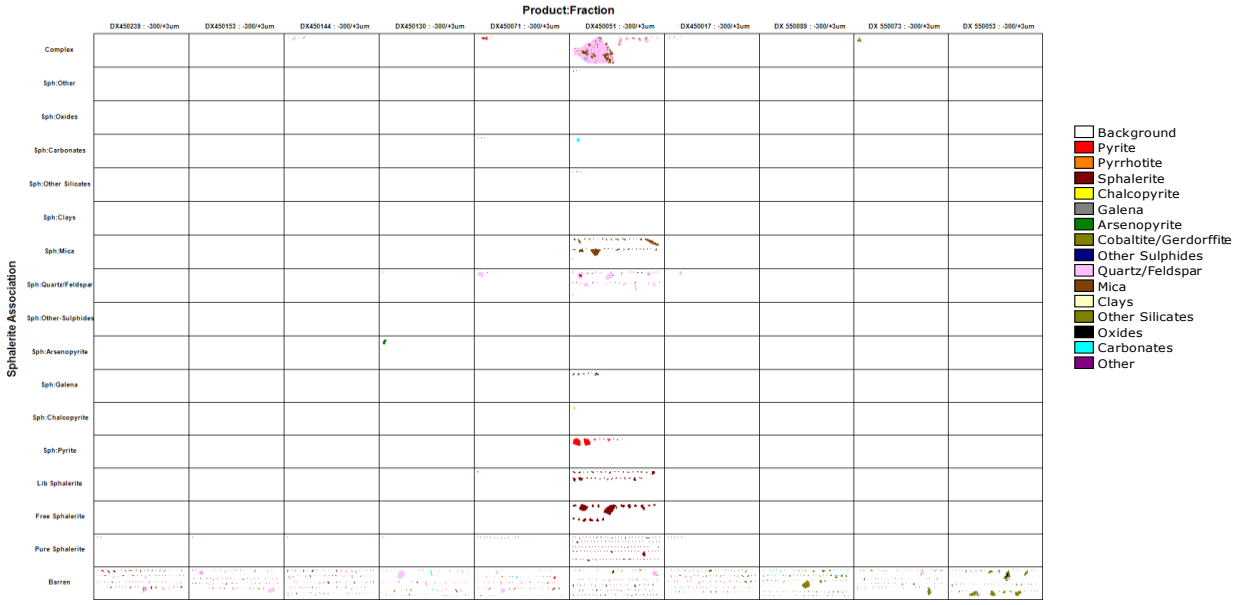

Great Bear Resources
19032-02
MI5020-AUG23

High Definition Mineralogical Analysis using QEMSCAN (Quantitative Evaluation of Materials by Scanning Electron Microscopy)

Sphalerite Association

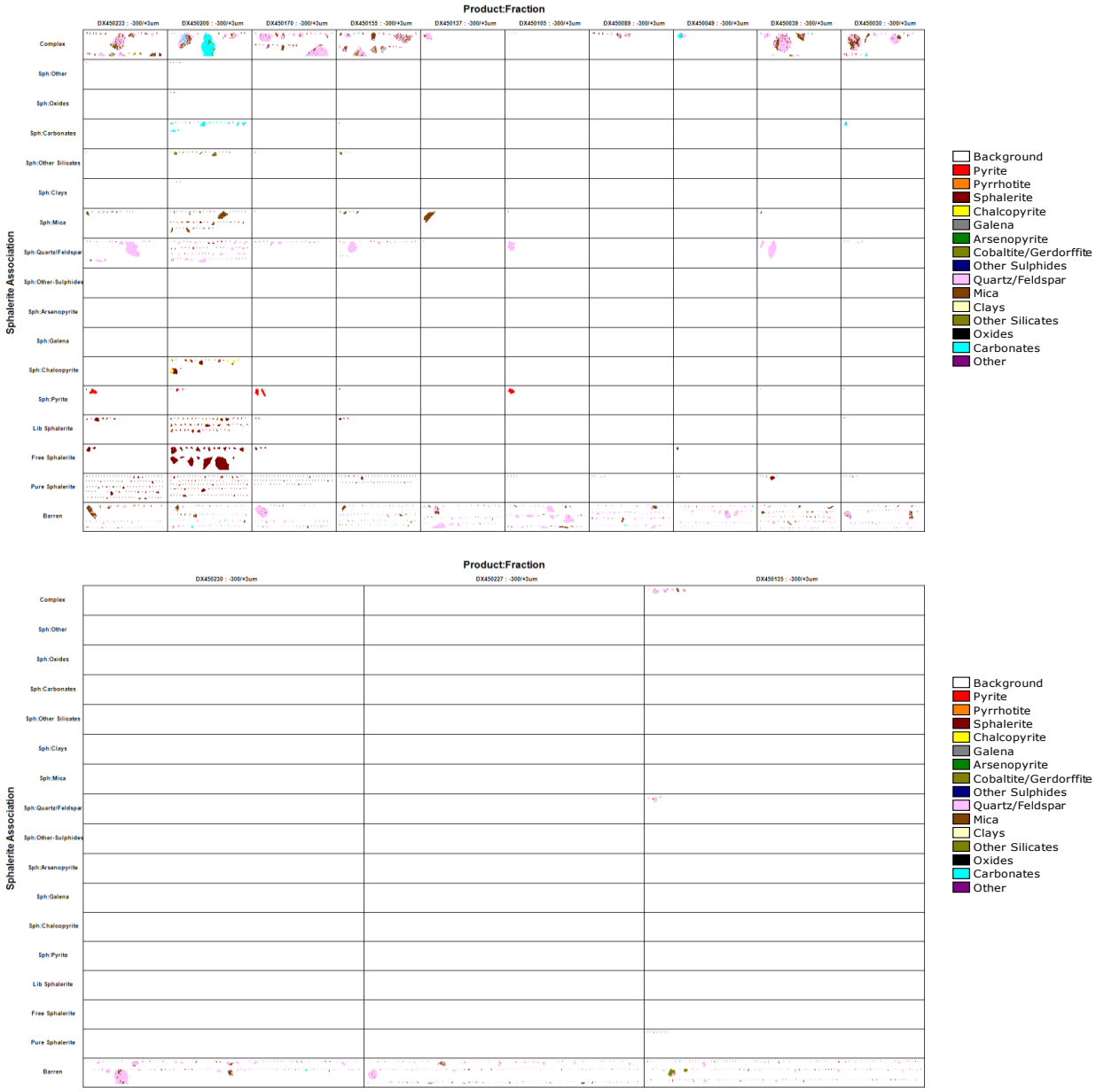

Great Bear Resources
19032-02
MB220-AUG23

High Definition Mineralogical Analysis using QEMSCAN (Quantitative Evaluation of Materials by Scanning Electron Microscopy)

Galena Liberation

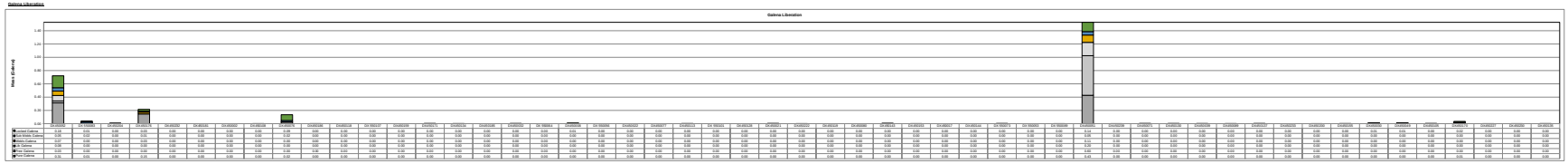

Absolute Mass of Galena Across Samples

Mineral Name	DIA000002	DIA 000060	DIA000204	DIA000179	DIA000210	DIA000160	DIA000052	DIA000078	DIA000076	DIA000188	DIA000218	DIA 000127	DIA000169	DIA000271	DIA000234	DIA000186	DIA000052	DIA 000094	DIA000098	DIA 000026	DIA000102	DIA000077	DIA000013	DIA 000105	DIA 000128	DIA000021	DIA000022	DIA000012	DIA000119	DIA000080	DIA000161	DIA000163	DIA000057	DIA000144	DIA 000074	DIA 000003	DIA 000088	DIA000153	DIA000157	DIA000033	DIA000293	DIA000194	DIA000039	DIA000068	DIA000075	DIA000139	DIA000039	DIA000088	DIA000137	DIA000233	DIA000293	DIA000194	DIA000039	DIA000068	DIA000295	DIA000179	DIA000127	DIA000208	DIA000139
Pure Galena	0.01	0.01	0.00	0.15	0.00	0.00	0.00	0.00	0.02	0.00	0.00	0.00	0.00	0.00	0.00	0.00	0.00	0.00	0.00	0.00	0.00	0.00	0.00	0.00	0.00	0.00	0.00	0.00	0.00	0.00	0.00	0.00	0.00	0.00	0.00	0.00	0.00	0.00	0.00	0.00	0.00	0.00	0.00	0.00	0.00	0.00	0.00	0.00	0.00	0.00	0.00	0.00	0.00	0.00	0.00	0.00	0.00
Free Galena	0.03	0.00	0.00	0.12	0.00	0.00	0.00	0.00	0.00	0.00	0.00	0.00	0.00	0.00	0.00	0.00	0.00	0.00	0.00	0.00	0.00	0.00	0.00	0.00	0.00	0.00	0.00	0.00	0.00	0.00	0.00	0.00	0.00	0.00	0.00	0.00	0.00	0.00	0.00	0.00	0.00	0.00	0.00	0.00	0.00	0.00	0.00	0.00	0.00	0.00	0.00	0.00	0.00	0.00	0.00	0.00	0.00
Lib Galena	0.08	0.00	0.00	0.00	0.00	0.00	0.00	0.00	0.00	0.00	0.00	0.00	0.00	0.00	0.00	0.00	0.00	0.00	0.00	0.00	0.00	0.00	0.00	0.00	0.00	0.00	0.00	0.00	0.00	0.00	0.00	0.00	0.00	0.00	0.00	0.00	0.00	0.00	0.00	0.00	0.00	0.00	0.00	0.00	0.00	0.00	0.00	0.00	0.00	0.00	0.00	0.00	0.00	0.00	0.00	0.00	0.00
Middle Galena	0.07	0.00	0.00	0.03	0.00	0.00	0.00	0.00	0.00	0.00	0.00	0.00	0.00	0.00	0.00	0.00	0.00	0.00	0.00	0.00	0.00	0.00	0.00	0.00	0.00	0.00	0.00	0.00	0.00	0.00	0.00	0.00	0.00	0.00	0.00	0.00	0.00	0.00	0.00	0.00	0.00	0.00	0.00	0.00	0.00	0.00	0.00	0.00	0.00	0.00	0.00	0.00	0.00	0.00	0.00	0.00	0.00
Sub Middle Galena	0.09	0.01	0.00	0.01	0.00	0.00	0.00	0.00	0.03	0.00	0.00	0.00	0.00	0.00	0.00	0.00	0.00	0.00	0.00	0.00	0.00	0.00	0.00	0.00	0.00	0.00	0.00	0.00	0.00	0.00	0.00	0.00	0.00	0.00	0.00	0.00	0.00	0.00	0.00	0.00	0.00	0.00	0.00	0.00	0.00	0.00	0.00	0.00	0.00	0.00	0.00	0.00	0.00	0.00	0.00	0.00	0.00
Locked Galena	0.17	0.00	0.01	0.22	0.00	0.00	0.00	0.00	0.13	0.00	0.00	0.00	0.00	0.00	0.00	0.00	0.00	0.00	0.00	0.01	0.00	0.00	0.00	0.00	0.00	0.00	0.00	0.00	0.00	0.00	0.00	0.00	0.00	0.00	0.00	0.00	0.00	0.00	0.00	0.00	0.00	0.00	0.00	0.00	0.00	0.00	0.00	0.00	0.00	0.00	0.00	0.00	0.00	0.00	0.00	0.00	0.00



Normalized Mass of Galena Across Samples

Mineral Name	DIA000002	DIA 000060	DIA000204	DIA000179	DIA000210	DIA000160	DIA000052	DIA000078	DIA000076	DIA000188	DIA000218	DIA 000127	DIA000169	DIA000271	DIA000234	DIA000186	DIA000052	DIA 000094	DIA000098	DIA 000026	DIA000102	DIA000077	DIA000013	DIA 000105	DIA 000128	DIA000021	DIA000022	DIA000012	DIA000119	DIA000080	DIA000161	DIA000163	DIA000057	DIA000144	DIA 000074	DIA 000003	DIA 000088	DIA000153	DIA000157	DIA000033	DIA000293	DIA000194	DIA000039	DIA000068	DIA000075	DIA000139	DIA000039	DIA000088	DIA000137	DIA000233	DIA000293	DIA000194	DIA000039	DIA000068	DIA000295	DIA000179	DIA000127	DIA000208	DIA000139
Pure Galena	4.64	33.79	80.00	67.81	0.00	0.00	0.00	0.00	17.84	0.00	0.00	0.00	0.00	0.00	0.00	0.00	50.00	0.00	0.00	0.00	0.00	0.00	0.00	0.00	0.00	0.00	0.00	0.00	0.00	0.00	0.00	0.00	0.00	0.00	0.00	0.00	0.00	0.00	0.00	0.00	0.00	0.00	0.00	0.00	0.00	0.00	0.00	0.00	0.00	0.00	0.00	0.00	0.00	0.00	0.00	0.00	0.00
Free Galena	13.92	0.00	0.00	55.79	0.00	0.00	0.00	0.00	0.00	0.00	0.00	0.00	0.00	0.00	0.00	0.00	0.00	0.00	0.00	0.00	0.00	0.00	0.00	0.00	0.00	0.00	0.00	0.00	0.00	0.00	0.00	0.00	0.00	0.00	0.00	0.00	0.00	0.00	0.00	0.00	0.00	0.00	0.00	0.00	0.00	0.00	0.00	0.00	0.00	0.00	0.00	0.00	0.00	0.00	0.00	0.00	0.00
Lib Galena	11.39	0.00	0.00	0.00	0.00	0.00	0.00	0.00	0.00	0.00	0.00	0.00	0.00	0.00	0.00	0.00	0.00	0.00	0.00	0.00	0.00	0.00	0.00	0.00	0.00	0.00	0.00	0.00	0.00	0.00	0.00	0.00	0.00	0.00	0.00	0.00	0.00	0.00	0.00	0.00	0.00	0.00	0.00	0.00	0.00	0.00	0.00	0.00	0.00	0.00	0.00	0.00	0.00	0.00	0.00	0.00	0.00
Middle Galena	9.17	9.36	0.00	12.83	0.00	0.00	0.00	0.00	2.21	0.00	0.00	0.00	0.00	0.00	0.00	0.00	100.00	0.00	0.00	0.00	0.00	0.00	0.00	0.00	0.00	0.00	0.00	0.00	0.00	0.00	0.00	0.00	0.00	0.00	0.00	0.00	0.00	0.00	0.00	0.00	0.00	0.00	0.00	0.00	0.00	0.00	0.00	0.00	0.00	0.00	0.00	0.00	0.00	0.00	0.00	0.00	0.00
Sub Middle Galena	9.87	57.69	0.00	5.98	0.00	0.00	0.00	0.00	56.02	0.00	0.00	0.00	0.00	0.00	0.00	0.00	0.00	0.00	0.00	0.00	0.00	0.00	0.00	0.00	0.00	0.00	0.00	0.00	0.00	0.00	0.00	0.00	0.00	0.00	0.00	0.00	0.00	0.00	0.00	0.00	0.00	0.00	0.00	0.00	0.00	0.00	0.00	0.00	0.00	0.00	0.00	0.00	0.00	0.00	0.00	0.00	0.00
Locked Galena	23.96	23.05	20.00	13.37	0.00	0.00	0.00	100.00	64.09	100.00	0.00	0.00	0.00	100.00	0.00	0.00	50.00	0.00	100.00	0.00	0.00	0.00	0.00	100.00	0.00	0.00	0.00	100.00	0.00	0.00	0.00	0.00	0.00	0.00	0.00	0.00	0.00	0.00	0.00	0.00	0.00	0.00	0.00	0.00	0.00	0.00	0.00	0.00	0.00	0.00	0.00	0.00	0.00	0.00	0.00	0.00	0.00
Total	100.00	100.00	100.00	100.00	0.00	0.00	0.00	100.00	100.00	100.00	0.00	0.00	0.00	100.00	0.00	0.00	100.00	0.00	100.00	0.00	0.00	0.00	0.00	100.00	0.00	0.00	0.00	100.00	0.00	0.00	0.00	0.00	0.00	0.00	0.00	0.00	0.00	0.00	0.00	0.00	0.00	0.00	0.00	0.00	0.00	0.00	0.00	0.00	0.00	0.00	0.00	0.00	0.00	0.00	0.00	0.00	0.00

Ocean Base Resources
Galena Unit
Sediments at APTS

High Definition Mineralogical Analysis using QEMSCAN (Quantitative Evaluation of Minerals by Scanning Electron Microscopy)

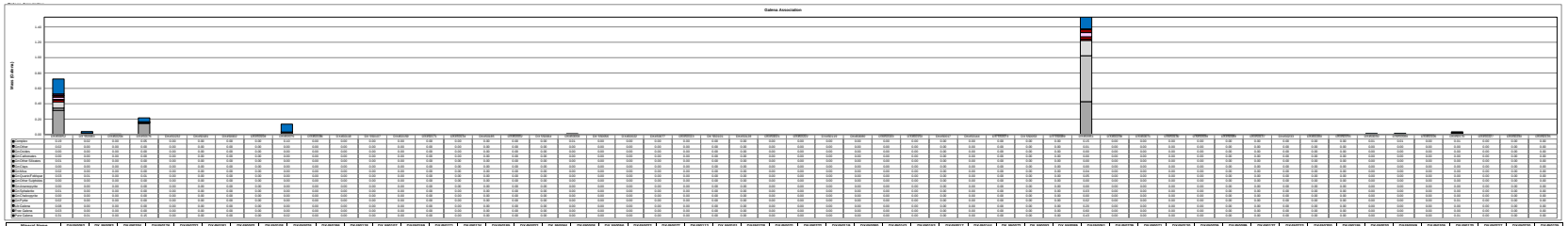

| Mineral Name | 21AUG0002 | 25C 0010873 | 25C 0010874 | 25C0010875 | 25C0010876 | 25C0010877 | 25C0010878 | 25C0010879 | 25C0010880 | 25C 0010881 | 25C 0010877 | 25C0010882 | 25C0010883 | 25C0010884 | 25C 0010885 | 25C 0010886 | 25C0010887 | 25C0010888 | 25C0010889 | 25C 0010890 | 25C0010891 | 25C0010892 | 25C0010893 | 25C0010894 | 25C0010895 | 25C0010896 | 25C0010897 | 25C0010898 | 25C0010899 | 25C0010900 | 25C0010901 | 25C0010902 | 25C0010903 | 25C0010904 | 25C0010905 | 25C0010906 | 25C0010907 | 25C0010908 | 25C0010909 | 25C0010910 |

Great Bear Resources
19032-02
MI5020-AUG23

High Definition Mineralogical Analysis using QEMSCAN (Quantitative Evaluation of Materials by Scanning Electron Microscopy)

Galena Association

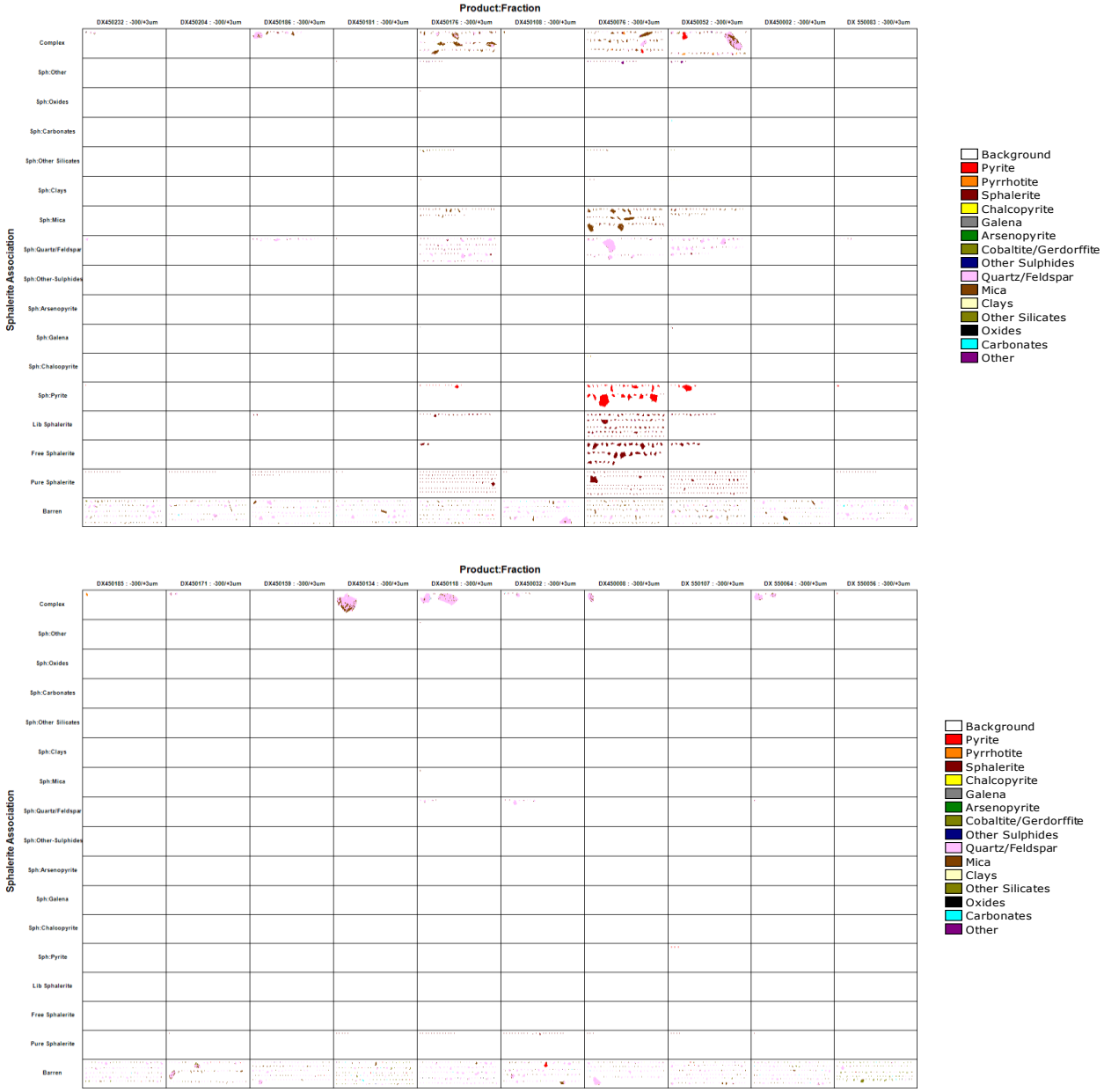

Great Bear Resources
19032-02
MI5020-AUG23

High Definition Mineralogical Analysis using QEMSCAN (Quantitative Evaluation of Materials by Scanning Electron Microscopy)

Galena Association

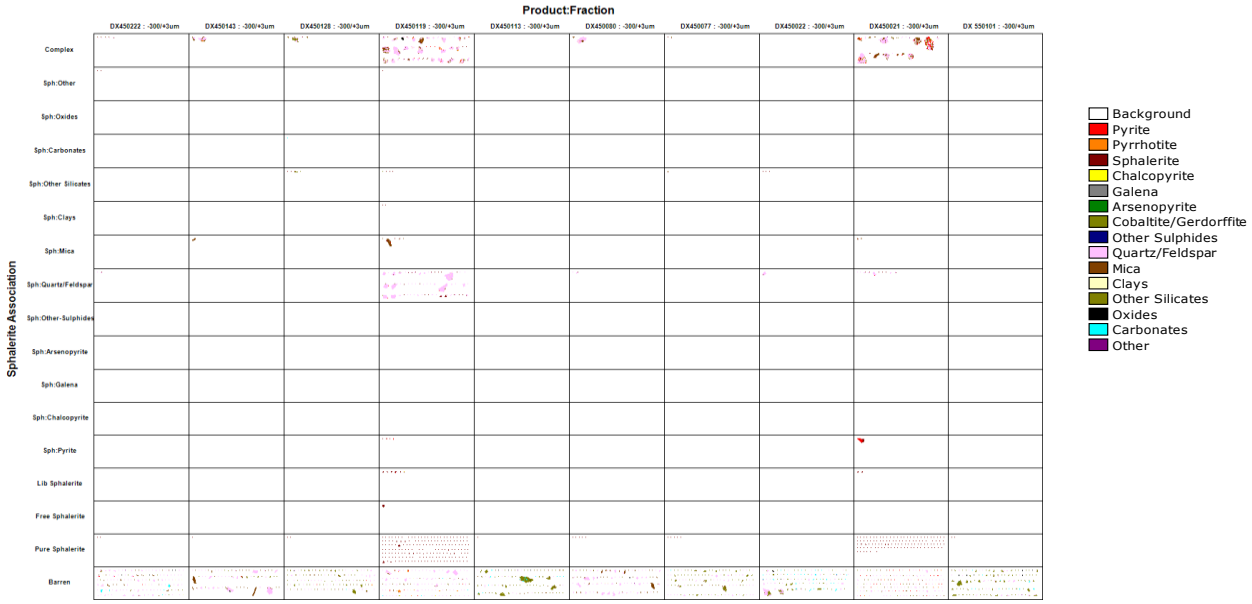

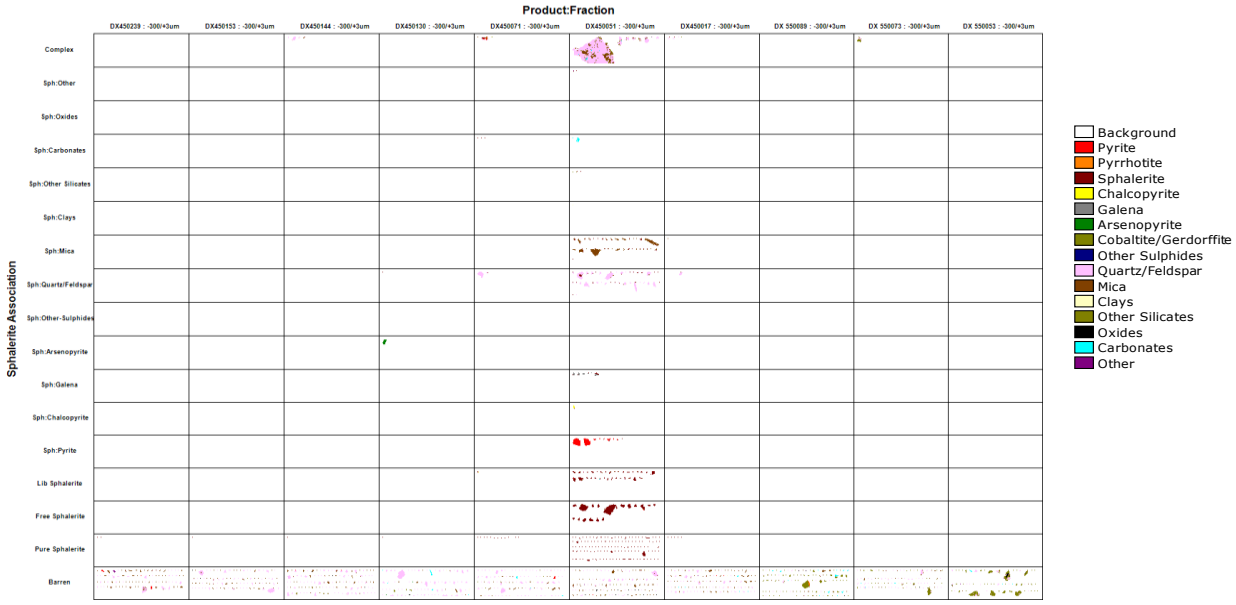

Great Bear Resources
19032-02
MI5020-AUG23

High Definition Mineralogical Analysis using QEMSCAN (Quantitative Evaluation of Materials by Scanning Electron Microscopy)

Galena Association



Great Bear Resources
19022-02
5892/20 AUG23

High Definition Mineralogical Analysis using QEMSCAN (Quantitative Evaluation of Materials by Scanning Electron Microscopy)

Silicates Liberation

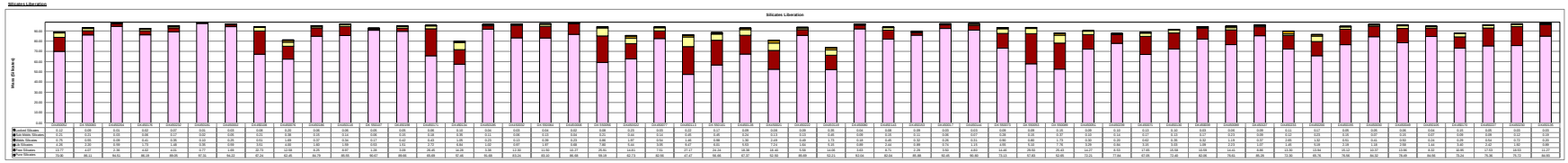

Absolute Mass of Silicates Across Samples

Mineral Name	DIA000057	DIA 540043	DIA000054	DIA540179	DIA540233	DIA000051	DIA000052	DIA540188	DIA000074	DIA000206	DIA000126	DIA 540307	DIA000109	DIA000171	DIA000136	DIA000189	DIA000053	DIA000054	DIA000099	DIA000056	DIA000055	DIA000077	DIA000113	DIA 540031	DIA000125	DIA000021	DIA000227	DIA000129	DIA000092	DIA000145	DIA000150	DIA000017	DIA000144	DIA 540073	DIA 000050	DIA 540098	DIA000051	DIA000078	DIA000127	DIA000222	DIA000059	DIA000156	DIA000035	DIA000148	DIA000145	DIA000170	DIA000227	DIA000230	DIA000215
Pure Silicates	70.651	69.11	64.91	69.13	69.01	67.21	64.22	67.911	62.65	61.79	65.55	69.62	69.66	69.89	67.56	61.69	63.21	62.32	69.68	69.32	62.73	62.06	67.47	66.64	67.37	52.93	69.93	53.21	62.04	62.51	69.93	52.45	60.83	73.13	57.63	52.45	72.21	77.59	67.05	72.40	62.06	76.62	66.38	72.00	65.79	79.50	61.12	78.48	69.56	73.21	70.38	75.72	69.52	63.92
Pure Silicates	13.77	6.07	2.39	6.63	4.61	0.77	1.89	22.73	13.58	6.21	8.97	1.29	3.03	26.65	12.29	3.30	12.30	11.90	10.37	26.41	14.81	7.51	27.17	19.21	44.39	16.43	9.56	4.06	9.63	8.71	2.28	5.62	4.90	12.69	29.62	26.42	14.27	8.59	17.45	14.58	8.99	33.98	12.45	9.49	13.30	13.56	15.12	19.37	13.56	8.30	10.96	17.53	18.53	11.27
Lib Silicates	4.26	2.20	0.59	1.73	1.48	0.35	0.59	3.51	4.02	1.60	1.58	0.53	1.51	2.72	6.84	1.22	0.97	1.97	0.68	7.80	5.44	3.05	9.47	6.01	5.53	7.24	1.64	5.13	0.89	2.44	0.99	0.70	1.35	6.56	5.30	7.76	3.28	0.84	3.15	3.03	1.09	2.23	1.07	1.45	5.19	2.15	1.18	3.58	1.44	3.48	2.42	1.92	0.88
Middle Silicates	0.76	0.55	0.09	0.41	0.35	0.10	0.25	0.51	1.49	0.37	0.16	0.17	0.42	0.43	1.05	0.21	0.13	0.38	0.23	0.95	1.87	0.54	1.49	0.98	1.30	2.05	0.49	1.73	0.18	0.45	0.32	0.26	0.31	0.95	0.85	1.70	0.30	0.20	0.42	0.35	0.32	1.19	0.37	0.65	1.32	0.51	0.41	0.93	0.24	0.26	0.34	0.72	0.35
Sub Middle Silicates	0.22	0.21	0.03	0.09	0.17	0.02	0.05	0.23	0.39	0.15	0.14	0.05	0.25	0.18	0.29	0.11	0.06	0.13	0.04	0.21	0.44	0.14	0.43	0.43	0.24	0.53	0.18	0.45	0.09	0.16	0.10	0.06	0.07	0.28	0.30	0.37	0.10	0.04	0.12	0.12	0.12	0.17	0.23	0.09	0.12	0.23	0.15	0.07	0.05	0.06	0.12	0.19
Locked Silicates	0.13	0.10	0.01	0.03	0.07	0.01	0.03	0.09	0.29	0.09	0.07	0.05	0.03	0.09	0.19	0.05	0.03	0.06	0.02	0.09	0.26	0.03	0.25	0.20	0.10	0.33	0.10	0.69	0.04	0.09	0.03	0.03	0.03	0.30	0.09	0.37	0.10	0.04	0.11	0.03	0.03	0.09	0.09	0.12	0.20	0.09	0.09	0.07	0.04	0.07	0.09	0.03	0.09
Total	89.25	78.29	67.99	87.47	76.13	68.49	76.43	94.93	82.22	76.23	76.49	71.72	74.89	99.79	87.14	67.18	77.09	76.50	81.01	101.73	85.53	73.52	106.28	93.47	123.00	79.19	81.87	64.87	72.78	73.87	75.52	64.89	70.49	93.31	93.89	89.76	100.27	91.27	88.75	90.78	81.47	111.00	92.37	93.14	85.76	95.59	78.43	104.55	84.93	84.33	84.39	95.74	89.09	87.63	87.52

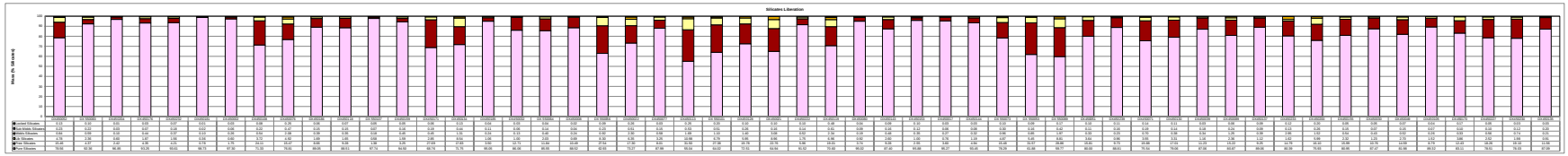

Normalized Mass of Silicates Across Samples

Mineral Name	DIA000057	DIA 540043	DIA000054	DIA540179	DIA540233	DIA000051	DIA000052	DIA540188	DIA000074	DIA000206	DIA000126	DIA 540307	DIA000109	DIA000171	DIA000136	DIA000189	DIA000053	DIA000054	DIA000099	DIA000056	DIA000055	DIA000077	DIA000113	DIA 540031	DIA000125	DIA000021	DIA000227	DIA000129	DIA000092	DIA000145	DIA000150	DIA000017	DIA000144	DIA 540073	DIA 000050	DIA 540098	DIA000051	DIA000078	DIA000127	DIA000222	DIA000059	DIA000156	DIA000035	DIA000148	DIA000145	DIA000170	DIA000227	DIA000230	DIA000215
Pure Silicates	79.16	88.27	95.39	79.04	90.51	98.13	84.11	71.53	76.21	81.07	85.71	97.09	92.99	69.99	77.49	91.81	81.99	81.46	85.99	68.16	73.27	84.41	63.49	71.29	54.96	66.54	85.43	82.05	86.04	85.02	74.00	80.90	86.30	57.58	61.36	58.40	72.04	85.10	75.79	79.80	76.98	69.01	72.41	79.42	82.73	62.79	79.43	74.99	82.26	84.99	86.52	69.13	72.46	72.46
Pure Silicates	15.43	7.74	2.94	7.57	5.99	1.13	2.47	23.93	16.21	8.15	11.73	1.80	4.04	26.70	14.09	4.82	15.97	15.56	12.81	25.96	17.31	10.21	25.57	20.55	36.08	20.76	11.68	7.79	12.99	11.38	2.96	8.66	6.96	17.26	31.53	29.44	14.24	9.39	19.65	16.07	11.04	30.62	13.79	10.63	16.24	17.06	19.37	25.39	16.24	9.86	12.66	18.53	20.78	12.86
Lib Silicates	4.78	2.86	0.92	1.97	1.94	0.39	0.80	3.73	4.92	1.89	1.95	0.58	1.69	2.85	6.54	1.38	1.05	2.02	0.88	8.32	6.35	3.29	10.98	6.79	5.95	8.56	1.75	6.56	0.82	2.60	1.06	0.76	1.59	6.97	5.49	8.41	3.82	0.96	3.90	3.51	1.14	2.39	1.12	1.62	5.99	2.33	1.23	3.72	1.52	3.90	2.62	1.96	0.91
Middle Silicates	0.92	0.58	0.13	0.42	0.37	0.10	0.29	0.54	2.08	0.39	0.20	0.18	0.45	0.45	1.21	0.24	0.15	0.40	0.24	0.92	2.20	0.58	1.69	1.10	1.48	3.09	0.52	2.34	0.19	0.48	0.35	0.27	0.32	0.96	0.89	1.97	0.35	0.20	0.79	0.38	0.34	1.25	0.39	2.95	1.52	0.54	0.43	0.92	0.26	0.33	0.96	0.74	0.35
Sub Middle Silicates	0.23	0.22	0.03	0.07	0.18	0.02	0.05	0.23	0.47	0.15	0.15	0.07	0.26	0.19	0.44	0.11	0.06	0.14	0.04	0.23	0.51	0.15	0.53	0.51	0.26	0.79	0.19	0.83	0.09	0.18	0.12	0.06	0.08	0.33	0.42	0.51	0.10	0.04	0.14	0.13	0.13	0.24	0.09	0.13	0.26	0.15	0.07	0.15	0.07	0.10	0.12	0.20	0.20
Locked Silicates	0.13	0.10	0.01	0.03	0.07	0.01	0.03	0.09	0.29	0.09	0.07	0.05	0.03	0.09	0.19	0.05	0.03	0.06	0.02	0.09	0.26	0.03	0.25	0.20	0.10	0.33	0.10	0.69	0.04	0.09	0.03	0.03	0.03	0.30	0.09	0.37	0.10	0.04	0.11	0.03	0.03	0.09	0.09	0.12	0.20	0.09	0.09	0.07	0.04	0.07	0.09	0.03	0.09
Total	101.00	100.00	100.00	100.00	100.00	100.00	100.00	100.00	100.00	100.00	100.00	100.00	100.00	100.00	100.00	100.00	100.00	100.00	100.00	100.00	100.00	100.00	100.00	100.00	100.00	100.00	100.00	100.00	100.00	100.00	100.00	100.00	100.00	100.00	100.00	100.00	100.00	100.00	100.00	100.00	100.00	100.00	100.00	100.00	100.00	100.00	100.00	100.00	100.00	100.00	100.00	100.00	100.00	100.00

Great Bear Resources
Valentine
Valentine at 4YYY

High Definition Mineralogical Analysis using QEMSCAN (Quantitative Evaluation of Minerals by Scanning Electron Microscopy)

Silicates Association

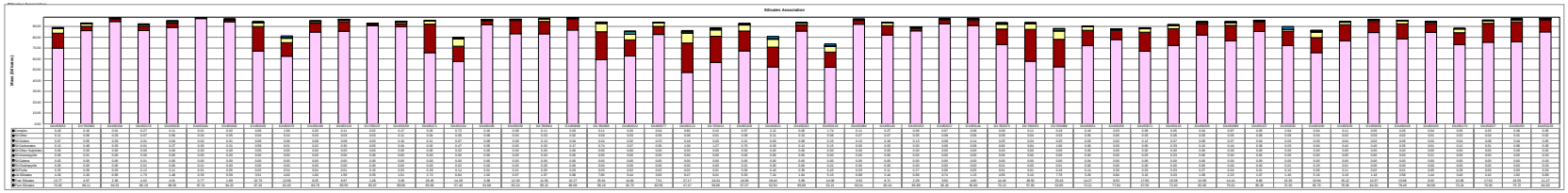

Absolute Mass of Silicates Associa Samples

| Mineral Name | DDH20002 | DH_NN0001 | DDH20004 | DDH20175 | DDH20120 | DDH20021 | DDH20002 | DDH20138 | DDH20076 | DDH20035 | DDH20125 | DH_NN1007 | DDH20138 | DDH20171 | DDH20121 | DDH20136 | DDH20007 | DDH20002 | DH_NN0004

Grand Bear Resources
Valdez Inc
SAMPLE SUITE

High Definition Mineralogical Analysis using QEMSCAN (Quantitative Evaluation of Materials by Scanning Electron Microscopy)

Carbonates Liberation

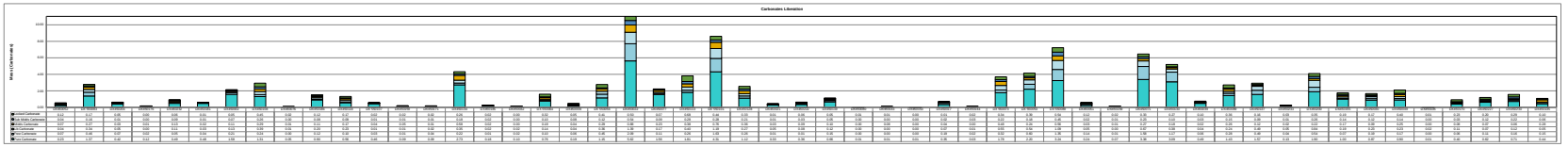

Particle Mode of Carbonates Across Samples

Material Name	DH-SS0001	DH-SS0002	DH-SS0003	DH-SS0004	DH-SS0005	DH-SS0006	DH-SS0007	DH-SS0008	DH-SS0009	DH-SS0010	DH-SS0011	DH-SS0012	DH-SS0013	DH-SS0014	DH-SS0015	DH-SS0016	DH-SS0017	DH-SS0018	DH-SS0019	DH-SS0020	DH-SS0021	DH-SS0022	DH-SS0023	DH-SS0024	DH-SS0025	DH-SS0026	DH-SS0027	DH-SS0028	DH-SS0029	DH-SS0030	DH-SS0031	DH-SS0032	DH-SS0033	DH-SS0034	DH-SS0035	DH-SS0036	DH-SS0037	DH-SS0038	DH-SS0039	DH-SS0040	DH-SS0041	DH-SS0042	DH-SS0043	DH-SS0044	DH-SS0045	DH-SS0046	DH-SS0047	DH-SS0048	DH-SS0049	DH-SS0050
Pure Carbonate	0.23	1.37	0.42	0.13	0.46	0.48	1.93	3.51	0.95	0.80	0.56	0.96	0.46	0.98	0.29	3.73	0.18	5.33	0.79	0.19	1.35	5.43	1.56	1.81	6.35	1.12	0.93	0.93	0.83	0.91	0.91	0.91	0.96	0.63	1.79	2.20	0.28	0.33	0.87	0.98	0.49	1.03	0.97	0.13	0.83	0.90	0.60	0.80	0.91	0.49	0.82	0.71	0.48
Pure Carbonate	0.37	0.46	0.67	0.62	0.45	0.50	0.41	0.55	0.55	0.12	0.55	0.10	0.65	0.61	0.61	0.43	0.22	0.55	0.43	0.55	0.45	0.49	0.13	0.55	1.65	0.26	0.61	0.61	0.13	0.60	0.60	0.60	0.55	0.60	0.42	0.60	1.36	0.14	0.61	1.99	1.12	0.42	0.59	0.13	0.67	0.60	0.47	0.60	0.61	0.11	0.35	0.14	0.11
Lds Carbonate	0.62	0.34	0.60	0.60	0.11	0.63	0.13	0.39	0.61	0.20	0.23	0.61	0.61	0.61	0.61	0.36	0.62	0.62	0.14	0.64	0.36	1.39	0.27	0.60	1.39	0.37	0.66	0.69	0.17	0.66	0.63	0.63	0.67	0.63	0.63	0.54	1.88	0.63	0.63	0.62	0.62	0.63	0.63	0.63	0.67	0.62	0.67	0.62	0.63	0.62	0.12	0.67	0.12	0.09
Lds Carbonate	0.62	0.34	0.60	0.60	0.11	0.63	0.13	0.39	0.61	0.20	0.23	0.61	0.61	0.61	0.61	0.36	0.62	0.62	0.14	0.64	0.36	1.39	0.27	0.60	1.39	0.37	0.66	0.69	0.17	0.66	0.63	0.63	0.67	0.63	0.63	0.54	1.88	0.63	0.63	0.62	0.62	0.63	0.63	0.63	0.67	0.62	0.67	0.62	0.63	0.62	0.12	0.67	0.12	0.09
Sub Metallic Carbonate	0.42	0.24	0.61	0.60	0.08	0.61	0.67	0.29	0.60	0.08	0.08	0.09	0.61	0.61	0.61	0.18	0.62	0.60	0.18	0.58	0.12	0.43	0.09	0.08	0.26	0.15	0.61	0.63	0.40	0.60	0.60	0.60	0.60	0.62	0.63	0.63	0.18	0.46	0.62	0.61	0.26	0.14	0.12	0.42	0.60	0.63	0.12	0.60

Great Bear Resources
19022-02
580220 AUG23

High Definition Mineralogical Analysis using QEMSCAN (Quantitative Evaluation of Materials by Scanning Electron Microscopy)

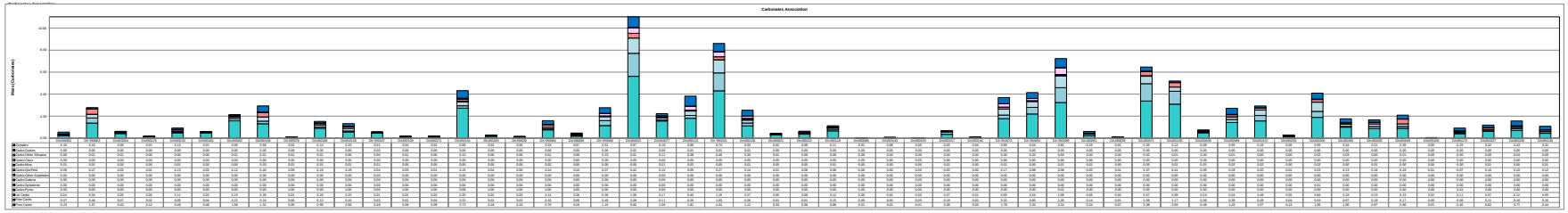

Absolute Mass of Carbonates Across Samples

| Mineral Name | DH-580052 | DH-580061 | DH-580063 | DH-580176 | DH-580192 | DH-580195 | DH-580202 | DH-580206 | DH-580208 | DH-580218 | DH-580227 | DH-580231 | DH-580233 | DH-580235 | DH-580238 | DH-580241 | DH-580244 | DH-580247 | DH-580249 | DH-580253 | DH-580255 | DH-580257 | DH-580259 | DH-580261 | DH-580263 | DH-580265 | DH-580267 | DH-580269 | DH-580271 | DH-580273 | DH-580275 | DH-580277 | DH-580279 | DH-580281 | DH-580283 | DH-580285 | DH-580287 | DH-580289 | DH-580291 |

Great Bear Resources
19032-02
MI5020-AUG23

High Definition Mineralogical Analysis using QEMSCAN (Quantitative Evaluation of Materials by Scanning Electron Microscopy)

Cumulative Retained Grain Size Distribution

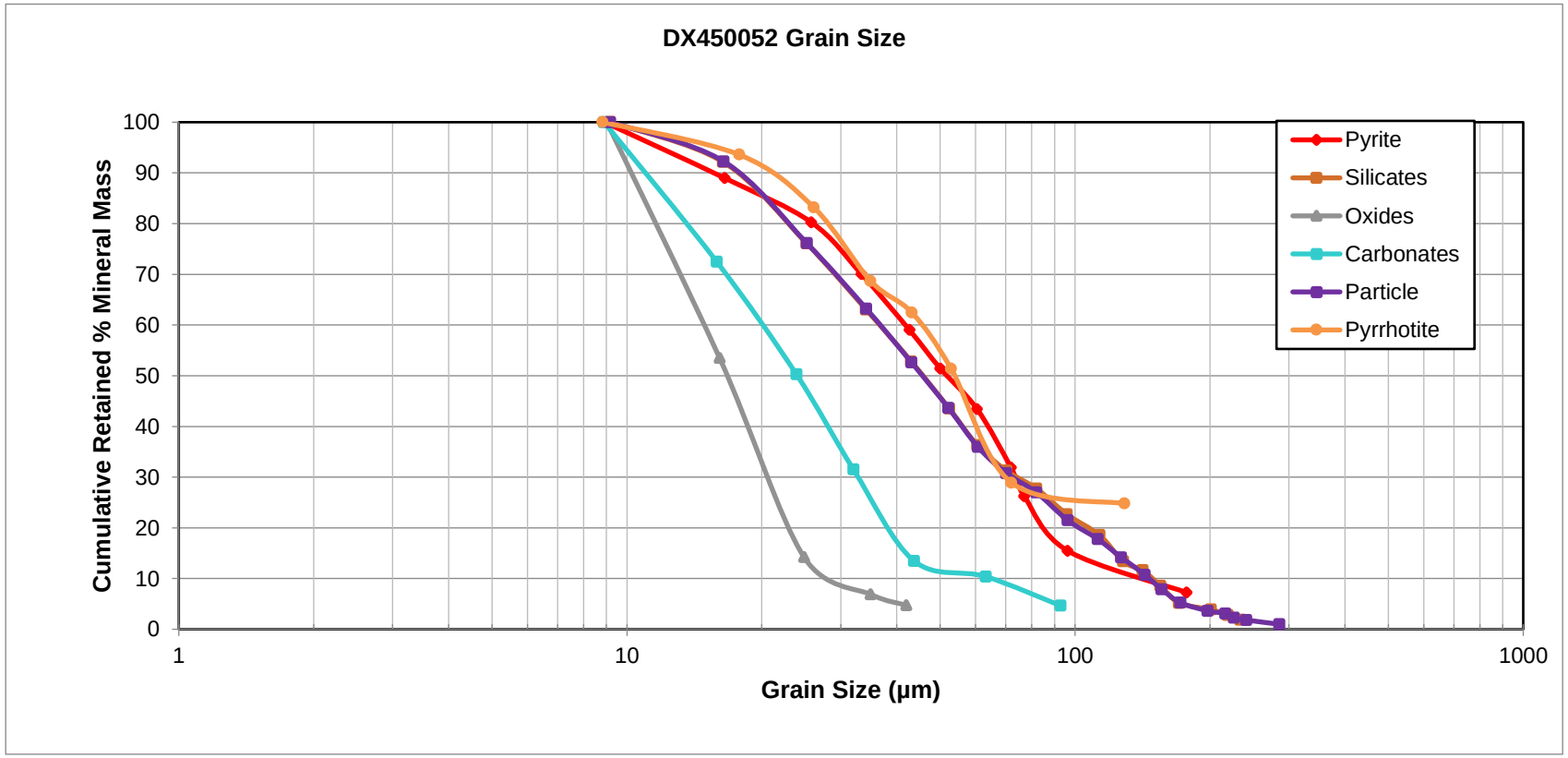

Great Bear Resources
19032-02
MI5020-AUG23

High Definition Mineralogical Analysis using QEMSCAN (Quantitative Evaluation of Materials by Scanning Electron Microscopy)

Cumulative Retained Grain Size Distribution

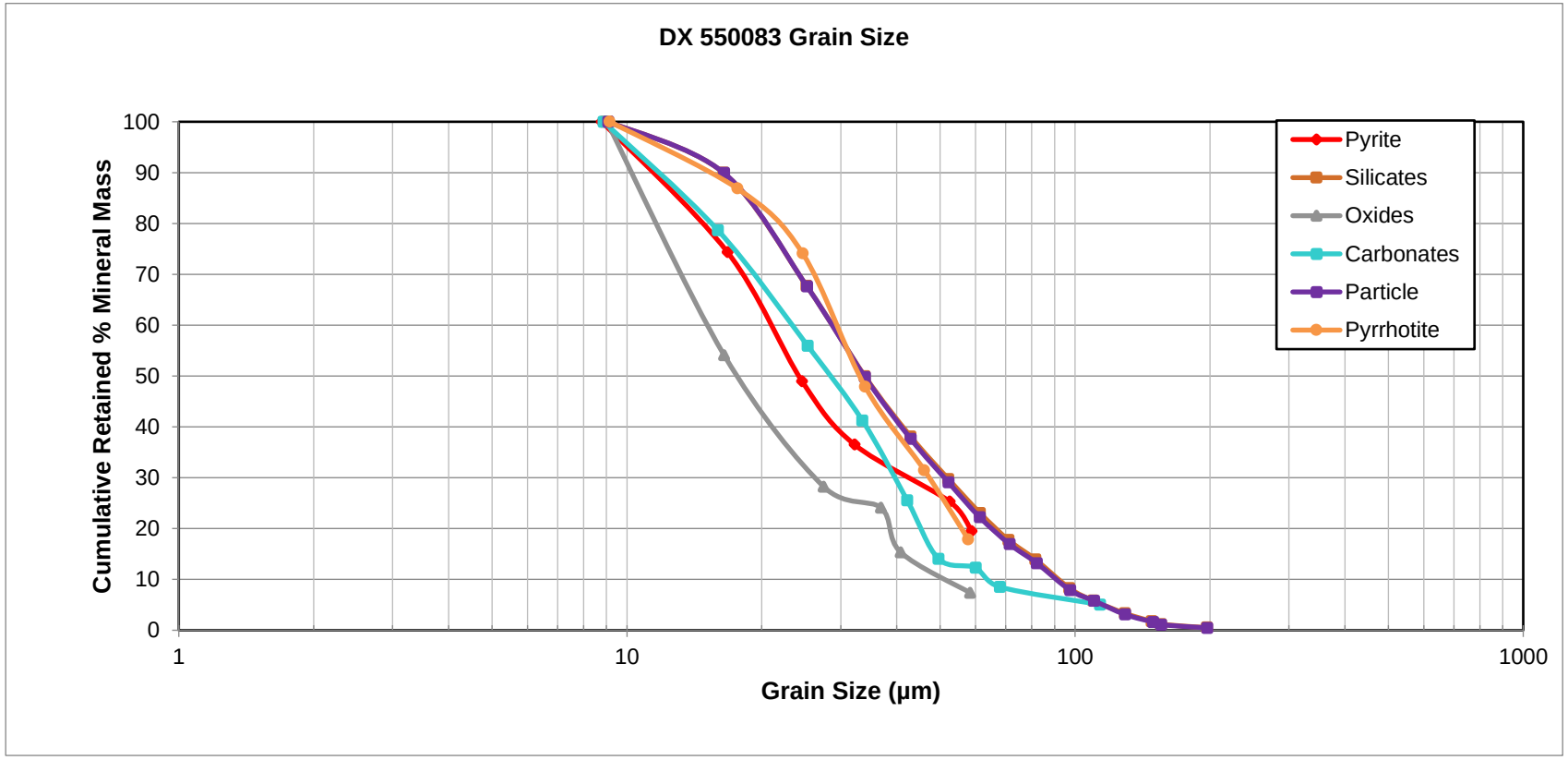

Great Bear Resources
19032-02
MI5020-AUG23

High Definition Mineralogical Analysis using QEMSCAN (Quantitative Evaluation of Materials by Scanning Electron Microscopy)

Cumulative Retained Grain Size Distribution

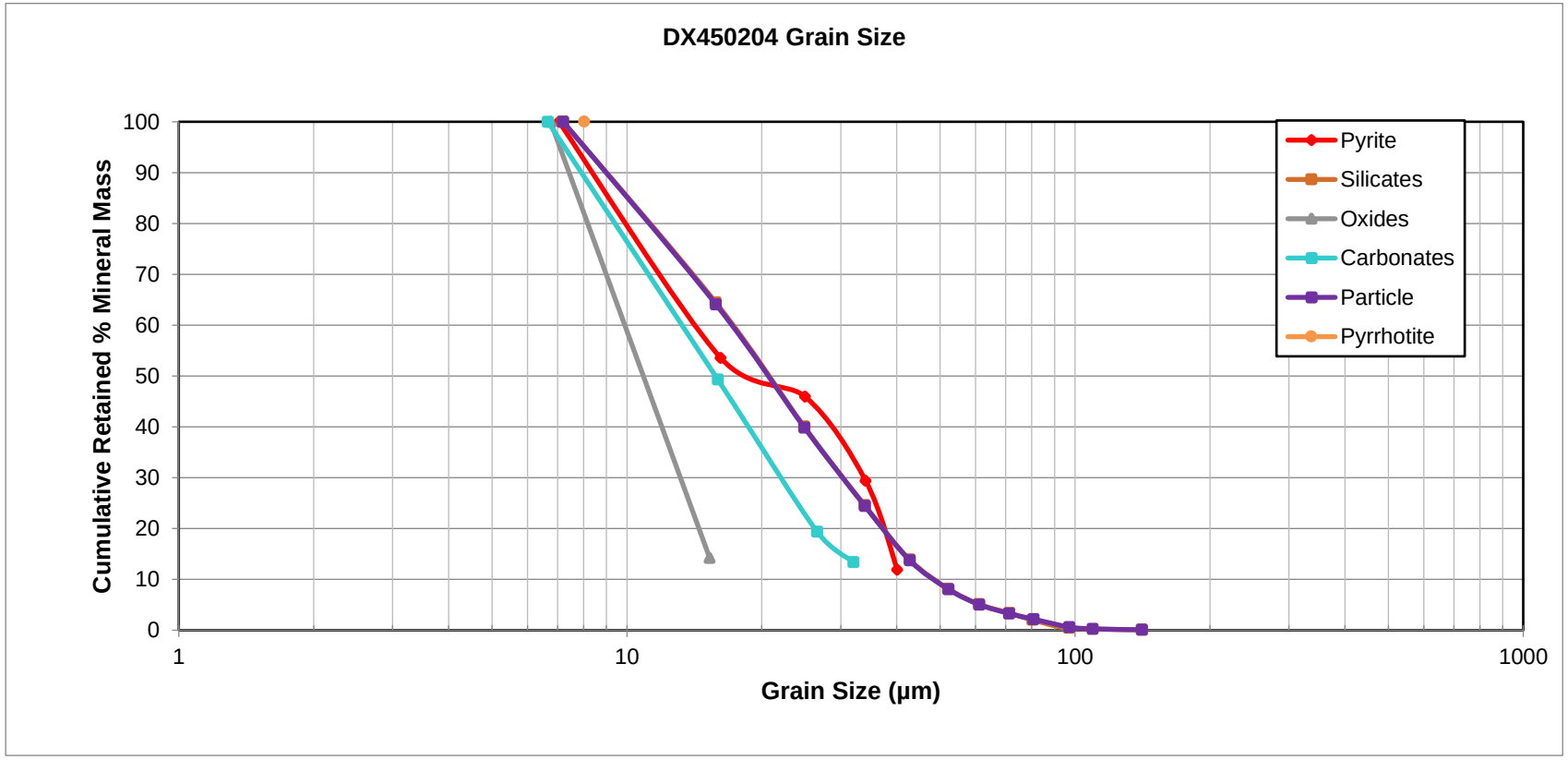

Great Bear Resources
19032-02
MI5020-AUG23

High Definition Mineralogical Analysis using QEMSCAN (Quantitative Evaluation of Materials by Scanning Electron Microscopy)

Cumulative Retained Grain Size Distribution

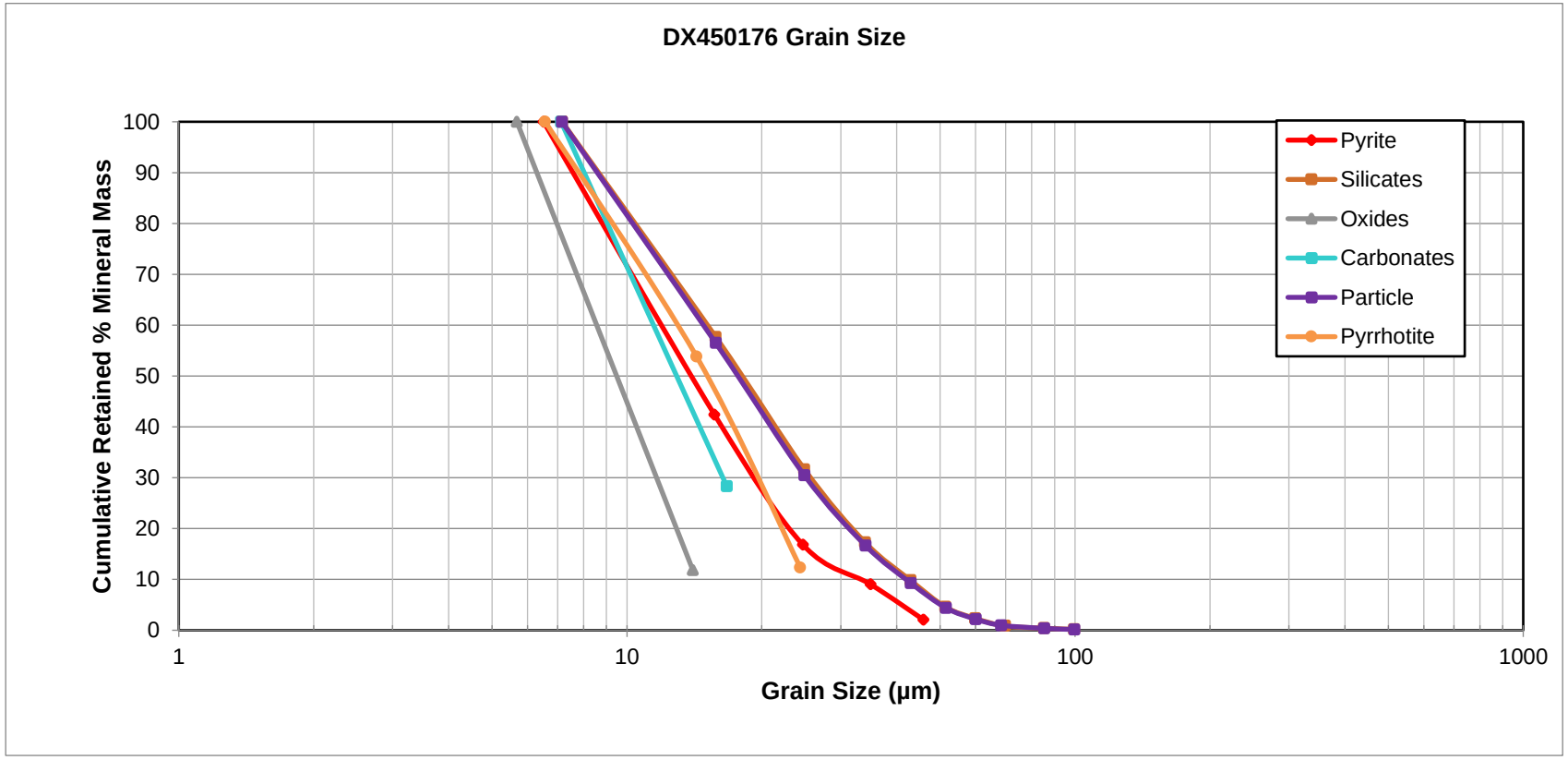

Great Bear Resources
19032-02
MI5020-AUG23

High Definition Mineralogical Analysis using QEMSCAN (Quantitative Evaluation of Materials by Scanning Electron Microscopy)

Cumulative Retained Grain Size Distribution

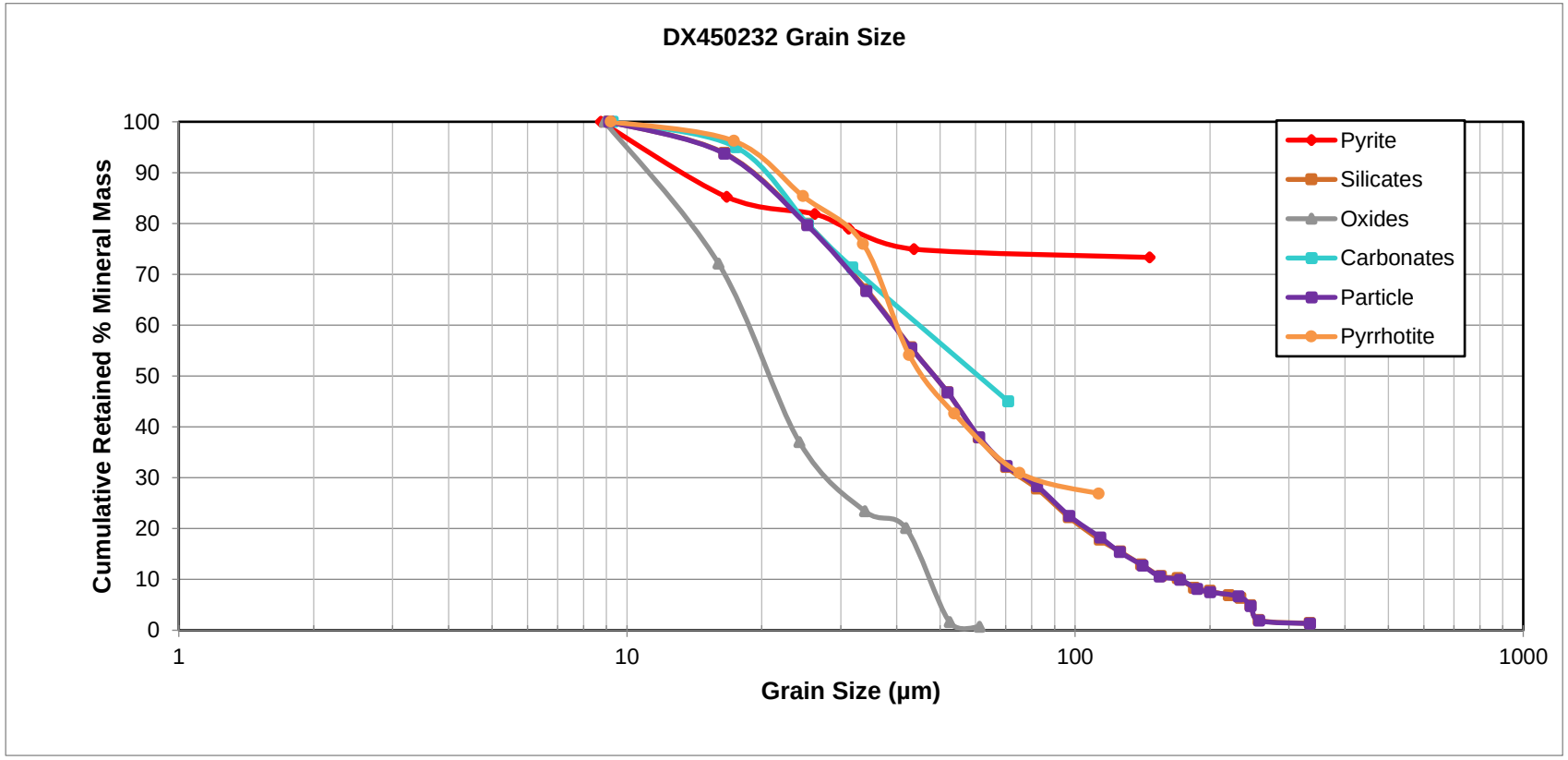

Great Bear Resources
19032-02
MI5020-AUG23

High Definition Mineralogical Analysis using QEMSCAN (Quantitative Evaluation of Materials by Scanning Electron Microscopy)

Cumulative Retained Grain Size Distribution

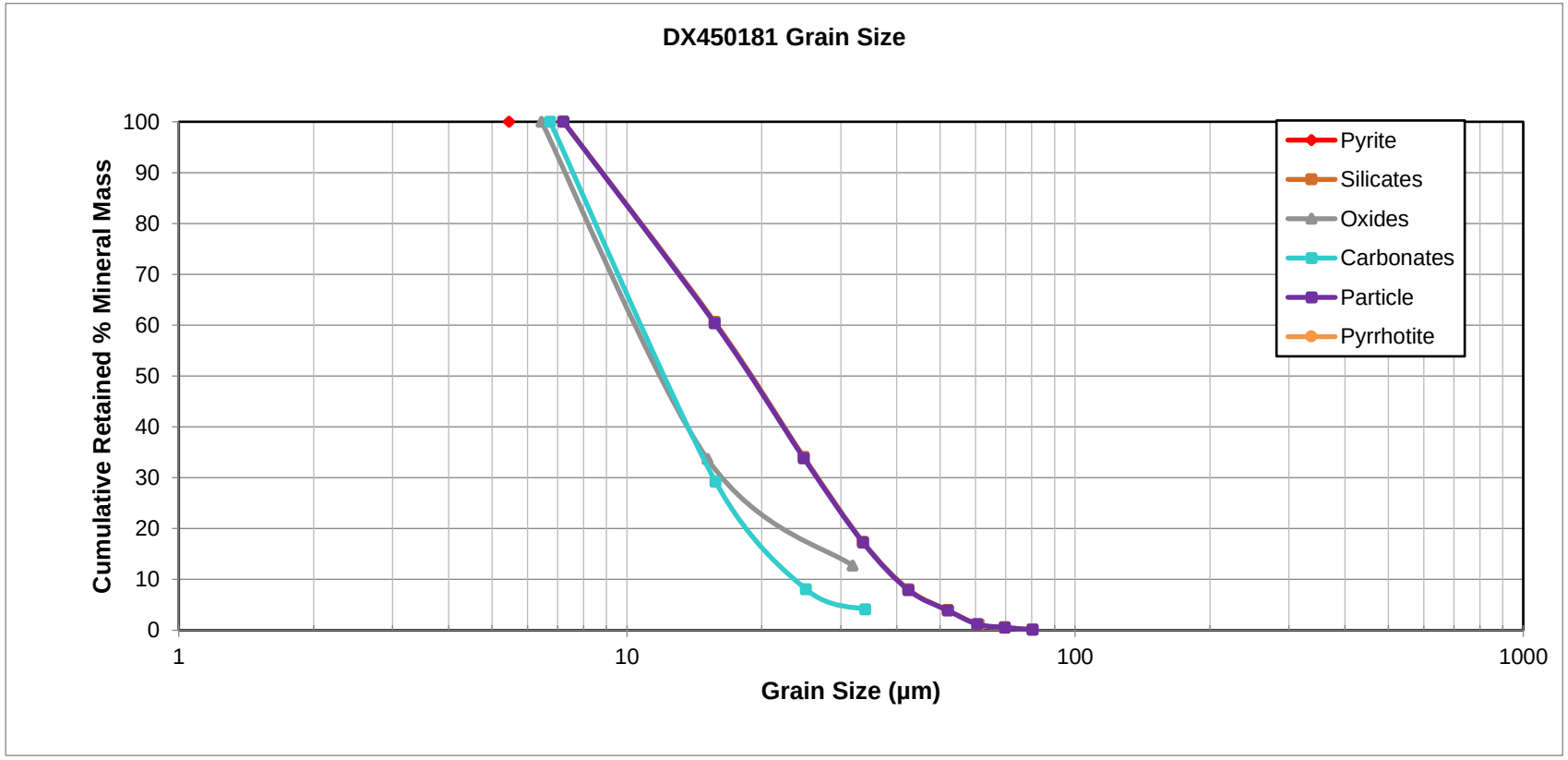

Great Bear Resources
19032-02
MI5020-AUG23

High Definition Mineralogical Analysis using QEMSCAN (Quantitative Evaluation of Materials by Scanning Electron Microscopy)

Cumulative Retained Grain Size Distribution

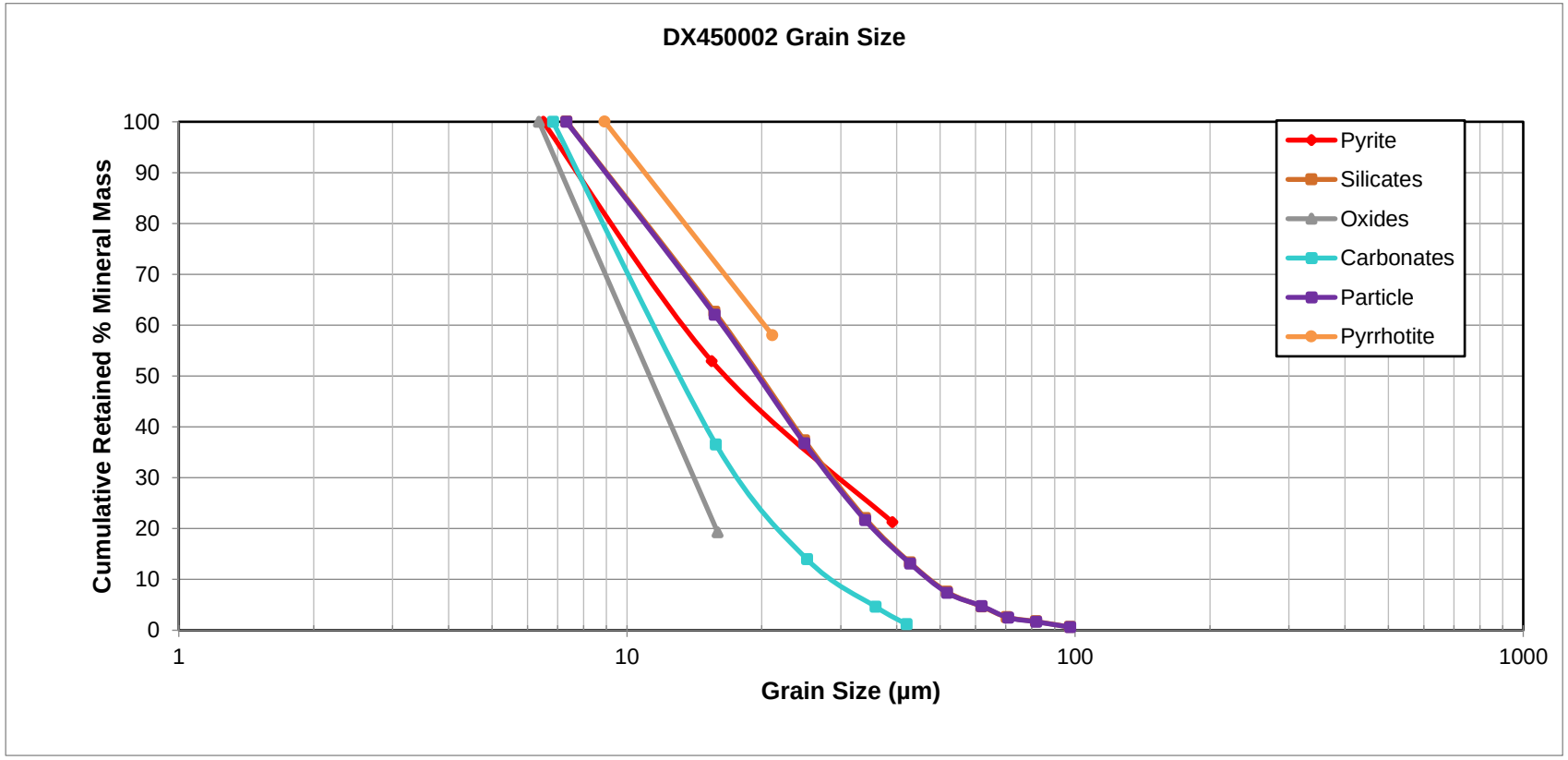

Great Bear Resources
19032-02
MI5020-AUG23

High Definition Mineralogical Analysis using QEMSCAN (Quantitative Evaluation of Materials by Scanning Electron Microscopy)

Cumulative Retained Grain Size Distribution

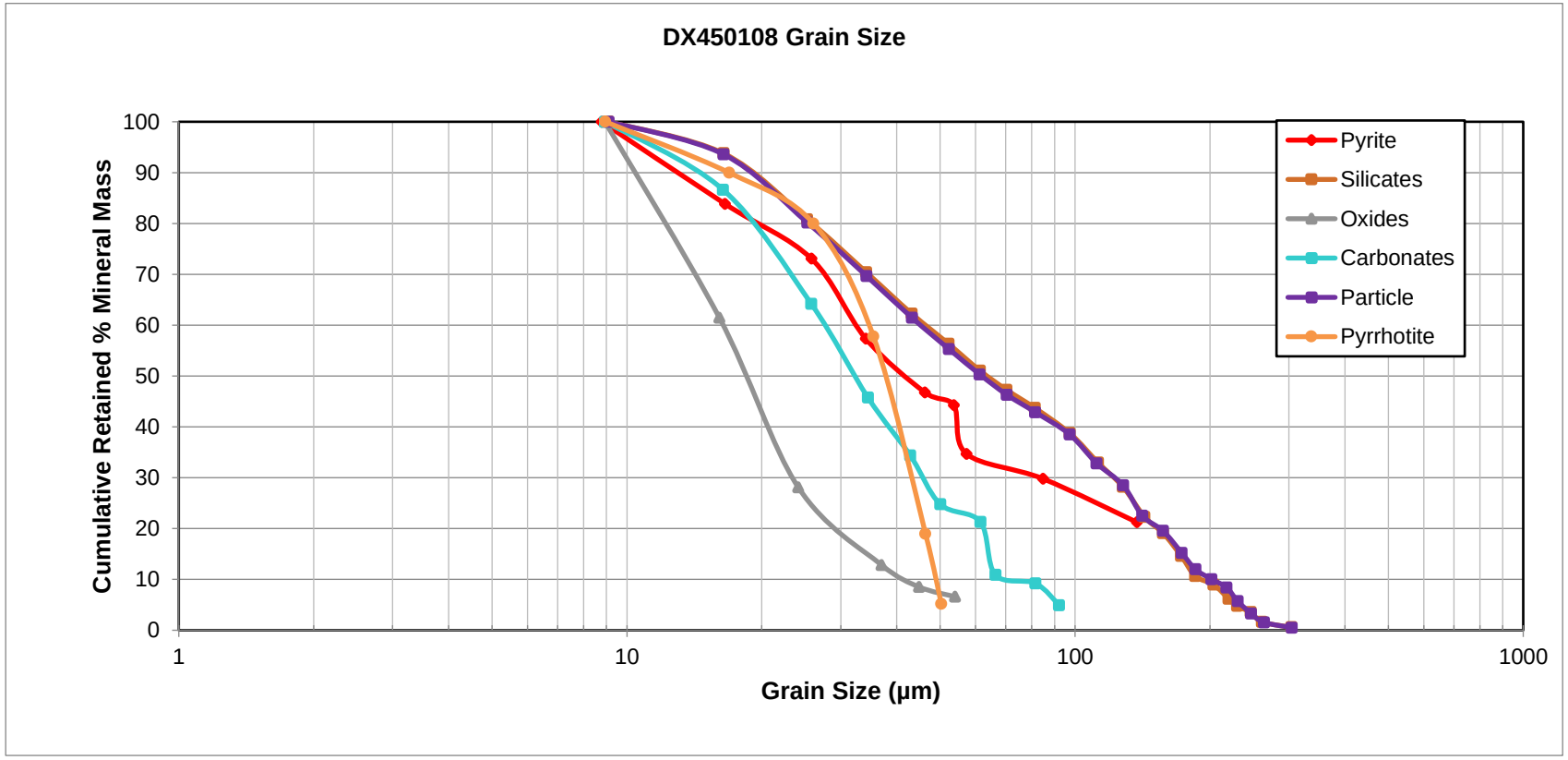

Great Bear Resources
19032-02
MI5020-AUG23

High Definition Mineralogical Analysis using QEMSCAN (Quantitative Evaluation of Materials by Scanning Electron Microscopy)

Cumulative Retained Grain Size Distribution

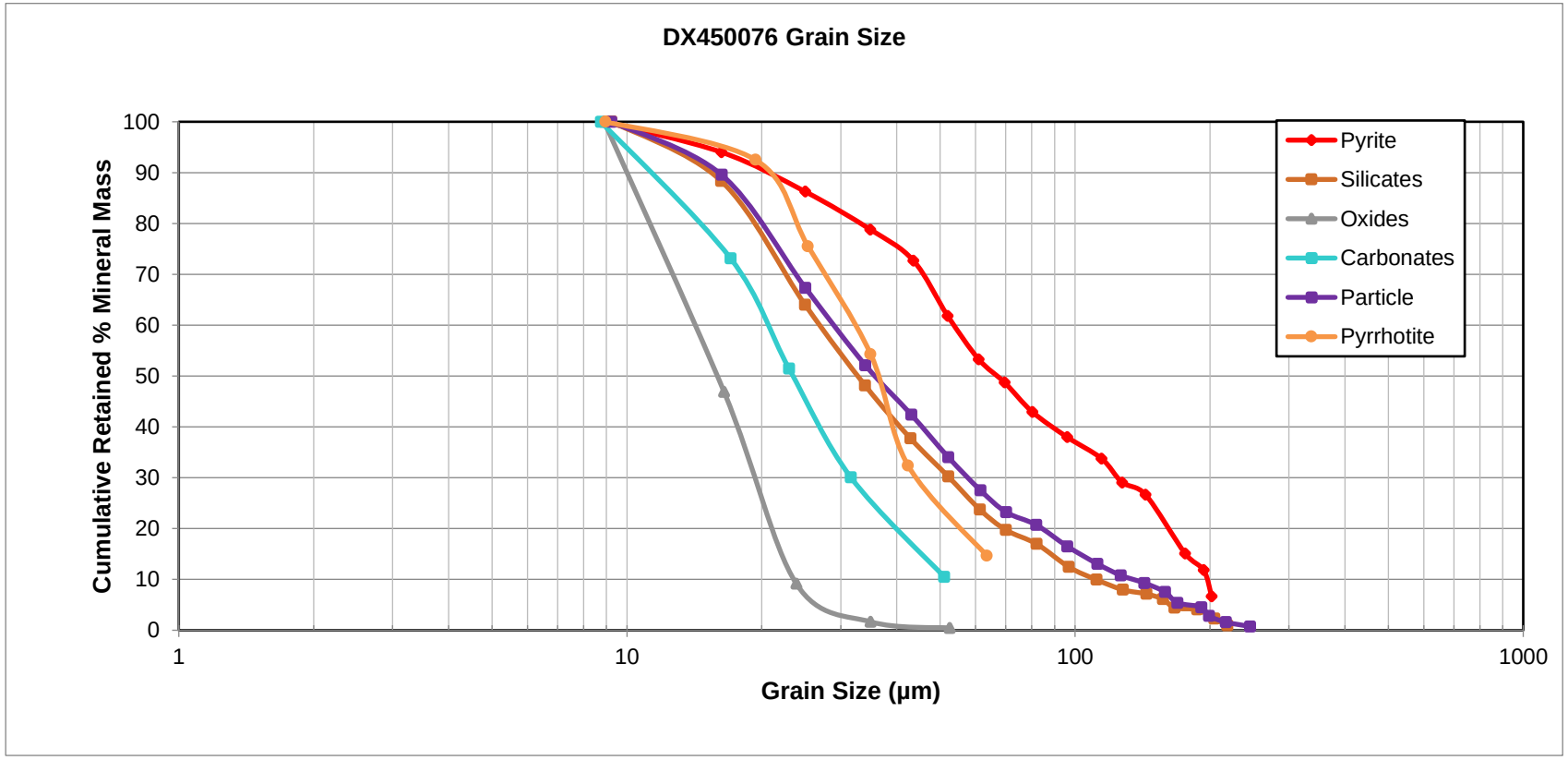

Great Bear Resources
19032-02
MI5020-AUG23

High Definition Mineralogical Analysis using QEMSCAN (Quantitative Evaluation of Materials by Scanning Electron Microscopy)

Cumulative Retained Grain Size Distribution

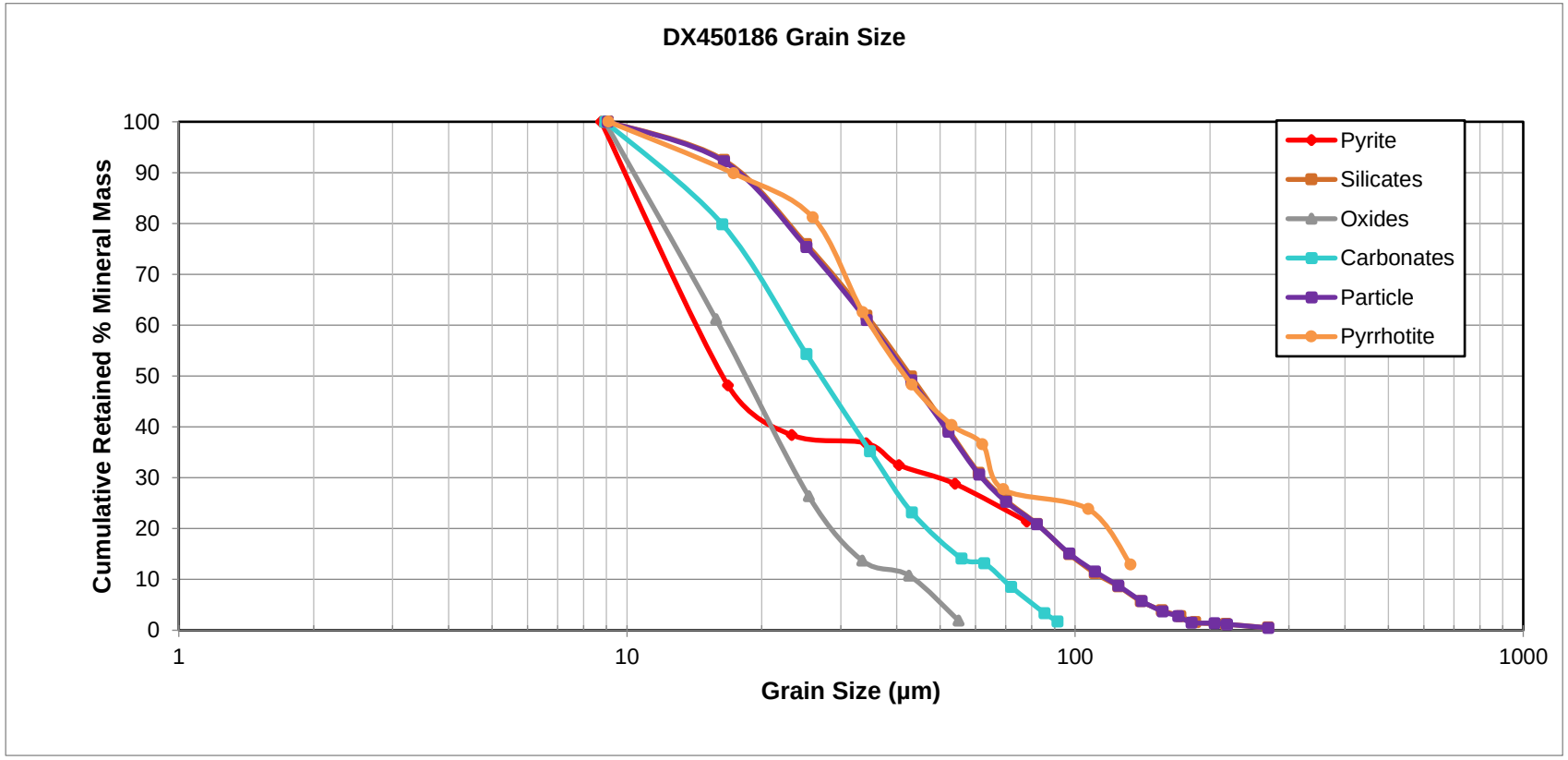

Great Bear Resources
19032-02
MI5020-AUG23

High Definition Mineralogical Analysis using QEMSCAN (Quantitative Evaluation of Materials by Scanning Electron Microscopy)

Cumulative Retained Grain Size Distribution

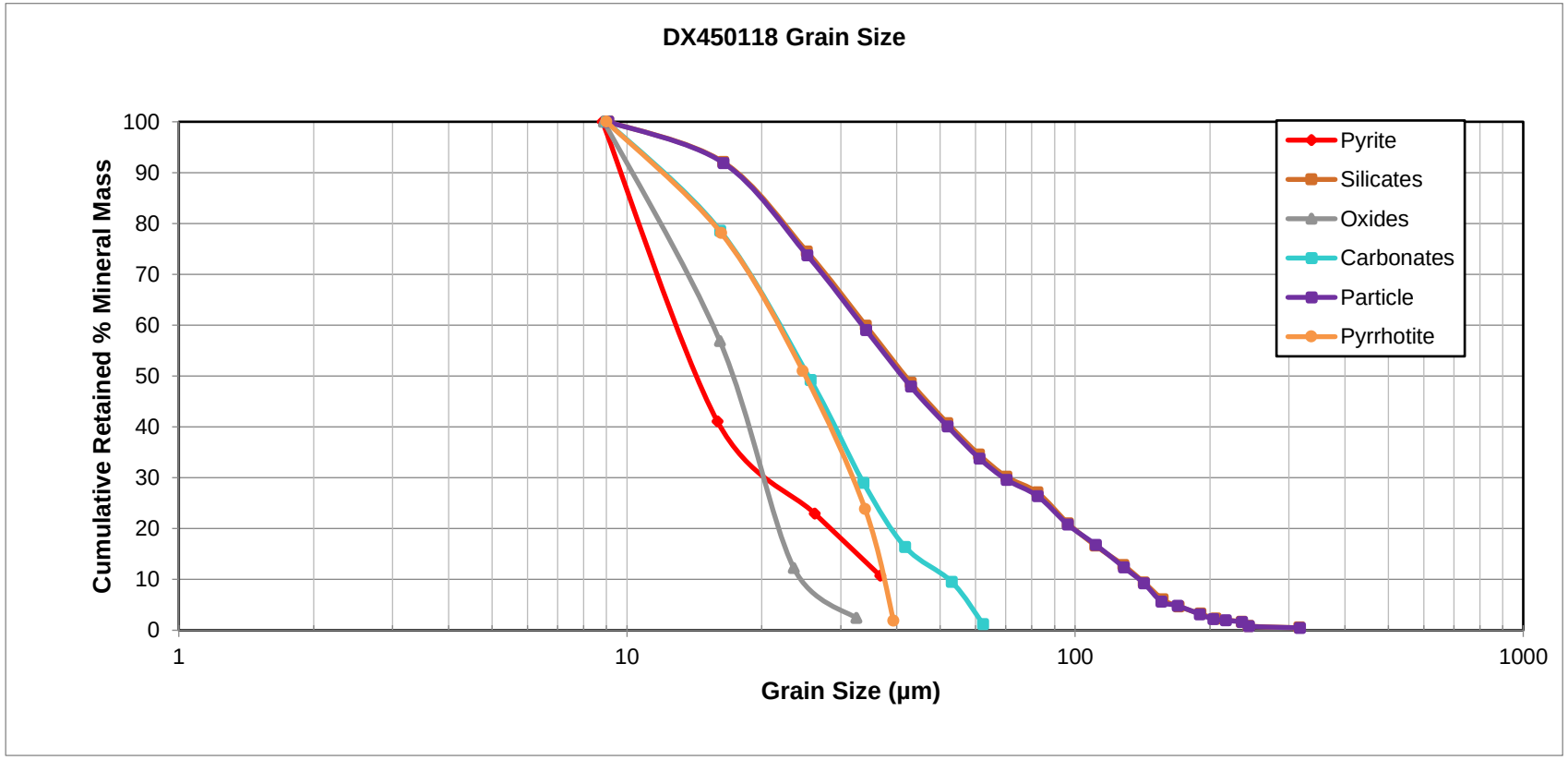

Great Bear Resources
19032-02
MI5020-AUG23

High Definition Mineralogical Analysis using QEMSCAN (Quantitative Evaluation of Materials by Scanning Electron Microscopy)

Cumulative Retained Grain Size Distribution

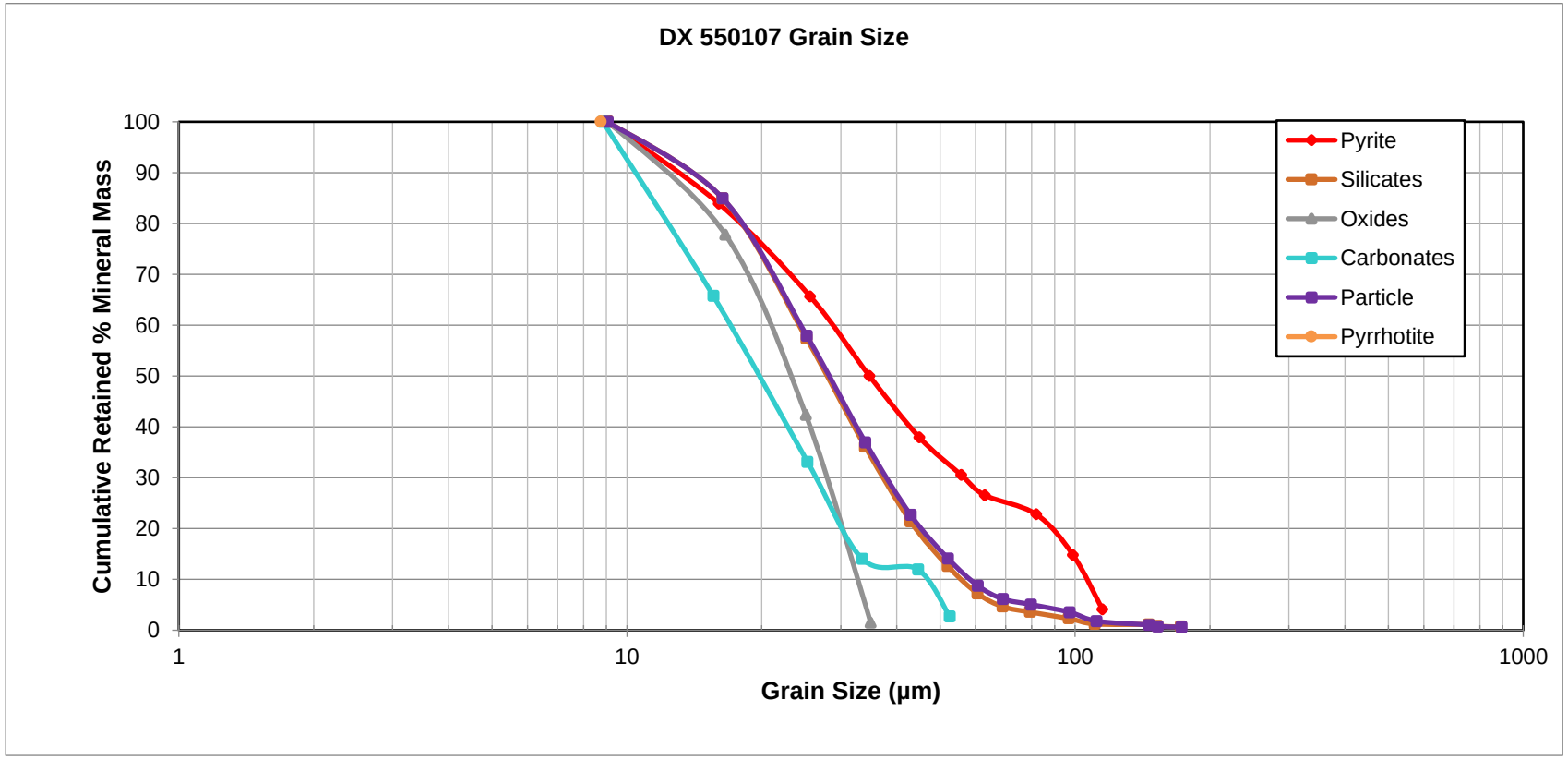

Great Bear Resources
19032-02
MI5020-AUG23

High Definition Mineralogical Analysis using QEMSCAN (Quantitative Evaluation of Materials by Scanning Electron Microscopy)

Cumulative Retained Grain Size Distribution

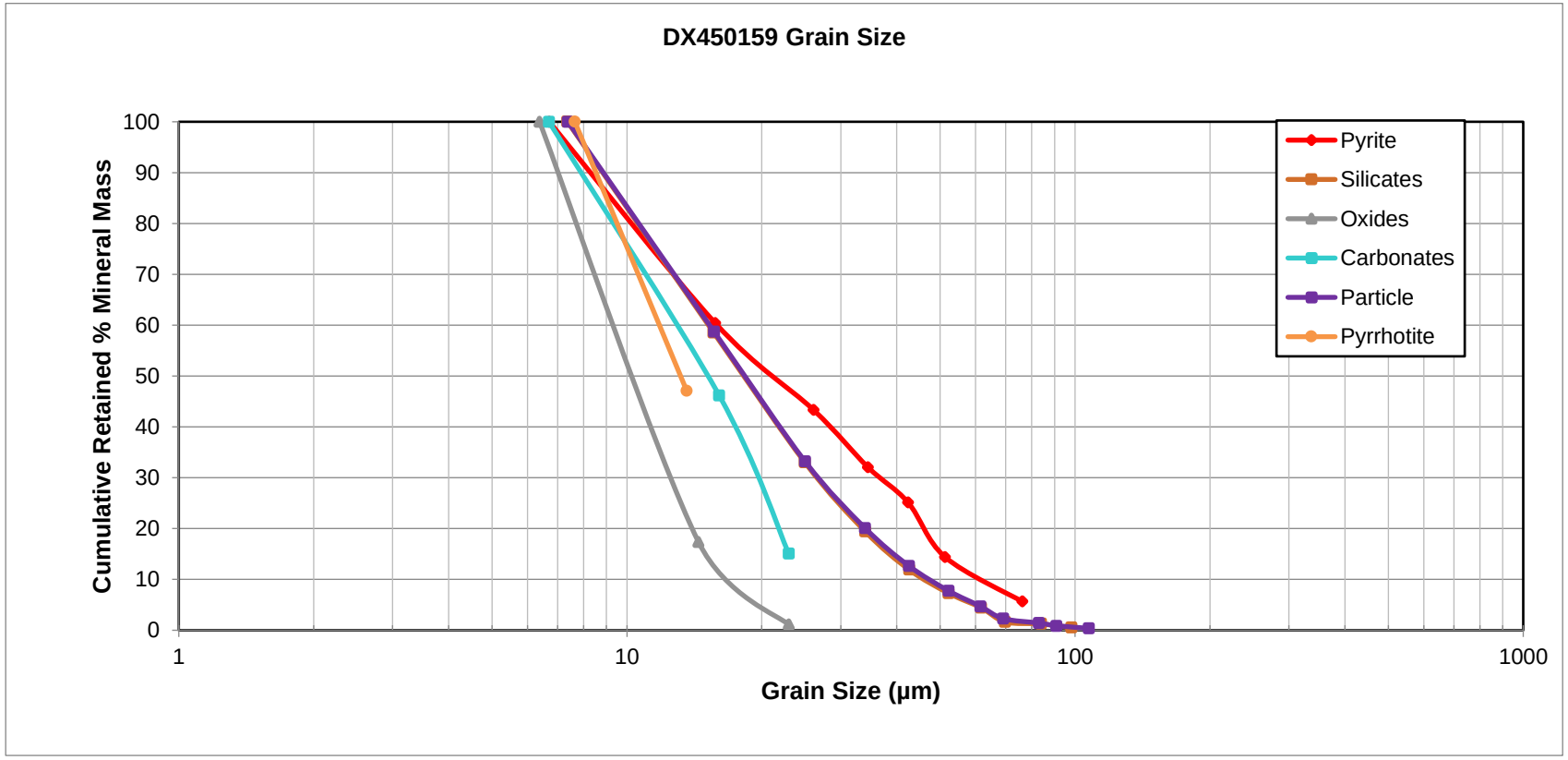

Great Bear Resources
19032-02
MI5020-AUG23

High Definition Mineralogical Analysis using QEMSCAN (Quantitative Evaluation of Materials by Scanning Electron Microscopy)

Cumulative Retained Grain Size Distribution

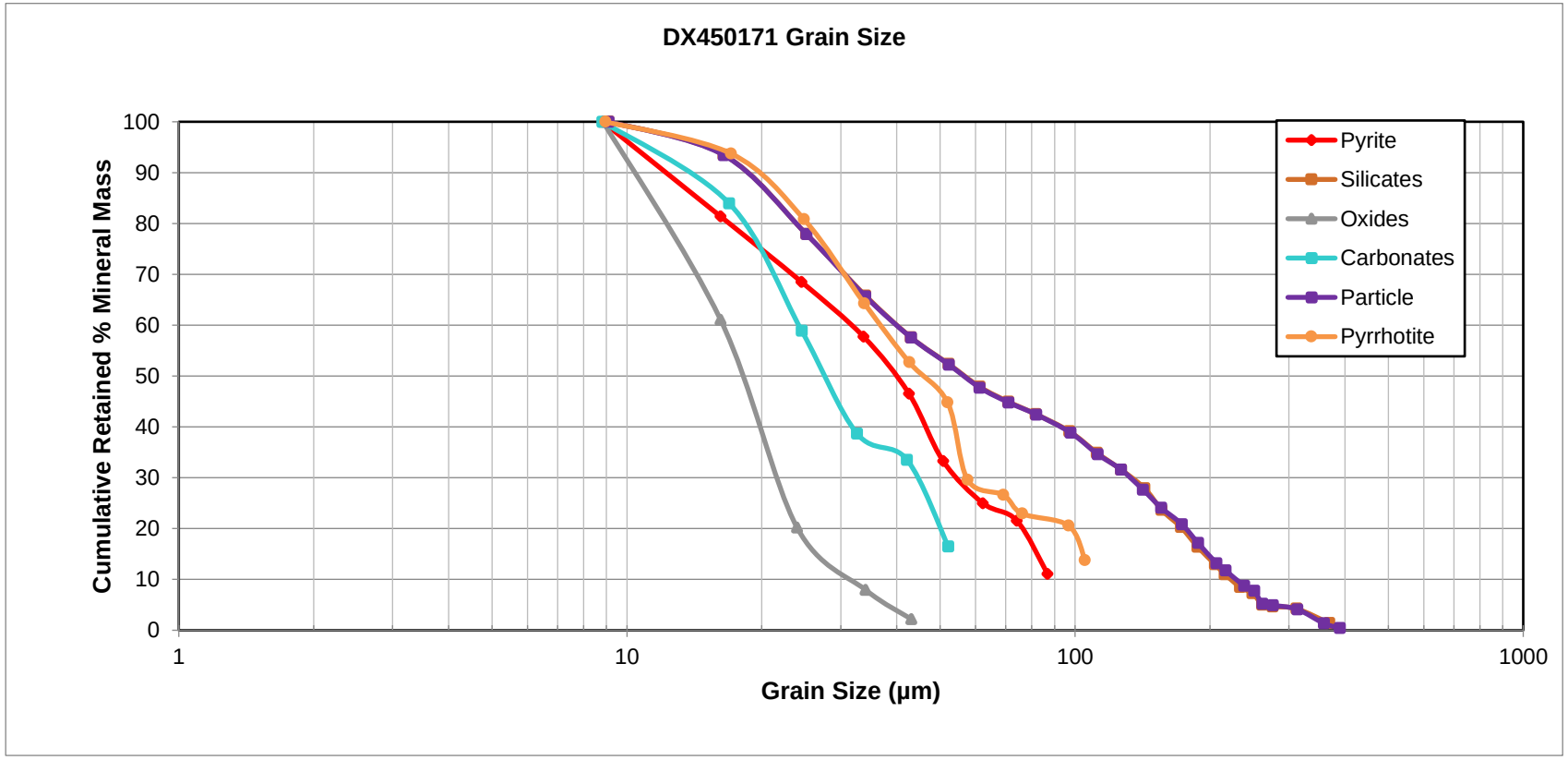

Great Bear Resources
19032-02
MI5020-AUG23

High Definition Mineralogical Analysis using QEMSCAN (Quantitative Evaluation of Materials by Scanning Electron Microscopy)

Cumulative Retained Grain Size Distribution

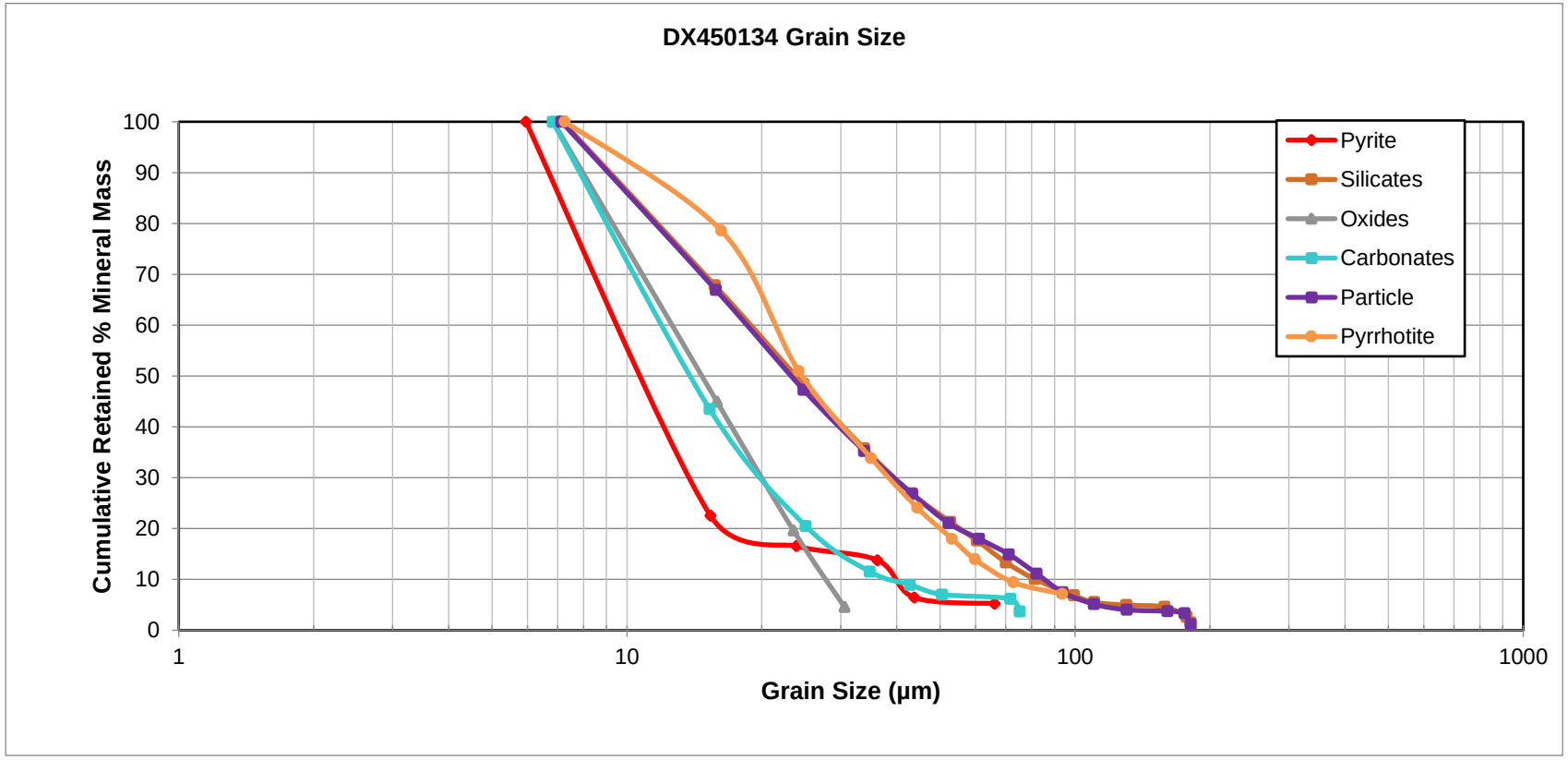

Great Bear Resources
19032-02
MI5020-AUG23

High Definition Mineralogical Analysis using QEMSCAN (Quantitative Evaluation of Materials by Scanning Electron Microscopy)

Cumulative Retained Grain Size Distribution

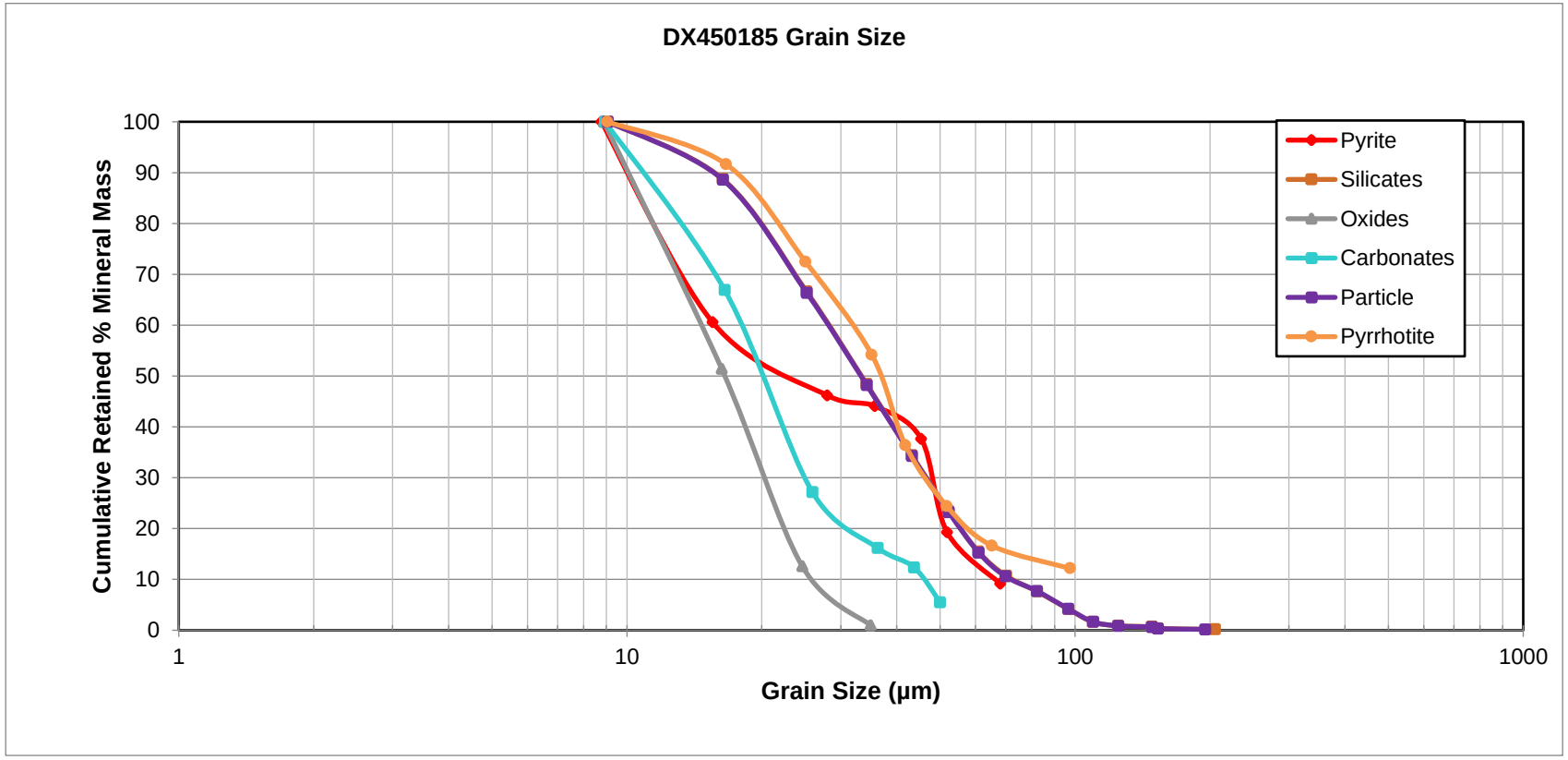

Great Bear Resources
19032-02
MI5020-AUG23

High Definition Mineralogical Analysis using QEMSCAN (Quantitative Evaluation of Materials by Scanning Electron Microscopy)

Cumulative Retained Grain Size Distribution

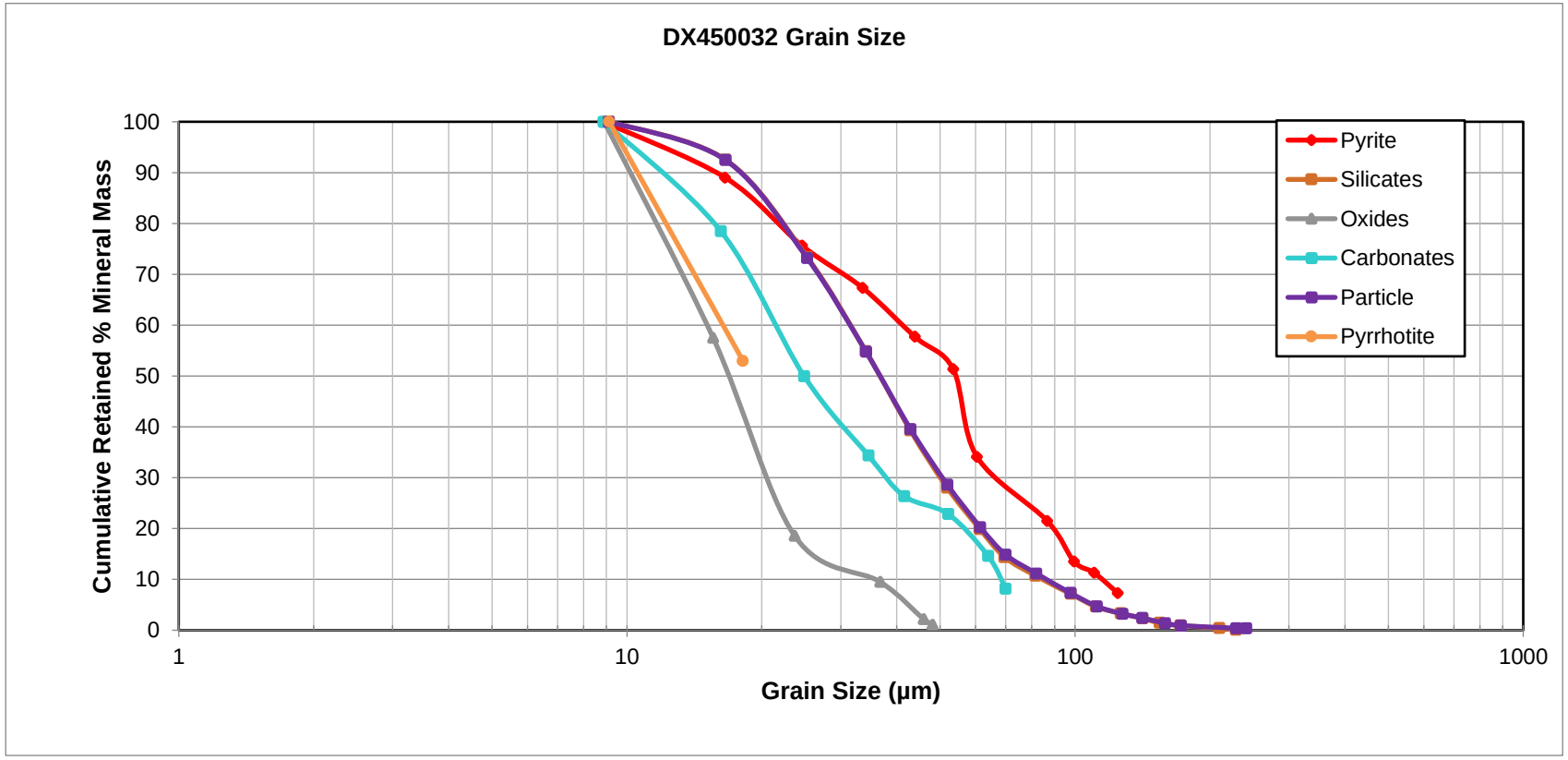

Great Bear Resources
19032-02
MI5020-AUG23

High Definition Mineralogical Analysis using QEMSCAN (Quantitative Evaluation of Materials by Scanning Electron Microscopy)

Cumulative Retained Grain Size Distribution

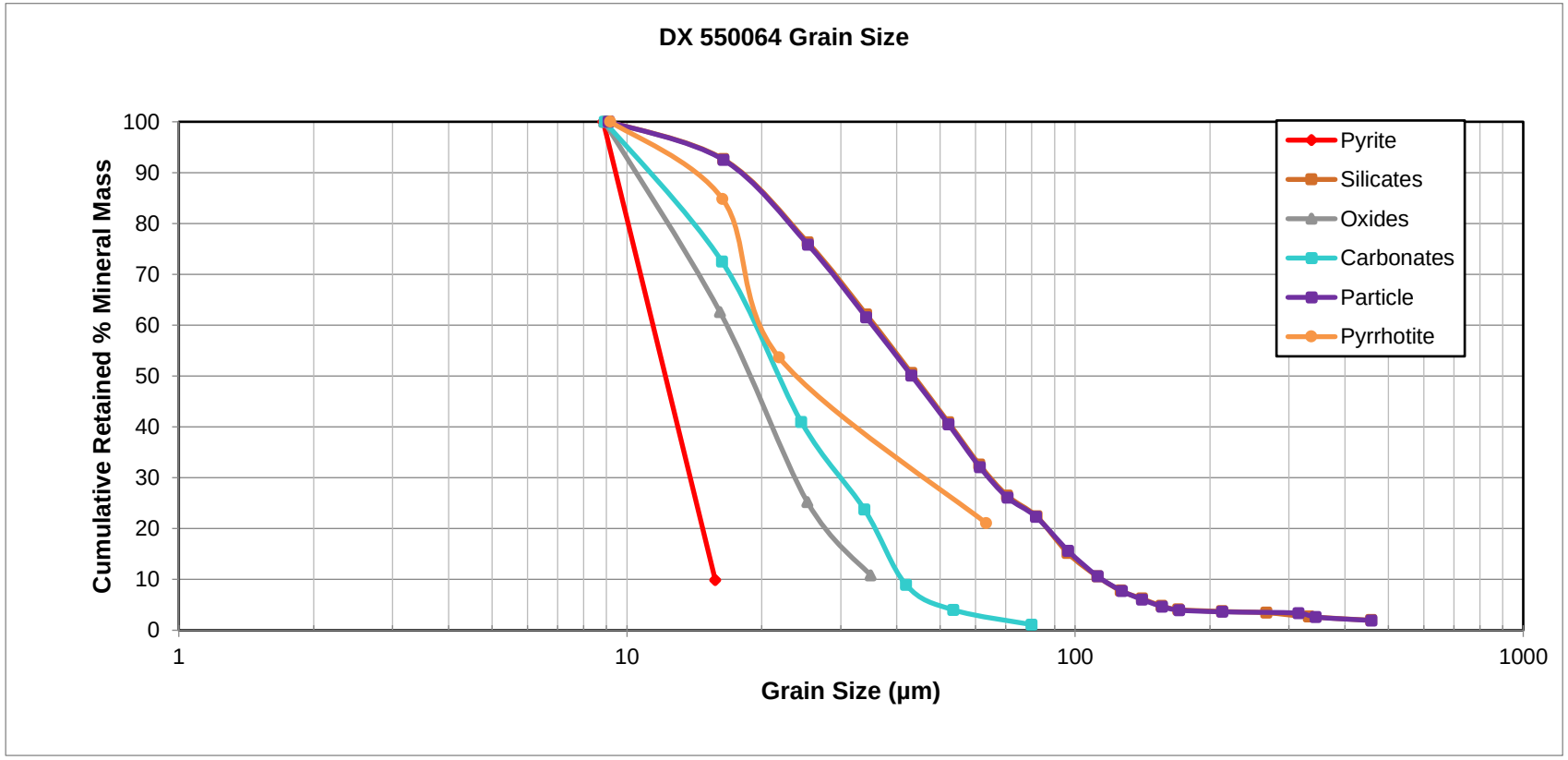

Great Bear Resources
19032-02
MI5020-AUG23

High Definition Mineralogical Analysis using QEMSCAN (Quantitative Evaluation of Materials by Scanning Electron Microscopy)

Cumulative Retained Grain Size Distribution

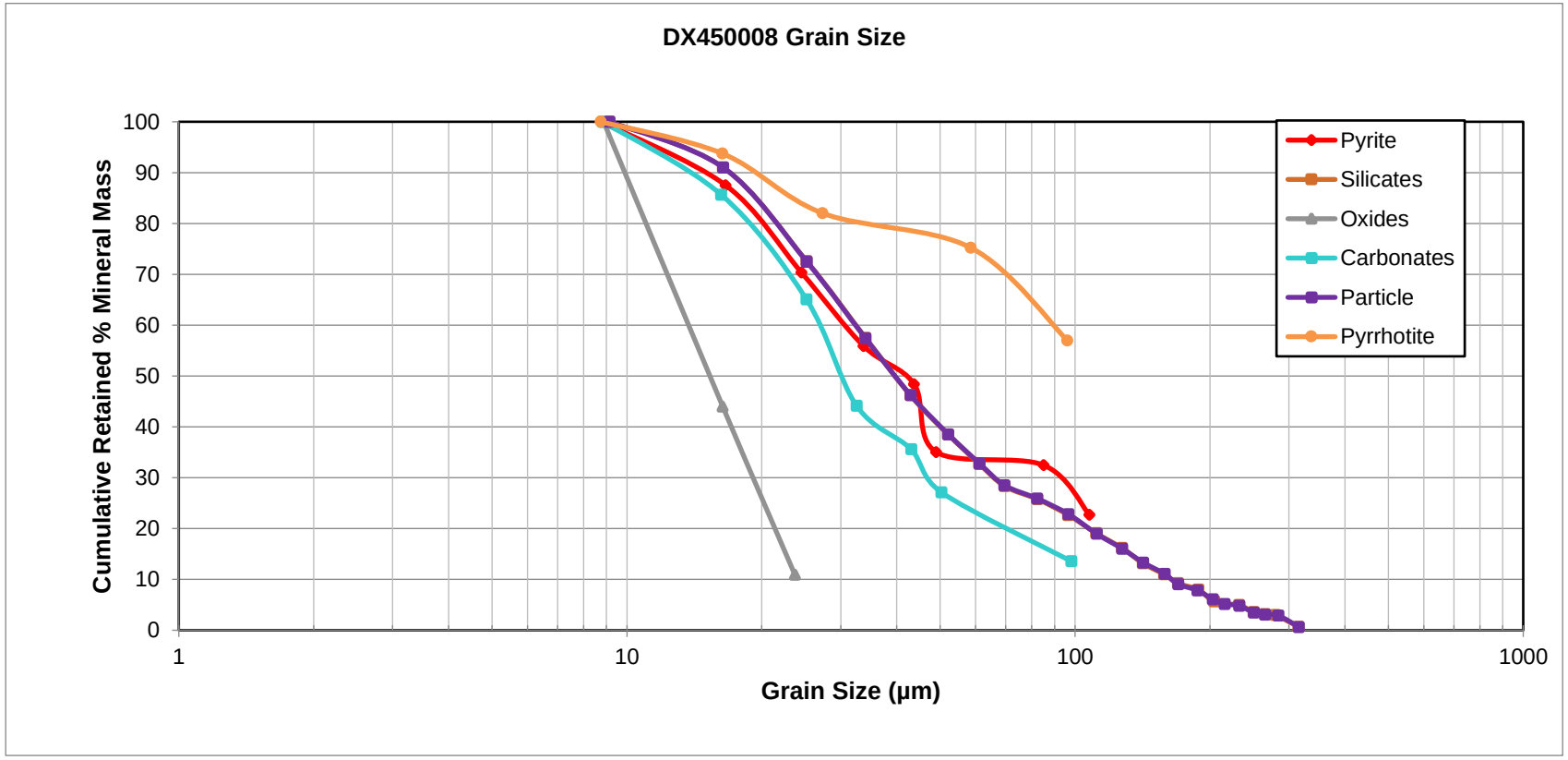

Great Bear Resources
19032-02
MI5020-AUG23

High Definition Mineralogical Analysis using QEMSCAN (Quantitative Evaluation of Materials by Scanning Electron Microscopy)

Cumulative Retained Grain Size Distribution

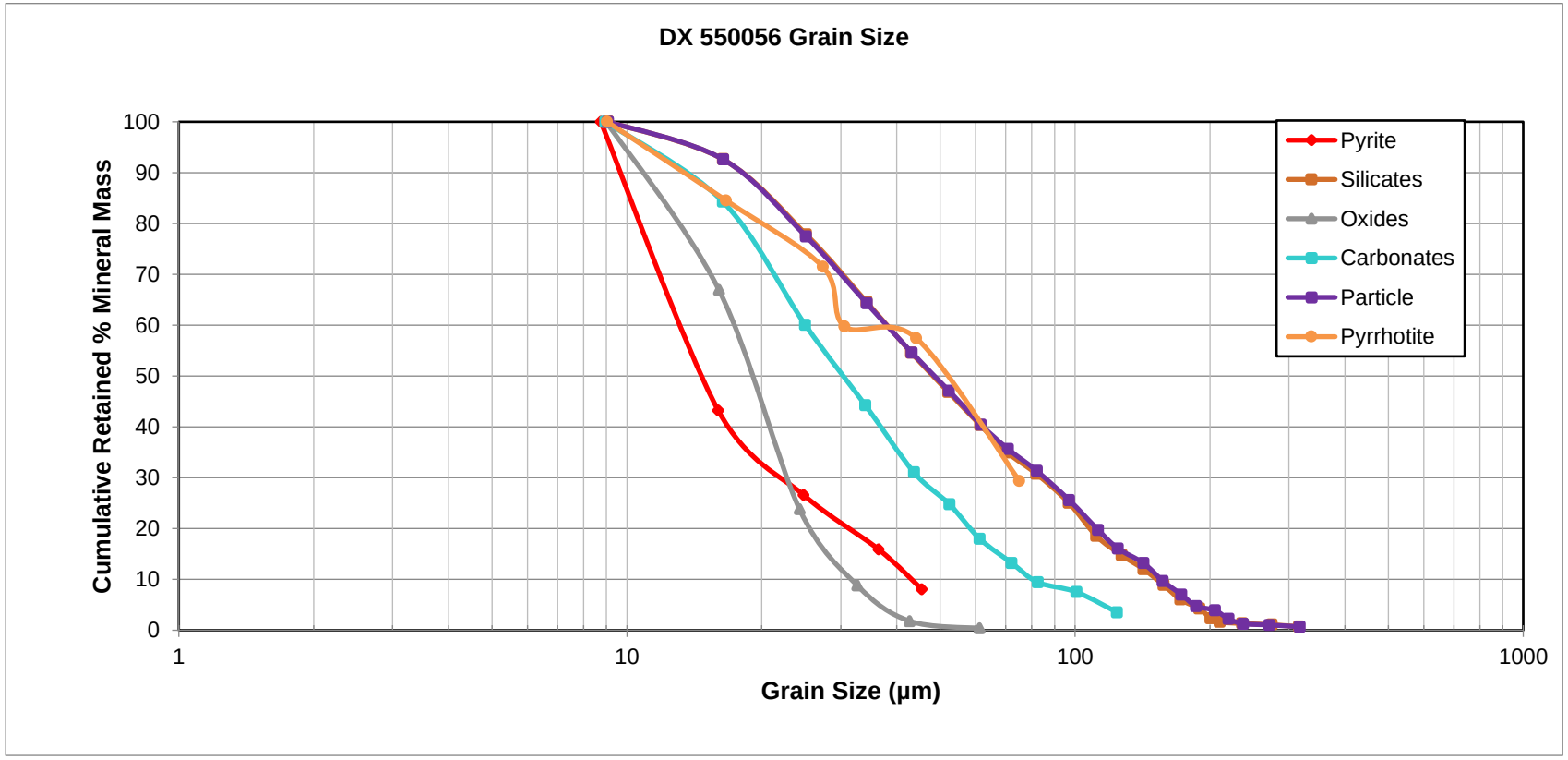

Great Bear Resources
19032-02
MI5020-AUG23

High Definition Mineralogical Analysis using QEMSCAN (Quantitative Evaluation of Materials by Scanning Electron Microscopy)

Cumulative Retained Grain Size Distribution

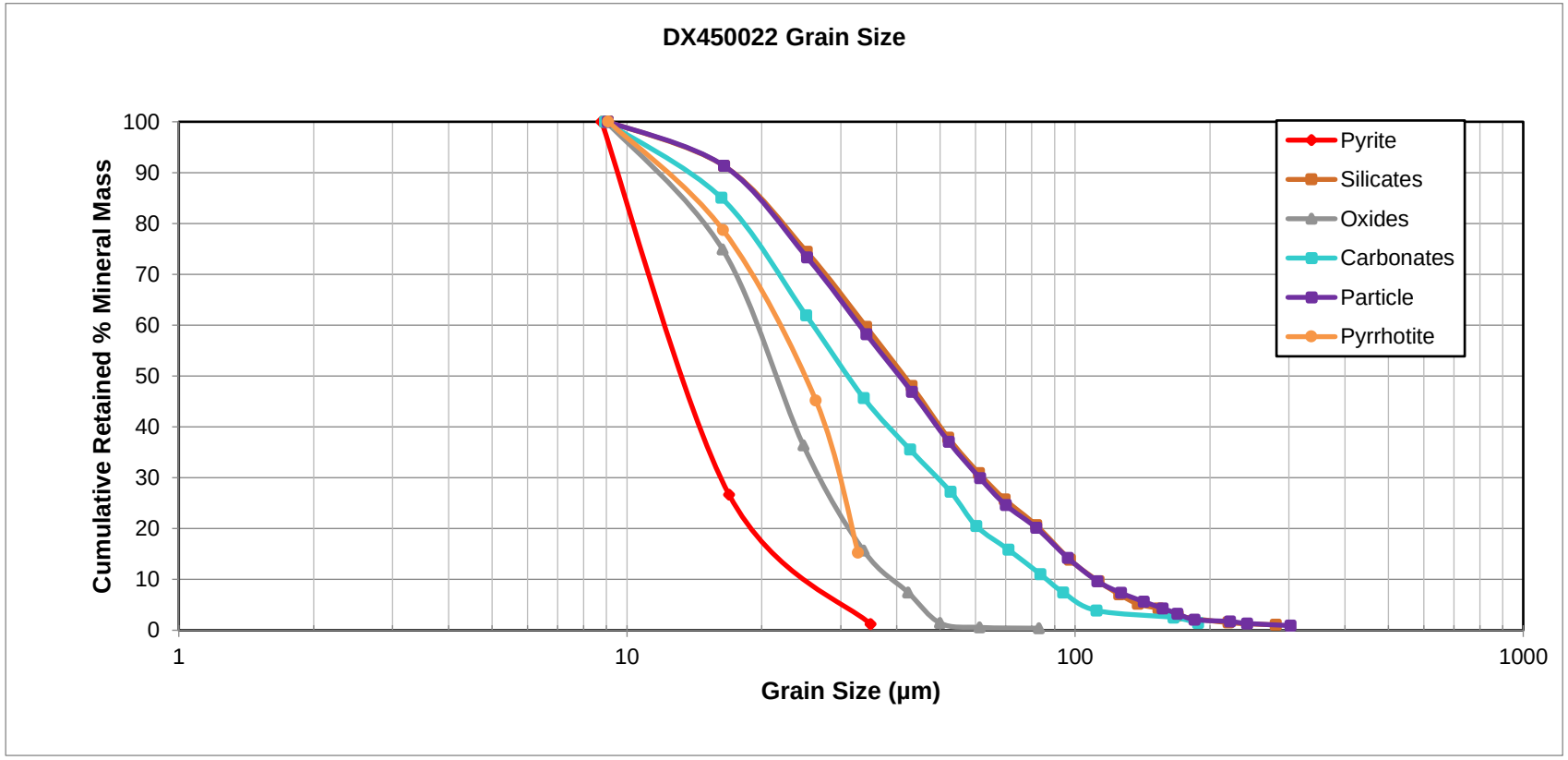

Great Bear Resources
19032-02
MI5020-AUG23

High Definition Mineralogical Analysis using QEMSCAN (Quantitative Evaluation of Materials by Scanning Electron Microscopy)

Cumulative Retained Grain Size Distribution

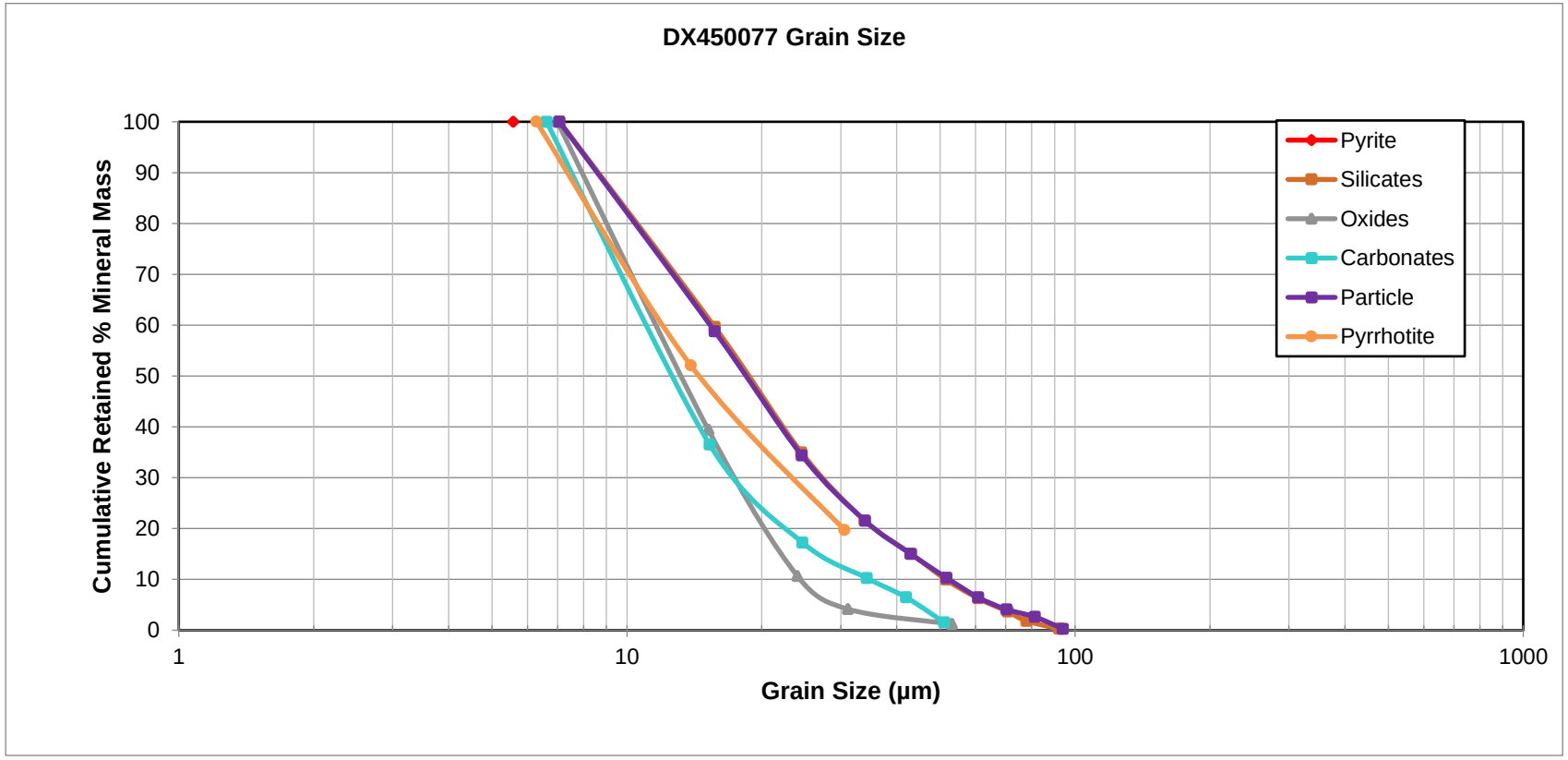

Great Bear Resources
19032-02
MI5020-AUG23

High Definition Mineralogical Analysis using QEMSCAN (Quantitative Evaluation of Materials by Scanning Electron Microscopy)

Cumulative Retained Grain Size Distribution

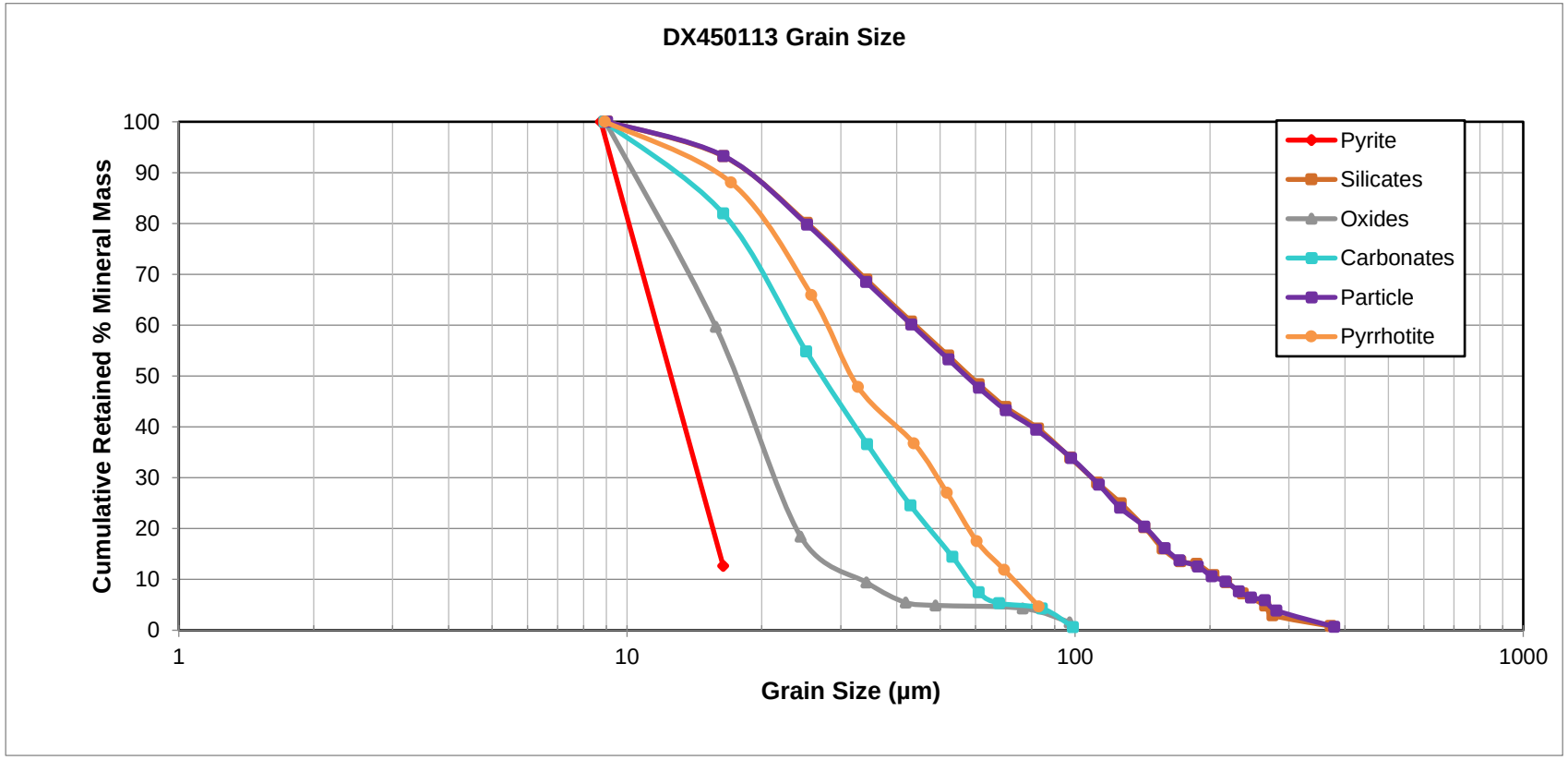

Great Bear Resources
19032-02
MI5020-AUG23

High Definition Mineralogical Analysis using QEMSCAN (Quantitative Evaluation of Materials by Scanning Electron Microscopy)

Cumulative Retained Grain Size Distribution

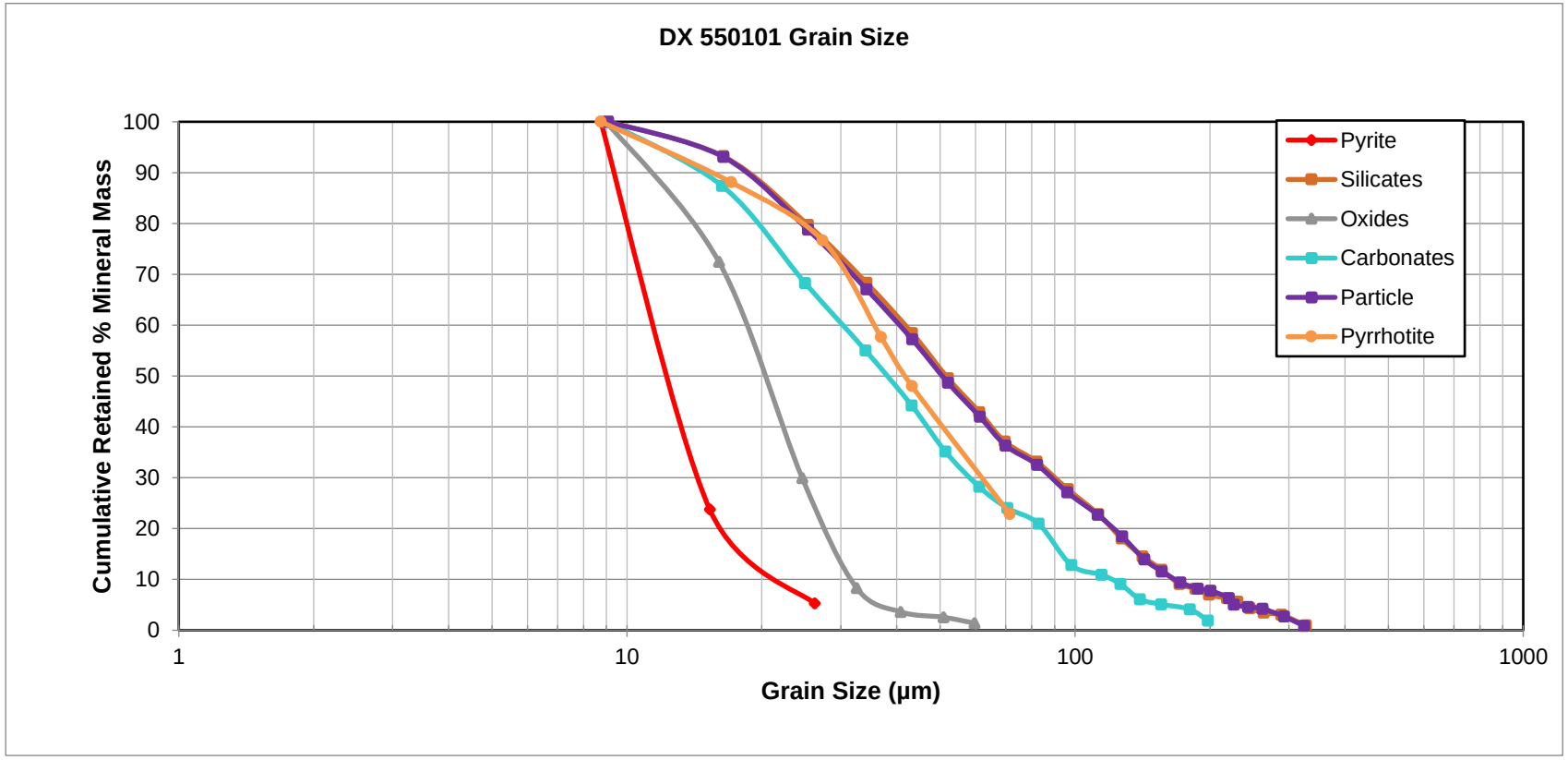

Great Bear Resources
19032-02
MI5020-AUG23

High Definition Mineralogical Analysis using QEMSCAN (Quantitative Evaluation of Materials by Scanning Electron Microscopy)

Cumulative Retained Grain Size Distribution

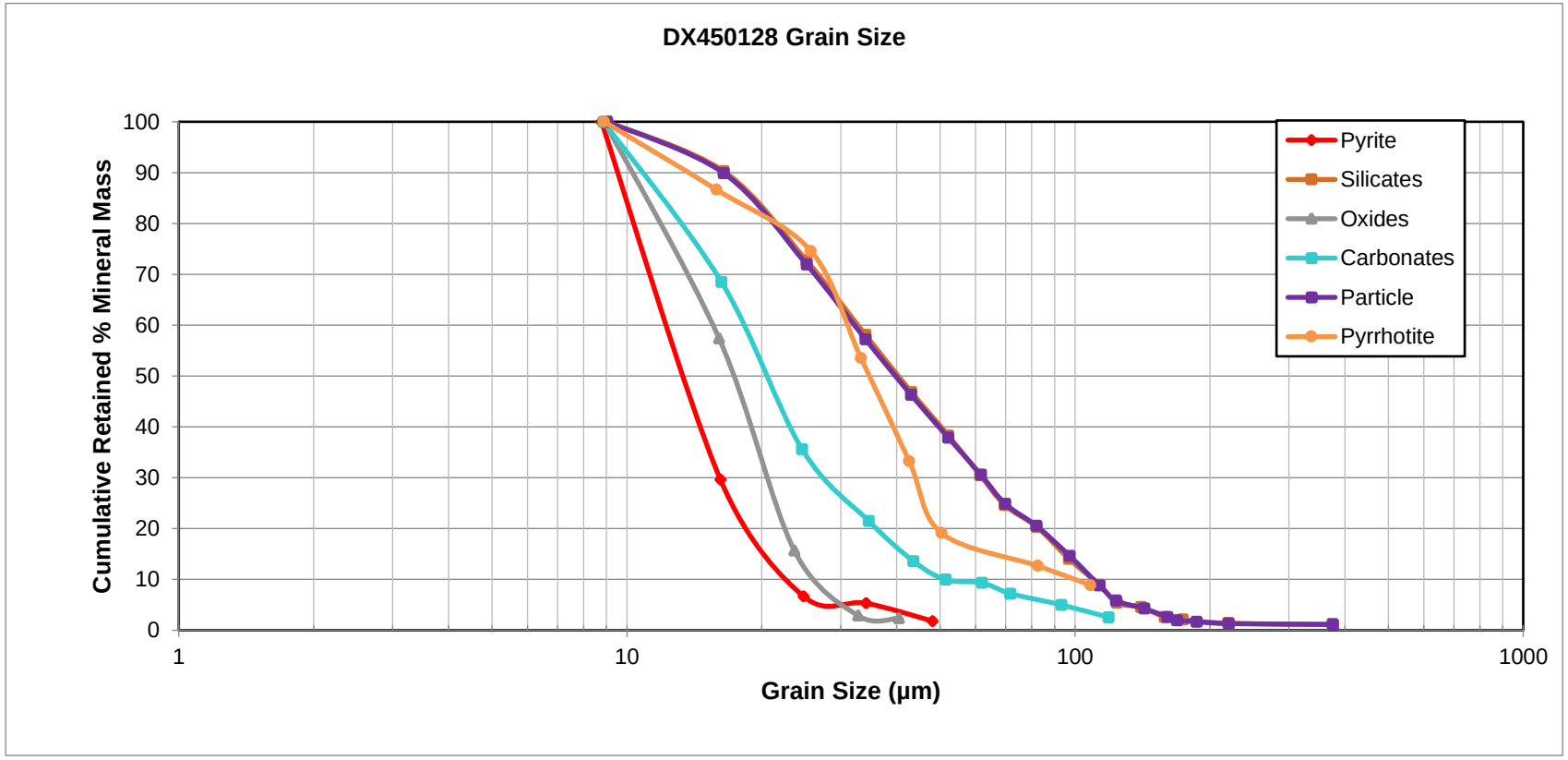

Great Bear Resources
19032-02
MI5020-AUG23

High Definition Mineralogical Analysis using QEMSCAN (Quantitative Evaluation of Materials by Scanning Electron Microscopy)

Cumulative Retained Grain Size Distribution

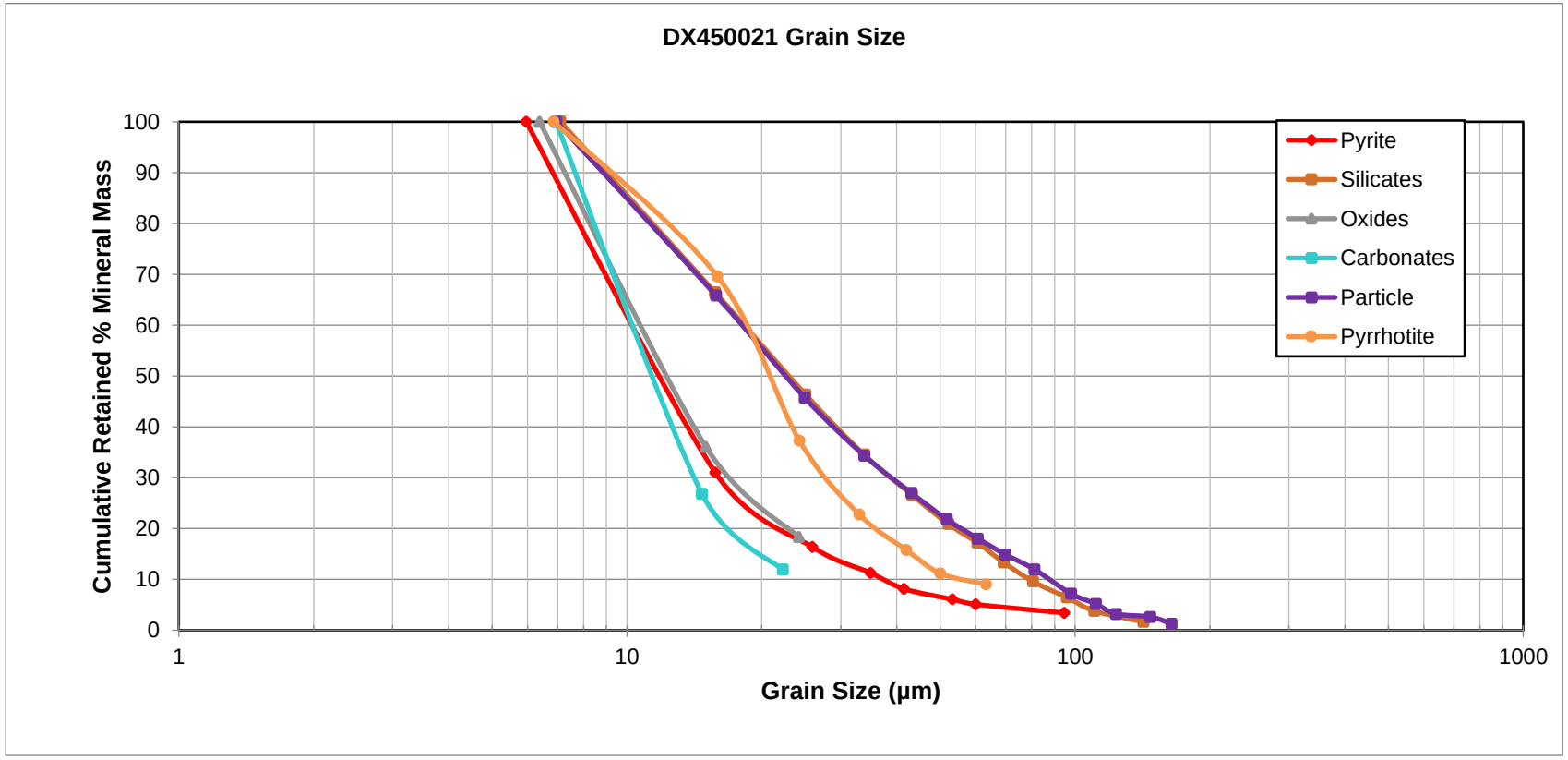

Great Bear Resources
19032-02
MI5020-AUG23

High Definition Mineralogical Analysis using QEMSCAN (Quantitative Evaluation of Materials by Scanning Electron Microscopy)

Cumulative Retained Grain Size Distribution

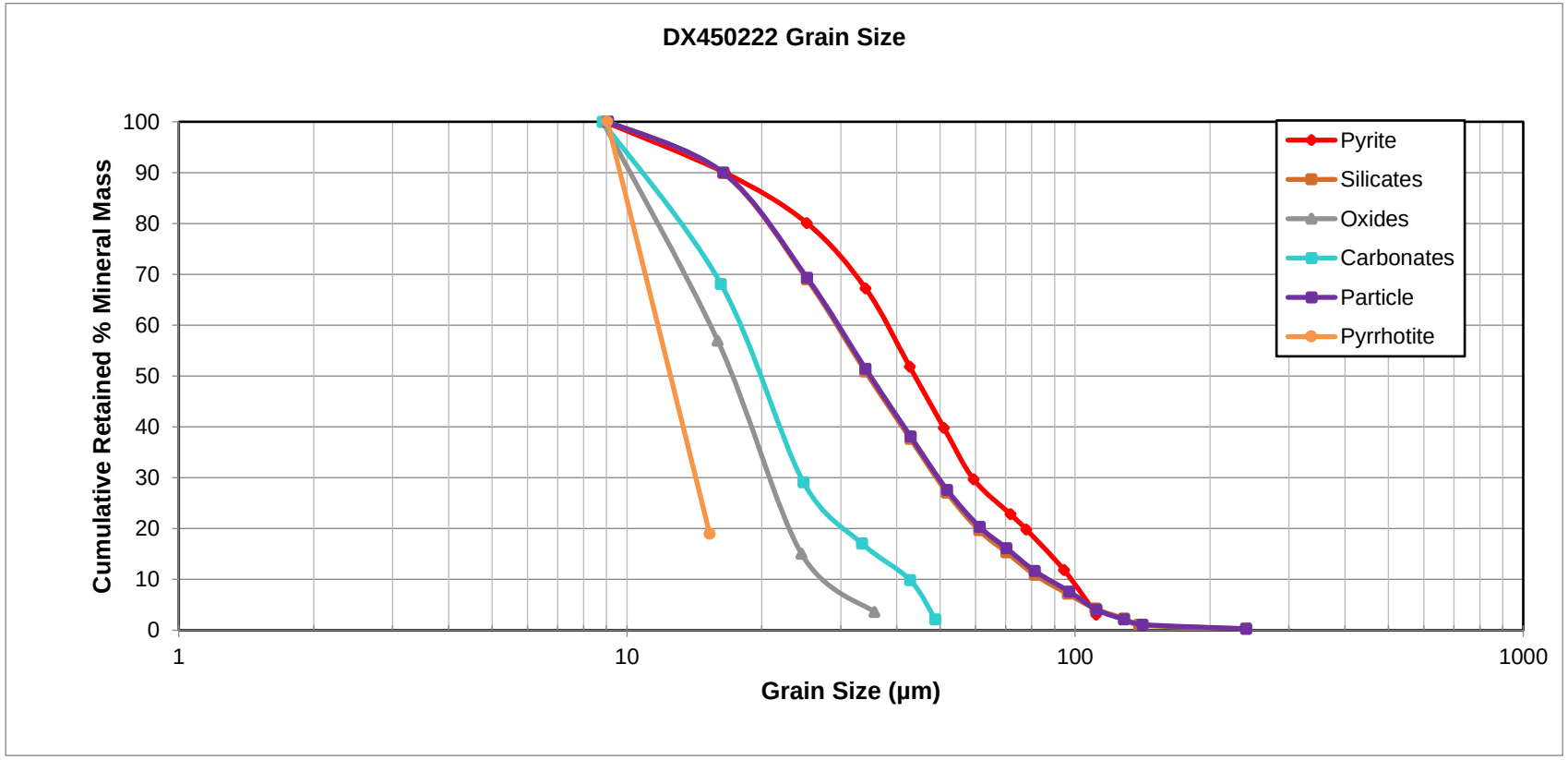

Great Bear Resources
19032-02
MI5020-AUG23

High Definition Mineralogical Analysis using QEMSCAN (Quantitative Evaluation of Materials by Scanning Electron Microscopy)

Cumulative Retained Grain Size Distribution

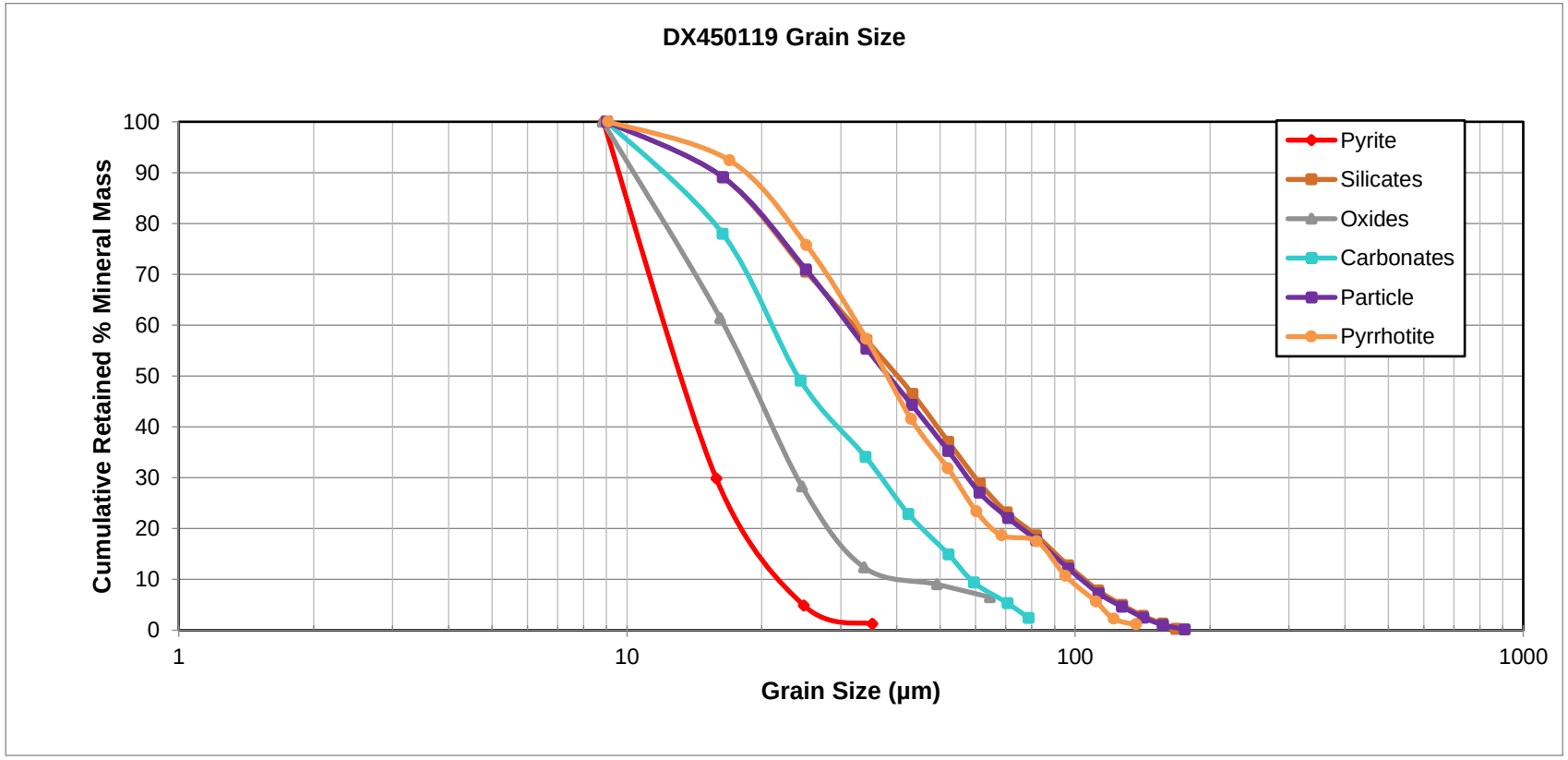

Great Bear Resources
19032-02
MI5020-AUG23

High Definition Mineralogical Analysis using QEMSCAN (Quantitative Evaluation of Materials by Scanning Electron Microscopy)

Cumulative Retained Grain Size Distribution

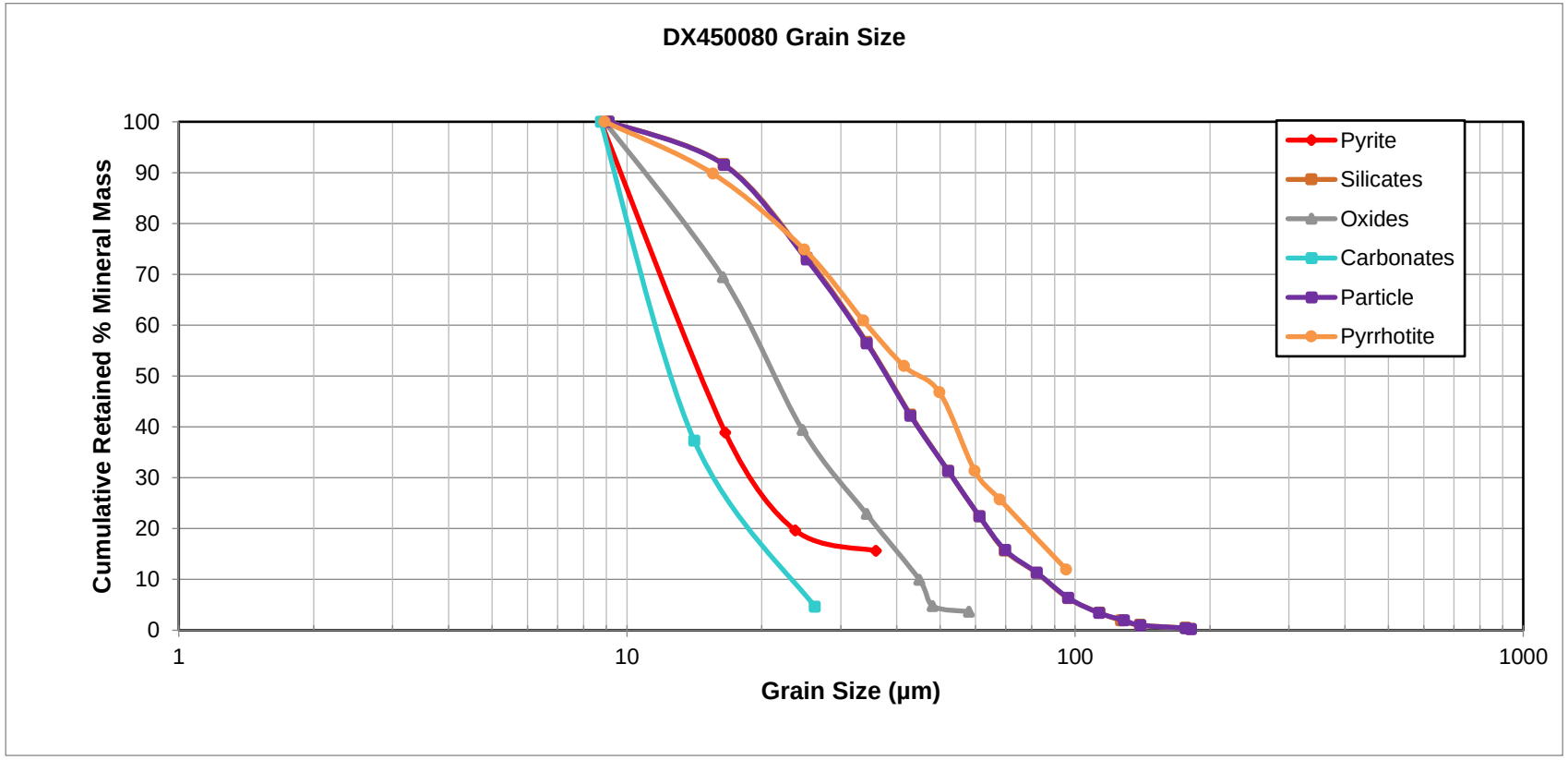

Great Bear Resources
19032-02
MI5020-AUG23

High Definition Mineralogical Analysis using QEMSCAN (Quantitative Evaluation of Materials by Scanning Electron Microscopy)

Cumulative Retained Grain Size Distribution

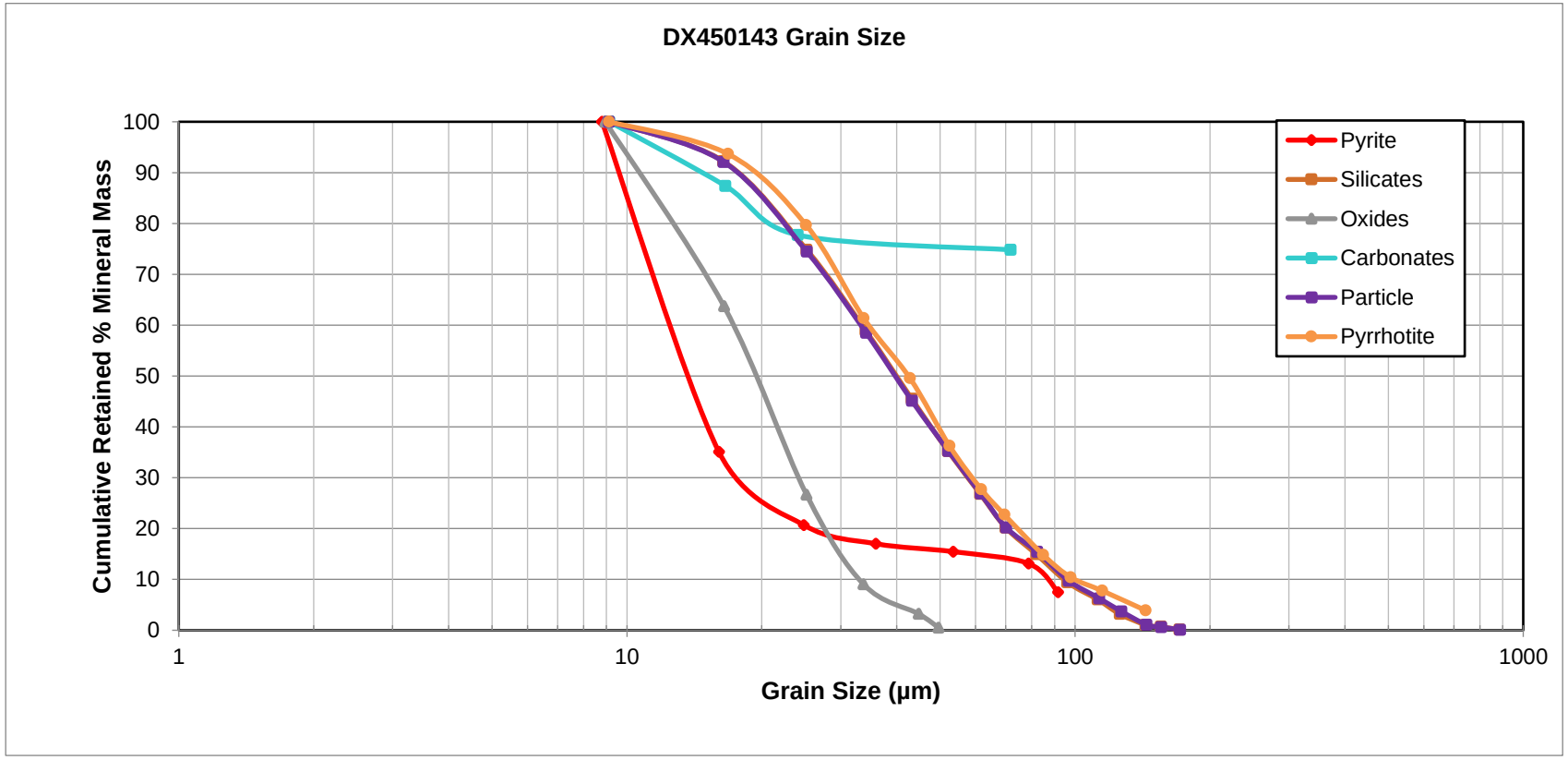

Great Bear Resources
19032-02
MI5020-AUG23

High Definition Mineralogical Analysis using QEMSCAN (Quantitative Evaluation of Materials by Scanning Electron Microscopy)

Cumulative Retained Grain Size Distribution

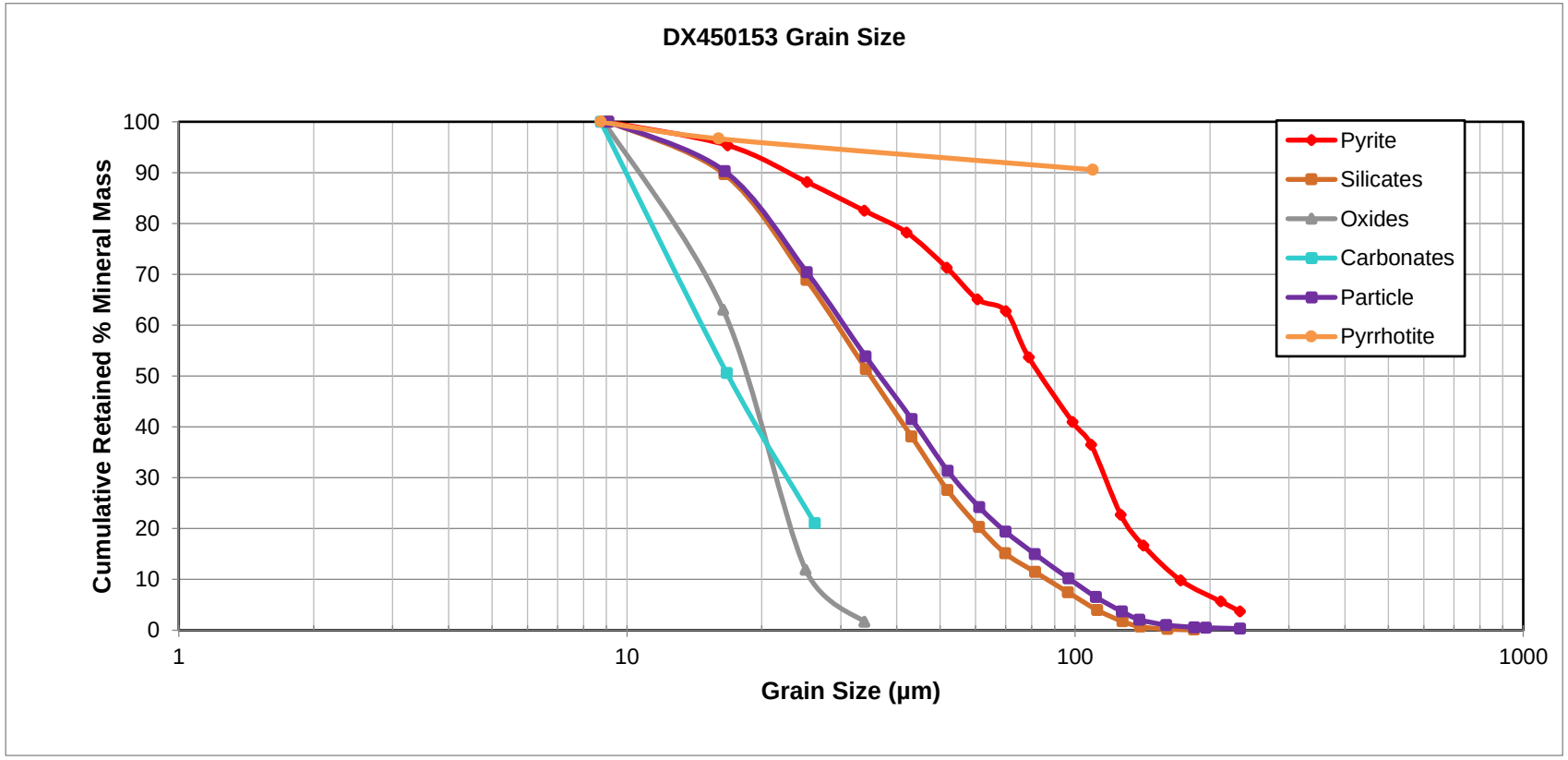

Great Bear Resources
19032-02
MI5020-AUG23

High Definition Mineralogical Analysis using QEMSCAN (Quantitative Evaluation of Materials by Scanning Electron Microscopy)

Cumulative Retained Grain Size Distribution

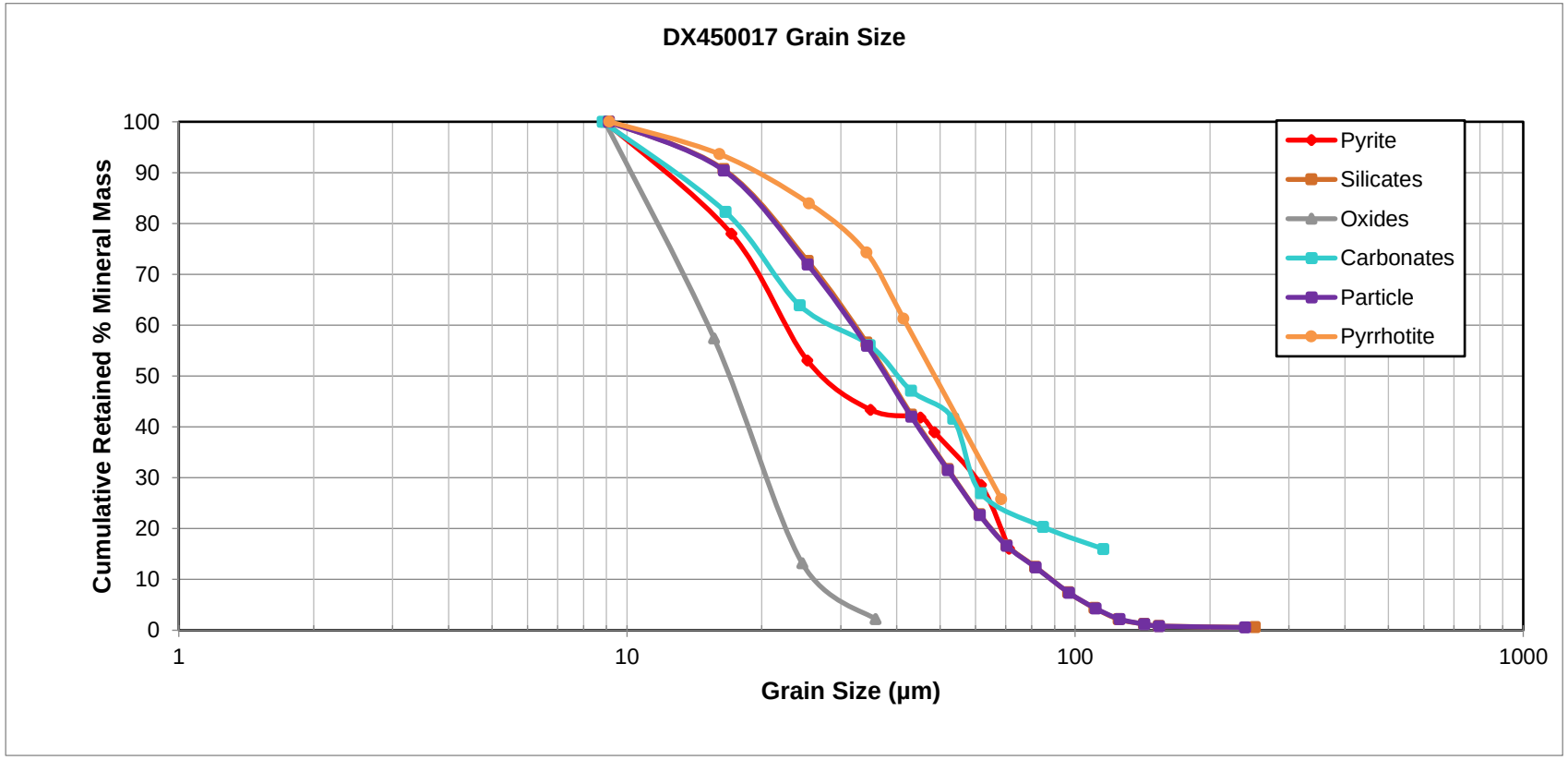

Great Bear Resources
19032-02
MI5020-AUG23

High Definition Mineralogical Analysis using QEMSCAN (Quantitative Evaluation of Materials by Scanning Electron Microscopy)

Cumulative Retained Grain Size Distribution

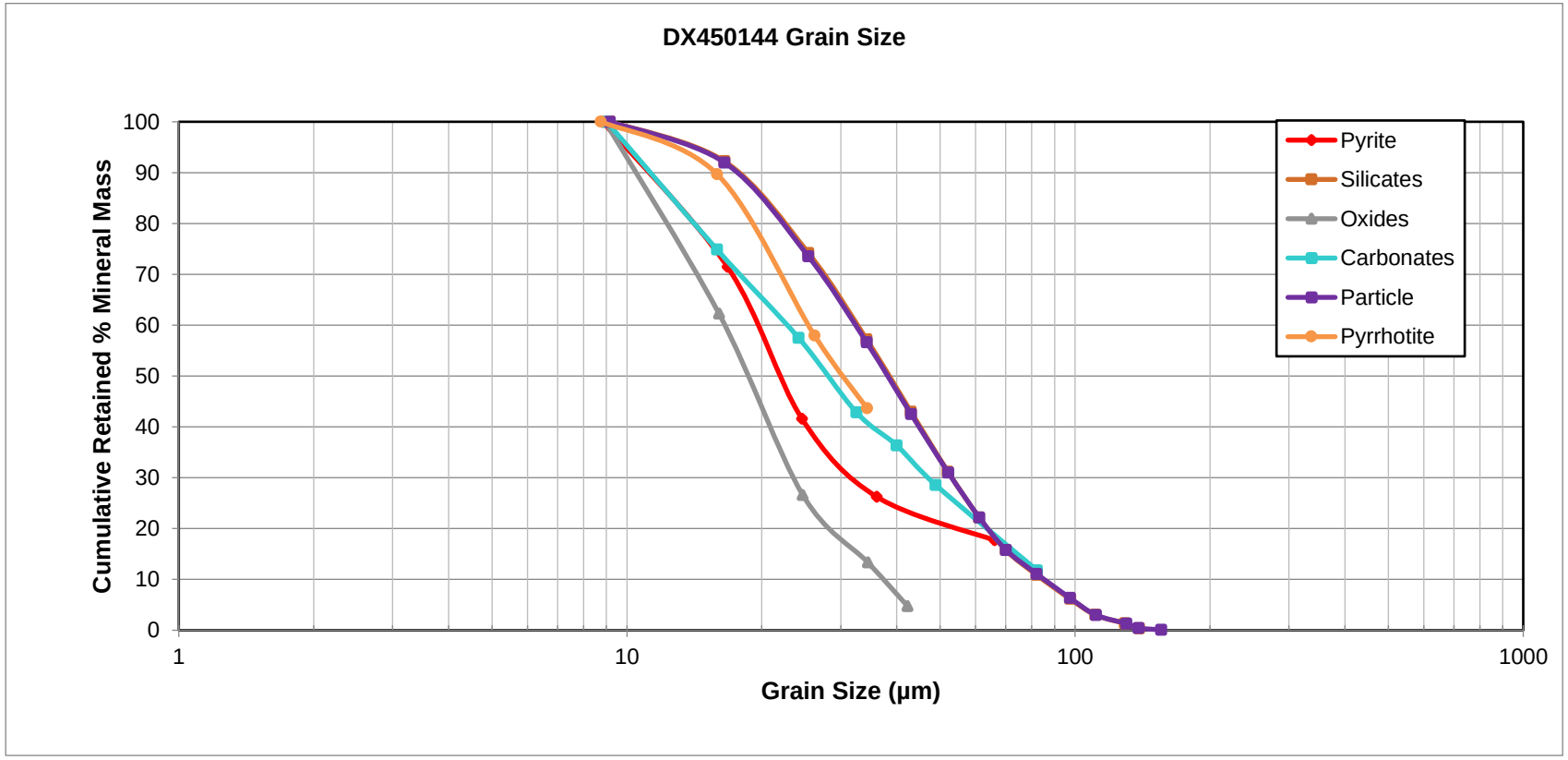

Great Bear Resources
19032-02
MI5020-AUG23

High Definition Mineralogical Analysis using QEMSCAN (Quantitative Evaluation of Materials by Scanning Electron Microscopy)

Cumulative Retained Grain Size Distribution

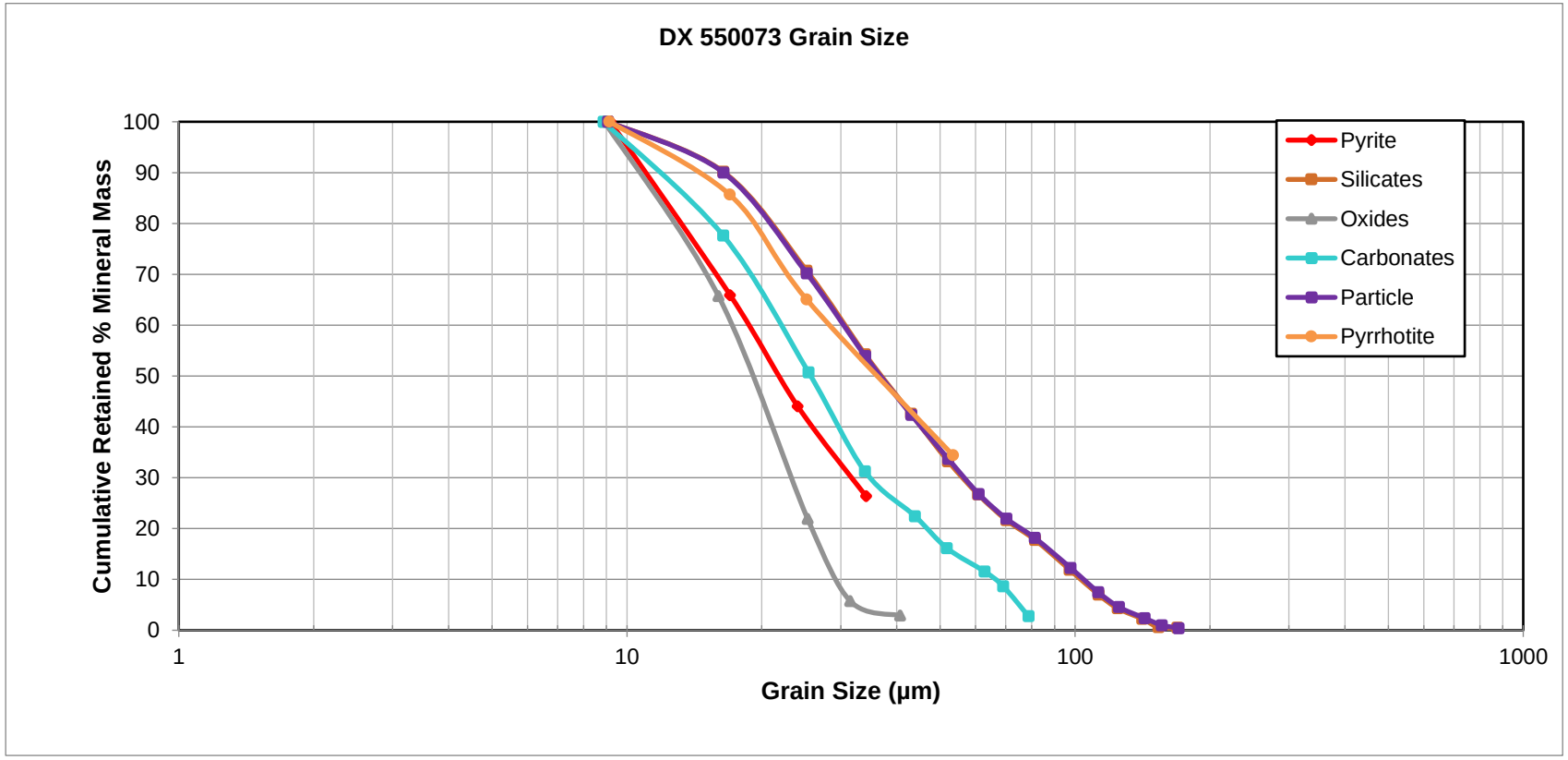

Great Bear Resources
19032-02
MI5020-AUG23

High Definition Mineralogical Analysis using QEMSCAN (Quantitative Evaluation of Materials by Scanning Electron Microscopy)

Cumulative Retained Grain Size Distribution

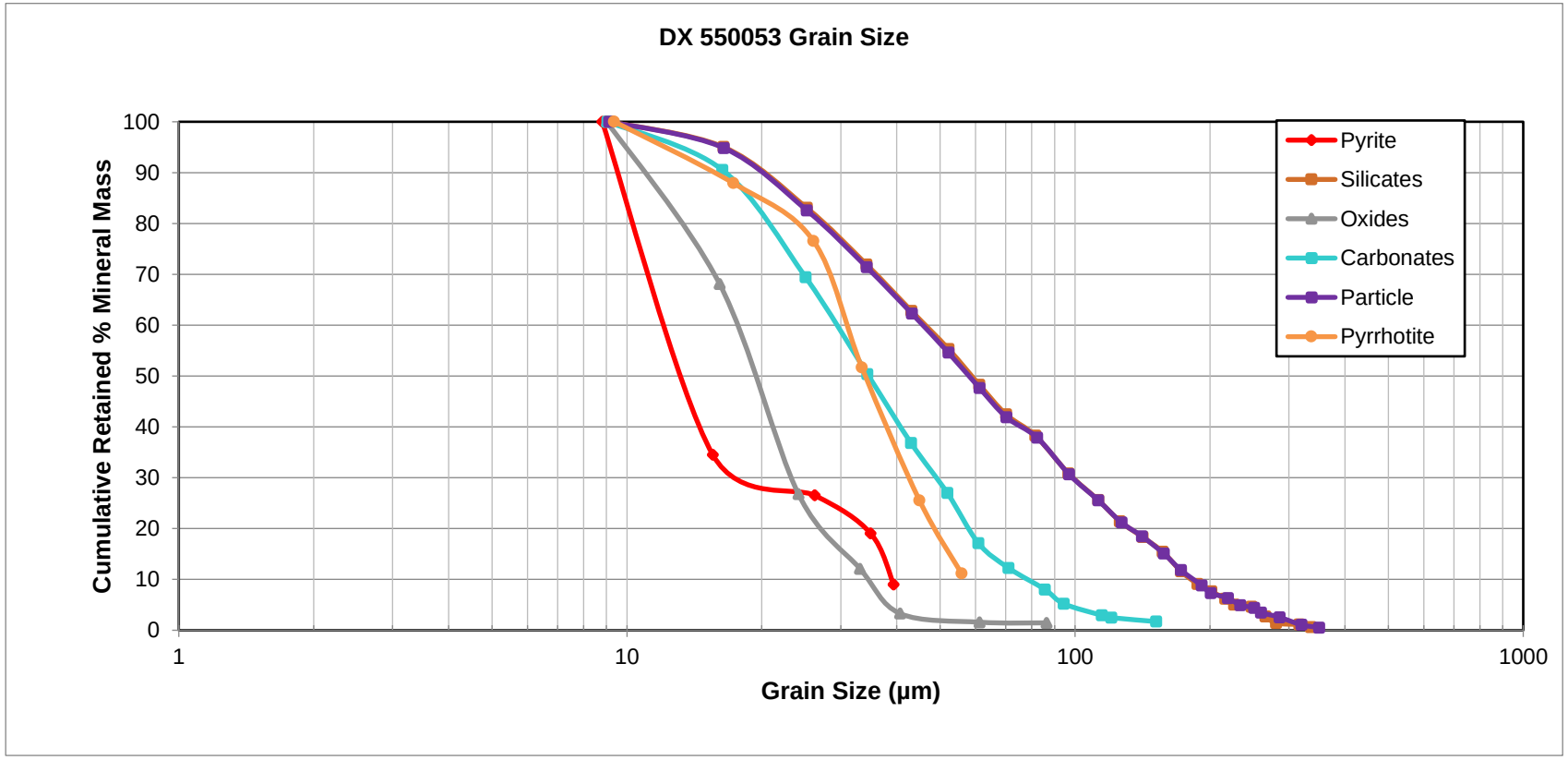

Great Bear Resources
19032-02
MI5020-AUG23

High Definition Mineralogical Analysis using QEMSCAN (Quantitative Evaluation of Materials by Scanning Electron Microscopy)

Cumulative Retained Grain Size Distribution

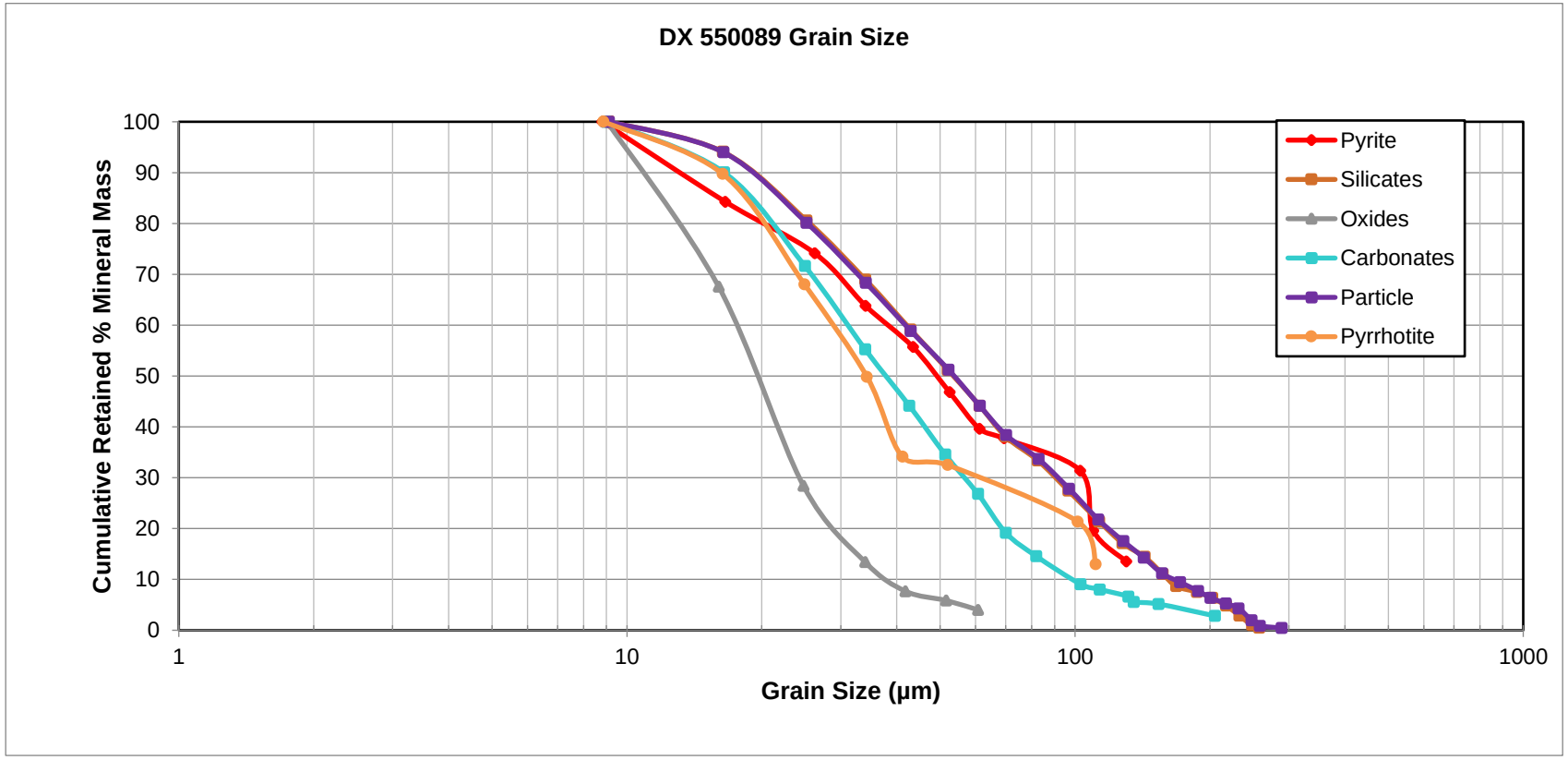

Great Bear Resources
19032-02
MI5020-AUG23

High Definition Mineralogical Analysis using QEMSCAN (Quantitative Evaluation of Materials by Scanning Electron Microscopy)

Cumulative Retained Grain Size Distribution

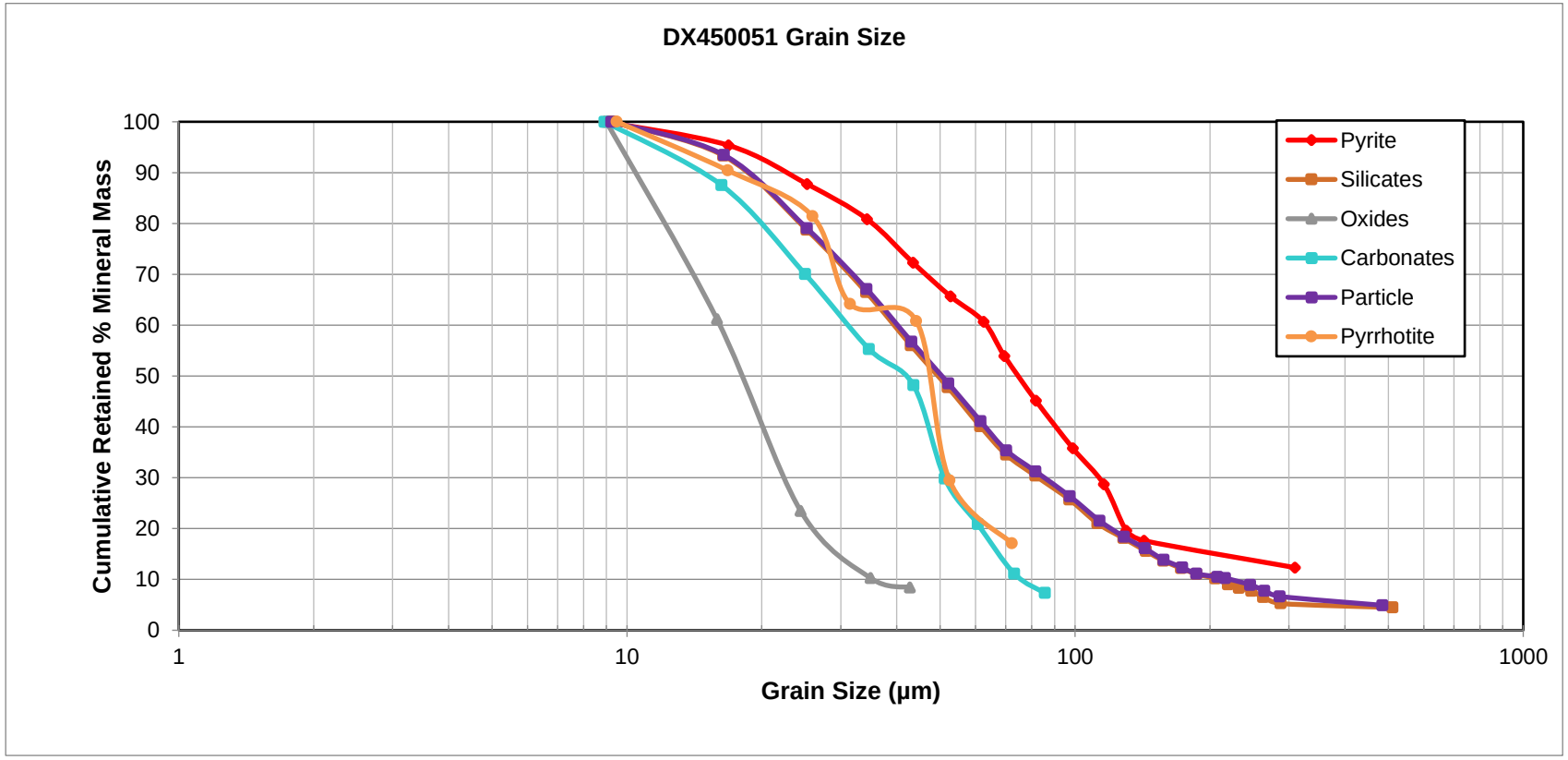

Great Bear Resources
19032-02
MI5020-AUG23

High Definition Mineralogical Analysis using QEMSCAN (Quantitative Evaluation of Materials by Scanning Electron Microscopy)

Cumulative Retained Grain Size Distribution

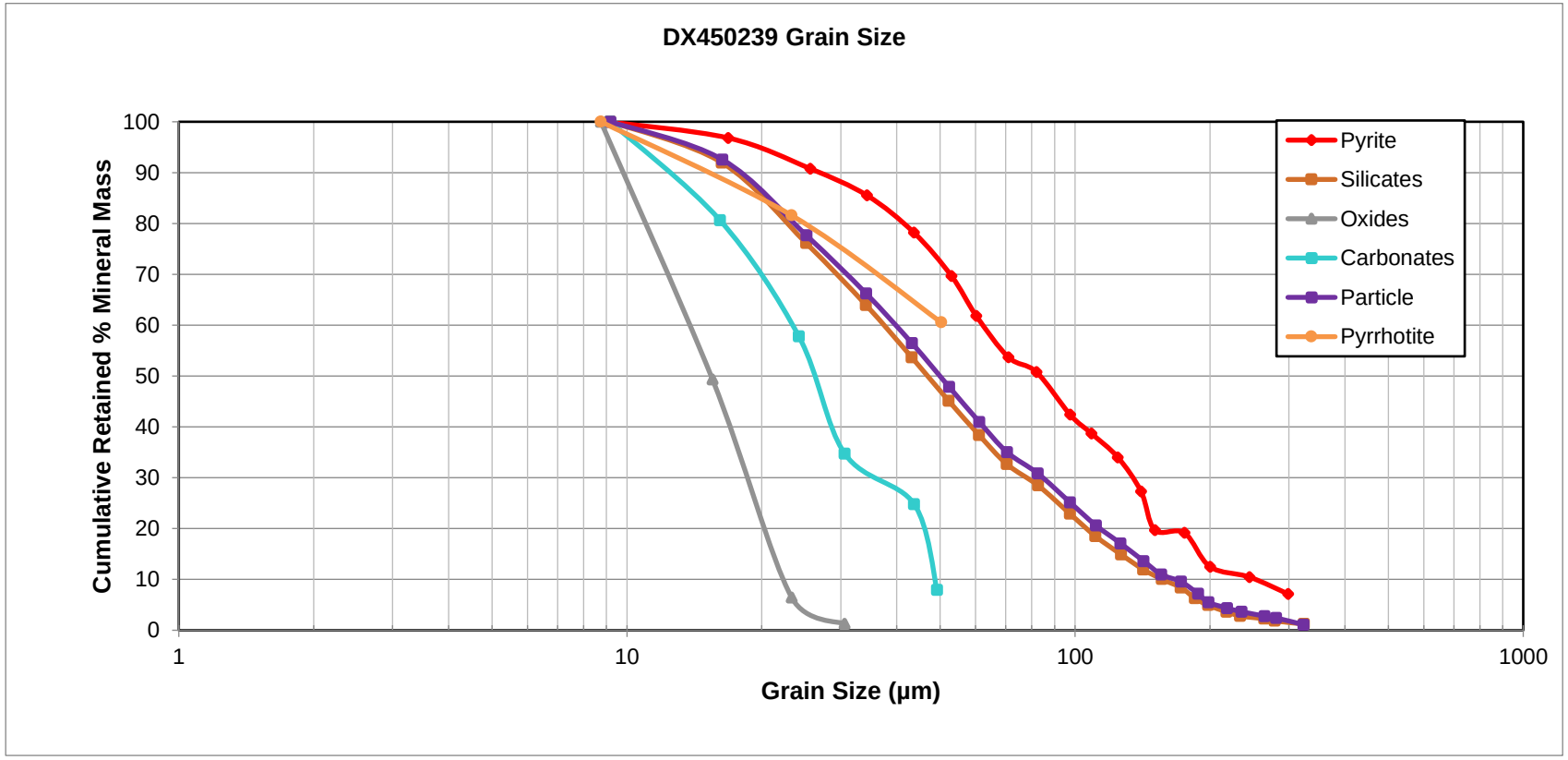

Great Bear Resources
19032-02
MI5020-AUG23

High Definition Mineralogical Analysis using QEMSCAN (Quantitative Evaluation of Materials by Scanning Electron Microscopy)

Cumulative Retained Grain Size Distribution

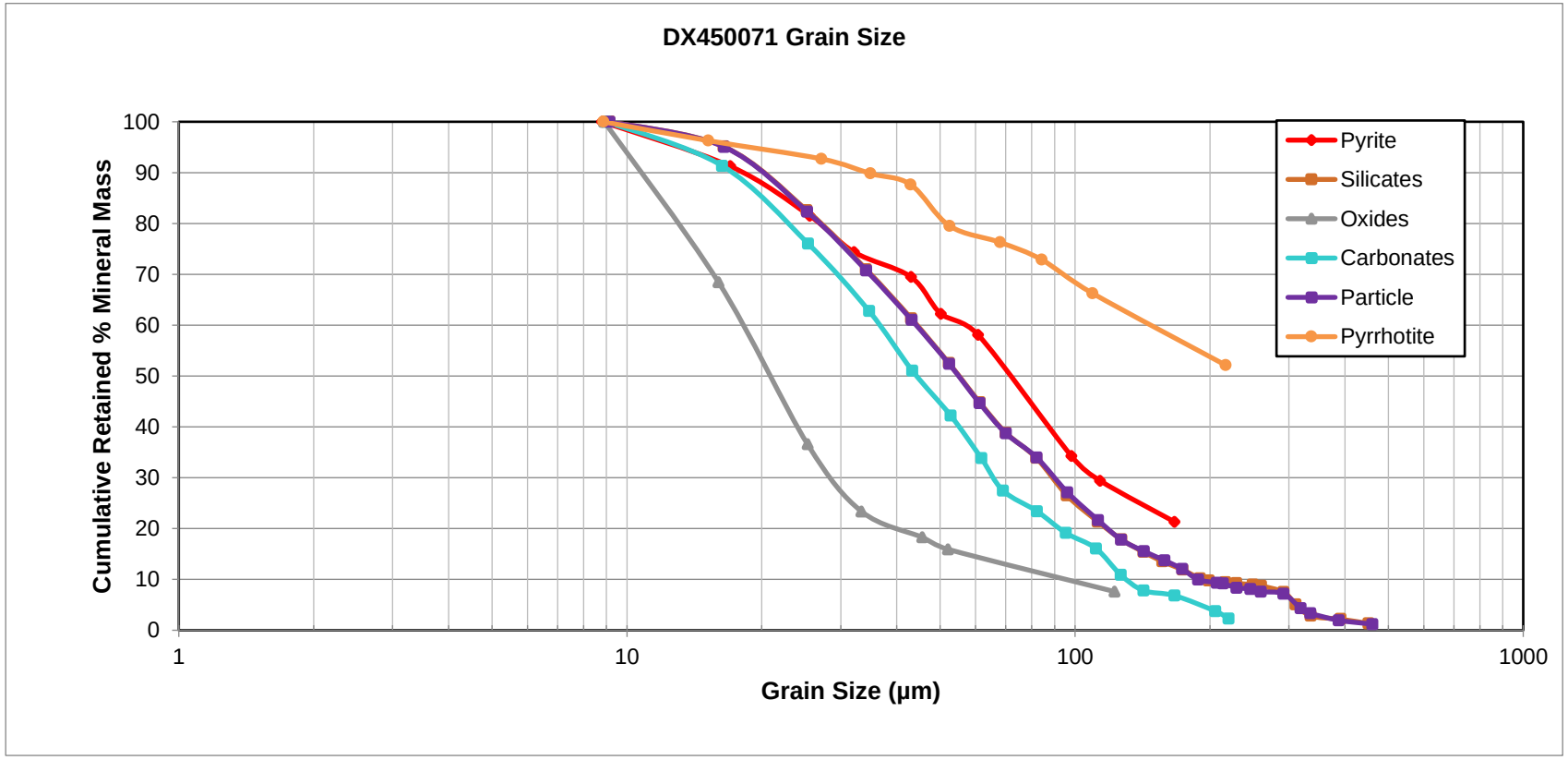

Great Bear Resources
19032-02
MI5020-AUG23

High Definition Mineralogical Analysis using QEMSCAN (Quantitative Evaluation of Materials by Scanning Electron Microscopy)

Cumulative Retained Grain Size Distribution

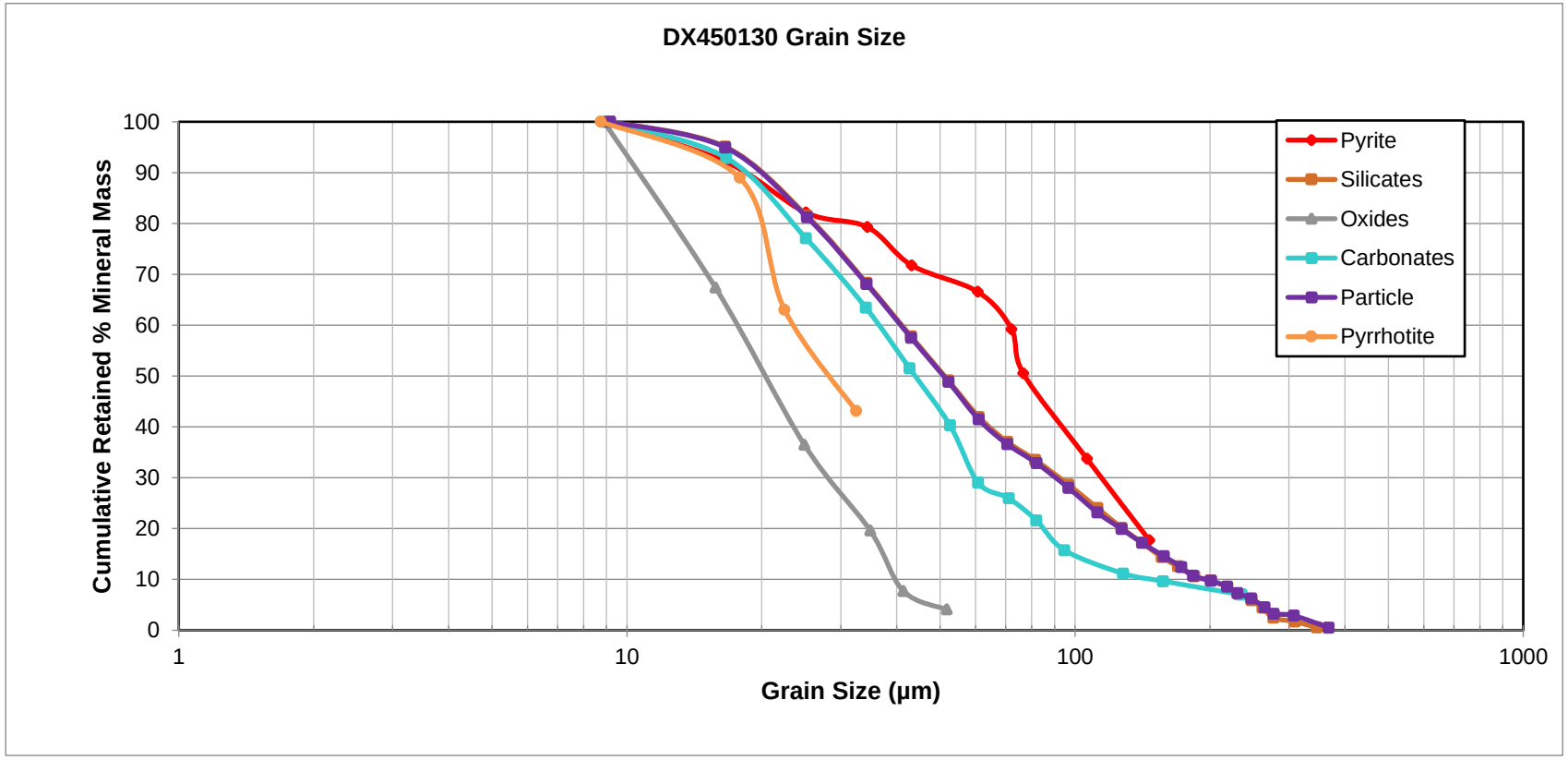

Great Bear Resources
19032-02
MI5020-AUG23

High Definition Mineralogical Analysis using QEMSCAN (Quantitative Evaluation of Materials by Scanning Electron Microscopy)

Cumulative Retained Grain Size Distribution

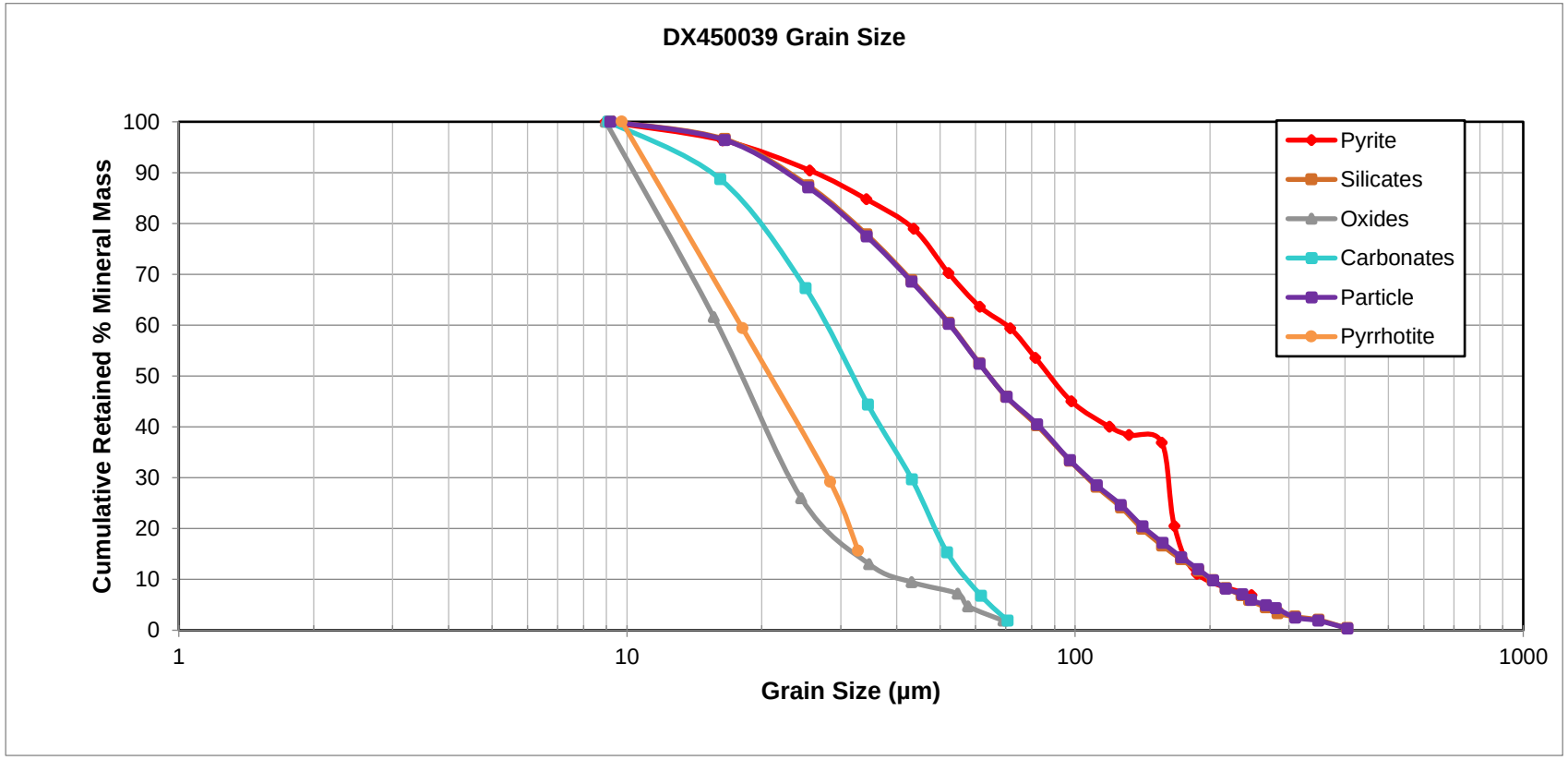

Great Bear Resources
19032-02
MI5020-AUG23

High Definition Mineralogical Analysis using QEMSCAN (Quantitative Evaluation of Materials by Scanning Electron Microscopy)

Cumulative Retained Grain Size Distribution

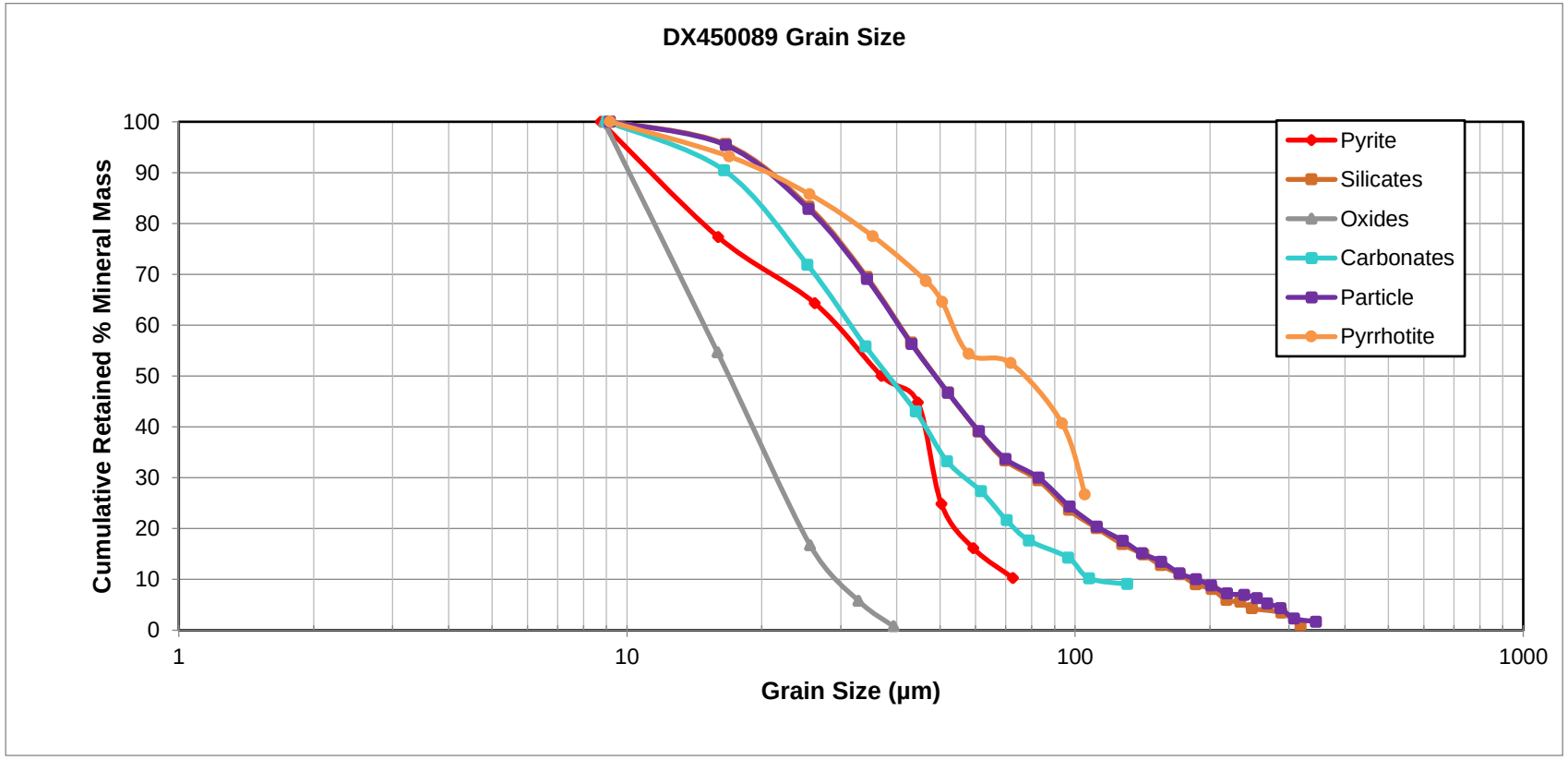

Great Bear Resources
19032-02
MI5020-AUG23

High Definition Mineralogical Analysis using QEMSCAN (Quantitative Evaluation of Materials by Scanning Electron Microscopy)

Cumulative Retained Grain Size Distribution

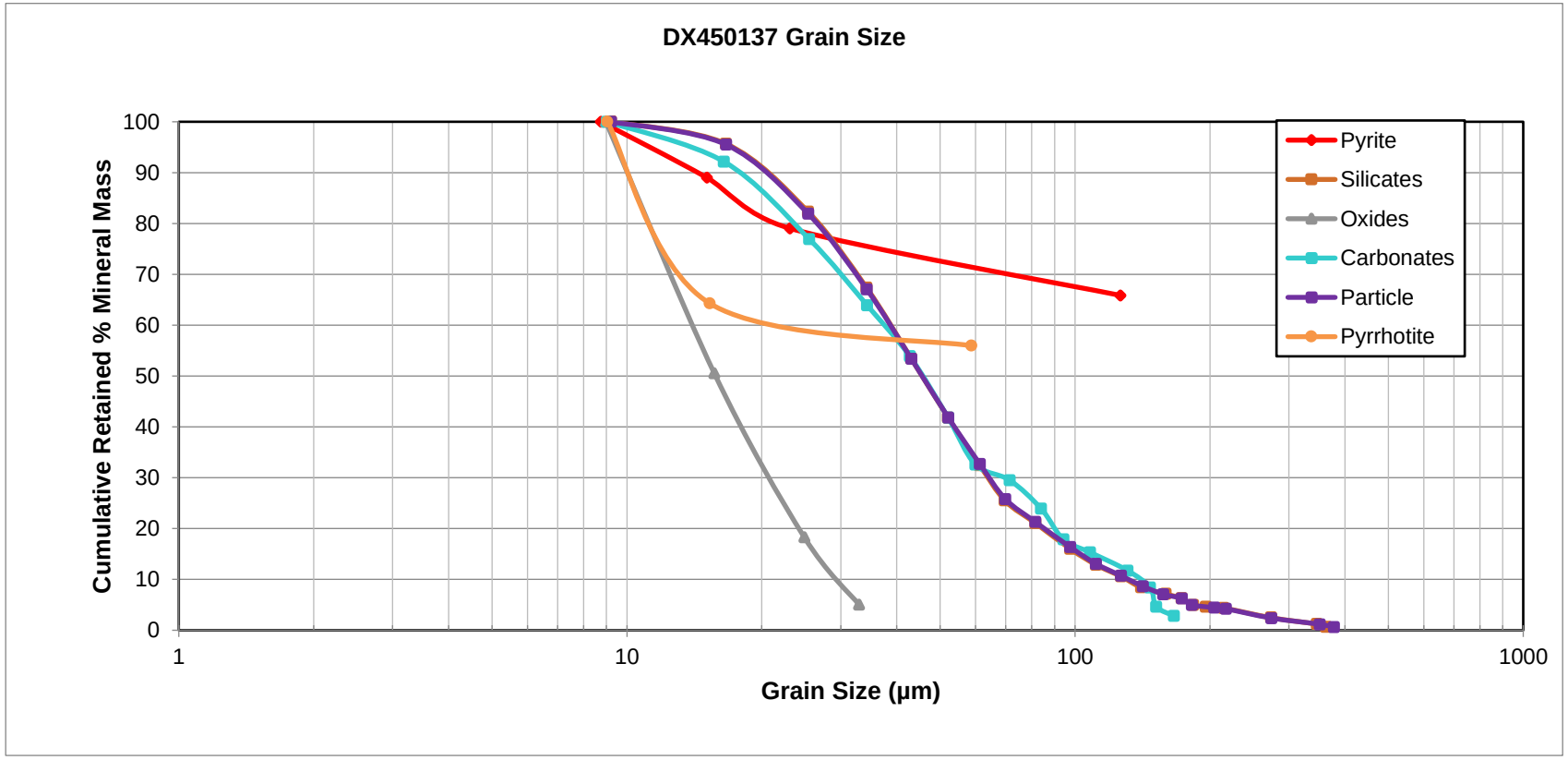

Great Bear Resources
19032-02
MI5020-AUG23

High Definition Mineralogical Analysis using QEMSCAN (Quantitative Evaluation of Materials by Scanning Electron Microscopy)

Cumulative Retained Grain Size Distribution

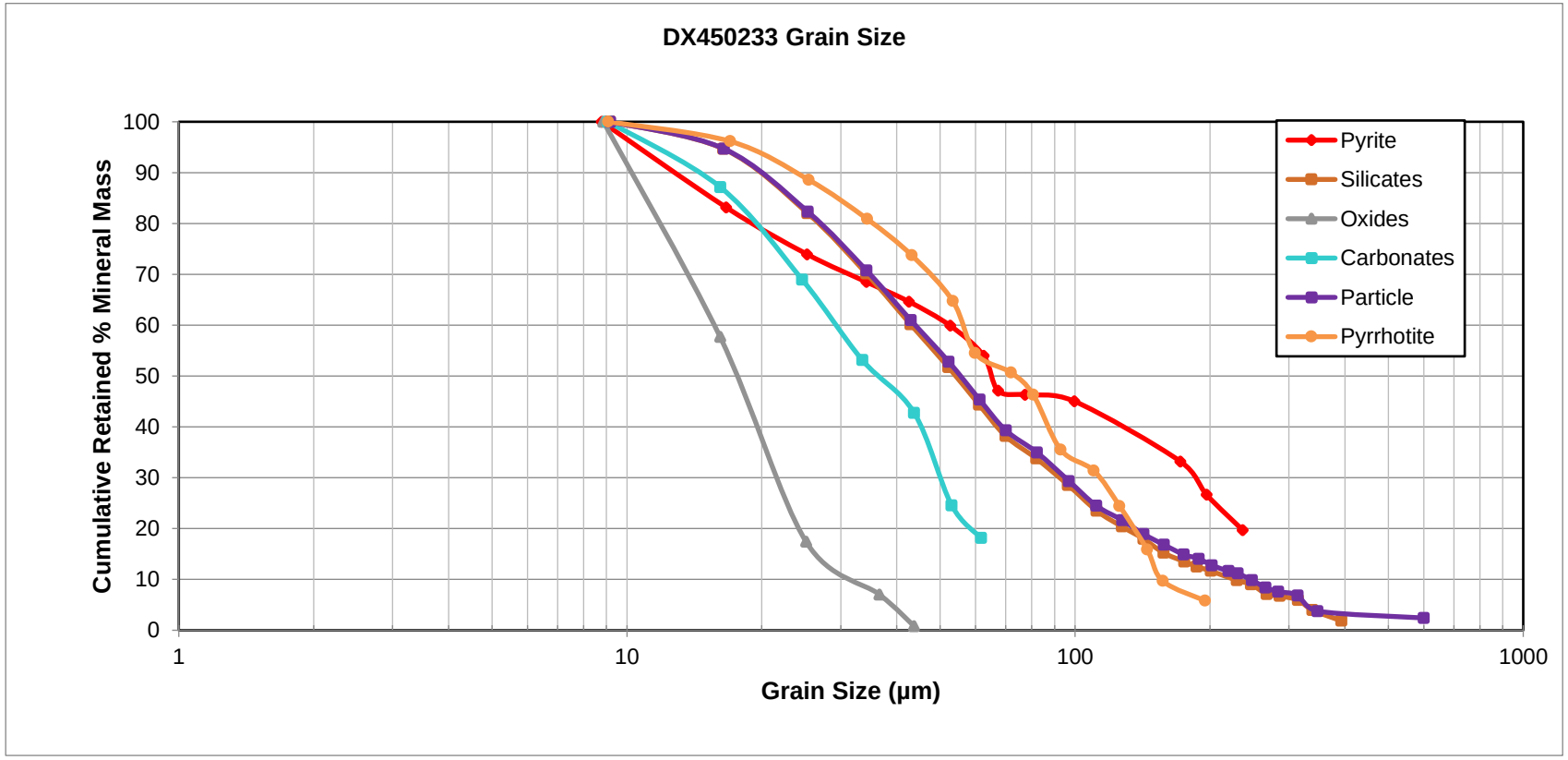

Great Bear Resources
19032-02
MI5020-AUG23

High Definition Mineralogical Analysis using QEMSCAN (Quantitative Evaluation of Materials by Scanning Electron Microscopy)

Cumulative Retained Grain Size Distribution

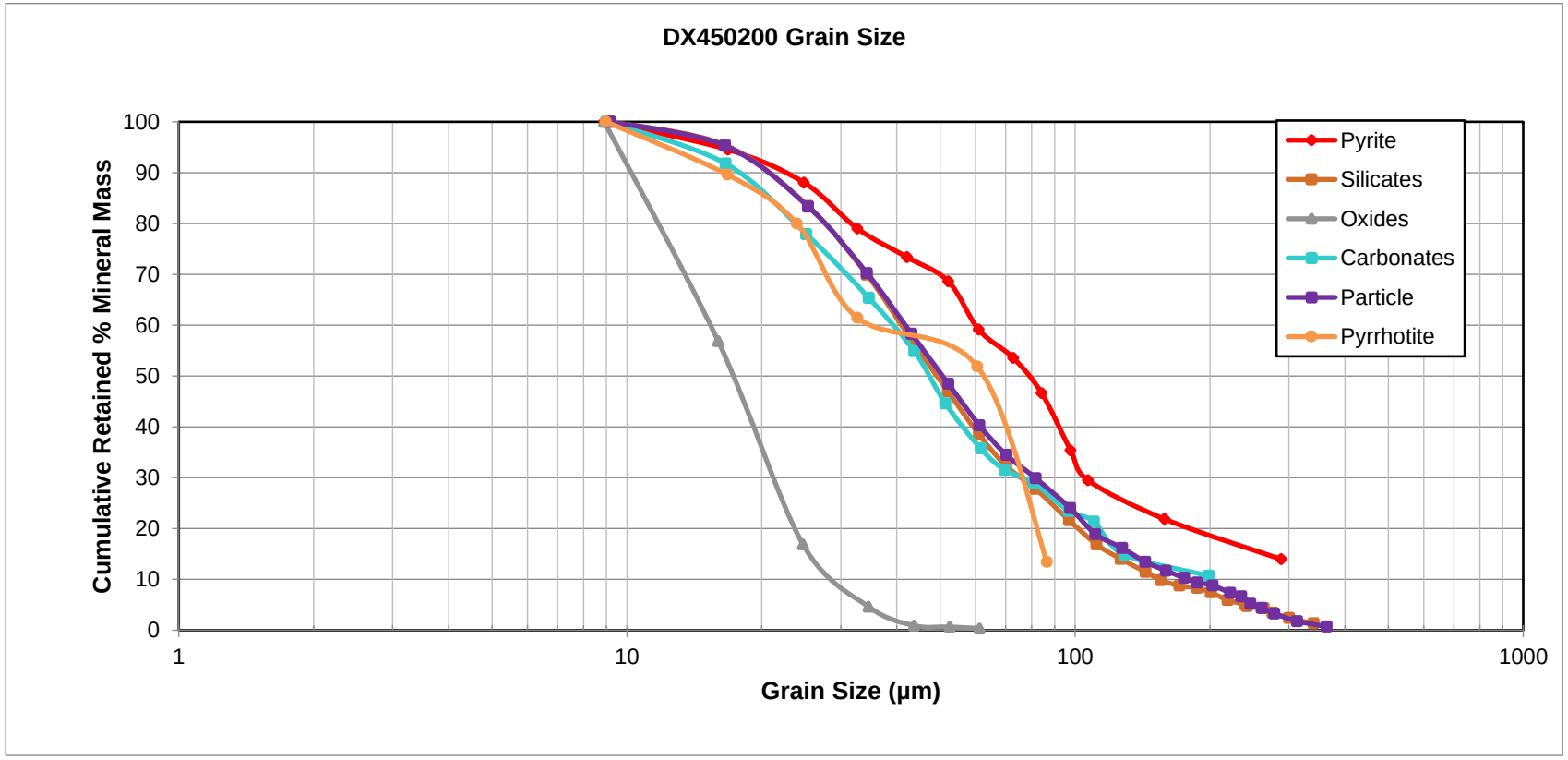

Great Bear Resources
19032-02
MI5020-AUG23

High Definition Mineralogical Analysis using QEMSCAN (Quantitative Evaluation of Materials by Scanning Electron Microscopy)

Cumulative Retained Grain Size Distribution

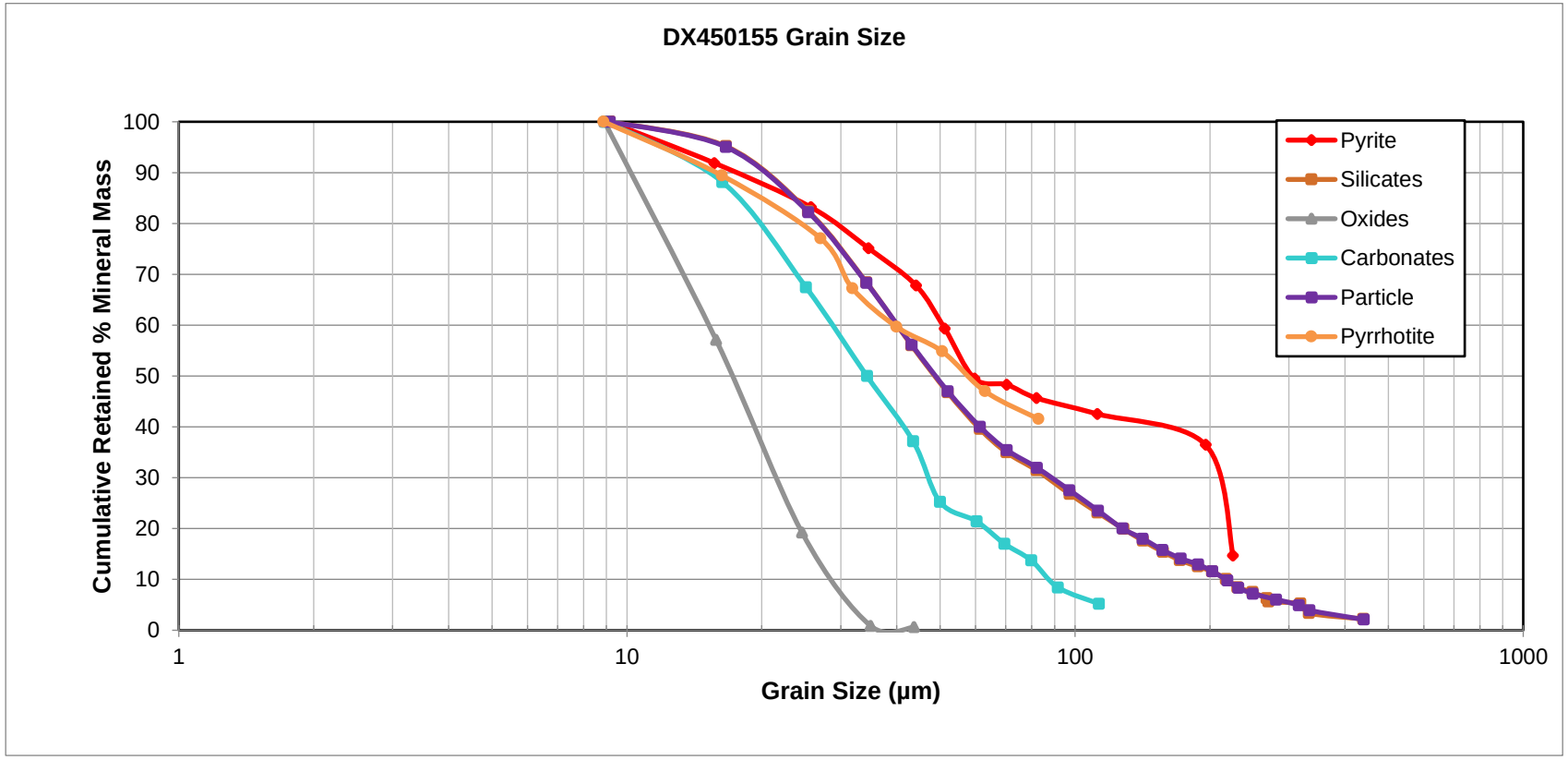

Great Bear Resources
19032-02
MI5020-AUG23

High Definition Mineralogical Analysis using QEMSCAN (Quantitative Evaluation of Materials by Scanning Electron Microscopy)

Cumulative Retained Grain Size Distribution

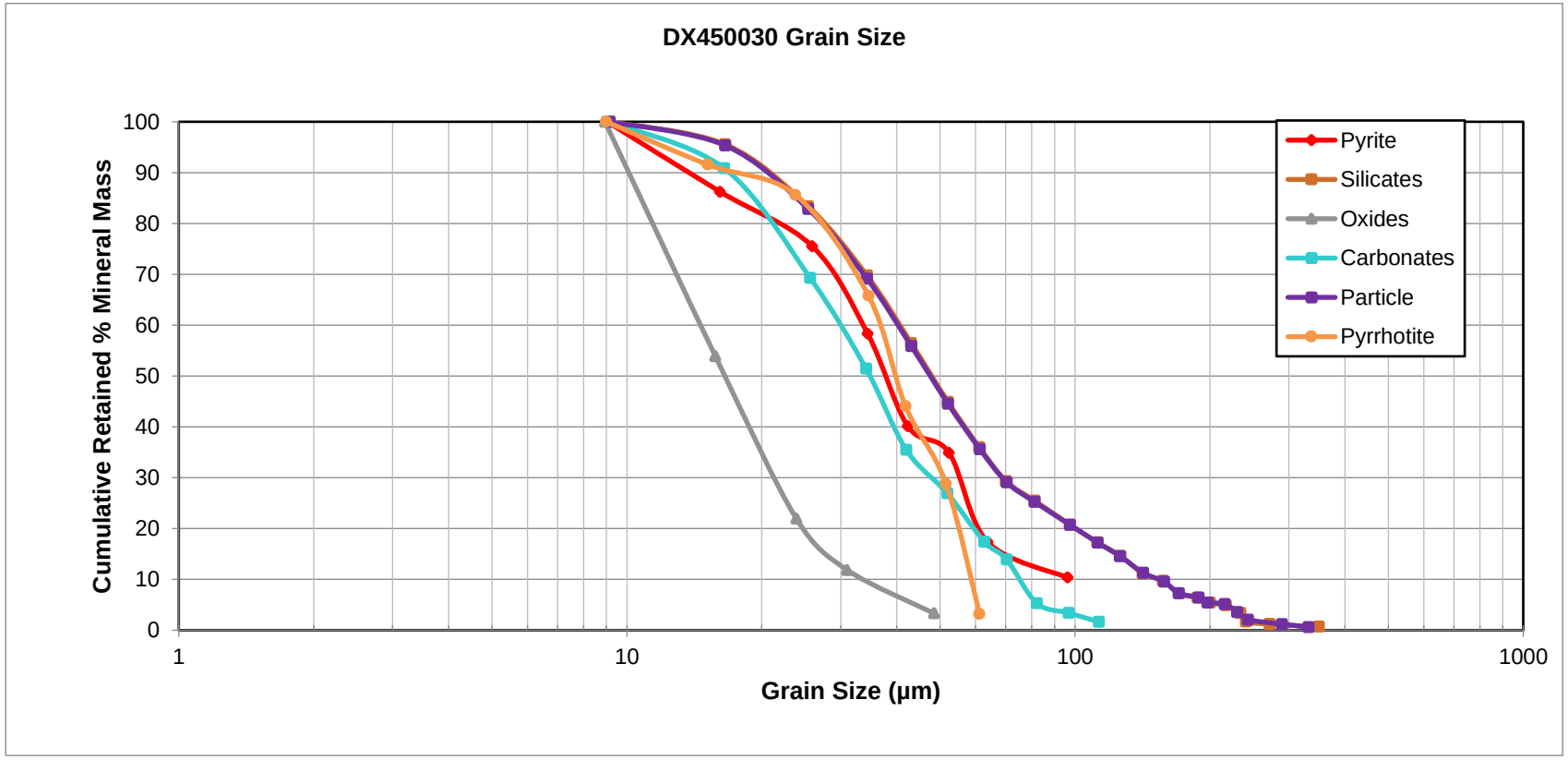

Great Bear Resources
19032-02
MI5020-AUG23

High Definition Mineralogical Analysis using QEMSCAN (Quantitative Evaluation of Materials by Scanning Electron Microscopy)

Cumulative Retained Grain Size Distribution

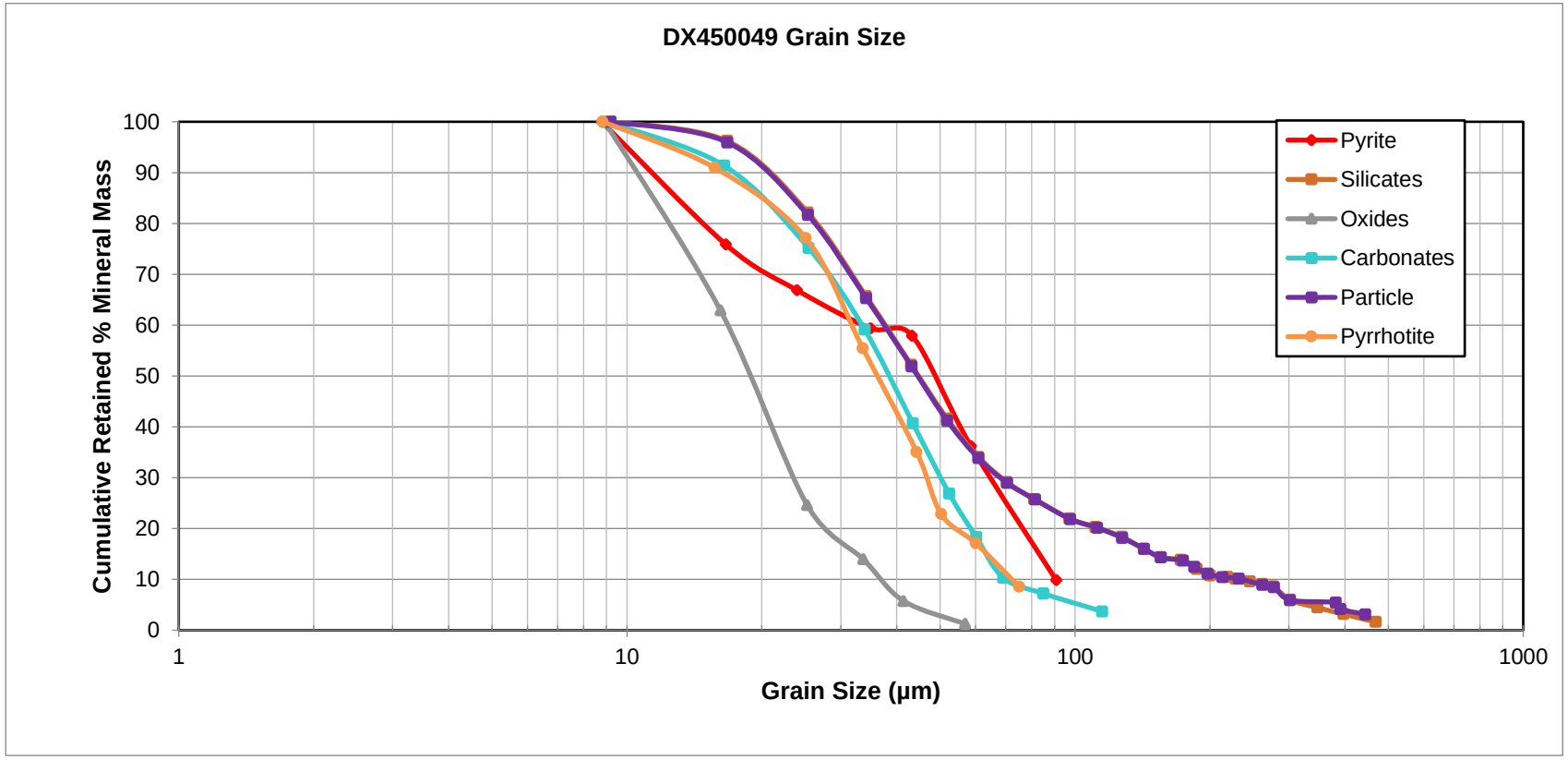

Great Bear Resources
19032-02
MI5020-AUG23

High Definition Mineralogical Analysis using QEMSCAN (Quantitative Evaluation of Materials by Scanning Electron Microscopy)

Cumulative Retained Grain Size Distribution

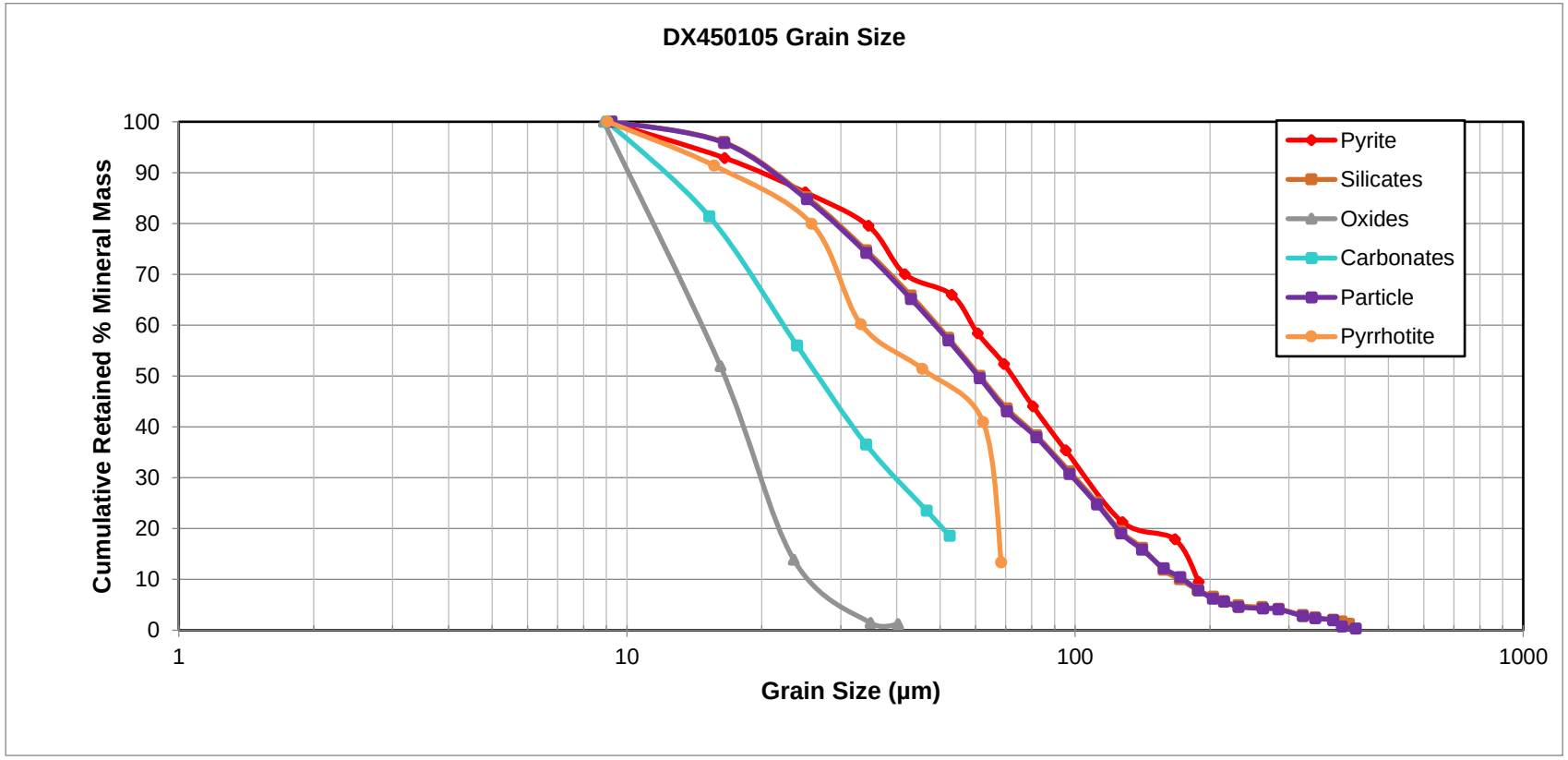

Great Bear Resources
19032-02
MI5020-AUG23

High Definition Mineralogical Analysis using QEMSCAN (Quantitative Evaluation of Materials by Scanning Electron Microscopy)

Cumulative Retained Grain Size Distribution

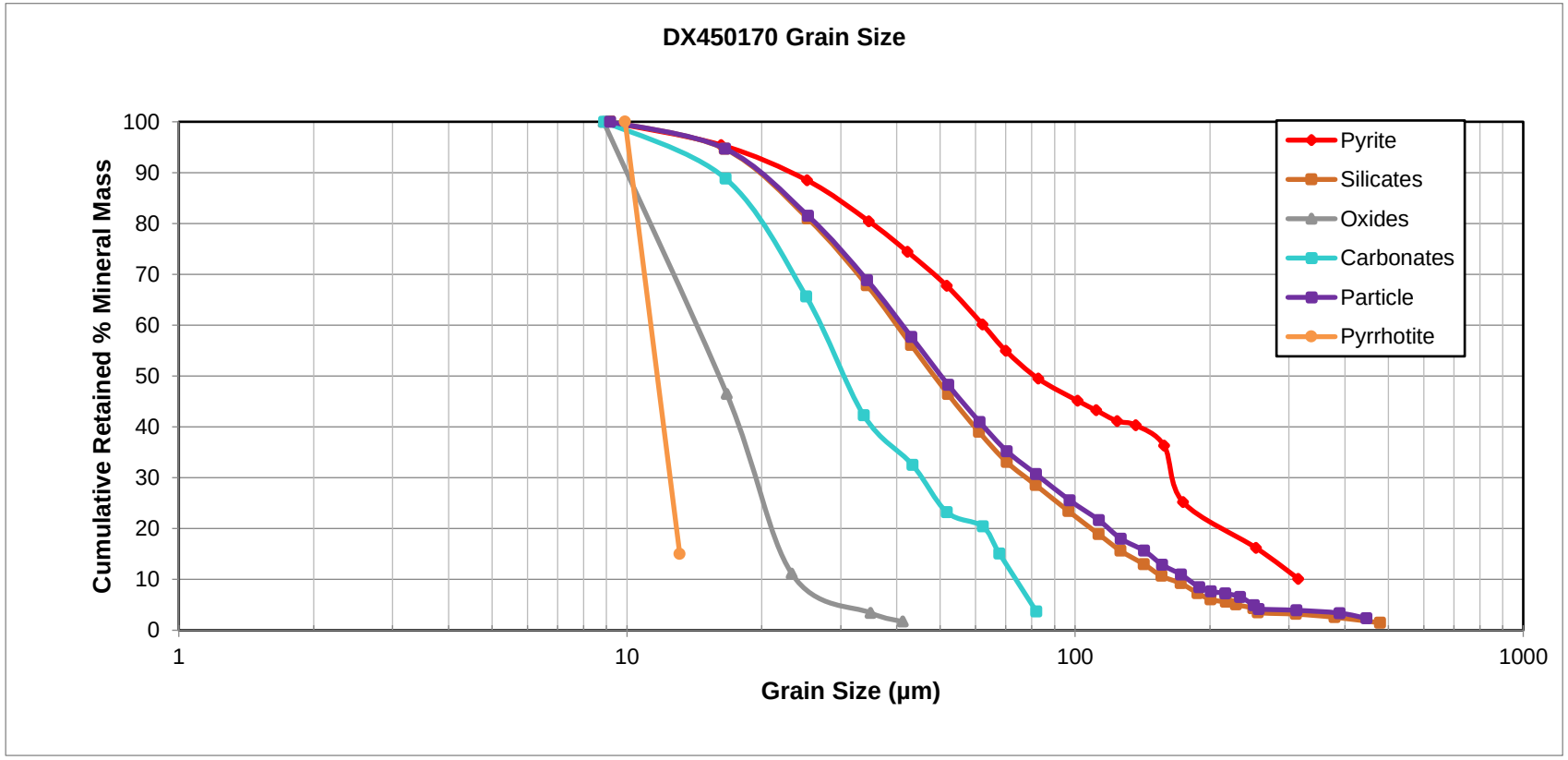

Great Bear Resources
19032-02
MI5020-AUG23

High Definition Mineralogical Analysis using QEMSCAN (Quantitative Evaluation of Materials by Scanning Electron Microscopy)

Cumulative Retained Grain Size Distribution

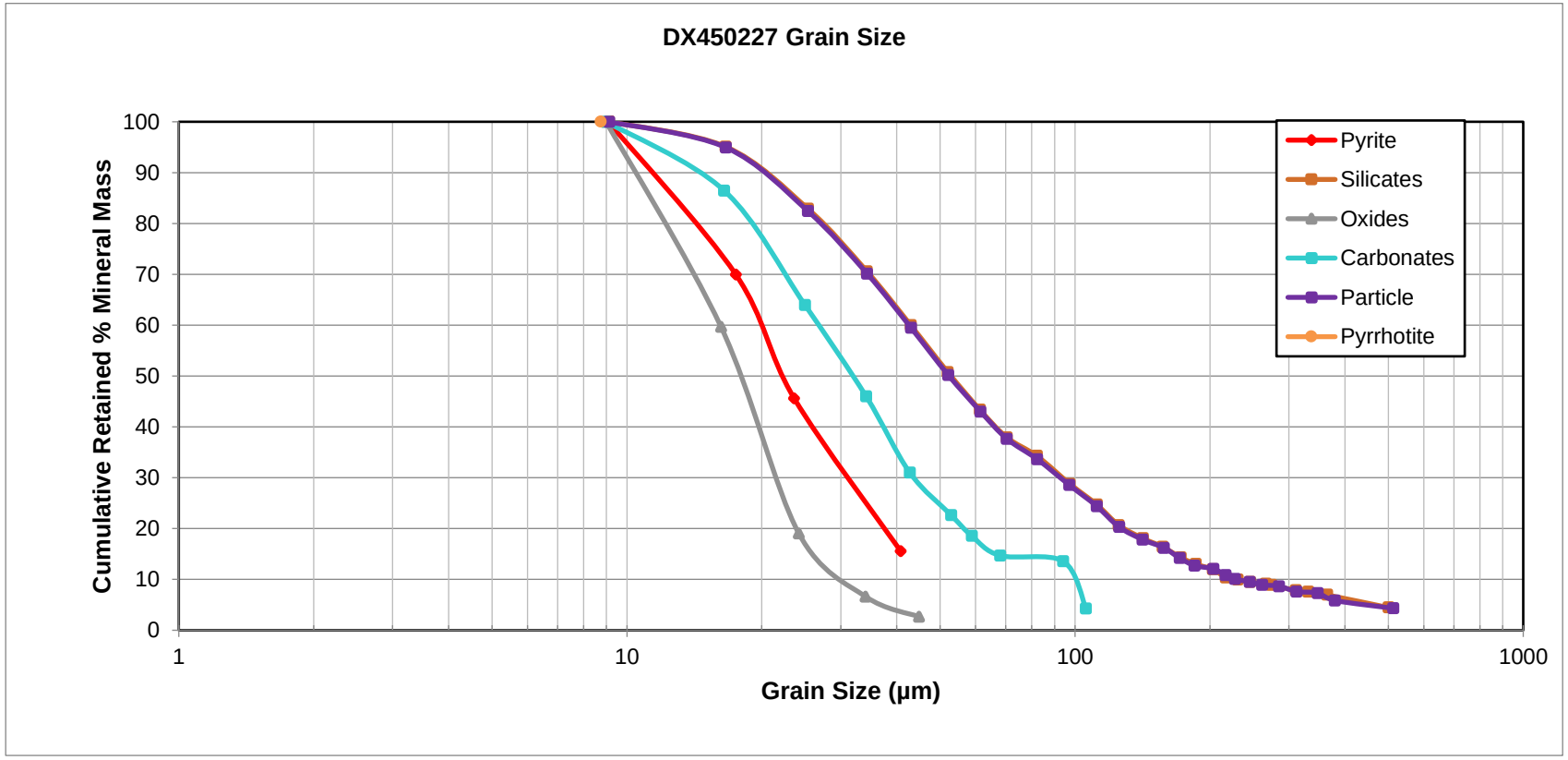

Great Bear Resources
19032-02
MI5020-AUG23

High Definition Mineralogical Analysis using QEMSCAN (Quantitative Evaluation of Materials by Scanning Electron Microscopy)

Cumulative Retained Grain Size Distribution

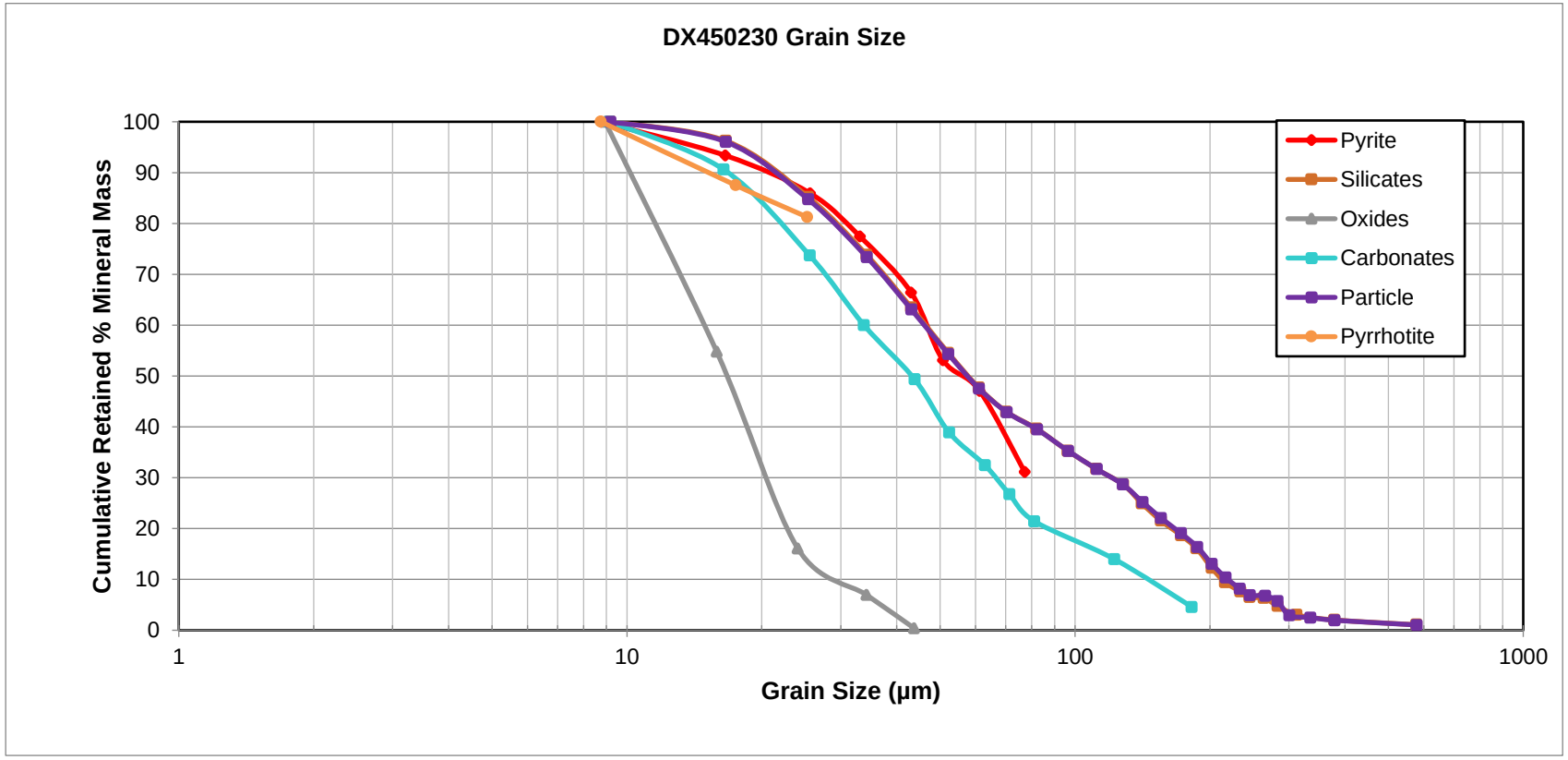

Great Bear Resources
19032-02
MI5020-AUG23

High Definition Mineralogical Analysis using QEMSCAN (Quantitative Evaluation of Materials by Scanning Electron Microscopy)

Cumulative Retained Grain Size Distribution

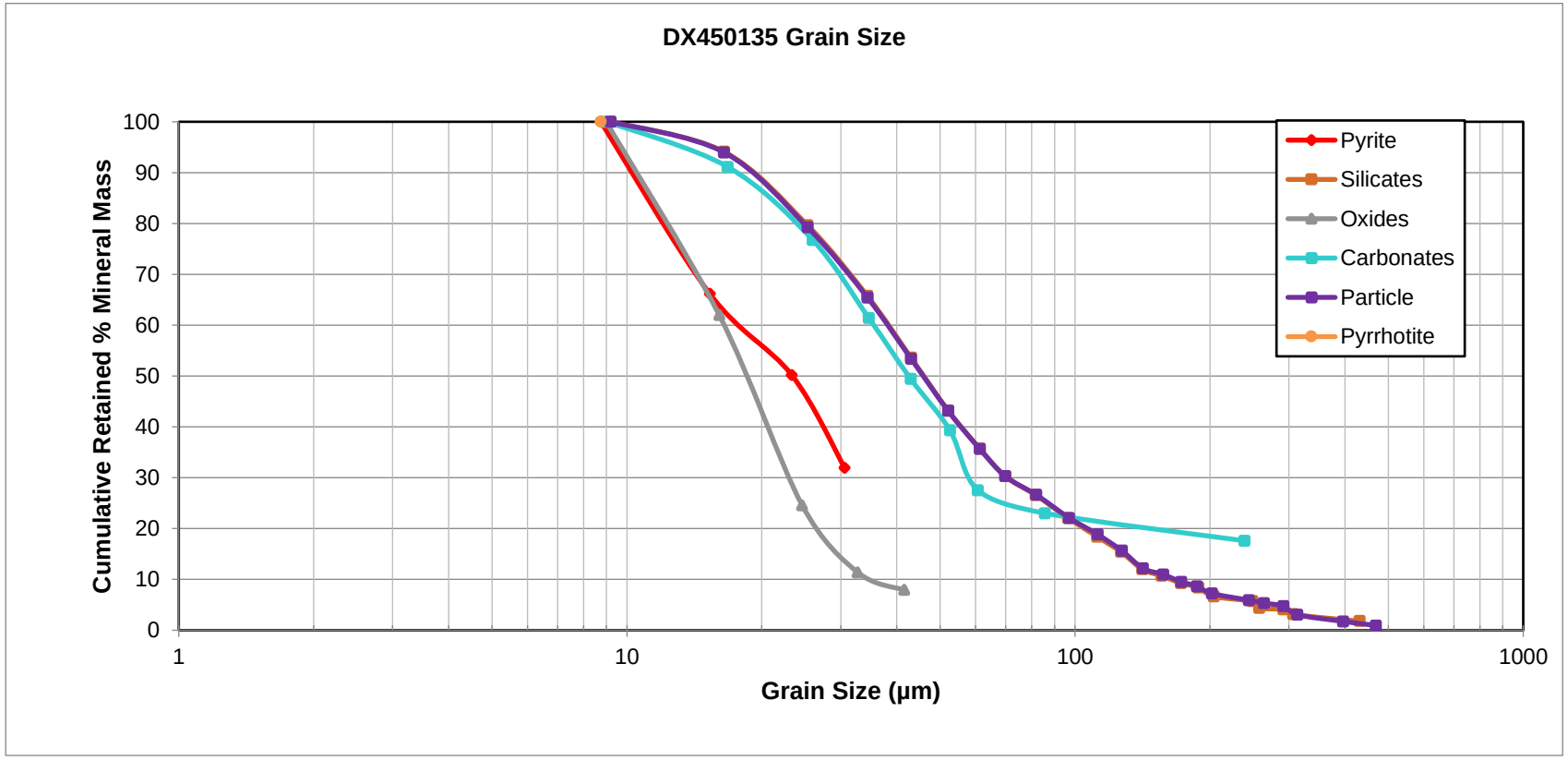

Appendix B – Electron Microprobe Analysis (EMPA)

EMPA DATA

prepared for:

Great Bear Resources

Project 19032-02
MI5020-AUG23
March 19, 2024

Prepared by:

Margot Aldis/Chris Gunning
Mineralogist/Senior Mineralogist

High Definition Mineralogical Analysis using QEMSCAN (Quantitative Evaluation of Materials by Scanning Electron Microscopy) (METH# 8.11.1) used by SGS Minerals Services

The EMPA Analysis was Compelted at Queens University in Kingston Ontario, Canada

Great Bear Resouces
19032-02
MI5020-AUG22

High Definition Mineralogical Analysis using QEMSCAN (Quantitative Evaluation of Materials by Scanning Electron Microscopy)

EMPA - Pyrite

Accelerating potential = 15 kV, beam current = 20 nA; focused beam.
Standards and matrix corrections are listed above.
Precision is given in columns T-Z and detection limit in columns AJ-AP.

Results_of_analyses:

		element weight %							
Sample Name	**Polised Section Number**	**Fe**	**Co**	**Ni**	**Cu**	**As**	**S**	**Se**	**Total**
DX450052	19032-02 11A pyrite 01	46.22	0.25	0.00	0.00	0.17	52.76	0.00	99.41
DX450052	19032-02 11A pyrite 02	46.34	0.05	0.00	0.00	0.01	53.08	0.00	99.48
DX450052	19032-02 11A pyrite 03	46.10	0.05	0.01	0.01	0.02	53.33	0.01	99.52
DX450052	19032-02 11A pyrite 04	46.47	0.00	0.01	0.00	0.21	53.31	0.00	99.99
DX450052	19032-02 11A pyrite 05	46.50	0.00	0.02	0.00	0.12	53.34	0.02	100.00
DX450052	19032-02 11A pyrite 06	45.92	0.00	0.00	0.00	0.02	53.44	0.00	99.39
DX450052	19032-02 11A pyrite 07	46.77	0.03	0.01	0.01	0.13	53.65	0.02	100.61
DX450052	19032-02 11A pyrite 08	46.20	0.00	0.00	0.02	0.03	53.65	0.00	99.91
DX450052	19032-02 11A pyrite 09	46.46	0.03	0.00	0.02	0.07	53.21	0.00	99.80
DX450052	19032-02 11A pyrite 10	46.30	0.02	0.00	0.00	0.10	53.32	0.00	99.75
DX450052	19032-02 11A pyrite 11	46.76	0.01	0.00	0.02	0.06	53.45	0.00	100.30
DX450052	19032-02 11A pyrite 12	46.64	0.03	0.00	0.01	0.12	53.85	0.01	100.65
DX450052	19032-02 11A pyrite 13	46.41	0.01	0.00	0.00	0.85	53.05	0.00	100.33
DX450052	19032-02 11A pyrite 14	46.30	0.01	0.00	0.00	0.90	52.79	0.02	100.02
DX450052	19032-02 11A pyrite 15	46.70	0.00	0.00	0.00	0.04	53.41	0.00	100.15
DX 550083	19032-02 21A pyrite 01	46.36	0.00	0.03	0.00	0.10	53.54	0.02	100.05
DX 550083	19032-02 21A pyrite 02	45.94	0.00	0.01	0.01	0.08	53.40	0.03	99.48
DX 550083	19032-02 21A pyrite 03	46.50	0.00	0.03	0.00	0.03	53.76	0.01	100.33
DX 550083	19032-02 21A pyrite 04	46.14	0.01	0.09	0.02	0.22	53.08	0.03	99.59
DX 550083	19032-02 21A pyrite 05	46.14	0.01	0.00	0.02	0.10	53.44	0.04	99.76
DX 550083	19032-02 21A pyrite 06	46.18	0.05	0.05	0.00	0.41	53.01	0.00	99.71
DX 550083	19032-02 21A pyrite 07	46.26	0.00	0.04	0.02	0.22	53.18	0.02	99.73
DX 550083	19032-02 21A pyrite 08	46.59	0.00	0.00	0.00	0.05	53.48	0.01	100.13
DX 550083	19032-02 21A pyrite 09	46.29	0.04	0.03	0.02	0.09	53.37	0.01	99.84
DX 550083	19032-02 21A pyrite 10	46.16	0.02	0.00	0.00	0.02	53.03	0.03	99.26
DX 550083	19032-02 21A pyrite 11	46.38	0.06	0.01	0.00	0.08	52.90	0.01	99.43
DX 550083	19032-02 21A pyrite 12	46.14	0.00	0.01	0.01	0.01	53.86	0.00	100.03
DX450204	19032-02 31A pyrite 01	45.99	0.00	0.03	0.02	0.03	53.60	0.00	99.68
DX450204	19032-02 31A pyrite 02	46.35	0.00	0.00	0.03	0.09	53.10	0.00	99.58
DX450204	19032-02 31A pyrite 03	45.99	0.00	0.01	0.03	0.00	53.31	0.00	99.34
DX450204	19032-02 31A pyrite 04	45.89	0.00	0.58	0.00	0.00	53.51	0.00	99.98
DX450204	19032-02 31A pyrite 05	46.48	0.03	0.02	0.00	0.00	53.50	0.00	100.04
DX450204	19032-02 31A pyrite 06	46.15	0.03	0.00	0.02	0.01	53.31	0.02	99.54
DX450204	19032-02 31A pyrite 07	45.86	0.00	0.05	0.02	0.00	53.51	0.01	99.45
DX450204	19032-02 31A pyrite 08	46.06	0.05	0.03	0.00	0.00	53.33	0.01	99.47
DX450204	19032-02 31A pyrite 09	46.10	0.00	0.00	0.00	0.01	53.73	0.00	99.85
DX450204	19032-02 31A pyrite 10	44.99	0.43	0.34	0.02	0.08	53.08	0.01	98.95
DX450204	19032-02 31A pyrite 11	46.20	0.01	0.05	0.03	0.00	53.40	0.00	99.70
DX450204	19032-02 31A pyrite 12	45.66	0.00	0.00	0.01	0.02	53.21	0.01	98.90
DX450204	19032-02 31A pyrite 13	45.86	0.01	0.39	0.00	0.00	53.75	0.00	100.01
DX450204	19032-02 31A pyrite 14	45.80	0.00	0.05	0.00	0.00	53.50	0.00	99.34
DX450204	19032-02 31A pyrite 15	45.83	0.01	0.08	0.00	0.00	53.27	0.00	99.19
DX450232	19032-02 51A pyrite 01	46.60	0.00	0.01	0.00	0.00	53.57	0.00	100.18
DX450232	19032-02 51A pyrite 02	46.88	0.00	0.01	0.01	0.00	53.84	0.00	100.74
DX450232	19032-02 51A pyrite 03	45.62	0.43	0.58	0.01	0.01	53.03	0.02	99.69
DX450232	19032-02 51A pyrite 04	46.20	0.08	0.03	0.00	0.11	53.24	0.00	99.66
DX450232	19032-02 51B pyrite 01	45.62	0.05	0.71	0.00	0.00	52.96	0.01	99.34
DX450232	19032-02 51B pyrite 02	46.25	0.00	0.00	0.01	0.00	53.59	0.01	99.86
DX450181	19032-02 61A pyrite 01	46.49	0.00	0.00	0.02	0.00	53.87	0.00	100.38
DX450181	19032-02 61A pyrite 02	45.80	0.26	0.02	0.00	0.00	54.00	0.00	100.08
DX450181	19032-02 61A pyrite 03	46.04	0.00	0.02	0.02	0.01	53.75	0.01	99.84
DX450181	19032-02 061B pyrite 01	46.15	0.00	0.01	0.03	0.00	53.27	0.00	99.45
DX450181	19032-02 061B pyrite 02	45.62	0.25	0.04	0.03	0.00	53.78	0.00	99.72
DX450181	19032-02 061B pyrite 03	46.38	0.20	0.00	0.00	0.01	54.09	0.00	100.68
DX450002	19032-02 71A pyrite 01	45.72	0.08	0.04	0.01	0.13	53.42	0.00	99.40
DX450002	19032-02 71A pyrite 02	46.09	0.07	0.01	0.00	0.08	53.42	0.00	99.67
DX450002	19032-02 71A pyrite 03	46.66	0.02	0.00	0.00	0.04	53.36	0.01	100.09
DX450002	19032-02 71A pyrite 04	46.54	0.02	0.12	0.00	0.01	53.65	0.01	100.35
DX450002	19032-02 71A pyrite 05	46.43	0.00	0.03	0.00	0.00	53.74	0.00	100.20
DX450002	19032-02 71A pyrite 06	46.30	0.00	0.05	0.01	0.01	53.44	0.01	99.82
DX450002	19032-02 71A pyrite 07	46.28	0.00	0.15	0.01	0.00	53.61	0.02	100.07
DX450002	19032-02 71A pyrite 08	45.63	0.06	0.04	0.00	0.08	53.13	0.01	98.94

Great Bear Resouces
19032-02
MI5020-AUG22

High Definition Mineralogical Analysis using QEMSCAN (Quantitative Evaluation of Materials by Scanning Electron Microscopy)

EMPA - Pyrite

Accelerating potential = 15 kV, beam current = 20 nA; focused beam.
Standards and matrix corrections are listed above.
Precision is given in columns T-Z and detection limit in columns AJ-AP.

Results_of_analyses:

		element weight %							
Sample Name	**Polised Section Number**	**Fe**	**Co**	**Ni**	**Cu**	**As**	**S**	**Se**	**Total**
DX450002	19032-02 71A pyrite 09	46.20	0.00	0.31	0.01	0.00	53.84	0.00	100.36
DX450002	19032-02 71A pyrite 10	46.13	0.00	0.02	0.00	0.01	53.23	0.00	99.39
DX450108	19032-02 81A pyrite 01	46.64	0.00	0.01	0.02	0.04	53.70	0.01	100.43
DX450108	19032-02 81A pyrite 02	46.31	0.10	0.03	0.01	0.01	53.64	0.00	100.11
DX450108	19032-02 81A pyrite 03	46.68	0.00	0.04	0.00	0.34	53.37	0.02	100.45
DX450108	19032-02 81A pyrite 04	46.36	0.03	0.13	0.03	0.05	53.64	0.01	100.24
DX450108	19032-02 81A pyrite 05	46.33	0.01	0.01	0.01	0.00	53.86	0.01	100.24
DX450108	19032-02 81A pyrite 06	46.92	0.01	0.00	0.00	0.03	53.81	0.00	100.77
DX450108	19032-02 81A pyrite 07	47.04	0.00	0.00	0.00	0.00	53.50	0.01	100.55
DX450108	19032-02 81B pyrite 01	46.27	0.03	0.00	0.01	0.03	54.07	0.00	100.42
DX450108	19032-02 81B pyrite 02	46.21	0.00	0.02	0.00	0.00	53.71	0.00	99.94
DX450108	19032-02 81B pyrite 03	46.58	0.03	0.04	0.02	0.02	53.92	0.00	100.61
DX450159	19032-02 131A pyrite 01	46.84	0.00	0.00	0.00	0.06	53.76	0.02	100.67
DX450159	19032-02 131A pyrite 02	46.66	0.01	0.00	0.00	0.08	53.49	0.00	100.24
DX450159	19032-02 131A pyrite 03	46.70	0.01	0.01	0.00	0.17	53.34	0.00	100.22
DX450159	19032-02 131A pyrite 04	46.34	0.01	0.00	0.01	0.12	53.15	0.00	99.63
DX450159	19032-02 131A pyrite 05	46.25	0.02	0.00	0.01	0.11	53.15	0.01	99.54
DX450159	19032-02 131A pyrite 06	46.31	0.00	0.00	0.00	0.16	53.48	0.00	99.95
DX450159	19032-02 131A pyrite 07	46.24	0.04	0.02	0.00	0.15	53.50	0.02	99.97
DX450159	19032-02 131A pyrite 08	46.59	0.00	0.00	0.00	0.07	53.26	0.01	99.93
DX450159	19032-02 131A pyrite 09	46.68	0.01	0.00	0.01	0.12	53.31	0.00	100.13
DX450159	19032-02 131A pyrite 10	46.14	0.00	0.00	0.00	0.33	52.71	0.00	99.19
DX450159	19032-02 131A pyrite 11	46.41	0.00	0.00	0.00	0.09	53.31	0.00	99.82
DX450159	19032-02 131A pyrite 12	46.31	0.00	0.00	0.01	0.17	53.34	0.01	99.83
DX450159	19032-02 131A pyrite 13	46.38	0.01	0.00	0.03	0.08	53.11	0.00	99.62
DX450159	19032-02 131A pyrite 14	46.28	0.02	0.01	0.00	0.16	53.00	0.00	99.47
DX450159	19032-02 131A pyrite 15	46.56	0.02	0.01	0.00	0.11	53.71	0.00	100.41
DX450171	19032-02 141A pyrite 01	46.98	0.00	0.01	0.02	0.00	53.92	0.02	100.96
DX450171	19032-02 141A pyrite 02	46.08	0.00	0.00	0.00	0.11	53.22	0.00	99.41
DX450171	19032-02 141A pyrite 03	46.46	0.00	0.02	0.05	0.00	53.46	0.01	100.00
DX450171	19032-02 141A pyrite 04	46.32	0.04	0.10	0.01	0.00	52.44	0.00	98.92
DX450171	19032-02 141A pyrite 05	46.53	0.04	0.37	0.00	0.00	53.25	0.01	100.21
DX450171	19032-02 141A pyrite 06	46.82	0.00	0.00	0.00	0.01	53.53	0.01	100.37
DX450171	19032-02 141A pyrite 07	44.94	1.99	0.04	0.00	0.00	53.32	0.01	100.31
DX450171	19032-02 141A pyrite 08	46.63	0.00	0.19	0.00	0.00	53.36	0.01	100.19
DX450171	19032-02 141A pyrite 09	46.72	0.00	0.03	0.02	0.01	53.30	0.00	100.07
DX450171	19032-02 141A pyrite 10	45.76	0.08	0.37	0.02	0.00	52.68	0.03	98.93
DX450171	19032-02 141A pyrite 11	45.82	0.02	0.65	0.00	0.00	53.34	0.00	99.84
DX450171	19032-02 141A pyrite 12	46.31	0.04	0.15	0.00	0.00	53.03	0.01	99.53
DX450171	19032-02 141A pyrite 13	46.67	0.02	0.00	0.00	0.00	53.35	0.01	100.05
DX450171	19032-02 141A pyrite 14	46.67	0.00	0.00	0.02	0.00	53.32	0.00	100.02
DX450171	19032-02 141A pyrite 15	46.39	0.01	0.00	0.01	0.10	53.16	0.00	99.68
DX 550107	19032-02 121A pyrite 01	46.75	0.00	0.01	0.00	0.01	53.75	0.01	100.53
DX 550107	19032-02 121A pyrite 02	46.52	0.01	0.07	0.03	0.00	53.48	0.00	100.12
DX 550107	19032-02 121A pyrite 03	46.26	0.01	0.01	0.02	0.66	53.15	0.00	100.12
DX 550107	19032-02 121A pyrite 04	46.75	0.03	0.00	0.00	0.00	53.80	0.00	100.58
DX 550107	19032-02 121A pyrite 05	46.50	0.02	0.02	0.02	0.00	53.47	0.00	100.02
DX 550107	19032-02 121A pyrite 06	45.94	0.09	0.06	0.00	0.02	53.87	0.01	99.99
DX 550107	19032-02 121A pyrite 07	46.64	0.02	0.02	0.03	0.00	53.97	0.01	100.68
DX 550107	19032-02 121A pyrite 08	46.28	0.04	0.03	0.02	0.00	53.53	0.01	99.91
DX 550107	19032-02 121A pyrite 09	46.02	0.06	0.03	0.00	0.01	53.52	0.01	99.65
DX 550107	19032-02 121A pyrite 10	46.85	0.02	0.03	0.00	0.03	53.62	0.01	100.56
DX 550107	19032-02 121A pyrite 11	46.49	0.00	0.02	0.00	0.00	53.67	0.00	100.19
DX 550107	19032-02 121A pyrite 12	45.89	0.04	0.05	0.03	0.00	53.91	0.00	99.92
DX 550107	19032-02 121A pyrite 13	46.49	0.01	0.04	0.00	0.00	53.80	0.01	100.35
DX 550107	19032-02 121A pyrite 14	46.45	0.02	0.01	0.01	0.00	53.33	0.00	99.83
DX 550107	19032-02 121A pyrite 15	46.21	0.00	0.00	0.01	0.00	53.35	0.01	99.58
DX450032	19032-02 171A pyrite 01	46.58	0.08	0.05	0.01	0.11	53.71	0.00	100.54
DX450032	19032-02 171A pyrite 02	46.41	0.06	0.01	0.00	0.02	53.97	0.00	100.47
DX450032	19032-02 171A pyrite 03	46.41	0.02	0.03	0.00	0.00	53.81	0.01	100.28
DX450032	19032-02 171A pyrite 04	47.00	0.01	0.02	0.00	0.00	53.73	0.01	100.77
DX450032	19032-02 171A pyrite 05	46.86	0.00	0.04	0.00	0.01	53.93	0.00	100.86

Great Bear Resouces
19032-02
MI5020-AUG22

High Definition Mineralogical Analysis using QEMSCAN (Quantitative Evaluation of Materials by Scanning Electron Microscopy)

EMPA - Pyrite

Accelerating potential = 15 kV, beam current = 20 nA; focused beam.
Standards and matrix corrections are listed above.
Precision is given in columns T-Z and detection limit in columns AJ-AP.

Results_of_analyses:

		element weight %							
Sample Name	**Polised Section Number**	**Fe**	**Co**	**Ni**	**Cu**	**As**	**S**	**Se**	**Total**
DX450032	19032-02 171A pyrite 06	46.64	0.02	0.09	0.00	0.00	53.80	0.00	100.55
DX450032	19032-02 171A pyrite 07	46.57	0.05	0.03	0.01	0.01	53.83	0.00	100.50
DX450032	19032-02 171A pyrite 08	46.46	0.00	0.04	0.00	0.11	53.78	0.00	100.38
DX450032	19032-02 171A pyrite 09	46.76	0.05	0.00	0.00	0.00	53.71	0.00	100.51
DX450032	19032-02 171A pyrite 10	47.09	0.00	0.02	0.00	0.01	53.88	0.00	101.01
DX450032	19032-02 171A pyrite 11	46.64	0.01	0.01	0.02	0.00	54.07	0.00	100.75
DX450032	19032-02 171A pyrite 12	46.28	0.01	0.01	0.00	0.50	53.36	0.00	100.16
DX450032	19032-02 171A pyrite 13	46.69	0.00	0.01	0.01	0.10	53.47	0.00	100.27
DX450032	19032-02 171A pyrite 14	46.76	0.02	0.05	0.00	0.00	53.54	0.01	100.38
DX450032	19032-02 171A pyrite 15	47.13	0.00	0.00	0.01	0.20	53.73	0.00	101.07
DX450186	19032-02 101A pyrite 01	46.13	0.01	0.00	0.01	0.06	53.22	0.02	99.45
DX450186	19032-02 101A pyrite 02	45.49	0.53	0.00	0.02	0.23	53.47	0.01	99.75
DX450186	19032-02 101B pyrite 01	46.63	0.01	0.00	0.00	0.03	53.37	0.00	100.05
DX450186	19032-02 101B pyrite 02	46.53	0.00	0.01	0.00	0.05	53.72	0.03	100.35
DX450186	19032-02 101B pyrite 03	46.64	0.02	0.01	0.01	0.00	53.74	0.01	100.43
DX450186	19032-02 101B pyrite 04	46.34	0.01	0.02	0.00	0.01	52.30	0.00	98.67
DX450186	19032-02 101B pyrite 05	45.67	1.18	0.00	0.02	0.00	53.67	0.00	100.55
DX450186	19032-02 101B pyrite 06	46.26	0.03	0.00	0.05	0.08	54.00	0.00	100.41
DX450185	19032-02 161A pyrite 01	46.52	0.02	0.07	0.01	0.00	53.60	0.00	100.23
DX450185	19032-02 161A pyrite 02	46.07	0.01	0.02	0.02	0.17	53.25	0.00	99.55
DX450185	19032-02 161A pyrite 03	46.73	0.16	0.02	0.02	0.01	53.63	0.01	100.59
DX450185	19032-02 161A pyrite 04	46.36	0.01	0.10	0.00	0.00	53.99	0.00	100.46
DX450185	19032-02 161A pyrite 05	45.31	1.14	0.01	0.02	0.02	53.79	0.00	100.29
DX450185	19032-02 161B pyrite 01	46.42	0.02	0.01	0.00	0.00	54.07	0.00	100.52
DX450185	19032-02 161B pyrite 02	46.83	0.07	0.02	0.01	0.02	53.80	0.00	100.76
DX450185	19032-02 161B pyrite 03	45.20	1.51	0.05	0.01	0.99	53.24	0.00	100.99
DX450185	19032-02 161B pyrite 04	46.58	0.20	0.01	0.00	0.01	53.94	0.00	100.75
DX450185	19032-02 161B pyrite 05	46.25	0.02	0.14	0.02	0.00	53.75	0.01	100.18
DX450008	19032-02 191A pyrite 01	46.39	0.01	0.00	0.00	0.00	53.97	0.00	100.37
DX450008	19032-02 191A pyrite 02	46.16	0.03	0.01	0.05	0.30	53.58	0.00	100.15
DX450008	19032-02 191A pyrite 03	46.25	0.04	0.00	0.00	0.01	53.48	0.00	99.78
DX450008	19032-02 191A pyrite 04	46.90	0.01	0.00	0.00	0.01	53.66	0.00	100.58
DX450008	19032-02 191A pyrite 05	46.28	0.01	0.00	0.01	0.01	53.38	0.00	99.70
DX450008	19032-02 191A pyrite 06	46.39	0.03	0.00	0.01	0.00	53.87	0.00	100.30
DX450008	19032-02 191A pyrite 07	46.62	0.05	0.00	0.00	0.00	53.88	0.00	100.55
DX450008	19032-02 191A pyrite 08	46.55	0.02	0.00	0.00	0.01	53.60	0.00	100.18
DX450008	19032-02 191A pyrite 09	47.17	0.00	0.02	0.00	0.00	54.04	0.01	101.24
DX450008	19032-02 191A pyrite 10	46.88	0.02	0.00	0.00	0.01	53.55	0.00	100.46
DX450008	19032-02 191A pyrite 11	46.65	0.00	0.01	0.00	0.01	53.65	0.00	100.32
DX450008	19032-02 191A pyrite 12	46.88	0.02	0.01	0.02	0.00	53.46	0.01	100.39
DX450008	19032-02 191A pyrite 13	46.53	0.04	0.00	0.01	0.00	53.35	0.00	99.94
DX450008	19032-02 191A pyrite 14	46.30	0.10	0.00	0.04	0.00	53.53	0.00	99.97
DX450008	19032-02 191A pyrite 15	46.18	0.03	0.00	0.02	0.00	53.73	0.00	99.95
DX 550056	19032-02 201A pyrite 01	46.21	0.10	0.30	0.05	0.01	53.33	0.00	100.01
DX 550056	19032-02 201A pyrite 02	45.96	0.37	0.08	0.01	0.00	53.38	0.02	99.82
DX 550056	19032-02 201A pyrite 03	46.69	0.26	0.27	0.03	0.00	52.76	0.02	100.03
DX 550056	19032-02 201A pyrite 04	46.48	0.17	0.23	0.00	0.01	52.62	0.02	99.54
DX 550056	19032-02 201A pyrite 05	46.58	0.10	0.08	0.01	0.00	53.19	0.02	99.98
DX450128	19032-02 251A pyrite 01	46.47	0.01	0.00	0.00	0.00	53.79	0.00	100.28
DX450128	19032-02 251A pyrite 02	46.17	0.66	0.00	0.00	0.00	53.77	0.01	100.61
DX450128	19032-02 251A pyrite 03	46.37	0.46	0.00	0.00	0.01	53.35	0.00	100.20
DX450128	19032-02 251A pyrite 04	46.38	0.02	0.00	0.00	0.00	53.25	0.00	99.66
DX450128	19032-02 251B pyrite 01	46.39	0.08	0.04	0.04	0.01	53.16	0.01	99.74
DX450022	19032-02 211A pyrite 01	46.31	0.04	0.09	0.01	0.03	52.14	0.01	98.62
DX450022	19032-02 211A pyrite 02	46.75	0.02	0.06	0.00	0.01	53.50	0.00	100.34
DX450176	19032-02 041A pyrite 01	45.98	0.00	0.05	0.05	0.02	52.99	0.01	99.10
DX450176	19032-02 041A pyrite 02	46.15	0.00	0.06	0.04	0.02	52.55	0.00	98.82
DX450176	19032-02 041A pyrite 03	45.60	0.01	0.00	0.01	0.01	53.41	0.00	99.03
DX450176	19032-02 041A pyrite 04	46.12	0.00	0.00	0.01	0.02	53.17	0.00	99.32
DX450176	19032-02 041A pyrite 05	44.94	0.88	0.01	0.02	0.26	53.01	0.00	99.13
DX450176	19032-02 041A pyrite 06	45.84	0.00	0.01	0.00	0.02	52.47	0.00	98.35
DX450176	19032-02 041A pyrite 07	46.19	0.01	0.03	0.00	0.02	53.39	0.00	99.64

Great Bear Resouces
19032-02
MI5020-AUG22

High Definition Mineralogical Analysis using QEMSCAN (Quantitative Evaluation of Materials by Scanning Electron Microscopy)

EMPA - Pyrite

Accelerating potential = 15 kV, beam current = 20 nA; focused beam.
Standards and matrix corrections are listed above.
Precision is given in columns T-Z and detection limit in columns AJ-AP.

Results_of_analyses:

		element weight %							
Sample Name	**Polised Section Number**	**Fe**	**Co**	**Ni**	**Cu**	**As**	**S**	**Se**	**Total**
DX450176	19032-02 041A pyrite 08	45.77	0.00	0.02	0.01	0.04	52.97	0.01	98.82
DX450176	19032-02 041A pyrite 09	45.41	0.01	0.00	0.00	0.03	53.32	0.00	98.77
DX450176	19032-02 041A pyrite 10	45.81	0.04	0.00	0.02	0.01	53.69	0.00	99.59
DX450176	19032-02 041A pyrite 11	45.84	0.05	0.02	0.00	0.07	53.19	0.00	99.17
DX450176	19032-02 041A pyrite 12	45.36	0.77	0.01	0.00	0.10	53.38	0.01	99.65
DX450176	19032-02 041A pyrite 13	46.29	0.00	0.00	0.04	0.00	52.75	0.00	99.08
DX450176	19032-02 041A pyrite 14	46.08	0.00	0.01	0.01	0.03	53.04	0.01	99.17
DX450176	19032-02 041A pyrite 15	45.80	0.01	0.03	0.00	0.03	52.41	0.00	98.28
DX450076	19032-02 091A pyrite 01	46.38	0.00	0.00	0.00	0.03	53.79	0.01	100.21
DX450076	19032-02 091A pyrite 02	45.62	0.01	0.04	0.00	0.69	52.61	0.01	98.97
DX450076	19032-02 091A pyrite 03	46.53	0.01	0.00	0.01	0.01	53.50	0.00	100.07
DX450076	19032-02 091A pyrite 04	46.29	0.00	0.03	0.01	0.62	52.92	0.01	99.88
DX450076	19032-02 091A pyrite 05	46.34	0.06	0.00	0.00	0.02	53.35	0.00	99.77
DX450076	19032-02 091A pyrite 06	46.33	0.01	0.02	0.00	0.03	53.54	0.00	99.94
DX450076	19032-02 091A pyrite 07	46.70	0.03	0.01	0.02	0.01	53.32	0.00	100.08
DX450076	19032-02 091A pyrite 08	45.92	0.02	0.03	0.00	0.02	53.87	0.01	99.88
DX450076	19032-02 091A pyrite 09	46.37	0.01	0.00	0.00	0.06	53.73	0.01	100.18
DX450076	19032-02 091A pyrite 10	46.19	0.02	0.00	0.04	0.09	54.00	0.00	100.34
DX450076	19032-02 091A pyrite 11	46.28	0.02	0.01	0.00	0.00	53.86	0.00	100.18
DX450076	19032-02 091A pyrite 12	46.68	0.06	0.01	0.01	0.05	53.65	0.00	100.46
DX450076	19032-02 091A pyrite 13	46.60	0.01	0.05	0.01	0.01	53.82	0.00	100.50
DX450076	19032-02 091A pyrite 14	46.29	0.02	0.06	0.00	0.23	53.34	0.00	99.95
DX450076	19032-02 091A pyrite 15	46.42	0.01	0.00	0.00	0.03	53.52	0.00	99.99
DX450134	19032-02 151A pyrite 01	45.64	0.24	0.01	0.00	0.00	52.94	0.00	98.82
DX450134	19032-02 151A pyrite 02	45.54	0.45	0.02	0.04	0.01	53.46	0.00	99.52
DX450134	19032-02 151A pyrite 03	45.93	0.01	0.00	0.00	0.02	53.90	0.01	99.87
DX450134	19032-02 151A pyrite 04	45.62	0.15	0.05	0.00	0.00	53.40	0.01	99.23
DX450134	19032-02 151A pyrite 05	46.22	0.01	0.00	0.01	0.01	53.70	0.01	99.95
DX450134	19032-02 151A pyrite 06	46.05	0.00	0.02	0.01	0.02	53.11	0.02	99.22
DX450134	19032-02 151A pyrite 07	45.44	0.00	0.41	0.01	0.04	52.59	0.03	98.51
DX450134	19032-02 151A pyrite 08	46.14	0.00	0.06	0.00	0.00	53.43	0.00	99.63
DX450134	19032-02 151A pyrite 09	45.71	0.38	0.00	0.03	0.02	53.38	0.00	99.53
DX450134	19032-02 151A pyrite 10	45.56	0.22	0.00	0.00	0.01	53.09	0.00	98.88
DX450134	19032-02 151A pyrite 11	46.10	0.33	0.06	0.03	0.00	53.40	0.00	99.92
DX450134	19032-02 151A pyrite 12	45.54	0.49	0.02	0.02	0.02	53.35	0.00	99.44
DX450134	19032-02 151A pyrite 13	45.80	0.24	0.03	0.00	0.01	53.46	0.01	99.55
DX450134	19032-02 151A pyrite 14	45.63	0.55	0.00	0.00	0.01	53.76	0.02	99.96
DX450134	19032-02 151A pyrite 15	46.11	0.01	0.00	0.00	0.01	53.99	0.00	100.12
DX450134	19032-02 151A pyrite 16	45.96	0.13	0.10	0.00	0.02	53.18	0.01	99.40
DX450021	19032-02 261A pyrite 01	45.79	0.10	0.13	0.00	0.02	53.15	0.01	99.20
DX450021	19032-02 261A pyrite 02	46.09	0.00	0.00	0.02	0.02	53.08	0.00	99.22
DX450021	19032-02 261A pyrite 03	46.29	0.00	0.05	0.00	0.01	52.76	0.00	99.10
DX450021	19032-02 261A pyrite 04	46.26	0.02	0.01	0.00	0.01	52.99	0.01	99.28
DX450021	19032-02 261A pyrite 05	46.11	0.01	0.01	0.03	0.02	52.61	0.00	98.78
DX450021	19032-02 261A pyrite 06	46.52	0.01	0.06	0.03	0.03	53.02	0.00	99.67
DX450021	19032-02 261A pyrite 07	46.86	0.00	0.02	0.01	0.03	53.08	0.00	100.01
DX450021	19032-02 261A pyrite 08	46.41	0.03	0.00	0.01	0.00	52.67	0.00	99.13
DX450021	19032-02 261A pyrite 09	45.87	0.02	0.07	0.03	0.03	52.98	0.01	99.02
DX450021	19032-02 261A pyrite 10	46.22	0.00	0.08	0.00	0.02	53.11	0.00	99.42
DX450021	19032-02 261A pyrite 11	45.90	0.02	0.03	0.00	0.02	53.01	0.01	98.99
DX450021	19032-02 261A pyrite 12	45.63	0.04	0.08	0.00	0.03	52.54	0.00	98.32
DX450021	19032-02 261A pyrite 13	45.32	0.89	0.01	0.00	0.03	53.40	0.00	99.65
DX450021	19032-02 261A pyrite 14	45.93	0.00	0.04	0.00	0.01	53.10	0.01	99.08
DX450021	19032-02 261A pyrite 15	45.87	0.01	0.00	0.03	0.02	53.48	0.00	99.41
DX450222	19032-02 271A pyrite 01	45.96	0.00	0.00	0.00	0.01	53.73	0.00	99.71
DX450222	19032-02 271A pyrite 02	46.22	0.03	0.01	0.00	0.03	53.42	0.00	99.71
DX450222	19032-02 271A pyrite 03	46.22	0.00	0.00	0.03	0.01	53.47	0.01	99.73
DX450222	19032-02 271A pyrite 04	46.17	0.02	0.00	0.00	0.03	53.38	0.00	99.61
DX450222	19032-02 271A pyrite 05	46.32	0.01	0.01	0.00	0.02	53.21	0.00	99.56
DX450222	19032-02 271A pyrite 06	46.18	0.04	0.03	0.00	0.04	53.53	0.00	99.83
DX450222	19032-02 271A pyrite 07	46.34	0.00	0.01	0.01	0.02	53.50	0.00	99.88
DX450222	19032-02 271A pyrite 08	46.16	0.06	0.00	0.01	0.01	53.47	0.00	99.71

Great Bear Resouces
19032-02
MI5020-AUG22

High Definition Mineralogical Analysis using QEMSCAN (Quantitative Evaluation of Materials by Scanning Electron Microscopy)

EMPA - Pyrite

Accelerating potential = 15 kV, beam current = 20 nA; focused beam.
Standards and matrix corrections are listed above.
Precision is given in columns T-Z and detection limit in columns AJ-AP.

Results_of_analyses:

		element weight %							
Sample Name	**Polised Section Number**	**Fe**	**Co**	**Ni**	**Cu**	**As**	**S**	**Se**	**Total**
DX450222	19032-02 271A pyrite 09	46.75	0.00	0.00	0.01	0.02	53.50	0.00	100.29
DX450222	19032-02 271A pyrite 10	46.16	0.00	0.09	0.01	0.01	53.63	0.01	99.91
DX450222	19032-02 271A pyrite 11	46.59	0.05	0.00	0.00	0.04	53.43	0.01	100.13
DX450222	19032-02 271A pyrite 12	46.50	0.03	0.07	0.00	0.11	53.49	0.01	100.22
DX450222	19032-02 271A pyrite 13	46.20	0.03	0.03	0.02	0.10	53.36	0.00	99.74
DX450222	19032-02 271A pyrite 14	46.30	0.03	0.01	0.00	0.06	53.58	0.00	99.99
DX450222	19032-02 271A pyrite 15	46.48	0.06	0.08	0.00	0.02	53.64	0.00	100.27
DX450143	19032-02 301A pyrite 01	46.84	0.00	0.06	0.00	0.00	53.26	0.00	100.16
DX450143	19032-02 301A pyrite 02	46.52	0.03	0.00	0.00	0.01	53.74	0.00	100.31
DX450143	19032-02 301A pyrite 03	46.17	0.02	0.07	0.02	0.00	52.43	0.01	98.72
DX450143	19032-02 301A pyrite 04	45.74	0.03	0.11	0.00	0.01	52.46	0.00	98.37
DX450143	19032-02 301B pyrite 01	46.42	0.03	0.08	0.03	0.00	52.95	0.00	99.51
DX450143	19032-02 301B pyrite 02	46.37	0.05	0.00	0.02	0.01	53.45	0.00	99.91
DX450143	19032-02 301B pyrite 03	46.36	0.00	0.02	0.00	0.00	53.85	0.01	100.24
DX450153	19032-02 311A pyrite 01	45.97	0.04	0.07	0.00	0.00	53.58	0.00	99.65
DX450153	19032-02 311A pyrite 02	45.50	0.03	0.07	0.01	0.00	53.33	0.02	98.95
DX450153	19032-02 311A pyrite 03	45.93	0.04	0.09	0.01	0.00	53.23	0.01	99.31
DX450153	19032-02 311A pyrite 04	46.41	0.05	0.02	0.03	0.00	53.07	0.00	99.58
DX450153	19032-02 311A pyrite 05	46.70	0.10	0.01	0.01	0.00	53.21	0.00	100.02
DX450153	19032-02 311A pyrite 06	46.12	0.01	0.00	0.02	0.02	53.85	0.01	100.03
DX450153	19032-02 311A pyrite 07	46.22	0.03	0.06	0.03	0.01	53.53	0.00	99.89
DX450153	19032-02 311A pyrite 08	46.77	0.03	0.06	0.00	0.00	53.78	0.01	100.64
DX450153	19032-02 311A pyrite 09	46.25	0.01	0.01	0.00	0.00	53.54	0.01	99.82
DX450153	19032-02 311A pyrite 10	46.49	0.05	0.00	0.02	0.00	53.29	0.02	99.87
DX450153	19032-02 311A pyrite 11	46.85	0.03	0.07	0.00	0.00	53.14	0.00	100.09
DX450153	19032-02 311A pyrite 12	46.93	0.01	0.01	0.01	0.02	53.48	0.01	100.48
DX450153	19032-02 311A pyrite 13	46.61	0.00	0.00	0.04	0.01	53.68	0.01	100.35
DX450153	19032-02 311A pyrite 14	46.61	0.04	0.04	0.00	0.00	53.64	0.00	100.33
DX450153	19032-02 311A pyrite 15	46.63	0.03	0.06	0.01	0.00	53.40	0.00	100.13
DX450017	19032-02 321A pyrite 01	46.37	0.00	0.01	0.00	0.00	53.50	0.00	99.89
DX450017	19032-02 321A pyrite 02	46.65	0.00	0.00	0.00	0.01	53.46	0.00	100.12
DX450017	19032-02 321A pyrite 03	46.18	0.00	0.01	0.00	0.01	53.36	0.00	99.55
DX450017	19032-02 321A pyrite 04	45.86	0.01	0.04	0.20	0.00	53.06	0.00	99.18
DX450017	19032-02 321A pyrite 05	46.40	0.00	0.00	0.01	0.01	53.09	0.00	99.51
DX450017	19032-02 321A pyrite 06	46.36	0.00	0.02	0.01	0.00	52.99	0.00	99.38
DX450017	19032-02 321A pyrite 07	46.13	0.02	0.01	0.00	0.00	54.23	0.00	100.39
DX450017	19032-02 321A pyrite 08	46.18	0.01	0.04	0.00	0.00	53.60	0.00	99.84
DX450017	19032-02 321A pyrite 09	46.31	0.02	0.01	0.06	0.00	53.48	0.00	99.88
DX450017	19032-02 321A pyrite 10	46.15	0.00	0.02	0.03	0.00	53.26	0.00	99.46
DX 550053	19032-02 351A pyrite 01	45.99	0.12	0.16	0.00	0.00	52.76	0.03	99.07
DX 550053	19032-02 351A pyrite 02	45.92	0.12	0.12	0.00	0.00	53.06	0.02	99.24
DX 550089	19032-02 361A pyrite 01	46.03	0.07	0.02	0.04	0.01	52.54	0.00	98.70
DX 550089	19032-02 361A pyrite 02	45.99	0.07	0.06	0.03	0.00	52.36	0.00	98.52
DX 550089	19032-02 361A pyrite 03	46.35	0.10	0.13	0.01	0.00	52.55	0.00	99.14
DX 550089	19032-02 361A pyrite 04	46.27	0.05	0.01	0.00	0.00	53.22	0.00	99.56
DX 550089	19032-02 361A pyrite 05	46.05	0.12	0.13	0.25	0.00	52.29	0.00	98.83
DX 550089	19032-02 361A pyrite 06	48.96	0.09	0.06	0.00	0.00	46.66	0.00	95.78
DX 550089	19032-02 361A pyrite 07	45.80	0.08	0.04	0.01	0.01	52.36	0.00	98.30
DX 550089	19032-02 361A pyrite 08	46.16	0.04	0.05	0.01	0.00	53.04	0.01	99.31
DX 550089	19032-02 361A pyrite 09	46.50	0.07	0.08	0.09	0.00	52.58	0.02	99.33
DX 550089	19032-02 361A pyrite 10	46.19	0.08	0.02	0.01	0.00	51.82	0.00	98.13
DX 550089	19032-02 361A pyrite 11	46.04	0.06	0.06	0.11	0.00	52.19	0.00	98.46
DX 550089	19032-02 361A pyrite 12	45.97	0.12	0.09	0.18	0.00	52.81	0.02	99.19
DX 550089	19032-02 361A pyrite 13	46.23	0.07	0.05	0.03	0.00	52.51	0.01	98.91
DX 550089	19032-02 361A pyrite 14	46.35	0.03	0.00	0.06	0.00	53.77	0.00	100.21
DX 550089	19032-02 361A pyrite 15	46.18	0.05	0.02	0.09	0.00	53.04	0.00	99.38
DX450119	19032-02 281A pyrite 01	46.62	0.01	0.02	0.00	0.01	53.61	0.00	100.27
DX450051	19032-02 371A pyrite 01	45.94	0.02	0.02	0.00	0.42	53.24	0.00	99.65
DX450051	19032-02 371A pyrite 02	45.64	0.03	0.03	0.00	0.04	53.32	0.01	99.06
DX450051	19032-02 371A pyrite 03	45.96	0.00	0.01	0.03	0.01	53.81	0.00	99.81
DX450051	19032-02 371A pyrite 04	46.44	0.02	0.02	0.02	0.04	53.71	0.00	100.26
DX450051	19032-02 371A pyrite 05	45.95	0.00	0.01	0.01	0.01	53.28	0.00	99.27

Great Bear Resouces
19032-02
MI5020-AUG22

High Definition Mineralogical Analysis using QEMSCAN (Quantitative Evaluation of Materials by Scanning Electron Microscopy)

EMPA - Pyrite

Accelerating potential = 15 kV, beam current = 20 nA; focused beam.
Standards and matrix corrections are listed above.
Precision is given in columns T-Z and detection limit in columns AJ-AP.

Results_of_analyses:

		element weight %							
Sample Name	**Polised Section Number**	**Fe**	**Co**	**Ni**	**Cu**	**As**	**S**	**Se**	**Total**
DX450051	19032-02 371A pyrite 06	45.82	0.03	0.01	0.00	0.04	53.67	0.00	99.57
DX450051	19032-02 371A pyrite 07	46.48	0.02	0.00	0.00	0.08	53.13	0.00	99.72
DX450051	19032-02 371A pyrite 08	46.29	0.00	0.02	0.01	0.38	53.20	0.00	99.89
DX450051	19032-02 371A pyrite 09	46.08	0.03	0.02	0.02	0.93	52.31	0.00	99.39
DX450051	19032-02 371A pyrite 10	46.15	0.00	0.00	0.01	1.16	52.75	0.00	100.07
DX450051	19032-02 371A pyrite 11	46.58	0.03	0.05	0.02	0.10	53.27	0.00	100.06
DX450051	19032-02 371A pyrite 12	46.16	0.00	0.01	0.00	0.04	53.03	0.00	99.24
DX450051	19032-02 371A pyrite 13	46.21	0.06	0.01	0.00	0.02	53.20	0.00	99.50
DX450051	19032-02 371A pyrite 14	46.57	0.00	0.03	0.00	0.38	52.78	0.02	99.78
DX450051	19032-02 371A pyrite 15	46.45	0.01	0.03	0.00	0.03	53.13	0.00	99.65
DX450071	19032-02 391A pyrite 01	45.93	0.00	0.02	0.00	0.61	53.03	0.02	99.62
DX450071	19032-02 391A pyrite 02	46.70	0.02	0.00	0.02	0.05	53.54	0.02	100.35
DX450071	19032-02 391A pyrite 03	46.60	0.00	0.00	0.01	0.13	53.26	0.02	100.02
DX450071	19032-02 391A pyrite 04	46.20	0.01	0.00	0.00	0.02	53.66	0.06	99.95
DX450071	19032-02 391A pyrite 05	46.41	0.00	0.00	0.00	0.12	53.08	0.04	99.66
DX450071	19032-02 391A pyrite 06	46.29	0.00	0.00	0.00	0.04	53.29	0.01	99.63
DX450071	19032-02 391A pyrite 07	46.45	0.01	0.03	0.00	0.00	53.49	0.05	100.03
DX450071	19032-02 391A pyrite 08	45.90	0.08	0.01	0.00	0.25	53.57	0.03	99.84
DX450071	19032-02 391A pyrite 09	46.04	0.02	0.02	0.00	0.07	53.34	0.08	99.57
DX450071	19032-02 391A pyrite 10	46.37	0.00	0.01	0.00	0.00	53.35	0.00	99.73
DX450071	19032-02 391A pyrite 11	45.78	0.00	0.02	0.00	0.14	53.71	0.02	99.67
DX450071	19032-02 391A pyrite 12	46.84	0.01	0.00	0.00	0.00	53.36	0.01	100.22
DX450071	19032-02 391A pyrite 13	46.50	0.00	0.00	0.03	0.08	53.30	0.08	99.99
DX450071	19032-02 391A pyrite 14	44.69	1.76	0.00	0.00	0.15	53.48	0.10	100.17
DX450071	19032-02 391A pyrite 15	46.24	0.02	0.00	0.00	0.04	53.60	0.01	99.92
DX450239	19032-02 381A pyrite 01	46.64	0.00	0.02	0.03	0.09	52.94	0.00	99.71
DX450239	19032-02 381A pyrite 02	46.79	0.00	0.00	0.00	0.01	53.93	0.01	100.74
DX450239	19032-02 381A pyrite 03	46.65	0.00	0.03	0.00	0.00	53.89	0.00	100.58
DX450239	19032-02 381A pyrite 04	46.54	0.03	0.02	0.00	0.02	53.85	0.01	100.47
DX450239	19032-02 381A pyrite 05	46.46	0.00	0.01	0.01	0.00	53.83	0.01	100.33
DX450239	19032-02 381A pyrite 06	46.42	0.03	0.01	0.00	0.09	53.48	0.02	100.04
DX450239	19032-02 381A pyrite 07	46.91	0.01	0.01	0.00	0.04	54.12	0.01	101.10
DX450239	19032-02 381A pyrite 08	46.43	0.00	0.00	0.00	0.01	53.66	0.00	100.10
DX450239	19032-02 381A pyrite 09	46.80	0.00	0.00	0.01	0.01	53.98	0.00	100.80
DX450239	19032-02 381A pyrite 10	46.53	0.00	0.00	0.00	0.00	53.26	0.00	99.80
DX450239	19032-02 381A pyrite 11	46.75	0.00	0.00	0.00	0.06	53.43	0.01	100.25
DX450239	19032-02 381A pyrite 12	46.54	0.00	0.00	0.00	0.01	53.20	0.00	99.75
DX450239	19032-02 381A pyrite 13	46.40	0.02	0.01	0.00	0.04	53.81	0.00	100.29
DX450239	19032-02 381A pyrite 14	46.34	0.00	0.01	0.00	0.02	53.56	0.00	99.92
DX450239	19032-02 381A pyrite 15	47.00	0.02	0.01	0.02	0.03	53.54	0.00	100.61
DX450130	19032-02 401A pyrite 01	46.36	0.05	0.07	0.00	0.17	53.98	0.01	100.64
DX450130	19032-02 401A pyrite 02	46.14	0.00	0.18	0.01	0.24	53.62	0.01	100.21
DX450130	19032-02 401A pyrite 03	46.56	0.07	0.01	0.00	0.08	53.53	0.00	100.25
DX450130	19032-02 401A pyrite 04	46.21	0.15	0.06	0.00	0.30	53.41	0.00	100.14
DX450130	19032-02 401A pyrite 05	46.16	0.01	0.03	0.00	0.00	53.60	0.02	99.81
DX450130	19032-02 401A pyrite 06	46.64	0.01	0.00	0.00	0.06	53.89	0.00	100.61
DX450130	19032-02 401A pyrite 07	46.24	0.03	0.00	0.02	0.01	53.96	0.00	100.27
DX450130	19032-02 401A pyrite 08	45.73	0.03	0.34	0.00	1.03	53.32	0.03	100.47
DX450130	19032-02 401A pyrite 09	46.63	0.00	0.06	0.00	0.18	54.01	0.03	100.91
DX450130	19032-02 401A pyrite 10	45.90	0.00	0.47	0.00	0.69	53.57	0.02	100.65
DX450039	19032-02 411A pyrite 01	46.51	0.01	0.05	0.01	0.24	53.13	0.00	99.96
DX450039	19032-02 411A pyrite 02	46.49	0.00	0.01	0.00	0.02	53.43	0.00	99.96
DX450039	19032-02 411A pyrite 03	46.20	0.00	0.01	0.00	0.00	53.96	0.01	100.18
DX450039	19032-02 411A pyrite 04	46.59	0.02	0.07	0.03	0.12	53.93	0.00	100.77
DX450039	19032-02 411A pyrite 05	46.16	0.10	0.12	0.01	0.32	53.29	0.00	100.01
DX450039	19032-02 411A pyrite 06	46.58	0.09	0.10	0.00	0.26	53.75	0.00	100.79
DX450039	19032-02 411A pyrite 07	46.57	0.04	0.09	0.00	0.20	53.47	0.02	100.40
DX450039	19032-02 411A pyrite 08	46.79	0.01	0.04	0.03	0.21	53.12	0.02	100.22
DX450039	19032-02 411A pyrite 09	46.59	0.03	0.12	0.01	0.43	53.58	0.00	100.77
DX450039	19032-02 411A pyrite 10	46.41	0.03	0.12	0.00	0.24	53.54	0.00	100.35
DX450039	19032-02 411A pyrite 11	46.60	0.00	0.02	0.00	0.00	53.81	0.01	100.44
DX450039	19032-02 411A pyrite 12	46.54	0.08	0.15	0.00	0.31	53.89	0.01	100.99

Great Bear Resouces
19032-02
MI5020-AUG22

High Definition Mineralogical Analysis using QEMSCAN (Quantitative Evaluation of Materials by Scanning Electron Microscopy)

EMPA - Pyrite

Accelerating potential = 15 kV, beam current = 20 nA; focused beam.
Standards and matrix corrections are listed above.
Precision is given in columns T-Z and detection limit in columns AJ-AP.

Results_of_analyses:

		element weight %							
Sample Name	**Polised Section Number**	**Fe**	**Co**	**Ni**	**Cu**	**As**	**S**	**Se**	**Total**
DX450039	19032-02 411A pyrite 13	46.78	0.00	0.00	0.00	0.01	53.84	0.01	100.64
DX450039	19032-02 411A pyrite 14	46.57	0.00	0.03	0.00	0.01	53.68	0.00	100.29
DX450039	19032-02 411A pyrite 15	46.39	0.01	0.02	0.00	0.13	54.01	0.00	100.56
DX450233	19032-02 441A pyrite 01	46.52	0.00	0.00	0.00	0.04	53.72	0.00	100.28
DX450233	19032-02 441A pyrite 02	46.75	0.00	0.00	0.03	0.00	53.13	0.01	99.92
DX450233	19032-02 441A pyrite 03	46.86	0.00	0.02	0.02	0.00	52.99	0.01	99.91
DX450233	19032-02 441A pyrite 04	46.60	0.24	0.00	0.01	0.01	53.70	0.00	100.56
DX450233	19032-02 441A pyrite 05	47.31	0.04	0.00	0.02	0.00	54.05	0.00	101.43
DX450233	19032-02 441A pyrite 06	46.74	0.01	0.00	0.00	0.00	54.40	0.00	101.15
DX450233	19032-02 441A pyrite 07	46.41	0.00	0.01	0.01	0.00	53.63	0.00	100.07
DX450233	19032-02 441A pyrite 08	46.05	0.80	0.00	0.00	0.02	53.69	0.00	100.56
DX450233	19032-02 441A pyrite 09	46.60	0.04	0.00	0.01	0.00	53.89	0.01	100.55
DX450233	19032-02 441A pyrite 10	46.68	0.01	0.01	0.01	0.10	53.43	0.01	100.25
DX450233	19032-02 441A pyrite 11	46.66	0.02	0.00	0.00	0.06	53.70	0.00	100.43
DX450233	19032-02 441A pyrite 12	46.69	0.00	0.00	0.00	0.02	54.04	0.00	100.75
DX450233	19032-02 441A pyrite 13	46.18	0.01	0.00	0.01	0.02	53.90	0.00	100.13
DX450233	19032-02 441A pyrite 14	46.73	0.00	0.01	0.00	0.00	53.81	0.01	100.56
DX450233	19032-02 441A pyrite 15	46.80	0.00	0.02	0.00	0.07	54.00	0.00	100.89
DX450155	19032-02 461A pyrite 01	46.22	0.02	0.01	0.00	0.02	53.81	0.00	100.08
DX450155	19032-02 461A pyrite 02	46.81	0.00	0.00	0.00	0.01	53.81	0.00	100.64
DX450155	19032-02 461A pyrite 03	46.14	0.02	0.01	0.03	0.00	53.90	0.00	100.10
DX450155	19032-02 461A pyrite 04	46.25	0.01	0.22	0.02	0.01	53.72	0.04	100.26
DX450155	19032-02 461A pyrite 05	46.50	0.02	0.04	0.00	0.01	53.74	0.00	100.31
DX450155	19032-02 461A pyrite 06	46.77	0.01	0.03	0.01	0.02	54.11	0.01	100.96
DX450155	19032-02 461A pyrite 07	46.73	0.00	0.02	0.00	0.13	53.60	0.00	100.48
DX450155	19032-02 461A pyrite 08	46.27	0.01	0.00	0.01	0.00	53.27	0.01	99.57
DX450155	19032-02 461A pyrite 09	46.18	0.00	0.10	0.02	0.00	53.66	0.02	99.98
DX450155	19032-02 461A pyrite 10	46.00	0.26	0.06	0.04	0.02	53.75	0.02	100.15
DX450155	19032-02 461A pyrite 11	46.53	0.00	0.00	0.00	0.00	53.70	0.00	100.23
DX450155	19032-02 461A pyrite 12	46.87	0.00	0.04	0.01	0.00	53.70	0.05	100.68
DX450155	19032-02 461A pyrite 13	46.41	0.14	0.02	0.00	0.02	53.33	0.00	99.92
DX450155	19032-02 461A pyrite 14	46.53	0.02	0.00	0.00	0.00	53.95	0.01	100.51
DX450155	19032-02 461A pyrite 15	46.51	0.17	0.00	0.00	0.00	53.93	0.00	100.62
DX450144	19032-02 331A pyrite 01	45.88	0.04	0.03	0.00	0.00	53.54	0.00	99.49
DX450144	19032-02 331A pyrite 02	46.36	0.03	0.04	0.00	0.00	53.45	0.01	99.89
DX450144	19032-02 331A pyrite 03	46.57	0.01	0.01	0.01	0.00	53.27	0.00	99.87
DX450144	19032-02 331A pyrite 04	46.65	0.04	0.06	0.15	0.00	52.91	0.00	99.81
DX450144	19032-02 331A pyrite 05	46.01	0.06	0.19	0.00	0.00	52.49	0.00	98.75
DX450089	19032-02 421A pyrite 01	46.29	0.19	0.01	0.00	0.14	53.80	0.00	100.43
DX450089	19032-02 421A pyrite 02	46.70	0.02	0.04	0.02	0.00	53.88	0.01	100.66
DX450089	19032-02 421A pyrite 03	45.93	0.10	0.02	0.00	0.01	53.88	0.00	99.94
DX450089	19032-02 421A pyrite 04	46.00	0.03	0.60	0.00	0.05	54.46	0.00	101.13
DX450089	19032-02 421A pyrite 05	46.18	0.03	0.01	0.03	0.01	54.04	0.00	100.31
DX450089	19032-02 421A pyrite 06	46.20	0.15	0.00	0.00	0.03	53.96	0.00	100.34
DX450089	19032-02 421A pyrite 07	46.23	0.14	0.02	0.01	0.13	53.73	0.00	100.24
DX450089	19032-02 421A pyrite 08	46.24	0.01	0.04	0.01	0.01	53.83	0.01	100.14
DX450089	19032-02 421A pyrite 09	46.87	0.01	0.07	0.00	0.02	53.93	0.01	100.91
DX450089	19032-02 421A pyrite 10	46.71	0.05	0.02	0.03	0.06	54.23	0.00	101.10
DX450137	19032-02 431A pyrite 01	46.19	0.02	0.05	0.03	0.00	53.22	0.00	99.51
DX450137	19032-02 431A pyrite 02	45.83	0.02	0.00	0.02	0.00	53.46	0.00	99.32
DX450137	19032-02 431A pyrite 03	46.28	0.01	0.17	0.00	0.02	53.51	0.00	99.98
DX450137	19032-02 431A pyrite 04	45.33	0.00	0.35	0.01	0.00	53.71	0.00	99.41
DX450137	19032-02 431A pyrite 05	45.98	0.00	0.00	0.02	0.00	53.32	0.00	99.32
DX450200	19032-02 451A pyrite 01	46.59	0.02	0.01	0.01	0.04	53.70	0.00	100.36
DX450200	19032-02 451A pyrite 02	46.96	0.00	0.00	0.00	0.02	53.67	0.01	100.65
DX450200	19032-02 451A pyrite 03	46.33	0.02	0.03	0.00	0.02	53.53	0.00	99.93
DX450200	19032-02 451A pyrite 04	46.59	0.01	0.00	0.02	0.00	53.56	0.01	100.19
DX450200	19032-02 451A pyrite 05	46.35	0.00	0.00	0.03	0.00	53.53	0.01	99.92
DX450200	19032-02 451A pyrite 06	46.30	0.02	0.00	0.00	0.00	53.77	0.01	100.10
DX450200	19032-02 451A pyrite 07	46.54	0.01	0.02	0.00	0.01	54.15	0.00	100.73
DX450200	19032-02 451A pyrite 08	46.50	0.04	0.01	0.03	0.00	53.77	0.00	100.35
DX450200	19032-02 451A pyrite 09	46.17	0.53	0.02	0.00	0.09	53.47	0.00	100.28

Great Bear Resouces
19032-02
MI5020-AUG22

High Definition Mineralogical Analysis using QEMSCAN (Quantitative Evaluation of Materials by Scanning Electron Microscopy)

EMPA - Pyrite

Accelerating potential = 15 kV, beam current = 20 nA; focused beam.
Standards and matrix corrections are listed above.
Precision is given in columns T-Z and detection limit in columns AJ-AP.

Results_of_analyses:

		element weight %							
Sample Name	**Polised Section Number**	**Fe**	**Co**	**Ni**	**Cu**	**As**	**S**	**Se**	**Total**
DX450200	19032-02 451A pyrite 10	46.77	0.02	0.02	0.02	0.01	53.53	0.00	100.37
DX450200	19032-02 451A pyrite 11	46.48	0.02	0.00	0.04	0.00	53.62	0.01	100.17
DX450200	19032-02 451A pyrite 12	46.03	0.35	0.03	0.01	0.01	53.63	0.00	100.06
DX450200	19032-02 451A pyrite 13	46.78	0.01	0.00	0.00	0.00	53.50	0.01	100.30
DX450200	19032-02 451A pyrite 14	46.81	0.00	0.06	0.01	0.01	53.92	0.01	100.83
DX450200	19032-02 451A pyrite 15	46.91	0.04	0.01	0.03	0.03	53.76	0.00	100.78
DX450030	19032-02 471A pyrite 01	46.66	0.02	0.00	0.00	0.01	53.83	0.00	100.52
DX450030	19032-02 471A pyrite 02	46.45	0.04	0.01	0.00	0.11	53.53	0.00	100.14
DX450030	19032-02 471A pyrite 03	46.69	0.00	0.05	0.00	0.03	53.39	0.01	100.17
DX450030	19032-02 471A pyrite 04	46.75	0.00	0.00	0.01	0.01	53.73	0.00	100.50
DX450030	19032-02 471A pyrite 05	46.23	0.00	0.02	0.00	0.01	53.67	0.00	99.93
DX450030	19032-02 471A pyrite 06	46.62	0.03	0.00	0.00	0.02	53.47	0.01	100.15
DX450030	19032-02 471A pyrite 07	46.77	0.04	0.00	0.00	0.09	53.74	0.01	100.64
DX450030	19032-02 471A pyrite 08	46.48	0.00	0.00	0.00	0.02	53.51	0.00	100.02
DX450030	19032-02 471A pyrite 09	46.18	0.01	0.00	0.00	0.01	53.90	0.01	100.11
DX450030	19032-02 471A pyrite 10	46.56	0.02	0.00	0.00	0.00	53.21	0.00	99.78
DX450030	19032-02 471A pyrite 11	46.52	0.00	0.04	0.00	0.01	53.65	0.00	100.22
DX450030	19032-02 471A pyrite 12	46.44	0.03	0.00	0.01	0.01	53.56	0.01	100.06
DX450030	19032-02 471A pyrite 13	46.36	0.05	0.00	0.00	0.01	53.54	0.00	99.96
DX450030	19032-02 471A pyrite 14	46.81	0.02	0.00	0.00	0.01	53.68	0.00	100.53
DX450030	19032-02 471A pyrite 15	46.83	0.00	0.00	0.00	0.00	53.49	0.00	100.33
DX450105	19032-02 491A pyrite 01	46.08	0.00	0.00	0.01	0.14	53.68	0.01	99.92
DX450105	19032-02 491A pyrite 02	46.03	0.00	0.00	0.00	0.15	53.48	0.00	99.66
DX450105	19032-02 491A pyrite 03	45.93	0.00	0.00	0.03	1.75	52.28	0.01	100.01
DX450105	19032-02 491A pyrite 04	46.52	0.00	0.01	0.02	0.14	53.39	0.00	100.09
DX450105	19032-02 491A pyrite 05	46.24	0.00	0.01	0.00	0.18	53.46	0.00	99.89
DX450105	19032-02 491A pyrite 06	46.35	0.00	0.00	0.02	0.15	53.36	0.01	99.90
DX450105	19032-02 491A pyrite 07	46.48	0.02	0.00	0.00	0.77	52.88	0.00	100.16
DX450105	19032-02 491A pyrite 08	46.39	0.08	0.00	0.02	0.05	53.28	0.01	99.83
DX450105	19032-02 491A pyrite 09	46.49	0.02	0.00	0.01	0.05	53.42	0.01	100.00
DX450105	19032-02 491A pyrite 10	46.67	0.02	0.00	0.00	0.21	53.67	0.00	100.57
DX450118	19032-02 111A pyrite 01	45.72	0.08	0.00	0.00	0.03	53.29	0.00	99.12
DX450118	19032-02 111A pyrite 02	46.23	0.02	0.00	0.00	0.03	54.04	0.01	100.32
DX450118	19032-02 111A pyrite 03	45.89	0.01	0.01	0.02	1.34	53.06	0.02	100.35
DX450118	19032-02 111A pyrite 04	45.83	0.02	0.00	0.01	1.27	53.00	0.02	100.15
DX450118	19032-02 111A pyrite 05	46.71	0.01	0.01	0.00	0.07	53.81	0.00	100.60
DX450118	19032-02 111A pyrite 06	46.22	0.02	0.00	0.01	0.01	53.96	0.03	100.25
DX450118	19032-02 111A pyrite 07	46.12	0.00	0.00	0.00	0.35	53.38	0.02	99.86
DX450118	19032-02 111A pyrite 08	46.01	0.05	0.02	0.00	0.13	53.27	0.00	99.48
DX450118	19032-02 111B pyrite 01	46.07	0.32	0.01	0.02	0.13	53.89	0.00	100.45
DX450118	19032-02 111B pyrite 02	47.14	0.00	0.08	0.00	0.07	54.11	0.01	101.42
DX 550073	19032-02 341A pyrite 01	46.09	0.00	0.17	0.05	0.00	53.86	0.00	100.16
DX 550073	19032-02 341A pyrite 02	45.76	0.00	0.04	0.01	0.00	53.91	0.02	99.75
DX 550073	19032-02 341A pyrite 03	46.33	0.02	0.01	0.00	0.00	53.37	0.00	99.74
DX 550073	19032-02 341A pyrite 04	46.07	0.01	0.00	0.00	0.01	54.13	0.00	100.22
DX 550073	19032-02 341A pyrite 05	46.16	0.00	0.00	0.01	0.07	53.45	0.01	99.69
DX450080	19032-02 291A pyrite 01	45.95	0.01	0.08	0.03	0.01	53.43	0.00	99.51
DX450080	19032-02 291A pyrite 02	45.97	0.00	0.24	0.00	0.00	54.01	0.01	100.23
DX450080	19032-02 291B pyrite 01	45.46	0.05	1.09	0.03	0.00	53.33	0.02	99.99
DX450080	19032-02 291B pyrite 02	46.44	0.03	0.15	0.00	0.00	54.15	0.01	100.78
DX450049	19032-02 481A pyrite 01	46.10	0.01	0.01	0.02	0.16	53.23	0.00	99.52
DX450049	19032-02 481A pyrite 02	46.50	0.03	0.00	0.00	0.06	53.76	0.01	100.36
DX450049	19032-02 481A pyrite 03	46.35	0.01	0.09	0.00	0.39	53.06	0.02	99.92
DX450049	19032-02 481A pyrite 04	46.48	0.01	0.00	0.00	0.05	53.44	0.01	99.99
DX450049	19032-02 481A pyrite 05	46.12	0.00	0.00	0.00	0.05	53.60	0.00	99.77
DX450049	19032-02 481A pyrite 06	44.93	1.41	0.00	0.01	0.01	53.29	0.02	99.68
DX450049	19032-02 481A pyrite 07	45.69	0.01	0.03	0.00	0.04	53.73	0.01	99.51
DX450049	19032-02 481A pyrite 08	46.53	0.00	0.00	0.00	0.09	53.35	0.01	99.98
DX450170	19032-02 501A pyrite 01	46.80	0.00	0.01	0.00	0.00	53.87	0.00	100.67
DX450170	19032-02 501A pyrite 02	46.36	0.00	0.00	0.02	0.00	53.97	0.00	100.35
DX450170	19032-02 501A pyrite 03	46.62	0.02	0.03	0.00	0.00	53.65	0.01	100.33

Great Bear Resouces
19032-02
MI5020-AUG22

High Definition Mineralogical Analysis using QEMSCAN (Quantitative Evaluation of Materials by Scanning Electron Microscopy)

EMPA - Pyrite

Accelerating potential = 15 kV, beam current = 20 nA; focused beam.
Standards and matrix corrections are listed above.
Precision is given in columns T-Z and detection limit in columns AJ-AP.

Results_of_analyses:

		element weight %							
Sample Name	**Polised Section Number**	**Fe**	**Co**	**Ni**	**Cu**	**As**	**S**	**Se**	**Total**
DX450170	19032-02 501A pyrite 04	46.93	0.03	0.01	0.01	0.00	53.84	0.02	100.83
DX450170	19032-02 501A pyrite 05	46.63	0.04	0.00	0.00	0.02	53.67	0.02	100.38
DX450170	19032-02 501A pyrite 06	46.68	0.02	0.00	0.00	0.01	53.47	0.01	100.19
DX450170	19032-02 501A pyrite 07	46.52	0.00	0.00	0.01	0.00	53.63	0.01	100.17
DX450170	19032-02 501A pyrite 08	46.04	0.01	0.00	0.00	0.02	53.50	0.00	99.58
DX450170	19032-02 501A pyrite 09	46.39	0.00	0.00	0.01	0.00	53.54	0.02	99.96
DX450170	19032-02 501A pyrite 10	46.61	0.02	0.00	0.02	0.01	53.68	0.02	100.35
DX450170	19032-02 501A pyrite 11	46.62	0.00	0.04	0.00	0.00	53.76	0.00	100.41
DX450170	19032-02 501A pyrite 12	46.21	0.01	0.00	0.00	0.00	53.30	0.01	99.53
DX450170	19032-02 501A pyrite 13	46.64	0.00	0.01	0.00	0.00	53.52	0.00	100.18
DX450170	19032-02 501A pyrite 15	46.60	0.00	0.02	0.01	0.00	53.38	0.01	100.03
DX450170	19032-02 501A pyrite 14	46.56	0.01	0.00	0.00	0.00	53.69	0.01	100.28
DX450227	19032-02 511A pyrite 01	46.42	0.16	0.01	0.00	0.00	54.12	0.00	100.71
DX450227	19032-02 511A pyrite 02	46.61	0.07	0.00	0.00	0.01	53.84	0.00	100.53
DX450230	19032-02 521A pyrite 01	45.68	0.00	0.72	0.00	0.00	54.15	0.00	100.56
DX450230	19032-02 521A pyrite 02	46.13	0.17	0.10	0.00	0.00	54.09	0.01	100.51
DX450230	19032-02 521A pyrite 03	46.35	0.02	0.17	0.02	0.01	53.86	0.00	100.43
DX450230	19032-02 521A pyrite 04	45.29	1.44	0.43	0.04	0.00	53.05	0.00	100.26
DX450230	19032-02 521A pyrite 05	46.68	0.00	0.00	0.00	0.00	53.81	0.00	100.49
	Average	46.31	0.07	0.04	0.01	0.07	53.45	0.01	99.96
	Min	44.69	0.00	0.00	0.00	0.00	46.66	0.00	95.78
	Max	48.96	1.99	1.09	0.25	1.75	54.46	0.10	101.43
	Stdev	0.40	0.20	0.10	0.02	0.18	0.50	0.01	0.58

Great Bear Resouces
19032-02
MI5020-AUG22

High Definition Mineralogical Analysis using QEMSCAN (Quantitative Evaluation of Materials by Scanning Electron Microscopy)

EMPA - Pyrite

Accelerating potential = 15 kV, beam current = 20 nA; focused beam.
Standards and matrix corrections are listed above.
Precision is given in columns T-Z and detection limit in columns AJ-AP.

Results_of_analyses:

element weight %

		Fe	Co	Ni	Cu	As	S	Se	Total	Num. of Analysis
Detection Limits (%)		**0.03**	**0.03**	**0.04**	**0.05**	**0.03**	**0.04**	**0.02**		
Global	**Average**	**46.31**	**0.07**	**0.04**	**0.01**	**0.07**	**53.45**	**0.01**	**99.96**	514
DX450052	Average	46.41	0.03	0.00	0.01	0.19	53.31	0.01	99.95	15
DX 550083	Average	46.26	0.02	0.03	0.01	0.12	53.34	0.02	99.78	12
DX450204	Average	45.95	0.04	0.11	0.01	0.02	53.41	0.00	99.53	15
DX450232	Average	46.19	0.09	0.22	0.00	0.02	53.37	0.01	99.91	6
DX450181	Average	46.08	0.12	0.01	0.02	0.00	53.79	0.00	100.03	6
DX450002	Average	46.20	0.03	0.08	0.01	0.04	53.48	0.01	99.83	10
DX450108	Average	46.53	0.02	0.03	0.01	0.05	53.72	0.01	100.38	10
DX450159	Average	46.45	0.01	0.00	0.00	0.13	53.31	0.00	99.91	15
DX450171	Average	46.34	0.15	0.13	0.01	0.02	53.25	0.01	99.90	15
DX 550107	Average	46.40	0.03	0.09	0.01	0.05	53.41	0.01	100.00	15
DX450032	Average	46.68	0.03	0.03	0.01	0.01	53.69	0.01	100.17	15
DX450008	Average	46.54	0.03	0.00	0.01	0.02	53.65	0.00	100.26	15
DX 550056	Average	46.38	0.20	0.19	0.02	0.01	53.06	0.01	99.88	5
DX450128	Average	46.36	0.25	0.01	0.01	0.01	53.46	0.00	100.10	5
DX450022	Average	46.53	0.03	0.08	0.01	0.02	52.82	0.00	99.48	2
DX450186	Average	46.21	0.19	0.02	0.01	0.11	53.62	0.00	100.31	8
DX450185	Average	46.23	0.32	0.05	0.01	0.12	53.71	0.00	100.43	10
DX450176	Average	45.81	0.12	0.02	0.01	0.05	53.05	0.00	99.06	15
DX450076	Average	46.33	0.02	0.02	0.01	0.13	53.52	0.00	100.03	15
DX450134	Average	45.81	0.20	0.05	0.01	0.01	53.38	0.01	99.47	16
DX450021	Average	46.07	0.08	0.04	0.01	0.02	53.00	0.00	99.22	15
DX450222	Average	46.30	0.02	0.02	0.01	0.04	53.49	0.00	99.89	15
DX450143	Average	46.35	0.02	0.05	0.01	0.00	53.16	0.00	99.60	7
DX450153	Average	46.40	0.03	0.04	0.01	0.00	53.45	0.01	99.94	15
DX450017	Average	46.26	0.01	0.02	0.03	0.00	53.40	0.00	99.72	10
DX 550053	Average	45.96	0.12	0.14	0.00	0.00	52.91	0.03	99.15	2
DX 550089	Average	46.34	0.07	0.06	0.06	0.00	52.25	0.01	98.78	15
DX450119	Average	46.62	0.01	0.02	0.00	0.01	53.61	0.00	100.27	1
DX450051	Average	46.18	0.02	0.02	0.01	0.25	53.19	0.00	99.66	15
DX450071	Average	46.20	0.13	0.01	0.00	0.11	53.40	0.04	99.89	15
DX450239	Average	46.61	0.01	0.01	0.00	0.03	53.63	0.01	100.30	15
DX450130	Average	46.26	0.03	0.12	0.00	0.28	53.69	0.01	100.40	10
DX450039	Average	46.52	0.03	0.06	0.01	0.17	53.63	0.01	100.42	15
DX450233	Average	46.64	0.08	0.00	0.01	0.02	53.74	0.00	100.50	15
DX450155	Average	46.45	0.05	0.04	0.01	0.02	53.73	0.01	100.30	15
DX450144	Average	46.29	0.03	0.07	0.03	0.00	53.13	0.00	99.56	5
DX450089	Average	46.34	0.07	0.08	0.01	0.04	53.97	0.00	100.52	10
DX450137	Average	45.92	0.01	0.11	0.02	0.00	53.44	0.00	99.51	5
DX450200	Average	46.54	0.07	0.01	0.01	0.02	53.67	0.00	100.33	15
DX450030	Average	46.56	0.02	0.01	0.00	0.02	53.59	0.00	100.20	15
DX450105	Average	46.32	0.02	0.00	0.01	0.36	53.29	0.00	100.00	10
DX450118	Average	46.19	0.05	0.01	0.01	0.34	53.58	0.01	100.20	10
DX 550073	Average	46.08	0.01	0.05	0.01	0.02	53.74	0.01	99.91	5
DX450080	Average	45.96	0.02	0.39	0.02	0.00	53.73	0.01	100.13	4
DX450049	Average	46.09	0.19	0.02	0.00	0.10	53.43	0.01	99.84	8
DX450170	Average	46.53	0.01	0.01	0.01	0.00	53.61	0.01	100.18	15
DX450227	Average	46.51	0.12	0.01	0.00	0.00	53.98	0.00	100.62	2
DX450230	Average	46.03	0.33	0.29	0.01	0.00	53.79	0.00	100.45	5

Great Bear Resouces
19032-02
MI5020-AUG22

High Definition Mineralogical Analysis using QEMSCAN (Quantitative Evaluation of Materials by Scanning Electron Microscopy)

EMPA - Pyrrhotite

Accelerating potential = 15 kV, beam current = 20 nA; focused beam.
Standards and matrix corrections are listed above.
Precision is given in columns R-W and detection limit in columns AF-AK.

Results_of_analyses:

		element weight %						
Sample Name	**Polised Section Number**	Fe	Co	Ni	Cu	S	Se	Total
DX450052	19032-02 11A pyrrhotite 01	60.11	0.00	0.03	0.00	39.01	0.00	99.15
DX450052	19032-02 11A pyrrhotite 02	60.43	0.00	0.02	0.00	39.31	0.01	99.78
DX450052	19032-02 11A pyrrhotite 03	60.56	0.02	0.00	0.00	39.58	0.00	100.16
DX450052	19032-02 11A pyrrhotite 04	60.40	0.01	0.00	0.00	39.42	0.00	99.83
DX450052	19032-02 11A pyrrhotite 05	60.43	0.00	0.03	0.00	39.34	0.00	99.79
DX450052	19032-02 11A pyrrhotite 06	60.44	0.01	0.08	0.00	39.37	0.00	99.90
DX450052	19032-02 11A pyrrhotite 07	60.16	0.00	0.12	0.00	39.21	0.00	99.49
DX450052	19032-02 11A pyrrhotite 08	60.27	0.00	0.00	0.01	39.22	0.00	99.51
DX450052	19032-02 11A pyrrhotite 09	59.80	0.00	0.03	0.00	39.41	0.00	99.25
DX450052	19032-02 11A pyrrhotite 10	60.51	0.00	0.01	0.00	39.80	0.00	100.32
DX450052	19032-02 11A pyrrhotite 11	60.17	0.00	0.01	0.00	39.19	0.00	99.38
DX450052	19032-02 11A pyrrhotite 12	59.95	0.00	0.00	0.00	39.12	0.00	99.07
DX450052	19032-02 11A pyrrhotite 13	60.54	0.02	0.03	0.02	39.54	0.00	100.15
DX450052	19032-02 11A pyrrhotite 14	60.47	0.00	0.00	0.00	39.36	0.01	99.84
DX 550083	19032-02 21A pyrrhotite 01	61.58	0.00	0.05	0.00	38.58	0.01	100.22
DX 550083	19032-02 21A pyrrhotite 02	61.05	0.01	0.05	0.02	38.70	0.02	99.86
DX 550083	19032-02 21A pyrrhotite 03	60.83	0.00	0.03	0.00	38.54	0.02	99.41
DX 550083	19032-02 21A pyrrhotite 04	61.10	0.00	0.07	0.02	38.66	0.03	99.87
DX 550083	19032-02 21A pyrrhotite 05	60.86	0.03	0.06	0.01	38.72	0.02	99.70
DX 550083	19032-02 21A pyrrhotite 06	61.20	0.00	0.12	0.00	38.69	0.04	100.05
DX 550083	19032-02 21A pyrrhotite 07	60.91	0.00	0.07	0.00	38.48	0.03	99.50
DX 550083	19032-02 21A pyrrhotite 08	61.10	0.00	0.06	0.00	38.49	0.04	99.70
DX 550083	19032-02 21A pyrrhotite 09	61.23	0.01	0.05	0.04	38.67	0.02	100.01
DX 550083	19032-02 21A pyrrhotite 10	60.91	0.00	0.01	0.01	38.81	0.01	99.74
DX 550083	19032-02 21A pyrrhotite 11	60.88	0.00	0.05	0.01	38.52	0.02	99.48
DX 550083	19032-02 21A pyrrhotite 12	61.19	0.00	0.06	0.00	38.48	0.04	99.77
DX 550083	19032-02 21A pyrrhotite 13	61.53	0.00	0.04	0.03	38.68	0.06	100.35
DX 550083	19032-02 21A pyrrhotite 14	61.26	0.02	0.02	0.00	38.68	0.00	99.97
DX 550083	19032-02 21A pyrrhotite 15	60.91	0.00	0.02	0.00	38.58	0.00	99.51
DX 550083	19032-02 21A pyrrhotite 16	61.03	0.00	0.10	0.00	38.52	0.01	99.67
DX450232	19032-02 51A pyrrhotite 01	60.73	0.00	0.15	0.00	38.84	0.01	99.72
DX450232	19032-02 51A pyrrhotite 02	60.12	0.00	0.06	0.01	39.47	0.00	99.66
DX450232	19032-02 51A pyrrhotite 03	61.06	0.04	0.13	0.00	38.99	0.00	100.22
DX450232	19032-02 51A pyrrhotite 04	60.06	0.05	0.07	0.00	39.63	0.01	99.82
DX450232	19032-02 51A pyrrhotite 05	60.62	0.03	0.05	0.02	38.84	0.00	99.57
DX450232	19032-02 51A pyrrhotite 06	60.12	0.00	0.07	0.00	39.48	0.01	99.68
DX450232	19032-02 51A pyrrhotite 07	60.49	0.05	0.06	0.04	39.35	0.00	99.99
DX450232	19032-02 51A pyrrhotite 08	61.41	0.00	0.14	0.00	38.95	0.00	100.49
DX450232	19032-02 51A pyrrhotite 09	60.64	0.05	0.04	0.01	39.37	0.01	100.11
DX450232	19032-02 51A pyrrhotite 10	61.36	0.00	0.07	0.00	38.86	0.00	100.29
DX450108	19032-02 81A pyrrhotite 01	59.92	0.00	0.10	0.01	39.13	0.02	99.16
DX450108	19032-02 81A pyrrhotite 02	60.04	0.00	0.07	0.01	39.44	0.00	99.55
DX450108	19032-02 81A pyrrhotite 03	60.09	0.01	0.04	0.00	39.48	0.02	99.65
DX450108	19032-02 81A pyrrhotite 04	59.95	0.01	0.13	0.01	39.29	0.02	99.41
DX450108	19032-02 81A pyrrhotite 05	59.98	0.00	0.05	0.00	39.52	0.00	99.55
DX450108	19032-02 81A pyrrhotite 06	60.64	0.02	0.03	0.00	39.45	0.02	100.14
DX450108	19032-02 81A pyrrhotite 07	60.06	0.02	0.07	0.00	39.57	0.01	99.73
DX450108	19032-02 81A pyrrhotite 08	60.92	0.02	0.06	0.02	39.20	0.01	100.23
DX450108	19032-02 81A pyrrhotite 09	60.04	0.02	0.09	0.01	39.40	0.01	99.56
DX450108	19032-02 81A pyrrhotite 10	60.46	0.04	0.06	0.00	39.58	0.01	100.14
DX450171	19032-02 141A pyrrhotite 01	60.01	0.03	0.10	0.00	39.37	0.00	99.51
DX450171	19032-02 141A pyrrhotite 02	60.05	0.00	0.06	0.01	39.60	0.01	99.74
DX450171	19032-02 141A pyrrhotite 03	59.82	0.01	0.31	0.00	39.68	0.01	99.83
DX450171	19032-02 141A pyrrhotite 04	60.60	0.03	0.30	0.00	38.67	0.00	99.61
DX450171	19032-02 141A pyrrhotite 05	60.10	0.07	0.08	0.00	39.44	0.00	99.70

DX450171	19032-02 141A pyrrhotite 06	60.44	0.04	0.14	0.00	39.67	0.01	100.29
DX450171	19032-02 141A pyrrhotite 07	60.12	0.02	0.18	0.00	39.45	0.00	99.77
DX450171	19032-02 141A pyrrhotite 08	60.45	0.02	0.04	0.01	39.60	0.01	100.14
DX450171	19032-02 141A pyrrhotite 09	60.53	0.00	0.16	0.00	39.75	0.00	100.45
DX450171	19032-02 141A pyrrhotite 10	60.29	0.00	0.13	0.00	39.74	0.00	100.15
DX450171	19032-02 141A pyrrhotite 11	60.71	0.03	0.34	0.00	39.49	0.00	100.56
DX450171	19032-02 141A pyrrhotite 12	60.25	0.02	0.08	0.01	39.98	0.01	100.35
DX450171	19032-02 141A pyrrhotite 13	60.82	0.00	0.06	0.02	39.57	0.01	100.48
DX450171	19032-02 141A pyrrhotite 14	60.47	0.01	0.18	0.00	39.56	0.02	100.25
DX450171	19032-02 141A pyrrhotite 15	60.15	0.00	0.09	0.00	39.79	0.01	100.04
DX450186	19032-02 101A pyrrhotite 01	61.29	0.00	0.00	0.00	38.56	0.00	99.84
DX450186	19032-02 101A pyrrhotite 02	61.17	0.01	0.01	0.00	39.08	0.01	100.27
DX450186	19032-02 101A pyrrhotite 03	61.54	0.00	0.00	0.01	39.13	0.00	100.69
DX450186	19032-02 101A pyrrhotite 04	61.25	0.00	0.00	0.00	38.86	0.00	100.12
DX450186	19032-02 101A pyrrhotite 05	61.52	0.03	0.00	0.02	39.06	0.01	100.63
DX450186	19032-02 101A pyrrhotite 06	61.04	0.02	0.02	0.00	39.05	0.00	100.13
DX450186	19032-02 101A pyrrhotite 07	61.17	0.00	0.00	0.00	38.81	0.00	99.98
DX450186	19032-02 101A pyrrhotite 08	60.79	0.00	0.01	0.03	38.95	0.00	99.79
DX450186	19032-02 101A pyrrhotite 09	61.06	0.00	0.00	0.00	38.85	0.01	99.92
DX450186	19032-02 101A pyrrhotite 10	61.53	0.00	0.00	0.03	38.92	0.01	100.49
DX450186	19032-02 101A pyrrhotite 11	61.55	0.00	0.00	0.01	39.09	0.01	100.66
DX450186	19032-02 101A pyrrhotite 12	61.87	0.00	0.01	0.03	39.07	0.00	100.98
DX450186	19032-02 101A pyrrhotite 13	61.33	0.01	0.00	0.00	39.22	0.01	100.58
DX450186	19032-02 101A pyrrhotite 14	60.99	0.01	0.00	0.00	38.65	0.01	99.66
DX450186	19032-02 101A pyrrhotite 15	61.13	0.00	0.02	0.02	39.03	0.02	100.23
DX450185	19032-02 161A pyrrhotite 01	61.39	0.00	0.22	0.00	38.90	0.00	100.51
DX450185	19032-02 161A pyrrhotite 02	61.50	0.00	0.32	0.00	38.35	0.01	100.18
DX450185	19032-02 161A pyrrhotite 03	61.39	0.01	0.15	0.00	38.55	0.00	100.10
DX450185	19032-02 161A pyrrhotite 04	60.98	0.00	0.31	0.02	38.63	0.00	99.94
DX450185	19032-02 161A pyrrhotite 05	61.02	0.02	0.07	0.00	38.64	0.01	99.76
DX450185	19032-02 161A pyrrhotite 06	61.43	0.01	0.15	0.00	38.55	0.01	100.15
DX450185	19032-02 161A pyrrhotite 07	61.13	0.02	0.15	0.00	38.61	0.02	99.93
DX450185	19032-02 161A pyrrhotite 08	61.39	0.00	0.06	0.01	38.55	0.00	100.01
DX450185	19032-02 161A pyrrhotite 09	61.25	0.00	0.11	0.00	38.62	0.00	99.98
DX450185	19032-02 161A pyrrhotite 10	60.98	0.01	0.35	0.00	38.92	0.00	100.26
DX450185	19032-02 161A pyrrhotite 11	62.01	0.00	0.10	0.03	38.80	0.00	100.93
DX450185	19032-02 161A pyrrhotite 12	61.84	0.00	0.09	0.00	38.52	0.01	100.46
DX450185	19032-02 161A pyrrhotite 13	61.24	0.00	0.27	0.00	38.75	0.00	100.26
DX450185	19032-02 161A pyrrhotite 14	61.26	0.03	0.17	0.00	38.94	0.00	100.40
DX450185	19032-02 161A pyrrhotite 15	61.36	0.00	0.36	0.00	39.09	0.00	100.82
DX450008	19032-02 191A pyrrhotite 01	61.44	0.00	0.00	0.01	38.71	0.00	100.16
DX450008	19032-02 191A pyrrhotite 02	61.01	0.00	0.00	0.00	38.73	0.00	99.74
DX450008	19032-02 191B pyrrhotite 01	61.72	0.00	0.00	0.00	38.60	0.00	100.33
DX450008	19032-02 191B pyrrhotite 02	61.80	0.00	0.00	0.01	38.65	0.00	100.45
DX450008	19032-02 191B pyrrhotite 03	61.01	0.01	0.01	0.00	39.08	0.01	100.11
DX 550056	19032-02 201A pyrrhotite 01	58.38	0.02	0.40	0.00	41.12	0.00	99.92
DX 550056	19032-02 201A pyrrhotite 02	60.95	0.04	0.20	0.00	39.86	0.02	101.07
DX 550056	19032-02 201A pyrrhotite 03	60.57	0.11	0.20	0.00	39.75	0.00	100.64
DX 550056	19032-02 201A pyrrhotite 04	60.93	0.04	0.18	0.03	39.73	0.02	100.93
DX 550056	19032-02 201A pyrrhotite 05	59.94	0.12	0.24	0.00	39.85	0.01	100.17
DX 550056	19032-02 201A pyrrhotite 06	60.56	0.07	0.17	0.04	39.76	0.02	100.62
DX 550056	19032-02 201A pyrrhotite 07	58.67	0.04	0.37	0.00	41.22	0.02	100.32
DX 550056	19032-02 201A pyrrhotite 08	60.48	0.08	0.20	0.01	39.80	0.02	100.60
DX 550056	19032-02 201A pyrrhotite 09	60.60	0.01	0.23	0.00	39.67	0.01	100.53
DX 550056	19032-02 201A pyrrhotite 10	60.73	0.08	0.16	0.02	39.95	0.01	100.95
DX450128	19032-02 251A pyrrhotite 01	60.42	0.03	0.04	0.00	39.71	0.02	100.20
DX450128	19032-02 251A pyrrhotite 02	60.34	0.05	0.06	0.00	39.67	0.01	100.12
DX450128	19032-02 251A pyrrhotite 03	60.49	0.00	0.03	0.01	39.74	0.00	100.28
DX450128	19032-02 251A pyrrhotite 04	60.79	0.04	0.04	0.00	39.74	0.00	100.62
DX450128	19032-02 251A pyrrhotite 05	60.59	0.08	0.08	0.01	39.51	0.00	100.27
DX450128	19032-02 251A pyrrhotite 06	60.35	0.07	0.17	0.00	39.69	0.01	100.28
DX450128	19032-02 251A pyrrhotite 07	61.05	0.01	0.06	0.02	39.81	0.00	100.94
DX450128	19032-02 251A pyrrhotite 08	60.63	0.08	0.06	0.03	39.46	0.01	100.27
DX450128	19032-02 251A pyrrhotite 09	60.41	0.02	0.05	0.00	39.69	0.00	100.17
DX450128	19032-02 251A pyrrhotite 10	61.00	0.01	0.06	0.00	39.64	0.00	100.71
DX450128	19032-02 251A pyrrhotite 11	60.31	0.02	0.04	0.01	39.66	0.00	100.04
DX450128	19032-02 251A pyrrhotite 12	60.38	0.01	0.02	0.00	39.61	0.00	100.02
DX450128	19032-02 251A pyrrhotite 13	60.70	0.00	0.04	0.00	39.55	0.02	100.30
DX450128	19032-02 251A pyrrhotite 14	60.56	0.00	0.03	0.04	39.65	0.01	100.28
DX450128	19032-02 251A pyrrhotite 15	60.38	0.00	0.04	0.00	39.63	0.00	100.04
DX450128	19032-02 251A pyrrhotite 15	60.38	0.00	0.04	0.00	39.63	0.00	100.04
DX450077	19032-02 211A pyrrhotite 01	60.97	0.04	0.01	0.01	39.85	0.02	100.89
DX450077	19032-02 211A pyrrhotite 02	60.62	0.06	0.03	0.00	39.92	0.01	100.63

DX450077	19032-02 211A pyrrhotite 03	60.05	0.08	0.14	0.00	39.60	0.01	99.87
DX450077	19032-02 211A pyrrhotite 04	61.04	0.05	0.05	0.00	39.80	0.00	100.94
DX450077	19032-02 211A pyrrhotite 05	60.59	0.05	0.01	0.04	40.09	0.01	100.78
DX450077	19032-02 211A pyrrhotite 06	60.24	0.07	0.17	0.00	39.74	0.01	100.23
DX450077	19032-02 211A pyrrhotite 07	59.64	0.07	0.05	0.00	39.54	0.01	99.31
DX450077	19032-02 211A pyrrhotite 08	60.90	0.04	0.08	0.02	39.06	0.00	100.10
DX450077	19032-02 211A pyrrhotite 09	60.26	0.00	0.06	0.02	39.69	0.00	100.04
DX450077	19032-02 211A pyrrhotite 10	60.03	0.08	0.07	0.00	39.85	0.00	100.03
DX450077	19032-02 221A pyrrhotite 01	59.80	0.12	0.19	0.01	39.90	0.03	100.04
DX450077	19032-02 221A pyrrhotite 02	60.39	0.09	0.27	0.00	39.49	0.01	100.26
DX450077	19032-02 221A pyrrhotite 03	59.92	0.09	0.15	0.00	39.94	0.01	100.12
DX450077	19032-02 221A pyrrhotite 04	59.85	0.08	0.23	0.00	39.47	0.01	99.63
DX450077	19032-02 221A pyrrhotite 05	60.20	0.11	0.18	0.01	39.56	0.00	100.06
DX450113	19032-02 231A pyrrhotite 01	61.15	0.01	0.23	0.00	38.68	0.00	100.08
DX450113	19032-02 231A pyrrhotite 02	60.88	0.03	0.09	0.01	38.94	0.01	99.96
DX450113	19032-02 231A pyrrhotite 03	61.49	0.01	0.10	0.02	38.87	0.00	100.49
DX450113	19032-02 231A pyrrhotite 04	61.08	0.07	0.18	0.00	38.86	0.00	100.19
DX450113	19032-02 231A pyrrhotite 05	60.89	0.02	0.08	0.00	38.96	0.00	99.96
DX450113	19032-02 231A pyrrhotite 06	60.96	0.04	0.25	0.01	38.96	0.00	100.21
DX450113	19032-02 231A pyrrhotite 07	60.78	0.03	0.23	0.00	38.92	0.00	99.96
DX450113	19032-02 231A pyrrhotite 08	61.30	0.02	0.14	0.00	39.06	0.00	100.51
DX450113	19032-02 231A pyrrhotite 09	61.49	0.02	0.17	0.00	38.84	0.00	100.52
DX450113	19032-02 231A pyrrhotite 10	61.85	0.00	0.09	0.02	38.66	0.02	100.64
DX 550101	19032-02 241A pyrrhotite 01	59.83	0.08	0.26	0.02	39.53	0.00	99.71
DX 550101	19032-02 241A pyrrhotite 02	59.47	0.05	0.48	0.00	39.48	0.00	99.48
DX 550101	19032-02 241A pyrrhotite 03	59.86	0.03	0.40	0.00	39.23	0.01	99.54
DX 550101	19032-02 241A pyrrhotite 04	60.08	0.08	0.11	0.04	39.41	0.03	99.74
DX 550101	19032-02 241A pyrrhotite 05	59.90	0.03	0.50	0.01	39.28	0.02	99.74
DX450176	19032-02 041A pyrrhotite 01	60.10	0.00	0.04	0.01	39.65	0.00	99.80
DX450176	19032-02 041A pyrrhotite 02	60.19	0.03	0.12	0.00	39.73	0.01	100.09
DX450176	19032-02 041A pyrrhotite 03	59.62	0.00	0.06	0.01	39.50	0.00	99.19
DX450176	19032-02 041A pyrrhotite 04	60.16	0.02	0.04	0.01	39.72	0.00	99.96
DX450176	19032-02 041A pyrrhotite 05	60.04	0.00	0.09	0.00	39.82	0.01	99.97
DX450176	19032-02 041A pyrrhotite 06	60.50	0.00	0.01	0.02	39.79	0.00	100.31
DX450176	19032-02 041A pyrrhotite 07	60.02	0.00	0.05	0.00	39.98	0.00	100.05
DX450176	19032-02 041A pyrrhotite 08	60.31	0.03	0.05	0.01	39.45	0.00	99.85
DX450176	19032-02 041A pyrrhotite 09	60.52	0.00	0.09	0.02	39.90	0.01	100.53
DX450176	19032-02 041A pyrrhotite 10	59.85	0.02	0.08	0.01	39.77	0.01	99.73
DX450134	19032-02 151A pyrrhotite 01	59.61	0.00	0.35	0.03	39.71	0.00	99.70
DX450134	19032-02 151A pyrrhotite 02	60.04	0.00	0.66	0.00	39.31	0.01	100.01
DX450134	19032-02 151A pyrrhotite 03	59.72	0.00	0.34	0.00	39.87	0.00	99.94
DX450134	19032-02 151A pyrrhotite 04	59.60	0.00	0.39	0.01	39.62	0.02	99.63
DX450134	19032-02 151A pyrrhotite 05	59.92	0.01	0.33	0.00	39.86	0.01	100.14
DX450134	19032-02 151A pyrrhotite 06	59.65	0.01	0.33	0.01	39.57	0.01	99.57
DX450134	19032-02 151A pyrrhotite 07	59.88	0.00	0.36	0.00	39.68	0.01	99.93
DX450134	19032-02 151A pyrrhotite 08	59.98	0.00	0.32	0.00	39.71	0.00	100.02
DX450134	19032-02 151A pyrrhotite 09	60.07	0.00	0.53	0.00	39.56	0.01	100.18
DX450134	19032-02 151A pyrrhotite 10	59.63	0.00	0.41	0.00	39.58	0.02	99.64
DX450134	19032-02 151A pyrrhotite 11	59.63	0.01	0.39	0.00	39.71	0.01	99.74
DX450134	19032-02 151A pyrrhotite 12	59.80	0.00	0.42	0.01	39.58	0.00	99.83
DX450134	19032-02 151A pyrrhotite 13	60.13	0.01	0.30	0.02	39.63	0.02	100.11
DX450134	19032-02 151A pyrrhotite 14	59.96	0.02	0.38	0.00	39.53	0.00	99.88
DX450134	19032-02 151A pyrrhotite 15	59.91	0.04	0.13	0.04	39.40	0.00	99.52
DX 550064	19032-02 181A pyrrhotite 01	60.20	0.02	0.08	0.00	39.25	0.01	99.56
DX 550064	19032-02 181A pyrrhotite 02	60.25	0.04	0.10	0.00	39.01	0.00	99.40
DX 550064	19032-02 181A pyrrhotite 03	59.69	0.05	0.11	0.00	39.53	0.00	99.38
DX 550064	19032-02 181A pyrrhotite 04	60.39	0.03	0.08	0.00	39.48	0.00	99.98
DX 550064	19032-02 181A pyrrhotite 05	60.96	0.01	0.28	0.00	39.17	0.01	100.44
DX450021	19032-02 261A pyrrhotite 01	60.47	0.03	0.03	0.00	39.40	0.00	99.94
DX450021	19032-02 261A pyrrhotite 02	60.95	0.00	0.04	0.00	39.78	0.01	100.78
DX450021	19032-02 261A pyrrhotite 03	60.76	0.02	0.04	0.01	39.72	0.01	100.56
DX450021	19032-02 261A pyrrhotite 04	60.96	0.01	0.07	0.02	39.81	0.00	100.87
DX450021	19032-02 261A pyrrhotite 05	60.47	0.00	0.04	0.00	39.86	0.00	100.38
DX450021	19032-02 261A pyrrhotite 06	60.14	0.04	0.06	0.00	39.70	0.01	99.95
DX450021	19032-02 261A pyrrhotite 07	60.62	0.02	0.03	0.04	39.64	0.00	100.36
DX450021	19032-02 261A pyrrhotite 08	60.73	0.00	0.04	0.00	39.42	0.01	100.21
DX450021	19032-02 261A pyrrhotite 09	60.40	0.01	0.05	0.00	39.92	0.01	100.38
DX450021	19032-02 261A pyrrhotite 10	60.63	0.01	0.06	0.02	39.92	0.00	100.64
DX450021	19032-02 261A pyrrhotite 11	60.69	0.00	0.04	0.00	39.60	0.02	100.35
DX450021	19032-02 261A pyrrhotite 12	60.27	0.02	0.04	0.00	39.86	0.01	100.20
DX450021	19032-02 261A pyrrhotite 13	60.48	0.01	0.05	0.01	39.91	0.00	100.46
DX450021	19032-02 261A pyrrhotite 14	60.47	0.00	0.05	0.00	39.92	0.00	100.44
DX450021	19032-02 261A pyrrhotite 15	60.47	0.02	0.02	0.00	39.84	0.00	100.35

DX450143	19032-02 301A pyrrhotite 01	60.67	0.02	0.15	0.10	39.46	0.00	100.41
DX450143	19032-02 301A pyrrhotite 02	60.33	0.03	0.03	0.00	39.64	0.00	100.04
DX450143	19032-02 301A pyrrhotite 03	60.69	0.05	0.20	0.01	38.97	0.00	99.92
DX450143	19032-02 301A pyrrhotite 04	60.26	0.03	0.08	0.00	39.70	0.01	100.07
DX450143	19032-02 301A pyrrhotite 05	60.06	0.04	0.05	0.02	39.28	0.00	99.45
DX450143	19032-02 301A pyrrhotite 06	60.27	0.05	0.00	0.00	39.52	0.00	99.84
DX450143	19032-02 301A pyrrhotite 07	60.35	0.02	0.06	0.03	39.87	0.01	100.34
DX450143	19032-02 301A pyrrhotite 08	60.60	0.03	0.20	0.00	39.41	0.00	100.24
DX450143	19032-02 301A pyrrhotite 09	61.50	0.02	0.05	0.01	39.16	0.00	100.72
DX450143	19032-02 301A pyrrhotite 10	60.64	0.03	0.04	0.00	39.74	0.02	100.47
DX450143	19032-02 301A pyrrhotite 11	60.33	0.05	0.07	0.00	39.64	0.00	100.09
DX450143	19032-02 301A pyrrhotite 12	60.50	0.03	0.00	0.00	39.58	0.00	100.11
DX450143	19032-02 301A pyrrhotite 13	59.99	0.02	0.05	0.01	39.29	0.00	99.36
DX450143	19032-02 301A pyrrhotite 14	60.47	0.02	0.11	0.00	39.37	0.01	99.98
DX450143	19032-02 301A pyrrhotite 15	60.64	0.06	0.04	0.00	39.13	0.02	99.88
DX450017	19032-02 321A pyrrhotite 01	60.22	0.04	0.03	0.02	39.19	0.00	99.50
DX450017	19032-02 321A pyrrhotite 02	60.15	0.03	0.05	0.00	39.79	0.00	100.02
DX450017	19032-02 321A pyrrhotite 03	60.00	0.02	0.04	0.00	39.67	0.01	99.72
DX450017	19032-02 321A pyrrhotite 04	59.89	0.02	0.09	0.00	39.49	0.00	99.49
DX450017	19032-02 321A pyrrhotite 05	59.88	0.06	0.06	0.03	39.32	0.00	99.36
DX450017	19032-02 321A pyrrhotite 06	60.18	0.07	0.12	0.02	39.67	0.00	100.08
DX450017	19032-02 321A pyrrhotite 07	59.84	0.04	0.05	0.00	39.62	0.01	99.56
DX450017	19032-02 321A pyrrhotite 08	59.76	0.05	0.02	0.00	39.62	0.00	99.45
DX450017	19032-02 321A pyrrhotite 09	59.94	0.06	0.10	0.03	39.90	0.00	100.03
DX450017	19032-02 321A pyrrhotite 10	59.71	0.05	0.06	0.01	39.72	0.00	99.55
DX 550089	19032-02 361A pyrrhotite 01	60.24	0.05	0.07	0.03	39.69	0.02	100.09
DX 550089	19032-02 361A pyrrhotite 02	60.25	0.06	0.08	0.02	39.58	0.02	100.00
DX 550089	19032-02 361A pyrrhotite 03	60.66	0.06	0.09	0.00	39.72	0.00	100.53
DX 550089	19032-02 361A pyrrhotite 04	59.66	0.06	0.06	0.01	39.40	0.00	99.20
DX 550089	19032-02 361A pyrrhotite 05	60.58	0.06	0.12	0.00	39.64	0.01	100.41
DX 550089	19032-02 361A pyrrhotite 06	60.68	0.05	0.08	0.00	39.35	0.01	100.17
DX 550089	19032-02 361A pyrrhotite 07	60.53	0.08	0.06	0.00	39.49	0.01	100.17
DX 550089	19032-02 361A pyrrhotite 08	60.52	0.04	0.12	0.00	39.52	0.00	100.20
DX 550089	19032-02 361A pyrrhotite 09	59.86	0.06	0.04	0.00	39.56	0.03	99.54
DX 550089	19032-02 361A pyrrhotite 10	60.36	0.08	0.07	0.00	39.62	0.00	100.13
DX450119	19032-02 281A pyrrhotite 01	60.20	0.04	0.06	0.01	39.34	0.00	99.66
DX450119	19032-02 281A pyrrhotite 02	61.16	0.05	0.05	0.00	39.70	0.00	100.95
DX450119	19032-02 281A pyrrhotite 03	60.32	0.04	0.04	0.00	39.81	0.00	100.22
DX450119	19032-02 281A pyrrhotite 04	60.76	0.03	0.04	0.00	39.52	0.01	100.35
DX450119	19032-02 281A pyrrhotite 05	60.39	0.05	0.04	0.03	39.75	0.01	100.27
DX450119	19032-02 281A pyrrhotite 06	60.43	0.01	0.04	0.01	39.65	0.00	100.14
DX450119	19032-02 281A pyrrhotite 07	60.75	0.05	0.06	0.01	39.91	0.01	100.79
DX450119	19032-02 281A pyrrhotite 08	60.63	0.03	0.04	0.00	39.45	0.01	100.15
DX450119	19032-02 281A pyrrhotite 09	60.70	0.03	0.06	0.01	39.72	0.00	100.52
DX450119	19032-02 281A pyrrhotite 10	60.98	0.03	0.05	0.00	39.60	0.00	100.66
DX450119	19032-02 281A pyrrhotite 11	60.60	0.01	0.02	0.03	39.86	0.02	100.54
DX450119	19032-02 281A pyrrhotite 12	60.88	0.04	0.04	0.01	39.79	0.00	100.76
DX450119	19032-02 281A pyrrhotite 13	60.26	0.04	0.05	0.00	39.57	0.00	99.93
DX450119	19032-02 281A pyrrhotite 14	60.82	0.00	0.08	0.00	39.71	0.01	100.62
DX450119	19032-02 281A pyrrhotite 15	60.94	0.02	0.08	0.00	39.52	0.02	100.58
DX 550053	19032-02 351A pyrrhotite 01	60.13	0.06	0.32	0.00	39.20	0.01	99.72
DX 550053	19032-02 351A pyrrhotite 02	60.27	0.08	0.13	0.00	39.43	0.01	99.92
DX 550053	19032-02 351A pyrrhotite 03	60.09	0.11	0.16	0.01	39.38	0.01	99.76
DX 550053	19032-02 351A pyrrhotite 04	59.93	0.07	0.43	0.00	39.41	0.02	99.86
DX 550053	19032-02 351A pyrrhotite 05	60.20	0.07	0.23	0.00	39.37	0.01	99.87
DX450051	19032-02 371A pyrrhotite 01	60.64	0.00	0.01	0.00	39.54	0.00	100.19
DX450051	19032-02 371A pyrrhotite 02	60.12	0.00	0.12	0.01	39.84	0.00	100.09
DX450051	19032-02 371B pyrrhotite 01	60.32	0.00	0.05	0.01	39.48	0.01	99.86
DX450051	19032-02 371B pyrrhotite 02	60.73	0.00	0.07	0.02	39.41	0.00	100.23
DX450051	19032-02 371B pyrrhotite 03	60.48	0.00	0.11	0.00	39.64	0.01	100.24
DX450071	19032-02 391A pyrrhotite 01	60.32	0.01	0.03	0.01	39.45	0.06	99.88
DX450071	19032-02 391A pyrrhotite 02	60.06	0.02	0.24	0.00	39.85	0.04	100.21
DX450071	19032-02 391A pyrrhotite 03	61.04	0.00	0.00	0.01	39.48	0.08	100.61
DX450071	19032-02 391A pyrrhotite 04	60.35	0.02	0.02	0.00	39.52	0.01	99.92
DX450071	19032-02 391A pyrrhotite 05	60.86	0.01	0.00	0.00	39.65	0.09	100.62
DX450071	19032-02 391A pyrrhotite 06	60.20	0.00	0.04	0.01	39.27	0.09	99.61
DX450071	19032-02 391A pyrrhotite 07	60.35	0.00	0.03	0.00	39.49	0.06	99.93
DX450071	19032-02 391A pyrrhotite 08	60.30	0.03	0.10	0.04	39.52	0.04	100.03
DX450071	19032-02 391A pyrrhotite 09	60.46	0.00	0.02	0.00	39.60	0.07	100.16
DX450071	19032-02 391A pyrrhotite 10	59.44	0.01	0.43	0.00	39.63	0.02	99.55
DX450130	19032-02 401A pyrrhotite 01	62.40	0.00	0.05	0.02	37.82	0.00	100.29
DX450130	19032-02 401A pyrrhotite 02	63.67	0.00	0.00	0.02	36.70	0.01	100.40
DX450130	19032-02 401B pyrrhotite 01	63.65	0.00	0.00	0.00	36.13	0.00	99.78

DX450130	19032-02 401B pyrrhotite 02	61.33	0.02	0.26	0.00	38.27	0.02	99.90
DX450130	19032-02 401B pyrrhotite 03	60.27	0.00	0.19	0.02	38.40	0.01	98.90
DX450233	19032-02 441A pyrrhotite 01	60.54	0.00	0.00	0.01	39.71	0.00	100.26
DX450233	19032-02 441A pyrrhotite 02	61.06	0.01	0.03	0.00	39.12	0.01	100.23
DX450233	19032-02 441A pyrrhotite 03	60.71	0.00	0.01	0.02	39.76	0.00	100.50
DX450233	19032-02 441A pyrrhotite 04	60.74	0.00	0.04	0.00	39.44	0.01	100.22
DX450233	19032-02 441A pyrrhotite 05	61.43	0.00	0.03	0.01	39.30	0.00	100.77
DX450233	19032-02 441A pyrrhotite 06	60.55	0.00	0.01	0.00	39.75	0.01	100.31
DX450233	19032-02 441A pyrrhotite 07	61.33	0.00	0.04	0.00	39.40	0.00	100.78
DX450233	19032-02 441A pyrrhotite 08	60.84	0.00	0.04	0.01	39.99	0.01	100.91
DX450233	19032-02 441A pyrrhotite 09	60.94	0.02	0.00	0.01	39.90	0.01	100.87
DX450233	19032-02 441A pyrrhotite 10	60.46	0.00	0.00	0.00	40.02	0.00	100.49
DX450233	19032-02 441A pyrrhotite 11	60.67	0.00	0.00	0.00	39.75	0.01	100.43
DX450233	19032-02 441A pyrrhotite 12	60.77	0.00	0.00	0.01	40.16	0.01	100.95
DX450233	19032-02 441A pyrrhotite 13	60.31	0.00	0.02	0.00	39.80	0.00	100.13
DX450233	19032-02 441A pyrrhotite 14	60.72	0.00	0.04	0.00	39.92	0.00	100.68
DX450233	19032-02 441A pyrrhotite 15	61.02	0.00	0.02	0.01	39.81	0.00	100.86
DX450155	19032-02 461A pyrrhotite 01	61.16	0.00	0.03	0.00	39.41	0.00	100.60
DX450155	19032-02 461A pyrrhotite 02	60.42	0.02	0.08	0.03	39.32	0.01	99.88
DX450155	19032-02 461A pyrrhotite 03	60.76	0.01	0.15	0.00	39.30	0.02	100.24
DX450155	19032-02 461A pyrrhotite 04	60.62	0.00	0.05	0.00	39.63	0.09	100.39
DX450155	19032-02 461A pyrrhotite 05	60.68	0.00	0.01	0.06	39.08	0.01	99.84
DX450155	19032-02 461A pyrrhotite 06	60.67	0.00	0.06	0.03	39.32	0.01	100.09
DX450155	19032-02 461A pyrrhotite 07	60.39	0.01	0.05	0.02	39.29	0.01	99.76
DX450155	19032-02 461A pyrrhotite 08	59.99	0.00	0.00	0.00	39.91	0.01	99.91
DX450155	19032-02 461B pyrrhotite 01	61.00	0.00	0.08	0.01	38.72	0.01	99.81
DX450155	19032-02 461B pyrrhotite 02	60.73	0.02	0.05	0.04	38.83	0.00	99.67
DX450089	19032-02 421A pyrrhotite 01	61.54	0.00	0.12	0.00	38.87	0.00	100.52
DX450089	19032-02 421A pyrrhotite 02	60.90	0.03	0.09	0.00	39.04	0.00	100.07
DX450089	19032-02 421A pyrrhotite 03	59.97	0.02	0.14	0.02	39.88	0.01	100.03
DX450089	19032-02 421A pyrrhotite 04	61.26	0.00	0.11	0.00	39.33	0.00	100.70
DX450089	19032-02 421A pyrrhotite 05	60.69	0.01	0.14	0.00	38.99	0.00	99.83
DX450089	19032-02 421A pyrrhotite 06	60.94	0.03	0.04	0.01	39.97	0.00	100.98
DX450089	19032-02 421A pyrrhotite 07	61.49	0.02	0.10	0.00	38.98	0.00	100.60
DX450089	19032-02 421A pyrrhotite 08	60.40	0.02	0.18	0.00	40.07	0.00	100.67
DX450089	19032-02 421A pyrrhotite 09	61.09	0.00	0.19	0.01	38.94	0.00	100.23
DX450089	19032-02 421A pyrrhotite 10	60.97	0.00	0.14	0.00	39.27	0.00	100.39
DX450200	19032-02 451A pyrrhotite 01	61.25	0.00	0.00	0.01	38.60	0.01	99.86
DX450200	19032-02 451A pyrrhotite 02	61.34	0.00	0.11	0.03	39.28	0.03	100.79
DX450200	19032-02 451A pyrrhotite 03	61.15	0.00	0.01	0.00	39.21	0.00	100.38
DX450200	19032-02 451A pyrrhotite 04	61.19	0.01	0.04	0.00	39.04	0.02	100.30
DX450200	19032-02 451A pyrrhotite 05	61.40	0.00	0.00	0.00	38.94	0.00	100.35
DX450200	19032-02 451A pyrrhotite 06	61.05	0.01	0.04	0.04	39.24	0.02	100.38
DX450200	19032-02 451B pyrrhotite 01	61.14	0.01	0.05	0.00	38.56	0.01	99.79
DX450200	19032-02 451B pyrrhotite 02	60.50	0.00	0.04	0.00	38.79	0.00	99.33
DX450200	19032-02 451B pyrrhotite 03	61.50	0.00	0.00	0.00	38.78	0.00	100.29
DX450200	19032-02 451B pyrrhotite 04	61.57	0.00	0.01	0.01	38.67	0.00	100.27
DX450030	19032-02 471A pyrrhotite 01	60.89	0.01	0.03	0.00	39.24	0.00	100.17
DX450030	19032-02 471A pyrrhotite 02	60.46	0.00	0.00	0.00	38.97	0.00	99.43
DX450030	19032-02 471A pyrrhotite 03	61.68	0.00	0.02	0.01	38.91	0.00	100.62
DX450030	19032-02 471A pyrrhotite 04	61.52	0.00	0.00	0.00	38.90	0.00	100.42
DX450030	19032-02 471A pyrrhotite 05	61.60	0.00	0.00	0.00	39.04	0.00	100.65
DX450105	19032-02 491A pyrrhotite 01	60.94	0.00	0.01	0.01	38.90	0.02	99.89
DX450105	19032-02 491A pyrrhotite 02	61.34	0.01	0.02	0.01	38.83	0.00	100.21
DX450105	19032-02 491A pyrrhotite 03	61.72	0.01	0.00	0.00	38.67	0.00	100.41
DX450105	19032-02 491A pyrrhotite 04	61.09	0.02	0.01	0.00	39.01	0.00	100.13
DX450105	19032-02 491A pyrrhotite 05	61.25	0.00	0.00	0.00	38.78	0.00	100.03
DX450105	19032-02 491A pyrrhotite 06	61.54	0.01	0.02	0.00	38.80	0.00	100.37
DX450105	19032-02 491A pyrrhotite 07	61.24	0.00	0.00	0.00	38.71	0.00	99.95
DX450105	19032-02 491A pyrrhotite 08	61.13	0.00	0.01	0.01	38.80	0.00	99.95
DX450105	19032-02 491A pyrrhotite 09	61.29	0.00	0.00	0.01	39.00	0.00	100.29
DX450118	19032-02 111A pyrrhotite 01	60.69	0.00	0.01	0.02	38.91	0.01	99.64
DX450118	19032-02 111A pyrrhotite 02	60.59	0.04	0.00	0.00	39.93	0.03	100.60
DX450118	19032-02 111A pyrrhotite 03	60.93	0.02	0.01	0.00	40.17	0.01	101.13
DX450118	19032-02 111A pyrrhotite 04	60.47	0.03	0.01	0.00	39.88	0.00	100.39
DX450118	19032-02 111A pyrrhotite 05	60.33	0.04	0.00	0.01	40.03	0.01	100.42
DX450118	19032-02 111A pyrrhotite 06	60.29	0.04	0.07	0.00	40.03	0.00	100.44
DX450118	19032-02 111A pyrrhotite 07	59.68	0.02	0.02	0.02	39.63	0.00	99.38
DX450118	19032-02 111A pyrrhotite 08	60.30	0.05	0.09	0.01	39.98	0.00	100.44
DX450118	19032-02 111A pyrrhotite 09	60.44	0.01	0.03	0.00	40.36	0.01	100.86
DX450118	19032-02 111A pyrrhotite 10	60.53	0.01	0.00	0.00	39.87	0.00	100.41
DX 550073	19032-02 341A pyrrhotite 01	60.26	0.00	0.11	0.00	40.10	0.01	100.47
DX 550073	19032-02 341A pyrrhotite 02	59.90	0.05	0.10	0.01	39.90	0.01	99.95

DX 550073	19032-02 341A pyrrhotite 03	59.34	0.01	0.74	0.01	39.79	0.00	99.89
DX 550073	19032-02 341A pyrrhotite 04	59.13	0.00	0.72	0.00	40.22	0.01	100.07
DX450080	19032-02 291A pyrrhotite 01	61.86	0.04	0.30	0.00	39.16	0.00	101.36
DX450080	19032-02 291A pyrrhotite 02	61.61	0.02	0.23	0.00	38.87	0.00	100.72
DX450080	19032-02 291A pyrrhotite 03	60.83	0.00	0.24	0.02	39.11	0.00	100.20
DX450080	19032-02 291A pyrrhotite 04	61.21	0.00	0.37	0.00	39.13	0.01	100.72
DX450080	19032-02 291A pyrrhotite 05	61.27	0.01	0.18	0.01	38.79	0.01	100.27
DX450080	19032-02 291A pyrrhotite 06	61.19	0.00	0.29	0.00	39.11	0.00	100.60
DX450080	19032-02 291A pyrrhotite 07	61.33	0.01	0.19	0.03	39.31	0.00	100.87
DX450080	19032-02 291A pyrrhotite 08	60.84	0.05	0.25	0.00	38.83	0.02	100.00
DX450080	19032-02 291A pyrrhotite 09	61.15	0.01	0.22	0.00	38.77	0.00	100.15
DX450080	19032-02 291A pyrrhotite 10	61.81	0.01	0.31	0.01	39.60	0.01	101.75
DX450049	19032-02 481A pyrrhotite 01	61.10	0.00	0.01	0.00	39.16	0.01	100.28
DX450049	19032-02 481A pyrrhotite 02	60.96	0.01	0.02	0.00	38.86	0.01	99.86
DX450049	19032-02 481A pyrrhotite 03	61.27	0.00	0.00	0.01	38.69	0.01	99.98
DX450049	19032-02 481A pyrrhotite 04	60.84	0.01	0.02	0.01	39.03	0.01	99.91
DX450049	19032-02 481A pyrrhotite 05	61.35	0.01	0.00	0.00	39.01	0.00	100.37
DX450049	19032-02 481A pyrrhotite 06	60.13	0.00	0.00	0.00	39.45	0.00	99.59
DX450049	19032-02 481A pyrrhotite 07	61.44	0.00	0.00	0.00	39.12	0.00	100.56
DX450049	19032-02 481A pyrrhotite 08	60.82	0.00	0.01	0.00	39.14	0.01	99.99
DX450049	19032-02 481A pyrrhotite 09	61.50	0.00	0.02	0.00	39.03	0.00	100.55
DX450049	19032-02 481A pyrrhotite 10	60.15	0.00	0.00	0.00	39.74	0.01	99.91
	Average	60.64	0.02	0.10	0.01	39.35	0.01	100.13
	Min	58.38	0.00	0.00	0.00	36.13	0.00	98.90
	Max	63.67	0.12	0.74	0.10	41.22	0.09	101.75
	Stdev	0.62	0.03	0.12	0.01	0.50	0.01	0.42

Great Bear Resouces
19032-02
MI5020-AUG22

High Definition Mineralogical Analysis using QEMSCAN (Quantitative Evaluation of Materials by Scanning Electron Microscopy)

EMPA - Pyrrhotite

Accelerating potential = 15 kV, beam current = 20 nA; focused beam.
Standards and matrix corrections are listed above.
Precision is given in columns R-W and detection limit in columns AF-AK.

Results_of_analyses:

element weight %

		Fe	Co	Ni	Cu	S	Se	Total	Num. of Analysis
Detection Limits (%)		**0.07**	**0.03**	**0.04**	**0.05**	**0.03**	**0.03**		
Global	**Average**	**60.64**	**0.02**	**0.10**	**0.01**	**39.35**	**0.01**	**100.13**	**369**
DX450052	Average	60.30	0.00	0.03	0.00	39.35	0.00	99.69	14
DX 550083	Average	61.10	0.00	0.05	0.01	38.61	0.02	99.80	16
DX450232	Average	60.66	0.02	0.08	0.01	39.18	0.00	99.96	10
DX450108	Average	60.21	0.01	0.07	0.01	39.40	0.01	99.71	10
DX450171	Average	60.32	0.02	0.15	0.00	39.56	0.01	100.06	15
DX450186	Average	61.28	0.01	0.01	0.01	38.95	0.01	100.26	15
DX450185	Average	61.35	0.01	0.19	0.00	38.69	0.00	100.25	15
DX450008	Average	61.40	0.00	0.00	0.00	38.75	0.00	100.16	5
DX 550056	Average	60.18	0.06	0.24	0.01	40.07	0.01	100.57	10
DX450128	Average	60.55	0.02	0.10	0.01	39.43	0.01	100.16	16
DX450077	Average	60.30	0.07	0.11	0.01	39.70	0.01	100.20	15
DX450113	Average	61.19	0.03	0.16	0.01	38.88	0.00	100.25	10
DX 550101	Average	59.83	0.05	0.35	0.01	39.38	0.01	99.64	5
DX450176	Average	60.13	0.01	0.06	0.01	39.73	0.00	99.95	10
DX450134	Average	59.84	0.01	0.38	0.01	39.62	0.01	99.86	15
DX 550064	Average	60.30	0.03	0.13	0.00	39.29	0.00	99.75	5
DX450021	Average	60.57	0.01	0.04	0.01	39.75	0.01	100.39	15
DX450143	Average	60.49	0.03	0.08	0.01	39.45	0.00	100.06	15
DX450017	Average	59.96	0.04	0.06	0.01	39.60	0.00	99.68	10
DX 550089	Average	60.33	0.06	0.08	0.01	39.56	0.01	100.04	10
DX450119	Average	60.65	0.03	0.05	0.01	39.66	0.01	100.41	15
DX 550053	Average	60.12	0.08	0.25	0.00	39.36	0.01	99.83	5
DX450051	Average	60.46	0.00	0.07	0.01	39.58	0.00	100.12	5
DX450071	Average	60.34	0.01	0.09	0.01	39.55	0.06	100.05	10
DX450130	Average	62.26	0.00	0.10	0.01	37.46	0.01	100.34	5
DX450233	Average	60.81	0.00	0.02	0.01	39.72	0.00	100.56	15
DX450155	Average	60.64	0.01	0.06	0.02	39.28	0.02	100.02	10
DX450089	Average	60.92	0.01	0.12	0.00	39.33	0.00	100.40	10
DX450200	Average	61.21	0.00	0.03	0.01	38.91	0.01	100.17	10
DX450030	Average	61.23	0.00	0.01	0.00	39.01	0.00	100.26	5
DX450105	Average	61.28	0.00	0.01	0.01	38.83	0.00	100.13	9
DX450118	Average	60.43	0.03	0.02	0.01	39.88	0.01	100.37	10
DX 550073	Average	59.66	0.01	0.42	0.00	40.00	0.00	100.10	4
DX450080	Average	61.31	0.01	0.26	0.01	39.07	0.00	100.66	10
DX450049	Average	60.96	0.00	0.01	0.00	39.12	0.01	100.10	10

Great Bear Resouces
19032-02
MI5020-AUG22

High Definition Mineralogical Analysis using QEMSCAN (Quantitative Evaluation of Materials by Scanning Electron Microscopy)

EMPA - Sphalerite

Results_of_analyses:

		element weight %							
Sample Name	**Polised Section Number**	Zn	Cd	Fe	Mn	Cu	S	Se	Total
DX450052	19032-02 11A sphalerite 01	58.05	0.28	7.28	0.20	0.00	32.65	0.01	98.47
DX450052	19032-02 11A sphalerite 02	59.08	0.27	7.38	0.28	0.02	32.89	0.00	99.91
DX450052	19032-02 11A sphalerite 03	58.34	0.28	7.29	0.21	0.00	32.96	0.00	99.08
DX450052	19032-02 11A sphalerite 04	58.35	0.33	7.37	0.21	0.01	33.14	0.00	99.41
DX450052	19032-02 11A sphalerite 05	58.51	0.32	7.56	0.29	0.01	32.89	0.00	99.58
DX450052	19032-02 11A sphalerite 06	58.57	0.28	7.56	0.20	0.00	32.82	0.00	99.44
DX450052	19032-02 11A sphalerite 07	58.89	0.29	7.03	0.31	0.03	32.75	0.01	99.31
DX450052	19032-02 11A sphalerite 08	58.63	0.33	6.89	0.29	0.00	32.78	0.00	98.91
DX450052	19032-02 11A sphalerite 09	58.61	0.28	7.37	0.27	0.03	32.77	0.00	99.32
DX450052	19032-02 11A sphalerite 10	59.32	0.25	6.85	0.24	0.01	32.70	0.01	99.38
DX450052	19032-02 11A sphalerite 11	59.07	0.32	7.39	0.27	0.00	32.99	0.00	100.04
DX450052	19032-02 11A sphalerite 12	58.37	0.27	7.38	0.28	0.01	33.12	0.00	99.44
DX450052	19032-02 11A sphalerite 13	57.87	0.29	7.50	0.23	0.03	32.82	0.01	98.76
DX450052	19032-02 11A sphalerite 14	59.19	0.27	7.02	0.24	0.00	32.98	0.00	99.69
DX450052	19032-02 11A sphalerite 15	57.47	0.32	7.71	0.32	0.00	33.45	0.00	99.27
DX450052	19032-02 11A sphalerite 16	57.23	0.32	7.86	0.27	0.00	32.88	0.01	98.57
DX450052	19032-02 11A sphalerite 17	57.90	0.28	7.51	0.32	0.00	33.05	0.02	99.08
DX450176	19032-02 041A sphalerite 01	58.15	0.37	7.26	0.17	0.00	33.31	0.00	99.27
DX450176	19032-02 041A sphalerite 02	59.05	0.33	6.83	0.20	0.00	33.12	0.01	99.55
DX450176	19032-02 041A sphalerite 03	58.35	0.34	7.30	0.34	0.00	33.06	0.00	99.40
DX450176	19032-02 041A sphalerite 04	57.47	0.34	6.88	0.19	0.00	33.14	0.02	98.04
DX450176	19032-02 041A sphalerite 05	58.51	0.36	6.04	0.14	0.00	33.22	0.01	98.29
DX450176	19032-02 041A sphalerite 06	58.37	0.38	6.58	0.17	0.02	33.45	0.01	98.98
DX450176	19032-02 041A sphalerite 07	57.68	0.39	7.17	0.22	0.01	33.00	0.00	98.47
DX450176	19032-02 041A sphalerite 08	56.78	0.33	7.51	0.20	0.00	32.82	0.00	97.64
DX450176	19032-02 041A sphalerite 09	58.39	0.35	6.73	0.17	0.00	32.94	0.02	98.60
DX450176	19032-02 041A sphalerite 10	58.57	0.26	6.24	0.16	0.00	33.23	0.00	98.47
DX450176	19032-02 041A sphalerite 11	57.28	0.36	7.61	0.21	0.02	33.31	0.00	98.79
DX450176	19032-02 041A sphalerite 12	58.01	0.34	7.50	0.22	0.00	33.24	0.01	99.32
DX450176	19032-02 041A sphalerite 13	57.27	0.34	7.09	0.17	0.00	32.94	0.00	97.82
DX450176	19032-02 041A sphalerite 14	57.32	0.33	7.49	0.23	0.00	33.00	0.02	98.39
DX450176	19032-02 041A sphalerite 15	57.21	0.37	7.18	0.20	0.00	32.90	0.00	97.87
DX450176	19032-02 41B sphalerite 01	59.48	0.32	7.30	0.13	0.02	33.07	0.00	100.31
DX450176	19032-02 41B sphalerite 02	59.99	0.33	6.04	0.13	0.01	32.70	0.00	99.20
DX450176	19032-02 41B sphalerite 03	59.11	0.38	7.22	0.14	0.01	33.08	0.00	99.93
DX450176	19032-02 41B sphalerite 04	59.82	0.34	6.89	0.11	0.00	32.68	0.00	99.85
DX450176	19032-02 41B sphalerite 05	58.90	0.38	7.20	0.13	0.00	32.93	0.00	99.54
DX450176	19032-02 41B sphalerite 06	58.17	0.35	7.42	0.13	0.00	32.87	0.00	98.95
DX450176	19032-02 41B sphalerite 07	60.24	0.37	6.25	0.12	0.00	33.27	0.01	100.26
DX450176	19032-02 41B sphalerite 08	58.95	0.38	7.41	0.15	0.02	33.01	0.01	99.92
DX450176	19032-02 41B sphalerite 09	59.17	0.34	7.42	0.14	0.02	32.94	0.00	100.04
DX450176	19032-02 41B sphalerite 10	58.29	0.35	7.62	0.15	0.00	33.01	0.01	99.43
DX450176	19032-02 41B sphalerite 11	58.69	0.35	7.40	0.13	0.00	32.54	0.00	99.11
DX450176	19032-02 41B sphalerite 12	58.68	0.36	7.57	0.12	0.00	33.02	0.00	99.75
DX450076	19032-02 091A sphalerite 01	59.69	0.34	6.63	0.33	0.00	32.99	0.00	99.98
DX450076	19032-02 091A sphalerite 02	58.88	0.39	7.38	0.33	0.00	32.92	0.01	99.91
DX450076	19032-02 091A sphalerite 03	58.63	0.36	7.70	0.35	0.00	33.31	0.02	100.37
DX450076	19032-02 091A sphalerite 04	57.86	0.36	7.72	0.29	0.00	33.12	0.00	99.35
DX450076	19032-02 091A sphalerite 05	59.58	0.33	6.00	0.29	0.00	33.11	0.01	99.33
DX450076	19032-02 091A sphalerite 06	58.17	0.40	7.39	0.37	0.00	33.16	0.01	99.50
DX450076	19032-02 091A sphalerite 07	57.59	0.35	7.84	0.34	0.02	33.17	0.01	99.32
DX450076	19032-02 091A sphalerite 08	58.36	0.36	7.51	0.31	0.01	33.01	0.01	99.57
DX450076	19032-02 091A sphalerite 09	58.62	0.36	7.37	0.32	0.02	33.31	0.02	100.01
DX450076	19032-02 091A sphalerite 10	59.50	0.37	7.36	0.34	0.02	33.09	0.02	100.70
DX450076	19032-02 091A sphalerite 11	58.26	0.31	7.47	0.33	0.01	33.18	0.02	99.57
DX450076	19032-02 091A sphalerite 12	56.57	0.35	7.61	0.32	0.00	33.20	0.00	98.06
DX450076	19032-02 091A sphalerite 13	58.95	0.34	7.33	0.31	0.02	33.24	0.01	100.20
DX450076	19032-02 091A sphalerite 14	58.59	0.38	7.68	0.34	0.00	33.23	0.01	100.23

DX450076	19032-02 091A sphalerite 15	59.18	0.34	6.86	0.31	0.00	33.21	0.01	99.91
DX450119	19032-02 281A sphalerite 01	61.17	0.16	5.53	0.07	0.01	33.01	0.01	99.96
DX450119	19032-02 281A sphalerite 02	59.83	0.21	6.55	0.08	0.00	33.32	0.00	100.00
DX450119	19032-02 281A sphalerite 03 (mixe	58.16	0.14	9.81	0.04	4.57	33.40	0.01	106.12
DX450119	19032-02 281A sphalerite 04	58.78	0.15	7.49	0.19	0.02	32.97	0.00	99.60
DX450119	19032-02 281A sphalerite 05	59.56	0.14	7.22	0.11	0.00	33.43	0.01	100.47
DX450119	19032-02 281A sphalerite 06	59.03	0.15	7.32	0.05	0.00	33.09	0.01	99.65
DX450119	19032-02 281A sphalerite 07	59.07	0.13	7.42	0.16	0.02	33.22	0.00	100.02
DX450119	19032-02 281A sphalerite 08	59.85	0.15	6.53	0.11	0.00	33.13	0.00	99.78
DX450119	19032-02 281A sphalerite 09	58.23	0.18	7.91	0.14	0.01	33.10	0.00	99.57
DX450119	19032-02 281A sphalerite 10	58.71	0.15	7.20	0.13	0.01	33.41	0.00	99.60
DX450051	19032-02 371A sphalerite 01	58.76	0.36	7.46	0.29	0.00	32.86	0.01	99.75
DX450051	19032-02 371A sphalerite 02	57.99	0.33	7.88	0.27	0.01	33.05	0.00	99.53
DX450051	19032-02 371A sphalerite 03	58.60	0.32	7.43	0.30	0.02	33.12	0.01	99.80
DX450051	19032-02 371A sphalerite 04	59.28	0.31	7.03	0.21	0.00	33.27	0.00	100.09
DX450051	19032-02 371A sphalerite 05	58.35	0.31	7.79	0.28	0.00	33.02	0.02	99.77
DX450051	19032-02 371A sphalerite 06	58.16	0.31	7.50	0.30	0.00	33.00	0.00	99.28
DX450051	19032-02 371A sphalerite 07	63.03	0.08	3.80	0.09	0.00	32.84	0.00	99.84
DX450051	19032-02 371A sphalerite 08	57.91	0.31	7.62	0.22	0.01	33.14	0.00	99.22
DX450051	19032-02 371A sphalerite 09	58.31	0.33	7.58	0.30	0.01	33.25	0.00	99.78
DX450051	19032-02 371A sphalerite 10	58.01	0.34	7.90	0.28	0.00	33.12	0.00	99.65
DX450051	19032-02 371A sphalerite 11	58.01	0.31	7.65	0.32	0.00	33.41	0.00	99.70
DX450051	19032-02 371A sphalerite 12	59.51	0.33	6.91	0.23	0.00	33.23	0.00	100.21
DX450051	19032-02 371A sphalerite 13	58.70	0.34	7.59	0.17	0.00	33.01	0.00	99.81
DX450051	19032-02 371A sphalerite 14	59.15	0.32	7.32	0.25	0.00	33.14	0.00	100.18
DX450051	19032-02 371A sphalerite 15	58.14	0.33	7.17	0.29	0.00	33.02	0.02	98.97
DX450233	19032-02 441A sphalerite 01	58.96	0.43	7.34	0.21	0.00	33.23	0.00	100.17
DX450233	19032-02 441A sphalerite 02	60.45	0.39	6.63	0.16	0.20	33.26	0.00	101.10
DX450233	19032-02 441A sphalerite 03	58.90	0.49	6.83	0.17	0.01	33.02	0.01	99.43
DX450233	19032-02 441A sphalerite 04	61.65	0.38	4.70	0.10	0.00	33.17	0.00	100.00
DX450233	19032-02 441A sphalerite 05	59.27	0.38	7.41	0.21	0.03	33.30	0.00	100.61
DX450233	19032-02 441A sphalerite 06	59.47	0.45	6.95	0.17	0.00	33.36	0.01	100.41
DX450233	19032-02 441A sphalerite 07	59.23	0.49	6.60	0.20	0.02	32.90	0.01	99.45
DX450233	19032-02 441A sphalerite 08	58.45	0.47	7.04	0.23	0.02	33.20	0.00	99.40
DX450233	19032-02 441A sphalerite 09	60.05	0.39	6.80	0.23	0.00	33.17	0.01	100.65
DX450233	19032-02 441A sphalerite 10	60.05	0.42	6.74	0.14	0.04	33.28	0.00	100.68
DX450233	19032-02 441A sphalerite 11	58.92	0.48	7.19	0.18	0.00	33.19	0.00	99.97
DX450155	19032-02 461A sphalerite 01	65.23	0.38	2.25	0.09	0.00	32.83	0.00	100.77
DX450155	19032-02 461A sphalerite 02	65.49	0.41	1.69	0.08	0.00	32.86	0.00	100.54
DX450155	19032-02 461A sphalerite 03	64.17	0.40	2.71	0.04	0.01	33.05	0.00	100.38
DX450155	19032-02 461A sphalerite 04	66.43	0.43	0.76	0.01	0.03	32.79	0.03	100.48
DX450155	19032-02 461A sphalerite 05	63.10	0.05	5.39	0.05	0.00	32.38	0.00	100.98
DX450155	19032-02 461A sphalerite 06	63.72	0.43	3.02	0.07	0.00	33.28	0.03	100.55
DX450200	19032-02 451A sphalerite 01	62.58	0.42	3.71	0.08	0.02	32.82	0.00	99.64
DX450200	19032-02 451A sphalerite 02	63.05	0.46	4.03	0.09	0.03	32.88	0.02	100.56
DX450200	19032-02 451A sphalerite 03	63.60	0.43	3.13	0.09	0.00	33.00	0.00	100.25
DX450200	19032-02 451A sphalerite 04	63.47	0.42	3.14	0.11	0.00	32.99	0.00	100.12
DX450200	19032-02 451A sphalerite 05	63.70	0.43	3.22	0.09	0.02	33.05	0.00	100.50
DX450200	19032-02 451A sphalerite 06	63.74	0.45	3.07	0.11	0.01	33.11	0.00	100.50
DX450200	19032-02 451A sphalerite 07	63.10	0.44	3.89	0.09	0.00	32.82	0.00	100.34
DX450200	19032-02 451A sphalerite 08	63.64	0.45	3.16	0.12	0.00	33.00	0.00	100.37
DX450200	19032-02 451A sphalerite 09	63.68	0.44	3.20	0.12	0.00	32.86	0.00	100.31
DX450200	19032-02 451A sphalerite 10	63.50	0.45	3.22	0.12	0.00	33.11	0.00	100.40
DX450200	19032-02 451A sphalerite 11	63.88	0.41	3.13	0.12	0.00	33.01	0.00	100.55
DX450200	19032-02 451A sphalerite 12	64.10	0.44	3.17	0.09	0.02	32.95	0.00	100.78
DX450200	19032-02 451A sphalerite 13	63.70	0.44	3.01	0.09	0.02	33.11	0.01	100.39
DX450200	19032-02 451A sphalerite 14	59.47	0.46	6.86	0.22	0.02	33.41	0.02	100.46
DX450200	19032-02 451A sphalerite 15	62.92	0.44	4.11	0.08	0.00	33.21	0.00	100.76
DX450170	19032-02 501A sphalerite 01	67.19	0.31	0.39	0.03	0.01	32.96	0.00	100.88
DX450170	19032-02 501A sphalerite 02	67.08	0.35	0.39	0.06	0.02	32.76	0.00	100.65
DX450170	19032-02 501A sphalerite 03	66.34	0.32	0.39	0.04	0.00	32.42	0.02	99.53
DX450170	19032-02 501A sphalerite 04	66.85	0.35	0.51	0.05	0.03	33.07	0.00	100.86
DX450170	19032-02 501A sphalerite 05	66.88	0.32	0.36	0.05	0.05	32.65	0.02	100.34
DX450021	19032-02 261B sphalerite 01	60.16	0.58	5.71	0.02	0.00	32.64	0.01	99.12
	Average	59.92	0.34	6.22	0.19	0.05	33.04	0.01	99.77
	Min	56.57	0.05	0.36	0.01	0.00	32.38	0.00	97.64
	Max	67.19	0.58	9.81	0.37	4.57	33.45	0.03	106.12
	Stdev	2.55	0.09	2.04	0.09	0.41	0.21	0.01	0.93

Great Bear Resouces
19032-02
MI5020-AUG22

High Definition Mineralogical Analysis using QEMSCAN (Quantitative Evaluation of Materials by Scanning Electron Microscopy)

EMPA - Sphalerite

Results_of_analyses:

element weight %

		Zn	Cd	Fe	Mn	Cu	S	Se	Total	Num. of Analysis
Detection Limits (%)		**0.11**	**0.05**	**0.03**	**0.04**	**0.04**	**0.03**	**0.03**		
Global	**Average**	**59.92**	**0.34**	**6.22**	**0.19**	**0.05**	**33.04**	**0.01**	**99.77**	**122**
DX450052	Average	58.44	0.29	7.35	0.26	0.01	32.92	0.00	99.27	17
DX450176	Average	58.44	0.35	7.08	0.17	0.01	33.03	0.01	99.08	27
DX450076	Average	58.56	0.36	7.32	0.32	0.01	33.15	0.01	99.73	15
DX450119	Average	59.24	0.16	7.30	0.11	0.46	33.21	0.01	100.48	10
DX450051	Average	58.79	0.31	7.24	0.25	0.00	33.10	0.00	99.70	15
DX450233	Average	59.58	0.43	6.75	0.18	0.03	33.19	0.00	100.17	11
DX450155	Average	64.69	0.35	2.64	0.06	0.01	32.87	0.01	100.62	6
DX450200	Average	63.21	0.44	3.60	0.11	0.01	33.02	0.00	100.39	15
DX450170	Average	65.75	0.37	1.29	0.04	0.02	32.75	0.01	100.23	5
DX450021	Average	60.16	0.58	5.71	0.02	0.00	32.64	0.01	99.12	1

Great Bear Resouces
19032-02
MI5020-AUG22

High Definition Mineralogical Analysis using QEMSCAN (Quantitative Evaluation of Materials by

EMPA - Arsenopyrite

Accelerating potential = 15 kV, beam current = 20 nA; focused beam.
Standards and matrix corrections are listed above.
Precision is given in columns T-Z and detection limit in columns AJ-AP.

Results_of_analyses:

element weight %

Sample Name	Polised Section Number	Fe	Co	Ni	As	Sb	S	Se	Total
DX 550083	19032-02 21A arsenopyrite 01	34.92	0.03	0.00	43.86	0.00	20.89	0.00	99.70
DX 550083	19032-02 21A arsenopyrite 02	35.34	0.13	0.01	40.44	0.00	23.60	0.00	99.52
DX 550083	19032-02 21A arsenopyrite 03	34.02	0.48	0.00	43.92	0.00	20.67	0.07	99.17
DX 550083	19032-02 21A arsenopyrite 04	34.60	0.01	0.00	41.94	0.00	22.33	0.00	98.88
DX 550083	19032-02 21A arsenopyrite 05	34.92	0.00	0.01	44.10	0.01	20.95	0.18	100.16
DX 550083	19032-02 21A arsenopyrite 06	35.73	0.01	0.00	39.70	0.00	24.01	0.13	99.58
DX 550083	19032-02 21A arsenopyrite 07	34.41	0.03	0.02	42.77	0.00	21.48	0.02	98.73
DX 550083	19032-02 21A arsenopyrite 08	35.56	0.02	0.02	40.19	0.00	23.65	0.20	99.65
DX 550083	19032-02 21A arsenopyrite 09	34.45	0.03	0.00	43.73	0.00	20.96	0.13	99.30
DX 550083	19032-02 21A arsenopyrite 10	35.05	0.00	0.02	41.91	0.00	22.52	0.11	99.62
DX450185	19032-02 161A arsenopyrite 01	34.51	0.04	0.08	44.23	0.00	21.12	0.00	99.98
DX450113	19032-02 231A arsenopyrite 01	32.29	0.74	0.64	47.83	0.00	17.78	0.00	99.27
DX450113	19032-02 231A arsenopyrite 02	33.39	0.40	0.05	46.32	0.01	18.92	0.00	99.09
DX450113	19032-02 231A arsenopyrite 03	33.39	0.50	0.12	47.07	0.03	18.86	0.00	99.98
DX450113	19032-02 231A arsenopyrite 04	33.25	0.62	0.18	47.62	0.00	18.53	0.00	100.19
DX450113	19032-02 231A arsenopyrite 05	33.56	0.47	0.10	46.89	0.00	18.93	0.06	100.02
DX450143	19032-02 301A arsenopyrite 01	33.96	0.36	0.00	44.83	0.00	20.04	0.10	99.30
DX450143	19032-02 301A arsenopyrite 02	33.90	0.33	0.02	45.14	0.00	20.21	0.12	99.72
DX450071	19032-02 391A arsenopyrite 01	35.51	0.00	0.15	41.54	0.01	22.34	0.00	99.55
DX450071	19032-02 391A arsenopyrite 02	34.63	0.03	0.00	43.69	0.01	21.24	0.00	99.60
DX450071	19032-02 391A arsenopyrite 03	34.42	0.00	0.00	44.39	0.00	20.63	0.27	99.71
DX450071	19032-02 391A arsenopyrite 04	34.01	0.02	0.00	45.14	0.00	19.92	0.00	99.09
DX450071	19032-02 391A arsenopyrite 05	34.15	0.00	0.01	45.14	0.00	19.79	0.00	99.09
DX450071	19032-02 391A arsenopyrite 06	35.66	0.01	0.00	41.31	0.00	22.65	0.11	99.74
DX450071	19032-02 391A arsenopyrite 07	34.63	0.00	0.00	43.37	0.00	21.03	0.18	99.21
DX450071	19032-02 391A arsenopyrite 08	34.51	0.01	0.00	44.24	0.00	20.44	0.08	99.29
DX450071	19032-02 391A arsenopyrite 09	34.91	0.01	0.00	42.94	0.00	21.73	0.00	99.59
DX450071	19032-02 391A arsenopyrite 10	35.41	0.00	0.01	39.59	0.00	23.95	0.00	98.95
DX450071	19032-02 391A arsenopyrite 11	34.88	0.00	0.00	42.81	0.00	21.38	0.09	99.16
DX450071	19032-02 391A arsenopyrite 12	34.80	0.04	0.00	43.75	0.00	21.16	0.18	99.93
DX450071	19032-02 391A arsenopyrite 13	35.16	0.04	0.01	42.39	0.01	21.93	0.04	99.57
DX450071	19032-02 391A arsenopyrite 14	34.63	0.00	0.00	43.61	0.00	21.00	0.13	99.37
DX450071	19032-02 391A arsenopyrite 15	34.74	0.01	0.02	43.42	0.01	21.15	0.14	99.47
DX450130	19032-02 401A arsenopyrite 01	34.15	0.23	0.02	44.95	0.00	20.16	0.00	99.51
DX450130	19032-02 401A arsenopyrite 02	34.37	0.05	0.01	45.46	0.00	20.15	0.00	100.03
DX450130	19032-02 401A arsenopyrite 03	34.88	0.01	0.02	43.94	0.01	21.05	0.12	100.02
DX450130	19032-02 401A arsenopyrite 04	34.66	0.02	0.00	44.39	0.00	20.69	0.00	99.77
DX450130	19032-02 401A arsenopyrite 05	34.58	0.02	0.00	44.03	0.00	21.10	0.00	99.74
DX450130	19032-02 401A arsenopyrite 06	34.51	0.02	0.05	45.37	0.00	20.19	0.02	100.14
DX450130	19032-02 401A arsenopyrite 07	34.47	0.12	0.00	44.39	0.00	20.75	0.00	99.74
DX450130	19032-02 401A arsenopyrite 08	34.86	0.00	0.01	43.85	0.00	21.15	0.09	99.95
DX450130	19032-02 401A arsenopyrite 09	34.49	0.02	0.00	45.07	0.00	20.52	0.00	100.11
DX450130	19032-02 401A arsenopyrite 10	34.56	0.02	0.03	45.36	0.00	20.20	0.00	100.18
DX450039	19032-02 411A arsenopyrite 01	34.13	0.01	0.06	43.85	0.00	20.81	0.01	98.86
DX450039	19032-02 411A arsenopyrite 02	33.71	0.01	0.65	43.74	0.00	21.20	0.00	99.32
DX450039	19032-02 411A arsenopyrite 03	34.49	0.00	0.09	44.31	0.00	20.40	0.00	99.29
DX450039	19032-02 411B arsenopyrite 01	34.90	0.02	0.24	43.44	0.01	21.75	0.00	100.37
DX450039	19032-02 411B arsenopyrite 02	34.83	0.05	0.58	42.79	0.01	21.85	0.00	100.11
DX450105	19032-02 491A arsenopyrite 01	34.55	0.00	0.00	44.23	0.00	20.58	0.00	99.36
DX450105	19032-02 491A arsenopyrite 02	34.47	0.00	0.00	44.40	0.00	20.77	0.00	99.65
DX450105	19032-02 491A arsenopyrite 03	34.52	0.00	0.00	44.80	0.00	20.53	0.06	99.91
DX450105	19032-02 491A arsenopyrite 04	34.69	0.01	0.02	44.27	0.00	20.84	0.09	99.91
DX450105	19032-02 491A arsenopyrite 05	34.90	0.00	0.00	43.31	0.03	21.63	0.00	99.87
DX450105	19032-02 491A arsenopyrite 06	34.68	0.00	0.00	42.91	0.08	21.68	0.02	99.36
DX450105	19032-02 491A arsenopyrite 07	34.58	0.02	0.00	42.66	0.11	21.61	0.12	99.09
DX450105	19032-02 491A arsenopyrite 08	34.48	0.00	0.00	44.00	0.08	20.91	0.00	99.48
DX450105	19032-02 491A arsenopyrite 09	34.43	0.00	0.00	43.89	0.02	21.21	0.08	99.63
DX450105	19032-02 491A arsenopyrite 10	34.51	0.01	0.00	42.78	0.05	21.68	0.00	99.03
DX450105	19032-02 491A arsenopyrite 11	34.78	0.01	0.00	43.22	0.03	21.48	0.00	99.52
DX450105	19032-02 491A arsenopyrite 12	34.40	0.00	0.00	43.01	0.00	21.63	0.00	99.05
DX450105	19032-02 491A arsenopyrite 13	34.86	0.00	0.01	43.32	0.01	21.45	0.00	99.64
DX450105	19032-02 491A arsenopyrite 14	35.16	0.00	0.00	42.59	0.55	22.11	0.00	100.42
DX450105	19032-02 491A arsenopyrite 15	34.70	0.00	0.00	43.51	0.05	21.20	0.00	99.46
DX450080	19032-02 291A arsenopyrite 01	27.70	4.50	1.37	49.33	0.01	17.00	0.00	99.90
DX450080	19032-02 291A arsenopyrite 02	31.29	2.09	0.22	46.48	0.00	18.76	0.15	98.99
DX450080	19032-02 291A arsenopyrite 04	33.39	0.76	0.03	44.66	0.04	20.47	0.06	99.42
DX450080	19032-02 291A arsenopyrite 03	31.59	1.83	0.09	44.72	0.04	19.99	0.00	98.26
DX450080	19032-02 291B arsenopyrite 01	32.17	2.27	0.06	45.20	0.01	20.25	0.08	100.06
	Average	34.31	0.24	0.07	43.94	0.02	20.93	0.05	99.56
	Min	27.70	0.00	0.00	39.59	0.00	17.00	0.00	98.26
	Max	35.73	4.50	1.37	49.33	0.55	24.01	0.27	100.42
	Stdev	1.16	0.69	0.21	1.76	0.07	1.27	0.07	0.43

Great Bear Resouces
19032-02
MI5020-AUG22

High Definition Mineralogical Analysis using QEMSCAN (Quantitative

EMPA - Arsenopyrite

Accelerating potential = 15 kV, beam current = 20 nA; focused beam.
Standards and matrix corrections are listed above.
Precision is given in columns T-Z and detection limit in columns AJ-AP.

Results_of_analyses:

element weight %

		Fe	Co	Ni	As	Sb	S	Se	Total	Num. of Analysis
Detection Limits (%)		**0.05**	**0.03**	**0.03**	**0.10**	**0.05**	**0.03**	**0.25**		
Global	**Average**	**34.31**	**0.24**	**0.07**	**43.94**	**0.02**	**20.93**	**0.05**	**99.56**	**68**
DX 550083	Average	34.90	0.07	0.01	42.26	0.00	22.11	0.08	99.43	10
DX450185	Average	34.51	0.04	0.08	44.23	0.00	21.12	0.00	99.98	1
DX450113	Average	33.18	0.55	0.22	47.15	0.01	18.60	0.01	99.71	5
DX450143	Average	33.93	0.35	0.01	44.99	0.00	20.12	0.11	99.51	2
DX450071	Average	34.80	0.01	0.01	43.16	0.00	21.36	0.08	99.42	15
DX450130	Average	34.55	0.05	0.01	44.68	0.00	20.59	0.02	99.92	10
DX450039	Average	34.41	0.02	0.32	43.63	0.00	21.20	0.00	99.59	5
DX450105	Average	34.65	0.00	0.00	43.53	0.07	21.29	0.03	99.57	15
DX450080	Average	31.23	2.29	0.36	46.08	0.02	19.30	0.06	99.32	5

Great Bear Resouces
19032-02
MI5020-AUG22

High Definition Mineralogical Analysis using QEMSCAN (Quantitative Evaluation of Materials by

EMPA - sulfarsenides and arsenides

Accelerating potential = 15 kV, beam current = 20 nA; focused beam.
Standards and matrix corrections are listed above.
Precision is given in columns T-Z and detection limit in columns AJ-AP.

Results_of_analyses:

		element weight %							
Sample Name	**Polised Section Number**	Fe	Co	Ni	As	Sb	S	Se	Total
DX450113	19032-02 231A loellingite 01	21.66	2.12	4.39	71.20	0.00	1.22	0.00	100.59
DX450113	19032-02 231A loellingite 02	16.18	4.73	6.99	72.12	0.02	0.66	0.02	100.71
DX450134	19032-02 151A gersdorffite 01	10.37	2.70	21.60	46.38	0.06	18.26	0.00	99.37
DX450134	19032-02 151A gersdorffite 02	10.41	1.78	21.63	46.59	0.08	18.26	0.00	98.75
DX450134	19032-02 151A gersdorffite 03	10.85	2.18	21.50	46.62	0.12	18.41	0.00	99.68
DX450134	19032-02 151A gersdorffite 04	9.86	2.71	22.12	46.85	0.05	18.50	0.16	100.25
DX450134	19032-02 151A gersdorffite 05	10.56	1.66	22.70	47.01	0.11	18.28	0.03	100.34
DX450134	19032-02 151A gersdorffite 06	10.20	3.90	20.74	46.57	0.07	18.47	0.01	99.97
DX450134	19032-02 151A gersdorffite 07	9.96	0.35	23.89	46.94	0.15	17.95	0.00	99.25
DX450134	19032-02 151A gersdorffite 08	10.44	2.66	21.19	46.63	0.11	18.22	0.09	99.34
DX450134	19032-02 151A gersdorffite 09	10.17	2.85	21.99	46.95	0.08	18.33	0.00	100.38
DX450134	19032-02 151A gersdorffite 10	10.08	2.72	22.13	46.82	0.07	18.28	0.00	100.10
DX450134	19032-02 151A gersdorffite 11	10.89	3.26	20.69	46.41	0.11	18.46	0.16	99.97
DX450134	19032-02 151A gersdorffite 12	11.20	3.48	20.32	46.07	0.09	18.49	0.00	99.66
DX450134	19032-02 151A gersdorffite 13	9.93	1.35	22.86	46.91	0.13	18.19	0.03	99.40
DX450134	19032-02 151A gersdorffite 14	10.50	0.60	23.03	46.52	0.17	18.31	0.00	99.13
DX450134	19032-02 151A gersdorffite 15	9.00	3.91	21.65	46.59	0.06	18.44	0.00	99.65
DX 550073	19032-02 341B cobaltite 01	5.98	19.81	9.68	47.04	0.00	18.23	0.04	100.78
DX 550073	19032-02 341B cobaltite 02	5.48	21.16	7.60	46.10	0.00	18.66	0.00	99.00
DX 550073	19032-02 341B cobaltite 03	5.58	19.37	8.99	45.49	0.02	19.12	0.00	98.57
DX 550073	19032-02 341A cobaltite 01	5.34	22.38	7.01	45.43	0.03	19.23	0.00	99.43
DX 550073	19032-02 341A cobaltite 02	7.14	15.89	11.89	46.12	0.05	18.58	0.16	99.82
DX 550073	19032-02 341A cobaltite 03	4.94	24.11	5.70	45.14	0.00	19.50	0.09	99.49
DX450080	19032-02 291A cobaltite 01	8.65	11.95	14.02	46.50	0.00	18.76	0.07	99.96
	Average	9.81	7.40	16.85	48.54	0.07	17.03	0.04	99.73
	Min	4.94	0.35	4.39	45.14	0.00	0.66	0.00	98.57
	Max	21.66	24.11	23.89	72.12	0.17	19.50	0.16	100.78
	Stdev	3.56	8.10	6.90	7.14	0.05	4.97	0.06	0.59

Great Bear Resouces
19032-02
MI5020-AUG22

High Definition Mineralogical Analysis using QEMSCAN (Quantitative Evaluation of Materials by Scanning Electron Microscopy)

EMPA - sulfarsenides and arsenides

Accelerating potential = 15 kV, beam current = 20 nA; focused beam.
Standards and matrix corrections are listed above.
Precision is given in columns T-Z and detection limit in columns AJ-AP.

Results_of_analyses:

		element weight %								
		Fe	Co	Ni	As	Sb	S	Se	Total	Number of Analysis
Detection Lmits (%)		0.05	0.03	0.03	0.10	0.05	0.03	0.26		
Global	**Average**	**9.81**	**7.40**	**16.85**	**48.54**	**0.07**	**17.03**	**0.04**	**99.73**	**24**
DX450113	Average	18.92	3.42	5.69	71.66	0.01	0.94	0.01	100.65	2
DX450134	Average	10.30	2.41	21.87	46.66	0.10	18.32	0.03	99.68	15
DX 550073	Average	5.74	20.45	8.48	45.89	0.02	18.89	0.05	99.51	6
DX450080	Average	8.65	11.95	14.02	46.50	0.00	18.76	0.07	99.96	1

Great Bear Resouces
19032-02
MI5020-AUG22

High Definition Mineralogical Analysis using QEMSCAN (Quantitative Evaluation of Materials by

EMPA - Chalcopyite

Accelerating potential = 15 kV, beam current = 20 nA; focused beam.
Standards and matrix corrections are listed above.
Precision is given in columns R-W and detection limit in columns AF-AK.

Results_of_analyses:

		element weight %						
Sample Name	**Polised Section Number**	Fe	Co	Ni	Cu	S	Se	Total
DX450076	19032-02 091A chalcopyrite 01	30.12	0.01	0.01	33.81	34.37	0.00	98.32
DX 550101	19032-02 241A chalcopyrite 01	30.47	0.01	0.00	34.63	34.85	0.01	99.96
DX450119	19032-02 281A chalcopyrite 01	29.60	0.01	0.03	33.76	34.62	0.00	98.01
DX450200	19032-02 451A chalcopyrite 01	30.21	0.00	0.00	34.07	35.03	0.00	99.32
DX450200	19032-02 451A chalcopyrite 02	30.49	0.01	0.00	34.56	34.89	0.00	99.95
DX450200	19032-02 451A chalcopyrite 03	29.81	0.00	0.01	34.77	35.01	0.01	99.61
DX450200	19032-02 451A chalcopyrite 04	30.56	0.01	0.02	34.95	35.39	0.01	100.95
DX450200	19032-02 451A chalcopyrite 05	30.37	0.00	0.02	34.65	35.07	0.00	100.12
DX450200	19032-02 451A chalcopyrite 06	30.55	0.00	0.00	34.74	34.82	0.00	100.11
DX450200	19032-02 451A chalcopyrite 07	30.33	0.00	0.01	34.78	35.14	0.03	100.28
DX450200	19032-02 451A chalcopyrite 08	30.71	0.01	0.02	34.84	34.99	0.01	100.58
DX450200	19032-02 451A chalcopyrite 09	30.88	0.00	0.01	34.72	35.18	0.00	100.79
DX450200	19032-02 451A chalcopyrite 10	30.27	0.00	0.00	35.17	35.02	0.00	100.47
DX450200	19032-02 451A chalcopyrite 11	30.52	0.00	0.00	34.69	35.03	0.01	100.26
DX450200	19032-02 451A chalcopyrite 12	30.44	0.00	0.00	35.01	35.22	0.00	100.68
DX450200	19032-02 451A chalcopyrite 13	30.56	0.01	0.00	34.61	35.36	0.00	100.54
DX450200	19032-02 451A chalcopyrite 14	30.34	0.01	0.00	34.96	35.01	0.00	100.32
DX450200	19032-02 451A chalcopyrite 15	30.54	0.02	0.00	34.80	34.89	0.01	100.25
	Average	30.38	0.01	0.01	34.64	34.99	0.01	100.03
	Min	29.60	0.00	0.00	33.76	34.37	0.00	98.01
	Max	30.88	0.02	0.03	35.17	35.39	0.03	100.95
	Stdev	0.31	0.01	0.01	0.39	0.24	0.01	0.79

Great Bear Resouces
19032-02
MI5020-AUG22

High Definition Mineralogical Analysis using QEMSCAN (Quantitative Evaluation of Materials by Scanning Electron Microscopy)

EMPA - Galena

Accelerating potential = 15 kV, beam current = 20 nA; focused beam.
Standards and matrix corrections are listed above.
Precision is given in columns T-Z and detection limit in columns AJ-AP.

Results_of_analyses:

			element weight %			
Sample Name	**Polised Section Number**		Pb	S	Se	Total
DX450052	19032-02 11A galena 01		85.84	13.26	0.03	99.14
DX450052	19032-02 11A galena 02		86.78	13.53	0.01	100.32
DX450052	19032-02 11A galena 03		87.13	13.54	0.04	100.71
DX450052	19032-02 11A galena 04		86.66	13.38	0.02	100.06
DX450052	19032-02 11A galena 05		87.10	13.44	0.06	100.59
DX450052	19032-02 11A galena 06		86.70	13.27	0.03	100.00
DX450052	19032-02 11A galena 07		86.77	13.41	0.03	100.21
DX450052	19032-02 11A galena 08		87.06	13.32	0.02	100.40
DX450052	19032-02 11A galena 09		84.13	11.88	0.04	96.06
DX450052	19032-02 11A galena 10		85.96	13.32	0.06	99.34
DX450176	19032-02 041A galena 01		86.20	13.03	0.07	99.31
DX450176	19032-02 041A galena 02		86.56	12.88	0.06	99.49
DX450176	19032-02 041A galena 03		85.75	13.23	0.62	99.60
DX450176	19032-02 041B galena 01		86.03	13.38	0.07	99.48
DX450176	19032-02 041B galena 02		87.89	13.42	0.18	101.50
DX450176	19032-02 041B galena 03		86.14	13.39	0.04	99.57
DX450051	19032-02 371A galena 01		86.06	13.40	0.01	99.47
DX450051	19032-02 371A galena 02		86.87	13.47	0.05	100.39
DX450051	19032-02 371A galena 03		86.73	13.35	0.01	100.10
DX450051	19032-02 371A galena 04		87.56	13.34	0.01	100.91
DX450051	19032-02 371A galena 05		87.12	13.35	0.01	100.48
DX450051	19032-02 371A galena 06		86.79	13.33	0.00	100.11
DX450051	19032-02 371A galena 07		86.69	13.49	0.00	100.17
DX450051	19032-02 371A galena 08		87.27	13.42	0.01	100.70
DX450051	19032-02 371A galena 09		85.85	13.43	0.03	99.31
DX450051	19032-02 371A galena 10		86.27	13.32	0.01	99.60
DX450051	19032-02 371A galena 11		86.18	13.25	0.01	99.45
DX450051	19032-02 371A galena 12		88.08	13.45	0.02	101.55
DX450051	19032-02 371A galena 13		86.96	13.36	0.01	100.34
DX450051	19032-02 371A galena 14		87.49	13.39	0.01	100.90
DX450051	19032-02 371A galena 15		86.60	13.43	0.00	100.03
		Average	86.62	13.31	0.05	99.98
		Min	84.13	11.88	0.00	96.06
		Max	88.08	13.54	0.62	101.55
		Stdev	0.75	0.30	0.11	0.96

Great Bear Resouces
19032-02
MI5020-AUG22

High Definition Mineralogical Analysis using QEMSCAN (Quantitative

EMPA - Galena

Accelerating potential = 15 kV, beam current = 20 nA; focused beam.
Standards and matrix corrections are listed above.
Precision is given in columns T-Z and detection limit in columns AJ-AP.

Results_of_analyses:

element weight %

		Pb	S	Se	Total	Num. of Analysis
Detection Limits (%)		**0.17**	**0.02**	**0.03**		
Global	**Average**	**86.62**	**13.31**	**0.05**	**99.98**	**31**
DX450052	Average	86.41	13.23	0.03	99.68	10
DX450176	Average	86.43	13.22	0.17	99.82	6
DX450051	Average	86.84	13.39	0.01	100.23	15

Appendix C – Chemical Certificate of Analysis

SGS Canada Inc.
P.O. Box 4300 - 185 Concession St.
Lakefield - Ontario - KOL 2HO
Phone: 705-652-2000 FAX: 705-652-6365

LR Internal Priority
Attn : C. Gunning

21-September-2023

Date Rec. : 22 August 2023
LR Report : **CA07542-AUG23**
Project : CA20I-00000-110-19032-02
Client Ref : MI5020-AUG23

CERTIFICATE OF ANALYSIS
Final Report

Sample ID	SiO2 %	Al2O3 %	Fe2O3 %	MgO %	CaO %	Na2O %	K2O %	TiO2 %	P2O5 %	MnO %	Cr2O3 %
1: DX450052	64.1	14.8	6.18	0.93	2.36	0.68	4.52	0.43	0.13	0.14	0.02
2: DX 550083	71.4	11.4	3.35	1.05	2.96	6.08	0.48	0.39	0.13	0.06	0.01
3: DX450204	65.6	15.9	5.23	1.70	3.01	2.57	2.88	0.50	0.17	0.06	0.05
4: DX450176	65.0	14.8	6.42	1.63	1.34	0.83	3.97	0.44	0.14	0.26	0.06
5: DX450232	67.4	17.7	4.08	0.97	2.07	2.69	3.15	0.62	0.14	0.06	0.02
6: DX450181	68.9	15.1	3.64	1.23	2.82	3.77	2.58	0.40	0.13	0.05	0.05
7: DX450002	67.2	14.8	3.57	1.29	3.48	4.02	2.65	0.41	0.13	0.05	0.03
8: DX450108	66.2	14.3	3.60	1.16	3.45	5.69	1.49	0.47	0.16	0.07	< 0.01

Sample ID	V2O5 %	LOI %	Sum %	As %	Ag g/t	Ba g/t	Be g/t	Bi g/t	Cd g/t	Co g/t	Cu g/t
1: DX450052	0.01	3.95	98.2	0.035	6	645	1.18	< 20	31	12	103
2: DX 550083	< 0.01	1.43	98.8	0.16	< 2	159	0.58	< 20	< 2	10	41
3: DX450204	0.01	2.11	99.8	< 0.001	< 2	459	1.03	< 20	< 2	16	27
4: DX450176	0.01	3.63	98.6	0.007	7	534	1.10	< 20	49	13	252
5: DX450232	0.01	1.65	100.6	< 0.001	< 2	317	1.00	< 20	< 2	13	16
6: DX450181	0.01	1.51	100.3	< 0.001	< 2	483	0.98	< 20	< 2	11	10
7: DX450002	< 0.01	2.12	99.7	< 0.001	< 2	581	1.05	< 20	< 2	10	10
8: DX450108	0.01	2.25	98.9	0.002	< 2	419	0.87	< 20	< 2	12	22

Sample ID	Li g/t	Mo g/t	Ni g/t	Pb g/t	Sb g/t	Se g/t	Sn g/t	Sr g/t	Tl g/t	Y g/t	Zn g/t
1: DX450052	< 30	< 6	< 20	4910	< 20	< 30	< 20	115	< 30	7.5	6190
2: DX 550083	< 30	< 6	< 20	137	< 20	< 30	< 20	245	< 30	7.3	123
3: DX450204	31	< 6	27	< 20	< 20	< 30	< 20	262	< 30	9.4	59
4: DX450176	35	< 6	< 20	1260	< 20	< 30	< 20	107	< 30	8.7	8840
5: DX450232	< 30	< 6	< 20	< 20	< 20	< 30	< 20	307	< 30	8.6	63
6: DX450181	37	< 6	< 20	< 20	< 20	< 30	< 20	274	< 30	8.5	52
7: DX450002	< 30	< 6	< 20	< 20	< 20	< 30	< 20	236	< 30	8.0	49
8: DX450108	< 30	20	< 20	< 20	< 20	< 30	< 20	365	< 30	8.1	61

OnLine LIMS

0003474169

This document is issued by the Company under its General Conditions of Service accessible at http://www.sgs.com/terms_and_conditions.htm. Attention is drawn to the limitation of liability, indemnification and jurisdiction issues defined therein. WARNING: The sample(s) to which the findings recorded herein (the 'Findings') relate was (were) drawn and / or provided by the Client or by a third party acting at the Client's direction. The Findings constitute no warranty of the sample's representativity of the goods and strictly relate to the sample(s). The Company accepts no liability with regard to the origin or source from which the sample(s) is/are said to be extracted. The Findings report on the samples provided by the client and are not intended for commercial or contractual settlement purposes. Any unauthorized alteration, forgery or falsification of the content or appearance of this document is unlawful and offenders may be prosecuted to the fullest extent of the law. Test method information available upon request.

SGS Canada Inc.
P.O. Box 4300 - 185 Concession St.
Lakefield - Ontario - KOL 2HO
Phone: 705-652-2000 FAX: 705-652-6365

LR Report : **CA07542-AUG23**

Sample ID	SiO2 %	Al2O3 %	Fe2O3 %	MgO %	CaO %	Na2O %	K2O %	TiO2 %	P2O5 %	MnO %	Cr2O3 %
9: DX450076	42.0	26.0	8.12	1.62	1.14	0.76	8.25	0.76	0.26	0.09	< 0.01
10: DX450186	72.5	13.6	2.51	0.35	1.92	4.94	1.64	0.23	0.04	0.05	< 0.01
11: DX450118	73.2	12.9	2.24	0.32	1.89	5.26	1.23	0.21	0.05	0.05	< 0.01
12: DX 550107	67.1	15.0	3.63	1.40	3.56	2.78	2.81	0.44	0.14	0.06	0.02
13: DX450159	72.9	13.7	2.94	0.67	1.13	1.76	3.48	0.25	0.05	0.01	0.05
14: DX450171	58.9	17.0	9.29	2.77	1.40	5.52	2.64	0.74	0.15	0.10	0.02
15: DX450134	45.3	14.3	16.7	4.36	5.08	2.29	1.35	0.56	0.13	0.11	0.03
16: DX450185	65.8	14.8	4.98	2.44	4.15	1.96	3.28	0.60	0.24	0.07	0.02
17: DX450032	66.6	14.9	3.74	1.57	4.60	3.01	1.78	0.52	0.22	0.14	< 0.01
18: DX 550064	69.9	15.9	1.30	0.47	2.86	4.13	2.53	0.26	0.05	0.02	0.02
19: DX450008	75.1	14.4	1.13	0.40	1.80	2.97	2.72	0.22	0.02	< 0.01	< 0.01
20: DX 550056	47.2	13.4	18.4	5.18	9.56	2.24	0.21	1.11	0.08	0.52	0.03

Sample ID	V2O5 %	LOI %	Sum %	As %	Ag g/t	Ba g/t	Be g/t	Bi g/t	Cd g/t	Co g/t	Cu g/t
9: DX450076	0.02	6.30	95.3	0.008	7	1100	1.17	< 20	199	17	382
10: DX450186	< 0.01	1.29	99.0	0.007	< 2	516	0.75	< 20	< 2	< 4	15
11: DX450118	< 0.01	1.27	98.6	0.004	< 2	514	0.92	< 20	< 2	< 4	17
12: DX 550107	0.01	2.54	99.5	< 0.001	< 2	468	1.10	< 20	< 2	11	18
13: DX450159	< 0.01	2.48	99.4	0.007	< 2	582	1.08	< 20	< 2	< 4	< 5
14: DX450171	0.02	1.53	100.0	0.006	< 2	740	1.37	< 20	< 2	24	59
15: DX450134	0.03	6.31	96.6	0.45	< 2	337	0.72	< 20	3	267	855
16: DX450185	0.02	1.30	99.6	0.002	< 2	582	1.09	< 20	< 2	20	43
17: DX450032	0.01	1.38	98.5	0.001	< 2	500	1.01	< 20	< 2	11	7
18: DX 550064	< 0.01	2.29	99.7	0.001	< 2	400	0.87	< 20	< 2	5	11
19: DX450008	< 0.01	1.31	100.0	< 0.001	< 2	516	1.04	< 20	< 2	< 4	11
20: DX 550056	0.06	1.84	99.8	< 0.001	< 2	108	0.38	< 20	< 2	56	106

Sample ID	Li g/t	Mo g/t	Ni g/t	Pb g/t	Sb g/t	Se g/t	Sn g/t	Sr g/t	Tl g/t	Y g/t	Zn g/t
9: DX450076	40	< 6	23	571	< 20	< 30	< 20	106	< 30	12.0	34500
10: DX450186	< 30	< 6	< 20	< 20	< 20	< 30	< 20	172	< 30	12.4	277
11: DX450118	< 30	< 6	< 20	< 20	< 20	< 30	< 20	208	< 30	11.2	96
12: DX 550107	31	< 6	20	22	< 20	< 30	< 20	275	< 30	7.3	76
13: DX450159	< 30	< 6	< 20	< 20	< 20	< 30	< 20	106	< 30	11.5	24
14: DX450171	34	< 6	59	< 20	< 20	< 30	< 20	230	< 30	12.8	81
15: DX450134	38	< 6	4830	< 20	< 20	< 30	< 20	256	< 30	9.8	89
16: DX450185	< 30	< 6	52	< 20	< 20	< 30	< 20	300	< 30	12.5	71
17: DX450032	< 30	< 6	< 20	< 20	< 20	< 30	< 20	330	< 30	10.2	263
18: DX 550064	< 30	< 6	< 20	< 20	< 20	< 30	< 20	219	< 30	3.2	29
19: DX450008	< 30	< 6	< 20	< 20	< 20	< 30	< 20	176	< 30	11.1	33
20: DX 550056	< 30	< 6	54	< 20	< 20	< 30	< 20	130	< 30	20.8	98

OnLine LIMS

0003474169

This document is issued by the Company under its General Conditions of Service accessible at http://www.sgs.com/terms_and_conditions.htm. Attention is drawn to the limitation of liability, indemnification and jurisdiction issues defined therein. WARNING: The sample(s) to which the findings recorded herein (the 'Findings') relate was (were) drawn and / or provided by the Client or by a third party acting at the Client's direction. The Findings constitute no warranty of the sample's representativity of the goods and strictly relate to the sample(s). The Company accepts no liability with regard to the origin or source from which the sample(s) is/are said to be extracted. The Findings report on the samples provided by the client and are not intended for commercial or contractual settlement purposes. Any unauthorized alteration, forgery or falsification of the content or appearance of this document is unlawful and offenders may be prosecuted to the fullest extent of the law. Test method information available upon request.

SGS Canada Inc.
P.O. Box 4300 - 185 Concession St.
Lakefield - Ontario - KOL 2HO
Phone: 705-652-2000 FAX: 705-652-6365

LR Report : CA07542-AUG23

Sample ID	SiO2 %	Al2O3 %	Fe2O3 %	MgO %	CaO %	Na2O %	K2O %	TiO2 %	P2O5 %	MnO %	Cr2O3 %
21: DX450022	47.6	13.9	12.2	4.05	13.6	1.94	0.12	1.05	0.08	0.32	0.05
22: DX450077	48.3	13.8	16.6	3.96	9.32	2.55	0.59	1.61	0.13	0.38	0.05
23: DX450113	38.9	11.1	31.1	5.34	8.14	0.90	0.15	0.85	0.10	1.24	0.02
24: DX 550101	44.3	13.4	14.0	5.56	14.2	1.65	0.19	0.94	0.08	0.31	0.04
25: DX450128	50.1	13.1	17.0	3.29	8.47	1.47	0.88	1.05	0.09	0.54	0.03
26: DX450021	52.6	11.1	21.2	1.13	2.49	2.60	1.09	0.43	0.09	0.14	0.06
27: DX450222	67.6	14.8	4.02	1.15	2.86	3.13	2.72	0.44	0.15	0.04	0.02
28: DX450119	52.6	9.61	20.9	1.22	3.92	1.26	1.10	0.40	0.08	0.13	0.02
29: DX450080	61.7	18.2	6.95	2.29	2.84	2.77	2.97	0.63	0.17	0.08	0.03
30: DX450143	51.2	18.0	15.6	3.75	2.28	3.08	2.84	0.81	0.21	0.09	0.03
31: DX450153	64.4	16.4	4.69	1.96	1.82	2.70	3.06	0.50	0.14	0.04	0.02
32: DX450017	70.9	13.4	5.16	1.20	1.86	1.49	3.32	0.42	0.11	0.05	0.02

Sample ID	V2O5 %	LOI %	Sum %	As %	Ag g/t	Ba g/t	Be g/t	Bi g/t	Cd g/t	Co g/t	Cu g/t
21: DX450022	0.06	4.87	99.9	< 0.001	< 2	48	0.27	< 20	< 2	52	112
22: DX450077	0.05	2.61	99.9	< 0.001	< 2	279	0.63	< 20	< 2	55	97
23: DX450113	0.02	1.50	99.3	0.054	< 2	42	0.49	< 20	< 2	32	44
24: DX 550101	0.05	5.05	99.6	< 0.001	< 2	30	0.27	< 20	< 2	51	100
25: DX450128	0.05	2.17	98.3	< 0.001	< 2	226	0.63	< 20	< 2	42	127
26: DX450021	0.02	7.20	100.1	< 0.001	< 2	366	0.99	< 20	5	56	316
27: DX450222	0.01	2.33	99.2	0.001	< 2	557	1.01	< 20	< 2	11	13
28: DX450119	0.01	7.14	98.4	< 0.001	< 2	801	0.82	< 20	7	80	386
29: DX450080	0.02	1.16	99.8	0.016	< 2	562	1.79	< 20	< 2	28	47
30: DX450143	0.03	1.64	99.7	0.013	< 2	333	1.38	< 20	< 2	30	170
31: DX450153	0.02	3.46	99.1	< 0.001	< 2	557	1.13	< 20	< 2	15	72
32: DX450017	0.01	1.67	99.6	< 0.001	< 2	451	0.97	< 20	< 2	13	30

Sample ID	Li g/t	Mo g/t	Ni g/t	Pb g/t	Sb g/t	Se g/t	Sn g/t	Sr g/t	Tl g/t	Y g/t	Zn g/t
21: DX450022	< 30	< 6	87	< 20	< 20	< 30	< 20	114	< 30	21.7	92
22: DX450077	< 30	< 6	61	< 20	< 20	< 30	< 20	165	< 30	21.0	112
23: DX450113	< 30	< 6	60	< 20	< 20	< 30	< 20	180	< 30	17.5	91
24: DX 550101	< 30	< 6	100	< 20	< 20	< 30	< 20	88	< 30	24.3	79
25: DX450128	< 30	< 6	83	< 20	< 20	< 30	< 20	198	< 30	22.6	125
26: DX450021	< 30	< 6	98	< 20	< 20	< 30	< 20	124	< 30	9.0	651
27: DX450222	< 30	< 6	< 20	< 20	< 20	< 30	< 20	269	< 30	8.7	61
28: DX450119	34	< 6	123	< 20	< 20	< 30	< 20	68	< 30	8.1	2600
29: DX450080	< 30	< 6	64	< 20	< 20	< 30	< 20	332	< 30	12.2	49
30: DX450143	34	< 6	72	< 20	< 20	< 30	< 20	270	< 30	15.2	104
31: DX450153	< 30	< 6	35	< 20	< 20	< 30	< 20	293	< 30	5.0	77
32: DX450017	31	< 6	23	< 20	< 20	< 30	< 20	117	< 30	7.4	140

OnLine LIMS

0003474169

This document is issued by the Company under its General Conditions of Service accessible at http://www.sgs.com/terms_and_conditions.htm. Attention is drawn to the limitation of liability, indemnification and jurisdiction issues defined therein. WARNING: The sample(s) to which the findings recorded herein (the 'Findings') relate was (were) drawn and / or provided by the Client or by a third party acting at the Client's direction. The Findings constitute no warranty of the sample's representativity of the goods and strictly relate to the sample(s). The Company accepts no liability with regard to the origin or source from which the sample(s) is/are said to be extracted. The Findings report on the samples provided by the client and are not intended for commercial or contractual settlement purposes. Any unauthorized alteration, forgery or falsification of the content or appearance of this document is unlawful and offenders may be prosecuted to the fullest extent of the law. Test method information available upon request.

SGS Canada Inc.
P.O. Box 4300 - 185 Concession St.
Lakefield - Ontario - KOL 2HO
Phone: 705-652-2000 FAX: 705-652-6365

LR Report : **CA07542-AUG23**

Sample ID	SiO2 %	Al2O3 %	Fe2O3 %	MgO %	CaO %	Na2O %	K2O %	TiO2 %	P2O5 %	MnO %	Cr2O3 %
33: DX450144	67.7	17.2	4.39	1.06	2.97	3.07	1.89	0.67	0.16	0.08	0.02
34: DX 550073	50.5	15.4	11.2	4.24	7.44	3.49	1.35	1.03	0.12	0.31	0.06
35: DX 550053	46.0	13.0	18.4	5.85	10.6	1.54	0.26	0.89	0.06	0.46	0.02
36: DX 550089	43.1	12.7	19.5	5.22	10.9	1.30	0.77	1.04	0.08	0.62	0.03
37: DX450051	63.2	15.6	5.45	1.13	2.05	0.63	5.09	0.45	0.14	0.23	0.03
38: DX450239	62.7	14.9	8.53	1.23	0.92	0.33	4.94	0.42	0.12	0.06	0.02
39: DX450071	59.3	16.9	3.57	1.02	5.51	6.05	1.46	0.47	0.10	0.07	0.02
40: DX450130	68.1	13.5	3.44	1.21	3.37	6.56	0.63	0.39	0.14	0.07	0.02
41: DX450039	69.9	12.6	4.75	1.46	2.13	3.10	2.61	0.43	0.09	0.13	0.04
42: DX450089	66.0	15.0	4.25	1.56	3.94	3.22	2.83	0.51	0.17	0.07	0.02
43: DX450137	67.1	15.0	3.64	1.33	4.45	3.38	2.36	0.41	0.13	0.08	0.02
44: DX450233	62.3	14.2	10.4	1.96	2.05	0.93	4.85	0.44	0.14	0.22	0.02

Sample ID	V2O5 %	LOI %	Sum %	As %	Ag g/t	Ba g/t	Be g/t	Bi g/t	Cd g/t	Co g/t	Cu g/t
33: DX450144	0.01	1.09	100.3	0.002	< 2	372	0.93	< 20	< 2	17	27
34: DX 550073	0.05	4.34	99.6	0.003	< 2	318	0.80	< 20	< 2	48	66
35: DX 550053	0.05	2.97	100.1	< 0.001	< 2	95	0.24	< 20	< 2	50	124
36: DX 550089	0.06	3.36	98.8	< 0.001	< 2	125	0.39	< 20	< 2	49	131
37: DX450051	< 0.01	4.00	98.0	0.055	13	651	0.99	< 20	32	13	57
38: DX450239	0.01	5.83	100.1	0.006	< 2	936	0.99	< 20	< 2	17	< 5
39: DX450071	< 0.01	3.83	98.3	0.61	< 2	447	0.89	< 20	4	10	16
40: DX450130	< 0.01	2.84	100.3	0.28	< 2	215	0.66	< 20	< 2	8	13
41: DX450039	0.01	2.83	100.1	0.054	< 2	543	1.03	< 20	< 2	18	39
42: DX450089	< 0.01	2.63	100.2	< 0.001	< 2	501	0.99	< 20	< 2	13	19
43: DX450137	< 0.01	2.43	100.3	< 0.001	< 2	515	0.97	< 20	< 2	12	19
44: DX450233	< 0.01	2.84	100.3	< 0.001	2	661	0.75	< 20	9	14	129

Sample ID	Li g/t	Mo g/t	Ni g/t	Pb g/t	Sb g/t	Se g/t	Sn g/t	Sr g/t	Tl g/t	Y g/t	Zn g/t
33: DX450144	< 30	< 6	37	< 20	< 20	< 30	< 20	365	< 30	7.6	82
34: DX 550073	46	< 6	118	< 20	< 20	< 30	< 20	329	< 30	17.1	68
35: DX 550053	< 30	< 6	66	< 20	< 20	< 30	< 20	88	< 30	18.7	88
36: DX 550089	31	< 6	47	< 20	< 20	< 30	< 20	80	< 30	21.1	120
37: DX450051	< 30	< 6	< 20	8990	< 20	< 30	< 20	93	< 30	7.9	6250
38: DX450239	35	< 6	< 20	< 20	< 20	< 30	< 20	56	< 30	7.3	43
39: DX450071	35	< 6	< 20	21	< 20	< 30	< 20	337	< 30	10.9	93
40: DX450130	< 30	< 6	< 20	< 20	< 20	< 30	< 20	239	< 30	5.4	50
41: DX450039	< 30	< 6	48	< 20	< 20	< 30	< 20	128	< 30	9.0	148
42: DX450089	< 30	< 6	< 20	24	< 20	< 30	< 20	340	< 30	9.5	112
43: DX450137	< 30	< 6	< 20	< 20	< 20	< 30	< 20	296	< 30	7.8	61
44: DX450233	< 30	< 6	< 20	< 20	< 20	< 30	< 20	86	< 30	8.2	1510

OnLine LIMS

0003474169

This document is issued by the Company under its General Conditions of Service accessible at http://www.sgs.com/terms_and_conditions.htm. Attention is drawn to the limitation of liability, indemnification and jurisdiction issues defined therein. WARNING: The sample(s) to which the findings recorded herein (the 'Findings') relate was (were) drawn and / or provided by the Client or by a third party acting at the Client's direction. The Findings constitute no warranty of the sample's representativity of the goods and strictly relate to the sample(s). The Company accepts no liability with regard to the origin or source from which the sample(s) is/are said to be extracted. The Findings report on the samples provided by the client and are not intended for commercial or contractual settlement purposes. Any unauthorized alteration, forgery or falsification of the content or appearance of this document is unlawful and offenders may be prosecuted to the fullest extent of the law. Test method information available upon request.

SGS Canada Inc.
P.O. Box 4300 - 185 Concession St.
Lakefield - Ontario - KOL 2HO
Phone: 705-652-2000 FAX: 705-652-6365

LR Report : **CA07542-AUG23**

Sample ID	SiO2 %	Al2O3 %	Fe2O3 %	MgO %	CaO %	Na2O %	K2O %	TiO2 %	P2O5 %	MnO %	Cr2O3 %
45: DX450200	60.9	14.1	5.22	1.58	4.49	2.41	3.78	0.40	0.13	0.34	0.02
46: DX450155	68.6	14.1	3.67	1.21	3.72	2.55	3.01	0.37	0.12	0.13	0.03
47: DX450030	74.4	12.9	1.88	0.32	2.24	3.13	3.04	0.20	0.04	0.13	0.02
48: DX450049	74.4	12.1	1.73	0.27	1.40	6.61	0.47	0.18	0.03	0.03	0.03
49: DX450105	75.3	11.9	3.97	0.41	0.61	1.02	3.09	0.20	0.04	0.01	0.03
50: DX450170	69.7	11.9	6.20	0.55	1.36	2.31	3.40	0.23	0.04	0.04	0.02
51: DX450227	68.7	15.1	3.62	0.85	3.07	3.97	2.17	0.42	0.12	0.05	0.02
52: DX450230	66.5	15.4	4.24	1.71	4.04	3.12	2.44	0.47	0.14	0.06	0.02
53: DX450135	71.5	14.7	2.53	0.70	3.48	2.23	2.62	0.28	0.08	0.30	0.02

Sample ID	V2O5 %	LOI %	Sum %	As %	Ag g/t	Ba g/t	Be g/t	Bi g/t	Cd g/t	Co g/t	Cu g/t
45: DX450200	< 0.01	2.85	96.2	0.001	21	912	0.96	< 20	107	12	3980
46: DX450155	0.01	2.53	100.1	0.001	< 2	606	1.07	< 20	5	12	163
47: DX450030	< 0.01	1.88	100.1	< 0.001	< 2	1210	1.11	< 20	< 2	< 4	7
48: DX450049	< 0.01	1.71	99.0	0.014	< 2	469	1.01	< 20	< 2	< 4	21
49: DX450105	< 0.01	3.08	99.7	0.79	< 2	532	1.20	< 20	5	< 4	5
50: DX450170	< 0.01	4.14	99.9	0.003	2	1260	0.87	< 20	3	< 4	109
51: DX450227	< 0.01	1.75	99.9	< 0.001	< 2	451	1.00	< 20	< 2	12	16
52: DX450230	< 0.01	1.59	99.7	< 0.001	< 2	535	0.98	< 20	< 2	14	21
53: DX450135	< 0.01	1.59	100.1	< 0.001	< 2	477	1.07	< 20	< 2	6	< 5

Sample ID	Li g/t	Mo g/t	Ni g/t	Pb g/t	Sb g/t	Se g/t	Sn g/t	Sr g/t	Tl g/t	Y g/t	Zn g/t
45: DX450200	< 30	9	< 20	31	< 20	< 30	< 20	212	< 30	7.1	15800
46: DX450155	< 30	32	< 20	34	< 20	< 30	< 20	305	< 30	8.0	699
47: DX450030	< 30	< 6	< 20	26	< 20	< 30	< 20	172	< 30	9.8	133
48: DX450049	34	< 6	< 20	< 20	< 20	< 30	< 20	185	< 30	6.3	69
49: DX450105	< 30	< 6	< 20	26	< 20	< 30	< 20	82	< 30	9.9	44
50: DX450170	< 30	< 6	< 20	257	< 20	< 30	< 20	150	< 30	9.0	638
51: DX450227	< 30	< 6	< 20	< 20	< 20	< 30	< 20	258	< 30	8.1	50
52: DX450230	31	< 6	< 20	< 20	< 20	< 30	< 20	408	< 30	8.8	63
53: DX450135	< 30	< 6	< 20	33	< 20	< 30	< 20	209	< 30	4.7	156

Jordan Graham
Client Rep

OnLine LIMS

0003474169

This document is issued by the Company under its General Conditions of Service accessible at http://www.sgs.com/terms_and_conditions.htm. Attention is drawn to the limitation of liability, indemnification and jurisdiction issues defined therein. WARNING: The sample(s) to which the findings recorded herein (the 'Findings') relate was (were) drawn and / or provided by the Client or by a third party acting at the Client's direction. The Findings constitute no warranty of the sample's representativity of the goods and strictly relate to the sample(s). The Company accepts no liability with regard to the origin or source from which the sample(s) is/are said to be extracted. The Findings report on the samples provided by the client and are not intended for commercial or contractual settlement purposes. Any unauthorized alteration, forgery or falsification of the content or appearance of this document is unlawful and offenders may be prosecuted to the fullest extent of the law. Test method information available upon request.

Appendix D – Chemical Assay Mini Methods

SGS	**Geochemistry** **Lakefield Laboratory**	Doc Type **Method Summary** Method No: Code **GC_ICP42C** Service **Testing** Issued Date **August 2022**
Natural Resources	**Multi-Element Preparation and Determination of Low Mineralized Samples by Strong Acid Digest and ICP-OES (ores, concentrates and metallurgical test products)** [Ag, Al, As, Ba, Be, Bi, Ca, Cd, Co, Cr, Cu, Fe, K, Li, Mg, Mn, Mo, Na, Ni, P, Pb, Sb, Se, Sn, Sr, Tl, Ti, V, Y, Zn; ICP-OES]	Approved by **S. Meyers**

1. **Parameter(s) measured, unit(s):**
   Silver (Ag), Aluminum (Al)*, Arsenic (As)*, Barium (Ba)*, Beryllium (Be), Bismuth (Bi), Cadmium (Cd), Calcium (Ca)*, Chromium (Cr)*, Cobalt (Co), Copper (Cu), Iron (Fe), Potassium (K)*, Lithium (Li), Magnesium (Mg)*, Manganese (Mn)*, Molybdenum (Mo), Sodium (Na), Nickel (Ni), Phosphorous (P), Lead (Pb)*, Antimony (Sb)*, Selenium (Se)*, Tin (Sn)*, Strontium (Sr), Thallium (Tl), Titanium (Ti)*, Vanadium (V), Yttrium (Y)*, Zinc (Zn) in g/t
   * digestion may not be complete and volatilization losses may occur for some mineral forms

2. **Typical sample size:**
   0.5 g

3. **Type of sample applicable (media):**
   Ores, concentrates and metallurgical test products

4. **Sample preparation technique used:**
   Sample is digested using a 4-acid mixture of HNO_3, HF, $HClO_4$, and HCl to obtain a near total digest of ores, concentrates and metallurgical products. Following digestion, the samples are read by ICP-OES.

5. **Method of analysis used:**
   Digested samples are analyzed by Inductively Coupled Plasma Optical Emission Spectroscopy (ICP-OES). These samples are analyzed as prepared and/or diluted within the linear range of the instrument calibration.

6. **Data reduction by:**
   Computer, on line, data fed to Laboratory Information Management System with secure audit trail

7. **Figures of Merit:**
   This method has been fully validated for the range of samples typically analyzed. Method validation includes the use of reference materials, replicates, duplicates and blanks to calculate

accuracy, precision, linearity, range, limit of detection, reporting limit, specificity and measurement uncertainty.

The Reporting Limit has been determined according to the following:

element	RL (g/t)	element	RL (g/t)
Ag	2	Mn	5
Al	100	Mo	5
As	30	Na	100
Ba	2	Ni	20
Be	0.05	P	30
Bi	20	Pb	20
Ca	100	Sb	10
Cd	2	Se	30
Co	4	Sn	20
Cr	10	Sr	1
Cu	5	Ti	5
Fe	100	Tl	30
K	20	V	2
Li	10	Y	0.5
Mg	40	Zn	10

Note: Report limits may be elevated for difficult matrices

8. Quality control:

Quality control materials include method blanks, replicates and reference materials and are randomly inserted with the frequency set according to method protocols at ~ 18% for process control analysis. Quality control materials will also include BRM (Barren reference materials, or preparations blanks) and preparation duplicates if samples have been taken through the sample reduction process. Calibration materials and secondary source solutions to cover the analytical range of ICP-OES analysis; reagent blank and drift check materials every 15 samples.

9. Accreditation:

SGS Natural Resources conforms to the requirements of ISO/IEC 17025. Scopes of Accredited tests are site specific, please visit https://www.scc.ca/en/search/laboratories

SGS	**Geochemistry** **Lakefield Laboratory**	Doc Type	**Method Summary**
		Method Code	**GO/GC_XRF75F (new code GO/GC_XRF75)**
		Service	**Testing**
Natural Resources	**Determination of Elements in Ores and Process Control Products by X-ray Fluorescence Spectrometry using Internal Standard Addition**	Issued Date	**May 2022**
		Approved by	**K. Loftus**

1. **Parameter(s) measured, unit(s):**
   Package A: Arsenic (As), Antimony (Sb), Thorium (Th), Uranium (U)
   Package B: Tin (Sn), in %
   Package C: Tungsten (W) in %
   Package D: Tantalum (Ta), Niobium (Nb) in %

2. **Typical sample size:**
   0.5 - 6g

3. **Type of sample applicable (media):**
   Rocks, soils, mill products and concentrates
   Package A experiences interference from concentrated Ag, Pb, Se, Sn, W
   Package B experiences interference from concentrated Sb
   Package C experiences interference from concentrated Ta
   Package D experiences interference from concentrated Cu, Y, W

4. **Sample preparation technique used:**
   This method is used as an alternative to fusion for analytical contexts where the analyte is volatile or if levels of detection below that attainable by fusion are required.
   The internal standard preparation technique forms a powder pellet specimen consisting of sample thoroughly mixed with a known amount internal standard compound to correct for matrix effects. The internal standard mix is chosen to provide reference intensity as close to the analyte line wavelength as possible while avoiding interposing major element lines or absorption edges. Within an emission line series, this is usually the adjacent element in terms of atomic number.
   The internal standard in use determines which elements from the method can be reported within a package (package A reports As, Sb, Th, U; package B reports Sn; package C reports W; package D reports Ta, Nb)

5. **Method of analysis used:**
   Xray fluorescence spectrometry

6. **Data reduction by:**
   Computer, on line, data fed to Laboratory Information Management System with secure audit

trail.

7. Figures of Merit:

This method has been fully validated for the range of samples typically analyzed. Method validation includes the use of reference materials, replicates, duplicates and blanks to calculate accuracy, precision, linearity, range, limit of detection, reporting limit, specificity and measurement uncertainty.

The Reporting Limit has been determined according to the following:

Element	**As**	**Sb**	**Th**	**U**	**Sn**	**W**	**Ta**	**Nb**
RL(%)	0.001	0.002	0.005	0.002	0.002	0.002	0.002	0.001
UL (%)	100	100	10	5	100	20	2	10

8. Quality control:

Quality control materials include method blanks, replicates and reference materials and are randomly inserted with the frequency set according to method protocols at ~12% for ore grade analysis and 18% for process control analysis. Quality control materials will also include BRM (Barren reference materials, or preparations blanks) and preparation duplicates if samples have been taken through the sample reduction process. Calibration materials that cover the reporting range upon method set-up, calibration drift check performed daily.

9. Accreditation:

SGS Natural Resources conforms to the requirements of ISO/IEC 17025. Scopes of Accredited tests are site specific, please visit https://www.scc.ca/en/search/laboratories

SGS	**Geochemistry** **Lakefield Laboratory**	Doc Type **Method Summary** Method Code **GO/GC/GT_XRF76V** Service **Testing** Issued Date **April 2022**
Natural Resources	**Preparation and Determination of Major Element Oxides, LOI and Rare Earth Oxides in Oxide Ores, and Process Control and Trade Products by Borate Fusion and Xray Fluorescence Spectrometry** [SiO_2, Al_2O_3, Fe_2O_3, MgO, CaO, Na_2O, K_2O, P_2O_5, MnO, TiO_2, Cr_2O_3; V_2O_5; LOI; additions BaO; Ce_2O_3; Nd_2O_3, La_2O_3; Pr_2O_3, Sm_2O_3; Nb_2O_5,ThO_2, Ta_2O_5; SnO_2; SrO; ZrO_2; HfO_2; Y_2O_3; WO_3; U_3O_8; Co; Ni ; XRF]	Approved by **K. Williams**

1. **Parameter(s) measured, unit(s):**
   Silicon Dioxide (SiO_2), Aluminum Oxide (Al_2O_3), Iron (III) Oxide (Fe_2O_3), Magnesium Oxide (MgO), Calcium Oxide (CaO), Sodium Oxide (Na_2O), Potassium Oxide (K_2O), Phosphorus Pentoxide (P_2O_5), Manganese Oxide (MnO), Titanium Dioxide (TiO_2), Chromium (III) Oxide (Cr_2O_3), Vanadium Oxide (V_2O_5), LOI, in %
   Barium Oxide (BaO), Cerium (III) Oxide (Ce_2O_3), Neodymium Oxide (Nd_2O_3), Lanthanum Oxide (La_2O_3), Praseodymium Oxide (Pr_2O_3), Samarium Oxide (Sm_2O_3), Niobium Pentoxide (Nb_2O_5), Thorium Dioxide (ThO_2), Tantalum Pentoxide (Ta_2O_5), Tin Dioxide (SnO_2) Uranium Oxide (U_3O_8), Cobalt (Co), Nickel (Ni), Strontium Oxide (SrO), Zirconium Dioxide (ZrO_2), Hafnium Oxide (HfO_2), Yttrium Oxide (Y_2O_3), Tungsten Trioxide (WO_3) in % can be added as additions

2. **Typical sample size:**
   0.2 to 0.5g, 1g additional for LOI analysis

3. **Type of sample applicable (media):**
   Rocks, oxide ores, concentrates and catalysts

4. **Sample preparation technique used:**
   This method is used to report, in percentage, the whole rock suite (SiO_2, Al_2O_3, Fe_2O_3, MgO, CaO, Na_2O, K_2O, P_2O_5, MnO, TiO_2, Cr_2O_3 ,V_2O_5). Sample preparation entails the formation of a homogenous glass disk by the fusion of the sample and a lithium tetraborate/lithium metaborate mixture. The LOI is determined separately and gravimetrically at 1000°C.

5. **Method of analysis used:**
   The prepared disks are analyzed by wavelength dispersion X-ray fluorescence (WD-XRF). The LOI is included in the matrix correction calculations, which are performed by the XRF software.

6. **Data reduction by:**
Computer, on line, data fed to Laboratory Information Management System with secure audit trail.

.

7. **Figures of Merit:**
This method has been fully validated for the range of samples typically analyzed. Method validation includes the use of reference materials, replicates, duplicates and blanks to calculate accuracy, precision, linearity, range, limit of detection, reporting limit, specificity and measurement uncertainty.

The reporting limits has been determined according to the following

Element	Report Limit %
SiO_2	0.01
Al_2O_3	0.01
MgO	0.01
Na_2O	0.01
K_2O	0.01
CaO	0.01
P_2O_5	0.01
TiO_2	0.01
Cr_2O_3	0.01
V_2O_5	0.01
Fe_2O_3	0.01
MnO	0.01
LOI	-10

*upper limit for all elements is 100%. A negative LOI indicates a gain on ignition

8. **Quality control:**
Quality control materials include method blanks, replicates and reference materials and are randomly inserted with the frequency set according to method protocols at ~12% for ore grade analysis and 18% for process control analysis. Quality control materials will also include BRM (Barren reference materials, or preparations blanks) and preparation duplicates if samples have been taken through the sample reduction process. Party quality samples are assayed in replicate, umpire quality samples are in triplicate. Calibration materials that cover the range upon method set-up; calibration check performed daily.

9. **Accreditation:**
SGS Natural Resources conforms to the requirements of ISO/IEC 17025. Scopes of Accredited tests are site specific, please visit https://www.scc.ca/en/search/laboratories

Appendix E – Terminology for Liberation/Association

Modal Mineralogy

Note: The size of the minerals as shown in the modal mineralogy tables is calculated statistically from the length of all the horizontal intercepts through each particle. It uses an assumption of random sectioning of spherical particles having uniform size, to obtain an estimate of the stereologically-corrected grain size in microns. The size calculation is a statistical property, which means that it is only valid when applied to a population of particles, and its accuracy increases as the population size increases. The accuracy of the size calculation is extremely low if applied to just a single cross-section.

Liberation and Association

For the purposes of this analysis, particle liberation is defined based on 2D particle area percent. Particles are classified in the following groups (in descending order) based on mineral-of-interest area percent: free (≥95% of the total particle area) and liberated (≥80%). The non-liberated grains have been classified according to association characteristics, where binary association groups refer to particle area percent greater than or equal to 95% of the two minerals or mineral groups. The complex groups refer to particles with ternary, quaternary, and greater mineral associations including the mineral of interest.

The liberation and association characteristics of these minerals for each sample are given below. Note that when minerals are present in trace amounts, roughly <0.2 wt%, statistical data might not be adequate to calculate the liberation and association. Thus, results must be interpreted with caution.

Terminology developed for liberation and association presented in the report.

Liberation classes were defined as follows:

- **Pure:** A mineral with 100% Area Percent
- **Free:** A mineral with ≥95% Area Percent
- **Liberated:** A mineral with ≥80% but <95% Area Percent
- **Midds:** A mineral with ≥50% but <80% Area Percent
- **Sub-Midds:** A mineral with ≥20% but <50% Area Percent
- **Locked:** A mineral with <20% Area Percent

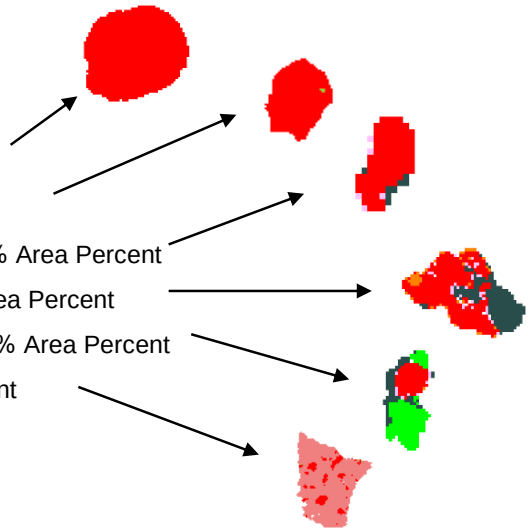

Association classes were defined as the follows:

- Pure Pyrite - a particle that has 100% of Pyrite
- Free Pyrite - a particle that has ≥95% of Pyrite
- Liberated Pyrite - a particle that has ≤95% to ≥80% of Pyrite
- Binary Pyrite: Chalcopyrite - a particle that has ≥95 area% of Pyrite: Chalcopyrite
- Binary Pyrite: Pyrrhotite - a particle that has ≥95 area% of Pyrite: Pyrrhotite
- Binary Pyrite: Sphalerite - a particle that has ≥95 area% of Pyrite: Sphalerite
- Binary Pyrite: Galena - a particle that has ≥95 area% of Pyrite: Galena
- Binary Pyrite: Arsenopyrite - a particle that has ≥95 area% of Pyrite: Arsenopyrite
- Binary Pyrite: Other Sulphides - a particle that has ≥95 area% of Pyrite: Other Sulphides (eg. chalcopyrite)
- Ternary Pyrite: Quartz/Feldspars - a particle that has ≥95 area% of Pyrite:Quartz:Feldspar (combined K-Feldspar and Plagioclase)
- Binary Pyrite: Micas - a particle that has ≥95 area% of Pyrite: Micas
- Binary Pyrite: Clays - a particle that has ≥95 area% of Pyrite: Clays
- Binary Pyrite: Other Silicates - a particle that has ≥95 area% of Pyrite: Other Silicates (clays/chlorite/amphibole ect.)
- Binary Pyrite: Carbonates - a particle that has ≥95 area% of Pyrite: Carbonates (combined calcite, dolomite and others)
- Binary Pyrite: Oxides - a particle that has ≥95 area% of Pyrite: Oxides (Fe-Oxides, Ilmenite or Rutile)
- Binary Pyrite: Other - a particle that has ≥95 area% of Pyrite: Other Minerals not listed above

Note: the complex category refers to ternary and quaternary particles, and does not necessarily reflect the complexity of the middling particles.

The same criteria were used for the liberation and association data for galena, sphalerite, arsenopyrite, pyrrhotite, carbonates, sulphides and oxides.

An Investigation into

THE MINERAL HOSTS OF ARSENIC, CADMIUM, COPPER, COBALT, MOLYBDENITE, LEAD, ARSENIC, AND ZINC FOR THE

GREAT BEAR PROJECT IN RED LAKE

prepared for

KINROSS GOLD

Project 19032-02 – MI5063-JUL25 – Final Report
March 5, 2025

NOTES

DISCLAIMER: This document is issued by the Company under its General Conditions of Service accessible at *http://www.sgs.com/en/Terms-and-Conditions.aspx*. Attention is drawn to the limitation of liability, indemnification and jurisdiction issues defined therein. Any holder of this document is advised that information contained hereon reflects the Company's findings at the time of its intervention only and within the limits of Client's instructions, if any. The Company's sole responsibility is to its Client and this document does not exonerate parties to a transaction from exercising all their rights and obligations under the transaction documents. Any unauthorized alteration, forgery or falsification of the content or appearance of this document is unlawful and offenders may be prosecuted to the fullest extent of the law.

WARNING: The sample(s) to which the findings recorded herein (the "Findings") relate was(were) drawn and / or provided by the Client or by a third party acting at the Client's direction. The Findings constitute no warranty of the sample's representativeness of any goods and strictly relate to the sample(s). The Company accepts no liability with regard to the origin or source from which the sample(s) is/are said to be extracted.

ACCREDITATION: SGS Minerals Lakefield is accredited to the requirements of ISO/IEC 17025 for specific tests as listed on our scope of accreditation, including geochemical, mineralogical, and trade mineral tests. To view a list of the accredited methods, please visit the following website and search SGS Lakefield: *http://palcan.scc.ca/SpecsSearch/GLSearchForm.do*.

Table of Contents

Introduction....iv
1. Sample Receipt and Preparation....1
2. QEMSCAN Operational Modes....2
3. Mineral List Created with the iExplorer Software and Quality Control....2
Summary of Results....5
4. Sample Inventory and Select Chemical Assays....5
5. Modal Mineralogy....7
6. Electron Microprobe Analysis (EMPA)....10
   6.1. EMPA of Pyrite....10
   6.2. EMPA of Pyrrhotite....11
   6.3. EMPA of Arsenopyrite....11
   6.4. EMPA of Sulfarsenides - Gersdorffite and Cobaltite....12
   6.5. EMPA of Chalcopyrite....12
7. Elemental Deportment....13
8. Sulphur Deportment....13
9. Nickel Deportment....16
10. Arsenic Deportment....18
11. Cobalt Deportment....21

Appendix A – QEMSCAN Data....24
Appendix B – Electron Microprobe Analysis (EMPA)....72
Appendix C – Chemical Certificate of Analysis....82
Appendix D – Terminology for Liberation/Association....93

List of Tables

Table 1: Sample Inventory and the Samples Analyzed from Coarse Rejects or Assay Pulps....1
Table 2: Mineral List and Formulas....3
Table 3: Sample Inventory and Select Chemical Assays....6
Table 4: Average, Minimum, and Maximum Values for Each Mineral Detected for All 12 Samples....8
Table 5: Modal Mineralogy (Wt%) for Each of the 12 Samples....9
Table 6: Average (wt%) Elemental Concentration of the EMPA Analysis for Pyrite for the Global Population and Each Sample....10
Table 7: Average (wt%) Elemental Concentration of the EMPA Analysis for the Pyrrhotite for the Global Population and Each Sample....11
Table 8: Average (wt%) Elemental Concentration of the EMPA Analysis for the Arsenopyrite for the Global Population and Each Sample....12
Table 9: Summary of the EMPA Analysis for the Sulfarsenides - Cobaltite for Sample 31623....12
Table 10: Average (wt%) Elemental Concentration of the EMPA Analysis for the Chalcopyrite for the Global Population....12
Table 11: Average, Minimum, and Maximum Values for Sulphur Deportment for all 12 Samples....14
Table 12: Average, Minimum, and Maximum Values for Nickel Deportment for All 12 Samples....16
Table 13: Average, Minimum, and Maximum Values for Arsenic Deportment for all Twelve Samples....18
Table 14: Average, Minimum, and Maximum Values for Cobalt Deportment for all 53 Samples....21

List of Figures

Figure 1: Graphical Illustration of QEMSCAN Calculated and Direct Chemical Assay Reconciliation for All Samples 4
Figure 2: Elemental Deportment of Sulphur for the Twelve Samples by Mass % and Normalized Mass % with the Corresponding Sulphur Assay 15
Figure 3: Elemental Deportment of Nickel for the Twelve Sample by Mass and Normalized Mass % with the Ni Assays (%) 17
Figure 4: Elemental Deportment of Arsenic for the Twelve Samples by Mass and Normalized Mass % with the As Assays (%) 20
Figure 5: Elemental Deportment of Cobalt for the Twelve Samples by Mass and Normalized Mass % with the Co Assays (g/t) 23

Introduction

This report describes a mineralogical test program using High Definition Mineralogy, including chemical assay, QEMSCAN technology (Quantitative Evaluation of Materials by Scanning Electron Microscopy) and electron microprobe analysis (EMPA). This is a continuation program from SGS project #19032-02 - MI5020-AUG23, where the samples are derived from Kinross Gold's Great Bear project located in Red Lake, Ontario. Twelve samples were submitted by representatives from WSP on behalf of Kinross. The purpose of this test program was to determine the overall mineral assemblage, and the liberation and association of sulphide, carbonate, and silicate minerals. The main objective was to use the QEMSCAN modal distribution along with the EMPA data in conjunction to determine the mineral hosts and elemental deportment of arsenic, cadmium, cobalt, copper, molybdenum, lead, arsenic, and zinc.



Chris Gunning, H.B.Sc
Senior Mineralogist, Advanced Mineralogy Facility



Stephanie Downing, M.Sc
Mineralogy Manager, Canada

Sample & Section Preparation by: Rick Wittekoek & Julian Legault-Seguin,
QEMSCAN Operation by: Simon Edwards and Margot Aldis
QEMSCAN Data Processing by: Chris Gunning
Electron Microprobe Analysis; Completed at Queens University by Dr. Brian Joy
Report preparation by: Chris Gunning
Reviewed by: Tassos Grammatikopoulos, Cheryl Mina, and Stephanie Downing

Testwork Summary

1. Sample Receipt and Preparation

Twelve samples were selected and submitted by representatives from WSP. The SGS project number 19032-02 and corresponding Mineralogy LIMS number MI5063-JUL24 were assigned to the testwork.

Each sample was submitted as coarse reject material at a nominal crush size of -9.5 mm or -6.3 mm. A 150-gram portion of the coarse reject samples was stage-crushed to a P_{80} (80% passing) of 150 µm for the polished section preparation for the QEMSCAN and EMPA analysis. Samples for chemical analysis were pulverized to 75 µm. The sample inventory is presented in Table 1.

Table 1: Sample Inventory and the Samples Analyzed from Coarse Rejects or Assay Pulps

Sample ID
31759
31782
31623
31718
31644
31576
DX450179
DX450213
DX450183
DX450174
31787
31795

Representative subsamples were micro-riffled for additional analysis which included the following:

- Graphite-impregnated polished epoxy grain mount preparation and subsequent PMA analysis by QEMSCAN.
- Assay cuts were submitted to SGS's Minerals analytical facility for the whole rock geochemistry (WRA by XRF - GC_XRF76V). Additional cuts were also submitted to SGS's Enviro group for trace metals scan using a strong 4-Acid digest and trace metals using aqua regia, total carbon (C), and total sulphur (S).

All QEMSCAN data is presented in Appendix A, the summary of results from the EMPA analysis conducted at Queen's University in Appendix B, the certificate chemical of analysis in Appendix C, and the terminology for liberation and association in Appendix D.

2. QEMSCAN Operational Modes

The mode of QEMSCAN analysis used for this project was Particle Mapping Analysis (PMA). PMA is a two-dimensional mapping analysis aimed at resolving liberation and locking characteristics of a generic set of particles. A pre-defined number of particles are mapped at a point spacing selected in order spatially resolve and describe mineral textures and associations. This mode is often selected to characterize feed and concentrate products, as both gangue and value minerals report in statistically abundant quantities.

It should be noted that the energy dispersive X-ray characteristics for magnetite, hematite, and to a lesser extent, goethite, are nearly identical and that these minerals cannot reliably be distinguished by QEMSCAN. Light elements such as lithium, boron, carbon, beryllium, oxygen, and hydrogen cannot be discriminated by the QEMSCAN analysis.

The assay results were also used for QEMSCAN data validation and reconciliation.

3. Mineral List Created with the iExplorer Software and Quality Control

Numerous mineral phases were detected in the suite of samples. A mineral list was developed with the iExplorer processing software and theoretical formula of each mineral is presented in Table 2. Key QEMSCAN mineralogically calculated assays have been regressed with the chemical assays for the samples, as presented in and Figure 1. Elemental deviation between the calculated QEMSCAN assays and actual assays may occur due to the solid solution chemistry of some minerals.

Table 2: Mineral List and Formulas

Mineral	Mineral Formula
Pyrite	FeS_2
Pyrrhotite	$Fe_{(1-x)}S$
Sphalerite	(Zn,Fe)S
Chalcopyrite	$CuFeS_2$
Galena	PbS
Arsenopyrite	FeAsS
Cobaltite/Gersdorffite	CoAsS/NiAsS
Pentlandite	$(Fe,Ni)_9S_8$
Molybdenite	MoS_2
Quartz	SiO_2
Plagioclase(Anorthite/Bytownite)	$CaAl_2Si_2O_8$
Plagioclase(Labradorite)	$(Ca,Na)(Si,Al)_4O_8$
Plagioclase(Albite/Oligoclase)	$NaAlSi_3O_8$
K-Feldspar	$KAlSi_3O_8$
Biotite	$K(Mg,Fe)Al_2Si_3AlO_{10}(OH)_2$
Sericite/Muscovite	$KAl_2(AlSi_3O_{10})(OH)_2$
Chlorite	$(Fe,(Mg,Mn)_5,Al)(Si_3Al)O_{10}(OH)_8$
Clays	$Al_2Si_2O_5(OH)_4$
Amphibole	$(Na,K)Ca_2(Fe,Mg)_5(Al,Si)_8O_{22}(OH)_2$
Garnet	$Ca_3Fe_2(SiO_4)_3$
Calcite	$CaCO_3$
Dolomite	$CaMg(CO_3)_2$
Ankerite	$Ca(Fe,Mg,Mn)(CO_3)_2$
Fe-Oxides	Fe_2O_3/Fe_3O_4
Rutile	TiO_2
Ilmenite	$FeTiO_3$
Apatite	$Ca_5(PO_4)_3(F,Cl,OH)$
Sulphates	$CaSO_4/CaSO_4•_2(H_2O)$

Other minerals may include sulphates, other sulphides, carbonates, ilmenite, and other rare minerals

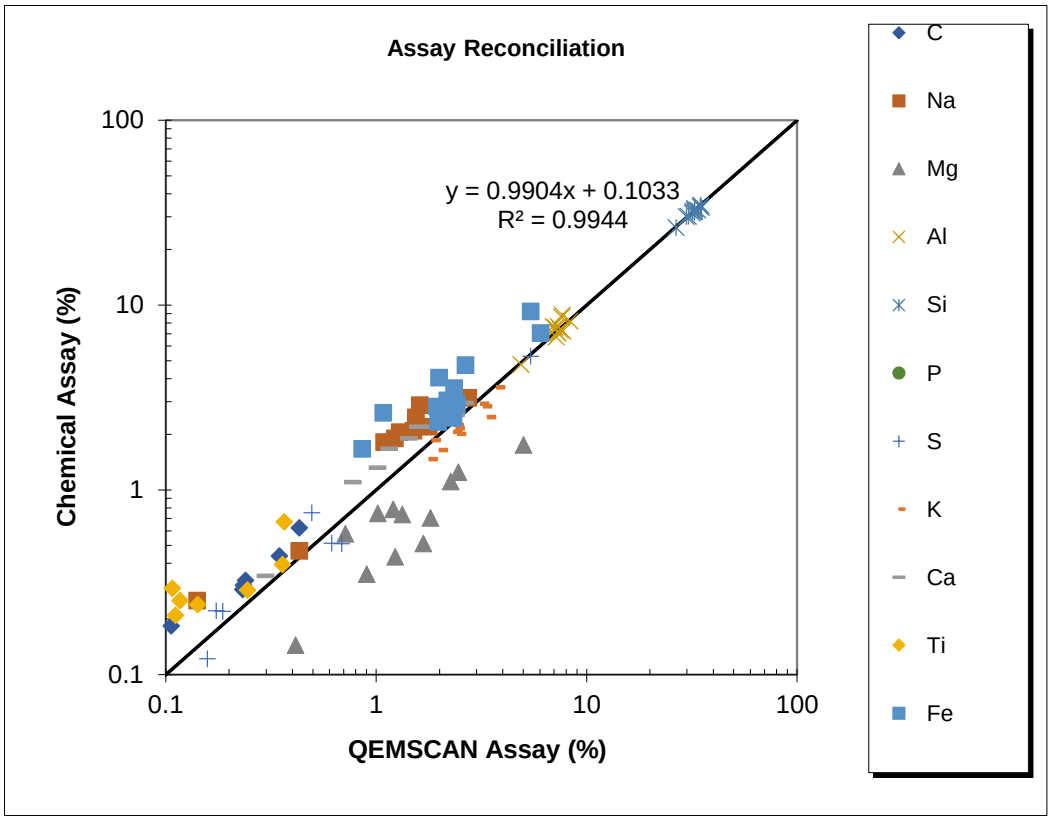

Figure 1: Graphical Illustration of QEMSCAN Calculated and Direct Chemical Assay Reconciliation for All Samples

Summary of Results

Twelve samples, from Kinross Great Bear project in Red Lake Ontario, were submitted on behalf of WSP for a detailed mineralogical characterization to determine the mineral hosts of arsenic, cadmium, cobalt, copper, molybdenum, lead, arsenic, and zinc. This is a continuation program from SGS project 19032-02, MI5020-AUG23. The study included chemical assays, QEMSCAN, and electron microprobe analysis (EMPA). The objective of the QEMSCAN analysis was to determine the overall mineral assemblage with focus on the various sulphide and carbonate concentrations, and their liberation and grain size data. The objective of the EMPA was to quantify the overall composition of the minerals in various samples, and to also determine the trace elements hosted in the various phases (e.g., arsenic in low concentrations in pyrite). The QEMSCAN modal distributions along with the EMPA data were used in conjunction to determine the mineral hosts and elemental deportment of the aforementioned analytes.

The sample preparation and the details of the results are discussed in the main body of the report. The points of interest are discussed in this summary.

4. Sample Inventory and Select Chemical Assays

Table 3 presents the sample inventory and selected assays for each sample. Notes about the select assays:

- Antimony (Sb) assays for each sample are below the detection limits (DL's).
- Arsenic (As), averages 56.4 µg/g and ranges from 2 µg/g to 212 µg/g
- Cadmium (Cd) averages 0.1 µg/g and ranges from nil to 0.3 µg/g
- Cobalt (Co) concentrations average 12.8 µg/g and range from 3.6 µg/g to 37.0 µg/g .
- Copper (Cu) concentrations average 27.8 µg/g and range from 9.0 µg/g to 70.0 µg/g .
- Molybdenum (Mo) concentrations average 1.2 µg/g and range from 0.7 µg/g to 1.7 µg/g.
- Nickel (Ni) concentrations average 29.9 µg/g and range from 9 µg/g to 84.0 µg/g.
- Lead (Pb) concentrations average 4.7 µg/g and range from 2 µg/g to 15 µg/g.
- Zinc (Zn) concentrations average 58.3 µg/g and range from 27 µg/g to 110 µg/g.

Table 3: Sample Inventory and Select Chemical Assays

Sample ID	SiO2	Al2O3	Fe2O3	MgO	CaO	Total S	Total C	As	Cd	Co	Cu	Mo	Ni	Pb	Sb	Se	Zn
	%	%	%	%	%	%	%	µg/g	µg/g	µg/g	µg/g	µg/g	µg/g	µg/g	µg/g	µg/g	µg/g
31759	70.0	14.3	6.77	0.85	1.85	0.102	0.053	120	0.03	11	17	1.7	28	6.9	< 2	0.1	88
31782	73.0	13.9	2.38	0.24	2.34	0.011	0.184	26	0.04	3.6	11	0.7	9	2.3	< 2	0.1	28
31623	74.3	12.7	3.74	0.58	1.54	0.032	0.120	30	0.07	14	12	1.1	66	5.3	< 2	0.1	40
31718	67.2	14.5	5.79	1.17	3.51	0.222	0.440	11	0.07	14	48	1.2	38	2.7	< 2	0.2	62
31644	64.5	15.5	4.36	2.07	4.14	0.512	0.289	210	0.06	13	24	1.4	28	4.3	< 2	0.3	66
31576	71.3	13.5	3.34	1.22	2.66	0.751	0.324	93	0.31	8.4	47	1.7	15	15	< 2	0.9	93
DX450179	68.8	14.5	4.16	1.84	3.60	0.14	0.093	2	0.1	12	23	0.7	28	2.4	< 2	0.2	75
DX450213	64.7	13.7	10.1	0.96	0.48	5.280	0.013	33	0.03	13	9	1.7	14	5.5	< 2	2.7	32
DX450183	70.0	13.3	3.51	1.24	3.08	0.515	0.305	11	0.03	8	15	0.8	16	5.7	< 2	0.1	32
DX450174	72.1	9.02	5.08	1.30	3.57	0.220	0.624	100	0.08	12	32	0.8	16	2.7	< 2	0.5	27
31787	68.3	16.3	4.04	0.72	3.08	0.122	0.041	2.2	< 0.02	7.8	25	1.5	17	2	< 2	0.2	46
31795	56.1	16.7	13.2	2.91	3.57	0.163	0.075	39	0.03	37	70	0.8	84	2.1	< 2	0.3	110
Average	68.4	14.0	5.5	1.3	2.8	0.7	0.2	56.4	0.1	12.8	27.8	1.2	29.9	4.7	0.0	0.5	58.3
Min	56.1	9.0	2.4	0.2	0.5	0.0	0.0	2.0	0.0	3.6	9.0	0.7	9.0	2.0	0.0	0.1	27.0
Max	74.3	16.7	13.2	2.9	4.1	5.3	0.6	210.0	0.3	37.0	70.0	1.7	84.0	15.0	0.0	2.7	110.0

5. Modal Mineralogy

Table 4 presents the minerals detected within the suite of samples displaying the overall average, minimum, and maximum concentrations within the 12 samples, where Table 5 presents the modal mineralogy for each sample.

Summary of the sulphide distribution:

- Pyrite is the main sulphide present within the suite of 12 samples, averages 1.05%, and ranges from nil% to 9.45%. Samples 31644, 31576, DX450213, and DX450183 have the highest pyrite concentrations at 1.09%, 0.78%, 9.45% and 1.01%, respectively.
- Pyrrhotite is the second most abundant sulphide and averages 0.26%, and ranges from nil to 0.97%. Samples with 0.1% or greater pyrrhotite include 31759, 31718, 31644, 31576, DX450213, DX450183, DX450174, 31787, and 31795.
- Sphalerite, chalcopyrite, galena, cobaltite/gersdorffite, molybdenite and pentlandite were not detected in concentrations greater than 0.05%.
- Arsenopyrite was detected in trace levels in samples 31759, 31782, 31644, 31576, and DX450174 at 0.07%, 0.08%, 0.01%, 0.01% and 0.02%, respectively.

Summary of the silicate distribution:

- The dominant silicate phases include quartz which averages 37.9%, and ranges from 19.2% to 48.8%, plagioclase (albite/oligoclase) which averages 23.2% and ranges from 1.4% to 38.4%, and sericite/muscovite which averages 13.3% and ranges from 0.77% to 32.17%.
- Other silicate minerals typically in moderate to traces levels include plagioclase (anorthite/bytownite – ave. 0.49%), plagioclase (labradorite – ave. 3.5%), K-feldspars (ave. 2.1%), biotite (ave. 9.7%), chlorite (ave. 1.6%), clays (ave. 1.9%), amphibole (ave. 1.5%), and garnet (ave. 0.81%).

Summary of the carbonate mineral distribution:

- Calcite is present as a minor to trace mineral in each sample, averaging 1.24% and ranges from 0.03% to 3.33%.
- Dolomite occurs in minor levels in sample DX450183 (1.05%).
- Ankerite occurs in trace levels in sample DX450174 (0.2%).

Table 4: Average, Minimum, and Maximum Values for Each Mineral Detected for All 12 Samples

Mineral (%)	Average	Min	Max
Pyrite	1.05	0.00	9.45
Pyrrhotite	0.26	0.00	0.97
Sphalerite	0.00	0.00	0.00
Chalcopyrite	0.01	0.00	0.03
Galena	0.00	0.00	0.00
Arsenopyrite	0.02	0.00	0.08
Cobaltite/Gersdorffite	0.00	0.00	0.01
Molybdenite	0.00	0.00	0.01
Pentlandite	0.00	0.00	0.00
Other Sulphides	0.00	0.00	0.00
Quartz	37.86	19.27	48.79
Plagioclase(Anorthite/Bytownite)	0.49	0.01	2.71
Plagioclase(Labradorite)	3.45	0.05	12.73
Plagioclase(Albite/Oligoclase)	23.22	1.41	38.37
K-Feldspars	2.09	0.00	7.41
Biotite	9.72	1.81	30.84
Sericite/Muscovite	13.34	0.77	32.17
Chlorite	1.59	0.32	4.67
Clays	1.87	1.12	2.67
Amphibole	1.54	0.16	5.82
Garnet	0.81	0.02	3.47
Other Silicates	0.11	0.01	0.34
Calcite	1.24	0.03	3.33
Dolomite	0.09	0.00	1.05
Ankerite	0.02	0.00	0.20
Fe-Oxides	0.62	0.40	1.16
Ilmenite	0.36	0.02	1.13
Other Oxides	0.04	0.01	0.21
Apatite	0.22	0.06	0.46
Sulphates	0.00	0.00	0.03
Other	0.06	0.03	0.11

Table 5: Modal Mineralogy (Wt%) for Each of the 12 Samples

Sample ID	31759	31782	31623	31718	31644	31576	DX450213	DX450179	DX450183	DX450174	31787	31795
Pyrite	0.00	0.00	0.03	0.00	1.09	0.78	9.45	0.12	1.01	0.00	0.13	0.04
Pyrrhotite	0.22	0.00	0.01	0.43	0.27	0.16	0.97	0.00	0.19	0.46	0.22	0.14
Sphalerite	0.00	0.00	0.00	0.00	0.00	0.00	0.00	0.00	0.00	0.00	0.00	0.00
Chalcopyrite	0.00	0.00	0.00	0.03	0.01	0.02	0.00	0.00	0.00	0.02	0.01	0.03
Galena	0.00	0.00	0.00	0.00	0.00	0.00	0.00	0.00	0.00	0.00	0.00	0.00
Arsenopyrite	0.07	0.08	0.00	0.00	0.01	0.01	0.00	0.00	0.00	0.02	0.00	0.00
Cobaltite/Gersdorffite	0.00	0.00	0.01	0.00	0.00	0.00	0.00	0.00	0.00	0.00	0.00	0.00
Molybdenite	0.00	0.00	0.00	0.00	0.00	0.01	0.00	0.00	0.00	0.00	0.00	0.00
Pentlandite	0.00	0.00	0.00	0.00	0.00	0.00	0.00	0.00	0.00	0.00	0.00	0.00
Other Sulphides	0.00	0.00	0.00	0.00	0.00	0.00	0.00	0.00	0.00	0.00	0.00	0.00
Quartz	48.79	41.02	45.69	37.12	29.36	35.23	44.90	34.21	37.75	46.58	34.38	19.27
Plagioclase(Anorthite/Bytownite)	2.71	0.10	0.11	0.14	0.26	0.07	0.05	0.40	0.81	0.01	0.05	1.14
Plagioclase(Labradorite)	4.12	0.53	0.05	3.68	12.73	0.09	1.40	5.01	0.75	0.07	2.90	10.05
Plagioclase(Albite/Oligoclase)	2.80	34.07	23.70	25.15	16.77	32.32	1.41	29.74	23.21	34.48	38.37	16.66
K-Feldspars	1.15	2.71	2.71	0.25	3.93	4.56	1.39	0.34	7.41	0.00	0.47	0.21
Biotite	10.44	2.55	5.28	11.75	16.74	8.47	4.68	14.25	1.81	2.05	7.77	30.84
Sericite/Muscovite	21.15	13.49	16.68	13.79	13.33	11.06	32.17	6.85	14.39	0.77	10.52	5.86
Chlorite	0.97	0.37	1.26	1.09	0.51	0.82	0.32	0.94	4.67	4.28	0.88	2.99
Clays	1.77	2.67	2.59	1.62	1.37	2.39	1.33	1.98	1.90	2.41	1.12	1.30
Amphibole	1.38	0.21	0.16	0.21	0.45	0.16	0.18	4.12	2.67	2.96	0.19	5.82
Garnet	3.19	0.27	0.28	0.78	0.02	0.02	0.66	0.07	0.19	0.38	0.41	3.47
Other Silicates	0.08	0.03	0.07	0.01	0.23	0.07	0.01	0.26	0.34	0.12	0.01	0.07
Calcite	0.32	0.88	0.69	2.88	1.93	1.95	0.03	0.58	1.93	3.33	0.11	0.22
Dolomite	0.00	0.00	0.00	0.00	0.00	0.02	0.00	0.00	1.05	0.06	0.00	0.00
Ankerite	0.00	0.00	0.00	0.01	0.00	0.01	0.02	0.00	0.00	0.20	0.00	0.00
Fe-Oxides	0.48	0.50	0.50	0.55	0.40	1.16	0.57	0.49	0.59	0.87	0.76	0.53
Ilmenite	0.10	0.33	0.09	0.33	0.02	0.06	0.10	0.29	0.02	0.76	1.13	1.12
Other Oxides	0.01	0.02	0.02	0.01	0.04	0.21	0.01	0.02	0.03	0.03	0.02	0.01
Apatite	0.19	0.11	0.06	0.13	0.44	0.24	0.24	0.28	0.26	0.08	0.46	0.20
Sulphates	0.00	0.00	0.00	0.00	0.00	0.01	0.03	0.00	0.00	0.00	0.00	0.00
Other	0.06	0.06	0.03	0.04	0.11	0.11	0.09	0.04	0.05	0.06	0.06	0.04

6. Electron Microprobe Analysis (EMPA)

The QEMSCAN modal mineralogy data was reviewed and nearly all the samples underwent EMPA analysis for select phases. The minerals selected for analysis and elements of concern include:

- Pyrite for low concentrations of Co, Ni, Cu, As and Se (n=89)
- Pyrrhotite for Co, Ni, Cu and Se (n=62)
- Arsenopyrite for Co, Ni, As, Sb and Se (n=9)
- Chalcopyrite for Co, Ni and Se (n=6)
- Cobaltite for Co, Ni, As, Sb and Se (n=2)

6.1. EMPA of Pyrite

Table 6 summarizes the EMPA data for pyrite presenting the global average, average composition of each sample, and the number of EPMA analyses per sample. The cobalt, nickel, and arsenic concentrations are variable within the suite of samples.

Samples that have average concentrations of pyrite with >0.07% cobalt include:

- 31644, 31787, and DX450213

Only sample 31795 had an average concentration with >0.1% nickel.

Samples that have average concentrations of pyrite with >0.1% arsenic include:

- 31644, DX450179, 31576, and 31795

The samples with the higher concentrations mentioned above are highlighted in blue in Table 6.

Table 6: Average (wt%) Elemental Concentration of the EMPA Analysis for Pyrite for the Global Population and Each Sample

Sample	Fe	Co	Ni	Cu	As	S	Se	Total	Number of Analysis
Detection Limits	**0.062**	**0.033**	**0.040**	**0.052**	**0.029**	**0.040**	**0.214**		
Global	**46.47**	**0.07**	**0.04**	**0.01**	**0.11**	**53.45**	**0.03**	**100.19**	**89**
31644	46.19	0.15	0.07	0.02	0.26	53.30	0.03	100.02	20
DX450179	46.61	0.03	0.01	0.01	0.10	53.42	0.02	100.20	20
DX450183	46.62	0.04	0.03	0.01	0.05	53.56	0.01	100.31	20
31576	46.58	0.03	0.02	0.01	0.13	53.32	0.03	100.12	10
31787	46.34	0.13	0.02	0.01	0.00	53.64	0.04	100.18	5
DX450213	46.43	0.12	0.04	0.01	0.02	53.59	0.04	100.25	10
31623	46.60	0.02	0.01	0.01	0.04	53.74	0.14	100.56	2
31795	46.05	0.01	0.34	0.02	0.10	53.48	0.09	100.09	2

6.2. EMPA of Pyrrhotite

Table 7 summarizes the EMPA data for pyrrhotite. Cobalt and copper concentrations are typically below or near to the detection limits (0.03% and 0.05%, respectively). Nickel concentrations vary within the suite of samples.

Samples that have average concentrations of pyrrhotite with >0.1% nickel include:

- DX450183, 31718, DX450174, 31787, 31759, and 31623

The samples with the higher concentrations mentioned above are highlighted in blue in Table 7.

Table 7: Average (wt%) Elemental Concentration of the EMPA Analysis for the Pyrrhotite for the Global Population and Each Sample

Sample	Fe	Co	Ni	Cu	S	Se	Total	Number of Analysis
Detection Limits	0.074	0.034	0.041	0.053	0.027	0.027		
Global	**61.42**	**0.02**	**0.10**	**0.01**	**38.64**	**0.00**	**100.20**	**62**
31644	60.92	0.00	0.09	0.01	39.24	0.00	100.27	5
DX450179	60.90	0.00	0.03	0.02	39.14	0.00	100.10	10
DX450183	60.55	0.03	0.18	0.01	39.33	0.00	100.10	5
31576	60.37	0.00	0.04	0.02	39.48	0.00	99.91	5
31718	62.63	0.02	0.10	0.01	37.72	0.00	100.49	10
DX450174	61.34	0.06	0.14	0.01	38.68	0.01	100.23	10
31787	61.05	0.03	0.13	0.00	38.84	0.00	100.05	5
31759	61.04	0.02	0.11	0.01	39.21	0.00	100.40	5
31623	60.33	0.03	0.26	0.01	39.47	0.00	100.11	2
31795	63.77	0.00	0.01	0.00	36.25	0.01	100.04	5

6.3. EMPA of Arsenopyrite

Table 8 summarizes the EMPA analyses for arsenopyrite presenting the global average, average composition of each sample, and the number of EPMA analyses per sample.

Arsenic concentrations averages 44.19% and ranges from 41.83% in sample 31644 up to 46.12% in sample 31782.

For most of the samples, nickel, and antimony concentrations are close or below the detection limits. Four samples have higher concentrations of cobalt and include 31644 (1.12%), DX450174 (1.09%), 31759 (1.2%), and 31782 (0.98%). Only two of the samples have nickel concentrations above the detection limits which include 31644 (0.44%) and 31782 (0.06%).

The samples with the higher concentrations mentioned are highlighted in blue in Table 8.

Table 8: Average (wt%) Elemental Concentration of the EMPA Analysis for the Arsenopyrite for the Global Population and Each Sample

Sample	Fe	Co	Ni	As	Sb	S	Se	Total	Number of Analysis
Detection Limits	**0.04**	**0.03**	**0.03**	**0.10**	**0.05**	**0.03**	**0.23**		
Global	**33.50**	**1.00**	**0.17**	**44.19**	**0.00**	**20.81**	**0.03**	**99.70**	**9**
31644	33.62	1.12	0.44	41.83	0.00	22.25	0.01	99.27	3
31576	34.75	0.09	0.00	44.05	0.00	20.99	0.00	99.89	1
DX450174	33.28	1.09	0.02	45.50	0.01	19.89	0.08	99.85	2
31759	33.04	1.20	0.03	45.55	0.00	19.99	0.03	99.85	2
31782	33.24	0.98	0.06	46.12	0.00	19.78	0.00	100.19	1

6.4. EMPA of Sulfarsenides - Gersdorffite and Cobaltite

Only two cobaltite grains were detected and analyzed in sample 31623. Cobalt, nickel, and arsenic concentrations average 13.96%, 12.99%, and 46.60%, respectively.

The average values of the EMPA are summarized in Table 9.

Table 9: Summary of the EMPA Analysis for the Sulfarsenides - Cobaltite for Sample 31623

Sample Name	Fe	Co	Ni	As	Sb	S	Se	Total
31623	8.05	12.63	13.86	45.63	0.01	18.94	0.03	99.17
31623	7.53	15.28	12.12	45.56	0.00	19.14	0.19	99.83
Average	7.79	13.96	12.99	45.60	0.01	19.04	0.11	99.50
Min	7.53	12.63	12.12	45.56	0.00	18.94	0.03	
Max	8.05	15.28	13.86	45.63	0.01	19.14	0.19	
Stdev	0.37	1.87	1.23	0.05	0.01	0.14	0.12	

6.5. EMPA of Chalcopyrite

Table 10 summarizes the results from the EMPA for chalcopyrite from 6 grains. Two chalcopyrite grains were analyzed from 31718, and one from each from DX450174, 31787, 31795, and 031644. Cobalt and nickel concentrations are below the detection limits.

Table 10: Average (wt%) Elemental Concentration of the EMPA Analysis for the Chalcopyrite for the Global Population

Sample Name	Fe	Co	Ni	Cu	S	Se	Total
31718	30.85	0.00	0.00	34.57	34.92	0.00	100.34
31718	30.22	0.00	0.00	34.35	35.28	0.01	99.86
DX450174	31.27	0.02	0.00	34.81	35.26	0.01	101.37
31787	30.89	0.01	0.00	33.70	35.16	0.00	99.76
31795	30.76	0.00	0.01	34.58	35.23	0.02	100.61
031644 Rep 1	30.84	0.00	0.00	34.08	35.05	0.00	99.97
Global	**30.81**	**0.00**	**0.00**	**34.35**	**35.15**	**0.01**	**100.32**

7. Elemental Deportment

The elemental deportment is calculated based on the mineral mass of each phase within each respective sample, the average composition of each phase from the EMPA data, and/or theoretical composition. The deportment data is presented in Appendix A for sulphur (S), arsenic (As), cobalt (Co), copper (Cu), molybdenum (Mo), lead (Pb), arsenic (Ni), and zinc (Zn).

In summary:

- Copper is primarily hosted by chalcopyrite.
- Molybdenite was the only host for molybdenum, and only detected in sample 31576.
- Galena was the only mineral host for lead, and only detected in samples 31644, 31576, and 31795.

There is more diversity on the mineral hosts and elemental deportment for sulphur, nickel, cobalt, and arsenic.

8. Sulphur Deportment

Table 11 presents the average, minimum, and maximum values for the suite of 12 samples and illustrates that pyrite and pyrrhotite are the dominate sulphur-bearing minerals for most of the samples. Figure 2 presents the elemental deportment of sulphur for each sample with the respective sulphur assay.

Pyrite accounts for an average of 48.7% of the total sulphur and ranges from nil% to 95.9%. The following samples have >50% of the sulphur hosted by pyrite:

- 31623 (69.3%), 31644 (84.6), 31576 (83.8%), DX450213 (93.2%), DX450179 (95.9%), and DX450183 (87.8%).

Pyrrhotite accounts for an average of 37.5% of the total sulphur, and ranges from 0.18 to 93.1%. The following samples have >50% of the sulphur hosted by pyrrhotite:

- 31759 (84.2%), 31718 (93.1%), DX450174 (92.9%), 31787 (52.2%), and 31795 (63.4%)

For sample 31782, arsenopyrite is the dominant host of sulphur accounting for 91.7%.

Chalcopyrite accounts for an average of 2.79% of total sulphur, and ranges from nil to 11.3%.

Table 11: Average, Minimum, and Maximum Values for Sulphur Deportment for all 12 Samples

Mineral	Average	Min	Max
Pyrite	48.67	0.00	95.95
Pyrrhotite	37.49	0.18	93.07
Sphalerite	0.49	0.00	2.47
Chalcopyrite	2.79	0.00	11.28
Galena	0.02	0.00	0.11
Arsenopyrite	9.24	0.00	91.66
Cobaltite/Gersdorffite	0.55	0.00	5.88
Molybdenite	0.07	0.00	0.79
Pentlandite	0.24	0.00	1.18
Other Sulphides	0.13	0.00	0.97
Sulphates	0.26	0.00	1.05
Other	0.06	0.00	0.43

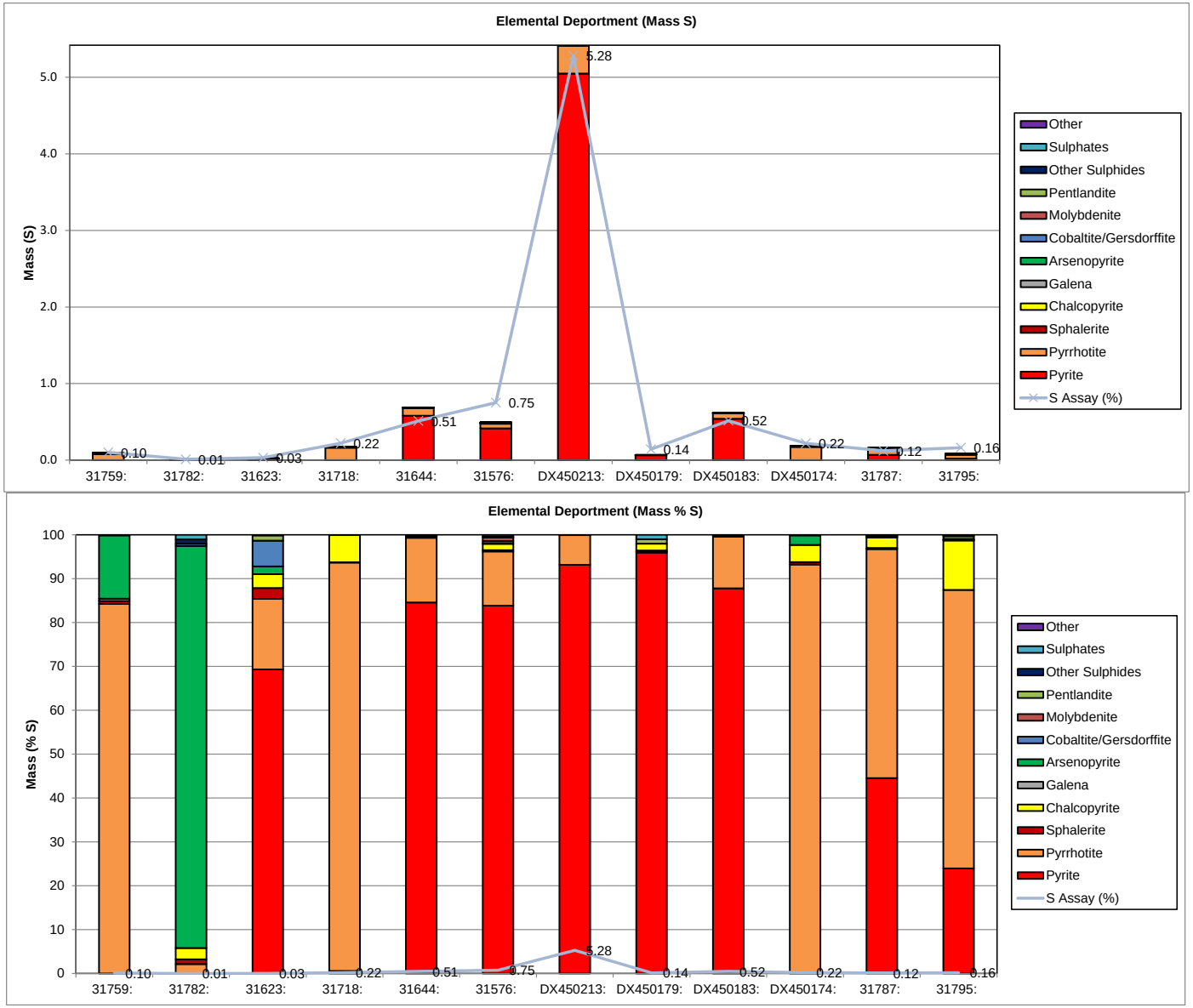

Figure 2: Elemental Deportment of Sulphur for the Twelve Samples by Mass % and Normalized Mass % with the Corresponding Sulphur Assay

9. Nickel Deportment

Table 12 presents the average, minimum, and maximum values for the suite of 12 samples. Figure 3 presents the elemental deportment of nickel for each sample along with the respective nickel assay. A precautionary note is that most of the samples are very low grade in Ni (<0.01%) as per the assay presented in Table 3.

From the EMPA data, the following averages were used for pyrite:

- 0.34% Ni for sample 31795.
- 0.03% Ni for all the other samples.

From the EMPA data, the following averages were used for pyrrhotite:

- 0.15% Ni for samples DX450183, 31718, DX450174, 31787, 31759, and 31623
- 0.04% Ni for all the other samples.

Pyrite accounts for an average of 30.61% of the total nickel and ranges from nil% to 87.3%, where pyrrhotite averages 31.7% of the total nickel and ranges from nil to 99.5%.

- Samples that have >10% of the nickel hosted by arsenopyrite include 31759 (49.0%), 31782 (29.0%), and DX450174 (11.5%).
- Samples that have >10% of the nickel hosted by pentlandite include 31623 (21.9%), DX450179 (96.6%), 31787 (20.5%,) and 31795 (57.3%).
- Samples that have >10% of the nickel hosted by cobaltite/gersdorffite include 31782 (70.5%), 31623 (71.5%), and 31795 (11.5%).

Table 12: Average, Minimum, and Maximum Values for Nickel Deportment for All 12 Samples

Mineral	Average	Min	Max
Pyrite	30.61	0.00	83.27
Pyrrhotite	31.74	0.02	99.47
Arsenopyrite	7.79	0.00	49.01
Cobaltite/Gersdorffite	12.80	0.00	71.57
Pentlandite	17.06	0.00	96.61

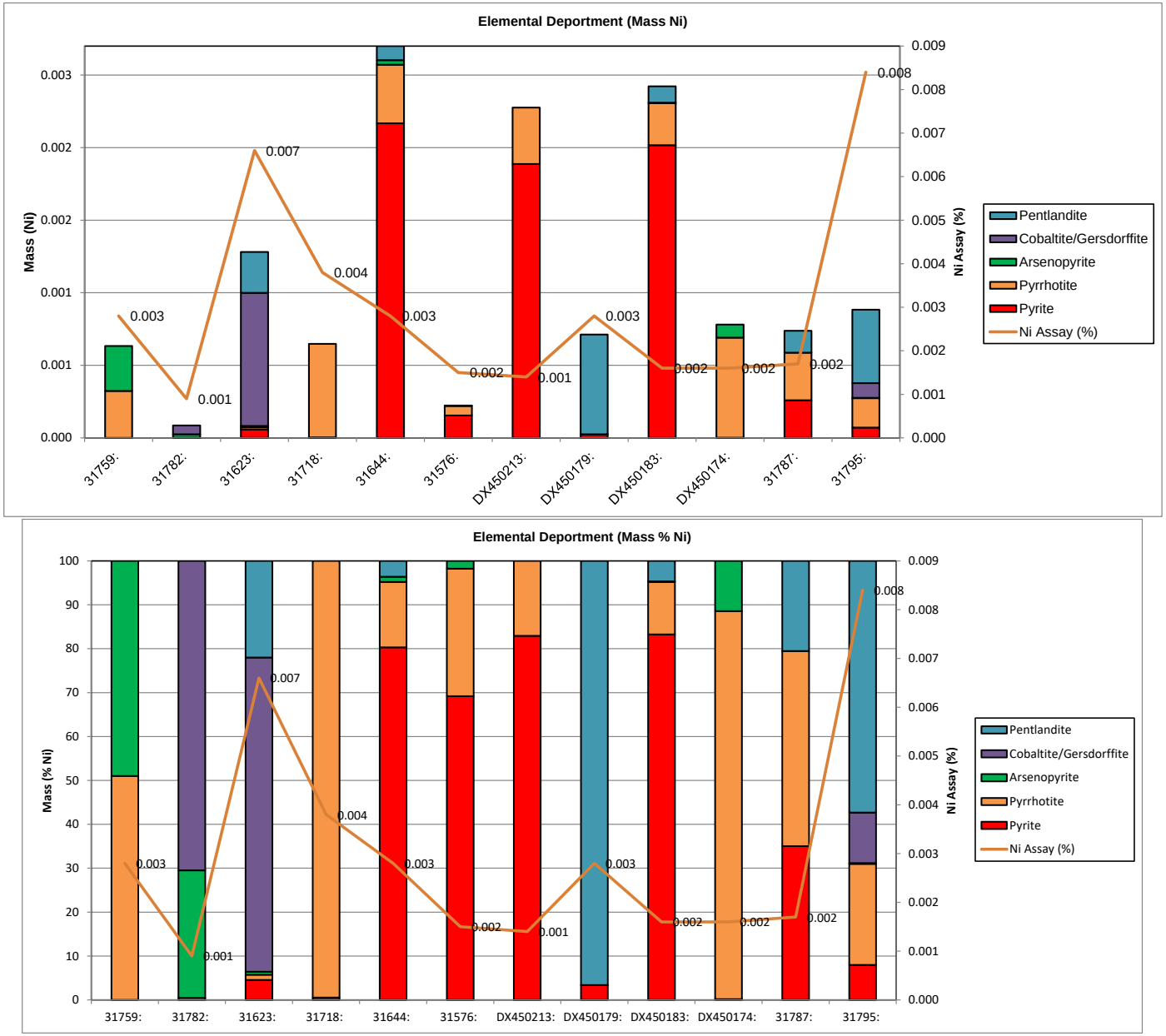

Figure 3: Elemental Deportment of Nickel for the Twelve Sample by Mass and Normalized Mass % with the Ni Assays (%)

10. Arsenic Deportment

Table 13 presents the average, minimum, and maximum values for the suite of 12 samples. Figure 4 presents the elemental deportment of arsenic for each sample with the respective arsenic assay. A precautionary note is that arsenic is below 0.02% for most of the samples (Table 3).

- From the EMPA data, the following arsenic averages were used for pyrite:
    - 0.15% arsenic for samples 31644, DX450179 and 31576 and 31795
    - 0.03% arsenic for all other samples

Pyrite accounts for an average of 40.4%, and ranges from nil% to 100% of the total arsenic in the samples. Samples that have pyrite as the main host of arsenic include 31718, DX450213, DX450179, and 31787.

Arsenopyrite accounts for an average of 47.9%, and ranges from nil% to 100% of the total arsenic in the samples. Samples that have arsenopyrite as the main host of arsenic include 31759, 31782, 31644, 31576, DX450183, and DX450174.

Cobaltite/gersdorffite accounts for an average of 12.1%, and ranges from nil% to 77.6% of the total arsenic in the samples. Samples that have cobaltite/gersdorffite as the main host of arsenic include 31623 and 31795.

Table 13: Average, Minimum, and Maximum Values for Arsenic Deportment for all Twelve Samples

Mineral	Average	Min	Max
Pyrite	40.42	0.00	100.00
Arsenopyrite	47.49	0.00	100.00
Cobaltite/Gersdorffite	12.09	0.00	77.60

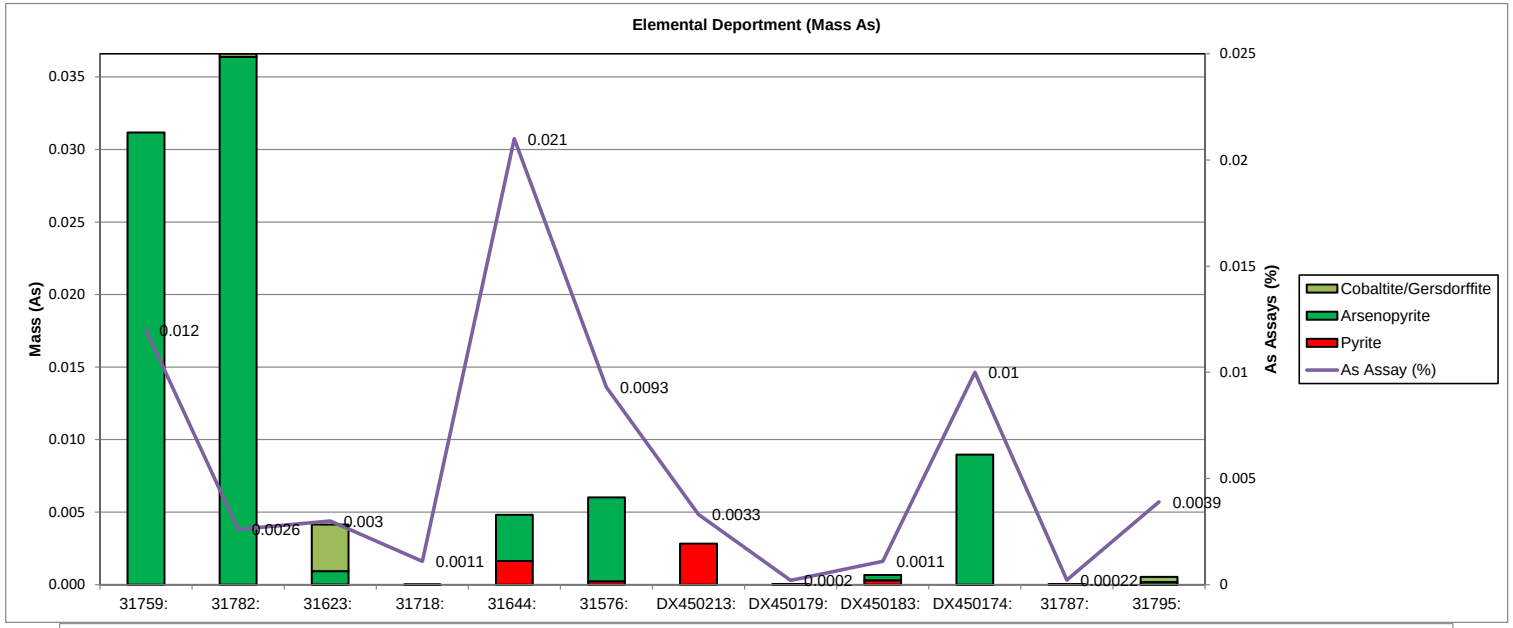
Elemental Deportment (Mass As)
Mass (As)
As Assays (%)
0.035
0.030
0.025
0.020
0.015
0.010
0.005
0.000
0.025
0.02
0.015
0.01
0.005
0
0.012
0.0026
0.003
0.0011
0.021
0.0093
0.0033
0.0002
0.0011
0.01
0.00022
0.0039
31759:
31782:
31623:
31718:
31644:
31576:
DX450213:
DX450179:
DX450183:
DX450174:
31787:
31795:
Cobaltite/Gersdorffite
Arsenopyrite
Pyrite
As Assay (%)

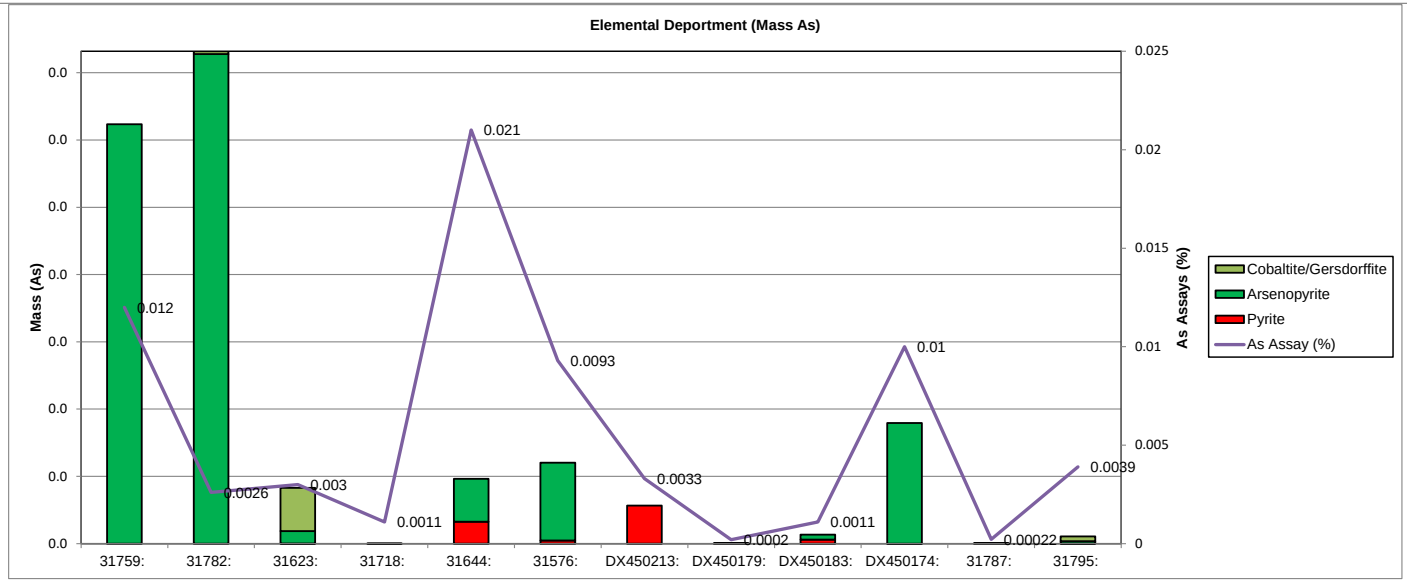
Elemental Deportment (Mass As)
Mass (As)
As Assays (%)
0.0
0.025
0.02
0.015
0.01
0.005
0
0.012
0.0026
0.003
0.0011
0.021
0.0093
0.0033
0.0002
0.0011
0.01
0.00022
0.0039
31759:
31782:
31623:
31718:
31644:
31576:
DX450213:
DX450179:
DX450183:
DX450174:
31787:
31795:
Cobaltite/Gersdorffite
Arsenopyrite
Pyrite
As Assay (%)

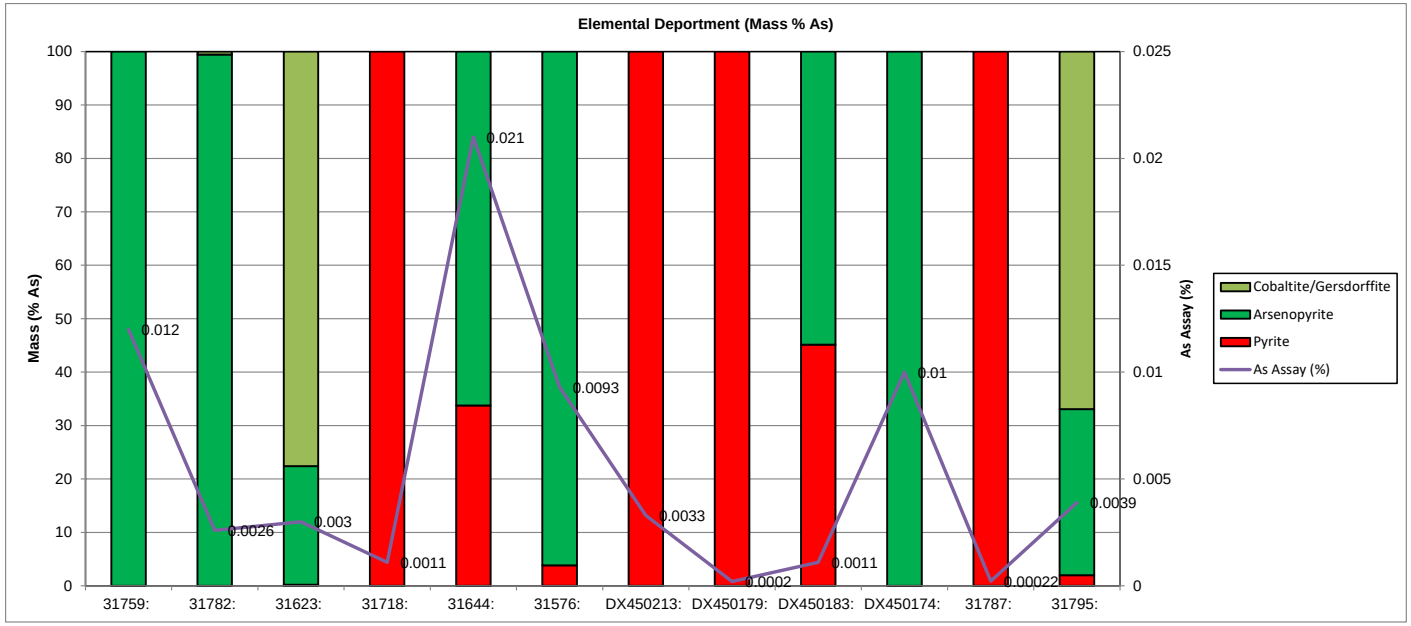

Figure 4: Elemental Deportment of Arsenic for the Twelve Samples by Mass and Normalized Mass % with the As Assays (%)

11. Cobalt Deportment

Table 14 presents the average, minimum, and maximum values for the suite of 12 samples. Figure 5 presents the elemental deportment of cobalt for each sample. A precautionary note is that cobalt is below 0.01% in all samples (Table 3).

- From the EMPA data, the following cobalt averages were used for pyrite:
    - 0.13% Co applied for samples 31644, 31787 and DX450213
    - 0.03% for all other samples.
- From the EMPA data, the following cobalt averages were used for arsenopyrite:
    - 1.10% Co for samples 31644, DX450174, 31759, and 31782.
    - 0.09% for all sample 31576.

Pyrite accounts for an average of 57.7%, and ranges from nil% to 100% of the total cobalt in the samples. Samples that have pyrite as the main host of cobalt include 31718, 31644, 31576, DX450213, DX450179, DX450183, and 31787.

Arsenopyrite accounts for an average of 25.5%, and ranges from nil% to 100% of the total cobalt in the samples. Samples that have arsenopyrite as the main host of cobaltc include 31759, 31782, and DX450174.

Cobaltite/gersdorffite accounts for an average of 16.6% of total cobalt, and ranges from nil% to 99.2% of the total cobalt in the samples. Samples that have cobaltite/gersdorffite as the main host of cobalt include 31623 and 31795.

Table 14: Average, Minimum, and Maximum Values for Cobalt Deportment for all 53 Samples

Mineral	Average	Min	Max
Pyrite	57.86	0.00	100.00
Arsenopyrite	25.52	0.00	100.00
Cobaltite/Gersdorffite	16.63	0.00	99.22

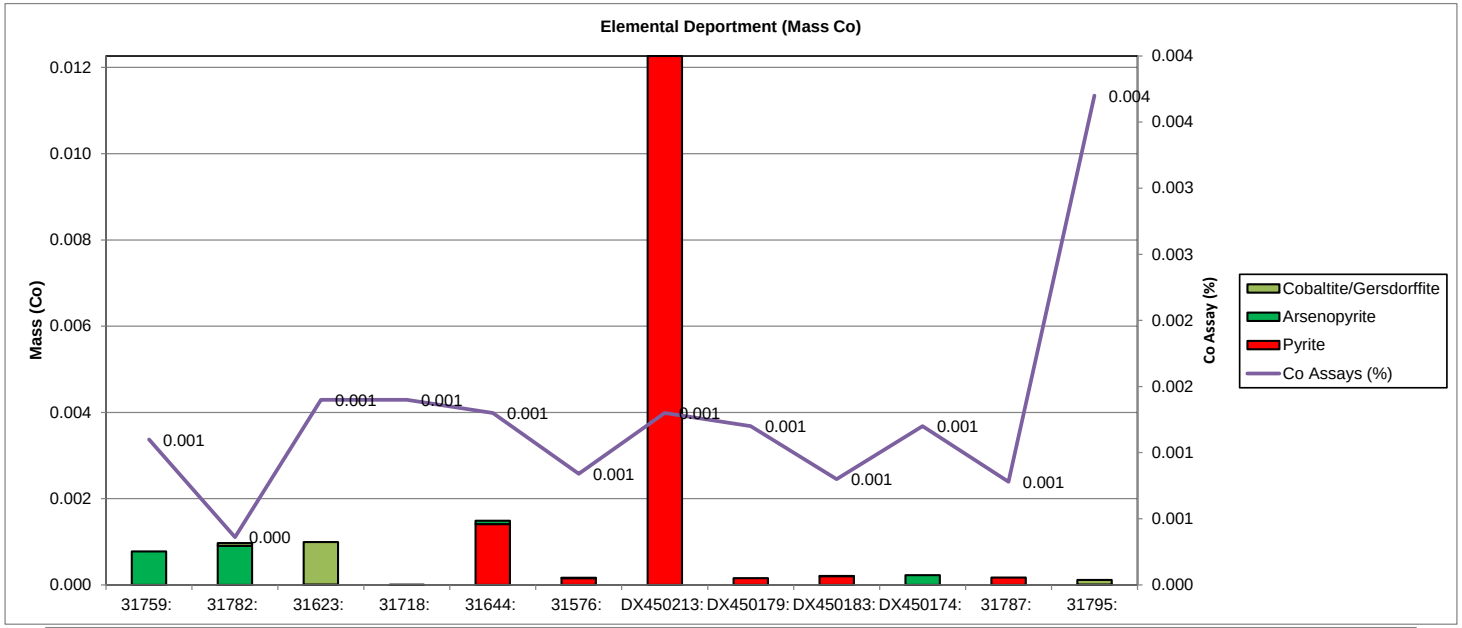
Elemental Deportment (Mass Co)
Mass (Co)
Co Assay (%)
0.012
0.010
0.008
0.006
0.004
0.002
0.000
0.004
0.004
0.003
0.003
0.002
0.002
0.001
0.001
0.000
0.001
0.000
0.001
0.001
0.001
0.001
0.001
0.001
0.001
0.001
0.004
31759:
31782:
31623:
31718:
31644:
31576:
DX450213:
DX450179:
DX450183:
DX450174:
31787:
31795:
Cobaltite/Gersdorffite
Arsenopyrite
Pyrite
Co Assays (%)

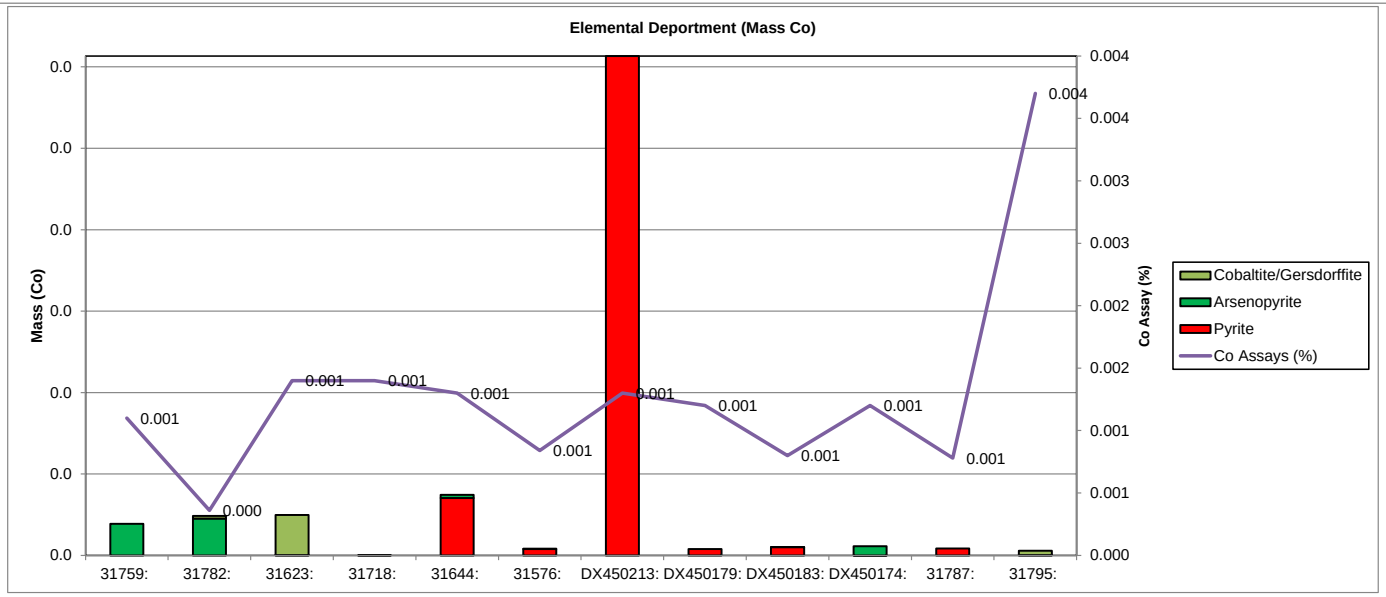
Elemental Deportment (Mass Co)
Mass (Co)
Co Assay (%)
0.0
0.0
0.0
0.0
0.0
0.0
0.004
0.004
0.003
0.003
0.002
0.002
0.001
0.001
0.000
0.001
0.000
0.001
0.001
0.001
0.001
0.001
0.001
0.001
0.001
0.004
31759:
31782:
31623:
31718:
31644:
31576:
DX450213:
DX450179:
DX450183:
DX450174:
31787:
31795:
Cobaltite/Gersdorffite
Arsenopyrite
Pyrite
Co Assays (%)

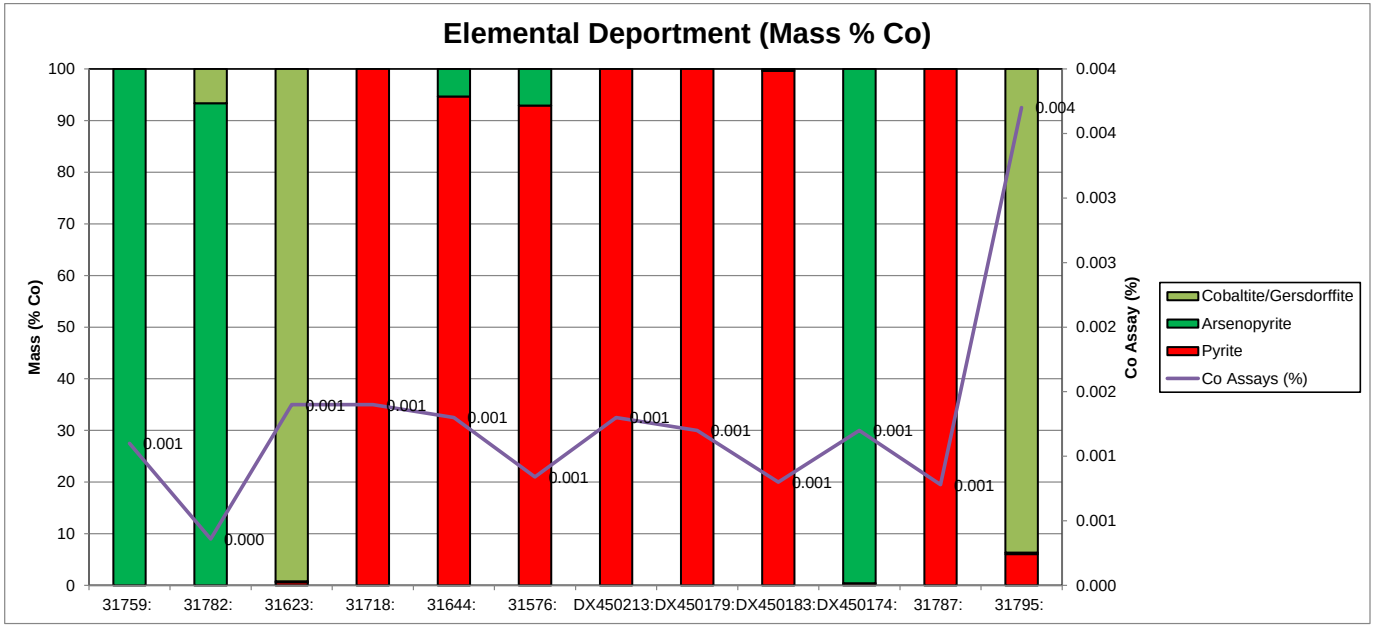

Figure 5: Elemental Deportment of Cobalt for the Twelve Samples by Mass and Normalized Mass % with the Co Assays (g/t)

Appendix A – QEMSCAN Data

QEMSCAN DATA

prepared for:

Great Bear Resources

Project 19032-02
MI5063-JUL24
March 4, 2025

Prepared by:

Margot Aldis/Chris Gunning
Mineralogist/Senior Mineralogist

High Definition Mineralogical Analysis using QEMSCAN (Quantitative Evaluation of Materials by Scanning Electron Microscopy) (METH# 8.11.1) used by SGS Minerals Services

SGS Canada
P.O. Box 4300, 185 Concession Street, Lakefield, Ontario, Canada K0L 2H0
Tel. (705) 652-6365 www.sgs.com www.sgs.com/met
Member of the SGS Group (SGS SA)

Great Bear Resources
19032-02
MI5063-JUL24

High Definition Mineralogical Analysis using QEMSCAN (Quantitative Evaluation of Materials by Scanning Electron Microscopy)

Assay Reconciliation

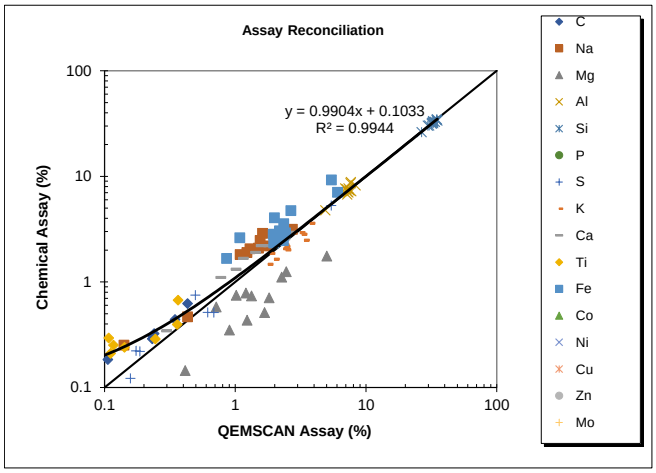

0.01
100

Sample	31759	31782	31623	31718	31644	31576	DX450213	DX450179	DX450183	DX450174	31787	31795
Element	**-300/+3um**	**-300/+3um**	**-300/+3um**	**-300/+3um**	**-300/+3um**	**-300/+3um**	**-300/+3um**	**-300/+3um**	**-300/+3um**	**-300/+3um**	**-300/+3um**	**-300/+3um**
C (QEMSCAN)	0.04	0.11	0.08	0.35	0.23	0.24	0.01	0.07	0.23	0.43	0.01	0.03
C (Chemical)	0.05	0.18	0.12	0.44	0.29	0.32	0.01	0.09	0.31	0.62	0.04	0.08
Na (QEMSCAN)	0.43	2.03	1.50	1.30	1.23	2.25	0.14	1.55	1.78	2.73	1.61	1.09
Na (Chemical)	0.47	2.66	2.09	2.05	1.90	2.92	0.25	2.47	2.20	3.15	2.88	1.82
Mg (QEMSCAN)	1.68	0.41	0.90	1.81	2.45	1.33	0.72	2.26	1.02	1.21	1.23	5.02
Mg (Chemical)	0.51	0.14	0.35	0.71	1.25	0.74	0.58	1.11	0.75	0.78	0.43	1.76
Al (QEMSCAN)	7.09	7.49	7.18	7.34	8.32	7.24	7.72	6.92	7.33	4.87	7.61	7.67
Al (Chemical)	7.57	7.36	6.72	7.67	8.20	7.14	7.25	7.67	7.04	4.77	8.63	8.84
Si (QEMSCAN)	33.74	34.63	34.87	31.83	29.77	32.57	30.40	31.97	32.58	35.14	32.61	26.59
Si (Chemical)	32.72	34.12	34.73	31.41	30.15	33.33	30.24	32.16	32.72	33.70	31.93	26.22
P (QEMSCAN)	0.04	0.02	0.01	0.02	0.08	0.04	0.04	0.05	0.05	0.01	0.09	0.04
P (Chemical)	0.04	0.04	0.01	0.03	0.09	0.05	0.06	0.06	0.05	0.03	0.10	0.05
S (QEMSCAN)	0.10	0.02	0.02	0.17	0.69	0.49	5.42	0.07	0.61	0.19	0.16	0.08
S (Chemical)	0.10	0.01	0.03	0.22	0.51	0.75	5.28	0.14	0.52	0.22	0.12	0.16
K (QEMSCAN)	3.14	1.84	2.40	2.44	3.24	2.34	3.73	1.99	2.37	0.26	1.78	3.38
K (Chemical)	2.93	1.86	2.16	2.01	2.83	2.06	3.59	1.64	2.24	0.10	1.47	2.48
Ca (QEMSCAN)	1.01	1.15	0.78	2.19	2.64	1.43	0.30	2.19	1.80	2.09	1.58	2.40
Ca (Chemical)	1.32	1.67	1.10	2.51	2.96	1.90	0.34	2.57	2.20	2.55	2.20	2.55
Ti (QEMSCAN)	0.04	0.11	0.05	0.11	0.07	0.14	0.03	0.12	0.08	0.24	0.36	0.37
Ti (Chemical)	0.24	0.21	0.17	0.29	0.33	0.24	0.24	0.25	0.24	0.29	0.40	0.67
Fe (QEMSCAN)	2.66	0.86	1.08	1.99	2.18	1.97	6.05	2.42	2.33	2.34	1.95	5.43
Fe (Chemical)	4.74	1.66	2.62	4.05	3.05	2.34	7.06	2.91	2.46	3.55	2.83	9.23
Co (QEMSCAN)	0.00	0.00	0.00	0.00	0.00	0.00	0.00	0.00	0.00	0.00	0.00	0.00
Co (Chemical)	0.00	0.00	0.00	0.00	0.00	0.00	0.00	0.00	0.00	0.00	0.00	0.00
Ni (QEMSCAN)	0.00	0.00	0.00	0.00	0.00	0.00	0.00	0.00	0.00	0.00	0.00	0.00
Ni (Chemical)	0.00	0.00	0.01	0.00	0.00	0.00	0.00	0.00	0.00	0.00	0.00	0.01
Cu (QEMSCAN)	0.00	0.00	0.00	0.01	0.00	0.01	0.00	0.00	0.00	0.01	0.00	0.01
Cu (Chemical)	0.00	0.00	0.00	0.00	0.00	0.00	0.00	0.00	0.00	0.00	0.00	0.01
Zn (QEMSCAN)	0.00	0.00	0.00	0.00	0.00	0.00	0.00	0.00	0.00	0.00	0.00	0.00
Zn (Chemical)	0.01	0.00	0.00	0.01	0.01	0.01	0.00	0.01	0.00	0.00	0.00	0.01
Mo (QEMSCAN)	0.00	0.00	0.00	0.00	0.00	0.01	0.00	0.00	0.00	0.00	0.00	0.00
Mo (Chemical)	0.00	0.00	0.00	0.00	0.00	0.00	0.00	0.00	0.00	0.00	0.00	0.00

Great Bear Resources
19032-02
MI5063-JUL24

High Definition Mineralogical Analysis using QEMSCAN (Quantitative Evaluation of Materials by Scanning Electron Microscopy)

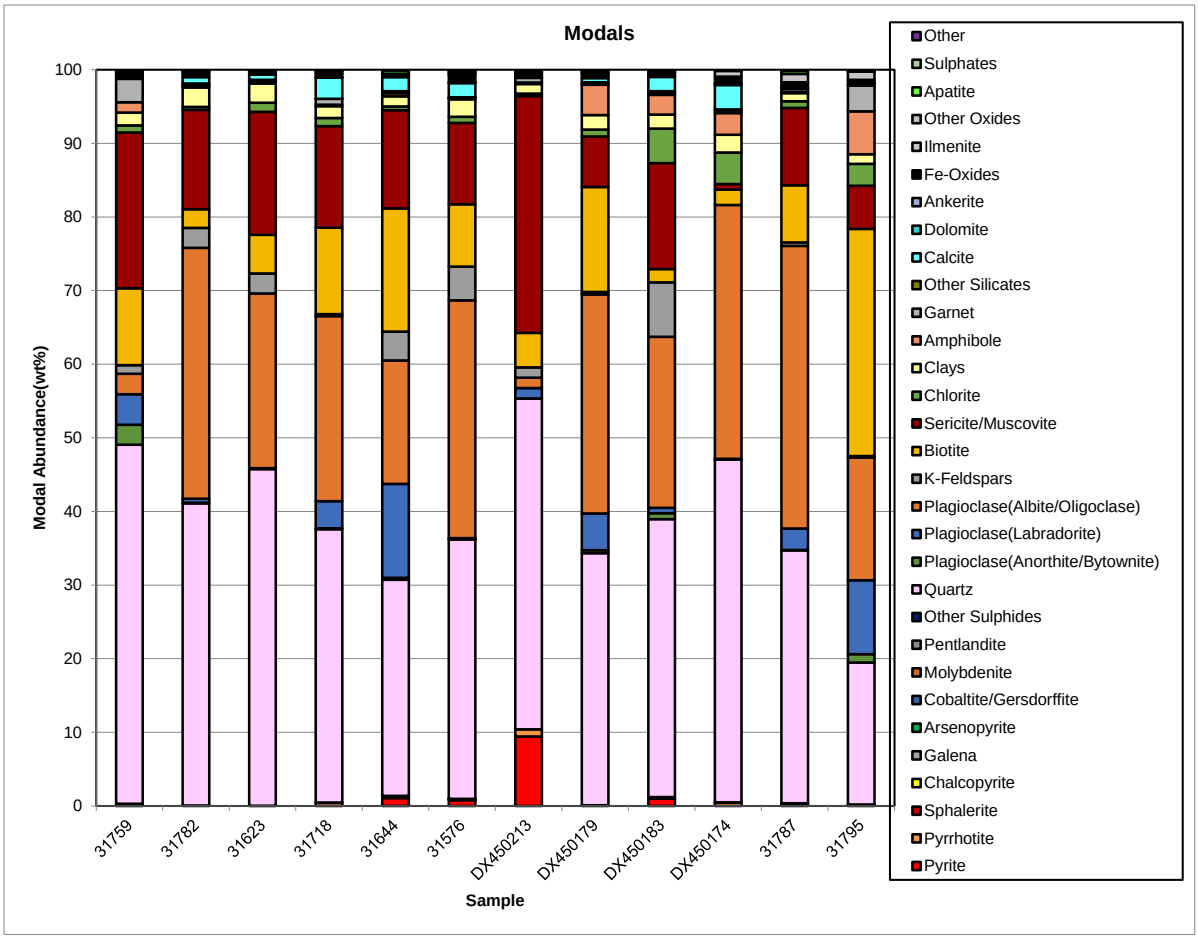

Great Bear Resources
19032-02
MI5063-JUL24

High Definition Mineralogical Analysis using QEMSCAN (Quantitative Evaluation of Materials by Scanning Electron Microscopy)

Modals

Survey		19032-02 / MI5063-JUL24											
Project		Great Bear Resources											
Sample		31759	31782	31623	31718	31644	31576	DX450213	DX450179	DX450183	DX450174	31787	31795
Fraction		-300/+3um	-300/+3um	-300/+3um	-300/+3um	-300/+3um	-300/+3um	-300/+3um	-300/+3um	-300/+3um	-300/+3um	-300/+3um	-300/+3um
Mass Size Distribution (%)		100.0	100.0	100.0	100.0	100.0	100.0	100.0	100.0	100.0	100.0	100.0	100.0
Calculated ESD Particle Size		37	41	35	40	43	35	39	41	45	47	34	43
		Sample	Sample	Sample	Sample	Sample	Sample	Sample	Sample	Sample	Sample	Sample	Sample
Mineral Mass (%)	Pyrite	0.00	0.00	0.03	0.00	1.09	0.78	9.45	0.12	1.01	0.00	0.13	0.04
	Pyrrhotite	0.22	0.00	0.01	0.43	0.27	0.16	0.97	0.00	0.19	0.46	0.22	0.14
	Sphalerite	0.00	0.00	0.00	0.00	0.00	0.00	0.00	0.00	0.00	0.00	0.00	0.00
	Chalcopyrite	0.00	0.00	0.00	0.03	0.01	0.02	0.00	0.00	0.00	0.02	0.01	0.03
	Galena	0.00	0.00	0.00	0.00	0.00	0.00	0.00	0.00	0.00	0.00	0.00	0.00
	Arsenopyrite	0.07	0.08	0.00	0.00	0.01	0.01	0.00	0.00	0.00	0.02	0.00	0.00
	Cobaltite/Gersdorffite	0.00	0.00	0.01	0.00	0.00	0.00	0.00	0.00	0.00	0.00	0.00	0.00
	Molybdenite	0.00	0.00	0.00	0.00	0.00	0.01	0.00	0.00	0.00	0.00	0.00	0.00
	Pentlandite	0.00	0.00	0.00	0.00	0.00	0.00	0.00	0.00	0.00	0.00	0.00	0.00
	Other Sulphides	0.00	0.00	0.00	0.00	0.00	0.00	0.00	0.00	0.00	0.00	0.00	0.00
	Quartz	48.8	41.0	45.7	37.1	29.4	35.2	44.9	34.2	37.8	46.6	34.4	19.3
	Plagioclase(Anorthite/Bytownite)	2.71	0.10	0.11	0.14	0.26	0.07	0.05	0.40	0.81	0.01	0.05	1.14
	Plagioclase(Labradorite)	4.12	0.53	0.05	3.68	12.7	0.09	1.40	5.01	0.75	0.07	2.90	10.1
	Plagioclase(Albite/Oligoclase)	2.80	34.1	23.7	25.2	16.8	32.3	1.41	29.7	23.2	34.5	38.4	16.7
	K-Feldspars	1.15	2.71	2.71	0.25	3.93	4.56	1.39	0.34	7.41	0.00	0.47	0.21
	Biotite	10.4	2.55	5.28	11.8	16.7	8.47	4.68	14.3	1.81	2.05	7.77	30.8
	Sericite/Muscovite	21.2	13.5	16.7	13.8	13.3	11.1	32.2	6.85	14.4	0.77	10.5	5.86
	Chlorite	0.97	0.37	1.26	1.09	0.51	0.82	0.32	0.94	4.67	4.28	0.88	2.99
	Clays	1.77	2.67	2.59	1.62	1.37	2.39	1.33	1.98	1.90	2.41	1.12	1.30
	Amphibole	1.38	0.21	0.16	0.21	0.45	0.16	0.18	4.12	2.67	2.96	0.19	5.82
	Garnet	3.19	0.27	0.28	0.78	0.02	0.02	0.66	0.07	0.19	0.38	0.41	3.47
	Other Silicates	0.08	0.03	0.07	0.01	0.23	0.07	0.01	0.26	0.34	0.12	0.01	0.07
	Calcite	0.32	0.88	0.69	2.88	1.93	1.95	0.03	0.58	1.93	3.33	0.11	0.22
	Dolomite	0.00	0.00	0.00	0.00	0.00	0.02	0.00	0.00	0.01	0.06	0.00	0.00
	Ankerite	0.00	0.00	0.00	0.01	0.00	0.01	0.02	0.00	0.00	0.20	0.00	0.00
	Fe-Oxides	0.48	0.50	0.50	0.55	0.40	1.16	0.57	0.49	0.59	0.87	0.76	0.53
	Ilmenite	0.10	0.33	0.09	0.33	0.02	0.06	0.10	0.29	0.02	0.76	1.13	1.12
	Other Oxides	0.01	0.02	0.02	0.01	0.04	0.21	0.01	0.02	0.03	0.03	0.02	0.01
	Apatite	0.19	0.11	0.06	0.13	0.44	0.24	0.24	0.28	0.26	0.08	0.46	0.20
	Sulphates	0.00	0.00	0.00	0.00	0.00	0.01	0.03	0.00	0.00	0.00	0.00	0.00
	Other	0.06	0.06	0.03	0.04	0.11	0.11	0.09	0.04	0.05	0.06	0.06	0.04
	Total	100.0	100.0	100.0	100.0	100.0	100.0	100.0	100.0	100.0	100.0	100.0	100.0
Mean Grain Size by Frequency (µm)	Pyrite	0	0	26	13	89	55	73	35	60	9	48	24
	Pyrrhotite	24	9	13	32	30	22	40	9	43	26	25	32
	Sphalerite	9	9	9	9	11	11	13	9	9	12	9	0
	Chalcopyrite	9	9	9	28	10	12	0	10	10	16	14	12
	Galena	0	0	0	0	13	10	0	0	0	0	0	9
	Arsenopyrite	31	68	12	0	29	20	0	0	17	16	0	9
	Cobaltite/Gersdorffite	0	9	13	0	0	0	0	0	0	0	0	9
	Molybdenite	0	0	0	0	0	17	0	0	0	0	0	0
	Pentlandite	0	0	9	0	9	0	0	9	9	0	9	9
	Other Sulphides	0	9	0	0	9	9	0	0	0	9	13	17
	Quartz	33	30	35	36	40	33	41	37	42	46	35	30
	Plagioclase(Anorthite/Bytownite)	14	10	9	11	10	10	9	10	15	9	9	17
	Plagioclase(Labradorite)	15	11	9	14	21	9	20	18	11	9	11	17
	Plagioclase(Albite/Oligoclase)	11	24	23	23	15	24	13	25	24	31	24	16
	K-Feldspars	11	18	17	10	26	24	10	11	27	12	10	14
	Biotite	18	15	15	20	31	21	23	24	14	12	19	28
	Sericite/Muscovite	14	15	14	19	24	16	21	18	18	10	15	10
	Chlorite	12	13	14	15	10	13	11	12	17	16	18	15
	Clays	9	9	9	9	10	9	10	10	9	10	9	9
	Amphibole	13	13	11	10	12	10	11	25	18	18	12	26
	Garnet	26	12	11	15	10	9	32	12	9	9	19	19
	Other Silicates	14	12	12	11	27	12	12	17	14	10	14	12
	Calcite	23	19	24	29	33	23	18	31	22	23	18	17
	Dolomite	12	0	9	13	15	29	0	10	9	10	12	12
	Ankerite	9	9	17	13	17	13	20	9	13	21	12	11
	Fe-Oxides	13	13	13	14	12	21	14	12	14	16	14	14
	Ilmenite	12	17	15	14	12	18	20	24	13	16	16	17
	Other Oxides	10	10	15	10	19	23	10	14	12	12	10	12
	Apatite	20	14	14	16	24	17	21	22	21	13	18	14
	Sulphates	9	9	9	12	9	9	10	18	11	9	9	0
	Other	10	11	10	9	16	13	21	10	11	10	11	9

Great Bear Resources
19032-02
MI5063-JUL24

High Definition Mineralogical Analysis using QEMSCAN (Quantitative Evaluation of Materials by Scanning Electron Microscopy)

S Deportment - Absolute

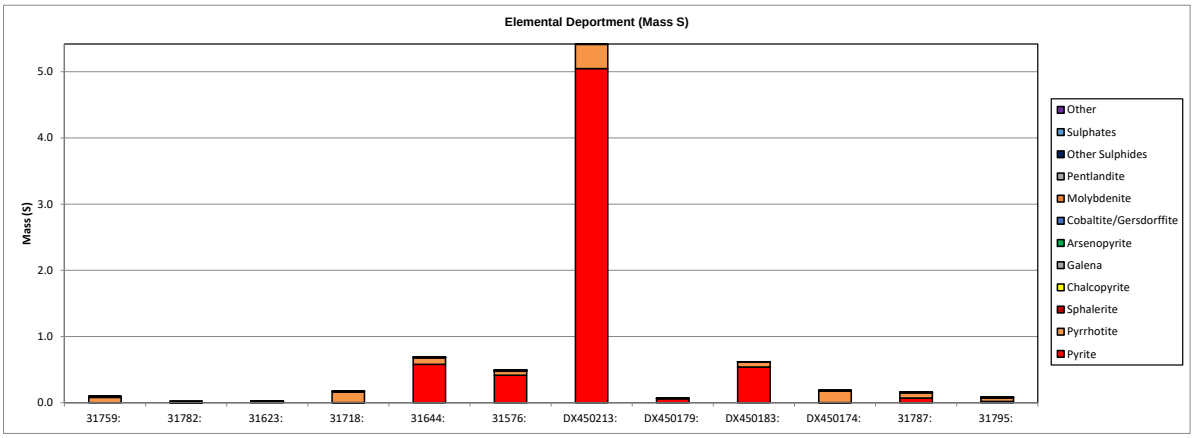

	31759:	31782:	31623:	31718:	31644:	31576:	DX450213:	DX450179:	DX450183:	DX450174:	31787:	31795:
Pyrite	0.00	0.00	0.02	0.00	0.58	0.41	5.05	0.06	0.54	0.00	0.07	0.02
Pyrrhotite	0.08	0.00	0.00	0.16	0.10	0.06	0.37	0.00	0.07	0.17	0.08	0.05
Sphalerite	0.00	0.00	0.00	0.00	0.00	0.00	0.00	0.00	0.00	0.00	0.00	0.00
Chalcopyrite	0.00	0.00	0.00	0.01	0.00	0.01	0.00	0.00	0.00	0.01	0.00	0.01
Galena	0.00	0.00	0.00	0.00	0.00	0.00	0.00	0.00	0.00	0.00	0.00	0.00
Arsenopyrite	0.01	0.02	0.00	0.00	0.00	0.00	0.00	0.00	0.00	0.00	0.00	0.00
Cobaltite/Gersdorffite	0.00	0.00	0.00	0.00	0.00	0.00	0.00	0.00	0.00	0.00	0.00	0.00
Molybdenite	0.00	0.00	0.00	0.00	0.00	0.00	0.00	0.00	0.00	0.00	0.00	0.00
Pentlandite	0.00	0.00	0.00	0.00	0.00	0.00	0.00	0.00	0.00	0.00	0.00	0.00
Other Sulphides	0.00	0.00	0.00	0.00	0.00	0.00	0.00	0.00	0.00	0.00	0.00	0.00
Sulphates	0.00	0.00	0.00	0.00	0.00	0.00	0.00	0.00	0.00	0.00	0.00	0.00
Other	0.00	0.00	0.00	0.00	0.00	0.00	0.00	0.00	0.00	0.00	0.00	0.00
Total	0.10	0.02	0.02	0.17	0.69	0.49	5.42	0.07	0.61	0.19	0.16	0.08

S Deportment - Normalized

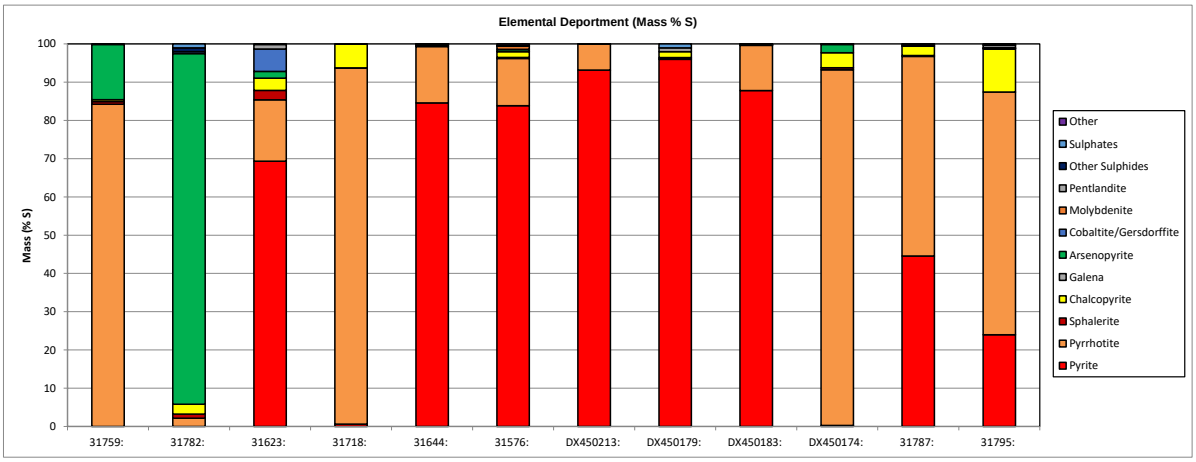

	31759:	31782:	31623:	31718:	31644:	31576:	DX450213:	DX450179:	DX450183:	DX450174:	31787:	31795:
Pyrite	0.00	0.00	69.3	0.60	84.6	83.8	93.2	95.9	87.8	0.27	44.5	24.0
Pyrrhotite	84.2	2.15	16.1	93.1	14.7	12.4	6.75	0.18	11.8	92.9	52.2	63.4
Sphalerite	0.70	1.10	2.47	0.05	0.10	0.28	0.01	0.28	0.04	0.56	0.23	0.00
Chalcopyrite	0.49	2.55	3.17	6.19	0.28	1.48	0.00	1.56	0.11	3.91	2.41	11.3
Galena	0.00	0.00	0.00	0.00	0.03	0.11	0.00	0.00	0.00	0.00	0.00	0.08
Arsenopyrite	14.4	91.7	1.77	0.00	0.21	0.52	0.00	0.00	0.03	2.15	0.00	0.09
Cobaltite/Gersdorffite	0.00	0.50	5.88	0.00	0.00	0.00	0.00	0.00	0.00	0.00	0.00	0.19
Molybdenite	0.00	0.00	0.00	0.00	0.00	0.79	0.00	0.00	0.00	0.00	0.00	0.00
Pentlandite	0.00	0.00	1.18	0.00	0.01	0.00	0.00	1.00	0.02	0.00	0.09	0.61
Other Sulphides	0.00	0.97	0.00	0.00	0.01	0.02	0.00	0.00	0.00	0.15	0.23	0.17
Sulphates	0.15	1.05	0.16	0.08	0.07	0.17	0.09	1.03	0.14	0.02	0.17	0.00
Other	0.00	0.00	0.00	0.00	0.00	0.43	0.00	0.00	0.05	0.00	0.12	0.16
Total	100.0	100.0	100.0	100.0	100.0	100.0	100.0	100.0	100.0	100.0	100.0	100.0

Great Bear Resources
19032-02
MI5063-JUL24

High Definition Mineralogical Analysis using QEMSCAN (Quantitative Evaluation of Materials by Scanning Electron Microscopy)

Cu Deportment - Absolute

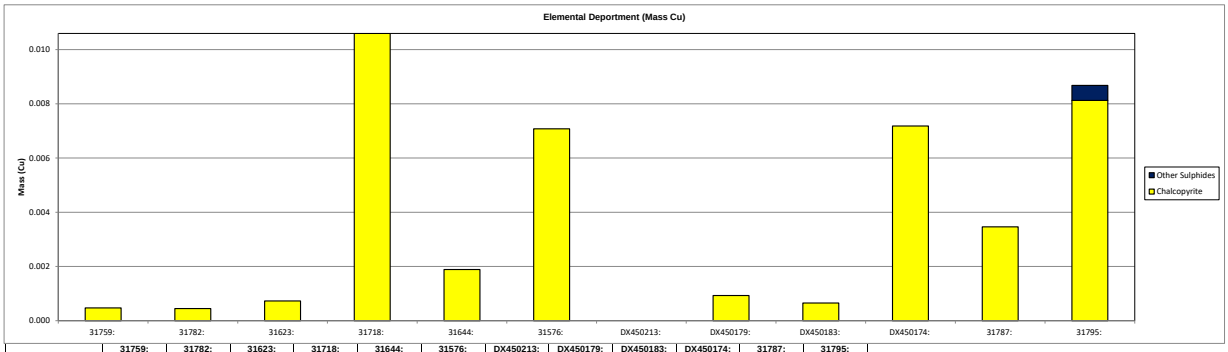

	31759:	31782:	31623:	31718:	31644:	31576:	DX450213:	DX450179:	DX450183:	DX450174:	31787:	31795:
Chalcopyrite	0.00	0.00	0.00	0.01	0.00	0.01	0.00	0.00	0.00	0.01	0.00	0.01
Other Sulphides	0.00	0.00	0.00	0.00	0.00	0.00	0.00	0.00	0.00	0.00	0.00	0.00
Total	0.00	0.00	0.00	0.01	0.00	0.01	0.00	0.00	0.00	0.01	0.00	0.01

Cu Deportment - Normalized

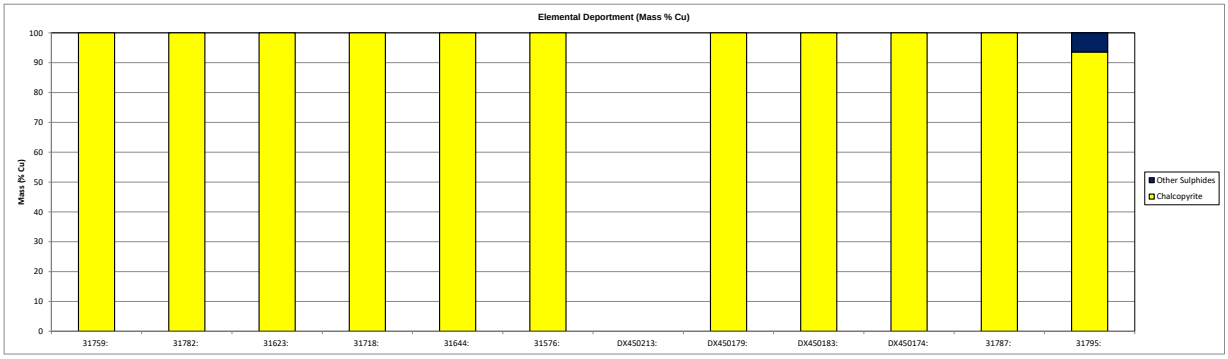

	31759:	31782:	31623:	31718:	31644:	31576:	DX450213:	DX450179:	DX450183:	DX450174:	31787:	31795:
Chalcopyrite	100.00	100.00	100.00	100.00	100.00	100.00	0.00	100.00	100.00	100.00	100.00	93.59
Other Sulphides	0.00	0.00	0.00	0.00	0.00	0.00	0.00	0.00	0.00	0.00	0.00	6.41
Total	100.00	100.00	100.00	100.00	100.00	100.00	0.00	100.00	100.00	100.00	100.00	100.00

Great Bear Resources
19032-02
MI5063-JUL24

High Definition Mineralogical Analysis using QEMSCAN (Quantitative Evaluation of Materials by Scanning Electron Microscopy)

Pb Deportment - Absolute

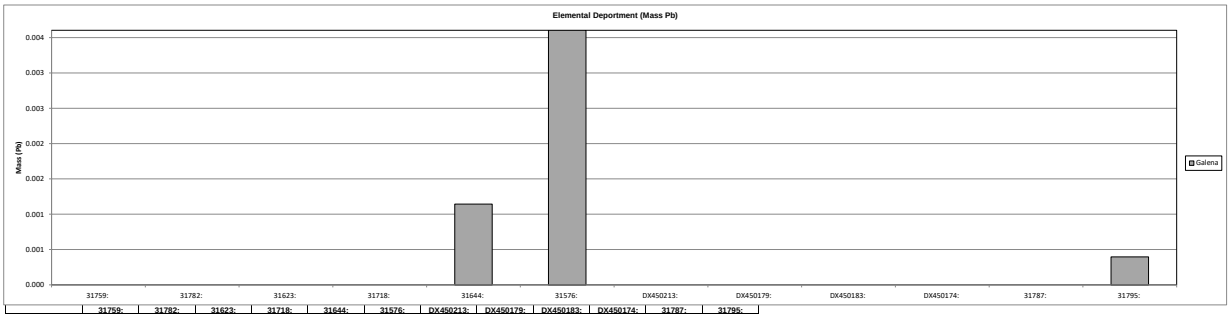

	31759:	31782:	31623:	31718:	31644:	31576:	DX450213:	DX450179:	DX450183:	DX450174:	31787:	31795:
Galena	0.00	0.00	0.00	0.00	0.00	0.00	0.00	0.00	0.00	0.00	0.00	0.00
Total	0.00	0.00	0.00	0.00	0.00	0.00	0.00	0.00	0.00	0.00	0.00	0.00

Pb Deportment - Normalized

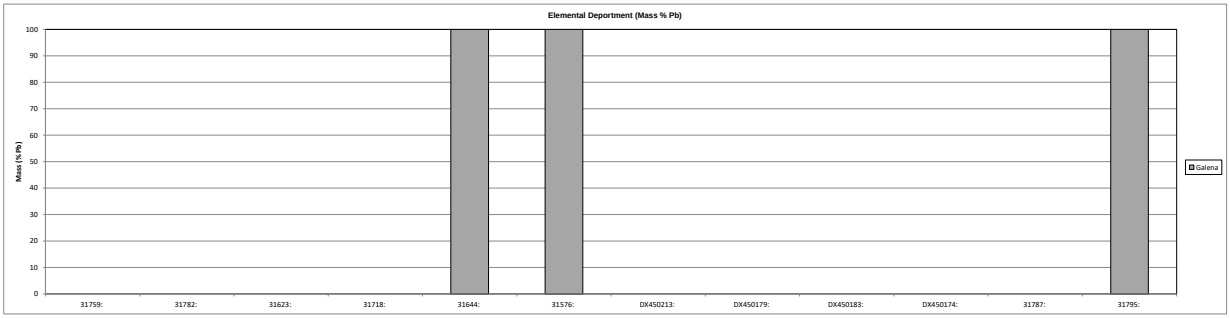

	31759:	31782:	31623:	31718:	31644:	31576:	DX450213:	DX450179:	DX450183:	DX450174:	31787:	31795:
Galena	0.00	0.00	0.00	0.00	100.00	100.00	0.00	0.00	0.00	0.00	0.00	100.00
Total	0.00	0.00	0.00	0.00	100.00	100.00	0.00	0.00	0.00	0.00	0.00	100.00

Great Bear Resources
19032-02
MI5063-JUL24

High Definition Mineralogical Analysis using QEMSCAN (Quantitative Evaluation of Materials by Scanning Electron Microscopy)

Mo Deportment - Absolute

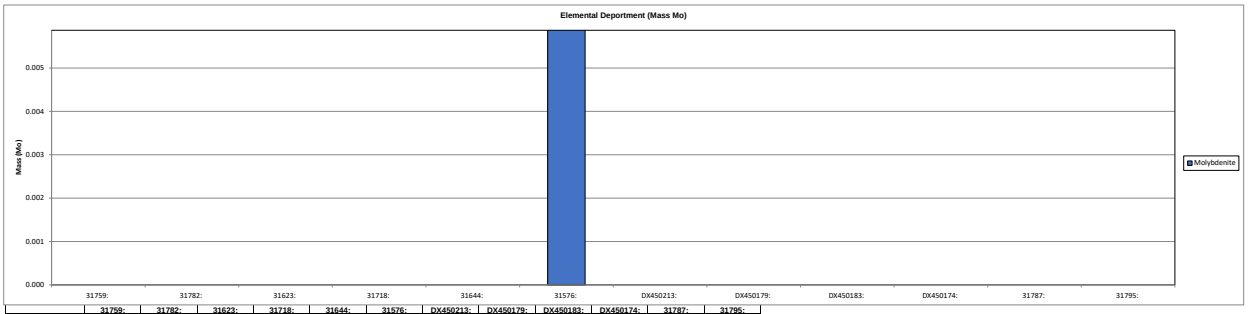

	31759:	31782:	31623:	31718:	31644:	31576:	DX450213:	DX450179:	DX450183:	DX450174:	31787:	31795:
Molybdenite	0.00	0.00	0.00	0.00	0.00	0.01	0.00	0.00	0.00	0.00	0.00	0.00
Total	0.00	0.00	0.00	0.00	0.00	0.01	0.00	0.00	0.00	0.00	0.00	0.00

Mo Deportment - Normalized

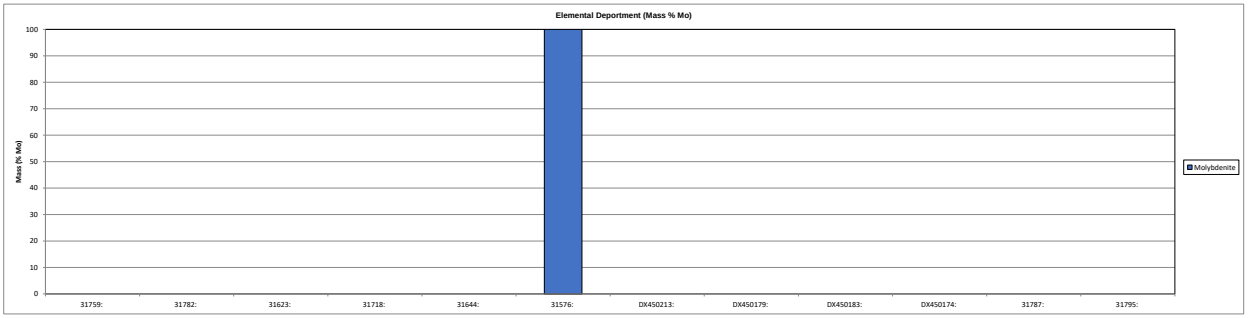

	31759:	31782:	31623:	31718:	31644:	31576:	DX450213:	DX450179:	DX450183:	DX450174:	31787:	31795:
Molybdenite	0.00	0.00	0.00	0.00	0.00	100.00	0.00	0.00	0.00	0.00	0.00	0.00
Total	0.00	0.00	0.00	0.00	0.00	100.00	0.00	0.00	0.00	0.00	0.00	0.00

Great Bear Resources
19032-02
MI5063-JUL24

High Definition Mineralogical Analysis using QEMSCAN (Quantitative Evaluation of Materials by Scanning Electron Microscopy)

Zn Deportment - Absolute

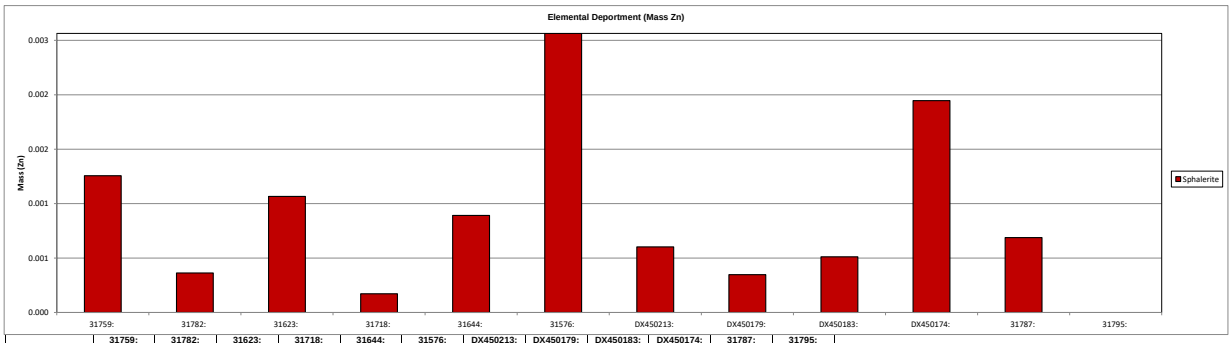

	31759:	31782:	31623:	31718:	31644:	31576:	DX450213:	DX450179:	DX450183:	DX450174:	31787:	31795:
Sphalerite	0.00	0.00	0.00	0.00	0.00	0.00	0.00	0.00	0.00	0.00	0.00	0.00
Total	0.00	0.00	0.00	0.00	0.00	0.00	0.00	0.00	0.00	0.00	0.00	0.00

Zn Deportment - Normalized

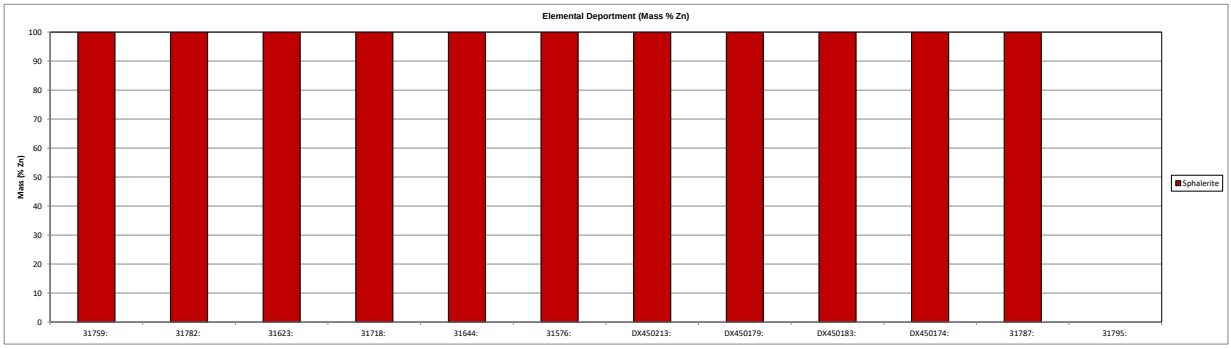

	31759:	31782:	31623:	31718:	31644:	31576:	DX450213:	DX450179:	DX450183:	DX450174:	31787:	31795:
Sphalerite	100.00	100.00	100.00	100.00	100.00	100.00	100.00	100.00	100.00	100.00	100.00	0.00
Total	100.00	100.00	100.00	100.00	100.00	100.00	100.00	100.00	100.00	100.00	100.00	0.00

Great Bear Resources
19032-02
MI5063-JUL24

High Definition Mineralogical Analysis using QEMSCAN (Quantitative Evaluation of Materials by Scanning Electron Microscopy)

As Deportment - Absolute

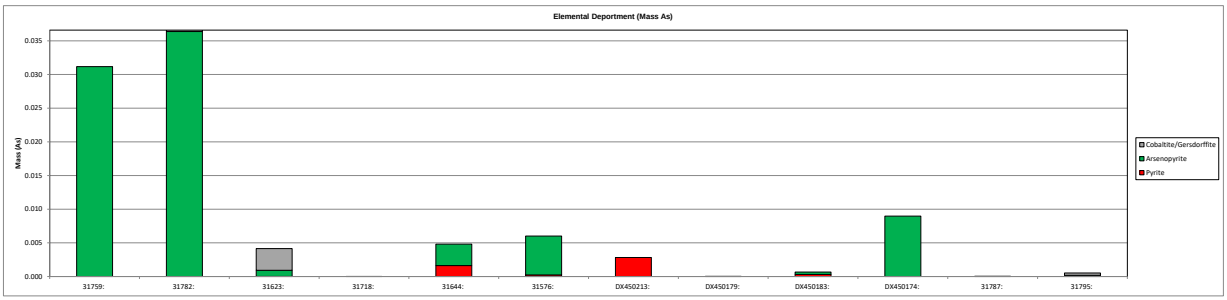

	31759:	31782:	31623:	31718:	31644:	31576:	DX450213:	DX450179:	DX450183:	DX450174:	31787:	31795:
Pyrite	0.00	0.00	0.00	0.00	0.00	0.00	0.00	0.00	0.00	0.00	0.00	0.00
Arsenopyrite	0.03	0.04	0.00	0.00	0.00	0.01	0.00	0.00	0.00	0.01	0.00	0.00
Cobaltite/Gersdorffite	0.00	0.00	0.00	0.00	0.00	0.00	0.00	0.00	0.00	0.00	0.00	0.00
Total	0.03	0.04	0.00	0.00	0.00	0.01	0.00	0.00	0.00	0.01	0.00	0.00

As Deportment - Normalized

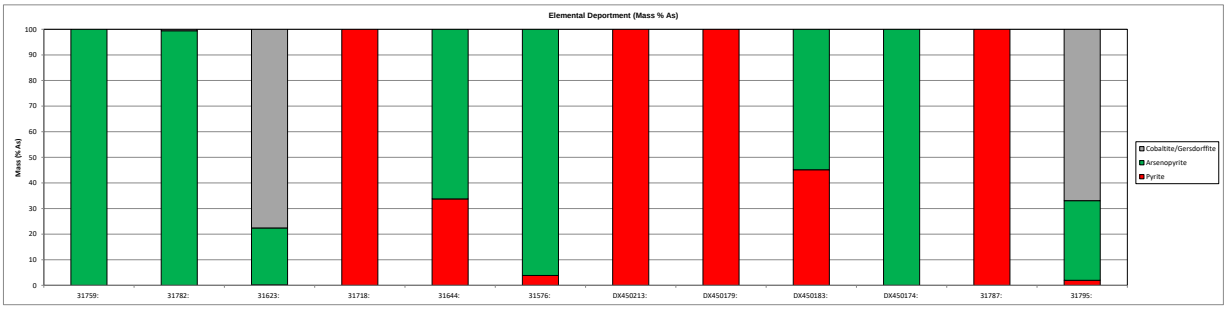

	31759:	31782:	31623:	31718:	31644:	31576:	DX450213:	DX450179:	DX450183:	DX450174:	31787:	31795:
Pyrite	0.00	0.00	0.21	100.00	33.77	3.85	100.00	100.00	45.16	0.01	100.00	1.99
Arsenopyrite	100.00	99.42	22.19	0.00	66.23	96.15	0.00	0.00	54.84	99.99	0.00	31.09
Cobaltite/Gersdorffite	0.00	0.58	77.60	0.00	0.00	0.00	0.00	0.00	0.00	0.00	0.00	66.92
Total	100.00	100.00	100.00	100.00	100.00	100.00	100.00	100.00	100.00	100.00	100.00	100.00

Mineral	From EMPA	% As Applied	Samples			
Pyrite	Ave As >0.1%	0.15	31644	DX450179	31576	31795
	Ave As <0.1%	0.03	All other samples			

Great Bear Resources
19032-02
MI5063-JUL24

High Definition Mineralogical Analysis using QEMSCAN (Quantitative Evaluation of Materials by Scanning Electron Microscopy)

Co Deportment - Absolute

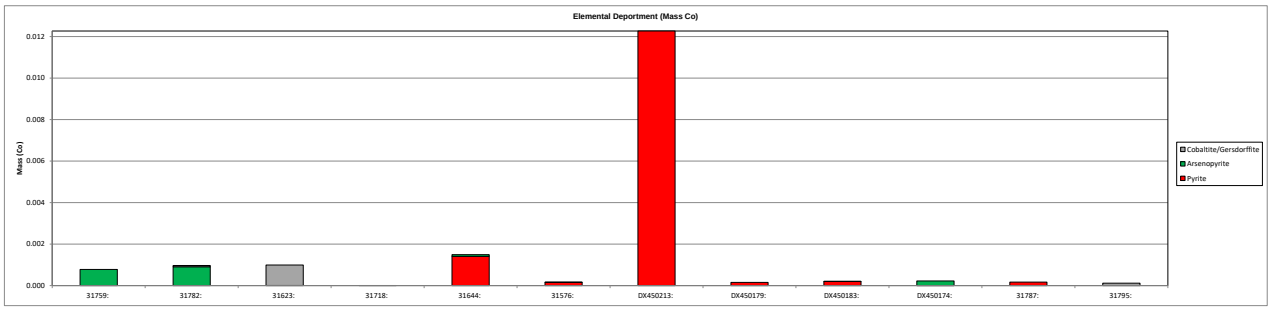

	31759:	31782:	31623:	31718:	31644:	31576:	DX450213:	DX450179:	DX450183:	DX450174:	31787:	31795:
Pyrite	0.00	0.00	0.00	0.00	0.00	0.00	0.01	0.00	0.00	0.00	0.00	0.00
Arsenopyrite	0.00	0.00	0.00	0.00	0.00	0.00	0.00	0.00	0.00	0.00	0.00	0.00
Cobaltite/Gersdorffite	0.00	0.00	0.00	0.00	0.00	0.00	0.00	0.00	0.00	0.00	0.00	0.00
Total	0.00	0.00	0.00	0.00	0.00	0.00	0.01	0.00	0.00	0.00	0.00	0.00

Co Deportment - Normalized

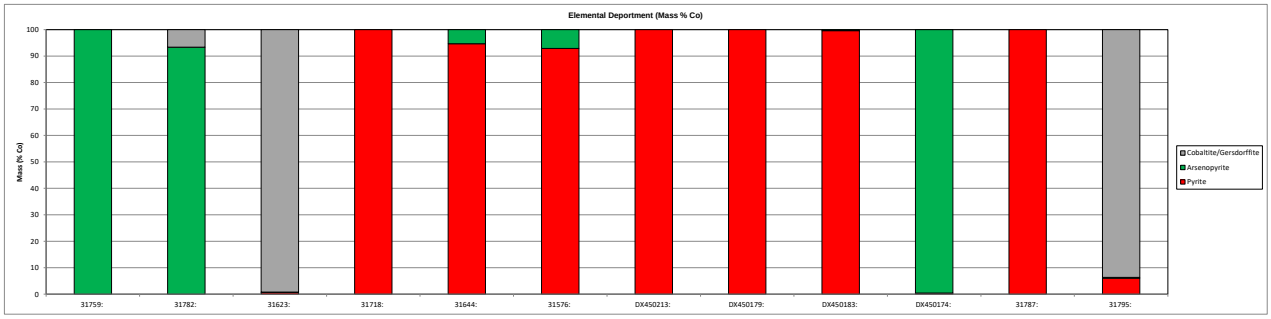

	31759:	31782:	31623:	31718:	31644:	31576:	DX450213:	DX450179:	DX450183:	DX450174:	31787:	31795:
Pyrite	0.00	0.00	0.59	100.00	94.67	92.92	100.00	100.00	99.63	0.41	100.00	6.05
Arsenopyrite	100.00	93.36	0.19	0.00	5.33	7.08	0.00	0.00	0.37	99.59	0.00	0.29
Cobaltite/Gersdorffite	0.00	6.64	99.22	0.00	0.00	0.00	0.00	0.00	0.00	0.00	0.00	93.66
Total	100.00	100.00	100.00	100.00	100.00	100.00	100.00	100.00	100.00	100.00	100.00	100.00

Mineral	From EMPA	% Co Applied	Samples			
Pyrite	Ave Co >0.7%	0.13	31644	31787	DX450213	
	Ave Co <0.7%	0.02	All other samples			
Arsenopyrite	Ave Co >0.9%	1.1	31644	DX450174	31759	31782
	Ave Co <0.9%	0.09	All other samples			

Great Bear Resources
19032-02
MI5063-JUL24

High Definition Mineralogical Analysis using QEMSCAN (Quantitative Evaluation of Materials by Scanning Electron Microscopy)

Ni Deportment - Absolute

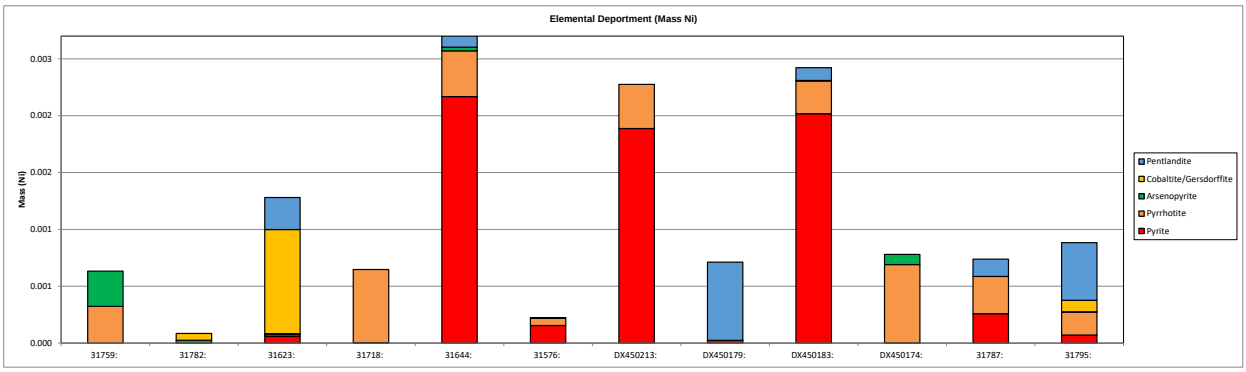

	31759:	31782:	31623:	31718:	31644:	31576:	DX450213:	DX450179:	DX450183:	DX450174:	31787:	31795:
Pyrite	0.00	0.00	0.00	0.00	0.00	0.00	0.00	0.00	0.00	0.00	0.00	0.00
Pyrrhotite	0.00	0.00	0.00	0.00	0.00	0.00	0.00	0.00	0.00	0.00	0.00	0.00
Arsenopyrite	0.00	0.00	0.00	0.00	0.00	0.00	0.00	0.00	0.00	0.00	0.00	0.00
Cobaltite/Gersdorffite	0.00	0.00	0.00	0.00	0.00	0.00	0.00	0.00	0.00	0.00	0.00	0.00
Pentlandite	0.00	0.00	0.00	0.00	0.00	0.00	0.00	0.00	0.00	0.00	0.00	0.00
Total	0.00	0.00	0.00	0.00	0.00	0.00	0.00	0.00	0.00	0.00	0.00	0.00

Ni Deportment - Normalized

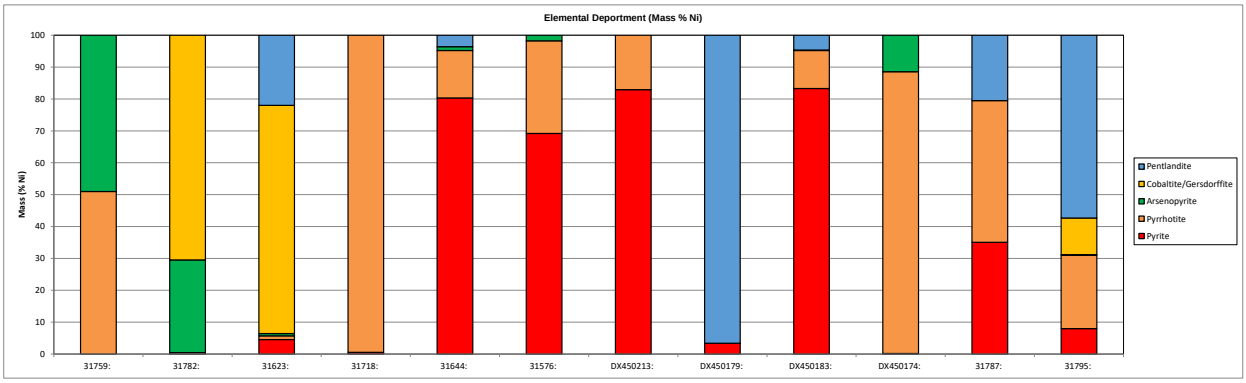

	31759:	31782:	31623:	31718:	31644:	31576:	DX450213:	DX450179:	DX450183:	DX450174:	31787:	31795:
Pyrite	0.00	0.00	4.56	0.53	80.30	69.18	82.93	3.37	83.27	0.18	35.04	7.98
Pyrrhotite	50.99	0.47	1.16	99.47	14.91	29.06	17.07	0.02	11.94	88.37	44.44	23.01
Arsenopyrite	49.01	29.04	0.72	0.00	1.18	1.76	0.00	0.00	0.15	11.45	0.00	0.19
Cobaltite/Gersdorffite	0.00	70.49	71.57	0.00	0.00	0.00	0.00	0.00	0.00	0.00	0.00	11.48
Pentlandite	0.00	0.00	21.99	0.00	3.62	0.00	0.00	96.61	4.64	0.00	20.51	57.34
Total	100.00	100.00	100.00	100.00	100.00	100.00	100.00	100.00	100.00	100.00	100.00	100.00

Mineral	From EMPA	% Ni Applied	Samples					
Pyrite	Ave Ni >0.1%	0.34	31795					
	Ave Ni <0.1%	0.02	All other samples					
Pyrrhotite	Ave Ni >0.1%	0.15	DX450183	31718	DX450174	31787	31759	31623
	Ave Ni <0.1%	0.04	All other samples					
Arsenopyrite	Ave Ni >0.2%	0.44	31644					
	Ave Ni <0.2%	0.03	All other samples					

Great Bear Resources
19032-02
MI5063-JUL24

High Definition Mineralogical Analysis using QEMSCAN
(Quantitative Evaluation of Materials by Scanning Electron

EMPA Applied Concentration for Ni, As and Co for Pyrite, Pyrrhotite and Arsenopyrite for the Various Samples

Mineral	From EMPA	% Ni Applied	Samples
Pyrite	Ave Ni >0.1%	0.20	31644 31576 31795
	Ave Ni <0.1%	0.02	All other samples
Pyrrhotite	Ave Ni >0.1%	0.15	DX450183 31718 DX450174 31787 31759 31623
	Ave Ni <0.1%	0.04	All other samples
Arsenopyrite	Ave Ni >0.2%	0.44	31644
	Ave Ni <0.2%	0.03	All other samples

Mineral	From EMPA	% As Applied	Samples
Pyrite	Ave As >0.1%	0.15	31644 DX450179 31576 31795
	Ave As <0.1%	0.03	All other samples

Mineral	From EMPA	% Co Applied	Samples
Pyrite	Ave Co >0.7%	0.13	31644 31787 DX450213
	Ave Co <0.7%	0.02	All other samples
Arsenopyrite	Ave Co >0.9%	1.10	31644 DX450174 31759 31782
	Ave Co <0.9%	0.09	All other samples

Great Bear Resources
19032-02
MI5063-JUL24

High Definition Mineralogical Analysis using QEMSCAN (Quantitative Evaluation of Materials by Scanning Electron Microscopy)

Pyrite Liberation

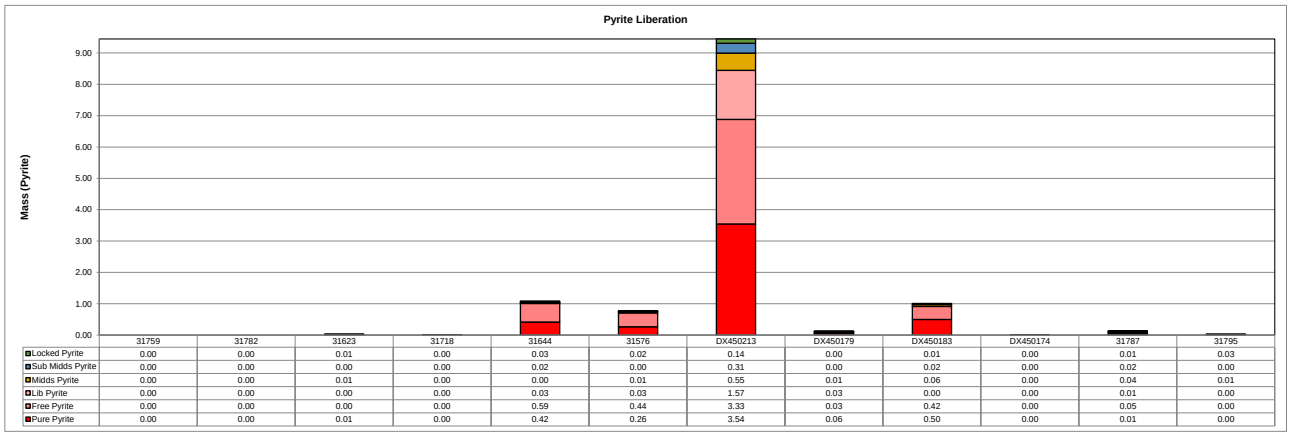

	31759	31782	31623	31718	31644	31576	DX450213	DX450179	DX450183	DX450174	31787	31795
Locked Pyrite	0.00	0.00	0.01	0.00	0.03	0.02	0.14	0.00	0.01	0.00	0.01	0.03
Sub Midds Pyrite	0.00	0.00	0.00	0.00	0.02	0.00	0.31	0.00	0.02	0.00	0.02	0.00
Midds Pyrite	0.00	0.00	0.01	0.00	0.00	0.01	0.55	0.01	0.06	0.00	0.04	0.01
Lib Pyrite	0.00	0.00	0.00	0.00	0.03	0.03	1.57	0.03	0.00	0.00	0.01	0.00
Free Pyrite	0.00	0.00	0.00	0.00	0.59	0.44	3.33	0.03	0.42	0.00	0.05	0.00
Pure Pyrite	0.00	0.00	0.01	0.00	0.42	0.26	3.54	0.06	0.50	0.00	0.01	0.00

Absolute Mass of Pyrite Across Samples

Mineral Name	31759	31782	31623	31718	31644	31576	DX450213	DX450179	DX450183	DX450174	31787	31795
Pure Pyrite	0.00	0.00	0.01	0.00	0.42	0.26	3.54	0.06	0.50	0.00	0.01	0.00
Free Pyrite	0.00	0.00	0.00	0.00	0.59	0.44	3.33	0.03	0.42	0.00	0.05	0.00
Lib Pyrite	0.00	0.00	0.00	0.00	0.03	0.03	1.57	0.03	0.00	0.00	0.01	0.00
Midds Pyrite	0.00	0.00	0.01	0.00	0.00	0.01	0.55	0.01	0.06	0.00	0.04	0.01
Sub Midds Pyrite	0.00	0.00	0.00	0.00	0.02	0.00	0.31	0.00	0.02	0.00	0.02	0.00
Locked Pyrite	0.00	0.00	0.01	0.00	0.03	0.02	0.14	0.00	0.01	0.00	0.01	0.03
Total	0.00	0.00	0.03	0.00	1.09	0.78	9.45	0.12	1.01	0.00	0.13	0.04

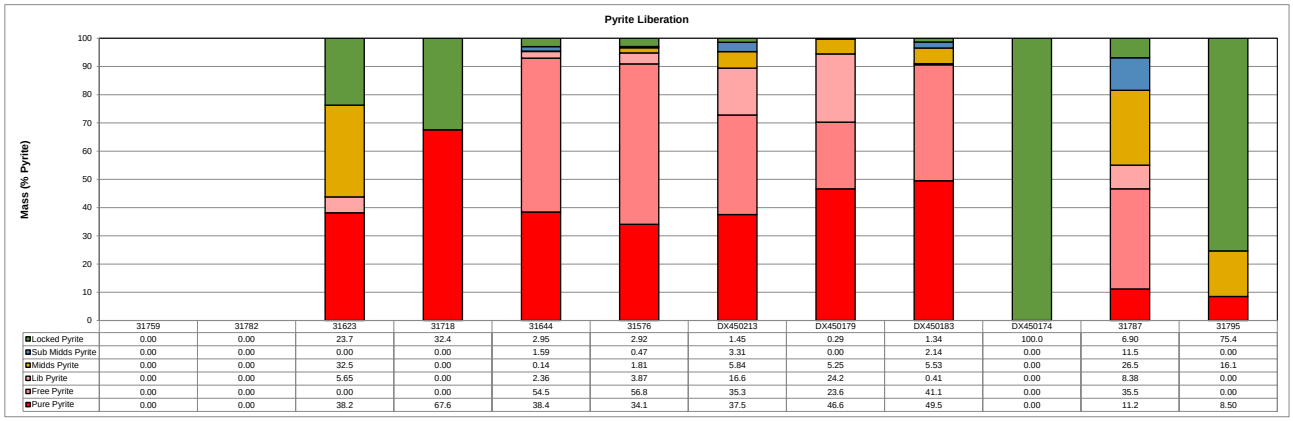

	31759	31782	31623	31718	31644	31576	DX450213	DX450179	DX450183	DX450174	31787	31795
Locked Pyrite	0.00	0.00	23.7	32.4	2.95	2.92	1.45	0.29	1.34	100.0	6.90	75.4
Sub Midds Pyrite	0.00	0.00	0.00	0.00	1.59	0.47	3.31	0.00	2.14	0.00	11.5	0.00
Midds Pyrite	0.00	0.00	32.5	0.00	0.14	1.81	5.84	5.25	5.53	0.00	26.5	16.1
Lib Pyrite	0.00	0.00	5.65	0.00	2.36	3.87	16.6	24.2	0.41	0.00	8.38	0.00
Free Pyrite	0.00	0.00	0.00	0.00	54.5	56.8	35.3	23.6	41.1	0.00	35.5	0.00
Pure Pyrite	0.00	0.00	38.2	67.6	38.4	34.1	37.5	46.6	49.5	0.00	11.2	8.50

Normalized Mass of Pyrite Across Samples

Mineral Name	31759	31782	31623	31718	31644	31576	DX450213	DX450179	DX450183	DX450174	31787	31795
Pure Pyrite	0.00	0.00	38.2	67.6	38.4	34.1	37.5	46.6	49.5	0.00	11.2	8.50
Free Pyrite	0.00	0.00	0.00	0.00	54.5	56.8	35.3	23.6	41.1	0.00	35.5	0.00
Lib Pyrite	0.00	0.00	5.65	0.00	2.36	3.87	16.6	24.2	0.41	0.00	8.38	0.00
Midds Pyrite	0.00	0.00	32.5	0.00	0.14	1.81	5.84	5.25	5.53	0.00	26.5	16.1
Sub Midds Pyrite	0.00	0.00	0.00	0.00	1.59	0.47	3.31	0.00	2.14	0.00	11.5	0.00
Locked Pyrite	0.00	0.00	23.7	32.4	2.95	2.92	1.45	0.29	1.34	100.0	6.90	75.4
Total	0.00	0.00	100.0	100.0	100.0	100.0	100.0	100.0	100.0	100.0	100.0	100.0

Great Bear Resources
19032-02
MI5063-JUL24

High Definition Mineralogical Analysis using QEMSCAN (Quantitative Evaluation of Materials by Scanning Electron Microscopy)

Pyrite Association

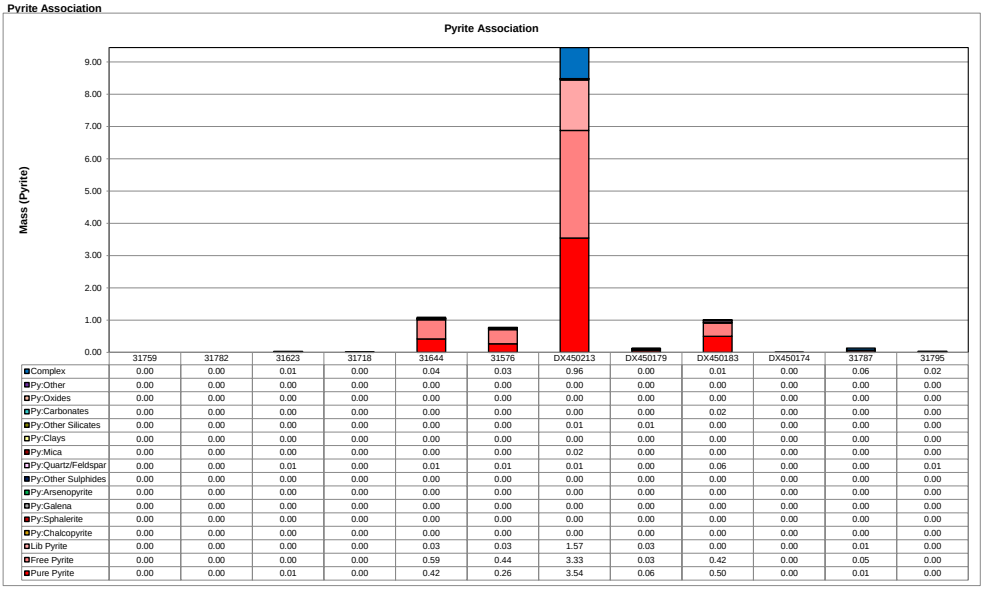

	31759	31782	31623	31718	31644	31576	DX450213	DX450179	DX450183	DX450174	31787	31795
Complex	0.00	0.00	0.01	0.00	0.04	0.03	0.96	0.00	0.01	0.00	0.06	0.02
Py:Other	0.00	0.00	0.00	0.00	0.00	0.00	0.00	0.00	0.00	0.00	0.00	0.00
Py:Oxides	0.00	0.00	0.00	0.00	0.00	0.00	0.00	0.00	0.00	0.00	0.00	0.00
Py:Carbonates	0.00	0.00	0.00	0.00	0.00	0.00	0.00	0.00	0.02	0.00	0.00	0.00
Py:Other Silicates	0.00	0.00	0.00	0.00	0.00	0.00	0.01	0.01	0.00	0.00	0.00	0.00
Py:Clays	0.00	0.00	0.00	0.00	0.00	0.00	0.00	0.00	0.00	0.00	0.00	0.00
Py:Mica	0.00	0.00	0.00	0.00	0.00	0.00	0.02	0.00	0.00	0.00	0.00	0.00
Py:Quartz/Feldspar	0.00	0.00	0.01	0.00	0.01	0.01	0.01	0.00	0.06	0.00	0.00	0.01
Py:Other Sulphides	0.00	0.00	0.00	0.00	0.00	0.00	0.00	0.00	0.00	0.00	0.00	0.00
Py:Arsenopyrite	0.00	0.00	0.00	0.00	0.00	0.00	0.00	0.00	0.00	0.00	0.00	0.00
Py:Galena	0.00	0.00	0.00	0.00	0.00	0.00	0.00	0.00	0.00	0.00	0.00	0.00
Py:Sphalerite	0.00	0.00	0.00	0.00	0.00	0.00	0.00	0.00	0.00	0.00	0.00	0.00
Py:Chalcopyrite	0.00	0.00	0.00	0.00	0.00	0.00	0.00	0.00	0.00	0.00	0.00	0.00
Lib Pyrite	0.00	0.00	0.00	0.00	0.03	0.03	1.57	0.03	0.00	0.00	0.01	0.00
Free Pyrite	0.00	0.00	0.00	0.00	0.59	0.44	3.33	0.03	0.42	0.00	0.05	0.00
Pure Pyrite	0.00	0.00	0.01	0.00	0.42	0.26	3.54	0.06	0.50	0.00	0.01	0.00

Absolute Mass of Pyrite Across Samples

Mineral Name	31759	31782	31623	31718	31644	31576	DX450213	DX450179	DX450183	DX450174	31787	31795
Pure Pyrite	0.00	0.00	0.01	0.00	0.42	0.26	3.54	0.06	0.50	0.00	0.01	0.00
Free Pyrite	0.00	0.00	0.00	0.00	0.59	0.44	3.33	0.03	0.42	0.00	0.05	0.00
Lib Pyrite	0.00	0.00	0.00	0.00	0.03	0.03	1.57	0.03	0.00	0.00	0.01	0.00
Py:Chalcopyrite	0.00	0.00	0.00	0.00	0.00	0.00	0.00	0.00	0.00	0.00	0.00	0.00
Py:Sphalerite	0.00	0.00	0.00	0.00	0.00	0.00	0.00	0.00	0.00	0.00	0.00	0.00
Py:Galena	0.00	0.00	0.00	0.00	0.00	0.00	0.00	0.00	0.00	0.00	0.00	0.00
Py:Arsenopyrite	0.00	0.00	0.00	0.00	0.00	0.00	0.00	0.00	0.00	0.00	0.00	0.00
Py:Other Sulphides	0.00	0.00	0.00	0.00	0.00	0.00	0.00	0.00	0.00	0.00	0.00	0.00
Py:Quartz/Feldspar	0.00	0.00	0.01	0.00	0.01	0.01	0.01	0.00	0.06	0.00	0.00	0.01
Py:Mica	0.00	0.00	0.00	0.00	0.00	0.00	0.02	0.00	0.00	0.00	0.00	0.00
Py:Clays	0.00	0.00	0.00	0.00	0.00	0.00	0.00	0.00	0.00	0.00	0.00	0.00
Py:Other Silicates	0.00	0.00	0.00	0.00	0.00	0.00	0.01	0.01	0.00	0.00	0.00	0.00
Py:Carbonates	0.00	0.00	0.00	0.00	0.00	0.00	0.00	0.00	0.02	0.00	0.00	0.00
Py:Oxides	0.00	0.00	0.00	0.00	0.00	0.00	0.00	0.00	0.00	0.00	0.00	0.00
Py:Other	0.00	0.00	0.00	0.00	0.00	0.00	0.00	0.00	0.00	0.00	0.00	0.00
Complex	0.00	0.00	0.01	0.00	0.04	0.03	0.96	0.00	0.01	0.00	0.06	0.02
Total	0.00	0.00	0.03	0.00	1.09	0.78	9.45	0.12	1.01	0.00	0.13	0.04

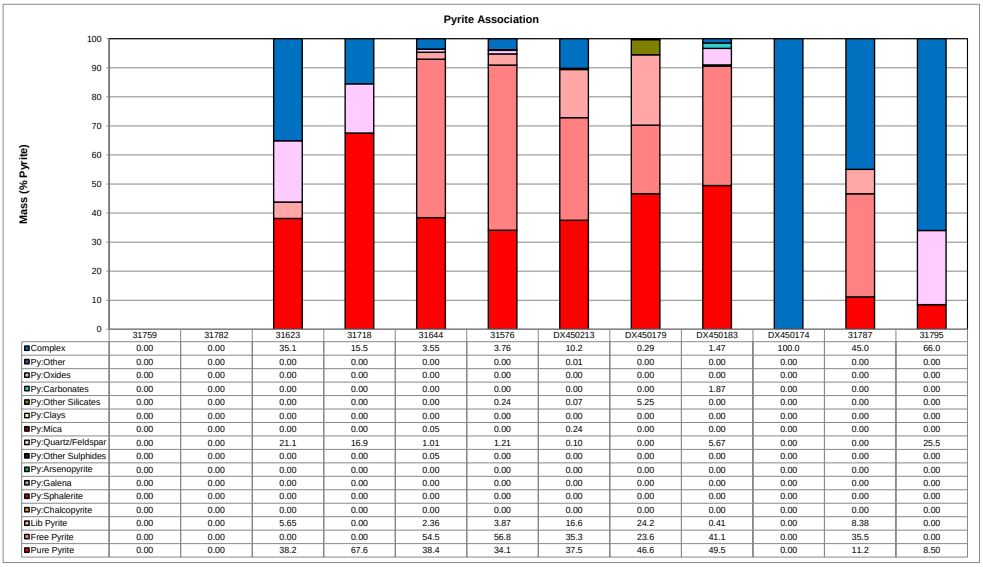

	31759	31782	31623	31718	31644	31576	DX450213	DX450179	DX450183	DX450174	31787	31795
Complex	0.00	0.00	35.1	15.5	3.55	3.76	10.2	0.29	1.47	100.0	45.0	66.0
Py:Other	0.00	0.00	0.00	0.00	0.00	0.00	0.01	0.00	0.00	0.00	0.00	0.00
Py:Oxides	0.00	0.00	0.00	0.00	0.00	0.00	0.00	0.00	0.00	0.00	0.00	0.00
Py:Carbonates	0.00	0.00	0.00	0.00	0.00	0.00	0.00	0.00	1.87	0.00	0.00	0.00
Py:Other Silicates	0.00	0.00	0.00	0.00	0.00	0.24	0.07	5.25	0.00	0.00	0.00	0.00
Py:Clays	0.00	0.00	0.00	0.00	0.00	0.00	0.00	0.00	0.00	0.00	0.00	0.00
Py:Mica	0.00	0.00	0.00	0.00	0.05	0.00	0.24	0.00	0.00	0.00	0.00	0.00
Py:Quartz/Feldspar	0.00	0.00	21.1	16.9	1.01	1.21	0.10	0.00	5.67	0.00	0.00	25.5
Py:Other Sulphides	0.00	0.00	0.00	0.00	0.05	0.00	0.00	0.00	0.00	0.00	0.00	0.00
Py:Arsenopyrite	0.00	0.00	0.00	0.00	0.00	0.00	0.00	0.00	0.00	0.00	0.00	0.00
Py:Galena	0.00	0.00	0.00	0.00	0.00	0.00	0.00	0.00	0.00	0.00	0.00	0.00
Py:Sphalerite	0.00	0.00	0.00	0.00	0.00	0.00	0.00	0.00	0.00	0.00	0.00	0.00
Py:Chalcopyrite	0.00	0.00	0.00	0.00	0.00	0.00	0.00	0.00	0.00	0.00	0.00	0.00
Lib Pyrite	0.00	0.00	5.65	0.00	2.36	3.87	16.6	24.2	0.41	0.00	8.38	0.00
Free Pyrite	0.00	0.00	0.00	0.00	54.5	56.8	35.3	23.6	41.1	0.00	35.5	0.00
Pure Pyrite	0.00	0.00	38.2	67.6	38.4	34.1	37.5	46.6	49.5	0.00	11.2	8.50

Normalized Mass of Pyrite Across Samples

Mineral Name	31759	31782	31623	31718	31644	31576	DX450213	DX450179	DX450183	DX450174	31787	31795
Pure Pyrite	0.00	0.00	38.2	67.6	38.4	34.1	37.5	46.6	49.5	0.00	11.2	8.50
Free Pyrite	0.00	0.00	0.00	0.00	54.5	56.8	35.3	23.6	41.1	0.00	35.5	0.00
Lib Pyrite	0.00	0.00	5.65	0.00	2.36	3.87	16.6	24.2	0.41	0.00	8.38	0.00
Py:Chalcopyrite	0.00	0.00	0.00	0.00	0.00	0.00	0.00	0.00	0.00	0.00	0.00	0.00
Py:Sphalerite	0.00	0.00	0.00	0.00	0.00	0.00	0.00	0.00	0.00	0.00	0.00	0.00
Py:Galena	0.00	0.00	0.00	0.00	0.00	0.00	0.00	0.00	0.00	0.00	0.00	0.00
Py:Arsenopyrite	0.00	0.00	0.00	0.00	0.00	0.00	0.00	0.00	0.00	0.00	0.00	0.00
Py:Other Sulphides	0.00	0.00	0.00	0.00	0.05	0.00	0.00	0.00	0.00	0.00	0.00	0.00
Py:Quartz/Feldspar	0.00	0.00	21.1	16.9	1.01	1.21	0.10	0.00	5.67	0.00	0.00	25.5
Py:Mica	0.00	0.00	0.00	0.00	0.05	0.00	0.24	0.00	0.00	0.00	0.00	0.00
Py:Clays	0.00	0.00	0.00	0.00	0.00	0.00	0.00	0.00	0.00	0.00	0.00	0.00
Py:Other Silicates	0.00	0.00	0.00	0.00	0.00	0.24	0.07	5.25	0.00	0.00	0.00	0.00
Py:Carbonates	0.00	0.00	0.00	0.00	0.00	0.00	0.00	0.00	1.87	0.00	0.00	0.00
Py:Oxides	0.00	0.00	0.00	0.00	0.00	0.00	0.00	0.00	0.00	0.00	0.00	0.00
Py:Other	0.00	0.00	0.00	0.00	0.00	0.00	0.01	0.00	0.00	0.00	0.00	0.00
Complex	0.00	0.00	35.1	15.5	3.55	3.76	10.2	0.29	1.47	100.0	45.0	66.0
Total	0.00	0.00	100.0	100.0	100.0	100.0	100.0	100.0	100.0	100.0	100.0	100.0

Great Bear Resources
19032-02
MI5063-JUL24

High Definition Mineralogical Analysis using QEMSCAN (Quantitative Evaluation of Materials by Scanning Electron Microscopy)

Pyrite Association



Great Bear Resources
19032-02
MI5063-JUL24

High Definition Mineralogical Analysis using QEMSCAN (Quantitative Evaluation of Materials by Scanning Electron Microscopy)

Pyrrhotite Liberation

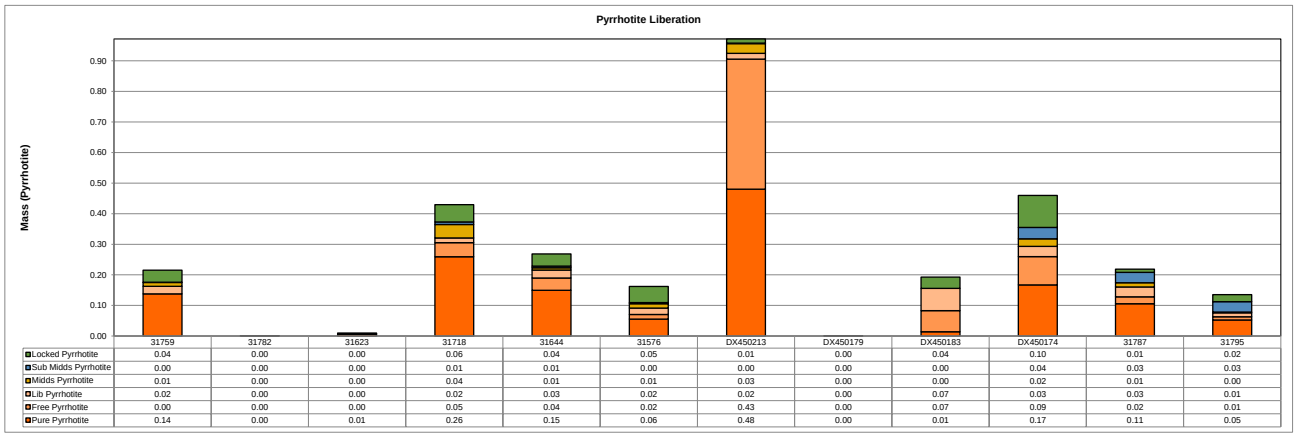

	31759	31782	31623	31718	31644	31576	DX450213	DX450179	DX450183	DX450174	31787	31795
Locked Pyrrhotite	0.04	0.00	0.00	0.06	0.04	0.05	0.01	0.00	0.04	0.10	0.01	0.02
Sub Midds Pyrrhotite	0.00	0.00	0.00	0.01	0.01	0.00	0.00	0.00	0.00	0.04	0.03	0.03
Midds Pyrrhotite	0.01	0.00	0.00	0.04	0.01	0.01	0.03	0.00	0.00	0.02	0.01	0.00
Lib Pyrrhotite	0.02	0.00	0.00	0.02	0.03	0.02	0.02	0.00	0.07	0.03	0.03	0.01
Free Pyrrhotite	0.00	0.00	0.00	0.05	0.04	0.02	0.43	0.00	0.07	0.09	0.02	0.01
Pure Pyrrhotite	0.14	0.00	0.01	0.26	0.15	0.06	0.48	0.00	0.01	0.17	0.11	0.05

Absolute Mass of Pyrrhotite Across Samples

Mineral Name	31759	31782	31623	31718	31644	31576	DX450213	DX450179	DX450183	DX450174	31787	31795
Pure Pyrrhotite	0.14	0.00	0.01	0.26	0.15	0.06	0.48	0.00	0.01	0.17	0.11	0.05
Free Pyrrhotite	0.00	0.00	0.00	0.05	0.04	0.02	0.43	0.00	0.07	0.09	0.02	0.01
Lib Pyrrhotite	0.02	0.00	0.00	0.02	0.03	0.02	0.02	0.00	0.07	0.03	0.03	0.01
Midds Pyrrhotite	0.01	0.00	0.00	0.04	0.01	0.01	0.03	0.00	0.00	0.02	0.01	0.00
Sub Midds Pyrrhotite	0.00	0.00	0.00	0.01	0.01	0.00	0.00	0.00	0.00	0.04	0.03	0.03
Locked Pyrrhotite	0.04	0.00	0.00	0.06	0.04	0.05	0.01	0.00	0.04	0.10	0.01	0.02
Total	0.22	0.00	0.01	0.43	0.27	0.16	0.97	0.00	0.19	0.46	0.22	0.14

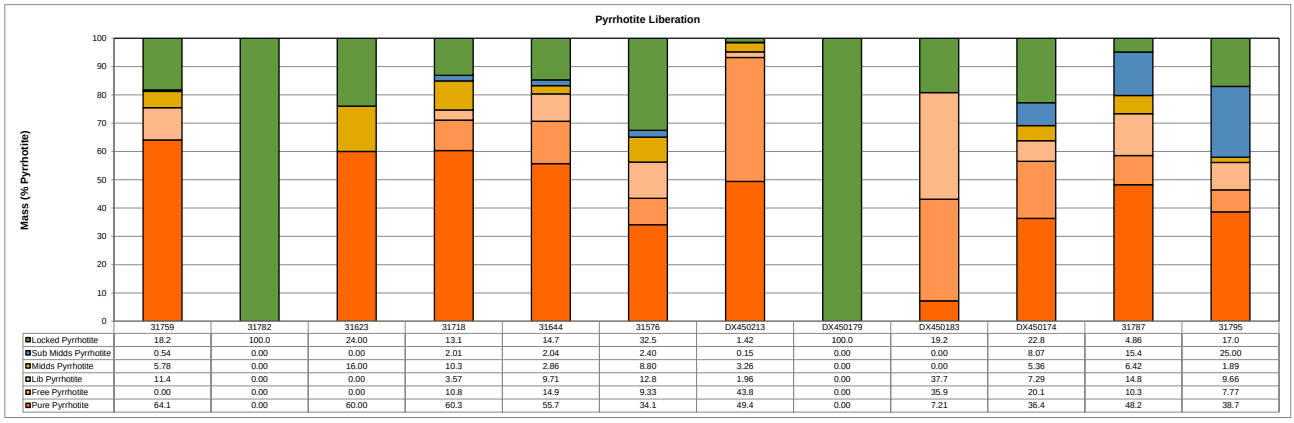

	31759	31782	31623	31718	31644	31576	DX450213	DX450179	DX450183	DX450174	31787	31795
Locked Pyrrhotite	18.2	100.0	24.00	13.1	14.7	32.5	1.42	100.0	19.2	22.8	4.86	17.0
Sub Midds Pyrrhotite	0.54	0.00	0.00	2.01	2.04	2.40	0.15	0.00	0.00	8.07	15.4	25.00
Midds Pyrrhotite	5.78	0.00	16.00	10.3	2.86	8.80	3.26	0.00	0.00	5.36	6.42	1.89
Lib Pyrrhotite	11.4	0.00	0.00	3.57	9.71	12.8	1.96	0.00	37.7	7.29	14.8	9.66
Free Pyrrhotite	0.00	0.00	0.00	10.8	14.9	9.33	43.8	0.00	35.9	20.1	10.3	7.77
Pure Pyrrhotite	64.1	0.00	60.00	60.3	55.7	34.1	49.4	0.00	7.21	36.4	48.2	38.7

Normalized Mass of Pyrrhotite Across Samples

Mineral Name	31759	31782	31623	31718	31644	31576	DX450213	DX450179	DX450183	DX450174	31787	31795
Pure Pyrrhotite	64.1	0.00	60.00	60.3	55.7	34.1	49.4	0.00	7.21	36.4	48.2	38.7
Free Pyrrhotite	0.00	0.00	0.00	10.8	14.9	9.33	43.8	0.00	35.9	20.1	10.3	7.77
Lib Pyrrhotite	11.4	0.00	0.00	3.57	9.71	12.8	1.96	0.00	37.7	7.29	14.8	9.66
Midds Pyrrhotite	5.78	0.00	16.00	10.3	2.86	8.80	3.26	0.00	0.00	5.36	6.42	1.89
Sub Midds Pyrrhotite	0.54	0.00	0.00	2.01	2.04	2.40	0.15	0.00	0.00	8.07	15.4	25.00
Locked Pyrrhotite	18.2	100.0	24.00	13.1	14.7	32.5	1.42	100.0	19.2	22.8	4.86	17.0
Total	100.0	100.0	100.0	100.0	100.0	100.0	100.0	100.0	100.0	100.0	100.0	100.0

Great Bear Resources
19032-02
MI5063-JUL24

High Definition Mineralogical Analysis using QEMSCAN (Quantitative Evaluation of Materials by Scanning Electron Microscopy)

Pyrrhotite Association

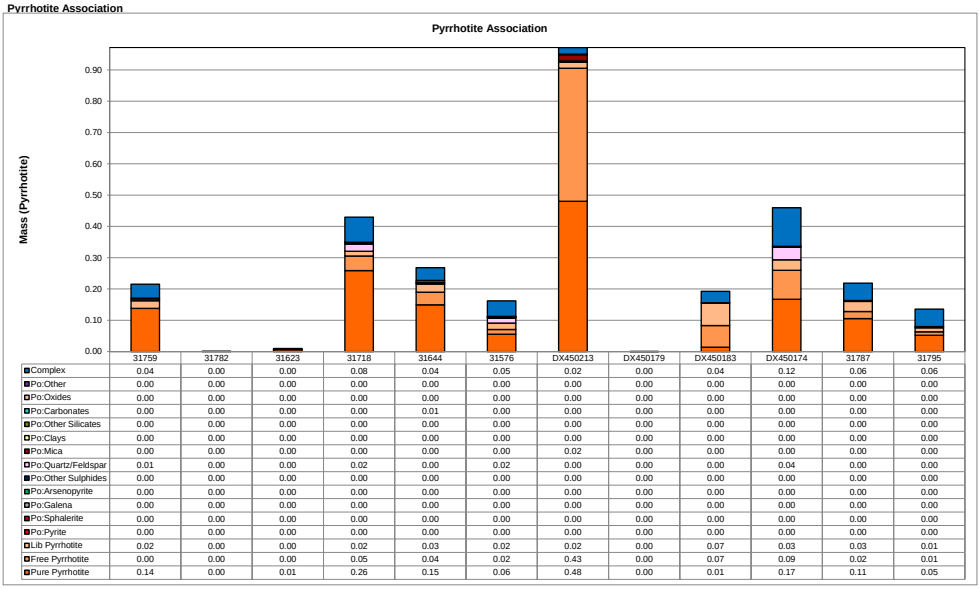

	31759	31782	31623	31718	31644	31576	DX450213	DX450179	DX450183	DX450174	31787	31795
Complex	0.04	0.00	0.00	0.08	0.04	0.05	0.02	0.00	0.04	0.12	0.06	0.06
Po:Other	0.00	0.00	0.00	0.00	0.00	0.00	0.00	0.00	0.00	0.00	0.00	0.00
Po:Oxides	0.00	0.00	0.00	0.00	0.00	0.00	0.00	0.00	0.00	0.00	0.00	0.00
Po:Carbonates	0.00	0.00	0.00	0.00	0.01	0.00	0.00	0.00	0.00	0.00	0.00	0.00
Po:Other Silicates	0.00	0.00	0.00	0.00	0.00	0.00	0.00	0.00	0.00	0.00	0.00	0.00
Po:Clays	0.00	0.00	0.00	0.00	0.00	0.00	0.00	0.00	0.00	0.00	0.00	0.00
Po:Mica	0.00	0.00	0.00	0.00	0.00	0.00	0.02	0.00	0.00	0.00	0.00	0.00
Po:Quartz/Feldspar	0.01	0.00	0.00	0.02	0.00	0.02	0.00	0.00	0.00	0.04	0.00	0.00
Po:Other Sulphides	0.00	0.00	0.00	0.00	0.00	0.00	0.00	0.00	0.00	0.00	0.00	0.00
Po:Arsenopyrite	0.00	0.00	0.00	0.00	0.00	0.00	0.00	0.00	0.00	0.00	0.00	0.00
Po:Galena	0.00	0.00	0.00	0.00	0.00	0.00	0.00	0.00	0.00	0.00	0.00	0.00
Po:Sphalerite	0.00	0.00	0.00	0.00	0.00	0.00	0.00	0.00	0.00	0.00	0.00	0.00
Po:Pyrite	0.00	0.00	0.00	0.00	0.00	0.00	0.00	0.00	0.00	0.00	0.00	0.00
Lib Pyrrhotite	0.02	0.00	0.00	0.02	0.03	0.02	0.02	0.00	0.07	0.03	0.03	0.01
Free Pyrrhotite	0.00	0.00	0.00	0.05	0.04	0.02	0.43	0.00	0.07	0.09	0.02	0.01
Pure Pyrrhotite	0.14	0.00	0.01	0.26	0.15	0.06	0.48	0.00	0.01	0.17	0.11	0.05

Absolute Mass of Pyrrhotite Across Samples

Mineral Name	31759	31782	31623	31718	31644	31576	DX450213	DX450179	DX450183	DX450174	31787	31795
Pure Pyrrhotite	0.14	0.00	0.01	0.26	0.15	0.06	0.48	0.00	0.01	0.17	0.11	0.05
Free Pyrrhotite	0.00	0.00	0.00	0.05	0.04	0.02	0.43	0.00	0.07	0.09	0.02	0.01
Lib Pyrrhotite	0.02	0.00	0.00	0.02	0.03	0.02	0.02	0.00	0.07	0.03	0.03	0.01
Po:Pyrite	0.00	0.00	0.00	0.00	0.00	0.00	0.00	0.00	0.00	0.00	0.00	0.00
Po:Sphalerite	0.00	0.00	0.00	0.00	0.00	0.00	0.00	0.00	0.00	0.00	0.00	0.00
Po:Galena	0.00	0.00	0.00	0.00	0.00	0.00	0.00	0.00	0.00	0.00	0.00	0.00
Po:Arsenopyrite	0.00	0.00	0.00	0.00	0.00	0.00	0.00	0.00	0.00	0.00	0.00	0.00
Po:Other Sulphides	0.00	0.00	0.00	0.00	0.00	0.00	0.00	0.00	0.00	0.00	0.00	0.00
Po:Quartz/Feldspar	0.01	0.00	0.00	0.02	0.00	0.02	0.00	0.00	0.00	0.04	0.00	0.00
Po:Mica	0.00	0.00	0.00	0.00	0.00	0.00	0.02	0.00	0.00	0.00	0.00	0.00
Po:Clays	0.00	0.00	0.00	0.00	0.00	0.00	0.00	0.00	0.00	0.00	0.00	0.00
Po:Other Silicates	0.00	0.00	0.00	0.00	0.00	0.00	0.00	0.00	0.00	0.00	0.00	0.00
Po:Carbonates	0.00	0.00	0.00	0.00	0.01	0.00	0.00	0.00	0.00	0.00	0.00	0.00
Po:Oxides	0.00	0.00	0.00	0.00	0.00	0.00	0.00	0.00	0.00	0.00	0.00	0.00
Po:Other	0.00	0.00	0.00	0.00	0.00	0.00	0.00	0.00	0.00	0.00	0.00	0.00
Complex	0.04	0.00	0.00	0.08	0.04	0.05	0.02	0.00	0.04	0.12	0.06	0.06
Total	0.22	0.00	0.01	0.43	0.27	0.16	0.97	0.00	0.19	0.46	0.22	0.14

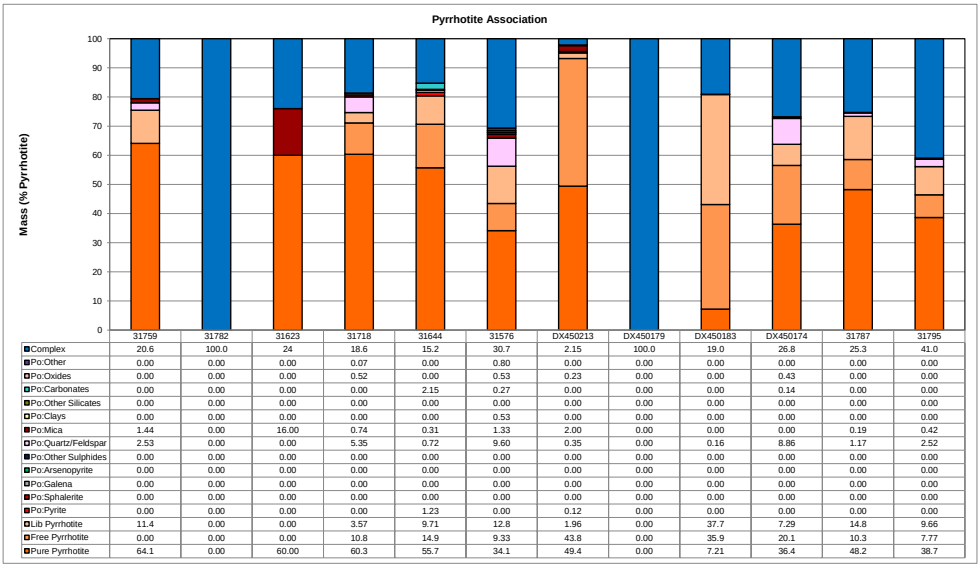

	31759	31782	31623	31718	31644	31576	DX450213	DX450179	DX450183	DX450174	31787	31795
Complex	20.6	100.0	24	18.6	15.2	30.7	2.15	100.0	19.0	26.8	25.3	41.0
Po:Other	0.00	0.00	0.00	0.07	0.00	0.80	0.00	0.00	0.00	0.00	0.00	0.00
Po:Oxides	0.00	0.00	0.00	0.52	0.00	0.53	0.23	0.00	0.00	0.43	0.00	0.00
Po:Carbonates	0.00	0.00	0.00	0.00	2.15	0.27	0.00	0.00	0.00	0.14	0.00	0.00
Po:Other Silicates	0.00	0.00	0.00	0.00	0.00	0.00	0.00	0.00	0.00	0.00	0.00	0.00
Po:Clays	0.00	0.00	0.00	0.00	0.00	0.53	0.00	0.00	0.00	0.00	0.00	0.00
Po:Mica	1.44	0.00	16.00	0.74	0.31	1.33	2.00	0.00	0.00	0.00	0.19	0.42
Po:Quartz/Feldspar	2.53	0.00	0.00	5.35	0.72	9.60	0.35	0.00	0.16	8.86	1.17	2.52
Po:Other Sulphides	0.00	0.00	0.00	0.00	0.00	0.00	0.00	0.00	0.00	0.00	0.00	0.00
Po:Arsenopyrite	0.00	0.00	0.00	0.00	0.00	0.00	0.00	0.00	0.00	0.00	0.00	0.00
Po:Galena	0.00	0.00	0.00	0.00	0.00	0.00	0.00	0.00	0.00	0.00	0.00	0.00
Po:Sphalerite	0.00	0.00	0.00	0.00	0.00	0.00	0.00	0.00	0.00	0.00	0.00	0.00
Po:Pyrite	0.00	0.00	0.00	0.00	1.23	0.00	0.12	0.00	0.00	0.00	0.00	0.00
Lib Pyrrhotite	11.4	0.00	0.00	3.57	9.71	12.8	1.96	0.00	37.7	7.29	14.8	9.66
Free Pyrrhotite	0.00	0.00	0.00	10.8	14.9	9.33	43.8	0.00	35.9	20.1	10.3	7.77
Pure Pyrrhotite	64.1	0.00	60.00	60.3	55.7	34.1	49.4	0.00	7.21	36.4	48.2	38.7

Normalized Mass of Pyrrhotite Across Samples

Mineral Name	31759	31782	31623	31718	31644	31576	DX450213	DX450179	DX450183	DX450174	31787	31795
Pure Pyrrhotite	64.1	0.00	60.00	60.3	55.7	34.1	49.4	0.00	7.21	36.4	48.2	38.7
Free Pyrrhotite	0.00	0.00	0.00	10.8	14.9	9.33	43.8	0.00	35.9	20.1	10.3	7.77
Lib Pyrrhotite	11.4	0.00	0.00	3.57	9.71	12.8	1.96	0.00	37.7	7.29	14.8	9.66
Po:Pyrite	0.00	0.00	0.00	0.00	1.23	0.00	0.12	0.00	0.00	0.00	0.00	0.00
Po:Sphalerite	0.00	0.00	0.00	0.00	0.00	0.00	0.00	0.00	0.00	0.00	0.00	0.00
Po:Galena	0.00	0.00	0.00	0.00	0.00	0.00	0.00	0.00	0.00	0.00	0.00	0.00
Po:Arsenopyrite	0.00	0.00	0.00	0.00	0.00	0.00	0.00	0.00	0.00	0.00	0.00	0.00
Po:Other Sulphides	0.00	0.00	0.00	0.00	0.00	0.00	0.00	0.00	0.00	0.00	0.00	0.00
Po:Quartz/Feldspar	2.53	0.00	0.00	5.35	0.72	9.60	0.35	0.00	0.16	8.86	1.17	2.52
Po:Mica	1.44	0.00	16.00	0.74	0.31	1.33	2.00	0.00	0.00	0.00	0.19	0.42
Po:Clays	0.00	0.00	0.00	0.00	0.00	0.53	0.00	0.00	0.00	0.00	0.00	0.00
Po:Other Silicates	0.00	0.00	0.00	0.00	0.00	0.00	0.00	0.00	0.00	0.00	0.00	0.00
Po:Carbonates	0.00	0.00	0.00	0.00	2.15	0.27	0.00	0.00	0.00	0.14	0.00	0.00
Po:Oxides	0.00	0.00	0.00	0.52	0.00	0.53	0.23	0.00	0.00	0.43	0.00	0.00
Po:Other	0.00	0.00	0.00	0.07	0.00	0.80	0.00	0.00	0.00	0.00	0.00	0.00
Complex	20.6	100.0	24	18.6	15.2	30.7	2.15	100.0	19.0	26.8	25.3	41.0
Total	100.0	100.0	100.0	100.0	100.0	100.0	100.0	100.0	100.0	100.0	100.0	100.0

Great Bear Resources
19032-02
MI5063-JUL24

High Definition Mineralogical Analysis using QEMSCAN (Quantitative Evaluation of Materials by Scanning Electron Microscopy)

Pyrrhotite Association



Great Bear Resources
19032-02
MI5063-JUL24

High Definition Mineralogical Analysis using QEMSCAN (Quantitative Evaluation of Materials by Scanning Electron Microscopy)

Arsenopyrite Liberation

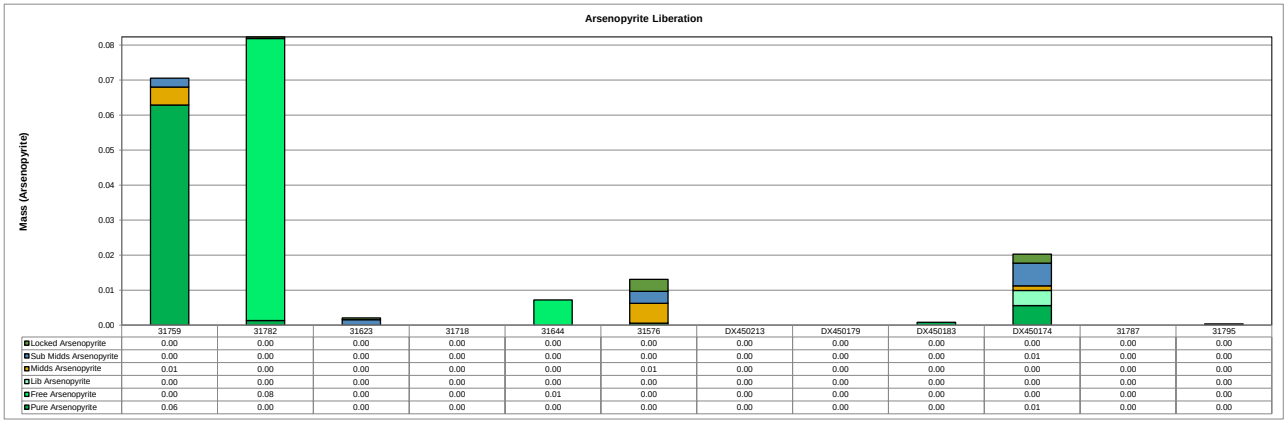

	31759	31782	31623	31718	31644	31576	DX450213	DX450179	DX450183	DX450174	31787	31795
Locked Arsenopyrite	0.00	0.00	0.00	0.00	0.00	0.00	0.00	0.00	0.00	0.00	0.00	0.00
Sub Midds Arsenopyrite	0.00	0.00	0.00	0.00	0.00	0.00	0.00	0.00	0.00	0.01	0.00	0.00
Midds Arsenopyrite	0.01	0.00	0.00	0.00	0.00	0.01	0.00	0.00	0.00	0.00	0.00	0.00
Lib Arsenopyrite	0.00	0.00	0.00	0.00	0.00	0.00	0.00	0.00	0.00	0.00	0.00	0.00
Free Arsenopyrite	0.00	0.08	0.00	0.00	0.01	0.00	0.00	0.00	0.00	0.00	0.00	0.00
Pure Arsenopyrite	0.06	0.00	0.00	0.00	0.00	0.00	0.00	0.00	0.00	0.01	0.00	0.00

Absolute Mass of Arsenopyrite Across Samples

Mineral Name	31759	31782	31623	31718	31644	31576	DX450213	DX450179	DX450183	DX450174	31787	31795
Pure Arsenopyrite	0.06	0.00	0.00	0.00	0.00	0.00	0.00	0.00	0.00	0.01	0.00	0.00
Free Arsenopyrite	0.00	0.08	0.00	0.00	0.01	0.00	0.00	0.00	0.00	0.00	0.00	0.00
Lib Arsenopyrite	0.00	0.00	0.00	0.00	0.00	0.00	0.00	0.00	0.00	0.00	0.00	0.00
Midds Arsenopyrite	0.01	0.00	0.00	0.00	0.00	0.01	0.00	0.00	0.00	0.00	0.00	0.00
Sub Midds Arsenopyrite	0.00	0.00	0.00	0.00	0.00	0.00	0.00	0.00	0.00	0.01	0.00	0.00
Locked Arsenopyrite	0.00	0.00	0.00	0.00	0.00	0.00	0.00	0.00	0.00	0.00	0.00	0.00
Total	0.07	0.08	0.00	0.00	0.01	0.01	0.00	0.00	0.00	0.02	0.00	0.00

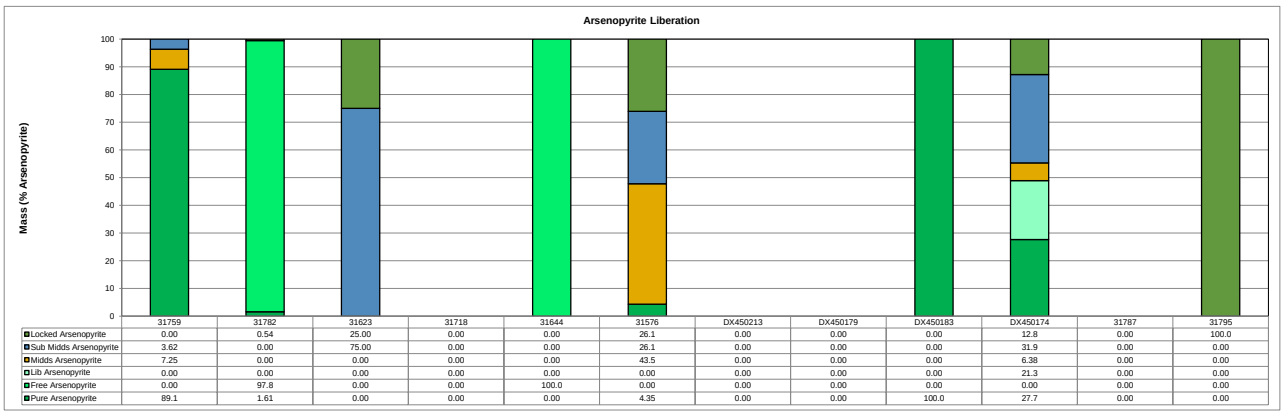

	31759	31782	31623	31718	31644	31576	DX450213	DX450179	DX450183	DX450174	31787	31795
Locked Arsenopyrite	0.00	0.54	25.00	0.00	0.00	26.1	0.00	0.00	0.00	12.8	0.00	100.0
Sub Midds Arsenopyrite	3.62	0.00	75.00	0.00	0.00	26.1	0.00	0.00	0.00	31.9	0.00	0.00
Midds Arsenopyrite	7.25	0.00	0.00	0.00	0.00	43.5	0.00	0.00	0.00	6.38	0.00	0.00
Lib Arsenopyrite	0.00	0.00	0.00	0.00	0.00	0.00	0.00	0.00	0.00	21.3	0.00	0.00
Free Arsenopyrite	0.00	97.8	0.00	0.00	100.0	0.00	0.00	0.00	0.00	0.00	0.00	0.00
Pure Arsenopyrite	89.1	1.61	0.00	0.00	0.00	4.35	0.00	0.00	100.0	27.7	0.00	0.00

Normalized Mass of Arsenopyrite Across Samples

Mineral Name	31759	31782	31623	31718	31644	31576	DX450213	DX450179	DX450183	DX450174	31787	31795
Pure Arsenopyrite	89.1	1.61	0.00	0.00	0.00	4.35	0.00	0.00	100.0	27.7	0.00	0.00
Free Arsenopyrite	0.00	97.8	0.00	0.00	100.0	0.00	0.00	0.00	0.00	0.00	0.00	0.00
Lib Arsenopyrite	0.00	0.00	0.00	0.00	0.00	0.00	0.00	0.00	0.00	21.3	0.00	0.00
Midds Arsenopyrite	7.25	0.00	0.00	0.00	0.00	43.5	0.00	0.00	0.00	6.38	0.00	0.00
Sub Midds Arsenopyrite	3.62	0.00	75.00	0.00	0.00	26.1	0.00	0.00	0.00	31.9	0.00	0.00
Locked Arsenopyrite	0.00	0.54	25.00	0.00	0.00	26.1	0.00	0.00	0.00	12.8	0.00	100.0
Total	100.0	100.0	100.0	0.00	100.0	100.0	0.00	0.00	100.0	100.0	0.00	100.0

Great Bear Resources
19032-02
MI5063-JUL24

High Definition Mineralogical Analysis using QEMSCAN (Quantitative Evaluation of Materials by Scanning Electron Microscopy)

Arsenopyrite Association

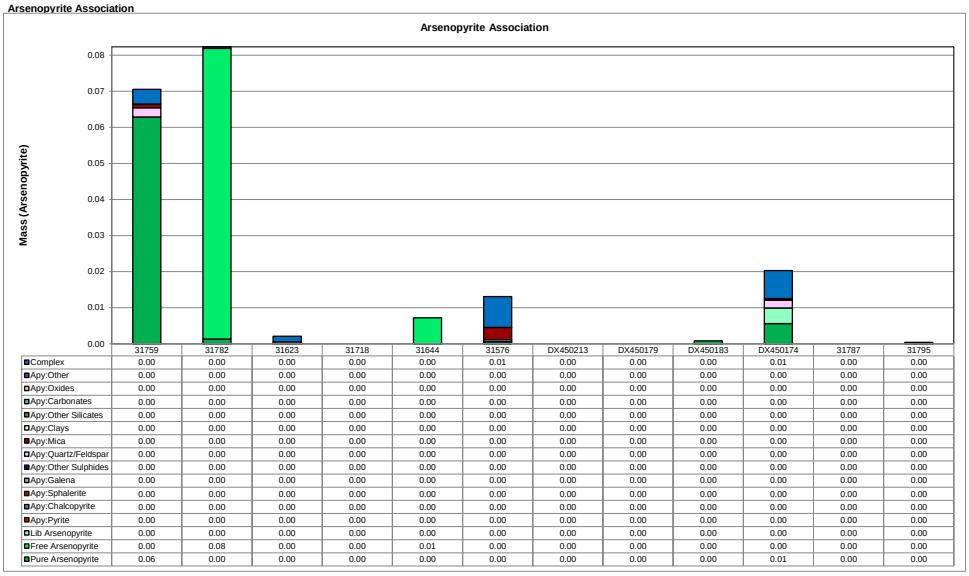

	31759	31782	31623	31718	31644	31576	DX450213	DX450179	DX450183	DX450174	31787	31795
Complex	0.00	0.00	0.00	0.00	0.00	0.01	0.00	0.00	0.00	0.01	0.00	0.00
Apy:Other	0.00	0.00	0.00	0.00	0.00	0.00	0.00	0.00	0.00	0.00	0.00	0.00
Apy:Oxides	0.00	0.00	0.00	0.00	0.00	0.00	0.00	0.00	0.00	0.00	0.00	0.00
Apy:Carbonates	0.00	0.00	0.00	0.00	0.00	0.00	0.00	0.00	0.00	0.00	0.00	0.00
Apy:Other Silicates	0.00	0.00	0.00	0.00	0.00	0.00	0.00	0.00	0.00	0.00	0.00	0.00
Apy:Clays	0.00	0.00	0.00	0.00	0.00	0.00	0.00	0.00	0.00	0.00	0.00	0.00
Apy:Mica	0.00	0.00	0.00	0.00	0.00	0.00	0.00	0.00	0.00	0.00	0.00	0.00
Apy:Quartz/Feldspar	0.00	0.00	0.00	0.00	0.00	0.00	0.00	0.00	0.00	0.00	0.00	0.00
Apy:Other Sulphides	0.00	0.00	0.00	0.00	0.00	0.00	0.00	0.00	0.00	0.00	0.00	0.00
Apy:Galena	0.00	0.00	0.00	0.00	0.00	0.00	0.00	0.00	0.00	0.00	0.00	0.00
Apy:Sphalerite	0.00	0.00	0.00	0.00	0.00	0.00	0.00	0.00	0.00	0.00	0.00	0.00
Apy:Chalcopyrite	0.00	0.00	0.00	0.00	0.00	0.00	0.00	0.00	0.00	0.00	0.00	0.00
Apy:Pyrite	0.00	0.00	0.00	0.00	0.00	0.00	0.00	0.00	0.00	0.00	0.00	0.00
Lib Arsenopyrite	0.00	0.00	0.00	0.00	0.00	0.00	0.00	0.00	0.00	0.00	0.00	0.00
Free Arsenopyrite	0.00	0.08	0.00	0.00	0.01	0.00	0.00	0.00	0.00	0.00	0.00	0.00
Pure Arsenopyrite	0.06	0.00	0.00	0.00	0.00	0.00	0.00	0.00	0.00	0.01	0.00	0.00

Absolute Mass of Arsenopyrite Across Samples

Mineral Name	31759	31782	31623	31718	31644	31576	DX450213	DX450179	DX450183	DX450174	31787	31795
Pure Arsenopyrite	0.06	0.00	0.00	0.00	0.00	0.00	0.00	0.00	0.00	0.01	0.00	0.00
Free Arsenopyrite	0.00	0.08	0.00	0.00	0.01	0.00	0.00	0.00	0.00	0.00	0.00	0.00
Lib Arsenopyrite	0.00	0.00	0.00	0.00	0.00	0.00	0.00	0.00	0.00	0.00	0.00	0.00
Apy:Pyrite	0.00	0.00	0.00	0.00	0.00	0.00	0.00	0.00	0.00	0.00	0.00	0.00
Apy:Chalcopyrite	0.00	0.00	0.00	0.00	0.00	0.00	0.00	0.00	0.00	0.00	0.00	0.00
Apy:Sphalerite	0.00	0.00	0.00	0.00	0.00	0.00	0.00	0.00	0.00	0.00	0.00	0.00
Apy:Galena	0.00	0.00	0.00	0.00	0.00	0.00	0.00	0.00	0.00	0.00	0.00	0.00
Apy:Other Sulphides	0.00	0.00	0.00	0.00	0.00	0.00	0.00	0.00	0.00	0.00	0.00	0.00
Apy:Quartz/Feldspar	0.00	0.00	0.00	0.00	0.00	0.00	0.00	0.00	0.00	0.00	0.00	0.00
Apy:Mica	0.00	0.00	0.00	0.00	0.00	0.00	0.00	0.00	0.00	0.00	0.00	0.00
Apy:Clays	0.00	0.00	0.00	0.00	0.00	0.00	0.00	0.00	0.00	0.00	0.00	0.00
Apy:Other Silicates	0.00	0.00	0.00	0.00	0.00	0.00	0.00	0.00	0.00	0.00	0.00	0.00
Apy:Carbonates	0.00	0.00	0.00	0.00	0.00	0.00	0.00	0.00	0.00	0.00	0.00	0.00
Apy:Oxides	0.00	0.00	0.00	0.00	0.00	0.00	0.00	0.00	0.00	0.00	0.00	0.00
Apy:Other	0.00	0.00	0.00	0.00	0.00	0.00	0.00	0.00	0.00	0.00	0.00	0.00
Complex	0.00	0.00	0.00	0.00	0.00	0.01	0.00	0.00	0.00	0.01	0.00	0.00
Total	0.07	0.08	0.00	0.00	0.01	0.01	0.00	0.00	0.00	0.02	0.00	0.00

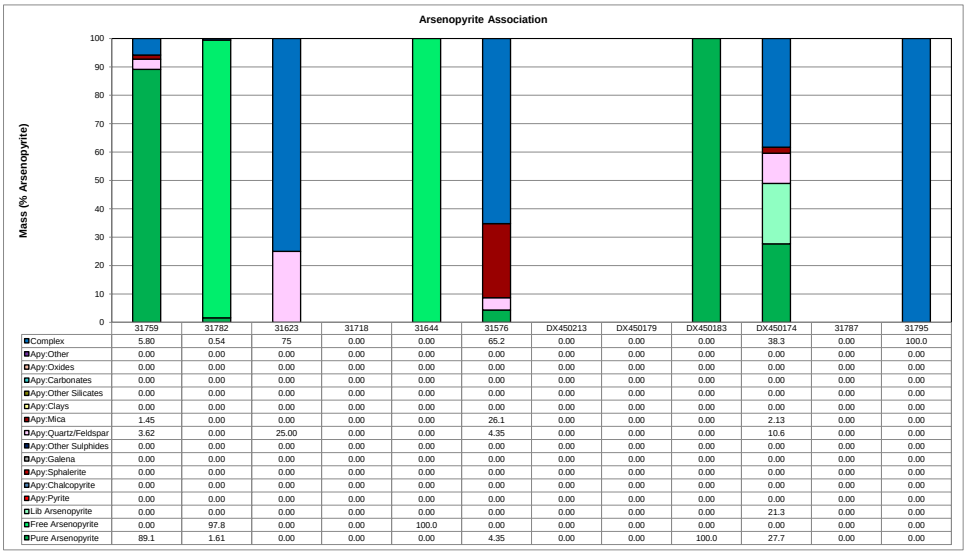

	31759	31782	31623	31718	31644	31576	DX450213	DX450179	DX450183	DX450174	31787	31795
Complex	5.80	0.54	75	0.00	0.00	65.2	0.00	0.00	0.00	38.3	0.00	100.0
Apy:Other	0.00	0.00	0.00	0.00	0.00	0.00	0.00	0.00	0.00	0.00	0.00	0.00
Apy:Oxides	0.00	0.00	0.00	0.00	0.00	0.00	0.00	0.00	0.00	0.00	0.00	0.00
Apy:Carbonates	0.00	0.00	0.00	0.00	0.00	0.00	0.00	0.00	0.00	0.00	0.00	0.00
Apy:Other Silicates	0.00	0.00	0.00	0.00	0.00	0.00	0.00	0.00	0.00	0.00	0.00	0.00
Apy:Clays	0.00	0.00	0.00	0.00	0.00	0.00	0.00	0.00	0.00	0.00	0.00	0.00
Apy:Mica	1.45	0.00	0.00	0.00	0.00	26.1	0.00	0.00	0.00	2.13	0.00	0.00
Apy:Quartz/Feldspar	3.62	0.00	25.00	0.00	0.00	4.35	0.00	0.00	0.00	10.6	0.00	0.00
Apy:Other Sulphides	0.00	0.00	0.00	0.00	0.00	0.00	0.00	0.00	0.00	0.00	0.00	0.00
Apy:Galena	0.00	0.00	0.00	0.00	0.00	0.00	0.00	0.00	0.00	0.00	0.00	0.00
Apy:Sphalerite	0.00	0.00	0.00	0.00	0.00	0.00	0.00	0.00	0.00	0.00	0.00	0.00
Apy:Chalcopyrite	0.00	0.00	0.00	0.00	0.00	0.00	0.00	0.00	0.00	0.00	0.00	0.00
Apy:Pyrite	0.00	0.00	0.00	0.00	0.00	0.00	0.00	0.00	0.00	0.00	0.00	0.00
Lib Arsenopyrite	0.00	0.00	0.00	0.00	0.00	0.00	0.00	0.00	0.00	21.3	0.00	0.00
Free Arsenopyrite	0.00	97.8	0.00	0.00	100.0	0.00	0.00	0.00	0.00	0.00	0.00	0.00
Pure Arsenopyrite	89.1	1.61	0.00	0.00	0.00	4.35	0.00	0.00	100.0	27.7	0.00	0.00

Normalized Mass of Arsenopyrite Across Samples

Mineral Name	31759	31782	31623	31718	31644	31576	DX450213	DX450179	DX450183	DX450174	31787	31795
Pure Arsenopyrite	89.1	1.61	0.00	0.00	0.00	4.35	0.00	0.00	100.0	27.7	0.00	0.00
Free Arsenopyrite	0.00	97.8	0.00	0.00	100.0	0.00	0.00	0.00	0.00	0.00	0.00	0.00
Lib Arsenopyrite	0.00	0.00	0.00	0.00	0.00	0.00	0.00	0.00	0.00	21.3	0.00	0.00
Apy:Pyrite	0.00	0.00	0.00	0.00	0.00	0.00	0.00	0.00	0.00	0.00	0.00	0.00
Apy:Chalcopyrite	0.00	0.00	0.00	0.00	0.00	0.00	0.00	0.00	0.00	0.00	0.00	0.00
Apy:Sphalerite	0.00	0.00	0.00	0.00	0.00	0.00	0.00	0.00	0.00	0.00	0.00	0.00
Apy:Galena	0.00	0.00	0.00	0.00	0.00	0.00	0.00	0.00	0.00	0.00	0.00	0.00
Apy:Other Sulphides	0.00	0.00	0.00	0.00	0.00	0.00	0.00	0.00	0.00	0.00	0.00	0.00
Apy:Quartz/Feldspar	3.62	0.00	25.00	0.00	0.00	4.35	0.00	0.00	0.00	10.6	0.00	0.00
Apy:Mica	1.45	0.00	0.00	0.00	0.00	26.1	0.00	0.00	0.00	2.13	0.00	0.00
Apy:Clays	0.00	0.00	0.00	0.00	0.00	0.00	0.00	0.00	0.00	0.00	0.00	0.00
Apy:Other Silicates	0.00	0.00	0.00	0.00	0.00	0.00	0.00	0.00	0.00	0.00	0.00	0.00
Apy:Carbonates	0.00	0.00	0.00	0.00	0.00	0.00	0.00	0.00	0.00	0.00	0.00	0.00
Apy:Oxides	0.00	0.00	0.00	0.00	0.00	0.00	0.00	0.00	0.00	0.00	0.00	0.00
Apy:Other	0.00	0.00	0.00	0.00	0.00	0.00	0.00	0.00	0.00	0.00	0.00	0.00
Complex	5.80	0.54	75	0.00	0.00	65.2	0.00	0.00	0.00	38.3	0.00	100.0
Total	100.0	100.0	100.0	0.00	100.0	100.0	0.00	0.00	100.0	100.0	0.00	100.0

Great Bear Resources
19032-02
MI5063-JUL24

High Definition Mineralogical Analysis using QEMSCAN (Quantitative Evaluation of Materials by Scanning Electron Microscopy)

Arsenopyrite Association



Great Bear Resources
19032-02
MI5063-JUL24

High Definition Mineralogical Analysis using QEMSCAN (Quantitative Evaluation of Materials by Scanning Electron Microscopy)

Chalcopyrite Liberation

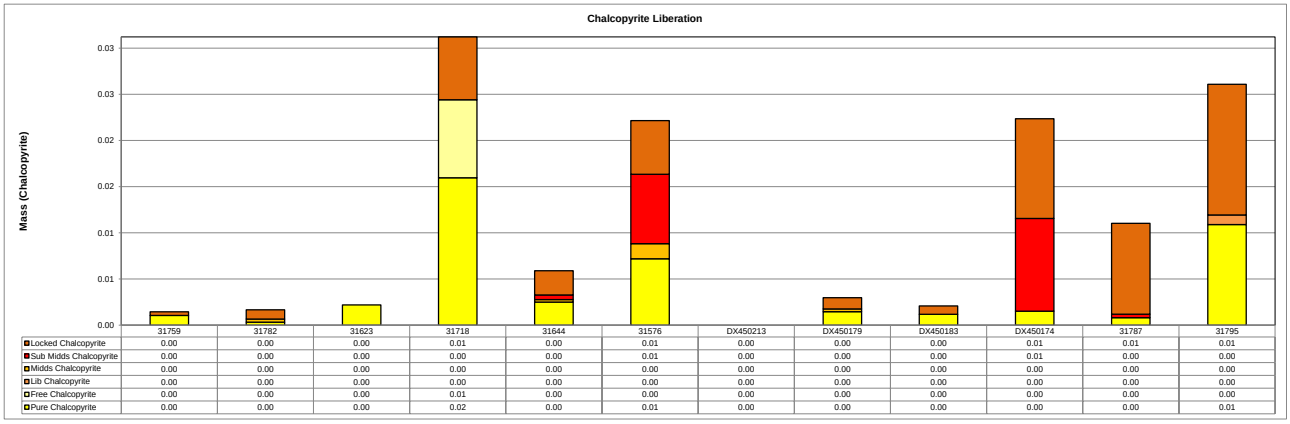

Absolute Mass of Chalcopyrite Across Samples

Mineral Name	31759	31782	31623	31718	31644	31576	DX450213	DX450179	DX450183	DX450174	31787	31795
Pure Chalcopyrite	0.00	0.00	0.00	0.02	0.00	0.01	0.00	0.00	0.00	0.00	0.00	0.01
Free Chalcopyrite	0.00	0.00	0.00	0.01	0.00	0.00	0.00	0.00	0.00	0.00	0.00	0.00
Lib Chalcopyrite	0.00	0.00	0.00	0.00	0.00	0.00	0.00	0.00	0.00	0.00	0.00	0.00
Midds Chalcopyrite	0.00	0.00	0.00	0.00	0.00	0.00	0.00	0.00	0.00	0.00	0.00	0.00
Sub Midds Chalcopyrite	0.00	0.00	0.00	0.00	0.00	0.01	0.00	0.00	0.00	0.01	0.00	0.00
Locked Chalcopyrite	0.00	0.00	0.00	0.01	0.00	0.01	0.00	0.00	0.00	0.01	0.01	0.01
Total	0.00	0.00	0.00	0.03	0.01	0.02	0.00	0.00	0.00	0.02	0.01	0.03

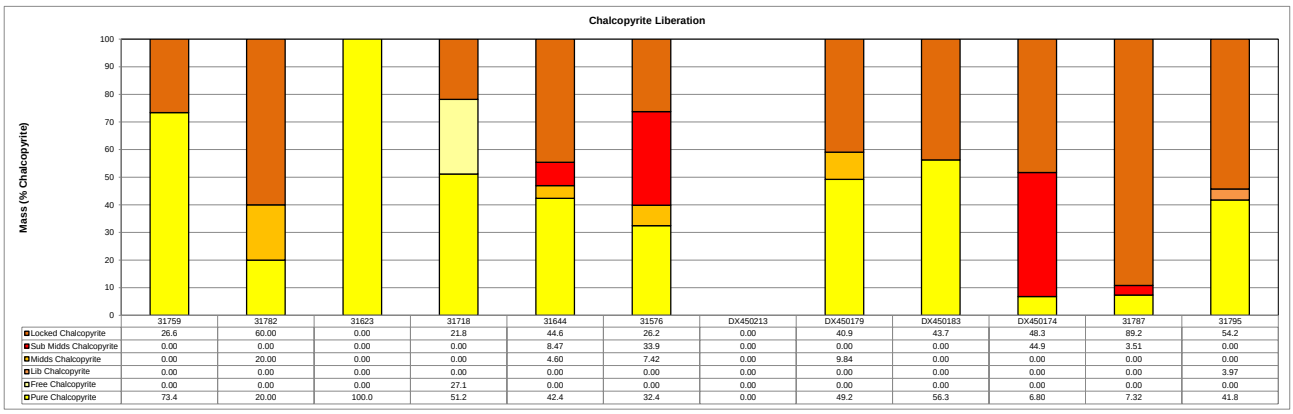

Normalized Mass of Chalcopyrite Across Samples

Mineral Name	31759	31782	31623	31718	31644	31576	DX450213	DX450179	DX450183	DX450174	31787	31795
Pure Chalcopyrite	73.4	20.00	100.0	51.2	42.4	32.4	0.00	49.2	56.3	6.80	7.32	41.8
Free Chalcopyrite	0.00	0.00	0.00	27.1	0.00	0.00	0.00	0.00	0.00	0.00	0.00	0.00
Lib Chalcopyrite	0.00	0.00	0.00	0.00	0.00	0.00	0.00	0.00	0.00	0.00	0.00	3.97
Midds Chalcopyrite	0.00	20.00	0.00	0.00	4.60	7.42	0.00	9.84	0.00	0.00	0.00	0.00
Sub Midds Chalcopyrite	0.00	0.00	0.00	0.00	8.47	33.9	0.00	0.00	0.00	44.9	3.51	0.00
Locked Chalcopyrite	26.6	60.00	0.00	21.8	44.6	26.2	0.00	40.9	43.7	48.3	89.2	54.2
Total	100.0	100.0	100.0	100.0	100.0	100.0	0.00	100.0	100.0	100.0	100.0	100.0

Great Bear Resources
19032-02
MI5063-JUL24

High Definition Mineralogical Analysis using QEMSCAN (Quantitative Evaluation of Materials by Scanning Electron Microscopy)

Chalcopyrite Association

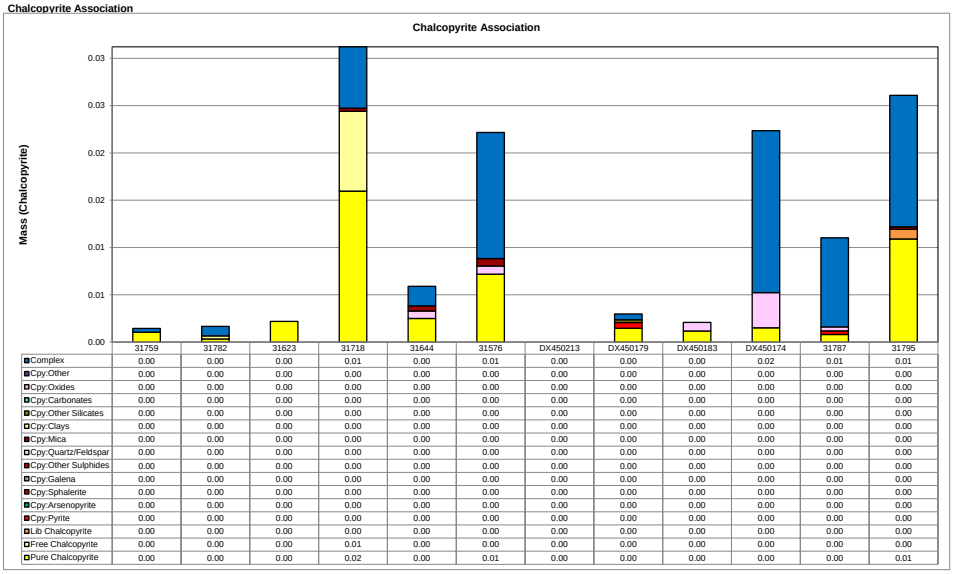

	31759	31782	31623	31718	31644	31576	DX450213	DX450179	DX450183	DX450174	31787	31795
Complex	0.00	0.00	0.00	0.01	0.00	0.01	0.00	0.00	0.00	0.02	0.01	0.01
Cpy:Other	0.00	0.00	0.00	0.00	0.00	0.00	0.00	0.00	0.00	0.00	0.00	0.00
Cpy:Oxides	0.00	0.00	0.00	0.00	0.00	0.00	0.00	0.00	0.00	0.00	0.00	0.00
Cpy:Carbonates	0.00	0.00	0.00	0.00	0.00	0.00	0.00	0.00	0.00	0.00	0.00	0.00
Cpy:Other Silicates	0.00	0.00	0.00	0.00	0.00	0.00	0.00	0.00	0.00	0.00	0.00	0.00
Cpy:Clays	0.00	0.00	0.00	0.00	0.00	0.00	0.00	0.00	0.00	0.00	0.00	0.00
Cpy:Mica	0.00	0.00	0.00	0.00	0.00	0.00	0.00	0.00	0.00	0.00	0.00	0.00
Cpy:Quartz/Feldspar	0.00	0.00	0.00	0.00	0.00	0.00	0.00	0.00	0.00	0.00	0.00	0.00
Cpy:Other Sulphides	0.00	0.00	0.00	0.00	0.00	0.00	0.00	0.00	0.00	0.00	0.00	0.00
Cpy:Galena	0.00	0.00	0.00	0.00	0.00	0.00	0.00	0.00	0.00	0.00	0.00	0.00
Cpy:Sphalerite	0.00	0.00	0.00	0.00	0.00	0.00	0.00	0.00	0.00	0.00	0.00	0.00
Cpy:Arsenopyrite	0.00	0.00	0.00	0.00	0.00	0.00	0.00	0.00	0.00	0.00	0.00	0.00
Cpy:Pyrite	0.00	0.00	0.00	0.00	0.00	0.00	0.00	0.00	0.00	0.00	0.00	0.00
Lib Chalcopyrite	0.00	0.00	0.00	0.00	0.00	0.00	0.00	0.00	0.00	0.00	0.00	0.00
Free Chalcopyrite	0.00	0.00	0.00	0.01	0.00	0.00	0.00	0.00	0.00	0.00	0.00	0.00
Pure Chalcopyrite	0.00	0.00	0.00	0.02	0.00	0.01	0.00	0.00	0.00	0.00	0.00	0.01

Absolute Mass of Chalcopyrite Across Samples

Mineral Name	31759	31782	31623	31718	31644	31576	DX450213	DX450179	DX450183	DX450174	31787	31795
Pure Chalcopyrite	0.00	0.00	0.00	0.02	0.00	0.01	0.00	0.00	0.00	0.00	0.00	0.01
Free Chalcopyrite	0.00	0.00	0.00	0.01	0.00	0.00	0.00	0.00	0.00	0.00	0.00	0.00
Lib Chalcopyrite	0.00	0.00	0.00	0.00	0.00	0.00	0.00	0.00	0.00	0.00	0.00	0.00
Cpy:Pyrite	0.00	0.00	0.00	0.00	0.00	0.00	0.00	0.00	0.00	0.00	0.00	0.00
Cpy:Arsenopyrite	0.00	0.00	0.00	0.00	0.00	0.00	0.00	0.00	0.00	0.00	0.00	0.00
Cpy:Sphalerite	0.00	0.00	0.00	0.00	0.00	0.00	0.00	0.00	0.00	0.00	0.00	0.00
Cpy:Galena	0.00	0.00	0.00	0.00	0.00	0.00	0.00	0.00	0.00	0.00	0.00	0.00
Cpy:Other Sulphides	0.00	0.00	0.00	0.00	0.00	0.00	0.00	0.00	0.00	0.00	0.00	0.00
Cpy:Quartz/Feldspar	0.00	0.00	0.00	0.00	0.00	0.00	0.00	0.00	0.00	0.00	0.00	0.00
Cpy:Mica	0.00	0.00	0.00	0.00	0.00	0.00	0.00	0.00	0.00	0.00	0.00	0.00
Cpy:Clays	0.00	0.00	0.00	0.00	0.00	0.00	0.00	0.00	0.00	0.00	0.00	0.00
Cpy:Other Silicates	0.00	0.00	0.00	0.00	0.00	0.00	0.00	0.00	0.00	0.00	0.00	0.00
Cpy:Carbonates	0.00	0.00	0.00	0.00	0.00	0.00	0.00	0.00	0.00	0.00	0.00	0.00
Cpy:Oxides	0.00	0.00	0.00	0.00	0.00	0.00	0.00	0.00	0.00	0.00	0.00	0.00
Cpy:Other	0.00	0.00	0.00	0.00	0.00	0.00	0.00	0.00	0.00	0.00	0.00	0.00
Complex	0.00	0.00	0.00	0.01	0.00	0.01	0.00	0.00	0.00	0.02	0.01	0.01
Total	0.00	0.00	0.00	0.03	0.01	0.02	0.00	0.00	0.00	0.02	0.01	0.03

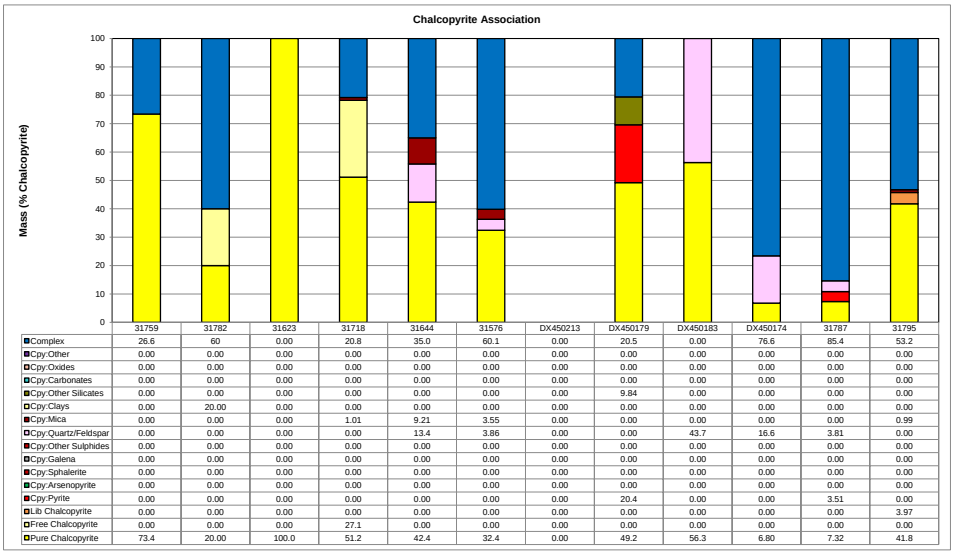

	31759	31782	31623	31718	31644	31576	DX450213	DX450179	DX450183	DX450174	31787	31795
Complex	26.6	60	0.00	20.8	35.0	60.1	0.00	20.5	0.00	76.6	85.4	53.2
Cpy:Other	0.00	0.00	0.00	0.00	0.00	0.00	0.00	0.00	0.00	0.00	0.00	0.00
Cpy:Oxides	0.00	0.00	0.00	0.00	0.00	0.00	0.00	0.00	0.00	0.00	0.00	0.00
Cpy:Carbonates	0.00	0.00	0.00	0.00	0.00	0.00	0.00	0.00	0.00	0.00	0.00	0.00
Cpy:Other Silicates	0.00	0.00	0.00	0.00	0.00	0.00	0.00	9.84	0.00	0.00	0.00	0.00
Cpy:Clays	0.00	20.00	0.00	0.00	0.00	0.00	0.00	0.00	0.00	0.00	0.00	0.00
Cpy:Mica	0.00	0.00	0.00	1.01	9.21	3.55	0.00	0.00	0.00	0.00	0.00	0.99
Cpy:Quartz/Feldspar	0.00	0.00	0.00	0.00	13.4	3.86	0.00	0.00	43.7	16.6	3.81	0.00
Cpy:Other Sulphides	0.00	0.00	0.00	0.00	0.00	0.00	0.00	0.00	0.00	0.00	0.00	0.00
Cpy:Galena	0.00	0.00	0.00	0.00	0.00	0.00	0.00	0.00	0.00	0.00	0.00	0.00
Cpy:Sphalerite	0.00	0.00	0.00	0.00	0.00	0.00	0.00	0.00	0.00	0.00	0.00	0.00
Cpy:Arsenopyrite	0.00	0.00	0.00	0.00	0.00	0.00	0.00	0.00	0.00	0.00	0.00	0.00
Cpy:Pyrite	0.00	0.00	0.00	0.00	0.00	0.00	0.00	20.4	0.00	0.00	3.51	0.00
Lib Chalcopyrite	0.00	0.00	0.00	0.00	0.00	0.00	0.00	0.00	0.00	0.00	0.00	3.97
Free Chalcopyrite	0.00	0.00	0.00	27.1	0.00	0.00	0.00	0.00	0.00	0.00	0.00	0.00
Pure Chalcopyrite	73.4	20.00	100.0	51.2	42.4	32.4	0.00	49.2	56.3	6.80	7.32	41.8

Normalized Mass of Chalcopyrite Across Samples

Mineral Name	31759	31782	31623	31718	31644	31576	DX450213	DX450179	DX450183	DX450174	31787	31795
Pure Chalcopyrite	73.4	20.00	100.0	51.2	42.4	32.4	0.00	49.2	56.3	6.80	7.32	41.8
Free Chalcopyrite	0.00	0.00	0.00	27.1	0.00	0.00	0.00	0.00	0.00	0.00	0.00	0.00
Lib Chalcopyrite	0.00	0.00	0.00	0.00	0.00	0.00	0.00	0.00	0.00	0.00	0.00	3.97
Cpy:Pyrite	0.00	0.00	0.00	0.00	0.00	0.00	0.00	20.4	0.00	0.00	3.51	0.00
Cpy:Arsenopyrite	0.00	0.00	0.00	0.00	0.00	0.00	0.00	0.00	0.00	0.00	0.00	0.00
Cpy:Sphalerite	0.00	0.00	0.00	0.00	0.00	0.00	0.00	0.00	0.00	0.00	0.00	0.00
Cpy:Galena	0.00	0.00	0.00	0.00	0.00	0.00	0.00	0.00	0.00	0.00	0.00	0.00
Cpy:Other Sulphides	0.00	0.00	0.00	0.00	0.00	0.00	0.00	0.00	0.00	0.00	0.00	0.00
Cpy:Quartz/Feldspar	0.00	0.00	0.00	0.00	13.4	3.86	0.00	0.00	43.7	16.6	3.81	0.00
Cpy:Mica	0.00	0.00	0.00	1.01	9.21	3.55	0.00	0.00	0.00	0.00	0.00	0.99
Cpy:Clays	0.00	20.00	0.00	0.00	0.00	0.00	0.00	0.00	0.00	0.00	0.00	0.00
Cpy:Other Silicates	0.00	0.00	0.00	0.00	0.00	0.00	0.00	9.84	0.00	0.00	0.00	0.00
Cpy:Carbonates	0.00	0.00	0.00	0.00	0.00	0.00	0.00	0.00	0.00	0.00	0.00	0.00
Cpy:Oxides	0.00	0.00	0.00	0.00	0.00	0.00	0.00	0.00	0.00	0.00	0.00	0.00
Cpy:Other	0.00	0.00	0.00	0.00	0.00	0.00	0.00	0.00	0.00	0.00	0.00	0.00
Complex	26.6	60	0.00	20.8	35.0	60.1	0.00	20.5	0.00	76.6	85.4	53.2
Total	100.0	100.0	100.0	100.0	100.0	100.0	0.00	100.0	100.0	100.0	100.0	100.0

Great Bear Resources
19032-02
MI5063-JUL24

High Definition Mineralogical Analysis using QEMSCAN (Quantitative Evaluation of Materials by Scanning Electron Microscopy)

Chalcopyrite Association



Great Bear Resources
19032-02
MI5063-JUL24

High Definition Mineralogical Analysis using QEMSCAN (Quantitative Evaluation of Materials by Scanning Electron Microscopy)

Sphalerite Liberation

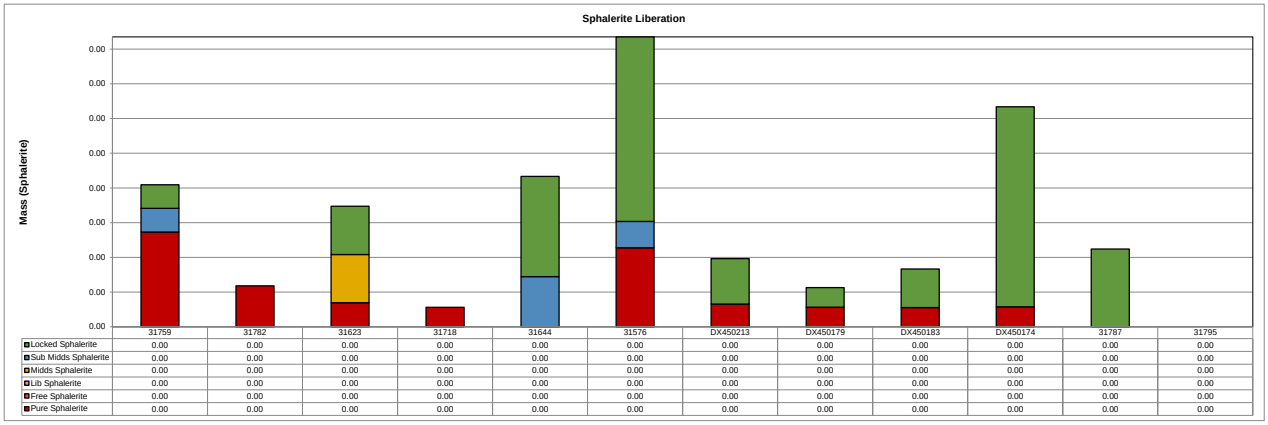

Absolute Mass of Sphalerite Across Samples

Mineral Name	31759	31782	31623	31718	31644	31576	DX450213	DX450179	DX450183	DX450174	31787	31795
Pure Sphalerite	0.00	0.00	0.00	0.00	0.00	0.00	0.00	0.00	0.00	0.00	0.00	0.00
Free Sphalerite	0.00	0.00	0.00	0.00	0.00	0.00	0.00	0.00	0.00	0.00	0.00	0.00
Lib Sphalerite	0.00	0.00	0.00	0.00	0.00	0.00	0.00	0.00	0.00	0.00	0.00	0.00
Midds Sphalerite	0.00	0.00	0.00	0.00	0.00	0.00	0.00	0.00	0.00	0.00	0.00	0.00
Sub Midds Sphalerite	0.00	0.00	0.00	0.00	0.00	0.00	0.00	0.00	0.00	0.00	0.00	0.00
Locked Sphalerite	0.00	0.00	0.00	0.00	0.00	0.00	0.00	0.00	0.00	0.00	0.00	0.00
Total	0.00	0.00	0.00	0.00	0.00	0.00	0.00	0.00	0.00	0.00	0.00	0.00

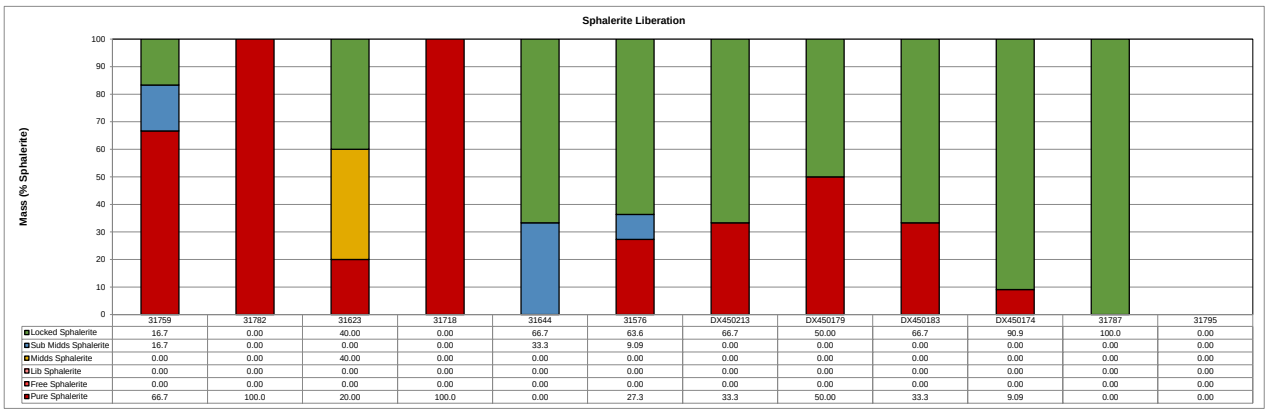

Normalized Mass of Sphalerite Across Samples

Mineral Name	31759	31782	31623	31718	31644	31576	DX450213	DX450179	DX450183	DX450174	31787	31795
Pure Sphalerite	66.7	100.0	20.00	100.0	0.00	27.3	33.3	50.00	33.3	9.09	0.00	0.00
Free Sphalerite	0.00	0.00	0.00	0.00	0.00	0.00	0.00	0.00	0.00	0.00	0.00	0.00
Lib Sphalerite	0.00	0.00	0.00	0.00	0.00	0.00	0.00	0.00	0.00	0.00	0.00	0.00
Midds Sphalerite	0.00	0.00	40.00	0.00	0.00	0.00	0.00	0.00	0.00	0.00	0.00	0.00
Sub Midds Sphalerite	16.7	0.00	0.00	0.00	33.3	9.09	0.00	0.00	0.00	0.00	0.00	0.00
Locked Sphalerite	16.7	0.00	40.00	0.00	66.7	63.6	66.7	50.00	66.7	90.9	100.0	0.00
Total	100.0	100.0	100.0	100.0	100.0	100.0	100.0	100.0	100.0	100.0	100.0	0.00

Great Bear Resources
19032-02
MI5063-JUL24

High Definition Mineralogical Analysis using QEMSCAN (Quantitative Evaluation of Materials by Scanning Electron Microscopy)

Sphalerite Association

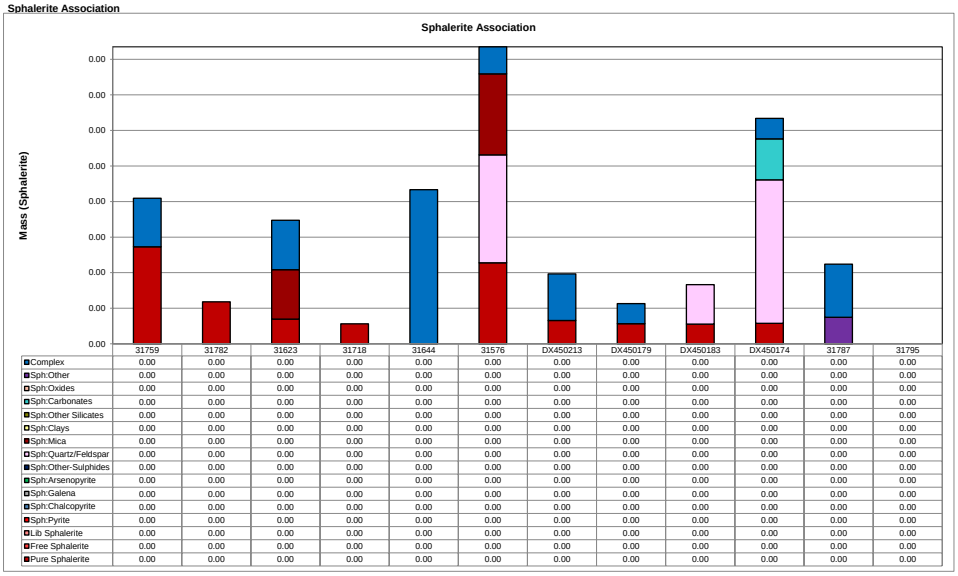

	31759	31782	31623	31718	31644	31576	DX450213	DX450179	DX450183	DX450174	31787	31795
Complex	0.00	0.00	0.00	0.00	0.00	0.00	0.00	0.00	0.00	0.00	0.00	0.00
Sph:Other	0.00	0.00	0.00	0.00	0.00	0.00	0.00	0.00	0.00	0.00	0.00	0.00
Sph:Oxides	0.00	0.00	0.00	0.00	0.00	0.00	0.00	0.00	0.00	0.00	0.00	0.00
Sph:Carbonates	0.00	0.00	0.00	0.00	0.00	0.00	0.00	0.00	0.00	0.00	0.00	0.00
Sph:Other Silicates	0.00	0.00	0.00	0.00	0.00	0.00	0.00	0.00	0.00	0.00	0.00	0.00
Sph:Clays	0.00	0.00	0.00	0.00	0.00	0.00	0.00	0.00	0.00	0.00	0.00	0.00
Sph:Mica	0.00	0.00	0.00	0.00	0.00	0.00	0.00	0.00	0.00	0.00	0.00	0.00
Sph:Quartz/Feldspar	0.00	0.00	0.00	0.00	0.00	0.00	0.00	0.00	0.00	0.00	0.00	0.00
Sph:Other-Sulphides	0.00	0.00	0.00	0.00	0.00	0.00	0.00	0.00	0.00	0.00	0.00	0.00
Sph:Arsenopyrite	0.00	0.00	0.00	0.00	0.00	0.00	0.00	0.00	0.00	0.00	0.00	0.00
Sph:Galena	0.00	0.00	0.00	0.00	0.00	0.00	0.00	0.00	0.00	0.00	0.00	0.00
Sph:Chalcopyrite	0.00	0.00	0.00	0.00	0.00	0.00	0.00	0.00	0.00	0.00	0.00	0.00
Sph:Pyrite	0.00	0.00	0.00	0.00	0.00	0.00	0.00	0.00	0.00	0.00	0.00	0.00
Lib Sphalerite	0.00	0.00	0.00	0.00	0.00	0.00	0.00	0.00	0.00	0.00	0.00	0.00
Free Sphalerite	0.00	0.00	0.00	0.00	0.00	0.00	0.00	0.00	0.00	0.00	0.00	0.00
Pure Sphalerite	0.00	0.00	0.00	0.00	0.00	0.00	0.00	0.00	0.00	0.00	0.00	0.00

Absolute Mass of Sphalerite Across Samples

Mineral Name	31759	31782	31623	31718	31644	31576	DX450213	DX450179	DX450183	DX450174	31787	31795
Pure Sphalerite	0.00	0.00	0.00	0.00	0.00	0.00	0.00	0.00	0.00	0.00	0.00	0.00
Free Sphalerite	0.00	0.00	0.00	0.00	0.00	0.00	0.00	0.00	0.00	0.00	0.00	0.00
Lib Sphalerite	0.00	0.00	0.00	0.00	0.00	0.00	0.00	0.00	0.00	0.00	0.00	0.00
Sph:Pyrite	0.00	0.00	0.00	0.00	0.00	0.00	0.00	0.00	0.00	0.00	0.00	0.00
Sph:Chalcopyrite	0.00	0.00	0.00	0.00	0.00	0.00	0.00	0.00	0.00	0.00	0.00	0.00
Sph:Galena	0.00	0.00	0.00	0.00	0.00	0.00	0.00	0.00	0.00	0.00	0.00	0.00
Sph:Arsenopyrite	0.00	0.00	0.00	0.00	0.00	0.00	0.00	0.00	0.00	0.00	0.00	0.00
Sph:Other-Sulphides	0.00	0.00	0.00	0.00	0.00	0.00	0.00	0.00	0.00	0.00	0.00	0.00
Sph:Quartz/Feldspar	0.00	0.00	0.00	0.00	0.00	0.00	0.00	0.00	0.00	0.00	0.00	0.00
Sph:Mica	0.00	0.00	0.00	0.00	0.00	0.00	0.00	0.00	0.00	0.00	0.00	0.00
Sph:Clays	0.00	0.00	0.00	0.00	0.00	0.00	0.00	0.00	0.00	0.00	0.00	0.00
Sph:Other Silicates	0.00	0.00	0.00	0.00	0.00	0.00	0.00	0.00	0.00	0.00	0.00	0.00
Sph:Carbonates	0.00	0.00	0.00	0.00	0.00	0.00	0.00	0.00	0.00	0.00	0.00	0.00
Sph:Oxides	0.00	0.00	0.00	0.00	0.00	0.00	0.00	0.00	0.00	0.00	0.00	0.00
Sph:Other	0.00	0.00	0.00	0.00	0.00	0.00	0.00	0.00	0.00	0.00	0.00	0.00
Complex	0.00	0.00	0.00	0.00	0.00	0.00	0.00	0.00	0.00	0.00	0.00	0.00
Total	0.00	0.00	0.00	0.00	0.00	0.00	0.00	0.00	0.00	0.00	0.00	0.00

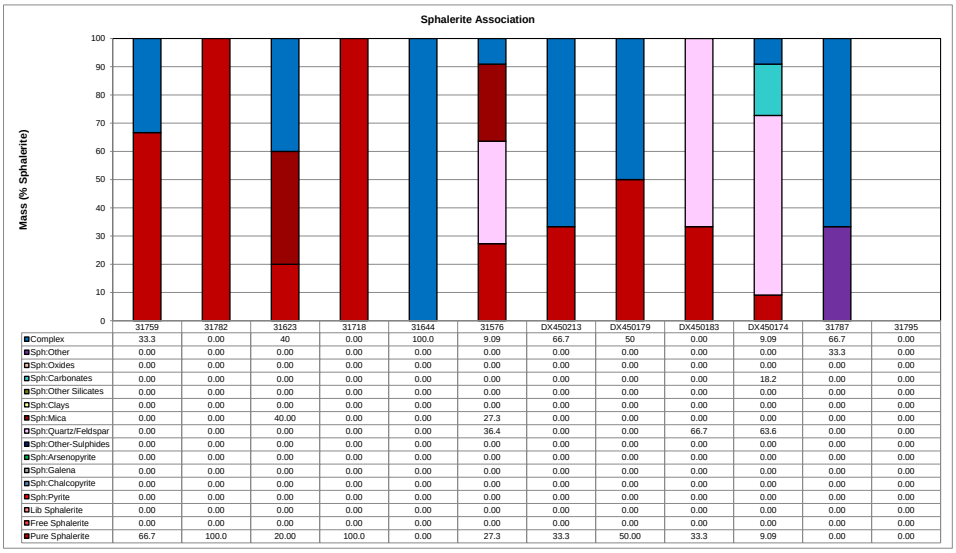

	31759	31782	31623	31718	31644	31576	DX450213	DX450179	DX450183	DX450174	31787	31795
Complex	33.3	0.00	40	0.00	100.0	9.09	66.7	50	0.00	9.09	66.7	0.00
Sph:Other	0.00	0.00	0.00	0.00	0.00	0.00	0.00	0.00	0.00	0.00	33.3	0.00
Sph:Oxides	0.00	0.00	0.00	0.00	0.00	0.00	0.00	0.00	0.00	0.00	0.00	0.00
Sph:Carbonates	0.00	0.00	0.00	0.00	0.00	0.00	0.00	0.00	0.00	18.2	0.00	0.00
Sph:Other Silicates	0.00	0.00	0.00	0.00	0.00	0.00	0.00	0.00	0.00	0.00	0.00	0.00
Sph:Clays	0.00	0.00	0.00	0.00	0.00	0.00	0.00	0.00	0.00	0.00	0.00	0.00
Sph:Mica	0.00	0.00	40.00	0.00	0.00	27.3	0.00	0.00	0.00	0.00	0.00	0.00
Sph:Quartz/Feldspar	0.00	0.00	0.00	0.00	0.00	36.4	0.00	0.00	66.7	63.6	0.00	0.00
Sph:Other-Sulphides	0.00	0.00	0.00	0.00	0.00	0.00	0.00	0.00	0.00	0.00	0.00	0.00
Sph:Arsenopyrite	0.00	0.00	0.00	0.00	0.00	0.00	0.00	0.00	0.00	0.00	0.00	0.00
Sph:Galena	0.00	0.00	0.00	0.00	0.00	0.00	0.00	0.00	0.00	0.00	0.00	0.00
Sph:Chalcopyrite	0.00	0.00	0.00	0.00	0.00	0.00	0.00	0.00	0.00	0.00	0.00	0.00
Sph:Pyrite	0.00	0.00	0.00	0.00	0.00	0.00	0.00	0.00	0.00	0.00	0.00	0.00
Lib Sphalerite	0.00	0.00	0.00	0.00	0.00	0.00	0.00	0.00	0.00	0.00	0.00	0.00
Free Sphalerite	0.00	0.00	0.00	0.00	0.00	0.00	0.00	0.00	0.00	0.00	0.00	0.00
Pure Sphalerite	66.7	100.0	20.00	100.0	0.00	27.3	33.3	50.00	33.3	9.09	0.00	0.00

Normalized Mass of Sphalerite Across Samples

Mineral Name	31759	31782	31623	31718	31644	31576	DX450213	DX450179	DX450183	DX450174	31787	31795
Pure Sphalerite	66.7	100.0	20.00	100.0	0.00	27.3	33.3	50.00	33.3	9.09	0.00	0.00
Free Sphalerite	0.00	0.00	0.00	0.00	0.00	0.00	0.00	0.00	0.00	0.00	0.00	0.00
Lib Sphalerite	0.00	0.00	0.00	0.00	0.00	0.00	0.00	0.00	0.00	0.00	0.00	0.00
Sph:Pyrite	0.00	0.00	0.00	0.00	0.00	0.00	0.00	0.00	0.00	0.00	0.00	0.00
Sph:Chalcopyrite	0.00	0.00	0.00	0.00	0.00	0.00	0.00	0.00	0.00	0.00	0.00	0.00
Sph:Galena	0.00	0.00	0.00	0.00	0.00	0.00	0.00	0.00	0.00	0.00	0.00	0.00
Sph:Arsenopyrite	0.00	0.00	0.00	0.00	0.00	0.00	0.00	0.00	0.00	0.00	0.00	0.00
Sph:Other-Sulphides	0.00	0.00	0.00	0.00	0.00	0.00	0.00	0.00	0.00	0.00	0.00	0.00
Sph:Quartz/Feldspar	0.00	0.00	0.00	0.00	0.00	36.4	0.00	0.00	66.7	63.6	0.00	0.00
Sph:Mica	0.00	0.00	40.00	0.00	0.00	27.3	0.00	0.00	0.00	0.00	0.00	0.00
Sph:Clays	0.00	0.00	0.00	0.00	0.00	0.00	0.00	0.00	0.00	0.00	0.00	0.00
Sph:Other Silicates	0.00	0.00	0.00	0.00	0.00	0.00	0.00	0.00	0.00	0.00	0.00	0.00
Sph:Carbonates	0.00	0.00	0.00	0.00	0.00	0.00	0.00	0.00	0.00	18.2	0.00	0.00
Sph:Oxides	0.00	0.00	0.00	0.00	0.00	0.00	0.00	0.00	0.00	0.00	0.00	0.00
Sph:Other	0.00	0.00	0.00	0.00	0.00	0.00	0.00	0.00	0.00	0.00	33.3	0.00
Complex	33.3	0.00	40	0.00	100.0	9.09	66.7	50	0.00	9.09	66.7	0.00
Total	100.0	100.0	100.0	100.0	100.0	100.0	100.0	100.0	100.0	100.0	100.0	0.00

Great Bear Resources
19032-02
MI5063-JUL24

High Definition Mineralogical Analysis using QEMSCAN (Quantitative Evaluation of Materials by Scanning Electron Microscopy)

Sphalerite Association

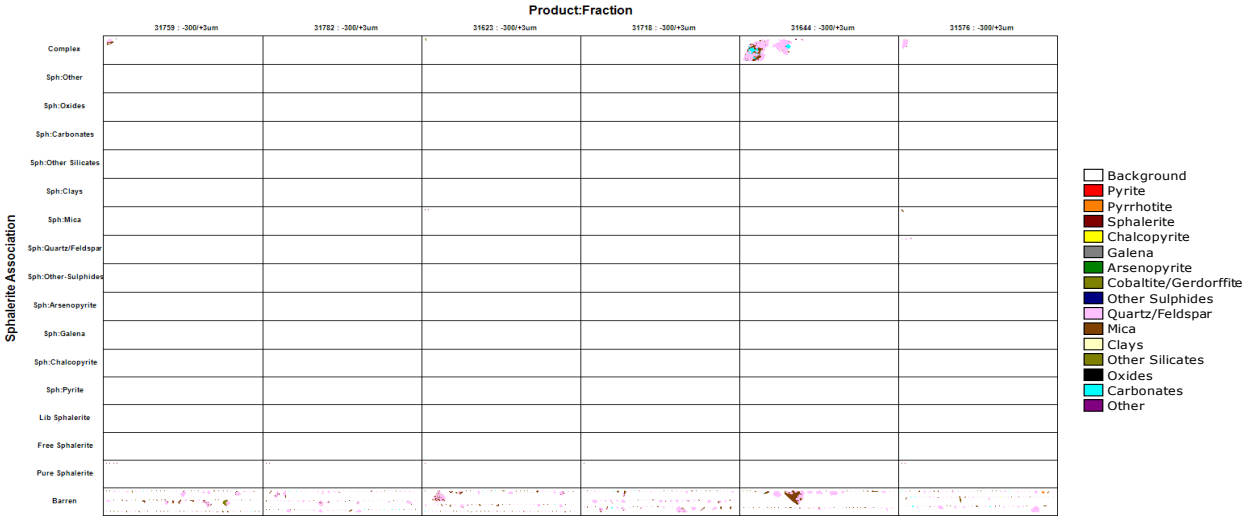

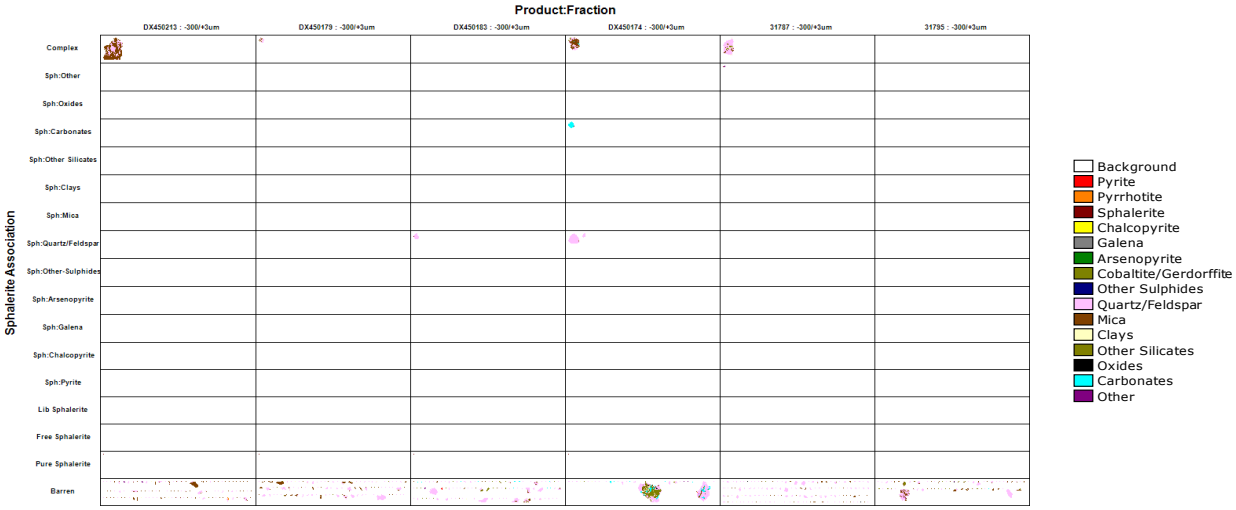

Great Bear Resources
19032-02
MI5063-JUL24

High Definition Mineralogical Analysis using QEMSCAN (Quantitative Evaluation of Materials by Scanning Electron Microscopy)

Galena Liberation

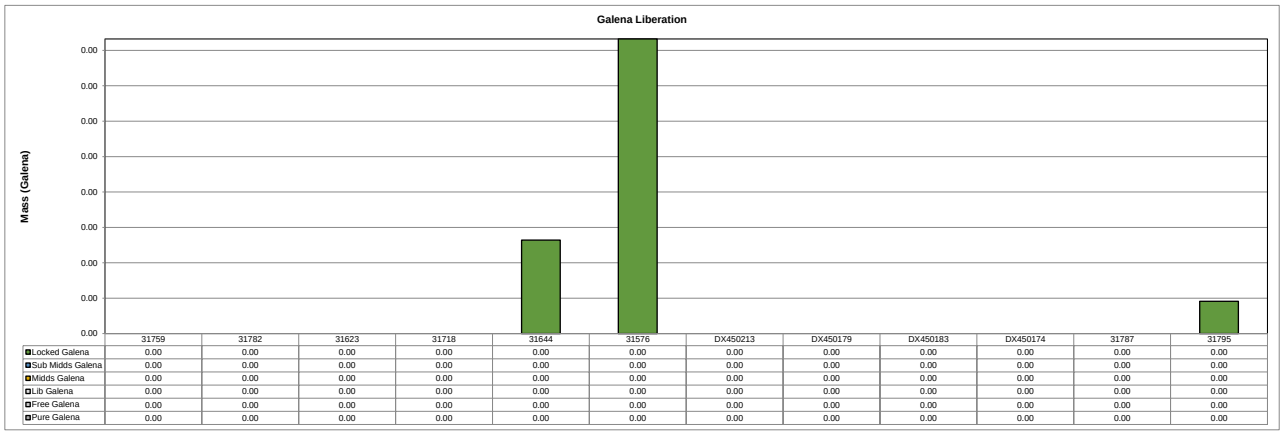

	31759	31782	31623	31718	31644	31576	DX450213	DX450179	DX450183	DX450174	31787	31795
Locked Galena	0.00	0.00	0.00	0.00	0.00	0.00	0.00	0.00	0.00	0.00	0.00	0.00
Sub Midds Galena	0.00	0.00	0.00	0.00	0.00	0.00	0.00	0.00	0.00	0.00	0.00	0.00
Midds Galena	0.00	0.00	0.00	0.00	0.00	0.00	0.00	0.00	0.00	0.00	0.00	0.00
Lib Galena	0.00	0.00	0.00	0.00	0.00	0.00	0.00	0.00	0.00	0.00	0.00	0.00
Free Galena	0.00	0.00	0.00	0.00	0.00	0.00	0.00	0.00	0.00	0.00	0.00	0.00
Pure Galena	0.00	0.00	0.00	0.00	0.00	0.00	0.00	0.00	0.00	0.00	0.00	0.00

Absolute Mass of Galena Across Samples

Mineral Name	31759	31782	31623	31718	31644	31576	DX450213	DX450179	DX450183	DX450174	31787	31795
Pure Galena	0.00	0.00	0.00	0.00	0.00	0.00	0.00	0.00	0.00	0.00	0.00	0.00
Free Galena	0.00	0.00	0.00	0.00	0.00	0.00	0.00	0.00	0.00	0.00	0.00	0.00
Lib Galena	0.00	0.00	0.00	0.00	0.00	0.00	0.00	0.00	0.00	0.00	0.00	0.00
Midds Galena	0.00	0.00	0.00	0.00	0.00	0.00	0.00	0.00	0.00	0.00	0.00	0.00
Sub Midds Galena	0.00	0.00	0.00	0.00	0.00	0.00	0.00	0.00	0.00	0.00	0.00	0.00
Locked Galena	0.00	0.00	0.00	0.00	0.00	0.00	0.00	0.00	0.00	0.00	0.00	0.00
Total	0.00	0.00	0.00	0.00	0.00	0.00	0.00	0.00	0.00	0.00	0.00	0.00

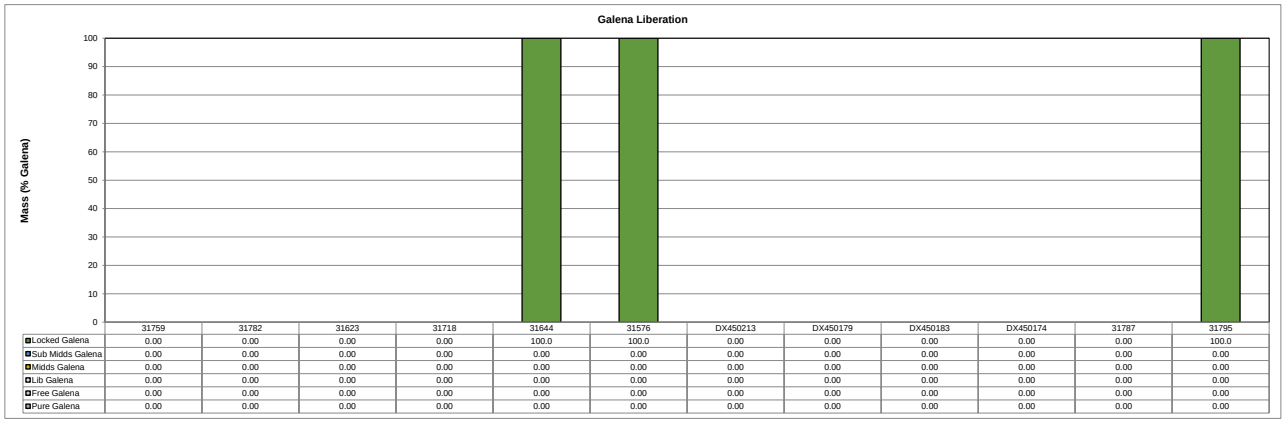

	31759	31782	31623	31718	31644	31576	DX450213	DX450179	DX450183	DX450174	31787	31795
Locked Galena	0.00	0.00	0.00	0.00	100.0	100.0	0.00	0.00	0.00	0.00	0.00	100.0
Sub Midds Galena	0.00	0.00	0.00	0.00	0.00	0.00	0.00	0.00	0.00	0.00	0.00	0.00
Midds Galena	0.00	0.00	0.00	0.00	0.00	0.00	0.00	0.00	0.00	0.00	0.00	0.00
Lib Galena	0.00	0.00	0.00	0.00	0.00	0.00	0.00	0.00	0.00	0.00	0.00	0.00
Free Galena	0.00	0.00	0.00	0.00	0.00	0.00	0.00	0.00	0.00	0.00	0.00	0.00
Pure Galena	0.00	0.00	0.00	0.00	0.00	0.00	0.00	0.00	0.00	0.00	0.00	0.00

Normalized Mass of Galena Across Samples

Mineral Name	31759	31782	31623	31718	31644	31576	DX450213	DX450179	DX450183	DX450174	31787	31795
Pure Galena	0.00	0.00	0.00	0.00	0.00	0.00	0.00	0.00	0.00	0.00	0.00	0.00
Free Galena	0.00	0.00	0.00	0.00	0.00	0.00	0.00	0.00	0.00	0.00	0.00	0.00
Lib Galena	0.00	0.00	0.00	0.00	0.00	0.00	0.00	0.00	0.00	0.00	0.00	0.00
Midds Galena	0.00	0.00	0.00	0.00	0.00	0.00	0.00	0.00	0.00	0.00	0.00	0.00
Sub Midds Galena	0.00	0.00	0.00	0.00	0.00	0.00	0.00	0.00	0.00	0.00	0.00	0.00
Locked Galena	0.00	0.00	0.00	0.00	100.0	100.0	0.00	0.00	0.00	0.00	0.00	100.0
Total	0.00	0.00	0.00	0.00	100.0	100.0	0.00	0.00	0.00	0.00	0.00	100.0

Great Bear Resources
19032-02
MI5063-JUL24

High Definition Mineralogical Analysis using QEMSCAN (Quantitative Evaluation of Materials by Scanning Electron Microscopy)

Galena Association

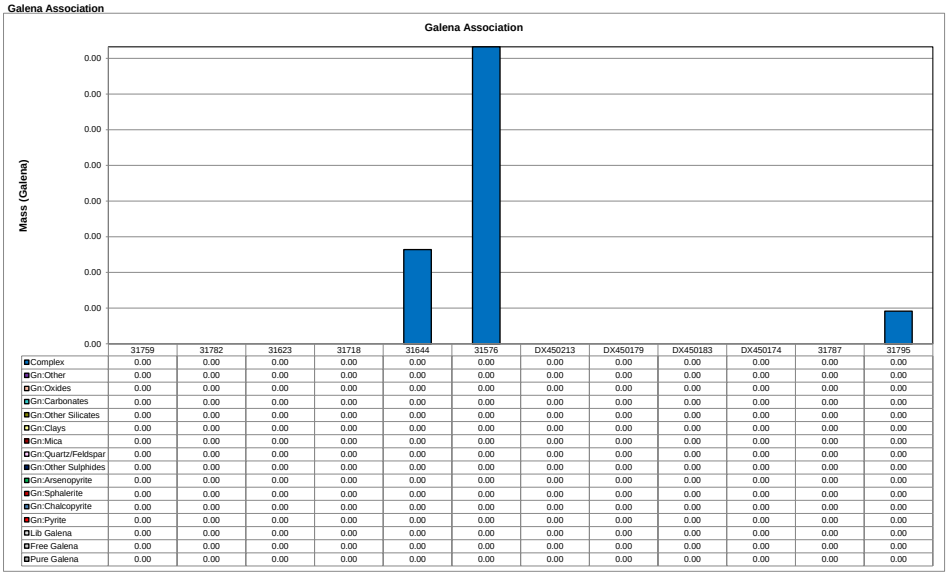

	31759	31782	31623	31718	31644	31576	DX450213	DX450179	DX450183	DX450174	31787	31795
Complex	0.00	0.00	0.00	0.00	0.00	0.00	0.00	0.00	0.00	0.00	0.00	0.00
Gn:Other	0.00	0.00	0.00	0.00	0.00	0.00	0.00	0.00	0.00	0.00	0.00	0.00
Gn:Oxides	0.00	0.00	0.00	0.00	0.00	0.00	0.00	0.00	0.00	0.00	0.00	0.00
Gn:Carbonates	0.00	0.00	0.00	0.00	0.00	0.00	0.00	0.00	0.00	0.00	0.00	0.00
Gn:Other Silicates	0.00	0.00	0.00	0.00	0.00	0.00	0.00	0.00	0.00	0.00	0.00	0.00
Gn:Clays	0.00	0.00	0.00	0.00	0.00	0.00	0.00	0.00	0.00	0.00	0.00	0.00
Gn:Mica	0.00	0.00	0.00	0.00	0.00	0.00	0.00	0.00	0.00	0.00	0.00	0.00
Gn:Quartz/Feldspar	0.00	0.00	0.00	0.00	0.00	0.00	0.00	0.00	0.00	0.00	0.00	0.00
Gn:Other Sulphides	0.00	0.00	0.00	0.00	0.00	0.00	0.00	0.00	0.00	0.00	0.00	0.00
Gn:Arsenopyrite	0.00	0.00	0.00	0.00	0.00	0.00	0.00	0.00	0.00	0.00	0.00	0.00
Gn:Sphalerite	0.00	0.00	0.00	0.00	0.00	0.00	0.00	0.00	0.00	0.00	0.00	0.00
Gn:Chalcopyrite	0.00	0.00	0.00	0.00	0.00	0.00	0.00	0.00	0.00	0.00	0.00	0.00
Gn:Pyrite	0.00	0.00	0.00	0.00	0.00	0.00	0.00	0.00	0.00	0.00	0.00	0.00
Lib Galena	0.00	0.00	0.00	0.00	0.00	0.00	0.00	0.00	0.00	0.00	0.00	0.00
Free Galena	0.00	0.00	0.00	0.00	0.00	0.00	0.00	0.00	0.00	0.00	0.00	0.00
Pure Galena	0.00	0.00	0.00	0.00	0.00	0.00	0.00	0.00	0.00	0.00	0.00	0.00

Absolute Mass of Galena Across Samples

Mineral Name	31759	31782	31623	31718	31644	31576	DX450213	DX450179	DX450183	DX450174	31787	31795
Pure Galena	0.00	0.00	0.00	0.00	0.00	0.00	0.00	0.00	0.00	0.00	0.00	0.00
Free Galena	0.00	0.00	0.00	0.00	0.00	0.00	0.00	0.00	0.00	0.00	0.00	0.00
Lib Galena	0.00	0.00	0.00	0.00	0.00	0.00	0.00	0.00	0.00	0.00	0.00	0.00
Gn:Pyrite	0.00	0.00	0.00	0.00	0.00	0.00	0.00	0.00	0.00	0.00	0.00	0.00
Gn:Chalcopyrite	0.00	0.00	0.00	0.00	0.00	0.00	0.00	0.00	0.00	0.00	0.00	0.00
Gn:Sphalerite	0.00	0.00	0.00	0.00	0.00	0.00	0.00	0.00	0.00	0.00	0.00	0.00
Gn:Arsenopyrite	0.00	0.00	0.00	0.00	0.00	0.00	0.00	0.00	0.00	0.00	0.00	0.00
Gn:Other Sulphides	0.00	0.00	0.00	0.00	0.00	0.00	0.00	0.00	0.00	0.00	0.00	0.00
Gn:Quartz/Feldspar	0.00	0.00	0.00	0.00	0.00	0.00	0.00	0.00	0.00	0.00	0.00	0.00
Gn:Mica	0.00	0.00	0.00	0.00	0.00	0.00	0.00	0.00	0.00	0.00	0.00	0.00
Gn:Clays	0.00	0.00	0.00	0.00	0.00	0.00	0.00	0.00	0.00	0.00	0.00	0.00
Gn:Other Silicates	0.00	0.00	0.00	0.00	0.00	0.00	0.00	0.00	0.00	0.00	0.00	0.00
Gn:Carbonates	0.00	0.00	0.00	0.00	0.00	0.00	0.00	0.00	0.00	0.00	0.00	0.00
Gn:Oxides	0.00	0.00	0.00	0.00	0.00	0.00	0.00	0.00	0.00	0.00	0.00	0.00
Gn:Other	0.00	0.00	0.00	0.00	0.00	0.00	0.00	0.00	0.00	0.00	0.00	0.00
Complex	0.00	0.00	0.00	0.00	0.00	0.00	0.00	0.00	0.00	0.00	0.00	0.00
Total	0.00	0.00	0.00	0.00	0.00	0.00	0.00	0.00	0.00	0.00	0.00	0.00

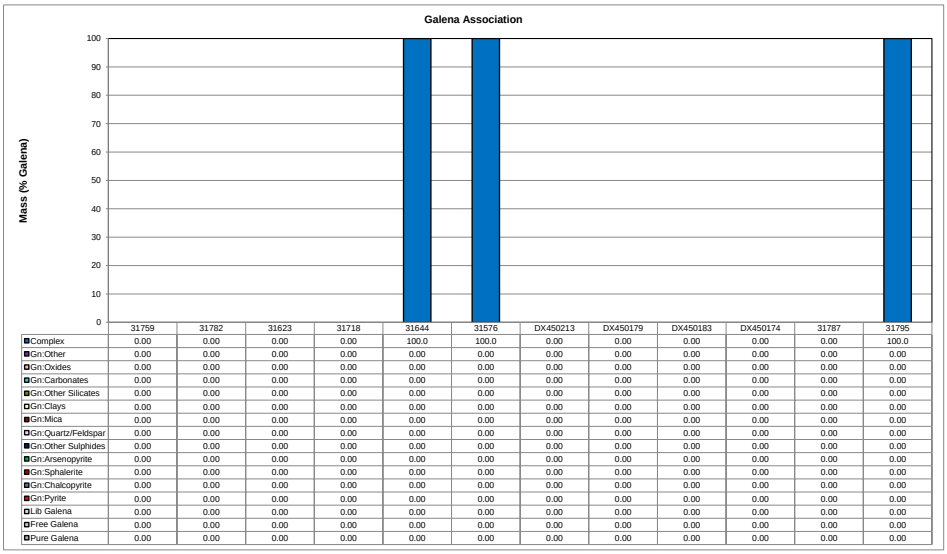

	31759	31782	31623	31718	31644	31576	DX450213	DX450179	DX450183	DX450174	31787	31795
Complex	0.00	0.00	0.00	0.00	100.0	100.0	0.00	0.00	0.00	0.00	0.00	100.0
Gn:Other	0.00	0.00	0.00	0.00	0.00	0.00	0.00	0.00	0.00	0.00	0.00	0.00
Gn:Oxides	0.00	0.00	0.00	0.00	0.00	0.00	0.00	0.00	0.00	0.00	0.00	0.00
Gn:Carbonates	0.00	0.00	0.00	0.00	0.00	0.00	0.00	0.00	0.00	0.00	0.00	0.00
Gn:Other Silicates	0.00	0.00	0.00	0.00	0.00	0.00	0.00	0.00	0.00	0.00	0.00	0.00
Gn:Clays	0.00	0.00	0.00	0.00	0.00	0.00	0.00	0.00	0.00	0.00	0.00	0.00
Gn:Mica	0.00	0.00	0.00	0.00	0.00	0.00	0.00	0.00	0.00	0.00	0.00	0.00
Gn:Quartz/Feldspar	0.00	0.00	0.00	0.00	0.00	0.00	0.00	0.00	0.00	0.00	0.00	0.00
Gn:Other Sulphides	0.00	0.00	0.00	0.00	0.00	0.00	0.00	0.00	0.00	0.00	0.00	0.00
Gn:Arsenopyrite	0.00	0.00	0.00	0.00	0.00	0.00	0.00	0.00	0.00	0.00	0.00	0.00
Gn:Sphalerite	0.00	0.00	0.00	0.00	0.00	0.00	0.00	0.00	0.00	0.00	0.00	0.00
Gn:Chalcopyrite	0.00	0.00	0.00	0.00	0.00	0.00	0.00	0.00	0.00	0.00	0.00	0.00
Gn:Pyrite	0.00	0.00	0.00	0.00	0.00	0.00	0.00	0.00	0.00	0.00	0.00	0.00
Lib Galena	0.00	0.00	0.00	0.00	0.00	0.00	0.00	0.00	0.00	0.00	0.00	0.00
Free Galena	0.00	0.00	0.00	0.00	0.00	0.00	0.00	0.00	0.00	0.00	0.00	0.00
Pure Galena	0.00	0.00	0.00	0.00	0.00	0.00	0.00	0.00	0.00	0.00	0.00	0.00

Normalized Mass of Galena Across Samples

Mineral Name	31759	31782	31623	31718	31644	31576	DX450213	DX450179	DX450183	DX450174	31787	31795
Pure Galena	0.00	0.00	0.00	0.00	0.00	0.00	0.00	0.00	0.00	0.00	0.00	0.00
Free Galena	0.00	0.00	0.00	0.00	0.00	0.00	0.00	0.00	0.00	0.00	0.00	0.00
Lib Galena	0.00	0.00	0.00	0.00	0.00	0.00	0.00	0.00	0.00	0.00	0.00	0.00
Gn:Pyrite	0.00	0.00	0.00	0.00	0.00	0.00	0.00	0.00	0.00	0.00	0.00	0.00
Gn:Chalcopyrite	0.00	0.00	0.00	0.00	0.00	0.00	0.00	0.00	0.00	0.00	0.00	0.00
Gn:Sphalerite	0.00	0.00	0.00	0.00	0.00	0.00	0.00	0.00	0.00	0.00	0.00	0.00
Gn:Arsenopyrite	0.00	0.00	0.00	0.00	0.00	0.00	0.00	0.00	0.00	0.00	0.00	0.00
Gn:Other Sulphides	0.00	0.00	0.00	0.00	0.00	0.00	0.00	0.00	0.00	0.00	0.00	0.00
Gn:Quartz/Feldspar	0.00	0.00	0.00	0.00	0.00	0.00	0.00	0.00	0.00	0.00	0.00	0.00
Gn:Mica	0.00	0.00	0.00	0.00	0.00	0.00	0.00	0.00	0.00	0.00	0.00	0.00
Gn:Clays	0.00	0.00	0.00	0.00	0.00	0.00	0.00	0.00	0.00	0.00	0.00	0.00
Gn:Other Silicates	0.00	0.00	0.00	0.00	0.00	0.00	0.00	0.00	0.00	0.00	0.00	0.00
Gn:Carbonates	0.00	0.00	0.00	0.00	0.00	0.00	0.00	0.00	0.00	0.00	0.00	0.00
Gn:Oxides	0.00	0.00	0.00	0.00	0.00	0.00	0.00	0.00	0.00	0.00	0.00	0.00
Gn:Other	0.00	0.00	0.00	0.00	0.00	0.00	0.00	0.00	0.00	0.00	0.00	0.00
Complex	0.00	0.00	0.00	0.00	100.0	100.0	0.00	0.00	0.00	0.00	0.00	100.0
Total	0.00	0.00	0.00	0.00	100.0	100.0	0.00	0.00	0.00	0.00	0.00	100.0

Great Bear Resources
19032-02
MI5063-JUL24

High Definition Mineralogical Analysis using QEMSCAN (Quantitative Evaluation of Materials by Scanning Electron Microscopy)

Galena Association



Great Bear Resources
19032-02
MI5063-JUL24

High Definition Mineralogical Analysis using QEMSCAN (Quantitative Evaluation of Materials by Scanning Electron Microscopy)

Silicates Liberation

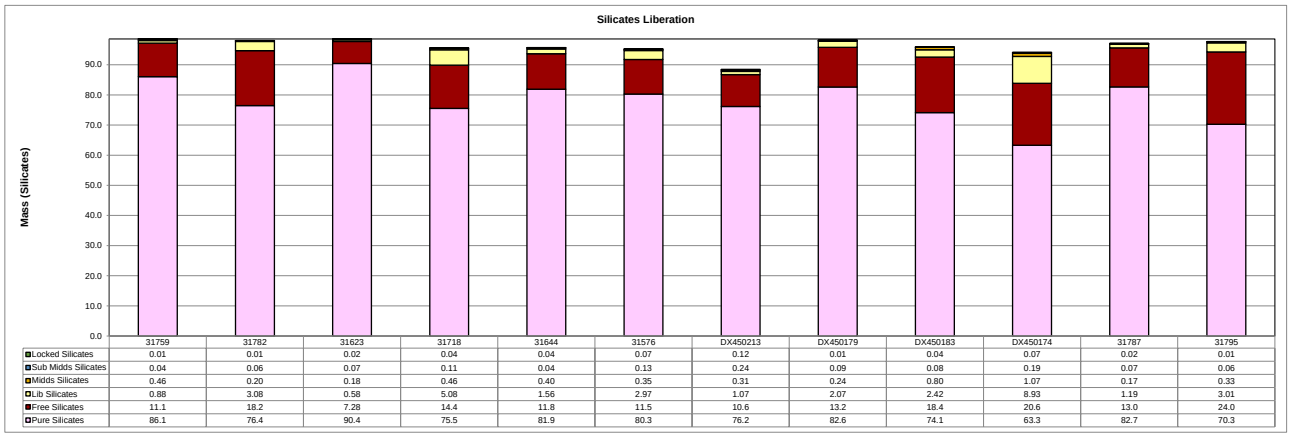

	31759	31782	31623	31718	31644	31576	DX450213	DX450179	DX450183	DX450174	31787	31795
Locked Silicates	0.01	0.01	0.02	0.04	0.04	0.07	0.12	0.01	0.04	0.07	0.02	0.01
Sub Midds Silicates	0.04	0.06	0.07	0.11	0.04	0.13	0.24	0.09	0.08	0.19	0.07	0.06
Midds Silicates	0.46	0.20	0.18	0.46	0.40	0.35	0.31	0.24	0.80	1.07	0.17	0.33
Lib Silicates	0.88	3.08	0.58	5.08	1.56	2.97	1.07	2.07	2.42	8.93	1.19	3.01
Free Silicates	11.1	18.2	7.28	14.4	11.8	11.5	10.6	13.2	18.4	20.6	13.0	24.0
Pure Silicates	86.1	76.4	90.4	75.5	81.9	80.3	76.2	82.6	74.1	63.3	82.7	70.3

Absolute Mass of Silicates Across Samples

Mineral Name	31759	31782	31623	31718	31644	31576	DX450213	DX450179	DX450183	DX450174	31787	31795
Pure Silicates	86.1	76.4	90.4	75.5	81.9	80.3	76.2	82.6	74.1	63.3	82.7	70.3
Free Silicates	11.1	18.2	7.28	14.4	11.8	11.5	10.6	13.2	18.4	20.6	13.0	24.0
Lib Silicates	0.88	3.08	0.58	5.08	1.56	2.97	1.07	2.07	2.42	8.93	1.19	3.01
Midds Silicates	0.46	0.20	0.18	0.46	0.40	0.35	0.31	0.24	0.80	1.07	0.17	0.33
Sub Midds Silicates	0.04	0.06	0.07	0.11	0.04	0.13	0.24	0.09	0.08	0.19	0.07	0.06
Locked Silicates	0.01	0.01	0.02	0.04	0.04	0.07	0.12	0.01	0.04	0.07	0.02	0.01
Total	98.6	98.0	98.6	95.6	95.7	95.3	88.5	98.2	95.9	94.1	97.1	97.7

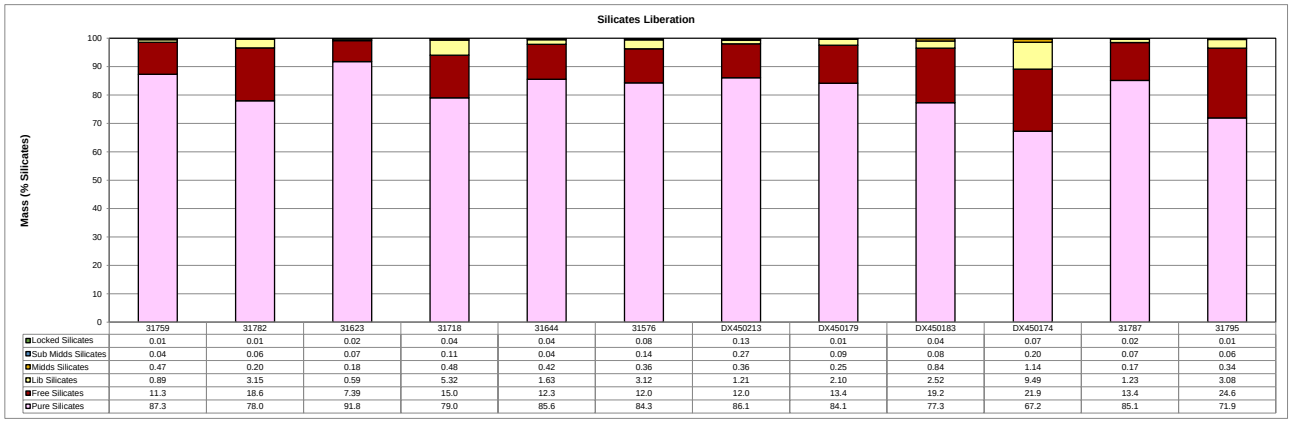

	31759	31782	31623	31718	31644	31576	DX450213	DX450179	DX450183	DX450174	31787	31795
Locked Silicates	0.01	0.01	0.02	0.04	0.04	0.08	0.13	0.01	0.04	0.07	0.02	0.01
Sub Midds Silicates	0.04	0.06	0.07	0.11	0.04	0.14	0.27	0.09	0.08	0.20	0.07	0.06
Midds Silicates	0.47	0.20	0.18	0.48	0.42	0.36	0.36	0.25	0.84	1.14	0.17	0.34
Lib Silicates	0.89	3.15	0.59	5.32	1.63	3.12	1.21	2.10	2.52	9.49	1.23	3.08
Free Silicates	11.3	18.6	7.39	15.0	12.3	12.0	12.0	13.4	19.2	21.9	13.4	24.6
Pure Silicates	87.3	78.0	91.8	79.0	85.6	84.3	86.1	84.1	77.3	67.2	85.1	71.9

Normalized Mass of Silicates Across Samples

Mineral Name	31759	31782	31623	31718	31644	31576	DX450213	DX450179	DX450183	DX450174	31787	31795
Pure Silicates	87.3	78.0	91.8	79.0	85.6	84.3	86.1	84.1	77.3	67.2	85.1	71.9
Free Silicates	11.3	18.6	7.39	15.0	12.3	12.0	12.0	13.4	19.2	21.9	13.4	24.6
Lib Silicates	0.89	3.15	0.59	5.32	1.63	3.12	1.21	2.10	2.52	9.49	1.23	3.08
Midds Silicates	0.47	0.20	0.18	0.48	0.42	0.36	0.36	0.25	0.84	1.14	0.17	0.34
Sub Midds Silicates	0.04	0.06	0.07	0.11	0.04	0.14	0.27	0.09	0.08	0.20	0.07	0.06
Locked Silicates	0.01	0.01	0.02	0.04	0.04	0.08	0.13	0.01	0.04	0.07	0.02	0.01
Total	100.0	100.0	100.0	100.0	100.0	100.0	100.0	100.0	100.0	100.0	100.0	100.0

Great Bear Resources
19032-02
MI5063-JUL24

High Definition Mineralogical Analysis using QEMSCAN (Quantitative Evaluation of Materials by Scanning Electron Microscopy)

Silicates Association

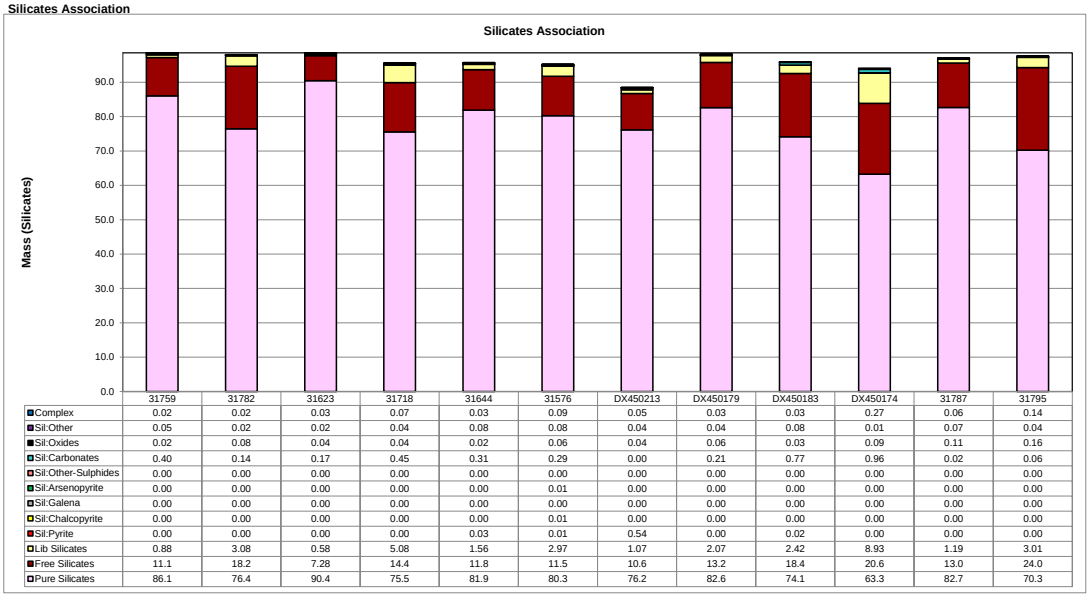

	31759	31782	31623	31718	31644	31576	DX450213	DX450179	DX450183	DX450174	31787	31795
Complex	0.02	0.02	0.03	0.07	0.03	0.09	0.05	0.03	0.03	0.27	0.06	0.14
Sil:Other	0.05	0.02	0.02	0.04	0.08	0.08	0.04	0.04	0.08	0.01	0.07	0.04
Sil:Oxides	0.02	0.08	0.04	0.04	0.02	0.06	0.04	0.06	0.03	0.09	0.11	0.16
Sil:Carbonates	0.40	0.14	0.17	0.45	0.31	0.29	0.00	0.21	0.77	0.96	0.02	0.06
Sil:Other-Sulphides	0.00	0.00	0.00	0.00	0.00	0.00	0.00	0.00	0.00	0.00	0.00	0.00
Sil:Arsenopyrite	0.00	0.00	0.00	0.00	0.00	0.01	0.00	0.00	0.00	0.00	0.00	0.00
Sil:Galena	0.00	0.00	0.00	0.00	0.00	0.00	0.00	0.00	0.00	0.00	0.00	0.00
Sil:Chalcopyrite	0.00	0.00	0.00	0.00	0.00	0.01	0.00	0.00	0.00	0.00	0.00	0.00
Sil:Pyrite	0.00	0.00	0.00	0.00	0.03	0.01	0.54	0.00	0.02	0.00	0.00	0.00
Lib Silicates	0.88	3.08	0.58	5.08	1.56	2.97	1.07	2.07	2.42	8.93	1.19	3.01
Free Silicates	11.1	18.2	7.28	14.4	11.8	11.5	10.6	13.2	18.4	20.6	13.0	24.0
Pure Silicates	86.1	76.4	90.4	75.5	81.9	80.3	76.2	82.6	74.1	63.3	82.7	70.3

Absolute Mass of Silicates Across Samples

Mineral Name	31759	31782	31623	31718	31644	31576	DX450213	DX450179	DX450183	DX450174	31787	31795
Pure Silicates	86.1	76.4	90.4	75.5	81.9	80.3	76.2	82.6	74.1	63.3	82.7	70.3
Free Silicates	11.1	18.2	7.28	14.4	11.8	11.5	10.6	13.2	18.4	20.6	13.0	24.0
Lib Silicates	0.88	3.08	0.58	5.08	1.56	2.97	1.07	2.07	2.42	8.93	1.19	3.01
Sil:Pyrite	0.00	0.00	0.00	0.00	0.03	0.01	0.54	0.00	0.02	0.00	0.00	0.00
Sil:Chalcopyrite	0.00	0.00	0.00	0.00	0.00	0.01	0.00	0.00	0.00	0.00	0.00	0.00
Sil:Galena	0.00	0.00	0.00	0.00	0.00	0.00	0.00	0.00	0.00	0.00	0.00	0.00
Sil:Arsenopyrite	0.00	0.00	0.00	0.00	0.00	0.01	0.00	0.00	0.00	0.00	0.00	0.00
Sil:Other-Sulphides	0.00	0.00	0.00	0.00	0.00	0.00	0.00	0.00	0.00	0.00	0.00	0.00
Sil:Carbonates	0.40	0.14	0.17	0.45	0.31	0.29	0.00	0.21	0.77	0.96	0.02	0.06
Sil:Oxides	0.02	0.08	0.04	0.04	0.02	0.06	0.04	0.06	0.03	0.09	0.11	0.16
Sil:Other	0.05	0.02	0.02	0.04	0.08	0.08	0.04	0.04	0.08	0.01	0.07	0.04
Complex	0.02	0.02	0.03	0.07	0.03	0.09	0.05	0.03	0.03	0.27	0.06	0.14
Total	98.6	98.0	98.6	95.6	95.7	95.3	88.5	98.2	95.9	94.1	97.1	97.7

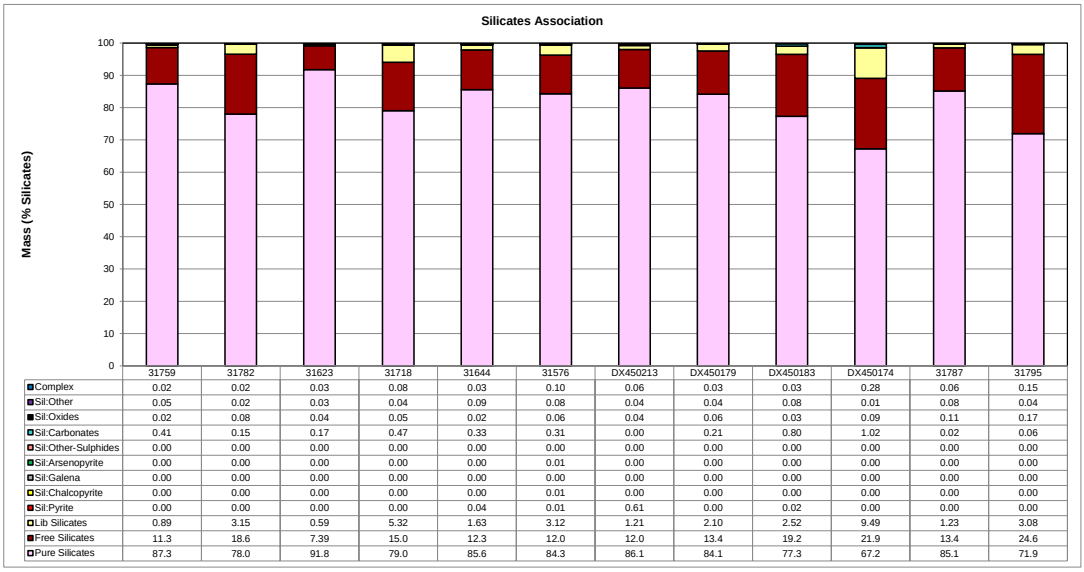

	31759	31782	31623	31718	31644	31576	DX450213	DX450179	DX450183	DX450174	31787	31795
Complex	0.02	0.02	0.03	0.08	0.03	0.10	0.06	0.03	0.03	0.28	0.06	0.15
Sil:Other	0.05	0.02	0.03	0.04	0.09	0.08	0.04	0.04	0.08	0.01	0.08	0.04
Sil:Oxides	0.02	0.08	0.04	0.05	0.02	0.06	0.04	0.06	0.03	0.09	0.11	0.17
Sil:Carbonates	0.41	0.15	0.17	0.47	0.33	0.31	0.00	0.21	0.80	1.02	0.02	0.06
Sil:Other-Sulphides	0.00	0.00	0.00	0.00	0.00	0.00	0.00	0.00	0.00	0.00	0.00	0.00
Sil:Arsenopyrite	0.00	0.00	0.00	0.00	0.00	0.01	0.00	0.00	0.00	0.00	0.00	0.00
Sil:Galena	0.00	0.00	0.00	0.00	0.00	0.00	0.00	0.00	0.00	0.00	0.00	0.00
Sil:Chalcopyrite	0.00	0.00	0.00	0.00	0.00	0.01	0.00	0.00	0.00	0.00	0.00	0.00
Sil:Pyrite	0.00	0.00	0.00	0.00	0.04	0.01	0.61	0.00	0.02	0.00	0.00	0.00
Lib Silicates	0.89	3.15	0.59	5.32	1.63	3.12	1.21	2.10	2.52	9.49	1.23	3.08
Free Silicates	11.3	18.6	7.39	15.0	12.3	12.0	12.0	13.4	19.2	21.9	13.4	24.6
Pure Silicates	87.3	78.0	91.8	79.0	85.6	84.3	86.1	84.1	77.3	67.2	85.1	71.9

Normalized Mass of Silicates Across Samples

Mineral Name	31759	31782	31623	31718	31644	31576	DX450213	DX450179	DX450183	DX450174	31787	31795
Pure Silicates	87.3	78.0	91.8	79.0	85.6	84.3	86.1	84.1	77.3	67.2	85.1	71.9
Free Silicates	11.3	18.6	7.39	15.0	12.3	12.0	12.0	13.4	19.2	21.9	13.4	24.6
Lib Silicates	0.89	3.15	0.59	5.32	1.63	3.12	1.21	2.10	2.52	9.49	1.23	3.08
Sil:Pyrite	0.00	0.00	0.00	0.00	0.04	0.01	0.61	0.00	0.02	0.00	0.00	0.00
Sil:Chalcopyrite	0.00	0.00	0.00	0.00	0.00	0.01	0.00	0.00	0.00	0.00	0.00	0.00
Sil:Galena	0.00	0.00	0.00	0.00	0.00	0.00	0.00	0.00	0.00	0.00	0.00	0.00
Sil:Arsenopyrite	0.00	0.00	0.00	0.00	0.00	0.01	0.00	0.00	0.00	0.00	0.00	0.00
Sil:Other-Sulphides	0.00	0.00	0.00	0.00	0.00	0.00	0.00	0.00	0.00	0.00	0.00	0.00
Sil:Carbonates	0.41	0.15	0.17	0.47	0.33	0.31	0.00	0.21	0.80	1.02	0.02	0.06
Sil:Oxides	0.02	0.08	0.04	0.05	0.02	0.06	0.04	0.06	0.03	0.09	0.11	0.17
Sil:Other	0.05	0.02	0.03	0.04	0.09	0.08	0.04	0.04	0.08	0.01	0.08	0.04
Complex	0.02	0.02	0.03	0.08	0.03	0.10	0.06	0.03	0.03	0.28	0.06	0.15
Total	100.0	100.0	100.0	100.0	100.0	100.0	100.0	100.0	100.0	100.0	100.0	100.0

Great Bear Resources
19032-02
MI5063-JUL24

High Definition Mineralogical Analysis using QEMSCAN (Quantitative Evaluation of Materials by Scanning Electron Microscopy)

Carbonates Liberation

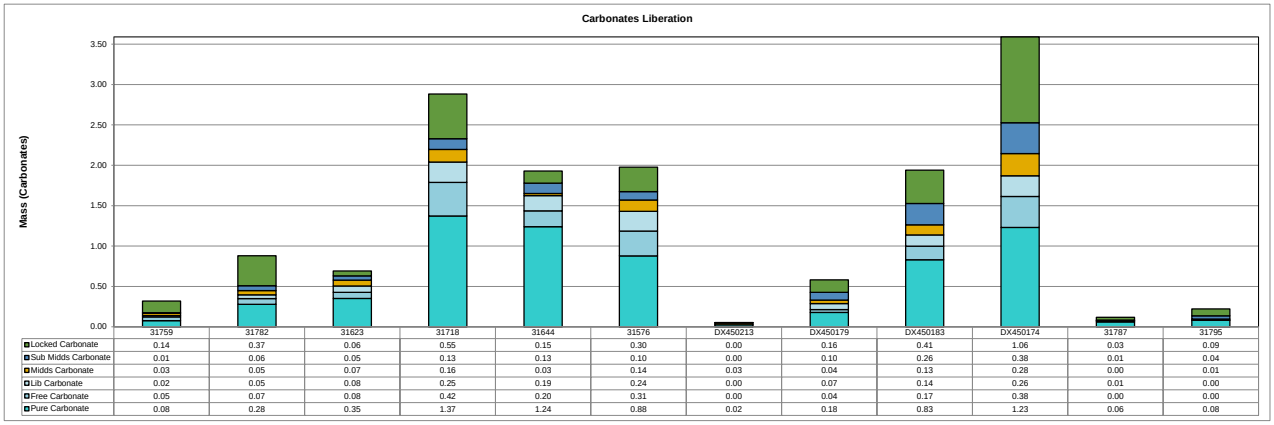

Absolute Mass of Carbonates Across Samples

Mineral Name	31759	31782	31623	31718	31644	31576	DX450213	DX450179	DX450183	DX450174	31787	31795
Pure Carbonate	0.08	0.28	0.35	1.37	1.24	0.88	0.02	0.18	0.83	1.23	0.06	0.08
Free Carbonate	0.05	0.07	0.08	0.42	0.20	0.31	0.00	0.04	0.17	0.38	0.00	0.00
Lib Carbonate	0.02	0.05	0.08	0.25	0.19	0.24	0.00	0.07	0.14	0.26	0.01	0.00
Midds Carbonate	0.03	0.05	0.07	0.16	0.03	0.14	0.03	0.04	0.13	0.28	0.00	0.01
Sub Midds Carbonate	0.01	0.06	0.05	0.13	0.13	0.10	0.00	0.10	0.26	0.38	0.01	0.04
Locked Carbonate	0.14	0.37	0.06	0.55	0.15	0.30	0.00	0.16	0.41	1.06	0.03	0.09
Total	0.32	0.88	0.69	2.88	1.93	1.98	0.05	0.58	1.94	3.59	0.12	0.22

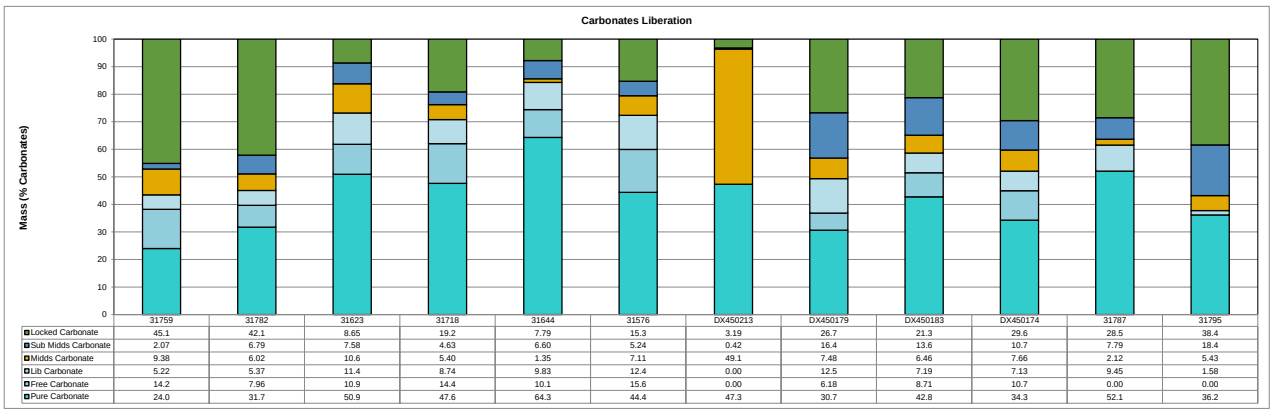

Normalized Mass of Carbonates Across Samples

Mineral Name	31759	31782	31623	31718	31644	31576	DX450213	DX450179	DX450183	DX450174	31787	31795
Pure Carbonate	24.0	31.7	50.9	47.6	64.3	44.4	47.3	30.7	42.8	34.3	52.1	36.2
Free Carbonate	14.2	7.96	10.9	14.4	10.1	15.6	0.00	6.18	8.71	10.7	0.00	0.00
Lib Carbonate	5.22	5.37	11.4	8.74	9.83	12.4	0.00	12.5	7.19	7.13	9.45	1.58
Midds Carbonate	9.38	6.02	10.6	5.40	1.35	7.11	49.1	7.48	6.46	7.66	2.12	5.43
Sub Midds Carbonate	2.07	6.79	7.58	4.63	6.60	5.24	0.42	16.4	13.6	10.7	7.79	18.4
Locked Carbonate	45.1	42.1	8.65	19.2	7.79	15.3	3.19	26.7	21.3	29.6	28.5	38.4
Total	100.0	100.0	100.0	100.0	100.0	100.0	100.0	100.0	100.0	100.0	100.0	100.0

Great Bear Resources
19032-02
MI5063-JUL24

High Definition Mineralogical Analysis using QEMSCAN (Quantitative Evaluation of Materials by Scanning Electron Microscopy)

Carbonates Association

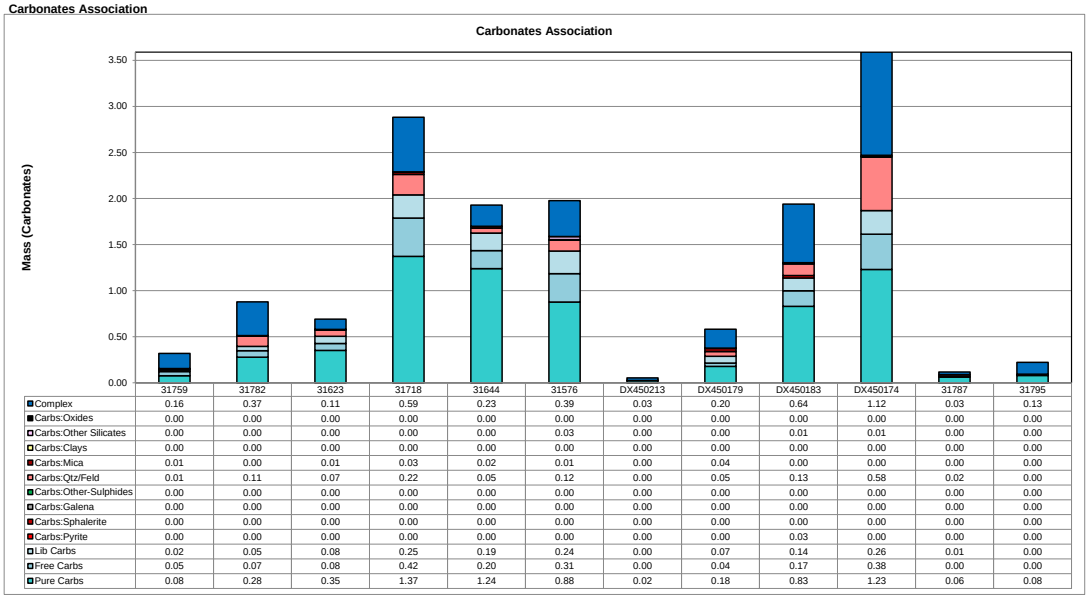

	31759	31782	31623	31718	31644	31576	DX450213	DX450179	DX450183	DX450174	31787	31795
Complex	0.16	0.37	0.11	0.59	0.23	0.39	0.03	0.20	0.64	1.12	0.03	0.13
Carbs:Oxides	0.00	0.00	0.00	0.00	0.00	0.00	0.00	0.00	0.00	0.00	0.00	0.00
Carbs:Other Silicates	0.00	0.00	0.00	0.00	0.00	0.03	0.00	0.00	0.01	0.01	0.00	0.00
Carbs:Clays	0.00	0.00	0.00	0.00	0.00	0.00	0.00	0.00	0.00	0.00	0.00	0.00
Carbs:Mica	0.01	0.00	0.01	0.03	0.02	0.01	0.00	0.04	0.00	0.00	0.00	0.00
Carbs:Qtz/Feld	0.01	0.11	0.07	0.22	0.05	0.12	0.00	0.05	0.13	0.58	0.02	0.00
Carbs:Other-Sulphides	0.00	0.00	0.00	0.00	0.00	0.00	0.00	0.00	0.00	0.00	0.00	0.00
Carbs:Galena	0.00	0.00	0.00	0.00	0.00	0.00	0.00	0.00	0.00	0.00	0.00	0.00
Carbs:Sphalerite	0.00	0.00	0.00	0.00	0.00	0.00	0.00	0.00	0.00	0.00	0.00	0.00
Carbs:Pyrite	0.00	0.00	0.00	0.00	0.00	0.00	0.00	0.00	0.03	0.00	0.00	0.00
Lib Carbs	0.02	0.05	0.08	0.25	0.19	0.24	0.00	0.07	0.14	0.26	0.01	0.00
Free Carbs	0.05	0.07	0.08	0.42	0.20	0.31	0.00	0.04	0.17	0.38	0.00	0.00
Pure Carbs	0.08	0.28	0.35	1.37	1.24	0.88	0.02	0.18	0.83	1.23	0.06	0.08

Absolute Mass of Carbonates Across Samples

Mineral Name	31759	31782	31623	31718	31644	31576	DX450213	DX450179	DX450183	DX450174	31787	31795
Pure Carbs	0.08	0.28	0.35	1.37	1.24	0.88	0.02	0.18	0.83	1.23	0.06	0.08
Free Carbs	0.05	0.07	0.08	0.42	0.20	0.31	0.00	0.04	0.17	0.38	0.00	0.00
Lib Carbs	0.02	0.05	0.08	0.25	0.19	0.24	0.00	0.07	0.14	0.26	0.01	0.00
Carbs:Pyrite	0.00	0.00	0.00	0.00	0.00	0.00	0.00	0.00	0.03	0.00	0.00	0.00
Carbs:Sphalerite	0.00	0.00	0.00	0.00	0.00	0.00	0.00	0.00	0.00	0.00	0.00	0.00
Carbs:Galena	0.00	0.00	0.00	0.00	0.00	0.00	0.00	0.00	0.00	0.00	0.00	0.00
Carbs:Other-Sulphides	0.00	0.00	0.00	0.00	0.00	0.00	0.00	0.00	0.00	0.00	0.00	0.00
Carbs:Qtz/Feld	0.01	0.11	0.07	0.22	0.05	0.12	0.00	0.05	0.13	0.58	0.02	0.00
Carbs:Mica	0.01	0.00	0.01	0.03	0.02	0.01	0.00	0.04	0.00	0.00	0.00	0.00
Carbs:Clays	0.00	0.00	0.00	0.00	0.00	0.00	0.00	0.00	0.00	0.00	0.00	0.00
Carbs:Other Silicates	0.00	0.00	0.00	0.00	0.00	0.03	0.00	0.00	0.01	0.01	0.00	0.00
Carbs:Oxides	0.00	0.00	0.00	0.00	0.00	0.00	0.00	0.00	0.00	0.00	0.00	0.00
Complex	0.16	0.37	0.11	0.59	0.23	0.39	0.03	0.20	0.64	1.12	0.03	0.13
Total	0.32	0.88	0.69	2.88	1.93	1.98	0.05	0.58	1.94	3.59	0.12	0.22

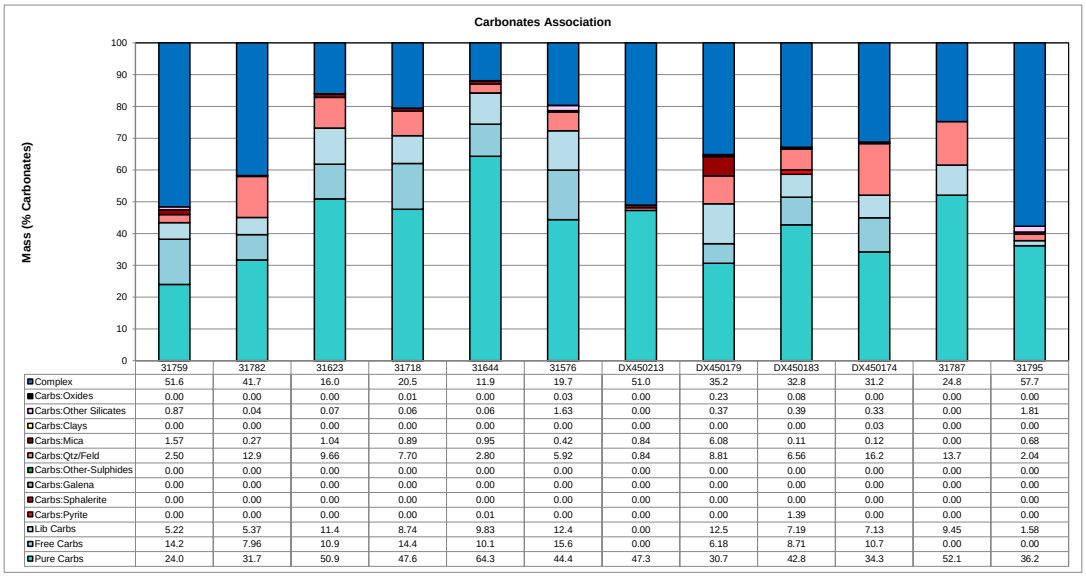

	31759	31782	31623	31718	31644	31576	DX450213	DX450179	DX450183	DX450174	31787	31795
Complex	51.6	41.7	16.0	20.5	11.9	19.7	51.0	35.2	32.8	31.2	24.8	57.7
Carbs:Oxides	0.00	0.00	0.00	0.01	0.00	0.03	0.00	0.23	0.08	0.00	0.00	0.00
Carbs:Other Silicates	0.87	0.04	0.07	0.06	0.06	1.63	0.00	0.37	0.39	0.33	0.00	1.81
Carbs:Clays	0.00	0.00	0.00	0.00	0.00	0.00	0.00	0.00	0.00	0.03	0.00	0.00
Carbs:Mica	1.57	0.27	1.04	0.89	0.95	0.42	0.84	6.08	0.11	0.12	0.00	0.68
Carbs:Qtz/Feld	2.50	12.9	9.66	7.70	2.80	5.92	0.84	8.81	6.56	16.2	13.7	2.04
Carbs:Other-Sulphides	0.00	0.00	0.00	0.00	0.00	0.00	0.00	0.00	0.00	0.00	0.00	0.00
Carbs:Galena	0.00	0.00	0.00	0.00	0.00	0.00	0.00	0.00	0.00	0.00	0.00	0.00
Carbs:Sphalerite	0.00	0.00	0.00	0.00	0.00	0.00	0.00	0.00	0.00	0.00	0.00	0.00
Carbs:Pyrite	0.00	0.00	0.00	0.00	0.01	0.00	0.00	0.00	1.39	0.00	0.00	0.00
Lib Carbs	5.22	5.37	11.4	8.74	9.83	12.4	0.00	12.5	7.19	7.13	9.45	1.58
Free Carbs	14.2	7.96	10.9	14.4	10.1	15.6	0.00	6.18	8.71	10.7	0.00	0.00
Pure Carbs	24.0	31.7	50.9	47.6	64.3	44.4	47.3	30.7	42.8	34.3	52.1	36.2

Normalized Mass of Carbonates Across Samples

Mineral Name	31759	31782	31623	31718	31644	31576	DX450213	DX450179	DX450183	DX450174	31787	31795
Pure Carbs	24.0	31.7	50.9	47.6	64.3	44.4	47.3	30.7	42.8	34.3	52.1	36.2
Free Carbs	14.2	7.96	10.9	14.4	10.1	15.6	0.00	6.18	8.71	10.7	0.00	0.00
Lib Carbs	5.22	5.37	11.4	8.74	9.83	12.4	0.00	12.5	7.19	7.13	9.45	1.58
Carbs:Pyrite	0.00	0.00	0.00	0.00	0.01	0.00	0.00	0.00	1.39	0.00	0.00	0.00
Carbs:Sphalerite	0.00	0.00	0.00	0.00	0.00	0.00	0.00	0.00	0.00	0.00	0.00	0.00
Carbs:Galena	0.00	0.00	0.00	0.00	0.00	0.00	0.00	0.00	0.00	0.00	0.00	0.00
Carbs:Other-Sulphides	0.00	0.00	0.00	0.00	0.00	0.00	0.00	0.00	0.00	0.00	0.00	0.00
Carbs:Qtz/Feld	2.50	12.9	9.66	7.70	2.80	5.92	0.84	8.81	6.56	16.2	13.7	2.04
Carbs:Mica	1.57	0.27	1.04	0.89	0.95	0.42	0.84	6.08	0.11	0.12	0.00	0.68
Carbs:Clays	0.00	0.00	0.00	0.00	0.00	0.00	0.00	0.00	0.00	0.03	0.00	0.00
Carbs:Other Silicates	0.87	0.04	0.07	0.06	0.06	1.63	0.00	0.37	0.39	0.33	0.00	1.81
Carbs:Oxides	0.00	0.00	0.00	0.01	0.00	0.03	0.00	0.23	0.08	0.00	0.00	0.00
Complex	51.6	41.7	16.0	20.5	11.9	19.7	51.0	35.2	32.8	31.2	24.8	57.7
Total	100.0	100.0	100.0	100.0	100.0	100.0	100.0	100.0	100.0	100.0	100.0	100.0

Great Bear Resources
19032-02
MI5063-JUL24

High Definition Mineralogical Analysis using QEMSCAN (Quantitative Evaluation of Materials by Scanning Electron Microscopy)

Cumulative Retained Grain Size Distribution

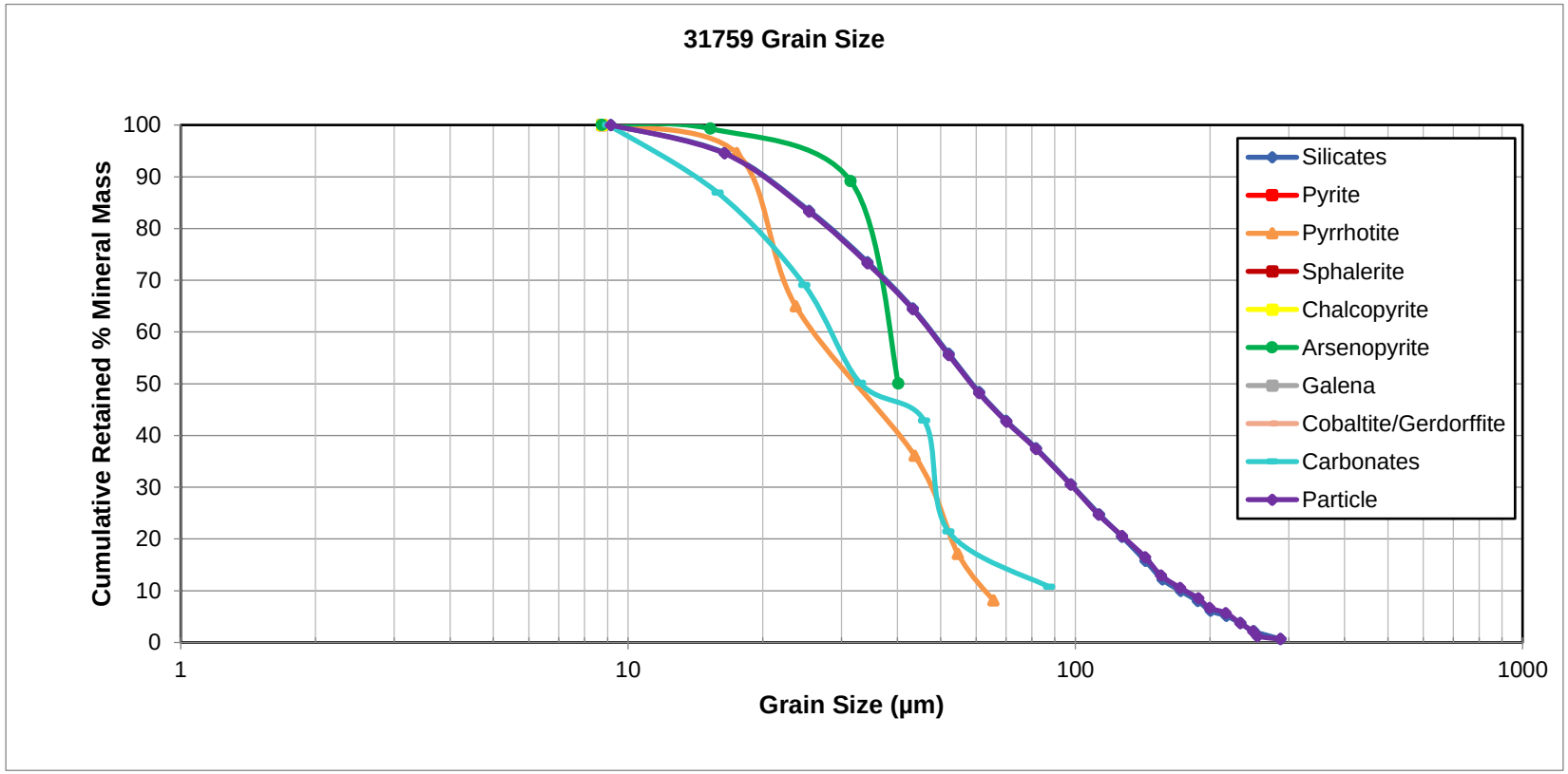

Great Bear Resources
19032-02
MI5063-JUL24

High Definition Mineralogical Analysis using QEMSCAN (Quantitative Evaluation of Materials by Scanning Electron Microscopy)

Cumulative Retained Grain Size Distribution

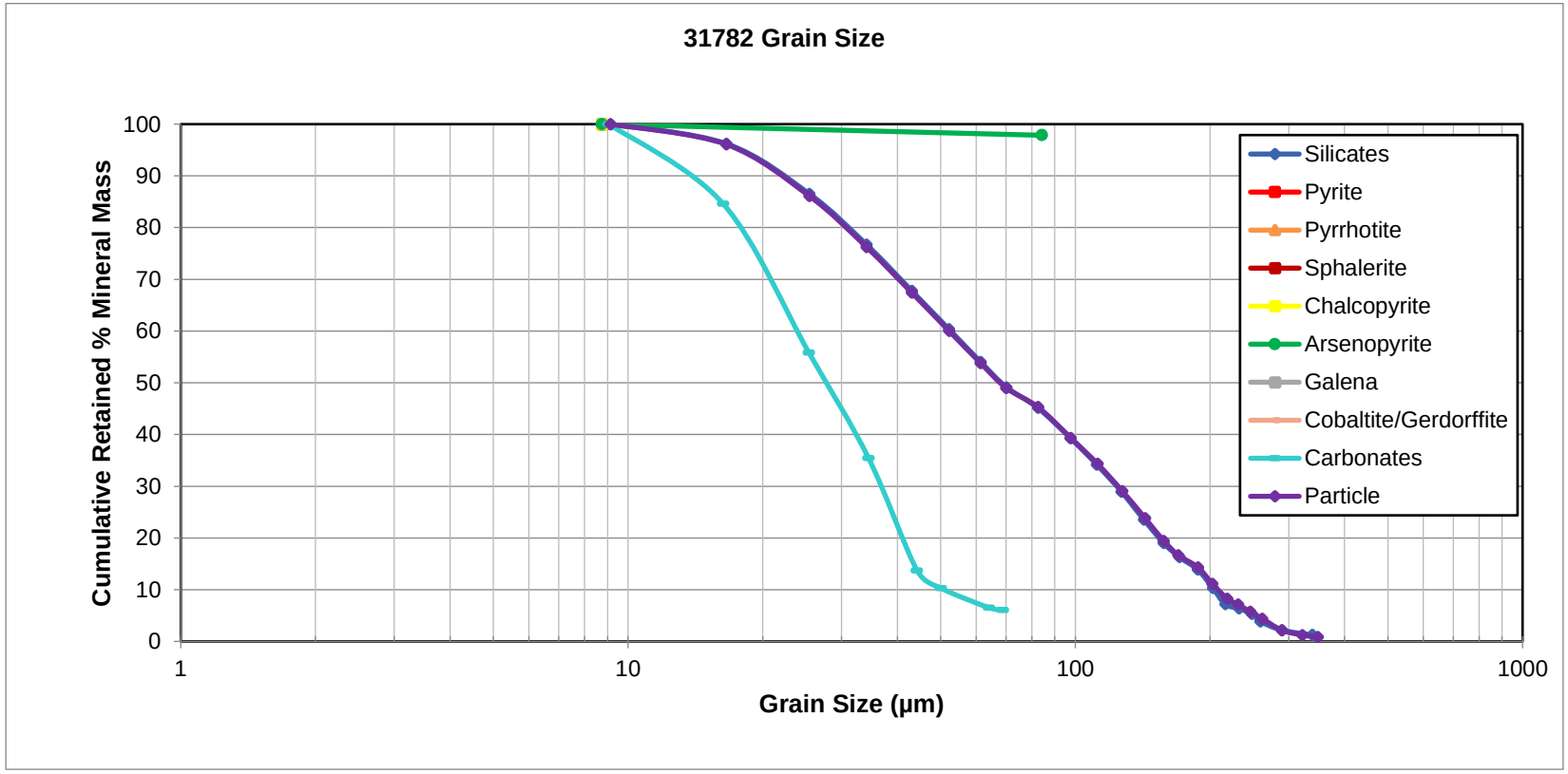

Great Bear Resources
19032-02
MI5063-JUL24

High Definition Mineralogical Analysis using QEMSCAN (Quantitative Evaluation of Materials by Scanning Electron Microscopy)

Cumulative Retained Grain Size Distribution

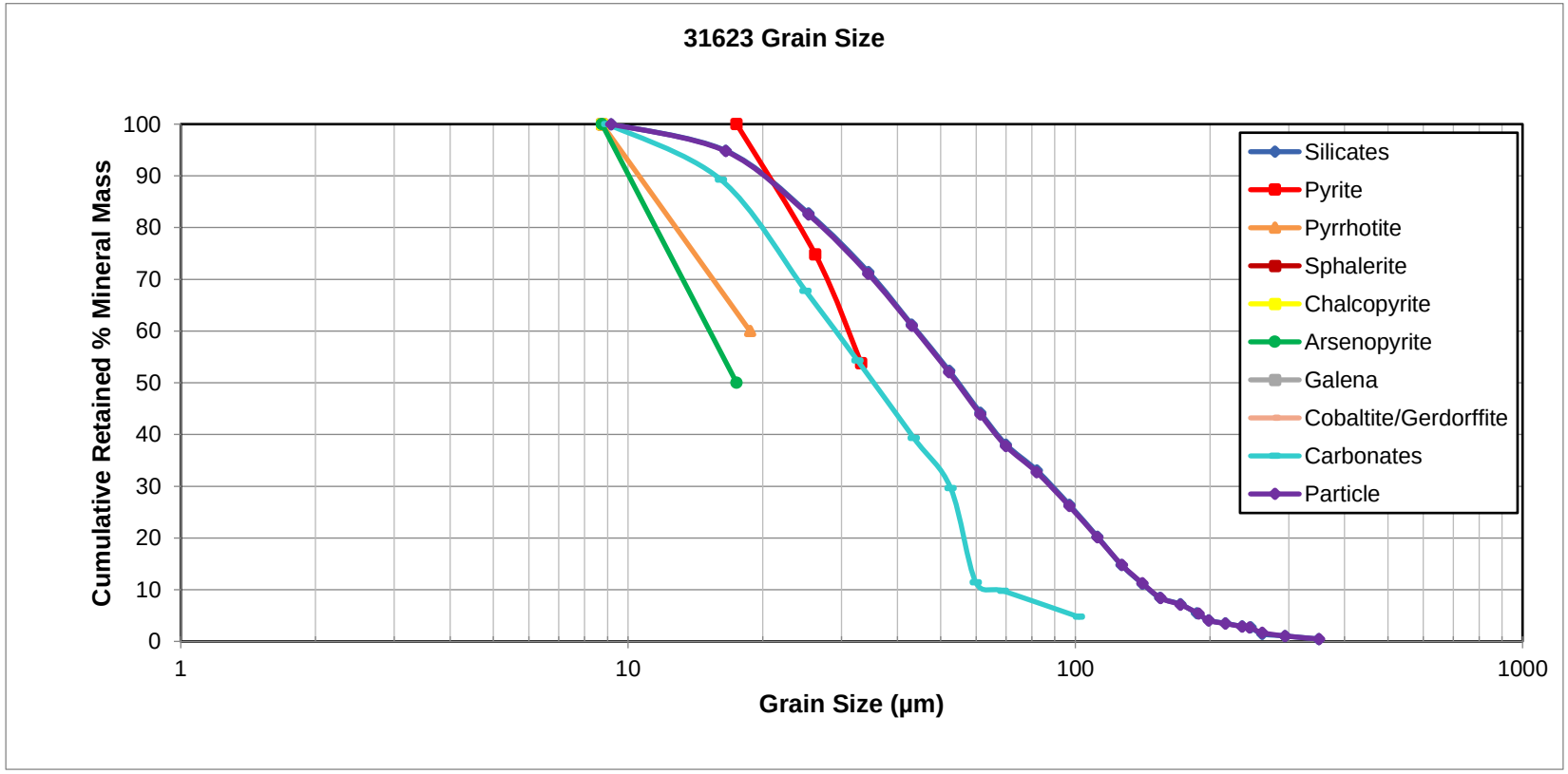

Great Bear Resources
19032-02
MI5063-JUL24

High Definition Mineralogical Analysis using QEMSCAN (Quantitative Evaluation of Materials by Scanning Electron Microscopy)

Cumulative Retained Grain Size Distribution

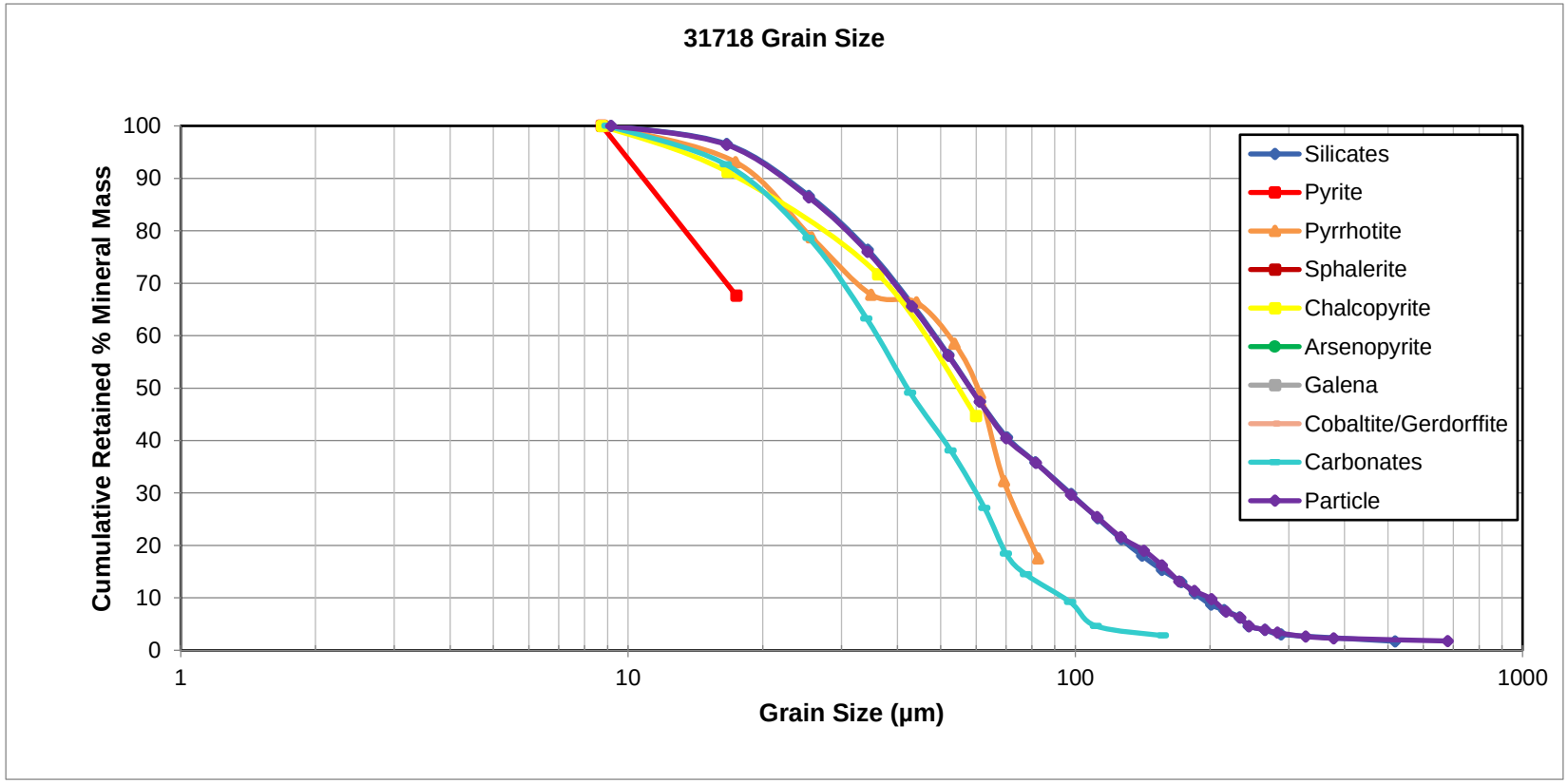

Great Bear Resources
19032-02
MI5063-JUL24

High Definition Mineralogical Analysis using QEMSCAN (Quantitative Evaluation of Materials by Scanning Electron Microscopy)

Cumulative Retained Grain Size Distribution

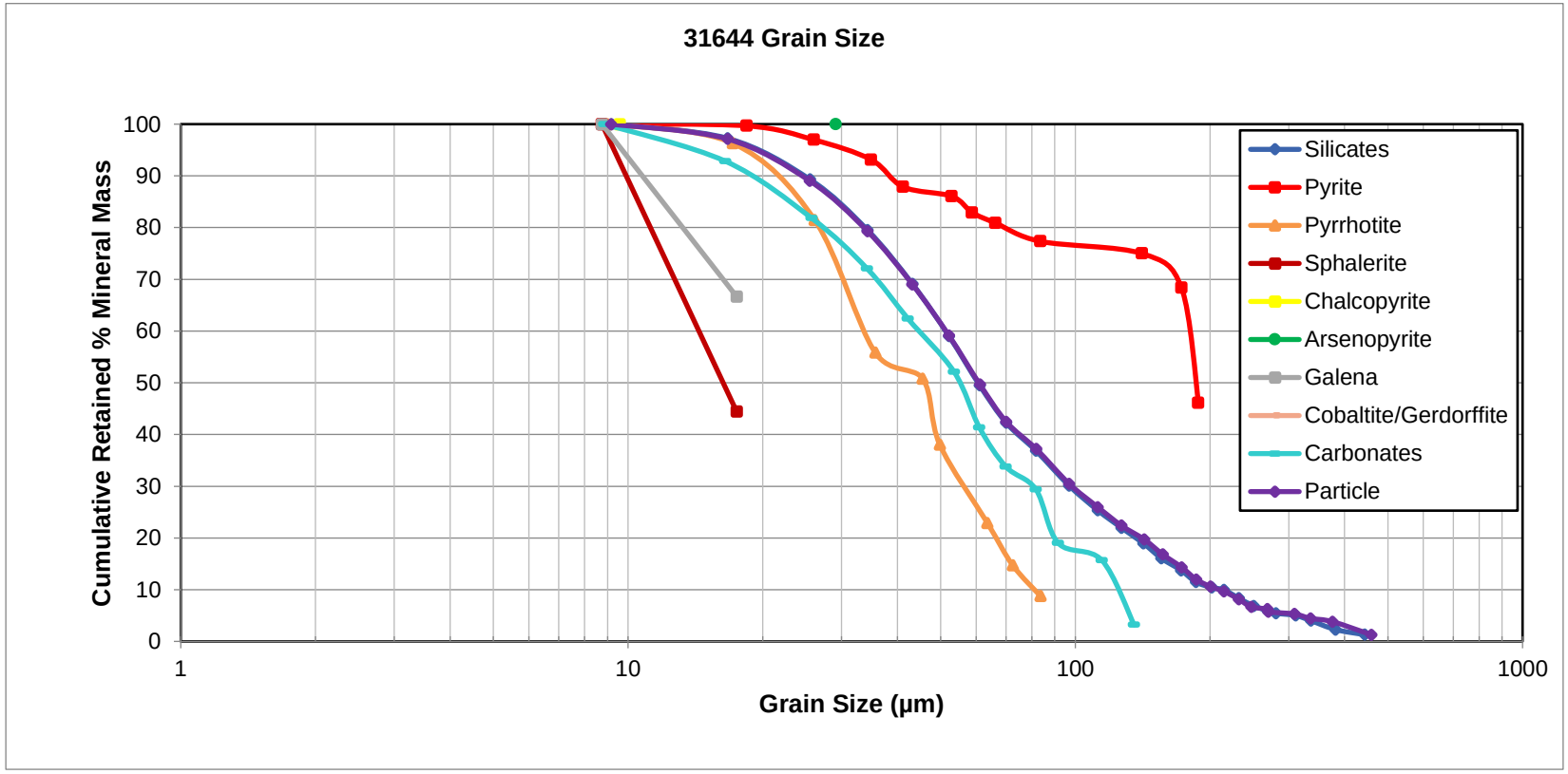

Great Bear Resources
19032-02
MI5063-JUL24

High Definition Mineralogical Analysis using QEMSCAN (Quantitative Evaluation of Materials by Scanning Electron Microscopy)

Cumulative Retained Grain Size Distribution

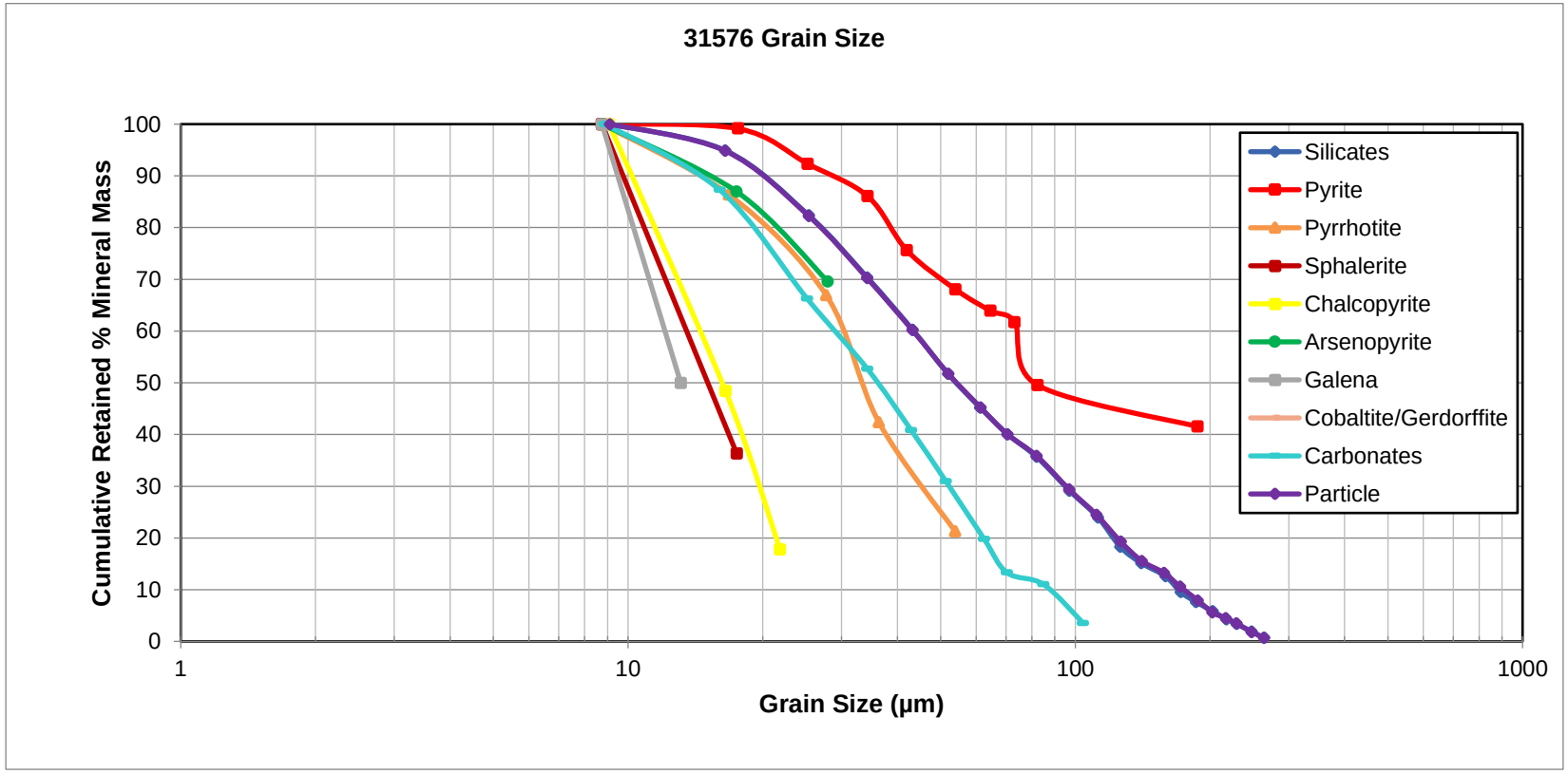

Great Bear Resources
19032-02
MI5063-JUL24

High Definition Mineralogical Analysis using QEMSCAN (Quantitative Evaluation of Materials by Scanning Electron Microscopy)

Cumulative Retained Grain Size Distribution

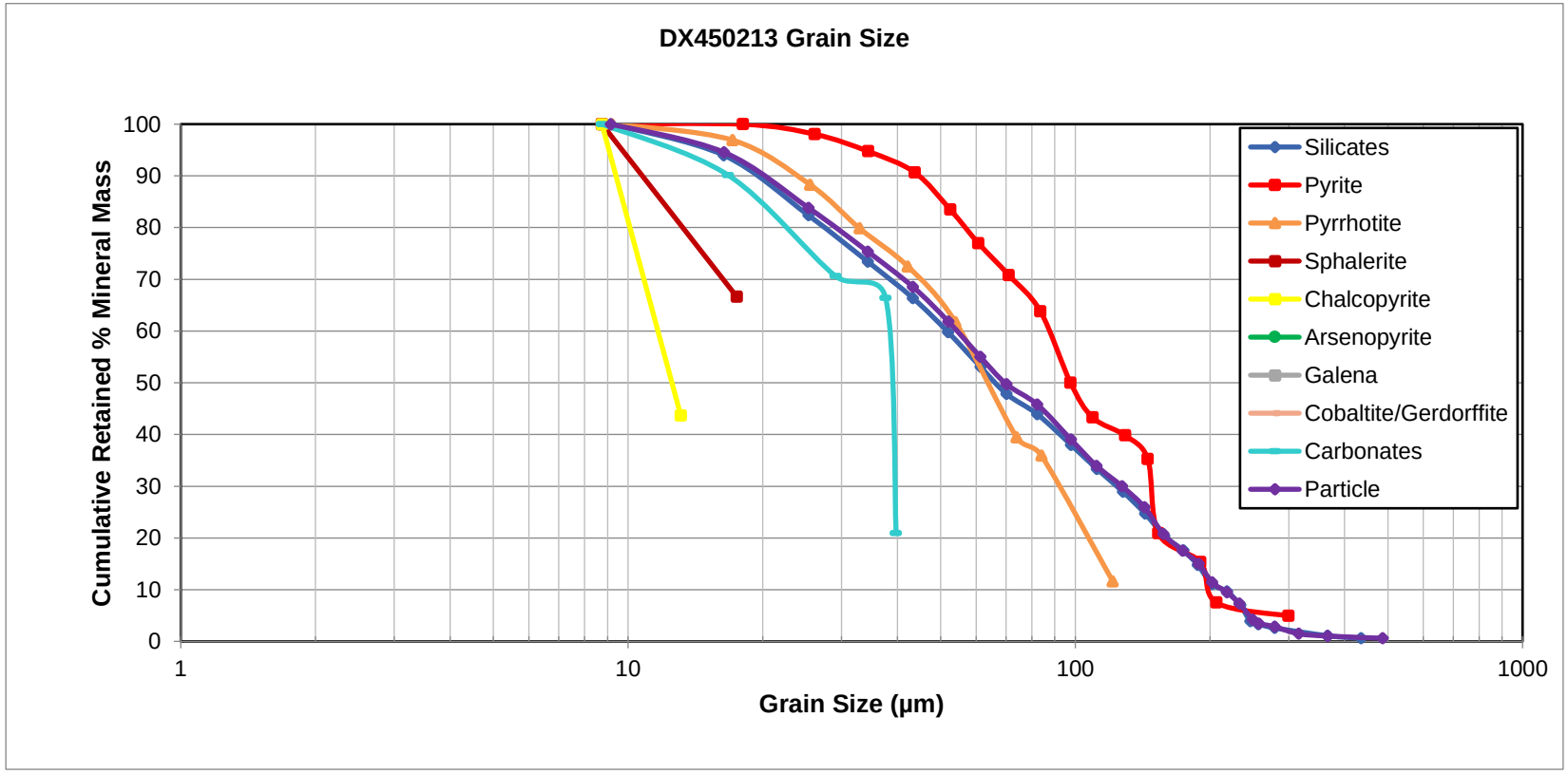

Great Bear Resources
19032-02
MI5063-JUL24

High Definition Mineralogical Analysis using QEMSCAN (Quantitative Evaluation of Materials by Scanning Electron Microscopy)

Cumulative Retained Grain Size Distribution

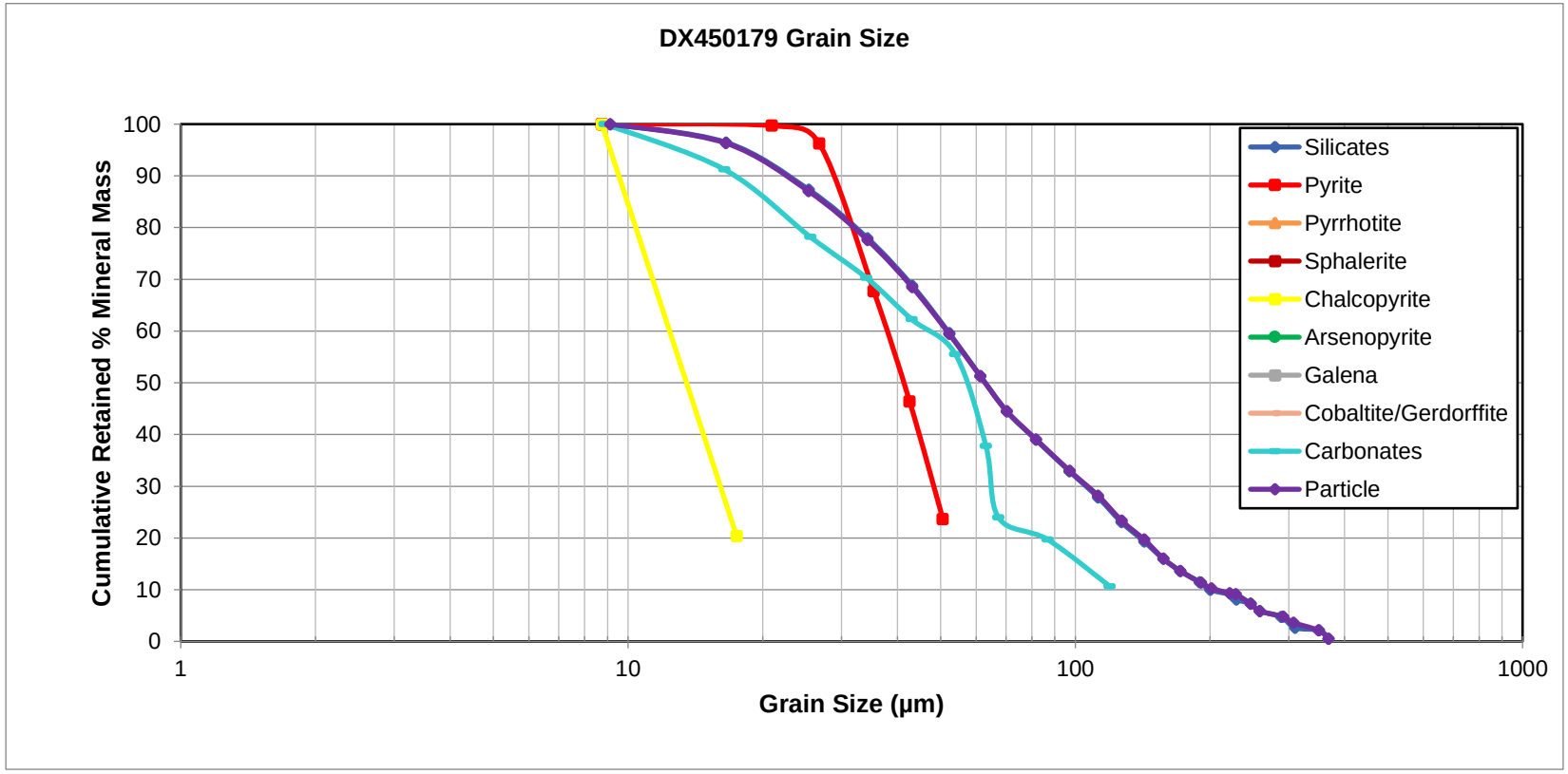

Great Bear Resources
19032-02
MI5063-JUL24

High Definition Mineralogical Analysis using QEMSCAN (Quantitative Evaluation of Materials by Scanning Electron Microscopy)

Cumulative Retained Grain Size Distribution

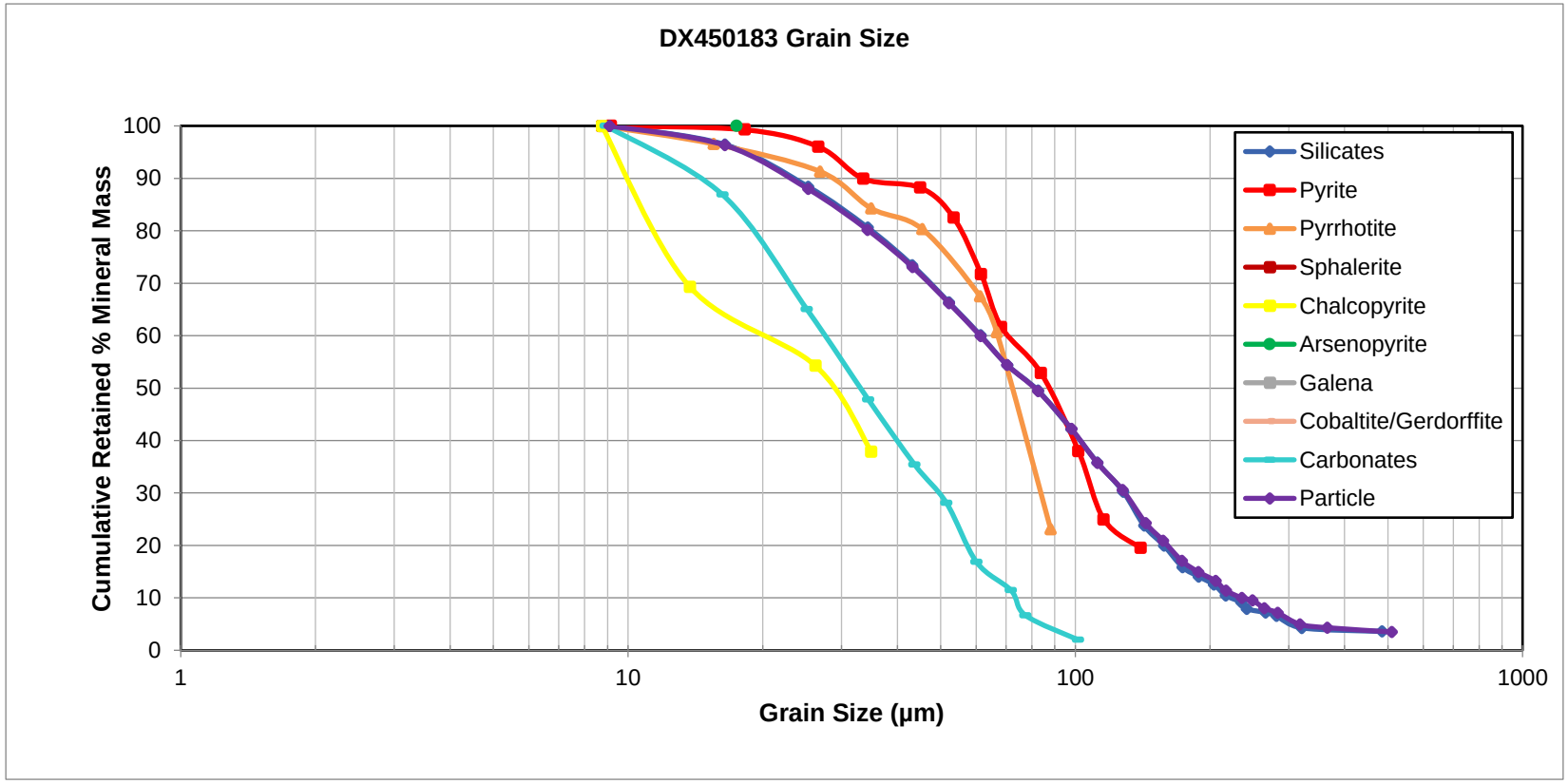

Great Bear Resources
19032-02
MI5063-JUL24

High Definition Mineralogical Analysis using QEMSCAN (Quantitative Evaluation of Materials by Scanning Electron Microscopy)

Cumulative Retained Grain Size Distribution

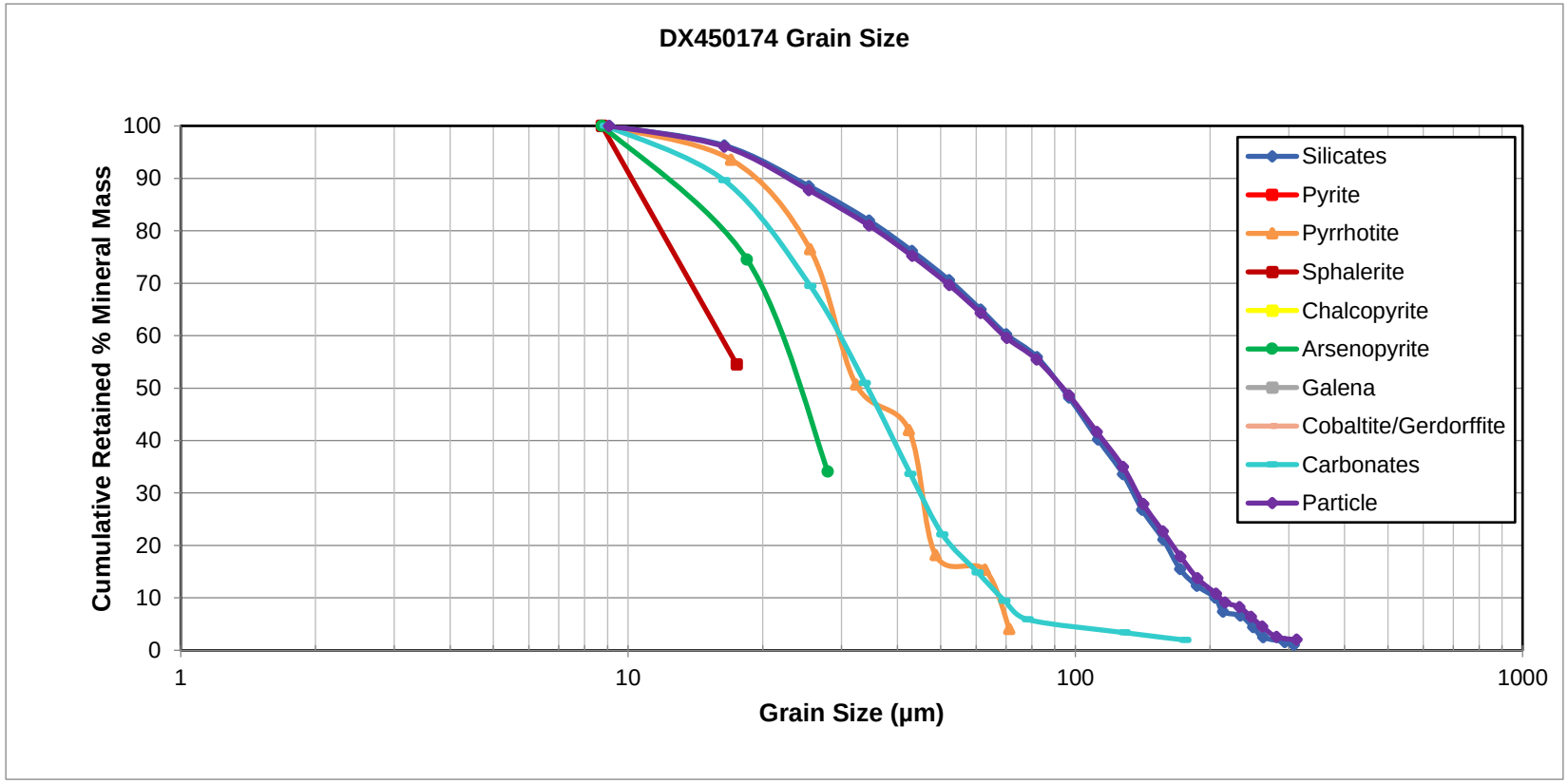

Great Bear Resources
19032-02
MI5063-JUL24

High Definition Mineralogical Analysis using QEMSCAN (Quantitative Evaluation of Materials by Scanning Electron Microscopy)

Cumulative Retained Grain Size Distribution

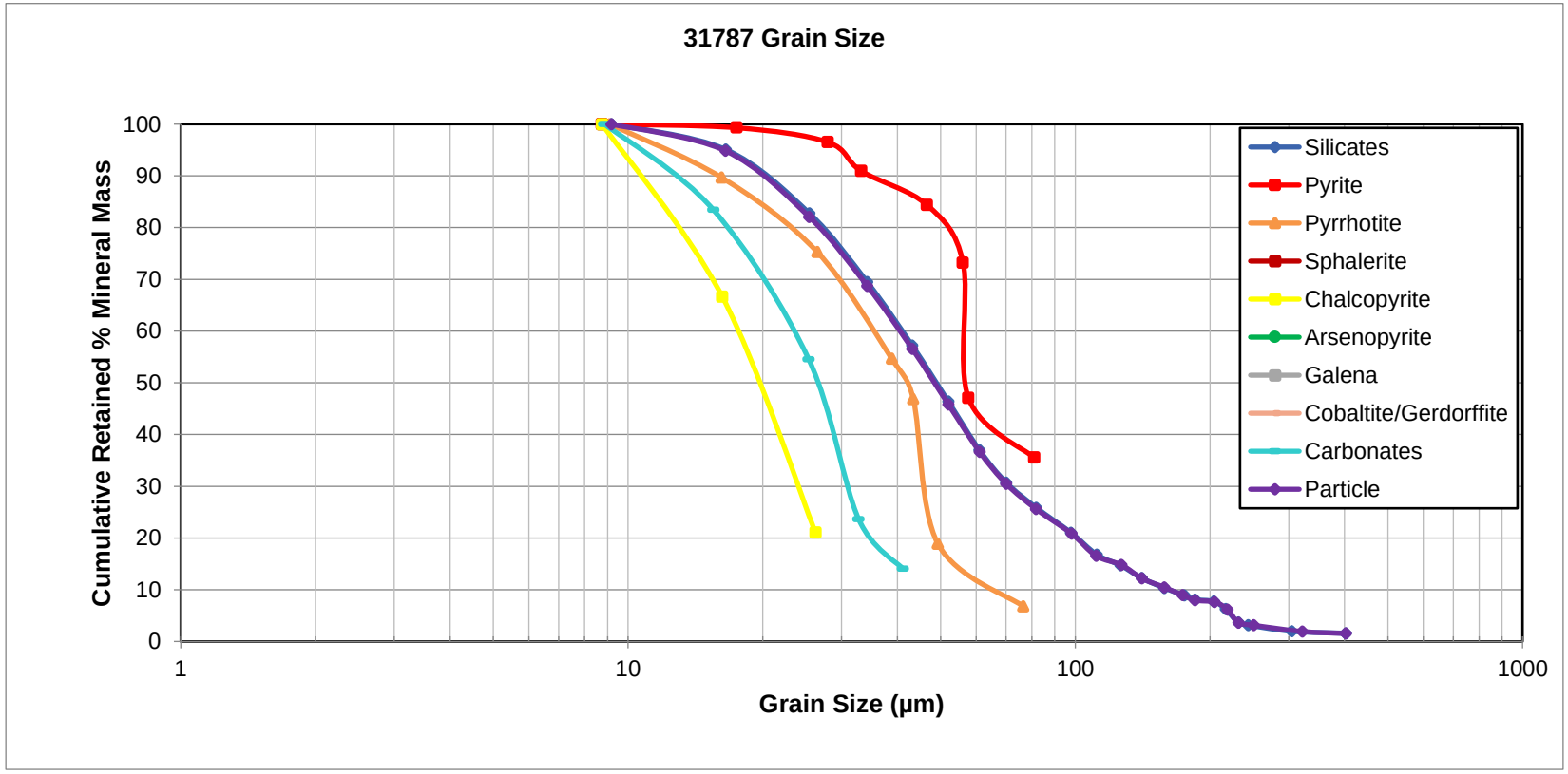

Great Bear Resources
19032-02
MI5063-JUL24

High Definition Mineralogical Analysis using QEMSCAN (Quantitative Evaluation of Materials by Scanning Electron Microscopy)

Cumulative Retained Grain Size Distribution

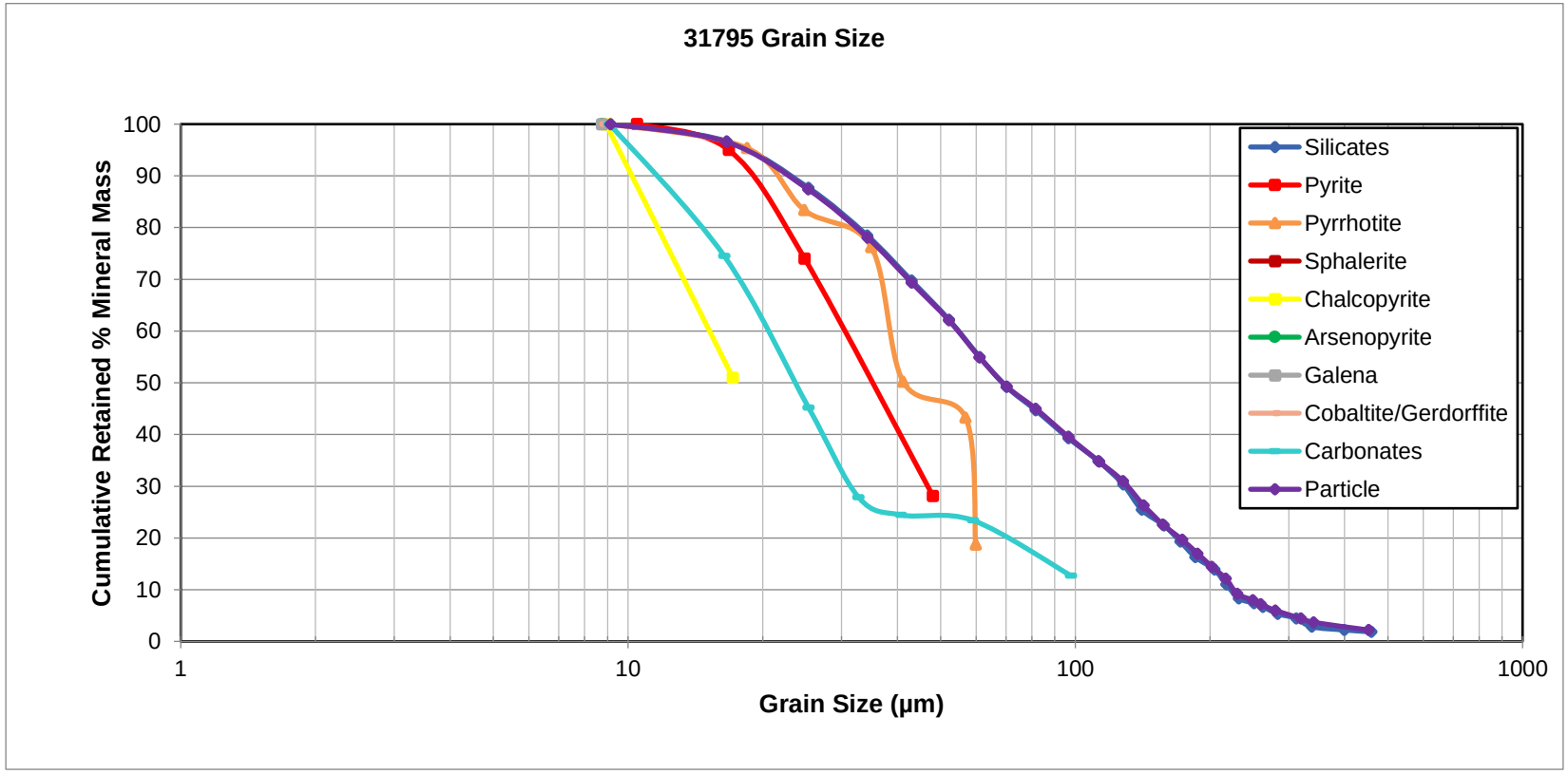

Appendix B – Electron Microprobe Analysis (EMPA)

EMPA DATA

prepared for:

Great Bear Resources

Project 19032-02
MI5063-JUL24
September 27, 2024

Prepared by:

Margot Aldis/Chris Gunning
Mineralogist/Senior Mineralogist

High Definition Mineralogical Analysis using QEMSCAN (Quantitative Evaluation of Materials by Scanning Electron Microscopy) (METH# 8.11.1) used by SGS Minerals Services

The EMPA Analysis was Compelted at Queens University in Kingston Ontario, Canada

Great Bear Resouces
19032-02
MI5063-AUG22

High Definition Mineralogical Analysis using QEMSCAN (Quantitative Evaluation of Materials by Scanning Electron Microscopy)

EMPA - Pyrite

Accelerating potential = 15 kV, beam current = 20 nA; focused beam.
Standards and matrix corrections are listed above.
Precision is given in columns T-Z and detection limit in columns AJ-AP.

Results_of_analyses:

		element weight %							
Sample Name	**Polished Section Number**	Fe	Co	Ni	Cu	As	S	Se	Total
31644	19032-02 51A pyrite 01	46.09	0.05	0.17	0.00	0.57	52.98	0.00	99.86
31644	19032-02 51A pyrite 02	46.41	0.12	0.00	0.00	0.19	53.60	0.00	100.32
31644	19032-02 51A pyrite 03	46.15	0.13	0.11	0.01	0.43	53.28	0.00	100.12
31644	19032-02 51A pyrite 04	45.89	0.04	0.14	0.02	0.49	52.84	0.00	99.42
31644	19032-02 51A pyrite 05	45.86	0.96	0.00	0.05	0.00	53.10	0.00	99.97
31644	19032-02 51A pyrite 06	46.40	0.00	0.05	0.02	0.01	53.70	0.00	100.19
31644	19032-02 51A pyrite 07	45.92	0.24	0.11	0.00	0.57	52.95	0.00	99.79
31644	19032-02 51A pyrite 08	46.48	0.06	0.03	0.00	0.19	52.86	0.11	99.73
31644	19032-02 51A pyrite 09	46.39	0.00	0.03	0.01	0.00	53.64	0.00	100.08
31644	19032-02 51A pyrite 10	45.89	0.00	0.03	0.08	0.01	53.30	0.00	99.30
31644	19032-02 51A pyrite 11	45.51	0.10	0.02	0.00	0.12	53.27	0.00	99.02
031644 Rep 1	19032-02 51B pyrite 01	46.42	0.05	0.02	0.00	0.17	53.42	0.05	100.13
031644 Rep 1	19032-02 51B pyrite 02	46.12	0.03	0.10	0.04	0.47	53.29	0.12	100.18
031644 Rep 1	19032-02 51B pyrite 03	46.41	0.00	0.06	0.03	0.01	53.03	0.00	99.54
031644 Rep 1	19032-02 51B pyrite 04	46.74	0.03	0.03	0.00	0.15	53.18	0.02	100.16
031644 Rep 1	19032-02 51B pyrite 05	46.78	0.01	0.01	0.02	0.07	53.60	0.03	100.51
031644 Rep 1	19032-02 51B pyrite 06	45.94	0.45	0.06	0.03	0.59	53.15	0.11	100.34
031644 Rep 1	19032-02 51B pyrite 07	46.39	0.04	0.12	0.01	0.48	53.83	0.01	100.89
031644 Rep 1	19032-02 51B pyrite 08	46.48	0.01	0.21	0.02	0.01	53.97	0.00	100.70
031644 Rep 1	19032-02 51B pyrite 09	45.56	0.69	0.06	0.03	0.74	53.02	0.07	100.17
DX450179	19032-02 71A pyrite 01	46.74	0.01	0.00	0.02	0.01	53.17	0.05	100.00
DX450179	19032-02 71A pyrite 02	46.65	0.04	0.00	0.00	0.00	53.70	0.00	100.39
DX450179	19032-02 71A pyrite 03	46.76	0.01	0.00	0.00	0.01	53.25	0.00	100.03
DX450179	19032-02 71A pyrite 04	46.53	0.00	0.00	0.02	0.00	53.42	0.03	100.00
DX450179	19032-02 71A pyrite 05	46.75	0.00	0.00	0.00	0.01	53.85	0.00	100.61
DX450179	19032-02 71A pyrite 06	46.62	0.02	0.00	0.00	0.02	53.50	0.02	100.19
DX450179	19032-02 71A pyrite 07	46.78	0.01	0.00	0.00	0.01	53.61	0.03	100.44
DX450179	19032-02 71A pyrite 08	46.03	0.05	0.04	0.00	0.02	53.59	0.03	99.77
DX450179	19032-02 71A pyrite 09	46.82	0.00	0.01	0.02	0.03	53.79	0.02	100.69
DX450179	19032-02 71A pyrite 10	46.88	0.01	0.01	0.00	0.00	53.51	0.00	100.41
DX450179	19032-02 71A pyrite 11	46.65	0.00	0.04	0.01	0.00	53.87	0.00	100.57
DX450179	19032-02 71A pyrite 12	46.64	0.22	0.03	0.03	0.02	53.27	0.00	100.21
DX450179	19032-02 71A pyrite 13	46.78	0.00	0.02	0.03	0.00	53.35	0.00	100.19
DX450179	19032-02 71A pyrite 14	46.46	0.00	0.01	0.02	0.01	53.58	0.06	100.14
DX450179	19032-02 71A pyrite 15	46.33	0.01	0.02	0.00	0.01	53.51	0.00	99.89
DX450179	19032-02 71A pyrite 16	46.73	0.02	0.00	0.00	0.06	53.03	0.06	99.91
DX450179	19032-02 71A pyrite 17	46.30	0.00	0.00	0.00	1.72	52.25	0.04	100.31
DX450179	19032-02 71A pyrite 18	46.80	0.02	0.00	0.00	0.01	53.30	0.00	100.13
DX450179	19032-02 71A pyrite 19	46.39	0.02	0.02	0.01	0.07	53.47	0.05	100.02
DX450179	19032-02 71A pyrite 20	46.53	0.06	0.00	0.01	0.03	53.46	0.07	100.14
DX450183	19032-02 91A pyrite 01	47.01	0.01	0.02	0.01	0.01	53.72	0.00	100.78
DX450183	19032-02 91A pyrite 02	46.71	0.12	0.02	0.00	0.05	53.98	0.00	100.88
DX450183	19032-02 91A pyrite 03	46.62	0.00	0.07	0.02	0.01	53.18	0.00	99.90
DX450183	19032-02 91A pyrite 04	46.79	0.03	0.02	0.00	0.03	53.64	0.00	100.51
DX450183	19032-02 91A pyrite 05	46.81	0.00	0.01	0.01	0.00	53.43	0.00	100.27
DX450183	19032-02 91A pyrite 06	46.07	0.00	0.05	0.02	0.01	53.48	0.00	99.64
DX450183	19032-02 91A pyrite 07	46.53	0.00	0.03	0.03	0.03	53.39	0.00	100.00
DX450183	19032-02 91A pyrite 08	47.05	0.00	0.03	0.01	0.01	53.42	0.07	100.59
DX450183	19032-02 91A pyrite 09	46.52	0.13	0.00	0.02	0.00	53.50	0.00	100.18
DX450183	19032-02 91A pyrite 10	46.42	0.00	0.01	0.02	0.00	53.83	0.00	100.28
DX450183	19032-02 91A pyrite 11	46.99	0.00	0.01	0.00	0.10	53.51	0.00	100.61
DX450183	19032-02 91A pyrite 12	46.66	0.00	0.04	0.00	0.01	53.57	0.00	100.27
DX450183	19032-02 91A pyrite 13	46.50	0.00	0.00	0.01	0.00	53.40	0.00	99.90
DX450183	19032-02 91A pyrite 14	46.84	0.02	0.01	0.00	0.01	53.66	0.02	100.56
DX450183	19032-02 91A pyrite 15	46.62	0.11	0.01	0.01	0.03	53.71	0.00	100.48
DX450183	19032-02 91A pyrite 16	46.43	0.06	0.00	0.00	0.05	53.58	0.03	100.15
DX450183	19032-02 91A pyrite 17	46.39	0.00	0.06	0.00	0.23	53.89	0.00	100.57
DX450183	19032-02 91A pyrite 18	45.87	0.08	0.02	0.02	0.09	53.52	0.00	99.59
DX450183	19032-02 91A pyrite 19	47.09	0.05	0.11	0.03	0.00	53.56	0.00	100.83
DX450183	19032-02 91A pyrite 20	46.55	0.08	0.10	0.00	0.30	53.21	0.03	100.27
31576	19032-02 61A pyrite 01	46.35	0.00	0.03	0.03	0.09	53.51	0.03	100.03
31576	19032-02 61A pyrite 02	46.76	0.01	0.01	0.00	0.07	53.24	0.01	100.09
31576	19032-02 61A pyrite 03	46.39	0.03	0.00	0.02	0.08	53.29	0.00	99.81
31576	19032-02 61A pyrite 04	46.83	0.01	0.00	0.01	0.05	53.16	0.05	100.12
31576	19032-02 61A pyrite 05	46.87	0.00	0.01	0.01	0.03	53.28	0.00	100.21
31576	19032-02 61A pyrite 06	46.92	0.00	0.01	0.02	0.02	53.38	0.00	100.35
31576	19032-02 61A pyrite 07	46.04	0.01	0.11	0.00	0.58	52.88	0.08	99.70
31576	19032-02 61A pyrite 08	46.50	0.02	0.03	0.02	0.22	53.23	0.08	100.11
31576	19032-02 61A pyrite 09	46.41	0.09	0.00	0.02	0.08	53.57	0.00	100.15
31576	19032-02 61A pyrite 10	46.75	0.08	0.03	0.02	0.06	53.65	0.03	100.61
31787	19032-02 111A pyrite 01	45.99	0.47	0.02	0.00	0.00	52.72	0.08	99.28
31787	19032-02 111A pyrite 02	46.79	0.00	0.03	0.04	0.00	53.80	0.00	100.66
31787	19032-02 111A pyrite 03	46.29	0.01	0.00	0.00	0.01	54.01	0.12	100.44
31787	19032-02 111A pyrite 04	46.57	0.00	0.01	0.01	0.01	53.42	0.00	100.02
31787	19032-02 111A pyrite 05	46.07	0.16	0.03	0.01	0.00	54.24	0.01	100.51
DX450213	19032-02 81A pyrite 01	46.16	0.00	0.06	0.00	0.00	53.05	0.05	99.34
DX450213	19032-02 81A pyrite 02	46.51	0.18	0.00	0.00	0.01	53.54	0.01	100.24
DX450213	19032-02 81A pyrite 03	45.90	0.72	0.00	0.03	0.09	53.73	0.06	100.54
DX450213	19032-02 81A pyrite 04	46.76	0.00	0.02	0.01	0.00	53.40	0.08	100.27
DX450213	19032-02 81A pyrite 05	46.67	0.02	0.15	0.01	0.02	53.73	0.00	100.60
DX450213	19032-02 81A pyrite 06	46.99	0.01	0.06	0.01	0.00	53.86	0.05	100.96
DX450213	19032-02 81A pyrite 07	46.43	0.00	0.01	0.01	0.00	53.92	0.00	100.37
DX450213	19032-02 81A pyrite 08	46.67	0.00	0.01	0.00	0.01	53.54	0.00	100.24
DX450213	19032-02 81A pyrite 09	45.95	0.23	0.05	0.01	0.04	53.57	0.06	99.92
DX450213	19032-02 81A pyrite 10	46.29	0.04	0.01	0.00	0.00	53.60	0.10	100.03
31623	19032-02 31A pyrite 01	46.64	0.03	0.01	0.02	0.01	54.04	0.28	101.04
31623	19032-02 31A pyrite 02	46.56	0.02	0.00	0.00	0.07	53.43	0.00	100.08
31795	19032-02 121A pyrite 01	46.01	0.02	0.66	0.03	0.01	53.81	0.02	100.56
31795	19032-02 121A pyrite 02	46.09	0.00	0.02	0.02	0.19	53.14	0.16	99.63
Global	Average	46.47	0.07	0.04	0.01	0.11	53.45	0.03	100.19
	Min	45.51	0.00	0.00	0.00	0.00	52.25	0.00	99.02
	Max	47.09	0.96	0.66	0.08	1.72	54.24	0.28	101.04
	Stdev	0.34483	0.16009	0.07897	0.01389	0.23962	0.328	0.04514	0.39234

Great Bear Resouces
19032-02
MI5063-AUG22

High Definition Mineralogical Analysis using QEMSCAN (Quantitative Evaluation of Materials by Scanning Electron Microscopy)

EMPA - Pyrite

Accelerating potential = 15 kV, beam current = 20 nA; focused beam.
Standards and matrix corrections are listed above.
Precision is given in columns T-Z and detection limit in columns AJ-AP.

Results_of_analyses:

		element weight %								
		Fe	Co	Ni	Cu	As	S	Se	Total	
Detection Limits		0.062	0.033	0.040	0.052	0.029	0.040	0.214		Number of Analysis
Global	**Average**	**46.47**	**0.07**	**0.04**	**0.01**	**0.11**	**53.45**	**0.03**	**100.19**	**89**
31644	Average	46.19	0.15	0.07	0.02	0.26	53.30	0.03	100.02	20
DX450179	Average	46.61	0.03	0.01	0.01	0.10	53.42	0.02	100.20	20
DX450183	Average	46.62	0.04	0.03	0.01	0.05	53.56	0.01	100.31	20
31576	Average	46.58	0.03	0.02	0.01	0.13	53.32	0.03	100.12	10
31787	Average	46.34	0.13	0.02	0.01	0.00	53.64	0.04	100.18	5
DX450213	Average	46.43	0.12	0.04	0.01	0.02	53.59	0.04	100.25	10
31623	Average	46.60	0.02	0.01	0.01	0.04	53.74	0.14	100.56	2
31795	Average	46.05	0.01	0.34	0.02	0.10	53.48	0.09	100.09	2

Great Bear Resouces
19032-02
MI5063-AUG22

High Definition Mineralogical Analysis using QEMSCAN (Quantitative Evaluation of Materials by Scanning Electron Microscopy)

EMPA - Pyrrhotite

Accelerating potential = 15 kV, beam current = 20 nA; focused beam.
Standards and matrix corrections are listed above.
Precision is given in columns R-W and detection limit in columns AF-AK.

Results_of_analyses: LLD(3-sigma) = 3*ZAF*(C_

		element weight %						3-sigma
Sample Name	**Polished Section Number**	Fe	Co	Ni	Cu	S	Se	Total
31644	19032-02 51A pyrrhotite 01	60.88	0.00	0.05	0.01	38.76	0.00	99.71
31644	19032-02 51A pyrrhotite 02	60.96	0.00	0.08	0.00	39.32	0.00	100.36
31644	19032-02 51A pyrrhotite 03	60.63	0.01	0.12	0.03	39.31	0.01	100.11
31644	19032-02 51A pyrrhotite 04	61.12	0.00	0.12	0.00	39.44	0.00	100.67
31644	19032-02 51A pyrrhotite 05	61.02	0.01	0.10	0.00	39.36	0.01	100.50
DX450179	19032-02 71A pyrrhotite 01	60.70	0.01	0.00	0.02	39.10	0.00	99.83
DX450179	19032-02 71A pyrrhotite 02	60.73	0.01	0.00	0.00	39.17	0.00	99.92
DX450179	19032-02 71A pyrrhotite 03	61.58	0.00	0.04	0.00	38.53	0.00	100.15
DX450179	19032-02 71A pyrrhotite 04	60.80	0.00	0.06	0.04	38.76	0.00	99.66
DX450179	19032-02 71A pyrrhotite 05	60.78	0.01	0.02	0.01	39.33	0.00	100.16
DX450179	19032-02 71A pyrrhotite 06	61.70	0.00	0.04	0.05	39.23	0.01	101.02
DX450179	19032-02 71A pyrrhotite 07	60.64	0.00	0.04	0.01	39.29	0.02	99.99
DX450179	19032-02 71A pyrrhotite 08	60.47	0.00	0.03	0.03	39.30	0.01	99.84
DX450179	19032-02 71A pyrrhotite 09	60.82	0.01	0.01	0.03	39.23	0.00	100.11
DX450179	19032-02 71A pyrrhotite 10	60.82	0.00	0.05	0.00	39.41	0.00	100.29
DX450183	19032-02 91A pyrrhotite 01	60.80	0.05	0.03	0.00	39.52	0.00	100.40
DX450183	19032-02 91A pyrrhotite 02	60.55	0.04	0.19	0.00	39.24	0.00	100.02
DX450183	19032-02 91A pyrrhotite 03	60.30	0.03	0.21	0.05	39.27	0.00	99.86
DX450183	19032-02 91A pyrrhotite 04	60.51	0.00	0.26	0.00	39.33	0.00	100.11
DX450183	19032-02 91A pyrrhotite 05	60.58	0.03	0.22	0.02	39.27	0.00	100.12
31576	19032-02 61A pyrrhotite 01	59.88	0.00	0.01	0.03	39.37	0.00	99.29
31576	19032-02 61A pyrrhotite 02	60.51	0.01	0.05	0.00	39.27	0.00	99.83
31576	19032-02 61A pyrrhotite 03	60.48	0.00	0.10	0.02	39.68	0.00	100.27
31576	19032-02 61A pyrrhotite 04	60.37	0.00	0.03	0.06	39.44	0.00	99.89
31576	19032-02 61A pyrrhotite 05	60.59	0.00	0.01	0.01	39.63	0.00	100.24
31718	19032-02 41A pyrrhotite 01	60.95	0.03	0.20	0.00	38.36	0.01	99.56
31718	19032-02 41A pyrrhotite 02	64.09	0.01	0.03	0.00	36.59	0.00	100.71
31718	19032-02 41A pyrrhotite 03	61.22	0.02	0.18	0.01	38.59	0.00	100.02
31718	19032-02 41A pyrrhotite 04	61.66	0.02	0.05	0.02	38.63	0.00	100.38
31718	19032-02 41A pyrrhotite 05	64.18	0.00	0.00	0.00	36.54	0.00	100.73
31718	19032-02 41A pyrrhotite 06	62.22	0.04	0.20	0.00	38.47	0.01	100.94
31718	19032-02 41A pyrrhotite 07	64.00	0.03	0.00	0.02	36.43	0.00	100.48
31718	19032-02 41A pyrrhotite 08	61.64	0.03	0.20	0.00	38.61	0.00	100.49
31718	19032-02 41A pyrrhotite 09	61.70	0.02	0.16	0.02	38.84	0.01	100.75
31718	19032-02 41A pyrrhotite 10	64.65	0.02	0.02	0.02	36.15	0.00	100.87
DX450174	19032-02 101A pyrrhotite 01	61.53	0.07	0.04	0.01	38.50	0.00	100.16
DX450174	19032-02 101A pyrrhotite 02	61.76	0.07	0.12	0.01	38.35	0.00	100.32
DX450174	19032-02 101A pyrrhotite 03	61.42	0.01	0.35	0.01	38.94	0.02	100.74
DX450174	19032-02 101A pyrrhotite 04	61.92	0.08	0.08	0.02	38.64	0.00	100.74
DX450174	19032-02 101A pyrrhotite 05	61.36	0.10	0.03	0.00	39.00	0.00	100.48
DX450174	19032-02 101A pyrrhotite 06	60.91	0.05	0.18	0.00	38.78	0.01	99.92
DX450174	19032-02 101A pyrrhotite 07	61.24	0.09	0.10	0.01	38.69	0.00	100.13
DX450174	19032-02 101A pyrrhotite 08	61.04	0.02	0.27	0.01	38.65	0.01	100.00
DX450174	19032-02 101A pyrrhotite 09	61.54	0.06	0.12	0.00	38.70	0.01	100.43
DX450174	19032-02 101A pyrrhotite 10	60.70	0.06	0.10	0.03	38.50	0.01	99.39
31787	19032-02 111A pyrrhotite 01	61.23	0.02	0.00	0.01	38.56	0.00	99.82
31787	19032-02 111A pyrrhotite 02	60.85	0.01	0.17	0.00	38.87	0.01	99.90
31787	19032-02 111A pyrrhotite 03	60.02	0.03	0.13	0.00	39.46	0.00	99.65
31787	19032-02 111A pyrrhotite 04	61.49	0.03	0.16	0.01	38.67	0.00	100.34
31787	19032-02 111A pyrrhotite 05	61.67	0.04	0.18	0.00	38.65	0.01	100.54
31759	19032-02 11A pyrrhotite 01	61.54	0.03	0.23	0.00	38.52	0.00	100.32
31759	19032-02 11A pyrrhotite 02	61.23	0.03	0.05	0.02	39.69	0.01	101.03
31759	19032-02 11A pyrrhotite 03	60.42	0.03	0.06	0.00	39.47	0.00	99.98
31759	19032-02 11A pyrrhotite 04	60.84	0.03	0.16	0.00	39.44	0.00	100.47
31759	19032-02 11A pyrrhotite 05	61.19	0.00	0.04	0.02	38.92	0.00	100.17
31623	19032-02 31A pyrrhotite 01	60.30	0.03	0.21	0.03	39.55	0.00	100.12
31623	19032-02 31A pyrrhotite 02	60.37	0.04	0.31	0.00	39.38	0.00	100.10
31795	19032-02 121A pyrrhotite 01	64.10	0.00	0.00	0.00	36.16	0.00	100.26
31795	19032-02 121A pyrrhotite 02	63.95	0.00	0.02	0.00	35.96	0.02	99.95
31795	19032-02 121A pyrrhotite 03	63.80	0.00	0.02	0.01	36.38	0.01	100.21
31795	19032-02 121A pyrrhotite 04	63.20	0.00	0.02	0.00	36.28	0.02	99.51
31795	19032-02 121A pyrrhotite 05	63.81	0.01	0.01	0.00	36.44	0.00	100.27
	Average	61.42	0.02	0.10	0.01	38.64	0.00	100.20
	Min	59.88	0.00	0.00	0.00	35.96	0.00	99.29
	Max	64.65	0.10	0.35	0.06	39.69	0.02	101.03
	Stdev	1.17222	0.02433	0.08832	0.01418	1.03194	0.00553	0.3898

Great Bear Resouces
19032-02
MI5063-AUG22

High Definition Mineralogical Analysis using QEMSCAN (Quantitative Evaluation of Materials by Scanning Electron Microscopy)

EMPA - Pyrrhotite

Accelerating potential = 15 kV, beam current = 20 nA; focused beam.
Standards and matrix corrections are listed above.
Precision is given in columns R-W and detection limit in columns AF-AK.

Results_of_analyses:

		element weight %							
		Fe	Co	Ni	Cu	S	Se	Total	Number of Analysis
Detection Limits		0.07393	0.0338	0.04066	0.05347	0.02691	0.02693		
Global	**Average**	**61.42**	**0.02**	**0.10**	**0.01**	**38.64**	**0.00**	**100.20**	**62**
31644	Average	60.92	0.00	0.09	0.01	39.24	0.00	100.27	5
DX450179	Average	60.90	0.00	0.03	0.02	39.14	0.00	100.10	10
DX450183	Average	60.55	0.03	0.18	0.01	39.33	0.00	100.10	5
31576	Average	60.37	0.00	0.04	0.02	39.48	0.00	99.91	5
31718	Average	62.63	0.02	0.10	0.01	37.72	0.00	100.49	10
DX450174	Average	61.34	0.06	0.14	0.01	38.68	0.01	100.23	10
31787	Average	61.05	0.03	0.13	0.00	38.84	0.00	100.05	5
31759	Average	61.04	0.02	0.11	0.01	39.21	0.00	100.40	5
31623	Average	60.33	0.03	0.26	0.01	39.47	0.00	100.11	2
31795	Average	63.77	0.00	0.01	0.00	36.25	0.01	100.04	5

Great Bear Resouces
19032-02
MI5063-AUG22

High Definition Mineralogical Analysis using QEMSCAN (Quantitative Evaluation of Materials by Scanning Electron Microscopy)

EMPA - Arsenopyrite

Accelerating potential = 15 kV, beam current = 20 nA; focused beam.
Standards and matrix corrections are listed above.
Precision is given in columns T-Z and detection limit in columns AJ-AP.

Results_of_analyses:

		element weight %							
		Fe	Co	Ni	As	Sb	S	Se	Total
31644	19032-02 51A arsenopyrite 01	31.20	3.19	1.24	41.50	0.00	22.60	0.00	99.72
31644	19032-02 51B arsenopyrite 01	35.24	0.09	0.03	41.05	0.00	22.80	0.00	99.20
31644	19032-02 51B arsenopyrite 02	34.43	0.08	0.07	42.93	0.00	21.37	0.02	98.89
31576	19032-02 61A arsenopyrite 01	34.75	0.09	0.00	44.05	0.00	20.99	0.00	99.89
DX450174	19032-02 101A arsenopyrite 01	32.84	1.48	0.04	44.53	0.00	20.52	0.08	99.49
DX450174	19032-02 101A arsenopyrite 02	33.72	0.69	0.00	46.46	0.01	19.25	0.07	100.21
31759	19032-02 11A arsenopyrite 01	32.35	1.62	0.05	46.21	0.00	19.37	0.03	99.64
31759	19032-02 11A arsenopyrite 02	33.73	0.78	0.02	44.88	0.00	20.61	0.03	100.06
31782	19032-02 21A arsenopyrite 01	33.24	0.98	0.06	46.12	0.00	19.78	0.00	100.19
	Average	33.50	1.00	0.17	44.19	0.00	20.81	0.03	99.70
	Min	31.20	0.08	0.00	41.05	0.00	19.25	0.00	98.89
	Max	35.24	3.19	1.24	46.46	0.01	22.80	0.08	100.21
	Stdev	1.26	1.00	0.40	2.01	0.00	1.28	0.03	0.45

Great Bear Resouces
19032-02
MI5063-AUG22

High Definition Mineralogical Analysis using QEMSCAN (Quantitative Evaluation of Materials by Scanning Electron Microscopy)

EMPA - Arsenopyrite

Accelerating potential = 15 kV, beam current = 20 nA; focused beam.
Standards and matrix corrections are listed above.
Precision is given in columns T-Z and detection limit in columns AJ-AP.

Results_of_analyses:

		element weight %								
		Fe	Co	Ni	As	Sb	S	Se	Total	Number of Analysis
Detection Limits		0.04	0.03	0.03	0.10	0.05	0.03	0.23		
Global	**Average**	**33.50**	**1.00**	**0.17**	**44.19**	**0.00**	**20.81**	**0.03**	**99.70**	**9**
31644	Average	33.62	1.12	0.44	41.83	0.00	22.25	0.01	99.27	3
31576	Average	34.75	0.09	0.00	44.05	0.00	20.99	0.00	99.89	1
DX450174	Average	33.28	1.09	0.02	45.50	0.01	19.89	0.08	99.85	2
31759	Average	33.04	1.20	0.03	45.55	0.00	19.99	0.03	99.85	2
31782	Average	33.24	0.98	0.06	46.12	0.00	19.78	0.00	100.19	1

Great Bear Resouces
19032-02
MI5063-AUG22

High Definition Mineralogical Analysis using QEMSCAN (Quantitative Evaluation of Materials by Scanning Electron Microscopy)

EMPA - Cobaltite-Gersdorffite

Accelerating potential = 15 kV, beam current = 20 nA; focused beam.
Standards and matrix corrections are listed above.
Precision is given in columns T-Z and detection limit in columns AJ-AP.

Results_of_analyses:

		element weight %							
Sample N	**Polished Section Number**	Fe	Co	Ni	As	Sb	S	Se	Total
31623	19032-02 31A cobaltite 01	8.05	12.63	13.86	45.63	0.01	18.94	0.03	99.17
31623	19032-02 31A cobaltite 02	7.53	15.28	12.12	45.56	0.00	19.14	0.19	99.83
	Average	7.79	13.96	12.99	45.60	0.01	19.04	0.11	99.50
	Min	7.53	12.63	12.12	45.56	0.00	18.94	0.03	
	Max	8.05	15.28	13.86	45.63	0.01	19.14	0.19	
	Stdev	0.36987	1.87192	1.23433	0.04999	0.00803	0.14291	0.11687	

		Fe	Co	Ni	As	Sb	S	Se	Total	Number of Analysis
31623	Average	7.79	13.96	12.99	45.60	0.01	19.04	0.11	99.50	2
	Min	7.53	12.63	12.12	45.56	0.00	18.94	0.03	99.17	
	Max	8.05	15.28	13.86	45.63	0.01	19.14	0.19	99.83	
	Stdev	0.37	1.87	1.23	0.05	0.01	0.14	0.12	0.47	

Great Bear Resouces
19032-02
MI5063-AUG22

High Definition Mineralogical Analysis using QEMSCAN (Quantitative Evaluation of Materials by Scanning Electron Microscopy)

EMPA - Chalcopyrite

Accelerating potential = 15 kV, beam current = 20 nA; focused beam.
Standards and matrix corrections are listed above.
Precision is given in columns R-W and detection limit in columns AF-AK.

Results_of_analyses:

		element weight %						
Sample Name	**Polished Section Number**	Fe	Co	Ni	Cu	S	Se	Total
31718	19032-02 41A chalcopyrite 01	30.85	0.00	0.00	34.57	34.92	0.00	100.34
31718	19032-02 41A chalcopyrite 02	30.22	0.00	0.00	34.35	35.28	0.01	99.86
DX450174	19032-02 101A chalcopyrite 01	31.27	0.02	0.00	34.81	35.26	0.01	101.37
31787	19032-02 111A chalcopyrite 01	30.89	0.01	0.00	33.70	35.16	0.00	99.76
31795	19032-02 121A chalcopyrite 01	30.76	0.00	0.01	34.58	35.23	0.02	100.61
031644 Rep 1	19032-02 51B chalcopyrite 01	30.84	0.00	0.00	34.08	35.05	0.00	99.97
Global	**Average**	**30.81**	**0.00**	**0.00**	**34.35**	**35.15**	**0.01**	**100.32**
	Min	30.22	0.00	0.00	33.70	34.92	0.00	99.76
	Max	31.27	0.02	0.01	34.81	35.28	0.02	101.37
	Stdev	0.33695	0.00686	0.00283	0.40199	0.1404	0.00862	0.60574

2		Fe	Co	Ni	Cu	S	Se	Total
31718	Average	30.53	0.00	0.00	34.46	35.10	0.00	100.10
	Min	30.22	0.00	0.00	34.35	34.92	0.00	99.86
	Max	30.85	0.00	0.00	34.57	35.28	0.01	100.34
	Stdev	0.44	0.00	0.00	0.15	0.25	0.00	0.34

Appendix C – Chemical Certificate of Analysis

SGS Canada Inc.
P.O. Box 4300 - 185 Concession St.
Lakefield - Ontario - KOL 2HO
Phone: 705-652-2000 FAX: 705-652-6365

LR Internal Priority
Attn : Margot Aldis

09-September-2024

Date Rec. : 08 August 2024
LR Report : **CA07107-AUG24**
Project : CA20I-00000-110-19032-02
Client Ref : MI5063-JUL24

CERTIFICATE OF ANALYSIS

Final Report

Sample ID	SiO2 %	Al2O3 %	Fe2O3 %	MgO %	CaO %	Na2O %	K2O %
1: 31759	70.0	14.3	6.77	0.85	1.85	0.63	3.53
2: 31782	73.0	13.9	2.38	0.24	2.34	3.59	2.24
3: 31623	74.3	12.7	3.74	0.58	1.54	2.82	2.60
4: 31718	67.2	14.5	5.79	1.17	3.51	2.77	2.42
5: 31644	64.5	15.5	4.36	2.07	4.14	2.56	3.41
6: 31576	71.3	13.5	3.34	1.22	2.66	3.94	2.48
7: DX450179	68.8	14.5	4.16	1.84	3.60	3.33	1.98
8: DX450213	64.7	13.7	10.1	0.96	0.48	0.34	4.33
9: DX450183	70.0	13.3	3.51	1.24	3.08	2.96	2.70
10: DX450174	72.1	9.02	5.08	1.30	3.57	4.25	0.12
11: 31787	68.3	16.3	4.04	0.72	3.08	3.88	1.77
12: 31795	56.1	16.7	13.2	2.91	3.57	2.45	2.99

Sample ID	TiO2 %	P2O5 %	MnO %	Cr2O3 %	V2O5 %	LOI %	Sum %
1: 31759	0.40	0.09	0.18	0.04	0.01	1.95	100.6
2: 31782	0.35	0.09	0.03	0.03	< 0.01	1.62	99.8
3: 31623	0.29	0.03	0.07	0.05	0.01	1.60	100.3
4: 31718	0.49	0.07	0.12	0.04	0.01	2.19	100.2
5: 31644	0.55	0.21	0.10	0.04	0.02	2.39	99.8
6: 31576	0.40	0.12	0.08	0.04	< 0.01	2.52	101.6
7: DX450179	0.42	0.13	0.07	0.03	< 0.01	1.32	100.3
8: DX450213	0.40	0.14	0.11	0.03	0.01	5.53	100.8
9: DX450183	0.40	0.12	0.05	0.03	< 0.01	2.54	99.9
10: DX450174	0.48	0.07	0.10	0.04	0.01	2.48	98.7
11: 31787	0.66	0.23	0.05	0.03	0.01	1.00	100.0
12: 31795	1.12	0.11	0.19	0.03	0.03	0.94	100.4

OnLine LIMS

0003849827

This document is issued by the Company under its General Conditions of Service accessible at http://www.sgs.com/terms_and_conditions.htm. Attention is drawn to the limitation of liability, indemnification and jurisdiction issues defined therein. WARNING: The sample(s) to which the findings recorded herein (the 'Findings') relate was (were) drawn and / or provided by the Client or by a third party acting at the Client's direction. The Findings constitute no warranty of the sample's representativity of the goods and strictly relate to the sample(s). The Company accepts no liability with regard to the origin or source from which the sample(s) is/are said to be extracted. The Findings report on the samples provided by the client and are not intended for commercial or contractual settlement purposes. Any unauthorized alteration, forgery or falsification of the content or appearance of this document is unlawful and offenders may be prosecuted to the fullest extent of the law. Test method information available upon request.

SGS Canada Inc.
P.O. Box 4300 - 185 Concession St.
Lakefield - Ontario - KOL 2HO
Phone: 705-652-2000 FAX: 705-652-6365

LR Report : **CA07107-AUG24**

Method Descriptions

Parameter	Description	SGS Method Code	SCC
Al2O3	Aluminum by by borate fusion XRF	GO/GC/GT_XRF76V/R	Y
CaO	Calcium by borate fusion XRF	GO/GC/GT_XRF76V/R	Y
Cr2O3	Chromium by borate fusion XRF	GO/GC/GT_XRF76V/R	Y
Fe2O3	Iron by borate fusion XRF	GO/GC/GT_XRF76V/R	Y
K2O	Potassium by borate fusion XRF	GO/GC/GT_XRF76V/R	Y
LOI	Loss at 1000C XRF	GO/GC/GT_XRF76V/R	Y
MgO	Magnesium by borate fusion XRF	GO/GC/GT_XRF76V/R	Y
MnO	Manganese by borate fusion XRF	GO/GC/GT_XRF76V/R	Y
Na2O	Sodium by borate fusion XRF	GO/GC/GT_XRF76V/R	Y
P2O5	Phosphorus by borate fusion XRF	GO/GC/GT_XRF76V/R	Y
SiO2	Silicon by borate fusion XRF	GO/GC/GT_XRF76V/R	Y
Sum	Sum		N
TiO2	Titanium by borate fusion XRF	GO/GC/GT_XRF76V/R	Y
V2O5	Vanadium by borate fusion XRF	GO/GC/GT_XRF76V/R	Y

Accreditation Descriptions

SCC:
SGS Canada Minerals Lakefield conforms to the requirements of ISO/IEC 17025 for specific tests as listed on their scope of accreditation found at https://www.scc.ca/en/seach/laboratories/sgs. Analytes and SGS Method Codes marked with a "Y" in the "SCC" column in the table denote ISO/IEC17025 accreditation



Harmandeep Singh
Project Coordinator

OnLine LIMS

0003849827

This document is issued by the Company under its General Conditions of Service accessible at http://www.sgs.com/terms_and_conditions.htm. Attention is drawn to the limitation of liability, indemnification and jurisdiction issues defined therein. WARNING: The sample(s) to which the findings recorded herein (the 'Findings') relate was (were) drawn and / or provided by the Client or by a third party acting at the Client's direction. The Findings constitute no warranty of the sample's representativity of the goods and strictly relate to the sample(s). The Company accepts no liability with regard to the origin or source from which the sample(s) is/are said to be extracted. The Findings report on the samples provided by the client and are not intended for commercial or contractual settlement purposes. Any unauthorized alteration, forgery or falsification of the content or appearance of this document is unlawful and offenders may be prosecuted to the fullest extent of the law. Test method information available upon request.

AUG ~~15631~~ SR

AUG 0 8 2024
@ 9:30

Aug-14332
Aug-14333
Aug-14334

Assay Sample Control Sheet

(for Mineralogy Submissions)

Mineralogy LIMS: MI5063-JUL24
Date: Aug7/24
Project: CA20I-00000-110-19032-02
Project Manager: Margot Aldis

Requested TAT: 7
Sample Type:
Number of samples: 12
Warning:

Charge to: CA20I-00000-110-19032-02

	Sample Id	Wt	Pulv	Analytical Requirements
1	31759			a. Trace metals - Strong 4-Acid b. Trace metals - Agua Regia c. Total C and S
2	31782			
3	31623			
4	31718			
5	31644			
6	31576			
7	DX450213			
8	DX450179			
9	DX450183			
10	DX450174			
11	31787			
12	31795			
13				
14				
15				
16				
17				
18				
19				
20				

Special Prep notes: "Please use Great Bear Metals package, Lower RL for Sb (2ug/g) and Bi (0.085ug/g)".

Technician: Katie Brock
Date Submitted to Analytical:_____

Samples are to be:
1. Returned to Mineralogy
2. Sent to Storage
3. Sent for Disposal

AUG-15631 SR

AUG 0 8 2024 @ 9:30

Aug-14332
Aug-14333
Aug-14334

Assay Sample Control Sheet

(for Mineralogy Submissions)

Mineralogy LIMS: MI5063-JUL24
Date: Aug7/24
Project: CA20I-00000-110-19032-02
Project Manager: Margot Aldis

Requested TAT: 7
Sample Type:
Number of samples: 12
Warning:

Charge to: CA20I-00000-110-19032-02

	Sample Id	Wt	Pulv	Analytical Requirements
1	31759			a. Trace metals - Strong 4-Acid b. Trace metals - Agua Regia c. Total C and S
2	31782			
3	31623			
4	31718			
5	31644			
6	31576			
7	DX450213			
8	DX450179			
9	DX450183			
10	DX450174			
11	31787			
12	31795			
13				
14				
15				
16				
17				
18				
19				
20				

Special Prep notes: "Please use Great Bear Metals package, Lower RL for Sb (2ug/g) and Bi (0.085ug/g)".

Technician: Katie Brock
Date Submitted to Analytical:_____

Samples are to be:

1. Returned to Mineralogy
2. Sent to Storage
3. Sent for Disposal

AUG-15631 SR 87

AUG 0 8 2024
@ 9:30

Aug-14332
Aug-14333
Aug-14334

Assay Sample Control Sheet

(for Mineralogy Submissions)

Mineralogy LIMS: MI5063-JUL24
Date: Aug7/24
Project: CA20I-00000-110-19032-02
Project Manager: Margot Aldis

Requested TAT: 7
Sample Type:
Number of samples: 12
Warning:

Charge to: CA20I-00000-110-19032-02

	Sample Id	Wt	Pulv	Analytical Requirements
1	31759			a. Trace metals - Strong 4-Acid b. Trace metals - Agua Regia c. Total C and S
2	31782			
3	31623			
4	31718			
5	31644			
6	31576			
7	DX450213			
8	DX450179			
9	DX450183			
10	DX450174			
11	31787			
12	31795			
13				
14				
15				
16				
17				
18				
19				
20				

Special Prep notes: "Please use Great Bear Metals package, Lower RL for Sb (2ug/g) and Bi (0.085ug/g)".

Technician: Katie Brock
Date Submitted to Analytical:_____

Samples are to be:
1. Returned to Mineralogy
2. Sent to Storage
3. Sent for Disposal

SGS Canada Inc.
P.O. Box 4300 - 185 Concession St.
Lakefield - Ontario - KOL 2HO
Phone: 705-652-2000 FAX: 705-652-6365

Project : CA20I-00000-110-19032-02

11-September-2024

SGS Lakefield Internal Met-Min
Attn : Margot Aldis

Date Rec. : 08 August 2024
LR Report: **CA14332-AUG24**

Copy: #2

CERTIFICATE OF ANALYSIS

Final Report - Revised

Sample ID	Sample Date & Time	Sulphur (total) %	Carbon (total) %
1: Analysis Start Date		21-Aug-24	21-Aug-24
3: Analysis Completed Date		21-Aug-24	21-Aug-24
5: 31759	N/A	0.102	0.053
6: 31782	N/A	0.011	0.184
7: 31623	N/A	0.032	0.120
8: 31718	N/A	0.222	0.440
9: 31644	N/A	0.512	0.289
10: 31576	N/A	0.751	0.324
11: DX450213	N/A	5.28	0.013
12: DX450179	N/A	0.141	0.093
13: DX450183	N/A	0.515	0.305
14: DX450174	N/A	0.220	0.624
15: 31787	N/A	0.122	0.041
16: 31795	N/A	0.163	0.075

Report revised to correct results for the "DX450213" and "DX450179" samples.

Patti Stark
Project Specialist,
Environment, Health & Safety

OnLine LIMS

0003852427

Results relate only to the sample tested. Data reported represents the sample submitted to SGS. Reproduction of this analytical report in full or in part is prohibited without prior written approval. Please refer to SGS General Conditions of Services located at https://www.sgs.ca/en/terms-and-conditions (Printed copies are available upon request.)
Test method information available upon request. "Temperature Upon Receipt" is representative of the whole shipment and may not reflect the temperature of individual samples.
SGS Canada Inc. Environment-Health & Safety statement of conformity decision rule does not consider uncertainty when analytical results are compared to a specified standard or regulation.

SGS Canada Inc.
P.O. Box 4300 - 185 Concession St.
Lakefield - Ontario - KOL 2HO
Phone: 705-652-2000 FAX: 705-652-6365

SGS Lakefield Internal Met-Min
Attn : Margo Aldis

Project : CA20I-00000-110-19032-02

11-September-2024

Date Rec. : 09 August 2024
LR Report: **CA14333-AUG24**

Copy: #2

CERTIFICATE OF ANALYSIS

Final Report - Revised

Analysis	1: Analysis Start Date	3: Analysis Completed Date	6: 31759	7: 31782	8: 31623	9: 31718	10: 31644	11: 31576	12: DX450213	13: DX450179	14: DX450183	15: DX450174	16: 31787	17: 31795
Sample Date & Time			N/A	N/A	N/A	N/A	N/A	N/A	N/A	N/A	N/A	N/A	N/A	N/A
Mercury [ug/g]	15-Aug-24	16-Aug-24	< 0.05	< 0.05	< 0.05	< 0.05	< 0.05	< 0.05	< 0.05	< 0.05	< 0.05	< 0.05	< 0.05	< 0.05
Silver [µg/g]	15-Aug-24	16-Aug-24	< 0.5	< 0.5	< 0.5	< 0.5	< 0.5	< 0.5	0.7	< 0.5	< 0.5	< 0.5	< 0.5	< 0.5
Arsenic [µg/g]	15-Aug-24	16-Aug-24	120	26	30	11	210	93	33	2.0	11	100	2.2	39
Aluminum [µg/g]	15-Aug-24	16-Aug-24	22000	6300	9800	18000	18000	10000	7800	17000	10000	5900	12000	38000
Barium [µg/g]	15-Aug-24	16-Aug-24	120	66	88	120	97	140	74	200	19	36	150	710
Boron [µg/g]	15-Aug-24	16-Aug-24	5	2	2	2	4	1	3	2	2	< 1	< 1	< 1
Beryllium [µg/g]	15-Aug-24	16-Aug-24	0.34	0.05	0.09	0.09	0.17	0.11	0.14	0.11	0.14	0.05	0.04	0.11
Bismuth [µg/g]	15-Aug-24	16-Aug-24	< 0.085	< 0.085	0.124	0.256	0.138	0.114	7.4	0.114	< 0.085	0.271	< 0.085	0.086
Calcium [µg/g]	15-Aug-24	16-Aug-24	6500	6700	4100	15000	12000	12000	1700	5200	12000	20000	3300	4400
Cadmium [µg/g]	15-Aug-24	16-Aug-24	0.03	0.04	0.07	0.07	0.06	0.31	0.03	0.10	0.03	0.08	< 0.02	0.03
Cobalt [µg/g]	15-Aug-24	16-Aug-24	11	3.6	14	14	13	8.4	13	12	8.0	12	7.8	37
Chromium [µg/g]	15-Aug-24	16-Aug-24	81	81	99	110	98	85	78	120	88	98	77	130
Copper [µg/g]	15-Aug-24	16-Aug-24	17	11	12	48	24	47	9.0	23	15	32	25	70
Iron [µg/g]	15-Aug-24	16-Aug-24	37000	13000	23000	38000	29000	22000	65000	26000	21000	20000	25000	73000
Potassium [µg/g]	15-Aug-24	16-Aug-24	10000	3800	5000	12000	13000	7000	5300	12000	2100	780	7500	25000
Magnesium [µg/g]	15-Aug-24	16-Aug-24	4400	1100	2900	6800	12000	7100	3500	12000	6700	4000	4300	17000
Manganese [µg/g]	15-Aug-24	16-Aug-24	250	180	450	620	780	650	220	370	360	470	200	290
Molybdenum [µg/g]	15-Aug-24	16-Aug-24	1.7	0.7	1.1	1.2	1.4	1.7	1.7	0.7	0.8	0.8	1.5	0.8
Sodium [µg/g]	15-Aug-24	16-Aug-24	900	500	370	510	550	540	120	610	440	640	560	950
Nickel [µg/g]	15-Aug-24	16-Aug-24	28	9.0	66	38	28	15	14	28	16	16	17	84
Phosphorus [µg/g]	15-Aug-24	16-Aug-24	370	330	120	300	880	500	570	570	500	280	930	440
Lead [µg/g]	15-Aug-24	16-Aug-24	6.9	2.3	5.3	2.7	4.3	15	5.5	2.4	5.7	2.7	2.0	2.1

OnLine LIMS

0003852437

Results relate only to the sample tested. Data reported represents the sample submitted to SGS. Reproduction of this analytical report in full or in part is prohibited without prior written approval. Please refer to SGS General Conditions of Services located at https://www.sgs.ca/en/terms-and-conditions (Printed copies are available upon request.)
Test method information available upon request. "Temperature Upon Receipt" is representative of the whole shipment and may not reflect the temperature of individual samples.
SGS Canada Inc. Environment-Health & Safety statement of conformity decision rule does not consider uncertainty when analytical results are compared to a specified standard or regulation.

SGS Canada Inc.
P.O. Box 4300 - 185 Concession St.
Lakefield - Ontario - KOL 2HO
Phone: 705-652-2000 FAX: 705-652-6365

Project : CA20I-00000-110-19032-02 90

LR Report : **CA14333-AUG24**

Analysis	1: Analysis Start Date	3: Analysis Completed Date	6: 31759	7: 31782	8: 31623	9: 31718	10: 31644	11: 31576	12: DX450213	13: DX450179	14: DX450183	15: DX450174	16: 31787	17: 31795
Sulfur [µg/g]	15-Aug-24	16-Aug-24	2200	740	990	2900	6200	8100	52000	2100	6000	2700	1900	1700
Antimony [µg/g]	15-Aug-24	16-Aug-24	< 2	< 2	< 2	< 2	< 2	< 2	< 2	< 2	< 2	< 2	< 2	< 2
Selenium [µg/g]	15-Aug-24	16-Aug-24	0.1	0.1	0.1	0.2	0.3	0.9	2.7	0.2	0.1	0.5	0.2	0.3
Tin [µg/g]	15-Aug-24	16-Aug-24	< 2	< 2	< 2	< 2	< 2	< 2	< 2	< 2	< 2	< 2	< 2	< 2
Strontium [µg/g]	15-Aug-24	16-Aug-24	29	8.8	4.4	11	19	14	5.7	15	11	39	9.0	13
Titanium [µg/g]	15-Aug-24	16-Aug-24	1100	680	860	1700	2000	1100	480	1700	840	300	1200	3400
Thorium [µg/g]	16-Aug-24	19-Aug-24	2.9	6.1	5.3	7.0	11.5	8.1	9.4	11.5	10.8	2.3	6.6	8.5
Thallium [µg/g]	15-Aug-24	16-Aug-24	0.52	0.11	0.16	0.33	0.64	0.23	0.56	0.49	0.11	0.04	0.36	0.41
Uranium [µg/g]	15-Aug-24	16-Aug-24	0.93	0.80	1.2	1.2	1.7	1.3	2.3	1.7	1.6	0.19	0.89	0.46
Vanadium [µg/g]	15-Aug-24	16-Aug-24	16	15	27	45	48	38	6	38	21	30	50	150
Tungsten [µg/g]	15-Aug-24	16-Aug-24	0.17	0.20	0.23	0.43	1.3	8.5	0.26	1.7	1.7	9.5	0.25	0.54
Yttrium [µg/g]	15-Aug-24	16-Aug-24	3.9	3.9	4.2	6.6	6.5	4.8	7.9	5.0	4.8	3.6	6.6	6.4
Zinc [µg/g]	15-Aug-24	16-Aug-24	88	28	40	62	66	93	32	75	32	27	46	110
Zirconium [µg/g]	15-Aug-24	16-Aug-24	17	12	15	15	21	24	24	25	28	11	40	16

Results reported with lower RL for Bismuth and Antimony as requested by client. Results below the SGS RL may be unreliable.

Report revised to correct results for the "31759" and "31795" samples as well as the "DX450213" and "DX450179" samples.

Patti Stark
Project Specialist,
Environment, Health & Safety

OnLine LIMS

0003852437

Results relate only to the sample tested. Data reported represents the sample submitted to SGS. Reproduction of this analytical report in full or in part is prohibited without prior written approval. Please refer to SGS General Conditions of Services located at https://www.sgs.ca/en/terms-and-conditions (Printed copies are available upon request.)
Test method information available upon request. "Temperature Upon Receipt" is representative of the whole shipment and may not reflect the temperature of individual samples.
SGS Canada Inc. Environment-Health & Safety statement of conformity decision rule does not consider uncertainty when analytical results are compared to a specified standard or regulation.

SGS Canada Inc.
P.O. Box 4300 - 185 Concession St.
Lakefield - Ontario - KOL 2HO
Phone: 705-652-2000 FAX: 705-652-6365

SGS Lakefield Internal Met-Min
Attn : Margot Aldis

Project : CA20I-00000-110-19032-02

11-September-2024

Date Rec. : 08 August 2024
LR Report: **CA14334-AUG24**

Copy: #2

CERTIFICATE OF ANALYSIS
Final Report - Revised

Analysis	1: Analysis Start Date	3: Analysis Completed Date	6: 31759	7: 31782	8: 31623	9: 31718	10: 31644	11: 31576	12: DX450213	13: DX450179	14: DX450183	15: DX450174	16: 31787	17: 31795
Sample Date & Time			N/A	N/A	N/A	N/A	N/A	N/A	N/A	N/A	N/A	N/A	N/A	N/A
Silver [µg/g]	20-Aug-24	21-Aug-24	< 0.5	< 0.5	< 0.5	< 0.5	< 0.5	0.9	0.8	< 0.5	< 0.5	< 0.5	< 0.5	< 0.5
Aluminum [µg/g]	20-Aug-24	21-Aug-24	57000	54000	53000	57000	56000	44000	47000	53000	57000	44000	62000	79000
Arsenic [µg/g]	20-Aug-24	21-Aug-24	120	14	20	11	160	66	27	1.9	9.5	98	1.3	39
Barium [µg/g]	20-Aug-24	21-Aug-24	630	450	670	350	480	1000	140	420	360	57	430	810
Beryllium [µg/g]	20-Aug-24	21-Aug-24	1.2	0.95	1.1	1.1	1.5	1.0	0.83	1.0	0.88	0.41	1.1	1.1
Bismuth [µg/g]	20-Aug-24	21-Aug-24	< 0.085	< 0.085	0.13	0.33	0.18	0.10	6.2	0.24	< 0.085	0.27	< 0.085	0.09
Calcium [µg/g]	20-Aug-24	21-Aug-24	9300	14000	8500	22000	25000	16000	2400	21000	19000	23000	19000	23000
Cadmium [µg/g]	20-Aug-24	21-Aug-24	0.13	0.04	0.07	0.08	0.06	0.30	0.05	0.13	0.05	0.13	0.06	0.12
Cobalt [µg/g]	20-Aug-24	21-Aug-24	11	3.4	14	13	12	7.5	12	12	7.5	13	7.5	37
Chromium [µg/g]	20-Aug-24	21-Aug-24	100	87	120	130	56	66	99	75	71	85	71	88
Copper [µg/g]	20-Aug-24	21-Aug-24	16	11	12	45	23	44	8.3	23	15	31	23	70
Iron [µg/g]	20-Aug-24	21-Aug-24	43000	14000	23000	36000	27000	20000	62000	26000	22000	33000	25000	87000
Potassium [µg/g]	20-Aug-24	21-Aug-24	25000	16000	19000	17000	25000	18000	32000	15000	20000	870	12000	22000
Magnesium [µg/g]	20-Aug-24	21-Aug-24	4300	1000	2800	6100	11000	5700	4900	9900	6500	7100	3200	16000
Manganese [µg/g]	20-Aug-24	21-Aug-24	1200	240	510	810	740	620	810	520	400	820	430	1500
Molybdenum [µg/g]	20-Aug-24	21-Aug-24	2.1	0.9	1.5	1.6	2.4	2.4	2.3	1.1	1.2	1.2	2.2	1.2
Sodium [µg/g]	20-Aug-24	21-Aug-24	4200	24000	19000	18000	17000	27000	2200	22000	20000	29000	26000	17000
Nickel [µg/g]	20-Aug-24	21-Aug-24	28	8.9	64	36	26	13	13	27	15	17	16	85
Phosphorus [µg/g]	20-Aug-24	21-Aug-24	330	290	120	280	770	430	470	490	460	260	780	390
Lead [µg/g]	20-Aug-24	21-Aug-24	14	10	13	10	11	24	5	9	10	7	10	7
Sulfur [µg/g]	20-Aug-24	21-Aug-24	1100	< 200	< 200	1800	4500	5900	42000	1200	4400	1800	910	910
Antimony [µg/g]	20-Aug-24	21-Aug-24	< 2	< 2	< 2	< 2	< 2	< 2	< 2	< 2	< 2	< 2	< 2	< 2

OnLine LIMS

0003852453

Results relate only to the sample tested. Data reported represents the sample submitted to SGS. Reproduction of this analytical report in full or in part is prohibited without prior written approval. Please refer to SGS General Conditions of Services located at https://www.sgs.ca/en/terms-and-conditions (Printed copies are available upon request.)
Test method information available upon request. "Temperature Upon Receipt" is representative of the whole shipment and may not reflect the temperature of individual samples.
SGS Canada Inc. Environment-Health & Safety statement of conformity decision rule does not consider uncertainty when analytical results are compared to a specified standard or regulation.

SGS Canada Inc.
P.O. Box 4300 - 185 Concession St.
Lakefield - Ontario - KOL 2HO
Phone: 705-652-2000 FAX: 705-652-6365

Analysis	1: Analysis Start Date	3: Analysis Completed Date	6: 31759	7: 31782	8: 31623	9: 31718	10: 31644	11: 31576	12: DX450213	13: DX450179	14: DX450183	15: DX450174	16: 31787	17: 31795
Selenium [µg/g]	20-Aug-24	21-Aug-24	0.11	< 0.085	0.11	0.16	0.31	0.77	2.7	0.12	0.11	0.47	0.12	0.34
Tin [µg/g]	20-Aug-24	21-Aug-24	< 6	< 6	< 6	< 6	< 6	< 6	< 6	< 6	< 6	< 6	< 6	< 6
Strontium [µg/g]	20-Aug-24	21-Aug-24	110	200	120	150	230	210	54	270	190	240	320	230
Thorium [µg/g]	20-Aug-24	21-Aug-24	7.2	4.8	6.8	5.8	7.0	4.3	8.4	6.6	6.7	2.7	4.6	6.0
Titanium [µg/g]	20-Aug-24	21-Aug-24	2300	2000	1600	2800	2900	1600	2300	2400	2200	2800	3700	6500
Thallium [µg/g]	20-Aug-24	21-Aug-24	0.69	0.19	0.28	0.35	0.72	0.28	1.3	0.50	0.45	0.04	0.36	0.39
Uranium [µg/g]	20-Aug-24	21-Aug-24	1.51	0.92	1.49	1.39	1.39	0.88	2.65	1.43	1.77	0.49	0.98	0.85
Tungsten [µg/g]	20-Aug-24	21-Aug-24	1.0	0.58	1.1	0.80	2.8	12	4.6	2.4	2.4	9.5	0.77	0.46
Vanadium [µg/g]	20-Aug-24	21-Aug-24	31	25	45	55	51	44	39	44	36	41	59	150
Yttrium [µg/g]	20-Aug-24	21-Aug-24	6.30	3.41	5.45	6.44	7.26	3.77	5.81	5.79	5.84	7.97	5.02	14.4
Zinc [µg/g]	20-Aug-24	21-Aug-24	99	34	45	67	71	95	43	77	38	57	50	130
Zirconium [µg/g]	20-Aug-24	21-Aug-24	320	320	170	260	270	230	250	240	250	160	350	330

Results reported with lower RL for Bismuth and Antimony as requested by client. Results below the SGS RL may be unreliable.

Report revised to correct results for the "31759" and "31795" samples as well as the "DX450213" and "DX450179" samples.

Patti Stark
Project Specialist,
Environment, Health & Safety

OnLine LIMS

0003852453

Results relate only to the sample tested. Data reported represents the sample submitted to SGS. Reproduction of this analytical report in full or in part is prohibited without prior written approval. Please refer to SGS General Conditions of Services located at https://www.sgs.ca/en/terms-and-conditions (Printed copies are available upon request.)
Test method information available upon request. "Temperature Upon Receipt" is representative of the whole shipment and may not reflect the temperature of individual samples.
SGS Canada Inc. Environment-Health & Safety statement of conformity decision rule does not consider uncertainty when analytical results are compared to a specified standard or regulation.

Appendix D – Terminology for Liberation/Association

Modal Mineralogy

Note: The size of the minerals as shown in the modal mineralogy tables is calculated statistically from the length of all the horizontal intercepts through each particle. It uses an assumption of random sectioning of spherical particles having uniform size, to obtain an estimate of the stereologically-corrected grain size in microns. The size calculation is a statistical property, which means that it is only valid when applied to a population of particles, and its accuracy increases as the population size increases. The accuracy of the size calculation is extremely low if applied to just a single cross-section.

Liberation and Association

For the purposes of this analysis, particle liberation is defined based on 2D particle area percent. Particles are classified in the following groups (in descending order) based on mineral-of-interest area percent: free (≥95% of the total particle area) and liberated (≥80%). The non-liberated grains have been classified according to association characteristics, where binary association groups refer to particle area percent greater than or equal to 95% of the two minerals or mineral groups. The complex groups refer to particles with ternary, quaternary, and greater mineral associations including the mineral of interest.

The liberation and association characteristics of these minerals for each sample are given below. Note that when minerals are present in trace amounts, roughly <0.2 wt%, statistical data might not be adequate to calculate the liberation and association. Thus, results must be interpreted with caution.

Terminology developed for liberation and association presented in the report.

Liberation classes were defined as follows:

- **Pure:** A mineral with 100% Area Percent
- **Free:** A mineral with ≥95% Area Percent
- **Liberated:** A mineral with ≥80% but <95% Area Percent
- **Midds:** A mineral with ≥50% but <80% Area Percent
- **Sub-Midds:** A mineral with ≥20% but <50% Area Percent
- **Locked:** A mineral with <20% Area Percent

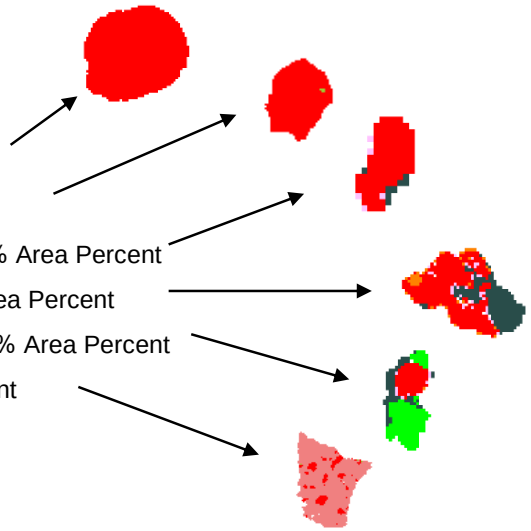

Association classes were defined as the follows:

- Pure Pyrite - a particle that has 100% of Pyrite
- Free Pyrite - a particle that has ≥95% of Pyrite
- Liberated Pyrite - a particle that has ≤95% to ≥80% of Pyrite
- Binary Pyrite: Chalcopyrite - a particle that has ≥95 area% of Pyrite: Chalcopyrite
- Binary Pyrite: Pyrrhotite - a particle that has ≥95 area% of Pyrite: Pyrrhotite
- Binary Pyrite: Sphalerite - a particle that has ≥95 area% of Pyrite: Sphalerite
- Binary Pyrite: Galena - a particle that has ≥95 area% of Pyrite: Galena
- Binary Pyrite: Arsenopyrite - a particle that has ≥95 area% of Pyrite: Arsenopyrite
- Binary Pyrite: Other Sulphides - a particle that has ≥95 area% of Pyrite: Other Sulphides (eg. chalcopyrite)
- Ternary Pyrite: Quartz/Feldspars - a particle that has ≥95 area% of Pyrite:Quartz:Feldspar (combined K-Feldspar and Plagioclase)
- Binary Pyrite: Micas - a particle that has ≥95 area% of Pyrite: Micas
- Binary Pyrite: Clays - a particle that has ≥95 area% of Pyrite: Clays
- Binary Pyrite: Other Silicates - a particle that has ≥95 area% of Pyrite: Other Silicates (clays/chlorite/amphibole ect.)
- Binary Pyrite: Carbonates - a particle that has ≥95 area% of Pyrite: Carbonates (combined calcite, dolomite and others)
- Binary Pyrite: Oxides - a particle that has ≥95 area% of Pyrite: Oxides (Fe-Oxides, Ilmenite or Rutile)
- Binary Pyrite: Other - a particle that has ≥95 area% of Pyrite: Other Minerals not listed above

Note: the complex category refers to ternary and quaternary particles, and does not necessarily reflect the complexity of the middling particles.

The same criteria were used for the liberation and association data for galena, sphalerite, arsenopyrite, pyrrhotite, carbonates, sulphides and oxides.

Appendix C2
EMPA Data

EMPA - Summary of Analyses

Sample ID	COL/HC ID	Lithology	Number of Analyses														
			Pyrite	Pyrrhotite	Sphalerite	Chalcopyrite	Galena	Arsenopyrite	Gersdorffite	Cobaltite	Loellingite	Molybdenite	Pentlandite	Amphibole	Garnet	Total Sulphides	Total Silicates
DX450052	HC-1	Felsic Volcanic 1	15	14	17		10									56	0
DX550083	HC-2	Felsic Volcanic 1	12	16				10								38	0
DX450204	HC-3	Felsic Volcanic 1	15													15	0
DX450176	HC-4	Felsic Volcanic 1	15	10	27		6									58	0
DX450232	COL-15 / HC-5	Felsic Volcanic 1	15	10												25	0
DX450181	HC-6	Felsic Volcanic 1	6													6	0
DX450002	HC-7	Felsic Volcanic 1	10													10	0
DX450108	HC-8	Felsic Volcanic 1	10	10												20	0
DX450076	HC-9	Felsic Volcanic 1	15		15	1										31	0
DX450186	HC-10	Felsic Volcanic 2	8	15												23	0
DX450118	HC-11	Felsic Volcanic 2	10	10												20	0
DX550107	HC-12	Felsic Volcanic 1	15													15	0
DX450159	HC-13	Felsic Volcanic 2	15													15	0
DX450171	HC-14	Metasediment 2	15	15												30	0
DX450134	HC-15	Metasediment 2	16	15					15							46	0
DX450185	HC-16	Metasediment 2	10	15				1								26	0
DX450032	HC-17	Metasediment 3	6													6	0
DX550064	HC-18	Metasediment 3		5												5	0
DX450008	HC-19	Felsic Volcanic 2	15	5												20	0
DX550056	HC-20	Basalt	5	10												15	0
DX450022	COL-10 / HC-21	Basalt	2													2	0
DX450077	HC-22	Basalt		15										10		15	10
DX450113	COL-11 / HC-23	Basalt		10				5			2			10	10	17	20
DX550101	COL-12 / HC-24	Basalt		5		1										6	0
DX450128	HC-25	Basalt	5	16												21	0
DX450021	HC-26	Argillite	15	15	1											31	0
DX450222	HC-27	Fragmental 1	15													15	0
031787	HC-28	Metasediment 3	5	5		1										11	0
DX450179	HC-29	Felsic Volcanic 1	20	10												30	0
031644	HC-30	Felsic Volcanic 1	20	5		1		3								29	0
DX450183	HC-31	Felsic Volcanic 1	20	5												25	0
031576	HC-32	Felsic Volcanic 1	10	5				1								16	0
DX450213	HC-33	Felsic Volcanic 1	10													10	0
DX450174	HC-34	Felsic Volcanic 1		10		1		2								13	0
031795	HC-35	Fragmental 2	2	5		1										8	0
DX450119	COL-1	Agrillite	1	15	10	1										27	0
DX450080	COL-2	Metasediment 2	4	10				5		1						20	0
DX450143	COL-3	Metasediment 2	7	15				2								24	0
DX450153	COL-4	Metasediment 2	15													15	0
DX450017	COL-5	Metasediment 3	10	10												20	0
DX450144	COL-6	Metasediment 3	5													5	0
DX550073	COL-7	Basalt	5	4						6						15	0
DX550053	COL-8	Basalt	2	5										10		7	10
DX550089	COL-9	Basalt	15	10										10	5	25	15
DX450051	COL-13	Felsic Volcanic 1	15	5	15		15									50	0
DX450239	COL-14	Felsic Volcanic 1	15													15	0
DX450071	COL-16	Felsic Volcanic 1	15	10				15								40	0
DX450130	COL-17	Felsic Volcanic 2	10	5				10								25	0
DX450039	COL-18	Felsic Volcanic 1	15					5								20	0
DX450089	COL-19	Felsic Volcanic 1	10	10												20	0
DX450137	COL-20	Felsic Volcanic 1	5													5	0
DX450233	COL-21	Felsic Volcanic 1	15	15	11											41	0
DX450200	COL-22	Felsic Volcanic 1	15	10	15	15										55	0
DX450155	COL-23	Felsic Volcanic 1	15	10	6											31	0
DX450030	COL-24	Felsic Volcanic 2	15	5												20	0
DX450049	COL-25	Felsic Volcanic 2	8	10												18	0
DX450105	COL-26	Felsic Volcanic 2	10	9				15								34	0
DX450170	COL-27	Felsic Volcanic 2	15		5											20	0
DX450227	COL-28	Felsic Volcanic 1	2													2	0
DX450230	COL-29	Felsic Volcanic 1	5													5	0
DX450135	COL-30	Felsic Volcanic 1														0	0
031759	COL-31	Fragmental 2		5				2								7	0
031782	COL-32	Fragmental 2						1								1	0
031623	COL-33	Fragmental 2	2	2						2						6	0
031718	COL-34	Fragmental 2		10		2										12	0
	Total		**603**	**431**	**122**	**24**	**31**	**77**	**15**	**9**	**2**	**0**	**0**	**40**	**15**	**1314**	**55**

EMPA - Pyrite (FeS_2)

Sample ID	COL/HC ID	Polished Sample Number	Fe	Co	Ni	Cu	As	S	Se	Total
DX 550053	COL-8	19032-02 351A pyrite 01	45.99	0.12	0.16	<0.05	<0.03	52.76	0.03	99.15
DX 550053	COL-8	19032-02 351A pyrite 02	45.92	0.12	0.12	<0.05	<0.03	53.06	<0.02	99.32
DX 550056	HC-20	19032-02 201A pyrite 01	46.21	0.10	0.30	<0.05	<0.03	53.33	<0.02	100.04
DX 550056	HC-20	19032-02 201A pyrite 02	45.96	0.37	0.08	<0.05	<0.03	53.38	<0.02	99.89
DX 550056	HC-20	19032-02 201A pyrite 03	46.69	0.26	0.27	<0.05	<0.03	52.76	<0.02	100.09
DX 550056	HC-20	19032-02 201A pyrite 04	46.48	0.17	0.23	<0.05	<0.03	52.62	<0.02	99.60
DX 550056	HC-20	19032-02 201A pyrite 05	46.58	0.10	0.08	<0.05	<0.03	53.19	<0.02	100.05
DX 550073	COL-7	19032-02 341A pyrite 01	46.09	<0.03	0.17	<0.05	<0.03	53.86	<0.02	100.25
DX 550073	COL-7	19032-02 341A pyrite 02	45.76	<0.03	<0.04	<0.05	<0.03	53.91	<0.02	99.85
DX 550073	COL-7	19032-02 341A pyrite 03	46.33	<0.03	<0.04	<0.05	<0.03	53.37	<0.02	99.87
DX 550073	COL-7	19032-02 341A pyrite 04	46.07	<0.03	<0.04	<0.05	<0.03	54.13	<0.02	100.36
DX 550073	COL-7	19032-02 341A pyrite 05	46.16	<0.03	<0.04	<0.05	0.07	53.45	<0.02	99.81
DX 550083	HC-2	19032-02 21A pyrite 01	46.36	<0.03	<0.04	<0.05	0.10	53.54	<0.02	100.15
DX 550083	HC-2	19032-02 21A pyrite 02	45.94	<0.03	<0.04	<0.05	0.08	53.40	0.03	99.57
DX 550083	HC-2	19032-02 21A pyrite 03	46.50	<0.03	0.03	<0.05	<0.03	53.76	<0.02	100.42
DX 550083	HC-2	19032-02 21A pyrite 04	46.14	<0.03	0.09	<0.05	0.22	53.08	0.03	99.64
DX 550083	HC-2	19032-02 21A pyrite 05	46.14	<0.03	<0.04	<0.05	0.10	53.44	0.04	99.84
DX 550083	HC-2	19032-02 21A pyrite 06	46.18	0.05	0.05	<0.05	0.41	53.01	<0.02	99.78
DX 550083	HC-2	19032-02 21A pyrite 07	46.26	<0.03	<0.04	<0.05	0.22	53.18	<0.02	99.79
DX 550083	HC-2	19032-02 21A pyrite 08	46.59	<0.03	<0.04	<0.05	0.05	53.48	<0.02	100.26
DX 550083	HC-2	19032-02 21A pyrite 09	46.29	<0.03	<0.04	<0.05	0.09	53.37	<0.02	99.89
DX 550083	HC-2	19032-02 21A pyrite 10	46.16	<0.03	<0.04	<0.05	<0.03	53.03	0.03	99.37
DX 550083	HC-2	19032-02 21A pyrite 11	46.38	0.06	<0.04	<0.05	0.08	52.90	<0.02	99.52
DX 550083	HC-2	19032-02 21A pyrite 12	46.14	<0.03	<0.04	<0.05	<0.03	53.86	<0.02	100.17
DX 550089	COL-9	19032-02 361A pyrite 01	46.03	0.07	<0.04	<0.05	<0.03	52.54	<0.02	98.78
DX 550089	COL-9	19032-02 361A pyrite 02	45.99	0.07	0.06	<0.05	<0.03	52.36	<0.02	98.59
DX 550089	COL-9	19032-02 361A pyrite 03	46.35	0.10	0.13	<0.05	<0.03	52.55	<0.02	99.23
DX 550089	COL-9	19032-02 361A pyrite 04	46.27	0.05	<0.04	<0.05	<0.03	53.22	<0.02	99.68
DX 550089	COL-9	19032-02 361A pyrite 05	46.05	0.12	0.13	0.25	<0.03	52.29	<0.02	98.88
DX 550089	COL-9	19032-02 361A pyrite 06	48.96	0.09	0.06	<0.05	<0.03	46.66	<0.02	95.88
DX 550089	COL-9	19032-02 361A pyrite 07	45.80	0.08	<0.04	<0.05	<0.03	52.36	<0.02	98.39
DX 550089	COL-9	19032-02 361A pyrite 08	46.16	0.04	0.05	<0.05	<0.03	53.04	<0.02	99.39
DX 550089	COL-9	19032-02 361A pyrite 09	46.50	0.07	0.08	0.09	<0.03	52.58	<0.02	99.36
DX 550089	COL-9	19032-02 361A pyrite 10	46.19	0.08	<0.04	<0.05	<0.03	51.82	<0.02	98.23
DX 550089	COL-9	19032-02 361A pyrite 11	46.04	0.06	0.06	0.11	<0.03	52.19	<0.02	98.51
DX 550089	COL-9	19032-02 361A pyrite 12	45.97	0.12	0.09	0.18	<0.03	52.81	<0.02	99.22
DX 550089	COL-9	19032-02 361A pyrite 13	46.23	0.07	0.05	<0.05	<0.03	52.51	<0.02	98.97
DX 550089	COL-9	19032-02 361A pyrite 14	46.35	<0.03	<0.04	0.06	<0.03	53.77	<0.02	100.29
DX 550089	COL-9	19032-02 361A pyrite 15	46.18	0.05	<0.04	0.09	<0.03	53.04	<0.02	99.44
DX 550107	HC-12	19032-02 121A pyrite 01	46.75	<0.03	<0.04	<0.05	<0.03	53.75	<0.02	100.67
DX 550107	HC-12	19032-02 121A pyrite 02	46.52	<0.03	0.07	<0.05	<0.03	53.48	<0.02	100.19
DX 550107	HC-12	19032-02 121A pyrite 03	46.26	<0.03	<0.04	<0.05	0.66	53.15	<0.02	100.22
DX 550107	HC-12	19032-02 121A pyrite 04	46.75	<0.03	<0.04	<0.05	<0.03	53.80	<0.02	100.72
DX 550107	HC-12	19032-02 121A pyrite 05	46.50	<0.03	<0.04	<0.05	<0.03	53.47	<0.02	100.13
DX 550107	HC-12	19032-02 121A pyrite 06	45.94	0.09	0.06	<0.05	<0.03	53.87	<0.02	100.06
DX 550107	HC-12	19032-02 121A pyrite 07	46.64	<0.03	<0.04	<0.05	<0.03	53.97	<0.02	100.78
DX 550107	HC-12	19032-02 121A pyrite 08	46.28	<0.03	<0.04	<0.05	<0.03	53.53	<0.02	99.98
DX 550107	HC-12	19032-02 121A pyrite 09	46.02	0.06	<0.04	<0.05	<0.03	53.52	<0.02	99.74
DX 550107	HC-12	19032-02 121A pyrite 10	46.85	<0.03	<0.04	<0.05	<0.03	53.62	<0.02	100.64
DX 550107	HC-12	19032-02 121A pyrite 11	46.49	<0.03	<0.04	<0.05	<0.03	53.67	<0.02	100.33
DX 550107	HC-12	19032-02 121A pyrite 12	45.89	<0.04	0.05	<0.05	<0.03	53.91	<0.02	99.99
DX 550107	HC-12	19032-02 121A pyrite 13	46.49	<0.03	<0.04	<0.05	<0.03	53.80	<0.02	100.46
DX 550107	HC-12	19032-02 121A pyrite 14	46.45	0.03	<0.04	<0.05	<0.03	53.33	<0.02	99.95
DX 550107	HC-12	19032-02 121A pyrite 15	46.21	<0.03	<0.04	<0.05	<0.03	53.35	<0.02	99.73
DX450002	HC-7	19032-02 71A pyrite 01	45.72	0.08	<0.04	<0.05	0.13	53.42	<0.02	99.46
DX450002	HC-7	19032-02 71A pyrite 02	46.09	0.07	<0.04	<0.05	0.08	53.42	<0.02	99.77
DX450002	HC-7	19032-02 71A pyrite 03	46.66	<0.03	<0.04	<0.05	0.04	53.36	<0.02	100.20
DX450002	HC-7	19032-02 71A pyrite 04	46.54	<0.03	0.12	<0.05	<0.03	53.65	<0.02	100.43
DX450002	HC-7	19032-02 71A pyrite 05	46.43	<0.03	<0.04	<0.05	<0.03	53.74	<0.02	100.34
DX450002	HC-7	19032-02 71A pyrite 06	46.30	<0.03	0.05	<0.05	<0.03	53.44	<0.02	99.92
DX450002	HC-7	19032-02 71A pyrite 07	46.28	<0.03	0.15	<0.05	<0.03	53.61	<0.02	100.17
DX450002	HC-7	19032-02 71A pyrite 08	45.63	0.06	<0.04	<0.05	0.08	53.13	<0.02	99.00
DX450002	HC-7	19032-02 71A pyrite 09	46.20	<0.03	0.31	<0.05	<0.03	53.84	<0.02	100.47
DX450002	HC-7	19032-02 71A pyrite 10	46.13	<0.03	<0.04	<0.05	<0.03	53.23	<0.02	99.53
DX450008	HC-19	19032-02 191A pyrite 01	46.39	<0.03	<0.04	<0.05	<0.03	53.97	<0.02	100.53
DX450008	HC-19	19032-02 191A pyrite 02	46.16	<0.03	<0.04	<0.05	0.30	53.58	<0.02	100.19
DX450008	HC-19	19032-02 191A pyrite 03	46.25	<0.03	<0.04	<0.05	<0.03	53.48	<0.02	99.90
DX450008	HC-19	19032-02 191A pyrite 04	46.90	<0.03	<0.04	<0.05	<0.03	53.66	<0.02	100.72
DX450008	HC-19	19032-02 191A pyrite 05	46.28	<0.03	<0.04	<0.05	<0.03	53.38	<0.02	99.84
DX450008	HC-19	19032-02 191A pyrite 06	46.39	<0.03	<0.04	<0.05	<0.03	53.87	<0.02	100.43
DX450008	HC-19	19032-02 191A pyrite 07	46.62	0.05	<0.04	<0.05	<0.03	53.88	<0.02	100.68
DX450008	HC-19	19032-02 191A pyrite 08	46.55	<0.03	<0.04	<0.05	<0.03	53.60	<0.02	100.32
DX450008	HC-19	19032-02 191A pyrite 09	47.17	<0.03	<0.04	<0.05	<0.03	54.04	<0.02	101.38
DX450008	HC-19	19032-02 191A pyrite 10	46.88	<0.03	<0.04	<0.05	<0.03	53.55	<0.02	100.61
DX450008	HC-19	19032-02 191A pyrite 11	46.65	<0.03	<0.04	<0.05	<0.03	53.65	<0.02	100.46
DX450008	HC-19	19032-02 191A pyrite 12	46.88	<0.03	<0.04	<0.05	<0.03	53.46	<0.02	100.50
DX450008	HC-19	19032-02 191A pyrite 13	46.53	0.04	<0.04	<0.05	<0.03	53.35	<0.02	100.07
DX450008	HC-19	19032-02 191A pyrite 14	46.30	0.10	<0.04	<0.05	<0.03	53.53	<0.02	100.07
DX450008	HC-19	19032-02 191A pyrite 15	46.18	<0.03	<0.04	<0.05	<0.03	53.73	<0.02	100.07
DX450017	COL-5	19032-02 321A pyrite 01	46.37	<0.03	<0.04	<0.05	<0.03	53.50	<0.02	100.04
DX450017	COL-5	19032-02 321A pyrite 02	46.65	<0.03	<0.04	<0.05	<0.03	53.46	<0.02	100.28
DX450017	COL-5	19032-02 321A pyrite 03	46.18	<0.03	<0.04	<0.05	<0.03	53.36	<0.02	99.71
DX450017	COL-5	19032-02 321A pyrite 04	45.86	<0.03	<0.04	0.20	<0.03	53.06	<0.02	99.24
DX450017	COL-5	19032-02 321A pyrite 05	46.40	<0.03	<0.04	<0.05	<0.03	53.09	<0.02	99.66
DX450017	COL-5	19032-02 321A pyrite 06	46.36	<0.03	<0.04	<0.05	<0.03	52.99	<0.02	99.52
DX450017	COL-5	19032-02 321A pyrite 07	46.13	<0.03	<0.04	<0.05	<0.03	54.23	<0.02	100.53

EMPA - Pyrite (FeS_2)

Sample ID	COL/HC ID	Polished Sample Number	Fe	Co	Ni	Cu	As	S	Se	Total
DX450017	COL-5	19032-02 321A pyrite 08	46.18	<0.03	<0.04	<0.05	<0.03	53.60	<0.02	99.96
DX450017	COL-5	19032-02 321A pyrite 09	46.31	<0.03	<0.04	<0.06	<0.03	53.48	<0.02	99.97
DX450017	COL-5	19032-02 321A pyrite 10	46.15	<0.03	<0.04	<0.05	<0.03	53.26	<0.02	99.58
DX450021	HC-26	19032-02 261A pyrite 01	45.79	0.10	0.13	<0.05	<0.03	53.15	<0.02	99.27
DX450021	HC-26	19032-02 261A pyrite 02	46.09	<0.03	<0.04	<0.05	<0.03	53.08	<0.02	99.35
DX450021	HC-26	19032-02 261A pyrite 03	46.29	<0.03	0.05	<0.05	<0.03	52.76	<0.02	99.22
DX450021	HC-26	19032-02 261A pyrite 04	46.26	<0.03	<0.04	<0.05	<0.03	52.99	<0.02	99.41
DX450021	HC-26	19032-02 261A pyrite 05	46.11	<0.03	<0.04	<0.05	<0.03	52.61	<0.02	98.89
DX450021	HC-26	19032-02 261A pyrite 06	46.52	<0.03	0.06	<0.05	<0.03	53.02	<0.02	99.73
DX450021	HC-26	19032-02 261A pyrite 07	46.86	<0.03	<0.04	<0.05	<0.03	53.08	<0.02	100.12
DX450021	HC-26	19032-02 261A pyrite 08	46.41	<0.03	<0.04	<0.05	<0.03	52.67	<0.02	99.26
DX450021	HC-26	19032-02 261A pyrite 09	45.87	<0.03	0.07	<0.05	<0.03	52.98	<0.02	99.06
DX450021	HC-26	19032-02 261A pyrite 10	46.22	<0.03	0.08	<0.05	<0.03	53.11	<0.02	99.54
DX450021	HC-26	19032-02 261A pyrite 11	45.90	<0.03	<0.04	<0.05	<0.03	53.01	<0.02	99.08
DX450021	HC-26	19032-02 261A pyrite 12	45.63	0.04	0.08	<0.05	<0.03	52.54	<0.02	98.39
DX450021	HC-26	19032-02 261A pyrite 13	45.32	0.89	<0.04	<0.05	<0.03	53.40	<0.02	99.74
DX450021	HC-26	19032-02 261A pyrite 14	45.93	<0.03	<0.04	<0.05	<0.03	53.10	<0.02	99.20
DX450021	HC-26	19032-02 261A pyrite 15	45.87	<0.03	<0.04	<0.05	<0.03	53.48	<0.02	99.53
DX450022	COL-10/HC-21	19032-02 211A pyrite 01	46.31	0.04	0.09	<0.05	<0.03	52.14	<0.02	98.68
DX450022	COL-10/HC-21	19032-02 211A pyrite 02	46.75	<0.03	0.06	<0.05	<0.03	53.50	<0.02	100.45
DX450030	COL-24	19032-02 471A pyrite 01	46.66	<0.03	<0.04	<0.05	<0.03	53.83	<0.02	100.66
DX450030	COL-24	19032-02 471A pyrite 02	46.45	0.04	<0.04	<0.05	0.11	53.53	<0.02	100.24
DX450030	COL-24	19032-02 471A pyrite 03	46.69	<0.03	0.05	<0.05	<0.03	53.39	<0.02	100.26
DX450030	COL-24	19032-02 471A pyrite 04	46.75	<0.03	<0.04	<0.05	<0.03	53.73	<0.02	100.65
DX450030	COL-24	19032-02 471A pyrite 05	46.23	<0.03	<0.04	<0.05	<0.03	53.67	<0.02	100.07
DX450030	COL-24	19032-02 471A pyrite 06	46.62	<0.03	<0.04	<0.05	<0.03	53.47	<0.02	100.27
DX450030	COL-24	19032-02 471A pyrite 07	46.77	0.04	<0.04	<0.05	0.09	53.74	<0.02	100.75
DX450030	COL-24	19032-02 471A pyrite 08	46.48	<0.03	<0.04	<0.05	<0.03	53.51	<0.02	100.17
DX450030	COL-24	19032-02 471A pyrite 09	46.18	<0.03	<0.04	<0.05	<0.03	53.90	<0.02	100.25
DX450030	COL-24	19032-02 471A pyrite 10	46.56	<0.03	<0.04	<0.05	<0.03	53.21	<0.02	99.93
DX450030	COL-24	19032-02 471A pyrite 11	46.52	<0.03	<0.04	<0.05	<0.03	53.65	<0.02	100.34
DX450030	COL-24	19032-02 471A pyrite 12	46.44	<0.03	<0.04	<0.05	<0.03	53.56	<0.02	100.17
DX450030	COL-24	19032-02 471A pyrite 13	46.36	0.05	<0.04	<0.05	<0.03	53.54	<0.02	100.09
DX450030	COL-24	19032-02 471A pyrite 14	46.81	<0.03	<0.04	<0.05	<0.03	53.68	<0.02	100.66
DX450030	COL-24	19032-02 471A pyrite 15	46.83	<0.03	<0.04	<0.05	<0.03	53.49	<0.02	100.49
DX450032	HC-17	19032-02 51A pyrite 01	46.60	<0.03	<0.04	<0.05	<0.03	53.57	<0.02	100.34
DX450032	HC-17	19032-02 51A pyrite 02	46.88	<0.03	<0.04	<0.05	<0.03	53.84	<0.02	100.89
DX450032	HC-17	19032-02 51A pyrite 03	45.62	0.43	0.58	<0.05	<0.03	53.03	<0.02	99.75
DX450032	HC-17	19032-02 51A pyrite 04	46.20	0.08	0.03	<0.05	0.11	53.24	<0.02	99.73
DX450032	HC-17	19032-02 51B pyrite 01	45.62	0.05	0.71	<0.05	<0.03	52.96	<0.02	99.43
DX450032	HC-17	19032-02 51B pyrite 02	46.25	<0.03	<0.04	<0.05	<0.03	53.59	<0.02	100.01
DX450039	COL-18	19032-02 411A pyrite 01	46.51	<0.03	0.05	<0.05	0.24	53.13	<0.02	100.03
DX450039	COL-18	19032-02 411A pyrite 02	46.49	<0.03	<0.04	<0.05	<0.03	53.43	<0.02	100.10
DX450039	COL-18	19032-02 411A pyrite 03	46.20	<0.03	<0.04	<0.05	<0.03	53.96	<0.02	100.33
DX450039	COL-18	19032-02 411A pyrite 04	46.59	<0.03	0.07	<0.05	0.12	53.93	<0.02	100.81
DX450039	COL-18	19032-02 411A pyrite 05	46.16	0.10	0.12	<0.05	0.32	53.29	<0.02	100.07
DX450039	COL-18	19032-02 411A pyrite 06	46.58	0.09	0.10	<0.05	0.26	53.75	<0.02	100.86
DX450039	COL-18	19032-02 411A pyrite 07	46.57	0.04	0.09	<0.05	0.20	53.47	<0.02	100.45
DX450039	COL-18	19032-02 411A pyrite 08	46.79	<0.03	<0.04	<0.05	0.21	53.12	<0.02	100.27
DX450039	COL-18	19032-02 411A pyrite 09	46.59	<0.03	0.12	<0.05	0.43	53.58	<0.02	100.82
DX450039	COL-18	19032-02 411A pyrite 10	46.41	<0.03	0.12	<0.05	0.24	53.54	<0.02	100.41
DX450039	COL-18	19032-02 411A pyrite 11	46.60	<0.03	<0.04	<0.05	<0.03	53.81	<0.02	100.58
DX450039	COL-18	19032-02 411A pyrite 12	46.54	0.08	0.15	<0.05	0.31	53.89	<0.02	101.05
DX450039	COL-18	19032-02 411A pyrite 13	46.78	<0.03	<0.04	<0.05	<0.03	53.84	<0.02	100.79
DX450039	COL-18	19032-02 411A pyrite 14	46.57	<0.03	<0.04	<0.05	<0.03	53.68	<0.02	100.42
DX450039	COL-18	19032-02 411A pyrite 15	46.39	<0.03	<0.04	<0.05	0.13	54.01	<0.02	100.67
DX450049	COL-25	19032-02 481A pyrite 01	46.10	<0.03	<0.04	<0.05	0.16	53.23	<0.02	99.62
DX450049	COL-25	19032-02 481A pyrite 02	46.50	<0.03	<0.04	<0.05	0.06	53.76	<0.02	100.46
DX450049	COL-25	19032-02 481A pyrite 03	46.35	<0.03	0.09	<0.05	0.39	53.06	<0.02	99.99
DX450049	COL-25	19032-02 481A pyrite 04	46.48	<0.03	<0.04	<0.05	0.05	53.44	<0.02	100.11
DX450049	COL-25	19032-02 481A pyrite 05	46.12	<0.03	<0.04	<0.05	0.05	53.60	<0.02	99.91
DX450049	COL-25	19032-02 481A pyrite 06	44.93	1.41	<0.04	<0.05	<0.03	53.29	<0.02	99.77
DX450049	COL-25	19032-02 481A pyrite 07	45.69	<0.03	<0.04	<0.05	0.04	53.73	<0.02	99.60
DX450049	COL-25	19032-02 481A pyrite 08	46.53	<0.03	<0.04	<0.05	0.09	53.35	<0.02	100.11
DX450051	COL-13	19032-02 371A pyrite 01	45.94	<0.03	<0.04	<0.05	0.42	53.24	<0.02	99.74
DX450051	COL-13	19032-02 371A pyrite 02	45.64	<0.03	<0.04	<0.05	0.04	53.32	<0.02	99.14
DX450051	COL-13	19032-02 371A pyrite 03	45.96	<0.03	<0.04	<0.05	<0.03	53.81	<0.02	99.94
DX450051	COL-13	19032-02 371A pyrite 04	46.44	<0.03	<0.04	<0.05	0.04	53.71	<0.02	100.33
DX450051	COL-13	19032-02 371A pyrite 05	45.95	<0.03	<0.04	<0.05	<0.03	53.28	<0.02	99.41
DX450051	COL-13	19032-02 371A pyrite 06	45.82	<0.03	<0.04	<0.05	0.04	53.67	<0.02	99.67
DX450051	COL-13	19032-02 371A pyrite 07	46.48	<0.03	<0.04	<0.05	0.08	53.13	<0.02	99.84
DX450051	COL-13	19032-02 371A pyrite 08	46.29	<0.03	<0.04	<0.05	0.38	53.20	<0.02	100.00
DX450051	COL-13	19032-02 371A pyrite 09	46.08	<0.03	<0.04	<0.05	0.93	52.31	<0.02	99.46
DX450051	COL-13	19032-02 371A pyrite 10	46.15	<0.03	<0.04	<0.05	1.16	52.75	<0.02	100.19
DX450051	COL-13	19032-02 371A pyrite 11	46.58	<0.03	0.05	<0.05	0.10	53.27	<0.02	100.11
DX450051	COL-13	19032-02 371A pyrite 12	46.16	<0.03	<0.04	<0.05	0.04	53.03	<0.02	99.37
DX450051	COL-13	19032-02 371A pyrite 13	46.21	0.06	<0.04	<0.05	<0.03	53.20	<0.02	99.61
DX450051	COL-13	19032-02 371A pyrite 14	46.57	<0.03	<0.04	<0.05	0.38	52.78	<0.02	99.87
DX450051	COL-13	19032-02 371A pyrite 15	46.45	<0.03	<0.04	<0.05	<0.03	53.13	<0.02	99.75
DX450052	HC-1	19032-02 11A pyrite 01	46.22	0.25	<0.04	<0.05	0.17	52.76	<0.02	99.52
DX450052	HC-1	19032-02 11A pyrite 02	46.34	0.05	<0.04	<0.05	<0.03	53.08	<0.02	99.60
DX450052	HC-1	19032-02 11A pyrite 03	46.10	0.05	<0.04	<0.05	<0.03	53.33	<0.02	99.62
DX450052	HC-1	19032-02 11A pyrite 04	46.47	<0.03	<0.04	<0.05	0.21	53.31	<0.02	100.13
DX450052	HC-1	19032-02 11A pyrite 05	46.50	<0.03	<0.04	<0.05	0.12	53.34	<0.02	100.10
DX450052	HC-1	19032-02 11A pyrite 06	45.92	<0.03	<0.04	<0.05	<0.03	53.44	<0.02	99.53
DX450052	HC-1	19032-02 11A pyrite 07	46.77	<0.03	<0.04	<0.05	0.13	53.65	<0.02	100.68

EMPA - Pyrite (FeS_2)

Sample ID	COL/HC ID	Polished Sample Number	Fe	Co	Ni	Cu	As	S	Se	Total
DX450052	HC-1	19032-02 11A pyrite 08	46.20	<0.03	<0.04	<0.05	<0.03	53.65	<0.02	100.03
DX450052	HC-1	19032-02 11A pyrite 09	46.46	<0.03	<0.04	<0.05	0.07	53.21	<0.02	99.88
DX450052	HC-1	19032-02 11A pyrite 10	46.30	<0.03	<0.04	<0.05	0.10	53.32	<0.02	99.86
DX450052	HC-1	19032-02 11A pyrite 11	46.76	<0.03	<0.04	<0.05	0.06	53.45	<0.02	100.41
DX450052	HC-1	19032-02 11A pyrite 12	46.64	<0.03	<0.04	<0.05	0.12	53.85	<0.02	100.74
DX450052	HC-1	19032-02 11A pyrite 13	46.41	<0.03	<0.04	<0.05	0.85	53.05	<0.02	100.46
DX450052	HC-1	19032-02 11A pyrite 14	46.30	<0.03	<0.04	<0.05	0.90	52.79	<0.02	100.13
DX450052	HC-1	19032-02 11A pyrite 15	46.70	<0.03	<0.04	<0.05	0.04	53.41	<0.02	100.29
DX450071	COL-16	19032-02 391A pyrite 01	45.93	<0.03	<0.04	<0.05	0.61	53.03	<0.02	99.72
DX450071	COL-16	19032-02 391A pyrite 02	46.70	<0.03	<0.04	<0.05	0.05	53.54	<0.02	100.42
DX450071	COL-16	19032-02 391A pyrite 03	46.60	<0.03	<0.04	<0.05	0.13	53.26	<0.02	100.13
DX450071	COL-16	19032-02 391A pyrite 04	46.20	<0.03	<0.04	<0.05	<0.03	53.66	0.06	100.07
DX450071	COL-16	19032-02 391A pyrite 05	46.41	<0.03	<0.04	<0.05	0.12	53.08	0.04	99.77
DX450071	COL-16	19032-02 391A pyrite 06	46.29	<0.03	<0.04	<0.05	0.04	53.29	<0.02	99.75
DX450071	COL-16	19032-02 391A pyrite 07	46.45	<0.03	<0.04	<0.05	<0.03	53.49	0.05	100.14
DX450071	COL-16	19032-02 391A pyrite 08	45.90	0.08	<0.04	<0.05	0.25	53.57	0.03	99.92
DX450071	COL-16	19032-02 391A pyrite 09	46.04	<0.03	<0.04	<0.05	0.07	53.34	0.08	99.65
DX450071	COL-16	19032-02 391A pyrite 10	46.37	<0.03	<0.04	<0.05	<0.03	53.35	<0.02	99.89
DX450071	COL-16	19032-02 391A pyrite 11	45.78	<0.03	<0.04	<0.05	0.14	53.71	<0.02	99.77
DX450071	COL-16	19032-02 391A pyrite 12	46.84	<0.03	<0.04	<0.05	<0.03	53.36	<0.02	100.36
DX450071	COL-16	19032-02 391A pyrite 13	46.50	<0.03	<0.04	<0.05	0.08	53.30	0.08	100.08
DX450071	COL-16	19032-02 391A pyrite 14	44.69	1.76	<0.04	<0.05	0.15	53.48	0.10	100.26
DX450071	COL-16	19032-02 391A pyrite 15	46.24	<0.03	<0.04	<0.05	0.04	53.60	<0.02	100.02
DX450076	HC-9	19032-02 091A pyrite 01	46.38	<0.03	<0.04	<0.05	<0.03	53.79	<0.02	100.34
DX450076	HC-9	19032-02 091A pyrite 02	45.62	<0.03	<0.04	<0.05	0.69	52.61	<0.02	99.06
DX450076	HC-9	19032-02 091A pyrite 03	46.53	<0.03	<0.04	<0.05	<0.03	53.50	<0.02	100.20
DX450076	HC-9	19032-02 091A pyrite 04	46.29	<0.03	<0.04	<0.05	0.62	52.92	<0.02	99.98
DX450076	HC-9	19032-02 091A pyrite 05	46.34	0.06	<0.04	<0.05	<0.03	53.35	<0.02	99.89
DX450076	HC-9	19032-02 091A pyrite 06	46.33	<0.03	<0.04	<0.05	<0.03	53.54	<0.02	100.04
DX450076	HC-9	19032-02 091A pyrite 07	46.70	<0.03	<0.04	<0.05	<0.03	53.32	<0.02	100.18
DX450076	HC-9	19032-02 091A pyrite 08	45.92	<0.03	<0.04	<0.05	<0.03	53.87	<0.02	99.96
DX450076	HC-9	19032-02 091A pyrite 09	46.37	<0.03	<0.04	<0.05	0.06	53.73	<0.02	100.30
DX450076	HC-9	19032-02 091A pyrite 10	46.19	<0.03	<0.04	<0.05	0.09	54.00	<0.02	100.42
DX450076	HC-9	19032-02 091A pyrite 11	46.28	<0.03	<0.04	<0.05	<0.03	53.86	<0.02	100.31
DX450076	HC-9	19032-02 091A pyrite 12	46.68	0.06	<0.04	<0.05	0.05	53.65	<0.02	100.55
DX450076	HC-9	19032-02 091A pyrite 13	46.60	<0.03	0.05	<0.05	<0.03	53.82	<0.02	100.60
DX450076	HC-9	19032-02 091A pyrite 14	46.29	<0.03	0.06	<0.05	0.23	53.34	<0.02	100.03
DX450076	HC-9	19032-02 091A pyrite 15	46.42	<0.03	<0.04	<0.05	<0.03	53.52	<0.02	100.12
DX450080	COL-2	19032-02 291A pyrite 01	45.95	<0.03	0.08	<0.05	<0.03	53.43	<0.02	99.59
DX450080	COL-2	19032-02 291A pyrite 02	45.97	<0.03	0.24	<0.05	<0.03	54.01	<0.02	100.35
DX450080	COL-2	19032-02 291B pyrite 01	45.46	0.05	1.09	<0.05	<0.03	53.33	<0.02	100.03
DX450080	COL-2	19032-02 291B pyrite 02	46.44	<0.03	0.15	<0.05	<0.03	54.15	<0.02	100.86
DX450089	COL-19	19032-02 421A pyrite 01	46.29	0.19	<0.04	<0.05	0.14	53.80	<0.02	100.53
DX450089	COL-19	19032-02 421A pyrite 02	46.70	<0.03	<0.04	<0.05	<0.03	53.88	<0.02	100.75
DX450089	COL-19	19032-02 421A pyrite 03	45.93	0.10	<0.04	<0.05	<0.03	53.88	<0.02	100.06
DX450089	COL-19	19032-02 421A pyrite 04	46.00	<0.03	0.60	<0.05	0.05	54.46	<0.02	101.20
DX450089	COL-19	19032-02 421A pyrite 05	46.18	<0.03	<0.04	<0.05	<0.03	54.04	<0.02	100.40
DX450089	COL-19	19032-02 421A pyrite 06	46.20	0.15	<0.04	<0.05	<0.03	53.96	<0.02	100.45
DX450089	COL-19	19032-02 421A pyrite 07	46.23	0.14	<0.04	<0.05	0.13	53.73	<0.02	100.33
DX450089	COL-19	19032-02 421A pyrite 08	46.24	<0.03	<0.04	<0.05	<0.03	53.83	<0.02	100.23
DX450089	COL-19	19032-02 421A pyrite 09	46.87	<0.03	0.07	<0.05	<0.03	53.93	<0.02	101.00
DX450089	COL-19	19032-02 421A pyrite 10	46.71	0.05	<0.04	<0.05	0.06	54.23	<0.02	101.15
DX450105	COL-26	19032-02 491A pyrite 01	46.08	<0.03	<0.04	<0.05	0.14	53.68	<0.02	100.05
DX450105	COL-26	19032-02 491A pyrite 02	46.03	<0.03	<0.04	<0.05	0.15	53.48	<0.02	99.80
DX450105	COL-26	19032-02 491A pyrite 03	45.93	<0.03	<0.04	<0.05	1.75	52.28	<0.02	100.10
DX450105	COL-26	19032-02 491A pyrite 04	46.52	<0.03	<0.04	<0.05	0.14	53.39	<0.02	100.20
DX450105	COL-26	19032-02 491A pyrite 05	46.24	<0.03	<0.04	<0.05	0.18	53.46	<0.02	100.02
DX450105	COL-26	19032-02 491A pyrite 06	46.35	<0.03	<0.04	<0.05	0.15	53.36	<0.02	100.00
DX450105	COL-26	19032-02 491A pyrite 07	46.48	<0.03	<0.04	<0.05	0.77	52.88	<0.02	100.28
DX450105	COL-26	19032-02 491A pyrite 08	46.39	0.08	<0.04	<0.05	0.05	53.28	<0.02	99.91
DX450105	COL-26	19032-02 491A pyrite 09	46.49	<0.03	<0.04	<0.05	0.05	53.42	<0.02	100.10
DX450105	COL-26	19032-02 491A pyrite 10	46.67	<0.03	<0.04	<0.05	0.21	53.67	<0.02	100.68
DX450108	HC-8	19032-02 81A pyrite 01	46.64	<0.03	<0.04	<0.05	0.04	53.70	<0.02	100.52
DX450108	HC-8	19032-02 81A pyrite 02	46.31	0.10	<0.04	<0.05	<0.03	53.64	<0.02	100.19
DX450108	HC-8	19032-02 81A pyrite 03	46.68	<0.03	<0.04	<0.05	0.34	53.37	<0.02	100.53
DX450108	HC-8	19032-02 81A pyrite 04	46.36	<0.03	0.13	<0.05	0.05	53.64	<0.02	100.27
DX450108	HC-8	19032-02 81A pyrite 05	46.33	<0.03	<0.04	<0.05	<0.03	53.86	<0.02	100.36
DX450108	HC-8	19032-02 81A pyrite 06	46.92	<0.03	<0.04	<0.05	<0.03	53.81	<0.02	100.90
DX450108	HC-8	19032-02 81A pyrite 07	47.04	<0.03	<0.04	<0.05	<0.03	53.50	<0.02	100.71
DX450108	HC-8	19032-02 81B pyrite 01	46.27	<0.03	<0.04	<0.05	<0.03	54.07	<0.02	100.51
DX450108	HC-8	19032-02 81B pyrite 02	46.21	<0.03	<0.04	<0.05	<0.03	53.71	<0.02	100.09
DX450108	HC-8	19032-02 81B pyrite 03	46.58	0.03	<0.04	<0.05	<0.03	53.92	<0.02	100.67
DX450118	HC-11	19032-02 111A pyrite 01	45.72	0.08	<0.04	<0.05	<0.03	53.29	<0.02	99.23
DX450118	HC-11	19032-02 111A pyrite 02	46.23	<0.03	<0.04	<0.05	<0.03	54.04	<0.02	100.44
DX450118	HC-11	19032-02 111A pyrite 03	45.89	<0.03	<0.04	<0.05	1.34	53.06	<0.02	100.43
DX450118	HC-11	19032-02 111A pyrite 04	45.83	<0.03	<0.04	<0.05	1.27	53.00	<0.02	100.24
DX450118	HC-11	19032-02 111A pyrite 05	46.71	<0.03	<0.04	<0.05	0.07	53.81	<0.02	100.72
DX450118	HC-11	19032-02 111A pyrite 06	46.22	<0.03	<0.04	<0.05	<0.03	53.96	<0.03	100.36
DX450118	HC-11	19032-02 111A pyrite 07	46.12	<0.03	<0.04	<0.05	0.35	53.38	<0.02	99.98
DX450118	HC-11	19032-02 111A pyrite 08	46.01	0.05	<0.04	<0.05	0.13	53.27	<0.02	99.57
DX450118	HC-11	19032-02 111B pyrite 01	46.07	0.32	<0.04	<0.05	0.13	53.89	<0.02	100.53
DX450118	HC-11	19032-02 111B pyrite 02	47.14	<0.03	0.08	<0.05	0.07	54.11	<0.02	101.51
DX450119	COL-1	19032-02 281A pyrite 01	46.62	<0.03	<0.04	<0.05	<0.03	53.61	<0.02	100.40
DX450128	HC-25	19032-02 251A pyrite 01	46.47	<0.03	<0.04	<0.05	<0.03	53.79	<0.02	100.43
DX450128	HC-25	19032-02 251A pyrite 02	46.17	0.66	<0.04	<0.05	<0.03	53.77	<0.02	100.74
DX450128	HC-25	19032-02 251A pyrite 03	46.37	0.46	<0.04	<0.05	<0.03	53.35	<0.02	100.33

EMPA - Pyrite (FeS_2)

Sample ID	COL/HC ID	Polished Sample Number	Fe	Co	Ni	Cu	As	S	Se	Total
DX450128	HC-25	19032-02 251A pyrite 04	46.38	<0.03	<0.04	<0.05	<0.03	53.25	<0.02	99.80
DX450128	HC-25	19032-02 251B pyrite 01	46.39	0.08	<0.04	<0.05	<0.03	53.16	<0.02	99.78
DX450130	COL-17	19032-02 401A pyrite 01	46.36	0.05	0.07	<0.05	0.17	53.98	<0.02	100.69
DX450130	COL-17	19032-02 401A pyrite 02	46.14	<0.03	0.18	<0.05	0.24	53.62	<0.02	100.29
DX450130	COL-17	19032-02 401A pyrite 03	46.56	0.07	<0.04	<0.05	0.08	53.53	<0.02	100.35
DX450130	COL-17	19032-02 401A pyrite 04	46.21	0.15	0.06	<0.05	0.30	53.41	<0.02	100.21
DX450130	COL-17	19032-02 401A pyrite 05	46.16	<0.03	<0.04	<0.05	<0.03	53.60	<0.02	99.92
DX450130	COL-17	19032-02 401A pyrite 06	46.64	<0.03	<0.04	<0.05	0.06	53.89	<0.02	100.73
DX450130	COL-17	19032-02 401A pyrite 07	46.24	<0.03	<0.04	<0.05	<0.03	53.96	<0.02	100.37
DX450130	COL-17	19032-02 401A pyrite 08	45.73	<0.03	0.34	<0.05	1.03	53.32	0.03	100.53
DX450130	COL-17	19032-02 401A pyrite 09	46.63	<0.03	0.06	<0.05	0.18	54.01	0.03	100.99
DX450130	COL-17	19032-02 401A pyrite 10	45.90	<0.03	0.47	<0.05	0.69	53.57	<0.02	100.73
DX450134	HC-15	19032-02 151A pyrite 01	45.64	0.24	<0.04	<0.05	<0.03	52.94	<0.02	98.95
DX450134	HC-15	19032-02 151A pyrite 02	45.54	0.45	<0.04	<0.05	<0.03	53.46	<0.02	99.59
DX450134	HC-15	19032-02 151A pyrite 03	45.93	<0.03	<0.04	<0.05	<0.03	53.90	<0.02	100.01
DX450134	HC-15	19032-02 151A pyrite 04	45.62	0.15	0.05	<0.05	<0.03	53.40	<0.02	99.32
DX450134	HC-15	19032-02 151A pyrite 05	46.22	<0.03	<0.04	<0.05	<0.03	53.70	<0.02	100.08
DX450134	HC-15	19032-02 151A pyrite 06	46.05	<0.03	<0.04	<0.05	<0.03	53.11	<0.02	99.33
DX450134	HC-15	19032-02 151A pyrite 07	45.44	<0.03	0.41	<0.05	0.04	52.59	<0.03	98.58
DX450134	HC-15	19032-02 151A pyrite 08	46.14	<0.03	0.06	<0.05	<0.03	53.43	<0.02	99.76
DX450134	HC-15	19032-02 151A pyrite 09	45.71	0.38	<0.04	<0.05	<0.03	53.38	<0.02	99.61
DX450134	HC-15	19032-02 151A pyrite 10	45.56	0.22	<0.04	<0.05	<0.03	53.09	<0.02	99.01
DX450134	HC-15	19032-02 151A pyrite 11	46.10	0.33	0.06	<0.05	<0.03	53.40	<0.02	99.99
DX450134	HC-15	19032-02 151A pyrite 12	45.54	0.49	<0.04	<0.05	<0.03	53.35	<0.02	99.52
DX450134	HC-15	19032-02 151A pyrite 13	45.80	0.24	<0.04	<0.05	<0.03	53.46	<0.02	99.64
DX450134	HC-15	19032-02 151A pyrite 14	45.63	0.55	<0.04	<0.05	<0.03	53.76	<0.02	100.08
DX450134	HC-15	19032-02 151A pyrite 15	46.11	<0.03	<0.04	<0.05	<0.03	53.99	<0.02	100.27
DX450134	HC-15	19032-02 151A pyrite 16	45.96	0.13	0.10	<0.05	<0.03	53.18	<0.02	99.47
DX450137	COL-20	19032-02 431A pyrite 01	46.19	<0.03	0.05	<0.05	<0.03	53.22	<0.02	99.59
DX450137	COL-20	19032-02 431A pyrite 02	45.83	<0.03	<0.04	<0.05	<0.03	53.46	<0.02	99.46
DX450137	COL-20	19032-02 431A pyrite 03	46.28	<0.03	0.17	<0.05	<0.03	53.51	<0.02	100.08
DX450137	COL-20	19032-02 431A pyrite 04	45.33	<0.03	0.35	<0.05	<0.03	53.71	<0.02	99.52
DX450137	COL-20	19032-02 431A pyrite 05	45.98	<0.03	<0.04	<0.05	<0.03	53.32	<0.02	99.46
DX450143	COL-3	19032-02 301A pyrite 01	46.84	<0.03	0.06	<0.05	<0.03	53.26	<0.02	100.29
DX450143	COL-3	19032-02 301A pyrite 02	46.52	<0.03	<0.04	<0.05	<0.03	53.74	<0.02	100.43
DX450143	COL-3	19032-02 301A pyrite 03	46.17	<0.03	0.07	<0.05	<0.03	52.43	<0.02	98.80
DX450143	COL-3	19032-02 301A pyrite 04	45.74	<0.03	0.11	<0.05	<0.03	52.46	<0.02	98.45
DX450143	COL-3	19032-02 301B pyrite 01	46.42	<0.03	0.08	<0.05	<0.03	52.95	<0.02	99.58
DX450143	COL-3	19032-02 301B pyrite 02	46.37	0.05	<0.04	<0.05	<0.03	53.45	<0.02	100.02
DX450143	COL-3	19032-02 301B pyrite 03	46.36	<0.03	<0.04	<0.05	<0.03	53.85	<0.02	100.38
DX450144	COL-6	19032-02 331A pyrite 01	45.88	0.04	<0.04	<0.05	<0.03	53.54	<0.02	99.60
DX450144	COL-6	19032-02 331A pyrite 02	46.36	<0.03	<0.04	<0.05	<0.03	53.45	<0.02	99.98
DX450144	COL-6	19032-02 331A pyrite 03	46.57	<0.03	<0.04	<0.05	<0.03	53.27	<0.02	100.01
DX450144	COL-6	19032-02 331A pyrite 04	46.65	0.04	0.06	0.15	<0.03	52.91	<0.02	99.86
DX450144	COL-6	19032-02 331A pyrite 05	46.01	0.06	0.19	<0.05	<0.03	52.49	<0.02	98.85
DX450153	COL-4	19032-02 311A pyrite 01	45.97	0.04	0.07	<0.05	<0.03	53.58	<0.02	99.75
DX450153	COL-4	19032-02 311A pyrite 02	45.50	<0.03	0.07	<0.05	<0.03	53.33	<0.02	99.03
DX450153	COL-4	19032-02 311A pyrite 03	45.93	0.04	0.09	<0.05	<0.03	53.23	<0.02	99.39
DX450153	COL-4	19032-02 311A pyrite 04	46.41	0.05	<0.04	<0.05	<0.03	53.07	<0.02	99.67
DX450153	COL-4	19032-02 311A pyrite 05	46.70	0.10	<0.04	<0.05	<0.03	53.21	<0.02	100.15
DX450153	COL-4	19032-02 311A pyrite 06	46.12	<0.03	<0.04	<0.05	<0.03	53.85	<0.02	100.14
DX450153	COL-4	19032-02 311A pyrite 07	46.22	<0.03	0.06	<0.05	<0.03	53.53	<0.02	99.95
DX450153	COL-4	19032-02 311A pyrite 08	46.77	<0.03	0.06	<0.05	<0.03	53.78	<0.02	100.74
DX450153	COL-4	19032-02 311A pyrite 09	46.25	<0.03	<0.04	<0.05	<0.03	53.54	<0.02	99.96
DX450153	COL-4	19032-02 311A pyrite 10	46.49	0.05	<0.04	<0.05	<0.03	53.29	<0.02	99.97
DX450153	COL-4	19032-02 311A pyrite 11	46.85	<0.03	0.07	<0.05	<0.03	53.14	<0.02	100.19
DX450153	COL-4	19032-02 311A pyrite 12	46.93	<0.03	<0.04	<0.05	<0.03	53.48	<0.02	100.58
DX450153	COL-4	19032-02 311A pyrite 13	46.61	<0.03	<0.04	<0.05	<0.03	53.68	<0.02	100.46
DX450153	COL-4	19032-02 311A pyrite 14	46.61	0.04	<0.04	<0.05	<0.03	53.64	<0.02	100.43
DX450153	COL-4	19032-02 311A pyrite 15	46.63	<0.03	0.06	<0.05	<0.03	53.40	<0.02	100.21
DX450155	COL-23	19032-02 461A pyrite 01	46.22	<0.03	<0.04	<0.05	<0.03	53.81	<0.02	100.20
DX450155	COL-23	19032-02 461A pyrite 02	46.81	<0.03	<0.04	<0.05	<0.03	53.81	<0.02	100.79
DX450155	COL-23	19032-02 461A pyrite 03	46.14	<0.03	<0.04	<0.05	<0.03	53.90	<0.02	100.21
DX450155	COL-23	19032-02 461A pyrite 04	46.25	<0.03	0.22	<0.05	<0.03	53.72	0.04	100.33
DX450155	COL-23	19032-02 461A pyrite 05	46.50	<0.03	<0.04	<0.05	<0.03	53.74	<0.02	100.40
DX450155	COL-23	19032-02 461A pyrite 06	46.77	<0.03	<0.04	<0.05	<0.03	54.11	<0.02	101.05
DX450155	COL-23	19032-02 461A pyrite 07	46.73	<0.03	<0.04	<0.05	0.13	53.60	<0.02	100.59
DX450155	COL-23	19032-02 461A pyrite 08	46.27	<0.03	<0.04	<0.05	<0.03	53.27	<0.02	99.71
DX450155	COL-23	19032-02 461A pyrite 09	46.18	<0.03	0.10	<0.05	<0.03	53.66	<0.02	100.07
DX450155	COL-23	19032-02 461A pyrite 10	46.00	0.26	0.06	<0.05	<0.03	53.75	<0.02	100.16
DX450155	COL-23	19032-02 461A pyrite 11	46.53	<0.03	<0.04	<0.05	<0.03	53.70	<0.02	100.40
DX450155	COL-23	19032-02 461A pyrite 12	46.87	<0.03	<0.04	<0.05	<0.03	53.70	0.05	100.78
DX450155	COL-23	19032-02 461A pyrite 13	46.41	0.14	<0.04	<0.05	<0.03	53.33	<0.02	100.02
DX450155	COL-23	19032-02 461A pyrite 14	46.53	<0.03	<0.04	<0.05	<0.03	53.95	<0.02	100.65
DX450155	COL-23	19032-02 461A pyrite 15	46.51	0.17	<0.04	<0.05	<0.03	53.93	<0.02	100.75
DX450159	HC-13	19032-02 131A pyrite 01	46.84	<0.03	<0.04	<0.05	0.06	53.76	<0.02	100.79
DX450159	HC-13	19032-02 131A pyrite 02	46.66	<0.03	<0.04	<0.05	0.08	53.49	<0.02	100.37
DX450159	HC-13	19032-02 131A pyrite 03	46.70	<0.03	<0.04	<0.05	0.17	53.34	<0.02	100.35
DX450159	HC-13	19032-02 131A pyrite 04	46.34	<0.03	<0.04	<0.05	0.12	53.15	<0.02	99.75
DX450159	HC-13	19032-02 131A pyrite 05	46.25	<0.03	<0.04	<0.05	0.11	53.15	<0.02	99.65
DX450159	HC-13	19032-02 131A pyrite 06	46.31	<0.03	<0.04	<0.05	0.16	53.48	<0.02	100.09
DX450159	HC-13	19032-02 131A pyrite 07	46.24	0.04	<0.04	<0.05	0.15	53.50	<0.02	100.04
DX450159	HC-13	19032-02 131A pyrite 08	46.59	<0.03	<0.04	<0.05	0.07	53.26	<0.02	100.06
DX450159	HC-13	19032-02 131A pyrite 09	46.68	<0.03	<0.04	<0.05	0.12	53.31	<0.02	100.25
DX450159	HC-13	19032-02 131A pyrite 10	46.14	<0.03	<0.04	<0.05	0.33	52.71	<0.02	99.32
DX450159	HC-13	19032-02 131A pyrite 11	46.41	<0.03	<0.04	<0.05	0.09	53.31	<0.02	99.95

EMPA - Pyrite (FeS_2)

Sample ID	COL/HC ID	Polished Sample Number	Fe	Co	Ni	Cu	As	S	Se	Total
DX450159	HC-13	19032-02 131A pyrite 12	46.31	<0.03	<0.04	<0.05	0.17	53.34	<0.02	99.96
DX450159	HC-13	19032-02 131A pyrite 13	46.38	<0.03	<0.04	<0.05	0.08	53.11	<0.02	99.72
DX450159	HC-13	19032-02 131A pyrite 14	46.28	<0.03	<0.04	<0.05	0.16	53.00	<0.02	99.58
DX450159	HC-13	19032-02 131A pyrite 15	46.56	<0.03	<0.04	<0.05	0.11	53.71	<0.02	100.51
DX450170	COL-27	19032-02 501A pyrite 01	46.80	<0.03	<0.04	<0.05	<0.03	53.87	<0.02	100.83
DX450170	COL-27	19032-02 501A pyrite 02	46.36	<0.03	<0.04	<0.05	<0.03	53.97	<0.02	100.50
DX450170	COL-27	19032-02 501A pyrite 03	46.62	<0.03	<0.04	<0.05	<0.03	53.65	<0.02	100.44
DX450170	COL-27	19032-02 501A pyrite 04	46.93	<0.03	<0.04	<0.05	<0.03	53.84	<0.02	100.94
DX450170	COL-27	19032-02 501A pyrite 05	46.63	0.04	<0.04	<0.05	<0.03	53.67	<0.02	100.49
DX450170	COL-27	19032-02 501A pyrite 06	46.68	<0.03	<0.04	<0.05	<0.03	53.47	<0.02	100.32
DX450170	COL-27	19032-02 501A pyrite 07	46.52	<0.03	<0.04	<0.05	<0.03	53.63	<0.02	100.32
DX450170	COL-27	19032-02 501A pyrite 08	46.04	<0.03	<0.04	<0.05	<0.03	53.50	<0.02	99.71
DX450170	COL-27	19032-02 501A pyrite 09	46.39	<0.03	<0.04	<0.05	<0.03	53.54	<0.02	100.10
DX450170	COL-27	19032-02 501A pyrite 10	46.61	<0.03	<0.04	<0.05	<0.03	53.68	<0.02	100.46
DX450170	COL-27	19032-02 501A pyrite 11	46.62	<0.03	<0.04	<0.05	<0.03	53.76	<0.02	100.55
DX450170	COL-27	19032-02 501A pyrite 12	46.21	<0.03	<0.04	<0.05	<0.03	53.30	<0.02	99.68
DX450170	COL-27	19032-02 501A pyrite 13	46.64	<0.03	<0.04	<0.05	<0.03	53.52	<0.02	100.34
DX450170	COL-27	19032-02 501A pyrite 14	46.56	<0.03	<0.04	<0.05	<0.03	53.69	<0.02	100.42
DX450170	COL-27	19032-02 501A pyrite 15	46.60	<0.03	<0.04	<0.05	<0.03	53.38	<0.02	100.16
DX450171	HC-14	19032-02 141A pyrite 01	46.98	<0.03	<0.04	<0.05	<0.03	53.92	<0.02	101.08
DX450171	HC-14	19032-02 141A pyrite 02	46.08	<0.03	<0.04	<0.05	0.11	53.22	<0.02	99.55
DX450171	HC-14	19032-02 141A pyrite 03	46.46	<0.03	<0.04	<0.05	<0.03	53.46	<0.02	100.09
DX450171	HC-14	19032-02 141A pyrite 04	46.32	<0.03	0.10	<0.05	<0.03	52.44	<0.02	99.00
DX450171	HC-14	19032-02 141A pyrite 05	46.53	0.04	0.37	<0.05	<0.03	53.25	<0.02	100.30
DX450171	HC-14	19032-02 141A pyrite 06	46.82	<0.03	<0.04	<0.05	<0.03	53.53	<0.02	100.52
DX450171	HC-14	19032-02 141A pyrite 07	44.94	1.99	<0.04	<0.05	<0.03	53.32	<0.02	100.40
DX450171	HC-14	19032-02 141A pyrite 08	46.63	<0.03	0.19	<0.05	<0.03	53.36	<0.02	100.31
DX450171	HC-14	19032-02 141A pyrite 09	46.72	<0.03	0.03	<0.05	<0.03	53.30	<0.02	100.18
DX450171	HC-14	19032-02 141A pyrite 10	45.76	0.08	0.37	<0.05	<0.03	52.68	<0.03	98.99
DX450171	HC-14	19032-02 141A pyrite 11	45.82	<0.03	0.65	<0.05	<0.03	53.34	<0.02	99.94
DX450171	HC-14	19032-02 141A pyrite 12	46.31	<0.03	0.15	<0.05	<0.03	53.03	<0.02	99.62
DX450171	HC-14	19032-02 141A pyrite 13	46.67	<0.03	<0.04	<0.05	<0.03	53.35	<0.02	100.19
DX450171	HC-14	19032-02 141A pyrite 14	46.67	<0.03	<0.04	<0.05	<0.03	53.32	<0.02	100.17
DX450171	HC-14	19032-02 141A pyrite 15	46.39	<0.03	<0.04	<0.05	0.10	53.16	<0.02	99.79
DX450176	HC-4	19032-02 041A pyrite 01	45.98	<0.03	0.05	<0.05	<0.03	52.99	<0.02	99.15
DX450176	HC-4	19032-02 041A pyrite 02	46.15	<0.03	0.06	<0.05	<0.03	52.55	<0.02	98.89
DX450176	HC-4	19032-02 041A pyrite 03	45.60	<0.03	<0.04	<0.05	<0.03	53.41	<0.02	99.17
DX450176	HC-4	19032-02 041A pyrite 04	46.12	<0.03	<0.04	<0.05	<0.03	53.17	<0.02	99.46
DX450176	HC-4	19032-02 041A pyrite 05	44.94	0.88	<0.04	<0.05	0.26	53.01	<0.02	99.20
DX450176	HC-4	19032-02 041A pyrite 06	45.84	<0.03	<0.04	<0.05	<0.03	52.47	<0.02	98.49
DX450176	HC-4	19032-02 041A pyrite 07	46.19	<0.03	<0.04	<0.05	<0.03	53.39	<0.02	99.76
DX450176	HC-4	19032-02 041A pyrite 08	45.77	<0.03	<0.04	<0.05	0.04	52.97	<0.02	98.92
DX450176	HC-4	19032-02 041A pyrite 09	45.41	<0.03	<0.04	<0.05	<0.03	53.32	<0.02	98.90
DX450176	HC-4	19032-02 041A pyrite 10	45.81	0.04	<0.04	<0.05	<0.03	53.69	<0.02	99.69
DX450176	HC-4	19032-02 041A pyrite 11	45.84	0.05	<0.04	<0.05	0.07	53.19	<0.02	99.26
DX450176	HC-4	19032-02 041A pyrite 12	45.36	0.77	<0.04	<0.05	0.10	53.38	<0.02	99.73
DX450176	HC-4	19032-02 041A pyrite 13	46.29	<0.03	<0.04	<0.05	<0.03	52.75	<0.02	99.20
DX450176	HC-4	19032-02 041A pyrite 14	46.08	<0.03	<0.04	<0.05	<0.03	53.04	<0.02	99.29
DX450176	HC-4	19032-02 041A pyrite 15	45.80	<0.03	<0.04	<0.05	<0.03	52.41	<0.02	98.38
DX450181	HC-6	19032-02 61A pyrite 01	46.49	<0.03	<0.04	<0.05	<0.03	53.87	<0.02	100.53
DX450181	HC-6	19032-02 61A pyrite 02	45.80	0.26	<0.04	<0.05	<0.03	54.00	<0.02	100.19
DX450181	HC-6	19032-02 61A pyrite 03	46.04	<0.03	<0.04	<0.05	<0.03	53.75	<0.02	99.96
DX450181	HC-6	19032-02 061B pyrite 01	46.15	<0.03	<0.04	<0.05	<0.03	53.27	<0.02	99.58
DX450181	HC-6	19032-02 061B pyrite 02	45.62	0.25	<0.04	<0.05	<0.03	53.78	<0.02	99.78
DX450181	HC-6	19032-02 061B pyrite 03	46.38	0.20	<0.04	<0.05	<0.03	54.09	<0.02	100.81
DX450185	HC-16	19032-02 161A pyrite 01	46.52	<0.03	0.07	<0.05	<0.03	53.60	<0.02	100.32
DX450185	HC-16	19032-02 161A pyrite 02	46.07	<0.03	<0.04	<0.05	0.17	53.25	<0.02	99.64
DX450185	HC-16	19032-02 161A pyrite 03	46.73	0.16	<0.04	<0.05	<0.03	53.63	<0.02	100.67
DX450185	HC-16	19032-02 161A pyrite 04	46.36	<0.03	0.10	<0.05	<0.03	53.99	<0.02	100.58
DX450185	HC-16	19032-02 161A pyrite 05	45.31	1.14	<0.04	<0.05	<0.03	53.79	<0.02	100.38
DX450185	HC-16	19032-02 161B pyrite 01	46.42	<0.03	<0.04	<0.05	<0.03	54.07	<0.02	100.66
DX450185	HC-16	19032-02 161B pyrite 02	46.83	0.07	<0.04	<0.05	<0.03	53.80	<0.02	100.84
DX450185	HC-16	19032-02 161B pyrite 03	45.20	1.51	0.05	<0.05	0.99	53.24	<0.02	101.05
DX450185	HC-16	19032-02 161B pyrite 04	46.58	0.20	<0.04	<0.05	<0.03	53.94	<0.02	100.86
DX450185	HC-16	19032-02 161B pyrite 05	46.25	<0.03	0.14	<0.05	<0.03	53.75	<0.02	100.26
DX450186	HC-10	19032-02 101A pyrite 01	46.13	<0.03	<0.04	<0.05	0.06	53.22	<0.02	99.55
DX450186	HC-10	19032-02 101A pyrite 02	45.49	0.53	<0.04	<0.05	0.23	53.47	<0.02	99.83
DX450186	HC-10	19032-02 101B pyrite 01	46.63	<0.03	<0.04	<0.05	<0.03	53.37	<0.02	100.17
DX450186	HC-10	19032-02 101B pyrite 02	46.53	<0.03	<0.04	<0.05	0.05	53.72	0.03	100.46
DX450186	HC-10	19032-02 101B pyrite 03	46.64	<0.03	<0.04	<0.05	<0.03	53.74	<0.02	100.55
DX450186	HC-10	19032-02 101B pyrite 04	46.34	<0.03	<0.04	<0.05	<0.03	52.30	<0.02	98.81
DX450186	HC-10	19032-02 101B pyrite 05	45.67	1.18	<0.04	<0.05	<0.03	53.67	<0.02	100.66
DX450186	HC-10	19032-02 101B pyrite 06	46.26	<0.03	<0.04	<0.05	0.08	54.00	<0.02	100.47
DX450200	COL-22	19032-02 451A pyrite 01	46.59	<0.03	<0.04	<0.05	0.04	53.70	<0.02	100.47
DX450200	COL-22	19032-02 451A pyrite 02	46.96	<0.03	<0.04	<0.05	<0.03	53.67	<0.02	100.80
DX450200	COL-22	19032-02 451A pyrite 03	46.33	<0.03	<0.04	<0.05	<0.03	53.53	<0.02	100.03
DX450200	COL-22	19032-02 451A pyrite 04	46.59	<0.03	<0.04	<0.05	<0.03	53.56	<0.02	100.32
DX450200	COL-22	19032-02 451A pyrite 05	46.35	<0.03	<0.04	<0.05	<0.03	53.53	<0.02	100.05
DX450200	COL-22	19032-02 451A pyrite 06	46.30	<0.03	<0.04	<0.05	<0.03	53.77	<0.02	100.24
DX450200	COL-22	19032-02 451A pyrite 07	46.54	<0.03	<0.04	<0.05	<0.03	54.15	<0.02	100.86
DX450200	COL-22	19032-02 451A pyrite 08	46.50	0.04	<0.04	<0.05	<0.03	53.77	<0.02	100.45
DX450200	COL-22	19032-02 451A pyrite 09	46.17	0.53	<0.04	<0.05	0.09	53.47	<0.02	100.37
DX450200	COL-22	19032-02 451A pyrite 10	46.77	<0.03	<0.04	<0.05	<0.03	53.53	<0.02	100.47
DX450200	COL-22	19032-02 451A pyrite 11	46.48	<0.03	<0.04	<0.05	<0.03	53.62	<0.02	100.27
DX450200	COL-22	19032-02 451A pyrite 12	46.03	0.35	<0.04	<0.05	<0.03	53.63	<0.02	100.15
DX450200	COL-22	19032-02 451A pyrite 13	46.78	<0.03	<0.04	<0.05	<0.03	53.50	<0.02	100.45

EMPA - Pyrite (FeS_2)

Sample ID	COL/HC ID	Polished Sample Number	Fe	Co	Ni	Cu	As	S	Se	Total
DX450200	COL-22	19032-02 451A pyrite 14	46.81	<0.03	<0.06	<0.05	<0.03	53.92	<0.02	100.92
DX450200	COL-22	19032-02 451A pyrite 15	46.91	0.04	<0.04	<0.05	<0.03	53.76	<0.02	100.85
DX450204	HC-3	19032-02 31A pyrite 01	45.99	<0.03	<0.04	<0.05	<0.03	53.60	<0.02	99.77
DX450204	HC-3	19032-02 31A pyrite 02	46.35	<0.03	<0.04	<0.05	0.09	53.10	<0.02	99.68
DX450204	HC-3	19032-02 31A pyrite 03	45.99	<0.03	<0.04	<0.05	<0.03	53.31	<0.02	99.46
DX450204	HC-3	19032-02 31A pyrite 04	45.89	<0.03	0.58	<0.05	<0.03	53.51	<0.02	100.11
DX450204	HC-3	19032-02 31A pyrite 05	46.48	<0.03	<0.04	<0.05	<0.03	53.50	<0.02	100.15
DX450204	HC-3	19032-02 31A pyrite 06	46.15	<0.03	<0.04	<0.05	<0.03	53.31	<0.02	99.63
DX450204	HC-3	19032-02 31A pyrite 07	45.86	<0.03	0.05	<0.05	<0.03	53.51	<0.02	99.55
DX450204	HC-3	19032-02 31A pyrite 08	46.06	0.05	<0.04	<0.05	<0.03	53.33	<0.02	99.58
DX450204	HC-3	19032-02 31A pyrite 09	46.10	<0.03	<0.04	<0.05	<0.03	53.73	<0.02	100.00
DX450204	HC-3	19032-02 31A pyrite 10	44.99	0.43	0.34	<0.05	0.08	53.08	<0.02	98.99
DX450204	HC-3	19032-02 31A pyrite 11	46.20	<0.03	0.05	<0.05	<0.03	53.40	<0.02	99.78
DX450204	HC-3	19032-02 31A pyrite 12	45.66	<0.03	<0.04	<0.05	<0.03	53.21	<0.02	99.05
DX450204	HC-3	19032-02 31A pyrite 13	45.86	<0.03	0.39	<0.05	<0.03	53.75	<0.02	100.13
DX450204	HC-3	19032-02 31A pyrite 14	45.80	<0.03	0.05	<0.05	<0.03	53.50	<0.02	99.47
DX450204	HC-3	19032-02 31A pyrite 15	45.83	<0.03	0.08	<0.05	<0.03	53.27	<0.02	99.31
DX450222	HC-27	19032-02 271A pyrite 01	45.96	<0.03	<0.04	<0.05	<0.03	53.73	<0.02	99.86
DX450222	HC-27	19032-02 271A pyrite 02	46.22	<0.03	<0.04	<0.05	<0.03	53.42	<0.02	99.81
DX450222	HC-27	19032-02 271A pyrite 03	46.22	<0.03	<0.04	<0.05	<0.03	53.47	<0.02	99.86
DX450222	HC-27	19032-02 271A pyrite 04	46.17	<0.03	<0.04	<0.05	<0.03	53.38	<0.02	99.72
DX450222	HC-27	19032-02 271A pyrite 05	46.32	<0.03	<0.04	<0.05	<0.03	53.21	<0.02	99.70
DX450222	HC-27	19032-02 271A pyrite 06	46.18	0.04	<0.04	<0.05	0.04	53.53	<0.02	99.90
DX450222	HC-27	19032-02 271A pyrite 07	46.34	<0.03	<0.04	<0.05	<0.03	53.50	<0.02	100.02
DX450222	HC-27	19032-02 271A pyrite 08	46.16	0.06	<0.04	<0.05	<0.03	53.47	<0.02	99.82
DX450222	HC-27	19032-02 271A pyrite 09	46.75	<0.03	<0.04	<0.05	<0.03	53.50	<0.02	100.42
DX450222	HC-27	19032-02 271A pyrite 10	46.16	<0.03	0.09	<0.05	<0.03	53.63	<0.02	100.01
DX450222	HC-27	19032-02 271A pyrite 11	46.59	0.05	<0.04	<0.05	0.04	53.43	<0.02	100.23
DX450222	HC-27	19032-02 271A pyrite 12	46.50	<0.03	0.07	<0.05	0.11	53.49	<0.02	100.27
DX450222	HC-27	19032-02 271A pyrite 13	46.20	<0.03	<0.04	<0.05	0.10	53.36	<0.02	99.79
DX450222	HC-27	19032-02 271A pyrite 14	46.30	<0.03	<0.04	<0.05	0.06	53.58	<0.02	100.09
DX450222	HC-27	19032-02 271A pyrite 15	46.48	0.06	0.08	<0.05	<0.03	53.64	<0.02	100.35
DX450227	COL-28	19032-02 511A pyrite 01	46.42	0.16	<0.04	<0.05	<0.03	54.12	<0.02	100.84
DX450227	COL-28	19032-02 511A pyrite 02	46.61	0.07	<0.04	<0.05	<0.03	53.84	<0.02	100.67
DX450230	COL-29	19032-02 521A pyrite 01	45.68	<0.03	0.72	<0.05	<0.03	54.15	<0.02	100.69
DX450230	COL-29	19032-02 521A pyrite 02	46.13	0.17	0.10	<0.05	<0.03	54.09	<0.02	100.59
DX450230	COL-29	19032-02 521A pyrite 03	46.35	<0.03	0.17	<0.05	<0.03	53.86	<0.02	100.51
DX450230	COL-29	19032-02 521A pyrite 04	45.29	1.44	0.43	<0.05	<0.03	53.05	<0.02	100.32
DX450230	COL-29	19032-02 521A pyrite 05	46.68	<0.03	<0.04	<0.05	<0.03	53.81	<0.02	100.66
DX450232	COL-15/HC-5	19032-02 171A pyrite 01	46.58	0.08	0.05	<0.05	0.11	53.71	<0.02	100.59
DX450232	COL-15/HC-5	19032-02 171A pyrite 02	46.41	0.06	<0.04	<0.05	<0.03	53.97	<0.02	100.58
DX450232	COL-15/HC-5	19032-02 171A pyrite 03	46.41	<0.03	<0.04	<0.05	<0.03	53.81	<0.02	100.39
DX450232	COL-15/HC-5	19032-02 171A pyrite 04	47.00	<0.03	<0.04	<0.05	<0.03	53.73	<0.02	100.89
DX450232	COL-15/HC-5	19032-02 171A pyrite 05	46.86	<0.03	<0.04	<0.05	<0.03	53.93	<0.02	100.97
DX450232	COL-15/HC-5	19032-02 171A pyrite 06	46.64	<0.03	0.09	<0.05	<0.03	53.80	<0.02	100.66
DX450232	COL-15/HC-5	19032-02 171A pyrite 07	46.57	0.05	0.03	<0.05	<0.03	53.83	<0.02	100.57
DX450232	COL-15/HC-5	19032-02 171A pyrite 08	46.46	<0.03	<0.04	<0.05	0.11	53.78	<0.02	100.48
DX450232	COL-15/HC-5	19032-02 171A pyrite 09	46.76	0.05	<0.04	<0.05	<0.03	53.71	<0.02	100.65
DX450232	COL-15/HC-5	19032-02 171A pyrite 10	47.09	<0.03	<0.04	<0.05	<0.03	53.88	<0.02	101.14
DX450232	COL-15/HC-5	19032-02 171A pyrite 11	46.64	<0.03	<0.04	<0.05	<0.03	54.07	<0.02	100.88
DX450232	COL-15/HC-5	19032-02 171A pyrite 12	46.28	<0.03	<0.04	<0.05	0.50	53.36	<0.02	100.28
DX450232	COL-15/HC-5	19032-02 171A pyrite 13	46.69	<0.03	<0.04	<0.05	0.10	53.47	<0.02	100.40
DX450232	COL-15/HC-5	19032-02 171A pyrite 14	46.76	<0.03	0.05	<0.05	<0.03	53.54	<0.02	100.48
DX450232	COL-15/HC-5	19032-02 171A pyrite 15	47.13	<0.03	<0.04	<0.05	0.20	53.73	<0.02	101.20
DX450233	COL-21	19032-02 441A pyrite 01	46.52	<0.03	<0.04	<0.05	0.04	53.72	<0.02	100.42
DX450233	COL-21	19032-02 441A pyrite 02	46.75	<0.03	<0.04	<0.05	<0.03	53.13	<0.02	100.06
DX450233	COL-21	19032-02 441A pyrite 03	46.86	<0.03	<0.04	<0.05	<0.03	52.99	<0.02	100.02
DX450233	COL-21	19032-02 441A pyrite 04	46.60	0.24	<0.04	<0.05	<0.03	53.70	<0.02	100.68
DX450233	COL-21	19032-02 441A pyrite 05	47.31	0.04	<0.04	<0.05	<0.03	54.05	<0.02	101.54
DX450233	COL-21	19032-02 441A pyrite 06	46.74	<0.03	<0.04	<0.05	<0.03	54.40	<0.02	101.31
DX450233	COL-21	19032-02 441A pyrite 07	46.41	0.03	<0.04	<0.05	<0.03	53.63	<0.02	100.21
DX450233	COL-21	19032-02 441A pyrite 08	46.05	0.80	<0.04	<0.05	<0.03	53.69	<0.02	100.68
DX450233	COL-21	19032-02 441A pyrite 09	46.60	0.04	<0.04	<0.05	<0.03	53.89	<0.02	100.67
DX450233	COL-21	19032-02 441A pyrite 10	46.68	<0.03	<0.04	<0.05	0.10	53.43	<0.02	100.35
DX450233	COL-21	19032-02 441A pyrite 11	46.66	<0.03	<0.04	<0.05	0.06	53.70	<0.02	100.55
DX450233	COL-21	19032-02 441A pyrite 12	46.69	<0.03	<0.04	<0.05	<0.03	54.04	<0.02	100.90
DX450233	COL-21	19032-02 441A pyrite 13	46.18	<0.03	<0.04	<0.05	<0.03	53.90	<0.02	100.25
DX450233	COL-21	19032-02 441A pyrite 14	46.73	<0.03	<0.04	<0.05	<0.03	53.81	<0.02	100.71
DX450233	COL-21	19032-02 441A pyrite 15	46.80	<0.03	<0.04	<0.05	0.07	54.00	<0.02	101.01
DX450239	COL-14	19032-02 381A pyrite 01	46.64	<0.03	<0.04	<0.05	0.09	52.94	<0.02	99.80
DX450239	COL-14	19032-02 381A pyrite 02	46.79	<0.03	<0.04	<0.05	<0.03	53.93	<0.02	100.89
DX450239	COL-14	19032-02 381A pyrite 03	46.65	<0.03	<0.04	<0.05	<0.03	53.89	<0.02	100.71
DX450239	COL-14	19032-02 381A pyrite 04	46.54	<0.03	<0.04	<0.05	<0.03	53.85	<0.02	100.56
DX450239	COL-14	19032-02 381A pyrite 05	46.46	<0.03	<0.04	<0.05	<0.03	53.83	<0.02	100.47
DX450239	COL-14	19032-02 381A pyrite 06	46.42	<0.03	<0.04	<0.05	0.09	53.48	<0.02	100.12
DX450239	COL-14	19032-02 381A pyrite 07	46.91	<0.03	<0.04	<0.05	0.04	54.12	<0.02	101.21
DX450239	COL-14	19032-02 381A pyrite 08	46.43	<0.03	<0.04	<0.05	<0.03	53.66	<0.02	100.26
DX450239	COL-14	19032-02 381A pyrite 09	46.80	<0.03	<0.04	<0.05	<0.03	53.98	<0.02	100.94
DX450239	COL-14	19032-02 381A pyrite 10	46.53	<0.03	<0.04	<0.05	<0.03	53.26	<0.02	99.96
DX450239	COL-14	19032-02 381A pyrite 11	46.75	<0.03	<0.04	<0.05	0.06	53.43	<0.02	100.38
DX450239	COL-14	19032-02 381A pyrite 12	46.54	<0.03	<0.04	<0.05	<0.03	53.20	<0.02	99.91
DX450239	COL-14	19032-02 381A pyrite 13	46.40	<0.03	<0.04	<0.05	0.04	53.81	<0.02	100.39
DX450239	COL-14	19032-02 381A pyrite 14	46.34	<0.03	<0.04	<0.05	<0.03	53.56	<0.02	100.07
DX450239	COL-14	19032-02 381A pyrite 15	47.00	<0.03	<0.04	<0.05	<0.03	53.54	<0.02	100.71

EMPA - Pyrite (FeS_2)

Sample ID	COL/HC ID	Polished Sample Number	Fe	Co	Ni	Cu	As	S	Se	Total
031644	HC-30	19032-02 51A pyrite 01	46.09	0.05	0.17	<0.05	0.57	52.98	<0.02	99.93
031644	HC-30	19032-02 51A pyrite 02	46.41	0.12	<0.04	<0.05	0.19	53.60	<0.02	100.42
031644	HC-30	19032-02 51A pyrite 03	46.15	0.13	0.11	<0.05	0.43	53.28	<0.02	100.17
031644	HC-30	19032-02 51A pyrite 04	45.89	0.04	0.14	<0.05	0.49	52.84	<0.02	99.48
031644	HC-30	19032-02 51A pyrite 05	45.86	0.96	<0.04	<0.05	<0.03	53.10	<0.02	100.06
031644	HC-30	19032-02 51A pyrite 06	46.40	<0.03	0.05	<0.05	<0.03	53.70	<0.02	100.28
031644	HC-30	19032-02 51A pyrite 07	45.92	0.24	0.11	<0.05	0.57	52.95	<0.02	99.86
031644	HC-30	19032-02 51A pyrite 08	46.48	0.06	<0.04	<0.05	0.19	52.86	<0.02	99.70
031644	HC-30	19032-02 51A pyrite 09	46.39	<0.03	<0.04	<0.05	<0.03	53.64	<0.02	100.20
031644	HC-30	19032-02 51A pyrite 10	45.89	<0.03	<0.04	0.08	<0.03	53.30	<0.02	99.38
031644	HC-30	19032-02 51A pyrite 11	45.51	0.10	<0.04	<0.05	0.12	53.27	<0.02	99.11
031644	HC-30	19032-02 51B pyrite 01	46.42	0.05	<0.04	<0.05	0.17	53.42	<0.02	100.16
031644	HC-30	19032-02 51B pyrite 02	46.12	<0.03	0.10	<0.05	0.47	53.29	<0.02	100.08
031644	HC-30	19032-02 51B pyrite 03	46.41	<0.03	0.06	<0.05	<0.03	53.03	<0.02	99.63
031644	HC-30	19032-02 51B pyrite 04	46.74	<0.03	<0.04	<0.05	0.15	53.18	<0.02	100.21
031644	HC-30	19032-02 51B pyrite 05	46.78	<0.03	<0.04	<0.05	0.07	53.60	<0.02	100.58
031644	HC-30	19032-02 51B pyrite 06	45.94	0.45	0.06	<0.05	0.59	53.15	<0.02	100.27
031644	HC-30	19032-02 51B pyrite 07	46.39	0.04	0.12	<0.05	0.48	53.83	<0.02	100.93
031644	HC-30	19032-02 51B pyrite 08	46.48	<0.03	0.21	<0.05	<0.03	53.97	<0.02	100.78
031644	HC-30	19032-02 51B pyrite 09	45.56	0.69	0.06	<0.05	0.74	53.02	<0.02	100.14
DX450179	HC-29	19032-02 71A pyrite 01	46.74	<0.03	<0.04	<0.05	<0.03	53.17	<0.02	100.08
DX450179	HC-29	19032-02 71A pyrite 02	46.65	0.04	<0.04	<0.05	<0.03	53.70	<0.02	100.53
DX450179	HC-29	19032-02 71A pyrite 03	46.76	<0.03	<0.04	<0.05	<0.03	53.25	<0.02	100.18
DX450179	HC-29	19032-02 71A pyrite 04	46.53	<0.03	<0.04	<0.05	<0.03	53.42	<0.02	100.12
DX450179	HC-29	19032-02 71A pyrite 05	46.75	<0.03	<0.04	<0.05	<0.03	53.85	<0.02	100.76
DX450179	HC-29	19032-02 71A pyrite 06	46.62	<0.03	<0.04	<0.05	<0.03	53.50	<0.02	100.29
DX450179	HC-29	19032-02 71A pyrite 07	46.78	<0.03	<0.04	<0.05	<0.03	53.61	<0.02	100.56
DX450179	HC-29	19032-02 71A pyrite 08	46.03	0.05	<0.04	<0.05	<0.03	53.59	<0.02	99.82
DX450179	HC-29	19032-02 71A pyrite 09	46.82	<0.03	<0.04	<0.05	<0.03	53.79	<0.02	100.78
DX450179	HC-29	19032-02 71A pyrite 10	46.88	<0.03	<0.04	<0.05	<0.03	53.51	<0.02	100.56
DX450179	HC-29	19032-02 71A pyrite 11	46.65	<0.03	<0.04	<0.05	<0.03	53.87	<0.02	100.68
DX450179	HC-29	19032-02 71A pyrite 12	46.64	0.22	<0.04	<0.05	<0.03	53.27	<0.02	100.26
DX450179	HC-29	19032-02 71A pyrite 13	46.78	<0.03	<0.04	<0.05	<0.03	53.35	<0.02	100.31
DX450179	HC-29	19032-02 71A pyrite 14	46.46	<0.03	<0.04	<0.05	<0.03	53.58	<0.02	100.21
DX450179	HC-29	19032-02 71A pyrite 15	46.33	<0.03	<0.04	<0.05	<0.03	53.51	<0.02	100.01
DX450179	HC-29	19032-02 71A pyrite 16	46.73	<0.03	<0.04	<0.05	0.06	53.03	<0.02	99.97
DX450179	HC-29	19032-02 71A pyrite 17	46.30	<0.03	<0.04	<0.05	1.72	52.25	<0.02	100.41
DX450179	HC-29	19032-02 71A pyrite 18	46.80	<0.03	<0.04	<0.05	<0.03	53.30	<0.02	100.27
DX450179	HC-29	19032-02 71A pyrite 19	46.39	<0.03	<0.04	<0.05	0.07	53.47	<0.02	100.07
DX450179	HC-29	19032-02 71A pyrite 20	46.53	0.06	<0.04	<0.05	<0.03	53.46	<0.02	100.18
DX450183	HC-31	19032-02 91A pyrite 01	47.01	<0.03	<0.04	<0.05	<0.03	53.72	<0.02	100.90
DX450183	HC-31	19032-02 91A pyrite 02	46.71	0.12	<0.04	<0.05	0.05	53.98	<0.02	100.97
DX450183	HC-31	19032-02 91A pyrite 03	46.62	<0.03	0.07	<0.05	<0.03	53.18	<0.02	100.01
DX450183	HC-31	19032-02 91A pyrite 04	46.79	<0.03	<0.04	<0.05	<0.03	53.64	<0.02	100.60
DX450183	HC-31	19032-02 91A pyrite 05	46.81	<0.03	<0.04	<0.05	<0.03	53.43	<0.02	100.41
DX450183	HC-31	19032-02 91A pyrite 06	46.07	<0.03	0.05	<0.05	<0.03	53.48	<0.02	99.74
DX450183	HC-31	19032-02 91A pyrite 07	46.53	<0.03	<0.04	<0.05	<0.03	53.39	<0.02	100.09
DX450183	HC-31	19032-02 91A pyrite 08	47.05	<0.03	<0.04	<0.05	<0.03	53.42	<0.02	100.64
DX450183	HC-31	19032-02 91A pyrite 09	46.52	0.13	<0.04	<0.05	<0.03	53.50	<0.02	100.30
DX450183	HC-31	19032-02 91A pyrite 10	46.42	<0.03	<0.04	<0.05	<0.03	53.83	<0.02	100.41
DX450183	HC-31	19032-02 91A pyrite 11	46.99	<0.03	<0.04	<0.05	0.10	53.51	<0.02	100.74
DX450183	HC-31	19032-02 91A pyrite 12	46.66	<0.03	<0.04	<0.05	<0.03	53.57	<0.02	100.40
DX450183	HC-31	19032-02 91A pyrite 13	46.50	<0.03	<0.04	<0.05	<0.03	53.40	<0.02	100.06
DX450183	HC-31	19032-02 91A pyrite 14	46.84	<0.03	<0.04	<0.05	<0.03	53.66	<0.02	100.67
DX450183	HC-31	19032-02 91A pyrite 15	46.62	0.11	<0.04	<0.05	<0.03	53.71	<0.02	100.58
DX450183	HC-31	19032-02 91A pyrite 16	46.43	0.06	<0.04	<0.05	0.05	53.58	<0.02	100.23
DX450183	HC-31	19032-02 91A pyrite 17	46.39	<0.03	0.06	<0.05	0.23	53.89	<0.02	100.67
DX450183	HC-31	19032-02 91A pyrite 18	45.87	0.08	<0.04	<0.05	0.09	53.52	<0.02	99.66
DX450183	HC-31	19032-02 91A pyrite 19	47.09	0.05	0.11	<0.05	<0.03	53.56	<0.02	100.90
DX450183	HC-31	19032-02 91A pyrite 20	46.55	0.08	0.10	<0.05	0.30	53.21	<0.02	100.31
031576	HC-32	19032-02 61A pyrite 01	46.35	<0.03	<0.04	<0.05	0.09	53.51	<0.02	100.09
031576	HC-32	19032-02 61A pyrite 02	46.76	<0.03	<0.04	<0.05	0.07	53.24	<0.02	100.21
031576	HC-32	19032-02 61A pyrite 03	46.39	<0.03	<0.04	<0.05	0.08	53.29	<0.02	99.91
031576	HC-32	19032-02 61A pyrite 04	46.83	<0.03	<0.04	<0.05	0.05	53.16	<0.02	100.18
031576	HC-32	19032-02 61A pyrite 05	46.87	<0.03	<0.04	<0.05	<0.03	53.28	<0.02	100.32
031576	HC-32	19032-02 61A pyrite 06	46.92	<0.03	<0.04	<0.05	<0.03	53.38	<0.02	100.47
031576	HC-32	19032-02 61A pyrite 07	46.04	<0.03	0.11	<0.05	0.58	52.88	<0.02	99.71
031576	HC-32	19032-02 61A pyrite 08	46.50	<0.03	<0.04	<0.05	0.22	53.23	<0.02	100.09
031576	HC-32	19032-02 61A pyrite 09	46.41	0.09	<0.04	<0.05	0.08	53.57	<0.02	100.25
031576	HC-32	19032-02 61A pyrite 10	46.75	0.08	<0.04	<0.05	0.06	53.65	<0.02	100.64
031787	HC-28	19032-02 111A pyrite 01	45.99	0.47	<0.04	<0.05	<0.03	52.72	<0.02	99.32
031787	HC-28	19032-02 111A pyrite 02	46.79	<0.03	<0.04	<0.05	<0.03	53.80	<0.02	100.76
031787	HC-28	19032-02 111A pyrite 03	46.29	<0.03	<0.04	<0.05	<0.03	54.01	<0.02	100.48
031787	HC-28	19032-02 111A pyrite 04	46.57	<0.03	<0.04	<0.05	<0.03	53.42	<0.02	100.16
031787	HC-28	19032-02 111A pyrite 05	46.07	0.16	<0.04	<0.05	<0.03	54.24	<0.02	100.61
DX450213	HC-33	19032-02 81A pyrite 01	46.16	<0.03	0.06	<0.05	<0.03	53.05	<0.02	99.40
DX450213	HC-33	19032-02 81A pyrite 02	46.51	0.18	<0.04	<0.05	<0.03	53.54	<0.02	100.37
DX450213	HC-33	19032-02 81A pyrite 03	45.90	0.72	<0.04	<0.05	0.09	53.73	<0.02	100.55
DX450213	HC-33	19032-02 81A pyrite 04	46.76	<0.03	<0.04	<0.05	<0.03	53.40	<0.02	100.32
DX450213	HC-33	19032-02 81A pyrite 05	46.67	<0.03	0.15	<0.05	<0.03	53.73	<0.02	100.68
DX450213	HC-33	19032-02 81A pyrite 06	46.99	<0.03	0.06	<0.05	<0.03	53.86	<0.02	101.03
DX450213	HC-33	19032-02 81A pyrite 07	46.43	<0.03	<0.04	<0.05	<0.03	53.92	<0.02	100.52
DX450213	HC-33	19032-02 81A pyrite 08	46.67	<0.03	<0.04	<0.05	<0.03	53.54	<0.02	100.39
DX450213	HC-33	19032-02 81A pyrite 09	45.95	0.23	0.05	<0.05	0.04	53.57	<0.02	99.91
DX450213	HC-33	19032-02 81A pyrite 10	46.29	0.04	<0.04	<0.05	<0.03	53.60	<0.02	100.07
031623	COL-33	19032-02 31A pyrite 01	46.64	<0.03	<0.04	<0.05	<0.03	54.04	0.28	101.12
031623	COL-33	19032-02 31A pyrite 02	46.56	<0.03	<0.04	<0.05	0.07	53.43	<0.02	100.20
031795	HC-35	19032-02 121A pyrite 01	46.01	<0.03	0.66	<0.05	<0.03	53.81	<0.02	100.62
031795	HC-35	19032-02 121A pyrite 02	46.09	<0.03	<0.04	<0.05	0.19	53.14	<0.02	99.56

EMPA - Pyrite (FeS_2)

Sample ID	COL/HC ID	Polished Sample Number	Fe	Co	Ni	Cu	As	S	Se	Total
		Global Pyrite Statistics								
		Count	603	603	603	603	603	603	603	603
		Minimum	44.69	<0.03	<0.04	<0.05	<0.03	46.66	<0.02	95.88
		25th Percentile	46.12	<0.03	<0.04	<0.05	<0.03	53.26	<0.02	99.77
		Median	46.37	<0.03	<0.04	<0.05	<0.03	53.49	<0.02	100.16
		Mean	46.34	0.08	0.07	<0.05	0.09	53.45	<0.02	100.10
		Standard Deviation	0.39	0.19	0.09	0.01	0.18	0.47	0.01	0.57
		75th Percentile	46.61	0.04	<0.04	<0.05	0.06	53.73	<0.02	100.46
		Maximum	48.96	1.99	1.09	0.25	1.75	54.46	0.28	101.54

EMPA - Pyrrhotite ($Fe_{1-x}S$)

Sample ID	COL/HC ID	Polished Sample Number	Fe	Co	Ni	Cu	S	Se	Total
DX 550053	COL-8	19032-02 351A pyrrhotite 01	60.13	0.06	0.32	<0.05	39.20	<0.03	99.79
DX 550053	COL-8	19032-02 351A pyrrhotite 02	60.27	0.08	0.13	<0.05	39.43	<0.03	99.99
DX 550053	COL-8	19032-02 351A pyrrhotite 03	60.09	0.11	0.16	<0.05	39.38	<0.03	99.82
DX 550053	COL-8	19032-02 351A pyrrhotite 04	59.93	0.07	0.43	<0.05	39.41	<0.03	99.93
DX 550053	COL-8	19032-02 351A pyrrhotite 05	60.20	0.07	0.23	<0.05	39.37	<0.03	99.94
DX 550056	HC-20	19032-02 201A pyrrhotite 01	58.38	<0.03	0.40	<0.05	41.12	<0.03	100.01
DX 550056	HC-20	19032-02 201A pyrrhotite 02	60.95	0.04	0.20	<0.05	39.86	<0.03	101.12
DX 550056	HC-20	19032-02 201A pyrrhotite 03	60.57	0.11	0.20	<0.05	39.75	<0.03	100.72
DX 550056	HC-20	19032-02 201A pyrrhotite 04	60.93	0.04	0.18	<0.05	39.73	<0.03	100.95
DX 550056	HC-20	19032-02 201A pyrrhotite 05	59.94	0.12	0.24	<0.05	39.85	<0.03	100.23
DX 550056	HC-20	19032-02 201A pyrrhotite 06	60.56	0.07	0.17	<0.05	39.76	<0.03	100.63
DX 550056	HC-20	19032-02 201A pyrrhotite 07	58.67	0.04	0.37	<0.05	41.22	<0.03	100.38
DX 550056	HC-20	19032-02 201A pyrrhotite 08	60.48	0.08	0.20	<0.05	39.80	<0.03	100.64
DX 550056	HC-20	19032-02 201A pyrrhotite 09	60.60	0.03	0.23	<0.05	39.67	<0.03	100.61
DX 550056	HC-20	19032-02 201A pyrrhotite 10	60.73	0.08	0.16	<0.05	39.95	<0.03	101.00
DX 550064	HC-18	19032-02 181A pyrrhotite 01	60.20	<0.03	0.08	<0.05	39.25	<0.03	99.64
DX 550064	HC-18	19032-02 181A pyrrhotite 02	60.25	0.04	0.10	<0.05	39.01	<0.03	99.48
DX 550064	HC-18	19032-02 181A pyrrhotite 03	59.69	0.05	0.11	<0.05	39.53	<0.03	99.46
DX 550064	HC-18	19032-02 181A pyrrhotite 04	60.39	<0.03	0.08	<0.05	39.48	<0.03	100.06
DX 550064	HC-18	19032-02 181A pyrrhotite 05	60.96	<0.03	0.28	<0.05	39.17	<0.03	100.52
DX 550073	COL-7	19032-02 341A pyrrhotite 01	60.26	<0.03	0.11	<0.05	40.10	<0.03	100.58
DX 550073	COL-7	19032-02 341A pyrrhotite 02	59.90	0.05	0.10	<0.05	39.90	<0.03	100.02
DX 550073	COL-7	19032-02 341A pyrrhotite 03	59.34	<0.03	0.74	<0.05	39.79	<0.03	99.98
DX 550073	COL-7	19032-02 341A pyrrhotite 04	59.13	<0.03	0.72	<0.05	40.22	<0.03	100.17
DX 550083	HC-2	19032-02 21A pyrrhotite 01	61.58	<0.03	0.05	<0.05	38.58	<0.03	100.32
DX 550083	HC-2	19032-02 21A pyrrhotite 02	61.05	<0.03	0.05	<0.05	38.70	<0.03	99.92
DX 550083	HC-2	19032-02 21A pyrrhotite 03	60.83	<0.03	<0.04	<0.05	38.54	<0.03	99.51
DX 550083	HC-2	19032-02 21A pyrrhotite 04	61.10	<0.03	0.07	<0.05	38.66	<0.03	99.94
DX 550083	HC-2	19032-02 21A pyrrhotite 05	60.86	<0.03	0.06	<0.05	38.72	<0.03	99.76
DX 550083	HC-2	19032-02 21A pyrrhotite 06	61.20	<0.03	0.12	<0.05	38.69	0.04	100.13
DX 550083	HC-2	19032-02 21A pyrrhotite 07	60.91	<0.03	0.07	<0.05	38.48	<0.03	99.57
DX 550083	HC-2	19032-02 21A pyrrhotite 08	61.10	<0.03	0.06	<0.05	38.49	0.04	99.77
DX 550083	HC-2	19032-02 21A pyrrhotite 09	61.23	<0.03	0.05	<0.05	38.67	<0.03	100.05
DX 550083	HC-2	19032-02 21A pyrrhotite 10	60.91	<0.03	<0.04	<0.05	38.81	<0.03	99.87
DX 550083	HC-2	19032-02 21A pyrrhotite 11	60.88	<0.03	0.05	<0.05	38.52	<0.03	99.56
DX 550083	HC-2	19032-02 21A pyrrhotite 12	61.19	<0.03	0.06	<0.05	38.48	0.04	99.85
DX 550083	HC-2	19032-02 21A pyrrhotite 13	61.53	<0.03	<0.04	<0.05	38.68	0.06	100.39
DX 550083	HC-2	19032-02 21A pyrrhotite 14	61.26	<0.03	<0.04	<0.05	38.68	<0.03	100.09
DX 550083	HC-2	19032-02 21A pyrrhotite 15	60.91	<0.03	<0.04	<0.05	38.58	<0.03	99.64
DX 550083	HC-2	19032-02 21A pyrrhotite 16	61.03	<0.03	0.10	<0.05	38.52	<0.03	99.76
DX 550089	COL-9	19032-02 361A pyrrhotite 01	60.24	0.05	0.07	<0.05	39.69	<0.03	100.12
DX 550089	COL-9	19032-02 361A pyrrhotite 02	60.25	0.06	0.08	<0.05	39.58	<0.03	100.04
DX 550089	COL-9	19032-02 361A pyrrhotite 03	60.66	0.06	0.09	<0.05	39.72	<0.03	100.60
DX 550089	COL-9	19032-02 361A pyrrhotite 04	59.66	0.06	0.06	<0.05	39.40	<0.03	99.26
DX 550089	COL-9	19032-02 361A pyrrhotite 05	60.58	0.06	0.12	<0.05	39.64	<0.03	100.47
DX 550089	COL-9	19032-02 361A pyrrhotite 06	60.68	0.05	0.08	<0.05	39.35	<0.03	100.24
DX 550089	COL-9	19032-02 361A pyrrhotite 07	60.53	0.08	0.06	<0.05	39.49	<0.03	100.24
DX 550089	COL-9	19032-02 361A pyrrhotite 08	60.52	0.04	0.12	<0.05	39.52	<0.03	100.28
DX 550089	COL-9	19032-02 361A pyrrhotite 09	59.86	0.06	<0.04	<0.05	39.56	<0.03	99.59
DX 550089	COL-9	19032-02 361A pyrrhotite 10	60.36	0.08	0.07	<0.05	39.62	<0.03	100.20
DX 550101	COL-12/HC-24	19032-02 241A pyrrhotite 01	59.83	0.08	0.26	<0.05	39.53	<0.03	99.77
DX 550101	COL-12/HC-24	19032-02 241A pyrrhotite 02	59.47	0.05	0.48	<0.05	39.48	<0.03	99.55
DX 550101	COL-12/HC-24	19032-02 241A pyrrhotite 03	59.86	<0.03	0.40	<0.05	39.23	<0.03	99.60
DX 550101	COL-12/HC-24	19032-02 241A pyrrhotite 04	60.08	0.08	0.11	<0.05	39.41	<0.03	99.75
DX 550101	COL-12/HC-24	19032-02 241A pyrrhotite 05	59.90	<0.03	0.50	<0.05	39.28	<0.03	99.80
DX450008	HC-19	19032-02 191A pyrrhotite 01	61.44	<0.03	<0.04	<0.05	38.71	<0.03	100.30
DX450008	HC-19	19032-02 191A pyrrhotite 02	61.01	<0.03	<0.04	<0.05	38.73	<0.03	99.89
DX450008	HC-19	19032-02 191B pyrrhotite 01	61.72	<0.03	<0.04	<0.05	38.60	<0.03	100.48
DX450008	HC-19	19032-02 191B pyrrhotite 02	61.80	<0.03	<0.04	<0.05	38.65	<0.03	100.59
DX450008	HC-19	19032-02 191B pyrrhotite 03	61.01	<0.03	<0.04	<0.05	39.08	<0.03	100.23
DX450017	COL-5	19032-02 321A pyrrhotite 01	60.22	0.04	<0.04	<0.05	39.19	<0.03	99.57
DX450017	COL-5	19032-02 321A pyrrhotite 02	60.15	<0.03	0.05	<0.05	39.79	<0.03	100.09
DX450017	COL-5	19032-02 321A pyrrhotite 03	60.00	<0.03	0.04	<0.05	39.67	<0.03	99.81
DX450017	COL-5	19032-02 321A pyrrhotite 04	59.89	<0.03	0.09	<0.05	39.49	<0.03	99.59
DX450017	COL-5	19032-02 321A pyrrhotite 05	59.88	0.06	0.06	<0.05	39.32	<0.03	99.40
DX450017	COL-5	19032-02 321A pyrrhotite 06	60.18	0.07	0.12	<0.05	39.67	<0.03	100.13
DX450017	COL-5	19032-02 321A pyrrhotite 07	59.84	0.04	0.05	<0.05	39.62	<0.03	99.63
DX450017	COL-5	19032-02 321A pyrrhotite 08	59.76	0.05	<0.04	<0.05	39.62	<0.03	99.55
DX450017	COL-5	19032-02 321A pyrrhotite 09	59.94	0.06	0.10	<0.05	39.90	<0.03	100.08
DX450017	COL-5	19032-02 321A pyrrhotite 10	59.71	0.05	0.06	<0.05	39.72	<0.03	99.62

EMPA - Pyrrhotite ($Fe_{1-x}S$)

Sample ID	COL/HC ID	Polished Sample Number	Fe	Co	Ni	Cu	S	Se	Total
DX450021	HC-26	19032-02 261A pyrrhotite 01	60.47	<0.03	<0.04	<0.05	39.40	<0.03	100.02
DX450021	HC-26	19032-02 261A pyrrhotite 02	60.95	<0.03	<0.04	<0.05	39.78	<0.03	100.88
DX450021	HC-26	19032-02 261A pyrrhotite 03	60.76	<0.03	<0.04	<0.05	39.72	<0.03	100.63
DX450021	HC-26	19032-02 261A pyrrhotite 04	60.96	<0.03	0.07	<0.05	39.81	<0.03	100.94
DX450021	HC-26	19032-02 261A pyrrhotite 05	60.47	<0.03	<0.04	<0.05	39.86	<0.03	100.48
DX450021	HC-26	19032-02 261A pyrrhotite 06	60.14	0.04	0.06	<0.05	39.70	<0.03	100.02
DX450021	HC-26	19032-02 261A pyrrhotite 07	60.62	<0.03	<0.04	<0.05	39.64	<0.03	100.41
DX450021	HC-26	19032-02 261A pyrrhotite 08	60.73	<0.03	<0.04	<0.05	39.42	<0.03	100.30
DX450021	HC-26	19032-02 261A pyrrhotite 09	60.40	<0.03	0.05	<0.05	39.92	<0.03	100.47
DX450021	HC-26	19032-02 261A pyrrhotite 10	60.63	<0.03	0.06	<0.05	39.92	<0.03	100.72
DX450021	HC-26	19032-02 261A pyrrhotite 11	60.69	<0.03	<0.04	<0.05	39.60	<0.03	100.44
DX450021	HC-26	19032-02 261A pyrrhotite 12	60.27	<0.03	<0.04	<0.05	39.86	<0.03	100.28
DX450021	HC-26	19032-02 261A pyrrhotite 13	60.48	<0.03	0.05	<0.05	39.91	<0.03	100.55
DX450021	HC-26	19032-02 261A pyrrhotite 14	60.47	<0.03	0.05	<0.05	39.92	<0.03	100.55
DX450021	HC-26	19032-02 261A pyrrhotite 15	60.47	<0.03	<0.04	<0.05	39.84	<0.03	100.46
DX450030	COL-24	19032-02 471A pyrrhotite 01	60.89	<0.03	<0.04	<0.05	39.24	<0.03	100.29
DX450030	COL-24	19032-02 471A pyrrhotite 02	60.46	<0.03	<0.04	<0.05	38.97	<0.03	99.58
DX450030	COL-24	19032-02 471A pyrrhotite 03	61.68	<0.03	<0.04	<0.05	38.91	<0.03	100.74
DX450030	COL-24	19032-02 471A pyrrhotite 04	61.52	<0.03	<0.04	<0.05	38.90	<0.03	100.57
DX450030	COL-24	19032-02 471A pyrrhotite 05	61.60	<0.03	<0.04	<0.05	39.04	<0.03	100.79
DX450049	COL-25	19032-02 481A pyrrhotite 01	61.10	<0.03	<0.04	<0.05	39.16	<0.03	100.41
DX450049	COL-25	19032-02 481A pyrrhotite 02	60.96	<0.03	<0.04	<0.05	38.86	<0.03	99.98
DX450049	COL-25	19032-02 481A pyrrhotite 03	61.27	<0.03	<0.04	<0.05	38.69	<0.03	100.11
DX450049	COL-25	19032-02 481A pyrrhotite 04	60.84	<0.03	<0.04	<0.05	39.03	<0.03	100.01
DX450049	COL-25	19032-02 481A pyrrhotite 05	61.35	<0.03	<0.04	<0.05	39.01	<0.03	100.51
DX450049	COL-25	19032-02 481A pyrrhotite 06	60.13	<0.03	<0.04	<0.05	39.45	<0.03	99.73
DX450049	COL-25	19032-02 481A pyrrhotite 07	61.44	<0.03	<0.04	<0.05	39.12	<0.03	100.70
DX450049	COL-25	19032-02 481A pyrrhotite 08	60.82	<0.03	<0.04	<0.05	39.14	<0.03	100.12
DX450049	COL-25	19032-02 481A pyrrhotite 09	61.50	<0.03	<0.04	<0.05	39.03	<0.03	100.68
DX450049	COL-25	19032-02 481A pyrrhotite 10	60.15	<0.03	<0.04	<0.05	39.74	<0.03	100.04
DX450051	COL-13	19032-02 371A pyrrhotite 01	60.64	<0.03	<0.04	<0.05	39.54	<0.03	100.33
DX450051	COL-13	19032-02 371A pyrrhotite 02	60.12	<0.03	0.12	<0.05	39.84	<0.03	100.19
DX450051	COL-13	19032-02 371B pyrrhotite 01	60.32	<0.03	0.05	<0.05	39.48	<0.03	99.96
DX450051	COL-13	19032-02 371B pyrrhotite 02	60.73	<0.03	0.07	<0.05	39.41	<0.03	100.32
DX450051	COL-13	19032-02 371B pyrrhotite 03	60.48	<0.03	0.11	<0.05	39.64	<0.03	100.34
DX450052	HC-1	19032-02 11A pyrrhotite 01	60.11	<0.03	<0.04	<0.05	39.01	<0.03	99.27
DX450052	HC-1	19032-02 11A pyrrhotite 02	60.43	<0.03	<0.04	<0.05	39.31	<0.03	99.90
DX450052	HC-1	19032-02 11A pyrrhotite 03	60.56	<0.03	<0.04	<0.05	39.58	<0.03	100.29
DX450052	HC-1	19032-02 11A pyrrhotite 04	60.40	<0.03	<0.04	<0.05	39.42	<0.03	99.97
DX450052	HC-1	19032-02 11A pyrrhotite 05	60.43	<0.03	<0.04	<0.05	39.34	<0.03	99.92
DX450052	HC-1	19032-02 11A pyrrhotite 06	60.44	<0.03	0.08	<0.05	39.37	<0.03	100.00
DX450052	HC-1	19032-02 11A pyrrhotite 07	60.16	<0.03	0.12	<0.05	39.21	<0.03	99.60
DX450052	HC-1	19032-02 11A pyrrhotite 08	60.27	<0.03	<0.04	<0.05	39.22	<0.03	99.64
DX450052	HC-1	19032-02 11A pyrrhotite 09	59.80	<0.03	<0.04	<0.05	39.41	<0.03	99.36
DX450052	HC-1	19032-02 11A pyrrhotite 10	60.51	<0.03	<0.04	<0.05	39.80	<0.03	100.46
DX450052	HC-1	19032-02 11A pyrrhotite 11	60.17	<0.03	<0.04	<0.05	39.19	<0.03	99.51
DX450052	HC-1	19032-02 11A pyrrhotite 12	59.95	<0.03	<0.04	<0.05	39.12	<0.03	99.22
DX450052	HC-1	19032-02 11A pyrrhotite 13	60.54	<0.03	<0.04	<0.05	39.54	<0.03	100.23
DX450052	HC-1	19032-02 11A pyrrhotite 14	60.47	<0.03	<0.04	<0.05	39.36	<0.03	99.98
DX450071	COL-16	19032-02 391A pyrrhotite 01	60.32	<0.03	<0.04	<0.05	39.45	0.06	99.95
DX450071	COL-16	19032-02 391A pyrrhotite 02	60.06	<0.03	0.24	<0.05	39.85	0.04	100.27
DX450071	COL-16	19032-02 391A pyrrhotite 03	61.04	<0.03	<0.04	<0.05	39.48	0.08	100.72
DX450071	COL-16	19032-02 391A pyrrhotite 04	60.35	<0.03	<0.04	<0.05	39.52	<0.03	100.02
DX450071	COL-16	19032-02 391A pyrrhotite 05	60.86	<0.03	<0.04	<0.05	39.65	0.09	100.72
DX450071	COL-16	19032-02 391A pyrrhotite 06	60.20	<0.03	<0.04	<0.05	39.27	0.09	99.69
DX450071	COL-16	19032-02 391A pyrrhotite 07	60.35	<0.03	<0.04	<0.05	39.49	0.06	100.02
DX450071	COL-16	19032-02 391A pyrrhotite 08	60.30	<0.03	0.10	<0.05	39.52	0.04	100.04
DX450071	COL-16	19032-02 391A pyrrhotite 09	60.46	<0.03	<0.04	<0.05	39.60	0.07	100.26
DX450071	COL-16	19032-02 391A pyrrhotite 10	59.44	<0.03	0.43	<0.05	39.63	<0.03	99.61
DX450077	HC-22	19032-02 211A pyrrhotite 01	60.97	0.04	<0.04	<0.05	39.85	<0.03	100.98
DX450077	HC-22	19032-02 211A pyrrhotite 02	60.62	0.06	<0.04	<0.05	39.92	<0.03	100.71
DX450077	HC-22	19032-02 211A pyrrhotite 03	60.05	0.08	0.14	<0.05	39.60	<0.03	99.94
DX450077	HC-22	19032-02 211A pyrrhotite 04	61.04	0.05	0.05	<0.05	39.80	<0.03	101.02
DX450077	HC-22	19032-02 211A pyrrhotite 05	60.59	0.05	<0.04	<0.05	40.09	<0.03	100.84
DX450077	HC-22	19032-02 211A pyrrhotite 06	60.24	0.07	0.17	<0.05	39.74	<0.03	100.30
DX450077	HC-22	19032-02 211A pyrrhotite 07	59.64	0.07	0.05	<0.05	39.54	<0.03	99.38
DX450077	HC-22	19032-02 211A pyrrhotite 08	60.90	0.04	0.08	<0.05	39.06	<0.03	100.16
DX450077	HC-22	19032-02 211A pyrrhotite 09	60.26	<0.03	0.06	<0.05	39.69	<0.03	100.13
DX450077	HC-22	19032-02 211A pyrrhotite 10	60.03	0.08	0.07	<0.05	39.85	<0.03	100.11
DX450077	HC-22	19032-02 221A pyrrhotite 01	59.80	0.12	0.19	<0.05	39.90	<0.03	100.09
DX450077	HC-22	19032-02 221A pyrrhotite 02	60.39	0.09	0.27	<0.05	39.49	<0.03	100.33
DX450077	HC-22	19032-02 221A pyrrhotite 03	59.92	0.09	0.15	<0.05	39.94	<0.03	100.19
DX450077	HC-22	19032-02 221A pyrrhotite 04	59.85	0.08	0.23	<0.05	39.47	<0.03	99.70
DX450077	HC-22	19032-02 221A pyrrhotite 05	60.20	0.11	0.18	<0.05	39.56	<0.03	100.13
DX450080	COL-2	19032-02 291A pyrrhotite 01	61.86	0.04	0.30	<0.05	39.16	<0.03	101.44
DX450080	COL-2	19032-02 291A pyrrhotite 02	61.61	<0.03	0.23	<0.05	38.87	<0.03	100.81
DX450080	COL-2	19032-02 291A pyrrhotite 03	60.83	<0.03	0.24	<0.05	39.11	<0.03	100.29
DX450080	COL-2	19032-02 291A pyrrhotite 04	61.21	<0.03	0.37	<0.05	39.13	<0.03	100.82
DX450080	COL-2	19032-02 291A pyrrhotite 05	61.27	<0.03	0.18	<0.05	38.79	<0.03	100.35
DX450080	COL-2	19032-02 291A pyrrhotite 06	61.19	<0.03	0.29	<0.05	39.11	<0.03	100.70

EMPA - Pyrrhotite ($Fe_{1-x}S$)

Sample ID	COL/HC ID	Polished Sample Number	Fe	Co	Ni	Cu	S	Se	Total
DX450080	COL-2	19032-02 291A pyrrhotite 07	61.33	<0.03	0.19	<0.05	39.31	<0.03	100.94
DX450080	COL-2	19032-02 291A pyrrhotite 08	60.84	0.05	0.25	<0.05	38.83	<0.03	100.06
DX450080	COL-2	19032-02 291A pyrrhotite 09	61.15	<0.03	0.22	<0.05	38.77	<0.03	100.25
DX450080	COL-2	19032-02 291A pyrrhotite 10	61.81	<0.03	0.31	<0.05	39.60	<0.03	101.84
DX450089	COL-19	19032-02 421A pyrrhotite 01	61.54	<0.03	0.12	<0.05	38.87	<0.03	100.63
DX450089	COL-19	19032-02 421A pyrrhotite 02	60.90	<0.03	0.09	<0.05	39.04	<0.03	100.15
DX450089	COL-19	19032-02 421A pyrrhotite 03	59.97	<0.03	0.14	<0.05	39.88	<0.03	100.10
DX450089	COL-19	19032-02 421A pyrrhotite 04	61.26	<0.03	0.11	<0.05	39.33	<0.03	100.81
DX450089	COL-19	19032-02 421A pyrrhotite 05	60.69	<0.03	0.14	<0.05	38.99	<0.03	99.93
DX450089	COL-19	19032-02 421A pyrrhotite 06	60.94	<0.03	0.04	<0.05	39.97	<0.03	101.06
DX450089	COL-19	19032-02 421A pyrrhotite 07	61.49	<0.03	0.10	<0.05	38.98	<0.03	100.69
DX450089	COL-19	19032-02 421A pyrrhotite 08	60.40	<0.03	0.18	<0.05	40.07	<0.03	100.76
DX450089	COL-19	19032-02 421A pyrrhotite 09	61.09	<0.03	0.19	<0.05	38.94	<0.03	100.33
DX450089	COL-19	19032-02 421A pyrrhotite 10	60.97	<0.03	0.14	<0.05	39.27	<0.03	100.50
DX450105	COL-26	19032-02 491A pyrrhotite 01	60.94	<0.03	<0.04	<0.05	38.90	<0.03	100.00
DX450105	COL-26	19032-02 491A pyrrhotite 02	61.34	<0.03	<0.04	<0.05	38.83	<0.03	100.31
DX450105	COL-26	19032-02 491A pyrrhotite 03	61.72	<0.03	<0.04	<0.05	38.67	<0.03	100.54
DX450105	COL-26	19032-02 491A pyrrhotite 04	61.09	<0.03	<0.04	<0.05	39.01	<0.03	100.25
DX450105	COL-26	19032-02 491A pyrrhotite 05	61.25	<0.03	<0.04	<0.05	38.78	<0.03	100.18
DX450105	COL-26	19032-02 491A pyrrhotite 06	61.54	<0.03	<0.04	<0.05	38.80	<0.03	100.49
DX450105	COL-26	19032-02 491A pyrrhotite 07	61.24	<0.03	<0.04	<0.05	38.71	<0.03	100.10
DX450105	COL-26	19032-02 491A pyrrhotite 08	61.13	<0.03	<0.04	<0.05	38.80	<0.03	100.08
DX450105	COL-26	19032-02 491A pyrrhotite 09	61.29	<0.03	<0.04	<0.05	39.00	<0.03	100.43
DX450108	HC-8	19032-02 81A pyrrhotite 01	59.92	<0.03	0.10	<0.05	39.13	<0.03	99.25
DX450108	HC-8	19032-02 81A pyrrhotite 02	60.04	<0.03	0.07	<0.05	39.44	<0.03	99.65
DX450108	HC-8	19032-02 81A pyrrhotite 03	60.09	<0.03	<0.04	<0.05	39.48	<0.03	99.72
DX450108	HC-8	19032-02 81A pyrrhotite 04	59.95	<0.03	0.13	<0.05	39.29	<0.03	99.48
DX450108	HC-8	19032-02 81A pyrrhotite 05	59.98	<0.03	0.05	<0.05	39.52	<0.03	99.66
DX450108	HC-8	19032-02 81A pyrrhotite 06	60.64	<0.03	<0.04	<0.05	39.45	<0.03	100.23
DX450108	HC-8	19032-02 81A pyrrhotite 07	60.06	<0.03	0.07	<0.05	39.57	<0.03	99.82
DX450108	HC-8	19032-02 81A pyrrhotite 08	60.92	<0.03	0.06	<0.05	39.20	<0.03	100.29
DX450108	HC-8	19032-02 81A pyrrhotite 09	60.04	<0.03	0.09	<0.05	39.40	<0.03	99.64
DX450108	HC-8	19032-02 81A pyrrhotite 10	60.46	0.04	0.06	<0.05	39.58	<0.03	100.21
DX450113	COL-11/HC-23	19032-02 231A pyrrhotite 01	61.15	<0.03	0.23	<0.05	38.68	<0.03	100.17
DX450113	COL-11/HC-23	19032-02 231A pyrrhotite 02	60.88	<0.03	0.09	<0.05	38.94	<0.03	100.02
DX450113	COL-11/HC-23	19032-02 231A pyrrhotite 03	61.49	<0.03	0.10	<0.05	38.87	<0.03	100.58
DX450113	COL-11/HC-23	19032-02 231A pyrrhotite 04	61.08	0.07	0.18	<0.05	38.86	<0.03	100.27
DX450113	COL-11/HC-23	19032-02 231A pyrrhotite 05	60.89	<0.03	0.08	<0.05	38.96	<0.03	100.04
DX450113	COL-11/HC-23	19032-02 231A pyrrhotite 06	60.96	0.04	0.25	<0.05	38.96	<0.03	100.29
DX450113	COL-11/HC-23	19032-02 231A pyrrhotite 07	60.78	<0.03	0.23	<0.05	38.92	<0.03	100.04
DX450113	COL-11/HC-23	19032-02 231A pyrrhotite 08	61.30	<0.03	0.14	<0.05	39.06	<0.03	100.60
DX450113	COL-11/HC-23	19032-02 231A pyrrhotite 09	61.49	<0.03	0.17	<0.05	38.84	<0.03	100.61
DX450113	COL-11/HC-23	19032-02 231A pyrrhotite 10	61.85	<0.03	0.09	<0.05	38.66	<0.03	100.71
DX450118	HC-11	19032-02 111A pyrrhotite 01	60.69	<0.03	<0.04	<0.05	38.91	<0.03	99.75
DX450118	HC-11	19032-02 111A pyrrhotite 02	60.59	0.04	<0.04	<0.05	39.93	<0.03	100.68
DX450118	HC-11	19032-02 111A pyrrhotite 03	60.93	<0.03	<0.04	<0.05	40.17	<0.03	101.25
DX450118	HC-11	19032-02 111A pyrrhotite 04	60.47	<0.03	<0.04	<0.05	39.88	<0.03	100.50
DX450118	HC-11	19032-02 111A pyrrhotite 05	60.33	0.04	<0.04	<0.05	40.03	<0.03	100.52
DX450118	HC-11	19032-02 111A pyrrhotite 06	60.29	0.04	0.07	<0.05	40.03	<0.03	100.52
DX450118	HC-11	19032-02 111A pyrrhotite 07	59.68	<0.03	<0.04	<0.05	39.63	<0.03	99.47
DX450118	HC-11	19032-02 111A pyrrhotite 08	60.30	0.05	0.09	<0.05	39.98	<0.03	100.51
DX450118	HC-11	19032-02 111A pyrrhotite 09	60.44	<0.03	<0.04	<0.05	40.36	<0.03	100.96
DX450118	HC-11	19032-02 111A pyrrhotite 10	60.53	<0.03	<0.04	<0.05	39.87	<0.03	100.55
DX450119	COL-1	19032-02 281A pyrrhotite 01	60.20	0.04	0.06	<0.05	39.34	<0.03	99.72
DX450119	COL-1	19032-02 281A pyrrhotite 02	61.16	0.05	0.05	<0.05	39.70	<0.03	101.03
DX450119	COL-1	19032-02 281A pyrrhotite 03	60.32	0.04	<0.04	<0.05	39.81	<0.03	100.30
DX450119	COL-1	19032-02 281A pyrrhotite 04	60.76	<0.03	<0.04	<0.05	39.52	<0.03	100.43
DX450119	COL-1	19032-02 281A pyrrhotite 05	60.39	0.05	<0.04	<0.05	39.75	<0.03	100.32
DX450119	COL-1	19032-02 281A pyrrhotite 06	60.43	<0.03	<0.04	<0.05	39.65	<0.03	100.23
DX450119	COL-1	19032-02 281A pyrrhotite 07	60.75	0.05	0.06	<0.05	39.91	<0.03	100.85
DX450119	COL-1	19032-02 281A pyrrhotite 08	60.63	<0.03	<0.04	<0.05	39.45	<0.03	100.23
DX450119	COL-1	19032-02 281A pyrrhotite 09	60.70	<0.03	0.06	<0.05	39.72	<0.03	100.59
DX450119	COL-1	19032-02 281A pyrrhotite 10	60.98	<0.03	0.05	<0.05	39.60	<0.03	100.74
DX450119	COL-1	19032-02 281A pyrrhotite 11	60.60	<0.03	<0.04	<0.05	39.86	<0.03	100.60
DX450119	COL-1	19032-02 281A pyrrhotite 12	60.88	0.04	<0.04	<0.05	39.79	<0.03	100.83
DX450119	COL-1	19032-02 281A pyrrhotite 13	60.26	0.04	0.05	<0.05	39.57	<0.03	100.00
DX450119	COL-1	19032-02 281A pyrrhotite 14	60.82	<0.03	0.08	<0.05	39.71	<0.03	100.72
DX450119	COL-1	19032-02 281A pyrrhotite 15	60.94	<0.03	0.08	<0.05	39.52	<0.03	100.64
DX450128	HC-25	19032-02 251A pyrrhotite 01	60.42	<0.03	<0.04	<0.05	39.71	<0.03	100.27
DX450128	HC-25	19032-02 251A pyrrhotite 02	60.34	0.05	0.06	<0.05	39.67	<0.03	100.19
DX450128	HC-25	19032-02 251A pyrrhotite 03	60.49	<0.03	<0.04	<0.05	39.74	<0.03	100.39
DX450128	HC-25	19032-02 251A pyrrhotite 04	60.79	0.04	<0.04	<0.05	39.74	<0.03	100.69
DX450128	HC-25	19032-02 251A pyrrhotite 05	60.59	0.08	0.08	<0.05	39.51	<0.03	100.34
DX450128	HC-25	19032-02 251A pyrrhotite 06	60.35	0.07	0.17	<0.05	39.69	<0.03	100.35
DX450128	HC-25	19032-02 251A pyrrhotite 07	61.05	<0.03	0.06	<0.05	39.81	<0.03	101.03
DX450128	HC-25	19032-02 251A pyrrhotite 08	60.63	0.08	0.06	<0.05	39.46	<0.03	100.32
DX450128	HC-25	19032-02 251A pyrrhotite 09	60.41	<0.03	0.05	<0.05	39.69	<0.03	100.26
DX450128	HC-25	19032-02 251A pyrrhotite 10	61.00	<0.03	0.06	<0.05	39.64	<0.03	100.81
DX450128	HC-25	19032-02 251A pyrrhotite 11	60.31	<0.03	<0.04	<0.05	39.66	<0.03	100.12
DX450128	HC-25	19032-02 251A pyrrhotite 12	60.38	<0.03	<0.04	<0.05	39.61	<0.03	100.13

EMPA - Pyrrhotite ($Fe_{1-x}S$)

Sample ID	COL/HC ID	Polished Sample Number	Fe	Co	Ni	Cu	S	Se	Total
DX450128	HC-25	19032-02 251A pyrrhotite 13	60.70	<0.03	<0.04	<0.05	39.55	<0.03	100.39
DX450128	HC-25	19032-02 251A pyrrhotite 14	60.56	<0.03	<0.04	<0.05	39.65	<0.03	100.36
DX450128	HC-25	19032-02 251A pyrrhotite 15	60.38	<0.03	<0.04	<0.05	39.63	<0.03	100.15
DX450128	HC-25	19032-02 251A pyrrhotite 15	60.38	<0.03	<0.04	<0.05	39.63	<0.03	100.15
DX450130	COL-17	19032-02 401A pyrrhotite 01	62.40	<0.03	0.05	<0.05	37.82	<0.03	100.38
DX450130	COL-17	19032-02 401A pyrrhotite 02	63.67	<0.03	<0.04	<0.05	36.70	<0.03	100.52
DX450130	COL-17	19032-02 401B pyrrhotite 01	63.65	<0.03	0.04	<0.05	36.13	<0.03	99.93
DX450130	COL-17	19032-02 401B pyrrhotite 02	61.33	<0.03	0.26	<0.05	38.27	<0.03	99.97
DX450130	COL-17	19032-02 401B pyrrhotite 03	60.27	<0.03	0.19	<0.05	38.40	<0.03	98.97
DX450134	HC-15	19032-02 151A pyrrhotite 01	59.61	<0.03	0.35	<0.05	39.71	<0.03	99.77
DX450134	HC-15	19032-02 151A pyrrhotite 02	60.04	<0.03	0.66	<0.05	39.31	<0.03	100.11
DX450134	HC-15	19032-02 151A pyrrhotite 03	59.72	<0.03	0.34	<0.05	39.87	<0.03	100.05
DX450134	HC-15	19032-02 151A pyrrhotite 04	59.60	<0.03	0.39	<0.05	39.62	<0.03	99.72
DX450134	HC-15	19032-02 151A pyrrhotite 05	59.92	<0.03	0.33	<0.05	39.86	<0.03	100.23
DX450134	HC-15	19032-02 151A pyrrhotite 06	59.65	<0.03	0.33	<0.05	39.57	<0.03	99.66
DX450134	HC-15	19032-02 151A pyrrhotite 07	59.88	<0.03	0.36	<0.05	39.68	<0.03	100.03
DX450134	HC-15	19032-02 151A pyrrhotite 08	59.98	<0.03	0.32	<0.05	39.71	<0.03	100.12
DX450134	HC-15	19032-02 151A pyrrhotite 09	60.07	<0.03	0.53	<0.05	39.56	<0.03	100.27
DX450134	HC-15	19032-02 151A pyrrhotite 10	59.63	<0.03	0.41	<0.05	39.58	<0.03	99.73
DX450134	HC-15	19032-02 151A pyrrhotite 11	59.63	<0.03	0.39	<0.05	39.71	<0.03	99.83
DX450134	HC-15	19032-02 151A pyrrhotite 12	59.80	<0.03	0.42	<0.05	39.58	<0.03	99.92
DX450134	HC-15	19032-02 151A pyrrhotite 13	60.13	<0.03	0.30	<0.05	39.63	<0.03	100.17
DX450134	HC-15	19032-02 151A pyrrhotite 14	59.96	<0.03	0.38	<0.05	39.53	<0.03	99.98
DX450134	HC-15	19032-02 151A pyrrhotite 15	59.91	0.04	0.13	<0.05	39.40	<0.03	99.57
DX450143	COL-3	19032-02 301A pyrrhotite 01	60.67	<0.03	0.15	0.10	39.46	<0.03	100.45
DX450143	COL-3	19032-02 301A pyrrhotite 02	60.33	<0.03	0.04	<0.05	39.64	<0.03	100.13
DX450143	COL-3	19032-02 301A pyrrhotite 03	60.69	0.05	0.20	<0.05	38.97	<0.03	99.98
DX450143	COL-3	19032-02 301A pyrrhotite 04	60.26	<0.03	0.08	<0.05	39.70	<0.03	100.14
DX450143	COL-3	19032-02 301A pyrrhotite 05	60.06	0.04	0.05	<0.05	39.28	<0.03	99.51
DX450143	COL-3	19032-02 301A pyrrhotite 06	60.27	0.05	<0.04	<0.05	39.52	<0.03	99.96
DX450143	COL-3	19032-02 301A pyrrhotite 07	60.35	<0.03	0.06	<0.05	39.87	<0.03	100.39
DX450143	COL-3	19032-02 301A pyrrhotite 08	60.60	<0.03	0.20	<0.05	39.41	<0.03	100.32
DX450143	COL-3	19032-02 301A pyrrhotite 09	61.50	<0.03	0.05	<0.05	39.16	<0.03	100.81
DX450143	COL-3	19032-02 301A pyrrhotite 10	60.64	<0.03	<0.04	<0.05	39.74	<0.03	100.54
DX450143	COL-3	19032-02 301A pyrrhotite 11	60.33	0.05	0.07	<0.05	39.64	<0.03	100.17
DX450143	COL-3	19032-02 301A pyrrhotite 12	60.50	<0.03	<0.04	<0.05	39.58	<0.03	100.22
DX450143	COL-3	19032-02 301A pyrrhotite 13	59.99	<0.03	0.05	<0.05	39.29	<0.03	99.45
DX450143	COL-3	19032-02 301A pyrrhotite 14	60.47	<0.03	0.11	<0.05	39.37	<0.03	100.06
DX450143	COL-3	19032-02 301A pyrrhotite 15	60.64	0.06	<0.04	<0.05	39.13	<0.03	99.94
DX450155	COL-23	19032-02 461A pyrrhotite 01	61.16	<0.03	<0.04	<0.05	39.41	<0.03	100.72
DX450155	COL-23	19032-02 461A pyrrhotite 02	60.42	<0.03	0.08	<0.05	39.32	<0.03	99.93
DX450155	COL-23	19032-02 461A pyrrhotite 03	60.76	<0.03	0.15	<0.05	39.30	<0.03	100.31
DX450155	COL-23	19032-02 461A pyrrhotite 04	60.62	<0.03	0.05	<0.05	39.63	0.09	100.47
DX450155	COL-23	19032-02 461A pyrrhotite 05	60.68	<0.03	<0.04	<0.06	39.08	<0.03	99.92
DX450155	COL-23	19032-02 461A pyrrhotite 06	60.67	<0.03	0.06	<0.05	39.32	<0.03	100.16
DX450155	COL-23	19032-02 461A pyrrhotite 07	60.39	<0.03	0.05	<0.05	39.29	<0.03	99.84
DX450155	COL-23	19032-02 461A pyrrhotite 08	59.99	<0.03	<0.04	<0.05	39.91	<0.03	100.05
DX450155	COL-23	19032-02 461B pyrrhotite 01	61.00	<0.03	0.08	<0.05	38.72	<0.03	99.90
DX450155	COL-23	19032-02 461B pyrrhotite 02	60.73	<0.03	0.05	<0.05	38.83	<0.03	99.72
DX450171	HC-14	19032-02 141A pyrrhotite 01	60.01	<0.03	0.10	<0.05	39.37	<0.03	99.59
DX450171	HC-14	19032-02 141A pyrrhotite 02	60.05	<0.03	0.06	<0.05	39.60	<0.03	99.83
DX450171	HC-14	19032-02 141A pyrrhotite 03	59.82	<0.03	0.31	<0.05	39.68	<0.03	99.92
DX450171	HC-14	19032-02 141A pyrrhotite 04	60.60	<0.03	0.30	<0.05	38.67	<0.03	99.68
DX450171	HC-14	19032-02 141A pyrrhotite 05	60.10	0.07	0.08	<0.05	39.44	<0.03	99.77
DX450171	HC-14	19032-02 141A pyrrhotite 06	60.44	0.04	0.14	<0.05	39.67	<0.03	100.37
DX450171	HC-14	19032-02 141A pyrrhotite 07	60.12	<0.03	0.18	<0.05	39.45	<0.03	99.86
DX450171	HC-14	19032-02 141A pyrrhotite 08	60.45	<0.03	0.04	<0.05	39.60	<0.03	100.21
DX450171	HC-14	19032-02 141A pyrrhotite 09	60.53	<0.03	0.16	<0.05	39.75	<0.03	100.55
DX450171	HC-14	19032-02 141A pyrrhotite 10	60.29	<0.03	0.13	<0.05	39.74	<0.03	100.26
DX450171	HC-14	19032-02 141A pyrrhotite 11	60.71	<0.03	0.34	<0.05	39.49	<0.03	100.64
DX450171	HC-14	19032-02 141A pyrrhotite 12	60.25	<0.03	0.08	<0.05	39.98	<0.03	100.42
DX450171	HC-14	19032-02 141A pyrrhotite 13	60.82	<0.03	0.06	<0.05	39.57	<0.03	100.56
DX450171	HC-14	19032-02 141A pyrrhotite 14	60.47	<0.03	0.18	<0.05	39.56	<0.03	100.33
DX450171	HC-14	19032-02 141A pyrrhotite 15	60.15	<0.03	0.09	<0.05	39.79	<0.03	100.14
DX450176	HC-4	19032-02 041A pyrrhotite 01	60.10	<0.03	<0.04	<0.05	39.65	<0.03	99.90
DX450176	HC-4	19032-02 041A pyrrhotite 02	60.19	<0.03	0.12	<0.05	39.73	<0.03	100.16
DX450176	HC-4	19032-02 041A pyrrhotite 03	59.62	<0.03	0.06	<0.05	39.50	<0.03	99.29
DX450176	HC-4	19032-02 041A pyrrhotite 04	60.16	<0.03	<0.04	<0.05	39.72	<0.03	100.03
DX450176	HC-4	19032-02 041A pyrrhotite 05	60.04	<0.03	0.09	<0.05	39.82	<0.03	100.06
DX450176	HC-4	19032-02 041A pyrrhotite 06	60.50	<0.03	<0.04	<0.05	39.79	<0.03	100.43
DX450176	HC-4	19032-02 041A pyrrhotite 07	60.02	<0.03	0.05	<0.05	39.98	<0.03	100.16
DX450176	HC-4	19032-02 041A pyrrhotite 08	60.31	<0.03	0.05	<0.05	39.45	<0.03	99.92
DX450176	HC-4	19032-02 041A pyrrhotite 09	60.52	<0.03	0.09	<0.05	39.90	<0.03	100.61
DX450176	HC-4	19032-02 041A pyrrhotite 10	59.85	<0.03	0.08	<0.05	39.77	<0.03	99.80

EMPA - Pyrrhotite ($Fe_{1-x}S$)

Sample ID	COL/HC ID	Polished Sample Number	Fe	Co	Ni	Cu	S	Se	Total
DX450185	HC-16	19032-02 161A pyrrhotite 01	61.39	<0.03	0.22	<0.05	38.90	<0.03	100.62
DX450185	HC-16	19032-02 161A pyrrhotite 02	61.50	<0.03	0.32	<0.05	38.35	<0.03	100.28
DX450185	HC-16	19032-02 161A pyrrhotite 03	61.39	<0.03	0.15	<0.05	38.55	<0.03	100.20
DX450185	HC-16	19032-02 161A pyrrhotite 04	60.98	<0.03	0.31	<0.05	38.63	<0.03	100.03
DX450185	HC-16	19032-02 161A pyrrhotite 05	61.02	<0.03	0.07	<0.05	38.64	<0.03	99.84
DX450185	HC-16	19032-02 161A pyrrhotite 06	61.43	<0.03	0.15	<0.05	38.55	<0.03	100.24
DX450185	HC-16	19032-02 161A pyrrhotite 07	61.13	<0.03	0.15	<0.05	38.61	<0.03	100.00
DX450185	HC-16	19032-02 161A pyrrhotite 08	61.39	<0.03	0.06	<0.05	38.55	<0.03	100.11
DX450185	HC-16	19032-02 161A pyrrhotite 09	61.25	<0.03	0.11	<0.05	38.62	<0.03	100.09
DX450185	HC-16	19032-02 161A pyrrhotite 10	60.98	<0.03	0.35	<0.05	38.92	<0.03	100.36
DX450185	HC-16	19032-02 161A pyrrhotite 11	62.01	<0.03	0.10	<0.05	38.80	<0.03	101.02
DX450185	HC-16	19032-02 161A pyrrhotite 12	61.84	<0.03	0.09	<0.05	38.52	<0.03	100.57
DX450185	HC-16	19032-02 161A pyrrhotite 13	61.24	<0.03	0.27	<0.05	38.75	<0.03	100.36
DX450185	HC-16	19032-02 161A pyrrhotite 14	61.26	<0.03	0.17	<0.05	38.94	<0.03	100.48
DX450185	HC-16	19032-02 161A pyrrhotite 15	61.36	<0.03	0.36	<0.05	39.09	<0.03	100.93
DX450186	HC-10	19032-02 101A pyrrhotite 01	61.29	<0.03	<0.04	<0.05	38.56	<0.03	99.99
DX450186	HC-10	19032-02 101A pyrrhotite 02	61.17	<0.03	<0.04	<0.05	39.08	<0.03	100.40
DX450186	HC-10	19032-02 101A pyrrhotite 03	61.54	<0.03	<0.04	<0.05	39.13	<0.03	100.83
DX450186	HC-10	19032-02 101A pyrrhotite 04	61.25	<0.03	<0.04	<0.05	38.86	<0.03	100.26
DX450186	HC-10	19032-02 101A pyrrhotite 05	61.52	<0.03	<0.04	<0.05	39.06	<0.03	100.73
DX450186	HC-10	19032-02 101A pyrrhotite 06	61.04	<0.03	<0.04	<0.05	39.05	<0.03	100.24
DX450186	HC-10	19032-02 101A pyrrhotite 07	61.17	<0.03	<0.04	<0.05	38.81	<0.03	100.13
DX450186	HC-10	19032-02 101A pyrrhotite 08	60.79	<0.03	<0.04	<0.05	38.95	<0.03	99.89
DX450186	HC-10	19032-02 101A pyrrhotite 09	61.06	<0.03	<0.04	<0.05	38.85	<0.03	100.06
DX450186	HC-10	19032-02 101A pyrrhotite 10	61.53	<0.03	<0.04	<0.05	38.92	<0.03	100.60
DX450186	HC-10	19032-02 101A pyrrhotite 11	61.55	<0.03	<0.04	<0.05	39.09	<0.03	100.80
DX450186	HC-10	19032-02 101A pyrrhotite 12	61.87	<0.03	<0.04	<0.05	39.07	<0.03	101.09
DX450186	HC-10	19032-02 101A pyrrhotite 13	61.33	<0.03	<0.04	<0.05	39.22	<0.03	100.70
DX450186	HC-10	19032-02 101A pyrrhotite 14	60.99	<0.03	<0.04	<0.05	38.65	<0.03	99.80
DX450186	HC-10	19032-02 101A pyrrhotite 15	61.13	<0.03	<0.04	<0.05	39.03	<0.03	100.31
DX450200	COL-22	19032-02 451A pyrrhotite 01	61.25	<0.03	<0.04	<0.05	38.60	<0.03	100.00
DX450200	COL-22	19032-02 451A pyrrhotite 02	61.34	<0.03	0.11	<0.05	39.28	<0.03	100.85
DX450200	COL-22	19032-02 451A pyrrhotite 03	61.15	<0.03	<0.04	<0.05	39.21	<0.03	100.51
DX450200	COL-22	19032-02 451A pyrrhotite 04	61.19	<0.03	<0.04	<0.05	39.04	<0.03	100.39
DX450200	COL-22	19032-02 451A pyrrhotite 05	61.40	<0.03	<0.04	<0.05	38.94	<0.03	100.49
DX450200	COL-22	19032-02 451A pyrrhotite 06	61.05	<0.03	<0.04	<0.05	39.24	<0.03	100.43
DX450200	COL-22	19032-02 451B pyrrhotite 01	61.14	<0.03	0.05	<0.05	38.56	<0.03	99.87
DX450200	COL-22	19032-02 451B pyrrhotite 02	60.50	<0.03	<0.04	<0.05	38.79	<0.03	99.44
DX450200	COL-22	19032-02 451B pyrrhotite 03	61.50	<0.03	<0.04	<0.05	38.78	<0.03	100.44
DX450200	COL-22	19032-02 451B pyrrhotite 04	61.57	<0.03	<0.04	<0.05	38.67	<0.03	100.40
DX450232	COL-15/HC-5	19032-02 51A pyrrhotite 01	60.73	<0.03	0.15	<0.05	38.84	<0.03	99.83
DX450232	COL-15/HC-5	19032-02 51A pyrrhotite 02	60.12	<0.03	0.06	<0.05	39.47	<0.03	99.76
DX450232	COL-15/HC-5	19032-02 51A pyrrhotite 03	61.06	0.04	0.13	<0.05	38.99	<0.03	100.30
DX450232	COL-15/HC-5	19032-02 51A pyrrhotite 04	60.06	0.05	0.07	<0.05	39.63	<0.03	99.88
DX450232	COL-15/HC-5	19032-02 51A pyrrhotite 05	60.62	<0.03	0.05	<0.05	38.84	<0.03	99.63
DX450232	COL-15/HC-5	19032-02 51A pyrrhotite 06	60.12	<0.03	0.07	<0.05	39.48	<0.03	99.78
DX450232	COL-15/HC-5	19032-02 51A pyrrhotite 07	60.49	0.05	0.06	<0.05	39.35	<0.03	100.03
DX450232	COL-15/HC-5	19032-02 51A pyrrhotite 08	61.41	<0.03	0.14	<0.05	38.95	<0.03	100.60
DX450232	COL-15/HC-5	19032-02 51A pyrrhotite 09	60.64	0.05	<0.04	<0.05	39.37	<0.03	100.18
DX450232	COL-15/HC-5	19032-02 51A pyrrhotite 10	61.36	<0.03	0.07	<0.05	38.86	<0.03	100.39
DX450233	COL-21	19032-02 441A pyrrhotite 01	60.54	<0.03	<0.04	<0.05	39.71	<0.03	100.39
DX450233	COL-21	19032-02 441A pyrrhotite 02	61.06	<0.03	<0.04	<0.05	39.12	<0.03	100.33
DX450233	COL-21	19032-02 441A pyrrhotite 03	60.71	<0.03	<0.04	<0.05	39.76	<0.03	100.62
DX450233	COL-21	19032-02 441A pyrrhotite 04	60.74	<0.03	<0.04	<0.05	39.44	<0.03	100.33
DX450233	COL-21	19032-02 441A pyrrhotite 05	61.43	<0.03	<0.04	<0.05	39.30	<0.03	100.88
DX450233	COL-21	19032-02 441A pyrrhotite 06	60.55	<0.03	<0.04	<0.05	39.75	<0.03	100.45
DX450233	COL-21	19032-02 441A pyrrhotite 07	61.33	<0.03	<0.04	<0.05	39.40	<0.03	100.89
DX450233	COL-21	19032-02 441A pyrrhotite 08	60.84	<0.03	<0.04	<0.05	39.99	<0.03	100.99
DX450233	COL-21	19032-02 441A pyrrhotite 09	60.94	<0.03	<0.04	<0.05	39.90	<0.03	100.99
DX450233	COL-21	19032-02 441A pyrrhotite 10	60.46	<0.03	<0.04	<0.05	40.02	<0.03	100.63
DX450233	COL-21	19032-02 441A pyrrhotite 11	60.67	<0.03	<0.04	<0.05	39.75	<0.03	100.57
DX450233	COL-21	19032-02 441A pyrrhotite 12	60.77	<0.03	<0.04	<0.05	40.16	<0.03	101.08
DX450233	COL-21	19032-02 441A pyrrhotite 13	60.31	<0.03	<0.04	<0.05	39.80	<0.03	100.26
DX450233	COL-21	19032-02 441A pyrrhotite 14	60.72	<0.03	<0.04	<0.05	39.92	<0.03	100.79
DX450233	COL-21	19032-02 441A pyrrhotite 15	61.02	<0.03	<0.04	<0.05	39.81	<0.03	100.98
031644	HC-30	19032-02 51A pyrrhotite 01	60.88	<0.03	0.05	<0.05	38.76	<0.03	99.80
031644	HC-30	19032-02 51A pyrrhotite 02	60.96	<0.03	0.08	<0.05	39.32	<0.03	100.47
031644	HC-30	19032-02 51A pyrrhotite 03	60.63	<0.03	0.12	<0.05	39.31	<0.03	100.17
031644	HC-30	19032-02 51A pyrrhotite 04	61.12	<0.03	0.12	<0.05	39.44	<0.03	100.78
031644	HC-30	19032-02 51A pyrrhotite 05	61.02	<0.03	0.10	<0.05	39.36	<0.03	100.59
DX450179	HC-29	19032-02 71A pyrrhotite 01	60.70	<0.03	<0.04	<0.05	39.10	<0.03	99.95
DX450179	HC-29	19032-02 71A pyrrhotite 02	60.73	<0.03	<0.04	<0.05	39.17	<0.03	100.05
DX450179	HC-29	19032-02 71A pyrrhotite 03	61.58	<0.03	<0.04	<0.05	38.53	<0.03	100.26
DX450179	HC-29	19032-02 71A pyrrhotite 04	60.80	<0.03	0.06	<0.05	38.76	<0.03	99.73
DX450179	HC-29	19032-02 71A pyrrhotite 05	60.78	<0.03	<0.04	<0.05	39.33	<0.03	100.26
DX450179	HC-29	19032-02 71A pyrrhotite 06	61.70	<0.03	<0.04	<0.05	39.23	<0.03	101.08
DX450179	HC-29	19032-02 71A pyrrhotite 07	60.64	<0.03	<0.04	<0.05	39.29	<0.03	100.08
DX450179	HC-29	19032-02 71A pyrrhotite 08	60.47	<0.03	<0.04	<0.05	39.30	<0.03	99.92
DX450179	HC-29	19032-02 71A pyrrhotite 09	60.82	<0.03	<0.04	<0.05	39.23	<0.03	100.21
DX450179	HC-29	19032-02 71A pyrrhotite 10	60.82	<0.03	0.05	<0.05	39.41	<0.03	100.39
DX450183	HC-31	19032-02 91A pyrrhotite 01	60.80	0.05	<0.04	<0.05	39.52	<0.03	100.49
DX450183	HC-31	19032-02 91A pyrrhotite 02	60.55	0.04	0.19	<0.05	39.24	<0.03	100.10
DX450183	HC-31	19032-02 91A pyrrhotite 03	60.30	<0.03	0.21	<0.05	39.27	<0.03	99.89

EMPA - Pyrrhotite ($Fe_{1-x}S$)

Sample ID	COL/HC ID	Polished Sample Number	Fe	Co	Ni	Cu	S	Se	Total
DX450183	HC-31	19032-02 91A pyrrhotite 04	60.51	<0.03	0.26	<0.05	39.33	<0.03	100.22
DX450183	HC-31	19032-02 91A pyrrhotite 05	60.58	<0.03	0.22	<0.05	39.27	<0.03	100.18
031576	HC-32	19032-02 61A pyrrhotite 01	59.88	<0.03	<0.04	<0.05	39.37	<0.03	99.41
031576	HC-32	19032-02 61A pyrrhotite 02	60.51	<0.03	0.05	<0.05	39.27	<0.03	99.94
031576	HC-32	19032-02 61A pyrrhotite 03	60.48	<0.03	0.10	<0.05	39.68	<0.03	100.36
031576	HC-32	19032-02 61A pyrrhotite 04	60.37	<0.03	<0.04	0.06	39.44	<0.03	99.97
031576	HC-32	19032-02 61A pyrrhotite 05	60.59	<0.03	<0.04	<0.05	39.63	<0.03	100.37
031718	COL-34	19032-02 41A pyrrhotite 01	60.95	<0.03	0.20	<0.05	38.36	<0.03	99.63
031718	COL-34	19032-02 41A pyrrhotite 02	64.09	<0.03	<0.04	<0.05	36.59	<0.03	100.82
031718	COL-34	19032-02 41A pyrrhotite 03	61.22	<0.03	0.18	<0.05	38.59	<0.03	100.10
031718	COL-34	19032-02 41A pyrrhotite 04	61.66	<0.03	0.05	<0.05	38.63	<0.03	100.45
031718	COL-34	19032-02 41A pyrrhotite 05	64.18	<0.03	<0.04	<0.05	36.54	<0.03	100.87
031718	COL-34	19032-02 41A pyrrhotite 06	62.22	0.04	0.20	<0.05	38.47	<0.03	101.01
031718	COL-34	19032-02 41A pyrrhotite 07	64.00	<0.03	<0.04	<0.05	36.43	<0.03	100.58
031718	COL-34	19032-02 41A pyrrhotite 08	61.64	<0.03	0.20	<0.05	38.61	<0.03	100.56
031718	COL-34	19032-02 41A pyrrhotite 09	61.70	<0.03	0.16	<0.05	38.84	<0.03	100.81
031718	COL-34	19032-02 41A pyrrhotite 10	64.65	<0.03	<0.04	<0.05	36.15	<0.03	100.95
DX450174	HC-34	19032-02 101A pyrrhotite 01	61.53	0.07	<0.04	<0.05	38.50	<0.03	100.22
DX450174	HC-34	19032-02 101A pyrrhotite 02	61.76	0.07	0.12	<0.05	38.35	<0.03	100.39
DX450174	HC-34	19032-02 101A pyrrhotite 03	61.42	<0.03	0.35	<0.05	38.94	<0.03	100.82
DX450174	HC-34	19032-02 101A pyrrhotite 04	61.92	0.08	0.08	<0.05	38.64	<0.03	100.80
DX450174	HC-34	19032-02 101A pyrrhotite 05	61.36	0.10	<0.04	<0.05	39.00	<0.03	100.57
DX450174	HC-34	19032-02 101A pyrrhotite 06	60.91	0.05	0.18	<0.05	38.78	<0.03	100.00
DX450174	HC-34	19032-02 101A pyrrhotite 07	61.24	0.09	0.10	<0.05	38.69	<0.03	100.20
DX450174	HC-34	19032-02 101A pyrrhotite 08	61.04	<0.03	0.27	<0.05	38.65	<0.03	100.07
DX450174	HC-34	19032-02 101A pyrrhotite 09	61.54	0.06	0.12	<0.05	38.70	<0.03	100.50
DX450174	HC-34	19032-02 101A pyrrhotite 10	60.70	0.06	0.10	<0.05	38.50	<0.03	99.43
031787	HC-28	19032-02 111A pyrrhotite 01	61.23	<0.03	<0.04	<0.05	38.56	<0.03	99.94
031787	HC-28	19032-02 111A pyrrhotite 02	60.85	<0.03	0.17	<0.05	38.87	<0.03	100.00
031787	HC-28	19032-02 111A pyrrhotite 03	60.02	<0.03	0.13	<0.05	39.46	<0.03	99.73
031787	HC-28	19032-02 111A pyrrhotite 04	61.49	<0.03	0.16	<0.05	38.67	<0.03	100.42
031787	HC-28	19032-02 111A pyrrhotite 05	61.67	0.04	0.18	<0.05	38.65	<0.03	100.61
031759	COL-31	19032-02 11A pyrrhotite 01	61.54	<0.03	0.23	<0.05	38.52	<0.03	100.40
031759	COL-31	19032-02 11A pyrrhotite 02	61.23	<0.03	0.05	<0.05	39.69	<0.03	101.08
031759	COL-31	19032-02 11A pyrrhotite 03	60.42	<0.03	0.06	<0.05	39.47	<0.03	100.06
031759	COL-31	19032-02 11A pyrrhotite 04	60.84	<0.03	0.16	<0.05	39.44	<0.03	100.56
031759	COL-31	19032-02 11A pyrrhotite 05	61.19	<0.03	<0.04	<0.05	38.92	<0.03	100.26
031623	COL-33	19032-02 31A pyrrhotite 01	60.30	<0.03	0.21	<0.05	39.55	<0.03	100.17
031623	COL-33	19032-02 31A pyrrhotite 02	60.37	0.04	0.31	<0.05	39.38	<0.03	100.18
031795	HC-35	19032-02 121A pyrrhotite 01	64.10	<0.03	<0.04	<0.05	36.16	<0.03	100.41
031795	HC-35	19032-02 121A pyrrhotite 02	63.95	<0.03	<0.04	<0.05	35.96	<0.03	100.07
031795	HC-35	19032-02 121A pyrrhotite 03	63.80	<0.03	<0.04	<0.05	36.38	<0.03	100.33
031795	HC-35	19032-02 121A pyrrhotite 04	63.20	<0.03	<0.04	<0.05	36.28	<0.03	99.63
031795	HC-35	19032-02 121A pyrrhotite 05	63.81	<0.03	<0.04	<0.05	36.44	<0.03	100.40
		Global Pyrrhotite Statistics							
		Count	431	431	431	431	431	431	431
		Minimum	58.38	<0.03	<0.04	<0.05	35.96	<0.03	98.97
		25th Percentile	60.28	<0.03	<0.04	<0.05	38.92	<0.03	99.95
		Median	60.67	<0.03	0.06	<0.05	39.38	<0.03	100.23
		Mean	60.75	0.04	0.11	<0.05	39.25	<0.03	100.23
		Standard Deviation	0.77	0.02	0.11	0.002	0.66	0.01	0.42
		75th Percentile	61.13	<0.03	0.14	<0.05	39.66	<0.03	100.51
		Maximum	64.65	0.12	0.74	0.10	41.22	0.09	101.84

EMPA - Sphalerite ((Fe, Zn)S)

Sample ID	COL/HC ID	Polished Sample Number	Zn	Cd	Fe	Mn	Cu	S	Se	Total
DX450021	HC-26	19032-02 261B sphalerite 01	60.16	0.58	5.71	<0.04	<0.05	32.64	<0.03	99.20
DX450051	COL-13	19032-02 371A sphalerite 01	58.76	0.36	7.46	0.29	<0.05	32.86	<0.03	99.82
DX450051	COL-13	19032-02 371A sphalerite 02	57.99	0.33	7.88	0.27	<0.05	33.05	<0.03	99.60
DX450051	COL-13	19032-02 371A sphalerite 03	58.60	0.32	7.43	0.30	<0.05	33.12	<0.03	99.85
DX450051	COL-13	19032-02 371A sphalerite 04	59.28	0.31	7.03	0.21	<0.05	33.27	<0.03	100.17
DX450051	COL-13	19032-02 371A sphalerite 05	58.35	0.31	7.79	0.28	<0.05	33.02	<0.03	99.82
DX450051	COL-13	19032-02 371A sphalerite 06	58.16	0.31	7.50	0.30	<0.05	33.00	<0.03	99.35
DX450051	COL-13	19032-02 371A sphalerite 07	63.03	0.08	3.80	0.09	<0.05	32.84	<0.03	99.92
DX450051	COL-13	19032-02 371A sphalerite 08	57.91	0.31	7.62	0.22	<0.05	33.14	<0.03	99.28
DX450051	COL-13	19032-02 371A sphalerite 09	58.31	0.33	7.58	0.30	<0.05	33.25	<0.03	99.85
DX450051	COL-13	19032-02 371A sphalerite 10	58.01	0.34	7.90	0.28	<0.05	33.12	<0.03	99.73
DX450051	COL-13	19032-02 371A sphalerite 11	58.01	0.31	7.65	0.32	<0.05	33.41	<0.03	99.78
DX450051	COL-13	19032-02 371A sphalerite 12	59.51	0.33	6.91	0.23	<0.05	33.23	<0.03	100.29
DX450051	COL-13	19032-02 371A sphalerite 13	58.70	0.34	7.59	0.17	<0.05	33.01	<0.03	99.89
DX450051	COL-13	19032-02 371A sphalerite 14	59.15	0.32	7.32	0.25	<0.05	33.14	<0.03	100.26
DX450051	COL-13	19032-02 371A sphalerite 15	58.14	0.33	7.17	0.29	<0.05	33.02	<0.03	99.03
DX450052	HC-1	19032-02 11A sphalerite 01	58.05	0.28	7.28	0.20	<0.05	32.65	<0.03	98.54
DX450052	HC-1	19032-02 11A sphalerite 02	59.08	0.27	7.38	0.28	<0.05	32.89	<0.03	99.98
DX450052	HC-1	19032-02 11A sphalerite 03	58.34	0.28	7.29	0.21	<0.05	32.96	<0.03	99.16
DX450052	HC-1	19032-02 11A sphalerite 04	58.35	0.33	7.37	0.21	<0.05	33.14	<0.03	99.48
DX450052	HC-1	19032-02 11A sphalerite 05	58.51	0.32	7.56	0.29	<0.05	32.89	<0.03	99.65
DX450052	HC-1	19032-02 11A sphalerite 06	58.57	0.28	7.56	0.20	<0.05	32.82	<0.03	99.51
DX450052	HC-1	19032-02 11A sphalerite 07	58.89	0.29	7.03	0.31	<0.05	32.75	<0.03	99.35
DX450052	HC-1	19032-02 11A sphalerite 08	58.63	0.33	6.89	0.29	<0.05	32.78	<0.03	98.99
DX450052	HC-1	19032-02 11A sphalerite 09	58.61	0.28	7.37	0.27	<0.05	32.77	<0.03	99.37
DX450052	HC-1	19032-02 11A sphalerite 10	59.32	0.25	6.85	0.24	<0.05	32.70	<0.03	99.44
DX450052	HC-1	19032-02 11A sphalerite 11	59.07	0.32	7.39	0.27	<0.05	32.99	<0.03	100.12
DX450052	HC-1	19032-02 11A sphalerite 12	58.37	0.27	7.38	0.28	<0.05	33.12	<0.03	99.51
DX450052	HC-1	19032-02 11A sphalerite 13	57.87	0.29	7.50	0.23	<0.05	32.82	<0.03	98.80
DX450052	HC-1	19032-02 11A sphalerite 14	59.19	0.27	7.02	0.24	<0.05	32.98	<0.03	99.77
DX450052	HC-1	19032-02 11A sphalerite 15	57.47	0.32	7.71	0.32	<0.05	33.45	<0.03	99.35
DX450052	HC-1	19032-02 11A sphalerite 16	57.23	0.32	7.86	0.27	<0.05	32.88	<0.03	98.64
DX450052	HC-1	19032-02 11A sphalerite 17	57.90	0.28	7.51	0.32	<0.05	33.05	<0.03	99.14
DX450076	HC-9	19032-02 091A sphalerite 01	59.69	0.34	6.63	0.33	<0.05	32.99	<0.03	100.06
DX450076	HC-9	19032-02 091A sphalerite 02	58.88	0.39	7.38	0.33	<0.05	32.92	<0.03	99.98
DX450076	HC-9	19032-02 091A sphalerite 03	58.63	0.36	7.70	0.35	<0.05	33.31	<0.03	100.42
DX450076	HC-9	19032-02 091A sphalerite 04	57.86	0.36	7.72	0.29	<0.05	33.12	<0.03	99.43
DX450076	HC-9	19032-02 091A sphalerite 05	59.58	0.33	6.00	0.29	<0.05	33.11	<0.03	99.39
DX450076	HC-9	19032-02 091A sphalerite 06	58.17	0.40	7.39	0.37	<0.05	33.16	<0.03	99.57
DX450076	HC-9	19032-02 091A sphalerite 07	57.59	0.35	7.84	0.34	<0.05	33.17	<0.03	99.37
DX450076	HC-9	19032-02 091A sphalerite 08	58.36	0.36	7.51	0.31	<0.05	33.01	<0.03	99.62
DX450076	HC-9	19032-02 091A sphalerite 09	58.62	0.36	7.37	0.32	<0.05	33.31	<0.03	100.06
DX450076	HC-9	19032-02 091A sphalerite 10	59.50	0.37	7.36	0.34	<0.05	33.09	<0.03	100.74
DX450076	HC-9	19032-02 091A sphalerite 11	58.26	0.31	7.47	0.33	<0.05	33.18	<0.03	99.62
DX450076	HC-9	19032-02 091A sphalerite 12	56.57	0.35	7.61	0.32	<0.05	33.20	<0.03	98.14
DX450076	HC-9	19032-02 091A sphalerite 13	58.95	0.34	7.33	0.31	<0.05	33.24	<0.03	100.26
DX450076	HC-9	19032-02 091A sphalerite 14	58.59	0.38	7.68	0.34	<0.05	33.23	<0.03	100.30
DX450076	HC-9	19032-02 091A sphalerite 15	59.18	0.34	6.86	0.31	<0.05	33.21	<0.03	99.98
DX450119	COL-1	19032-02 281A sphalerite 01	61.17	0.16	5.53	0.07	<0.05	33.01	<0.03	100.01
DX450119	COL-1	19032-02 281A sphalerite 02	59.83	0.21	6.55	0.08	<0.05	33.32	<0.03	100.08
DX450119	COL-1	19032-02 281A sphalerite 03	58.16	0.14	9.81	0.04	4.57	33.40	<0.03	106.14
DX450119	COL-1	19032-02 281A sphalerite 04	58.78	0.15	7.49	0.19	<0.05	32.97	<0.03	99.66
DX450119	COL-1	19032-02 281A sphalerite 05	59.56	0.14	7.22	0.11	<0.05	33.43	<0.03	100.54
DX450119	COL-1	19032-02 281A sphalerite 06	59.03	0.15	7.32	0.05	<0.05	33.09	<0.03	99.72
DX450119	COL-1	19032-02 281A sphalerite 07	59.07	0.13	7.42	0.16	<0.05	33.22	<0.03	100.08
DX450119	COL-1	19032-02 281A sphalerite 08	59.85	0.15	6.53	0.11	<0.05	33.13	<0.03	99.86
DX450119	COL-1	19032-02 281A sphalerite 09	58.23	0.18	7.91	0.14	<0.05	33.10	<0.03	99.63
DX450119	COL-1	19032-02 281A sphalerite 10	58.71	0.15	7.20	0.13	<0.05	33.41	<0.03	99.67
DX450155	COL-23	19032-02 461A sphalerite 01	65.23	0.38	2.25	0.09	<0.05	32.83	<0.03	100.85
DX450155	COL-23	19032-02 461A sphalerite 02	65.49	0.41	1.69	0.08	<0.05	32.86	<0.03	100.62
DX450155	COL-23	19032-02 461A sphalerite 03	64.17	0.40	2.71	<0.04	<0.05	33.05	<0.03	100.45
DX450155	COL-23	19032-02 461A sphalerite 04	66.43	0.43	0.76	<0.04	<0.05	32.79	<0.03	100.54
DX450155	COL-23	19032-02 461A sphalerite 05	63.10	0.05	5.39	0.05	<0.05	32.38	<0.03	101.05
DX450155	COL-23	19032-02 461A sphalerite 06	63.72	0.43	3.02	0.07	<0.05	33.28	<0.03	100.61
DX450170	COL-27	19032-02 501A sphalerite 01	67.19	0.31	0.39	<0.04	<0.05	32.96	<0.03	100.97
DX450170	COL-27	19032-02 501A sphalerite 02	67.08	0.35	0.39	0.06	<0.05	32.76	<0.03	100.71

EMPA - Sphalerite ((Fe, Zn)S)

Sample ID	COL/HC ID	Polished Sample Number	Zn	Cd	Fe	Mn	Cu	S	Se	Total
DX450170	COL-27	19032-02 501A sphalerite 03	66.34	0.32	0.39	<0.04	<0.05	32.42	<0.03	99.59
DX450170	COL-27	19032-02 501A sphalerite 04	66.85	0.35	0.51	0.05	<0.05	33.07	<0.03	100.91
DX450170	COL-27	19032-02 501A sphalerite 05	66.88	0.32	0.36	0.05	<0.05	32.65	<0.03	100.35
DX450176	HC-4	19032-02 041A sphalerite 01	58.15	0.37	7.26	0.17	<0.05	33.31	<0.03	99.35
DX450176	HC-4	19032-02 041A sphalerite 02	59.05	0.33	6.83	0.20	<0.05	33.12	<0.03	99.62
DX450176	HC-4	19032-02 041A sphalerite 03	58.35	0.34	7.30	0.34	<0.05	33.06	<0.03	99.47
DX450176	HC-4	19032-02 041A sphalerite 04	57.47	0.34	6.88	0.19	<0.05	33.14	<0.03	98.10
DX450176	HC-4	19032-02 041A sphalerite 05	58.51	0.36	6.04	0.14	<0.05	33.22	<0.03	98.36
DX450176	HC-4	19032-02 041A sphalerite 06	58.37	0.38	6.58	0.17	<0.05	33.45	<0.03	99.03
DX450176	HC-4	19032-02 041A sphalerite 07	57.68	0.39	7.17	0.22	<0.05	33.00	<0.03	98.54
DX450176	HC-4	19032-02 041A sphalerite 08	56.78	0.33	7.51	0.20	<0.05	32.82	<0.03	97.72
DX450176	HC-4	19032-02 041A sphalerite 09	58.39	0.35	6.73	0.17	<0.05	32.94	<0.03	98.66
DX450176	HC-4	19032-02 041A sphalerite 10	58.57	0.26	6.24	0.16	<0.05	33.23	<0.03	98.54
DX450176	HC-4	19032-02 041A sphalerite 11	57.28	0.36	7.61	0.21	<0.05	33.31	<0.03	98.84
DX450176	HC-4	19032-02 041A sphalerite 12	58.01	0.34	7.50	0.22	<0.05	33.24	<0.03	99.39
DX450176	HC-4	19032-02 041A sphalerite 13	57.27	0.34	7.09	0.17	<0.05	32.94	<0.03	97.90
DX450176	HC-4	19032-02 041A sphalerite 14	57.32	0.33	7.49	0.23	<0.05	33.00	<0.03	98.45
DX450176	HC-4	19032-02 041A sphalerite 15	57.21	0.37	7.18	0.20	<0.05	32.90	<0.03	97.95
DX450176	HC-4	19032-02 41B sphalerite 01	59.48	0.32	7.30	0.13	<0.05	33.07	<0.03	100.37
DX450176	HC-4	19032-02 41B sphalerite 02	59.99	0.33	6.04	0.13	<0.05	32.70	<0.03	99.27
DX450176	HC-4	19032-02 41B sphalerite 03	59.11	0.38	7.22	0.14	<0.05	33.08	<0.03	100.00
DX450176	HC-4	19032-02 41B sphalerite 04	59.82	0.34	6.89	0.11	<0.05	32.68	<0.03	99.93
DX450176	HC-4	19032-02 41B sphalerite 05	58.90	0.38	7.20	0.13	<0.05	32.93	<0.03	99.62
DX450176	HC-4	19032-02 41B sphalerite 06	58.17	0.35	7.42	0.13	<0.05	32.87	<0.03	99.03
DX450176	HC-4	19032-02 41B sphalerite 07	60.24	0.37	6.25	0.12	<0.05	33.27	<0.03	100.33
DX450176	HC-4	19032-02 41B sphalerite 08	58.95	0.38	7.41	0.15	<0.05	33.01	<0.03	99.98
DX450176	HC-4	19032-02 41B sphalerite 09	59.17	0.34	7.42	0.14	<0.05	32.94	<0.03	100.09
DX450176	HC-4	19032-02 41B sphalerite 10	58.29	0.35	7.62	0.15	<0.05	33.01	<0.03	99.50
DX450176	HC-4	19032-02 41B sphalerite 11	58.69	0.35	7.40	0.13	<0.05	32.54	<0.03	99.18
DX450176	HC-4	19032-02 41B sphalerite 12	58.68	0.36	7.57	0.12	<0.05	33.02	<0.03	99.83
DX450200	COL-22	19032-02 451A sphalerite 01	62.58	0.42	3.71	0.08	<0.05	32.82	<0.03	99.70
DX450200	COL-22	19032-02 451A sphalerite 02	63.05	0.46	4.03	0.09	<0.05	32.88	<0.03	100.59
DX450200	COL-22	19032-02 451A sphalerite 03	63.60	0.43	3.13	0.09	<0.05	33.00	<0.03	100.33
DX450200	COL-22	19032-02 451A sphalerite 04	63.47	0.42	3.14	0.11	<0.05	32.99	<0.03	100.20
DX450200	COL-22	19032-02 451A sphalerite 05	63.70	0.43	3.22	0.09	<0.05	33.05	<0.03	100.56
DX450200	COL-22	19032-02 451A sphalerite 06	63.74	0.45	3.07	0.11	<0.05	33.11	<0.03	100.57
DX450200	COL-22	19032-02 451A sphalerite 07	63.10	0.44	3.89	0.09	<0.05	32.82	<0.03	100.42
DX450200	COL-22	19032-02 451A sphalerite 08	63.64	0.45	3.16	0.12	<0.05	33.00	<0.03	100.45
DX450200	COL-22	19032-02 451A sphalerite 09	63.68	0.44	3.20	0.12	<0.05	32.86	<0.03	100.38
DX450200	COL-22	19032-02 451A sphalerite 10	63.50	0.45	3.22	0.12	<0.05	33.11	<0.03	100.48
DX450200	COL-22	19032-02 451A sphalerite 11	63.88	0.41	3.13	0.12	<0.05	33.01	<0.03	100.63
DX450200	COL-22	19032-02 451A sphalerite 12	64.10	0.44	3.17	0.09	<0.05	32.95	<0.03	100.83
DX450200	COL-22	19032-02 451A sphalerite 13	63.70	0.44	3.01	0.09	<0.05	33.11	<0.03	100.43
DX450200	COL-22	19032-02 451A sphalerite 14	59.47	0.46	6.86	0.22	<0.05	33.41	<0.03	100.49
DX450200	COL-22	19032-02 451A sphalerite 15	62.92	0.44	4.11	0.08	<0.05	33.21	<0.03	100.84
DX450233	COL-21	19032-02 441A sphalerite 01	58.96	0.43	7.34	0.21	<0.05	33.23	<0.03	100.25
DX450233	COL-21	19032-02 441A sphalerite 02	60.45	0.39	6.63	0.16	0.20	33.26	<0.03	101.13
DX450233	COL-21	19032-02 441A sphalerite 03	58.90	0.49	6.83	0.17	<0.05	33.02	<0.03	99.49
DX450233	COL-21	19032-02 441A sphalerite 04	61.65	0.38	4.70	0.10	<0.05	33.17	<0.03	100.08
DX450233	COL-21	19032-02 441A sphalerite 05	59.27	0.38	7.41	0.21	<0.05	33.30	<0.03	100.65
DX450233	COL-21	19032-02 441A sphalerite 06	59.47	0.45	6.95	0.17	<0.05	33.36	<0.03	100.47
DX450233	COL-21	19032-02 441A sphalerite 07	59.23	0.49	6.60	0.20	<0.05	32.90	<0.03	99.50
DX450233	COL-21	19032-02 441A sphalerite 08	58.45	0.47	7.04	0.23	<0.05	33.20	<0.03	99.46
DX450233	COL-21	19032-02 441A sphalerite 09	60.05	0.39	6.80	0.23	<0.05	33.17	<0.03	100.72
DX450233	COL-21	19032-02 441A sphalerite 10	60.05	0.42	6.74	0.14	<0.05	33.28	<0.03	100.71
DX450233	COL-21	19032-02 441A sphalerite 11	58.92	0.48	7.19	0.18	<0.05	33.19	<0.03	100.04
		Global Sphalerite Statistics								
		Count	122	122	122	122	122	122	122	122
		Minimum	56.57	0.05	0.36	<0.04	<0.05	32.38	<0.03	97.72
		25th Percentile	58.34	0.31	6.04	0.11	<0.05	32.91	<0.03	99.39
		Median	58.95	0.34	7.19	0.18	<0.05	33.05	<0.03	99.84
		Mean	59.92	0.34	6.22	0.19	0.09	33.04	<0.03	99.84
		Standard Deviation	2.55	0.09	2.04	0.09	0.41	0.21	0.00	0.92
		75th Percentile	60.13	0.39	7.45	0.27	<0.05	33.20	<0.03	100.36
		Maximum	67.19	0.58	9.81	0.37	4.57	33.45	<0.03	106.14

EMPA - Arsenopyrite (FeAsS)

Sample ID	COL/HC ID	Polished Sample Number	Fe	Co	Ni	As	Sb	S	Se	Total
DX 550083	HC-2	19032-02 21A arsenopyrite 01	34.92	<0.03	<0.03	43.86	<0.05	20.89	<0.26	100.04
DX 550083	HC-2	19032-02 21A arsenopyrite 02	35.34	0.13	<0.03	40.44	<0.05	23.60	<0.26	99.85
DX 550083	HC-2	19032-02 21A arsenopyrite 03	34.02	0.48	<0.03	43.92	<0.05	20.67	<0.26	99.43
DX 550083	HC-2	19032-02 21A arsenopyrite 04	34.60	<0.03	<0.03	41.94	<0.05	22.33	<0.26	99.24
DX 550083	HC-2	19032-02 21A arsenopyrite 05	34.92	<0.03	<0.03	44.10	<0.05	20.95	<0.26	100.34
DX 550083	HC-2	19032-02 21A arsenopyrite 06	35.73	<0.03	<0.03	39.70	<0.05	24.01	<0.26	99.81
DX 550083	HC-2	19032-02 21A arsenopyrite 07	34.41	<0.03	<0.03	42.77	<0.05	21.48	<0.26	99.04
DX 550083	HC-2	19032-02 21A arsenopyrite 08	35.56	<0.03	<0.03	40.19	<0.05	23.65	<0.26	99.77
DX 550083	HC-2	19032-02 21A arsenopyrite 09	34.45	<0.03	<0.03	43.73	<0.05	20.96	<0.26	99.52
DX 550083	HC-2	19032-02 21A arsenopyrite 10	35.05	<0.03	<0.03	41.91	<0.05	22.52	<0.26	99.86
DX450039	COL-18	19032-02 411A arsenopyrite 01	34.13	<0.03	0.06	43.85	<0.05	20.81	<0.26	99.18
DX450039	COL-18	19032-02 411A arsenopyrite 02	33.71	<0.03	0.65	43.74	<0.05	21.20	<0.26	99.65
DX450039	COL-18	19032-02 411A arsenopyrite 03	34.49	<0.03	0.09	44.31	<0.05	20.40	<0.26	99.63
DX450039	COL-18	19032-02 411B arsenopyrite 01	34.90	<0.03	0.24	43.44	<0.05	21.75	<0.26	100.68
DX450039	COL-18	19032-02 411B arsenopyrite 02	34.83	0.05	0.58	42.79	<0.05	21.85	<0.26	100.41
DX450071	COL-16	19032-02 391A arsenopyrite 01	35.51	<0.03	0.15	41.54	<0.05	22.34	<0.26	99.88
DX450071	COL-16	19032-02 391A arsenopyrite 02	34.63	<0.03	<0.03	43.69	<0.05	21.24	<0.26	99.94
DX450071	COL-16	19032-02 391A arsenopyrite 03	34.42	<0.03	<0.03	44.39	<0.05	20.63	0.27	99.82
DX450071	COL-16	19032-02 391A arsenopyrite 04	34.01	<0.03	<0.03	45.14	<0.05	19.92	<0.26	99.44
DX450071	COL-16	19032-02 391A arsenopyrite 05	34.15	<0.03	<0.03	45.14	<0.05	19.79	<0.26	99.45
DX450071	COL-16	19032-02 391A arsenopyrite 06	35.66	<0.03	<0.03	41.31	<0.05	22.65	<0.26	99.98
DX450071	COL-16	19032-02 391A arsenopyrite 07	34.63	<0.03	<0.03	43.37	<0.05	21.03	<0.26	99.40
DX450071	COL-16	19032-02 391A arsenopyrite 08	34.51	<0.03	<0.03	44.24	<0.05	20.44	<0.26	99.56
DX450071	COL-16	19032-02 391A arsenopyrite 09	34.91	<0.03	<0.03	42.94	<0.05	21.73	<0.26	99.95
DX450071	COL-16	19032-02 391A arsenopyrite 10	35.41	<0.03	<0.03	39.59	<0.05	23.95	<0.26	99.31
DX450071	COL-16	19032-02 391A arsenopyrite 11	34.88	<0.03	<0.03	42.81	<0.05	21.38	<0.26	99.44
DX450071	COL-16	19032-02 391A arsenopyrite 12	34.80	0.04	<0.03	43.75	<0.05	21.16	<0.26	100.09
DX450071	COL-16	19032-02 391A arsenopyrite 13	35.16	0.04	<0.03	42.39	<0.05	21.93	<0.26	99.86
DX450071	COL-16	19032-02 391A arsenopyrite 14	34.63	<0.03	<0.03	43.61	<0.05	21.00	<0.26	99.61
DX450071	COL-16	19032-02 391A arsenopyrite 15	34.74	<0.03	<0.03	43.42	<0.05	21.15	<0.26	99.68
DX450080	COL-2	19032-02 291A arsenopyrite 01	27.70	4.50	1.37	49.33	<0.05	17.00	<0.26	100.20
DX450080	COL-2	19032-02 291A arsenopyrite 02	31.29	2.09	0.22	46.48	<0.05	18.76	<0.26	99.15
DX450080	COL-2	19032-02 291A arsenopyrite 03	31.59	1.83	0.09	44.72	<0.05	19.99	<0.26	98.54
DX450080	COL-2	19032-02 291A arsenopyrite 04	33.39	0.76	<0.03	44.66	<0.05	20.47	<0.26	99.63
DX450080	COL-2	19032-02 291B arsenopyrite 01	32.17	2.27	0.06	45.20	<0.05	20.25	<0.26	100.27
DX450105	COL-26	19032-02 491A arsenopyrite 01	34.55	<0.03	<0.03	44.23	<0.05	20.58	<0.26	99.73
DX450105	COL-26	19032-02 491A arsenopyrite 02	34.47	<0.03	<0.03	44.40	<0.05	20.77	<0.26	100.02
DX450105	COL-26	19032-02 491A arsenopyrite 03	34.52	<0.03	<0.03	44.80	<0.05	20.53	<0.26	100.22
DX450105	COL-26	19032-02 491A arsenopyrite 04	34.69	<0.03	<0.03	44.27	<0.05	20.84	<0.26	100.18
DX450105	COL-26	19032-02 491A arsenopyrite 05	34.90	<0.03	<0.03	43.31	<0.05	21.63	<0.26	100.21
DX450105	COL-26	19032-02 491A arsenopyrite 06	34.68	<0.03	<0.03	42.91	0.08	21.68	<0.26	99.66
DX450105	COL-26	19032-02 491A arsenopyrite 07	34.58	<0.03	<0.03	42.66	0.11	21.61	<0.26	99.27
DX450105	COL-26	19032-02 491A arsenopyrite 08	34.48	<0.03	<0.03	44.00	0.08	20.91	<0.26	99.80
DX450105	COL-26	19032-02 491A arsenopyrite 09	34.43	<0.03	<0.03	43.89	<0.05	21.21	<0.26	99.90
DX450105	COL-26	19032-02 491A arsenopyrite 10	34.51	<0.03	<0.03	42.78	<0.05	21.68	<0.26	99.35
DX450105	COL-26	19032-02 491A arsenopyrite 11	34.78	<0.03	<0.03	43.22	<0.05	21.48	<0.26	99.85
DX450105	COL-26	19032-02 491A arsenopyrite 12	34.40	<0.03	<0.03	43.01	<0.05	21.63	<0.26	99.41
DX450105	COL-26	19032-02 491A arsenopyrite 13	34.86	<0.03	<0.03	43.32	<0.05	21.45	<0.26	100.00
DX450105	COL-26	19032-02 491A arsenopyrite 14	35.16	<0.03	<0.03	42.59	0.55	22.11	<0.26	100.74
DX450105	COL-26	19032-02 491A arsenopyrite 15	34.70	<0.03	<0.03	43.51	<0.05	21.20	<0.26	99.78
DX450113	COL-11/HC-23	19032-02 231A arsenopyrite 01	32.29	0.74	0.64	47.83	<0.05	17.78	<0.26	99.58
DX450113	COL-11/HC-23	19032-02 231A arsenopyrite 02	33.39	0.40	0.05	46.32	<0.05	18.92	<0.26	99.39
DX450113	COL-11/HC-23	19032-02 231A arsenopyrite 03	33.39	0.50	0.12	47.07	<0.05	18.86	<0.26	100.26
DX450113	COL-11/HC-23	19032-02 231A arsenopyrite 04	33.25	0.62	0.18	47.62	<0.05	18.53	<0.26	100.50
DX450113	COL-11/HC-23	19032-02 231A arsenopyrite 05	33.56	0.47	0.10	46.89	<0.05	18.93	<0.26	100.26
DX450130	COL-17	19032-02 401A arsenopyrite 01	34.15	0.23	<0.03	44.95	<0.05	20.16	<0.26	99.83
DX450130	COL-17	19032-02 401A arsenopyrite 02	34.37	0.05	<0.03	45.46	<0.05	20.15	<0.26	100.36
DX450130	COL-17	19032-02 401A arsenopyrite 03	34.88	<0.03	<0.03	43.94	<0.05	21.05	<0.26	100.24
DX450130	COL-17	19032-02 401A arsenopyrite 04	34.66	<0.03	<0.03	44.39	<0.05	20.69	<0.26	100.12
DX450130	COL-17	19032-02 401A arsenopyrite 05	34.58	<0.03	<0.03	44.03	<0.05	21.10	<0.26	100.08
DX450130	COL-17	19032-02 401A arsenopyrite 06	34.51	<0.03	0.05	45.37	<0.05	20.19	<0.26	100.45
DX450130	COL-17	19032-02 401A arsenopyrite 07	34.47	0.12	<0.03	44.39	<0.05	20.75	<0.26	100.08
DX450130	COL-17	19032-02 401A arsenopyrite 08	34.86	<0.03	<0.03	43.85	<0.05	21.15	<0.26	100.23
DX450130	COL-17	19032-02 401A arsenopyrite 09	34.49	<0.03	<0.03	45.07	<0.05	20.52	<0.26	100.45
DX450130	COL-17	19032-02 401A arsenopyrite 10	34.56	<0.03	<0.03	45.36	<0.05	20.20	<0.26	100.49
DX450143	COL-3	19032-02 301A arsenopyrite 01	33.96	0.36	<0.03	44.83	<0.05	20.04	<0.26	99.53
DX450143	COL-3	19032-02 301A arsenopyrite 02	33.90	0.33	<0.03	45.14	<0.05	20.21	<0.26	99.92
DX450185	HC-16	19032-02 161A arsenopyrite 01	34.51	0.04	0.08	44.23	<0.05	21.12	<0.26	100.29
031644	HC-30	19032-02 51A arsenopyrite 01	31.20	3.19	1.24	41.50	<0.05	22.60	<0.26	100.03
031644	HC-30	19032-02 51B arsenopyrite 01	35.24	0.09	<0.03	41.05	<0.05	22.80	<0.26	99.52
031644	HC-30	19032-02 51B arsenopyrite 02	34.43	0.08	0.07	42.93	<0.05	21.37	<0.26	99.18
031576	HC-32	19032-02 61A arsenopyrite 01	34.75	0.09	<0.03	44.05	<0.05	20.99	<0.26	100.22
DX450174	HC-34	19032-02 101A arsenopyrite 01	32.84	1.48	0.04	44.53	<0.05	20.52	<0.26	99.72
DX450174	HC-34	19032-02 101A arsenopyrite 02	33.72	0.69	<0.03	46.46	<0.05	19.25	<0.26	100.47
031759	COL-31	19032-02 11A arsenopyrite 01	32.35	1.62	0.05	46.21	<0.05	19.37	<0.26	99.91
031759	COL-31	19032-02 11A arsenopyrite 02	33.73	0.78	<0.03	44.88	<0.05	20.61	<0.26	100.35
031782	COL-32	19032-02 21A arsenopyrite 01	33.24	0.98	0.06	46.12	<0.05	19.78	<0.26	100.49
		Global Arsenopyrite Statistics								
		Count	77	77	77	77	77	77	77	77
		Minimum	27.70	<0.03	<0.03	39.59	<0.05	17.00	<0.26	98.54
		25th Percentile	34.01	<0.03	<0.03	42.94	<0.05	20.25	<0.26	99.56
		Median	34.51	<0.03	<0.03	43.94	<0.05	20.96	<0.26	99.86
		Mean	34.21	0.34	0.10	43.97	0.06	20.92	<0.26	99.87
		Standard Deviation	1.20	0.76	0.23	1.78	0.06	1.26	0.001	0.43
		75th Percentile	34.83	0.23	0.05	44.88	<0.05	21.61	<0.26	100.22
		Maximum	35.73	4.50	1.37	49.33	0.55	24.01	0.27	100.74

EMPA - Gersdorffite-Cobaltite ((Fe,Ni,Co)As,S)

Sample ID	COL/HC ID	Polished Sample Number	Fe	Co	Ni	As	Sb	S	Se	Total
DX 550073	COL-7	19032-02 341A cobaltite 01	5.34	22.38	7.01	45.43	<0.05	19.23	<0.26	99.70328
DX 550073	COL-7	19032-02 341A cobaltite 02	7.14	15.89	11.89	46.12	<0.05	18.58	<0.26	99.91423
DX 550073	COL-7	19032-02 341A cobaltite 03	4.94	24.11	5.70	45.14	<0.05	19.50	<0.26	99.70978
DX 550073	COL-7	19032-02 341B cobaltite 01	5.98	19.81	9.68	47.04	<0.05	18.23	<0.26	101.0491
DX 550073	COL-7	19032-02 341B cobaltite 02	5.48	21.16	7.60	46.10	<0.05	18.66	<0.26	99.31448
DX 550073	COL-7	19032-02 341B cobaltite 03	5.58	19.37	8.99	45.49	<0.05	19.12	<0.26	98.85342
DX450080	COL-2	19032-02 291A cobaltite 01	8.65	11.95	14.02	46.50	<0.05	18.76	<0.26	100.1935
DX450134	HC-15	19032-02 151A gersdorffite 01	10.37	2.70	21.60	46.38	0.06	18.26	<0.26	99.62796
DX450134	HC-15	19032-02 151A gersdorffite 02	10.41	1.78	21.63	46.59	0.08	18.26	<0.26	99.01221
DX450134	HC-15	19032-02 151A gersdorffite 03	10.85	2.18	21.50	46.62	0.12	18.41	<0.26	99.94025
DX450134	HC-15	19032-02 151A gersdorffite 04	9.86	2.71	22.12	46.85	<0.05	18.50	<0.26	100.3465
DX450134	HC-15	19032-02 151A gersdorffite 05	10.56	1.66	22.70	47.01	0.11	18.28	<0.26	100.5733
DX450134	HC-15	19032-02 151A gersdorffite 06	10.20	3.90	20.74	46.57	0.07	18.47	<0.26	100.2124
DX450134	HC-15	19032-02 151A gersdorffite 07	9.96	0.35	23.89	46.94	0.15	17.95	<0.26	99.508
DX450134	HC-15	19032-02 151A gersdorffite 08	10.44	2.66	21.19	46.63	0.11	18.22	<0.26	99.51577
DX450134	HC-15	19032-02 151A gersdorffite 09	10.17	2.85	21.99	46.95	0.08	18.33	<0.26	100.6373
DX450134	HC-15	19032-02 151A gersdorffite 10	10.08	2.72	22.13	46.82	0.07	18.28	<0.26	100.3639
DX450134	HC-15	19032-02 151A gersdorffite 11	10.89	3.26	20.69	46.41	0.11	18.46	<0.26	100.0721
DX450134	HC-15	19032-02 151A gersdorffite 12	11.20	3.48	20.32	46.07	0.09	18.49	<0.26	99.91571
DX450134	HC-15	19032-02 151A gersdorffite 13	9.93	1.35	22.86	46.91	0.13	18.19	<0.26	99.62859
DX450134	HC-15	19032-02 151A gersdorffite 14	10.50	0.60	23.03	46.52	0.17	18.31	<0.26	99.38924
DX450134	HC-15	19032-02 151A gersdorffite 15	9.00	3.91	21.65	46.59	0.06	18.44	<0.26	99.90872
031623	COL-33	19032-02 31A cobaltite 01	8.05	12.63	13.86	45.63	<0.05	18.94	<0.26	99.43613
031623	COL-33	19032-02 31A cobaltite 02	7.53	15.28	12.12	45.56	<0.05	19.14	<0.26	99.94615
		Global Gersdorffite-Cobaltite Statistics								
		Count	24	24	24	24	24	24	24	24
		Minimum	4.94	0.35	5.70	45.14	<0.05	17.95	<0.26	98.85
		25th Percentile	7.43	2.54	12.06	46.09	<0.05	18.27	<0.26	99.51
		Median	9.95	3.37	20.97	46.55	0.07	18.45	<0.26	99.91
		Mean	8.88	8.28	17.45	46.37	0.08	18.54	<0.26	99.87
		Standard Deviation	2.07	8.19	6.14	0.56	0.04	0.39	0.00	0.52
		75th Percentile	10.42	15.43	22.02	46.83	0.11	18.69	<0.26	100.20
		Maximum	11.20	24.11	23.89	47.04	0.17	19.50	<0.26	101.05

EMPA - Loellingite ($FeAs_2$)

Sample ID	COL/HC ID	Polished Sample Number	Fe	Co	Ni	As	Sb	S	Se	Total
DX450113	COL-11/HC-23	19032-02 231A loellingite 01	21.66	2.12	4.39	71.20	<0.05	1.22	<0.26	100.59
DX450113	COL-11/HC-23	19032-02 231A loellingite 02	16.18	4.73	6.99	72.12	<0.05	0.66	<0.26	100.71
		Global Loellingite Statistics								
		Count	2	2	2	2	2	2	2	2
		Minimum	16.18	2.12	4.39	71.20	<0.05	0.66	<0.26	100.59
		25th Percentile	17.55	2.77	5.04	71.43	<0.05	0.80	<0.26	100.62
		Median	18.92	3.43	5.69	71.66	<0.05	0.94	<0.26	100.65
		Mean	18.92	3.43	5.69	71.66	<0.05	0.94	<0.26	100.65
		Standard Deviation	3.87	1.85	1.84	0.65	0.00	0.40	0.00	0.08
		75th Percentile	20.29	4.08	6.34	71.89	<0.05	1.08	<0.26	100.68
		Maximum	21.66	4.73	6.99	72.12	<0.05	1.22	<0.26	100.71

EMPA - Galena (PbS)

Sample ID	COL/HC ID	Polished Sample Number	Pb	S	Se	Total
DX450051	COL-13	19032-02 371A galena 01	86.06	13.40	<0.03	99.49
DX450051	COL-13	19032-02 371A galena 02	86.87	13.47	<0.05	100.3852779
DX450051	COL-13	19032-02 371A galena 03	86.73	13.35	<0.03	100.1145
DX450051	COL-13	19032-02 371A galena 04	87.56	13.34	<0.03	100.9298
DX450051	COL-13	19032-02 371A galena 05	87.12	13.35	<0.03	100.5018
DX450051	COL-13	19032-02 371A galena 06	86.79	13.33	<0.03	100.1412
DX450051	COL-13	19032-02 371A galena 07	86.69	13.49	<0.03	100.2015
DX450051	COL-13	19032-02 371A galena 08	87.27	13.42	<0.03	100.7242
DX450051	COL-13	19032-02 371A galena 09	85.85	13.43	<0.03	99.3126
DX450051	COL-13	19032-02 371A galena 10	86.27	13.32	<0.03	99.6204
DX450051	COL-13	19032-02 371A galena 11	86.18	13.25	<0.03	99.4684
DX450051	COL-13	19032-02 371A galena 12	88.08	13.45	<0.03	101.5595
DX450051	COL-13	19032-02 371A galena 13	86.96	13.36	<0.03	100.3524
DX450051	COL-13	19032-02 371A galena 14	87.49	13.39	<0.03	100.9142
DX450051	COL-13	19032-02 371A galena 15	86.60	13.43	<0.03	100.0612
DX450052	HC-1	19032-02 11A galena 01	85.84	13.26	<0.03	99.135875
DX450052	HC-1	19032-02 11A galena 02	86.78	13.53	<0.03	100.3374
DX450052	HC-1	19032-02 11A galena 03	87.13	13.54	0.04	100.7078512
DX450052	HC-1	19032-02 11A galena 04	86.66	13.38	<0.03	100.0701
DX450052	HC-1	19032-02 11A galena 05	87.10	13.44	0.06	100.5930284
DX450052	HC-1	19032-02 11A galena 06	86.70	13.27	<0.03	100.0043789
DX450052	HC-1	19032-02 11A galena 07	86.77	13.41	<0.03	100.2112
DX450052	HC-1	19032-02 11A galena 08	87.06	13.32	<0.03	100.4077
DX450052	HC-1	19032-02 11A galena 09	84.13	11.88	0.04	96.0553926
DX450052	HC-1	19032-02 11A galena 10	85.96	13.32	0.06	99.3373249
DX450176	HC-4	19032-02 041A galena 01	86.20	13.03	0.07	99.3073628
DX450176	HC-4	19032-02 041A galena 02	86.56	12.88	0.06	99.4872165
DX450176	HC-4	19032-02 041A galena 03	85.75	13.23	0.62	99.598068
DX450176	HC-4	19032-02 041B galena 01	86.03	13.38	0.07	99.4776972
DX450176	HC-4	19032-02 041B galena 02	87.89	13.42	0.18	101.500304
DX450176	HC-4	19032-02 041B galena 03	86.14	13.39	0.04	99.5712145

Global Galena Statistics				
Count	31	31	31	31
Minimum	84.13	11.88	<0.03	96.06
25th Percentile	86.16	13.32	<0.03	99.49
Median	86.70	13.38	<0.03	100.11
Mean	86.62	13.31	0.06	99.99
Standard Deviation	0.75	0.30	0.11	0.97
75th Percentile	87.08	13.43	0.04	100.45
Maximum	88.08	13.54	0.62	101.56

EMPA - Chalcopyrite ($CuFeS_2$)

Sample ID	COL/HC ID	Polished Sample Number	Fe	Co	Ni	Cu	S	Se	Total
DX 550101	COL-12/HC-24	19032-02 241A chalcopyrite 01	30.47	<0.03	<0.03	34.63	34.85	<0.03	100.03
DX450076	HC-9	19032-02 091A chalcopyrite 01	30.12	<0.03	<0.03	33.81	34.37	<0.03	98.39
DX450119	COL-1	19032-02 281A chalcopyrite 01	29.60	<0.03	<0.03	33.76	34.62	<0.03	98.06
DX450200	COL-22	19032-02 451A chalcopyrite 01	30.21	<0.03	<0.03	34.07	35.03	<0.03	99.41
DX450200	COL-22	19032-02 451A chalcopyrite 02	30.49	<0.03	<0.03	34.56	34.89	<0.03	100.03
DX450200	COL-22	19032-02 451A chalcopyrite 03	29.81	<0.03	<0.03	34.77	35.01	<0.03	99.68
DX450200	COL-22	19032-02 451A chalcopyrite 04	30.56	<0.03	<0.03	34.95	35.39	<0.03	100.99
DX450200	COL-22	19032-02 451A chalcopyrite 05	30.37	<0.03	<0.03	34.65	35.07	<0.03	100.18
DX450200	COL-22	19032-02 451A chalcopyrite 06	30.55	<0.03	<0.03	34.74	34.82	<0.03	100.19
DX450200	COL-22	19032-02 451A chalcopyrite 07	30.33	<0.03	<0.03	34.78	35.14	<0.03	100.34
DX450200	COL-22	19032-02 451A chalcopyrite 08	30.71	<0.03	<0.03	34.84	34.99	<0.03	100.63
DX450200	COL-22	19032-02 451A chalcopyrite 09	30.88	<0.03	<0.03	34.72	35.18	<0.03	100.88
DX450200	COL-22	19032-02 451A chalcopyrite 10	30.27	<0.03	<0.03	35.17	35.02	<0.03	100.56
DX450200	COL-22	19032-02 451A chalcopyrite 11	30.52	<0.03	<0.03	34.69	35.03	<0.03	100.33
DX450200	COL-22	19032-02 451A chalcopyrite 12	30.44	<0.03	<0.03	35.01	35.22	<0.03	100.77
DX450200	COL-22	19032-02 451A chalcopyrite 13	30.56	<0.03	<0.03	34.61	35.36	<0.03	100.62
DX450200	COL-22	19032-02 451A chalcopyrite 14	30.34	<0.03	<0.03	34.96	35.01	<0.03	100.40
DX450200	COL-22	19032-02 451A chalcopyrite 15	30.54	<0.03	<0.03	34.80	34.89	<0.03	100.31
031718	COL-34	19032-02 41A chalcopyrite 01	30.85	<0.03	<0.03	34.57	34.92	<0.03	100.42
031718	COL-34	19032-02 41A chalcopyrite 02	30.22	<0.03	<0.03	34.35	35.28	<0.03	99.94
DX450174	HC-34	19032-02 101A chalcopyrite 01	31.27	<0.03	<0.03	34.81	35.26	<0.03	101.44
031787	HC-28	19032-02 111A chalcopyrite 01	30.89	<0.03	<0.03	33.70	35.16	<0.03	99.85
031795	HC-35	19032-02 121A chalcopyrite 01	30.76	<0.03	<0.03	34.58	35.23	<0.03	100.67
031644	HC-30	19032-02 51B chalcopyrite 01	30.84	<0.03	<0.03	34.08	35.05	<0.03	100.06
		Global Chalcopyrite Statistics							
		Count	24	24	24	24	24	24	24
		Minimum	29.60	<0.03	<0.03	33.70	34.37	<0.03	98.06
		25th Percentile	30.31	<0.03	<0.03	34.51	34.91	<0.03	100.01
		Median	30.50	<0.03	<0.03	34.67	35.03	<0.03	100.32
		Mean	30.48	<0.03	<0.03	34.57	35.03	<0.03	100.17
		Standard Deviation	0.36	0.00	0.00	0.40	0.23	0.00	0.74
		75th Percentile	30.72	<0.03	<0.03	34.80	35.19	<0.03	100.62
		Maximum	31.27	<0.03	<0.03	35.17	35.39	<0.03	101.44

Appendix C3
EMPA Statistics

EMPA - Pyrite (FeS_2)

Sample ID	COL/HC ID	Statistic	Fe	Co	Ni	Cu	As	S	Se	Total
DX 550053	COL-8	Count	2	2	2	2	2	2	2	2
		Minimum	45.92	0.12	0.12	<0.05	<0.03	52.76	<0.02	99.07
		Median	45.96	0.12	0.14	<0.05	<0.03	52.91	0.03	99.15
		Mean	45.96	0.12	0.14	<0.05	<0.03	52.91	0.03	99.15
		Standard Deviation	0.05	0.00	0.03	0.00	0.00	0.21	0.01	0.13
		Maximum	45.99	0.12	0.16	<0.05	<0.03	53.06	0.03	99.24
DX 550056	HC-20	Count	5	5	5	5	5	5	5	5
		Minimum	45.96	0.10	0.08	<0.05	<0.03	52.62	<0.02	99.54
		Median	46.48	0.17	0.23	<0.05	<0.03	53.19	<0.02	99.98
		Mean	46.38	0.20	0.19	<0.05	<0.03	53.06	<0.02	99.88
		Standard Deviation	0.30	0.11	0.10	0.00	0.00	0.34	0.00	0.21
		Maximum	46.69	0.37	0.30	<0.05	<0.03	53.38	<0.02	100.03
DX 550073	COL-7	Count	5	5	5	5	5	5	5	5
		Minimum	45.76	<0.03	<0.04	<0.05	<0.03	53.37	<0.02	99.69
		Median	46.09	<0.03	<0.04	<0.05	<0.03	53.86	<0.02	99.75
		Mean	46.08	<0.03	0.07	<0.05	0.04	53.74	<0.02	99.91
		Standard Deviation	0.21	0.00	0.06	0.00	0.02	0.32	0.00	0.26
		Maximum	46.33	<0.03	0.17	<0.05	0.07	54.13	<0.02	100.22
DX 550083	HC-2	Count	12	12	12	12	12	12	12	12
		Minimum	45.94	<0.03	0.03	<0.05	<0.03	52.90	<0.02	99.26
		Median	46.22	<0.03	<0.04	<0.05	0.08	53.38	<0.02	99.74
		Mean	46.26	0.03	0.04	<0.05	0.12	53.34	<0.02	99.78
		Standard Deviation	0.18	0.01	0.01	0.00	0.11	0.30	0.01	0.31
		Maximum	46.59	0.06	0.09	<0.05	0.41	53.86	0.04	100.33
DX 550089	COL-9	Count	15	15	15	15	15	15	15	15
		Minimum	45.80	<0.03	<0.04	<0.05	<0.03	46.66	<0.02	95.78
		Median	46.18	0.07	0.05	<0.05	<0.03	52.54	<0.02	98.91
		Mean	46.34	0.07	0.06	0.08	<0.03	52.25	<0.02	98.78
		Standard Deviation	0.75	0.03	0.03	0.06	0.00	1.62	0.00	0.99
		Maximum	48.96	0.12	0.13	0.25	<0.03	53.77	<0.02	100.21
DX 550107	HC-12	Count	15	15	15	15	15	15	15	15
		Minimum	45.89	<0.03	0.04	<0.05	<0.03	53.15	<0.02	99.58
		Median	46.49	<0.03	<0.04	<0.05	<0.03	53.62	<0.02	100.12
		Mean	46.40	0.04	0.04	<0.05	0.07	53.61	<0.02	100.13
		Standard Deviation	0.30	0.02	0.01	0.00	0.16	0.24	0.00	0.34
		Maximum	46.85	0.09	0.07	<0.05	0.66	53.97	<0.02	100.68
DX450002	HC-7	Count	10	10	10	10	10	10	10	10
		Minimum	45.63	<0.03	0.04	<0.05	<0.03	53.13	<0.02	98.94
		Median	46.24	<0.03	0.04	<0.05	<0.03	53.43	<0.02	99.95
		Mean	46.20	0.04	0.09	<0.05	0.05	53.48	<0.02	99.83
		Standard Deviation	0.33	0.02	0.09	0.00	0.04	0.22	0.00	0.47
		Maximum	46.66	0.08	0.31	<0.05	0.13	53.84	<0.02	100.36
DX450008	HC-19	Count	15	15	15	15	15	15	15	15
		Minimum	46.16	<0.03	<0.04	<0.05	<0.03	53.35	<0.02	99.70
		Median	46.53	<0.03	<0.04	<0.05	<0.03	53.60	<0.02	100.30
		Mean	46.54	0.04	<0.04	0.05	0.05	53.65	<0.02	100.26
		Standard Deviation	0.30	0.02	0.00	0.00	0.07	0.21	0.00	0.39
		Maximum	47.17	0.10	<0.04	0.05	0.30	54.04	<0.02	101.24
DX450017	COL-5	Count	10	10	10	10	10	10	10	10
		Minimum	45.86	<0.03	<0.04	<0.05	<0.03	52.99	<0.02	99.18
		Median	46.24	<0.03	<0.04	<0.05	<0.03	53.41	<0.02	99.70
		Mean	46.26	<0.03	0.04	0.07	<0.03	53.40	<0.02	99.72
		Standard Deviation	0.21	0.00	0.00	0.05	0.00	0.36	0.00	0.37
		Maximum	46.65	<0.03	0.04	0.20	<0.03	54.23	<0.02	100.39
DX450021	HC-26	Count	15	15	15	15	15	15	15	15
		Minimum	45.32	<0.03	<0.04	<0.05	0.03	52.54	<0.02	98.32
		Median	46.09	<0.03	<0.04	<0.05	<0.03	53.02	<0.02	99.20
		Mean	46.07	0.09	0.06	<0.05	0.03	53.00	<0.02	99.22
		Standard Deviation	0.38	0.22	0.03	0.00	0.00	0.26	0.00	0.40
		Maximum	46.86	0.89	0.13	<0.05	0.03	53.48	<0.02	100.01
DX450022	COL-10/HC-21	Count	2	2	2	2	2	2	2	2
		Minimum	46.31	<0.03	0.06	<0.05	<0.03	52.14	<0.02	98.62
		Median	46.53	0.03	0.08	<0.05	<0.03	52.82	<0.02	99.48
		Mean	46.53	0.03	0.08	<0.05	<0.03	52.82	<0.02	99.48
		Standard Deviation	0.32	0.00	0.02	0.00	0.00	0.96	0.00	1.22
		Maximum	46.75	0.04	0.09	<0.05	<0.03	53.50	<0.02	100.34

EMPA - Pyrite (FeS_2)

Sample ID	COL/HC ID	Statistic	Fe	Co	Ni	Cu	As	S	Se	Total
DX450030	COL-24	Count	15	15	15	15	15	15	15	15
		Minimum	46.18	<0.03	<0.04	<0.05	<0.03	53.21	<0.02	99.78
		Median	46.56	<0.03	<0.04	<0.05	<0.03	53.56	<0.02	100.15
		Mean	46.56	0.03	0.04	<0.05	0.04	53.59	<0.02	100.20
		Standard Deviation	0.20	0.01	0.00	0.00	0.02	0.18	0.00	0.25
		Maximum	46.83	0.05	0.05	<0.05	0.11	53.90	<0.02	100.64
DX4500032	HC-17	Count	6	6	6	6	6	6	6	6
		Minimum	45.62	<0.03	0.03	<0.05	<0.03	52.96	<0.02	99.34
		Median	46.23	0.04	<0.04	<0.05	<0.03	53.40	<0.02	99.77
		Mean	46.19	0.11	0.24	<0.05	0.04	53.37	<0.02	99.91
		Standard Deviation	0.51	0.16	0.31	0.00	0.03	0.35	0.00	0.49
		Maximum	46.88	0.43	0.71	<0.05	0.11	53.84	<0.02	100.74
DX450039	COL-18	Count	15	15	15	15	15	15	15	15
		Minimum	46.16	<0.03	<0.04	<0.05	<0.03	53.12	<0.02	99.96
		Median	46.57	<0.03	0.05	<0.05	0.20	53.68	<0.02	100.40
		Mean	46.52	0.04	0.07	<0.05	0.17	53.63	<0.02	100.42
		Standard Deviation	0.17	0.03	0.04	0.00	0.13	0.29	0.00	0.33
		Maximum	46.79	0.10	0.15	<0.05	0.43	54.01	<0.02	100.99
DX450049	COL-25	Count	8	8	8	8	8	8	8	8
		Minimum	44.93	<0.03	<0.04	<0.05	<0.03	53.06	<0.02	99.51
		Median	46.23	<0.03	<0.04	<0.05	0.06	53.40	<0.02	99.85
		Mean	46.09	0.20	0.05	<0.05	0.11	53.43	<0.02	99.84
		Standard Deviation	0.55	0.49	0.02	0.00	0.12	0.25	0.00	0.28
		Maximum	46.53	1.41	0.09	<0.05	0.39	53.76	<0.02	100.36
DX450051	COL-13	Count	15	15	15	15	15	15	15	15
		Minimum	45.64	<0.03	<0.04	<0.05	<0.03	52.31	<0.02	99.06
		Median	46.16	<0.03	<0.04	<0.05	0.04	53.20	<0.02	99.65
		Mean	46.18	0.03	0.04	<0.05	0.25	53.19	<0.02	99.66
		Standard Deviation	0.29	0.01	0.00	0.00	0.36	0.39	0.00	0.34
		Maximum	46.58	0.06	0.05	<0.05	1.16	53.81	<0.02	100.26
DX450052	HC-1	Count	15	15	15	15	15	15	15	15
		Minimum	45.92	<0.03	<0.04	<0.05	0.03	52.76	<0.02	99.39
		Median	46.41	<0.03	<0.04	<0.05	0.10	53.33	<0.02	99.99
		Mean	46.41	0.05	<0.04	<0.05	0.19	53.31	<0.02	99.95
		Standard Deviation	0.24	0.06	0.00	0.00	0.28	0.30	0.00	0.41
		Maximum	46.77	0.25	<0.04	<0.05	0.90	53.85	<0.02	100.65
DX450071	COL-16	Count	15	15	15	15	15	15	15	15
		Minimum	44.69	<0.03	<0.04	<0.05	<0.03	53.03	<0.02	99.57
		Median	46.29	<0.03	<0.04	<0.05	0.07	53.36	<0.02	99.92
		Mean	46.20	0.15	<0.04	<0.05	0.12	53.40	0.04	99.89
		Standard Deviation	0.51	0.45	0.00	0.00	0.15	0.20	0.03	0.24
		Maximum	46.84	1.76	<0.04	<0.05	0.61	53.71	0.10	100.35
DX450076	HC-9	Count	15	15	15	15	15	15	15	15
		Minimum	45.62	<0.03	<0.04	<0.05	<0.03	52.61	<0.02	98.97
		Median	46.34	<0.03	<0.04	<0.05	<0.03	53.54	<0.02	100.07
		Mean	46.33	0.03	0.04	<0.05	0.13	53.52	<0.02	100.03
		Standard Deviation	0.28	0.01	0.01	0.00	0.22	0.38	0.00	0.36
		Maximum	46.70	0.06	0.06	<0.05	0.69	54.00	<0.02	100.50
DX450080	COL-2	Count	4	4	4	4	4	4	4	4
		Minimum	45.46	<0.03	0.08	<0.05	<0.03	53.33	<0.02	99.51
		Median	45.96	<0.03	0.19	<0.05	<0.03	53.72	<0.02	100.11
		Mean	45.96	0.04	0.39	<0.05	<0.03	53.73	<0.02	100.13
		Standard Deviation	0.40	0.01	0.47	0.00	0.00	0.41	0.00	0.53
		Maximum	46.44	0.05	1.09	<0.05	<0.03	54.15	<0.02	100.78
DX450089	COL-19	Count	10	10	10	10	10	10	10	10
		Minimum	45.93	<0.03	0.04	<0.05	<0.03	53.73	<0.02	99.94
		Median	46.23	0.04	<0.04	<0.05	0.03	53.91	<0.02	100.39
		Mean	46.34	0.08	0.10	<0.05	0.06	53.97	<0.02	100.52
		Standard Deviation	0.32	0.06	0.17	0.00	0.04	0.22	0.00	0.41
		Maximum	46.87	0.19	0.60	<0.05	0.14	54.46	<0.02	101.13
DX450105	COL-26	Count	10	10	10	10	10	10	10	10
		Minimum	45.93	<0.03	<0.04	<0.05	0.05	52.28	<0.02	99.66
		Median	46.37	<0.03	<0.04	<0.05	0.15	53.41	<0.02	99.96
		Mean	46.32	0.03	<0.04	<0.05	0.36	53.29	<0.02	100.00
		Standard Deviation	0.24	0.01	0.00	0.00	0.53	0.42	0.00	0.24
		Maximum	46.67	0.08	<0.04	<0.05	1.75	53.68	<0.02	100.57

EMPA - Pyrite (FeS_2)

Sample ID	COL/HC ID	Statistic	Fe	Co	Ni	Cu	As	S	Se	Total
DX450108	HC-8	Count	10	10	10	10	10	10	10	10
		Minimum	46.21	<0.03	0.04	<0.05	<0.03	53.37	<0.02	99.94
		Median	46.47	<0.03	<0.04	<0.05	<0.03	53.71	<0.02	100.42
		Mean	46.53	0.04	0.05	<0.05	0.06	53.72	<0.02	100.38
		Standard Deviation	0.29	0.02	0.03	0.00	0.10	0.21	0.00	0.25
		Maximum	47.04	0.10	0.13	<0.05	0.34	54.07	<0.02	100.77
DX450118	HC-11	Count	10	10	10	10	10	10	10	10
		Minimum	45.72	<0.03	<0.04	<0.05	0.03	53.00	<0.02	99.12
		Median	46.10	<0.03	<0.04	<0.05	0.10	53.60	<0.02	100.28
		Mean	46.19	0.07	0.04	<0.05	0.34	53.58	<0.02	100.20
		Standard Deviation	0.43	0.09	0.01	0.00	0.52	0.42	0.00	0.63
		Maximum	47.14	0.32	0.08	<0.05	1.34	54.11	0.03	101.42
DX450119	COL-1	Count	1	1	1	1	1	1	1	1
		Minimum	46.62	<0.03	<0.04	<0.05	<0.03	53.61	<0.02	100.27
		Median	46.62	<0.03	<0.04	<0.05	<0.03	53.61	<0.02	100.27
		Mean	46.62	<0.03	<0.04	<0.05	<0.03	53.61	<0.02	100.27
		Standard Deviation	-	-	-	-	-	-	-	-
		Maximum	46.62	<0.03	<0.04	<0.05	<0.03	53.61	<0.02	100.27
DX450128	HC-25	Count	5	5	5	5	5	5	5	5
		Minimum	46.17	<0.03	<0.04	<0.05	<0.03	53.16	<0.02	99.66
		Median	46.38	0.08	<0.04	<0.05	<0.03	53.35	<0.02	100.20
		Mean	46.36	0.25	<0.04	<0.05	<0.03	53.46	<0.02	100.10
		Standard Deviation	0.11	0.29	0.00	0.00	0.00	0.30	0.00	0.40
		Maximum	46.47	0.66	<0.04	<0.05	<0.03	53.79	<0.02	100.61
DX450130	COL-17	Count	10	10	10	10	10	10	10	10
		Minimum	45.73	<0.03	<0.04	<0.05	<0.03	53.32	<0.02	99.81
		Median	46.22	<0.03	0.06	<0.05	0.17	53.61	<0.02	100.37
		Mean	46.26	0.05	0.13	<0.05	0.28	53.69	<0.02	100.40
		Standard Deviation	0.30	0.04	0.15	0.00	0.33	0.25	0.00	0.32
		Maximum	46.64	0.15	0.47	<0.05	1.03	54.01	0.03	100.91
DX450134	HC-15	Count	16	16	16	16	16	16	16	16
		Minimum	45.44	<0.03	<0.04	<0.05	<0.03	52.59	<0.02	98.51
		Median	45.76	0.18	<0.04	<0.05	<0.03	53.40	<0.02	99.52
		Mean	45.81	0.21	0.07	<0.05	0.03	53.38	<0.02	99.47
		Standard Deviation	0.26	0.18	0.09	0.00	0.00	0.36	0.00	0.45
		Maximum	46.22	0.55	0.41	<0.05	0.04	53.99	0.03	100.12
DX450137	COL-20	Count	5	5	5	5	5	5	5	5
		Minimum	45.33	<0.03	<0.04	<0.05	<0.03	53.22	<0.02	99.32
		Median	45.98	<0.03	0.05	<0.05	<0.03	53.46	<0.02	99.41
		Mean	45.92	<0.03	0.13	<0.05	<0.03	53.44	<0.02	99.51
		Standard Deviation	0.37	0.00	0.13	0.00	0.00	0.19	0.00	0.28
		Maximum	46.28	<0.03	0.35	<0.05	<0.03	53.71	<0.02	99.98
DX450143	COL-3	Count	7	7	7	7	7	7	7	7
		Minimum	45.74	<0.03	<0.04	<0.05	<0.03	52.43	<0.02	98.37
		Median	46.37	<0.03	0.06	<0.05	<0.03	53.26	<0.02	99.91
		Mean	46.35	0.03	0.06	<0.05	<0.03	53.16	<0.02	99.60
		Standard Deviation	0.34	0.01	0.03	0.00	0.00	0.57	0.00	0.78
		Maximum	46.84	0.05	0.11	<0.05	<0.03	53.85	<0.02	100.31
DX450144	COL-6	Count	5	5	5	5	5	5	5	5
		Minimum	45.88	<0.03	<0.04	<0.05	<0.03	52.49	<0.02	98.75
		Median	46.36	0.04	<0.04	<0.05	<0.03	53.27	<0.02	99.81
		Mean	46.29	0.04	0.08	0.07	<0.03	53.13	<0.02	99.56
		Standard Deviation	0.34	0.01	0.07	0.05	0.00	0.43	0.00	0.48
		Maximum	46.65	0.06	0.19	0.15	<0.03	53.54	<0.02	99.89
DX450153	COL-4	Count	15	15	15	15	15	15	15	15
		Minimum	45.50	<0.03	<0.04	<0.05	<0.03	53.07	<0.02	98.95
		Median	46.49	<0.03	0.04	<0.05	<0.03	53.48	<0.02	100.02
		Mean	46.40	0.04	0.05	<0.05	<0.03	53.45	<0.02	99.94
		Standard Deviation	0.40	0.02	0.02	0.00	0.00	0.24	0.00	0.45
		Maximum	46.93	0.10	0.09	<0.05	<0.03	53.85	<0.02	100.64
DX450155	COL-23	Count	15	15	15	15	15	15	15	15
		Minimum	46.00	<0.03	<0.04	<0.05	<0.03	53.27	<0.02	99.57
		Median	46.50	<0.03	<0.04	<0.05	<0.03	53.74	<0.02	100.26
		Mean	46.45	0.06	0.06	<0.05	0.04	53.73	<0.02	100.30
		Standard Deviation	0.27	0.07	0.05	0.00	0.03	0.22	0.01	0.36
		Maximum	46.87	0.26	0.22	<0.05	0.13	54.11	0.05	100.96

EMPA - Pyrite (FeS_2)

Sample ID	COL/HC ID	Statistic	Fe	Co	Ni	Cu	As	S	Se	Total
DX450159	HC-13	Count	15	15	15	15	15	15	15	15
		Minimum	46.14	<0.03	<0.04	<0.05	0.06	52.71	<0.02	99.19
		Median	46.38	<0.03	<0.04	<0.05	0.12	53.31	<0.02	99.93
		Mean	46.45	0.03	<0.04	<0.05	0.13	53.31	<0.02	99.91
		Standard Deviation	0.21	0.00	0.00	0.00	0.07	0.27	0.00	0.39
		Maximum	46.84	0.04	<0.04	<0.05	0.33	53.76	<0.02	100.67
DX450170	COL-27	Count	15	15	15	15	15	15	15	15
		Minimum	46.04	<0.03	<0.04	<0.05	<0.03	53.30	<0.02	99.53
		Median	46.61	<0.03	<0.04	<0.05	<0.03	53.65	<0.02	100.28
		Mean	46.55	0.03	<0.04	<0.05	<0.03	53.63	<0.02	100.22
		Standard Deviation	0.22	0.00	0.00	0.00	0.00	0.18	0.00	0.35
		Maximum	46.93	0.04	<0.04	<0.05	<0.03	53.97	<0.02	100.83
DX450171	HC-14	Count	15	15	15	15	15	15	15	15
		Minimum	44.94	<0.03	0.03	<0.05	<0.03	52.44	<0.02	98.92
		Median	46.46	<0.03	<0.04	<0.05	<0.03	53.32	<0.02	100.02
		Mean	46.34	0.17	0.15	<0.05	0.04	53.25	<0.02	99.90
		Standard Deviation	0.52	0.51	0.18	0.00	0.03	0.34	0.00	0.54
		Maximum	46.98	1.99	0.65	<0.05	0.11	53.92	0.03	100.96
DX450176	HC-4	Count	15	15	15	15	15	15	15	15
		Minimum	44.94	<0.03	<0.04	<0.05	0.03	52.41	<0.02	98.28
		Median	45.84	<0.03	<0.04	<0.05	<0.03	53.04	<0.02	99.10
		Mean	45.81	0.14	0.04	0.05	0.05	53.05	<0.02	99.06
		Standard Deviation	0.36	0.28	0.01	0.00	0.06	0.38	0.00	0.41
		Maximum	46.29	0.88	0.06	0.05	0.26	53.69	<0.02	99.65
DX450181	HC-6	Count	6	6	6	6	6	6	6	6
		Minimum	45.62	<0.03	0.04	<0.05	<0.03	53.27	<0.02	99.45
		Median	46.09	0.12	<0.04	<0.05	<0.03	53.82	<0.02	99.96
		Mean	46.08	0.13	0.04	<0.05	<0.03	53.79	<0.02	100.03
		Standard Deviation	0.33	0.11	0.00	0.00	0.00	0.29	0.00	0.45
		Maximum	46.49	0.26	<0.04	<0.05	<0.03	54.09	<0.02	100.68
DX450185	HC-16	Count	10	10	10	10	10	10	10	10
		Minimum	45.20	<0.03	<0.04	<0.05	<0.03	53.24	<0.02	99.55
		Median	46.39	0.05	<0.04	<0.05	<0.03	53.77	<0.02	100.49
		Mean	46.23	0.32	0.06	<0.05	0.14	53.71	<0.02	100.43
		Standard Deviation	0.56	0.54	0.03	0.00	0.30	0.28	0.00	0.40
		Maximum	46.83	1.51	0.14	<0.05	0.99	54.07	<0.02	100.99
DX450186	HC-10	Count	8	8	8	8	8	8	8	8
		Minimum	45.49	<0.03	<0.04	<0.05	<0.03	52.30	<0.02	98.67
		Median	46.30	<0.03	<0.04	<0.05	0.04	53.57	<0.02	100.20
		Mean	46.21	0.24	<0.04	<0.05	0.07	53.43	<0.02	99.96
		Standard Deviation	0.43	0.42	0.00	0.00	0.07	0.52	0.00	0.64
		Maximum	46.64	1.18	<0.04	<0.05	0.23	54.00	0.03	100.55
DX450200	COL-22	Count	15	15	15	15	15	15	15	15
		Minimum	46.03	<0.03	<0.04	<0.05	<0.03	53.47	<0.02	99.92
		Median	46.54	<0.03	<0.04	<0.05	<0.03	53.63	<0.02	100.30
		Mean	46.54	0.09	0.04	<0.05	0.03	53.67	<0.02	100.33
		Standard Deviation	0.27	0.15	0.01	0.00	0.01	0.18	0.00	0.29
		Maximum	46.96	0.53	0.06	<0.05	0.09	54.15	<0.02	100.83
DX450204	HC-3	Count	15	15	15	15	15	15	15	15
		Minimum	44.99	<0.03	<0.04	<0.05	<0.03	53.08	<0.02	98.90
		Median	45.99	<0.03	<0.04	<0.05	<0.03	53.40	<0.02	99.54
		Mean	45.95	0.06	0.12	<0.05	0.04	53.41	<0.02	99.53
		Standard Deviation	0.34	0.10	0.17	0.00	0.02	0.20	0.00	0.36
		Maximum	46.48	0.43	0.58	<0.05	0.09	53.75	<0.02	100.04
DX450222	HC-27	Count	15	15	15	15	15	15	15	15
		Minimum	45.96	<0.03	<0.04	<0.05	<0.03	53.21	<0.02	99.56
		Median	46.22	<0.03	<0.04	<0.05	<0.03	53.49	<0.02	99.83
		Mean	46.30	0.04	0.05	<0.05	0.04	53.49	<0.02	99.89
		Standard Deviation	0.20	0.01	0.02	0.00	0.03	0.13	0.00	0.24
		Maximum	46.75	0.06	0.09	<0.05	0.11	53.73	<0.02	100.29
DX450227	COL-28	Count	2	2	2	2	2	2	2	2
		Minimum	46.42	0.07	<0.04	<0.05	<0.03	53.84	<0.02	100.53
		Median	46.51	0.12	<0.04	<0.05	<0.03	53.98	<0.02	100.62
		Mean	46.51	0.12	<0.04	<0.05	<0.03	53.98	<0.02	100.62
		Standard Deviation	0.14	0.06	0.00	0.00	0.00	0.20	0.00	0.13
		Maximum	46.61	0.16	<0.04	<0.05	<0.03	54.12	<0.02	100.71

EMPA - Pyrite (FeS_2)

Sample ID	COL/HC ID	Statistic	Fe	Co	Ni	Cu	As	S	Se	Total
DX450230	COL-29	Count	5	5	5	5	5	5	5	5
		Minimum	45.29	<0.03	<0.04	<0.05	<0.03	53.05	<0.02	100.26
		Median	46.13	<0.03	0.17	<0.05	<0.03	53.86	<0.02	100.49
		Mean	46.03	0.34	0.29	<0.05	<0.03	53.79	<0.02	100.45
		Standard Deviation	0.55	0.62	0.28	0.00	0.00	0.44	0.00	0.12
		Maximum	46.68	1.44	0.72	<0.05	<0.03	54.15	<0.02	100.56
DX450232	COL-15/HC-5	Count	15	15	15	15	15	15	15	15
		Minimum	46.28	<0.03	0.03	<0.05	<0.03	53.36	<0.02	100.16
		Median	46.64	<0.03	<0.04	<0.05	<0.03	53.78	<0.02	100.51
		Mean	46.68	0.04	0.04	<0.05	0.09	53.75	<0.02	100.57
		Standard Deviation	0.25	0.01	0.01	0.00	0.12	0.19	0.00	0.27
		Maximum	47.13	0.08	0.09	<0.05	0.50	54.07	<0.02	101.07
DX450233	COL-21	Count	15	15	15	15	15	15	15	15
		Minimum	46.05	<0.03	<0.04	<0.05	<0.03	52.99	<0.02	99.91
		Median	46.68	<0.03	<0.04	<0.05	<0.03	53.72	<0.02	100.55
		Mean	46.64	0.10	<0.04	<0.05	0.04	53.74	<0.02	100.50
		Standard Deviation	0.29	0.20	0.00	0.00	0.02	0.36	0.00	0.43
		Maximum	47.31	0.80	<0.04	<0.05	0.10	54.40	<0.02	101.43
DX450239	COL-14	Count	15	15	15	15	15	15	15	15
		Minimum	46.34	<0.03	<0.04	<0.05	<0.03	52.94	<0.02	99.71
		Median	46.54	<0.03	<0.04	<0.05	<0.03	53.66	<0.02	100.29
		Mean	46.61	0.03	<0.04	<0.05	0.04	53.63	<0.02	100.30
		Standard Deviation	0.20	0.00	0.00	0.00	0.02	0.33	0.00	0.42
		Maximum	47.00	<0.03	<0.04	<0.05	0.09	54.12	<0.02	101.10
031644	HC-30	Count	20	20	20	20	20	20	20	20
		Minimum	45.51	<0.03	<0.04	<0.05	<0.03	52.84	<0.02	99.11
		Median	46.27	0.04	0.05	<0.05	0.18	53.28	<0.02	100.15
		Mean	46.19	0.16	0.08	<0.05	0.27	53.30	<0.02	100.07
		Standard Deviation	0.35	0.25	0.05	0.01	0.24	0.33	0.00	0.45
		Maximum	46.78	0.96	0.21	0.08	0.74	53.97	<0.02	100.93
DX450179	HC-29	Count	20	20	20	20	20	20	20	20
		Minimum	46.03	<0.03	<0.04	<0.05	<0.03	52.25	<0.02	99.82
		Median	46.65	<0.03	<0.04	<0.05	<0.03	53.49	<0.02	100.27
		Mean	46.61	0.04	<0.04	<0.05	0.12	53.42	<0.02	100.30
		Standard Deviation	0.22	0.04	0.00	0.00	0.38	0.35	0.00	0.27
		Maximum	46.88	0.22	<0.04	<0.05	1.72	53.87	<0.02	100.78
DX450183	HC-31	Count	20	20	20	20	20	20	20	20
		Minimum	45.87	<0.03	<0.04	<0.05	<0.03	53.18	<0.02	99.66
		Median	46.62	<0.03	<0.04	<0.05	<0.03	53.54	<0.02	100.41
		Mean	46.62	0.05	0.05	<0.05	0.06	53.56	<0.02	100.41
		Standard Deviation	0.31	<0.03	0.02	0.00	0.07	0.20	0.00	0.37
		Maximum	47.09	0.13	0.11	<0.05	<0.03	53.98	<0.02	100.97
031576	HC-32	Count	10	10	10	10	10	10	10	10
		Minimum	46.04	<0.03	<0.04	<0.05	<0.03	52.88	<0.02	99.71
		Median	46.63	<0.03	<0.04	<0.05	0.07	53.29	<0.02	100.19
		Mean	46.58	0.04	0.05	<0.05	0.13	53.32	<0.02	100.19
		Standard Deviation	0.29	0.02	0.02	0.00	0.17	0.22	0.00	0.26
		Maximum	46.92	0.09	0.11	<0.05	0.58	53.65	<0.02	100.64
031787	HC-28	Count	5	5	5	5	5	5	5	5
		Minimum	45.99	<0.03	<0.04	<0.05	<0.03	52.72	<0.02	99.32
		Median	46.29	<0.03	<0.04	<0.05	<0.03	53.80	<0.02	100.48
		Mean	46.34	0.15	<0.04	<0.05	<0.03	53.64	<0.02	100.27
		Standard Deviation	0.33	0.19	0.00	0.00	0.00	0.60	0.00	0.57
		Maximum	46.79	0.47	<0.04	<0.05	<0.03	54.24	<0.02	100.76
DX450213	HC-33	Count	10	10	10	10	10	10	10	10
		Minimum	45.90	<0.03	<0.04	<0.05	<0.03	53.05	<0.02	99.40
		Median	46.47	<0.03	<0.04	<0.05	<0.03	53.59	<0.02	100.38
		Mean	46.43	0.13	0.06	<0.05	0.04	53.59	<0.02	100.32
		Standard Deviation	0.36	0.22	0.03	0.00	0.02	0.25	0.00	0.45
		Maximum	46.99	0.72	0.15	<0.05	0.09	53.92	<0.02	101.03
031623	COL-33	Count	2	2	2	2	2	2	2	2
		Minimum	46.56	<0.03	<0.04	<0.05	<0.03	53.43	<0.02	100.20
		Median	46.60	<0.03	<0.04	<0.05	0.05	53.74	0.15	100.66
		Mean	46.60	<0.03	<0.04	<0.05	0.05	53.74	0.15	100.66
		Standard Deviation	0.06	0.00	0.00	0.00	<0.03	0.44	0.18	0.65
		Maximum	46.64	<0.03	<0.04	<0.05	0.07	54.04	0.28	101.12
031795	HC-35	Count	2	2	2	2	2	2	2	2
		Minimum	46.01	<0.03	<0.04	<0.05	<0.03	53.14	<0.02	99.56
		Median	46.05	<0.03	0.35	<0.05	0.11	53.48	<0.02	100.09
		Mean	46.05	<0.03	0.35	<0.05	0.11	53.48	<0.02	100.09
		Standard Deviation	0.05	0.00	0.44	0.00	0.11	0.47	0.00	0.75
		Maximum	46.09	<0.03	0.66	<0.05	0.19	53.81	<0.02	100.62

EMPA - Pyrrhotite ($Fe_{1-x}S$)

Sample ID	COL/HC ID	Statistic	Fe	Co	Ni	Cu	S	Se	Total
DX 550053	COL-8	Count	5	5	5	5	5	5	5
		Minimum	59.93	0.06	0.13	<0.05	39.20	<0.03	99.72
		Median	60.13	0.07	0.23	<0.05	39.3754	<0.03	99.86
		Mean	60.12	0.08	0.25	<0.05	39.36	<0.03	99.83
		Standard Deviation	0.13	0.02	0.12	0.00	0.09	0.00	0.08
		Maximum	60.27	0.11	0.43	<0.05	39.43	<0.03	99.92
DX 550056	HC-20	Count	10	10	10	10	10	10	10
		Minimum	58.38	<0.03	0.16	<0.05	39.67	<0.03	99.92
		Median	60.57	0.06	0.20	<0.05	39.83	<0.03	100.61
		Mean	60.18	0.06	0.24	<0.05	40.07	<0.03	100.57
		Standard Deviation	0.92	0.03	0.08	0.00	0.58	0.00	0.36
		Maximum	60.95	0.12	0.40	<0.05	41.22	<0.03	101.07
DX 550064	HC-18	Count	5	5	5	5	5	5	5
		Minimum	59.69	<0.03	0.08	<0.05	39.01	<0.03	99.38
		Median	60.25	0.03	0.10	<0.05	39.25	<0.03	99.56
		Mean	60.30	0.04	0.13	<0.05	39.29	<0.03	99.75
		Standard Deviation	0.46	0.01	0.09	0.00	0.22	0.00	0.45
		Maximum	60.96	0.05	0.28	<0.05	39.53	<0.03	100.44
DX 550073	COL-7	Count	4	4	4	4	4	4	4
		Minimum	59.13	<0.03	0.10	<0.05	39.79	<0.03	99.89
		Median	59.62	<0.03	0.42	<0.05	40.00	<0.03	100.01
		Mean	59.66	0.03	0.42	<0.05	40.00	<0.03	100.10
		Standard Deviation	0.52	0.01	0.36	0.00	0.19	0.00	0.26
		Maximum	60.26	0.05	0.74	<0.05	40.22	<0.03	100.47
DX 550083	HC-2	Count	16	16	16	16	16	16	16
		Minimum	60.83	<0.03	<0.04	<0.05	38.48	0.03	99.41
		Median	61.08	<0.03	0.05	<0.05	38.62	<0.03	99.76
		Mean	61.10	<0.03	0.06	<0.05	38.61	0.03	99.80
		Standard Deviation	0.23	0.00	0.02	0.00	0.10	0.01	0.27
		Maximum	61.58	<0.03	0.12	<0.05	38.81	0.06	100.35
DX 550089	COL-9	Count	10	10	10	10	10	10	10
		Minimum	59.66	0.04	<0.04	<0.05	39.35	0.03	99.20
		Median	60.44	0.06	0.07	<0.05	39.57	<0.03	100.15
		Mean	60.33	0.06	0.08	<0.05	39.56	0.03	100.04
		Standard Deviation	0.34	0.01	0.03	0.00	0.12	0.00	0.39
		Maximum	60.68	0.08	0.12	<0.05	39.72	<0.03	100.53
DX 550101	COL-12/HC-24	Count	5	5	5	5	5	5	5
		Minimum	59.47	<0.03	0.11	<0.05	39.23	0.03	99.48
		Median	59.86	0.05	0.40	<0.05	39.41	<0.03	99.71
		Mean	59.83	0.05	0.35	<0.05	39.38	0.03	99.64
		Standard Deviation	0.22	0.02	0.17	0.00	0.13	0.00	0.12
		Maximum	60.08	0.08	0.50	<0.05	39.53	<0.03	99.74
DX450008	HC-19	Count	5	5	5	5	5	5	5
		Minimum	61.01	<0.03	<0.04	<0.05	38.60	<0.03	99.74
		Median	61.44	<0.03	<0.04	<0.05	38.71	<0.03	100.16
		Mean	61.40	<0.03	<0.04	<0.05	38.75	<0.03	100.16
		Standard Deviation	0.38	0.00	0.00	0.00	0.19	0.00	0.27
		Maximum	61.80	<0.03	<0.04	<0.05	39.08	<0.03	100.45
DX450017	COL-5	Count	10	10	10	10	10	10	10
		Minimum	59.71	<0.03	<0.04	<0.05	39.19	<0.03	99.36
		Median	59.92	0.04	0.06	<0.05	39.64	<0.03	99.55
		Mean	59.96	0.05	0.07	<0.05	39.60	<0.03	99.68
		Standard Deviation	0.18	0.01	0.03	0.00	0.21	0.00	0.27
		Maximum	60.22	0.07	0.12	<0.05	39.90	<0.03	100.08
DX450021	HC-26	Count	15	15	15	15	15	15	15
		Minimum	60.14	<0.03	<0.04	<0.05	39.40	<0.03	99.94
		Median	60.48	<0.03	0.04	<0.05	39.81	<0.03	100.38
		Mean	60.57	0.03	0.05	<0.05	39.75	<0.03	100.39
		Standard Deviation	0.23	0.00	0.01	0.00	0.17	0.00	0.26
		Maximum	60.96	0.04	0.07	<0.05	39.92	<0.03	100.87
DX450030	COL-24	Count	5	5	5	5	5	5	5
		Minimum	60.46	<0.03	<0.04	<0.05	38.90	<0.03	99.43
		Median	61.52	<0.03	<0.04	<0.05	38.97	<0.03	100.42
		Mean	61.23	<0.03	<0.04	<0.05	39.01	<0.03	100.26
		Standard Deviation	0.53	0.00	0.00	0.00	0.14	0.00	0.50
		Maximum	61.68	<0.03	<0.04	<0.05	39.24	<0.03	100.65

EMPA - Pyrrhotite ($Fe_{1-x}S$)

Sample ID	COL/HC ID	Statistic	Fe	Co	Ni	Cu	S	Se	Total
DX450049	COL-25	Count	10	10	10	10	10	10	10
		Minimum	60.13	<0.03	<0.04	<0.05	38.69	<0.03	99.59
		Median	61.03	<0.03	<0.04	<0.05	39.07	<0.03	99.98
		Mean	60.96	<0.03	<0.04	<0.05	39.12	<0.03	100.10
		Standard Deviation	0.49	0.00	0.00	0.00	0.29	0.00	0.32
		Maximum	61.50	<0.03	<0.04	<0.05	39.74	<0.03	100.56
DX450051	COL-13	Count	5	5	5	5	5	5	5
		Minimum	60.12	<0.03	<0.04	<0.05	39.41	<0.03	99.86
		Median	60.48	<0.03	0.07	<0.05	39.54	<0.03	100.19
		Mean	60.46	<0.03	0.08	<0.05	39.58	<0.03	100.12
		Standard Deviation	0.24	0.00	0.04	0.00	0.17	0.00	0.16
		Maximum	60.73	<0.03	0.12	<0.05	39.84	<0.03	100.24
DX450052	HC-1	Count	14	14	14	14	14	14	14
		Minimum	59.80	<0.03	<0.04	<0.05	39.01	<0.03	99.07
		Median	60.42	<0.03	<0.04	<0.05	39.35	<0.03	99.79
		Mean	60.30	<0.03	0.05	<0.05	39.35	<0.03	99.69
		Standard Deviation	0.23	0.00	0.02	0.00	0.20	0.00	0.39
		Maximum	60.56	<0.03	0.12	<0.05	39.80	<0.03	100.32
DX450071	COL-16	Count	10	10	10	10	10	10	10
		Minimum	59.44	<0.03	<0.04	<0.05	39.27	<0.03	99.55
		Median	60.33	<0.03	<0.04	<0.05	39.52	0.06	99.98
		Mean	60.34	<0.03	0.11	<0.05	39.55	0.06	100.05
		Standard Deviation	0.43	0.00	0.13	0.00	0.15	0.02	0.36
		Maximum	61.04	<0.03	0.43	<0.05	39.85	0.09	100.62
DX450077	HC-22	Count	15	15	15	15	15	15	15
		Minimum	59.64	<0.03	<0.04	<0.05	39.06	<0.03	99.31
		Median	60.24	0.07	0.08	<0.05	39.74	<0.03	100.10
		Mean	60.30	0.07	0.12	<0.05	39.70	<0.03	100.20
		Standard Deviation	0.44	0.03	0.08	0.00	0.26	0.00	0.45
		Maximum	61.04	0.12	0.27	<0.05	40.09	<0.03	100.94
DX450080	COL-2	Count	10	10	10	10	10	10	10
		Minimum	60.83	<0.03	0.18	<0.05	38.77	<0.03	100.00
		Median	61.24	<0.03	0.25	<0.05	39.11	<0.03	100.66
		Mean	61.31	0.03	0.26	<0.05	39.07	<0.03	100.66
		Standard Deviation	0.36	0.01	0.06	0.00	0.26	0.00	0.56
		Maximum	61.86	0.05	0.37	<0.05	39.60	<0.03	101.75
DX450089	COL-19	Count	10	10	10	10	10	10	10
		Minimum	59.97	<0.03	<0.04	<0.05	38.87	<0.03	99.83
		Median	60.96	<0.03	0.13	<0.05	39.16	<0.03	100.45
		Mean	60.92	<0.03	0.12	<0.05	39.33	<0.03	100.40
		Standard Deviation	0.48	0.00	0.04	0.00	0.47	0.00	0.36
		Maximum	61.54	<0.03	0.19	<0.05	40.07	<0.03	100.98
DX450105	COL-26	Count	9	9	9	9	9	9	9
		Minimum	60.94	<0.03	<0.04	<0.05	38.67	<0.03	99.89
		Median	61.25	<0.03	<0.04	<0.05	38.80	<0.03	100.13
		Mean	61.28	<0.03	<0.04	<0.05	38.83	<0.03	100.13
		Standard Deviation	0.24	0.00	0.00	0.00	0.12	0.00	0.19
		Maximum	61.72	<0.03	<0.04	<0.05	39.01	<0.03	100.41
DX450108	HC-8	Count	10	10	10	10	10	10	10
		Minimum	59.92	<0.03	<0.04	<0.05	39.13	<0.03	99.16
		Median	60.05	<0.03	0.06	<0.05	39.44	<0.03	99.61
		Mean	60.21	0.03	0.07	<0.05	39.40	<0.03	99.71
		Standard Deviation	0.34	0.00	0.03	0.00	0.15	0.00	0.35
		Maximum	60.92	0.04	0.13	<0.05	39.58	<0.03	100.23
DX450113	COL-11/HC-23	Count	10	10	10	10	10	10	10
		Minimum	60.78	<0.03	0.08	<0.05	38.66	<0.03	99.96
		Median	61.12	<0.03	0.16	<0.05	38.90	<0.03	100.20
		Mean	61.19	0.04	0.16	<0.05	38.88	<0.03	100.25
		Standard Deviation	0.34	0.01	0.06	0.00	0.13	0.00	0.27
		Maximum	61.85	0.07	0.25	<0.05	39.06	<0.03	100.64
DX450118	HC-11	Count	10	10	10	10	10	10	10
		Minimum	59.68	<0.03	<0.04	<0.05	38.91	0.03	99.38
		Median	60.46	<0.03	<0.04	<0.05	39.95	<0.03	100.43
		Mean	60.43	0.03	0.05	<0.05	39.88	0.03	100.37
		Standard Deviation	0.33	0.01	0.02	0.00	0.39	0.00	0.52
		Maximum	60.93	0.05	0.09	<0.05	40.36	<0.03	101.13

EMPA - Pyrrhotite ($Fe_{1-x}S$)

Sample ID	COL/HC ID	Statistic	Fe	Co	Ni	Cu	S	Se	Total
DX450119	COL-1	Count	15	15	15	15	15	15	15
		Minimum	60.20	<0.03	<0.04	<0.05	39.34	<0.03	99.66
		Median	60.70	<0.03	0.05	<0.05	39.70	<0.03	100.52
		Mean	60.65	0.04	0.05	<0.05	39.66	<0.03	100.41
		Standard Deviation	0.28	0.01	0.01	0.00	0.16	0.00	0.35
		Maximum	61.16	0.05	0.08	<0.05	39.91	<0.03	100.95
DX450128	HC-25	Count	16	16	16	16	16	16	16
		Minimum	60.31	<0.03	<0.04	<0.05	39.46	<0.03	100.02
		Median	60.45	<0.03	<0.04	<0.05	39.66	<0.03	100.27
		Mean	60.55	0.04	0.06	<0.05	39.65	<0.03	100.29
		Standard Deviation	0.23	0.02	0.03	0.00	0.09	0.00	0.26
		Maximum	61.05	0.08	0.17	<0.05	39.81	<0.03	100.94
DX450130	COL-17	Count	5	5	5	5	5	5	5
		Minimum	60.27	<0.03	<0.04	<0.05	36.13	<0.03	98.90
		Median	62.40	<0.03	0.05	<0.05	37.82	<0.03	99.90
		Mean	62.26	<0.03	0.12	<0.05	37.46	<0.03	99.85
		Standard Deviation	1.48	0.00	0.10	0.00	1.00	0.00	0.59
		Maximum	63.67	<0.03	0.26	<0.05	38.40	<0.03	100.40
DX450134	HC-15	Count	15	15	15	15	15	15	15
		Minimum	59.60	<0.03	0.13	<0.05	39.31	<0.03	99.52
		Median	59.88	<0.03	0.36	<0.05	39.62	<0.03	99.88
		Mean	59.84	0.03	0.38	<0.05	39.62	<0.03	99.86
		Standard Deviation	0.19	0.00	0.11	0.00	0.15	0.00	0.21
		Maximum	60.13	0.04	0.66	<0.05	39.87	<0.03	100.18
DX450143	COL-3	Count	15	15	15	15	15	15	15
		Minimum	59.99	<0.03	<0.04	<0.05	38.97	<0.03	99.36
		Median	60.47	<0.03	0.05	<0.05	39.46	<0.03	100.07
		Mean	60.49	0.04	0.08	0.05	39.45	<0.03	100.06
		Standard Deviation	0.35	0.01	0.06	0.01	0.25	0.00	0.36
		Maximum	61.50	0.06	0.20	0.10	39.87	<0.03	100.72
DX450155	COL-23	Count	10	10	10	10	10	10	10
		Minimum	59.99	<0.03	<0.04	<0.05	38.72	<0.03	99.67
		Median	60.68	<0.03	0.05	<0.05	39.31	<0.03	99.89
		Mean	60.64	<0.03	0.06	0.05	39.28	0.04	100.02
		Standard Deviation	0.33	0.00	0.03	0.00	0.35	0.02	0.30
		Maximum	61.16	<0.03	0.15	0.06	39.91	0.09	100.60
DX450171	HC-14	Count	15	15	15	15	15	15	15
		Minimum	59.82	<0.03	0.04	<0.05	38.67	<0.03	99.51
		Median	60.29	<0.03	0.13	<0.05	39.60	<0.03	100.14
		Mean	60.32	0.03	0.15	<0.05	39.56	<0.03	100.06
		Standard Deviation	0.28	0.01	0.10	0.00	0.29	0.00	0.34
		Maximum	60.82	0.07	0.34	<0.05	39.98	<0.03	100.56
DX450176	HC-4	Count	10	10	10	10	10	10	10
		Minimum	59.62	<0.03	<0.04	<0.05	39.45	<0.03	99.19
		Median	60.13	<0.03	0.05	<0.05	39.75	<0.03	99.96
		Mean	60.13	<0.03	0.07	<0.05	39.73	<0.03	99.95
		Standard Deviation	0.28	0.00	0.03	0.00	0.16	0.00	0.36
		Maximum	60.52	<0.03	0.12	<0.05	39.98	<0.03	100.53
DX450185	HC-16	Count	15	15	15	15	15	15	15
		Minimum	60.98	<0.03	0.06	<0.05	38.35	<0.03	99.76
		Median	61.36	<0.03	0.15	<0.05	38.63	<0.03	100.18
		Mean	61.35	<0.03	0.19	<0.05	38.69	<0.03	100.25
		Standard Deviation	0.29	0.00	0.10	0.00	0.20	0.00	0.33
		Maximum	62.01	<0.03	0.36	<0.05	39.09	<0.03	100.93
DX450186	HC-10	Count	15	15	15	15	15	15	15
		Minimum	60.79	<0.03	<0.04	<0.05	38.56	<0.03	99.66
		Median	61.25	<0.03	<0.04	<0.05	39.03	<0.03	100.23
		Mean	61.28	<0.03	<0.04	<0.05	38.95	<0.03	100.26
		Standard Deviation	0.28	0.00	0.00	0.00	0.18	0.00	0.39
		Maximum	61.87	<0.03	<0.04	<0.05	39.22	<0.03	100.98
DX450200	COL-22	Count	10	10	10	10	10	10	10
		Minimum	60.50	<0.03	<0.04	<0.05	38.56	<0.03	99.33
		Median	61.22	<0.03	<0.04	<0.05	38.86	<0.03	100.30
		Mean	61.21	<0.03	0.05	<0.05	38.91	<0.03	100.17
		Standard Deviation	0.30	0.00	0.02	0.00	0.27	0.00	0.41
		Maximum	61.57	<0.03	0.11	<0.05	39.28	<0.03	100.79

EMPA - Pyrrhotite ($Fe_{1-x}S$)

Sample ID	COL/HC ID	Statistic	Fe	Co	Ni	Cu	S	Se	Total
DX450232	COL-15/HC-5	Count	10	10	10	10	10	10	10
		Minimum	60.06	<0.03	0.04	<0.05	38.84	<0.03	99.57
		Median	60.63	0.03	0.07	<0.05	39.17	<0.03	99.90
		Mean	60.66	0.04	0.08	<0.05	39.18	<0.03	99.96
		Standard Deviation	0.49	0.01	0.04	0.00	0.31	0.00	0.31
		Maximum	61.41	0.05	0.15	<0.05	39.63	<0.03	100.49
DX450233	COL-21	Count	15	15	15	15	15	15	15
		Minimum	60.31	<0.03	<0.04	<0.05	39.12	<0.03	100.13
		Median	60.74	<0.03	<0.04	<0.05	39.76	<0.03	100.50
		Mean	60.81	<0.03	0.04	<0.05	39.72	<0.03	100.56
		Standard Deviation	0.31	0.00	0.00	0.00	0.29	0.00	0.29
		Maximum	61.43	<0.03	<0.04	<0.05	40.16	<0.03	100.95
031644	HC-30	Count	5	5	5	5	5	5	5
		Minimum	60.63	<0.03	0.05	<0.05	38.76	<0.03	99.80
		Median	60.96	<0.03	0.10	<0.05	39.32	<0.03	100.47
		Mean	60.92	<0.03	0.09	<0.05	39.24	<0.03	100.36
		Standard Deviation	0.18	0.00	0.03	0.00	0.27	0.00	0.38
		Maximum	61.12	<0.03	0.12	<0.05	39.44	<0.03	100.78
DX450179	HC-29	Count	10	10	10	10	10	10	10
		Minimum	60.47	<0.03	<0.04	<0.05	38.53	<0.03	99.73
		Median	60.79	<0.03	<0.04	<0.05	39.23	<0.03	100.14
		Mean	60.90	<0.03	<0.04	<0.05	39.14	<0.03	100.19
		Standard Deviation	0.40	0.00	0.01	0.00	0.28	0.00	0.37
		Maximum	61.70	<0.03	0.06	<0.05	39.41	<0.03	101.08
DX450183	HC-31	Count	5	5	5	5	5	5	5
		Minimum	60.30	<0.03	<0.04	<0.05	39.24	<0.03	99.89
		Median	60.55	<0.03	0.21	<0.05	39.27	<0.03	100.18
		Mean	60.55	0.04	0.18	<0.05	39.33	<0.03	100.18
		Standard Deviation	0.18	0.01	0.08	0.00	0.11	0.00	0.22
		Maximum	60.80	0.05	0.26	<0.05	39.52	<0.03	100.49
031576	HC-32	Count	5	5	5	5	5	5	5
		Minimum	59.88	<0.03	<0.04	<0.05	39.27	<0.03	99.41
		Median	60.48	<0.03	<0.04	<0.05	39.44	<0.03	99.97
		Mean	60.37	<0.03	0.05	<0.05	39.48	<0.03	100.01
		Standard Deviation	0.28	0.00	0.02	0.00	0.17	0.00	0.39
		Maximum	60.59	<0.03	0.10	0.06	39.68	<0.03	100.37
031718	COL-34	Count	10	10	10	10	10	10	10
		Minimum	60.95	<0.03	<0.04	<0.05	36.15	<0.03	99.63
		Median	61.96	<0.03	0.10	<0.05	38.41	<0.03	100.70
		Mean	62.63	<0.03	0.11	<0.05	37.72	<0.03	100.58
		Standard Deviation	1.42	0.00	0.08	0.00	1.13	0.00	0.43
		Maximum	64.65	0.04	0.20	<0.05	38.84	<0.03	101.01
DX450174	HC-34	Count	10	10	10	10	10	10	10
		Minimum	60.70	<0.03	<0.04	<0.05	38.35	<0.03	99.43
		Median	61.39	0.06	0.11	<0.05	38.67	<0.03	100.30
		Mean	61.34	0.06	0.14	<0.05	38.68	<0.03	100.30
		Standard Deviation	0.38	0.02	0.10	0.00	0.20	0.00	0.41
		Maximum	61.92	0.10	0.35	<0.05	39.00	<0.03	100.82
031787	HC-28	Count	5	5	5	5	5	5	5
		Minimum	60.02	<0.03	<0.04	<0.05	38.56	<0.03	99.73
		Median	61.23	<0.03	0.16	<0.05	38.67	<0.03	100.00
		Mean	61.05	<0.03	0.14	<0.05	38.84	<0.03	100.14
		Standard Deviation	0.65	0.00	0.06	0.00	0.37	0.00	0.36
		Maximum	61.67	0.04	0.18	<0.05	39.46	<0.03	100.61
031759	COL-31	Count	5	5	5	5	5	5	5
		Minimum	60.42	<0.03	<0.04	<0.05	38.52	<0.03	100.06
		Median	61.19	<0.03	0.06	<0.05	39.44	<0.03	100.40
		Mean	61.04	<0.03	0.11	<0.05	39.21	<0.03	100.47
		Standard Deviation	0.43	0.00	0.08	0.00	0.48	0.00	0.39
		Maximum	61.54	<0.03	0.23	<0.05	39.69	<0.03	101.08
031623	COL-33	Count	2	2	2	2	2	2	2
		Minimum	60.30	<0.03	0.21	<0.05	39.38	<0.03	100.17
		Median	60.33	<0.03	0.26	<0.05	39.47	<0.03	100.17
		Mean	60.33	<0.03	0.26	<0.05	39.47	<0.03	100.17
		Standard Deviation	0.05	0.01	0.07	0.00	0.12	0.00	0.00
		Maximum	60.37	0.04	0.31	<0.05	39.55	<0.03	100.18
031795	HC-35	Count	5	5	5	5	5	5	5
		Minimum	63.20	<0.03	<0.04	<0.05	35.96	<0.03	99.63
		Median	63.81	<0.03	<0.04	<0.05	36.28	<0.03	100.33
		Mean	63.77	<0.03	<0.04	<0.05	36.25	<0.03	100.17
		Standard Deviation	0.34	0.00	0.00	0.00	0.19	0.00	0.33
		Maximum	64.10	<0.03	<0.04	<0.05	36.44	<0.03	100.41

EMPA - Sphalerite ((Fe, Zn)S)

Sample ID	COL/HC ID	Statistic	Zn	Cd	Fe	Mn	Cu	S	Se	Total
DX450021	HC-26	Count	1	1	1	1	1	1	1	1
		Minimum	60.16	0.58	5.71	<0.04	0.05	32.64	<0.03	99.12
		Median	60.16	0.58	5.71	<0.04	0.05	32.64	<0.03	99.12
		Mean	60.16	0.58	5.71	<0.04	0.05	32.64	<0.03	99.12
		Standard Deviation	-	-	-	-	-	-	-	-
		Maximum	60.16	0.58	5.71	<0.04	0.05	32.64	<0.03	99.12
DX450051	COL-13	Count	15	15	15	15	15	15	15	15
		Minimum	57.91	0.08	3.80	0.09	<0.05	32.84	<0.03	98.97
		Median	58.35	0.32	7.50	0.28	<0.05	33.12	<0.03	99.77
		Mean	58.79	0.31	7.24	0.25	<0.05	33.10	<0.03	99.70
		Standard Deviation	1.28	0.06	1.00	0.06	0.00	0.15	0.00	0.35
		Maximum	63.03	0.36	7.90	0.32	<0.05	33.41	<0.03	100.21
DX450052	HC-1	Count	17	17	17	17	17	17	17	17
		Minimum	57.23	0.25	6.85	0.20	<0.05	32.65	<0.03	98.47
		Median	58.51	0.28	7.38	0.27	<0.05	32.89	<0.03	99.32
		Mean	58.44	0.29	7.35	0.26	<0.05	32.92	<0.03	99.27
		Standard Deviation	0.59	0.02	0.28	0.04	0.00	0.20	0.00	0.430603
		Maximum	59.32	0.33	7.86	0.32	<0.05	33.45	<0.03	100.04
DX450076	HC-9	Count	15	15	15	15	15	15	15	15
		Minimum	56.57	0.31	6.00	0.29	<0.05	32.92	<0.03	98.06
		Median	58.62	0.36	7.39	0.33	<0.05	33.17	<0.03	99.91
		Mean	58.56	0.36	7.32	0.32	<0.05	33.15	<0.03	99.73
		Standard Deviation	0.82	0.02	0.48	0.02	0.00	0.11	0.00	0.62
		Maximum	59.69	0.40	7.84	0.37	<0.05	33.31	<0.03	100.70
DX450119	COL-1	Count	10	10	10	10	10	10	10	10
		Minimum	58.16	0.13	5.53	0.04	<0.05	32.97	<0.03	99.57
		Median	59.05	0.15	7.27	0.11	<0.05	33.18	<0.03	99.87
		Mean	59.24	0.16	7.30	0.11	0.50	33.21	<0.03	100.48
		Standard Deviation	0.90	0.02	1.11	0.05	1.43	0.17	0.00	2.00
		Maximum	61.17	0.21	9.81	0.19	4.57	33.43	<0.03	106.12
DX450155	COL-23	Count	6	6	6	6	6	6	6	6
		Minimum	63.10	0.05	0.76	0.04	<0.05	32.38	<0.03	100.38
		Median	64.70	0.40	2.48	0.06	<0.05	32.84	<0.03	100.55
		Mean	64.69	0.35	2.64	0.06	<0.05	32.87	<0.03	100.62
		Standard Deviation	1.24	0.15	1.57	0.02	0.00	0.30	0.00	0.22
		Maximum	66.43	0.43	5.39	0.09	<0.05	33.28	<0.03	100.98
DX450170	COL-27	Count	5	5	5	5	5	5	5	5
		Minimum	66.34	0.31	0.36	0.04	0.05	32.42	<0.03	99.53
		Median	66.88	0.32	0.39	0.05	<0.05	32.76	<0.03	100.65
		Mean	66.87	0.33	0.41	0.05	<0.05	32.77	<0.03	100.45
		Standard Deviation	0.33	0.02	0.06	0.01	0.00	0.25	0.00	0.56
		Maximum	67.19	0.35	0.51	0.06	<0.05	33.07	<0.03	100.88
DX450176	HC-4	Count	27	27	27	27	27	27	27	27
		Minimum	56.78	0.26	6.04	0.11	<0.05	32.54	<0.03	97.64
		Median	58.39	0.35	7.22	0.16	<0.05	33.01	<0.03	99.20
		Mean	58.44	0.35	7.08	0.17	<0.05	33.03	<0.03	99.08
		Standard Deviation	0.89	0.03	0.48	0.05	0.00	0.21	0.00	0.77
		Maximum	60.24	0.39	7.62	0.34	<0.05	33.45	<0.03	100.31
DX450200	COL-22	Count	15	15	15	15	15	15	15	15
		Minimum	59.47	0.41	3.01	0.08	<0.05	32.82	<0.03	99.64
		Median	63.60	0.44	3.20	0.09	<0.05	33.00	<0.03	100.40
		Mean	63.21	0.44	3.60	0.11	<0.05	33.02	<0.03	100.39
		Standard Deviation	1.11	0.01	0.97	0.03	0.00	0.16	0.00	0.27
		Maximum	64.10	0.46	6.86	0.22	<0.05	33.41	<0.03	100.78
DX450233	COL-21	Count	11	11	11	11	11	11	11	11
		Minimum	58.45	0.38	4.70	0.10	<0.05	32.90	<0.03	99.40
		Median	59.27	0.43	6.83	0.18	<0.05	33.20	<0.03	100.17
		Mean	59.58	0.43	6.75	0.18	0.06	33.19	<0.03	100.17
		Standard Deviation	0.91	0.04	0.73	0.04	0.05	0.13	0.00	0.58
		Maximum	61.65	0.49	7.41	0.23	0.20	33.36	<0.03	101.10

EMPA - Arsenopyrite (FeAsS)

Sample ID	COL/HC ID	Statistic	Fe	Co	Ni	As	Sb	S	Se	Total
DX 550083	HC-2	Count	10	10	10	10	10	10	10	10
		Minimum	34.02	<0.03	<0.03	39.70	<0.05	20.67	<0.26	98.73
		Median	34.92	<0.03	<0.03	42.36	<0.05	21.91	<0.26	99.55
		Mean	34.90	0.09	<0.03	42.26	<0.05	22.11	<0.26	99.43
		Standard Deviation	0.54	0.14	0.00	1.68	0.00	1.29	0.00	0.42
		Maximum	35.73	0.48	<0.03	44.10	<0.05	24.01	<0.26	100.16
DX450039	COL-18	Count	5	5	5	5	5	5	5	5
		Minimum	33.71	<0.03	0.06	42.79	<0.05	20.40	<0.26	98.86
		Median	34.49	<0.03	0.24	43.74	<0.05	21.20	<0.26	99.32
		Mean	34.41	0.03	0.32	43.63	<0.05	21.20	<0.26	99.59
		Standard Deviation	0.50	0.01	0.28	0.56	0.00	0.62	0.00	0.63
		Maximum	34.90	0.05	0.65	44.31	<0.05	21.85	<0.26	100.37
DX450071	COL-16	Count	15	15	15	15	15	15	15	15
		Minimum	34.01	<0.03	<0.03	39.59	<0.05	19.79	<0.26	98.95
		Median	34.74	<0.03	<0.03	43.42	<0.05	21.16	<0.26	99.47
		Mean	34.80	0.03	0.04	43.16	<0.05	21.36	0.26	99.42
		Standard Deviation	0.47	0.00	0.03	1.49	0.00	1.07	0.00	0.28
		Maximum	35.66	0.04	0.15	45.14	<0.05	23.95	0.27	99.93
DX450080	COL-2	Count	5	5	5	5	5	5	5	5
		Minimum	27.70	0.76	0.03	44.66	<0.05	17.00	<0.26	98.26
		Median	31.59	2.09	0.09	45.20	<0.05	19.99	<0.26	99.42
		Mean	31.23	2.29	0.36	46.08	<0.05	19.30	<0.26	99.32
		Standard Deviation	2.13	1.37	0.57	1.96	0.00	1.45	0.00	0.73
		Maximum	33.39	4.50	1.37	49.33	<0.05	20.47	<0.26	100.06
DX450105	COL-26	Count	15	15	15	15	15	15	15	15
		Minimum	34.40	<0.03	<0.03	42.59	0.05	20.53	<0.26	99.03
		Median	34.58	<0.03	<0.03	43.32	<0.05	21.45	<0.26	99.52
		Mean	34.65	<0.03	<0.03	43.53	0.09	21.29	<0.26	99.56
		Standard Deviation	0.21	0.00	0.00	0.70	0.13	0.47	0.00	0.37
		Maximum	35.16	<0.03	<0.03	44.80	0.55	22.11	<0.26	100.42
DX450113	COL-11/HC-23	Count	5	5	5	5	5	5	5	5
		Minimum	32.29	0.40	0.05	46.32	<0.05	17.78	<0.26	99.09
		Median	33.39	0.50	0.12	47.07	<0.05	18.86	<0.26	99.98
		Mean	33.18	0.55	0.22	47.15	<0.05	18.60	<0.26	99.71
		Standard Deviation	0.51	0.14	0.24	0.60	0.00	0.49	0.00	0.49
		Maximum	33.56	0.74	0.64	47.83	<0.05	18.93	<0.26	100.19
DX450130	COL-17	Count	10	10	10	10	10	10	10	10
		Minimum	34.15	<0.03	<0.03	43.85	<0.05	20.15	<0.26	99.51
		Median	34.53	<0.03	<0.03	44.67	<0.05	20.60	<0.26	99.98
		Mean	34.55	0.06	0.03	44.68	<0.05	20.59	<0.26	99.92
		Standard Deviation	0.22	0.07	0.01	0.63	0.00	0.41	0.00	0.22
		Maximum	34.88	0.23	0.05	45.46	<0.05	21.15	<0.26	100.18
DX450143	COL-3	Count	2	2	2	2	2	2	2	2
		Minimum	33.90	0.33	<0.03	44.83	<0.05	20.04	<0.26	99.30
		Median	33.93	0.35	<0.03	44.99	<0.05	20.12	<0.26	99.51
		Mean	33.93	0.35	<0.03	44.99	<0.05	20.12	<0.26	99.51
		Standard Deviation	0.04	0.02	0.00	0.22	0.00	0.12	0.00	0.30
		Maximum	33.96	0.36	<0.03	45.14	<0.05	20.21	<0.26	99.72
DX450185	HC-16	Count	1	1	1	1	1	1	1	1
		Minimum	34.51	0.04	0.08	44.23	<0.05	21.12	<0.26	99.98
		Median	34.51	0.04	0.08	44.23	<0.05	21.12	<0.26	99.98
		Mean	34.51	0.04	0.08	44.23	<0.05	21.12	<0.26	99.98
		Standard Deviation	-	-	-	-	-	-	-	-
		Maximum	34.51	0.04	0.08	44.23	<0.05	21.12	<0.26	99.98
031644	HC-30	Count	3	3	3	3	3	3	3	3
		Minimum	31.20	0.08	<0.03	41.05	<0.05	21.37	<0.26	99.18
		Median	34.43	0.09	0.07	41.50	<0.05	22.60	<0.26	99.52
		Mean	33.62	1.12	0.44	41.83	<0.05	22.25	<0.26	99.58
		Standard Deviation	2.14	1.79	0.69	0.98	0.00	0.77	0.00	0.43
		Maximum	35.24	3.19	1.24	42.93	<0.05	22.80	<0.26	100.03
031576	HC-32	Count	1	1	1	1	1	1	1	1
		Minimum	34.75	0.09	<0.03	44.05	<0.05	20.99	<0.26	100.22
		Median	34.75	0.09	<0.03	44.05	<0.05	20.99	<0.26	100.22
		Mean	34.75	0.09	<0.03	44.05	<0.05	20.99	<0.26	100.22
		Standard Deviation	-	-	- -		- -		- -	
		Maximum	34.75	0.09	<0.03	44.05	<0.05	20.99	<0.26	100.22
DX450174	HC-34	Count	2	2	2	2	2	2	2	2
		Minimum	32.84	0.69	<0.03	44.53	<0.05	19.25	<0.26	99.72
		Median	33.28	1.09	<0.03	45.50	<0.05	19.89	<0.26	100.09
		Mean	33.28	1.09	<0.03	45.50	<0.05	19.89	<0.26	100.09
		Standard Deviation	0.62	0.56	0.00	1.36	0.00	0.89	0.00	0.53
		Maximum	33.72	1.48	0.04	46.46	<0.05	20.52	<0.26	100.47
031759	COL-31	Count	2	2	2	2	2	2	2	2
		Minimum	32.35	0.78	<0.03	44.88	<0.05	19.37	<0.26	99.91
		Median	33.04	1.20	0.04	45.55	<0.05	19.99	<0.26	100.13
		Mean	33.04	1.20	0.04	45.55	<0.05	19.99	<0.26	100.13
		Standard Deviation	0.98	0.59	0.02	0.94	0.00	0.88	0.00	0.31
		Maximum	33.73	1.62	0.05	46.21	<0.05	20.61	<0.26	100.35
031782	COL-32	Count	1	1	1	1	1	1	1	1
		Minimum	33.24	0.98	0.06	46.12	<0.05	19.78	<0.26	100.49
		Median	33.24	0.98	0.06	46.12	<0.05	19.78	<0.26	100.49
		Mean	33.24	0.98	0.06	46.12	<0.05	19.78	<0.26	100.49
		Standard Deviation	-	-	- -		- -		- -	
		Maximum	33.24	0.98	0.06	46.12	<0.05	19.78	<0.26	100.49

EMPA - Gersdorffite-Cobaltite ((Fe,Ni,Co)As,S)

Sample ID	COL/HC ID	Statistic	Fe	Co	Ni	As	Sb	S	Se	Total
DX 550073	COL-7	Count	6	6	6	6	6	6	6	6
		Minimum	4.94	15.89	5.70	45.14	0.05	18.23	<0.26	98.57
		Median	5.53	20.49	8.30	45.80	<0.05	18.89	<0.26	99.46
		Mean	5.74	20.45	8.48	45.89	0.05	18.89	<0.26	99.51
		Standard Deviation	0.76	2.83	2.19	0.69	0.00	0.47	0.00	0.75
		Maximum	7.14	24.11	11.89	47.04	<0.05	19.50	<0.26	100.78
DX450080	COL-2	Count	1	1	1	1	1	1	1	1
		Minimum	8.65	11.95	14.02	46.50	<0.05	18.76	<0.26	99.96
		Median	8.65	11.95	14.02	46.50	<0.05	18.76	<0.26	99.96
		Mean	8.65	11.95	14.02	46.50	<0.05	18.76	<0.26	99.96
		Standard Deviation	-	-	-	-	-	-	-	-
		Maximum	8.65	11.95	14.02	46.50	<0.05	18.76	<0.26	99.96
DX450134	HC-15	Count	15	15	15	15	15	15	15	15
		Minimum	9.00	0.35	20.32	46.07	<0.05	17.95	<0.26	98.75
		Median	10.37	2.70	21.65	46.62	0.09	18.31	<0.26	99.66
		Mean	10.30	2.41	21.87	46.66	0.10	18.32	<0.26	99.68
		Standard Deviation	0.52	1.09	0.97	0.26	0.03	0.15	0.00	0.48
		Maximum	11.20	3.91	23.89	47.01	0.17	18.50	<0.26	100.38
031623	COL-33	Count	2	2	2	2	2	2	2	2
		Minimum	7.53	12.63	12.12	45.56	<0.05	18.94	<0.26	99.44
		Median	7.79	13.96	12.99	45.60	<0.05	19.04	<0.26	99.69
		Mean	7.79	13.96	12.99	45.60	<0.05	19.04	<0.26	99.69
		Standard Deviation	0.37	1.87	1.23	0.05	0.00	0.14	0.00	0.36
		Maximum	8.05	15.28	13.86	45.63	<0.05	19.14	<0.26	99.95

EMPA - Loellingite ($FeAs_2$)

Sample ID	COL/HC ID	Statistic	Fe	Co	Ni	As	Sb	S	Se	Total
DX450113	COL-11/HC-23	Count	2	2	2	2	2	2	2	2
		Minimum	16.18	2.12	4.39	71.20	<0.05	0.66	<0.26	100.59
		25th Percentile	17.55	2.7725	5.04	71.43	<0.05	0.8	<0.26	100.62
		Median	18.92	3.425	5.69	71.66	<0.05	0.94	<0.26	100.65
		Mean	18.92	3.425	5.69	71.66	<0.05	0.94	<0.26	100.65
		Standard Deviation	3.87	1.85	1.84	0.65	0.00	0.40	0.00	0.08
		75th Percentile	20.29	4.08	6.34	71.89	<0.05	1.08	<0.26	100.68
		Maximum	21.66	4.73	6.99	72.12	<0.05	1.22	<0.26	100.71

EMPA - Galena (PbS)

Sample ID	COL/HC ID	Statistic	Pb	S	Se	Total
DX450051	COL-13	Count	15	15	15	15
		Minimum	85.85	13.25	<0.03	99.31
		Median	86.79	13.39	<0.03	100.17
		Mean	86.84	13.39	0.03	100.23
		Standard Deviation	0.61	0.06	0.00	0.63
		Maximum	88.08	13.49	0.05	101.55
DX450052	HC-1	Count	10	10	10	10
		Minimum	84.13	11.88	0.03	96.06
		Median	86.74	13.35	0.03	100.13
		Mean	86.41	13.23	0.04	99.68
		Standard Deviation	0.91	0.49	0.01	1.37
		Maximum	87.13	13.54	0.06	100.71
DX450176	HC-4	Count	6	6	6	6
		Minimum	85.75	12.88	0.04	99.31
		Median	86.17	13.30	0.07	99.53
		Mean	86.43	13.22	0.17	99.82
		Standard Deviation	0.76	0.22	0.23	0.83
		Maximum	87.89	13.42	0.62	101.50

EMPA - Chalcopyrite ($CuFeS_2$)

Sample ID	COL/HC ID	Statistic	Fe	Co	Ni	Cu	S	Se	Total
DX 550101	COL-12/HC-24	Count	1.00	1.00	1.00	1.00	1.00	1.00	1.00
		Minimum	30.47	<0.03	<0.03	34.63	34.85	<0.03	99.96
		Median	30.47	<0.03	<0.03	34.63	34.85	<0.03	99.96
		Mean	30.47	<0.03	<0.03	34.63	34.85	<0.03	99.96
		Standard Deviation	-	-	-	-	-	-	-
		Maximum	30.47	<0.03	<0.03	34.63	34.85	<0.03	99.96
DX450076	HC-9	Count	1.00	1.00	1.00	1.00	1.00	1.00	1.00
		Minimum	30.12	<0.03	<0.03	33.81	34.37	<0.03	98.32
		Median	30.12	<0.03	<0.03	33.81	34.37	<0.03	98.32
		Mean	30.12	<0.03	<0.03	33.81	34.37	<0.03	98.32
		Standard Deviation	-	-	-	-	-	-	-
		Maximum	30.12	<0.03	<0.03	33.81	34.37	<0.03	98.32
DX450119	COL-1	Count	1.00	1.00	1.00	1.00	1.00	1.00	1.00
		Minimum	29.60	<0.03	<0.03	33.76	34.62	<0.03	98.01
		Median	29.60	<0.03	<0.03	33.76	34.62	<0.03	98.01
		Mean	29.60	<0.03	<0.03	33.76	34.62	<0.03	98.01
		Standard Deviation	-	-	-	-	-	-	-
		Maximum	29.60	<0.03	<0.03	33.76	34.62	<0.03	98.01
DX450200	COL-22	Count	15	15	15	15	15	15	15
		Minimum	29.81	<0.03	<0.03	34.07	34.82	<0.03	99.32
		Median	30.49	<0.03	<0.03	34.77	35.03	<0.03	100.28
		Mean	30.44	<0.03	<0.03	34.76	35.07	<0.03	100.28
		Standard Deviation	0.25	0.00	0.00	0.25	0.16	0.00	0.43
		Maximum	30.88	<0.03	<0.03	35.17	35.39	<0.03	100.95
031718	COL-34	Count	2	2	2	2	2	2	2
		Minimum	30.22	<0.03	<0.03	34.35	34.92	<0.03	99.94
		Median	30.53	<0.03	<0.03	34.46	35.10	<0.03	100.18
		Mean	30.53	<0.03	<0.03	34.46	35.10	<0.03	100.18
		Standard Deviation	0.44	0.00	0.00	0.15	0.25	0.00	0.34
		Maximum	30.85	<0.03	<0.03	34.57	35.28	<0.03	100.42
DX450174	HC-34	Count	1	1	1	1	1	1	1
		Minimum	31.27	<0.03	<0.03	34.81	35.26	<0.03	101.44
		Median	31.27	<0.03	<0.03	34.81	35.26	<0.03	101.44
		Mean	31.27	<0.03	<0.03	34.81	35.26	<0.03	101.44
		Standard Deviation	-	-	-	-	-	-	-
		Maximum	31.27	<0.03	<0.03	34.81	35.26	<0.03	101.44
031787	HC-28	Count	1	1	1	1	1	1	1
		Minimum	30.89	<0.03	<0.03	33.70	35.16	<0.03	99.85
		Median	30.89	<0.03	<0.03	33.70	35.16	<0.03	99.85
		Mean	30.89	<0.03	<0.03	33.70	35.16	<0.03	99.85
		Standard Deviation	-	-	-	-	-	-	-
		Maximum	30.89	<0.03	<0.03	33.70	35.16	<0.03	99.85
031795	HC-35	Count	1	1	1	1	1	1	1
		Minimum	30.76	<0.03	<0.03	34.58	35.23	<0.03	100.67
		Median	30.76	<0.03	<0.03	34.58	35.23	<0.03	100.67
		Mean	30.76	<0.03	<0.03	34.58	35.23	<0.03	100.67
		Standard Deviation	-	-	-	-	-	-	-
		Maximum	30.76	<0.03	<0.03	34.58	35.23	<0.03	100.67
031644	HC-30	Count	1	1	1	1	1	1	1
		Minimum	30.84	<0.03	<0.03	34.08	35.05	<0.03	100.06
		Median	30.84	<0.03	<0.03	34.08	35.05	<0.03	100.06
		Mean	30.84	<0.03	<0.03	34.08	35.05	<0.03	100.06
		Standard Deviation	-	-	-	-	-	-	-
		Maximum	30.84	<0.03	<0.03	34.08	35.05	<0.03	100.06

Appendix C4
Four Acid and Deportment Data Comparison

1) Mineralogy Sample Four Acid (OES or MS)[1] vs. Static Program Four Acid (MS)[2] Plots

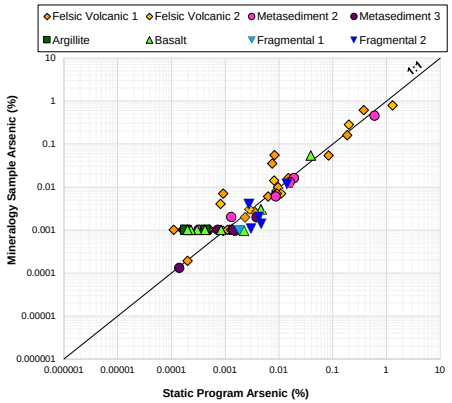

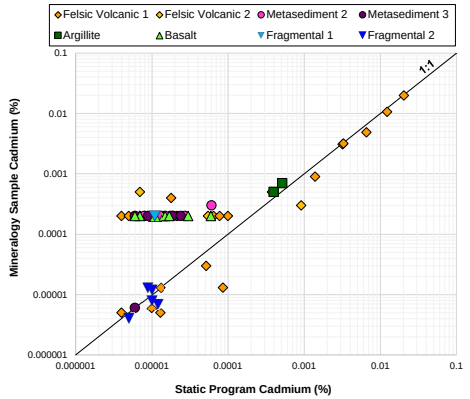

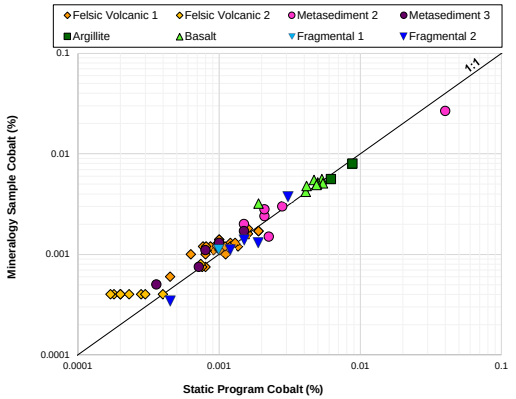

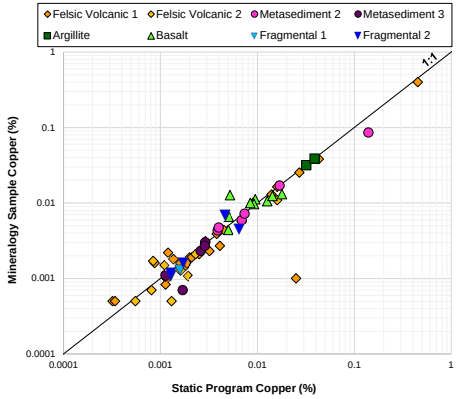

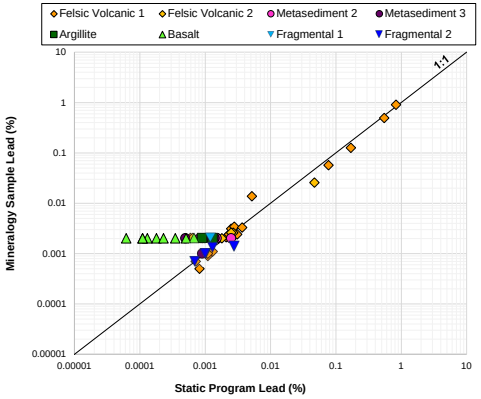

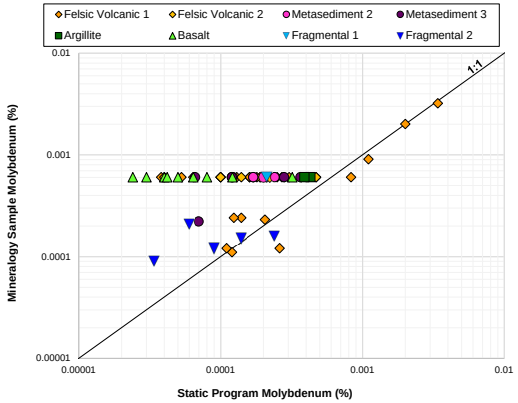

(1) Mineralogy sub-sample.
(2) Initial sample from static program.
(3)QEMSCAN / EMPA calculated deportment totals.

1) Mineralogy Sample Four Acid (OES or MS)[1] vs. Static Program Four Acid (MS)[2] Plots

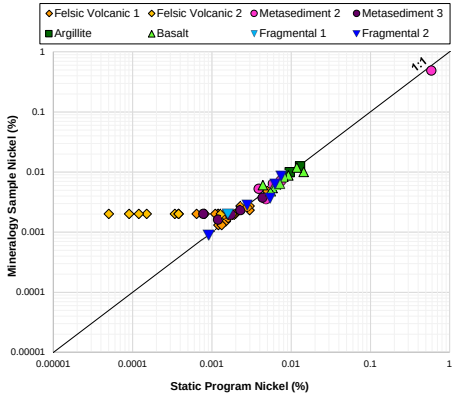

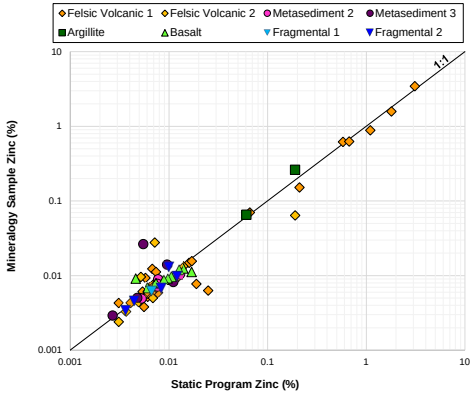

(1) Mineralogy sub-sample.
(2) Initial sample from static program.
(3)QEMSCAN / EMPA calculated deportment totals.

2) Mineralogy Sample Four Acid (OES or MS)[1] vs. Deportment Plots[3]

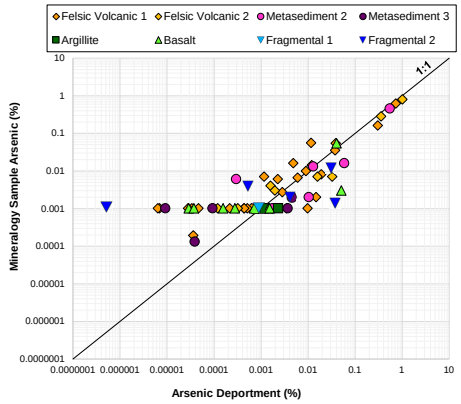

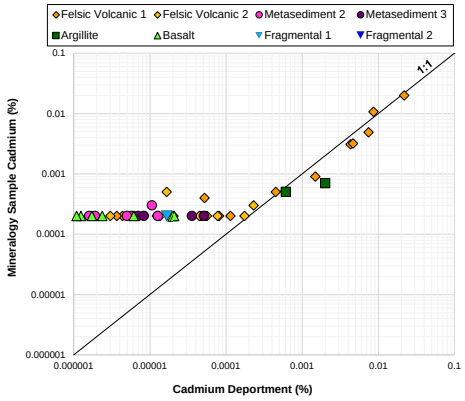

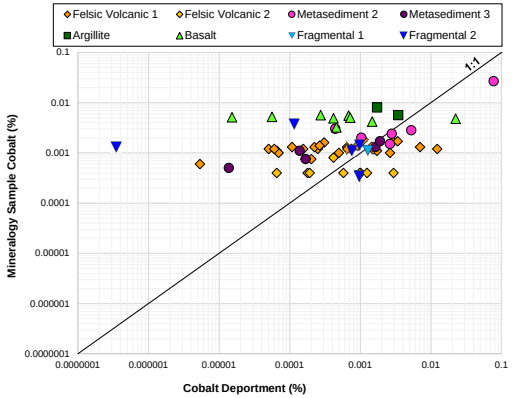

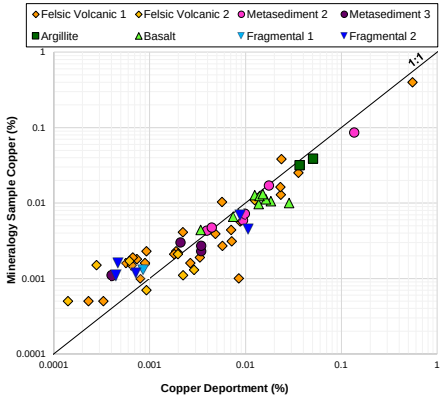

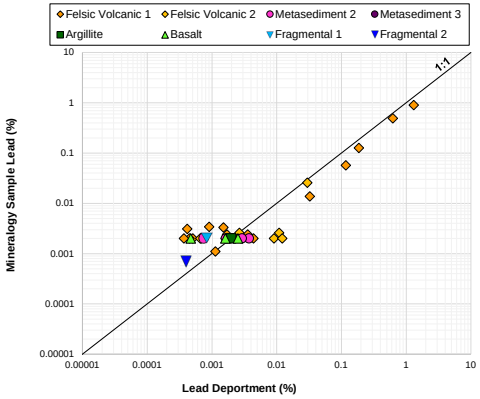

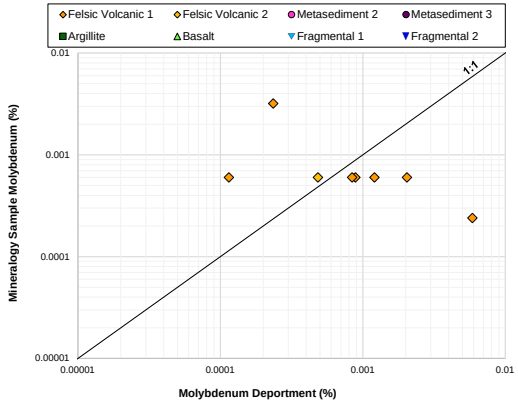

(1) Mineralogy sub-sample.
(2) Initial sample from static program.
(3)QEMSCAN / EMPA calculated deportment totals.

2) Mineralogy Sample Four Acid (OES or MS)[1] vs. Deportment Plots[3]

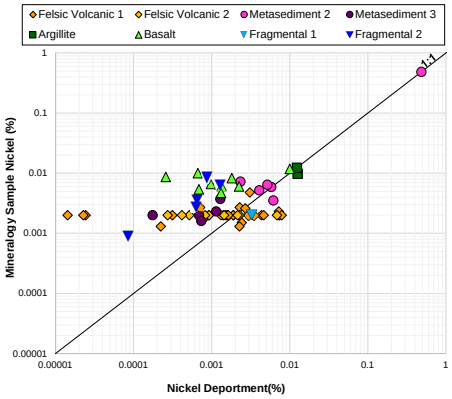

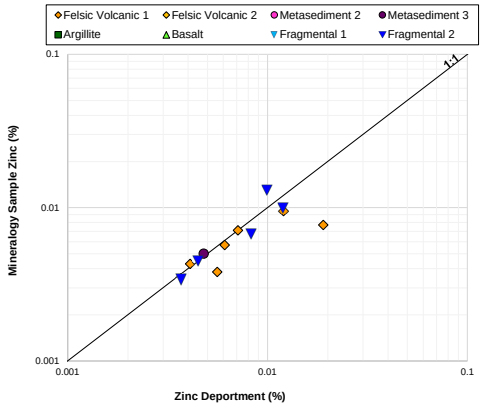

(1) Mineralogy sub-sample.
(2) Initial sample from static program.
(3)QEMSCAN / EMPA calculated deportment totals.

3) Deportment[3] vs. Static Program Four Acid (MS)[2] Plots

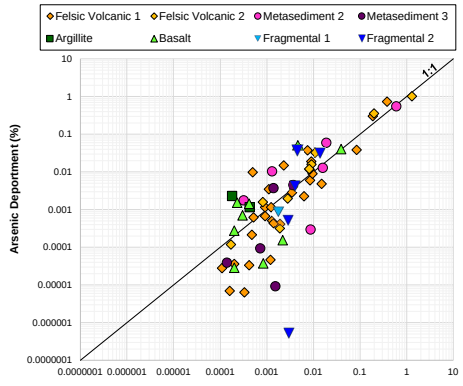

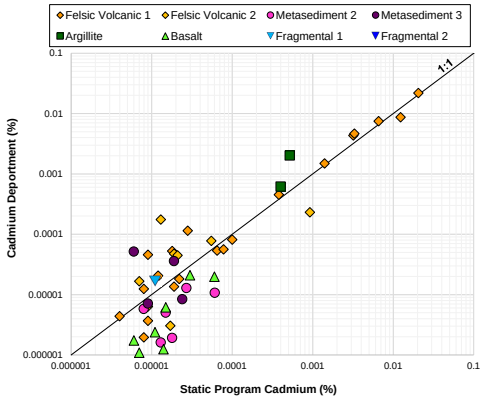

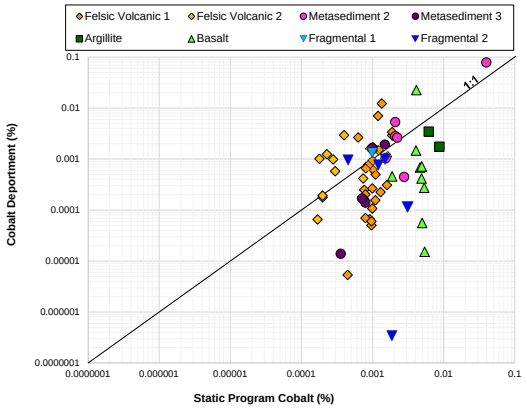

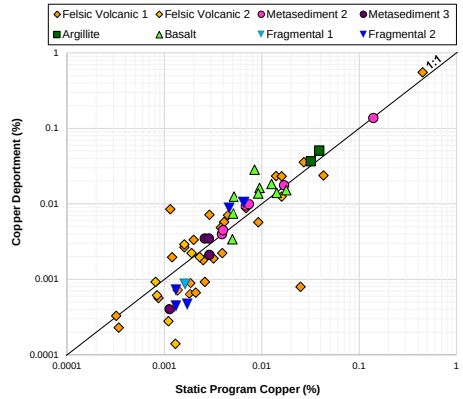

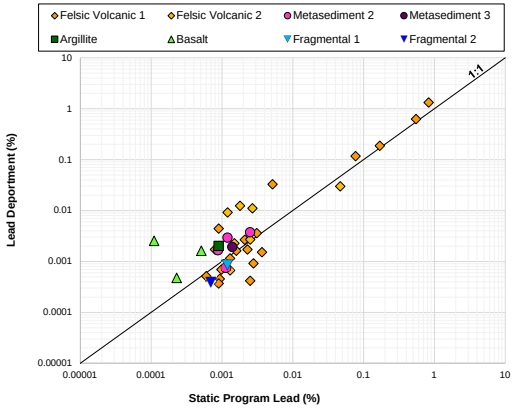

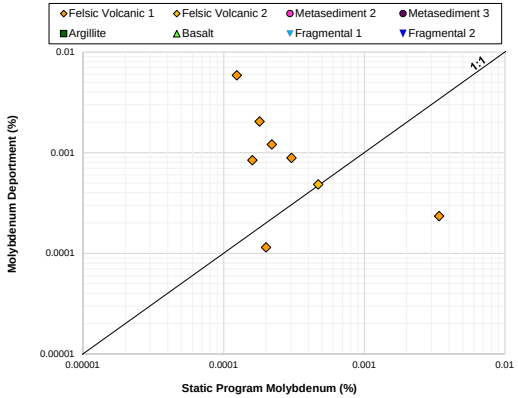

(1) Mineralogy sub-sample.
(2) Initial sample from static program.
(3)QEMSCAN / EMPA calculated deportment totals.

3) Deportment[3] vs. Static Program Four Acid (MS)[2] Plots

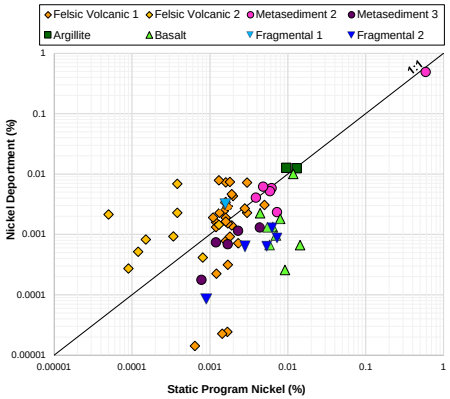

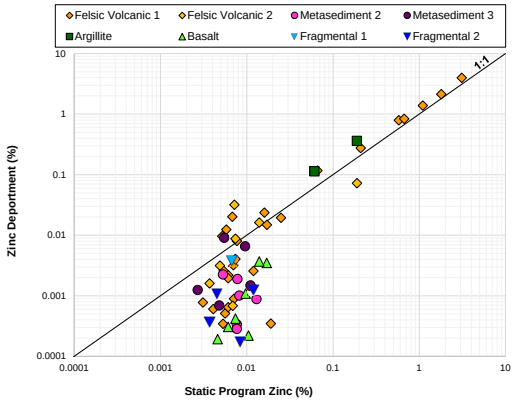

(1) Mineralogy sub-sample.
(2) Initial sample from static program.
(3)QEMSCAN / EMPA calculated deportment totals.

Appendix C4. Four Acid and Deportment Data Comparison - Priority Parameters

Data

Sample ID	COL/HC ID	Lithology	Arsenic			Cadmium			Cobalt			Copper			Lead			Molybdenum			Nickel			Zinc		
			Four Acid (OES or MS)[1]	Four Acid (MS)[2]	Deportment[3]	Four Acid (OES or MS)[1]	Four Acid (MS)[2]	Deportment[3]	Four Acid (OES or MS)[1]	Four Acid (MS)[2]	Deportment[3]	Four Acid (OES or MS)[1]	Four Acid (MS)[2]	Deportment[3]	Four Acid (OES or MS)[1]	Four Acid (MS)[2]	Deportment[3]	Four Acid (OES or MS)[1]	Four Acid (MS)[2]	Deportment[3]	Four Acid (OES or MS)[1]	Four Acid (MS)[2]	Deportment[3]	Four Acid (OES or MS)[1]	Four Acid (MS)[2]	Deportment[3]
Unit			%			%			%			%			%			%			%			%		
DX450052	HC-1	Felsic Volcanic 1	0.035	0.0075	0.038	0.0031	0.0032	0.0043	0.0012	0.00093	0.0016	0.010	0.0092	0.0057	0.49	0.55	0.63	0.00060	0.00018	0.0020	0.0020	0.0016	0.0073	0.62	0.58	0.79
DX550083	HC-2	Felsic Volcanic 1	0.16	0.19	0.30	0.00020	0.000028	0.00011	0.0010	0.0011	0.00050	0.0041	0.0039	0.0022	0.014	0.0052	0.033	0.00060	0.00030	0.00089	0.0020	0.0019	0.0014	0.012	0.0068	0.020
DX450204	HC-3	Felsic Volcanic 1	0.0010	0.00050	0.0098	0.00020	0.0000090	0.000046	0.0016	0.0016	0.00031	0.0027	0.0041	0.0057	0.0020	0.00090	0.0044	0.00060	0.00013		0.0027	0.0030	0.0023	0.0059	0.0077	0.0080
DX450176	HC-4	Felsic Volcanic 1	0.0070	0.00092	0.0012	0.0049	0.0066	0.0075	0.0013	0.0012	0.0070	0.025	0.027	0.036	0.13	0.17	0.19	0.00060	0.00022	0.0012	0.0020	0.0018	0.0074	0.88	1.1	1.4
DX450232	COL-15 / HC-5	Felsic Volcanic 1	0.0010	0.0019	0.00043	0.00020	0.00010	0.000082	0.0013	0.0010	0.00065	0.0016	0.00087	0.00057	0.0020	0.00090		0.00060	0.00016		0.0020	0.0017	0.0015	0.0063	0.025	0.019
DX450181	HC-6	Felsic Volcanic 1	0.0010	0.00016	0.0000069	0.00020	0.0000080	0.000012	0.0011	0.00092	0.000066	0.0010	0.0012	0.0085	0.0020	0.00085		0.00060	0.000038		0.0020	0.0017	0.000024	0.0052	0.0061	0.0022
DX450002	HC-7	Felsic Volcanic 1	0.0010	0.0012	0.000046	0.00020	0.0000080	0.0000020	0.0010	0.00080	0.000070	0.0010	0.025	0.00080	0.0020	0.0010		0.00060	0.00083		0.0020	0.0012	0.0016	0.0049	0.0053	0.00035
DX450108	HC-8	Felsic Volcanic 1	0.0020	0.0023	0.015	0.00020	0.000019	0.000014	0.0012	0.00077	0.00025	0.0022	0.0012	0.0020	0.0020	0.00098	0.00069	0.0020	0.0020		0.0020	0.0012	0.0013	0.0061	0.0054	0.0026
DX450076	HC-9	Felsic Volcanic 1	0.0080	0.0090	0.019	0.020	0.021	0.022	0.0017	0.0019	0.0029	0.038	0.043	0.024	0.057	0.077	0.12	0.00060	0.00020	0.00011	0.0023	0.0030	0.0072	3.5	3.1	4.0
DX550107	HC-12	Felsic Volcanic 1	0.0010	0.0012	0.0011	0.00020	0.000022	0.000018	0.0011	0.0010	0.0017	0.0018	0.0014	0.00073	0.0022	0.0026		0.00060	0.00010		0.0020	0.0020	0.0043	0.0076	0.0070	0.0032
DX450179	HC-29	Felsic Volcanic 1	0.00019	0.00020	0.000036	0.000013	0.000086		0.0012	0.0011	0.00016	0.0023	0.0026	0.00093	0.00090	0.0011		0.00011	0.00012		0.0027	0.0023	0.00071	0.0077	0.019	0.00035
031644	HC-30	Felsic Volcanic 1	0.016	0.015	0.0048	0.0000060	0.000010		0.0012	0.0012	0.0015	0.0023	0.0032	0.0019	0.0011	0.0013	0.0011	0.00024	0.00014		0.0026	0.0028	0.0027	0.0071	0.0071	0.00089
DX450183	HC-31	Felsic Volcanic 1	0.00095	0.00092	0.00067	0.0000050	0.000013		0.00075	0.00080	0.00020	0.0015	0.0018	0.00065	0.0010	0.0011		0.00012	0.00011		0.0015	0.0015	0.0024	0.0038	0.0056	0.00051
031576	HC-32	Felsic Volcanic 1	0.0066	0.0085	0.0060	0.000030	0.000052		0.00075	0.00076	0.00017	0.0044	0.0045	0.0071	0.0024	0.0031	0.0036	0.00024	0.00012	0.0059	0.0013	0.0012	0.00022	0.0095	0.012	0.0026
DX450213	HC-33	Felsic Volcanic 1	0.0027	0.0035	0.0028	0.0000050	0.0000040		0.0012	0.0014	0.012	0.00083	0.0011		0.00050	0.00082		0.00023	0.00021		0.0013	0.0013	0.0023	0.0043	0.0041	0.00060
DX450174	HC-34	Felsic Volcanic 1	0.0098	0.0096	0.0090	0.000013	0.000013		0.0013	0.0013	0.00022	0.0031	0.0029	0.0072	0.00070	0.00072		0.00012	0.00026		0.0017	0.0016	0.00078	0.0057	0.0061	0.0019
DX450051	COL-13	Felsic Volcanic 1	0.055	0.0083	0.012	0.0032	0.0033	0.0047	0.0013	0.0010	0.0014	0.0057	0.0069	0.0088	0.90	0.83	1.3	0.00060	0.00016	0.00084	0.0020	0.0016	0.0034	0.63	0.67	0.84
DX450239	COL-14	Felsic Volcanic 1	0.0060	0.0063	0.0023	0.00020	0.0000040	0.0000044	0.0017	0.0019	0.0034	0.00050	0.00032	0.00033	0.0020	0.00060	0.00051	0.00060	0.00027		0.0020	0.0013	0.0079	0.0043	0.0031	0.00077
DX450071	COL-16	Felsic Volcanic 1	0.61	0.38	0.73	0.00040	0.000018	0.000053	0.0010	0.00063	0.0026	0.0016	0.0016	0.0027	0.0021	0.0021	0.0027	0.00060	0.00047		0.0020	0.0011	0.0019	0.0093	0.0058	0.012
DX450039	COL-18	Felsic Volcanic 1	0.054	0.084	0.039	0.00020	0.000065	0.000054	0.0018	0.0016	0.0011	0.0039	0.0038	0.0048	0.0020	0.0016	0.0016	0.00060	0.00025		0.0048	0.0050	0.0031	0.015	0.016	0.024
DX450089	COL-19	Felsic Volcanic 1	0.0010	0.0011	0.0035	0.00020	0.000012	0.000021	0.0013	0.0010	0.00011	0.0019	0.0020	0.0033	0.0024	0.0023	0.0017	0.00060	0.00022		0.0020	0.0017	0.0029	0.011	0.0074	0.0041
DX450137	COL-20	Felsic Volcanic 1	0.0010	0.00042	0.000034	0.00020	0.0000090	0.0000037	0.0012	0.00097	0.000050	0.0019	0.0021	0.00067	0.0020	0.00080	0.0017	0.00060	0.000040		0.0020	0.0017	0.00031	0.0061	0.0061	0.00065
DX450233	COL-21	Felsic Volcanic 1	0.0010	0.00052	0.00062	0.00090	0.0014	0.0015	0.0014	0.0010	0.00093	0.013	0.014	0.023	0.0020	0.0014		0.00060	0.00028		0.0020	0.0019	0.0046	0.15	0.21	0.28
DX450200	COL-22	Felsic Volcanic 1	0.0010	0.0013	0.00051	0.011	0.012	0.0087	0.0012	0.00087	0.00076	0.40	0.45	0.55	0.0031	0.0025	0.00042	0.00090	0.0011		0.0020	0.0016	0.0019	1.6	1.8	2.1
DX450155	COL-23	Felsic Volcanic 1	0.0010	0.0014	0.00044	0.00050	0.00038	0.00045	0.0012	0.00081	0.00066	0.016	0.016	0.023	0.0034	0.0028	0.00091	0.0032	0.0034	0.00023	0.0020	0.0016	0.0016	0.070	0.066	0.12
DX450227	COL-28	Felsic Volcanic 1	0.0010	0.00033	0.0000064	0.00020	0.0000050		0.0012	0.00097	0.000060	0.0016	0.0019	0.00089	0.0020	0.00093	0.00045	0.00060	0.000053		0.0020	0.0014	0.000023	0.0050	0.0052	
DX450230	COL-29	Felsic Volcanic 1	0.0010	0.00011	0.000028	0.00020	0.0000070		0.0014	0.0010	0.00026	0.0021	0.0025	0.0018	0.0020	0.00090	0.00037	0.00060	0.00017		0.0020	0.0018	0.00092	0.0063	0.0070	
DX450135	COL-30	Felsic Volcanic 1	0.0010	0.00048	0.00021	0.00020	0.000078	0.000056	0.00060	0.00045	0.0000053	0.00050	0.00034	0.00023	0.0033	0.0037	0.0015	0.00060	0.000064		0.0020	0.00064	0.000014	0.016	0.017	0.015
DX450186	HC-10	Felsic Volcanic 2	0.0070	0.011	0.033	0.00020	0.000013	0.00018	0.00040	0.00018	0.0010	0.0015	0.0011	0.00028	0.0020	0.0013	0.00067	0.00060	0.00021		0.0020	0.00034	0.00093	0.028	0.0072	0.032
DX450118	HC-11	Felsic Volcanic 2	0.0040	0.00082	0.0016	0.00020	0.000019	0.000048	0.00040	0.00017	0.000066	0.0017	0.00084	0.00062	0.0020	0.00065		0.00060	0.00014		0.0020	0.000090	0.00027	0.0096	0.0052	0.0096
DX450159	HC-13	Felsic Volcanic 2	0.0070	0.0091	0.016	0.00020	0.0000070		0.00040	0.00028	0.00098	0.00050	0.00055		0.0020	0.0010		0.00060	0.00019		0.0020	0.00038	0.0023	0.0024	0.0031	
DX450008	HC-19	Felsic Volcanic 2	0.0010	0.00017	0.00012	0.00020	0.0000090	0.0000063	0.00040	0.00020	0.00018	0.0011	0.0019	0.0022	0.0020	0.0012	0.0091	0.00060	0.00037		0.0020	0.00015	0.00083	0.0033	0.0037	0.0016
DX450130	COL-17	Felsic Volcanic 2	0.28	0.20	0.36	0.00020	0.000017	0.0000030	0.00080	0.00074	0.00042	0.0013	0.0016	0.0029	0.0020	0.0015	0.0023	0.00060	0.00010		0.0020	0.0013	0.0014	0.0050	0.0069	0.00069
DX450030	COL-24	Felsic Volcanic 2	0.0010	0.0019	0.00032	0.00020	0.000055	0.000078	0.00040	0.00020	0.00019	0.00070	0.00081	0.00092	0.0026	0.0027	0.011	0.00060	0.00010		0.0020	0.00012	0.00052	0.013	0.014	0.016
DX450049	COL-25	Felsic Volcanic 2	0.014	0.0081	0.012	0.00020	0.000021	0.000045	0.00040	0.00030	0.00058	0.0021	0.0023	0.0020	0.0020	0.0018	0.012	0.00060	0.00019		0.0020	0.00081	0.00042	0.0069	0.0074	0.0088
DX450105	COL-26	Felsic Volcanic 2	0.79	1.3	1.0	0.00050	0.0000070	0.000017	0.00040	0.00023	0.0012	0.00050	0.0013	0.00014	0.0026	0.0025	0.0027	0.00060	0.00022		0.0020	0.000050	0.0021	0.0044	0.0049	0.0032
DX450170	COL-27	Felsic Volcanic 2	0.0030	0.0028	0.0020	0.00030	0.00092	0.00023	0.00040	0.00040	0.0029	0.011	0.016	0.012	0.026	0.047	0.030	0.00060	0.00047	0.00048	0.0020	0.00038	0.0069	0.064	0.19	0.073
DX450171	HC-14	Metasediment 2	0.0060	0.0087	0.00029	0.00020	0.0000080	0.0000058	0.0024	0.0021	0.0028	0.0059	0.0069	0.0095	0.0020	0.0025	0.0038	0.00060	0.00020		0.0059	0.0062	0.0058	0.0081	0.0082	0.0010
DX450134	HC-15	Metasediment 2	0.45	0.60	0.55	0.00030	0.0000061	0.000011	0.027	0.040	0.078	0.086	0.14	0.14	0.0020	0.00088	0.0017	0.00060	0.00012		0.48	0.59	0.49	0.0089	0.0078	0.0019
DX450185	HC-16	Metasediment 2	0.0020	0.0013	0.010	0.00020	0.000018	0.0000019	0.0020	0.0015	0.0010	0.0043	0.0039	0.0040	0.0020	0.0012		0.00060	0.00017		0.0052	0.0039	0.0041	0.0071	0.0077	0.00034
DX450080	COL-2	Metasediment 2	0.016	0.019	0.059	0.00020	0.000027	0.000013	0.0028	0.0021	0.0053	0.0047	0.0040	0.0045	0.0020	0.0015		0.00060	0.00017		0.0064	0.0059	0.0052	0.0049	0.0053	0.0023
DX450143	COL-3	Metasediment 2	0.013	0.016	0.013	0.00020	0.000015	0.0000050	0.0030	0.0028	0.00044	0.017	0.017	0.018	0.0020	0.0012	0.0029	0.00060	0.00024		0.0072	0.0073	0.0023	0.010	0.013	0.00088
DX450153	COL-4	Metasediment 2	0.0010	0.00032	0.0018	0.00020	0.000013	0.0000016	0.0015	0.0023	0.0026	0.0072	0.0074	0.0099	0.0020	0.0011	0.00075	0.00060	0.00012		0.0035	0.0048	0.0062	0.0077	0.0077	0.00028
DX450032	HC-17	Metasediment 3	0.0010	0.00073	0.000093	0.00020	0.0000060	0.000051	0.0011	0.00080	0.00014	0.00070	0.0017		0.0020	0.0014	0.0019	0.00060	0.00012		0.0020	0.0017	0.00069	0.026	0.0055	0.0091
DX550064	HC-18	Metasediment 3	0.0010	0.0015	0.0000092	0.00020	0.0000090	0.0000071	0.00050	0.00036	0.000014	0.0011	0.0011	0.00040	0.0020	0.00083		0.00060	0.000066		0.0020	0.00078	0.00018	0.0029	0.0027	0.0012
031787	HC-28	Metasediment 3	0.00013	0.00014	0.000039	0.0000060	0.0000060		0.00075	0.00072	0.00017	0.0023	0.0026	0.0035	0.0010	0.00090		0.00022	0.00027		0.0016	0.0015	0.00074	0.0050	0.0048	0.00069
DX450017	COL-5	Metasediment 3	0.0010	0.0014	0.0037	0.00020	0.000019	0.000036	0.0013	0.0010	0.0016	0.0030	0.0029	0.0021	0.0020	0.00050		0.00060	0.00028		0.0023	0.0023	0.0011	0.014	0.0096	0.0065
DX450144	COL-6	Metasediment 3	0.0020	0.0037	0.0045	0.00020	0.000024	0.0000084	0.0017	0.0015	0.0019	0.0027	0.0029	0.0035	0.0020	0.00096		0.00060	0.00037		0.0037	0.0044	0.0013	0.0082	0.011	0.0015
DX450021	HC-26	Argillite	0.0010	0.00018	0.0023	0.00050	0.00040	0.00061	0.0056	0.0062	0.0035	0.032	0.032	0.037	0.0020	0.00090	0.0020	0.00060	0.00043		0.0098	0.0096	0.013	0.065	0.061	0.11
DX450119	COL-1	Agrillite	0.0010	0.00043	0.0012	0.00070	0.00052	0.0020	0.0080	0.0088	0.0017	0.039	0.039	0.051	0.0020	0.0013		0.00060	0.00039		0.012	0.013	0.012	0.26	0.19	0.36
DX550056	HC-20	Basalt	0.0010	0.00020	0.000029	0.00020	0.000014	0.0000012	0.0056	0.0054	0.00027	0.011	0.013	0.018	0.0020	0.00013		0.00060	0.000024		0.0054	0.0058	0.00068	0.0098	0.011	0.00022
DX450022	COL-10 / HC-21	Basalt	0.0010	0.00084	0.000037	0.00020	0.000015	0.0000062	0.0052	0.0050	0.000056	0.011	0.0095	0.016	0.0020	0.000062		0.00060	0.000040		0.0087	0.0092	0.00026	0.0092	0.0097	0.0011
DX450077	HC-22	Basalt	0.0010	0.00042	0.0014	0.00020	0.000060	0.000020	0.0055	0.0047	0.00068	0.0097	0.0092	0.014	0.0020	0.00068		0.00060	0.000080		0.0061	0.0064	0.0013	0.011	0.017	0.0035
DX450113	COL-11 / HC-23	Basalt	0.054	0.039	0.040	0.00020	0.0000070	0.0000011	0.0032	0.0019	0.00046	0.0044	0.0050	0.0034	0.0020	0.00011	0.0025	0.00060	0.000030		0.0060	0.0044	0.0022	0.0091	0.0046	0.00019
DX550101	COL-12 / HC-24	Basalt	0.0010	0.00030	0.00070	0.00020	0.000011	0.0000024	0.0051	0.0054	0.000015	0.010	0.0084	0.028	0.0020	0.00018		0.00060	0.00032		0.010	0.014	0.00067	0.0079	0.0074	0.00042
DX450128	HC-25	Basalt	0.0010	0.0022	0.00015	0.00020	0.000030	0.000021	0.0042	0.0041	0.0015	0.013	0.0052	0.012	0.0020	0.00035		0.00060	0.000050		0.0083	0.0080	0.0018	0.013	0.014	0.0037
DX550073	COL-7	Basalt	0.0030	0.0046	0.051	0.00020	0.0000060	0.0000017	0.0048	0.0042	0.022	0.0066	0.0051	0.0074	0.0020	0.00051	0.0016	0.00060	0.000070		0.012	0.0012	0.010	0.0068	0.0061	0.00031
DX550053	COL-8	Basalt	0.0010	0.00023	0.0015	0.00020	0.000011		0.0050	0.0049	0.00072	0.012	0.014	0.014	0.0020	0.00011		0.00060	0.000042		0.0066	0.0070	0.00098	0.0088	0.0089	
DX550089	COL-9	Basalt	0.0010	0.00020	0.00028	0.00020	0.000017		0.0049	0.0049	0.00042	0.013	0.018	0.015	0.0020	0.00023	0.00047	0.00060	0.00012		0.0047	0.0055	0.0013	0.012	0.013	
DX450222	HC-27	Fragmental 1	0.0010	0.0018	0.00085	0.00020	0.000011	0.000017	0.0011	0.0010	0.0013	0.0013	0.0016	0.00085	0.0020	0.0012	0.00083	0.00060	0.00021		0.0020	0.0016	0.0032	0.0061	0.0067	0.0038
031795	HC-35	Fragmental 2	0.0039	0.0028	0.00053	0.000012	0.000010		0.0037	0.0031	0.00012	0.0070	0.0046	0.0087	0.00070	0.00070	0.00040	0.00012	0.000090		0.0085	0.0073	0.00088	0.013	0.010	
031759	COL-31	Fragmental 2	0.012	0.014	0.031	0.000013	0.0000090		0.0011	0.0012	0.00078	0.0016	0.0017	0.00047	0.0014	0.0028		0.00021	0.000060		0.0028	0.0028	0.00063	0.0099	0.012	0.0013
031782	COL-32	Fragmental 2	0.0014	0.0046	0.037	0.0000040	0.0000050		0.00034	0.00045	0.00097	0.0011	0.0013	0.00045	0.0010	0.0010		0.000090	0.000034		0.00089	0.00090	0.000085	0.0034	0.0037	0.00036
031623	COL-33	Fragmental 2	0.0020	0.0041	0.0041	0.0000070	0.000012		0.0014	0.0015	0.00099	0.0012	0.0013	0.00073	0.0013	0.0013		0.00015	0.00014		0.0064	0.0063	0.0013	0.0045	0.0045	0.0011
031718	COL-34	Fragmental 2	0.0011	0.0030	0.00000052	0.0000080	0.000010		0.0013	0.0019	0.00000035	0.0045	0.0065	0.011	0.0010	0.0010		0.00016	0.00024		0.0036	0.0054	0.00065	0.0067	0.0083	0.00017

(1) Mineralogy sub-sample.
(2) Initial sample from static program.
(3)QEMSCAN / EMPA calculated deportment totals.

Appendix C5
R-XRD and QEMSCAN Results

Appendix C5. R-XRD and QEMSCAN Results

Analysis					QEMSCAN	XRD	QEMSCAN	XRD	QEMSCAN	XRD		QEMSCAN	XRD		QEMSCAN	XRD
Group					Silicates		Phyllosilicates									
Mineral/Compound					Quartz	Quartz	Chlorite	Chlorite	Sericite/Muscovite	Muscovite	Illite – Muscovite 2M1	Biotite	Biotite	Phlogopite	Clays	Kaolinite
Sample ID	Humidity Cell	Column	Lithology	Units		SiO_2		$(Fe,(Mg,Mn)_5Al)(Si_3Al)O_{10}(OH)_8$		$KAl_2(AlSi_3O_{10})(OH)_2$	$\sim K_{0.65}Al_{2.0}(Al_{0.65}Si_{3.35}O_{10})(OH)_2$		$K(Mg,Fe)_3(AlSi_3O_{10})(OH)_2$	$KMg_3(AlSi_3O_{10})(OH)_2$		$Al_2Si_2O_5(OH)_4$
DX450052	HC-1	--	Felsic Volcanic 1	wt. %	39	42	0.96	0.54	27	21		3.0	2.5		1.7	
DX550083	HC-2	--	Felsic Volcanic 1	wt. %	35	18	0.5		0.83	0.22		5.6	1.5		1.8	
DX450204	HC-3	--	Felsic Volcanic 1	wt. %	34	33	4.1	1.1	16	18		7.7	8.7		2.9	
DX450176	HC-4	--	Felsic Volcanic 1	wt. %	41	42	3.5	2.2	27	25		4.4	2.3		2.1	
DX450232	HC-5	COL-15	Felsic Volcanic 1	wt. %	35	35	0.63	0.59	5.4	4.3		12	7.1		1.2	
DX450181	HC-6	--	Felsic Volcanic 1	wt. %	34	29	1.1	2.0	13	10		9.4	8.9		3.4	
DX450002	HC-7	--	Felsic Volcanic 1	wt. %	30	28	1.3	1.9	13	8.4		9.2	9.2		3.5	
DX450108	HC-8	--	Felsic Volcanic 1	wt. %	27	24	0.6	0.91	7.1	7.6		7.4	7.9		3.0	
DX450076	HC-9	--	Felsic Volcanic 1	wt. %	4.5	7.2	1.1	3.2	54	53		4.9	2.2		1.8	
DX550107	HC-12	--	Felsic Volcanic 1	wt. %	35	38	0.49		13	7.1		4.7	2.5		1.3	
DX450179	HC-29	--	Felsic Volcanic 1	wt. %	34	39	0.94	1.6	6.9	4.9		14	7.8		2.0	
031644	HC-30	--	Felsic Volcanic 1	wt. %	29	31	0.51	2.2	13	6.4		17	11		1.4	
DX450183	HC-31	--	Felsic Volcanic 1	wt. %	38	39	4.7	3.2	14	10		1.8	2.0		1.9	
031576	HC-32	--	Felsic Volcanic 1	wt. %	35	41	0.82	1.7	11	5.3		8.5	3.8		2.4	
DX450213	HC-33	--	Felsic Volcanic 1	wt. %	45	49	0.32	2.8	32	35		4.7	2.1		1.3	
DX450174	HC-34	--	Felsic Volcanic 1	wt. %	47	40	4.3	1.7	0.77	0.43		2.1	1.6		2.4	
DX450239	--	COL-14	Felsic Volcanic 1	wt. %	39	41	0.61		34		39	3.3	2.1		1.7	0.19
DX450233	--	COL-21	Felsic Volcanic 1	wt. %	31	37	1.6		17		15	16	11		1.8	0.76
DX450155	--	COL-23	Felsic Volcanic 1	wt. %	37	41	1.4	2.2	12	3.8		6.9	4.3		2.3	
DX450135	--	COL-30	Felsic Volcanic 1	wt. %	41	47	0.34		14	12		5.2	3.9		1.8	
DX450186	HC-10	--	Felsic Volcanic 2	wt. %	37	35	0.38	0.67	13	8.7		1.6	2.5		3.3	
DX450118	HC-11	--	Felsic Volcanic 2	wt. %	36	34	0.3	0.65	10	6.3		2.0	3.6		4.0	
DX450159	HC-13	--	Felsic Volcanic 2	wt. %	47	48	0.53	0.25	23	22		2.3	2.2		4.3	
DX450008	HC-19	--	Felsic Volcanic 2	wt. %	45	43	0.071	2.0	17	12		1.3	1.2		3.2	
DX450105	--	COL-26	Felsic Volcanic 2	wt. %	55	61	0.055		28	26		0.19	0.72		1.0	
DX450171	HC-14	--	Metasediment 2	wt. %	13	16	4.6	3.5	6.7	3.6		21	12		3.9	
DX450134	HC-15	--	Metasediment 2	wt. %	20	20	18	7.0	7.6	6.4		6.4	8.4		4.8	
DX450185	HC-16	--	Metasediment 2	wt. %	34	41	0.8		11	5.7		16	7.6		1.7	
DX450032	HC-17	--	Metasediment 3	wt. %	37	34	1.7	3.1	19	23		8.1	4.0		1.2	
DX550064	HC-18	--	Metasediment 3	wt. %	34	30	1.0	3.2	19	16		0.91	1.0		3.4	
31787	HC-28	--	Metasediment 3	wt. %	34	36	0.88	0.093	11	9.0		7.8	8.2		1.1	
DX450021	HC-26	--	Argillite	wt. %	30	30	2.0	3.4	5.4	3.0		8.7	6.8		4.4	
DX450119	--	COL-1	Argillite	wt. %	34	40	0.77		2.8		2.9	9.2	7.0		2.7	0.99
DX550056	HC-20	--	Basalt	wt. %	8.2	6.2	6.2	4.0	0.4	3.0		2.5	0.44		4.5	
DX450022	HC-21	COL-10	Basalt	wt. %	14	12	2.3	2.3	0.25	1.0		0.46	0.2		3.3	
DX450077	HC-22	--	Basalt	wt. %	15	11	4.3	3.1	1.2	2.2		5.1	2.8		5.6	
DX450113	HC-23	COL-11	Basalt	wt. %	5.3	2.6	13	5.1	0.62	5.0		9.4	1.0		5.0	
DX550101	HC-24	COL-12	Basalt	wt. %	9.1	10	3.6	3.0	0.17	0.78		0.53	0.46		2.9	
DX450128	HC-25	--	Basalt	wt. %	22	30	8.6	6.7	3.7			3.0	3.7		4.7	
DX450222	HC-27	--	Fragmental 1	wt. %	34	32	1.7	3.7	15	6.5		4.7	1.8		2.6	
031795	HC-35	--	Fragmental 2	wt. %	19	25	3.0	4.8	5.9	1.6		31	19		1.3	
031759	--	COL-31	Fragmental 2	wt. %	49	45	0.97	2.4	21	19		10		13	1.8	
031623	--	COL-33	Fragmental 2	wt. %	46	44	1.3	3.0	17	9.6		5.3	5.4		2.6	

Analysis					QEMSCAN	XRD		QEMSCAN	XRD			QEMSCAN	XRD	
Group					Carbonates									
Mineral/Compound					Calcite	Calcite	Calcite magnesian	Dolomite	Dolomite	Dolomite - Ankerite		Ankerite	Ankerite	Siderite
Sample ID	Humidity Cell	Column	Lithology	Units		$CaCO_3$	$(Ca,Mg)CO_3$		$CaMg(CO_3)_2$	$CaMg(CO_3)_2 - Ca(Fe^{2+},Mg,Mn)(CO_3)_2$			$CaFe(CO_3)_2$	$FeCO_3$
DX450052	HC-1	--	Felsic Volcanic 1	wt. %	0.55	1.1		0.002						
DX550083	HC-2	--	Felsic Volcanic 1	wt. %	2.8		5.3	0.024						
DX450204	HC-3	--	Felsic Volcanic 1	wt. %	0.58	1.2		0.044				0.0013		
DX450176	HC-4	--	Felsic Volcanic 1	wt. %	0.13	0.32		0.032						
DX450232	HC-5	COL-15	Felsic Volcanic 1	wt. %	0.92	1.4						0.0013		
DX450181	HC-6	--	Felsic Volcanic 1	wt. %	0.58	1.5		0.018				0.00046		
DX450002	HC-7	--	Felsic Volcanic 1	wt. %	2.1	4.0		0.041				0.0022		
DX450108	HC-8	--	Felsic Volcanic 1	wt. %	2.5	4.8		0.24				0.15	1.3	
DX450076	HC-9	--	Felsic Volcanic 1	wt. %	0.089	0.53		0.00086				0.00031		
DX550107	HC-12	--	Felsic Volcanic 1	wt. %	0.55		0.59	0.013						
DX450179	HC-29	--	Felsic Volcanic 1	wt. %	0.58	1.1			0.001				0.81	
031644	HC-30	--	Felsic Volcanic 1	wt. %	1.9	4.1			0.056				0.5	0.21
DX450183	HC-31	--	Felsic Volcanic 1	wt. %	1.9	3.8		0.01					0.48	0.34
031576	HC-32	--	Felsic Volcanic 1	wt. %	2.0	3.8		0.02	0.64			0.01	0.035	0.44
DX450213	HC-33	--	Felsic Volcanic 1	wt. %	0.03	0.65			0.76			0.02	0.15	0.37
DX450174	HC-34	--	Felsic Volcanic 1	wt. %	3.3	3.6		0.06				0.2		
DX450239	--	COL-14	Felsic Volcanic 1	wt. %	0.12		0.38			0.55				
DX450233	--	COL-21	Felsic Volcanic 1	wt. %	0.27		0.5	0.00019				0.0002		
DX450155	--	COL-23	Felsic Volcanic 1	wt. %	1.8	1.9		0.00081				0.00043		
DX450135	--	COL-30	Felsic Volcanic 1	wt. %	1.1	1.2								
DX450186	HC-10	--	Felsic Volcanic 2	wt. %	1.5	3.5						0.0013	0.49	
DX450118	HC-11	--	Felsic Volcanic 2	wt. %	1.3	2.6		0.00094				0.0044	0.46	
DX450159	HC-13	--	Felsic Volcanic 2	wt. %	0.19	1.3						0.00044	0.025	
DX450008	HC-19	--	Felsic Volcanic 2	wt. %	0.47	0.78							0.008	
DX450105	--	COL-26	Felsic Volcanic 2	wt. %	0.046			0.00015						
DX450171	HC-14	--	Metasediment 2	wt. %	0.18	0.62								
DX450134	HC-15	--	Metasediment 2	wt. %	4.0	7.8		0.27				0.07		
DX450185	HC-16	--	Metasediment 2	wt. %	0.27	0.83		0.0024				0.0013		
DX450032	HC-17	--	Metasediment 3	wt. %	0.14	0.2								
DX550064	HC-18	--	Metasediment 3	wt. %	1.6	3.5		0.00029				0.00063		
31787	HC-28	--	Metasediment 3	wt. %	0.11	0.45			0.007					
DX450021	HC-26	--	Argillite	wt. %	0.35	1.3		0.065				0.0058		
DX450119	--	COL-1	Argillite	wt. %	1.1		2.1	0.0089				0.0015		
DX550056	HC-20	--	Basalt	wt. %	2.8	5.9		0.0026				0.011	0.3	
DX450022	HC-21	COL-10	Basalt	wt. %	11	9.1		0.0019				0.00034	0.38	
DX450077	HC-22	--	Basalt	wt. %	2.2	8.0		0.019				0.0092	0.47	
DX450113	HC-23	COL-11	Basalt	wt. %	3.8	6.9		0.0018				0.024	0.19	
DX550101	HC-24	COL-12	Basalt	wt. %	8.6	6.0		0.0025				0.0016	0.0	
DX450128	HC-25	--	Basalt	wt. %	2.5	5.8		0.00036				0.0062		
DX450222	HC-27	--	Fragmental 1	wt. %	0.64	1.7							0.4	
031795	HC-35	--	Fragmental 2	wt. %	0.22	0.51							0.25	0.29
031759	--	COL-31	Fragmental 2	wt. %	0.32	1.4	0.052							
031623	--	COL-33	Fragmental 2	wt. %	0.69	0.9								

Analysis					QEMSCAN	XRD			QEMSCAN			XRD			QEMSCAN	XRD		QEMSCAN	XRD
Group					Feldspars										Oxides				
Mineral/Compound					K-Feldspars	Potassium Feldspar	Microcline	Orthoclase	Plagioclase(Albite/Oligoclase)	Plagioclase(Labradorite)	Plagioclase(Anorthite/Bytownite)	Albite	Plagioclase	Anorthite	Fe-Oxides	Magnetite	Hematite	Ilmenite	Illmenite
Sample ID	Humidity Cell	Column	Lithology	Units		$KAlSi_3O_8$	$KAlSi_3O_8$	$KAlSi_3O_8$				$NaAlSi_3O_8$	$(NaSi,CaAl)AlSi_2O_8$	$CaAl_2Si_2O_8$		Fe_3O_4	Fe_2O_3		$FeTiO_3$
DX450052	HC-1	--	Felsic Volcanic 1	wt. %	6.6		8.6		3.2	3.4	2.2		13		0.91	0.11	0.6	0.021	0.13
DX550083	HC-2	--	Felsic Volcanic 1	wt. %	0.049		1.2		47	0.035	0.038	69			0.55			0.17	
DX450204	HC-3	--	Felsic Volcanic 1	wt. %	2.5		3.4		25	1.4	0.62		27		0.18	0.14		0.21	0.3
DX450176	HC-4	--	Felsic Volcanic 1	wt. %	4.3		4.2		6.0	2.2	0.19		14		0.24			0.015	0.33
DX450232	HC-5	COL-15	Felsic Volcanic 1	wt. %	0.45		3.1		24	14	0.34	45			1.1			0.012	
DX450181	HC-6	--	Felsic Volcanic 1	wt. %	1.9		4.8		35	0.31	0.19		38		0.3	0.11	0.091	0.14	0.14
DX450002	HC-7	--	Felsic Volcanic 1	wt. %	2.7		5.0		36	0.077	0.11		40		0.23	0.13	0.25	0.15	0.65
DX450108	HC-8	--	Felsic Volcanic 1	wt. %	0.48		1.1		48	0.055	0.03		51		0.68	0.39	0.13	0.51	0.71
DX450076	HC-9	--	Felsic Volcanic 1	wt. %	6.7		12		4.5	2.7	0.15	9.9			0.78	0.76		0.017	
DX550107	HC-12	--	Felsic Volcanic 1	wt. %	4.7		11		25	6.7	0.91	38			0.48			0.0071	
DX450179	HC-29	--	Felsic Volcanic 1	wt. %	0.34				30	5.0	0.4		45		0.49	0.21	0.082	0.29	0.059
031644	HC-30	--	Felsic Volcanic 1	wt. %	3.9		7.7		17	13	0.26		36		0.4	0.2	0.077	0.02	0.1
DX450183	HC-31	--	Felsic Volcanic 1	wt. %	7.4		8.7		23	0.75	0.81		29		0.59	0.97	0.089	0.02	0.086
031576	HC-32	--	Felsic Volcanic 1	wt. %	4.6		4.0		32	0.09	0.07		37		1.2	0.79	0.045	0.06	0.11
DX450213	HC-33	--	Felsic Volcanic 1	wt. %	1.4		0.93		1.4	1.4	0.05		2.1		0.57	0.68		0.1	0.034
DX450174	HC-34	--	Felsic Volcanic 1	wt. %			0.18		34	0.07	0.01	45			0.87			0.76	0.83
DX450239	--	COL-14	Felsic Volcanic 1	wt. %	4.8	2.8			1.4	0.99	0.92		4.0		0.53			0.018	
DX450233	--	COL-21	Felsic Volcanic 1	wt. %	7.9	12			4.5	7.1	2.0		13		0.79			0.021	
DX450155	--	COL-23	Felsic Volcanic 1	wt. %	6.4		6.9		20	7.9	0.62	36			0.68			0.042	
DX450135	--	COL-30	Felsic Volcanic 1	wt. %	2.8		2.5		19	8.5	0.51	30			1.0			0.048	
DX450186	HC-10	--	Felsic Volcanic 2	wt. %	1.5		3.0		39	0.025	0.024		44		1.1	0.13	0.093	0.19	0.32
DX450118	HC-11	--	Felsic Volcanic 2	wt. %	1.1		2.8		43	0.026	0.023		49		1.2	0.24	0.058	0.21	0.42
DX450159	HC-13	--	Felsic Volcanic 2	wt. %	5.0		4.8		13	0.22	0.076		19		1.4	0.34	0.003	0.013	0.32
DX450008	HC-19	--	Felsic Volcanic 2	wt. %	4.4		4.8		27	0.58	0.22		34		0.64	0.14	0.069	0.0057	0.075
DX450105	--	COL-26	Felsic Volcanic 2	wt. %	1.3		2.1		9.6	0.2	0.062	7.8			0.57			0.0057	0.29
DX450171	HC-14	--	Metasediment 2	wt. %	0.65		1.9		45	0.15	0.038		58		0.98	0.48	0.11	0.41	0.53
DX450134	HC-15	--	Metasediment 2	wt. %	0.88		1.4		18	0.25	0.23	24			0.13			0.19	
DX450185	HC-16	--	Metasediment 2	wt. %	3.1		4.4		18	4.9	1.9	34			1.0			0.024	
DX450032	HC-17	--	Metasediment 3	wt. %	1.3		1.6		26	1.5	0.065		30		0.95	0.059	0.08	0.64	0.79
DX550064	HC-18	--	Metasediment 3	wt. %	3.5		4.5		35	0.3	0.24		39		0.86	0.25	0.058	0.072	0.19
31787	HC-28	--	Metasediment 3	wt. %	0.47				38	2.9	0.05		45		0.76	0.4	0.16	1.1	0.6
DX450021	HC-26	--	Argillite	wt. %	0.19				26	1.1	0.15	36			0.51			0.55	0.15
DX450119	--	COL-1	Argillite	wt. %	0.15				13	6.7	2.7		27		0.82			0.39	
DX550056	HC-20	--	Basalt	wt. %	0.0094	1.9			14	0.85	0.14		15		0.71	0.24		1.7	1.8
DX450022	HC-21	COL-10	Basalt	wt. %	0.0085		1.7		8.6	8.6	1.2		25		0.73	0.023	0.19	1.9	2.5
DX450077	HC-22	--	Basalt	wt. %	0.013		1.9		19	0.45	0.22		24		0.11		0.2	3.1	3.9
DX450113	HC-23	COL-11	Basalt	wt. %	0.003	0.7			3.3	0.2	0.054		2.5		7.0	4.2		1.5	2.1
DX550101	HC-24	COL-12	Basalt	wt. %	0.016	1.4			6.1	6.9	1.3		19		0.91		0.13	1.5	2.7
DX450128	HC-25	--	Basalt	wt. %	1.3		3.0		7.8	1.7	0.54	15			0.96			1.1	1.6
DX450222	HC-27	--	Fragmental 1	wt. %	4.0		9.5		29	1.7	0.25		37		0.92		0.16	0.019	0.91
031795	HC-35	--	Fragmental 2	wt. %	0.21		2.3		17	10	1.1		38		0.53	0.27	0.053	1.1	0.77
031759	--	COL-31	Fragmental 2	wt. %	1.2			0.6	2.8	4.1	2.7	8.0		5.0	0.48	0.095		0.1	0.15
031623	--	COL-33	Fragmental 2	wt. %	2.7		3.7	-	24	0.05	0.11	31			0.5		0.17	0.09	

Appendix C5. R-XRD and QEMSCAN Results

Analysis					QEMSCAN	XRD		QEMSCAN	XRD	QEMSCAN	XRD	QEMSCAN	XRD	QEMSCAN	XRD	QEMSCAN	XRD
Group					Amphiboles			Garnets		Sulphides							
Mineral/Compound					Amphibole	Actinolite	Cummingtonite	Garnet	Almandine / Garnet	Pyrite	Pyrite	Pyrrhotite	Pyrrhotite	Sphalerite	Sphalerite	Galena	Galena
Sample ID	Humidity Cell	Column	Lithology	Units		$Ca_2(Mg,Fe)_5Si_8O_{22}(OH)_2$	$(Mg,Fe)_7Si_8O_{22}(OH)_2$		$Fe^{2+}{}_3Al_2(SiO_4)_3$		FeS_2		Fe_7S_8		ZnS		PbS
DX450052	HC-1	--	Felsic Volcanic 1	wt. %	1.4			0.2		5.2	4.0	1.3		1.3	0.73	0.72	0.55
DX550083	HC-2	--	Felsic Volcanic 1	wt. %	1.5	2.1		0.0011		0.97		1.1	2.4	0.034		0.038	
DX450204	HC-3	--	Felsic Volcanic 1	wt. %	2.8	3.1		0.095		1.0	0.53	0.033		0.013	0.12	0.0051	
DX450176	HC-4	--	Felsic Volcanic 1	wt. %	1.1	1.2		0.51		3.7	2.5	0.5		2.3	1.1	0.22	0.043
DX450232	HC-5	COL-15	Felsic Volcanic 1	wt. %	1.5			0.37		2.2	0.92	0.025		0.032			
DX450181	HC-6	--	Felsic Volcanic 1	wt. %	0.63	1.2		0.0063		0.035	0.1		0.75	0.0037			0.041
DX450002	HC-7	--	Felsic Volcanic 1	wt. %	0.44			0.012		0.23	0.13	0.033		0.00058			
DX450108	HC-8	--	Felsic Volcanic 1	wt. %	0.18			0.072		0.8	0.47	0.44		0.0044		0.0008	
DX450076	HC-9	--	Felsic Volcanic 1	wt. %	0.64			0.17		9.7	5.8	0.25		6.7	5.1	0.13	
DX550107	HC-12	--	Felsic Volcanic 1	wt. %	0.87			0.0024		5.7	3.3	0.012		0.0053			
DX450179	HC-29	--	Felsic Volcanic 1	wt. %	4.1			0.07		0.12	0.001						
031644	HC-30	--	Felsic Volcanic 1	wt. %	0.45			0.02		1.1	0.41	0.27					
DX450183	HC-31	--	Felsic Volcanic 1	wt. %	2.7			0.19		1.0	0.57	0.19					
031576	HC-32	--	Felsic Volcanic 1	wt. %	0.16			0.02		0.78	0.73	0.16					
DX450213	HC-33	--	Felsic Volcanic 1	wt. %	0.18			0.66		9.5	4.6	0.97	0.68				
DX450174	HC-34	--	Felsic Volcanic 1	wt. %	3.0	2.1	4.0	0.38				0.46					
DX450239	--	COL-14	Felsic Volcanic 1	wt. %	0.41			0.13		11	9.1	0.014		0.0013		0.00059	
DX450233	--	COL-21	Felsic Volcanic 1	wt. %	1.3			0.35		3.1	1.8	4.9	6.2	0.46	0.22		
DX450155	--	COL-23	Felsic Volcanic 1	wt. %	0.97			0.067		2.2	1.1	0.22		0.2		0.0011	
DX450135	--	COL-30	Felsic Volcanic 1	wt. %	1.8			1.5		0.017		0.004		0.025		0.0018	
DX450186	HC-10	--	Felsic Volcanic 2	wt. %	0.13			0.041		0.52	0.057	1.1	1.4	0.054		0.00077	
DX450118	HC-11	--	Felsic Volcanic 2	wt. %	0.12			0.062		0.22	0.019	0.24		0.016			
DX450159	HC-13	--	Felsic Volcanic 2	wt. %	0.26			0.027		3.2	1.5	0.011					
DX450008	HC-19	--	Felsic Volcanic 2	wt. %	0.13			0.00046		0.6	0.088	0.19		0.0027		0.011	
DX450105	--	COL-26	Felsic Volcanic 2	wt. %	0.049			0.00088		1.8	1.9	0.32		0.0053		0.0031	
DX450171	HC-14	--	Metasediment 2	wt. %	0.11			0.27		1.5	1.3	1.0		0.0017		0.0043	
DX450134	HC-15	--	Metasediment 2	wt. %	3.1			0.71		5.6	0.36	6.6	8.4	0.0031		0.0019	
DX450185	HC-16	--	Metasediment 2	wt. %	5.5	3.4		0.02		0.53		1.2		0.00056			
DX450032	HC-17	--	Metasediment 3	wt. %	0.23			0.7		0.46		0.73		0.015		0.0022	
DX550064	HC-18	--	Metasediment 3	wt. %	0.48			0.12		0.046	0.12	0.066		0.0021			
31787	HC-28	--	Metasediment 3	wt. %	0.19			0.41		0.13	0.012	0.22					
DX450021	HC-26	--	Argillite	wt. %	1.4	1.1		1.0		12	2.7	5.6	16	0.19		0.0023	
DX450119	--	COL-1	Argillite	wt. %	1.2			0.24		5.8		17	20	0.6	0.29		
DX550056	HC-20	--	Basalt	wt. %	55	58.7		1.8		0.14	0.3	0.26		0.00037			
DX450022	HC-21	COL-10	Basalt	wt. %	46	43		0.32		0.19	0.25	0.25		0.0018			
DX450077	HC-22	--	Basalt	wt. %	42	39		0.9		0.21	0.15	0.18		0.0058			
DX450113	HC-23	COL-11	Basalt	wt. %	35	30	23	15	14	0.19	0.3	0.89	1.0	0.00032		0.0029	
DX550101	HC-24	COL-12	Basalt	wt. %	57	50	1.1	0.28	0.7	0.049	0.33	0.16	0.8	0.0007			
DX450128	HC-25	--	Basalt	wt. %	36	32		3.4		0.77		1.3		0.0061			
DX450222	HC-27	--	Fragmental 1	wt. %	0.66			0.0098		4.3	2.2	0.022		0.0063		0.00096	
031795	HC-35	--	Fragmental 2	wt. %	5.8	1.8		3.5	3.8	0.04	0.14	0.14					
031759	--	COL-31	Fragmental 2	wt. %	1.4	2.0		3.2				0.22					
031623	--	COL-33	Fragmental 2	wt. %	0.16			0.28		0.03	0.15	0.01					

Analysis					QEMSCAN											XRD							
Group					Unmatched																	QEMSCAN Total	XRD Total
Mineral/Compound					Chalcopyrite	Arsenopyrite	Gersdorffite-Cobaltite	Molybdenite	Pentlandite	Other Sulphides	Sulphates	Apatite	Other	Other Silicates	Other Oxides	Dravite	Petalite	Epidote	Clinozoisite	Diopside	Rutile		
Sample ID	Humidity Cell	Column	Lithology	Units												$NaMg_3Al_6(BO_3)_3Si_6O_{18}(OH)_4$	$LiAlSi_4O_{10}$	$(CaCa)(AlAlFe^{3+})O[Si_2O_7][SiO_4](OH)$	Ca2Al3(SiO4)3(OH)	$CaMgSi_2O_6$	TiO_2		
DX450052	HC-1	--	Felsic Volcanic 1	wt. %	0.018	0.063		0.0068	0.0086	0.0039	0.11	0.36	0.13	0.12	0.1					4.4	0.34	100	100
DX550083	HC-2	--	Felsic Volcanic 1	wt. %	0.0070	0.68		0.0015		0.0037	0.012	0.36	0.071	0.67	0.07					0.83		100	100
DX450204	HC-3	--	Felsic Volcanic 1	wt. %	0.018	0.022			0.0013		0.0055	0.26	0.013	0.22	0.017					3.1	0.11	100	100
DX450176	HC-4	--	Felsic Volcanic 1	wt. %	0.11	0.00095		0.0023	0.0015	0.00084	0.12	0.16	0.030	0.14	0.013					6.0		100	100
DX450232	HC-5	COL-15	Felsic Volcanic 1	wt. %	0.0018						0.0019	0.48	0.038	0.37	0.091					2.1		100	100
DX450181	HC-6	--	Felsic Volcanic 1	wt. %	0.022					0.0046	0.0034	0.26	0.077	0.052	0.017					3.0	0.79	100	100
DX450002	HC-7	--	Felsic Volcanic 1	wt. %	0.0024				0.0041		0.0031	0.24	0.15	0.072	0.023					2.3		100	100
DX450108	HC-8	--	Felsic Volcanic 1	wt. %	0.0060	0.033			0.0016		0.0023	0.24	0.065	0.12	0.028							100	100
DX450076	HC-9	--	Felsic Volcanic 1	wt. %	0.073	0.0012		0.00038	0.00097	0.0031	0.15	0.57	0.22	0.097	0.019							100	100
DX550107	HC-12	--	Felsic Volcanic 1	wt. %	0.0025				0.00090		0.032	0.16	0.048	0.26	0.18							100	100
DX450179	HC-29	--	Felsic Volcanic 1	wt. %								0.28	0.040	0.26	0.02							100	100
031644	HC-30	--	Felsic Volcanic 1	wt. %	0.010	0.010						0.44	0.11	0.23	0.04							100	100
DX450183	HC-31	--	Felsic Volcanic 1	wt. %								0.26	0.050	0.34	0.03		1.2					100	100
031576	HC-32	--	Felsic Volcanic 1	wt. %	0.020	0.010		0.010			0.010	0.24	0.11	0.07	0.21		0.88					100	100
DX450213	HC-33	--	Felsic Volcanic 1	wt. %							0.030	0.24	0.090	0.01	0.01		0.41					100	100
DX450174	HC-34	--	Felsic Volcanic 1	wt. %	0.020	0.020						0.080	0.060	0.12	0.03	-				-		100	100
DX450239	--	COL-14	Felsic Volcanic 1	wt. %	0.0010					0.0033	0.027	0.24	0.083	0.054	0.018	1.0						100	100
DX450233	--	COL-21	Felsic Volcanic 1	wt. %	0.069						0.014	0.29	0.058	0.028	0.043				2.0			100	100
DX450155	--	COL-23	Felsic Volcanic 1	wt. %	0.069			0.00039			0.0076	0.19	0.022	0.23	0.039					2.4		100	100
DX450135	--	COL-30	Felsic Volcanic 1	wt. %	0.00066	0.00048					0.00040	0.20	0.055	0.0097	0.024					2.9		100	100
DX450186	HC-10	--	Felsic Volcanic 2	wt. %	0.00091	0.072					0.0063	0.081	0.11	0.024	0.032							100	100
DX450118	HC-11	--	Felsic Volcanic 2	wt. %	0.0019	0.0027					0.0043	0.085	0.055	0.0045	0.019							100	100
DX450159	HC-13	--	Felsic Volcanic 2	wt. %		0.022					0.088	0.073	0.020	0.062	0.041							100	100
DX450008	HC-19	--	Felsic Volcanic 2	wt. %	0.0070						0.044	0.030	0.044	0.067	0.054					1.5		100	100
DX450105	--	COL-26	Felsic Volcanic 2	wt. %	0.00046	2.3				0.0011	0.0086	0.11	0.078	0.0088	0.026							100	100
DX450171	HC-14	--	Metasediment 2	wt. %	0.029				0.0028		0.0079	0.24	0.066	0.12	0.066					3.1		100	100
DX450134	HC-15	--	Metasediment 2	wt. %	0.41	0.033	1.1		0.73	0.00095	0.098	0.22	0.14	0.018	0.34	10				5.8		100	100
DX450185	HC-16	--	Metasediment 2	wt. %	0.013	0.020	0.00085		0.0027		0.013	0.38	0.010	0.55	0.05					2.9		100	100
DX450032	HC-17	--	Metasediment 3	wt. %							0.0067	0.25	0.066	0.011	0.024					2.6		100	100
DX550064	HC-18	--	Metasediment 3	wt. %	0.0014						0.0011	0.12	0.048	0.11	0.072					2.2		100	100
31787	HC-28	--	Metasediment 3	wt. %	0.010							0.46	0.060	0.01	0.02							100	100
DX450021	HC-26	--	Argillite	wt. %	0.11				0.0053		0.032	0.17	0.049	0.027	0.0099							100	100
DX450119	--	COL-1	Argillite	wt. %	0.16						0.049	0.21	0.096	0.044	0.042							100	100
DX550056	HC-20	--	Basalt	wt. %	0.055				0.00087		0.00083	0.18	0.050	0.15	0.024					1.7	0.68	100	100
DX450022	HC-21	COL-10	Basalt	wt. %	0.048						0.0041	0.19	0.098	0.12	0.013					1.1	0.46	100	100
DX450077	HC-22	--	Basalt	wt. %	0.042		0.0030		0.0015		0.0037	0.21	0.14	0.046	0.0023					1.7	0.65	100	100
DX450113	HC-23	COL-11	Basalt	wt. %	0.010	0.092				0.0012	0.017	0.22	0.056	0.19	0.024					1.2	0.63	100	100
DX550101	HC-24	COL-12	Basalt	wt. %	0.083	0.0016			0.00083	0.00059	0.0056	0.14	0.055	0.34	0.02					2.4	0.56	100	100
DX450128	HC-25	--	Basalt	wt. %	0.038				0.0018		0.0049	0.26	0.12	0.64	0.023					2.3		100	100
DX450222	HC-27	--	Fragmental 1	wt. %	0.0029				0.00062		0.024	0.28	0.060	0.15	0.14					2.5	1.3	100	100
031795	HC-35	--	Fragmental 2	wt. %	0.030							0.20	0.040	0.07	0.01					1.2		100	100
031759	--	COL-31	Fragmental 2	wt. %		0.070						0.19	0.060	0.08	0.01			1.6		1.4		100	100
031623	--	COL-33	Fragmental 2	wt. %			0.010					0.060	0.030	0.07	0.02					2.2	0.35	100	100

Appendix C6
QEMSCAN ABA Data

Appendix C6. QEMSCAN ABA Data

Description			ABA							QEMScan ABA Speciation						QEMScan Carbonate Speciation					QEMSCAN Sulphur Speciation											
Sample ID	COL/HC ID	Lithology	MPA[1]	AP[2]	CarbNP[3]	NP[4]	Total S[5]	Sulphate S[6]	Sulphide S[5]	MPA	$AP_{Total\ Sulphide\ S}$	$AP_{Acid\ Generating\ Salsides}$	AP_{Py}	AP_{Po}	AP_{Other}[7]	$CarbNP_{Cal}$	$CarbNP_{Dol}$	$CarbNP_{Ank}$	$CarbNP_{Total}$	$Carb\ NP_{Cal+Dol}$	$Sulphur_{Py}$	$Sulphur_{Po}$	$Sulphur_{Sp}$	$Sulphur_{Ccp}$	$Sulphur_{Apy}$	$Sulphur_{Gdf-Cbt}$	$Sulphur_{Gn}$	$Sulphur_{Pn}$	$Sulphur_{Mol}$	Other Sulphides	Total Sulphide S	Sulphate S[6]	Total S
			kgCaCO3/t	kgCaCO3/t	kgCaCO3/t	kgCaCO3/t	%	%	%	kgCaCO3/t	kgCaCO3/t	kgCaCO3/t	kgCaCO3/t	kgCaCO3/t	kgCaCO3/t	kgCaCO3/t	kgCaCO3/t	kgCaCO3/t	kgCaCO3/t	kgCaCO3/t	%	%	%	%	%	%	%	%	%	%	%	%	%
DX450052	HC-1	Felsic Volcanic 1	105	102	9.8	15	3.4	0.1	3.3	122	121	105	88	16	0.76	5.5	0.022	0	5.5	5.5	2.8	0.52	0.43	0.0062	0.012	0	0.097	0.0029	0.0027	0.00039	3.9	0.021	3.9
DX550083	HC-2	Felsic Volcanic 1	39	23	54	65	1.3	0.51	0.75	34	34	33	16	13	4.3	28	0.26	0	28	28	0.52	0.41	0.011	0.0024	0.13	0	0.0051	0	0.00059	0.00069	1.1	0.0022	1.1
DX450204	HC-3	Felsic Volcanic 1	13	12	8.2	17	0.4	0.01	0.39	18	18	18	17	0.41	0.34	5.8	0.47	0.012	6.3	6.3	0.54	0.013	0.0044	0.0062	0.0043	0	0.00069	0.00044	0	0	0.57	0.0010	0.57
DX450176	HC-4	Felsic Volcanic 1	87	84	1.2	12	2.8	0.08	2.7	94	93	69	62	6.1	1.2	1.3	0.35	0	1.7	1.7	2.0	0.20	0.75	0.037	0.00019	0	0.029	0.00050	0.00093	0.000084	3.0	0.022	3.0
DX450232	COL-15 / HC-5	Felsic Volcanic 1	38	37	11	18	1.2	0.01	1.2	37	37	36	36	0.30	0.020	9.2	0	0.012	9.2	9.2	1.2	0.0097	0.011	0.00065	0	0	0	0	0	1.2	0.00036	1.2
DX450181	HC-6	Felsic Volcanic 1	1.6	1.3	12	18	0.05	0.01	0.04	0.88	0.86	0.82	0.58	0	0.24	5.8	0.19	0.0045	6.0	6.0	0.019	0	0.0012	0.0078	0	0	0	0	0.00098	0.028	0.00064	0.028
DX450002	HC-7	Felsic Volcanic 1	3.8	3.1	34	42	0.12	0.02	0.10	4.4	4.3	4.3	3.9	0.40	0.069	21	0.44	0.021	21	21	0.12	0.013	0.00019	0.00086	0	0	0	0.0014	0	0	0.14	0.00057	0.14
DX450108	HC-8	Felsic Volcanic 1	17	17	48	54	0.54	0.01	0.53	19	19	19	13	5.4	0.29	25	2.6	1.5	29	28	0.43	0.17	0.0014	0.0021	0.0066	0	0.00011	0.00052	0	0	0.61	0.00042	0.61
DX450076	HC-9	Felsic Volcanic 1	209	209	0.83	8.3	6.7	0.01	6.7	236	235	166	162	3.1	0.81	0.89	0.0093	0.0030	0.91	0.90	5.2	0.099	2.2	0.025	0.00024	0	0.018	0.00032	0.00015	0.00035	7.5	0.028	7.5
DX450186	HC-10	Felsic Volcanic 2	18	7.5	23	27	0.57	0.33	0.24	23	23	22	8.7	13	0.45	15	0	0.012	15	15	0.28	0.42	0.017	0.00032	0.014	0	0.00010	0	0	0	0.73	0.0012	0.73
DX450118	HC-11	Felsic Volcanic 2	8.4	5.3	18	21	0.27	0.1	0.17	6.8	6.8	6.6	3.6	3.0	0.037	13	0.010	0.042	13	13	0.12	0.095	0.0052	0.00066	0.00053	0	0	0	0	0	0.22	0.00081	0.22
DX550107	HC-12	Felsic Volcanic 1	78	78	9.8	17	2.5	0.010	2.5	96	96	96	96	0.15	0.037	5.5	0.14	0	5.6	5.6	3.1	0.0048	0.0017	0.00088	0	0	0	0.00030	0	0	3.1	0.0060	3.1
DX450159	HC-13	Felsic Volcanic 2	41	40	6.0	8.0	1.3	0.03	1.3	55	54	54	54	0.14	0.13	1.9	0	0.0043	1.9	1.9	1.7	0.0044	0	0	0.0043	0	0	0	0	0	1.7	0.016	1.8
DX450171	HC-14	Metasediment 2	39	34	4.7	14	1.2	0.14	1.1	37	37	37	25	12	0.34	1.8	0	0	1.8	1.8	0.79	0.39	0.00055	0.0100	0	0	0.00058	0.00093	0	0	1.2	0.0015	1.2
DX450134	HC-15	Metasediment 2	173	93	60	71	5.6	2.6	3.0	194	194	194	94	81	19	40	2.9	0.67	43	43	3.0	2.6	0.0010	0.14	0.0065	0.22	0.00026	0.24	0	0.00012	6.2	0.018	6.2
DX450185	HC-16	Metasediment 2	19	5.9	3.3	14	0.6	0.41	0.19	24	24	24	8.9	14	0.30	2.7	0.026	0.012	2.7	2.7	0.28	0.46	0.00018	0.0044	0.0040	0.00016	0	0.00089	0	0	0.76	0.0023	0.76
DX450032	HC-17	Metasediment 3	32	32	0.7	5.7	1.0	0.02	1.0	17	17	17	7.7	8.9	0	1.4	0	0	1.4	1.4	0.25	0.29	0.0049	0	0	0	0.00030	0	0	0	0.54	0.0012	0.54
DX550064	HC-18	Metasediment 3	1.3	0.8	27	31	0.04	0.014	0.026	1.6	1.6	1.6	0.77	0.80	0.015	16	0.0032	0.0061	16	16	0.025	0.026	0.00068	0.00048	0	0	0	0	0	0	0.051	0.00021	0.052
DX450008	HC-19	Felsic Volcanic 2	6.9	6.3	4.7	8.7	0.22	0.02	0.2	13	12	12	9.9	2.3	0.077	4.7	0	0	4.7	4.7	0.32	0.073	0.00087	0.0025	0	0	0.0014	0	0	0	0.40	0.0082	0.40
DX550056	HC-20	Basalt	5.6	4.4	48	59	0.18	0.04	0.14	6.2	6.2	6.2	2.4	3.1	0.61	28	0.028	0.10	28	28	0.077	0.10	0.00012	0.019	0	0	0	0.00029	0	0	0.20	0.00016	0.20
DX450022	COL-10 / HC-21	Basalt	5.6	2.8	71	78	0.18	0.09	0.09	6.8	6.8	6.8	3.1	3.1	0.53	110	0.021	0.0033	110	110	0.100	0.099	0.00059	0.017	0	0	0	0	0	0	0.22	0.00077	0.22
DX450077	HC-22	Basalt	4.7	2.8	63	75	0.15	0.06	0.09	6.2	6.2	6.1	3.4	2.2	0.49	22	0.20	0.090	22	22	0.11	0.070	0.0019	0.015	0	0.00058	0	0.00051	0	0	0.20	0.00068	0.20
DX450113	COL-11 / HC-23	Basalt	15	13	67	72	0.49	0.09	0.4	15	15	15	3.2	11	0.68	38	0.020	0.23	38	38	0.10	0.35	0.00011	0.0035	0.018	0	0.00039	0	0	0.00015	0.47	0.0032	0.48
DX550101	COL-12 / HC-24	Basalt	1.9	0.87	58	63	0.06	0.032	0.028	3.7	3.7	3.7	0.82	1.9	0.92	86	0.027	0.015	86	86	0.026	0.062	0.00023	0.029	0.00031	0	0	0.00028	0	0.00011	0.12	0.0010	0.12
DX450128	HC-25	Basalt	33	20	44	54	1.1	0.43	0.64	29	29	29	13	16	0.43	25	0.0039	0.060	25	25	0.41	0.51	0.0020	0.013	0	0	0	0.00061	0	0	0.94	0.00092	0.94
DX450021	HC-26	Argillite	265	141	22	20	8.5	4.0	4.5	264	264	262	192	69	1.3	3.5	0.71	0.056	4.3	4.3	6.1	2.2	0.062	0.039	0	0	0.00031	0.0018	0	0	8.5	0.0060	8.5
DX450222	HC-27	Fragmental 1	56	55	8.8	15	1.8	0.01	1.8	72	72	72	71	0.27	0.038	6.4	0	0	6.4	6.4	2.3	0.087	0.00021	0.0010	0	0	0.00013	0.00021	0	0	2.3	0.0045	2.3
031787	HC-28	Metasediment 3	6.3	4.4	3.2	9.9	0.2	0.06	0.14	5.0	5.0	5.0	2.2	2.7	0.11	1.1	0	0	1.1	1.1	0.069	0.086	0	0.0035	0	0	0	0	0	0.00036	0.16	0	0.16
DX450179	HC-29	Felsic Volcanic 1	5.0	4.7	5.8	13	0.16	0.01	0.15	2.0	2.0	2.0	2.0	0	0	5.8	0	0	5.8	5.8	0.064	0	0	0	0	0	0	0	0	0	0.064	0	0.064
031644	HC-30	Felsic Volcanic 1	17	15	30	35	0.53	0.06	0.47	22	22	22	18	3.3	0.17	19	0	0	19	19	0.58	0.11	0	0.0035	0.0020	0	0	0	0	0	0.000056	0.69	0	0.69
DX450183	HC-31	Felsic Volcanic 1	15	14	26	34	0.47	0.03	0.44	19	19	19	17	2.3	0	19	0.11	0	19	19	0.54	0.074	0	0	0	0	0	0	0	0	0.61	0	0.61
031576	HC-32	Felsic Volcanic 1	23	22	29	32	0.72	0.03	0.69	15	15	15	13	2.0	0.41	20	0.22	0.097	20	20	0.42	0.063	0	0.0070	0.0020	0	0	0	0	0.0040	0.00012	0.49	0.0019	0.49
DX450213	HC-33	Felsic Volcanic 1	167	156	0.7	2.4	5.4	0.35	5.0	170	170	170	158	12	0	0.30	0	0.19	0.49	0.30	5.1	0.38	0	0	0	0	0	0	0	0	5.4	0.0056	5.4
DX450174	HC-34	Felsic Volcanic 1	7.8	2.8	46	50	0.25	0.16	0.09	6.0	6.0	6.0	0	5.6	0.34	33	0.65	1.9	36	34	0	0.18	0	0.0070	0.0039	0	0	0	0	0	0.00028	0.19	0	0.19
31795	HC-35	Fragmental 2	4.1	2.2	2.7	16	0.13	0.06	0.07	2.7	2.7	2.7	0.67	1.7	0.33	2.2	0	0	2.2	2.2	0.021	0.055	0	0.010	0	0	0	0	0	0	0.087	0	0.087
DX450119	COL-1	Argillite	236	59	30	21	7.6	5.7	1.9	310	310	304	97	206	1.7	11	0.096	0.015	11	11	3.1	6.6	0.20	0.055	0	0	0	0	0	0	9.9	0.0091	9.9
DX450080	COL-2	Metasediment 2	6.3	3.4	0.67	8.5	0.2	0.09	0.11	14	14	14	4.1	8.6	0.99	0.17	0.0032	0.0061	0.18	0.17	0.13	0.27	0.0012	0.0046	0.022	0.0041	0	0.00099	0	0	0.44	0.0010	0.44
DX450143	COL-3	Metasediment 2	44	42	0.67	10	1.4	0.07	1.4	54	54	54	18	35	0.76	0.19	0.79	0.013	0.99	0.98	0.58	1.1	0.00048	0.019	0.0057	0	0.00045	0.00015	0	0.00020	1.7	0.0011	1.7
DX450153	COL-4	Metasediment 2	127	127	1.3	5.2	4.1	0.02	4.1	148	148	148	146	1.2	0.32	0.22	0	0.0034	0.22	0.22	4.7	0.038	0.00015	0.010	0	0	0.00012	0	0	0.00011	4.7	0.0050	4.7
DX450017	COL-5	Metasediment 3	12	9.4	5.3	14	0.39	0.09	0.3	13	13	12	10	2.3	0.11	6.8	0	0	6.8	6.8	0.32	0.073	0.0036	0.0022	0.00013	0.0014	0	0	0	0	0.40	0.0014	0.40
DX450144	COL-6	Metasediment 3	4.1	3.8	0.67	7.3	0.13	0.01	0.12	4.2	4.2	4.2	3.3	0.72	0.18	1.1	0	0.015	1.1	1.1	0.10	0.023	0.00081	0.0036	0.00012	0.0017	0	0.00032	0	0	0.13	0.00063	0.14
DX550073	COL-7	Basalt	3.4	2.8	49	69	0.1	0.04	0.05	5.4	5.4	5.3	3.3	1.1	0.91	37	0.098	0.082	37	37	0.11	0.037	0.00017	0.0080	0.00015	0.021	0.00025	0	0	0	0.17	0.00011	0.17
DX550053	COL-8	Basalt	4.1	2.8	57	67	0.13	0.039	0.091	4.3	4.3	4.3	1.1	2.8	0.47	41	0.012	0.0097	41	41	0.035	0.088	0	0.014	0.000078	0.00056	0	0.00010	0	0	0.14	0.000056	0.14
DX550089	COL-9	Basalt	27	21	66	88	0.85	0.19	0.66	32	32	32	23	8.6	0.49	64	2.1	6.0	72	66	0.74	0.28	0	0.016	0	0	0.000073	0	0	0	1.0	0.00026	1.0
DX450051	COL-13	Felsic Volcanic 1	91	89	7.0	13	2.9	0.06	2.9	103	103	82	80	2.2	0.36	6.1	0.011	0	6.1	6.1	2.5	0.071	0.46	0.0093	0.0011	0	0.20	0	0.0011	0.00040	3.3	0.0087	3.3
DX450239	COL-14	Felsic Volcanic 1	172	142	2.2	8.0	5.5	0.97	4.5	189	189	189	189	0.17	0.011	1.2	0	0	1.2	1.2	6.0	0.0055	0.00042	0.00036	0	0	0.000079	0	0	0.00059	6.0	0.0051	6.0
DX450071	COL-16	Felsic Volcanic 1	26	23	60	67	0.82	0.1	0.72	37	37	37	19	8.0	10	65	0.015	0.010	65	65	0.60	0.26	0.0068	0.0029	0.33	0.00016	0.00041	0.00011	0	0	1.2	0.0011	1.2
DX450130	COL-17	Felsic Volcanic 2	11	10	51	60	0.34	0.01	0.33	15	15	15	9.0	0.73	5.1	49	2.1	1.2	52	51	0.29	0.023	0.00038	0.0032	0.16	0.000083	0.00035	0	0	0	0.48	0.00018	0.48
DX450039	COL-18	Felsic Volcanic 1	67	61	10	17	2.2	0.21	1.9	62	62	62	61	0.28	0.62	7.5	0.0063	0.0045	7.5	7.5	2.0	0.0088	0.013	0.0051	0.014	0	0.00025	0.00032	0	0.000066	2.0	0.00051	2.0
DX450089	COL-19	Felsic Volcanic 1	12	12	31	38	0.39	0.01	0.38	17	17	17	5.9	11	0.20	27	0	0.0059	27	27	0.19	0.34	0.0022	0.0040	0.0015	0.021	0.00027	0.00075	0	0.00026	0.54	0.0011	0.54
DX450137	COL-20	Felsic Volcanic 1	3.4	2.5	29	34	0.11	0.03	0.08	3.2	3.2	3.1	2.8	0.32	0.022	29	0.012	0.0020	29	29	0.090	0.010	0.00035	0.00070	0	0	0.00027	0	0	0	0.10	0.000034	0.10
DX450233	COL-21	Felsic Volcanic 1	97	42	3.5	12	3.1	1.8	1.3	118	118	113	52	61	0.76	2.7	0.0021	0.0020	2.7	2.7	1.7	1.9	0.15	0.024	0	0	0	0	0	0	3.8	0.0027	3.8
DX450200	COL-22	Felsic Volcanic 1	82	72	39	46	2.6	0.31	2.3	100	100	63	42	2.7	18	41	0	0.025	41	41	1.4	0.087	1.2	0.57	0	0	0.000065	0	0	0.00025	3.2	0.0023	3.2
DX450155	COL-23	Felsic Volcanic 1	37	37	19	46	1.2	0.01	1.2	42	42	40	37	2.7	0.76	18	0.0088	0.0042	18	18	1.2	0.085	0.064	0.024	0	0	0.00014	0	0.00016	0	1.3	0.0014	1.3
DX450030	COL-24	Felsic Volcanic 2	20	20	18	22	0.64	0.01	0.63	13	13	12	11	1.8	0.033	17	0	0	17	17	0.34	0.057	0.0088	0.00096	0.000086	0	0.0017	0	0	0	0.41	0.00070	0.41
DX450049	COL-25	Felsic Volcanic 2	14	7.5	20	28	0.44	0.2	0.24	10	10	10	5.0	4.9	0.23	13	2.2	5.9	21	15	0.16	0.16	0.0048	0.0023	0.0051	0	0.0019	0	0	0.00059	0.33	0.0041	0.33
DX450105	COL-26	Felsic Volcanic 2	64	63	0.67	2.2	2.1	0.03	2.0	49	49	49	31	4.0	14	0.46	0.0016	0	0.46	0.46	0.98	0.13	0.0017	0.00016	0.46	0	0.00041	0	0	0.00015	1.6	0.0016	1.6
DX450170	COL-27	Felsic Volcanic 2	169	168	12	14	5.4	0.01	5.4	166	166	165	164	0.080	0.44	9.1	0.037	0	9.2	9.2	5.2	0.0026	0.040	0.014	0	0	0.0046	0	0.00065	0.000067	5.3	0.0037	5.3
DX450227	COL-28	Felsic Volcanic 1	1.6	1.3	14	21	0.05	0.01	0.04	0.59	0.57	0.57	0.53	0.012	0.030	12	0.0022	0.015	12	12	0.017	0.00038	0	0.00095	0	0	0.000070	0	0	0	0.018	0.00063	0.019
DX450230	COL-29	Felsic Volcanic 1	2.2	1.9	13	21	0.07	0.01	0.06	2.5	2.5	2.5	2.3	0.10	0.086	16	0.013	0.0017	16	16	0.075	0.0034	0	0.0021	0	0	0.000057	0.00065	0	0	0.081	0.00038	0.081
DX450135	COL-30	Felsic Volcanic 1	1.3	0.94	12	16	0.04	0.01	0.03	0.61	0.61	0.35	0.29	0.049	0.010	11	0	0	11	11	0.0093	0.0016	0.0081	0.00023	0.00094	0	0.00023	0	0	0	0.020	0.000074	0.020
031759	COL-31	Fragmental 2	2.8	1.6	3.5	12	0.09	0.04	0.05	3.1	3.1	3.1	0	2.7	0.43	3.2	0	0	3.2	3.2	0	0.086	0	0	0.014	0	0	0	0	0	0.100	0	0.100
031782	COL-32	Fragmental 2	1.3	0.63	19	19	0.04	0.02	0.02	0.49	0.49	0.49	0	0	0.49	8.8	0	0	8.8	8.8	0	0	0	0	0.016	0	0	0	0	0.00017	0.016	0	0.016
031623	COL-33	Fragmental 2	3.1	2.8	12	14	0.1	0.01	0.09	0.68	0.68	0.68	0.50	0.12	0.060	6.9	0	0	6.9	6.9	0.016	0.0039	0	0	0	0.0019	0	0	0	0	0.022	0	0.022
031718	COL-34	Fragmental 2	4.1	2.2	42	49	0.13	0.06	0.07	5.6	5.6	5.6	0	5.3	0.33	29	0	0.097	29	29	0	0.17	0	0.010	0	0	0	0	0	0	0.18	0	0.18

(1) Maximum Potential Acidity calculated as 31.25*Total S.
(2) Acid Potential calculated as 31.25*Sulphide S.
(3) Carbonate Neutralization Potential calculated from TIC.
(4) Neutralization Potential measured by the Modified Sobek Method.
(5) Total S measured by Leco furnace; Sulphate S measured by HCl leach; Sulphide S calculated by difference (Total S - Sulphate S).
(6) Assumed sulphate as gypsum.
(7) Other acid generating sulphides including chalcopyrite, arsenopyrite, gersdorffite-cobaltite, pentlandite and molybdenite.
Mineral abbreviations: Arsenopyrite (Apy), Ankerite (Ank), Calcite (Cal), Chalcopyrite (Ccp), Dolomite (Dol), Galena (Gn), Gersdorffite-Cobaltite (Gdf-Cbt), Molybdenite (Mol), Pentlandite (Pn), Pyrite (Py), Pyrrhotite (Po), Sphalerite (Sp)

Appendix D
Project Rock Humidity Cell Tests

Appendix D1
Particle Size Analysis Results

SGS Lakefield Research Limited
Size Distribution Analysis

Project No.
CA19145-APR23

Sample: **#5** Test No.: **DX450052**

Microns	% Passing	Microns	% Passing
12.500	100,0	212	22,5
9.500	100,0	150	20,3
6.700	91,0	106	18,1
4.750	77,0	75	15,2
3.350	64,0	53	11,9
2.360	55,1	38	8,8
1.700	46,0	15	2,5
1.180	39,4	10	1,7
850	34,6	6	1,0
600	30,5	4	0,6
425	27,2	2	0,3
300	24,5	1	0,1

K80 **5.137**

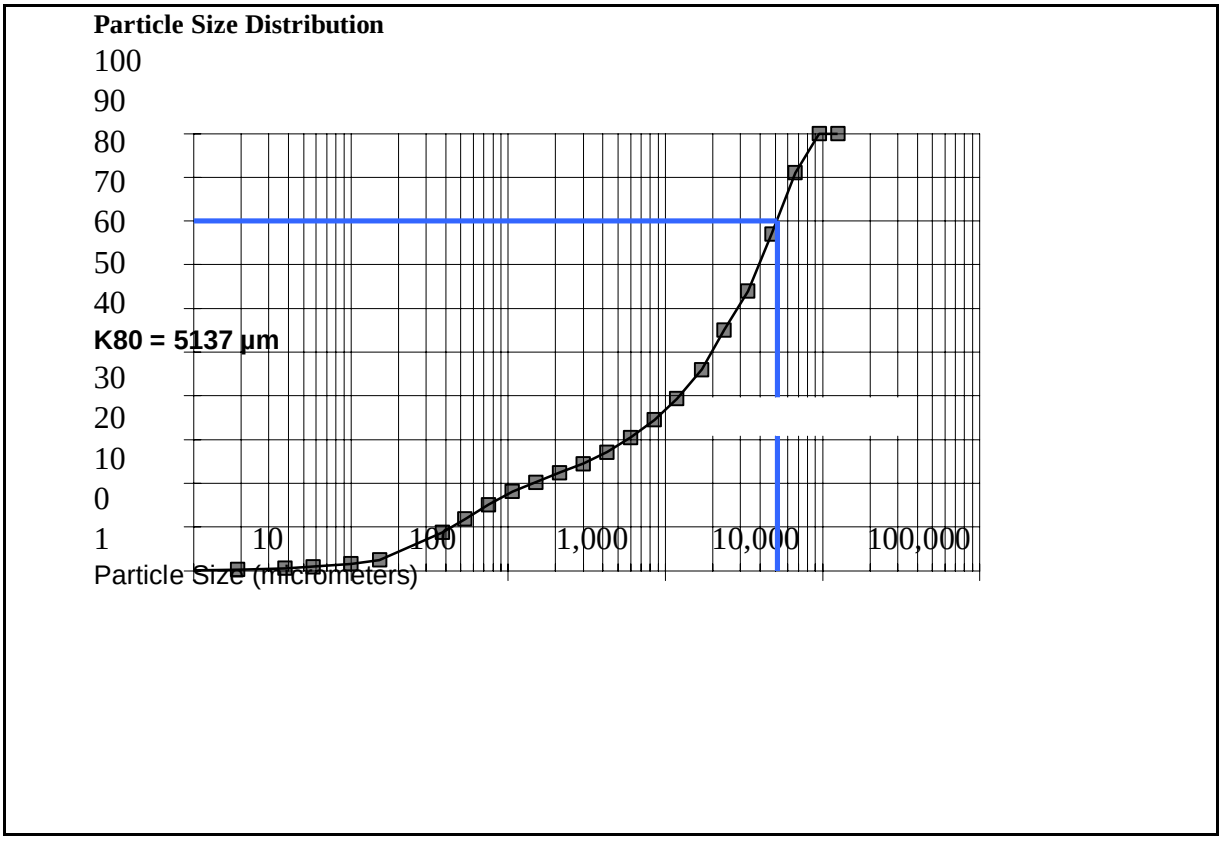

SGS Lakefield Research Limited
Size Distribution Analysis

Project No.
CA19145-APR23

Sample: **#6** Test No.: **DX550083**

Microns	% Passing	Microns	% Passing
12.500	100,0	212	24,2
9.500	100,0	150	21,3
6.700	95,8	106	18,5
4.750	83,7	75	16,0
3.350	72,0	53	13,6
2.360	62,9	38	11,0
1.700	53,4	15	2,8
1.180	45,9	10	1,7
850	39,9	6	1,1
600	35,1	4	0,8
425	31,1	2	0,5
300	27,3	1	0,2

K80 **4.280**

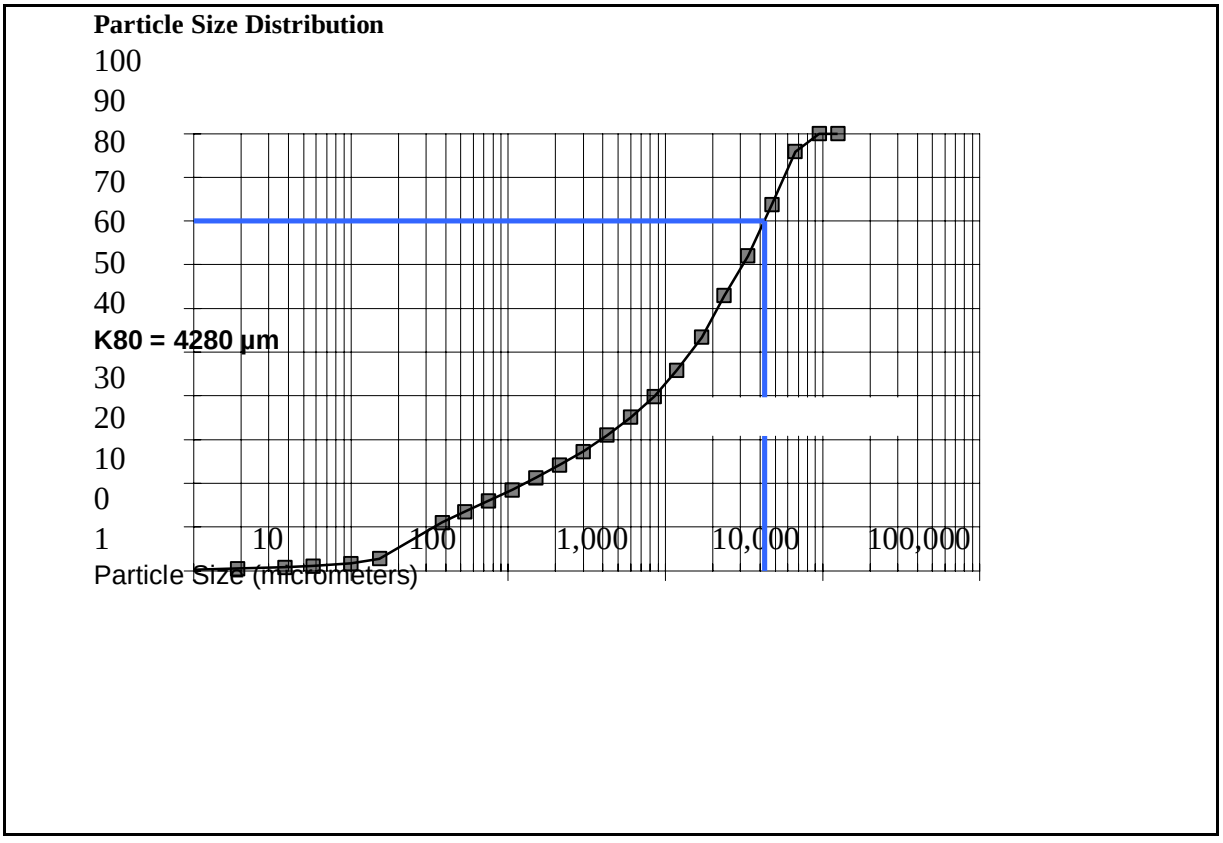

SGS Lakefield Research Limited
Size Distribution Analysis

Project No.
CA19145-APR23

Sample: **#7** Test No.: **DX450204**

Microns	% Passing	Microns	% Passing
12.500	100,0	212	17,0
9.500	99,0	150	15,4
6.700	92,2	106	14,0
4.750	78,2	75	12,2
3.350	63,1	53	10,1
2.360	52,6	38	7,6
1.700	42,4	15	2,3
1.180	35,0	10	1,5
850	29,4	6	0,9
600	25,0	4	0,6
425	21,5	2	0,3
300	18,9	1	0,1

K80 **4.981**

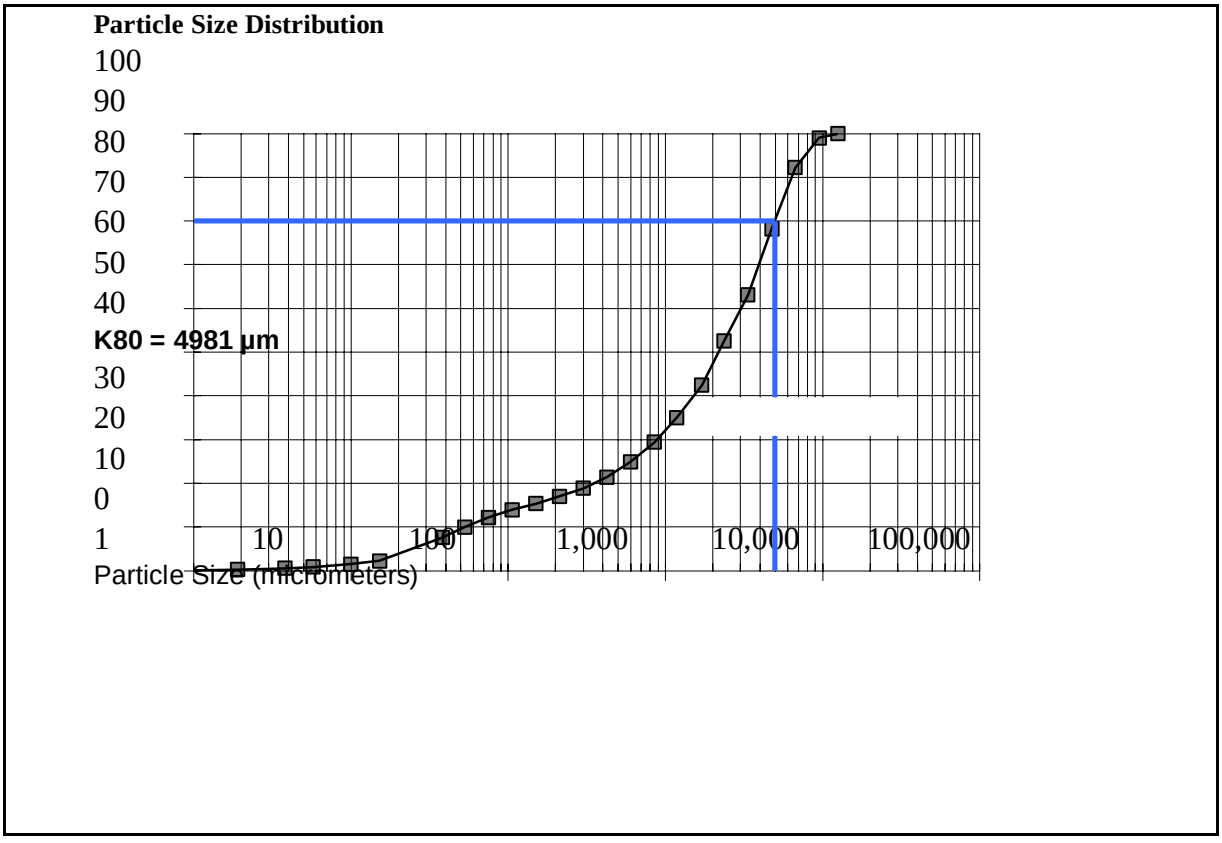

SGS Lakefield Research Limited
Size Distribution Analysis

Project No.
CA19145-APR23

Sample: **#8** Test No.: **DX450176**

Microns	% Passing	Microns	% Passing
12.500	99,6	212	23,5
9.500	99,0	150	21,8
6.700	91,2	106	20,4
4.750	78,3	75	17,9
3.350	67,3	53	14,8
2.360	58,9	38	11,4
1.700	49,5	15	3,4
1.180	42,4	10	2,3
850	36,7	6	1,3
600	31,9	4	0,8
425	28,1	2	0,4
300	25,4	1	0,2

K80 **4.987**

Particle Size Distribution

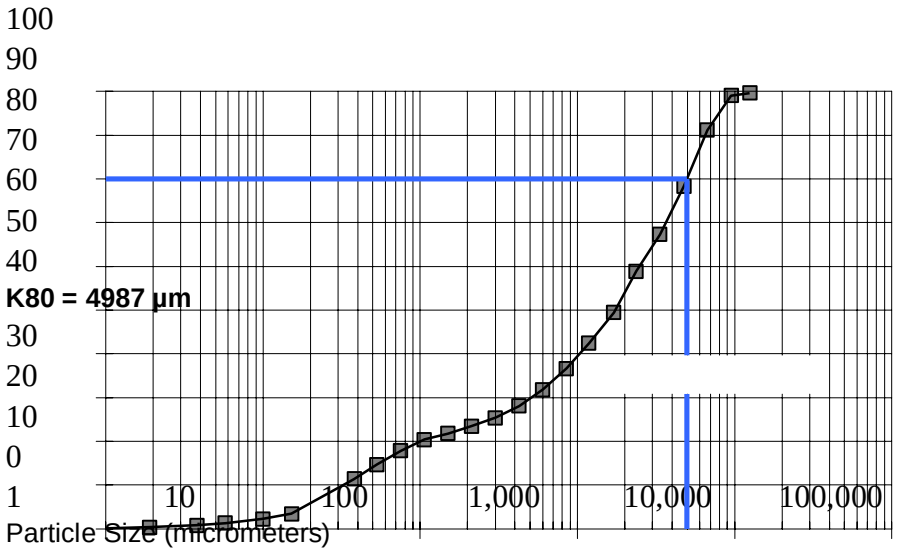

SGS Lakefield Research Limited
Size Distribution Analysis

Project No.
CA19145-APR23

Sample: **#9** Test No.: **DX450232**

Microns	% Passing	Microns	% Passing
12.500	100,0	212	21,8
9.500	99,6	150	20,2
6.700	91,9	106	18,5
4.750	75,8	75	16,2
3.350	63,3	53	12,8
2.360	54,5	38	9,7
1.700	45,5	15	3,2
1.180	38,6	10	2,2
850	33,4	6	1,4
600	29,2	4	1,0
425	26,0	2	0,6
300	23,6	1	0,3

K80 **5.231**

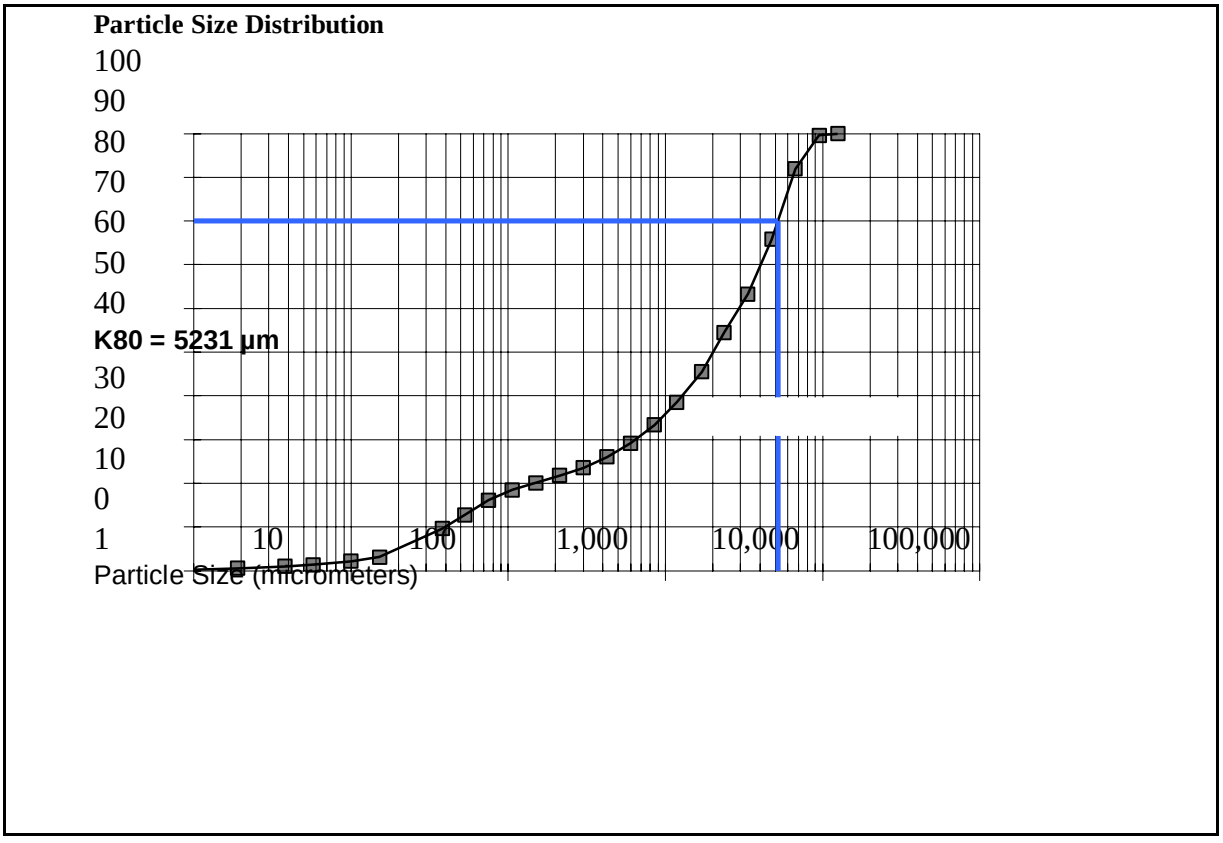

SGS Lakefield Research Limited
Size Distribution Analysis

Project No.
CA19145-APR23

Sample: **#10** Test No.: **DX450181**

Microns	% Passing	Microns	% Passing
12.500	100,0	212	18,4
9.500	100,0	150	16,8
6.700	94,6	106	15,3
4.750	80,6	75	13,3
3.350	66,2	53	10,6
2.360	55,2	38	8,1
1.700	44,7	15	2,8
1.180	37,1	10	2,0
850	31,2	6	1,4
600	26,4	4	1,0
425	22,9	2	0,6
300	20,2	1	0,2

K80 **4.690**

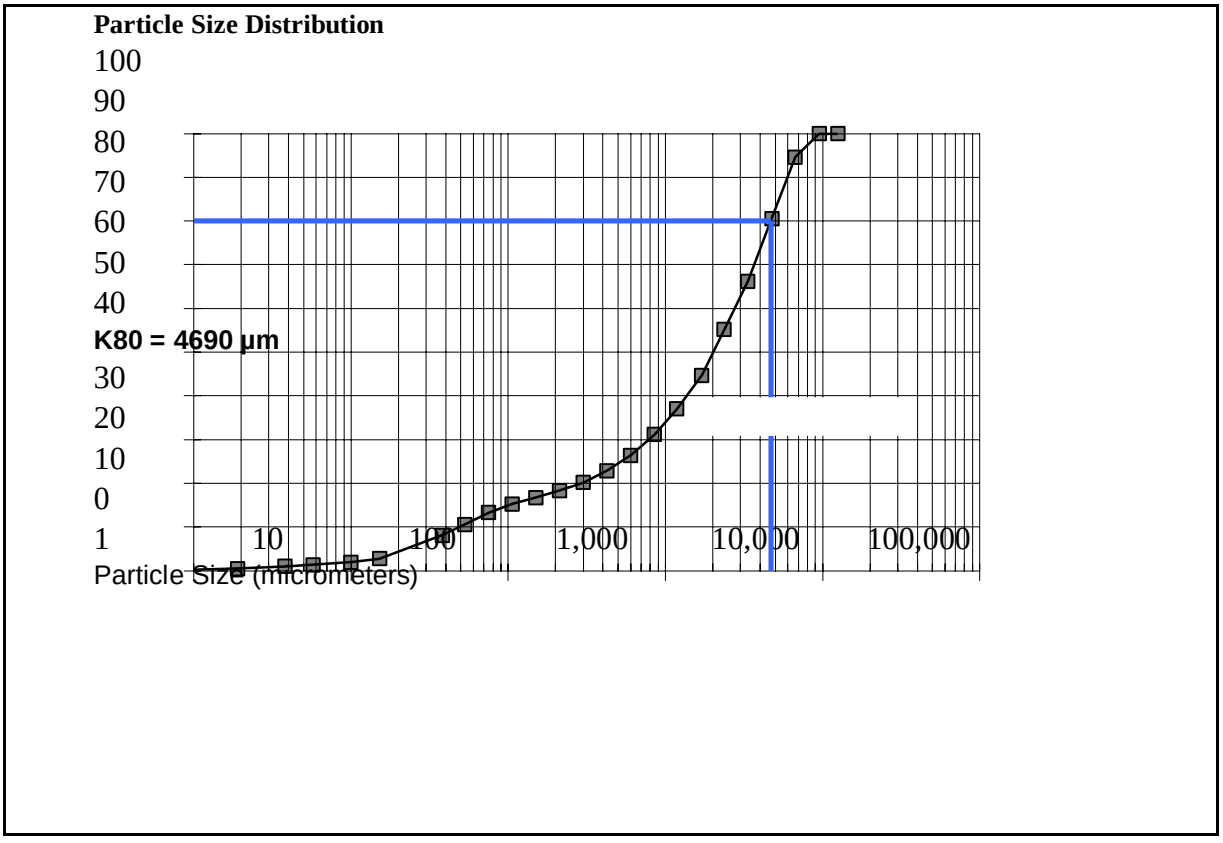

SGS Lakefield Research Limited
Size Distribution Analysis

Project No.
CA19145-APR23

Sample: **#11** Test No.: **DX450002**

Microns	% Passing	Microns	% Passing
12.500	100,0	212	17,4
9.500	99,7	150	15,9
6.700	90,8	106	14,6
4.750	75,0	75	13,2
3.350	62,1	53	11,5
2.360	52,8	38	9,4
1.700	43,3	15	3,8
1.180	35,9	10	2,7
850	30,2	6	1,8
600	25,6	4	1,3
425	22,1	2	0,7
300	19,3	1	0,3

K80 **5.339**

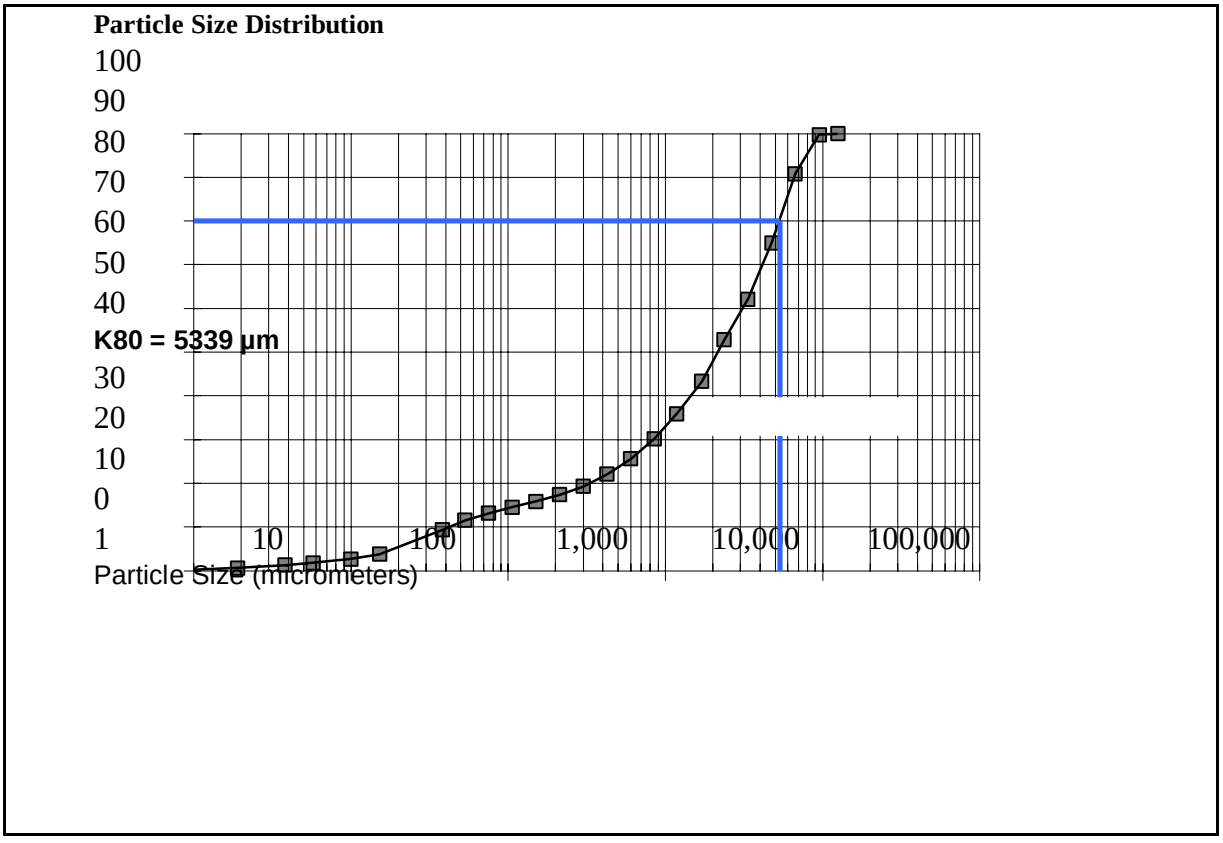

SGS Lakefield Research Limited
Size Distribution Analysis

Project No.
CA19145-APR23

Sample: **#12** Test No.: **DX450108**

Microns	% Passing	Microns	% Passing
12.500	100,0	212	17,9
9.500	99,4	150	15,8
6.700	93,5	106	14,1
4.750	79,1	75	12,3
3.350	66,8	53	10,4
2.360	56,7	38	8,7
1.700	46,6	15	4,2
1.180	39,0	10	2,9
850	33,0	6	1,9
600	27,8	4	1,3
425	23,7	2	0,7
300	20,3	1	0,3

K80 **4.858**

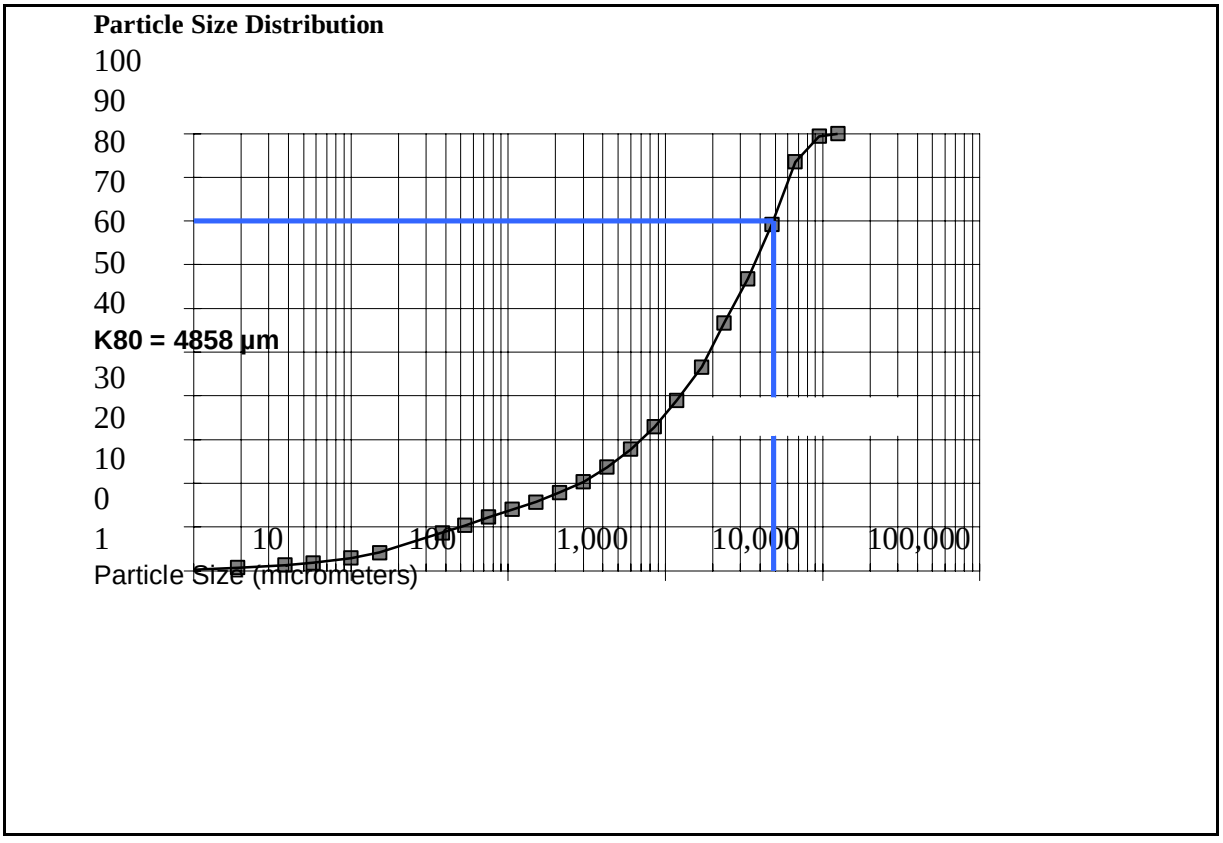

SGS Lakefield Research Limited
Size Distribution Analysis

Project No.
CA19145-APR23

Sample: **#13** Test No.: **DX450076**

Microns	% Passing	Microns	% Passing
12.500	99,7	212	26,1
9.500	99,0	150	23,6
6.700	86,0	106	20,6
4.750	71,4	75	16,5
3.350	60,4	53	12,0
2.360	52,5	38	8,2
1.700	45,0	15	2,0
1.180	40,0	10	1,3
850	36,0	6	0,7
600	32,8	4	0,4
425	30,2	2	0,2
300	28,0	1	0,1

K80 **5.865**

Particle Size Distribution

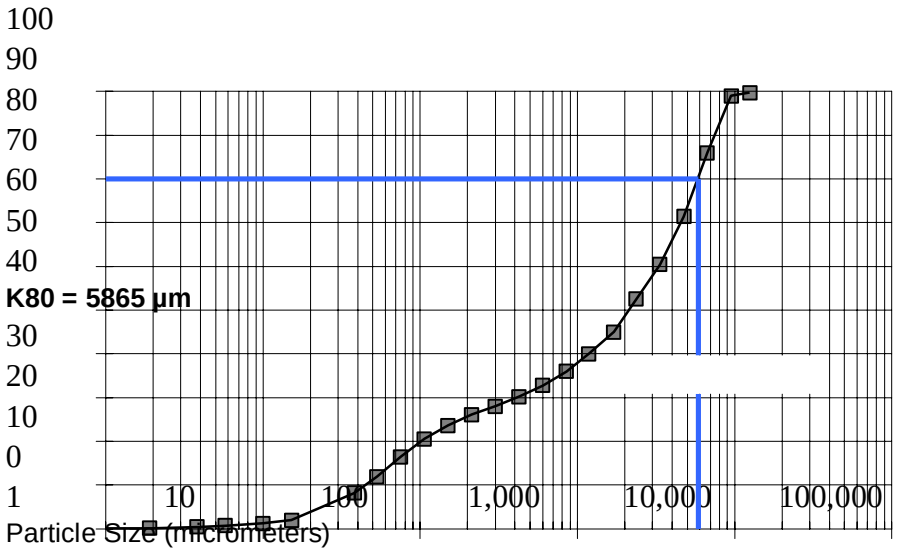

SGS Lakefield Research Limited
Size Distribution Analysis

Project No.
CA19145-APR23

Sample: **#14** Test No.: **DX450186**

Microns	% Passing	Microns	% Passing
12.500	100,0	212	16,6
9.500	99,9	150	15,0
6.700	91,9	106	13,4
4.750	75,0	75	11,3
3.350	60,9	53	9,0
2.360	50,4	38	6,8
1.700	40,7	15	2,3
1.180	33,2	10	1,5
850	28,0	6	0,9
600	23,9	4	0,6
425	20,7	2	0,3
300	18,3	1	0,2

K80 **5.300**

Particle Size Distribution

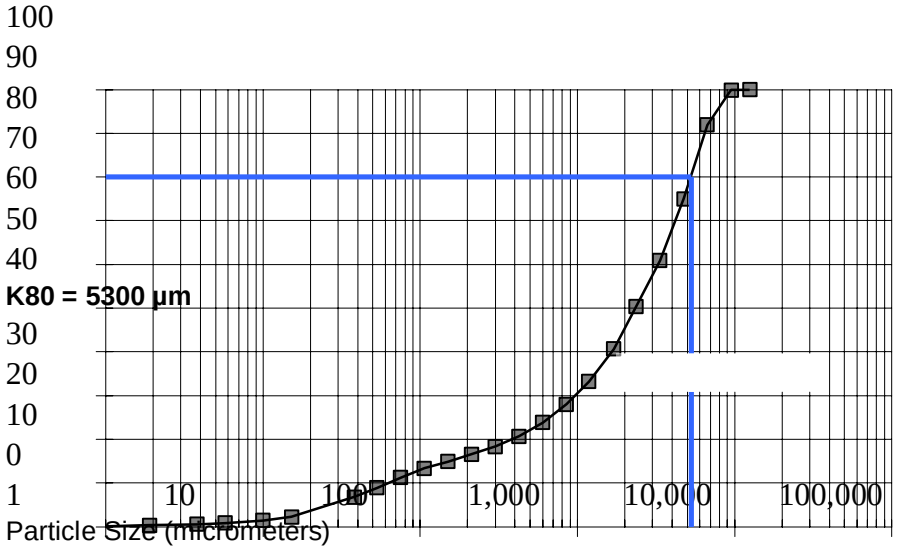

SGS Lakefield Research Limited
Size Distribution Analysis

Project No.
CA19145-APR23

Sample: **#15** Test No.: **DX450118**

Microns	% Passing	Microns	% Passing
12.500	100,0	212	14,8
9.500	99,4	150	13,0
6.700	91,5	106	11,7
4.750	77,4	75	10,2
3.350	63,9	53	8,8
2.360	54,0	38	7,4
1.700	43,3	15	2,6
1.180	35,3	10	1,7
850	29,2	6	1,0
600	24,1	4	0,7
425	20,0	2	0,4
300	17,0	1	0,2

K80 **5.085**

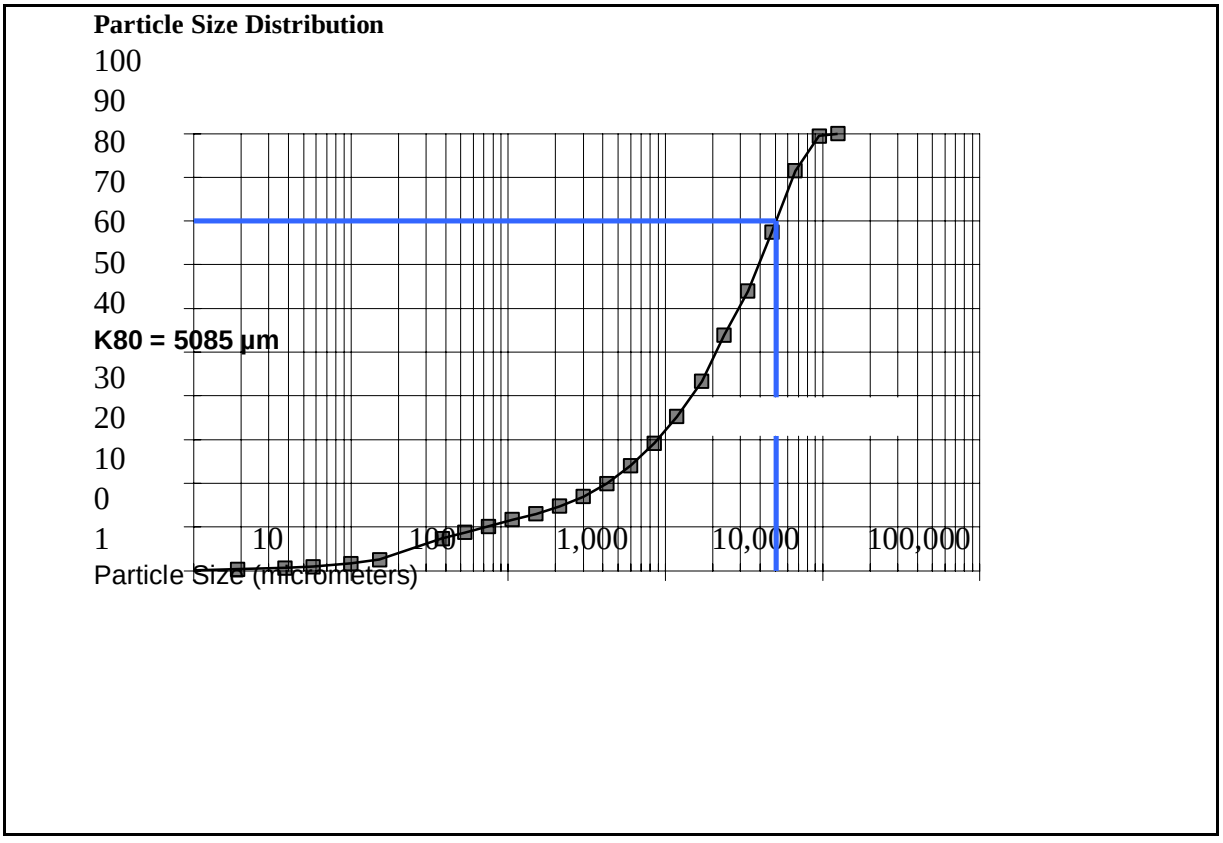

SGS Lakefield Research Limited
Size Distribution Analysis

Project No.
CA19145-APR23

Sample: **#16** Test No.: **DX550107**

Microns	% Passing	Microns	% Passing
12.500	100,0	212	25,6
9.500	99,7	150	23,6
6.700	93,4	106	21,3
4.750	82,1	75	18,6
3.350	70,4	53	15,2
2.360	61,3	38	11,7
1.700	51,3	15	3,9
1.180	43,9	10	2,7
850	38,1	6	1,7
600	33,6	4	1,2
425	30,2	2	0,6
300	27,6	1	0,3

K80 **4.476**

Particle Size Distribution

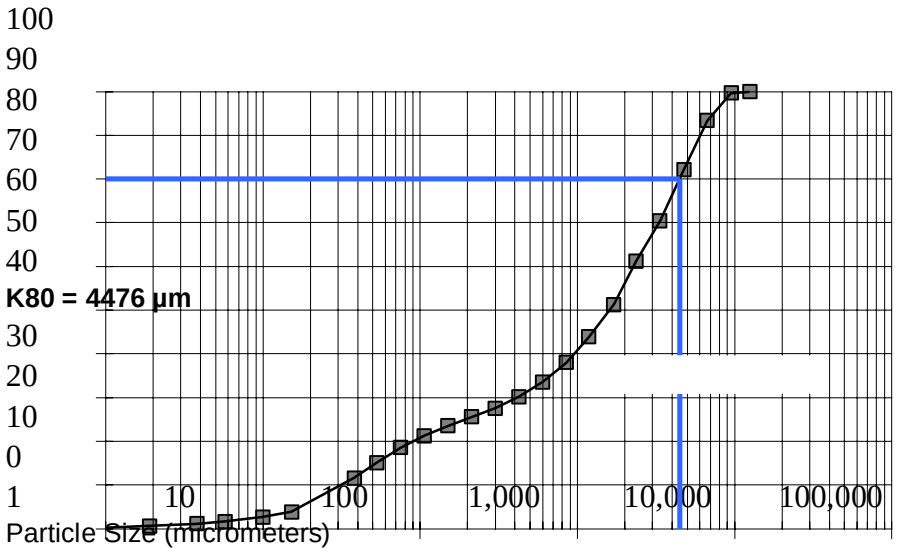

SGS Lakefield Research Limited
Size Distribution Analysis

Project No.
CA19145-APR23

Sample: **#17** Test No.: **DX450159**

Microns	% Passing	Microns	% Passing
12.500	100,0	212	26,5
9.500	99,6	150	24,8
6.700	92,8	106	22,6
4.750	80,7	75	18,5
3.350	67,8	53	13,4
2.360	58,2	38	9,6
1.700	48,3	15	2,5
1.180	41,4	10	1,6
850	36,3	6	0,9
600	32,6	4	0,6
425	29,9	2	0,3
300	27,9	1	0,1

K80 **4.672**

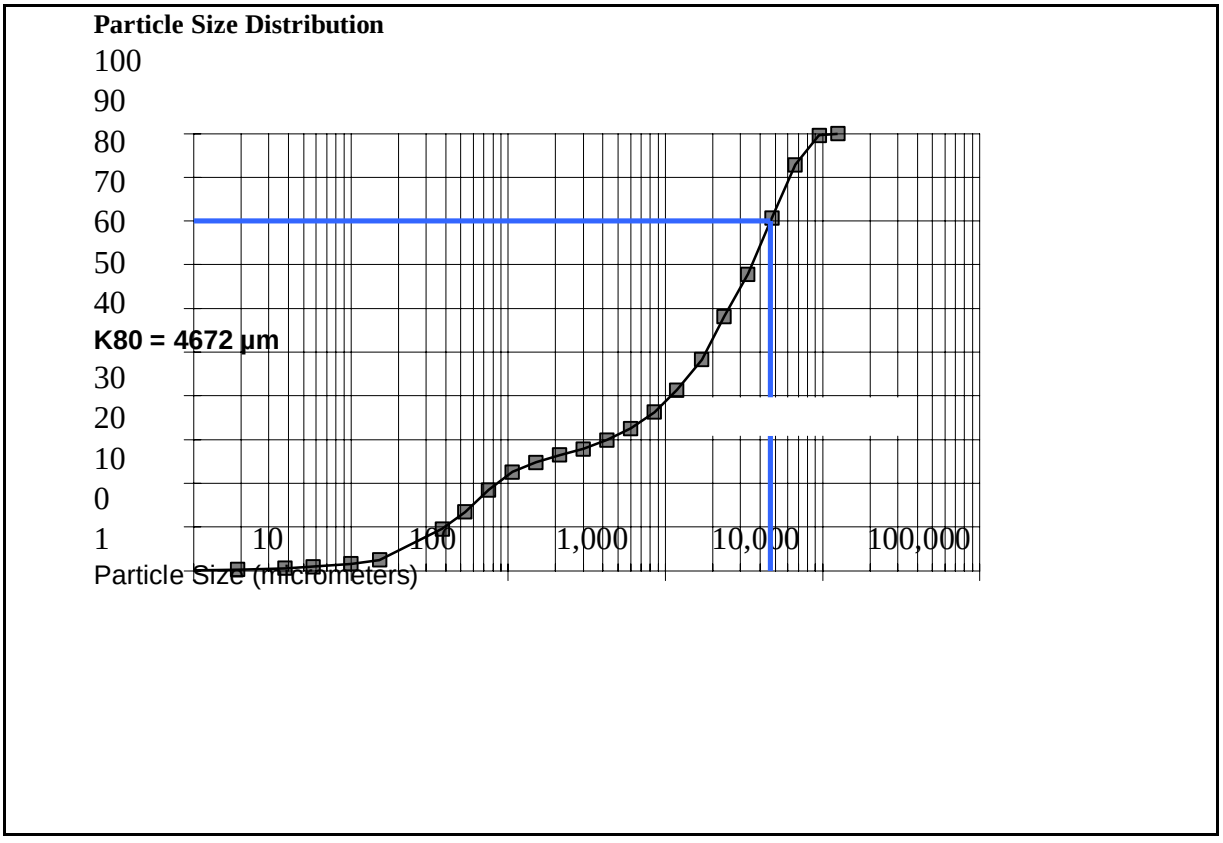

SGS Lakefield Research Limited
Size Distribution Analysis

Project No.
CA19145-APR23

Sample: **#18** Test No.: **DX450171**

Microns	% Passing	Microns	% Passing
12.500	100,0	212	21,6
9.500	99,7	150	20,1
6.700	92,6	106	18,6
4.750	77,8	75	16,8
3.350	64,4	53	14,5
2.360	55,3	38	11,8
1.700	45,7	15	4,3
1.180	38,6	10	2,9
850	33,2	6	1,8
600	29,1	4	1,3
425	25,9	2	0,7
300	23,4	1	0,3

K80 **5.020**

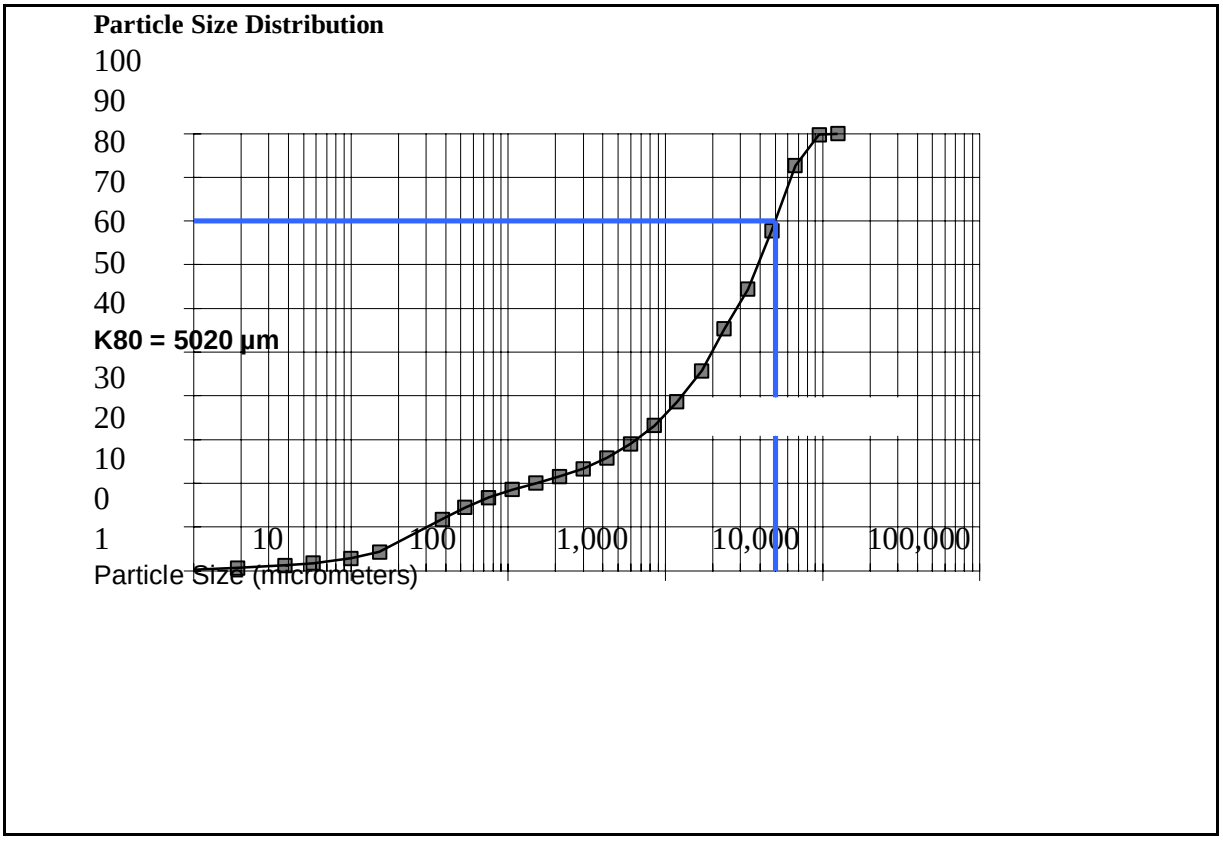

SGS Lakefield Research Limited
Size Distribution Analysis

Project No.
CA19145-APR23

Sample: **#19** Test No.: **DX450134**

Microns	% Passing	Microns	% Passing
12.500	100,0	212	19,6
9.500	99,6	150	16,9
6.700	92,9	106	14,8
4.750	75,7	75	12,0
3.350	63,4	53	9,7
2.360	54,9	38	7,7
1.700	45,8	15	3,0
1.180	39,0	10	2,2
850	33,9	6	1,4
600	29,4	4	0,9
425	25,6	2	0,5
300	22,4	1	0,2

K80 **5.214**

Particle Size Distribution

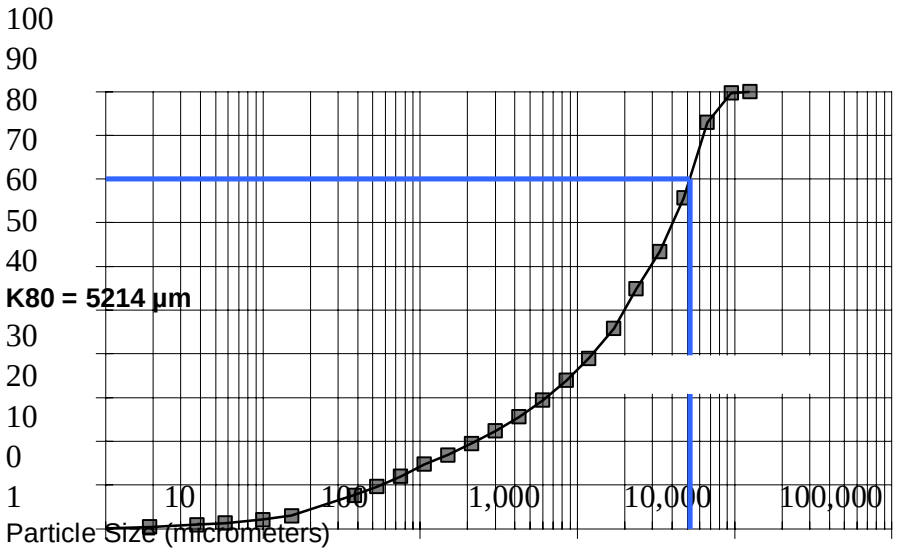

SGS Lakefield Research Limited
Size Distribution Analysis

Project No.
CA19145-APR23

Sample: **#20** Test No.: **DX450185**

Microns	% Passing	Microns	% Passing
12.500	100,0	212	24,2
9.500	99,7	150	22,2
6.700	92,4	106	19,8
4.750	77,1	75	15,9
3.350	64,4	53	11,4
2.360	54,9	38	8,0
1.700	45,4	15	2,3
1.180	38,6	10	1,5
850	34,0	6	0,9
600	30,5	4	0,6
425	27,9	2	0,3
300	25,8	1	0,1

K80 **5.095**

Particle Size Distribution

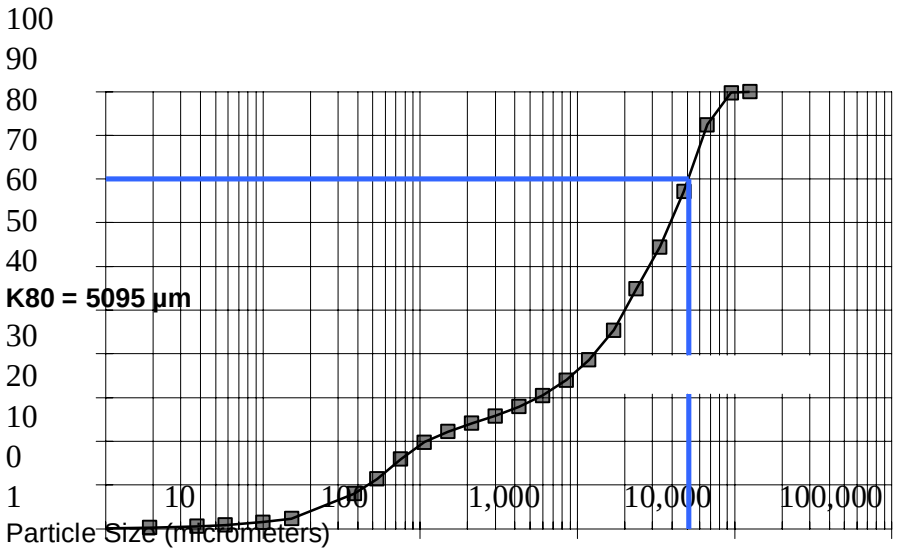

SGS Lakefield Research Limited
Size Distribution Analysis

Project No.
CA19145-APR23

Sample: **#21** Test No.: **DX450032**

Microns	% Passing	Microns	% Passing
12.500	100,0	212	29,4
9.500	98,9	150	27,8
6.700	91,7	106	25,6
4.750	78,8	75	21,0
3.350	67,7	53	15,3
2.360	59,3	38	10,4
1.700	50,5	15	2,6
1.180	44,0	10	1,6
850	39,2	6	0,9
600	35,4	4	0,6
425	32,7	2	0,3
300	30,8	1	0,1

K80 **4.912**

Particle Size Distribution

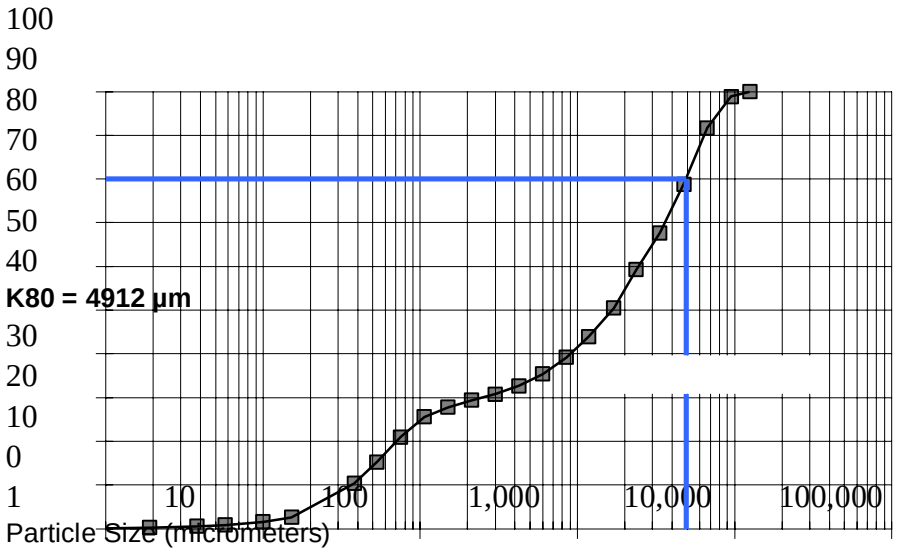

SGS Lakefield Research Limited
Size Distribution Analysis

Project No.
CA19145-APR23

Sample: **#22** Test No.: **DX550064**

Microns	% Passing	Microns	% Passing
12.500	100,0	212	15,5
9.500	99,8	150	14,0
6.700	89,6	106	12,7
4.750	70,6	75	11,1
3.350	57,3	53	9,2
2.360	47,8	38	7,4
1.700	38,4	15	2,9
1.180	31,2	10	2,1
850	26,3	6	1,3
600	22,5	4	0,9
425	19,5	2	0,5
300	17,1	1	0,2

K80 **5.691**

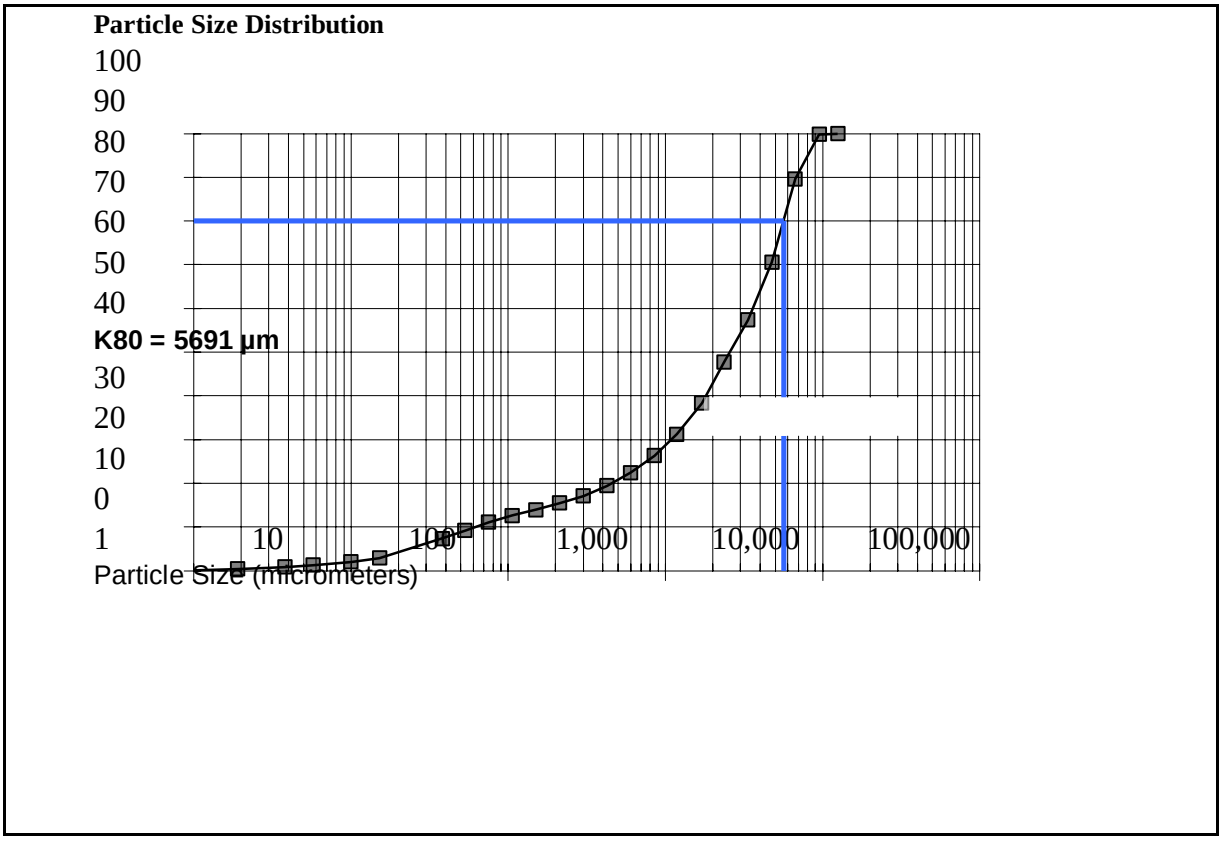

SGS Lakefield Research Limited
Size Distribution Analysis

Project No.
CA19145-APR23

Sample: **#23** Test No.: **DX450008**

Microns	% Passing	Microns	% Passing
12.500	100,0	212	19,9
9.500	99,9	150	18,5
6.700	93,2	106	17,2
4.750	78,6	75	15,8
3.350	66,0	53	13,6
2.360	56,3	38	10,7
1.700	46,1	15	3,1
1.180	38,2	10	1,9
850	32,2	6	1,1
600	27,6	4	0,7
425	24,2	2	0,4
300	21,6	1	0,2

K80 **4.919**

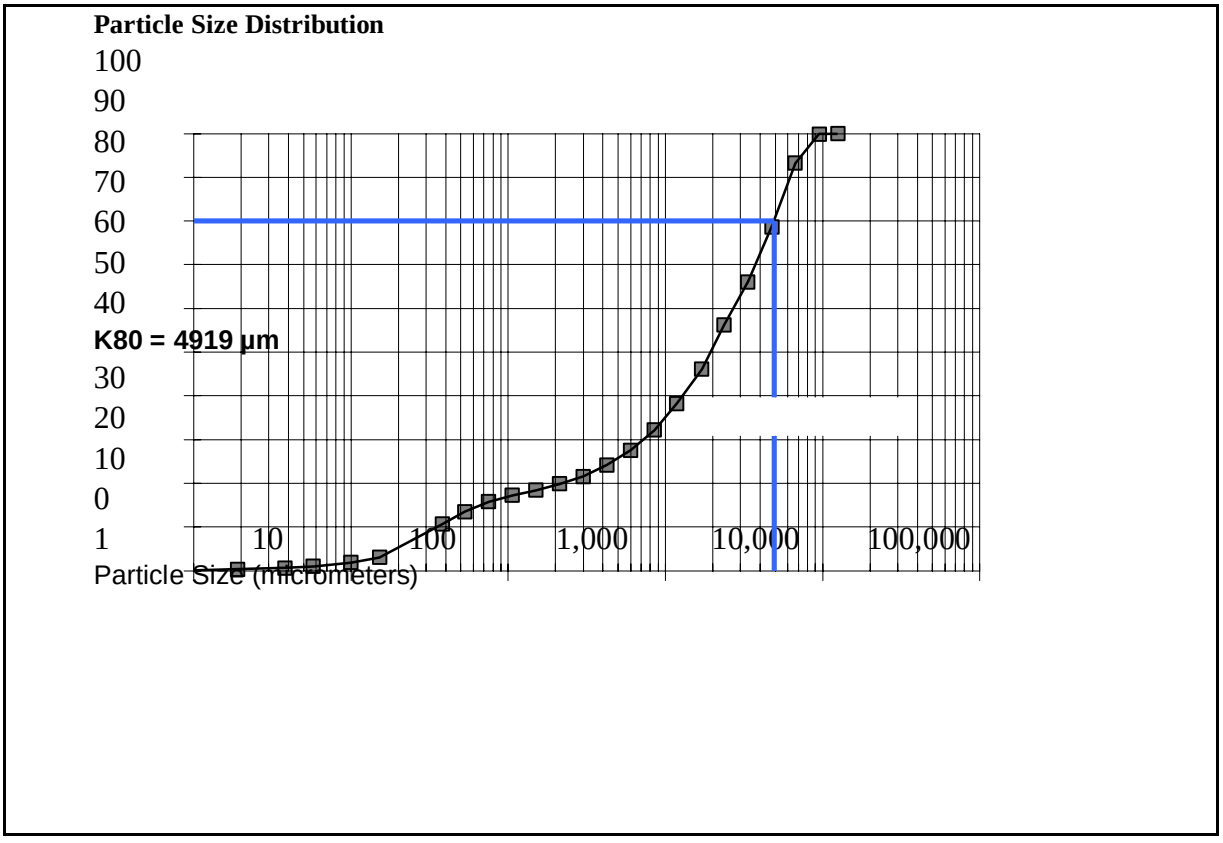

SGS Lakefield Research Limited
Size Distribution Analysis

Project No.
CA19145-APR23

Sample: **#24** Test No.: **DX550056**

Microns	% Passing	Microns	% Passing
12.500	100,0	212	18,5
9.500	99,8	150	16,3
6.700	88,3	106	14,4
4.750	71,3	75	12,4
3.350	59,1	53	10,6
2.360	49,8	38	8,8
1.700	41,7	15	4,3
1.180	35,3	10	3,2
850	30,7	6	2,2
600	26,8	4	1,6
425	23,5	2	1,0
300	20,8	1	0,5

K80 **5.713**

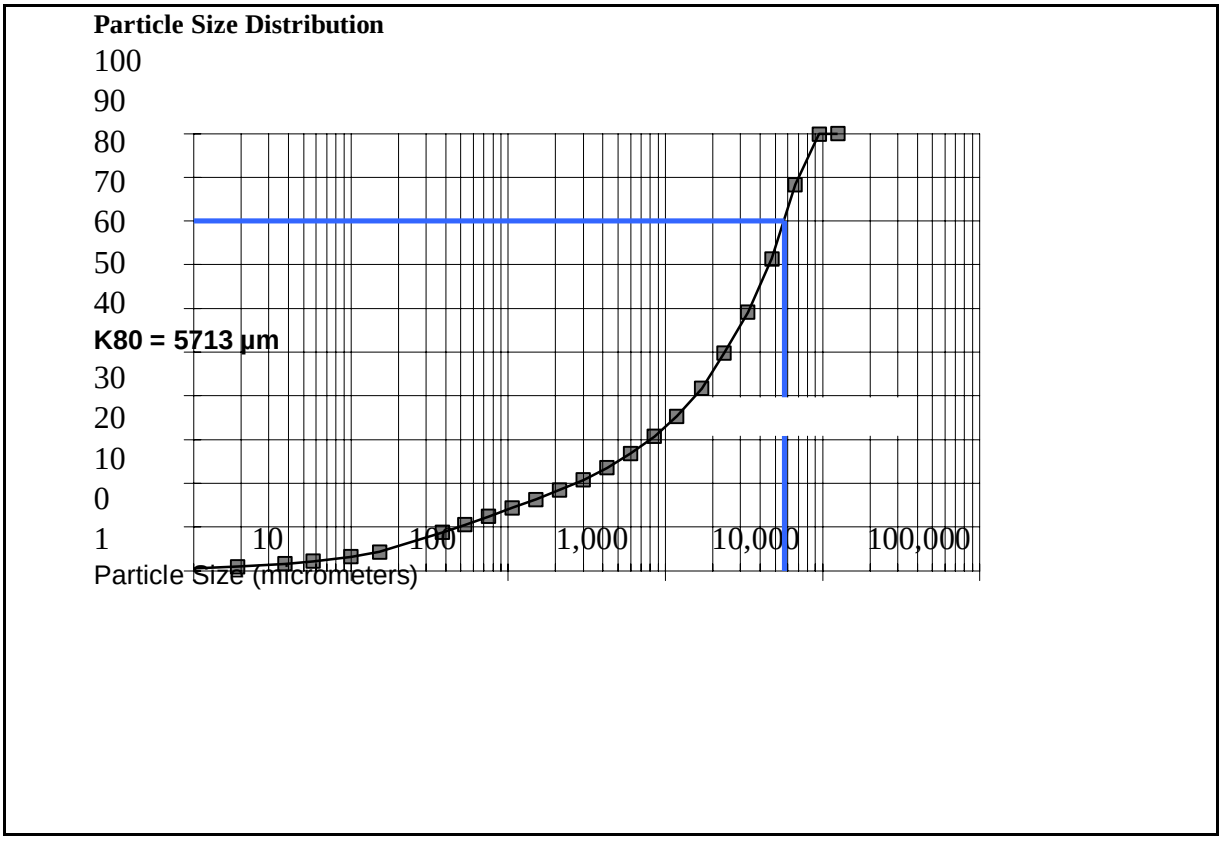

SGS Lakefield Research Limited
Size Distribution Analysis

Project No.
CA19145-APR23

Sample: **#25** Test No.: **DX450022**

Microns	% Passing	Microns	% Passing
12.500	100,0	212	15,3
9.500	99,5	150	13,4
6.700	88,3	106	11,7
4.750	70,6	75	10,0
3.350	57,1	53	8,4
2.360	47,7	38	6,9
1.700	38,7	15	3,0
1.180	31,6	10	2,2
850	26,9	6	1,4
600	23,0	4	1,0
425	20,0	2	0,5
300	17,4	1	0,3

K80 **5.754**

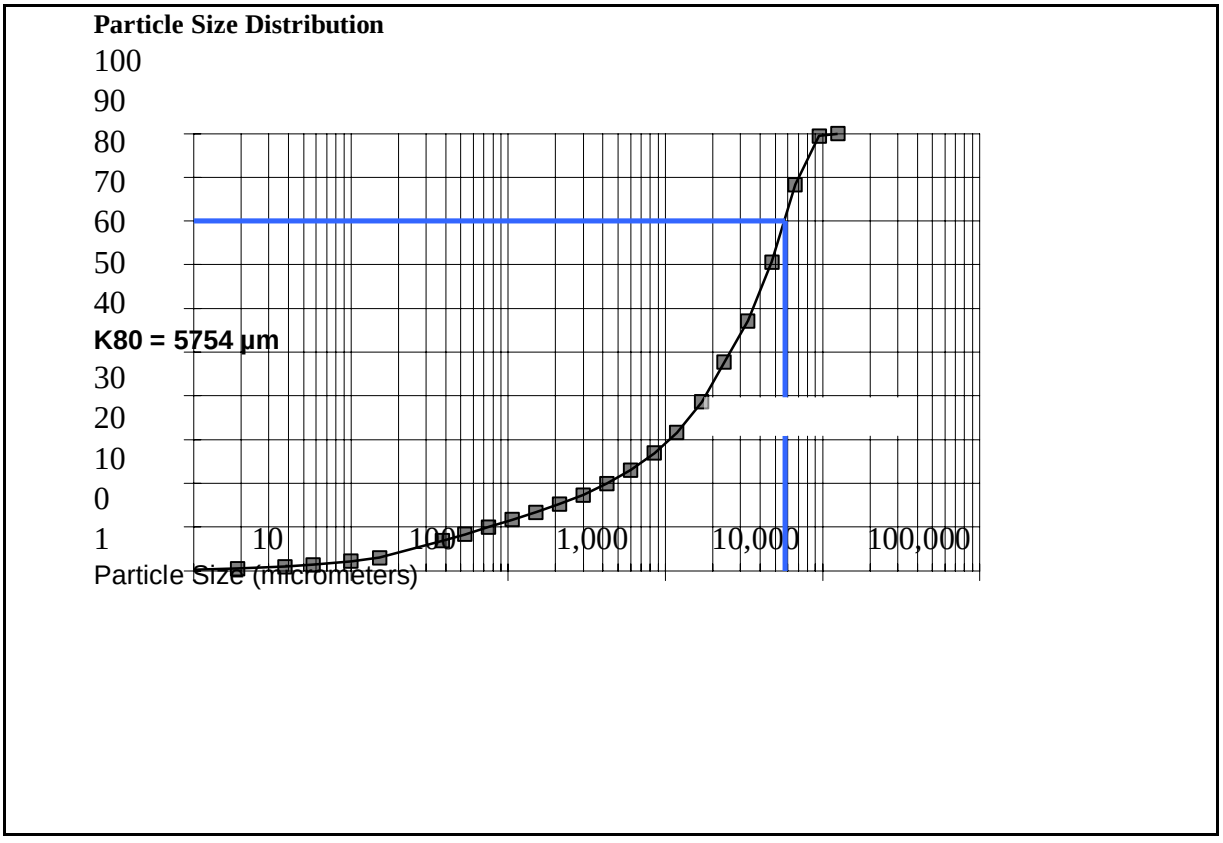

SGS Lakefield Research Limited
Size Distribution Analysis

Project No.
CA19145-APR23

Sample: **#26** Test No.: **DX450077**

Microns	% Passing	Microns	% Passing
12.500	100,0	212	17,1
9.500	100,0	150	14,8
6.700	93,8	106	12,9
4.750	79,3	75	11,1
3.350	65,8	53	9,3
2.360	56,2	38	7,7
1.700	45,4	15	2,8
1.180	37,5	10	1,9
850	31,6	6	1,2
600	26,7	4	0,8
425	22,8	2	0,5
300	19,5	1	0,2

K80 **4.836**

Particle Size Distribution

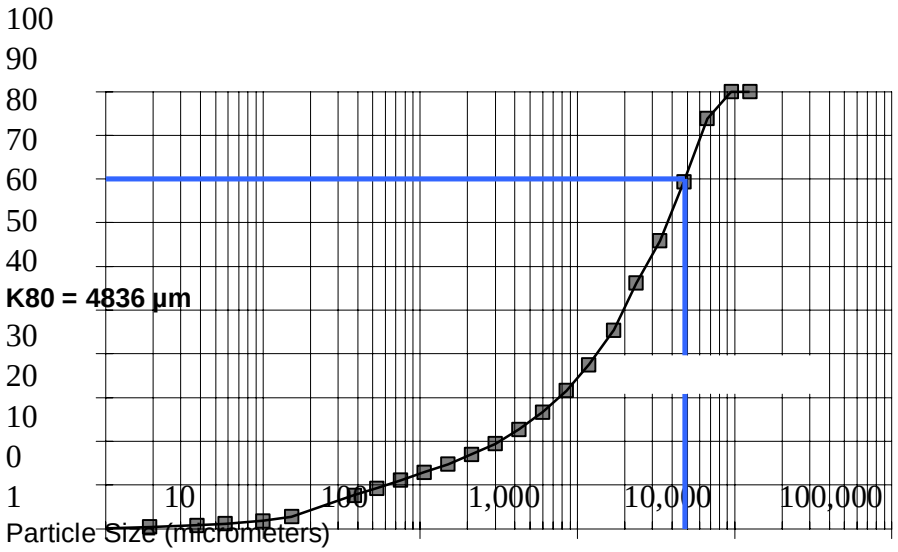

SGS Lakefield Research Limited
Size Distribution Analysis

Project No.
CA19145-APR23

Sample: **#27** Test No.: **DX450113**

Microns	% Passing	Microns	% Passing
12.500	100,0	212	18,5
9.500	99,4	150	16,3
6.700	90,4	106	14,2
4.750	72,5	75	12,1
3.350	59,3	53	10,1
2.360	50,8	38	8,2
1.700	41,8	15	3,4
1.180	35,4	10	2,4
850	30,5	6	1,6
600	26,6	4	1,1
425	23,5	2	0,6
300	20,7	1	0,3

K80 **5.537**

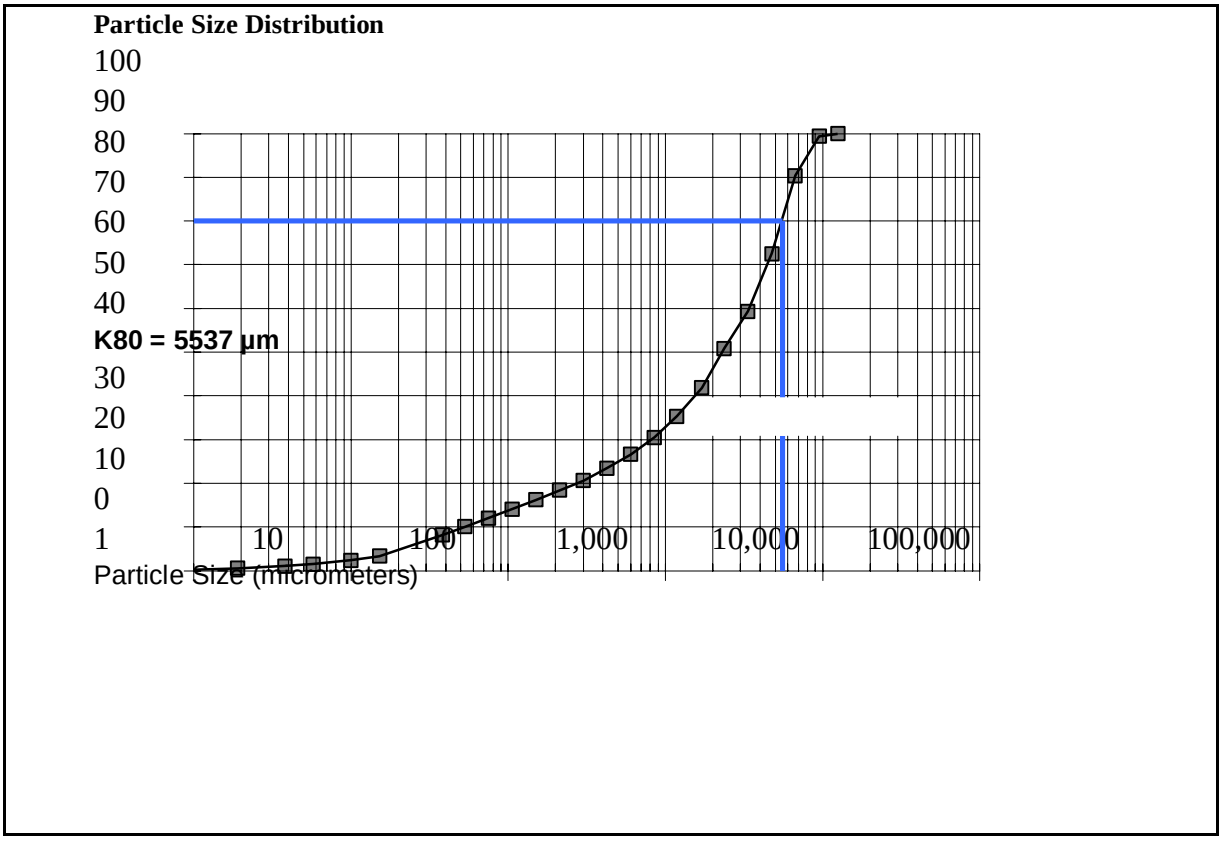

SGS Lakefield Research Limited
Size Distribution Analysis

Project No.
CA19145-APR23

Sample: **#28** Test No.: **DX550101**

Microns	% Passing	Microns	% Passing
12.500	100,0	212	15,2
9.500	99,3	150	13,4
6.700	87,4	106	11,8
4.750	67,8	75	9,9
3.350	54,7	53	8,2
2.360	45,4	38	6,7
1.700	36,9	15	2,8
1.180	30,7	10	2,1
850	26,1	6	1,4
600	22,5	4	1,0
425	19,5	2	0,5
300	17,1	1	0,3

K80 **5.939**

Particle Size Distribution

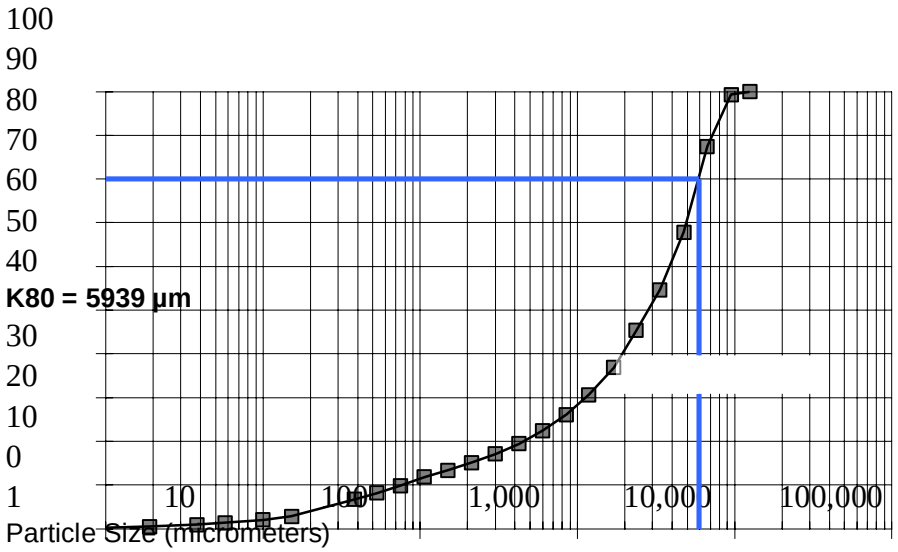

SGS Lakefield Research Limited
Size Distribution Analysis

Project No.
CA19145-APR23

Sample: **#29** Test No.: **DX450128**

Microns	% Passing	Microns	% Passing
12.500	100,0	212	17,8
9.500	99,4	150	15,4
6.700	89,4	106	13,5
4.750	74,7	75	11,6
3.350	62,2	53	9,7
2.360	53,2	38	7,9
1.700	44,6	15	3,7
1.180	37,4	10	2,7
850	32,0	6	1,8
600	27,3	4	1,3
425	23,4	2	0,7
300	20,2	1	0,3

K80 **5.418**

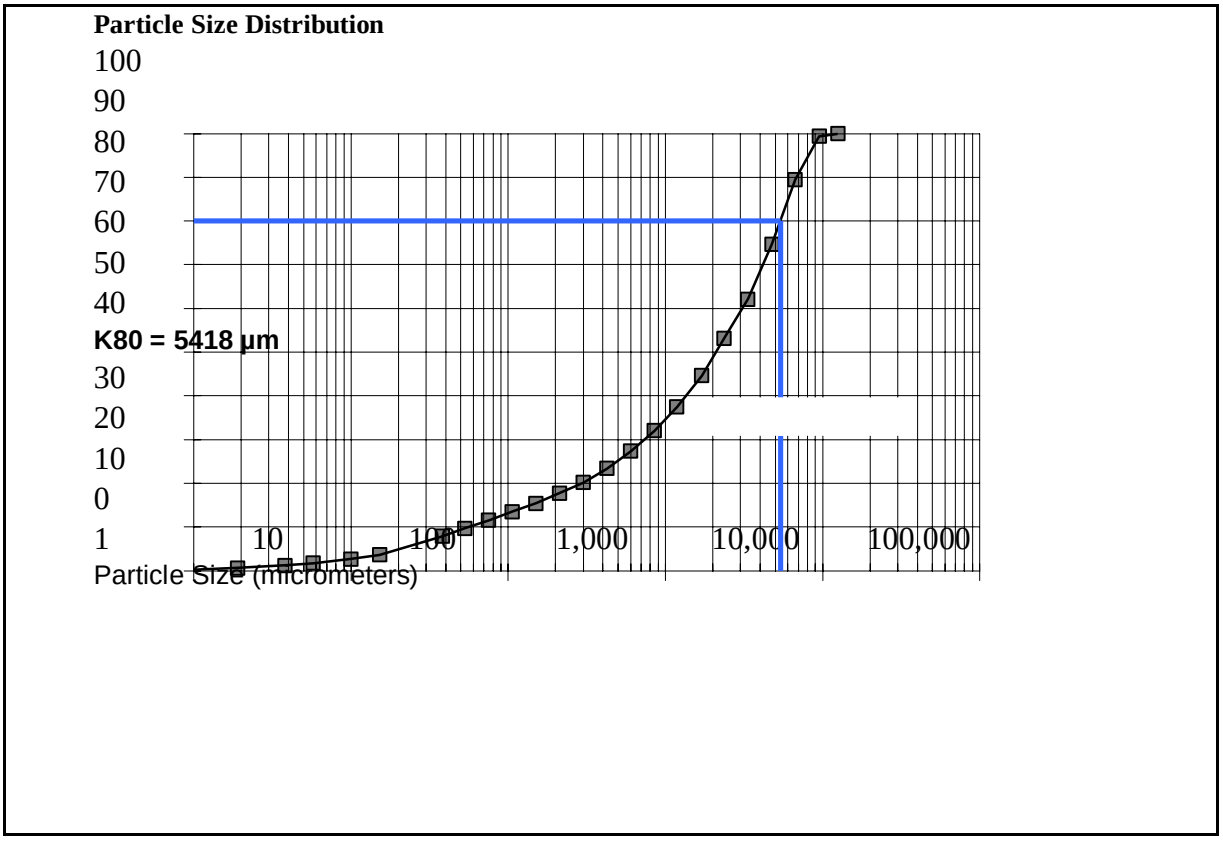

SGS Lakefield Research Limited
Size Distribution Analysis

Project No.
CA19145-APR23

Sample: **#30** Test No.: **DX450021**

Microns	% Passing	Microns	% Passing
12.500	100,0	212	15,0
9.500	99,8	150	12,5
6.700	93,0	106	10,5
4.750	78,7	75	8,5
3.350	65,1	53	6,8
2.360	54,8	38	5,3
1.700	44,7	15	2,2
1.180	36,4	10	1,6
850	30,4	6	1,0
600	25,3	4	0,7
425	21,0	2	0,3
300	17,6	1	0,1

K80 **4.910**

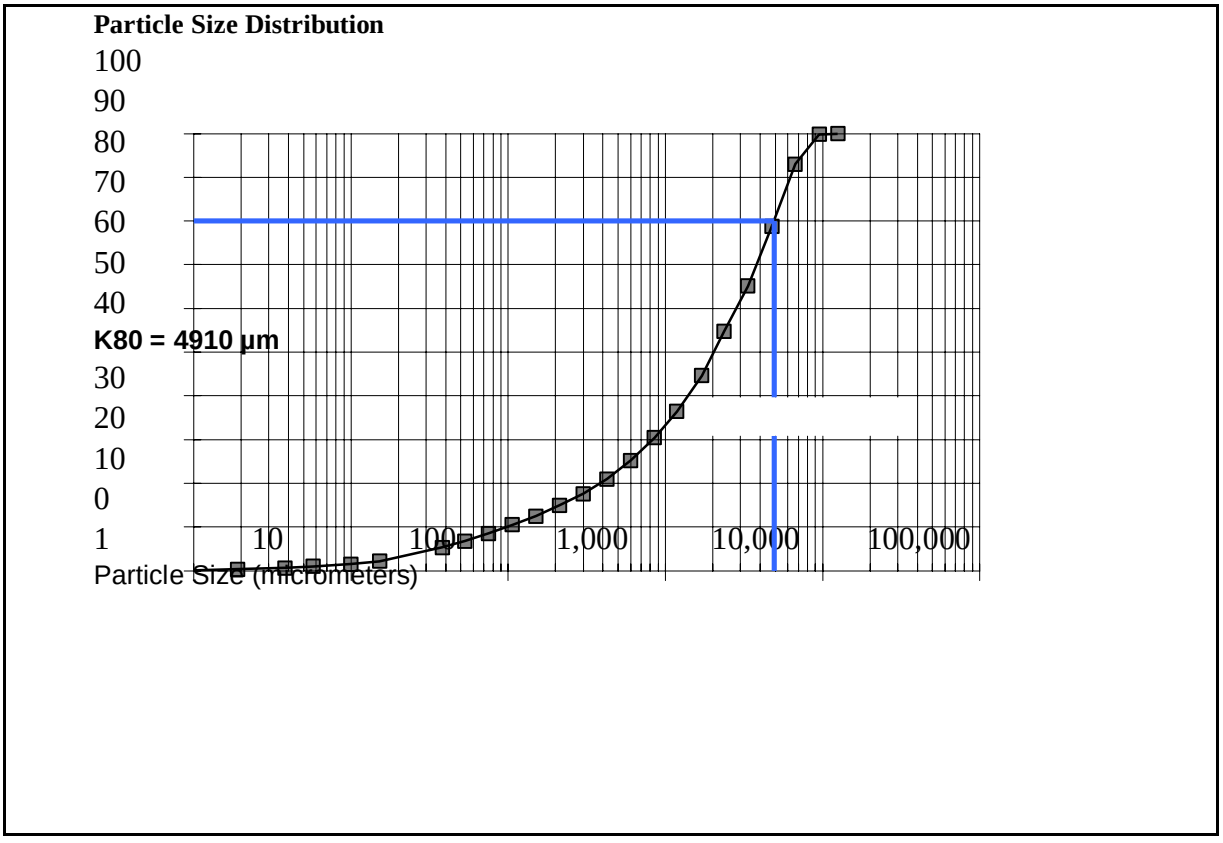

SGS Lakefield Research Limited
Size Distribution Analysis

Project No.
CA19145-APR23

Sample: **#31** Test No.: **DX450222**

Microns	% Passing	Microns	% Passing
12.500	100,0	212	16,8
9.500	99,8	150	15,2
6.700	90,5	106	13,9
4.750	73,9	75	12,1
3.350	61,3	53	9,8
2.360	51,1	38	7,6
1.700	41,4	15	2,6
1.180	33,9	10	1,7
850	28,5	6	1,0
600	24,3	4	0,7
425	21,0	2	0,4
300	18,5	1	0,2

K80 **5.432**

Particle Size Distribution

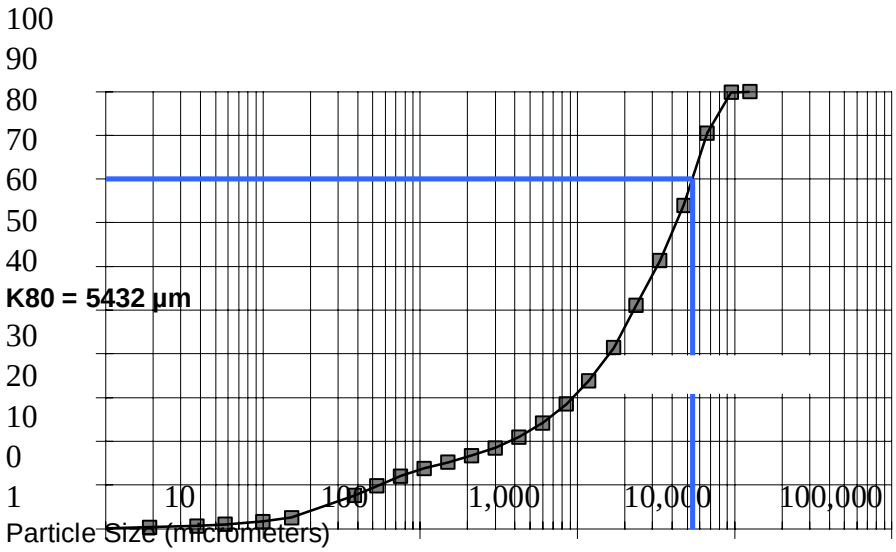

SGS Minerals Services
Particle Size Distribution

Sample : 31644 Test : Great Bear Resources CA19603-APR24

Microns	% Passing	Microns	% Passing
25.000	100,0	300	20,8
19.000	100,0	212	19,5
12.500	98,8	150	18,1
9.500	95,6	106	16,4
6.700	76,6	75	13,3
4.750	61,0	29	3,8
3.350	50,1	20	2,5
2.360	41,3	15	1,8
1.700	35,0	10	1,3
1.180	29,8	5	0,7
850	26,5	4	0,5
600	24,1	2	0,3
425	22,2	1	0,1

	Microns		Microns
K80	7.180	**K30**	1.200
K50	3.340	**K10**	60

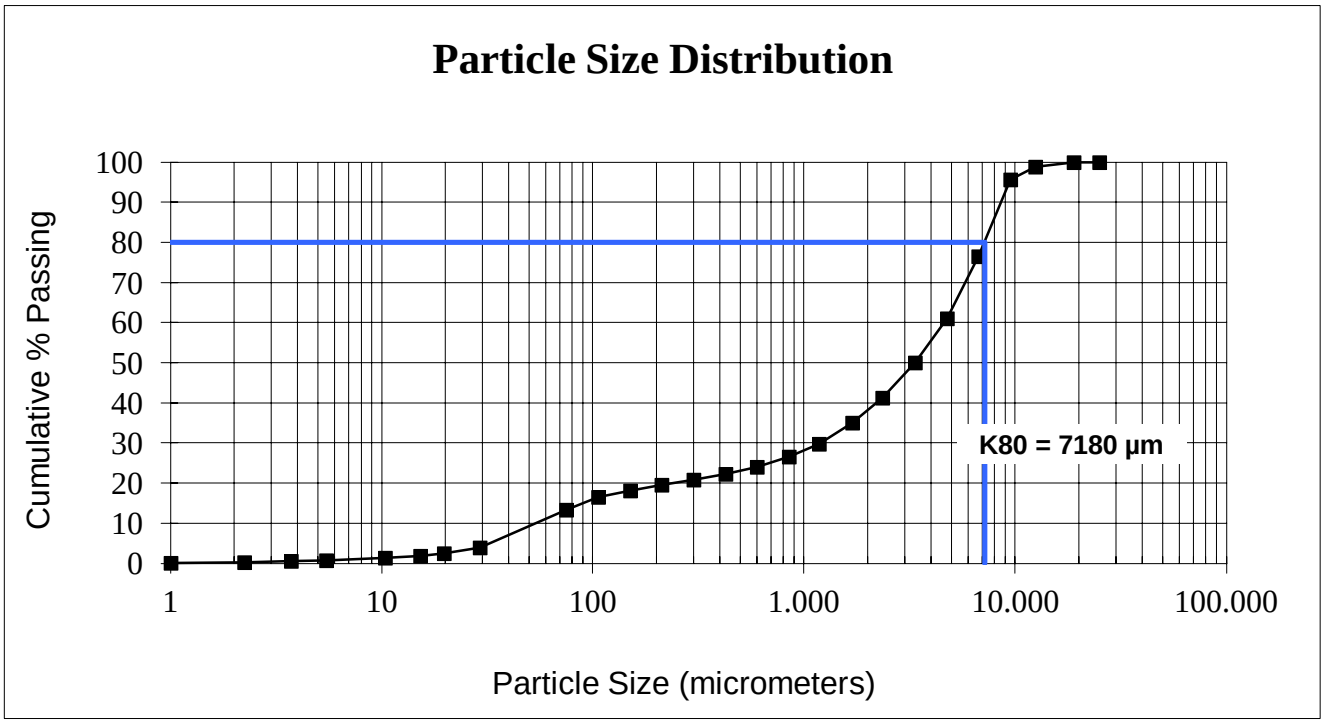

SGS Minerals Services
Particle Size Distribution

Sample : 31787 Test : Great Bear Resources CA19603-APR24

Microns	% Passing	Microns	% Passing
25.000	100,0	300	14,5
19.000	100,0	212	13,7
12.500	96,6	150	13,1
9.500	84,0	106	12,2
6.700	59,9	75	10,6
4.750	46,8	29	3,2
3.350	38,5	20	1,9
2.360	31,3	15	1,4
1.700	26,3	10	0,9
1.180	22,0	5	0,5
850	19,1	4	0,3
600	17,0	2	0,2
425	15,5	1	0,1

	Microns		Microns
K80	9.037	**K30**	2.175
K50	5.211	**K10**	71

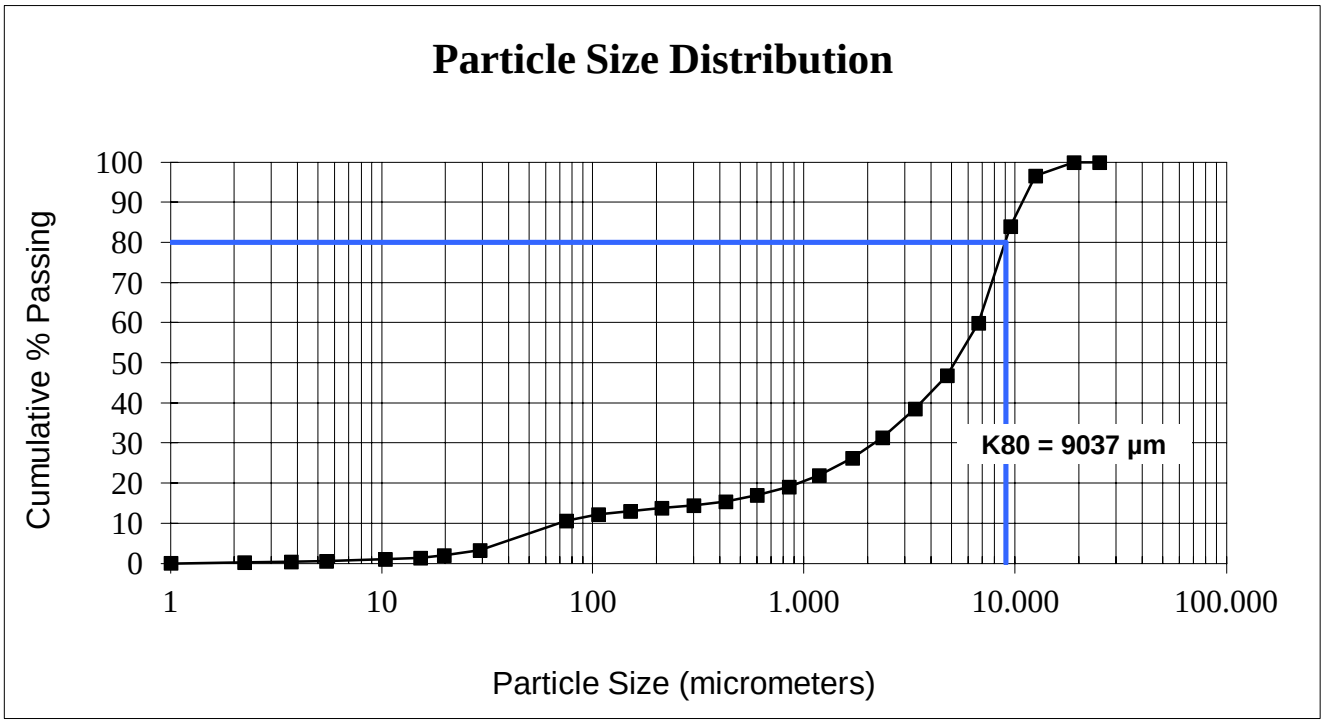

SGS Minerals Services
Particle Size Distribution

Sample : 31795 Test : Great Bear Resources CA19603-APR24

Microns	% Passing	Microns	% Passing
25.000	100,0	300	22,6
19.000	100,0	212	20,6
12.500	100,0	150	18,5
9.500	98,9	106	16,3
6.700	88,7	75	13,8
4.750	73,7	29	4,9
3.350	61,2	20	3,2
2.360	51,3	15	2,4
1.700	43,8	10	1,6
1.180	37,0	5	0,9
850	32,0	4	0,5
600	28,1	2	0,3
425	25,1	1	0,1

	Microns		Microns
K80	5.531	**K30**	717
K50	2.239	**K10**	56

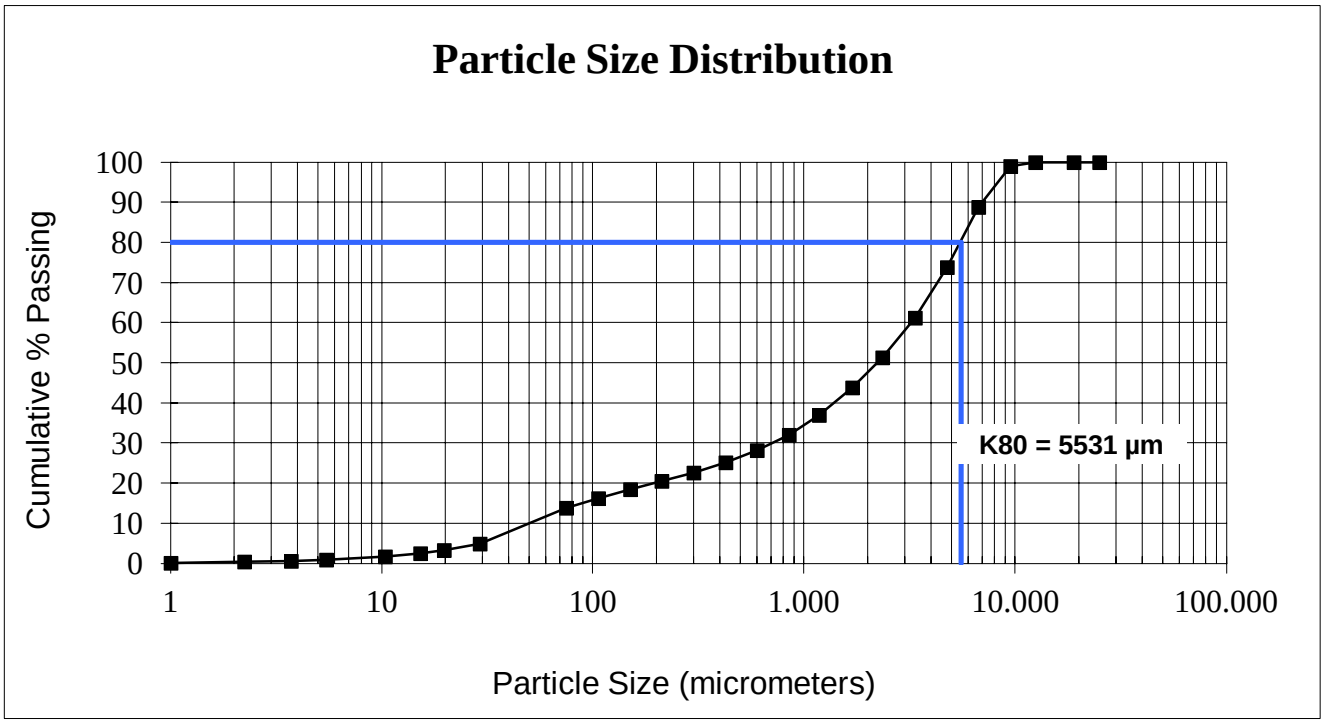

SGS Minerals Services
Particle Size Distribution

Sample : DX450174 Test : Great Bear Resources CA19603-APR24

Microns	% Passing	Microns	% Passing
25.000	100,0	300	15,5
19.000	100,0	212	13,6
12.500	99,6	150	11,7
9.500	95,6	106	9,9
6.700	83,8	75	8,3
4.750	66,8	29	4,0
3.350	53,5	20	3,0
2.360	42,2	15	2,4
1.700	34,8	10	1,7
1.180	28,5	5	1,0
850	24,0	4	0,7
600	20,6	2	0,4
425	17,9	1	0,1

	Microns		Microns
K80	6.245	**K30**	1.296
K50	3.032	**K10**	109

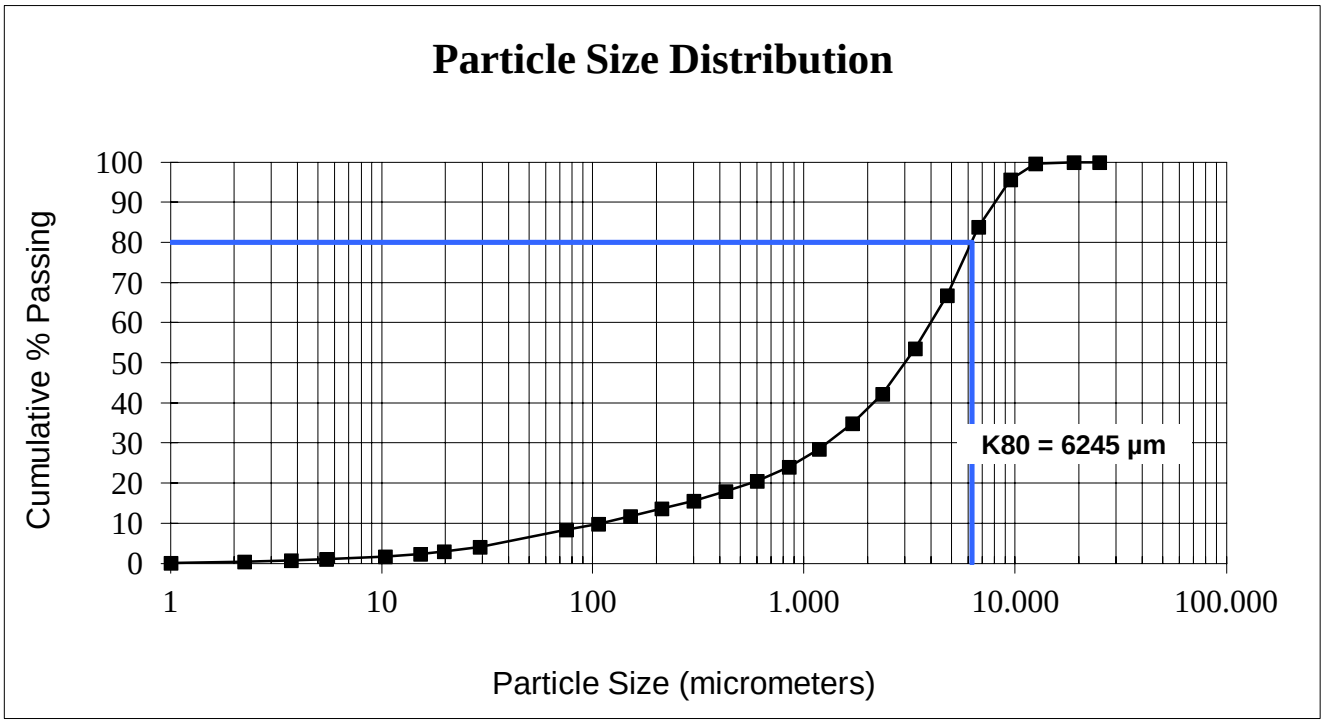

SGS Minerals Services
Particle Size Distribution

Sample : DX450179 Test : Great Bear Resources CA19603-APR24

Microns	% Passing	Microns	% Passing
25.000	100,0	300	21,2
19.000	100,0	212	19,9
12.500	98,8	150	18,7
9.500	96,0	106	17,4
6.700	83,2	75	14,4
4.750	69,9	29	4,9
3.350	58,7	20	3,2
2.360	47,2	15	2,4
1.700	39,5	10	1,7
1.180	32,9	5	0,9
850	28,7	4	0,6
600	25,4	2	0,3
425	22,9	1	0,1

	Microns		Microns
K80	6.197	**K30**	945
K50	2.587	**K10**	54

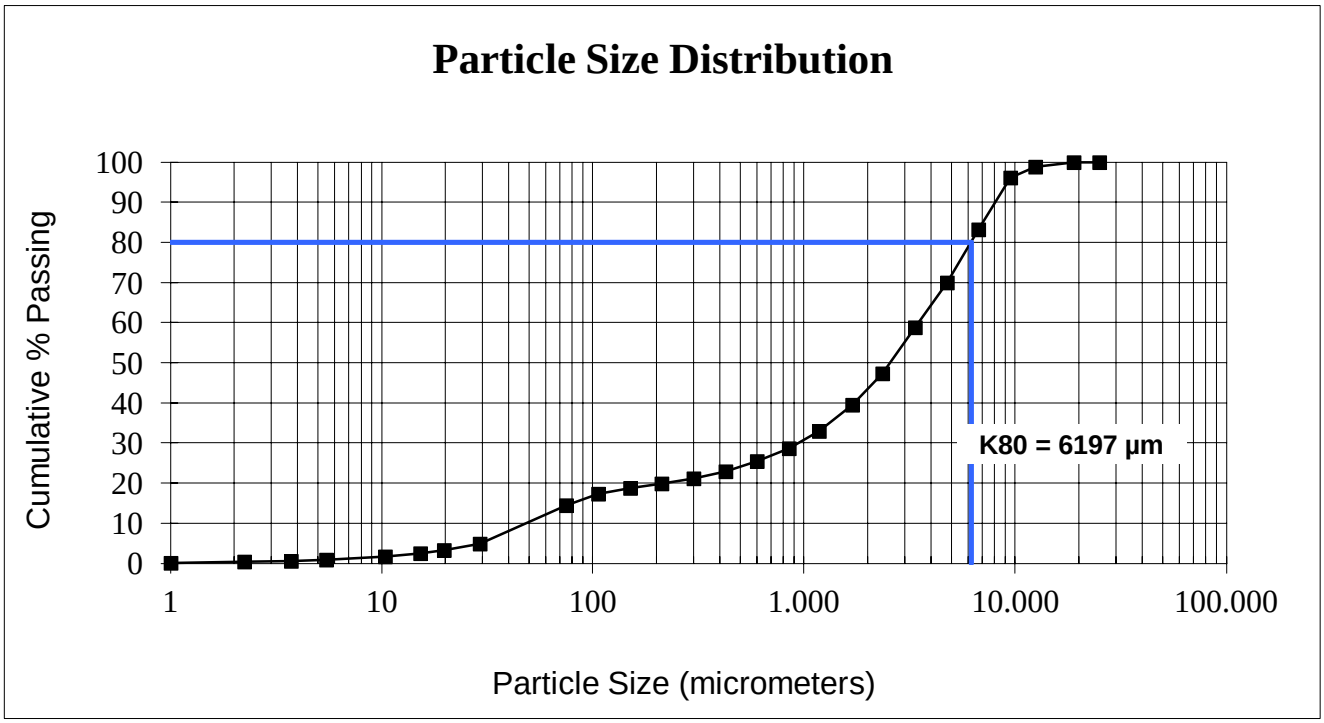

SGS Minerals Services
Particle Size Distribution

Sample : DX450183 Test : Great Bear Resources CA19603-APR24

Microns	% Passing	Microns	% Passing
25.000	100,0	300	17,9
19.000	100,0	212	15,8
12.500	99,5	150	13,9
9.500	98,5	106	12,1
6.700	87,4	75	10,4
4.750	72,2	29	4,8
3.350	58,2	20	3,4
2.360	47,1	15	2,7
1.700	38,9	10	2,0
1.180	32,1	5	1,1
850	27,4	4	0,8
600	23,6	2	0,5
425	20,5	1	0,1

	Microns		Microns
K80	5.718	**K30**	1.027
K50	2.608	**K10**	72

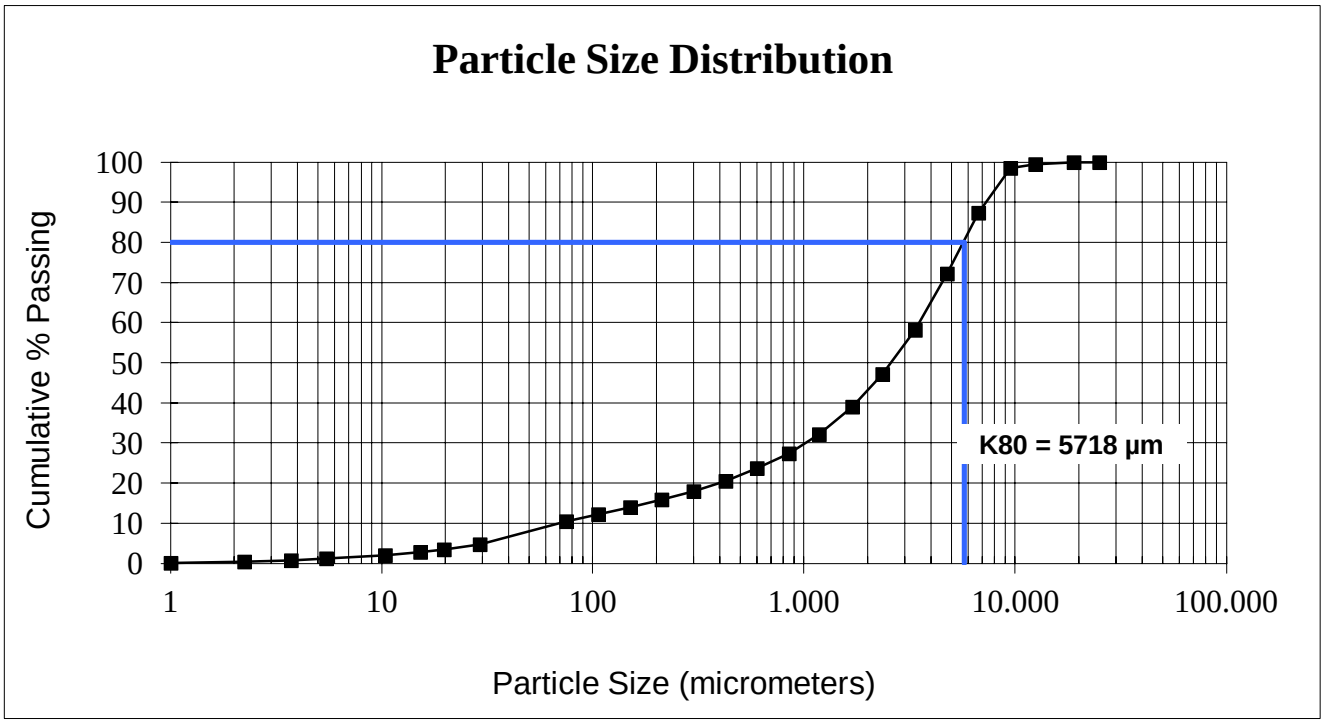

SGS Minerals Services
Particle Size Distribution

Sample : DX450213 Test : Great Bear Resources CA19603-APR24

Microns	% Passing	Microns	% Passing
25.000	100,0	300	25,1
19.000	100,0	212	23,0
12.500	97,1	150	20,8
9.500	93,3	106	18,6
6.700	82,1	75	16,1
4.750	72,6	29	6,3
3.350	62,1	20	4,2
2.360	53,1	15	3,1
1.700	46,6	10	2,0
1.180	40,3	5	1,0
850	35,4	4	0,6
600	31,4	2	0,3
425	28,0	1	0,1

	Microns		Microns
K80	6.228	**K30**	522
K50	2.030	**K10**	47

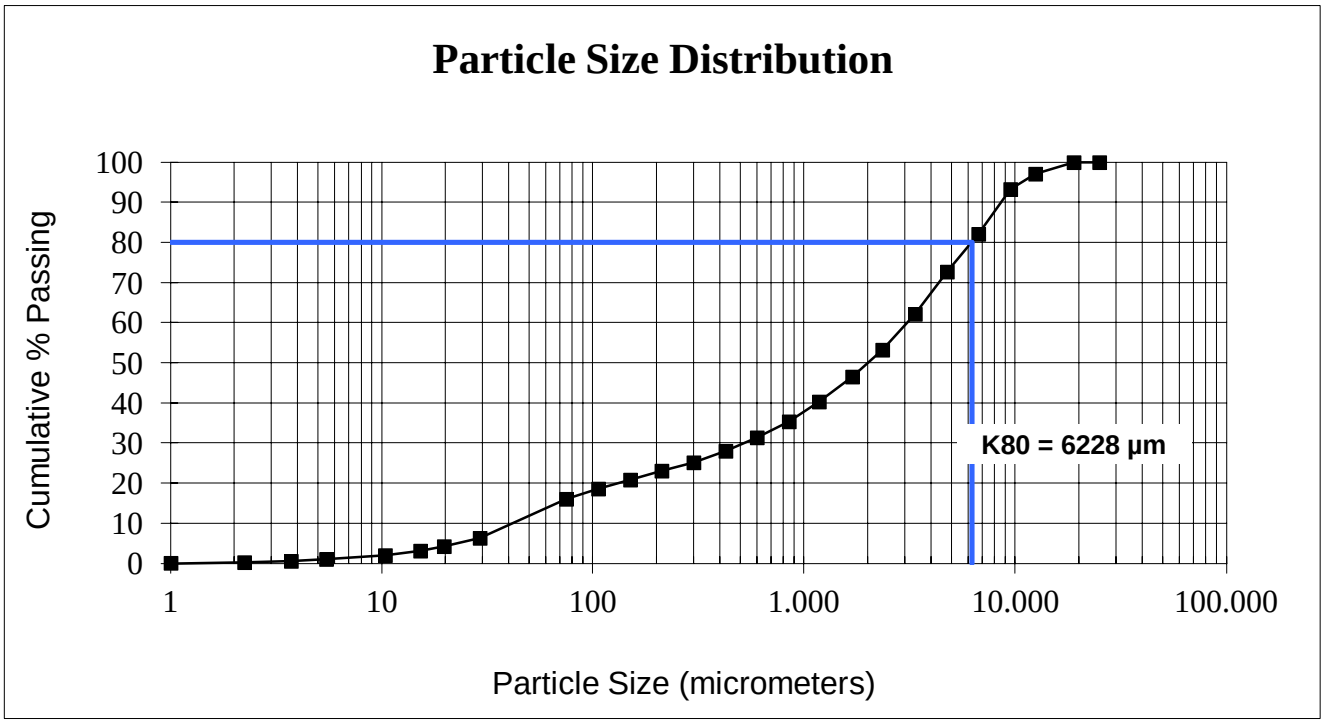

SGS Minerals Services
Particle Size Distribution

Sample : 31576 Test : Great Bear Resources CA19603-APR24

Microns	% Passing	Microns	% Passing
25.000	100,0	300	10,0
19.000	100,0	212	9,0
12.500	99,1	150	8,1
9.500	93,2	106	7,4
6.700	71,1	75	6,4
4.750	51,3	29	3,0
3.350	40,9	20	2,1
2.360	31,6	15	1,7
1.700	25,0	10	1,2
1.180	19,6	5	0,7
850	16,1	4	0,5
600	13,5	2	0,3
425	11,5	1	0,1

	Microns		Microns
K80	7.800	**K30**	2.195
K50	4.562	**K10**	297

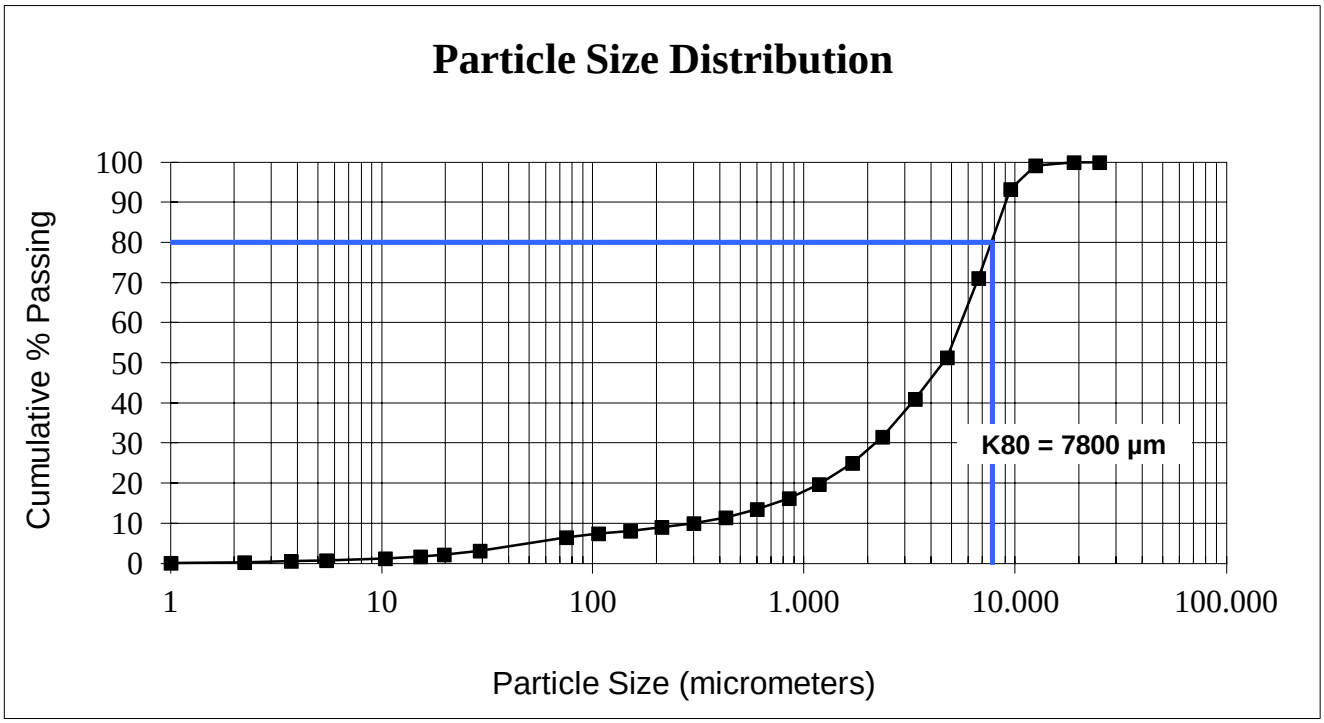

Appendix D2
Project Rock Humidity Cell Test Results

Table D-1: Mine Rock Humidity Cell Testing Results (HC-1)

Sample Date	Week Number	Leachate Volume Recovered	pH	Electrical Conductivity	Alkalinity (to pH 4.5)	Acidity (to pH 8.3)	Sulphate	Fluoride	Chloride	Aluminum (Al)	Antimony (Sb)	Arsenic (As)	Beryllium (Be)	Boron (B)	Cadmium (Cd)	Calcium (Ca)	Chromium (Cr)	Cobalt (Co)	Copper (Cu)	Iron (Fe)
Units:	-	mL	pH Units	µS/cm	mg CaCO3/L	mg CaCO3/L	mg/L	mg/L	mg/L	mg/L	mg/L	mg/L	mg/L	mg/L	mg/L	mg/L	mg/L	mg/L	mg/L	mg/L
25/05/2023	0	809	7.1	55	8.0	4.0	12	<0.060	2.0	0.058	<0.00090	0.00030	<0.0000070	0.0020	0.000052	6.7	<0.000080	0.000028	0.0012	<0.0070
06/01/2023	1	998	7.1	90	9.0	4.0	29	<0.060	3.0	0.028	0.0025	0.00040	<0.0000070	0.0090	0.00017	14	<0.000080	0.000049	0.00070	<0.0070
06/08/2023	2	1013	7.0	70	8.0	<2.0	19	<0.060	<1.0	0.023	0.0035	0.00050	<0.0000070	0.0080	0.00019	8.3	<0.000080	0.000030	0.00030	<0.0070
15/06/2023	3	1000	7.2	56	7.0	<2.0	16	<0.060	<1.0	0.019	0.0037	0.0017	<0.0000070	0.0060	0.00024	7.5	<0.000080	0.000029	0.00020	<0.0070
22/06/2023	4	1010	7.1	49	5.0	<2.0	16	<0.060	<1.0	0.017	0.0026	0.00040	<0.0000070	0.0060	0.00020	7.0	<0.000080	0.000028	0.00020	<0.0070
29/06/2023	5	996	7.0	54	6.0	<2.0	16	<0.060	<1.0	0.018	0.0029	0.00050	<0.0000070	0.0050	0.00024	7.2	0.000090	0.000020	<0.00020	<0.0070
07/06/2023	6	983	6.9	35	4.0	3.0	11	<0.060	<1.0	0.015	0.0018	<0.00020	<0.0000070	0.0020	0.00026	5.5	<0.000080	0.0000070	0.00040	0.015
13/07/2023	7	1006	7.0	46	5.0	<2.0	16	<0.060	<1.0	0.015	0.0019	<0.00020	<0.0000070	0.0040	0.00036	7.1	0.00013	0.000025	0.0010	0.11
20/07/2023	8	1007	7.0	41	4.0	2.0	13	<0.060	<1.0	0.014	0.0018	0.00020	<0.0000070	0.0020	0.00037	5.8	0.0026	0.00040	<0.00020	0.037
27/07/2023	9	998	7.0	43	4.0	<2.0	13	<0.060	<1.0	0.013	0.0019	0.00020	<0.0000070	0.0030	0.00047	6.5	0.00034	0.000033	0.00040	<0.0070
08/03/2023	10	1036	7.2	45	5.0	<2.0	13	<0.060	<1.0	0.017	0.0018	<0.00020	<0.0000070	0.0040	0.00048	7.0	<0.000080	0.000017	0.00050	<0.0070
08/10/2023	11	1036	6.9	44	4.0	<2.0	12	<0.060	<1.0	0.012	0.0019	<0.00020	<0.0000070	0.0020	0.00064	6.9	0.00011	0.000032	<0.00020	<0.0070
17/08/2023	12	1038	7.2	40	5.0	<2.0	11	<0.060	<1.0	0.010	0.0019	0.00090	<0.0000070	<0.0020	0.00059	6.0	0.00012	0.000015	<0.00020	<0.0070
24/08/2023	13	1006	7.0	45	5.0	<2.0	13	<0.060	<1.0	0.012	0.0018	<0.00020	<0.0000070	<0.0020	0.00071	6.7	<0.000080	0.000019	0.00030	<0.0070
31/08/2023	14	1005	7.1	38	5.0	<2.0	11	<0.060	<1.0	0.010	0.0020	0.00040	<0.0000070	0.0020	0.00081	6.4	0.00010	0.000017	0.00060	<0.0070
09/07/2023	15	1006	7.1	41	6.0	<2.0	12	<0.060	<1.0	0.012	0.0024	<0.00020	<0.0000070	<0.0020	0.0011	7.2	<0.000080	0.000018	0.0017	<0.0070
14/09/2023	16	1005	7.0	39	5.0	<2.0	11	<0.060	<1.0	0.010	0.0022	<0.00020	<0.0000070	0.0020	0.00092	6.2	<0.000080	0.000013	0.00030	<0.0070
21/09/2023	17	1000	7.2	31	3.0	<2.0	8.0	<0.060	<1.0	0.011	0.0012	<0.00020	<0.0000070	<0.0020	0.00055	4.6	<0.000080	0.000035	0.00030	<0.0070
28/09/2023	18	950	6.9	45	4.0	<2.0	14	<0.060	<1.0	0.010	0.0011	<0.00020	<0.0000070	0.0020	0.00071	6.6	<0.000080	0.000010	0.00040	<0.0070
10/05/2023	19	978	6.8	38	3.0	<2.0	13	<0.060	<1.0	0.0090	0.0012	<0.00020	<0.0000070	<0.0020	0.00069	6.2	<0.000080	0.0000090	0.0013	<0.0070
10/12/2023	20	1006	6.8	33	3.0	<2.0	11	<0.060	<1.0	0.0060	0.0013	<0.00020	<0.0000070	<0.0020	0.00089	5.7	<0.000080	0.0000090	0.00070	<0.0070
19/10/2023	21	1011	6.7	35	3.0	<2.0	11	<0.060	<1.0	0.0060	0.0017	0.00060	<0.0000070	<0.0020	0.0011	5.5	0.00029	0.000015	0.0050	<0.0070
26/10/2023	22	970	6.5	40	2.0	<2.0	14	<0.060	<1.0	0.0070	<0.00090	<0.00020	<0.0000070	<0.0020	0.00071	6.0	<0.000080	0.000014	0.00030	<0.0070
11/02/2023	23	986	6.5	38	2.0	<2.0	13	<0.060	<1.0	0.0080	0.0010	<0.00020	<0.0000070	<0.0020	0.00079	6.4	<0.000080	0.000017	0.00020	<0.0070
11/09/2023	24	937	6.6	48	3.0	2.0	18	<0.060	<1.0	0.0080	<0.00090	<0.00020	<0.0000070	<0.0020	0.00078	8.0	<0.000080	0.000034	0.00020	<0.0070
16/11/2023	25	967	6.7	41	2.0	<2.0	16	<0.060	<1.0	0.0060	0.00090	<0.00020	<0.0000070	<0.0020	0.00085	6.1	<0.000080	0.000010	0.00030	<0.0070
23/11/2023	26	966	6.6	43	2.0	<2.0	13	<0.060	<1.0	0.0060	<0.00090	<0.00020	<0.0000070	<0.0020	0.00069	6.4	<0.000080	0.000015	<0.00020	<0.0070
30/11/2023	27	990	6.7	32	2.0	<2.0	11	<0.060	<1.0	0.0040	0.0012	<0.00020	<0.0000070	<0.0020	0.0015	5.6	<0.000080	0.000022	0.00030	<0.0070
12/07/2023	28	1014	6.7	31	2.0	<2.0	10	<0.060	<1.0	0.0040	0.0012	<0.00020	<0.0000070	<0.0020	0.0014	4.6	<0.000080	0.000016	0.00020	<0.0070
14/12/2023	29	998	6.6	34	2.0	<2.0	10	<0.060	<1.0	0.0040	0.0012	<0.00020	<0.0000070	<0.0020	0.0013	4.6	<0.000080	0.000031	<0.00020	<0.0070
21/12/2023	30	1000	6.7	31	3.0	<2.0	10	<0.060	<1.0	0.0050	0.0012	0.00020	<0.0000070	<0.0020	0.0013	4.8	<0.000080	0.000025	0.00020	<0.0070
28/12/2023	31	1005	6.8	32	3.0	<2.0	12	<0.060	<1.0	0.0060	0.0011	<0.00020	<0.0000070	<0.0020	0.0014	5.5	<0.000080	0.000029	0.00020	<0.0070
01/04/2024	32	998	6.8	32	3.0	<2.0	12	<0.060	<1.0	0.0050	0.0011	<0.00020	<0.0000070	<0.0020	0.0013	5.6	<0.000080	0.000016	<0.00020	<0.0070
01/11/2024	33	1032	6.9	30	3.0	<2.0	10	<0.060	<1.0	0.0050	0.0012	<0.00020	<0.0000070	<0.0020	0.0013	5.0	<0.000080	0.000014	0.00020	<0.0070
18/01/2024	34	981	6.5	34	2.0	<2.0	11	<0.060	<1.0	0.0060	0.0012	<0.00020	<0.0000070	<0.0020	0.0014	5.0	<0.000080	0.00018	0.00030	<0.0070
25/01/2024	35	1028	7.0	41	7.0	2.0	12	<0.060	<1.0	0.013	0.0014	<0.00020	<0.0000070	<0.0020	0.0014	6.4	<0.000080	0.000022	<0.0020	<0.0070
02/01/2024	36	997	7.1	36	4.0	<2.0	11	<0.060	<1.0	0.0080	0.0014	<0.00020	<0.0000070	<0.0020	0.0014	6.2	<0.000080	0.000020	<0.0020	<0.0070
02/08/2024	37	968	6.9	31	3.0	<2.0	11	<0.060	<1.0	0.011	<0.00090	<0.00020	<0.0000070	<0.0020	0.00076	5.1	<0.000080	0.000037	<0.0020	<0.0070
15/02/2024	38	917	6.8	43	3.0	<2.0	16	<0.060	<1.0	0.0060	<0.00090	<0.00020	<0.0000070	<0.0020	0.0010	6.8	<0.000080	0.000015	<0.0010	0.0080
22/02/2024	39	992	6.7	36	2.0	<2.0	11	<0.060	<1.0	0.0070	<0.00090	0.00020	<0.0000070	<0.0020	0.0010	5.7	<0.000080	0.000017	<0.0010	<0.0070
29/02/2024	40	1015	6.9	28	3.0	<2.0	10	<0.060	<1.0	0.0060	<0.00090	<0.00020	<0.0000070	<0.0020	0.00100	4.5	<0.000080	0.000013	<0.0010	<0.0070
03/07/2024	41	1004	6.8	30	3.0	<2.0	10	<0.060	<1.0	0.0050	<0.00090	<0.00020	<0.0000070	<0.0020	0.0013	4.7	<0.000080	0.000018	<0.0010	<0.0070
14/03/2024	42	1004	6.8	29	4.0	<2.0	9.0	<0.060	<1.0	0.0040	<0.00090	<0.00020	<0.0000070	<0.0020	0.0013	4.2	<0.000080	0.000017	<0.0010	<0.0070
21/03/2024	43	1008	6.7	30	3.0	<2.0	10	<0.060	<1.0	0.0040	<0.00090	<0.00020	<0.0000070	<0.0020	0.0014	4.9	<0.000080	0.000022	<0.0010	<0.0070
28/03/2024	44	999	7.0	34	3.0	<2.0	13	<0.060	<1.0	0.0060	<0.00090	<0.00020	<0.0000070	<0.0020	0.0011	4.5	<0.000080	0.000018	<0.0010	<0.0070
04/04/2024	45	994	6.8	29	2.0	<2.0	11	-	-	-	-	-	-	-	-	-	-	-	-	-
04/11/2024	46	996	6.7	28	2.0	<2.0	10	-	-	0.0050	<0.00090	<0.00020	<0.0000070	<0.0020	0.0011	4.9	<0.000080	0.000012	<0.0010	<0.0070
18/04/2024	47	985	6.5	31	2.0	<2.0	11	-	-	-	-	-	-	-	-	-	-	-	-	-
25/04/2024	48	975	6.6	36	2.0	<2.0	11	-	-	0.0050	<0.00090	<0.00020	<0.0000070	<0.0020	0.0010	5.5	<0.000080	0.000014	<0.0010	<0.0070
05/02/2024	49	1004	6.6	31	2.0	<2.0	10	-	-	-	-	-	-	-	-	-	-	-	-	-
05/09/2024	50	1003	6.7	26	2.0	<2.0	9.0	-	-	0.0040	<0.00090	<0.00020	<0.0000070	<0.0020	0.0012	4.4	<0.000080	0.000017	<0.0010	<0.0070
16/05/2024	51	1003	6.8	28	3.0	<2.0	10	-	-	-	-	-	-	-	-	-	-	-	-	-
23/05/2024	52	995	6.7	27	2.0	2.0	8.0	-	-	0.0040	<0.00090	<0.00020	<0.0000070	0.0030	0.0013	4.4	<0.000080	0.000013	<0.0010	0.016
30/05/2024	53	985	6.9	32	3.0	<2.0	10	-	-	-	-	-	-	-	-	-	-	-	-	-
06/06/2024	54	965	6.9	32	3.0	<2.0	10	-	-	0.0060	<0.00090	<0.00020	<0.0000070	<0.0020	0.0014	6.0	<0.000080	0.000020	<0.0010	<0.0070
13/06/2024	55	929	6.8	43	3.0	<2.0	15	-	-	-	-	-	-	-	-	-	-	-	-	-
20/06/2024	56	918	6.6	43	3.0	<2.0	13	-	-	0.0050	<0.00090	<0.00020	<0.0000070	<0.0020	0.0013	6.5	<0.000080	0.000014	<0.0010	<0.0070
27/06/2024	57	930	6.6	37	3.0	<2.0	11	-	-	-	-	-	-	-	-	-	-	-	-	-
07/04/2024	58	903	6.6	38	3.0	<2.0	11	-	-	0.0050	<0.00090	0.00030	<0.0000070	<0.0020	0.0013	6.3	<0.000080	0.000026	<0.0010	<0.0070
07/11/2024	59	920	6.6	38	3.0	2.0	12	-	-	-	-	-	-	-	-	-	-	-	-	-
18/07/2024	60	894	6.6	37	2.0	<2.0	11	-	-	0.0050	<0.00090	<0.00020	<0.0000070	<0.0020	0.0011	5.9	<0.000080	0.000045	<0.0010	<0.0070
25/07/2024	61	912	6.7	34	3.0	<2.0	9.6	-	-	-	-	-	-	-	-	-	-	-	-	-
08/01/2024	62	901	6.6	37	3.0	<2.0	10	-	-	0.0060	<0.00090	<0.00020	<0.0000070	0.0050	0.0015	6.0	<0.000080	0.000018	<0.0010	<0.0070
08/08/2024	63	929	6.7	35	3.0	<2.0	11	-	-	-	-	-	-	-	-	-	-	-	-	-
15/08/2024	64	922	7.0	38	2.0	<2.0	11	-	-	0.0040	<0.00090	0.00030	<0.0000070	<0.0020	0.0014	5.8	<0.000080	0.000024	<0.0010	<0.0070
22/08/2024	65	952	6.7	31	2.0	<2.0	9.9	-	-	-	-	-	-	-	-	-	-	-	-	-
29/08/2024	66	919	6.5	31	2.0	<2.0	9.6	-	-	0.0040	<0.00090	<0.00020	<0.0000070	<0.0020	0.0015	5.3	<0.000080	0.000023	<0.0010	<0.0070
09/05/2024	67	937	6.8	32	4.0	<2.0	9.5	-	-	-	-	-	-	-	-	-	-	-	-	-
09/12/2024	68	934	6.6	37	2.0	<2.0	11	-	-	0.0020	<0.00090	<0.00020	<0.0000070	<0.0020	0.0016	5.3	<0.000080	0.000016	<0.0010	<0.0070

Table D-1: Mine Rock Humidity Cell Testing Results (HC-1)

Sample Date	Week Number	Leachate Volume Recovered	pH	Electrical Conductivity	Alkalinity (to pH 4.5)	Acidity (to pH 8.3)	Sulphate	Fluoride	Chloride	Aluminum (Al)	Antimony (Sb)	Arsenic (As)	Beryllium (Be)	Boron (B)	Cadmium (Cd)	Calcium (Ca)	Chromium (Cr)	Cobalt (Co)	Copper (Cu)	Iron (Fe)
Units:	-	mL	pH Units	µS/cm	mg CaCO3/L	mg CaCO3/L	mg/L	mg/L	mg/L	mg/L	mg/L	mg/L	mg/L	mg/L	mg/L	mg/L	mg/L	mg/L	mg/L	mg/L
19/09/2024	69	914	6.4	33	3.0	<2.0	11	-	-	-	-	-	-	-	-	-	-	-	-	-
26/09/2024	70	932	6.7	32	2.0	<2.0	1.0	-	-	0.0030	<0.00090	<0.00020	<0.0000070	<0.0020	0.0015	5.0	<0.000080	0.000021	<0.0010	<0.0070
10/03/2024	71	894	6.6	32	2.0	<2.0	13	-	-	-	-	-	-	-	-	-	-	-	-	-
10/10/2024	72	930	6.5	30	2.0	<2.0	8.9	-	-	0.0030	<0.00090	<0.00020	<0.0000070	<0.0020	0.0015	4.8	<0.000080	0.000013	<0.0010	<0.0070
17/10/2024	73	920	6.6	32	2.0	<2.0	11	-	-	-	-	-	-	-	-	-	-	-	-	-
24/10/2024	74	937	6.5	36	2.0	<2.0	11	-	-	0.0020	<0.00090	0.00020	<0.0000070	<0.0020	0.0017	5.4	<0.000080	0.000057	<0.0010	<0.0070
31/10/2024	75	914	6.5	35	<2.0	3.0	10	-	-	-	-	-	-	-	-	-	-	-	-	-
11/07/2024	76	931	6.7	36	3.0	<2.0	11	-	-	0.0030	<0.00090	<0.00020	<0.0000070	<0.0020	0.0017	5.3	<0.000080	0.000013	<0.0010	<0.0070
14/11/2024	77	947	6.6	32	3.0	<2.0	10	-	-	-	-	-	-	-	-	-	-	-	-	-
21/11/2024	78	994	6.5	31	2.0	<2.0	9.7	-	-	0.0030	<0.00090	<0.00020	<0.0000070	<0.0020	0.0021	4.7	<0.000080	0.000045	<0.0010	<0.0070
28/11/2024	79	945	6.6	34	3.0	<2.0	12	-	-	-	-	-	-	-	-	-	-	-	-	-
12/05/2024	80	948	6.5	37	2.0	2.0	11	-	-	0.0010	<0.00090	<0.00020	<0.0000070	<0.0020	0.0020	5.4	<0.000080	0.000016	<0.0010	<0.0070
12/12/2024	81	940	6.4	36	2.0	<2.0	12	-	-	-	-	-	-	-	-	-	-	-	-	-
19/12/2024	82	951	6.5	34	3.0	<2.0	13	-	-	0.0020	<0.00090	<0.00020	<0.0000070	<0.0020	0.0019	5.8	<0.000080	0.000019	<0.0010	<0.0070
27/12/2024	83	927	6.3	37	4.0	3.0	14	-	-	-	-	-	-	-	-	-	-	-	-	-
01/02/2025	84	958	6.4	33	2.0	4.0	11	-	-	0.0030	<0.00090	0.00070	<0.0000070	<0.0020	0.0019	5.6	<0.000080	0.000036	<0.0010	<0.0070
01/09/2025	85	951	6.3	40	3.0	4.0	12	-	-	-	-	-	-	-	-	-	-	-	-	-
16/01/2024	86	942	6.5	40	2.0	2.0	13	-	-	0.0020	<0.00090	<0.00020	<0.0000070	<0.0020	0.0021	6.1	<0.000080	0.000017	<0.0010	<0.0070
23/01/2025	87	927	6.5	39	2.0	<2.0	11	-	-	-	-	-	-	-	-	-	-	-	-	-
30/01/2025	88	890	6.6	39	4.0	<2.0	14	-	-	0.0020	<0.00090	<0.00020	<0.0000070	<0.0020	0.0021	6.2	<0.000080	0.0000070	<0.0010	<0.0070
02/06/2025	89	939	6.6	41	3.0	<2.0	17	-	-	-	-	-	-	-	-	-	-	-	-	-
13/02/2025	90	955	6.5	38	3.0	<2.0	14	-	-	0.0020	<0.00090	0.00020	<0.0000070	<0.0020	0.0025	6.4	<0.000080	0.000019	<0.0010	<0.0070
20/02/2025	91	932	6.5	38	3.0	<2.0	12	-	-	-	-	-	-	-	-	-	-	-	-	-
27/02/2025	92	942	6.5	35	2.0	<2.0	12	-	-	0.0020	<0.00090	<0.00020	<0.0000070	<0.0020	0.0022	5.5	<0.000080	0.000023	<0.0010	<0.0070
03/06/2025	93	945	6.7	36	3.0	<2.0	11	-	-	-	-	-	-	-	-	-	-	-	-	-
13/03/2025	94	937	6.4	33	2.0	2.0	12	-	-	0.0030	<0.00090	<0.00020	<0.0000070	<0.0020	0.0019	5.5	<0.000080	0.000018	<0.0010	<0.0070
20/03/2025	95	989	6.4	31	3.0	2.0	12	-	-	-	-	-	-	-	-	-	-	-	-	-
27/03/2025	96	960	6.7	37	2.0	2.0	14	-	-	0.0020	<0.00090	<0.00020	<0.0000070	<0.0020	0.0026	5.9	<0.000080	0.000020	<0.0010	<0.0070
04/03/2025	97	987	6.6	34	2.0	2.0	10	-	-	-	-	-	-	-	-	-	-	-	-	-
04/10/2025	98	934	6.6	39	3.0	2.0	14	-	-	0.0030	<0.00090	<0.00020	<0.0000070	<0.0020	0.0023	6.3	<0.000080	0.000019	<0.0010	<0.0070
17/04/2025	99	940	6.5	38	3.0	<2.0	11	-	-	-	-	-	-	-	-	-	-	-	-	-
24/04/2025	100	968	6.8	31	3.0	<2.0	10	-	-	0.0020	<0.00090	0.00050	<0.0000070	<0.0020	0.0027	5.3	<0.000080	0.000025	<0.0010	<0.0070
05/01/2025	101	926	6.3	38	3.0	3.0	14	-	-	-	-	-	-	-	-	-	-	-	-	-
05/08/2025	102	967	6.7	34	2.0	<2.0	10	-	-	0.0010	<0.00090	<0.00020	<0.0000070	<0.0020	0.0026	4.9	<0.000080	0.000022	<0.0010	<0.0070
15/05/2025	103	979	6.5	30	3.0	2.0	10	-	-	-	-	-	-	-	-	-	-	-	-	-
22/05/2025	104	958	6.5	32	3.0	4.0	10	-	-	0.0020	<0.00090	<0.00020	<0.0000070	<0.0020	0.0027	5.1	0.00030	0.000018	<0.0010	<0.0070
29/05/2025	105	946	6.4	34	2.0	2.0	14	-	-	-	-	-	-	-	-	-	-	-	-	-
06/05/2025	106	957	6.5	30	3.0	3.0	10	-	-	0.0020	<0.00090	0.00020	<0.0000070	<0.0020	0.0029	5.5	<0.000080	0.000015	<0.0010	<0.0070
06/12/2025	107	985	6.6	31	3.0	<2.0	11	-	-	-	-	-	-	-	-	-	-	-	-	-
19/06/2025	108	969	6.8	30	3.0	<2.0	9.9	-	-	0.0020	<0.00090	<0.00020	<0.0000070	<0.0020	0.0033	5.1	<0.000080	0.000038	<0.0010	<0.0070
26/06/2025	109	950	6.9	32	2.0	<2.0	12	-	-	-	-	-	-	-	-	-	-	-	-	-

Table D-1: Mine Rock Humidity Cell Testing Results (HC-1)

Sample Date	Week Number	Magnesium (Mg)	Mercury (Hg)	Ultra Trace Mercury (Hg)	Molybdenum (Mo)	Nickel (Ni)	Phosphorus (P)	Potassium (K)	Lead (Pb)	Selenium (Se)	Silver (Ag)	Sodium (Na)	Strontium (Sr)	Thallium (Tl)	Tungsten (W)	Uranium (U)	Vanadium (V)	Zinc (Zn)	Zirconium (Zr)
Units:	-	mg/L	mg/L	mg/L	mg/L	mg/L	mg/L	mg/L	mg/L	mg/L	mg/L	mg/L	mg/L	mg/L	mg/L	mg/L	mg/L	mg/L	mg/L
25/05/2023	0	0.70	<0.000010	-	0.00041	0.00040	<0.0030	1.0	0.0045	0.00043	<0.000050	1.3	0.022	<0.0000050	0.00010	0.00024	0.000030	0.0050	<0.0020
06/01/2023	1	1.7	<0.000010	-	0.00029	0.00070	<0.0030	1.6	0.013	0.00078	<0.000050	2.6	0.054	0.0000050	0.000070	0.00025	0.000020	0.0080	<0.0020
06/08/2023	2	0.94	<0.000010	-	0.00062	0.00030	<0.0030	1.1	0.023	0.00052	<0.000050	1.3	0.038	0.000010	0.00010	0.0032	<0.000010	0.010	<0.0020
15/06/2023	3	0.83	<0.000010	-	0.00015	0.00030	<0.0030	0.95	0.035	0.00049	<0.000050	1.0	0.033	<0.0000050	0.000050	0.000092	0.000010	0.013	<0.0020
22/06/2023	4	0.69	<0.000010	-	0.0012	0.00030	<0.0030	0.90	0.032	0.00055	<0.000050	0.74	0.030	0.0000050	0.000060	0.00032	0.000010	0.012	<0.0020
29/06/2023	5	0.63	<0.000010	-	0.00028	0.00020	<0.0030	0.81	0.034	0.00057	<0.000050	0.58	0.031	0.0000050	0.000050	0.0014	0.000020	0.012	<0.0020
07/06/2023	6	0.44	<0.000010	-	0.00034	<0.00010	<0.0030	0.61	0.024	0.00049	<0.000050	0.31	0.020	<0.0000050	0.000060	0.000089	<0.000010	0.011	<0.0020
13/07/2023	7	0.56	<0.000010	-	0.00013	0.0073	<0.0030	0.71	0.036	0.00060	<0.000050	0.38	0.028	0.0000050	0.000050	0.000029	<0.000010	0.016	<0.0020
20/07/2023	8	0.41	<0.000010	-	0.00038	0.0043	<0.0030	0.56	0.032	0.00051	<0.000050	0.23	0.021	0.0000070	0.000050	0.00014	0.000070	0.017	<0.0020
27/07/2023	9	0.43	<0.000010	-	0.00015	0.00050	<0.0030	0.62	0.035	0.00060	<0.000050	0.24	0.025	0.0000090	0.000040	0.0013	<0.000010	0.019	<0.0020
08/03/2023	10	0.42	<0.000010	-	0.00036	0.00010	<0.0030	0.64	0.028	0.00070	<0.000050	0.25	0.024	<0.0000050	0.000030	0.000026	0.000020	0.015	<0.0020
08/10/2023	11	0.38	<0.000010	-	0.000060	0.00020	<0.0030	0.64	0.036	0.00058	<0.000050	0.19	0.026	0.0000050	0.000090	0.000024	0.000030	0.022	<0.0020
17/08/2023	12	0.30	<0.000010	-	0.000060	<0.00010	<0.0030	0.54	0.032	0.00068	<0.000050	0.14	0.021	<0.0000050	<0.000020	0.000032	0.000040	0.021	<0.0020
24/08/2023	13	0.35	<0.000010	-	0.00064	<0.00010	<0.0030	0.60	0.039	0.00065	<0.000050	0.15	0.023	0.0000060	0.000030	0.0011	0.000020	0.026	<0.0020
31/08/2023	14	0.30	<0.000010	-	0.00021	0.00010	0.0060	0.57	0.036	0.00059	<0.000050	0.16	0.021	0.0000060	0.00017	0.000090	0.000040	0.029	<0.0020
09/07/2023	15	0.27	<0.000010	-	0.0012	0.00010	<0.0030	0.68	0.22	0.00071	<0.000050	0.13	0.021	0.000015	0.000020	0.00011	<0.000010	0.052	<0.0020
14/09/2023	16	0.26	<0.000010	-	0.00063	<0.00010	<0.0030	0.56	0.039	0.00059	0.000090	0.10	0.020	<0.0000050	0.00072	0.00025	0.000010	0.029	<0.0020
21/09/2023	17	0.17	<0.000010	-	0.00021	0.00030	<0.0030	0.34	0.029	0.00044	<0.000050	0.080	0.012	<0.0000050	0.000040	0.0013	0.000020	0.020	<0.0020
28/09/2023	18	0.23	<0.000010	-	0.00044	<0.00010	<0.0030	0.43	0.035	0.00048	<0.000050	0.10	0.019	0.0000070	0.00056	0.000089	<0.000010	0.025	<0.0020
10/05/2023	19	0.20	<0.000010	-	0.00019	<0.00010	<0.0030	0.40	0.039	0.00040	<0.000050	0.090	0.017	<0.0000050	0.000090	0.00014	<0.000010	0.027	<0.0020
10/12/2023	20	0.17	0.000010	-	0.0016	0.00010	<0.0030	0.38	0.031	0.00038	<0.000050	0.060	0.014	<0.0000050	<0.000020	0.000017	<0.000010	0.030	<0.0020
19/10/2023	21	0.18	<0.000010	-	0.00010	0.00010	<0.0030	0.45	0.041	0.00045	<0.000050	0.11	0.016	<0.0000050	<0.000020	0.0019	0.000070	0.039	<0.0020
26/10/2023	22	0.16	<0.000010	-	0.000050	0.00020	<0.0030	0.38	0.035	0.00041	<0.000050	0.070	0.016	0.0000050	<0.000020	0.0016	<0.000010	0.027	<0.0020
11/02/2023	23	0.18	<0.000010	-	0.00010	<0.00010	<0.0030	0.39	0.036	0.00042	<0.000050	0.10	0.016	<0.0000050	<0.000020	0.00072	0.000010	0.030	<0.0020
11/09/2023	24	0.19	<0.000010	-	0.00064	0.00020	<0.0030	0.40	0.037	0.00050	<0.000050	0.10	0.019	0.000010	<0.000020	0.0013	0.000020	0.029	<0.0020
16/11/2023	25	0.15	<0.000010	-	<0.000040	<0.00010	<0.0030	0.33	0.039	0.00042	<0.000050	0.060	0.017	0.0000050	<0.000020	0.000012	<0.000010	0.035	<0.0020
23/11/2023	26	0.18	<0.000010	-	0.000070	<0.00010	<0.0030	0.39	0.039	0.00035	<0.000050	0.080	0.016	<0.0000050	0.00014	0.000031	0.000030	0.030	<0.0020
30/11/2023	27	0.15	<0.000010	-	0.00033	0.00010	<0.0030	0.39	0.043	0.00032	<0.000050	0.060	0.015	0.0000090	<0.000020	0.0011	0.000010	0.063	<0.0020
12/07/2023	28	0.11	<0.000010	-	0.0017	<0.00010	<0.0030	0.34	0.041	0.00036	<0.000050	0.090	0.014	<0.0000050	<0.000020	0.000017	<0.000010	0.055	<0.0020
14/12/2023	29	0.11	<0.000010	-	0.00043	0.00010	<0.0030	0.35	0.035	0.00032	<0.000050	0.090	0.012	0.0000070	<0.000020	0.0024	<0.000010	0.047	<0.0020
21/12/2023	30	0.10	<0.000010	-	0.000090	0.00030	<0.0030	0.33	0.039	0.00036	<0.000050	0.050	0.012	<0.0000050	<0.000020	0.00014	0.000010	0.049	<0.0020
28/12/2023	31	0.11	<0.000010	-	0.012	0.00020	<0.0030	0.37	0.041	0.00037	<0.000050	0.080	0.014	0.000024	0.000020	0.0022	0.000010	0.054	<0.0020
01/04/2024	32	0.12	<0.000010	-	0.00014	<0.00010	<0.0030	0.42	0.042	0.00051	<0.000050	0.11	0.012	<0.0000050	<0.000020	0.00031	<0.000010	0.051	<0.0020
01/11/2024	33	0.093	<0.000010	-	0.0010	0.00020	<0.0030	0.37	0.040	0.00031	<0.000050	0.040	0.011	<0.0000050	<0.000020	0.000011	<0.000010	0.051	<0.0020
18/01/2024	34	0.10	<0.000010	-	0.00072	0.00060	<0.0030	0.40	0.034	0.00052	<0.000050	0.080	0.013	0.000013	0.000020	0.0075	<0.000010	0.050	<0.0020
25/01/2024	35	0.10	<0.000010	-	<0.00040	0.00020	<0.0030	0.44	0.026	0.00047	<0.000050	0.060	0.013	0.0000060	<0.00020	0.000083	<0.000010	0.041	<0.0020
02/01/2024	36	0.099	<0.000010	-	0.00070	0.00020	<0.0030	0.45	0.037	0.00043	<0.000050	0.16	0.012	<0.0000050	<0.00020	0.000024	<0.000010	0.052	<0.0020
02/08/2024	37	0.066	<0.000010	-	0.0027	0.00020	0.041	0.31	0.024	0.00038	<0.000050	0.070	0.0098	0.0000050	<0.00020	0.0043	<0.000010	0.024	<0.0020
15/02/2024	38	0.087	<0.000010	-	<0.00040	0.00020	0.0030	0.33	0.029	0.00045	<0.000050	0.080	0.013	<0.0000050	<0.00020	0.000049	<0.000010	0.034	<0.0020
22/02/2024	39	0.086	<0.000010	-	<0.00040	0.00010	<0.0030	0.33	0.028	0.00032	<0.000050	0.050	0.010	0.000011	<0.00020	0.0010	<0.000010	0.036	<0.0020
29/02/2024	40	0.068	<0.000010	-	0.00040	0.00030	<0.0030	0.28	0.036	0.00034	<0.000050	0.040	0.0090	<0.0000050	<0.00020	0.00012	<0.000010	0.042	<0.0020
03/07/2024	41	0.068	<0.000010	-	<0.00040	0.00010	<0.0030	0.32	0.031	0.00026	<0.000050	0.040	0.0092	<0.0000050	<0.00020	0.000029	0.000020	0.048	<0.0020
14/03/2024	42	0.061	<0.000010	-	0.00040	<0.00010	0.0030	0.28	0.032	0.00029	<0.000050	0.040	0.0079	<0.0000050	<0.00020	0.000022	<0.000010	0.052	<0.0020
21/03/2024	43	0.067	<0.000010	-	<0.00040	<0.00010	<0.0030	0.34	0.032	0.00033	<0.000050	0.060	0.0086	<0.0000050	<0.00020	0.000012	<0.000010	0.056	<0.0020
28/03/2024	44	0.058	<0.000010	-	<0.00040	0.00020	<0.0030	0.26	0.027	0.00043	<0.000050	0.050	0.0076	<0.0000050	<0.00020	0.000067	<0.000010	0.037	<0.0020
04/04/2024	45	-	-	-	-	-	-	-	-	-	-	-	-	-	-	-	-	-	-
04/11/2024	46	0.055	<0.000010	-	<0.00040	0.00020	<0.0030	0.27	0.043	0.00032	<0.000050	0.030	0.0082	<0.0000050	<0.00020	0.000014	0.000010	0.051	<0.0020
18/04/2024	47	-	-	-	-	-	-	-	-	-	-	-	-	-	-	-	-	-	-
25/04/2024	48	0.060	<0.000010	-	<0.00040	0.00010	<0.0030	0.28	0.045	0.00028	<0.000050	0.060	0.0083	0.0000050	<0.00020	0.000019	<0.000010	0.045	<0.0020
05/02/2024	49	-	-	-	-	-	-	-	-	-	-	-	-	-	-	-	-	-	-
05/09/2024	50	0.052	<0.000010	-	<0.00040	<0.00010	0.0030	0.27	0.034	0.00023	<0.000050	0.050	0.0066	<0.0000050	<0.00020	0.000027	0.000010	0.047	<0.0020
16/05/2024	51	-	-	-	-	-	-	-	-	-	-	-	-	-	-	-	-	-	-
23/05/2024	52	0.048	<0.000010	-	0.00040	0.00010	<0.0030	0.27	0.032	0.00021	<0.000050	0.050	0.0070	<0.0000050	0.00030	0.000025	0.000040	0.052	<0.0020
30/05/2024	53	-	-	-	-	-	-	-	-	-	-	-	-	-	-	-	-	-	-
06/06/2024	54	0.056	<0.000010	-	0.028	0.00020	0.0040	0.35	0.030	0.00027	<0.000050	0.060	0.0078	<0.0000050	<0.00020	0.000010	<0.000010	0.051	<0.0020
13/06/2024	55	-	-	-	-	-	-	-	-	-	-	-	-	-	-	-	-	-	-
20/06/2024	56	0.063	<0.000010	-	<0.00040	0.00030	<0.0030	0.32	0.033	0.00032	<0.000050	0.050	0.0088	<0.0000050	<0.00020	0.0000040	<0.000010	0.043	<0.0020
27/06/2024	57	-	-	-	-	-	-	-	-	-	-	-	-	-	-	-	-	-	-
07/04/2024	58	0.060	<0.000010	-	<0.00040	0.00050	<0.0030	0.36	0.028	0.00037	<0.000050	0.060	0.0081	<0.0000050	<0.00020	0.0000040	<0.000010	0.039	<0.0020
07/11/2024	59	-	-	-	-	-	-	-	-	-	-	-	-	-	-	-	-	-	-
18/07/2024	60	0.058	<0.000010	-	0.00060	0.00020	0.0060	0.37	0.023	0.00035	<0.000050	0.10	0.0069	<0.0000050	<0.00020	0.0000050	<0.000010	0.030	<0.0020
25/07/2024	61	-	-	-	-	-	-	-	-	-	-	-	-	-	-	-	-	-	-
08/01/2024	62	0.056	<0.000010	-	0.00080	0.00020	<0.0030	0.35	0.029	0.00033	<0.000050	0.050	0.0068	0.0000050	<0.00020	0.0000030	<0.000010	0.044	<0.0020
08/08/2024	63	-	-	-	-	-	-	-	-	-	-	-	-	-	-	-	-	-	-
15/08/2024	64	0.056	0.000010	-	<0.00040	0.00040	0.0070	0.33	0.030	0.00036	<0.000050	0.080	0.0064	<0.0000050	<0.00020	0.0000080	<0.000010	0.043	<0.0020
22/08/2024	65	-	-	-	-	-	-	-	-	-	-	-	-	-	-	-	-	-	-
29/08/2024	66	0.049	<0.000010	-	<0.00040	<0.00010	0.0040	0.34	0.028	0.00029	<0.000050	0.050	0.0055	<0.0000050	<0.00020	0.0000090	<0.000010	0.041	<0.0020
09/05/2024	67	-	-	-	-	-	-	-	-	-	-	-	-	-	-	-	-	-	-
09/12/2024	68	0.045	<0.000010	-	<0.00040	<0.00010	<0.0030	0.30	0.034	0.00025	0.000060	0.050	0.0051	<0.0000050	<0.00020	0.000012	<0.000010	0.057	<0.0020

Table D-1: Mine Rock Humidity Cell Testing Results (HC-1)

Sample Date	Week Number	Magnesium (Mg)	Mercury (Hg)	Ultra Trace Mercury (Hg)	Molybdenum (Mo)	Nickel (Ni)	Phosphorus (P)	Potassium (K)	Lead (Pb)	Selenium (Se)	Silver (Ag)	Sodium (Na)	Strontium (Sr)	Thallium (Tl)	Tungsten (W)	Uranium (U)	Vanadium (V)	Zinc (Zn)	Zirconium (Zr)
Units:	-	mg/L	mg/L	mg/L	mg/L	mg/L	mg/L	mg/L	mg/L	mg/L	mg/L	mg/L	mg/L	mg/L	mg/L	mg/L	mg/L	mg/L	mg/L
19/09/2024	69	-	-	-	-	-	-	-	-	-	-	-	-	-	-	-	-	-	-
26/09/2024	70	0.050	<0.000010	-	<0.00040	0.00010	<0.0030	0.28	0.028	0.00027	<0.000050	0.050	0.0055	0.0000060	<0.00020	0.00083	0.000010	0.056	<0.0020
10/03/2024	71	-	-	-	-	-	-	-	-	-	-	-	-	-	-	-	-	-	-
10/10/2024	72	0.041	<0.000010	-	<0.00040	<0.00010	<0.0030	0.29	0.029	0.00020	<0.000050	0.080	0.0049	0.000023	<0.00020	0.0000090	<0.000010	0.057	<0.0020
17/10/2024	73	-	-	-	-	-	-	-	-	-	-	-	-	-	-	-	-	-	-
24/10/2024	74	0.043	<0.000010	-	<0.00040	0.00010	<0.0030	0.28	0.032	0.00016	<0.000050	0.050	0.0053	<0.0000050	<0.00020	0.0000040	<0.000010	0.064	<0.0020
31/10/2024	75	-	-	-	-	-	-	-	-	-	-	-	-	-	-	-	-	-	-
11/07/2024	76	0.041	<0.000010	-	<0.00040	<0.00010	0.010	0.29	0.030	0.00022	<0.000050	0.080	0.0052	<0.0000050	<0.00020	0.0000050	0.000010	0.065	<0.0020
14/11/2024	77	-	-	-	-	-	-	-	-	-	-	-	-	-	-	-	-	-	-
21/11/2024	78	0.038	<0.000010	-	<0.00040	0.0013	0.0070	0.27	0.032	0.00020	<0.000050	0.060	0.0051	<0.0000050	<0.00020	0.0000060	<0.000010	0.084	<0.0020
28/11/2024	79	-	-	-	-	-	-	-	-	-	-	-	-	-	-	-	-	-	-
12/05/2024	80	0.038	<0.000010	-	<0.00040	<0.00010	<0.0030	0.26	0.026	0.00020	<0.000050	0.050	0.0051	0.0000060	<0.00020	0.0000030	<0.000010	0.079	<0.0020
12/12/2024	81	-	-	-	-	-	-	-	-	-	-	-	-	-	-	-	-	-	-
19/12/2024	82	0.043	<0.000010	-	<0.00040	0.00020	<0.0030	0.30	0.021	0.00020	<0.000050	0.050	0.0053	<0.0000050	<0.00020	0.0000020	<0.000010	0.075	<0.0020
27/12/2024	83	-	-	-	-	-	-	-	-	-	-	-	-	-	-	-	-	-	-
01/02/2025	84	0.042	<0.000010	-	<0.00040	0.00010	<0.0030	0.30	0.023	0.00021	<0.000050	0.070	0.0050	0.0000070	<0.00020	0.0000030	0.000020	0.082	<0.0020
01/09/2025	85	-	-	-	-	-	-	-	-	-	-	-	-	-	-	-	-	-	-
16/01/2024	86	0.043	<0.000010	-	<0.00040	<0.00010	<0.0030	0.27	0.018	0.00023	<0.000050	0.050	0.0056	<0.0000050	<0.00020	0.0000020	<0.000010	0.078	<0.0020
23/01/2025	87	-	-	-	-	-	-	-	-	-	-	-	-	-	-	-	-	-	-
30/01/2025	88	0.042	<0.000010	-	<0.00040	<0.00010	<0.0030	0.30	0.022	0.00026	<0.000050	0.070	0.0057	0.0000090	<0.00020	0.0000070	<0.000010	0.082	<0.0020
02/06/2025	89	-	-	-	-	-	-	-	-	-	-	-	-	-	-	-	-	-	-
13/02/2025	90	0.042	<0.000010	-	<0.00040	<0.00010	<0.0030	0.30	0.025	0.00026	<0.000050	0.070	0.0055	0.0000050	<0.00020	0.0000030	<0.000010	0.087	<0.0020
20/02/2025	91	-	-	-	-	-	-	-	-	-	-	-	-	-	-	-	-	-	-
27/02/2025	92	0.035	<0.000010	-	<0.00040	0.00040	<0.0030	0.26	0.026	0.00020	<0.000050	0.070	0.0045	<0.0000050	<0.00020	0.0000040	<0.000010	0.083	<0.0020
03/06/2025	93	-	-	-	-	-	-	-	-	-	-	-	-	-	-	-	-	-	-
13/03/2025	94	0.040	<0.000010	-	<0.00040	0.00010	<0.0030	0.27	0.025	0.00022	<0.000050	0.060	0.0045	<0.0000050	<0.00020	0.0000030	<0.000010	0.075	<0.0020
20/03/2025	95	-	-	-	-	-	-	-	-	-	-	-	-	-	-	-	-	-	-
27/03/2025	96	0.037	<0.000010	-	<0.00040	<0.00010	<0.0030	0.26	0.023	0.00024	<0.000050	0.060	0.0048	<0.0000050	<0.00020	0.0000050	<0.000010	0.099	<0.0020
04/03/2025	97	-	-	-	-	-	-	-	-	-	-	-	-	-	-	-	-	-	-
04/10/2025	98	0.036	<0.000010	-	<0.00040	<0.00010	<0.0030	0.25	0.021	0.00024	<0.000050	0.080	0.0048	<0.0000050	<0.00020	0.000021	<0.000010	0.091	<0.0020
17/04/2025	99	-	-	-	-	-	-	-	-	-	-	-	-	-	-	-	-	-	-
24/04/2025	100	0.033	<0.000010	-	<0.00040	0.00010	<0.0030	0.26	0.021	0.00020	<0.000050	0.050	0.0041	0.0000060	<0.00020	0.000093	<0.000010	0.10	<0.0020
05/01/2025	101	-	-	0.00000026	-	-	-	-	-	-	-	-	-	-	-	-	-	-	-
05/08/2025	102	0.027	<0.000010	0.00000030	<0.00040	<0.00010	<0.0030	0.22	0.021	0.00016	<0.000050	0.050	0.0039	<0.0000050	<0.00020	0.0000050	<0.000010	0.10	<0.0020
15/05/2025	103	-	-	0.00000030	-	-	-	-	-	-	-	-	-	-	-	-	-	-	-
22/05/2025	104	0.030	<0.000010	0.00000033	<0.00040	<0.00010	<0.0030	0.20	0.024	0.00019	<0.000050	0.060	0.0040	<0.0000050	<0.00020	0.0000030	0.000010	0.11	<0.0020
29/05/2025	105	-	-	0.00000028	-	-	-	-	-	-	-	-	-	-	-	-	-	-	-
06/05/2025	106	0.032	<0.000010	-	<0.00040	<0.00010	<0.0030	0.22	0.020	0.00015	<0.000050	0.060	0.0041	<0.0000050	<0.00020	0.000038	<0.000010	0.11	<0.0020
06/12/2025	107	-	-	-	-	-	-	-	-	-	-	-	-	-	-	-	-	-	-
19/06/2025	108	0.030	<0.000010	-	<0.00040	0.00020	<0.0030	0.22	0.023	0.00016	<0.000050	0.070	0.0037	<0.0000050	<0.00020	0.0000040	<0.000010	0.13	<0.0020
26/06/2025	109	-	-	-	-	-	-	-	-	-	-	-	-	-	-	-	-	-	-

Table D-2: Mine Rock Humidity Cell Testing Results (HC-2)

Sample Date	Week Number	Leachate Volume Recovered	pH	Electrical Conductivity	Alkalinity (to pH 4.5)	Acidity (to pH 8.3)	Sulphate	Fluoride	Chloride	Aluminum (Al)	Antimony (Sb)	Arsenic (As)	Beryllium (Be)	Boron (B)	Cadmium (Cd)	Calcium (Ca)	Chromium (Cr)	Cobalt (Co)	Copper (Cu)	Iron (Fe)
Units:	-	mL	pH Units	µS/cm	mg CaCO3/L	mg CaCO3/L	mg/L	mg/L	mg/L	mg/L	mg/L	mg/L	mg/L	mg/L	mg/L	mg/L	mg/L	mg/L	mg/L	mg/L
25/05/2023	0	774	8.2	77	15	<2.0	10	<0.060	4.0	0.072	0.0019	0.029	<0.0000070	0.0030	0.0000050	7.2	<0.000080	0.000082	0.0074	0.0070
06/01/2023	1	1001	8.0	47	21	<2.0	3.0	<0.060	<1.0	0.042	0.0062	0.038	<0.0000070	0.0070	0.0000060	6.5	<0.000080	0.000070	0.0049	<0.0070
06/08/2023	2	1006	7.6	40	17	<2.0	<2.0	<0.060	<1.0	0.045	0.0048	0.030	<0.0000070	0.0030	<0.0000030	5.3	<0.000080	0.000043	0.0022	<0.0070
15/06/2023	3	995	7.9	40	17	<2.0	<2.0	<0.060	<1.0	0.047	0.0037	0.026	<0.0000070	<0.0020	0.0000030	5.7	<0.000080	0.000049	0.0015	<0.0070
22/06/2023	4	1004	7.9	34	16	<2.0	<2.0	<0.060	<1.0	0.046	0.0026	0.024	<0.0000070	<0.0020	0.0000060	5.5	<0.000080	0.000043	0.0011	<0.0070
29/06/2023	5	1009	7.6	36	15	<2.0	2.0	<0.060	<1.0	0.047	0.0026	0.023	<0.0000070	<0.0020	0.0000030	5.3	0.00010	0.000034	0.00090	<0.0070
07/06/2023	6	1017	7.8	32	15	<2.0	<2.0	<0.060	<1.0	0.045	0.0019	0.020	<0.0000070	<0.0020	0.000036	5.6	<0.000080	0.000042	0.0013	0.015
13/07/2023	7	1005	7.7	32	13	<2.0	2.0	<0.060	<1.0	0.049	0.0016	0.019	<0.0000070	<0.0020	0.0000050	5.3	<0.000080	0.000031	0.00070	<0.0070
20/07/2023	8	1005	7.9	34	15	<2.0	<2.0	<0.060	<1.0	0.054	0.0015	0.020	<0.0000070	<0.0020	0.0000080	5.2	<0.000080	0.000046	0.00060	0.22
27/07/2023	9	1006	7.7	29	14	<2.0	<2.0	<0.060	<1.0	0.053	0.0013	0.015	<0.0000070	<0.0020	0.0000070	5.0	0.000090	0.000034	0.00060	0.029
08/03/2023	10	1026	7.6	30	12	<2.0	<2.0	<0.060	<1.0	0.050	0.0011	0.014	<0.0000070	<0.0020	0.0000030	5.1	0.000090	0.000040	0.00060	0.037
08/10/2023	11	1019	7.7	29	12	<2.0	<2.0	<0.060	<1.0	0.050	0.0012	0.013	<0.0000070	<0.0020	0.0000070	5.2	<0.000080	0.000059	0.00060	<0.0070
17/08/2023	12	1010	7.9	30	13	<2.0	<2.0	<0.060	<1.0	0.052	0.0010	0.013	<0.0000070	<0.0020	0.0000060	4.9	0.00011	0.000024	0.00040	<0.0070
24/08/2023	13	1014	7.7	28	13	<2.0	<2.0	<0.060	<1.0	0.057	0.0010	0.013	<0.0000070	<0.0020	0.0000070	5.0	<0.000080	0.000030	0.00050	<0.0070
31/08/2023	14	1000	7.7	29	13	<2.0	<2.0	<0.060	<1.0	0.053	<0.00090	0.013	<0.0000070	<0.0020	0.0000050	5.0	<0.000080	0.000026	0.00050	<0.0070
09/07/2023	15	1015	7.6	31	13	<2.0	<2.0	<0.060	<1.0	0.062	0.0014	0.012	<0.0000070	<0.0020	0.000012	7.2	<0.000080	0.000036	0.0015	0.0070
14/09/2023	16	1000	7.9	30	12	<2.0	<2.0	<0.060	<1.0	0.063	0.0010	0.014	<0.0000070	<0.0020	0.0000090	5.1	<0.000080	0.000029	0.0010	<0.0070
21/09/2023	17	988	7.3	24	10	<2.0	<2.0	<0.060	<1.0	0.058	<0.00090	0.0093	<0.0000070	<0.0020	0.0000060	4.0	<0.000080	0.000020	0.00050	0.010
28/09/2023	18	970	7.9	25	10	<2.0	<2.0	<0.060	<1.0	0.058	<0.00090	0.011	<0.0000070	<0.0020	0.0000050	4.2	<0.000080	0.000022	0.0010	<0.0070
10/05/2023	19	998	7.4	27	12	<2.0	<2.0	<0.060	<1.0	0.060	<0.00090	0.011	<0.0000070	<0.0020	0.0000060	4.7	<0.000080	0.000022	0.00060	<0.0070
10/12/2023	20	1009	7.5	30	13	<2.0	<2.0	<0.060	<1.0	0.051	<0.00090	0.011	<0.0000070	<0.0020	0.000012	5.2	<0.000080	0.000022	0.00060	<0.0070
19/10/2023	21	1012	7.2	32	13	<2.0	<2.0	<0.060	<1.0	0.052	<0.00090	0.0096	<0.0000070	<0.0020	0.0000070	4.7	0.00018	0.000023	0.00060	<0.0070
26/10/2023	22	1000	7.4	29	11	<2.0	<2.0	<0.060	<1.0	0.053	<0.00090	0.0097	<0.0000070	<0.0020	0.0000050	4.7	<0.000080	0.000028	0.00020	<0.0070
11/02/2023	23	1001	7.5	26	11	<2.0	2.0	<0.060	<1.0	0.053	<0.00090	0.0090	<0.0000070	<0.0020	0.0000060	5.0	<0.000080	0.000032	<0.00020	<0.0070
11/09/2023	24	1018	7.5	26	10	<2.0	2.0	<0.060	<1.0	0.056	<0.00090	0.010	<0.0000070	<0.0020	0.0000070	5.1	<0.000080	0.000029	0.00020	<0.0070
16/11/2023	25	1007	7.6	26	10	<2.0	<2.0	<0.060	<1.0	0.044	<0.00090	0.0084	<0.0000070	<0.0020	0.0000090	3.7	<0.000080	0.000042	0.00040	<0.0070
23/11/2023	26	1012	7.8	30	11	<2.0	<2.0	<0.060	<1.0	0.050	<0.00090	0.0088	0.0000080	<0.0020	0.0000060	5.1	<0.000080	0.000042	<0.00020	<0.0070
30/11/2023	27	1003	7.4	29	11	<2.0	<2.0	<0.060	<1.0	0.051	<0.00090	0.0092	<0.0000070	<0.0020	0.0000080	5.4	<0.000080	0.000046	0.00030	<0.0070
12/07/2023	28	1005	7.5	27	11	<2.0	2.0	<0.060	<1.0	0.054	<0.00090	0.0097	<0.0000070	<0.0020	0.0000050	4.6	<0.000080	0.000061	<0.00020	<0.0070
14/12/2023	29	981	7.4	30	11	<2.0	<2.0	<0.060	<1.0	0.046	<0.00090	0.0090	<0.0000070	<0.0020	0.0000090	4.5	<0.000080	0.000049	0.00050	<0.0070
21/12/2023	30	992	7.2	29	11	<2.0	2.0	<0.060	<1.0	0.055	<0.00090	0.0096	<0.0000070	<0.0020	0.0000080	4.6	<0.000080	0.000040	<0.00020	<0.0070
28/12/2023	31	1016	7.5	28	10	<2.0	3.0	<0.060	<1.0	0.037	<0.00090	0.0097	<0.0000070	<0.0020	0.0000060	5.3	<0.000080	0.000041	<0.00020	<0.0070
01/04/2024	32	1007	7.6	27	10	<2.0	<2.0	<0.060	<1.0	0.049	<0.00090	0.0086	<0.0000070	<0.0020	0.0000030	5.1	<0.000080	0.000030	0.00020	<0.0070
01/11/2024	33	1029	7.2	29	9.0	<2.0	2.0	<0.060	<1.0	0.053	<0.00090	0.0091	<0.0000070	<0.0020	0.0000080	4.7	<0.000080	0.000035	0.00030	<0.0070
18/01/2024	34	1001	7.4	30	10	<2.0	2.0	<0.060	<1.0	0.057	<0.00090	0.0096	<0.0000070	<0.0020	0.0000080	4.8	<0.000080	0.000047	0.00020	<0.0070
25/01/2024	35	1016	7.4	32	12	<2.0	3.0	<0.060	<1.0	0.064	<0.00090	0.0098	<0.0000070	<0.0020	0.0000070	5.0	<0.000080	0.000035	<0.0020	0.031
02/01/2024	36	999	7.5	30	11	<2.0	3.0	<0.060	<1.0	0.059	<0.00090	0.0094	<0.0000070	<0.0020	0.0000070	5.3	<0.000080	0.000032	<0.0020	<0.0070
02/08/2024	37	1001	7.5	29	11	<2.0	3.0	<0.060	<1.0	0.067	<0.00090	0.011	<0.0000070	<0.0020	0.0000070	5.2	<0.000080	0.000042	<0.0020	<0.0070
15/02/2024	38	1017	7.6	29	11	<2.0	3.0	<0.060	<1.0	0.059	<0.00090	0.010	<0.0000070	<0.0020	0.0000090	4.9	<0.000080	0.000033	<0.0010	<0.0070
22/02/2024	39	1000	7.6	33	12	<2.0	2.0	<0.060	<1.0	0.061	<0.00090	0.010	<0.0000070	<0.0020	0.0000070	5.7	<0.000080	0.000043	<0.0010	<0.0070
29/02/2024	40	999	7.7	28	13	<2.0	2.0	<0.060	<1.0	0.066	<0.00090	0.0099	<0.0000070	<0.0020	0.0000080	4.8	<0.000080	0.000070	0.0010	0.024
03/07/2024	41	1002	7.4	29	11	<2.0	3.0	<0.060	<1.0	0.055	<0.00090	0.0091	<0.0000070	<0.0020	0.0000080	5.1	<0.000080	0.000042	<0.0010	<0.0070
14/03/2024	42	1009	7.8	30	12	<2.0	3.0	<0.060	<1.0	0.052	<0.00090	0.0089	<0.0000070	<0.0020	0.0000070	4.9	<0.000080	0.000044	<0.0010	<0.0070
21/03/2024	43	1014	7.5	32	12	<2.0	3.0	<0.060	<1.0	0.057	<0.00090	0.0093	<0.0000070	<0.0020	0.0000060	5.4	<0.000080	0.000041	<0.0010	<0.0070
28/03/2024	44	1002	8.0	30	12	<2.0	3.0	<0.060	<1.0	0.056	<0.00090	0.0094	<0.0000070	<0.0020	0.0000070	5.2	<0.000080	0.000044	<0.0010	<0.0070
04/04/2024	45	1007	7.6	30	12	<2.0	3.0	-	-	-	-	-	-	-	-	-	-	-	-	-
04/11/2024	46	1004	7.7	30	12	<2.0	2.0	-	-	0.057	<0.00090	0.0092	<0.0000070	<0.0020	0.0000070	5.4	<0.000080	0.000045	<0.0010	<0.0070
18/04/2024	47	1006	7.4	31	12	<2.0	2.0	-	-	-	-	-	-	-	-	-	-	-	-	-
25/04/2024	48	1013	7.5	32	11	<2.0	2.0	-	-	0.058	<0.00090	0.0094	<0.0000070	<0.0020	0.0000080	5.1	<0.000080	0.000036	<0.0010	<0.0070
05/02/2024	49	1003	7.5	31	11	<2.0	3.0	-	-	-	-	-	-	-	-	-	-	-	-	-
05/09/2024	50	1016	7.6	30	13	<2.0	3.0	-	-	0.063	<0.00090	0.0098	<0.0000070	<0.0020	0.0000080	5.3	<0.000080	0.000043	<0.0010	<0.0070
16/05/2024	51	1001	7.5	27	11	<2.0	3.0	-	-	-	-	-	-	-	-	-	-	-	-	-
23/05/2024	52	994	7.6	26	12	<2.0	3.0	-	-	0.051	<0.00090	0.0082	<0.0000070	<0.0020	0.000010	4.7	<0.000080	0.000032	<0.0010	<0.0070
30/05/2024	53	1016	7.5	30	12	<2.0	3.0	-	-	-	-	-	-	-	-	-	-	-	-	-
06/06/2024	54	1001	7.6	31	12	<2.0	3.0	-	-	0.063	<0.00090	0.011	<0.0000070	<0.0020	0.000017	6.1	<0.000080	0.000038	<0.0010	<0.0070
13/06/2024	55	948	7.6	30	11	<2.0	2.0	-	-	-	-	-	-	-	-	-	-	-	-	-
20/06/2024	56	944	7.5	27	10	<2.0	1.5	-	-	0.067	<0.00090	0.011	<0.0000070	<0.0020	0.0000060	4.2	<0.000080	0.000020	<0.0010	<0.0070
27/06/2024	57	956	7.5	26	11	<2.0	1.4	-	-	-	-	-	-	-	-	-	-	-	-	-
07/04/2024	58	930	7.4	28	11	<2.0	1.2	-	-	0.076	<0.00090	0.011	<0.0000070	<0.0020	0.0000070	4.6	<0.000080	0.000023	<0.0010	<0.0070
07/11/2024	59	1001	7.5	32	13	<2.0	1.7	-	-	-	-	-	-	-	-	-	-	-	-	-
18/07/2024	60	936	8.1	33	14	<2.0	1.5	-	-	0.088	<0.00090	0.013	<0.0000070	<0.0020	0.000013	5.2	<0.000080	0.000022	<0.0010	<0.0070
25/07/2024	61	977	7.6	30	12	<2.0	1.5	-	-	-	-	-	-	-	-	-	-	-	-	-
08/01/2024	62	971	7.3	32	12	<2.0	1.9	-	-	0.079	<0.00090	0.012	<0.0000070	<0.0020	0.0000060	5.3	<0.000080	0.000023	<0.0010	<0.0070
08/08/2024	63	1008	7.6	29	13	<2.0	2.0	-	-	-	-	-	-	-	-	-	-	-	-	-
15/08/2024	64	994	7.6	29	12	<2.0	2.1	-	-	0.061	<0.00090	0.011	<0.0000070	<0.0020	0.0000090	5.3	0.000090	0.000062	<0.0010	<0.0070
22/08/2024	65	1007	7.6	34	12	<2.0	2.7	-	-	-	-	-	-	-	-	-	-	-	-	-
29/08/2024	66	1004	7.6	37	13	<2.0	2.6	-	-	0.057	<0.00090	0.012	<0.0000070	<0.0020	0.0000030	5.3	<0.000080	0.000027	<0.0010	<0.0070
09/05/2024	67	1011	7.6	37	14	<2.0	3.0	-	-	-	-	-	-	-	-	-	-	-	-	-
09/12/2024	68	1013	7.7	40	14	<2.0	3.2	-	-	0.066	<0.00090	0.012	<0.0000070	<0.0020	0.0000090	6.7	<0.000080	0.000028	<0.0010	<0.0070

Table D-2: Mine Rock Humidity Cell Testing Results (HC-2)

Sample Date	Week Number	Leachate Volume Recovered	pH	Electrical Conductivity	Alkalinity (to pH 4.5)	Acidity (to pH 8.3)	Sulphate	Fluoride	Chloride	Aluminum (Al)	Antimony (Sb)	Arsenic (As)	Beryllium (Be)	Boron (B)	Cadmium (Cd)	Calcium (Ca)	Chromium (Cr)	Cobalt (Co)	Copper (Cu)	Iron (Fe)
Units:	-	mL	pH Units	µS/cm	mg CaCO3/L	mg CaCO3/L	mg/L	mg/L	mg/L	mg/L	mg/L	mg/L	mg/L	mg/L	mg/L	mg/L	mg/L	mg/L	mg/L	mg/L
19/09/2024	69	1010	7.5	33	16	<2.0	3.0	-	-	-	-	-	-	-	-	-	-	-	-	-
26/09/2024	70	1005	7.7	36	13	<2.0	3.4	-	-	0.066	<0.00090	0.012	<0.0000070	<0.0020	0.0000090	5.8	<0.000080	0.000029	<0.0010	<0.0070
10/03/2024	71	1004	7.5	34	13	<2.0	3.3	-	-	-	-	-	-	-	-	-	-	-	-	-
10/10/2024	72	1001	7.1	32	13	<2.0	3.5	-	-	0.057	<0.00090	0.011	<0.0000070	<0.0020	0.0000080	5.7	<0.000080	0.000025	<0.0010	<0.0070
17/10/2024	73	1028	7.5	37	14	<2.0	4.1	-	-	-	-	-	-	-	-	-	-	-	-	-
24/10/2024	74	1021	7.4	40	13	<2.0	3.9	-	-	0.056	<0.00090	0.011	<0.0000070	<0.0020	0.0000070	6.1	<0.000080	0.000033	<0.0010	<0.0070
31/10/2024	75	1011	7.5	36	12	<2.0	3.8	-	-	-	-	-	-	-	-	-	-	-	-	-
11/07/2024	76	1016	7.5	39	14	<2.0	3.9	-	-	0.061	<0.00090	0.012	<0.0000070	<0.0020	0.0000070	6.3	<0.000080	0.000038	<0.0010	<0.0070
14/11/2024	77	1007	7.4	40	13	<2.0	4.0	-	-	-	-	-	-	-	-	-	-	-	-	-
21/11/2024	78	1010	7.1	40	13	<2.0	4.0	-	-	0.072	<0.00090	0.013	<0.0000070	<0.0020	0.0000070	6.6	0.00020	0.000083	<0.0010	<0.0070
28/11/2024	79	1006	7.2	36	13	<2.0	4.1	-	-	-	-	-	-	-	-	-	-	-	-	-
12/05/2024	80	1033	7.2	40	13	<2.0	4.2	-	-	0.052	<0.00090	0.012	<0.0000070	<0.0020	0.0000090	6.3	<0.000080	0.000030	<0.0010	<0.0070
12/12/2024	81	1022	7.0	36	14	<2.0	4.3	-	-	-	-	-	-	-	-	-	-	-	-	-
19/12/2024	82	1031	7.0	37	15	<2.0	4.3	-	-	0.057	<0.00090	0.012	<0.0000070	<0.0020	0.0000070	6.6	<0.000080	0.000034	<0.0010	<0.0070
27/12/2024	83	1010	7.1	46	11	<2.0	5.4	-	-	-	-	-	-	-	-	-	-	-	-	-
01/02/2025	84	1028	7.2	43	12	<2.0	4.0	-	-	0.067	<0.00090	0.014	<0.0000070	<0.0020	0.000013	6.8	<0.000080	0.000029	<0.0010	<0.0070
01/09/2025	85	1021	7.2	41	13	<2.0	4.4	-	-	-	-	-	-	-	-	-	-	-	-	-
16/01/2024	86	1014	7.6	41	14	<2.0	4.8	-	-	0.058	<0.00090	0.012	<0.0000070	<0.0020	0.000012	6.9	<0.000080	0.000032	<0.0010	<0.0070
23/01/2025	87	1019	7.3	42	14	<2.0	4.6	-	-	-	-	-	-	-	-	-	-	-	-	-
30/01/2025	88	993	7.2	37	15	<2.0	4.9	-	-	0.071	<0.00090	0.016	<0.0000070	<0.0020	0.000013	6.2	<0.000080	0.000014	<0.0010	<0.0070
02/06/2025	89	1021	7.8	47	15	<2.0	5.2	-	-	-	-	-	-	-	-	-	-	-	-	-
13/02/2025	90	1016	7.1	41	16	<2.0	5.4	-	-	0.071	<0.00090	0.015	<0.0000070	<0.0020	0.000010	7.2	<0.000080	0.000027	0.0020	<0.0070
20/02/2025	91	1021	7.1	41	17	<2.0	5.3	-	-	-	-	-	-	-	-	-	-	-	-	-
27/02/2025	92	1012	7.3	39	13	<2.0	5.1	-	-	0.066	<0.00090	0.015	<0.0000070	<0.0020	0.000011	6.6	<0.000080	0.000027	<0.0010	<0.0070
03/06/2025	93	1019	7.5	40	13	<2.0	4.6	-	-	-	-	-	-	-	-	-	-	-	-	-
13/03/2025	94	1024	7.1	36	15	<2.0	4.6	-	-	0.067	<0.00090	0.015	<0.0000070	<0.0020	0.0000090	6.4	<0.000080	0.000026	<0.0010	<0.0070
20/03/2025	95	1028	7.2	40	16	<2.0	4.5	-	-	-	-	-	-	-	-	-	-	-	-	-
27/03/2025	96	1010	7.6	41	13	<2.0	5.0	-	-	0.065	<0.00090	0.015	<0.0000070	<0.0020	0.0000070	7.1	<0.000080	0.000025	<0.0010	<0.0070
04/03/2025	97	1028	7.5	40	13	<2.0	4.4	-	-	-	-	-	-	-	-	-	-	-	-	-
04/10/2025	98	1019	7.1	38	15	<2.0	4.7	-	-	0.056	<0.00090	0.015	<0.0000070	<0.0020	0.0000070	6.8	<0.000080	0.000026	<0.0010	<0.0070
17/04/2025	99	1020	7.3	40	13	<2.0	4.8	-	-	-	-	-	-	-	-	-	-	-	-	-
24/04/2025	100	1012	7.6	43	13	<2.0	5.0	-	-	0.055	<0.00090	0.013	<0.0000070	<0.0020	0.0000070	6.9	<0.000080	0.000031	<0.0010	<0.0070
05/01/2025	101	1014	6.9	38	13	<2.0	5.6	-	-	-	-	-	-	-	-	-	-	-	-	-
05/08/2025	102	1036	7.5	45	14	<2.0	4.8	-	-	0.057	<0.00090	0.013	<0.0000070	<0.0020	0.0000090	6.7	<0.000080	0.000028	<0.0010	<0.0070
15/05/2025	103	1029	7.0	38	13	<2.0	5.1	-	-	-	-	-	-	-	-	-	-	-	-	-
22/05/2025	104	1020	6.9	37	18	<2.0	4.7	-	-	0.057	<0.00090	0.015	<0.0000070	<0.0020	0.000012	6.3	<0.000080	0.000029	<0.0010	<0.0070
29/05/2025	105	1023	7.1	38	16	<2.0	5.0	-	-	-	-	-	-	-	-	-	-	-	-	-
06/05/2025	106	1005	7.0	36	15	<2.0	5.1	-	-	0.057	<0.00090	0.014	<0.0000070	<0.0020	0.000010	7.2	<0.000080	0.000020	<0.0010	<0.0070
06/12/2025	107	1035	6.9	37	14	<2.0	4.5	-	-	-	-	-	-	-	-	-	-	-	-	-
19/06/2025	108	1023	7.8	36	13	<2.0	4.4	-	-	0.051	<0.00090	0.014	<0.0000070	<0.0020	0.0000070	6.8	<0.000080	0.000028	<0.0010	<0.0070
26/06/2025	109	1029	7.9	36	13	<2.0	5.2	-	-	-	-	-	-	-	-	-	-	-	-	-

Table D-2: Mine Rock Humidity Cell Testing Results (HC-2)

Sample Date	Week Number	Magnesium (Mg)	Mercury (Hg)	Ultra Trace Mercury (Hg)	Molybdenum (Mo)	Nickel (Ni)	Phosphorus (P)	Potassium (K)	Lead (Pb)	Selenium (Se)	Silver (Ag)	Sodium (Na)	Strontium (Sr)	Thallium (Tl)	Tungsten (W)	Uranium (U)	Vanadium (V)	Zinc (Zn)	Zirconium (Zr)
Units:	-	mg/L	mg/L	mg/L	mg/L	mg/L	mg/L	mg/L	mg/L	mg/L	mg/L	mg/L	mg/L	mg/L	mg/L	mg/L	mg/L	mg/L	mg/L
25/05/2023	0	1.1	<0.000010	-	0.00067	0.0012	0.015	2.5	0.00038	0.0089	<0.000050	4.5	0.038	0.0000080	0.00094	0.00069	0.0018	<0.0020	<0.0020
06/01/2023	1	0.70	<0.000010	-	0.00076	0.00060	0.0080	2.7	0.00032	0.014	<0.000050	1.8	0.030	0.0000060	0.0026	0.0027	0.0015	<0.0020	<0.0020
06/08/2023	2	0.44	0.000010	-	0.00055	0.00020	0.0060	2.2	0.00038	0.010	<0.000050	0.70	0.026	0.0000070	0.00097	0.0021	0.0013	<0.0020	<0.0020
15/06/2023	3	0.41	<0.000010	-	0.00041	0.00020	<0.0030	2.1	0.00040	0.011	<0.000050	0.53	0.026	0.0000060	0.00066	0.0016	0.0011	<0.0020	<0.0020
22/06/2023	4	0.31	<0.000010	-	0.0014	0.00020	<0.0030	2.1	0.00040	0.010	<0.000050	0.36	0.024	0.0000080	0.00052	0.0056	0.00097	<0.0020	<0.0020
29/06/2023	5	0.27	<0.000010	-	0.00018	0.00010	<0.0030	1.8	0.00036	0.011	<0.000050	0.27	0.024	0.0000080	0.00048	0.0011	0.00090	<0.0020	<0.0020
07/06/2023	6	0.25	<0.000010	-	0.00029	<0.00010	<0.0030	1.8	0.00043	0.011	<0.000050	0.23	0.023	0.000013	0.00040	0.0025	0.00084	0.0030	<0.0020
13/07/2023	7	0.23	<0.000010	-	0.00038	<0.00010	<0.0030	1.8	0.00039	0.012	<0.000050	0.22	0.022	0.0000090	0.00038	0.0032	0.00074	0.0020	<0.0020
20/07/2023	8	0.20	<0.000010	-	0.00040	0.00020	<0.0030	1.7	0.00040	0.011	<0.000050	0.16	0.021	0.000011	0.00032	0.0029	0.00074	0.0020	<0.0020
27/07/2023	9	0.17	<0.000010	-	0.00012	0.00020	<0.0030	1.6	0.00057	0.012	0.000070	0.15	0.020	0.0000090	0.00026	0.00071	0.00068	0.0030	<0.0020
08/03/2023	10	0.16	<0.000010	-	0.00025	0.00030	<0.0030	1.5	0.00039	0.012	0.000050	0.16	0.020	0.000014	0.00021	0.0027	0.00056	0.0020	<0.0020
08/10/2023	11	0.14	<0.000010	-	0.00031	<0.00010	<0.0030	1.6	0.00041	0.011	0.000060	0.12	0.021	0.0000090	0.00024	0.00056	0.00051	0.0030	<0.0020
17/08/2023	12	0.12	<0.000010	-	0.00015	<0.00010	<0.0030	1.5	0.00052	0.010	<0.000050	0.10	0.019	0.0000060	0.00018	0.0019	0.00057	<0.0020	<0.0020
24/08/2023	13	0.14	<0.000010	-	0.00012	<0.00010	<0.0030	1.5	0.00048	0.010	<0.000050	0.10	0.020	0.000010	0.00021	0.00050	0.00049	<0.0020	<0.0020
31/08/2023	14	0.13	<0.000010	-	0.00018	<0.00010	0.0070	1.5	0.00040	0.0091	<0.000050	0.12	0.019	0.000010	0.00018	0.00058	0.00054	<0.0020	<0.0020
09/07/2023	15	0.15	<0.000010	-	0.00041	0.00010	<0.0030	1.5	0.00041	0.0085	<0.000050	0.11	0.028	0.000010	0.00017	0.00055	0.00044	<0.0020	<0.0020
14/09/2023	16	0.12	<0.000010	-	0.00040	0.00020	<0.0030	1.5	0.00055	0.0095	0.00012	0.080	0.020	0.0000080	0.00019	0.00049	0.00055	<0.0020	<0.0020
21/09/2023	17	0.092	<0.000010	-	0.00039	<0.00010	<0.0030	1.1	0.00053	0.0054	<0.000050	0.090	0.015	0.0000070	0.000090	0.00028	0.00042	<0.0020	<0.0020
28/09/2023	18	0.10	<0.000010	-	0.00023	<0.00010	<0.0030	1.3	0.00052	0.0063	<0.000050	0.080	0.017	0.0000090	0.00013	0.00049	0.00045	<0.0020	<0.0020
10/05/2023	19	0.11	<0.000010	-	0.00015	<0.00010	<0.0030	1.3	0.00061	0.0066	<0.000050	0.080	0.019	0.000010	0.00013	0.0047	0.00044	<0.0020	<0.0020
10/12/2023	20	0.11	<0.000010	-	0.00021	0.00010	<0.0030	1.3	0.00044	0.0062	<0.000050	0.070	0.018	0.000012	0.00026	0.00081	0.00043	<0.0020	<0.0020
19/10/2023	21	0.10	<0.000010	-	0.00038	<0.00010	<0.0030	1.2	0.00037	0.0059	<0.000050	0.090	0.018	0.000011	0.00012	0.00048	0.00047	<0.0020	<0.0020
26/10/2023	22	0.099	<0.000010	-	0.00012	<0.00010	0.0030	1.3	0.00040	0.0056	<0.000050	0.070	0.018	0.000010	0.00010	0.00039	0.00036	<0.0020	<0.0020
11/02/2023	23	0.11	<0.000010	-	0.00015	<0.00010	<0.0030	1.3	0.00034	0.0053	<0.000050	0.080	0.018	0.000012	0.00025	0.00060	0.00039	<0.0020	<0.0020
11/09/2023	24	0.10	<0.000010	-	0.00026	<0.00010	<0.0030	1.3	0.00039	0.0052	<0.000050	0.10	0.018	0.000010	0.00010	0.0077	0.00041	<0.0020	<0.0020
16/11/2023	25	0.076	<0.000010	-	0.00045	0.00020	<0.0030	0.93	0.00036	0.0044	<0.000050	0.060	0.016	0.0000090	0.000060	0.014	0.00035	<0.0020	<0.0020
23/11/2023	26	0.11	<0.000010	-	0.000090	<0.00010	0.0030	1.3	0.00032	0.0047	<0.000050	0.060	0.019	0.000011	0.000080	0.00041	0.00037	<0.0020	<0.0020
30/11/2023	27	0.11	<0.000010	-	0.00074	<0.00010	<0.0030	1.4	0.00038	0.0045	<0.000050	0.060	0.020	0.000010	0.000080	0.00036	0.00036	<0.0020	<0.0020
12/07/2023	28	0.18	<0.000010	-	0.00017	<0.00010	<0.0030	1.1	0.00039	0.0045	<0.000050	0.090	0.020	0.000011	0.000090	0.00043	0.00037	<0.0020	<0.0020
14/12/2023	29	0.091	<0.000010	-	0.00041	0.00050	<0.0030	1.2	0.00022	0.0041	<0.000050	0.080	0.017	0.000013	0.000090	0.00044	0.00036	<0.0020	<0.0020
21/12/2023	30	0.087	<0.000010	-	0.012	0.00010	<0.0030	1.2	0.00029	0.0040	<0.000050	0.070	0.018	0.000011	0.000070	0.0021	0.00036	<0.0020	<0.0020
28/12/2023	31	0.097	<0.000010	-	<0.000040	0.00010	<0.0030	1.3	0.00019	0.0043	<0.000050	0.080	0.020	0.000010	0.000040	0.00026	0.000090	<0.0020	<0.0020
01/04/2024	32	0.098	<0.000010	-	0.00023	<0.00010	<0.0030	1.3	0.00029	0.0045	<0.000050	0.13	0.017	<0.0000050	0.000070	0.0012	0.00033	<0.0020	<0.0020
01/11/2024	33	0.090	<0.000010	-	0.00019	0.00020	<0.0030	1.2	0.00026	0.0037	<0.000050	0.060	0.017	0.0000080	0.00014	0.00052	0.00031	<0.0020	<0.0020
18/01/2024	34	0.10	<0.000010	-	0.0034	0.00030	<0.0030	1.2	0.00028	0.0042	<0.000050	0.070	0.018	0.000011	0.000060	0.0048	0.00033	<0.0020	<0.0020
25/01/2024	35	0.097	<0.000010	-	<0.00040	<0.00010	<0.0030	1.3	0.00069	0.0035	<0.000050	0.050	0.019	0.0000090	<0.00020	0.00031	0.00035	<0.0020	<0.0020
02/01/2024	36	0.096	<0.000010	-	<0.00040	0.00010	<0.0030	1.3	0.00044	0.0034	<0.000050	0.12	0.019	0.0000060	<0.00020	0.00083	0.00035	<0.0020	<0.0020
02/08/2024	37	0.097	<0.000010	-	<0.00040	0.00010	0.036	1.4	0.00042	0.0036	<0.000050	0.13	0.021	0.000014	<0.00020	0.00032	0.00040	<0.0020	<0.0020
15/02/2024	38	0.088	<0.000010	-	<0.00040	0.00010	<0.0030	1.2	0.00044	0.0037	<0.000050	0.070	0.019	0.000014	<0.00020	0.00051	0.00038	<0.0020	<0.0020
22/02/2024	39	0.11	<0.000010	-	<0.00040	0.00010	<0.0030	1.4	0.00039	0.0036	<0.000050	0.060	0.020	0.000013	<0.00020	0.0011	0.00035	<0.0020	<0.0020
29/02/2024	40	0.10	<0.000010	-	<0.00040	<0.00010	<0.0030	1.1	0.0016	0.0033	<0.000050	0.050	0.019	0.000013	<0.00020	0.00030	0.00039	<0.0020	<0.0020
03/07/2024	41	0.094	<0.000010	-	0.00090	0.00010	<0.0030	1.2	0.00058	0.0029	<0.000050	0.060	0.020	0.000011	<0.00020	0.00048	0.00034	<0.0020	<0.0020
14/03/2024	42	0.088	<0.000010	-	0.00040	<0.00010	0.0040	1.2	0.00052	0.0031	<0.000050	0.060	0.018	0.000011	<0.00020	0.00029	0.00028	<0.0020	<0.0020
21/03/2024	43	0.096	<0.000010	-	<0.00040	<0.00010	<0.0030	1.3	0.00040	0.0030	<0.000050	0.060	0.019	0.000013	<0.00020	0.00042	0.00033	<0.0020	<0.0020
28/03/2024	44	0.091	<0.000010	-	<0.00040	0.00010	<0.0030	1.2	0.00038	0.0030	<0.000050	0.070	0.018	0.000012	<0.00020	0.00031	0.00031	<0.0020	<0.0020
04/04/2024	45	-	-	-	-	-	-	-	-	-	-	-	-	-	-	-	-	-	-
04/11/2024	46	0.096	<0.000010	-	<0.00040	0.00010	<0.0030	1.2	0.00031	0.0030	<0.000050	0.050	0.020	0.000014	<0.00020	0.00029	0.00030	<0.0020	<0.0020
18/04/2024	47	-	-	-	-	-	-	-	-	-	-	-	-	-	-	-	-	-	-
25/04/2024	48	0.094	<0.000010	-	<0.00040	<0.00010	<0.0030	1.2	0.00030	0.0030	<0.000050	0.060	0.018	0.000013	<0.00020	0.00026	0.00031	<0.0020	<0.0020
05/02/2024	49	-	-	-	-	-	-	-	-	-	-	-	-	-	-	-	-	-	-
05/09/2024	50	0.096	<0.000010	-	<0.00040	<0.00010	0.0050	1.3	0.00031	0.0028	<0.000050	0.060	0.019	0.000014	<0.00020	0.00025	0.00033	<0.0020	<0.0020
16/05/2024	51	-	-	-	-	-	-	-	-	-	-	-	-	-	-	-	-	-	-
23/05/2024	52	0.084	<0.000010	-	<0.00040	0.00010	<0.0030	1.0	0.00028	0.0023	<0.000050	0.050	0.018	0.000010	<0.00020	0.00023	0.00025	<0.0020	<0.0020
30/05/2024	53	-	-	-	-	-	-	-	-	-	-	-	-	-	-	-	-	-	-
06/06/2024	54	0.10	<0.000010	-	0.025	0.00010	<0.0030	1.4	0.00042	0.0028	<0.000050	0.080	0.021	0.000014	<0.00020	0.00026	0.00031	<0.0020	<0.0020
13/06/2024	55	-	-	-	-	-	-	-	-	-	-	-	-	-	-	-	-	-	-
20/06/2024	56	0.093	<0.000010	-	<0.00040	0.00020	<0.0030	1.3	0.00034	0.0034	0.00012	0.070	0.017	0.0000090	<0.00020	0.00012	0.00035	<0.0020	<0.0020
27/06/2024	57	-	-	-	-	-	-	-	-	-	-	-	-	-	-	-	-	-	-
07/04/2024	58	0.097	<0.000010	-	<0.00040	0.00020	<0.0030	1.6	0.00049	0.0036	0.000070	0.080	0.017	0.0000050	<0.00020	0.00014	0.00034	<0.0020	<0.0020
07/11/2024	59	-	-	-	-	-	-	-	-	-	-	-	-	-	-	-	-	-	-
18/07/2024	60	0.12	<0.000010	-	0.025	0.00010	0.0030	1.8	0.00050	0.0036	0.00017	0.18	0.021	0.0000080	<0.00020	0.00024	0.00047	<0.0020	<0.0020
25/07/2024	61	-	-	-	-	-	-	-	-	-	-	-	-	-	-	-	-	-	-
08/01/2024	62	0.10	<0.000010	-	<0.00040	<0.00010	<0.0030	1.5	0.00026	0.0031	<0.000050	0.060	0.021	0.000011	<0.00020	0.00025	0.00039	<0.0020	<0.0020
08/08/2024	63	-	-	-	-	-	-	-	-	-	-	-	-	-	-	-	-	-	-
15/08/2024	64	0.10	0.000010	-	<0.00040	0.00010	<0.0030	1.4	0.00025	0.0026	<0.000050	0.070	0.020	0.000013	<0.00020	0.00026	0.00032	<0.0020	<0.0020
22/08/2024	65	-	-	-	-	-	-	-	-	-	-	-	-	-	-	-	-	-	-
29/08/2024	66	0.099	<0.000010	-	<0.00040	<0.00010	0.0040	1.5	0.00025	0.0024	<0.000050	0.080	0.019	0.0000090	<0.00020	0.00033	0.00032	<0.0020	<0.0020
09/05/2024	67	-	-	-	-	-	-	-	-	-	-	-	-	-	-	-	-	-	-
09/12/2024	68	0.11	<0.000010	-	<0.00040	<0.00010	<0.0030	1.6	0.00027	0.0023	<0.000050	0.070	0.021	0.000019	<0.00020	0.00049	0.00028	<0.0020	<0.0020

Table D-2: Mine Rock Humidity Cell Testing Results (HC-2)

Sample Date	Week Number	Magnesium (Mg)	Mercury (Hg)	Ultra Trace Mercury (Hg)	Molybdenum (Mo)	Nickel (Ni)	Phosphorus (P)	Potassium (K)	Lead (Pb)	Selenium (Se)	Silver (Ag)	Sodium (Na)	Strontium (Sr)	Thallium (Tl)	Tungsten (W)	Uranium (U)	Vanadium (V)	Zinc (Zn)	Zirconium (Zr)
Units:	-	mg/L	mg/L	mg/L	mg/L	mg/L	mg/L	mg/L	mg/L	mg/L	mg/L	mg/L	mg/L	mg/L	mg/L	mg/L	mg/L	mg/L	mg/L
19/09/2024	69	-	-	-	-	-	-	-	-	-	-	-	-	-	-	-	-	-	-
26/09/2024	70	0.10	<0.000010	-	<0.00040	<0.00010	<0.0030	1.3	0.00024	0.0020	<0.000050	0.060	0.021	0.000016	<0.00020	0.00027	0.00031	<0.0020	<0.0020
10/03/2024	71	-	-	-	-	-	-	-	-	-	-	-	-	-	-	-	-	-	-
10/10/2024	72	0.10	<0.000010	-	<0.00040	0.00020	<0.0030	1.4	0.00022	0.0019	<0.000050	0.050	0.020	0.000015	<0.00020	0.00027	0.00027	0.0050	<0.0020
17/10/2024	73	-	-	-	-	-	-	-	-	-	-	-	-	-	-	-	-	-	-
24/10/2024	74	0.11	<0.000010	-	<0.00040	<0.00010	<0.0030	1.4	0.00021	0.0018	<0.000050	0.070	0.022	0.000020	<0.00020	0.00026	0.00027	<0.0020	<0.0020
31/10/2024	75	-	-	-	-	-	-	-	-	-	-	-	-	-	-	-	-	-	-
11/07/2024	76	0.11	<0.000010	-	<0.00040	<0.00010	0.0030	1.5	0.00033	0.0019	<0.000050	0.080	0.023	0.000016	<0.00020	0.00027	0.00027	<0.0020	<0.0020
14/11/2024	77	-	-	-	-	-	-	-	-	-	-	-	-	-	-	-	-	-	-
21/11/2024	78	0.12	<0.000010	-	<0.00040	0.00080	0.0070	1.5	0.00022	0.0021	<0.000050	0.080	0.025	0.000021	<0.00020	0.00027	0.00032	<0.0020	<0.0020
28/11/2024	79	-	-	-	-	-	-	-	-	-	-	-	-	-	-	-	-	-	-
12/05/2024	80	0.11	<0.000010	-	<0.00040	<0.00010	<0.0030	1.5	<0.000090	0.0017	<0.000050	0.060	0.024	0.000020	<0.00020	0.00014	0.00028	<0.0020	<0.0020
12/12/2024	81	-	-	-	-	-	-	-	-	-	-	-	-	-	-	-	-	-	-
19/12/2024	82	0.11	<0.000010	-	<0.00040	<0.00010	<0.0030	1.6	0.00016	0.0018	<0.000050	0.060	0.025	0.000012	<0.00020	0.00017	0.00025	<0.0020	<0.0020
27/12/2024	83	-	-	-	-	-	-	-	-	-	-	-	-	-	-	-	-	-	-
01/02/2025	84	0.12	<0.000010	-	<0.00040	<0.00010	<0.0030	1.6	0.00095	0.0017	<0.000050	0.060	0.024	0.000019	<0.00020	0.00021	0.00029	<0.0020	<0.0020
01/09/2025	85	-	-	-	-	-	-	-	-	-	-	-	-	-	-	-	-	-	-
16/01/2024	86	0.12	<0.000010	-	<0.00040	<0.00010	<0.0030	1.5	0.00016	0.0017	<0.000050	0.060	0.025	0.000019	<0.00020	0.00018	0.00023	<0.0020	<0.0020
23/01/2025	87	-	-	-	-	-	-	-	-	-	-	-	-	-	-	-	-	-	-
30/01/2025	88	0.12	<0.000010	-	<0.00040	<0.00010	<0.0030	1.5	0.00023	0.0021	<0.000050	0.070	0.023	0.000024	<0.00020	0.00023	0.00027	<0.0020	<0.0020
02/06/2025	89	-	-	-	-	-	-	-	-	-	-	-	-	-	-	-	-	-	-
13/02/2025	90	0.13	<0.000010	-	<0.00040	<0.00010	<0.0030	1.6	0.00039	0.0018	<0.000050	0.070	0.026	0.000021	<0.00020	0.00027	0.00029	<0.0020	<0.0020
20/02/2025	91	-	-	-	-	-	-	-	-	-	-	-	-	-	-	-	-	-	-
27/02/2025	92	0.12	<0.000010	-	<0.00040	<0.00010	<0.0030	1.4	0.00020	0.0018	<0.000050	0.070	0.024	0.000020	<0.00020	0.00029	0.00026	<0.0020	<0.0020
03/06/2025	93	-	-	-	-	-	-	-	-	-	-	-	-	-	-	-	-	-	-
13/03/2025	94	0.12	<0.000010	-	<0.00040	<0.00010	<0.0030	1.5	0.00038	0.0017	<0.000050	0.060	0.023	0.000021	<0.00020	0.00025	0.00027	<0.0020	<0.0020
20/03/2025	95	-	-	-	-	-	-	-	-	-	-	-	-	-	-	-	-	-	-
27/03/2025	96	0.13	<0.000010	-	<0.00040	<0.00010	<0.0030	1.5	0.00016	0.0018	<0.000050	0.070	0.024	0.000018	<0.00020	0.00023	0.00026	<0.0020	<0.0020
04/03/2025	97	-	-	-	-	-	-	-	-	-	-	-	-	-	-	-	-	-	-
04/10/2025	98	0.12	<0.000010	-	<0.00040	<0.00010	<0.0030	1.3	0.00015	0.0017	<0.000050	0.070	0.024	0.000021	<0.00020	0.00021	0.00022	<0.0020	<0.0020
17/04/2025	99	-	-	-	-	-	-	-	-	-	-	-	-	-	-	-	-	-	-
24/04/2025	100	0.12	<0.000010	-	<0.00040	<0.00010	<0.0030	1.4	0.00027	0.0015	<0.000050	0.060	0.024	0.000019	<0.00020	0.00025	0.00023	<0.0020	<0.0020
05/01/2025	101	-	-	0.00000033	-	-	-	-	-	-	-	-	-	-	-	-	-	-	-
05/08/2025	102	0.12	<0.000010	0.00000025	<0.00040	<0.00010	<0.0030	1.3	0.00024	0.0016	<0.000050	0.050	0.025	0.000016	<0.00020	0.00023	0.00021	<0.0020	<0.0020
15/05/2025	103	-	-	0.00000021	-	-	-	-	-	-	-	-	-	-	-	-	-	-	-
22/05/2025	104	0.12	<0.000010	0.00000022	<0.00040	<0.00010	<0.0030	1.2	0.00036	0.0015	<0.000050	0.060	0.023	0.000022	<0.00020	0.00074	0.00022	<0.0020	<0.0020
29/05/2025	105	-	-	0.00000018	-	-	-	-	-	-	-	-	-	-	-	-	-	-	-
06/05/2025	106	0.13	<0.000010	-	0.00050	<0.00010	<0.0030	1.4	0.00015	0.0015	<0.000050	0.070	0.025	0.000020	<0.00020	0.00048	0.00022	<0.0020	<0.0020
06/12/2025	107	-	-	-	-	-	-	-	-	-	-	-	-	-	-	-	-	-	-
19/06/2025	108	0.13	<0.000010	-	<0.00040	<0.00010	<0.0030	1.3	0.00012	0.0014	<0.000050	0.060	0.022	0.000018	<0.00020	0.00023	0.00019	<0.0020	<0.0020
26/06/2025	109	-	-	-	-	-	-	-	-	-	-	-	-	-	-	-	-	-	-

Table D-3: Mine Rock Humidity Cell Testing Results (HC-3)

Sample Date	Week Number	Leachate Volume Recovered	pH	Electrical Conductivity	Alkalinity (to pH 4.5)	Acidity (to pH 8.3)	Sulphate	Fluoride	Chloride	Aluminum (Al)	Antimony (Sb)	Arsenic (As)	Beryllium (Be)	Boron (B)	Cadmium (Cd)	Calcium (Ca)	Chromium (Cr)	Cobalt (Co)	Copper (Cu)	Iron (Fe)
Units:	-	mL	pH Units	µS/cm	mg CaCO3/L	mg CaCO3/L	mg/L	mg/L	mg/L	mg/L	mg/L	mg/L	mg/L	mg/L	mg/L	mg/L	mg/L	mg/L	mg/L	mg/L
25/05/2023	0	350	7.9	55	17	<2.0	4.0	<0.060	<1.0	0.15	<0.00090	0.0019	<0.0000070	0.0050	0.0000030	5.1	0.00044	0.000047	0.0092	0.0090
06/01/2023	1	467	7.7	52	22	<2.0	6.0	<0.060	<1.0	0.051	0.0014	0.0059	<0.0000070	0.017	<0.0000030	6.3	0.00032	0.000040	0.0062	<0.0070
06/08/2023	2	509	7.4	42	16	<2.0	3.0	<0.060	<1.0	0.045	0.0021	0.0032	<0.0000070	0.010	0.0000040	4.5	0.000090	0.000025	0.0028	<0.0070
15/06/2023	3	448	7.8	38	17	<2.0	<2.0	<0.060	<1.0	0.040	0.0011	0.0027	<0.0000070	0.0070	0.0000060	4.8	0.00013	0.000075	0.0021	<0.0070
22/06/2023	4	505	7.4	28	12	<2.0	<2.0	0.24	<1.0	0.039	<0.00090	0.0026	<0.0000070	0.0050	<0.0000030	4.1	0.000090	0.000018	0.0012	<0.0070
29/06/2023	5	508	7.4	32	12	<2.0	<2.0	<0.060	<1.0	0.044	<0.00090	0.0030	<0.0000070	0.0040	<0.0000030	4.1	0.000080	0.000034	0.0014	<0.0070
07/06/2023	6	508	7.4	28	33	<2.0	<2.0	<0.060	<1.0	0.041	<0.00090	0.0030	<0.0000070	0.0030	0.0000040	4.3	<0.000080	0.000023	0.0011	0.013
13/07/2023	7	497	7.3	25	10	<2.0	<2.0	<0.060	<1.0	0.043	<0.00090	0.0027	<0.0000070	0.0030	<0.0000030	4.1	<0.000080	0.000016	0.0065	<0.0070
20/07/2023	8	470	7.6	31	13	<2.0	2.0	<0.060	<1.0	0.043	<0.00090	0.0029	<0.0000070	0.0030	0.0000040	4.5	<0.000080	0.000020	0.00090	<0.0070
27/07/2023	9	496	7.4	27	12	<2.0	<2.0	<0.060	<1.0	0.015	<0.00090	0.0022	<0.0000070	0.0020	<0.0000030	3.1	<0.000080	0.0000050	0.00040	<0.0070
08/03/2023	10	552	7.4	23	10	<2.0	<2.0	<0.060	<1.0	0.030	<0.00090	0.0018	<0.0000070	0.0030	<0.0000030	3.3	<0.000080	0.000032	0.00090	<0.0070
08/10/2023	11	543	7.3	23	9.0	<2.0	<2.0	<0.060	<1.0	0.032	<0.00090	0.0020	<0.0000070	<0.0020	<0.0000030	3.6	0.00012	0.000032	0.00070	<0.0070
17/08/2023	12	503	7.5	22	7.0	<2.0	<2.0	<0.060	<1.0	0.072	<0.00090	0.0020	<0.0000070	<0.0020	<0.0000030	2.1	0.00020	0.000017	0.0011	0.015
24/08/2023	13	510	7.4	25	10	<2.0	<2.0	<0.060	<1.0	0.043	<0.00090	0.0022	<0.0000070	<0.0020	<0.0000030	3.8	<0.000080	0.000022	0.00090	<0.0070
31/08/2023	14	511	7.4	21	8.0	<2.0	<2.0	<0.060	<1.0	0.035	<0.00090	0.0018	<0.0000070	<0.0020	0.0000050	3.3	<0.000080	0.000011	0.00070	<0.0070
09/07/2023	15	532	7.4	24	10	<2.0	2.0	<0.060	<1.0	0.050	<0.00090	0.0021	<0.0000070	<0.0020	<0.0000030	3.7	<0.000080	0.000038	0.0011	<0.0070
14/09/2023	16	510	7.4	23	9.0	<2.0	<2.0	<0.060	<1.0	0.046	<0.00090	0.0030	<0.0000070	<0.0020	0.0000040	3.7	0.000090	0.000015	0.00070	<0.0070
21/09/2023	17	494	7.1	20	6.0	<2.0	<2.0	<0.060	<1.0	0.071	<0.00090	0.0017	<0.0000070	<0.0020	<0.0000030	2.1	<0.000080	0.000013	0.0010	0.011
28/09/2023	18	487	7.2	16	5.0	<2.0	<2.0	<0.060	<1.0	0.061	<0.00090	0.0016	<0.0000070	<0.0020	<0.0000030	1.9	<0.000080	0.000011	0.0011	0.0070
10/05/2023	19	487	7.1	15	5.0	<2.0	<2.0	<0.060	<1.0	0.070	<0.00090	0.0015	<0.0000070	<0.0020	0.0000030	2.0	0.000090	0.0000060	0.0018	0.011
10/12/2023	20	502	7.1	18	7.0	<2.0	<2.0	<0.060	<1.0	0.032	<0.00090	0.0012	<0.0000070	<0.0020	<0.0000030	2.6	<0.000080	0.0000090	0.0016	<0.0070
19/10/2023	21	510	7.2	22	9.0	<2.0	<2.0	<0.060	<1.0	0.040	<0.00090	0.0015	<0.0000070	<0.0020	<0.0000030	3.3	0.00018	0.000048	0.0011	<0.0070
26/10/2023	22	503	7.1	15	6.0	<2.0	<2.0	<0.060	<1.0	0.051	<0.00090	0.0013	<0.0000070	<0.0020	<0.0000030	1.8	<0.000080	0.0000060	0.00050	0.0070
11/02/2023	23	432	7.2	13	6.0	<2.0	<2.0	<0.060	<1.0	0.056	<0.00090	0.0013	<0.0000070	<0.0020	<0.0000030	2.2	<0.000080	0.000011	0.00060	0.0070
11/09/2023	24	472	7.0	13	6.0	<2.0	<2.0	<0.060	<1.0	0.057	<0.00090	0.0013	<0.0000070	<0.0020	<0.0000030	2.0	0.000080	0.0000060	0.00050	<0.0070
16/11/2023	25	517	7.1	11	5.0	<2.0	<2.0	<0.060	<1.0	0.041	<0.00090	0.0012	<0.0000070	<0.0020	<0.0000030	1.6	<0.000080	0.000023	0.00060	<0.0070
23/11/2023	26	498	6.9	13	5.0	<2.0	<2.0	<0.060	<1.0	0.048	<0.00090	0.0010	<0.0000070	<0.0020	<0.0000030	1.9	<0.000080	0.000010	0.00060	<0.0070
30/11/2023	27	510	7.3	17	7.0	<2.0	<2.0	<0.060	<1.0	0.027	<0.00090	0.00090	<0.0000070	<0.0020	<0.0000030	2.8	<0.000080	0.000010	0.00050	<0.0070
12/07/2023	28	551	7.3	19	7.0	<2.0	<2.0	<0.060	<1.0	0.033	<0.00090	0.0011	<0.0000070	<0.0020	<0.0000030	2.9	<0.000080	0.000041	0.0014	<0.0070
14/12/2023	29	506	7.1	20	7.0	<2.0	<2.0	<0.060	<1.0	0.026	<0.00090	0.00090	<0.0000070	<0.0020	0.0000030	2.8	<0.000080	0.000023	<0.00020	<0.0070
21/12/2023	30	492	7.1	22	9.0	<2.0	<2.0	<0.060	<1.0	0.035	<0.00090	0.0011	<0.0000070	<0.0020	0.0000030	3.3	<0.000080	0.000011	0.00060	<0.0070
28/12/2023	31	510	7.2	20	8.0	<2.0	<2.0	<0.060	<1.0	0.023	<0.00090	0.0010	<0.0000070	<0.0020	0.0000040	3.2	<0.000080	0.000011	<0.00020	<0.0070
01/04/2024	32	497	7.2	18	8.0	<2.0	<2.0	<0.060	<1.0	0.030	<0.00090	0.0010	<0.0000070	<0.0020	<0.0000030	3.2	<0.000080	0.000011	0.00030	<0.0070
01/11/2024	33	524	7.3	20	7.0	<2.0	<2.0	<0.060	<1.0	0.028	<0.00090	0.00080	<0.0000070	<0.0020	<0.0000030	3.2	<0.000080	0.000011	0.00030	<0.0070
18/01/2024	34	491	7.1	21	7.0	<2.0	3.0	<0.060	<1.0	0.033	<0.00090	0.0010	<0.0000070	<0.0020	0.000018	3.2	<0.000080	0.000019	0.00050	0.023
25/01/2024	35	523	7.2	19	7.0	<2.0	3.0	<0.060	<1.0	0.029	<0.00090	0.00080	<0.0000070	<0.0020	0.0000030	3.1	<0.000080	0.000015	<0.0020	<0.0070
02/01/2024	36	496	7.1	22	8.0	<2.0	2.0	<0.060	<1.0	0.032	<0.00090	0.0010	<0.0000070	<0.0020	0.0000040	3.4	<0.000080	0.000011	<0.0020	<0.0070
02/08/2024	37	474	7.1	12	4.0	<2.0	<2.0	<0.060	<1.0	0.056	<0.00090	0.0010	<0.0000070	<0.0020	0.0000050	1.7	<0.000080	0.000068	<0.0020	0.0070
15/02/2024	38	476	7.1	11	4.0	<2.0	<2.0	<0.060	<1.0	0.041	<0.00090	0.00080	<0.0000070	<0.0020	<0.0000030	1.6	<0.000080	0.000010	<0.0010	<0.0070
22/02/2024	39	474	6.9	10	4.0	<2.0	<2.0	<0.060	<1.0	0.043	<0.00090	0.00090	<0.0000070	<0.0020	0.0000030	1.5	<0.000080	0.000014	<0.0010	<0.0070
29/02/2024	40	508	7.3	16	7.0	<2.0	<2.0	<0.060	<1.0	0.025	<0.00090	0.00080	<0.0000070	<0.0020	<0.0000030	2.7	<0.000080	0.0000080	<0.0010	<0.0070
03/07/2024	41	517	7.1	16	7.0	<2.0	<2.0	<0.060	<1.0	0.026	<0.00090	0.00070	<0.0000070	<0.0020	0.0000030	2.7	<0.000080	0.000025	<0.0010	<0.0070
14/03/2024	42	509	7.3	16	8.0	<2.0	3.0	<0.060	<1.0	0.027	<0.00090	0.00070	<0.0000070	<0.0020	<0.0000030	2.7	<0.000080	0.0000080	0.0010	<0.0070
21/03/2024	43	518	7.1	17	7.0	<2.0	<2.0	<0.060	<1.0	0.026	<0.00090	0.00080	<0.0000070	<0.0020	<0.0000030	2.9	<0.000080	0.0000090	<0.0010	<0.0070
28/03/2024	44	493	7.1	9.0	4.0	<2.0	<2.0	<0.060	<1.0	0.029	<0.00090	0.00050	<0.0000070	0.0020	<0.0000030	0.98	<0.000080	0.000016	<0.0010	<0.0070
04/04/2024	45	501	7.2	10	5.0	<2.0	<2.0	-	-	-	-	-	-	-	-	-	-	-	-	-
04/11/2024	46	508	7.3	18	8.0	<2.0	<2.0		-	0.031	<0.00090	0.00080	<0.0000070	<0.0020	<0.0000030	3.0	<0.000080	0.0000090	<0.0010	<0.0070
18/04/2024	47	500	7.1	11	5.0	<2.0	<2.0	-	-	-	-	-	-	-	-	-	-	-	-	-
25/04/2024	48	482	7.0	10	4.0	<2.0	<2.0	-	-	0.041	<0.00090	0.00080	<0.0000070	<0.0020	0.0000040	1.5	<0.000080	0.0000080	<0.0010	<0.0070
05/02/2024	49	504	7.1	16	6.0	<2.0	<2.0	-	-	-	-	-	-	-	-	-	-	-	-	-
05/09/2024	50	503	7.3	15	6.0	<2.0	<2.0	-	-	0.028	<0.00090	0.00060	<0.0000070	<0.0020	<0.0000030	2.6	<0.000080	0.000022	<0.0010	<0.0070
16/05/2024	51	486	7.1	9.0	4.0	<2.0	<2.0	-	-	-	-	-	-	-	-	-	-	-	-	-
23/05/2024	52	505	7.3	16	7.0	<2.0	<2.0	-	-	0.026	<0.00090	0.00060	<0.0000070	<0.0020	0.0000040	2.7	<0.000080	0.000080	<0.0010	<0.0070
30/05/2024	53	463	7.1	15	6.0	<2.0	<2.0	-	-	-	-	-	-	-	-	-	-	-	-	-
06/06/2024	54	464	7.2	11	5.0	<2.0	<2.0	-	-	0.056	<0.00090	0.00080	<0.0000070	0.0020	<0.0000030	2.0	<0.000080	0.000020	<0.0010	0.012
13/06/2024	55	503	7.2	10	4.0	<2.0	<2.0	-	-	-	-	-	-	-	-	-	-	-	-	-
20/06/2024	56	509	6.9	11	5.0	<2.0	0.5	-	-	0.038	<0.00090	0.00080	<0.0000070	<0.0020	<0.0000030	1.5	<0.000080	0.000015	0.0010	<0.0070
27/06/2024	57	517	6.9	10	4.0	<2.0	0.40	-	-	-	-	-	-	-	-	-	-	-	-	-
07/04/2024	58	492	6.8	10	4.0	<2.0	0.40	-	-	0.038	<0.00090	0.00080	<0.0000070	<0.0020	0.0000030	1.7	<0.000080	0.000012	<0.0010	<0.0070
07/11/2024	59	990	-	-	-	-	-	-	-	-	-	-	-	-	-	-	-	-	-	-
18/07/2024	60	502	6.9	11	5.0	<2.0	0.30	-	-	0.068	<0.00090	0.00070	<0.0000070	<0.0020	0.000010	1.7	<0.000080	0.000010	<0.0010	0.0070
25/07/2024	61	490	7.0	10	4.0	<2.0	0.50	-	-	-	-	-	-	-	-	-	-	-	-	-
08/01/2024	62	486	6.8	10	4.0	<2.0	0.40	-	-	0.041	<0.00090	0.00060	<0.0000070	<0.0020	0.0000030	1.6	<0.000080	0.000054	<0.0010	<0.0070
08/08/2024	63	509	7.0	9.0	4.0	<2.0	0.40	-	-	-	-	-	-	-	-	-	-	-	-	-
15/08/2024	64	504	7.0	10	4.0	<2.0	0.50	-	-	0.041	<0.00090	0.00070	<0.0000070	<0.0020	<0.0000030	1.7	0.000090	0.0000080	<0.0010	<0.0070
22/08/2024	65	515	7.2	16	7.0	<2.0	0.80	-	-	-	-	-	-	-	-	-	-	-	-	-
29/08/2024	66	495	7.2	14	4.0	<2.0	0.40	-	-	0.030	<0.00090	0.00050	<0.0000070	<0.0020	<0.0000030	1.7	<0.000080	0.0000070	<0.0010	<0.0070
09/05/2024	67	511	7.0	9.0	4.0	<2.0	0.40	-	-	-	-	-	-	-	-	-	-	-	-	-
09/12/2024	68	495	6.8	12	3.0	<2.0	0.40	-	-	0.026	<0.00090	0.00050	<0.0000070	<0.0020	0.0000030	1.6	<0.000080	0.000041	<0.0010	<0.0070

Table D-3: Mine Rock Humidity Cell Testing Results (HC-3)

Sample Date	Week Number	Leachate Volume Recovered	pH	Electrical Conductivity	Alkalinity (to pH 4.5)	Acidity (to pH 8.3)	Sulphate	Fluoride	Chloride	Aluminum (Al)	Antimony (Sb)	Arsenic (As)	Beryllium (Be)	Boron (B)	Cadmium (Cd)	Calcium (Ca)	Chromium (Cr)	Cobalt (Co)	Copper (Cu)	Iron (Fe)
Units:	-	mL	pH Units	µS/cm	mg CaCO3/L	mg CaCO3/L	mg/L	mg/L	mg/L	mg/L	mg/L	mg/L	mg/L	mg/L	mg/L	mg/L	mg/L	mg/L	mg/L	mg/L
19/09/2024	69	504	6.8	9.0	4.0	<2.0	0.50	-	-	-	-	-	-	-	-	-	-	-	-	-
26/09/2024	70	509	7.0	10	4.0	<2.0	0.40	-	-	0.027	<0.00090	0.00050	<0.0000070	<0.0020	0.0000030	1.4	<0.000080	0.0000090	<0.0010	<0.0070
10/03/2024	71	464	6.9	9.0	3.0	<2.0	0.40	-	-	-	-	-	-	-	-	-	-	-	-	-
10/10/2024	72	501	6.7	8.0	3.0	<2.0	0.40	-	-	0.027	<0.00090	0.0011	<0.0000070	<0.0020	0.0000040	1.4	<0.000080	0.000016	<0.0010	<0.0070
17/10/2024	73	500	6.9	9.0	3.0	<2.0	0.50	-	-	-	-	-	-	-	-	-	-	-	-	-
24/10/2024	74	497	6.9	11	4.0	<2.0	0.50	-	-	0.027	<0.00090	0.0011	<0.0000070	<0.0020	<0.0000030	1.4	<0.000080	0.0000070	<0.0010	<0.0070
31/10/2024	75	496	6.8	9.0	3.0	<2.0	0.50	-	-	-	-	-	-	-	-	-	-	-	-	-
11/07/2024	76	503	7.0	9.0	3.0	<2.0	0.80	-	-	0.026	<0.00090	0.00050	<0.0000070	<0.0020	0.0000040	1.3	<0.000080	0.000010	<0.0010	<0.0070
14/11/2024	77	473	7.0	9.0	5.0	<2.0	0.40	-	-	-	-	-	-	-	-	-	-	-	-	-
21/11/2024	78	514	6.6	8.0	3.0	<2.0	0.50	-	-	0.028	<0.00090	0.00040	<0.0000070	<0.0020	<0.0000030	1.3	<0.000080	0.00013	<0.0010	<0.0070
28/11/2024	79	478	6.9	8.0	4.0	<2.0	0.50	-	-	-	-	-	-	-	-	-	-	-	-	-
12/05/2024	80	486	6.8	9.0	4.0	<2.0	0.50	-	-	0.018	<0.00090	0.00050	<0.0000070	<0.0020	<0.0000030	1.3	<0.000080	0.000013	<0.0010	<0.0070
12/12/2024	81	498	7.1	9.0	4.0	<2.0	0.50	-	-	-	-	-	-	-	-	-	-	-	-	-
19/12/2024	82	495	6.7	11	4.0	<2.0	0.50	-	-	0.023	<0.00090	0.00050	<0.0000070	<0.0020	<0.0000030	1.4	<0.000080	0.000014	<0.0010	<0.0070
27/12/2024	83	477	6.7	13	4.0	<2.0	0.90	-	-	-	-	-	-	-	-	-	-	-	-	-
01/02/2025	84	532	6.6	12	5.0	<2.0	0.50	-	-	0.024	<0.00090	0.00060	<0.0000070	<0.0020	<0.0000030	1.7	<0.000080	0.000026	<0.0010	<0.0070
01/09/2025	85	501	6.5	19	7.0	<2.0	0.80	-	-	-	-	-	-	-	-	-	-	-	-	-
16/01/2024	86	478	6.7	11	3.0	<2.0	0.60	-	-	0.028	<0.00090	0.00050	<0.0000070	<0.0020	<0.0000030	1.5	<0.000080	0.000019	<0.0010	0.0080
23/01/2025	87	474	6.9	9.0	5.0	<2.0	0.50	-	-	-	-	-	-	-	-	-	-	-	-	-
30/01/2025	88	477	6.8	9.0	4.0	<2.0	0.50	-	-	0.032	<0.00090	0.00050	0.0000070	<0.0020	<0.0000030	1.4	<0.000080	0.000013	<0.0010	<0.0070
02/06/2025	89	462	7.0	11	5.0	<2.0	0.60	-	-	-	-	-	-	-	-	-	-	-	-	-
13/02/2025	90	480	6.8	10	5.0	<2.0	0.60	-	-	0.034	<0.00090	0.00050	<0.0000070	<0.0020	<0.0000030	1.5	<0.000080	0.000018	<0.0010	<0.0070
20/02/2025	91	461	6.8	10	5.0	<2.0	0.50	-	-	-	-	-	-	-	-	-	-	-	-	-
27/02/2025	92	492	6.5	9.0	3.0	<2.0	0.60	-	-	0.031	<0.00090	0.00040	<0.0000070	<0.0020	0.0000030	1.4	<0.000080	0.000011	<0.0010	<0.0070
03/06/2025	93	498	7.0	9.0	3.0	<2.0	0.50	-	-	-	-	-	-	-	-	-	-	-	-	-
13/03/2025	94	498	6.3	9.0	7.0	<2.0	0.50	-	-	0.029	<0.00090	0.0046	<0.0000070	<0.0020	<0.0000030	1.3	<0.000080	0.000022	<0.0010	<0.0070
20/03/2025	95	487	6.7	10	4.0	<2.0	1.3	-	-	-	-	-	-	-	-	-	-	-	-	-
27/03/2025	96	492	6.9	10	3.0	<2.0	1.4	-	-	0.026	<0.00090	0.00040	<0.0000070	<0.0020	<0.0000030	1.5	<0.000080	0.000026	<0.0010	<0.0070
04/03/2025	97	498	7.0	8.0	3.0	<2.0	0.50	-	-	-	-	-	-	-	-	-	-	-	-	-
04/10/2025	98	479	6.9	8.0	5.0	<2.0	0.50	-	-	0.024	<0.00090	0.00040	<0.0000070	<0.0020	0.0000040	1.4	<0.000080	0.000011	<0.0010	<0.0070
17/04/2025	99	478	6.9	4.0	3.0	<2.0	0.50	-	-	-	-	-	-	-	-	-	-	-	-	-
24/04/2025	100	489	7.1	8.0	3.0	<2.0	0.50	-	-	0.021	<0.00090	0.00040	<0.0000070	<0.0020	0.0000040	1.3	<0.000080	0.000013	<0.0010	<0.0070
05/01/2025	101	468	6.6	8.0	4.0	<2.0	0.50	-	-	-	-	-	-	-	-	-	-	-	-	-
05/08/2025	102	470	7.0	5.0	3.0	<2.0	0.50	-	-	0.022	<0.00090	0.00050	<0.0000070	<0.0020	<0.0000030	1.3	<0.000080	0.0000080	<0.0010	<0.0070
15/05/2025	103	477	6.8	10	5.0	<2.0	0.60	-	-	-	-	-	-	-	-	-	-	-	-	-
22/05/2025	104	483	6.4	8.0	4.0	2.0	0.40	-	-	0.021	<0.00090	0.00030	<0.0000070	<0.0020	<0.0000030	1.2	<0.000080	0.0000080	<0.0010	<0.0070
29/05/2025	105	484	6.5	8.0	3.0	<2.0	0.50	-	-	-	-	-	-	-	-	-	-	-	-	-
06/05/2025	106	506	6.6	7.0	3.0	<2.0	0.50	-	-	0.021	<0.00090	0.00030	<0.0000070	<0.0020	0.0000050	1.3	<0.000080	<0.0000040	<0.0010	<0.0070
06/12/2025	107	503	7.2	7.0	4.0	<2.0	0.50	-	-	-	-	-	-	-	-	-	-	-	-	-
19/06/2025	108	498	7.0	8.0	3.0	<2.0	0.50	-	-	0.021	<0.00090	0.00070	<0.0000070	<0.0020	<0.0000030	1.3	<0.000080	0.000010	<0.0010	<0.0070
26/06/2025	109	529	7.1	7.0	4.0	<2.0	0.60	-	-	-	-	-	-	-	-	-	-	-	-	-

Table D-3: Mine Rock Humidity Cell Testing Results (HC-3)

Sample Date	Week Number	Magnesium (Mg)	Mercury (Hg)	Ultra Trace Mercury (Hg)	Molybdenum (Mo)	Nickel (Ni)	Phosphorus (P)	Potassium (K)	Lead (Pb)	Selenium (Se)	Silver (Ag)	Sodium (Na)	Strontium (Sr)	Thallium (Tl)	Tungsten (W)	Uranium (U)	Vanadium (V)	Zinc (Zn)	Zirconium (Zr)
Units:	-	mg/L	mg/L	mg/L	mg/L	mg/L	mg/L	mg/L	mg/L	mg/L	mg/L	mg/L	mg/L	mg/L	mg/L	mg/L	mg/L	mg/L	mg/L
25/05/2023	0	0.61	<0.000010	-	0.00083	0.0013	0.020	2.3	<0.000090	0.00010	<0.000050	2.4	0.017	0.0000060	0.00061	0.00034	0.00064	<0.0020	<0.0020
06/01/2023	1	1.0	<0.000010	-	0.00067	0.00090	0.0070	2.4	<0.000090	0.00010	<0.000050	2.8	0.029	0.0000090	0.0011	0.0060	0.00053	<0.0020	<0.0020
06/08/2023	2	0.69	0.000010	-	0.00047	0.00030	0.0040	1.8	<0.000090	0.000080	<0.000050	1.3	0.023	0.0000090	0.00076	0.0044	0.00052	<0.0020	<0.0020
15/06/2023	3	0.62	<0.000010	-	0.0051	0.00040	<0.0030	1.7	<0.000090	0.000060	<0.000050	0.91	0.022	0.000014	0.0018	0.0099	0.00051	<0.0020	<0.0020
22/06/2023	4	0.48	<0.000010	-	0.0019	0.00020	<0.0030	1.4	<0.000090	0.000040	<0.000050	0.54	0.017	0.0000070	0.00037	0.0029	0.00043	<0.0020	<0.0020
29/06/2023	5	0.45	<0.000010	-	0.00055	0.00030	<0.0030	1.3	<0.000090	0.000050	<0.000050	0.42	0.018	0.0000080	0.00032	0.0039	0.00051	<0.0020	<0.0020
07/06/2023	6	0.45	<0.000010	-	0.00010	<0.00010	0.0040	1.3	<0.000090	0.000060	<0.000050	0.29	0.017	0.0000060	0.00029	0.0032	0.00051	<0.0020	<0.0020
13/07/2023	7	0.40	<0.000010	-	0.00028	0.00020	<0.0030	1.2	0.00021	0.000050	<0.000050	0.26	0.016	0.0000060	0.00040	0.0028	0.00045	0.0060	<0.0020
20/07/2023	8	0.41	<0.000010	-	0.00010	0.00020	<0.0030	1.3	<0.000090	0.000040	<0.000050	0.21	0.017	0.000010	0.00024	0.0027	0.00048	0.0040	<0.0020
27/07/2023	9	0.30	<0.000010	-	0.00016	<0.00010	<0.0030	1.0	<0.000090	0.000080	<0.000050	0.19	0.012	0.0000060	0.00035	0.0010	0.00024	<0.0020	<0.0020
08/03/2023	10	0.27	<0.000010	-	0.00036	0.00020	<0.0030	0.94	<0.000090	0.000040	<0.000050	0.17	0.012	0.0000070	0.00014	0.0060	0.00028	0.0040	<0.0020
08/10/2023	11	0.26	<0.000010	-	0.00012	0.00010	<0.0030	0.95	<0.000090	0.000050	<0.000050	0.13	0.013	0.0000050	0.00041	0.0019	0.00033	0.0030	<0.0020
17/08/2023	12	0.14	<0.000010	-	0.000090	0.00010	<0.0030	0.65	0.00015	<0.000040	<0.000050	0.080	0.0061	<0.0000050	0.000060	0.00087	0.00036	<0.0020	<0.0020
24/08/2023	13	0.27	<0.000010	-	0.00023	0.00020	<0.0030	0.92	<0.000090	0.000050	<0.000050	0.11	0.013	0.0000070	0.00016	0.0021	0.00036	<0.0020	<0.0020
31/08/2023	14	0.22	<0.000010	-	0.00031	0.00010	0.0060	0.80	<0.000090	0.000060	<0.000050	0.11	0.010	0.0000050	0.00011	0.0015	0.00036	<0.0020	<0.0020
09/07/2023	15	0.25	<0.000010	-	0.00030	0.00020	<0.0030	0.87	0.00019	0.000060	<0.000050	0.12	0.012	0.0000090	0.00043	0.0049	0.00042	<0.0020	<0.0020
14/09/2023	16	0.24	<0.000010	-	0.00062	<0.00010	<0.0030	0.87	0.000090	0.000070	0.000090	0.080	0.012	0.0000060	0.00012	0.0018	0.00041	<0.0020	<0.0020
21/09/2023	17	0.12	<0.000010	-	0.00023	<0.00010	<0.0030	0.59	<0.000090	<0.000040	<0.000050	0.080	0.0055	<0.0000050	0.000040	0.00062	0.00034	<0.0020	<0.0020
28/09/2023	18	0.13	<0.000010	-	0.00083	0.00010	<0.0030	0.66	<0.000090	<0.000040	<0.000050	0.070	0.0054	0.0000050	0.000080	0.00049	0.00034	<0.0020	<0.0020
10/05/2023	19	0.13	<0.000010	-	0.00028	<0.00010	0.0030	0.70	0.00018	0.000040	<0.000050	0.070	0.0056	<0.0000050	0.000090	0.00060	0.00034	<0.0020	<0.0020
10/12/2023	20	0.14	<0.000010	-	0.00047	0.00020	<0.0030	0.63	<0.000090	<0.000040	<0.000050	0.050	0.0073	<0.0000050	0.00012	0.0020	0.00023	<0.0020	<0.0020
19/10/2023	21	0.18	<0.000010	-	0.00018	0.00030	<0.0030	0.78	<0.000090	0.000060	<0.000050	0.090	0.0097	<0.0000050	0.000090	0.0062	0.00034	<0.0020	<0.0020
26/10/2023	22	0.10	<0.000010	-	0.00010	0.00010	<0.0030	0.60	<0.000090	<0.000040	<0.000050	0.050	0.0049	0.0000050	0.000040	0.00054	0.00026	<0.0020	<0.0020
11/02/2023	23	0.13	<0.000010	-	0.00011	<0.00010	<0.0030	0.71	<0.000090	<0.000040	<0.000050	0.080	0.0054	<0.0000050	0.000080	0.00065	0.00029	<0.0020	<0.0020
11/09/2023	24	0.12	<0.000010	-	0.00040	<0.00010	<0.0030	0.65	<0.000090	<0.000040	<0.000050	0.080	0.0049	<0.0000050	0.000050	0.0012	0.00031	<0.0020	<0.0020
16/11/2023	25	0.099	<0.000010	-	0.000050	0.00030	<0.0030	0.51	<0.000090	<0.000040	<0.000050	0.050	0.0046	<0.0000050	0.000040	0.0012	0.00028	<0.0020	<0.0020
23/11/2023	26	0.13	<0.000010	-	0.000080	<0.00010	<0.0030	0.64	0.00010	<0.000040	<0.000050	0.060	0.0047	<0.0000050	0.000050	0.00056	0.00029	<0.0020	<0.0020
30/11/2023	27	0.16	<0.000010	-	0.00034	<0.00010	<0.0030	0.64	<0.000090	<0.000040	<0.000050	0.060	0.0083	0.0000050	0.000090	0.0012	0.00023	<0.0020	<0.0020
12/07/2023	28	0.14	<0.000010	-	0.00018	0.00020	<0.0030	0.60	0.00038	<0.000040	<0.000050	0.080	0.0090	0.0000060	0.000080	0.0033	0.00026	<0.0020	<0.0020
14/12/2023	29	0.14	<0.000010	-	0.00090	0.00010	<0.0030	0.62	<0.000090	0.000070	<0.000050	0.080	0.0079	0.0000060	0.000080	0.0056	0.00023	<0.0020	<0.0020
21/12/2023	30	0.15	<0.000010	-	0.00011	0.00020	<0.0030	0.67	<0.000090	<0.000040	<0.000050	0.060	0.0088	0.0000070	0.00029	0.0023	0.00025	<0.0020	<0.0020
28/12/2023	31	0.14	<0.000010	-	0.00068	0.00010	<0.0030	0.65	<0.000090	<0.000040	<0.000050	0.070	0.0084	<0.0000050	0.000030	0.00051	0.000060	<0.0020	<0.0020
01/04/2024	32	0.16	<0.000010	-	0.00016	<0.00010	<0.0030	0.73	<0.000090	0.000050	<0.000050	0.10	0.0080	<0.0000050	0.00012	0.0012	0.00026	<0.0020	<0.0020
01/11/2024	33	0.15	<0.000010	-	<0.000040	0.00020	<0.0030	0.66	<0.000090	<0.000040	<0.000050	0.040	0.0083	0.0000050	0.00012	0.0011	0.00021	<0.0020	<0.0020
18/01/2024	34	0.16	<0.000010	-	0.027	0.00020	<0.0030	0.72	<0.000090	<0.000040	<0.000050	0.090	0.0093	0.0000060	0.000090	0.0016	0.00027	<0.0020	<0.0020
25/01/2024	35	0.14	<0.000010	-	0.00050	0.00010	<0.0030	0.65	0.0012	<0.000040	<0.000050	0.050	0.0084	0.0000050	<0.00020	0.0014	0.00023	<0.0020	<0.0020
02/01/2024	36	0.17	<0.000010	-	<0.00040	0.00030	<0.0030	0.79	<0.000090	<0.000040	<0.000050	0.13	0.0085	<0.0000050	<0.00020	0.0015	0.00026	<0.0020	<0.0020
02/08/2024	37	0.080	<0.000010	-	0.00060	0.00030	0.045	0.51	<0.000090	<0.000040	<0.000050	0.10	0.0043	0.0000070	<0.00020	0.0022	0.00032	<0.0020	<0.0020
15/02/2024	38	0.081	<0.000010	-	<0.00040	0.00020	<0.0030	0.50	<0.000090	<0.000040	<0.000050	0.050	0.0038	<0.0000050	<0.00020	0.00030	0.00024	<0.0020	<0.0020
22/02/2024	39	0.080	<0.000010	-	<0.00040	0.00020	0.0030	0.49	<0.000090	<0.000040	<0.000050	0.050	0.0042	<0.0000050	<0.00020	0.0014	0.00025	<0.0020	<0.0020
29/02/2024	40	0.13	<0.000010	-	<0.00040	0.00010	<0.0030	0.60	<0.000090	<0.000040	<0.000050	0.040	0.0072	0.0000050	<0.00020	0.00086	0.00020	<0.0020	<0.0020
03/07/2024	41	0.12	<0.000010	-	0.00040	0.00020	<0.0030	0.61	<0.000090	<0.000040	<0.000050	0.050	0.0069	<0.0000050	<0.00020	0.00094	0.00023	<0.0020	<0.0020
14/03/2024	42	0.11	<0.000010	-	<0.00040	<0.00010	0.0050	0.58	<0.000090	<0.000040	<0.000050	0.040	0.0065	<0.0000050	<0.00020	0.00069	0.00019	<0.0020	<0.0020
21/03/2024	43	0.11	<0.000010	-	<0.00040	<0.00010	0.0030	0.63	<0.000090	<0.000040	<0.000050	0.070	0.0063	<0.0000050	<0.00020	0.00077	0.00021	<0.0020	<0.0020
28/03/2024	44	0.041	<0.000010	-	<0.00040	0.00020	<0.0030	0.29	<0.000090	<0.000040	<0.000050	0.040	0.0021	<0.0000050	<0.00020	0.00018	0.00017	<0.0020	<0.0020
04/04/2024	45	-	-	-	-	-	-	-	-	-	-	-	-	-	-	-	-	-	-
04/11/2024	46	0.12	<0.000010	-	<0.00040	0.00010	<0.0030	0.63	0.00030	<0.000040	<0.000050	0.040	0.0072	0.0000050	<0.00020	0.00071	0.00022	<0.0020	<0.0020
18/04/2024	47	-	-	-	-	-	-	-	-	-	-	-	-	-	-	-	-	-	-
25/04/2024	48	0.075	<0.000010	-	<0.00040	<0.00010	<0.0030	0.51	<0.000090	<0.000040	<0.000050	0.050	0.0034	<0.0000050	<0.00020	0.00028	0.00024	<0.0020	<0.0020
05/02/2024	49	-	-	-	-	-	-	-	-	-	-	-	-	-	-	-	-	-	-
05/09/2024	50	0.11	<0.000010	-	<0.00040	0.00010	0.0050	0.59	<0.000090	<0.000040	<0.000050	0.060	0.0060	<0.0000050	<0.00020	0.00064	0.00023	<0.0020	<0.0020
16/05/2024	51	-	-	-	-	-	-	-	-	-	-	-	-	-	-	-	-	-	-
23/05/2024	52	0.11	<0.000010	-	0.00050	0.00050	0.0060	0.59	<0.000090	<0.000040	<0.000050	0.050	0.0062	<0.0000050	<0.00020	0.00066	0.00023	<0.0020	<0.0020
30/05/2024	53	-	-	-	-	-	-	-	-	-	-	-	-	-	-	-	-	-	-
06/06/2024	54	0.083	<0.000010	-	0.00080	0.00020	0.0040	0.63	<0.000090	<0.000040	<0.000050	0.050	0.0038	<0.0000050	<0.00020	0.00032	0.00030	<0.0020	<0.0020
13/06/2024	55	-	-	-	-	-	-	-	-	-	-	-	-	-	-	-	-	-	-
20/06/2024	56	0.079	<0.000010	-	<0.00040	0.00040	<0.0030	0.49	<0.000090	<0.000040	<0.000050	0.050	0.0035	<0.0000050	<0.00020	0.00028	0.00021	<0.0020	<0.0020
27/06/2024	57	-	-	-	-	-	-	-	-	-	-	-	-	-	-	-	-	-	-
07/04/2024	58	0.080	<0.000010	-	<0.00040	0.00020	<0.0030	0.50	<0.000090	<0.000040	<0.000050	0.060	0.0034	<0.0000050	0.00020	0.00032	0.00017	<0.0020	<0.0020
07/11/2024	59	-	-	-	-	-	-	-	-	-	-	-	-	-	-	-	-	-	-
18/07/2024	60	0.076	<0.000010	-	0.026	0.00020	0.0070	0.54	<0.000090	<0.000040	<0.000050	0.13	0.0034	<0.0000050	<0.00020	0.00035	0.00026	<0.0020	<0.0020
25/07/2024	61	-	-	-	-	-	-	-	-	-	-	-	-	-	-	-	-	-	-
08/01/2024	62	0.082	<0.000010	-	0.0018	0.00010	<0.0030	0.51	<0.000090	<0.000040	<0.000050	0.030	0.0033	<0.0000050	<0.00020	0.00029	0.00019	<0.0020	<0.0020
08/08/2024	63	-	-	-	-	-	-	-	-	-	-	-	-	-	-	-	-	-	-
15/08/2024	64	0.080	0.000010	-	<0.00040	0.00010	<0.0030	0.55	<0.000090	<0.000040	<0.000050	0.080	0.0035	<0.0000050	<0.00020	0.00036	0.00021	<0.0020	<0.0020
22/08/2024	65	-	-	-	-	-	-	-	-	-	-	-	-	-	-	-	-	-	-
29/08/2024	66	0.061	<0.000010	-	<0.00040	<0.00010	<0.0030	0.56	0.00014	<0.000040	<0.000050	0.040	0.0031	<0.0000050	<0.00020	0.00033	0.00018	<0.0020	<0.0020
09/05/2024	67	-	-	-	-	-	-	-	-	-	-	-	-	-	-	-	-	-	-
09/12/2024	68	0.061	<0.000010	-	<0.00040	0.00020	<0.0030	0.54	<0.000090	<0.000040	<0.000050	0.040	0.0029	<0.0000050	<0.00020	0.00028	0.00013	<0.0020	<0.0020

Table D-3: Mine Rock Humidity Cell Testing Results (HC-3)

Sample Date	Week Number	Magnesium (Mg)	Mercury (Hg)	Ultra Trace Mercury (Hg)	Molybdenum (Mo)	Nickel (Ni)	Phosphorus (P)	Potassium (K)	Lead (Pb)	Selenium (Se)	Silver (Ag)	Sodium (Na)	Strontium (Sr)	Thallium (Tl)	Tungsten (W)	Uranium (U)	Vanadium (V)	Zinc (Zn)	Zirconium (Zr)
Units:	-	mg/L	mg/L	mg/L	mg/L	mg/L	mg/L	mg/L	mg/L	mg/L	mg/L	mg/L	mg/L	mg/L	mg/L	mg/L	mg/L	mg/L	mg/L
19/09/2024	69	-	-	-	-	-	-	-	-	-	-	-	-	-	-	-	-	-	-
26/09/2024	70	0.065	<0.000010	-	<0.00040	<0.00010	<0.0030	0.45	<0.000090	<0.000040	<0.000050	0.030	0.0030	<0.0000050	<0.00020	0.00021	0.00015	<0.0020	<0.0020
10/03/2024	71	-	-	-	-	-	-	-	-	-	-	-	-	-	-	-	-	-	-
10/10/2024	72	0.066	<0.000010	-	0.0011	<0.00010	<0.0030	0.48	0.00022	<0.000040	<0.000050	0.070	0.0028	0.000013	<0.00020	0.00029	0.00015	<0.0020	<0.0020
17/10/2024	73	-	-	-	-	-	-	-	-	-	-	-	-	-	-	-	-	-	-
24/10/2024	74	0.074	<0.000010	-	<0.00040	<0.00010	<0.0030	0.49	<0.000090	<0.000040	<0.000050	0.050	0.0029	<0.0000050	<0.00020	0.00026	0.00014	<0.0020	<0.0020
31/10/2024	75	-	-	-	-	-	-	-	-	-	-	-	-	-	-	-	-	-	-
11/07/2024	76	0.064	<0.000010	-	<0.00040	<0.00010	0.028	0.45	0.00011	<0.000040	<0.000050	0.11	0.0027	<0.0000050	<0.00020	0.00024	0.00016	<0.0020	<0.0020
14/11/2024	77	-	-	-	-	-	-	-	-	-	-	-	-	-	-	-	-	-	-
21/11/2024	78	0.061	<0.000010	-	<0.00040	0.0057	0.016	0.47	<0.000090	<0.000040	<0.000050	0.070	0.0029	<0.0000050	<0.00020	0.00026	0.00014	<0.0020	<0.0020
28/11/2024	79	-	-	-	-	-	-	-	-	-	-	-	-	-	-	-	-	-	-
12/05/2024	80	0.065	<0.000010	-	<0.00040	0.00020	<0.0030	0.51	<0.000090	<0.000040	<0.000050	0.040	0.0027	<0.0000050	<0.00020	0.00012	0.00014	<0.0020	<0.0020
12/12/2024	81	-	-	-	-	-	-	-	-	-	-	-	-	-	-	-	-	-	-
19/12/2024	82	0.066	<0.000010	-	<0.00040	<0.00010	<0.0030	0.54	<0.000090	<0.000040	<0.000050	0.040	0.0029	<0.0000050	<0.00020	0.00016	0.00016	<0.0020	<0.0020
27/12/2024	83	-	-	-	-	-	-	-	-	-	-	-	-	-	-	-	-	-	-
01/02/2025	84	0.077	<0.000010	-	<0.00040	<0.00010	<0.0030	0.55	<0.000090	<0.000040	<0.000050	0.040	0.0032	0.0000050	<0.00020	0.00025	0.00014	<0.0020	<0.0020
01/09/2025	85	-	-	-	-	-	-	-	-	-	-	-	-	-	-	-	-	-	-
16/01/2024	86	0.056	<0.000010	-	<0.00040	0.00010	<0.0030	0.52	<0.000090	<0.000040	<0.000050	0.040	0.0027	<0.0000050	<0.00020	0.00020	0.00015	<0.0020	<0.0020
23/01/2025	87	-	-	-	-	-	-	-	-	-	-	-	-	-	-	-	-	-	-
30/01/2025	88	0.065	<0.000010	-	<0.00040	<0.00010	<0.0030	0.51	<0.000090	<0.000040	<0.000050	0.040	0.0026	0.0000060	<0.00020	0.00021	0.00015	<0.0020	<0.0020
02/06/2025	89	-	-	-	-	-	-	-	-	-	-	-	-	-	-	-	-	-	-
13/02/2025	90	0.072	<0.000010	-	<0.00040	0.00020	<0.0030	0.60	<0.000090	<0.000040	<0.000050	0.060	0.0033	<0.0000050	<0.00020	0.00023	0.00019	<0.0020	<0.0020
20/02/2025	91	-	-	-	-	-	-	-	-	-	-	-	-	-	-	-	-	-	-
27/02/2025	92	0.061	<0.000010	-	<0.00040	<0.00010	<0.0030	0.51	<0.000090	<0.000040	<0.000050	0.050	0.0025	<0.0000050	<0.00020	0.00021	0.00015	<0.0020	<0.0020
03/06/2025	93	-	-	-	-	-	-	-	-	-	-	-	-	-	-	-	-	-	-
13/03/2025	94	0.065	<0.000010	-	<0.00040	0.00050	<0.0030	0.51	<0.000090	<0.000040	<0.000050	0.060	0.0025	0.000011	<0.00020	0.00023	0.00019	<0.0020	<0.0020
20/03/2025	95	-	-	-	-	-	-	-	-	-	-	-	-	-	-	-	-	-	-
27/03/2025	96	0.071	<0.000010	-	<0.00040	0.00020	<0.0030	0.53	<0.000090	<0.000040	<0.000050	0.060	0.0026	<0.0000050	<0.00020	0.00021	0.00014	<0.0020	<0.0020
04/03/2025	97	-	-	-	-	-	-	-	-	-	-	-	-	-	-	-	-	-	-
04/10/2025	98	0.061	<0.000010	-	<0.00040	<0.00010	<0.0030	0.46	<0.000090	<0.000040	<0.000050	0.050	0.0024	<0.0000050	<0.00020	0.00018	0.00014	<0.0020	<0.0020
17/04/2025	99	-	-	-	-	-	-	-	-	-	-	-	-	-	-	-	-	-	-
24/04/2025	100	0.063	<0.000010	-	<0.00040	<0.00010	<0.0030	0.50	<0.000090	<0.000040	<0.000050	0.040	0.0022	<0.0000050	<0.00020	0.00020	0.00012	<0.0020	<0.0020
05/01/2025	101	-	-	0.0000014	-	-	-	-	-	-	-	-	-	-	-	-	-	-	-
05/08/2025	102	0.057	<0.000010	0.0000013	<0.00040	<0.00010	<0.0030	0.46	<0.000090	<0.000040	<0.000050	0.030	0.0024	<0.0000050	<0.00020	0.00021	0.00011	<0.0020	<0.0020
15/05/2025	103	-	-	0.0000017	-	-	-	-	-	-	-	-	-	-	-	-	-	-	-
22/05/2025	104	0.052	<0.000010	0.0000012	<0.00040	<0.00010	<0.0030	0.41	<0.000090	<0.000040	<0.000050	0.040	0.0023	<0.0000050	<0.00020	0.00018	0.00010	<0.0020	<0.0020
29/05/2025	105	-	-	0.0000013	-	-	-	-	-	-	-	-	-	-	-	-	-	-	-
06/05/2025	106	0.056	<0.000010	-	<0.00040	0.00010	<0.0030	0.45	<0.000090	<0.000040	<0.000050	0.040	0.0021	<0.0000050	<0.00020	0.00017	0.00012	<0.0020	<0.0020
06/12/2025	107	-	-	-	-	-	-	-	-	-	-	-	-	-	-	-	-	-	-
19/06/2025	108	0.061	<0.000010	-	<0.00040	<0.00010	<0.0030	0.51	<0.000090	<0.000040	<0.000050	0.040	0.0020	<0.0000050	<0.00020	0.00017	0.00011	<0.0020	<0.0020
26/06/2025	109	-	-	-	-	-	-	-	-	-	-	-	-	-	-	-	-	-	-

Table D-4: Mine Rock Humidity Cell Testing Results (HC-4)

Sample Date	Week Number	Leachate Volume Recovered	pH	Electrical Conductivity	Alkalinity (to pH 4.5)	Acidity (to pH 8.3)	Sulphate	Fluoride	Chloride	Aluminum (Al)	Antimony (Sb)	Arsenic (As)	Beryllium (Be)	Boron (B)	Cadmium (Cd)	Calcium (Ca)	Chromium (Cr)	Cobalt (Co)	Copper (Cu)	Iron (Fe)
Units:	-	mL	pH Units	µS/cm	mg CaCO3/L	mg CaCO3/L	mg/L	mg/L	mg/L	mg/L	mg/L	mg/L	mg/L	mg/L	mg/L	mg/L	mg/L	mg/L	mg/L	mg/L
25/05/2023	0	368	6.8	106	6.0	8.0	34	<0.060	2.0	0.015	<0.00090	<0.00020	<0.0000070	0.0050	0.00039	12	<0.000080	0.00079	0.0042	0.013
01/06/2023	1	499	6.9	152	7.0	2.0	66	<0.060	2.0	0.017	<0.00090	0.00040	<0.0000070	0.012	0.00024	22	0.00010	0.00027	0.0017	<0.0070
08/06/2023	2	502	6.9	141	7.0	<2.0	54	<0.060	<1.0	0.019	0.0011	0.00030	<0.0000070	0.0080	0.00021	16	<0.000080	0.00016	0.0010	<0.0070
15/06/2023	3	507	7.1	97	9.0	<2.0	35	<0.060	<1.0	0.013	0.0014	0.0011	<0.0000070	0.0060	0.00021	12	<0.000080	0.00014	0.00050	<0.0070
22/06/2023	4	507	7.0	74	7.0	<2.0	29	<0.060	<1.0	0.020	0.0012	0.00050	<0.0000070	0.0050	0.00017	9.7	<0.000080	0.00010	0.00080	<0.0070
29/06/2023	5	512	7.0	67	7.0	<2.0	24	<0.060	<1.0	0.018	0.0012	0.00020	<0.0000070	0.0040	0.00024	8.6	0.000080	0.00010	0.0013	<0.0070
06/07/2023	6	509	7.0	58	6.0	<2.0	19	<0.060	<1.0	0.013	0.0013	0.00060	<0.0000070	0.0030	0.00025	7.7	0.000080	0.000090	0.00040	0.011
13/07/2023	7	509	6.9	53	6.0	<2.0	19	<0.060	<1.0	0.011	0.0010	<0.00020	<0.0000070	0.0030	0.00033	7.2	<0.000080	0.000084	0.00050	<0.0070
20/07/2023	8	506	7.2	53	7.0	<2.0	17	<0.060	<1.0	0.0080	<0.00090	0.00030	<0.0000070	0.0020	0.00047	6.8	<0.000080	0.00011	0.00070	<0.0070
27/07/2023	9	504	7.0	47	6.0	<2.0	14	<0.060	<1.0	0.0060	<0.00090	<0.00020	<0.0000070	0.0020	0.00061	6.2	<0.000080	0.00013	0.00080	<0.0070
03/08/2023	10	535	7.0	45	4.0	<2.0	14	<0.060	<1.0	0.0070	<0.00090	0.00070	<0.0000070	0.0030	0.00036	6.1	<0.000080	0.000068	0.00080	0.018
10/08/2023	11	531	6.9	46	5.0	<2.0	14	<0.060	<1.0	0.0080	<0.00090	<0.00020	<0.0000070	<0.0020	0.00047	6.1	<0.000080	0.00011	0.00050	<0.0070
17/08/2023	12	525	7.0	49	4.0	<2.0	13	<0.060	<1.0	0.0070	<0.00090	<0.00020	<0.0000070	<0.0020	0.00051	5.7	<0.000080	0.000056	<0.00020	<0.0070
24/08/2023	13	510	6.9	43	4.0	<2.0	13	<0.060	<1.0	0.0060	<0.00090	<0.00020	<0.0000070	<0.0020	0.00058	5.6	<0.000080	0.000064	0.00030	<0.0070
31/08/2023	14	502	7.0	40	5.0	<2.0	13	<0.060	<1.0	0.0070	<0.00090	<0.00020	<0.0000070	0.0020	0.00060	5.5	0.00025	0.000072	0.00090	<0.0070
07/09/2023	15	531	6.8	38	4.0	<2.0	12	<0.060	<1.0	0.043	<0.00090	<0.00020	<0.0000070	<0.0020	0.00078	5.5	<0.000080	0.000092	0.00060	<0.0070
14/09/2023	16	516	7.1	39	5.0	<2.0	12	<0.060	<1.0	0.0050	<0.00090	0.00040	<0.0000070	<0.0020	0.00092	5.3	<0.000080	0.00023	0.00050	0.0080
21/09/2023	17	503	6.7	39	4.0	<2.0	10	<0.060	<1.0	0.0070	<0.00090	<0.00020	<0.0000070	<0.0020	0.00097	5.1	<0.000080	0.00012	0.00040	0.0090
28/09/2023	18	499	6.7	39	5.0	<2.0	12	<0.060	<1.0	0.0050	<0.00090	<0.00020	<0.0000070	<0.0020	0.0010	5.0	<0.000080	0.00011	0.0018	<0.0070
05/10/2023	19	518	6.6	34	3.0	<2.0	10	<0.060	<1.0	0.0050	<0.00090	<0.00020	<0.0000070	<0.0020	0.00086	4.7	<0.000080	0.000081	0.0040	<0.0070
12/10/2023	20	504	6.8	37	5.0	<2.0	10	<0.060	<1.0	0.0040	<0.00090	<0.00020	<0.0000070	<0.0020	0.00082	5.0	<0.000080	0.000067	0.0011	0.039
19/10/2023	21	508	6.6	35	3.0	2.0	10	<0.060	<1.0	0.0040	<0.00090	<0.00020	<0.0000070	<0.0020	0.00074	4.3	0.00016	0.000061	0.0014	<0.0070
26/10/2023	22	501	6.7	40	3.0	<2.0	13	<0.060	<1.0	0.0050	<0.00090	<0.00020	<0.0000070	<0.0020	0.00095	5.2	<0.000080	0.00018	0.00040	<0.0070
02/11/2023	23	500	6.7	32	2.0	<2.0	11	<0.060	<1.0	0.0030	<0.00090	<0.00020	<0.0000070	<0.0020	0.00081	4.8	<0.000080	0.000079	0.00020	<0.0070
09/11/2023	24	496	6.3	27	<2.0	4.0	9.0	<0.060	<1.0	0.0030	<0.00090	<0.00020	<0.0000070	0.0040	0.00083	3.7	<0.000080	0.000058	0.00040	<0.0070
16/11/2023	25	549	6.6	34	5.0	<2.0	12	<0.060	<1.0	0.0020	<0.00090	<0.00020	<0.0000070	<0.0020	0.0018	4.3	<0.000080	0.00015	0.0025	<0.0070
23/11/2023	26	520	6.5	36	<2.0	3.0	12	<0.060	<1.0	0.0010	<0.00090	<0.00020	0.0000090	<0.0020	0.0014	4.9	<0.000080	0.00014	0.00040	<0.0070
30/11/2023	27	505	6.6	32	<2.0	2.0	12	<0.060	<1.0	0.0020	<0.00090	<0.00020	<0.0000070	<0.0020	0.0017	4.6	<0.000080	0.00016	0.00050	<0.0070
07/12/2023	28	542	6.5	32	<2.0	2.0	12	<0.060	<1.0	0.0020	<0.00090	<0.00020	<0.0000070	<0.0020	0.0018	4.2	<0.000080	0.00016	0.00040	<0.0070
14/12/2023	29	493	6.3	33	<2.0	5.0	10	<0.060	<1.0	0.0010	<0.00090	<0.00020	<0.0000070	<0.0020	0.0014	3.8	<0.000080	0.00013	0.00030	<0.0070
21/12/2023	30	501	6.4	35	2.0	3.0	13	<0.060	<1.0	0.0010	<0.00090	<0.00020	<0.0000070	<0.0020	0.0018	4.2	<0.000080	0.00016	0.00040	<0.0070
28/12/2023	31	510	6.7	36	3.0	4.0	11	<0.060	<1.0	0.0040	<0.00090	<0.00020	<0.0000070	<0.0020	0.0021	4.6	<0.000080	0.00018	0.00060	<0.0070
04/01/2024	32	494	6.5	29	2.0	3.0	11	<0.060	<1.0	0.0030	<0.00090	<0.00020	<0.0000070	<0.0020	0.0016	4.4	<0.000080	0.00014	0.00030	<0.0070
11/01/2024	33	548	6.4	30	<2.0	<2.0	9.0	<0.060	<1.0	0.0020	<0.00090	<0.00020	<0.0000070	<0.0020	0.0015	3.8	<0.000080	0.00011	0.00030	<0.0070
18/01/2024	34	499	6.4	39	<2.0	3.0	14	<0.060	<1.0	0.0030	<0.00090	<0.00020	<0.0000070	<0.0020	0.0018	4.8	<0.000080	0.00013	0.00040	<0.0070
25/01/2024	35	550	6.5	24	<2.0	4.0	9.0	<0.060	<1.0	0.0030	<0.00090	<0.00020	<0.0000070	<0.0020	0.0015	3.4	<0.000080	0.00011	<0.0020	<0.0070
01/02/2024	36	508	6.4	31	<2.0	4.0	11	<0.060	<1.0	0.0030	<0.00090	<0.00020	<0.0000070	<0.0020	0.0016	4.3	<0.000080	0.00011	<0.0020	<0.0070
08/02/2024	37	495	6.3	26	<2.0	3.0	9.0	<0.060	<1.0	0.0050	<0.00090	<0.00020	<0.0000070	<0.0020	0.0013	3.1	<0.000080	0.000084	<0.0020	<0.0070
15/02/2024	38	479	5.9	32	<2.0	4.0	11	<0.060	<1.0	0.0020	<0.00090	<0.00020	<0.0000070	<0.0020	0.0018	3.9	<0.000080	0.00014	<0.0010	0.0080
22/02/2024	39	508	6.5	40	<2.0	4.0	15	<0.060	<1.0	0.0010	<0.00090	<0.00020	<0.0000070	<0.0020	0.0043	5.1	<0.000080	0.00031	<0.0010	<0.0070
29/02/2024	40	560	6.4	29	<2.0	2.0	12	<0.060	<1.0	0.0010	<0.00090	<0.00020	<0.0000070	<0.0020	0.0039	3.6	<0.000080	0.00034	0.0010	<0.0070
07/03/2024	41	518	6.3	30	<2.0	4.0	12	<0.060	<1.0	0.0020	<0.00090	<0.00020	<0.0000070	<0.0020	0.0040	3.9	<0.000080	0.00040	<0.0010	<0.0070
14/03/2024	42	506	6.0	32	<2.0	2.0	13	<0.060	<1.0	<0.0010	<0.00090	<0.00020	<0.0000070	<0.0020	0.0035	3.9	<0.000080	0.00041	<0.0010	<0.0070
21/03/2024	43	502	6.0	30	<2.0	3.0	13	<0.060	<1.0	<0.0010	<0.00090	<0.00020	<0.0000070	<0.0020	0.0043	3.9	<0.000080	0.00043	<0.0010	<0.0070
28/03/2024	44	503	6.0	27	<2.0	2.0	12	<0.060	<1.0	<0.0010	<0.00090	<0.00020	<0.0000070	<0.0020	0.0043	3.5	<0.000080	0.00044	<0.0010	<0.0070
04/04/2024	45	517	6.0	31	<2.0	4.0	13	-	-	-	-	-	-	-	-	-	-	-	-	-
11/04/2024	46	513	5.7	29	<2.0	4.0	11	-	-	<0.0010	<0.00090	<0.00020	<0.0000070	<0.0020	0.0049	4.0	<0.000080	0.00064	0.0010	<0.0070
18/04/2024	47	493	5.7	27	<2.0	4.0	10	-	-	-	-	-	-	-	-	-	-	-	-	-
25/04/2024	48	511	5.7	32	<2.0	7.0	11	-	-	0.0030	<0.00090	<0.00020	<0.0000070	<0.0020	0.0049	4.0	<0.000080	0.00053	0.0010	<0.0070
02/05/2024	49	518	5.8	30	<2.0	4.0	11	-	-	-	-	-	-	-	-	-	-	-	-	-
09/05/2024	50	510	6.0	29	<2.0	3.0	12	-	-	0.0020	<0.00090	<0.00020	<0.0000070	<0.0020	0.0044	4.0	<0.000080	0.00046	<0.0010	<0.0070
16/05/2024	51	513	6.0	24	<2.0	6.0	9.0	-	-	-	-	-	-	-	-	-	-	-	-	-
23/05/2024	52	499	6.0	29	<2.0	4.0	11	-	-	<0.0010	<0.00090	<0.00020	<0.0000070	<0.0020	0.0049	3.9	<0.000080	0.00048	<0.0010	<0.0070
30/05/2024	53	542	6.0	20	<2.0	5.0	5.0	-	-	-	-	-	-	-	-	-	-	-	-	-
06/06/2024	54	509	5.9	19	<2.0	3.0	7.0	-	-	<0.0010	<0.00090	<0.00020	<0.0000070	<0.0020	0.0036	2.7	<0.000080	0.00035	<0.0010	<0.0070
13/06/2024	55	510	5.6	28	<2.0	5.0	11	-	-	-	-	-	-	-	-	-	-	-	-	-
20/06/2024	56	506	5.9	36	<2.0	2.0	12	-	-	<0.0010	<0.00090	<0.00020	<0.0000070	<0.0020	0.0059	4.2	<0.000080	0.00069	0.0020	0.011
27/06/2024	57	504	5.9	32	<2.0	5.0	11	-	-	-	-	-	-	-	-	-	-	-	-	-
04/07/2024	58	502	5.5	41	<2.0	7.0	15	-	-	0.0010	<0.00090	0.00070	<0.0000070	<0.0020	0.0084	5.1	<0.000080	0.00086	0.0030	0.017
11/07/2024	59	481	5.8	43	<2.0	7.0	17	-	-	-	-	-	-	-	-	-	-	-	-	-
18/07/2024	60	496	5.7	54	<2.0	8.0	21	-	-	0.0050	<0.00090	<0.00020	<0.0000070	<0.0020	0.014	6.3	<0.000080	0.0017	0.0040	0.064
25/07/2024	61	501	5.8	38	<2.0	6.0	13	-	-	-	-	-	-	-	-	-	-	-	-	-
01/08/2024	62	499	5.7	50	<2.0	8.0	17	-	-	0.0030	<0.00090	<0.00020	<0.0000070	<0.0020	0.015	5.7	<0.000080	0.0022	0.0070	0.055
08/08/2024	63	512	5.4	37	<2.0	3.0	16	-	-	-	-	-	-	-	-	-	-	-	-	-
15/08/2024	64	507	5.5	45	<2.0	6.0	18	-	-	0.0040	<0.00090	<0.00020	<0.0000070	<0.0020	0.014	5.6	<0.000080	0.0023	0.0060	0.050
22/08/2024	65	510	5.7	44	<2.0	7.0	17	-	-	-	-	-	-	-	-	-	-	-	-	-
29/08/2024	66	516	5.3	38	<2.0	9.0	12	-	-	0.0030	<0.00090	<0.00020	<0.0000070	<0.0020	0.013	3.4	<0.000080	0.0023	0.0040	0.016
05/09/2024	67	510	5.3	37	<2.0	4.0	13	-	-	-	-	-	-	-	-	-	-	-	-	-
12/09/2024	68	512	6.0	39	<2.0	6.0	14	-	-	0.0040	<0.00090	0.00040	<0.0000070	<0.0020	0.013	3.9	<0.000080	0.0025	0.0040	0.014

Table D-4: Mine Rock Humidity Cell Testing Results (HC-4)

Sample Date	Week Number	Leachate Volume Recovered	pH	Electrical Conductivity	Alkalinity (to pH 4.5)	Acidity (to pH 8.3)	Sulphate	Fluoride	Chloride	Aluminum (Al)	Antimony (Sb)	Arsenic (As)	Beryllium (Be)	Boron (B)	Cadmium (Cd)	Calcium (Ca)	Chromium (Cr)	Cobalt (Co)	Copper (Cu)	Iron (Fe)
Units:	-	mL	pH Units	µS/cm	mg CaCO3/L	mg CaCO3/L	mg/L	mg/L	mg/L	mg/L	mg/L	mg/L	mg/L	mg/L	mg/L	mg/L	mg/L	mg/L	mg/L	mg/L
19/09/2024	69	507	5.2	36	<2.0	9.0	13	-	-	-	-	-	-	-	-	-	-	-	-	-
26/09/2024	70	512	5.2	44	<2.0	9.0	16	-	-	0.0050	<0.00090	<0.00020	0.0000070	<0.0020	0.015	4.1	<0.000080	0.0032	0.0050	0.013
03/10/2024	71	493	5.4	41	<2.0	8.0	19	-	-	-	-	-	-	-	-	-	-	-	-	-
10/10/2024	72	506	5.1	41	<2.0	10	14	-	-	0.0050	<0.00090	<0.00020	0.0000090	<0.0020	0.016	4.3	<0.000080	0.0033	0.0050	0.015
17/10/2024	73	540	5.4	38	<2.0	8.0	15	-	-	-	-	-	-	-	-	-	-	-	-	-
24/10/2024	74	522	5.3	45	<2.0	9.0	15	-	-	0.0050	<0.00090	0.00020	<0.0000070	<0.0020	0.014	4.1	<0.000080	0.0034	0.0050	0.016
31/10/2024	75	533	5.4	44	<2.0	10	15	-	-	-	-	-	-	-	-	-	-	-	-	-
07/11/2024	76	518	5.4	47	<2.0	10	16	-	-	0.0070	<0.00090	0.00060	0.000011	<0.0020	0.016	4.3	<0.000080	0.0040	0.0050	0.020
14/11/2024	77	509	5.4	48	<2.0	10	17	-	-	-	-	-	-	-	-	-	-	-	-	-
21/11/2024	78	501	5.4	47	<2.0	11	16	-	-	0.0090	<0.00090	<0.00020	0.0000070	<0.0020	0.015	4.2	<0.000080	0.0037	0.0050	0.021
28/11/2024	79	516	5.4	45	<2.0	10	21	-	-	-	-	-	-	-	-	-	-	-	-	-
05/12/2024	80	519	5.3	46	<2.0	11	17	-	-	0.0080	<0.00090	<0.00020	0.0000090	<0.0020	0.016	4.1	<0.000080	0.0040	0.0050	0.024
12/12/2024	81	522	5.7	46	<2.0	11	16	-	-	-	-	-	-	-	-	-	-	-	-	-
19/12/2024	82	523	5.3	48	<2.0	14	20	-	-	0.011	<0.00090	<0.00020	0.0000080	<0.0020	0.016	4.1	<0.000080	0.0039	0.0060	0.039
27/12/2024	83	515	5.2	49	<2.0	10	18	-	-	-	-	-	-	-	-	-	-	-	-	-
02/01/2025	84	528	5.6	39	<2.0	13	14	-	-	0.0090	<0.00090	0.00080	0.0000090	<0.0020	0.013	3.4	<0.000080	0.0037	0.0060	0.045
09/01/2025	85	521	5.9	50	<2.0	16	17	-	-	-	-	-	-	-	-	-	-	-	-	-
16/01/2024	86	525	5.3	50	<2.0	11	17	-	-	0.017	<0.00090	<0.00020	0.000012	<0.0020	0.016	3.9	<0.000080	0.0041	0.0060	0.076
23/01/2025	87	491	5.5	37	<2.0	9.0	15	-	-	-	-	-	-	-	-	-	-	-	-	-
30/01/2025	88	495	6.0	35	<2.0	9.0	13	-	-	0.013	<0.00090	0.00020	0.000023	<0.0020	0.011	2.9	<0.000080	0.0031	0.0060	0.064
06/02/2025	89	522	5.4	40	<2.0	9.0	17	-	-	-	-	-	-	-	-	-	-	-	-	-
13/02/2025	90	513	5.7	32	<2.0	10	11	-	-	0.016	<0.00090	<0.00020	0.000016	<0.0020	0.011	2.3	<0.000080	0.0033	0.0050	0.073
20/02/2025	91	505	5.2	45	<2.0	10	16	-	-	-	-	-	-	-	-	-	-	-	-	-
27/02/2025	92	498	5.3	46	<2.0	9.0	17	-	-	0.023	<0.00090	0.00040	0.000016	<0.0020	0.017	3.3	<0.000080	0.0049	0.0050	0.13
06/03/2025	93	510	5.1	48	<2.0	10	18	-	-	-	-	-	-	-	-	-	-	-	-	-
13/03/2025	94	505	5.2	43	<2.0	10	18	-	-	0.023	<0.00090	0.00030	0.000012	<0.0020	0.015	3.2	<0.000080	0.0046	0.0050	0.15
20/03/2025	95	506	5.1	45	<2.0	11	17	-	-	-	-	-	-	-	-	-	-	-	-	-
27/03/2025	96	506	5.2	49	<2.0	7.0	24	-	-	0.023	<0.00090	<0.00020	0.000013	<0.0020	0.016	3.5	<0.000080	0.0049	0.0050	0.19
03/04/2025	97	509	5.2	48	<2.0	9.0	16	-	-	-	-	-	-	-	-	-	-	-	-	-
10/04/2025	98	503	5.4	40	<2.0	12	22	-	-	0.021	<0.00090	<0.00020	0.000018	<0.0020	0.015	3.0	<0.000080	0.0043	0.0040	0.21
17/04/2025	99	508	5.0	42	<2.0	8.0	14	-	-	-	-	-	-	-	-	-	-	-	-	-
24/04/2025	100	512	5.4	46	<2.0	7.0	17	-	-	0.024	<0.00090	<0.00020	0.000017	<0.0020	0.014	2.9	<0.000080	0.0042	0.0040	0.22
01/05/2025	101	508	4.9	42	<2.0	13	16	-	-	-	-	-	-	-	-	-	-	-	-	-
08/05/2025	102	506	5.3	40	<2.0	9.0	14	-	-	0.019	<0.00090	<0.00020	0.000014	<0.0020	0.011	2.4	<0.000080	0.0035	0.0040	0.22
15/05/2025	103	498	5.1	31	<2.0	9.0	12	-	-	-	-	-	-	-	-	-	-	-	-	-
22/05/2025	104	495	5.3	27	<2.0	11	9.2	-	-	0.011	<0.00090	<0.00020	0.000011	<0.0020	0.0069	1.5	<0.000080	0.0019	0.0050	0.10
29/05/2025	105	485	5.7	22	<2.0	6.0	9.5	-	-	-	-	-	-	-	-	-	-	-	-	-
05/06/2025	106	507	5.5	28	<2.0	9.0	12	-	-	0.017	<0.00090	0.00020	0.000014	<0.0020	0.010	2.0	<0.000080	0.0031	0.0030	0.17
12/06/2025	107	505	5.6	26	<2.0	5.0	10	-	-	-	-	-	-	-	-	-	-	-	-	-
19/06/2025	108	504	5.2	32	<2.0	6.0	14	-	-	0.019	<0.00090	<0.00020	0.000017	<0.0020	0.011	2.0	<0.000080	0.0035	0.0030	0.19
26/06/2025	109	498	5.1	39	<2.0	8.0	15	-	-	-	-	-	-	-	-	-	-	-	-	-

Table D-4: Mine Rock Humidity Cell Testing Results (HC-4)

Sample Date	Week Number	Magnesium (Mg)	Mercury (Hg)	Ultra Trace Mercury (Hg)	Molybdenum (Mo)	Nickel (Ni)	Phosphorus (P)	Potassium (K)	Lead (Pb)	Selenium (Se)	Silver (Ag)	Sodium (Na)	Strontium (Sr)	Thallium (Tl)	Tungsten (W)	Uranium (U)	Vanadium (V)	Zinc (Zn)	Zirconium (Zr)
Units:	-	mg/L	mg/L	mg/L	mg/L	mg/L	mg/L	mg/L	mg/L	mg/L	mg/L	mg/L	mg/L	mg/L	mg/L	mg/L	mg/L	mg/L	mg/L
25/05/2023	0	2.6	<0.000010	-	0.00048	0.0064	<0.0030	2.3	0.00072	0.0012	<0.000050	1.7	0.027	0.000012	0.00011	0.00011	0.000010	0.035	<0.0020
01/06/2023	1	5.3	<0.000010	-	0.00018	0.0022	<0.0030	3.0	0.0010	0.0023	<0.000050	1.8	0.042	0.0000080	0.00013	0.00059	0.000020	0.017	<0.0020
08/06/2023	2	4.0	<0.000010	-	0.00021	0.0011	<0.0030	2.5	0.0016	0.0014	<0.000050	1.1	0.035	0.0000070	0.00012	0.00045	0.000020	0.013	<0.0020
15/06/2023	3	2.7	<0.000010	-	0.00015	0.00080	<0.0030	1.9	0.0032	0.00075	<0.000050	0.72	0.025	0.0000070	0.000050	0.00035	0.000020	0.013	<0.0020
22/06/2023	4	2.0	<0.000010	-	0.00027	0.00060	<0.0030	1.8	0.0041	0.00087	<0.000050	0.46	0.020	0.0000080	0.00032	0.0043	0.000020	0.013	<0.0020
29/06/2023	5	1.7	<0.000010	-	0.00018	0.00040	<0.0030	1.5	0.0068	0.00086	<0.000050	0.31	0.018	0.0000070	0.000080	0.00022	0.000030	0.016	<0.0020
06/07/2023	6	1.5	<0.000010	-	0.00034	0.00030	<0.0030	1.3	0.0098	0.00096	<0.000050	0.20	0.016	0.0000080	0.000040	0.0027	0.000020	0.014	<0.0020
13/07/2023	7	1.4	<0.000010	-	0.00047	0.0017	<0.0030	1.2	0.014	0.0010	<0.000050	0.19	0.015	0.0000070	0.000040	0.00016	0.000020	0.020	<0.0020
20/07/2023	8	1.3	<0.000010	-	0.000090	0.00060	<0.0030	1.1	0.018	0.00097	<0.000050	0.13	0.014	0.000010	0.000030	0.00028	0.000020	0.025	<0.0020
27/07/2023	9	1.0	<0.000010	-	0.000080	0.00040	<0.0030	1.0	0.027	0.0011	<0.000050	0.12	0.013	0.0000090	0.000030	0.0029	0.000030	0.029	<0.0020
03/08/2023	10	0.93	<0.000010	-	0.00048	0.00050	<0.0030	0.98	0.021	0.0014	<0.000050	0.13	0.012	0.0000080	<0.000020	0.00023	0.000020	0.018	<0.0020
10/08/2023	11	0.88	<0.000010	-	0.00040	0.00030	<0.0030	1.0	0.027	0.0014	<0.000050	0.090	0.013	0.000011	0.000080	0.012	0.000020	0.021	<0.0020
17/08/2023	12	0.79	<0.000010	-	0.000070	0.00020	<0.0030	0.95	0.029	0.0014	<0.000050	0.080	0.011	0.0000060	0.000020	0.000051	0.000030	0.021	<0.0020
24/08/2023	13	0.80	<0.000010	-	0.00028	0.00030	<0.0030	0.91	0.030	0.0014	<0.000050	0.060	0.011	0.0000090	0.000040	0.00012	0.000030	0.030	<0.0020
31/08/2023	14	0.75	<0.000010	-	0.00015	0.00090	0.0050	0.88	0.029	0.0014	<0.000050	0.090	0.011	0.000010	0.000030	0.00018	0.000040	0.030	<0.0020
07/09/2023	15	0.76	<0.000010	-	0.000070	0.00030	<0.0030	0.93	0.037	0.0013	<0.000050	0.080	0.011	0.000012	<0.000020	0.00054	0.000010	0.037	<0.0020
14/09/2023	16	0.69	<0.000010	-	0.0043	0.00050	0.0030	0.87	0.041	0.0013	0.000070	0.060	0.011	0.000059	<0.000020	0.0074	<0.000010	0.039	<0.0020
21/09/2023	17	0.64	<0.000010	-	0.00038	0.00030	<0.0030	0.88	0.044	0.0012	<0.000050	0.080	0.0095	0.000039	<0.000020	0.0046	0.000020	0.041	<0.0020
28/09/2023	18	0.62	<0.000010	-	0.00027	0.00030	<0.0030	0.84	0.046	0.0011	<0.000050	0.060	0.0096	0.000013	<0.000020	0.00012	<0.000010	0.046	<0.0020
05/10/2023	19	0.54	<0.000010	-	0.00013	0.00030	<0.0030	0.76	0.044	0.0013	<0.000050	0.060	0.0087	0.000012	0.000020	0.000051	<0.000010	0.042	<0.0020
12/10/2023	20	0.51	<0.000010	-	0.00037	0.00030	<0.0030	0.75	0.038	0.0012	<0.000050	0.040	0.0082	0.0000090	<0.000020	0.000032	<0.000010	0.038	<0.0020
19/10/2023	21	0.48	<0.000010	-	0.00065	0.00030	<0.0030	0.71	0.039	0.0012	<0.000050	0.070	0.0079	0.0000070	0.000040	0.00055	0.000080	0.039	<0.0020
26/10/2023	22	0.55	<0.000010	-	0.00020	0.00040	0.0060	0.79	0.040	0.0013	<0.000050	0.060	0.0098	0.000058	<0.000020	0.0052	<0.000010	0.038	<0.0020
02/11/2023	23	0.51	<0.000010	-	0.00053	0.00020	<0.0030	0.73	0.035	0.0011	<0.000050	0.080	0.0084	0.000011	<0.000020	0.0015	0.000020	0.035	<0.0020
09/11/2023	24	0.30	<0.000010	-	0.00028	0.00020	<0.0030	0.48	0.044	0.00078	<0.000050	0.070	0.0060	0.0000080	<0.000020	0.00027	0.000020	0.049	<0.0020
16/11/2023	25	0.44	<0.000010	-	<0.000040	0.00050	<0.0030	0.53	0.063	0.0010	<0.000050	0.040	0.0089	0.000010	<0.000020	0.000076	0.000010	0.083	<0.0020
23/11/2023	26	0.49	<0.000010	-	0.00022	0.00040	<0.0030	0.61	0.051	0.0010	<0.000050	0.070	0.0083	0.0000080	0.00013	0.0015	0.000010	0.059	<0.0020
30/11/2023	27	0.45	<0.000010	-	0.00015	0.00040	<0.0030	0.60	0.058	0.00095	<0.000050	0.050	0.0082	0.000012	<0.000020	0.0054	0.000020	0.075	<0.0020
07/12/2023	28	0.39	<0.000010	-	<0.000040	0.00040	<0.0030	0.54	0.058	0.00094	<0.000050	0.070	0.0082	0.000013	<0.000020	0.000018	0.000010	0.074	<0.0020
14/12/2023	29	0.38	<0.000010	-	0.00025	0.00030	0.0030	0.55	0.046	0.00073	<0.000050	0.080	0.0070	0.000012	<0.000020	0.00055	<0.000010	0.053	<0.0020
21/12/2023	30	0.38	<0.000010	-	0.010	0.00050	<0.0030	0.57	0.054	0.00090	<0.000050	0.060	0.0078	0.0000090	<0.000020	0.000032	<0.000010	0.079	<0.0020
28/12/2023	31	0.40	<0.000010	-	0.012	0.00050	<0.0030	0.63	0.063	0.0010	<0.000050	0.070	0.0088	0.000013	0.000020	0.0018	0.000020	0.093	<0.0020
04/01/2024	32	0.40	<0.000010	-	0.00060	0.00030	<0.0030	0.67	0.045	0.0013	<0.000050	0.090	0.0070	<0.0000050	0.000030	0.0029	<0.000010	0.068	<0.0020
11/01/2024	33	0.35	<0.000010	-	0.00037	0.00040	<0.0030	0.60	0.040	0.00090	<0.000050	0.040	0.0062	0.0000090	<0.000020	0.000019	<0.000010	0.061	<0.0020
18/01/2024	34	0.43	<0.000010	-	0.00071	0.00050	<0.0030	0.77	0.040	0.0016	<0.000050	0.080	0.0090	0.000018	<0.000020	0.00078	<0.000010	0.060	<0.0020
25/01/2024	35	0.28	<0.000010	-	<0.00040	0.00040	<0.0030	0.51	0.036	0.00091	<0.000050	0.030	0.0057	0.0000080	<0.00020	0.000027	<0.000010	0.056	<0.0020
01/02/2024	36	0.35	<0.000010	-	0.00046	0.00040	<0.0030	0.61	0.042	0.0011	<0.000050	0.17	0.0069	<0.0000050	<0.00020	0.000034	<0.000010	0.060	<0.0020
08/02/2024	37	0.21	<0.000010	-	<0.00040	0.00030	0.046	0.40	0.048	0.00069	<0.000050	0.050	0.0050	0.0000090	<0.00020	0.000018	<0.000010	0.057	<0.0020
15/02/2024	38	0.28	<0.000010	-	<0.00040	0.00060	<0.0030	0.44	0.062	0.00067	<0.000050	0.060	0.0066	0.0000080	<0.00020	0.00051	<0.000010	0.087	<0.0020
22/02/2024	39	0.35	<0.000010	-	<0.00040	0.0010	<0.0030	0.45	0.12	0.0012	<0.000050	0.050	0.0084	0.000012	<0.00020	0.000023	<0.000010	0.22	<0.0020
29/02/2024	40	0.31	<0.000010	-	0.00070	0.0013	<0.0030	0.42	0.13	0.00076	<0.000050	0.030	0.0068	0.000011	<0.00020	0.000042	<0.000010	0.23	<0.0020
07/03/2024	41	0.32	<0.000010	-	0.0015	0.0014	<0.0030	0.46	0.12	0.00063	<0.000050	0.090	0.0065	0.000010	<0.00020	0.000016	0.000020	0.24	<0.0020
14/03/2024	42	0.26	<0.000010	-	<0.00040	0.0013	<0.0030	0.37	0.12	0.00054	<0.000050	0.030	0.0061	0.0000090	<0.00020	0.000042	<0.000010	0.21	<0.0020
21/03/2024	43	0.32	<0.000010	-	<0.00040	0.0016	0.0030	0.47	0.12	0.00063	<0.000050	0.050	0.0065	0.000012	<0.00020	0.000010	<0.000010	0.28	<0.0020
28/03/2024	44	0.29	<0.000010	-	<0.00040	0.0017	<0.0030	0.41	0.12	0.00056	<0.000050	0.050	0.0054	0.000011	<0.00020	0.000016	<0.000010	0.29	<0.0020
04/04/2024	45	-	-	-	-	-	-	-	-	-	-	-	-	-	-	-	-	-	-
11/04/2024	46	0.32	<0.000010	-	<0.00040	0.0021	<0.0030	0.47	0.15	0.00068	<0.000050	0.030	0.0064	0.000012	<0.00020	0.000016	<0.000010	0.34	<0.0020
18/04/2024	47	-	-	-	-	-	-	-	-	-	-	-	-	-	-	-	-	-	-
25/04/2024	48	0.31	<0.000010	-	<0.00040	0.0020	<0.0030	0.48	0.14	0.00065	<0.000050	0.050	0.0058	0.000012	<0.00020	0.000023	0.000020	0.32	<0.0020
02/05/2024	49	-	-	-	-	-	-	-	-	-	-	-	-	-	-	-	-	-	-
09/05/2024	50	0.31	<0.000010	-	<0.00040	0.0018	0.0040	0.48	0.11	0.00066	<0.000050	0.050	0.0061	0.000014	<0.00020	0.000022	0.000020	0.30	<0.0020
16/05/2024	51	-	-	-	-	-	-	-	-	-	-	-	-	-	-	-	-	-	-
23/05/2024	52	0.29	<0.000010	-	<0.00040	0.0018	<0.0030	0.49	0.12	0.00065	<0.000050	0.040	0.0059	0.000010	<0.00020	0.000010	0.000030	0.31	<0.0020
30/05/2024	53	-	-	-	-	-	-	-	-	-	-	-	-	-	-	-	-	-	-
06/06/2024	54	0.19	<0.000010	-	0.0012	0.0014	0.0050	0.40	0.11	0.00039	<0.000050	0.030	0.0037	0.0000080	<0.00020	0.000016	<0.000010	0.26	<0.0020
13/06/2024	55	-	-	-	-	-	-	-	-	-	-	-	-	-	-	-	-	-	-
20/06/2024	56	0.25	<0.000010	-	<0.00040	0.0027	<0.0030	0.42	0.27	0.00062	<0.000050	0.030	0.0060	0.000014	<0.00020	0.000016	<0.000010	0.42	<0.0020
27/06/2024	57	-	-	-	-	-	-	-	-	-	-	-	-	-	-	-	-	-	-
04/07/2024	58	0.34	<0.000010	-	<0.00040	0.0042	<0.0030	0.50	0.33	0.0011	<0.000050	0.080	0.0068	0.000016	<0.00020	0.000022	<0.000010	0.66	<0.0020
11/07/2024	59	-	-	-	-	-	-	-	-	-	-	-	-	-	-	-	-	-	-
18/07/2024	60	0.62	<0.000010	-	0.033	0.0079	<0.0030	0.84	0.51	0.0019	<0.000050	0.13	0.0075	0.000019	<0.00020	0.000042	<0.000010	1.1	<0.0020
25/07/2024	61	-	-	-	-	-	-	-	-	-	-	-	-	-	-	-	-	-	-
01/08/2024	62	0.55	<0.000010	-	0.0057	0.011	<0.0030	0.71	0.49	0.0017	<0.000050	0.050	0.0063	0.000017	<0.00020	0.000054	<0.000010	1.3	<0.0020
08/08/2024	63	-	-	-	-	-	-	-	-	-	-	-	-	-	-	-	-	-	-
15/08/2024	64	0.56	0.000010	-	<0.00040	0.011	0.0090	0.69	0.49	0.0015	<0.000050	0.070	0.0056	0.000021	<0.00020	0.000065	0.000010	1.3	<0.0020
22/08/2024	65	-	-	-	-	-	-	-	-	-	-	-	-	-	-	-	-	-	-
29/08/2024	66	0.52	<0.000010	-	<0.00040	0.013	<0.0030	0.57	0.33	0.0012	<0.000050	0.050	0.0039	0.000014	<0.00020	0.00010	<0.000010	1.2	<0.0020
05/09/2024	67	-	-	-	-	-	-	-	-	-	-	-	-	-	-	-	-	-	-
12/09/2024	68	0.56	<0.000010	-	<0.00040	0.014	<0.0030	0.55	0.36	0.0011	<0.000050	0.050	0.0040	0.000018	<0.00020	0.000045	<0.000010	1.5	<0.0020

Table D-4: Mine Rock Humidity Cell Testing Results (HC-4)

Sample Date	Week Number	Magnesium (Mg)	Mercury (Hg)	Ultra Trace Mercury (Hg)	Molybdenum (Mo)	Nickel (Ni)	Phosphorus (P)	Potassium (K)	Lead (Pb)	Selenium (Se)	Silver (Ag)	Sodium (Na)	Strontium (Sr)	Thallium (Tl)	Tungsten (W)	Uranium (U)	Vanadium (V)	Zinc (Zn)	Zirconium (Zr)
Units:	-	mg/L	mg/L	mg/L	mg/L	mg/L	mg/L	mg/L	mg/L	mg/L	mg/L	mg/L	mg/L	mg/L	mg/L	mg/L	mg/L	mg/L	mg/L
19/09/2024	69	-	-	-	-	-	-	-	-	-	-	-	-	-	-	-	-	-	-
26/09/2024	70	0.59	<0.000010	-	<0.00040	0.019	<0.0030	0.51	0.44	0.0011	<0.000050	0.050	0.0051	0.000020	<0.00020	0.00016	0.000020	1.8	<0.0020
03/10/2024	71	-	-	-	-	-	-	-	-	-	-	-	-	-	-	-	-	-	-
10/10/2024	72	0.61	<0.000010	-	<0.00040	0.019	<0.0030	0.56	0.47	0.0012	<0.000050	0.050	0.0047	0.000020	<0.00020	0.000051	<0.000010	1.8	<0.0020
17/10/2024	73	-	-	-	-	-	-	-	-	-	-	-	-	-	-	-	-	-	-
24/10/2024	74	0.59	<0.000010	-	<0.00040	0.019	<0.0030	0.54	0.47	0.00095	<0.000050	0.050	0.0047	0.000019	<0.00020	0.000051	<0.000010	1.8	<0.0020
31/10/2024	75	-	-	-	-	-	-	-	-	-	-	-	-	-	-	-	-	-	-
07/11/2024	76	0.63	<0.000010	-	<0.00040	0.023	0.0060	0.58	0.54	0.0011	<0.000050	0.080	0.0054	0.000018	<0.00020	0.000063	0.000020	2.2	<0.0020
14/11/2024	77	-	-	-	-	-	-	-	-	-	-	-	-	-	-	-	-	-	-
21/11/2024	78	0.59	<0.000010	-	<0.00040	0.023	0.0050	0.59	0.59	0.0011	<0.000050	0.070	0.0053	0.000022	<0.00020	0.000067	<0.000010	2.2	<0.0020
28/11/2024	79	-	-	-	-	-	-	-	-	-	-	-	-	-	-	-	-	-	-
05/12/2024	80	0.61	<0.000010	-	<0.00040	0.025	<0.0030	0.61	0.58	0.0011	<0.000050	0.060	0.0051	0.000027	<0.00020	0.000036	0.000010	2.4	<0.0020
12/12/2024	81	-	-	-	-	-	-	-	-	-	-	-	-	-	-	-	-	-	-
19/12/2024	82	0.66	<0.000010	-	<0.00040	0.025	<0.0030	0.68	0.64	0.0012	<0.000050	0.070	0.0055	0.000021	<0.00020	0.000049	0.000050	2.4	<0.0020
27/12/2024	83	-	-	-	-	-	-	-	-	-	-	-	-	-	-	-	-	-	-
02/01/2025	84	0.58	<0.000010	-	<0.00040	0.023	<0.0030	0.61	0.56	0.0012	<0.000050	0.060	0.0045	0.000023	<0.00020	0.00011	<0.000010	2.0	<0.0020
09/01/2025	85	-	-	-	-	-	-	-	-	-	-	-	-	-	-	-	-	-	-
16/01/2024	86	0.69	<0.000010	-	<0.00040	0.030	<0.0030	0.65	0.55	0.0012	<0.000050	0.060	0.0054	0.000023	<0.00020	0.000068	<0.000010	2.4	<0.0020
23/01/2025	87	-	-	-	-	-	-	-	-	-	-	-	-	-	-	-	-	-	-
30/01/2025	88	0.55	<0.000010	-	<0.00040	0.022	<0.0030	0.47	0.53	0.0011	<0.000050	0.060	0.0039	0.000025	<0.00020	0.00010	<0.000010	2.1	<0.0020
06/02/2025	89	-	-	-	-	-	-	-	-	-	-	-	-	-	-	-	-	-	-
13/02/2025	90	0.58	<0.000010	-	<0.00040	0.022	<0.0030	0.43	0.47	0.0011	<0.000050	0.060	0.0032	0.000020	<0.00020	0.00011	<0.000010	2.0	<0.0020
20/02/2025	91	-	-	-	-	-	-	-	-	-	-	-	-	-	-	-	-	-	-
27/02/2025	92	0.90	<0.000010	-	<0.00040	0.034	<0.0030	0.58	0.66	0.0016	<0.000050	0.080	0.0046	0.000028	<0.00020	0.00015	<0.000010	3.0	<0.0020
06/03/2025	93	-	-	-	-	-	-	-	-	-	-	-	-	-	-	-	-	-	-
13/03/2025	94	0.85	<0.000010	-	<0.00040	0.033	<0.0030	0.59	0.68	0.0015	<0.000050	0.080	0.0047	0.000023	<0.00020	0.00014	0.000030	2.9	<0.0020
20/03/2025	95	-	-	-	-	-	-	-	-	-	-	-	-	-	-	-	-	-	-
27/03/2025	96	0.99	<0.000010	-	<0.00040	0.036	<0.0030	0.66	0.83	0.0016	<0.000050	0.090	0.0050	0.000028	<0.00020	0.00019	<0.000010	3.1	<0.0020
03/04/2025	97	-	-	-	-	-	-	-	-	-	-	-	-	-	-	-	-	-	-
10/04/2025	98	0.89	<0.000010	-	<0.00040	0.031	<0.0030	0.59	0.89	0.0015	<0.000050	0.090	0.0048	0.000028	<0.00020	0.00011	<0.000010	2.8	<0.0020
17/04/2025	99	-	-	-	-	-	-	-	-	-	-	-	-	-	-	-	-	-	-
24/04/2025	100	0.86	<0.000010	-	<0.00040	0.030	<0.0030	0.68	0.89	0.0016	<0.000050	0.080	0.0049	0.000029	<0.00020	0.00013	<0.000010	2.5	<0.0020
01/05/2025	101	-	-	0.00000013	-	-	-	-	-	-	-	-	-	-	-	-	-	-	-
08/05/2025	102	0.70	<0.000010	0.00000014	<0.00040	0.025	<0.0030	0.53	0.78	0.0013	<0.000050	0.060	0.0045	0.000021	<0.00020	0.00011	<0.000010	2.1	<0.0020
15/05/2025	103	-	-	0.00000014	-	-	-	-	-	-	-	-	-	-	-	-	-	-	-
22/05/2025	104	0.43	<0.000010	0.00000016	<0.00040	0.015	<0.0030	0.35	0.51	0.00076	<0.000050	0.050	0.0029	0.000016	<0.00020	0.000078	<0.000010	1.4	<0.0020
29/05/2025	105	-	-	0.00000018	-	-	-	-	-	-	-	-	-	-	-	-	-	-	-
05/06/2025	106	0.74	<0.000010	-	<0.00040	0.024	<0.0030	0.48	0.58	0.0011	<0.000050	0.080	0.0034	0.000024	<0.00020	0.00012	0.000010	2.2	<0.0020
12/06/2025	107	-	-	-	-	-	-	-	-	-	-	-	-	-	-	-	-	-	-
19/06/2025	108	0.82	<0.000010	-	<0.00040	0.026	<0.0030	0.51	0.65	0.0011	<0.000050	0.070	0.0033	0.000020	<0.00020	0.00012	<0.000010	2.3	<0.0020
26/06/2025	109	-	-	-	-	-	-	-	-	-	-	-	-	-	-	-	-	-	-

Table D-5: Mine Rock Humidity Cell Testing Results (HC-5)

Sample Date	Week Number	Leachate Volume Recovered	pH	Electrical Conductivity	Alkalinity (to pH 4.5)	Acidity (to pH 8.3)	Sulphate	Fluoride	Chloride	Aluminum (Al)	Antimony (Sb)	Arsenic (As)	Beryllium (Be)	Boron (B)	Cadmium (Cd)	Calcium (Ca)	Chromium (Cr)	Cobalt (Co)	Copper (Cu)	Iron (Fe)
Units:	-	mL	pH Units	µS/cm	mg CaCO3/L	mg CaCO3/L	mg/L	mg/L	mg/L	mg/L	mg/L	mg/L	mg/L	mg/L	mg/L	mg/L	mg/L	mg/L	mg/L	mg/L
25/05/2023	0	829	8.2	57	12	<2.0	5.0	<0.060	1.0	0.11	0.0020	0.0080	<0.0000070	0.018	0.0000090	5.8	0.00029	0.000032	0.0038	0.011
06/01/2023	1	1002	8.0	60	20	<2.0	8.0	<0.060	1.0	0.067	0.0080	0.017	<0.0000070	0.031	0.0000090	7.6	0.00013	0.000023	0.0045	<0.0070
06/08/2023	2	1003	7.4	41	13	<2.0	4.0	<0.060	<1.0	0.042	0.0060	0.013	<0.0000070	0.014	0.0000060	5.0	<0.000080	0.000012	0.0014	<0.0070
15/06/2023	3	992	7.9	36	13	<2.0	3.0	<0.060	<1.0	0.046	0.0051	0.013	<0.0000070	0.0090	0.0000080	5.0	<0.000080	0.0000090	0.00090	<0.0070
22/06/2023	4	1002	7.7	31	12	<2.0	3.0	<0.060	<1.0	0.048	0.0037	0.012	<0.0000070	0.0090	0.0000070	4.9	<0.000080	0.000017	0.00070	<0.0070
29/06/2023	5	995	7.4	35	15	<2.0	3.0	<0.060	<1.0	0.052	0.0034	0.012	<0.0000070	0.0060	0.000014	4.7	0.000090	0.000015	0.00060	<0.0070
07/06/2023	6	992	7.5	31	11	<2.0	3.0	<0.060	<1.0	0.051	0.0030	0.012	<0.0000070	0.0040	0.000012	4.9	<0.000080	0.0000090	0.00070	0.013
13/07/2023	7	1000	7.2	26	11	<2.0	2.0	<0.060	<1.0	0.046	0.0022	0.0084	<0.0000070	0.0050	0.0000070	4.3	<0.000080	0.0000060	0.00030	<0.0070
20/07/2023	8	1002	7.4	26	11	<2.0	2.0	<0.060	<1.0	0.049	0.0021	0.0081	<0.0000070	0.0030	0.0000060	4.3	0.000080	0.000013	0.00040	0.043
27/07/2023	9	997	7.5	22	9.0	<2.0	<2.0	<0.060	<1.0	0.051	0.0016	0.0064	<0.0000070	0.0020	0.0000050	3.7	0.00013	0.000016	0.00060	0.076
08/03/2023	10	979	7.3	22	7.0	<2.0	<2.0	<0.060	<1.0	0.053	0.0011	0.0056	<0.0000070	0.0030	0.0000050	3.4	0.0018	0.000045	0.0011	0.50
08/10/2023	11	902	7.3	21	6.0	<2.0	3.0	<0.060	<1.0	0.064	0.0011	0.0067	<0.0000070	<0.0020	0.0000040	3.4	<0.000080	0.000028	0.00050	<0.0070
17/08/2023	12	1062	7.6	31	10	<2.0	<2.0	<0.060	<1.0	0.042	0.0018	0.0061	<0.0000070	0.0020	0.0000070	3.9	0.000090	0.0000060	<0.00020	<0.0070
24/08/2023	13	999	7.2	23	8.0	<2.0	2.0	<0.060	<1.0	0.045	0.0014	0.0060	<0.0000070	0.0020	0.0000080	3.9	<0.000080	0.000010	0.00020	<0.0070
31/08/2023	14	1003	7.4	21	9.0	<2.0	2.0	<0.060	<1.0	0.039	0.0013	0.0055	<0.0000070	<0.0020	0.0000080	3.7	<0.000080	<0.0000040	0.00030	<0.0070
09/07/2023	15	887	7.4	22	7.0	<2.0	3.0	<0.060	<1.0	0.067	<0.00090	0.0062	<0.0000070	<0.0020	0.0000080	3.0	<0.000080	0.0000050	0.00060	0.0070
14/09/2023	16	1009	7.4	21	7.0	<2.0	2.0	<0.060	<1.0	0.045	0.0016	0.0064	<0.0000070	0.0020	0.000010	3.7	<0.000080	0.00021	0.00030	<0.0070
21/09/2023	17	993	7.1	21	7.0	<2.0	3.0	<0.060	<1.0	0.047	0.0011	0.0051	<0.0000070	<0.0020	0.000010	3.5	<0.000080	0.000023	0.00030	0.0080
28/09/2023	18	984	7.2	22	8.0	<2.0	<2.0	<0.060	<1.0	0.056	<0.00090	0.0051	<0.0000070	<0.0020	0.0000090	3.4	<0.000080	0.000013	0.00070	<0.0070
10/05/2023	19	995	7.1	20	7.0	<2.0	<2.0	<0.060	<1.0	0.047	0.0011	0.0047	<0.0000070	<0.0020	0.000015	3.6	<0.000080	0.00013	0.0051	<0.0070
10/12/2023	20	999	7.2	24	8.0	<2.0	2.0	<0.060	<1.0	0.042	0.0010	0.0045	<0.0000070	0.0020	0.000010	3.6	<0.000080	0.000010	0.00050	0.011
19/10/2023	21	998	7.0	19	6.0	<2.0	<2.0	<0.060	<1.0	0.046	<0.00090	0.0036	<0.0000070	<0.0020	0.0000080	2.8	0.00015	<0.0000040	0.00090	<0.0070
26/10/2023	22	1004	7.1	19	6.0	<2.0	<2.0	<0.060	<1.0	0.036	<0.00090	0.0036	<0.0000070	<0.0020	0.0000090	3.1	<0.000080	0.0000070	<0.00020	<0.0070
11/02/2023	23	1001	7.1	17	6.0	<2.0	2.0	<0.060	<1.0	0.041	<0.00090	0.0034	<0.0000070	<0.0020	0.0000060	2.9	<0.000080	0.0000040	<0.00020	<0.0070
11/09/2023	24	962	7.3	15	5.0	<2.0	3.0	<0.060	<1.0	0.052	<0.00090	0.0037	<0.0000070	<0.0020	0.000011	2.7	<0.000080	<0.0000040	0.00020	<0.0070
16/11/2023	25	1011	7.2	17	6.0	<2.0	2.0	<0.060	<1.0	0.034	<0.00090	0.0034	<0.0000070	<0.0020	0.000011	2.6	<0.000080	0.000010	0.00020	<0.0070
23/11/2023	26	1038	7.0	17	5.0	<2.0	<2.0	<0.060	<1.0	0.038	<0.00090	0.0036	<0.0000070	<0.0020	0.000010	2.9	<0.000080	<0.0000040	<0.00020	<0.0070
30/11/2023	27	999	7.3	16	6.0	<2.0	<2.0	<0.060	<1.0	0.041	<0.00090	0.0032	<0.0000070	<0.0020	0.000017	2.8	<0.000080	0.000011	<0.00020	<0.0070
12/07/2023	28	996	7.2	15	5.0	<2.0	<2.0	<0.060	<1.0	0.039	<0.00090	0.0034	<0.0000070	<0.0020	0.000011	2.3	<0.000080	<0.0000040	<0.00020	<0.0070
14/12/2023	29	998	7.0	18	6.0	<2.0	2.0	<0.060	<1.0	0.029	<0.00090	0.0027	<0.0000070	<0.0020	0.000012	2.5	<0.000080	0.000013	0.00030	<0.0070
21/12/2023	30	999	7.0	17	6.0	<2.0	2.0	<0.060	<1.0	0.036	<0.00090	0.0028	<0.0000070	<0.0020	0.000013	2.5	<0.000080	0.000013	<0.00020	<0.0070
28/12/2023	31	998	7.2	18	7.0	<2.0	2.0	<0.060	<1.0	0.036	<0.00090	0.0027	<0.0000070	<0.0020	0.000014	2.8	<0.000080	0.0000080	<0.00020	<0.0070
01/04/2024	32	995	7.2	18	6.0	<2.0	2.0	<0.060	<1.0	0.041	<0.00090	0.0032	<0.0000070	<0.0020	0.0000030	3.3	<0.000080	0.0000040	<0.00020	<0.0070
01/11/2024	33	1054	7.3	18	6.0	<2.0	2.0	<0.060	<1.0	0.034	<0.00090	0.0026	<0.0000070	<0.0020	0.000013	2.8	<0.000080	0.000011	0.00030	<0.0070
18/01/2024	34	992	7.2	19	6.0	<2.0	2.0	<0.060	<1.0	0.042	<0.00090	0.0033	<0.0000070	<0.0020	0.000015	2.9	<0.000080	0.000026	0.00020	<0.0070
25/01/2024	35	1011	7.2	18	6.0	<2.0	3.0	<0.060	<1.0	0.043	<0.00090	0.0030	<0.0000070	<0.0020	0.000010	3.1	<0.000080	0.000025	<0.0020	0.016
02/01/2024	36	916	7.0	14	3.0	<2.0	2.0	<0.060	<1.0	0.064	<0.00090	0.0030	<0.0000070	<0.0020	<0.0000030	2.4	<0.000080	<0.0000040	<0.0020	<0.0070
02/08/2024	37	994	7.2	15	6.0	<2.0	2.0	<0.060	<1.0	0.048	<0.00090	0.0030	<0.0000070	<0.0020	0.0000070	2.5	<0.000080	0.0000090	<0.0020	<0.0070
15/02/2024	38	1009	7.0	16	5.0	<2.0	2.0	<0.060	<1.0	0.030	<0.00090	0.0024	<0.0000070	<0.0020	0.0000070	2.4	<0.000080	0.000010	<0.0010	<0.0070
22/02/2024	39	996	7.1	14	7.0	<2.0	<2.0	<0.060	<1.0	0.036	<0.00090	0.0024	<0.0000070	<0.0020	0.0000080	2.1	<0.000080	0.0000050	<0.0010	<0.0070
29/02/2024	40	1005	7.3	15	6.0	<2.0	2.0	<0.060	<1.0	0.028	<0.00090	0.0023	0.0000070	<0.0020	0.000012	2.6	<0.000080	0.0000050	<0.0010	<0.0070
03/07/2024	41	997	7.3	12	4.0	<2.0	2.0	<0.060	<1.0	0.039	<0.00090	0.0024	<0.0000070	<0.0020	0.000010	2.6	<0.000080	0.0000070	<0.0010	<0.0070
14/03/2024	42	994	7.2	13	5.0	<2.0	2.0	<0.060	<1.0	0.029	<0.00090	0.0021	<0.0000070	<0.0020	0.0000090	2.1	<0.000080	<0.0000040	<0.0010	<0.0070
21/03/2024	43	998	7.1	15	5.0	<2.0	<2.0	<0.060	<1.0	0.034	<0.00090	0.0022	<0.0000070	0.0020	0.000011	2.5	<0.000080	0.0000050	<0.0010	<0.0070
28/03/2024	44	1003	7.3	13	5.0	<2.0	<2.0	<0.060	<1.0	0.025	<0.00090	0.0022	<0.0000070	<0.0020	0.000028	2.3	<0.000080	0.0000070	0.023	<0.0070
04/04/2024	45	1011	7.2	14	6.0	<2.0	<2.0	-	-	-	-	-	-	-	-	-	-	-	-	-
04/11/2024	46	1000	7.3	14	5.0	<2.0	<2.0	-	-	0.025	<0.00090	0.0019	<0.0000070	<0.0020	0.0000080	2.1	<0.000080	0.000010	<0.0010	<0.0070
18/04/2024	47	997	6.9	13	5.0	<2.0	<2.0	-	-	-	-	-	-	-	-	-	-	-	-	-
25/04/2024	48	990	6.9	12	4.0	<2.0	<2.0	-	-	0.028	<0.00090	0.0017	<0.0000070	<0.0020	0.0000090	2.0	<0.000080	0.0000050	<0.0010	<0.0070
05/02/2024	49	1000	7.0	11	3.0	<2.0	<2.0	-	-	-	-	-	-	-	-	-	-	-	-	-
05/09/2024	50	949	7.1	10	4.0	<2.0	<2.0	-	-	0.032	<0.00090	0.0017	<0.0000070	<0.0020	0.0000040	1.7	<0.000080	0.000014	<0.0010	<0.0070
16/05/2024	51	991	7.2	14	5.0	<2.0	2.0	-	-	-	-	-	-	-	-	-	-	-	-	-
23/05/2024	52	995	7.2	12	5.0	<2.0	2.0	-	-	0.023	<0.00090	0.0016	<0.0000070	<0.0020	0.000012	2.2	<0.000080	0.0000090	<0.0010	<0.0070
30/05/2024	53	1048	7.0	11	4.0	<2.0	2.0	-	-	-	-	-	-	-	-	-	-	-	-	-
06/06/2024	54	920	7.1	13	4.0	<2.0	2.0	-	-	0.038	<0.00090	0.0019	<0.0000070	<0.0020	0.0000090	2.3	<0.000080	0.000010	<0.0010	<0.0070
13/06/2024	55	933	7.1	12	4.0	<2.0	<2.0	-	-	-	-	-	-	-	-	-	-	-	-	-
20/06/2024	56	928	7.0	11	4.0	<2.0	1.5	-	-	0.034	<0.00090	0.0017	<0.0000070	0.0030	0.0000030	1.8	<0.000080	0.0000060	0.0010	<0.0070
27/06/2024	57	936	6.8	12	4.0	<2.0	1.5	-	-	-	-	-	-	-	-	-	-	-	-	-
07/04/2024	58	913	6.8	14	4.0	<2.0	1.6	-	-	0.035	<0.00090	0.0018	<0.0000070	<0.0020	0.0000060	2.0	<0.000080	0.0000090	<0.0010	<0.0070
07/11/2024	59	958	6.8	12	4.0	<2.0	1.4	-	-	-	-	-	-	-	-	-	-	-	-	-
18/07/2024	60	932	7.3	11	5.0	<2.0	1.6	-	-	0.034	<0.00090	0.0017	<0.0000070	<0.0020	0.000014	1.9	<0.000080	0.000010	<0.0010	<0.0070
25/07/2024	61	943	6.9	11	3.0	<2.0	1.3	-	-	-	-	-	-	-	-	-	-	-	-	-
08/01/2024	62	958	7.0	13	3.0	<2.0	1.8	-	-	0.032	<0.00090	0.0017	<0.0000070	<0.0020	0.0000080	2.2	<0.000080	0.0000090	<0.0010	<0.0070
08/08/2024	63	932	7.0	12	4.0	<2.0	1.5	-	-	-	-	-	-	-	-	-	-	-	-	-
15/08/2024	64	922	7.0	12	3.0	<2.0	1.5	-	-	0.037	<0.00090	0.0018	<0.0000070	<0.0020	0.0000040	2.0	<0.000080	0.0000080	<0.0010	<0.0070
22/08/2024	65	905	6.9	11	3.0	<2.0	1.5	-	-	-	-	-	-	-	-	-	-	-	-	-
29/08/2024	66	925	7.1	14	4.0	<2.0	1.6	-	-	0.031	<0.00090	0.0017	<0.0000070	<0.0020	<0.0000030	2.1	<0.000080	0.0000040	<0.0010	<0.0070
09/05/2024	67	913	7.0	12	3.0	<2.0	1.6	-	-	-	-	-	-	-	-	-	-	-	-	-
09/12/2024	68	946	7.0	16	4.0	<2.0	1.5	-	-	0.028	<0.00090	0.0016	<0.0000070	<0.0020	0.0000070	2.2	<0.000080	0.0000060	<0.0010	<0.0070

Table D-5: Mine Rock Humidity Cell Testing Results (HC-5)

Sample Date	Week Number	Leachate Volume Recovered	pH	Electrical Conductivity	Alkalinity (to pH 4.5)	Acidity (to pH 8.3)	Sulphate	Fluoride	Chloride	Aluminum (Al)	Antimony (Sb)	Arsenic (As)	Beryllium (Be)	Boron (B)	Cadmium (Cd)	Calcium (Ca)	Chromium (Cr)	Cobalt (Co)	Copper (Cu)	Iron (Fe)
Units:	-	mL	pH Units	µS/cm	mg CaCO3/L	mg CaCO3/L	mg/L	mg/L	mg/L	mg/L	mg/L	mg/L	mg/L	mg/L	mg/L	mg/L	mg/L	mg/L	mg/L	mg/L
19/09/2024	69	922	7.1	13	4.0	<2.0	1.6	-	-	-	-	-	-	-	-	-	-	-	-	-
26/09/2024	70	943	6.9	14	4.0	<2.0	1.7	-	-	0.037	<0.00090	0.0015	<0.0000070	<0.0020	0.0000090	2.0	<0.000080	0.000011	<0.0010	<0.0070
10/03/2024	71	927	7.0	14	4.0	<2.0	1.6	-	-	-	-	-	-	-	-	-	-	-	-	-
10/10/2024	72	944	6.8	13	4.0	<2.0	1.6	-	-	0.035	<0.00090	0.0013	<0.0000070	<0.0020	0.0000060	2.2	<0.000080	0.0000080	<0.0010	<0.0070
17/10/2024	73	925	7.0	13	4.0	<2.0	1.9	-	-	-	-	-	-	-	-	-	-	-	-	-
24/10/2024	74	989	6.9	17	6.0	<2.0	1.7	-	-	0.024	<0.00090	0.0015	<0.0000070	<0.0020	0.0000080	2.7	<0.000080	0.000012	<0.0010	<0.0070
31/10/2024	75	968	6.9	13	3.0	<2.0	1.7	-	-	-	-	-	-	-	-	-	-	-	-	-
11/07/2024	76	980	7.0	17	5.0	<2.0	1.8	-	-	0.028	<0.00090	0.0012	<0.0000070	<0.0020	0.000012	2.3	<0.000080	0.000074	<0.0010	<0.0070
14/11/2024	77	922	6.9	15	4.0	<2.0	2.0	-	-	-	-	-	-	-	-	-	-	-	-	-
21/11/2024	78	950	6.8	13	4.0	<2.0	1.8	-	-	0.035	<0.00090	0.0012	<0.0000070	<0.0020	0.0000060	2.1	<0.000080	0.0000080	<0.0010	<0.0070
28/11/2024	79	940	6.9	13	5.0	<2.0	2.0	-	-	-	-	-	-	-	-	-	-	-	-	-
12/05/2024	80	936	6.8	13	4.0	<2.0	1.8	-	-	0.023	<0.00090	0.0012	<0.0000070	<0.0020	<0.0000030	2.0	<0.000080	0.0000050	<0.0010	<0.0070
12/12/2024	81	993	6.7	12	5.0	<2.0	1.7	-	-	-	-	-	-	-	-	-	-	-	-	-
19/12/2024	82	934	6.8	13	5.0	<2.0	2.1	-	-	0.028	<0.00090	0.0014	<0.0000070	<0.0020	0.0000080	2.1	<0.000080	0.0000040	<0.0010	<0.0070
27/12/2024	83	916	6.9	15	4.0	<2.0	2.2	-	-	-	-	-	-	-	-	-	-	-	-	-
01/02/2025	84	937	6.7	12	4.0	<2.0	1.9	-	-	0.034	<0.00090	0.0019	<0.0000070	<0.0020	0.0000080	2.3	<0.000080	<0.0000040	<0.0010	<0.0070
01/09/2025	85	974	6.6	16	5.0	<2.0	1.8	-	-	-	-	-	-	-	-	-	-	-	-	-
16/01/2024	86	945	6.8	14	3.0	<2.0	1.9	-	-	0.032	<0.00090	0.0011	<0.0000070	<0.0020	0.000012	2.1	<0.000080	0.000057	<0.0010	0.010
23/01/2025	87	966	6.9	12	5.0	<2.0	1.8	-	-	-	-	-	-	-	-	-	-	-	-	-
30/01/2025	88	926	6.8	12	4.0	<2.0	1.7	-	-	0.036	<0.00090	0.0043	<0.0000070	<0.0020	0.000011	2.1	<0.000080	<0.0000040	<0.0010	<0.0070
02/06/2025	89	922	6.8	14	5.0	<2.0	1.8	-	-	-	-	-	-	-	-	-	-	-	-	-
13/02/2025	90	934	6.8	12	4.0	<2.0	1.9	-	-	0.036	<0.00090	0.0015	<0.0000070	<0.0020	0.0000090	2.2	<0.000080	0.0000040	<0.0010	<0.0070
20/02/2025	91	953	6.8	14	6.0	<2.0	2.1	-	-	-	-	-	-	-	-	-	-	-	-	-
27/02/2025	92	922	6.8	15	4.0	<2.0	2.2	-	-	0.035	<0.00090	0.0013	<0.0000070	<0.0020	0.0000040	2.3	<0.000080	0.0000070	<0.0010	<0.0070
03/06/2025	93	968	6.9	15	3.0	<2.0	1.8	-	-	-	-	-	-	-	-	-	-	-	-	-
13/03/2025	94	945	6.8	14	6.0	<2.0	1.9	-	-	0.033	<0.00090	0.0011	<0.0000070	<0.0020	0.000012	2.2	<0.000080	0.000013	<0.0010	<0.0070
20/03/2025	95	933	6.8	13	5.0	<2.0	2.0	-	-	-	-	-	-	-	-	-	-	-	-	-
27/03/2025	96	916	7.1	14	4.0	<2.0	2.2	-	-	0.034	<0.00090	0.0013	<0.0000070	<0.0020	0.0000060	2.3	<0.000080	0.0000040	<0.0010	<0.0070
04/03/2025	97	901	7.1	13	4.0	<2.0	1.9	-	-	-	-	-	-	-	-	-	-	-	-	-
04/10/2025	98	938	6.9	13	5.0	<2.0	1.7	-	-	0.030	<0.00090	0.0017	<0.0000070	<0.0020	0.0000080	2.2	<0.000080	0.0000070	<0.0010	<0.0070
17/04/2025	99	949	6.8	19	4.0	<2.0	1.5	-	-	-	-	-	-	-	-	-	-	-	-	-
24/04/2025	100	988	7.0	14	4.0	<2.0	1.7	-	-	0.025	<0.00090	0.0010	<0.0000070	<0.0020	0.000010	2.2	<0.000080	0.0000070	<0.0010	<0.0070
05/01/2025	101	980	6.6	13	4.0	<2.0	1.8	-	-	-	-	-	-	-	-	-	-	-	-	-
05/08/2025	102	1002	7.0	11	5.0	<2.0	1.8	-	-	0.026	<0.00090	0.0011	<0.0000070	<0.0020	0.0000090	2.3	<0.000080	<0.0000040	<0.0010	<0.0070
15/05/2025	103	966	6.7	14	6.0	<2.0	2.0	-	-	-	-	-	-	-	-	-	-	-	-	-
22/05/2025	104	868	6.5	13	4.0	<2.0	2.0	-	-	0.028	<0.00090	0.0010	<0.0000070	<0.0020	0.000011	2.1	<0.000080	0.000011	<0.0010	<0.0070
29/05/2025	105	934	6.9	14	6.0	<2.0	2.0	-	-	-	-	-	-	-	-	-	-	-	-	-
06/05/2025	106	945	6.7	13	5.0	<2.0	2.0	-	-	0.027	<0.00090	0.00090	<0.0000070	<0.0020	0.0000070	2.4	<0.000080	0.0000050	<0.0010	<0.0070
06/12/2025	107	950	6.9	14	4.0	<2.0	2.0	-	-	-	-	-	-	-	-	-	-	-	-	-
19/06/2025	108	903	7.0	15	4.0	<2.0	2.0	-	-	0.030	<0.00090	0.0010	<0.0000070	<0.0020	0.0000090	2.4	<0.000080	0.0000050	<0.0010	<0.0070
26/06/2025	109	922	7.3	13	5.0	<2.0	2.3	-	-	-	-	-	-	-	-	-	-	-	-	-

Table D-5: Mine Rock Humidity Cell Testing Results (HC-5)

Sample Date	Week Number	Magnesium (Mg)	Mercury (Hg)	Ultra Trace Mercury (Hg)	Molybdenum (Mo)	Nickel (Ni)	Phosphorus (P)	Potassium (K)	Lead (Pb)	Selenium (Se)	Silver (Ag)	Sodium (Na)	Strontium (Sr)	Thallium (Tl)	Tungsten (W)	Uranium (U)	Vanadium (V)	Zinc (Zn)	Zirconium (Zr)
Units:	-	mg/L	mg/L	mg/L	mg/L	mg/L	mg/L	mg/L	mg/L	mg/L	mg/L	mg/L	mg/L	mg/L	mg/L	mg/L	mg/L	mg/L	mg/L
25/05/2023	0	0.61	<0.000010	-	0.00059	0.00060	0.0080	2.1	<0.000090	0.00027	<0.000050	3.0	0.014	0.0000080	0.0017	0.0010	0.0011	0.0040	<0.0020
06/01/2023	1	0.89	<0.000010	-	0.00089	0.00060	0.0080	2.4	<0.000090	0.00049	<0.000050	3.3	0.020	0.0000060	0.0024	0.012	0.0016	<0.0020	<0.0020
06/08/2023	2	0.50	0.000010	-	0.00029	0.00020	<0.0030	1.5	<0.000090	0.00017	<0.000050	1.2	0.013	0.0000060	0.0014	0.0079	0.0013	<0.0020	<0.0020
15/06/2023	3	0.43	<0.000010	-	0.0013	0.00020	<0.0030	1.4	<0.000090	0.00023	<0.000050	0.80	0.012	0.0000050	0.0014	0.0068	0.0013	<0.0020	<0.0020
22/06/2023	4	0.37	<0.000010	-	0.00040	0.00020	<0.0030	1.3	<0.000090	0.00019	<0.000050	0.53	0.011	0.0000070	0.00068	0.0066	0.0011	<0.0020	<0.0020
29/06/2023	5	0.31	0.000010	-	0.00081	0.00030	<0.0030	1.1	<0.000090	0.00022	<0.000050	0.36	0.010	0.0000060	0.00050	0.010	0.0012	<0.0020	<0.0020
07/06/2023	6	0.32	<0.000010	-	0.000090	<0.00010	<0.0030	1.2	<0.000090	0.00024	<0.000050	0.31	0.011	<0.0000050	0.00046	0.0062	0.0012	<0.0020	<0.0020
13/07/2023	7	0.26	<0.000010	-	0.00041	<0.00010	<0.0030	1.0	<0.000090	0.00018	<0.000050	0.25	0.0088	0.0000060	0.0016	0.0061	0.00092	<0.0020	<0.0020
20/07/2023	8	0.23	<0.000010	-	0.00015	0.00050	<0.0030	0.93	<0.000090	0.00019	<0.000050	0.18	0.0079	0.0000080	0.00030	0.0045	0.00090	<0.0020	<0.0020
27/07/2023	9	0.17	<0.000010	-	0.00015	0.00030	<0.0030	0.80	<0.000090	0.00018	<0.000050	0.17	0.0067	0.0000090	0.00033	0.0034	0.00080	<0.0020	<0.0020
08/03/2023	10	0.15	<0.000010	-	0.00037	0.0020	<0.0030	0.79	<0.000090	0.00013	<0.000050	0.16	0.0058	0.0000060	0.00014	0.0020	0.00072	<0.0020	<0.0020
08/10/2023	11	0.16	<0.000010	-	0.000070	<0.00010	<0.0030	0.90	<0.000090	0.00021	<0.000050	0.15	0.0066	0.0000060	0.00015	0.0020	0.00085	<0.0020	<0.0020
17/08/2023	12	0.16	<0.000010	-	0.000050	<0.00010	<0.0030	0.81	<0.000090	0.00014	<0.000050	0.12	0.0072	<0.0000050	0.00016	0.0034	0.00078	<0.0020	<0.0020
24/08/2023	13	0.16	<0.000010	-	0.00011	<0.00010	<0.0030	0.77	<0.000090	0.00017	<0.000050	0.10	0.0069	0.0000080	0.00020	0.0069	0.00073	<0.0020	<0.0020
31/08/2023	14	0.14	0.000030	-	0.00010	<0.00010	0.0060	0.73	<0.000090	0.00012	<0.000050	0.13	0.0063	0.0000060	0.00015	0.0029	0.00069	<0.0020	<0.0020
09/07/2023	15	0.13	<0.000010	-	0.00019	<0.00010	<0.0030	0.77	0.000090	0.00014	<0.000050	0.13	0.0055	0.0000080	0.00043	0.0021	0.00084	<0.0020	<0.0020
14/09/2023	16	0.15	<0.000010	-	0.00072	0.00050	<0.0030	0.75	<0.000090	0.00014	0.000090	0.090	0.0069	0.0000080	0.00016	0.013	0.00076	<0.0020	<0.0020
21/09/2023	17	0.13	<0.000010	-	0.00041	0.00010	<0.0030	0.64	<0.000090	0.00012	<0.000050	0.11	0.0059	0.0000050	0.00014	0.015	0.00076	<0.0020	<0.0020
28/09/2023	18	0.12	<0.000010	-	0.00012	<0.00010	<0.0030	0.71	0.000090	0.00013	<0.000050	0.090	0.0057	0.0000070	0.00011	0.0023	0.00073	<0.0020	<0.0020
10/05/2023	19	0.12	<0.000010	-	0.0026	0.00030	<0.0030	0.69	0.00021	0.00014	<0.000050	0.090	0.0062	0.0000090	0.00034	0.015	0.00067	0.0060	<0.0020
10/12/2023	20	0.097	<0.000010	-	0.00077	0.00010	<0.0030	0.65	<0.000090	0.00013	<0.000050	0.080	0.0053	0.0000050	0.00029	0.0021	0.00061	<0.0020	<0.0020
19/10/2023	21	0.089	<0.000010	-	0.00046	<0.00010	<0.0030	0.61	<0.000090	0.000070	<0.000050	0.070	0.0047	<0.0000050	0.000080	0.0015	0.00065	<0.0020	<0.0020
26/10/2023	22	0.091	<0.000010	-	0.00016	0.00010	0.0030	0.63	0.00017	0.00011	<0.000050	0.080	0.0051	0.0000060	0.000080	0.0019	0.00052	<0.0020	<0.0020
11/02/2023	23	0.090	<0.000010	-	0.00061	<0.00010	<0.0030	0.60	<0.000090	0.000060	<0.000050	0.10	0.0044	0.0000050	0.000070	0.0025	0.00050	<0.0020	<0.0020
11/09/2023	24	0.078	<0.000010	-	0.00028	0.00010	<0.0030	0.59	<0.000090	0.00013	<0.000050	0.10	0.0045	<0.0000050	0.000060	0.0012	0.00058	<0.0020	<0.0020
16/11/2023	25	0.080	<0.000010	-	0.000060	<0.00010	<0.0030	0.55	<0.000090	0.00010	<0.000050	0.060	0.0049	0.0000070	0.000060	0.0054	0.00051	<0.0020	<0.0020
23/11/2023	26	0.084	<0.000010	-	0.00010	<0.00010	<0.0030	0.62	<0.000090	0.000040	<0.000050	0.070	0.0045	<0.0000050	0.000070	0.0017	0.00058	<0.0020	<0.0020
30/11/2023	27	0.080	<0.000010	-	0.00067	<0.00010	<0.0030	0.59	<0.000090	0.000080	<0.000050	0.060	0.0045	0.0000050	0.000070	0.0034	0.00055	<0.0020	<0.0020
12/07/2023	28	0.064	<0.000010	-	0.00012	<0.00010	<0.0030	0.52	<0.000090	0.000090	<0.000050	0.080	0.0040	0.0000050	0.000050	0.0012	0.00047	<0.0020	<0.0020
14/12/2023	29	0.073	<0.000010	-	0.00023	<0.00010	<0.0030	0.53	<0.000090	0.00011	<0.000050	0.090	0.0042	0.0000070	0.000070	0.0013	0.00044	<0.0020	<0.0020
21/12/2023	30	0.065	<0.000010	-	0.013	0.00010	<0.0030	0.50	<0.000090	0.000070	<0.000050	0.070	0.0040	0.0000060	0.000040	0.0011	0.00044	<0.0020	<0.0020
28/12/2023	31	0.071	<0.000010	-	0.00071	0.00020	<0.0030	0.53	<0.000090	0.00010	<0.000050	0.080	0.0043	0.0000050	0.000060	0.0013	0.00049	<0.0020	<0.0020
01/04/2024	32	0.088	<0.000010	-	0.00030	<0.00010	<0.0030	0.67	<0.000090	0.00014	<0.000050	0.16	0.0046	<0.0000050	0.000090	0.0017	0.00057	<0.0020	<0.0020
01/11/2024	33	0.068	<0.000010	-	0.00012	0.00020	<0.0030	0.57	0.00018	0.000040	<0.000050	0.080	0.0041	0.0000050	0.000040	0.0013	0.00045	<0.0020	<0.0020
18/01/2024	34	0.070	<0.000010	-	0.0017	0.00020	<0.0030	0.61	<0.000090	0.00013	<0.000050	0.080	0.0047	0.000015	0.000080	0.0024	0.00049	<0.0020	<0.0020
25/01/2024	35	0.069	<0.000010	-	<0.00040	0.00020	<0.0030	0.59	<0.000090	0.000090	<0.000050	0.060	0.0045	0.0000070	<0.00020	0.0015	0.00052	<0.0020	<0.0020
02/01/2024	36	0.059	<0.000010	-	<0.00040	0.00020	<0.0030	0.63	0.00038	0.00011	<0.000050	0.20	0.0035	<0.0000050	<0.00020	0.00088	0.00059	<0.0020	<0.0020
02/08/2024	37	0.054	<0.000010	-	<0.00040	<0.00010	0.044	0.55	<0.000090	0.000090	<0.000050	0.080	0.0035	0.0000060	<0.00020	0.0020	0.00057	<0.0020	<0.0020
15/02/2024	38	0.053	<0.000010	-	0.00060	0.00020	<0.0030	0.49	<0.000090	0.000070	<0.000050	0.070	0.0037	0.0000060	<0.00020	0.0044	0.00043	<0.0020	<0.0020
22/02/2024	39	0.048	<0.000010	-	<0.00040	0.00010	<0.0030	0.45	<0.000090	0.000090	<0.000050	0.050	0.0033	0.0000090	<0.00020	0.0015	0.00044	<0.0020	<0.0020
29/02/2024	40	0.057	<0.000010	-	<0.00040	0.00040	<0.0030	0.47	<0.000090	0.000050	<0.000050	0.050	0.0037	<0.0000050	<0.00020	0.0011	0.00039	<0.0020	<0.0020
03/07/2024	41	0.37	<0.000010	-	<0.00040	0.00010	<0.0030	0.51	0.00018	0.000050	<0.000050	0.040	0.0031	<0.0000050	<0.00020	0.00063	0.00041	<0.0020	<0.0020
14/03/2024	42	0.049	<0.000010	-	<0.00040	<0.00010	0.0030	0.50	<0.000090	0.000090	<0.000050	0.070	0.0030	<0.0000050	<0.00020	0.00065	0.00037	<0.0020	<0.0020
21/03/2024	43	0.059	<0.000010	-	<0.00040	<0.00010	<0.0030	0.59	<0.000090	0.000070	<0.000050	0.060	0.0034	<0.0000050	<0.00020	0.00077	0.00040	<0.0020	<0.0020
28/03/2024	44	0.049	<0.000010	-	<0.00040	0.00020	<0.0030	0.50	0.0019	0.000050	<0.000050	0.060	0.0030	0.0000050	<0.00020	0.00083	0.00034	0.017	<0.0020
04/04/2024	45	-	-	-	-	-	-	-	-	-	-	-	-	-	-	-	-	-	-
04/11/2024	46	0.049	<0.000010	-	<0.00040	0.00020	<0.0030	0.51	<0.000090	<0.000040	<0.000050	0.040	0.0030	0.0000050	<0.00020	0.00072	0.00028	<0.0020	<0.0020
18/04/2024	47	-	-	-	-	-	-	-	-	-	-	-	-	-	-	-	-	-	-
25/04/2024	48	0.042	<0.000010	-	<0.00040	<0.00010	<0.0030	0.48	<0.000090	0.000050	<0.000050	0.050	0.0026	<0.0000050	<0.00020	0.00051	0.00034	<0.0020	<0.0020
05/02/2024	49	-	-	-	-	-	-	-	-	-	-	-	-	-	-	-	-	-	-
05/09/2024	50	0.040	<0.000010	-	<0.00040	<0.00010	0.0030	0.49	<0.000090	0.000040	<0.000050	0.040	0.0023	<0.0000050	<0.00020	0.00036	0.00038	<0.0020	<0.0020
16/05/2024	51	-	-	-	-	-	-	-	-	-	-	-	-	-	-	-	-	-	-
23/05/2024	52	0.046	<0.000010	-	<0.00040	0.00040	<0.0030	0.48	<0.000090	<0.000040	<0.000050	0.050	0.0029	<0.0000050	<0.00020	0.00072	0.00035	<0.0020	<0.0020
30/05/2024	53	-	-	-	-	-	-	-	-	-	-	-	-	-	-	-	-	-	-
06/06/2024	54	0.056	<0.000010	-	0.00090	0.00020	0.0050	0.66	<0.000090	0.000080	<0.000050	0.050	0.0031	<0.0000050	<0.00020	0.00055	0.00042	<0.0020	<0.0020
13/06/2024	55	-	-	-	-	-	-	-	-	-	-	-	-	-	-	-	-	-	-
20/06/2024	56	0.045	<0.000010	-	<0.00040	0.00020	<0.0030	0.49	<0.000090	0.000050	<0.000050	0.050	0.0026	<0.0000050	<0.00020	0.00040	0.00041	<0.0020	<0.0020
27/06/2024	57	-	-	-	-	-	-	-	-	-	-	-	-	-	-	-	-	-	-
07/04/2024	58	0.050	<0.000010	-	<0.00040	0.00030	<0.0030	0.54	<0.000090	<0.000040	<0.000050	0.060	0.0028	<0.0000050	<0.00020	0.00037	0.00036	<0.0020	<0.0020
07/11/2024	59	-	-	-	-	-	-	-	-	-	-	-	-	-	-	-	-	-	-
18/07/2024	60	0.054	<0.000010	-	0.027	0.00020	0.0070	0.55	0.00012	<0.000040	<0.000050	0.13	0.0026	<0.0000050	<0.00020	0.00036	0.00043	<0.0020	<0.0020
25/07/2024	61	-	-	-	-	-	-	-	-	-	-	-	-	-	-	-	-	-	-
08/01/2024	62	0.060	<0.000010	-	0.0032	0.00010	<0.0030	0.50	<0.000090	0.000050	<0.000050	0.050	0.0028	<0.0000050	<0.00020	0.00046	0.00037	<0.0020	<0.0020
08/08/2024	63	-	-	-	-	-	-	-	-	-	-	-	-	-	-	-	-	-	-
15/08/2024	64	0.051	0.000010	-	<0.00040	0.00010	<0.0030	0.53	<0.000090	0.000050	<0.000050	0.080	0.0027	<0.0000050	<0.00020	0.00042	0.00042	<0.0020	<0.0020
22/08/2024	65	-	-	-	-	-	-	-	-	-	-	-	-	-	-	-	-	-	-
29/08/2024	66	0.051	<0.000010	-	<0.00040	<0.00010	0.017	0.63	<0.000090	0.000040	<0.000050	0.060	0.0026	<0.0000050	<0.00020	0.00043	0.00041	<0.0020	<0.0020
09/05/2024	67	-	-	-	-	-	-	-	-	-	-	-	-	-	-	-	-	-	-
09/12/2024	68	0.050	<0.000010	-	<0.00040	<0.00010	<0.0030	0.58	<0.000090	<0.000040	<0.000050	0.060	0.0027	<0.0000050	<0.00020	0.00052	0.00034	<0.0020	<0.0020

Table D-5: Mine Rock Humidity Cell Testing Results (HC-5)

Sample Date	Week Number	Magnesium (Mg)	Mercury (Hg)	Ultra Trace Mercury (Hg)	Molybdenum (Mo)	Nickel (Ni)	Phosphorus (P)	Potassium (K)	Lead (Pb)	Selenium (Se)	Silver (Ag)	Sodium (Na)	Strontium (Sr)	Thallium (Tl)	Tungsten (W)	Uranium (U)	Vanadium (V)	Zinc (Zn)	Zirconium (Zr)
Units:	-	mg/L	mg/L	mg/L	mg/L	mg/L	mg/L	mg/L	mg/L	mg/L	mg/L	mg/L	mg/L	mg/L	mg/L	mg/L	mg/L	mg/L	mg/L
19/09/2024	69	-	-	-	-	-	-	-	-	-	-	-	-	-	-	-	-	-	-
26/09/2024	70	0.051	<0.000010	-	<0.00040	<0.00010	<0.0030	0.49	<0.000090	<0.000040	<0.000050	0.050	0.0027	0.0000050	<0.00020	0.00042	0.00047	<0.0020	<0.0020
10/03/2024	71	-	-	-	-	-	-	-	-	-	-	-	-	-	-	-	-	-	-
10/10/2024	72	0.048	<0.000010	-	<0.00040	<0.00010	<0.0030	0.53	<0.000090	<0.000040	<0.000050	0.070	0.0027	<0.0000050	<0.00020	0.00046	0.00039	<0.0020	<0.0020
17/10/2024	73	-	-	-	-	-	-	-	-	-	-	-	-	-	-	-	-	-	-
24/10/2024	74	0.053	<0.000010	-	<0.00040	0.00010	<0.0030	0.52	<0.000090	<0.000040	<0.000050	0.060	0.0036	<0.0000050	<0.00020	0.00085	0.00035	<0.0020	<0.0020
31/10/2024	75	-	-	-	-	-	-	-	-	-	-	-	-	-	-	-	-	-	-
11/07/2024	76	0.041	<0.000010	-	<0.00040	0.00010	<0.0030	0.48	<0.000090	<0.000040	<0.000050	0.060	0.0028	<0.0000050	<0.00020	0.00057	0.00037	<0.0020	<0.0020
14/11/2024	77	-	-	-	-	-	-	-	-	-	-	-	-	-	-	-	-	-	-
21/11/2024	78	0.037	<0.000010	-	<0.00040	<0.00010	0.014	0.49	<0.000090	<0.000040	<0.000050	0.070	0.0026	<0.0000050	<0.00020	0.00038	0.00037	<0.0020	<0.0020
28/11/2024	79	-	-	-	-	-	-	-	-	-	-	-	-	-	-	-	-	-	-
12/05/2024	80	0.036	<0.000010	-	<0.00040	0.00010	<0.0030	0.47	<0.000090	<0.000040	<0.000050	0.050	0.0024	0.0000050	<0.00020	0.00018	0.00033	<0.0020	<0.0020
12/12/2024	81	-	-	-	-	-	-	-	-	-	-	-	-	-	-	-	-	-	-
19/12/2024	82	0.040	<0.000010	-	<0.00040	<0.00010	<0.0030	0.56	0.00022	<0.000040	<0.000050	0.060	0.0027	<0.0000050	<0.00020	0.00020	0.00035	<0.0020	<0.0020
27/12/2024	83	-	-	-	-	-	-	-	-	-	-	-	-	-	-	-	-	-	-
01/02/2025	84	0.045	<0.000010	-	<0.00040	<0.00010	<0.0030	0.60	<0.000090	<0.000040	<0.000050	0.050	0.0026	0.0000050	<0.00020	0.00027	0.00035	<0.0020	<0.0020
01/09/2025	85	-	-	-	-	-	-	-	-	-	-	-	-	-	-	-	-	-	-
16/01/2024	86	0.040	<0.000010	-	<0.00040	0.00060	<0.0030	0.48	0.00014	<0.000040	<0.000050	0.050	0.0026	<0.0000050	<0.00020	0.00026	0.00034	<0.0020	<0.0020
23/01/2025	87	-	-	-	-	-	-	-	-	-	-	-	-	-	-	-	-	-	-
30/01/2025	88	0.041	<0.000010	-	<0.00040	<0.00010	<0.0030	0.54	0.00015	<0.000040	<0.000050	0.060	0.0031	0.0000070	<0.00020	0.00027	0.00036	<0.0020	<0.0020
02/06/2025	89	-	-	-	-	-	-	-	-	-	-	-	-	-	-	-	-	-	-
13/02/2025	90	0.043	<0.000010	-	<0.00040	<0.00010	<0.0030	0.51	<0.000090	0.000050	<0.000050	0.060	0.0075	<0.0000050	<0.00020	0.00034	0.00034	<0.0020	<0.0020
20/02/2025	91	-	-	-	-	-	-	-	-	-	-	-	-	-	-	-	-	-	-
27/02/2025	92	0.042	<0.000010	-	<0.00040	0.00010	<0.0030	0.53	<0.000090	<0.000040	<0.000050	0.060	0.0027	<0.0000050	<0.00020	0.00046	0.00035	<0.0020	<0.0020
03/06/2025	93	-	-	-	-	-	-	-	-	-	-	-	-	-	-	-	-	-	-
13/03/2025	94	0.040	<0.000010	-	<0.00040	0.00010	<0.0030	0.52	<0.000090	<0.000040	<0.000050	0.050	0.0025	<0.0000050	<0.00020	0.00048	0.00031	<0.0020	<0.0020
20/03/2025	95	-	-	-	-	-	-	-	-	-	-	-	-	-	-	-	-	-	-
27/03/2025	96	0.039	<0.000010	-	<0.00040	<0.00010	<0.0030	0.53	<0.000090	<0.000040	<0.000050	0.060	0.0026	0.0000050	<0.00020	0.00033	0.00034	<0.0020	<0.0020
04/03/2025	97	-	-	-	-	-	-	-	-	-	-	-	-	-	-	-	-	-	-
04/10/2025	98	0.038	<0.000010	-	<0.00040	<0.00010	<0.0030	0.49	<0.000090	<0.000040	<0.000050	0.060	0.0026	<0.0000050	<0.00020	0.00036	0.00032	<0.0020	<0.0020
17/04/2025	99	-	-	-	-	-	-	-	-	-	-	-	-	-	-	-	-	-	-
24/04/2025	100	0.036	<0.000010	-	<0.00040	<0.00010	<0.0030	0.53	<0.000090	<0.000040	<0.000050	0.040	0.0023	<0.0000050	<0.00020	0.00036	0.00027	<0.0020	<0.0020
05/01/2025	101	-	-	0.00000054	-	-	-	-	-	-	-	-	-	-	-	-	-	-	-
05/08/2025	102	0.034	<0.000010	0.00000046	<0.00040	<0.00010	<0.0030	0.47	<0.000090	<0.000040	<0.000050	0.040	0.0027	<0.0000050	<0.00020	0.00039	0.00027	<0.0020	<0.0020
15/05/2025	103	-	-	0.00000047	-	-	-	-	-	-	-	-	-	-	-	-	-	-	-
22/05/2025	104	0.038	<0.000010	0.00000043	<0.00040	0.00010	<0.0030	0.44	<0.000090	<0.000040	<0.000050	0.050	0.0024	<0.0000050	<0.00020	0.00033	0.00026	0.0020	<0.0020
29/05/2025	105	-	-	0.00000038	-	-	-	-	-	-	-	-	-	-	-	-	-	-	-
06/05/2025	106	0.040	<0.000010	-	<0.00040	0.00020	<0.0030	0.48	<0.000090	<0.000040	<0.000050	0.050	0.0025	<0.0000050	<0.00020	0.00035	0.00026	<0.0020	<0.0020
06/12/2025	107	-	-	-	-	-	-	-	-	-	-	-	-	-	-	-	-	-	-
19/06/2025	108	0.039	<0.000010	-	<0.00040	<0.00010	<0.0030	0.53	<0.000090	<0.000040	<0.000050	0.050	0.0023	<0.0000050	<0.00020	0.00036	0.00027	<0.0020	<0.0020
26/06/2025	109	-	-	-	-	-	-	-	-	-	-	-	-	-	-	-	-	-	-

Table D-6: Mine Rock Humidity Cell Testing Results (HC-6)

Sample Date	Week Number	Leachate Volume Recovered	pH	Electrical Conductivity	Alkalinity (to pH 4.5)	Acidity (to pH 8.3)	Sulphate	Fluoride	Chloride	Aluminum (Al)	Antimony (Sb)	Arsenic (As)	Beryllium (Be)	Boron (B)	Cadmium (Cd)	Calcium (Ca)	Chromium (Cr)	Cobalt (Co)	Copper (Cu)	Iron (Fe)
Units:	-	mL	pH Units	µS/cm	mg CaCO3/L	mg CaCO3/L	mg/L	mg/L	mg/L	mg/L	mg/L	mg/L	mg/L	mg/L	mg/L	mg/L	mg/L	mg/L	mg/L	mg/L
25/05/2023	0	384	8.4	53	16	<2.0	3.0	<0.060	<1.0	0.16	<0.00090	0.0016	0.0000070	0.022	0.0000040	5.3	0.00016	0.000047	0.0053	0.16
06/01/2023	1	491	8.0	54	23	<2.0	3.0	<0.060	<1.0	0.065	<0.00090	0.0019	<0.0000070	0.021	0.0000030	6.8	<0.000080	0.000029	0.0043	<0.0070
06/08/2023	2	496	7.4	42	18	<2.0	<2.0	<0.060	<1.0	0.042	<0.00090	0.0015	<0.0000070	0.011	<0.0000030	4.9	<0.000080	0.000011	0.0019	<0.0070
15/06/2023	3	505	7.9	37	17	<2.0	<2.0	<0.060	<1.0	0.047	<0.00090	0.0015	<0.0000070	0.0080	0.0000060	4.8	<0.000080	0.000013	0.0014	<0.0070
22/06/2023	4	499	7.5	31	15	<2.0	<2.0	<0.060	<1.0	0.049	0.0012	0.0012	<0.0000070	0.0070	<0.0000030	4.8	<0.000080	0.0000090	0.00090	<0.0070
29/06/2023	5	452	7.6	35	16	<2.0	<2.0	<0.060	<1.0	0.051	<0.00090	0.0017	<0.0000070	0.0050	0.0000040	4.7	<0.000080	0.000011	0.00080	<0.0070
07/06/2023	6	503	7.4	28	13	<2.0	<2.0	<0.060	<1.0	0.047	<0.00090	0.0021	<0.0000070	0.0030	0.0000030	4.5	<0.000080	0.0000090	0.0010	0.013
13/07/2023	7	485	7.4	28	14	<2.0	<2.0	<0.060	<1.0	0.047	<0.00090	0.0014	<0.0000070	0.0030	<0.0000030	4.4	<0.000080	0.0000090	0.00070	<0.0070
20/07/2023	8	489	7.6	27	13	<2.0	<2.0	<0.060	<1.0	0.046	<0.00090	0.0013	<0.0000070	0.0030	0.0000030	4.2	<0.000080	0.000010	0.00050	<0.0070
27/07/2023	9	498	7.7	31	15	<2.0	<2.0	<0.060	<1.0	0.055	<0.00090	0.0011	<0.0000070	0.0020	0.0000050	4.4	<0.000080	0.0000090	0.00060	<0.0070
08/03/2023	10	993	7.3	18	9.0	<2.0	<2.0	<0.060	<1.0	0.040	<0.00090	0.0010	<0.0000070	<0.0020	0.0000030	3.0	<0.000080	0.000010	0.0017	0.012
08/10/2023	11	496	7.3	24	13	<2.0	<2.0	<0.060	<1.0	0.048	<0.00090	0.0010	<0.0000070	<0.0020	0.000016	4.2	0.00010	0.000021	0.0015	<0.0070
17/08/2023	12	524	7.7	33	12	<2.0	<2.0	<0.060	<1.0	0.050	<0.00090	0.0012	<0.0000070	<0.0020	<0.0000030	4.2	0.00018	0.0000060	0.00020	<0.0070
24/08/2023	13	498	7.5	26	11	<2.0	<2.0	<0.060	<1.0	0.053	<0.00090	0.0014	<0.0000070	<0.0020	<0.0000030	4.2	<0.000080	0.0000040	0.00040	<0.0070
31/08/2023	14	501	7.6	25	11	<2.0	<2.0	<0.060	<1.0	0.049	<0.00090	0.0011	<0.0000070	<0.0020	<0.0000030	4.1	0.00010	0.0000070	0.00050	<0.0070
09/07/2023	15	503	7.3	25	13	<2.0	<2.0	<0.060	<1.0	0.050	<0.00090	0.0010	<0.0000070	<0.0020	<0.0000030	4.3	<0.000080	0.0000080	0.00050	<0.0070
14/09/2023	16	499	7.7	25	11	<2.0	<2.0	<0.060	<1.0	0.30	<0.00090	0.0011	<0.0000070	0.0030	0.0000040	4.0	<0.000080	0.0000050	0.00050	<0.0070
21/09/2023	17	507	7.7	27	12	<2.0	<2.0	<0.060	<1.0	0.052	<0.00090	0.00080	<0.0000070	<0.0020	0.0000030	4.1	<0.000080	0.0000040	0.00040	0.042
28/09/2023	18	507	7.5	23	11	<2.0	<2.0	<0.060	<1.0	0.047	<0.00090	0.00080	<0.0000070	<0.0020	<0.0000030	4.0	<0.000080	0.000022	0.00070	<0.0070
10/05/2023	19	501	7.5	23	11	<2.0	<2.0	<0.060	<1.0	0.053	<0.00090	0.00080	<0.0000070	<0.0020	0.0000050	4.2	<0.000080	0.0000040	0.0048	<0.0070
10/12/2023	20	509	7.4	27	13	<2.0	<2.0	<0.060	<1.0	0.048	<0.00090	0.00080	<0.0000070	<0.0020	0.0000030	4.2	<0.000080	0.000023	0.00040	<0.0070
19/10/2023	21	496	7.2	25	11	<2.0	<2.0	<0.060	<1.0	0.051	<0.00090	0.00080	<0.0000070	<0.0020	<0.0000030	3.9	0.00015	0.0000050	0.0015	<0.0070
26/10/2023	22	513	7.3	24	10	<2.0	<2.0	<0.060	<1.0	0.053	<0.00090	0.00070	<0.0000070	0.0020	0.0000030	3.9	<0.000080	0.000011	0.00030	<0.0070
11/02/2023	23	503	7.3	22	11	<2.0	<2.0	<0.060	<1.0	0.046	<0.00090	0.00070	<0.0000070	<0.0020	0.0000080	3.9	<0.000080	0.0000050	<0.00020	<0.0070
11/09/2023	24	472	7.4	24	13	<2.0	<2.0	<0.060	<1.0	0.058	<0.00090	0.00080	<0.0000070	0.0050	<0.0000030	4.4	<0.000080	<0.0000040	0.00030	<0.0070
16/11/2023	25	508	7.3	20	10	<2.0	<2.0	<0.060	<1.0	0.046	<0.00090	0.00060	<0.0000070	<0.0020	0.0000050	3.1	<0.000080	0.0000040	0.00030	<0.0070
23/11/2023	26	504	7.2	24	11	<2.0	<2.0	<0.060	<1.0	0.053	<0.00090	0.00090	0.0000070	<0.0020	0.0000050	4.0	<0.000080	0.000051	0.00030	<0.0070
30/11/2023	27	502	7.3	20	10	<2.0	<2.0	<0.060	<1.0	0.050	<0.00090	0.00060	<0.0000070	<0.0020	0.0000040	3.8	<0.000080	0.0000040	0.00030	<0.0070
12/07/2023	28	502	7.4	20	10	<2.0	<2.0	<0.060	<1.0	0.048	<0.00090	0.00060	<0.0000070	<0.0020	<0.0000030	3.3	<0.000080	0.0000060	<0.00020	<0.0070
14/12/2023	29	463	7.3	22	10	<2.0	<2.0	<0.060	<1.0	-	-	-	-	-	-	-	-	-	-	-
21/12/2023	30	490	7.3	24	11	<2.0	<2.0	<0.060	<1.0	0.048	<0.00090	0.00060	<0.0000070	<0.0020	<0.0000030	3.7	<0.000080	0.000011	<0.00020	<0.0070
28/12/2023	31	508	7.3	22	11	<2.0	<2.0	<0.060	<1.0	0.049	<0.00090	0.00050	<0.0000070	<0.0020	<0.0000030	3.6	<0.000080	0.0000060	0.00020	<0.0070
01/04/2024	32	492	7.4	20	10	<2.0	<2.0	<0.060	<1.0	0.050	<0.00090	0.00040	<0.0000070	<0.0020	<0.0000030	4.0	<0.000080	<0.0000040	<0.00020	<0.0070
01/11/2024	33	496	7.0	21	9.0	<2.0	<2.0	<0.060	<1.0	0.044	<0.00090	0.00050	<0.0000070	<0.0020	<0.0000030	3.4	<0.000080	0.0000090	0.00040	0.028
18/01/2024	34	492	7.2	20	8.0	<2.0	<2.0	<0.060	<1.0	0.052	<0.00090	0.00050	<0.0000070	<0.0020	<0.0000030	3.3	<0.000080	0.000014	0.00020	<0.0070
25/01/2024	35	506	7.3	19	9.0	<2.0	<2.0	<0.060	<1.0	0.049	<0.00090	0.00050	<0.0000070	<0.0020	0.0000030	3.4	<0.000080	0.0000060	<0.0020	<0.0070
02/01/2024	36	503	7.2	20	8.0	<2.0	<2.0	<0.060	<1.0	0.052	<0.00090	0.00060	<0.0000070	<0.0020	0.0000090	3.7	<0.000080	0.0000050	<0.0020	<0.0070
02/08/2024	37	502	7.4	21	10	<2.0	<2.0	<0.060	<1.0	0.050	<0.00090	0.00050	<0.0000070	<0.0020	0.0000030	3.6	<0.000080	0.000011	<0.0020	<0.0070
15/02/2024	38	492	7.4	18	8.0	<2.0	<2.0	<0.060	<1.0	0.043	<0.00090	0.00040	<0.0000070	<0.0020	<0.0000030	3.1	<0.000080	0.0000090	<0.0010	<0.0070
22/02/2024	39	494	7.3	20	9.0	<2.0	<2.0	<0.060	<1.0	0.045	<0.00090	0.00050	<0.0000070	<0.0020	<0.0000030	3.3	<0.000080	0.000032	<0.0010	<0.0070
29/02/2024	40	503	7.5	18	10	<2.0	<2.0	<0.060	<1.0	0.043	<0.00090	0.00050	<0.0000070	<0.0020	<0.0000030	3.2	<0.000080	<0.0000040	<0.0010	<0.0070
03/07/2024	41	505	7.1	14	6.0	<2.0	<2.0	<0.060	<1.0	0.052	<0.00090	0.00040	<0.0000070	<0.0020	0.0000040	1.6	<0.000080	0.000017	<0.0010	<0.0070
14/03/2024	42	504	7.2	10	5.0	<2.0	<2.0	<0.060	<1.0	0.070	<0.00090	0.00040	<0.0000070	<0.0020	0.0000060	1.6	<0.000080	0.0000080	0.0040	0.011
21/03/2024	43	498	7.1	12	6.0	<2.0	<2.0	<0.060	<1.0	0.037	<0.00090	0.00040	<0.0000070	<0.0020	<0.0000030	2.2	<0.000080	0.0000040	<0.0010	<0.0070
28/03/2024	44	510	7.3	11	6.0	<2.0	<2.0	<0.060	<1.0	0.030	<0.00090	0.00040	<0.0000070	<0.0020	0.0000030	1.9	<0.000080	0.000014	<0.0010	<0.0070
04/04/2024	45	500	7.2	10	5.0	<2.0	<2.0	-	-	-	-	-	-	-	-	-	-	-	-	-
04/11/2024	46	510	7.2	11	5.0	<2.0	<2.0	-	-	0.031	<0.00090	0.00030	<0.0000070	<0.0020	0.0000040	2.0	<0.000080	0.0000050	<0.0010	<0.0070
18/04/2024	47	518	6.9	9.0	5.0	<2.0	<2.0	-	-	-	-	-	-	-	-	-	-	-	-	-
25/04/2024	48	504	7.0	10	5.0	<2.0	<2.0	-	-	0.036	<0.00090	0.00030	<0.0000070	<0.0020	0.0000040	1.8	<0.000080	0.0000040	<0.0010	<0.0070
05/02/2024	49	503	7.1	10	5.0	<2.0	<2.0	-	-	-	-	-	-	-	-	-	-	-	-	-
05/09/2024	50	495	7.2	11	5.0	<2.0	<2.0	-	-	0.041	<0.00090	0.00030	<0.0000070	<0.0020	<0.0000030	1.8	<0.000080	0.000019	<0.0010	<0.0070
16/05/2024	51	507	7.3	16	7.0	<2.0	<2.0	-	-	-	-	-	-	-	-	-	-	-	-	-
23/05/2024	52	505	7.4	15	7.0	<2.0	<2.0	-	-	0.026	<0.00090	0.00020	<0.0000070	<0.0020	0.0000050	2.7	<0.000080	0.0000070	<0.0010	<0.0070
30/05/2024	53	520	7.3	13	7.0	<2.0	<2.0	-	-	-	-	-	-	-	-	-	-	-	-	-
06/06/2024	54	467	7.3	11	5.0	<2.0	<2.0	-	-	0.051	<0.00090	0.00020	<0.0000070	<0.0020	<0.0000030	2.2	<0.000080	0.000015	<0.0010	0.013
13/06/2024	55	501	7.3	16	7.0	<2.0	<2.0	-	-	-	-	-	-	-	-	-	-	-	-	-
20/06/2024	56	502	7.0	13	6.0	<2.0	0.2	-	-	0.034	<0.00090	0.00050	<0.0000070	<0.0020	0.0000030	2.1	<0.000080	0.0000090	<0.0010	<0.0070
27/06/2024	57	494	7.0	10	5.0	<2.0	0.20	-	-	-	-	-	-	-	-	-	-	-	-	-
07/04/2024	58	501	6.9	15	7.0	<2.0	0.30	-	-	0.026	<0.00090	0.00030	<0.0000070	<0.0020	0.0000030	2.7	<0.000080	0.000018	<0.0010	<0.0070
07/11/2024	59	511	7.0	15	9.0	<2.0	0.30	-	-	-	-	-	-	-	-	-	-	-	-	-
18/07/2024	60	510	7.1	12	6.0	<2.0	0.30	-	-	0.029	<0.00090	0.00080	<0.0000070	<0.0020	<0.0000030	2.2	<0.000080	0.000010	<0.0010	<0.0070
25/07/2024	61	498	6.9	8.0	4.0	<2.0	<0.20	-	-	-	-	-	-	-	-	-	-	-	-	-
08/01/2024	62	503	6.9	9.0	4.0	<2.0	0.20	-	-	0.027	<0.00090	<0.00020	<0.0000070	<0.0020	0.0000030	1.7	<0.000080	0.000011	<0.0010	<0.0070
08/08/2024	63	477	7.0	8.0	4.0	<2.0	0.20	-	-	-	-	-	-	-	-	-	-	-	-	-
15/08/2024	64	480	7.0	10	4.0	<2.0	0.20	-	-	0.038	<0.00090	0.00040	<0.0000070	<0.0020	0.0000040	1.6	<0.000080	0.000013	<0.0010	<0.0070
22/08/2024	65	472	7.1	8.0	3.0	<2.0	0.20	-	-	-	-	-	-	-	-	-	-	-	-	-
29/08/2024	66	503	7.2	11	4.0	<2.0	0.20	-	-	0.020	<0.00090	0.00020	<0.0000070	<0.0020	<0.0000030	1.8	<0.000080	<0.0000040	<0.0010	<0.0070
09/05/2024	67	508	7.2	14	8.0	<2.0	0.30	-	-	-	-	-	-	-	-	-	-	-	-	-
09/12/2024	68	512	7.1	17	6.0	<2.0	0.30	-	-	0.020	<0.00090	0.00050	<0.0000070	<0.0020	0.0000050	2.9	<0.000080	0.0000070	<0.0010	<0.0070

Table D-6: Mine Rock Humidity Cell Testing Results (HC-6)

Sample Date	Week Number	Leachate Volume Recovered	pH	Electrical Conductivity	Alkalinity (to pH 4.5)	Acidity (to pH 8.3)	Sulphate	Fluoride	Chloride	Aluminum (Al)	Antimony (Sb)	Arsenic (As)	Beryllium (Be)	Boron (B)	Cadmium (Cd)	Calcium (Ca)	Chromium (Cr)	Cobalt (Co)	Copper (Cu)	Iron (Fe)
Units:	-	mL	pH Units	µS/cm	mg CaCO3/L	mg CaCO3/L	mg/L	mg/L	mg/L	mg/L	mg/L	mg/L	mg/L	mg/L	mg/L	mg/L	mg/L	mg/L	mg/L	mg/L
19/09/2024	69	495	7.0	14	6.0	<2.0	0.30	-	-	-	-	-	-	-	-	-	-	-	-	-
26/09/2024	70	502	7.1	16	7.0	<2.0	0.30	-	-	0.027	<0.00090	0.00050	<0.0000070	<0.0020	0.0000030	2.6	<0.000080	0.0000090	<0.0010	<0.0070
10/03/2024	71	499	7.0	19	7.0	<2.0	0.30	-	-	-	-	-	-	-	-	-	-	-	-	-
10/10/2024	72	504	6.9	14	6.0	<2.0	0.30	-	-	0.021	<0.00090	0.00070	<0.0000070	<0.0020	<0.0000030	2.7	<0.000080	0.0000070	<0.0010	<0.0070
17/10/2024	73	506	7.1	14	6.0	<2.0	0.30	-	-	-	-	-	-	-	-	-	-	-	-	-
24/10/2024	74	494	6.9	15	7.0	<2.0	0.30	-	-	0.020	<0.00090	0.00040	<0.0000070	<0.0020	<0.0000030	2.5	<0.000080	0.0000040	<0.0010	<0.0070
31/10/2024	75	496	6.9	15	6.0	<2.0	0.30	-	-	-	-	-	-	-	-	-	-	-	-	-
11/07/2024	76	504	7.2	18	8.0	<2.0	0.30	-	-	0.019	<0.00090	<0.00020	<0.0000070	<0.0020	0.0000030	2.8	<0.000080	0.0000050	<0.0010	<0.0070
14/11/2024	77	452	7.0	13	6.0	<2.0	0.30	-	-	-	-	-	-	-	-	-	-	-	-	-
21/11/2024	78	505	6.8	9.0	4.0	<2.0	0.20	-	-	0.025	<0.00090	0.00020	<0.0000070	<0.0020	0.0000050	1.6	<0.000080	0.000024	<0.0010	<0.0070
28/11/2024	79	497	7.1	15	8.0	<2.0	0.30	-	-	-	-	-	-	-	-	-	-	-	-	-
12/05/2024	80	498	7.2	12	5.0	<2.0	0.30	-	-	0.015	<0.00090	<0.00020	<0.0000070	<0.0020	<0.0000030	2.2	<0.000080	0.0000090	<0.0010	<0.0070
12/12/2024	81	507	6.9	13	6.0	<2.0	0.30	-	-	-	-	-	-	-	-	-	-	-	-	-
19/12/2024	82	506	6.8	10	5.0	<2.0	0.40	-	-	0.023	<0.00090	0.00050	<0.0000070	<0.0020	<0.0000030	1.7	<0.000080	0.000020	<0.0010	<0.0070
27/12/2024	83	528	7.1	10	6.0	<2.0	0.20	-	-	-	-	-	-	-	-	-	-	-	-	-
01/02/2025	84	490	6.8	7.0	4.0	2.0	<0.20	-	-	0.029	<0.00090	0.00030	<0.0000070	<0.0020	0.0000040	1.4	<0.000080	<0.0000040	<0.0010	<0.0070
01/09/2025	85	497	6.6	15	6.0	<2.0	0.30	-	-	-	-	-	-	-	-	-	-	-	-	-
16/01/2024	86	499	6.7	17	4.0	<2.0	0.30	-	-	0.019	<0.00090	<0.00020	<0.0000070	<0.0020	0.0000040	2.6	<0.000080	0.000010	<0.0010	<0.0070
23/01/2025	87	500	6.9	10	6.0	<2.0	0.20	-	-	-	-	-	-	-	-	-	-	-	-	-
30/01/2025	88	494	6.8	9.0	5.0	<2.0	<0.20	-	-	0.023	<0.00090	0.00040	0.0000070	<0.0020	0.0000080	1.6	<0.000080	<0.0000040	<0.0010	<0.0070
02/06/2025	89	507	6.9	14	6.0	<2.0	0.30	-	-	-	-	-	-	-	-	-	-	-	-	-
13/02/2025	90	463	6.8	15	7.0	<2.0	0.20	-	-	0.032	<0.00090	<0.00020	<0.0000070	<0.0020	0.0000030	1.6	<0.000080	0.0000070	<0.0010	<0.0070
20/02/2025	91	511	6.8	13	7.0	<2.0	0.30	-	-	-	-	-	-	-	-	-	-	-	-	-
27/02/2025	92	500	7.0	14	6.0	<2.0	0.30	-	-	0.018	<0.00090	0.00020	<0.0000070	<0.0020	0.0000040	2.5	<0.000080	0.0000050	<0.0010	<0.0070
03/06/2025	93	458	6.8	8.0	3.0	<2.0	<0.20	-	-	-	-	-	-	-	-	-	-	-	-	-
13/03/2025	94	469	6.8	8.0	5.0	<2.0	0.20	-	-	0.026	<0.00090	0.00060	<0.0000070	<0.0020	0.0000030	1.3	<0.000080	0.0000070	<0.0010	<0.0070
20/03/2025	95	449	6.7	7.0	4.0	<2.0	<0.20	-	-	-	-	-	-	-	-	-	-	-	-	-
27/03/2025	96	442	7.0	8.0	3.0	<2.0	<0.20	-	-	0.036	<0.00090	<0.00020	<0.0000070	<0.0020	<0.0000030	1.3	0.00015	0.0000040	<0.0010	<0.0070
04/03/2025	97	446	7.0	8.0	3.0	<2.0	0.20	-	-	-	-	-	-	-	-	-	-	-	-	-
04/10/2025	98	455	6.9	9.0	4.0	<2.0	0.20	-	-	0.025	<0.00090	0.0013	<0.0000070	<0.0020	0.0000040	1.6	<0.000080	0.0000090	<0.0010	<0.0070
17/04/2025	99	512	6.8	4.0	3.0	<2.0	<0.20	-	-	-	-	-	-	-	-	-	-	-	-	-
24/04/2025	100	519	7.2	10	5.0	<2.0	0.20	-	-	0.013	<0.00090	<0.00020	<0.0000070	<0.0020	0.0000050	1.7	<0.000080	0.0000080	<0.0010	<0.0070
05/01/2025	101	521	6.7	9.0	4.0	<2.0	<0.20	-	-	-	-	-	-	-	-	-	-	-	-	-
05/08/2025	102	487	7.0	6.0	5.0	<2.0	<0.20	-	-	0.014	<0.00090	<0.00020	<0.0000070	<0.0020	<0.0000030	1.8	<0.000080	0.0000050	<0.0010	<0.0070
15/05/2025	103	454	6.6	6.0	4.0	<2.0	<0.20	-	-	-	-	-	-	-	-	-	-	-	-	-
22/05/2025	104	443	7.0	6.0	3.0	<2.0	<0.20	-	-	0.023	<0.00090	<0.00020	<0.0000070	<0.0020	<0.0000030	1.2	<0.000080	0.0000090	<0.0010	<0.0070
29/05/2025	105	466	6.7	6.0	3.0	2.0	<0.20	-	-	-	-	-	-	-	-	-	-	-	-	-
06/05/2025	106	496	6.8	10	5.0	<2.0	0.20	-	-	0.018	<0.00090	0.00030	<0.0000070	<0.0020	0.0000040	2.1	<0.000080	<0.0000040	<0.0010	<0.0070
06/12/2025	107	475	7.3	11	6.0	<2.0	0.20	-	-	-	-	-	-	-	-	-	-	-	-	-
19/06/2025	108	498	7.3	18	7.0	<2.0	0.30	-	-	0.018	<0.00090	0.00050	<0.0000070	<0.0020	<0.0000030	2.3	<0.000080	0.000012	<0.0010	<0.0070
26/06/2025	109	442	7.2	10	4.0	<2.0	0.20	-	-	-	-	-	-	-	-	-	-	-	-	-

Table D-6: Mine Rock Humidity Cell Testing Results (HC-6)

Sample Date	Week Number	Magnesium (Mg)	Mercury (Hg)	Ultra Trace Mercury (Hg)	Molybdenum (Mo)	Nickel (Ni)	Phosphorus (P)	Potassium (K)	Lead (Pb)	Selenium (Se)	Silver (Ag)	Sodium (Na)	Strontium (Sr)	Thallium (Tl)	Tungsten (W)	Uranium (U)	Vanadium (V)	Zinc (Zn)	Zirconium (Zr)
Units:	-	mg/L	mg/L	mg/L	mg/L	mg/L	mg/L	mg/L	mg/L	mg/L	mg/L	mg/L	mg/L	mg/L	mg/L	mg/L	mg/L	mg/L	mg/L
25/05/2023	0	0.36	<0.000010	-	0.00055	0.0011	0.011	1.9	<0.000090	0.000090	<0.000050	3.1	0.016	0.0000070	0.062	0.0014	0.0013	0.016	<0.0020
06/01/2023	1	0.69	0.000010	-	0.00098	0.00040	0.0050	1.8	<0.000090	0.00013	<0.000050	3.7	0.026	<0.0000050	0.16	0.0060	0.0015	<0.0020	<0.0020
06/08/2023	2	0.50	<0.000010	-	0.00040	0.00020	<0.0030	1.2	<0.000090	<0.000040	<0.000050	1.8	0.021	<0.0000050	0.071	0.0036	0.0013	<0.0020	<0.0020
15/06/2023	3	0.47	<0.000010	-	0.00033	0.00010	<0.0030	1.1	0.00027	0.000040	<0.000050	1.3	0.019	<0.0000050	0.041	0.0018	0.0014	<0.0020	<0.0020
22/06/2023	4	0.43	<0.000010	-	0.00030	0.00010	<0.0030	1.0	<0.000090	<0.000040	<0.000050	0.82	0.018	<0.0000050	0.024	0.0019	0.0014	<0.0020	<0.0020
29/06/2023	5	0.41	0.000010	-	0.00012	<0.00010	<0.0030	0.93	<0.000090	0.000080	<0.000050	0.65	0.018	<0.0000050	0.016	0.0019	0.0015	<0.0020	<0.0020
07/06/2023	6	0.40	<0.000010	-	0.00019	<0.00010	0.0040	0.88	<0.000090	<0.000040	<0.000050	0.43	0.017	<0.0000050	0.011	0.0018	0.0014	<0.0020	<0.0020
13/07/2023	7	0.36	<0.000010	-	0.00022	0.00010	<0.0030	0.79	<0.000090	<0.000040	<0.000050	0.41	0.015	<0.0000050	0.0089	0.0018	0.0013	<0.0020	<0.0020
20/07/2023	8	0.33	<0.000010	-	0.00070	0.00010	<0.0030	0.73	<0.000090	<0.000040	<0.000050	0.31	0.014	<0.0000050	0.0066	0.0015	0.0013	<0.0020	<0.0020
27/07/2023	9	0.32	<0.000010	-	0.00014	0.00030	<0.0030	0.73	<0.000090	<0.000040	<0.000050	0.30	0.014	<0.0000050	0.0051	0.0032	0.0013	<0.0020	<0.0020
08/03/2023	10	0.19	<0.000010	-	0.00032	0.00020	<0.0030	0.49	<0.000090	<0.000040	<0.000050	0.18	0.0089	<0.0000050	0.0024	0.00070	0.00069	0.0030	<0.0020
08/10/2023	11	0.26	<0.000010	-	0.031	<0.00010	<0.0030	0.68	<0.000090	<0.000040	<0.000050	0.21	0.013	<0.0000050	0.0039	0.0012	0.0011	<0.0020	<0.0020
17/08/2023	12	0.23	<0.000010	-	0.000050	<0.00010	<0.0030	0.64	<0.000090	<0.000040	<0.000050	0.17	0.012	<0.0000050	0.0029	0.0016	0.0011	<0.0020	<0.0020
24/08/2023	13	0.26	<0.000010	-	0.00017	0.00010	<0.0030	0.65	<0.000090	0.000050	<0.000050	0.16	0.012	<0.0000050	0.0032	0.00100	0.0011	<0.0020	<0.0020
31/08/2023	14	0.25	<0.000010	-	0.000090	<0.00010	0.0060	0.61	<0.000090	<0.000040	<0.000050	0.18	0.012	<0.0000050	0.0022	0.00078	0.0011	<0.0020	<0.0020
09/07/2023	15	0.25	<0.000010	-	0.00065	<0.00010	<0.0030	0.63	<0.000090	<0.000040	<0.000050	0.18	0.012	<0.0000050	0.0023	0.00079	0.0011	<0.0020	<0.0020
14/09/2023	16	0.23	<0.000010	-	0.0021	<0.00010	<0.0030	0.62	0.00010	<0.000040	<0.000050	0.17	0.012	<0.0000050	0.0042	0.00074	0.0011	<0.0020	<0.0020
21/09/2023	17	0.22	<0.000010	-	0.00018	<0.00010	<0.0030	0.55	<0.000090	<0.000040	<0.000050	0.14	0.011	<0.0000050	0.0021	0.00076	0.00092	<0.0020	<0.0020
28/09/2023	18	0.21	<0.000010	-	0.00011	<0.00010	<0.0030	0.58	<0.000090	<0.000040	<0.000050	0.13	0.011	<0.0000050	0.0019	0.00075	0.00093	<0.0020	<0.0020
10/05/2023	19	0.20	<0.000010	-	0.000060	0.00030	<0.0030	0.57	0.00015	<0.000040	<0.000050	0.12	0.011	<0.0000050	0.0017	0.0021	0.00087	0.0030	<0.0020
10/12/2023	20	0.18	<0.000010	-	0.00038	0.00020	<0.0030	0.54	<0.000090	<0.000040	<0.000050	0.10	0.010	<0.0000050	0.0016	0.0012	0.00081	<0.0020	<0.0020
19/10/2023	21	0.19	<0.000010	-	0.00018	<0.00010	<0.0030	0.56	<0.000090	<0.000040	<0.000050	0.12	0.010	<0.0000050	0.0013	0.00061	0.00080	<0.0020	<0.0020
26/10/2023	22	0.17	<0.000010	-	0.00087	<0.00010	0.0030	0.56	<0.000090	<0.000040	<0.000050	0.12	0.0099	<0.0000050	0.0017	0.0060	0.00072	<0.0020	<0.0020
11/02/2023	23	0.18	<0.000010	-	0.00010	<0.00010	<0.0030	0.55	<0.000090	<0.000040	<0.000050	0.12	0.0098	<0.0000050	0.0014	0.00070	0.00076	<0.0020	<0.0020
11/09/2023	24	0.19	<0.000010	-	0.00014	<0.00010	0.0040	0.59	<0.000090	<0.000040	<0.000050	0.14	0.010	<0.0000050	0.0013	0.0033	0.00083	<0.0020	<0.0020
16/11/2023	25	0.14	<0.000010	-	<0.000040	<0.00010	<0.0030	0.43	<0.000090	<0.000040	<0.000050	0.080	0.0085	<0.0000050	0.00093	0.00064	0.00067	<0.0020	<0.0020
23/11/2023	26	0.18	<0.000010	-	0.00018	0.00030	<0.0030	0.53	0.00011	<0.000040	<0.000050	0.10	0.0096	<0.0000050	0.0011	0.010	0.00072	0.0020	<0.0020
30/11/2023	27	0.16	<0.000010	-	0.00041	<0.00010	<0.0030	0.51	<0.000090	<0.000040	<0.000050	0.090	0.0091	<0.0000050	0.0010	0.00042	0.00074	<0.0020	<0.0020
12/07/2023	28	0.14	<0.000010	-	0.00010	<0.00010	<0.0030	0.46	<0.000090	<0.000040	<0.000050	0.12	0.0093	<0.0000050	0.0011	0.00055	0.00070	<0.0020	<0.0020
14/12/2023	29	-	<0.000010	-	-	-	-	-	-	-	-	-	-	-	-	-	-	-	-
21/12/2023	30	0.14	<0.000010	-	0.00028	0.00010	<0.0030	0.46	<0.000090	<0.000040	<0.000050	0.080	0.0088	<0.0000050	0.00087	0.0029	0.00061	<0.0020	<0.0020
28/12/2023	31	0.14	<0.000010	-	0.00018	0.00020	<0.0030	0.45	<0.000090	<0.000040	<0.000050	0.090	0.0086	<0.0000050	0.00083	0.00037	0.00069	<0.0020	<0.0020
01/04/2024	32	0.16	<0.000010	-	0.00018	<0.00010	<0.0030	0.56	<0.000090	<0.000040	<0.000050	0.14	0.0085	<0.0000050	0.00076	0.00080	0.00070	<0.0020	<0.0020
01/11/2024	33	0.13	<0.000010	-	0.00019	0.00020	<0.0030	0.47	<0.000090	<0.000040	<0.000050	0.060	0.0075	<0.0000050	0.00056	0.00035	0.00052	<0.0020	<0.0020
18/01/2024	34	0.13	<0.000010	-	0.00035	0.00020	<0.0030	0.50	0.00018	<0.000040	<0.000050	0.090	0.0082	<0.0000050	0.00076	0.00075	0.00063	<0.0020	<0.0020
25/01/2024	35	0.12	<0.000010	-	<0.00040	0.00020	<0.0030	0.45	<0.000090	<0.000040	<0.000050	0.060	0.0078	<0.0000050	0.00071	0.00044	0.00060	<0.0020	<0.0020
02/01/2024	36	0.13	<0.000010	-	<0.00040	0.00020	<0.0030	0.51	0.00017	<0.000040	<0.000050	0.13	0.0080	<0.0000050	0.00077	0.00038	0.00064	<0.0020	<0.0020
02/08/2024	37	0.12	<0.000010	-	<0.00040	0.00020	0.046	0.49	<0.000090	<0.000040	<0.000050	0.27	0.016	<0.0000050	0.00074	0.00031	0.00064	<0.0020	<0.0020
15/02/2024	38	0.11	<0.000010	-	<0.00040	0.00020	<0.0030	0.42	<0.000090	<0.000040	<0.000050	0.080	0.0072	<0.0000050	0.00075	0.00029	0.00057	<0.0020	<0.0020
22/02/2024	39	0.11	<0.000010	-	0.00070	0.00020	<0.0030	0.41	<0.000090	<0.000040	<0.000050	0.080	0.0077	0.0000080	0.00080	0.0058	0.00063	<0.0020	<0.0020
29/02/2024	40	0.11	<0.000010	-	<0.00040	0.00010	<0.0030	0.41	<0.000090	<0.000040	<0.000050	0.070	0.0075	<0.0000050	0.00060	0.00051	0.00050	<0.0020	<0.0020
03/07/2024	41	0.054	<0.000010	-	0.00040	0.00030	<0.0030	0.33	<0.000090	<0.000040	<0.000050	0.050	0.0031	<0.0000050	0.00050	0.00021	0.00039	<0.0020	<0.0020
14/03/2024	42	0.061	<0.000010	-	<0.00040	<0.00010	0.0050	0.34	0.00026	<0.000040	<0.000050	0.050	0.0032	<0.0000050	0.00060	0.00018	0.00037	0.0030	<0.0020
21/03/2024	43	0.074	<0.000010	-	<0.00040	<0.00010	<0.0030	0.39	<0.000090	<0.000040	<0.000050	0.070	0.0039	<0.0000050	0.00083	0.00018	0.00032	<0.0020	<0.0020
28/03/2024	44	0.069	<0.000010	-	<0.00040	0.00010	<0.0030	0.34	<0.000090	<0.000040	<0.000050	0.060	0.0038	<0.0000050	0.00090	0.00019	0.00029	<0.0020	<0.0020
04/04/2024	45	-	-	-	-	-	-	-	-	-	-	-	-	-	-	-	-	-	-
04/11/2024	46	0.076	<0.000010	-	<0.00040	0.00020	<0.0030	0.36	<0.000090	<0.000040	<0.000050	0.050	0.0042	<0.0000050	0.00092	0.00023	0.00030	<0.0020	<0.0020
18/04/2024	47	-	-	-	-	-	-	-	-	-	-	-	-	-	-	-	-	-	-
25/04/2024	48	0.068	<0.000010	-	<0.00040	<0.00010	<0.0030	0.35	<0.000090	<0.000040	<0.000050	0.060	0.0034	<0.0000050	0.00070	0.00018	0.00036	<0.0020	<0.0020
05/02/2024	49	-	-	-	-	-	-	-	-	-	-	-	-	-	-	-	-	-	-
05/09/2024	50	0.073	<0.000010	-	<0.00040	<0.00010	0.0030	0.38	<0.000090	<0.000040	<0.000050	0.050	0.0035	<0.0000050	0.00075	0.00016	0.00040	<0.0020	<0.0020
16/05/2024	51	-	-	-	-	-	-	-	-	-	-	-	-	-	-	-	-	-	-
23/05/2024	52	0.086	<0.000010	-	<0.00040	0.00020	<0.0030	0.39	<0.000090	<0.000040	<0.000050	0.060	0.0055	<0.0000050	0.0011	0.00026	0.00038	<0.0020	<0.0020
30/05/2024	53	-	-	-	-	-	-	-	-	-	-	-	-	-	-	-	-	-	-
06/06/2024	54	0.071	<0.000010	-	0.00090	0.00030	0.0080	0.42	<0.000090	<0.000040	<0.000050	0.050	0.0039	<0.0000050	0.00060	0.00018	0.00042	<0.0020	<0.0020
13/06/2024	55	-	-	-	-	-	-	-	-	-	-	-	-	-	-	-	-	-	-
20/06/2024	56	0.072	<0.000010	-	<0.00040	0.00040	<0.0030	0.33	<0.000090	<0.000040	<0.000050	0.060	0.0040	<0.0000050	0.00050	0.00019	0.00037	<0.0020	<0.0020
27/06/2024	57	-	-	-	-	-	-	-	-	-	-	-	-	-	-	-	-	-	-
07/04/2024	58	0.083	<0.000010	-	<0.00040	0.00030	<0.0030	0.37	<0.000090	<0.000040	<0.000050	0.080	0.0053	<0.0000050	0.00080	0.00024	0.00038	0.0030	<0.0020
07/11/2024	59	-	-	-	-	-	-	-	-	-	-	-	-	-	-	-	-	-	-
18/07/2024	60	0.071	<0.000010	-	<0.00040	0.00020	0.0060	0.35	<0.000090	<0.000040	<0.000050	0.080	0.0041	<0.0000050	0.00060	0.00021	0.00038	<0.0020	<0.0020
25/07/2024	61	-	-	-	-	-	-	-	-	-	-	-	-	-	-	-	-	-	-
08/01/2024	62	0.055	<0.000010	-	0.00070	0.00010	<0.0030	0.28	<0.000090	<0.000040	<0.000050	0.040	0.0032	<0.0000050	0.00054	0.00013	0.00030	<0.0020	<0.0020
08/08/2024	63	-	-	-	-	-	-	-	-	-	-	-	-	-	-	-	-	-	-
15/08/2024	64	0.059	<0.000010	-	<0.00040	0.00020	<0.0030	0.32	<0.000090	<0.000040	<0.000050	0.080	0.0029	<0.0000050	0.00040	0.00012	0.00038	<0.0020	<0.0020
22/08/2024	65	-	-	-	-	-	-	-	-	-	-	-	-	-	-	-	-	-	-
29/08/2024	66	0.064	<0.000010	-	<0.00040	<0.00010	0.014	0.33	<0.000090	<0.000040	<0.000050	0.060	0.0034	<0.0000050	0.00060	0.00015	0.00031	<0.0020	<0.0020
09/05/2024	67	-	-	-	-	-	-	-	-	-	-	-	-	-	-	-	-	-	-
09/12/2024	68	0.079	<0.000010	-	<0.00040	0.00020	<0.0030	0.35	<0.000090	<0.000040	<0.000050	0.070	0.0050	<0.0000050	0.00060	0.00020	0.00027	<0.0020	<0.0020

Table D-6: Mine Rock Humidity Cell Testing Results (HC-6)

Sample Date	Week Number	Magnesium (Mg)	Mercury (Hg)	Ultra Trace Mercury (Hg)	Molybdenum (Mo)	Nickel (Ni)	Phosphorus (P)	Potassium (K)	Lead (Pb)	Selenium (Se)	Silver (Ag)	Sodium (Na)	Strontium (Sr)	Thallium (Tl)	Tungsten (W)	Uranium (U)	Vanadium (V)	Zinc (Zn)	Zirconium (Zr)
Units:	-	mg/L	mg/L	mg/L	mg/L	mg/L	mg/L	mg/L	mg/L	mg/L	mg/L	mg/L	mg/L	mg/L	mg/L	mg/L	mg/L	mg/L	mg/L
19/09/2024	69	-	-	-	-	-	-	-	-	-	-	-	-	-	-	-	-	-	-
26/09/2024	70	0.075	<0.000010	-	<0.00040	0.00010	<0.0030	0.32	<0.000090	<0.000040	<0.000050	0.060	0.0050	<0.0000050	0.00070	0.00019	0.00043	<0.0020	<0.0020
10/03/2024	71	-	-	-	-	-	-	-	-	-	-	-	-	-	-	-	-	-	-
10/10/2024	72	0.077	<0.000010	-	<0.00040	<0.00010	<0.0030	0.34	0.00073	<0.000040	<0.000050	0.050	0.0047	<0.0000050	0.00040	0.00020	0.00031	<0.0020	<0.0020
17/10/2024	73	-	-	-	-	-	-	-	-	-	-	-	-	-	-	-	-	-	-
24/10/2024	74	0.067	<0.000010	-	<0.00040	<0.00010	<0.0030	0.30	<0.000090	<0.000040	<0.000050	0.060	0.0045	<0.0000050	0.00040	0.00016	0.00028	<0.0020	<0.0020
31/10/2024	75	-	-	-	-	-	-	-	-	-	-	-	-	-	-	-	-	-	-
11/07/2024	76	0.071	<0.000010	-	<0.00040	0.00020	0.0060	0.32	<0.000090	<0.000040	<0.000050	0.080	0.0050	<0.0000050	0.00040	0.00016	0.00025	<0.0020	<0.0020
14/11/2024	77	-	-	-	-	-	-	-	-	-	-	-	-	-	-	-	-	-	-
21/11/2024	78	0.043	<0.000010	-	<0.00040	0.0011	0.0090	0.25	<0.000090	<0.000040	<0.000050	0.060	0.0031	<0.0000050	0.00030	0.00011	0.00030	0.0070	<0.0020
28/11/2024	79	-	-	-	-	-	-	-	-	-	-	-	-	-	-	-	-	-	-
12/05/2024	80	0.053	<0.000010	-	<0.00040	0.00020	<0.0030	0.28	<0.000090	<0.000040	<0.000050	0.050	0.0037	<0.0000050	0.00027	0.000070	0.00026	<0.0020	<0.0020
12/12/2024	81	-	-	-	-	-	-	-	-	-	-	-	-	-	-	-	-	-	-
19/12/2024	82	0.062	<0.000010	-	<0.00040	0.00020	<0.0030	0.27	<0.000090	<0.000040	<0.000050	0.12	0.0034	<0.0000050	0.00030	0.000083	0.00028	<0.0020	<0.0020
27/12/2024	83	-	-	-	-	-	-	-	-	-	-	-	-	-	-	-	-	-	-
01/02/2025	84	0.042	<0.000010	-	<0.00040	<0.00010	<0.0030	0.29	0.00012	<0.000040	<0.000050	0.050	0.0024	<0.0000050	<0.00020	0.000087	0.00028	<0.0020	<0.0020
01/09/2025	85	-	-	-	-	-	-	-	-	-	-	-	-	-	-	-	-	-	-
16/01/2024	86	0.063	<0.000010	-	<0.00040	<0.00010	<0.0030	0.30	0.00012	<0.000040	<0.000050	0.050	0.0043	<0.0000050	0.00040	0.00012	0.00024	<0.0020	<0.0020
23/01/2025	87	-	-	-	-	-	-	-	-	-	-	-	-	-	-	-	-	-	-
30/01/2025	88	0.049	<0.000010	-	<0.00040	<0.00010	<0.0030	0.28	<0.000090	<0.000040	<0.000050	0.050	0.0027	0.0000080	0.00030	0.000088	0.00024	<0.0020	<0.0020
02/06/2025	89	-	-	-	-	-	-	-	-	-	-	-	-	-	-	-	-	-	-
13/02/2025	90	0.043	<0.000010	-	<0.00040	<0.00010	<0.0030	0.29	<0.000090	<0.000040	<0.000050	0.080	0.0025	<0.0000050	0.00028	0.00010	0.00031	<0.0020	<0.0020
20/02/2025	91	-	-	-	-	-	-	-	-	-	-	-	-	-	-	-	-	-	-
27/02/2025	92	0.061	<0.000010	-	<0.00040	<0.00010	<0.0030	0.31	<0.000090	<0.000040	<0.000050	0.060	0.0042	<0.0000050	0.00040	0.00016	0.00023	0.0070	<0.0020
03/06/2025	93	-	-	-	-	-	-	-	-	-	-	-	-	-	-	-	-	-	-
13/03/2025	94	0.038	<0.000010	-	<0.00040	<0.00010	<0.0030	0.27	<0.000090	<0.000040	<0.000050	0.040	0.0023	<0.0000050	0.00030	0.00015	0.00031	<0.0020	<0.0020
20/03/2025	95	-	-	-	-	-	-	-	-	-	-	-	-	-	-	-	-	-	-
27/03/2025	96	0.045	<0.000010	-	<0.00040	0.00010	<0.0030	0.28	0.00016	<0.000040	<0.000050	0.070	0.0036	<0.0000050	0.00020	0.000097	0.00031	<0.0020	<0.0020
04/03/2025	97	-	-	-	-	-	-	-	-	-	-	-	-	-	-	-	-	-	-
04/10/2025	98	0.053	<0.000010	-	<0.00040	<0.00010	<0.0030	0.38	<0.000090	<0.000040	<0.000050	0.080	0.0027	0.0000050	0.00030	0.00013	0.00030	<0.0020	<0.0020
17/04/2025	99	-	-	-	-	-	-	-	-	-	-	-	-	-	-	-	-	-	-
24/04/2025	100	0.046	<0.000010	-	<0.00040	<0.00010	<0.0030	0.29	0.00019	<0.000040	<0.000050	0.040	0.0027	<0.0000050	0.00025	0.00010	0.00018	<0.0020	<0.0020
05/01/2025	101	-	-	0.0000010	-	-	-	-	-	-	-	-	-	-	-	-	-	-	-
05/08/2025	102	0.043	<0.000010	0.00000087	<0.00040	<0.00010	<0.0030	0.27	<0.000090	<0.000040	<0.000050	0.040	0.0029	<0.0000050	0.00030	0.000089	0.00016	<0.0020	<0.0020
15/05/2025	103	-	-	0.0000014	-	-	-	-	-	-	-	-	-	-	-	-	-	-	-
22/05/2025	104	0.039	<0.000010	0.00000096	<0.00040	0.00020	<0.0030	0.26	<0.000090	<0.000040	<0.000050	0.050	0.0019	<0.0000050	0.00020	0.000067	0.00025	<0.0020	<0.0020
29/05/2025	105	-	-	0.0000010	-	-	-	-	-	-	-	-	-	-	-	-	-	-	-
06/05/2025	106	0.056	<0.000010	-	<0.00040	0.00020	<0.0030	0.30	<0.000090	<0.000040	<0.000050	0.060	0.0033	<0.0000050	0.00050	0.00026	0.00022	<0.0020	<0.0020
06/12/2025	107	-	-	-	-	-	-	-	-	-	-	-	-	-	-	-	-	-	-
19/06/2025	108	0.055	<0.000010	-	<0.00040	<0.00010	<0.0030	0.31	<0.000090	<0.000040	<0.000050	0.050	0.0032	<0.0000050	0.00040	0.00013	0.00024	<0.0020	<0.0020
26/06/2025	109	-	-	-	-	-	-	-	-	-	-	-	-	-	-	-	-	-	-

Table D-7: Mine Rock Humidity Cell Testing Results (HC-7)

Sample Date	Week Number	Leachate Volume Recovered	pH	Electrical Conductivity	Alkalinity (to pH 4.5)	Acidity (to pH 8.3)	Sulphate	Fluoride	Chloride	Aluminum (Al)	Antimony (Sb)	Arsenic (As)	Beryllium (Be)	Boron (B)	Cadmium (Cd)	Calcium (Ca)	Chromium (Cr)	Cobalt (Co)	Copper (Cu)	Iron (Fe)
Units:	-	mL	pH Units	µS/cm	mg CaCO3/L	mg CaCO3/L	mg/L	mg/L	mg/L	mg/L	mg/L	mg/L	mg/L	mg/L	mg/L	mg/L	mg/L	mg/L	mg/L	mg/L
25/05/2023	0	819	9.0	45	16	<2.0	<2.0	<0.060	<1.0	0.16	<0.00090	0.0071	<0.0000070	0.0030	<0.0000030	5.1	0.00019	0.000022	0.0031	<0.0070
06/01/2023	1	1000	8.4	46	22	<2.0	3.0	<0.060	<1.0	0.057	0.0017	0.014	<0.0000070	0.0080	0.0000030	6.1	0.00013	0.000032	0.0032	<0.0070
06/08/2023	2	994	8.0	41	16	<2.0	<2.0	<0.060	<1.0	0.045	0.0015	0.012	<0.0000070	0.0060	0.0000040	5.0	<0.000080	0.000018	0.0017	<0.0070
15/06/2023	3	1000	8.3	34	14	<2.0	<2.0	<0.060	<1.0	0.041	0.0021	0.013	<0.0000070	0.0040	0.0000030	4.7	<0.000080	0.000020	0.0011	<0.0070
22/06/2023	4	1000	8.0	31	14	<2.0	<2.0	<0.060	<1.0	0.048	0.0010	0.013	<0.0000070	0.0030	<0.0000030	4.9	<0.000080	0.000020	0.0010	<0.0070
29/06/2023	5	951	7.6	31	13	<2.0	2.0	<0.060	<1.0	0.048	0.0015	0.014	<0.0000070	0.0030	0.0000030	4.5	<0.000080	0.000015	0.00070	<0.0070
07/06/2023	6	1006	8.2	27	13	<2.0	<2.0	<0.060	<1.0	0.042	0.00090	0.012	<0.0000070	<0.0020	0.0000030	4.5	<0.000080	0.000014	0.00070	0.011
13/07/2023	7	1003	7.5	26	12	<2.0	<2.0	<0.060	<1.0	0.046	<0.00090	0.012	<0.0000070	0.0020	<0.0000030	4.5	<0.000080	0.000017	0.00090	0.0090
20/07/2023	8	994	7.4	25	12	<2.0	<2.0	<0.060	<1.0	0.043	<0.00090	0.012	<0.0000070	<0.0020	0.0000030	4.4	0.0033	0.00052	0.00060	<0.0070
27/07/2023	9	1002	8.0	25	13	<2.0	<2.0	<0.060	<1.0	0.052	<0.00090	0.010	<0.0000070	<0.0020	0.0000030	4.4	0.00056	0.000025	0.00070	<0.0070
08/03/2023	10	1011	7.7	25	12	<2.0	<2.0	<0.060	<1.0	0.043	<0.00090	0.010	<0.0000070	<0.0020	<0.0000030	4.1	0.00025	0.000043	0.00080	0.18
08/10/2023	11	967	7.5	23	12	<2.0	<2.0	<0.060	<1.0	0.046	<0.00090	0.011	<0.0000070	<0.0020	<0.0000030	4.5	0.00011	0.000028	0.00040	<0.0070
17/08/2023	12	1030	7.8	31	11	<2.0	<2.0	<0.060	<1.0	0.039	<0.00090	0.0096	<0.0000070	<0.0020	<0.0000030	4.1	0.000080	0.000019	<0.00020	<0.0070
24/08/2023	13	997	7.4	22	9.0	<2.0	<2.0	<0.060	<1.0	0.041	<0.00090	0.0096	<0.0000070	<0.0020	0.0000030	3.9	<0.000080	0.000032	0.00030	<0.0070
31/08/2023	14	1005	7.6	22	10	<2.0	<2.0	<0.060	<1.0	0.040	<0.00090	0.011	<0.0000070	<0.0020	0.0000040	3.9	<0.000080	0.000072	0.00030	<0.0070
09/07/2023	15	885	8.2	28	13	<2.0	<2.0	<0.060	<1.0	0.077	<0.00090	0.010	<0.0000070	<0.0020	<0.0000030	4.1	<0.000080	0.000021	0.0010	0.010
14/09/2023	16	998	7.6	23	11	<2.0	<2.0	<0.060	<1.0	0.043	<0.00090	0.011	<0.0000070	<0.0020	0.0000040	4.3	<0.000080	0.000012	0.00040	<0.0070
21/09/2023	17	992	7.2	24	10	<2.0	<2.0	<0.060	<1.0	0.041	<0.00090	0.0091	<0.0000070	<0.0020	<0.0000030	3.9	<0.000080	0.000016	0.00040	0.0090
28/09/2023	18	994	7.5	21	10	<2.0	<2.0	<0.060	<1.0	0.049	<0.00090	0.0094	<0.0000070	<0.0020	<0.0000030	3.8	<0.000080	0.000020	0.00050	<0.0070
10/05/2023	19	990	7.2	20	9.0	<2.0	<2.0	<0.060	<1.0	0.041	<0.00090	0.0089	<0.0000070	<0.0020	0.0000050	3.7	<0.000080	0.000017	0.0014	<0.0070
10/12/2023	20	999	7.4	22	10	<2.0	<2.0	<0.060	<1.0	0.036	<0.00090	0.0092	<0.0000070	<0.0020	0.0000030	3.8	<0.000080	0.000022	0.00030	<0.0070
19/10/2023	21	999	7.3	22	9.0	<2.0	<2.0	<0.060	<1.0	0.041	<0.00090	0.0085	<0.0000070	<0.0020	<0.0000030	3.7	0.00014	0.000028	0.0030	<0.0070
26/10/2023	22	1006	7.1	19	7.0	<2.0	<2.0	<0.060	<1.0	0.036	<0.00090	0.0082	<0.0000070	<0.0020	0.0000030	3.4	<0.000080	0.000022	<0.00020	<0.0070
11/02/2023	23	1012	7.4	18	8.0	<2.0	<2.0	<0.060	<1.0	0.042	<0.00090	0.0072	<0.0000070	<0.0020	0.0000030	3.7	<0.000080	0.000014	<0.00020	<0.0070
11/09/2023	24	914	7.6	18	9.0	<2.0	<2.0	<0.060	<1.0	0.059	<0.00090	0.0084	<0.0000070	0.0030	<0.0000030	3.5	<0.000080	0.0000090	0.00030	0.0070
16/11/2023	25	965	7.3	19	9.0	<2.0	<2.0	<0.060	<1.0	0.046	0.0016	0.011	<0.0000070	<0.0020	<0.0000030	3.0	<0.000080	0.000021	0.00040	<0.0070
23/11/2023	26	1028	7.2	19	8.0	<2.0	<2.0	<0.060	<1.0	0.035	<0.00090	0.0074	0.000011	<0.0020	<0.0000030	3.2	<0.000080	0.000018	0.00020	<0.0070
30/11/2023	27	1001	7.3	17	7.0	<2.0	<2.0	<0.060	<1.0	0.035	<0.00090	0.0082	<0.0000070	<0.0020	<0.0000030	3.1	<0.000080	0.000018	0.00020	<0.0070
12/07/2023	28	1023	7.4	17	7.0	<2.0	<2.0	<0.060	<1.0	0.034	<0.00090	0.0074	<0.0000070	<0.0020	0.0000030	2.6	<0.000080	0.000017	<0.00020	<0.0070
14/12/2023	29	990	7.3	21	8.0	<2.0	<2.0	<0.060	<1.0	0.032	<0.00090	0.0080	<0.0000070	<0.0020	<0.0000030	3.0	<0.000080	0.000024	<0.00020	<0.0070
21/12/2023	30	960	7.3	18	8.0	<2.0	<2.0	<0.060	<1.0	0.050	<0.00090	0.0072	<0.0000070	<0.0020	<0.0000030	3.0	<0.000080	0.000023	0.00030	<0.0070
28/12/2023	31	977	7.3	18	8.0	<2.0	<2.0	<0.060	<1.0	0.048	<0.00090	0.0085	<0.0000070	<0.0020	0.0000040	3.0	<0.000080	0.000036	0.00050	<0.0070
01/04/2024	32	999	7.3	17	8.0	<2.0	<2.0	<0.060	<1.0	0.035	<0.00090	0.0080	<0.0000070	0.0020	<0.0000030	3.4	<0.000080	0.000011	<0.00020	0.015
01/11/2024	33	1006	7.3	20	8.0	<2.0	<2.0	<0.060	<1.0	0.033	<0.00090	0.0079	<0.0000070	<0.0020	<0.0000030	3.0	<0.000080	0.000020	0.00020	<0.0070
18/01/2024	34	950	7.3	21	10	<2.0	<2.0	<0.060	<1.0	0.040	<0.00090	0.0095	<0.0000070	<0.0020	0.0000090	3.5	<0.000080	0.000063	0.00030	<0.0070
25/01/2024	35	994	7.4	19	8.0	<2.0	<2.0	<0.060	<1.0	0.034	<0.00090	0.0083	<0.0000070	<0.0020	<0.0000030	2.9	<0.000080	0.000022	<0.0020	<0.0070
02/01/2024	36	911	7.2	15	5.0	<2.0	<2.0	<0.060	<1.0	0.066	<0.00090	0.0086	<0.0000070	<0.0020	<0.0000030	2.8	<0.000080	0.000017	<0.0020	0.0080
02/08/2024	37	973	7.4	18	8.0	<2.0	<2.0	<0.060	<1.0	0.051	<0.00090	0.0086	<0.0000070	<0.0020	0.0000030	2.7	<0.000080	0.000025	<0.0020	0.0090
15/02/2024	38	1011	7.2	22	7.0	<2.0	<2.0	<0.060	<1.0	0.029	<0.00090	0.0077	<0.0000070	<0.0020	<0.0000030	2.8	<0.000080	0.000028	<0.0010	<0.0070
22/02/2024	39	992	7.7	19	7.0	<2.0	<2.0	<0.060	<1.0	0.046	<0.00090	0.0080	<0.0000070	<0.0020	<0.0000030	2.8	<0.000080	0.000031	<0.0010	<0.0070
29/02/2024	40	1005	7.5	17	9.0	<2.0	<2.0	<0.060	<1.0	0.031	<0.00090	0.0075	<0.0000070	<0.0020	<0.0000030	2.9	<0.000080	0.000018	<0.0010	<0.0070
03/07/2024	41	973	7.3	17	8.0	<2.0	<2.0	<0.060	<1.0	0.044	<0.00090	0.0074	<0.0000070	<0.0020	<0.0000030	2.7	<0.000080	0.000018	<0.0010	<0.0070
14/03/2024	42	961	7.6	16	7.0	<2.0	<2.0	<0.060	<1.0	0.036	<0.00090	0.0069	<0.0000070	<0.0020	0.0000040	2.5	<0.000080	0.000017	<0.0010	<0.0070
21/03/2024	43	985	7.3	15	7.0	<2.0	<2.0	<0.060	<1.0	0.038	<0.00090	0.0074	<0.0000070	<0.0020	<0.0000030	2.9	<0.000080	0.000015	<0.0010	<0.0070
28/03/2024	44	1000	7.6	13	7.0	<2.0	<2.0	<0.060	<1.0	0.059	<0.00090	0.0063	<0.0000070	<0.0020	0.0000030	2.3	<0.000080	0.000016	<0.0010	<0.0070
04/04/2024	45	992	7.4	12	7.0	<2.0	<2.0	-	-	-	-	-	-	-	-	-	-	-	-	-
04/11/2024	46	1004	7.3	12	7.0	<2.0	<2.0	-	-	0.038	<0.00090	0.0057	<0.0000070	<0.0020	<0.0000030	2.5	<0.000080	0.000012	<0.0010	<0.0070
18/04/2024	47	979	7.1	13	6.0	<2.0	<2.0	-	-	-	-	-	-	-	-	-	-	-	-	-
25/04/2024	48	971	7.2	13	6.0	<2.0	<2.0	-	-	0.036	<0.00090	0.0053	<0.0000070	<0.0020	0.0000040	2.3	<0.000080	0.000056	<0.0010	<0.0070
05/02/2024	49	990	7.3	12	7.0	<2.0	<2.0	-	-	-	-	-	-	-	-	-	-	-	-	-
05/09/2024	50	946	7.3	12	7.0	<2.0	<2.0	-	-	0.036	<0.00090	0.0054	<0.0000070	<0.0020	<0.0000030	2.2	<0.000080	0.000013	<0.0010	<0.0070
16/05/2024	51	993	7.3	24	7.0	<2.0	<2.0	-	-	-	-	-	-	-	-	-	-	-	-	-
23/05/2024	52	1003	7.3	15	7.0	<2.0	<2.0	-	-	0.022	<0.00090	0.0059	<0.0000070	<0.0020	<0.0000030	2.9	<0.000080	0.000017	<0.0010	<0.0070
30/05/2024	53	981	7.5	11	6.0	<2.0	<2.0	-	-	-	-	-	-	-	-	-	-	-	-	-
06/06/2024	54	914	7.3	12	7.0	<2.0	<2.0	-	-	0.040	<0.00090	0.0065	<0.0000070	<0.0020	<0.0000030	2.4	<0.000080	0.000021	<0.0010	<0.0070
13/06/2024	55	949	7.2	15	7.0	<2.0	<2.0	-	-	-	-	-	-	-	-	-	-	-	-	-
20/06/2024	56	943	7.3	13	6.0	<2.0	0.3	-	-	0.035	<0.00090	0.0057	<0.0000070	<0.0020	<0.0000030	2.4	<0.000080	0.000018	<0.0010	<0.0070
27/06/2024	57	960	7.2	14	6.0	<2.0	0.20	-	-	-	-	-	-	-	-	-	-	-	-	-
07/04/2024	58	928	7.0	15	7.0	<2.0	0.30	-	-	0.038	<0.00090	0.0061	<0.0000070	<0.0020	0.0000040	2.5	<0.000080	0.000017	<0.0010	<0.0070
07/11/2024	59	946	7.1	15	8.0	<2.0	<0.20	-	-	-	-	-	-	-	-	-	-	-	-	-
18/07/2024	60	940	7.1	13	6.0	<2.0	0.30	-	-	0.032	<0.00090	0.0063	<0.0000070	<0.0020	<0.0000030	2.3	<0.000080	0.000022	<0.0010	<0.0070
25/07/2024	61	954	7.2	12	6.0	<2.0	<0.20	-	-	-	-	-	-	-	-	-	-	-	-	-
08/01/2024	62	957	7.0	15	6.0	<2.0	0.30	-	-	0.033	<0.00090	0.0056	<0.0000070	<0.0020	0.0000050	2.2	<0.000080	0.000018	<0.0010	<0.0070
08/08/2024	63	936	7.3	13	7.0	<2.0	<0.20	-	-	-	-	-	-	-	-	-	-	-	-	-
15/08/2024	64	925	7.3	12	6.0	<2.0	<0.20	-	-	0.034	<0.00090	0.0057	<0.0000070	<0.0020	0.0000060	2.4	<0.000080	0.000016	<0.0010	<0.0070
22/08/2024	65	923	7.0	12	5.0	<2.0	0.20	-	-	-	-	-	-	-	-	-	-	-	-	-
29/08/2024	66	945	7.4	12	5.0	<2.0	0.30	-	-	0.027	<0.00090	0.0055	<0.0000070	<0.0020	<0.0000030	2.3	<0.000080	0.000015	<0.0010	<0.0070
09/05/2024	67	925	7.2	11	7.0	<2.0	0.20	-	-	-	-	-	-	-	-	-	-	-	-	-
09/12/2024	68	930	7.3	13	6.0	<2.0	<0.20	-	-	0.030	<0.00090	0.0051	<0.0000070	<0.0020	0.0000080	2.3	<0.000080	0.000014	<0.0010	<0.0070

Table D-7: Mine Rock Humidity Cell Testing Results (HC-7)

Sample Date	Week Number	Leachate Volume Recovered	pH	Electrical Conductivity	Alkalinity (to pH 4.5)	Acidity (to pH 8.3)	Sulphate	Fluoride	Chloride	Aluminum (Al)	Antimony (Sb)	Arsenic (As)	Beryllium (Be)	Boron (B)	Cadmium (Cd)	Calcium (Ca)	Chromium (Cr)	Cobalt (Co)	Copper (Cu)	Iron (Fe)
Units:	-	mL	pH Units	µS/cm	mg CaCO3/L	mg CaCO3/L	mg/L	mg/L	mg/L	mg/L	mg/L	mg/L	mg/L	mg/L	mg/L	mg/L	mg/L	mg/L	mg/L	mg/L
19/09/2024	69	943	7.1	12	5.0	<2.0	0.20	-	-	-	-	-	-	-	-	-	-	-	-	-
26/09/2024	70	955	7.5	14	4.0	<2.0	0.20	-	-	0.028	<0.00090	0.0050	<0.0000070	<0.0020	<0.0000030	2.1	<0.000080	0.000012	<0.0010	<0.0070
10/03/2024	71	912	7.1	12	6.0	<2.0	0.20	-	-	-	-	-	-	-	-	-	-	-	-	-
10/10/2024	72	939	7.0	11	5.0	<2.0	0.20	-	-	0.027	<0.00090	0.0046	<0.0000070	<0.0020	0.0000030	2.0	<0.000080	0.000010	<0.0010	<0.0070
17/10/2024	73	915	7.1	11	6.0	<2.0	0.30	-	-	-	-	-	-	-	-	-	-	-	-	-
24/10/2024	74	970	7.3	17	6.0	<2.0	0.30	-	-	0.023	<0.00090	0.0048	<0.0000070	<0.0020	<0.0000030	2.1	<0.000080	0.000017	<0.0010	0.026
31/10/2024	75	942	6.9	11	3.0	<2.0	0.20	-	-	-	-	-	-	-	-	-	-	-	-	-
11/07/2024	76	959	7.3	12	7.0	<2.0	0.30	-	-	0.027	<0.00090	0.0045	<0.0000070	<0.0020	<0.0000030	2.0	<0.000080	0.000010	<0.0010	<0.0070
14/11/2024	77	928	7.2	12	6.0	<2.0	<0.20	-	-	-	-	-	-	-	-	-	-	-	-	-
21/11/2024	78	956	7.4	12	6.0	<2.0	<0.20	-	-	0.031	<0.00090	0.0045	<0.0000070	<0.0020	0.0000030	2.1	<0.000080	0.000017	<0.0010	<0.0070
28/11/2024	79	922	7.2	14	8.0	<2.0	0.30	-	-	-	-	-	-	-	-	-	-	-	-	-
12/05/2024	80	940	7.1	13	6.0	<2.0	0.20	-	-	0.019	<0.00090	0.0043	<0.0000070	<0.0020	<0.0000030	2.1	<0.000080	0.000013	<0.0010	<0.0070
12/12/2024	81	1005	6.7	11	7.0	<2.0	<0.20	-	-	-	-	-	-	-	-	-	-	-	-	-
19/12/2024	82	966	6.9	13	7.0	<2.0	0.40	-	-	0.024	<0.00090	0.0044	<0.0000070	<0.0020	<0.0000030	2.3	<0.000080	0.000016	<0.0010	<0.0070
27/12/2024	83	952	6.7	12	5.0	<2.0	0.20	-	-	-	-	-	-	-	-	-	-	-	-	-
01/02/2025	84	944	6.8	11	6.0	<2.0	0.30	-	-	0.029	<0.00090	0.0049	<0.0000070	<0.0020	<0.0000030	2.2	<0.000080	0.000012	<0.0010	<0.0070
01/09/2025	85	984	6.5	15	6.0	<2.0	0.30	-	-	-	-	-	-	-	-	-	-	-	-	-
16/01/2024	86	964	7.1	11	5.0	<2.0	0.20	-	-	0.022	<0.00090	0.0040	<0.0000070	<0.0020	0.0000060	1.9	<0.000080	0.000016	<0.0010	<0.0070
23/01/2025	87	976	6.8	11	7.0	<2.0	<0.20	-	-	-	-	-	-	-	-	-	-	-	-	-
30/01/2025	88	950	6.9	11	7.0	<2.0	0.30	-	-	0.030	<0.00090	0.0053	<0.0000070	<0.0020	0.0000080	2.0	<0.000080	<0.0000040	<0.0010	<0.0070
02/06/2025	89	932	7.0	12	6.0	<2.0	0.40	-	-	-	-	-	-	-	-	-	-	-	-	-
13/02/2025	90	919	7.0	11	6.0	<2.0	0.30	-	-	0.033	<0.00090	0.0042	<0.0000070	<0.0020	<0.0000030	1.9	<0.000080	0.000014	<0.0010	<0.0070
20/02/2025	91	920	7.0	13	7.0	<2.0	0.30	-	-	-	-	-	-	-	-	-	-	-	-	-
27/02/2025	92	919	7.1	11	5.0	<2.0	0.30	-	-	0.032	<0.00090	0.0043	<0.0000070	<0.0020	<0.0000030	1.8	<0.000080	0.000049	<0.0010	<0.0070
03/06/2025	93	899	7.1	10	5.0	<2.0	0.30	-	-	-	-	-	-	-	-	-	-	-	-	-
13/03/2025	94	912	7.4	10	6.0	<2.0	0.30	-	-	0.030	<0.00090	0.0038	<0.0000070	<0.0020	0.0000050	1.8	<0.000080	0.0000090	<0.0010	<0.0070
20/03/2025	95	900	6.8	11	5.0	<2.0	0.30	-	-	-	-	-	-	-	-	-	-	-	-	-
27/03/2025	96	904	7.4	12	6.0	<2.0	0.20	-	-	0.031	<0.00090	0.0042	<0.0000070	<0.0020	<0.0000030	1.9	<0.000080	0.000014	<0.0010	<0.0070
04/03/2025	97	895	7.3	11	6.0	<2.0	0.20	-	-	-	-	-	-	-	-	-	-	-	-	-
04/10/2025	98	906	7.1	10	6.0	<2.0	0.20	-	-	0.031	<0.00090	0.0037	<0.0000070	<0.0020	<0.0000030	1.8	<0.000080	0.000011	<0.0010	<0.0070
17/04/2025	99	969	6.9	10	5.0	<2.0	<0.20	-	-	-	-	-	-	-	-	-	-	-	-	-
24/04/2025	100	1010	7.3	12	6.0	<2.0	<0.20	-	-	0.022	<0.00090	0.0031	<0.0000070	<0.0020	<0.0000030	2.1	<0.000080	0.000015	<0.0010	<0.0070
05/01/2025	101	1016	6.7	10	6.0	<2.0	<0.20	-	-	-	-	-	-	-	-	-	-	-	-	-
05/08/2025	102	1046	7.1	14	6.0	<2.0	0.20	-	-	0.018	<0.00090	0.0029	<0.0000070	<0.0020	0.0000050	2.1	<0.000080	0.000015	<0.0010	<0.0070
15/05/2025	103	897	6.9	10	6.0	<2.0	0.30	-	-	-	-	-	-	-	-	-	-	-	-	-
22/05/2025	104	887	6.7	9.0	6.0	<2.0	0.20	-	-	0.025	<0.00090	0.0032	<0.0000070	<0.0020	<0.0000030	1.7	<0.000080	0.000023	<0.0010	<0.0070
29/05/2025	105	917	6.8	9.0	5.0	<2.0	0.20	-	-	-	-	-	-	-	-	-	-	-	-	-
06/05/2025	106	935	6.9	8.0	4.0	<2.0	0.20	-	-	0.025	<0.00090	0.0047	<0.0000070	<0.0020	<0.0000030	1.7	<0.000080	<0.0000040	<0.0010	<0.0070
06/12/2025	107	928	7.3	9.0	5.0	<2.0	<0.20	-	-	-	-	-	-	-	-	-	-	-	-	-
19/06/2025	108	934	6.8	11	9.0	<2.0	<0.20	-	-	0.024	<0.00090	0.0032	<0.0000070	<0.0020	<0.0000030	1.6	<0.000080	0.0000090	<0.0010	<0.0070
26/06/2025	109	890	6.9	9.0	5.0	<2.0	0.20	-	-	-	-	-	-	-	-	-	-	-	-	-

Table D-7: Mine Rock Humidity Cell Testing Results (HC-7)

Sample Date	Week Number	Magnesium (Mg)	Mercury (Hg)	Ultra Trace Mercury (Hg)	Molybdenum (Mo)	Nickel (Ni)	Phosphorus (P)	Potassium (K)	Lead (Pb)	Selenium (Se)	Silver (Ag)	Sodium (Na)	Strontium (Sr)	Thallium (Tl)	Tungsten (W)	Uranium (U)	Vanadium (V)	Zinc (Zn)	Zirconium (Zr)
Units:	-	mg/L	mg/L	mg/L	mg/L	mg/L	mg/L	mg/L	mg/L	mg/L	mg/L	mg/L	mg/L	mg/L	mg/L	mg/L	mg/L	mg/L	mg/L
25/05/2023	0	0.37	<0.000010	-	0.0022	0.00040	0.010	2.0	<0.000090	0.00017	<0.000050	1.6	0.013	0.0000050	0.00071	0.0021	0.00073	<0.0020	<0.0020
06/01/2023	1	0.48	<0.000010	-	0.0047	0.00050	0.0070	1.8	<0.000090	0.00023	<0.000050	2.1	0.019	<0.0000050	0.0013	0.0056	0.00049	<0.0020	<0.0020
06/08/2023	2	0.39	<0.000010	-	0.0029	0.00020	<0.0030	1.4	<0.000090	0.00015	<0.000050	1.3	0.017	<0.0000050	0.0015	0.0052	0.00035	<0.0020	<0.0020
15/06/2023	3	0.35	<0.000010	-	0.0022	0.00020	<0.0030	1.2	<0.000090	0.00010	<0.000050	1.0	0.015	0.0000080	0.00063	0.0076	0.00040	<0.0020	<0.0020
22/06/2023	4	0.32	<0.000010	-	0.0015	0.00020	0.0040	1.1	<0.000090	0.000080	<0.000050	0.78	0.015	<0.0000050	0.00050	0.0035	0.00043	<0.0020	<0.0020
29/06/2023	5	0.30	<0.000010	-	0.0011	<0.00010	<0.0030	0.97	<0.000090	0.00010	<0.000050	0.62	0.014	<0.0000050	0.00040	0.0050	0.00044	<0.0020	<0.0020
07/06/2023	6	0.29	<0.000010	-	0.0011	<0.00010	<0.0030	0.95	<0.000090	<0.000040	<0.000050	0.44	0.014	<0.0000050	0.00035	0.0031	0.00044	<0.0020	<0.0020
13/07/2023	7	0.28	<0.000010	-	0.00080	0.00020	<0.0030	0.86	<0.000090	0.000070	<0.000050	0.44	0.012	<0.0000050	0.00057	0.0039	0.00038	<0.0020	<0.0020
20/07/2023	8	0.25	<0.000010	-	0.0010	0.0069	<0.0030	0.82	<0.000090	0.000080	<0.000050	0.32	0.012	<0.0000050	0.00031	0.0026	0.00043	<0.0020	<0.0020
27/07/2023	9	0.24	<0.000010	-	0.00080	0.00020	<0.0030	0.78	<0.000090	0.000090	<0.000050	0.29	0.012	<0.0000050	0.00023	0.0087	0.00039	<0.0020	<0.0020
08/03/2023	10	0.22	<0.000010	-	0.00056	0.00040	<0.0030	0.76	<0.000090	0.000060	<0.000050	0.26	0.011	<0.0000050	0.00017	0.0020	0.00033	0.0020	<0.0020
08/10/2023	11	0.22	<0.000010	-	0.00032	<0.00010	<0.0030	0.79	<0.000090	0.000070	<0.000050	0.22	0.011	<0.0000050	0.00019	0.0024	0.00031	<0.0020	<0.0020
17/08/2023	12	0.19	<0.000010	-	0.00024	<0.00010	<0.0030	0.70	<0.000090	0.00010	<0.000050	0.18	0.010	<0.0000050	0.00014	0.0037	0.00031	<0.0020	<0.0020
24/08/2023	13	0.20	<0.000010	-	0.00029	<0.00010	<0.0030	0.67	<0.000090	0.000050	<0.000050	0.16	0.0096	<0.0000050	0.00036	0.0020	0.00030	<0.0020	<0.0020
31/08/2023	14	0.20	<0.000010	-	0.0021	0.00020	0.0080	0.67	<0.000090	0.000050	<0.000050	0.18	0.0098	0.000011	0.00013	0.0064	0.00034	<0.0020	<0.0020
09/07/2023	15	0.17	<0.000010	-	0.00050	<0.00010	0.0040	0.68	<0.000090	0.000070	<0.000050	0.18	0.0079	<0.0000050	0.00011	0.0022	0.00036	<0.0020	<0.0020
14/09/2023	16	0.19	<0.000010	-	0.00035	<0.00010	<0.0030	0.64	<0.000090	0.000070	0.000090	0.12	0.0096	<0.0000050	0.00011	0.0020	0.00031	<0.0020	<0.0020
21/09/2023	17	0.17	<0.000010	-	0.00019	<0.00010	<0.0030	0.56	<0.000090	0.000070	<0.000050	0.13	0.0085	<0.0000050	0.00010	0.0017	0.00029	<0.0020	<0.0020
28/09/2023	18	0.17	<0.000010	-	0.00036	<0.00010	<0.0030	0.59	<0.000090	0.000050	<0.000050	0.12	0.0086	<0.0000050	0.00048	0.0016	0.00028	<0.0020	<0.0020
10/05/2023	19	0.15	<0.000010	-	0.00038	<0.00010	<0.0030	0.57	<0.000090	0.000070	<0.000050	0.11	0.0082	<0.0000050	0.00013	0.0016	0.00025	<0.0020	<0.0020
10/12/2023	20	0.15	<0.000010	-	0.00036	0.00010	<0.0030	0.55	<0.000090	0.000040	<0.000050	0.10	0.0078	<0.0000050	0.000080	0.0014	0.00027	<0.0020	<0.0020
19/10/2023	21	0.15	<0.000010	-	0.00028	0.00010	<0.0030	0.58	0.00018	0.000050	<0.000050	0.11	0.0082	<0.0000050	0.000080	0.0013	0.00028	0.0020	<0.0020
26/10/2023	22	0.13	<0.000010	-	0.00028	0.00010	0.0030	0.54	<0.000090	0.000040	<0.000050	0.080	0.0074	<0.0000050	0.00019	0.0013	0.00022	<0.0020	<0.0020
11/02/2023	23	0.12	<0.000010	-	0.00033	<0.00010	<0.0030	0.48	<0.000090	<0.000040	<0.000050	0.080	0.0063	0.0000050	0.00014	0.0011	0.00021	<0.0020	<0.0020
11/09/2023	24	0.12	<0.000010	-	0.00037	<0.00010	<0.0030	0.54	<0.000090	0.000040	<0.000050	0.10	0.0062	<0.0000050	0.00019	0.0016	0.00024	<0.0020	<0.0020
16/11/2023	25	0.10	<0.000010	-	0.000090	<0.00010	0.0030	0.45	<0.000090	<0.000040	<0.000050	0.070	0.0060	0.0000050	0.00012	0.0012	0.00022	0.0040	<0.0020
23/11/2023	26	0.12	<0.000010	-	0.00023	0.00010	0.0030	0.53	<0.000090	0.000040	<0.000050	0.10	0.0064	<0.0000050	0.00012	0.0060	0.00021	<0.0020	<0.0020
30/11/2023	27	0.12	<0.000010	-	0.00011	<0.00010	<0.0030	0.51	<0.000090	<0.000040	<0.000050	0.070	0.0063	0.0000050	0.00012	0.0019	0.00022	<0.0020	<0.0020
12/07/2023	28	0.090	<0.000010	-	0.00012	<0.00010	<0.0030	0.41	<0.000090	<0.000040	<0.000050	0.090	0.0054	<0.0000050	0.000040	0.0010	0.00017	<0.0020	<0.0020
14/12/2023	29	0.13	<0.000010	-	0.00012	0.00010	<0.0030	0.49	<0.000090	<0.000040	<0.000050	0.090	0.0066	<0.0000050	0.000070	0.0012	0.00021	<0.0020	<0.0020
21/12/2023	30	0.097	<0.000010	-	0.00016	<0.00010	<0.0030	0.47	<0.000090	<0.000040	<0.000050	0.17	0.0053	<0.0000050	0.000030	0.0067	0.00020	<0.0020	<0.0020
28/12/2023	31	0.11	<0.000010	-	0.0018	0.00020	<0.0030	0.46	<0.000090	<0.000040	<0.000050	0.080	0.0057	<0.0000050	0.000050	0.010	0.00024	<0.0020	<0.0020
01/04/2024	32	0.16	<0.000010	-	0.00025	<0.00010	<0.0030	0.60	<0.000090	0.000070	<0.000050	0.16	0.0069	<0.0000050	0.00039	0.0016	0.00024	<0.0020	<0.0020
01/11/2024	33	0.12	<0.000010	-	0.000080	0.00020	<0.0030	0.52	<0.000090	<0.000040	<0.000050	0.060	0.0062	<0.0000050	0.000060	0.0012	0.00017	<0.0020	<0.0020
18/01/2024	34	0.14	<0.000010	-	0.00061	0.00040	0.0040	0.55	0.00018	0.000060	<0.000050	0.070	0.0075	<0.0000050	0.000050	0.0077	0.00024	<0.0020	<0.0020
25/01/2024	35	0.12	<0.000010	-	<0.00040	0.00020	0.0040	0.53	<0.000090	<0.000040	<0.000050	0.060	0.0064	<0.0000050	<0.00020	0.00096	0.00019	<0.0020	<0.0020
02/01/2024	36	0.11	<0.000010	-	<0.00040	0.00020	<0.0030	0.55	<0.000090	<0.000040	<0.000050	0.12	0.0051	<0.0000050	<0.00020	0.00097	0.00027	<0.0020	<0.0020
02/08/2024	37	0.093	<0.000010	-	0.00090	0.00020	0.042	0.47	0.00025	<0.000040	<0.000050	0.10	0.0052	<0.0000050	<0.00020	0.0019	0.00022	<0.0020	<0.0020
15/02/2024	38	0.10	<0.000010	-	<0.00040	<0.00010	<0.0030	0.43	0.00010	<0.000040	<0.000050	0.080	0.0059	0.000019	<0.00020	0.0026	0.00021	<0.0020	<0.0020
22/02/2024	39	0.087	<0.000010	-	<0.00040	0.00010	<0.0030	0.41	<0.000090	0.000090	<0.000050	0.16	0.0057	<0.0000050	<0.00020	0.00069	0.00020	<0.0020	<0.0020
29/02/2024	40	0.10	<0.000010	-	0.00070	0.00010	<0.0030	0.43	<0.000090	<0.000040	<0.000050	0.050	0.0067	<0.0000050	<0.00020	0.00085	0.00018	<0.0020	<0.0020
03/07/2024	41	0.086	<0.000010	-	0.00050	<0.00010	<0.0030	0.46	<0.000090	<0.000040	<0.000050	0.040	0.0048	<0.0000050	<0.00020	0.00057	0.00021	<0.0020	<0.0020
14/03/2024	42	0.081	<0.000010	-	0.0031	<0.00010	0.0030	0.43	<0.000090	<0.000040	<0.000050	0.050	0.0045	<0.0000050	<0.00020	0.00058	0.00017	<0.0020	<0.0020
21/03/2024	43	0.099	<0.000010	-	<0.00040	<0.00010	<0.0030	0.52	<0.000090	<0.000040	<0.000050	0.070	0.0057	<0.0000050	<0.00020	0.00082	0.00018	<0.0020	<0.0020
28/03/2024	44	0.081	<0.000010	-	<0.00040	0.00010	0.0090	0.43	<0.000090	<0.000040	<0.000050	0.080	0.0041	<0.0000050	<0.00020	0.00070	0.00017	<0.0020	<0.0020
04/04/2024	45	-	-	-	-	-	-	-	-	-	-	-	-	-	-	-	-	-	-
04/11/2024	46	0.081	<0.000010	-	<0.00040	<0.00010	<0.0030	0.45	<0.000090	<0.000040	<0.000050	0.030	0.0049	<0.0000050	<0.00020	0.00064	0.00017	<0.0020	<0.0020
18/04/2024	47	-	-	-	-	-	-	-	-	-	-	-	-	-	-	-	-	-	-
25/04/2024	48	0.078	<0.000010	-	<0.00040	0.00020	<0.0030	0.44	<0.000090	<0.000040	<0.000050	0.060	0.0039	<0.0000050	<0.00020	0.00056	0.00017	<0.0020	<0.0020
05/02/2024	49	-	-	-	-	-	-	-	-	-	-	-	-	-	-	-	-	-	-
05/09/2024	50	0.083	<0.000010	-	<0.00040	<0.00010	0.0030	0.46	<0.000090	<0.000040	<0.000050	0.050	0.0040	<0.0000050	<0.00020	0.00056	0.00019	<0.0020	<0.0020
16/05/2024	51	-	-	-	-	-	-	-	-	-	-	-	-	-	-	-	-	-	-
23/05/2024	52	0.11	<0.000010	-	<0.00040	0.00020	<0.0030	0.51	<0.000090	<0.000040	<0.000050	0.060	0.0061	<0.0000050	<0.00020	0.00091	0.00019	<0.0020	<0.0020
30/05/2024	53	-	-	-	-	-	-	-	-	-	-	-	-	-	-	-	-	-	-
06/06/2024	54	0.082	<0.000010	-	<0.00040	<0.00010	<0.0030	0.52	<0.000090	<0.000040	<0.000050	0.060	0.0041	<0.0000050	<0.00020	0.00045	0.00021	<0.0020	<0.0020
13/06/2024	55	-	-	-	-	-	-	-	-	-	-	-	-	-	-	-	-	-	-
20/06/2024	56	0.092	<0.000010	-	<0.00040	0.00020	0.0030	0.45	<0.000090	0.000040	<0.000050	0.080	0.0044	<0.0000050	<0.00020	0.00052	0.00020	<0.0020	<0.0020
27/06/2024	57	-	-	-	-	-	-	-	-	-	-	-	-	-	-	-	-	-	-
07/04/2024	58	0.093	<0.000010	-	<0.00040	0.00010	<0.0030	0.50	<0.000090	<0.000040	<0.000050	0.080	0.0041	<0.0000050	<0.00020	0.00051	0.00021	<0.0020	<0.0020
07/11/2024	59	-	-	-	-	-	-	-	-	-	-	-	-	-	-	-	-	-	-
18/07/2024	60	0.087	<0.000010	-	<0.00040	0.00030	0.0050	0.48	<0.000090	<0.000040	<0.000050	0.090	0.0039	<0.0000050	<0.00020	0.00041	0.00020	<0.0020	<0.0020
25/07/2024	61	-	-	-	-	-	-	-	-	-	-	-	-	-	-	-	-	-	-
08/01/2024	62	0.083	<0.000010	-	0.0082	0.00010	<0.0030	0.46	<0.000090	<0.000040	<0.000050	0.050	0.0039	<0.0000050	<0.00020	0.00040	0.00018	<0.0020	<0.0020
08/08/2024	63	-	-	-	-	-	-	-	-	-	-	-	-	-	-	-	-	-	-
15/08/2024	64	0.088	<0.000010	-	<0.00040	0.00010	0.0090	0.47	<0.000090	<0.000040	<0.000050	0.070	0.0041	<0.0000050	<0.00020	0.00043	0.00022	<0.0020	<0.0020
22/08/2024	65	-	-	-	-	-	-	-	-	-	-	-	-	-	-	-	-	-	-
29/08/2024	66	0.085	<0.000010	-	<0.00040	<0.00010	0.0080	0.52	<0.000090	<0.000040	<0.000050	0.070	0.0037	<0.0000050	<0.00020	0.00040	0.00019	<0.0020	<0.0020
09/05/2024	67	-	-	-	-	-	-	-	-	-	-	-	-	-	-	-	-	-	-
09/12/2024	68	0.079	<0.000010	-	<0.00040	<0.00010	<0.0030	0.50	0.00040	<0.000040	<0.000050	0.060	0.0036	<0.0000050	<0.00020	0.00038	0.00016	<0.0020	<0.0020

Table D-7: Mine Rock Humidity Cell Testing Results (HC-7)

Sample Date	Week Number	Magnesium (Mg)	Mercury (Hg)	Ultra Trace Mercury (Hg)	Molybdenum (Mo)	Nickel (Ni)	Phosphorus (P)	Potassium (K)	Lead (Pb)	Selenium (Se)	Silver (Ag)	Sodium (Na)	Strontium (Sr)	Thallium (Tl)	Tungsten (W)	Uranium (U)	Vanadium (V)	Zinc (Zn)	Zirconium (Zr)
Units:	-	mg/L	mg/L	mg/L	mg/L	mg/L	mg/L	mg/L	mg/L	mg/L	mg/L	mg/L	mg/L	mg/L	mg/L	mg/L	mg/L	mg/L	mg/L
19/09/2024	69	-	-	-	-	-	-	-	-	-	-	-	-	-	-	-	-	-	-
26/09/2024	70	0.079	<0.000010	-	<0.00040	<0.00010	<0.0030	0.44	<0.000090	<0.000040	<0.000050	0.050	0.0042	<0.0000050	0.00040	0.00036	0.00021	<0.0020	<0.0020
10/03/2024	71	-	-	-	-	-	-	-	-	-	-	-	-	-	-	-	-	-	-
10/10/2024	72	0.074	<0.000010	-	0.0011	<0.00010	<0.0030	0.45	<0.000090	<0.000040	<0.000050	0.090	0.0036	0.000014	<0.00020	0.00041	0.00018	<0.0020	<0.0020
17/10/2024	73	-	-	-	-	-	-	-	-	-	-	-	-	-	-	-	-	-	-
24/10/2024	74	0.080	0.000020	-	<0.00040	<0.00010	<0.0030	0.41	<0.000090	<0.000040	<0.000050	0.050	0.0038	<0.0000050	<0.00020	0.00043	0.00019	<0.0020	<0.0020
31/10/2024	75	-	-	-	-	-	-	-	-	-	-	-	-	-	-	-	-	-	-
11/07/2024	76	0.073	<0.000010	-	<0.00040	<0.00010	0.021	0.40	<0.000090	<0.000040	<0.000050	0.10	0.0038	<0.0000050	<0.00020	0.00034	0.00019	<0.0020	<0.0020
14/11/2024	77	-	-	-	-	-	-	-	-	-	-	-	-	-	-	-	-	-	-
21/11/2024	78	0.064	<0.000010	-	<0.00040	0.00020	0.010	0.40	<0.000090	<0.000040	<0.000050	0.060	0.0040	<0.0000050	<0.00020	0.00034	0.00019	<0.0020	<0.0020
28/11/2024	79	-	-	-	-	-	-	-	-	-	-	-	-	-	-	-	-	-	-
12/05/2024	80	0.066	<0.000010	-	<0.00040	<0.00010	<0.0030	0.42	<0.000090	<0.000040	<0.000050	0.040	0.0037	<0.0000050	<0.00020	0.00014	0.00018	<0.0020	<0.0020
12/12/2024	81	-	-	-	-	-	-	-	-	-	-	-	-	-	-	-	-	-	-
19/12/2024	82	0.076	<0.000010	-	<0.00040	<0.00010	<0.0030	0.46	<0.000090	<0.000040	<0.000050	0.12	0.0043	<0.0000050	<0.00020	0.00021	0.00017	<0.0020	<0.0020
27/12/2024	83	-	-	-	-	-	-	-	-	-	-	-	-	-	-	-	-	-	-
01/02/2025	84	0.071	<0.000010	-	<0.00040	<0.00010	<0.0030	0.52	<0.000090	0.000060	<0.000050	0.050	0.0037	<0.0000050	<0.00020	0.00027	0.00018	<0.0020	<0.0020
01/09/2025	85	-	-	-	-	-	-	-	-	-	-	-	-	-	-	-	-	-	-
16/01/2024	86	0.060	<0.000010	-	<0.00040	<0.00010	<0.0030	0.43	<0.000090	<0.000040	<0.000050	0.050	0.0035	0.0000050	<0.00020	0.00019	0.00015	<0.0020	<0.0020
23/01/2025	87	-	-	-	-	-	-	-	-	-	-	-	-	-	-	-	-	-	-
30/01/2025	88	0.069	<0.000010	-	<0.00040	<0.00010	<0.0030	0.44	<0.000090	<0.000040	<0.000050	0.050	0.0038	0.0000050	<0.00020	0.00029	0.00016	<0.0020	<0.0020
02/06/2025	89	-	-	-	-	-	-	-	-	-	-	-	-	-	-	-	-	-	-
13/02/2025	90	0.064	<0.000010	-	<0.00040	<0.00010	<0.0030	0.43	<0.000090	<0.000040	<0.000050	0.060	0.0035	<0.0000050	<0.00020	0.00028	0.00017	<0.0020	<0.0020
20/02/2025	91	-	-	-	-	-	-	-	-	-	-	-	-	-	-	-	-	-	-
27/02/2025	92	0.062	<0.000010	-	<0.00040	<0.00010	<0.0030	0.42	0.00014	<0.000040	<0.000050	0.060	0.0033	<0.0000050	<0.00020	0.00030	0.00017	0.0040	<0.0020
03/06/2025	93	-	-	-	-	-	-	-	-	-	-	-	-	-	-	-	-	-	-
13/03/2025	94	0.060	<0.000010	-	<0.00040	<0.00010	<0.0030	0.44	<0.000090	<0.000040	<0.000050	0.050	0.0031	<0.0000050	<0.00020	0.00026	0.00017	<0.0020	<0.0020
20/03/2025	95	-	-	-	-	-	-	-	-	-	-	-	-	-	-	-	-	-	-
27/03/2025	96	0.063	<0.000010	-	<0.00040	<0.00010	<0.0030	0.43	<0.000090	<0.000040	<0.000050	0.050	0.0031	<0.0000050	<0.00020	0.00026	0.00016	<0.0020	<0.0020
04/03/2025	97	-	-	-	-	-	-	-	-	-	-	-	-	-	-	-	-	-	-
04/10/2025	98	0.064	<0.000010	-	<0.00040	<0.00010	<0.0030	0.42	<0.000090	<0.000040	<0.000050	0.070	0.0059	<0.0000050	<0.00020	0.00023	0.00016	<0.0020	<0.0020
17/04/2025	99	-	-	-	-	-	-	-	-	-	-	-	-	-	-	-	-	-	-
24/04/2025	100	0.053	<0.000010	-	<0.00040	<0.00010	<0.0030	0.44	0.0016	<0.000040	<0.000050	0.040	0.0034	0.0000050	<0.00020	0.00027	0.00014	<0.0020	<0.0020
05/01/2025	101	-	-	0.0000012	-	-	-	-	-	-	-	-	-	-	-	-	-	-	-
05/08/2025	102	0.054	<0.000010	0.0000017	<0.00040	<0.00010	<0.0030	0.39	0.00047	<0.000040	<0.000050	0.030	0.0040	<0.0000050	<0.00020	0.00030	0.000090	<0.0020	<0.0020
15/05/2025	103	-	-	0.0000016	-	-	-	-	-	-	-	-	-	-	-	-	-	-	-
22/05/2025	104	0.056	<0.000010	0.0000014	<0.00040	<0.00010	<0.0030	0.39	<0.000090	<0.000040	<0.000050	0.050	0.0035	<0.0000050	<0.00020	0.00022	0.00013	0.0060	<0.0020
29/05/2025	105	-	-	0.0000011	-	-	-	-	-	-	-	-	-	-	-	-	-	-	-
06/05/2025	106	0.055	<0.000010	-	<0.00040	<0.00010	<0.0030	0.42	0.00010	<0.000040	<0.000050	0.060	0.0030	<0.0000050	0.00030	0.00065	0.00015	<0.0020	<0.0020
06/12/2025	107	-	-	-	-	-	-	-	-	-	-	-	-	-	-	-	-	-	-
19/06/2025	108	0.053	<0.000010	-	<0.00040	<0.00010	<0.0030	0.41	<0.000090	<0.000040	<0.000050	0.050	0.0028	<0.0000050	<0.00020	0.00021	0.00013	<0.0020	<0.0020
26/06/2025	109	-	-	-	-	-	-	-	-	-	-	-	-	-	-	-	-	-	-

Table D-8: Mine Rock Humidity Cell Testing Results (HC-8)

Sample Date	Week Number	Leachate Volume Recovered	pH	Electrical Conductivity	Alkalinity (to pH 4.5)	Acidity (to pH 8.3)	Sulphate	Fluoride	Chloride	Aluminum (Al)	Antimony (Sb)	Arsenic (As)	Beryllium (Be)	Boron (B)	Cadmium (Cd)	Calcium (Ca)	Chromium (Cr)	Cobalt (Co)	Copper (Cu)	Iron (Fe)
Units:	-	mL	pH Units	µS/cm	mg CaCO3/L	mg CaCO3/L	mg/L	mg/L	mg/L	mg/L	mg/L	mg/L	mg/L	mg/L	mg/L	mg/L	mg/L	mg/L	mg/L	mg/L
26/05/2023	0	741	8.7	62	23	<2.0	6.0	<0.060	1.0	0.12	0.0018	0.0077	<0.0000070	0.0030	<0.0000030	6.6	0.00012	0.000034	0.0053	<0.0070
02/06/2023	1	900	8.9	47	14	<2.0	6.0	<0.060	<1.0	0.096	0.0026	0.0064	<0.0000070	0.0030	0.0000050	5.4	0.00020	0.000021	0.0044	0.012
09/06/2023	2	986	8.4	44	25	<2.0	3.0	<0.060	<1.0	0.062	0.0046	0.0068	<0.0000070	0.0030	0.0000090	5.8	0.000090	0.000035	0.0021	<0.0070
16/06/2023	3	991	8.0	40	20	<2.0	3.0	<0.060	<1.0	0.051	0.0033	0.0062	<0.0000070	<0.0020	0.0000040	5.9	<0.000080	0.000021	0.0011	0.0070
23/06/2023	4	970	8.2	37	17	<2.0	2.0	<0.060	<1.0	0.059	0.0023	0.0043	<0.0000070	<0.0020	0.0000060	6.1	<0.000080	0.000023	0.00080	0.011
30/06/2023	5	985	8.5	30	14	<2.0	3.0	<0.060	<1.0	0.065	0.0014	0.0033	<0.0000070	<0.0020	0.0000040	4.8	<0.000080	0.000016	0.00070	<0.0070
07/07/2023	6	969	8.4	31	14	<2.0	<2.0	<0.060	<1.0	0.053	0.0013	0.0032	<0.0000070	<0.0020	0.0000050	4.5	<0.000080	0.000013	0.00060	0.017
14/07/2023	7	953	9.0	30	12	<2.0	2.0	<0.060	<1.0	0.061	0.0010	0.0029	<0.0000070	<0.0020	0.0000070	4.6	<0.000080	0.000013	0.00040	<0.0070
20/07/2023	8	900	8.3	26	11	<2.0	2.0	<0.060	<1.0	0.060	<0.00090	0.0029	<0.0000070	<0.0020	0.0000040	3.8	<0.000080	0.000016	0.00050	0.018
28/07/2023	9	1008	8.0	33	13	<2.0	2.0	<0.060	<1.0	0.049	0.0012	0.0026	0.0000080	<0.0020	<0.0000030	4.7	<0.000080	<0.0000040	0.00080	<0.0070
04/08/2023	10	931	8.0	35	14	<2.0	<2.0	<0.060	<1.0	0.049	0.0013	0.0033	<0.0000070	<0.0020	0.0000030	4.9	0.0016	0.00025	0.0023	<0.0070
11/08/2023	11	984	7.9	29	11	<2.0	<2.0	<0.060	<1.0	0.061	0.00090	0.0027	<0.0000070	<0.0020	0.0000030	4.9	<0.000080	0.000025	0.00040	<0.0070
18/08/2023	12	997	8.1	32	11	<2.0	2.0	<0.060	<1.0	0.058	0.0010	0.0028	<0.0000070	<0.0020	0.0000030	4.9	<0.000080	0.000017	0.00040	<0.0070
25/08/2023	13	947	7.5	29	10	<2.0	2.0	<0.060	<1.0	0.054	<0.00090	0.0023	<0.0000070	<0.0020	0.0000030	4.6	<0.000080	0.0000080	0.00030	<0.0070
01/09/2023	14	948	7.9	28	11	<2.0	3.0	<0.060	<1.0	0.055	<0.00090	0.0019	<0.0000070	<0.0020	0.0000050	4.6	<0.000080	0.0000090	0.00050	<0.0070
08/09/2023	15	989	7.5	32	12	<2.0	3.0	<0.060	<1.0	0.067	<0.00090	0.0022	<0.0000070	<0.0020	0.0000030	5.0	<0.000080	0.000033	0.00040	<0.0070
15/09/2023	16	996	7.2	31	12	<2.0	<2.0	<0.060	<1.0	0.060	<0.00090	0.0024	<0.0000070	<0.0020	0.0000070	5.0	<0.000080	0.000017	0.00030	<0.0070
22/09/2023	17	966	7.5	26	10	<2.0	<2.0	<0.060	<1.0	0.059	<0.00090	0.0018	<0.0000070	<0.0020	0.0000060	4.1	<0.000080	0.000013	<0.00020	<0.0070
29/09/2023	18	989	7.5	33	13	<2.0	3.0	<0.060	<1.0	0.054	<0.00090	0.0018	<0.0000070	<0.0020	<0.0000030	5.2	<0.000080	0.000025	0.00060	<0.0070
06/10/2023	19	1011	7.8	30	13	<2.0	<2.0	<0.060	<1.0	0.049	<0.00090	0.0015	<0.0000070	<0.0020	0.0000060	5.3	<0.000080	0.000017	0.0014	<0.0070
13/10/2023	20	1011	7.6	34	14	<2.0	<2.0	<0.060	<1.0	0.054	<0.00090	0.0014	<0.0000070	<0.0020	0.0000030	5.0	<0.000080	0.000010	0.00090	<0.0070
20/10/2023	21	976	7.3	29	13	<2.0	2.0	<0.060	1.0	0.051	<0.00090	0.0017	<0.0000070	<0.0020	0.0000040	4.6	<0.000080	0.000013	0.00050	<0.0070
27/10/2023	22	980	7.2	25	10	<2.0	<2.0	<0.060	1.0	0.056	<0.00090	0.0015	<0.0000070	<0.0020	0.0000030	4.1	<0.000080	0.000015	<0.00020	<0.0070
03/11/2023	23	1001	7.2	31	11	<2.0	2.0	<0.060	<1.0	0.055	<0.00090	0.0016	<0.0000070	<0.0020	0.0000060	5.5	<0.000080	0.000024	0.0018	<0.0070
10/11/2023	24	949	7.6	22	9.0	<2.0	<2.0	<0.060	1.0	0.054	<0.00090	0.0016	<0.0000070	<0.0020	0.0000030	3.7	<0.000080	0.0000060	0.00020	<0.0070
17/11/2023	25	978	7.4	25	10	<2.0	3.0	<0.060	<1.0	0.039	<0.00090	0.0011	<0.0000070	<0.0020	<0.0000030	3.3	<0.000080	0.000010	<0.00020	<0.0070
24/11/2023	26	1011	7.5	30	10	<2.0	2.0	<0.060	<1.0	0.058	<0.00090	0.0014	<0.0000070	<0.0020	0.0000040	4.4	<0.000080	0.0000080	<0.00020	<0.0070
01/12/2023	27	967	7.2	25	8.0	<2.0	2.0	<0.060	<1.0	0.060	<0.00090	0.0013	<0.0000070	<0.0020	0.0000060	4.3	<0.000080	<0.0000040	0.00020	<0.0070
08/12/2023	28	949	7.3	24	9.0	<2.0	2.0	<0.060	<1.0	0.061	<0.00090	0.0016	<0.0000070	<0.0020	0.0000050	3.9	<0.000080	0.000010	<0.00020	<0.0070
15/12/2023	29	994	7.8	38	15	<2.0	<2.0	<0.060	<1.0	0.084	<0.00090	0.0017	<0.0000070	<0.0020	0.0000060	5.4	<0.000080	0.0000090	0.00030	<0.0070
22/12/2023	30	929	7.6	23	8.0	<2.0	3.0	<0.060	<1.0	0.072	<0.00090	0.0014	<0.0000070	<0.0020	0.0000070	3.7	<0.000080	0.000011	0.00030	<0.0070
29/12/2023	31	960	7.4	23	8.0	<2.0	2.0	<0.060	<1.0	0.057	<0.00090	0.0013	<0.0000070	<0.0020	0.0000030	3.6	<0.000080	0.000017	<0.00020	<0.0070
05/01/2024	32	996	7.4	31	12	<2.0	3.0	<0.060	<1.0	0.058	<0.00090	0.0011	<0.0000070	<0.0020	0.0000040	4.5	<0.000080	0.000017	<0.00020	<0.0070
12/01/2024	33	961	7.7	28	10	<2.0	3.0	<0.060	<1.0	0.060	<0.00090	0.0012	<0.0000070	<0.0020	0.0000040	3.8	<0.000080	0.000018	0.00030	<0.0070
19/01/2024	34	995	7.6	28	10	<2.0	2.0	<0.060	<1.0	0.061	<0.00090	0.0012	<0.0000070	<0.0020	0.0000040	4.5	<0.000080	0.000016	<0.00020	<0.0070
26/01/2024	35	1022	7.5	29	11	<2.0	2.0	<0.060	<1.0	0.053	<0.00090	0.0012	<0.0000070	<0.0020	<0.0000030	4.2	<0.000080	0.000011	<0.0020	<0.0070
02/02/2024	36	911	7.9	25	10	<2.0	2.0	<0.060	1.0	0.069	<0.00090	0.0012	<0.0000070	<0.0020	0.0000040	3.9	<0.000080	<0.0000040	<0.0020	<0.0070
09/02/2024	37	919	7.5	12	8.0	<2.0	2.0	<0.060	<1.0	0.061	<0.00090	0.0011	<0.0000070	<0.0020	0.0000040	3.5	<0.000080	0.000010	<0.0010	<0.0070
15/02/2024	38	966	7.6	26	9.0	<2.0	3.0	<0.060	<1.0	0.054	<0.00090	0.0013	<0.0000070	<0.0020	0.0000050	3.7	<0.000080	0.000025	<0.0010	<0.0070
23/02/2024	39	882	7.6	23	10	<2.0	2.0	<0.060	<1.0	0.062	<0.00090	0.0014	<0.0000070	<0.0020	0.0000030	3.4	<0.000080	0.000012	<0.0010	<0.0070
01/03/2024	40	916	7.7	20	9.0	<2.0	2.0	<0.060	<1.0	0.059	<0.00090	0.0012	<0.0000070	<0.0020	0.0000090	3.2	<0.000080	0.0000060	<0.0010	<0.0070
08/03/2024	41	958	7.8	22	8.0	<2.0	3.0	<0.060	<1.0	0.054	<0.00090	0.0011	<0.0000070	<0.0020	0.0000030	3.4	<0.000080	0.000012	<0.0010	<0.0070
15/03/2024	42	932	7.5	20	8.0	<2.0	<2.0	<0.060	<1.0	0.061	<0.00090	0.0012	<0.0000070	<0.0020	0.0000060	3.3	<0.000080	0.000013	<0.0010	<0.0070
22/03/2024	43	886	7.6	20	9.0	<2.0	<2.0	<0.060	<1.0	0.080	<0.00090	0.0011	<0.0000070	<0.0020	0.0000030	3.4	<0.000080	0.000012	<0.0010	<0.0070
29/03/2024	44	971	7.8	22	9.0	<2.0	3.0	<0.060	<1.0	0.048	<0.00090	0.00090	<0.0000070	<0.0020	0.0000040	3.8	<0.000080	0.000011	<0.0010	<0.0070
05/04/2024	45	963	7.5	20	9.0	<2.0	<2.0	-	-	-	-	-	-	-	-	-	-	-	-	-
12/04/2024	46	1008	7.4	24	9.0	<2.0	<2.0	-	-	0.047	<0.00090	0.00090	<0.0000070	<0.0020	0.000013	4.0	<0.000080	0.000013	<0.0010	<0.0070
19/04/2024	47	990	7.5	23	10	<2.0	<2.0	-	-	-	-	-	-	-	-	-	-	-	-	-
26/04/2024	48	1001	7.5	30	10	<2.0	2.0	-	-	0.048	<0.00090	0.00090	<0.0000070	<0.0020	0.000011	4.6	<0.000080	0.00017	<0.0010	<0.0070
02/05/2024	49	991	7.5	26	9.0	<2.0	<2.0	-	-	-	-	-	-	-	-	-	-	-	-	-
10/05/2024	50	1011	7.6	27	10	<2.0	3.0	-	-	0.054	<0.00090	0.00090	<0.0000070	<0.0020	0.0000030	4.9	<0.000080	0.000018	<0.0010	<0.0070
17/05/2024	51	999	7.5	26	12	<2.0	3.0	-	-	-	-	-	-	-	-	-	-	-	-	-
24/05/2024	52	1014	7.6	24	11	<2.0	3.0	-	-	0.047	<0.00090	0.00080	<0.0000070	<0.0020	0.0000030	4.4	<0.000080	0.000042	<0.0010	<0.0070
31/05/2024	53	925	7.5	22	7.0	<2.0	3.0	-	-	-	-	-	-	-	-	-	-	-	-	-
07/06/2024	54	904	7.5	22	9.0	<2.0	3.0	-	-	0.071	<0.00090	0.0012	<0.0000070	<0.0020	0.000017	4.0	0.000090	0.000019	<0.0010	<0.0070
14/06/2024	55	941	7.9	25	9.0	<2.0	3.0	-	-	-	-	-	-	-	-	-	-	-	-	-
21/06/2024	56	1000	7.2	29	10	<2.0	2.2	-	-	0.048	<0.00090	0.00080	<0.0000070	<0.0020	0.0000030	4.2	<0.000080	0.000095	<0.0010	<0.0070
28/06/2024	57	979	7.5	21	10	<2.0	2.1	-	-	-	-	-	-	-	-	-	-	-	-	-
05/07/2024	58	998	7.0	27	10	<2.0	2.3	-	-	0.048	<0.00090	0.00080	<0.0000070	<0.0020	0.0000030	4.6	<0.000080	0.000016	<0.0010	<0.0070
12/07/2024	59	982	7.4	24	11	<2.0	2.3	-	-	-	-	-	-	-	-	-	-	-	-	-
19/07/2024	60	1005	7.4	27	12	<2.0	2.4	-	-	0.051	<0.00090	0.00090	<0.0000070	<0.0020	0.000013	4.6	<0.000080	0.000014	<0.0010	<0.0070
26/07/2024	61	995	7.0	28	10	<2.0	2.5	-	-	-	-	-	-	-	-	-	-	-	-	-
02/08/2024	62	985	7.1	24	9.0	<2.0	2.2	-	-	0.047	<0.00090	0.00070	<0.0000070	<0.0020	0.0000030	3.7	<0.000080	0.000011	<0.0010	<0.0070
09/08/2024	63	1013	7.4	25	11	<2.0	2.4	-	-	-	-	-	-	-	-	-	-	-	-	-
16/08/2024	64	996	7.4	23	10	<2.0	3.3	-	-	0.052	<0.00090	0.00080	<0.0000070	<0.0020	<0.0000030	4.1	<0.000080	0.000012	<0.0010	<0.0070
23/08/2024	65	988	7.1	28	10	<2.0	2.3	-	-	-	-	-	-	-	-	-	-	-	-	-
30/08/2024	66	1000	7.2	28	8.0	<2.0	2.2	-	-	0.052	<0.00090	0.00080	<0.0000070	<0.0020	<0.0000030	4.1	<0.000080	0.0000060	<0.0010	<0.0070
06/09/2024	67	1001	7.1	25	8.0	<2.0	2.2	-	-	-	-	-	-	-	-	-	-	-	-	-
13/09/2024	68	1002	7.2	29	11	<2.0	2.4	-	-	0.046	<0.00090	0.00070	<0.0000070	<0.0020	0.0000050	5.0	<0.000080	0.000055	<0.0010	<0.0070

Table D-8: Mine Rock Humidity Cell Testing Results (HC-8)

Sample Date	Week Number	Leachate Volume Recovered	pH	Electrical Conductivity	Alkalinity (to pH 4.5)	Acidity (to pH 8.3)	Sulphate	Fluoride	Chloride	Aluminum (Al)	Antimony (Sb)	Arsenic (As)	Beryllium (Be)	Boron (B)	Cadmium (Cd)	Calcium (Ca)	Chromium (Cr)	Cobalt (Co)	Copper (Cu)	Iron (Fe)
Units:	-	mL	pH Units	µS/cm	mg CaCO3/L	mg CaCO3/L	mg/L	mg/L	mg/L	mg/L	mg/L	mg/L	mg/L	mg/L	mg/L	mg/L	mg/L	mg/L	mg/L	mg/L
20/09/2024	69	980	7.0	28	8.0	<2.0	2.2	-	-	-	-	-	-	-	-	-	-	-	-	-
27/09/2024	70	899	7.2	23	8.0	<2.0	2.0	-	-	0.055	<0.00090	0.00080	<0.0000070	<0.0020	<0.0000030	3.0	<0.000080	0.0000070	<0.0010	<0.0070
04/10/2024	71	1003	7.1	21	8.0	<2.0	2.0	-	-	-	-	-	-	-	-	-	-	-	-	-
11/10/2024	72	984	7.2	20	7.0	<2.0	2.1	-	-	0.052	<0.00090	0.00070	<0.0000070	<0.0020	<0.0000030	3.3	<0.000080	0.000021	<0.0010	<0.0070
18/10/2024	73	1007	7.2	29	9.0	<2.0	2.5	-	-	-	-	-	-	-	-	-	-	-	-	-
25/10/2024	74	985	7.1	24	9.0	<2.0	2.5	-	-	0.046	<0.00090	0.00080	<0.0000070	<0.0020	<0.0000030	3.8	<0.000080	0.0000050	<0.0010	<0.0070
01/11/2024	75	963	7.1	22	7.0	<2.0	2.4	-	-	-	-	-	-	-	-	-	-	-	-	-
08/11/2024	76	948	7.2	23	7.0	<2.0	2.0	-	-	0.053	<0.00090	0.00080	<0.0000070	<0.0020	<0.0000030	3.5	<0.000080	0.000012	<0.0010	<0.0070
15/11/2024	77	1006	7.2	30	10	<2.0	2.0	-	-	-	-	-	-	-	-	-	-	-	-	-
22/11/2024	78	983	7.2	28	10	<2.0	2.5	-	-	0.059	<0.00090	0.00070	<0.0000070	<0.0020	0.0000040	4.6	<0.000080	0.000014	<0.0010	<0.0070
29/11/2024	79	1008	7.0	29	11	<2.0	2.6	-	-	-	-	-	-	-	-	-	-	-	-	-
06/12/2024	80	991	7.4	27	12	<2.0	2.6	-	-	0.060	<0.00090	0.00080	<0.0000070	<0.0020	0.0000090	4.9	<0.000080	0.000014	<0.0010	0.0080
13/12/2024	81	994	6.9	22	11	<2.0	2.5	-	-	-	-	-	-	-	-	-	-	-	-	-
20/12/2024	82	1000	7.1	23	11	<2.0	2.8	-	-	0.055	<0.00090	0.00090	<0.0000070	<0.0020	0.0000040	4.0	<0.000080	0.0000060	<0.0010	<0.0070
27/12/2024	83	941	6.9	26	9.0	<2.0	3.1	-	-	-	-	-	-	-	-	-	-	-	-	-
03/01/2025	84	1040	6.9	27	10	<2.0	2.9	-	-	0.053	<0.00090	0.00060	<0.0000070	<0.0020	0.000017	4.7	<0.000080	0.0000060	<0.0010	<0.0070
10/01/2025	85	1000	6.7	30	11	<2.0	3.0	-	-	-	-	-	-	-	-	-	-	-	-	-
17/01/2025	86	997	7.1	30	10	<2.0	2.8	-	-	0.056	<0.00090	0.0011	<0.0000070	<0.0020	0.0000030	4.3	<0.000080	0.000011	<0.0010	<0.0070
24/01/2025	87	978	7.0	26	9.0	<2.0	3.2	-	-	-	-	-	-	-	-	-	-	-	-	-
31/01/2025	88	925	7.1	24	10	<2.0	3.1	-	-	0.068	<0.00090	0.00080	<0.0000070	<0.0020	0.000011	3.8	<0.000080	0.0000080	<0.0010	<0.0070
07/02/2025	89	962	6.9	26	9.0	<2.0	3.4	-	-	-	-	-	-	-	-	-	-	-	-	-
14/02/2025	90	993	6.5	33	7.0	<2.0	3.4	-	-	0.063	<0.00090	0.0011	<0.0000070	<0.0020	<0.0000030	4.9	<0.000080	0.000012	<0.0010	<0.0070
21/02/2025	91	999	7.2	32	11	<2.0	3.4	-	-	-	-	-	-	-	-	-	-	-	-	-
28/02/2025	92	1003	7.0	27	11	<2.0	3.0	-	-	0.064	<0.00090	0.00070	0.0000090	<0.0020	0.0000030	5.0	<0.000080	0.0000060	<0.0010	<0.0070
07/03/2025	93	902	6.8	23	9.0	<2.0	2.7	-	-	-	-	-	-	-	-	-	-	-	-	-
14/03/2025	94	1000	7.3	29	10	<2.0	3.0	-	-	0.051	<0.00090	0.00070	<0.0000070	<0.0020	0.0000040	4.7	<0.000080	0.000011	<0.0010	<0.0070
21/03/2025	95	1001	7.0	27	11	<2.0	2.9	-	-	-	-	-	-	-	-	-	-	-	-	-
28/03/2025	96	895	7.3	28	7.0	<2.0	2.6	-	-	0.065	<0.00090	0.00070	<0.0000070	<0.0020	<0.0000030	3.7	<0.000080	0.0000050	<0.0010	<0.0070
04/04/2025	97	888	7.3	26	8.0	<2.0	2.4	-	-	-	-	-	-	-	-	-	-	-	-	-
11/04/2025	98	902	7.2	22	8.0	<2.0	1.9	-	-	0.059	<0.00090	0.00080	<0.0000070	<0.0020	0.0000070	3.2	<0.000080	0.0000040	<0.0010	<0.0070
18/04/2025	99	946	7.0	21	9.0	<2.0	2.4	-	-	-	-	-	-	-	-	-	-	-	-	-
25/04/2025	100	956	7.0	21	8.0	<2.0	2.4	-	-	0.053	<0.00090	0.00070	<0.0000070	<0.0020	<0.0000030	3.5	<0.000080	0.000014	<0.0010	<0.0070
02/05/2025	101	909	6.7	26	7.0	<2.0	2.2	-	-	-	-	-	-	-	-	-	-	-	-	-
09/05/2025	102	955	6.9	21	9.0	<2.0	2.4	-	-	0.051	<0.00090	0.00060	<0.0000070	<0.0020	<0.0000030	3.7	<0.000080	0.0000060	<0.0010	<0.0070
16/05/2025	103	926	7.4	21	8.0	<2.0	2.2	-	-	-	-	-	-	-	-	-	-	-	-	-
23/05/2025	104	937	6.9	20	9.0	<2.0	2.3	-	-	0.052	<0.00090	0.00080	<0.0000070	<0.0020	0.0000040	3.4	<0.000080	0.000036	<0.0010	<0.0070
30/05/2025	105	995	7.1	23	10	<2.0	2.3	-	-	-	-	-	-	-	-	-	-	-	-	-
06/06/2025	106	1011	6.9	26	12	<2.0	2.6	-	-	-	-	-	-	-	-	-	-	-	-	-
13/06/2025	107	991	7.3	21	9.0	<2.0	2.2	-	-	-	-	-	-	-	-	-	-	-	-	-
20/06/2025	108	974	7.4	23	9.0	<2.0	2.3	-	-	0.049	<0.00090	0.00060	<0.0000070	<0.0020	0.0000030	4.6	<0.000080	0.0000050	<0.0010	<0.0070
27/06/2025	109	1016	7.4	26	12	<2.0	2.9	-	-	-	-	-	-	-	-	-	-	-	-	-

Table D-8: Mine Rock Humidity Cell Testing Results (HC-8)

Sample Date	Week Number	Magnesium (Mg)	Mercury (Hg)	Ultra Trace Mercury (Hg)	Molybdenum (Mo)	Nickel (Ni)	Phosphorus (P)	Potassium (K)	Lead (Pb)	Selenium (Se)	Silver (Ag)	Sodium (Na)	Strontium (Sr)	Thallium (Tl)	Tungsten (W)	Uranium (U)	Vanadium (V)	Zinc (Zn)	Zirconium (Zr)
Units:	-	mg/L	mg/L	mg/L	mg/L	mg/L	mg/L	mg/L	mg/L	mg/L	mg/L	mg/L	mg/L	mg/L	mg/L	mg/L	mg/L	mg/L	mg/L
26/05/2023	0	0.43	<0.000010	-	0.0053	0.00060	0.0060	2.7	<0.000090	0.0011	<0.000050	3.4	0.017	<0.0000050	0.0012	0.0019	0.00071	<0.0020	<0.0020
02/06/2023	1	0.49	<0.000010	-	0.0065	0.00020	0.0040	2.3	<0.000090	0.0011	<0.000050	2.9	0.012	<0.0000050	0.00075	0.0026	0.00049	<0.0020	<0.0020
09/06/2023	2	0.53	<0.000010	-	0.0033	0.00010	<0.0030	1.7	<0.000090	0.00068	<0.000050	1.5	0.015	<0.0000050	0.0011	0.0080	0.00043	<0.0020	<0.0020
16/06/2023	3	0.48	<0.000010	-	0.0025	0.00010	<0.0030	1.3	<0.000090	0.00056	<0.000050	0.82	0.013	<0.0000050	0.00051	0.0031	0.00034	<0.0020	<0.0020
23/06/2023	4	0.42	<0.000010	-	0.0011	0.00010	<0.0030	1.3	<0.000090	0.00049	<0.000050	0.53	0.013	<0.0000050	0.00034	0.0023	0.00032	<0.0020	<0.0020
30/06/2023	5	0.28	<0.000010	-	0.00083	<0.00010	<0.0030	0.85	<0.000090	0.00039	<0.000050	0.31	0.0096	<0.0000050	0.00027	0.0016	0.00025	<0.0020	<0.0020
07/07/2023	6	0.27	<0.000010	-	0.00088	<0.00010	<0.0030	0.87	<0.000090	0.00031	<0.000050	0.20	0.0096	<0.0000050	0.00021	0.0015	0.00025	<0.0020	<0.0020
14/07/2023	7	0.30	<0.000010	-	0.00077	<0.00010	<0.0030	0.84	0.00012	0.00032	<0.000050	0.28	0.0089	<0.0000050	0.00021	0.00096	0.00024	<0.0020	<0.0020
20/07/2023	8	0.28	<0.000010	-	0.00089	0.00020	<0.0030	0.79	<0.000090	0.00034	<0.000050	0.22	0.0074	0.000018	0.00013	0.0022	0.00023	<0.0020	<0.0020
28/07/2023	9	0.35	<0.000010	-	0.0011	<0.00010	<0.0030	0.83	<0.000090	0.00034	<0.000050	0.23	0.0096	<0.0000050	0.00023	0.0027	0.00023	<0.0020	<0.0020
04/08/2023	10	0.39	<0.000010	-	0.0014	0.0013	<0.0030	0.95	<0.000090	0.00034	<0.000050	0.26	0.011	<0.0000050	0.00026	0.0014	0.00031	<0.0020	<0.0020
11/08/2023	11	0.31	<0.000010	-	0.00077	0.00010	<0.0030	0.87	<0.000090	0.00035	<0.000050	0.19	0.0096	<0.0000050	0.00016	0.0056	0.00023	<0.0020	<0.0020
18/08/2023	12	0.39	<0.000010	-	0.00082	<0.00010	<0.0030	0.87	<0.000090	0.00038	<0.000050	0.25	0.010	<0.0000050	0.00021	0.0010	0.00028	<0.0020	<0.0020
25/08/2023	13	0.29	<0.000010	-	0.00074	<0.00010	<0.0030	0.79	<0.000090	0.00027	<0.000050	0.18	0.0084	<0.0000050	0.00015	0.00081	0.00023	<0.0020	<0.0020
01/09/2023	14	0.30	<0.000010	-	0.00045	<0.00010	<0.0030	0.78	<0.000090	0.00026	<0.000050	0.14	0.0089	<0.0000050	0.00011	0.00078	0.00019	<0.0020	<0.0020
08/09/2023	15	0.36	<0.000010	-	0.00082	0.00010	<0.0030	0.84	<0.000090	0.00034	<0.000050	0.22	0.0098	<0.0000050	0.00017	0.0015	0.00023	<0.0020	<0.0020
15/09/2023	16	0.36	<0.000010	-	0.00059	<0.00010	<0.0030	0.85	<0.000090	0.00031	<0.000050	0.13	0.010	<0.0000050	0.00015	0.0023	0.00022	<0.0020	<0.0020
22/09/2023	17	0.27	<0.000010	-	0.00070	<0.00010	<0.0030	0.72	<0.000090	0.00025	<0.000050	0.11	0.0076	<0.0000050	0.000090	0.00042	0.00019	<0.0020	<0.0020
29/09/2023	18	0.37	<0.000010	-	0.0011	0.00010	<0.0030	0.86	<0.000090	0.00028	<0.000050	0.14	0.0099	0.0000050	0.00013	0.0057	0.00019	<0.0020	<0.0020
06/10/2023	19	0.38	<0.000010	-	0.00065	<0.00010	<0.0030	0.83	0.00017	0.00028	<0.000050	0.13	0.0100	<0.0000050	0.00011	0.00099	0.00017	<0.0020	<0.0020
13/10/2023	20	0.34	<0.000010	-	0.00057	<0.00010	<0.0030	0.77	<0.000090	0.00023	<0.000050	0.11	0.0094	<0.0000050	0.00011	0.00057	0.00018	<0.0020	<0.0020
20/10/2023	21	0.31	<0.000010	-	0.00053	0.00070	<0.0030	0.70	<0.000090	0.00023	<0.000050	0.10	0.0090	<0.0000050	0.00011	0.00066	0.00015	<0.0020	<0.0020
27/10/2023	22	0.26	<0.000010	-	0.00050	<0.00010	<0.0030	0.64	<0.000090	0.00023	<0.000050	0.11	0.0067	<0.0000050	0.000080	0.00046	0.00015	<0.0020	<0.0020
03/11/2023	23	0.38	<0.000010	-	0.00089	0.0011	<0.0030	0.85	0.00011	0.00022	<0.000050	0.32	0.0066	<0.0000050	0.00011	0.0016	0.00017	<0.0020	<0.0020
10/11/2023	24	0.22	0.000010	-	0.00029	0.00010	<0.0030	0.60	<0.000090	0.00019	<0.000050	0.070	0.0069	<0.0000050	0.000050	0.00045	0.00016	<0.0020	<0.0020
17/11/2023	25	0.21	<0.000010	-	0.00051	<0.00010	<0.0030	0.50	<0.000090	0.00018	<0.000050	0.050	0.0070	<0.0000050	0.00010	0.00071	0.00011	<0.0020	<0.0020
24/11/2023	26	0.30	<0.000010	-	0.00049	<0.00010	<0.0030	0.68	<0.000090	0.00024	<0.000050	0.080	0.0082	<0.0000050	0.000090	0.00070	0.00018	<0.0020	<0.0020
01/12/2023	27	0.26	<0.000010	-	0.00068	<0.00010	<0.0030	0.58	<0.000090	0.00023	<0.000050	0.070	0.0074	<0.0000050	0.000060	0.00047	0.00014	<0.0020	<0.0020
08/12/2023	28	0.27	<0.000010	-	0.00051	0.00010	<0.0030	0.67	<0.000090	0.00018	<0.000050	0.10	0.0066	0.0000050	0.000060	0.00041	0.00018	<0.0020	<0.0020
15/12/2023	29	0.30	<0.000010	-	0.0045	<0.00010	<0.0030	0.84	<0.000090	0.00020	<0.000050	0.090	0.011	<0.0000050	0.000090	0.00040	0.00018	<0.0020	<0.0020
22/12/2023	30	0.23	<0.000010	-	0.00041	0.00010	<0.0030	0.59	<0.000090	0.00018	<0.000050	0.060	0.0070	<0.0000050	0.000040	0.00065	0.00018	<0.0020	<0.0020
29/12/2023	31	0.29	<0.000010	-	0.00080	0.00010	<0.0030	0.61	<0.000090	0.00017	<0.000050	0.070	0.0071	<0.0000050	0.00010	0.00026	0.00014	<0.0020	<0.0020
05/01/2024	32	0.30	<0.000010	-	0.00060	0.00010	<0.0030	0.69	<0.000090	0.00020	<0.000050	0.10	0.0092	0.0000070	0.00012	0.0011	0.00012	<0.0020	<0.0020
12/01/2024	33	0.23	<0.000010	-	0.0016	0.00020	<0.0030	0.67	<0.000090	0.00015	<0.000050	0.090	0.0075	<0.0000050	0.000050	0.0022	0.00016	<0.0020	<0.0020
19/01/2024	34	0.32	<0.000010	-	0.00070	0.00020	<0.0030	0.73	<0.000090	0.00016	<0.000050	0.060	0.0082	<0.0000050	0.00010	0.0011	0.00016	<0.0020	<0.0020
26/01/2024	35	0.28	<0.000010	-	0.00046	0.00010	<0.0030	0.65	<0.000090	0.00016	<0.000050	0.080	0.0081	<0.0000050	<0.00020	0.00041	0.00015	<0.0020	<0.0020
02/02/2024	36	0.24	<0.000010	-	0.00062	0.00020	<0.0030	0.66	<0.000090	0.00016	<0.000050	0.090	0.0066	<0.0000050	<0.00020	0.00062	0.00017	<0.0020	<0.0020
09/02/2024	37	0.24	<0.000010	-	0.00050	<0.00010	0.0070	0.63	<0.000090	0.00011	<0.000050	0.080	0.018	<0.0000050	<0.00020	0.00034	0.00015	<0.0020	<0.0020
15/02/2024	38	0.26	<0.000010	-	0.00070	0.00020	<0.0030	0.65	<0.000090	0.00013	<0.000050	0.14	0.0078	<0.0000050	<0.00020	0.00064	0.00015	<0.0020	<0.0020
23/02/2024	39	0.22	<0.000010	-	0.00070	0.00010	<0.0030	0.61	<0.000090	0.00022	<0.000050	0.070	0.0064	<0.0000050	<0.00020	0.00017	0.00029	<0.0020	<0.0020
01/03/2024	40	0.21	<0.000010	-	0.00050	0.00010	<0.0030	0.60	0.00039	0.00015	<0.000050	0.060	0.0064	<0.0000050	<0.00020	0.00032	0.00015	<0.0020	<0.0020
08/03/2024	41	0.24	<0.000010	-	0.00040	<0.00010	<0.0030	0.63	<0.000090	0.00010	<0.000050	0.070	0.0066	<0.0000050	<0.00020	0.00028	0.00015	<0.0020	<0.0020
15/03/2024	42	0.23	<0.000010	-	0.0019	<0.00010	<0.0030	0.61	0.000090	0.00013	<0.000050	0.060	0.0066	<0.0000050	<0.00020	0.00040	0.00013	<0.0020	<0.0020
22/03/2024	43	0.23	<0.000010	-	0.00040	0.00020	<0.0030	0.64	<0.000090	0.00015	<0.000050	0.080	0.0061	<0.0000050	<0.00020	0.00020	0.00015	<0.0020	<0.0020
29/03/2024	44	0.25	<0.000010	-	0.00040	<0.00010	<0.0030	0.63	<0.000090	0.00010	<0.000050	0.070	0.0068	<0.0000050	<0.00020	0.00028	0.00012	<0.0020	<0.0020
05/04/2024	45	-	-	-	-	-	-	-	-	-	-	-	-	-	-	-	-	-	-
12/04/2024	46	0.26	<0.000010	-	0.00040	0.00020	<0.0030	0.64	<0.000090	0.00010	<0.000050	0.070	0.0071	<0.0000050	<0.00020	0.00027	0.00013	<0.0020	<0.0020
19/04/2024	47	-	-	-	-	-	-	-	-	-	-	-	-	-	-	-	-	-	-
26/04/2024	48	0.28	<0.000010	-	<0.00040	0.00040	<0.0030	0.69	0.00029	0.00010	<0.000050	0.10	0.0083	<0.0000050	<0.00020	0.00036	0.00015	<0.0020	<0.0020
02/05/2024	49	-	-	-	-	-	-	-	-	-	-	-	-	-	-	-	-	-	-
10/05/2024	50	0.28	<0.000010	-	0.00040	<0.00010	<0.0030	0.77	<0.000090	0.00014	<0.000050	0.070	0.0085	0.0000060	<0.00020	0.00041	0.00013	<0.0020	<0.0020
17/05/2024	51	-	-	-	-	-	-	-	-	-	-	-	-	-	-	-	-	-	-
24/05/2024	52	0.24	<0.000010	-	<0.00040	0.00020	<0.0030	0.64	<0.000090	0.00013	<0.000050	0.060	0.0072	<0.0000050	<0.00020	0.00027	0.00011	<0.0020	<0.0020
31/05/2024	53	-	-	-	-	-	-	-	-	-	-	-	-	-	-	-	-	-	-
07/06/2024	54	0.24	<0.000010	-	0.030	0.00020	<0.0030	0.72	<0.000090	0.00016	<0.000050	0.10	0.0070	<0.0000050	<0.00020	0.00014	0.00021	<0.0020	<0.0020
14/06/2024	55	-	-	-	-	-	-	-	-	-	-	-	-	-	-	-	-	-	-
21/06/2024	56	0.27	<0.000010	-	0.00050	0.00020	<0.0030	0.70	<0.000090	0.00012	<0.000050	0.060	0.0081	<0.0000050	<0.00020	0.00030	0.00013	<0.0020	<0.0020
28/06/2024	57	-	-	-	-	-	-	-	-	-	-	-	-	-	-	-	-	-	-
05/07/2024	58	0.25	<0.000010	-	0.00060	0.00030	<0.0030	0.65	<0.000090	0.00011	<0.000050	0.070	0.0079	<0.0000050	<0.00020	0.00026	0.00012	<0.0020	<0.0020
12/07/2024	59	-	-	-	-	-	-	-	-	-	-	-	-	-	-	-	-	-	-
19/07/2024	60	0.27	<0.000010	-	0.027	0.00010	<0.0030	0.76	<0.000090	0.00010	<0.000050	0.10	0.0084	<0.0000050	<0.00020	0.00027	0.00012	<0.0020	<0.0020
26/07/2024	61	-	-	-	-	-	-	-	-	-	-	-	-	-	-	-	-	-	-
02/08/2024	62	0.23	<0.000010	-	0.00040	<0.00010	<0.0030	0.60	<0.000090	0.00010	<0.000050	0.050	0.0065	<0.0000050	<0.00020	0.00017	0.00013	<0.0020	<0.0020
09/08/2024	63	-	-	-	-	-	-	-	-	-	-	-	-	-	-	-	-	-	-
16/08/2024	64	0.24	<0.000010	-	<0.00040	<0.00010	<0.0030	0.63	<0.000090	0.000070	<0.000050	0.060	0.0070	<0.0000050	<0.00020	0.00019	0.00010	<0.0020	<0.0020
23/08/2024	65	-	-	-	-	-	-	-	-	-	-	-	-	-	-	-	-	-	-
30/08/2024	66	0.24	<0.000010	-	<0.00040	<0.00010	0.0040	0.60	<0.000090	0.00010	<0.000050	0.040	0.0070	<0.0000050	<0.00020	0.00023	0.00010	<0.0020	<0.0020
06/09/2024	67	-	-	-	-	-	-	-	-	-	-	-	-	-	-	-	-	-	-
13/09/2024	68	0.29	<0.000010	-	<0.00040	0.00010	<0.0030	0.69	<0.000090	0.00010	<0.000050	0.060	0.0085	<0.0000050	<0.00020	0.00053	0.00010	<0.0020	<0.0020

Table D-8: Mine Rock Humidity Cell Testing Results (HC-8)

Sample Date	Week Number	Magnesium (Mg)	Mercury (Hg)	Ultra Trace Mercury (Hg)	Molybdenum (Mo)	Nickel (Ni)	Phosphorus (P)	Potassium (K)	Lead (Pb)	Selenium (Se)	Silver (Ag)	Sodium (Na)	Strontium (Sr)	Thallium (Tl)	Tungsten (W)	Uranium (U)	Vanadium (V)	Zinc (Zn)	Zirconium (Zr)
Units:	-	mg/L	mg/L	mg/L	mg/L	mg/L	mg/L	mg/L	mg/L	mg/L	mg/L	mg/L	mg/L	mg/L	mg/L	mg/L	mg/L	mg/L	mg/L
20/09/2024	69	-	-	-	-	-	-	-	-	-	-	-	-	-	-	-	-	-	-
27/09/2024	70	0.20	<0.000010	-	0.00040	<0.00010	<0.0030	0.56	<0.000090	0.00011	<0.000050	0.10	0.0057	<0.0000050	<0.00020	0.00013	0.00011	<0.0020	<0.0020
04/10/2024	71	-	-	-	-	-	-	-	-	-	-	-	-	-	-	-	-	-	-
11/10/2024	72	0.20	<0.000010	-	0.00040	0.00010	<0.0030	0.53	<0.000090	0.000060	<0.000050	0.050	0.0064	<0.0000050	<0.00020	0.00014	0.00010	<0.0020	<0.0020
18/10/2024	73	-	-	-	-	-	-	-	-	-	-	-	-	-	-	-	-	-	-
25/10/2024	74	0.24	<0.000010	-	<0.00040	<0.00010	<0.0030	0.59	<0.000090	0.000080	<0.000050	0.060	0.0069	<0.0000050	<0.00020	0.00014	0.000090	<0.0020	<0.0020
01/11/2024	75	-	-	-	-	-	-	-	-	-	-	-	-	-	-	-	-	-	-
08/11/2024	76	0.21	<0.000010	-	<0.00040	<0.00010	<0.0030	0.63	<0.000090	0.000080	<0.000050	0.060	0.0064	<0.0000050	<0.00020	0.000096	0.00010	<0.0020	<0.0020
15/11/2024	77	-	-	-	-	-	-	-	-	-	-	-	-	-	-	-	-	-	-
22/11/2024	78	0.26	<0.000010	-	0.00040	0.00020	0.0080	0.66	<0.000090	0.000090	<0.000050	0.090	0.0082	<0.0000050	<0.00020	0.00018	0.00011	<0.0020	<0.0020
29/11/2024	79	-	-	-	-	-	-	-	-	-	-	-	-	-	-	-	-	-	-
06/12/2024	80	0.28	<0.000010	-	<0.00040	<0.00010	<0.0030	0.73	0.0029	0.00010	<0.000050	0.070	0.0088	0.0000090	<0.00020	0.00022	0.00012	<0.0020	<0.0020
13/12/2024	81	-	-	-	-	-	-	-	-	-	-	-	-	-	-	-	-	-	-
20/12/2024	82	0.25	<0.000010	-	<0.00040	<0.00010	<0.0030	0.63	<0.000090	0.000070	<0.000050	0.060	0.0072	<0.0000050	<0.00020	0.00013	0.00011	<0.0020	<0.0020
27/12/2024	83	-	-	-	-	-	-	-	-	-	-	-	-	-	-	-	-	-	-
03/01/2025	84	0.26	<0.000010	-	<0.00040	<0.00010	<0.0030	0.65	0.00015	0.000070	<0.000050	0.070	0.0081	0.0000050	<0.00020	0.00016	0.00010	0.0020	<0.0020
10/01/2025	85	-	-	-	-	-	-	-	-	-	-	-	-	-	-	-	-	-	-
17/01/2025	86	0.23	<0.000010	-	0.00050	<0.00010	<0.0030	0.62	<0.000090	0.000070	<0.000050	0.060	0.0086	<0.0000050	<0.00020	0.00019	0.00012	<0.0020	<0.0020
24/01/2025	87	-	-	-	-	-	-	-	-	-	-	-	-	-	-	-	-	-	-
31/01/2025	88	0.23	<0.000010	-	0.00040	<0.00010	<0.0030	0.65	0.00013	0.000090	<0.000050	0.060	0.0068	<0.0000050	<0.00020	0.00022	0.00013	<0.0020	<0.0020
07/02/2025	89	-	-	-	-	-	-	-	-	-	-	-	-	-	-	-	-	-	-
14/02/2025	90	0.26	<0.000010	-	0.00050	<0.00010	<0.0030	0.67	<0.000090	0.000070	<0.000050	0.060	0.0090	0.0000050	<0.00020	0.00019	0.00010	<0.0020	<0.0020
21/02/2025	91	-	-	-	-	-	-	-	-	-	-	-	-	-	-	-	-	-	-
28/02/2025	92	0.26	<0.000010	-	0.00050	<0.00010	<0.0030	0.67	<0.000090	0.000080	<0.000050	0.070	0.0088	<0.0000050	<0.00020	0.00019	0.00012	<0.0020	<0.0020
07/03/2025	93	-	-	-	-	-	-	-	-	-	-	-	-	-	-	-	-	-	-
14/03/2025	94	0.27	<0.000010	-	0.00050	<0.00010	<0.0030	0.65	0.00021	0.000070	<0.000050	0.080	0.0082	<0.0000050	<0.00020	0.00018	0.000090	<0.0020	<0.0020
21/03/2025	95	-	-	-	-	-	-	-	-	-	-	-	-	-	-	-	-	-	-
28/03/2025	96	0.21	<0.000010	-	<0.00040	<0.00010	<0.0030	0.59	<0.000090	0.00011	<0.000050	0.060	0.0061	<0.0000050	<0.00020	0.000081	0.00012	<0.0020	<0.0020
04/04/2025	97	-	-	-	-	-	-	-	-	-	-	-	-	-	-	-	-	-	-
11/04/2025	98	0.19	<0.000010	-	<0.00040	<0.00010	<0.0030	0.53	<0.000090	0.000090	<0.000050	0.060	0.0058	<0.0000050	<0.00020	0.000070	0.00011	<0.0020	<0.0020
18/04/2025	99	-	-	-	-	-	-	-	-	-	-	-	-	-	-	-	-	-	-
25/04/2025	100	0.22	<0.000010	-	0.00040	<0.00010	<0.0030	0.62	<0.000090	0.000070	<0.000050	0.060	0.0061	<0.0000050	<0.00020	0.000087	0.00010	0.0020	<0.0020
02/05/2025	101	-	-	0.00000066	-	-	-	-	-	-	-	-	-	-	-	-	-	-	-
09/05/2025	102	0.22	<0.000010	0.00000064	<0.00040	<0.00010	<0.0030	0.60	<0.000090	0.000060	<0.000050	0.060	0.0065	<0.0000050	<0.00020	0.000099	0.000080	<0.0020	<0.0020
16/05/2025	103	-	-	0.00000075	-	-	-	-	-	-	-	-	-	-	-	-	-	-	-
23/05/2025	104	0.22	<0.000010	0.00000066	<0.00040	0.00090	<0.0030	0.62	<0.000090	0.000050	<0.000050	0.060	0.0063	<0.0000050	<0.00020	0.000083	0.000090	<0.0020	<0.0020
30/05/2025	105	-	-	-	-	-	-	-	-	-	-	-	-	-	-	-	-	-	-
06/06/2025	106	-	-	-	-	-	-	-	-	-	-	-	-	-	-	-	-	-	-
13/06/2025	107	-	-	-	-	-	-	-	-	-	-	-	-	-	-	-	-	-	-
20/06/2025	108	0.25	<0.000010	-	<0.00040	<0.00010	<0.0030	0.71	0.00046	0.000050	<0.000050	0.060	0.0071	<0.0000050	<0.00020	0.00024	0.000080	<0.0020	<0.0020
27/06/2025	109	-	-	-	-	-	-	-	-	-	-	-	-	-	-	-	-	-	-

Table D-9: Mine Rock Humidity Cell Testing Results (HC-9)

Sample Date	Week Number	Leachate Volume Recovered	pH	Electrical Conductivity	Alkalinity (to pH 4.5)	Acidity (to pH 8.3)	Sulphate	Fluoride	Chloride	Aluminum (Al)	Antimony (Sb)	Arsenic (As)	Beryllium (Be)	Boron (B)	Cadmium (Cd)	Calcium (Ca)	Chromium (Cr)	Cobalt (Co)	Copper (Cu)	Iron (Fe)
Units:	-	mL	pH Units	µS/cm	mg CaCO3/L	mg CaCO3/L	mg/L	mg/L	mg/L	mg/L	mg/L	mg/L	mg/L	mg/L	mg/L	mg/L	mg/L	mg/L	mg/L	mg/L
26/05/2023	0	719	7.0	78	6.0	3.0	42	<0.060	3.0	0.0050	<0.00090	0.00030	0.0000080	0.012	0.00067	15	<0.000080	0.0024	0.0011	0.026
06/02/2023	1	905	6.5	132	2.0	22	52	<0.060	13	0.0090	<0.00090	0.00030	<0.0000070	0.025	0.0012	20	0.00010	0.00024	0.0013	<0.0070
06/09/2023	2	1010	6.6	107	3.0	15	42	<0.060	4.0	0.0080	<0.00090	<0.00020	<0.0000070	0.016	0.0023	16	0.000090	0.00020	0.00070	<0.0070
16/06/2023	3	985	6.5	63	2.0	13	23	<0.060	2.0	<0.0010	<0.00090	0.0015	<0.0000070	0.010	0.0017	9.1	<0.000080	0.00010	0.00040	<0.0070
23/06/2023	4	999	6.8	74	6.0	11	26	<0.060	4.0	0.0050	<0.00090	<0.00020	<0.0000070	0.012	0.0045	11	<0.000080	0.00021	0.00020	<0.0070
30/06/2023	5	984	6.8	53	4.0	8.0	17	<0.060	2.0	0.0060	<0.00090	0.00020	<0.0000070	0.0070	0.0029	8.1	<0.000080	0.00013	0.00050	<0.0070
07/07/2023	6	1000	6.9	52	6.0	4.0	15	<0.060	1.0	0.0040	<0.00090	0.0011	<0.0000070	0.0060	0.0037	7.4	<0.000080	0.00017	<0.00020	0.012
14/07/2023	7	993	7.1	54	6.0	<2.0	15	<0.060	1.0	0.0030	<0.00090	<0.00020	<0.0000070	0.0070	0.0046	7.8	<0.000080	0.00014	<0.00020	<0.0070
20/07/2023	8	1008	6.8	46	5.0	6.0	13	<0.060	<1.0	0.0060	<0.00090	0.00040	<0.0000070	0.0040	0.0050	6.9	<0.000080	0.00014	<0.00020	<0.0070
28/07/2023	9	999	6.7	50	5.0	5.0	13	<0.060	<1.0	0.0030	<0.00090	<0.00020	<0.0000070	0.0040	0.0059	6.9	<0.000080	0.00013	<0.00020	<0.0070
08/04/2023	10	986	6.8	46	4.0	4.0	12	<0.060	<1.0	0.0030	<0.00090	<0.00020	<0.0000070	0.0040	0.0056	6.1	0.00010	0.00013	0.00020	<0.0070
08/11/2023	11	1007	6.8	46	4.0	4.0	13	<0.060	<1.0	0.0030	<0.00090	<0.00020	<0.0000070	0.0030	0.0071	6.9	<0.000080	0.00014	0.00040	<0.0070
18/08/2023	12	1004	6.8	39	3.0	4.0	10	<0.060	<1.0	0.0040	<0.00090	<0.00020	<0.0000070	0.0020	0.0064	5.6	<0.000080	0.00015	0.00060	0.0090
25/08/2023	13	1008	6.8	38	3.0	4.0	9.0	<0.060	<1.0	0.0030	<0.00090	<0.00020	<0.0000070	0.0030	0.0071	5.5	<0.000080	0.00015	<0.00020	<0.0070
09/01/2023	14	967	6.8	37	4.0	4.0	9.0	<0.060	1.0	0.0020	<0.00090	<0.00020	<0.0000070	<0.0020	0.0078	5.1	0.000080	0.00015	<0.00020	<0.0070
09/08/2023	15	988	6.7	38	3.0	<2.0	10	<0.060	2.0	0.0030	<0.00090	<0.00020	<0.0000070	0.0020	0.0092	5.2	<0.000080	0.00018	0.00030	<0.0070
15/09/2023	16	999	6.7	37	3.0	5.0	10	<0.060	<1.0	0.0020	<0.00090	<0.00020	<0.0000070	<0.0020	0.010	5.1	<0.000080	0.00018	<0.00020	<0.0070
22/09/2023	17	993	6.6	39	3.0	4.0	11	<0.060	<1.0	0.0020	<0.00090	<0.00020	<0.0000070	0.0020	0.012	5.2	<0.000080	0.00019	<0.00020	<0.0070
29/09/2023	18	991	6.6	38	3.0	3.0	14	<0.060	<1.0	0.0020	<0.00090	<0.00020	<0.0000070	<0.0020	0.012	5.2	<0.000080	0.00021	0.0014	0.0080
10/06/2023	19	998	6.6	35	2.0	<2.0	13	<0.060	<1.0	0.0020	<0.00090	<0.00020	<0.0000070	<0.0020	0.013	5.1	<0.000080	0.00022	0.0018	<0.0070
13/10/2023	20	1004	6.6	43	3.0	2.0	13	<0.060	<1.0	0.0020	<0.00090	<0.00020	<0.0000070	0.0020	0.014	5.0	<0.000080	0.00021	0.00020	<0.0070
20/10/2023	21	1001	6.8	36	2.0	6.0	14	<0.060	<1.0	0.0020	<0.00090	<0.00020	<0.0000070	0.0030	0.015	4.8	0.00010	0.00031	0.0016	<0.0070
27/10/2023	22	1006	6.5	36	2.0	2.0	15	<0.060	1.0	0.0020	<0.00090	0.00030	<0.0000070	<0.0020	0.014	4.8	<0.000080	0.00023	<0.00020	<0.0070
11/03/2023	23	1000	6.4	36	2.0	2.0	13	<0.060	<1.0	0.0020	<0.00090	<0.00020	<0.0000070	0.0040	0.015	4.9	<0.000080	0.00030	0.0019	<0.0070
11/10/2023	24	984	6.7	37	3.0	2.0	15	<0.060	1.0	0.0020	<0.00090	<0.00020	<0.0000070	<0.0020	0.017	4.7	<0.000080	0.00030	0.00020	<0.0070
17/11/2023	25	1010	6.4	34	3.0	2.0	12	<0.060	<1.0	<0.0010	<0.00090	<0.00020	<0.0000070	<0.0020	0.017	3.4	<0.000080	0.00021	<0.00020	<0.0070
24/11/2023	26	1008	6.3	38	2.0	3.0	12	<0.060	<1.0	0.0010	<0.00090	0.00030	<0.0000070	<0.0020	0.017	4.4	<0.000080	0.00027	<0.00020	<0.0070
12/01/2023	27	994	6.3	40	2.0	3.0	14	<0.060	<1.0	0.0020	<0.00090	0.00020	<0.0000070	<0.0020	0.018	5.1	<0.000080	0.00030	<0.00020	<0.0070
12/08/2023	28	998	6.6	34	2.0	4.0	12	<0.060	<1.0	0.0020	<0.00090	<0.00020	<0.0000070	<0.0020	0.017	4.4	<0.000080	0.00029	0.00030	<0.0070
15/12/2023	29	1010	6.5	34	2.0	2.0	11	<0.060	<1.0	0.0020	<0.00090	<0.00020	<0.0000070	<0.0020	0.016	3.7	<0.000080	0.00027	0.00020	<0.0070
22/12/2023	30	991	6.6	38	2.0	5.0	13	<0.060	<1.0	0.0030	<0.00090	<0.00020	<0.0000070	<0.0020	0.019	4.0	<0.000080	0.00029	0.00030	0.015
29/12/2023	31	999	6.6	34	<2.0	<2.0	13	<0.060	<1.0	0.0010	<0.00090	<0.00020	<0.0000070	<0.0020	0.018	3.8	<0.000080	0.00030	0.00030	<0.0070
01/05/2024	32	995	6.4	34	<2.0	4.0	13	<0.060	<1.0	0.0010	<0.00090	0.00020	<0.0000070	<0.0020	0.018	3.5	<0.000080	0.00033	0.00020	<0.0070
01/12/2024	33	996	6.5	36	2.0	5.0	12	<0.060	<1.0	0.0020	<0.00090	<0.00020	<0.0000070	<0.0020	0.019	3.6	<0.000080	0.00033	0.00030	<0.0070
19/01/2024	34	990	6.3	36	<2.0	4.0	13	<0.060	<1.0	0.0020	<0.00090	0.00020	<0.0000070	<0.0020	0.020	3.7	<0.000080	0.00032	0.00030	<0.0070
26/01/2024	35	1003	6.3	34	<2.0	6.0	12	<0.060	<1.0	0.0020	<0.00090	0.0010	<0.0000070	<0.0020	0.020	3.4	<0.000080	0.00036	<0.0020	<0.0070
02/02/2024	36	997	6.5	38	3.0	7.0	13	<0.060	<1.0	0.0010	<0.00090	<0.00020	<0.0000070	<0.0020	0.021	3.8	<0.000080	0.00036	<0.0020	<0.0070
02/09/2024	37	1008	6.6	35	2.0	5.0	11	<0.060	<1.0	0.0010	<0.00090	<0.00020	<0.0000070	<0.0020	0.019	3.4	<0.000080	0.00034	<0.0010	<0.0070
15/02/2024	38	998	6.7	34	2.0	3.0	14	<0.060	<1.0	0.0010	<0.00090	<0.00020	<0.0000070	<0.0020	0.022	3.2	<0.000080	0.00041	<0.0010	<0.0070
23/02/2024	39	1003	6.4	32	2.0	3.0	13	<0.060	<1.0	0.0010	<0.00090	<0.00020	<0.0000070	<0.0020	0.022	3.2	<0.000080	0.00035	<0.0010	<0.0070
03/01/2024	40	987	6.4	28	2.0	4.0	12	<0.060	<1.0	0.0010	<0.00090	<0.00020	<0.0000070	<0.0020	0.021	2.7	<0.000080	0.00032	<0.0010	<0.0070
03/08/2024	41	1009	6.2	35	2.0	5.0	13	<0.060	<1.0	0.0010	<0.00090	<0.00020	<0.0000070	0.0060	0.022	3.3	<0.000080	0.00040	<0.0010	<0.0070
15/03/2024	42	999	6.3	30	<2.0	4.0	13	<0.060	<1.0	<0.0010	<0.00090	<0.00020	<0.0000070	<0.0020	0.023	2.8	<0.000080	0.00041	<0.0010	<0.0070
22/03/2024	43	981	5.8	54	<2.0	6.0	24	<0.060	<1.0	<0.0010	<0.00090	<0.00020	<0.0000070	<0.0020	0.053	5.0	<0.000080	0.0018	0.0010	<0.0070
29/03/2024	44	998	6.2	40	<2.0	7.0	19	<0.060	<1.0	<0.0010	<0.00090	<0.00020	<0.0000070	<0.0020	0.036	3.3	<0.000080	0.00092	<0.0010	<0.0070
04/05/2024	45	1005	6.2	35	<2.0	5.0	14	-	-	-	-	-	-	-	-	-	-	-	-	-
04/12/2024	46	1002	6.3	36	<2.0	6.0	12	-	-	<0.0010	<0.00090	0.00020	<0.0000070	<0.0020	0.027	2.6	<0.000080	0.00053	<0.0010	<0.0070
19/04/2024	47	1004	6.2	32	<2.0	3.0	12	-	-	-	-	-	-	-	-	-	-	-	-	-
26/04/2024	48	999	6.0	39	<2.0	9.0	13	-	-	<0.0010	<0.00090	<0.00020	<0.0000070	<0.0020	0.028	2.7	<0.000080	0.00053	<0.0010	<0.0070
05/02/2024	49	1004	6.2	32	<2.0	6.0	13	-	-	-	-	-	-	-	-	-	-	-	-	-
05/10/2024	50	999	6.4	34	<2.0	3.0	14	-	-	<0.0010	<0.00090	<0.00020	<0.0000070	<0.0020	0.029	2.7	<0.000080	0.00054	<0.0010	<0.0070
17/05/2024	51	980	6.2	29	<2.0	5.0	13	-	-	-	-	-	-	-	-	-	-	-	-	-
24/05/2024	52	1000	6.1	32	<2.0	4.0	12	-	-	0.0010	<0.00090	<0.00020	<0.0000070	<0.0020	0.025	2.3	<0.000080	0.00048	<0.0010	<0.0070
31/05/2024	53	1001	6.2	30	<2.0	9.0	11	-	-	-	-	-	-	-	-	-	-	-	-	-
06/07/2024	54	1006	5.9	33	<2.0	5.0	13	-	-	0.0020	<0.00090	<0.00020	<0.0000070	<0.0020	0.030	2.6	0.00012	0.00058	0.0010	<0.0070
14/06/2024	55	1006	5.9	39	<2.0	9.0	13	-	-	-	-	-	-	-	-	-	-	-	-	-
21/06/2024	56	1007	5.9	39	<2.0	6.0	13	-	-	<0.0010	<0.00090	<0.00020	<0.0000070	<0.0020	0.028	2.3	<0.000080	0.00064	0.0020	0.011
28/06/2024	57	1010	5.7	34	<2.0	8.0	14	-	-	-	-	-	-	-	-	-	-	-	-	-
07/05/2024	58	1001	5.6	36	<2.0	10	14	-	-	<0.0010	<0.00090	<0.00020	<0.0000070	<0.0020	0.026	2.1	<0.000080	0.00061	0.0020	0.010
07/12/2024	59	1003	6.5	36	2.0	4.0	15	-	-	-	-	-	-	-	-	-	-	-	-	-
19/07/2024	60	1011	5.7	33	<2.0	6.0	12	-	-	<0.0010	<0.00090	<0.00020	<0.0000070	<0.0020	0.026	2.0	<0.000080	0.00066	0.0020	0.014
26/07/2024	61	1005	5.9	38	<2.0	8.0	14	-	-	-	-	-	-	-	-	-	-	-	-	-
08/02/2024	62	1005	5.6	38	<2.0	10	13	-	-	<0.0010	<0.00090	<0.00020	<0.0000070	<0.0020	0.024	2.0	<0.000080	0.00067	0.0020	0.024
08/09/2024	63	1000	5.8	33	<2.0	6.0	14	-	-	-	-	-	-	-	-	-	-	-	-	-
16/08/2024	64	1006	5.7	31	<2.0	7.0	14	-	-	<0.0010	<0.00090	<0.00020	<0.0000070	<0.0020	0.023	1.7	<0.000080	0.00065	0.0020	0.017
23/08/2024	65	1005	5.8	33	<2.0	10	11	-	-	-	-	-	-	-	-	-	-	-	-	-
30/08/2024	66	995	5.6	19	<2.0	7.0	12	-	-	<0.0010	<0.00090	<0.00020	<0.0000070	<0.0020	0.024	1.7	<0.000080	0.00068	0.0020	0.017
09/06/2024	67	1000	5.3	35	<2.0	7.0	13	-	-	-	-	-	-	-	-	-	-	-	-	-
13/09/2024	68	999	5.6	35	<2.0	7.0	15	-	-	0.0010	<0.00090	<0.00020	<0.0000070	<0.0020	0.025	1.7	<0.000080	0.00069	0.0020	0.025

Table D-9: Mine Rock Humidity Cell Testing Results (HC-9)

Sample Date	Week Number	Leachate Volume Recovered	pH	Electrical Conductivity	Alkalinity (to pH 4.5)	Acidity (to pH 8.3)	Sulphate	Fluoride	Chloride	Aluminum (Al)	Antimony (Sb)	Arsenic (As)	Beryllium (Be)	Boron (B)	Cadmium (Cd)	Calcium (Ca)	Chromium (Cr)	Cobalt (Co)	Copper (Cu)	Iron (Fe)
Units:	-	mL	pH Units	µS/cm	mg CaCO3/L	mg CaCO3/L	mg/L	mg/L	mg/L	mg/L	mg/L	mg/L	mg/L	mg/L	mg/L	mg/L	mg/L	mg/L	mg/L	mg/L
20/09/2024	69	997	5.6	40	<2.0	11	13	-	-	-	-	-	-	-	-	-	-	-	-	-
27/09/2024	70	1002	5.7	35	<2.0	11	1.4	-	-	0.0010	<0.00090	<0.00020	0.0000070	<0.0020	0.024	1.5	<0.000080	0.00065	0.0020	0.026
10/04/2024	71	999	5.9	31	<2.0	8.0	12	-	-	-	-	-	-	-	-	-	-	-	-	-
10/11/2024	72	1006	5.5	30	<2.0	10	12	-	-	0.0020	<0.00090	<0.00020	<0.0000070	<0.0020	0.024	1.3	<0.000080	0.00062	0.0020	0.023
18/10/2024	73	1010	5.6	34	<2.0	9.0	12	-	-	-	-	-	-	-	-	-	-	-	-	-
25/10/2024	74	1011	5.4	30	<2.0	8.0	12	-	-	0.0010	<0.00090	<0.00020	<0.0000070	<0.0020	0.025	1.4	<0.000080	0.00064	0.0030	0.019
11/01/2024	75	996	6.1	30	<2.0	10	12	-	-	-	-	-	-	-	-	-	-	-	-	-
11/08/2024	76	1011	5.8	34	<2.0	9.0	12	-	-	0.0020	<0.00090	<0.00020	<0.0000070	<0.0020	0.026	1.4	<0.000080	0.00070	0.0030	0.028
15/11/2024	77	1007	5.8	37	<2.0	7.0	15	-	-	-	-	-	-	-	-	-	-	-	-	-
22/11/2024	78	986	5.4	54	<2.0	17	20	-	-	0.0050	<0.00090	<0.00020	<0.0000070	<0.0020	0.050	2.2	0.00014	0.0018	0.0050	0.031
29/11/2024	79	997	5.8	40	<2.0	12	18	-	-	-	-	-	-	-	-	-	-	-	-	-
12/06/2024	80	999	5.7	37	<2.0	8.0	16	-	-	0.0070	<0.00090	0.00040	<0.0000070	<0.0020	0.033	1.5	0.00012	0.00095	0.0050	0.090
13/12/2024	81	1010	5.8	30	<2.0	11	12	-	-	-	-	-	-	-	-	-	-	-	-	-
20/12/2024	82	1000	5.1	34	<2.0	11	12	-	-	0.0030	<0.00090	<0.00020	<0.0000070	<0.0020	0.027	1.2	<0.000080	0.00074	0.0030	0.057
27/12/2024	83	1013	5.6	36	<2.0	13	14	-	-	-	-	-	-	-	-	-	-	-	-	-
01/03/2025	84	1010	5.5	33	<2.0	12	19	-	-	0.0030	<0.00090	0.00020	<0.0000070	<0.0020	0.027	1.2	<0.000080	0.00070	0.0040	0.065
01/10/2025	85	1004	5.2	35	<2.0	13	13	-	-	-	-	-	-	-	-	-	-	-	-	-
17/01/2025	86	1000	5.3	44	<2.0	11	11	-	-	0.0040	<0.00090	0.00020	<0.0000070	<0.0020	0.024	1.0	<0.000080	0.00072	0.0030	0.045
24/01/2025	87	997	5.6	30	<2.0	10	13	-	-	-	-	-	-	-	-	-	-	-	-	-
31/01/2025	88	1008	5.4	32	<2.0	11	15	-	-	0.0040	<0.00090	<0.00020	0.0000080	<0.0020	0.028	1.1	<0.000080	0.00072	0.0040	0.057
02/07/2025	89	1001	5.6	37	<2.0	11	14	-	-	-	-	-	-	-	-	-	-	-	-	-
14/02/2025	90	987	5.7	35	<2.0	11	15	-	-	0.0050	<0.00090	<0.00020	0.0000070	<0.0020	0.029	1.2	<0.000080	0.00067	0.0040	0.067
21/02/2025	91	996	5.3	36	<2.0	12	15	-	-	-	-	-	-	-	-	-	-	-	-	-
28/02/2025	92	1001	5.3	31	<2.0	10	12	-	-	0.0050	<0.00090	<0.00020	0.000012	<0.0020	0.025	1.1	<0.000080	0.00062	0.0040	0.069
03/07/2025	93	1005	5.4	31	<2.0	11	13	-	-	-	-	-	-	-	-	-	-	-	-	-
14/03/2025	94	984	5.3	37	<2.0	11	12	-	-	0.0060	<0.00090	<0.00020	<0.0000070	<0.0020	0.025	1.0	<0.000080	0.00060	0.0040	0.064
21/03/2025	95	1005	5.4	31	<2.0	11	14	-	-	-	-	-	-	-	-	-	-	-	-	-
28/03/2025	96	1008	5.5	31	<2.0	10	15	-	-	0.0080	<0.00090	<0.00020	<0.0000070	<0.0020	0.026	1.0	<0.000080	0.00067	0.0040	0.094
04/04/2025	97	973	5.5	32	<2.0	12	11	-	-	-	-	-	-	-	-	-	-	-	-	-
04/11/2025	98	981	5.1	50	<2.0	16	18	-	-	0.014	<0.00090	0.00030	0.0000080	<0.0020	0.047	1.4	<0.000080	0.0016	0.0070	0.12
18/04/2025	99	1001	5.6	39	<2.0	14	16	-	-	-	-	-	-	-	-	-	-	-	-	-
25/04/2025	100	999	5.4	36	<2.0	13	14	-	-	0.011	<0.00090	<0.00020	0.0000090	<0.0020	0.032	1.0	<0.000080	0.00084	0.0060	0.13
05/02/2025	101	985	5.5	48	<2.0	19	20	-	-	-	-	-	-	-	-	-	-	-	-	-
05/09/2025	102	992	5.5	36	<2.0	14	16	-	-	0.014	<0.00090	<0.00020	0.000010	<0.0020	0.037	1.0	<0.000080	0.00093	0.0060	0.23
16/05/2025	103	992	5.6	44	<2.0	15	19	-	-	-	-	-	-	-	-	-	-	-	-	-
23/05/2025	104	1005	5.2	36	<2.0	18	15	-	-	0.016	<0.00090	<0.00020	0.000010	<0.0020	0.036	0.85	<0.000080	0.00080	0.0080	0.19
30/05/2025	105	988	5.2	38	<2.0	15	16	-	-	-	-	-	-	-	-	-	-	-	-	-
06/06/2025	106	1008	5.2	32	<2.0	15	13	-	-	-	-	-	-	-	-	-	-	-	-	-
13/06/2025	107	996	5.7	31	<2.0	12	12	-	-	-	-	-	-	-	-	-	-	-	-	-
20/06/2025	108	991	5.6	33	<2.0	8.0	14	-	-	0.014	<0.00090	<0.00020	0.000011	<0.0020	0.032	0.95	<0.000080	0.00072	0.0060	0.17
27/06/2025	109	993	5.5	31	<2.0	9.0	13	-	-	-	-	-	-	-	-	-	-	-	-	-

Table D-9: Mine Rock Humidity Cell Testing Results (HC-9)

Sample Date	Week Number	Magnesium (Mg)	Mercury (Hg)	Ultra Trace Mercury (Hg)	Molybdenum (Mo)	Nickel (Ni)	Phosphorus (P)	Potassium (K)	Lead (Pb)	Selenium (Se)	Silver (Ag)	Sodium (Na)	Strontium (Sr)	Thallium (Tl)	Tungsten (W)	Uranium (U)	Vanadium (V)	Zinc (Zn)	Zirconium (Zr)
Units:	-	mg/L	mg/L	mg/L	mg/L	mg/L	mg/L	mg/L	mg/L	mg/L	mg/L	mg/L	mg/L	mg/L	mg/L	mg/L	mg/L	mg/L	mg/L
26/05/2023	0	1.5	<0.000010	-	0.00024	0.091	<0.0030	3.1	0.00045	0.0058	<0.000050	3.2	0.075	0.000014	0.000080	0.00040	<0.000010	0.59	<0.0020
06/02/2023	1	1.8	<0.000010	-	0.00065	0.0061	<0.0030	2.9	0.00092	0.010	<0.000050	3.8	0.091	0.0000050	0.000080	0.00028	0.000020	0.083	<0.0020
06/09/2023	2	1.3	<0.000010	-	0.00013	0.0033	<0.0030	2.0	0.0011	0.0045	<0.000050	1.2	0.074	0.0000080	0.000060	0.00032	0.000020	0.14	<0.0020
16/06/2023	3	0.59	<0.000010	-	0.000090	0.0014	<0.0030	1.2	0.0010	0.0031	<0.000050	0.44	0.038	0.0000070	0.000070	0.00018	0.000010	0.095	<0.0020
23/06/2023	4	0.61	<0.000010	-	0.00010	0.0027	<0.0030	1.7	0.0021	0.0036	<0.000050	0.37	0.049	0.000012	0.000040	0.0013	0.000020	0.27	<0.0020
30/06/2023	5	0.40	<0.000010	-	0.00011	0.0012	<0.0030	1.2	0.0016	0.0029	<0.000050	0.22	0.032	0.0000070	0.000060	0.00021	0.000020	0.16	<0.0020
07/07/2023	6	0.33	<0.000010	-	0.000090	0.0017	<0.0030	1.1	0.0020	0.0025	<0.000050	0.11	0.030	0.0000080	0.000050	0.00016	0.000010	0.20	<0.0020
14/07/2023	7	0.35	<0.000010	-	0.00019	0.0015	<0.0030	1.3	0.0026	0.0029	<0.000050	0.19	0.029	0.000011	0.000070	0.00028	0.000010	0.27	<0.0020
20/07/2023	8	0.29	0.000010	-	0.00032	0.0015	<0.0030	1.1	0.0031	0.0024	<0.000050	0.12	0.024	0.000024	0.000050	0.00015	0.000020	0.31	<0.0020
28/07/2023	9	0.27	<0.000010	-	0.00037	0.0017	<0.0030	1.1	0.0037	0.0027	<0.000050	0.11	0.024	0.000013	0.000050	0.00061	<0.000010	0.38	<0.0020
08/04/2023	10	0.22	<0.000010	-	0.00023	0.0016	<0.0030	1.1	0.0037	0.0025	<0.000050	0.12	0.020	0.000012	0.000050	0.00060	0.000020	0.38	<0.0020
08/11/2023	11	0.20	<0.000010	-	0.00037	0.0018	<0.0030	1.1	0.0047	0.0028	<0.000050	0.10	0.022	0.000013	0.000030	0.00021	<0.000010	0.48	<0.0020
18/08/2023	12	0.19	<0.000010	-	0.000070	0.0015	<0.0030	1.0	0.0041	0.0024	<0.000050	0.13	0.018	0.0000090	0.000050	0.00012	0.000010	0.40	<0.0020
25/08/2023	13	0.16	<0.000010	-	0.00031	0.0017	<0.0030	1.0	0.0053	0.0021	<0.000050	0.11	0.017	0.000011	0.000040	0.000080	0.000010	0.51	<0.0020
09/01/2023	14	0.14	<0.000010	-	0.000060	0.0018	<0.0030	0.97	0.0056	0.0020	<0.000050	0.080	0.016	0.000012	0.000030	0.000073	0.000020	0.59	<0.0020
09/08/2023	15	0.14	<0.000010	-	0.000070	0.0023	<0.0030	0.95	0.0076	0.0020	<0.000050	0.13	0.016	0.000010	0.000030	0.00066	<0.000010	0.71	<0.0020
15/09/2023	16	0.12	<0.000010	-	0.00018	0.0023	<0.0030	0.94	0.0084	0.0020	<0.000050	0.060	0.016	0.000013	0.000030	0.000083	<0.000010	0.85	<0.0020
22/09/2023	17	0.13	<0.000010	-	0.00028	0.0026	<0.0030	1.0	0.0095	0.0019	<0.000050	0.080	0.015	0.000017	0.000030	0.000067	0.000010	0.99	<0.0020
29/09/2023	18	0.12	<0.000010	-	0.022	0.0032	<0.0030	1.0	0.011	0.0015	<0.000050	0.080	0.015	0.000015	0.000020	0.00014	<0.000010	1.1	<0.0020
10/06/2023	19	0.12	<0.000010	-	0.00038	0.0033	<0.0030	0.96	0.013	0.0013	<0.000050	0.080	0.014	0.000021	0.000020	0.00011	<0.000010	1.2	<0.0020
13/10/2023	20	0.11	<0.000010	-	0.00014	0.0036	<0.0030	0.89	0.013	0.0011	<0.000050	0.070	0.014	0.000012	0.000020	0.00025	<0.000010	1.4	<0.0020
20/10/2023	21	0.11	<0.000010	-	<0.000040	0.0047	<0.0030	0.91	0.014	0.0010	<0.000050	0.070	0.013	0.000018	0.000030	0.000085	<0.000010	1.4	<0.0020
27/10/2023	22	0.11	<0.000010	-	0.000060	0.0039	<0.0030	0.96	0.014	0.0011	<0.000050	0.090	0.012	0.000017	<0.000020	0.0012	<0.000010	1.4	<0.0020
11/03/2023	23	0.19	<0.000010	-	0.00019	0.0065	<0.0030	0.96	0.015	0.0010	<0.000050	0.52	0.010	0.000018	<0.000020	0.00060	0.000020	1.6	<0.0020
11/10/2023	24	0.091	0.000010	-	0.00018	0.0051	<0.0030	0.91	0.016	0.0011	<0.000050	0.060	0.013	0.000017	<0.000020	0.00072	0.000030	1.8	<0.0020
17/11/2023	25	0.068	<0.000010	-	0.000080	0.0041	<0.0030	0.66	0.018	0.0012	<0.000050	0.040	0.010	0.000020	<0.000020	0.000080	<0.000010	1.6	<0.0020
24/11/2023	26	0.090	<0.000010	-	0.00013	0.0051	<0.0030	0.89	0.020	0.0012	<0.000050	0.060	0.011	0.000020	<0.000020	0.000068	0.000010	1.9	<0.0020
12/01/2023	27	0.10	<0.000010	-	0.00022	0.0056	<0.0030	0.85	0.020	0.0012	<0.000050	0.060	0.012	0.000018	<0.000020	0.000082	<0.000010	1.9	<0.0020
12/08/2023	28	0.089	<0.000010	-	0.00036	0.0055	<0.0030	0.96	0.022	0.0011	<0.000050	0.070	0.011	0.000023	<0.000020	0.0033	0.000020	1.9	<0.0020
15/12/2023	29	0.071	<0.000010	-	0.0027	0.0049	<0.0030	0.94	0.020	0.0010	<0.000050	0.040	0.010	0.000022	<0.000020	0.00099	<0.000010	1.9	<0.0020
22/12/2023	30	0.080	<0.000010	-	0.00031	0.0061	<0.0030	0.88	0.023	0.0011	<0.000050	0.050	0.011	0.000020	<0.000020	0.000072	<0.000010	2.1	<0.0020
29/12/2023	31	0.082	<0.000010	-	0.00047	0.0059	<0.0030	0.84	0.024	0.0010	<0.000050	0.060	0.010	0.000022	0.000080	0.000097	<0.000010	2.1	<0.0020
01/05/2024	32	0.074	<0.000010	-	<0.000040	0.0064	<0.0030	0.84	0.023	0.0012	<0.000050	0.050	0.010	0.000021	<0.000020	0.000092	<0.000010	2.1	<0.0020
01/12/2024	33	0.074	<0.000010	-	0.0022	0.0070	<0.0030	0.93	0.027	0.0011	<0.000050	0.060	0.0095	0.000023	<0.000020	0.000063	<0.000010	2.4	<0.0020
19/01/2024	34	0.12	<0.000010	-	0.00036	0.0072	<0.0030	0.96	0.029	0.0010	<0.000050	0.030	0.0093	0.000021	<0.000020	0.000058	0.000020	2.4	<0.0020
26/01/2024	35	0.091	<0.000010	-	<0.00040	0.0074	<0.0030	0.82	0.032	0.00097	<0.000050	0.060	0.0089	0.000019	<0.00020	0.000046	0.000010	2.5	<0.0020
02/02/2024	36	0.089	<0.000010	-	<0.00040	0.0081	<0.0030	0.99	0.036	0.00099	<0.000050	0.090	0.0095	0.000035	<0.00020	0.00014	<0.000010	2.5	<0.0020
02/09/2024	37	0.067	<0.000010	-	<0.00040	0.0069	<0.0030	0.88	0.036	0.00085	<0.000050	0.050	0.0080	0.000023	<0.00020	0.000042	0.000010	2.5	<0.0020
15/02/2024	38	0.077	<0.000010	-	<0.00040	0.0086	<0.0030	0.87	0.042	0.00091	<0.000050	0.080	0.0089	0.000022	<0.00020	0.00065	<0.000010	2.9	<0.0020
23/02/2024	39	0.066	<0.000010	-	<0.00040	0.0084	<0.0030	0.81	0.045	0.0011	<0.000050	0.060	0.0083	0.000026	<0.00020	0.00035	<0.000010	2.8	<0.0020
03/01/2024	40	0.059	<0.000010	-	0.0012	0.0083	<0.0030	0.80	0.048	0.00085	<0.000050	0.070	0.0074	0.000027	<0.00020	0.00013	<0.000010	2.8	<0.0020
03/08/2024	41	0.071	<0.000010	-	<0.00040	0.0095	<0.0030	0.90	0.054	0.00091	<0.000050	0.050	0.0086	0.000028	<0.00020	0.000054	0.000010	3.0	<0.0020
15/03/2024	42	0.061	<0.000010	-	<0.00040	0.0098	<0.0030	0.80	0.056	0.00096	<0.000050	0.040	0.0079	0.000030	<0.00020	0.000047	<0.000010	3.3	<0.0020
22/03/2024	43	0.11	<0.000010	-	<0.00040	0.032	<0.0030	1.2	0.092	0.0015	<0.000050	0.060	0.014	0.000031	<0.00020	0.000048	<0.000010	6.4	<0.0020
29/03/2024	44	0.087	<0.000010	-	<0.00040	0.021	<0.0030	1.1	0.083	0.00089	<0.000050	0.060	0.0097	0.000033	<0.00020	0.000060	<0.000010	4.7	<0.0020
04/05/2024	45	-	-	-	-	-	-	-	-	-	-	-	-	-	-	-	-	-	-
04/12/2024	46	0.072	<0.000010	-	<0.00040	0.015	<0.0030	0.95	0.081	0.00085	<0.000050	0.060	0.0068	0.000033	<0.00020	0.000075	<0.000010	3.8	<0.0020
19/04/2024	47	-	-	-	-	-	-	-	-	-	-	-	-	-	-	-	-	-	-
26/04/2024	48	0.076	<0.000010	-	<0.00040	0.015	<0.0030	1.00	0.091	0.00099	<0.000050	0.060	0.0073	0.000033	<0.00020	0.000056	0.000010	4.3	<0.0020
05/02/2024	49	-	-	-	-	-	-	-	-	-	-	-	-	-	-	-	-	-	-
05/10/2024	50	0.075	<0.000010	-	<0.00040	0.016	<0.0030	1.1	0.11	0.00094	<0.000050	0.050	0.0068	0.000039	<0.00020	0.000066	<0.000010	4.4	<0.0020
17/05/2024	51	-	-	-	-	-	-	-	-	-	-	-	-	-	-	-	-	-	-
24/05/2024	52	0.074	<0.000010	-	<0.00040	0.015	<0.0030	0.94	0.11	0.00080	<0.000050	0.050	0.0056	0.000031	<0.00020	0.000051	<0.000010	4.2	<0.0020
31/05/2024	53	-	-	-	-	-	-	-	-	-	-	-	-	-	-	-	-	-	-
06/07/2024	54	0.090	<0.000010	-	0.030	0.019	<0.0030	1.1	0.15	0.00084	<0.000050	0.090	0.0069	0.000041	<0.00020	0.000068	0.000030	4.9	<0.0020
14/06/2024	55	-	-	-	-	-	-	-	-	-	-	-	-	-	-	-	-	-	-
21/06/2024	56	0.089	<0.000010	-	0.0010	0.020	<0.0030	1.1	0.17	0.00075	<0.000050	0.040	0.0069	0.000041	<0.00020	0.000062	0.000020	5.0	<0.0020
28/06/2024	57	-	-	-	-	-	-	-	-	-	-	-	-	-	-	-	-	-	-
07/05/2024	58	0.088	<0.000010	-	<0.00040	0.019	0.0070	0.99	0.18	0.00077	<0.000050	0.060	0.0059	0.000040	<0.00020	0.000063	0.000010	4.9	<0.0020
07/12/2024	59	-	-	-	-	-	-	-	-	-	-	-	-	-	-	-	-	-	-
19/07/2024	60	0.093	<0.000010	-	0.0010	0.020	<0.0030	1.1	0.23	0.00073	<0.000050	0.090	0.0060	0.000042	<0.00020	0.000084	0.000010	4.7	<0.0020
26/07/2024	61	-	-	-	-	-	-	-	-	-	-	-	-	-	-	-	-	-	-
08/02/2024	62	0.10	<0.000010	-	<0.00040	0.020	<0.0030	1.1	0.21	0.00082	<0.000050	0.090	0.0060	0.000040	<0.00020	0.000093	<0.000010	4.6	<0.0020
08/09/2024	63	-	-	-	-	-	-	-	-	-	-	-	-	-	-	-	-	-	-
16/08/2024	64	0.092	<0.000010	-	<0.00040	0.020	<0.0030	0.97	0.22	0.00073	<0.000050	0.040	0.0050	0.000042	<0.00020	0.000088	<0.000010	4.6	<0.0020
23/08/2024	65	-	-	-	-	-	-	-	-	-	-	-	-	-	-	-	-	-	-
30/08/2024	66	0.10	<0.000010	-	<0.00040	0.021	<0.0030	0.94	0.23	0.00074	<0.000050	0.040	0.0052	0.000040	<0.00020	0.00011	<0.000010	4.9	<0.0020
09/06/2024	67	-	-	-	-	-	-	-	-	-	-	-	-	-	-	-	-	-	-
13/09/2024	68	0.10	<0.000010	-	<0.00040	0.021	<0.0030	1.1	0.26	0.00080	<0.000050	0.040	0.0053	0.000045	<0.00020	0.00012	0.000010	5.3	<0.0020

Table D-9: Mine Rock Humidity Cell Testing Results (HC-9)

Sample Date	Week Number	Magnesium (Mg)	Mercury (Hg)	Ultra Trace Mercury (Hg)	Molybdenum (Mo)	Nickel (Ni)	Phosphorus (P)	Potassium (K)	Lead (Pb)	Selenium (Se)	Silver (Ag)	Sodium (Na)	Strontium (Sr)	Thallium (Tl)	Tungsten (W)	Uranium (U)	Vanadium (V)	Zinc (Zn)	Zirconium (Zr)
Units:	-	mg/L	mg/L	mg/L	mg/L	mg/L	mg/L	mg/L	mg/L	mg/L	mg/L	mg/L	mg/L	mg/L	mg/L	mg/L	mg/L	mg/L	mg/L
20/09/2024	69	-	-	-	-	-	-	-	-	-	-	-	-	-	-	-	-	-	-
27/09/2024	70	0.096	<0.000010	-	<0.00040	0.020	<0.0030	1.0	0.23	0.00087	<0.000050	0.070	0.0046	0.000040	<0.00020	0.00011	<0.000010	4.9	<0.0020
10/04/2024	71	-	-	-	-	-	-	-	-	-	-	-	-	-	-	-	-	-	-
10/11/2024	72	0.088	<0.000010	-	<0.00040	0.019	<0.0030	0.92	0.24	0.00086	<0.000050	0.040	0.0042	0.000045	<0.00020	0.00013	<0.000010	4.8	<0.0020
18/10/2024	73	-	-	-	-	-	-	-	-	-	-	-	-	-	-	-	-	-	-
25/10/2024	74	0.10	<0.000010	-	<0.00040	0.019	<0.0030	0.93	0.26	0.00087	<0.000050	0.050	0.0044	0.000045	<0.00020	0.00011	<0.000010	5.0	<0.0020
11/01/2024	75	-	-	-	-	-	-	-	-	-	-	-	-	-	-	-	-	-	-
11/08/2024	76	0.099	<0.000010	-	<0.00040	0.021	<0.0030	1.1	0.28	0.00084	<0.000050	0.060	0.0043	0.000049	<0.00020	0.00012	<0.000010	5.4	<0.0020
15/11/2024	77	-	-	-	-	-	-	-	-	-	-	-	-	-	-	-	-	-	-
22/11/2024	78	0.17	<0.000010	-	<0.00040	0.041	0.0030	1.3	0.44	0.0014	<0.000050	0.070	0.0073	0.000061	<0.00020	0.00026	<0.000010	9.3	<0.0020
29/11/2024	79	-	-	-	-	-	-	-	-	-	-	-	-	-	-	-	-	-	-
12/06/2024	80	0.14	<0.000010	-	<0.00040	0.027	<0.0030	1.2	0.35	0.0011	<0.000050	0.080	0.0052	0.000063	<0.00020	0.00019	0.000030	6.7	<0.0020
13/12/2024	81	-	-	-	-	-	-	-	-	-	-	-	-	-	-	-	-	-	-
20/12/2024	82	0.12	<0.000010	-	<0.00040	0.021	<0.0030	1.1	0.28	0.00098	<0.000050	0.050	0.0042	0.000051	<0.00020	0.00017	<0.000010	5.4	<0.0020
27/12/2024	83	-	-	-	-	-	-	-	-	-	-	-	-	-	-	-	-	-	-
01/03/2025	84	0.11	<0.000010	-	<0.00040	0.021	<0.0030	1.0	0.31	0.0011	<0.000050	0.060	0.0042	0.000052	<0.00020	0.00021	<0.000010	5.5	<0.0020
01/10/2025	85	-	-	-	-	-	-	-	-	-	-	-	-	-	-	-	-	-	-
17/01/2025	86	0.10	<0.000010	-	<0.00040	0.020	<0.0030	0.87	0.29	0.0010	<0.000050	0.050	0.0040	0.000051	<0.00020	0.00020	<0.000010	4.9	<0.0020
24/01/2025	87	-	-	-	-	-	-	-	-	-	-	-	-	-	-	-	-	-	-
31/01/2025	88	0.12	<0.000010	-	<0.00040	0.022	<0.0030	1.0	0.31	0.0011	<0.000050	0.050	0.0041	0.000055	<0.00020	0.00023	<0.000010	5.6	<0.0020
02/07/2025	89	-	-	-	-	-	-	-	-	-	-	-	-	-	-	-	-	-	-
14/02/2025	90	0.12	<0.000010	-	<0.00040	0.021	<0.0030	1.00	0.35	0.0011	<0.000050	0.050	0.0044	0.000054	<0.00020	0.00029	<0.000010	5.8	<0.0020
21/02/2025	91	-	-	-	-	-	-	-	-	-	-	-	-	-	-	-	-	-	-
28/02/2025	92	0.12	<0.000010	-	<0.00040	0.019	<0.0030	0.95	0.32	0.0012	<0.000050	0.050	0.0039	0.000050	<0.00020	0.00028	<0.000010	5.3	<0.0020
03/07/2025	93	-	-	-	-	-	-	-	-	-	-	-	-	-	-	-	-	-	-
14/03/2025	94	0.12	<0.000010	-	<0.00040	0.019	<0.0030	0.92	0.30	0.0011	<0.000050	0.060	0.0037	0.000050	<0.00020	0.00028	<0.000010	5.4	<0.0020
21/03/2025	95	-	-	-	-	-	-	-	-	-	-	-	-	-	-	-	-	-	-
28/03/2025	96	0.12	<0.000010	-	<0.00040	0.020	<0.0030	0.97	0.27	0.0011	<0.000050	0.050	0.0036	0.000049	<0.00020	0.00025	<0.000010	5.6	<0.0020
04/04/2025	97	-	-	-	-	-	-	-	-	-	-	-	-	-	-	-	-	-	-
04/11/2025	98	0.17	<0.000010	-	<0.00040	0.035	<0.0030	1.0	0.46	0.0018	<0.000050	0.060	0.0055	0.000057	<0.00020	0.00045	<0.000010	9.3	<0.0020
18/04/2025	99	-	-	-	-	-	-	-	-	-	-	-	-	-	-	-	-	-	-
25/04/2025	100	0.14	<0.000010	-	<0.00040	0.024	<0.0030	1.1	0.35	0.0012	<0.000050	0.060	0.0039	0.000060	<0.00020	0.00039	<0.000010	6.6	<0.0020
05/02/2025	101	-	-	<0.000000060	-	-	-	-	-	-	-	-	-	-	-	-	-	-	-
05/09/2025	102	0.15	<0.000010	<0.000000060	<0.00040	0.024	<0.0030	1.0	0.37	0.0013	<0.000050	0.050	0.0043	0.000051	<0.00020	0.00049	<0.000010	7.0	<0.0020
16/05/2025	103	-	-	0.00000030	-	-	-	-	-	-	-	-	-	-	-	-	-	-	-
23/05/2025	104	0.14	<0.000010	0.00000015	<0.00040	0.024	<0.0030	0.97	0.36	0.0013	<0.000050	0.050	0.0039	0.000051	<0.00020	0.00051	<0.000010	6.8	<0.0020
30/05/2025	105	-	-	-	-	-	-	-	-	-	-	-	-	-	-	-	-	-	-
06/06/2025	106	-	-	-	-	-	-	-	-	-	-	-	-	-	-	-	-	-	-
13/06/2025	107	-	-	-	-	-	-	-	-	-	-	-	-	-	-	-	-	-	-
20/06/2025	108	0.15	<0.000010	-	<0.00040	0.022	0.0040	1.1	0.33	0.0013	<0.000050	0.050	0.0034	0.000047	<0.00020	0.00046	<0.000010	6.1	<0.0020
27/06/2025	109	-	-	-	-	-	-	-	-	-	-	-	-	-	-	-	-	-	-

Table D-10: Mine Rock Humidity Cell Testing Results (HC-10)

Sample Date	Week Number	Leachate Volume Recovered	pH	Electrical Conductivity	Alkalinity (to pH 4.5)	Acidity (to pH 8.3)	Sulphate	Fluoride	Chloride	Aluminum (Al)	Antimony (Sb)	Arsenic (As)	Beryllium (Be)	Boron (B)	Cadmium (Cd)	Calcium (Ca)	Chromium (Cr)	Cobalt (Co)	Copper (Cu)	Iron (Fe)
Units:	-	mL	pH Units	µS/cm	mg CaCO3/L	mg CaCO3/L	mg/L	mg/L	mg/L	mg/L	mg/L	mg/L	mg/L	mg/L	mg/L	mg/L	mg/L	mg/L	mg/L	mg/L
26/05/2023	0	739	9.5	55	15	<2.0	4.0	<0.060	<1.0	0.090	0.0017	0.0022	<0.0000070	0.0070	0.0000070	5.3	0.00010	0.000040	0.0052	<0.0070
06/02/2023	1	904	8.7	37	10	<2.0	4.0	<0.060	<1.0	0.047	0.0023	0.0014	<0.0000070	0.012	0.0000070	4.5	<0.000080	0.000013	0.0030	<0.0070
06/09/2023	2	942	7.3	24	10	<2.0	<2.0	<0.060	<1.0	0.041	0.0029	0.0016	<0.0000070	0.0060	0.000011	3.2	<0.000080	0.000012	0.0022	<0.0070
16/06/2023	3	915	7.2	22	7.0	<2.0	2.0	<0.060	<1.0	0.029	0.0032	0.0035	<0.0000070	0.0060	0.0000030	3.0	<0.000080	0.0000090	0.0014	0.0080
23/06/2023	4	967	7.5	22	9.0	<2.0	<2.0	<0.060	<1.0	0.031	0.0041	0.0013	<0.0000070	0.0050	0.000010	3.7	<0.000080	0.000013	0.00090	<0.0070
30/06/2023	5	924	7.4	19	7.0	<2.0	2.0	<0.060	<1.0	0.041	0.0016	0.0012	<0.0000070	0.0030	0.0000060	2.9	<0.000080	0.000010	0.00080	<0.0070
07/07/2023	6	963	7.4	20	7.0	<2.0	<2.0	<0.060	<1.0	0.032	0.0019	0.00090	<0.0000070	0.0030	0.0000070	2.8	<0.000080	0.0000070	0.00060	0.013
14/07/2023	7	916	7.4	19	7.0	<2.0	<2.0	<0.060	<1.0	0.036	0.0014	0.00080	<0.0000070	0.0030	0.0000050	2.8	<0.000080	0.0000070	0.00050	<0.0070
20/07/2023	8	914	7.6	20	7.0	<2.0	<2.0	<0.060	<1.0	0.037	0.0013	0.00090	<0.0000070	<0.0020	0.0000050	2.8	<0.000080	0.000010	0.00070	<0.0070
28/07/2023	9	980	7.7	21	8.0	<2.0	<2.0	<0.060	<1.0	0.033	0.0014	0.00070	<0.0000070	0.0020	0.0000080	3.2	0.00031	0.000018	0.0011	0.37
08/04/2023	10	954	7.4	18	6.0	<2.0	<2.0	<0.060	<1.0	0.033	0.0011	0.00060	<0.0000070	<0.0020	0.0000030	2.7	0.00025	0.000022	0.00080	<0.0070
08/11/2023	11	925	7.4	17	6.0	<2.0	<2.0	<0.060	<1.0	0.040	<0.00090	0.00060	<0.0000070	<0.0020	0.0000060	3.1	<0.000080	0.000015	0.00040	<0.0070
18/08/2023	12	1011	7.3	21	8.0	<2.0	2.0	<0.060	<1.0	0.030	0.0019	0.00080	<0.0000070	<0.0020	0.0000060	3.6	<0.000080	0.000014	0.0015	0.0090
25/08/2023	13	966	7.4	18	6.0	<2.0	<2.0	<0.060	<1.0	0.031	0.0011	0.00090	<0.0000070	<0.0020	0.0000060	3.3	<0.000080	0.000010	0.00040	<0.0070
09/01/2023	14	962	7.4	19	7.0	<2.0	<2.0	<0.060	<1.0	0.032	0.0011	0.00060	<0.0000070	<0.0020	0.0000070	3.2	0.00010	0.000010	0.00030	<0.0070
09/08/2023	15	1004	7.4	21	7.0	<2.0	2.0	<0.060	<1.0	0.032	0.0011	0.00060	<0.0000070	<0.0020	0.0000030	3.7	<0.000080	0.000030	0.00040	<0.0070
15/09/2023	16	984	6.9	19	7.0	<2.0	<2.0	<0.060	<1.0	0.034	0.0010	0.00050	<0.0000070	<0.0020	0.000010	3.4	<0.000080	0.000013	0.0015	<0.0070
22/09/2023	17	954	7.8	17	6.0	<2.0	<2.0	<0.060	<1.0	0.035	<0.00090	0.00050	<0.0000070	<0.0020	0.0000040	2.9	<0.000080	0.0000060	<0.00020	<0.0070
29/09/2023	18	996	7.3	18	7.0	<2.0	2.0	<0.060	<1.0	0.032	0.00090	0.00050	<0.0000070	<0.0020	0.0000080	3.2	<0.000080	0.000019	0.0012	<0.0070
10/06/2023	19	966	7.3	16	5.0	<2.0	<2.0	<0.060	<1.0	0.034	<0.00090	0.00070	<0.0000070	<0.0020	0.000012	2.8	0.00018	0.0000090	0.00080	<0.0070
13/10/2023	20	1006	7.2	21	7.0	<2.0	<2.0	<0.060	<1.0	0.031	<0.00090	0.00040	<0.0000070	<0.0020	0.0000040	2.9	<0.000080	<0.0000040	0.00050	<0.0070
20/10/2023	21	939	6.9	19	6.0	<2.0	<2.0	<0.060	<1.0	0.036	<0.00090	0.00040	<0.0000070	<0.0020	0.000096	2.4	<0.000080	<0.0000040	0.0023	<0.0070
27/10/2023	22	928	7.0	15	5.0	<2.0	<2.0	<0.060	1.0	0.035	<0.00090	0.00030	<0.0000070	<0.0020	0.0000080	2.4	<0.000080	0.0000060	0.00030	<0.0070
11/03/2023	23	961	7.0	14	5.0	<2.0	<2.0	<0.060	<1.0	0.033	<0.00090	0.00040	<0.0000070	0.0030	0.0000070	2.6	<0.000080	0.000048	0.00080	<0.0070
11/10/2023	24	922	7.1	13	6.0	<2.0	<2.0	<0.060	1.0	0.032	<0.00090	0.00040	<0.0000070	<0.0020	0.0000070	2.4	<0.000080	0.0000070	0.0013	<0.0070
17/11/2023	25	997	7.1	17	6.0	<2.0	<2.0	<0.060	<1.0	0.022	<0.00090	0.00040	<0.0000070	<0.0020	0.000011	2.7	<0.000080	0.000013	0.00070	<0.0070
24/11/2023	26	943	7.1	14	6.0	<2.0	<2.0	<0.060	<1.0	0.037	<0.00090	0.00050	<0.0000070	<0.0020	0.0000080	2.3	<0.000080	0.0000080	0.00030	<0.0070
12/01/2023	27	960	7.0	16	5.0	<2.0	<2.0	<0.060	<1.0	0.033	<0.00090	0.00040	<0.0000070	<0.0020	0.000011	3.0	<0.000080	<0.0000040	<0.00020	<0.0070
12/08/2023	28	917	7.0	14	4.0	<2.0	<2.0	<0.060	<1.0	0.037	<0.00090	0.00040	<0.0000070	<0.0020	0.0000050	2.6	<0.000080	0.0000090	0.00070	<0.0070
15/12/2023	29	951	7.2	37	15	<2.0	<2.0	<0.060	<1.0	0.083	<0.00090	0.00070	<0.0000070	<0.0020	0.000024	6.2	<0.000080	0.0000060	0.00070	<0.0070
22/12/2023	30	926	7.4	17	7.0	<2.0	2.0	<0.060	<1.0	0.043	<0.00090	0.00040	<0.0000070	<0.0020	0.000010	2.7	<0.000080	<0.0000040	0.00030	<0.0070
29/12/2023	31	918	7.2	17	7.0	<2.0	2.0	<0.060	<1.0	0.038	<0.00090	0.00030	<0.0000070	<0.0020	0.000010	2.8	<0.000080	0.0000050	0.00030	<0.0070
01/05/2024	32	999	7.2	23	9.0	<2.0	2.0	<0.060	<1.0	0.032	<0.00090	0.00040	<0.0000070	<0.0020	0.000016	3.8	<0.000080	0.000019	0.00020	<0.0070
01/12/2024	33	927	7.2	18	8.0	<2.0	<2.0	<0.060	<1.0	0.039	<0.00090	0.00030	<0.0000070	<0.0020	0.0000050	2.6	<0.000080	0.000030	0.00060	<0.0070
19/01/2024	34	1002	7.3	20	7.0	<2.0	<2.0	<0.060	<1.0	0.036	<0.00090	0.00040	<0.0000070	<0.0020	0.000014	3.6	<0.000080	0.000017	0.00020	<0.0070
26/01/2024	35	915	7.2	15	5.0	<2.0	<2.0	<0.060	<1.0	0.040	<0.00090	0.00030	<0.0000070	<0.0020	0.0000070	2.3	<0.000080	0.0000040	<0.0020	<0.0070
02/02/2024	36	908	7.2	16	6.0	<2.0	<2.0	<0.060	<1.0	0.037	<0.00090	0.00030	<0.0000070	<0.0020	0.000012	2.5	<0.000080	0.00019	<0.0020	<0.0070
02/09/2024	37	922	7.3	16	6.0	<2.0	<2.0	<0.060	<1.0	0.037	<0.00090	0.00030	<0.0000070	<0.0020	0.0000080	2.5	<0.000080	0.0000090	<0.0010	<0.0070
15/02/2024	38	960	7.2	15	6.0	<2.0	2.0	<0.060	<1.0	0.031	<0.00090	0.00040	<0.0000070	<0.0020	0.000011	2.6	<0.000080	0.000029	<0.0010	<0.0070
23/02/2024	39	902	7.4	15	6.0	<2.0	<2.0	<0.060	<1.0	0.037	<0.00090	0.00030	<0.0000070	<0.0020	0.0000050	2.4	<0.000080	0.0000060	<0.0010	<0.0070
03/01/2024	40	922	7.4	13	6.0	<2.0	<2.0	<0.060	<1.0	0.035	<0.00090	0.00030	<0.0000070	<0.0020	0.0000070	2.1	<0.000080	<0.0000040	<0.0010	<0.0070
03/08/2024	41	922	7.1	12	5.0	<2.0	2.0	<0.060	<1.0	0.033	<0.00090	0.00020	<0.0000070	<0.0020	0.0000050	2.3	<0.000080	0.0000060	<0.0010	<0.0070
15/03/2024	42	930	7.3	12	5.0	<2.0	<2.0	<0.060	<1.0	0.033	<0.00090	0.00020	<0.0000070	<0.0020	0.0000080	2.2	<0.000080	0.0000050	<0.0010	<0.0070
22/03/2024	43	904	7.3	13	6.0	<2.0	<2.0	<0.060	<1.0	0.031	<0.00090	0.00020	<0.0000070	<0.0020	0.0000070	2.3	<0.000080	0.0000050	<0.0010	<0.0070
29/03/2024	44	942	7.3	14	5.0	<2.0	2.0	<0.060	<1.0	0.029	<0.00090	0.00030	<0.0000070	<0.0020	0.000020	2.7	<0.000080	0.000011	<0.0010	<0.0070
04/05/2024	45	943	7.2	12	5.0	<2.0	<2.0	-	-	-	-	-	-	-	-	-	-	-	-	-
04/12/2024	46	979	7.1	14	5.0	<2.0	<2.0	-	-	0.026	<0.00090	0.00020	<0.0000070	<0.0020	0.0000090	2.5	<0.000080	<0.0000040	<0.0010	<0.0070
19/04/2024	47	951	7.2	12	5.0	<2.0	<2.0	-	-	-	-	-	-	-	-	-	-	-	-	-
26/04/2024	48	1004	7.1	19	6.0	<2.0	<2.0	-	-	0.022	<0.00090	0.00030	<0.0000070	<0.0020	0.0000090	3.1	<0.000080	0.000023	<0.0010	<0.0070
05/02/2024	49	979	7.1	16	6.0	<2.0	<2.0	-	-	-	-	-	-	-	-	-	-	-	-	-
05/10/2024	50	1005	7.3	18	7.0	<2.0	<2.0	-	-	0.028	<0.00090	0.00030	<0.0000070	<0.0020	0.000016	3.5	<0.000080	0.0000070	<0.0010	<0.0070
17/05/2024	51	1007	7.3	16	6.0	<2.0	2.0	-	-	-	-	-	-	-	-	-	-	-	-	-
24/05/2024	52	1012	7.3	14	6.0	<2.0	<2.0	-	-	0.024	<0.00090	<0.00020	<0.0000070	<0.0020	0.000013	2.8	<0.000080	0.000012	<0.0010	<0.0070
31/05/2024	53	902	6.7	13	4.0	<2.0	2.0	-	-	-	-	-	-	-	-	-	-	-	-	-
06/07/2024	54	908	7.1	12	5.0	<2.0	<2.0	-	-	0.040	<0.00090	0.00030	<0.0000070	<0.0020	0.000023	2.5	<0.000080	0.000017	<0.0010	<0.0070
14/06/2024	55	924	7.1	14	5.0	<2.0	<2.0	-	-	-	-	-	-	-	-	-	-	-	-	-
21/06/2024	56	976	7.0	16	6.0	<2.0	1.1	-	-	0.027	<0.00090	0.00020	<0.0000070	<0.0020	<0.0000030	2.7	<0.000080	0.000015	<0.0010	<0.0070
28/06/2024	57	939	6.9	12	5.0	<2.0	0.80	-	-	-	-	-	-	-	-	-	-	-	-	-
07/05/2024	58	1012	7.4	20	10	<2.0	1.6	-	-	0.032	<0.00090	0.00030	<0.0000070	<0.0020	0.000013	4.0	<0.000080	0.0000080	<0.0010	<0.0070
07/12/2024	59	990	7.2	15	6.0	<2.0	0.80	-	-	-	-	-	-	-	-	-	-	-	-	-
19/07/2024	60	1006	7.2	15	7.0	<2.0	0.90	-	-	0.027	<0.00090	0.00020	<0.0000070	<0.0020	0.0000080	3.0	<0.000080	0.0000080	<0.0010	<0.0070
26/07/2024	61	970	6.8	13	4.0	<2.0	0.80	-	-	-	-	-	-	-	-	-	-	-	-	-
08/02/2024	62	944	6.9	12	4.0	<2.0	0.60	-	-	0.029	<0.00090	<0.00020	<0.0000070	<0.0020	0.0000070	2.0	<0.000080	0.000027	<0.0010	<0.0070
08/09/2024	63	1001	7.2	16	7.0	<2.0	0.90	-	-	-	-	-	-	-	-	-	-	-	-	-
16/08/2024	64	1003	7.0	14	5.0	5.0	0.80	-	-	0.026	<0.00090	<0.00020	<0.0000070	<0.0020	0.000013	2.5	<0.000080	0.000013	<0.0010	<0.0070
23/08/2024	65	925	6.8	12	4.0	<2.0	0.80	-	-	-	-	-	-	-	-	-	-	-	-	-
30/08/2024	66	998	7.0	6.0	5.0	<2.0	0.70	-	-	0.025	<0.00090	0.00030	<0.0000070	<0.0020	0.0000050	2.3	<0.000080	0.0000090	<0.0010	<0.0070
09/06/2024	67	965	7.0	11	4.0	<2.0	0.60	-	-	-	-	-	-	-	-	-	-	-	-	-
13/09/2024	68	960	7.2	13	5.0	<2.0	0.70	-	-	0.024	<0.00090	0.00020	<0.0000070	<0.0020	0.000016	2.3	<0.000080	0.0000090	<0.0010	<0.0070

Table D-10: Mine Rock Humidity Cell Testing Results (HC-10)

Sample Date	Week Number	Leachate Volume Recovered	pH	Electrical Conductivity	Alkalinity (to pH 4.5)	Acidity (to pH 8.3)	Sulphate	Fluoride	Chloride	Aluminum (Al)	Antimony (Sb)	Arsenic (As)	Beryllium (Be)	Boron (B)	Cadmium (Cd)	Calcium (Ca)	Chromium (Cr)	Cobalt (Co)	Copper (Cu)	Iron (Fe)
Units:	-	mL	pH Units	µS/cm	mg CaCO3/L	mg CaCO3/L	mg/L	mg/L	mg/L	mg/L	mg/L	mg/L	mg/L	mg/L	mg/L	mg/L	mg/L	mg/L	mg/L	mg/L
20/09/2024	69	927	6.9	13	4.0	<2.0	0.70	-	-	-	-	-	-	-	-	-	-	-	-	-
27/09/2024	70	912	6.9	13	5.0	<2.0	0.70	-	-	0.030	<0.00090	0.00030	<0.0000070	<0.0020	0.0000080	1.8	<0.000080	<0.0000040	<0.0010	<0.0070
10/04/2024	71	990	6.9	11	4.0	<2.0	1.0	-	-	-	-	-	-	-	-	-	-	-	-	-
10/11/2024	72	952	6.9	10	5.0	<2.0	0.60	-	-	0.030	<0.00090	<0.00020	<0.0000070	<0.0020	0.0000090	1.9	<0.000080	0.0000090	<0.0010	<0.0070
18/10/2024	73	984	6.9	14	4.0	<2.0	0.90	-	-	-	-	-	-	-	-	-	-	-	-	-
25/10/2024	74	953	6.9	12	4.0	<2.0	0.80	-	-	0.019	<0.00090	0.00020	<0.0000070	<0.0020	0.0000030	2.0	<0.000080	0.0000060	<0.0010	<0.0070
11/01/2024	75	945	6.8	11	3.0	<2.0	1.4	-	-	-	-	-	-	-	-	-	-	-	-	-
11/08/2024	76	940	6.9	12	4.0	<2.0	0.80	-	-	0.027	<0.00090	0.00030	0.000010	<0.0020	0.0000080	1.9	<0.000080	0.0000070	0.0030	<0.0070
15/11/2024	77	1000	7.1	16	6.0	<2.0	1.0	-	-	-	-	-	-	-	-	-	-	-	-	-
22/11/2024	78	975	6.9	14	6.0	<2.0	0.90	-	-	0.024	<0.00090	<0.00020	<0.0000070	<0.0020	0.000010	2.5	<0.000080	0.0000080	<0.0010	<0.0070
29/11/2024	79	1006	6.9	19	8.0	<2.0	0.90	-	-	-	-	-	-	-	-	-	-	-	-	-
12/06/2024	80	982	7.1	13	6.0	<2.0	0.90	-	-	0.024	<0.00090	0.00020	<0.0000070	<0.0020	0.000014	2.6	<0.000080	0.0000070	<0.0010	<0.0070
13/12/2024	81	969	6.7	11	5.0	<2.0	0.90	-	-	-	-	-	-	-	-	-	-	-	-	-
20/12/2024	82	1000	6.6	15	5.0	<2.0	1.2	-	-	0.026	<0.00090	<0.00020	<0.0000070	<0.0020	0.000012	2.5	<0.000080	<0.0000040	<0.0010	<0.0070
27/12/2024	83	985	6.7	16	6.0	<2.0	1.4	-	-	-	-	-	-	-	-	-	-	-	-	-
01/03/2025	84	1036	6.9	17	8.0	<2.0	1.3	-	-	0.025	<0.00090	0.00020	<0.0000070	<0.0020	0.000010	3.3	<0.000080	<0.0000040	<0.0010	<0.0070
01/10/2025	85	932	6.7	13	4.0	<2.0	1.4	-	-	-	-	-	-	-	-	-	-	-	-	-
17/01/2025	86	896	6.9	13	4.0	<2.0	1.0	-	-	0.035	<0.00090	<0.00020	<0.0000070	<0.0020	0.000031	1.8	<0.000080	0.00010	<0.0010	0.0070
24/01/2025	87	890	6.8	10	4.0	<2.0	1.0	-	-	-	-	-	-	-	-	-	-	-	-	-
31/01/2025	88	908	7.0	12	6.0	<2.0	0.70	-	-	0.035	<0.00090	<0.00020	<0.0000070	<0.0020	0.0000090	2.2	<0.000080	<0.0000040	<0.0010	<0.0070
02/07/2025	89	901	6.7	13	4.0	<2.0	1.1	-	-	-	-	-	-	-	-	-	-	-	-	-
14/02/2025	90	985	7.1	16	6.0	<2.0	1.4	-	-	0.027	<0.00090	0.00030	<0.0000070	<0.0020	0.000013	2.9	<0.000080	0.0000040	<0.0010	<0.0070
21/02/2025	91	898	6.8	13	5.0	<2.0	1.2	-	-	-	-	-	-	-	-	-	-	-	-	-
28/02/2025	92	923	6.9	12	5.0	<2.0	1.3	-	-	0.032	<0.00090	0.0027	0.000011	<0.0020	0.0000060	2.3	<0.000080	0.0000060	<0.0010	<0.0070
03/07/2025	93	890	6.8	11	4.0	<2.0	0.90	-	-	-	-	-	-	-	-	-	-	-	-	-
14/03/2025	94	988	7.1	16	6.0	<2.0	1.3	-	-	0.021	<0.00090	<0.00020	<0.0000070	<0.0020	0.000011	2.7	<0.000080	0.000054	<0.0010	0.018
21/03/2025	95	970	6.9	12	5.0	<2.0	1.2	-	-	-	-	-	-	-	-	-	-	-	-	-
28/03/2025	96	893	7.0	12	3.0	<2.0	1.0	-	-	0.029	<0.00090	<0.00020	<0.0000070	<0.0020	0.0000060	1.9	<0.000080	0.000052	<0.0010	0.021
04/04/2025	97	887	7.1	12	4.0	<2.0	1.2	-	-	-	-	-	-	-	-	-	-	-	-	-
04/11/2025	98	924	6.9	12	4.0	<2.0	0.90	-	-	0.025	<0.00090	0.00030	<0.0000070	<0.0020	0.000010	2.0	<0.000080	0.000013	<0.0010	<0.0070
18/04/2025	99	912	7.0	10	5.0	<2.0	1.0	-	-	-	-	-	-	-	-	-	-	-	-	-
25/04/2025	100	938	6.9	12	4.0	<2.0	1.0	-	-	0.026	<0.00090	<0.00020	<0.0000070	<0.0020	0.0000060	2.1	<0.000080	0.000022	<0.0010	0.011
05/02/2025	101	918	6.4	12	3.0	3.0	0.90	-	-	-	-	-	-	-	-	-	-	-	-	-
05/09/2025	102	922	6.9	11	4.0	<2.0	1.0	-	-	0.024	<0.00090	0.00030	<0.0000070	<0.0020	0.0000050	2.1	<0.000080	<0.0000040	<0.0010	<0.0070
16/05/2025	103	931	7.1	11	4.0	<2.0	0.90	-	-	-	-	-	-	-	-	-	-	-	-	-
23/05/2025	104	927	6.7	10	4.0	<2.0	0.80	-	-	0.025	<0.00090	0.00040	<0.0000070	<0.0020	0.0000090	1.9	<0.000080	0.000019	<0.0010	<0.0070
30/05/2025	105	932	6.9	10	4.0	<2.0	0.80	-	-	-	-	-	-	-	-	-	-	-	-	-
06/06/2025	106	944	6.8	10	4.0	<2.0	1.0	-	-	-	-	-	-	-	-	-	-	-	-	-
13/06/2025	107	949	7.2	9.0	5.0	<2.0	0.50	-	-	-	-	-	-	-	-	-	-	-	-	-
20/06/2025	108	908	7.4	10	5.0	<2.0	0.80	-	-	0.023	<0.00090	0.00020	<0.0000070	<0.0020	0.000014	2.1	<0.000080	<0.0000040	<0.0010	<0.0070
27/06/2025	109	976	7.3	11	5.0	<2.0	0.80	-	-	-	-	-	-	-	-	-	-	-	-	-

Table D-10: Mine Rock Humidity Cell Testing Results (HC-10)

Sample Date	Week Number	Magnesium (Mg)	Mercury (Hg)	Ultra Trace Mercury (Hg)	Molybdenum (Mo)	Nickel (Ni)	Phosphorus (P)	Potassium (K)	Lead (Pb)	Selenium (Se)	Silver (Ag)	Sodium (Na)	Strontium (Sr)	Thallium (Tl)	Tungsten (W)	Uranium (U)	Vanadium (V)	Zinc (Zn)	Zirconium (Zr)
Units:	-	mg/L	mg/L	mg/L	mg/L	mg/L	mg/L	mg/L	mg/L	mg/L	mg/L	mg/L	mg/L	mg/L	mg/L	mg/L	mg/L	mg/L	mg/L
26/05/2023	0	0.48	<0.000010	-	0.00070	0.00050	0.0050	1.3	<0.000090	0.00075	<0.000050	3.0	0.017	<0.0000050	0.00071	0.00055	0.00012	<0.0020	<0.0020
06/02/2023	1	0.40	<0.000010	-	0.00084	<0.00010	<0.0030	1.1	<0.000090	0.00080	<0.000050	2.9	0.016	<0.0000050	0.00047	0.00070	0.000070	<0.0020	<0.0020
06/09/2023	2	0.22	<0.000010	-	0.00052	<0.00010	<0.0030	0.71	0.00011	0.00071	<0.000050	1.2	0.010	<0.0000050	0.00058	0.0015	0.000070	<0.0020	<0.0020
16/06/2023	3	0.24	<0.000010	-	0.0015	0.00010	<0.0030	0.65	<0.000090	0.00085	<0.000050	0.87	0.010	<0.0000050	0.00054	0.0024	0.000060	<0.0020	<0.0020
23/06/2023	4	0.22	<0.000010	-	0.00020	<0.00010	<0.0030	0.59	<0.000090	0.00083	<0.000050	0.46	0.013	<0.0000050	0.00066	0.0042	0.000050	<0.0020	<0.0020
30/06/2023	5	0.16	<0.000010	-	0.00018	<0.00010	<0.0030	0.49	<0.000090	0.00062	<0.000050	0.37	0.0092	<0.0000050	0.00038	0.0011	0.000080	<0.0020	<0.0020
07/07/2023	6	0.15	<0.000010	-	0.00017	<0.00010	<0.0030	0.48	<0.000090	0.00057	<0.000050	0.28	0.0097	<0.0000050	0.00043	0.0013	0.000060	<0.0020	<0.0020
14/07/2023	7	0.16	<0.000010	-	0.00044	<0.00010	<0.0030	0.48	<0.000090	0.00057	<0.000050	0.32	0.0091	<0.0000050	0.00038	0.0037	0.000060	<0.0020	<0.0020
20/07/2023	8	0.15	<0.000010	-	0.00038	0.00010	<0.0030	0.45	<0.000090	0.00053	<0.000050	0.22	0.0083	0.000017	0.00029	0.0013	0.000060	<0.0020	<0.0020
28/07/2023	9	0.13	<0.000010	-	0.00022	0.0038	<0.0030	0.40	<0.000090	0.00047	<0.000050	0.17	0.0088	<0.0000050	0.00027	0.0018	0.000060	<0.0020	<0.0020
08/04/2023	10	0.12	<0.000010	-	0.00070	0.0010	<0.0030	0.40	<0.000090	0.00035	<0.000050	0.19	0.0080	<0.0000050	0.00021	0.0013	0.000060	<0.0020	<0.0020
08/11/2023	11	0.10	<0.000010	-	0.00052	<0.00010	<0.0030	0.40	<0.000090	0.00038	<0.000050	0.16	0.0083	0.000012	0.00013	0.0036	0.000050	<0.0020	<0.0020
18/08/2023	12	0.14	<0.000010	-	0.00016	<0.00010	<0.0030	0.43	0.00010	0.00050	<0.000050	0.19	0.011	<0.0000050	0.00029	0.0039	0.000080	0.0020	<0.0020
25/08/2023	13	0.099	<0.000010	-	0.00018	<0.00010	<0.0030	0.38	<0.000090	0.00033	<0.000050	0.14	0.0087	<0.0000050	0.00015	0.0016	0.000050	<0.0020	<0.0020
09/01/2023	14	0.091	<0.000010	-	0.00019	<0.00010	<0.0030	0.37	<0.000090	0.00036	<0.000050	0.12	0.0088	<0.0000050	0.00011	0.0019	0.00010	<0.0020	<0.0020
09/08/2023	15	0.10	<0.000010	-	0.00016	0.00010	<0.0030	0.39	<0.000090	0.00039	<0.000050	0.18	0.010	<0.0000050	0.00020	0.0033	0.000050	<0.0020	<0.0020
15/09/2023	16	0.085	<0.000010	-	0.00039	<0.00010	<0.0030	0.36	<0.000090	0.00034	<0.000050	0.080	0.0092	<0.0000050	0.00014	0.0020	0.000050	<0.0020	<0.0020
22/09/2023	17	0.075	<0.000010	-	0.00052	<0.00010	<0.0030	0.38	<0.000090	0.00025	<0.000050	0.10	0.0073	<0.0000050	0.000090	0.0020	0.000050	<0.0020	<0.0020
29/09/2023	18	0.084	<0.000010	-	0.00036	0.00020	<0.0030	0.37	<0.000090	0.00032	<0.000050	0.090	0.0086	<0.0000050	0.00012	0.0061	0.000050	<0.0020	<0.0020
10/06/2023	19	0.070	<0.000010	-	0.00015	<0.00010	<0.0030	0.32	<0.000090	0.00024	<0.000050	0.090	0.0068	<0.0000050	0.000090	0.00092	0.000040	<0.0020	<0.0020
13/10/2023	20	0.070	<0.000010	-	0.00014	<0.00010	<0.0030	0.29	<0.000090	0.00027	<0.000050	0.090	0.0073	<0.0000050	0.00011	0.0014	0.000040	<0.0020	<0.0020
20/10/2023	21	0.065	<0.000010	-	0.000080	0.0010	<0.0030	0.26	0.00012	0.00022	<0.000050	0.080	0.0062	<0.0000050	0.000060	0.0024	0.000030	<0.0020	<0.0020
27/10/2023	22	0.056	<0.000010	-	0.00010	<0.00010	<0.0030	0.30	<0.000090	0.00020	<0.000050	0.10	0.0052	<0.0000050	0.000050	0.00055	0.000050	<0.0020	<0.0020
11/03/2023	23	0.14	<0.000010	-	0.00011	0.0019	<0.0030	0.35	<0.000090	0.00017	<0.000050	0.43	0.0039	<0.0000050	0.000070	0.00072	0.000060	<0.0020	<0.0020
11/10/2023	24	0.057	0.000010	-	0.000080	0.00020	<0.0030	0.31	0.00023	0.00017	<0.000050	0.080	0.0063	<0.0000050	0.000080	0.00072	0.000040	<0.0020	<0.0020
17/11/2023	25	0.057	<0.000010	-	0.000090	<0.00010	<0.0030	0.27	0.00010	0.00027	<0.000050	0.060	0.0078	<0.0000050	0.000090	0.0016	0.000040	<0.0020	<0.0020
24/11/2023	26	0.047	<0.000010	-	0.000080	<0.00010	<0.0030	0.27	0.00013	0.00021	<0.000050	0.060	0.0057	<0.0000050	0.000050	0.0032	0.000040	<0.0020	<0.0020
12/01/2023	27	0.059	<0.000010	-	0.0020	<0.00010	<0.0030	0.26	<0.000090	0.00018	<0.000050	0.060	0.0067	<0.0000050	0.000060	0.00096	0.000030	<0.0020	<0.0020
12/08/2023	28	0.051	<0.000010	-	<0.000040	<0.00010	<0.0030	0.32	0.000090	0.00019	<0.000050	0.080	0.0057	<0.0000050	0.000040	0.00093	0.000050	<0.0020	<0.0020
15/12/2023	29	0.077	<0.000010	-	0.0016	<0.00010	<0.0030	0.41	0.00033	0.00026	<0.000050	0.080	0.012	<0.0000050	0.000060	0.00080	0.000040	<0.0020	<0.0020
22/12/2023	30	0.044	<0.000010	-	0.011	<0.00010	<0.0030	0.27	<0.000090	0.00023	<0.000050	0.070	0.0066	<0.0000050	0.000040	0.00052	0.000050	<0.0020	<0.0020
29/12/2023	31	0.047	<0.000010	-	0.00027	<0.00010	<0.0030	0.30	<0.000090	0.00021	<0.000050	0.060	0.0061	<0.0000050	0.000050	0.00052	0.000030	<0.0020	<0.0020
01/05/2024	32	0.058	<0.000010	-	0.00035	0.00010	<0.0030	0.36	0.00012	0.00023	<0.000050	0.070	0.0089	<0.0000050	0.00013	0.0040	0.000030	<0.0020	<0.0020
01/12/2024	33	0.041	<0.000010	-	0.00066	0.00030	<0.0030	0.31	<0.000090	0.00017	<0.000050	0.10	0.0062	<0.0000050	0.000040	0.0024	0.000040	<0.0020	<0.0020
19/01/2024	34	0.11	<0.000010	-	0.00014	0.00020	0.0030	0.35	<0.000090	0.00023	<0.000050	0.040	0.0071	<0.0000050	0.000090	0.0013	0.000040	<0.0020	<0.0020
26/01/2024	35	0.052	<0.000010	-	<0.00040	0.00010	<0.0030	0.27	<0.000090	0.00022	<0.000050	0.050	0.0050	<0.0000050	<0.00020	0.00051	0.000030	<0.0020	<0.0020
02/02/2024	36	0.055	<0.000010	-	0.0036	0.00070	<0.0030	0.31	<0.000090	0.00021	<0.000050	0.080	0.0051	0.0000070	0.00023	0.012	0.000040	<0.0020	<0.0020
02/09/2024	37	0.041	<0.000010	-	<0.00040	0.00010	0.016	0.30	<0.000090	0.00018	<0.000050	0.060	0.0050	<0.0000050	<0.00020	0.0015	0.000030	<0.0020	<0.0020
15/02/2024	38	0.044	<0.000010	-	0.00050	0.00020	<0.0030	0.29	<0.000090	0.00019	<0.000050	0.070	0.0059	<0.0000050	<0.00020	0.0014	0.000040	<0.0020	<0.0020
23/02/2024	39	0.037	<0.000010	-	<0.00040	0.00040	<0.0030	0.28	<0.000090	0.00023	<0.000050	0.060	0.0050	<0.0000050	<0.00020	0.00049	0.000040	<0.0020	<0.0020
03/01/2024	40	0.033	<0.000010	-	0.00050	0.00030	<0.0030	0.27	0.00010	0.00019	<0.000050	0.040	0.0050	<0.0000050	<0.00020	0.00035	0.000030	<0.0020	<0.0020
03/08/2024	41	0.037	<0.000010	-	<0.00040	0.00010	<0.0030	0.29	<0.000090	0.00020	<0.000050	0.050	0.0048	<0.0000050	<0.00020	0.00030	0.000090	<0.0020	<0.0020
15/03/2024	42	0.034	<0.000010	-	<0.00040	<0.00010	<0.0030	0.27	0.00010	0.00021	<0.000050	0.040	0.0049	<0.0000050	<0.00020	0.00030	0.000030	<0.0020	<0.0020
22/03/2024	43	0.033	<0.000010	-	<0.00040	<0.00010	<0.0030	0.28	<0.000090	0.00020	<0.000050	0.060	0.0045	<0.0000050	<0.00020	0.00030	0.000030	<0.0020	<0.0020
29/03/2024	44	0.042	<0.000010	-	<0.00040	0.00030	<0.0030	0.29	0.00012	0.00017	<0.000050	0.080	0.0053	<0.0000050	<0.00020	0.00056	0.000020	<0.0020	<0.0020
04/05/2024	45	-	-	-	-	-	-	-	-	-	-	-	-	-	-	-	-	-	-
04/12/2024	46	0.044	<0.000010	-	<0.00040	<0.00010	<0.0030	0.28	<0.000090	0.00014	<0.000050	0.060	0.0051	<0.0000050	<0.00020	0.00038	0.000030	<0.0020	<0.0020
19/04/2024	47	-	-	-	-	-	-	-	-	-	-	-	-	-	-	-	-	-	-
26/04/2024	48	0.042	<0.000010	-	<0.00040	0.00030	<0.0030	0.29	<0.000090	0.00019	<0.000050	0.060	0.0059	<0.0000050	<0.00020	0.00080	0.000030	<0.0020	<0.0020
05/02/2024	49	-	-	-	-	-	-	-	-	-	-	-	-	-	-	-	-	-	-
05/10/2024	50	0.041	<0.000010	-	<0.00040	<0.00010	<0.0030	0.30	<0.000090	0.00020	<0.000050	0.050	0.0061	<0.0000050	<0.00020	0.00094	0.000030	<0.0020	<0.0020
17/05/2024	51	-	-	-	-	-	-	-	-	-	-	-	-	-	-	-	-	-	-
24/05/2024	52	0.032	<0.000010	-	<0.00040	0.00010	<0.0030	0.26	<0.000090	0.00018	<0.000050	0.040	0.0045	<0.0000050	<0.00020	0.00050	0.000020	<0.0020	<0.0020
31/05/2024	53	-	-	-	-	-	-	-	-	-	-	-	-	-	-	-	-	-	-
06/07/2024	54	0.038	<0.000010	-	0.030	0.00030	<0.0030	0.31	<0.000090	0.00016	<0.000050	0.090	0.0045	<0.0000050	<0.00020	0.00030	0.000050	<0.0020	<0.0020
14/06/2024	55	-	-	-	-	-	-	-	-	-	-	-	-	-	-	-	-	-	-
21/06/2024	56	0.036	<0.000010	-	<0.00040	0.00030	0.0030	0.30	<0.000090	0.00015	<0.000050	0.040	0.0056	<0.0000050	<0.00020	0.00058	0.000030	<0.0020	<0.0020
28/06/2024	57	-	-	-	-	-	-	-	-	-	-	-	-	-	-	-	-	-	-
07/05/2024	58	0.047	<0.000010	-	<0.00040	<0.00010	0.0030	0.41	<0.000090	0.00028	<0.000050	0.060	0.0069	<0.0000050	<0.00020	0.00078	0.000030	<0.0020	<0.0020
07/12/2024	59	-	-	-	-	-	-	-	-	-	-	-	-	-	-	-	-	-	-
19/07/2024	60	0.032	<0.000010	-	<0.00040	<0.00010	<0.0030	0.30	<0.000090	0.00018	<0.000050	0.060	0.0052	<0.0000050	<0.00020	0.00063	0.000020	<0.0020	<0.0020
26/07/2024	61	-	-	-	-	-	-	-	-	-	-	-	-	-	-	-	-	-	-
08/02/2024	62	0.025	<0.000010	-	<0.00040	0.00010	<0.0030	0.24	<0.000090	0.00018	<0.000050	0.050	0.0035	<0.0000050	<0.00020	0.00026	0.000010	<0.0020	<0.0020
08/09/2024	63	-	-	-	-	-	-	-	-	-	-	-	-	-	-	-	-	-	-
16/08/2024	64	0.028	<0.000010	-	<0.00040	0.00010	<0.0030	0.24	<0.000090	0.00014	<0.000050	0.040	0.0040	<0.0000050	<0.00020	0.00066	<0.000010	<0.0020	<0.0020
23/08/2024	65	-	-	-	-	-	-	-	-	-	-	-	-	-	-	-	-	-	-
30/08/2024	66	0.028	<0.000010	-	<0.00040	<0.00010	0.0060	0.23	<0.000090	0.00013	<0.000050	0.030	0.0041	<0.0000050	<0.00020	0.00035	0.000020	<0.0020	<0.0020
09/06/2024	67	-	-	-	-	-	-	-	-	-	-	-	-	-	-	-	-	-	-
13/09/2024	68	0.029	<0.000010	-	<0.00040	<0.00010	<0.0030	0.26	<0.000090	0.00012	<0.000050	0.040	0.0041	<0.0000050	<0.00020	0.00027	0.000040	<0.0020	<0.0020

Table D-10: Mine Rock Humidity Cell Testing Results (HC-10)

Sample Date	Week Number	Magnesium (Mg)	Mercury (Hg)	Ultra Trace Mercury (Hg)	Molybdenum (Mo)	Nickel (Ni)	Phosphorus (P)	Potassium (K)	Lead (Pb)	Selenium (Se)	Silver (Ag)	Sodium (Na)	Strontium (Sr)	Thallium (Tl)	Tungsten (W)	Uranium (U)	Vanadium (V)	Zinc (Zn)	Zirconium (Zr)
Units:	-	mg/L	mg/L	mg/L	mg/L	mg/L	mg/L	mg/L	mg/L	mg/L	mg/L	mg/L	mg/L	mg/L	mg/L	mg/L	mg/L	mg/L	mg/L
20/09/2024	69	-	-	-	-	-	-	-	-	-	-	-	-	-	-	-	-	-	-
27/09/2024	70	0.030	<0.000010	-	<0.00040	<0.00010	<0.0030	0.26	<0.000090	0.00021	<0.000050	0.070	0.0043	<0.0000050	<0.00020	0.00017	0.000020	<0.0020	<0.0020
10/04/2024	71	-	-	-	-	-	-	-	-	-	-	-	-	-	-	-	-	-	-
10/11/2024	72	0.023	<0.000010	-	<0.00040	0.00020	<0.0030	0.21	<0.000090	0.00012	<0.000050	0.040	0.0035	<0.0000050	<0.00020	0.00023	0.000020	<0.0020	<0.0020
18/10/2024	73	-	-	-	-	-	-	-	-	-	-	-	-	-	-	-	-	-	-
25/10/2024	74	0.025	<0.000010	-	<0.00040	<0.00010	<0.0030	0.23	<0.000090	0.000090	<0.000050	0.040	0.0037	<0.0000050	<0.00020	0.00012	0.000020	<0.0020	<0.0020
11/01/2024	75	-	-	-	-	-	-	-	-	-	-	-	-	-	-	-	-	-	-
11/08/2024	76	0.043	<0.000010	-	<0.00040	<0.00010	<0.0030	0.24	0.00016	0.00023	<0.000050	0.060	0.0037	0.0000050	<0.00020	0.00020	0.000020	<0.0020	<0.0020
15/11/2024	77	-	-	-	-	-	-	-	-	-	-	-	-	-	-	-	-	-	-
22/11/2024	78	0.031	<0.000010	-	<0.00040	0.00020	0.0030	0.26	<0.000090	0.00012	<0.000050	0.060	0.0045	<0.0000050	<0.00020	0.00037	0.000060	0.012	<0.0020
29/11/2024	79	-	-	-	-	-	-	-	-	-	-	-	-	-	-	-	-	-	-
12/06/2024	80	0.028	<0.000010	-	<0.00040	<0.00010	<0.0030	0.26	<0.000090	0.00015	<0.000050	0.050	0.0043	0.0000050	<0.00020	0.00039	0.000030	<0.0020	<0.0020
13/12/2024	81	-	-	-	-	-	-	-	-	-	-	-	-	-	-	-	-	-	-
20/12/2024	82	0.034	<0.000010	-	<0.00040	<0.00010	<0.0030	0.26	<0.000090	0.00012	<0.000050	0.040	0.0041	<0.0000050	<0.00020	0.00031	0.000040	<0.0020	<0.0020
27/12/2024	83	-	-	-	-	-	-	-	-	-	-	-	-	-	-	-	-	-	-
01/03/2025	84	0.029	<0.000010	-	<0.00040	<0.00010	<0.0030	0.27	<0.000090	0.00018	<0.000050	0.050	0.0050	<0.0000050	<0.00020	0.00052	0.000020	<0.0020	<0.0020
01/10/2025	85	-	-	-	-	-	-	-	-	-	-	-	-	-	-	-	-	-	-
17/01/2025	86	0.019	<0.000010	-	<0.00040	0.00010	<0.0030	0.21	0.00010	0.00011	<0.000050	0.040	0.0034	<0.0000050	<0.00020	0.00019	0.000030	0.025	<0.0020
24/01/2025	87	-	-	-	-	-	-	-	-	-	-	-	-	-	-	-	-	-	-
31/01/2025	88	0.026	<0.000010	-	<0.00040	<0.00010	<0.0030	0.26	<0.000090	0.00014	<0.000050	0.050	0.0038	<0.0000050	<0.00020	0.00018	0.000020	<0.0020	<0.0020
02/07/2025	89	-	-	-	-	-	-	-	-	-	-	-	-	-	-	-	-	-	-
14/02/2025	90	0.030	<0.000010	-	<0.00040	<0.00010	<0.0030	0.29	<0.000090	0.00020	<0.000050	0.040	0.0051	<0.0000050	<0.00020	0.00050	0.000020	<0.0020	<0.0020
21/02/2025	91	-	-	-	-	-	-	-	-	-	-	-	-	-	-	-	-	-	-
28/02/2025	92	0.028	<0.000010	-	<0.00040	<0.00010	<0.0030	0.28	<0.000090	0.00012	<0.000050	0.060	0.0043	<0.0000050	<0.00020	0.00024	0.000030	<0.0020	<0.0020
03/07/2025	93	-	-	-	-	-	-	-	-	-	-	-	-	-	-	-	-	-	-
14/03/2025	94	0.030	<0.000010	-	<0.00040	<0.00010	<0.0030	0.27	<0.000090	0.00015	<0.000050	0.050	0.0044	<0.0000050	<0.00020	0.00041	0.000020	0.015	<0.0020
21/03/2025	95	-	-	-	-	-	-	-	-	-	-	-	-	-	-	-	-	-	-
28/03/2025	96	0.021	<0.000010	-	<0.00040	<0.00010	<0.0030	0.22	<0.000090	0.00014	<0.000050	0.040	0.0032	<0.0000050	<0.00020	0.00018	0.000020	0.015	<0.0020
04/04/2025	97	-	-	-	-	-	-	-	-	-	-	-	-	-	-	-	-	-	-
04/11/2025	98	0.022	<0.000010	-	<0.00040	0.00030	<0.0030	0.23	0.00025	0.00013	<0.000050	0.040	0.0034	<0.0000050	<0.00020	0.00017	0.000020	0.011	<0.0020
18/04/2025	99	-	-	-	-	-	-	-	-	-	-	-	-	-	-	-	-	-	-
25/04/2025	100	0.023	<0.000010	-	<0.00040	<0.00010	<0.0030	0.24	<0.000090	0.00011	<0.000050	0.040	0.0032	<0.0000050	<0.00020	0.00017	0.000010	0.0070	<0.0020
05/02/2025	101	-	-	0.0000020	-	-	-	-	-	-	-	-	-	-	-	-	-	-	-
05/09/2025	102	0.024	<0.000010	0.0000020	<0.00040	<0.00010	<0.0030	0.23	<0.000090	0.000090	<0.000050	0.040	0.0035	<0.0000050	<0.00020	0.00020	0.000020	<0.0020	<0.0020
16/05/2025	103	-	-	0.0000021	-	-	-	-	-	-	-	-	-	-	-	-	-	-	-
23/05/2025	104	0.023	<0.000010	0.0000019	<0.00040	0.00050	<0.0030	0.24	<0.000090	0.00010	<0.000050	0.050	0.0033	<0.0000050	<0.00020	0.00017	0.000030	<0.0020	<0.0020
30/05/2025	105	-	-	-	-	-	-	-	-	-	-	-	-	-	-	-	-	-	-
06/06/2025	106	-	-	-	-	-	-	-	-	-	-	-	-	-	-	-	-	-	-
13/06/2025	107	-	-	-	-	-	-	-	-	-	-	-	-	-	-	-	-	-	-
20/06/2025	108	0.026	<0.000010	-	<0.00040	<0.00010	<0.0030	0.28	0.000090	0.00010	<0.000050	0.040	0.0032	<0.0000050	<0.00020	0.00013	0.000020	<0.0020	<0.0020
27/06/2025	109	-	-	-	-	-	-	-	-	-	-	-	-	-	-	-	-	-	-

Table D-11: Mine Rock Humidity Cell Testing Results (HC-11)

Sample Date	Week Number	Leachate Volume Recovered	pH	Electrical Conductivity	Alkalinity (to pH 4.5)	Acidity (to pH 8.3)	Sulphate	Fluoride	Chloride	Aluminum (Al)	Antimony (Sb)	Arsenic (As)	Beryllium (Be)	Boron (B)	Cadmium (Cd)	Calcium (Ca)	Chromium (Cr)	Cobalt (Co)	Copper (Cu)	Iron (Fe)
Units:	-	mL	pH Units	µS/cm	mg CaCO3/L	mg CaCO3/L	mg/L	mg/L	mg/L	mg/L	mg/L	mg/L	mg/L	mg/L	mg/L	mg/L	mg/L	mg/L	mg/L	mg/L
26/05/2023	0	756	8.5	47	15	<2.0	4.0	<0.060	1.0	0.095	0.00090	0.0037	<0.0000070	0.0040	<0.0000030	5.0	0.00019	0.000037	0.0060	0.022
06/02/2023	1	899	8.2	32	10	<2.0	3.0	<0.060	<1.0	0.067	0.0010	0.0022	<0.0000070	0.0040	0.0000030	3.7	0.00011	0.000012	0.0057	<0.0070
06/09/2023	2	964	7.5	23	10	<2.0	<2.0	<0.060	<1.0	0.045	0.0017	0.0012	<0.0000070	0.0030	0.0000040	3.1	<0.000080	0.000017	0.0033	<0.0070
16/06/2023	3	897	7.4	19	7.0	<2.0	<2.0	<0.060	<1.0	0.047	0.0011	0.0049	<0.0000070	<0.0020	0.0000030	2.8	<0.000080	0.000012	0.0018	0.0080
23/06/2023	4	967	7.6	22	11	<2.0	<2.0	<0.060	<1.0	0.043	0.0014	0.0012	<0.0000070	0.0020	0.0000060	3.8	<0.000080	0.000016	0.0013	<0.0070
30/06/2023	5	933	7.3	19	7.0	<2.0	<2.0	<0.060	<1.0	0.053	<0.00090	0.00080	<0.0000070	<0.0020	0.0000070	2.9	<0.000080	0.000011	0.0010	<0.0070
07/07/2023	6	940	7.5	17	7.0	<2.0	<2.0	<0.060	<1.0	0.049	<0.00090	0.00080	<0.0000070	<0.0020	<0.0000030	2.6	<0.000080	0.0000070	0.00090	0.018
14/07/2023	7	931	7.7	20	10	<2.0	<2.0	<0.060	<1.0	0.046	<0.00090	0.00080	<0.0000070	<0.0020	0.0000030	3.3	<0.000080	0.000012	0.00080	<0.0070
20/07/2023	8	920	7.4	16	6.0	<2.0	<2.0	<0.060	<1.0	0.057	<0.00090	0.00090	<0.0000070	<0.0020	<0.0000030	2.4	<0.000080	0.000011	0.00060	<0.0070
28/07/2023	9	1001	7.5	21	9.0	<2.0	<2.0	<0.060	<1.0	0.042	<0.00090	0.00060	<0.0000070	<0.0020	<0.0000030	3.0	<0.000080	<0.0000040	0.00060	<0.0070
08/04/2023	10	973	7.4	17	7.0	<2.0	<2.0	<0.060	<1.0	0.13	<0.00090	0.00060	<0.0000070	<0.0020	<0.0000030	2.7	0.000090	0.0000090	0.0017	<0.0070
08/11/2023	11	979	7.4	20	8.0	<2.0	<2.0	<0.060	<1.0	0.047	<0.00090	0.0010	<0.0000070	<0.0020	0.0000030	3.6	<0.000080	0.000010	0.00050	<0.0070
18/08/2023	12	1003	7.4	21	10	<2.0	<2.0	<0.060	<1.0	0.044	<0.00090	0.00080	<0.0000070	<0.0020	0.0000060	3.7	0.00017	0.000027	0.00090	<0.0070
25/08/2023	13	992	7.4	20	9.0	<2.0	<2.0	<0.060	<1.0	0.042	<0.00090	0.00080	<0.0000070	<0.0020	<0.0000030	3.5	<0.000080	0.0000080	0.00040	<0.0070
09/01/2023	14	955	7.4	18	7.0	<2.0	<2.0	<0.060	<1.0	0.047	<0.00090	0.00050	<0.0000070	<0.0020	0.0000040	3.3	0.00015	0.0000050	0.00080	<0.0070
09/08/2023	15	1007	7.2	21	9.0	<2.0	2.0	<0.060	<1.0	0.046	<0.00090	0.00070	<0.0000070	<0.0020	0.0000040	3.9	<0.000080	0.000035	0.00060	<0.0070
15/09/2023	16	996	6.9	20	8.0	<2.0	<2.0	<0.060	<1.0	0.051	<0.00090	0.00050	<0.0000070	<0.0020	0.0000050	3.5	<0.000080	0.000011	0.00040	<0.0070
22/09/2023	17	1003	7.2	22	9.0	<2.0	<2.0	<0.060	<1.0	0.049	<0.00090	0.00070	<0.0000070	<0.0020	0.0000060	4.0	<0.000080	0.000014	0.00030	<0.0070
29/09/2023	18	998	7.2	21	10	<2.0	<2.0	<0.060	<1.0	0.052	<0.00090	0.00060	<0.0000070	<0.0020	0.0000050	4.0	<0.000080	0.000015	0.00050	<0.0070
10/06/2023	19	1006	7.5	19	8.0	<2.0	<2.0	<0.060	<1.0	0.051	<0.00090	0.00060	<0.0000070	<0.0020	0.0000060	3.7	<0.000080	0.0000090	0.00090	<0.0070
13/10/2023	20	999	7.3	22	9.0	<2.0	<2.0	<0.060	<1.0	0.050	<0.00090	0.00050	<0.0000070	<0.0020	0.0000030	3.5	<0.000080	0.0000080	0.00030	0.020
20/10/2023	21	992	7.7	21	10	<2.0	<2.0	<0.060	<1.0	0.051	<0.00090	0.00060	<0.0000070	<0.0020	0.00011	3.7	<0.000080	0.000012	0.0010	<0.0070
27/10/2023	22	1002	7.1	17	7.0	<2.0	<2.0	<0.060	1.0	0.049	<0.00090	0.00040	<0.0000070	<0.0020	0.0000040	3.2	<0.000080	0.000025	<0.00020	<0.0070
11/03/2023	23	976	7.0	15	6.0	<2.0	<2.0	<0.060	<1.0	0.054	<0.00090	0.00040	<0.0000070	0.0030	0.0000070	3.0	<0.000080	0.000064	0.00030	<0.0070
11/10/2023	24	936	7.2	13	6.0	<2.0	<2.0	<0.060	<1.0	0.050	<0.00090	0.00040	<0.0000070	<0.0020	0.0000080	2.6	<0.000080	0.0000070	<0.00020	<0.0070
17/11/2023	25	1013	7.3	18	8.0	<2.0	<2.0	<0.060	<1.0	0.034	<0.00090	0.00040	<0.0000070	<0.0020	0.0000070	2.7	<0.000080	0.0000050	0.00020	<0.0070
24/11/2023	26	988	7.3	16	7.0	<2.0	<2.0	<0.060	<1.0	0.057	<0.00090	0.00060	<0.0000070	<0.0020	0.0000040	2.8	<0.000080	0.000015	0.00050	<0.0070
12/01/2023	27	956	7.1	15	6.0	<2.0	<2.0	<0.060	<1.0	0.054	<0.00090	0.00040	<0.0000070	<0.0020	0.0000070	2.8	<0.000080	<0.0000040	0.00020	<0.0070
12/08/2023	28	948	7.2	15	6.0	<2.0	<2.0	<0.060	<1.0	0.053	<0.00090	0.00040	<0.0000070	<0.0020	0.0000060	2.7	<0.000080	0.0000070	<0.00020	<0.0070
15/12/2023	29	956	7.5	34	15	<2.0	<2.0	<0.060	<1.0	0.12	<0.00090	0.00070	<0.0000070	<0.0020	0.000012	6.0	<0.000080	0.000015	0.00080	0.0070
22/12/2023	30	916	7.3	15	7.0	<2.0	<2.0	<0.060	<1.0	0.067	<0.00090	0.00050	<0.0000070	<0.0020	0.0000040	2.4	<0.000080	<0.0000040	0.00030	<0.0070
29/12/2023	31	928	7.3	15	6.0	<2.0	<2.0	<0.060	<1.0	0.053	<0.00090	0.00050	<0.0000070	<0.0020	0.0000040	2.3	<0.000080	0.0000080	0.00020	<0.0070
01/05/2024	32	976	7.3	24	10	<2.0	<2.0	<0.060	<1.0	0.045	<0.00090	0.00060	<0.0000070	<0.0020	0.0000090	3.4	<0.000080	0.000013	0.00020	<0.0070
01/12/2024	33	964	7.3	16	6.0	<2.0	<2.0	<0.060	<1.0	0.049	<0.00090	0.00060	<0.0000070	<0.0020	0.0000040	2.5	<0.000080	0.000016	0.00030	<0.0070
19/01/2024	34	997	7.3	18	8.0	<2.0	<2.0	<0.060	<1.0	0.051	<0.00090	0.00040	<0.0000070	<0.0020	0.0000060	3.5	<0.000080	0.000012	0.00020	<0.0070
26/01/2024	35	975	7.2	16	6.0	<2.0	<2.0	<0.060	<1.0	0.052	<0.00090	0.00040	<0.0000070	<0.0020	0.0000040	2.6	<0.000080	0.0000050	<0.0020	<0.0070
02/02/2024	36	942	7.3	13	6.0	<2.0	<2.0	<0.060	<1.0	0.053	<0.00090	0.00040	<0.0000070	<0.0020	0.0000060	2.1	<0.000080	0.00015	<0.0020	<0.0070
02/09/2024	37	901	7.4	10	5.0	<2.0	<2.0	<0.060	<1.0	0.060	<0.00090	0.00040	<0.0000070	<0.0020	0.0000040	2.1	<0.000080	0.0000070	<0.0010	<0.0070
15/02/2024	38	967	7.4	16	7.0	<2.0	<2.0	<0.060	<1.0	0.044	<0.00090	0.00050	<0.0000070	<0.0020	0.0000030	2.6	<0.000080	0.0000090	<0.0010	<0.0070
23/02/2024	39	897	7.4	13	6.0	<2.0	<2.0	<0.060	<1.0	0.064	<0.00090	0.00040	<0.0000070	<0.0020	0.0000040	2.2	<0.000080	0.000014	<0.0010	<0.0070
03/01/2024	40	929	7.4	11	5.0	<2.0	<2.0	<0.060	<1.0	0.054	<0.00090	0.00030	<0.0000070	<0.0020	0.0000030	2.0	<0.000080	<0.0000040	<0.0010	<0.0070
03/08/2024	41	955	7.4	13	4.0	<2.0	<2.0	<0.060	<1.0	0.047	<0.00090	0.00030	<0.0000070	<0.0020	0.0000050	2.4	<0.000080	0.0000090	<0.0010	<0.0070
15/03/2024	42	958	7.2	11	5.0	<2.0	<2.0	<0.060	<1.0	0.046	<0.00090	0.00040	<0.0000070	<0.0020	0.0000030	2.1	<0.000080	0.0000070	<0.0010	<0.0070
22/03/2024	43	901	7.4	11	6.0	<2.0	<2.0	<0.060	<1.0	0.051	<0.00090	0.00040	<0.0000070	<0.0020	0.0000030	2.0	<0.000080	0.0000080	<0.0010	<0.0070
29/03/2024	44	979	7.3	13	6.0	<2.0	<2.0	<0.060	<1.0	0.036	<0.00090	0.00030	<0.0000070	<0.0020	0.000018	2.6	<0.000080	0.000011	<0.0010	<0.0070
04/05/2024	45	942	7.2	11	4.0	<2.0	<2.0	-	-	-	-	-	-	-	-	-	-	-	-	-
04/12/2024	46	983	7.0	12	5.0	<2.0	<2.0	-	-	0.041	<0.00090	0.00030	<0.0000070	<0.0020	0.0000040	2.4	<0.000080	0.000012	<0.0010	<0.0070
19/04/2024	47	954	7.2	10	5.0	<2.0	<2.0	-	-	-	-	-	-	-	-	-	-	-	-	-
26/04/2024	48	1001	7.1	20	7.0	<2.0	<2.0	-	-	0.037	<0.00090	0.00030	<0.0000070	<0.0020	0.0000070	3.3	<0.000080	0.000019	<0.0010	<0.0070
05/02/2024	49	962	7.2	14	7.0	<2.0	<2.0	-	-	-	-	-	-	-	-	-	-	-	-	-
05/10/2024	50	974	7.6	26	13	<2.0	<2.0	-	-	0.15	<0.00090	0.00070	<0.0000070	<0.0020	0.0000040	5.3	<0.000080	0.000010	<0.0010	0.0090
17/05/2024	51	1000	7.4	15	7.0	<2.0	<2.0	-	-	-	-	-	-	-	-	-	-	-	-	-
24/05/2024	52	1013	7.4	16	9.0	<2.0	<2.0	-	-	0.032	<0.00090	0.00030	<0.0000070	<0.0020	0.0000040	3.1	<0.000080	0.000020	<0.0010	<0.0070
31/05/2024	53	935	6.8	12	5.0	<2.0	<2.0	-	-	-	-	-	-	-	-	-	-	-	-	-
06/07/2024	54	898	7.3	13	6.0	<2.0	<2.0	-	-	0.064	<0.00090	0.00040	<0.0000070	<0.0020	0.000016	2.7	<0.000080	0.0000070	<0.0010	<0.0070
14/06/2024	55	940	7.2	13	5.0	<2.0	<2.0	-	-	-	-	-	-	-	-	-	-	-	-	-
21/06/2024	56	997	7.3	18	8.0	<2.0	0.90	-	-	0.043	<0.00090	0.00040	<0.0000070	<0.0020	<0.0000030	3.3	<0.000080	0.000012	<0.0010	<0.0070
28/06/2024	57	957	7.2	12	5.0	<2.0	0.80	-	-	-	-	-	-	-	-	-	-	-	-	-
07/05/2024	58	998	7.0	18	7.0	<2.0	0.90	-	-	0.035	<0.00090	0.00020	<0.0000070	<0.0020	0.0000050	3.3	<0.000080	0.000012	<0.0010	<0.0070
07/12/2024	59	976	7.2	15	7.0	<2.0	1.0	-	-	-	-	-	-	-	-	-	-	-	-	-
19/07/2024	60	1004	7.3	17	7.0	<2.0	1.0	-	-	0.040	<0.00090	0.00040	<0.0000070	<0.0020	0.0000050	3.4	<0.000080	0.000010	<0.0010	<0.0070
26/07/2024	61	1010	7.2	19	10	<2.0	1.0	-	-	-	-	-	-	-	-	-	-	-	-	-
08/02/2024	62	958	7.2	14	7.0	<2.0	0.80	-	-	0.047	<0.00090	0.00030	<0.0000070	<0.0020	0.0000070	2.4	<0.000080	0.000015	<0.0010	<0.0070
08/09/2024	63	1014	7.3	18	8.0	<2.0	1.0	-	-	-	-	-	-	-	-	-	-	-	-	-
16/08/2024	64	1003	7.2	14	6.0	<2.0	1.0	-	-	0.041	<0.00090	<0.00020	<0.0000070	<0.0020	0.000011	2.9	<0.000080	0.000015	<0.0010	<0.0070
23/08/2024	65	931	7.6	12	5.0	<2.0	0.90	-	-	-	-	-	-	-	-	-	-	-	-	-
30/08/2024	66	997	7.3	19	7.0	<2.0	0.90	-	-	0.043	<0.00090	0.00050	<0.0000070	<0.0020	<0.0000030	3.4	<0.000080	0.000022	<0.0010	<0.0070
09/06/2024	67	994	7.2	17	7.0	<2.0	0.90	-	-	-	-	-	-	-	-	-	-	-	-	-
13/09/2024	68	987	7.3	19	8.0	<2.0	0.90	-	-	0.039	<0.00090	0.00020	<0.0000070	<0.0020	0.0000070	3.6	<0.000080	0.0000080	<0.0010	<0.0070

Table D-11: Mine Rock Humidity Cell Testing Results (HC-11)

Sample Date	Week Number	Leachate Volume Recovered	pH	Electrical Conductivity	Alkalinity (to pH 4.5)	Acidity (to pH 8.3)	Sulphate	Fluoride	Chloride	Aluminum (Al)	Antimony (Sb)	Arsenic (As)	Beryllium (Be)	Boron (B)	Cadmium (Cd)	Calcium (Ca)	Chromium (Cr)	Cobalt (Co)	Copper (Cu)	Iron (Fe)
Units:	-	mL	pH Units	µS/cm	mg CaCO3/L	mg CaCO3/L	mg/L	mg/L	mg/L	mg/L	mg/L	mg/L	mg/L	mg/L	mg/L	mg/L	mg/L	mg/L	mg/L	mg/L
20/09/2024	69	976	6.9	16	6.0	<2.0	0.90	-	-	-	-	-	-	-	-	-	-	-	-	-
27/09/2024	70	1007	7.4	20	8.0	<2.0	1.0	-	-	0.037	<0.00090	0.00030	<0.0000070	<0.0020	0.0000080	3.3	<0.000080	0.0000080	<0.0010	<0.0070
10/04/2024	71	1011	7.2	21	9.0	<2.0	1.0	-	-	-	-	-	-	-	-	-	-	-	-	-
10/11/2024	72	1010	7.0	14	5.0	<2.0	0.90	-	-	0.039	<0.00090	0.00030	<0.0000070	<0.0020	0.0000070	2.6	<0.000080	0.000017	<0.0010	<0.0070
18/10/2024	73	1004	7.3	18	8.0	<2.0	1.1	-	-	-	-	-	-	-	-	-	-	-	-	-
25/10/2024	74	1004	7.0	18	8.0	<2.0	1.2	-	-	0.039	<0.00090	0.00030	<0.0000070	<0.0020	0.0000060	3.3	<0.000080	0.0000080	<0.0010	<0.0070
11/01/2024	75	988	7.0	14	5.0	<2.0	0.90	-	-	-	-	-	-	-	-	-	-	-	-	-
11/08/2024	76	991	7.2	18	7.0	<2.0	1.2	-	-	0.038	<0.00090	0.00030	<0.0000070	<0.0020	0.0000060	2.9	<0.000080	0.000022	<0.0010	<0.0070
15/11/2024	77	988	7.3	20	7.0	<2.0	1.1	-	-	-	-	-	-	-	-	-	-	-	-	-
22/11/2024	78	977	7.0	16	7.0	<2.0	1.0	-	-	0.042	<0.00090	<0.00020	<0.0000070	<0.0020	0.0000060	3.1	<0.000080	0.000017	<0.0010	<0.0070
29/11/2024	79	999	6.9	18	7.0	<2.0	1.2	-	-	-	-	-	-	-	-	-	-	-	-	-
12/06/2024	80	993	7.4	17	8.0	<2.0	1.1	-	-	0.042	<0.00090	0.00040	<0.0000070	<0.0020	0.0000050	3.6	<0.000080	0.000016	<0.0010	<0.0070
13/12/2024	81	996	6.7	18	6.0	<2.0	1.2	-	-	-	-	-	-	-	-	-	-	-	-	-
20/12/2024	82	1000	7.0	16	9.0	<2.0	1.2	-	-	0.038	<0.00090	<0.00020	<0.0000070	<0.0020	0.0000050	3.2	<0.000080	0.000013	<0.0010	<0.0070
27/12/2024	83	1012	6.7	20	9.0	<2.0	1.6	-	-	-	-	-	-	-	-	-	-	-	-	-
01/03/2025	84	1019	6.9	17	8.0	<2.0	1.3	-	-	0.040	<0.00090	0.00020	<0.0000070	<0.0020	0.0000070	3.3	<0.000080	0.0000070	<0.0010	<0.0070
01/10/2025	85	1004	6.8	19	8.0	<2.0	1.3	-	-	-	-	-	-	-	-	-	-	-	-	-
17/01/2025	86	1003	7.1	19	7.0	<2.0	1.2	-	-	0.043	<0.00090	<0.00020	<0.0000070	<0.0020	0.0000070	3.2	<0.000080	0.000019	<0.0010	<0.0070
24/01/2025	87	983	6.9	16	7.0	<2.0	1.4	-	-	-	-	-	-	-	-	-	-	-	-	-
31/01/2025	88	933	7.0	12	5.0	<2.0	1.2	-	-	0.055	<0.00090	0.00020	<0.0000070	<0.0020	0.0000030	2.2	<0.000080	0.0000080	<0.0010	<0.0070
02/07/2025	89	998	6.9	17	8.0	<2.0	1.5	-	-	-	-	-	-	-	-	-	-	-	-	-
14/02/2025	90	1001	7.0	22	6.0	<2.0	1.4	-	-	0.047	<0.00090	0.00020	<0.0000070	<0.0020	0.000021	3.3	<0.000080	0.0000060	<0.0010	<0.0070
21/02/2025	91	946	7.0	16	6.0	<2.0	1.4	-	-	-	-	-	-	-	-	-	-	-	-	-
28/02/2025	92	992	6.9	15	6.0	<2.0	1.3	-	-	0.045	<0.00090	0.00030	0.000012	<0.0020	0.0000030	2.8	<0.000080	0.0000050	<0.0010	<0.0070
03/07/2025	93	883	6.8	11	6.0	<2.0	0.90	-	-	-	-	-	-	-	-	-	-	-	-	-
14/03/2025	94	1008	7.2	18	7.0	<2.0	1.2	-	-	0.034	<0.00090	0.00020	<0.0000070	<0.0020	0.0000050	3.4	<0.000080	0.000010	<0.0010	<0.0070
21/03/2025	95	988	6.9	16	8.0	<2.0	1.1	-	-	-	-	-	-	-	-	-	-	-	-	-
28/03/2025	96	886	7.1	11	4.0	<2.0	0.70	-	-	0.050	<0.00090	<0.00020	<0.0000070	<0.0020	<0.0000030	2.0	<0.000080	<0.0000040	<0.0010	<0.0070
04/04/2025	97	902	7.1	13	5.0	<2.0	1.0	-	-	-	-	-	-	-	-	-	-	-	-	-
04/11/2025	98	917	7.1	14	4.0	<2.0	0.80	-	-	0.047	<0.00090	<0.00020	<0.0000070	<0.0020	<0.0000030	2.0	<0.000080	0.0000050	<0.0010	<0.0070
18/04/2025	99	941	7.0	11	5.0	<2.0	1.1	-	-	-	-	-	-	-	-	-	-	-	-	-
25/04/2025	100	945	6.9	11	5.0	<2.0	0.90	-	-	0.043	<0.00090	<0.00020	<0.0000070	<0.0020	0.0000040	2.1	<0.000080	0.0000070	<0.0010	<0.0070
05/02/2025	101	907	6.5	12	3.0	<2.0	0.80	-	-	-	-	-	-	-	-	-	-	-	-	-
05/09/2025	102	912	6.8	11	5.0	<2.0	1.0	-	-	0.042	<0.00090	0.00020	<0.0000070	<0.0020	0.0000040	2.2	<0.000080	<0.0000040	<0.0010	<0.0070
16/05/2025	103	943	7.3	12	5.0	<2.0	0.80	-	-	-	-	-	-	-	-	-	-	-	-	-
23/05/2025	104	924	6.8	11	5.0	<2.0	0.80	-	-	0.041	<0.00090	0.00030	<0.0000070	<0.0020	0.0000050	2.0	<0.000080	0.000015	<0.0010	<0.0070
30/05/2025	105	917	6.9	11	5.0	<2.0	0.80	-	-	-	-	-	-	-	-	-	-	-	-	-
06/06/2025	106	989	6.9	14	6.0	<2.0	1.1	-	-	-	-	-	-	-	-	-	-	-	-	-
13/06/2025	107	990	7.2	11	6.0	<2.0	0.90	-	-	-	-	-	-	-	-	-	-	-	-	-
20/06/2025	108	939	7.4	10	5.0	<2.0	0.80	-	-	0.036	<0.00090	0.00020	<0.0000070	<0.0020	0.0000070	2.3	<0.000080	0.0000050	<0.0010	<0.0070
27/06/2025	109	1013	7.4	16	8.0	<2.0	1.2	-	-	-	-	-	-	-	-	-	-	-	-	-

Table D-11: Mine Rock Humidity Cell Testing Results (HC-11)

Sample Date	Week Number	Magnesium (Mg)	Mercury (Hg)	Ultra Trace Mercury (Hg)	Molybdenum (Mo)	Nickel (Ni)	Phosphorus (P)	Potassium (K)	Lead (Pb)	Selenium (Se)	Silver (Ag)	Sodium (Na)	Strontium (Sr)	Thallium (Tl)	Tungsten (W)	Uranium (U)	Vanadium (V)	Zinc (Zn)	Zirconium (Zr)
Units:	-	mg/L	mg/L	mg/L	mg/L	mg/L	mg/L	mg/L	mg/L	mg/L	mg/L	mg/L	mg/L	mg/L	mg/L	mg/L	mg/L	mg/L	mg/L
26/05/2023	0	0.65	<0.000010	-	0.00093	0.00080	0.0070	1.3	0.00014	0.00032	<0.000050	3.4	0.015	<0.0000050	0.0011	0.0014	0.00037	<0.0020	<0.0020
06/02/2023	1	0.39	<0.000010	-	0.00080	<0.00010	<0.0030	0.99	0.00014	0.00026	<0.000050	2.8	0.011	<0.0000050	0.00053	0.00097	0.00018	<0.0020	<0.0020
06/09/2023	2	0.26	<0.000010	-	0.00086	<0.00010	<0.0030	0.71	<0.000090	0.00015	<0.000050	1.2	0.0087	<0.0000050	0.00089	0.0020	0.00017	<0.0020	<0.0020
16/06/2023	3	0.21	<0.000010	-	0.00058	0.00010	<0.0030	0.59	<0.000090	0.00015	<0.000050	0.72	0.0073	<0.0000050	0.00035	0.0029	0.00018	<0.0020	<0.0020
23/06/2023	4	0.25	<0.000010	-	0.0012	0.00010	<0.0030	0.61	<0.000090	0.00012	<0.000050	0.51	0.011	<0.0000050	0.00048	0.0017	0.00014	<0.0020	<0.0020
30/06/2023	5	0.16	0.000010	-	0.00017	<0.00010	<0.0030	0.45	<0.000090	0.00011	<0.000050	0.34	0.0077	<0.0000050	0.00028	0.00093	0.00017	<0.0020	<0.0020
07/07/2023	6	0.13	<0.000010	-	0.00020	<0.00010	<0.0030	0.42	<0.000090	0.000090	<0.000050	0.20	0.0069	<0.0000050	0.00019	0.00076	0.00016	<0.0020	<0.0020
14/07/2023	7	0.18	<0.000010	-	0.00032	0.00010	<0.0030	0.47	<0.000090	0.00010	<0.000050	0.32	0.0088	<0.0000050	0.00028	0.00077	0.00013	<0.0020	<0.0020
20/07/2023	8	0.11	<0.000010	-	0.00016	0.00020	<0.0030	0.38	0.00014	0.00010	<0.000050	0.19	0.0056	0.000018	0.00012	0.00057	0.00013	<0.0020	<0.0020
28/07/2023	9	0.14	<0.000010	-	0.00023	<0.00010	<0.0030	0.39	<0.000090	0.00010	<0.000050	0.18	0.0077	<0.0000050	0.00024	0.0010	0.00012	<0.0020	<0.0020
08/04/2023	10	0.11	<0.000010	-	0.0016	<0.00010	<0.0030	0.43	0.00010	0.000060	<0.000050	0.18	0.0068	<0.0000050	0.00019	0.00066	0.00012	0.0030	<0.0020
08/11/2023	11	0.13	<0.000010	-	0.00022	<0.00010	<0.0030	0.39	<0.000090	0.00010	<0.000050	0.17	0.0090	<0.0000050	0.00021	0.0024	0.00011	<0.0020	<0.0020
18/08/2023	12	0.14	<0.000010	-	0.00017	0.00060	<0.0030	0.40	0.00032	0.000080	<0.000050	0.20	0.0095	<0.0000050	0.00022	0.00089	0.00013	0.0020	<0.0020
25/08/2023	13	0.11	<0.000010	-	0.00027	<0.00010	<0.0030	0.38	<0.000090	0.000080	<0.000050	0.16	0.0082	<0.0000050	0.00017	0.0011	0.00011	<0.0020	<0.0020
09/01/2023	14	0.099	<0.000010	-	0.00045	<0.00010	<0.0030	0.35	<0.000090	0.000080	<0.000050	0.12	0.0077	<0.0000050	0.00013	0.00046	0.00015	<0.0020	<0.0020
09/08/2023	15	0.12	<0.000010	-	0.00025	<0.00010	<0.0030	0.37	<0.000090	0.000070	<0.000050	0.29	0.0094	<0.0000050	0.00021	0.00074	0.00011	<0.0020	<0.0020
15/09/2023	16	0.098	<0.000010	-	0.00022	<0.00010	<0.0030	0.34	<0.000090	0.000060	<0.000050	0.090	0.0086	<0.0000050	0.00014	0.00064	0.00010	<0.0020	<0.0020
22/09/2023	17	0.12	<0.000010	-	0.00045	<0.00010	<0.0030	0.42	<0.000090	0.000070	<0.000050	0.13	0.0096	<0.0000050	0.00032	0.00062	0.00012	<0.0020	<0.0020
29/09/2023	18	0.10	<0.000010	-	0.00015	<0.00010	<0.0030	0.38	<0.000090	0.000070	<0.000050	0.10	0.0093	<0.0000050	0.00014	0.00061	0.00011	<0.0020	<0.0020
10/06/2023	19	0.090	<0.000010	-	0.00017	<0.00010	<0.0030	0.34	<0.000090	0.000060	<0.000050	0.10	0.0081	<0.0000050	0.00014	0.00055	0.00010	<0.0020	<0.0020
13/10/2023	20	0.084	<0.000010	-	0.00050	<0.00010	<0.0030	0.30	<0.000090	<0.000040	<0.000050	0.10	0.0079	<0.0000050	0.00011	0.00047	0.00011	0.0020	<0.0020
20/10/2023	21	0.093	<0.000010	-	0.000090	0.00090	<0.0030	0.29	<0.000090	<0.000040	<0.000050	0.090	0.0086	<0.0000050	0.00013	0.0012	0.000070	0.0030	<0.0020
27/10/2023	22	0.074	<0.000010	-	0.00033	<0.00010	<0.0030	0.29	<0.000090	0.000070	<0.000050	0.10	0.0067	0.0000060	0.000090	0.0018	0.000080	<0.0020	<0.0020
11/03/2023	23	0.18	<0.000010	-	0.00014	0.0014	<0.0030	0.31	0.00015	0.000050	<0.000050	0.60	0.0047	<0.0000050	0.000080	0.0011	0.000080	<0.0020	<0.0020
11/10/2023	24	0.054	0.000010	-	0.000090	<0.00010	<0.0030	0.24	<0.000090	<0.000040	<0.000050	0.060	0.0057	<0.0000050	0.000060	0.00021	0.00010	<0.0020	<0.0020
17/11/2023	25	0.059	<0.000010	-	0.00021	<0.00010	<0.0030	0.21	<0.000090	0.000050	<0.000050	0.050	0.0072	<0.0000050	0.00011	0.00039	0.000060	<0.0020	<0.0020
24/11/2023	26	0.056	<0.000010	-	0.00014	<0.00010	<0.0030	0.24	<0.000090	0.000040	<0.000050	0.060	0.0062	0.0000060	0.000070	0.0014	0.000080	<0.0020	<0.0020
12/01/2023	27	0.060	<0.000010	-	0.00030	<0.00010	<0.0030	0.22	<0.000090	<0.000040	<0.000050	0.060	0.0056	<0.0000050	0.000050	0.00091	0.000070	<0.0020	<0.0020
12/08/2023	28	0.059	<0.000010	-	0.00010	<0.00010	<0.0030	0.27	<0.000090	<0.000040	<0.000050	0.080	0.0053	<0.0000050	0.000070	0.00028	0.000080	<0.0020	<0.0020
15/12/2023	29	0.091	<0.000010	-	0.00017	<0.00010	<0.0030	0.36	0.00013	0.000050	<0.000050	0.090	0.014	<0.0000050	0.000060	0.00024	0.000090	<0.0020	<0.0020
22/12/2023	30	0.045	<0.000010	-	0.00015	<0.00010	<0.0030	0.23	<0.000090	<0.000040	<0.000050	0.060	0.0050	<0.0000050	0.000040	0.00023	0.000080	<0.0020	<0.0020
29/12/2023	31	0.052	<0.000010	-	0.0092	<0.00010	<0.0030	0.24	<0.000090	<0.000040	<0.000050	0.070	0.0054	<0.0000050	0.000060	0.00045	0.000060	<0.0020	<0.0020
01/05/2024	32	0.069	<0.000010	-	0.00014	0.00020	<0.0030	0.29	<0.000090	<0.000040	<0.000050	0.070	0.0083	<0.0000050	0.00012	0.00045	0.000060	<0.0020	<0.0020
01/12/2024	33	0.052	<0.000010	-	0.00095	0.00020	<0.0030	0.26	<0.000090	<0.000040	<0.000050	0.090	0.0058	<0.0000050	0.000060	0.00023	0.00010	<0.0020	<0.0020
19/01/2024	34	0.10	<0.000010	-	0.00024	0.00020	<0.0030	0.30	<0.000090	0.000060	<0.000050	0.050	0.0075	<0.0000050	0.00011	0.0018	0.000080	<0.0020	<0.0020
26/01/2024	35	0.075	<0.000010	-	<0.00040	<0.00010	<0.0030	0.22	<0.000090	<0.000040	<0.000050	0.060	0.0058	<0.0000050	<0.00020	0.00032	0.000070	<0.0020	<0.0020
02/02/2024	36	0.051	<0.000010	-	0.0012	0.00060	<0.0030	0.22	0.00012	0.000080	<0.000050	0.080	0.0045	<0.0000050	<0.00020	0.012	0.000070	<0.0020	<0.0020
02/09/2024	37	0.043	<0.000010	-	<0.00040	0.00010	0.016	0.22	<0.000090	<0.000040	<0.000050	0.060	0.0043	<0.0000050	<0.00020	0.00044	0.000070	<0.0020	<0.0020
15/02/2024	38	0.059	<0.000010	-	0.00080	0.00020	<0.0030	0.24	<0.000090	<0.000040	<0.000050	0.080	0.0065	<0.0000050	<0.00020	0.00066	0.000060	<0.0020	<0.0020
23/02/2024	39	0.045	<0.000010	-	0.0015	0.00010	<0.0030	0.21	<0.000090	0.000050	<0.000050	0.060	0.0048	<0.0000050	<0.00020	0.00026	0.000080	<0.0020	<0.0020
03/01/2024	40	0.041	<0.000010	-	0.0012	0.00010	<0.0030	0.22	0.000090	<0.000040	<0.000050	0.060	0.0048	<0.0000050	<0.00020	0.00033	0.000060	0.0030	<0.0020
03/08/2024	41	0.047	<0.000010	-	<0.00040	<0.00010	<0.0030	0.24	<0.000090	<0.000040	<0.000050	0.060	0.0054	<0.0000050	<0.00020	0.00015	0.00012	<0.0020	<0.0020
15/03/2024	42	0.043	<0.000010	-	<0.00040	0.00010	<0.0030	0.21	<0.000090	<0.000040	<0.000050	0.050	0.0049	<0.0000050	<0.00020	0.00013	0.000050	<0.0020	<0.0020
22/03/2024	43	0.040	<0.000010	-	<0.00040	<0.00010	<0.0030	0.21	0.00016	<0.000040	<0.000050	0.050	0.0041	<0.0000050	<0.00020	0.00012	0.000050	<0.0020	<0.0020
29/03/2024	44	0.051	<0.000010	-	<0.00040	0.00010	<0.0030	0.21	<0.000090	<0.000040	<0.000050	0.090	0.0054	<0.0000050	<0.00020	0.00013	0.000040	<0.0020	<0.0020
04/05/2024	45	-	-	-	-	-	-	-	-	-	-	-	-	-	-	-	-	-	-
04/12/2024	46	0.052	<0.000010	-	<0.00040	<0.00010	<0.0030	0.22	<0.000090	<0.000040	<0.000050	0.060	0.0052	<0.0000050	<0.00020	0.00012	0.000050	<0.0020	<0.0020
19/04/2024	47	-	-	-	-	-	-	-	-	-	-	-	-	-	-	-	-	-	-
26/04/2024	48	0.060	<0.000010	-	<0.00040	0.00040	<0.0030	0.24	<0.000090	<0.000040	<0.000050	0.070	0.0071	<0.0000050	<0.00020	0.00022	0.000070	<0.0020	<0.0020
05/02/2024	49	-	-	-	-	-	-	-	-	-	-	-	-	-	-	-	-	-	-
05/10/2024	50	0.074	<0.000010	-	<0.00040	<0.00010	<0.0030	0.36	<0.000090	0.000050	<0.000050	0.080	0.0100	<0.0000050	<0.00020	0.00027	0.00013	<0.0020	<0.0020
17/05/2024	51	-	-	-	-	-	-	-	-	-	-	-	-	-	-	-	-	-	-
24/05/2024	52	0.051	<0.000010	-	<0.00040	0.00010	<0.0030	0.22	<0.000090	<0.000040	<0.000050	0.060	0.0060	<0.0000050	<0.00020	0.00015	0.000050	<0.0020	<0.0020
31/05/2024	53	-	-	-	-	-	-	-	-	-	-	-	-	-	-	-	-	-	-
06/07/2024	54	0.050	<0.000010	-	0.028	0.00020	<0.0030	0.25	<0.000090	<0.000040	<0.000050	0.090	0.0056	<0.0000050	<0.00020	0.00012	0.000090	<0.0020	<0.0020
14/06/2024	55	-	-	-	-	-	-	-	-	-	-	-	-	-	-	-	-	-	-
21/06/2024	56	0.055	<0.000010	-	<0.00040	0.00020	<0.0030	0.25	<0.000090	<0.000040	<0.000050	0.050	0.0074	<0.0000050	<0.00020	0.00018	0.000070	<0.0020	<0.0020
28/06/2024	57	-	-	-	-	-	-	-	-	-	-	-	-	-	-	-	-	-	-
07/05/2024	58	0.050	<0.000010	-	<0.00040	0.00020	0.0040	0.22	<0.000090	<0.000040	<0.000050	0.060	0.0067	<0.0000050	<0.00020	0.00014	0.000060	<0.0020	<0.0020
07/12/2024	59	-	-	-	-	-	-	-	-	-	-	-	-	-	-	-	-	-	-
19/07/2024	60	0.051	<0.000010	-	0.00060	0.00020	<0.0030	0.24	<0.000090	<0.000040	<0.000050	0.090	0.0068	<0.0000050	<0.00020	0.00016	0.000040	<0.0020	<0.0020
26/07/2024	61	-	-	-	-	-	-	-	-	-	-	-	-	-	-	-	-	-	-
08/02/2024	62	0.038	<0.000010	-	0.0087	0.00010	<0.0030	0.20	<0.000090	<0.000040	<0.000050	0.11	0.0047	<0.0000050	<0.00020	0.000092	0.000040	<0.0020	<0.0020
08/09/2024	63	-	-	-	-	-	-	-	-	-	-	-	-	-	-	-	-	-	-
16/08/2024	64	0.044	<0.000010	-	<0.00040	0.00020	<0.0030	0.20	<0.000090	<0.000040	<0.000050	0.040	0.0054	<0.0000050	<0.00020	0.000099	0.000030	<0.0020	<0.0020
23/08/2024	65	-	-	-	-	-	-	-	-	-	-	-	-	-	-	-	-	-	-
30/08/2024	66	0.050	<0.000010	-	<0.00040	<0.00010	0.0040	0.21	<0.000090	<0.000040	<0.000050	0.040	0.0065	<0.0000050	<0.00020	0.00052	0.000040	<0.0020	<0.0020
09/06/2024	67	-	-	-	-	-	-	-	-	-	-	-	-	-	-	-	-	-	-
13/09/2024	68	0.051	<0.000010	-	<0.00040	<0.00010	<0.0030	0.22	<0.000090	<0.000040	<0.000050	0.040	0.0066	<0.0000050	<0.00020	0.00013	0.000050	<0.0020	<0.0020

Table D-11: Mine Rock Humidity Cell Testing Results (HC-11)

Sample Date	Week Number	Magnesium (Mg)	Mercury (Hg)	Ultra Trace Mercury (Hg)	Molybdenum (Mo)	Nickel (Ni)	Phosphorus (P)	Potassium (K)	Lead (Pb)	Selenium (Se)	Silver (Ag)	Sodium (Na)	Strontium (Sr)	Thallium (Tl)	Tungsten (W)	Uranium (U)	Vanadium (V)	Zinc (Zn)	Zirconium (Zr)
Units:	-	mg/L	mg/L	mg/L	mg/L	mg/L	mg/L	mg/L	mg/L	mg/L	mg/L	mg/L	mg/L	mg/L	mg/L	mg/L	mg/L	mg/L	mg/L
20/09/2024	69	-	-	-	-	-	-	-	-	-	-	-	-	-	-	-	-	-	-
27/09/2024	70	0.047	<0.000010	-	<0.00040	<0.00010	<0.0030	0.20	<0.000090	<0.000040	<0.000050	0.080	0.0068	<0.0000050	<0.00020	0.00012	0.000040	<0.0020	<0.0020
10/04/2024	71	-	-	-	-	-	-	-	-	-	-	-	-	-	-	-	-	-	-
10/11/2024	72	0.038	<0.000010	-	<0.00040	<0.00010	<0.0030	0.17	<0.000090	<0.000040	<0.000050	0.050	0.0051	<0.0000050	<0.00020	0.00011	0.000040	<0.0020	<0.0020
18/10/2024	73	-	-	-	-	-	-	-	-	-	-	-	-	-	-	-	-	-	-
25/10/2024	74	0.045	<0.000010	-	<0.00040	<0.00010	<0.0030	0.19	<0.000090	<0.000040	<0.000050	0.050	0.0059	<0.0000050	<0.00020	0.000085	0.000040	<0.0020	<0.0020
11/01/2024	75	-	-	-	-	-	-	-	-	-	-	-	-	-	-	-	-	-	-
11/08/2024	76	0.039	<0.000010	-	<0.00040	0.00010	<0.0030	0.19	<0.000090	<0.000040	<0.000050	0.050	0.0054	<0.0000050	<0.00020	0.000078	0.000030	<0.0020	<0.0020
15/11/2024	77	-	-	-	-	-	-	-	-	-	-	-	-	-	-	-	-	-	-
22/11/2024	78	0.041	<0.000010	-	<0.00040	0.00030	0.0030	0.18	<0.000090	<0.000040	<0.000050	0.050	0.0058	<0.0000050	<0.00020	0.00010	0.000040	<0.0020	<0.0020
29/11/2024	79	-	-	-	-	-	-	-	-	-	-	-	-	-	-	-	-	-	-
12/06/2024	80	0.045	<0.000010	-	<0.00040	0.00010	<0.0030	0.21	<0.000090	<0.000040	<0.000050	0.050	0.0065	<0.0000050	<0.00020	0.00016	0.000050	<0.0020	<0.0020
13/12/2024	81	-	-	-	-	-	-	-	-	-	-	-	-	-	-	-	-	-	-
20/12/2024	82	0.047	<0.000010	-	<0.00040	0.00020	<0.0030	0.19	<0.000090	<0.000040	<0.000050	0.050	0.0058	<0.0000050	<0.00020	0.000073	0.000040	<0.0020	<0.0020
27/12/2024	83	-	-	-	-	-	-	-	-	-	-	-	-	-	-	-	-	-	-
01/03/2025	84	0.040	<0.000010	-	<0.00040	<0.00010	<0.0030	0.19	<0.000090	<0.000040	<0.000050	0.050	0.0061	<0.0000050	<0.00020	0.00012	0.000040	<0.0020	<0.0020
01/10/2025	85	-	-	-	-	-	-	-	-	-	-	-	-	-	-	-	-	-	-
17/01/2025	86	0.039	<0.000010	-	<0.00040	<0.00010	<0.0030	0.17	<0.000090	<0.000040	<0.000050	0.040	0.0064	<0.0000050	<0.00020	0.00012	0.000040	0.0050	<0.0020
24/01/2025	87	-	-	-	-	-	-	-	-	-	-	-	-	-	-	-	-	-	-
31/01/2025	88	0.034	<0.000010	-	<0.00040	<0.00010	<0.0030	0.16	0.000090	<0.000040	<0.000050	0.050	0.0042	<0.0000050	<0.00020	0.000073	0.000040	<0.0020	<0.0020
02/07/2025	89	-	-	-	-	-	-	-	-	-	-	-	-	-	-	-	-	-	-
14/02/2025	90	0.042	<0.000010	-	<0.00040	<0.00010	<0.0030	0.19	<0.000090	<0.000040	<0.000050	0.050	0.0062	<0.0000050	<0.00020	0.00012	0.000050	0.0030	<0.0020
21/02/2025	91	-	-	-	-	-	-	-	-	-	-	-	-	-	-	-	-	-	-
28/02/2025	92	0.039	<0.000010	-	<0.00040	<0.00010	<0.0030	0.17	<0.000090	<0.000040	<0.000050	0.050	0.0053	<0.0000050	<0.00020	0.000098	0.000030	<0.0020	<0.0020
03/07/2025	93	-	-	-	-	-	-	-	-	-	-	-	-	-	-	-	-	-	-
14/03/2025	94	0.048	<0.000010	-	<0.00040	<0.00010	<0.0030	0.19	<0.000090	<0.000040	<0.000050	0.060	0.0063	<0.0000050	<0.00020	0.00011	0.000030	<0.0020	<0.0020
21/03/2025	95	-	-	-	-	-	-	-	-	-	-	-	-	-	-	-	-	-	-
28/03/2025	96	0.028	<0.000010	-	<0.00040	<0.00010	<0.0030	0.14	<0.000090	0.000040	<0.000050	0.040	0.0034	<0.0000050	<0.00020	0.000050	0.000030	<0.0020	<0.0020
04/04/2025	97	-	-	-	-	-	-	-	-	-	-	-	-	-	-	-	-	-	-
04/11/2025	98	0.031	<0.000010	-	<0.00040	<0.00010	<0.0030	0.16	<0.000090	<0.000040	<0.000050	0.040	0.0039	<0.0000050	<0.00020	0.000050	0.000040	<0.0020	<0.0020
18/04/2025	99	-	-	-	-	-	-	-	-	-	-	-	-	-	-	-	-	-	-
25/04/2025	100	0.035	<0.000010	-	<0.00040	<0.00010	<0.0030	0.17	<0.000090	<0.000040	<0.000050	0.050	0.0040	<0.0000050	<0.00020	0.000055	0.000030	<0.0020	<0.0020
05/02/2025	101	-	-	0.00000072	-	-	-	-	-	-	-	-	-	-	-	-	-	-	-
05/09/2025	102	0.036	<0.000010	0.00000063	<0.00040	<0.00010	<0.0030	0.17	<0.000090	<0.000040	<0.000050	0.040	0.0045	<0.0000050	<0.00020	0.000047	0.000030	<0.0020	<0.0020
16/05/2025	103	-	-	0.00000071	-	-	-	-	-	-	-	-	-	-	-	-	-	-	-
23/05/2025	104	0.031	<0.000010	0.00000056	<0.00040	0.00020	<0.0030	0.17	<0.000090	<0.000040	<0.000050	0.050	0.0040	<0.0000050	<0.00020	0.000052	0.000030	<0.0020	<0.0020
30/05/2025	105	-	-	-	-	-	-	-	-	-	-	-	-	-	-	-	-	-	-
06/06/2025	106	-	-	-	-	-	-	-	-	-	-	-	-	-	-	-	-	-	-
13/06/2025	107	-	-	-	-	-	-	-	-	-	-	-	-	-	-	-	-	-	-
20/06/2025	108	0.040	<0.000010	-	<0.00040	<0.00010	<0.0030	0.18	<0.000090	<0.000040	<0.000050	0.040	0.0042	<0.0000050	<0.00020	0.000059	0.000010	<0.0020	<0.0020
27/06/2025	109	-	-	-	-	-	-	-	-	-	-	-	-	-	-	-	-	-	-

Table D-12: Mine Rock Humidity Cell Testing Results (HC-12)

Sample Date	Week Number	Leachate Volume Recovered	pH	Electrical Conductivity	Alkalinity (to pH 4.5)	Acidity (to pH 8.3)	Sulphate	Fluoride	Chloride	Aluminum (Al)	Antimony (Sb)	Arsenic (As)	Beryllium (Be)	Boron (B)	Cadmium (Cd)	Calcium (Ca)	Chromium (Cr)	Cobalt (Co)	Copper (Cu)	Iron (Fe)
Units:	-	mL	pH Units	µS/cm	mg CaCO3/L	mg CaCO3/L	mg/L	mg/L	mg/L	mg/L	mg/L	mg/L	mg/L	mg/L	mg/L	mg/L	mg/L	mg/L	mg/L	mg/L
26/05/2023	0	734	7.5	323	11	<2.0	170	0.12	6.0	0.066	0.0038	0.015	<0.0000070	0.012	0.000013	70	0.00025	0.00011	0.0068	<0.0070
06/02/2023	1	972	7.1	284	9.0	<2.0	120	<0.060	2.0	0.034	0.0044	0.0093	<0.0000070	0.016	0.000019	55	0.00013	0.00010	0.0040	<0.0070
06/09/2023	2	1006	6.9	182	10	<2.0	65	<0.060	<1.0	0.038	0.0034	0.0072	<0.0000070	0.0060	0.000015	27	<0.000080	0.000057	0.0015	<0.0070
16/06/2023	3	986	7.1	120	9.0	<2.0	45	<0.060	<1.0	0.034	0.0031	0.0084	<0.0000070	0.0050	0.000014	20	0.00013	0.000039	0.0013	0.014
23/06/2023	4	979	7.3	93	11	<2.0	36	<0.060	<1.0	0.037	0.0027	0.0058	<0.0000070	0.0040	0.000014	18	<0.000080	0.000048	0.00090	<0.0070
30/06/2023	5	991	7.2	73	9.0	<2.0	24	<0.060	<1.0	0.037	0.0023	0.0050	<0.0000070	0.0030	0.000010	13	<0.000080	0.000035	0.00070	<0.0070
07/07/2023	6	992	7.5	63	13	<2.0	17	<0.060	<1.0	0.038	0.0021	0.0050	<0.0000070	0.0030	0.0000090	11	<0.000080	0.000026	0.00070	0.0080
14/07/2023	7	989	7.5	56	12	<2.0	12	<0.060	<1.0	0.043	0.0019	0.0051	<0.0000070	0.0030	0.0000090	9.1	<0.000080	0.000021	0.00050	0.014
20/07/2023	8	994	7.2	27	6.0	<2.0	5.0	<0.060	<1.0	0.038	0.0010	0.0032	<0.0000070	<0.0020	0.0000050	4.6	0.00012	0.000010	0.00060	0.035
28/07/2023	9	1003	7.5	38	9.0	<2.0	6.0	<0.060	<1.0	0.038	0.0012	0.0036	<0.0000070	<0.0020	<0.0000030	6.0	<0.000080	<0.0000040	0.00060	<0.0070
08/04/2023	10	1015	7.3	34	8.0	<2.0	6.0	<0.060	<1.0	0.036	0.0012	0.0034	<0.0000070	<0.0020	0.0000040	5.6	<0.000080	0.0000090	0.00040	<0.0070
08/11/2023	11	986	7.3	36	8.0	<2.0	6.0	<0.060	<1.0	0.036	0.0012	0.0039	<0.0000070	<0.0020	0.0000080	5.7	<0.000080	0.0000080	0.00030	<0.0070
18/08/2023	12	1002	7.4	40	8.0	<2.0	7.0	<0.060	<1.0	0.046	0.0016	0.0045	<0.0000070	<0.0020	0.0000060	6.7	<0.000080	0.000017	0.00050	0.010
25/08/2023	13	1016	7.2	35	9.0	<2.0	5.0	<0.060	<1.0	0.039	0.0012	0.0038	<0.0000070	0.0020	0.000034	6.0	<0.000080	0.000016	0.00040	<0.0070
09/01/2023	14	982	7.4	34	9.0	<2.0	5.0	<0.060	<1.0	0.045	0.0013	0.0045	<0.0000070	<0.0020	0.0000070	5.8	0.00015	0.000014	0.00030	<0.0070
09/08/2023	15	998	7.1	31	9.0	<2.0	5.0	<0.060	<1.0	0.048	0.00090	0.0043	<0.0000070	0.0020	0.0000050	5.2	<0.000080	0.000029	0.00050	0.0080
15/09/2023	16	1009	7.4	30	9.0	<2.0	3.0	<0.060	<1.0	0.044	0.0011	0.0041	<0.0000070	<0.0020	0.0000070	5.3	<0.000080	0.000027	0.00050	<0.0070
22/09/2023	17	1014	7.2	30	11	<2.0	4.0	<0.060	<1.0	0.043	<0.00090	0.0042	<0.0000070	<0.0020	0.0000090	5.2	<0.000080	0.0000080	<0.00020	<0.0070
29/09/2023	18	1002	7.2	32	10	<2.0	4.0	<0.060	<1.0	0.053	<0.00090	0.0044	<0.0000070	<0.0020	0.0000060	5.6	<0.000080	0.0000060	0.00040	<0.0070
10/06/2023	19	1009	7.4	29	10	<2.0	3.0	<0.060	<1.0	0.051	0.0010	0.0041	<0.0000070	<0.0020	0.000012	5.6	<0.000080	0.0000070	0.00070	<0.0070
13/10/2023	20	1006	7.3	32	11	<2.0	4.0	<0.060	<1.0	0.051	<0.00090	0.0038	<0.0000070	<0.0020	<0.0000030	5.0	<0.000080	0.0000070	0.00050	<0.0070
20/10/2023	21	999	7.4	28	10	<2.0	3.0	<0.060	<1.0	0.052	<0.00090	0.0041	<0.0000070	<0.0020	0.000011	5.0	<0.000080	0.0000090	0.00040	<0.0070
27/10/2023	22	1014	7.1	28	9.0	<2.0	3.0	<0.060	2.0	0.050	<0.00090	0.0035	<0.0000070	<0.0020	0.0000070	5.0	<0.000080	0.0000070	0.00030	0.011
11/03/2023	23	1010	7.1	29	9.0	<2.0	3.0	<0.060	<1.0	0.056	<0.00090	0.0037	<0.0000070	0.0030	0.0000060	5.5	<0.000080	0.000059	0.00090	<0.0070
11/10/2023	24	985	7.3	25	10	<2.0	3.0	<0.060	1.0	0.052	<0.00090	0.0033	<0.0000070	<0.0020	0.0000080	4.7	<0.000080	<0.0000040	0.00050	<0.0070
17/11/2023	25	987	7.2	22	7.0	<2.0	3.0	<0.060	<1.0	0.043	<0.00090	0.0024	<0.0000070	<0.0020	0.000014	3.1	<0.000080	0.000013	0.00030	<0.0070
24/11/2023	26	1002	7.2	21	7.0	<2.0	2.0	<0.060	<1.0	0.055	<0.00090	0.0028	<0.0000070	<0.0020	0.0000040	3.6	<0.000080	0.0000070	<0.00020	<0.0070
12/01/2023	27	984	7.0	19	5.0	<2.0	3.0	<0.060	<1.0	0.048	<0.00090	0.0022	<0.0000070	<0.0020	0.0000040	3.4	<0.000080	0.0000060	0.00040	<0.0070
12/08/2023	28	973	6.9	18	4.0	<2.0	3.0	<0.060	<1.0	0.046	<0.00090	0.0019	<0.0000070	<0.0020	0.0000060	3.2	<0.000080	0.0000080	0.00030	<0.0070
15/12/2023	29	974	7.4	32	11	<2.0	3.0	<0.060	<1.0	0.089	<0.00090	0.0023	<0.0000070	<0.0020	0.0000090	5.2	<0.000080	<0.0000040	0.00040	<0.0070
22/12/2023	30	901	7.1	23	6.0	<2.0	4.0	<0.060	<1.0	0.058	<0.00090	0.0020	<0.0000070	<0.0020	0.0000050	3.2	<0.000080	<0.0000040	0.00040	<0.0070
29/12/2023	31	959	7.2	20	5.0	<2.0	3.0	<0.060	<1.0	0.036	<0.00090	0.0023	<0.0000070	<0.0020	0.0000060	3.0	<0.000080	0.000017	<0.00020	0.010
01/05/2024	32	998	7.2	22	7.0	<2.0	3.0	<0.060	<1.0	0.039	<0.00090	0.0019	<0.0000070	<0.0020	0.000010	3.3	<0.000080	0.000011	0.00020	<0.0070
01/12/2024	33	942	7.1	19	5.0	<2.0	3.0	<0.060	<1.0	0.035	<0.00090	0.0016	<0.0000070	<0.0020	0.0000060	2.6	<0.000080	0.0000090	0.00030	<0.0070
19/01/2024	34	1000	7.1	22	6.0	<2.0	3.0	<0.060	<1.0	0.047	<0.00090	0.0020	<0.0000070	<0.0020	0.0000060	3.8	<0.000080	0.0000050	0.00030	<0.0070
26/01/2024	35	911	7.0	20	4.0	<2.0	3.0	<0.060	<1.0	0.052	<0.00090	0.0023	<0.0000070	<0.0020	<0.0000030	3.1	<0.000080	0.0000070	<0.0020	<0.0070
02/02/2024	36	923	7.0	19	5.0	<2.0	3.0	<0.060	<1.0	0.040	<0.00090	0.0020	<0.0000070	0.0050	0.0000070	3.0	<0.000080	<0.0000040	<0.0020	<0.0070
02/09/2024	37	947	7.2	17	5.0	<2.0	3.0	<0.060	<1.0	0.033	<0.00090	0.0017	<0.0000070	<0.0020	0.0000040	2.7	<0.000080	0.000012	<0.0010	<0.0070
15/02/2024	38	980	7.1	17	4.0	<2.0	4.0	<0.060	<1.0	0.026	<0.00090	0.0020	<0.0000070	<0.0020	0.0000050	2.7	<0.000080	0.000058	<0.0010	<0.0070
23/02/2024	39	898	7.2	19	5.0	<2.0	4.0	<0.060	<1.0	0.042	<0.00090	0.0023	<0.0000070	<0.0020	<0.0000030	3.2	<0.000080	0.000011	<0.0010	<0.0070
03/01/2024	40	941	7.2	16	4.0	<2.0	4.0	<0.060	<1.0	0.033	<0.00090	0.0017	<0.0000070	<0.0020	0.0000040	2.8	<0.000080	<0.0000040	<0.0010	<0.0070
03/08/2024	41	966	7.3	17	3.0	<2.0	4.0	<0.060	<1.0	0.028	<0.00090	0.0017	<0.0000070	<0.0020	0.0000030	2.9	<0.000080	0.000010	<0.0010	<0.0070
15/03/2024	42	970	7.1	16	5.0	<2.0	3.0	<0.060	<1.0	0.028	<0.00090	0.0016	<0.0000070	<0.0020	0.0000050	2.8	<0.000080	0.0000060	<0.0010	<0.0070
22/03/2024	43	908	7.2	18	5.0	<2.0	4.0	<0.060	<1.0	0.042	<0.00090	0.0020	<0.0000070	<0.0020	0.0000030	3.3	<0.000080	0.0000090	<0.0010	<0.0070
29/03/2024	44	985	7.2	17	4.0	<2.0	4.0	<0.060	<1.0	0.024	<0.00090	0.0017	<0.0000070	<0.0020	0.000026	3.1	<0.000080	0.000013	<0.0010	<0.0070
04/05/2024	45	976	7.1	17	5.0	<2.0	3.0	-	-	-	-	-	-	-	-	-	-	-	-	-
04/12/2024	46	1007	7.0	19	5.0	<2.0	3.0	-	-	0.023	<0.00090	0.0017	<0.0000070	<0.0020	0.0000050	3.2	<0.000080	0.0000080	<0.0010	<0.0070
19/04/2024	47	952	7.0	18	4.0	<2.0	3.0	-	-	-	-	-	-	-	-	-	-	-	-	-
26/04/2024	48	1001	6.9	25	6.0	<2.0	3.0	-	-	0.026	<0.00090	0.0018	<0.0000070	<0.0020	0.0000090	4.1	<0.000080	0.000016	<0.0010	<0.0070
05/02/2024	49	1004	7.1	18	5.0	<2.0	3.0	-	-	-	-	-	-	-	-	-	-	-	-	-
05/10/2024	50	1011	7.3	22	7.0	<2.0	4.0	-	-	0.026	<0.00090	0.0017	<0.0000070	<0.0020	0.0000090	4.2	<0.000080	0.000034	<0.0010	<0.0070
17/05/2024	51	1000	7.2	20	6.0	<2.0	4.0	-	-	-	-	-	-	-	-	-	-	-	-	-
24/05/2024	52	1005	7.2	21	7.0	<2.0	4.0	-	-	0.027	<0.00090	0.0017	<0.0000070	<0.0020	0.0000070	3.9	<0.000080	0.000017	<0.0010	<0.0070
31/05/2024	53	955	6.7	18	4.0	<2.0	3.0	-	-	-	-	-	-	-	-	-	-	-	-	-
06/07/2024	54	958	7.1	18	5.0	<2.0	4.0	-	-	0.036	<0.00090	0.0019	<0.0000070	<0.0020	0.000017	3.7	0.00012	0.0000090	<0.0010	<0.0070
14/06/2024	55	977	7.1	21	5.0	<2.0	3.0	-	-	-	-	-	-	-	-	-	-	-	-	-
21/06/2024	56	997	7.1	23	5.0	<2.0	3.6	-	-	0.030	<0.00090	0.0018	<0.0000070	<0.0020	0.0000030	3.4	<0.000080	0.000011	<0.0010	<0.0070
28/06/2024	57	1002	6.8	21	5.0	<2.0	3.3	-	-	-	-	-	-	-	-	-	-	-	-	-
07/05/2024	58	1011	7.3	26	8.0	<2.0	4.0	-	-	0.037	<0.00090	0.0020	<0.0000070	<0.0020	0.0000050	4.6	<0.000080	0.000014	<0.0010	<0.0070
07/12/2024	59	1009	7.3	25	8.0	<2.0	3.7	-	-	-	-	-	-	-	-	-	-	-	-	-
19/07/2024	60	926	7.3	24	8.0	<2.0	3.5	-	-	0.036	<0.00090	0.0018	<0.0000070	<0.0020	0.0000050	4.7	<0.000080	0.0000060	<0.0010	<0.0070
26/07/2024	61	999	6.9	24	6.0	<2.0	3.6	-	-	-	-	-	-	-	-	-	-	-	-	-
08/02/2024	62	1002	7.2	24	7.0	<2.0	3.5	-	-	0.036	<0.00090	0.0018	<0.0000070	<0.0020	0.000012	4.0	<0.000080	0.00026	<0.0010	<0.0070
08/09/2024	63	1007	7.3	25	8.0	<2.0	3.8	-	-	-	-	-	-	-	-	-	-	-	-	-
16/08/2024	64	1008	7.3	24	8.0	<2.0	4.3	-	-	0.048	<0.00090	0.0021	<0.0000070	<0.0020	0.0000060	4.6	<0.000080	0.0000080	<0.0010	<0.0070
23/08/2024	65	998	7.0	26	8.0	<2.0	4.0	-	-	-	-	-	-	-	-	-	-	-	-	-
30/08/2024	66	1005	7.0	28	7.0	<2.0	3.8	-	-	0.047	<0.00090	0.0020	<0.0000070	<0.0020	0.0000060	4.8	<0.000080	0.0000050	<0.0010	<0.0070
09/06/2024	67	1000	7.3	23	7.0	<2.0	3.4	-	-	-	-	-	-	-	-	-	-	-	-	-
13/09/2024	68	1003	7.3	29	8.0	<2.0	3.7	-	-	0.043	<0.00090	0.0020	<0.0000070	<0.0020	0.000012	5.3	<0.000080	0.000013	<0.0010	<0.0070

Table D-12: Mine Rock Humidity Cell Testing Results (HC-12)

Sample Date	Week Number	Leachate Volume Recovered	pH	Electrical Conductivity	Alkalinity (to pH 4.5)	Acidity (to pH 8.3)	Sulphate	Fluoride	Chloride	Aluminum (Al)	Antimony (Sb)	Arsenic (As)	Beryllium (Be)	Boron (B)	Cadmium (Cd)	Calcium (Ca)	Chromium (Cr)	Cobalt (Co)	Copper (Cu)	Iron (Fe)
Units:	-	mL	pH Units	µS/cm	mg CaCO3/L	mg CaCO3/L	mg/L	mg/L	mg/L	mg/L	mg/L	mg/L	mg/L	mg/L	mg/L	mg/L	mg/L	mg/L	mg/L	mg/L
20/09/2024	69	1003	6.9	18	6.0	<2.0	3.5	-	-	-	-	-	-	-	-	-	-	-	-	-
27/09/2024	70	984	7.1	24	6.0	<2.0	3.4	-	-	0.045	<0.00090	0.0017	<0.0000070	<0.0020	0.0000050	3.9	<0.000080	<0.0000040	<0.0010	<0.0070
10/04/2024	71	1009	7.1	22	6.0	<2.0	3.0	-	-	-	-	-	-	-	-	-	-	-	-	-
10/11/2024	72	999	6.9	21	6.0	<2.0	3.3	-	-	0.040	<0.00090	0.0016	<0.0000070	<0.0020	0.0000090	3.5	<0.000080	0.000010	<0.0010	<0.0070
18/10/2024	73	1007	7.1	26	7.0	<2.0	3.9	-	-	-	-	-	-	-	-	-	-	-	-	-
25/10/2024	74	1005	6.9	23	6.0	<2.0	3.7	-	-	0.035	<0.00090	0.0016	<0.0000070	<0.0020	0.0000050	4.1	<0.000080	0.0000050	<0.0010	<0.0070
11/01/2024	75	1003	7.0	26	7.0	<2.0	4.2	-	-	-	-	-	-	-	-	-	-	-	-	-
11/08/2024	76	1010	7.0	25	10	<2.0	3.3	-	-	0.038	<0.00090	0.0017	0.0000080	<0.0020	0.0000090	4.0	<0.000080	0.0000040	0.0020	<0.0070
15/11/2024	77	987	6.7	26	7.0	<2.0	3.1	-	-	-	-	-	-	-	-	-	-	-	-	-
22/11/2024	78	989	6.9	24	6.0	<2.0	3.6	-	-	0.041	<0.00090	0.0017	<0.0000070	<0.0020	0.000010	4.2	<0.000080	0.0000070	<0.0010	<0.0070
29/11/2024	79	1004	6.8	28	8.0	<2.0	4.0	-	-	-	-	-	-	-	-	-	-	-	-	-
12/06/2024	80	1001	7.2	22	8.0	<2.0	3.5	-	-	0.042	<0.00090	0.0021	<0.0000070	<0.0020	0.000014	4.3	<0.000080	0.000082	<0.0010	<0.0070
13/12/2024	81	968	7.2	19	6.0	<2.0	3.4	-	-	-	-	-	-	-	-	-	-	-	-	-
20/12/2024	82	1000	6.8	24	7.0	<2.0	4.0	-	-	0.033	<0.00090	0.0015	<0.0000070	<0.0020	0.000011	4.3	<0.000080	<0.0000040	<0.0010	<0.0070
27/12/2024	83	986	6.8	23	5.0	<2.0	3.9	-	-	-	-	-	-	-	-	-	-	-	-	-
01/03/2025	84	1016	6.8	24	7.0	<2.0	4.1	-	-	0.033	<0.00090	0.0014	<0.0000070	<0.0020	0.000010	4.4	<0.000080	<0.0000040	<0.0010	<0.0070
01/10/2025	85	980	7.3	23	6.0	<2.0	4.0	-	-	-	-	-	-	-	-	-	-	-	-	-
17/01/2025	86	987	6.9	24	6.0	<2.0	3.6	-	-	0.037	<0.00090	0.0015	<0.0000070	<0.0020	0.0000090	3.6	<0.000080	0.0000080	<0.0010	<0.0070
24/01/2025	87	964	6.7	20	5.0	<2.0	4.2	-	-	-	-	-	-	-	-	-	-	-	-	-
31/01/2025	88	1016	7.0	25	7.0	<2.0	4.0	-	-	0.037	<0.00090	0.0013	<0.0000070	<0.0020	0.000013	4.5	<0.000080	0.0000050	<0.0010	<0.0070
02/07/2025	89	971	7.0	24	5.0	<2.0	4.5	-	-	-	-	-	-	-	-	-	-	-	-	-
14/02/2025	90	1013	7.1	27	6.0	<2.0	4.8	-	-	0.040	<0.00090	0.0018	<0.0000070	<0.0020	0.000030	4.4	<0.000080	0.0000040	<0.0010	0.0080
21/02/2025	91	1022	7.0	28	7.0	<2.0	4.3	-	-	-	-	-	-	-	-	-	-	-	-	-
28/02/2025	92	1004	6.9	24	5.0	<2.0	4.2	-	-	0.035	<0.00090	0.0016	0.0000090	<0.0020	0.000010	4.4	<0.000080	0.000018	<0.0010	<0.0070
03/07/2025	93	969	6.8	20	5.0	<2.0	4.1	-	-	-	-	-	-	-	-	-	-	-	-	-
14/03/2025	94	1007	7.1	24	6.0	<2.0	4.2	-	-	0.029	<0.00090	0.0013	<0.0000070	<0.0020	0.000010	4.2	<0.000080	<0.0000040	<0.0010	<0.0070
21/03/2025	95	1019	6.8	23	7.0	<2.0	4.2	-	-	-	-	-	-	-	-	-	-	-	-	-
28/03/2025	96	975	7.0	20	4.0	<2.0	3.9	-	-	0.033	<0.00090	0.0014	<0.0000070	<0.0020	0.0000090	3.6	<0.000080	0.0000040	<0.0010	<0.0070
04/04/2025	97	989	7.3	25	7.0	<2.0	3.7	-	-	-	-	-	-	-	-	-	-	-	-	-
04/11/2025	98	976	7.0	21	5.0	<2.0	4.1	-	-	0.035	<0.00090	0.0013	<0.0000070	<0.0020	0.0000090	3.5	<0.000080	0.000013	<0.0010	<0.0070
18/04/2025	99	971	6.8	19	5.0	<2.0	4.0	-	-	-	-	-	-	-	-	-	-	-	-	-
25/04/2025	100	976	6.8	21	5.0	<2.0	4.0	-	-	0.031	<0.00090	0.0013	<0.0000070	<0.0020	0.0000050	3.5	<0.000080	0.0000070	<0.0010	<0.0070
05/02/2025	101	951	6.6	21	5.0	<2.0	4.2	-	-	-	-	-	-	-	-	-	-	-	-	-
05/09/2025	102	984	6.8	20	6.0	2.0	3.8	-	-	0.029	<0.00090	0.0012	<0.0000070	<0.0020	0.0000080	3.6	<0.000080	<0.0000040	<0.0010	<0.0070
16/05/2025	103	940	7.0	21	5.0	<2.0	4.3	-	-	-	-	-	-	-	-	-	-	-	-	-
23/05/2025	104	936	6.7	20	5.0	2.0	4.0	-	-	0.037	<0.00090	0.0014	<0.0000070	<0.0020	0.0000080	3.6	<0.000080	0.0000070	<0.0010	<0.0070
30/05/2025	105	992	6.8	21	5.0	<2.0	3.7	-	-	-	-	-	-	-	-	-	-	-	-	-
06/06/2025	106	1010	6.8	20	6.0	<2.0	3.7	-	-	-	-	-	-	-	-	-	-	-	-	-
13/06/2025	107	990	7.0	19	5.0	<2.0	3.6	-	-	-	-	-	-	-	-	-	-	-	-	-
20/06/2025	108	972	7.3	20	6.0	<2.0	3.6	-	-	0.030	<0.00090	0.0014	<0.0000070	<0.0020	0.0000070	4.0	<0.000080	0.000015	<0.0010	<0.0070
27/06/2025	109	1018	7.3	24	7.0	<2.0	4.2	-	-	-	-	-	-	-	-	-	-	-	-	-

Table D-12: Mine Rock Humidity Cell Testing Results (HC-12)

Sample Date	Week Number	Magnesium (Mg)	Mercury (Hg)	Ultra Trace Mercury (Hg)	Molybdenum (Mo)	Nickel (Ni)	Phosphorus (P)	Potassium (K)	Lead (Pb)	Selenium (Se)	Silver (Ag)	Sodium (Na)	Strontium (Sr)	Thallium (Tl)	Tungsten (W)	Uranium (U)	Vanadium (V)	Zinc (Zn)	Zirconium (Zr)
Units:	-	mg/L	mg/L	mg/L	mg/L	mg/L	mg/L	mg/L	mg/L	mg/L	mg/L	mg/L	mg/L	mg/L	mg/L	mg/L	mg/L	mg/L	mg/L
26/05/2023	0	2.4	<0.000010	-	0.0011	0.0019	0.011	4.2	<0.000090	0.0020	<0.000050	6.5	0.18	0.000018	0.0019	0.0037	0.00055	<0.0020	<0.0020
06/02/2023	1	1.4	<0.000010	-	0.00058	0.00050	<0.0030	2.4	<0.000090	0.0011	<0.000050	3.3	0.12	0.000011	0.0013	0.0049	0.00023	0.0030	<0.0020
06/09/2023	2	0.49	<0.000010	-	0.00091	0.00030	<0.0030	1.5	<0.000090	0.00050	<0.000050	1.1	0.065	0.000010	0.00080	0.0030	0.00019	<0.0020	<0.0020
16/06/2023	3	0.28	<0.000010	-	0.00049	0.00020	<0.0030	1.1	<0.000090	0.00043	<0.000050	0.59	0.043	0.0000080	0.00061	0.0022	0.00019	<0.0020	<0.0020
23/06/2023	4	0.20	<0.000010	-	0.000090	0.00030	<0.0030	1.2	<0.000090	0.00040	<0.000050	0.41	0.039	0.0000080	0.00043	0.0020	0.00017	0.0030	<0.0020
30/06/2023	5	0.16	0.000010	-	0.00011	0.00020	<0.0030	0.84	<0.000090	0.00040	<0.000050	0.29	0.028	0.0000080	0.00039	0.0030	0.00019	<0.0020	<0.0020
07/07/2023	6	0.12	<0.000010	-	0.00013	0.00010	<0.0030	0.79	<0.000090	0.00032	<0.000050	0.18	0.023	0.0000060	0.00032	0.0013	0.00016	<0.0020	<0.0020
14/07/2023	7	0.12	<0.000010	-	0.00026	<0.00010	<0.0030	0.80	<0.000090	0.00040	<0.000050	0.26	0.020	0.0000070	0.00038	0.0024	0.00017	<0.0020	<0.0020
20/07/2023	8	0.055	<0.000010	-	0.00012	0.00070	<0.0030	0.41	<0.000090	0.00022	<0.000050	0.090	0.0083	0.000013	0.00019	0.00036	0.00011	<0.0020	<0.0020
28/07/2023	9	0.073	<0.000010	-	0.00038	<0.00010	<0.0030	0.54	<0.000090	0.00030	<0.000050	0.14	0.012	0.0000050	0.00022	0.0018	0.00013	<0.0020	<0.0020
08/04/2023	10	0.077	<0.000010	-	0.00022	0.00030	<0.0030	0.55	<0.000090	0.00030	<0.000050	0.18	0.012	0.0000060	0.00022	0.0011	0.00014	0.0030	<0.0020
08/11/2023	11	0.072	<0.000010	-	0.000080	<0.00010	<0.0030	0.52	<0.000090	0.00027	<0.000050	0.14	0.012	0.0000080	0.00017	0.00069	0.00013	0.0020	<0.0020
18/08/2023	12	0.12	<0.000010	-	0.00033	<0.00010	<0.0030	0.70	<0.000090	0.00036	<0.000050	0.21	0.015	0.000011	0.00029	0.0012	0.00019	0.0030	<0.0020
25/08/2023	13	0.086	<0.000010	-	0.00011	<0.00010	<0.0030	0.61	<0.000090	0.00035	<0.000050	0.17	0.013	0.0000080	0.00018	0.00066	0.00017	0.0040	<0.0020
09/01/2023	14	0.081	<0.000010	-	0.000080	<0.00010	<0.0030	0.60	<0.000090	0.00035	<0.000050	0.12	0.012	0.0000050	0.00013	0.00072	0.00020	<0.0020	<0.0020
09/08/2023	15	0.075	<0.000010	-	0.00011	0.00020	<0.0030	0.55	<0.000090	0.00030	<0.000050	0.21	0.011	0.0000080	0.00020	0.00078	0.00017	0.0030	<0.0020
15/09/2023	16	0.073	<0.000010	-	0.00015	0.00020	<0.0030	0.54	<0.000090	0.00029	<0.000050	0.090	0.012	0.0000080	0.00018	0.0045	0.00017	0.0020	<0.0020
22/09/2023	17	0.071	<0.000010	-	0.0017	<0.00010	<0.0030	0.56	<0.000090	0.00026	<0.000050	0.11	0.011	0.0000050	0.00013	0.00091	0.00018	<0.0020	<0.0020
29/09/2023	18	0.072	<0.000010	-	0.0039	<0.00010	<0.0030	0.60	<0.000090	0.00033	<0.000050	0.11	0.011	0.0000070	0.00014	0.00066	0.00019	<0.0020	<0.0020
10/06/2023	19	0.072	<0.000010	-	0.00094	<0.00010	<0.0030	0.59	<0.000090	0.00029	<0.000050	0.12	0.011	0.0000080	0.00020	0.0022	0.00019	<0.0020	<0.0020
13/10/2023	20	0.062	<0.000010	-	0.00011	<0.00010	<0.0030	0.51	<0.000090	0.00028	<0.000050	0.10	0.0099	<0.0000050	0.00012	0.00079	0.00017	0.0020	<0.0020
20/10/2023	21	0.068	<0.000010	-	0.00010	0.00080	<0.0030	0.49	<0.000090	0.00025	<0.000050	0.10	0.010	0.0000080	0.00011	0.00057	0.00017	0.0030	<0.0020
27/10/2023	22	0.064	<0.000010	-	0.00053	0.00010	<0.0030	0.51	<0.000090	0.00024	<0.000050	0.11	0.0089	0.0000060	0.00011	0.00049	0.00017	<0.0020	<0.0020
11/03/2023	23	0.14	<0.000010	-	0.00016	0.0023	<0.0030	0.56	<0.000090	0.00025	<0.000050	0.46	0.0072	<0.0000050	0.00010	0.00061	0.00018	<0.0020	<0.0020
11/10/2023	24	0.048	0.000010	-	0.000070	<0.00010	<0.0030	0.46	<0.000090	0.00019	<0.000050	0.090	0.0088	0.0000050	0.000070	0.00047	0.00019	<0.0020	<0.0020
17/11/2023	25	0.031	<0.000010	-	0.00010	<0.00010	<0.0030	0.30	<0.000090	0.00019	<0.000050	0.040	0.0061	0.0000060	0.000070	0.0023	0.00011	<0.0020	<0.0020
24/11/2023	26	0.045	<0.000010	-	0.000050	<0.00010	<0.0030	0.36	<0.000090	0.00015	<0.000050	0.060	0.0058	0.0000060	0.000080	0.00039	0.00017	<0.0020	<0.0020
12/01/2023	27	0.038	<0.000010	-	0.00014	<0.00010	<0.0030	0.29	<0.000090	0.00012	<0.000050	0.050	0.0052	<0.0000050	0.000050	0.00029	0.00014	<0.0020	<0.0020
12/08/2023	28	0.032	<0.000010	-	0.00066	<0.00010	<0.0030	0.33	<0.000090	0.00012	<0.000050	0.060	0.0049	0.0000060	0.000050	0.0086	0.00012	<0.0020	<0.0020
15/12/2023	29	0.045	<0.000010	-	0.00011	<0.00010	<0.0030	0.41	0.00013	0.00016	<0.000050	0.050	0.0072	<0.0000050	0.000050	0.00076	0.00013	<0.0020	<0.0020
22/12/2023	30	0.044	<0.000010	-	0.00013	<0.00010	<0.0030	0.30	<0.000090	0.00018	<0.000050	0.050	0.0050	<0.0000050	0.000050	0.00014	0.00011	<0.0020	<0.0020
29/12/2023	31	0.035	<0.000010	-	0.000090	0.00030	<0.0030	0.31	0.00017	0.00015	<0.000050	0.050	0.0053	0.000015	0.000060	0.0012	0.000090	<0.0020	<0.0020
01/05/2024	32	0.037	<0.000010	-	0.000080	0.00010	<0.0030	0.35	<0.000090	0.00015	<0.000050	0.060	0.0059	0.0000050	0.000080	0.00036	0.00010	<0.0020	<0.0020
01/12/2024	33	0.033	<0.000010	-	0.00021	0.00020	<0.0030	0.30	<0.000090	0.00012	<0.000050	0.060	0.0046	<0.0000050	0.000030	0.00019	0.00010	<0.0020	<0.0020
19/01/2024	34	0.056	<0.000010	-	0.0025	<0.00010	<0.0030	0.41	<0.000090	0.00017	<0.000050	0.040	0.0063	0.0000060	0.000080	0.00038	0.00013	<0.0020	<0.0020
26/01/2024	35	0.043	<0.000010	-	<0.00040	0.00010	0.0030	0.32	<0.000090	0.00015	<0.000050	0.070	0.0073	<0.0000050	<0.00020	0.00021	0.00013	<0.0020	<0.0020
02/02/2024	36	0.046	<0.000010	-	<0.00040	0.00030	<0.0030	0.36	0.000090	0.00015	<0.000050	0.090	0.0053	0.0000080	<0.00020	0.00019	0.00013	<0.0020	<0.0020
02/09/2024	37	0.030	<0.000010	-	0.0017	<0.00010	0.010	0.31	<0.000090	0.000070	<0.000050	0.060	0.0046	0.0000050	<0.00020	0.00032	0.000090	<0.0020	<0.0020
15/02/2024	38	0.048	<0.000010	-	0.0010	0.00020	<0.0030	0.33	<0.000090	0.00017	<0.000050	0.13	0.0054	<0.0000050	<0.00020	0.00040	0.00012	<0.0020	<0.0020
23/02/2024	39	0.036	<0.000010	-	<0.00040	0.00020	<0.0030	0.33	<0.000090	0.00016	<0.000050	0.070	0.0055	<0.0000050	<0.00020	0.00098	0.00013	<0.0020	<0.0020
03/01/2024	40	0.036	<0.000010	-	<0.00040	<0.00010	<0.0030	0.32	<0.000090	0.00012	<0.000050	0.050	0.0056	<0.0000050	<0.00020	0.00030	0.00011	<0.0020	<0.0020
03/08/2024	41	0.036	<0.000010	-	<0.00040	0.00010	<0.0030	0.33	<0.000090	0.000090	<0.000050	0.050	0.0055	<0.0000050	<0.00020	0.00024	0.00012	<0.0020	<0.0020
15/03/2024	42	0.034	<0.000010	-	<0.00040	<0.00010	<0.0030	0.30	<0.000090	0.00011	<0.000050	0.040	0.0053	<0.0000050	<0.00020	0.00028	0.00010	<0.0020	<0.0020
22/03/2024	43	0.042	<0.000010	-	0.00090	0.00010	<0.0030	0.35	<0.000090	0.000060	<0.000050	0.060	0.0051	<0.0000050	<0.00020	0.00019	0.00012	<0.0020	<0.0020
29/03/2024	44	0.040	<0.000010	-	<0.00040	<0.00010	<0.0030	0.30	0.00021	0.00010	<0.000050	0.12	0.0052	<0.0000050	<0.00020	0.00025	0.00010	<0.0020	<0.0020
04/05/2024	45	-	-	-	-	-	-	-	-	-	-	-	-	-	-	-	-	-	-
04/12/2024	46	0.040	<0.000010	-	<0.00040	<0.00010	<0.0030	0.32	<0.000090	0.000090	<0.000050	0.090	0.0052	<0.0000050	<0.00020	0.00030	0.000090	<0.0020	<0.0020
19/04/2024	47	-	-	-	-	-	-	-	-	-	-	-	-	-	-	-	-	-	-
26/04/2024	48	0.047	<0.000010	-	<0.00040	0.00020	<0.0030	0.38	<0.000090	0.00012	<0.000050	0.070	0.0065	<0.0000050	<0.00020	0.00037	0.00012	<0.0020	<0.0020
05/02/2024	49	-	-	-	-	-	-	-	-	-	-	-	-	-	-	-	-	-	-
05/10/2024	50	0.051	<0.000010	-	<0.00040	0.00010	<0.0030	0.38	<0.000090	0.00011	<0.000050	0.060	0.0064	0.0000060	<0.00020	0.00037	0.00012	<0.0020	<0.0020
17/05/2024	51	-	-	-	-	-	-	-	-	-	-	-	-	-	-	-	-	-	-
24/05/2024	52	0.041	<0.000010	-	<0.00040	0.00020	<0.0030	0.36	<0.000090	0.00013	<0.000050	0.050	0.0054	<0.0000050	<0.00020	0.00030	0.00012	<0.0020	<0.0020
31/05/2024	53	-	-	-	-	-	-	-	-	-	-	-	-	-	-	-	-	-	-
06/07/2024	54	0.043	<0.000010	-	0.033	0.00020	<0.0030	0.36	<0.000090	0.00010	<0.000050	0.10	0.0056	<0.0000050	<0.00020	0.00020	0.00015	<0.0020	<0.0020
14/06/2024	55	-	-	-	-	-	-	-	-	-	-	-	-	-	-	-	-	-	-
21/06/2024	56	0.032	0.000010	-	<0.00040	0.00020	<0.0030	0.34	<0.000090	0.00010	<0.000050	0.040	0.0055	0.0000050	<0.00020	0.00025	0.00013	<0.0020	<0.0020
28/06/2024	57	-	-	-	-	-	-	-	-	-	-	-	-	-	-	-	-	-	-
07/05/2024	58	0.044	<0.000010	-	<0.00040	0.00020	0.0050	0.41	<0.000090	0.00012	<0.000050	0.060	0.0064	0.0000060	<0.00020	0.00031	0.00014	<0.0020	<0.0020
07/12/2024	59	-	-	-	-	-	-	-	-	-	-	-	-	-	-	-	-	-	-
19/07/2024	60	0.042	<0.000010	-	<0.00040	<0.00010	<0.0030	0.44	<0.000090	0.00012	<0.000050	0.070	0.0066	<0.0000050	<0.00020	0.00032	0.00015	<0.0020	<0.0020
26/07/2024	61	-	-	-	-	-	-	-	-	-	-	-	-	-	-	-	-	-	-
08/02/2024	62	0.038	<0.000010	-	<0.00040	0.00040	<0.0030	0.40	<0.000090	0.00010	<0.000050	0.070	0.0054	0.0000050	<0.00020	0.00022	0.00013	<0.0020	<0.0020
08/09/2024	63	-	-	-	-	-	-	-	-	-	-	-	-	-	-	-	-	-	-
16/08/2024	64	0.042	<0.000010	-	<0.00040	0.00020	<0.0030	0.44	<0.000090	0.00011	<0.000050	0.050	0.0058	0.0000070	<0.00020	0.00024	0.00015	<0.0020	<0.0020
23/08/2024	65	-	-	-	-	-	-	-	-	-	-	-	-	-	-	-	-	-	-
30/08/2024	66	0.041	<0.000010	-	<0.00040	<0.00010	<0.0030	0.43	<0.000090	0.00010	<0.000050	0.040	0.0061	0.0000050	<0.00020	0.00026	0.00014	<0.0020	<0.0020
09/06/2024	67	-	-	-	-	-	-	-	-	-	-	-	-	-	-	-	-	-	-
13/09/2024	68	0.048	<0.000010	-	<0.00040	<0.00010	<0.0030	0.46	<0.000090	0.000080	<0.000050	0.060	0.0066	0.0000060	<0.00020	0.00032	0.00015	<0.0020	<0.0020

Table D-12: Mine Rock Humidity Cell Testing Results (HC-12)

Sample Date	Week Number	Magnesium (Mg)	Mercury (Hg)	Ultra Trace Mercury (Hg)	Molybdenum (Mo)	Nickel (Ni)	Phosphorus (P)	Potassium (K)	Lead (Pb)	Selenium (Se)	Silver (Ag)	Sodium (Na)	Strontium (Sr)	Thallium (Tl)	Tungsten (W)	Uranium (U)	Vanadium (V)	Zinc (Zn)	Zirconium (Zr)
Units:	-	mg/L	mg/L	mg/L	mg/L	mg/L	mg/L	mg/L	mg/L	mg/L	mg/L	mg/L	mg/L	mg/L	mg/L	mg/L	mg/L	mg/L	mg/L
20/09/2024	69	-	-	-	-	-	-	-	-	-	-	-	-	-	-	-	-	-	-
27/09/2024	70	0.034	<0.000010	-	<0.00040	<0.00010	<0.0030	0.37	<0.000090	0.000070	<0.000050	0.070	0.0049	<0.0000050	<0.00020	0.00017	0.00015	<0.0020	<0.0020
10/04/2024	71	-	-	-	-	-	-	-	-	-	-	-	-	-	-	-	-	-	-
10/11/2024	72	0.030	<0.000010	-	<0.00040	0.00010	<0.0030	0.32	0.00010	0.000070	<0.000050	0.050	0.0044	0.0000050	<0.00020	0.00019	0.00012	<0.0020	<0.0020
18/10/2024	73	-	-	-	-	-	-	-	-	-	-	-	-	-	-	-	-	-	-
25/10/2024	74	0.036	<0.000010	-	<0.00040	<0.00010	<0.0030	0.36	<0.000090	0.000060	<0.000050	0.050	0.0048	0.0000050	<0.00020	0.00018	0.00011	<0.0020	<0.0020
11/01/2024	75	-	-	-	-	-	-	-	-	-	-	-	-	-	-	-	-	-	-
11/08/2024	76	0.049	<0.000010	-	<0.00040	0.00010	<0.0030	0.36	<0.000090	0.00011	<0.000050	0.060	0.0051	0.0000070	<0.00020	0.00016	0.00011	<0.0020	<0.0020
15/11/2024	77	-	-	-	-	-	-	-	-	-	-	-	-	-	-	-	-	-	-
22/11/2024	78	0.032	<0.000010	-	<0.00040	0.00020	0.0060	0.36	0.00011	0.00011	<0.000050	0.060	0.0049	0.0000050	<0.00020	0.00018	0.00012	<0.0020	<0.0020
29/11/2024	79	-	-	-	-	-	-	-	-	-	-	-	-	-	-	-	-	-	-
12/06/2024	80	0.042	<0.000010	-	<0.00040	0.00020	<0.0030	0.40	<0.000090	0.00010	<0.000050	0.050	0.0050	0.0000070	<0.00020	0.00019	0.00012	<0.0020	<0.0020
13/12/2024	81	-	-	-	-	-	-	-	-	-	-	-	-	-	-	-	-	-	-
20/12/2024	82	0.036	<0.000010	-	<0.00040	<0.00010	<0.0030	0.38	<0.000090	0.000060	<0.000050	0.060	0.0048	0.0000050	<0.00020	0.00019	0.000090	<0.0020	<0.0020
27/12/2024	83	-	-	-	-	-	-	-	-	-	-	-	-	-	-	-	-	-	-
01/03/2025	84	0.032	<0.000010	-	<0.00040	<0.00010	<0.0030	0.36	<0.000090	0.000080	<0.000050	0.050	0.0047	0.0000060	<0.00020	0.00022	0.00010	<0.0020	<0.0020
01/10/2025	85	-	-	-	-	-	-	-	-	-	-	-	-	-	-	-	-	-	-
17/01/2025	86	0.029	<0.000010	-	<0.00040	<0.00010	<0.0030	0.32	<0.000090	0.000070	<0.000050	0.040	0.0045	<0.0000050	<0.00020	0.00021	0.00012	<0.0020	<0.0020
24/01/2025	87	-	-	-	-	-	-	-	-	-	-	-	-	-	-	-	-	-	-
31/01/2025	88	0.038	<0.000010	-	<0.00040	<0.00010	<0.0030	0.38	<0.000090	0.000070	<0.000050	0.050	0.0049	0.0000050	<0.00020	0.00028	0.00012	<0.0020	<0.0020
02/07/2025	89	-	-	-	-	-	-	-	-	-	-	-	-	-	-	-	-	-	-
14/02/2025	90	0.035	<0.000010	-	<0.00040	<0.00010	<0.0030	0.37	0.00014	0.000060	<0.000050	0.050	0.0050	0.0000080	<0.00020	0.00025	0.00011	<0.0020	<0.0020
21/02/2025	91	-	-	-	-	-	-	-	-	-	-	-	-	-	-	-	-	-	-
28/02/2025	92	0.034	<0.000010	-	<0.00040	<0.00010	<0.0030	0.36	<0.000090	0.000060	<0.000050	0.060	0.0046	0.0000090	<0.00020	0.00022	0.00010	0.0050	<0.0020
03/07/2025	93	-	-	-	-	-	-	-	-	-	-	-	-	-	-	-	-	-	-
14/03/2025	94	0.034	<0.000010	-	<0.00040	<0.00010	<0.0030	0.35	<0.000090	0.000090	<0.000050	0.060	0.0041	0.0000060	<0.00020	0.00021	0.00011	<0.0020	<0.0020
21/03/2025	95	-	-	-	-	-	-	-	-	-	-	-	-	-	-	-	-	-	-
28/03/2025	96	0.028	<0.000010	-	<0.00040	<0.00010	<0.0030	0.31	0.00023	0.000060	<0.000050	0.050	0.0033	0.0000060	<0.00020	0.00016	0.000090	<0.0020	<0.0020
04/04/2025	97	-	-	-	-	-	-	-	-	-	-	-	-	-	-	-	-	-	-
04/11/2025	98	0.027	<0.000010	-	<0.00040	<0.00010	<0.0030	0.29	0.00011	0.000060	<0.000050	0.040	0.0035	0.0000050	<0.00020	0.00014	0.000090	0.0030	<0.0020
18/04/2025	99	-	-	-	-	-	-	-	-	-	-	-	-	-	-	-	-	-	-
25/04/2025	100	0.028	<0.000010	-	<0.00040	<0.00010	<0.0030	0.28	<0.000090	0.000040	<0.000050	0.040	0.0032	0.0000060	<0.00020	0.00012	0.000070	<0.0020	<0.0020
05/02/2025	101	-	-	0.0000016	-	-	-	-	-	-	-	-	-	-	-	-	-	-	-
05/09/2025	102	0.028	<0.000010	0.00000021	<0.00040	<0.00010	<0.0030	0.28	<0.000090	<0.000040	<0.000050	0.040	0.0034	<0.0000050	<0.00020	0.00012	0.000080	<0.0020	<0.0020
16/05/2025	103	-	-	0.00000026	-	-	-	-	-	-	-	-	-	-	-	-	-	-	-
23/05/2025	104	0.030	<0.000010	0.00000026	<0.00040	<0.00010	<0.0030	0.31	0.00015	0.000060	<0.000050	0.050	0.0036	<0.0000050	<0.00020	0.00014	0.000090	<0.0020	<0.0020
30/05/2025	105	-	-	-	-	-	-	-	-	-	-	-	-	-	-	-	-	-	-
06/06/2025	106	-	-	-	-	-	-	-	-	-	-	-	-	-	-	-	-	-	-
13/06/2025	107	-	-	-	-	-	-	-	-	-	-	-	-	-	-	-	-	-	-
20/06/2025	108	0.032	<0.000010	-	<0.00040	<0.00010	0.0040	0.34	<0.000090	0.000070	<0.000050	0.040	0.0034	<0.0000050	<0.00020	0.00012	0.000090	<0.0020	<0.0020
27/06/2025	109	-	-	-	-	-	-	-	-	-	-	-	-	-	-	-	-	-	-

Table D-13: Mine Rock Humidity Cell Testing Results (HC-13)

Sample Date	Week Number	Leachate Volume Recovered	pH	Electrical Conductivity	Alkalinity (to pH 4.5)	Acidity (to pH 8.3)	Sulphate	Fluoride	Chloride	Aluminum (Al)	Antimony (Sb)	Arsenic (As)	Beryllium (Be)	Boron (B)	Cadmium (Cd)	Calcium (Ca)	Chromium (Cr)	Cobalt (Co)	Copper (Cu)	Iron (Fe)
Units:	-	mL	pH Units	µS/cm	mg CaCO3/L	mg CaCO3/L	mg/L	mg/L	mg/L	mg/L	mg/L	mg/L	mg/L	mg/L	mg/L	mg/L	mg/L	mg/L	mg/L	mg/L
26/05/2023	0	686	8.9	97	15	<2.0	18	0.25	2.0	0.19	0.0035	0.015	<0.0000070	0.0090	0.0000070	9.8	0.00047	0.000090	0.013	<0.0070
06/02/2023	1	972	7.6	70	16	<2.0	16	0.24	<1.0	0.10	0.0037	0.0059	<0.0000070	0.012	0.0000070	10	0.00015	0.000048	0.0051	<0.0070
06/09/2023	2	991	7.3	48	17	<2.0	6.0	0.15	<1.0	0.096	0.0031	0.0063	<0.0000070	0.0040	0.0000040	7.6	<0.000080	0.000038	0.0029	<0.0070
16/06/2023	3	968	7.4	41	16	<2.0	4.0	0.14	<1.0	0.097	0.0026	0.0073	<0.0000070	0.0030	0.0000060	6.9	<0.000080	0.000025	0.0017	0.0070
23/06/2023	4	970	7.5	37	16	<2.0	5.0	0.11	<1.0	0.11	0.0022	0.0064	<0.0000070	0.0020	0.0000050	6.9	<0.000080	0.00013	0.0012	<0.0070
30/06/2023	5	1000	7.5	40	16	<2.0	5.0	<0.060	<1.0	0.13	0.0018	0.0060	<0.0000070	<0.0020	0.0000030	7.2	<0.000080	0.000015	0.00090	<0.0070
07/07/2023	6	986	7.6	40	14	<2.0	4.0	<0.060	<1.0	0.11	0.0016	0.0063	<0.0000070	0.0020	0.0000070	6.7	<0.000080	0.000030	0.089	0.010
14/07/2023	7	977	7.7	39	14	<2.0	4.0	<0.060	<1.0	0.14	0.0013	0.0058	<0.0000070	<0.0020	<0.0000030	6.7	<0.000080	0.000011	0.00070	<0.0070
20/07/2023	8	992	7.4	35	12	<2.0	4.0	<0.060	<1.0	0.11	0.0013	0.0051	<0.0000070	<0.0020	0.0000060	6.2	0.00018	0.000018	0.00060	0.035
28/07/2023	9	999	7.5	38	13	<2.0	4.0	<0.060	<1.0	0.12	0.0011	0.0048	<0.0000070	<0.0020	0.0000050	6.1	0.00021	0.0000050	0.00090	0.18
08/04/2023	10	1006	7.6	37	13	<2.0	3.0	<0.060	<1.0	0.12	0.0010	0.0048	<0.0000070	<0.0020	<0.0000030	6.0	<0.000080	0.000016	0.00040	<0.0070
08/11/2023	11	972	7.5	37	12	<2.0	4.0	<0.060	<1.0	0.14	0.0010	0.0052	<0.0000070	<0.0020	<0.0000030	6.8	<0.000080	0.000010	0.00040	<0.0070
18/08/2023	12	1008	7.6	36	12	<2.0	4.0	<0.060	<1.0	0.13	0.0010	0.0053	<0.0000070	<0.0020	0.0000030	6.4	<0.000080	0.000028	0.00080	0.0070
25/08/2023	13	1002	7.5	35	12	<2.0	3.0	<0.060	<1.0	0.11	<0.00090	0.0046	<0.0000070	<0.0020	0.0000050	6.1	<0.000080	0.0000090	0.00030	<0.0070
09/01/2023	14	991	7.5	33	11	<2.0	4.0	<0.060	<1.0	0.11	<0.00090	0.0038	<0.0000070	<0.0020	0.0000030	5.8	0.00018	0.000012	<0.00020	<0.0070
09/08/2023	15	992	7.6	34	11	<2.0	5.0	<0.060	<1.0	0.11	<0.00090	0.0041	<0.0000070	<0.0020	<0.0000030	6.1	<0.000080	0.000018	0.00030	<0.0070
15/09/2023	16	992	7.6	35	11	<2.0	3.0	<0.060	<1.0	0.11	<0.00090	0.0043	<0.0000070	<0.0020	0.0000070	5.8	<0.000080	0.0000070	0.00030	<0.0070
22/09/2023	17	1005	7.4	33	11	<2.0	4.0	<0.060	<1.0	0.11	<0.00090	0.0038	<0.0000070	<0.0020	<0.0000030	6.0	<0.000080	0.0000060	<0.00020	<0.0070
29/09/2023	18	999	7.4	33	11	<2.0	3.0	<0.060	<1.0	0.11	<0.00090	0.0038	<0.0000070	<0.0020	<0.0000030	5.7	<0.000080	0.0000070	0.00030	<0.0070
10/06/2023	19	1002	7.5	30	10	<2.0	3.0	<0.060	<1.0	0.11	<0.00090	0.0036	<0.0000070	<0.0020	0.0000090	5.8	<0.000080	0.0000090	0.0012	<0.0070
13/10/2023	20	1004	7.4	34	12	<2.0	4.0	<0.060	<1.0	0.12	<0.00090	0.0036	<0.0000070	<0.0020	<0.0000030	5.6	<0.000080	<0.0000040	0.00050	<0.0070
20/10/2023	21	1001	7.4	33	10	<2.0	3.0	<0.060	<1.0	0.11	<0.00090	0.0034	<0.0000070	<0.0020	0.0000050	5.2	<0.000080	0.0000090	0.0016	<0.0070
27/10/2023	22	1011	7.4	39	12	<2.0	4.0	<0.060	1.0	0.11	<0.00090	0.0032	<0.0000070	<0.0020	<0.0000030	5.5	<0.000080	0.000011	<0.00020	<0.0070
11/03/2023	23	1003	7.2	32	10	<2.0	4.0	<0.060	<1.0	0.089	<0.00090	0.0028	<0.0000070	0.0020	0.0000040	5.5	<0.000080	0.000035	0.0010	0.0090
11/10/2023	24	986	7.3	26	9.0	<2.0	3.0	<0.060	1.0	0.072	<0.00090	0.0027	<0.0000070	<0.0020	0.0000050	4.9	<0.000080	<0.0000040	<0.00020	<0.0070
17/11/2023	25	996	7.3	28	10	<2.0	4.0	<0.060	<1.0	0.062	<0.00090	0.0023	<0.0000070	<0.0020	0.0000050	4.0	<0.000080	0.0000050	0.00020	<0.0070
24/11/2023	26	1007	7.4	31	10	<2.0	3.0	<0.060	<1.0	0.10	<0.00090	0.0030	<0.0000070	<0.0020	0.0000060	5.2	<0.000080	<0.0000040	<0.00020	<0.0070
12/01/2023	27	985	7.2	30	10	<2.0	4.0	<0.060	<1.0	0.089	<0.00090	0.0029	<0.0000070	<0.0020	0.0000050	5.6	<0.000080	0.000026	<0.00020	<0.0070
12/08/2023	28	999	7.2	30	10	<2.0	3.0	<0.060	<1.0	0.094	<0.00090	0.0028	<0.0000070	<0.0020	0.0000040	5.4	<0.000080	0.0000040	<0.00020	<0.0070
15/12/2023	29	1010	7.3	30	9.0	<2.0	3.0	<0.060	<1.0	0.095	<0.00090	0.0028	<0.0000070	<0.0020	0.0000060	5.0	<0.000080	0.0000060	<0.00020	<0.0070
22/12/2023	30	998	7.2	31	10	<2.0	4.0	<0.060	<1.0	0.089	<0.00090	0.0025	<0.0000070	<0.0020	0.0000060	4.8	<0.000080	0.0000050	<0.00020	<0.0070
29/12/2023	31	998	7.3	28	8.0	<2.0	4.0	<0.060	<1.0	0.071	<0.00090	0.0023	<0.0000070	<0.0020	<0.0000030	4.8	<0.000080	<0.0000040	<0.00020	<0.0070
01/05/2024	32	981	7.3	33	11	<2.0	4.0	<0.060	<1.0	0.094	<0.00090	0.0026	<0.0000070	<0.0020	<0.0000030	5.1	<0.000080	0.000020	<0.00020	<0.0070
01/12/2024	33	982	7.4	32	10	<2.0	3.0	<0.060	<1.0	0.091	<0.00090	0.0027	<0.0000070	<0.0020	0.0000040	4.9	<0.000080	0.000013	0.00030	<0.0070
19/01/2024	34	994	7.3	28	10	<2.0	4.0	<0.060	<1.0	0.095	<0.00090	0.0025	<0.0000070	<0.0020	0.0000050	4.9	<0.000080	0.0000040	<0.00020	<0.0070
26/01/2024	35	1016	7.2	27	8.0	<2.0	4.0	<0.060	<1.0	0.073	<0.00090	0.0022	<0.0000070	<0.0020	0.0000040	4.6	<0.000080	0.000012	<0.0020	<0.0070
02/02/2024	36	996	7.4	30	9.0	<2.0	3.0	<0.060	<1.0	0.075	<0.00090	0.0022	<0.0000070	<0.0020	0.000033	4.8	<0.000080	<0.0000040	<0.0020	<0.0070
02/09/2024	37	989	7.6	32	13	<2.0	4.0	<0.060	<1.0	0.17	<0.00090	0.0033	<0.0000070	<0.0020	0.0000040	6.5	<0.000080	0.000012	<0.0010	<0.0070
15/02/2024	38	996	7.5	33	11	<2.0	5.0	<0.060	<1.0	0.15	<0.00090	0.0034	<0.0000070	<0.0020	0.0000050	5.7	<0.000080	0.000012	<0.0010	<0.0070
23/02/2024	39	987	7.6	33	11	<2.0	4.0	<0.060	<1.0	0.15	<0.00090	0.0035	<0.0000070	<0.0020	0.0000030	6.0	<0.000080	0.0000070	<0.0010	<0.0070
03/01/2024	40	997	7.6	30	12	<2.0	4.0	<0.060	<1.0	0.17	<0.00090	0.0034	<0.0000070	<0.0020	0.000015	5.4	<0.000080	0.0000070	<0.0010	<0.0070
03/08/2024	41	1006	7.5	28	9.0	<2.0	4.0	<0.060	<1.0	0.11	<0.00090	0.0029	<0.0000070	0.0020	<0.0000030	5.4	<0.000080	0.0000080	<0.0010	<0.0070
15/03/2024	42	1006	7.5	29	10	<2.0	3.0	<0.060	<1.0	0.020	<0.00090	0.0014	<0.0000070	<0.0020	0.0000030	2.5	<0.000080	0.000058	<0.0010	<0.0070
22/03/2024	43	1003	7.7	29	11	<2.0	3.0	<0.060	<1.0	0.14	<0.00090	0.0031	<0.0000070	<0.0020	<0.0000030	5.9	<0.000080	0.0000050	<0.0010	<0.0070
29/03/2024	44	988	7.7	29	11	<2.0	4.0	<0.060	<1.0	0.13	<0.00090	0.0033	<0.0000070	<0.0020	0.000012	5.8	<0.000080	0.0000070	<0.0010	<0.0070
04/05/2024	45	1000	7.5	28	10	<2.0	3.0	-	-	-	-	-	-	-	-	-	-	-	-	-
04/12/2024	46	1014	7.5	31	10	<2.0	4.0	-	-	0.12	<0.00090	0.0030	<0.0000070	<0.0020	<0.0000030	5.6	0.00028	0.0000040	<0.0010	<0.0070
19/04/2024	47	994	7.6	29	10	<2.0	3.0	-	-	-	-	-	-	-	-	-	-	-	-	-
26/04/2024	48	1005	7.4	32	9.0	<2.0	3.0	-	-	0.12	<0.00090	0.0029	<0.0000070	<0.0020	0.0000070	5.3	<0.000080	0.000022	<0.0010	<0.0070
05/02/2024	49	1004	7.4	32	10	<2.0	4.0	-	-	-	-	-	-	-	-	-	-	-	-	-
05/10/2024	50	1002	7.5	28	9.0	<2.0	4.0	-	-	0.10	<0.00090	0.0027	<0.0000070	<0.0020	0.0000030	5.5	<0.000080	0.000029	<0.0010	<0.0070
17/05/2024	51	999	7.5	26	8.0	<2.0	4.0	-	-	-	-	-	-	-	-	-	-	-	-	-
24/05/2024	52	1004	7.4	28	10	<2.0	4.0	-	-	0.072	<0.00090	0.0022	<0.0000070	<0.0020	0.0000030	5.2	<0.000080	0.000019	<0.0010	<0.0070
31/05/2024	53	996	7.1	28	9.0	<2.0	4.0	-	-	-	-	-	-	-	-	-	-	-	-	-
06/07/2024	54	1005	7.4	30	10	<2.0	4.0	-	-	0.077	<0.00090	0.0024	<0.0000070	<0.0020	0.0000080	5.6	0.00014	0.000013	<0.0010	<0.0070
14/06/2024	55	998	7.3	29	9.0	<2.0	4.0	-	-	-	-	-	-	-	-	-	-	-	-	-
21/06/2024	56	998	7.4	28	8.0	<2.0	4.1	-	-	0.059	<0.00090	0.0021	<0.0000070	<0.0020	<0.0000030	4.9	<0.000080	0.000012	<0.0010	<0.0070
28/06/2024	57	1006	7.3	26	8.0	<2.0	4.2	-	-	-	-	-	-	-	-	-	-	-	-	-
07/05/2024	58	1006	7.3	34	10	<2.0	4.6	-	-	0.060	<0.00090	0.0018	<0.0000070	<0.0020	0.0000040	5.4	<0.000080	0.0000080	<0.0010	<0.0070
07/12/2024	59	1009	7.4	29	9.0	<2.0	4.8	-	-	-	-	-	-	-	-	-	-	-	-	-
19/07/2024	60	1009	7.4	28	9.0	<2.0	4.4	-	-	0.056	<0.00090	0.0020	<0.0000070	<0.0020	0.0000050	5.2	<0.000080	0.0000080	<0.0010	<0.0070
26/07/2024	61	1009	7.0	30	9.0	<2.0	4.4	-	-	-	-	-	-	-	-	-	-	-	-	-
08/02/2024	62	1008	7.6	32	10	<2.0	4.2	-	-	0.075	<0.00090	0.0021	<0.0000070	<0.0020	0.0000030	5.4	<0.000080	0.000013	<0.0010	<0.0070
08/09/2024	63	1000	7.4	27	9.0	<2.0	4.1	-	-	-	-	-	-	-	-	-	-	-	-	-
16/08/2024	64	1000	7.4	28	9.0	<2.0	4.6	-	-	0.084	<0.00090	0.0021	<0.0000070	<0.0020	0.0000050	5.3	<0.000080	0.000014	<0.0010	<0.0070
23/08/2024	65	1003	7.1	30	10	<2.0	4.3	-	-	-	-	-	-	-	-	-	-	-	-	-
30/08/2024	66	993	7.1	31	9.0	<2.0	4.3	-	-	0.078	<0.00090	0.0023	<0.0000070	<0.0020	<0.0000030	5.2	<0.000080	<0.0000040	<0.0010	<0.0070
09/06/2024	67	1001	7.3	27	9.0	<2.0	4.1	-	-	-	-	-	-	-	-	-	-	-	-	-
13/09/2024	68	1000	7.4	30	9.0	<2.0	6.1	-	-	0.073	<0.00090	0.0023	<0.0000070	<0.0020	0.0000070	5.5	<0.000080	0.000024	<0.0010	<0.0070

Table D-13: Mine Rock Humidity Cell Testing Results (HC-13)

Sample Date	Week Number	Leachate Volume Recovered	pH	Electrical Conductivity	Alkalinity (to pH 4.5)	Acidity (to pH 8.3)	Sulphate	Fluoride	Chloride	Aluminum (Al)	Antimony (Sb)	Arsenic (As)	Beryllium (Be)	Boron (B)	Cadmium (Cd)	Calcium (Ca)	Chromium (Cr)	Cobalt (Co)	Copper (Cu)	Iron (Fe)
Units:	-	mL	pH Units	µS/cm	mg CaCO3/L	mg CaCO3/L	mg/L	mg/L	mg/L	mg/L	mg/L	mg/L	mg/L	mg/L	mg/L	mg/L	mg/L	mg/L	mg/L	mg/L
20/09/2024	69	997	7.0	32	9.0	<2.0	4.0	-	-	-	-	-	-	-	-	-	-	-	-	-
27/09/2024	70	998	7.1	30	9.0	<2.0	4.2	-	-	0.079	<0.00090	0.0022	<0.0000070	<0.0020	0.0000040	5.1	<0.000080	0.0000050	<0.0010	<0.0070
10/04/2024	71	1003	7.2	26	8.0	<2.0	4.0	-	-	-	-	-	-	-	-	-	-	-	-	-
10/11/2024	72	1003	7.1	26	8.0	<2.0	4.0	-	-	0.077	<0.00090	0.0023	<0.0000070	<0.0020	0.0000050	4.7	<0.000080	0.000012	<0.0010	<0.0070
18/10/2024	73	999	7.2	30	8.0	<2.0	4.4	-	-	-	-	-	-	-	-	-	-	-	-	-
25/10/2024	74	1003	7.1	29	8.0	<2.0	4.2	-	-	0.069	<0.00090	0.0022	<0.0000070	<0.0020	0.0000030	5.0	<0.000080	0.0000040	<0.0010	<0.0070
11/01/2024	75	1006	7.1	26	7.0	<2.0	3.8	-	-	-	-	-	-	-	-	-	-	-	-	-
11/08/2024	76	1006	7.2	28	8.0	<2.0	4.0	-	-	0.078	<0.00090	0.0024	<0.0000070	<0.0020	0.0000050	5.3	<0.000080	0.000024	<0.0010	<0.0070
15/11/2024	77	982	7.5	31	9.0	<2.0	4.3	-	-	-	-	-	-	-	-	-	-	-	-	-
22/11/2024	78	1000	7.1	30	13	<2.0	4.7	-	-	0.091	<0.00090	0.0024	<0.0000070	<0.0020	0.0000030	5.3	<0.000080	0.0000080	<0.0010	<0.0070
29/11/2024	79	992	6.9	33	9.0	<2.0	4.8	-	-	-	-	-	-	-	-	-	-	-	-	-
12/06/2024	80	1001	7.2	22	8.0	<2.0	3.5	-	-	0.042	<0.00090	0.0021	<0.0000070	<0.0020	0.000014	4.3	<0.000080	0.000082	<0.0010	<0.0070
13/12/2024	81	985	7.1	27	10	<2.0	4.2	-	-	-	-	-	-	-	-	-	-	-	-	-
20/12/2024	82	1000	7.0	27	9.0	<2.0	4.2	-	-	0.079	<0.00090	0.0024	<0.0000070	<0.0020	0.0000040	5.1	<0.000080	0.0000040	<0.0010	<0.0070
27/12/2024	83	988	7.0	31	9.0	<2.0	4.3	-	-	-	-	-	-	-	-	-	-	-	-	-
01/03/2025	84	1005	6.9	28	9.0	<2.0	4.3	-	-	0.081	<0.00090	0.0026	<0.0000070	<0.0020	0.0000040	5.2	<0.000080	0.0000060	<0.0010	<0.0070
01/10/2025	85	1008	6.8	31	8.0	<2.0	4.1	-	-	-	-	-	-	-	-	-	-	-	-	-
17/01/2025	86	1004	7.0	26	9.0	<2.0	3.4	-	-	0.068	<0.00090	0.0040	<0.0000070	<0.0020	<0.0000030	4.3	<0.000080	0.000021	<0.0010	<0.0070
24/01/2025	87	1006	6.9	25	8.0	<2.0	4.0	-	-	-	-	-	-	-	-	-	-	-	-	-
31/01/2025	88	1001	7.0	26	9.0	<2.0	3.8	-	-	0.063	<0.00090	0.0022	<0.0000070	<0.0020	0.000050	4.5	<0.000080	0.0000070	<0.0010	<0.0070
02/07/2025	89	1009	7.2	30	10	<2.0	4.4	-	-	-	-	-	-	-	-	-	-	-	-	-
14/02/2025	90	1008	7.1	28	8.0	<2.0	4.3	-	-	0.060	<0.00090	0.0020	<0.0000070	<0.0020	0.0000040	4.8	<0.000080	0.000010	<0.0010	<0.0070
21/02/2025	91	1011	7.1	26	7.0	<2.0	4.1	-	-	-	-	-	-	-	-	-	-	-	-	-
28/02/2025	92	1009	7.3	24	7.0	<2.0	3.7	-	-	0.047	<0.00090	0.0016	0.000011	<0.0020	0.0000050	4.5	<0.000080	0.0000080	<0.0010	<0.0070
03/07/2025	93	1003	7.4	24	8.0	<2.0	3.6	-	-	-	-	-	-	-	-	-	-	-	-	-
14/03/2025	94	999	7.1	26	7.0	<2.0	3.6	-	-	0.036	<0.00090	0.0013	<0.0000070	<0.0020	0.0000060	4.2	<0.000080	0.000024	<0.0010	0.014
21/03/2025	95	997	6.8	23	8.0	<2.0	3.9	-	-	-	-	-	-	-	-	-	-	-	-	-
28/03/2025	96	1010	7.1	25	7.0	<2.0	3.7	-	-	0.040	<0.00090	0.0014	<0.0000070	<0.0020	0.0000030	4.4	<0.000080	0.0000060	<0.0010	<0.0070
04/04/2025	97	973	7.2	26	8.0	<2.0	3.6	-	-	-	-	-	-	-	-	-	-	-	-	-
04/11/2025	98	1002	7.1	27	7.0	<2.0	4.4	-	-	0.043	<0.00090	0.0014	<0.0000070	<0.0020	0.0000040	4.4	<0.000080	0.000015	<0.0010	<0.0070
18/04/2025	99	998	6.9	24	7.0	<2.0	3.7	-	-	-	-	-	-	-	-	-	-	-	-	-
25/04/2025	100	991	6.9	23	8.0	<2.0	3.5	-	-	0.034	<0.00090	0.0012	<0.0000070	<0.0020	<0.0000030	4.2	<0.000080	0.0000050	<0.0010	<0.0070
05/02/2025	101	994	6.8	24	7.0	<2.0	3.4	-	-	-	-	-	-	-	-	-	-	-	-	-
05/09/2025	102	993	6.7	22	8.0	<2.0	3.4	-	-	0.033	<0.00090	0.0012	<0.0000070	<0.0020	<0.0000030	4.3	<0.000080	0.0000040	<0.0010	<0.0070
16/05/2025	103	1010	6.6	22	7.0	<2.0	4.1	-	-	-	-	-	-	-	-	-	-	-	-	-
23/05/2025	104	1001	6.7	22	9.0	<2.0	3.6	-	-	0.035	<0.00090	0.0012	<0.0000070	<0.0020	0.0000060	4.1	<0.000080	0.000010	<0.0010	<0.0070
30/05/2025	105	989	6.9	22	9.0	<2.0	3.5	-	-	-	-	-	-	-	-	-	-	-	-	-
06/06/2025	106	1004	6.7	21	7.0	<2.0	3.5	-	-	-	-	-	-	-	-	-	-	-	-	-
13/06/2025	107	1005	-	21	6.0	<2.0	3.2	-	-	-	-	-	-	-	-	-	-	-	-	-
20/06/2025	108	1001	7.3	20	7.0	<2.0	3.0	-	-	0.029	<0.00090	0.0011	<0.0000070	<0.0020	0.000010	4.2	<0.000080	<0.0000040	<0.0010	<0.0070
27/06/2025	109	1014	7.3	22	7.0	<2.0	4.0	-	-	-	-	-	-	-	-	-	-	-	-	-

Table D-13: Mine Rock Humidity Cell Testing Results (HC-13)

Sample Date	Week Number	Magnesium (Mg)	Mercury (Hg)	Ultra Trace Mercury (Hg)	Molybdenum (Mo)	Nickel (Ni)	Phosphorus (P)	Potassium (K)	Lead (Pb)	Selenium (Se)	Silver (Ag)	Sodium (Na)	Strontium (Sr)	Thallium (Tl)	Tungsten (W)	Uranium (U)	Vanadium (V)	Zinc (Zn)	Zirconium (Zr)
Units:	-	mg/L	mg/L	mg/L	mg/L	mg/L	mg/L	mg/L	mg/L	mg/L	mg/L	mg/L	mg/L	mg/L	mg/L	mg/L	mg/L	mg/L	mg/L
26/05/2023	0	0.97	<0.000010	-	0.0012	0.00090	0.011	5.1	<0.000090	0.00027	<0.000050	3.2	0.036	0.000015	0.0011	0.0014	0.00026	<0.0020	<0.0020
06/02/2023	1	1.0	<0.000010	-	0.00060	0.00010	<0.0030	2.8	<0.000090	0.00016	<0.000050	1.3	0.033	0.0000060	0.00050	0.0022	0.00011	<0.0020	<0.0020
06/09/2023	2	0.56	<0.000010	-	0.00047	<0.00010	<0.0030	1.7	<0.000090	<0.000040	<0.000050	0.46	0.023	0.0000080	0.00040	0.0025	0.00010	<0.0020	<0.0020
16/06/2023	3	0.39	<0.000010	-	0.0011	0.00010	<0.0030	1.3	<0.000090	<0.000040	<0.000050	0.25	0.018	0.0000090	0.00029	0.0052	0.000090	<0.0020	<0.0020
23/06/2023	4	0.29	<0.000010	-	0.00021	0.00040	<0.0030	1.3	<0.000090	0.000050	<0.000050	0.18	0.017	0.0000080	0.00023	0.0062	0.00012	<0.0020	<0.0020
30/06/2023	5	0.26	<0.000010	-	0.00022	<0.00010	<0.0030	1.2	<0.000090	<0.000040	<0.000050	0.14	0.017	0.0000080	0.00019	0.0020	0.00010	<0.0020	<0.0020
07/07/2023	6	0.20	<0.000010	-	0.00016	0.00030	<0.0030	1.0	0.0035	<0.000040	<0.000050	0.060	0.016	0.0000070	0.00015	0.0039	0.00010	0.048	<0.0020
14/07/2023	7	0.19	<0.000010	-	0.00021	<0.00010	<0.0030	1.1	<0.000090	0.000050	<0.000050	0.13	0.014	0.0000080	0.00015	0.0022	0.00010	<0.0020	<0.0020
20/07/2023	8	0.16	<0.000010	-	0.00037	0.00020	<0.0030	0.88	<0.000090	0.000050	<0.000050	0.060	0.012	0.000020	0.00013	0.0013	0.00011	0.011	<0.0020
28/07/2023	9	0.14	<0.000010	-	0.00025	0.0046	<0.0030	0.85	<0.000090	0.000070	<0.000050	0.080	0.012	0.0000070	0.00010	0.0011	0.000090	<0.0020	<0.0020
08/04/2023	10	0.13	<0.000010	-	0.00022	<0.00010	<0.0030	0.87	<0.000090	<0.000040	<0.000050	0.10	0.011	0.0000060	0.00012	0.0011	0.000090	<0.0020	<0.0020
08/11/2023	11	0.12	<0.000010	-	0.00066	<0.00010	<0.0030	0.92	<0.000090	0.000070	<0.000050	0.080	0.012	0.0000090	0.000090	0.0042	0.000090	<0.0020	<0.0020
18/08/2023	12	0.13	<0.000010	-	0.00014	<0.00010	<0.0030	0.86	0.00022	<0.000040	<0.000050	0.13	0.011	0.0000080	0.00011	0.0011	0.00011	<0.0020	<0.0020
25/08/2023	13	0.11	<0.000010	-	0.00020	<0.00010	<0.0030	0.81	<0.000090	<0.000040	<0.000050	0.080	0.0099	0.0000060	0.000090	0.00087	0.00010	<0.0020	<0.0020
09/01/2023	14	0.11	<0.000010	-	0.00010	<0.00010	<0.0030	0.73	<0.000090	<0.000040	<0.000050	0.18	0.0096	0.0000060	0.000050	0.0018	0.00014	<0.0020	<0.0020
09/08/2023	15	0.10	<0.000010	-	0.00015	<0.00010	<0.0030	0.77	<0.000090	<0.000040	<0.000050	0.12	0.010	0.0000060	0.000070	0.00077	0.000090	<0.0020	<0.0020
15/09/2023	16	0.089	<0.000010	-	0.00052	0.00010	<0.0030	0.73	<0.000090	0.000040	<0.000050	0.040	0.0095	0.0000070	0.00010	0.00076	0.00010	<0.0020	<0.0020
22/09/2023	17	0.11	<0.000010	-	0.00055	<0.00010	<0.0030	0.76	<0.000090	<0.000040	<0.000050	0.070	0.0087	0.0000070	0.00010	0.00065	0.000090	<0.0020	<0.0020
29/09/2023	18	0.085	<0.000010	-	0.00019	<0.00010	<0.0030	0.72	<0.000090	<0.000040	<0.000050	0.060	0.0083	0.000010	0.000060	0.0020	0.000090	<0.0020	<0.0020
10/06/2023	19	0.087	<0.000010	-	0.00016	<0.00010	<0.0030	0.70	<0.000090	<0.000040	<0.000050	0.060	0.0083	0.000010	0.000070	0.0010	0.000090	<0.0020	<0.0020
13/10/2023	20	0.077	<0.000010	-	0.000080	<0.00010	<0.0030	0.64	<0.000090	<0.000040	<0.000050	0.060	0.0077	<0.0000050	0.000050	0.00058	0.000090	<0.0020	<0.0020
20/10/2023	21	0.082	<0.000010	-	0.000090	0.00090	<0.0030	0.58	<0.000090	<0.000040	<0.000050	0.050	0.0074	0.0000080	0.000050	0.0036	0.000080	<0.0020	<0.0020
27/10/2023	22	0.076	<0.000010	-	0.00015	<0.00010	<0.0030	0.65	<0.000090	<0.000040	<0.000050	0.080	0.0069	0.0000080	0.000060	0.00094	0.000070	<0.0020	<0.0020
11/03/2023	23	0.13	<0.000010	-	0.00017	0.0018	<0.0030	0.62	<0.000090	<0.000040	<0.000050	0.29	0.0038	0.0000070	0.000040	0.0024	0.000090	<0.0020	<0.0020
11/10/2023	24	0.060	0.000010	-	0.00011	<0.00010	<0.0030	0.54	<0.000090	<0.000040	<0.000050	0.050	0.0068	0.0000050	0.000030	0.0016	0.000070	<0.0020	<0.0020
17/11/2023	25	0.052	<0.000010	-	0.00012	<0.00010	<0.0030	0.44	<0.000090	<0.000040	<0.000050	0.030	0.0062	0.0000080	0.000040	0.00052	0.000050	<0.0020	<0.0020
24/11/2023	26	0.066	<0.000010	-	0.000070	<0.00010	<0.0030	0.57	<0.000090	<0.000040	<0.000050	0.050	0.0072	0.0000070	0.000050	0.00040	0.000080	<0.0020	<0.0020
12/01/2023	27	0.071	<0.000010	-	0.00031	<0.00010	<0.0030	0.52	<0.000090	<0.000040	<0.000050	0.060	0.0084	0.0000060	0.000030	0.00085	0.000070	<0.0020	<0.0020
12/08/2023	28	0.064	<0.000010	-	0.00023	<0.00010	<0.0030	0.59	<0.000090	<0.000040	<0.000050	0.060	0.0064	0.0000070	0.000040	0.00050	0.000080	<0.0020	<0.0020
15/12/2023	29	0.059	<0.000010	-	0.00026	<0.00010	<0.0030	0.56	<0.000090	<0.000040	<0.000050	0.040	0.0065	0.0000080	0.000040	0.0039	0.000070	<0.0020	<0.0020
22/12/2023	30	0.063	<0.000010	-	0.011	<0.00010	<0.0030	0.52	<0.000090	<0.000040	<0.000050	0.050	0.0061	0.0000080	0.000050	0.00047	0.000070	<0.0020	<0.0020
29/12/2023	31	0.061	<0.000010	-	0.00012	<0.00010	<0.0030	0.50	<0.000090	<0.000040	<0.000050	0.050	0.012	0.0000060	0.000040	0.00073	0.000050	<0.0020	<0.0020
01/05/2024	32	0.063	<0.000010	-	0.000070	<0.00010	<0.0030	0.57	<0.000090	<0.000040	<0.000050	0.050	0.0067	0.0000080	0.000050	0.00037	0.000060	<0.0020	<0.0020
01/12/2024	33	0.061	<0.000010	-	0.00071	0.00020	<0.0030	0.59	<0.000090	<0.000040	<0.000050	0.090	0.0064	0.0000070	0.000030	0.00038	0.000050	<0.0020	<0.0020
19/01/2024	34	0.077	<0.000010	-	0.00019	<0.00010	<0.0030	0.56	<0.000090	<0.000040	<0.000050	0.020	0.0056	0.000012	0.000040	0.00051	0.000070	<0.0020	<0.0020
26/01/2024	35	0.086	<0.000010	-	<0.00040	0.00020	0.0030	0.47	<0.000090	<0.000040	<0.000050	0.050	0.0055	0.000010	<0.00020	0.0011	0.000060	<0.0020	<0.0020
02/02/2024	36	0.092	<0.000010	-	<0.00040	0.00030	<0.0030	0.54	<0.000090	0.000040	<0.000050	0.080	0.0056	0.000012	<0.00020	0.00038	0.000070	0.0060	<0.0020
02/09/2024	37	0.075	<0.000010	-	<0.00040	0.00010	0.010	0.73	0.00014	<0.000040	<0.000050	0.070	0.0072	0.000010	<0.00020	0.00049	0.000090	<0.0020	<0.0020
15/02/2024	38	0.074	<0.000010	-	0.0032	0.00020	<0.0030	0.64	<0.000090	<0.000040	<0.000050	0.11	0.0076	0.0000090	<0.00020	0.00038	0.00010	<0.0020	<0.0020
23/02/2024	39	0.061	<0.000010	-	<0.00040	0.00010	<0.0030	0.59	<0.000090	<0.000040	<0.000050	0.060	0.0063	0.000010	<0.00020	0.00045	0.000090	<0.0020	<0.0020
03/01/2024	40	0.060	<0.000010	-	0.031	0.00010	<0.0030	0.60	<0.000090	<0.000040	<0.000050	0.080	0.0064	0.0000080	<0.00020	0.00050	0.00017	<0.0020	<0.0020
03/08/2024	41	0.056	<0.000010	-	<0.00040	<0.00010	<0.0030	0.56	<0.000090	<0.000040	<0.000050	0.050	0.0059	0.0000080	<0.00020	0.00040	0.000070	<0.0020	<0.0020
15/03/2024	42	0.13	<0.000010	-	<0.00040	0.00030	<0.0030	0.71	0.00014	0.00025	<0.000050	0.060	0.0085	<0.0000050	<0.00020	0.00010	0.00015	<0.0020	<0.0020
22/03/2024	43	0.059	<0.000010	-	<0.00040	<0.00010	<0.0030	0.61	<0.000090	<0.000040	<0.000050	0.050	0.0055	0.0000090	<0.00020	0.00043	0.000080	<0.0020	<0.0020
29/03/2024	44	0.063	<0.000010	-	<0.00040	0.00020	<0.0030	0.58	<0.000090	<0.000040	<0.000050	0.060	0.0055	0.0000090	<0.00020	0.00033	0.000070	<0.0020	<0.0020
04/05/2024	45	-	-	-	-	-	-	-	-	-	-	-	-	-	-	-	-	-	-
04/12/2024	46	0.059	<0.000010	-	<0.00040	<0.00010	<0.0030	0.55	<0.000090	<0.000040	<0.000050	0.060	0.0053	0.000010	<0.00020	0.00032	0.000070	<0.0020	<0.0020
19/04/2024	47	-	-	-	-	-	-	-	-	-	-	-	-	-	-	-	-	-	-
26/04/2024	48	0.052	<0.000010	-	<0.00040	0.00030	<0.0030	0.53	0.00016	<0.000040	<0.000050	0.060	0.0050	0.0000090	<0.00020	0.00029	0.000060	<0.0020	<0.0020
05/02/2024	49	-	-	-	-	-	-	-	-	-	-	-	-	-	-	-	-	-	-
05/10/2024	50	0.054	<0.000010	-	0.00050	<0.00010	<0.0030	0.51	<0.000090	<0.000040	<0.000050	0.050	0.0050	0.0000090	<0.00020	0.00034	0.000070	<0.0020	<0.0020
17/05/2024	51	-	-	-	-	-	-	-	-	-	-	-	-	-	-	-	-	-	-
24/05/2024	52	0.056	<0.000010	-	<0.00040	0.00020	<0.0030	0.48	<0.000090	<0.000040	<0.000050	0.050	0.0045	0.0000070	<0.00020	0.00029	0.000050	<0.0020	<0.0020
31/05/2024	53	-	-	-	-	-	-	-	-	-	-	-	-	-	-	-	-	-	-
06/07/2024	54	0.056	<0.000010	-	0.0011	0.00020	<0.0030	0.53	0.00010	<0.000040	<0.000050	0.060	0.0051	0.000010	<0.00020	0.00030	0.000080	<0.0020	<0.0020
14/06/2024	55	-	-	-	-	-	-	-	-	-	-	-	-	-	-	-	-	-	-
21/06/2024	56	0.051	0.000010	-	<0.00040	0.00020	0.0030	0.48	<0.000090	<0.000040	<0.000050	0.040	0.0049	0.0000090	<0.00020	0.00030	0.000050	<0.0020	<0.0020
28/06/2024	57	-	-	-	-	-	-	-	-	-	-	-	-	-	-	-	-	-	-
07/05/2024	58	0.054	<0.000010	-	<0.00040	0.00010	<0.0030	0.47	<0.000090	<0.000040	<0.000050	0.050	0.0049	0.0000080	<0.00020	0.00028	0.000050	<0.0020	<0.0020
07/12/2024	59	-	-	-	-	-	-	-	-	-	-	-	-	-	-	-	-	-	-
19/07/2024	60	0.054	<0.000010	-	0.0030	0.00020	0.0030	0.50	<0.000090	<0.000040	<0.000050	0.070	0.0048	0.0000080	<0.00020	0.00030	0.000050	<0.0020	<0.0020
26/07/2024	61	-	-	-	-	-	-	-	-	-	-	-	-	-	-	-	-	-	-
08/02/2024	62	0.061	<0.000010	-	<0.00040	0.00010	<0.0030	0.52	<0.000090	<0.000040	<0.000050	0.050	0.0047	0.000010	<0.00020	0.00029	0.000040	<0.0020	<0.0020
08/09/2024	63	-	-	-	-	-	-	-	-	-	-	-	-	-	-	-	-	-	-
16/08/2024	64	0.055	<0.000010	-	<0.00040	0.00020	<0.0030	0.52	<0.000090	<0.000040	<0.000050	0.040	0.0044	0.000010	<0.00020	0.00025	0.000050	<0.0020	<0.0020
23/08/2024	65	-	-	-	-	-	-	-	-	-	-	-	-	-	-	-	-	-	-
30/08/2024	66	0.055	<0.000010	-	<0.00040	<0.00010	<0.0030	0.46	<0.000090	<0.000040	<0.000050	0.020	0.0043	0.0000090	<0.00020	0.00029	0.000040	<0.0020	<0.0020
09/06/2024	67	-	-	-	-	-	-	-	-	-	-	-	-	-	-	-	-	-	-
13/09/2024	68	0.056	<0.000010	-	<0.00040	0.00030	<0.0030	0.49	0.00010	<0.000040	<0.000050	0.050	0.0045	0.000010	<0.00020	0.00023	0.000050	<0.0020	<0.0020

Table D-13: Mine Rock Humidity Cell Testing Results (HC-13)

Sample Date	Week Number	Magnesium (Mg)	Mercury (Hg)	Ultra Trace Mercury (Hg)	Molybdenum (Mo)	Nickel (Ni)	Phosphorus (P)	Potassium (K)	Lead (Pb)	Selenium (Se)	Silver (Ag)	Sodium (Na)	Strontium (Sr)	Thallium (Tl)	Tungsten (W)	Uranium (U)	Vanadium (V)	Zinc (Zn)	Zirconium (Zr)
Units:	-	mg/L	mg/L	mg/L	mg/L	mg/L	mg/L	mg/L	mg/L	mg/L	mg/L	mg/L	mg/L	mg/L	mg/L	mg/L	mg/L	mg/L	mg/L
20/09/2024	69	-	-	-	-	-	-	-	-	-	-	-	-	-	-	-	-	-	-
27/09/2024	70	0.059	<0.000010	-	<0.00040	<0.00010	<0.0030	0.48	<0.000090	<0.000040	<0.000050	0.060	0.0045	0.0000090	<0.00020	0.00019	0.000040	<0.0020	<0.0020
10/04/2024	71	-	-	-	-	-	-	-	-	-	-	-	-	-	-	-	-	-	-
10/11/2024	72	0.049	<0.000010	-	<0.00040	<0.00010	<0.0030	0.43	<0.000090	<0.000040	<0.000050	0.040	0.0040	0.000011	<0.00020	0.00025	0.000040	<0.0020	<0.0020
18/10/2024	73	-	-	-	-	-	-	-	-	-	-	-	-	-	-	-	-	-	-
25/10/2024	74	0.050	<0.000010	-	<0.00040	<0.00010	<0.0030	0.44	<0.000090	<0.000040	<0.000050	0.050	0.0039	0.0000090	<0.00020	0.00020	0.000030	<0.0020	<0.0020
11/01/2024	75	-	-	-	-	-	-	-	-	-	-	-	-	-	-	-	-	-	-
11/08/2024	76	0.049	<0.000010	-	<0.00040	0.00020	<0.0030	0.49	<0.000090	<0.000040	<0.000050	0.050	0.0041	0.000010	<0.00020	0.00018	0.000040	<0.0020	<0.0020
15/11/2024	77	-	-	-	-	-	-	-	-	-	-	-	-	-	-	-	-	-	-
22/11/2024	78	0.053	<0.000010	-	<0.00040	<0.00010	<0.0030	0.47	<0.000090	<0.000040	<0.000050	0.050	0.0045	0.0000080	<0.00020	0.00026	0.000040	<0.0020	<0.0020
29/11/2024	79	-	-	-	-	-	-	-	-	-	-	-	-	-	-	-	-	-	-
12/06/2024	80	0.042	<0.000010	-	<0.00040	0.00020	<0.0030	0.40	<0.000090	0.00010	<0.000050	0.050	0.0050	0.0000070	<0.00020	0.00019	0.00012	<0.0020	<0.0020
13/12/2024	81	-	-	-	-	-	-	-	-	-	-	-	-	-	-	-	-	-	-
20/12/2024	82	0.057	<0.000010	-	<0.00040	0.00010	<0.0030	0.47	<0.000090	<0.000040	<0.000050	0.050	0.0040	0.000011	<0.00020	0.00021	0.000040	<0.0020	<0.0020
27/12/2024	83	-	-	-	-	-	-	-	-	-	-	-	-	-	-	-	-	-	-
01/03/2025	84	0.050	<0.000010	-	<0.00040	<0.00010	<0.0030	0.44	<0.000090	<0.000040	<0.000050	0.050	0.0040	0.000010	<0.00020	0.00021	0.000040	<0.0020	<0.0020
01/10/2025	85	-	-	-	-	-	-	-	-	-	-	-	-	-	-	-	-	-	-
17/01/2025	86	0.045	<0.000010	-	<0.00040	0.00030	<0.0030	0.39	<0.000090	<0.000040	<0.000050	0.040	0.0044	0.0000090	<0.00020	0.00019	0.000050	<0.0020	<0.0020
24/01/2025	87	-	-	-	-	-	-	-	-	-	-	-	-	-	-	-	-	-	-
31/01/2025	88	0.049	<0.000010	-	<0.00040	<0.00010	<0.0030	0.43	<0.000090	<0.000040	<0.000050	0.040	0.0038	0.000010	<0.00020	0.00020	0.000040	0.0080	<0.0020
02/07/2025	89	-	-	-	-	-	-	-	-	-	-	-	-	-	-	-	-	-	-
14/02/2025	90	0.047	<0.000010	-	<0.00040	<0.00010	<0.0030	0.41	<0.000090	<0.000040	<0.000050	0.040	0.0039	0.000011	<0.00020	0.00021	0.000040	<0.0020	<0.0020
21/02/2025	91	-	-	-	-	-	-	-	-	-	-	-	-	-	-	-	-	-	-
28/02/2025	92	0.047	<0.000010	-	<0.00040	<0.00010	<0.0030	0.37	0.00018	<0.000040	<0.000050	0.040	0.0035	0.000012	<0.00020	0.00020	0.000020	<0.0020	<0.0020
03/07/2025	93	-	-	-	-	-	-	-	-	-	-	-	-	-	-	-	-	-	-
14/03/2025	94	0.046	<0.000010	-	<0.00040	<0.00010	<0.0030	0.35	0.000090	<0.000040	<0.000050	0.040	0.0032	0.0000070	<0.00020	0.00017	0.000020	0.0080	<0.0020
21/03/2025	95	-	-	-	-	-	-	-	-	-	-	-	-	-	-	-	-	-	-
28/03/2025	96	0.050	<0.000010	-	<0.00040	<0.00010	<0.0030	0.36	<0.000090	<0.000040	<0.000050	0.050	0.0036	0.000010	<0.00020	0.00016	0.000020	<0.0020	<0.0020
04/04/2025	97	-	-	-	-	-	-	-	-	-	-	-	-	-	-	-	-	-	-
04/11/2025	98	0.050	<0.000010	-	<0.00040	<0.00010	<0.0030	0.36	<0.000090	<0.000040	<0.000050	0.030	0.0036	0.000010	<0.00020	0.00021	0.000020	0.0040	<0.0020
18/04/2025	99	-	-	-	-	-	-	-	-	-	-	-	-	-	-	-	-	-	-
25/04/2025	100	0.051	<0.000010	-	<0.00040	<0.00010	<0.0030	0.35	<0.000090	<0.000040	<0.000050	0.040	0.0032	0.0000090	<0.00020	0.00015	0.000020	<0.0020	<0.0020
05/02/2025	101	-	-	<0.00000010	-	-	-	-	-	-	-	-	-	-	-	-	-	-	-
05/09/2025	102	0.048	<0.000010	<0.000000090	<0.00040	<0.00010	<0.0030	0.33	<0.000090	<0.000040	<0.000050	0.030	0.0031	0.0000060	<0.00020	0.00014	0.000020	<0.0020	<0.0020
16/05/2025	103	-	-	0.00000014	-	-	-	-	-	-	-	-	-	-	-	-	-	-	-
23/05/2025	104	0.045	<0.000010	0.00000018	<0.00040	<0.00010	<0.0030	0.34	<0.000090	<0.000040	<0.000050	0.040	0.0031	0.0000080	<0.00020	0.00021	0.000030	<0.0020	<0.0020
30/05/2025	105	-	-	-	-	-	-	-	-	-	-	-	-	-	-	-	-	-	-
06/06/2025	106	-	-	-	-	-	-	-	-	-	-	-	-	-	-	-	-	-	-
13/06/2025	107	-	-	-	-	-	-	-	-	-	-	-	-	-	-	-	-	-	-
20/06/2025	108	0.045	<0.000010	-	<0.00040	<0.00010	<0.0030	0.34	<0.000090	<0.000040	<0.000050	0.030	0.0028	<0.0000050	<0.00020	0.00012	0.000020	<0.0020	<0.0020
27/06/2025	109	-	-	-	-	-	-	-	-	-	-	-	-	-	-	-	-	-	-

Table D-14: Mine Rock Humidity Cell Testing Results (HC-14)

Sample Date	Week Number	Leachate Volume Recovered	pH	Electrical Conductivity	Alkalinity (to pH 4.5)	Acidity (to pH 8.3)	Sulphate	Fluoride	Chloride	Aluminum (Al)	Antimony (Sb)	Arsenic (As)	Beryllium (Be)	Boron (B)	Cadmium (Cd)	Calcium (Ca)	Chromium (Cr)	Cobalt (Co)	Copper (Cu)	Iron (Fe)
Units:	-	mL	pH Units	µS/cm	mg CaCO3/L	mg CaCO3/L	mg/L	mg/L	mg/L	mg/L	mg/L	mg/L	mg/L	mg/L	mg/L	mg/L	mg/L	mg/L	mg/L	mg/L
26/05/2023	0	736	7.7	64	13	<2.0	14	<0.060	<1.0	0.12	<0.00090	0.00090	<0.0000070	0.0040	0.0000050	6.8	0.00019	0.000047	0.0017	0.012
06/02/2023	1	915	7.2	93	7.0	3.0	33	<0.060	4.0	0.064	<0.00090	0.00090	<0.0000070	0.0070	<0.0000030	10	0.00014	0.000088	0.0016	0.010
06/09/2023	2	959	7.0	67	6.0	<2.0	23	<0.060	<1.0	0.053	<0.00090	0.0011	<0.0000070	0.0040	<0.0000030	7.9	0.000080	0.000086	0.0013	0.013
16/06/2023	3	960	7.0	52	4.0	<2.0	19	<0.060	<1.0	0.042	<0.00090	0.0038	<0.0000070	0.0040	<0.0000030	6.4	<0.000080	0.000081	0.0010	0.015
23/06/2023	4	897	7.1	39	5.0	<2.0	13	<0.060	<1.0	0.053	<0.00090	0.0020	<0.0000070	0.0020	0.0000030	5.5	<0.000080	0.000059	0.00080	0.010
30/06/2023	5	956	6.9	47	4.0	<2.0	17	<0.060	<1.0	0.040	<0.00090	0.0017	<0.0000070	0.0030	0.0000040	6.3	0.00016	0.000078	0.00070	0.029
07/07/2023	6	909	7.1	42	4.0	<2.0	13	<0.060	<1.0	0.034	<0.00090	0.0033	<0.0000070	0.0030	<0.0000030	5.0	<0.000080	0.000070	0.00060	0.019
14/07/2023	7	895	7.2	35	4.0	<2.0	9.0	<0.060	<1.0	0.034	<0.00090	0.0019	<0.0000070	0.0030	<0.0000030	4.2	<0.000080	0.000050	0.00030	<0.0070
20/07/2023	8	905	6.8	32	3.0	<2.0	9.0	<0.060	<1.0	0.029	<0.00090	0.0015	<0.0000070	<0.0020	<0.0000030	3.8	<0.000080	0.000052	0.00040	0.0070
28/07/2023	9	964	7.2	33	5.0	<2.0	8.0	<0.060	<1.0	0.029	<0.00090	0.0020	<0.0000070	0.0020	<0.0000030	3.6	<0.000080	0.000042	0.00070	0.027
08/04/2023	10	914	6.9	28	3.0	<2.0	7.0	<0.060	<1.0	0.030	<0.00090	0.0018	<0.0000070	<0.0020	<0.0000030	3.3	<0.000080	0.000048	0.00060	0.0090
08/11/2023	11	892	6.9	28	3.0	<2.0	8.0	<0.060	<1.0	0.032	<0.00090	0.0019	<0.0000070	<0.0020	0.0000030	3.6	<0.000080	0.000048	0.00030	0.017
18/08/2023	12	917	6.8	26	3.0	<2.0	7.0	<0.060	<1.0	0.028	<0.00090	0.0019	<0.0000070	<0.0020	<0.0000030	3.3	<0.000080	0.00011	0.00050	0.0080
25/08/2023	13	908	6.9	26	3.0	<2.0	6.0	<0.060	<1.0	0.026	<0.00090	0.0021	<0.0000070	0.0020	<0.0000030	3.3	<0.000080	0.000049	0.00040	<0.0070
09/01/2023	14	916	7.0	26	3.0	<2.0	7.0	<0.060	<1.0	0.031	<0.00090	0.0019	<0.0000070	<0.0020	<0.0000030	3.3	0.00029	0.000055	0.00040	<0.0070
09/08/2023	15	999	6.9	24	4.0	<2.0	6.0	<0.060	<1.0	0.025	<0.00090	0.0024	<0.0000070	<0.0020	<0.0000030	3.2	<0.000080	0.000077	0.00040	<0.0070
15/09/2023	16	964	6.5	22	2.0	<2.0	5.0	<0.060	<1.0	0.022	<0.00090	0.0022	<0.0000070	<0.0020	<0.0000030	2.8	<0.000080	0.000069	0.00030	<0.0070
22/09/2023	17	920	6.7	24	3.0	<2.0	7.0	<0.060	<1.0	0.026	<0.00090	0.0023	<0.0000070	<0.0020	<0.0000030	3.2	<0.000080	0.000058	<0.00020	<0.0070
29/09/2023	18	906	6.8	24	3.0	<2.0	7.0	<0.060	<1.0	0.036	<0.00090	0.0021	<0.0000070	<0.0020	<0.0000030	3.2	<0.000080	0.000054	0.0013	<0.0070
10/06/2023	19	912	6.8	21	3.0	<2.0	6.0	<0.060	<1.0	0.026	<0.00090	0.0020	<0.0000070	<0.0020	0.0000040	3.0	<0.000080	0.000052	0.00040	0.029
13/10/2023	20	951	6.9	24	4.0	<2.0	6.0	<0.060	<1.0	0.023	<0.00090	0.0020	<0.0000070	<0.0020	<0.0000030	2.8	<0.000080	0.000042	0.00030	<0.0070
20/10/2023	21	903	7.2	27	4.0	<2.0	6.0	<0.060	<1.0	0.026	<0.00090	0.0020	<0.0000070	0.0020	<0.0000030	2.6	<0.000080	0.000047	0.0022	<0.0070
27/10/2023	22	922	6.7	20	2.0	<2.0	6.0	<0.060	1.0	0.027	<0.00090	0.0017	<0.0000070	<0.0020	0.0000030	2.7	<0.000080	0.000058	0.00020	<0.0070
11/03/2023	23	914	6.7	22	3.0	<2.0	6.0	<0.060	<1.0	0.025	<0.00090	0.0020	0.0000070	<0.0020	<0.0000030	3.1	<0.000080	0.000076	0.0067	<0.0070
11/10/2023	24	887	6.8	22	3.0	<2.0	7.0	<0.060	1.0	0.023	<0.00090	0.0020	<0.0000070	<0.0020	0.0000060	3.1	<0.000080	0.000045	<0.00020	<0.0070
17/11/2023	25	969	6.8	18	2.0	<2.0	5.0	<0.060	<1.0	0.016	<0.00090	0.0015	<0.0000070	<0.0020	<0.0000030	1.8	<0.000080	0.000045	0.00020	<0.0070
24/11/2023	26	939	6.8	19	3.0	<2.0	4.0	<0.060	<1.0	0.027	<0.00090	0.0022	<0.0000070	<0.0020	0.0000030	2.5	<0.000080	0.000040	0.00030	<0.0070
12/01/2023	27	899	6.7	23	3.0	<2.0	6.0	<0.060	<1.0	0.024	<0.00090	0.0019	<0.0000070	<0.0020	0.0000070	3.2	0.00013	0.000045	0.00020	0.011
12/08/2023	28	927	6.7	20	3.0	<2.0	5.0	<0.060	<1.0	0.024	<0.00090	0.0017	<0.0000070	<0.0020	0.0000030	2.7	<0.000080	0.000047	<0.00020	<0.0070
15/12/2023	29	926	6.8	24	4.0	<2.0	6.0	<0.060	<1.0	0.041	<0.00090	0.0024	<0.0000070	<0.0020	<0.0000030	3.1	<0.000080	0.000098	0.00050	0.012
22/12/2023	30	884	6.9	26	4.0	<2.0	7.0	<0.060	<1.0	0.036	<0.00090	0.0018	<0.0000070	<0.0020	<0.0000030	3.0	<0.000080	0.000028	0.00050	<0.0070
29/12/2023	31	960	6.8	22	2.0	<2.0	7.0	<0.060	<1.0	0.021	<0.00090	0.0016	<0.0000070	<0.0020	0.0000050	2.9	<0.000080	0.000040	<0.00020	<0.0070
01/05/2024	32	994	6.9	26	5.0	<2.0	6.0	<0.060	<1.0	0.023	<0.00090	0.0021	<0.0000070	<0.0020	0.0000030	3.2	<0.000080	0.000057	<0.00020	<0.0070
01/12/2024	33	965	6.9	23	3.0	<2.0	6.0	<0.060	<1.0	0.023	<0.00090	0.0017	<0.0000070	<0.0020	<0.0000030	2.7	<0.000080	0.000049	0.00040	<0.0070
19/01/2024	34	998	6.8	23	3.0	<2.0	6.0	<0.060	<1.0	0.029	<0.00090	0.0025	<0.0000070	<0.0020	<0.0000030	3.2	<0.000080	0.000045	<0.00020	<0.0070
26/01/2024	35	941	6.6	21	2.0	<2.0	6.0	<0.060	<1.0	0.024	<0.00090	0.0016	<0.0000070	<0.0020	0.0000030	2.8	<0.000080	0.000043	<0.0020	<0.0070
02/02/2024	36	955	6.9	20	3.0	<2.0	5.0	<0.060	<1.0	0.026	<0.00090	0.0018	<0.0000070	<0.0020	0.0000030	2.6	<0.000080	0.000036	<0.0020	<0.0070
02/09/2024	37	932	6.9	18	4.0	<2.0	4.0	<0.060	<1.0	0.026	<0.00090	0.0014	<0.0000070	<0.0020	<0.0000030	2.4	<0.000080	0.000038	<0.0010	<0.0070
15/02/2024	38	955	6.9	23	2.0	<2.0	8.0	<0.060	<1.0	0.020	<0.00090	0.0016	<0.0000070	<0.0020	0.0000030	3.1	<0.000080	0.000052	<0.0010	<0.0070
23/02/2024	39	893	6.8	21	3.0	<2.0	7.0	<0.060	<1.0	0.026	<0.00090	0.0016	<0.0000070	<0.0020	<0.0000030	2.9	<0.000080	0.000046	<0.0010	<0.0070
03/01/2024	40	942	6.7	20	3.0	<2.0	7.0	<0.060	<1.0	0.021	<0.00090	0.0015	<0.0000070	<0.0020	<0.0000030	2.7	<0.000080	0.000065	<0.0010	<0.0070
03/08/2024	41	988	6.8	17	3.0	<2.0	6.0	<0.060	<1.0	0.019	<0.00090	0.0016	<0.0000070	<0.0020	<0.0000030	2.6	<0.000080	0.000040	<0.0010	<0.0070
15/03/2024	42	932	6.8	18	2.0	<2.0	6.0	<0.060	<1.0	0.095	<0.00090	0.0026	<0.0000070	<0.0020	0.0000030	4.9	<0.000080	0.0000060	<0.0010	<0.0070
22/03/2024	43	918	6.8	17	2.0	<2.0	5.0	<0.060	<1.0	0.020	<0.00090	0.0015	<0.0000070	<0.0020	<0.0000030	2.7	<0.000080	0.000049	<0.0010	<0.0070
29/03/2024	44	925	6.8	19	3.0	<2.0	6.0	<0.060	<1.0	0.018	<0.00090	0.0014	<0.0000070	<0.0020	0.0000080	2.8	<0.000080	0.00010	<0.0010	0.011
04/05/2024	45	934	6.8	19	2.0	<2.0	5.0	-	-	-	-	-	-	-	-	-	-	-	-	-
04/12/2024	46	980	6.7	23	2.0	<2.0	6.0	-	-	0.018	<0.00090	0.0013	<0.0000070	<0.0020	0.0000030	3.3	<0.000080	0.000051	<0.0010	<0.0070
19/04/2024	47	921	6.8	19	3.0	<2.0	5.0	-	-	-	-	-	-	-	-	-	-	-	-	-
26/04/2024	48	997	6.6	23	2.0	<2.0	5.0	-	-	0.017	<0.00090	0.0013	<0.0000070	<0.0020	0.0000030	2.9	<0.000080	0.000076	<0.0010	<0.0070
05/02/2024	49	1002	6.8	22	3.0	<2.0	5.0	-	-	-	-	-	-	-	-	-	-	-	-	-
05/10/2024	50	930	6.7	19	2.0	<2.0	6.0	-	-	0.020	<0.00090	0.0012	<0.0000070	<0.0020	<0.0000030	2.8	<0.000080	0.000048	<0.0010	<0.0070
17/05/2024	51	1007	7.0	22	4.0	<2.0	6.0	-	-	-	-	-	-	-	-	-	-	-	-	-
24/05/2024	52	950	6.7	19	2.0	<2.0	5.0	-	-	0.018	<0.00090	0.0010	<0.0000070	<0.0020	<0.0000030	2.7	<0.000080	0.000052	<0.0010	<0.0070
31/05/2024	53	907	6.4	23	2.0	<2.0	6.0	-	-	-	-	-	-	-	-	-	-	-	-	-
06/07/2024	54	906	6.7	20	2.0	3.0	5.0	-	-	0.024	<0.00090	0.0017	<0.0000070	<0.0020	<0.0000030	3.0	0.000090	0.000048	<0.0010	0.0080
14/06/2024	55	968	6.5	22	2.0	2.0	6.0	-	-	-	-	-	-	-	-	-	-	-	-	-
21/06/2024	56	924	6.7	27	2.0	<2.0	7.7	-	-	0.017	<0.00090	0.0012	<0.0000070	<0.0020	<0.0000030	3.5	<0.000080	0.000052	<0.0010	<0.0070
28/06/2024	57	930	6.6	18	2.0	2.0	5.0	-	-	-	-	-	-	-	-	-	-	-	-	-
07/05/2024	58	988	6.7	21	2.0	<2.0	6.2	-	-	0.014	<0.00090	0.0011	<0.0000070	<0.0020	<0.0000030	3.0	<0.000080	0.000072	<0.0010	<0.0070
07/12/2024	59	943	6.7	21	2.0	<2.0	6.5	-	-	-	-	-	-	-	-	-	-	-	-	-
19/07/2024	60	997	6.7	22	2.0	<2.0	6.5	-	-	0.014	<0.00090	0.0010	<0.0000070	<0.0020	0.000012	3.2	<0.000080	0.000058	<0.0010	<0.0070
26/07/2024	61	940	6.2	22	<2.0	3.0	6.9	-	-	-	-	-	-	-	-	-	-	-	-	-
08/02/2024	62	948	6.4	22	2.0	<2.0	6.2	-	-	0.013	<0.00090	0.00090	<0.0000070	<0.0020	<0.0000030	2.9	<0.000080	0.000056	<0.0010	0.0090
08/09/2024	63	938	6.7	21	2.0	<2.0	6.6	-	-	-	-	-	-	-	-	-	-	-	-	-
16/08/2024	64	948	6.6	23	2.0	<2.0	7.4	-	-	0.010	<0.00090	0.00090	<0.0000070	<0.0020	0.0000060	3.2	<0.000080	0.000052	<0.0010	<0.0070
23/08/2024	65	903	6.3	27	2.0	2.0	8.8	-	-	-	-	-	-	-	-	-	-	-	-	-
30/08/2024	66	954	6.5	22	2.0	<2.0	7.2	-	-	0.013	<0.00090	0.0010	<0.0000070	<0.0020	<0.0000030	3.3	<0.000080	0.00019	<0.0010	<0.0070
09/06/2024	67	964	6.6	20	2.0	<2.0	6.2	-	-	-	-	-	-	-	-	-	-	-	-	-
13/09/2024	68	939	6.5	19	2.0	<2.0	5.8	-	-	0.011	<0.00090	0.00090	<0.0000070	<0.0020	0.0000030	2.6	<0.000080	0.000056	<0.0010	<0.0070

Table D-14: Mine Rock Humidity Cell Testing Results (HC-14)

Sample Date	Week Number	Leachate Volume Recovered	pH	Electrical Conductivity	Alkalinity (to pH 4.5)	Acidity (to pH 8.3)	Sulphate	Fluoride	Chloride	Aluminum (Al)	Antimony (Sb)	Arsenic (As)	Beryllium (Be)	Boron (B)	Cadmium (Cd)	Calcium (Ca)	Chromium (Cr)	Cobalt (Co)	Copper (Cu)	Iron (Fe)
Units:	-	mL	pH Units	µS/cm	mg CaCO3/L	mg CaCO3/L	mg/L	mg/L	mg/L	mg/L	mg/L	mg/L	mg/L	mg/L	mg/L	mg/L	mg/L	mg/L	mg/L	mg/L
20/09/2024	69	935	6.5	28	2.0	4.0	8.1	-	-	-	-	-	-	-	-	-	-	-	-	-
27/09/2024	70	906	6.5	28	2.0	<2.0	0.90	-	-	0.012	<0.00090	0.00090	<0.0000070	<0.0020	<0.0000030	3.9	<0.000080	0.000065	<0.0010	<0.0070
10/04/2024	71	946	6.5	22	2.0	<2.0	7.0	-	-	-	-	-	-	-	-	-	-	-	-	-
10/11/2024	72	927	6.4	27	<2.0	<2.0	9.4	-	-	0.0090	<0.00090	0.00080	<0.0000070	<0.0020	<0.0000030	3.8	<0.000080	0.000093	<0.0010	<0.0070
18/10/2024	73	946	6.6	28	2.0	<2.0	9.2	-	-	-	-	-	-	-	-	-	-	-	-	-
25/10/2024	74	926	6.6	24	2.0	<2.0	7.2	-	-	0.0080	<0.00090	0.0010	<0.0000070	<0.0020	<0.0000030	3.1	<0.000080	0.00010	<0.0010	<0.0070
11/01/2024	75	926	6.3	26	2.0	<2.0	9.2	-	-	-	-	-	-	-	-	-	-	-	-	-
11/08/2024	76	937	6.6	23	2.0	<2.0	6.9	-	-	0.010	<0.00090	0.00080	0.0000080	<0.0020	<0.0000030	3.1	<0.000080	0.00012	<0.0010	<0.0070
15/11/2024	77	901	6.6	26	3.0	2.0	7.4	-	-	-	-	-	-	-	-	-	-	-	-	-
22/11/2024	78	1003	6.4	22	2.0	2.0	6.2	-	-	0.010	<0.00090	0.00080	<0.0000070	<0.0020	0.0000040	2.9	<0.000080	0.000095	<0.0010	<0.0070
29/11/2024	79	940	6.5	24	2.0	3.0	6.9	-	-	-	-	-	-	-	-	-	-	-	-	-
12/06/2024	80	932	6.6	25	2.0	<2.0	8.3	-	-	0.0070	<0.00090	0.00070	<0.0000070	<0.0020	0.0000050	3.6	<0.000080	0.00015	<0.0010	<0.0070
13/12/2024	81	976	6.4	22	3.0	<2.0	7.6	-	-	-	-	-	-	-	-	-	-	-	-	-
20/12/2024	82	1000	6.5	24	3.0	<2.0	8.6	-	-	0.0070	<0.00090	0.00070	<0.0000070	<0.0020	0.0000040	3.6	<0.000080	0.00017	<0.0010	<0.0070
27/12/2024	83	895	6.4	48	2.0	2.0	17	-	-	-	-	-	-	-	-	-	-	-	-	-
01/03/2025	84	1050	6.5	28	4.0	<2.0	8.8	-	-	0.012	<0.00090	0.00070	<0.0000070	<0.0020	0.0000050	4.2	<0.000080	0.000069	<0.0010	<0.0070
01/10/2025	85	934	6.5	24	2.0	3.0	6.9	-	-	-	-	-	-	-	-	-	-	-	-	-
17/01/2025	86	912	6.4	31	<2.0	3.0	9.2	-	-	0.0080	<0.00090	0.00050	<0.0000070	<0.0020	0.0000040	3.8	<0.000080	0.00013	<0.0010	<0.0070
24/01/2025	87	908	6.4	29	2.0	3.0	10	-	-	-	-	-	-	-	-	-	-	-	-	-
31/01/2025	88	909	6.5	32	2.0	<2.0	11	-	-	0.0070	<0.00090	0.00090	<0.0000070	<0.0020	<0.0000030	4.5	<0.000080	0.00032	<0.0010	0.013
02/07/2025	89	912	6.6	36	2.0	2.0	11	-	-	-	-	-	-	-	-	-	-	-	-	-
14/02/2025	90	1010	6.6	34	2.0	2.0	11	-	-	0.0080	<0.00090	0.00060	<0.0000070	<0.0020	0.0000040	4.5	<0.000080	0.00024	<0.0010	<0.0070
21/02/2025	91	931	6.5	34	2.0	2.0	11	-	-	-	-	-	-	-	-	-	-	-	-	-
28/02/2025	92	916	6.5	33	2.0	4.0	12	-	-	0.0050	<0.00090	0.00070	0.000011	<0.0020	0.0000070	4.9	<0.000080	0.00039	<0.0010	0.017
03/07/2025	93	918	6.4	32	2.0	2.0	12	-	-	-	-	-	-	-	-	-	-	-	-	-
14/03/2025	94	976	6.5	28	2.0	2.0	9.2	-	-	0.0050	<0.00090	0.00040	<0.0000070	<0.0020	0.0000070	3.6	<0.000080	0.00027	<0.0010	0.0090
21/03/2025	95	991	6.4	24	2.0	3.0	8.6	-	-	-	-	-	-	-	-	-	-	-	-	-
28/03/2025	96	916	6.2	27	<2.0	3.0	9.2	-	-	0.0050	<0.00090	0.00050	<0.0000070	<0.0020	0.0000050	3.6	<0.000080	0.00034	<0.0010	0.016
04/04/2025	97	881	6.7	37	2.0	2.0	12	-	-	-	-	-	-	-	-	-	-	-	-	-
04/11/2025	98	925	6.4	34	2.0	2.0	12	-	-	0.0040	<0.00090	0.00040	<0.0000070	<0.0020	0.0000090	4.5	<0.000080	0.00074	<0.0010	0.030
18/04/2025	99	897	6.6	31	<2.0	3.0	11	-	-	-	-	-	-	-	-	-	-	-	-	-
25/04/2025	100	920	6.4	31	2.0	2.0	11	-	-	0.0040	<0.00090	0.00050	<0.0000070	<0.0020	0.000012	4.4	<0.000080	0.00082	<0.0010	0.040
05/02/2025	101	908	6.2	33	2.0	4.0	12	-	-	-	-	-	-	-	-	-	-	-	-	-
05/09/2025	102	918	6.2	32	2.0	3.0	12	-	-	0.0040	<0.00090	0.00050	<0.0000070	<0.0020	0.000015	4.9	<0.000080	0.00094	<0.0010	0.049
16/05/2025	103	927	6.4	34	<2.0	2.0	11	-	-	-	-	-	-	-	-	-	-	-	-	-
23/05/2025	104	903	6.0	31	<2.0	<2.0	11	-	-	0.0040	<0.00090	0.00040	<0.0000070	<0.0020	0.000011	4.3	<0.000080	0.00099	<0.0010	0.054
30/05/2025	105	902	6.3	31	<2.0	3.0	12	-	-	-	-	-	-	-	-	-	-	-	-	-
06/06/2025	106	900	6.2	34	<2.0	4.0	12	-	-	-	-	-	-	-	-	-	-	-	-	-
13/06/2025	107	965	6.1	29	2.0	<2.0	10	-	-	-	-	-	-	-	-	-	-	-	-	-
20/06/2025	108	896	6.1	28	<2.0	<2.0	11	-	-	0.0050	<0.00090	0.00070	<0.0000070	<0.0020	0.000010	4.3	<0.000080	0.00094	<0.0010	0.051
27/06/2025	109	902	6.3	29	<2.0	3.0	11	-	-	-	-	-	-	-	-	-	-	-	-	-

Table D-14: Mine Rock Humidity Cell Testing Results (HC-14)

Sample Date	Week Number	Magnesium (Mg)	Mercury (Hg)	Ultra Trace Mercury (Hg)	Molybdenum (Mo)	Nickel (Ni)	Phosphorus (P)	Potassium (K)	Lead (Pb)	Selenium (Se)	Silver (Ag)	Sodium (Na)	Strontium (Sr)	Thallium (Tl)	Tungsten (W)	Uranium (U)	Vanadium (V)	Zinc (Zn)	Zirconium (Zr)
Units:	-	mg/L	mg/L	mg/L	mg/L	mg/L	mg/L	mg/L	mg/L	mg/L	mg/L	mg/L	mg/L	mg/L	mg/L	mg/L	mg/L	mg/L	mg/L
26/05/2023	0	0.64	<0.000010	-	0.0018	0.0017	<0.0030	3.1	<0.000090	0.0016	<0.000050	3.0	0.032	0.0000050	0.00028	0.00035	0.00042	<0.0020	<0.0020
06/02/2023	1	1.4	0.000060	-	0.0012	0.0020	<0.0030	3.2	<0.000090	0.0029	<0.000050	4.8	0.065	<0.0000050	0.00013	0.0022	0.00030	<0.0020	<0.0020
06/09/2023	2	0.93	<0.000010	-	0.00030	0.0012	<0.0030	2.1	<0.000090	0.0011	<0.000050	2.3	0.052	<0.0000050	0.00010	0.00042	0.00029	<0.0020	<0.0020
16/06/2023	3	0.72	<0.000010	-	0.00019	0.0011	<0.0030	1.7	<0.000090	0.00065	<0.000050	1.3	0.039	<0.0000050	0.00013	0.00048	0.00028	<0.0020	<0.0020
23/06/2023	4	0.40	<0.000010	-	0.000070	0.00060	<0.0030	1.5	<0.000090	0.00041	<0.000050	0.64	0.032	0.0000060	0.000070	0.00031	0.00030	<0.0020	<0.0020
30/06/2023	5	0.61	<0.000010	-	0.00044	0.00070	<0.0030	1.4	<0.000090	0.00067	<0.000050	0.85	0.037	<0.0000050	0.00011	0.00084	0.00026	<0.0020	<0.0020
07/07/2023	6	0.46	<0.000010	-	0.00024	0.00070	<0.0030	1.4	<0.000090	0.00045	<0.000050	0.55	0.031	<0.0000050	0.00012	0.00047	0.00030	<0.0020	<0.0020
14/07/2023	7	0.43	<0.000010	-	0.00011	0.00040	<0.0030	1.3	<0.000090	0.00044	<0.000050	0.52	0.024	<0.0000050	0.000090	0.00019	0.00023	<0.0020	<0.0020
20/07/2023	8	0.43	0.000010	-	0.00033	0.00050	<0.0030	1.1	<0.000090	0.00049	<0.000050	0.39	0.020	0.000011	0.000080	0.0017	0.00020	<0.0020	<0.0020
28/07/2023	9	0.37	<0.000010	-	0.00029	0.00040	<0.0030	0.99	<0.000090	0.00046	<0.000050	0.31	0.019	<0.0000050	0.000080	0.0010	0.00024	<0.0020	<0.0020
08/04/2023	10	0.34	<0.000010	-	0.00025	0.00040	<0.0030	1.1	<0.000090	0.00037	<0.000050	0.29	0.018	<0.0000050	0.000090	0.00012	0.00023	0.0030	<0.0020
08/11/2023	11	0.33	<0.000010	-	0.000080	0.00040	<0.0030	1.1	<0.000090	0.00037	<0.000050	0.25	0.019	<0.0000050	0.000070	0.00021	0.00024	0.0030	<0.0020
18/08/2023	12	0.35	<0.000010	-	0.00038	0.00040	<0.0030	1.1	<0.000090	0.00037	<0.000050	0.29	0.017	<0.0000050	0.00010	0.00056	0.00029	<0.0020	<0.0020
25/08/2023	13	0.32	<0.000010	-	0.00026	0.00030	<0.0030	1.0	<0.000090	0.00038	<0.000050	0.23	0.016	<0.0000050	0.000070	0.00020	0.00026	<0.0020	<0.0020
09/01/2023	14	0.29	<0.000010	-	0.00018	0.00030	<0.0030	0.98	<0.000090	0.00039	<0.000050	0.18	0.016	<0.0000050	0.000050	0.00014	0.00027	<0.0020	<0.0020
09/08/2023	15	0.29	<0.000010	-	0.00021	0.00050	<0.0030	0.90	<0.000090	0.00034	<0.000050	0.21	0.015	<0.0000050	0.00011	0.00036	0.00026	<0.0020	<0.0020
15/09/2023	16	0.24	<0.000010	-	0.00046	0.00030	<0.0030	0.83	<0.000090	0.00034	<0.000050	0.12	0.013	<0.0000050	0.000070	0.0011	0.00023	<0.0020	<0.0020
22/09/2023	17	0.27	<0.000010	-	0.00023	0.00030	<0.0030	0.94	<0.000090	0.00035	<0.000050	0.15	0.014	<0.0000050	0.00010	0.00031	0.00023	<0.0020	<0.0020
29/09/2023	18	0.27	<0.000010	-	0.00037	0.00030	<0.0030	1.0	<0.000090	0.00038	<0.000050	0.15	0.014	<0.0000050	0.000050	0.00019	0.00024	<0.0020	<0.0020
10/06/2023	19	0.27	<0.000010	-	0.00021	0.00030	<0.0030	0.98	<0.000090	0.00037	<0.000050	0.15	0.013	0.0000050	0.000060	0.00013	0.00020	<0.0020	<0.0020
13/10/2023	20	0.23	<0.000010	-	0.00019	0.00030	<0.0030	0.80	<0.000090	0.00031	<0.000050	0.12	0.012	<0.0000050	0.000060	0.00011	0.00021	<0.0020	<0.0020
20/10/2023	21	0.22	<0.000010	-	0.000050	0.0012	<0.0030	0.90	<0.000090	0.00032	<0.000050	0.12	0.011	<0.0000050	0.000090	0.00011	0.00021	0.0030	<0.0020
27/10/2023	22	0.22	<0.000010	-	0.00019	0.00040	<0.0030	0.90	<0.000090	0.00034	<0.000050	0.14	0.010	<0.0000050	0.000050	0.000096	0.00020	<0.0020	<0.0020
11/03/2023	23	0.27	<0.000010	-	0.00018	0.0012	<0.0030	0.95	0.00020	0.00035	<0.000050	0.34	0.0094	<0.0000050	0.000040	0.000099	0.00020	0.0050	<0.0020
11/10/2023	24	0.23	0.000010	-	0.00010	0.00030	<0.0030	0.89	<0.000090	0.00038	<0.000050	0.11	0.013	<0.0000050	0.000040	0.00013	0.00023	<0.0020	<0.0020
17/11/2023	25	0.14	<0.000010	-	0.00022	0.00030	<0.0030	0.55	<0.000090	0.00028	<0.000050	0.060	0.0086	<0.0000050	0.000050	0.0025	0.00016	<0.0020	<0.0020
24/11/2023	26	0.18	<0.000010	-	0.00016	0.00030	<0.0030	0.80	<0.000090	0.00030	<0.000050	0.090	0.010	<0.0000050	0.000040	0.00013	0.00021	0.0020	<0.0020
12/01/2023	27	0.22	<0.000010	-	0.0014	0.00030	<0.0030	0.81	<0.000090	0.00028	<0.000050	0.10	0.012	<0.0000050	0.000030	0.00042	0.00021	<0.0020	<0.0020
12/08/2023	28	0.19	<0.000010	-	0.00012	0.00030	<0.0030	0.87	<0.000090	0.00026	<0.000050	0.11	0.010	<0.0000050	0.000050	0.00034	0.00022	<0.0020	<0.0020
15/12/2023	29	0.19	<0.000010	-	0.00065	0.00040	<0.0030	1.1	<0.000090	0.00032	<0.000050	0.16	0.012	<0.0000050	0.000050	0.00012	0.00025	<0.0020	<0.0020
22/12/2023	30	0.21	<0.000010	-	0.00011	0.00020	<0.0030	0.92	<0.000090	0.00036	<0.000050	0.10	0.011	<0.0000050	0.000060	0.00011	0.00022	<0.0020	<0.0020
29/12/2023	31	0.19	<0.000010	-	0.0035	0.00030	<0.0030	0.78	<0.000090	0.00040	<0.000050	0.090	0.011	0.0000060	0.000080	0.00038	0.00019	<0.0020	<0.0020
01/05/2024	32	0.19	<0.000010	-	0.00010	0.00040	<0.0030	0.87	<0.000090	0.00035	<0.000050	0.090	0.012	<0.0000050	0.000070	0.00053	0.00022	<0.0020	<0.0020
01/12/2024	33	0.16	<0.000010	-	0.00085	0.00040	<0.0030	0.82	<0.000090	0.00027	<0.000050	0.070	0.0098	<0.0000050	0.000040	0.00026	0.00020	<0.0020	<0.0020
19/01/2024	34	0.22	<0.000010	-	0.0017	0.00030	<0.0030	0.89	<0.000090	0.00028	<0.000050	0.060	0.010	<0.0000050	0.000050	0.00034	0.00026	<0.0020	<0.0020
26/01/2024	35	0.14	<0.000010	-	<0.00040	0.00030	<0.0030	0.72	<0.000090	0.00031	<0.000050	0.070	0.0097	<0.0000050	<0.00020	0.00012	0.00018	<0.0020	<0.0020
02/02/2024	36	0.16	<0.000010	-	<0.00040	0.00040	<0.0030	0.79	0.00011	0.00027	<0.000050	0.10	0.0085	<0.0000050	0.0026	0.00014	0.00025	<0.0020	<0.0020
02/09/2024	37	0.13	<0.000010	-	<0.00040	0.00040	0.013	0.76	<0.000090	0.00019	<0.000050	0.070	0.0077	<0.0000050	<0.00020	0.0012	0.00018	<0.0020	<0.0020
15/02/2024	38	0.18	<0.000010	-	<0.00040	0.00040	<0.0030	0.78	<0.000090	0.00034	<0.000050	0.12	0.011	<0.0000050	<0.00020	0.00014	0.00017	<0.0020	<0.0020
23/02/2024	39	0.16	<0.000010	-	<0.00040	0.00030	<0.0030	0.81	0.00020	0.00034	<0.000050	0.090	0.0098	<0.0000050	<0.00020	0.0031	0.00018	<0.0020	<0.0020
03/01/2024	40	0.15	<0.000010	-	<0.00040	0.00040	<0.0030	0.78	<0.000090	0.00032	<0.000050	0.070	0.0100	<0.0000050	<0.00020	0.00013	0.00017	<0.0020	<0.0020
03/08/2024	41	0.14	<0.000010	-	0.00060	0.00030	<0.0030	0.77	<0.000090	0.00027	<0.000050	0.070	0.0086	<0.0000050	<0.00020	0.00014	0.00018	<0.0020	<0.0020
15/03/2024	42	0.050	<0.000010	-	<0.00040	<0.00010	<0.0030	0.48	<0.000090	<0.000040	<0.000050	0.030	0.0055	0.0000090	<0.00020	0.00034	0.000060	<0.0020	<0.0020
22/03/2024	43	0.13	<0.000010	-	<0.00040	0.00040	<0.0030	0.85	<0.000090	0.00023	<0.000050	0.070	0.0075	<0.0000050	<0.00020	0.00011	0.00015	<0.0020	<0.0020
29/03/2024	44	0.14	<0.000010	-	<0.00040	0.00040	<0.0030	0.76	<0.000090	0.00021	<0.000050	0.080	0.0084	<0.0000050	<0.00020	0.000084	0.00015	<0.0020	<0.0020
04/05/2024	45	-	-	-	-	-	-	-	-	-	-	-	-	-	-	-	-	-	-
04/12/2024	46	0.18	<0.000010	-	<0.00040	0.00030	<0.0030	0.78	<0.000090	0.00027	<0.000050	0.10	0.0095	<0.0000050	<0.00020	0.00020	0.00017	<0.0020	<0.0020
19/04/2024	47	-	-	-	-	-	-	-	-	-	-	-	-	-	-	-	-	-	-
26/04/2024	48	0.15	<0.000010	-	<0.00040	0.00050	<0.0030	0.77	<0.000090	0.00022	<0.000050	0.090	0.0083	<0.0000050	<0.00020	0.00017	0.00016	<0.0020	<0.0020
05/02/2024	49	-	-	-	-	-	-	-	-	-	-	-	-	-	-	-	-	-	-
05/10/2024	50	0.13	<0.000010	-	<0.00040	0.00020	<0.0030	0.79	<0.000090	0.00021	<0.000050	0.060	0.0077	<0.0000050	<0.00020	0.00010	0.00016	<0.0020	<0.0020
17/05/2024	51	-	-	-	-	-	-	-	-	-	-	-	-	-	-	-	-	-	-
24/05/2024	52	0.12	<0.000010	-	<0.00040	0.00040	<0.0030	0.76	<0.000090	0.00020	<0.000050	0.060	0.0067	<0.0000050	<0.00020	0.000098	0.00012	<0.0020	<0.0020
31/05/2024	53	-	-	-	-	-	-	-	-	-	-	-	-	-	-	-	-	-	-
06/07/2024	54	0.14	<0.000010	-	0.0017	0.00050	<0.0030	0.89	0.00041	0.00024	<0.000050	0.090	0.0083	<0.0000050	<0.00020	0.000092	0.00020	<0.0020	<0.0020
14/06/2024	55	-	-	-	-	-	-	-	-	-	-	-	-	-	-	-	-	-	-
21/06/2024	56	0.16	0.000010	-	<0.00040	0.00030	0.0030	0.91	<0.000090	0.00026	<0.000050	0.070	0.010	<0.0000050	<0.00020	0.00012	0.00017	<0.0020	<0.0020
28/06/2024	57	-	-	-	-	-	-	-	-	-	-	-	-	-	-	-	-	-	-
07/05/2024	58	0.13	<0.000010	-	<0.00040	0.00050	0.0050	0.70	<0.000090	0.00022	<0.000050	0.070	0.0073	<0.0000050	<0.00020	0.00012	0.00013	<0.0020	<0.0020
07/12/2024	59	-	-	-	-	-	-	-	-	-	-	-	-	-	-	-	-	-	-
19/07/2024	60	0.12	<0.000010	-	0.027	0.00040	0.0050	0.79	<0.000090	0.00025	<0.000050	0.10	0.0078	<0.0000050	<0.00020	0.000088	0.00012	<0.0020	<0.0020
26/07/2024	61	-	-	-	-	-	-	-	-	-	-	-	-	-	-	-	-	-	-
08/02/2024	62	0.12	<0.000010	-	0.00050	0.00040	<0.0030	0.77	<0.000090	0.00018	<0.000050	0.10	0.0070	<0.0000050	<0.00020	0.000077	0.00012	<0.0020	<0.0020
08/09/2024	63	-	-	-	-	-	-	-	-	-	-	-	-	-	-	-	-	-	-
16/08/2024	64	0.12	<0.000010	-	<0.00040	0.00050	<0.0030	0.77	<0.000090	0.00017	<0.000050	0.060	0.0073	<0.0000050	<0.00020	0.000046	0.000090	<0.0020	<0.0020
23/08/2024	65	-	-	-	-	-	-	-	-	-	-	-	-	-	-	-	-	-	-
30/08/2024	66	0.14	<0.000010	-	<0.00040	0.00060	<0.0030	0.76	<0.000090	0.00021	<0.000050	0.060	0.0076	<0.0000050	<0.00020	0.000075	0.00010	<0.0020	<0.0020
09/06/2024	67	-	-	-	-	-	-	-	-	-	-	-	-	-	-	-	-	-	-
13/09/2024	68	0.11	<0.000010	-	<0.00040	0.00040	<0.0030	0.72	<0.000090	0.00014	<0.000050	0.070	0.0060	<0.0000050	<0.00020	0.000085	0.00011	<0.0020	<0.0020

Table D-14: Mine Rock Humidity Cell Testing Results (HC-14)

Sample Date	Week Number	Magnesium (Mg)	Mercury (Hg)	Ultra Trace Mercury (Hg)	Molybdenum (Mo)	Nickel (Ni)	Phosphorus (P)	Potassium (K)	Lead (Pb)	Selenium (Se)	Silver (Ag)	Sodium (Na)	Strontium (Sr)	Thallium (Tl)	Tungsten (W)	Uranium (U)	Vanadium (V)	Zinc (Zn)	Zirconium (Zr)
Units:	-	mg/L	mg/L	mg/L	mg/L	mg/L	mg/L	mg/L	mg/L	mg/L	mg/L	mg/L	mg/L	mg/L	mg/L	mg/L	mg/L	mg/L	mg/L
20/09/2024	69	-	-	-	-	-	-	-	-	-	-	-	-	-	-	-	-	-	-
27/09/2024	70	0.17	<0.000010	-	<0.00040	0.00050	<0.0030	0.95	<0.000090	0.00033	<0.000050	0.10	0.0090	<0.0000050	<0.00020	0.000078	0.00010	<0.0020	<0.0020
10/04/2024	71	-	-	-	-	-	-	-	-	-	-	-	-	-	-	-	-	-	-
10/11/2024	72	0.15	<0.000010	-	<0.00040	0.00070	<0.0030	0.88	<0.000090	0.00023	<0.000050	0.070	0.0087	0.0000050	<0.00020	0.000065	0.000080	<0.0020	<0.0020
18/10/2024	73	-	-	-	-	-	-	-	-	-	-	-	-	-	-	-	-	-	-
25/10/2024	74	0.13	<0.000010	-	<0.00040	0.00070	<0.0030	0.78	<0.000090	0.00016	<0.000050	0.070	0.0065	<0.0000050	<0.00020	0.000070	0.000090	<0.0020	<0.0020
11/01/2024	75	-	-	-	-	-	-	-	-	-	-	-	-	-	-	-	-	-	-
11/08/2024	76	0.11	<0.000010	-	<0.00040	0.0015	<0.0030	0.89	<0.000090	0.00016	<0.000050	0.080	0.0068	<0.0000050	<0.00020	0.000038	0.000080	<0.0020	<0.0020
15/11/2024	77	-	-	-	-	-	-	-	-	-	-	-	-	-	-	-	-	-	-
22/11/2024	78	0.13	<0.000010	-	<0.00040	0.00070	<0.0030	0.77	<0.000090	0.00018	<0.000050	0.070	0.0061	<0.0000050	<0.00020	0.000056	0.00010	<0.0020	<0.0020
29/11/2024	79	-	-	-	-	-	-	-	-	-	-	-	-	-	-	-	-	-	-
12/06/2024	80	0.13	<0.000010	-	<0.00040	0.00090	<0.0030	0.85	<0.000090	0.00019	<0.000050	0.060	0.0073	<0.0000050	<0.00020	0.000055	0.000070	<0.0020	<0.0020
13/12/2024	81	-	-	-	-	-	-	-	-	-	-	-	-	-	-	-	-	-	-
20/12/2024	82	0.12	<0.000010	-	<0.00040	0.00090	<0.0030	0.79	<0.000090	0.00020	<0.000050	0.050	0.0064	<0.0000050	<0.00020	0.000092	0.000080	<0.0020	<0.0020
27/12/2024	83	-	-	-	-	-	-	-	-	-	-	-	-	-	-	-	-	-	-
01/03/2025	84	0.16	<0.000010	-	<0.00040	0.00050	<0.0030	0.98	<0.000090	0.00021	<0.000050	0.070	0.0073	0.0000070	<0.00020	0.000096	0.000090	<0.0020	<0.0020
01/10/2025	85	-	-	-	-	-	-	-	-	-	-	-	-	-	-	-	-	-	-
17/01/2025	86	0.13	<0.000010	-	<0.00040	0.00090	<0.0030	0.83	<0.000090	0.00018	<0.000050	0.060	0.0079	<0.0000050	<0.00020	0.000048	0.000070	<0.0020	<0.0020
24/01/2025	87	-	-	-	-	-	-	-	-	-	-	-	-	-	-	-	-	-	-
31/01/2025	88	0.19	<0.000010	-	<0.00040	0.0021	<0.0030	1.0	<0.000090	0.00029	<0.000050	0.080	0.0086	<0.0000050	<0.00020	0.000049	0.00010	<0.0020	<0.0020
02/07/2025	89	-	-	-	-	-	-	-	-	-	-	-	-	-	-	-	-	-	-
14/02/2025	90	0.19	<0.000010	-	<0.00040	0.0017	<0.0030	0.98	<0.000090	0.00032	<0.000050	0.070	0.0083	0.0000050	<0.00020	0.000077	0.000060	0.0040	<0.0020
21/02/2025	91	-	-	-	-	-	-	-	-	-	-	-	-	-	-	-	-	-	-
28/02/2025	92	0.18	<0.000010	-	<0.00040	0.0025	<0.0030	0.99	<0.000090	0.00032	<0.000050	0.070	0.0084	0.0000060	<0.00020	0.000044	0.000060	<0.0020	<0.0020
03/07/2025	93	-	-	-	-	-	-	-	-	-	-	-	-	-	-	-	-	-	-
14/03/2025	94	0.17	<0.000010	-	<0.00040	0.0017	<0.0030	0.83	<0.000090	0.00031	<0.000050	0.070	0.0061	<0.0000050	<0.00020	0.000053	0.000050	<0.0020	<0.0020
21/03/2025	95	-	-	-	-	-	-	-	-	-	-	-	-	-	-	-	-	-	-
28/03/2025	96	0.15	<0.000010	-	<0.00040	0.0023	<0.0030	0.87	<0.000090	0.00020	<0.000050	0.060	0.0058	<0.0000050	<0.00020	0.000042	0.000050	<0.0020	<0.0020
04/04/2025	97	-	-	-	-	-	-	-	-	-	-	-	-	-	-	-	-	-	-
04/11/2025	98	0.20	<0.000010	-	<0.00040	0.0049	<0.0030	0.86	<0.000090	0.00028	<0.000050	0.060	0.0074	<0.0000050	<0.00020	0.000048	0.000050	<0.0020	<0.0020
18/04/2025	99	-	-	-	-	-	-	-	-	-	-	-	-	-	-	-	-	-	-
25/04/2025	100	0.21	<0.000010	-	<0.00040	0.0053	<0.0030	0.95	<0.000090	0.00029	<0.000050	0.080	0.0067	<0.0000050	<0.00020	0.000040	0.000020	<0.0020	<0.0020
05/02/2025	101	-	-	0.00000074	-	-	-	-	-	-	-	-	-	-	-	-	-	-	-
05/09/2025	102	0.22	<0.000010	0.00000057	<0.00040	0.0055	<0.0030	0.95	<0.000090	0.00029	<0.000050	0.070	0.0076	<0.0000050	<0.00020	0.000064	0.000040	<0.0020	<0.0020
16/05/2025	103	-	-	0.00000069	-	-	-	-	-	-	-	-	-	-	-	-	-	-	-
23/05/2025	104	0.22	<0.000010	0.00000074	<0.00040	0.0061	<0.0030	0.96	<0.000090	0.00036	<0.000050	0.080	0.0067	<0.0000050	<0.00020	0.000047	0.000040	<0.0020	<0.0020
30/05/2025	105	-	-	-	-	-	-	-	-	-	-	-	-	-	-	-	-	-	-
06/06/2025	106	-	-	-	-	-	-	-	-	-	-	-	-	-	-	-	-	-	-
13/06/2025	107	-	-	-	-	-	-	-	-	-	-	-	-	-	-	-	-	-	-
20/06/2025	108	0.23	<0.000010	-	<0.00040	0.0059	<0.0030	1.0	<0.000090	0.00027	<0.000050	0.070	0.0058	<0.0000050	<0.00020	0.000049	0.000030	<0.0020	<0.0020
27/06/2025	109	-	-	-	-	-	-	-	-	-	-	-	-	-	-	-	-	-	-

Table D-15: Mine Rock Humidity Cell Testing Results (HC-15)

Sample Date	Week Number	Leachate Volume Recovered	pH	Electrical Conductivity	Alkalinity (to pH 4.5)	Acidity (to pH 8.3)	Sulphate	Fluoride	Chloride	Aluminum (Al)	Antimony (Sb)	Arsenic (As)	Beryllium (Be)	Boron (B)	Cadmium (Cd)	Calcium (Ca)	Chromium (Cr)	Cobalt (Co)	Copper (Cu)	Iron (Fe)
Units:	-	mL	pH Units	µS/cm	mg CaCO3/L	mg CaCO3/L	mg/L	mg/L	mg/L	mg/L	mg/L	mg/L	mg/L	mg/L	mg/L	mg/L	mg/L	mg/L	mg/L	mg/L
26/05/2023	0	475	8.2	201	36	<2.0	72	<0.060	10	0.0030	0.0018	0.18	0.0000070	0.013	<0.0000030	32	0.00011	0.0012	0.00060	<0.0070
06/02/2023	1	692	7.7	256	24	<2.0	98	<0.060	28	0.011	0.0077	0.86	<0.0000070	0.041	0.0000050	49	0.00013	0.0027	0.00040	<0.0070
06/09/2023	2	713	7.5	161	26	<2.0	57	<0.060	6.0	0.012	0.0075	0.68	<0.0000070	0.025	0.0000070	24	<0.000080	0.0015	0.00030	<0.0070
16/06/2023	3	683	8.3	117	18	<2.0	41	<0.060	2.0	0.0070	0.0090	0.85	<0.0000070	0.020	0.0000050	19	0.00019	0.00072	0.00040	0.012
23/06/2023	4	666	8.2	95	16	<2.0	31	<0.060	2.0	0.017	0.0067	0.55	<0.0000070	0.012	<0.0000030	16	<0.000080	0.00040	0.00030	<0.0070
30/06/2023	5	690	7.8	98	13	<2.0	33	<0.060	<1.0	0.015	0.0060	0.42	<0.0000070	0.012	0.0000030	16	<0.000080	0.00041	0.00040	<0.0070
07/07/2023	6	637	8.0	92	15	<2.0	28	<0.060	2.0	0.014	0.0052	0.40	<0.0000070	0.0090	0.0000040	15	<0.000080	0.00025	0.00030	0.012
14/07/2023	7	638	8.1	91	15	<2.0	24	<0.060	2.0	0.015	0.0041	0.32	<0.0000070	0.011	0.0000030	14	<0.000080	0.00027	0.00040	<0.0070
20/07/2023	8	640	7.9	74	13	<2.0	21	<0.060	2.0	0.014	0.0038	0.27	<0.0000070	0.0070	<0.0000030	12	<0.000080	0.00016	0.00050	<0.0070
28/07/2023	9	728	8.3	84	13	<2.0	22	<0.060	4.0	0.012	0.0036	0.26	<0.0000070	0.0090	<0.0000030	13	0.00016	0.00036	0.00050	0.018
08/04/2023	10	667	8.5	70	11	<2.0	17	<0.060	2.0	0.012	0.0027	0.20	<0.0000070	0.0060	0.0000030	10	<0.000080	0.00018	0.00050	<0.0070
08/11/2023	11	643	8.6	67	11	<2.0	16	<0.060	2.0	0.016	0.0028	0.21	<0.0000070	0.0050	0.0000040	11	<0.000080	0.00018	0.00040	<0.0070
18/08/2023	12	662	8.0	71	14	<2.0	15	<0.060	<1.0	0.015	0.0027	0.20	<0.0000070	0.0060	0.0000050	11	<0.000080	0.00022	0.00050	<0.0070
25/08/2023	13	698	8.8	65	12	<2.0	15	<0.060	2.0	0.013	0.0027	0.18	<0.0000070	0.0060	0.0000050	10	<0.000080	0.00025	0.00040	<0.0070
09/01/2023	14	677	8.1	63	11	<2.0	14	<0.060	2.0	0.013	0.0026	0.16	<0.0000070	0.0040	0.0000070	10.0	<0.000080	0.00022	0.00030	<0.0070
09/08/2023	15	705	7.7	71	13	<2.0	17	<0.060	4.0	0.011	0.0026	0.18	<0.0000070	0.0050	0.0000050	11	<0.000080	0.00039	0.00050	<0.0070
15/09/2023	16	699	7.2	62	13	<2.0	13	<0.060	2.0	0.012	0.0027	0.17	<0.0000070	0.0040	0.0000090	10.0	<0.000080	0.00031	0.00030	0.034
22/09/2023	17	687	7.5	56	12	<2.0	11	<0.060	1.0	0.013	0.0017	0.14	<0.0000070	0.0030	0.000011	9.0	<0.000080	0.00020	0.00030	<0.0070
29/09/2023	18	646	8.0	58	13	<2.0	13	<0.060	<1.0	0.013	0.0018	0.13	<0.0000070	0.0020	<0.0000030	9.2	<0.000080	0.00021	0.0010	<0.0070
10/06/2023	19	658	8.0	51	11	<2.0	13	<0.060	1.0	0.012	0.0019	0.12	<0.0000070	0.0020	0.0000050	9.0	<0.000080	0.00016	0.00080	<0.0070
13/10/2023	20	700	7.6	55	11	<2.0	11	<0.060	<1.0	0.011	0.0019	0.12	<0.0000070	0.0030	<0.0000030	8.4	<0.000080	0.00022	0.00060	0.021
20/10/2023	21	658	7.6	62	14	<2.0	14	<0.060	2.0	0.012	0.0017	0.11	<0.0000070	0.0020	0.0000030	8.5	<0.000080	0.00026	0.00090	<0.0070
27/10/2023	22	661	7.4	50	10	<2.0	14	<0.060	2.0	0.011	0.0016	0.100	<0.0000070	<0.0020	0.0000040	8.4	<0.000080	0.00017	0.00050	<0.0070
11/03/2023	23	669	7.6	56	12	<2.0	12	<0.060	3.0	0.012	0.0015	0.10	<0.0000070	0.0040	0.0000050	9.5	<0.000080	0.00021	0.0022	<0.0070
11/10/2023	24	613	7.6	55	13	<2.0	12	<0.060	3.0	0.010	0.0018	0.11	<0.0000070	0.0020	0.0000070	8.9	<0.000080	0.00017	0.00070	<0.0070
17/11/2023	25	706	7.7	57	13	<2.0	12	<0.060	3.0	0.0060	0.0020	0.091	<0.0000070	0.0020	0.0000080	7.3	<0.000080	0.00025	0.00040	<0.0070
24/11/2023	26	672	7.8	52	10	<2.0	10	<0.060	<1.0	0.013	0.0016	0.095	<0.0000070	<0.0020	0.0000070	7.8	<0.000080	0.00023	0.00060	<0.0070
12/01/2023	27	638	7.5	56	10	<2.0	12	<0.060	3.0	0.011	0.0014	0.092	<0.0000070	<0.0020	0.0000050	8.9	<0.000080	0.00023	0.00070	<0.0070
12/08/2023	28	690	7.4	56	10	<2.0	11	<0.060	4.0	0.011	0.0016	0.092	<0.0000070	<0.0020	0.0000060	8.9	<0.000080	0.00030	0.00060	<0.0070
15/12/2023	29	671	7.5	74	23	<2.0	11	<0.060	4.0	0.023	0.0017	0.13	<0.0000070	<0.0020	0.0000090	11	<0.000080	0.00028	0.00050	<0.0070
22/12/2023	30	660	7.7	54	10	<2.0	13	<0.060	5.0	0.011	0.0015	0.088	<0.0000070	<0.0020	0.0000030	8.5	<0.000080	0.00015	0.00070	<0.0070
29/12/2023	31	698	7.4	56	11	<2.0	14	<0.060	5.0	0.0080	0.0016	0.091	<0.0000070	<0.0020	0.0000050	8.9	<0.000080	0.00030	0.00050	<0.0070
01/05/2024	32	694	7.4	63	11	<2.0	13	<0.060	4.0	0.0080	0.0017	0.098	<0.0000070	<0.0020	0.0000080	9.0	<0.000080	0.00039	0.00040	<0.0070
01/12/2024	33	688	7.4	58	12	<2.0	11	<0.060	3.0	0.0070	0.0017	0.099	<0.0000070	<0.0020	0.0000060	8.2	<0.000080	0.00036	0.00060	<0.0070
19/01/2024	34	699	7.5	56	11	<2.0	11	<0.060	5.0	0.011	0.0019	0.11	<0.0000070	<0.0020	0.0000080	9.2	<0.000080	0.00037	0.00050	<0.0070
26/01/2024	35	714	7.4	52	11	<2.0	10	<0.060	3.0	0.0090	0.0016	0.094	<0.0000070	<0.0020	0.0000030	7.8	<0.000080	0.00039	<0.0020	<0.0070
02/02/2024	36	694	7.4	56	12	<2.0	9.0	<0.060	4.0	0.011	0.0016	0.096	0.0000070	0.0020	0.000013	8.9	<0.000080	0.00035	<0.0020	<0.0070
02/09/2024	37	662	7.5	30	11	<2.0	10	<0.060	3.0	0.010	0.0013	0.081	<0.0000070	<0.0020	0.0000030	8.6	<0.000080	0.00027	<0.0010	<0.0070
15/02/2024	38	686	7.7	62	12	<2.0	15	<0.060	5.0	0.0080	0.0015	0.10	<0.0000070	<0.0020	0.0000030	9.5	<0.000080	0.00038	<0.0010	<0.0070
23/02/2024	39	638	7.6	60	10	<2.0	15	<0.060	4.0	0.0080	0.0015	0.092	<0.0000070	<0.0020	0.0000080	9.4	<0.000080	0.00025	0.0010	<0.0070
03/01/2024	40	698	7.6	59	9.0	<2.0	16	<0.060	5.0	0.0060	0.0016	0.10	<0.0000070	<0.0020	0.000010	9.5	<0.000080	0.00042	<0.0010	<0.0070
03/08/2024	41	693	7.6	57	10	<2.0	15	<0.060	6.0	0.0050	0.0015	0.11	<0.0000070	<0.0020	0.0000080	9.7	<0.000080	0.00060	<0.0010	<0.0070
15/03/2024	42	650	7.5	47	9.0	<2.0	12	<0.060	3.0	0.0070	0.0013	0.096	<0.0000070	<0.0020	<0.0000030	7.7	<0.000080	0.00028	<0.0010	<0.0070
22/03/2024	43	662	7.5	43	10	<2.0	11	<0.060	2.0	0.0080	0.0012	0.090	<0.0000070	<0.0020	0.0000050	8.1	<0.000080	0.00031	<0.0010	<0.0070
29/03/2024	44	674	7.7	51	10	<2.0	14	<0.060	4.0	0.0050	0.0011	0.087	<0.0000070	<0.0020	0.0000040	8.7	<0.000080	0.00031	<0.0010	<0.0070
04/05/2024	45	689	7.4	51	11	<2.0	12	-	-	-	-	-	-	-	-	-	-	-	-	-
04/12/2024	46	708	7.2	65	10	<2.0	14	-	4.0	0.0050	0.0015	0.098	<0.0000070	<0.0020	0.0000090	11	<0.000080	0.00069	<0.0010	<0.0070
19/04/2024	47	659	7.5	44	8.0	<2.0	10	-	-	-	-	-	-	-	-	-	-	-	-	-
26/04/2024	48	703	7.4	63	8.0	<2.0	13	-	2.0	0.0050	0.0014	0.098	<0.0000070	<0.0020	0.0000070	9.4	<0.000080	0.00060	<0.0010	<0.0070
05/02/2024	49	729	7.2	62	10	<2.0	13	-	-	-	-	-	-	-	-	-	-	-	-	-
05/10/2024	50	697	7.5	53	13	<2.0	13	-	3.0	0.0050	0.0015	0.11	<0.0000070	<0.0020	0.0000080	9.6	<0.000080	0.00073	<0.0010	<0.0070
17/05/2024	51	711	7.5	51	12	<2.0	11	-	-	-	-	-	-	-	-	-	-	-	-	-
24/05/2024	52	703	7.5	50	10	<2.0	7.0	-	1.0	0.0060	0.0011	0.085	<0.0000070	<0.0020	<0.0000030	6.9	<0.000080	0.00035	<0.0010	<0.0070
31/05/2024	53	643	8.0	47	8.0	<2.0	9.0	-	-	-	-	-	-	-	-	-	-	-	-	-
06/07/2024	54	648	7.3	44	10	<2.0	9.0	-	<1.0	0.0060	0.0012	0.10	<0.0000070	<0.0020	0.000019	8.5	<0.000080	0.00031	0.0010	<0.0070
14/06/2024	55	703	7.2	55	9.0	<2.0	10	-	-	-	-	-	-	-	-	-	-	-	-	-
21/06/2024	56	691	7.0	55	8.0	<2.0	9.7	-	<0.20	0.0040	0.0012	0.10	<0.0000070	<0.0020	<0.0000030	8.3	<0.000080	0.00044	<0.0010	<0.0070
28/06/2024	57	678	7.5	47	12	<2.0	8.9	-	-	-	-	-	-	-	-	-	-	-	-	-
07/05/2024	58	708	7.3	56	10	<2.0	13	-	<0.20	0.0050	0.0011	0.087	<0.0000070	<0.0020	0.0000040	9.2	<0.000080	0.00053	<0.0010	<0.0070
07/12/2024	59	679	7.3	46	9.0	<2.0	8.9	-	-	-	-	-	-	-	-	-	-	-	-	-
19/07/2024	60	722	7.4	48	9.0	<2.0	9.1	-	<0.20	0.0080	0.0013	0.091	<0.0000070	<0.0020	0.0000080	8.8	<0.000080	0.00049	<0.0010	<0.0070
26/07/2024	61	702	6.9	50	9.0	2.0	8.5	-	-	-	-	-	-	-	-	-	-	-	-	-
08/02/2024	62	706	7.1	52	9.0	<2.0	11	-	<0.20	0.0090	0.00090	0.078	<0.0000070	<0.0020	0.0000080	8.0	<0.000080	0.00045	<0.0010	<0.0070
08/09/2024	63	675	7.4	46	9.0	<2.0	9.6	-	-	-	-	-	-	-	-	-	-	-	-	-
16/08/2024	64	697	7.3	55	9.0	<2.0	14	-	<0.20	0.0050	0.0012	0.073	<0.0000070	<0.0020	0.0000090	9.6	<0.000080	0.00048	<0.0010	<0.0070
23/08/2024	65	654	7.1	64	9.0	<2.0	15	-	-	-	-	-	-	-	-	-	-	-	-	-
30/08/2024	66	699	7.0	53	8.0	<2.0	12	-	<0.20	0.0050	0.0011	0.079	<0.0000070	<0.0020	0.0000060	9.8	<0.000080	0.00043	0.0020	<0.0070
09/06/2024	67	709	7.3	52	9.0	<2.0	10	-	-	-	-	-	-	-	-	-	-	-	-	-
13/09/2024	68	697	7.4	50	9.0	<2.0	15	-	<0.20	0.0040	0.0010	0.078	<0.0000070	<0.0020	0.0000040	8.5	<0.000080	0.00051	0.0010	<0.0070

Table D-15: Mine Rock Humidity Cell Testing Results (HC-15)

Sample Date	Week Number	Leachate Volume Recovered	pH	Electrical Conductivity	Alkalinity (to pH 4.5)	Acidity (to pH 8.3)	Sulphate	Fluoride	Chloride	Aluminum (Al)	Antimony (Sb)	Arsenic (As)	Beryllium (Be)	Boron (B)	Cadmium (Cd)	Calcium (Ca)	Chromium (Cr)	Cobalt (Co)	Copper (Cu)	Iron (Fe)
Units:	-	mL	pH Units	µS/cm	mg CaCO3/L	mg CaCO3/L	mg/L	mg/L	mg/L	mg/L	mg/L	mg/L	mg/L	mg/L	mg/L	mg/L	mg/L	mg/L	mg/L	mg/L
20/09/2024	69	673	6.9	61	8.0	<2.0	12	-	-	-	-	-	-	-	-	-	-	-	-	-
27/09/2024	70	641	6.9	75	9.0	2.0	16	-	<0.20	0.0050	0.0013	0.085	<0.0000070	<0.0020	0.000011	12	<0.000080	0.00060	0.0040	<0.0070
10/04/2024	71	690	7.2	65	7.0	<2.0	13	-	-	-	-	-	-	-	-	-	-	-	-	-
10/11/2024	72	705	6.9	64	8.0	3.0	14	-	<0.20	0.0040	0.0011	0.084	<0.0000070	<0.0020	0.000010	10	<0.000080	0.00063	0.0020	<0.0070
18/10/2024	73	711	7.0	65	9.0	<2.0	12	-	-	-	-	-	-	-	-	-	-	-	-	-
25/10/2024	74	702	7.0	60	9.0	<2.0	9.0	-	<0.20	0.0040	0.0011	0.088	<0.0000070	<0.0020	0.0000090	9.5	<0.000080	0.00087	<0.0010	<0.0070
11/01/2024	75	705	7.1	53	8.0	<2.0	9.5	-	-	-	-	-	-	-	-	-	-	-	-	-
11/08/2024	76	717	7.0	50	8.0	<2.0	9.0	-	<0.20	0.0030	0.0012	0.089	<0.0000070	<0.0020	0.0000050	8.1	<0.000080	0.00061	<0.0010	<0.0070
15/11/2024	77	666	7.0	53	8.0	<2.0	8.8	-	-	-	-	-	-	-	-	-	-	-	-	-
22/11/2024	78	700	7.0	56	9.0	<2.0	9.7	-	<0.20	0.0050	0.0012	0.093	<0.0000070	<0.0020	0.0000030	9.5	0.000080	0.00080	<0.0010	<0.0070
29/11/2024	79	674	6.8	53	8.0	2.0	8.9	-	-	-	-	-	-	-	-	-	-	-	-	-
12/06/2024	80	681	7.2	54	10	<2.0	13	-	<0.20	0.0040	0.0012	0.083	<0.0000070	<0.0020	0.0000050	9.7	<0.000080	0.00051	0.0010	<0.0070
13/12/2024	81	720	6.7	54	11	2.0	12	-	-	-	-	-	-	-	-	-	-	-	-	-
20/12/2024	82	700	6.8	52	10	<2.0	11	-	<0.20	0.0030	0.0010	0.073	<0.0000070	<0.0020	0.0000080	9.0	<0.000080	0.00079	<0.0010	<0.0070
27/12/2024	83	660	6.8	66	9.0	3.0	15	-	-	-	-	-	-	-	-	-	-	-	-	-
01/03/2025	84	720	6.8	58	10	2.0	12	-	<0.20	0.0030	0.0011	0.084	<0.0000070	<0.0020	0.0000080	10	<0.000080	0.00089	<0.0010	<0.0070
01/10/2025	85	684	6.8	52	9.0	<2.0	10	-	-	-	-	-	-	-	-	-	-	-	-	-
17/01/2025	86	708	7.0	64	9.0	3.0	12	-	<0.20	0.0030	<0.00090	0.078	<0.0000070	<0.0020	0.0000070	9.3	<0.000080	0.00080	<0.0010	<0.0070
24/01/2025	87	665	6.7	55	8.0	2.0	14	-	-	-	-	-	-	-	-	-	-	-	-	-
31/01/2025	88	647	7.0	71	9.0	3.0	21	-	<0.20	0.0040	0.0012	0.074	<0.0000070	<0.0020	0.0000090	12	<0.000080	0.00079	0.0040	<0.0070
02/07/2025	89	640	7.0	88	9.0	4.0	22	-	-	-	-	-	-	-	-	-	-	-	-	-
14/02/2025	90	711	7.1	96	11	6.0	24	-	<0.20	0.0030	0.0012	0.086	<0.0000070	<0.0020	0.000010	16	<0.000080	0.0014	0.0010	<0.0070
21/02/2025	91	664	6.9	72	8.0	3.0	17	-	-	-	-	-	-	-	-	-	-	-	-	-
28/02/2025	92	643	6.6	74	10	4.0	20	-	<0.20	0.0030	0.0010	0.083	0.000013	<0.0020	0.0000040	13	<0.000080	0.00056	0.0030	<0.0070
03/07/2025	93	692	6.8	71	8.0	5.0	16	-	-	-	-	-	-	-	-	-	-	-	-	-
14/03/2025	94	699	7.1	78	12	<2.0	18	-	<0.20	0.0030	0.0012	0.087	<0.0000070	<0.0020	0.000010	13	<0.000080	0.0013	0.0010	<0.0070
21/03/2025	95	719	6.8	63	11	<2.0	14	-	-	-	-	-	-	-	-	-	-	-	-	-
28/03/2025	96	641	7.1	61	9.0	<2.0	12	-	<0.20	0.0040	0.0010	0.083	<0.0000070	<0.0020	0.0000060	10	<0.000080	0.00066	0.0010	<0.0070
04/04/2025	97	637	7.4	78	10	2.0	17	-	-	-	-	-	-	-	-	-	-	-	-	-
04/11/2025	98	643	7.1	79	9.0	<2.0	19	-	<0.20	0.0040	0.00090	0.073	<0.0000070	<0.0020	0.0000080	12	<0.000080	0.00085	0.0020	<0.0070
18/04/2025	99	649	6.8	74	10	2.0	20	-	-	-	-	-	-	-	-	-	-	-	-	-
25/04/2025	100	655	6.9	77	10	5.0	21	-	<0.20	0.0050	0.0010	0.073	<0.0000070	<0.0020	0.0000060	14	<0.000080	0.00084	0.0030	<0.0070
05/02/2025	101	668	6.6	80	10	5.0	23	-	-	-	-	-	-	-	-	-	-	-	-	-
05/09/2025	102	658	6.9	80	10	6.0	21	-	<0.20	0.0040	0.00090	0.067	<0.0000070	<0.0020	0.0000070	14	<0.000080	0.00066	0.0040	0.0070
16/05/2025	103	662	6.9	70	9.0	<2.0	18	-	-	-	-	-	-	-	-	-	-	-	-	-
23/05/2025	104	651	6.6	70	10	7.0	18	-	<0.20	0.0040	<0.00090	0.067	0.0000080	<0.0020	0.0000070	12	0.00015	0.00074	0.0050	<0.0070
30/05/2025	105	645	6.9	74	11	2.0	21	-	-	-	-	-	-	-	-	-	-	-	-	-
06/06/2025	106	648	6.8	75	10	5.0	22	-	-	-	-	-	-	-	-	-	-	-	-	-
13/06/2025	107	708	7.1	71	9.0	4.0	17	-	-	-	-	-	-	-	-	-	-	-	-	-
20/06/2025	108	642	7.2	65	8.0	<2.0	18	-	-	0.0020	0.00090	0.069	<0.0000070	<0.0020	0.0000080	13	<0.000080	0.00070	0.0050	<0.0070
27/06/2025	109	633	7.3	67	9.0	2.0	19	-	-	-	-	-	-	-	-	-	-	-	-	-

Table D-15: Mine Rock Humidity Cell Testing Results (HC-15)

Sample Date	Week Number	Magnesium (Mg)	Mercury (Hg)	Ultra Trace Mercury (Hg)	Molybdenum (Mo)	Nickel (Ni)	Phosphorus (P)	Potassium (K)	Lead (Pb)	Selenium (Se)	Silver (Ag)	Sodium (Na)	Strontium (Sr)	Thallium (Tl)	Tungsten (W)	Uranium (U)	Vanadium (V)	Zinc (Zn)	Zirconium (Zr)
Units:	-	mg/L	mg/L	mg/L	mg/L	mg/L	mg/L	mg/L	mg/L	mg/L	mg/L	mg/L	mg/L	mg/L	mg/L	mg/L	mg/L	mg/L	mg/L
26/05/2023	0	3.2	<0.000010	-	0.00028	0.94	<0.0030	2.6	<0.000090	0.0026	<0.000050	3.5	0.12	0.000023	0.00013	0.00012	0.000080	<0.0020	<0.0020
06/02/2023	1	5.2	<0.000010	-	0.00028	0.34	<0.0030	2.8	<0.000090	0.0049	<0.000050	3.6	0.19	0.000018	0.00015	0.00059	0.00023	<0.0020	<0.0020
06/09/2023	2	2.4	<0.000010	-	0.00028	0.14	<0.0030	1.8	<0.000090	0.0021	<0.000050	1.4	0.099	0.000013	0.00013	0.00043	0.00023	<0.0020	<0.0020
16/06/2023	3	1.5	<0.000010	-	0.0017	0.069	<0.0030	1.5	<0.000090	0.0016	<0.000050	0.68	0.064	0.000012	0.00019	0.00037	0.00026	<0.0020	<0.0020
23/06/2023	4	0.95	<0.000010	-	0.00038	0.028	<0.0030	1.2	<0.000090	0.0012	<0.000050	0.36	0.051	0.0000090	0.000080	0.0029	0.00021	<0.0020	<0.0020
30/06/2023	5	0.95	0.000010	-	0.00018	0.027	<0.0030	1.0	<0.000090	0.00096	<0.000050	0.29	0.049	0.000011	0.000070	0.0017	0.00023	<0.0020	<0.0020
07/07/2023	6	0.64	<0.000010	-	0.00011	0.017	<0.0030	0.99	<0.000090	0.00070	<0.000050	0.15	0.043	0.0000090	0.000060	0.00040	0.00020	<0.0020	<0.0020
14/07/2023	7	0.73	<0.000010	-	0.00072	0.015	<0.0030	0.97	<0.000090	0.00076	<0.000050	0.24	0.037	0.0000060	0.000060	0.00014	0.00016	<0.0020	<0.0020
20/07/2023	8	0.62	0.000010	-	0.00010	0.014	<0.0030	0.87	<0.000090	0.00075	<0.000050	0.15	0.032	0.000020	0.000050	0.00018	0.00016	<0.0020	<0.0020
28/07/2023	9	0.70	<0.000010	-	0.00032	0.024	<0.0030	0.89	<0.000090	0.00088	<0.000050	0.18	0.032	0.000011	0.000050	0.00039	0.00015	<0.0020	<0.0020
08/04/2023	10	0.49	<0.000010	-	0.0012	0.0099	<0.0030	0.71	<0.000090	0.00060	<0.000050	0.16	0.025	0.0000060	0.000060	0.00011	0.00013	<0.0020	<0.0020
08/11/2023	11	0.44	<0.000010	-	0.000090	0.0090	<0.0030	0.70	<0.000090	0.00060	<0.000050	0.13	0.026	0.0000080	0.000040	0.00014	0.00013	<0.0020	<0.0020
18/08/2023	12	0.49	<0.000010	-	0.00013	0.0089	<0.0030	0.73	<0.000090	0.00047	<0.000050	0.18	0.024	0.0000050	0.000040	0.000097	0.00013	<0.0020	<0.0020
25/08/2023	13	0.48	<0.000010	-	0.00011	0.011	<0.0030	0.73	<0.000090	0.00048	<0.000050	0.15	0.022	0.0000070	0.000050	0.00028	0.00011	<0.0020	<0.0020
09/01/2023	14	0.44	<0.000010	-	0.000070	0.0096	<0.0030	0.65	<0.000090	0.00049	<0.000050	0.11	0.021	0.0000070	0.000020	0.000094	0.00013	<0.0020	<0.0020
09/08/2023	15	0.55	<0.000010	-	0.00015	0.019	<0.0030	0.74	<0.000090	0.00042	<0.000050	0.19	0.023	0.0000070	0.000030	0.0014	0.00011	<0.0020	<0.0020
15/09/2023	16	0.44	<0.000010	-	0.00012	0.014	<0.0030	0.68	<0.000090	0.00045	<0.000050	0.090	0.021	0.000011	0.000060	0.00012	0.000080	<0.0020	<0.0020
22/09/2023	17	0.37	<0.000010	-	0.00049	0.0087	<0.0030	0.57	<0.000090	0.00036	<0.000050	0.10	0.017	0.0000070	0.000020	0.000060	0.00012	<0.0020	<0.0020
29/09/2023	18	0.37	<0.000010	-	0.00081	0.0089	<0.0030	0.59	<0.000090	0.00031	<0.000050	0.090	0.018	0.0000070	0.000020	0.0034	0.00011	<0.0020	<0.0020
10/06/2023	19	0.38	<0.000010	-	0.00032	0.0073	<0.0030	0.56	<0.000090	0.00028	<0.000050	0.10	0.017	0.000010	0.000030	0.0013	0.000090	<0.0020	<0.0020
13/10/2023	20	0.38	<0.000010	-	0.00031	0.010	<0.0030	0.52	<0.000090	0.00023	<0.000050	0.10	0.016	0.0000060	0.000030	0.0017	0.000090	<0.0020	<0.0020
20/10/2023	21	0.35	<0.000010	-	0.000090	0.010	<0.0030	0.47	<0.000090	0.00025	<0.000050	0.090	0.016	0.0000090	0.000020	0.0020	0.000070	<0.0020	<0.0020
27/10/2023	22	0.32	<0.000010	-	0.000090	0.0079	<0.0030	0.52	<0.000090	0.00026	<0.000050	0.11	0.014	0.0000070	0.000020	0.000076	0.000080	<0.0020	<0.0020
11/03/2023	23	0.36	<0.000010	-	0.000080	0.0097	<0.0030	0.58	0.000090	0.00027	<0.000050	0.33	0.013	<0.0000050	<0.000020	0.000094	0.000090	<0.0020	<0.0020
11/10/2023	24	0.34	0.000020	-	0.000070	0.0093	<0.0030	0.53	<0.000090	0.00027	<0.000050	0.090	0.017	0.0000070	<0.000020	0.00014	0.00010	<0.0020	<0.0020
17/11/2023	25	0.31	<0.000010	-	0.00040	0.014	<0.0030	0.44	0.00012	0.00037	<0.000050	0.070	0.016	0.0000090	<0.000020	0.00063	0.000060	<0.0020	<0.0020
24/11/2023	26	0.26	<0.000010	-	0.00013	0.0092	<0.0030	0.43	<0.000090	0.00028	<0.000050	0.070	0.013	0.0000050	0.000020	0.0051	0.000090	<0.0020	<0.0020
12/01/2023	27	0.30	<0.000010	-	0.00029	0.0091	<0.0030	0.44	0.00010	0.00022	<0.000050	0.070	0.014	<0.0000050	<0.000020	0.0049	0.000070	<0.0020	<0.0020
12/08/2023	28	0.33	<0.000010	-	0.00060	0.012	<0.0030	0.50	<0.000090	0.00030	<0.000050	0.090	0.014	0.0000060	<0.000020	0.0035	0.000080	<0.0020	<0.0020
15/12/2023	29	0.29	<0.000010	-	0.00029	0.011	<0.0030	0.54	<0.000090	0.00030	<0.000050	0.070	0.017	0.0000080	<0.000020	0.0041	0.000090	<0.0020	<0.0020
22/12/2023	30	0.29	0.000010	-	0.00024	0.0073	<0.0030	0.49	<0.000090	0.00026	<0.000050	0.080	0.014	0.0000070	0.000020	0.000037	0.000070	<0.0020	<0.0020
29/12/2023	31	0.34	0.000010	-	0.00010	0.015	<0.0030	0.50	<0.000090	0.00033	<0.000050	0.090	0.015	0.0000070	0.000020	0.00023	0.000060	<0.0020	<0.0020
01/05/2024	32	0.35	<0.000010	-	0.000070	0.018	<0.0030	0.55	<0.000090	0.00033	<0.000050	0.090	0.017	0.0000090	0.000030	0.00058	0.000060	<0.0020	<0.0020
01/12/2024	33	0.30	<0.000010	-	0.000090	0.017	<0.0030	0.56	<0.000090	0.00035	<0.000050	0.10	0.015	0.0000070	<0.000020	0.00023	0.000070	<0.0020	<0.0020
19/01/2024	34	0.37	<0.000010	-	0.0017	0.017	<0.0030	0.58	<0.000090	0.00028	<0.000050	0.070	0.014	0.000010	<0.000020	0.00050	0.000080	<0.0020	<0.0020
26/01/2024	35	0.28	<0.000010	-	0.0016	0.013	<0.0030	0.47	0.00046	0.00024	<0.000050	0.080	0.013	0.000010	<0.00020	0.0099	0.000070	<0.0020	<0.0020
02/02/2024	36	0.34	<0.000010	-	<0.00040	0.014	<0.0030	0.55	<0.000090	0.00025	<0.000050	0.14	0.013	0.000012	<0.00020	0.00035	0.000080	<0.0020	<0.0020
02/09/2024	37	0.23	<0.000010	-	<0.00040	0.017	0.0040	0.46	<0.000090	0.00021	<0.000050	0.080	0.025	0.0000070	<0.00020	0.00034	0.000060	<0.0020	<0.0020
15/02/2024	38	0.32	<0.000010	-	<0.00040	0.020	<0.0030	0.50	<0.000090	0.00037	<0.000050	0.10	0.015	0.0000060	<0.00020	0.00066	0.000070	<0.0020	<0.0020
23/02/2024	39	0.26	0.000010	-	<0.00040	0.022	<0.0030	0.46	<0.000090	0.00036	<0.000050	0.090	0.014	0.0000060	0.00020	0.000052	0.000050	<0.0020	<0.0020
03/01/2024	40	0.31	<0.000010	-	<0.00040	0.027	<0.0030	0.49	<0.000090	0.00038	0.000050	0.080	0.015	0.0000060	<0.00020	0.00011	0.000050	<0.0020	<0.0020
03/08/2024	41	0.31	0.000010	-	<0.00040	0.027	<0.0030	0.53	<0.000090	0.00034	<0.000050	0.080	0.015	0.0000070	<0.00020	0.00019	0.000050	<0.0020	<0.0020
15/03/2024	42	0.19	<0.000010	-	<0.00040	0.014	<0.0030	0.38	0.00012	0.00023	<0.000050	0.050	0.012	0.0000070	<0.00020	0.00012	0.000060	<0.0020	<0.0020
22/03/2024	43	0.19	<0.000010	-	<0.00040	0.018	<0.0030	0.41	<0.000090	0.00017	<0.000050	0.060	0.0097	<0.0000050	<0.00020	0.000097	0.000060	<0.0020	<0.0020
29/03/2024	44	0.22	<0.000010	-	<0.00040	0.016	<0.0030	0.41	<0.000090	0.00023	<0.000050	0.070	0.011	0.0000060	<0.00020	0.000076	0.000050	<0.0020	<0.0020
04/05/2024	45	-	-	-	-	-	-	-	-	-	-	-	-	-	-	-	-	-	-
04/12/2024	46	0.38	<0.000010	-	<0.00040	0.034	<0.0030	0.57	<0.000090	0.00041	<0.000050	0.11	0.015	0.000010	<0.00020	0.00032	0.000050	<0.0020	<0.0020
19/04/2024	47	-	-	-	-	-	-	-	-	-	-	-	-	-	-	-	-	-	-
26/04/2024	48	0.31	<0.000010	-	<0.00040	0.029	<0.0030	0.49	<0.000090	0.00032	<0.000050	0.090	0.013	0.0000070	<0.00020	0.000086	0.000060	<0.0020	<0.0020
05/02/2024	49	-	-	-	-	-	-	-	-	-	-	-	-	-	-	-	-	-	-
05/10/2024	50	0.30	<0.000010	-	<0.00040	0.029	<0.0030	0.53	<0.000090	0.00030	<0.000050	0.080	0.013	0.000010	<0.00020	0.000089	0.000060	<0.0020	<0.0020
17/05/2024	51	-	-	-	-	-	-	-	-	-	-	-	-	-	-	-	-	-	-
24/05/2024	52	0.19	<0.000010	-	<0.00040	0.013	<0.0030	0.35	<0.000090	0.00021	<0.000050	0.040	0.0075	0.0000060	<0.00020	0.000041	0.000050	<0.0020	<0.0020
31/05/2024	53	-	-	-	-	-	-	-	-	-	-	-	-	-	-	-	-	-	-
06/07/2024	54	0.22	<0.000010	-	0.035	0.015	<0.0030	0.47	<0.000090	0.00025	<0.000050	0.10	0.011	0.0000070	<0.00020	0.000053	0.000070	<0.0020	<0.0020
14/06/2024	55	-	-	-	-	-	-	-	-	-	-	-	-	-	-	-	-	-	-
21/06/2024	56	0.30	0.000010	-	<0.00040	0.018	<0.0030	0.50	<0.000090	0.00025	<0.000050	0.060	0.011	0.0000070	<0.00020	0.000055	0.000050	<0.0020	<0.0020
28/06/2024	57	-	-	-	-	-	-	-	-	-	-	-	-	-	-	-	-	-	-
07/05/2024	58	0.26	<0.000010	-	<0.00040	0.021	0.0040	0.46	<0.000090	0.00029	<0.000050	0.080	0.011	0.0000060	<0.00020	0.000063	0.000050	<0.0020	<0.0020
07/12/2024	59	-	-	-	-	-	-	-	-	-	-	-	-	-	-	-	-	-	-
19/07/2024	60	0.25	<0.000010	-	0.0044	0.017	0.0040	0.45	<0.000090	0.00025	0.00010	0.090	0.011	0.0000050	<0.00020	0.000046	0.000040	<0.0020	<0.0020
26/07/2024	61	-	-	-	-	-	-	-	-	-	-	-	-	-	-	-	-	-	-
08/02/2024	62	0.23	<0.000010	-	0.0039	0.014	<0.0030	0.41	<0.000090	0.00023	<0.000050	0.070	0.0091	0.0000060	<0.00020	0.000035	0.000040	<0.0020	<0.0020
08/09/2024	63	-	-	-	-	-	-	-	-	-	-	-	-	-	-	-	-	-	-
16/08/2024	64	0.25	<0.000010	-	<0.00040	0.020	<0.0030	0.40	<0.000090	0.00025	<0.000050	0.050	0.010	0.0000070	<0.00020	0.000027	0.000030	<0.0020	<0.0020
23/08/2024	65	-	-	-	-	-	-	-	-	-	-	-	-	-	-	-	-	-	-
30/08/2024	66	0.26	<0.000010	-	<0.00040	0.022	<0.0030	0.41	<0.000090	0.00025	<0.000050	0.050	0.011	<0.0000050	<0.00020	0.000062	0.000040	<0.0020	<0.0020
09/06/2024	67	-	-	-	-	-	-	-	-	-	-	-	-	-	-	-	-	-	-
13/09/2024	68	0.20	<0.000010	-	<0.00040	0.032	<0.0030	0.39	<0.000090	0.00019	<0.000050	0.050	0.0090	0.0000070	<0.00020	0.000061	0.000040	<0.0020	<0.0020

Table D-15: Mine Rock Humidity Cell Testing Results (HC-15)

Sample Date	Week Number	Magnesium (Mg)	Mercury (Hg)	Ultra Trace Mercury (Hg)	Molybdenum (Mo)	Nickel (Ni)	Phosphorus (P)	Potassium (K)	Lead (Pb)	Selenium (Se)	Silver (Ag)	Sodium (Na)	Strontium (Sr)	Thallium (Tl)	Tungsten (W)	Uranium (U)	Vanadium (V)	Zinc (Zn)	Zirconium (Zr)
Units:	-	mg/L	mg/L	mg/L	mg/L	mg/L	mg/L	mg/L	mg/L	mg/L	mg/L	mg/L	mg/L	mg/L	mg/L	mg/L	mg/L	mg/L	mg/L
20/09/2024	69	-	-	-	-	-	-	-	-	-	-	-	-	-	-	-	-	-	-
27/09/2024	70	0.37	0.000010	-	<0.00040	0.055	<0.0030	0.58	<0.000090	0.00036	0.000070	0.10	0.014	0.0000070	<0.00020	0.000051	0.000050	<0.0020	<0.0020
10/04/2024	71	-	-	-	-	-	-	-	-	-	-	-	-	-	-	-	-	-	-
10/11/2024	72	0.30	<0.000010	-	<0.00040	0.040	<0.0030	0.45	<0.000090	0.00038	0.00011	0.070	0.013	0.0000080	<0.00020	0.000047	0.000040	<0.0020	<0.0020
18/10/2024	73	-	-	-	-	-	-	-	-	-	-	-	-	-	-	-	-	-	-
25/10/2024	74	0.28	<0.000010	-	<0.00040	0.032	<0.0030	0.46	<0.000090	0.00032	<0.000050	0.070	0.011	0.0000070	<0.00020	0.000043	0.000030	<0.0020	<0.0020
11/01/2024	75	-	-	-	-	-	-	-	-	-	-	-	-	-	-	-	-	-	-
11/08/2024	76	0.21	<0.000010	-	<0.00040	0.022	<0.0030	0.40	<0.000090	0.00022	<0.000050	0.060	0.0092	0.0000060	<0.00020	0.000024	0.000040	<0.0020	<0.0020
15/11/2024	77	-	-	-	-	-	-	-	-	-	-	-	-	-	-	-	-	-	-
22/11/2024	78	0.27	<0.000010	-	<0.00040	0.026	0.023	0.46	<0.000090	0.00030	<0.000050	0.11	0.011	0.0000070	<0.00020	0.000041	0.000070	<0.0020	<0.0020
29/11/2024	79	-	-	-	-	-	-	-	-	-	-	-	-	-	-	-	-	-	-
12/06/2024	80	0.22	<0.000010	-	<0.00040	0.022	0.0030	0.42	0.00011	0.00028	<0.000050	0.050	0.010	0.0000090	<0.00020	0.000033	0.000040	<0.0020	<0.0020
13/12/2024	81	-	-	-	-	-	-	-	-	-	-	-	-	-	-	-	-	-	-
20/12/2024	82	0.24	<0.000010	-	<0.00040	0.025	<0.0030	0.40	<0.000090	0.00021	<0.000050	0.050	0.0094	0.0000060	<0.00020	0.000039	0.000020	<0.0020	<0.0020
27/12/2024	83	-	-	-	-	-	-	-	-	-	-	-	-	-	-	-	-	-	-
01/03/2025	84	0.28	<0.000010	-	<0.00040	0.029	<0.0030	0.46	<0.000090	0.00026	<0.000050	0.070	0.011	0.0000090	<0.00020	0.000050	0.000040	<0.0020	<0.0020
01/10/2025	85	-	-	-	-	-	-	-	-	-	-	-	-	-	-	-	-	-	-
17/01/2025	86	0.27	<0.000010	-	<0.00040	0.027	<0.0030	0.43	<0.000090	0.00031	<0.000050	0.060	0.012	0.0000060	<0.00020	0.000039	0.000040	0.012	<0.0020
24/01/2025	87	-	-	-	-	-	-	-	-	-	-	-	-	-	-	-	-	-	-
31/01/2025	88	0.30	<0.000010	-	<0.00040	0.063	<0.0030	0.47	<0.000090	0.00031	<0.000050	0.070	0.013	0.0000070	<0.00020	0.000042	0.000040	<0.0020	<0.0020
02/07/2025	89	-	-	-	-	-	-	-	-	-	-	-	-	-	-	-	-	-	-
14/02/2025	90	0.42	<0.000010	-	<0.00040	0.072	<0.0030	0.65	<0.000090	0.00049	<0.000050	0.080	0.019	0.0000090	<0.00020	0.000036	0.000030	<0.0020	<0.0020
21/02/2025	91	-	-	-	-	-	-	-	-	-	-	-	-	-	-	-	-	-	-
28/02/2025	92	0.26	<0.000010	-	<0.00040	0.037	<0.0030	0.47	<0.000090	0.00036	<0.000050	0.060	0.013	0.0000070	<0.00020	0.000037	0.000030	<0.0020	<0.0020
03/07/2025	93	-	-	-	-	-	-	-	-	-	-	-	-	-	-	-	-	-	-
14/03/2025	94	0.33	<0.000010	-	<0.00040	0.051	<0.0030	0.55	<0.000090	0.00040	<0.000050	0.070	0.013	0.000010	<0.00020	0.000045	0.000040	<0.0020	<0.0020
21/03/2025	95	-	-	-	-	-	-	-	-	-	-	-	-	-	-	-	-	-	-
28/03/2025	96	0.20	<0.000010	-	<0.00040	0.039	<0.0030	0.40	<0.000090	0.00031	<0.000050	0.050	0.0091	0.0000070	<0.00020	0.000019	0.000020	<0.0020	<0.0020
04/04/2025	97	-	-	-	-	-	-	-	-	-	-	-	-	-	-	-	-	-	-
04/11/2025	98	0.21	<0.000010	-	<0.00040	0.078	<0.0030	0.40	0.00017	0.00037	<0.000050	0.040	0.011	0.0000080	<0.00020	0.000027	0.000020	<0.0020	<0.0020
18/04/2025	99	-	-	-	-	-	-	-	-	-	-	-	-	-	-	-	-	-	-
25/04/2025	100	0.26	<0.000010	-	<0.00040	0.086	<0.0030	0.46	<0.000090	0.00041	<0.000050	0.070	0.012	0.0000060	<0.00020	0.000027	0.000040	<0.0020	<0.0020
05/02/2025	101	-	-	0.00000074	-	-	-	-	-	-	-	-	-	-	-	-	-	-	-
05/09/2025	102	0.23	0.000010	0.0000088	<0.00040	0.062	<0.0030	0.46	<0.000090	0.00045	<0.000050	0.060	0.013	0.0000050	<0.00020	0.000043	0.000040	<0.0020	<0.0020
16/05/2025	103	-	-	0.0000092	-	-	-	-	-	-	-	-	-	-	-	-	-	-	-
23/05/2025	104	0.22	<0.000010	0.0000098	<0.00040	0.077	<0.0030	0.47	<0.000090	0.00041	0.000060	0.060	0.011	0.000010	<0.00020	0.000049	0.000030	<0.0020	<0.0020
30/05/2025	105	-	-	-	-	-	-	-	-	-	-	-	-	-	-	-	-	-	-
06/06/2025	106	-	-	-	-	-	-	-	-	-	-	-	-	-	-	-	-	-	-
13/06/2025	107	-	-	-	-	-	-	-	-	-	-	-	-	-	-	-	-	-	-
20/06/2025	108	0.24	<0.000010	-	<0.00040	0.056	<0.0030	0.49	<0.000090	0.00036	<0.000050	0.060	0.010	<0.0000050	<0.00020	0.000027	0.000010	<0.0020	<0.0020
27/06/2025	109	-	-	-	-	-	-	-	-	-	-	-	-	-	-	-	-	-	-

Table D-16: Mine Rock Humidity Cell Testing Results (HC-16)

Sample Date	Week Number	Leachate Volume Recovered	pH	Electrical Conductivity	Alkalinity (to pH 4.5)	Acidity (to pH 8.3)	Sulphate	Fluoride	Chloride	Aluminum (Al)	Antimony (Sb)	Arsenic (As)	Beryllium (Be)	Boron (B)	Cadmium (Cd)	Calcium (Ca)	Chromium (Cr)	Cobalt (Co)	Copper (Cu)	Iron (Fe)
Units:	-	mL	pH Units	µS/cm	mg CaCO3/L	mg CaCO3/L	mg/L	mg/L	mg/L	mg/L	mg/L	mg/L	mg/L	mg/L	mg/L	mg/L	mg/L	mg/L	mg/L	mg/L
26/05/2023	0	733	9.3	65	14	<2.0	6.0	<0.060	1.0	0.17	0.0020	0.022	<0.0000070	0.013	0.0000030	5.2	0.00043	0.000046	0.0086	0.013
06/02/2023	1	972	7.6	50	27	<2.0	4.0	<0.060	<1.0	0.15	0.0048	0.087	<0.0000070	0.025	<0.0000030	5.8	0.00029	0.000035	0.0060	0.0080
06/09/2023	2	999	7.4	40	21	<2.0	<2.0	<0.060	<1.0	0.13	0.0029	0.080	<0.0000070	0.0080	0.0000040	4.8	0.000090	0.000036	0.0019	<0.0070
16/06/2023	3	976	7.5	36	15	<2.0	3.0	<0.060	<1.0	0.13	0.0025	0.073	<0.0000070	0.0060	0.0000050	5.0	<0.000080	0.000035	0.0011	<0.0070
23/06/2023	4	975	7.9	35	15	<2.0	<2.0	<0.060	<1.0	0.18	0.0017	0.054	<0.0000070	0.0040	0.0000040	5.1	<0.000080	0.000024	0.00080	<0.0070
30/06/2023	5	1002	7.5	34	14	<2.0	2.0	<0.060	<1.0	0.13	0.0014	0.041	<0.0000070	0.0030	0.0000040	5.0	0.00010	0.000029	0.00060	<0.0070
07/07/2023	6	997	7.6	34	14	<2.0	<2.0	<0.060	<1.0	0.11	0.0011	0.033	<0.0000070	0.0030	0.0000060	4.6	<0.000080	0.000036	0.00050	0.0090
14/07/2023	7	954	7.8	35	13	<2.0	2.0	<0.060	<1.0	0.15	<0.00090	0.027	<0.0000070	0.0030	0.0000040	4.6	<0.000080	0.000028	0.00020	<0.0070
20/07/2023	8	980	7.5	29	12	<2.0	2.0	<0.060	<1.0	0.13	<0.00090	0.019	<0.0000070	<0.0020	<0.0000030	4.0	<0.000080	0.000023	0.00030	<0.0070
28/07/2023	9	998	7.6	36	13	<2.0	2.0	<0.060	<1.0	0.13	<0.00090	0.020	<0.0000070	0.0020	<0.0000030	4.8	<0.000080	0.000010	0.00050	<0.0070
08/04/2023	10	1012	7.6	34	13	<2.0	<2.0	<0.060	<1.0	0.12	<0.00090	0.018	<0.0000070	<0.0020	<0.0000030	4.4	0.0013	0.000057	0.00070	0.43
08/11/2023	11	986	7.8	34	17	<2.0	2.0	<0.060	<1.0	0.16	<0.00090	0.021	<0.0000070	<0.0020	0.0000050	5.4	<0.000080	0.000023	0.00080	0.0070
18/08/2023	12	1003	7.6	32	11	<2.0	2.0	<0.060	<1.0	0.14	<0.00090	0.019	<0.0000070	<0.0020	<0.0000030	4.6	<0.000080	0.000029	0.00050	0.018
25/08/2023	13	993	7.5	33	12	<2.0	<2.0	<0.060	<1.0	0.13	<0.00090	0.018	<0.0000070	0.0030	0.0000050	4.9	<0.000080	0.000024	0.00020	<0.0070
09/01/2023	14	982	7.7	34	12	<2.0	3.0	<0.060	<1.0	0.16	<0.00090	0.018	0.0000090	0.0020	0.0000030	4.9	0.00010	0.000021	0.00040	<0.0070
09/08/2023	15	1002	7.5	34	11	<2.0	3.0	<0.060	<1.0	0.15	<0.00090	0.016	<0.0000070	<0.0020	<0.0000030	4.5	<0.000080	0.000053	0.00080	<0.0070
15/09/2023	16	1004	7.3	32	12	<2.0	<2.0	<0.060	<1.0	0.14	<0.00090	0.016	<0.0000070	<0.0020	0.0000040	4.7	<0.000080	0.000039	<0.00020	<0.0070
22/09/2023	17	998	7.5	33	12	<2.0	3.0	<0.060	<1.0	0.14	<0.00090	0.016	<0.0000070	<0.0020	0.0000050	4.7	0.00017	0.000029	<0.00020	<0.0070
29/09/2023	18	1002	7.3	30	12	<2.0	2.0	<0.060	<1.0	0.12	<0.00090	0.014	<0.0000070	<0.0020	0.0000030	4.5	<0.000080	0.000035	0.00050	<0.0070
10/06/2023	19	999	7.6	27	12	<2.0	3.0	<0.060	<1.0	0.12	<0.00090	0.014	<0.0000070	<0.0020	0.0000040	4.4	<0.000080	0.000026	0.0045	<0.0070
13/10/2023	20	999	7.5	30	11	<2.0	3.0	<0.060	<1.0	0.12	<0.00090	0.013	<0.0000070	<0.0020	<0.0000030	4.1	0.00010	0.000014	0.00050	<0.0070
20/10/2023	21	988	7.4	32	12	<2.0	<2.0	<0.060	<1.0	0.12	<0.00090	0.014	<0.0000070	<0.0020	0.0000060	4.1	0.000090	0.000039	0.00040	<0.0070
27/10/2023	22	1000	7.4	28	11	<2.0	3.0	<0.060	1.0	0.13	<0.00090	0.013	<0.0000070	<0.0020	0.0000050	4.4	<0.000080	0.000031	0.00060	<0.0070
11/03/2023	23	1001	7.3	27	10	<2.0	3.0	<0.060	<1.0	0.11	<0.00090	0.012	<0.0000070	<0.0020	0.0000030	4.3	<0.000080	0.000040	0.0010	<0.0070
11/10/2023	24	968	7.4	24	9.0	<2.0	<2.0	<0.060	1.0	0.093	<0.00090	0.012	<0.0000070	<0.0020	0.000058	4.0	<0.000080	0.000028	<0.00020	<0.0070
17/11/2023	25	1016	7.4	25	10	<2.0	2.0	<0.060	<1.0	0.073	<0.00090	0.0097	<0.0000070	<0.0020	<0.0000030	3.0	<0.000080	0.000029	<0.00020	<0.0070
24/11/2023	26	1012	7.4	26	9.0	<2.0	<2.0	<0.060	<1.0	0.11	<0.00090	0.012	<0.0000070	<0.0020	0.0000050	3.8	<0.000080	0.000047	0.00020	<0.0070
12/01/2023	27	991	7.3	26	10	<2.0	3.0	<0.060	<1.0	0.10	<0.00090	0.012	<0.0000070	<0.0020	0.0000040	4.4	<0.000080	0.000043	0.00030	<0.0070
12/08/2023	28	996	7.3	28	10	<2.0	2.0	<0.060	<1.0	0.12	<0.00090	0.012	<0.0000070	<0.0020	0.0000030	4.3	<0.000080	0.000046	0.00020	<0.0070
15/12/2023	29	1011	7.4	24	9.0	<2.0	2.0	<0.060	<1.0	0.099	<0.00090	0.011	<0.0000070	<0.0020	0.0000030	3.7	<0.000080	0.000024	0.00040	<0.0070
22/12/2023	30	964	7.3	31	11	<2.0	3.0	<0.060	<1.0	0.12	<0.00090	0.012	<0.0000070	<0.0020	0.0000090	4.1	<0.000080	0.000027	0.00030	<0.0070
29/12/2023	31	1015	7.4	25	9.0	<2.0	2.0	<0.060	<1.0	0.099	<0.00090	0.011	<0.0000070	<0.0020	0.0000070	3.9	0.00043	0.000022	<0.00020	<0.0070
01/05/2024	32	997	7.4	29	11	<2.0	<2.0	<0.060	<1.0	0.12	<0.00090	0.011	<0.0000070	<0.0020	0.0000070	3.8	<0.000080	0.000026	<0.00020	<0.0070
01/12/2024	33	995	7.4	28	10	<2.0	<2.0	<0.060	<1.0	0.10	<0.00090	0.011	<0.0000070	<0.0020	0.0000040	3.8	<0.000080	0.000038	0.00020	0.022
19/01/2024	34	999	7.2	26	9.0	<2.0	2.0	<0.060	<1.0	0.11	<0.00090	0.010	<0.0000070	<0.0020	0.0000040	3.8	<0.000080	0.000057	0.00030	<0.0070
26/01/2024	35	999	7.3	25	9.0	<2.0	2.0	<0.060	<1.0	0.093	<0.00090	0.0099	<0.0000070	<0.0020	0.0000050	3.7	<0.000080	0.000029	0.012	<0.0070
02/02/2024	36	997	7.3	23	8.0	<2.0	<2.0	<0.060	<1.0	0.098	<0.00090	0.010	<0.0000070	<0.0020	0.000014	3.7	<0.000080	0.000027	<0.0020	<0.0070
02/09/2024	37	925	7.4	17	6.0	<2.0	2.0	<0.060	<1.0	0.096	<0.00090	0.0071	<0.0000070	<0.0020	0.0000030	2.6	<0.000080	0.000037	0.010	0.017
15/02/2024	38	991	7.4	25	8.0	<2.0	4.0	<0.060	<1.0	0.077	<0.00090	0.0085	<0.0000070	<0.0020	0.0000050	3.8	<0.000080	0.000044	<0.0010	<0.0070
23/02/2024	39	1000	7.4	25	9.0	<2.0	3.0	<0.060	<1.0	0.076	<0.00090	0.0085	<0.0000070	<0.0020	0.0000050	3.8	<0.000080	0.000034	<0.0010	<0.0070
03/01/2024	40	999	7.4	21	8.0	<2.0	3.0	<0.060	<1.0	0.068	<0.00090	0.0077	<0.0000070	<0.0020	0.0000060	3.3	<0.000080	0.000046	<0.0010	<0.0070
03/08/2024	41	997	7.4	21	7.0	<2.0	3.0	<0.060	<1.0	0.065	<0.00090	0.0075	<0.0000070	<0.0020	0.0000040	3.6	<0.000080	0.000044	<0.0010	0.0070
15/03/2024	42	1013	7.3	21	9.0	<2.0	2.0	<0.060	1.0	0.069	<0.00090	0.0080	<0.0000070	<0.0020	0.0000030	3.5	<0.000080	0.000041	<0.0010	<0.0070
22/03/2024	43	1005	7.4	20	8.0	<2.0	3.0	<0.060	<1.0	0.072	<0.00090	0.0079	<0.0000070	<0.0020	0.0000060	3.4	<0.000080	0.000050	<0.0010	<0.0070
29/03/2024	44	1003	7.5	22	8.0	<2.0	3.0	<0.060	<1.0	0.076	<0.00090	0.0077	<0.0000070	<0.0020	0.0000050	3.6	<0.000080	0.000034	<0.0010	<0.0070
04/05/2024	45	994	7.3	21	7.0	<2.0	<2.0	-	-	-	-	-	-	-	-	-	-	-	-	-
04/12/2024	46	1015	7.3	23	7.0	<2.0	2.0	-	-	0.071	<0.00090	0.0074	<0.0000070	<0.0020	0.0000060	3.5	<0.000080	0.000039	<0.0010	<0.0070
19/04/2024	47	987	7.4	21	8.0	<2.0	<2.0	-	-	-	-	-	-	-	-	-	-	-	-	-
26/04/2024	48	999	7.2	27	8.0	<2.0	2.0	-	-	0.069	<0.00090	0.0079	<0.0000070	<0.0020	0.000018	3.8	<0.000080	0.00012	<0.0010	<0.0070
05/02/2024	49	983	7.2	26	8.0	<2.0	2.0	-	-	-	-	-	-	-	-	-	-	-	-	-
05/10/2024	50	995	7.5	25	9.0	<2.0	3.0	-	-	0.088	<0.00090	0.0081	<0.0000070	<0.0020	0.0000050	3.8	<0.000080	0.000044	<0.0010	<0.0070
17/05/2024	51	992	7.4	24	9.0	<2.0	3.0	-	-	-	-	-	-	-	-	-	-	-	-	-
24/05/2024	52	1003	7.5	25	10	<2.0	3.0	-	-	0.079	<0.00090	0.0074	<0.0000070	<0.0020	0.0000040	3.8	<0.000080	0.000042	<0.0010	<0.0070
31/05/2024	53	960	7.1	25	8.0	<2.0	3.0	-	-	-	-	-	-	-	-	-	-	-	-	-
06/07/2024	54	1006	7.3	24	9.0	<2.0	3.0	-	-	0.097	<0.00090	0.0090	<0.0000070	<0.0020	0.0000060	4.2	<0.000080	0.000034	<0.0010	<0.0070
14/06/2024	55	999	7.1	25	9.0	<2.0	3.0	-	-	-	-	-	-	-	-	-	-	-	-	-
21/06/2024	56	1000	7.5	26	10	<2.0	2.4	-	-	0.094	<0.00090	0.0086	<0.0000070	<0.0020	<0.0000030	3.7	<0.000080	0.000039	<0.0010	<0.0070
28/06/2024	57	1000	7.1	26	9.0	<2.0	2.2	-	-	-	-	-	-	-	-	-	-	-	-	-
07/05/2024	58	1011	7.5	25	9.0	<2.0	2.4	-	-	0.078	<0.00090	0.0073	<0.0000070	<0.0020	0.0000040	3.8	<0.000080	0.000096	<0.0010	<0.0070
07/12/2024	59	1018	7.3	24	9.0	<2.0	2.2	-	-	-	-	-	-	-	-	-	-	-	-	-
19/07/2024	60	996	7.4	23	9.0	<2.0	2.2	-	-	0.078	<0.00090	0.0081	<0.0000070	<0.0020	<0.0000030	3.9	<0.000080	0.000040	<0.0010	<0.0070
26/07/2024	61	996	7.0	26	9.0	<2.0	2.2	-	-	-	-	-	-	-	-	-	-	-	-	-
08/02/2024	62	1012	7.3	26	9.0	<2.0	2.6	-	-	0.074	<0.00090	0.0070	<0.0000070	<0.0020	0.0000040	3.7	<0.000080	0.000045	<0.0010	<0.0070
08/09/2024	63	1003	7.3	24	9.0	<2.0	2.9	-	-	-	-	-	-	-	-	-	-	-	-	-
16/08/2024	64	999	7.3	24	9.0	<2.0	3.4	-	-	0.077	<0.00090	0.0066	<0.0000070	<0.0020	0.0000070	4.0	<0.000080	0.000074	<0.0010	<0.0070
23/08/2024	65	1001	7.1	27	12	<2.0	3.4	-	-	-	-	-	-	-	-	-	-	-	-	-
30/08/2024	66	1010	7.1	23	8.0	<2.0	2.8	-	-	0.082	<0.00090	0.0067	<0.0000070	<0.0020	0.0000040	3.9	<0.000080	0.000029	<0.0010	<0.0070
09/06/2024	67	996	7.3	24	10	<2.0	2.6	-	-	-	-	-	-	-	-	-	-	-	-	-
13/09/2024	68	991	7.3	25	8.0	<2.0	2.1	-	-	0.076	<0.00090	0.0060	<0.0000070	<0.0020	0.0000030	3.5	<0.000080	0.000035	<0.0010	0.0090

Table D-16: Mine Rock Humidity Cell Testing Results (HC-16)

Sample Date	Week Number	Leachate Volume Recovered	pH	Electrical Conductivity	Alkalinity (to pH 4.5)	Acidity (to pH 8.3)	Sulphate	Fluoride	Chloride	Aluminum (Al)	Antimony (Sb)	Arsenic (As)	Beryllium (Be)	Boron (B)	Cadmium (Cd)	Calcium (Ca)	Chromium (Cr)	Cobalt (Co)	Copper (Cu)	Iron (Fe)
Units:	-	mL	pH Units	µS/cm	mg CaCO3/L	mg CaCO3/L	mg/L	mg/L	mg/L	mg/L	mg/L	mg/L	mg/L	mg/L	mg/L	mg/L	mg/L	mg/L	mg/L	mg/L
20/09/2024	69	1012	7.0	28	9.0	<2.0	2.6	-	-	-	-	-	-	-	-	-	-	-	-	-
27/09/2024	70	1009	7.0	28	9.0	<2.0	2.6	-	-	0.071	<0.00090	0.0061	<0.0000070	<0.0020	0.0000050	3.7	<0.000080	0.000034	<0.0010	<0.0070
10/04/2024	71	1005	7.2	23	8.0	<2.0	2.0	-	-	-	-	-	-	-	-	-	-	-	-	-
10/11/2024	72	1016	7.2	24	9.0	<2.0	2.2	-	-	0.080	<0.00090	0.0063	<0.0000070	<0.0020	<0.0000030	3.6	<0.000080	0.000030	<0.0010	<0.0070
18/10/2024	73	1012	7.1	28	9.0	<2.0	2.6	-	-	-	-	-	-	-	-	-	-	-	-	-
25/10/2024	74	1002	7.2	27	9.0	<2.0	2.5	-	-	0.079	<0.00090	0.0065	<0.0000070	<0.0020	<0.0000030	4.0	<0.000080	0.000031	<0.0010	<0.0070
11/01/2024	75	992	7.1	24	8.0	<2.0	2.1	-	-	-	-	-	-	-	-	-	-	-	-	-
11/08/2024	76	1007	7.5	28	9.0	<2.0	3.5	-	-	0.071	<0.00090	0.0061	<0.0000070	0.0020	0.0000050	3.7	<0.000080	0.000034	0.0040	<0.0070
15/11/2024	77	996	7.1	26	12	<2.0	2.2	-	-	-	-	-	-	-	-	-	-	-	-	-
22/11/2024	78	1011	7.0	23	7.0	<2.0	2.0	-	-	0.088	<0.00090	0.0059	<0.0000070	<0.0020	<0.0000030	3.6	<0.000080	0.000076	<0.0010	<0.0070
29/11/2024	79	988	7.0	23	8.0	<2.0	2.2	-	-	-	-	-	-	-	-	-	-	-	-	-
12/06/2024	80	1029	7.4	23	10	<2.0	2.4	-	-	0.076	<0.00090	0.0060	<0.0000070	<0.0020	0.0000030	4.1	<0.000080	0.000034	<0.0010	<0.0070
13/12/2024	81	1040	6.9	22	8.0	<2.0	2.3	-	-	-	-	-	-	-	-	-	-	-	-	-
20/12/2024	82	1000	6.8	22	7.0	<2.0	2.3	-	-	0.072	<0.00090	0.0055	<0.0000070	<0.0020	0.0000050	3.6	<0.000080	0.000020	<0.0010	<0.0070
27/12/2024	83	993	7.0	27	9.0	<2.0	2.9	-	-	-	-	-	-	-	-	-	-	-	-	-
01/03/2025	84	1029	7.0	23	8.0	<2.0	2.3	-	-	0.079	<0.00090	0.0061	<0.0000070	<0.0020	0.0000060	3.8	<0.000080	0.000026	<0.0010	<0.0070
01/10/2025	85	1005	6.9	28	9.0	<2.0	2.2	-	-	-	-	-	-	-	-	-	-	-	-	-
17/01/2025	86	995	6.9	23	9.0	<2.0	2.1	-	-	0.088	<0.00090	0.0055	<0.0000070	<0.0020	0.000010	3.3	<0.000080	0.00047	<0.0010	0.045
24/01/2025	87	979	6.8	22	8.0	<2.0	2.3	-	-	-	-	-	-	-	-	-	-	-	-	-
31/01/2025	88	988	7.0	22	7.0	<2.0	2.3	-	-	0.080	<0.00090	0.0054	<0.0000070	<0.0020	<0.0000030	3.0	<0.000080	0.000029	<0.0010	<0.0070
02/07/2025	89	976	6.4	23	9.0	<2.0	3.7	-	-	-	-	-	-	-	-	-	-	-	-	-
14/02/2025	90	1013	6.6	28	10	<2.0	4.2	-	-	0.074	<0.00090	0.0073	0.0000080	<0.0020	<0.0000030	4.2	<0.000080	0.000050	<0.0010	<0.0070
21/02/2025	91	1014	7.0	28	8.0	<2.0	4.0	-	-	-	-	-	-	-	-	-	-	-	-	-
28/02/2025	92	989	6.9	22	7.0	<2.0	3.3	-	-	0.073	<0.00090	0.0051	0.0000090	<0.0020	0.000015	3.7	<0.000080	0.00011	<0.0010	0.026
03/07/2025	93	1006	6.9	24	8.0	<2.0	2.9	-	-	-	-	-	-	-	-	-	-	-	-	-
14/03/2025	94	1013	7.2	24	7.0	<2.0	2.6	-	-	0.058	<0.00090	0.0044	<0.0000070	<0.0020	0.0000030	3.8	<0.000080	0.000033	<0.0010	<0.0070
21/03/2025	95	1004	6.9	24	9.0	<2.0	2.9	-	-	-	-	-	-	-	-	-	-	-	-	-
28/03/2025	96	1007	7.2	25	7.0	<2.0	2.9	-	-	0.065	<0.00090	0.0045	<0.0000070	<0.0020	<0.0000030	3.7	<0.000080	0.000036	<0.0010	<0.0070
04/04/2025	97	971	7.2	21	7.0	<2.0	2.3	-	-	-	-	-	-	-	-	-	-	-	-	-
04/11/2025	98	938	6.9	16	4.0	<2.0	2.2	-	-	0.062	<0.00090	0.0037	<0.0000070	<0.0020	0.0000030	2.3	<0.000080	0.000046	<0.0010	<0.0070
18/04/2025	99	963	7.0	18	6.0	<2.0	2.8	-	-	-	-	-	-	-	-	-	-	-	-	-
25/04/2025	100	966	6.9	19	6.0	<2.0	2.8	-	-	0.053	<0.00090	0.0035	<0.0000070	<0.0020	0.0000030	3.0	<0.000080	0.000079	<0.0010	<0.0070
05/02/2025	101	957	6.6	21	5.0	<2.0	2.6	-	-	-	-	-	-	-	-	-	-	-	-	-
05/09/2025	102	1005	6.9	19	7.0	<2.0	2.9	-	-	0.044	<0.00090	0.0035	<0.0000070	<0.0020	0.0000060	3.3	<0.000080	0.000035	<0.0010	<0.0070
16/05/2025	103	998	6.7	20	7.0	<2.0	2.4	-	-	-	-	-	-	-	-	-	-	-	-	-
23/05/2025	104	964	6.6	18	6.0	<2.0	1.9	-	-	0.052	<0.00090	0.0037	<0.0000070	<0.0020	0.0000060	2.9	<0.000080	0.000030	<0.0010	<0.0070
30/05/2025	105	999	6.9	23	10	<2.0	2.1	-	-	-	-	-	-	-	-	-	-	-	-	-
06/06/2025	106	999	6.8	24	6.0	<2.0	2.0	-	-	-	-	-	-	-	-	-	-	-	-	-
13/06/2025	107	1020	6.8	20	8.0	<2.0	1.8	-	-	-	-	-	-	-	-	-	-	-	-	-
20/06/2025	108	1012	6.4	20	7.0	<2.0	2.0	-	-	0.041	<0.00090	0.0033	<0.0000070	<0.0020	<0.0000030	3.8	<0.000080	0.000028	<0.0010	<0.0070
27/06/2025	109	970	7.4	19	6.0	<2.0	2.1	-	-	-	-	-	-	-	-	-	-	-	-	-

Table D-16: Mine Rock Humidity Cell Testing Results (HC-16)

Sample Date	Week Number	Magnesium (Mg)	Mercury (Hg)	Ultra Trace Mercury (Hg)	Molybdenum (Mo)	Nickel (Ni)	Phosphorus (P)	Potassium (K)	Lead (Pb)	Selenium (Se)	Silver (Ag)	Sodium (Na)	Strontium (Sr)	Thallium (Tl)	Tungsten (W)	Uranium (U)	Vanadium (V)	Zinc (Zn)	Zirconium (Zr)
Units:	-	mg/L	mg/L	mg/L	mg/L	mg/L	mg/L	mg/L	mg/L	mg/L	mg/L	mg/L	mg/L	mg/L	mg/L	mg/L	mg/L	mg/L	mg/L
26/05/2023	0	0.31	<0.000010	-	0.00054	0.0014	0.016	4.2	0.00010	0.00028	<0.000050	3.8	0.022	<0.0000050	0.00088	0.0027	0.0016	<0.0020	<0.0020
06/02/2023	1	0.34	<0.000010	-	0.0011	0.00080	0.0070	4.6	<0.000090	0.00037	<0.000050	2.9	0.029	0.0000050	0.0018	0.021	0.0020	<0.0020	<0.0020
06/09/2023	2	0.28	<0.000010	-	0.00017	0.00050	<0.0030	4.0	<0.000090	0.00017	<0.000050	1.1	0.026	0.0000070	0.00090	0.011	0.0016	<0.0020	<0.0020
16/06/2023	3	0.23	<0.000010	-	0.0010	0.00040	<0.0030	3.5	<0.000090	0.00017	<0.000050	0.60	0.023	0.0000080	0.00052	0.0072	0.0014	<0.0020	<0.0020
23/06/2023	4	0.20	<0.000010	-	0.000090	0.00030	<0.0030	3.6	<0.000090	0.000090	<0.000050	0.39	0.023	0.0000070	0.00044	0.0057	0.0013	<0.0020	<0.0020
30/06/2023	5	0.19	<0.000010	-	0.000090	0.00020	<0.0030	3.0	<0.000090	0.00012	<0.000050	0.29	0.022	0.0000060	0.00040	0.0043	0.0011	<0.0020	<0.0020
07/07/2023	6	0.14	<0.000010	-	0.000080	0.00020	<0.0030	2.6	<0.000090	0.00010	<0.000050	0.17	0.019	0.0000060	0.00036	0.0036	0.00097	<0.0020	<0.0020
14/07/2023	7	0.15	<0.000010	-	0.00014	<0.00010	<0.0030	2.8	<0.000090	0.00011	<0.000050	0.23	0.018	0.0000060	0.00032	0.0033	0.00093	<0.0020	<0.0020
20/07/2023	8	0.13	<0.000010	-	0.000080	0.00020	<0.0030	2.4	<0.000090	0.00010	<0.000050	0.13	0.015	0.000021	0.00024	0.0027	0.00075	<0.0020	<0.0020
28/07/2023	9	0.14	<0.000010	-	0.00016	0.00010	<0.0030	2.6	<0.000090	0.00012	<0.000050	0.16	0.017	0.000011	0.00024	0.0025	0.00081	<0.0020	<0.0020
08/04/2023	10	0.13	<0.000010	-	0.00042	0.0011	<0.0030	2.5	<0.000090	0.000080	<0.000050	0.16	0.015	0.0000080	0.00022	0.0022	0.00073	0.0020	<0.0020
08/11/2023	11	0.13	<0.000010	-	0.00014	<0.00010	0.0040	2.8	<0.000090	0.00013	<0.000050	0.16	0.018	0.0000090	0.00024	0.0024	0.00083	0.0020	<0.0020
18/08/2023	12	0.13	<0.000010	-	0.00020	0.00010	<0.0030	2.5	<0.000090	0.000050	<0.000050	0.18	0.015	0.0000050	0.00020	0.0020	0.00078	<0.0020	<0.0020
25/08/2023	13	0.12	<0.000010	-	0.00054	<0.00010	<0.0030	2.6	<0.000090	0.000080	<0.000050	0.16	0.015	0.0000070	0.00021	0.0019	0.00072	<0.0020	<0.0020
09/01/2023	14	0.12	<0.000010	-	0.000080	<0.00010	<0.0030	2.7	<0.000090	0.000080	<0.000050	0.12	0.015	0.0000050	0.00012	0.0021	0.00076	<0.0020	<0.0020
09/08/2023	15	0.11	0.000010	-	0.00031	<0.00010	<0.0030	2.4	<0.000090	0.000060	<0.000050	0.19	0.013	0.0000070	0.00017	0.0017	0.00071	<0.0020	<0.0020
15/09/2023	16	0.10	<0.000010	-	0.00021	<0.00010	<0.0030	2.3	<0.000090	0.000060	<0.000050	0.090	0.013	0.000013	0.00017	0.0048	0.00066	<0.0020	<0.0020
22/09/2023	17	0.11	<0.000010	-	0.00026	<0.00010	<0.0030	2.4	<0.000090	0.000090	<0.000050	0.11	0.013	0.0000080	0.00013	0.0014	0.00067	0.0020	<0.0020
29/09/2023	18	0.097	<0.000010	-	0.00015	<0.00010	<0.0030	2.3	<0.000090	0.000050	<0.000050	0.090	0.012	0.000010	0.00012	0.0014	0.00064	<0.0020	<0.0020
10/06/2023	19	0.096	<0.000010	-	0.00018	<0.00010	<0.0030	2.1	0.00014	0.000050	<0.000050	0.10	0.011	0.0000090	0.00013	0.0014	0.00057	0.0040	<0.0020
13/10/2023	20	0.082	<0.000010	-	0.00010	<0.00010	<0.0030	2.2	<0.000090	<0.000040	<0.000050	0.090	0.0098	<0.0000050	0.00010	0.0012	0.00046	<0.0020	<0.0020
20/10/2023	21	0.092	<0.000010	-	<0.000040	0.00040	<0.0030	2.1	<0.000090	<0.000040	<0.000050	0.080	0.010	0.0000070	0.00010	0.0012	0.00053	<0.0020	<0.0020
27/10/2023	22	0.090	<0.000010	-	0.00015	<0.00010	<0.0030	2.1	<0.000090	0.000050	<0.000050	0.12	0.0094	0.0000080	0.00014	0.0012	0.00052	<0.0020	<0.0020
11/03/2023	23	0.11	<0.000010	-	0.00034	0.00050	<0.0030	2.1	<0.000090	<0.000040	<0.000050	0.25	0.0063	0.0000080	0.000080	0.0019	0.00048	<0.0020	<0.0020
11/10/2023	24	0.073	0.000010	-	0.00010	<0.00010	<0.0030	1.8	<0.000090	0.000040	<0.000050	0.070	0.0097	0.0000050	0.000070	0.0018	0.00045	0.0050	<0.0020
17/11/2023	25	0.055	<0.000010	-	0.00014	0.00010	<0.0030	1.3	<0.000090	<0.000040	<0.000050	0.050	0.0077	0.0000070	0.000070	0.0011	0.00035	<0.0020	<0.0020
24/11/2023	26	0.071	<0.000010	-	0.00015	0.00010	<0.0030	1.8	<0.000090	<0.000040	<0.000050	0.070	0.0086	0.0000060	0.000070	0.0019	0.00044	<0.0020	<0.0020
12/01/2023	27	0.082	<0.000010	-	0.00017	<0.00010	<0.0030	1.8	<0.000090	<0.000040	<0.000050	0.080	0.0099	0.0000050	0.000040	0.0011	0.00048	<0.0020	<0.0020
12/08/2023	28	0.079	<0.000010	-	0.00022	0.00010	<0.0030	2.0	<0.000090	<0.000040	<0.000050	0.10	0.0086	0.0000050	0.000040	0.00100	0.00046	<0.0020	<0.0020
15/12/2023	29	0.066	<0.000010	-	0.00039	<0.00010	<0.0030	1.8	<0.000090	<0.000040	<0.000050	0.070	0.0081	<0.0000050	0.000040	0.00088	0.00038	<0.0020	<0.0020
22/12/2023	30	0.079	<0.000010	-	0.00030	<0.00010	<0.0030	1.9	<0.000090	0.000040	<0.000050	0.070	0.0087	0.0000060	0.000040	0.00095	0.00045	<0.0020	<0.0020
29/12/2023	31	0.071	<0.000010	-	0.0076	0.00010	<0.0030	1.7	<0.000090	0.000050	<0.000050	0.080	0.0080	0.0000070	0.00092	0.00085	0.00040	<0.0020	<0.0020
01/05/2024	32	0.064	<0.000010	-	0.000060	0.00020	<0.0030	1.7	<0.000090	<0.000040	<0.000050	0.070	0.0081	0.0000060	0.000040	0.00097	0.00045	<0.0020	<0.0020
01/12/2024	33	0.073	<0.000010	-	0.00093	0.00020	<0.0030	1.9	<0.000090	0.000050	<0.000050	0.080	0.0078	0.0000050	0.000050	0.00087	0.00036	<0.0020	<0.0020
19/01/2024	34	0.072	<0.000010	-	0.00064	0.00030	0.0030	1.8	<0.000090	0.000050	<0.000050	0.050	0.0069	0.0000050	0.000040	0.0012	0.00039	<0.0020	<0.0020
26/01/2024	35	0.064	<0.000010	-	<0.00040	0.00020	<0.0030	1.7	<0.000090	<0.000040	<0.000050	0.070	0.0073	0.0000070	<0.00020	0.00094	0.00037	<0.0020	<0.0020
02/02/2024	36	0.078	<0.000010	-	0.018	0.00040	<0.0030	1.7	<0.000090	0.000050	<0.000050	0.12	0.0066	0.0000080	<0.00020	0.00078	0.00039	<0.0020	<0.0020
02/09/2024	37	0.046	<0.000010	-	<0.00040	0.00020	0.0030	1.4	0.00052	<0.000040	<0.000050	0.060	0.0045	0.0000050	<0.00020	0.00044	0.00029	<0.0020	<0.0020
15/02/2024	38	0.065	<0.000010	-	<0.00040	0.00030	<0.0030	1.6	<0.000090	<0.000040	<0.000050	0.10	0.0073	0.0000070	<0.00020	0.0011	0.00031	<0.0020	<0.0020
23/02/2024	39	0.059	<0.000010	-	<0.00040	0.00010	<0.0030	1.5	<0.000090	0.000040	<0.000050	0.070	0.0069	0.0000080	<0.00020	0.0016	0.00026	<0.0020	<0.0020
03/01/2024	40	0.054	<0.000010	-	<0.00040	0.00020	<0.0030	1.4	0.00011	<0.000040	<0.000050	0.060	0.0064	<0.0000050	<0.00020	0.00079	0.00031	<0.0020	<0.0020
03/08/2024	41	0.059	<0.000010	-	0.00070	0.00020	<0.0030	1.4	<0.000090	<0.000040	<0.000050	0.060	0.0064	0.0000050	<0.00020	0.00078	0.00026	<0.0020	<0.0020
15/03/2024	42	0.052	<0.000010	-	<0.00040	<0.00010	<0.0030	1.4	<0.000090	<0.000040	<0.000050	0.060	0.0063	0.0000060	<0.00020	0.00096	0.00027	0.010	<0.0020
22/03/2024	43	0.052	<0.000010	-	<0.00040	0.00030	<0.0030	1.5	<0.000090	<0.000040	<0.000050	0.070	0.0054	0.0000060	<0.00020	0.00073	0.00027	<0.0020	<0.0020
29/03/2024	44	0.058	<0.000010	-	<0.00040	0.00010	<0.0030	1.5	<0.000090	<0.000040	<0.000050	0.070	0.0057	0.0000060	<0.00020	0.00071	0.00029	<0.0020	<0.0020
04/05/2024	45	-	-	-	-	-	-	-	-	-	-	-	-	-	-	-	-	-	-
04/12/2024	46	0.056	<0.000010	-	<0.00040	<0.00010	<0.0030	1.4	<0.000090	<0.000040	<0.000050	0.070	0.0056	0.0000050	<0.00020	0.00068	0.00026	<0.0020	<0.0020
19/04/2024	47	-	-	-	-	-	-	-	-	-	-	-	-	-	-	-	-	-	-
26/04/2024	48	0.060	<0.000010	-	<0.00040	0.00040	<0.0030	1.5	0.00043	<0.000040	<0.000050	0.080	0.0059	0.0000070	<0.00020	0.00079	0.00026	<0.0020	<0.0020
05/02/2024	49	-	-	-	-	-	-	-	-	-	-	-	-	-	-	-	-	-	-
05/10/2024	50	0.053	<0.000010	-	<0.00040	0.00020	<0.0030	1.5	<0.000090	<0.000040	<0.000050	0.060	0.0054	0.0000070	<0.00020	0.00079	0.00029	<0.0020	<0.0020
17/05/2024	51	-	-	-	-	-	-	-	-	-	-	-	-	-	-	-	-	-	-
24/05/2024	52	0.054	<0.000010	-	<0.00040	0.00010	<0.0030	1.5	<0.000090	<0.000040	<0.000050	0.060	0.0051	0.0000060	<0.00020	0.00072	0.00026	<0.0020	<0.0020
31/05/2024	53	-	-	-	-	-	-	-	-	-	-	-	-	-	-	-	-	-	-
06/07/2024	54	0.059	<0.000010	-	<0.00040	0.00020	<0.0030	1.7	<0.000090	<0.000040	<0.000050	0.080	0.0061	0.0000090	<0.00020	0.00086	0.00031	<0.0020	<0.0020
14/06/2024	55	-	-	-	-	-	-	-	-	-	-	-	-	-	-	-	-	-	-
21/06/2024	56	0.054	<0.000010	-	<0.00040	0.00010	<0.0030	1.6	<0.000090	<0.000040	<0.000050	0.050	0.0057	0.0000060	<0.00020	0.00078	0.00029	<0.0020	<0.0020
28/06/2024	57	-	-	-	-	-	-	-	-	-	-	-	-	-	-	-	-	-	-
07/05/2024	58	0.051	<0.000010	-	<0.00040	0.00030	0.0090	1.5	<0.000090	<0.000040	<0.000050	0.070	0.0051	0.0000050	<0.00020	0.00067	0.00024	<0.0020	<0.0020
07/12/2024	59	-	-	-	-	-	-	-	-	-	-	-	-	-	-	-	-	-	-
19/07/2024	60	0.050	<0.000010	-	<0.00040	0.00020	0.0030	1.6	<0.000090	<0.000040	<0.000050	0.090	0.0053	<0.0000050	<0.00020	0.00076	0.00028	<0.0020	<0.0020
26/07/2024	61	-	-	-	-	-	-	-	-	-	-	-	-	-	-	-	-	-	-
08/02/2024	62	0.052	<0.000010	-	<0.00040	0.00020	<0.0030	1.5	<0.000090	<0.000040	<0.000050	0.080	0.0050	0.0000060	<0.00020	0.00067	0.00023	<0.0020	<0.0020
08/09/2024	63	-	-	-	-	-	-	-	-	-	-	-	-	-	-	-	-	-	-
16/08/2024	64	0.057	<0.000010	-	<0.00040	0.00020	<0.0030	1.5	<0.000090	<0.000040	<0.000050	0.060	0.0051	0.0000060	<0.00020	0.00071	0.00021	<0.0020	<0.0020
23/08/2024	65	-	-	-	-	-	-	-	-	-	-	-	-	-	-	-	-	-	-
30/08/2024	66	0.052	<0.000010	-	<0.00040	<0.00010	<0.0030	1.3	<0.000090	<0.000040	<0.000050	0.040	0.0049	0.0000070	<0.00020	0.00070	0.00022	<0.0020	<0.0020
09/06/2024	67	-	-	-	-	-	-	-	-	-	-	-	-	-	-	-	-	-	-
13/09/2024	68	0.046	<0.000010	-	<0.00040	<0.00010	<0.0030	1.3	<0.000090	<0.000040	<0.000050	0.050	0.0042	0.0000050	<0.00020	0.00056	0.00021	<0.0020	<0.0020

Table D-16: Mine Rock Humidity Cell Testing Results (HC-16)

Sample Date	Week Number	Magnesium (Mg)	Mercury (Hg)	Ultra Trace Mercury (Hg)	Molybdenum (Mo)	Nickel (Ni)	Phosphorus (P)	Potassium (K)	Lead (Pb)	Selenium (Se)	Silver (Ag)	Sodium (Na)	Strontium (Sr)	Thallium (Tl)	Tungsten (W)	Uranium (U)	Vanadium (V)	Zinc (Zn)	Zirconium (Zr)
Units:	-	mg/L	mg/L	mg/L	mg/L	mg/L	mg/L	mg/L	mg/L	mg/L	mg/L	mg/L	mg/L	mg/L	mg/L	mg/L	mg/L	mg/L	mg/L
20/09/2024	69	-	-	-	-	-	-	-	-	-	-	-	-	-	-	-	-	-	-
27/09/2024	70	0.046	<0.000010	-	<0.00040	<0.00010	<0.0030	1.4	<0.000090	<0.000040	<0.000050	0.080	0.0046	0.0000060	<0.00020	0.00054	0.00020	<0.0020	<0.0020
10/04/2024	71	-	-	-	-	-	-	-	-	-	-	-	-	-	-	-	-	-	-
10/11/2024	72	0.046	<0.000010	-	<0.00040	<0.00010	<0.0030	1.3	<0.000090	<0.000040	<0.000050	0.060	0.0045	0.0000070	<0.00020	0.00065	0.00020	<0.0020	<0.0020
18/10/2024	73	-	-	-	-	-	-	-	-	-	-	-	-	-	-	-	-	-	-
25/10/2024	74	0.048	<0.000010	-	<0.00040	<0.00010	<0.0030	1.4	<0.000090	<0.000040	<0.000050	0.060	0.0048	0.0000070	<0.00020	0.00048	0.00020	<0.0020	<0.0020
11/01/2024	75	-	-	-	-	-	-	-	-	-	-	-	-	-	-	-	-	-	-
11/08/2024	76	0.063	<0.000010	-	<0.00040	<0.00010	<0.0030	1.4	<0.000090	<0.000040	<0.000050	0.080	0.0048	0.000011	<0.00020	0.00052	0.00017	<0.0020	<0.0020
15/11/2024	77	-	-	-	-	-	-	-	-	-	-	-	-	-	-	-	-	-	-
22/11/2024	78	0.042	<0.000010	-	<0.00040	0.0019	0.0080	1.3	<0.000090	<0.000040	<0.000050	0.070	0.0043	0.0000060	<0.00020	0.00050	0.00020	<0.0020	<0.0020
29/11/2024	79	-	-	-	-	-	-	-	-	-	-	-	-	-	-	-	-	-	-
12/06/2024	80	0.046	<0.000010	-	<0.00040	0.00010	<0.0030	1.4	<0.000090	<0.000040	<0.000050	0.35	0.0048	0.0000090	<0.00020	0.00056	0.00019	<0.0020	<0.0020
13/12/2024	81	-	-	-	-	-	-	-	-	-	-	-	-	-	-	-	-	-	-
20/12/2024	82	0.044	<0.000010	-	<0.00040	<0.00010	<0.0030	1.3	<0.000090	<0.000040	<0.000050	0.050	0.0040	0.0000050	<0.00020	0.00044	0.00018	<0.0020	<0.0020
27/12/2024	83	-	-	-	-	-	-	-	-	-	-	-	-	-	-	-	-	-	-
01/03/2025	84	0.040	<0.000010	-	<0.00040	<0.00010	<0.0030	1.3	<0.000090	<0.000040	<0.000050	0.060	0.0042	0.0000070	<0.00020	0.00055	0.00019	<0.0020	<0.0020
01/10/2025	85	-	-	-	-	-	-	-	-	-	-	-	-	-	-	-	-	-	-
17/01/2025	86	0.039	<0.000010	-	<0.00040	0.00040	<0.0030	1.2	<0.000090	<0.000040	<0.000050	0.050	0.0042	0.0000060	<0.00020	0.00050	0.00020	0.094	<0.0020
24/01/2025	87	-	-	-	-	-	-	-	-	-	-	-	-	-	-	-	-	-	-
31/01/2025	88	0.037	<0.000010	-	<0.00040	<0.00010	<0.0030	1.2	<0.000090	<0.000040	<0.000050	0.050	0.0036	0.0000050	<0.00020	0.00043	0.00017	<0.0020	<0.0020
02/07/2025	89	-	-	-	-	-	-	-	-	-	-	-	-	-	-	-	-	-	-
14/02/2025	90	0.050	<0.000010	-	<0.00040	0.00010	<0.0030	1.3	<0.000090	<0.000040	<0.000050	0.060	0.0056	0.0000090	<0.00020	0.00074	0.00017	<0.0020	<0.0020
21/02/2025	91	-	-	-	-	-	-	-	-	-	-	-	-	-	-	-	-	-	-
28/02/2025	92	0.039	<0.000010	-	<0.00040	0.00040	<0.0030	1.3	0.00015	<0.000040	<0.000050	0.050	0.0042	0.0000070	<0.00020	0.00053	0.00014	0.023	<0.0020
03/07/2025	93	-	-	-	-	-	-	-	-	-	-	-	-	-	-	-	-	-	-
14/03/2025	94	0.041	<0.000010	-	<0.00040	<0.00010	<0.0030	1.3	<0.000090	<0.000040	<0.000050	0.060	0.0040	0.0000060	<0.00020	0.00052	0.00015	<0.0020	<0.0020
21/03/2025	95	-	-	-	-	-	-	-	-	-	-	-	-	-	-	-	-	-	-
28/03/2025	96	0.040	<0.000010	-	<0.00040	<0.00010	<0.0030	1.2	<0.000090	<0.000040	<0.000050	0.050	0.0038	0.0000060	<0.00020	0.00051	0.00012	<0.0020	<0.0020
04/04/2025	97	-	-	-	-	-	-	-	-	-	-	-	-	-	-	-	-	-	-
04/11/2025	98	0.029	<0.000010	-	<0.00040	0.00010	<0.0030	0.82	<0.000090	<0.000040	<0.000050	0.050	0.0027	0.0000060	<0.00020	0.00033	0.00010	<0.0020	<0.0020
18/04/2025	99	-	-	-	-	-	-	-	-	-	-	-	-	-	-	-	-	-	-
25/04/2025	100	0.034	<0.000010	-	<0.00040	0.00020	<0.0030	0.98	<0.000090	<0.000040	<0.000050	0.050	0.0031	0.0000060	<0.00020	0.00034	0.00011	<0.0020	<0.0020
05/02/2025	101	-	-	0.00000071	-	-	-	-	-	-	-	-	-	-	-	-	-	-	-
05/09/2025	102	0.036	<0.000010	0.00000026	<0.00040	<0.00010	<0.0030	1.0	<0.000090	<0.000040	<0.000050	0.040	0.0035	0.0000050	<0.00020	0.00040	0.00010	<0.0020	<0.0020
16/05/2025	103	-	-	0.00000033	-	-	-	-	-	-	-	-	-	-	-	-	-	-	-
23/05/2025	104	0.033	<0.000010	0.00000027	<0.00040	<0.00010	<0.0030	0.97	<0.000090	<0.000040	<0.000050	0.050	0.0031	0.0000050	<0.00020	0.00044	0.00012	<0.0020	<0.0020
30/05/2025	105	-	-	-	-	-	-	-	-	-	-	-	-	-	-	-	-	-	-
06/06/2025	106	-	-	-	-	-	-	-	-	-	-	-	-	-	-	-	-	-	-
13/06/2025	107	-	-	-	-	-	-	-	-	-	-	-	-	-	-	-	-	-	-
20/06/2025	108	0.037	<0.000010	-	<0.00040	<0.00010	<0.0030	1.1	<0.000090	<0.000040	<0.000050	0.050	0.0032	<0.0000050	<0.00020	0.00047	0.000090	<0.0020	<0.0020
27/06/2025	109	-	-	-	-	-	-	-	-	-	-	-	-	-	-	-	-	-	-

Table D-17: Mine Rock Humidity Cell Testing Results (HC-17)

Sample Date	Week Number	Leachate Volume Recovered	pH	Electrical Conductivity	Alkalinity (to pH 4.5)	Acidity (to pH 8.3)	Sulphate	Fluoride	Chloride	Aluminum (Al)	Antimony (Sb)	Arsenic (As)	Beryllium (Be)	Boron (B)	Cadmium (Cd)	Calcium (Ca)	Chromium (Cr)	Cobalt (Co)	Copper (Cu)	Iron (Fe)
Units:	-	mL	pH Units	µS/cm	mg CaCO3/L	mg CaCO3/L	mg/L	mg/L	mg/L	mg/L	mg/L	mg/L	mg/L	mg/L	mg/L	mg/L	mg/L	mg/L	mg/L	mg/L
26/05/2023	0	687	8.4	75	10	<2.0	11	0.12	3.0	0.17	0.0015	0.0045	<0.0000070	0.011	0.0000030	5.5	0.00020	0.000066	0.0066	0.0070
06/02/2023	1	1000	7.2	32	9.0	<2.0	4.0	<0.060	<1.0	0.071	0.0030	0.013	<0.0000070	0.014	0.0000050	4.4	0.00014	0.000079	0.0055	<0.0070
06/09/2023	2	997	6.8	17	6.0	<2.0	<2.0	<0.060	<1.0	0.038	0.0019	0.012	<0.0000070	0.0050	0.0000040	2.3	0.000090	0.000080	0.0019	<0.0070
16/06/2023	3	976	6.9	16	6.0	<2.0	2.0	<0.060	<1.0	0.028	0.0016	0.017	<0.0000070	0.0030	0.0000050	2.3	<0.000080	0.000059	0.0012	<0.0070
23/06/2023	4	975	7.1	18	7.0	<2.0	2.0	<0.060	<1.0	0.048	0.0015	0.026	<0.0000070	0.0030	0.000010	2.6	<0.000080	0.000066	0.00090	<0.0070
30/06/2023	5	998	6.8	13	3.0	<2.0	<2.0	<0.060	<1.0	0.022	0.0010	0.019	<0.0000070	<0.0020	0.0000050	1.8	<0.000080	0.000079	0.00050	<0.0070
07/07/2023	6	956	6.9	14	3.0	<2.0	2.0	<0.060	<1.0	0.016	<0.00090	0.024	<0.0000070	0.0020	0.0000060	1.9	<0.000080	0.000083	0.00050	0.014
14/07/2023	7	986	7.1	15	4.0	<2.0	2.0	<0.060	<1.0	0.017	<0.00090	0.029	<0.0000070	0.0030	<0.0000030	2.1	<0.000080	0.000087	0.0016	<0.0070
20/07/2023	8	933	6.7	14	3.0	2.0	2.0	<0.060	<1.0	0.018	<0.00090	0.029	<0.0000070	<0.0020	<0.0000030	1.7	<0.000080	0.000067	0.00050	<0.0070
28/07/2023	9	1002	6.9	16	4.0	<2.0	<2.0	<0.060	<1.0	0.015	<0.00090	0.036	0.0000070	<0.0020	0.0000050	2.0	<0.000080	0.000093	0.00050	0.021
08/04/2023	10	965	6.9	15	3.0	<2.0	<2.0	<0.060	<1.0	0.021	<0.00090	0.043	<0.0000070	<0.0020	0.0000030	2.1	<0.000080	0.000086	0.00060	0.027
08/11/2023	11	968	6.6	19	6.0	<2.0	2.0	<0.060	<1.0	0.034	<0.00090	0.071	<0.0000070	<0.0020	0.0000060	3.2	<0.000080	0.00011	0.00030	<0.0070
18/08/2023	12	977	6.8	13	3.0	<2.0	2.0	<0.060	<1.0	0.018	<0.00090	0.046	<0.0000070	<0.0020	0.0000060	2.0	0.000080	0.00010	0.00060	0.027
25/08/2023	13	994	6.9	17	4.0	<2.0	<2.0	<0.060	<1.0	0.013	<0.00090	0.044	<0.0000070	<0.0020	<0.0000030	2.2	<0.000080	0.00010	0.00030	<0.0070
09/01/2023	14	968	7.1	20	5.0	<2.0	3.0	<0.060	<1.0	0.026	<0.00090	0.067	<0.0000070	<0.0020	0.0000040	3.0	0.00026	0.00014	0.00030	<0.0070
09/08/2023	15	997	7.0	18	4.0	<2.0	2.0	<0.060	<1.0	0.022	<0.00090	0.057	<0.0000070	<0.0020	<0.0000030	2.6	<0.000080	0.00014	0.00030	<0.0070
15/09/2023	16	998	6.8	19	5.0	<2.0	2.0	<0.060	<1.0	0.030	<0.00090	0.066	<0.0000070	<0.0020	0.0000030	3.0	<0.000080	0.00014	0.00020	<0.0070
22/09/2023	17	999	6.8	14	4.0	<2.0	3.0	<0.060	<1.0	0.016	<0.00090	0.043	<0.0000070	0.0070	0.0000070	2.2	<0.000080	0.00012	<0.00020	<0.0070
29/09/2023	18	969	6.8	12	4.0	<2.0	2.0	<0.060	<1.0	0.014	<0.00090	0.040	<0.0000070	<0.0020	0.0000030	1.9	<0.000080	0.00011	0.00040	<0.0070
10/06/2023	19	975	6.9	13	3.0	<2.0	2.0	<0.060	<1.0	0.014	<0.00090	0.042	<0.0000070	<0.0020	0.0000060	2.1	<0.000080	0.00011	0.0039	<0.0070
13/10/2023	20	1004	6.9	14	4.0	<2.0	<2.0	<0.060	<1.0	0.013	<0.00090	0.039	<0.0000070	<0.0020	<0.0000030	1.9	<0.000080	0.00011	0.00050	<0.0070
20/10/2023	21	968	7.0	15	4.0	<2.0	2.0	<0.060	<1.0	0.012	<0.00090	0.037	<0.0000070	<0.0020	0.0000040	1.8	<0.000080	0.00012	0.00070	<0.0070
27/10/2023	22	991	6.8	12	3.0	<2.0	3.0	<0.060	1.0	0.012	<0.00090	0.035	<0.0000070	<0.0020	0.0000060	1.9	<0.000080	0.00013	<0.00020	<0.0070
11/03/2023	23	997	6.7	12	3.0	<2.0	2.0	<0.060	<1.0	0.011	<0.00090	0.036	<0.0000070	0.0030	0.0000050	2.1	0.000080	0.00018	0.0015	<0.0070
11/10/2023	24	962	6.8	12	3.0	<2.0	3.0	<0.060	1.0	0.011	<0.00090	0.039	<0.0000070	<0.0020	0.0000080	2.1	<0.000080	0.00014	0.00020	<0.0070
17/11/2023	25	1011	6.8	12	3.0	<2.0	2.0	<0.060	<1.0	0.0070	<0.00090	0.029	<0.0000070	<0.0020	0.0000060	1.5	<0.000080	0.00013	0.00030	<0.0070
24/11/2023	26	1007	6.8	12	4.0	<2.0	2.0	<0.060	<1.0	0.012	<0.00090	0.033	<0.0000070	<0.0020	0.0000050	1.8	<0.000080	0.00013	0.00020	<0.0070
12/01/2023	27	947	6.7	13	2.0	<2.0	2.0	<0.060	<1.0	0.012	<0.00090	0.034	0.0000080	<0.0020	0.0000030	2.0	<0.000080	0.00017	<0.00020	<0.0070
12/08/2023	28	994	6.6	12	2.0	<2.0	<2.0	<0.060	<1.0	0.0090	<0.00090	0.030	<0.0000070	<0.0020	0.0000050	1.9	<0.000080	0.00017	<0.00020	<0.0070
15/12/2023	29	968	7.0	16	4.0	<2.0	3.0	<0.060	<1.0	0.050	<0.00090	0.052	<0.0000070	<0.0020	0.0000030	2.3	<0.000080	0.00019	0.00030	<0.0070
22/12/2023	30	967	6.9	14	4.0	<2.0	2.0	<0.060	<1.0	0.020	<0.00090	0.031	<0.0000070	<0.0020	0.0000030	1.8	<0.000080	0.00013	<0.00020	<0.0070
29/12/2023	31	994	6.9	17	4.0	<2.0	3.0	<0.060	<1.0	0.018	<0.00090	0.031	<0.0000070	<0.0020	<0.0000030	2.3	<0.000080	0.00017	<0.00020	<0.0070
01/05/2024	32	990	7.0	17	5.0	<2.0	2.0	<0.060	<1.0	0.023	<0.00090	0.030	<0.0000070	<0.0020	0.0000040	2.2	<0.000080	0.00017	0.00020	<0.0070
01/12/2024	33	1001	6.9	13	4.0	<2.0	<2.0	<0.060	<1.0	0.013	<0.00090	0.020	<0.0000070	<0.0020	0.0000050	1.7	<0.000080	0.00015	0.00020	<0.0070
19/01/2024	34	1000	6.7	11	3.0	<2.0	<2.0	<0.060	<1.0	0.017	<0.00090	0.017	<0.0000070	<0.0020	0.0000040	1.8	<0.000080	0.00013	<0.00020	<0.0070
26/01/2024	35	1039	6.7	11	3.0	<2.0	2.0	<0.060	<1.0	0.0080	<0.00090	0.013	<0.0000070	<0.0020	0.0000040	1.7	<0.000080	0.00017	<0.0020	<0.0070
02/02/2024	36	997	6.6	10	2.0	<2.0	<2.0	<0.060	<1.0	0.012	<0.00090	0.015	<0.0000070	<0.0020	0.000016	1.6	<0.000080	0.00013	<0.0020	<0.0070
02/09/2024	37	932	6.9	14	2.0	2.0	3.0	<0.060	<1.0	0.018	<0.00090	0.017	<0.0000070	<0.0020	0.0000050	2.1	<0.000080	0.00015	<0.0010	0.0090
15/02/2024	38	1000	6.7	10	2.0	2.0	3.0	<0.060	<1.0	0.010	<0.00090	0.016	<0.0000070	<0.0020	0.000066	1.4	<0.000080	0.00017	<0.0010	0.0070
23/02/2024	39	949	6.8	13	2.0	<2.0	4.0	<0.060	<1.0	0.016	<0.00090	0.022	<0.0000070	<0.0020	0.0000060	2.0	<0.000080	0.00018	<0.0010	<0.0070
03/01/2024	40	1009	6.8	11	4.0	<2.0	3.0	<0.060	<1.0	0.024	<0.00090	0.019	0.0000070	<0.0020	0.000013	1.7	<0.000080	0.00017	<0.0010	<0.0070
03/08/2024	41	1006	6.8	8.0	2.0	<2.0	2.0	<0.060	<1.0	0.0080	<0.00090	0.012	<0.0000070	<0.0020	0.0000030	1.4	<0.000080	0.00017	<0.0010	<0.0070
15/03/2024	42	1000	6.7	11	2.0	<2.0	2.0	<0.060	<1.0	0.011	<0.00090	0.015	<0.0000070	<0.0020	0.0000040	1.7	<0.000080	0.00020	<0.0010	<0.0070
22/03/2024	43	979	6.6	8.0	2.0	<2.0	2.0	<0.060	<1.0	0.0060	<0.00090	0.011	<0.0000070	<0.0020	0.0000070	1.3	<0.000080	0.00018	<0.0010	<0.0070
29/03/2024	44	1008	6.8	11	3.0	<2.0	3.0	<0.060	<1.0	0.0090	<0.00090	0.012	<0.0000070	<0.0020	0.000010	1.7	<0.000080	0.00023	<0.0010	<0.0070
04/05/2024	45	996	6.6	11	2.0	<2.0	2.0	-	-	-	-	-	-	-	-	-	-	-	-	-
04/12/2024	46	956	6.6	9.0	<2.0	<2.0	<2.0	-	-	0.0090	<0.00090	0.0087	<0.0000070	<0.0020	0.0000040	1.4	<0.000080	0.00026	<0.0010	<0.0070
19/04/2024	47	983	6.4	9.0	<2.0	<2.0	<2.0	-	-	-	-	-	-	-	-	-	-	-	-	-
26/04/2024	48	998	6.4	11	<2.0	<2.0	2.0	-	-	0.019	<0.00090	0.0076	<0.0000070	0.0030	0.0000060	1.4	<0.000080	0.00035	<0.0010	<0.0070
05/02/2024	49	1015	6.5	10	<2.0	2.0	2.0	-	-	-	-	-	-	-	-	-	-	-	-	-
05/10/2024	50	989	6.4	13	<2.0	<2.0	3.0	-	-	0.0040	<0.00090	0.0065	<0.0000070	<0.0020	0.0000050	1.3	<0.000080	0.00027	<0.0010	<0.0070
17/05/2024	51	1001	6.5	10	<2.0	2.0	3.0	-	-	-	-	-	-	-	-	-	-	-	-	-
24/05/2024	52	1002	6.4	9.0	<2.0	<2.0	3.0	-	-	0.22	<0.00090	0.0058	<0.0000070	<0.0020	0.0000050	1.3	0.00016	0.00030	<0.0010	<0.0070
31/05/2024	53	979	6.5	11	<2.0	2.0	3.0	-	-	-	-	-	-	-	-	-	-	-	-	-
06/07/2024	54	939	6.4	10	<2.0	<2.0	3.0	-	-	0.0060	<0.00090	0.0093	<0.0000070	<0.0020	0.000022	1.6	0.00010	0.00039	<0.0010	<0.0070
14/06/2024	55	1007	6.5	12	<2.0	2.0	3.0	-	-	-	-	-	-	-	-	-	-	-	-	-
21/06/2024	56	997	6.4	10	<2.0	3.0	2.1	-	-	0.0040	<0.00090	0.0064	<0.0000070	<0.0020	<0.0000030	1.3	<0.000080	0.00038	<0.0010	<0.0070
28/06/2024	57	1003	6.1	10	<2.0	3.0	2.0	-	-	-	-	-	-	-	-	-	-	-	-	-
07/05/2024	58	1010	6.6	11	2.0	2.0	3.0	-	-	0.0040	<0.00090	0.0055	<0.0000070	<0.0020	0.0000090	1.5	<0.000080	0.00062	<0.0010	<0.0070
07/12/2024	59	1008	6.5	10	<2.0	<2.0	2.0	-	-	-	-	-	-	-	-	-	-	-	-	-
19/07/2024	60	1014	6.8	6.0	<2.0	<2.0	1.6	-	-	0.0020	<0.00090	0.0029	<0.0000070	<0.0020	0.000017	0.90	<0.000080	0.00044	<0.0010	<0.0070
26/07/2024	61	992	6.0	12	<2.0	5.0	2.6	-	-	-	-	-	-	-	-	-	-	-	-	-
08/02/2024	62	1000	6.2	10	<2.0	5.0	2.0	-	-	0.0030	<0.00090	0.0038	<0.0000070	<0.0020	0.000071	1.2	<0.000080	0.00073	<0.0010	<0.0070
08/09/2024	63	1008	6.3	11	<2.0	<2.0	2.7	-	-	-	-	-	-	-	-	-	-	-	-	-
16/08/2024	64	1004	6.2	8.0	<2.0	2.0	2.6	-	-	0.0030	<0.00090	0.0029	<0.0000070	<0.0020	0.000071	1.2	<0.000080	0.00087	<0.0010	<0.0070
23/08/2024	65	925	6.0	12	<2.0	5.0	4.1	-	-	-	-	-	-	-	-	-	-	-	-	-
30/08/2024	66	984	6.1	10	<2.0	3.0	2.7	-	-	0.0010	<0.00090	0.0026	<0.0000070	<0.0020	0.000035	1.3	<0.000080	0.0014	<0.0010	<0.0070
09/06/2024	67	992	6.2	10	<2.0	3.0	2.5	-	-	-	-	-	-	-	-	-	-	-	-	-
13/09/2024	68	954	6.0	11	<2.0	3.0	4.2	-	-	0.0020	<0.00090	0.0024	<0.0000070	<0.0020	0.000081	1.4	<0.000080	0.0016	<0.0010	<0.0070

Table D-17: Mine Rock Humidity Cell Testing Results (HC-17)

Sample Date	Week Number	Leachate Volume Recovered	pH	Electrical Conductivity	Alkalinity (to pH 4.5)	Acidity (to pH 8.3)	Sulphate	Fluoride	Chloride	Aluminum (Al)	Antimony (Sb)	Arsenic (As)	Beryllium (Be)	Boron (B)	Cadmium (Cd)	Calcium (Ca)	Chromium (Cr)	Cobalt (Co)	Copper (Cu)	Iron (Fe)
Units:	-	mL	pH Units	µS/cm	mg CaCO3/L	mg CaCO3/L	mg/L	mg/L	mg/L	mg/L	mg/L	mg/L	mg/L	mg/L	mg/L	mg/L	mg/L	mg/L	mg/L	mg/L
20/09/2024	69	984	6.2	11	<2.0	7.0	2.5	-	-	-	-	-	-	-	-	-	-	-	-	-
27/09/2024	70	893	6.2	11	<2.0	6.0	2.7	-	-	0.0020	<0.00090	0.0020	<0.0000070	<0.0020	0.000021	1.1	<0.000080	0.0016	<0.0010	<0.0070
10/04/2024	71	1010	6.3	11	<2.0	3.0	3.0	-	-	-	-	-	-	-	-	-	-	-	-	-
10/11/2024	72	1007	6.7	9.0	<2.0	5.0	2.3	-	-	0.0020	<0.00090	0.0017	<0.0000070	<0.0020	0.000039	1.1	<0.000080	0.0020	<0.0010	0.0080
18/10/2024	73	1000	6.1	11	<2.0	4.0	2.7	-	-	-	-	-	-	-	-	-	-	-	-	-
25/10/2024	74	1003	6.1	11	<2.0	5.0	2.7	-	-	0.0010	<0.00090	0.0015	<0.0000070	<0.0020	0.000033	1.3	<0.000080	0.0025	<0.0010	0.0070
11/01/2024	75	1003	6.5	11	<2.0	6.0	2.7	-	-	-	-	-	-	-	-	-	-	-	-	-
11/08/2024	76	1004	5.9	11	<2.0	<2.0	2.4	-	-	0.0030	<0.00090	0.0013	<0.0000070	<0.0020	0.000029	1.1	<0.000080	0.0028	<0.0010	0.013
15/11/2024	77	996	6.4	12	<2.0	4.0	2.5	-	-	-	-	-	-	-	-	-	-	-	-	-
22/11/2024	78	1010	6.1	11	<2.0	5.0	2.7	-	-	0.0030	<0.00090	0.0012	<0.0000070	<0.0020	0.000027	1.3	0.00010	0.0028	<0.0010	0.016
29/11/2024	79	988	6.0	10	<2.0	5.0	2.4	-	-	-	-	-	-	-	-	-	-	-	-	-
12/06/2024	80	996	5.9	9.0	<2.0	4.0	2.7	-	-	0.0050	<0.00090	0.00090	<0.0000070	<0.0020	0.000051	1.2	<0.000080	0.0035	0.0010	0.028
13/12/2024	81	1009	6.1	12	<2.0	5.0	3.7	-	-	-	-	-	-	-	-	-	-	-	-	-
20/12/2024	82	1000	5.9	13	<2.0	6.0	3.3	-	-	0.0050	<0.00090	0.00070	<0.0000070	<0.0020	0.000050	1.3	<0.000080	0.0037	0.0010	0.034
27/12/2024	83	1002	6.0	16	2.0	6.0	4.2	-	-	-	-	-	-	-	-	-	-	-	-	-
01/03/2025	84	1016	5.8	11	<2.0	5.0	3.4	-	-	0.0070	<0.00090	0.00080	<0.0000070	<0.0020	0.000059	1.4	<0.000080	0.0042	0.0020	0.070
01/10/2025	85	1017	6.2	14	<2.0	6.0	3.5	-	-	-	-	-	-	-	-	-	-	-	-	-
17/01/2025	86	1005	5.9	12	<2.0	5.0	3.2	-	-	0.010	<0.00090	0.00060	<0.0000070	<0.0020	0.000053	1.2	<0.000080	0.0050	0.0020	0.10
24/01/2025	87	979	5.5	13	<2.0	5.0	3.5	-	-	-	-	-	-	-	-	-	-	-	-	-
31/01/2025	88	990	5.4	14	<2.0	6.0	4.5	-	-	0.019	<0.00090	0.00070	<0.0000070	<0.0020	0.000080	1.4	<0.000080	0.0068	0.0030	0.19
02/07/2025	89	1014	6.1	16	<2.0	5.0	4.6	-	-	-	-	-	-	-	-	-	-	-	-	-
14/02/2025	90	1002	5.9	15	<2.0	5.0	4.6	-	-	0.024	<0.00090	0.00060	<0.0000070	<0.0020	0.00013	1.5	<0.000080	0.0065	0.0030	0.23
21/02/2025	91	945	5.6	17	<2.0	7.0	5.9	-	-	-	-	-	-	-	-	-	-	-	-	-
28/02/2025	92	1008	5.4	16	<2.0	7.0	4.8	-	-	0.029	<0.00090	0.00090	<0.0000070	<0.0020	0.000099	1.3	<0.000080	0.0068	0.0030	0.31
03/07/2025	93	1003	5.6	15	<2.0	7.0	5.1	-	-	-	-	-	-	-	-	-	-	-	-	-
14/03/2025	94	1008	6.0	15	<2.0	7.0	4.8	-	-	0.034	<0.00090	0.0025	0.0000070	<0.0020	0.000085	1.3	<0.000080	0.0070	0.0040	0.38
21/03/2025	95	1024	5.3	14	<2.0	6.0	4.6	-	-	-	-	-	-	-	-	-	-	-	-	-
28/03/2025	96	1004	5.1	15	<2.0	6.0	8.5	-	-	0.036	<0.00090	0.00050	0.0000070	<0.0020	0.000080	1.3	<0.000080	0.0067	0.0040	0.27
04/04/2025	97	1006	5.5	15	<2.0	7.0	5.4	-	-	-	-	-	-	-	-	-	-	-	-	-
04/11/2025	98	986	5.1	17	<2.0	7.0	6.2	-	-	0.049	<0.00090	0.00070	0.0000080	<0.0020	0.000079	1.2	<0.000080	0.0077	0.0050	0.45
18/04/2025	99	993	5.5	19	<2.0	8.0	5.3	-	-	-	-	-	-	-	-	-	-	-	-	-
25/04/2025	100	1008	5.9	14	<2.0	5.0	5.4	-	-	0.049	<0.00090	0.00060	0.0000080	<0.0020	0.000088	1.2	<0.000080	0.0079	0.0040	0.55
05/02/2025	101	1003	4.9	15	<2.0	8.0	4.1	-	-	-	-	-	-	-	-	-	-	-	-	-
05/09/2025	102	1015	5.3	14	<2.0	10	5.2	-	-	0.048	<0.00090	0.00060	0.0000080	<0.0020	0.000072	1.2	<0.000080	0.0074	0.0050	0.55
16/05/2025	103	993	5.3	13	<2.0	8.0	5.2	-	-	-	-	-	-	-	-	-	-	-	-	-
23/05/2025	104	998	5.1	15	<2.0	13	5.0	-	-	0.053	<0.00090	0.00060	0.0000080	<0.0020	0.000098	1.1	<0.000080	0.0082	0.0040	0.63
30/05/2025	105	1008	5.4	14	<2.0	8.0	4.9	-	-	-	-	-	-	-	-	-	-	-	-	-
06/06/2025	106	1003	5.0	15	<2.0	9.0	6.2	-	-	-	-	-	-	-	-	-	-	-	-	-
13/06/2025	107	1020	5.4	13	<2.0	6.0	4.6	-	-	-	-	-	-	-	-	-	-	-	-	-
20/06/2025	108	999	4.8	13	<2.0	5.0	5.5	-	-	0.049	<0.00090	0.00060	0.0000070	<0.0020	0.000097	1.1	<0.000080	0.0078	0.0040	0.73
27/06/2025	109	1011	5.4	14	<2.0	6.0	7.6	-	-	-	-	-	-	-	-	-	-	-	-	-

Table D-17: Mine Rock Humidity Cell Testing Results (HC-17)

Sample Date	Week Number	Magnesium (Mg)	Mercury (Hg)	Ultra Trace Mercury (Hg)	Molybdenum (Mo)	Nickel (Ni)	Phosphorus (P)	Potassium (K)	Lead (Pb)	Selenium (Se)	Silver (Ag)	Sodium (Na)	Strontium (Sr)	Thallium (Tl)	Tungsten (W)	Uranium (U)	Vanadium (V)	Zinc (Zn)	Zirconium (Zr)
Units:	-	mg/L	mg/L	mg/L	mg/L	mg/L	mg/L	mg/L	mg/L	mg/L	mg/L	mg/L	mg/L	mg/L	mg/L	mg/L	mg/L	mg/L	mg/L
26/05/2023	0	0.38	<0.000010	-	0.0012	0.0012	0.0060	3.2	0.000090	0.00033	<0.000050	5.1	0.019	0.0000060	0.00066	0.0011	0.00058	<0.0020	<0.0020
06/02/2023	1	0.30	<0.000010	-	0.00069	0.00050	<0.0030	1.7	<0.000090	0.00026	<0.000050	1.6	0.014	<0.0000050	0.00083	0.0039	0.00054	<0.0020	<0.0020
06/09/2023	2	0.17	<0.000010	-	0.00044	0.00040	<0.0030	0.88	<0.000090	0.000070	<0.000050	0.62	0.0080	<0.0000050	0.00038	0.0034	0.00037	0.0030	<0.0020
16/06/2023	3	0.16	<0.000010	-	0.00025	0.00020	<0.0030	0.76	<0.000090	0.000070	<0.000050	0.38	0.0077	<0.0000050	0.00022	0.0024	0.00033	<0.0020	<0.0020
23/06/2023	4	0.18	<0.000010	-	0.00011	0.00020	<0.0030	0.93	<0.000090	0.000050	<0.000050	0.35	0.0093	<0.0000050	0.00024	0.0031	0.00048	<0.0020	<0.0020
30/06/2023	5	0.12	<0.000010	-	0.00023	0.00030	<0.0030	0.50	<0.000090	<0.000040	<0.000050	0.16	0.0063	<0.0000050	0.00014	0.0027	0.00028	<0.0020	<0.0020
07/07/2023	6	0.12	<0.000010	-	0.00012	0.00020	<0.0030	0.53	<0.000090	<0.000040	<0.000050	0.12	0.0070	<0.0000050	0.00010	0.0017	0.00030	<0.0020	<0.0020
14/07/2023	7	0.14	<0.000010	-	0.00058	0.00030	<0.0030	0.56	0.00014	0.000060	<0.000050	0.25	0.0071	<0.0000050	0.00011	0.0018	0.00035	<0.0020	<0.0020
20/07/2023	8	0.13	0.000010	-	0.000090	0.00020	<0.0030	0.50	<0.000090	0.000050	<0.000050	0.10	0.0060	0.000014	0.000070	0.0012	0.00033	<0.0020	<0.0020
28/07/2023	9	0.13	<0.000010	-	0.00011	0.0020	<0.0030	0.49	<0.000090	0.000070	<0.000050	0.12	0.0067	<0.0000050	0.000060	0.0019	0.00034	0.0020	<0.0020
08/04/2023	10	0.14	<0.000010	-	0.00062	0.00040	<0.0030	0.55	<0.000090	<0.000040	<0.000050	0.15	0.0072	<0.0000050	0.000070	0.0017	0.00040	0.0020	<0.0020
08/11/2023	11	0.16	<0.000010	-	0.000090	0.00030	<0.0030	0.70	<0.000090	0.000080	<0.000050	0.13	0.0097	<0.0000050	0.000060	0.0029	0.00057	<0.0020	<0.0020
18/08/2023	12	0.11	<0.000010	-	0.00012	0.00030	<0.0030	0.47	<0.000090	<0.000040	<0.000050	0.14	0.0064	<0.0000050	0.000040	0.0013	0.00039	0.0020	<0.0020
25/08/2023	13	0.10	<0.000010	-	0.000080	0.00020	<0.0030	0.47	<0.000090	<0.000040	<0.000050	0.10	0.0070	<0.0000050	0.000050	0.0013	0.00034	<0.0020	<0.0020
09/01/2023	14	0.14	<0.000010	-	0.000090	0.00030	<0.0030	0.66	<0.000090	0.000060	<0.000050	0.11	0.0092	<0.0000050	0.000050	0.0019	0.00056	<0.0020	<0.0020
09/08/2023	15	0.11	<0.000010	-	0.00015	0.00030	<0.0030	0.49	<0.000090	<0.000040	<0.000050	0.13	0.0077	<0.0000050	0.000050	0.0017	0.00044	<0.0020	<0.0020
15/09/2023	16	0.11	<0.000010	-	0.000060	0.00020	<0.0030	0.57	<0.000090	0.000060	<0.000050	0.060	0.0086	<0.0000050	0.000060	0.0017	0.00047	<0.0020	<0.0020
22/09/2023	17	0.095	<0.000010	-	0.0012	0.00020	<0.0030	0.46	<0.000090	<0.000040	<0.000050	0.070	0.0061	<0.0000050	0.000080	0.00091	0.00033	<0.0020	<0.0020
29/09/2023	18	0.071	<0.000010	-	0.000050	0.00020	<0.0030	0.42	<0.000090	<0.000040	<0.000050	0.060	0.0054	<0.0000050	0.000030	0.00087	0.00032	<0.0020	<0.0020
10/06/2023	19	0.078	<0.000010	-	0.00016	0.00020	<0.0030	0.43	0.00013	<0.000040	<0.000050	0.070	0.0057	0.0000050	0.000040	0.00093	0.00030	0.0030	<0.0020
13/10/2023	20	0.067	<0.000010	-	0.00022	0.00020	<0.0030	0.37	<0.000090	<0.000040	<0.000050	0.060	0.0052	<0.0000050	0.000040	0.00095	0.00027	<0.0020	<0.0020
20/10/2023	21	0.081	<0.000010	-	0.000040	0.0013	<0.0030	0.35	<0.000090	<0.000040	<0.000050	0.060	0.0052	<0.0000050	0.000040	0.00088	0.00024	<0.0020	<0.0020
27/10/2023	22	0.072	<0.000010	-	0.00016	0.00030	<0.0030	0.41	<0.000090	<0.000040	<0.000050	0.10	0.0050	<0.0000050	0.000060	0.00085	0.00029	<0.0020	<0.0020
11/03/2023	23	0.16	<0.000010	-	0.00018	0.0022	<0.0030	0.44	0.00011	<0.000040	<0.000050	0.49	0.0032	<0.0000050	<0.000020	0.00069	0.00027	<0.0020	<0.0020
11/10/2023	24	0.066	0.000010	-	0.00011	0.00020	<0.0030	0.42	<0.000090	<0.000040	<0.000050	0.060	0.0058	<0.0000050	<0.000020	0.00067	0.00029	<0.0020	<0.0020
17/11/2023	25	0.047	<0.000010	-	0.000070	0.00030	<0.0030	0.28	<0.000090	<0.000040	<0.000050	0.040	0.0046	<0.0000050	0.000030	0.0011	0.00019	<0.0020	<0.0020
24/11/2023	26	0.060	<0.000010	-	0.00068	0.00020	<0.0030	0.37	<0.000090	<0.000040	<0.000050	0.060	0.0050	<0.0000050	0.000030	0.00065	0.00026	<0.0020	<0.0020
12/01/2023	27	0.070	<0.000010	-	0.00013	0.00030	<0.0030	0.36	<0.000090	<0.000040	<0.000050	0.060	0.0052	<0.0000050	<0.000020	0.00056	0.00026	<0.0020	<0.0020
12/08/2023	28	0.059	<0.000010	-	0.00033	0.00020	<0.0030	0.40	<0.000090	<0.000040	<0.000050	0.070	0.0048	<0.0000050	<0.000020	0.00056	0.00026	<0.0020	<0.0020
15/12/2023	29	0.069	<0.000010	-	0.00054	0.00030	<0.0030	0.59	<0.000090	<0.000040	<0.000050	0.080	0.0064	<0.0000050	0.000040	0.00078	0.00047	<0.0020	<0.0020
22/12/2023	30	0.053	<0.000010	-	0.00010	0.00020	<0.0030	0.40	<0.000090	<0.000040	<0.000050	0.050	0.0049	<0.0000050	<0.000020	0.0022	0.00026	<0.0020	<0.0020
29/12/2023	31	0.069	<0.000010	-	0.00033	0.00030	<0.0030	0.44	<0.000090	<0.000040	<0.000050	0.060	0.0060	<0.0000050	0.00011	0.00069	0.00027	<0.0020	<0.0020
01/05/2024	32	0.061	<0.000010	-	0.00021	0.00030	<0.0030	0.47	<0.000090	0.000060	<0.000050	0.060	0.0060	<0.0000050	0.00010	0.00088	0.00027	<0.0020	<0.0020
01/12/2024	33	0.046	<0.000010	-	0.00020	0.00050	<0.0030	0.36	<0.000090	<0.000040	<0.000050	0.080	0.0045	<0.0000050	<0.000020	0.00058	0.00020	<0.0020	<0.0020
19/01/2024	34	0.092	<0.000010	-	0.0035	0.00030	<0.0030	0.37	<0.000090	<0.000040	<0.000050	0.030	0.0041	<0.0000050	0.000020	0.00079	0.00019	<0.0020	<0.0020
26/01/2024	35	0.051	<0.000010	-	<0.00040	0.00030	<0.0030	0.30	<0.000090	<0.000040	<0.000050	0.040	0.0051	<0.0000050	<0.00020	0.00049	0.00013	<0.0020	<0.0020
02/02/2024	36	0.054	<0.000010	-	<0.00040	0.00040	<0.0030	0.34	<0.000090	<0.000040	<0.000050	0.080	0.0040	0.0000090	<0.00020	0.00050	0.00015	<0.0020	<0.0020
02/09/2024	37	0.064	<0.000010	-	<0.00040	0.00030	0.0050	0.48	<0.000090	<0.000040	<0.000050	0.080	0.0050	<0.0000050	<0.00020	0.00054	0.00019	<0.0020	<0.0020
15/02/2024	38	0.049	<0.000010	-	<0.00040	0.00040	<0.0030	0.35	0.00011	<0.000040	<0.000050	0.070	0.0041	0.0000050	<0.00020	0.00077	0.00018	0.010	<0.0020
23/02/2024	39	0.065	<0.000010	-	<0.00040	0.00030	<0.0030	0.47	<0.000090	<0.000040	<0.000050	0.090	0.0054	<0.0000050	<0.00020	0.00045	0.00023	<0.0020	<0.0020
03/01/2024	40	0.059	<0.000010	-	0.025	0.00040	<0.0030	0.42	<0.000090	<0.000040	<0.000050	0.090	0.0052	<0.0000050	<0.00020	0.00057	0.00019	<0.0020	<0.0020
03/08/2024	41	0.047	<0.000010	-	0.00060	0.00030	<0.0030	0.31	<0.000090	<0.000040	<0.000050	0.040	0.0041	<0.0000050	<0.00020	0.00033	0.00012	<0.0020	<0.0020
15/03/2024	42	0.059	<0.000010	-	<0.00040	0.00030	<0.0030	0.40	<0.000090	<0.000040	<0.000050	0.050	0.0048	<0.0000050	<0.00020	0.00033	0.00016	<0.0020	<0.0020
22/03/2024	43	0.047	<0.000010	-	<0.00040	0.00040	<0.0030	0.33	<0.000090	<0.000040	<0.000050	0.060	0.0035	<0.0000050	<0.00020	0.00024	0.00011	<0.0020	<0.0020
29/03/2024	44	0.068	<0.000010	-	<0.00040	0.00040	<0.0030	0.40	<0.000090	<0.000040	<0.000050	0.070	0.0045	0.0000050	<0.00020	0.00031	0.00014	<0.0020	<0.0020
04/05/2024	45	-	-	-	-	-	-	-	-	-	-	-	-	-	-	-	-	-	-
04/12/2024	46	0.060	<0.000010	-	<0.00040	0.00030	<0.0030	0.32	<0.000090	<0.000040	<0.000050	0.060	0.0040	<0.0000050	<0.00020	0.00023	0.00011	<0.0020	<0.0020
19/04/2024	47	-	-	-	-	-	-	-	-	-	-	-	-	-	-	-	-	-	-
26/04/2024	48	0.064	<0.000010	-	<0.00040	0.00090	<0.0030	0.33	<0.000090	<0.000040	<0.000050	0.070	0.0041	<0.0000050	<0.00020	0.00022	0.000090	<0.0020	<0.0020
05/02/2024	49	-	-	-	-	-	-	-	-	-	-	-	-	-	-	-	-	-	-
05/10/2024	50	0.056	<0.000010	-	<0.00040	0.00050	<0.0030	0.30	<0.000090	<0.000040	<0.000050	0.050	0.0038	<0.0000050	<0.00020	0.00019	0.000080	<0.0020	<0.0020
17/05/2024	51	-	-	-	-	-	-	-	-	-	-	-	-	-	-	-	-	-	-
24/05/2024	52	0.067	<0.000010	-	<0.00040	0.00060	<0.0030	0.30	<0.000090	<0.000040	<0.000050	0.050	0.0038	<0.0000050	<0.00020	0.00016	0.00010	<0.0020	<0.0020
31/05/2024	53	-	-	-	-	-	-	-	-	-	-	-	-	-	-	-	-	-	-
06/07/2024	54	0.084	<0.000010	-	0.031	0.00090	0.0030	0.47	<0.000090	<0.000040	<0.000050	0.12	0.0053	0.0000050	<0.00020	0.00017	0.00018	<0.0020	<0.0020
14/06/2024	55	-	-	-	-	-	-	-	-	-	-	-	-	-	-	-	-	-	-
21/06/2024	56	0.075	0.000010	-	<0.00040	0.00090	<0.0030	0.39	<0.000090	<0.000040	<0.000050	0.050	0.0049	<0.0000050	<0.00020	0.00018	0.00010	<0.0020	<0.0020
28/06/2024	57	-	-	-	-	-	-	-	-	-	-	-	-	-	-	-	-	-	-
07/05/2024	58	0.083	<0.000010	-	<0.00040	0.0012	<0.0030	0.39	<0.000090	<0.000040	<0.000050	0.070	0.0055	<0.0000050	<0.00020	0.00015	0.000070	<0.0020	<0.0020
07/12/2024	59	-	-	-	-	-	-	-	-	-	-	-	-	-	-	-	-	-	-
19/07/2024	60	0.054	<0.000010	-	0.0067	0.00090	0.0040	0.25	0.00018	<0.000040	<0.000050	0.070	0.0037	<0.0000050	<0.00020	0.00010	0.000050	<0.0020	<0.0020
26/07/2024	61	-	-	-	-	-	-	-	-	-	-	-	-	-	-	-	-	-	-
08/02/2024	62	0.078	<0.000010	-	0.0034	0.0014	<0.0030	0.34	0.00059	<0.000040	<0.000050	0.080	0.0052	<0.0000050	<0.00020	0.00014	0.000050	0.0020	<0.0020
08/09/2024	63	-	-	-	-	-	-	-	-	-	-	-	-	-	-	-	-	-	-
16/08/2024	64	0.080	<0.000010	-	<0.00040	0.0016	<0.0030	0.31	<0.000090	<0.000040	<0.000050	0.050	0.0053	<0.0000050	<0.00020	0.000083	0.000040	<0.0020	<0.0020
23/08/2024	65	-	-	-	-	-	-	-	-	-	-	-	-	-	-	-	-	-	-
30/08/2024	66	0.092	<0.000010	-	<0.00040	0.0024	<0.0030	0.33	0.00025	<0.000040	<0.000050	0.050	0.0065	0.0000070	<0.00020	0.00015	0.000040	0.0030	<0.0020
09/06/2024	67	-	-	-	-	-	-	-	-	-	-	-	-	-	-	-	-	-	-
13/09/2024	68	0.10	<0.000010	-	<0.00040	0.0029	<0.0030	0.36	0.00054	<0.000040	<0.000050	0.060	0.0071	<0.0000050	<0.00020	0.00016	0.000050	0.0050	<0.0020

Table D-17: Mine Rock Humidity Cell Testing Results (HC-17)

Sample Date	Week Number	Magnesium (Mg)	Mercury (Hg)	Ultra Trace Mercury (Hg)	Molybdenum (Mo)	Nickel (Ni)	Phosphorus (P)	Potassium (K)	Lead (Pb)	Selenium (Se)	Silver (Ag)	Sodium (Na)	Strontium (Sr)	Thallium (Tl)	Tungsten (W)	Uranium (U)	Vanadium (V)	Zinc (Zn)	Zirconium (Zr)
Units:	-	mg/L	mg/L	mg/L	mg/L	mg/L	mg/L	mg/L	mg/L	mg/L	mg/L	mg/L	mg/L	mg/L	mg/L	mg/L	mg/L	mg/L	mg/L
20/09/2024	69	-	-	-	-	-	-	-	-	-	-	-	-	-	-	-	-	-	-
27/09/2024	70	0.082	<0.000010	-	<0.00040	0.0030	<0.0030	0.32	<0.000090	<0.000040	<0.000050	0.080	0.0063	<0.0000050	<0.00020	0.00016	0.000040	0.0030	<0.0020
10/04/2024	71	-	-	-	-	-	-	-	-	-	-	-	-	-	-	-	-	-	-
10/11/2024	72	0.086	<0.000010	-	<0.00040	0.0036	<0.0030	0.29	<0.000090	<0.000040	<0.000050	0.060	0.0066	<0.0000050	<0.00020	0.00020	0.000030	0.0030	<0.0020
18/10/2024	73	-	-	-	-	-	-	-	-	-	-	-	-	-	-	-	-	-	-
25/10/2024	74	0.11	<0.000010	-	<0.00040	0.0044	<0.0030	0.33	<0.000090	<0.000040	<0.000050	0.070	0.0081	<0.0000050	<0.00020	0.00015	0.000020	0.0030	<0.0020
11/01/2024	75	-	-	-	-	-	-	-	-	-	-	-	-	-	-	-	-	-	-
11/08/2024	76	0.090	<0.000010	-	<0.00040	0.0052	<0.0030	0.31	<0.000090	<0.000040	<0.000050	0.080	0.0076	0.0000050	<0.00020	0.00017	0.000020	0.0040	<0.0020
15/11/2024	77	-	-	-	-	-	-	-	-	-	-	-	-	-	-	-	-	-	-
22/11/2024	78	0.11	<0.000010	-	<0.00040	0.0058	0.0070	0.34	<0.000090	<0.000040	<0.000050	0.10	0.0088	<0.0000050	<0.00020	0.00025	0.000020	0.013	<0.0020
29/11/2024	79	-	-	-	-	-	-	-	-	-	-	-	-	-	-	-	-	-	-
12/06/2024	80	0.11	<0.000010	-	<0.00040	0.0061	<0.0030	0.30	<0.000090	<0.000040	<0.000050	0.060	0.0087	0.0000060	<0.00020	0.00024	0.000020	0.0060	<0.0020
13/12/2024	81	-	-	-	-	-	-	-	-	-	-	-	-	-	-	-	-	-	-
20/12/2024	82	0.12	<0.000010	-	<0.00040	0.0066	<0.0030	0.31	<0.000090	0.000040	<0.000050	0.070	0.0091	<0.0000050	<0.00020	0.00031	0.000010	0.0060	<0.0020
27/12/2024	83	-	-	-	-	-	-	-	-	-	-	-	-	-	-	-	-	-	-
01/03/2025	84	0.12	<0.000010	-	<0.00040	0.0078	<0.0030	0.34	<0.000090	<0.000040	<0.000050	0.080	0.010	0.0000050	<0.00020	0.00047	0.000010	0.0070	<0.0020
01/10/2025	85	-	-	-	-	-	-	-	-	-	-	-	-	-	-	-	-	-	-
17/01/2025	86	0.12	<0.000010	-	<0.00040	0.0092	<0.0030	0.31	<0.000090	<0.000040	<0.000050	0.080	0.011	<0.0000050	<0.00020	0.00056	0.000010	0.0090	<0.0020
24/01/2025	87	-	-	-	-	-	-	-	-	-	-	-	-	-	-	-	-	-	-
31/01/2025	88	0.14	<0.000010	-	<0.00040	0.012	<0.0030	0.34	<0.000090	<0.000040	<0.000050	0.090	0.012	0.0000050	<0.00020	0.00075	<0.000010	0.013	<0.0020
02/07/2025	89	-	-	-	-	-	-	-	-	-	-	-	-	-	-	-	-	-	-
14/02/2025	90	0.14	<0.000010	-	<0.00040	0.013	<0.0030	0.38	0.00013	0.000050	<0.000050	0.090	0.015	0.0000070	<0.00020	0.00082	<0.000010	0.020	<0.0020
21/02/2025	91	-	-	-	-	-	-	-	-	-	-	-	-	-	-	-	-	-	-
28/02/2025	92	0.13	<0.000010	-	<0.00040	0.013	<0.0030	0.32	0.00051	0.000060	<0.000050	0.10	0.013	0.0000060	<0.00020	0.00096	<0.000010	0.014	<0.0020
03/07/2025	93	-	-	-	-	-	-	-	-	-	-	-	-	-	-	-	-	-	-
14/03/2025	94	0.14	<0.000010	-	<0.00040	0.014	<0.0030	0.32	0.00016	0.000060	<0.000050	0.10	0.012	0.0000070	<0.00020	0.0011	0.000020	0.014	<0.0020
21/03/2025	95	-	-	-	-	-	-	-	-	-	-	-	-	-	-	-	-	-	-
28/03/2025	96	0.13	<0.000010	-	<0.00040	0.013	<0.0030	0.29	0.00016	0.00024	<0.000050	0.090	0.012	0.0000050	<0.00020	0.00093	0.000020	0.013	<0.0020
04/04/2025	97	-	-	-	-	-	-	-	-	-	-	-	-	-	-	-	-	-	-
04/11/2025	98	0.12	<0.000010	-	<0.00040	0.016	<0.0030	0.28	0.00026	0.000090	<0.000050	0.090	0.013	0.0000060	<0.00020	0.0013	<0.000010	0.016	<0.0020
18/04/2025	99	-	-	-	-	-	-	-	-	-	-	-	-	-	-	-	-	-	-
25/04/2025	100	0.13	<0.000010	-	<0.00040	0.016	<0.0030	0.26	0.00024	0.000040	<0.000050	0.10	0.012	<0.0000050	<0.00020	0.0011	<0.000010	0.016	<0.0020
05/02/2025	101	-	-	<0.00000015	-	-	-	-	-	-	-	-	-	-	-	-	-	-	-
05/09/2025	102	0.12	<0.000010	<0.00000012	<0.00040	0.015	<0.0030	0.24	0.00020	0.00011	<0.000050	0.080	0.013	<0.0000050	<0.00020	0.0011	<0.000010	0.014	<0.0020
16/05/2025	103	-	-	0.00000018	-	-	-	-	-	-	-	-	-	-	-	-	-	-	-
23/05/2025	104	0.12	<0.000010	0.0000030	<0.00040	0.018	<0.0030	0.26	0.00028	0.000070	<0.000050	0.10	0.013	0.0000050	<0.00020	0.0013	<0.000010	0.016	<0.0020
30/05/2025	105	-	-	-	-	-	-	-	-	-	-	-	-	-	-	-	-	-	-
06/06/2025	106	-	-	-	-	-	-	-	-	-	-	-	-	-	-	-	-	-	-
13/06/2025	107	-	-	-	-	-	-	-	-	-	-	-	-	-	-	-	-	-	-
20/06/2025	108	0.12	<0.000010	-	<0.00040	0.021	<0.0030	0.25	0.00064	0.00011	<0.000050	0.10	0.010	<0.0000050	<0.00020	0.0010	<0.000010	0.015	<0.0020
27/06/2025	109	-	-	-	-	-	-	-	-	-	-	-	-	-	-	-	-	-	-

Table D-18: Mine Rock Humidity Cell Testing Results (HC-18)

Sample Date	Week Number	Leachate Volume Recovered	pH	Electrical Conductivity	Alkalinity (to pH 4.5)	Acidity (to pH 8.3)	Sulphate	Fluoride	Chloride	Aluminum (Al)	Antimony (Sb)	Arsenic (As)	Beryllium (Be)	Boron (B)	Cadmium (Cd)	Calcium (Ca)	Chromium (Cr)	Cobalt (Co)	Copper (Cu)	Iron (Fe)
Units:	-	mL	pH Units	µS/cm	mg CaCO3/L	mg CaCO3/L	mg/L	mg/L	mg/L	mg/L	mg/L	mg/L	mg/L	mg/L	mg/L	mg/L	mg/L	mg/L	mg/L	mg/L
26/05/2023	0	792	8.9	54	34	<2.0	4.0	<0.060	5.0	0.15	<0.00090	0.0049	<0.0000070	0.0030	0.000016	5.7	0.00032	0.000045	0.0066	<0.0070
06/02/2023	1	899	8.8	40	16	<2.0	3.0	<0.060	<1.0	0.10	<0.00090	0.0055	<0.0000070	0.0050	0.000022	4.9	<0.000080	0.000031	0.0034	<0.0070
06/09/2023	2	936	7.8	37	16	<2.0	<2.0	<0.060	<1.0	0.098	0.0010	0.0071	<0.0000070	0.0040	0.000018	5.1	<0.000080	0.000052	0.0037	<0.0070
16/06/2023	3	916	9.0	31	14	<2.0	<2.0	<0.060	<1.0	0.093	0.00090	0.0088	<0.0000070	0.0040	0.000034	4.3	<0.000080	0.000037	0.0023	0.0080
23/06/2023	4	921	8.8	26	13	<2.0	<2.0	<0.060	<1.0	0.090	<0.00090	0.0073	<0.0000070	0.0030	0.000032	4.4	<0.000080	0.000034	0.0017	<0.0070
30/06/2023	5	939	8.4	29	13	<2.0	<2.0	<0.060	<1.0	0.093	<0.00090	0.0075	<0.0000070	0.0030	0.000031	4.4	<0.000080	0.000046	0.0024	<0.0070
07/07/2023	6	947	8.2	27	17	<2.0	<2.0	<0.060	<1.0	0.077	<0.00090	0.0081	<0.0000070	0.0030	0.000033	4.4	<0.000080	0.000038	0.0016	0.016
14/07/2023	7	952	8.3	26	12	<2.0	<2.0	<0.060	<1.0	0.086	<0.00090	0.0075	<0.0000070	0.0020	0.000026	4.2	<0.000080	0.000031	0.0012	<0.0070
20/07/2023	8	918	8.2	23	10	<2.0	<2.0	<0.060	<1.0	0.069	<0.00090	0.0065	<0.0000070	<0.0020	0.000019	3.8	0.00063	0.000032	0.00090	0.043
28/07/2023	9	974	8.6	27	12	<2.0	<2.0	<0.060	<1.0	0.062	<0.00090	0.0079	<0.0000070	0.0030	0.000032	4.2	<0.000080	0.000015	0.00080	<0.0070
08/04/2023	10	942	8.8	25	10	<2.0	<2.0	<0.060	<1.0	0.070	<0.00090	0.0081	<0.0000070	<0.0020	0.000021	3.9	<0.000080	0.000029	0.00090	<0.0070
08/11/2023	11	940	8.9	24	9.0	<2.0	<2.0	<0.060	<1.0	0.084	<0.00090	0.0088	<0.0000070	<0.0020	0.000020	4.2	<0.000080	0.000024	0.0014	0.021
18/08/2023	12	996	9.0	27	11	<2.0	<2.0	<0.060	<1.0	0.044	<0.00090	0.014	<0.0000070	0.0020	0.000040	4.8	<0.000080	0.000056	0.0016	<0.0070
25/08/2023	13	960	8.1	23	10	<2.0	<2.0	<0.060	<1.0	0.094	<0.00090	0.0094	<0.0000070	<0.0020	0.000025	4.2	0.00011	0.000032	0.00090	<0.0070
09/01/2023	14	930	7.8	22	9.0	<2.0	<2.0	<0.060	<1.0	0.072	<0.00090	0.0092	0.0000080	<0.0020	0.000019	3.9	0.00017	0.000034	0.00070	<0.0070
09/08/2023	15	997	7.5	26	11	<2.0	<2.0	<0.060	<1.0	0.041	<0.00090	0.014	<0.0000070	<0.0020	0.000025	4.2	<0.000080	0.000078	0.0011	<0.0070
15/09/2023	16	984	7.5	22	9.0	<2.0	<2.0	<0.060	<1.0	0.055	<0.00090	0.012	<0.0000070	<0.0020	0.000030	4.0	<0.000080	0.000047	0.00050	<0.0070
22/09/2023	17	937	7.6	20	9.0	<2.0	<2.0	<0.060	<1.0	0.072	<0.00090	0.010	<0.0000070	<0.0020	0.000018	3.8	0.00010	0.000033	0.00070	0.013
29/09/2023	18	950	7.5	20	9.0	<2.0	<2.0	<0.060	<1.0	0.073	<0.00090	0.010	<0.0000070	<0.0020	0.000023	3.7	<0.000080	0.000043	0.00070	<0.0070
10/06/2023	19	916	8.1	20	10	<2.0	<2.0	<0.060	<1.0	0.070	<0.00090	0.0098	<0.0000070	<0.0020	0.000027	4.0	<0.000080	0.000043	0.0010	<0.0070
13/10/2023	20	966	7.9	23	10	<2.0	<2.0	<0.060	<1.0	0.064	<0.00090	0.011	<0.0000070	<0.0020	0.000023	3.8	<0.000080	0.000025	0.00080	<0.0070
20/10/2023	21	935	7.6	22	14	<2.0	<2.0	<0.060	<1.0	0.067	<0.00090	0.0095	<0.0000070	<0.0020	0.000021	3.5	<0.000080	0.000079	0.00080	<0.0070
27/10/2023	22	940	7.4	18	9.0	<2.0	<2.0	<0.060	1.0	0.063	<0.00090	0.0083	<0.0000070	<0.0020	0.000014	3.5	0.000090	0.000042	0.00050	<0.0070
11/03/2023	23	932	7.5	18	9.0	<2.0	<2.0	<0.060	<1.0	0.061	<0.00090	0.0091	0.0000070	0.0030	0.000018	3.7	<0.000080	0.000065	0.0022	<0.0070
11/10/2023	24	916	7.5	17	9.0	<2.0	<2.0	<0.060	1.0	0.053	<0.00090	0.0087	<0.0000070	<0.0020	0.000016	3.5	<0.000080	0.000029	0.0024	<0.0070
17/11/2023	25	957	7.7	18	9.0	<2.0	<2.0	<0.060	<1.0	0.036	<0.00090	0.0077	<0.0000070	<0.0020	0.000018	2.6	<0.000080	0.000038	0.00040	<0.0070
24/11/2023	26	933	7.9	19	8.0	<2.0	<2.0	<0.060	<1.0	0.066	<0.00090	0.0098	<0.0000070	<0.0020	0.000018	3.2	<0.000080	0.000040	0.00080	<0.0070
12/01/2023	27	923	7.4	20	8.0	<2.0	<2.0	<0.060	<1.0	0.061	<0.00090	0.0094	<0.0000070	<0.0020	0.000017	3.7	<0.000080	0.000038	0.00050	<0.0070
12/08/2023	28	918	7.4	19	9.0	<2.0	<2.0	<0.060	<1.0	0.063	<0.00090	0.0091	<0.0000070	<0.0020	0.000012	3.6	<0.000080	0.000035	0.00070	<0.0070
15/12/2023	29	943	7.6	45	25	<2.0	<2.0	<0.060	<1.0	0.14	<0.00090	0.012	<0.0000070	<0.0020	0.000034	7.2	0.000090	0.000088	0.0013	0.0070
22/12/2023	30	940	7.3	28	13	<2.0	<2.0	<0.060	<1.0	0.071	<0.00090	0.0078	<0.0000070	<0.0020	0.000023	4.4	<0.000080	0.000028	0.00090	<0.0070
29/12/2023	31	931	7.7	23	12	<2.0	<2.0	<0.060	<1.0	0.070	<0.00090	0.0089	<0.0000070	<0.0020	0.000026	4.2	<0.000080	0.000022	0.00060	<0.0070
01/05/2024	32	997	7.5	30	13	<2.0	<2.0	<0.060	<1.0	0.050	<0.00090	0.011	<0.0000070	<0.0020	0.000020	4.7	<0.000080	0.000059	0.0013	<0.0070
01/12/2024	33	955	7.6	26	12	<2.0	<2.0	<0.060	<1.0	0.066	<0.00090	0.0086	<0.0000070	<0.0020	0.000019	3.7	<0.000080	0.000038	0.00070	0.010
19/01/2024	34	1000	7.7	22	10	<2.0	<2.0	<0.060	<1.0	0.045	<0.00090	0.011	<0.0000070	<0.0020	0.000018	4.4	0.000080	0.000036	0.00040	<0.0070
26/01/2024	35	1032	7.5	23	10	<2.0	<2.0	<0.060	<1.0	0.038	<0.00090	0.012	<0.0000070	<0.0020	0.000015	3.8	<0.000080	0.000042	<0.0020	<0.0070
02/02/2024	36	928	7.4	17	8.0	<2.0	<2.0	<0.060	<1.0	0.069	<0.00090	0.0092	<0.0000070	0.0040	0.000029	3.2	<0.000080	0.000049	<0.0020	0.0090
02/09/2024	37	928	7.5	18	8.0	<2.0	<2.0	<0.060	<1.0	0.065	<0.00090	0.0079	<0.0000070	<0.0020	0.0000090	3.2	<0.000080	0.000033	<0.0010	<0.0070
15/02/2024	38	974	7.7	18	9.0	<2.0	<2.0	<0.060	<1.0	0.045	<0.00090	0.0099	<0.0000070	<0.0020	0.000014	3.2	<0.000080	0.000041	<0.0010	<0.0070
23/02/2024	39	925	7.6	17	8.0	<2.0	<2.0	<0.060	<1.0	0.059	<0.00090	0.0093	<0.0000070	<0.0020	0.000014	2.9	<0.000080	0.000040	<0.0010	<0.0070
03/01/2024	40	943	7.8	20	9.0	<2.0	<2.0	<0.060	<1.0	0.056	<0.00090	0.0077	<0.0000070	<0.0020	0.000012	2.9	<0.000080	0.000033	<0.0010	<0.0070
03/08/2024	41	939	7.4	13	6.0	<2.0	<2.0	<0.060	<1.0	0.056	<0.00090	0.0077	<0.0000070	<0.0020	0.000012	2.9	<0.000080	0.000047	<0.0010	<0.0070
15/03/2024	42	944	7.6	14	8.0	<2.0	<2.0	<0.060	<1.0	0.056	<0.00090	0.0079	<0.0000070	<0.0020	0.000021	3.0	<0.000080	0.000031	<0.0010	<0.0070
22/03/2024	43	930	7.5	16	8.0	<2.0	<2.0	<0.060	<1.0	0.059	<0.00090	0.0073	<0.0000070	<0.0020	0.000014	3.4	<0.000080	0.000037	<0.0010	<0.0070
29/03/2024	44	950	7.5	15	8.0	<2.0	<2.0	<0.060	<1.0	0.046	<0.00090	0.0077	<0.0000070	<0.0020	0.000015	3.2	<0.000080	0.000044	<0.0010	<0.0070
04/05/2024	45	947	7.4	16	8.0	<2.0	<2.0	-	-	-	-	-	-	-	-	-	-	-	-	-
04/12/2024	46	970	7.3	16	7.0	<2.0	<2.0	-	-	0.047	<0.00090	0.0076	<0.0000070	<0.0020	0.000011	3.2	<0.000080	0.000038	<0.0010	<0.0070
19/04/2024	47	1005	7.5	17	9.0	<2.0	<2.0	-	-	-	-	-	-	-	-	-	-	-	-	-
26/04/2024	48	1002	7.4	20	9.0	<2.0	<2.0	-	-	0.031	<0.00090	0.0090	<0.0000070	<0.0020	0.000014	3.6	<0.000080	0.000060	<0.0010	<0.0070
05/02/2024	49	966	7.4	17	8.0	<2.0	<2.0	-	-	-	-	-	-	-	-	-	-	-	-	-
05/10/2024	50	967	7.5	15	7.0	<2.0	<2.0	-	-	0.050	<0.00090	0.0077	<0.0000070	<0.0020	0.000012	3.0	<0.000080	0.000046	<0.0010	<0.0070
17/05/2024	51	1000	7.5	17	8.0	<2.0	<2.0	-	-	-	-	-	-	-	-	-	-	-	-	-
24/05/2024	52	999	7.5	16	10	<2.0	<2.0	-	-	0.036	<0.00090	0.0077	<0.0000070	<0.0020	0.000011	3.2	<0.000080	0.000035	<0.0010	<0.0070
31/05/2024	53	896	6.9	11	5.0	<2.0	<2.0	-	-	-	-	-	-	-	-	-	-	-	-	-
06/07/2024	54	919	7.3	14	7.0	<2.0	<2.0	-	-	0.056	<0.00090	0.0098	<0.0000070	<0.0020	0.0000070	2.9	0.000090	0.000037	<0.0010	<0.0070
14/06/2024	55	943	7.5	16	8.0	<2.0	<2.0	-	-	-	-	-	-	-	-	-	-	-	-	-
21/06/2024	56	923	7.1	13	6.0	<2.0	0.40	-	-	0.041	<0.00090	0.0082	<0.0000070	<0.0020	0.0000080	2.4	<0.000080	0.000034	<0.0010	<0.0070
28/06/2024	57	958	7.1	14	7.0	<2.0	0.20	-	-	-	-	-	-	-	-	-	-	-	-	-
07/05/2024	58	989	7.3	19	8.0	<2.0	0.30	-	-	0.029	<0.00090	0.0092	<0.0000070	<0.0020	0.0000070	3.7	<0.000080	0.000045	<0.0010	<0.0070
07/12/2024	59	934	7.3	13	7.0	<2.0	0.40	-	-	-	-	-	-	-	-	-	-	-	-	-
19/07/2024	60	1004	7.4	16	8.0	<2.0	0.40	-	-	0.032	<0.00090	0.0097	<0.0000070	<0.0020	0.000013	3.3	<0.000080	0.000034	<0.0010	<0.0070
26/07/2024	61	951	6.9	13	6.0	<2.0	0.30	-	-	-	-	-	-	-	-	-	-	-	-	-
08/02/2024	62	951	7.2	15	7.0	<2.0	0.20	-	-	0.041	<0.00090	0.0071	<0.0000070	<0.0020	0.0000090	2.7	<0.000080	0.000037	<0.0010	<0.0070
08/09/2024	63	954	7.3	12	7.0	<2.0	0.30	-	-	-	-	-	-	-	-	-	-	-	-	-
16/08/2024	64	965	7.4	14	7.0	<2.0	0.30	-	-	0.043	<0.00090	0.0071	<0.0000070	<0.0020	0.0000080	2.9	<0.000080	0.000026	<0.0010	<0.0070
23/08/2024	65	931	7.0	13	6.0	<2.0	0.30	-	-	-	-	-	-	-	-	-	-	-	-	-
30/08/2024	66	983	7.5	13	6.0	<2.0	0.30	-	-	0.036	<0.00090	0.0065	<0.0000070	<0.0020	0.0000080	2.7	<0.000080	0.000068	<0.0010	<0.0070
09/06/2024	67	977	7.2	13	7.0	<2.0	0.20	-	-	-	-	-	-	-	-	-	-	-	-	-
13/09/2024	68	964	7.3	14	6.0	<2.0	0.30	-	-	0.039	<0.00090	0.0067	<0.0000070	<0.0020	0.0000090	2.9	<0.000080	0.000035	<0.0010	<0.0070

Table D-18: Mine Rock Humidity Cell Testing Results (HC-18)

Sample Date	Week Number	Leachate Volume Recovered	pH	Electrical Conductivity	Alkalinity (to pH 4.5)	Acidity (to pH 8.3)	Sulphate	Fluoride	Chloride	Aluminum (Al)	Antimony (Sb)	Arsenic (As)	Beryllium (Be)	Boron (B)	Cadmium (Cd)	Calcium (Ca)	Chromium (Cr)	Cobalt (Co)	Copper (Cu)	Iron (Fe)
Units:	-	mL	pH Units	µS/cm	mg CaCO3/L	mg CaCO3/L	mg/L	mg/L	mg/L	mg/L	mg/L	mg/L	mg/L	mg/L	mg/L	mg/L	mg/L	mg/L	mg/L	mg/L
20/09/2024	69	950	7.1	15	6.0	<2.0	0.30	-	-	-	-	-	-	-	-	-	-	-	-	-
27/09/2024	70	908	7.2	14	6.0	<2.0	0.30	-	-	0.040	<0.00090	0.0068	<0.0000070	<0.0020	0.0000060	2.1	<0.000080	0.000027	<0.0010	<0.0070
10/04/2024	71	972	7.1	12	6.0	<2.0	0.20	-	-	-	-	-	-	-	-	-	-	-	-	-
10/11/2024	72	979	7.0	13	5.0	<2.0	0.20	-	-	0.039	<0.00090	0.0060	<0.0000070	<0.0020	0.0000080	2.5	<0.000080	0.000035	<0.0010	<0.0070
18/10/2024	73	993	7.1	14	10	<2.0	0.30	-	-	-	-	-	-	-	-	-	-	-	-	-
25/10/2024	74	960	6.9	13	6.0	<2.0	0.20	-	-	0.033	<0.00090	0.0053	<0.0000070	<0.0020	0.0000050	2.6	<0.000080	0.000053	<0.0010	<0.0070
11/01/2024	75	948	7.0	14	5.0	<2.0	0.40	-	-	-	-	-	-	-	-	-	-	-	-	-
11/08/2024	76	947	7.1	14	5.0	<2.0	0.20	-	-	0.038	<0.00090	0.0057	<0.0000070	<0.0020	0.000013	2.6	<0.000080	0.000046	<0.0010	<0.0070
15/11/2024	77	965	7.0	13	6.0	<2.0	0.20	-	-	-	-	-	-	-	-	-	-	-	-	-
22/11/2024	78	992	7.3	14	8.0	<2.0	0.30	-	-	0.027	<0.00090	0.0069	<0.0000070	<0.0020	0.0000060	3.0	<0.000080	0.000049	<0.0010	<0.0070
29/11/2024	79	953	7.0	14	7.0	<2.0	0.30	-	-	-	-	-	-	-	-	-	-	-	-	-
12/06/2024	80	942	7.4	12	7.0	<2.0	0.30	-	-	0.041	<0.00090	0.0061	<0.0000070	<0.0020	0.0000060	2.6	<0.000080	0.000030	<0.0010	<0.0070
13/12/2024	81	962	6.9	12	9.0	<2.0	0.30	-	-	-	-	-	-	-	-	-	-	-	-	-
20/12/2024	82	1000	6.9	12	6.0	<2.0	0.30	-	-	0.039	<0.00090	0.0052	<0.0000070	<0.0020	0.0000060	2.4	<0.000080	0.000031	<0.0010	<0.0070
27/12/2024	83	914	6.8	13	6.0	<2.0	0.40	-	-	-	-	-	-	-	-	-	-	-	-	-
01/03/2025	84	1042	7.0	17	10	<2.0	0.40	-	-	0.025	<0.00090	0.0071	<0.0000070	<0.0020	0.000014	3.5	<0.000080	0.000043	<0.0010	<0.0070
01/10/2025	85	887	6.9	13	6.0	<2.0	0.30	-	-	-	-	-	-	-	-	-	-	-	-	-
17/01/2025	86	907	6.9	11	6.0	<2.0	0.20	-	-	0.045	<0.00090	0.0050	<0.0000070	<0.0020	0.0000060	2.0	<0.000080	0.000037	<0.0010	<0.0070
24/01/2025	87	908	7.0	10	6.0	<2.0	0.20	-	-	-	-	-	-	-	-	-	-	-	-	-
31/01/2025	88	906	7.1	12	7.0	<2.0	<0.20	-	-	0.045	<0.00090	0.0057	<0.0000070	<0.0020	0.0000090	2.3	<0.000080	0.000085	0.0010	<0.0070
02/07/2025	89	893	7.1	12	6.0	<2.0	0.20	-	-	-	-	-	-	-	-	-	-	-	-	-
14/02/2025	90	978	7.1	15	10	<2.0	0.80	-	-	0.030	<0.00090	0.0062	<0.0000070	<0.0020	0.0000090	2.8	<0.000080	0.00050	<0.0010	0.078
21/02/2025	91	909	7.1	12	6.0	<2.0	0.40	-	-	-	-	-	-	-	-	-	-	-	-	-
28/02/2025	92	913	6.9	11	6.0	<2.0	0.50	-	-	0.039	<0.00090	0.0054	<0.0000070	<0.0020	0.0000040	2.2	<0.000080	0.00013	<0.0010	0.026
03/07/2025	93	896	6.9	11	6.0	<2.0	0.40	-	-	-	-	-	-	-	-	-	-	-	-	-
14/03/2025	94	951	7.1	12	5.0	<2.0	0.60	-	-	0.025	<0.00090	0.0051	<0.0000070	<0.0020	0.000010	2.4	<0.000080	0.000030	<0.0010	<0.0070
21/03/2025	95	933	6.9	11	6.0	<2.0	0.40	-	-	-	-	-	-	-	-	-	-	-	-	-
28/03/2025	96	902	7.1	11	5.0	<2.0	0.30	-	-	0.034	<0.00090	0.0043	<0.0000070	<0.0020	0.0000070	2.1	<0.000080	0.000034	<0.0010	<0.0070
04/04/2025	97	899	7.4	13	6.0	<2.0	0.40	-	-	-	-	-	-	-	-	-	-	-	-	-
04/11/2025	98	927	7.2	12	6.0	<2.0	0.40	-	-	0.035	<0.00090	0.0048	<0.0000070	<0.0020	0.0000060	2.2	<0.000080	0.000035	<0.0010	<0.0070
18/04/2025	99	932	6.9	11	5.0	<2.0	0.50	-	-	-	-	-	-	-	-	-	-	-	-	-
25/04/2025	100	946	6.9	12	6.0	<2.0	0.30	-	-	0.034	<0.00090	0.0049	<0.0000070	<0.0020	0.0000080	2.5	<0.000080	0.000029	<0.0010	<0.0070
05/02/2025	101	939	6.7	11	5.0	<2.0	0.30	-	-	-	-	-	-	-	-	-	-	-	-	-
05/09/2025	102	939	6.9	11	5.0	<2.0	0.30	-	-	0.035	<0.00090	0.0041	<0.0000070	<0.0020	0.0000060	2.4	<0.000080	0.000026	<0.0010	<0.0070
16/05/2025	103	943	6.9	12	5.0	<2.0	0.40	-	-	-	-	-	-	-	-	-	-	-	-	-
23/05/2025	104	946	6.8	11	6.0	<2.0	0.30	-	-	0.033	<0.00090	0.0040	<0.0000070	<0.0020	0.0000040	2.2	<0.000080	0.000070	<0.0010	<0.0070
30/05/2025	105	935	7.0	10	6.0	<2.0	0.30	-	-	-	-	-	-	-	-	-	-	-	-	-
06/06/2025	106	960	6.9	11	3.0	<2.0	0.50	-	-	-	-	-	-	-	-	-	-	-	-	-
13/06/2025	107	965	7.3	10	6.0	<2.0	0.30	-	-	-	-	-	-	-	-	-	-	-	-	-
20/06/2025	108	912	7.3	10	6.0	<2.0	0.30	-	-	0.030	<0.00090	0.0042	<0.0000070	<0.0020	0.0000030	2.3	<0.000080	0.000025	<0.0010	<0.0070
27/06/2025	109	932	7.4	10	5.0	<2.0	0.30	-	-	-	-	-	-	-	-	-	-	-	-	-

Table D-18: Mine Rock Humidity Cell Testing Results (HC-18)

Sample Date	Week Number	Magnesium (Mg)	Mercury (Hg)	Ultra Trace Mercury (Hg)	Molybdenum (Mo)	Nickel (Ni)	Phosphorus (P)	Potassium (K)	Lead (Pb)	Selenium (Se)	Silver (Ag)	Sodium (Na)	Strontium (Sr)	Thallium (Tl)	Tungsten (W)	Uranium (U)	Vanadium (V)	Zinc (Zn)	Zirconium (Zr)
Units:	-	mg/L	mg/L	mg/L	mg/L	mg/L	mg/L	mg/L	mg/L	mg/L	mg/L	mg/L	mg/L	mg/L	mg/L	mg/L	mg/L	mg/L	mg/L
26/05/2023	0	0.37	<0.000010	-	0.00034	0.0021	<0.0030	2.7	<0.000090	0.00011	<0.000050	3.5	0.015	0.0000060	0.00026	0.00026	0.00031	<0.0020	<0.0020
06/02/2023	1	0.27	<0.000010	-	0.00092	0.00020	<0.0030	2.0	<0.000090	0.000070	<0.000050	2.3	0.0099	0.0000050	0.00027	0.0027	0.00030	<0.0020	<0.0020
06/09/2023	2	0.27	0.000010	-	0.00019	0.00010	<0.0030	1.6	<0.000090	0.000060	<0.000050	1.5	0.010	<0.0000050	0.00035	0.00085	0.00033	<0.0020	<0.0020
16/06/2023	3	0.24	<0.000010	-	0.0021	0.00020	<0.0030	1.3	<0.000090	0.000060	<0.000050	0.98	0.0081	<0.0000050	0.00026	0.00098	0.00030	<0.0020	<0.0020
23/06/2023	4	0.20	<0.000010	-	0.00014	0.00020	<0.0030	1.0	<0.000090	<0.000040	<0.000050	0.61	0.0082	<0.0000050	0.00020	0.00087	0.00027	<0.0020	<0.0020
30/06/2023	5	0.20	<0.000010	-	0.00017	0.00010	<0.0030	0.82	<0.000090	0.000070	<0.000050	0.44	0.0079	<0.0000050	0.00020	0.0040	0.00029	<0.0020	<0.0020
07/07/2023	6	0.17	<0.000010	-	0.00035	0.00010	<0.0030	0.69	<0.000090	0.000040	<0.000050	0.27	0.0079	<0.0000050	0.00015	0.0043	0.00031	<0.0020	<0.0020
14/07/2023	7	0.18	<0.000010	-	0.00010	<0.00010	<0.0030	0.62	<0.000090	0.000050	<0.000050	0.32	0.0071	<0.0000050	0.00013	0.0017	0.00023	<0.0020	<0.0020
20/07/2023	8	0.16	0.000010	-	0.00027	0.00010	<0.0030	0.55	<0.000090	0.000060	<0.000050	0.20	0.0061	0.000015	0.00010	0.0028	0.00024	<0.0020	<0.0020
28/07/2023	9	0.16	<0.000010	-	0.00016	<0.00010	<0.0030	0.49	<0.000090	0.000070	<0.000050	0.20	0.0064	<0.0000050	0.00013	0.0015	0.00024	<0.0020	<0.0020
08/04/2023	10	0.15	<0.000010	-	0.00022	<0.00010	<0.0030	0.48	<0.000090	<0.000040	<0.000050	0.20	0.0060	<0.0000050	0.000090	0.0011	0.00021	<0.0020	<0.0020
08/11/2023	11	0.13	<0.000010	-	0.000090	0.0020	<0.0030	0.45	0.000090	0.000050	<0.000050	0.17	0.0062	<0.0000050	0.000070	0.00080	0.00022	<0.0020	<0.0020
18/08/2023	12	0.19	<0.000010	-	0.000080	<0.00010	<0.0030	0.47	0.00011	<0.000040	<0.000050	0.26	0.0084	<0.0000050	0.00016	0.0015	0.00025	<0.0020	<0.0020
25/08/2023	13	0.12	<0.000010	-	0.00010	<0.00010	<0.0030	0.38	<0.000090	<0.000040	<0.000050	0.15	0.0058	<0.0000050	0.000080	0.00080	0.00020	0.0060	<0.0020
09/01/2023	14	0.12	<0.000010	-	0.000040	<0.00010	<0.0030	0.37	<0.000090	<0.000040	<0.000050	0.18	0.0056	<0.0000050	0.000040	0.00076	0.00024	<0.0020	<0.0020
09/08/2023	15	0.14	<0.000010	-	0.00019	0.00010	<0.0030	0.36	<0.000090	<0.000040	<0.000050	0.18	0.0073	<0.0000050	0.00011	0.0023	0.00021	<0.0020	<0.0020
15/09/2023	16	0.11	<0.000010	-	0.00012	<0.00010	<0.0030	0.33	<0.000090	<0.000040	<0.000050	0.090	0.0061	<0.0000050	0.000090	0.0012	0.00019	<0.0020	<0.0020
22/09/2023	17	0.097	<0.000010	-	0.00034	<0.00010	<0.0030	0.37	<0.000090	<0.000040	<0.000050	0.11	0.0052	<0.0000050	0.000050	0.0027	0.00018	<0.0020	<0.0020
29/09/2023	18	0.095	<0.000010	-	0.000080	<0.00010	<0.0030	0.33	<0.000090	<0.000040	<0.000050	0.10	0.0050	<0.0000050	0.000050	0.00095	0.00018	<0.0020	<0.0020
10/06/2023	19	0.097	<0.000010	-	0.00028	0.00010	<0.0030	0.33	<0.000090	<0.000040	<0.000050	0.11	0.0052	0.0000050	0.000040	0.0086	0.00019	<0.0020	<0.0020
13/10/2023	20	0.093	<0.000010	-	0.00035	0.00010	<0.0030	0.29	<0.000090	<0.000040	<0.000050	0.11	0.0051	<0.0000050	0.000050	0.0038	0.00019	<0.0020	<0.0020
20/10/2023	21	0.088	<0.000010	-	<0.000040	0.00010	<0.0030	0.28	<0.000090	<0.000040	<0.000050	0.090	0.0048	<0.0000050	0.000040	0.00066	0.00015	<0.0020	<0.0020
27/10/2023	22	0.079	<0.000010	-	0.00012	<0.00010	<0.0030	0.30	<0.000090	<0.000040	<0.000050	0.11	0.0042	<0.0000050	0.000030	0.00050	0.00016	<0.0020	<0.0020
11/03/2023	23	0.16	<0.000010	-	0.000090	0.0014	<0.0030	0.33	0.00012	<0.000040	<0.000050	0.48	0.0023	<0.0000050	0.000030	0.00073	0.00018	<0.0020	<0.0020
11/10/2023	24	0.070	0.000010	-	0.000080	<0.00010	<0.0030	0.28	0.00012	<0.000040	<0.000050	0.080	0.0047	<0.0000050	0.000030	0.00046	0.00017	<0.0020	<0.0020
17/11/2023	25	0.054	<0.000010	-	0.00041	<0.00010	<0.0030	0.20	<0.000090	<0.000040	<0.000050	0.050	0.0041	0.000012	0.000030	0.0036	0.00012	<0.0020	<0.0020
24/11/2023	26	0.065	<0.000010	-	0.000050	<0.00010	<0.0030	0.27	<0.000090	<0.000040	<0.000050	0.080	0.0043	<0.0000050	0.000030	0.00054	0.00016	<0.0020	<0.0020
12/01/2023	27	0.069	<0.000010	-	0.00020	<0.00010	<0.0030	0.25	<0.000090	<0.000040	<0.000050	0.070	0.0045	<0.0000050	<0.000020	0.00058	0.00016	<0.0020	<0.0020
12/08/2023	28	0.068	<0.000010	-	0.00011	<0.00010	<0.0030	0.30	<0.000090	<0.000040	<0.000050	0.10	0.0044	0.0000060	0.000030	0.00055	0.00018	<0.0020	<0.0020
15/12/2023	29	0.10	<0.000010	-	0.0015	<0.00010	<0.0030	0.41	0.00010	<0.000040	<0.000050	0.10	0.0095	<0.0000050	0.000040	0.024	0.00022	<0.0020	<0.0020
22/12/2023	30	0.056	<0.000010	-	0.00037	<0.00010	<0.0030	0.24	<0.000090	<0.000040	<0.000050	0.060	0.0049	<0.0000050	0.000020	0.00087	0.00015	<0.0020	<0.0020
29/12/2023	31	0.068	<0.000010	-	0.0035	0.00020	0.0050	0.27	<0.000090	<0.000040	<0.000050	0.080	0.0048	<0.0000050	0.000030	0.00049	0.00015	<0.0020	<0.0020
01/05/2024	32	0.076	<0.000010	-	0.000080	0.00010	<0.0030	0.28	<0.000090	<0.000040	<0.000050	0.10	0.0060	<0.0000050	0.000050	0.0012	0.00015	<0.0020	<0.0020
01/12/2024	33	0.053	<0.000010	-	0.0022	0.00020	<0.0030	0.25	0.00011	<0.000040	<0.000050	0.070	0.0045	<0.0000050	0.000030	0.00052	0.00015	<0.0020	<0.0020
19/01/2024	34	0.091	<0.000010	-	0.00017	<0.00010	<0.0030	0.29	<0.000090	<0.000040	<0.000050	0.050	0.0055	<0.0000050	0.000060	0.00080	0.00017	<0.0020	<0.0020
26/01/2024	35	0.062	<0.000010	-	<0.00040	<0.00010	<0.0030	0.25	<0.000090	<0.000040	<0.000050	0.070	0.0056	<0.0000050	<0.00020	0.00080	0.00015	<0.0020	<0.0020
02/02/2024	36	0.049	<0.000010	-	0.010	0.00030	<0.0030	0.27	0.00010	<0.000040	<0.000050	0.18	0.0038	0.000011	<0.00020	0.00067	0.00019	<0.0020	<0.0020
02/09/2024	37	0.048	<0.000010	-	<0.00040	<0.00010	<0.0030	0.25	<0.000090	<0.000040	<0.000050	0.080	0.0058	<0.0000050	<0.00020	0.00047	0.00014	<0.0020	<0.0020
15/02/2024	38	0.047	<0.000010	-	<0.00040	0.00020	<0.0030	0.23	<0.000090	<0.000040	<0.000050	0.070	0.0044	<0.0000050	<0.00020	0.0012	0.00013	<0.0020	<0.0020
23/02/2024	39	0.040	<0.000010	-	<0.00040	0.00020	<0.0030	0.22	0.00011	<0.000040	<0.000050	0.070	0.0037	<0.0000050	<0.00020	0.00041	0.00014	<0.0020	<0.0020
03/01/2024	40	0.039	<0.000010	-	<0.00040	0.00020	<0.0030	0.21	<0.000090	<0.000040	<0.000050	0.050	0.0037	<0.0000050	<0.00020	0.00046	0.00019	<0.0020	<0.0020
03/08/2024	41	0.040	<0.000010	-	<0.00040	0.00020	<0.0030	0.21	<0.000090	<0.000040	<0.000050	0.060	0.0036	<0.0000050	<0.00020	0.00064	0.00015	<0.0020	<0.0020
15/03/2024	42	0.039	<0.000010	-	<0.00040	<0.00010	<0.0030	0.21	<0.000090	<0.000040	<0.000050	0.050	0.0038	<0.0000050	<0.00020	0.00039	0.00012	0.012	<0.0020
22/03/2024	43	0.043	<0.000010	-	<0.00040	0.00010	<0.0030	0.23	<0.000090	<0.000040	<0.000050	0.060	0.0034	<0.0000050	<0.00020	0.00037	0.00013	<0.0020	<0.0020
29/03/2024	44	0.042	<0.000010	-	<0.00040	0.00010	<0.0030	0.20	<0.000090	<0.000040	<0.000050	0.060	0.0035	<0.0000050	<0.00020	0.00040	0.00013	<0.0020	<0.0020
04/05/2024	45	-	-	-	-	-	-	-	-	-	-	-	-	-	-	-	-	-	-
04/12/2024	46	0.043	<0.000010	-	<0.00040	<0.00010	<0.0030	0.23	<0.000090	<0.000040	<0.000050	0.10	0.0037	0.0000050	<0.00020	0.00042	0.00011	<0.0020	<0.0020
19/04/2024	47	-	-	-	-	-	-	-	-	-	-	-	-	-	-	-	-	-	-
26/04/2024	48	0.043	<0.000010	-	<0.00040	0.00030	<0.0030	0.20	<0.000090	<0.000040	<0.000050	0.060	0.0042	<0.0000050	<0.00020	0.00048	0.00011	<0.0020	<0.0020
05/02/2024	49	-	-	-	-	-	-	-	-	-	-	-	-	-	-	-	-	-	-
05/10/2024	50	0.032	<0.000010	-	<0.00040	0.00020	<0.0030	0.19	<0.000090	<0.000040	<0.000050	0.050	0.0032	<0.0000050	<0.00020	0.00033	0.00012	<0.0020	<0.0020
17/05/2024	51	-	-	-	-	-	-	-	-	-	-	-	-	-	-	-	-	-	-
24/05/2024	52	0.035	<0.000010	-	<0.00040	0.00010	<0.0030	0.19	<0.000090	<0.000040	<0.000050	0.050	0.0033	<0.0000050	<0.00020	0.00036	0.00010	<0.0020	<0.0020
31/05/2024	53	-	-	-	-	-	-	-	-	-	-	-	-	-	-	-	-	-	-
06/07/2024	54	0.037	<0.000010	-	<0.00040	0.00010	<0.0030	0.24	<0.000090	<0.000040	<0.000050	0.070	0.0035	<0.0000050	<0.00020	0.00034	0.00016	<0.0020	<0.0020
14/06/2024	55	-	-	-	-	-	-	-	-	-	-	-	-	-	-	-	-	-	-
21/06/2024	56	0.031	<0.000010	-	<0.00040	<0.00010	<0.0030	0.20	0.00011	<0.000040	<0.000050	0.060	0.0032	<0.0000050	<0.00020	0.00033	0.00014	<0.0020	<0.0020
28/06/2024	57	-	-	-	-	-	-	-	-	-	-	-	-	-	-	-	-	-	-
07/05/2024	58	0.039	<0.000010	-	<0.00040	0.00010	<0.0030	0.21	<0.000090	<0.000040	<0.000050	0.060	0.0042	<0.0000050	<0.00020	0.00044	0.00012	<0.0020	<0.0020
07/12/2024	59	-	-	-	-	-	-	-	-	-	-	-	-	-	-	-	-	-	-
19/07/2024	60	0.037	<0.000010	-	0.0061	0.00010	0.0040	0.22	<0.000090	<0.000040	<0.000050	0.080	0.0039	<0.0000050	<0.00020	0.00044	0.00012	<0.0020	<0.0020
26/07/2024	61	-	-	-	-	-	-	-	-	-	-	-	-	-	-	-	-	-	-
08/02/2024	62	0.033	<0.000010	-	<0.00040	0.00020	<0.0030	0.20	<0.000090	<0.000040	<0.000050	0.060	0.0030	<0.0000050	<0.00020	0.00027	0.00010	<0.0020	<0.0020
08/09/2024	63	-	-	-	-	-	-	-	-	-	-	-	-	-	-	-	-	-	-
16/08/2024	64	0.034	<0.000010	-	<0.00040	0.00010	<0.0030	0.19	<0.000090	<0.000040	<0.000050	0.050	0.0031	<0.0000050	<0.00020	0.00027	0.00010	<0.0020	<0.0020
23/08/2024	65	-	-	-	-	-	-	-	-	-	-	-	-	-	-	-	-	-	-
30/08/2024	66	0.030	<0.000010	-	<0.00040	<0.00010	<0.0030	0.16	<0.000090	<0.000040	<0.000050	0.030	0.0030	<0.0000050	<0.00020	0.00057	0.000090	<0.0020	<0.0020
09/06/2024	67	-	-	-	-	-	-	-	-	-	-	-	-	-	-	-	-	-	-
13/09/2024	68	0.031	<0.000010	-	<0.00040	<0.00010	<0.0030	0.19	<0.000090	<0.000040	<0.000050	0.040	0.0030	<0.0000050	<0.00020	0.00019	0.00012	<0.0020	<0.0020

Table D-18: Mine Rock Humidity Cell Testing Results (HC-18)

Sample Date	Week Number	Magnesium (Mg)	Mercury (Hg)	Ultra Trace Mercury (Hg)	Molybdenum (Mo)	Nickel (Ni)	Phosphorus (P)	Potassium (K)	Lead (Pb)	Selenium (Se)	Silver (Ag)	Sodium (Na)	Strontium (Sr)	Thallium (Tl)	Tungsten (W)	Uranium (U)	Vanadium (V)	Zinc (Zn)	Zirconium (Zr)
Units:	-	mg/L	mg/L	mg/L	mg/L	mg/L	mg/L	mg/L	mg/L	mg/L	mg/L	mg/L	mg/L	mg/L	mg/L	mg/L	mg/L	mg/L	mg/L
20/09/2024	69	-	-	-	-	-	-	-	-	-	-	-	-	-	-	-	-	-	-
27/09/2024	70	0.026	<0.000010	-	<0.00040	<0.00010	<0.0030	0.18	<0.000090	<0.000040	<0.000050	0.10	0.0025	<0.0000050	<0.00020	0.00020	0.00010	<0.0020	<0.0020
10/04/2024	71	-	-	-	-	-	-	-	-	-	-	-	-	-	-	-	-	-	-
10/11/2024	72	0.028	<0.000010	-	<0.00040	<0.00010	<0.0030	0.17	<0.000090	<0.000040	<0.000050	0.040	0.0029	<0.0000050	<0.00020	0.00024	0.000090	<0.0020	<0.0020
18/10/2024	73	-	-	-	-	-	-	-	-	-	-	-	-	-	-	-	-	-	-
25/10/2024	74	0.025	<0.000010	-	<0.00040	0.00020	<0.0030	0.17	<0.000090	<0.000040	<0.000050	0.040	0.0027	<0.0000050	<0.00020	0.00018	0.000080	<0.0020	<0.0020
11/01/2024	75	-	-	-	-	-	-	-	-	-	-	-	-	-	-	-	-	-	-
11/08/2024	76	0.025	0.000010	-	<0.00040	0.00030	<0.0030	0.18	<0.000090	<0.000040	<0.000050	0.060	0.0028	<0.0000050	<0.00020	0.00015	0.000080	<0.0020	<0.0020
15/11/2024	77	-	-	-	-	-	-	-	-	-	-	-	-	-	-	-	-	-	-
22/11/2024	78	0.032	<0.000010	-	<0.00040	0.00080	0.011	0.18	<0.000090	<0.000040	<0.000050	0.080	0.0035	<0.0000050	<0.00020	0.00030	0.000090	<0.0020	<0.0020
29/11/2024	79	-	-	-	-	-	-	-	-	-	-	-	-	-	-	-	-	-	-
12/06/2024	80	0.024	<0.000010	-	<0.00040	<0.00010	<0.0030	0.18	<0.000090	<0.000040	<0.000050	0.040	0.0031	<0.0000050	<0.00020	0.00021	0.00011	<0.0020	<0.0020
13/12/2024	81	-	-	-	-	-	-	-	-	-	-	-	-	-	-	-	-	-	-
20/12/2024	82	0.024	<0.000010	-	<0.00040	<0.00010	<0.0030	0.16	<0.000090	<0.000040	<0.000050	0.050	0.0026	<0.0000050	<0.00020	0.00019	0.000090	<0.0020	<0.0020
27/12/2024	83	-	-	-	-	-	-	-	-	-	-	-	-	-	-	-	-	-	-
01/03/2025	84	0.028	<0.000010	-	<0.00040	<0.00010	<0.0030	0.19	<0.000090	<0.000040	<0.000050	0.060	0.0035	<0.0000050	<0.00020	0.00027	0.00010	<0.0020	<0.0020
01/10/2025	85	-	-	-	-	-	-	-	-	-	-	-	-	-	-	-	-	-	-
17/01/2025	86	0.019	<0.000010	-	<0.00040	0.00010	<0.0030	0.16	<0.000090	<0.000040	<0.000050	0.040	0.0025	<0.0000050	<0.00020	0.00019	0.000090	<0.0020	<0.0020
24/01/2025	87	-	-	-	-	-	-	-	-	-	-	-	-	-	-	-	-	-	-
31/01/2025	88	0.036	<0.000010	-	<0.00040	0.00070	<0.0030	0.20	0.00010	<0.000040	<0.000050	0.080	0.0027	<0.0000050	<0.00020	0.00021	0.00010	0.0020	<0.0020
02/07/2025	89	-	-	-	-	-	-	-	-	-	-	-	-	-	-	-	-	-	-
14/02/2025	90	0.027	<0.000010	-	<0.00040	0.00040	<0.0030	0.18	0.00010	<0.000040	<0.000050	0.050	0.0033	<0.0000050	<0.00020	0.00027	0.000080	0.11	<0.0020
21/02/2025	91	-	-	-	-	-	-	-	-	-	-	-	-	-	-	-	-	-	-
28/02/2025	92	0.020	<0.000010	-	<0.00040	<0.00010	<0.0030	0.16	<0.000090	<0.000040	<0.000050	0.050	0.0023	<0.0000050	<0.00020	0.00018	0.000090	0.026	<0.0020
03/07/2025	93	-	-	-	-	-	-	-	-	-	-	-	-	-	-	-	-	-	-
14/03/2025	94	0.026	<0.000010	-	<0.00040	<0.00010	<0.0030	0.17	<0.000090	<0.000040	<0.000050	0.060	0.0027	<0.0000050	<0.00020	0.00025	0.000090	<0.0020	<0.0020
21/03/2025	95	-	-	-	-	-	-	-	-	-	-	-	-	-	-	-	-	-	-
28/03/2025	96	0.020	<0.000010	-	<0.00040	<0.00010	<0.0030	0.15	<0.000090	<0.000040	<0.000050	0.050	0.0021	<0.0000050	<0.00020	0.00016	0.000080	<0.0020	<0.0020
04/04/2025	97	-	-	-	-	-	-	-	-	-	-	-	-	-	-	-	-	-	-
04/11/2025	98	0.022	<0.000010	-	<0.00040	<0.00010	<0.0030	0.15	<0.000090	<0.000040	<0.000050	0.040	0.0024	<0.0000050	<0.00020	0.00021	0.000080	<0.0020	<0.0020
18/04/2025	99	-	-	-	-	-	-	-	-	-	-	-	-	-	-	-	-	-	-
25/04/2025	100	0.024	<0.000010	-	<0.00040	<0.00010	<0.0030	0.15	<0.000090	<0.000040	<0.000050	0.050	0.0024	<0.0000050	<0.00020	0.00016	0.000080	<0.0020	<0.0020
05/02/2025	101	-	-	0.0000011	-	-	-	-	-	-	-	-	-	-	-	-	-	-	-
05/09/2025	102	0.023	<0.000010	0.0000010	<0.00040	<0.00010	<0.0030	0.15	<0.000090	<0.000040	<0.000050	0.040	0.0024	<0.0000050	<0.00020	0.00016	0.000060	<0.0020	<0.0020
16/05/2025	103	-	-	0.0000013	-	-	-	-	-	-	-	-	-	-	-	-	-	-	-
23/05/2025	104	0.024	<0.000010	0.0000010	<0.00040	0.0029	<0.0030	0.14	<0.000090	<0.000040	<0.000050	0.050	0.0023	<0.0000050	<0.00020	0.00016	0.000080	<0.0020	<0.0020
30/05/2025	105	-	-	-	-	-	-	-	-	-	-	-	-	-	-	-	-	-	-
06/06/2025	106	-	-	-	-	-	-	-	-	-	-	-	-	-	-	-	-	-	-
13/06/2025	107	-	-	-	-	-	-	-	-	-	-	-	-	-	-	-	-	-	-
20/06/2025	108	0.025	<0.000010	-	<0.00040	<0.00010	<0.0030	0.17	<0.000090	<0.000040	<0.000050	0.040	0.0022	<0.0000050	<0.00020	0.00020	0.000070	<0.0020	<0.0020
27/06/2025	109	-	-	-	-	-	-	-	-	-	-	-	-	-	-	-	-	-	-

Table D-19: Mine Rock Humidity Cell Testing Results (HC-19)

Sample Date	Week Number	Leachate Volume Recovered	pH	Electrical Conductivity	Alkalinity (to pH 4.5)	Acidity (to pH 8.3)	Sulphate	Fluoride	Chloride	Aluminum (Al)	Antimony (Sb)	Arsenic (As)	Beryllium (Be)	Boron (B)	Cadmium (Cd)	Calcium (Ca)	Chromium (Cr)	Cobalt (Co)	Copper (Cu)	Iron (Fe)
Units:	-	mL	pH Units	µS/cm	mg CaCO3/L	mg CaCO3/L	mg/L	mg/L	mg/L	mg/L	mg/L	mg/L	mg/L	mg/L	mg/L	mg/L	mg/L	mg/L	mg/L	mg/L
26/05/2023	0	722	7.8	18	11	<2.0	5.0	0.17	1.0	0.14	0.0018	0.0043	<0.0000070	0.0070	0.0000050	4.2	0.000090	0.000056	0.0074	<0.0070
06/02/2023	1	911	7.5	29	13	<2.0	<2.0	0.14	<1.0	0.093	0.0044	0.0044	<0.0000070	0.013	<0.0000030	3.5	0.00010	0.000055	0.0036	<0.0070
06/09/2023	2	991	7.2	30	14	<2.0	<2.0	0.22	<1.0	0.078	0.0044	0.0045	<0.0000070	0.0070	0.000039	4.2	<0.000080	0.00024	0.0023	<0.0070
16/06/2023	3	979	7.5	25	11	<2.0	<2.0	0.21	<1.0	0.069	0.0027	0.0039	<0.0000070	0.0040	<0.0000030	4.1	<0.000080	0.000039	0.0015	<0.0070
23/06/2023	4	989	7.4	23	12	<2.0	<2.0	0.17	<1.0	0.072	0.0019	0.0028	<0.0000070	0.0030	<0.0000030	4.2	<0.000080	0.000034	0.00080	<0.0070
30/06/2023	5	994	7.3	21	10	<2.0	<2.0	0.13	<1.0	0.073	0.0013	0.0023	<0.0000070	<0.0020	0.0000030	3.7	0.000090	0.000030	0.00060	<0.0070
07/07/2023	6	986	7.4	23	11	<2.0	<2.0	0.20	<1.0	0.062	0.0011	0.0021	<0.0000070	0.0020	<0.0000030	3.9	<0.000080	0.000028	0.00050	0.010
14/07/2023	7	999	7.5	23	10	<2.0	<2.0	0.19	<1.0	0.070	0.0010	0.0020	<0.0000070	0.0020	<0.0000030	4.0	<0.000080	0.000025	0.00040	<0.0070
20/07/2023	8	997	7.3	20	9.0	<2.0	<2.0	0.15	<1.0	0.066	0.00090	0.0016	<0.0000070	<0.0020	<0.0000030	3.3	<0.000080	0.000021	0.00040	<0.0070
28/07/2023	9	996	7.1	23	10	<2.0	<2.0	0.16	<1.0	0.060	<0.00090	0.0014	0.000012	<0.0020	<0.0000030	3.5	<0.000080	0.000020	0.0016	0.063
08/04/2023	10	1018	7.4	20	8.0	<2.0	<2.0	0.16	<1.0	0.059	<0.00090	0.0012	<0.0000070	<0.0020	<0.0000030	3.3	<0.000080	0.000013	0.0012	<0.0070
08/11/2023	11	991	7.2	23	8.0	<2.0	<2.0	0.16	<1.0	0.075	<0.00090	0.0015	<0.0000070	<0.0020	<0.0000030	4.0	<0.000080	0.000019	0.00030	<0.0070
18/08/2023	12	990	7.3	20	8.0	<2.0	<2.0	0.16	<1.0	0.073	<0.00090	0.0013	<0.0000070	<0.0020	<0.0000030	3.6	0.00010	0.000038	0.00090	0.0070
25/08/2023	13	1004	7.3	19	8.0	<2.0	<2.0	<0.060	<1.0	0.029	<0.00090	0.00040	<0.0000070	<0.0020	<0.0000030	3.9	<0.000080	0.000017	0.00030	<0.0070
09/01/2023	14	980	7.4	20	8.0	<2.0	<2.0	0.14	<1.0	0.065	<0.00090	0.0010	<0.0000070	<0.0020	<0.0000030	3.7	0.00019	0.0000080	<0.00020	<0.0070
09/08/2023	15	1003	7.2	18	8.0	<2.0	<2.0	0.12	<1.0	0.056	<0.00090	0.00080	<0.0000070	<0.0020	<0.0000030	3.1	<0.000080	0.000029	0.00050	<0.0070
15/09/2023	16	1011	6.9	18	8.0	<2.0	<2.0	0.13	<1.0	0.062	<0.00090	0.00090	<0.0000070	<0.0020	0.0000030	3.4	<0.000080	0.000019	0.00040	<0.0070
22/09/2023	17	1007	7.2	18	8.0	<2.0	<2.0	0.11	<1.0	0.070	<0.00090	0.0010	<0.0000070	<0.0020	<0.0000030	3.5	<0.000080	0.000010	<0.00020	<0.0070
29/09/2023	18	998	7.3	19	9.0	<2.0	<2.0	0.13	<1.0	0.054	<0.00090	0.00070	<0.0000070	<0.0020	<0.0000030	3.6	<0.000080	0.000017	0.00030	<0.0070
10/06/2023	19	989	7.4	21	9.0	<2.0	<2.0	0.12	<1.0	0.059	<0.00090	0.00070	<0.0000070	<0.0020	0.0000050	4.0	<0.000080	0.000013	0.0012	<0.0070
13/10/2023	20	1007	7.4	22	9.0	<2.0	<2.0	0.13	<1.0	0.065	<0.00090	0.00090	<0.0000070	<0.0020	<0.0000030	3.6	<0.000080	0.000013	0.00040	0.011
20/10/2023	21	1001	7.5	22	11	<2.0	<2.0	0.13	<1.0	0.067	<0.00090	0.00070	<0.0000070	<0.0020	0.0000030	3.7	<0.000080	0.000010	0.0011	<0.0070
27/10/2023	22	1009	7.3	17	8.0	<2.0	<2.0	0.10	1.0	0.061	<0.00090	0.00060	<0.0000070	<0.0020	<0.0000030	3.4	<0.000080	0.000011	<0.00020	<0.0070
11/03/2023	23	1006	7.2	19	8.0	<2.0	<2.0	0.11	<1.0	0.063	<0.00090	0.00050	<0.0000070	0.0030	<0.0000030	3.7	<0.000080	0.000035	0.0011	<0.0070
11/10/2023	24	1026	7.2	15	7.0	<2.0	<2.0	0.080	1.0	0.042	<0.00090	0.00040	<0.0000070	<0.0020	<0.0000030	2.9	<0.000080	0.000011	<0.00020	<0.0070
17/11/2023	25	970	7.0	10	4.0	<2.0	<2.0	<0.060	<1.0	0.037	<0.00090	0.00030	<0.0000070	<0.0020	<0.0000030	1.4	<0.000080	0.000011	0.00020	<0.0070
24/11/2023	26	948	7.1	11	4.0	<2.0	<2.0	<0.060	<1.0	0.059	<0.00090	0.00060	<0.0000070	<0.0020	<0.0000030	1.7	<0.000080	0.0000080	0.00020	<0.0070
12/01/2023	27	932	7.0	11	3.0	<2.0	<2.0	<0.060	<1.0	0.060	<0.00090	0.00040	<0.0000070	<0.0020	<0.0000030	2.0	<0.000080	0.0000070	0.00030	<0.0070
12/08/2023	28	942	6.9	10	4.0	<2.0	<2.0	<0.060	<1.0	0.052	<0.00090	0.00040	<0.0000070	<0.0020	0.0000030	1.9	<0.000080	0.0000090	0.00030	<0.0070
15/12/2023	29	949	7.4	20	9.0	<2.0	<2.0	<0.060	<1.0	0.10	<0.00090	0.00060	<0.0000070	<0.0020	0.0000040	3.8	<0.000080	0.000033	0.0012	0.0070
22/12/2023	30	928	7.1	12	5.0	<2.0	<2.0	<0.060	<1.0	0.057	<0.00090	0.00030	<0.0000070	<0.0020	0.0000050	1.7	<0.000080	0.0000060	0.00030	<0.0070
29/12/2023	31	928	7.0	11	3.0	<2.0	<2.0	<0.060	<1.0	0.044	<0.00090	0.00030	<0.0000070	<0.0020	<0.0000030	1.6	<0.000080	0.000012	0.00040	<0.0070
01/05/2024	32	997	7.1	16	6.0	<2.0	<2.0	<0.060	<1.0	0.032	<0.00090	0.00030	<0.0000070	<0.0020	<0.0000030	2.4	<0.000080	0.000015	0.00020	<0.0070
01/12/2024	33	936	7.2	11	5.0	<2.0	<2.0	0.13	<1.0	0.048	<0.00090	0.00030	<0.0000070	<0.0020	<0.0000030	1.6	<0.000080	0.000015	0.00030	<0.0070
19/01/2024	34	1001	7.1	14	5.0	<2.0	<2.0	<0.060	<1.0	0.038	<0.00090	0.00040	<0.0000070	<0.0020	<0.0000030	2.5	<0.000080	0.000017	<0.00020	<0.0070
26/01/2024	35	1014	7.0	14	6.0	<2.0	<2.0	<0.060	<1.0	0.031	<0.00090	0.00030	<0.0000070	<0.0020	0.000022	2.4	<0.000080	0.000011	<0.0020	<0.0070
02/02/2024	36	915	7.2	8.0	2.0	<2.0	<2.0	<0.060	<1.0	0.049	<0.00090	0.00040	<0.0000070	<0.0020	<0.0000030	1.5	<0.000080	0.0000050	<0.0020	<0.0070
02/09/2024	37	903	7.2	9.0	4.0	<2.0	<2.0	<0.060	<1.0	0.047	<0.00090	0.00020	<0.0000070	<0.0020	<0.0000030	1.5	<0.000080	0.0000070	<0.0010	<0.0070
15/02/2024	38	978	7.2	10	5.0	<2.0	<2.0	0.080	<1.0	0.032	<0.00090	0.00030	<0.0000070	<0.0020	<0.0000030	1.6	<0.000080	0.000020	<0.0010	<0.0070
23/02/2024	39	920	7.1	9.0	4.0	<2.0	<2.0	<0.060	<1.0	0.042	<0.00090	0.00040	<0.0000070	<0.0020	<0.0000030	1.4	<0.000080	0.0000090	<0.0010	<0.0070
03/01/2024	40	926	6.9	8.0	3.0	<2.0	<2.0	<0.060	<1.0	0.039	<0.00090	0.00020	<0.0000070	<0.0020	<0.0000030	1.3	<0.000080	0.0000060	<0.0010	<0.0070
03/08/2024	41	952	6.9	7.0	3.0	<2.0	<2.0	<0.060	<1.0	0.032	<0.00090	0.00030	<0.0000070	<0.0020	<0.0000030	1.4	<0.000080	0.000012	<0.0010	<0.0070
15/03/2024	42	941	7.1	7.0	4.0	<2.0	<2.0	<0.060	<1.0	0.041	<0.00090	0.00030	<0.0000070	<0.0020	<0.0000030	1.4	<0.000080	0.000013	<0.0010	<0.0070
22/03/2024	43	911	7.0	7.0	3.0	<2.0	<2.0	<0.060	<1.0	0.035	<0.00090	0.00030	<0.0000070	<0.0020	<0.0000030	1.5	<0.000080	0.000043	<0.0010	<0.0070
29/03/2024	44	946	7.2	8.0	3.0	<2.0	<2.0	<0.060	<1.0	0.027	<0.00090	0.00020	<0.0000070	<0.0020	<0.0000030	1.5	<0.000080	0.000014	<0.0010	<0.0070
04/05/2024	45	943	6.9	8.0	3.0	<2.0	<2.0	-	-	-	-	-	-	-	-	-	-	-	-	-
04/12/2024	46	976	6.9	7.0	3.0	<2.0	<2.0	<0.060	-	0.028	<0.00090	0.00030	<0.0000070	<0.0020	<0.0000030	1.5	<0.000080	0.000013	<0.0010	<0.0070
19/04/2024	47	1006	7.0	8.0	4.0	<2.0	<2.0	-	-	-	-	-	-	-	-	-	-	-	-	-
26/04/2024	48	1000	6.8	12	4.0	<2.0	<2.0	<0.060	-	0.022	<0.00090	0.00040	<0.0000070	0.0030	0.0000070	1.9	<0.000080	0.000042	<0.0010	<0.0070
05/02/2024	49	986	7.0	8.0	4.0	<2.0	<2.0	-	-	-	-	-	-	-	-	-	-	-	-	-
05/10/2024	50	960	7.0	8.0	4.0	<2.0	<2.0	<0.060	-	0.029	<0.00090	0.00020	<0.0000070	<0.0020	<0.0000030	1.5	<0.000080	0.000013	<0.0010	<0.0070
17/05/2024	51	1006	7.1	10	4.0	<2.0	<2.0	-	-	-	-	-	-	-	-	-	-	-	-	-
24/05/2024	52	997	7.1	9.0	4.0	<2.0	<2.0	<0.060	-	0.034	<0.00090	0.00020	<0.0000070	<0.0020	0.0000040	1.7	<0.000080	0.000014	<0.0010	<0.0070
31/05/2024	53	896	7.0	9.0	3.0	<2.0	<2.0	-	-	-	-	-	-	-	-	-	-	-	-	-
06/07/2024	54	903	6.9	8.0	3.0	<2.0	<2.0	<0.060	-	0.048	<0.00090	0.00030	<0.0000070	<0.0020	<0.0000030	1.7	0.000090	0.000042	<0.0010	<0.0070
14/06/2024	55	926	6.8	8.0	3.0	<2.0	<2.0	-	-	-	-	-	-	-	-	-	-	-	-	-
21/06/2024	56	934	6.8	9.0	4.0	<2.0	0.60	<0.060	-	0.033	<0.00090	0.00030	<0.0000070	<0.0020	<0.0000030	1.6	<0.000080	0.0000070	<0.0010	<0.0070
28/06/2024	57	942	6.7	7.0	3.0	<2.0	0.50	-	-	-	-	-	-	-	-	-	-	-	-	-
07/05/2024	58	997	7.2	12	6.0	<2.0	0.50	<0.060	-	0.022	<0.00090	0.00030	<0.0000070	<0.0020	0.0000030	2.3	<0.000080	0.000014	<0.0010	<0.0070
07/12/2024	59	945	7.0	9.0	3.0	<2.0	0.60	-	-	-	-	-	-	-	-	-	-	-	-	-
19/07/2024	60	1010	7.2	11	5.0	<2.0	0.60	-	-	0.027	<0.00090	0.00020	<0.0000070	<0.0020	<0.0000030	2.2	<0.000080	0.000017	<0.0010	<0.0070
26/07/2024	61	970	7.1	12	14	<2.0	0.50	-	-	-	-	-	-	-	-	-	-	-	-	-
08/02/2024	62	946	6.7	9.0	3.0	<2.0	0.60	-	-	0.030	<0.00090	<0.00020	<0.0000070	<0.0020	0.0000060	1.6	<0.000080	0.000012	<0.0010	<0.0070
08/09/2024	63	980	6.9	9.0	3.0	<2.0	0.50	-	-	-	-	-	-	-	-	-	-	-	-	-
16/08/2024	64	981	6.9	7.0	3.0	<2.0	0.60	-	-	0.026	<0.00090	0.00030	<0.0000070	<0.0020	0.0000070	1.4	<0.000080	0.000019	<0.0010	<0.0070
23/08/2024	65	929	6.6	9.0	3.0	<2.0	0.60	-	-	-	-	-	-	-	-	-	-	-	-	-
30/08/2024	66	994	6.7	7.0	2.0	<2.0	0.50	-	-	0.023	<0.00090	0.00020	<0.0000070	<0.0020	0.0000030	1.4	<0.000080	0.000017	<0.0010	<0.0070
09/06/2024	67	972	6.8	7.0	2.0	<2.0	0.50	-	-	-	-	-	-	-	-	-	-	-	-	-
13/09/2024	68	979	6.9	8.0	3.0	<2.0	0.50	-	-	0.020	<0.00090	0.00020	<0.0000070	<0.0020	<0.0000030	1.4	0.000080	0.000025	<0.0010	0.015

Table D-19: Mine Rock Humidity Cell Testing Results (HC-19)

Sample Date	Week Number	Leachate Volume Recovered	pH	Electrical Conductivity	Alkalinity (to pH 4.5)	Acidity (to pH 8.3)	Sulphate	Fluoride	Chloride	Aluminum (Al)	Antimony (Sb)	Arsenic (As)	Beryllium (Be)	Boron (B)	Cadmium (Cd)	Calcium (Ca)	Chromium (Cr)	Cobalt (Co)	Copper (Cu)	Iron (Fe)
Units:	-	mL	pH Units	µS/cm	mg CaCO3/L	mg CaCO3/L	mg/L	mg/L	mg/L	mg/L	mg/L	mg/L	mg/L	mg/L	mg/L	mg/L	mg/L	mg/L	mg/L	mg/L
20/09/2024	69	929	6.7	8.0	3.0	5.0	0.50	-	-	-	-	-	-	-	-	-	-	-	-	-
27/09/2024	70	913	6.9	9.0	4.0	<2.0	0.50	-	-	0.035	<0.00090	<0.00020	<0.0000070	<0.0020	0.0000030	1.4	<0.000080	0.0000080	<0.0010	<0.0070
10/04/2024	71	972	6.8	8.0	3.0	<2.0	0.50	-	-	-	-	-	-	-	-	-	-	-	-	-
10/11/2024	72	980	6.8	7.0	2.0	<2.0	0.40	-	-	0.027	<0.00090	0.00020	<0.0000070	<0.0020	0.0000030	1.2	<0.000080	0.0000070	<0.0010	<0.0070
18/10/2024	73	999	6.8	8.0	3.0	<2.0	0.60	-	-	-	-	-	-	-	-	-	-	-	-	-
25/10/2024	74	973	6.7	9.0	3.0	<2.0	0.50	-	-	0.025	<0.00090	0.00020	<0.0000070	<0.0020	<0.0000030	1.4	<0.000080	0.0000080	<0.0010	<0.0070
11/01/2024	75	942	6.6	7.0	2.0	<2.0	0.50	-	-	-	-	-	-	-	-	-	-	-	-	-
11/08/2024	76	948	6.9	6.0	3.0	<2.0	0.50	-	-	0.028	<0.00090	0.00030	<0.0000070	<0.0020	<0.0000030	1.3	<0.000080	0.000016	<0.0010	<0.0070
15/11/2024	77	1004	6.9	14	6.0	<2.0	0.50	-	-	-	-	-	-	-	-	-	-	-	-	-
22/11/2024	78	998	7.2	10	6.0	<2.0	0.50	-	-	0.024	<0.00090	<0.00020	<0.0000070	<0.0020	<0.0000030	2.0	0.000090	0.000025	<0.0010	<0.0070
29/11/2024	79	1000	6.9	10	4.0	<2.0	0.60	-	-	-	-	-	-	-	-	-	-	-	-	-
12/06/2024	80	1013	6.8	12	6.0	<2.0	0.60	-	-	0.024	<0.00090	0.00020	<0.0000070	<0.0020	0.0000060	2.3	<0.000080	0.000010	<0.0010	<0.0070
13/12/2024	81	945	6.8	10	5.0	<2.0	0.70	-	-	-	-	-	-	-	-	-	-	-	-	-
20/12/2024	82	1000	6.7	7.0	3.0	<2.0	0.60	-	-	0.023	<0.00090	<0.00020	<0.0000070	<0.0020	<0.0000030	1.3	<0.000080	0.000027	<0.0010	<0.0070
27/12/2024	83	927	6.7	9.0	4.0	<2.0	0.80	-	-	-	-	-	-	-	-	-	-	-	-	-
01/03/2025	84	1039	6.9	12	5.0	<2.0	0.60	-	-	0.021	<0.00090	<0.00020	<0.0000070	<0.0020	<0.0000030	2.1	<0.000080	0.0000050	<0.0010	<0.0070
01/10/2025	85	923	6.8	9.0	4.0	<2.0	0.70	-	-	-	-	-	-	-	-	-	-	-	-	-
17/01/2025	86	893	6.8	7.0	4.0	<2.0	0.60	-	-	0.031	<0.00090	<0.00020	<0.0000070	<0.0020	<0.0000030	1.2	<0.000080	0.000010	<0.0010	<0.0070
24/01/2025	87	891	6.9	8.0	4.0	<2.0	0.60	-	-	-	-	-	-	-	-	-	-	-	-	-
31/01/2025	88	885	7.0	8.0	4.0	<2.0	0.40	-	-	0.039	<0.00090	0.00020	<0.0000070	<0.0020	<0.0000030	1.4	<0.000080	<0.0000040	<0.0010	<0.0070
02/07/2025	89	898	6.7	8.0	4.0	<2.0	0.50	-	-	-	-	-	-	-	-	-	-	-	-	-
14/02/2025	90	977	7.1	12	6.0	<2.0	0.60	-	-	0.027	<0.00090	<0.00020	<0.0000070	<0.0020	<0.0000030	1.8	<0.000080	0.0000040	<0.0010	<0.0070
21/02/2025	91	900	7.0	7.0	3.0	<2.0	0.40	-	-	-	-	-	-	-	-	-	-	-	-	-
28/02/2025	92	904	6.8	7.0	4.0	<2.0	0.50	-	-	0.036	<0.00090	<0.00020	<0.0000070	<0.0020	0.0000050	1.4	<0.000080	0.0000070	<0.0010	<0.0070
03/07/2025	93	901	6.8	10	4.0	<2.0	0.50	-	-	-	-	-	-	-	-	-	-	-	-	-
14/03/2025	94	973	7.0	8.0	3.0	<2.0	0.50	-	-	0.018	<0.00090	0.00020	<0.0000070	<0.0020	0.0000030	1.5	<0.000080	0.0000080	<0.0010	<0.0070
21/03/2025	95	949	6.8	8.0	4.0	<2.0	0.60	-	-	-	-	-	-	-	-	-	-	-	-	-
28/03/2025	96	900	6.9	6.0	3.0	<2.0	0.50	-	-	0.030	<0.00090	<0.00020	<0.0000070	<0.0020	<0.0000030	1.3	<0.000080	0.0000090	<0.0010	<0.0070
04/04/2025	97	878	7.0	8.0	4.0	<2.0	0.60	-	-	-	-	-	-	-	-	-	-	-	-	-
04/11/2025	98	903	6.9	7.0	2.0	<2.0	0.60	-	-	0.011	<0.00090	0.00020	<0.0000070	<0.0020	<0.0000030	1.1	<0.000080	0.000010	<0.0010	<0.0070
18/04/2025	99	918	6.8	5.0	3.0	<2.0	0.50	-	-	-	-	-	-	-	-	-	-	-	-	-
25/04/2025	100	932	6.9	7.0	4.0	<2.0	0.50	-	-	0.021	<0.00090	0.00030	<0.0000070	<0.0020	<0.0000030	1.3	<0.000080	0.000019	<0.0010	<0.0070
05/02/2025	101	926	6.5	5.0	3.0	2.0	0.50	-	-	-	-	-	-	-	-	-	-	-	-	-
05/09/2025	102	922	6.7	6.0	4.0	<2.0	0.80	-	-	0.022	<0.00090	<0.00020	<0.0000070	<0.0020	<0.0000030	1.4	<0.000080	0.0000050	<0.0010	<0.0070
16/05/2025	103	930	6.7	6.0	2.0	2.0	0.50	-	-	-	-	-	-	-	-	-	-	-	-	-
23/05/2025	104	924	6.7	6.0	3.0	<2.0	0.50	-	-	0.022	<0.00090	<0.00020	<0.0000070	<0.0020	<0.0000030	1.2	<0.000080	0.000010	<0.0010	<0.0070
30/05/2025	105	926	6.9	5.0	4.0	<2.0	0.40	-	-	-	-	-	-	-	-	-	-	-	-	-
06/06/2025	106	961	6.6	6.0	3.0	3.0	0.60	-	-	-	-	-	-	-	-	-	-	-	-	-
13/06/2025	107	956	7.0	5.0	3.0	<2.0	0.40	-	-	-	-	-	-	-	-	-	-	-	-	-
20/06/2025	108	908	7.2	5.0	3.0	<2.0	0.50	-	-	0.022	<0.00090	<0.00020	<0.0000070	<0.0020	<0.0000030	1.5	<0.000080	0.0000090	<0.0010	<0.0070
27/06/2025	109	943	7.0	5.0	3.0	<2.0	0.60	-	-	-	-	-	-	-	-	-	-	-	-	-

Table D-19: Mine Rock Humidity Cell Testing Results (HC-19)

Sample Date	Week Number	Magnesium (Mg)	Mercury (Hg)	Ultra Trace Mercury (Hg)	Molybdenum (Mo)	Nickel (Ni)	Phosphorus (P)	Potassium (K)	Lead (Pb)	Selenium (Se)	Silver (Ag)	Sodium (Na)	Strontium (Sr)	Thallium (Tl)	Tungsten (W)	Uranium (U)	Vanadium (V)	Zinc (Zn)	Zirconium (Zr)
Units:	-	mg/L	mg/L	mg/L	mg/L	mg/L	mg/L	mg/L	mg/L	mg/L	mg/L	mg/L	mg/L	mg/L	mg/L	mg/L	mg/L	mg/L	mg/L
26/05/2023	0	0.34	<0.000010	-	0.0011	0.00060	0.0040	3.0	<0.000090	0.00013	<0.000050	3.8	0.015	0.0000060	0.00048	0.00068	0.00024	<0.0020	<0.0020
06/02/2023	1	0.31	<0.000010	-	0.00093	0.00010	<0.0030	1.8	<0.000090	0.00016	<0.000050	2.0	0.013	0.0000050	0.0017	0.0015	0.00017	<0.0020	<0.0020
06/09/2023	2	0.38	<0.000010	-	0.00050	0.00010	<0.0030	1.3	0.00042	<0.000040	<0.000050	1.1	0.017	0.0000090	0.0010	0.0049	0.00014	<0.0020	<0.0020
16/06/2023	3	0.27	<0.000010	-	0.00024	<0.00010	<0.0030	0.88	<0.000090	<0.000040	<0.000050	0.52	0.015	<0.0000050	0.00035	0.0036	0.00013	<0.0020	<0.0020
23/06/2023	4	0.21	<0.000010	-	0.00019	0.00010	<0.0030	0.81	<0.000090	0.000050	<0.000050	0.35	0.015	<0.0000050	0.00025	0.0032	0.00010	<0.0020	<0.0020
30/06/2023	5	0.17	<0.000010	-	0.00020	<0.00010	<0.0030	0.63	<0.000090	<0.000040	<0.000050	0.24	0.012	<0.0000050	0.00019	0.0019	0.00010	<0.0020	<0.0020
07/07/2023	6	0.14	<0.000010	-	0.00027	<0.00010	<0.0030	0.59	<0.000090	<0.000040	<0.000050	0.16	0.013	<0.0000050	0.00016	0.0019	0.000080	<0.0020	<0.0020
14/07/2023	7	0.15	<0.000010	-	0.00034	<0.00010	<0.0030	0.62	<0.000090	<0.000040	<0.000050	0.26	0.012	<0.0000050	0.00017	0.0014	0.000080	<0.0020	<0.0020
20/07/2023	8	0.12	<0.000010	-	0.00029	0.00010	<0.0030	0.50	<0.000090	<0.000040	<0.000050	0.13	0.0090	0.000010	0.00011	0.0011	0.000060	<0.0020	<0.0020
28/07/2023	9	0.11	<0.000010	-	0.00022	0.00020	<0.0030	0.50	<0.000090	0.000050	<0.000050	0.14	0.0093	0.0000050	0.000070	0.00093	0.000080	0.0020	<0.0020
08/04/2023	10	0.10	<0.000010	-	0.00041	<0.00010	<0.0030	0.48	<0.000090	<0.000040	<0.000050	0.17	0.0090	<0.0000050	0.000060	0.00077	0.000080	<0.0020	<0.0020
08/11/2023	11	0.098	<0.000010	-	0.00018	<0.00010	<0.0030	0.51	<0.000090	<0.000040	<0.000050	0.14	0.0099	<0.0000050	0.000050	0.00075	0.000070	<0.0020	<0.0020
18/08/2023	12	0.10	<0.000010	-	0.00026	<0.00010	<0.0030	0.50	<0.000090	<0.000040	<0.000050	0.17	0.0090	<0.0000050	0.000050	0.00087	0.000080	<0.0020	<0.0020
25/08/2023	13	0.22	<0.000010	-	0.00016	<0.00010	<0.0030	0.40	<0.000090	<0.000040	<0.000050	0.15	0.0093	<0.0000050	0.000030	0.00014	0.00085	<0.0020	<0.0020
09/01/2023	14	0.076	<0.000010	-	0.00020	<0.00010	<0.0030	0.45	<0.000090	0.000070	<0.000050	0.10	0.0083	<0.0000050	0.000020	0.00050	0.00013	<0.0020	<0.0020
09/08/2023	15	0.068	<0.000010	-	0.00019	0.00010	<0.0030	0.40	<0.000090	<0.000040	<0.000050	0.13	0.0071	<0.0000050	0.000040	0.00043	0.000050	<0.0020	<0.0020
15/09/2023	16	0.067	<0.000010	-	0.00047	<0.00010	<0.0030	0.38	<0.000090	0.000050	<0.000050	0.070	0.0080	0.0000050	0.000050	0.00039	0.000060	<0.0020	<0.0020
22/09/2023	17	0.074	<0.000010	-	0.00049	<0.00010	<0.0030	0.43	<0.000090	<0.000040	<0.000050	0.10	0.0075	<0.0000050	0.00033	0.0011	0.000060	<0.0020	<0.0020
29/09/2023	18	0.070	<0.000010	-	0.00083	<0.00010	<0.0030	0.44	<0.000090	<0.000040	<0.000050	0.13	0.0075	0.0000050	0.000030	0.00053	0.000060	<0.0020	<0.0020
10/06/2023	19	0.075	<0.000010	-	0.00026	<0.00010	<0.0030	0.45	<0.000090	<0.000040	<0.000050	0.10	0.0083	0.0000050	0.000040	0.00043	0.000050	<0.0020	<0.0020
13/10/2023	20	0.061	<0.000010	-	0.00046	0.00010	<0.0030	0.38	<0.000090	<0.000040	<0.000050	0.090	0.0071	<0.0000050	0.000030	0.00025	0.000050	<0.0020	<0.0020
20/10/2023	21	0.069	<0.000010	-	0.00012	0.00080	<0.0030	0.37	<0.000090	<0.000040	<0.000050	0.090	0.0074	0.0000050	0.000030	0.00032	0.000040	<0.0020	<0.0020
27/10/2023	22	0.056	<0.000010	-	0.00018	<0.00010	<0.0030	0.38	<0.000090	<0.000040	<0.000050	0.12	0.0060	<0.0000050	0.000030	0.00020	0.000050	<0.0020	<0.0020
11/03/2023	23	0.12	<0.000010	-	0.00041	0.0015	<0.0030	0.41	<0.000090	<0.000040	<0.000050	0.38	0.0039	<0.0000050	<0.000020	0.00017	0.000070	<0.0020	<0.0020
11/10/2023	24	0.041	0.000010	-	0.000090	<0.00010	<0.0030	0.30	<0.000090	<0.000040	<0.000050	0.060	0.0055	<0.0000050	<0.000020	0.00015	0.000060	<0.0020	<0.0020
17/11/2023	25	0.019	<0.000010	-	0.00035	<0.00010	<0.0030	0.17	<0.000090	<0.000040	<0.000050	0.020	0.0029	<0.0000050	<0.000020	0.00012	0.000030	<0.0020	<0.0020
24/11/2023	26	0.028	<0.000010	-	0.00011	<0.00010	<0.0030	0.25	<0.000090	<0.000040	<0.000050	0.040	0.0031	<0.0000050	0.000020	0.00015	0.000040	<0.0020	<0.0020
12/01/2023	27	0.034	<0.000010	-	0.00018	<0.00010	<0.0030	0.24	<0.000090	<0.000040	<0.000050	0.050	0.0033	<0.0000050	<0.000020	0.000086	0.000040	<0.0020	<0.0020
12/08/2023	28	0.032	<0.000010	-	0.00044	<0.00010	<0.0030	0.29	<0.000090	<0.000040	<0.000050	0.070	0.0030	<0.0000050	<0.000020	0.000092	0.000040	<0.0020	<0.0020
15/12/2023	29	0.052	<0.000010	-	0.00027	<0.00010	<0.0030	0.39	0.00017	<0.000040	<0.000050	0.070	0.0064	<0.0000050	0.000030	0.00026	0.000050	<0.0020	<0.0020
22/12/2023	30	0.032	<0.000010	-	0.0089	<0.00010	<0.0030	0.25	<0.000090	<0.000040	<0.000050	0.060	0.0035	<0.0000050	0.000030	0.000063	0.000050	<0.0020	<0.0020
29/12/2023	31	0.031	<0.000010	-	0.00036	0.00010	0.0040	0.25	<0.000090	<0.000040	<0.000050	0.060	0.0033	<0.0000050	<0.000020	0.000098	0.000030	<0.0020	<0.0020
01/05/2024	32	0.042	<0.000010	-	0.00012	<0.00010	<0.0030	0.28	<0.000090	<0.000040	<0.000050	0.060	0.0048	<0.0000050	<0.000020	0.00014	0.000050	<0.0020	<0.0020
01/12/2024	33	0.029	<0.000010	-	0.00048	0.00020	<0.0030	0.26	<0.000090	<0.000040	<0.000050	0.050	0.0031	<0.0000050	<0.000020	0.00030	0.000030	<0.0020	<0.0020
19/01/2024	34	0.041	<0.000010	-	0.00056	0.00010	<0.0030	0.29	<0.000090	<0.000040	<0.000050	0.030	0.0042	<0.0000050	<0.000020	0.00014	0.000030	<0.0020	<0.0020
26/01/2024	35	0.038	<0.000010	-	0.031	0.00020	<0.0030	0.24	<0.000090	<0.000040	<0.000050	0.060	0.0044	0.0000050	<0.00020	0.00014	0.000040	0.86	<0.0020
02/02/2024	36	0.050	<0.000010	-	<0.00040	0.00020	<0.0030	0.26	<0.000090	0.000040	<0.000050	0.10	0.0026	0.0000070	<0.00020	0.00024	0.000040	<0.0020	<0.0020
02/09/2024	37	0.025	<0.000010	-	<0.00040	<0.00010	<0.0030	0.25	<0.000090	<0.000040	<0.000050	0.050	0.0027	<0.0000050	<0.00020	0.0010	0.000030	<0.0020	<0.0020
15/02/2024	38	0.032	<0.000010	-	0.00040	0.00020	<0.0030	0.23	<0.000090	<0.000040	<0.000050	0.070	0.0033	<0.0000050	<0.00020	0.00025	0.000060	<0.0020	<0.0020
23/02/2024	39	0.026	<0.000010	-	0.0016	0.00010	<0.0030	0.22	<0.000090	<0.000040	<0.000050	0.060	0.0027	<0.0000050	<0.00020	0.0011	0.000030	<0.0020	<0.0020
03/01/2024	40	0.029	<0.000010	-	<0.00040	0.00010	<0.0030	0.21	<0.000090	<0.000040	<0.000050	0.040	0.0028	<0.0000050	<0.00020	0.00029	0.000030	<0.0020	<0.0020
03/08/2024	41	0.027	<0.000010	-	<0.00040	<0.00010	<0.0030	0.23	<0.000090	<0.000040	<0.000050	0.040	0.0028	<0.0000050	<0.00020	0.000074	0.000040	<0.0020	<0.0020
15/03/2024	42	0.031	<0.000010	-	<0.00040	<0.00010	<0.0030	0.22	<0.000090	<0.000040	<0.000050	0.050	0.0030	<0.0000050	<0.00020	0.000085	0.000050	<0.0020	<0.0020
22/03/2024	43	0.028	<0.000010	-	0.00050	0.00020	<0.0030	0.22	<0.000090	<0.000040	<0.000050	0.050	0.0026	<0.0000050	<0.00020	0.000060	0.000030	<0.0020	<0.0020
29/03/2024	44	0.031	<0.000010	-	<0.00040	0.00010	<0.0030	0.21	0.00014	<0.000040	<0.000050	0.060	0.0029	<0.0000050	<0.00020	0.000088	0.000020	<0.0020	<0.0020
04/05/2024	45	-	-	-	-	-	-	-	-	-	-	-	-	-	-	-	-	-	-
04/12/2024	46	0.030	<0.000010	-	<0.00040	<0.00010	<0.0030	0.23	<0.000090	<0.000040	<0.000050	0.060	0.0031	<0.0000050	<0.00020	0.00012	0.000020	<0.0020	<0.0020
19/04/2024	47	-	-	-	-	-	-	-	-	-	-	-	-	-	-	-	-	-	-
26/04/2024	48	0.029	<0.000010	-	<0.00040	0.00030	<0.0030	0.22	0.00028	<0.000040	<0.000050	0.070	0.0035	<0.0000050	<0.00020	0.00012	0.000080	<0.0020	<0.0020
05/02/2024	49	-	-	-	-	-	-	-	-	-	-	-	-	-	-	-	-	-	-
05/10/2024	50	0.025	<0.000010	-	<0.00040	<0.00010	<0.0030	0.21	<0.000090	<0.000040	<0.000050	0.040	0.0028	<0.0000050	<0.00020	0.000096	0.000030	<0.0020	<0.0020
17/05/2024	51	-	-	-	-	-	-	-	-	-	-	-	-	-	-	-	-	-	-
24/05/2024	52	0.026	<0.000010	-	<0.00040	<0.00010	<0.0030	0.22	<0.000090	<0.000040	<0.000050	0.090	0.0029	<0.0000050	<0.00020	0.00010	0.000030	<0.0020	<0.0020
31/05/2024	53	-	-	-	-	-	-	-	-	-	-	-	-	-	-	-	-	-	-
06/07/2024	54	0.028	<0.000010	-	<0.00040	0.00020	<0.0030	0.26	<0.000090	<0.000040	<0.000050	0.050	0.0032	<0.0000050	<0.00020	0.000077	0.000060	<0.0020	<0.0020
14/06/2024	55	-	-	-	-	-	-	-	-	-	-	-	-	-	-	-	-	-	-
21/06/2024	56	0.025	0.000010	-	<0.00040	<0.00010	<0.0030	0.24	<0.000090	<0.000040	<0.000050	0.040	0.0034	<0.0000050	<0.00020	0.000085	0.000040	<0.0020	<0.0020
28/06/2024	57	-	-	-	-	-	-	-	-	-	-	-	-	-	-	-	-	-	-
07/05/2024	58	0.030	<0.000010	-	<0.00040	0.00010	<0.0030	0.22	<0.000090	<0.000040	<0.000050	0.050	0.0039	<0.0000050	<0.00020	0.00010	0.000040	<0.0020	<0.0020
07/12/2024	59	-	-	-	-	-	-	-	-	-	-	-	-	-	-	-	-	-	-
19/07/2024	60	0.028	<0.000010	-	0.00040	<0.00010	<0.0030	0.24	<0.000090	<0.000040	<0.000050	0.060	0.0036	<0.0000050	<0.00020	0.00010	0.000030	<0.0020	<0.0020
26/07/2024	61	-	-	-	-	-	-	-	-	-	-	-	-	-	-	-	-	-	-
08/02/2024	62	0.023	<0.000010	-	0.0019	<0.00010	<0.0030	0.23	<0.000090	<0.000040	<0.000050	0.040	0.0027	<0.0000050	<0.00020	0.000075	0.000030	<0.0020	<0.0020
08/09/2024	63	-	-	-	-	-	-	-	-	-	-	-	-	-	-	-	-	-	-
16/08/2024	64	0.021	<0.000010	-	<0.00040	<0.00010	<0.0030	0.19	<0.000090	<0.000040	<0.000050	0.030	0.0026	<0.0000050	<0.00020	0.000059	0.000020	<0.0020	<0.0020
23/08/2024	65	-	-	-	-	-	-	-	-	-	-	-	-	-	-	-	-	-	-
30/08/2024	66	0.020	<0.000010	-	<0.00040	<0.00010	<0.0030	0.17	<0.000090	<0.000040	<0.000050	0.020	0.0025	<0.0000050	<0.00020	0.00010	0.000010	<0.0020	<0.0020
09/06/2024	67	-	-	-	-	-	-	-	-	-	-	-	-	-	-	-	-	-	-
13/09/2024	68	0.023	<0.000010	-	<0.00040	0.00030	<0.0030	0.20	<0.000090	<0.000040	<0.000050	0.030	0.0027	<0.0000050	<0.00020	0.00010	0.000040	<0.0020	<0.0020

Table D-19: Mine Rock Humidity Cell Testing Results (HC-19)

Sample Date	Week Number	Magnesium (Mg)	Mercury (Hg)	Ultra Trace Mercury (Hg)	Molybdenum (Mo)	Nickel (Ni)	Phosphorus (P)	Potassium (K)	Lead (Pb)	Selenium (Se)	Silver (Ag)	Sodium (Na)	Strontium (Sr)	Thallium (Tl)	Tungsten (W)	Uranium (U)	Vanadium (V)	Zinc (Zn)	Zirconium (Zr)
Units:	-	mg/L	mg/L	mg/L	mg/L	mg/L	mg/L	mg/L	mg/L	mg/L	mg/L	mg/L	mg/L	mg/L	mg/L	mg/L	mg/L	mg/L	mg/L
20/09/2024	69	-	-	-	-	-	-	-	-	-	-	-	-	-	-	-	-	-	-
27/09/2024	70	0.022	<0.000010	-	<0.00040	<0.00010	<0.0030	0.22	<0.000090	<0.000040	<0.000050	0.070	0.0025	<0.0000050	<0.00020	0.000055	0.000020	<0.0020	<0.0020
10/04/2024	71	-	-	-	-	-	-	-	-	-	-	-	-	-	-	-	-	-	-
10/11/2024	72	0.019	<0.000010	-	<0.00040	<0.00010	<0.0030	0.17	<0.000090	<0.000040	<0.000050	0.040	0.0023	<0.0000050	<0.00020	0.000059	0.000020	<0.0020	<0.0020
18/10/2024	73	-	-	-	-	-	-	-	-	-	-	-	-	-	-	-	-	-	-
25/10/2024	74	0.023	<0.000010	-	<0.00040	<0.00010	<0.0030	0.20	0.00013	<0.000040	<0.000050	0.040	0.0028	<0.0000050	<0.00020	0.000048	0.000020	<0.0020	<0.0020
11/01/2024	75	-	-	-	-	-	-	-	-	-	-	-	-	-	-	-	-	-	-
11/08/2024	76	0.023	<0.000010	-	<0.00040	0.00040	<0.0030	0.20	<0.000090	<0.000040	<0.000050	0.050	0.0023	<0.0000050	<0.00020	0.000035	0.000030	0.0040	<0.0020
15/11/2024	77	-	-	-	-	-	-	-	-	-	-	-	-	-	-	-	-	-	-
22/11/2024	78	0.028	<0.000010	-	<0.00040	0.00090	0.012	0.19	<0.000090	<0.000040	<0.000050	0.060	0.0030	<0.0000050	<0.00020	0.000071	0.000030	<0.0020	<0.0020
29/11/2024	79	-	-	-	-	-	-	-	-	-	-	-	-	-	-	-	-	-	-
12/06/2024	80	0.025	<0.000010	-	<0.00040	<0.00010	<0.0030	0.21	<0.000090	<0.000040	<0.000050	0.030	0.0035	<0.0000050	<0.00020	0.00011	0.000030	<0.0020	<0.0020
13/12/2024	81	-	-	-	-	-	-	-	-	-	-	-	-	-	-	-	-	-	-
20/12/2024	82	0.020	<0.000010	-	<0.00040	0.0012	<0.0030	0.18	<0.000090	<0.000040	<0.000050	0.030	0.0022	<0.0000050	<0.00020	0.000048	0.000020	<0.0020	<0.0020
27/12/2024	83	-	-	-	-	-	-	-	-	-	-	-	-	-	-	-	-	-	-
01/03/2025	84	0.020	<0.000010	-	<0.00040	<0.00010	<0.0030	0.19	<0.000090	<0.000040	<0.000050	0.040	0.0032	<0.0000050	<0.00020	0.000083	0.000020	<0.0020	<0.0020
01/10/2025	85	-	-	-	-	-	-	-	-	-	-	-	-	-	-	-	-	-	-
17/01/2025	86	0.016	<0.000010	-	<0.00040	<0.00010	<0.0030	0.17	<0.000090	<0.000040	<0.000050	0.030	0.0022	<0.0000050	<0.00020	0.000042	0.000020	<0.0020	<0.0020
24/01/2025	87	-	-	-	-	-	-	-	-	-	-	-	-	-	-	-	-	-	-
31/01/2025	88	0.021	<0.000010	-	<0.00040	<0.00010	<0.0030	0.21	<0.000090	<0.000040	<0.000050	0.040	0.0023	<0.0000050	<0.00020	0.000040	0.000040	<0.0020	<0.0020
02/07/2025	89	-	-	-	-	-	-	-	-	-	-	-	-	-	-	-	-	-	-
14/02/2025	90	0.022	<0.000010	-	<0.00040	<0.00010	<0.0030	0.20	<0.000090	<0.000040	<0.000050	0.030	0.0030	<0.0000050	<0.00020	0.000063	0.000020	<0.0020	<0.0020
21/02/2025	91	-	-	-	-	-	-	-	-	-	-	-	-	-	-	-	-	-	-
28/02/2025	92	0.018	<0.000010	-	<0.00040	<0.00010	0.0030	0.19	0.00011	<0.000040	<0.000050	0.040	0.0023	<0.0000050	<0.00020	0.000044	0.000030	<0.0020	<0.0020
03/07/2025	93	-	-	-	-	-	-	-	-	-	-	-	-	-	-	-	-	-	-
14/03/2025	94	0.020	<0.000010	-	<0.00040	<0.00010	<0.0030	0.18	<0.000090	<0.000040	<0.000050	0.040	0.0026	<0.0000050	<0.00020	0.000054	0.000020	<0.0020	<0.0020
21/03/2025	95	-	-	-	-	-	-	-	-	-	-	-	-	-	-	-	-	-	-
28/03/2025	96	0.016	<0.000010	-	<0.00040	<0.00010	<0.0030	0.16	<0.000090	<0.000040	<0.000050	0.040	0.0019	<0.0000050	<0.00020	0.000042	0.000030	<0.0020	<0.0020
04/04/2025	97	-	-	-	-	-	-	-	-	-	-	-	-	-	-	-	-	-	-
04/11/2025	98	0.015	<0.000010	-	<0.00040	<0.00010	<0.0030	0.18	<0.000090	<0.000040	<0.000050	0.050	0.0017	<0.0000050	<0.00020	0.000027	0.000010	<0.0020	<0.0020
18/04/2025	99	-	-	-	-	-	-	-	-	-	-	-	-	-	-	-	-	-	-
25/04/2025	100	0.018	<0.000010	-	<0.00040	0.00020	<0.0030	0.16	<0.000090	<0.000040	<0.000050	0.040	0.0019	<0.0000050	<0.00020	0.000027	0.000020	<0.0020	<0.0020
05/02/2025	101	-	-	0.00000046	-	-	-	-	-	-	-	-	-	-	-	-	-	-	-
05/09/2025	102	0.019	<0.000010	0.00000040	<0.00040	<0.00010	<0.0030	0.16	<0.000090	<0.000040	<0.000050	0.040	0.0022	<0.0000050	<0.00020	0.000035	0.000030	<0.0020	<0.0020
16/05/2025	103	-	-	0.00000053	-	-	-	-	-	-	-	-	-	-	-	-	-	-	-
23/05/2025	104	0.018	<0.000010	0.00000043	<0.00040	<0.00010	<0.0030	0.16	<0.000090	<0.000040	<0.000050	0.040	0.0020	<0.0000050	<0.00020	0.000039	0.000020	<0.0020	<0.0020
30/05/2025	105	-	-	-	-	-	-	-	-	-	-	-	-	-	-	-	-	-	-
06/06/2025	106	-	-	-	-	-	-	-	-	-	-	-	-	-	-	-	-	-	-
13/06/2025	107	-	-	-	-	-	-	-	-	-	-	-	-	-	-	-	-	-	-
20/06/2025	108	0.021	<0.000010	-	<0.00040	<0.00010	<0.0030	0.20	<0.000090	<0.000040	<0.000050	0.040	0.0020	<0.0000050	<0.00020	0.000034	0.000020	<0.0020	<0.0020
27/06/2025	109	-	-	-	-	-	-	-	-	-	-	-	-	-	-	-	-	-	-

Table D-20: Mine Rock Humidity Cell Testing Results (HC-20)

Sample Date	Week Number	Leachate Volume Recovered	pH	Electrical Conductivity	Alkalinity (to pH 4.5)	Acidity (to pH 8.3)	Sulphate	Fluoride	Chloride	Aluminum (Al)	Antimony (Sb)	Arsenic (As)	Beryllium (Be)	Boron (B)	Cadmium (Cd)	Calcium (Ca)	Chromium (Cr)	Cobalt (Co)	Copper (Cu)	Iron (Fe)
Units:	-	mL	pH Units	µS/cm	mg CaCO3/L	mg CaCO3/L	mg/L	mg/L	mg/L	mg/L	mg/L	mg/L	mg/L	mg/L	mg/L	mg/L	mg/L	mg/L	mg/L	mg/L
26/05/2023	0	737	8.7	47	26	<2.0	<2.0	<0.060	<1.0	0.11	<0.00090	0.00090	<0.0000070	0.0030	<0.0000030	6.1	0.00021	0.000063	0.0062	<0.0070
06/02/2023	1	900	8.8	45	17	<2.0	4.0	<0.060	<1.0	0.063	<0.00090	0.0014	<0.0000070	0.011	<0.0000030	4.7	<0.000080	0.000028	0.0039	0.0090
06/09/2023	2	980	7.7	36	16	<2.0	<2.0	<0.060	<1.0	0.052	<0.00090	0.00050	<0.0000070	0.0060	<0.0000030	4.4	<0.000080	0.000028	0.0014	0.013
16/06/2023	3	949	9.0	30	15	<2.0	<2.0	<0.060	<1.0	0.039	<0.00090	0.0010	<0.0000070	0.0050	0.0000030	3.8	<0.000080	0.000030	0.0012	0.017
23/06/2023	4	947	8.8	27	13	<2.0	<2.0	<0.060	<1.0	0.041	<0.00090	0.0012	<0.0000070	0.0040	0.0000030	3.7	<0.000080	0.000030	0.0010	0.0090
30/06/2023	5	957	8.2	29	13	<2.0	2.0	<0.060	<1.0	0.043	<0.00090	0.00050	<0.0000070	0.0030	<0.0000030	4.0	<0.000080	0.000020	0.0010	0.010
07/07/2023	6	947	8.2	28	13	<2.0	<2.0	<0.060	<1.0	0.037	<0.00090	0.00040	<0.0000070	0.0030	<0.0000030	3.9	<0.000080	0.000022	0.00050	0.017
14/07/2023	7	958	8.3	22	11	<2.0	<2.0	<0.060	<1.0	0.037	<0.00090	0.00040	<0.0000070	0.0030	<0.0000030	3.6	<0.000080	0.000018	0.00050	<0.0070
20/07/2023	8	929	7.9	23	11	<2.0	<2.0	<0.060	<1.0	0.034	<0.00090	0.00050	<0.0000070	<0.0020	0.0000080	3.5	<0.000080	0.000019	0.00050	0.0090
28/07/2023	9	1008	8.7	27	12	<2.0	<2.0	<0.060	<1.0	0.030	<0.00090	0.00030	0.0000090	0.0020	<0.0000030	3.8	<0.000080	0.000010	0.00060	<0.0070
08/04/2023	10	981	7.6	23	10	<2.0	<2.0	<0.060	<1.0	0.058	<0.00090	0.00050	<0.0000070	0.0020	<0.0000030	3.5	0.00032	0.000036	0.00090	0.24
08/11/2023	11	920	6.8	21	13	<2.0	<2.0	<0.060	<1.0	0.034	<0.00090	0.00050	<0.0000070	<0.0020	<0.0000030	3.7	<0.000080	0.000018	0.00040	0.0070
18/08/2023	12	999	8.1	24	10	<2.0	<2.0	<0.060	<1.0	0.025	<0.00090	0.00030	<0.0000070	<0.0020	<0.0000030	4.0	<0.000080	0.000016	0.00030	0.0080
25/08/2023	13	985	8.0	22	9.0	<2.0	<2.0	<0.060	<1.0	0.047	<0.00090	0.0032	<0.0000070	0.0020	0.0000030	4.8	<0.000080	0.000023	0.00040	<0.0070
09/01/2023	14	959	7.8	23	9.0	<2.0	<2.0	<0.060	<1.0	0.033	<0.00090	0.00040	<0.0000070	<0.0020	<0.0000030	3.8	0.00017	0.000019	0.00080	<0.0070
09/08/2023	15	1005	7.6	23	9.0	<2.0	<2.0	<0.060	<1.0	0.029	<0.00090	0.00040	<0.0000070	<0.0020	<0.0000030	3.8	<0.000080	0.000036	0.00040	<0.0070
15/09/2023	16	1004	7.7	22	10	<2.0	<2.0	<0.060	<1.0	0.035	<0.00090	0.00070	<0.0000070	<0.0020	<0.0000030	4.0	<0.000080	0.000017	0.00030	<0.0070
22/09/2023	17	950	7.4	20	9.0	<2.0	<2.0	<0.060	<1.0	0.036	<0.00090	0.00050	<0.0000070	<0.0020	0.0000030	3.6	0.00033	0.000021	0.00060	0.025
29/09/2023	18	947	7.5	20	9.0	<2.0	<2.0	<0.060	<1.0	0.033	<0.00090	0.00060	<0.0000070	<0.0020	<0.0000030	3.5	<0.000080	0.000019	0.00050	<0.0070
10/06/2023	19	957	7.2	19	8.0	<2.0	<2.0	<0.060	<1.0	0.032	<0.00090	0.00040	<0.0000070	<0.0020	<0.0000030	3.5	<0.000080	0.000020	0.0024	<0.0070
13/10/2023	20	990	7.9	22	10	<2.0	<2.0	<0.060	<1.0	0.030	<0.00090	0.00040	<0.0000070	0.0030	<0.0000030	3.2	<0.000080	0.000015	0.00050	<0.0070
20/10/2023	21	923	7.6	22	10	<2.0	<2.0	<0.060	<1.0	0.031	<0.00090	0.00040	<0.0000070	<0.0020	<0.0000030	3.1	<0.000080	0.000014	0.0017	<0.0070
27/10/2023	22	962	7.2	20	7.0	<2.0	<2.0	<0.060	1.0	0.030	<0.00090	0.00040	<0.0000070	<0.0020	<0.0000030	3.1	<0.000080	0.000019	0.00020	<0.0070
11/03/2023	23	944	7.5	19	8.0	<2.0	<2.0	<0.060	<1.0	0.033	<0.00090	0.00050	<0.0000070	0.0030	<0.0000030	3.3	<0.000080	0.000057	0.0021	<0.0070
11/10/2023	24	906	7.3	17	7.0	<2.0	<2.0	<0.060	1.0	0.028	<0.00090	0.00070	<0.0000070	<0.0020	0.0000030	3.1	0.00013	0.000020	0.00060	<0.0070
17/11/2023	25	969	7.3	17	7.0	<2.0	<2.0	<0.060	<1.0	0.022	<0.00090	0.00030	<0.0000070	<0.0020	<0.0000030	2.3	<0.000080	0.000018	0.00030	<0.0070
24/11/2023	26	972	7.0	17	7.0	<2.0	<2.0	<0.060	<1.0	0.033	<0.00090	0.00080	<0.0000070	<0.0020	<0.0000030	2.8	<0.000080	0.000013	<0.00020	<0.0070
12/01/2023	27	954	7.2	18	8.0	<2.0	<2.0	<0.060	<1.0	0.032	<0.00090	0.00050	<0.0000070	<0.0020	0.0000080	3.3	<0.000080	0.000020	0.00020	<0.0070
12/08/2023	28	954	7.2	19	7.0	<2.0	<2.0	<0.060	<1.0	0.031	<0.00090	0.00050	<0.0000070	<0.0020	<0.0000030	3.1	<0.000080	0.000016	0.00020	<0.0070
15/12/2023	29	969	7.5	42	22	<2.0	<2.0	<0.060	<1.0	0.082	<0.00090	0.0010	<0.0000070	<0.0020	<0.0000030	5.9	<0.000080	0.000042	0.00050	0.011
22/12/2023	30	949	7.2	26	12	<2.0	<2.0	<0.060	<1.0	0.042	<0.00090	0.00050	<0.0000070	<0.0020	<0.0000030	3.7	<0.000080	0.000014	0.00030	<0.0070
29/12/2023	31	954	7.6	20	8.0	<2.0	<2.0	<0.060	<1.0	0.035	<0.00090	0.00060	<0.0000070	<0.0020	<0.0000030	3.4	<0.000080	0.000012	0.00030	<0.0070
01/05/2024	32	1002	7.3	27	11	<2.0	<2.0	<0.060	<1.0	0.033	<0.00090	0.00060	<0.0000070	<0.0020	<0.0000030	3.8	<0.000080	0.000027	0.00020	<0.0070
01/12/2024	33	970	7.4	24	10	<2.0	<2.0	<0.060	<1.0	0.036	<0.00090	0.00060	<0.0000070	<0.0020	<0.0000030	3.3	<0.000080	0.000025	0.00030	0.0070
19/01/2024	34	1000	7.2	22	9.0	<2.0	<2.0	<0.060	<1.0	0.037	<0.00090	0.00060	<0.0000070	<0.0020	0.0000040	4.0	<0.000080	0.000020	0.00050	<0.0070
26/01/2024	35	1028	7.5	24	10	<2.0	<2.0	<0.060	<1.0	0.033	<0.00090	0.0010	<0.0000070	<0.0020	0.000037	3.6	<0.000080	0.000033	<0.0020	<0.0070
02/02/2024	36	940	7.3	19	7.0	<2.0	<2.0	<0.060	<1.0	0.042	<0.00090	0.00060	0.0000070	<0.0020	0.0000040	3.2	<0.000080	0.000026	<0.0020	0.0070
02/09/2024	37	943	7.5	20	8.0	<2.0	<2.0	<0.060	<1.0	0.035	<0.00090	0.00060	0.0022	0.0030	<0.0000030	3.1	<0.000080	0.000020	<0.0010	<0.0070
15/02/2024	38	994	7.5	19	8.0	<2.0	<2.0	<0.060	<1.0	0.032	<0.00090	0.00050	<0.0000070	<0.0020	0.0000060	3.2	<0.000080	0.000025	<0.0010	<0.0070
23/02/2024	39	937	7.5	18	8.0	<2.0	<2.0	<0.060	<1.0	0.036	<0.00090	0.00070	<0.0000070	<0.0020	<0.0000030	3.1	<0.000080	0.000019	<0.0010	<0.0070
03/01/2024	40	954	7.7	17	7.0	<2.0	<2.0	<0.060	<1.0	0.034	<0.00090	0.00050	<0.0000070	<0.0020	<0.0000030	2.9	<0.000080	0.000018	<0.0010	<0.0070
03/08/2024	41	964	7.4	15	7.0	<2.0	<2.0	<0.060	<1.0	0.032	<0.00090	0.00060	<0.0000070	0.0020	<0.0000030	2.9	<0.000080	0.000022	<0.0010	<0.0070
15/03/2024	42	965	7.4	15	6.0	<2.0	<2.0	<0.060	<1.0	0.033	<0.00090	0.00060	<0.0000070	<0.0020	<0.0000030	2.7	<0.000080	0.000017	<0.0010	<0.0070
22/03/2024	43	929	7.4	16	7.0	<2.0	<2.0	<0.060	<1.0	0.033	<0.00090	0.00060	<0.0000070	<0.0020	<0.0000030	3.1	<0.000080	0.000022	<0.0010	<0.0070
29/03/2024	44	962	7.5	17	7.0	<2.0	<2.0	<0.060	<1.0	0.029	<0.00090	0.00050	<0.0000070	<0.0020	<0.0000030	3.1	<0.000080	0.000017	<0.0010	<0.0070
04/05/2024	45	970	7.3	16	7.0	<2.0	<2.0	-	-	-	-	-	-	-	-	-	-	-	-	-
04/12/2024	46	986	7.3	18	7.0	<2.0	<2.0	-	-	0.030	<0.00090	0.00060	<0.0000070	<0.0020	0.0000030	3.1	<0.000080	0.000020	<0.0010	<0.0070
19/04/2024	47	986	7.4	16	7.0	<2.0	<2.0	-	-	-	-	-	-	-	-	-	-	-	-	-
26/04/2024	48	1002	7.1	21	8.0	<2.0	<2.0	-	-	0.027	<0.00090	0.00060	<0.0000070	<0.0020	<0.0000030	3.3	<0.000080	0.000029	<0.0010	<0.0070
05/02/2024	49	975	7.3	19	7.0	<2.0	<2.0	-	-	-	-	-	-	-	-	-	-	-	-	-
05/10/2024	50	963	7.3	20	7.0	<2.0	<2.0	-	-	0.032	<0.00090	0.00050	<0.0000070	<0.0020	0.0000030	3.1	<0.000080	0.000023	<0.0010	<0.0070
17/05/2024	51	1006	7.4	18	8.0	<2.0	<2.0	-	-	-	-	-	-	-	-	-	-	-	-	-
24/05/2024	52	1000	7.3	17	8.0	<2.0	<2.0	-	-	0.027	<0.00090	0.00050	<0.0000070	<0.0020	<0.0000030	3.2	<0.000080	0.000025	<0.0010	<0.0070
31/05/2024	53	928	7.4	17	6.0	<2.0	2.0	-	-	-	-	-	-	-	-	-	-	-	-	-
06/07/2024	54	974	7.5	21	11	<2.0	<2.0	-	-	0.069	<0.00090	0.00080	<0.0000070	<0.0020	0.000012	4.5	0.00012	0.000021	<0.0010	<0.0070
14/06/2024	55	945	7.4	17	7.0	<2.0	2.0	-	-	-	-	-	-	-	-	-	-	-	-	-
21/06/2024	56	957	7.1	16	6.0	<2.0	1.4	-	-	0.030	<0.00090	0.00060	<0.0000070	<0.0020	<0.0000030	2.7	<0.000080	0.000019	<0.0010	<0.0070
28/06/2024	57	961	7.3	16	7.0	<2.0	1.0	-	-	-	-	-	-	-	-	-	-	-	-	-
07/05/2024	58	995	7.4	18	9.0	<2.0	1.2	-	-	0.032	<0.00090	0.00050	<0.0000070	<0.0020	<0.0000030	3.5	<0.000080	0.000032	<0.0010	<0.0070
07/12/2024	59	979	7.3	16	6.0	<2.0	1.2	-	-	-	-	-	-	-	-	-	-	-	-	-
19/07/2024	60	1010	7.3	18	7.0	<2.0	1.3	-	-	0.029	<0.00090	0.00060	<0.0000070	<0.0020	<0.0000030	3.3	<0.000080	0.000032	<0.0010	<0.0070
26/07/2024	61	990	6.9	17	6.0	<2.0	1.3	-	-	-	-	-	-	-	-	-	-	-	-	-
08/02/2024	62	968	7.0	19	8.0	<2.0	1.4	-	-	0.030	<0.00090	0.00050	<0.0000070	<0.0020	<0.0000030	3.0	<0.000080	0.000023	<0.0010	<0.0070
08/09/2024	63	995	7.2	16	6.0	<2.0	1.4	-	-	-	-	-	-	-	-	-	-	-	-	-
16/08/2024	64	991	7.3	16	7.0	<2.0	1.4	-	-	0.032	<0.00090	0.00060	<0.0000070	<0.0020	<0.0000030	3.1	<0.000080	0.000021	<0.0010	<0.0070
23/08/2024	65	952	7.1	17	7.0	<2.0	1.6	-	-	-	-	-	-	-	-	-	-	-	-	-
30/08/2024	66	994	6.9	15	6.0	<2.0	1.2	-	-	0.028	<0.00090	0.00060	<0.0000070	<0.0020	<0.0000030	2.8	<0.000080	0.000030	<0.0010	<0.0070
09/06/2024	67	984	7.2	15	6.0	<2.0	1.1	-	-	-	-	-	-	-	-	-	-	-	-	-
13/09/2024	68	973	7.3	18	7.0	<2.0	1.3	-	-	0.027	<0.00090	0.00060	<0.0000070	<0.0020	<0.0000030	3.2	<0.000080	0.000035	<0.0010	<0.0070

Table D-20: Mine Rock Humidity Cell Testing Results (HC-20)

Sample Date	Week Number	Leachate Volume Recovered	pH	Electrical Conductivity	Alkalinity (to pH 4.5)	Acidity (to pH 8.3)	Sulphate	Fluoride	Chloride	Aluminum (Al)	Antimony (Sb)	Arsenic (As)	Beryllium (Be)	Boron (B)	Cadmium (Cd)	Calcium (Ca)	Chromium (Cr)	Cobalt (Co)	Copper (Cu)	Iron (Fe)
Units:	-	mL	pH Units	µS/cm	mg CaCO3/L	mg CaCO3/L	mg/L	mg/L	mg/L	mg/L	mg/L	mg/L	mg/L	mg/L	mg/L	mg/L	mg/L	mg/L	mg/L	mg/L
20/09/2024	69	957	6.9	18	6.0	<2.0	1.3	-	-	-	-	-	-	-	-	-	-	-	-	-
27/09/2024	70	935	7.1	17	6.0	<2.0	1.8	-	-	0.028	<0.00090	0.00070	<0.0000070	<0.0020	<0.0000030	2.4	<0.000080	0.000014	<0.0010	<0.0070
10/04/2024	71	980	7.1	15	7.0	<2.0	1.0	-	-	-	-	-	-	-	-	-	-	-	-	-
10/11/2024	72	985	7.0	15	7.0	<2.0	1.0	-	-	0.032	<0.00090	0.00060	<0.0000070	<0.0020	<0.0000030	2.7	<0.000080	0.000030	<0.0010	<0.0070
18/10/2024	73	994	7.1	18	7.0	<2.0	1.3	-	-	-	-	-	-	-	-	-	-	-	-	-
25/10/2024	74	976	7.2	18	7.0	<2.0	1.1	-	-	0.030	<0.00090	0.00050	<0.0000070	<0.0020	<0.0000030	3.2	<0.000080	0.000021	<0.0010	<0.0070
11/01/2024	75	958	7.0	18	6.0	<2.0	1.8	-	-	-	-	-	-	-	-	-	-	-	-	-
11/08/2024	76	954	7.2	17	7.0	<2.0	1.2	-	-	0.028	<0.00090	0.00060	<0.0000070	<0.0020	<0.0000030	3.0	<0.000080	0.000062	<0.0010	<0.0070
15/11/2024	77	974	7.0	18	8.0	<2.0	1.2	-	-	-	-	-	-	-	-	-	-	-	-	-
22/11/2024	78	998	7.2	15	8.0	<2.0	1.1	-	-	0.026	<0.00090	0.00080	<0.0000070	<0.0020	<0.0000030	2.9	<0.000080	0.000046	<0.0010	<0.0070
29/11/2024	79	978	6.9	17	7.0	<2.0	1.5	-	-	-	-	-	-	-	-	-	-	-	-	-
12/06/2024	80	976	7.2	16	8.0	<2.0	1.5	-	-	0.028	<0.00090	0.00070	<0.0000070	<0.0020	0.0000040	3.0	<0.000080	0.000031	<0.0010	<0.0070
13/12/2024	81	958	6.8	17	7.0	<2.0	1.6	-	-	-	-	-	-	-	-	-	-	-	-	-
20/12/2024	82	1000	6.8	17	6.0	<2.0	1.5	-	-	0.032	<0.00090	0.00050	<0.0000070	<0.0020	0.0000050	3.0	<0.000080	0.000020	<0.0010	<0.0070
27/12/2024	83	950	7.1	25	9.0	<2.0	2.0	-	-	-	-	-	-	-	-	-	-	-	-	-
01/03/2025	84	1052	6.8	20	8.0	<2.0	1.5	-	-	0.029	<0.00090	0.00070	<0.0000070	<0.0020	<0.0000030	3.7	<0.000080	0.000030	<0.0010	<0.0070
01/10/2025	85	921	6.9	18	7.0	<2.0	2.0	-	-	-	-	-	-	-	-	-	-	-	-	-
17/01/2025	86	916	6.9	15	6.0	<2.0	1.4	-	-	0.032	<0.00090	0.00050	<0.0000070	<0.0020	<0.0000030	2.5	<0.000080	0.000018	<0.0010	<0.0070
24/01/2025	87	916	6.9	14	7.0	<2.0	1.4	-	-	-	-	-	-	-	-	-	-	-	-	-
31/01/2025	88	922	7.1	16	7.0	<2.0	1.2	-	-	0.034	<0.00090	0.00070	<0.0000070	<0.0020	<0.0000030	3.0	<0.000080	0.000017	<0.0010	<0.0070
02/07/2025	89	914	7.2	17	7.0	<2.0	1.5	-	-	-	-	-	-	-	-	-	-	-	-	-
14/02/2025	90	1002	7.0	17	9.0	<2.0	1.5	-	-	0.034	<0.00090	0.0021	<0.0000070	<0.0020	<0.0000030	3.1	<0.000080	0.000019	<0.0010	<0.0070
21/02/2025	91	922	7.0	17	7.0	<2.0	1.7	-	-	-	-	-	-	-	-	-	-	-	-	-
28/02/2025	92	926	7.0	15	7.0	<2.0	1.4	-	-	0.037	<0.00090	0.00070	0.0000070	<0.0020	<0.0000030	2.9	<0.000080	0.000016	<0.0010	<0.0070
03/07/2025	93	918	6.9	15	7.0	<2.0	1.4	-	-	-	-	-	-	-	-	-	-	-	-	-
14/03/2025	94	970	7.1	15	6.0	<2.0	1.1	-	-	0.026	<0.00090	0.00070	<0.0000070	<0.0020	<0.0000030	2.6	<0.000080	0.000016	<0.0010	<0.0070
21/03/2025	95	963	6.9	15	6.0	<2.0	1.2	-	-	-	-	-	-	-	-	-	-	-	-	-
28/03/2025	96	924	7.1	16	5.0	<2.0	1.4	-	-	0.033	<0.00090	0.00050	<0.0000070	<0.0020	<0.0000030	2.7	<0.000080	0.000019	<0.0010	<0.0070
04/04/2025	97	916	7.3	17	7.0	<2.0	1.5	-	-	-	-	-	-	-	-	-	-	-	-	-
04/11/2025	98	931	7.2	15	6.0	<2.0	0.90	-	-	0.028	<0.00090	0.00060	<0.0000070	<0.0020	<0.0000030	2.5	<0.000080	0.000019	<0.0010	<0.0070
18/04/2025	99	927	6.9	14	6.0	<2.0	1.1	-	-	-	-	-	-	-	-	-	-	-	-	-
25/04/2025	100	913	6.9	13	6.0	<2.0	1.1	-	-	0.033	<0.00090	0.00080	<0.0000070	<0.0020	0.0000030	2.6	0.000080	0.000030	<0.0010	<0.0070
05/02/2025	101	929	6.6	14	5.0	<2.0	1.1	-	-	-	-	-	-	-	-	-	-	-	-	-
05/09/2025	102	936	7.0	14	6.0	<2.0	1.0	-	-	0.032	<0.00090	0.00060	<0.0000070	<0.0020	<0.0000030	2.8	<0.000080	0.000015	<0.0010	<0.0070
16/05/2025	103	947	6.8	15	7.0	<2.0	1.1	-	-	-	-	-	-	-	-	-	-	-	-	-
23/05/2025	104	942	7.3	15	7.0	<2.0	1.1	-	-	0.030	<0.00090	0.00090	<0.0000070	<0.0020	<0.0000030	2.8	<0.000080	0.000031	<0.0010	<0.0070
30/05/2025	105	933	7.0	14	7.0	<2.0	1.2	-	-	-	-	-	-	-	-	-	-	-	-	-
06/06/2025	106	972	6.8	13	6.0	<2.0	1.2	-	-	-	-	-	-	-	-	-	-	-	-	-
13/06/2025	107	958	7.4	13	6.0	<2.0	1.1	-	-	-	-	-	-	-	-	-	-	-	-	-
20/06/2025	108	931	7.4	13	6.0	<2.0	1.0	-	-	0.026	<0.00090	0.00060	<0.0000070	<0.0020	<0.0000030	2.8	<0.000080	0.000025	<0.0010	<0.0070
27/06/2025	109	939	7.4	13	6.0	<2.0	1.3	-	-	-	-	-	-	-	-	-	-	-	-	-

Table D-20: Mine Rock Humidity Cell Testing Results (HC-20)

Sample Date	Week Number	Magnesium (Mg)	Mercury (Hg)	Ultra Trace Mercury (Hg)	Molybdenum (Mo)	Nickel (Ni)	Phosphorus (P)	Potassium (K)	Lead (Pb)	Selenium (Se)	Silver (Ag)	Sodium (Na)	Strontium (Sr)	Thallium (Tl)	Tungsten (W)	Uranium (U)	Vanadium (V)	Zinc (Zn)	Zirconium (Zr)
Units:	-	mg/L	mg/L	mg/L	mg/L	mg/L	mg/L	mg/L	mg/L	mg/L	mg/L	mg/L	mg/L	mg/L	mg/L	mg/L	mg/L	mg/L	mg/L
26/05/2023	0	0.30	<0.000010	-	0.00027	0.00070	0.0080	0.71	<0.000090	0.00010	<0.000050	2.3	0.015	<0.0000050	0.00020	0.0057	0.0013	<0.0020	<0.0020
06/02/2023	1	0.30	<0.000010	-	0.00042	0.00020	<0.0030	0.83	<0.000090	0.00018	<0.000050	4.5	0.014	<0.0000050	0.00020	0.0011	0.0015	<0.0020	<0.0020
06/09/2023	2	0.24	<0.000010	-	0.00016	<0.00010	<0.0030	0.65	<0.000090	0.000060	<0.000050	2.4	0.011	<0.0000050	0.00021	0.00027	0.0015	<0.0020	<0.0020
16/06/2023	3	0.23	<0.000010	-	0.00012	0.00010	<0.0030	0.63	<0.000090	0.000070	<0.000050	1.9	0.010	<0.0000050	0.00013	0.00092	0.0014	<0.0020	<0.0020
23/06/2023	4	0.20	<0.000010	-	0.00013	<0.00010	<0.0030	0.57	<0.000090	0.00010	<0.000050	1.1	0.010	<0.0000050	0.00014	0.0043	0.0012	<0.0020	<0.0020
30/06/2023	5	0.23	<0.000010	-	0.00024	<0.00010	<0.0030	0.57	<0.000090	0.000040	<0.000050	0.95	0.011	<0.0000050	0.000070	0.00011	0.0012	<0.0020	<0.0020
07/07/2023	6	0.24	<0.000010	-	0.00016	<0.00010	<0.0030	0.61	<0.000090	0.000040	<0.000050	0.64	0.012	<0.0000050	0.000070	0.0018	0.0012	<0.0020	<0.0020
14/07/2023	7	0.25	<0.000010	-	0.00019	<0.00010	<0.0030	0.57	<0.000090	0.000040	<0.000050	0.58	0.010	<0.0000050	0.000070	0.000093	0.0010	<0.0020	<0.0020
20/07/2023	8	0.27	<0.000010	-	0.000060	0.00020	<0.0030	0.57	<0.000090	0.000070	<0.000050	0.44	0.010	0.000016	0.000070	0.00016	0.0010	<0.0020	<0.0020
28/07/2023	9	0.26	<0.000010	-	0.00046	<0.00010	<0.0030	0.45	<0.000090	0.000080	<0.000050	0.28	0.010	<0.0000050	0.000050	0.00032	0.00088	<0.0020	<0.0020
08/04/2023	10	0.24	<0.000010	-	0.00027	0.00030	<0.0030	0.44	<0.000090	0.000040	<0.000050	0.26	0.0097	<0.0000050	0.000070	0.000073	0.00085	0.0030	<0.0020
08/11/2023	11	0.24	<0.000010	-	0.000070	<0.00010	<0.0030	0.51	<0.000090	0.000070	<0.000050	0.23	0.0100	<0.0000050	0.000020	0.000076	0.00097	<0.0020	<0.0020
18/08/2023	12	0.27	<0.000010	-	0.000080	<0.00010	<0.0030	0.49	<0.000090	0.000050	<0.000050	0.16	0.012	<0.0000050	0.000040	0.00040	0.00086	<0.0020	<0.0020
25/08/2023	13	0.18	<0.000010	-	0.00012	<0.00010	<0.0030	0.14	<0.000090	<0.000040	<0.000050	0.11	0.0051	<0.0000050	0.000030	0.00018	0.00055	<0.0020	<0.0020
09/01/2023	14	0.24	<0.000010	-	0.000060	<0.00010	<0.0030	0.44	<0.000090	<0.000040	<0.000050	0.13	0.0099	<0.0000050	<0.000020	0.00029	0.00087	<0.0020	<0.0020
09/08/2023	15	0.27	<0.000010	-	0.00076	<0.00010	<0.0030	0.45	<0.000090	0.000040	<0.000050	0.17	0.012	<0.0000050	0.000040	0.00029	0.00094	<0.0020	<0.0020
15/09/2023	16	0.23	<0.000010	-	0.00015	<0.00010	<0.0030	0.38	<0.000090	<0.000040	<0.000050	0.080	0.011	<0.0000050	0.000030	0.0016	0.00086	<0.0020	<0.0020
22/09/2023	17	0.25	<0.000010	-	0.00038	0.00010	<0.0030	0.47	<0.000090	0.000090	<0.000050	0.11	0.0094	<0.0000050	0.000050	0.00011	0.00089	<0.0020	<0.0020
29/09/2023	18	0.25	<0.000010	-	0.00016	<0.00010	<0.0030	0.43	<0.000090	<0.000040	<0.000050	0.10	0.0089	<0.0000050	<0.000020	0.00011	0.00091	<0.0020	<0.0020
10/06/2023	19	0.28	<0.000010	-	0.00052	0.00020	<0.0030	0.43	<0.000090	0.000050	<0.000050	0.11	0.0089	<0.0000050	0.000030	0.0037	0.00090	<0.0020	<0.0020
13/10/2023	20	0.24	<0.000010	-	0.000070	<0.00010	<0.0030	0.33	<0.000090	<0.000040	<0.000050	0.12	0.0082	<0.0000050	<0.000020	0.000088	0.00080	<0.0020	<0.0020
20/10/2023	21	0.25	<0.000010	-	<0.000040	<0.00010	<0.0030	0.35	<0.000090	<0.000040	<0.000050	0.090	0.0081	<0.0000050	0.000020	0.00016	0.00084	<0.0020	<0.0020
27/10/2023	22	0.26	<0.000010	-	0.00015	<0.00010	<0.0030	0.40	<0.000090	0.000040	<0.000050	0.12	0.0073	<0.0000050	0.000050	0.000097	0.00075	<0.0020	<0.0020
11/03/2023	23	0.33	<0.000010	-	0.00019	0.0018	<0.0030	0.44	0.00010	<0.000040	<0.000050	0.41	0.0054	<0.0000050	<0.000020	0.000092	0.00082	<0.0020	<0.0020
11/10/2023	24	0.24	0.000010	-	0.000070	0.00010	<0.0030	0.37	<0.000090	<0.000040	<0.000050	0.070	0.0083	0.000010	0.000060	0.0021	0.00081	<0.0020	<0.0020
17/11/2023	25	0.17	<0.000010	-	0.000060	<0.00010	<0.0030	0.23	<0.000090	<0.000040	<0.000050	0.030	0.0067	<0.0000050	<0.000020	0.00031	0.00054	0.0030	<0.0020
24/11/2023	26	0.23	<0.000010	-	0.000060	<0.00010	<0.0030	0.35	<0.000090	<0.000040	<0.000050	0.060	0.0073	<0.0000050	0.000020	0.00018	0.00075	<0.0020	<0.0020
12/01/2023	27	0.25	<0.000010	-	0.000040	<0.00010	<0.0030	0.33	<0.000090	<0.000040	<0.000050	0.070	0.0077	<0.0000050	<0.000020	0.00027	0.00080	<0.0020	<0.0020
12/08/2023	28	0.24	<0.000010	-	<0.000040	<0.00010	<0.0030	0.38	<0.000090	<0.000040	<0.000050	0.070	0.0071	<0.0000050	<0.000020	0.00074	0.00073	<0.0020	<0.0020
15/12/2023	29	0.31	<0.000010	-	0.000090	<0.00010	<0.0030	0.43	<0.000090	<0.000040	<0.000050	0.080	0.015	<0.0000050	0.000060	0.00048	0.0011	<0.0020	<0.0020
22/12/2023	30	0.23	<0.000010	-	0.00015	<0.00010	<0.0030	0.33	<0.000090	<0.000040	<0.000050	0.050	0.0085	<0.0000050	<0.000020	0.00029	0.00077	<0.0020	<0.0020
29/12/2023	31	0.24	<0.000010	-	0.00020	0.00010	<0.0030	0.34	<0.000090	<0.000040	<0.000050	0.060	0.0082	<0.0000050	0.000050	0.0016	0.00070	<0.0020	<0.0020
01/05/2024	32	0.24	<0.000010	-	<0.000040	0.00020	<0.0030	0.35	<0.000090	<0.000040	<0.000050	0.060	0.011	<0.0000050	<0.000020	0.00031	0.00068	<0.0020	<0.0020
01/12/2024	33	0.18	<0.000010	-	0.00032	0.00020	<0.0030	0.33	<0.000090	<0.000040	<0.000050	0.060	0.0082	<0.0000050	<0.000020	0.000066	0.00071	<0.0020	<0.0020
19/01/2024	34	0.26	<0.000010	-	0.0032	<0.00010	<0.0030	0.40	<0.000090	0.000040	<0.000050	0.040	0.010	<0.0000050	<0.000020	0.0024	0.00083	<0.0020	<0.0020
26/01/2024	35	0.20	<0.000010	-	<0.00040	0.00020	<0.0030	0.33	<0.000090	<0.000040	<0.000050	0.050	0.0098	<0.0000050	<0.00020	0.000027	0.00074	0.0040	<0.0020
02/02/2024	36	0.20	<0.000010	-	<0.00040	0.00020	<0.0030	0.35	<0.000090	0.000060	<0.000050	0.080	0.0079	0.000014	<0.00020	0.00014	0.00087	<0.0020	<0.0020
02/09/2024	37	0.20	<0.000010	-	<0.00040	0.00010	<0.0030	0.32	<0.000090	<0.000040	<0.000050	0.060	0.0073	<0.0000050	<0.00020	0.00029	0.00069	<0.0020	<0.0020
15/02/2024	38	0.19	<0.000010	-	<0.00040	0.00020	<0.0030	0.30	<0.000090	<0.000040	<0.000050	0.060	0.0085	0.0000050	<0.00020	0.00031	0.00069	<0.0020	<0.0020
23/02/2024	39	0.18	<0.000010	-	<0.00040	0.00010	<0.0030	0.31	<0.000090	0.000050	<0.000050	0.060	0.0072	<0.0000050	<0.00020	0.000034	0.00065	<0.0020	<0.0020
03/01/2024	40	0.18	<0.000010	-	<0.00040	0.00020	<0.0030	0.29	<0.000090	<0.000040	<0.000050	0.040	0.0070	<0.0000050	<0.00020	0.00027	0.00058	<0.0020	<0.0020
03/08/2024	41	0.19	<0.000010	-	<0.00040	0.00010	<0.0030	0.29	<0.000090	<0.000040	<0.000050	0.040	0.0068	<0.0000050	<0.00020	0.000059	0.00058	<0.0020	<0.0020
15/03/2024	42	0.18	<0.000010	-	<0.00040	<0.00010	<0.0030	0.28	<0.000090	0.000040	<0.000050	0.030	0.0066	<0.0000050	<0.00020	0.00011	0.00058	<0.0020	<0.0020
22/03/2024	43	0.20	<0.000010	-	<0.00040	0.00010	<0.0030	0.29	<0.000090	<0.000040	<0.000050	0.050	0.0065	<0.0000050	<0.00020	0.000077	0.00061	<0.0020	<0.0020
29/03/2024	44	0.20	<0.000010	-	<0.00040	<0.00010	<0.0030	0.27	<0.000090	<0.000040	<0.000050	0.050	0.0064	<0.0000050	<0.00020	0.000078	0.00057	<0.0020	<0.0020
04/05/2024	45	-	-	-	-	-	-	-	-	-	-	-	-	-	-	-	-	-	-
04/12/2024	46	0.20	<0.000010	-	<0.00040	<0.00010	<0.0030	0.27	<0.000090	<0.000040	<0.000050	0.050	0.0065	<0.0000050	<0.00020	0.000044	0.00053	<0.0020	<0.0020
19/04/2024	47	-	-	-	-	-	-	-	-	-	-	-	-	-	-	-	-	-	-
26/04/2024	48	0.19	<0.000010	-	<0.00040	0.00010	<0.0030	0.27	<0.000090	<0.000040	<0.000050	0.050	0.0072	<0.0000050	<0.00020	0.000024	0.00053	<0.0020	<0.0020
05/02/2024	49	-	-	-	-	-	-	-	-	-	-	-	-	-	-	-	-	-	-
05/10/2024	50	0.17	<0.000010	-	<0.00040	0.00010	<0.0030	0.26	<0.000090	<0.000040	<0.000050	0.030	0.0064	<0.0000050	<0.00020	0.000022	0.00055	<0.0020	<0.0020
17/05/2024	51	-	-	-	-	-	-	-	-	-	-	-	-	-	-	-	-	-	-
24/05/2024	52	0.16	<0.000010	-	<0.00040	0.00010	<0.0030	0.25	<0.000090	<0.000040	<0.000050	0.040	0.0061	<0.0000050	<0.00020	0.000021	0.00045	<0.0020	<0.0020
31/05/2024	53	-	-	-	-	-	-	-	-	-	-	-	-	-	-	-	-	-	-
06/07/2024	54	0.23	<0.000010	-	0.028	0.00020	0.0040	0.40	<0.000090	0.000040	<0.000050	0.090	0.0094	<0.0000050	<0.00020	0.000035	0.0011	<0.0020	<0.0020
14/06/2024	55	-	-	-	-	-	-	-	-	-	-	-	-	-	-	-	-	-	-
21/06/2024	56	0.19	0.000010	-	<0.00040	0.00020	<0.0030	0.29	<0.000090	<0.000040	<0.000050	0.070	0.0064	<0.0000050	<0.00020	0.000025	0.00055	<0.0020	<0.0020
28/06/2024	57	-	-	-	-	-	-	-	-	-	-	-	-	-	-	-	-	-	-
07/05/2024	58	0.17	<0.000010	-	<0.00040	0.00010	<0.0030	0.27	<0.000090	<0.000040	<0.000050	0.040	0.0077	<0.0000050	<0.00020	0.000020	0.00051	<0.0020	<0.0020
07/12/2024	59	-	-	-	-	-	-	-	-	-	-	-	-	-	-	-	-	-	-
19/07/2024	60	0.16	<0.000010	-	<0.00040	0.00020	0.0060	0.29	<0.000090	<0.000040	<0.000050	0.060	0.0075	<0.0000050	<0.00020	0.000026	0.00058	<0.0020	<0.0020
26/07/2024	61	-	-	-	-	-	-	-	-	-	-	-	-	-	-	-	-	-	-
08/02/2024	62	0.16	<0.000010	-	<0.00040	0.00010	<0.0030	0.27	<0.000090	<0.000040	<0.000050	0.040	0.0065	<0.0000050	<0.00020	0.000013	0.00046	<0.0020	<0.0020
08/09/2024	63	-	-	-	-	-	-	-	-	-	-	-	-	-	-	-	-	-	-
16/08/2024	64	0.16	<0.000010	-	<0.00040	0.00010	<0.0030	0.24	<0.000090	<0.000040	<0.000050	0.030	0.0061	<0.0000050	<0.00020	<0.0000020	0.00052	<0.0020	<0.0020
23/08/2024	65	-	-	-	-	-	-	-	-	-	-	-	-	-	-	-	-	-	-
30/08/2024	66	0.15	<0.000010	-	<0.00040	<0.00010	0.0040	0.21	<0.000090	<0.000040	<0.000050	0.020	0.0056	<0.0000050	<0.00020	0.000014	0.00045	<0.0020	<0.0020
09/06/2024	67	-	-	-	-	-	-	-	-	-	-	-	-	-	-	-	-	-	-
13/09/2024	68	0.17	<0.000010	-	<0.00040	<0.00010	<0.0030	0.25	<0.000090	<0.000040	<0.000050	0.030	0.0063	<0.0000050	<0.00020	0.000038	0.00047	<0.0020	<0.0020

Table D-20: Mine Rock Humidity Cell Testing Results (HC-20)

Sample Date	Week Number	Magnesium (Mg)	Mercury (Hg)	Ultra Trace Mercury (Hg)	Molybdenum (Mo)	Nickel (Ni)	Phosphorus (P)	Potassium (K)	Lead (Pb)	Selenium (Se)	Silver (Ag)	Sodium (Na)	Strontium (Sr)	Thallium (Tl)	Tungsten (W)	Uranium (U)	Vanadium (V)	Zinc (Zn)	Zirconium (Zr)
Units:	-	mg/L	mg/L	mg/L	mg/L	mg/L	mg/L	mg/L	mg/L	mg/L	mg/L	mg/L	mg/L	mg/L	mg/L	mg/L	mg/L	mg/L	mg/L
20/09/2024	69	-	-	-	-	-	-	-	-	-	-	-	-	-	-	-	-	-	-
27/09/2024	70	0.16	<0.000010	-	<0.00040	<0.00010	<0.0030	0.25	<0.000090	0.000040	<0.000050	0.070	0.0050	<0.0000050	<0.00020	0.0000080	0.00045	<0.0020	<0.0020
10/04/2024	71	-	-	-	-	-	-	-	-	-	-	-	-	-	-	-	-	-	-
10/11/2024	72	0.14	<0.000010	-	<0.00040	<0.00010	<0.0030	0.22	<0.000090	<0.000040	<0.000050	0.050	0.0059	<0.0000050	<0.00020	0.00013	0.00044	<0.0020	<0.0020
18/10/2024	73	-	-	-	-	-	-	-	-	-	-	-	-	-	-	-	-	-	-
25/10/2024	74	0.15	<0.000010	-	<0.00040	<0.00010	<0.0030	0.22	<0.000090	<0.000040	<0.000050	0.040	0.0058	<0.0000050	<0.00020	0.000013	0.00041	<0.0020	<0.0020
11/01/2024	75	-	-	-	-	-	-	-	-	-	-	-	-	-	-	-	-	-	-
11/08/2024	76	0.15	<0.000010	-	<0.00040	0.0014	<0.0030	0.25	<0.000090	0.000040	<0.000050	0.050	0.0059	<0.0000050	<0.00020	0.0000060	0.00044	<0.0020	<0.0020
15/11/2024	77	-	-	-	-	-	-	-	-	-	-	-	-	-	-	-	-	-	-
22/11/2024	78	0.14	<0.000010	-	<0.00040	0.00060	0.0080	0.22	0.00059	0.000040	<0.000050	0.060	0.0062	<0.0000050	<0.00020	0.000011	0.00045	<0.0020	<0.0020
29/11/2024	79	-	-	-	-	-	-	-	-	-	-	-	-	-	-	-	-	-	-
12/06/2024	80	0.14	<0.000010	-	<0.00040	0.00010	<0.0030	0.23	<0.000090	<0.000040	<0.000050	0.030	0.0059	<0.0000050	<0.00020	0.000013	0.00042	<0.0020	<0.0020
13/12/2024	81	-	-	-	-	-	-	-	-	-	-	-	-	-	-	-	-	-	-
20/12/2024	82	0.15	<0.000010	-	<0.00040	<0.00010	<0.0030	0.23	0.000090	<0.000040	<0.000050	0.040	0.0054	<0.0000050	<0.00020	0.0000060	0.00045	<0.0020	<0.0020
27/12/2024	83	-	-	-	-	-	-	-	-	-	-	-	-	-	-	-	-	-	-
01/03/2025	84	0.14	<0.000010	-	<0.00040	<0.00010	<0.0030	0.24	<0.000090	<0.000040	<0.000050	0.040	0.0070	<0.0000050	<0.00020	0.000012	0.00045	<0.0020	<0.0020
01/10/2025	85	-	-	-	-	-	-	-	-	-	-	-	-	-	-	-	-	-	-
17/01/2025	86	0.13	<0.000010	-	<0.00040	<0.00010	<0.0030	0.22	<0.000090	<0.000040	<0.000050	0.030	0.0055	<0.0000050	<0.00020	0.000010	0.00053	<0.0020	<0.0020
24/01/2025	87	-	-	-	-	-	-	-	-	-	-	-	-	-	-	-	-	-	-
31/01/2025	88	0.16	<0.000010	-	<0.00040	<0.00010	<0.0030	0.24	<0.000090	0.000050	<0.000050	0.040	0.0057	<0.0000050	<0.00020	0.0000060	0.00063	<0.0020	<0.0020
02/07/2025	89	-	-	-	-	-	-	-	-	-	-	-	-	-	-	-	-	-	-
14/02/2025	90	0.14	<0.000010	-	<0.00040	<0.00010	<0.0030	0.24	0.00026	0.000040	<0.000050	0.030	0.0065	<0.0000050	<0.00020	0.000014	0.00056	<0.0020	<0.0020
21/02/2025	91	-	-	-	-	-	-	-	-	-	-	-	-	-	-	-	-	-	-
28/02/2025	92	0.13	<0.000010	-	<0.00040	<0.00010	<0.0030	0.22	<0.000090	<0.000040	<0.000050	0.040	0.0053	<0.0000050	<0.00020	0.000011	0.00051	<0.0020	<0.0020
03/07/2025	93	-	-	-	-	-	-	-	-	-	-	-	-	-	-	-	-	-	-
14/03/2025	94	0.13	<0.000010	-	<0.00040	<0.00010	<0.0030	0.21	<0.000090	<0.000040	<0.000050	0.040	0.0048	<0.0000050	<0.00020	0.0000090	0.00039	<0.0020	<0.0020
21/03/2025	95	-	-	-	-	-	-	-	-	-	-	-	-	-	-	-	-	-	-
28/03/2025	96	0.13	<0.000010	-	<0.00040	0.00020	<0.0030	0.22	<0.000090	<0.000040	<0.000050	0.040	0.0047	<0.0000050	<0.00020	0.0000060	0.00043	<0.0020	<0.0020
04/04/2025	97	-	-	-	-	-	-	-	-	-	-	-	-	-	-	-	-	-	-
04/11/2025	98	0.12	<0.000010	-	<0.00040	<0.00010	<0.0030	0.20	<0.000090	<0.000040	<0.000050	0.030	0.0046	<0.0000050	<0.00020	0.0000060	0.00042	<0.0020	<0.0020
18/04/2025	99	-	-	-	-	-	-	-	-	-	-	-	-	-	-	-	-	-	-
25/04/2025	100	0.13	<0.000010	-	<0.00040	0.00030	<0.0030	0.20	<0.000090	<0.000040	<0.000050	0.040	0.0043	<0.0000050	<0.00020	0.000025	0.00051	<0.0020	<0.0020
05/02/2025	101	-	-	0.00000064	-	-	-	-	-	-	-	-	-	-	-	-	-	-	-
05/09/2025	102	0.12	<0.000010	0.00000061	<0.00040	<0.00010	<0.0030	0.20	<0.000090	<0.000040	<0.000050	0.030	0.0047	<0.0000050	<0.00020	0.000013	0.00036	<0.0020	<0.0020
16/05/2025	103	-	-	0.00000070	-	-	-	-	-	-	-	-	-	-	-	-	-	-	-
23/05/2025	104	0.13	<0.000010	0.00000066	<0.00040	0.00010	<0.0030	0.21	<0.000090	<0.000040	<0.000050	0.030	0.0047	<0.0000050	<0.00020	0.00015	0.00036	<0.0020	<0.0020
30/05/2025	105	-	-	-	-	-	-	-	-	-	-	-	-	-	-	-	-	-	-
06/06/2025	106	-	-	-	-	-	-	-	-	-	-	-	-	-	-	-	-	-	-
13/06/2025	107	-	-	-	-	-	-	-	-	-	-	-	-	-	-	-	-	-	-
20/06/2025	108	0.13	<0.000010	-	<0.00040	<0.00010	<0.0030	0.24	<0.000090	<0.000040	<0.000050	0.030	0.0042	<0.0000050	<0.00020	0.000010	0.00032	<0.0020	<0.0020
27/06/2025	109	-	-	-	-	-	-	-	-	-	-	-	-	-	-	-	-	-	-

Table D-21: Mine Rock Humidity Cell Testing Results (HC-21)

Sample Date	Week Number	Leachate Volume Recovered	pH	Electrical Conductivity	Alkalinity (to pH 4.5)	Acidity (to pH 8.3)	Sulphate	Fluoride	Chloride	Aluminum (Al)	Antimony (Sb)	Arsenic (As)	Beryllium (Be)	Boron (B)	Cadmium (Cd)	Calcium (Ca)	Chromium (Cr)	Cobalt (Co)	Copper (Cu)	Iron (Fe)
Units:	-	mL	pH Units	µS/cm	mg CaCO3/L	mg CaCO3/L	mg/L	mg/L	mg/L	mg/L	mg/L	mg/L	mg/L	mg/L	mg/L	mg/L	mg/L	mg/L	mg/L	mg/L
26/05/2023	0	719	8.7	35	26	<2.0	4.0	<0.060	<1.0	0.15	<0.00090	0.0026	<0.0000070	0.0040	0.0000050	8.1	0.00020	0.000040	0.0065	<0.0070
06/02/2023	1	906	8.8	44	23	<2.0	3.0	<0.060	<1.0	0.095	<0.00090	0.00090	<0.0000070	0.0070	<0.0000030	6.8	0.000090	0.000018	0.0040	<0.0070
06/09/2023	2	934	7.5	37	17	<2.0	<2.0	<0.060	<1.0	0.067	<0.00090	0.0010	<0.0000070	0.0040	<0.0000030	5.3	<0.000080	0.000016	0.0023	<0.0070
16/06/2023	3	897	9.1	31	22	<2.0	<2.0	<0.060	<1.0	0.068	<0.00090	0.0027	<0.0000070	0.0030	<0.0000030	5.2	<0.000080	0.000029	0.0018	0.0070
23/06/2023	4	960	8.9	30	20	<2.0	<2.0	<0.060	<1.0	0.053	<0.00090	0.0018	<0.0000070	0.0030	<0.0000030	5.7	<0.000080	0.000028	0.00090	<0.0070
30/06/2023	5	935	8.6	30	15	<2.0	<2.0	<0.060	<1.0	0.071	<0.00090	0.0018	<0.0000070	<0.0020	<0.0000030	5.0	<0.000080	0.000015	0.0011	<0.0070
07/07/2023	6	911	8.7	32	15	<2.0	<2.0	<0.060	<1.0	0.060	<0.00090	0.0020	<0.0000070	0.0020	0.0000030	4.8	<0.000080	0.000019	0.0010	0.018
14/07/2023	7	947	8.6	30	15	<2.0	<2.0	<0.060	<1.0	0.067	<0.00090	0.0021	<0.0000070	<0.0020	<0.0000030	4.8	<0.000080	0.000020	0.00080	<0.0070
20/07/2023	8	908	8.1	25	13	<2.0	<2.0	<0.060	<1.0	0.057	<0.00090	0.0020	<0.0000070	<0.0020	<0.0000030	4.1	<0.000080	0.000019	0.00080	<0.0070
28/07/2023	9	986	9.0	31	15	<2.0	<2.0	<0.060	<1.0	0.050	<0.00090	0.0024	0.000022	<0.0020	<0.0000030	4.9	<0.000080	0.000021	0.00090	0.0080
08/04/2023	10	976	8.0	28	13	<2.0	<2.0	<0.060	<1.0	0.048	<0.00090	0.0027	<0.0000070	<0.0020	<0.0000030	4.5	<0.000080	0.000023	0.00060	<0.0070
08/11/2023	11	918	7.2	24	17	<2.0	<2.0	<0.060	<1.0	0.064	<0.00090	0.0032	<0.0000070	<0.0020	<0.0000030	4.8	<0.000080	0.000025	0.00050	0.0070
18/08/2023	12	1000	8.6	29	13	<2.0	<2.0	<0.060	<1.0	0.047	<0.00090	0.0034	<0.0000070	<0.0020	<0.0000030	5.2	<0.000080	0.000030	0.00060	0.010
25/08/2023	13	957	8.4	26	12	<2.0	<2.0	0.15	<1.0	0.061	<0.00090	0.0010	<0.0000070	<0.0020	<0.0000030	3.4	<0.000080	0.000014	0.00030	<0.0070
09/01/2023	14	919	8.8	26	12	<2.0	<2.0	<0.060	<1.0	0.054	<0.00090	0.0032	<0.0000070	<0.0020	<0.0000030	4.8	0.00012	0.000021	0.00040	<0.0070
09/08/2023	15	999	7.8	32	13	<2.0	<2.0	<0.060	<1.0	0.051	<0.00090	0.0043	<0.0000070	<0.0020	0.0000040	5.0	<0.000080	0.000058	0.00040	<0.0070
15/09/2023	16	988	7.8	28	12	<2.0	<2.0	<0.060	<1.0	0.054	<0.00090	0.0044	<0.0000070	<0.0020	<0.0000030	5.2	<0.000080	0.000037	0.00040	<0.0070
22/09/2023	17	952	8.4	26	15	<2.0	<2.0	<0.060	<1.0	0.059	<0.00090	0.0040	<0.0000070	<0.0020	<0.0000030	4.7	0.000080	0.000029	0.00030	0.010
29/09/2023	18	947	7.8	24	12	<2.0	<2.0	<0.060	<1.0	0.059	<0.00090	0.0044	<0.0000070	<0.0020	<0.0000030	4.5	<0.000080	0.000033	0.00080	<0.0070
10/06/2023	19	956	8.3	25	12	<2.0	<2.0	<0.060	<1.0	0.060	<0.00090	0.0045	<0.0000070	<0.0020	0.000011	4.5	<0.000080	0.000034	0.0011	0.0080
13/10/2023	20	951	8.7	26	13	<2.0	<2.0	<0.060	<1.0	0.057	<0.00090	0.0045	<0.0000070	0.0020	<0.0000030	4.3	0.000080	0.000028	0.00070	<0.0070
20/10/2023	21	971	8.1	28	13	<2.0	<2.0	<0.060	<1.0	0.051	<0.00090	0.0048	<0.0000070	<0.0020	0.0000060	4.4	<0.000080	0.000038	0.0012	<0.0070
27/10/2023	22	954	9.0	25	11	<2.0	<2.0	<0.060	1.0	0.057	<0.00090	0.0044	<0.0000070	<0.0020	<0.0000030	4.4	<0.000080	0.000029	0.00030	<0.0070
11/03/2023	23	953	7.7	24	11	<2.0	<2.0	<0.060	<1.0	0.054	<0.00090	0.0051	<0.0000070	0.0020	0.0000030	4.7	<0.000080	0.000083	0.0013	<0.0070
11/10/2023	24	944	7.6	22	10	<2.0	<2.0	<0.060	1.0	0.053	<0.00090	0.0053	<0.0000070	<0.0020	<0.0000030	4.4	<0.000080	0.000025	0.00040	<0.0070
17/11/2023	25	980	7.9	23	10	<2.0	<2.0	<0.060	<1.0	0.037	<0.00090	0.0048	<0.0000070	<0.0020	0.0000030	3.6	<0.000080	0.000038	0.00020	<0.0070
24/11/2023	26	968	7.3	23	10	<2.0	<2.0	<0.060	<1.0	0.064	<0.00090	0.0060	<0.0000070	<0.0020	0.0000090	4.3	<0.000080	0.000040	0.00030	<0.0070
12/01/2023	27	942	7.6	24	9.0	<2.0	<2.0	<0.060	<1.0	0.064	<0.00090	0.0062	<0.0000070	<0.0020	0.0000040	4.8	<0.000080	0.000038	0.00040	<0.0070
12/08/2023	28	972	7.5	26	11	<2.0	<2.0	<0.060	<1.0	0.058	<0.00090	0.0065	<0.0000070	<0.0020	<0.0000030	4.7	<0.000080	0.000048	0.00020	<0.0070
15/12/2023	29	977	7.7	48	28	<2.0	<2.0	<0.060	<1.0	0.11	<0.00090	0.010	<0.0000070	<0.0020	0.0000040	7.9	<0.000080	0.00013	0.00070	<0.0070
22/12/2023	30	928	8.5	29	13	<2.0	<2.0	<0.060	<1.0	0.081	<0.00090	0.0066	<0.0000070	<0.0020	<0.0000030	4.6	<0.000080	0.000033	0.00090	<0.0070
29/12/2023	31	946	8.1	27	12	<2.0	<2.0	<0.060	<1.0	0.068	<0.00090	0.0069	<0.0000070	<0.0020	0.0000050	4.5	0.00010	0.000046	0.00050	0.021
01/05/2024	32	983	7.6	33	15	<2.0	<2.0	<0.060	<1.0	0.062	<0.00090	0.0067	<0.0000070	<0.0020	0.0000040	5.0	<0.000080	0.00017	0.00030	<0.0070
01/12/2024	33	957	7.9	34	15	<2.0	<2.0	<0.060	<1.0	0.070	<0.00090	0.0071	<0.0000070	<0.0020	<0.0000030	4.5	<0.000080	0.000060	0.00040	<0.0070
19/01/2024	34	988	7.5	29	12	<2.0	<2.0	<0.060	<1.0	0.070	<0.00090	0.0078	<0.0000070	<0.0020	<0.0000030	5.3	<0.000080	0.000067	0.00040	<0.0070
26/01/2024	35	941	7.8	26	12	<2.0	<2.0	<0.060	<1.0	0.078	<0.00090	0.0067	<0.0000070	<0.0020	<0.0000030	4.2	<0.000080	0.000034	<0.0020	<0.0070
02/02/2024	36	938	7.8	28	15	<2.0	<2.0	<0.060	<1.0	0.076	<0.00090	0.0074	<0.0000070	<0.0020	0.000026	4.6	<0.000080	0.000030	<0.0020	<0.0070
02/09/2024	37	938	8.0	13	11	<2.0	<2.0	<0.060	<1.0	0.069	<0.00090	0.0063	<0.0000070	<0.0020	<0.0000030	4.6	<0.000080	0.000051	<0.0010	<0.0070
15/02/2024	38	969	7.9	28	12	<2.0	<2.0	<0.060	<1.0	0.062	<0.00090	0.0085	<0.0000070	<0.0020	<0.0000030	4.9	<0.000080	0.000077	<0.0010	<0.0070
23/02/2024	39	910	7.6	26	13	<2.0	<2.0	<0.060	<1.0	0.075	<0.00090	0.0076	<0.0000070	<0.0020	<0.0000030	4.2	<0.000080	0.000047	<0.0010	<0.0070
03/01/2024	40	948	8.1	26	11	<2.0	2.0	<0.060	<1.0	0.063	<0.00090	0.0069	<0.0000070	<0.0020	<0.0000030	4.1	<0.000080	0.000047	<0.0010	<0.0070
03/08/2024	41	979	7.8	22	11	<2.0	<2.0	<0.060	<1.0	0.061	<0.00090	0.0070	<0.0000070	<0.0020	0.0000030	4.4	<0.000080	0.000071	<0.0010	<0.0070
15/03/2024	42	959	8.1	22	11	<2.0	<2.0	<0.060	<1.0	0.062	<0.00090	0.0067	<0.0000070	<0.0020	<0.0000030	4.2	<0.000080	0.000060	<0.0010	<0.0070
22/03/2024	43	907	8.1	20	11	<2.0	<2.0	<0.060	<1.0	0.069	<0.00090	0.0064	<0.0000070	<0.0020	0.0000040	4.5	<0.000080	0.000045	<0.0010	0.074
29/03/2024	44	983	7.9	23	11	<2.0	2.0	<0.060	<1.0	0.056	<0.00090	0.0067	<0.0000070	<0.0020	0.0000040	4.7	<0.000080	0.000069	<0.0010	0.0080
04/05/2024	45	988	7.6	22	11	<2.0	<2.0	-	-	-	-	-	-	-	-	-	-	-	-	-
04/12/2024	46	996	7.8	24	10	<2.0	<2.0	-	-	0.059	<0.00090	0.0067	<0.0000070	<0.0020	<0.0000030	4.6	<0.000080	0.000069	<0.0010	<0.0070
19/04/2024	47	970	7.9	22	11	<2.0	<2.0	-	-	-	-	-	-	-	-	-	-	-	-	-
26/04/2024	48	990	7.3	26	10	<2.0	<2.0	-	-	0.054	<0.00090	0.0068	<0.0000070	<0.0020	<0.0000030	4.6	<0.000080	0.000078	<0.0010	<0.0070
05/02/2024	49	987	7.9	27	12	<2.0	<2.0	-	-	-	-	-	-	-	-	-	-	-	-	-
05/10/2024	50	993	7.7	23	11	<2.0	<2.0	-	-	0.061	<0.00090	0.0074	<0.0000070	<0.0020	<0.0000030	5.1	<0.000080	0.00011	<0.0010	<0.0070
17/05/2024	51	996	7.6	24	12	<2.0	<2.0	-	-	-	-	-	-	-	-	-	-	-	-	-
24/05/2024	52	1008	7.6	23	12	<2.0	2.0	-	-	0.055	<0.00090	0.0068	<0.0000070	<0.0020	<0.0000030	4.7	<0.000080	0.00010	<0.0010	<0.0070
31/05/2024	53	900	7.6	21	9.0	<2.0	<2.0	-	-	-	-	-	-	-	-	-	-	-	-	-
06/07/2024	54	925	7.6	20	10	<2.0	<2.0	-	-	0.085	<0.00090	0.0083	<0.0000070	<0.0020	<0.0000030	4.6	<0.000080	0.000064	<0.0010	<0.0070
14/06/2024	55	931	8.1	23	10	<2.0	<2.0	-	-	-	-	-	-	-	-	-	-	-	-	-
21/06/2024	56	972	7.8	24	10	<2.0	1.0	-	-	0.060	<0.00090	0.0076	<0.0000070	0.0030	<0.0000030	4.5	<0.000080	0.000070	<0.0010	<0.0070
28/06/2024	57	982	7.5	22	11	<2.0	1.2	-	-	-	-	-	-	-	-	-	-	-	-	-
07/05/2024	58	1006	7.5	23	12	<2.0	1.2	-	-	0.058	<0.00090	0.0071	<0.0000070	<0.0020	<0.0000030	4.9	<0.000080	0.000088	<0.0010	<0.0070
07/12/2024	59	983	7.5	22	12	<2.0	1.4	-	-	-	-	-	-	-	-	-	-	-	-	-
19/07/2024	60	1003	7.6	24	11	<2.0	1.3	-	-	0.064	<0.00090	0.0072	<0.0000070	<0.0020	<0.0000030	4.9	<0.000080	0.00011	<0.0010	<0.0070
26/07/2024	61	955	7.3	23	10	<2.0	1.1	-	-	-	-	-	-	-	-	-	-	-	-	-
08/02/2024	62	952	7.5	23	11	<2.0	1.3	-	-	0.061	<0.00090	0.0061	<0.0000070	<0.0020	0.0000030	4.0	<0.000080	0.000061	<0.0010	<0.0070
08/09/2024	63	1008	7.6	22	10	<2.0	1.2	-	-	-	-	-	-	-	-	-	-	-	-	-
16/08/2024	64	1003	7.5	22	9.0	<2.0	1.4	-	-	0.064	<0.00090	0.0066	<0.0000070	<0.0020	<0.0000030	4.6	<0.000080	0.000076	<0.0010	<0.0070
23/08/2024	65	967	7.4	22	9.0	<2.0	1.5	-	-	-	-	-	-	-	-	-	-	-	-	-
30/08/2024	66	1002	7.2	21	10	<2.0	1.5	-	-	0.057	<0.00090	0.0063	<0.0000070	<0.0020	<0.0000030	4.3	<0.000080	0.000077	<0.0010	<0.0070
09/06/2024	67	1004	7.5	21	10	<2.0	1.3	-	-	-	-	-	-	-	-	-	-	-	-	-
13/09/2024	68	1002	7.8	23	10	<2.0	1.4	-	-	0.051	<0.00090	0.0063	<0.0000070	<0.0020	<0.0000030	4.6	<0.000080	0.00011	<0.0010	<0.0070

Table D-21: Mine Rock Humidity Cell Testing Results (HC-21)

Sample Date	Week Number	Leachate Volume Recovered	pH	Electrical Conductivity	Alkalinity (to pH 4.5)	Acidity (to pH 8.3)	Sulphate	Fluoride	Chloride	Aluminum (Al)	Antimony (Sb)	Arsenic (As)	Beryllium (Be)	Boron (B)	Cadmium (Cd)	Calcium (Ca)	Chromium (Cr)	Cobalt (Co)	Copper (Cu)	Iron (Fe)
Units:	-	mL	pH Units	µS/cm	mg CaCO3/L	mg CaCO3/L	mg/L	mg/L	mg/L	mg/L	mg/L	mg/L	mg/L	mg/L	mg/L	mg/L	mg/L	mg/L	mg/L	mg/L
20/09/2024	69	967	7.3	24	9.0	<2.0	1.4	-	-	-	-	-	-	-	-	-	-	-	-	-
27/09/2024	70	888	7.2	22	8.0	<2.0	1.4	-	-	0.068	<0.00090	0.0067	<0.0000070	<0.0020	0.0000040	3.8	<0.000080	0.000062	<0.0010	<0.0070
10/04/2024	71	987	7.3	21	9.0	<2.0	1.0	-	-	-	-	-	-	-	-	-	-	-	-	-
10/11/2024	72	1002	7.2	21	9.0	<2.0	1.3	-	-	0.056	<0.00090	0.0061	<0.0000070	<0.0020	<0.0000030	4.0	<0.000080	0.000079	<0.0010	<0.0070
18/10/2024	73	996	7.3	24	10	<2.0	1.6	-	-	-	-	-	-	-	-	-	-	-	-	-
25/10/2024	74	994	7.3	23	9.0	<2.0	1.6	-	-	0.052	<0.00090	0.0056	<0.0000070	<0.0020	<0.0000030	4.4	<0.000080	0.000096	<0.0010	<0.0070
11/01/2024	75	986	7.3	21	8.0	<2.0	1.6	-	-	-	-	-	-	-	-	-	-	-	-	-
11/08/2024	76	1003	7.4	23	9.0	<2.0	1.6	-	-	0.052	<0.00090	0.0063	<0.0000070	<0.0020	0.0000030	4.6	0.00025	0.00013	<0.0010	<0.0070
15/11/2024	77	985	7.2	26	11	<2.0	1.6	-	-	-	-	-	-	-	-	-	-	-	-	-
22/11/2024	78	981	7.4	21	11	<2.0	1.6	-	-	0.060	<0.00090	0.0062	<0.0000070	<0.0020	<0.0000030	4.6	<0.000080	0.00011	<0.0010	<0.0070
29/11/2024	79	1008	7.1	25	10	<2.0	1.8	-	-	-	-	-	-	-	-	-	-	-	-	-
12/06/2024	80	999	7.2	23	12	<2.0	1.7	-	-	0.054	<0.00090	0.0065	<0.0000070	<0.0020	0.000022	4.8	<0.000080	0.00013	<0.0010	<0.0070
13/12/2024	81	988	7.1	22	12	<2.0	1.9	-	-	-	-	-	-	-	-	-	-	-	-	-
20/12/2024	82	1000	7.1	26	10	<2.0	2.0	-	-	0.062	<0.00090	0.0060	<0.0000070	<0.0020	<0.0000030	4.9	<0.000080	0.00013	<0.0010	<0.0070
27/12/2024	83	990	7.0	26	10	<2.0	2.0	-	-	-	-	-	-	-	-	-	-	-	-	-
01/03/2025	84	1002	7.0	23	10	<2.0	2.0	-	-	0.058	<0.00090	0.0064	<0.0000070	<0.0020	0.0000040	4.7	<0.000080	0.000099	<0.0010	<0.0070
01/10/2025	85	994	7.0	27	11	<2.0	2.4	-	-	-	-	-	-	-	-	-	-	-	-	-
17/01/2025	86	963	7.0	22	11	<2.0	1.8	-	-	0.064	<0.00090	0.0067	<0.0000070	<0.0020	<0.0000030	4.0	<0.000080	0.00013	<0.0010	<0.0070
24/01/2025	87	956	7.1	22	10	<2.0	2.1	-	-	-	-	-	-	-	-	-	-	-	-	-
31/01/2025	88	884	7.3	21	9.0	<2.0	1.9	-	-	0.073	<0.00090	0.0071	<0.0000070	<0.0020	<0.0000030	4.1	<0.000080	0.000074	<0.0010	<0.0070
02/07/2025	89	930	7.4	23	9.0	<2.0	2.2	-	-	-	-	-	-	-	-	-	-	-	-	-
14/02/2025	90	967	7.4	25	10	<2.0	2.2	-	-	0.071	<0.00090	0.0072	<0.0000070	<0.0020	<0.0000030	4.9	<0.000080	0.00011	<0.0010	<0.0070
21/02/2025	91	896	7.1	22	9.0	<2.0	2.3	-	-	-	-	-	-	-	-	-	-	-	-	-
28/02/2025	92	896	7.1	19	9.0	<2.0	1.7	-	-	0.062	<0.00090	0.0072	<0.0000070	<0.0020	<0.0000030	3.9	<0.000080	0.000039	<0.0010	<0.0070
03/07/2025	93	900	7.0	20	8.0	<2.0	1.8	-	-	-	-	-	-	-	-	-	-	-	-	-
14/03/2025	94	977	7.4	24	10	<2.0	2.0	-	-	0.047	<0.00090	0.0056	<0.0000070	<0.0020	0.0000040	4.3	<0.000080	0.000092	<0.0010	<0.0070
21/03/2025	95	956	7.0	22	11	<2.0	2.1	-	-	-	-	-	-	-	-	-	-	-	-	-
28/03/2025	96	916	7.0	33	7.0	<2.0	1.8	-	-	0.058	<0.00090	0.0051	<0.0000070	<0.0020	0.0000030	3.9	<0.000080	0.000058	<0.0010	<0.0070
04/04/2025	97	908	7.6	22	8.0	<2.0	2.2	-	-	-	-	-	-	-	-	-	-	-	-	-
04/11/2025	98	938	7.5	23	8.0	<2.0	1.5	-	-	0.051	<0.00090	0.0054	<0.0000070	<0.0020	0.0000030	3.8	<0.000080	0.000055	<0.0010	<0.0070
18/04/2025	99	946	7.0	22	8.0	<2.0	1.8	-	-	-	-	-	-	-	-	-	-	-	-	-
25/04/2025	100	955	6.9	22	8.0	<2.0	1.8	-	-	0.050	<0.00090	0.0047	<0.0000070	<0.0020	<0.0000030	4.1	<0.000080	0.000083	<0.0010	<0.0070
05/02/2025	101	944	6.9	19	8.0	<2.0	1.5	-	-	-	-	-	-	-	-	-	-	-	-	-
05/09/2025	102	933	7.1	23	9.0	<2.0	1.4	-	-	0.049	<0.00090	0.0047	<0.0000070	<0.0020	0.0000030	4.1	<0.000080	0.000057	<0.0010	<0.0070
16/05/2025	103	934	7.0	20	10	<2.0	1.3	-	-	-	-	-	-	-	-	-	-	-	-	-
23/05/2025	104	926	7.0	20	14	<2.0	1.3	-	-	0.048	<0.00090	0.0048	<0.0000070	<0.0020	<0.0000030	3.9	<0.000080	0.000073	<0.0010	<0.0070
30/05/2025	105	927	7.1	18	12	<2.0	1.2	-	-	-	-	-	-	-	-	-	-	-	-	-
06/06/2025	106	984	7.1	20	9.0	<2.0	1.5	-	-	-	-	-	-	-	-	-	-	-	-	-
13/06/2025	107	1000	7.6	20	11	<2.0	1.4	-	-	-	-	-	-	-	-	-	-	-	-	-
20/06/2025	108	943	7.6	19	8.0	<2.0	1.4	-	-	0.042	<0.00090	0.0042	<0.0000070	<0.0020	<0.0000030	4.2	<0.000080	0.000058	<0.0010	<0.0070
27/06/2025	109	1017	7.6	23	10	<2.0	1.7	-	-	-	-	-	-	-	-	-	-	-	-	-

Table D-21: Mine Rock Humidity Cell Testing Results (HC-21)

Sample Date	Week Number	Magnesium (Mg)	Mercury (Hg)	Ultra Trace Mercury (Hg)	Molybdenum (Mo)	Nickel (Ni)	Phosphorus (P)	Potassium (K)	Lead (Pb)	Selenium (Se)	Silver (Ag)	Sodium (Na)	Strontium (Sr)	Thallium (Tl)	Tungsten (W)	Uranium (U)	Vanadium (V)	Zinc (Zn)	Zirconium (Zr)
Units:	-	mg/L	mg/L	mg/L	mg/L	mg/L	mg/L	mg/L	mg/L	mg/L	mg/L	mg/L	mg/L	mg/L	mg/L	mg/L	mg/L	mg/L	mg/L
26/05/2023	0	0.58	<0.000010	-	0.00037	0.00080	<0.0030	0.53	<0.000090	0.00015	<0.000050	2.0	0.013	<0.0000050	0.00024	0.000078	0.0013	<0.0020	<0.0020
06/02/2023	1	0.56	<0.000010	-	0.00039	<0.00010	<0.0030	0.56	<0.000090	0.00011	<0.000050	1.6	0.011	<0.0000050	0.00012	0.000044	0.0010	<0.0020	<0.0020
06/09/2023	2	0.34	<0.000010	-	0.00017	<0.00010	<0.0030	0.40	<0.000090	<0.000040	<0.000050	0.79	0.0070	<0.0000050	0.00010	0.00013	0.00099	<0.0020	<0.0020
16/06/2023	3	0.34	<0.000010	-	0.0012	<0.00010	<0.0030	0.39	<0.000090	0.000040	<0.000050	0.53	0.0067	<0.0000050	0.000070	0.00014	0.0012	<0.0020	<0.0020
23/06/2023	4	0.35	<0.000010	-	0.00012	<0.00010	<0.0030	0.38	<0.000090	0.000050	<0.000050	0.30	0.0088	<0.0000050	0.000080	0.00072	0.00084	<0.0020	<0.0020
30/06/2023	5	0.25	<0.000010	-	0.00016	<0.00010	<0.0030	0.26	<0.000090	<0.000040	<0.000050	0.19	0.0059	<0.0000050	0.000050	0.000071	0.00091	<0.0020	<0.0020
07/07/2023	6	0.24	<0.000010	-	0.00028	<0.00010	<0.0030	0.24	<0.000090	<0.000040	<0.000050	0.12	0.0060	<0.0000050	0.000060	0.00024	0.00089	<0.0020	<0.0020
14/07/2023	7	0.26	<0.000010	-	0.00038	<0.00010	<0.0030	0.22	<0.000090	<0.000040	<0.000050	0.15	0.0052	<0.0000050	0.000050	0.0013	0.00078	<0.0020	<0.0020
20/07/2023	8	0.21	<0.000010	-	0.000050	0.00010	<0.0030	0.16	<0.000090	0.000050	<0.000050	0.080	0.0042	0.000013	0.000030	0.0010	0.00069	<0.0020	<0.0020
28/07/2023	9	0.26	<0.000010	-	0.00015	0.00010	<0.0030	0.20	<0.000090	0.00010	<0.000050	0.11	0.0056	0.0000060	0.000040	0.0022	0.00065	<0.0020	<0.0020
08/04/2023	10	0.22	0.000010	-	0.00051	0.0016	<0.0030	0.18	<0.000090	<0.000040	<0.000050	0.11	0.0056	<0.0000050	0.000030	0.00039	0.00062	<0.0020	<0.0020
08/11/2023	11	0.19	<0.000010	-	0.000090	<0.00010	<0.0030	0.15	<0.000090	<0.000040	<0.000050	0.080	0.0050	<0.0000050	<0.000020	0.00023	0.00069	<0.0020	<0.0020
18/08/2023	12	0.24	<0.000010	-	0.00015	<0.00010	<0.0030	0.17	<0.000090	<0.000040	<0.000050	0.080	0.0062	<0.0000050	0.000090	0.000067	0.00058	<0.0020	<0.0020
25/08/2023	13	0.075	<0.000010	-	0.00018	<0.00010	<0.0030	0.44	<0.000090	<0.000040	<0.000050	0.13	0.0078	<0.0000050	0.000030	0.0011	0.000060	<0.0020	<0.0020
09/01/2023	14	0.17	<0.000010	-	0.000070	<0.00010	<0.0030	0.12	<0.000090	0.000040	<0.000050	0.060	0.0045	<0.0000050	0.000020	0.00022	0.00056	<0.0020	<0.0020
09/08/2023	15	0.21	<0.000010	-	0.0012	0.00010	<0.0030	0.14	<0.000090	<0.000040	<0.000050	0.11	0.0058	<0.0000050	0.000030	0.00046	0.00053	<0.0020	<0.0020
15/09/2023	16	0.19	<0.000010	-	0.00045	<0.00010	<0.0030	0.13	<0.000090	<0.000040	<0.000050	0.040	0.0055	<0.0000050	0.000040	0.00012	0.00050	<0.0020	<0.0020
22/09/2023	17	0.15	<0.000010	-	0.00018	<0.00010	<0.0030	0.11	<0.000090	0.000040	<0.000050	0.050	0.0041	<0.0000050	0.00010	0.000029	0.00050	<0.0020	<0.0020
29/09/2023	18	0.15	<0.000010	-	0.00040	<0.00010	<0.0030	0.10	<0.000090	<0.000040	<0.000050	0.040	0.0038	<0.0000050	<0.000020	0.00044	0.00052	<0.0020	<0.0020
10/06/2023	19	0.16	<0.000010	-	0.00026	0.00010	<0.0030	0.099	<0.000090	<0.000040	<0.000050	0.050	0.0038	<0.0000050	<0.000020	0.000082	0.00051	<0.0020	<0.0020
13/10/2023	20	0.15	<0.000010	-	0.000080	<0.00010	<0.0030	0.074	<0.000090	<0.000040	<0.000050	0.080	0.0036	<0.0000050	<0.000020	0.00091	0.00044	<0.0020	<0.0020
20/10/2023	21	0.16	<0.000010	-	<0.000040	0.0012	<0.0030	0.067	<0.000090	<0.000040	<0.000050	0.050	0.0040	<0.0000050	0.000050	0.0012	0.00042	<0.0020	<0.0020
27/10/2023	22	0.15	<0.000010	-	<0.000040	<0.00010	<0.0030	0.088	<0.000090	<0.000040	<0.000050	0.070	0.0032	<0.0000050	<0.000020	0.00014	0.00043	<0.0020	<0.0020
11/03/2023	23	0.21	<0.000010	-	0.000090	0.0025	<0.0030	0.12	<0.000090	<0.000040	<0.000050	0.34	0.00094	<0.0000050	<0.000020	0.00085	0.00039	<0.0020	<0.0020
11/10/2023	24	0.13	0.000010	-	0.000040	<0.00010	<0.0030	0.073	<0.000090	<0.000040	<0.000050	0.040	0.0036	<0.0000050	0.000050	0.00061	0.00038	<0.0020	<0.0020
17/11/2023	25	0.12	<0.000010	-	<0.000040	<0.00010	<0.0030	0.054	<0.000090	<0.000040	<0.000050	0.020	0.0037	<0.0000050	<0.000020	0.00023	0.00033	<0.0020	<0.0020
24/11/2023	26	0.13	<0.000010	-	0.000050	<0.00010	<0.0030	0.076	<0.000090	<0.000040	<0.000050	0.040	0.0035	<0.0000050	<0.000020	0.00024	0.00042	<0.0020	<0.0020
12/01/2023	27	0.14	<0.000010	-	0.000080	<0.00010	<0.0030	0.063	<0.000090	<0.000040	<0.000050	0.040	0.0034	<0.0000050	<0.000020	0.00026	0.00043	<0.0020	<0.0020
12/08/2023	28	0.14	<0.000010	-	0.00036	<0.00010	<0.0030	0.077	<0.000090	<0.000040	<0.000050	0.060	0.0034	<0.0000050	<0.000020	0.000060	0.00040	<0.0020	<0.0020
15/12/2023	29	0.18	<0.000010	-	0.00015	0.00010	<0.0030	0.090	<0.000090	<0.000040	<0.000050	0.040	0.0062	<0.0000050	<0.000020	0.00031	0.00049	<0.0020	<0.0020
22/12/2023	30	0.13	<0.000010	-	0.00020	0.00010	<0.0030	0.065	0.00010	0.000040	<0.000050	0.030	0.0033	<0.0000050	0.000030	0.00079	0.00043	<0.0020	<0.0020
29/12/2023	31	0.13	<0.000010	-	0.0026	0.00040	<0.0030	0.065	<0.000090	<0.000040	<0.000050	0.040	0.0035	<0.0000050	0.000030	0.00014	0.00042	<0.0020	<0.0020
01/05/2024	32	0.15	<0.000010	-	0.000040	0.00030	<0.0030	0.074	<0.000090	<0.000040	<0.000050	0.050	0.0046	<0.0000050	0.000020	0.00039	0.00039	<0.0020	<0.0020
01/12/2024	33	0.12	<0.000010	-	0.00042	0.00020	<0.0030	0.067	<0.000090	<0.000040	<0.000050	0.070	0.0035	<0.0000050	<0.000020	0.00017	0.00039	0.0020	<0.0020
19/01/2024	34	0.15	<0.000010	-	0.00097	<0.00010	<0.0030	0.088	<0.000090	<0.000040	<0.000050	0.020	0.0041	<0.0000050	<0.000020	0.00055	0.00047	<0.0020	<0.0020
26/01/2024	35	0.11	<0.000010	-	<0.00040	<0.00010	<0.0030	0.053	<0.000090	0.000050	<0.000050	0.030	0.0031	<0.0000050	<0.00020	0.00065	0.00043	<0.0020	<0.0020
02/02/2024	36	0.13	<0.000010	-	<0.00040	0.00020	<0.0030	0.068	<0.000090	0.000050	<0.000050	0.060	0.0032	<0.0000050	<0.00020	0.00054	0.00043	0.0030	<0.0020
02/09/2024	37	0.13	<0.000010	-	<0.00040	0.00010	0.011	0.055	<0.000090	<0.000040	<0.000050	0.040	0.0030	<0.0000050	<0.00020	0.00079	0.00035	<0.0020	<0.0020
15/02/2024	38	0.14	<0.000010	-	<0.00040	0.00020	<0.0030	0.071	<0.000090	0.000050	<0.000050	0.090	0.0042	<0.0000050	<0.00020	0.000072	0.00039	<0.0020	<0.0020
23/02/2024	39	0.11	<0.000010	-	0.00060	0.00010	<0.0030	0.049	<0.000090	<0.000040	<0.000050	0.050	0.0028	<0.0000050	<0.00020	0.00011	0.00037	<0.0020	<0.0020
03/01/2024	40	0.11	<0.000010	-	<0.00040	0.00010	<0.0030	0.038	<0.000090	<0.000040	<0.000050	0.040	0.0030	<0.0000050	<0.00020	0.00097	0.00032	<0.0020	<0.0020
03/08/2024	41	0.12	<0.000010	-	<0.00040	0.00010	<0.0030	0.048	<0.000090	<0.000040	<0.000050	0.030	0.0031	<0.0000050	<0.00020	0.00026	0.00032	<0.0020	<0.0020
15/03/2024	42	0.11	<0.000010	-	<0.00040	<0.00010	<0.0030	0.043	<0.000090	<0.000040	<0.000050	0.020	0.0029	<0.0000050	<0.00020	0.00014	0.00029	<0.0020	<0.0020
22/03/2024	43	0.11	<0.000010	-	0.00060	0.00020	0.0050	0.051	<0.000090	0.000050	<0.000050	0.040	0.0026	<0.0000050	<0.00020	0.000032	0.00038	<0.0020	<0.0020
29/03/2024	44	0.12	<0.000010	-	<0.00040	<0.00010	<0.0030	0.035	<0.000090	<0.000040	<0.000050	0.040	0.0029	<0.0000050	<0.00020	0.000059	0.00031	<0.0020	<0.0020
04/05/2024	45	-	-	-	-	-	-	-	-	-	-	-	-	-	-	-	-	-	-
04/12/2024	46	0.12	<0.000010	-	<0.00040	<0.00010	<0.0030	0.047	<0.000090	<0.000040	<0.000050	0.040	0.0029	<0.0000050	<0.00020	0.000033	0.00031	<0.0020	<0.0020
19/04/2024	47	-	-	-	-	-	-	-	-	-	-	-	-	-	-	-	-	-	-
26/04/2024	48	0.12	<0.000010	-	<0.00040	0.00020	<0.0030	0.043	<0.000090	<0.000040	<0.000050	0.040	0.0030	<0.0000050	<0.00020	0.000036	0.00030	<0.0020	<0.0020
05/02/2024	49	-	-	-	-	-	-	-	-	-	-	-	-	-	-	-	-	-	-
05/10/2024	50	0.12	<0.000010	-	<0.00040	<0.00010	<0.0030	0.044	<0.000090	<0.000040	<0.000050	0.040	0.0033	<0.0000050	<0.00020	0.000021	0.00033	<0.0020	<0.0020
17/05/2024	51	-	-	-	-	-	-	-	-	-	-	-	-	-	-	-	-	-	-
24/05/2024	52	0.11	<0.000010	-	<0.00040	0.00010	<0.0030	0.047	<0.000090	<0.000040	<0.000050	0.040	0.0028	<0.0000050	<0.00020	0.000072	0.00031	<0.0020	<0.0020
31/05/2024	53	-	-	-	-	-	-	-	-	-	-	-	-	-	-	-	-	-	-
06/07/2024	54	0.11	<0.000010	-	0.00060	0.00020	0.0040	0.048	<0.000090	<0.000040	<0.000050	0.050	0.0027	<0.0000050	<0.00020	0.000026	0.00044	<0.0020	<0.0020
14/06/2024	55	-	-	-	-	-	-	-	-	-	-	-	-	-	-	-	-	-	-
21/06/2024	56	0.12	<0.000010	-	<0.00040	<0.00010	<0.0030	0.028	<0.000090	<0.000040	<0.000050	0.060	0.0032	<0.0000050	<0.00020	0.000019	0.00036	<0.0020	<0.0020
28/06/2024	57	-	-	-	-	-	-	-	-	-	-	-	-	-	-	-	-	-	-
07/05/2024	58	0.11	<0.000010	-	<0.00040	0.00020	0.0040	0.035	<0.000090	<0.000040	<0.000050	0.040	0.0029	<0.0000050	<0.00020	0.000016	0.00031	<0.0020	<0.0020
07/12/2024	59	-	-	-	-	-	-	-	-	-	-	-	-	-	-	-	-	-	-
19/07/2024	60	0.11	<0.000010	-	<0.00040	0.00010	<0.0030	0.046	<0.000090	<0.000040	<0.000050	0.070	0.0030	<0.0000050	<0.00020	0.000016	0.00033	<0.0020	<0.0020
26/07/2024	61	-	-	-	-	-	-	-	-	-	-	-	-	-	-	-	-	-	-
08/02/2024	62	0.096	<0.000010	-	0.0040	0.00010	<0.0030	0.032	<0.000090	<0.000040	<0.000050	0.030	0.0022	<0.0000050	<0.00020	0.0000090	0.00030	<0.0020	<0.0020
08/09/2024	63	-	-	-	-	-	-	-	-	-	-	-	-	-	-	-	-	-	-
16/08/2024	64	0.10	<0.000010	-	<0.00040	0.00010	<0.0030	0.024	<0.000090	<0.000040	<0.000050	0.020	0.0024	<0.0000050	<0.00020	<0.0000020	0.00030	<0.0020	<0.0020
23/08/2024	65	-	-	-	-	-	-	-	-	-	-	-	-	-	-	-	-	-	-
30/08/2024	66	0.10	<0.000010	-	<0.00040	<0.00010	<0.0030	0.013	<0.000090	<0.000040	<0.000050	0.010	0.0024	<0.0000050	<0.00020	0.000054	0.00025	<0.0020	<0.0020
09/06/2024	67	-	-	-	-	-	-	-	-	-	-	-	-	-	-	-	-	-	-
13/09/2024	68	0.11	<0.000010	-	<0.00040	<0.00010	<0.0030	0.031	<0.000090	<0.000040	<0.000050	0.020	0.0025	<0.0000050	<0.00020	0.000018	0.00027	<0.0020	<0.0020

Table D-21: Mine Rock Humidity Cell Testing Results (HC-21)

Sample Date	Week Number	Magnesium (Mg)	Mercury (Hg)	Ultra Trace Mercury (Hg)	Molybdenum (Mo)	Nickel (Ni)	Phosphorus (P)	Potassium (K)	Lead (Pb)	Selenium (Se)	Silver (Ag)	Sodium (Na)	Strontium (Sr)	Thallium (Tl)	Tungsten (W)	Uranium (U)	Vanadium (V)	Zinc (Zn)	Zirconium (Zr)
Units:	-	mg/L	mg/L	mg/L	mg/L	mg/L	mg/L	mg/L	mg/L	mg/L	mg/L	mg/L	mg/L	mg/L	mg/L	mg/L	mg/L	mg/L	mg/L
20/09/2024	69	-	-	-	-	-	-	-	-	-	-	-	-	-	-	-	-	-	-
27/09/2024	70	0.098	<0.000010	-	<0.00040	<0.00010	<0.0030	0.031	<0.000090	<0.000040	<0.000050	0.050	0.0021	<0.0000050	<0.00020	0.000015	0.00029	<0.0020	<0.0020
10/04/2024	71	-	-	-	-	-	-	-	-	-	-	-	-	-	-	-	-	-	-
10/11/2024	72	0.093	<0.000010	-	<0.00040	<0.00010	<0.0030	0.025	<0.000090	<0.000040	<0.000050	0.040	0.0022	<0.0000050	<0.00020	0.000080	0.00025	<0.0020	<0.0020
18/10/2024	73	-	-	-	-	-	-	-	-	-	-	-	-	-	-	-	-	-	-
25/10/2024	74	0.10	<0.000010	-	<0.00040	<0.00010	<0.0030	0.024	<0.000090	<0.000040	<0.000050	0.030	0.0022	<0.0000050	<0.00020	0.0000060	0.00023	<0.0020	<0.0020
11/01/2024	75	-	-	-	-	-	-	-	-	-	-	-	-	-	-	-	-	-	-
11/08/2024	76	0.10	<0.000010	-	<0.00040	0.00060	<0.0030	0.023	<0.000090	<0.000040	<0.000050	0.040	0.0024	<0.0000050	<0.00020	0.000044	0.00025	0.0040	<0.0020
15/11/2024	77	-	-	-	-	-	-	-	-	-	-	-	-	-	-	-	-	-	-
22/11/2024	78	0.096	<0.000010	-	<0.00040	0.00020	<0.0030	0.025	<0.000090	<0.000040	<0.000050	0.040	0.0025	<0.0000050	<0.00020	0.0000080	0.00028	<0.0020	<0.0020
29/11/2024	79	-	-	-	-	-	-	-	-	-	-	-	-	-	-	-	-	-	-
12/06/2024	80	0.10	<0.000010	-	<0.00040	<0.00010	<0.0030	0.026	0.0021	0.000050	<0.000050	0.030	0.0028	0.0000060	<0.00020	0.000022	0.00024	<0.0020	<0.0020
13/12/2024	81	-	-	-	-	-	-	-	-	-	-	-	-	-	-	-	-	-	-
20/12/2024	82	0.11	<0.000010	-	<0.00040	<0.00010	<0.0030	0.023	<0.000090	<0.000040	<0.000050	0.030	0.0025	<0.0000050	<0.00020	0.000012	0.00026	<0.0020	<0.0020
27/12/2024	83	-	-	-	-	-	-	-	-	-	-	-	-	-	-	-	-	-	-
01/03/2025	84	0.091	<0.000010	-	<0.00040	<0.00010	<0.0030	0.027	<0.000090	0.000050	<0.000050	0.050	0.0023	<0.0000050	<0.00020	0.000011	0.00024	<0.0020	<0.0020
01/10/2025	85	-	-	-	-	-	-	-	-	-	-	-	-	-	-	-	-	-	-
17/01/2025	86	0.090	<0.000010	-	<0.00040	0.00020	<0.0030	0.017	<0.000090	<0.000040	<0.000050	0.030	0.0025	<0.0000050	<0.00020	0.000010	0.00028	<0.0020	<0.0020
24/01/2025	87	-	-	-	-	-	-	-	-	-	-	-	-	-	-	-	-	-	-
31/01/2025	88	0.092	<0.000010	-	<0.00040	<0.00010	<0.0030	0.0050	<0.000090	<0.000040	<0.000050	0.030	0.0022	<0.0000050	<0.00020	0.0000080	0.00030	<0.0020	<0.0020
02/07/2025	89	-	-	-	-	-	-	-	-	-	-	-	-	-	-	-	-	-	-
14/02/2025	90	0.10	<0.000010	-	<0.00040	0.00010	<0.0030	0.026	<0.000090	0.000050	<0.000050	0.030	0.0028	<0.0000050	<0.00020	0.000012	0.00029	<0.0020	<0.0020
21/02/2025	91	-	-	-	-	-	-	-	-	-	-	-	-	-	-	-	-	-	-
28/02/2025	92	0.090	<0.000010	-	<0.00040	<0.00010	<0.0030	0.020	<0.000090	0.000040	<0.000050	0.030	0.0020	<0.0000050	<0.00020	0.000055	0.00025	<0.0020	<0.0020
03/07/2025	93	-	-	-	-	-	-	-	-	-	-	-	-	-	-	-	-	-	-
14/03/2025	94	0.11	<0.000010	-	<0.00040	<0.00010	<0.0030	0.022	<0.000090	0.000060	<0.000050	0.040	0.0022	<0.0000050	<0.00020	0.0000070	0.00021	<0.0020	<0.0020
21/03/2025	95	-	-	-	-	-	-	-	-	-	-	-	-	-	-	-	-	-	-
28/03/2025	96	0.088	<0.000010	-	<0.00040	<0.00010	<0.0030	0.021	<0.000090	0.000050	<0.000050	0.030	0.0017	<0.0000050	<0.00020	0.0000070	0.00020	<0.0020	<0.0020
04/04/2025	97	-	-	-	-	-	-	-	-	-	-	-	-	-	-	-	-	-	-
04/11/2025	98	0.098	<0.000010	-	<0.00040	<0.00010	<0.0030	0.019	<0.000090	<0.000040	<0.000050	0.040	0.0018	<0.0000050	<0.00020	0.000059	0.00021	<0.0020	<0.0020
18/04/2025	99	-	-	-	-	-	-	-	-	-	-	-	-	-	-	-	-	-	-
25/04/2025	100	0.10	<0.000010	-	<0.00040	0.00020	<0.0030	0.016	<0.000090	0.000050	<0.000050	0.030	0.0019	<0.0000050	<0.00020	0.0000060	0.00017	<0.0020	<0.0020
05/02/2025	101	-	-	0.00000070	-	-	-	-	-	-	-	-	-	-	-	-	-	-	-
05/09/2025	102	0.13	<0.000010	0.00000040	<0.00040	<0.00010	<0.0030	0.013	<0.000090	<0.000040	<0.000050	0.020	0.0019	<0.0000050	<0.00020	0.0000050	0.00017	<0.0020	<0.0020
16/05/2025	103	-	-	0.00000047	-	-	-	-	-	-	-	-	-	-	-	-	-	-	-
23/05/2025	104	0.11	<0.000010	0.00000044	<0.00040	0.00010	<0.0030	0.013	<0.000090	<0.000040	<0.000050	0.030	0.0019	<0.0000050	<0.00020	0.0000050	0.00019	<0.0020	<0.0020
30/05/2025	105	-	-	-	-	-	-	-	-	-	-	-	-	-	-	-	-	-	-
06/06/2025	106	-	-	-	-	-	-	-	-	-	-	-	-	-	-	-	-	-	-
13/06/2025	107	-	-	-	-	-	-	-	-	-	-	-	-	-	-	-	-	-	-
20/06/2025	108	0.11	<0.000010	-	<0.00040	<0.00010	<0.0030	0.014	<0.000090	<0.000040	<0.000050	0.030	0.0017	<0.0000050	<0.00020	0.000010	0.00017	<0.0020	<0.0020
27/06/2025	109	-	-	-	-	-	-	-	-	-	-	-	-	-	-	-	-	-	-

Table D-22: Mine Rock Humidity Cell Testing Results (HC-22)

Sample Date	Week Number	Leachate Volume Recovered	pH	Electrical Conductivity	Alkalinity (to pH 4.5)	Acidity (to pH 8.3)	Sulphate	Fluoride	Chloride	Aluminum (Al)	Antimony (Sb)	Arsenic (As)	Beryllium (Be)	Boron (B)	Cadmium (Cd)	Calcium (Ca)	Chromium (Cr)	Cobalt (Co)	Copper (Cu)	Iron (Fe)
Units:	-	mL	pH Units	µS/cm	mg CaCO3/L	mg CaCO3/L	mg/L	mg/L	mg/L	mg/L	mg/L	mg/L	mg/L	mg/L	mg/L	mg/L	mg/L	mg/L	mg/L	mg/L
26/05/2023	0	282	8.7	52	27	<2.0	2.0	<0.060	<1.0	0.10	<0.00090	0.0018	<0.0000070	0.0050	0.0000070	5.7	0.00021	0.000088	0.010	0.010
06/02/2023	1	509	8.6	46	16	<2.0	2.0	<0.060	<1.0	0.058	0.0010	0.0010	<0.0000070	0.0080	0.0000030	4.8	0.000090	0.000020	0.0050	<0.0070
06/09/2023	2	470	7.7	45	26	<2.0	<2.0	<0.060	<1.0	0.053	0.0011	0.00090	<0.0000070	0.0040	0.0000030	3.5	<0.000080	0.000017	0.0027	0.011
16/06/2023	3	449	8.5	30	15	<2.0	<2.0	<0.060	<1.0	0.040	0.0012	0.0019	<0.0000070	0.0050	0.0000030	3.5	<0.000080	0.000017	0.0019	0.010
23/06/2023	4	469	8.5	27	15	<2.0	<2.0	<0.060	<1.0	0.038	0.0013	0.0012	<0.0000070	0.0040	0.0000090	3.6	<0.000080	0.000015	0.0013	<0.0070
30/06/2023	5	468	7.8	28	14	<2.0	<2.0	<0.060	<1.0	0.042	0.00090	0.00070	<0.0000070	0.0030	0.000014	3.5	<0.000080	0.000011	0.0011	<0.0070
07/07/2023	6	460	8.1	31	15	<2.0	<2.0	<0.060	<1.0	0.037	0.0010	0.00070	<0.0000070	0.0030	0.0000050	3.6	<0.000080	0.000011	0.0011	0.015
14/07/2023	7	452	8.2	30	14	<2.0	<2.0	<0.060	<1.0	0.038	<0.00090	0.00060	<0.0000070	0.0030	0.0000040	3.5	<0.000080	0.000010	0.00060	<0.0070
20/07/2023	8	474	7.7	27	13	<2.0	<2.0	<0.060	<1.0	0.032	<0.00090	0.00050	<0.0000070	<0.0020	0.000010	2.8	<0.000080	0.0000080	0.00060	<0.0070
28/07/2023	9	493	7.8	27	12	<2.0	<2.0	<0.060	<1.0	0.032	<0.00090	0.00060	0.0000090	0.0020	0.0000040	2.9	<0.000080	<0.0000040	0.00060	<0.0070
08/04/2023	10	466	7.8	28	12	<2.0	<2.0	<0.060	<1.0	0.031	<0.00090	0.00050	<0.0000070	<0.0020	0.0000060	3.0	0.00026	0.000018	0.00080	0.14
08/11/2023	11	424	7.8	26	12	<2.0	<2.0	<0.060	<1.0	0.041	<0.00090	0.00070	<0.0000070	<0.0020	0.000010	3.2	<0.000080	0.000012	0.0018	0.010
18/08/2023	12	506	7.6	30	13	<2.0	<2.0	<0.060	<1.0	0.027	0.0017	0.00060	<0.0000070	0.0030	<0.0000030	4.1	<0.000080	0.0000060	0.00060	<0.0070
25/08/2023	13	460	7.5	23	9.0	<2.0	<2.0	<0.060	<1.0	0.032	<0.00090	0.00060	<0.0000070	<0.0020	0.0000050	3.4	<0.000080	0.000011	0.00050	<0.0070
09/01/2023	14	442	7.9	24	10	<2.0	<2.0	<0.060	<1.0	0.033	<0.00090	0.00050	<0.0000070	<0.0020	0.0000070	3.3	0.00015	0.0000080	0.00040	<0.0070
09/08/2023	15	504	7.5	33	11	<2.0	2.0	<0.060	<1.0	0.026	<0.00090	0.00050	<0.0000070	<0.0020	0.0000030	3.5	<0.000080	0.000033	0.00040	<0.0070
15/09/2023	16	466	7.1	24	11	<2.0	<2.0	<0.060	<1.0	0.034	<0.00090	0.00070	<0.0000070	<0.0020	0.0000060	3.5	<0.000080	0.000012	0.00030	<0.0070
22/09/2023	17	454	7.6	28	13	<2.0	<2.0	<0.060	<1.0	0.036	<0.00090	0.00070	<0.0000070	<0.0020	0.0000050	3.1	0.000090	0.000010	0.00020	0.0080
29/09/2023	18	460	7.5	25	12	<2.0	<2.0	<0.060	<1.0	0.034	<0.00090	0.00050	<0.0000070	<0.0020	0.0000060	3.1	<0.000080	0.000014	0.00040	<0.0070
10/06/2023	19	466	7.2	20	9.0	<2.0	<2.0	<0.060	<1.0	0.032	<0.00090	0.00080	<0.0000070	<0.0020	0.000010	3.1	<0.000080	0.000013	0.00080	<0.0070
13/10/2023	20	476	7.6	22	10	<2.0	<2.0	<0.060	<1.0	0.028	<0.00090	0.00040	<0.0000070	<0.0020	0.000010	2.8	<0.000080	0.0000070	0.00050	<0.0070
20/10/2023	21	459	7.8	29	12	<2.0	<2.0	<0.060	<1.0	0.030	<0.00090	0.00050	<0.0000070	<0.0020	0.0000030	2.8	<0.000080	0.000011	0.0038	<0.0070
27/10/2023	22	474	7.4	25	12	<2.0	<2.0	<0.060	1.0	0.035	<0.00090	0.00060	<0.0000070	<0.0020	0.000015	3.1	<0.000080	0.000020	0.00070	<0.0070
11/03/2023	23	464	7.5	26	11	<2.0	<2.0	<0.060	<1.0	0.035	<0.00090	0.00050	<0.0000070	<0.0020	0.0000050	3.4	<0.000080	0.000031	0.0023	<0.0070
11/10/2023	24	433	7.3	24	11	<2.0	2.0	<0.060	1.0	0.033	<0.00090	0.00080	<0.0000070	<0.0020	0.0000090	3.2	<0.000080	0.0000080	0.0013	<0.0070
17/11/2023	25	487	8.0	28	13	<2.0	<2.0	<0.060	<1.0	0.022	<0.00090	0.00040	<0.0000070	<0.0020	0.0000090	2.9	<0.000080	0.0000040	0.00030	<0.0070
24/11/2023	26	465	7.3	24	10	<2.0	<2.0	<0.060	<1.0	0.038	<0.00090	0.00060	<0.0000070	<0.0020	0.0000060	3.1	<0.000080	0.000016	0.00090	<0.0070
12/01/2023	27	455	7.5	26	10	<2.0	<2.0	<0.060	<1.0	0.039	<0.00090	0.00050	<0.0000070	<0.0020	0.000028	3.7	<0.000080	0.0000090	0.00090	<0.0070
12/08/2023	28	477	7.5	27	10	<2.0	<2.0	<0.060	<1.0	0.034	<0.00090	0.00040	<0.0000070	<0.0020	0.000011	3.2	<0.000080	0.000011	0.00050	<0.0070
15/12/2023	29	484	7.8	57	33	<2.0	<2.0	<0.060	<1.0	0.080	<0.00090	0.00070	<0.0000070	<0.0020	0.000032	9.1	<0.000080	0.000031	0.0017	0.014
22/12/2023	30	461	7.9	33	15	<2.0	<2.0	<0.060	<1.0	0.043	<0.00090	0.00050	<0.0000070	<0.0020	0.0000080	3.7	<0.000080	0.000017	0.0011	<0.0070
29/12/2023	31	451	7.8	26	11	<2.0	<2.0	<0.060	<1.0	0.035	<0.00090	0.00040	<0.0000070	<0.0020	0.000077	3.2	<0.000080	0.000026	0.00070	<0.0070
01/05/2024	32	499	7.7	35	15	<2.0	<2.0	<0.060	<1.0	0.028	<0.00090	0.00050	<0.0000070	<0.0020	0.0000080	4.2	<0.000080	0.000016	0.00040	<0.0070
01/12/2024	33	463	7.5	30	13	<2.0	<2.0	<0.060	<1.0	0.035	<0.00090	0.00050	<0.0000070	<0.0020	0.000017	3.0	<0.000080	0.000018	0.00070	<0.0070
19/01/2024	34	500	7.5	27	11	<2.0	<2.0	0.55	<1.0	0.032	<0.00090	0.00060	<0.0000070	<0.0020	0.000011	4.0	<0.000080	0.000017	0.00030	<0.0070
26/01/2024	35	463	7.4	24	10	<2.0	<2.0	<0.060	<1.0	0.035	<0.00090	0.00050	<0.0000070	<0.0020	0.0000090	2.8	<0.000080	0.000019	<0.0020	<0.0070
02/02/2024	36	461	7.3	21	9.0	<2.0	<2.0	<0.060	<1.0	0.038	<0.00090	0.00060	<0.0000070	<0.0020	0.0000060	2.9	<0.000080	0.000016	<0.0020	<0.0070
02/09/2024	37	449	7.5	13	11	<2.0	<2.0	<0.060	<1.0	0.035	<0.00090	0.00050	<0.0000070	<0.0020	0.0000070	2.9	<0.000080	0.000013	<0.0010	<0.0070
15/02/2024	38	483	7.7	22	10	<2.0	<2.0	<0.060	<1.0	0.031	<0.00090	0.00050	<0.0000070	<0.0020	0.0000050	2.8	<0.000080	0.000013	<0.0010	<0.0070
23/02/2024	39	446	7.5	22	9.0	<2.0	<2.0	<0.060	<1.0	0.034	<0.00090	0.00060	<0.0000070	<0.0020	0.0000060	2.8	<0.000080	0.000012	<0.0010	<0.0070
03/01/2024	40	470	7.6	26	11	<2.0	<2.0	<0.060	<1.0	0.029	<0.00090	0.00050	<0.0000070	<0.0020	0.0000050	2.5	<0.000080	0.000017	0.0010	<0.0070
03/08/2024	41	465	7.4	18	8.0	<2.0	<2.0	<0.060	<1.0	0.029	<0.00090	0.00040	<0.0000070	<0.0020	0.000055	2.4	<0.000080	0.000018	<0.0010	<0.0070
15/03/2024	42	483	7.5	17	8.0	<2.0	<2.0	<0.060	<1.0	0.030	<0.00090	0.00040	<0.0000070	<0.0020	0.0000050	2.5	<0.000080	0.000012	<0.0010	<0.0070
22/03/2024	43	445	7.4	18	8.0	<2.0	<2.0	<0.060	<1.0	0.031	<0.00090	0.00040	<0.0000070	<0.0020	0.0000050	2.9	<0.000080	0.000013	<0.0010	<0.0070
29/03/2024	44	449	7.6	22	11	<2.0	<2.0	<0.060	<1.0	0.029	<0.00090	0.00040	<0.0000070	<0.0020	0.0000040	2.5	<0.000080	0.000014	<0.0010	<0.0070
04/05/2024	45	467	7.3	17	8.0	<2.0	<2.0	-	-	-	-	-	-	-	-	-	-	-	-	-
04/12/2024	46	478	7.3	18	7.0	<2.0	<2.0	-	-	0.030	<0.00090	0.00040	<0.0000070	<0.0020	0.0000060	2.5	<0.000080	0.0000090	<0.0010	<0.0070
19/04/2024	47	507	7.5	18	8.0	<2.0	<2.0	-	-	-	-	-	-	-	-	-	-	-	-	-
26/04/2024	48	512	7.4	20	10	<2.0	<2.0	-	-	0.023	<0.00090	0.00050	<0.0000070	<0.0020	0.0000060	3.0	<0.000080	0.000023	<0.0010	<0.0070
05/02/2024	49	462	7.3	20	8.0	<2.0	<2.0	-	-	-	-	-	-	-	-	-	-	-	-	-
05/10/2024	50	482	7.4	20	10	<2.0	<2.0	-	-	0.026	<0.00090	0.00050	<0.0000070	<0.0020	0.0000090	2.9	<0.000080	0.000019	<0.0010	<0.0070
17/05/2024	51	509	7.4	20	10	<2.0	<2.0	-	-	-	-	-	-	-	-	-	-	-	-	-
24/05/2024	52	502	7.4	17	8.0	<2.0	<2.0	-	-	0.024	<0.00090	0.00040	<0.0000070	<0.0020	0.0000070	2.4	<0.000080	0.000019	<0.0010	<0.0070
31/05/2024	53	399	7.5	18	7.0	<2.0	<2.0	-	-	-	-	-	-	-	-	-	-	-	-	-
06/07/2024	54	447	7.3	18	8.0	<2.0	<2.0	-	-	0.037	<0.00090	0.00060	<0.0000070	<0.0020	0.0000050	2.7	<0.000080	0.000017	<0.0010	<0.0070
14/06/2024	55	457	7.3	21	9.0	<2.0	<2.0	-	-	-	-	-	-	-	-	-	-	-	-	-
21/06/2024	56	499	7.3	21	9.0	<2.0	1.0	-	-	0.042	<0.00090	0.00090	<0.0000070	<0.0020	<0.0000030	2.9	<0.000080	0.000015	<0.0010	<0.0070
28/06/2024	57	472	7.2	16	7.0	<2.0	0.60	-	-	-	-	-	-	-	-	-	-	-	-	-
07/05/2024	58	510	7.4	22	11	<2.0	1.1	-	-	0.028	<0.00090	0.00070	<0.0000070	<0.0020	0.00014	3.6	<0.000080	0.000028	<0.0010	<0.0070
07/12/2024	59	426	7.3	17	7.0	<2.0	0.70	-	-	-	-	-	-	-	-	-	-	-	-	-
19/07/2024	60	489	7.3	18	8.0	<2.0	0.90	-	-	0.025	<0.00090	0.00050	<0.0000070	<0.0020	0.000014	2.8	0.00013	0.000026	0.020	<0.0070
26/07/2024	61	464	6.9	17	6.0	<2.0	0.70	-	-	-	-	-	-	-	-	-	-	-	-	-
08/02/2024	62	484	7.2	18	6.0	<2.0	0.70	-	-	0.025	<0.00090	0.00050	<0.0000070	<0.0020	0.000021	2.3	<0.000080	0.000042	0.0020	<0.0070
08/09/2024	63	450	7.2	15	7.0	<2.0	0.80	-	-	-	-	-	-	-	-	-	-	-	-	-
16/08/2024	64	460	7.0	18	6.0	<2.0	0.90	-	-	0.029	<0.00090	0.00040	<0.0000070	<0.0020	0.0000060	2.3	<0.000080	0.000029	0.0020	<0.0070
23/08/2024	65	457	6.9	18	7.0	<2.0	1.0	-	-	-	-	-	-	-	-	-	-	-	-	-
30/08/2024	66	489	7.0	15	6.0	<2.0	0.80	-	-	0.027	<0.00090	0.00050	<0.0000070	<0.0020	<0.0000030	2.3	<0.000080	0.000022	0.0010	<0.0070
09/06/2024	67	477	7.2	17	7.0	<2.0	2.1	-	-	-	-	-	-	-	-	-	-	-	-	-
13/09/2024	68	477	6.9	19	7.0	<2.0	0.80	-	-	0.025	<0.00090	0.00050	<0.0000070	<0.0020	0.0000060	2.5	<0.000080	0.000025	<0.0010	<0.0070

Table D-22: Mine Rock Humidity Cell Testing Results (HC-22)

Sample Date	Week Number	Leachate Volume Recovered	pH	Electrical Conductivity	Alkalinity (to pH 4.5)	Acidity (to pH 8.3)	Sulphate	Fluoride	Chloride	Aluminum (Al)	Antimony (Sb)	Arsenic (As)	Beryllium (Be)	Boron (B)	Cadmium (Cd)	Calcium (Ca)	Chromium (Cr)	Cobalt (Co)	Copper (Cu)	Iron (Fe)
Units:	-	mL	pH Units	µS/cm	mg CaCO3/L	mg CaCO3/L	mg/L	mg/L	mg/L	mg/L	mg/L	mg/L	mg/L	mg/L	mg/L	mg/L	mg/L	mg/L	mg/L	mg/L
20/09/2024	69	469	7.1	18	7.0	<2.0	0.70	-	-	-	-	-	-	-	-	-	-	-	-	-
27/09/2024	70	418	7.1	21	9.0	<2.0	0.90	-	-	0.038	<0.00090	0.00060	<0.0000070	<0.0020	0.0000070	2.7	<0.000080	0.000028	<0.0010	<0.0070
10/04/2024	71	486	7.1	16	6.0	<2.0	0.60	-	-	-	-	-	-	-	-	-	-	-	-	-
10/11/2024	72	488	7.0	16	7.0	<2.0	0.60	-	-	0.027	<0.00090	0.00050	<0.0000070	<0.0020	0.0000050	2.2	<0.000080	0.000020	0.0010	<0.0070
18/10/2024	73	485	7.2	18	8.0	<2.0	0.90	-	-	-	-	-	-	-	-	-	-	-	-	-
25/10/2024	74	451	7.1	19	7.0	<2.0	0.90	-	-	0.030	<0.00090	0.00070	<0.0000070	<0.0020	0.0000030	2.4	<0.000080	0.000021	<0.0010	<0.0070
11/01/2024	75	447	7.1	18	6.0	<2.0	1.0	-	-	-	-	-	-	-	-	-	-	-	-	-
11/08/2024	76	466	7.1	19	7.0	<2.0	0.80	-	-	0.033	<0.00090	0.00050	<0.0000070	<0.0020	0.0000040	2.4	<0.000080	0.000051	<0.0010	<0.0070
15/11/2024	77	461	7.1	19	7.0	<2.0	0.80	-	-	-	-	-	-	-	-	-	-	-	-	-
22/11/2024	78	500	7.3	20	11	<2.0	1.2	-	-	0.026	<0.00090	0.00050	<0.0000070	<0.0020	<0.0000030	3.3	<0.000080	0.000039	<0.0010	<0.0070
29/11/2024	79	452	7.2	18	7.0	<2.0	0.90	-	-	-	-	-	-	-	-	-	-	-	-	-
12/06/2024	80	446	7.3	16	9.0	<2.0	0.80	-	-	0.031	<0.00090	0.00050	<0.0000070	<0.0020	0.0000060	2.4	<0.000080	0.000019	<0.0010	<0.0070
13/12/2024	81	478	6.9	19	8.0	<2.0	0.80	-	-	-	-	-	-	-	-	-	-	-	-	-
20/12/2024	82	500	6.9	17	6.0	<2.0	0.80	-	-	0.030	<0.00090	0.00050	<0.0000070	<0.0020	0.0000050	2.1	<0.000080	0.000013	<0.0010	<0.0070
27/12/2024	83	420	7.4	30	11	<2.0	1.9	-	-	-	-	-	-	-	-	-	-	-	-	-
01/03/2025	84	504	6.9	22	10	<2.0	1.1	-	-	0.025	<0.00090	0.00060	<0.0000070	<0.0020	0.0000070	3.5	<0.000080	0.000019	<0.0010	<0.0070
01/10/2025	85	411	6.9	19	8.0	<2.0	0.80	-	-	-	-	-	-	-	-	-	-	-	-	-
17/01/2025	86	404	6.9	20	8.0	<2.0	0.80	-	-	0.033	<0.00090	0.00040	<0.0000070	<0.0020	<0.0000030	2.2	<0.000080	0.000014	<0.0010	<0.0070
24/01/2025	87	421	7.0	16	7.0	<2.0	0.90	-	-	-	-	-	-	-	-	-	-	-	-	-
31/01/2025	88	439	7.1	16	7.0	<2.0	0.60	-	-	0.034	<0.00090	0.00070	<0.0000070	<0.0020	<0.0000030	2.2	<0.000080	0.000012	0.0030	<0.0070
02/07/2025	89	420	7.3	19	9.0	<2.0	1.0	-	-	-	-	-	-	-	-	-	-	-	-	-
14/02/2025	90	472	7.2	24	11	<2.0	1.1	-	-	0.037	<0.00090	0.00070	<0.0000070	<0.0020	0.0000060	2.9	<0.000080	0.000016	<0.0010	<0.0070
21/02/2025	91	442	6.8	17	7.0	<2.0	0.90	-	-	-	-	-	-	-	-	-	-	-	-	-
28/02/2025	92	431	6.9	17	9.0	<2.0	0.90	-	-	0.036	<0.00090	0.00050	0.0000090	<0.0020	0.000021	2.5	<0.000080	0.000014	<0.0010	<0.0070
03/07/2025	93	423	6.9	16	8.0	<2.0	0.90	-	-	-	-	-	-	-	-	-	-	-	-	-
14/03/2025	94	432	7.2	17	7.0	<2.0	0.90	-	-	0.028	<0.00090	0.0015	<0.0000070	<0.0020	0.0000040	2.3	<0.000080	0.000025	<0.0010	<0.0070
21/03/2025	95	450	6.8	16	8.0	<2.0	1.1	-	-	-	-	-	-	-	-	-	-	-	-	-
28/03/2025	96	440	7.4	20	9.0	<2.0	0.90	-	-	0.036	<0.00090	0.00050	<0.0000070	<0.0020	0.0000030	2.6	<0.000080	0.000014	<0.0010	<0.0070
04/04/2025	97	436	7.3	17	7.0	<2.0	1.0	-	-	-	-	-	-	-	-	-	-	-	-	-
04/11/2025	98	452	7.2	18	6.0	<2.0	0.80	-	-	0.028	<0.00090	0.00060	<0.0000070	<0.0020	0.0000060	2.3	<0.000080	0.000017	<0.0010	<0.0070
18/04/2025	99	458	7.1	16	7.0	<2.0	0.80	-	-	-	-	-	-	-	-	-	-	-	-	-
25/04/2025	100	472	6.7	21	7.0	<2.0	0.80	-	-	0.028	<0.00090	0.00050	<0.0000070	<0.0020	0.0000040	2.4	<0.000080	0.000031	0.0010	<0.0070
05/02/2025	101	452	6.4	24	7.0	<2.0	0.80	-	-	-	-	-	-	-	-	-	-	-	-	-
05/09/2025	102	452	6.8	14	7.0	<2.0	0.90	-	-	0.024	<0.00090	0.00060	<0.0000070	<0.0020	0.0000060	2.3	<0.000080	0.000027	<0.0010	<0.0070
16/05/2025	103	459	6.7	16	7.0	<2.0	0.90	-	-	-	-	-	-	-	-	-	-	-	-	-
23/05/2025	104	461	6.7	14	8.0	<2.0	0.80	-	-	0.027	<0.00090	0.00050	<0.0000070	<0.0020	0.0000060	2.1	<0.000080	0.000030	0.0010	<0.0070
30/05/2025	105	454	6.8	14	7.0	<2.0	0.80	-	-	-	-	-	-	-	-	-	-	-	-	-
06/06/2025	106	467	6.7	13	6.0	<2.0	1.1	-	-	-	-	-	-	-	-	-	-	-	-	-
13/06/2025	107	485	6.8	13	5.0	<2.0	0.80	-	-	-	-	-	-	-	-	-	-	-	-	-
20/06/2025	108	450	7.3	14	7.0	<2.0	0.80	-	-	0.027	<0.00090	0.00050	<0.0000070	<0.0020	0.0000030	2.3	<0.000080	0.000054	<0.0010	<0.0070
27/06/2025	109	458	6.8	16	7.0	<2.0	1.0	-	-	-	-	-	-	-	-	-	-	-	-	-

Table D-22: Mine Rock Humidity Cell Testing Results (HC-22)

Sample Date	Week Number	Magnesium (Mg)	Mercury (Hg)	Ultra Trace Mercury (Hg)	Molybdenum (Mo)	Nickel (Ni)	Phosphorus (P)	Potassium (K)	Lead (Pb)	Selenium (Se)	Silver (Ag)	Sodium (Na)	Strontium (Sr)	Thallium (Tl)	Tungsten (W)	Uranium (U)	Vanadium (V)	Zinc (Zn)	Zirconium (Zr)
Units:	-	mg/L	mg/L	mg/L	mg/L	mg/L	mg/L	mg/L	mg/L	mg/L	mg/L	mg/L	mg/L	mg/L	mg/L	mg/L	mg/L	mg/L	mg/L
26/05/2023	0	0.36	<0.000010	-	0.00034	0.0011	0.0080	2.2	<0.000090	0.00012	<0.000050	2.6	0.018	<0.0000050	0.00030	0.00054	0.0010	<0.0020	<0.0020
06/02/2023	1	0.35	<0.000010	-	0.00069	0.00020	0.0040	1.9	<0.000090	0.00012	<0.000050	2.9	0.018	<0.0000050	0.00029	0.000091	0.00094	<0.0020	<0.0020
06/09/2023	2	0.24	<0.000010	-	0.00034	<0.00010	<0.0030	1.5	<0.000090	0.000050	<0.000050	1.6	0.011	<0.0000050	0.00029	0.00016	0.0013	<0.0020	<0.0020
16/06/2023	3	0.22	<0.000010	-	0.00017	0.00010	<0.0030	1.6	<0.000090	0.000060	<0.000050	1.4	0.0099	<0.0000050	0.00023	0.0028	0.0012	<0.0020	<0.0020
23/06/2023	4	0.23	<0.000010	-	0.0011	0.00030	<0.0030	1.5	<0.000090	<0.000040	<0.000050	0.83	0.011	<0.0000050	0.00041	0.0017	0.00095	<0.0020	<0.0020
30/06/2023	5	0.22	<0.000010	-	0.00015	<0.00010	<0.0030	1.5	<0.000090	0.000040	<0.000050	0.75	0.011	<0.0000050	0.00029	0.00038	0.00099	<0.0020	<0.0020
07/07/2023	6	0.22	<0.000010	-	0.00012	<0.00010	<0.0030	1.5	<0.000090	0.000050	<0.000050	0.52	0.011	<0.0000050	0.00023	0.00076	0.0011	<0.0020	<0.0020
14/07/2023	7	0.24	<0.000010	-	0.00010	<0.00010	<0.0030	1.5	<0.000090	0.000050	<0.000050	0.50	0.0095	<0.0000050	0.00016	0.00024	0.00099	<0.0020	<0.0020
20/07/2023	8	0.22	0.000010	-	0.00016	0.00020	<0.0030	1.3	<0.000090	0.000070	<0.000050	0.35	0.0082	0.0000070	0.00017	0.00020	0.00089	<0.0020	<0.0020
28/07/2023	9	0.22	<0.000010	-	0.00057	<0.00010	<0.0030	1.3	<0.000090	0.000070	<0.000050	0.25	0.0082	<0.0000050	0.00011	0.00023	0.00095	<0.0020	<0.0020
08/04/2023	10	0.21	<0.000010	-	0.00066	0.00050	<0.0030	1.4	<0.000090	<0.000040	<0.000050	0.25	0.0081	<0.0000050	0.00012	0.00050	0.00090	0.0020	<0.0020
08/11/2023	11	0.22	<0.000010	-	0.00035	<0.00010	<0.0030	1.5	<0.000090	0.000080	<0.000050	0.20	0.0088	<0.0000050	0.000080	0.000092	0.0011	0.0030	<0.0020
18/08/2023	12	0.30	<0.000010	-	0.00044	<0.00010	<0.0030	1.7	<0.000090	0.000070	<0.000050	0.19	0.015	<0.0000050	0.00019	0.00016	0.00090	<0.0020	<0.0020
25/08/2023	13	0.19	<0.000010	-	0.00014	<0.00010	<0.0030	1.4	<0.000090	0.000050	<0.000050	0.17	0.0085	<0.0000050	0.000070	0.000094	0.00091	<0.0020	<0.0020
09/01/2023	14	0.21	<0.000010	-	0.00024	<0.00010	<0.0030	1.4	<0.000090	0.000050	<0.000050	0.13	0.0082	<0.0000050	0.000050	0.000073	0.00098	<0.0020	<0.0020
09/08/2023	15	0.25	<0.000010	-	0.000060	0.00010	<0.0030	1.3	<0.000090	<0.000040	<0.000050	0.15	0.011	<0.0000050	0.00011	0.00015	0.00090	<0.0020	<0.0020
15/09/2023	16	0.20	<0.000010	-	0.0016	<0.00010	<0.0030	1.2	<0.000090	<0.000040	<0.000050	0.080	0.0091	<0.0000050	0.000080	0.00017	0.00085	<0.0020	<0.0020
22/09/2023	17	0.20	<0.000010	-	0.00052	<0.00010	0.0030	1.3	<0.000090	0.00012	<0.000050	0.10	0.0077	0.0000060	0.00046	0.00016	0.00096	<0.0020	<0.0020
29/09/2023	18	0.19	0.000020	-	0.00050	<0.00010	<0.0030	1.3	<0.000090	0.000050	<0.000050	0.090	0.0071	<0.0000050	0.000040	0.000084	0.00098	<0.0020	<0.0020
10/06/2023	19	0.20	<0.000010	-	0.000090	0.00010	<0.0030	1.4	0.000090	0.000050	<0.000050	0.11	0.0067	<0.0000050	0.00015	0.000063	0.00095	<0.0020	<0.0020
13/10/2023	20	0.18	<0.000010	-	0.00022	0.00010	<0.0030	1.1	<0.000090	<0.000040	<0.000050	0.090	0.0063	<0.0000050	0.000040	0.00038	0.00080	<0.0020	<0.0020
20/10/2023	21	0.18	<0.000010	-	<0.000040	0.00090	<0.0030	1.2	0.00015	<0.000040	<0.000050	0.070	0.0062	<0.0000050	0.000040	0.00011	0.00078	0.0030	<0.0020
27/10/2023	22	0.19	<0.000010	-	0.00034	<0.00010	<0.0030	1.3	<0.000090	<0.000040	<0.000050	0.11	0.0064	<0.0000050	0.000050	0.0018	0.00091	<0.0020	<0.0020
11/03/2023	23	0.23	<0.000010	-	0.00010	0.0011	<0.0030	1.3	<0.000090	<0.000040	<0.000050	0.31	0.0037	<0.0000050	0.000030	0.00027	0.00081	<0.0020	<0.0020
11/10/2023	24	0.22	0.000010	-	0.00010	0.00020	<0.0030	1.3	<0.000090	<0.000040	<0.000050	0.080	0.0074	0.0000060	0.00015	0.00069	0.00089	<0.0020	<0.0020
17/11/2023	25	0.15	<0.000010	-	<0.000040	<0.00010	<0.0030	0.92	<0.000090	<0.000040	<0.000050	0.040	0.0078	<0.0000050	0.000040	0.00014	0.00055	<0.0020	<0.0020
24/11/2023	26	0.17	<0.000010	-	0.000050	<0.00010	<0.0030	1.2	<0.000090	<0.000040	<0.000050	0.060	0.0067	<0.0000050	0.00010	0.0012	0.00085	<0.0020	<0.0020
12/01/2023	27	0.18	<0.000010	-	0.0020	0.00010	<0.0030	1.1	<0.000090	<0.000040	<0.000050	0.060	0.0067	<0.0000050	<0.000020	0.00013	0.00087	0.0020	<0.0020
12/08/2023	28	0.17	<0.000010	-	0.000090	<0.00010	<0.0030	1.4	<0.000090	<0.000040	<0.000050	0.080	0.0061	<0.0000050	0.000030	0.00016	0.00080	<0.0020	<0.0020
15/12/2023	29	0.31	<0.000010	-	0.0063	<0.00010	<0.0030	1.9	<0.000090	<0.000040	<0.000050	0.090	0.016	<0.0000050	0.000040	0.00036	0.00074	<0.0020	<0.0020
22/12/2023	30	0.16	<0.000010	-	0.0034	0.00010	<0.0030	1.3	<0.000090	0.000050	<0.000050	0.060	0.0069	<0.0000050	0.000030	0.000089	0.00071	<0.0020	<0.0020
29/12/2023	31	0.15	<0.000010	-	0.00016	0.00020	0.0070	1.3	0.00015	<0.000040	<0.000050	0.060	0.0058	<0.0000050	0.000020	0.00017	0.00065	0.0060	<0.0020
01/05/2024	32	0.17	<0.000010	-	<0.000040	0.00010	<0.0030	1.3	<0.000090	<0.000040	<0.000050	0.060	0.0087	<0.0000050	0.000040	0.00040	0.00055	<0.0020	<0.0020
01/12/2024	33	0.12	<0.000010	-	0.0068	0.00020	<0.0030	1.3	<0.000090	<0.000040	<0.000050	0.080	0.0057	<0.0000050	0.000020	0.000048	0.00069	<0.0020	<0.0020
19/01/2024	34	0.19	<0.000010	-	0.00023	<0.00010	<0.0030	1.5	<0.000090	<0.000040	<0.000050	0.040	0.0086	<0.0000050	0.000040	0.000090	0.00070	<0.0020	<0.0020
26/01/2024	35	0.11	<0.000010	-	0.00056	0.00010	<0.0030	1.1	<0.000090	<0.000040	<0.000050	0.050	0.0053	<0.0000050	<0.00020	0.0036	0.00065	<0.0020	<0.0020
02/02/2024	36	0.14	<0.000010	-	<0.00040	0.00050	<0.0030	1.3	<0.000090	0.000050	<0.000050	0.090	0.0051	<0.0000050	<0.00020	0.00016	0.00078	<0.0020	<0.0020
02/09/2024	37	0.13	<0.000010	-	<0.00040	0.00010	<0.0030	1.2	<0.000090	<0.000040	<0.000050	0.060	0.0050	<0.0000050	<0.00020	0.000062	0.00065	<0.0020	<0.0020
15/02/2024	38	0.15	<0.000010	-	<0.00040	0.00020	<0.0030	1.2	<0.000090	<0.000040	<0.000050	0.090	0.0058	<0.0000050	<0.00020	0.00041	0.00063	<0.0020	<0.0020
23/02/2024	39	0.13	<0.000010	-	<0.00040	0.00020	<0.0030	1.2	<0.000090	<0.000040	<0.000050	0.060	0.0050	<0.0000050	<0.00020	0.000040	0.00064	<0.0020	<0.0020
03/01/2024	40	0.12	<0.000010	-	0.0013	0.00030	<0.0030	1.1	<0.000090	<0.000040	<0.000050	0.080	0.0048	<0.0000050	<0.00020	0.000074	0.00062	<0.0020	<0.0020
03/08/2024	41	0.12	<0.000010	-	<0.00040	0.00030	<0.0030	1.1	0.00017	<0.000040	<0.000050	0.050	0.0045	<0.0000050	<0.00020	0.000031	0.00054	0.0080	<0.0020
15/03/2024	42	0.12	<0.000010	-	<0.00040	<0.00010	<0.0030	1.2	<0.000090	<0.000040	<0.000050	0.050	0.0046	<0.0000050	<0.00020	0.00026	0.00061	<0.0020	<0.0020
22/03/2024	43	0.13	<0.000010	-	0.00050	0.00020	<0.0030	1.2	<0.000090	<0.000040	<0.000050	0.050	0.0043	<0.0000050	<0.00020	0.000039	0.00056	<0.0020	<0.0020
29/03/2024	44	0.14	<0.000010	-	<0.00040	0.00010	<0.0030	1.3	<0.000090	<0.000040	<0.000050	0.060	0.0040	<0.0000050	<0.00020	0.000079	0.00061	<0.0020	<0.0020
04/05/2024	45	-	-	-	-	-	-	-	-	-	-	-	-	-	-	-	-	-	-
04/12/2024	46	0.13	<0.000010	-	<0.00040	<0.00010	<0.0030	1.3	<0.000090	<0.000040	<0.000050	0.060	0.0042	<0.0000050	<0.00020	0.000022	0.00058	<0.0020	<0.0020
19/04/2024	47	-	-	-	-	-	-	-	-	-	-	-	-	-	-	-	-	-	-
26/04/2024	48	0.14	<0.000010	-	<0.00040	<0.00010	<0.0030	1.2	<0.000090	<0.000040	<0.000050	0.060	0.0056	<0.0000050	<0.00020	0.000062	0.00045	<0.0020	<0.0020
05/02/2024	49	-	-	-	-	-	-	-	-	-	-	-	-	-	-	-	-	-	-
05/10/2024	50	0.14	<0.000010	-	<0.00040	<0.00010	<0.0030	1.3	<0.000090	<0.000040	<0.000050	0.040	0.0054	<0.0000050	<0.00020	0.00026	0.00053	<0.0020	<0.0020
17/05/2024	51	-	-	-	-	-	-	-	-	-	-	-	-	-	-	-	-	-	-
24/05/2024	52	0.10	<0.000010	-	<0.00040	0.00020	<0.0030	0.99	<0.000090	<0.000040	<0.000050	0.040	0.0040	<0.0000050	<0.00020	0.000025	0.00045	<0.0020	<0.0020
31/05/2024	53	-	-	-	-	-	-	-	-	-	-	-	-	-	-	-	-	-	-
06/07/2024	54	0.12	<0.000010	-	0.0010	0.00020	0.0050	1.4	<0.000090	<0.000040	<0.000050	0.070	0.0044	<0.0000050	<0.00020	0.000027	0.00074	<0.0020	<0.0020
14/06/2024	55	-	-	-	-	-	-	-	-	-	-	-	-	-	-	-	-	-	-
21/06/2024	56	0.15	<0.000010	-	<0.00040	<0.00010	<0.0030	1.5	<0.000090	<0.000040	<0.000050	0.10	0.0062	<0.0000050	<0.00020	0.000050	0.00081	<0.0020	<0.0020
28/06/2024	57	-	-	-	-	-	-	-	-	-	-	-	-	-	-	-	-	-	-
07/05/2024	58	0.14	<0.000010	-	<0.00040	0.00040	0.0060	1.5	0.00025	<0.000040	<0.000050	0.060	0.0066	<0.0000050	<0.00020	0.000037	0.00054	0.023	<0.0020
07/12/2024	59	-	-	-	-	-	-	-	-	-	-	-	-	-	-	-	-	-	-
19/07/2024	60	0.11	<0.000010	-	0.0081	0.00030	0.0040	1.1	0.00044	<0.000040	<0.000050	0.11	0.0049	<0.0000050	<0.00020	0.000026	0.00049	0.0040	<0.0020
26/07/2024	61	-	-	-	-	-	-	-	-	-	-	-	-	-	-	-	-	-	-
08/02/2024	62	0.092	<0.000010	-	<0.00040	0.00030	<0.0030	1.00	0.00025	<0.000040	<0.000050	0.040	0.0038	<0.0000050	<0.00020	0.000021	0.00040	<0.0020	<0.0020
08/09/2024	63	-	-	-	-	-	-	-	-	-	-	-	-	-	-	-	-	-	-
16/08/2024	64	0.091	<0.000010	-	<0.00040	0.00030	0.0030	0.98	<0.000090	<0.000040	<0.000050	0.040	0.0035	<0.0000050	<0.00020	0.0000070	0.00045	<0.0020	<0.0020
23/08/2024	65	-	-	-	-	-	-	-	-	-	-	-	-	-	-	-	-	-	-
30/08/2024	66	0.099	<0.000010	-	<0.00040	0.00010	<0.0030	1.0	<0.000090	<0.000040	<0.000050	0.020	0.0035	<0.0000050	<0.00020	0.000025	0.00045	<0.0020	<0.0020
09/06/2024	67	-	-	-	-	-	-	-	-	-	-	-	-	-	-	-	-	-	-
13/09/2024	68	0.10	<0.000010	-	<0.00040	<0.00010	<0.0030	1.2	<0.000090	<0.000040	<0.000050	0.050	0.0035	<0.0000050	<0.00020	0.000012	0.00046	<0.0020	<0.0020

Table D-22: Mine Rock Humidity Cell Testing Results (HC-22)

Sample Date	Week Number	Magnesium (Mg)	Mercury (Hg)	Ultra Trace Mercury (Hg)	Molybdenum (Mo)	Nickel (Ni)	Phosphorus (P)	Potassium (K)	Lead (Pb)	Selenium (Se)	Silver (Ag)	Sodium (Na)	Strontium (Sr)	Thallium (Tl)	Tungsten (W)	Uranium (U)	Vanadium (V)	Zinc (Zn)	Zirconium (Zr)
Units:	-	mg/L	mg/L	mg/L	mg/L	mg/L	mg/L	mg/L	mg/L	mg/L	mg/L	mg/L	mg/L	mg/L	mg/L	mg/L	mg/L	mg/L	mg/L
20/09/2024	69	-	-	-	-	-	-	-	-	-	-	-	-	-	-	-	-	-	-
27/09/2024	70	0.12	<0.000010	-	<0.00040	0.00010	<0.0030	1.3	<0.000090	<0.000040	<0.000050	0.090	0.0042	<0.0000050	<0.00020	0.000030	0.00055	<0.0020	<0.0020
10/04/2024	71	-	-	-	-	-	-	-	-	-	-	-	-	-	-	-	-	-	-
10/11/2024	72	0.089	<0.000010	-	<0.00040	<0.00010	<0.0030	1.1	<0.000090	<0.000040	<0.000050	0.060	0.0033	<0.0000050	<0.00020	0.000014	0.00042	<0.0020	<0.0020
18/10/2024	73	-	-	-	-	-	-	-	-	-	-	-	-	-	-	-	-	-	-
25/10/2024	74	0.11	<0.000010	-	<0.00040	<0.00010	<0.0030	1.3	<0.000090	<0.000040	<0.000050	0.050	0.0037	<0.0000050	<0.00020	0.000016	0.00054	<0.0020	<0.0020
11/01/2024	75	-	-	-	-	-	-	-	-	-	-	-	-	-	-	-	-	-	-
11/08/2024	76	0.10	0.000010	-	<0.00040	0.00040	0.010	1.4	<0.000090	<0.000040	<0.000050	0.10	0.0035	<0.0000050	<0.00020	0.000010	0.00049	<0.0020	<0.0020
15/11/2024	77	-	-	-	-	-	-	-	-	-	-	-	-	-	-	-	-	-	-
22/11/2024	78	0.13	<0.000010	-	<0.00040	0.0011	0.0060	1.4	<0.000090	<0.000040	<0.000050	0.070	0.0059	<0.0000050	<0.00020	0.000023	0.00045	<0.0020	<0.0020
29/11/2024	79	-	-	-	-	-	-	-	-	-	-	-	-	-	-	-	-	-	-
12/06/2024	80	0.096	<0.000010	-	<0.00040	0.00010	<0.0030	1.3	<0.000090	<0.000040	<0.000050	0.040	0.0035	0.0000050	<0.00020	0.000025	0.00045	<0.0020	<0.0020
13/12/2024	81	-	-	-	-	-	-	-	-	-	-	-	-	-	-	-	-	-	-
20/12/2024	82	0.091	<0.000010	-	<0.00040	<0.00010	<0.0030	1.1	<0.000090	<0.000040	<0.000050	0.050	0.0029	<0.0000050	<0.00020	0.000011	0.00040	<0.0020	<0.0020
27/12/2024	83	-	-	-	-	-	-	-	-	-	-	-	-	-	-	-	-	-	-
01/03/2025	84	0.11	<0.000010	-	<0.00040	<0.00010	<0.0030	1.4	<0.000090	<0.000040	<0.000050	0.060	0.0051	<0.0000050	<0.00020	0.000022	0.00042	<0.0020	<0.0020
01/10/2025	85	-	-	-	-	-	-	-	-	-	-	-	-	-	-	-	-	-	-
17/01/2025	86	0.082	<0.000010	-	<0.00040	<0.00010	<0.0030	1.2	<0.000090	<0.000040	<0.000050	0.040	0.0033	<0.0000050	<0.00020	0.000013	0.00052	<0.0020	<0.0020
24/01/2025	87	-	-	-	-	-	-	-	-	-	-	-	-	-	-	-	-	-	-
31/01/2025	88	0.092	<0.000010	-	<0.00040	<0.00010	<0.0030	1.4	<0.000090	<0.000040	<0.000050	0.040	0.0033	<0.0000050	<0.00020	0.000012	0.00051	<0.0020	<0.0020
02/07/2025	89	-	-	-	-	-	-	-	-	-	-	-	-	-	-	-	-	-	-
14/02/2025	90	0.098	<0.000010	-	<0.00040	0.00020	<0.0030	1.4	<0.000090	<0.000040	<0.000050	0.040	0.0042	<0.0000050	<0.00020	0.000022	0.00053	<0.0020	<0.0020
21/02/2025	91	-	-	-	-	-	-	-	-	-	-	-	-	-	-	-	-	-	-
28/02/2025	92	0.088	<0.000010	-	<0.00040	<0.00010	<0.0030	1.3	0.00025	<0.000040	<0.000050	0.050	0.0031	<0.0000050	<0.00020	0.000016	0.00052	0.0040	<0.0020
03/07/2025	93	-	-	-	-	-	-	-	-	-	-	-	-	-	-	-	-	-	-
14/03/2025	94	0.092	<0.000010	-	<0.00040	0.00030	<0.0030	1.3	<0.000090	<0.000040	<0.000050	0.050	0.0031	<0.0000050	<0.00020	0.000018	0.00041	<0.0020	<0.0020
21/03/2025	95	-	-	-	-	-	-	-	-	-	-	-	-	-	-	-	-	-	-
28/03/2025	96	0.099	<0.000010	-	<0.00040	<0.00010	<0.0030	1.4	<0.000090	<0.000040	<0.000050	0.060	0.0032	<0.0000050	<0.00020	0.000015	0.00050	<0.0020	<0.0020
04/04/2025	97	-	-	-	-	-	-	-	-	-	-	-	-	-	-	-	-	-	-
04/11/2025	98	0.086	<0.000010	-	<0.00040	<0.00010	<0.0030	1.2	<0.000090	<0.000040	<0.000050	0.060	0.0028	<0.0000050	<0.00020	0.000031	0.00043	<0.0020	<0.0020
18/04/2025	99	-	-	-	-	-	-	-	-	-	-	-	-	-	-	-	-	-	-
25/04/2025	100	0.090	<0.000010	-	<0.00040	0.00010	<0.0030	1.2	<0.000090	<0.000040	<0.000050	0.050	0.0027	<0.0000050	<0.00020	0.0000080	0.00038	<0.0020	<0.0020
05/02/2025	101	-	-	0.0000019	-	-	-	-	-	-	-	-	-	-	-	-	-	-	-
05/09/2025	102	0.090	<0.000010	0.0000018	<0.00040	0.00030	0.0050	1.2	<0.000090	<0.000040	<0.000050	0.050	0.0028	<0.0000050	<0.00020	0.0000080	0.00036	<0.0020	<0.0020
16/05/2025	103	-	-	0.0000022	-	-	-	-	-	-	-	-	-	-	-	-	-	-	-
23/05/2025	104	0.084	<0.000010	0.0000023	<0.00040	0.00020	<0.0030	1.3	<0.000090	<0.000040	<0.000050	0.050	0.0026	<0.0000050	<0.00020	0.0000090	0.00039	<0.0020	<0.0020
30/05/2025	105	-	-	-	-	-	-	-	-	-	-	-	-	-	-	-	-	-	-
06/06/2025	106	-	-	-	-	-	-	-	-	-	-	-	-	-	-	-	-	-	-
13/06/2025	107	-	-	-	-	-	-	-	-	-	-	-	-	-	-	-	-	-	-
20/06/2025	108	0.094	<0.000010	-	<0.00040	0.00060	<0.0030	1.4	<0.000090	0.000040	<0.000050	0.050	0.0025	<0.0000050	<0.00020	0.000018	0.00036	<0.0020	<0.0020
27/06/2025	109	-	-	-	-	-	-	-	-	-	-	-	-	-	-	-	-	-	-

Table D-23: Mine Rock Humidity Cell Testing Results (HC-23)

Sample Date	Week Number	Leachate Volume Recovered	pH	Electrical Conductivity	Alkalinity (to pH 4.5)	Acidity (to pH 8.3)	Sulphate	Fluoride	Chloride	Aluminum (Al)	Antimony (Sb)	Arsenic (As)	Beryllium (Be)	Boron (B)	Cadmium (Cd)	Calcium (Ca)	Chromium (Cr)	Cobalt (Co)	Copper (Cu)	Iron (Fe)
Units:	-	mL	pH Units	µS/cm	mg CaCO3/L	mg CaCO3/L	mg/L	mg/L	mg/L	mg/L	mg/L	mg/L	mg/L	mg/L	mg/L	mg/L	mg/L	mg/L	mg/L	mg/L
26/05/2023	0	849	8.7	44	21	<2.0	3.0	<0.060	<1.0	0.10	<0.00090	0.0039	<0.0000070	0.012	<0.0000030	6.7	0.00016	0.000024	0.0015	<0.0070
06/02/2023	1	985	8.7	41	21	<2.0	<2.0	<0.060	<1.0	0.071	0.0019	0.0083	<0.0000070	0.030	<0.0000030	6.4	<0.000080	0.000015	0.0013	0.0080
06/09/2023	2	983	7.5	38	21	<2.0	<2.0	<0.060	<1.0	0.044	0.0018	0.0082	<0.0000070	0.017	<0.0000030	4.8	<0.000080	0.000039	0.0010	0.015
16/06/2023	3	960	8.9	32	16	<2.0	<2.0	<0.060	<1.0	0.038	0.0018	0.011	<0.0000070	0.015	0.0000030	4.9	<0.000080	0.000021	0.00080	<0.0070
23/06/2023	4	913	8.9	28	14	<2.0	<2.0	<0.060	<1.0	0.052	<0.00090	0.0093	<0.0000070	0.011	<0.0000030	4.8	<0.000080	0.000018	0.00050	<0.0070
30/06/2023	5	999	8.8	29	16	<2.0	<2.0	<0.060	<1.0	0.046	0.0013	0.0098	<0.0000070	0.012	<0.0000030	5.1	0.00010	0.000019	0.00040	<0.0070
07/07/2023	6	934	8.6	31	14	<2.0	<2.0	<0.060	<1.0	0.050	<0.00090	0.012	<0.0000070	0.0090	0.0000040	4.8	<0.000080	0.000012	0.00040	0.012
14/07/2023	7	947	8.6	28	13	<2.0	<2.0	<0.060	<1.0	0.045	<0.00090	0.0095	<0.0000070	0.010	<0.0000030	4.6	<0.000080	0.000014	0.00030	<0.0070
20/07/2023	8	916	7.7	24	13	<2.0	<2.0	<0.060	<1.0	0.043	<0.00090	0.0082	<0.0000070	0.0050	<0.0000030	3.9	0.000090	0.000014	0.00040	<0.0070
28/07/2023	9	1010	9.2	33	16	<2.0	<2.0	<0.060	<1.0	0.039	0.0011	0.0095	0.000013	0.0080	<0.0000030	4.9	<0.000080	0.000014	0.00040	0.20
08/04/2023	10	983	7.7	26	11	<2.0	<2.0	<0.060	<1.0	0.038	<0.00090	0.0079	<0.0000070	0.0050	<0.0000030	4.0	<0.000080	0.000015	0.00040	<0.0070
08/11/2023	11	958	6.9	23	15	<2.0	<2.0	<0.060	<1.0	0.044	<0.00090	0.0084	<0.0000070	0.0050	<0.0000030	4.5	<0.000080	0.000014	0.00020	<0.0070
18/08/2023	12	962	7.8	23	10	<2.0	<2.0	<0.060	<1.0	0.040	<0.00090	0.0082	<0.0000070	0.0040	<0.0000030	4.1	<0.000080	0.000010	0.00030	0.0080
25/08/2023	13	995	7.9	26	10	<2.0	<2.0	<0.060	<1.0	0.033	<0.00090	0.0072	<0.0000070	0.0050	0.0000070	4.5	<0.000080	0.000013	0.00020	<0.0070
09/01/2023	14	958	8.0	25	11	<2.0	<2.0	<0.060	<1.0	0.039	<0.00090	0.0065	<0.0000070	0.0030	<0.0000030	4.4	0.00012	0.000012	0.00020	<0.0070
09/08/2023	15	1002	7.5	30	12	<2.0	<2.0	<0.060	<1.0	0.034	<0.00090	0.0069	<0.0000070	0.0040	<0.0000030	4.6	<0.000080	0.000025	0.00030	<0.0070
15/09/2023	16	997	7.2	26	11	<2.0	<2.0	<0.060	<1.0	0.038	<0.00090	0.0072	<0.0000070	0.0030	<0.0000030	4.8	<0.000080	0.000021	0.00030	<0.0070
22/09/2023	17	1009	7.5	24	11	<2.0	<2.0	<0.060	<1.0	0.042	<0.00090	0.0070	<0.0000070	0.0030	<0.0000030	4.7	0.00013	0.000016	0.00030	0.027
29/09/2023	18	986	8.0	29	14	<2.0	<2.0	<0.060	<1.0	0.046	<0.00090	0.0077	<0.0000070	0.0020	<0.0000030	5.0	<0.000080	0.000018	0.00050	0.0090
10/06/2023	19	1003	7.6	27	15	<2.0	<2.0	<0.060	<1.0	0.042	<0.00090	0.0072	<0.0000070	0.0030	<0.0000030	5.3	<0.000080	0.000017	0.00090	0.0080
13/10/2023	20	998	7.6	20	12	<2.0	<2.0	<0.060	<1.0	0.041	<0.00090	0.0063	<0.0000070	0.0030	<0.0000030	4.5	0.000090	0.000014	0.00070	0.017
20/10/2023	21	971	8.6	29	12	<2.0	<2.0	<0.060	<1.0	0.045	<0.00090	0.0068	<0.0000070	0.0020	<0.0000030	4.4	<0.000080	0.0000080	0.00050	0.011
27/10/2023	22	1002	7.2	27	10	<2.0	<2.0	<0.060	1.0	0.049	<0.00090	0.0064	<0.0000070	<0.0020	<0.0000030	5.0	<0.000080	0.0000090	0.00020	<0.0070
11/03/2023	23	1007	7.7	29	12	<2.0	<2.0	<0.060	<1.0	0.048	<0.00090	0.0061	<0.0000070	0.0030	<0.0000030	5.3	<0.000080	0.000036	0.0010	<0.0070
11/10/2023	24	969	7.7	24	12	<2.0	7.0	<0.060	2.0	0.042	<0.00090	0.0061	<0.0000070	0.0030	<0.0000030	4.6	<0.000080	0.0000060	0.0017	<0.0070
17/11/2023	25	1019	7.4	24	10	<2.0	<2.0	<0.060	<1.0	0.030	<0.00090	0.0045	<0.0000070	<0.0020	<0.0000030	3.4	<0.000080	0.000014	<0.00020	<0.0070
24/11/2023	26	1011	7.4	24	10	<2.0	<2.0	<0.060	<1.0	0.055	<0.00090	0.0062	<0.0000070	<0.0020	0.000013	4.6	<0.000080	0.000013	<0.00020	<0.0070
12/01/2023	27	995	7.7	24	12	<2.0	<2.0	<0.060	<1.0	0.053	<0.00090	0.0056	<0.0000070	<0.0020	<0.0000030	5.0	<0.000080	0.000012	<0.00020	<0.0070
12/08/2023	28	1008	7.7	26	12	<2.0	<2.0	<0.060	<1.0	0.048	<0.00090	0.0053	<0.0000070	<0.0020	<0.0000030	4.9	<0.000080	0.000014	<0.00020	<0.0070
15/12/2023	29	1002	7.6	38	20	<2.0	<2.0	<0.060	<1.0	0.079	<0.00090	0.0088	<0.0000070	<0.0020	<0.0000030	6.0	<0.000080	0.000013	0.00030	0.0080
22/12/2023	30	988	7.7	33	15	<2.0	<2.0	<0.060	<1.0	0.062	<0.00090	0.0065	<0.0000070	<0.0020	0.0000030	5.0	<0.000080	0.000011	0.00020	0.0090
29/12/2023	31	1013	7.7	27	13	<2.0	<2.0	<0.060	<1.0	0.054	<0.00090	0.0058	<0.0000070	<0.0020	<0.0000030	4.8	<0.000080	0.0000090	<0.00020	<0.0070
01/05/2024	32	992	7.8	30	13	<2.0	<2.0	<0.060	<1.0	0.052	<0.00090	0.0050	<0.0000070	<0.0020	<0.0000030	4.7	<0.000080	0.000015	0.00030	<0.0070
01/12/2024	33	990	7.7	32	14	<2.0	<2.0	<0.060	<1.0	0.054	<0.00090	0.0053	<0.0000070	<0.0020	<0.0000030	4.5	<0.000080	0.000020	0.00020	<0.0070
19/01/2024	34	983	7.5	29	12	<2.0	<2.0	<0.060	<1.0	0.076	<0.00090	0.0062	<0.0000070	<0.0020	0.000015	5.2	<0.000080	0.000016	0.00050	<0.0070
26/01/2024	35	1006	7.7	27	12	<2.0	<2.0	<0.060	<1.0	0.049	<0.00090	0.0050	<0.0000070	<0.0020	<0.0000030	4.5	<0.000080	0.000010	<0.0020	<0.0070
02/02/2024	36	999	7.7	28	13	<2.0	<2.0	<0.060	<1.0	0.060	<0.00090	0.0058	<0.0000070	0.0030	<0.0000030	5.2	<0.000080	0.000012	<0.0020	<0.0070
02/09/2024	37	980	7.3	24	11	<2.0	<2.0	<0.060	<1.0	0.060	<0.00090	0.0047	<0.0000070	<0.0020	<0.0000030	4.6	<0.000080	0.000016	<0.0010	0.0080
15/02/2024	38	998	7.7	24	11	<2.0	<2.0	<0.060	<1.0	0.053	<0.00090	0.0047	<0.0000070	<0.0020	<0.0000030	4.5	<0.000080	0.000017	<0.0010	<0.0070
23/02/2024	39	996	7.8	29	14	<2.0	<2.0	<0.060	<1.0	0.054	<0.00090	0.0050	<0.0000070	<0.0020	0.000021	5.0	0.000090	0.000024	<0.0010	0.093
03/01/2024	40	1000	7.7	26	11	<2.0	<2.0	<0.060	<1.0	0.052	<0.00090	0.0045	<0.0000070	<0.0020	<0.0000030	4.5	<0.000080	0.000011	<0.0010	<0.0070
03/08/2024	41	1008	7.7	27	11	<2.0	<2.0	<0.060	<1.0	0.049	<0.00090	0.0040	<0.0000070	<0.0020	<0.0000030	4.7	<0.000080	0.000014	<0.0010	<0.0070
15/03/2024	42	1011	7.8	23	11	<2.0	<2.0	<0.060	<1.0	0.053	<0.00090	0.0043	<0.0000070	<0.0020	<0.0000030	4.5	<0.000080	0.000014	<0.0010	<0.0070
22/03/2024	43	980	7.8	23	12	<2.0	<2.0	<0.060	<1.0	0.057	<0.00090	0.0045	<0.0000070	<0.0020	<0.0000030	5.0	<0.000080	0.0000080	<0.0010	<0.0070
29/03/2024	44	988	7.7	22	12	<2.0	<2.0	<0.060	<1.0	0.042	<0.00090	0.0034	<0.0000070	<0.0020	0.0000040	4.4	<0.000080	0.000012	<0.0010	<0.0070
04/05/2024	45	1004	7.7	22	11	<2.0	<2.0	-	-	-	-	-	-	-	-	-	-	-	-	-
04/12/2024	46	1019	7.6	25	11	<2.0	<2.0	-	-	0.046	<0.00090	0.0036	<0.0000070	<0.0020	<0.0000030	4.7	<0.000080	0.000011	<0.0010	<0.0070
19/04/2024	47	1007	7.8	23	11	<2.0	<2.0	-	-	-	-	-	-	-	-	-	-	-	-	-
26/04/2024	48	1007	7.2	24	12	<2.0	<2.0	-	-	0.052	<0.00090	0.0039	<0.0000070	<0.0020	<0.0000030	4.7	<0.000080	0.000013	<0.0010	<0.0070
05/02/2024	49	1011	7.5	26	12	<2.0	<2.0	-	-	-	-	-	-	-	-	-	-	-	-	-
05/10/2024	50	981	7.6	23	11	<2.0	<2.0	-	-	0.054	<0.00090	0.0039	<0.0000070	<0.0020	<0.0000030	4.7	<0.000080	0.000014	<0.0010	<0.0070
17/05/2024	51	1004	7.6	24	13	<2.0	<2.0	-	-	-	-	-	-	-	-	-	-	-	-	-
24/05/2024	52	999	7.7	24	13	<2.0	<2.0	-	-	0.049	<0.00090	0.0037	<0.0000070	<0.0020	<0.0000030	4.8	<0.000080	0.000018	<0.0010	<0.0070
31/05/2024	53	992	7.2	24	11	<2.0	<2.0	-	-	-	-	-	-	-	-	-	-	-	-	-
06/07/2024	54	1004	7.8	25	13	<2.0	<2.0	-	-	0.067	<0.00090	0.0046	<0.0000070	<0.0020	0.000026	5.5	<0.000080	0.000018	<0.0010	<0.0070
14/06/2024	55	1008	7.5	24	12	<2.0	<2.0	-	-	-	-	-	-	-	-	-	-	-	-	-
21/06/2024	56	1003	7.8	25	10	<2.0	0.90	-	-	0.054	<0.00090	0.0040	<0.0000070	<0.0020	<0.0000030	4.5	<0.000080	0.000031	<0.0010	0.0070
28/06/2024	57	1005	8.4	34	17	<2.0	0.90	-	-	-	-	-	-	-	-	-	-	-	-	-
07/05/2024	58	1004	7.8	28	15	<2.0	0.80	-	-	0.060	<0.00090	0.0043	<0.0000070	<0.0020	<0.0000030	5.6	<0.000080	0.000013	<0.0010	<0.0070
07/12/2024	59	1013	7.6	27	14	<2.0	0.90	-	-	-	-	-	-	-	-	-	-	-	-	-
19/07/2024	60	1012	7.7	25	13	<2.0	0.90	-	-	0.061	<0.00090	0.0045	<0.0000070	<0.0020	0.000014	5.2	<0.000080	0.000013	<0.0010	<0.0070
26/07/2024	61	1003	7.3	28	12	<2.0	0.80	-	-	-	-	-	-	-	-	-	-	-	-	-
08/02/2024	62	1007	7.3	28	12	<2.0	0.80	-	-	0.052	<0.00090	0.0038	<0.0000070	<0.0020	<0.0000030	4.8	<0.000080	0.000019	<0.0010	<0.0070
08/09/2024	63	1007	7.8	22	11	<2.0	0.70	-	-	-	-	-	-	-	-	-	-	-	-	-
16/08/2024	64	1012	7.7	25	13	<2.0	0.90	-	-	0.064	<0.00090	0.0041	<0.0000070	<0.0020	<0.0000030	5.1	<0.000080	0.000017	<0.0010	<0.0070
23/08/2024	65	973	7.3	24	11	<2.0	0.80	-	-	-	-	-	-	-	-	-	-	-	-	-
30/08/2024	66	1013	7.1	23	11	<2.0	0.80	-	-	0.053	<0.00090	0.0033	<0.0000070	<0.0020	<0.0000030	4.7	<0.000080	0.0000090	<0.0010	<0.0070
09/06/2024	67	1011	7.5	23	12	<2.0	0.80	-	-	-	-	-	-	-	-	-	-	-	-	-
13/09/2024	68	1016	7.7	26	12	<2.0	0.70	-	-	0.052	<0.00090	0.0034	<0.0000070	<0.0020	<0.0000030	5.0	<0.000080	0.000015	<0.0010	<0.0070

Table D-23: Mine Rock Humidity Cell Testing Results (HC-23)

Sample Date	Week Number	Leachate Volume Recovered	pH	Electrical Conductivity	Alkalinity (to pH 4.5)	Acidity (to pH 8.3)	Sulphate	Fluoride	Chloride	Aluminum (Al)	Antimony (Sb)	Arsenic (As)	Beryllium (Be)	Boron (B)	Cadmium (Cd)	Calcium (Ca)	Chromium (Cr)	Cobalt (Co)	Copper (Cu)	Iron (Fe)
Units:	-	mL	pH Units	µS/cm	mg CaCO3/L	mg CaCO3/L	mg/L	mg/L	mg/L	mg/L	mg/L	mg/L	mg/L	mg/L	mg/L	mg/L	mg/L	mg/L	mg/L	mg/L
20/09/2024	69	1006	7.2	27	11	<2.0	0.80	-	-	-	-	-	-	-	-	-	-	-	-	-
27/09/2024	70	996	7.6	27	11	<2.0	0.80	-	-	0.053	<0.00090	0.0035	<0.0000070	<0.0020	<0.0000030	4.7	<0.000080	0.0000080	<0.0010	<0.0070
10/04/2024	71	1001	7.6	27	13	<2.0	1.0	-	-	-	-	-	-	-	-	-	-	-	-	-
10/11/2024	72	999	7.3	21	11	<2.0	0.70	-	-	0.050	<0.00090	0.0031	<0.0000070	<0.0020	<0.0000030	4.0	<0.000080	0.0000070	<0.0010	<0.0070
18/10/2024	73	1004	7.4	24	10	<2.0	0.80	-	-	-	-	-	-	-	-	-	-	-	-	-
25/10/2024	74	1004	7.1	22	9.0	<2.0	0.70	-	-	0.049	<0.00090	0.0033	<0.0000070	<0.0020	<0.0000030	4.3	<0.000080	0.000014	<0.0010	<0.0070
11/01/2024	75	1001	7.3	22	10	<2.0	0.90	-	-	-	-	-	-	-	-	-	-	-	-	-
11/08/2024	76	1010	7.3	22	10	<2.0	0.80	-	-	0.049	<0.00090	0.0033	<0.0000070	<0.0020	0.0000040	4.4	<0.000080	0.000025	<0.0010	<0.0070
15/11/2024	77	999	7.1	23	10	<2.0	0.90	-	-	-	-	-	-	-	-	-	-	-	-	-
22/11/2024	78	1006	7.6	25	13	<2.0	0.80	-	-	0.070	<0.00090	0.0039	<0.0000070	<0.0020	<0.0000030	5.2	<0.000080	0.000016	<0.0010	<0.0070
29/11/2024	79	995	7.1	24	11	<2.0	0.80	-	-	-	-	-	-	-	-	-	-	-	-	-
12/06/2024	80	1006	7.3	22	13	<2.0	0.70	-	-	0.052	<0.00090	0.0036	<0.0000070	<0.0020	<0.0000030	4.6	<0.000080	0.000014	<0.0010	<0.0070
13/12/2024	81	1014	7.0	22	12	<2.0	2.7	-	-	-	-	-	-	-	-	-	-	-	-	-
20/12/2024	82	1000	7.0	26	12	<2.0	0.80	-	-	0.039	<0.00090	0.0025	<0.0000070	<0.0020	0.0000030	4.7	<0.000080	0.000011	<0.0010	<0.0070
27/12/2024	83	954	7.8	28	14	<2.0	1.1	-	-	-	-	-	-	-	-	-	-	-	-	-
01/03/2025	84	1036	6.9	23	11	<2.0	1.0	-	-	0.047	<0.00090	0.0033	<0.0000070	<0.0020	0.0000040	4.8	<0.000080	0.000010	<0.0010	<0.0070
01/10/2025	85	996	7.0	24	12	<2.0	1.0	-	-	-	-	-	-	-	-	-	-	-	-	-
17/01/2025	86	1016	6.9	24	12	<2.0	0.90	-	-	0.047	<0.00090	0.0028	<0.0000070	<0.0020	<0.0000030	3.9	<0.000080	0.000016	<0.0010	<0.0070
24/01/2025	87	926	7.0	18	8.0	<2.0	1.0	-	-	-	-	-	-	-	-	-	-	-	-	-
31/01/2025	88	991	7.2	21	11	<2.0	1.0	-	-	0.047	<0.00090	0.0033	<0.0000070	<0.0020	<0.0000030	4.1	<0.000080	0.000014	<0.0010	<0.0070
02/07/2025	89	971	7.9	22	15	<2.0	1.2	-	-	-	-	-	-	-	-	-	-	-	-	-
14/02/2025	90	1012	7.0	24	11	<2.0	1.4	-	-	0.047	<0.00090	0.0032	<0.0000070	<0.0020	<0.0000030	4.8	<0.000080	0.000020	<0.0010	<0.0070
21/02/2025	91	1005	7.0	21	10	<2.0	1.4	-	-	-	-	-	-	-	-	-	-	-	-	-
28/02/2025	92	940	7.1	20	10	<2.0	1.3	-	-	0.049	<0.00090	0.0035	0.0000090	<0.0020	<0.0000030	3.9	<0.000080	0.000012	<0.0010	<0.0070
03/07/2025	93	1003	6.9	20	9.0	<2.0	1.2	-	-	-	-	-	-	-	-	-	-	-	-	-
14/03/2025	94	1003	7.1	22	9.0	<2.0	1.1	-	-	0.036	<0.00090	0.0025	<0.0000070	<0.0020	0.000013	4.1	<0.000080	0.000010	<0.0010	<0.0070
21/03/2025	95	1023	6.9	22	12	<2.0	1.2	-	-	-	-	-	-	-	-	-	-	-	-	-
28/03/2025	96	954	7.0	20	9.0	<2.0	1.0	-	-	0.047	<0.00090	0.0034	<0.0000070	0.0020	<0.0000030	3.7	<0.000080	0.000014	<0.0010	<0.0070
04/04/2025	97	908	7.4	20	7.0	<2.0	1.1	-	-	-	-	-	-	-	-	-	-	-	-	-
04/11/2025	98	944	7.4	20	9.0	<2.0	0.80	-	-	0.045	<0.00090	0.0036	<0.0000070	<0.0020	<0.0000030	3.6	<0.000080	0.000023	<0.0010	<0.0070
18/04/2025	99	968	7.1	20	12	<2.0	0.90	-	-	-	-	-	-	-	-	-	-	-	-	-
25/04/2025	100	957	7.0	20	8.0	<2.0	1.0	-	-	0.044	<0.00090	0.0033	<0.0000070	<0.0020	<0.0000030	3.9	<0.000080	0.000017	<0.0010	<0.0070
05/02/2025	101	934	6.6	18	8.0	<2.0	1.0	-	-	-	-	-	-	-	-	-	-	-	-	-
05/09/2025	102	978	7.0	19	9.0	<2.0	0.90	-	-	0.041	<0.00090	0.0034	<0.0000070	<0.0020	<0.0000030	3.9	<0.000080	0.0000070	<0.0010	<0.0070
16/05/2025	103	965	6.8	19	9.0	<2.0	1.0	-	-	-	-	-	-	-	-	-	-	-	-	-
23/05/2025	104	919	6.9	17	10	<2.0	0.80	-	-	0.041	<0.00090	0.0030	<0.0000070	<0.0020	<0.0000030	3.5	<0.000080	0.000012	<0.0010	<0.0070
30/05/2025	105	939	7.0	16	8.0	<2.0	0.70	-	-	-	-	-	-	-	-	-	-	-	-	-
06/06/2025	106	947	6.9	16	8.0	<2.0	0.80	-	-	-	-	-	-	-	-	-	-	-	-	-
13/06/2025	107	1021	6.9	20	10	<2.0	0.70	-	-	-	-	-	-	-	-	-	-	-	-	-
20/06/2025	108	955	7.7	18	9.0	<2.0	0.60	-	-	0.038	<0.00090	0.0029	<0.0000070	<0.0020	<0.0000030	4.2	<0.000080	0.0000090	<0.0010	<0.0070
27/06/2025	109	954	7.6	17	8.0	<2.0	0.80	-	-	-	-	-	-	-	-	-	-	-	-	-

Table D-23: Mine Rock Humidity Cell Testing Results (HC-23)

Sample Date	Week Number	Magnesium (Mg)	Mercury (Hg)	Ultra Trace Mercury (Hg)	Molybdenum (Mo)	Nickel (Ni)	Phosphorus (P)	Potassium (K)	Lead (Pb)	Selenium (Se)	Silver (Ag)	Sodium (Na)	Strontium (Sr)	Thallium (Tl)	Tungsten (W)	Uranium (U)	Vanadium (V)	Zinc (Zn)	Zirconium (Zr)
Units:	-	mg/L	mg/L	mg/L	mg/L	mg/L	mg/L	mg/L	mg/L	mg/L	mg/L	mg/L	mg/L	mg/L	mg/L	mg/L	mg/L	mg/L	mg/L
26/05/2023	0	0.47	<0.000010	-	0.00036	0.00040	<0.0030	0.92	<0.000090	0.000070	<0.000050	1.3	0.022	<0.0000050	0.00042	0.00030	0.00022	<0.0020	<0.0020
06/02/2023	1	0.53	<0.000010	-	0.00025	<0.00010	<0.0030	1.2	<0.000090	0.00011	<0.000050	1.1	0.020	<0.0000050	0.00048	0.00028	0.00027	<0.0020	<0.0020
06/09/2023	2	0.41	<0.000010	-	0.00027	0.00010	<0.0030	1.0	<0.000090	<0.000040	<0.000050	0.64	0.017	<0.0000050	0.00043	0.00047	0.00025	<0.0020	<0.0020
16/06/2023	3	0.37	<0.000010	-	0.00058	0.00020	<0.0030	0.94	<0.000090	<0.000040	<0.000050	0.38	0.016	<0.0000050	0.00025	0.00066	0.00026	<0.0020	<0.0020
23/06/2023	4	0.28	<0.000010	-	0.00080	0.00020	<0.0030	0.80	<0.000090	<0.000040	<0.000050	0.26	0.016	<0.0000050	0.00018	0.00036	0.00027	<0.0020	<0.0020
30/06/2023	5	0.32	<0.000010	-	0.00029	<0.00010	<0.0030	0.76	<0.000090	0.000050	<0.000050	0.20	0.017	<0.0000050	0.00027	0.0028	0.00028	<0.0020	<0.0020
07/07/2023	6	0.28	<0.000010	-	0.00011	<0.00010	<0.0030	0.73	<0.000090	<0.000040	<0.000050	0.10	0.016	<0.0000050	0.00018	0.00020	0.00029	<0.0020	<0.0020
14/07/2023	7	0.29	<0.000010	-	0.00010	<0.00010	<0.0030	0.67	<0.000090	<0.000040	<0.000050	0.15	0.015	<0.0000050	0.00019	0.00024	0.00023	<0.0020	<0.0020
20/07/2023	8	0.25	0.000010	-	0.00022	<0.00010	<0.0030	0.60	<0.000090	<0.000040	<0.000050	0.080	0.013	0.000015	0.00014	0.0012	0.00027	<0.0020	<0.0020
28/07/2023	9	0.31	<0.000010	-	0.00031	<0.00010	<0.0030	0.65	<0.000090	0.000060	<0.000050	0.090	0.017	<0.0000050	0.00020	0.00044	0.00025	<0.0020	<0.0020
08/04/2023	10	0.22	<0.000010	-	0.00016	<0.00010	<0.0030	0.51	<0.000090	<0.000040	<0.000050	0.080	0.013	<0.0000050	0.00013	0.00040	0.00022	<0.0020	<0.0020
08/11/2023	11	0.22	<0.000010	-	0.000060	<0.00010	<0.0030	0.53	<0.000090	<0.000040	<0.000050	0.070	0.014	<0.0000050	0.00012	0.00011	0.00021	<0.0020	<0.0020
18/08/2023	12	0.21	<0.000010	-	0.00013	<0.00010	<0.0030	0.50	<0.000090	<0.000040	<0.000050	0.050	0.014	<0.0000050	0.00013	0.000077	0.00019	<0.0020	<0.0020
25/08/2023	13	0.21	<0.000010	-	0.000090	<0.00010	<0.0030	0.47	<0.000090	<0.000040	<0.000050	0.080	0.014	<0.0000050	0.00011	0.000087	0.00020	<0.0020	<0.0020
09/01/2023	14	0.21	<0.000010	-	0.00014	<0.00010	<0.0030	0.46	<0.000090	<0.000040	<0.000050	0.060	0.014	<0.0000050	0.000070	0.00014	0.00019	<0.0020	<0.0020
09/08/2023	15	0.24	<0.000010	-	0.00010	<0.00010	<0.0030	0.48	<0.000090	<0.000040	<0.000050	0.11	0.016	<0.0000050	0.00013	0.00016	0.00021	<0.0020	<0.0020
15/09/2023	16	0.22	<0.000010	-	0.00015	<0.00010	<0.0030	0.45	<0.000090	<0.000040	<0.000050	0.030	0.018	<0.0000050	0.00012	0.00014	0.00019	<0.0020	<0.0020
22/09/2023	17	0.22	<0.000010	-	0.00029	<0.00010	<0.0030	0.46	<0.000090	<0.000040	<0.000050	0.050	0.015	<0.0000050	0.00012	0.00017	0.00022	<0.0020	<0.0020
29/09/2023	18	0.20	<0.000010	-	0.00019	0.00010	<0.0030	0.42	<0.000090	<0.000040	<0.000050	0.040	0.015	<0.0000050	0.000080	0.00013	0.00023	<0.0020	<0.0020
10/06/2023	19	0.23	<0.000010	-	0.00051	<0.00010	<0.0030	0.45	<0.000090	<0.000040	<0.000050	0.040	0.017	<0.0000050	0.00010	0.0055	0.00020	<0.0020	<0.0020
13/10/2023	20	0.19	<0.000010	-	0.00038	0.00010	<0.0030	0.37	<0.000090	<0.000040	<0.000050	0.050	0.015	<0.0000050	0.000070	0.00063	0.00018	<0.0020	<0.0020
20/10/2023	21	0.18	<0.000010	-	<0.000040	0.00080	<0.0030	0.33	<0.000090	<0.000040	<0.000050	0.040	0.015	<0.0000050	0.000080	0.00036	0.00019	<0.0020	<0.0020
27/10/2023	22	0.19	<0.000010	-	0.00024	<0.00010	<0.0030	0.37	<0.000090	<0.000040	<0.000050	0.070	0.014	<0.0000050	0.000060	0.00022	0.00020	<0.0020	<0.0020
11/03/2023	23	0.23	<0.000010	-	0.000080	0.0015	<0.0030	0.41	<0.000090	<0.000040	<0.000050	0.26	0.013	<0.0000050	0.000060	0.00016	0.00021	<0.0020	<0.0020
11/10/2023	24	0.17	0.000010	-	0.00097	<0.00010	<0.0030	0.36	<0.000090	<0.000040	<0.000050	0.040	0.015	<0.0000050	0.00039	0.00035	0.00020	<0.0020	<0.0020
17/11/2023	25	0.13	<0.000010	-	0.000080	0.00010	<0.0030	0.26	<0.000090	<0.000040	<0.000050	0.030	0.013	<0.0000050	0.000060	0.00026	0.00012	<0.0020	<0.0020
24/11/2023	26	0.16	<0.000010	-	0.000070	<0.00010	<0.0030	0.33	<0.000090	<0.000040	<0.000050	0.030	0.014	<0.0000050	0.000070	0.00012	0.00020	<0.0020	<0.0020
12/01/2023	27	0.17	<0.000010	-	0.00059	<0.00010	<0.0030	0.29	<0.000090	<0.000040	<0.000050	0.030	0.014	<0.0000050	0.000030	0.0012	0.00019	<0.0020	<0.0020
12/08/2023	28	0.17	<0.000010	-	<0.000040	0.00010	<0.0030	0.36	<0.000090	<0.000040	<0.000050	0.040	0.015	<0.0000050	0.000050	0.0020	0.00016	<0.0020	<0.0020
15/12/2023	29	0.18	<0.000010	-	0.0012	<0.00010	<0.0030	0.34	<0.000090	<0.000040	<0.000050	0.040	0.019	<0.0000050	0.000050	0.00011	0.00022	<0.0020	<0.0020
22/12/2023	30	0.17	<0.000010	-	0.013	<0.00010	<0.0030	0.34	<0.000090	<0.000040	<0.000050	0.040	0.016	<0.0000050	0.000050	0.000079	0.00021	<0.0020	<0.0020
29/12/2023	31	0.16	<0.000010	-	0.0037	0.00010	<0.0030	0.33	<0.000090	<0.000040	<0.000050	0.040	0.015	<0.0000050	0.000060	0.00012	0.00017	<0.0020	<0.0020
01/05/2024	32	0.16	<0.000010	-	0.000050	<0.00010	<0.0030	0.32	<0.000090	<0.000040	<0.000050	0.030	0.016	<0.0000050	0.000050	0.0010	0.00017	<0.0020	<0.0020
01/12/2024	33	0.15	<0.000010	-	0.00012	0.00020	<0.0030	0.34	<0.000090	<0.000040	<0.000050	0.080	0.016	<0.0000050	0.000040	0.00013	0.00017	<0.0020	<0.0020
19/01/2024	34	0.18	<0.000010	-	0.040	<0.00010	<0.0030	0.35	<0.000090	<0.000040	<0.000050	0.040	0.015	<0.0000050	0.000050	0.00020	0.00023	<0.0020	<0.0020
26/01/2024	35	0.14	<0.000010	-	<0.00040	<0.00010	<0.0030	0.30	<0.000090	<0.000040	<0.000050	0.030	0.014	<0.0000050	<0.00020	0.00011	0.00017	<0.0020	<0.0020
02/02/2024	36	0.18	<0.000010	-	<0.00040	0.00030	<0.0030	0.36	<0.000090	<0.000040	<0.000050	0.070	0.015	0.0000070	<0.00020	0.00093	0.00021	<0.0020	<0.0020
02/09/2024	37	0.13	<0.000010	-	<0.00040	<0.00010	<0.0030	0.27	<0.000090	<0.000040	<0.000050	0.040	0.013	<0.0000050	<0.00020	0.0022	0.00017	<0.0020	<0.0020
15/02/2024	38	0.15	<0.000010	-	<0.00040	0.00020	<0.0030	0.30	<0.000090	<0.000040	<0.000050	0.050	0.015	<0.0000050	<0.00020	0.00015	0.00016	<0.0020	<0.0020
23/02/2024	39	0.14	<0.000010	-	<0.00040	0.00020	<0.0030	0.28	0.00015	<0.000040	<0.000050	0.040	0.015	<0.0000050	<0.00020	0.00081	0.00016	0.0030	<0.0020
03/01/2024	40	0.13	<0.000010	-	<0.00040	0.00010	<0.0030	0.27	<0.000090	<0.000040	<0.000050	0.030	0.015	<0.0000050	<0.00020	0.00021	0.00016	<0.0020	<0.0020
03/08/2024	41	0.13	<0.000010	-	<0.00040	0.00010	<0.0030	0.28	<0.000090	<0.000040	<0.000050	0.020	0.014	<0.0000050	<0.00020	0.00012	0.00014	<0.0020	<0.0020
15/03/2024	42	0.13	<0.000010	-	<0.00040	<0.00010	<0.0030	0.26	<0.000090	<0.000040	<0.000050	0.020	0.014	<0.0000050	<0.00020	0.000078	0.00016	<0.0020	<0.0020
22/03/2024	43	0.13	<0.000010	-	<0.00040	<0.00010	<0.0030	0.27	<0.000090	<0.000040	<0.000050	0.020	0.013	<0.0000050	<0.00020	0.000090	0.00017	<0.0020	<0.0020
29/03/2024	44	0.13	<0.000010	-	<0.00040	<0.00010	<0.0030	0.23	<0.000090	<0.000040	<0.000050	0.030	0.012	<0.0000050	<0.00020	0.00034	0.00012	<0.0020	<0.0020
04/05/2024	45	-	-	-	-	-	-	-	-	-	-	-	-	-	-	-	-	-	-
04/12/2024	46	0.14	<0.000010	-	<0.00040	<0.00010	<0.0030	0.26	<0.000090	<0.000040	<0.000050	0.030	0.014	<0.0000050	<0.00020	0.000058	0.00012	<0.0020	<0.0020
19/04/2024	47	-	-	-	-	-	-	-	-	-	-	-	-	-	-	-	-	-	-
26/04/2024	48	0.13	<0.000010	-	<0.00040	<0.00010	<0.0030	0.25	0.00023	<0.000040	<0.000050	0.030	0.013	<0.0000050	<0.00020	0.000061	0.00016	<0.0020	<0.0020
05/02/2024	49	-	-	-	-	-	-	-	-	-	-	-	-	-	-	-	-	-	-
05/10/2024	50	0.13	<0.000010	-	<0.00040	<0.00010	<0.0030	0.25	<0.000090	<0.000040	<0.000050	0.020	0.013	<0.0000050	<0.00020	0.000079	0.00017	<0.0020	<0.0020
17/05/2024	51	-	-	-	-	-	-	-	-	-	-	-	-	-	-	-	-	-	-
24/05/2024	52	0.13	<0.000010	-	<0.00040	0.00010	<0.0030	0.26	<0.000090	<0.000040	<0.000050	0.020	0.013	<0.0000050	<0.00020	0.000068	0.00014	<0.0020	<0.0020
31/05/2024	53	-	-	-	-	-	-	-	-	-	-	-	-	-	-	-	-	-	-
06/07/2024	54	0.14	<0.000010	-	0.00070	0.00030	<0.0030	0.28	0.00012	<0.000040	<0.000050	0.060	0.016	<0.0000050	<0.00020	0.00012	0.00020	0.0030	<0.0020
14/06/2024	55	-	-	-	-	-	-	-	-	-	-	-	-	-	-	-	-	-	-
21/06/2024	56	0.13	0.000010	-	0.00040	0.00010	0.0050	0.25	<0.000090	<0.000040	<0.000050	0.060	0.014	<0.0000050	<0.00020	0.000050	0.00016	<0.0020	<0.0020
28/06/2024	57	-	-	-	-	-	-	-	-	-	-	-	-	-	-	-	-	-	-
07/05/2024	58	0.14	<0.000010	-	<0.00040	0.00010	<0.0030	0.26	<0.000090	<0.000040	<0.000050	0.020	0.016	<0.0000050	<0.00020	0.000052	0.00017	<0.0020	<0.0020
07/12/2024	59	-	-	-	-	-	-	-	-	-	-	-	-	-	-	-	-	-	-
19/07/2024	60	0.14	<0.000010	-	0.028	0.00010	0.0030	0.27	0.00028	<0.000040	<0.000050	0.060	0.016	<0.0000050	<0.00020	0.000050	0.00017	<0.0020	<0.0020
26/07/2024	61	-	-	-	-	-	-	-	-	-	-	-	-	-	-	-	-	-	-
08/02/2024	62	0.13	<0.000010	-	<0.00040	0.00020	<0.0030	0.27	<0.000090	<0.000040	<0.000050	0.030	0.014	<0.0000050	<0.00020	0.000044	0.00015	<0.0020	<0.0020
08/09/2024	63	-	-	-	-	-	-	-	-	-	-	-	-	-	-	-	-	-	-
16/08/2024	64	0.14	<0.000010	-	<0.00040	0.00010	<0.0030	0.24	<0.000090	<0.000040	<0.000050	0.020	0.014	<0.0000050	<0.00020	0.0010	0.00012	<0.0020	<0.0020
23/08/2024	65	-	-	-	-	-	-	-	-	-	-	-	-	-	-	-	-	-	-
30/08/2024	66	0.13	<0.000010	-	<0.00040	<0.00010	<0.0030	0.21	<0.000090	<0.000040	<0.000050	<0.010	0.013	<0.0000050	<0.00020	0.00011	0.00012	<0.0020	<0.0020
09/06/2024	67	-	-	-	-	-	-	-	-	-	-	-	-	-	-	-	-	-	-
13/09/2024	68	0.12	<0.000010	-	<0.00040	<0.00010	<0.0030	0.20	<0.000090	<0.000040	<0.000050	0.010	0.014	<0.0000050	<0.00020	0.000065	0.00015	<0.0020	<0.0020

Table D-23: Mine Rock Humidity Cell Testing Results (HC-23)

Sample Date	Week Number	Magnesium (Mg)	Mercury (Hg)	Ultra Trace Mercury (Hg)	Molybdenum (Mo)	Nickel (Ni)	Phosphorus (P)	Potassium (K)	Lead (Pb)	Selenium (Se)	Silver (Ag)	Sodium (Na)	Strontium (Sr)	Thallium (Tl)	Tungsten (W)	Uranium (U)	Vanadium (V)	Zinc (Zn)	Zirconium (Zr)
Units:	-	mg/L	mg/L	mg/L	mg/L	mg/L	mg/L	mg/L	mg/L	mg/L	mg/L	mg/L	mg/L	mg/L	mg/L	mg/L	mg/L	mg/L	mg/L
20/09/2024	69	-	-	-	-	-	-	-	-	-	-	-	-	-	-	-	-	-	-
27/09/2024	70	0.13	<0.000010	-	<0.00040	<0.00010	<0.0030	0.23	<0.000090	<0.000040	<0.000050	0.040	0.014	<0.0000050	<0.00020	0.000029	0.00014	<0.0020	<0.0020
10/04/2024	71	-	-	-	-	-	-	-	-	-	-	-	-	-	-	-	-	-	-
10/11/2024	72	0.11	<0.000010	-	<0.00040	<0.00010	<0.0030	0.19	<0.000090	<0.000040	<0.000050	0.030	0.012	<0.0000050	<0.00020	0.000053	0.00012	<0.0020	<0.0020
18/10/2024	73	-	-	-	-	-	-	-	-	-	-	-	-	-	-	-	-	-	-
25/10/2024	74	0.12	<0.000010	-	<0.00040	<0.00010	<0.0030	0.20	<0.000090	<0.000040	<0.000050	0.030	0.012	<0.0000050	<0.00020	0.000082	0.00011	<0.0020	<0.0020
11/01/2024	75	-	-	-	-	-	-	-	-	-	-	-	-	-	-	-	-	-	-
11/08/2024	76	0.11	<0.000010	-	<0.00040	0.00020	<0.0030	0.20	<0.000090	<0.000040	<0.000050	0.020	0.013	<0.0000050	<0.00020	0.000026	0.00011	<0.0020	<0.0020
15/11/2024	77	-	-	-	-	-	-	-	-	-	-	-	-	-	-	-	-	-	-
22/11/2024	78	0.11	<0.000010	-	<0.00040	0.00020	<0.0030	0.18	<0.000090	<0.000040	<0.000050	0.030	0.015	<0.0000050	<0.00020	0.00010	0.00015	<0.0020	<0.0020
29/11/2024	79	-	-	-	-	-	-	-	-	-	-	-	-	-	-	-	-	-	-
12/06/2024	80	0.12	<0.000010	-	<0.00040	<0.00010	<0.0030	0.18	<0.000090	<0.000040	<0.000050	0.020	0.013	<0.0000050	<0.00020	0.000040	0.00012	<0.0020	<0.0020
13/12/2024	81	-	-	-	-	-	-	-	-	-	-	-	-	-	-	-	-	-	-
20/12/2024	82	0.12	<0.000010	-	<0.00040	<0.00010	<0.0030	0.17	<0.000090	<0.000040	<0.000050	0.020	0.014	<0.0000050	<0.00020	0.00023	0.000090	<0.0020	<0.0020
27/12/2024	83	-	-	-	-	-	-	-	-	-	-	-	-	-	-	-	-	-	-
01/03/2025	84	0.11	<0.000010	-	<0.00040	<0.00010	<0.0030	0.18	<0.000090	<0.000040	<0.000050	0.020	0.013	<0.0000050	<0.00020	0.000037	0.00010	<0.0020	<0.0020
01/10/2025	85	-	-	-	-	-	-	-	-	-	-	-	-	-	-	-	-	-	-
17/01/2025	86	0.11	<0.000010	-	<0.00040	<0.00010	<0.0030	0.17	<0.000090	<0.000040	<0.000050	0.020	0.014	<0.0000050	<0.00020	0.000049	0.00011	<0.0020	<0.0020
24/01/2025	87	-	-	-	-	-	-	-	-	-	-	-	-	-	-	-	-	-	-
31/01/2025	88	0.11	<0.000010	-	<0.00040	<0.00010	<0.0030	0.17	<0.000090	<0.000040	<0.000050	0.020	0.013	<0.0000050	<0.00020	0.000027	0.00013	<0.0020	<0.0020
02/07/2025	89	-	-	-	-	-	-	-	-	-	-	-	-	-	-	-	-	-	-
14/02/2025	90	0.12	<0.000010	-	<0.00040	0.00030	<0.0030	0.19	<0.000090	<0.000040	<0.000050	0.020	0.015	<0.0000050	<0.00020	0.000035	0.00010	<0.0020	<0.0020
21/02/2025	91	-	-	-	-	-	-	-	-	-	-	-	-	-	-	-	-	-	-
28/02/2025	92	0.10	<0.000010	-	<0.00040	<0.00010	<0.0030	0.16	<0.000090	<0.000040	<0.000050	0.030	0.012	<0.0000050	<0.00020	0.000037	0.00012	<0.0020	<0.0020
03/07/2025	93	-	-	-	-	-	-	-	-	-	-	-	-	-	-	-	-	-	-
14/03/2025	94	0.11	<0.000010	-	<0.00040	<0.00010	<0.0030	0.17	0.00050	<0.000040	<0.000050	0.040	0.012	<0.0000050	<0.00020	0.000031	0.000080	0.0020	<0.0020
21/03/2025	95	-	-	-	-	-	-	-	-	-	-	-	-	-	-	-	-	-	-
28/03/2025	96	0.098	<0.000010	-	<0.00040	<0.00010	<0.0030	0.16	<0.000090	<0.000040	<0.000050	0.020	0.011	<0.0000050	<0.00020	0.000027	0.000090	<0.0020	<0.0020
04/04/2025	97	-	-	-	-	-	-	-	-	-	-	-	-	-	-	-	-	-	-
04/11/2025	98	0.10	<0.000010	-	<0.00040	0.00010	<0.0030	0.18	0.00015	<0.000040	<0.000050	0.19	0.011	<0.0000050	<0.00020	0.000017	0.00011	0.0040	<0.0020
18/04/2025	99	-	-	-	-	-	-	-	-	-	-	-	-	-	-	-	-	-	-
25/04/2025	100	0.11	<0.000010	-	<0.00040	<0.00010	<0.0030	0.18	<0.000090	<0.000040	<0.000050	0.020	0.011	<0.0000050	<0.00020	0.000027	0.000090	<0.0020	<0.0020
05/02/2025	101	-	-	0.00000093	-	-	-	-	-	-	-	-	-	-	-	-	-	-	-
05/09/2025	102	0.11	<0.000010	0.0000011	<0.00040	<0.00010	<0.0030	0.17	<0.000090	<0.000040	<0.000050	0.010	0.011	<0.0000050	<0.00020	0.000021	0.000070	<0.0020	<0.0020
16/05/2025	103	-	-	0.0000011	-	-	-	-	-	-	-	-	-	-	-	-	-	-	-
23/05/2025	104	0.099	<0.000010	0.00000084	<0.00040	<0.00010	<0.0030	0.16	<0.000090	<0.000040	<0.000050	0.020	0.011	0.0000080	<0.00020	0.000035	0.000090	<0.0020	<0.0020
30/05/2025	105	-	-	-	-	-	-	-	-	-	-	-	-	-	-	-	-	-	-
06/06/2025	106	-	-	-	-	-	-	-	-	-	-	-	-	-	-	-	-	-	-
13/06/2025	107	-	-	-	-	-	-	-	-	-	-	-	-	-	-	-	-	-	-
20/06/2025	108	0.10	<0.000010	-	<0.00040	<0.00010	<0.0030	0.16	<0.000090	<0.000040	<0.000050	0.020	0.012	<0.0000050	<0.00020	0.000028	0.000090	<0.0020	<0.0020
27/06/2025	109	-	-	-	-	-	-	-	-	-	-	-	-	-	-	-	-	-	-

Table D-24: Mine Rock Humidity Cell Testing Results (HC-24)

Sample Date	Week Number	Leachate Volume Recovered	pH	Electrical Conductivity	Alkalinity (to pH 4.5)	Acidity (to pH 8.3)	Sulphate	Fluoride	Chloride	Aluminum (Al)	Antimony (Sb)	Arsenic (As)	Beryllium (Be)	Boron (B)	Cadmium (Cd)	Calcium (Ca)	Chromium (Cr)	Cobalt (Co)	Copper (Cu)	Iron (Fe)
Units:	-	mL	pH Units	µS/cm	mg CaCO3/L	mg CaCO3/L	mg/L	mg/L	mg/L	mg/L	mg/L	mg/L	mg/L	mg/L	mg/L	mg/L	mg/L	mg/L	mg/L	mg/L
26/05/2023	0	765	8.9	45	23	<2.0	<2.0	<0.060	<1.0	0.11	<0.00090	0.0026	<0.0000070	0.0030	0.0000030	6.7	<0.000080	0.000058	0.0047	<0.0070
06/02/2023	1	984	8.5	41	22	<2.0	2.0	<0.060	<1.0	0.060	<0.00090	0.0033	<0.0000070	0.0040	<0.0000030	6.3	0.000090	0.000015	0.0016	<0.0070
06/09/2023	2	981	7.4	34	17	<2.0	<2.0	<0.060	<1.0	0.043	<0.00090	0.0023	<0.0000070	<0.0020	<0.0000030	5.1	<0.000080	0.000014	0.0010	<0.0070
16/06/2023	3	953	8.9	30	14	<2.0	<2.0	<0.060	<1.0	0.037	<0.00090	0.0037	<0.0000070	<0.0020	<0.0000030	4.7	<0.000080	0.000011	0.00080	<0.0070
23/06/2023	4	918	8.3	18	14	<2.0	<2.0	<0.060	<1.0	0.051	<0.00090	0.0017	<0.0000070	<0.0020	<0.0000030	4.5	<0.000080	0.000010	0.00070	<0.0070
30/06/2023	5	970	8.7	27	12	<2.0	<2.0	<0.060	<1.0	0.044	<0.00090	0.0017	<0.0000070	<0.0020	<0.0000030	4.6	<0.000080	0.000021	0.00080	<0.0070
07/07/2023	6	919	8.5	27	12	<2.0	<2.0	<0.060	<1.0	0.042	<0.00090	0.0021	<0.0000070	<0.0020	<0.0000030	4.2	<0.000080	0.000010	0.00050	0.011
14/07/2023	7	939	8.7	23	12	<2.0	<2.0	<0.060	<1.0	0.040	<0.00090	0.0024	<0.0000070	<0.0020	<0.0000030	4.1	<0.000080	0.000015	0.00030	<0.0070
20/07/2023	8	907	7.7	24	11	<2.0	<2.0	<0.060	<1.0	0.036	<0.00090	0.0014	<0.0000070	<0.0020	<0.0000030	3.8	<0.000080	0.000012	0.00040	0.016
28/07/2023	9	975	9.0	28	13	<2.0	<2.0	<0.060	<1.0	0.034	<0.00090	0.0015	0.0000080	<0.0020	0.000015	4.1	0.000090	<0.0000040	0.00030	0.029
08/04/2023	10	930	8.3	23	10	<2.0	<2.0	<0.060	<1.0	0.036	<0.00090	0.0014	<0.0000070	<0.0020	<0.0000030	3.6	<0.000080	0.000019	0.00040	0.32
08/11/2023	11	918	8.3	22	16	<2.0	<2.0	<0.060	<1.0	0.040	<0.00090	0.0014	<0.0000070	<0.0020	<0.0000030	4.1	<0.000080	0.0000090	0.00030	<0.0070
18/08/2023	12	943	7.8	22	9.0	<2.0	<2.0	<0.060	<1.0	0.040	<0.00090	0.0016	<0.0000070	<0.0020	<0.0000030	3.9	<0.000080	0.000010	0.00060	0.041
25/08/2023	13	964	9.1	27	12	<2.0	<2.0	<0.060	<1.0	0.037	<0.00090	0.0017	<0.0000070	<0.0020	<0.0000030	4.4	<0.000080	0.0000090	0.00020	<0.0070
09/01/2023	14	953	7.8	23	10	<2.0	<2.0	<0.060	<1.0	0.038	<0.00090	0.0015	<0.0000070	<0.0020	<0.0000030	4.2	0.00014	0.0000060	0.00030	<0.0070
09/08/2023	15	1000	7.6	28	12	<2.0	<2.0	<0.060	<1.0	0.031	<0.00090	0.0019	<0.0000070	<0.0020	<0.0000030	4.2	<0.000080	0.000037	0.00040	<0.0070
15/09/2023	16	988	7.4	24	11	<2.0	<2.0	<0.060	<1.0	0.037	<0.00090	0.0018	<0.0000070	<0.0020	<0.0000030	4.2	<0.000080	0.000015	<0.00020	<0.0070
22/09/2023	17	932	7.4	19	9.0	<2.0	<2.0	<0.060	<1.0	0.043	<0.00090	0.0015	<0.0000070	<0.0020	<0.0000030	3.7	<0.000080	0.000011	<0.00020	0.017
29/09/2023	18	940	8.1	22	11	<2.0	<2.0	<0.060	<1.0	0.042	<0.00090	0.0016	<0.0000070	<0.0020	0.0000070	4.0	<0.000080	0.000013	0.00020	<0.0070
10/06/2023	19	937	7.4	19	9.0	<2.0	<2.0	<0.060	<1.0	0.037	<0.00090	0.0016	<0.0000070	<0.0020	0.0000070	3.8	0.00035	0.000016	0.0011	0.015
13/10/2023	20	978	7.5	25	10	<2.0	<2.0	<0.060	<1.0	0.033	<0.00090	0.0015	<0.0000070	<0.0020	<0.0000030	3.8	<0.000080	0.0000080	0.00090	<0.0070
20/10/2023	21	935	7.6	23	12	<2.0	<2.0	<0.060	<1.0	0.035	<0.00090	0.0016	<0.0000070	<0.0020	0.0000060	3.4	<0.000080	0.000011	0.0010	<0.0070
27/10/2023	22	954	7.4	19	9.0	<2.0	<2.0	<0.060	1.0	0.038	<0.00090	0.0014	<0.0000070	<0.0020	<0.0000030	3.6	<0.000080	0.000012	0.00020	<0.0070
11/03/2023	23	954	7.1	20	10	<2.0	<2.0	<0.060	<1.0	0.040	<0.00090	0.0016	<0.0000070	0.0040	<0.0000030	4.1	<0.000080	0.000069	0.00090	<0.0070
11/10/2023	24	892	7.7	18	9.0	<2.0	<2.0	<0.060	1.0	0.036	<0.00090	0.0016	<0.0000070	<0.0020	<0.0000030	3.4	<0.000080	0.0000060	<0.00020	<0.0070
17/11/2023	25	1014	7.3	19	9.0	<2.0	<2.0	<0.060	<1.0	0.019	<0.00090	0.0014	<0.0000070	<0.0020	0.000047	2.7	<0.000080	0.0000090	<0.00020	<0.0070
24/11/2023	26	973	7.3	19	9.0	<2.0	<2.0	<0.060	<1.0	0.041	<0.00090	0.0017	<0.0000070	<0.0020	<0.0000030	3.5	<0.000080	0.000011	<0.00020	<0.0070
12/01/2023	27	951	7.7	18	10	<2.0	<2.0	<0.060	<1.0	0.040	<0.00090	0.0016	<0.0000070	<0.0020	<0.0000030	3.7	<0.000080	0.000017	<0.00020	<0.0070
12/08/2023	28	974	8.3	22	8.0	<2.0	<2.0	<0.060	<1.0	0.037	<0.00090	0.0015	<0.0000070	<0.0020	0.0000060	3.9	<0.000080	0.000020	<0.00020	<0.0070
15/12/2023	29	958	7.7	42	25	<2.0	<2.0	<0.060	<1.0	0.083	<0.00090	0.0027	<0.0000070	<0.0020	0.000031	6.4	<0.000080	0.000025	0.00040	<0.0070
22/12/2023	30	924	7.9	29	13	<2.0	<2.0	<0.060	<1.0	0.057	<0.00090	0.0018	<0.0000070	<0.0020	0.0000030	4.3	<0.000080	0.0000070	0.00040	<0.0070
29/12/2023	31	1011	7.6	24	11	<2.0	<2.0	<0.060	<1.0	0.035	<0.00090	0.0018	<0.0000070	<0.0020	<0.0000030	4.3	<0.000080	0.000018	<0.00020	<0.0070
01/05/2024	32	998	7.9	25	10	<2.0	<2.0	<0.060	<1.0	0.042	<0.00090	0.0019	<0.0000070	<0.0020	<0.0000030	4.3	<0.000080	0.000017	<0.00020	<0.0070
01/12/2024	33	994	7.6	28	13	<2.0	<2.0	<0.060	<1.0	0.042	<0.00090	0.0021	<0.0000070	<0.0020	<0.0000030	4.1	<0.000080	0.000019	0.00080	<0.0070
19/01/2024	34	1000	7.4	25	11	<2.0	<2.0	<0.060	<1.0	0.046	<0.00090	0.0020	<0.0000070	<0.0020	0.000015	4.4	<0.000080	0.000018	<0.00020	<0.0070
26/01/2024	35	987	7.8	24	10	<2.0	<2.0	<0.060	<1.0	0.044	<0.00090	0.0018	<0.0000070	<0.0020	<0.0000030	3.8	<0.000080	0.000018	<0.0020	0.076
02/02/2024	36	998	7.8	24	11	<2.0	<2.0	<0.060	<1.0	0.044	<0.00090	0.0022	<0.0000070	<0.0020	<0.0000030	4.2	<0.000080	0.0000080	<0.0020	<0.0070
02/09/2024	37	976	7.8	22	10	<2.0	<2.0	<0.060	<1.0	0.047	<0.00090	0.0015	<0.0000070	<0.0020	<0.0000030	4.0	<0.000080	0.000019	<0.0010	0.0080
15/02/2024	38	987	7.9	21	11	<2.0	<2.0	<0.060	<1.0	0.044	<0.00090	0.0018	<0.0000070	<0.0020	<0.0000030	3.8	<0.000080	0.000016	<0.0010	<0.0070
23/02/2024	39	1011	7.5	21	10	<2.0	<2.0	<0.060	<1.0	0.039	<0.00090	0.0019	<0.0000070	<0.0020	<0.0000030	4.4	<0.000080	0.000029	<0.0010	<0.0070
03/01/2024	40	996	7.7	24	11	<2.0	2.0	<0.060	<1.0	0.038	<0.00090	0.0019	<0.0000070	<0.0020	<0.0000030	3.5	<0.000080	0.000017	<0.0010	<0.0070
03/08/2024	41	1000	7.6	20	10	<2.0	<2.0	<0.060	<1.0	0.036	<0.00090	0.0021	<0.0000070	<0.0020	<0.0000030	3.9	<0.000080	0.000027	<0.0010	<0.0070
15/03/2024	42	1000	7.5	17	9.0	<2.0	<2.0	<0.060	<1.0	0.044	<0.00090	0.0018	<0.0000070	<0.0020	<0.0000030	3.5	<0.000080	0.000014	<0.0010	<0.0070
22/03/2024	43	970	7.7	18	8.0	<2.0	<2.0	<0.060	<1.0	0.047	<0.00090	0.0017	<0.0000070	<0.0020	0.000036	3.9	<0.000080	0.000018	<0.0010	<0.0070
29/03/2024	44	975	7.6	19	9.0	<2.0	<2.0	<0.060	<1.0	0.036	<0.00090	0.0016	0.00059	<0.0020	<0.0000030	3.7	<0.000080	0.000016	<0.0010	<0.0070
04/05/2024	45	971	7.5	17	8.0	<2.0	<2.0	-	-	-	-	-	-	-	-	-	-	-	-	-
04/12/2024	46	1016	7.6	20	8.0	<2.0	<2.0	-	-	0.033	<0.00090	0.0018	<0.0000070	<0.0020	0.000029	3.7	<0.000080	0.000022	<0.0010	<0.0070
19/04/2024	47	966	7.4	17	9.0	<2.0	<2.0	-	-	-	-	-	-	-	-	-	-	-	-	-
26/04/2024	48	1005	7.5	18	9.0	<2.0	<2.0	-	-	0.065	<0.00090	0.0016	<0.0000070	<0.0020	<0.0000030	3.6	<0.000080	0.000026	<0.0010	<0.0070
05/02/2024	49	999	7.4	20	9.0	<2.0	<2.0	-	-	-	-	-	-	-	-	-	-	-	-	-
05/10/2024	50	1000	7.6	19	10	<2.0	<2.0	-	-	0.039	<0.00090	0.0019	<0.0000070	<0.0020	0.000027	3.9	<0.000080	0.000028	<0.0010	<0.0070
17/05/2024	51	1012	7.5	20	10	<2.0	<2.0	-	-	-	-	-	-	-	-	-	-	-	-	-
24/05/2024	52	1006	7.6	18	10	<2.0	<2.0	-	-	0.037	<0.00090	0.0018	<0.0000070	<0.0020	<0.0000030	3.7	<0.000080	0.000027	<0.0010	<0.0070
31/05/2024	53	936	8.1	15	6.0	<2.0	<2.0	-	-	-	-	-	-	-	-	-	-	-	-	-
06/07/2024	54	998	7.5	18	9.0	<2.0	<2.0	-	-	0.048	<0.00090	0.0023	<0.0000070	<0.0020	<0.0000030	4.0	0.00012	0.000024	<0.0010	<0.0070
14/06/2024	55	1003	7.4	19	10	<2.0	<2.0	-	-	-	-	-	-	-	-	-	-	-	-	-
21/06/2024	56	1006	7.5	20	8.0	<2.0	0.80	-	-	0.039	<0.00090	0.0019	<0.0000070	<0.0020	<0.0000030	3.4	<0.000080	0.000022	<0.0010	<0.0070
28/06/2024	57	989	7.6	22	11	<2.0	0.90	-	-	-	-	-	-	-	-	-	-	-	-	-
07/05/2024	58	1008	7.7	20	11	<2.0	0.90	-	-	0.038	<0.00090	0.0019	<0.0000070	<0.0020	<0.0000030	4.1	<0.000080	0.000023	<0.0010	<0.0070
07/12/2024	59	992	7.4	18	9.0	<2.0	0.80	-	-	-	-	-	-	-	-	-	-	-	-	-
19/07/2024	60	1009	7.5	19	9.0	<2.0	0.80	-	-	0.036	<0.00090	0.0017	<0.0000070	<0.0020	<0.0000030	3.9	<0.000080	0.000026	<0.0010	<0.0070
26/07/2024	61	952	7.3	19	8.0	<2.0	0.90	-	-	-	-	-	-	-	-	-	-	-	-	-
08/02/2024	62	994	7.3	20	9.0	<2.0	0.80	-	-	0.037	<0.00090	0.0017	<0.0000070	<0.0020	0.0000060	3.5	<0.000080	0.000027	<0.0010	<0.0070
08/09/2024	63	969	7.5	16	8.0	<2.0	0.80	-	-	-	-	-	-	-	-	-	-	-	-	-
16/08/2024	64	1002	7.5	18	8.0	<2.0	0.80	-	-	0.040	<0.00090	0.0015	<0.0000070	<0.0020	0.000054	3.4	<0.000080	0.000022	<0.0010	<0.0070
23/08/2024	65	946	7.2	19	8.0	<2.0	1.1	-	-	-	-	-	-	-	-	-	-	-	-	-
30/08/2024	66	998	7.1	16	8.0	<2.0	0.80	-	-	0.035	<0.00090	0.0015	<0.0000070	<0.0020	<0.0000030	3.3	<0.000080	0.000026	<0.0010	<0.0070
09/06/2024	67	1006	7.3	18	8.0	<2.0	0.80	-	-	-	-	-	-	-	-	-	-	-	-	-
13/09/2024	68	977	7.5	18	8.0	<2.0	0.60	-	-	0.036	<0.00090	0.0014	<0.0000070	<0.0020	<0.0000030	3.4	<0.000080	0.000020	<0.0010	<0.0070

Table D-24: Mine Rock Humidity Cell Testing Results (HC-24)

Sample Date	Week Number	Leachate Volume Recovered	pH	Electrical Conductivity	Alkalinity (to pH 4.5)	Acidity (to pH 8.3)	Sulphate	Fluoride	Chloride	Aluminum (Al)	Antimony (Sb)	Arsenic (As)	Beryllium (Be)	Boron (B)	Cadmium (Cd)	Calcium (Ca)	Chromium (Cr)	Cobalt (Co)	Copper (Cu)	Iron (Fe)
Units:	-	mL	pH Units	µS/cm	mg CaCO3/L	mg CaCO3/L	mg/L	mg/L	mg/L	mg/L	mg/L	mg/L	mg/L	mg/L	mg/L	mg/L	mg/L	mg/L	mg/L	mg/L
20/09/2024	69	1004	7.0	18	8.0	<2.0	1.0	-	-	-	-	-	-	-	-	-	-	-	-	-
27/09/2024	70	929	7.2	17	7.0	<2.0	1.0	-	-	0.040	<0.00090	0.0018	<0.0000070	<0.0020	<0.0000030	2.6	<0.000080	0.000014	<0.0010	<0.0070
10/04/2024	71	994	7.1	15	8.0	<2.0	0.40	-	-	-	-	-	-	-	-	-	-	-	-	-
10/11/2024	72	988	7.2	16	7.0	<2.0	0.90	-	-	0.037	<0.00090	0.0016	<0.0000070	<0.0020	<0.0000030	2.9	<0.000080	0.000020	<0.0010	<0.0070
18/10/2024	73	1006	7.2	17	7.0	<2.0	0.80	-	-	-	-	-	-	-	-	-	-	-	-	-
25/10/2024	74	989	7.1	16	7.0	<2.0	1.0	-	-	0.033	<0.00090	0.0016	<0.0000070	<0.0020	<0.0000030	3.1	<0.000080	0.000027	<0.0010	<0.0070
11/01/2024	75	1007	7.0	16	6.0	<2.0	<0.20	-	-	-	-	-	-	-	-	-	-	-	-	-
11/08/2024	76	1015	7.1	16	7.0	<2.0	0.80	-	-	0.032	<0.00090	0.0014	<0.0000070	<0.0020	0.000018	3.1	<0.000080	0.000043	<0.0010	<0.0070
15/11/2024	77	972	7.1	16	7.0	<2.0	0.90	-	-	-	-	-	-	-	-	-	-	-	-	-
22/11/2024	78	1012	7.4	16	8.0	<2.0	0.90	-	-	0.040	<0.00090	0.0016	<0.0000070	<0.0020	<0.0000030	3.1	<0.000080	0.000019	<0.0010	<0.0070
29/11/2024	79	978	6.9	16	7.0	<2.0	0.70	-	-	-	-	-	-	-	-	-	-	-	-	-
12/06/2024	80	973	6.9	15	7.0	<2.0	0.80	-	-	0.037	<0.00090	0.0016	<0.0000070	<0.0020	<0.0000030	3.0	<0.000080	0.000026	<0.0010	<0.0070
13/12/2024	81	1030	6.8	18	11	<2.0	1.1	-	-	-	-	-	-	-	-	-	-	-	-	-
20/12/2024	82	1000	7.0	19	8.0	<2.0	1.0	-	-	0.032	<0.00090	0.0014	<0.0000070	<0.0020	<0.0000030	3.6	<0.000080	0.000031	<0.0010	<0.0070
27/12/2024	83	943	7.1	19	8.0	<2.0	1.1	-	-	-	-	-	-	-	-	-	-	-	-	-
01/03/2025	84	1015	7.0	19	10	<2.0	1.0	-	-	0.040	<0.00090	0.0017	<0.0000070	<0.0020	<0.0000030	3.9	<0.000080	0.000027	<0.0010	<0.0070
01/10/2025	85	1022	6.9	20	9.0	<2.0	1.0	-	-	-	-	-	-	-	-	-	-	-	-	-
17/01/2025	86	1014	6.9	19	10	<2.0	1.1	-	-	0.042	<0.00090	0.0016	<0.0000070	<0.0020	<0.0000030	3.4	<0.000080	0.000033	<0.0010	<0.0070
24/01/2025	87	935	7.0	15	7.0	<2.0	1.2	-	-	-	-	-	-	-	-	-	-	-	-	-
31/01/2025	88	940	7.2	17	8.0	<2.0	0.80	-	-	0.051	<0.00090	0.0019	<0.0000070	<0.0020	<0.0000030	3.1	<0.000080	0.000016	<0.0010	<0.0070
02/07/2025	89	919	7.4	17	7.0	<2.0	1.0	-	-	-	-	-	-	-	-	-	-	-	-	-
14/02/2025	90	1003	7.0	18	8.0	<2.0	1.0	-	-	0.046	<0.00090	0.0017	<0.0000070	<0.0020	<0.0000030	3.5	<0.000080	0.000017	<0.0010	<0.0070
21/02/2025	91	942	7.0	15	7.0	<2.0	0.90	-	-	-	-	-	-	-	-	-	-	-	-	-
28/02/2025	92	936	7.0	15	7.0	<2.0	0.90	-	-	0.044	<0.00090	0.0041	0.000010	<0.0020	<0.0000030	2.8	<0.000080	0.000015	<0.0010	<0.0070
03/07/2025	93	964	6.8	17	7.0	<2.0	1.0	-	-	-	-	-	-	-	-	-	-	-	-	-
14/03/2025	94	1013	7.3	17	8.0	<2.0	0.80	-	-	0.033	<0.00090	0.0014	<0.0000070	<0.0020	<0.0000030	3.2	<0.000080	0.000031	<0.0010	<0.0070
21/03/2025	95	1023	6.9	22	12	<2.0	1.2	-	-	-	-	-	-	-	-	-	-	-	-	-
28/03/2025	96	942	7.6	15	6.0	<2.0	0.80	-	-	0.043	<0.00090	0.0016	<0.0000070	<0.0020	<0.0000030	2.8	<0.000080	0.000031	<0.0010	<0.0070
04/04/2025	97	912	7.4	17	7.0	<2.0	1.1	-	-	-	-	-	-	-	-	-	-	-	-	-
04/11/2025	98	917	7.4	14	6.0	<2.0	0.60	-	-	0.040	<0.00090	0.0016	<0.0000070	<0.0020	<0.0000030	2.5	<0.000080	0.000017	<0.0010	<0.0070
18/04/2025	99	941	7.0	13	6.0	<2.0	0.70	-	-	-	-	-	-	-	-	-	-	-	-	-
25/04/2025	100	935	7.0	15	6.0	<2.0	0.70	-	-	0.041	<0.00090	0.0016	<0.0000070	<0.0020	<0.0000030	2.8	<0.000080	0.000015	<0.0010	<0.0070
05/02/2025	101	940	6.7	13	5.0	2.0	0.70	-	-	-	-	-	-	-	-	-	-	-	-	-
05/09/2025	102	937	6.9	13	6.0	<2.0	0.70	-	-	0.039	<0.00090	0.0016	<0.0000070	<0.0020	<0.0000030	2.7	<0.000080	0.000013	<0.0010	<0.0070
16/05/2025	103	944	6.7	13	6.0	<2.0	0.70	-	-	-	-	-	-	-	-	-	-	-	-	-
23/05/2025	104	932	7.0	13	6.0	<2.0	0.60	-	-	0.038	<0.00090	0.0014	<0.0000070	<0.0020	<0.0000030	2.5	<0.000080	0.000032	<0.0010	<0.0070
30/05/2025	105	938	7.0	12	9.0	<2.0	0.60	-	-	-	-	-	-	-	-	-	-	-	-	-
06/06/2025	106	934	7.0	12	6.0	<2.0	0.70	-	-	-	-	-	-	-	-	-	-	-	-	-
13/06/2025	107	1013	6.9	16	8.0	<2.0	0.70	-	-	-	-	-	-	-	-	-	-	-	-	-
20/06/2025	108	931	6.9	13	7.0	<2.0	0.70	-	-	0.036	<0.00090	0.0013	<0.0000070	<0.0020	<0.0000030	2.9	<0.000080	0.000019	<0.0010	<0.0070
27/06/2025	109	926	7.0	12	7.0	<2.0	0.70	-	-	-	-	-	-	-	-	-	-	-	-	-

Table D-24: Mine Rock Humidity Cell Testing Results (HC-24)

Sample Date	Week Number	Magnesium (Mg)	Mercury (Hg)	Ultra Trace Mercury (Hg)	Molybdenum (Mo)	Nickel (Ni)	Phosphorus (P)	Potassium (K)	Lead (Pb)	Selenium (Se)	Silver (Ag)	Sodium (Na)	Strontium (Sr)	Thallium (Tl)	Tungsten (W)	Uranium (U)	Vanadium (V)	Zinc (Zn)	Zirconium (Zr)
Units:	-	mg/L	mg/L	mg/L	mg/L	mg/L	mg/L	mg/L	mg/L	mg/L	mg/L	mg/L	mg/L	mg/L	mg/L	mg/L	mg/L	mg/L	mg/L
26/05/2023	0	0.44	<0.000010	-	0.00029	0.0011	<0.0030	0.50	<0.000090	0.000090	<0.000050	1.5	0.013	<0.0000050	0.00020	0.00045	0.0011	<0.0020	<0.0020
06/02/2023	1	0.49	<0.000010	-	0.00040	0.00010	<0.0030	0.77	<0.000090	0.000090	<0.000050	1.4	0.014	<0.0000050	0.00023	0.00014	0.00096	<0.0020	<0.0020
06/09/2023	2	0.31	<0.000010	-	0.00030	<0.00010	<0.0030	0.52	<0.000090	<0.000040	<0.000050	0.71	0.0092	<0.0000050	0.00013	0.00027	0.00085	<0.0020	<0.0020
16/06/2023	3	0.30	<0.000010	-	0.0010	0.00030	<0.0030	0.47	<0.000090	<0.000040	<0.000050	0.52	0.0080	<0.0000050	0.000080	0.00023	0.00082	<0.0020	<0.0020
23/06/2023	4	0.24	<0.000010	-	0.00013	<0.00010	<0.0030	0.40	<0.000090	<0.000040	<0.000050	0.32	0.0069	<0.0000050	0.000050	0.00024	0.00084	<0.0020	<0.0020
30/06/2023	5	0.27	<0.000010	-	0.00011	<0.00010	<0.0030	0.38	<0.000090	<0.000040	<0.000050	0.33	0.0076	<0.0000050	0.000070	0.00049	0.00078	<0.0020	<0.0020
07/07/2023	6	0.24	<0.000010	-	0.00022	<0.00010	<0.0030	0.40	<0.000090	<0.000040	<0.000050	0.18	0.0069	<0.0000050	0.000060	0.00014	0.00088	<0.0020	<0.0020
14/07/2023	7	0.25	<0.000010	-	0.00027	0.00020	<0.0030	0.38	<0.000090	<0.000040	<0.000050	0.23	0.0061	<0.0000050	0.000050	0.000092	0.00077	<0.0020	<0.0020
20/07/2023	8	0.25	0.000010	-	0.000090	0.00020	<0.0030	0.34	<0.000090	<0.000040	<0.000050	0.15	0.0056	0.000014	0.000030	0.00026	0.00066	<0.0020	<0.0020
28/07/2023	9	0.24	<0.000010	-	0.00011	<0.00010	<0.0030	0.31	<0.000090	0.000060	<0.000050	0.12	0.0058	0.0000060	0.000040	0.0011	0.00065	0.0020	<0.0020
08/04/2023	10	0.23	<0.000010	-	0.00023	0.00020	<0.0030	0.32	<0.000090	<0.000040	<0.000050	0.12	0.0052	<0.0000050	0.000020	0.00022	0.00067	<0.0020	<0.0020
08/11/2023	11	0.22	<0.000010	-	0.00046	<0.00010	<0.0030	0.29	<0.000090	<0.000040	<0.000050	0.10	0.0054	<0.0000050	0.000040	0.0029	0.00068	<0.0020	<0.0020
18/08/2023	12	0.25	<0.000010	-	0.000080	0.0013	<0.0030	0.33	<0.000090	<0.000040	<0.000050	0.13	0.0052	<0.0000050	0.000030	0.00016	0.00075	<0.0020	<0.0020
25/08/2023	13	0.23	<0.000010	-	0.000040	<0.00010	<0.0030	0.30	<0.000090	<0.000040	<0.000050	0.11	0.0051	<0.0000050	0.000030	0.00032	0.00066	<0.0020	<0.0020
09/01/2023	14	0.22	<0.000010	-	0.00012	<0.00010	<0.0030	0.27	<0.000090	<0.000040	<0.000050	0.080	0.0052	<0.0000050	<0.000020	0.0011	0.00063	<0.0020	<0.0020
09/08/2023	15	0.24	<0.000010	-	0.00018	0.00010	<0.0030	0.28	<0.000090	<0.000040	<0.000050	0.11	0.0068	<0.0000050	0.000030	0.00066	0.00063	<0.0020	<0.0020
15/09/2023	16	0.20	<0.000010	-	0.000060	<0.00010	<0.0030	0.22	<0.000090	<0.000040	<0.000050	0.030	0.0057	<0.0000050	<0.000020	0.0049	0.00057	<0.0020	<0.0020
22/09/2023	17	0.20	<0.000010	-	0.00027	<0.00010	<0.0030	0.26	<0.000090	<0.000040	<0.000050	0.060	0.0049	<0.0000050	0.000040	0.0017	0.00064	<0.0020	<0.0020
29/09/2023	18	0.20	<0.000010	-	0.00030	<0.00010	<0.0030	0.25	<0.000090	<0.000040	<0.000050	0.050	0.0045	<0.0000050	<0.000020	0.00022	0.00064	<0.0020	<0.0020
10/06/2023	19	0.20	<0.000010	-	0.0016	0.00030	<0.0030	0.22	<0.000090	<0.000040	<0.000050	0.060	0.0043	<0.0000050	<0.000020	0.000060	0.00056	<0.0020	<0.0020
13/10/2023	20	0.19	<0.000010	-	0.00017	0.00010	<0.0030	0.17	<0.000090	<0.000040	<0.000050	0.050	0.0043	<0.0000050	<0.000020	0.00018	0.00049	<0.0020	<0.0020
20/10/2023	21	0.19	<0.000010	-	<0.000040	0.00080	<0.0030	0.17	<0.000090	<0.000040	<0.000050	0.040	0.0038	<0.0000050	<0.000020	0.000088	0.00048	<0.0020	<0.0020
27/10/2023	22	0.19	<0.000010	-	0.00010	<0.00010	<0.0030	0.21	<0.000090	<0.000040	<0.000050	0.070	0.0036	<0.0000050	<0.000020	0.00024	0.00049	<0.0020	<0.0020
11/03/2023	23	0.28	<0.000010	-	0.00041	0.0017	<0.0030	0.23	0.00011	<0.000040	<0.000050	0.52	0.0023	<0.0000050	<0.000020	0.00018	0.00052	<0.0020	<0.0020
11/10/2023	24	0.18	0.000010	-	<0.000040	<0.00010	<0.0030	0.20	<0.000090	<0.000040	<0.000050	0.040	0.0040	<0.0000050	0.000030	0.0011	0.00053	<0.0020	<0.0020
17/11/2023	25	0.14	<0.000010	-	<0.000040	<0.00010	<0.0030	0.13	<0.000090	<0.000040	<0.000050	0.020	0.0043	<0.0000050	<0.000020	0.0020	0.00032	<0.0020	<0.0020
24/11/2023	26	0.15	<0.000010	-	<0.000040	<0.00010	<0.0030	0.15	<0.000090	<0.000040	<0.000050	0.030	0.0037	<0.0000050	<0.000020	0.000073	0.00046	<0.0020	<0.0020
12/01/2023	27	0.18	<0.000010	-	0.00019	<0.00010	<0.0030	0.16	<0.000090	<0.000040	<0.000050	0.040	0.0037	<0.0000050	<0.000020	0.00012	0.00048	<0.0020	<0.0020
12/08/2023	28	0.18	<0.000010	-	0.00035	<0.00010	<0.0030	0.19	<0.000090	<0.000040	<0.000050	0.050	0.0036	<0.0000050	<0.000020	0.00054	0.00048	<0.0020	<0.0020
15/12/2023	29	0.24	<0.000010	-	0.00027	<0.00010	<0.0030	0.22	<0.000090	<0.000040	<0.000050	0.030	0.0067	<0.0000050	<0.000020	0.0038	0.00058	0.0020	<0.0020
22/12/2023	30	0.19	<0.000010	-	0.00024	<0.00010	<0.0030	0.18	<0.000090	<0.000040	<0.000050	0.040	0.0042	<0.0000050	<0.000020	0.000017	0.00050	<0.0020	<0.0020
29/12/2023	31	0.19	<0.000010	-	0.000050	<0.00010	<0.0030	0.18	<0.000090	<0.000040	<0.000050	0.040	0.0061	<0.0000050	0.000020	0.00070	0.00044	<0.0020	<0.0020
01/05/2024	32	0.18	<0.000010	-	0.000060	<0.00010	<0.0030	0.18	<0.000090	<0.000040	<0.000050	0.040	0.0057	<0.0000050	0.000020	0.0011	0.00045	<0.0020	<0.0020
01/12/2024	33	0.15	<0.000010	-	0.000050	0.00020	<0.0030	0.19	<0.000090	<0.000040	<0.000050	0.040	0.0054	<0.0000050	<0.000020	0.000079	0.00045	<0.0020	<0.0020
19/01/2024	34	0.18	<0.000010	-	0.00049	<0.00010	<0.0030	0.21	<0.000090	0.000060	<0.000050	0.030	0.0058	<0.0000050	0.00011	0.000050	0.00050	<0.0020	<0.0020
26/01/2024	35	0.13	<0.000010	-	<0.00040	<0.00010	<0.0030	0.14	<0.000090	<0.000040	<0.000050	0.040	0.0045	<0.0000050	<0.00020	0.0028	0.00048	<0.0020	<0.0020
02/02/2024	36	0.16	<0.000010	-	<0.00040	0.00030	<0.0030	0.18	<0.000090	<0.000040	<0.000050	0.060	0.0048	<0.0000050	<0.00020	0.000037	0.00048	<0.0020	<0.0020
02/09/2024	37	0.13	<0.000010	-	<0.00040	0.00010	0.012	0.15	<0.000090	<0.000040	<0.000050	0.030	0.0036	<0.0000050	<0.00020	0.000047	0.00041	<0.0020	<0.0020
15/02/2024	38	0.14	<0.000010	-	<0.00040	0.00020	<0.0030	0.15	<0.000090	<0.000040	<0.000050	0.050	0.0042	<0.0000050	<0.00020	0.00039	0.00041	<0.0020	<0.0020
23/02/2024	39	0.16	<0.000010	-	<0.00040	0.00050	0.0030	0.15	<0.000090	<0.000040	<0.000050	0.040	0.0052	<0.0000050	<0.00020	0.00086	0.00036	<0.0020	<0.0020
03/01/2024	40	0.13	<0.000010	-	<0.00040	0.00020	<0.0030	0.15	<0.000090	<0.000040	<0.000050	0.040	0.0046	<0.0000050	<0.00020	0.00010	0.00041	<0.0020	<0.0020
03/08/2024	41	0.13	<0.000010	-	<0.00040	0.00020	<0.0030	0.15	<0.000090	<0.000040	<0.000050	0.030	0.0047	<0.0000050	<0.00020	0.00015	0.00039	<0.0020	<0.0020
15/03/2024	42	0.11	<0.000010	-	<0.00040	<0.00010	<0.0030	0.12	<0.000090	<0.000040	<0.000050	0.030	0.0036	<0.0000050	<0.00020	0.00012	0.00037	<0.0020	<0.0020
22/03/2024	43	0.12	<0.000010	-	<0.00040	0.00020	<0.0030	0.13	<0.000090	<0.000040	<0.000050	0.020	0.0031	<0.0000050	<0.00020	0.000075	0.00038	0.0030	<0.0020
29/03/2024	44	0.13	<0.000010	-	<0.00040	<0.00010	<0.0030	0.11	<0.000090	<0.000040	<0.000050	0.040	0.0031	<0.0000050	<0.00020	0.000050	0.00032	<0.0020	<0.0020
04/05/2024	45	-	-	-	-	-	-	-	-	-	-	-	-	-	-	-	-	-	-
04/12/2024	46	0.15	<0.000010	-	<0.00040	<0.00010	<0.0030	0.13	<0.000090	<0.000040	<0.000050	0.040	0.0041	<0.0000050	<0.00020	0.00018	0.00031	0.0030	<0.0020
19/04/2024	47	-	-	-	-	-	-	-	-	-	-	-	-	-	-	-	-	-	-
26/04/2024	48	0.14	<0.000010	-	<0.00040	0.00030	<0.0030	0.13	<0.000090	<0.000040	<0.000050	0.040	0.0039	<0.0000050	<0.00020	0.000069	0.00035	0.0030	<0.0020
05/02/2024	49	-	-	-	-	-	-	-	-	-	-	-	-	-	-	-	-	-	-
05/10/2024	50	0.13	<0.000010	-	<0.00040	0.00020	<0.0030	0.13	0.00010	<0.000040	<0.000050	0.030	0.0041	<0.0000050	<0.00020	0.000058	0.00035	<0.0020	<0.0020
17/05/2024	51	-	-	-	-	-	-	-	-	-	-	-	-	-	-	-	-	-	-
24/05/2024	52	0.11	<0.000010	-	<0.00040	0.00020	<0.0030	0.11	<0.000090	<0.000040	<0.000050	0.040	0.0031	<0.0000050	<0.00020	0.000048	0.00032	<0.0020	<0.0020
31/05/2024	53	-	-	-	-	-	-	-	-	-	-	-	-	-	-	-	-	-	-
06/07/2024	54	0.13	0.000040	-	0.00060	0.00020	<0.0030	0.15	<0.000090	<0.000040	<0.000050	0.050	0.0041	<0.0000050	<0.00020	0.000047	0.00044	<0.0020	<0.0020
14/06/2024	55	-	-	-	-	-	-	-	-	-	-	-	-	-	-	-	-	-	-
21/06/2024	56	0.12	0.000010	-	<0.00040	0.00010	<0.0030	0.11	<0.000090	<0.000040	<0.000050	0.050	0.0039	<0.0000050	<0.00020	0.000019	0.00037	<0.0020	<0.0020
28/06/2024	57	-	-	-	-	-	-	-	-	-	-	-	-	-	-	-	-	-	-
07/05/2024	58	0.12	<0.000010	-	<0.00040	0.00020	0.0030	0.12	<0.000090	<0.000040	<0.000050	0.040	0.0038	<0.0000050	<0.00020	0.000021	0.00036	<0.0020	<0.0020
07/12/2024	59	-	-	-	-	-	-	-	-	-	-	-	-	-	-	-	-	-	-
19/07/2024	60	0.12	<0.000010	-	<0.00040	0.00020	0.0040	0.11	0.00012	<0.000040	<0.000050	0.070	0.0034	<0.0000050	<0.00020	0.000018	0.00030	<0.0020	<0.0020
26/07/2024	61	-	-	-	-	-	-	-	-	-	-	-	-	-	-	-	-	-	-
08/02/2024	62	0.12	<0.000010	-	0.0069	0.00020	<0.0030	0.10	<0.000090	<0.000040	<0.000050	0.040	0.0028	<0.0000050	<0.00020	0.000013	0.00031	<0.0020	<0.0020
08/09/2024	63	-	-	-	-	-	-	-	-	-	-	-	-	-	-	-	-	-	-
16/08/2024	64	0.11	<0.000010	-	<0.00040	0.00020	<0.0030	0.088	0.00014	<0.000040	<0.000050	0.020	0.0025	<0.0000050	<0.00020	0.000014	0.00028	0.0080	<0.0020
23/08/2024	65	-	-	-	-	-	-	-	-	-	-	-	-	-	-	-	-	-	-
30/08/2024	66	0.11	<0.000010	-	<0.00040	<0.00010	<0.0030	0.084	<0.000090	<0.000040	<0.000050	<0.010	0.0027	<0.0000050	<0.00020	0.00029	0.00027	<0.0020	<0.0020
09/06/2024	67	-	-	-	-	-	-	-	-	-	-	-	-	-	-	-	-	-	-
13/09/2024	68	0.10	<0.000010	-	<0.00040	<0.00010	<0.0030	0.085	<0.000090	<0.000040	<0.000050	0.020	0.0025	<0.0000050	<0.00020	0.00010	0.00027	<0.0020	<0.0020

Table D-24: Mine Rock Humidity Cell Testing Results (HC-24)

Sample Date	Week Number	Magnesium (Mg)	Mercury (Hg)	Ultra Trace Mercury (Hg)	Molybdenum (Mo)	Nickel (Ni)	Phosphorus (P)	Potassium (K)	Lead (Pb)	Selenium (Se)	Silver (Ag)	Sodium (Na)	Strontium (Sr)	Thallium (Tl)	Tungsten (W)	Uranium (U)	Vanadium (V)	Zinc (Zn)	Zirconium (Zr)
Units:	-	mg/L	mg/L	mg/L	mg/L	mg/L	mg/L	mg/L	mg/L	mg/L	mg/L	mg/L	mg/L	mg/L	mg/L	mg/L	mg/L	mg/L	mg/L
20/09/2024	69	-	-	-	-	-	-	-	-	-	-	-	-	-	-	-	-	-	-
27/09/2024	70	0.10	<0.000010	-	<0.00040	<0.00010	<0.0030	0.10	<0.000090	<0.000040	<0.000050	0.050	0.0022	<0.0000050	<0.00020	0.0000080	0.00029	<0.0020	<0.0020
10/04/2024	71	-	-	-	-	-	-	-	-	-	-	-	-	-	-	-	-	-	-
10/11/2024	72	0.10	<0.000010	-	<0.00040	<0.00010	<0.0030	0.089	<0.000090	<0.000040	<0.000050	0.040	0.0023	<0.0000050	<0.00020	0.0000090	0.00025	<0.0020	<0.0020
18/10/2024	73	-	-	-	-	-	-	-	-	-	-	-	-	-	-	-	-	-	-
25/10/2024	74	0.10	<0.000010	-	<0.00040	<0.00010	<0.0030	0.085	<0.000090	<0.000040	<0.000050	0.030	0.0023	<0.0000050	<0.00020	0.0000050	0.00023	<0.0020	<0.0020
11/01/2024	75	-	-	-	-	-	-	-	-	-	-	-	-	-	-	-	-	-	-
11/08/2024	76	0.092	<0.000010	-	<0.00040	0.00050	<0.0030	0.079	<0.000090	<0.000040	<0.000050	0.040	0.0025	<0.0000050	<0.00020	0.000020	0.00025	0.0040	<0.0020
15/11/2024	77	-	-	-	-	-	-	-	-	-	-	-	-	-	-	-	-	-	-
22/11/2024	78	0.093	<0.000010	-	<0.00040	<0.00010	0.0060	0.077	<0.000090	<0.000040	<0.000050	0.040	0.0025	<0.0000050	<0.00020	0.000018	0.00026	<0.0020	<0.0020
29/11/2024	79	-	-	-	-	-	-	-	-	-	-	-	-	-	-	-	-	-	-
12/06/2024	80	0.10	<0.000010	-	<0.00040	<0.00010	<0.0030	0.083	<0.000090	<0.000040	<0.000050	0.020	0.0023	<0.0000050	<0.00020	0.000017	0.00025	<0.0020	<0.0020
13/12/2024	81	-	-	-	-	-	-	-	-	-	-	-	-	-	-	-	-	-	-
20/12/2024	82	0.12	<0.000010	-	<0.00040	<0.00010	<0.0030	0.095	<0.000090	<0.000040	<0.000050	0.030	0.0028	<0.0000050	<0.00020	0.000012	0.00021	<0.0020	<0.0020
27/12/2024	83	-	-	-	-	-	-	-	-	-	-	-	-	-	-	-	-	-	-
01/03/2025	84	0.11	<0.000010	-	<0.00040	<0.00010	<0.0030	0.098	<0.000090	<0.000040	<0.000050	0.030	0.0029	<0.0000050	<0.00020	0.000035	0.00029	<0.0020	<0.0020
01/10/2025	85	-	-	-	-	-	-	-	-	-	-	-	-	-	-	-	-	-	-
17/01/2025	86	0.099	<0.000010	-	<0.00040	<0.00010	<0.0030	0.082	<0.000090	<0.000040	<0.000050	0.030	0.0032	<0.0000050	<0.00020	0.000015	0.00030	<0.0020	<0.0020
24/01/2025	87	-	-	-	-	-	-	-	-	-	-	-	-	-	-	-	-	-	-
31/01/2025	88	0.10	<0.000010	-	<0.00040	<0.00010	<0.0030	0.079	<0.000090	<0.000040	<0.000050	0.020	0.0026	<0.0000050	<0.00020	0.000010	0.00035	<0.0020	<0.0020
02/07/2025	89	-	-	-	-	-	-	-	-	-	-	-	-	-	-	-	-	-	-
14/02/2025	90	0.10	<0.000010	-	<0.00040	<0.00010	<0.0030	0.095	<0.000090	<0.000040	<0.000050	0.030	0.0030	<0.0000050	<0.00020	0.000013	0.00031	<0.0020	<0.0020
21/02/2025	91	-	-	-	-	-	-	-	-	-	-	-	-	-	-	-	-	-	-
28/02/2025	92	0.092	<0.000010	-	<0.00040	<0.00010	<0.0030	0.080	<0.000090	<0.000040	<0.000050	0.030	0.0023	0.0000050	<0.00020	0.000012	0.00030	<0.0020	<0.0020
03/07/2025	93	-	-	-	-	-	-	-	-	-	-	-	-	-	-	-	-	-	-
14/03/2025	94	0.11	<0.000010	-	<0.00040	<0.00010	<0.0030	0.088	<0.000090	<0.000040	<0.000050	0.040	0.0024	<0.0000050	<0.00020	0.000012	0.00024	<0.0020	<0.0020
21/03/2025	95	-	-	-	-	-	-	-	-	-	-	-	-	-	-	-	-	-	-
28/03/2025	96	0.088	<0.000010	-	<0.00040	<0.00010	<0.0030	0.075	<0.000090	<0.000040	<0.000050	0.030	0.0019	<0.0000050	<0.00020	0.0000060	0.00026	<0.0020	<0.0020
04/04/2025	97	-	-	-	-	-	-	-	-	-	-	-	-	-	-	-	-	-	-
04/11/2025	98	0.082	<0.000010	-	<0.00040	<0.00010	<0.0030	0.070	<0.000090	<0.000040	<0.000050	0.030	0.0018	<0.0000050	<0.00020	0.0000090	0.00029	<0.0020	<0.0020
18/04/2025	99	-	-	-	-	-	-	-	-	-	-	-	-	-	-	-	-	-	-
25/04/2025	100	0.098	<0.000010	-	<0.00040	<0.00010	<0.0030	0.077	<0.000090	<0.000040	<0.000050	0.030	0.0018	<0.0000050	<0.00020	0.0000090	0.00024	<0.0020	<0.0020
05/02/2025	101	-	-	0.00000046	-	-	-	-	-	-	-	-	-	-	-	-	-	-	-
05/09/2025	102	0.095	<0.000010	0.00000046	<0.00040	<0.00010	<0.0030	0.073	<0.000090	0.000040	<0.000050	0.020	0.0018	<0.0000050	<0.00020	0.0000080	0.00021	<0.0020	<0.0020
16/05/2025	103	-	-	0.00000059	-	-	-	-	-	-	-	-	-	-	-	-	-	-	-
23/05/2025	104	0.090	<0.000010	0.00000047	<0.00040	<0.00010	<0.0030	0.073	<0.000090	<0.000040	<0.000050	0.040	0.0017	<0.0000050	<0.00020	0.0000060	0.00023	<0.0020	<0.0020
30/05/2025	105	-	-	-	-	-	-	-	-	-	-	-	-	-	-	-	-	-	-
06/06/2025	106	-	-	-	-	-	-	-	-	-	-	-	-	-	-	-	-	-	-
13/06/2025	107	-	-	-	-	-	-	-	-	-	-	-	-	-	-	-	-	-	-
20/06/2025	108	0.095	<0.000010	-	<0.00040	<0.00010	<0.0030	0.080	<0.000090	<0.000040	<0.000050	0.030	0.0017	<0.0000050	<0.00020	0.0000080	0.00022	<0.0020	<0.0020
27/06/2025	109	-	-	-	-	-	-	-	-	-	-	-	-	-	-	-	-	-	-

Table D-25: Mine Rock Humidity Cell Testing Results (HC-25)

Sample Date	Week Number	Leachate Volume Recovered	pH	Electrical Conductivity	Alkalinity (to pH 4.5)	Acidity (to pH 8.3)	Sulphate	Fluoride	Chloride	Aluminum (Al)	Antimony (Sb)	Arsenic (As)	Beryllium (Be)	Boron (B)	Cadmium (Cd)	Calcium (Ca)	Chromium (Cr)	Cobalt (Co)	Copper (Cu)	Iron (Fe)
Units:	-	mL	pH Units	µS/cm	mg CaCO3/L	mg CaCO3/L	mg/L	mg/L	mg/L	mg/L	mg/L	mg/L	mg/L	mg/L	mg/L	mg/L	mg/L	mg/L	mg/L	mg/L
26/05/2023	0	734	8.8	51	20	<2.0	5.0	<0.060	2.0	0.11	<0.00090	0.00040	<0.0000070	0.0060	<0.0000030	6.7	<0.000080	0.000035	0.0016	<0.0070
06/02/2023	1	976	8.8	54	20	<2.0	7.0	<0.060	3.0	0.071	<0.00090	0.00090	<0.0000070	0.018	<0.0000030	6.7	0.00010	0.000016	0.00090	<0.0070
06/09/2023	2	982	7.4	43	16	<2.0	3.0	<0.060	1.0	0.060	<0.00090	0.0012	<0.0000070	0.0090	0.0000080	5.4	<0.000080	0.000026	0.00050	<0.0070
16/06/2023	3	978	9.0	39	15	<2.0	3.0	<0.060	<1.0	0.048	<0.00090	0.0029	<0.0000070	0.0090	<0.0000030	5.5	<0.000080	0.000012	0.00050	0.0080
23/06/2023	4	894	8.1	23	14	<2.0	3.0	<0.060	<1.0	0.063	<0.00090	0.0011	<0.0000070	0.0060	0.0000030	5.1	<0.000080	0.000019	0.00040	<0.0070
30/06/2023	5	1007	8.5	37	13	<2.0	4.0	<0.060	<1.0	0.054	<0.00090	0.0012	<0.0000070	0.0070	0.0000040	5.8	<0.000080	0.000019	0.00060	0.0070
07/07/2023	6	957	8.4	39	13	<2.0	4.0	<0.060	<1.0	0.050	<0.00090	0.0015	<0.0000070	0.0060	<0.0000030	5.7	<0.000080	0.000021	0.00040	0.013
14/07/2023	7	957	8.3	38	12	<2.0	4.0	<0.060	<1.0	0.054	<0.00090	0.0011	<0.0000070	0.0050	<0.0000030	5.8	<0.000080	0.000025	0.00030	<0.0070
20/07/2023	8	892	7.4	37	10	<2.0	5.0	<0.060	<1.0	0.051	<0.00090	0.0012	<0.0000070	0.0040	0.0000030	5.7	<0.000080	0.000023	0.00040	<0.0070
28/07/2023	9	1005	8.7	40	13	<2.0	3.0	<0.060	<1.0	0.048	<0.00090	0.0013	0.0000070	0.0050	<0.0000030	5.6	<0.000080	0.000010	0.00050	<0.0070
08/04/2023	10	968	8.0	35	10	<2.0	3.0	<0.060	<1.0	0.050	<0.00090	0.0012	<0.0000070	0.0040	<0.0000030	5.1	<0.000080	0.000025	0.00050	0.074
08/11/2023	11	946	8.0	32	12	<2.0	3.0	<0.060	<1.0	0.054	<0.00090	0.0016	<0.0000070	0.0030	<0.0000030	5.9	<0.000080	0.000022	0.00030	<0.0070
18/08/2023	12	976	7.8	33	10	<2.0	3.0	<0.060	<1.0	0.055	<0.00090	0.0018	<0.0000070	0.0030	0.0000040	5.5	<0.000080	0.000022	0.00030	0.0070
25/08/2023	13	987	8.2	37	11	<2.0	4.0	<0.060	<1.0	0.049	<0.00090	0.0017	<0.0000070	0.0040	0.0000030	5.8	<0.000080	0.000065	0.00030	<0.0070
09/01/2023	14	954	7.6	36	11	<2.0	4.0	<0.060	<1.0	0.054	<0.00090	0.0017	<0.0000070	0.0020	<0.0000030	6.0	0.00011	0.000025	0.00030	<0.0070
09/08/2023	15	1006	7.5	40	10	<2.0	5.0	<0.060	<1.0	0.042	<0.00090	0.0019	<0.0000070	0.0030	<0.0000030	6.1	<0.000080	0.000056	0.00040	<0.0070
15/09/2023	16	1000	7.3	36	11	<2.0	5.0	<0.060	<1.0	0.054	<0.00090	0.0019	<0.0000070	<0.0020	0.0000040	6.0	<0.000080	0.000030	0.00060	<0.0070
22/09/2023	17	967	7.4	33	10	<2.0	4.0	<0.060	<1.0	0.056	<0.00090	0.0021	0.0000080	<0.0020	0.0000040	5.6	<0.000080	0.000030	0.00030	0.17
29/09/2023	18	945	7.6	38	10	<2.0	4.0	<0.060	<1.0	0.054	<0.00090	0.0021	<0.0000070	<0.0020	<0.0000030	5.7	<0.000080	0.000032	0.00060	0.0070
10/06/2023	19	954	7.2	30	9.0	<2.0	4.0	<0.060	<1.0	0.052	<0.00090	0.0019	<0.0000070	<0.0020	0.0000040	5.7	<0.000080	0.000029	0.010	0.0080
13/10/2023	20	1004	7.5	32	11	<2.0	3.0	<0.060	<1.0	0.045	<0.00090	0.0019	<0.0000070	0.0030	<0.0000030	5.2	<0.000080	0.000024	0.00050	<0.0070
20/10/2023	21	954	7.6	34	12	<2.0	4.0	<0.060	<1.0	0.047	<0.00090	0.0018	<0.0000070	<0.0020	0.0000030	5.1	<0.000080	0.000030	0.0012	0.0070
27/10/2023	22	953	7.4	30	10	<2.0	4.0	<0.060	<1.0	0.050	<0.00090	0.0018	<0.0000070	<0.0020	<0.0000030	5.5	<0.000080	0.000024	<0.00020	<0.0070
11/03/2023	23	972	7.4	34	10	<2.0	5.0	<0.060	<1.0	0.050	<0.00090	0.0022	0.0000070	0.0040	0.000013	6.5	0.00012	0.000091	0.00090	0.0090
11/10/2023	24	915	7.6	31	9.0	<2.0	5.0	<0.060	2.0	0.045	<0.00090	0.0022	<0.0000070	<0.0020	0.0000030	5.4	<0.000080	0.000026	0.00020	<0.0070
17/11/2023	25	1005	7.4	34	9.0	<2.0	5.0	<0.060	<1.0	0.030	<0.00090	0.0016	<0.0000070	<0.0020	<0.0000030	4.4	<0.000080	0.000035	<0.00020	<0.0070
24/11/2023	26	993	7.1	28	8.0	<2.0	4.0	<0.060	<1.0	0.050	<0.00090	0.0019	<0.0000070	<0.0020	<0.0000030	5.0	<0.000080	0.000040	0.00020	<0.0070
12/01/2023	27	964	7.6	30	9.0	<2.0	5.0	<0.060	<1.0	0.050	<0.00090	0.0018	<0.0000070	<0.0020	<0.0000030	5.9	<0.000080	0.000035	<0.00020	<0.0070
12/08/2023	28	999	7.5	33	8.0	<2.0	4.0	<0.060	<1.0	0.048	<0.00090	0.0017	<0.0000070	<0.0020	<0.0000030	5.7	<0.000080	0.000035	<0.00020	<0.0070
15/12/2023	29	964	7.8	56	26	<2.0	6.0	<0.060	<1.0	0.10	<0.00090	0.0037	<0.0000070	<0.0020	0.0000030	9.1	0.000080	0.000055	0.00060	0.014
22/12/2023	30	910	7.9	44	14	<2.0	5.0	<0.060	2.0	0.081	<0.00090	0.0027	<0.0000070	<0.0020	<0.0000030	6.5	<0.000080	0.000022	0.00040	0.0070
29/12/2023	31	1006	8.0	38	12	<2.0	4.0	<0.060	2.0	0.054	<0.00090	0.0025	<0.0000070	<0.0020	<0.0000030	6.5	<0.000080	0.000053	0.00030	0.016
01/05/2024	32	987	7.5	40	12	<2.0	4.0	<0.060	1.0	0.059	<0.00090	0.0025	<0.0000070	<0.0020	0.0000040	6.6	<0.000080	0.000039	0.00030	<0.0070
01/12/2024	33	979	7.7	42	13	<2.0	4.0	<0.060	3.0	0.059	<0.00090	0.0024	<0.0000070	<0.0020	0.000034	6.0	<0.000080	0.000048	0.00030	<0.0070
19/01/2024	34	999	7.5	41	13	<2.0	4.0	<0.060	2.0	0.064	<0.00090	0.0028	<0.0000070	<0.0020	0.0000050	6.9	<0.000080	0.000057	0.00040	<0.0070
26/01/2024	35	1008	7.8	39	12	<2.0	4.0	<0.060	1.0	0.060	<0.00090	0.0024	<0.0000070	<0.0020	0.0000040	6.2	<0.000080	0.000043	<0.0020	0.0070
02/02/2024	36	1001	7.4	40	12	<2.0	3.0	<0.060	3.0	0.062	<0.00090	0.0025	<0.0000070	<0.0020	0.0000040	6.6	<0.000080	0.000055	<0.0020	0.0080
02/09/2024	37	942	7.6	53	11	<2.0	3.0	<0.060	<1.0	0.072	<0.00090	0.0021	<0.0000070	<0.0020	0.0000030	6.1	<0.000080	0.000035	<0.0010	0.036
15/02/2024	38	991	7.7	37	13	<2.0	4.0	<0.060	3.0	0.059	<0.00090	0.0022	<0.0000070	<0.0020	0.0000040	6.1	<0.000080	0.000050	<0.0010	<0.0070
23/02/2024	39	933	8.0	33	10	<2.0	4.0	<0.060	2.0	0.069	<0.00090	0.0024	<0.0000070	<0.0020	<0.0000030	5.8	<0.000080	0.000035	<0.0010	<0.0070
03/01/2024	40	999	7.7	35	13	<2.0	4.0	<0.060	4.0	0.051	<0.00090	0.0020	<0.0000070	<0.0020	0.0000030	5.8	<0.000080	0.000054	<0.0010	<0.0070
03/08/2024	41	997	7.5	32	11	<2.0	4.0	<0.060	2.0	0.049	<0.00090	0.0019	<0.0000070	0.0020	0.0000050	6.2	<0.000080	0.000070	<0.0010	<0.0070
15/03/2024	42	987	7.6	29	10	<2.0	3.0	<0.060	2.0	0.061	<0.00090	0.0019	<0.0000070	<0.0020	0.0000030	5.6	<0.000080	0.000042	<0.0010	<0.0070
22/03/2024	43	955	7.7	30	10	<2.0	3.0	<0.060	1.0	0.068	<0.00090	0.0018	<0.0000070	<0.0020	<0.0000030	6.3	<0.000080	0.000038	<0.0010	<0.0070
29/03/2024	44	989	7.7	32	11	<2.0	4.0	<0.060	<1.0	0.050	<0.00090	0.0017	<0.0000070	<0.0020	0.0000090	6.2	<0.000080	0.000056	<0.0010	<0.0070
04/05/2024	45	969	7.6	31	10	<2.0	3.0	-	-	-	-	-	-	-	-	-	-	-	-	-
04/12/2024	46	1002	7.7	37	10	<2.0	4.0	-	-	0.053	<0.00090	0.0019	<0.0000070	<0.0020	<0.0000030	6.8	<0.000080	0.000049	<0.0010	<0.0070
19/04/2024	47	990	7.5	32	10	<2.0	3.0	-	-	-	-	-	-	-	-	-	-	-	-	-
26/04/2024	48	1007	7.6	35	11	<2.0	4.0	-	-	0.052	<0.00090	0.0017	<0.0000070	<0.0020	0.0000030	6.6	<0.000080	0.000079	<0.0010	<0.0070
05/02/2024	49	1008	7.8	40	11	<2.0	4.0	-	-	-	-	-	-	-	-	-	-	-	-	-
05/10/2024	50	997	8.6	37	13	<2.0	3.0	-	-	0.062	<0.00090	0.0017	<0.0000070	<0.0020	0.0000040	7.0	<0.000080	0.000050	<0.0010	<0.0070
17/05/2024	51	999	7.8	42	15	<2.0	4.0	-	-	-	-	-	-	-	-	-	-	-	-	-
24/05/2024	52	996	7.6	39	15	<2.0	4.0	-	-	0.058	<0.00090	0.0016	<0.0000070	<0.0020	0.0000040	7.1	<0.000080	0.000054	<0.0010	0.010
31/05/2024	53	948	8.2	34	10	<2.0	3.0	-	-	-	-	-	-	-	-	-	-	-	-	-
06/07/2024	54	914	7.7	33	10	<2.0	4.0	-	-	0.075	<0.00090	0.0018	<0.0000070	<0.0020	0.000015	7.0	0.00011	0.000049	<0.0010	<0.0070
14/06/2024	55	1010	7.5	35	11	<2.0	3.0	-	-	-	-	-	-	-	-	-	-	-	-	-
21/06/2024	56	961	7.2	37	10	<2.0	2.4	-	-	0.054	<0.00090	0.0013	<0.0000070	<0.0020	<0.0000030	5.7	<0.000080	0.000052	<0.0010	0.0080
28/06/2024	57	962	7.7	39	15	<2.0	2.9	-	-	-	-	-	-	-	-	-	-	-	-	-
07/05/2024	58	1004	7.6	37	13	<2.0	2.9	-	-	0.056	<0.00090	0.0014	<0.0000070	<0.0020	0.0000030	7.2	<0.000080	0.000065	<0.0010	0.013
07/12/2024	59	1005	7.5	34	13	<2.0	2.3	-	-	-	-	-	-	-	-	-	-	-	-	-
19/07/2024	60	999	7.6	35	13	<2.0	2.3	-	-	0.057	<0.00090	0.0013	<0.0000070	<0.0020	0.000010	6.9	<0.000080	0.000061	<0.0010	<0.0070
26/07/2024	61	1001	7.3	36	11	<2.0	2.4	-	-	-	-	-	-	-	-	-	-	-	-	-
08/02/2024	62	1006	7.9	39	11	<2.0	3.0	-	-	0.050	<0.00090	0.0011	<0.0000070	<0.0020	0.0000050	6.5	<0.000080	0.00010	<0.0010	<0.0070
08/09/2024	63	955	7.6	32	11	<2.0	4.0	-	-	-	-	-	-	-	-	-	-	-	-	-
16/08/2024	64	997	7.6	38	12	<2.0	4.3	-	-	0.062	<0.00090	0.0011	<0.0000070	<0.0020	<0.0000030	7.3	<0.000080	0.000054	<0.0010	<0.0070
23/08/2024	65	934	7.1	36	10	<2.0	4.6	-	-	-	-	-	-	-	-	-	-	-	-	-
30/08/2024	66	1016	7.3	36	11	<2.0	4.5	-	-	0.054	<0.00090	0.0010	<0.0000070	<0.0020	<0.0000030	6.9	<0.000080	0.000056	<0.0010	<0.0070
09/06/2024	67	988	7.4	38	12	<2.0	4.3	-	-	-	-	-	-	-	-	-	-	-	-	-
13/09/2024	68	970	7.6	35	11	<2.0	3.3	-	-	0.056	<0.00090	0.00090	<0.0000070	<0.0020	0.0000030	6.5	<0.000080	0.000066	<0.0010	<0.0070

Table D-25: Mine Rock Humidity Cell Testing Results (HC-25)

Sample Date	Week Number	Leachate Volume Recovered	pH	Electrical Conductivity	Alkalinity (to pH 4.5)	Acidity (to pH 8.3)	Sulphate	Fluoride	Chloride	Aluminum (Al)	Antimony (Sb)	Arsenic (As)	Beryllium (Be)	Boron (B)	Cadmium (Cd)	Calcium (Ca)	Chromium (Cr)	Cobalt (Co)	Copper (Cu)	Iron (Fe)
Units:	-	mL	pH Units	µS/cm	mg CaCO3/L	mg CaCO3/L	mg/L	mg/L	mg/L	mg/L	mg/L	mg/L	mg/L	mg/L	mg/L	mg/L	mg/L	mg/L	mg/L	mg/L
20/09/2024	69	992	7.1	38	10	<2.0	3.8	-	-	-	-	-	-	-	-	-	-	-	-	-
27/09/2024	70	918	7.2	37	10	<2.0	3.8	-	-	0.056	<0.00090	0.00090	<0.0000070	<0.0020	0.0000030	5.7	<0.000080	0.000035	0.0010	<0.0070
10/04/2024	71	1011	7.4	39	10	<2.0	3.3	-	-	-	-	-	-	-	-	-	-	-	-	-
10/11/2024	72	1002	7.3	34	9.0	<2.0	3.4	-	-	0.049	<0.00090	0.0011	<0.0000070	<0.0020	0.000011	6.0	<0.000080	0.000076	<0.0010	<0.0070
18/10/2024	73	1007	7.2	39	10	<2.0	3.5	-	-	-	-	-	-	-	-	-	-	-	-	-
25/10/2024	74	1008	7.3	37	10	<2.0	3.2	-	-	0.047	<0.00090	0.00080	<0.0000070	<0.0020	<0.0000030	6.4	<0.000080	0.000056	<0.0010	<0.0070
11/01/2024	75	998	7.3	40	10	<2.0	3.4	-	-	-	-	-	-	-	-	-	-	-	-	-
11/08/2024	76	1005	7.2	36	9.0	<2.0	3.0	-	-	0.051	<0.00090	0.0010	<0.0000070	<0.0020	0.0000040	6.5	<0.000080	0.000083	<0.0010	<0.0070
15/11/2024	77	979	7.1	37	23	<2.0	3.3	-	-	-	-	-	-	-	-	-	-	-	-	-
22/11/2024	78	1010	7.5	35	12	<2.0	3.1	-	-	0.060	<0.00090	0.00090	<0.0000070	<0.0020	<0.0000030	6.9	<0.000080	0.000062	<0.0010	<0.0070
29/11/2024	79	983	7.1	36	9.0	<2.0	3.3	-	-	-	-	-	-	-	-	-	-	-	-	-
12/06/2024	80	986	7.4	33	10	<2.0	3.6	-	-	0.050	<0.00090	0.0010	<0.0000070	<0.0020	0.0000050	6.4	<0.000080	0.000062	<0.0010	<0.0070
13/12/2024	81	1045	6.9	36	12	<2.0	4.3	-	-	-	-	-	-	-	-	-	-	-	-	-
20/12/2024	82	1000	6.7	42	10	<2.0	4.3	-	-	0.043	<0.00090	0.00070	<0.0000070	<0.0020	<0.0000030	6.7	<0.000080	0.000075	<0.0010	0.0070
27/12/2024	83	952	6.9	40	10	<2.0	4.7	-	-	-	-	-	-	-	-	-	-	-	-	-
01/03/2025	84	1036	6.9	40	13	<2.0	4.5	-	-	0.047	<0.00090	0.00080	<0.0000070	<0.0020	0.0000030	7.7	<0.000080	0.000076	<0.0010	<0.0070
01/10/2025	85	998	6.7	37	10	<2.0	4.0	-	-	-	-	-	-	-	-	-	-	-	-	-
17/01/2025	86	992	6.9	37	11	<2.0	4.4	-	-	0.049	<0.00090	0.00060	<0.0000070	<0.0020	<0.0000030	6.1	<0.000080	0.000072	<0.0010	<0.0070
24/01/2025	87	907	7.0	34	10	<2.0	5.1	-	-	-	-	-	-	-	-	-	-	-	-	-
31/01/2025	88	910	7.0	34	10	<2.0	4.3	-	-	0.055	<0.00090	0.00070	<0.0000070	<0.0020	0.0000040	6.1	<0.000080	0.000059	<0.0010	<0.0070
02/07/2025	89	930	7.2	39	9.0	<2.0	5.6	-	-	-	-	-	-	-	-	-	-	-	-	-
14/02/2025	90	1011	7.0	41	12	<2.0	6.3	-	-	0.047	<0.00090	0.0018	<0.0000070	<0.0020	<0.0000030	7.5	<0.000080	0.000076	<0.0010	<0.0070
21/02/2025	91	952	6.8	36	8.0	<2.0	5.5	-	-	-	-	-	-	-	-	-	-	-	-	-
28/02/2025	92	934	6.9	35	9.0	<2.0	5.6	-	-	0.051	<0.00090	0.00090	0.0000080	<0.0020	<0.0000030	6.7	<0.000080	0.000051	<0.0010	<0.0070
03/07/2025	93	984	6.9	38	9.0	<2.0	5.5	-	-	-	-	-	-	-	-	-	-	-	-	-
14/03/2025	94	1010	6.8	40	10	<2.0	5.5	-	-	0.038	<0.00090	0.00070	<0.0000070	<0.0020	0.0000040	6.7	<0.000080	0.000083	<0.0010	<0.0070
21/03/2025	95	1029	6.9	36	12	<2.0	4.8	-	-	-	-	-	-	-	-	-	-	-	-	-
28/03/2025	96	938	7.5	32	8.0	<2.0	3.9	-	-	0.048	<0.00090	0.00060	<0.0000070	<0.0020	<0.0000030	5.6	<0.000080	0.000052	0.0020	<0.0070
04/04/2025	97	892	7.3	39	8.0	<2.0	5.8	-	-	-	-	-	-	-	-	-	-	-	-	-
04/11/2025	98	924	7.2	34	7.0	<2.0	4.7	-	-	0.043	<0.00090	0.00060	<0.0000070	<0.0020	<0.0000030	5.6	<0.000080	0.000048	<0.0010	<0.0070
18/04/2025	99	932	7.0	37	8.0	<2.0	6.3	-	-	-	-	-	-	-	-	-	-	-	-	-
25/04/2025	100	937	7.0	34	9.0	<2.0	5.9	-	-	0.048	<0.00090	0.00060	<0.0000070	<0.0020	<0.0000030	6.4	<0.000080	0.000051	<0.0010	<0.0070
05/02/2025	101	900	6.5	34	7.0	<2.0	5.8	-	-	-	-	-	-	-	-	-	-	-	-	-
05/09/2025	102	971	6.9	35	8.0	<2.0	6.9	-	-	0.042	<0.00090	0.00060	<0.0000070	<0.0020	<0.0000030	6.8	<0.000080	0.000060	<0.0010	<0.0070
16/05/2025	103	970	7.4	39	9.0	<2.0	6.6	-	-	-	-	-	-	-	-	-	-	-	-	-
23/05/2025	104	926	7.4	33	8.0	<2.0	5.7	-	-	0.042	<0.00090	0.00050	<0.0000070	<0.0020	0.0000030	5.9	<0.000080	0.000059	<0.0010	<0.0070
30/05/2025	105	925	6.9	33	10	<2.0	5.8	-	-	-	-	-	-	-	-	-	-	-	-	-
06/06/2025	106	917	6.9	33	8.0	2.0	6.2	-	-	-	-	-	-	-	-	-	-	-	-	-
13/06/2025	107	1022	7.3	39	12	<2.0	6.6	-	-	-	-	-	-	-	-	-	-	-	-	-
20/06/2025	108	915	7.5	31	9.0	<2.0	5.1	-	-	0.040	<0.00090	0.00060	<0.0000070	<0.0020	0.0000050	6.5	<0.000080	0.000051	<0.0010	<0.0070
27/06/2025	109	934	7.6	30	9.0	<2.0	5.2	-	-	-	-	-	-	-	-	-	-	-	-	-

Table D-25: Mine Rock Humidity Cell Testing Results (HC-25)

Sample Date	Week Number	Magnesium (Mg)	Mercury (Hg)	Ultra Trace Mercury (Hg)	Molybdenum (Mo)	Nickel (Ni)	Phosphorus (P)	Potassium (K)	Lead (Pb)	Selenium (Se)	Silver (Ag)	Sodium (Na)	Strontium (Sr)	Thallium (Tl)	Tungsten (W)	Uranium (U)	Vanadium (V)	Zinc (Zn)	Zirconium (Zr)
Units:	-	mg/L	mg/L	mg/L	mg/L	mg/L	mg/L	mg/L	mg/L	mg/L	mg/L	mg/L	mg/L	mg/L	mg/L	mg/L	mg/L	mg/L	mg/L
26/05/2023	0	0.29	<0.000010	-	0.00030	0.00040	<0.0030	0.70	<0.000090	0.000080	<0.000050	2.3	0.012	<0.0000050	0.0034	0.00029	0.00047	<0.0020	<0.0020
06/02/2023	1	0.42	<0.000010	-	0.00026	0.00010	<0.0030	0.94	<0.000090	0.00011	<0.000050	3.6	0.013	<0.0000050	0.0033	0.00069	0.00062	<0.0020	<0.0020
06/09/2023	2	0.33	<0.000010	-	0.00019	0.00040	<0.0030	0.72	<0.000090	0.000040	<0.000050	2.0	0.010	<0.0000050	0.0024	0.00013	0.00059	<0.0020	<0.0020
16/06/2023	3	0.31	<0.000010	-	0.00036	<0.00010	<0.0030	0.63	<0.000090	<0.000040	<0.000050	1.4	0.0096	<0.0000050	0.0017	0.00059	0.00055	<0.0020	<0.0020
23/06/2023	4	0.22	<0.000010	-	0.00016	<0.00010	<0.0030	0.53	<0.000090	<0.000040	<0.000050	0.86	0.0089	<0.0000050	0.00089	0.00066	0.00067	<0.0020	<0.0020
30/06/2023	5	0.33	0.000010	-	0.00029	<0.00010	<0.0030	0.57	<0.000090	<0.000040	<0.000050	0.96	0.011	<0.0000050	0.0016	0.00023	0.00056	<0.0020	<0.0020
07/07/2023	6	0.29	<0.000010	-	0.00023	0.00010	<0.0030	0.54	<0.000090	0.000040	<0.000050	0.64	0.011	<0.0000050	0.0011	0.00026	0.00065	<0.0020	<0.0020
14/07/2023	7	0.29	<0.000010	-	0.000080	0.00010	<0.0030	0.49	<0.000090	<0.000040	<0.000050	0.50	0.0099	<0.0000050	0.00095	0.00065	0.00060	<0.0020	<0.0020
20/07/2023	8	0.33	0.000010	-	0.0016	0.00010	<0.0030	0.52	<0.000090	0.000050	<0.000050	0.46	0.011	0.0000070	0.0010	0.0041	0.00062	<0.0020	<0.0020
28/07/2023	9	0.32	<0.000010	-	0.00017	0.00010	<0.0030	0.50	<0.000090	0.00012	<0.000050	0.33	0.0099	<0.0000050	0.0013	0.00036	0.00056	<0.0020	<0.0020
08/04/2023	10	0.28	<0.000010	-	0.00055	0.00020	<0.0030	0.48	<0.000090	<0.000040	<0.000050	0.28	0.0092	<0.0000050	0.0011	0.00021	0.00061	<0.0020	<0.0020
08/11/2023	11	0.27	<0.000010	-	0.00018	<0.00010	<0.0030	0.48	<0.000090	<0.000040	<0.000050	0.24	0.0100	<0.0000050	0.0012	0.0015	0.00063	<0.0020	<0.0020
18/08/2023	12	0.29	<0.000010	-	0.00016	0.00010	<0.0030	0.49	<0.000090	<0.000040	<0.000050	0.26	0.0092	<0.0000050	0.00095	0.00081	0.00071	<0.0020	<0.0020
25/08/2023	13	0.25	<0.000010	-	0.000070	0.00050	<0.0030	0.46	<0.000090	<0.000040	<0.000050	0.20	0.0090	<0.0000050	0.0011	0.00027	0.00066	<0.0020	<0.0020
09/01/2023	14	0.24	<0.000010	-	0.00010	<0.00010	<0.0030	0.45	<0.000090	<0.000040	<0.000050	0.15	0.0092	<0.0000050	0.00081	0.00025	0.00068	<0.0020	<0.0020
09/08/2023	15	0.27	<0.000010	-	0.00019	<0.00010	<0.0030	0.47	<0.000090	<0.000040	<0.000050	0.21	0.0099	<0.0000050	0.0014	0.00033	0.00056	<0.0020	<0.0020
15/09/2023	16	0.21	<0.000010	-	0.000090	<0.00010	<0.0030	0.41	<0.000090	<0.000040	<0.000050	0.10	0.0087	<0.0000050	0.00083	0.0027	0.00060	0.0020	<0.0020
22/09/2023	17	0.21	<0.000010	-	0.00021	<0.00010	<0.0030	0.46	<0.000090	0.000080	<0.000050	0.13	0.0079	0.0000070	0.00061	0.00075	0.00065	<0.0020	<0.0020
29/09/2023	18	0.21	<0.000010	-	0.000070	0.00010	<0.0030	0.43	<0.000090	<0.000040	<0.000050	0.12	0.0080	<0.0000050	0.00072	0.00019	0.00066	<0.0020	<0.0020
10/06/2023	19	0.21	<0.000010	-	0.00089	<0.00010	<0.0030	0.44	0.00049	<0.000040	<0.000050	0.13	0.0075	<0.0000050	0.00085	0.00037	0.00062	0.0060	<0.0020
13/10/2023	20	0.18	<0.000010	-	0.00027	<0.00010	<0.0030	0.34	<0.000090	<0.000040	<0.000050	0.10	0.0066	<0.0000050	0.00078	0.00026	0.00050	<0.0020	<0.0020
20/10/2023	21	0.17	<0.000010	-	<0.000040	0.00090	<0.0030	0.31	<0.000090	<0.000040	<0.000050	0.080	0.0064	<0.0000050	0.00056	0.0014	0.00049	<0.0020	<0.0020
27/10/2023	22	0.18	<0.000010	-	<0.000040	<0.00010	<0.0030	0.37	<0.000090	<0.000040	<0.000050	0.11	0.0062	<0.0000050	0.00049	0.00081	0.00054	<0.0020	<0.0020
11/03/2023	23	0.27	<0.000010	-	0.00020	0.0010	<0.0030	0.39	0.00013	<0.000040	<0.000050	0.64	0.0062	<0.0000050	0.00051	0.0016	0.00055	<0.0020	<0.0020
11/10/2023	24	0.18	0.000010	-	0.000080	0.00010	<0.0030	0.39	<0.000090	<0.000040	<0.000050	0.090	0.0072	<0.0000050	0.00052	0.00016	0.00052	<0.0020	<0.0020
17/11/2023	25	0.13	<0.000010	-	0.00014	<0.00010	<0.0030	0.28	<0.000090	<0.000040	<0.000050	0.050	0.0066	<0.0000050	0.00078	0.00043	0.00033	<0.0020	<0.0020
24/11/2023	26	0.14	<0.000010	-	0.00027	<0.00010	<0.0030	0.31	<0.000090	<0.000040	<0.000050	0.060	0.0058	<0.0000050	0.00045	0.0016	0.00045	<0.0020	<0.0020
12/01/2023	27	0.16	<0.000010	-	0.0010	<0.00010	<0.0030	0.32	<0.000090	<0.000040	<0.000050	0.070	0.0064	<0.0000050	0.00046	0.00039	0.00045	<0.0020	<0.0020
12/08/2023	28	0.16	<0.000010	-	0.00020	<0.00010	<0.0030	0.35	<0.000090	<0.000040	<0.000050	0.080	0.0062	<0.0000050	0.00055	0.00038	0.00043	<0.0020	<0.0020
15/12/2023	29	0.19	<0.000010	-	0.0013	0.00010	<0.0030	0.44	<0.000090	<0.000040	<0.000050	0.16	0.0090	<0.0000050	0.00053	0.00024	0.00072	<0.0020	<0.0020
22/12/2023	30	0.17	<0.000010	-	0.0011	<0.00010	<0.0030	0.42	<0.000090	0.000050	<0.000050	0.070	0.0070	<0.0000050	0.00044	0.00044	0.00065	<0.0020	<0.0020
29/12/2023	31	0.16	0.000010	-	0.00064	0.00020	0.0040	0.42	<0.000090	<0.000040	<0.000050	0.080	0.0075	0.0000050	0.00081	0.00022	0.00051	<0.0020	<0.0020
01/05/2024	32	0.15	<0.000010	-	0.000040	<0.00010	<0.0030	0.44	<0.000090	<0.000040	<0.000050	0.070	0.0074	<0.0000050	0.00076	0.00036	0.00053	<0.0020	<0.0020
01/12/2024	33	0.12	<0.000010	-	0.00013	0.00020	<0.0030	0.42	0.00017	0.000050	<0.000050	0.080	0.0065	<0.0000050	0.00060	0.00026	0.00053	0.0020	<0.0020
19/01/2024	34	0.18	<0.000010	-	0.00046	0.00010	<0.0030	0.49	<0.000090	<0.000040	<0.000050	0.050	0.0073	<0.0000050	0.00083	0.00095	0.00060	<0.0020	<0.0020
26/01/2024	35	0.13	<0.000010	-	<0.00040	0.00010	<0.0030	0.39	<0.000090	<0.000040	<0.000050	0.060	0.0065	<0.0000050	0.00062	0.00026	0.00054	<0.0020	<0.0020
02/02/2024	36	0.14	<0.000010	-	<0.00040	0.00030	<0.0030	0.43	<0.000090	0.000050	<0.000050	0.090	0.0064	<0.0000050	0.00074	0.0014	0.00055	<0.0020	<0.0020
02/09/2024	37	0.11	<0.000010	-	<0.00040	0.00020	0.010	0.36	0.00012	<0.000040	<0.000050	0.070	0.0051	0.0000050	0.00031	0.0014	0.00049	<0.0020	<0.0020
15/02/2024	38	0.13	<0.000010	-	<0.00040	0.00020	<0.0030	0.43	<0.000090	<0.000040	<0.000050	0.080	0.0065	<0.0000050	0.00066	0.00034	0.00047	<0.0020	<0.0020
23/02/2024	39	0.12	<0.000010	-	0.0019	0.00020	<0.0030	0.41	<0.000090	<0.000040	<0.000050	0.070	0.0055	<0.0000050	0.00050	0.0064	0.00052	<0.0020	<0.0020
03/01/2024	40	0.11	<0.000010	-	<0.00040	0.00040	<0.0030	0.38	<0.000090	<0.000040	<0.000050	0.060	0.0058	<0.0000050	0.00063	0.00020	0.00042	<0.0020	<0.0020
03/08/2024	41	0.12	<0.000010	-	<0.00040	0.00010	<0.0030	0.39	<0.000090	<0.000040	<0.000050	0.060	0.0060	<0.0000050	0.00059	0.00027	0.00041	<0.0020	<0.0020
15/03/2024	42	0.10	<0.000010	-	<0.00040	<0.00010	<0.0030	0.34	<0.000090	<0.000040	<0.000050	0.070	0.0051	<0.0000050	0.00042	0.00039	0.00042	<0.0020	<0.0020
22/03/2024	43	0.11	<0.000010	-	<0.00040	0.00020	<0.0030	0.37	<0.000090	<0.000040	<0.000050	0.050	0.0048	<0.0000050	0.00033	0.00016	0.00042	<0.0020	<0.0020
29/03/2024	44	0.11	<0.000010	-	<0.00040	0.00020	<0.0030	0.33	<0.000090	<0.000040	<0.000050	0.070	0.0049	<0.0000050	0.00040	0.00010	0.00036	<0.0020	<0.0020
04/05/2024	45	-	-	-	-	-	-	-	-	-	-	-	-	-	-	-	-	-	-
04/12/2024	46	0.13	<0.000010	-	<0.00040	<0.00010	<0.0030	0.38	<0.000090	<0.000040	<0.000050	0.060	0.0056	<0.0000050	0.00060	0.00016	0.00037	<0.0020	<0.0020
19/04/2024	47	-	-	-	-	-	-	-	-	-	-	-	-	-	-	-	-	-	-
26/04/2024	48	0.12	<0.000010	-	<0.00040	0.00030	<0.0030	0.38	<0.000090	<0.000040	<0.000050	0.060	0.0053	<0.0000050	0.00050	0.00015	0.00035	<0.0020	<0.0020
05/02/2024	49	-	-	-	-	-	-	-	-	-	-	-	-	-	-	-	-	-	-
05/10/2024	50	0.098	<0.000010	-	<0.00040	<0.00010	<0.0030	0.32	<0.000090	0.000040	<0.000050	0.040	0.0047	<0.0000050	0.00052	0.00094	0.00036	<0.0020	<0.0020
17/05/2024	51	-	-	-	-	-	-	-	-	-	-	-	-	-	-	-	-	-	-
24/05/2024	52	0.10	<0.000010	-	<0.00040	0.00020	<0.0030	0.34	<0.000090	0.000040	<0.000050	0.050	0.0045	<0.0000050	0.00040	0.00012	0.00036	<0.0020	<0.0020
31/05/2024	53	-	-	-	-	-	-	-	-	-	-	-	-	-	-	-	-	-	-
06/07/2024	54	0.11	<0.000010	-	0.029	0.0046	<0.0030	0.41	<0.000090	<0.000040	<0.000050	0.10	0.0050	<0.0000050	0.00040	0.000078	0.00049	<0.0020	<0.0020
14/06/2024	55	-	-	-	-	-	-	-	-	-	-	-	-	-	-	-	-	-	-
21/06/2024	56	0.10	0.000010	-	<0.00040	<0.00010	<0.0030	0.37	<0.000090	<0.000040	<0.000050	0.070	0.0046	<0.0000050	0.00050	0.000095	0.00038	<0.0020	<0.0020
28/06/2024	57	-	-	-	-	-	-	-	-	-	-	-	-	-	-	-	-	-	-
07/05/2024	58	0.11	<0.000010	-	<0.00040	0.00030	0.0060	0.37	<0.000090	0.000060	<0.000050	0.060	0.0047	<0.0000050	0.00052	0.00013	0.00034	<0.0020	<0.0020
07/12/2024	59	-	-	-	-	-	-	-	-	-	-	-	-	-	-	-	-	-	-
19/07/2024	60	0.099	<0.000010	-	0.024	0.00020	0.0070	0.36	<0.000090	<0.000040	<0.000050	0.090	0.0044	<0.0000050	0.00050	0.000095	0.00030	<0.0020	<0.0020
26/07/2024	61	-	-	-	-	-	-	-	-	-	-	-	-	-	-	-	-	-	-
08/02/2024	62	0.096	<0.000010	-	<0.00040	0.00030	<0.0030	0.33	<0.000090	<0.000040	<0.000050	0.040	0.0041	<0.0000050	0.00034	0.000072	0.00027	<0.0020	<0.0020
08/09/2024	63	-	-	-	-	-	-	-	-	-	-	-	-	-	-	-	-	-	-
16/08/2024	64	0.11	<0.000010	-	<0.00040	0.00010	<0.0030	0.35	<0.000090	<0.000040	<0.000050	0.040	0.0043	<0.0000050	0.00040	0.000078	0.00027	<0.0020	<0.0020
23/08/2024	65	-	-	-	-	-	-	-	-	-	-	-	-	-	-	-	-	-	-
30/08/2024	66	0.10	<0.000010	-	<0.00040	<0.00010	<0.0030	0.33	<0.000090	<0.000040	<0.000050	0.030	0.0043	<0.0000050	0.00040	0.00027	0.00025	<0.0020	<0.0020
09/06/2024	67	-	-	-	-	-	-	-	-	-	-	-	-	-	-	-	-	-	-
13/09/2024	68	0.085	<0.000010	-	<0.00040	<0.00010	<0.0030	0.33	<0.000090	<0.000040	<0.000050	0.060	0.0039	<0.0000050	0.00030	0.00018	0.00027	<0.0020	<0.0020

Table D-25: Mine Rock Humidity Cell Testing Results (HC-25)

Sample Date	Week Number	Magnesium (Mg)	Mercury (Hg)	Ultra Trace Mercury (Hg)	Molybdenum (Mo)	Nickel (Ni)	Phosphorus (P)	Potassium (K)	Lead (Pb)	Selenium (Se)	Silver (Ag)	Sodium (Na)	Strontium (Sr)	Thallium (Tl)	Tungsten (W)	Uranium (U)	Vanadium (V)	Zinc (Zn)	Zirconium (Zr)
Units:	-	mg/L	mg/L	mg/L	mg/L	mg/L	mg/L	mg/L	mg/L	mg/L	mg/L	mg/L	mg/L	mg/L	mg/L	mg/L	mg/L	mg/L	mg/L
20/09/2024	69	-	-	-	-	-	-	-	-	-	-	-	-	-	-	-	-	-	-
27/09/2024	70	0.096	<0.000010	-	<0.00040	<0.00010	<0.0030	0.36	<0.000090	0.000040	<0.000050	0.070	0.0036	<0.0000050	0.00034	0.000037	0.00025	<0.0020	<0.0020
10/04/2024	71	-	-	-	-	-	-	-	-	-	-	-	-	-	-	-	-	-	-
10/11/2024	72	0.091	<0.000010	-	0.00080	0.00040	<0.0030	0.35	<0.000090	<0.000040	<0.000050	0.080	0.0038	<0.0000050	0.00040	0.000067	0.00023	<0.0020	<0.0020
18/10/2024	73	-	-	-	-	-	-	-	-	-	-	-	-	-	-	-	-	-	-
25/10/2024	74	0.090	<0.000010	-	<0.00040	0.00010	<0.0030	0.33	<0.000090	<0.000040	0.000060	0.060	0.0035	<0.0000050	0.00030	0.000051	0.00021	<0.0020	<0.0020
11/01/2024	75	-	-	-	-	-	-	-	-	-	-	-	-	-	-	-	-	-	-
11/08/2024	76	0.084	0.000010	-	<0.00040	0.00020	<0.0030	0.35	<0.000090	<0.000040	<0.000050	0.050	0.0036	<0.0000050	0.00040	0.000055	0.00024	<0.0020	<0.0020
15/11/2024	77	-	-	-	-	-	-	-	-	-	-	-	-	-	-	-	-	-	-
22/11/2024	78	0.086	<0.000010	-	<0.00040	<0.00010	0.0090	0.33	<0.000090	<0.000040	<0.000050	0.060	0.0038	<0.0000050	0.00037	0.000056	0.00026	<0.0020	<0.0020
29/11/2024	79	-	-	-	-	-	-	-	-	-	-	-	-	-	-	-	-	-	-
12/06/2024	80	0.086	<0.000010	-	<0.00040	0.00020	<0.0030	0.32	0.00010	<0.000040	<0.000050	0.030	0.0036	0.0000050	0.00020	0.000037	0.00023	<0.0020	<0.0020
13/12/2024	81	-	-	-	-	-	-	-	-	-	-	-	-	-	-	-	-	-	-
20/12/2024	82	0.094	<0.000010	-	<0.00040	<0.00010	<0.0030	0.33	<0.000090	0.000040	<0.000050	0.040	0.0035	<0.0000050	0.00030	0.000063	0.00018	<0.0020	<0.0020
27/12/2024	83	-	-	-	-	-	-	-	-	-	-	-	-	-	-	-	-	-	-
01/03/2025	84	0.097	<0.000010	-	<0.00040	<0.00010	<0.0030	0.35	<0.000090	0.000050	<0.000050	0.050	0.0038	<0.0000050	0.00040	0.000061	0.00020	<0.0020	<0.0020
01/10/2025	85	-	-	-	-	-	-	-	-	-	-	-	-	-	-	-	-	-	-
17/01/2025	86	0.083	0.000010	-	<0.00040	0.00010	<0.0030	0.30	<0.000090	<0.000040	<0.000050	0.040	0.0038	<0.0000050	0.00034	0.000048	0.00021	<0.0020	<0.0020
24/01/2025	87	-	-	-	-	-	-	-	-	-	-	-	-	-	-	-	-	-	-
31/01/2025	88	0.088	0.000010	-	<0.00040	<0.00010	<0.0030	0.38	<0.000090	0.000050	<0.000050	0.040	0.0034	<0.0000050	0.00030	0.000024	0.00024	<0.0020	<0.0020
02/07/2025	89	-	-	-	-	-	-	-	-	-	-	-	-	-	-	-	-	-	-
14/02/2025	90	0.10	<0.000010	-	<0.00040	0.00010	<0.0030	0.40	<0.000090	<0.000040	<0.000050	0.060	0.0047	<0.0000050	0.00040	0.000078	0.00020	<0.0020	<0.0020
21/02/2025	91	-	-	-	-	-	-	-	-	-	-	-	-	-	-	-	-	-	-
28/02/2025	92	0.085	<0.000010	-	<0.00040	<0.00010	<0.0030	0.32	<0.000090	<0.000040	<0.000050	0.040	0.0038	<0.0000050	0.00030	0.000025	0.00019	<0.0020	<0.0020
03/07/2025	93	-	-	-	-	-	-	-	-	-	-	-	-	-	-	-	-	-	-
14/03/2025	94	0.095	<0.000010	-	<0.00040	0.00030	<0.0030	0.34	<0.000090	0.000050	<0.000050	0.050	0.0034	<0.0000050	0.00030	0.000050	0.00016	<0.0020	<0.0020
21/03/2025	95	-	-	-	-	-	-	-	-	-	-	-	-	-	-	-	-	-	-
28/03/2025	96	0.069	<0.000010	-	<0.00040	<0.00010	<0.0030	0.29	0.00026	<0.000040	<0.000050	0.030	0.0027	<0.0000050	0.00020	0.000060	0.00019	<0.0020	<0.0020
04/04/2025	97	-	-	-	-	-	-	-	-	-	-	-	-	-	-	-	-	-	-
04/11/2025	98	0.069	<0.000010	-	<0.00040	<0.00010	<0.0030	0.30	<0.000090	<0.000040	<0.000050	0.040	0.0029	<0.0000050	0.00020	0.000057	0.00016	<0.0020	<0.0020
18/04/2025	99	-	-	-	-	-	-	-	-	-	-	-	-	-	-	-	-	-	-
25/04/2025	100	0.080	<0.000010	-	<0.00040	<0.00010	<0.0030	0.35	<0.000090	<0.000040	<0.000050	0.040	0.0029	<0.0000050	0.00030	0.000022	0.00017	<0.0020	<0.0020
05/02/2025	101	-	-	0.0000012	-	-	-	-	-	-	-	-	-	-	-	-	-	-	-
05/09/2025	102	0.086	<0.000010	0.00000087	<0.00040	<0.00010	<0.0030	0.36	<0.000090	<0.000040	<0.000050	0.040	0.0033	<0.0000050	0.00020	0.000027	0.00015	<0.0020	<0.0020
16/05/2025	103	-	-	0.00000075	-	-	-	-	-	-	-	-	-	-	-	-	-	-	-
23/05/2025	104	0.070	<0.000010	0.0000011	<0.00040	0.00090	<0.0030	0.33	<0.000090	<0.000040	<0.000050	0.040	0.0028	<0.0000050	0.00020	0.000019	0.00016	<0.0020	<0.0020
30/05/2025	105	-	-	-	-	-	-	-	-	-	-	-	-	-	-	-	-	-	-
06/06/2025	106	-	-	-	-	-	-	-	-	-	-	-	-	-	-	-	-	-	-
13/06/2025	107	-	-	-	-	-	-	-	-	-	-	-	-	-	-	-	-	-	-
20/06/2025	108	0.075	<0.000010	-	<0.00040	<0.00010	0.0030	0.34	<0.000090	<0.000040	<0.000050	0.030	0.0027	<0.0000050	0.00020	0.000046	0.00014	<0.0020	<0.0020
27/06/2025	109	-	-	-	-	-	-	-	-	-	-	-	-	-	-	-	-	-	-

Table D-26: Mine Rock Humidity Cell Testing Results (HC-26)

Sample Date	Week Number	Leachate Volume Recovered	pH	Electrical Conductivity	Alkalinity (to pH 4.5)	Acidity (to pH 8.3)	Sulphate	Fluoride	Chloride	Aluminum (Al)	Antimony (Sb)	Arsenic (As)	Beryllium (Be)	Boron (B)	Cadmium (Cd)	Calcium (Ca)	Chromium (Cr)	Cobalt (Co)	Copper (Cu)	Iron (Fe)
Units:	-	mL	pH Units	µS/cm	mg CaCO3/L	mg CaCO3/L	mg/L	mg/L	mg/L	mg/L	mg/L	mg/L	mg/L	mg/L	mg/L	mg/L	mg/L	mg/L	mg/L	mg/L
26/05/2023	0	541	7.5	186	23	33	59	<0.060	27	0.013	<0.00090	0.00030	<0.0000070	0.0070	0.000033	29	0.00013	0.0036	0.0014	0.023
06/02/2023	1	744	7.6	302	21	67	94	<0.060	59	0.011	<0.00090	0.00020	<0.0000070	0.017	0.000054	55	0.00016	0.00037	0.0013	<0.0070
06/09/2023	2	770	7.0	196	16	4.0	71	<0.060	21	0.012	<0.00090	<0.00020	<0.0000070	0.010	0.000050	28	<0.000080	0.00028	0.00080	<0.0070
16/06/2023	3	736	7.1	143	13	<2.0	56	<0.060	5.0	0.0040	<0.00090	0.0022	<0.0000070	0.0090	0.000042	21	0.00017	0.00023	0.00030	0.011
23/06/2023	4	743	7.1	122	10	<2.0	54	<0.060	<1.0	0.013	<0.00090	<0.00020	<0.0000070	0.0080	0.000026	20	<0.000080	0.00018	<0.00020	<0.0070
30/06/2023	5	768	7.1	111	11	<2.0	46	<0.060	<1.0	0.0070	<0.00090	<0.00020	<0.0000070	0.0070	0.000027	18	<0.000080	0.00029	<0.00020	<0.0070
07/07/2023	6	751	7.2	122	12	<2.0	46	<0.060	<1.0	0.0060	<0.00090	0.00090	<0.0000070	0.0060	0.000038	18	<0.000080	0.00033	<0.00020	0.0090
14/07/2023	7	755	7.3	119	8.0	<2.0	45	<0.060	1.0	0.012	<0.00090	<0.00020	<0.0000070	0.0080	0.000022	17	<0.000080	0.00017	<0.00020	<0.0070
20/07/2023	8	744	6.9	103	7.0	<2.0	40	<0.060	1.0	0.010	<0.00090	0.00030	<0.0000070	0.0030	0.000030	15	<0.000080	0.00018	<0.00020	<0.0070
28/07/2023	9	751	7.0	112	9.0	<2.0	41	<0.060	<1.0	0.0080	<0.00090	0.00020	0.0000090	0.0050	0.000042	16	<0.000080	0.00025	0.00020	0.072
08/04/2023	10	782	7.1	108	8.0	<2.0	38	<0.060	<1.0	0.0070	<0.00090	<0.00020	<0.0000070	0.0050	0.000035	15	0.00030	0.00022	0.00030	0.11
08/11/2023	11	740	6.5	102	8.0	5.0	41	<0.060	<1.0	0.010	<0.00090	<0.00020	<0.0000070	0.0040	0.000023	17	<0.000080	0.00015	0.00060	0.012
18/08/2023	12	757	7.1	103	9.0	<2.0	35	<0.060	<1.0	0.0050	<0.00090	<0.00020	<0.0000070	0.0040	0.000059	15	<0.000080	0.00023	<0.00020	0.015
25/08/2023	13	720	6.9	115	5.0	13	38	<0.060	11	0.0060	<0.00090	<0.00020	<0.0000070	0.0030	0.000039	17	<0.000080	0.00020	0.00030	0.010
09/01/2023	14	747	7.0	121	7.0	<2.0	45	<0.060	2.0	0.0070	<0.00090	<0.00020	<0.0000070	0.0020	0.000035	18	0.00030	0.00019	0.00030	<0.0070
09/08/2023	15	757	7.0	106	6.0	<2.0	40	<0.060	<1.0	0.0070	<0.00090	<0.00020	<0.0000070	0.0020	0.000027	15	<0.000080	0.00019	0.00040	0.0090
15/09/2023	16	752	6.7	101	6.0	<2.0	37	<0.060	<1.0	0.0070	<0.00090	<0.00020	<0.0000070	<0.0020	0.000039	15	<0.000080	0.00023	0.00020	0.013
22/09/2023	17	763	6.8	108	6.0	<2.0	41	<0.060	<1.0	0.0070	<0.00090	<0.00020	<0.0000070	0.0030	0.000048	15	<0.000080	0.00024	<0.00020	0.015
29/09/2023	18	752	7.2	93	7.0	<2.0	40	<0.060	<1.0	0.0060	<0.00090	<0.00020	<0.0000070	0.0020	0.000042	16	<0.000080	0.00026	<0.00020	0.013
10/06/2023	19	752	6.9	108	7.0	<2.0	33	<0.060	<1.0	0.0050	<0.00090	<0.00020	<0.0000070	0.0020	0.000053	14	<0.000080	0.00026	0.00070	0.016
13/10/2023	20	754	7.3	91	9.0	<2.0	31	<0.060	<1.0	0.0050	<0.00090	<0.00020	<0.0000070	0.0030	0.000050	12	<0.000080	0.00025	0.00040	0.012
20/10/2023	21	745	7.2	93	8.0	<2.0	32	<0.060	<1.0	0.0040	<0.00090	<0.00020	<0.0000070	<0.0020	0.000046	13	<0.000080	0.00028	0.0012	0.020
27/10/2023	22	754	6.9	88	6.0	<2.0	33	<0.060	2.0	0.0050	<0.00090	<0.00020	<0.0000070	<0.0020	0.000038	13	<0.000080	0.00025	<0.00020	0.015
11/03/2023	23	753	6.8	94	6.0	<2.0	35	<0.060	<1.0	0.0050	<0.00090	<0.00020	<0.0000070	0.0040	0.000062	15	0.00012	0.00031	0.00060	0.023
11/10/2023	24	722	6.7	103	3.0	26	37	<0.060	14	0.0040	<0.00090	0.00020	<0.0000070	<0.0020	0.000076	17	<0.000080	0.00033	0.00060	0.041
17/11/2023	25	762	7.0	118	6.0	<2.0	47	<0.060	7.0	0.0030	<0.00090	<0.00020	<0.0000070	<0.0020	0.00014	15	<0.000080	0.00024	0.00030	0.037
24/11/2023	26	759	6.8	94	5.0	<2.0	37	<0.060	<1.0	0.0050	<0.00090	0.00020	<0.0000070	<0.0020	0.000054	15	<0.000080	0.00029	0.00020	0.047
12/01/2023	27	764	6.9	91	7.0	<2.0	38	<0.060	<1.0	0.0040	<0.00090	0.00020	<0.0000070	<0.0020	0.000050	16	<0.000080	0.00035	<0.00020	0.035
12/08/2023	28	746	7.0	92	6.0	<2.0	35	<0.060	<1.0	0.0030	<0.00090	<0.00020	<0.0000070	<0.0020	0.000049	14	<0.000080	0.00033	<0.00020	0.041
15/12/2023	29	746	7.2	109	14	<2.0	41	<0.060	2.0	0.010	<0.00090	<0.00020	<0.0000070	<0.0020	0.000036	17	<0.000080	0.00022	<0.00020	<0.0070
22/12/2023	30	726	6.6	155	3.0	<2.0	49	<0.060	23	0.0030	<0.00090	<0.00020	<0.0000070	<0.0020	0.000063	21	<0.000080	0.00036	0.00050	<0.0070
29/12/2023	31	756	7.0	153	7.0	15	66	<0.060	16	0.0040	<0.00090	<0.00020	<0.0000070	<0.0020	0.000056	24	<0.000080	0.00030	0.00060	<0.0070
01/05/2024	32	754	6.8	135	6.0	<2.0	55	<0.060	<1.0	0.0070	<0.00090	<0.00020	<0.0000070	<0.0020	0.000055	20	<0.000080	0.00036	0.00040	0.0070
01/12/2024	33	751	7.0	130	6.0	<2.0	51	<0.060	<1.0	0.0040	<0.00090	<0.00020	<0.0000070	<0.0020	0.000049	18	<0.000080	0.00030	<0.00020	0.0090
19/01/2024	34	759	6.9	121	8.0	<2.0	48	0.20	<1.0	0.0040	<0.00090	<0.00020	<0.0000070	0.0020	0.000067	18	<0.000080	0.00041	<0.00020	0.011
26/01/2024	35	756	6.8	115	5.0	<2.0	44	<0.060	<1.0	0.0030	<0.00090	<0.00020	<0.0000070	<0.0020	0.000041	17	<0.000080	0.00037	<0.0020	0.0070
02/02/2024	36	740	6.9	112	6.0	<2.0	43	<0.060	2.0	0.0040	<0.00090	<0.00020	0.0000070	0.0020	0.000047	17	0.00025	0.00041	<0.0020	0.018
02/09/2024	37	736	5.3	150	<2.0	5.0	51	<0.060	35	<0.0010	<0.00090	<0.00020	<0.0000070	<0.0020	0.00024	26	<0.000080	0.0020	0.0010	0.45
15/02/2024	38	752	6.6	275	3.0	82	100	<0.060	46	0.0020	<0.00090	<0.00020	<0.0000070	<0.0020	0.00031	50	<0.000080	0.0011	0.0060	0.28
23/02/2024	39	759	7.0	207	7.0	7.0	96	<0.060	9.0	0.0020	<0.00090	<0.00020	<0.0000070	<0.0020	0.00014	35	<0.000080	0.00077	<0.0010	0.15
03/01/2024	40	772	7.0	134	7.0	<2.0	55	<0.060	2.0	0.0010	<0.00090	<0.00020	<0.0000070	<0.0020	0.000067	21	<0.000080	0.00042	<0.0010	0.040
03/08/2024	41	756	7.1	100	6.0	<2.0	45	<0.060	1.0	0.0020	<0.00090	<0.00020	<0.0000070	<0.0020	0.000045	16	<0.000080	0.00036	<0.0010	0.035
15/03/2024	42	752	6.5	126	2.0	35	48	<0.060	21	0.0010	<0.00090	<0.00020	<0.0000070	<0.0020	0.000080	20	<0.000080	0.00050	<0.0010	0.068
22/03/2024	43	734	6.1	156	<2.0	56	56	<0.060	32	<0.0010	<0.00090	<0.00020	<0.0000070	<0.0020	0.00020	27	<0.000080	0.0011	<0.0010	0.24
29/03/2024	44	751	6.4	197	<2.0	78	72	<0.060	41	0.0020	<0.00090	<0.00020	<0.0000070	<0.0020	0.00020	34	<0.000080	0.0011	<0.0010	0.28
04/05/2024	45	742	5.9	199	<2.0	58	76	-	-	-	-	-	-	-	-	-	-	-	-	-
04/12/2024	46	759	6.5	295	4.0	42	120	-	27	0.0020	<0.00090	<0.00020	<0.0000070	0.0020	0.00035	51	<0.000080	0.0015	<0.0010	0.75
19/04/2024	47	762	5.8	170	<2.0	59	67	-	-	-	-	-	-	-	-	-	-	-	-	-
26/04/2024	48	747	6.7	201	3.0	<2.0	94	-	14	0.0010	<0.00090	0.00020	<0.0000070	0.0030	0.00030	35	<0.000080	0.00084	<0.0010	0.39
05/02/2024	49	758	6.8	176	5.0	4.0	69	-	-	-	-	-	-	-	-	-	-	-	-	-
05/10/2024	50	751	6.8	147	6.0	<2.0	56	-	<1.0	0.0010	<0.00090	<0.00020	<0.0000070	0.0020	0.000059	22	<0.000080	0.00038	<0.0010	0.12
17/05/2024	51	750	6.9	120	5.0	<2.0	54	-	-	-	-	-	-	-	-	-	-	-	-	-
24/05/2024	52	750	7.0	113	6.0	<2.0	44	-	<1.0	0.0030	<0.00090	<0.00020	<0.0000070	<0.0020	0.000066	16	<0.000080	0.00026	<0.0010	0.067
31/05/2024	53	740	6.8	118	4.0	4.0	47	-	-	-	-	-	-	-	-	-	-	-	-	-
06/07/2024	54	735	6.2	134	<2.0	43	51	-	20	0.0010	<0.00090	<0.00020	<0.0000070	<0.0020	0.00010	25	<0.000080	0.00065	<0.0010	0.16
14/06/2024	55	752	6.7	146	3.0	9.0	66	-	-	-	-	-	-	-	-	-	-	-	-	-
21/06/2024	56	750	6.6	148	4.0	<2.0	53	-	<0.20	0.0020	<0.00090	<0.00020	<0.0000070	0.0030	0.000087	21	<0.000080	0.00063	0.0010	0.23
28/06/2024	57	730	5.9	152	<2.0	8.0	48	-	-	-	-	-	-	-	-	-	-	-	-	-
07/05/2024	58	758	6.9	186	5.0	15	87	-	<0.20	0.0020	<0.00090	<0.00020	<0.0000070	<0.0020	0.00020	33	<0.000080	0.0011	<0.0010	0.68
07/12/2024	59	749	6.1	154	<2.0	21	69	-	-	-	-	-	-	-	-	-	-	-	-	-
19/07/2024	60	775	6.6	160	3.0	2.0	70	-	<0.20	0.0010	<0.00090	<0.00020	<0.0000070	0.0020	0.00015	28	<0.000080	0.0012	<0.0010	0.68
26/07/2024	61	752	6.4	164	3.0	4.0	67	-	-	-	-	-	-	-	-	-	-	-	-	-
08/02/2024	62	754	6.7	136	8.0	<2.0	54	-	<0.20	0.0020	<0.00090	<0.00020	<0.0000070	0.0020	0.00032	21	<0.000080	0.00088	<0.0010	0.66
08/09/2024	63	749	5.5	144	<2.0	58	46	-	-	-	-	-	-	-	-	-	-	-	-	-
16/08/2024	64	747	4.7	225	<2.0	23	92	-	<0.20	<0.0010	<0.00090	<0.00020	<0.0000070	<0.0020	0.00029	31	<0.000080	0.0026	<0.0010	1.2
23/08/2024	65	743	4.7	185	<2.0	56	78	-	-	-	-	-	-	-	-	-	-	-	-	-
30/08/2024	66	750	5.3	200	<2.0	37	90	-	<0.20	0.0060	<0.00090	<0.00020	<0.0000070	<0.0020	0.00040	34	0.00015	0.0049	<0.0010	1.8
09/06/2024	67	761	4.9	238	<2.0	9.0	100	-	-	-	-	-	-	-	-	-	-	-	-	-
13/09/2024	68	768	4.8	182	<2.0	53	63	-	<0.20	0.0040	<0.00090	0.00030	<0.0000070	<0.0020	0.00042	27	<0.000080	0.0049	<0.0010	1.7

Table D-26: Mine Rock Humidity Cell Testing Results (HC-26)

Sample Date	Week Number	Leachate Volume Recovered	pH	Electrical Conductivity	Alkalinity (to pH 4.5)	Acidity (to pH 8.3)	Sulphate	Fluoride	Chloride	Aluminum (Al)	Antimony (Sb)	Arsenic (As)	Beryllium (Be)	Boron (B)	Cadmium (Cd)	Calcium (Ca)	Chromium (Cr)	Cobalt (Co)	Copper (Cu)	Iron (Fe)
Units:	-	mL	pH Units	µS/cm	mg CaCO3/L	mg CaCO3/L	mg/L	mg/L	mg/L	mg/L	mg/L	mg/L	mg/L	mg/L	mg/L	mg/L	mg/L	mg/L	mg/L	mg/L
20/09/2024	69	753	5.3	242	<2.0	17	98	-	-	-	-	-	-	-	-	-	-	-	-	-
27/09/2024	70	698	4.8	303	<2.0	108	110	-	<0.20	0.015	<0.00090	<0.00020	0.0000070	0.0020	0.0018	40	<0.000080	0.025	0.0050	12
10/04/2024	71	757	4.9	252	<2.0	129	84	-	-	-	-	-	-	-	-	-	-	-	-	-
10/11/2024	72	764	4.7	228	<2.0	113	77	-	<0.20	0.0080	<0.00090	<0.00020	<0.0000070	0.0020	0.00072	34	<0.000080	0.0075	0.0010	4.5
18/10/2024	73	766	5.4	226	<2.0	48	98	-	-	-	-	-	-	-	-	-	-	-	-	-
25/10/2024	74	746	5.2	228	<2.0	20	100	-	<0.20	0.0030	<0.00090	<0.00020	<0.0000070	0.0030	0.00020	32	<0.000080	0.0016	<0.0010	4.1
11/01/2024	75	752	5.1	200	<2.0	13	89	-	-	-	-	-	-	-	-	-	-	-	-	-
11/08/2024	76	768	5.4	166	<2.0	9.0	71	-	<0.20	0.0030	<0.00090	<0.00020	<0.0000070	0.0040	0.00010	22	<0.000080	0.00075	<0.0010	2.6
15/11/2024	77	752	5.8	140	<2.0	8.0	59	-	-	-	-	-	-	-	-	-	-	-	-	-
22/11/2024	78	770	4.5	152	<2.0	27	50	-	<0.20	0.0060	<0.00090	<0.00020	<0.0000070	0.0020	0.00018	19	<0.000080	0.0021	0.0010	1.6
29/11/2024	79	760	4.8	160	<2.0	30	64	-	-	-	-	-	-	-	-	-	-	-	-	-
12/06/2024	80	780	4.8	171	<2.0	27	65	-	<0.20	0.0090	<0.00090	<0.00020	<0.0000070	0.0020	0.00030	24	<0.000080	0.0033	<0.0010	3.0
13/12/2024	81	753	5.0	176	<2.0	19	89	-	-	-	-	-	-	-	-	-	-	-	-	-
20/12/2024	82	750	4.9	149	<2.0	12	68	-	<0.20	0.0030	<0.00090	<0.00020	<0.0000070	0.0040	0.00011	21	<0.000080	0.00093	<0.0010	4.4
27/12/2024	83	775	5.3	170	<2.0	15	67	-	-	-	-	-	-	-	-	-	-	-	-	-
01/03/2025	84	780	5.6	130	<2.0	12	62	-	<0.20	0.0020	<0.00090	<0.00020	<0.0000070	0.0030	0.000075	18	<0.000080	0.00083	<0.0010	3.8
01/10/2025	85	757	5.0	146	<2.0	13	64	-	-	-	-	-	-	-	-	-	-	-	-	-
17/01/2025	86	760	5.7	127	<2.0	12	51	-	<0.20	0.0010	<0.00090	<0.00020	<0.0000070	0.0040	0.000059	15	<0.000080	0.00081	<0.0010	3.9
24/01/2025	87	756	5.8	138	<2.0	12	59	-	-	-	-	-	-	-	-	-	-	-	-	-
31/01/2025	88	728	4.7	156	<2.0	32	65	-	<0.20	0.010	<0.00090	0.00070	<0.0000070	0.0020	0.00032	20	<0.000080	0.0051	<0.0010	4.2
02/07/2025	89	732	4.4	215	<2.0	50	93	-	-	-	-	-	-	-	-	-	-	-	-	-
14/02/2025	90	778	4.6	222	<2.0	33	110	-	<0.20	0.017	<0.00090	0.00040	<0.0000070	0.0040	0.00026	29	<0.000080	0.0016	0.0010	15
21/02/2025	91	747	4.5	185	<2.0	39	79	-	-	-	-	-	-	-	-	-	-	-	-	-
28/02/2025	92	741	4.3	200	<2.0	54	84	-	<0.20	0.039	<0.00090	<0.00020	0.0000090	0.0030	0.00078	25	<0.000080	0.012	0.0010	11
03/07/2025	93	738	4.6	247	<2.0	44	130	-	-	-	-	-	-	-	-	-	-	-	-	-
14/03/2025	94	754	4.8	239	<2.0	42	110	-	0.20	0.011	<0.00090	<0.00020	<0.0000070	0.0040	0.000099	23	<0.000080	0.00099	<0.0010	19
21/03/2025	95	770	5.0	206	<2.0	30	82	-	-	-	-	-	-	-	-	-	-	-	-	-
28/03/2025	96	744	4.3	161	<2.0	32	68	-	<0.20	0.013	<0.00090	<0.00020	0.000011	0.0020	0.00041	15	<0.000080	0.0081	<0.0010	7.4
04/04/2025	97	698	4.5	201	<2.0	49	80	-	-	-	-	-	-	-	-	-	-	-	-	-
04/11/2025	98	698	4.2	426	<2.0	203	180	-	0.50	0.14	<0.00090	0.00030	0.000042	0.0020	0.0035	34	<0.000080	0.058	0.0040	58
18/04/2025	99	756	4.4	416	<2.0	171	170	-	-	-	-	-	-	-	-	-	-	-	-	-
25/04/2025	100	703	4.1	311	<2.0	147	140	-	0.40	0.11	<0.00090	0.00030	0.000033	0.0020	0.0018	29	<0.000080	0.025	0.0040	44
05/02/2025	101	738	4.1	273	<2.0	132	120	-	-	-	-	-	-	-	-	-	-	-	-	-
05/09/2025	102	737	4.8	227	<2.0	84	120	-	0.30	0.022	<0.00090	<0.00020	0.000011	0.0040	0.00026	20	<0.000080	0.0020	0.0050	33
16/05/2025	103	779	4.6	194	<2.0	66	79	-	-	-	-	-	-	-	-	-	-	-	-	-
23/05/2025	104	749	4.3	148	<2.0	58	48	-	<0.20	0.015	<0.00090	<0.00020	0.000011	0.0030	0.00030	9.3	<0.000080	0.0032	<0.0010	12
30/05/2025	105	740	4.6	118	<2.0	50	54	-	-	-	-	-	-	-	-	-	-	-	-	-
06/06/2025	106	725	4.3	123	<2.0	52	46	-	-	-	-	-	-	-	-	-	-	-	-	-
13/06/2025	107	740	4.5	180	<2.0	60	80	-	-	-	-	-	-	-	-	-	-	-	-	-
20/06/2025	108	754	4.5	161	<2.0	49	80	-	-	0.015	<0.00090	0.00040	<0.0000070	0.0030	0.000095	13	<0.000080	0.00077	<0.0010	21
27/06/2025	109	771	4.8	133	<2.0	41	66	-	-	-	-	-	-	-	-	-	-	-	-	-

Table D-26: Mine Rock Humidity Cell Testing Results (HC-26)

Sample Date	Week Number	Magnesium (Mg)	Mercury (Hg)	Ultra Trace Mercury (Hg)	Molybdenum (Mo)	Nickel (Ni)	Phosphorus (P)	Potassium (K)	Lead (Pb)	Selenium (Se)	Silver (Ag)	Sodium (Na)	Strontium (Sr)	Thallium (Tl)	Tungsten (W)	Uranium (U)	Vanadium (V)	Zinc (Zn)	Zirconium (Zr)
Units:	-	mg/L	mg/L	mg/L	mg/L	mg/L	mg/L	mg/L	mg/L	mg/L	mg/L	mg/L	mg/L	mg/L	mg/L	mg/L	mg/L	mg/L	mg/L
26/05/2023	0	3.1	<0.000010	-	0.00024	0.022	<0.0030	4.0	<0.000090	0.00051	<0.000050	2.6	0.075	<0.0000050	0.000090	0.000065	<0.000010	0.0070	<0.0020
06/02/2023	1	6.3	<0.000010	-	0.0021	0.0022	<0.0030	5.9	<0.000090	0.0015	<0.000050	4.0	0.11	<0.0000050	0.000050	0.00026	0.000010	0.0030	<0.0020
06/09/2023	2	3.4	<0.000010	-	0.000070	0.0011	<0.0030	4.7	<0.000090	0.00071	<0.000050	2.1	0.066	<0.0000050	<0.000020	0.00014	<0.000010	0.0060	<0.0020
16/06/2023	3	2.1	<0.000010	-	0.000090	0.00090	<0.0030	4.0	<0.000090	0.00047	<0.000050	1.2	0.043	<0.0000050	0.000070	0.00071	0.000020	0.0050	<0.0020
23/06/2023	4	1.4	<0.000010	-	<0.000040	0.00070	<0.0030	3.8	<0.000090	0.00043	<0.000050	0.73	0.039	<0.0000050	0.000020	0.000060	<0.000010	0.0060	<0.0020
30/06/2023	5	1.3	<0.000010	-	0.000080	0.00090	<0.0030	3.3	<0.000090	0.00032	<0.000050	0.54	0.032	<0.0000050	0.000040	0.000099	0.000010	0.0060	<0.0020
07/07/2023	6	1.0	<0.000010	-	0.000080	0.0013	<0.0030	3.4	<0.000090	0.00037	<0.000050	0.36	0.033	<0.0000050	<0.000020	0.00038	0.000020	0.0080	<0.0020
14/07/2023	7	0.99	<0.000010	-	0.00073	0.00070	<0.0030	3.2	<0.000090	0.00038	<0.000050	0.46	0.027	0.0000060	0.000030	0.000029	<0.000010	0.0050	<0.0020
20/07/2023	8	0.79	<0.000010	-	0.00013	0.00080	<0.0030	2.8	<0.000090	0.00033	<0.000050	0.30	0.023	0.000011	<0.000020	0.000036	0.000020	0.0060	<0.0020
28/07/2023	9	0.86	<0.000010	-	0.00011	0.0018	<0.0030	3.1	<0.000090	0.00045	<0.000050	0.32	0.024	<0.0000050	<0.000020	0.000043	0.000010	0.0090	<0.0020
08/04/2023	10	0.73	<0.000010	-	0.00069	0.00090	<0.0030	3.0	<0.000090	0.00031	<0.000050	0.32	0.022	<0.0000050	<0.000020	0.000036	0.000010	0.0070	<0.0020
08/11/2023	11	0.70	<0.000010	-	0.00011	0.00060	<0.0030	3.1	<0.000090	0.00040	<0.000050	0.29	0.023	<0.0000050	<0.000020	0.000026	0.000010	0.0050	<0.0020
18/08/2023	12	0.65	<0.000010	-	0.0012	0.00080	<0.0030	3.0	0.00033	0.00035	<0.000050	0.26	0.021	<0.0000050	0.000040	0.000053	<0.000010	0.0080	<0.0020
25/08/2023	13	0.64	<0.000010	-	0.00025	0.00070	<0.0030	3.0	<0.000090	0.00034	<0.000050	0.29	0.021	<0.0000050	0.000030	0.00026	<0.000010	0.012	<0.0020
09/01/2023	14	0.66	<0.000010	-	0.00027	0.00080	<0.0030	3.2	<0.000090	0.00036	<0.000050	0.24	0.022	<0.0000050	<0.000020	0.000014	0.000040	0.0060	<0.0020
09/08/2023	15	0.56	<0.000010	-	0.00010	0.00060	<0.0030	2.8	<0.000090	0.00025	<0.000050	0.28	0.018	<0.0000050	<0.000020	0.000093	<0.000010	0.0060	<0.0020
15/09/2023	16	0.54	<0.000010	-	0.00012	0.00070	<0.0030	2.7	<0.000090	0.00025	<0.000050	0.22	0.018	<0.0000050	<0.000020	0.000040	<0.000010	0.0080	<0.0020
22/09/2023	17	0.57	0.000050	-	0.00012	0.00070	<0.0030	3.0	<0.000090	0.00026	<0.000050	0.25	0.018	<0.0000050	<0.000020	0.000097	0.000010	0.0090	<0.0020
29/09/2023	18	0.54	<0.000010	-	0.00021	0.00090	<0.0030	3.1	<0.000090	0.00023	<0.000050	0.24	0.017	<0.0000050	0.000020	0.000082	<0.000010	0.0080	<0.0020
10/06/2023	19	0.49	<0.000010	-	0.00070	0.00080	<0.0030	2.6	<0.000090	0.00020	<0.000050	0.22	0.015	<0.0000050	<0.000020	0.000067	<0.000010	0.0080	<0.0020
13/10/2023	20	0.40	<0.000010	-	0.00010	0.00070	<0.0030	2.6	<0.000090	0.00015	<0.000050	0.17	0.013	<0.0000050	<0.000020	0.000056	<0.000010	0.0090	<0.0020
20/10/2023	21	0.41	<0.000010	-	<0.000040	0.0015	<0.0030	2.5	<0.000090	0.00015	<0.000050	0.17	0.014	<0.0000050	<0.000020	0.00057	<0.000010	0.0080	<0.0020
27/10/2023	22	0.40	<0.000010	-	0.000080	0.00060	<0.0030	2.4	<0.000090	0.00018	<0.000050	0.20	0.012	0.0000050	<0.000020	0.0011	<0.000010	0.0050	<0.0020
11/03/2023	23	0.47	<0.000010	-	0.000080	0.0027	<0.0030	2.7	0.00025	0.00018	<0.000050	0.45	0.011	<0.0000050	<0.000020	0.00047	0.000020	0.0070	<0.0020
11/10/2023	24	0.44	0.000010	-	0.00023	0.0011	<0.0030	2.5	<0.000090	0.00027	<0.000050	0.17	0.016	<0.0000050	<0.000020	0.000038	0.000010	0.010	<0.0020
17/11/2023	25	0.45	<0.000010	-	0.000050	0.00090	<0.0030	2.2	0.00023	0.00017	<0.000050	0.14	0.016	<0.0000050	<0.000020	0.000030	<0.000010	0.011	<0.0020
24/11/2023	26	0.44	<0.000010	-	0.000070	0.0010	<0.0030	2.5	<0.000090	0.00013	<0.000050	0.17	0.014	<0.0000050	0.000020	0.0017	0.000010	0.0090	<0.0020
12/01/2023	27	0.46	<0.000010	-	0.000060	0.00090	<0.0030	2.6	<0.000090	0.00014	<0.000050	0.17	0.014	<0.0000050	<0.000020	0.000026	<0.000010	0.0070	<0.0020
12/08/2023	28	0.40	<0.000010	-	0.000050	0.0011	<0.0030	2.5	<0.000090	0.00014	<0.000050	0.19	0.012	<0.0000050	<0.000020	0.000018	<0.000010	0.0060	<0.0020
15/12/2023	29	0.40	<0.000010	-	0.00030	0.0011	<0.0030	3.3	<0.000090	0.00018	<0.000050	0.18	0.015	<0.0000050	<0.000020	0.00062	<0.000010	0.0020	<0.0020
22/12/2023	30	0.53	<0.000010	-	0.00012	0.0012	<0.0030	2.8	<0.000090	0.00037	<0.000050	0.16	0.018	<0.0000050	<0.000020	0.000037	<0.000010	0.0060	<0.0020
29/12/2023	31	0.64	<0.000010	-	0.0057	0.0011	<0.0030	3.1	<0.000090	0.00014	<0.000050	0.18	0.021	<0.0000050	<0.000020	0.00058	<0.000010	0.0040	<0.0020
01/05/2024	32	0.52	<0.000010	-	0.00016	0.0012	<0.0030	2.9	<0.000090	0.00011	<0.000050	0.18	0.016	<0.0000050	0.000040	0.00011	<0.000010	0.0060	<0.0020
01/12/2024	33	0.44	<0.000010	-	0.0016	0.0011	<0.0030	3.1	<0.000090	0.00014	<0.000050	0.19	0.015	<0.0000050	<0.000020	0.00024	<0.000010	0.0050	<0.0020
19/01/2024	34	0.50	<0.000010	-	0.0013	0.0012	<0.0030	3.1	<0.000090	0.00016	<0.000050	0.17	0.013	<0.0000050	<0.000020	0.00011	<0.000010	0.0060	<0.0020
26/01/2024	35	0.41	<0.000010	-	<0.00040	0.0013	<0.0030	2.6	<0.000090	0.00016	<0.000050	0.17	0.012	<0.0000050	<0.00020	0.000021	<0.000010	0.0050	<0.0020
02/02/2024	36	0.43	<0.000010	-	<0.00040	0.0016	<0.0030	2.6	<0.000090	0.00013	<0.000050	0.20	0.011	<0.0000050	0.00053	0.000018	0.000020	0.0060	<0.0020
02/09/2024	37	0.69	<0.000010	-	0.00050	0.0076	0.0050	2.9	<0.000090	0.00032	<0.000050	0.16	0.021	<0.0000050	<0.00020	0.000032	<0.000010	0.024	<0.0020
15/02/2024	38	1.4	<0.000010	-	<0.00040	0.0045	<0.0030	4.3	<0.000090	0.0011	<0.000050	0.24	0.033	<0.0000050	<0.00020	0.00013	<0.000010	0.013	<0.0020
23/02/2024	39	0.99	<0.000010	-	<0.00040	0.0033	<0.0030	3.8	<0.000090	0.00059	<0.000050	0.22	0.021	<0.0000050	<0.00020	0.00017	<0.000010	0.0070	<0.0020
03/01/2024	40	0.56	<0.000010	-	<0.00040	0.0021	<0.0030	3.2	<0.000090	0.00030	<0.000050	0.17	0.014	<0.0000050	<0.00020	0.000028	<0.000010	0.0040	<0.0020
03/08/2024	41	0.46	<0.000010	-	<0.00040	0.0016	<0.0030	2.8	<0.000090	0.00020	<0.000050	0.15	0.010	<0.0000050	<0.00020	0.000027	0.000020	0.0030	<0.0020
15/03/2024	42	0.50	<0.000010	-	0.00040	0.0020	<0.0030	2.7	<0.000090	0.00068	<0.000050	0.14	0.013	<0.0000050	<0.00020	0.00038	<0.000010	0.0070	<0.0020
22/03/2024	43	0.72	<0.000010	-	<0.00040	0.0043	<0.0030	3.2	<0.000090	0.00068	<0.000050	0.16	0.015	<0.0000050	<0.00020	0.000019	<0.000010	0.015	<0.0020
29/03/2024	44	1.0	<0.000010	-	<0.00040	0.0046	<0.0030	3.3	<0.000090	0.00077	<0.000050	0.18	0.018	<0.0000050	<0.00020	0.000017	<0.000010	0.012	<0.0020
04/05/2024	45	-	-	-	-	-	-	-	-	-	-	-	-	-	-	-	-	-	-
04/12/2024	46	1.8	<0.000010	-	<0.00040	0.0098	<0.0030	4.4	<0.000090	0.00079	<0.000050	0.25	0.025	<0.0000050	<0.00020	0.000082	<0.000010	0.0080	<0.0020
19/04/2024	47	-	-	-	-	-	-	-	-	-	-	-	-	-	-	-	-	-	-
26/04/2024	48	1.2	<0.000010	-	<0.00040	0.0061	<0.0030	3.8	0.00028	0.00059	<0.000050	0.20	0.017	<0.0000050	<0.00020	0.000012	0.000010	0.020	<0.0020
05/02/2024	49	-	-	-	-	-	-	-	-	-	-	-	-	-	-	-	-	-	-
05/10/2024	50	0.71	<0.000010	-	<0.00040	0.0023	<0.0030	3.1	<0.000090	0.00013	<0.000050	0.15	0.010	<0.0000050	<0.00020	0.000041	<0.000010	0.0030	<0.0020
17/05/2024	51	-	-	-	-	-	-	-	-	-	-	-	-	-	-	-	-	-	-
24/05/2024	52	0.52	<0.000010	-	<0.00040	0.0015	<0.0030	2.7	0.00020	0.00011	<0.000050	0.13	0.0071	<0.0000050	<0.00020	0.0000040	<0.000010	0.0050	<0.0020
31/05/2024	53	-	-	-	-	-	-	-	-	-	-	-	-	-	-	-	-	-	-
06/07/2024	54	0.75	<0.000010	-	0.00050	0.0038	0.0030	3.4	<0.000090	0.00066	<0.000050	0.18	0.012	<0.0000050	<0.00020	0.000012	0.000020	0.0050	<0.0020
14/06/2024	55	-	-	-	-	-	-	-	-	-	-	-	-	-	-	-	-	-	-
21/06/2024	56	0.79	0.000010	-	<0.00040	0.0034	<0.0030	3.3	<0.000090	0.000090	<0.000050	0.17	0.011	<0.0000050	<0.00020	0.0000050	0.000010	0.0060	<0.0020
28/06/2024	57	-	-	-	-	-	-	-	-	-	-	-	-	-	-	-	-	-	-
07/05/2024	58	1.3	<0.000010	-	<0.00040	0.0075	0.0040	3.7	<0.000090	0.00011	<0.000050	0.17	0.015	<0.0000050	<0.00020	0.000013	<0.000010	0.0080	<0.0020
07/12/2024	59	-	-	-	-	-	-	-	-	-	-	-	-	-	-	-	-	-	-
19/07/2024	60	1.1	<0.000010	-	<0.00040	0.0080	<0.0030	3.5	<0.000090	0.00012	<0.000050	0.18	0.013	<0.0000050	<0.00020	0.0000030	0.000010	0.0060	<0.0020
26/07/2024	61	-	-	-	-	-	-	-	-	-	-	-	-	-	-	-	-	-	-
08/02/2024	62	0.84	<0.000010	-	0.0040	0.0058	<0.0030	3.4	0.00037	0.000090	<0.000050	0.15	0.0099	<0.0000050	<0.00020	0.0000040	<0.000010	0.028	<0.0020
08/09/2024	63	-	-	-	-	-	-	-	-	-	-	-	-	-	-	-	-	-	-
16/08/2024	64	1.4	<0.000010	-	<0.00040	0.019	<0.0030	3.8	<0.000090	0.00017	<0.000050	0.18	0.015	<0.0000050	<0.00020	<0.0000020	<0.000010	0.0070	<0.0020
23/08/2024	65	-	-	-	-	-	-	-	-	-	-	-	-	-	-	-	-	-	-
30/08/2024	66	1.6	<0.000010	-	<0.00040	0.031	<0.0030	3.7	0.00066	0.00046	<0.000050	0.18	0.016	<0.0000050	<0.00020	0.00033	<0.000010	0.011	<0.0020
09/06/2024	67	-	-	-	-	-	-	-	-	-	-	-	-	-	-	-	-	-	-
13/09/2024	68	1.2	<0.000010	-	<0.00040	0.029	<0.0030	3.3	<0.000090	0.00044	<0.000050	0.15	0.013	<0.0000050	<0.00020	0.000016	0.000020	0.0090	<0.0020

Table D-26: Mine Rock Humidity Cell Testing Results (HC-26)

Sample Date	Week Number	Magnesium (Mg)	Mercury (Hg)	Ultra Trace Mercury (Hg)	Molybdenum (Mo)	Nickel (Ni)	Phosphorus (P)	Potassium (K)	Lead (Pb)	Selenium (Se)	Silver (Ag)	Sodium (Na)	Strontium (Sr)	Thallium (Tl)	Tungsten (W)	Uranium (U)	Vanadium (V)	Zinc (Zn)	Zirconium (Zr)
Units:	-	mg/L	mg/L	mg/L	mg/L	mg/L	mg/L	mg/L	mg/L	mg/L	mg/L	mg/L	mg/L	mg/L	mg/L	mg/L	mg/L	mg/L	mg/L
20/09/2024	69	-	-	-	-	-	-	-	-	-	-	-	-	-	-	-	-	-	-
27/09/2024	70	2.0	0.000010	-	<0.00040	0.13	<0.0030	4.7	0.00023	0.00063	<0.000050	0.22	0.020	<0.0000050	<0.00020	0.000029	<0.000010	0.027	<0.0020
10/04/2024	71	-	-	-	-	-	-	-	-	-	-	-	-	-	-	-	-	-	-
10/11/2024	72	1.8	<0.000010	-	<0.00040	0.060	<0.0030	4.3	<0.000090	0.0011	<0.000050	0.20	0.017	<0.0000050	<0.00020	0.000026	<0.000010	0.011	<0.0020
18/10/2024	73	-	-	-	-	-	-	-	-	-	-	-	-	-	-	-	-	-	-
25/10/2024	74	1.8	<0.000010	-	<0.00040	0.017	<0.0030	4.3	0.00010	0.00043	<0.000050	0.18	0.015	<0.0000050	<0.00020	0.0000070	<0.000010	0.0070	<0.0020
11/01/2024	75	-	-	-	-	-	-	-	-	-	-	-	-	-	-	-	-	-	-
11/08/2024	76	1.1	<0.000010	-	<0.00040	0.0059	<0.0030	3.7	<0.000090	0.00011	<0.000050	0.15	0.010	<0.0000050	<0.00020	0.0000030	<0.000010	0.0080	<0.0020
15/11/2024	77	-	-	-	-	-	-	-	-	-	-	-	-	-	-	-	-	-	-
22/11/2024	78	0.93	<0.000010	-	<0.00040	0.017	0.016	3.6	<0.000090	0.00045	<0.000050	0.16	0.0097	<0.0000050	<0.00020	0.000011	<0.000010	0.0050	<0.0020
29/11/2024	79	-	-	-	-	-	-	-	-	-	-	-	-	-	-	-	-	-	-
12/06/2024	80	1.3	<0.000010	-	<0.00040	0.025	<0.0030	4.0	<0.000090	0.00044	<0.000050	0.16	0.012	0.0000050	<0.00020	0.000089	<0.000010	0.0080	<0.0020
13/12/2024	81	-	-	-	-	-	-	-	-	-	-	-	-	-	-	-	-	-	-
20/12/2024	82	1.3	<0.000010	-	<0.00040	0.0068	<0.0030	3.7	<0.000090	0.000070	<0.000050	0.15	0.010	<0.0000050	<0.00020	0.000035	<0.000010	0.0060	<0.0020
27/12/2024	83	-	-	-	-	-	-	-	-	-	-	-	-	-	-	-	-	-	-
01/03/2025	84	0.96	<0.000010	-	<0.00040	0.0052	<0.0030	3.3	<0.000090	0.000050	<0.000050	0.13	0.0090	<0.0000050	<0.00020	0.0000070	<0.000010	0.0050	<0.0020
01/10/2025	85	-	-	-	-	-	-	-	-	-	-	-	-	-	-	-	-	-	-
17/01/2025	86	0.91	<0.000010	-	<0.00040	0.0051	<0.0030	3.1	<0.000090	<0.000040	<0.000050	0.12	0.0090	<0.0000050	0.00023	0.0000080	<0.000010	0.0040	<0.0020
24/01/2025	87	-	-	-	-	-	-	-	-	-	-	-	-	-	-	-	-	-	-
31/01/2025	88	1.2	<0.000010	-	<0.00040	0.037	<0.0030	4.0	0.00010	0.00027	<0.000050	0.14	0.010	<0.0000050	<0.00020	0.000015	<0.000010	0.0080	<0.0020
02/07/2025	89	-	-	-	-	-	-	-	-	-	-	-	-	-	-	-	-	-	-
14/02/2025	90	1.7	<0.000010	-	<0.00040	0.017	<0.0030	4.4	<0.000090	0.000060	<0.000050	0.17	0.016	<0.0000050	<0.00020	0.000039	<0.000010	0.020	<0.0020
21/02/2025	91	-	-	-	-	-	-	-	-	-	-	-	-	-	-	-	-	-	-
28/02/2025	92	1.6	<0.000010	-	<0.00040	0.079	<0.0030	3.9	<0.000090	0.00036	<0.000050	0.19	0.014	<0.0000050	<0.00020	0.000063	<0.000010	0.021	<0.0020
03/07/2025	93	-	-	-	-	-	-	-	-	-	-	-	-	-	-	-	-	-	-
14/03/2025	94	1.6	<0.000010	-	<0.00040	0.011	<0.0030	3.9	<0.000090	0.000060	<0.000050	0.17	0.013	<0.0000050	<0.00020	0.000013	<0.000010	0.011	<0.0020
21/03/2025	95	-	-	-	-	-	-	-	-	-	-	-	-	-	-	-	-	-	-
28/03/2025	96	0.99	<0.000010	-	<0.00040	0.051	<0.0030	3.2	<0.000090	0.00024	<0.000050	0.14	0.0079	<0.0000050	<0.00020	0.000022	<0.000010	0.0090	<0.0020
04/04/2025	97	-	-	-	-	-	-	-	-	-	-	-	-	-	-	-	-	-	-
04/11/2025	98	2.4	<0.000010	-	<0.00040	0.44	<0.0030	3.8	0.00088	0.00087	0.000090	0.18	0.020	0.0000050	<0.00020	0.00018	<0.000010	0.065	<0.0020
18/04/2025	99	-	-	-	-	-	-	-	-	-	-	-	-	-	-	-	-	-	-
25/04/2025	100	2.0	<0.000010	-	<0.00040	0.22	<0.0030	4.4	0.000090	0.00085	<0.000050	0.21	0.014	<0.0000050	<0.00020	0.00020	<0.000010	0.055	<0.0020
05/02/2025	101	-	-	0.0000027	-	-	-	-	-	-	-	-	-	-	-	-	-	-	-
05/09/2025	102	1.5	<0.000010	0.0000020	<0.00040	0.035	<0.0030	4.2	0.00039	0.00066	0.000060	0.16	0.011	<0.0000050	<0.00020	0.00038	<0.000010	0.023	<0.0020
16/05/2025	103	-	-	0.0000018	-	-	-	-	-	-	-	-	-	-	-	-	-	-	-
23/05/2025	104	0.72	<0.000010	0.00000079	<0.00040	0.026	<0.0030	3.2	<0.000090	0.00032	<0.000050	0.13	0.0053	<0.0000050	<0.00020	0.000020	<0.000010	0.015	<0.0020
30/05/2025	105	-	-	-	-	-	-	-	-	-	-	-	-	-	-	-	-	-	-
06/06/2025	106	-	-	-	-	-	-	-	-	-	-	-	-	-	-	-	-	-	-
13/06/2025	107	-	-	-	-	-	-	-	-	-	-	-	-	-	-	-	-	-	-
20/06/2025	108	1.0	<0.000010	-	<0.00040	0.0085	<0.0030	3.4	<0.000090	0.00021	<0.000050	0.12	0.0063	<0.0000050	<0.00020	0.00019	<0.000010	0.012	<0.0020
27/06/2025	109	-	-	-	-	-	-	-	-	-	-	-	-	-	-	-	-	-	-

Table D-27: Mine Rock Humidity Cell Testing Results (HC-27)

Sample Date	Week Number	Leachate Volume Recovered	pH	Electrical Conductivity	Alkalinity (to pH 4.5)	Acidity (to pH 8.3)	Sulphate	Fluoride	Chloride	Aluminum (Al)	Antimony (Sb)	Arsenic (As)	Beryllium (Be)	Boron (B)	Cadmium (Cd)	Calcium (Ca)	Chromium (Cr)	Cobalt (Co)	Copper (Cu)	Iron (Fe)
Units:	-	mL	pH Units	µS/cm	mg CaCO3/L	mg CaCO3/L	mg/L	mg/L	mg/L	mg/L	mg/L	mg/L	mg/L	mg/L	mg/L	mg/L	mg/L	mg/L	mg/L	mg/L
26/05/2023	0	748	7.8	74	12	<2.0	21	<0.060	1.0	0.078	<0.00090	0.0015	0.000010	0.0040	<0.0000030	9.7	<0.000080	0.000064	0.0081	<0.0070
06/02/2023	1	986	7.3	83	11	<2.0	28	<0.060	<1.0	0.044	<0.00090	0.0011	<0.0000070	0.0070	0.0000090	13	0.00014	0.000048	0.0017	<0.0070
06/09/2023	2	988	7.1	58	10	<2.0	17	<0.060	<1.0	0.037	<0.00090	0.0012	<0.0000070	0.0030	0.0000040	8.0	<0.000080	0.000025	0.00090	<0.0070
16/06/2023	3	987	7.0	44	7.0	<2.0	12	<0.060	<1.0	0.028	<0.00090	0.0029	<0.0000070	0.0030	<0.0000030	6.6	<0.000080	0.000014	0.00080	<0.0070
23/06/2023	4	933	7.2	24	6.0	<2.0	10	<0.060	<1.0	0.048	<0.00090	0.00090	<0.0000070	<0.0020	0.0000030	5.4	<0.000080	0.000015	0.00070	<0.0070
30/06/2023	5	1006	7.1	36	5.0	<2.0	10	<0.060	<1.0	0.040	<0.00090	0.0010	<0.0000070	<0.0020	<0.0000030	5.5	<0.000080	0.000018	0.00060	<0.0070
07/07/2023	6	999	7.2	36	6.0	<2.0	8.0	<0.060	<1.0	0.031	<0.00090	0.00080	<0.0000070	<0.0020	0.0000030	4.8	<0.000080	0.000013	0.00050	0.011
14/07/2023	7	938	7.3	32	4.0	<2.0	8.0	<0.060	<1.0	0.042	<0.00090	0.00090	<0.0000070	<0.0020	<0.0000030	4.7	<0.000080	0.000015	0.00050	<0.0070
20/07/2023	8	907	7.0	32	4.0	<2.0	9.0	<0.060	<1.0	0.037	<0.00090	0.00070	<0.0000070	<0.0020	<0.0000030	4.6	<0.000080	0.000011	0.00040	<0.0070
28/07/2023	9	1011	7.3	32	7.0	<2.0	6.0	<0.060	<1.0	0.028	<0.00090	0.00070	0.0000070	0.0020	<0.0000030	4.6	<0.000080	<0.0000040	0.00060	<0.0070
08/04/2023	10	991	7.1	25	4.0	<2.0	5.0	<0.060	<1.0	0.034	<0.00090	0.00070	<0.0000070	<0.0020	<0.0000030	3.5	0.00078	0.000037	0.0059	0.012
08/11/2023	11	973	6.7	24	5.0	2.0	6.0	<0.060	<1.0	0.032	<0.00090	0.00070	<0.0000070	<0.0020	0.000018	4.1	<0.000080	0.0000080	0.00030	<0.0070
18/08/2023	12	974	7.0	25	3.0	<2.0	6.0	<0.060	<1.0	0.032	<0.00090	0.00060	<0.0000070	<0.0020	0.0000060	3.8	<0.000080	0.0000090	0.00030	0.0090
25/08/2023	13	1006	7.1	24	5.0	<2.0	5.0	<0.060	<1.0	0.027	<0.00090	0.00050	<0.0000070	<0.0020	0.0000060	3.9	<0.000080	0.0000090	0.00030	<0.0070
09/01/2023	14	964	7.1	25	4.0	<2.0	5.0	<0.060	<1.0	0.031	<0.00090	0.00060	<0.0000070	<0.0020	<0.0000030	3.7	0.00010	0.0000070	0.00020	<0.0070
09/08/2023	15	1011	7.2	30	6.0	<2.0	7.0	<0.060	<1.0	0.030	<0.00090	0.00070	<0.0000070	<0.0020	<0.0000030	4.4	<0.000080	0.000029	0.00050	<0.0070
15/09/2023	16	1000	7.1	27	5.0	<2.0	5.0	<0.060	<1.0	0.029	<0.00090	0.00070	<0.0000070	<0.0020	0.0000030	4.1	<0.000080	0.0000090	0.00020	<0.0070
22/09/2023	17	957	7.0	21	4.0	<2.0	5.0	<0.060	<1.0	0.033	<0.00090	0.00060	<0.0000070	<0.0020	0.0000030	3.3	<0.000080	0.000010	<0.00020	<0.0070
29/09/2023	18	984	7.1	20	4.0	<2.0	5.0	<0.060	<1.0	0.029	<0.00090	0.00060	<0.0000070	<0.0020	<0.0000030	3.5	<0.000080	0.000011	0.00050	<0.0070
10/06/2023	19	1000	6.9	24	4.0	<2.0	5.0	<0.060	<1.0	0.029	<0.00090	0.00060	<0.0000070	<0.0020	0.000010	3.7	<0.000080	0.0000070	0.00090	<0.0070
13/10/2023	20	1007	7.1	25	6.0	<2.0	5.0	<0.060	<1.0	0.026	<0.00090	0.00050	<0.0000070	<0.0020	<0.0000030	3.3	<0.000080	<0.0000040	0.00040	<0.0070
20/10/2023	21	989	7.1	24	5.0	<2.0	5.0	<0.060	<1.0	0.028	<0.00090	0.00060	<0.0000070	<0.0020	<0.0000030	3.1	<0.000040	<0.0000040	0.0014	<0.0070
27/10/2023	22	971	6.9	19	3.0	<2.0	5.0	<0.060	1.0	0.029	<0.00090	0.00060	<0.0000070	<0.0020	0.0000040	2.9	<0.000080	0.0000070	<0.00020	<0.0070
11/03/2023	23	1004	6.9	22	4.0	<2.0	5.0	<0.060	<1.0	0.026	<0.00090	0.00050	<0.0000070	<0.0020	0.0000040	3.8	<0.000080	0.000058	0.00050	<0.0070
11/10/2023	24	942	7.0	19	3.0	<2.0	4.0	<0.060	1.0	0.026	<0.00090	0.00050	<0.0000070	<0.0020	0.0000040	2.9	<0.000080	<0.0000040	0.0011	<0.0070
17/11/2023	25	1004	7.0	22	4.0	<2.0	4.0	<0.060	<1.0	0.018	<0.00090	0.00060	<0.0000070	<0.0020	<0.0000030	2.8	<0.000080	0.0000080	<0.00020	<0.0070
24/11/2023	26	978	6.8	17	4.0	<2.0	3.0	<0.060	<1.0	0.032	<0.00090	0.00070	<0.0000070	<0.0020	<0.0000030	2.6	<0.000080	0.0000050	0.00040	<0.0070
12/01/2023	27	959	7.0	18	3.0	<2.0	4.0	<0.060	<1.0	0.035	<0.00090	0.00050	<0.0000070	<0.0020	0.0000030	3.1	<0.000080	0.0000060	0.00030	<0.0070
12/08/2023	28	993	6.9	18	4.0	<2.0	4.0	<0.060	<1.0	0.032	<0.00090	0.00080	<0.0000070	<0.0020	0.0000050	3.0	<0.000080	0.0000040	<0.00020	<0.0070
15/12/2023	29	960	7.4	27	13	<2.0	4.0	<0.060	<1.0	0.10	<0.00090	0.00070	<0.0000070	<0.0020	0.000015	4.6	<0.000080	0.0000060	0.00050	0.0070
22/12/2023	30	904	7.0	23	6.0	<2.0	5.0	<0.060	<1.0	0.050	<0.00090	0.00060	<0.0000070	<0.0020	0.000066	3.1	<0.000080	0.0000090	0.00030	<0.0070
29/12/2023	31	1007	7.1	21	5.0	<2.0	4.0	<0.060	<1.0	0.027	<0.00090	0.00050	<0.0000070	<0.0020	0.0000060	3.4	<0.000080	0.000040	0.00030	0.011
01/05/2024	32	996	7.1	23	6.0	<2.0	4.0	<0.060	<1.0	0.032	<0.00090	0.00050	<0.0000070	<0.0020	0.0000040	3.5	0.000090	0.000021	0.00020	<0.0070
01/12/2024	33	985	7.1	24	6.0	<2.0	4.0	<0.060	<1.0	0.033	<0.00090	0.00060	<0.0000070	<0.0020	0.0000040	3.2	<0.000080	0.000028	0.00030	<0.0070
19/01/2024	34	965	7.1	24	6.0	<2.0	5.0	<0.060	<1.0	0.037	<0.00090	0.00050	<0.0000070	<0.0020	0.0000040	3.9	<0.000080	0.0000070	0.00020	<0.0070
26/01/2024	35	966	6.9	19	4.0	<2.0	4.0	<0.060	<1.0	0.037	<0.00090	0.00050	<0.0000070	<0.0020	<0.0000030	2.9	<0.000080	0.0000080	<0.0020	<0.0070
02/02/2024	36	1000	7.1	21	5.0	<2.0	4.0	<0.060	<1.0	0.038	<0.00090	0.00070	<0.0000070	<0.0020	0.0000040	3.0	<0.000080	<0.0000040	<0.0020	<0.0070
02/09/2024	37	962	7.2	8.0	4.0	<2.0	3.0	<0.060	<1.0	0.044	<0.00090	0.00050	<0.0000070	<0.0020	<0.0000030	2.7	<0.000080	0.0000080	<0.0010	0.014
15/02/2024	38	989	7.3	19	4.0	<2.0	4.0	<0.060	<1.0	0.034	<0.00090	0.00070	<0.0000070	<0.0020	<0.0000030	2.8	<0.000080	0.000012	<0.0010	0.014
23/02/2024	39	904	7.2	18	4.0	<2.0	4.0	<0.060	<1.0	0.043	<0.00090	0.00060	<0.0000070	<0.0020	<0.0000030	2.8	<0.000080	0.0000090	<0.0010	<0.0070
03/01/2024	40	977	6.9	15	4.0	<2.0	4.0	<0.060	<1.0	0.031	<0.00090	0.00040	<0.0000070	<0.0020	0.000064	2.4	<0.000080	<0.0000040	<0.0010	<0.0070
03/08/2024	41	991	7.2	17	5.0	<2.0	4.0	<0.060	<1.0	0.026	<0.00090	0.00050	<0.0000070	<0.0020	<0.0000030	3.0	<0.000080	0.0000090	<0.0010	<0.0070
15/03/2024	42	974	7.1	15	4.0	<2.0	3.0	<0.060	<1.0	0.034	<0.00090	0.00060	<0.0000070	<0.0020	<0.0000030	2.4	0.00010	<0.0000040	<0.0010	<0.0070
22/03/2024	43	955	7.1	14	4.0	<2.0	3.0	<0.060	<1.0	0.036	<0.00090	0.00050	<0.0000070	<0.0020	<0.0000030	2.5	<0.000080	0.0000080	<0.0010	<0.0070
29/03/2024	44	961	7.1	17	3.0	<2.0	3.0	<0.060	<1.0	0.028	<0.00090	0.00070	<0.0000070	<0.0020	<0.0000030	2.4	<0.000080	0.0000060	<0.0010	<0.0070
04/05/2024	45	968	7.1	15	4.0	<2.0	3.0	-	-	-	-	-	-	-	-	-	-	-	-	-
04/12/2024	46	1012	7.0	18	4.0	<2.0	3.0	-	-	0.028	<0.00090	0.00050	<0.0000070	<0.0020	<0.0000030	3.0	<0.000080	0.0000050	<0.0010	<0.0070
19/04/2024	47	961	7.0	15	4.0	<2.0	2.0	-	-	-	-	-	-	-	-	-	-	-	-	-
26/04/2024	48	1007	6.9	20	4.0	<2.0	3.0	-	-	0.027	<0.00090	0.00040	<0.0000070	<0.0020	0.0000040	3.0	<0.000080	0.000015	<0.0010	<0.0070
05/02/2024	49	1010	7.0	21	5.0	<2.0	3.0	-	-	-	-	-	-	-	-	-	-	-	-	-
05/10/2024	50	1003	7.0	20	6.0	<2.0	4.0	-	-	0.027	<0.00090	0.00040	<0.0000070	<0.0020	<0.0000030	3.5	<0.000080	0.0000080	<0.0010	<0.0070
17/05/2024	51	1006	7.1	20	5.0	<2.0	4.0	-	-	-	-	-	-	-	-	-	-	-	-	-
24/05/2024	52	1001	7.2	19	4.0	<2.0	4.0	-	-	0.040	<0.00090	0.00040	<0.0000070	<0.0020	0.0000030	2.7	<0.000080	0.000010	<0.0010	<0.0070
31/05/2024	53	896	6.6	19	3.0	<2.0	5.0	-	-	-	-	-	-	-	-	-	-	-	-	-
06/07/2024	54	918	7.1	16	4.0	<2.0	3.0	-	-	0.042	<0.00090	0.00050	<0.0000070	<0.0020	<0.0000030	2.8	0.00022	0.000023	<0.0010	<0.0070
14/06/2024	55	1009	7.0	16	4.0	<2.0	3.0	-	-	-	-	-	-	-	-	-	-	-	-	-
21/06/2024	56	940	7.1	20	4.0	<2.0	3.9	-	-	0.022	<0.00090	0.00050	<0.0000070	<0.0020	<0.0000030	3.2	<0.000080	0.000011	<0.0010	<0.0070
28/06/2024	57	960	6.8	19	4.0	<2.0	3.4	-	-	-	-	-	-	-	-	-	-	-	-	-
07/05/2024	58	1006	7.2	18	6.0	<2.0	3.7	-	-	0.025	<0.00090	0.00040	<0.0000070	<0.0020	<0.0000030	3.3	<0.000080	0.000011	<0.0010	<0.0070
07/12/2024	59	1007	7.0	16	4.0	<2.0	3.6	-	-	-	-	-	-	-	-	-	-	-	-	-
19/07/2024	60	1006	7.2	21	4.0	<2.0	3.5	-	-	0.024	<0.00090	0.00030	<0.0000070	<0.0020	<0.0000030	3.0	<0.000080	0.000013	<0.0010	<0.0070
26/07/2024	61	938	6.8	19	3.0	<2.0	4.1	-	-	-	-	-	-	-	-	-	-	-	-	-
08/02/2024	62	992	7.1	16	13	<2.0	3.6	-	-	0.026	<0.00090	0.00030	<0.0000070	<0.0020	0.0000030	2.7	<0.000080	0.000011	<0.0010	<0.0070
08/09/2024	63	968	6.9	16	3.0	<2.0	3.4	-	-	-	-	-	-	-	-	-	-	-	-	-
16/08/2024	64	998	6.9	14	3.0	<2.0	3.0	-	-	0.027	<0.00090	0.00030	<0.0000070	<0.0020	0.0000060	2.5	<0.000080	0.000010	<0.0010	<0.0070
23/08/2024	65	928	6.7	19	3.0	2.0	4.1	-	-	-	-	-	-	-	-	-	-	-	-	-
30/08/2024	66	1000	6.7	15	4.0	<2.0	2.8	-	-	0.026	<0.00090	0.00030	<0.0000070	<0.0020	0.00013	2.3	<0.000080	0.000010	<0.0010	<0.0070
09/06/2024	67	993	6.6	18	4.0	<2.0	3.0	-	-	-	-	-	-	-	-	-	-	-	-	-
13/09/2024	68	976	6.9	14	3.0	<2.0	3.9	-	-	0.025	<0.00090	0.00030	<0.0000070	<0.0020	<0.0000030	2.5	<0.000080	<0.0000040	<0.0010	<0.0070

Table D-27: Mine Rock Humidity Cell Testing Results (HC-27)

Sample Date	Week Number	Leachate Volume Recovered	pH	Electrical Conductivity	Alkalinity (to pH 4.5)	Acidity (to pH 8.3)	Sulphate	Fluoride	Chloride	Aluminum (Al)	Antimony (Sb)	Arsenic (As)	Beryllium (Be)	Boron (B)	Cadmium (Cd)	Calcium (Ca)	Chromium (Cr)	Cobalt (Co)	Copper (Cu)	Iron (Fe)
Units:	-	mL	pH Units	µS/cm	mg CaCO3/L	mg CaCO3/L	mg/L	mg/L	mg/L	mg/L	mg/L	mg/L	mg/L	mg/L	mg/L	mg/L	mg/L	mg/L	mg/L	mg/L
20/09/2024	69	982	6.8	17	3.0	<2.0	3.0	-	-	-	-	-	-	-	-	-	-	-	-	-
27/09/2024	70	919	6.9	19	4.0	<2.0	3.3	-	-	0.033	<0.00090	0.00050	<0.0000070	<0.0020	0.0000050	2.6	<0.000080	0.000010	<0.0010	<0.0070
10/04/2024	71	991	6.8	12	3.0	<2.0	2.0	-	-	-	-	-	-	-	-	-	-	-	-	-
10/11/2024	72	981	6.9	15	4.0	<2.0	3.2	-	-	0.027	<0.00090	0.00030	<0.0000070	<0.0020	<0.0000030	2.4	<0.000080	0.0000080	<0.0010	<0.0070
18/10/2024	73	1001	6.9	18	4.0	<2.0	3.6	-	-	-	-	-	-	-	-	-	-	-	-	-
25/10/2024	74	984	6.8	18	3.0	<2.0	3.8	-	-	0.022	<0.00090	0.00030	<0.0000070	<0.0020	<0.0000030	2.6	<0.000080	<0.0000040	<0.0010	<0.0070
11/01/2024	75	977	6.9	19	4.0	<2.0	4.1	-	-	-	-	-	-	-	-	-	-	-	-	-
11/08/2024	76	992	6.8	17	3.0	<2.0	4.0	-	-	0.027	<0.00090	0.00030	<0.0000070	<0.0020	0.0000030	2.8	<0.000080	0.000011	<0.0010	<0.0070
15/11/2024	77	976	6.8	17	4.0	<2.0	3.6	-	-	-	-	-	-	-	-	-	-	-	-	-
22/11/2024	78	1020	7.1	17	6.0	<2.0	3.5	-	-	0.030	<0.00090	0.00040	<0.0000070	<0.0020	<0.0000030	3.1	<0.000080	0.0000080	<0.0010	<0.0070
29/11/2024	79	967	6.8	16	3.0	<2.0	2.9	-	-	-	-	-	-	-	-	-	-	-	-	-
12/06/2024	80	956	7.0	15	5.0	<2.0	2.7	-	-	0.030	<0.00090	0.00030	<0.0000070	<0.0020	0.0000050	2.4	<0.000080	0.000030	<0.0010	<0.0070
13/12/2024	81	1055	6.8	18	6.0	<2.0	3.2	-	-	-	-	-	-	-	-	-	-	-	-	-
20/12/2024	82	1000	6.7	20	7.0	<2.0	3.9	-	-	0.016	<0.00090	<0.00020	<0.0000070	<0.0020	0.0000080	3.3	<0.000080	0.000038	<0.0010	0.020
27/12/2024	83	960	6.7	20	4.0	<2.0	4.1	-	-	-	-	-	-	-	-	-	-	-	-	-
01/03/2025	84	1014	6.7	20	7.0	<2.0	4.1	-	-	0.022	<0.00090	0.00030	<0.0000070	<0.0020	0.0000060	3.6	<0.000080	0.0000060	<0.0010	<0.0070
01/10/2025	85	990	6.5	17	4.0	2.0	3.5	-	-	-	-	-	-	-	-	-	-	-	-	-
17/01/2025	86	1002	6.8	20	5.0	<2.0	3.8	-	-	0.028	<0.00090	<0.00020	<0.0000070	<0.0020	0.0000030	3.1	<0.000080	0.000022	<0.0010	<0.0070
24/01/2025	87	920	7.0	19	4.0	<2.0	4.2	-	-	-	-	-	-	-	-	-	-	-	-	-
31/01/2025	88	932	6.8	15	4.0	<2.0	2.6	-	-	0.036	<0.00090	0.0020	<0.0000070	<0.0020	<0.0000030	2.5	<0.000080	<0.0000040	<0.0010	<0.0070
02/07/2025	89	938	7.0	16	4.0	<2.0	2.6	-	-	-	-	-	-	-	-	-	-	-	-	-
14/02/2025	90	1020	6.8	18	6.0	<2.0	3.1	-	-	0.028	<0.00090	0.00060	<0.0000070	<0.0020	<0.0000030	3.1	<0.000080	0.0000050	<0.0010	<0.0070
21/02/2025	91	953	6.7	15	5.0	<2.0	3.3	-	-	-	-	-	-	-	-	-	-	-	-	-
28/02/2025	92	941	6.6	15	4.0	<2.0	3.2	-	-	0.035	<0.00090	0.00040	0.0000070	<0.0020	<0.0000030	2.5	<0.000080	0.0000050	<0.0010	<0.0070
03/07/2025	93	969	6.7	15	4.0	<2.0	3.0	-	-	-	-	-	-	-	-	-	-	-	-	-
14/03/2025	94	1001	6.8	16	5.0	<2.0	3.6	-	-	0.022	<0.00090	0.00040	<0.0000070	<0.0020	0.0000030	2.8	<0.000080	0.0000040	<0.0010	<0.0070
21/03/2025	95	1030	6.8	17	5.0	<2.0	3.4	-	-	-	-	-	-	-	-	-	-	-	-	-
28/03/2025	96	938	7.1	15	3.0	<2.0	3.0	-	-	0.030	<0.00090	0.00030	<0.0000070	<0.0020	<0.0000030	2.4	<0.000080	<0.0000040	<0.0010	<0.0070
04/04/2025	97	899	7.1	16	4.0	<2.0	3.0	-	-	-	-	-	-	-	-	-	-	-	-	-
04/11/2025	98	930	7.0	13	3.0	<2.0	2.0	-	-	0.031	<0.00090	0.00030	<0.0000070	<0.0020	<0.0000030	2.0	<0.000080	<0.0000040	<0.0010	<0.0070
18/04/2025	99	926	7.1	12	3.0	<2.0	2.2	-	-	-	-	-	-	-	-	-	-	-	-	-
25/04/2025	100	924	6.7	14	4.0	<2.0	2.3	-	-	0.034	<0.00090	0.00040	<0.0000070	<0.0020	<0.0000030	2.3	<0.000080	<0.0000040	<0.0010	<0.0070
05/02/2025	101	921	6.6	12	4.0	4.0	2.2	-	-	-	-	-	-	-	-	-	-	-	-	-
05/09/2025	102	936	6.8	13	4.0	<2.0	2.8	-	-	0.029	<0.00090	0.00050	<0.0000070	<0.0020	<0.0000030	2.4	<0.000080	0.0000040	<0.0010	<0.0070
16/05/2025	103	917	7.0	16	4.0	<2.0	2.9	-	-	-	-	-	-	-	-	-	-	-	-	-
23/05/2025	104	924	6.5	14	5.0	<2.0	2.8	-	-	0.029	<0.00090	0.00030	<0.0000070	<0.0020	0.0000030	2.4	<0.000080	0.0000070	<0.0010	<0.0070
30/05/2025	105	922	6.7	13	4.0	<2.0	2.8	-	-	-	-	-	-	-	-	-	-	-	-	-
06/06/2025	106	917	6.7	13	5.0	<2.0	3.0	-	-	-	-	-	-	-	-	-	-	-	-	-
13/06/2025	107	1014	7.0	19	5.0	<2.0	3.2	-	-	-	-	-	-	-	-	-	-	-	-	-
20/06/2025	108	914	7.2	14	4.0	<2.0	3.3	-	-	0.028	<0.00090	0.00030	<0.0000070	<0.0020	0.000052	2.8	<0.000080	<0.0000040	<0.0010	<0.0070
27/06/2025	109	908	7.1	13	4.0	<2.0	3.7	-	-	-	-	-	-	-	-	-	-	-	-	-

Table D-27: Mine Rock Humidity Cell Testing Results (HC-27)

Sample Date	Week Number	Magnesium (Mg)	Mercury (Hg)	Ultra Trace Mercury (Hg)	Molybdenum (Mo)	Nickel (Ni)	Phosphorus (P)	Potassium (K)	Lead (Pb)	Selenium (Se)	Silver (Ag)	Sodium (Na)	Strontium (Sr)	Thallium (Tl)	Tungsten (W)	Uranium (U)	Vanadium (V)	Zinc (Zn)	Zirconium (Zr)
Units:	-	mg/L	mg/L	mg/L	mg/L	mg/L	mg/L	mg/L	mg/L	mg/L	mg/L	mg/L	mg/L	mg/L	mg/L	mg/L	mg/L	mg/L	mg/L
26/05/2023	0	0.70	<0.000010	-	0.00033	0.00090	0.0040	2.7	<0.000090	0.000090	<0.000050	1.9	0.035	0.0000060	0.00027	0.00083	0.00024	<0.0020	<0.0020
06/02/2023	1	0.97	<0.000010	-	0.0012	0.00030	<0.0030	2.3	<0.000090	0.000070	<0.000050	1.6	0.045	0.0000060	0.00014	0.0024	0.00014	<0.0020	<0.0020
06/09/2023	2	0.61	<0.000010	-	0.00031	0.00010	<0.0030	1.6	<0.000090	<0.000040	<0.000050	0.98	0.028	0.0000050	0.000070	0.0021	0.00012	<0.0020	<0.0020
16/06/2023	3	0.43	<0.000010	-	0.00021	0.00010	<0.0030	1.2	<0.000090	<0.000040	<0.000050	0.57	0.020	<0.0000050	0.00015	0.0011	0.00012	<0.0020	<0.0020
23/06/2023	4	0.27	<0.000010	-	0.00012	<0.00010	<0.0030	0.95	<0.000090	<0.000040	<0.000050	0.32	0.015	<0.0000050	0.000060	0.00032	0.00011	<0.0020	<0.0020
30/06/2023	5	0.29	0.000010	-	0.00019	0.00030	<0.0030	0.86	<0.000090	<0.000040	<0.000050	0.29	0.016	<0.0000050	0.000050	0.0011	0.00012	<0.0020	<0.0020
07/07/2023	6	0.23	<0.000010	-	0.00017	<0.00010	<0.0030	0.79	<0.000090	<0.000040	<0.000050	0.16	0.014	<0.0000050	0.000050	0.00063	0.00011	<0.0020	<0.0020
14/07/2023	7	0.23	<0.000010	-	0.00042	0.00010	<0.0030	0.75	<0.000090	<0.000040	<0.000050	0.21	0.012	0.0000050	0.000040	0.00057	0.00011	<0.0020	<0.0020
20/07/2023	8	0.21	0.000010	-	0.00011	<0.00010	<0.0030	0.74	<0.000090	<0.000040	<0.000050	0.16	0.012	0.000014	0.000030	0.00045	0.00011	<0.0020	<0.0020
28/07/2023	9	0.21	<0.000010	-	0.00015	<0.00010	<0.0030	0.74	<0.000090	0.000050	<0.000050	0.17	0.012	0.0000070	0.00010	0.0014	0.00011	<0.0020	<0.0020
08/04/2023	10	0.17	<0.000010	-	0.00055	0.00070	<0.0030	0.63	<0.000090	<0.000040	<0.000050	0.16	0.0087	<0.0000050	0.000090	0.00042	0.00017	0.0040	<0.0020
08/11/2023	11	0.15	<0.000010	-	0.00019	<0.00010	<0.0030	0.62	<0.000090	<0.000040	<0.000050	0.12	0.0092	<0.0000050	0.000020	0.00057	0.00012	0.0030	<0.0020
18/08/2023	12	0.16	<0.000010	-	0.00015	<0.00010	<0.0030	0.62	<0.000090	<0.000040	<0.000050	0.14	0.0089	<0.0000050	0.000030	0.00053	0.00014	0.0020	<0.0020
25/08/2023	13	0.14	<0.000010	-	0.00013	<0.00010	<0.0030	0.63	<0.000090	<0.000040	<0.000050	0.15	0.0083	<0.0000050	0.000050	0.00090	0.00012	<0.0020	<0.0020
09/01/2023	14	0.13	<0.000010	-	0.00014	<0.00010	<0.0030	0.58	<0.000090	<0.000040	<0.000050	0.11	0.0082	<0.0000050	0.000030	0.00048	0.00015	<0.0020	<0.0020
09/08/2023	15	0.15	<0.000010	-	0.00013	<0.00010	<0.0030	0.62	<0.000090	<0.000040	<0.000050	0.15	0.0093	<0.0000050	0.000030	0.00089	0.00014	<0.0020	<0.0020
15/09/2023	16	0.13	<0.000010	-	0.000080	<0.00010	<0.0030	0.59	<0.000090	<0.000040	<0.000050	0.080	0.0087	<0.0000050	0.000040	0.00100	0.00012	<0.0020	<0.0020
22/09/2023	17	0.11	<0.000010	-	0.00021	<0.00010	<0.0030	0.53	<0.000090	<0.000040	<0.000050	0.080	0.0068	<0.0000050	0.000030	0.00064	0.00013	<0.0020	<0.0020
29/09/2023	18	0.11	<0.000010	-	0.00014	<0.00010	<0.0030	0.55	<0.000090	<0.000040	<0.000050	0.080	0.0070	0.0000050	0.000020	0.0024	0.00012	<0.0020	<0.0020
10/06/2023	19	0.11	<0.000010	-	0.00039	<0.00010	<0.0030	0.57	<0.000090	<0.000040	<0.000050	0.10	0.0068	0.0000070	0.00010	0.00053	0.00013	<0.0020	<0.0020
13/10/2023	20	0.096	<0.000010	-	0.00019	<0.00010	<0.0030	0.46	<0.000090	<0.000040	<0.000050	0.080	0.0060	<0.0000050	0.000030	0.00046	0.00013	<0.0020	<0.0020
20/10/2023	21	0.10	<0.000010	-	0.000050	<0.00010	<0.0030	0.44	0.000090	<0.000040	<0.000050	0.070	0.0061	<0.0000050	0.000040	0.0011	0.00011	<0.0020	<0.0020
27/10/2023	22	0.084	<0.000010	-	0.00020	<0.00010	<0.0030	0.44	<0.000090	<0.000040	<0.000050	0.090	0.0050	<0.0000050	0.000020	0.00045	0.00012	<0.0020	<0.0020
11/03/2023	23	0.14	<0.000010	-	0.000090	0.00080	<0.0030	0.53	<0.000090	<0.000040	<0.000050	0.24	0.0034	<0.0000050	0.000030	0.00099	0.00012	<0.0020	<0.0020
11/10/2023	24	0.073	0.000010	-	0.00011	<0.00010	<0.0030	0.43	<0.000090	<0.000040	<0.000050	0.050	0.0055	<0.0000050	<0.000020	0.00039	0.00011	<0.0020	<0.0020
17/11/2023	25	0.073	<0.000010	-	0.00020	0.00010	<0.0030	0.36	<0.000090	<0.000040	<0.000050	0.040	0.0058	0.0000050	0.000020	0.00066	0.000080	<0.0020	<0.0020
24/11/2023	26	0.065	<0.000010	-	0.000070	<0.00010	<0.0030	0.39	<0.000090	<0.000040	<0.000050	0.050	0.0048	<0.0000050	<0.000020	0.00024	0.00011	<0.0020	<0.0020
12/01/2023	27	0.077	<0.000010	-	0.00012	<0.00010	<0.0030	0.39	<0.000090	<0.000040	<0.000050	0.050	0.0052	<0.0000050	<0.000020	0.00022	0.00011	<0.0020	<0.0020
12/08/2023	28	0.078	<0.000010	-	0.00078	<0.00010	<0.0030	0.47	<0.000090	<0.000040	<0.000050	0.070	0.0049	<0.0000050	<0.000020	0.00027	0.00011	<0.0020	<0.0020
15/12/2023	29	0.091	<0.000010	-	0.00021	<0.00010	<0.0030	0.60	<0.000090	<0.000040	<0.000050	0.050	0.0071	<0.0000050	<0.000020	0.0028	0.00018	<0.0020	<0.0020
22/12/2023	30	0.073	<0.000010	-	0.00034	0.00020	<0.0030	0.51	<0.000090	<0.000040	<0.000050	0.060	0.0053	<0.0000050	0.000030	0.00023	0.00014	0.0060	<0.0020
29/12/2023	31	0.081	<0.000010	-	0.00027	0.00030	0.0040	0.50	<0.000090	<0.000040	<0.000050	0.060	0.0059	0.0000050	0.000020	0.00045	0.00010	<0.0020	<0.0020
01/05/2024	32	0.084	<0.000010	-	0.00019	0.00020	<0.0030	0.52	<0.000090	<0.000040	<0.000050	0.060	0.0061	<0.0000050	0.000030	0.00050	0.00010	<0.0020	<0.0020
01/12/2024	33	0.067	<0.000010	-	0.0032	0.00030	<0.0030	0.52	<0.000090	<0.000040	<0.000050	0.070	0.0054	<0.0000050	<0.000020	0.00091	0.00012	<0.0020	<0.0020
19/01/2024	34	0.088	<0.000010	-	0.00016	<0.00010	<0.0030	0.58	<0.000090	<0.000040	<0.000050	0.040	0.0060	<0.0000050	0.000020	0.00053	0.00014	<0.0020	<0.0020
26/01/2024	35	0.060	<0.000010	-	0.00043	<0.00010	<0.0030	0.43	<0.000090	<0.000040	<0.000050	0.050	0.0047	<0.0000050	<0.00020	0.0015	0.00013	<0.0020	<0.0020
02/02/2024	36	0.071	<0.000010	-	<0.00040	0.00020	<0.0030	0.50	0.00011	<0.000040	<0.000050	0.080	0.0046	0.0000070	<0.00020	0.00057	0.00014	<0.0020	<0.0020
02/09/2024	37	0.047	<0.000010	-	0.00070	<0.00010	<0.0030	0.44	<0.000090	<0.000040	<0.000050	0.060	0.0037	<0.0000050	<0.00020	0.00021	0.00013	<0.0020	<0.0020
15/02/2024	38	0.064	<0.000010	-	<0.00040	0.00030	<0.0030	0.46	<0.000090	<0.000040	<0.000050	0.070	0.0046	<0.0000050	<0.00020	0.00045	0.00013	<0.0020	<0.0020
23/02/2024	39	0.055	<0.000010	-	0.00050	0.00010	<0.0030	0.48	<0.000090	<0.000040	<0.000050	0.070	0.0042	<0.0000050	<0.00020	0.00037	0.00013	<0.0020	<0.0020
03/01/2024	40	0.051	<0.000010	-	<0.00040	0.00020	<0.0030	0.42	<0.000090	<0.000040	<0.000050	0.050	0.0041	<0.0000050	<0.00020	0.00036	0.00012	0.0060	<0.0020
03/08/2024	41	0.060	<0.000010	-	<0.00040	<0.00010	<0.0030	0.46	<0.000090	<0.000040	<0.000050	0.050	0.0047	<0.0000050	<0.00020	0.00040	0.00012	<0.0020	<0.0020
15/03/2024	42	0.048	<0.000010	-	<0.00040	0.00020	<0.0030	0.40	<0.000090	<0.000040	<0.000050	0.040	0.0039	<0.0000050	<0.00020	0.00020	0.00014	<0.0020	<0.0020
22/03/2024	43	0.050	<0.000010	-	<0.00040	0.00020	<0.0030	0.44	<0.000090	<0.000040	<0.000050	0.040	0.0035	<0.0000050	<0.00020	0.00019	0.00012	<0.0020	<0.0020
29/03/2024	44	0.052	<0.000010	-	<0.00040	0.00010	<0.0030	0.40	<0.000090	<0.000040	<0.000050	0.080	0.0035	<0.0000050	<0.00020	0.00018	0.00010	<0.0020	<0.0020
04/05/2024	45	-	-	-	-	-	-	-	-	-	-	-	-	-	-	-	-	-	-
04/12/2024	46	0.065	<0.000010	-	<0.00040	<0.00010	<0.0030	0.45	<0.000090	<0.000040	<0.000050	0.060	0.0044	<0.0000050	<0.00020	0.00036	0.00012	<0.0020	<0.0020
19/04/2024	47	-	-	-	-	-	-	-	-	-	-	-	-	-	-	-	-	-	-
26/04/2024	48	0.059	<0.000010	-	<0.00040	0.00030	<0.0030	0.43	<0.000090	<0.000040	<0.000050	0.070	0.0042	<0.0000050	<0.00020	0.00035	0.00012	<0.0020	<0.0020
05/02/2024	49	-	-	-	-	-	-	-	-	-	-	-	-	-	-	-	-	-	-
05/10/2024	50	0.062	<0.000010	-	<0.00040	0.00010	<0.0030	0.46	<0.000090	<0.000040	<0.000050	0.050	0.0044	<0.0000050	<0.00020	0.00045	0.00012	<0.0020	<0.0020
17/05/2024	51	-	-	-	-	-	-	-	-	-	-	-	-	-	-	-	-	-	-
24/05/2024	52	0.047	<0.000010	-	<0.00040	0.00020	<0.0030	0.39	<0.000090	<0.000040	<0.000050	0.040	0.0034	<0.0000050	<0.00020	0.00021	0.00010	<0.0020	<0.0020
31/05/2024	53	-	-	-	-	-	-	-	-	-	-	-	-	-	-	-	-	-	-
06/07/2024	54	0.052	<0.000010	-	0.0012	0.00020	<0.0030	0.49	<0.000090	<0.000040	<0.000050	0.080	0.0039	<0.0000050	<0.00020	0.00017	0.00017	<0.0020	<0.0020
14/06/2024	55	-	-	-	-	-	-	-	-	-	-	-	-	-	-	-	-	-	-
21/06/2024	56	0.070	<0.000010	-	<0.00040	0.00020	<0.0030	0.50	<0.000090	<0.000040	<0.000050	0.12	0.0053	<0.0000050	<0.00020	0.00011	0.000030	<0.0020	<0.0020
28/06/2024	57	-	-	-	-	-	-	-	-	-	-	-	-	-	-	-	-	-	-
07/05/2024	58	0.055	<0.000010	-	<0.00040	0.00010	0.0030	0.44	<0.000090	<0.000040	<0.000050	0.050	0.0041	<0.0000050	<0.00020	0.00032	0.00012	<0.0020	<0.0020
07/12/2024	59	-	-	-	-	-	-	-	-	-	-	-	-	-	-	-	-	-	-
19/07/2024	60	0.048	<0.000010	-	0.0031	0.00010	<0.0030	0.42	<0.000090	<0.000040	<0.000050	0.080	0.0038	<0.0000050	<0.00020	0.00026	0.000090	<0.0020	<0.0020
26/07/2024	61	-	-	-	-	-	-	-	-	-	-	-	-	-	-	-	-	-	-
08/02/2024	62	0.050	<0.000010	-	0.0032	<0.00010	<0.0030	0.43	<0.000090	<0.000040	<0.000050	0.050	0.0036	<0.0000050	<0.00020	0.00015	0.00012	<0.0020	<0.0020
08/09/2024	63	-	-	-	-	-	-	-	-	-	-	-	-	-	-	-	-	-	-
16/08/2024	64	0.043	<0.000010	-	<0.00040	0.00010	<0.0030	0.39	<0.000090	<0.000040	<0.000050	0.040	0.0030	<0.0000050	<0.00020	0.00012	0.00010	<0.0020	<0.0020
23/08/2024	65	-	-	-	-	-	-	-	-	-	-	-	-	-	-	-	-	-	-
30/08/2024	66	0.044	<0.000010	-	<0.00040	0.00020	<0.0030	0.36	0.00060	<0.000040	<0.000050	0.030	0.0030	<0.0000050	<0.00020	0.00016	0.000090	0.026	<0.0020
09/06/2024	67	-	-	-	-	-	-	-	-	-	-	-	-	-	-	-	-	-	-
13/09/2024	68	0.039	<0.000010	-	<0.00040	<0.00010	0.0030	0.38	<0.000090	<0.000040	<0.000050	0.030	0.0029	<0.0000050	<0.00020	0.00017	0.00010	<0.0020	<0.0020

Table D-27: Mine Rock Humidity Cell Testing Results (HC-27)

Sample Date	Week Number	Magnesium (Mg)	Mercury (Hg)	Ultra Trace Mercury (Hg)	Molybdenum (Mo)	Nickel (Ni)	Phosphorus (P)	Potassium (K)	Lead (Pb)	Selenium (Se)	Silver (Ag)	Sodium (Na)	Strontium (Sr)	Thallium (Tl)	Tungsten (W)	Uranium (U)	Vanadium (V)	Zinc (Zn)	Zirconium (Zr)
Units:	-	mg/L	mg/L	mg/L	mg/L	mg/L	mg/L	mg/L	mg/L	mg/L	mg/L	mg/L	mg/L	mg/L	mg/L	mg/L	mg/L	mg/L	mg/L
20/09/2024	69	-	-	-	-	-	-	-	-	-	-	-	-	-	-	-	-	-	-
27/09/2024	70	0.052	<0.000010	-	<0.00040	0.00010	<0.0030	0.45	0.000090	<0.000040	<0.000050	0.10	0.0041	<0.0000050	<0.00020	0.00014	0.00011	0.0070	<0.0020
10/04/2024	71	-	-	-	-	-	-	-	-	-	-	-	-	-	-	-	-	-	-
10/11/2024	72	0.041	<0.000010	-	<0.00040	0.00010	<0.0030	0.37	<0.000090	<0.000040	<0.000050	0.040	0.0033	<0.0000050	<0.00020	0.00014	0.000090	<0.0020	<0.0020
18/10/2024	73	-	-	-	-	-	-	-	-	-	-	-	-	-	-	-	-	-	-
25/10/2024	74	0.041	<0.000010	-	<0.00040	<0.00010	<0.0030	0.38	<0.000090	<0.000040	<0.000050	0.040	0.0031	<0.0000050	<0.00020	0.000074	0.000090	<0.0020	<0.0020
11/01/2024	75	-	-	-	-	-	-	-	-	-	-	-	-	-	-	-	-	-	-
11/08/2024	76	0.043	<0.000010	-	<0.00040	<0.00010	<0.0030	0.43	<0.000090	<0.000040	<0.000050	0.050	0.0034	<0.0000050	<0.00020	0.00011	0.000090	<0.0020	<0.0020
15/11/2024	77	-	-	-	-	-	-	-	-	-	-	-	-	-	-	-	-	-	-
22/11/2024	78	0.046	<0.000010	-	<0.00040	<0.00010	0.0050	0.42	<0.000090	<0.000040	<0.000050	0.060	0.0037	<0.0000050	<0.00020	0.00019	0.00011	<0.0020	<0.0020
29/11/2024	79	-	-	-	-	-	-	-	-	-	-	-	-	-	-	-	-	-	-
12/06/2024	80	0.038	<0.000010	-	<0.00040	0.00010	<0.0030	0.41	<0.000090	<0.000040	<0.000050	0.040	0.0029	0.0000050	<0.00020	0.00014	0.00010	<0.0020	<0.0020
13/12/2024	81	-	-	-	-	-	-	-	-	-	-	-	-	-	-	-	-	-	-
20/12/2024	82	0.054	<0.000010	-	<0.00040	0.0012	<0.0030	0.44	<0.000090	<0.000040	<0.000050	0.040	0.0036	<0.0000050	<0.00020	0.00021	0.000050	<0.0020	<0.0020
27/12/2024	83	-	-	-	-	-	-	-	-	-	-	-	-	-	-	-	-	-	-
01/03/2025	84	0.045	<0.000010	-	<0.00040	<0.00010	<0.0030	0.44	<0.000090	<0.000040	<0.000050	0.050	0.0037	<0.0000050	<0.00020	0.00033	0.00010	<0.0020	<0.0020
01/10/2025	85	-	-	-	-	-	-	-	-	-	-	-	-	-	-	-	-	-	-
17/01/2025	86	0.043	<0.000010	-	<0.00040	0.00010	<0.0030	0.41	<0.000090	<0.000040	<0.000050	0.040	0.0038	<0.0000050	<0.00020	0.00024	0.00010	<0.0020	<0.0020
24/01/2025	87	-	-	-	-	-	-	-	-	-	-	-	-	-	-	-	-	-	-
31/01/2025	88	0.037	<0.000010	-	<0.00040	<0.00010	<0.0030	0.44	<0.000090	<0.000040	<0.000050	0.040	0.0031	<0.0000050	<0.00020	0.000091	0.00013	<0.0020	<0.0020
02/07/2025	89	-	-	-	-	-	-	-	-	-	-	-	-	-	-	-	-	-	-
14/02/2025	90	0.040	<0.000010	-	<0.00040	0.00020	<0.0030	0.43	<0.000090	<0.000040	<0.000050	0.040	0.0036	0.0000050	<0.00020	0.00023	0.00010	<0.0020	<0.0020
21/02/2025	91	-	-	-	-	-	-	-	-	-	-	-	-	-	-	-	-	-	-
28/02/2025	92	0.035	<0.000010	-	<0.00040	<0.00010	<0.0030	0.41	<0.000090	<0.000040	<0.000050	0.050	0.0028	<0.0000050	<0.00020	0.000098	0.000090	<0.0020	<0.0020
03/07/2025	93	-	-	-	-	-	-	-	-	-	-	-	-	-	-	-	-	-	-
14/03/2025	94	0.042	<0.000010	-	<0.00040	<0.00010	<0.0030	0.41	<0.000090	<0.000040	<0.000050	0.060	0.0031	<0.0000050	<0.00020	0.00020	0.00010	<0.0020	<0.0020
21/03/2025	95	-	-	-	-	-	-	-	-	-	-	-	-	-	-	-	-	-	-
28/03/2025	96	0.032	<0.000010	-	<0.00040	<0.00010	<0.0030	0.38	<0.000090	<0.000040	<0.000050	0.040	0.0024	<0.0000050	<0.00020	0.00010	0.00010	<0.0020	<0.0020
04/04/2025	97	-	-	-	-	-	-	-	-	-	-	-	-	-	-	-	-	-	-
04/11/2025	98	0.029	<0.000010	-	<0.00040	<0.00010	<0.0030	0.36	0.00012	<0.000040	<0.000050	0.040	0.0023	<0.0000050	<0.00020	0.000099	0.00010	<0.0020	<0.0020
18/04/2025	99	-	-	-	-	-	-	-	-	-	-	-	-	-	-	-	-	-	-
25/04/2025	100	0.036	<0.000010	-	<0.00040	<0.00010	<0.0030	0.40	<0.000090	<0.000040	<0.000050	0.050	0.0024	<0.0000050	<0.00020	0.000094	0.00012	<0.0020	<0.0020
05/02/2025	101	-	-	0.0000017	-	-	-	-	-	-	-	-	-	-	-	-	-	-	-
05/09/2025	102	0.040	<0.000010	0.0000017	<0.00040	<0.00010	<0.0030	0.40	<0.000090	<0.000040	<0.000050	0.040	0.0025	<0.0000050	<0.00020	0.000078	0.000090	<0.0020	<0.0020
16/05/2025	103	-	-	0.0000026	-	-	-	-	-	-	-	-	-	-	-	-	-	-	-
23/05/2025	104	0.036	<0.000010	0.0000024	<0.00040	<0.00010	<0.0030	0.41	<0.000090	<0.000040	<0.000050	0.040	0.0026	<0.0000050	<0.00020	0.000084	0.00010	<0.0020	<0.0020
30/05/2025	105	-	-	-	-	-	-	-	-	-	-	-	-	-	-	-	-	-	-
06/06/2025	106	-	-	-	-	-	-	-	-	-	-	-	-	-	-	-	-	-	-
13/06/2025	107	-	-	-	-	-	-	-	-	-	-	-	-	-	-	-	-	-	-
20/06/2025	108	0.038	<0.000010	-	<0.00040	<0.00010	<0.0030	0.44	0.00012	<0.000040	<0.000050	0.040	0.0025	<0.0000050	<0.00020	0.00011	0.000090	0.0090	<0.0020
27/06/2025	109	-	-	-	-	-	-	-	-	-	-	-	-	-	-	-	-	-	-

Table D-28: Mine Rock Humidity Cell Testing Results (HC-28)

Sample Date	Week Number	Leachate Volume Recovered	pH	Electrical Conductivity	Alkalinity (to pH 4.5)	Acidity (to pH 8.3)	Sulphate	Fluoride	Chloride	Aluminum (Al)	Antimony (Sb)	Arsenic (As)	Beryllium (Be)	Boron (B)	Cadmium (Cd)	Calcium (Ca)	Chromium (Cr)	Cobalt (Co)	Copper (Cu)	Iron (Fe)
Units:	-	mL	pH Units	µS/cm	mg CaCO3/L	mg CaCO3/L	mg/L	mg/L	mg/L	mg/L	mg/L	mg/L	mg/L	mg/L	mg/L	mg/L	mg/L	mg/L	mg/L	mg/L
19/04/2024	0	855	7.4	32	5.0	<2.0	4.0	<0.060	1.0	0.073	0.0012	0.0024	<0.0000070	0.0070	0.0000040	3.2	0.00013	0.000048	0.0020	0.011
26/04/2024	1	1001	7.0	30	7.0	<2.0	3.0	<0.060	<1.0	0.040	0.0027	0.0021	<0.0000070	0.0090	0.0000040	2.8	<0.000080	0.000035	0.0010	<0.0070
05/03/2024	2	979	7.1	15	5.0	<2.0	<2.0	<0.060	<1.0	0.056	0.0015	0.0022	<0.0000070	0.0050	0.0000090	1.5	<0.000080	0.000025	<0.0010	0.011
05/10/2024	3	984	6.8	11	3.0	<2.0	<2.0	<0.060	<1.0	0.072	0.0010	0.0021	<0.0000070	0.0030	0.0000070	1.1	0.000090	0.000017	<0.0010	0.0070
17/05/2024	4	956	7.1	9.0	4.0	<2.0	<2.0	<0.060	<1.0	0.046	<0.00090	0.0022	<0.0000070	0.0050	<0.0000030	1.1	<0.000080	0.000015	<0.0010	0.0070
24/05/2024	5	972	6.5	8.0	3.0	<2.0	<2.0	<0.060	<1.0	0.036	<0.00090	0.0018	<0.0000070	<0.0020	<0.0000030	0.98	<0.000080	0.000017	<0.0010	<0.0070
31/05/2024	6	992	6.7	10	3.0	<2.0	<2.0	<0.060	<1.0	0.024	0.0012	0.0017	<0.0000070	0.0020	<0.0000030	1.4	0.00011	0.000013	<0.0010	<0.0070
06/07/2024	7	926	7.3	12	5.0	<2.0	<2.0	<0.060	<1.0	0.088	<0.00090	0.0035	<0.0000070	0.0020	0.0000040	1.8	0.00018	0.000023	<0.0010	0.013
14/06/2024	8	952	7.1	10	4.0	<2.0	<2.0	<0.060	<1.0	0.053	<0.00090	0.0023	<0.0000070	<0.0020	<0.0000030	1.3	<0.000080	0.000011	<0.0010	<0.0070
21/06/2024	9	953	6.7	6.0	3.0	<2.0	0.30	<0.060	<0.20	0.041	<0.00090	0.0021	<0.0000070	<0.0020	<0.0000030	0.97	<0.000080	0.0000080	<0.0010	<0.0070
28/06/2024	10	959	7.0	10	3.0	<2.0	0.40	<0.060	<0.20	0.045	<0.00090	0.0022	<0.0000070	<0.0020	<0.0000030	1.1	<0.000080	0.000010	<0.0010	<0.0070
07/05/2024	11	1002	7.1	11	6.0	<2.0	0.40	<0.060	<0.20	0.028	<0.00090	0.0019	<0.0000070	<0.0020	<0.0000030	1.6	<0.000080	0.000013	<0.0010	<0.0070
07/12/2024	12	1010	7.0	9.0	4.0	<2.0	0.40	<0.060	<0.20	0.031	<0.00090	0.0021	<0.0000070	0.0020	0.0000040	1.6	<0.000080	0.000010	<0.0010	<0.0070
19/07/2024	13	990	7.1	7.0	3.0	<2.0	0.30	<0.060	<0.20	0.031	<0.00090	0.0019	<0.0000070	<0.0020	<0.0000030	1.1	<0.000080	0.000016	<0.0010	<0.0070
26/07/2024	14	968	6.9	5.0	2.0	<2.0	0.40	<0.060	<0.20	0.034	<0.00090	0.0018	<0.0000070	<0.0020	<0.0000030	0.96	<0.000080	0.000019	<0.0010	<0.0070
08/02/2024	15	982	6.7	6.0	3.0	<2.0	0.40	<0.060	<0.20	0.025	<0.00090	0.0014	<0.0000070	<0.0020	<0.0000030	0.96	<0.000080	0.000017	<0.0010	<0.0070
08/09/2024	16	947	6.8	5.0	2.0	<2.0	0.30	<0.060	<0.20	0.035	<0.00090	0.0018	<0.0000070	<0.0020	0.0000060	0.90	<0.000080	0.000016	<0.0010	<0.0070
16/08/2024	17	959	6.9	5.0	2.0	<2.0	0.40	<0.060	<0.20	0.033	<0.00090	0.0016	<0.0000070	<0.0020	<0.0000030	0.83	<0.000080	0.000018	<0.0010	<0.0070
23/08/2024	18	963	6.6	7.0	3.0	<2.0	0.40	<0.060	<0.20	0.031	<0.00090	0.0016	<0.0000070	<0.0020	0.000011	1.0	<0.000080	0.000039	<0.0010	<0.0070
30/08/2024	19	973	6.7	5.0	3.0	<2.0	0.20	<0.060	<0.20	0.027	<0.00090	0.0015	<0.0000070	<0.0020	<0.0000030	0.85	<0.000080	0.000013	<0.0010	<0.0070
09/06/2024	20	998	6.9	5.0	2.0	<2.0	0.20	<0.060	<0.20	0.022	<0.00090	0.0014	<0.0000070	<0.0020	0.0000080	0.89	<0.000080	0.000010	<0.0010	<0.0070
13/09/2024	21	960	6.8	6.0	2.0	<2.0	0.30	<0.060	<0.20	0.024	<0.00090	0.0015	<0.0000070	<0.0020	<0.0000030	0.93	<0.000080	0.000011	<0.0010	<0.0070
20/09/2024	22	976	6.7	5.0	2.0	<2.0	0.30	<0.060	<0.20	0.024	<0.00090	0.0015	<0.0000070	<0.0020	<0.0000030	0.82	<0.000080	0.000018	<0.0010	<0.0070
27/09/2024	23	936	6.7	2.0	5.0	<2.0	0.40	<0.060	<0.20	0.029	<0.00090	0.0017	<0.0000070	<0.0020	<0.0000030	0.81	<0.000080	0.0000070	<0.0010	<0.0070
10/04/2024	24	995	6.6	2.0	4.0	<2.0	0.20	<0.060	<0.20	0.019	<0.00090	0.0012	<0.0000070	<0.0020	0.0000050	0.83	<0.000080	0.000011	<0.0010	<0.0070
10/11/2024	25	985	6.7	5.0	2.0	<2.0	0.20	<0.060	<0.20	0.027	<0.00090	0.0016	<0.0000070	<0.0020	<0.0000030	0.82	<0.000080	0.0000070	<0.0010	<0.0070
18/10/2024	26	1007	6.6	6.0	3.0	<2.0	0.30	<0.060	<0.20	0.020	<0.00090	0.0013	<0.0000070	<0.0020	<0.0000030	1.1	<0.000080	0.000011	<0.0010	<0.0070
25/10/2024	27	972	6.7	5.0	2.0	<2.0	0.30	<0.060	<0.20	0.021	<0.00090	0.0014	<0.0000070	<0.0020	<0.0000030	0.86	<0.000080	0.000017	<0.0010	<0.0070
11/01/2024	28	951	6.8	6.0	2.0	<2.0	0.30	<0.060	<0.20	0.025	<0.00090	0.0016	<0.0000070	<0.0020	<0.0000030	0.86	<0.000080	0.000015	<0.0010	<0.0070
11/08/2024	29	964	6.6	4.0	2.0	<2.0	0.30	<0.060	<0.20	0.022	<0.00090	0.0014	<0.0000070	<0.0020	<0.0000030	0.76	<0.000080	0.000038	<0.0010	<0.0070
15/11/2024	30	993	6.8	4.0	2.0	<2.0	0.20	<0.060	<0.20	0.023	<0.00090	0.0013	<0.0000070	<0.0020	<0.0000030	0.90	<0.000080	0.000011	<0.0010	0.0090
22/11/2024	31	972	7.1	4.0	3.0	<2.0	0.40	<0.060	<0.20	0.032	<0.00090	0.0016	<0.0000070	<0.0020	<0.0000030	0.94	<0.000080	0.0000090	<0.0010	<0.0070
29/11/2024	32	970	6.7	5.0	2.0	<2.0	0.30	<0.060	<0.20	0.029	<0.00090	0.0016	<0.0000070	<0.0020	<0.0000030	0.92	<0.000080	0.0000080	<0.0010	<0.0070
12/06/2024	33	1012	7.1	7.0	4.0	<2.0	0.30	<0.060	<0.20	0.025	<0.00090	0.0018	<0.0000070	<0.0020	0.0000050	1.1	<0.000080	0.000011	<0.0010	<0.0070
13/12/2024	34	973	6.5	5.0	4.0	<2.0	0.40	<0.060	<0.20	0.026	<0.00090	0.0014	<0.0000070	<0.0020	<0.0000030	0.94	<0.000080	0.000011	<0.0010	<0.0070
20/12/2024	35	988	6.7	5.0	2.0	<2.0	0.40	<0.060	<0.20	0.022	<0.00090	0.0013	<0.0000070	<0.0020	0.0000040	0.95	<0.000080	0.0000090	<0.0010	<0.0070
27/12/2024	36	989	6.7	7.0	3.0	<2.0	0.40	<0.060	<0.20	0.025	<0.00090	0.0015	<0.0000070	<0.0020	<0.0000030	1.1	<0.000080	0.0000090	<0.0010	<0.0070
01/03/2025	37	971	6.7	8.0	3.0	<2.0	0.40	<0.060	<0.20	0.023	<0.00090	0.0016	<0.0000070	<0.0020	0.000018	1.0	<0.000080	0.000011	<0.0010	<0.0070
01/10/2025	38	1005	6.6	11	4.0	<2.0	0.40	<0.060	0.40	0.022	<0.00090	0.0014	<0.0000070	<0.0020	<0.0000030	1.7	<0.000080	0.000016	<0.0010	<0.0070
17/01/2025	39	1011	6.9	10	5.0	<2.0	0.30	<0.060	0.40	0.019	<0.00090	0.0012	<0.0000070	<0.0020	0.0000090	1.7	<0.000080	0.000030	<0.0010	<0.0070
24/01/2025	40	1022	6.9	9.0	4.0	<2.0	0.40	<0.060	0.30	0.026	<0.00090	0.0014	<0.0000070	<0.0020	0.0000060	1.8	<0.000080	0.000014	<0.0010	<0.0070
31/01/2025	41	931	6.8	6.0	4.0	<2.0	0.40	<0.060	0.20	0.031	<0.00090	0.0016	<0.0000070	<0.0020	<0.0000030	0.99	<0.000080	0.0000070	<0.0010	<0.0070
02/07/2025	42	1023	7.0	12	5.0	<2.0	0.40	<0.060	0.40	0.026	<0.00090	0.0014	<0.0000070	<0.0020	<0.0000030	1.8	<0.000080	0.000016	<0.0010	<0.0070
14/02/2025	43	1012	6.9	10	5.0	<2.0	0.40	<0.060	0.40	0.025	<0.00090	0.0014	<0.0000070	<0.0020	<0.0000030	1.8	<0.000080	0.000015	<0.0010	<0.0070
21/02/2025	44	1000	6.7	9.0	4.0	<2.0	0.40	<0.060	0.20	0.028	<0.00090	0.0015	<0.0000070	<0.0020	<0.0000030	1.5	<0.000080	0.0000080	<0.0010	<0.0070
28/02/2025	45	943	6.9	5.0	2.0	<2.0	0.40	<0.060	<0.20	0.030	<0.00090	0.0015	0.0000090	<0.0020	<0.0000030	0.99	<0.000080	0.000016	<0.0010	<0.0070
03/07/2025	46	1012	6.8	9.0	4.0	<2.0	0.40	<0.060	0.30	0.022	<0.00090	0.0013	<0.0000070	<0.0020	<0.0000030	1.7	<0.000080	0.000013	<0.0010	<0.0070
14/03/2025	47	1007	6.8	8.0	4.0	<2.0	0.40	<0.060	0.20	0.022	<0.00090	0.0012	<0.0000070	<0.0020	<0.0000030	1.5	<0.000080	0.0000040	<0.0010	<0.0070
21/03/2025	48	988	6.8	5.0	3.0	<2.0	0.30	<0.060	<0.20	0.022	<0.00090	0.0013	<0.0000070	<0.0020	0.0000030	1.0	<0.000080	0.000010	<0.0010	<0.0070
28/03/2025	49	952	7.0	4.0	2.0	<2.0	0.40	<0.060	<0.20	0.022	<0.00090	0.0012	<0.0000070	<0.0020	<0.0000030	0.78	<0.000080	0.0000090	<0.0010	<0.0070
04/04/2025	50	1027	7.1	10	3.0	<2.0	0.40	<0.060	<0.20	0.023	<0.00090	0.0012	<0.0000070	<0.0020	<0.0000030	1.5	<0.000080	0.0000090	<0.0010	<0.0070
04/11/2025	51	968	6.9	5.0	2.0	<2.0	0.30	<0.060	<0.20	0.021	<0.00090	0.0011	<0.0000070	<0.0020	<0.0000030	0.76	<0.000080	0.000010	<0.0010	<0.0070
18/04/2025	52	944	7.0	5.0	2.0	<2.0	0.40	<0.060	<0.20	0.021	<0.00090	0.0016	<0.0000070	<0.0020	0.0000030	0.83	<0.000080	0.000015	<0.0010	0.0070
25/04/2025	53	951	6.8	5.0	3.0	<2.0	0.40	<0.060	<0.20	0.030	<0.00090	0.0015	<0.0000070	<0.0020	<0.0000030	1.0	<0.000080	0.000010	<0.0010	<0.0070
05/02/2025	54	1003	6.5	9.0	4.0	<2.0	0.40	<0.060	0.20	0.021	<0.00090	0.0021	<0.0000070	<0.0020	<0.0000030	1.7	<0.000080	0.000016	<0.0010	<0.0070
05/09/2025	55	1014	6.9	9.0	4.0	<2.0	0.40	<0.060	0.20	0.020	<0.00090	0.0010	<0.0000070	<0.0020	<0.0000030	1.6	<0.000080	0.0000040	<0.0010	<0.0070
16/05/2025	56	1022	7.0	10	4.0	<2.0	0.40	<0.060	0.20	0.022	<0.00090	0.0015	<0.0000070	<0.0020	<0.0000030	1.6	<0.000080	0.0000070	<0.0010	<0.0070
23/05/2025	57	990	6.7	5.0	3.0	<2.0	0.30	<0.060	<0.20	0.021	<0.00090	0.00090	<0.0000070	<0.0020	<0.0000030	0.96	<0.000080	0.000012	<0.0010	<0.0070
30/05/2025	58	975	6.6	4.0	2.0	2.0	0.40	<0.060	<0.20	0.022	<0.00090	0.0011	<0.0000070	<0.0020	0.0000040	0.86	<0.000080	0.000013	<0.0010	<0.0070
06/06/2025	59	963	6.5	3.0	2.0	2.0	0.30	-	-	-	-	-	-	-	-	-	-	-	-	-
13/06/2025	60	919	6.9	4.0	2.0	<2.0	0.40	-	-	0.018	<0.00090	0.0010	<0.0000070	<0.0020	<0.0000030	0.90	<0.000080	0.000012	<0.0010	<0.0070
20/06/2025	61	900	6.8	4.0	2.0	<2.0	0.30	-	-	-	-	-	-	-	-	-	-	-	-	-
27/06/2025	62	1018	7.1	7.0	3.0	<2.0	0.40	-	-	0.020	<0.00090	0.0012	<0.0000070	<0.0020	<0.0000030	1.4	<0.000080	0.0000090	<0.0010	<0.0070
07/04/2025	63	984	6.9	4.0	2.0	<2.0	0.30	-	-	-	-	-	-	-	-	-	-	-	-	-

Table D-28: Mine Rock Humidity Cell Testing Results (HC-28)

Sample Date	Week Number	Magnesium (Mg)	Mercury (Hg)	Ultra Trace Mercury (Hg)	Molybdenum (Mo)	Nickel (Ni)	Phosphorus (P)	Potassium (K)	Lead (Pb)	Selenium (Se)	Silver (Ag)	Sodium (Na)	Strontium (Sr)	Thallium (Tl)	Tungsten (W)	Uranium (U)	Vanadium (V)	Zinc (Zn)	Zirconium (Zr)
Units:	-	mg/L	mg/L	mg/L	mg/L	mg/L	mg/L	mg/L	mg/L	mg/L	mg/L	mg/L	mg/L	mg/L	mg/L	mg/L	mg/L	mg/L	mg/L
19/04/2024	0	0.32	<0.000010	-	0.00070	0.0016	0.0050	1.4	0.00012	0.000080	<0.000050	2.3	0.011	0.0000050	<0.00020	0.00031	0.00057	0.0090	<0.0020
26/04/2024	1	0.29	<0.000010	-	0.00080	0.00070	<0.0030	1.1	<0.000090	<0.000040	<0.000050	1.7	0.010	<0.0000050	0.00059	0.0030	0.00051	<0.0020	<0.0020
05/03/2024	2	0.14	<0.000010	-	0.00070	0.00030	<0.0030	0.69	0.00023	<0.000040	<0.000050	0.94	0.0052	<0.0000050	0.00093	0.0015	0.00053	<0.0020	<0.0020
05/10/2024	3	0.11	<0.000010	-	<0.00040	0.00010	<0.0030	0.57	0.00010	<0.000040	<0.000050	0.61	0.0041	<0.0000050	0.00030	0.0012	0.00053	<0.0020	<0.0020
17/05/2024	4	0.10	<0.000010	-	0.00070	0.00010	<0.0030	0.55	<0.000090	<0.000040	<0.000050	0.42	0.0041	<0.0000050	0.00020	0.0013	0.00048	<0.0020	<0.0020
24/05/2024	5	0.093	<0.000010	-	<0.00040	0.00010	<0.0030	0.46	<0.000090	<0.000040	<0.000050	0.30	0.0032	<0.0000050	<0.00020	0.0011	0.00048	<0.0020	<0.0020
31/05/2024	6	0.12	<0.000010	-	<0.00040	0.00020	<0.0030	0.44	<0.000090	<0.000040	<0.000050	0.30	0.0044	<0.0000050	0.00040	0.0017	0.00039	<0.0020	<0.0020
06/07/2024	7	0.14	<0.000010	-	<0.00040	0.00030	<0.0030	0.69	<0.000090	<0.000040	<0.000050	0.35	0.0058	<0.0000050	<0.00020	0.0015	0.00080	<0.0020	<0.0020
14/06/2024	8	0.092	<0.000010	-	<0.00040	0.00020	<0.0030	0.50	<0.000090	<0.000040	<0.000050	0.19	0.0038	<0.0000050	0.00020	0.00099	0.00055	<0.0020	<0.0020
21/06/2024	9	0.093	0.000010	-	<0.00040	0.00010	<0.0030	0.46	<0.000090	<0.000040	<0.000050	0.14	0.0033	<0.0000050	<0.00020	0.00085	0.00048	0.0020	<0.0020
28/06/2024	10	0.086	<0.000010	-	<0.00040	<0.00010	<0.0030	0.43	<0.000090	<0.000040	<0.000050	0.16	0.0037	<0.0000050	<0.00020	0.00082	0.00051	<0.0020	<0.0020
07/05/2024	11	0.093	<0.000010	-	<0.00040	0.00010	<0.0030	0.45	<0.000090	<0.000040	<0.000050	0.15	0.0047	<0.0000050	<0.00020	0.0013	0.00043	<0.0020	<0.0020
07/12/2024	12	0.094	<0.000010	-	0.0051	<0.00010	<0.0030	0.47	<0.000090	<0.000040	<0.000050	0.12	0.0049	<0.0000050	<0.00020	0.0013	0.00046	<0.0020	<0.0020
19/07/2024	13	0.063	<0.000010	-	<0.00040	0.00020	<0.0030	0.38	<0.000090	<0.000040	<0.000050	0.11	0.0034	<0.0000050	<0.00020	0.00074	0.00039	<0.0020	<0.0020
26/07/2024	14	0.061	<0.000010	-	<0.00040	0.00020	<0.0030	0.37	<0.000090	<0.000040	<0.000050	0.090	0.0028	<0.0000050	<0.00020	0.00056	0.00040	<0.0020	<0.0020
08/02/2024	15	0.085	<0.000010	-	0.0029	0.00010	<0.0030	0.37	<0.000090	<0.000040	<0.000050	0.080	0.0031	<0.0000050	<0.00020	0.00058	0.00033	0.0030	<0.0020
08/09/2024	16	0.062	<0.000010	-	0.0032	0.00010	0.0040	0.39	<0.000090	<0.000040	<0.000050	0.10	0.0027	<0.0000050	<0.00020	0.00049	0.00036	<0.0020	<0.0020
16/08/2024	17	0.070	<0.000010	-	<0.00040	0.00020	<0.0030	0.37	<0.000090	<0.000040	<0.000050	0.080	0.0024	<0.0000050	<0.00020	0.00047	0.00035	<0.0020	<0.0020
23/08/2024	18	0.057	<0.000010	-	<0.00040	0.00020	<0.0030	0.38	<0.000090	<0.000040	<0.000050	0.080	0.0029	0.000063	<0.00020	0.00051	0.00037	<0.0020	<0.0020
30/08/2024	19	0.053	<0.000010	-	<0.00040	0.00020	<0.0030	0.31	<0.000090	<0.000040	<0.000050	0.040	0.0026	<0.0000050	<0.00020	0.00044	0.00032	<0.0020	<0.0020
09/06/2024	20	0.052	<0.000010	-	<0.00040	<0.00010	<0.0030	0.30	<0.000090	<0.000040	<0.000050	0.060	0.0027	<0.0000050	<0.00020	0.00044	0.00032	<0.0020	<0.0020
13/09/2024	21	0.056	<0.000010	-	<0.00040	<0.00010	<0.0030	0.36	<0.000090	<0.000040	<0.000050	0.060	0.0028	<0.0000050	<0.00020	0.00043	0.00032	<0.0020	<0.0020
20/09/2024	22	0.047	<0.000010	-	<0.00040	0.00010	<0.0030	0.33	<0.000090	<0.000040	<0.000050	0.050	0.0028	<0.0000050	<0.00020	0.00042	0.00030	<0.0020	<0.0020
27/09/2024	23	0.071	<0.000010	-	<0.00040	<0.00010	<0.0030	0.38	<0.000090	<0.000040	<0.000050	0.090	0.0026	<0.0000050	<0.00020	0.00038	0.00032	<0.0020	<0.0020
10/04/2024	24	0.046	<0.000010	-	0.0048	<0.00010	0.0060	0.30	<0.000090	<0.000040	<0.000050	0.050	0.0027	<0.0000050	<0.00020	0.00035	0.00028	<0.0020	<0.0020
10/11/2024	25	0.042	<0.000010	-	<0.00040	<0.00010	<0.0030	0.31	<0.000090	<0.000040	<0.000050	0.050	0.0025	<0.0000050	<0.00020	0.00037	0.00032	<0.0020	<0.0020
18/10/2024	26	0.048	<0.000010	-	<0.00040	<0.00010	<0.0030	0.32	<0.000090	<0.000040	<0.000050	0.040	0.0030	<0.0000050	<0.00020	0.00039	0.00026	<0.0020	<0.0020
25/10/2024	27	0.043	<0.000010	-	<0.00040	0.00020	<0.0030	0.32	<0.000090	<0.000040	<0.000050	0.060	0.0026	<0.0000050	<0.00020	0.00032	0.00029	<0.0020	<0.0020
11/01/2024	28	0.040	<0.000010	-	<0.00040	<0.00010	0.010	0.33	<0.000090	<0.000040	<0.000050	0.070	0.0028	<0.0000050	<0.00020	0.00027	0.00030	<0.0020	<0.0020
11/08/2024	29	0.039	<0.000010	-	<0.00040	0.00090	<0.0030	0.32	<0.000090	<0.000040	<0.000050	0.060	0.0022	<0.0000050	<0.00020	0.00027	0.00027	<0.0020	<0.0020
15/11/2024	30	0.038	<0.000010	-	<0.00040	<0.00010	<0.0030	0.29	<0.000090	<0.000040	<0.000050	0.070	0.0025	<0.0000050	<0.00020	0.00031	0.00025	0.0040	<0.0020
22/11/2024	31	0.056	<0.000010	-	<0.00040	<0.00010	0.0080	0.34	<0.000090	<0.000040	<0.000050	0.060	0.0028	<0.0000050	<0.00020	0.00029	0.00032	<0.0020	<0.0020
29/11/2024	32	0.042	<0.000010	-	<0.00040	<0.00010	<0.0030	0.37	<0.000090	<0.000040	<0.000050	0.050	0.0026	<0.0000050	<0.00020	0.00030	0.00031	<0.0020	<0.0020
12/06/2024	33	0.066	<0.000010	-	<0.00040	<0.00010	<0.0030	0.35	<0.000090	<0.000040	<0.000050	0.050	0.0031	<0.0000050	<0.00020	0.00037	0.00029	<0.0020	<0.0020
13/12/2024	34	0.039	<0.000010	-	<0.00040	<0.00010	<0.0030	0.35	<0.000090	<0.000040	<0.000050	0.050	0.0028	<0.0000050	<0.00020	0.00031	0.00030	<0.0020	<0.0020
20/12/2024	35	0.040	<0.000010	-	<0.00040	<0.00010	<0.0030	0.33	<0.000090	<0.000040	<0.000050	0.040	0.0027	<0.0000050	<0.00020	0.00026	0.00029	<0.0020	<0.0020
27/12/2024	36	0.039	<0.000010	-	<0.00040	<0.00010	<0.0030	0.33	<0.000090	<0.000040	<0.000050	0.040	0.0033	<0.0000050	<0.00020	0.00033	0.00032	<0.0020	<0.0020
01/03/2025	37	0.036	<0.000010	-	<0.00040	<0.00010	<0.0030	0.32	<0.000090	<0.000040	<0.000050	0.050	0.0027	<0.0000050	<0.00020	0.00030	0.00028	0.0030	<0.0020
01/10/2025	38	0.057	<0.000010	-	<0.00040	<0.00010	<0.0030	0.37	<0.000090	<0.000040	<0.000050	0.050	0.0048	<0.0000050	<0.00020	0.00049	0.00027	<0.0020	<0.0020
17/01/2025	39	0.054	<0.000010	-	<0.00040	0.00050	<0.0030	0.35	<0.000090	<0.000040	<0.000050	0.040	0.0047	<0.0000050	<0.00020	0.00036	0.00026	0.010	<0.0020
24/01/2025	40	0.045	<0.000010	-	<0.00040	<0.00010	<0.0030	0.38	<0.000090	<0.000040	<0.000050	0.050	0.0043	<0.0000050	<0.00020	0.00049	0.00029	<0.0020	<0.0020
31/01/2025	41	0.031	<0.000010	-	<0.00040	<0.00010	<0.0030	0.34	<0.000090	<0.000040	<0.000050	0.040	0.0026	<0.0000050	<0.00020	0.00024	0.00030	<0.0020	<0.0020
02/07/2025	42	0.051	<0.000010	-	<0.00040	<0.00010	<0.0030	0.38	<0.000090	<0.000040	<0.000050	0.060	0.0043	<0.0000050	<0.00020	0.00046	0.00029	<0.0020	<0.0020
14/02/2025	43	0.044	<0.000010	-	<0.00040	<0.00010	<0.0030	0.36	<0.000090	<0.000040	<0.000050	0.040	0.0046	<0.0000050	<0.00020	0.00049	0.00027	<0.0020	<0.0020
21/02/2025	44	0.037	<0.000010	-	<0.00040	<0.00010	<0.0030	0.35	<0.000090	<0.000040	<0.000050	0.040	0.0033	<0.0000050	<0.00020	0.00039	0.00029	<0.0020	<0.0020
28/02/2025	45	0.026	<0.000010	-	<0.00040	<0.00010	<0.0030	0.30	<0.000090	<0.000040	<0.000050	0.040	0.0023	<0.0000050	<0.00020	0.00023	0.00025	<0.0020	<0.0020
03/07/2025	46	0.042	<0.000010	-	<0.00040	<0.00010	<0.0030	0.33	<0.000090	<0.000040	<0.000050	0.040	0.0037	<0.0000050	<0.00020	0.00044	0.00021	<0.0020	<0.0020
14/03/2025	47	0.039	<0.000010	-	<0.00040	<0.00010	<0.0030	0.33	<0.000090	<0.000040	<0.000050	0.050	0.0034	<0.0000050	<0.00020	0.00041	0.00023	<0.0020	<0.0020
21/03/2025	48	0.033	<0.000010	-	<0.00040	<0.00010	<0.0030	0.27	<0.000090	<0.000040	<0.000050	0.040	0.0023	<0.0000050	<0.00020	0.00025	0.00020	<0.0020	<0.0020
28/03/2025	49	0.024	<0.000010	-	<0.00040	<0.00010	<0.0030	0.27	<0.000090	<0.000040	<0.000050	0.040	0.0019	<0.0000050	<0.00020	0.00016	0.00019	<0.0020	<0.0020
04/04/2025	50	0.037	<0.000010	-	<0.00040	<0.00010	<0.0030	0.34	<0.000090	<0.000040	<0.000050	0.040	0.0032	<0.0000050	<0.00020	0.00035	0.00024	<0.0020	<0.0020
04/11/2025	51	0.021	<0.000010	-	<0.00040	<0.00010	<0.0030	0.25	<0.000090	<0.000040	<0.000050	0.030	0.0018	<0.0000050	<0.00020	0.00020	0.00019	<0.0020	<0.0020
18/04/2025	52	0.025	<0.000010	-	<0.00040	<0.00010	<0.0030	0.30	<0.000090	<0.000040	<0.000050	0.040	0.0018	<0.0000050	<0.00020	0.00019	0.00019	<0.0020	<0.0020
25/04/2025	53	0.029	<0.000010	-	<0.00040	<0.00010	<0.0030	0.32	<0.000090	<0.000040	<0.000050	0.040	0.0022	<0.0000050	<0.00020	0.00020	0.00024	<0.0020	<0.0020
05/02/2025	54	0.046	<0.000010	0.00000039	<0.00040	0.00020	<0.0030	0.34	<0.000090	<0.000040	<0.000050	0.050	0.0038	<0.0000050	<0.00020	0.00033	0.00018	<0.0020	<0.0020
05/09/2025	55	0.036	<0.000010	0.00000028	<0.00040	<0.00010	<0.0030	0.32	<0.000090	<0.000040	<0.000050	0.040	0.0033	<0.0000050	<0.00020	0.00032	0.00017	<0.0020	<0.0020
16/05/2025	56	0.037	<0.000010	0.00000031	<0.00040	<0.00010	<0.0030	0.33	<0.000090	<0.000040	<0.000050	0.040	0.0034	<0.0000050	<0.00020	0.00033	0.00019	<0.0020	<0.0020
23/05/2025	57	0.023	<0.000010	0.00000068	<0.00040	0.00030	<0.0030	0.27	<0.000090	<0.000040	<0.000050	0.030	0.0020	<0.0000050	<0.00020	0.00021	0.00017	<0.0020	<0.0020
30/05/2025	58	0.023	<0.000010	-	<0.00040	<0.00010	<0.0030	0.29	<0.000090	<0.000040	<0.000050	0.030	0.0020	<0.0000050	<0.00020	0.00019	0.00017	<0.0020	<0.0020
06/06/2025	59	-	-	-	-	-	-	-	-	-	-	-	-	-	-	-	-	-	-
13/06/2025	60	0.025	<0.000010	-	<0.00040	<0.00010	<0.0030	0.32	<0.000090	<0.000040	<0.000050	0.040	0.0019	<0.0000050	<0.00020	0.00018	0.00016	<0.0020	<0.0020
20/06/2025	61	-	-	-	-	-	-	-	-	-	-	-	-	-	-	-	-	-	-
27/06/2025	62	0.034	<0.000010	-	<0.00040	<0.00010	<0.0030	0.31	<0.000090	<0.000040	<0.000050	0.040	0.0030	<0.0000050	<0.00020	0.00024	0.00018	<0.0020	<0.0020
07/04/2025	63	-	-	-	-	-	-	-	-	-	-	-	-	-	-	-	-	-	-

Table D-29: Mine Rock Humidity Cell Testing Results (HC-29)

Sample Date	Week Number	Leachate Volume Recovered	pH	Electrical Conductivity	Alkalinity (to pH 4.5)	Acidity (to pH 8.3)	Sulphate	Fluoride	Chloride	Aluminum (Al)	Antimony (Sb)	Arsenic (As)	Beryllium (Be)	Boron (B)	Cadmium (Cd)	Calcium (Ca)	Chromium (Cr)	Cobalt (Co)	Copper (Cu)	Iron (Fe)
Units:	-	mL	pH Units	µS/cm	mg CaCO3/L	mg CaCO3/L	mg/L	mg/L	mg/L	mg/L	mg/L	mg/L	mg/L	mg/L	mg/L	mg/L	mg/L	mg/L	mg/L	mg/L
19/04/2024	0	843	8.0	8.0	27	<2.0	<1.0	<0.060	3.0	0.091	<0.00090	0.0027	<0.0000070	0.0030	0.0000040	2.8	0.00011	0.000034	0.0010	0.017
26/04/2024	1	1001	7.3	28	9.0	<2.0	3.0	<0.060	<1.0	0.038	0.0011	0.0075	<0.0000070	0.0070	<0.0000030	2.8	<0.000080	0.000060	<0.0010	<0.0070
05/03/2024	2	957	7.2	22	5.0	<2.0	3.0	<0.060	<1.0	0.054	<0.00090	0.0085	<0.0000070	0.0050	0.0000030	1.9	<0.000080	0.000055	<0.0010	0.012
05/10/2024	3	986	6.8	15	4.0	<2.0	<2.0	<0.060	<1.0	0.047	<0.00090	0.0090	<0.0000070	0.0030	<0.0000030	1.7	<0.000080	0.000034	<0.0010	<0.0070
17/05/2024	4	950	7.3	16	5.0	<2.0	2.0	<0.060	<1.0	0.052	<0.00090	0.011	<0.0000070	0.0050	<0.0000030	1.8	0.00010	0.000035	<0.0010	0.0090
24/05/2024	5	944	6.6	14	5.0	<2.0	<2.0	0.37	<1.0	0.043	<0.00090	0.010	<0.0000070	0.0020	<0.0000030	1.4	<0.000080	0.000036	<0.0010	0.0080
31/05/2024	6	984	6.7	15	5.0	<2.0	<2.0	<0.060	<1.0	0.026	<0.00090	0.0096	<0.0000070	0.0020	<0.0000030	1.8	0.00014	0.000037	<0.0010	<0.0070
06/07/2024	7	925	7.2	15	7.0	<2.0	<2.0	<0.060	<1.0	0.070	<0.00090	0.017	<0.0000070	0.0020	<0.0000030	2.0	0.00010	0.000040	<0.0010	0.013
14/06/2024	8	947	6.9	11	5.0	<2.0	<2.0	<0.060	<1.0	0.044	<0.00090	0.013	<0.0000070	<0.0020	0.0000060	1.3	<0.000080	0.000033	<0.0010	0.0070
21/06/2024	9	945	6.8	11	4.0	<2.0	0.60	<0.060	<0.20	0.035	<0.00090	0.012	<0.0000070	<0.0020	<0.0000030	1.2	<0.000080	0.000044	<0.0010	<0.0070
28/06/2024	10	1005	7.2	13	5.0	<2.0	0.40	<0.060	<0.20	0.046	<0.00090	0.014	<0.0000070	<0.0020	<0.0000030	1.9	0.000080	0.000051	<0.0010	0.0070
07/05/2024	11	1007	7.3	16	7.0	<2.0	0.60	<0.060	<0.20	0.053	<0.00090	0.015	<0.0000070	<0.0020	0.000021	2.6	0.000080	0.000064	0.0020	<0.0070
07/12/2024	12	1001	7.2	15	7.0	<2.0	0.60	<0.060	<0.20	0.036	<0.00090	0.015	<0.0000070	<0.0020	<0.0000030	2.5	<0.000080	0.000041	<0.0010	<0.0070
19/07/2024	13	986	7.1	12	6.0	<2.0	0.50	<0.060	<0.20	0.033	<0.00090	0.015	<0.0000070	<0.0020	<0.0000030	1.9	<0.000080	0.000042	<0.0010	<0.0070
26/07/2024	14	993	7.3	12	5.0	<2.0	0.50	<0.060	<0.20	0.032	<0.00090	0.015	<0.0000070	<0.0020	<0.0000030	1.8	<0.000080	0.000049	<0.0010	<0.0070
08/02/2024	15	1009	7.1	14	5.0	<2.0	0.40	<0.060	<0.20	0.026	<0.00090	0.013	<0.0000070	<0.0020	<0.0000030	1.9	<0.000080	0.000038	<0.0010	<0.0070
08/09/2024	16	950	7.0	8.0	4.0	<2.0	0.40	<0.060	<0.20	0.037	<0.00090	0.011	<0.0000070	0.0020	0.000010	1.3	<0.000080	0.000042	<0.0010	<0.0070
16/08/2024	17	963	7.0	8.0	3.0	<2.0	0.40	<0.060	<0.20	0.031	<0.00090	0.0089	<0.0000070	<0.0020	<0.0000030	1.2	<0.000080	0.000043	<0.0010	<0.0070
23/08/2024	18	983	7.0	10	4.0	<2.0	0.40	<0.060	<0.20	0.031	<0.00090	0.0091	<0.0000070	<0.0020	<0.0000030	1.4	<0.000080	0.000034	<0.0010	<0.0070
30/08/2024	19	959	6.8	7.0	3.0	<2.0	0.40	<0.060	<0.20	0.031	<0.00090	0.0087	<0.0000070	<0.0020	<0.0000030	1.1	<0.000080	0.000038	<0.0010	<0.0070
09/06/2024	20	1007	6.8	14	5.0	<2.0	0.40	<0.060	<0.20	0.025	<0.00090	0.011	<0.0000070	<0.0020	0.0000030	2.0	<0.000080	0.000035	<0.0010	<0.0070
13/09/2024	21	975	6.8	9.0	3.0	<2.0	0.30	<0.060	<0.20	0.040	<0.00090	0.010	<0.0000070	<0.0020	<0.0000030	1.4	<0.000080	0.000049	<0.0010	<0.0070
20/09/2024	22	930	6.9	8.0	3.0	<2.0	0.60	<0.060	<0.20	0.031	<0.00090	0.0093	<0.0000070	0.0020	<0.0000030	1.0	<0.000080	0.000032	<0.0010	<0.0070
27/09/2024	23	872	6.9	8.0	3.0	<2.0	0.40	<0.060	<0.20	0.036	<0.00090	0.012	<0.0000070	<0.0020	<0.0000030	1.1	<0.000080	0.000024	<0.0010	<0.0070
10/04/2024	24	953	7.0	9.0	5.0	<2.0	0.20	<0.060	<0.20	0.031	<0.00090	0.0089	<0.0000070	<0.0020	<0.0000030	1.2	<0.000080	0.000028	<0.0010	<0.0070
10/11/2024	25	982	6.9	8.0	3.0	<2.0	0.30	<0.060	<0.20	0.029	<0.00090	0.0092	<0.0000070	<0.0020	<0.0000030	1.2	<0.000080	0.000025	<0.0010	<0.0070
18/10/2024	26	995	7.0	11	4.0	<2.0	0.30	<0.060	<0.20	0.028	<0.00090	0.010	<0.0000070	<0.0020	<0.0000030	1.8	<0.000080	0.000037	<0.0010	<0.0070
25/10/2024	27	988	6.9	9.0	4.0	<2.0	0.30	<0.060	<0.20	0.024	<0.00090	0.0080	<0.0000070	<0.0020	<0.0000030	1.2	<0.000080	0.000039	<0.0010	<0.0070
11/01/2024	28	991	6.9	9.0	3.0	<2.0	0.40	<0.060	<0.20	0.029	<0.00090	0.0086	<0.0000070	<0.0020	<0.0000030	1.2	<0.000080	0.000036	<0.0010	<0.0070
11/08/2024	29	942	6.7	6.0	3.0	<2.0	0.30	<0.060	<0.20	0.026	<0.00090	0.0083	<0.0000070	<0.0020	<0.0000030	0.91	<0.000080	0.000045	<0.0010	<0.0070
15/11/2024	30	972	7.0	8.0	4.0	<2.0	<0.20	<0.060	<0.20	0.027	<0.00090	0.0075	<0.0000070	<0.0020	<0.0000030	1.2	<0.000080	0.000028	<0.0010	<0.0070
22/11/2024	31	924	7.0	6.0	4.0	<2.0	0.30	<0.060	<0.20	0.034	<0.00090	0.0080	<0.0000070	<0.0020	<0.0000030	1.1	<0.000080	0.000022	<0.0010	<0.0070
29/11/2024	32	944	6.7	9.0	3.0	<2.0	0.30	<0.060	<0.20	0.033	<0.00090	0.0079	<0.0000070	<0.0020	0.000010	0.97	<0.000080	0.000021	<0.0010	<0.0070
12/06/2024	33	999	7.1	7.0	5.0	<2.0	0.30	<0.060	<0.20	0.026	<0.00090	0.0080	<0.0000070	<0.0020	0.000011	1.2	<0.000080	0.000025	<0.0010	0.010
13/12/2024	34	966	6.7	7.0	4.0	<2.0	0.40	<0.060	<0.20	0.028	<0.00090	0.0076	<0.0000070	<0.0020	0.000010	1.0	<0.000080	0.000022	<0.0010	<0.0070
20/12/2024	35	937	6.9	6.0	3.0	<2.0	0.30	0.10	<0.20	0.028	<0.00090	0.0068	<0.0000070	<0.0020	<0.0000030	0.96	<0.000080	0.000031	<0.0010	<0.0070
27/12/2024	36	970	6.7	10	4.0	<2.0	0.40	<0.060	<0.20	0.026	<0.00090	0.0070	<0.0000070	<0.0020	0.0000080	1.1	<0.000080	0.000026	<0.0010	<0.0070
01/03/2025	37	964	6.7	9.0	4.0	<2.0	0.30	<0.060	<0.20	0.026	<0.00090	0.0072	<0.0000070	<0.0020	0.0000030	1.1	<0.000080	0.000014	<0.0010	<0.0070
01/10/2025	38	1009	6.8	13	7.0	<2.0	0.30	<0.060	<0.20	0.027	<0.00090	0.0075	<0.0000070	<0.0020	<0.0000030	2.2	<0.000080	0.000026	<0.0010	<0.0070
17/01/2025	39	1009	6.9	12	7.0	<2.0	0.30	<0.060	0.20	0.021	<0.00090	0.0056	<0.0000070	<0.0020	<0.0000030	1.9	<0.000080	0.000021	<0.0010	<0.0070
24/01/2025	40	1010	6.9	11	6.0	<2.0	0.40	<0.060	<0.20	0.029	<0.00090	0.0081	<0.0000070	<0.0020	<0.0000030	1.9	<0.000080	0.000025	<0.0010	<0.0070
31/01/2025	41	907	7.0	8.0	4.0	<2.0	0.40	<0.060	<0.20	0.035	<0.00090	0.0071	<0.0000070	<0.0020	<0.0000030	1.2	<0.000080	0.000020	<0.0010	<0.0070
02/07/2025	42	1006	7.0	12	5.0	<2.0	0.30	<0.060	<0.20	0.028	<0.00090	0.0079	<0.0000070	<0.0020	0.0000050	1.7	<0.000080	0.000027	<0.0010	<0.0070
14/02/2025	43	981	6.9	9.0	5.0	<2.0	0.30	<0.060	<0.20	0.030	<0.00090	0.0072	<0.0000070	<0.0020	<0.0000030	1.5	<0.000080	0.000025	<0.0010	<0.0070
21/02/2025	44	935	6.8	8.0	4.0	<2.0	0.40	<0.060	<0.20	0.032	<0.00090	0.0070	<0.0000070	<0.0020	<0.0000030	1.2	<0.000080	0.000012	<0.0010	<0.0070
28/02/2025	45	969	7.0	9.0	5.0	<2.0	0.30	<0.060	<0.20	0.029	<0.00090	0.0073	0.000011	<0.0020	<0.0000030	1.3	<0.000080	0.000018	<0.0010	<0.0070
03/07/2025	46	992	6.8	8.0	5.0	<2.0	0.30	<0.060	<0.20	0.025	<0.00090	0.0058	<0.0000070	<0.0020	<0.0000030	1.3	<0.000080	0.000016	<0.0010	<0.0070
14/03/2025	47	995	6.9	10	5.0	<2.0	0.30	<0.060	<0.20	0.023	<0.00090	0.0060	<0.0000070	<0.0020	<0.0000030	1.6	<0.000080	0.000015	<0.0010	<0.0070
21/03/2025	48	994	6.9	9.0	5.0	<2.0	0.30	<0.060	<0.20	0.026	<0.00090	0.0062	<0.0000070	<0.0020	<0.0000030	1.6	<0.000080	0.000019	<0.0010	<0.0070
28/03/2025	49	958	7.1	6.0	3.0	<2.0	0.30	<0.060	<0.20	0.023	<0.00090	0.0050	<0.0000070	<0.0020	<0.0000030	1.1	<0.000080	0.000016	<0.0010	<0.0070
04/04/2025	50	1029	7.2	13	5.0	<2.0	0.30	<0.060	<0.20	0.030	<0.00090	0.0061	<0.0000070	<0.0020	<0.0000030	2.0	<0.000080	0.000014	<0.0010	<0.0070
04/11/2025	51	1005	7.0	9.0	4.0	<2.0	0.20	<0.060	<0.20	0.021	<0.00090	0.0050	<0.0000070	<0.0020	0.0000030	1.4	<0.000080	0.000019	<0.0010	<0.0070
18/04/2025	52	995	6.8	6.0	3.0	<2.0	0.20	<0.060	<0.20	0.022	<0.00090	0.0046	<0.0000070	<0.0020	<0.0000030	1.2	<0.000080	0.000015	<0.0010	<0.0070
25/04/2025	53	972	6.7	9.0	4.0	<2.0	0.30	<0.060	<0.20	0.023	<0.00090	0.0046	<0.0000070	<0.0020	<0.0000030	1.1	<0.000080	0.000018	<0.0010	<0.0070
05/02/2025	54	1001	6.6	9.0	5.0	<2.0	0.30	<0.060	<0.20	0.024	<0.00090	0.0045	<0.0000070	<0.0020	<0.0000030	1.7	<0.000080	0.000020	<0.0010	<0.0070
05/09/2025	55	1021	6.9	10	5.0	<2.0	0.20	<0.060	<0.20	0.022	<0.00090	0.0042	<0.0000070	<0.0020	<0.0000030	1.9	<0.000080	0.000014	<0.0010	<0.0070
16/05/2025	56	1008	7.1	10	5.0	<2.0	0.30	<0.060	<0.20	0.023	<0.00090	0.0046	<0.0000070	<0.0020	<0.0000030	1.9	<0.000080	0.000014	<0.0010	<0.0070
23/05/2025	57	988	6.6	8.0	5.0	<2.0	0.20	<0.060	<0.20	0.024	<0.00090	0.0044	<0.0000070	<0.0020	<0.0000030	1.4	<0.000080	0.000015	<0.0010	<0.0070
30/05/2025	58	1001	6.7	9.0	6.0	<2.0	0.30	<0.060	<0.20	0.024	<0.00090	0.0051	<0.0000070	<0.0020	0.0000030	1.6	<0.000080	0.000011	<0.0010	<0.0070
06/06/2025	59	994	6.6	7.0	4.0	<2.0	0.20	-	-	-	-	-	-	-	-	-	-	-	-	-
13/06/2025	60	960	6.9	7.0	4.0	<2.0	0.20	-	-	0.021	<0.00090	0.0040	<0.0000070	<0.0020	<0.0000030	1.4	<0.000080	0.000012	<0.0010	<0.0070
20/06/2025	61	954	6.5	6.0	3.0	<2.0	0.20	-	-	-	-	-	-	-	-	-	-	-	-	-
27/06/2025	62	1016	6.8	9.0	5.0	<2.0	0.30	-	-	0.024	<0.00090	0.0044	<0.0000070	<0.0020	<0.0000030	1.8	<0.000080	0.000014	<0.0010	<0.0070
07/04/2025	63	986	6.9	6.0	4.0	<2.0	0.20	-	-	-	-	-	-	-	-	-	-	-	-	-

Table D-29: Mine Rock Humidity Cell Testing Results (HC-29)

Sample Date	Week Number	Magnesium (Mg)	Mercury (Hg)	Ultra Trace Mercury (Hg)	Molybdenum (Mo)	Nickel (Ni)	Phosphorus (P)	Potassium (K)	Lead (Pb)	Selenium (Se)	Silver (Ag)	Sodium (Na)	Strontium (Sr)	Thallium (Tl)	Tungsten (W)	Uranium (U)	Vanadium (V)	Zinc (Zn)	Zirconium (Zr)
Units:	-	mg/L	mg/L	mg/L	mg/L	mg/L	mg/L	mg/L	mg/L	mg/L	mg/L	mg/L	mg/L	mg/L	mg/L	mg/L	mg/L	mg/L	mg/L
19/04/2024	0	0.16	<0.000010	-	<0.00040	0.00040	0.0050	1.6	<0.000090	0.000050	<0.000050	1.6	0.011	<0.0000050	0.00030	0.00059	0.00086	<0.0020	<0.0020
26/04/2024	1	0.21	<0.000010	-	0.00070	0.00080	<0.0030	1.6	<0.000090	0.000070	<0.000050	1.7	0.013	<0.0000050	0.00080	0.0084	0.00078	<0.0020	<0.0020
05/03/2024	2	0.16	<0.000010	-	0.00080	0.00040	<0.0030	1.3	<0.000090	0.000050	<0.000050	1.4	0.0080	<0.0000050	0.00058	0.0036	0.00075	<0.0020	<0.0020
05/10/2024	3	0.12	<0.000010	-	<0.00040	0.00020	<0.0030	1.1	<0.000090	<0.000040	<0.000050	0.71	0.0067	<0.0000050	0.00040	0.0037	0.00070	<0.0020	<0.0020
17/05/2024	4	0.12	<0.000010	-	0.00060	0.00020	<0.0030	1.1	<0.000090	<0.000040	<0.000050	0.76	0.0077	<0.0000050	0.00040	0.0038	0.00077	<0.0020	<0.0020
24/05/2024	5	0.12	<0.000010	-	<0.00040	0.00020	<0.0030	1.0	<0.000090	<0.000040	<0.000050	0.58	0.0055	<0.0000050	0.00030	0.0030	0.00073	<0.0020	<0.0020
31/05/2024	6	0.14	<0.000010	-	<0.00040	0.00020	<0.0030	0.88	<0.000090	<0.000040	<0.000050	0.44	0.0068	<0.0000050	0.00040	0.0055	0.00057	<0.0020	<0.0020
06/07/2024	7	0.15	<0.000010	-	0.00060	0.00030	<0.0030	1.3	<0.000090	<0.000040	<0.000050	0.54	0.0076	<0.0000050	0.00030	0.0042	0.0011	<0.0020	<0.0020
14/06/2024	8	0.10	<0.000010	-	<0.00040	0.00020	<0.0030	0.99	<0.000090	<0.000040	<0.000050	0.30	0.0049	<0.0000050	0.00030	0.0029	0.00074	<0.0020	<0.0020
21/06/2024	9	0.095	0.000010	-	<0.00040	0.00030	<0.0030	0.83	<0.000090	<0.000040	<0.000050	0.20	0.0050	<0.0000050	0.00020	0.0037	0.00073	<0.0020	<0.0020
28/06/2024	10	0.13	<0.000010	-	<0.00040	0.00010	<0.0030	0.94	<0.000090	<0.000040	<0.000050	0.18	0.0073	<0.0000050	0.00020	0.0052	0.00075	<0.0020	<0.0020
07/05/2024	11	0.15	<0.000010	-	<0.00040	0.00020	<0.0030	1.1	0.00027	0.000040	<0.000050	0.17	0.0092	<0.0000050	0.00020	0.0060	0.00084	0.0040	<0.0020
07/12/2024	12	0.13	<0.000010	-	<0.00040	0.00020	<0.0030	1.00	<0.000090	<0.000040	<0.000050	0.15	0.0091	<0.0000050	<0.00020	0.0053	0.00082	0.0020	<0.0020
19/07/2024	13	0.11	<0.000010	-	<0.00040	0.00020	<0.0030	0.86	<0.000090	<0.000040	<0.000050	0.14	0.0068	<0.0000050	<0.00020	0.0043	0.00079	<0.0020	<0.0020
26/07/2024	14	0.11	<0.000010	-	0.00050	0.00030	<0.0030	0.81	0.00019	0.000050	<0.000050	0.12	0.0060	<0.0000050	<0.00020	0.0040	0.00077	<0.0020	<0.0020
08/02/2024	15	0.11	<0.000010	-	<0.00040	0.00020	<0.0030	0.78	<0.000090	<0.000040	<0.000050	0.10	0.0065	<0.0000050	<0.00020	0.0038	0.00068	<0.0020	<0.0020
08/09/2024	16	0.14	<0.000010	-	<0.00040	0.00020	0.0030	0.72	0.00023	<0.000040	<0.000050	0.12	0.0042	<0.0000050	<0.00020	0.0022	0.00060	<0.0020	<0.0020
16/08/2024	17	0.076	<0.000010	-	<0.00040	0.00030	<0.0030	0.65	<0.000090	<0.000040	<0.000050	0.080	0.0040	0.0000050	<0.00020	0.0020	0.00051	<0.0020	<0.0020
23/08/2024	18	0.071	<0.000010	-	<0.00040	<0.00010	<0.0030	0.63	<0.000090	<0.000040	<0.000050	0.060	0.0045	0.000015	<0.00020	0.0022	0.00054	<0.0020	<0.0020
30/08/2024	19	0.067	<0.000010	-	<0.00040	0.00020	<0.0030	0.62	<0.000090	<0.000040	<0.000050	0.050	0.0038	<0.0000050	<0.00020	0.0016	0.00048	<0.0020	<0.0020
09/06/2024	20	0.11	<0.000010	-	<0.00040	<0.00010	<0.0030	0.71	<0.000090	0.000040	<0.000050	0.090	0.0068	<0.0000050	<0.00020	0.0031	0.00063	<0.0020	<0.0020
13/09/2024	21	0.079	<0.000010	-	<0.00040	0.00010	<0.0030	0.75	<0.000090	<0.000040	<0.000050	0.070	0.0047	<0.0000050	<0.00020	0.0018	0.00060	<0.0020	<0.0020
20/09/2024	22	0.059	<0.000010	-	<0.00040	0.00020	<0.0030	0.65	<0.000090	<0.000040	<0.000050	0.060	0.0034	<0.0000050	<0.00020	0.0013	0.00051	<0.0020	<0.0020
27/09/2024	23	0.077	<0.000010	-	<0.00040	<0.00010	<0.0030	0.80	<0.000090	<0.000040	<0.000050	0.11	0.0037	<0.0000050	<0.00020	0.0016	0.00059	<0.0020	<0.0020
10/04/2024	24	0.069	<0.000010	-	0.00050	<0.00010	0.0050	0.67	<0.000090	<0.000040	<0.000050	0.060	0.0039	0.0000050	<0.00020	0.0016	0.00049	<0.0020	<0.0020
10/11/2024	25	0.065	<0.000010	-	<0.00040	<0.00010	<0.0030	0.61	<0.000090	<0.000040	<0.000050	0.060	0.0040	<0.0000050	<0.00020	0.0017	0.00048	<0.0020	<0.0020
18/10/2024	26	0.088	<0.000010	-	<0.00040	<0.00010	<0.0030	0.78	<0.000090	<0.000040	<0.000050	0.050	0.0054	<0.0000050	<0.00020	0.0022	0.00052	<0.0020	<0.0020
25/10/2024	27	0.063	<0.000010	-	<0.00040	0.00020	<0.0030	0.61	<0.000090	<0.000040	<0.000050	0.050	0.0038	<0.0000050	<0.00020	0.0013	0.00048	<0.0020	<0.0020
11/01/2024	28	0.063	<0.000010	-	<0.00040	0.00020	0.011	0.65	<0.000090	<0.000040	<0.000050	0.070	0.0038	<0.0000050	<0.00020	0.0014	0.00050	<0.0020	<0.0020
11/08/2024	29	0.049	<0.000010	-	<0.00040	0.00030	0.0060	0.66	<0.000090	<0.000040	<0.000050	0.070	0.0029	<0.0000050	<0.00020	0.00095	0.00047	<0.0020	<0.0020
15/11/2024	30	0.064	<0.000010	-	<0.00040	<0.00010	<0.0030	0.65	<0.000090	<0.000040	<0.000050	0.070	0.0035	<0.0000050	<0.00020	0.0011	0.00045	<0.0020	<0.0020
22/11/2024	31	0.055	<0.000010	-	<0.00040	<0.00010	0.0050	0.69	<0.000090	<0.000040	<0.000050	0.060	0.0032	<0.0000050	<0.00020	0.00064	0.00050	<0.0020	<0.0020
29/11/2024	32	0.055	<0.000010	-	<0.00040	<0.00010	<0.0030	0.71	0.00011	<0.000040	<0.000050	0.050	0.0030	<0.0000050	<0.00020	0.00084	0.00049	<0.0020	<0.0020
12/06/2024	33	0.064	<0.000010	-	<0.00040	0.00010	0.0030	0.67	0.00043	<0.000040	<0.000050	0.21	0.0036	0.0000060	<0.00020	0.00091	0.00048	0.0020	<0.0020
13/12/2024	34	0.056	<0.000010	-	<0.00040	<0.00010	<0.0030	0.64	<0.000090	<0.000040	<0.000050	0.060	0.0032	0.0000090	<0.00020	0.00083	0.00049	0.0020	<0.0020
20/12/2024	35	0.054	<0.000010	-	<0.00040	0.00050	<0.0030	0.65	<0.000090	<0.000040	<0.000050	0.050	0.0027	<0.0000050	<0.00020	0.00061	0.00043	<0.0020	<0.0020
27/12/2024	36	0.056	<0.000010	-	<0.00040	<0.00010	<0.0030	0.63	<0.000090	<0.000040	<0.000050	0.050	0.0034	<0.0000050	<0.00020	0.00063	0.00051	<0.0020	<0.0020
01/03/2025	37	0.052	<0.000010	-	<0.00040	<0.00010	<0.0030	0.63	<0.000090	<0.000040	<0.000050	0.050	0.0031	<0.0000050	<0.00020	0.00077	0.00044	<0.0020	<0.0020
01/10/2025	38	0.096	<0.000010	-	<0.00040	<0.00010	<0.0030	0.75	<0.000090	<0.000040	<0.000050	0.050	0.0064	<0.0000050	<0.00020	0.0014	0.00054	<0.0020	<0.0020
17/01/2025	39	0.079	<0.000010	-	<0.00040	<0.00010	<0.0030	0.62	<0.000090	<0.000040	<0.000050	0.050	0.0058	<0.0000050	<0.00020	0.00099	0.00042	<0.0020	<0.0020
24/01/2025	40	0.074	<0.000010	-	<0.00040	<0.00010	<0.0030	0.69	<0.000090	<0.000040	<0.000050	0.050	0.0055	<0.0000050	<0.00020	0.0015	0.00049	<0.0020	<0.0020
31/01/2025	41	0.053	<0.000010	-	<0.00040	<0.00010	<0.0030	0.68	<0.000090	<0.000040	<0.000050	0.040	0.0033	<0.0000050	<0.00020	0.00089	0.00054	<0.0020	<0.0020
02/07/2025	42	0.070	<0.000010	-	<0.00040	<0.00010	<0.0030	0.70	<0.000090	<0.000040	<0.000050	0.060	0.0049	<0.0000050	<0.00020	0.0013	0.00051	<0.0020	<0.0020
14/02/2025	43	0.055	<0.000010	-	<0.00040	<0.00010	<0.0030	0.62	<0.000090	<0.000040	<0.000050	0.040	0.0044	<0.0000050	<0.00020	0.0011	0.00050	<0.0020	<0.0020
21/02/2025	44	0.049	<0.000010	-	<0.00040	<0.00010	<0.0030	0.62	<0.000090	<0.000040	<0.000050	0.050	0.0032	<0.0000050	<0.00020	0.00069	0.00045	<0.0020	<0.0020
28/02/2025	45	0.053	<0.000010	-	<0.00040	<0.00010	<0.0030	0.61	<0.000090	<0.000040	<0.000050	0.040	0.0036	<0.0000050	<0.00020	0.00086	0.00044	<0.0020	<0.0020
03/07/2025	46	0.053	<0.000010	-	<0.00040	<0.00010	<0.0030	0.56	<0.000090	<0.000040	<0.000050	0.050	0.0036	<0.0000050	<0.00020	0.00092	0.00041	<0.0020	<0.0020
14/03/2025	47	0.064	<0.000010	-	<0.00040	<0.00010	<0.0030	0.61	<0.000090	<0.000040	<0.000050	0.050	0.0042	<0.0000050	<0.00020	0.0011	0.00041	<0.0020	<0.0020
21/03/2025	48	0.057	<0.000010	-	<0.00040	<0.00010	<0.0030	0.60	<0.000090	<0.000040	<0.000050	0.040	0.0041	<0.0000050	<0.00020	0.00098	0.00042	<0.0020	<0.0020
28/03/2025	49	0.044	<0.000010	-	<0.00040	<0.00010	<0.0030	0.52	<0.000090	<0.000040	<0.000050	0.040	0.0027	<0.0000050	<0.00020	0.00061	0.00035	<0.0020	<0.0020
04/04/2025	50	0.071	<0.000010	-	<0.00040	<0.00010	<0.0030	0.68	<0.000090	<0.000040	<0.000050	0.040	0.0049	<0.0000050	<0.00020	0.0011	0.00041	<0.0020	<0.0020
04/11/2025	51	0.048	<0.000010	-	<0.00040	<0.00010	<0.0030	0.52	<0.000090	<0.000040	<0.000050	0.040	0.0036	<0.0000050	<0.00020	0.00066	0.00034	<0.0020	<0.0020
18/04/2025	52	0.046	<0.000010	-	<0.00040	<0.00010	<0.0030	0.56	<0.000090	<0.000040	<0.000050	0.040	0.0028	<0.0000050	<0.00020	0.00068	0.00030	<0.0020	<0.0020
25/04/2025	53	0.042	<0.000010	-	<0.00040	<0.00010	<0.0030	0.52	<0.000090	<0.000040	<0.000050	0.030	0.0025	<0.0000050	<0.00020	0.00053	0.00030	<0.0020	<0.0020
05/02/2025	54	0.061	<0.000010	0.00000021	<0.00040	0.00030	<0.0030	0.57	<0.000090	<0.000040	<0.000050	0.040	0.0042	<0.0000050	<0.00020	0.00079	0.00034	<0.0020	<0.0020
05/09/2025	55	0.059	<0.000010	0.00000028	<0.00040	<0.00010	<0.0030	0.58	<0.000090	<0.000040	<0.000050	0.040	0.0044	<0.0000050	<0.00020	0.00079	0.00028	<0.0020	<0.0020
16/05/2025	56	0.065	<0.000010	0.00000016	<0.00040	<0.00010	<0.0030	0.59	<0.000090	<0.000040	<0.000050	0.040	0.0044	<0.0000050	<0.00020	0.00071	0.00029	<0.0020	<0.0020
23/05/2025	57	0.044	<0.000010	0.00000027	<0.00040	<0.00010	<0.0030	0.54	<0.000090	<0.000040	<0.000050	0.040	0.0032	<0.0000050	<0.00020	0.00067	0.00033	<0.0020	<0.0020
30/05/2025	58	0.054	<0.000010	-	<0.00040	<0.00010	<0.0030	0.59	<0.000090	<0.000040	<0.000050	0.040	0.0037	0.0000050	<0.00020	0.00079	0.00034	<0.0020	<0.0020
06/06/2025	59	-	-	-	-	-	-	-	-	-	-	-	-	-	-	-	-	-	-
13/06/2025	60	0.047	<0.000010	-	<0.00040	<0.00010	<0.0030	0.57	<0.000090	<0.000040	<0.000050	0.040	0.0031	<0.0000050	<0.00020	0.00057	0.00027	<0.0020	<0.0020
20/06/2025	61	-	-	-	-	-	-	-	-	-	-	-	-	-	-	-	-	-	-
27/06/2025	62	0.054	<0.000010	-	<0.00040	<0.00010	<0.0030	0.56	<0.000090	<0.000040	<0.000050	0.040	0.0039	<0.0000050	<0.00020	0.00073	0.00030	<0.0020	<0.0020
07/04/2025	63	-	-	-	-	-	-	-	-	-	-	-	-	-	-	-	-	-	-

Table D-30: Mine Rock Humidity Cell Testing Results (HC-30)

Sample Date	Week Number	Leachate Volume Recovered	pH	Electrical Conductivity	Alkalinity (to pH 4.5)	Acidity (to pH 8.3)	Sulphate	Fluoride	Chloride	Aluminum (Al)	Antimony (Sb)	Arsenic (As)	Beryllium (Be)	Boron (B)	Cadmium (Cd)	Calcium (Ca)	Chromium (Cr)	Cobalt (Co)	Copper (Cu)	Iron (Fe)
Units:	-	mL	pH Units	µS/cm	mg CaCO3/L	mg CaCO3/L	mg/L	mg/L	mg/L	mg/L	mg/L	mg/L	mg/L	mg/L	mg/L	mg/L	mg/L	mg/L	mg/L	mg/L
19/04/2024	0	610	8.6	71	14	<2.0	14	<0.060	2.0	0.073	0.0034	0.0037	<0.0000070	0.010	0.0000060	8.2	0.00014	0.00010	0.0040	0.0070
26/04/2024	1	748	7.2	64	11	<2.0	11	<0.060	<1.0	0.039	0.0064	0.0051	<0.0000070	0.015	0.0000030	6.1	<0.000080	0.000039	0.0010	<0.0070
05/03/2024	2	699	7.6	39	10	<2.0	7.0	<0.060	<1.0	0.044	0.0028	0.0051	<0.0000070	0.0070	0.0000070	4.5	<0.000080	0.000024	<0.0010	<0.0070
05/10/2024	3	716	7.1	27	8.0	<2.0	3.0	<0.060	<1.0	0.040	0.0025	0.0046	<0.0000070	0.0050	0.0000040	3.6	<0.000080	0.000014	0.0020	<0.0070
17/05/2024	4	698	7.5	24	8.0	<2.0	3.0	<0.060	<1.0	0.036	0.0027	0.0044	0.0000090	0.0080	<0.0000030	3.5	<0.000080	0.000015	<0.0010	<0.0070
24/05/2024	5	718	6.8	26	9.0	<2.0	3.0	<0.060	<1.0	0.034	0.0024	0.0050	<0.0000070	0.0030	0.0000050	3.6	<0.000080	0.000018	<0.0010	<0.0070
31/05/2024	6	700	6.9	20	7.0	<2.0	2.0	<0.060	<1.0	0.023	0.0029	0.0038	<0.0000070	0.0040	0.0000050	2.9	0.00015	0.000012	<0.0010	<0.0070
06/07/2024	7	671	7.8	30	12	<2.0	2.0	<0.060	<1.0	0.066	0.0029	0.0070	<0.0000070	0.0040	0.0000040	4.7	0.00017	0.000023	<0.0010	0.014
14/06/2024	8	700	7.3	24	10	<2.0	<2.0	<0.060	<1.0	0.044	0.0025	0.0065	<0.0000070	0.0030	<0.0000030	3.4	<0.000080	0.000013	<0.0010	0.0070
21/06/2024	9	692	7.1	20	8.0	<2.0	1.4	<0.060	<0.20	0.032	0.0020	0.0051	<0.0000070	0.0020	<0.0000030	2.7	<0.000080	0.000011	<0.0010	<0.0070
28/06/2024	10	749	7.5	27	13	<2.0	1.7	<0.060	<0.20	0.046	0.0037	0.0066	<0.0000070	0.0060	0.000012	4.5	0.000080	0.000020	0.0020	0.011
07/05/2024	11	765	7.6	24	12	<2.0	1.5	<0.060	<0.20	0.032	0.0036	0.0071	<0.0000070	0.0020	<0.0000030	4.0	<0.000080	0.000017	<0.0010	<0.0070
07/12/2024	12	723	7.3	18	8.0	<2.0	1.4	<0.060	<0.20	0.040	0.0019	0.0058	<0.0000070	0.0020	<0.0000030	3.1	<0.000080	0.000011	<0.0010	<0.0070
19/07/2024	13	710	7.4	19	8.0	<2.0	1.4	<0.060	<0.20	0.037	0.0018	0.0058	<0.0000070	<0.0020	0.0000050	3.0	<0.000080	0.000013	<0.0010	<0.0070
26/07/2024	14	700	7.4	18	7.0	<2.0	1.4	<0.060	<0.20	0.036	0.0015	0.0059	<0.0000070	<0.0020	<0.0000030	2.7	<0.000080	0.000019	<0.0010	<0.0070
08/02/2024	15	711	7.7	23	9.0	<2.0	1.7	<0.060	<0.20	0.036	0.0017	0.0062	<0.0000070	<0.0020	0.0000040	3.1	<0.000080	0.000013	<0.0010	<0.0070
08/09/2024	16	699	7.3	16	7.0	<2.0	1.0	<0.060	<0.20	0.038	0.0014	0.0061	<0.0000070	0.0020	0.0000050	2.7	0.000090	0.000013	<0.0010	<0.0070
16/08/2024	17	706	7.3	16	7.0	<2.0	1.3	<0.060	<0.20	0.029	0.0015	0.0044	<0.0000070	<0.0020	0.0000070	2.4	<0.000080	0.000022	<0.0010	<0.0070
23/08/2024	18	687	7.4	19	7.0	<2.0	1.4	<0.060	<0.20	0.036	0.0014	0.0050	<0.0000070	<0.0020	<0.0000030	2.6	<0.000080	0.0000060	<0.0010	<0.0070
30/08/2024	19	722	7.4	20	8.0	<2.0	1.4	<0.060	<0.20	0.038	0.0013	0.0053	<0.0000070	<0.0020	<0.0000030	3.3	<0.000080	0.0000080	<0.0010	<0.0070
09/06/2024	20	701	7.3	16	6.0	<2.0	1.0	<0.060	<0.20	0.027	0.0012	0.0041	<0.0000070	<0.0020	0.000012	2.7	<0.000080	0.0000090	<0.0010	<0.0070
13/09/2024	21	731	7.3	24	9.0	<2.0	1.8	<0.060	<0.20	0.046	0.0019	0.0075	<0.0000070	<0.0020	0.0000040	4.0	<0.000080	0.000014	<0.0010	<0.0070
20/09/2024	22	699	7.2	19	8.0	<2.0	1.0	<0.060	<0.20	0.035	0.0013	0.0052	<0.0000070	0.0020	<0.0000030	2.8	<0.000080	0.000014	<0.0010	<0.0070
27/09/2024	23	672	7.2	17	7.0	<2.0	1.0	<0.060	<0.20	0.040	0.0019	0.0058	<0.0000070	<0.0020	<0.0000030	2.7	<0.000080	0.0000080	<0.0010	<0.0070
10/04/2024	24	712	7.5	13	6.0	<2.0	0.90	<0.060	<0.20	0.025	0.0010	0.0037	<0.0000070	<0.0020	<0.0000030	2.2	<0.000080	0.000010	<0.0010	<0.0070
10/11/2024	25	718	7.0	15	6.0	<2.0	1.1	<0.060	<0.20	0.030	<0.00090	0.0037	<0.0000070	<0.0020	<0.0000030	2.4	<0.000080	0.0000090	<0.0010	<0.0070
18/10/2024	26	734	7.2	17	6.0	<2.0	1.7	<0.060	<0.20	0.026	0.0015	0.0044	<0.0000070	<0.0020	<0.0000030	2.9	<0.000080	0.000019	<0.0010	<0.0070
25/10/2024	27	709	7.0	16	6.0	<2.0	1.0	<0.060	<0.20	0.025	0.00090	0.0034	<0.0000070	<0.0020	<0.0000030	2.5	<0.000080	0.000014	<0.0010	<0.0070
11/01/2024	28	707	7.1	16	6.0	<2.0	1.2	<0.060	<0.20	0.023	0.00090	0.0035	<0.0000070	<0.0020	<0.0000030	2.3	<0.000080	0.000015	<0.0010	<0.0070
11/08/2024	29	704	6.9	13	4.0	<2.0	1.2	<0.060	<0.20	0.022	0.0010	0.0035	<0.0000070	<0.0020	<0.0000030	2.2	<0.000080	0.000014	<0.0010	<0.0070
15/11/2024	30	722	7.0	14	6.0	<2.0	1.1	<0.060	<0.20	0.021	0.00090	0.0035	<0.0000070	<0.0020	0.0000030	2.3	<0.000080	0.000010	<0.0010	<0.0070
22/11/2024	31	688	7.2	18	9.0	<2.0	1.7	<0.060	<0.20	0.044	0.0011	0.0055	<0.0000070	<0.0020	<0.0000030	3.1	<0.000080	0.000013	<0.0010	<0.0070
29/11/2024	32	683	6.8	13	5.0	<2.0	1.0	<0.060	<0.20	0.021	<0.00090	0.0033	<0.0000070	<0.0020	<0.0000030	2.0	<0.000080	0.000012	<0.0010	<0.0070
12/06/2024	33	703	7.2	13	6.0	<2.0	1.3	<0.060	<0.20	0.020	0.0010	0.0036	<0.0000070	<0.0020	0.0000050	2.1	<0.000080	0.000014	<0.0010	<0.0070
13/12/2024	34	714	6.7	11	5.0	<2.0	1.2	<0.060	<0.20	0.017	<0.00090	0.0029	<0.0000070	<0.0020	0.0000030	1.8	<0.000080	0.000011	<0.0010	<0.0070
20/12/2024	35	699	6.8	11	5.0	<2.0	1.2	<0.060	<0.20	0.017	<0.00090	0.0028	<0.0000070	<0.0020	0.0000030	1.8	<0.000080	0.0000080	<0.0010	<0.0070
27/12/2024	36	718	6.7	13	4.0	<2.0	1.5	<0.060	<0.20	0.015	0.00090	0.0028	<0.0000070	<0.0020	<0.0000030	1.7	<0.000080	0.000017	<0.0010	<0.0070
01/03/2025	37	677	6.8	14	5.0	<2.0	1.7	<0.060	<0.20	0.016	0.00090	0.0031	<0.0000070	<0.0020	<0.0000030	2.0	<0.000080	0.000011	<0.0010	<0.0070
01/10/2025	38	750	6.7	18	9.0	<2.0	1.7	<0.060	<0.20	0.015	0.0015	0.0036	<0.0000070	<0.0020	<0.0000030	2.8	<0.000080	0.000013	<0.0010	<0.0070
17/01/2025	39	762	6.9	17	8.0	<2.0	1.5	<0.060	<0.20	0.014	0.0011	0.0032	<0.0000070	<0.0020	<0.0000030	2.7	<0.000080	0.0000070	<0.0010	<0.0070
24/01/2025	40	758	6.9	16	6.0	<2.0	1.4	<0.060	<0.20	0.018	0.0012	0.0037	<0.0000070	<0.0020	0.0000030	2.6	<0.000080	0.000014	<0.0010	<0.0070
31/01/2025	41	677	7.0	13	7.0	<2.0	1.5	<0.060	<0.20	0.024	<0.00090	0.0039	<0.0000070	<0.0020	<0.0000030	2.1	<0.000080	0.000010	<0.0010	<0.0070
02/07/2025	42	711	7.0	15	4.0	<2.0	1.7	<0.060	<0.20	0.018	<0.00090	0.0036	<0.0000070	<0.0020	<0.0000030	2.2	<0.000080	0.000017	<0.0010	<0.0070
14/02/2025	43	709	6.9	15	5.0	<2.0	2.1	<0.060	<0.20	0.025	0.00090	0.0044	<0.0000070	<0.0020	<0.0000030	2.5	<0.000080	0.000012	<0.0010	<0.0070
21/02/2025	44	682	7.0	16	5.0	<2.0	1.7	<0.060	<0.20	0.023	<0.00090	0.0040	<0.0000070	<0.0020	0.0000040	2.1	<0.000080	0.000013	<0.0010	<0.0070
28/02/2025	45	683	7.2	14	5.0	<2.0	1.6	<0.060	<0.20	0.021	<0.00090	0.0041	0.000010	<0.0020	<0.0000030	2.2	<0.000080	0.000010	<0.0010	<0.0070
03/07/2025	46	758	6.8	19	8.0	<2.0	1.7	<0.060	<0.20	0.018	0.0012	0.0044	<0.0000070	<0.0020	0.0000040	3.3	<0.000080	0.0000090	<0.0010	<0.0070
14/03/2025	47	758	7.0	14	7.0	<2.0	1.4	<0.060	<0.20	0.015	0.0010	0.0032	<0.0000070	<0.0020	<0.0000030	2.5	<0.000080	0.0000070	<0.0010	<0.0070
21/03/2025	48	716	6.8	10	4.0	<2.0	0.90	<0.060	<0.20	0.015	<0.00090	0.0030	<0.0000070	<0.0020	<0.0000030	1.7	<0.000080	0.0000080	<0.0010	<0.0070
28/03/2025	49	681	7.1	10	3.0	<2.0	1.2	<0.060	<0.20	0.013	<0.00090	0.0026	<0.0000070	<0.0020	<0.0000030	1.7	<0.000080	0.0000070	<0.0010	<0.0070
04/04/2025	50	715	7.1	13	4.0	<2.0	1.2	<0.060	<0.20	0.013	<0.00090	0.0028	<0.0000070	<0.0020	<0.0000030	1.8	<0.000080	0.000014	<0.0010	<0.0070
04/11/2025	51	692	6.9	10	3.0	<2.0	1.1	<0.060	<0.20	0.012	<0.00090	0.0025	<0.0000070	<0.0020	<0.0000030	1.5	<0.000080	0.000011	<0.0010	<0.0070
18/04/2025	52	693	6.9	7.0	3.0	<2.0	1.3	<0.060	<0.20	0.011	<0.00090	0.0025	<0.0000070	<0.0020	<0.0000030	1.7	<0.000080	0.000016	<0.0010	<0.0070
25/04/2025	53	684	6.8	11	3.0	<2.0	1.7	<0.060	<0.20	0.011	<0.00090	0.0025	<0.0000070	<0.0020	<0.0000030	1.8	<0.000080	0.000012	<0.0010	<0.0070
05/02/2025	54	745	6.6	15	5.0	<2.0	1.8	<0.060	<0.20	0.012	0.0011	0.0027	<0.0000070	<0.0020	<0.0000030	2.4	<0.000080	0.000020	<0.0010	<0.0070
05/09/2025	55	728	6.9	14	6.0	<2.0	1.6	<0.060	<0.20	0.012	<0.00090	0.0027	<0.0000070	<0.0020	<0.0000030	2.5	<0.000080	0.0000090	<0.0010	<0.0070
16/05/2025	56	759	7.0	13	5.0	<2.0	1.6	<0.060	<0.20	0.010	<0.00090	0.0027	<0.0000070	<0.0020	<0.0000030	2.3	<0.000080	0.0000090	<0.0010	<0.0070
23/05/2025	57	725	6.6	10	4.0	<2.0	1.5	<0.060	<0.20	0.014	<0.00090	0.0025	<0.0000070	<0.0020	0.000051	1.7	<0.000080	0.0000080	<0.0010	<0.0070
30/05/2025	58	715	6.6	11	5.0	<2.0	1.6	<0.060	<0.20	0.011	<0.00090	0.0026	<0.0000070	<0.0020	0.0000070	1.8	<0.000080	0.000016	<0.0010	<0.0070
06/06/2025	59	692	6.6	10	2.0	<2.0	1.5	-	-	-	-	-	-	-	-	-	-	-	-	-
13/06/2025	60	677	7.0	11	4.0	<2.0	1.8	-	-	0.011	<0.00090	0.0023	<0.0000070	<0.0020	<0.0000030	2.0	<0.000080	0.000012	<0.0010	<0.0070
20/06/2025	61	671	7.1	10	4.0	<2.0	1.3	-	-	-	-	-	-	-	-	-	-	-	-	-
27/06/2025	62	689	7.1	9.0	4.0	<2.0	1.5	-	-	0.014	<0.00090	0.0024	<0.0000070	<0.0020	0.0000070	1.6	<0.000080	0.000011	<0.0010	0.0090
07/04/2025	63	726	6.9	6.0	3.0	<2.0	0.80	-	-	-	-	-	-	-	-	-	-	-	-	-

Table D-30: Mine Rock Humidity Cell Testing Results (HC-30)

Sample Date	Week Number	Magnesium (Mg)	Mercury (Hg)	Ultra Trace Mercury (Hg)	Molybdenum (Mo)	Nickel (Ni)	Phosphorus (P)	Potassium (K)	Lead (Pb)	Selenium (Se)	Silver (Ag)	Sodium (Na)	Strontium (Sr)	Thallium (Tl)	Tungsten (W)	Uranium (U)	Vanadium (V)	Zinc (Zn)	Zirconium (Zr)
Units:	-	mg/L	mg/L	mg/L	mg/L	mg/L	mg/L	mg/L	mg/L	mg/L	mg/L	mg/L	mg/L	mg/L	mg/L	mg/L	mg/L	mg/L	mg/L
19/04/2024	0	0.66	<0.000010	-	0.0016	0.0015	0.010	2.5	<0.000090	0.00018	<0.000050	3.4	0.043	0.0000070	0.00080	0.00068	0.00041	<0.0020	<0.0020
26/04/2024	1	0.62	<0.000010	-	0.0018	0.0013	<0.0030	1.8	<0.000090	0.00015	<0.000050	2.4	0.035	0.0000060	0.00050	0.0041	0.00030	<0.0020	<0.0020
05/03/2024	2	0.37	<0.000010	-	0.00080	0.00060	<0.0030	1.4	<0.000090	0.000080	<0.000050	1.4	0.022	<0.0000050	0.00034	0.0015	0.00034	<0.0020	<0.0020
05/10/2024	3	0.26	<0.000010	-	0.00050	0.00030	<0.0030	1.1	0.00010	0.000070	<0.000050	0.74	0.016	<0.0000050	0.00020	0.0015	0.00027	<0.0020	<0.0020
17/05/2024	4	0.25	<0.000010	-	0.00070	0.00030	<0.0030	1.0	<0.000090	0.000060	<0.000050	0.63	0.015	0.0000060	0.00030	0.0015	0.00029	<0.0020	<0.0020
24/05/2024	5	0.26	<0.000010	-	<0.00040	0.00030	<0.0030	1.1	0.00010	0.000060	<0.000050	0.54	0.013	<0.0000050	<0.00020	0.0014	0.00030	<0.0020	<0.0020
31/05/2024	6	0.25	<0.000010	-	0.00080	0.00020	<0.0030	0.78	<0.000090	<0.000040	<0.000050	0.37	0.011	<0.0000050	0.00020	0.0017	0.00023	<0.0020	<0.0020
06/07/2024	7	0.32	<0.000010	-	0.00060	0.00030	<0.0030	1.4	<0.000090	0.000060	<0.000050	0.46	0.017	0.0000060	0.00020	0.0017	0.00048	<0.0020	<0.0020
14/06/2024	8	0.24	<0.000010	-	0.0010	0.00020	<0.0030	1.1	<0.000090	0.000060	<0.000050	0.27	0.013	<0.0000050	0.00030	0.0013	0.00040	<0.0020	<0.0020
21/06/2024	9	0.20	<0.000010	-	<0.00040	<0.00010	<0.0030	0.90	<0.000090	0.000050	<0.000050	0.18	0.011	<0.0000050	<0.00020	0.0013	0.00035	<0.0020	<0.0020
28/06/2024	10	0.31	<0.000010	-	<0.00040	0.00020	<0.0030	1.1	0.00026	0.000040	<0.000050	0.22	0.018	<0.0000050	0.00020	0.0027	0.00039	<0.0020	<0.0020
07/05/2024	11	0.30	<0.000010	-	<0.00040	0.00020	<0.0030	1.1	<0.000090	0.000060	<0.000050	0.16	0.017	<0.0000050	0.00020	0.0032	0.00035	0.0060	<0.0020
07/12/2024	12	0.18	<0.000010	-	<0.00040	0.00020	<0.0030	0.83	<0.000090	0.000060	<0.000050	0.13	0.012	<0.0000050	<0.00020	0.0015	0.00033	<0.0020	<0.0020
19/07/2024	13	0.19	<0.000010	-	0.0028	0.00010	<0.0030	0.88	<0.000090	0.000050	<0.000050	0.13	0.012	<0.0000050	<0.00020	0.0013	0.00032	<0.0020	<0.0020
26/07/2024	14	0.18	<0.000010	-	<0.00040	0.00030	<0.0030	0.82	<0.000090	0.000060	<0.000050	0.10	0.0098	<0.0000050	<0.00020	0.0011	0.00032	<0.0020	<0.0020
08/02/2024	15	0.22	<0.000010	-	<0.00040	0.00010	<0.0030	0.95	0.00021	<0.000040	<0.000050	0.12	0.013	<0.0000050	<0.00020	0.0013	0.00036	<0.0020	<0.0020
08/09/2024	16	0.23	<0.000010	-	<0.00040	0.00020	<0.0030	0.87	<0.000090	<0.000040	<0.000050	0.12	0.010	<0.0000050	<0.00020	0.0011	0.00032	<0.0020	<0.0020
16/08/2024	17	0.16	<0.000010	-	<0.00040	0.00020	<0.0030	0.76	<0.000090	0.000040	<0.000050	0.090	0.0089	0.0000060	<0.00020	0.00081	0.00026	<0.0020	<0.0020
23/08/2024	18	0.17	<0.000010	-	<0.00040	<0.00010	<0.0030	0.77	<0.000090	0.000050	<0.000050	0.080	0.0098	0.000020	<0.00020	0.00096	0.00034	<0.0020	<0.0020
30/08/2024	19	0.19	<0.000010	-	<0.00040	0.00010	<0.0030	0.86	<0.000090	<0.000040	<0.000050	0.080	0.011	<0.0000050	<0.00020	0.0011	0.00033	<0.0020	<0.0020
09/06/2024	20	0.14	<0.000010	-	<0.00040	<0.00010	<0.0030	0.64	<0.000090	0.000050	<0.000050	0.060	0.0088	<0.0000050	<0.00020	0.00092	0.00025	<0.0020	<0.0020
13/09/2024	21	0.23	<0.000010	-	0.0075	0.00010	<0.0030	1.2	<0.000090	0.000080	<0.000050	0.10	0.015	<0.0000050	<0.00020	0.0012	0.00046	<0.0020	<0.0020
20/09/2024	22	0.15	<0.000010	-	<0.00040	0.00010	<0.0030	0.83	<0.000090	0.000060	<0.000050	0.060	0.010	<0.0000050	<0.00020	0.00089	0.00032	<0.0020	<0.0020
27/09/2024	23	0.18	<0.000010	-	<0.00040	<0.00010	<0.0030	0.96	<0.000090	0.000040	<0.000050	0.10	0.010	<0.0000050	<0.00020	0.00098	0.00033	<0.0020	<0.0020
10/04/2024	24	0.12	<0.000010	-	<0.00040	0.00010	0.010	0.63	<0.000090	<0.000040	<0.000050	0.050	0.0081	0.0000050	<0.00020	0.00066	0.00023	<0.0020	<0.0020
10/11/2024	25	0.12	<0.000010	-	<0.00040	<0.00010	<0.0030	0.66	<0.000090	<0.000040	<0.000050	0.050	0.0082	<0.0000050	<0.00020	0.00061	0.00024	<0.0020	<0.0020
18/10/2024	26	0.15	<0.000010	-	<0.00040	<0.00010	<0.0030	0.81	<0.000090	<0.000040	<0.000050	0.070	0.010	0.0000050	<0.00020	0.00083	0.00023	<0.0020	<0.0020
25/10/2024	27	0.12	<0.000010	-	<0.00040	0.00020	<0.0030	0.66	<0.000090	<0.000040	<0.000050	0.050	0.0082	<0.0000050	<0.00020	0.00051	0.00020	<0.0020	<0.0020
11/01/2024	28	0.11	<0.000010	-	<0.00040	<0.00010	0.0040	0.67	<0.000090	<0.000040	<0.000050	0.070	0.0084	<0.0000050	<0.00020	0.00057	0.00022	<0.0020	<0.0020
11/08/2024	29	0.10	<0.000010	-	<0.00040	<0.00010	0.0050	0.66	<0.000090	<0.000040	<0.000050	0.070	0.0077	<0.0000050	<0.00020	0.00044	0.00021	<0.0020	<0.0020
15/11/2024	30	0.11	<0.000010	-	0.00070	<0.00010	<0.0030	0.67	<0.000090	<0.000040	<0.000050	0.10	0.0077	<0.0000050	<0.00020	0.00059	0.00019	<0.0020	<0.0020
22/11/2024	31	0.16	<0.000010	-	<0.00040	<0.00010	<0.0030	0.99	<0.000090	<0.000040	<0.000050	0.070	0.012	<0.0000050	<0.00020	0.00046	0.00038	<0.0020	<0.0020
29/11/2024	32	0.098	<0.000010	-	<0.00040	<0.00010	<0.0030	0.63	<0.000090	<0.000040	<0.000050	0.050	0.0070	<0.0000050	<0.00020	0.00045	0.00021	<0.0020	<0.0020
12/06/2024	33	0.11	<0.000010	-	<0.00040	0.00010	<0.0030	0.69	<0.000090	<0.000040	<0.000050	0.060	0.0074	0.0000050	<0.00020	0.00029	0.00021	<0.0020	<0.0020
13/12/2024	34	0.091	<0.000010	-	<0.00040	<0.00010	<0.0030	0.59	<0.000090	<0.000040	<0.000050	0.060	0.0068	<0.0000050	<0.00020	0.00034	0.00018	<0.0020	<0.0020
20/12/2024	35	0.093	<0.000010	-	<0.00040	<0.00010	<0.0030	0.56	0.00026	<0.000040	<0.000050	0.040	0.0062	<0.0000050	<0.00020	0.00029	0.00017	<0.0020	<0.0020
27/12/2024	36	0.089	<0.000010	-	<0.00040	<0.00010	<0.0030	0.52	<0.000090	<0.000040	<0.000050	0.040	0.0070	<0.0000050	<0.00020	0.00042	0.00017	<0.0020	<0.0020
01/03/2025	37	0.090	<0.000010	-	<0.00040	<0.00010	<0.0030	0.53	<0.000090	<0.000040	<0.000050	0.050	0.0073	<0.0000050	<0.00020	0.00044	0.00018	<0.0020	<0.0020
01/10/2025	38	0.13	<0.000010	-	<0.00040	<0.00010	<0.0030	0.61	<0.000090	<0.000040	<0.000050	0.060	0.011	<0.0000050	<0.00020	0.00095	0.00019	<0.0020	<0.0020
17/01/2025	39	0.12	<0.000010	-	<0.00040	<0.00010	<0.0030	0.58	<0.000090	<0.000040	<0.000050	0.050	0.011	<0.0000050	<0.00020	0.00081	0.00020	<0.0020	<0.0020
24/01/2025	40	0.12	<0.000010	-	<0.00040	<0.00010	<0.0030	0.60	<0.000090	<0.000040	<0.000050	0.050	0.0098	<0.0000050	<0.00020	0.00091	0.00021	<0.0020	<0.0020
31/01/2025	41	0.093	<0.000010	-	<0.00040	0.00020	<0.0030	0.61	<0.000090	0.000040	<0.000050	0.040	0.0076	<0.0000050	<0.00020	0.00051	0.00021	<0.0020	<0.0020
02/07/2025	42	0.098	<0.000010	-	<0.00040	<0.00010	<0.0030	0.62	<0.000090	<0.000040	<0.000050	0.060	0.0076	<0.0000050	<0.00020	0.00041	0.00018	<0.0020	<0.0020
14/02/2025	43	0.10	<0.000010	-	<0.00040	0.00010	<0.0030	0.65	<0.000090	<0.000040	<0.000050	0.060	0.0094	<0.0000050	<0.00020	0.00057	0.00023	<0.0020	<0.0020
21/02/2025	44	0.086	<0.000010	-	<0.00040	<0.00010	<0.0030	0.60	<0.000090	<0.000040	<0.000050	0.090	0.0077	<0.0000050	<0.00020	0.00033	0.00020	<0.0020	<0.0020
28/02/2025	45	0.091	<0.000010	-	<0.00040	<0.00010	<0.0030	0.63	<0.000090	<0.000040	<0.000050	0.070	0.0076	<0.0000050	<0.00020	0.00033	0.00021	<0.0020	<0.0020
03/07/2025	46	0.13	<0.000010	-	<0.00040	<0.00010	<0.0030	0.69	<0.000090	0.000040	<0.000050	0.090	0.011	0.0000050	<0.00020	0.0010	0.00021	<0.0020	<0.0020
14/03/2025	47	0.098	<0.000010	-	<0.00040	<0.00010	<0.0030	0.57	<0.000090	<0.000040	<0.000050	0.050	0.0082	<0.0000050	<0.00020	0.00072	0.00015	<0.0020	<0.0020
21/03/2025	48	0.067	<0.000010	-	<0.00040	<0.00010	<0.0030	0.44	<0.000090	<0.000040	<0.000050	0.040	0.0052	<0.0000050	<0.00020	0.00031	0.00013	<0.0020	<0.0020
28/03/2025	49	0.066	<0.000010	-	<0.00040	<0.00010	<0.0030	0.46	<0.000090	<0.000040	<0.000050	0.040	0.0053	<0.0000050	<0.00020	0.00026	0.00012	<0.0020	<0.0020
04/04/2025	50	0.073	<0.000010	-	<0.00040	<0.00010	<0.0030	0.49	<0.000090	<0.000040	<0.000050	0.040	0.0062	<0.0000050	<0.00020	0.00033	0.00014	<0.0020	<0.0020
04/11/2025	51	0.058	<0.000010	-	<0.00040	<0.00010	<0.0030	0.41	<0.000090	<0.000040	<0.000050	0.040	0.0049	<0.0000050	<0.00020	0.00027	0.00011	<0.0020	<0.0020
18/04/2025	52	0.072	<0.000010	-	<0.00040	<0.00010	<0.0030	0.52	<0.000090	<0.000040	<0.000050	0.080	0.0054	0.0000070	<0.00020	0.00030	0.00012	<0.0020	<0.0020
25/04/2025	53	0.076	<0.000010	-	<0.00040	<0.00010	<0.0030	0.51	<0.000090	<0.000040	<0.000050	0.040	0.0058	<0.0000050	<0.00020	0.00024	0.00011	<0.0020	<0.0020
05/02/2025	54	0.096	<0.000010	0.00000032	<0.00040	0.00010	<0.0030	0.53	<0.000090	<0.000040	<0.000050	0.050	0.0080	<0.0000050	<0.00020	0.00056	0.00013	<0.0020	<0.0020
05/09/2025	55	0.089	<0.000010	0.00000014	<0.00040	0.00030	<0.0030	0.55	<0.000090	<0.000040	<0.000050	0.040	0.0078	<0.0000050	<0.00020	0.00053	0.00013	<0.0020	<0.0020
16/05/2025	56	0.083	<0.000010	0.00000023	<0.00040	<0.00010	<0.0030	0.50	<0.000090	<0.000040	<0.000050	0.030	0.0072	<0.0000050	<0.00020	0.00049	0.00011	<0.0020	<0.0020
23/05/2025	57	0.060	<0.000010	0.00000066	<0.00040	<0.00010	<0.0030	0.47	0.00010	<0.000040	<0.000050	0.040	0.0054	<0.0000050	<0.00020	0.00033	0.00014	0.0090	<0.0020
30/05/2025	58	0.070	<0.000010	-	<0.00040	<0.00010	<0.0030	0.52	<0.000090	<0.000040	<0.000050	0.040	0.0062	<0.0000050	<0.00020	0.00030	0.00012	<0.0020	<0.0020
06/06/2025	59	-	-	-	-	-	-	-	-	-	-	-	-	-	-	-	-	-	-
13/06/2025	60	0.075	<0.000010	-	<0.00040	<0.00010	<0.0030	0.56	<0.000090	<0.000040	<0.000050	0.040	0.0060	<0.0000050	<0.00020	0.00034	0.00012	<0.0020	<0.0020
20/06/2025	61	-	-	-	-	-	-	-	-	-	-	-	-	-	-	-	-	-	-
27/06/2025	62	0.067	<0.000010	-	<0.00040	<0.00010	<0.0030	0.50	0.00012	<0.000040	<0.000050	0.040	0.0056	<0.0000050	<0.00020	0.00028	0.00013	<0.0020	<0.0020
07/04/2025	63	-	-	-	-	-	-	-	-	-	-	-	-	-	-	-	-	-	-

Table D-31: Mine Rock Humidity Cell Testing Results (HC-31)

Sample Date	Week Number	Leachate Volume Recovered	pH	Electrical Conductivity	Alkalinity (to pH 4.5)	Acidity (to pH 8.3)	Sulphate	Fluoride	Chloride	Aluminum (Al)	Antimony (Sb)	Arsenic (As)	Beryllium (Be)	Boron (B)	Cadmium (Cd)	Calcium (Ca)	Chromium (Cr)	Cobalt (Co)	Copper (Cu)	Iron (Fe)
Units:	-	mL	pH Units	µS/cm	mg CaCO3/L	mg CaCO3/L	mg/L	mg/L	mg/L	mg/L	mg/L	mg/L	mg/L	mg/L	mg/L	mg/L	mg/L	mg/L	mg/L	mg/L
19/04/2024	0	838	9.1	60	14	<2.0	9.0	<0.060	3.0	0.081	<0.00090	0.0044	<0.0000070	0.012	<0.0000030	7.0	0.00015	0.000045	0.0010	<0.0070
26/04/2024	1	1004	7.5	72	13	<2.0	12	<0.060	2.0	0.047	0.0013	0.0073	<0.0000070	0.023	<0.0000030	7.7	<0.000080	0.000039	<0.0010	<0.0070
05/03/2024	2	954	8.7	52	13	<2.0	9.0	<0.060	<1.0	0.045	<0.00090	0.0077	<0.0000070	0.014	0.0000030	6.0	<0.000080	0.000041	<0.0010	<0.0070
05/10/2024	3	952	7.3	38	10	<2.0	6.0	<0.060	<1.0	0.046	<0.00090	0.0081	<0.0000070	0.010	<0.0000030	5.3	<0.000080	0.000022	<0.0010	<0.0070
17/05/2024	4	952	8.0	32	10	<2.0	4.0	<0.060	<1.0	0.044	<0.00090	0.0090	<0.0000070	0.011	<0.0000030	5.2	<0.000080	0.000030	0.0010	0.0070
24/05/2024	5	921	7.0	30	9.0	<2.0	4.0	<0.060	<1.0	0.045	<0.00090	0.0085	<0.0000070	0.0050	<0.0000030	4.5	<0.000080	0.000029	<0.0010	<0.0070
31/05/2024	6	960	7.4	35	10	<2.0	3.0	<0.060	<1.0	0.032	<0.00090	0.0085	<0.0000070	0.0060	<0.0000030	4.6	0.00010	0.000028	<0.0010	<0.0070
06/07/2024	7	898	7.8	31	13	<2.0	4.0	<0.060	<1.0	0.071	<0.00090	0.011	<0.0000070	0.0050	<0.0000030	5.7	0.000090	0.000034	<0.0010	0.0070
14/06/2024	8	944	7.7	29	10	<2.0	3.0	<0.060	<1.0	0.048	<0.00090	0.0097	<0.0000070	0.0050	<0.0000030	4.5	<0.000080	0.000031	<0.0010	<0.0070
21/06/2024	9	924	7.6	23	10	<2.0	2.7	<0.060	<0.20	0.041	<0.00090	0.0088	<0.0000070	0.0050	<0.0000030	3.8	<0.000080	0.000031	<0.0010	<0.0070
28/06/2024	10	940	8.2	29	12	<2.0	2.6	<0.060	<0.20	0.047	<0.00090	0.0085	<0.0000070	<0.0020	<0.0000030	3.8	0.00019	0.000028	<0.0010	<0.0070
07/05/2024	11	995	7.6	22	9.0	<2.0	2.1	<0.060	<0.20	0.034	<0.00090	0.010	<0.0000070	0.0030	<0.0000030	4.2	<0.000080	0.000030	<0.0010	0.0080
07/12/2024	12	965	7.5	21	9.0	<2.0	2.2	<0.060	<0.20	0.038	<0.00090	0.0094	<0.0000070	0.0040	<0.0000030	4.0	<0.000080	0.000028	<0.0010	<0.0070
19/07/2024	13	967	7.4	21	9.0	<2.0	2.1	<0.060	<0.20	0.037	<0.00090	0.010	<0.0000070	0.0030	<0.0000030	3.9	<0.000080	0.000035	<0.0010	<0.0070
26/07/2024	14	975	7.4	22	7.0	<2.0	2.1	<0.060	<0.20	0.038	<0.00090	0.011	<0.0000070	<0.0020	<0.0000030	3.6	<0.000080	0.000035	<0.0010	<0.0070
08/02/2024	15	980	7.5	24	9.0	<2.0	2.1	<0.060	<0.20	0.034	<0.00090	0.0091	<0.0000070	0.0020	<0.0000030	3.7	<0.000080	0.000037	<0.0010	<0.0070
08/09/2024	16	925	7.3	20	7.0	<2.0	2.3	<0.060	<0.20	0.048	<0.00090	0.010	<0.0000070	0.0030	0.0000040	3.6	<0.000080	0.000034	<0.0010	<0.0070
16/08/2024	17	938	7.4	19	7.0	<2.0	2.0	<0.060	<0.20	0.041	<0.00090	0.0093	<0.0000070	<0.0020	<0.0000030	3.4	<0.000080	0.000033	<0.0010	<0.0070
23/08/2024	18	962	7.0	20	7.0	<2.0	1.9	<0.060	<0.20	0.040	<0.00090	0.011	<0.0000070	0.0020	<0.0000030	3.3	<0.000080	0.000041	<0.0010	<0.0070
30/08/2024	19	952	7.0	18	7.0	<2.0	1.8	<0.060	<0.20	0.042	<0.00090	0.0097	<0.0000070	<0.0020	<0.0000030	3.4	<0.000080	0.000034	<0.0010	<0.0070
09/06/2024	20	955	7.0	19	7.0	<2.0	1.6	<0.060	<0.20	0.041	<0.00090	0.010	<0.0000070	<0.0020	0.0000030	3.3	<0.000080	0.000029	<0.0010	<0.0070
13/09/2024	21	960	7.3	21	8.0	<2.0	2.0	<0.060	<0.20	0.036	<0.00090	0.010	<0.0000070	<0.0020	0.0000040	3.5	<0.000080	0.000031	<0.0010	<0.0070
20/09/2024	22	924	7.3	18	7.0	<2.0	1.5	<0.060	<0.20	0.042	<0.00090	0.0098	<0.0000070	0.0030	<0.0000030	3.1	<0.000080	0.000034	<0.0010	<0.0070
27/09/2024	23	884	7.1	17	6.0	<2.0	2.2	<0.060	<0.20	0.043	<0.00090	0.012	<0.0000070	<0.0020	0.000027	2.9	<0.000080	0.000029	<0.0010	<0.0070
10/04/2024	24	961	7.1	17	7.0	<2.0	1.3	<0.060	<0.20	0.031	<0.00090	0.0089	<0.0000070	<0.0020	<0.0000030	2.9	<0.000080	0.000031	<0.0010	<0.0070
10/11/2024	25	966	7.3	18	7.0	<2.0	1.6	<0.060	<0.20	0.038	<0.00090	0.010	<0.0000070	<0.0020	0.000017	2.9	<0.000080	0.000022	<0.0010	<0.0070
18/10/2024	26	983	7.1	20	7.0	<2.0	1.7	<0.060	<0.20	0.031	<0.00090	0.011	<0.0000070	<0.0020	<0.0000030	3.4	<0.000080	0.000029	<0.0010	<0.0070
25/10/2024	27	964	7.0	18	6.0	<2.0	1.5	<0.060	<0.20	0.029	<0.00090	0.0082	<0.0000070	<0.0020	<0.0000030	3.0	<0.000080	0.000018	<0.0010	<0.0070
11/01/2024	28	937	7.0	16	5.0	<2.0	1.7	<0.060	<0.20	0.036	<0.00090	0.0094	<0.0000070	<0.0020	<0.0000030	2.9	<0.000080	0.000027	<0.0010	<0.0070
11/08/2024	29	931	7.0	16	6.0	<2.0	1.6	<0.060	<0.20	0.040	<0.00090	0.0091	<0.0000070	<0.0020	<0.0000030	2.9	<0.000080	0.000035	<0.0010	<0.0070
15/11/2024	30	942	7.2	17	7.0	<2.0	0.80	<0.060	<0.20	0.042	<0.00090	0.0086	<0.0000070	<0.0020	<0.0000030	2.9	<0.000080	0.000023	<0.0010	<0.0070
22/11/2024	31	893	7.2	16	8.0	<2.0	1.7	<0.060	<0.20	0.044	<0.00090	0.0083	<0.0000070	<0.0020	<0.0000030	3.1	<0.000080	0.000026	<0.0010	<0.0070
29/11/2024	32	939	7.0	18	6.0	<2.0	1.8	<0.060	<0.20	0.036	<0.00090	0.0083	<0.0000070	<0.0020	<0.0000030	3.1	<0.000080	0.000034	<0.0010	<0.0070
12/06/2024	33	972	7.3	17	8.0	<2.0	1.4	<0.060	<0.20	0.035	<0.00090	0.0093	<0.0000070	<0.0020	0.0000040	3.0	<0.000080	0.000023	<0.0010	0.0070
13/12/2024	34	977	7.3	16	6.0	<2.0	1.5	<0.060	<0.20	0.036	<0.00090	0.0087	<0.0000070	<0.0020	0.0000030	2.8	<0.000080	0.000020	<0.0010	<0.0070
20/12/2024	35	899	7.0	16	6.0	<2.0	1.4	<0.060	<0.20	0.042	<0.00090	0.0078	<0.0000070	<0.0020	<0.0000030	2.8	<0.000080	0.000016	<0.0010	<0.0070
27/12/2024	36	968	7.0	18	7.0	<2.0	1.8	<0.060	<0.20	0.032	<0.00090	0.0090	<0.0000070	<0.0020	<0.0000030	2.9	<0.000080	0.000018	<0.0010	<0.0070
01/03/2025	37	950	6.8	18	6.0	<2.0	1.8	<0.060	<0.20	0.034	<0.00090	0.0088	<0.0000070	<0.0020	0.0000050	2.9	<0.000080	0.000013	<0.0010	<0.0070
01/10/2025	38	974	6.7	19	6.0	<2.0	1.7	<0.060	<0.20	0.036	<0.00090	0.0098	<0.0000070	<0.0020	0.0000030	3.2	<0.000080	0.000016	<0.0010	<0.0070
17/01/2025	39	992	6.9	18	9.0	<2.0	1.5	<0.060	<0.20	0.034	<0.00090	0.0088	<0.0000070	<0.0020	<0.0000030	2.9	<0.000080	0.000023	<0.0010	<0.0070
24/01/2025	40	975	6.9	17	6.0	<2.0	1.5	<0.060	<0.20	0.036	<0.00090	0.0098	<0.0000070	<0.0020	0.0000040	3.2	<0.000080	0.000020	<0.0010	<0.0070
31/01/2025	41	897	7.1	15	6.0	<2.0	1.6	<0.060	<0.20	0.045	<0.00090	0.0092	<0.0000070	<0.0020	<0.0000030	2.6	<0.000080	0.000018	<0.0010	<0.0070
02/07/2025	42	976	7.1	18	7.0	<2.0	1.6	<0.060	<0.20	0.036	<0.00090	0.0097	<0.0000070	<0.0020	<0.0000030	3.0	<0.000080	0.000026	<0.0010	<0.0070
14/02/2025	43	925	7.0	15	6.0	<2.0	1.6	<0.060	<0.20	0.044	<0.00090	0.0091	<0.0000070	<0.0020	<0.0000030	2.7	<0.000080	0.000020	<0.0010	<0.0070
21/02/2025	44	902	7.0	17	6.0	<2.0	1.8	<0.060	<0.20	0.044	<0.00090	0.0088	<0.0000070	<0.0020	<0.0000030	2.8	<0.000080	0.000013	<0.0010	<0.0070
28/02/2025	45	922	7.1	16	3.0	<2.0	1.7	<0.060	<0.20	0.039	<0.00090	0.0086	0.0000080	<0.0020	0.0000030	2.8	<0.000080	0.000018	<0.0010	<0.0070
03/07/2025	46	978	6.9	16	7.0	<2.0	1.5	<0.060	<0.20	0.030	<0.00090	0.0089	<0.0000070	<0.0020	<0.0000030	3.1	<0.000080	0.000018	<0.0010	<0.0070
14/03/2025	47	967	6.8	16	7.0	<2.0	1.5	<0.060	<0.20	0.030	<0.00090	0.0084	<0.0000070	<0.0020	<0.0000030	2.9	<0.000080	0.000030	<0.0010	<0.0070
21/03/2025	48	976	7.0	15	6.0	<2.0	1.5	<0.060	<0.20	0.033	<0.00090	0.0082	<0.0000070	<0.0020	<0.0000030	3.0	<0.000080	0.000018	<0.0010	<0.0070
28/03/2025	49	918	7.4	14	5.0	<2.0	1.4	<0.060	<0.20	0.037	<0.00090	0.0070	<0.0000070	<0.0020	<0.0000030	2.5	<0.000080	0.000017	<0.0010	<0.0070
04/04/2025	50	1002	7.2	18	6.0	<2.0	1.6	<0.060	<0.20	0.028	<0.00090	0.0078	<0.0000070	<0.0020	<0.0000030	3.1	<0.000080	0.000023	<0.0010	<0.0070
04/11/2025	51	943	7.1	14	5.0	<2.0	1.4	<0.060	<0.20	0.032	<0.00090	0.0071	<0.0000070	<0.0020	<0.0000030	2.4	<0.000080	0.000020	<0.0010	<0.0070
18/04/2025	52	929	7.0	13	6.0	<2.0	1.2	<0.060	<0.20	0.032	<0.00090	0.0068	<0.0000070	<0.0020	<0.0000030	2.4	<0.000080	0.000021	<0.0010	<0.0070
25/04/2025	53	930	6.9	14	5.0	<2.0	1.6	<0.060	<0.20	0.035	<0.00090	0.0069	<0.0000070	<0.0020	<0.0000030	2.5	<0.000080	0.000020	<0.0010	<0.0070
05/02/2025	54	998	6.7	16	6.0	<2.0	1.7	<0.060	<0.20	0.031	<0.00090	0.0071	<0.0000070	<0.0020	<0.0000030	3.1	<0.000080	0.000025	<0.0010	0.0090
05/09/2025	55	980	6.9	16	6.0	<2.0	1.5	<0.060	<0.20	0.027	<0.00090	0.0069	<0.0000070	<0.0020	<0.0000030	3.0	<0.000080	0.000015	<0.0010	<0.0070
16/05/2025	56	974	7.2	16	7.0	<2.0	1.6	<0.060	<0.20	0.025	<0.00090	0.0073	<0.0000070	<0.0020	0.0000030	3.1	<0.000080	0.000017	<0.0010	<0.0070
23/05/2025	57	996	6.7	14	6.0	<2.0	1.5	<0.060	<0.20	0.029	<0.00090	0.0064	<0.0000070	<0.0020	<0.0000030	2.5	<0.000080	0.000019	<0.0010	<0.0070
30/05/2025	58	942	6.8	13	6.0	<2.0	1.5	<0.060	<0.20	0.030	<0.00090	0.0067	<0.0000070	<0.0020	0.0000040	2.5	<0.000080	0.000019	<0.0010	<0.0070
06/06/2025	59	946	6.7	12	6.0	<2.0	1.5	-	-	-	-	-	-	-	-	-	-	-	-	-
13/06/2025	60	897	7.2	13	6.0	<2.0	1.9	-	-	0.030	<0.00090	0.0057	<0.0000070	<0.0020	<0.0000030	2.6	<0.000080	0.000016	<0.0010	<0.0070
20/06/2025	61	888	6.3	12	5.0	<2.0	1.1	-	-	-	-	-	-	-	-	-	-	-	-	-
27/06/2025	62	906	6.6	12	6.0	<2.0	1.4	-	-	0.033	<0.00090	0.0063	<0.0000070	<0.0020	0.0000030	2.3	<0.000080	0.000023	<0.0010	<0.0070
07/04/2025	63	929	6.3	12	6.0	<2.0	0.90	-	-	-	-	-	-	-	-	-	-	-	-	-

Table D-31: Mine Rock Humidity Cell Testing Results (HC-31)

Sample Date	Week Number	Magnesium (Mg)	Mercury (Hg)	Ultra Trace Mercury (Hg)	Molybdenum (Mo)	Nickel (Ni)	Phosphorus (P)	Potassium (K)	Lead (Pb)	Selenium (Se)	Silver (Ag)	Sodium (Na)	Strontium (Sr)	Thallium (Tl)	Tungsten (W)	Uranium (U)	Vanadium (V)	Zinc (Zn)	Zirconium (Zr)
Units:	-	mg/L	mg/L	mg/L	mg/L	mg/L	mg/L	mg/L	mg/L	mg/L	mg/L	mg/L	mg/L	mg/L	mg/L	mg/L	mg/L	mg/L	mg/L
19/04/2024	0	0.32	<0.000010	-	0.00040	0.00050	0.0050	1.6	<0.000090	0.000060	<0.000050	3.5	0.022	0.0000050	0.00090	0.00019	0.00061	<0.0020	<0.0020
26/04/2024	1	0.39	<0.000010	-	0.00050	0.00070	<0.0030	1.4	<0.000090	<0.000040	<0.000050	3.6	0.026	<0.0000050	0.0012	0.0038	0.00056	<0.0020	<0.0020
05/03/2024	2	0.27	<0.000010	-	0.00040	0.00030	<0.0030	0.93	<0.000090	<0.000040	<0.000050	2.0	0.018	<0.0000050	0.00089	0.0020	0.00053	<0.0020	<0.0020
05/10/2024	3	0.21	<0.000010	-	<0.00040	0.00010	<0.0030	0.79	<0.000090	<0.000040	<0.000050	1.3	0.014	0.0000050	0.00060	0.0024	0.00051	<0.0020	<0.0020
17/05/2024	4	0.20	<0.000010	-	0.00050	0.00020	<0.0030	0.73	<0.000090	<0.000040	<0.000050	0.85	0.014	<0.0000050	0.00060	0.0024	0.00053	<0.0020	<0.0020
24/05/2024	5	0.16	<0.000010	-	<0.00040	0.00020	<0.0030	0.65	<0.000090	<0.000040	<0.000050	0.60	0.011	<0.0000050	0.00030	0.0012	0.00050	<0.0020	<0.0020
31/05/2024	6	0.18	<0.000010	-	<0.00040	0.00020	<0.0030	0.58	<0.000090	<0.000040	<0.000050	0.52	0.010	<0.0000050	0.00040	0.0026	0.00039	<0.0020	<0.0020
06/07/2024	7	0.19	<0.000010	-	0.0011	0.00030	<0.0030	0.72	<0.000090	<0.000040	<0.000050	0.56	0.014	<0.0000050	0.00030	0.0015	0.00065	<0.0020	<0.0020
14/06/2024	8	0.16	<0.000010	-	0.00050	0.00020	<0.0030	0.59	<0.000090	<0.000040	<0.000050	0.40	0.011	<0.0000050	0.00030	0.0015	0.00049	<0.0020	<0.0020
21/06/2024	9	0.15	<0.000010	-	<0.00040	<0.00010	<0.0030	0.55	<0.000090	<0.000040	<0.000050	0.27	0.0097	<0.0000050	0.00020	0.0014	0.00047	<0.0020	<0.0020
28/06/2024	10	0.14	<0.000010	-	<0.00040	<0.00010	<0.0030	0.44	<0.000090	<0.000040	<0.000050	0.23	0.0090	<0.0000050	<0.00020	0.0000070	0.00045	<0.0020	<0.0020
07/05/2024	11	0.14	<0.000010	-	<0.00040	0.00020	<0.0030	0.50	<0.000090	<0.000040	<0.000050	0.19	0.0095	<0.0000050	0.00030	0.0031	0.00040	<0.0020	<0.0020
07/12/2024	12	0.12	<0.000010	-	<0.00040	<0.00010	<0.0030	0.50	<0.000090	<0.000040	<0.000050	0.18	0.0090	<0.0000050	0.00030	0.0023	0.00041	<0.0020	<0.0020
19/07/2024	13	0.12	<0.000010	-	0.00060	0.00020	<0.0030	0.51	<0.000090	<0.000040	<0.000050	0.20	0.0087	<0.0000050	<0.00020	0.0027	0.00040	<0.0020	<0.0020
26/07/2024	14	0.11	<0.000010	-	0.0026	0.00020	<0.0030	0.48	<0.000090	<0.000040	<0.000050	0.15	0.0078	<0.0000050	<0.00020	0.0029	0.00039	<0.0020	<0.0020
08/02/2024	15	0.12	<0.000010	-	<0.00040	0.00020	<0.0030	0.49	<0.000090	<0.000040	<0.000050	0.13	0.0085	<0.0000050	<0.00020	0.0029	0.00037	<0.0020	<0.0020
08/09/2024	16	0.11	<0.000010	-	0.0040	0.00010	<0.0030	0.50	<0.000090	<0.000040	<0.000050	0.14	0.0079	<0.0000050	<0.00020	0.0017	0.00039	<0.0020	<0.0020
16/08/2024	17	0.11	<0.000010	-	<0.00040	<0.00010	<0.0030	0.46	<0.000090	<0.000040	<0.000050	0.11	0.0073	<0.0000050	<0.00020	0.0021	0.00037	<0.0020	<0.0020
23/08/2024	18	0.11	<0.000010	-	<0.00040	0.00010	<0.0030	0.49	<0.000090	<0.000040	<0.000050	0.12	0.0075	0.000011	<0.00020	0.0030	0.00039	<0.0020	<0.0020
30/08/2024	19	0.096	<0.000010	-	<0.00040	<0.00010	0.0040	0.42	<0.000090	<0.000040	<0.000050	0.080	0.0071	0.0000050	<0.00020	0.0021	0.00034	<0.0020	<0.0020
09/06/2024	20	0.092	<0.000010	-	<0.00040	<0.00010	<0.0030	0.40	<0.000090	<0.000040	<0.000050	0.090	0.0069	<0.0000050	<0.00020	0.0017	0.00036	<0.0020	<0.0020
13/09/2024	21	0.10	<0.000010	-	<0.00040	<0.00010	<0.0030	0.45	<0.000090	<0.000040	<0.000050	0.090	0.0074	<0.0000050	<0.00020	0.0021	0.00035	<0.0020	<0.0020
20/09/2024	22	0.083	<0.000010	-	<0.00040	0.00010	<0.0030	0.42	<0.000090	<0.000040	<0.000050	0.080	0.0064	<0.0000050	<0.00020	0.0015	0.00035	<0.0020	<0.0020
27/09/2024	23	0.12	<0.000010	-	<0.00040	0.00010	<0.0030	0.54	<0.000090	<0.000040	<0.000050	0.14	0.0073	<0.0000050	<0.00020	0.0019	0.00043	0.0060	<0.0020
10/04/2024	24	0.087	<0.000010	-	0.00060	<0.00010	0.0070	0.41	<0.000090	<0.000040	<0.000050	0.080	0.0066	<0.0000050	<0.00020	0.0019	0.00030	<0.0020	<0.0020
10/11/2024	25	0.081	<0.000010	-	<0.00040	<0.00010	<0.0030	0.41	<0.000090	<0.000040	<0.000050	0.070	0.0064	<0.0000050	<0.00020	0.0019	0.00033	0.0030	<0.0020
18/10/2024	26	0.089	<0.000010	-	<0.00040	0.00010	<0.0030	0.44	<0.000090	<0.000040	<0.000050	0.070	0.0070	<0.0000050	<0.00020	0.0022	0.00032	<0.0020	<0.0020
25/10/2024	27	0.072	<0.000010	-	<0.00040	<0.00010	<0.0030	0.38	<0.000090	<0.000040	<0.000050	0.060	0.0057	<0.0000050	<0.00020	0.0014	0.00027	<0.0020	<0.0020
11/01/2024	28	0.071	<0.000010	-	<0.00040	<0.00010	0.0070	0.41	<0.000090	<0.000040	<0.000050	0.090	0.0064	<0.0000050	<0.00020	0.0013	0.00031	<0.0020	<0.0020
11/08/2024	29	0.068	<0.000010	-	<0.00040	0.00010	<0.0030	0.45	<0.000090	<0.000040	<0.000050	0.070	0.0057	<0.0000050	<0.00020	0.0010	0.00032	<0.0020	<0.0020
15/11/2024	30	0.056	<0.000010	-	<0.00040	<0.00010	<0.0030	0.40	<0.000090	<0.000040	<0.000050	0.090	0.0047	<0.0000050	<0.00020	0.00098	0.00031	<0.0020	<0.0020
22/11/2024	31	0.071	<0.000010	-	<0.00040	<0.00010	<0.0030	0.47	<0.000090	<0.000040	<0.000050	0.070	0.0061	<0.0000050	<0.00020	0.00065	0.00032	<0.0020	<0.0020
29/11/2024	32	0.077	<0.000010	-	<0.00040	0.00020	<0.0030	0.46	<0.000090	<0.000040	<0.000050	0.080	0.0061	<0.0000050	<0.00020	0.0013	0.00029	<0.0020	<0.0020
12/06/2024	33	0.073	<0.000010	-	<0.00040	<0.00010	<0.0030	0.46	<0.000090	<0.000040	<0.000050	0.080	0.0061	0.0000050	<0.00020	0.0013	0.00031	<0.0020	<0.0020
13/12/2024	34	0.065	<0.000010	-	<0.00040	<0.00010	<0.0030	0.42	<0.000090	<0.000040	<0.000050	0.080	0.0057	0.000014	<0.00020	0.0014	0.00031	<0.0020	<0.0020
20/12/2024	35	0.071	<0.000010	-	<0.00040	<0.00010	<0.0030	0.44	<0.000090	<0.000040	<0.000050	0.10	0.0052	<0.0000050	<0.00020	0.00080	0.00030	<0.0020	<0.0020
27/12/2024	36	0.069	<0.000010	-	<0.00040	<0.00010	<0.0030	0.43	<0.000090	<0.000040	<0.000050	0.060	0.0061	<0.0000050	<0.00020	0.00098	0.00030	<0.0020	<0.0020
01/03/2025	37	0.062	<0.000010	-	<0.00040	<0.00010	<0.0030	0.41	<0.000090	<0.000040	<0.000050	0.070	0.0056	<0.0000050	<0.00020	0.00099	0.00028	<0.0020	<0.0020
01/10/2025	38	0.067	<0.000010	-	<0.00040	<0.00010	<0.0030	0.42	<0.000090	<0.000040	<0.000050	0.060	0.0064	<0.0000050	<0.00020	0.0018	0.00031	<0.0020	<0.0020
17/01/2025	39	0.059	<0.000010	-	<0.00040	<0.00010	<0.0030	0.40	<0.000090	<0.000040	<0.000050	0.060	0.0066	<0.0000050	<0.00020	0.0015	0.00031	0.0020	<0.0020
24/01/2025	40	0.062	<0.000010	-	<0.00040	<0.00010	<0.0030	0.45	<0.000090	<0.000040	<0.000050	0.070	0.0062	<0.0000050	<0.00020	0.0017	0.00032	<0.0020	<0.0020
31/01/2025	41	0.053	<0.000010	-	<0.00040	<0.00010	<0.0030	0.44	<0.000090	<0.000040	<0.000050	0.060	0.0050	<0.0000050	<0.00020	0.00068	0.00031	<0.0020	<0.0020
02/07/2025	42	0.076	<0.000010	-	<0.00040	0.00010	<0.0030	0.46	<0.000090	<0.000040	<0.000050	0.080	0.0058	<0.0000050	<0.00020	0.0014	0.00028	<0.0020	<0.0020
14/02/2025	43	0.050	<0.000010	-	<0.00040	<0.00010	<0.0030	0.39	<0.000090	<0.000040	<0.000050	0.050	0.0052	<0.0000050	<0.00020	0.00073	0.00031	<0.0020	<0.0020
21/02/2025	44	0.056	<0.000010	-	<0.00040	0.00020	<0.0030	0.45	<0.000090	<0.000040	<0.000050	0.060	0.0050	<0.0000050	<0.00020	0.00060	0.00031	<0.0020	<0.0020
28/02/2025	45	0.057	<0.000010	-	<0.00040	<0.00010	<0.0030	0.43	0.00019	<0.000040	<0.000050	0.080	0.0054	<0.0000050	<0.00020	0.00064	0.00028	<0.0020	<0.0020
03/07/2025	46	0.062	<0.000010	-	<0.00040	<0.00010	<0.0030	0.40	<0.000090	<0.000040	<0.000050	0.060	0.0057	<0.0000050	<0.00020	0.0014	0.00026	<0.0020	<0.0020
14/03/2025	47	0.057	<0.000010	-	<0.00040	<0.00010	<0.0030	0.39	<0.000090	<0.000040	<0.000050	0.050	0.0052	<0.0000050	<0.00020	0.0013	0.00025	<0.0020	<0.0020
21/03/2025	48	0.050	<0.000010	-	<0.00040	<0.00010	<0.0030	0.37	<0.000090	<0.000040	<0.000050	0.050	0.0050	<0.0000050	<0.00020	0.0011	0.00026	<0.0020	<0.0020
28/03/2025	49	0.044	<0.000010	-	<0.00040	<0.00010	<0.0030	0.37	<0.000090	<0.000040	<0.000050	0.060	0.0041	<0.0000050	<0.00020	0.00056	0.00025	<0.0020	<0.0020
04/04/2025	50	0.056	<0.000010	-	<0.00040	0.00010	<0.0030	0.38	<0.000090	<0.000040	<0.000050	0.050	0.0054	<0.0000050	<0.00020	0.0012	0.00025	<0.0020	<0.0020
04/11/2025	51	0.043	<0.000010	-	<0.00040	0.00030	<0.0030	0.32	<0.000090	<0.000040	<0.000050	0.050	0.0043	<0.0000050	<0.00020	0.00070	0.00022	<0.0020	<0.0020
18/04/2025	52	0.044	<0.000010	-	<0.00040	<0.00010	<0.0030	0.38	<0.000090	<0.000040	<0.000050	0.050	0.0039	<0.0000050	<0.00020	0.00066	0.00025	<0.0020	<0.0020
25/04/2025	53	0.048	<0.000010	-	<0.00040	0.00030	<0.0030	0.38	<0.000090	<0.000040	<0.000050	0.060	0.0041	<0.0000050	<0.00020	0.00049	0.00023	<0.0020	<0.0020
05/02/2025	54	0.057	<0.000010	0.00000033	<0.00040	<0.00010	<0.0030	0.38	<0.000090	<0.000040	<0.000050	0.060	0.0054	<0.0000050	<0.00020	0.0013	0.00022	<0.0020	<0.0020
05/09/2025	55	0.048	<0.000010	0.00000031	<0.00040	<0.00010	<0.0030	0.37	<0.000090	<0.000040	<0.000050	0.050	0.0050	0.0000060	<0.00020	0.0011	0.00020	<0.0020	<0.0020
16/05/2025	56	0.051	<0.000010	0.00000033	<0.00040	<0.00010	<0.0030	0.39	<0.000090	<0.000040	<0.000050	0.040	0.0051	<0.0000050	<0.00020	0.0011	0.00021	<0.0020	<0.0020
23/05/2025	57	0.038	<0.000010	0.00000051	<0.00040	<0.00010	<0.0030	0.33	<0.000090	<0.000040	<0.000050	0.040	0.0040	<0.0000050	<0.00020	0.00074	0.00021	<0.0020	<0.0020
30/05/2025	58	0.043	<0.000010	-	<0.00040	<0.00010	<0.0030	0.37	<0.000090	<0.000040	<0.000050	0.040	0.0041	<0.0000050	<0.00020	0.00061	0.00023	<0.0020	<0.0020
06/06/2025	59	-	-	-	-	-	-	-	-	-	-	-	-	-	-	-	-	-	-
13/06/2025	60	0.047	<0.000010	-	<0.00040	<0.00010	<0.0030	0.40	<0.000090	<0.000040	<0.000050	0.060	0.0042	<0.0000050	<0.00020	0.00054	0.00021	<0.0020	<0.0020
20/06/2025	61	-	-	-	-	-	-	-	-	-	-	-	-	-	-	-	-	-	-
27/06/2025	62	0.045	<0.000010	-	<0.00040	0.00010	<0.0030	0.38	<0.000090	<0.000040	<0.000050	0.060	0.0041	<0.0000050	<0.00020	0.00050	0.00022	<0.0020	<0.0020
07/04/2025	63	-	-	-	-	-	-	-	-	-	-	-	-	-	-	-	-	-	-

Table D-32: Mine Rock Humidity Cell Testing Results (HC-32)

Sample Date	Week Number	Leachate Volume Recovered	pH	Electrical Conductivity	Alkalinity (to pH 4.5)	Acidity (to pH 8.3)	Sulphate	Fluoride	Chloride	Aluminum (Al)	Antimony (Sb)	Arsenic (As)	Beryllium (Be)	Boron (B)	Cadmium (Cd)	Calcium (Ca)	Chromium (Cr)	Cobalt (Co)	Copper (Cu)	Iron (Fe)
Units:	-	mL	pH Units	µS/cm	mg CaCO3/L	mg CaCO3/L	mg/L	mg/L	mg/L	mg/L	mg/L	mg/L	mg/L	mg/L	mg/L	mg/L	mg/L	mg/L	mg/L	mg/L
19/04/2024	0	613	8.9	69	23	<2.0	12	0.11	2.0	0.12	0.0014	0.0034	0.00051	0.0040	0.0000050	8.3	0.00012	0.000060	0.0030	<0.0070
26/04/2024	1	693	7.9	45	14	<2.0	5.0	<0.060	<1.0	0.088	0.0014	0.0037	<0.0000070	0.0020	0.0000060	5.3	<0.000080	0.000010	<0.0010	<0.0070
05/03/2024	2	653	8.7	33	10	<2.0	4.0	<0.060	<1.0	0.076	0.0010	0.0036	<0.0000070	<0.0020	<0.0000030	4.4	<0.000080	0.000017	<0.0010	<0.0070
05/10/2024	3	690	7.3	40	10	<2.0	7.0	<0.060	<1.0	0.071	0.0017	0.0037	<0.0000070	0.0020	0.0000050	5.9	<0.000080	0.000017	<0.0010	<0.0070
17/05/2024	4	737	7.8	28	9.0	<2.0	4.0	<0.060	<1.0	0.060	<0.00090	0.0027	0.0000090	<0.0020	0.0000080	4.7	<0.000080	0.000019	<0.0010	0.0070
24/05/2024	5	757	6.8	31	10	<2.0	3.0	<0.060	<1.0	0.057	<0.00090	0.0031	<0.0000070	<0.0020	0.0000050	4.9	<0.000080	0.000016	<0.0010	<0.0070
31/05/2024	6	718	7.1	32	10	<2.0	4.0	<0.060	<1.0	0.040	0.0013	0.0029	<0.0000070	<0.0020	0.0000050	5.0	0.00011	0.000015	<0.0010	<0.0070
06/07/2024	7	684	7.5	26	10	<2.0	4.0	<0.060	<1.0	0.070	<0.00090	0.0040	<0.0000070	<0.0020	0.0000060	4.4	<0.000080	0.000018	<0.0010	<0.0070
14/06/2024	8	728	7.3	27	10	<2.0	3.0	<0.060	<1.0	0.063	<0.00090	0.0030	<0.0000070	<0.0020	0.0000090	4.2	<0.000080	0.000013	<0.0010	<0.0070
21/06/2024	9	709	7.2	25	7.0	<2.0	3.7	<0.060	<0.20	0.049	<0.00090	0.0024	<0.0000070	<0.0020	<0.0000030	3.8	<0.000080	0.000019	<0.0010	0.020
28/06/2024	10	702	7.8	31	13	<2.0	3.6	<0.060	<0.20	0.079	<0.00090	0.0029	<0.0000070	<0.0020	0.0000050	5.1	<0.000080	0.000014	<0.0010	0.0080
07/05/2024	11	755	7.6	26	11	<2.0	3.8	<0.060	<0.20	0.046	0.00090	0.0026	<0.0000070	<0.0020	0.0000070	4.6	<0.000080	0.000016	<0.0010	<0.0070
07/12/2024	12	672	7.5	22	9.0	<2.0	2.2	<0.060	<0.20	0.062	<0.00090	0.0026	<0.0000070	<0.0020	0.000019	3.8	<0.000080	0.000010	<0.0010	<0.0070
19/07/2024	13	630	7.6	21	9.0	<2.0	2.4	<0.060	<0.20	0.051	<0.00090	0.0023	<0.0000070	<0.0020	0.0000050	3.5	<0.000080	0.000014	<0.0010	<0.0070
26/07/2024	14	652	7.2	23	8.0	<2.0	2.4	<0.060	<0.20	0.054	<0.00090	0.0022	<0.0000070	<0.0020	0.0000070	3.3	<0.000080	0.000016	<0.0010	0.0070
08/02/2024	15	711	7.2	27	9.0	<2.0	2.5	<0.060	<0.20	0.049	<0.00090	0.0019	<0.0000070	<0.0020	0.0000070	3.6	<0.000080	0.000020	<0.0010	<0.0070
08/09/2024	16	717	7.4	22	9.0	<2.0	2.6	<0.060	<0.20	0.050	<0.00090	0.0019	<0.0000070	<0.0020	0.0000080	3.5	<0.000080	0.000011	<0.0010	<0.0070
16/08/2024	17	709	7.4	24	8.0	<2.0	2.7	<0.060	<0.20	0.045	<0.00090	0.0016	<0.0000070	<0.0020	0.0000050	3.4	<0.000080	0.000021	<0.0010	<0.0070
23/08/2024	18	673	6.9	22	6.0	<2.0	3.3	<0.060	<0.20	0.038	<0.00090	0.0012	<0.0000070	<0.0020	0.0000060	3.0	0.00016	0.0000070	0.0020	<0.0070
30/08/2024	19	716	7.3	18	6.0	<2.0	1.8	<0.060	<0.20	0.041	<0.00090	0.0012	<0.0000070	<0.0020	<0.0000030	3.2	<0.000080	0.0000060	<0.0010	<0.0070
09/06/2024	20	740	7.4	22	7.0	<2.0	2.4	<0.060	<0.20	0.039	<0.00090	0.0017	<0.0000070	<0.0020	0.0000060	3.6	<0.000080	0.000011	<0.0010	<0.0070
13/09/2024	21	690	7.4	20	7.0	<2.0	1.9	<0.060	<0.20	0.039	<0.00090	0.0017	<0.0000070	<0.0020	<0.0000030	3.2	<0.000080	0.000011	<0.0010	<0.0070
20/09/2024	22	715	7.2	21	6.0	<2.0	2.8	<0.060	<0.20	0.038	<0.00090	0.0015	<0.0000070	<0.0020	0.0000060	3.2	<0.000080	0.00062	<0.0010	<0.0070
27/09/2024	23	667	7.1	21	6.0	<2.0	2.4	<0.060	<0.20	0.048	<0.00090	0.0019	<0.0000070	<0.0020	0.0000060	3.0	<0.000080	0.0000080	<0.0010	<0.0070
10/04/2024	24	754	7.0	17	6.0	<2.0	1.7	<0.060	<0.20	0.033	<0.00090	0.0014	<0.0000070	<0.0020	0.0000050	3.0	<0.000080	0.000013	<0.0010	<0.0070
10/11/2024	25	742	7.0	18	5.0	<2.0	2.2	<0.060	<0.20	0.038	<0.00090	0.0015	<0.0000070	<0.0020	0.0000090	2.8	<0.000080	0.000010	<0.0010	<0.0070
18/10/2024	26	750	7.1	19	7.0	<2.0	2.0	<0.060	<0.20	0.032	<0.00090	0.0016	<0.0000070	<0.0020	0.0000060	3.3	<0.000080	0.000015	<0.0010	<0.0070
25/10/2024	27	757	7.1	14	6.0	<2.0	0.80	<0.060	<0.20	0.038	<0.00090	0.0012	<0.0000070	<0.0020	0.0000030	2.4	<0.000080	0.0000070	<0.0010	<0.0070
11/01/2024	28	694	7.0	18	6.0	<2.0	2.0	<0.060	<0.20	0.045	<0.00090	0.0016	<0.0000070	<0.0020	0.0000060	2.9	<0.000080	0.000022	<0.0010	<0.0070
11/08/2024	29	731	7.1	18	6.0	<2.0	2.1	<0.060	<0.20	0.044	<0.00090	0.0014	<0.0000070	<0.0020	0.0000040	2.9	<0.000080	0.0000080	<0.0010	<0.0070
15/11/2024	30	782	7.1	21	8.0	<2.0	1.6	<0.060	<0.20	0.036	<0.00090	0.0017	<0.0000070	<0.0020	0.0000090	3.6	<0.000080	0.0000080	<0.0010	<0.0070
22/11/2024	31	723	7.4	17	7.0	<2.0	2.0	<0.060	<0.20	0.038	<0.00090	0.0014	<0.0000070	<0.0020	<0.0000030	2.9	<0.000080	0.000012	<0.0010	<0.0070
29/11/2024	32	728	7.0	19	6.0	<2.0	2.0	<0.060	<0.20	0.042	<0.00090	0.0013	<0.0000070	<0.0020	0.0000080	3.1	<0.000080	0.000011	<0.0010	<0.0070
12/06/2024	33	728	7.3	17	7.0	<2.0	2.1	<0.060	<0.20	0.040	<0.00090	0.0016	<0.0000070	<0.0020	0.000010	3.0	<0.000080	0.0000090	<0.0010	<0.0070
13/12/2024	34	718	7.6	19	6.0	<2.0	2.1	<0.060	<0.20	0.047	<0.00090	0.0015	<0.0000070	<0.0020	0.0000070	2.9	<0.000080	0.000014	<0.0010	<0.0070
20/12/2024	35	709	7.0	17	7.0	<2.0	1.7	<0.060	<0.20	0.038	<0.00090	0.0013	<0.0000070	<0.0020	0.0000050	2.7	<0.000080	0.0000060	<0.0010	<0.0070
27/12/2024	36	725	6.8	18	6.0	<2.0	2.3	<0.060	<0.20	0.038	<0.00090	0.0015	<0.0000070	<0.0020	0.0000040	2.7	<0.000080	0.0000090	<0.0010	<0.0070
01/03/2025	37	674	6.8	21	8.0	<2.0	2.0	<0.060	<0.20	0.044	<0.00090	0.0016	<0.0000070	<0.0020	0.0000040	2.9	<0.000080	0.0000050	<0.0010	<0.0070
01/10/2025	38	722	6.2	19	7.0	<2.0	2.0	<0.060	<0.20	0.037	<0.00090	0.0015	<0.0000070	<0.0020	0.0000080	2.9	<0.000080	0.0000090	<0.0010	<0.0070
17/01/2025	39	721	7.0	16	6.0	<2.0	1.7	<0.060	<0.20	0.031	<0.00090	0.0012	<0.0000070	<0.0020	0.0000050	2.3	<0.000080	0.000011	<0.0010	<0.0070
24/01/2025	40	718	6.9	16	6.0	<2.0	1.4	<0.060	<0.20	0.048	<0.00090	0.0014	<0.0000070	<0.0020	0.0000070	2.7	<0.000080	0.000017	<0.0010	<0.0070
31/01/2025	41	692	7.2	17	8.0	<2.0	1.7	<0.060	<0.20	0.049	<0.00090	0.0018	<0.0000070	<0.0020	0.0000060	2.6	<0.000080	0.000013	<0.0010	<0.0070
02/07/2025	42	697	7.2	19	7.0	<2.0	1.9	<0.060	<0.20	0.041	<0.00090	0.0018	<0.0000070	<0.0020	0.0000050	2.6	<0.000080	0.000010	<0.0010	<0.0070
14/02/2025	43	705	7.1	17	7.0	<2.0	1.9	<0.060	<0.20	0.044	<0.00090	0.0015	<0.0000070	<0.0020	0.0000040	2.7	<0.000080	0.0000050	<0.0010	<0.0070
21/02/2025	44	693	7.1	18	6.0	<2.0	1.9	<0.060	<0.20	0.049	<0.00090	0.0017	<0.0000070	<0.0020	<0.0000030	2.6	<0.000080	0.0000060	<0.0010	<0.0070
28/02/2025	45	682	7.0	17	7.0	<2.0	2.0	<0.060	<0.20	0.042	<0.00090	0.0015	0.0000070	<0.0020	0.0000040	2.9	<0.000080	0.0000080	<0.0010	<0.0070
03/07/2025	46	714	6.9	16	7.0	<2.0	1.9	<0.060	<0.20	0.031	<0.00090	0.0014	<0.0000070	<0.0020	0.000010	2.7	<0.000080	0.0000080	<0.0010	<0.0070
14/03/2025	47	730	6.9	17	7.0	<2.0	1.8	<0.060	<0.20	0.034	<0.00090	0.0014	<0.0000070	<0.0020	0.0000040	2.9	<0.000080	0.000010	<0.0010	<0.0070
21/03/2025	48	724	7.0	14	6.0	<2.0	1.3	<0.060	<0.20	0.035	<0.00090	0.0012	<0.0000070	<0.0020	0.0000070	2.5	<0.000080	0.0000070	<0.0010	<0.0070
28/03/2025	49	718	7.3	15	5.0	<2.0	1.5	<0.060	<0.20	0.032	<0.00090	0.0011	<0.0000070	<0.0020	0.0000050	2.3	<0.000080	0.0000070	<0.0010	<0.0070
04/04/2025	50	779	7.1	9.0	4.0	<2.0	1.9	<0.060	<0.20	0.027	<0.00090	0.0013	<0.0000070	<0.0020	0.0000070	3.2	<0.000080	0.000012	<0.0010	<0.0070
04/11/2025	51	714	7.2	14	5.0	<2.0	1.5	<0.060	<0.20	0.031	<0.00090	0.0011	<0.0000070	<0.0020	0.0000070	2.2	<0.000080	0.0000080	<0.0010	<0.0070
18/04/2025	52	727	7.0	15	7.0	<2.0	1.5	<0.060	<0.20	0.029	<0.00090	0.0011	<0.0000070	<0.0020	0.000018	2.3	<0.000080	0.0000060	<0.0010	<0.0070
25/04/2025	53	704	6.9	15	6.0	<2.0	1.9	<0.060	<0.20	0.032	<0.00090	0.0011	<0.0000070	<0.0020	0.0000040	2.5	<0.000080	0.0000070	<0.0010	<0.0070
05/02/2025	54	717	6.6	16	6.0	<2.0	2.2	<0.060	<0.20	0.033	<0.00090	0.0012	<0.0000070	<0.0020	0.0000070	2.5	<0.000080	0.000014	<0.0010	<0.0070
05/09/2025	55	709	6.8	15	5.0	<2.0	1.6	<0.060	<0.20	0.033	<0.00090	0.0011	<0.0000070	<0.0020	0.0000040	2.5	<0.000080	0.0000050	<0.0010	<0.0070
16/05/2025	56	696	7.1	15	5.0	<2.0	2.0	<0.060	<0.20	0.032	<0.00090	0.0012	<0.0000070	<0.0020	0.0000050	2.6	<0.000080	0.0000080	<0.0010	<0.0070
23/05/2025	57	720	6.7	13	4.0	<2.0	1.4	<0.060	<0.20	0.031	<0.00090	0.00090	<0.0000070	<0.0020	0.0000060	2.2	<0.000080	0.0000080	<0.0010	<0.0070
30/05/2025	58	729	6.7	13	6.0	<2.0	1.7	<0.060	<0.20	0.029	<0.00090	0.0011	<0.0000070	<0.0020	0.0000090	2.3	<0.000080	0.000010	<0.0010	<0.0070
06/06/2025	59	723	6.7	12	4.0	<2.0	1.8	-	-	-	-	-	-	-	-	-	-	-	-	-
13/06/2025	60	675	6.7	13	4.0	<2.0	2.0	-	-	0.032	<0.00090	0.00080	<0.0000070	<0.0020	0.0000050	2.6	<0.000080	0.0000070	<0.0010	<0.0070
20/06/2025	61	676	6.5	13	5.0	<2.0	1.5	-	-	-	-	-	-	-	-	-	-	-	-	-
27/06/2025	62	697	6.8	15	5.0	<2.0	2.5	-	-	0.034	<0.00090	0.0010	<0.0000070	<0.0020	0.0000060	2.8	<0.000080	0.000011	<0.0010	<0.0070
07/04/2025	63	757	6.5	14	7.0	<2.0	1.5	-	-	-	-	-	-	-	-	-	-	-	-	-

Table D-32: Mine Rock Humidity Cell Testing Results (HC-32)

Sample Date	Week Number	Magnesium (Mg)	Mercury (Hg)	Ultra Trace Mercury (Hg)	Molybdenum (Mo)	Nickel (Ni)	Phosphorus (P)	Potassium (K)	Lead (Pb)	Selenium (Se)	Silver (Ag)	Sodium (Na)	Strontium (Sr)	Thallium (Tl)	Tungsten (W)	Uranium (U)	Vanadium (V)	Zinc (Zn)	Zirconium (Zr)
Units:	-	mg/L	mg/L	mg/L	mg/L	mg/L	mg/L	mg/L	mg/L	mg/L	mg/L	mg/L	mg/L	mg/L	mg/L	mg/L	mg/L	mg/L	mg/L
19/04/2024	0	0.50	<0.000010	-	0.0011	0.0010	0.0080	2.3	<0.000090	0.0012	<0.000050	2.7	0.024	0.0000050	0.00090	0.00026	0.00066	<0.0020	<0.0020
26/04/2024	1	0.27	<0.000010	-	0.00060	0.00040	<0.0030	1.0	<0.000090	0.00061	<0.000050	0.78	0.012	<0.0000050	0.00027	0.00096	0.00037	<0.0020	<0.0020
05/03/2024	2	0.20	<0.000010	-	<0.00040	0.00030	<0.0030	0.90	<0.000090	0.00047	<0.000050	0.48	0.0087	<0.0000050	0.00033	0.00054	0.00029	<0.0020	<0.0020
05/10/2024	3	0.29	<0.000010	-	0.00040	0.00020	<0.0030	1.2	<0.000090	0.00066	<0.000050	0.57	0.013	<0.0000050	0.00040	0.0013	0.00031	<0.0020	<0.0020
17/05/2024	4	0.18	<0.000010	-	0.00040	0.00030	<0.0030	0.88	0.00012	0.00041	<0.000050	0.26	0.0093	0.0000050	0.00020	0.00073	0.00023	<0.0020	<0.0020
24/05/2024	5	0.16	<0.000010	-	<0.00040	0.00020	<0.0030	0.89	<0.000090	0.00043	<0.000050	0.21	0.0077	<0.0000050	<0.00020	0.00053	0.00028	<0.0020	<0.0020
31/05/2024	6	0.22	<0.000010	-	0.00040	0.00020	<0.0030	0.90	<0.000090	0.00048	<0.000050	0.26	0.0087	<0.0000050	0.00040	0.0012	0.00024	0.0080	<0.0020
06/07/2024	7	0.16	<0.000010	-	<0.00040	0.00020	<0.0030	0.90	0.00013	0.00056	<0.000050	0.21	0.0084	<0.0000050	<0.00020	0.00052	0.00037	<0.0020	<0.0020
14/06/2024	8	0.13	<0.000010	-	0.00050	0.00020	<0.0030	0.89	<0.000090	0.00042	<0.000050	0.15	0.0073	<0.0000050	<0.00020	0.00040	0.00029	<0.0020	<0.0020
21/06/2024	9	0.13	<0.000010	-	0.0011	0.00020	<0.0030	0.77	<0.000090	0.00041	<0.000050	0.17	0.0071	<0.0000050	<0.00020	0.00037	0.00023	<0.0020	<0.0020
28/06/2024	10	0.16	<0.000010	-	<0.00040	<0.00010	<0.0030	0.91	0.00013	0.00055	<0.000050	0.16	0.0091	<0.0000050	<0.00020	0.00036	0.00033	<0.0020	<0.0020
07/05/2024	11	0.13	<0.000010	-	<0.00040	0.00020	<0.0030	0.82	<0.000090	0.00051	<0.000050	0.14	0.0079	<0.0000050	0.00020	0.00075	0.00025	<0.0020	<0.0020
07/12/2024	12	0.096	<0.000010	-	0.029	<0.00010	<0.0030	0.74	<0.000090	0.00042	<0.000050	0.13	0.0062	<0.0000050	<0.00020	0.00036	0.00030	<0.0020	<0.0020
19/07/2024	13	0.090	<0.000010	-	0.00070	0.00020	0.0040	0.70	<0.000090	0.00037	<0.000050	0.12	0.0055	<0.0000050	<0.00020	0.00030	0.00025	<0.0020	<0.0020
26/07/2024	14	0.094	<0.000010	-	0.0040	0.00020	<0.0030	0.70	0.00010	0.00036	<0.000050	0.090	0.0050	<0.0000050	<0.00020	0.00039	0.00024	<0.0020	<0.0020
08/02/2024	15	0.094	<0.000010	-	<0.00040	0.00020	<0.0030	0.71	<0.000090	0.00035	<0.000050	0.080	0.0057	<0.0000050	<0.00020	0.00030	0.00019	<0.0020	<0.0020
08/09/2024	16	0.10	<0.000010	-	<0.00040	0.00020	<0.0030	0.76	<0.000090	0.00038	<0.000050	0.090	0.0055	<0.0000050	<0.00020	0.00028	0.00020	<0.0020	<0.0020
16/08/2024	17	0.086	<0.000010	-	<0.00040	0.00010	<0.0030	0.69	<0.000090	0.00029	<0.000050	0.070	0.0051	<0.0000050	<0.00020	0.00025	0.00019	<0.0020	<0.0020
23/08/2024	18	0.090	<0.000010	-	<0.00040	0.00020	<0.0030	0.62	0.00012	0.00030	<0.000050	0.11	0.0048	0.0000070	<0.00020	0.00024	0.00015	0.0020	<0.0020
30/08/2024	19	0.071	<0.000010	-	<0.00040	<0.00010	<0.0030	0.54	0.00012	0.00020	<0.000050	0.040	0.0046	<0.0000050	<0.00020	0.00034	0.00014	<0.0020	<0.0020
09/06/2024	20	0.088	<0.000010	-	<0.00040	<0.00010	<0.0030	0.61	<0.000090	0.00027	<0.000050	0.080	0.0053	<0.0000050	<0.00020	0.00036	0.00016	<0.0020	<0.0020
13/09/2024	21	0.066	<0.000010	-	<0.00040	<0.00010	<0.0030	0.58	<0.000090	0.00028	<0.000050	0.040	0.0047	<0.0000050	<0.00020	0.00035	0.00018	<0.0020	<0.0020
20/09/2024	22	0.068	<0.000010	-	<0.00040	<0.00010	<0.0030	0.62	<0.000090	0.00028	<0.000050	0.050	0.0051	<0.0000050	<0.00020	0.00026	0.00015	<0.0020	<0.0020
27/09/2024	23	0.077	<0.000010	-	<0.00040	<0.00010	<0.0030	0.73	<0.000090	0.00032	<0.000050	0.11	0.0049	<0.0000050	<0.00020	0.00030	0.00023	<0.0020	<0.0020
10/04/2024	24	0.076	<0.000010	-	<0.00040	0.00020	<0.0030	0.54	<0.000090	0.00019	<0.000050	0.050	0.0049	<0.0000050	<0.00020	0.00034	0.00014	<0.0020	<0.0020
10/11/2024	25	0.054	<0.000010	-	<0.00040	<0.00010	<0.0030	0.53	<0.000090	0.00026	<0.000050	0.060	0.0043	<0.0000050	<0.00020	0.00024	0.00016	<0.0020	<0.0020
18/10/2024	26	0.075	<0.000010	-	<0.00040	<0.00010	<0.0030	0.59	<0.000090	0.00021	<0.000050	0.050	0.0044	<0.0000050	<0.00020	0.00025	0.00013	<0.0020	<0.0020
25/10/2024	27	0.040	<0.000010	-	<0.00040	0.00020	<0.0030	0.40	0.00031	0.00014	<0.000050	0.040	0.0031	<0.0000050	<0.00020	0.00014	0.00015	<0.0020	<0.0020
11/01/2024	28	0.055	<0.000010	-	<0.00040	<0.00010	0.0060	0.64	<0.000090	0.00027	<0.000050	0.070	0.0045	<0.0000050	<0.00020	0.00021	0.00017	<0.0020	<0.0020
11/08/2024	29	0.051	<0.000010	-	0.00050	<0.00010	<0.0030	0.65	0.00018	0.00029	<0.000050	0.060	0.0043	0.0000080	<0.00020	0.00014	0.00017	<0.0020	<0.0020
15/11/2024	30	0.10	<0.000010	-	<0.00040	<0.00010	<0.0030	0.72	<0.000090	0.00020	<0.000050	0.090	0.0046	<0.0000050	<0.00020	0.00027	0.00014	<0.0020	<0.0020
22/11/2024	31	0.052	<0.000010	-	<0.00040	<0.00010	<0.0030	0.58	<0.000090	0.00021	<0.000050	0.050	0.0041	<0.0000050	<0.00020	0.00012	0.00016	<0.0020	<0.0020
29/11/2024	32	0.053	<0.000010	-	<0.00040	<0.00010	<0.0030	0.63	<0.000090	0.00020	<0.000050	0.050	0.0041	<0.0000050	<0.00020	0.00019	0.00016	<0.0020	<0.0020
12/06/2024	33	0.069	<0.000010	-	<0.00040	<0.00010	<0.0030	0.67	<0.000090	0.00021	<0.000050	0.060	0.0042	<0.0000050	<0.00020	0.00014	0.00017	<0.0020	<0.0020
13/12/2024	34	0.060	<0.000010	-	<0.00040	<0.00010	<0.0030	0.67	<0.000090	0.00022	<0.000050	0.060	0.0044	<0.0000050	<0.00020	0.00021	0.00020	<0.0020	<0.0020
20/12/2024	35	0.051	<0.000010	-	<0.00040	<0.00010	<0.0030	0.61	<0.000090	0.00017	<0.000050	0.040	0.0036	<0.0000050	<0.00020	0.00018	0.00016	<0.0020	<0.0020
27/12/2024	36	0.055	<0.000010	-	<0.00040	<0.00010	<0.0030	0.60	<0.000090	0.00022	<0.000050	0.080	0.0041	<0.0000050	<0.00020	0.00014	0.00016	<0.0020	<0.0020
01/03/2025	37	0.052	<0.000010	-	<0.00040	<0.00010	<0.0030	0.62	<0.000090	0.00022	<0.000050	0.060	0.0040	<0.0000050	<0.00020	0.00022	0.00021	<0.0020	<0.0020
01/10/2025	38	0.052	<0.000010	-	<0.00040	0.00030	<0.0030	0.60	<0.000090	0.00024	<0.000050	0.060	0.0042	<0.0000050	<0.00020	0.00021	0.00018	0.0030	<0.0020
17/01/2025	39	0.041	<0.000010	-	<0.00040	<0.00010	<0.0030	0.56	<0.000090	0.00016	<0.000050	0.040	0.0036	<0.0000050	<0.00020	0.00014	0.00017	<0.0020	<0.0020
24/01/2025	40	0.048	<0.000010	-	<0.00040	0.00050	<0.0030	0.62	<0.000090	0.00020	<0.000050	0.060	0.0040	<0.0000050	<0.00020	0.00017	0.00017	<0.0020	<0.0020
31/01/2025	41	0.052	<0.000010	-	<0.00040	<0.00010	<0.0030	0.70	<0.000090	0.00023	<0.000050	0.050	0.0040	<0.0000050	<0.00020	0.00013	0.00025	<0.0020	<0.0020
02/07/2025	42	0.049	<0.000010	-	<0.00040	<0.00010	<0.0030	0.65	<0.000090	0.00024	<0.000050	0.060	0.0038	<0.0000050	<0.00020	0.00013	0.00016	<0.0020	<0.0020
14/02/2025	43	0.042	<0.000010	-	<0.00040	<0.00010	<0.0030	0.58	0.00016	0.00023	<0.000050	0.050	0.0037	<0.0000050	<0.00020	0.00012	0.00018	0.0030	<0.0020
21/02/2025	44	0.051	<0.000010	-	<0.00040	<0.00010	<0.0030	0.68	<0.000090	0.00025	<0.000050	0.060	0.0038	<0.0000050	<0.00020	0.00014	0.00020	<0.0020	<0.0020
28/02/2025	45	0.046	<0.000010	-	<0.00040	<0.00010	<0.0030	0.61	<0.000090	0.00024	<0.000050	0.070	0.0038	<0.0000050	<0.00020	0.00012	0.00017	<0.0020	<0.0020
03/07/2025	46	0.045	<0.000010	-	<0.00040	<0.00010	<0.0030	0.58	<0.000090	0.00021	<0.000050	0.050	0.0037	<0.0000050	<0.00020	0.00017	0.00014	<0.0020	<0.0020
14/03/2025	47	0.050	<0.000010	-	<0.00040	<0.00010	<0.0030	0.64	<0.000090	0.00021	<0.000050	0.050	0.0038	<0.0000050	<0.00020	0.00019	0.00016	<0.0020	<0.0020
21/03/2025	48	0.038	<0.000010	-	<0.00040	<0.00010	<0.0030	0.53	<0.000090	0.00021	<0.000050	0.050	0.0031	<0.0000050	<0.00020	0.00011	0.00014	<0.0020	<0.0020
28/03/2025	49	0.037	<0.000010	-	<0.00040	<0.00010	<0.0030	0.50	<0.000090	0.00016	<0.000050	0.040	0.0029	<0.0000050	<0.00020	0.00010	0.00011	<0.0020	<0.0020
04/04/2025	50	0.051	<0.000010	-	<0.00040	<0.00010	<0.0030	0.61	<0.000090	0.00019	<0.000050	0.16	0.0042	<0.0000050	<0.00020	0.00021	0.00012	<0.0020	<0.0020
04/11/2025	51	0.035	<0.000010	-	<0.00040	<0.00010	<0.0030	0.48	<0.000090	0.00016	<0.000050	0.050	0.0029	<0.0000050	<0.00020	0.00012	0.00011	<0.0020	<0.0020
18/04/2025	52	0.039	<0.000010	-	<0.00040	<0.00010	<0.0030	0.53	<0.000090	0.00014	<0.000050	0.080	0.0029	0.0000060	<0.00020	0.00014	0.00013	0.0030	<0.0020
25/04/2025	53	0.039	<0.000010	-	<0.00040	<0.00010	<0.0030	0.52	<0.000090	0.00018	<0.000050	0.040	0.0031	<0.0000050	<0.00020	0.000094	0.00012	<0.0020	<0.0020
05/02/2025	54	0.043	<0.000010	0.00000056	<0.00040	<0.00010	<0.0030	0.54	<0.000090	0.00015	<0.000050	0.050	0.0034	<0.0000050	<0.00020	0.00012	0.00012	<0.0020	<0.0020
05/09/2025	55	0.045	<0.000010	0.00000057	<0.00040	<0.00010	<0.0030	0.53	<0.000090	0.00017	<0.000050	0.060	0.0031	0.0000050	<0.00020	0.00011	0.00012	<0.0020	<0.0020
16/05/2025	56	0.045	<0.000010	0.00000064	<0.00040	<0.00010	<0.0030	0.55	<0.000090	0.00019	<0.000050	0.060	0.0033	<0.0000050	<0.00020	0.00017	0.00012	<0.0020	<0.0020
23/05/2025	57	0.034	<0.000010	0.00000065	<0.00040	<0.00010	<0.0030	0.50	<0.000090	0.00011	<0.000050	0.040	0.0028	<0.0000050	<0.00020	0.000093	0.00011	<0.0020	<0.0020
30/05/2025	58	0.037	<0.000010	-	<0.00040	<0.00010	<0.0030	0.53	<0.000090	0.00013	<0.000050	0.040	0.0030	<0.0000050	<0.00020	0.00011	0.00010	<0.0020	<0.0020
06/06/2025	59	-	-	-	-	-	-	-	-	-	-	-	-	-	-	-	-	-	-
13/06/2025	60	0.049	<0.000010	-	<0.00040	<0.00010	<0.0030	0.60	<0.000090	0.00017	<0.000050	0.050	0.0030	<0.0000050	<0.00020	0.00011	0.00012	<0.0020	<0.0020
20/06/2025	61	-	-	-	-	-	-	-	-	-	-	-	-	-	-	-	-	-	-
27/06/2025	62	0.043	<0.000010	-	<0.00040	<0.00010	<0.0030	0.55	<0.000090	0.00015	<0.000050	0.050	0.0035	0.0000050	<0.00020	0.00013	0.00011	<0.0020	<0.0020
07/04/2025	63	-	-	-	-	-	-	-	-	-	-	-	-	-	-	-	-	-	-

Table D-33: Mine Rock Humidity Cell Testing Results (HC-33)

Sample Date	Week Number	Leachate Volume Recovered	pH	Electrical Conductivity	Alkalinity (to pH 4.5)	Acidity (to pH 8.3)	Sulphate	Fluoride	Chloride	Aluminum (Al)	Antimony (Sb)	Arsenic (As)	Beryllium (Be)	Boron (B)	Cadmium (Cd)	Calcium (Ca)	Chromium (Cr)	Cobalt (Co)	Copper (Cu)	Iron (Fe)
Units:	-	mL	pH Units	µS/cm	mg CaCO3/L	mg CaCO3/L	mg/L	mg/L	mg/L	mg/L	mg/L	mg/L	mg/L	mg/L	mg/L	mg/L	mg/L	mg/L	mg/L	mg/L
19/04/2024	0	831	5.6	199	<2.0	7.0	85	<0.060	3.0	0.035	<0.00090	0.0011	0.000068	0.013	0.00023	23	0.000080	0.0087	0.0060	0.41
26/04/2024	1	1002	6.3	152	2.0	14	55	<0.060	2.0	0.0070	<0.00090	0.00030	<0.0000070	0.025	0.000041	18	<0.000080	0.00048	<0.0010	<0.0070
05/03/2024	2	981	6.3	105	<2.0	7.0	42	<0.060	<1.0	0.0010	<0.00090	0.00020	<0.0000070	0.018	0.000020	13	<0.000080	0.00031	<0.0010	<0.0070
05/10/2024	3	1001	6.1	93	<2.0	3.0	38	<0.060	<1.0	0.0070	<0.00090	0.00020	0.000011	0.013	0.000018	11	<0.000080	0.00040	<0.0010	<0.0070
17/05/2024	4	995	6.2	71	<2.0	3.0	33	<0.060	<1.0	0.0020	<0.00090	0.00030	<0.0000070	0.015	0.000019	9.8	<0.000080	0.00048	<0.0010	<0.0070
24/05/2024	5	995	6.0	78	<2.0	4.0	32	<0.060	<1.0	0.011	<0.00090	<0.00020	0.0000070	0.011	0.000020	9.6	<0.000080	0.00065	<0.0010	<0.0070
31/05/2024	6	993	5.6	60	<2.0	4.0	24	<0.060	<1.0	0.011	<0.00090	<0.00020	0.000014	0.0090	0.000022	7.8	0.00014	0.00071	0.0020	0.025
06/07/2024	7	993	5.5	56	<2.0	3.0	24	<0.060	<1.0	0.027	<0.00090	0.00030	0.000015	0.010	0.000031	7.9	<0.000080	0.0011	0.0020	0.10
14/06/2024	8	997	5.1	72	<2.0	4.0	23	0.13	<1.0	0.040	<0.00090	0.00020	0.000022	0.0080	0.000027	7.0	<0.000080	0.0010	0.0010	0.23
21/06/2024	9	1001	5.2	52	<2.0	7.0	20	<0.060	<0.20	0.049	<0.00090	0.00030	0.000023	0.0070	0.000026	5.6	<0.000080	0.0011	0.0020	0.46
28/06/2024	10	1002	5.0	50	<2.0	5.0	18	<0.060	<0.20	0.059	<0.00090	0.00020	0.000029	0.0060	0.000025	5.6	<0.000080	0.00097	0.0020	0.72
07/05/2024	11	1003	5.4	48	<2.0	5.0	20	<0.060	<0.20	0.059	<0.00090	0.00020	0.000026	0.0060	0.000025	5.6	<0.000080	0.00092	0.0010	1.1
07/12/2024	12	1008	6.4	53	<2.0	8.0	20	0.070	<0.20	0.058	<0.00090	0.00030	0.000030	0.0060	0.000031	5.8	<0.000080	0.00087	0.0030	1.5
19/07/2024	13	997	5.0	53	<2.0	7.0	20	<0.060	<0.20	0.056	<0.00090	0.00020	0.000031	0.0060	0.000071	5.4	<0.000080	0.00085	<0.0010	2.0
26/07/2024	14	1006	5.1	58	<2.0	10	19	<0.060	<0.20	0.052	<0.00090	0.00030	0.000033	0.0050	0.000025	4.7	<0.000080	0.00077	0.0020	2.3
08/02/2024	15	1008	5.2	52	<2.0	7.0	20	<0.060	<0.20	0.049	<0.00090	<0.00020	0.000033	0.0050	0.000029	4.0	<0.000080	0.00065	0.0020	2.1
08/09/2024	16	1009	5.6	45	<2.0	6.0	18	<0.060	<0.20	0.051	<0.00090	<0.00020	0.000033	0.0050	0.000023	4.1	<0.000080	0.00059	<0.0010	2.4
16/08/2024	17	991	5.0	43	<2.0	7.0	17	<0.060	<0.20	0.051	<0.00090	<0.00020	0.000037	0.0040	0.000025	3.4	<0.000080	0.00052	<0.0010	2.3
23/08/2024	18	982	5.0	47	<2.0	8.0	16	<0.060	<0.20	0.057	<0.00090	0.00030	0.000036	0.0040	0.000018	3.3	<0.000080	0.00054	<0.0010	2.5
30/08/2024	19	1000	4.8	41	<2.0	10	16	<0.060	<0.20	0.053	<0.00090	<0.00020	0.000039	0.0040	0.000017	3.0	<0.000080	0.00047	<0.0010	2.5
09/06/2024	20	1001	4.7	46	<2.0	9.0	15	<0.060	<0.20	0.050	<0.00090	0.00030	0.000033	0.0040	0.000092	2.7	<0.000080	0.00044	<0.0010	2.7
13/09/2024	21	1004	4.8	44	<2.0	8.0	19	<0.060	<0.20	0.052	<0.00090	0.00030	0.000048	0.0040	0.000028	2.8	<0.000080	0.00042	<0.0010	2.8
20/09/2024	22	1008	4.7	42	<2.0	8.0	13	<0.060	<0.20	0.052	<0.00090	0.00020	0.000041	0.0040	0.000016	2.4	<0.000080	0.00045	<0.0010	2.6
27/09/2024	23	1005	4.1	54	<2.0	5.0	14	<0.060	<0.20	0.054	<0.00090	0.00030	0.000042	0.0040	0.000020	2.3	<0.000080	0.00036	<0.0010	2.7
10/04/2024	24	1016	4.7	40	<2.0	9.0	14	<0.060	<0.20	0.050	<0.00090	<0.00020	0.000043	0.0040	0.000028	2.3	<0.000080	0.00035	<0.0010	2.8
10/11/2024	25	1010	4.7	39	<2.0	11	14	<0.060	<0.20	0.051	<0.00090	0.00030	0.000049	0.0040	0.000019	2.1	<0.000080	0.00034	<0.0010	2.6
18/10/2024	26	1002	4.8	36	<2.0	9.0	14	<0.060	<0.20	0.052	<0.00090	0.00020	0.000039	0.0040	0.000023	2.1	<0.000080	0.00032	<0.0010	2.8
25/10/2024	27	1000	4.7	41	<2.0	10	19	<0.060	<0.20	0.049	<0.00090	<0.00020	0.000037	0.0030	0.000011	1.9	<0.000080	0.00034	<0.0010	2.7
11/01/2024	28	1008	5.1	36	<2.0	7.0	12	<0.060	<0.20	0.051	<0.00090	0.00020	0.000052	0.0030	0.000017	1.8	<0.000080	0.00035	<0.0010	2.7
11/08/2024	29	1007	4.7	36	<2.0	11	13	<0.060	<0.20	0.050	<0.00090	0.00020	0.000044	0.0030	0.000022	1.8	<0.000080	0.00031	<0.0010	2.6
15/11/2024	30	989	4.5	41	<2.0	12	19	<0.060	<0.20	0.054	<0.00090	0.00030	0.000050	0.0030	0.000018	1.9	<0.000080	0.00046	<0.0010	2.9
22/11/2024	31	986	4.8	35	<2.0	8.0	12	<0.060	<0.20	0.051	<0.00090	<0.00020	0.000039	0.0030	0.000017	1.8	<0.000080	0.00031	<0.0010	2.6
29/11/2024	32	1003	4.7	36	<2.0	9.0	18	<0.060	<0.20	0.052	<0.00090	0.00020	0.000048	0.0030	0.000017	1.6	<0.000080	0.00031	<0.0010	2.6
12/06/2024	33	1019	4.8	30	<2.0	7.0	11	<0.060	<0.20	0.051	<0.00090	<0.00020	0.000045	0.0030	0.000018	1.6	<0.000080	0.00033	<0.0010	2.6
13/12/2024	34	1002	4.9	34	<2.0	10	12	<0.060	<0.20	0.049	<0.00090	<0.00020	0.000050	0.0030	0.000021	1.6	<0.000080	0.00033	0.0030	2.6
20/12/2024	35	1001	4.8	34	<2.0	13	10	<0.060	<0.20	0.047	<0.00090	<0.00020	0.000046	0.0030	0.000018	1.5	<0.000080	0.00027	<0.0010	2.4
27/12/2024	36	1007	4.8	36	<2.0	12	13	<0.060	<0.20	0.050	<0.00090	0.00030	0.000058	0.0040	0.000015	1.5	<0.000080	0.00029	0.0010	2.7
01/03/2025	37	1008	5.0	37	<2.0	8.0	16	<0.060	<0.20	0.043	<0.00090	<0.00020	0.000048	0.0030	0.000020	1.4	<0.000080	0.00027	<0.0010	2.6
01/10/2025	38	984	4.8	32	<2.0	10	13	<0.060	<0.20	0.049	<0.00090	<0.00020	0.000055	0.0030	0.000023	1.4	<0.000080	0.00027	<0.0010	2.5
17/01/2025	39	1003	4.9	31	<2.0	10	9.1	<0.060	<0.20	0.046	<0.00090	<0.00020	0.000039	0.0030	0.000012	1.2	<0.000080	0.00025	<0.0010	2.2
24/01/2025	40	1007	4.8	32	<2.0	9.0	13	<0.060	<0.20	0.049	<0.00090	0.00080	0.000062	0.0030	0.000022	1.4	<0.000080	0.00027	<0.0010	2.4
31/01/2025	41	988	4.9	31	<2.0	10	14	<0.060	<0.20	0.047	<0.00090	0.00050	0.000046	0.0030	0.000021	1.3	<0.000080	0.00033	<0.0010	2.4
02/07/2025	42	1002	5.0	33	<2.0	9.0	16	<0.060	<0.20	0.047	<0.00090	0.00020	0.000043	0.0030	0.000018	1.3	<0.000080	0.00025	<0.0010	2.3
14/02/2025	43	1003	4.6	33	<2.0	9.0	13	<0.060	<0.20	0.052	<0.00090	0.00020	0.000049	0.0030	0.000012	1.3	<0.000080	0.00025	<0.0010	2.3
21/02/2025	44	1002	4.7	29	<2.0	8.0	10	<0.060	<0.20	0.046	<0.00090	0.00080	0.000045	0.0030	0.000023	1.3	<0.000080	0.00023	<0.0010	2.3
28/02/2025	45	985	4.9	32	<2.0	9.0	10	<0.060	<0.20	0.050	<0.00090	0.00040	0.000053	0.0030	0.000020	1.3	<0.000080	0.00023	0.0010	2.2
03/07/2025	46	985	5.0	27	<2.0	9.0	9.2	<0.060	<0.20	0.044	<0.00090	0.00030	0.000036	0.0020	0.000022	1.2	<0.000080	0.00024	<0.0010	2.1
14/03/2025	47	1000	4.9	27	<2.0	8.0	9.6	<0.060	<0.20	0.040	<0.00090	<0.00020	0.000040	0.0020	0.000022	1.1	<0.000080	0.00022	<0.0010	1.9
21/03/2025	48	1009	5.1	24	<2.0	7.0	8.0	<0.060	<0.20	0.043	<0.00090	<0.00020	0.000041	0.0030	0.000023	1.2	<0.000080	0.00022	<0.0010	1.9
28/03/2025	49	996	5.1	25	<2.0	8.0	12	<0.060	<0.20	0.042	<0.00090	0.00020	0.000040	0.0020	0.000018	1.1	<0.000080	0.00024	<0.0010	1.8
04/04/2025	50	1003	5.1	27	<2.0	9.0	8.7	<0.060	<0.20	0.049	<0.00090	0.00020	0.000036	0.0030	0.000021	1.3	<0.000080	0.00028	<0.0010	2.2
04/11/2025	51	997	4.8	33	<2.0	9.0	8.9	<0.060	<0.20	0.043	<0.00090	<0.00020	0.000042	0.0020	0.000028	1.1	<0.000080	0.00024	<0.0010	1.9
18/04/2025	52	999	5.1	28	<2.0	9.0	9.0	<0.060	<0.20	0.041	<0.00090	<0.00020	0.000040	0.0020	0.000013	1.2	<0.000080	0.00025	<0.0010	2.0
25/04/2025	53	1004	6.1	34	<2.0	10	9.6	<0.060	<0.20	0.042	<0.00090	<0.00020	0.000034	0.0020	0.000017	1.1	<0.000080	0.00024	<0.0010	2.0
05/02/2025	54	980	-	25	<2.0	9.0	9.7	<0.060	<0.20	0.044	<0.00090	0.00020	0.000045	0.0030	0.000019	1.1	<0.000080	0.00024	<0.0010	1.8
05/09/2025	55	1006	4.9	23	<2.0	11	8.1	<0.060	<0.20	0.042	<0.00090	<0.00020	0.000042	<0.0020	0.000015	1.1	<0.000080	0.00022	<0.0010	1.7
16/05/2025	56	1007	4.9	27	<2.0	8.0	9.0	<0.060	<0.20	0.044	<0.00090	0.00040	0.000050	0.0020	0.000024	1.2	<0.000080	0.00024	<0.0010	1.8
23/05/2025	57	1002	4.6	26	<2.0	10	9.6	<0.060	<0.20	0.044	<0.00090	<0.00020	0.000039	0.0020	0.000019	1.1	<0.000080	0.00023	<0.0010	1.8
30/05/2025	58	995	4.7	21	<2.0	10	9.4	<0.060	<0.20	0.045	<0.00090	0.00020	0.000041	0.0020	0.000030	1.1	<0.000080	0.00025	<0.0010	2.0
06/06/2025	59	989	4.6	25	<2.0	9.0	10	-	-	-	-	-	-	-	-	-	-	-	-	-
13/06/2025	60	1002	4.9	25	<2.0	8.0	8.4	-	-	0.043	<0.00090	0.00030	0.000041	<0.0020	0.000027	1.1	<0.000080	0.00023	<0.0010	1.9
20/06/2025	61	986	4.9	25	<2.0	6.0	8.8	-	-	-	-	-	-	-	-	-	-	-	-	-
27/06/2025	62	989	4.9	24	<2.0	7.0	8.3	-	-	0.046	<0.00090	<0.00020	0.000046	0.0020	0.000016	1.1	<0.000080	0.00022	<0.0010	1.7
07/04/2025	63	999	4.8	25	<2.0	6.0	9.7	-	-	-	-	-	-	-	-	-	-	-	-	-

Table D-33: Mine Rock Humidity Cell Testing Results (HC-33)

Sample Date	Week Number	Magnesium (Mg)	Mercury (Hg)	Ultra Trace Mercury (Hg)	Molybdenum (Mo)	Nickel (Ni)	Phosphorus (P)	Potassium (K)	Lead (Pb)	Selenium (Se)	Silver (Ag)	Sodium (Na)	Strontium (Sr)	Thallium (Tl)	Tungsten (W)	Uranium (U)	Vanadium (V)	Zinc (Zn)	Zirconium (Zr)
Units:	-	mg/L	mg/L	mg/L	mg/L	mg/L	mg/L	mg/L	mg/L	mg/L	mg/L	mg/L	mg/L	mg/L	mg/L	mg/L	mg/L	mg/L	mg/L
19/04/2024	0	3.8	<0.000010	-	<0.00040	0.045	<0.0030	6.5	<0.000090	0.0011	<0.000050	3.6	0.13	0.000034	<0.00020	0.0011	0.000010	0.035	<0.0020
26/04/2024	1	2.3	<0.000010	-	<0.00040	0.0060	<0.0030	2.8	0.00010	0.0018	<0.000050	1.2	0.060	0.000014	<0.00020	0.00016	0.000020	0.0050	<0.0020
05/03/2024	2	1.5	<0.000010	-	<0.00040	0.0033	<0.0030	2.3	<0.000090	0.0013	<0.000050	0.61	0.040	0.000016	0.00024	0.00015	<0.000010	0.0080	<0.0020
05/10/2024	3	1.3	<0.000010	-	<0.00040	0.0035	<0.0030	2.2	<0.000090	0.0010	<0.000050	0.38	0.035	0.000023	<0.00020	0.00014	<0.000010	0.0050	<0.0020
17/05/2024	4	1.1	<0.000010	-	<0.00040	0.0039	<0.0030	2.1	<0.000090	0.00090	<0.000050	0.25	0.032	0.000016	<0.00020	0.00017	<0.000010	0.0060	<0.0020
24/05/2024	5	1.1	<0.000010	-	<0.00040	0.0044	<0.0030	2.0	<0.000090	0.0010	<0.000050	0.20	0.029	0.000014	<0.00020	0.00022	<0.000010	0.0070	<0.0020
31/05/2024	6	0.87	<0.000010	-	<0.00040	0.0043	<0.0030	1.7	<0.000090	0.00080	<0.000050	0.14	0.024	0.000010	<0.00020	0.00030	0.000030	0.010	<0.0020
06/07/2024	7	0.83	<0.000010	-	<0.00040	0.0061	<0.0030	2.0	<0.000090	0.0011	<0.000050	0.15	0.028	0.000016	<0.00020	0.00063	0.000020	0.010	<0.0020
14/06/2024	8	0.73	<0.000010	-	<0.00040	0.0061	<0.0030	1.8	<0.000090	0.0010	<0.000050	0.10	0.025	0.000016	<0.00020	0.00072	<0.000010	0.011	<0.0020
21/06/2024	9	0.59	<0.000010	-	<0.00040	0.0066	<0.0030	1.5	<0.000090	0.0010	<0.000050	0.080	0.023	0.000011	<0.00020	0.00088	<0.000010	0.010	<0.0020
28/06/2024	10	0.59	<0.000010	-	<0.00040	0.0073	<0.0030	1.5	<0.000090	0.0010	<0.000050	0.10	0.023	0.0000080	<0.00020	0.00090	<0.000010	0.015	<0.0020
07/05/2024	11	0.49	<0.000010	-	<0.00040	0.0077	<0.0030	1.5	<0.000090	0.0010	<0.000050	0.080	0.023	0.0000080	<0.00020	0.00095	0.000010	0.014	<0.0020
07/12/2024	12	0.45	<0.000010	-	0.018	0.0079	<0.0030	1.7	<0.000090	0.0011	<0.000050	0.11	0.024	0.000010	<0.00020	0.0010	0.000010	0.019	<0.0020
19/07/2024	13	0.48	<0.000010	-	<0.00040	0.0092	0.0030	1.8	0.00082	0.0010	<0.000050	0.12	0.025	0.0000090	<0.00020	0.0011	<0.000010	0.022	<0.0020
26/07/2024	14	0.43	<0.000010	-	<0.00040	0.0095	<0.0030	1.8	<0.000090	0.00097	<0.000050	0.10	0.021	0.0000090	<0.00020	0.00095	<0.000010	0.015	<0.0020
08/02/2024	15	0.39	<0.000010	-	<0.00040	0.0078	<0.0030	1.7	0.0015	0.00085	<0.000050	0.090	0.020	0.0000090	<0.00020	0.00093	<0.000010	0.010	<0.0020
08/09/2024	16	0.38	<0.000010	-	<0.00040	0.0082	<0.0030	1.7	0.00017	0.00082	<0.000050	0.10	0.020	0.0000080	<0.00020	0.00100	<0.000010	0.015	<0.0020
16/08/2024	17	0.33	<0.000010	-	<0.00040	0.0074	<0.0030	1.6	<0.000090	0.00077	<0.000050	0.090	0.018	0.0000080	<0.00020	0.00096	<0.000010	0.010	<0.0020
23/08/2024	18	0.32	<0.000010	-	<0.00040	0.0074	<0.0030	1.6	0.000090	0.00066	<0.000050	0.090	0.018	0.000013	<0.00020	0.0011	<0.000010	0.012	<0.0020
30/08/2024	19	0.30	<0.000010	-	<0.00040	0.0069	<0.0030	1.4	0.000090	0.00066	<0.000050	0.080	0.017	0.000013	<0.00020	0.0012	<0.000010	0.011	<0.0020
09/06/2024	20	0.29	<0.000010	-	<0.00040	0.0073	<0.0030	1.5	0.0017	0.00065	<0.000050	0.090	0.017	<0.0000050	<0.00020	0.00098	<0.000010	0.023	<0.0020
13/09/2024	21	0.29	<0.000010	-	<0.00040	0.0068	<0.0030	1.6	<0.000090	0.00070	<0.000050	0.080	0.016	0.0000050	<0.00020	0.00093	0.000010	0.011	<0.0020
20/09/2024	22	0.25	<0.000010	-	<0.00040	0.0065	<0.0030	1.5	<0.000090	0.00065	<0.000050	0.070	0.015	0.0000050	<0.00020	0.00093	<0.000010	0.011	<0.0020
27/09/2024	23	0.28	<0.000010	-	<0.00040	0.0062	<0.0030	1.5	0.00014	0.00052	<0.000050	0.10	0.014	0.0000050	<0.00020	0.00085	<0.000010	0.011	<0.0020
10/04/2024	24	0.26	<0.000010	-	<0.00040	0.0058	0.0040	1.5	0.0011	0.00053	<0.000050	0.080	0.015	0.0000050	<0.00020	0.00087	<0.000010	0.010	<0.0020
10/11/2024	25	0.24	<0.000010	-	<0.00040	0.0059	<0.0030	1.4	0.00010	0.00052	<0.000050	0.080	0.014	0.0000060	<0.00020	0.00089	<0.000010	0.011	<0.0020
18/10/2024	26	0.25	<0.000010	-	<0.00040	0.0056	<0.0030	1.5	<0.000090	0.00043	<0.000050	0.070	0.013	0.0000080	<0.00020	0.00073	<0.000010	0.010	<0.0020
25/10/2024	27	0.24	<0.000010	-	<0.00040	0.0054	<0.0030	1.4	<0.000090	0.00050	<0.000050	0.080	0.013	0.0000060	<0.00020	0.00073	<0.000010	0.010	<0.0020
11/01/2024	28	0.23	<0.000010	-	<0.00040	0.0052	0.0060	1.4	<0.000090	0.00048	<0.000050	0.090	0.013	0.0000070	<0.00020	0.0011	<0.000010	0.010	<0.0020
11/08/2024	29	0.23	0.000010	-	<0.00040	0.0051	<0.0030	1.5	0.00029	0.00044	<0.000050	0.090	0.012	0.0000050	<0.00020	0.00070	<0.000010	0.010	<0.0020
15/11/2024	30	0.26	<0.000010	-	<0.00040	0.0064	<0.0030	1.5	<0.000090	0.00046	<0.000050	0.10	0.012	0.0000060	<0.00020	0.00080	<0.000010	0.012	<0.0020
22/11/2024	31	0.23	<0.000010	-	<0.00040	0.0052	<0.0030	1.5	<0.000090	0.00042	<0.000050	0.070	0.012	0.0000060	<0.00020	0.00055	<0.000010	0.011	<0.0020
29/11/2024	32	0.22	<0.000010	-	<0.00040	0.0050	<0.0030	1.4	<0.000090	0.00035	<0.000050	0.080	0.011	<0.0000050	<0.00020	0.00075	<0.000010	0.010	<0.0020
12/06/2024	33	0.23	<0.000010	-	<0.00040	0.0050	0.0050	1.4	<0.000090	0.00041	<0.000050	0.10	0.011	0.000010	<0.00020	0.00068	0.000010	0.011	<0.0020
13/12/2024	34	0.23	<0.000010	-	<0.00040	0.0048	<0.0030	1.3	0.00023	0.00038	<0.000050	0.080	0.011	0.0000060	<0.00020	0.00070	<0.000010	0.011	<0.0020
20/12/2024	35	0.24	<0.000010	-	<0.00040	0.0044	<0.0030	1.3	<0.000090	0.00032	<0.000050	0.060	0.0096	<0.0000050	<0.00020	0.00058	<0.000010	0.010	<0.0020
27/12/2024	36	0.24	<0.000010	-	<0.00040	0.0047	<0.0030	1.3	<0.000090	0.00041	<0.000050	0.070	0.010	0.0000050	<0.00020	0.00064	<0.000010	0.013	<0.0020
01/03/2025	37	0.23	<0.000010	-	<0.00040	0.0041	<0.0030	1.2	<0.000090	0.00032	<0.000050	0.070	0.0097	0.0000050	<0.00020	0.00068	<0.000010	0.012	<0.0020
01/10/2025	38	0.23	<0.000010	-	<0.00040	0.0046	<0.0030	1.2	0.00014	0.00034	<0.000050	0.070	0.010	0.0000060	<0.00020	0.00063	<0.000010	0.013	<0.0020
17/01/2025	39	0.20	<0.000010	-	<0.00040	0.0039	<0.0030	1.0	0.00031	0.00031	<0.000050	0.060	0.0098	0.0000050	<0.00020	0.00058	<0.000010	0.011	<0.0020
24/01/2025	40	0.24	<0.000010	-	<0.00040	0.0041	<0.0030	1.1	<0.000090	0.00032	<0.000050	0.070	0.0095	0.0000070	<0.00020	0.00063	<0.000010	0.012	<0.0020
31/01/2025	41	0.24	<0.000010	-	<0.00040	0.0047	<0.0030	1.3	0.00053	0.00024	<0.000050	0.060	0.0092	0.0000050	<0.00020	0.00061	<0.000010	0.013	<0.0020
02/07/2025	42	0.24	<0.000010	-	<0.00040	0.0041	<0.0030	1.3	<0.000090	0.00028	<0.000050	0.070	0.0090	0.0000080	<0.00020	0.00059	<0.000010	0.013	<0.0020
14/02/2025	43	0.22	<0.000010	-	<0.00040	0.0040	<0.0030	1.1	0.00010	0.00028	<0.000050	0.060	0.0091	0.0000070	<0.00020	0.00066	<0.000010	0.014	<0.0020
21/02/2025	44	0.24	<0.000010	-	<0.00040	0.0036	<0.0030	1.1	<0.000090	0.00030	<0.000050	0.060	0.0087	0.0000060	<0.00020	0.00054	<0.000010	0.012	<0.0020
28/02/2025	45	0.23	<0.000010	-	<0.00040	0.0035	<0.0030	1.1	<0.000090	0.00035	<0.000050	0.080	0.0082	0.0000060	<0.00020	0.00057	<0.000010	0.015	<0.0020
03/07/2025	46	0.22	<0.000010	-	<0.00040	0.0038	<0.0030	1.0	0.00024	0.00028	<0.000050	0.060	0.0080	0.0000050	<0.00020	0.00059	<0.000010	0.014	<0.0020
14/03/2025	47	0.20	<0.000010	-	<0.00040	0.0033	<0.0030	0.91	0.00011	0.00026	<0.000050	0.050	0.0068	0.0000050	<0.00020	0.00050	<0.000010	0.012	<0.0020
21/03/2025	48	0.21	<0.000010	-	<0.00040	0.0036	<0.0030	0.93	<0.000090	0.00026	<0.000050	0.050	0.0072	0.0000050	<0.00020	0.00047	<0.000010	0.012	<0.0020
28/03/2025	49	0.21	<0.000010	-	<0.00040	0.0034	<0.0030	0.94	<0.000090	0.00025	<0.000050	0.050	0.0066	0.0000060	<0.00020	0.00046	<0.000010	0.012	<0.0020
04/04/2025	50	0.24	<0.000010	-	<0.00040	0.0039	<0.0030	1.0	<0.000090	0.00029	<0.000050	0.050	0.0079	<0.0000050	<0.00020	0.00050	<0.000010	0.013	<0.0020
04/11/2025	51	0.20	<0.000010	-	<0.00040	0.0034	<0.0030	0.93	<0.000090	0.00023	<0.000050	0.060	0.0069	0.0000060	<0.00020	0.00042	<0.000010	0.013	<0.0020
18/04/2025	52	0.23	<0.000010	-	<0.00040	0.0034	<0.0030	1.0	<0.000090	0.00030	<0.000050	0.11	0.0069	0.0000050	<0.00020	0.00045	<0.000010	0.012	<0.0020
25/04/2025	53	0.21	<0.000010	-	<0.00040	0.0036	<0.0030	0.96	<0.000090	0.00023	<0.000050	0.050	0.0066	0.0000060	<0.00020	0.00037	<0.000010	0.013	<0.0020
05/02/2025	54	0.20	<0.000010	0.000000090	<0.00040	0.0036	<0.0030	0.86	<0.000090	0.00025	<0.000050	0.060	0.0067	0.0000060	<0.00020	0.00061	<0.000010	0.012	<0.0020
05/09/2025	55	0.20	<0.000010	0.000000090	<0.00040	0.0031	<0.0030	0.90	<0.000090	0.00022	<0.000050	0.040	0.0067	<0.0000050	<0.00020	0.00045	<0.000010	0.012	<0.0020
16/05/2025	56	0.21	<0.000010	0.00000011	<0.00040	0.0040	<0.0030	0.90	<0.000090	0.00025	<0.000050	0.040	0.0068	0.0000050	<0.00020	0.00044	<0.000010	0.013	<0.0020
23/05/2025	57	0.20	<0.000010	0.00000015	<0.00040	0.0037	<0.0030	0.84	<0.000090	0.00024	<0.000050	0.050	0.0064	0.0000050	<0.00020	0.00049	<0.000010	0.013	<0.0020
30/05/2025	58	0.22	<0.000010	-	<0.00040	0.0036	<0.0030	0.91	0.00098	0.00025	<0.000050	0.050	0.0066	0.0000060	<0.00020	0.00043	<0.000010	0.015	<0.0020
06/06/2025	59	-	-	-	-	-	-	-	-	-	-	-	-	-	-	-	-	-	-
13/06/2025	60	0.21	<0.000010	-	<0.00040	0.0032	<0.0030	0.86	<0.000090	0.00023	<0.000050	0.050	0.0061	<0.0000050	<0.00020	0.00037	<0.000010	0.013	<0.0020
20/06/2025	61	-	-	-	-	-	-	-	-	-	-	-	-	-	-	-	-	-	-
27/06/2025	62	0.20	<0.000010	-	<0.00040	0.0034	<0.0030	0.79	<0.000090	0.00021	<0.000050	0.050	0.0063	0.0000050	<0.00020	0.00042	0.000010	0.013	<0.0020
07/04/2025	63	-	-	-	-	-	-	-	-	-	-	-	-	-	-	-	-	-	-

Table D-34: Mine Rock Humidity Cell Testing Results (HC-34)

Sample Date	Week Number	Leachate Volume Recovered	pH	Electrical Conductivity	Alkalinity (to pH 4.5)	Acidity (to pH 8.3)	Sulphate	Fluoride	Chloride	Aluminum (Al)	Antimony (Sb)	Arsenic (As)	Beryllium (Be)	Boron (B)	Cadmium (Cd)	Calcium (Ca)	Chromium (Cr)	Cobalt (Co)	Copper (Cu)	Iron (Fe)
Units:	-	mL	pH Units	µS/cm	mg CaCO3/L	mg CaCO3/L	mg/L	mg/L	mg/L	mg/L	mg/L	mg/L	mg/L	mg/L	mg/L	mg/L	mg/L	mg/L	mg/L	mg/L
19/04/2024	0	835	9.3	47	17	<2.0	3.0	<0.060	1.0	0.074	0.0010	0.0018	<0.0000070	0.0050	0.0000030	5.3	0.00010	0.000066	0.0020	0.0080
26/04/2024	1	998	8.4	55	16	<2.0	4.0	<0.060	<1.0	0.040	0.0046	0.0045	<0.0000070	0.011	0.0000030	4.9	<0.000080	0.000038	<0.0010	<0.0070
05/03/2024	2	963	8.9	38	14	<2.0	3.0	<0.060	<1.0	0.045	0.0025	0.0065	<0.0000070	0.0060	<0.0000030	3.7	<0.000080	0.000025	<0.0010	<0.0070
05/10/2024	3	956	7.3	28	10	<2.0	2.0	<0.060	<1.0	0.043	0.0018	0.0065	<0.0000070	0.0040	<0.0000030	3.5	<0.000080	0.000020	<0.0010	<0.0070
17/05/2024	4	928	8.1	23	10	<2.0	<2.0	<0.060	<1.0	0.048	0.0014	0.0069	<0.0000070	0.0060	0.0000030	3.3	<0.000080	0.000019	<0.0010	<0.0070
24/05/2024	5	945	7.0	23	9.0	<2.0	<2.0	<0.060	<1.0	0.038	0.0011	0.0054	<0.0000070	0.0020	<0.0000030	3.2	<0.000080	0.000021	<0.0010	<0.0070
31/05/2024	6	950	7.6	22	10	<2.0	<2.0	<0.060	<1.0	0.027	0.0019	0.0050	<0.0000070	0.0030	0.0000030	3.3	0.00014	0.000014	<0.0010	<0.0070
06/07/2024	7	903	7.8	36	16	<2.0	<2.0	<0.060	<1.0	0.076	0.0013	0.0087	<0.0000070	0.0020	<0.0000030	4.9	<0.000080	0.000028	<0.0010	0.0070
14/06/2024	8	931	7.5	22	10	<2.0	<2.0	<0.060	<1.0	0.045	0.0010	0.0059	<0.0000070	<0.0020	0.000013	3.3	<0.000080	0.000020	<0.0010	<0.0070
21/06/2024	9	918	7.8	20	11	<2.0	0.70	<0.060	<0.20	0.041	0.0010	0.0053	<0.0000070	<0.0020	<0.0000030	3.1	<0.000080	0.000017	<0.0010	<0.0070
28/06/2024	10	886	8.0	30	20	<2.0	0.60	<0.060	<0.20	0.080	0.0011	0.0080	<0.0000070	<0.0020	<0.0000030	4.9	<0.000080	0.000024	<0.0010	0.010
07/05/2024	11	972	7.4	26	12	<2.0	0.40	<0.060	<0.20	0.039	0.0013	0.0049	<0.0000070	<0.0020	<0.0000030	4.2	<0.000080	0.000015	<0.0010	<0.0070
07/12/2024	12	940	7.8	20	12	<2.0	0.30	<0.060	<0.20	0.042	<0.00090	0.0052	<0.0000070	<0.0020	<0.0000030	3.5	<0.000080	0.000015	<0.0010	<0.0070
19/07/2024	13	945	7.4	20	10	<2.0	0.40	<0.060	<0.20	0.041	<0.00090	0.0051	<0.0000070	<0.0020	<0.0000030	3.4	<0.000080	0.000021	<0.0010	<0.0070
26/07/2024	14	929	7.2	20	9.0	<2.0	0.30	<0.060	<0.20	0.041	<0.00090	0.0051	<0.0000070	<0.0020	0.0000040	3.0	<0.000080	0.000020	<0.0010	<0.0070
08/02/2024	15	935	7.8	21	9.0	<2.0	0.50	<0.060	<0.20	0.037	<0.00090	0.0043	<0.0000070	<0.0020	0.0000050	3.0	<0.000080	0.000014	<0.0010	<0.0070
08/09/2024	16	921	7.4	18	9.0	<2.0	0.30	<0.060	<0.20	0.043	<0.00090	0.0047	<0.0000070	<0.0020	0.0000030	3.0	<0.000080	0.000017	<0.0010	<0.0070
16/08/2024	17	927	7.5	19	7.0	<2.0	0.30	<0.060	<0.20	0.039	<0.00090	0.0041	<0.0000070	<0.0020	0.0000040	2.8	<0.000080	0.000019	<0.0010	<0.0070
23/08/2024	18	926	7.1	18	8.0	<2.0	0.30	<0.060	<0.20	0.045	<0.00090	0.0042	<0.0000070	<0.0020	<0.0000030	2.6	<0.000080	0.000013	<0.0010	<0.0070
30/08/2024	19	941	7.2	17	9.0	<2.0	0.20	<0.060	<0.20	0.040	<0.00090	0.0041	<0.0000070	<0.0020	<0.0000030	3.1	<0.000080	0.000029	<0.0010	<0.0070
09/06/2024	20	972	7.1	20	10	<2.0	<0.20	<0.060	<0.20	0.042	<0.00090	0.0040	<0.0000070	<0.0020	<0.0000030	3.3	<0.000080	0.000016	<0.0010	<0.0070
13/09/2024	21	960	7.9	22	11	<2.0	0.20	<0.060	<0.20	0.036	<0.00090	0.0041	<0.0000070	<0.0020	<0.0000030	3.2	<0.000080	0.000020	<0.0010	<0.0070
20/09/2024	22	945	7.3	20	8.0	<2.0	0.30	<0.060	<0.20	0.040	<0.00090	0.0042	<0.0000070	<0.0020	<0.0000030	3.0	<0.000080	0.000021	<0.0010	<0.0070
27/09/2024	23	904	7.8	19	8.0	<2.0	0.30	<0.060	<0.20	0.041	<0.00090	0.0044	<0.0000070	<0.0020	<0.0000030	2.6	<0.000080	0.000014	<0.0010	<0.0070
10/04/2024	24	961	7.3	17	9.0	<2.0	<0.20	<0.060	<0.20	0.035	<0.00090	0.0038	<0.0000070	0.0020	0.0000030	3.0	<0.000080	0.000028	<0.0010	<0.0070
10/11/2024	25	952	7.8	18	9.0	<2.0	0.30	<0.060	<0.20	0.041	<0.00090	0.0042	<0.0000070	<0.0020	<0.0000030	2.8	<0.000080	0.000014	<0.0010	<0.0070
18/10/2024	26	969	7.3	18	8.0	<2.0	0.30	<0.060	<0.20	0.036	<0.00090	0.0042	<0.0000070	<0.0020	<0.0000030	3.1	<0.000080	0.000018	<0.0010	<0.0070
25/10/2024	27	956	7.7	18	9.0	<2.0	<0.20	<0.060	<0.20	0.034	<0.00090	0.0037	<0.0000070	<0.0020	<0.0000030	2.9	<0.000080	0.000013	<0.0010	<0.0070
11/01/2024	28	920	7.2	18	8.0	<2.0	0.40	<0.060	<0.20	0.039	<0.00090	0.0041	<0.0000070	<0.0020	<0.0000030	2.7	<0.000080	0.000017	<0.0010	<0.0070
11/08/2024	29	933	7.1	16	7.0	<2.0	0.40	<0.060	<0.20	0.037	<0.00090	0.0041	<0.0000070	<0.0020	0.0000050	2.6	<0.000080	0.000035	<0.0010	<0.0070
15/11/2024	30	961	7.3	18	9.0	<2.0	<0.20	<0.060	<0.20	0.037	<0.00090	0.0039	<0.0000070	<0.0020	<0.0000030	2.9	<0.000080	0.000018	<0.0010	<0.0070
22/11/2024	31	925	7.6	17	10	<2.0	0.30	<0.060	<0.20	0.041	<0.00090	0.0039	<0.0000070	<0.0020	<0.0000030	3.1	<0.000080	0.000018	<0.0010	<0.0070
29/11/2024	32	916	7.2	19	8.0	<2.0	0.30	<0.060	<0.20	0.041	<0.00090	0.0040	<0.0000070	<0.0020	0.0000040	2.8	<0.000080	0.000015	<0.0010	<0.0070
12/06/2024	33	858	7.4	16	9.0	<2.0	0.20	<0.060	<0.20	0.043	<0.00090	0.0044	<0.0000070	<0.0020	<0.0000030	2.7	<0.000080	0.000014	<0.0010	<0.0070
13/12/2024	34	929	6.8	16	9.0	<2.0	0.20	<0.060	<0.20	0.043	<0.00090	0.0044	<0.0000070	<0.0020	0.0000050	2.6	<0.000080	0.000018	<0.0010	<0.0070
20/12/2024	35	886	7.0	17	6.0	<2.0	0.30	<0.060	<0.20	0.038	<0.00090	0.0038	<0.0000070	<0.0020	0.000010	2.6	<0.000080	0.000013	<0.0010	<0.0070
27/12/2024	36	1003	6.9	19	9.0	<2.0	0.40	<0.060	<0.20	0.048	<0.00090	0.0049	<0.0000070	<0.0020	<0.0000030	2.9	<0.000080	0.000015	<0.0010	<0.0070
01/03/2025	37	885	7.3	19	9.0	<2.0	0.30	<0.060	<0.20	0.042	<0.00090	0.0043	<0.0000070	<0.0020	<0.0000030	2.6	<0.000080	0.0000090	<0.0010	<0.0070
01/10/2025	38	912	7.1	19	8.0	<2.0	0.20	<0.060	<0.20	0.043	<0.00090	0.0042	<0.0000070	<0.0020	<0.0000030	2.6	<0.000080	0.000018	<0.0010	<0.0070
17/01/2025	39	970	7.0	16	10	<2.0	0.30	<0.060	<0.20	0.044	<0.00090	0.0040	<0.0000070	<0.0020	<0.0000030	2.6	<0.000080	0.000018	<0.0010	<0.0070
24/01/2025	40	940	6.9	14	8.0	<2.0	0.30	<0.060	<0.20	0.042	<0.00090	0.0042	<0.0000070	<0.0020	0.0000030	2.4	<0.000080	0.000013	<0.0010	<0.0070
31/01/2025	41	913	7.5	15	8.0	<2.0	0.30	<0.060	<0.20	0.045	<0.00090	0.0042	<0.0000070	<0.0020	<0.0000030	2.4	<0.000080	0.000019	<0.0010	<0.0070
02/07/2025	42	949	7.5	18	8.0	<2.0	0.30	<0.060	<0.20	0.044	<0.00090	0.0044	<0.0000070	<0.0020	<0.0000030	2.6	<0.000080	0.000019	<0.0010	<0.0070
14/02/2025	43	943	7.0	15	9.0	<2.0	0.30	<0.060	<0.20	0.044	<0.00090	0.0043	<0.0000070	<0.0020	<0.0000030	2.5	<0.000080	0.000013	<0.0010	<0.0070
21/02/2025	44	919	7.2	16	8.0	<2.0	0.30	<0.060	<0.20	0.048	<0.00090	0.0045	<0.0000070	<0.0020	<0.0000030	2.5	<0.000080	0.000011	<0.0010	<0.0070
28/02/2025	45	936	7.2	17	7.0	<2.0	0.40	<0.060	<0.20	0.046	<0.00090	0.0052	0.0000070	<0.0020	<0.0000030	2.6	<0.000080	0.000011	<0.0010	<0.0070
03/07/2025	46	971	6.9	16	7.0	<2.0	0.40	<0.060	<0.20	0.039	<0.00090	0.0036	<0.0000070	<0.0020	0.0000030	2.6	<0.000080	0.000015	<0.0010	<0.0070
14/03/2025	47	967	6.8	15	9.0	<2.0	0.30	<0.060	<0.20	0.037	<0.00090	0.0039	<0.0000070	<0.0020	<0.0000030	2.6	<0.000080	0.000013	<0.0010	<0.0070
21/03/2025	48	963	7.1	15	9.0	<2.0	0.30	<0.060	<0.20	0.042	<0.00090	0.0036	<0.0000070	<0.0020	<0.0000030	2.8	<0.000080	0.000014	<0.0010	<0.0070
28/03/2025	49	945	7.5	15	8.0	<2.0	0.20	<0.060	<0.20	0.038	<0.00090	0.0032	<0.0000070	<0.0020	<0.0000030	2.3	<0.000080	0.000012	<0.0010	<0.0070
04/04/2025	50	1023	7.5	19	9.0	<2.0	0.20	<0.060	<0.20	0.034	<0.00090	0.0033	<0.0000070	<0.0020	<0.0000030	3.1	<0.000080	0.000017	<0.0010	<0.0070
04/11/2025	51	959	7.2	15	7.0	<2.0	0.20	<0.060	<0.20	0.038	<0.00090	0.0035	<0.0000070	<0.0020	0.000015	2.3	<0.000080	0.000018	<0.0010	<0.0070
18/04/2025	52	952	7.0	15	6.0	<2.0	0.20	<0.060	<0.20	0.036	<0.00090	0.0031	<0.0000070	<0.0020	<0.0000030	2.4	<0.000080	0.000012	<0.0010	<0.0070
25/04/2025	53	937	7.1	14	8.0	<2.0	0.30	<0.060	<0.20	0.040	<0.00090	0.0032	<0.0000070	<0.0020	<0.0000030	2.3	<0.000080	0.0000080	<0.0010	<0.0070
05/02/2025	54	984	7.5	15	8.0	<2.0	0.20	<0.060	<0.20	0.036	<0.00090	0.0029	<0.0000070	<0.0020	0.0000090	2.6	<0.000080	0.000012	<0.0010	<0.0070
05/09/2025	55	1003	6.9	16	8.0	<2.0	0.20	<0.060	<0.20	0.035	<0.00090	0.0027	<0.0000070	<0.0020	<0.0000030	2.9	<0.000080	0.000012	<0.0010	<0.0070
16/05/2025	56	977	7.3	15	8.0	<2.0	0.30	<0.060	<0.20	0.036	<0.00090	0.0032	<0.0000070	<0.0020	<0.0000030	2.7	<0.000080	0.000013	<0.0010	<0.0070
23/05/2025	57	978	7.0	14	8.0	<2.0	<0.20	<0.060	<0.20	0.036	<0.00090	0.0030	<0.0000070	<0.0020	<0.0000030	2.4	<0.000080	0.000017	<0.0010	<0.0070
30/05/2025	58	973	7.5	13	7.0	<2.0	<0.20	<0.060	<0.20	0.037	<0.00090	0.0028	<0.0000070	<0.0020	<0.0000030	2.4	<0.000080	0.0000070	<0.0010	<0.0070
06/06/2025	59	999	7.0	14	8.0	<2.0	<0.20	-	-	-	-	-	-	-	-	-	-	-	-	-
13/06/2025	60	945	7.4	12	7.0	<2.0	<0.20	-	-	0.031	<0.00090	0.0025	<0.0000070	<0.0020	<0.0000030	2.4	<0.000080	0.000012	<0.0010	<0.0070
20/06/2025	61	922	7.5	12	6.0	<2.0	0.20	-	-	-	-	-	-	-	-	-	-	-	-	-
27/06/2025	62	960	7.5	12	6.0	<2.0	0.20	-	-	0.036	<0.00090	0.0030	<0.0000070	<0.0020	<0.0000030	2.2	<0.000080	0.000014	<0.0010	<0.0070
07/04/2025	63	984	7.4	13	7.0	<2.0	<0.20	-	-	-	-	-	-	-	-	-	-	-	-	-

Table D-34: Mine Rock Humidity Cell Testing Results (HC-34)

Sample Date	Week Number	Magnesium (Mg)	Mercury (Hg)	Ultra Trace Mercury (Hg)	Molybdenum (Mo)	Nickel (Ni)	Phosphorus (P)	Potassium (K)	Lead (Pb)	Selenium (Se)	Silver (Ag)	Sodium (Na)	Strontium (Sr)	Thallium (Tl)	Tungsten (W)	Uranium (U)	Vanadium (V)	Zinc (Zn)	Zirconium (Zr)
Units:	-	mg/L	mg/L	mg/L	mg/L	mg/L	mg/L	mg/L	mg/L	mg/L	mg/L	mg/L	mg/L	mg/L	mg/L	mg/L	mg/L	mg/L	mg/L
19/04/2024	0	0.25	<0.000010	-	0.00050	0.00040	0.0070	0.84	<0.000090	0.00021	<0.000050	3.3	0.016	<0.0000050	0.00060	0.00015	0.00055	<0.0020	<0.0020
26/04/2024	1	0.31	<0.000010	-	0.00080	0.00060	<0.0030	1.3	<0.000090	0.00030	<0.000050	3.9	0.015	<0.0000050	0.00098	0.00041	0.00052	<0.0020	<0.0020
05/03/2024	2	0.22	<0.000010	-	0.00050	0.00030	<0.0030	0.96	<0.000090	0.00018	<0.000050	2.4	0.011	<0.0000050	0.00050	0.00022	0.00057	<0.0020	<0.0020
05/10/2024	3	0.19	<0.000010	-	<0.00040	<0.00010	<0.0030	0.90	<0.000090	0.00017	<0.000050	1.5	0.0094	<0.0000050	0.00030	0.00023	0.00057	<0.0020	<0.0020
17/05/2024	4	0.19	<0.000010	-	0.00080	0.00020	<0.0030	0.83	<0.000090	0.00011	<0.000050	1.1	0.010	<0.0000050	0.00020	0.00016	0.00058	<0.0020	<0.0020
24/05/2024	5	0.20	<0.000010	-	<0.00040	0.00010	<0.0030	0.79	<0.000090	0.00011	<0.000050	0.92	0.0082	<0.0000050	<0.00020	0.00019	0.00055	<0.0020	<0.0020
31/05/2024	6	0.24	<0.000010	-	<0.00040	0.00020	<0.0030	0.90	<0.000090	0.00013	<0.000050	0.92	0.0091	<0.0000050	0.00030	0.00022	0.00041	<0.0020	<0.0020
06/07/2024	7	0.31	<0.000010	-	<0.00040	0.00030	<0.0030	1.2	<0.000090	0.00022	<0.000050	0.83	0.014	<0.0000050	<0.00020	0.00019	0.00085	<0.0020	<0.0020
14/06/2024	8	0.23	<0.000010	-	0.026	0.00010	<0.0030	0.89	<0.000090	0.000090	<0.000050	0.51	0.0093	<0.0000050	<0.00020	0.00018	0.00057	<0.0020	<0.0020
21/06/2024	9	0.22	0.000010	-	<0.00040	0.00020	<0.0030	0.86	<0.000090	0.00013	<0.000050	0.42	0.0090	<0.0000050	<0.00020	0.00013	0.00055	<0.0020	<0.0020
28/06/2024	10	0.33	<0.000010	-	<0.00040	<0.00010	<0.0030	1.1	<0.000090	0.00014	<0.000050	0.48	0.014	<0.0000050	<0.00020	0.00020	0.00078	<0.0020	<0.0020
07/05/2024	11	0.25	<0.000010	-	<0.00040	0.00010	<0.0030	0.83	<0.000090	0.00012	<0.000050	0.26	0.011	<0.0000050	<0.00020	0.00020	0.00045	<0.0020	<0.0020
07/12/2024	12	0.20	<0.000010	-	0.00060	0.00010	<0.0030	0.81	<0.000090	0.00011	<0.000050	0.22	0.0095	<0.0000050	<0.00020	0.00013	0.00050	<0.0020	<0.0020
19/07/2024	13	0.22	<0.000010	-	<0.00040	<0.00010	<0.0030	0.90	<0.000090	0.00011	<0.000050	0.22	0.0093	<0.0000050	<0.00020	0.00012	0.00052	<0.0020	<0.0020
26/07/2024	14	0.21	<0.000010	-	0.0030	0.00020	<0.0030	0.85	<0.000090	0.00011	<0.000050	0.19	0.0077	<0.0000050	<0.00020	0.00010	0.00052	<0.0020	<0.0020
08/02/2024	15	0.22	<0.000010	-	0.0065	0.00010	<0.0030	0.78	<0.000090	0.00011	<0.000050	0.16	0.0082	<0.0000050	<0.00020	0.000086	0.00040	<0.0020	<0.0020
08/09/2024	16	0.24	<0.000010	-	<0.00040	0.00010	0.0030	0.89	<0.000090	0.00011	<0.000050	0.18	0.0080	<0.0000050	<0.00020	0.000093	0.00048	<0.0020	<0.0020
16/08/2024	17	0.21	<0.000010	-	<0.00040	<0.00010	<0.0030	0.77	<0.000090	0.000070	<0.000050	0.14	0.0072	<0.0000050	<0.00020	0.000094	0.00041	<0.0020	<0.0020
23/08/2024	18	0.21	<0.000010	-	<0.00040	<0.00010	<0.0030	0.79	0.00018	0.000080	<0.000050	0.14	0.0070	0.000011	<0.00020	0.00016	0.00046	<0.0020	<0.0020
30/08/2024	19	0.23	<0.000010	-	<0.00040	<0.00010	0.0030	0.70	<0.000090	0.000060	<0.000050	0.10	0.0079	0.0000060	<0.00020	0.000084	0.00044	<0.0020	<0.0020
09/06/2024	20	0.21	<0.000010	-	<0.00040	<0.00010	<0.0030	0.59	<0.000090	0.000060	<0.000050	0.10	0.0089	<0.0000050	<0.00020	0.00035	0.00041	<0.0020	<0.0020
13/09/2024	21	0.23	<0.000010	-	<0.00040	<0.00010	<0.0030	0.67	<0.000090	0.000060	<0.000050	0.090	0.0082	<0.0000050	<0.00020	0.000069	0.00036	<0.0020	<0.0020
20/09/2024	22	0.20	<0.000010	-	<0.00040	<0.00010	<0.0030	0.68	<0.000090	0.000070	<0.000050	0.10	0.0081	<0.0000050	<0.00020	0.00012	0.00040	<0.0020	<0.0020
27/09/2024	23	0.25	<0.000010	-	<0.00040	<0.00010	<0.0030	0.84	<0.000090	0.00010	<0.000050	0.17	0.0075	<0.0000050	<0.00020	0.000061	0.00039	<0.0020	<0.0020
10/04/2024	24	0.24	<0.000010	-	0.00070	0.00020	0.0040	0.67	<0.000090	0.000060	<0.000050	0.11	0.046	<0.0000050	0.00030	0.000060	0.00035	<0.0020	<0.0020
10/11/2024	25	0.19	<0.000010	-	<0.00040	<0.00010	<0.0030	0.64	<0.000090	0.000050	<0.000050	0.080	0.0076	<0.0000050	<0.00020	0.000064	0.00039	<0.0020	<0.0020
18/10/2024	26	0.22	<0.000010	-	<0.00040	<0.00010	<0.0030	0.73	<0.000090	0.000060	<0.000050	0.080	0.0081	<0.0000050	<0.00020	0.000052	0.00035	<0.0020	<0.0020
25/10/2024	27	0.19	<0.000010	-	<0.00040	<0.00010	<0.0030	0.64	<0.000090	0.000040	<0.000050	0.090	0.0074	<0.0000050	<0.00020	0.000041	0.00034	<0.0020	<0.0020
11/01/2024	28	0.19	<0.000010	-	<0.00040	<0.00010	0.0070	0.74	<0.000090	0.000050	<0.000050	0.10	0.0077	<0.0000050	<0.00020	0.000046	0.00039	<0.0020	<0.0020
11/08/2024	29	0.18	<0.000010	-	<0.00040	0.00060	0.0030	0.71	0.00012	0.000060	<0.000050	0.10	0.0069	<0.0000050	<0.00020	0.000049	0.00037	<0.0020	<0.0020
15/11/2024	30	0.20	<0.000010	-	<0.00040	<0.00010	<0.0030	0.66	<0.000090	0.000050	<0.000050	0.10	0.0076	<0.0000050	<0.00020	0.000048	0.00034	<0.0020	<0.0020
22/11/2024	31	0.20	<0.000010	-	<0.00040	<0.00010	<0.0030	0.67	<0.000090	0.000080	<0.000050	0.070	0.0080	<0.0000050	<0.00020	0.000029	0.00038	<0.0020	<0.0020
29/11/2024	32	0.18	<0.000010	-	<0.00040	<0.00010	<0.0030	0.67	<0.000090	0.000050	<0.000050	0.080	0.0072	<0.0000050	<0.00020	0.000039	0.00038	<0.0020	<0.0020
12/06/2024	33	0.18	<0.000010	-	<0.00040	<0.00010	0.0040	0.66	<0.000090	0.000070	<0.000050	0.070	0.0074	<0.0000050	<0.00020	0.000074	0.00041	<0.0020	<0.0020
13/12/2024	34	0.18	<0.000010	-	<0.00040	<0.00010	<0.0030	0.67	<0.000090	0.000050	<0.000050	0.080	0.0074	<0.0000050	<0.00020	0.000034	0.00039	<0.0020	<0.0020
20/12/2024	35	0.18	<0.000010	-	<0.00040	<0.00010	<0.0030	0.60	<0.000090	<0.000040	<0.000050	0.11	0.0068	<0.0000050	<0.00020	0.000030	0.00035	<0.0020	<0.0020
27/12/2024	36	0.19	<0.000010	-	<0.00040	0.00010	<0.0030	0.67	<0.000090	0.000050	<0.000050	0.080	0.0084	<0.0000050	<0.00020	0.000038	0.00047	<0.0020	<0.0020
01/03/2025	37	0.17	<0.000010	-	<0.00040	<0.00010	<0.0030	0.63	<0.000090	<0.000040	<0.000050	0.070	0.0065	<0.0000050	<0.00020	0.000035	0.00040	<0.0020	<0.0020
01/10/2025	38	0.18	<0.000010	-	<0.00040	<0.00010	<0.0030	0.63	<0.000090	0.000070	<0.000050	0.070	0.0074	<0.0000050	<0.00020	0.000037	0.00038	0.0030	<0.0020
17/01/2025	39	0.17	<0.000010	-	<0.00040	<0.00010	<0.0030	0.61	<0.000090	<0.000040	<0.000050	0.060	0.0080	<0.0000050	<0.00020	0.000041	0.00038	<0.0020	<0.0020
24/01/2025	40	0.16	<0.000010	-	<0.00040	<0.00010	<0.0030	0.63	<0.000090	0.000060	<0.000050	0.070	0.0068	<0.0000050	<0.00020	0.00010	0.00039	<0.0020	<0.0020
31/01/2025	41	0.16	<0.000010	-	<0.00040	<0.00010	<0.0030	0.66	<0.000090	0.000060	<0.000050	0.060	0.0064	<0.0000050	<0.00020	0.000029	0.00039	<0.0020	<0.0020
02/07/2025	42	0.18	<0.000010	-	<0.00040	<0.00010	<0.0030	0.69	<0.000090	0.000060	<0.000050	0.080	0.0068	<0.0000050	<0.00020	0.000034	0.00042	<0.0020	<0.0020
14/02/2025	43	0.15	<0.000010	-	<0.00040	<0.00010	<0.0030	0.62	<0.000090	0.000070	<0.000050	0.060	0.0069	<0.0000050	<0.00020	0.000032	0.00037	<0.0020	<0.0020
21/02/2025	44	0.16	<0.000010	-	<0.00040	<0.00010	<0.0030	0.64	<0.000090	0.000070	<0.000050	0.060	0.0065	<0.0000050	<0.00020	0.000042	0.00040	<0.0020	<0.0020
28/02/2025	45	0.17	<0.000010	-	<0.00040	<0.00010	<0.0030	0.61	<0.000090	0.000040	<0.000050	0.090	0.0069	<0.0000050	<0.00020	0.000033	0.00040	<0.0020	<0.0020
03/07/2025	46	0.18	<0.000010	-	<0.00040	<0.00010	<0.0030	0.59	<0.000090	0.000060	<0.000050	0.060	0.0069	<0.0000050	<0.00020	0.000041	0.00032	<0.0020	<0.0020
14/03/2025	47	0.18	<0.000010	-	<0.00040	<0.00010	<0.0030	0.63	<0.000090	0.000040	<0.000050	0.060	0.0066	<0.0000050	<0.00020	0.000032	0.00028	<0.0020	<0.0020
21/03/2025	48	0.17	<0.000010	-	<0.00040	<0.00010	<0.0030	0.60	<0.000090	0.000050	<0.000050	0.060	0.0067	<0.0000050	<0.00020	0.000036	0.00034	<0.0020	<0.0020
28/03/2025	49	0.16	<0.000010	-	<0.00040	<0.00010	<0.0030	0.57	<0.000090	0.000040	<0.000050	0.060	0.0059	<0.0000050	<0.00020	0.000022	0.00031	<0.0020	<0.0020
04/04/2025	50	0.21	<0.000010	-	<0.00040	<0.00010	<0.0030	0.66	<0.000090	0.000060	<0.000050	0.060	0.0085	<0.0000050	<0.00020	0.000042	0.00027	<0.0020	<0.0020
04/11/2025	51	0.14	<0.000010	-	<0.00040	<0.00010	<0.0030	0.50	0.00048	<0.000040	<0.000050	0.050	0.0060	<0.0000050	<0.00020	0.000027	0.00031	0.0020	<0.0020
18/04/2025	52	0.17	<0.000010	-	<0.00040	0.00020	<0.0030	0.57	<0.000090	0.000060	<0.000050	0.050	0.0059	0.0000090	<0.00020	0.000039	0.00029	<0.0020	<0.0020
25/04/2025	53	0.16	<0.000010	-	<0.00040	<0.00010	<0.0030	0.61	<0.000090	<0.000040	<0.000050	0.050	0.0056	<0.0000050	<0.00020	0.000020	0.00028	<0.0020	<0.0020
05/02/2025	54	0.18	<0.000010	0.00000039	<0.00040	0.00030	<0.0030	0.61	<0.000090	0.000060	<0.000050	0.060	0.0071	<0.0000050	<0.00020	0.000036	0.00027	<0.0020	<0.0020
05/09/2025	55	0.18	<0.000010	0.00000035	<0.00040	<0.00010	<0.0030	0.62	<0.000090	<0.000040	<0.000050	0.050	0.0081	<0.0000050	<0.00020	0.000034	0.00024	<0.0020	<0.0020
16/05/2025	56	0.17	<0.000010	0.00000042	<0.00040	<0.00010	<0.0030	0.58	<0.000090	0.000040	<0.000050	0.050	0.0072	<0.0000050	<0.00020	0.000042	0.00027	<0.0020	<0.0020
23/05/2025	57	0.15	<0.000010	0.00000050	<0.00040	<0.00010	<0.0030	0.54	<0.000090	<0.000040	<0.000050	0.050	0.0065	<0.0000050	<0.00020	0.00015	0.00026	<0.0020	<0.0020
30/05/2025	58	0.16	<0.000010	-	<0.00040	<0.00010	<0.0030	0.57	<0.000090	<0.000040	<0.000050	0.050	0.0063	<0.0000050	<0.00020	0.000026	0.00025	<0.0020	<0.0020
06/06/2025	59	-	-	-	-	-	-	-	-	-	-	-	-	-	-	-	-	-	-
13/06/2025	60	0.16	<0.000010	-	<0.00040	<0.00010	<0.0030	0.58	<0.000090	<0.000040	<0.000050	0.050	0.0060	<0.0000050	<0.00020	0.000057	0.00024	<0.0020	<0.0020
20/06/2025	61	-	-	-	-	-	-	-	-	-	-	-	-	-	-	-	-	-	-
27/06/2025	62	0.16	<0.000010	-	<0.00040	<0.00010	<0.0030	0.53	<0.000090	<0.000040	<0.000050	0.050	0.0062	<0.0000050	<0.00020	0.000035	0.00026	<0.0020	<0.0020
07/04/2025	63	-	-	-	-	-	-	-	-	-	-	-	-	-	-	-	-	-	-

Table D-35: Mine Rock Humidity Cell Testing Results (HC-35)

Sample Date	Week Number	Leachate Volume Recovered	pH	Electrical Conductivity	Alkalinity (to pH 4.5)	Acidity (to pH 8.3)	Sulphate	Fluoride	Chloride	Aluminum (Al)	Antimony (Sb)	Arsenic (As)	Beryllium (Be)	Boron (B)	Cadmium (Cd)	Calcium (Ca)	Chromium (Cr)	Cobalt (Co)	Copper (Cu)	Iron (Fe)
Units:	-	mL	pH Units	µS/cm	mg CaCO3/L	mg CaCO3/L	mg/L	mg/L	mg/L	mg/L	mg/L	mg/L	mg/L	mg/L	mg/L	mg/L	mg/L	mg/L	mg/L	mg/L
19/04/2024	0	830	8.9	80	16	<2.0	12	0.14	4.0	0.26	0.0021	0.0071	0.0000080	0.013	0.0000030	7.3	0.00021	0.000080	0.0040	0.0090
26/04/2024	1	1004	8.0	54	18	<2.0	3.0	<0.060	<1.0	0.24	0.0045	0.032	<0.0000070	0.017	<0.0000030	5.5	0.00021	0.000043	0.0010	0.011
05/03/2024	2	1013	7.9	39	16	<2.0	<2.0	<0.060	<1.0	0.24	0.0026	0.056	<0.0000070	0.0060	<0.0000030	5.0	<0.000080	0.000034	<0.0010	<0.0070
05/10/2024	3	1008	7.7	36	15	<2.0	<2.0	<0.060	<1.0	0.25	0.0017	0.073	<0.0000070	0.0040	<0.0000030	5.0	<0.000080	0.000023	<0.0010	<0.0070
17/05/2024	4	996	7.9	29	14	<2.0	<2.0	<0.060	<1.0	0.23	0.0012	0.079	0.0000080	0.0040	0.0000040	4.6	<0.000080	0.000029	<0.0010	<0.0070
24/05/2024	5	993	7.2	32	13	<2.0	<2.0	<0.060	<1.0	0.21	<0.00090	0.082	<0.0000070	<0.0020	0.0000030	4.5	<0.000080	0.000030	<0.0010	<0.0070
31/05/2024	6	981	7.3	30	13	<2.0	<2.0	<0.060	<1.0	0.21	<0.00090	0.085	<0.0000070	<0.0020	0.0000030	4.6	0.00015	0.000028	<0.0010	<0.0070
06/07/2024	7	990	7.7	28	14	<2.0	<2.0	<0.060	<1.0	0.25	<0.00090	0.10	<0.0000070	<0.0020	<0.0000030	4.7	0.00013	0.000026	<0.0010	<0.0070
14/06/2024	8	1004	7.7	26	14	<2.0	<2.0	<0.060	<1.0	0.22	<0.00090	0.096	<0.0000070	<0.0020	<0.0000030	4.3	<0.000080	0.000028	<0.0010	<0.0070
21/06/2024	9	992	7.7	28	13	<2.0	1.2	<0.060	<0.20	0.23	<0.00090	0.10	<0.0000070	<0.0020	<0.0000030	4.2	0.00011	0.000042	<0.0010	<0.0070
28/06/2024	10	1009	7.7	28	15	<2.0	1.1	<0.060	<0.20	0.28	<0.00090	0.11	<0.0000070	0.0040	<0.0000030	4.8	0.00010	0.000043	<0.0010	0.013
07/05/2024	11	1011	7.3	27	11	<2.0	1.0	<0.060	<0.20	0.21	<0.00090	0.091	<0.0000070	<0.0020	<0.0000030	4.1	0.00010	0.000043	<0.0010	<0.0070
07/12/2024	12	1008	7.7	24	12	<2.0	1.0	<0.060	<0.20	0.19	<0.00090	0.086	<0.0000070	<0.0020	0.0000060	4.0	<0.000080	0.000028	<0.0010	<0.0070
19/07/2024	13	1010	7.6	23	11	<2.0	1.0	<0.060	<0.20	0.19	<0.00090	0.091	<0.0000070	<0.0020	0.0000050	3.9	<0.000080	0.000033	<0.0010	<0.0070
26/07/2024	14	1004	7.5	25	11	<2.0	1.0	<0.060	<0.20	0.19	<0.00090	0.095	<0.0000070	<0.0020	<0.0000030	3.7	<0.000080	0.000041	<0.0010	<0.0070
08/02/2024	15	1001	7.3	23	14	<2.0	1.0	<0.060	<0.20	0.17	<0.00090	0.080	<0.0000070	<0.0020	0.0000030	3.4	0.00010	0.000035	<0.0010	<0.0070
08/09/2024	16	998	7.5	21	10	<2.0	0.80	<0.060	<0.20	0.19	<0.00090	0.087	<0.0000070	<0.0020	0.0000040	3.5	<0.000080	0.000030	<0.0010	<0.0070
16/08/2024	17	1009	7.5	20	8.0	<2.0	0.90	<0.060	<0.20	0.18	<0.00090	0.080	<0.0000070	<0.0020	0.000011	3.2	<0.000080	0.000033	<0.0010	<0.0070
23/08/2024	18	1016	7.3	34	10	<2.0	0.90	<0.060	<0.20	0.19	<0.00090	0.074	<0.0000070	<0.0020	<0.0000030	3.0	<0.000080	0.000022	<0.0010	<0.0070
30/08/2024	19	1004	7.4	22	11	<2.0	0.90	<0.060	<0.20	0.20	<0.00090	0.083	<0.0000070	<0.0020	<0.0000030	3.7	<0.000080	0.000030	<0.0010	<0.0070
09/06/2024	20	1005	7.4	24	12	<2.0	0.90	<0.060	<0.20	0.22	<0.00090	0.092	<0.0000070	<0.0020	0.0000030	3.7	<0.000080	0.000018	<0.0010	<0.0070
13/09/2024	21	990	7.5	23	11	<2.0	0.90	<0.060	<0.20	0.20	<0.00090	0.086	<0.0000070	<0.0020	<0.0000030	3.9	<0.000080	0.000032	<0.0010	<0.0070
20/09/2024	22	1000	7.7	25	10	<2.0	0.80	<0.060	<0.20	0.21	<0.00090	0.083	<0.0000070	<0.0020	0.0000050	3.6	<0.000080	0.000038	<0.0010	<0.0070
27/09/2024	23	1007	7.5	21	9.0	<2.0	1.0	<0.060	<0.20	0.20	<0.00090	0.078	<0.0000070	<0.0020	0.0000040	3.3	<0.000080	0.000022	<0.0010	<0.0070
10/04/2024	24	1009	7.5	21	9.0	<2.0	0.80	<0.060	<0.20	0.19	<0.00090	0.074	<0.0000070	<0.0020	0.0000030	3.4	<0.000080	0.000041	<0.0010	0.0080
10/11/2024	25	1012	7.5	20	9.0	<2.0	0.80	<0.060	<0.20	0.20	<0.00090	0.074	<0.0000070	<0.0020	0.0000040	2.9	<0.000080	0.000025	<0.0010	<0.0070
18/10/2024	26	1011	7.7	22	10	<2.0	0.80	<0.060	<0.20	0.20	<0.00090	0.073	<0.0000070	<0.0020	0.0000040	3.2	<0.000080	0.000022	<0.0010	<0.0070
25/10/2024	27	1001	7.4	21	8.0	<2.0	0.90	<0.060	<0.20	0.18	<0.00090	0.068	<0.0000070	<0.0020	<0.0000030	3.1	<0.000080	0.000023	<0.0010	<0.0070
11/01/2024	28	1011	7.2	19	7.0	<2.0	0.90	<0.060	<0.20	0.19	<0.00090	0.068	<0.0000070	<0.0020	0.0000040	3.1	<0.000080	0.000031	<0.0010	<0.0070
11/08/2024	29	1003	7.4	20	9.0	<2.0	0.80	<0.060	<0.20	0.19	<0.00090	0.069	0.0000080	<0.0020	0.0000030	3.2	<0.000080	0.000026	<0.0010	<0.0070
15/11/2024	30	1005	7.5	24	12	<2.0	0.80	<0.060	<0.20	0.21	<0.00090	0.069	<0.0000070	<0.0020	0.0000030	3.7	<0.000080	0.000034	<0.0010	<0.0070
22/11/2024	31	1008	7.7	22	10	<2.0	0.90	<0.060	<0.20	0.25	<0.00090	0.072	<0.0000070	<0.0020	<0.0000030	3.8	<0.000080	0.000021	<0.0010	<0.0070
29/11/2024	32	1012	7.3	22	9.0	<2.0	1.0	<0.060	<0.20	0.23	<0.00090	0.066	<0.0000070	<0.0020	0.0000050	3.3	<0.000080	0.000027	<0.0010	<0.0070
12/06/2024	33	1004	7.5	21	12	<2.0	0.80	<0.060	<0.20	0.23	<0.00090	0.066	<0.0000070	<0.0020	<0.0000030	3.2	<0.000080	0.000018	<0.0010	<0.0070
13/12/2024	34	1003	7.1	20	15	<2.0	0.80	<0.060	<0.20	0.22	<0.00090	0.063	<0.0000070	<0.0020	0.0000040	3.1	<0.000080	0.000021	<0.0010	<0.0070
20/12/2024	35	997	7.4	25	11	<2.0	0.90	<0.060	<0.20	0.22	<0.00090	0.056	<0.0000070	<0.0020	0.0000050	4.0	<0.000080	0.000025	<0.0010	<0.0070
27/12/2024	36	1003	7.2	26	11	<2.0	0.80	<0.060	<0.20	0.25	<0.00090	0.065	<0.0000070	<0.0020	<0.0000030	3.5	<0.000080	0.000017	<0.0010	<0.0070
01/03/2025	37	992	7.4	23	10	<2.0	0.90	<0.060	<0.20	0.20	<0.00090	0.059	<0.0000070	<0.0020	0.0000040	3.3	<0.000080	0.000017	<0.0010	<0.0070
01/10/2025	38	1019	7.4	23	10	<2.0	1.2	<0.060	<0.20	0.22	<0.00090	0.062	<0.0000070	<0.0020	0.0000040	3.0	<0.000080	0.000019	<0.0010	<0.0070
17/01/2025	39	1003	7.3	18	10	<2.0	0.80	<0.060	<0.20	0.21	<0.00090	0.056	<0.0000070	<0.0020	<0.0000030	2.8	<0.000080	0.000019	<0.0010	<0.0070
24/01/2025	40	1013	7.3	20	10	<2.0	0.80	<0.060	<0.20	0.26	<0.00090	0.065	<0.0000070	<0.0020	<0.0000030	3.4	<0.000080	0.000018	<0.0010	<0.0070
31/01/2025	41	986	7.5	28	10	<2.0	0.80	<0.060	<0.20	0.23	<0.00090	0.055	<0.0000070	<0.0020	0.0000040	3.8	<0.000080	0.000039	<0.0010	<0.0070
02/07/2025	42	1023	7.7	25	11	<2.0	0.80	<0.060	<0.20	0.26	<0.00090	0.063	<0.0000070	<0.0020	0.0000060	3.4	0.00013	0.000027	<0.0010	<0.0070
14/02/2025	43	1015	7.3	20	9.0	<2.0	0.90	<0.060	<0.20	0.29	<0.00090	0.063	<0.0000070	<0.0020	<0.0000030	3.4	<0.000080	0.000014	<0.0010	<0.0070
21/02/2025	44	1004	7.6	22	10	<2.0	0.90	<0.060	<0.20	0.26	<0.00090	0.057	<0.0000070	<0.0020	0.000012	3.2	<0.000080	0.000012	<0.0010	<0.0070
28/02/2025	45	1009	7.1	19	8.0	<2.0	0.90	<0.060	<0.20	0.25	<0.00090	0.056	0.0000090	<0.0020	<0.0000030	3.1	<0.000080	0.000016	<0.0010	<0.0070
03/07/2025	46	1007	7.3	19	9.0	<2.0	0.90	<0.060	<0.20	0.23	<0.00090	0.053	<0.0000070	<0.0020	0.0000030	3.0	<0.000080	0.000023	<0.0010	<0.0070
14/03/2025	47	1005	7.4	18	10	<2.0	0.80	<0.060	<0.20	0.23	<0.00090	0.048	<0.0000070	<0.0020	<0.0000030	2.9	<0.000080	0.000014	<0.0010	<0.0070
21/03/2025	48	1010	7.3	18	9.0	<2.0	0.80	<0.060	<0.20	0.24	<0.00090	0.049	<0.0000070	<0.0020	0.0000030	3.2	<0.000080	0.000016	<0.0010	<0.0070
28/03/2025	49	1005	7.6	19	8.0	<2.0	0.80	<0.060	<0.20	0.21	<0.00090	0.045	<0.0000070	<0.0020	0.0000040	2.9	<0.000080	0.000020	<0.0010	<0.0070
04/04/2025	50	998	7.7	20	9.0	<2.0	0.80	<0.060	<0.20	0.23	<0.00090	0.046	<0.0000070	<0.0020	0.0000040	3.1	<0.000080	0.000020	<0.0010	<0.0070
04/11/2025	51	1001	7.7	20	8.0	<2.0	0.80	<0.060	<0.20	0.23	<0.00090	0.046	<0.0000070	<0.0020	<0.0000030	2.9	<0.000080	0.000015	<0.0010	<0.0070
18/04/2025	52	1009	7.3	19	8.0	<2.0	0.80	0.11	<0.20	0.21	<0.00090	0.042	<0.0000070	<0.0020	0.0000040	2.9	<0.000080	0.000018	<0.0010	0.011
25/04/2025	53	1001	7.2	18	8.0	<2.0	0.80	<0.060	<0.20	0.24	<0.00090	0.042	<0.0000070	<0.0020	<0.0000030	3.1	<0.000080	0.000017	<0.0010	<0.0070
05/02/2025	54	1017	7.7	18	9.0	<2.0	0.80	<0.060	<0.20	0.24	<0.00090	0.041	<0.0000070	<0.0020	<0.0000030	2.9	<0.000080	0.0000080	<0.0010	<0.0070
05/09/2025	55	1020	7.2	18	9.0	<2.0	0.70	<0.060	<0.20	0.23	<0.00090	0.038	<0.0000070	<0.0020	0.0000040	2.9	<0.000080	0.000011	<0.0010	<0.0070
16/05/2025	56	998	7.7	17	9.0	<2.0	0.80	<0.060	<0.20	0.21	<0.00090	0.039	<0.0000070	<0.0020	0.0000040	2.9	<0.000080	0.000015	<0.0010	<0.0070
23/05/2025	57	1006	7.3	18	8.0	<2.0	0.70	<0.060	<0.20	0.23	<0.00090	0.037	<0.0000070	<0.0020	<0.0000030	2.8	<0.000080	0.000017	<0.0010	<0.0070
30/05/2025	58	1009	7.2	18	9.0	<2.0	0.80	<0.060	<0.20	0.21	<0.00090	0.038	<0.0000070	<0.0020	0.0000060	2.9	<0.000080	0.000016	<0.0010	<0.0070
06/06/2025	59	1006	7.2	17	9.0	<2.0	0.70	-	-	-	-	-	-	-	-	-	-	-	-	-
13/06/2025	60	1006	7.2	17	7.0	<2.0	0.70	-	-	0.19	<0.00090	0.033	<0.0000070	<0.0020	0.0000040	2.9	<0.000080	0.0000080	<0.0010	<0.0070
20/06/2025	61	984	7.6	17	9.0	<2.0	0.70	-	-	-	-	-	-	-	-	-	-	-	-	-
27/06/2025	62	1010	7.7	16	9.0	<2.0	1.0	-	-	0.21	<0.00090	0.033	<0.0000070	<0.0020	0.0000060	2.7	<0.000080	0.000019	<0.0010	<0.0070
07/04/2025	63	1007	7.6	17	7.0	<2.0	0.80	-	-	-	-	-	-	-	-	-	-	-	-	-

Table D-35: Mine Rock Humidity Cell Testing Results (HC-35)

Sample Date	Week Number	Magnesium (Mg)	Mercury (Hg)	Ultra Trace Mercury (Hg)	Molybdenum (Mo)	Nickel (Ni)	Phosphorus (P)	Potassium (K)	Lead (Pb)	Selenium (Se)	Silver (Ag)	Sodium (Na)	Strontium (Sr)	Thallium (Tl)	Tungsten (W)	Uranium (U)	Vanadium (V)	Zinc (Zn)	Zirconium (Zr)
Units:	-	mg/L	mg/L	mg/L	mg/L	mg/L	mg/L	mg/L	mg/L	mg/L	mg/L	mg/L	mg/L	mg/L	mg/L	mg/L	mg/L	mg/L	mg/L
19/04/2024	0	0.48	<0.000010	-	0.0017	0.0010	0.020	5.0	<0.000090	0.00027	<0.000050	5.7	0.023	<0.0000050	0.00090	0.00064	0.0023	<0.0020	<0.0020
26/04/2024	1	0.33	<0.000010	-	0.0012	0.00070	0.0060	3.8	<0.000090	0.00020	<0.000050	2.3	0.015	<0.0000050	0.0012	0.0041	0.0027	<0.0020	<0.0020
05/03/2024	2	0.24	<0.000010	-	<0.00040	0.00030	0.0030	3.0	<0.000090	0.00015	<0.000050	0.87	0.012	<0.0000050	0.00057	0.0034	0.0028	<0.0020	<0.0020
05/10/2024	3	0.20	<0.000010	-	<0.00040	0.00010	0.0050	2.8	<0.000090	0.00014	<0.000050	0.48	0.011	<0.0000050	0.00020	0.0025	0.0028	<0.0020	<0.0020
17/05/2024	4	0.17	<0.000010	-	<0.00040	0.00020	<0.0030	2.7	<0.000090	0.00014	<0.000050	0.29	0.011	0.0000050	<0.00020	0.0022	0.0025	<0.0020	<0.0020
24/05/2024	5	0.16	<0.000010	-	<0.00040	0.00020	<0.0030	2.3	<0.000090	0.00012	<0.000050	0.22	0.0091	<0.0000050	<0.00020	0.0018	0.0023	<0.0020	<0.0020
31/05/2024	6	0.15	<0.000010	-	<0.00040	0.00020	<0.0030	2.1	<0.000090	0.000070	<0.000050	0.19	0.0083	<0.0000050	<0.00020	0.0015	0.0020	<0.0020	<0.0020
06/07/2024	7	0.16	<0.000010	-	<0.00040	0.00020	<0.0030	2.4	<0.000090	0.00012	<0.000050	0.19	0.0092	<0.0000050	<0.00020	0.0015	0.0025	<0.0020	<0.0020
14/06/2024	8	0.12	<0.000010	-	<0.00040	0.00020	0.0030	2.2	<0.000090	0.000080	<0.000050	0.15	0.0082	<0.0000050	0.00050	0.0012	0.0021	<0.0020	<0.0020
21/06/2024	9	0.11	0.000010	-	<0.00040	0.00010	<0.0030	2.3	<0.000090	0.000090	<0.000050	0.19	0.0086	<0.0000050	<0.00020	0.0014	0.0022	<0.0020	<0.0020
28/06/2024	10	0.12	<0.000010	-	<0.00040	0.00010	<0.0030	2.3	<0.000090	0.00011	<0.000050	0.16	0.0088	<0.0000050	<0.00020	0.0011	0.0022	<0.0020	<0.0020
07/05/2024	11	0.093	<0.000010	-	<0.00040	0.00020	<0.0030	2.0	<0.000090	0.000080	<0.000050	0.11	0.0070	<0.0000050	<0.00020	0.00091	0.0018	<0.0020	<0.0020
07/12/2024	12	0.082	<0.000010	-	0.0058	0.00020	<0.0030	2.0	<0.000090	0.000070	<0.000050	0.11	0.0072	<0.0000050	<0.00020	0.00094	0.0016	<0.0020	<0.0020
19/07/2024	13	0.081	<0.000010	-	<0.00040	0.00020	<0.0030	1.9	<0.000090	0.000090	<0.000050	0.12	0.0067	<0.0000050	<0.00020	0.00083	0.0016	<0.0020	<0.0020
26/07/2024	14	0.081	<0.000010	-	<0.00040	0.00020	<0.0030	1.9	<0.000090	0.000080	<0.000050	0.10	0.0058	<0.0000050	<0.00020	0.00077	0.0016	<0.0020	<0.0020
08/02/2024	15	0.076	<0.000010	-	0.0031	0.00020	<0.0030	1.8	<0.000090	0.000060	<0.000050	0.10	0.0056	<0.0000050	<0.00020	0.00063	0.0013	<0.0020	<0.0020
08/09/2024	16	0.088	<0.000010	-	<0.00040	<0.00010	0.0030	1.8	<0.000090	0.000050	<0.000050	0.090	0.0056	<0.0000050	<0.00020	0.00064	0.0013	<0.0020	<0.0020
16/08/2024	17	0.067	<0.000010	-	<0.00040	0.00010	<0.0030	1.6	<0.000090	0.000040	<0.000050	0.080	0.0051	0.0000050	<0.00020	0.00054	0.0012	<0.0020	<0.0020
23/08/2024	18	0.056	<0.000010	-	<0.00040	<0.00010	<0.0030	1.5	<0.000090	0.000060	<0.000050	0.080	0.0049	0.0000090	<0.00020	0.00053	0.0011	<0.0020	<0.0020
30/08/2024	19	0.073	<0.000010	-	<0.00040	<0.00010	0.0070	1.7	<0.000090	0.000060	<0.000050	0.080	0.0056	0.0000060	<0.00020	0.00061	0.0012	<0.0020	<0.0020
09/06/2024	20	0.069	<0.000010	-	<0.00040	<0.00010	<0.0030	1.8	<0.000090	0.000090	<0.000050	0.090	0.0056	<0.0000050	<0.00020	0.00070	0.0013	<0.0020	<0.0020
13/09/2024	21	0.081	<0.000010	-	<0.00040	<0.00010	0.0030	1.9	<0.000090	0.000070	<0.000050	0.080	0.0058	<0.0000050	<0.00020	0.00047	0.0012	<0.0020	<0.0020
20/09/2024	22	0.064	<0.000010	-	<0.00040	<0.00010	<0.0030	1.8	0.00016	0.000070	<0.000050	0.080	0.0054	<0.0000050	<0.00020	0.0010	0.0012	<0.0020	<0.0020
27/09/2024	23	0.059	<0.000010	-	<0.00040	<0.00010	<0.0030	1.7	<0.000090	0.000060	<0.000050	0.10	0.0049	<0.0000050	<0.00020	0.00040	0.0011	<0.0020	<0.0020
10/04/2024	24	0.066	<0.000010	-	<0.00040	0.00010	<0.0030	1.6	<0.000090	0.000050	<0.000050	0.090	0.0054	<0.0000050	<0.00020	0.00044	0.0011	<0.0020	<0.0020
10/11/2024	25	0.050	<0.000010	-	<0.00040	<0.00010	<0.0030	1.5	<0.000090	0.000050	<0.000050	0.080	0.0045	0.0000050	<0.00020	0.00037	0.0010	<0.0020	<0.0020
18/10/2024	26	0.054	<0.000010	-	<0.00040	<0.00010	<0.0030	1.6	<0.000090	0.000050	<0.000050	0.070	0.0044	0.0000050	<0.00020	0.00035	0.00098	<0.0020	<0.0020
25/10/2024	27	0.052	<0.000010	-	<0.00040	<0.00010	<0.0030	1.5	<0.000090	<0.000040	<0.000050	0.080	0.0042	<0.0000050	<0.00020	0.00031	0.00094	<0.0020	<0.0020
11/01/2024	28	0.051	<0.000010	-	<0.00040	<0.00010	<0.0030	1.5	<0.000090	0.000050	<0.000050	0.080	0.0046	0.0000050	<0.00020	0.00033	0.00095	<0.0020	<0.0020
11/08/2024	29	0.068	<0.000010	-	<0.00040	<0.00010	<0.0030	1.6	<0.000090	0.00010	<0.000050	0.090	0.0047	0.0000070	<0.00020	0.00036	0.00092	<0.0020	<0.0020
15/11/2024	30	0.061	<0.000010	-	<0.00040	<0.00010	<0.0030	1.8	<0.000090	0.000060	<0.000050	0.12	0.0049	<0.0000050	<0.00020	0.00037	0.00095	<0.0020	<0.0020
22/11/2024	31	0.061	<0.000010	-	<0.00040	<0.00010	<0.0030	1.9	<0.000090	0.000050	<0.000050	0.080	0.0052	<0.0000050	<0.00020	0.00031	0.00099	<0.0020	<0.0020
29/11/2024	32	0.050	<0.000010	-	<0.00040	0.00010	<0.0030	1.7	0.00013	<0.000040	<0.000050	0.080	0.0043	<0.0000050	<0.00020	0.00032	0.00096	<0.0020	<0.0020
12/06/2024	33	0.049	<0.000010	-	<0.00040	<0.00010	0.0050	1.7	<0.000090	0.000060	<0.000050	0.090	0.0042	0.0000060	<0.00020	0.00024	0.00091	<0.0020	<0.0020
13/12/2024	34	0.049	<0.000010	-	<0.00040	<0.00010	<0.0030	1.6	<0.000090	0.000050	<0.000050	0.090	0.0042	0.0000050	<0.00020	0.00027	0.00087	<0.0020	<0.0020
20/12/2024	35	0.068	<0.000010	-	<0.00040	0.00010	<0.0030	1.8	<0.000090	<0.000040	<0.000050	0.11	0.0054	<0.0000050	<0.00020	0.00031	0.00082	<0.0020	<0.0020
27/12/2024	36	0.054	<0.000010	-	<0.00040	<0.00010	<0.0030	1.7	<0.000090	<0.000040	<0.000050	0.090	0.0047	0.0000050	<0.00020	0.00029	0.00096	<0.0020	<0.0020
01/03/2025	37	0.049	<0.000010	-	<0.00040	<0.00010	<0.0030	1.5	<0.000090	<0.000040	<0.000050	0.090	0.0042	<0.0000050	<0.00020	0.00028	0.00082	<0.0020	<0.0020
01/10/2025	38	0.046	<0.000010	-	<0.00040	<0.00010	<0.0030	1.5	<0.000090	0.000060	<0.000050	0.090	0.0042	<0.0000050	<0.00020	0.00025	0.00088	<0.0020	<0.0020
17/01/2025	39	0.042	<0.000010	-	<0.00040	<0.00010	<0.0030	1.3	<0.000090	<0.000040	<0.000050	0.080	0.0040	<0.0000050	<0.00020	0.00024	0.00087	<0.0020	<0.0020
24/01/2025	40	0.052	<0.000010	-	<0.00040	<0.00010	<0.0030	1.7	<0.000090	<0.000040	<0.000050	0.10	0.0045	0.0000060	<0.00020	0.00027	0.00096	<0.0020	<0.0020
31/01/2025	41	0.062	<0.000010	-	<0.00040	<0.00010	<0.0030	1.8	<0.000090	0.000050	<0.000050	0.10	0.0048	<0.0000050	<0.00020	0.00032	0.00087	<0.0020	<0.0020
02/07/2025	42	0.052	<0.000010	-	<0.00040	<0.00010	<0.0030	1.8	<0.000090	<0.000040	<0.000050	0.11	0.0043	0.0000050	<0.00020	0.00023	0.00096	<0.0020	<0.0020
14/02/2025	43	0.047	<0.000010	-	<0.00040	<0.00010	<0.0030	1.6	<0.000090	0.000040	<0.000050	0.090	0.0042	<0.0000050	<0.00020	0.00025	0.00099	<0.0020	<0.0020
21/02/2025	44	0.047	<0.000010	-	<0.00040	<0.00010	<0.0030	1.6	<0.000090	<0.000040	<0.000050	0.090	0.0038	<0.0000050	<0.00020	0.00021	0.00088	<0.0020	<0.0020
28/02/2025	45	0.045	<0.000010	-	<0.00040	<0.00010	<0.0030	1.6	<0.000090	0.000050	<0.000050	0.15	0.0037	<0.0000050	<0.00020	0.00020	0.00084	<0.0020	<0.0020
03/07/2025	46	0.043	<0.000010	-	<0.00040	<0.00010	<0.0030	1.5	<0.000090	<0.000040	<0.000050	0.090	0.0035	<0.0000050	<0.00020	0.00023	0.00076	<0.0020	<0.0020
14/03/2025	47	0.044	<0.000010	-	<0.00040	<0.00010	<0.0030	1.5	<0.000090	<0.000040	<0.000050	0.090	0.0036	<0.0000050	<0.00020	0.00022	0.00072	<0.0020	<0.0020
21/03/2025	48	0.046	<0.000010	-	<0.00040	<0.00010	<0.0030	1.5	<0.000090	<0.000040	<0.000050	0.10	0.0034	0.0000050	<0.00020	0.00021	0.00073	<0.0020	<0.0020
28/03/2025	49	0.045	<0.000010	-	<0.00040	<0.00010	<0.0030	1.4	<0.000090	0.000040	<0.000050	0.090	0.0034	<0.0000050	<0.00020	0.00017	0.00070	<0.0020	<0.0020
04/04/2025	50	0.048	<0.000010	-	<0.00040	<0.00010	<0.0030	1.6	<0.000090	0.000050	<0.000050	0.090	0.0036	<0.0000050	<0.00020	0.00019	0.00071	<0.0020	<0.0020
04/11/2025	51	0.043	<0.000010	-	<0.00040	<0.00010	<0.0030	1.5	<0.000090	<0.000040	<0.000050	0.090	0.0033	<0.0000050	<0.00020	0.00017	0.00069	<0.0020	<0.0020
18/04/2025	52	0.052	<0.000010	-	<0.00040	0.00030	<0.0030	1.5	<0.000090	0.000050	<0.000050	0.15	0.0032	0.0000050	<0.00020	0.00027	0.00065	<0.0020	<0.0020
25/04/2025	53	0.047	<0.000010	-	<0.00040	<0.00010	<0.0030	1.6	<0.000090	<0.000040	<0.000050	0.090	0.0033	<0.0000050	<0.00020	0.00016	0.00066	<0.0020	<0.0020
05/02/2025	54	0.042	<0.000010	0.00000010	<0.00040	<0.00010	<0.0030	1.4	<0.000090	<0.000040	<0.000050	0.090	0.0033	<0.0000050	<0.00020	0.00020	0.00064	<0.0020	<0.0020
05/09/2025	55	0.043	<0.000010	0.00000011	<0.00040	<0.00010	<0.0030	1.4	<0.000090	<0.000040	<0.000050	0.080	0.0031	<0.0000050	<0.00020	0.00017	0.00056	<0.0020	<0.0020
16/05/2025	56	0.042	<0.000010	0.000000070	<0.00040	<0.00010	<0.0030	1.4	<0.000090	0.000040	<0.000050	0.080	0.0031	0.0000050	<0.00020	0.00016	0.00063	<0.0020	<0.0020
23/05/2025	57	0.041	<0.000010	0.00000010	<0.00040	0.00040	<0.0030	1.5	<0.000090	<0.000040	<0.000050	0.090	0.0030	<0.0000050	<0.00020	0.00016	0.00061	<0.0020	<0.0020
30/05/2025	58	0.045	<0.000010	-	<0.00040	<0.00010	<0.0030	1.5	<0.000090	<0.000040	<0.000050	0.090	0.0031	0.0000050	<0.00020	0.00020	0.00057	<0.0020	<0.0020
06/06/2025	59	-	-	-	-	-	-	-	-	-	-	-	-	-	-	-	-	-	-
13/06/2025	60	0.044	<0.000010	-	<0.00040	<0.00010	<0.0030	1.4	<0.000090	<0.000040	<0.000050	0.090	0.0029	<0.0000050	<0.00020	0.00015	0.00055	<0.0020	<0.0020
20/06/2025	61	-	-	-	-	-	-	-	-	-	-	-	-	-	-	-	-	-	-
27/06/2025	62	0.042	<0.000010	-	<0.00040	<0.00010	<0.0030	1.3	<0.000090	<0.000040	<0.000050	0.10	0.0028	<0.0000050	<0.00020	0.00016	0.00055	<0.0020	<0.0020
07/04/2025	63	-	-	-	-	-	-	-	-	-	-	-	-	-	-	-	-	-	-

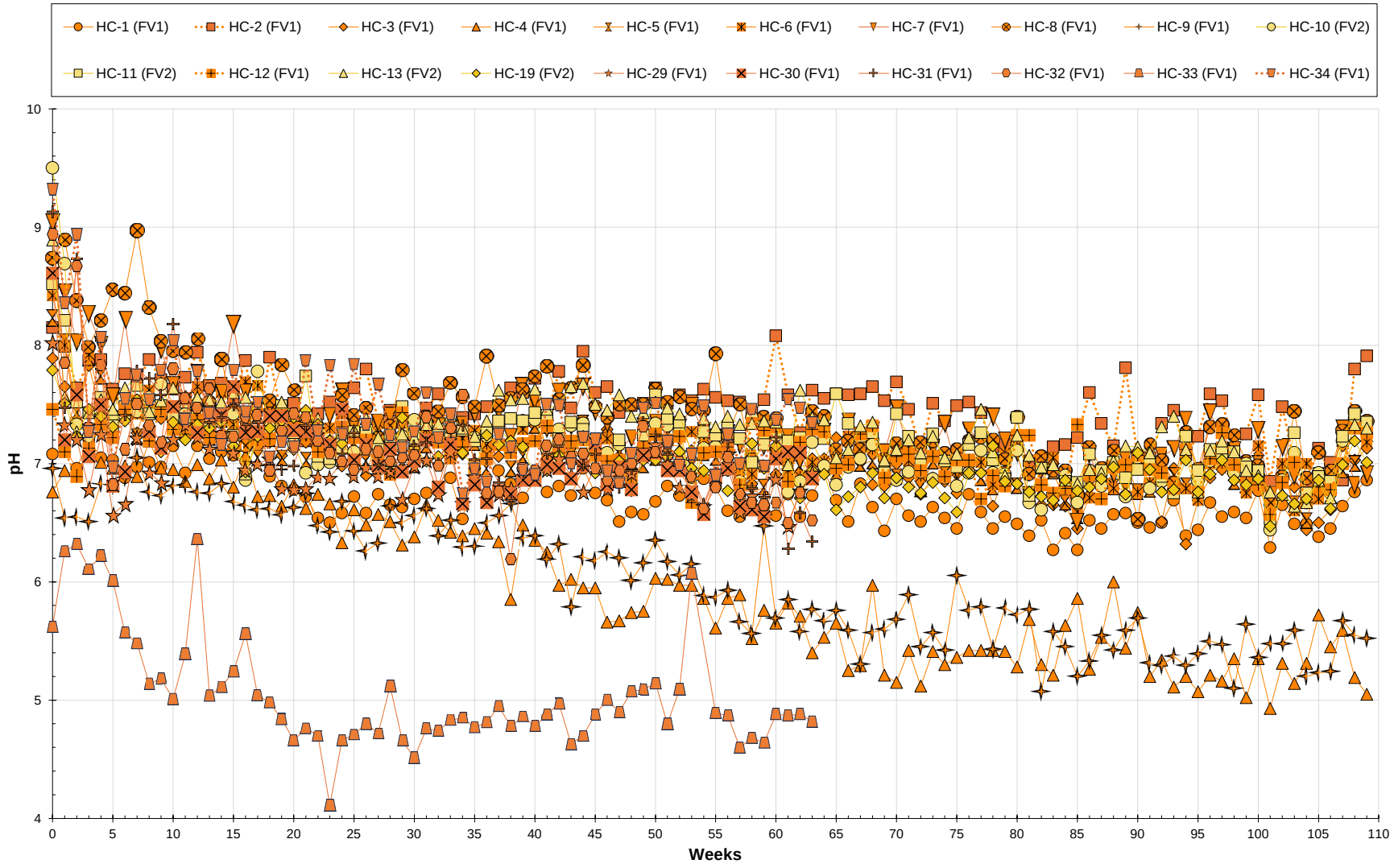

Notes

Tests generated from LP Zone samples shown with solid lines.
Tests generated from Limb Zone samples shown with short dashed lines.
Tests generated from Hinge Zone samples shown with dashed and dotted lines.
Test generated from AEX samples shown as dotted line.
Data for weeks 10 and 29 for HC-6 was omitted due to quality assurance issues.
Data for week 59 for HC-3 was omitted due to quality assurance issues.
pH for weeks 54 and 107 for HC-33 and HC-13, respectively, was omitted due to quality assurance issues.

wsp

KINROSS

pH - Felsic Volcanic

Humidity Cell Test Results

Great Bear Project

Figure Number		D-1	
Project Number		OMEMA2303	
Date		November 2025	
Drawn	MS	Reviewed	KG

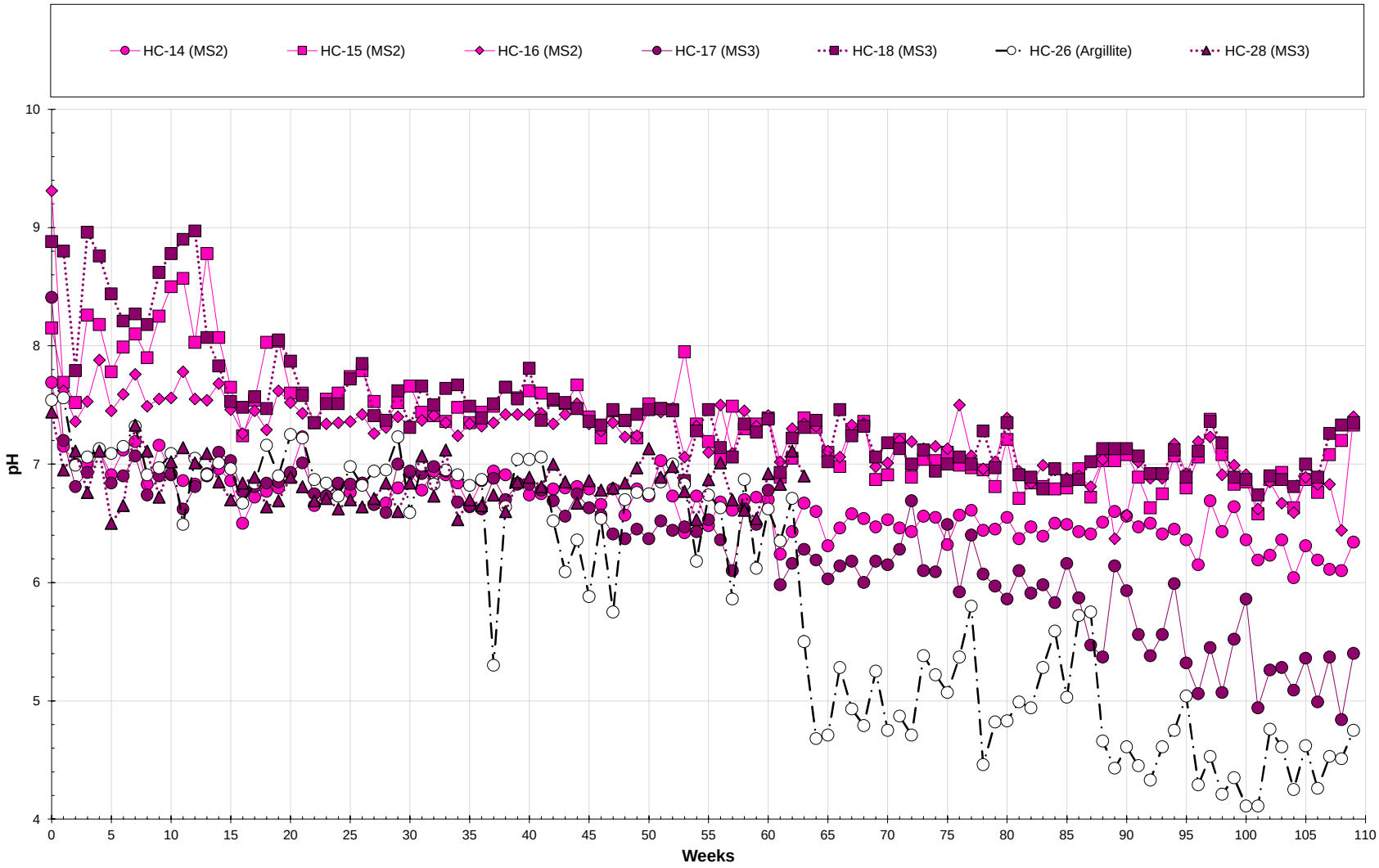

Notes

Tests generated from LP Zone samples shown with solid lines.
Tests generated from Limb Zone samples shown with short dashed lines.
Tests generated from Hinge Zone samples shown with dashed and dotted lines.
Test generated from AEX samples shown as dotted line.

pH - Metasediment and Argillite

Humidity Cell Test Results

Great Bear Project

Figure Number		D-2	
Project Number		OMEMA2303	
Date		November 2025	
Drawn	MS	Reviewed	KG

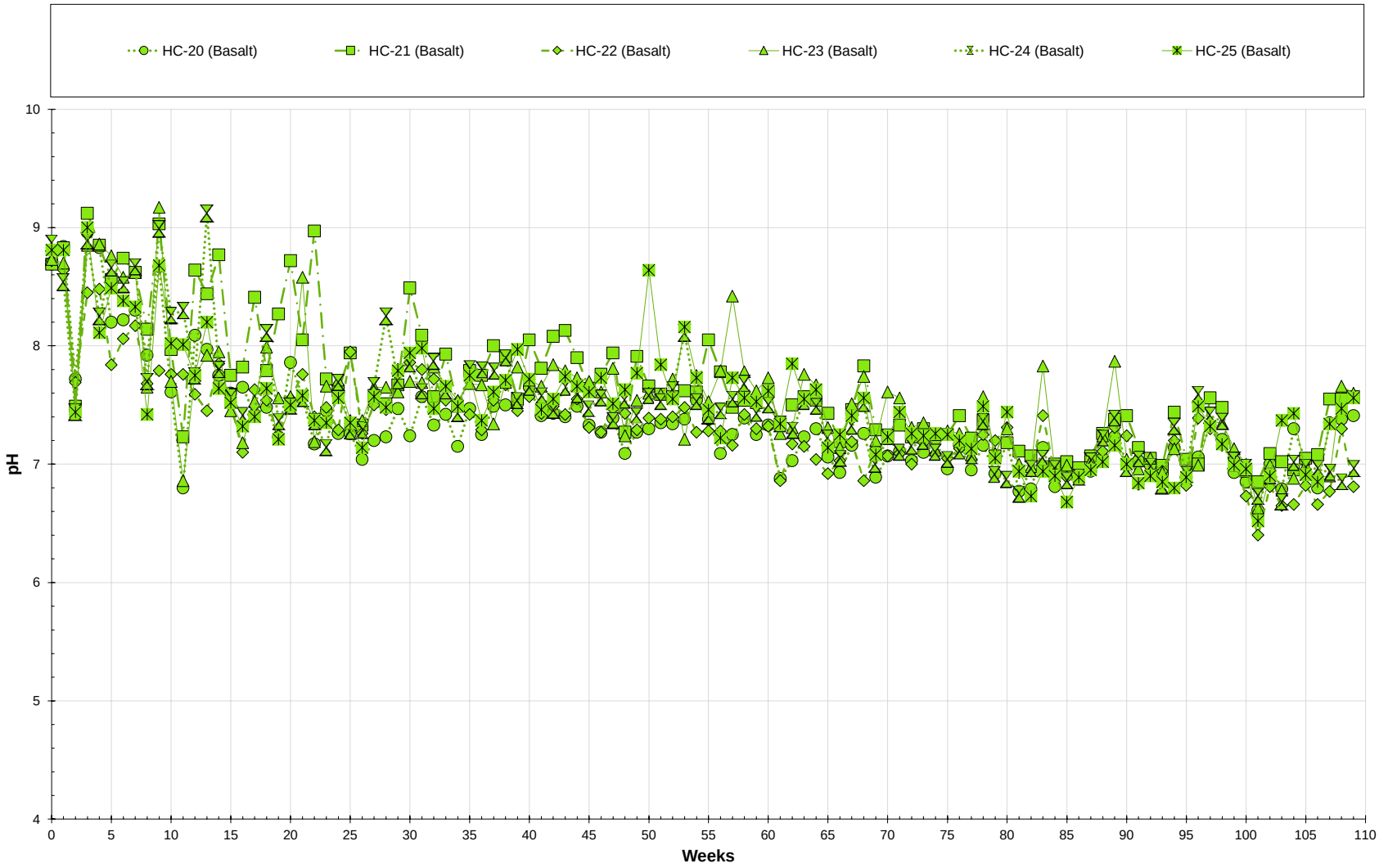

Notes

Tests generated from LP Zone samples shown with solid lines.
Tests generated from Limb Zone samples shown with short dashed lines.
Tests generated from Hinge Zone samples shown with dashed and dotted lines.
Test generated from AEX samples shown as dotted line.

KINROSS

pH - Basalt

Humidity Cell Test Results

Great Bear Project

Figure Number		D-3	
Project Number		OMEMA2303	
Date		November 2025	
Drawn	MS	Reviewed	KG

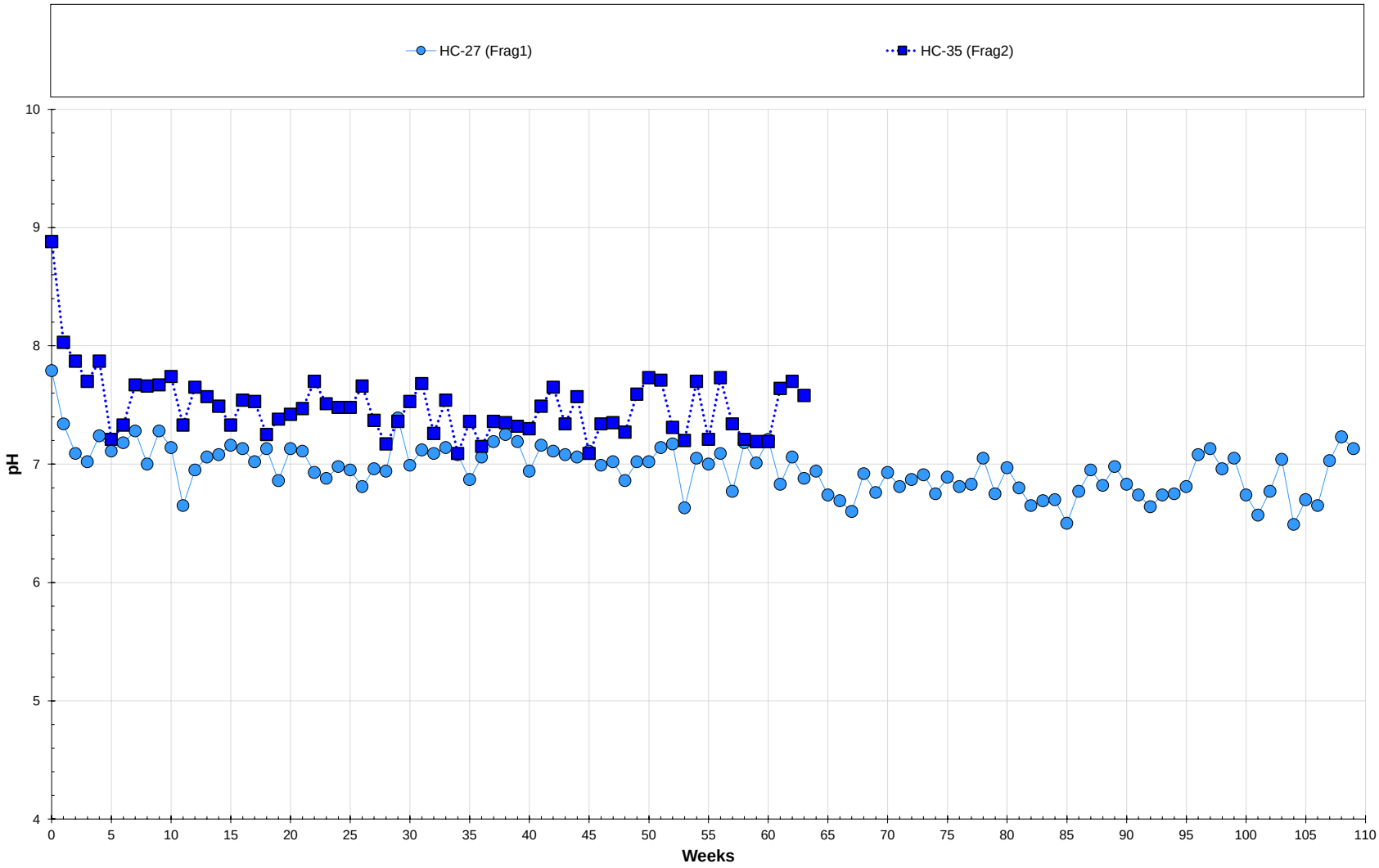

Notes
Tests generated from LP Zone samples shown with solid lines.
Tests generated from Limb Zone samples shown with short dashed lines.
Tests generated from Hinge Zone samples shown with dashed and dotted lines.
Test generated from AEX samples shown as dotted line.

pH - Fragmental			
Humidity Cell Test Results			
Great Bear Project			
Figure Number		D-4	
Project Number		OMEMA2303	
Date		November 2025	
Drawn	MS	Reviewed	KG

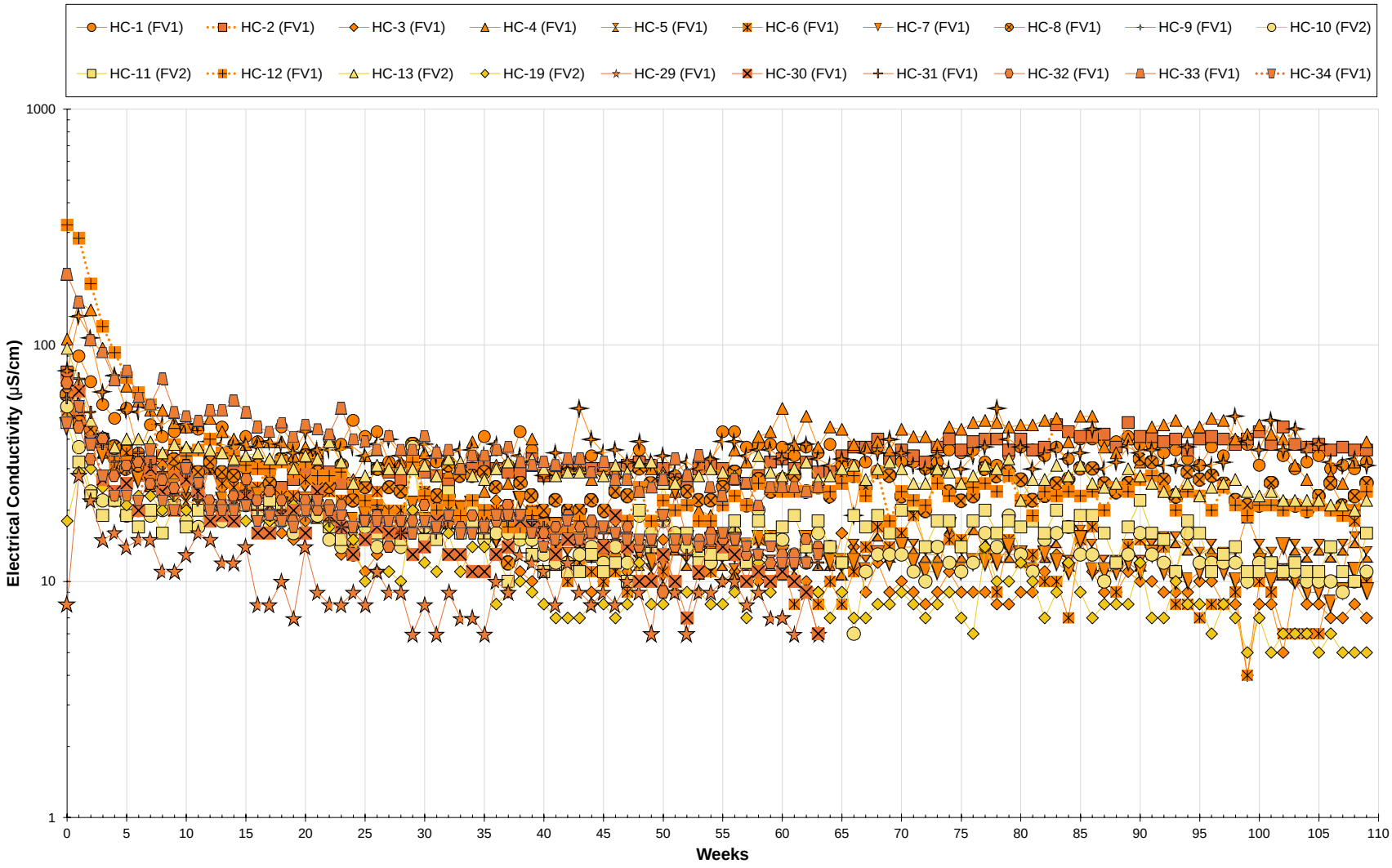

Notes

Tests generated from LP Zone samples shown with solid lines.
Tests generated from Limb Zone samples shown with short dashed lines.
Tests generated from Hinge Zone samples shown with dashed and dotted lines.
Test generated from AEX samples shown as dotted line.
Data for weeks 10 and 29 for HC-6 was omitted due to quality assurance issues.
Data for week 59 for HC-3 was omitted due to quality assurance issues.

KINROSS

Electrical Conductivity - Felsic Volcanic

Humidity Cell Test Results

Great Bear Project

Figure Number		D-5	
Project Number		OMEMA2303	
Date		November 2025	
Drawn	MS	Reviewed	KG

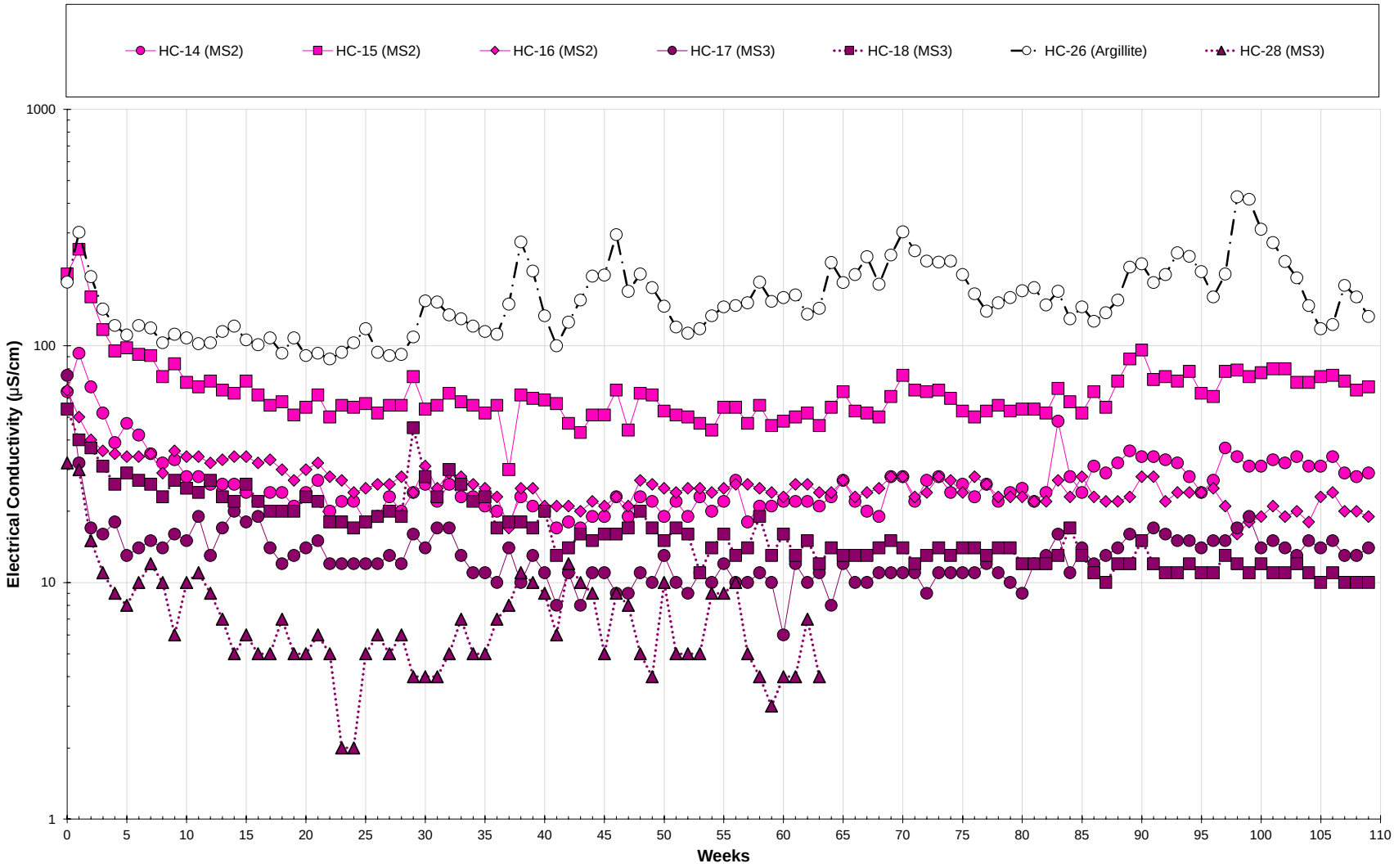

Notes

Tests generated from LP Zone samples shown with solid lines.
Tests generated from Limb Zone samples shown with short dashed lines.
Tests generated from Hinge Zone samples shown with dashed and dotted lines.
Test generated from AEX samples shown as dotted line.

Electrical Conductivity - Metasediment and Argillite

Humidity Cell Test Results

Great Bear Project

Figure Number		D-6	
Project Number		OMEMA2303	
Date		November 2025	
Drawn	MS	Reviewed	KG

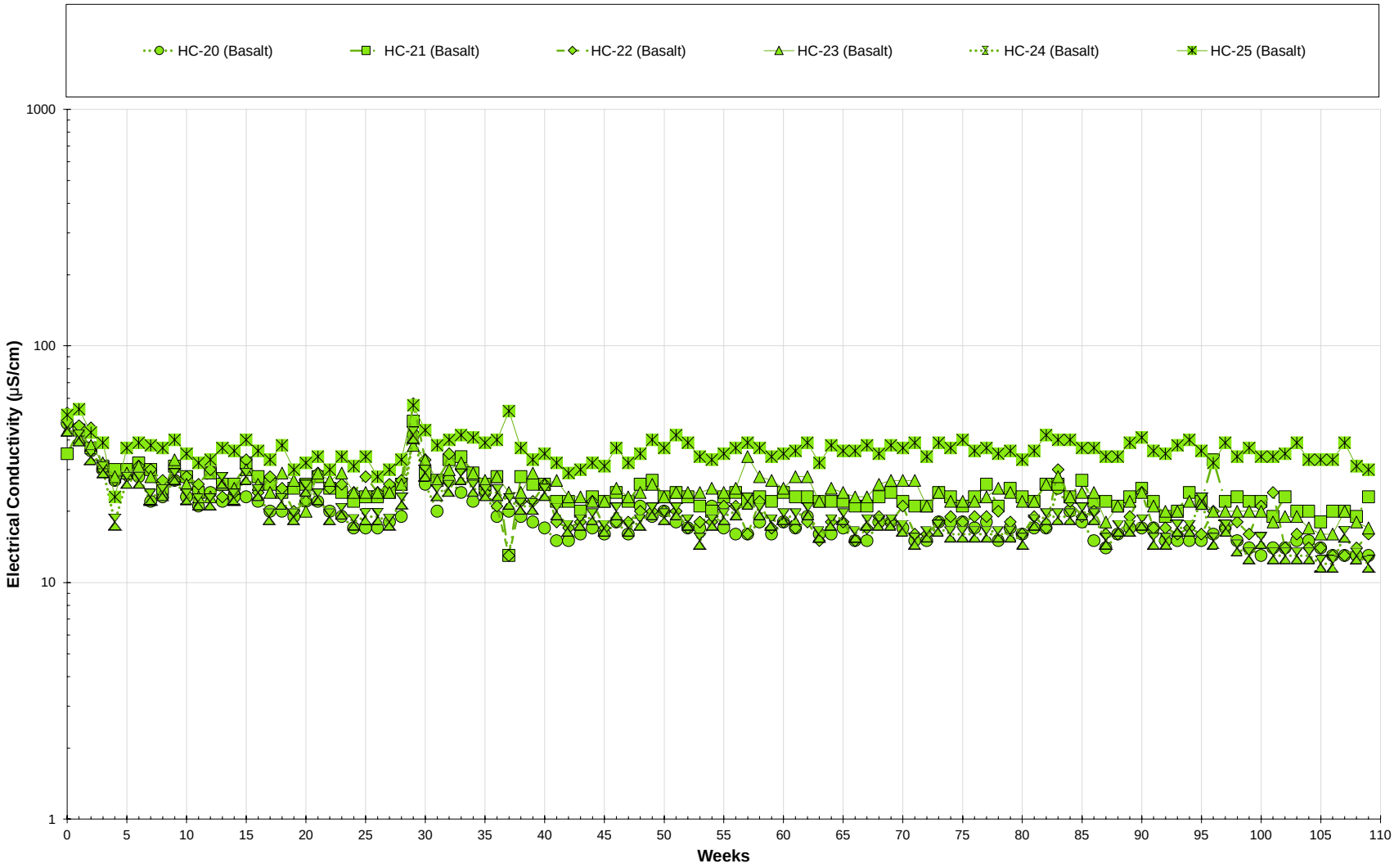

Notes
Tests generated from LP Zone samples shown with solid lines.
Tests generated from Limb Zone samples shown with short dashed lines.
Tests generated from Hinge Zone samples shown with dashed and dotted lines.
Test generated from AEX samples shown as dotted line.

KINROSS

Electrical Conductivity - Basalt

Humidity Cell Test Results

Great Bear Project

Figure Number		D-7	
Project Number		OMEMA2303	
Date		November 2025	
Drawn	MS	Reviewed	KG

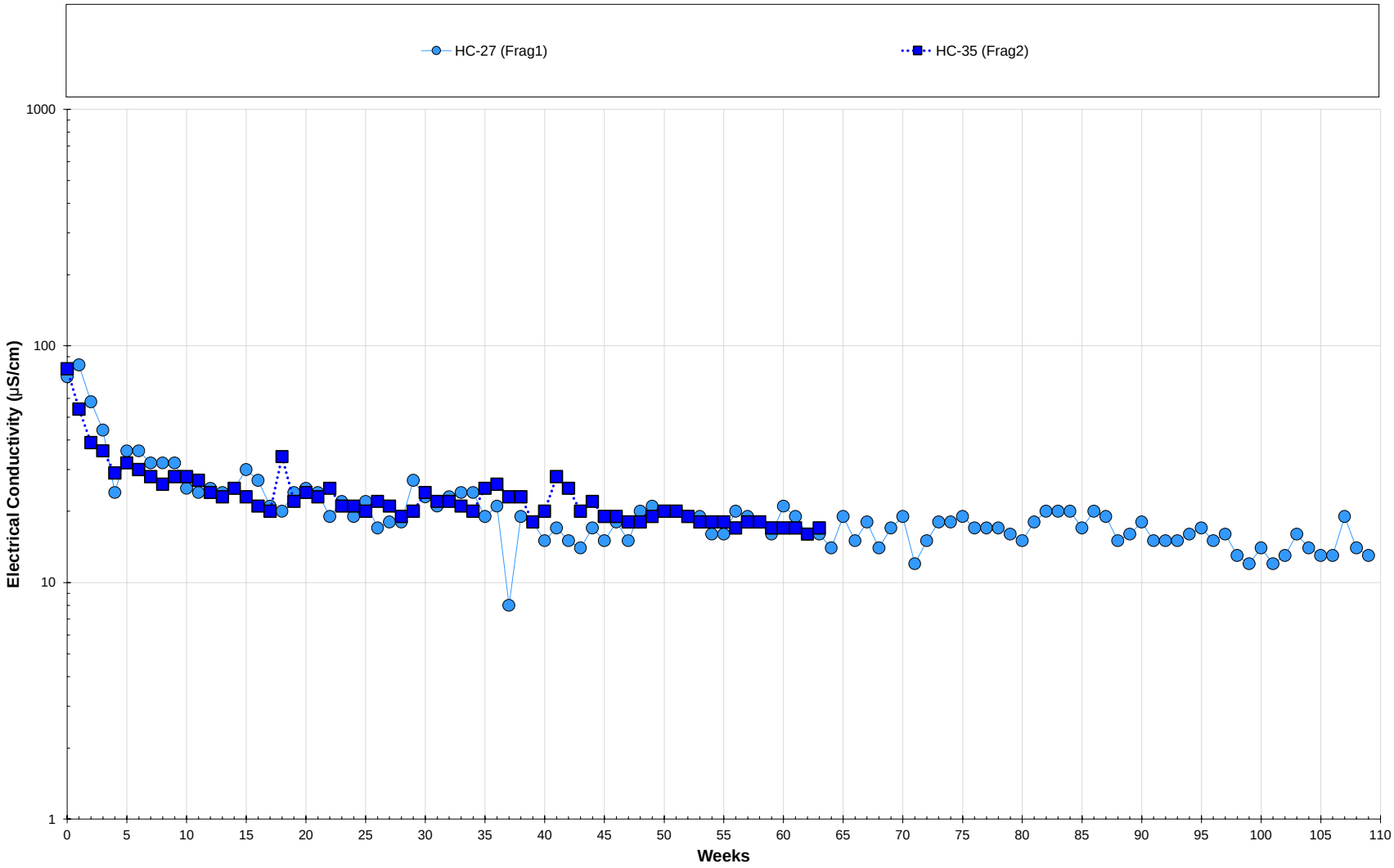

Notes

Tests generated from LP Zone samples shown with solid lines.
Tests generated from Limb Zone samples shown with short dashed lines.
Tests generated from Hinge Zone samples shown with dashed and dotted lines.
Test generated from AEX samples shown as dotted line.

Electrical Conductivity - Fragmental

Humidity Cell Test Results

Great Bear Project

Figure Number		D-8	
Project Number		OMEMA2303	
Date		November 2025	
Drawn	MS	Reviewed	KG

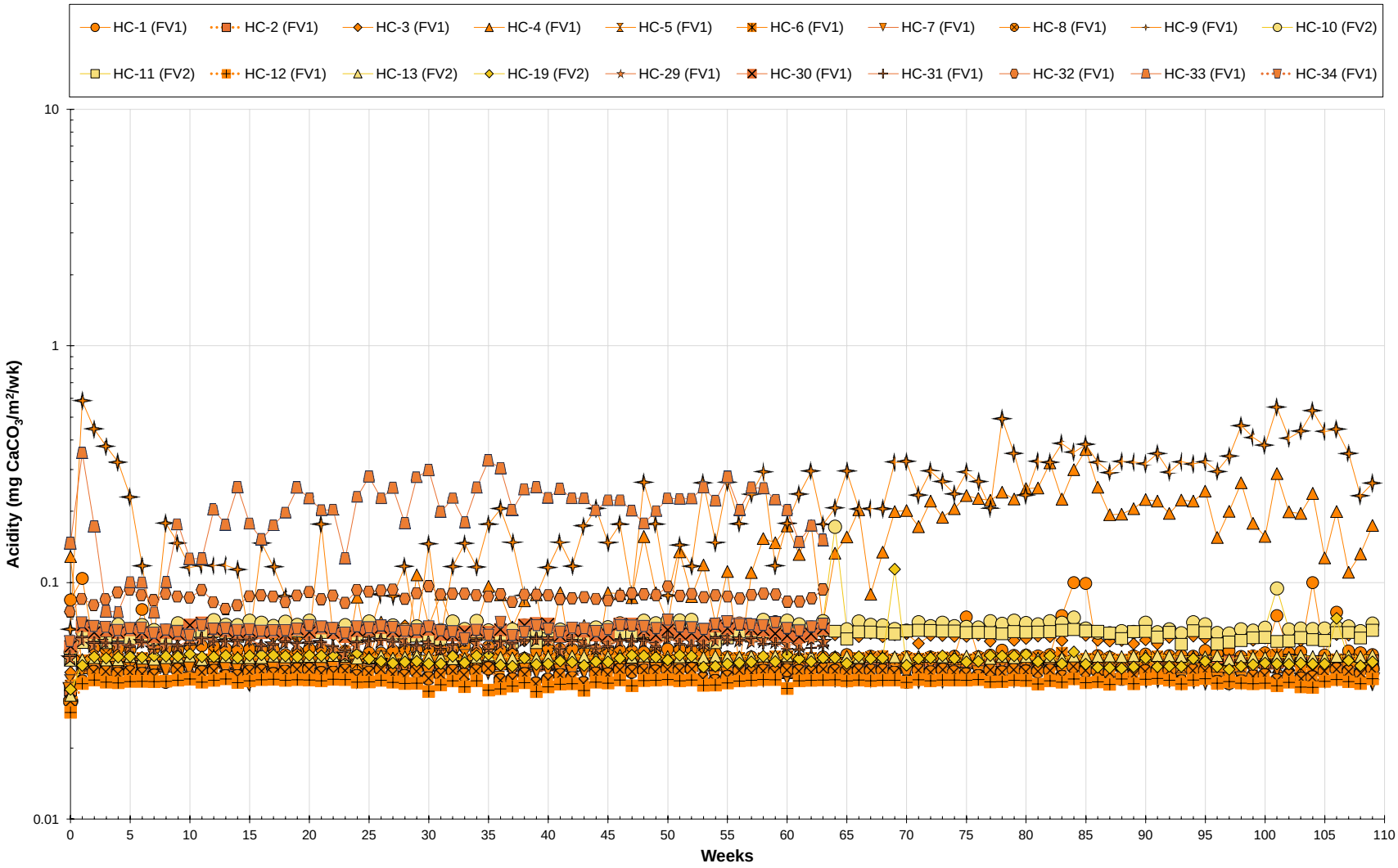

Notes

Tests generated from LP Zone samples shown with solid lines.
Tests generated from Limb Zone samples shown with short dashed lines.
Tests generated from Hinge Zone samples shown with dashed and dotted lines.
Test generated from AEX samples shown as dotted line.
Data for weeks 10 and 29 for HC-6 was omitted due to quality assurance issues.
Data for week 59 for HC-3 was omitted due to quality assurance issues.

KINROSS

Acidity - Felsic Volcanic			
Humidity Cell Test Results			
Great Bear Project			
Figure Number	D-9		
Project Number	OMEMA2303		
Date	November 2025		
Drawn	MS	Reviewed	KG

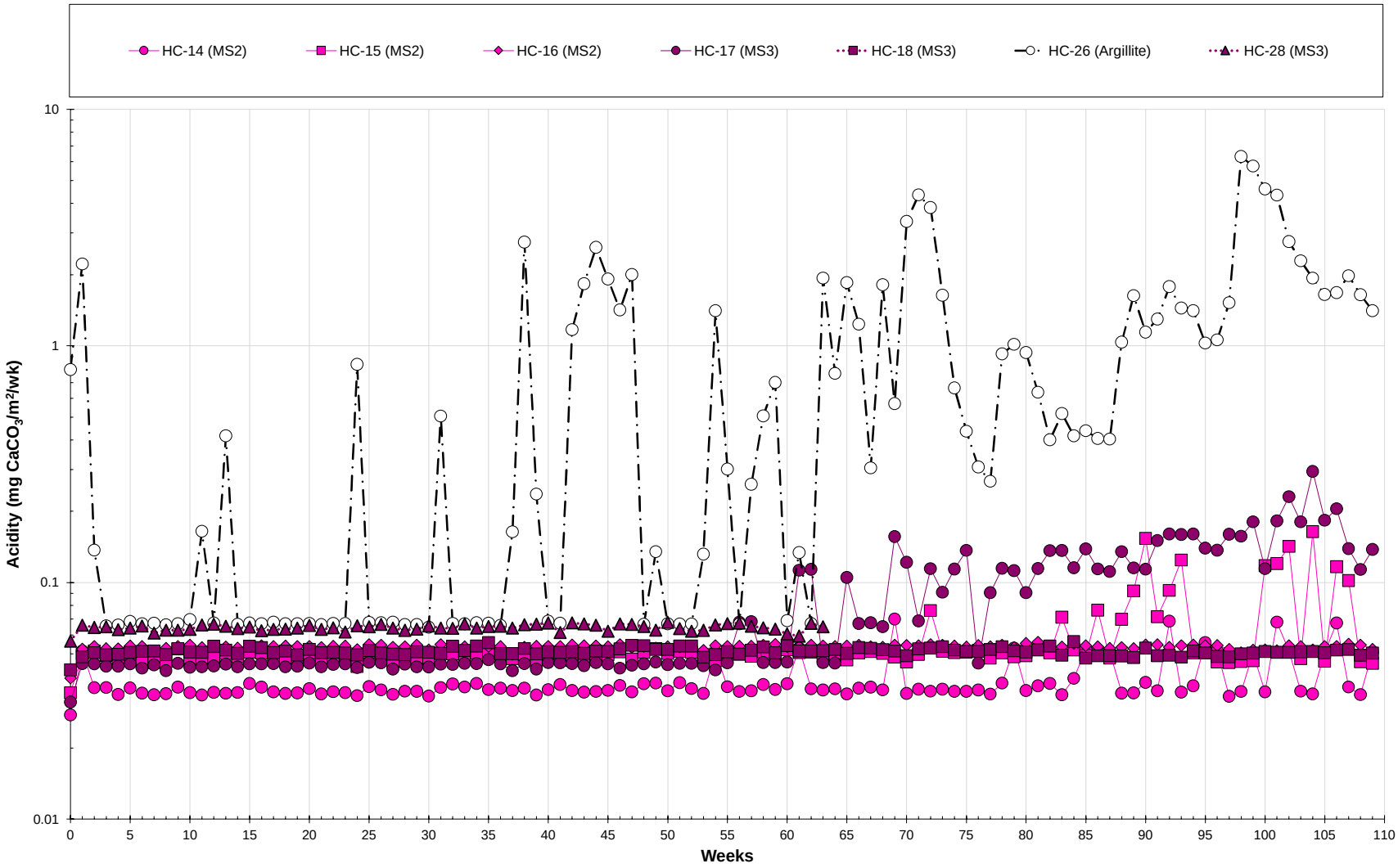

Notes

Tests generated from LP Zone samples shown with solid lines.
Tests generated from Limb Zone samples shown with short dashed lines.
Tests generated from Hinge Zone samples shown with dashed and dotted lines.
Test generated from AEX samples shown as dotted line.

wsp

KINROSS

Acidity - Metasediment and Argillite

Humidity Cell Test Results

Great Bear Project

Figure Number		D-10	
Project Number		OMEMA2303	
Date		November 2025	
Drawn	MS	Reviewed	KG

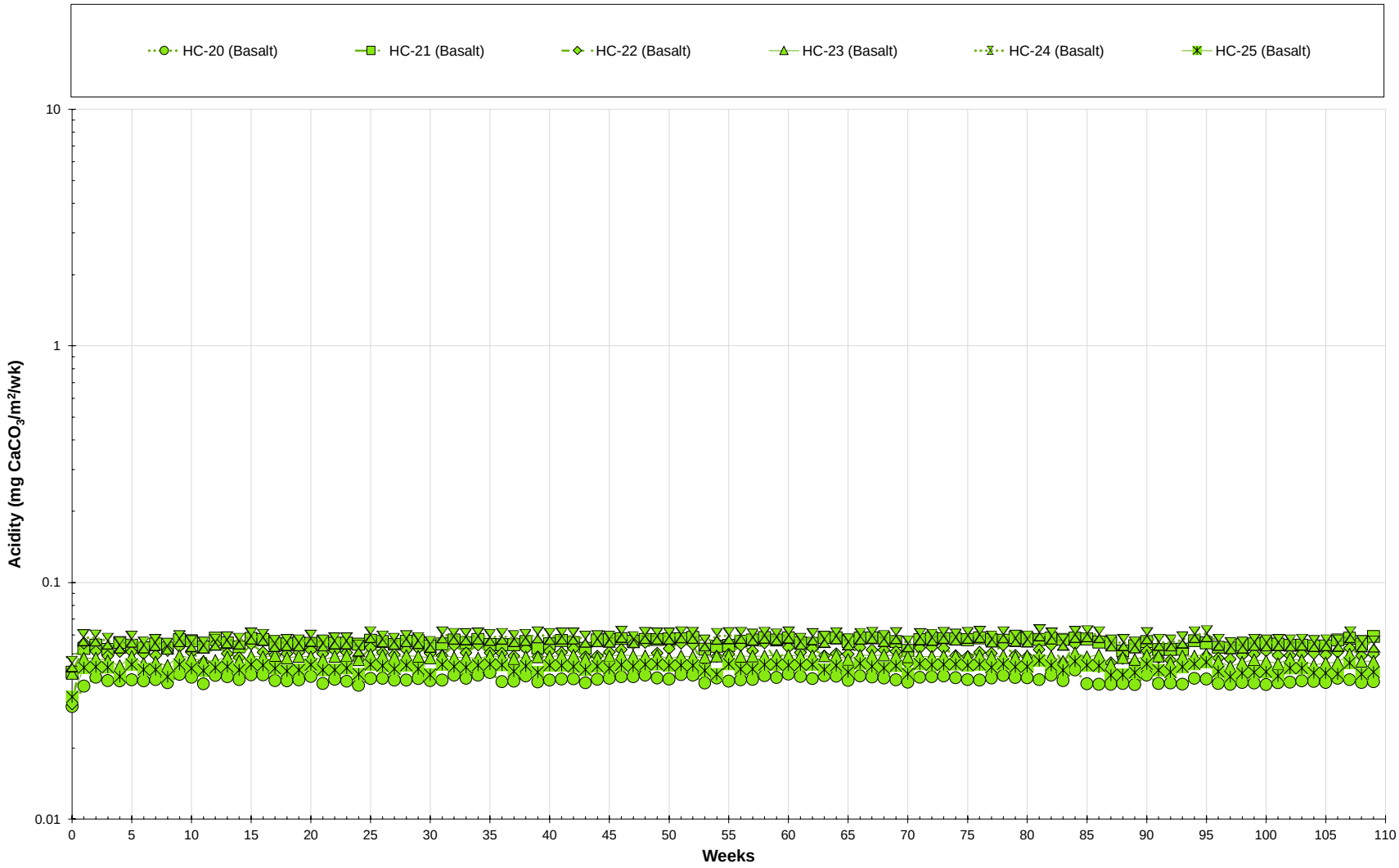

Notes
Tests generated from LP Zone samples shown with solid lines.
Tests generated from Limb Zone samples shown with short dashed lines.
Tests generated from Hinge Zone samples shown with dashed and dotted lines.
Test generated from AEX samples shown as dotted line.

KINROSS

Acidity - Basalt

Humidity Cell Test Results

Great Bear Project

Figure Number		D-11	
Project Number		OMEMA2303	
Date		November 2025	
Drawn	MS	Reviewed	KG

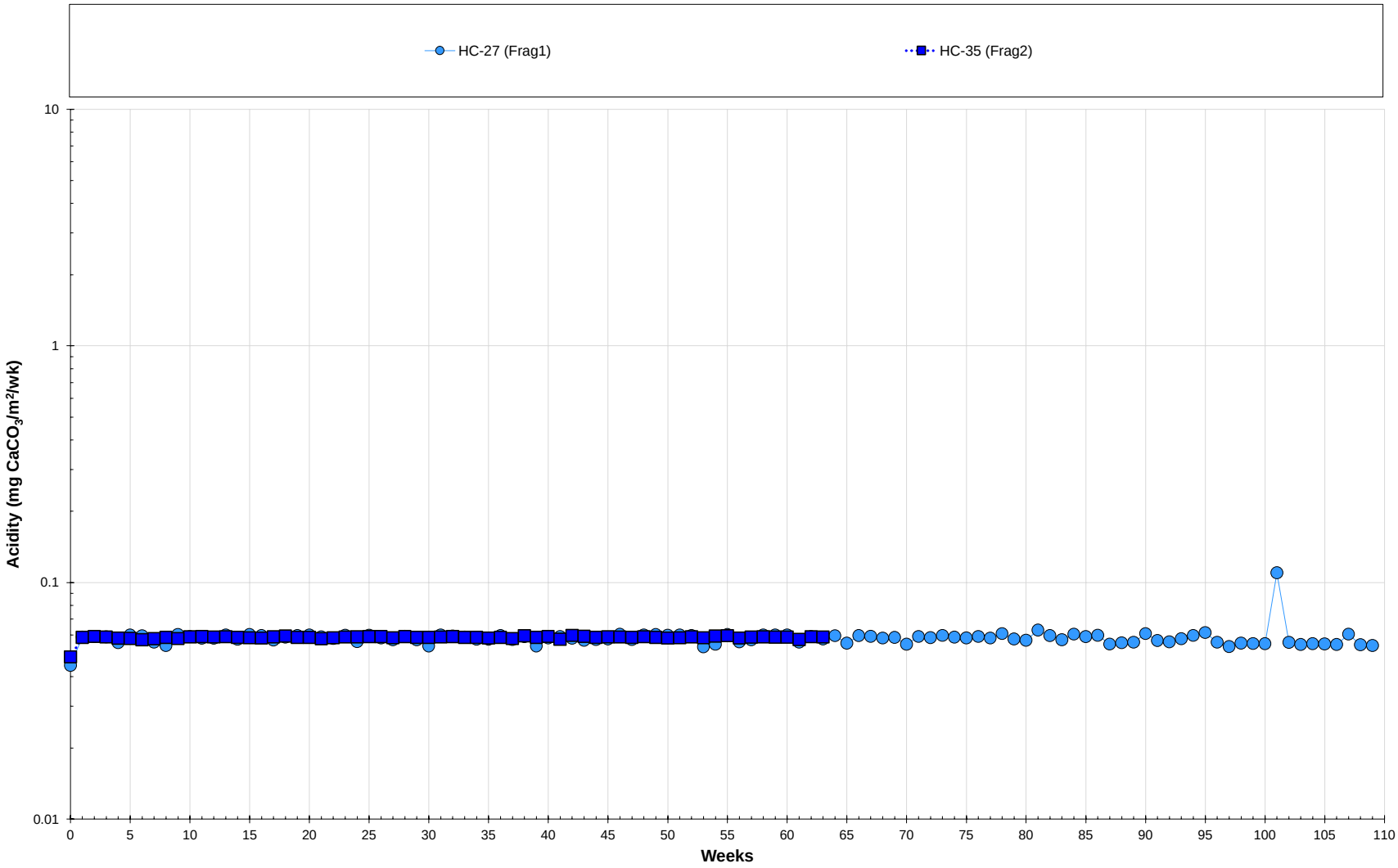

Notes
Tests generated from LP Zone samples shown with solid lines.
Tests generated from Limb Zone samples shown with short dashed lines.
Tests generated from Hinge Zone samples shown with dashed and dotted lines.
Test generated from AEX samples shown as dotted line.

Acidity - Fragmental

Humidity Cell Test Results

Great Bear Project

Figure Number		D-12	
Project Number		OMEMA2303	
Date		November 2025	
Drawn	MS	Reviewed	KG

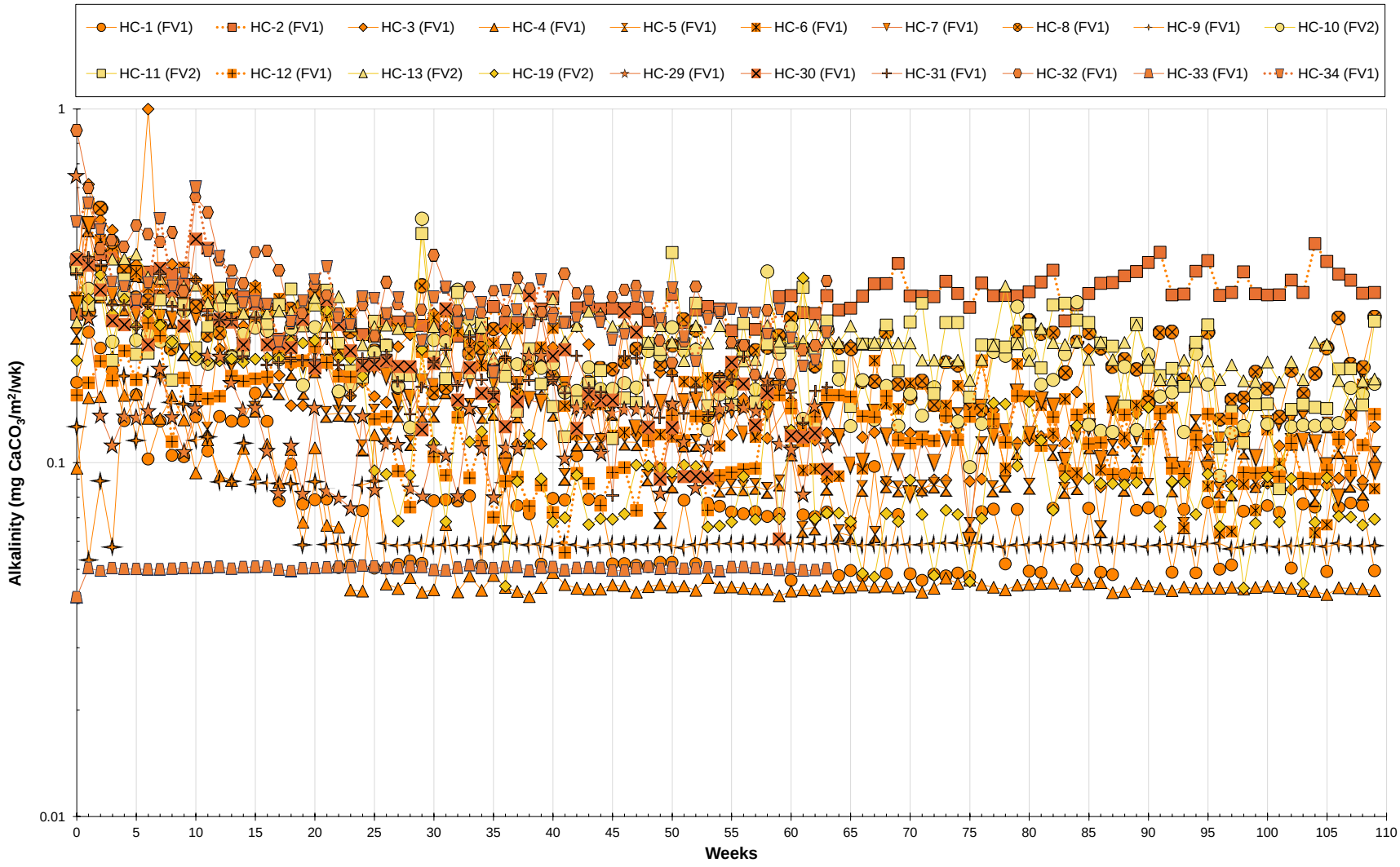

Notes

Tests generated from LP Zone samples shown with solid lines.
Tests generated from Limb Zone samples shown with short dashed lines.
Tests generated from Hinge Zone samples shown with dashed and dotted lines.
Test generated from AEX samples shown as dotted line.
Data for weeks 10 and 29 for HC-6 was omitted due to quality assurance issues.
Data for week 59 for HC-3 was omitted due to quality assurance issues.

KINROSS

Alkalinity - Felsic Volcanic

Humidity Cell Test Results

Great Bear Project

Figure Number		D-13	
Project Number		OMEMA2303	
Date		November 2025	
Drawn	MS	Reviewed	KG

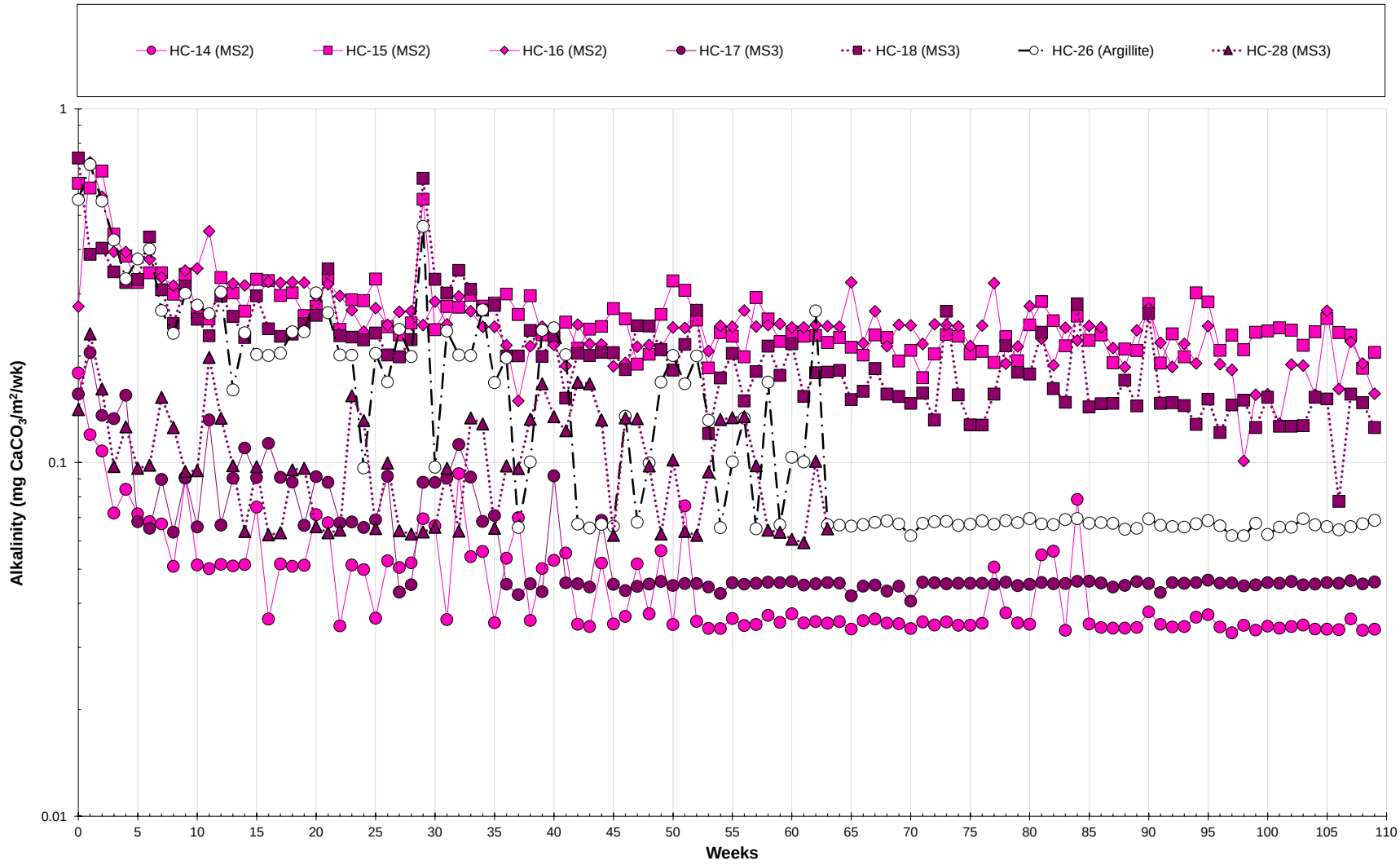

Notes
Tests generated from LP Zone samples shown with solid lines.
Tests generated from Limb Zone samples shown with short dashed lines.
Tests generated from Hinge Zone samples shown with dashed and dotted lines.
Test generated from AEX samples shown as dotted line.

Alkalinity - Metasediment and Argillite

Humidity Cell Test Results

Great Bear Project

Figure Number		D-14	
Project Number		OMEMA2303	
Date		November 2025	
Drawn	MS	Reviewed	KG

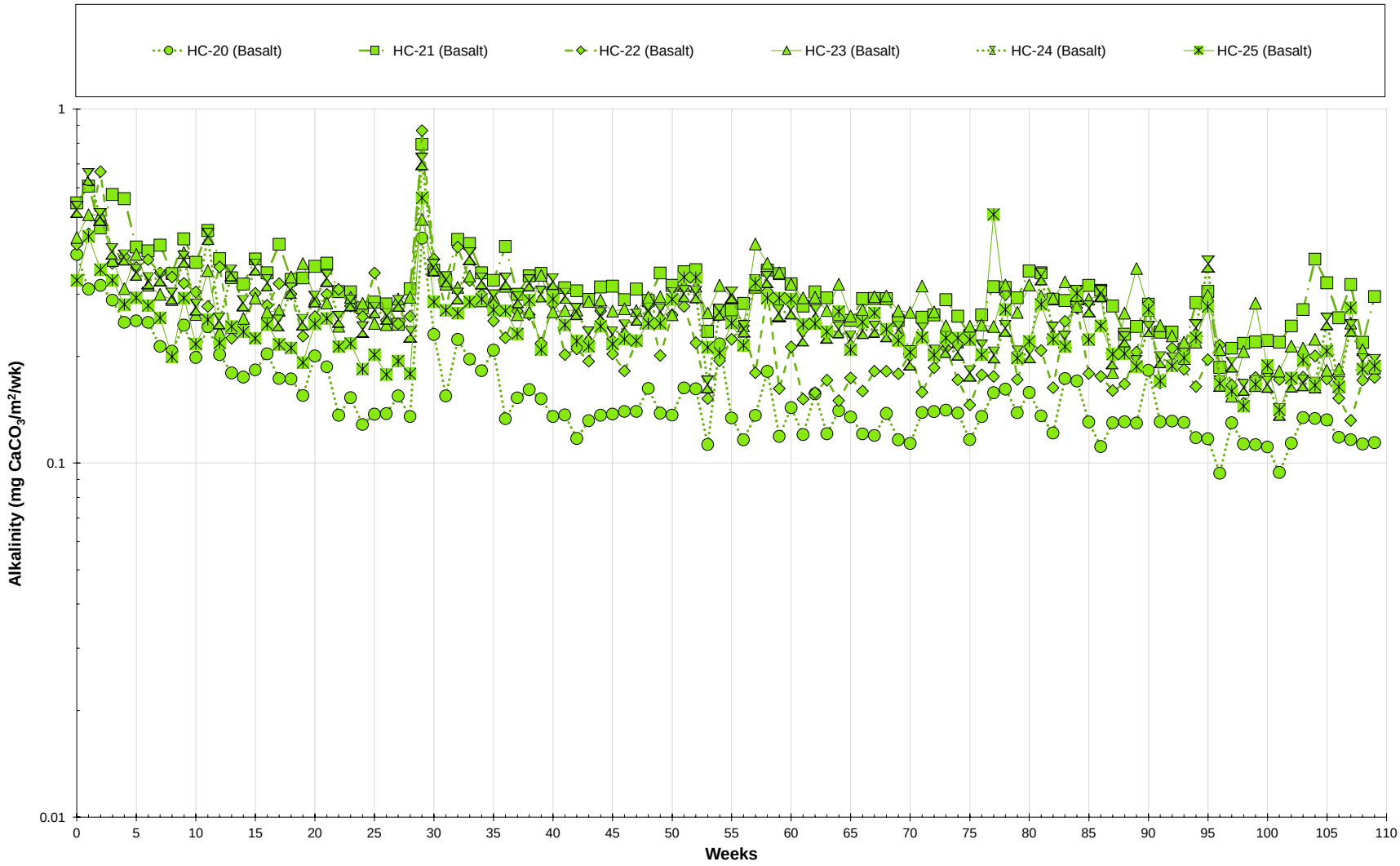

Notes
Tests generated from LP Zone samples shown with solid lines.
Tests generated from Limb Zone samples shown with short dashed lines.
Tests generated from Hinge Zone samples shown with dashed and dotted lines.
Test generated from AEX samples shown as dotted line.

Alkalinity - Basalt			
Humidity Cell Test Results			
Great Bear Project			
Figure Number		D-15	
Project Number		OMEMA2303	
Date		November 2025	
Drawn	MS	Reviewed	KG

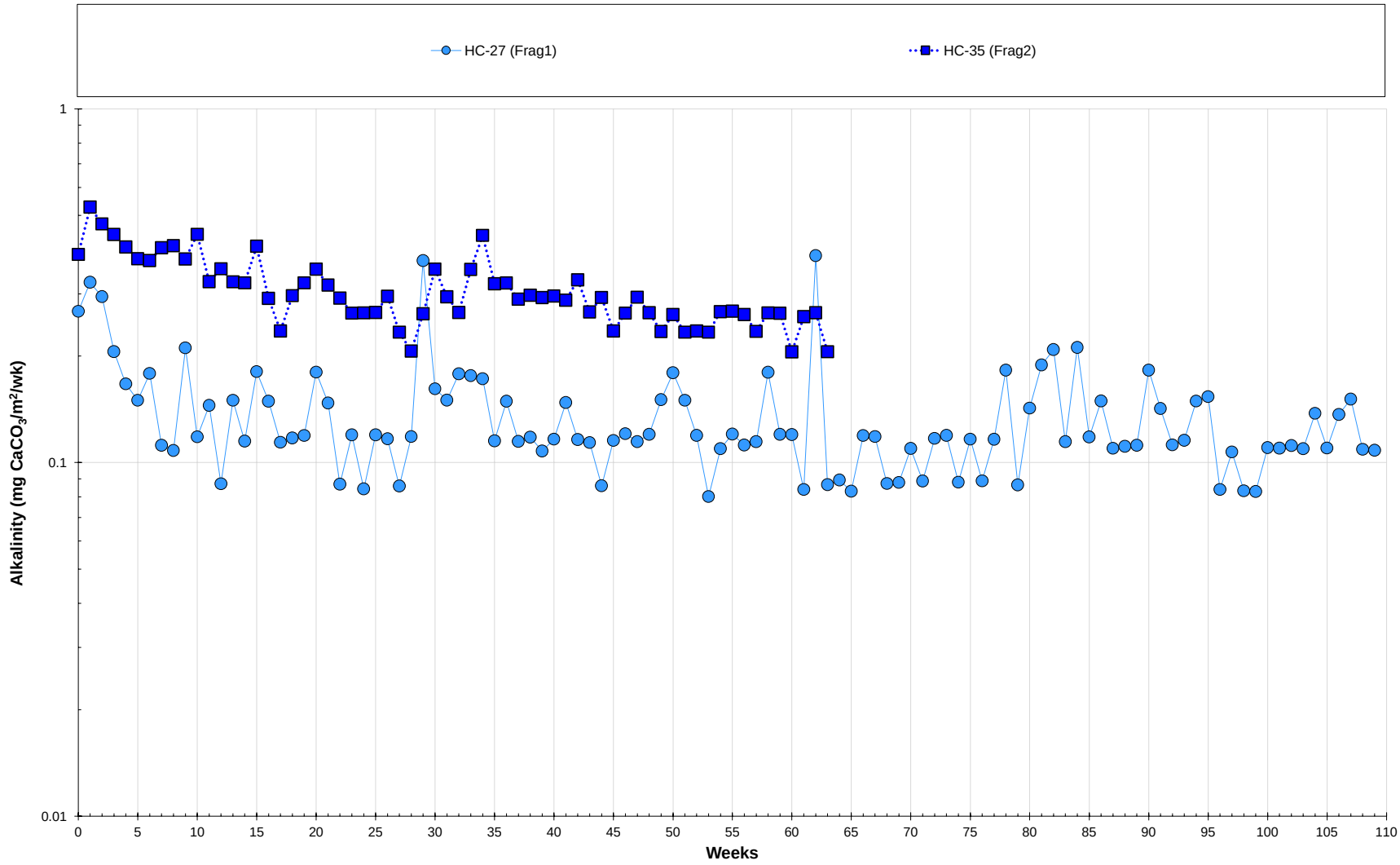

Notes
Tests generated from LP Zone samples shown with solid lines.
Tests generated from Limb Zone samples shown with short dashed lines.
Tests generated from Hinge Zone samples shown with dashed and dotted lines.
Test generated from AEX samples shown as dotted line.

Alkalinity - Fragmental

Humidity Cell Test Results

Great Bear Project

Figure Number		D-16	
Project Number		OMEMA2303	
Date		November 2025	
Drawn	MS	Reviewed	KG

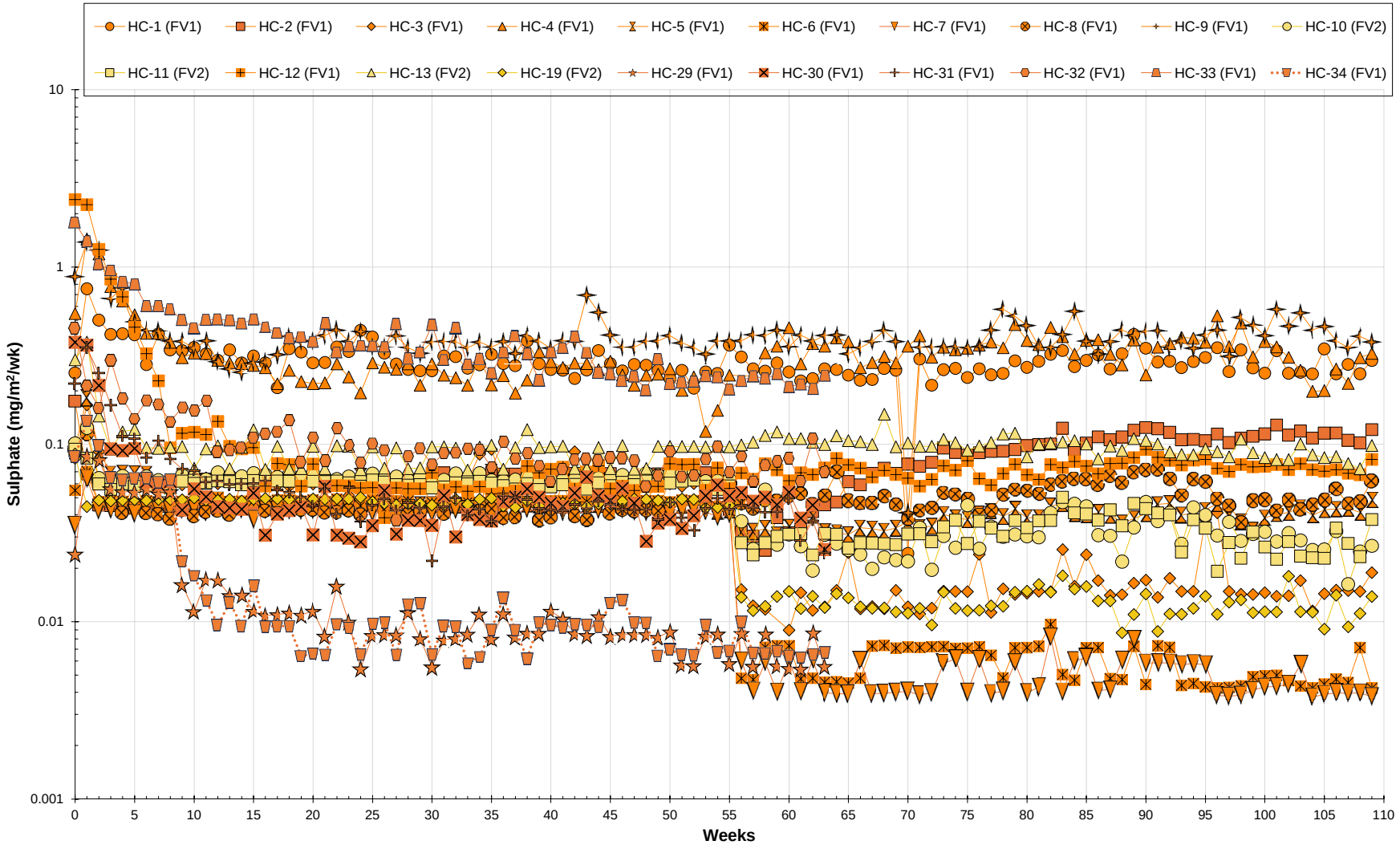

Notes

Tests generated from LP Zone samples shown with solid lines.
Tests generated from Limb Zone samples shown with short dashed lines.
Tests generated from Hinge Zone samples shown with dashed and dotted lines.
Test generated from AEX samples shown as dotted line.
Data for weeks 10 and 29 for HC-6 was omitted due to quality assurance issues.
Data for week 59 for HC-3 was omitted due to quality assurance issues.

wsp
KINROSS

Sulphate - Felsic Volcanic

Humidity Cell Test Results

Great Bear Project

Figure Number		D-17	
Project Number		OMEMA2303	
Date		November 2025	
Drawn	MS	Reviewed	KG

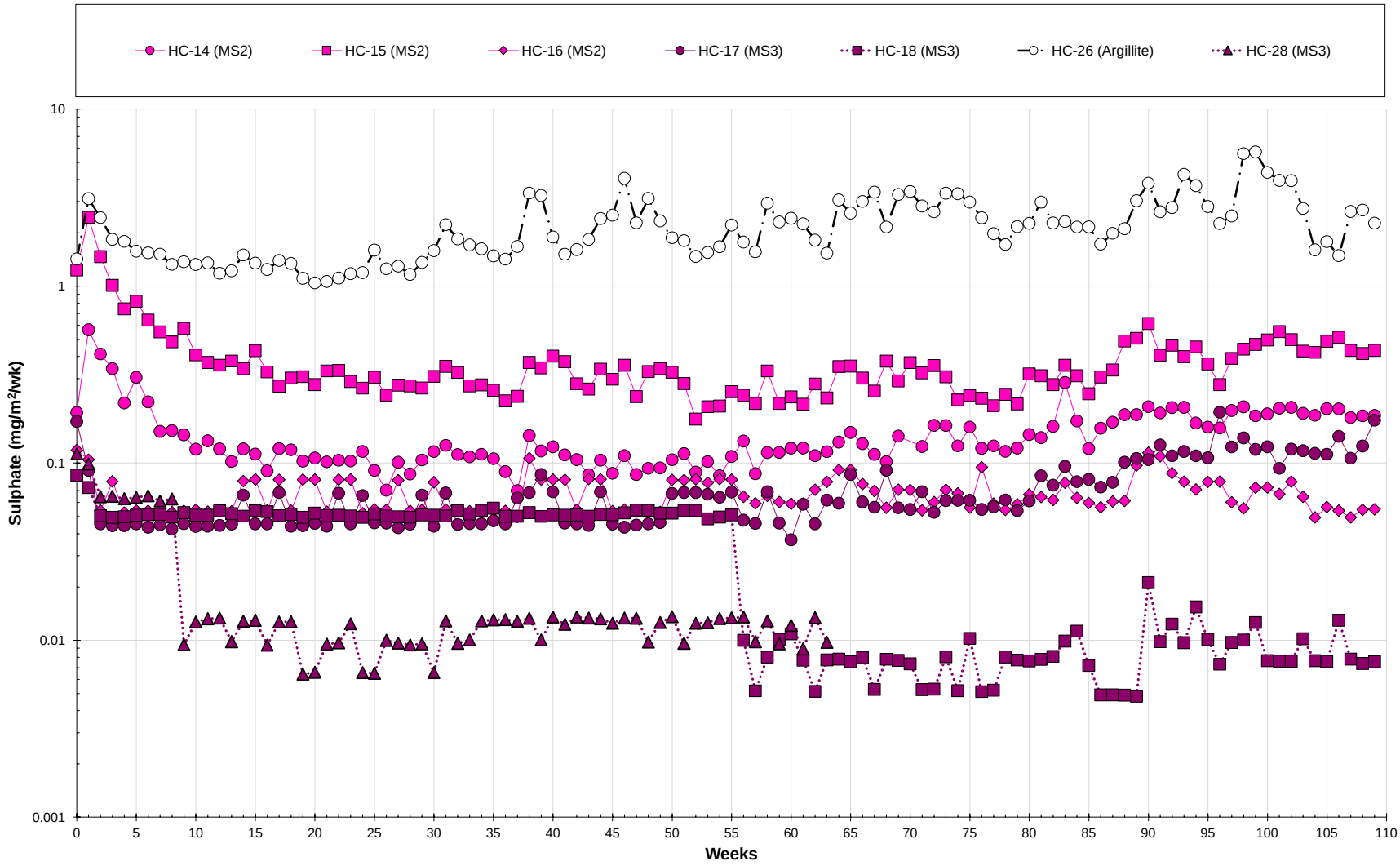

Notes
Tests generated from LP Zone samples shown with solid lines.
Tests generated from Limb Zone samples shown with short dashed lines.
Tests generated from Hinge Zone samples shown with dashed and dotted lines.
Test generated from AEX samples shown as dotted line.

Sulphate - Metasediment and Argillite

Humidity Cell Test Results

Great Bear Project

Figure Number		D-18	
Project Number		OMEMA2303	
Date		November 2025	
Drawn	MS	Reviewed	KG

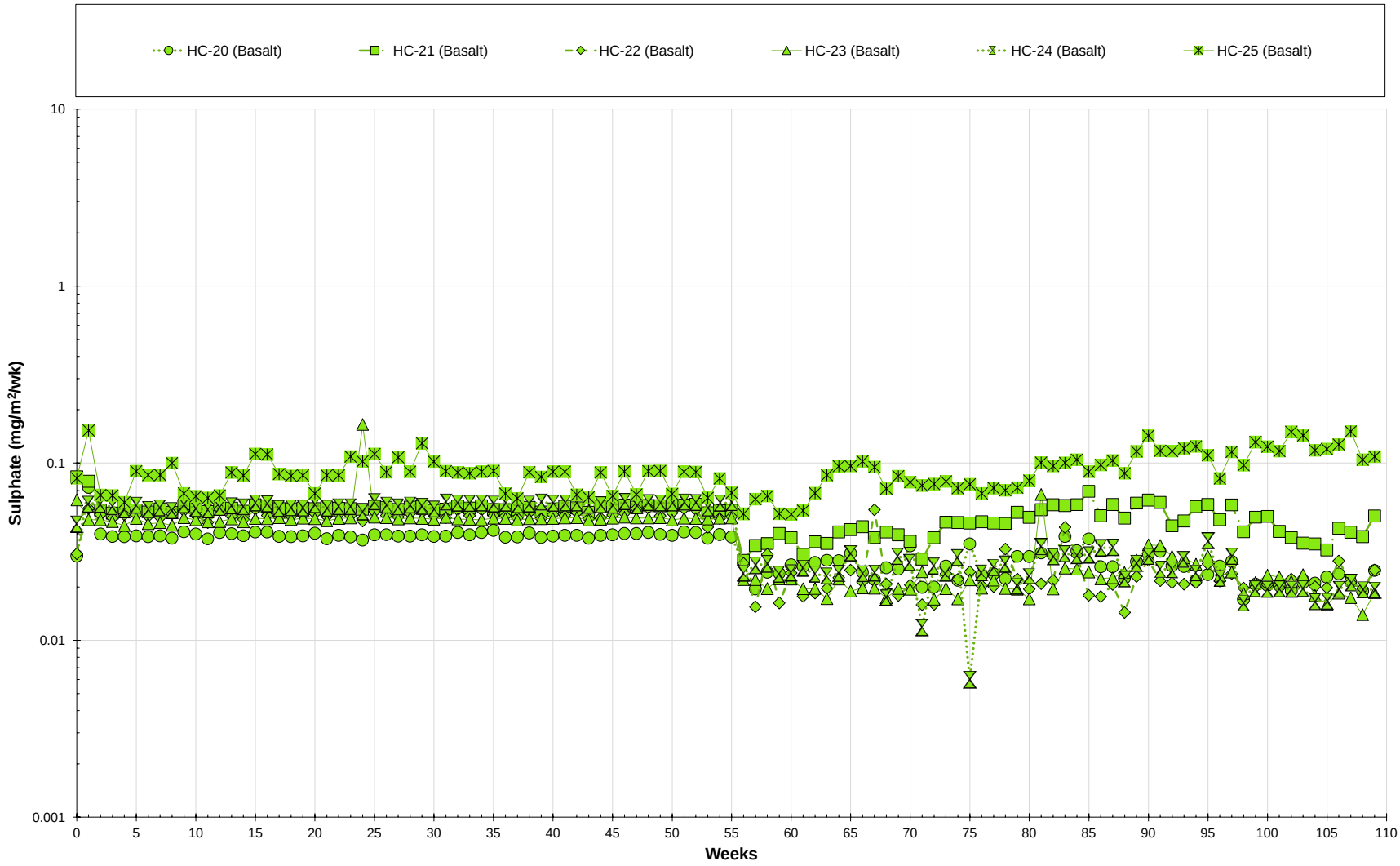

Notes

Tests generated from LP Zone samples shown with solid lines.
Tests generated from Limb Zone samples shown with short dashed lines.
Tests generated from Hinge Zone samples shown with dashed and dotted lines.
Test generated from AEX samples shown as dotted line.

KINROSS

Sulphate - Basalt

Humidity Cell Test Results

Great Bear Project

Figure Number		D-19	
Project Number		OMEMA2303	
Date		November 2025	
Drawn	MS	Reviewed	KG

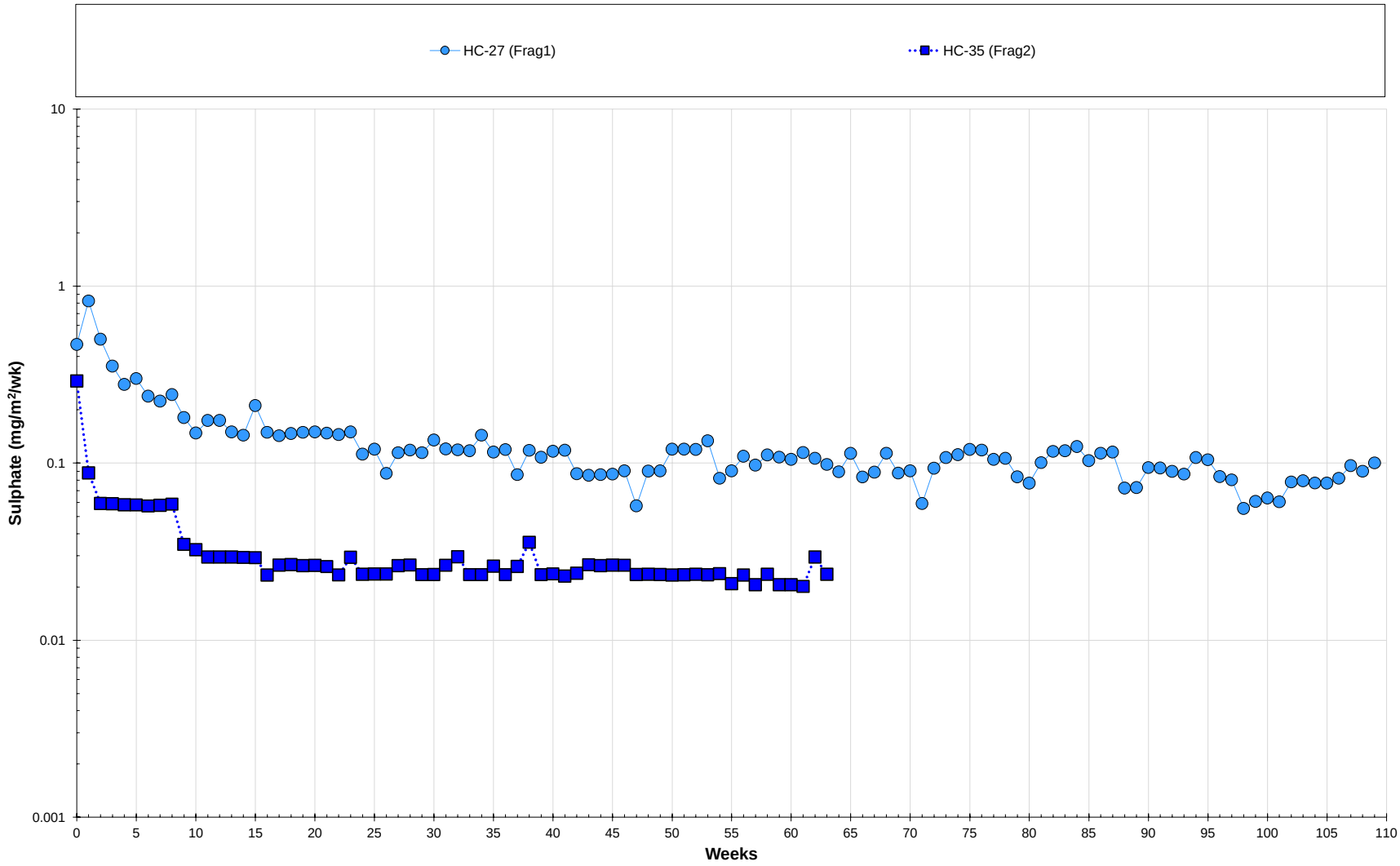

Notes
Tests generated from LP Zone samples shown with solid lines.
Tests generated from Limb Zone samples shown with short dashed lines.
Tests generated from Hinge Zone samples shown with dashed and dotted lines.
Test generated from AEX samples shown as dotted line.

Sulphate - Fragmental

Humidity Cell Test Results

Great Bear Project

Figure Number		D-20	
Project Number		OMEMA2303	
Date		November 2025	
Drawn	MS	Reviewed	KG

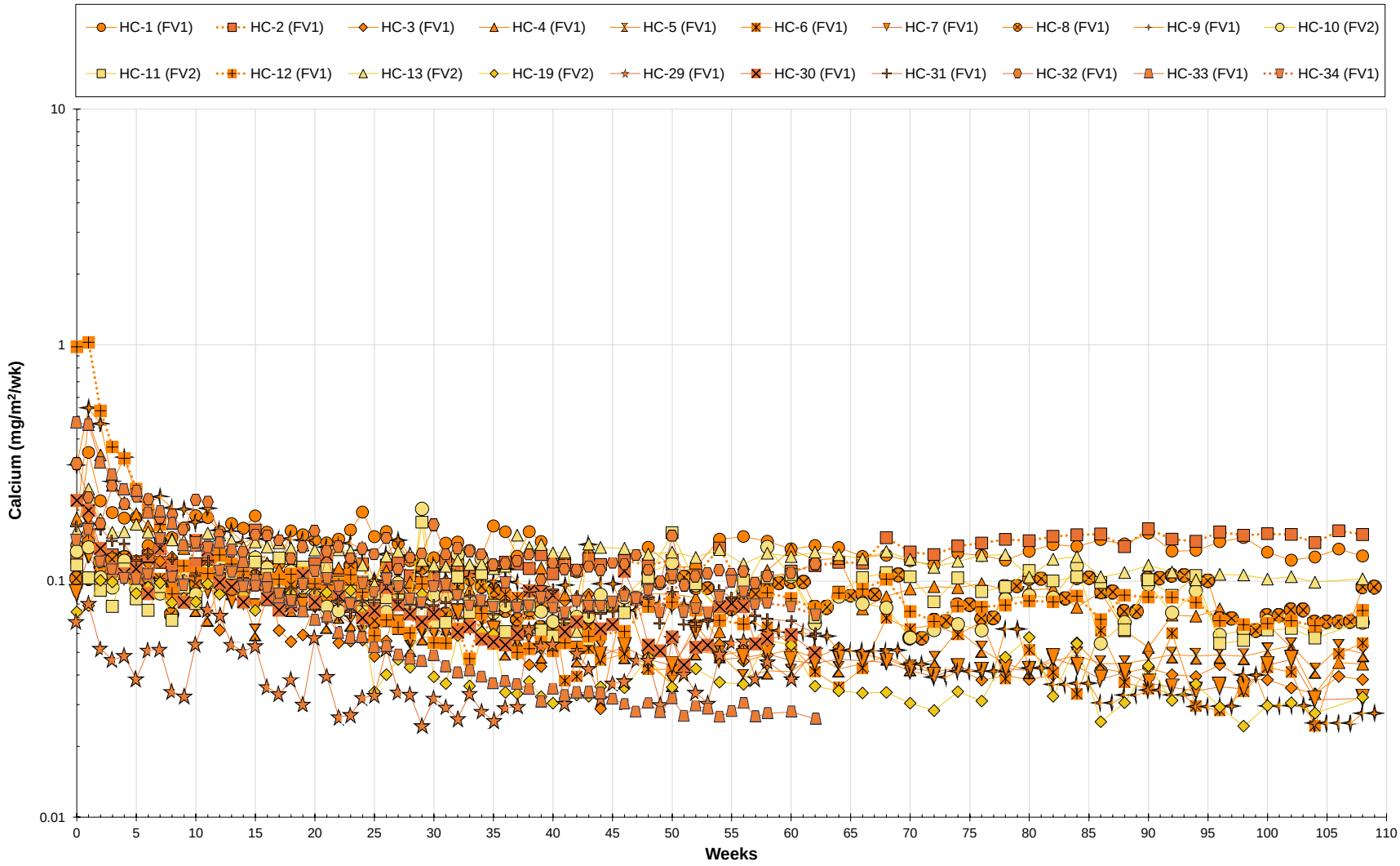

Notes

Tests generated from LP Zone samples shown with solid lines.
Tests generated from Limb Zone samples shown with short dashed lines.
Tests generated from Hinge Zone samples shown with dashed and dotted lines.
Test generated from AEX samples shown as dotted line.
Data for weeks 10 and 29 for HC-6 was omitted due to quality assurance issues.
Data for week 59 for HC-3 was omitted due to quality assurance issues.

KINROSS

Calcium - Felsic Volcanic

Humidity Cell Test Results

Great Bear Project

Figure Number		D-21	
Project Number		OMEMA2303	
Date		November 2025	
Drawn	MS	Reviewed	KG

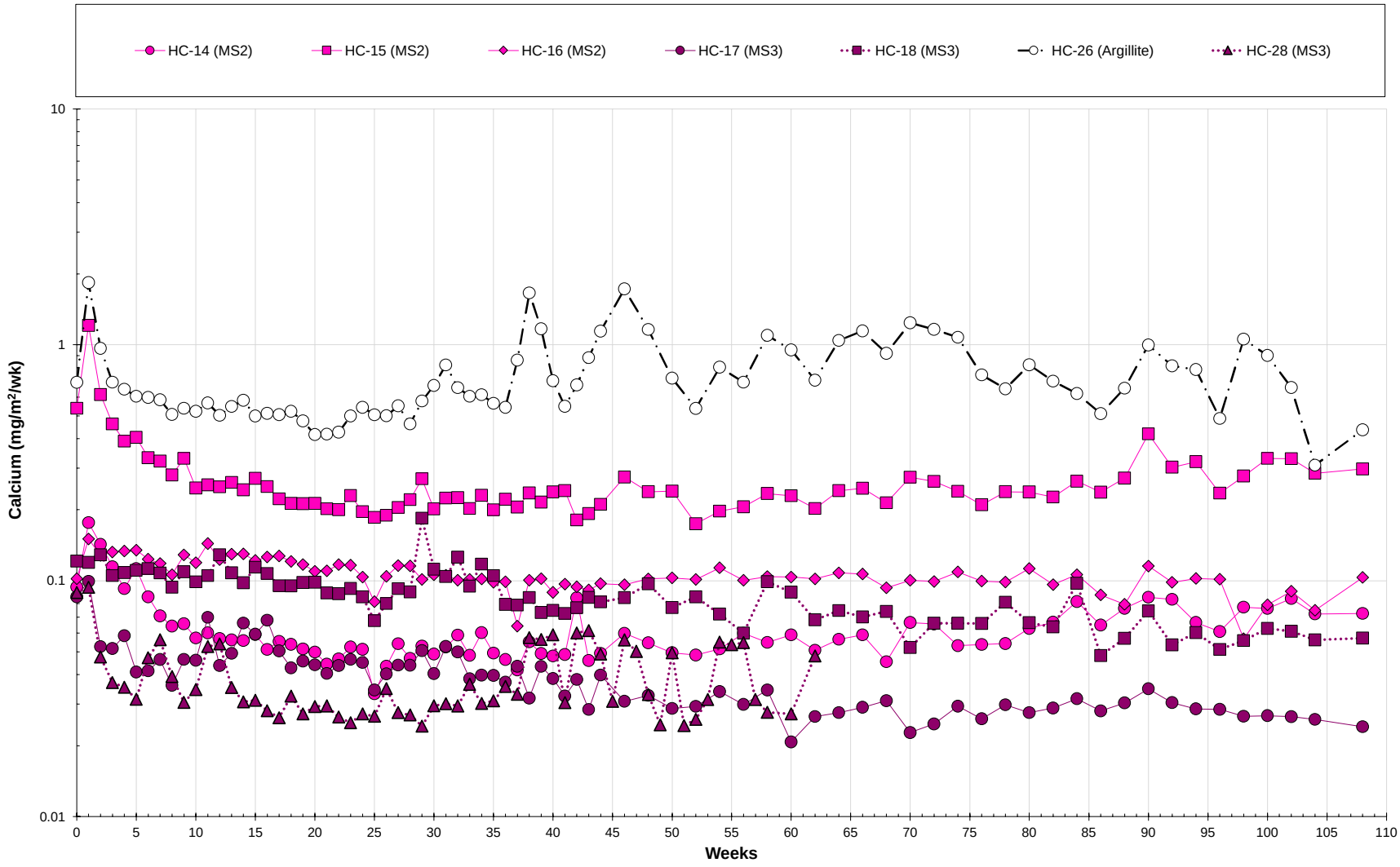

Notes

Tests generated from LP Zone samples shown with solid lines.
Tests generated from Limb Zone samples shown with short dashed lines.
Tests generated from Hinge Zone samples shown with dashed and dotted lines.
Test generated from AEX samples shown as dotted line.

Calcium - Metasediment and Argillite			
Humidity Cell Test Results			
Great Bear Project			
Figure Number		D-22	
Project Number		OMEMA2303	
Date		November 2025	
Drawn	MS	Reviewed	KG

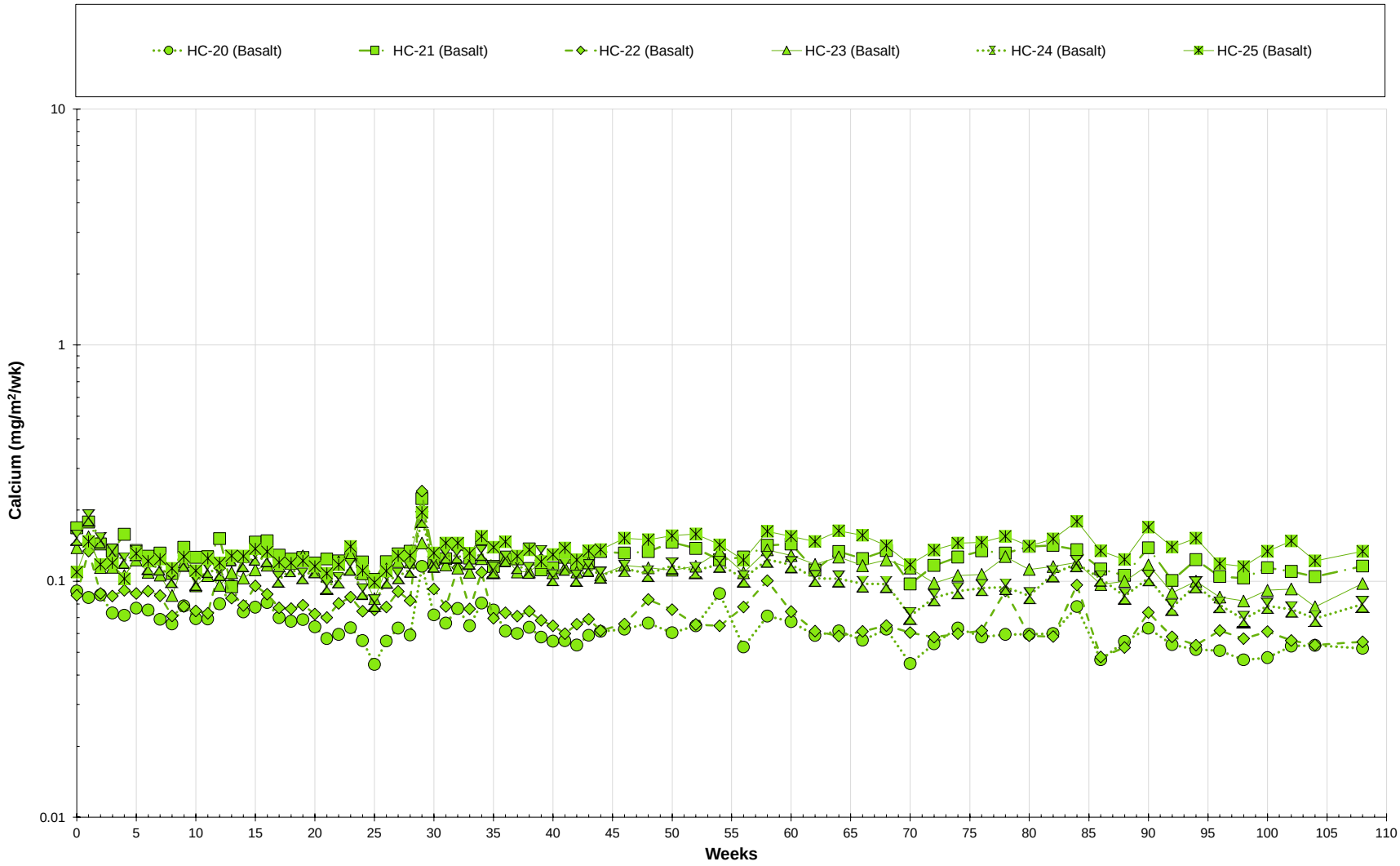

Notes
Tests generated from LP Zone samples shown with solid lines.
Tests generated from Limb Zone samples shown with short dashed lines.
Tests generated from Hinge Zone samples shown with dashed and dotted lines.
Test generated from AEX samples shown as dotted line.

Calcium - Basalt			
Humidity Cell Test Results			
Great Bear Project			
Figure Number		D-23	
Project Number		OMEMA2303	
Date		November 2025	
Drawn	MS	Reviewed	KG

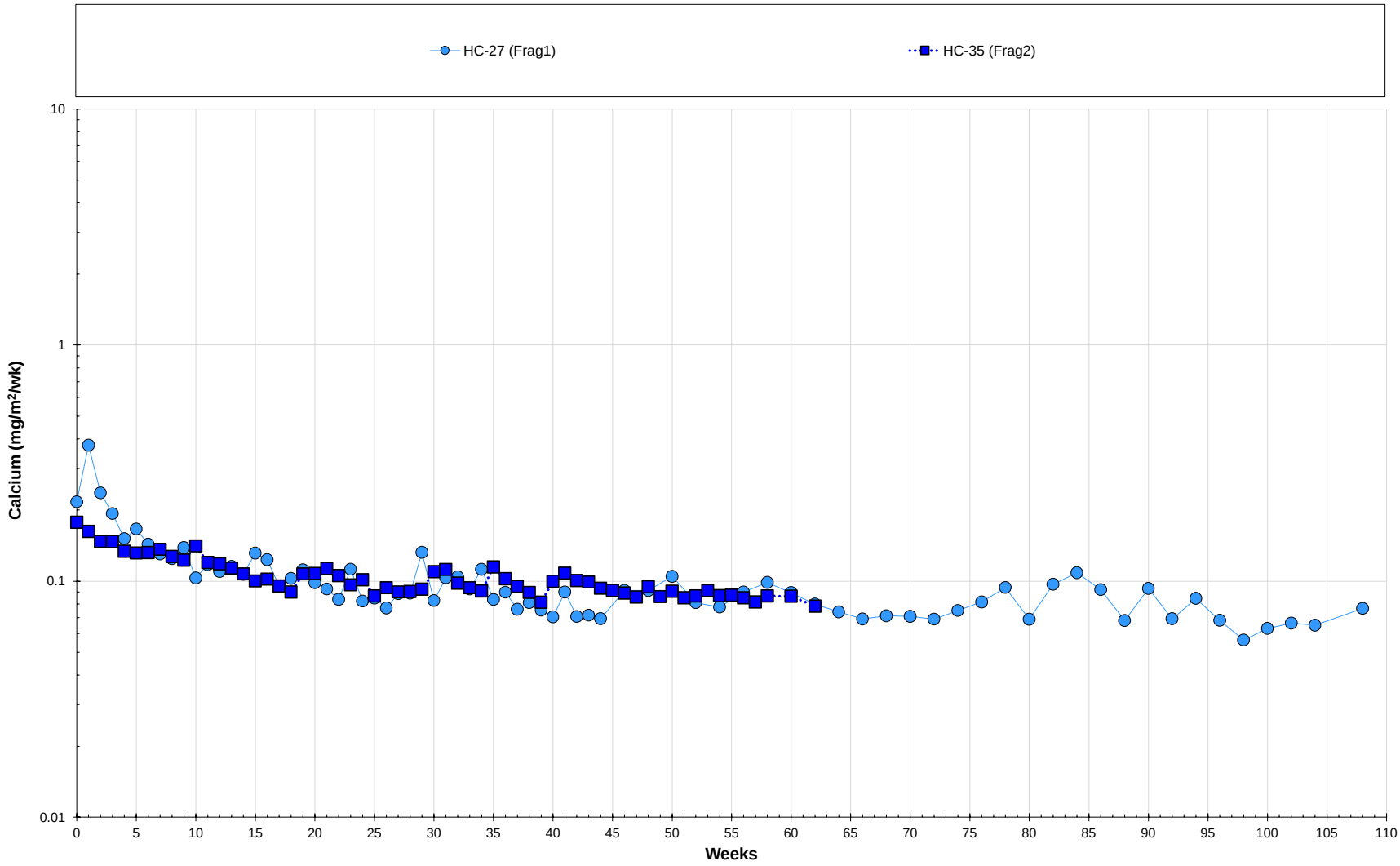

Notes
Tests generated from LP Zone samples shown with solid lines.
Tests generated from Limb Zone samples shown with short dashed lines.
Tests generated from Hinge Zone samples shown with dashed and dotted lines.
Test generated from AEX samples shown as dotted line.

Calcium - Fragmental

Humidity Cell Test Results

Great Bear Project

Figure Number		D-24	
Project Number		OMEMA2303	
Date		November 2025	
Drawn	MS	Reviewed	KG

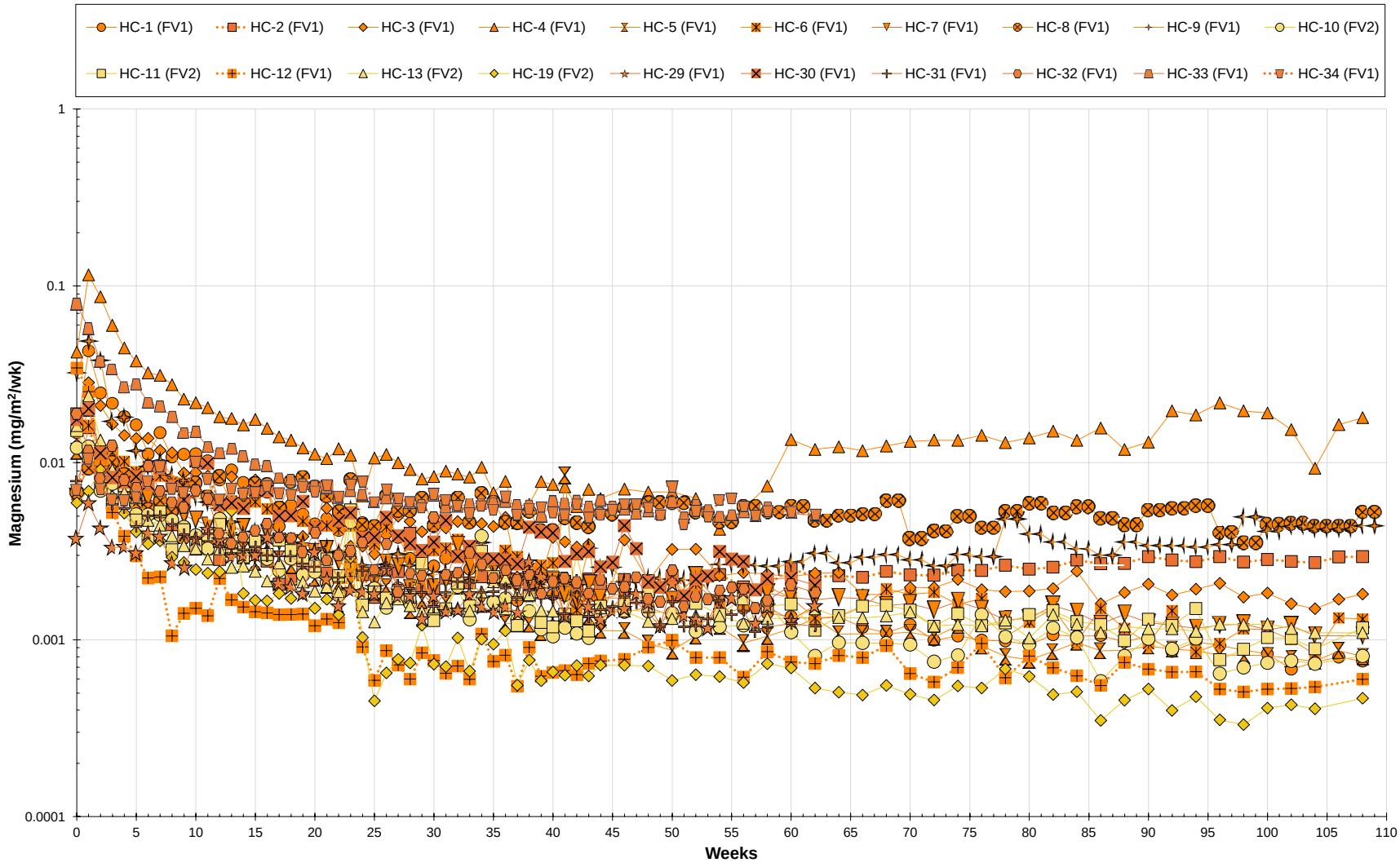

Notes

Tests generated from LP Zone samples shown with solid lines.
Tests generated from Limb Zone samples shown with short dashed lines.
Tests generated from Hinge Zone samples shown with dashed and dotted lines.
Test generated from AEX samples shown as dotted line.
Data for weeks 10 and 29 for HC-6 was omitted due to quality assurance issues.
Data for week 59 for HC-3 was omitted due to quality assurance issues.

wsp

KINROSS

Magnesium - Felsic Volcanic

Humidity Cell Test Results

Great Bear Project

Figure Number		D-25	
Project Number		OMEMA2303	
Date		November 2025	
Drawn	MS	Reviewed	KG

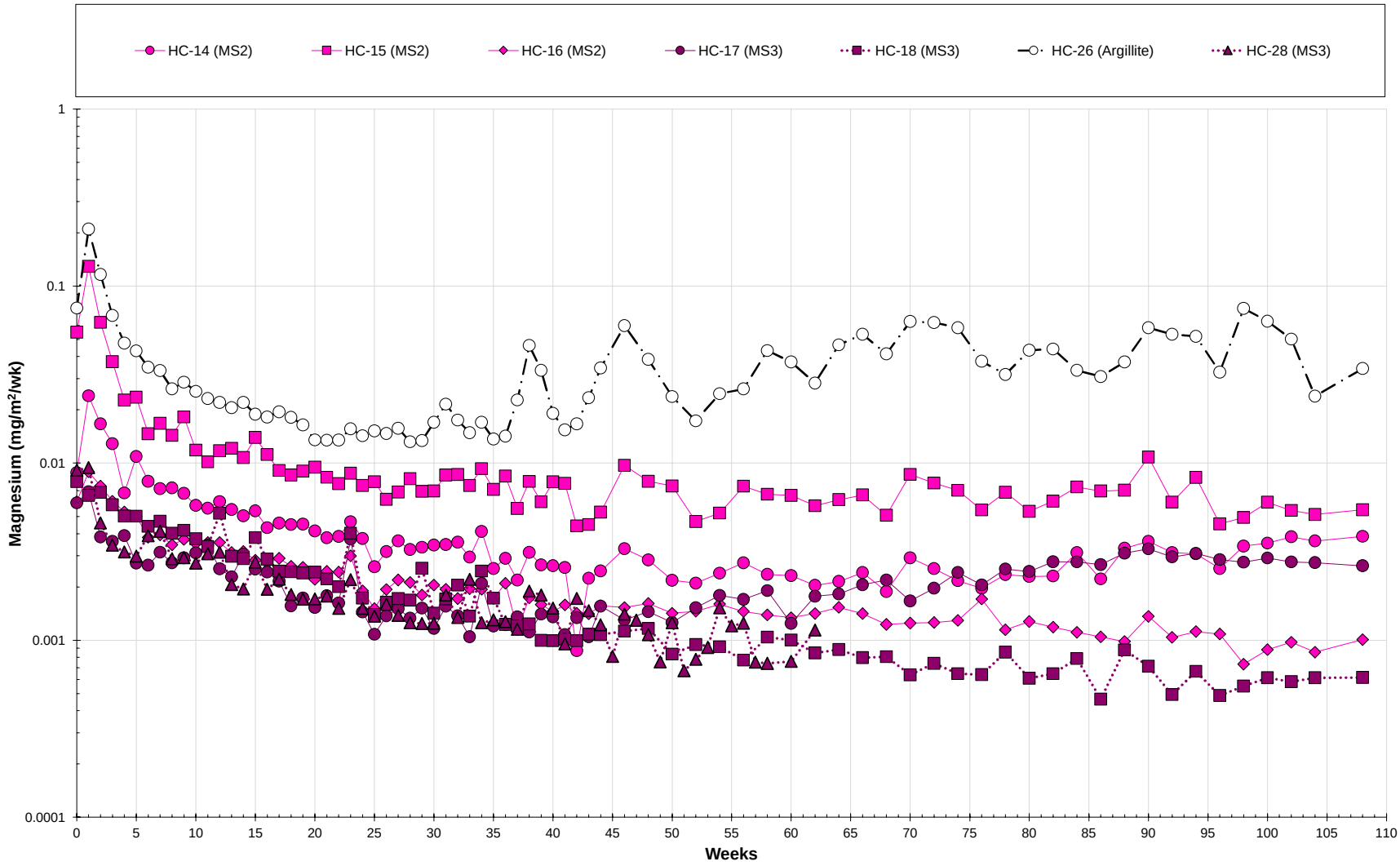

Notes

Tests generated from LP Zone samples shown with solid lines.
Tests generated from Limb Zone samples shown with short dashed lines.
Tests generated from Hinge Zone samples shown with dashed and dotted lines.
Test generated from AEX samples shown as dotted line.

Magnesium - Metasediment and Argillite

Humidity Cell Test Results

Great Bear Project

Figure Number		D-26	
Project Number		OMEMA2303	
Date		November 2025	
Drawn	MS	Reviewed	KG

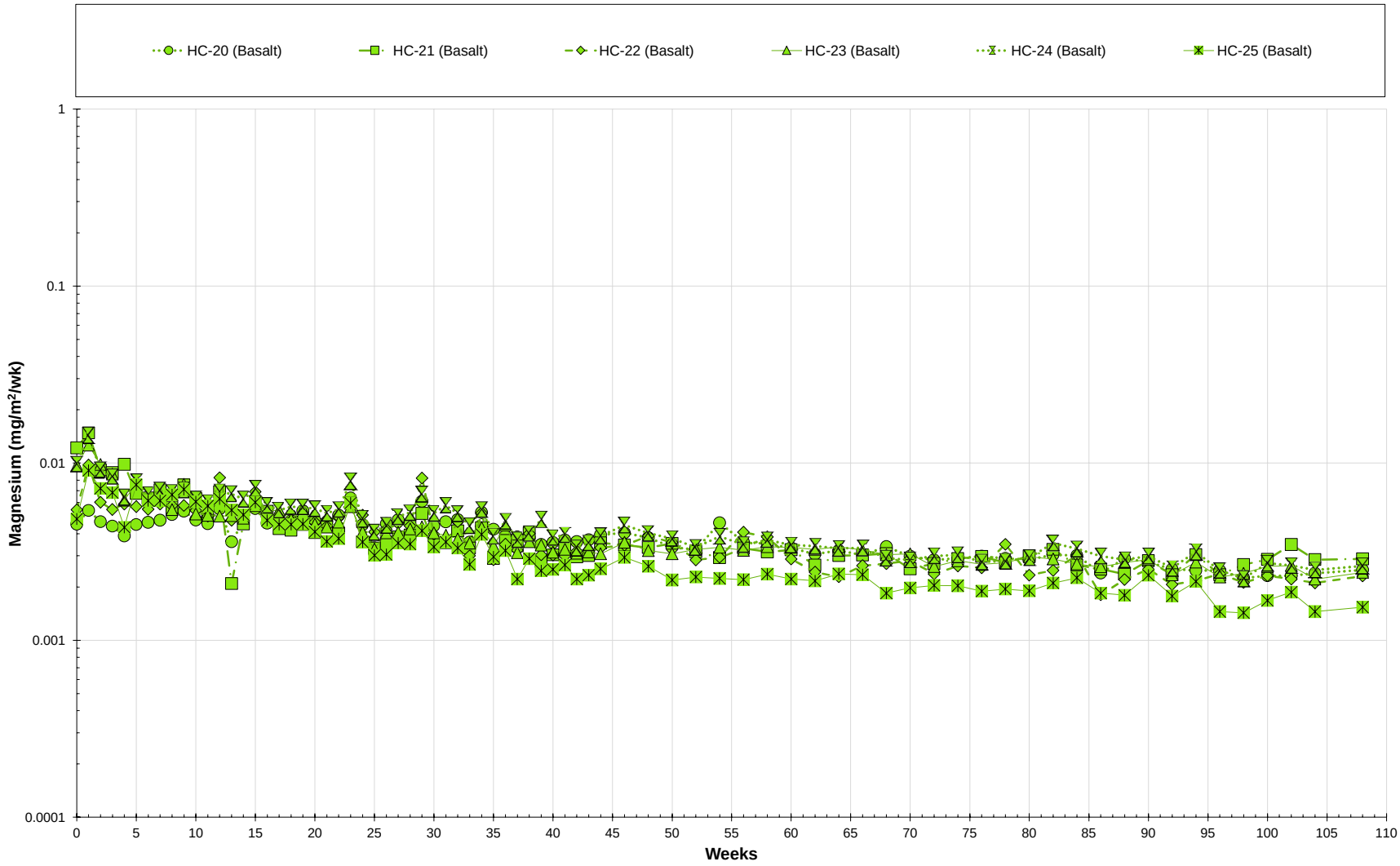

Notes
Tests generated from LP Zone samples shown with solid lines.
Tests generated from Limb Zone samples shown with short dashed lines.
Tests generated from Hinge Zone samples shown with dashed and dotted lines.
Test generated from AEX samples shown as dotted line.

Magnesium - Basalt

Humidity Cell Test Results

Great Bear Project

Figure Number		D-27	
Project Number		OMEMA2303	
Date		November 2025	
Drawn	MS	Reviewed	KG

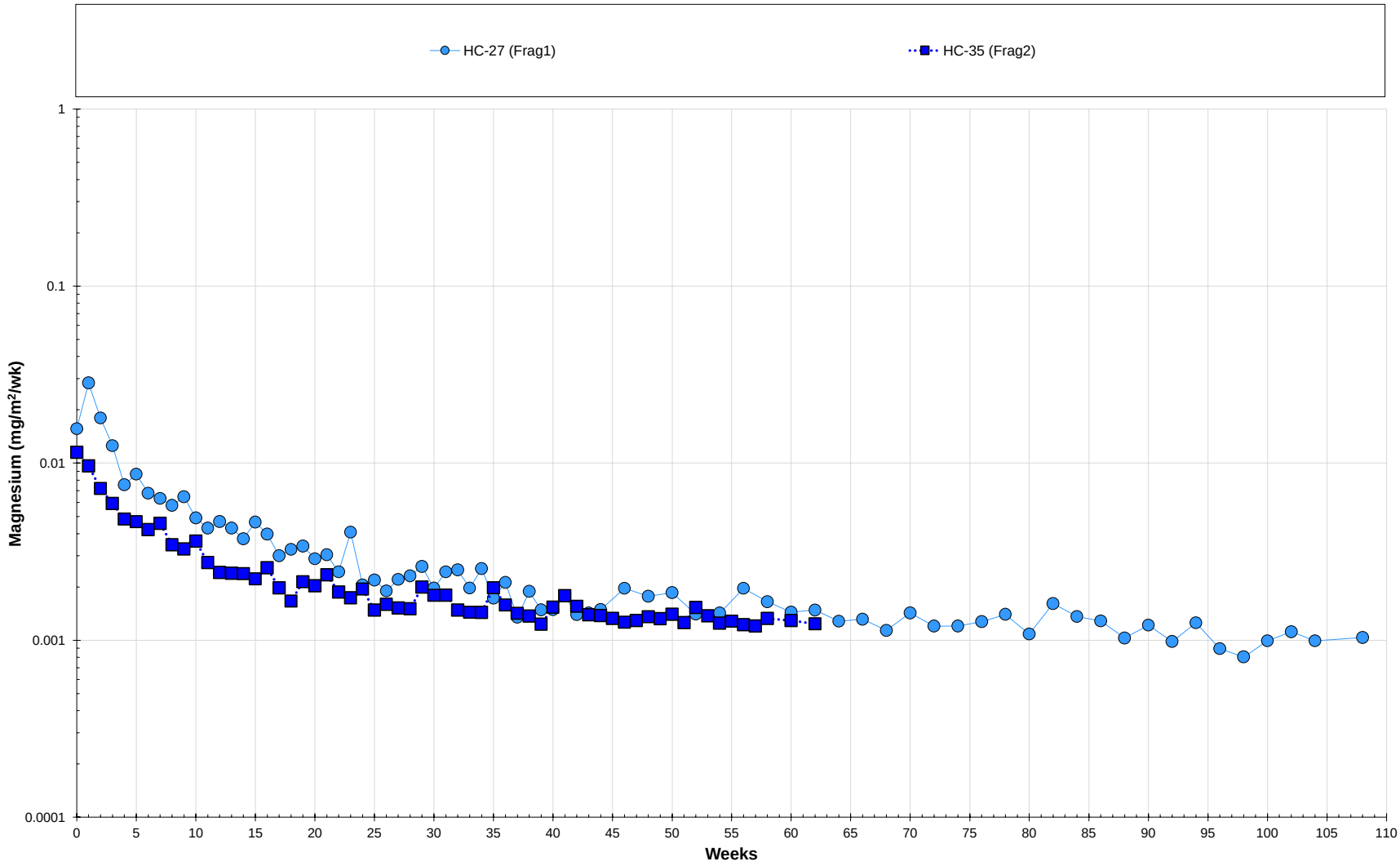

Notes
Tests generated from LP Zone samples shown with solid lines.
Tests generated from Limb Zone samples shown with short dashed lines.
Tests generated from Hinge Zone samples shown with dashed and dotted lines.
Test generated from AEX samples shown as dotted line.

Magnesium - Fragmental

Humidity Cell Test Results

Great Bear Project

Figure Number		D-28	
Project Number		OMEMA2303	
Date		November 2025	
Drawn	MS	Reviewed	KG

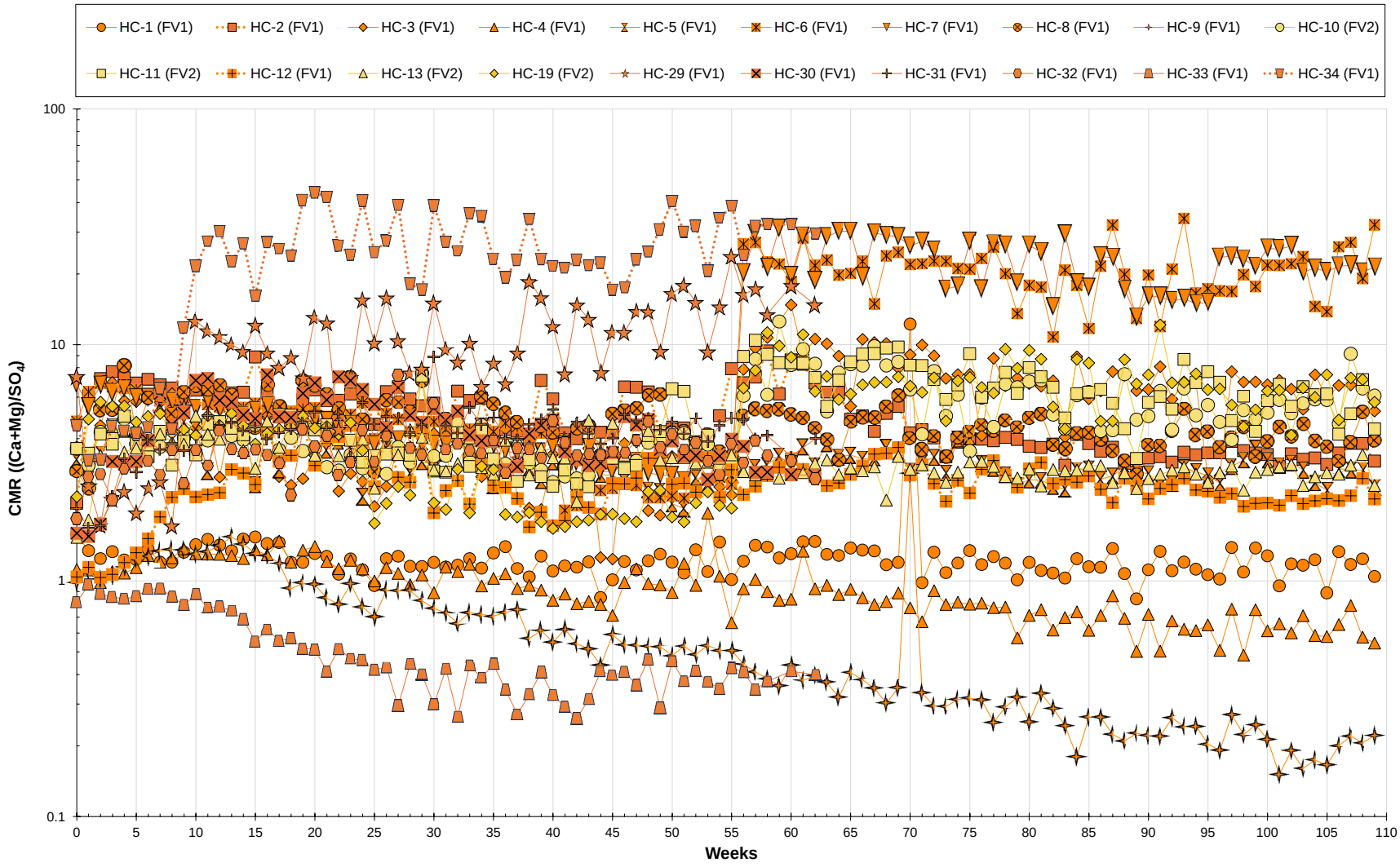

Notes

Tests generated from LP Zone samples shown with solid lines.
Tests generated from Limb Zone samples shown with short dashed lines.
Tests generated from Hinge Zone samples shown with dashed and dotted lines.
Test generated from AEX samples shown as dotted line.
Data for weeks 10 and 29 for HC-6 was omitted due to quality assurance issues.
Data for week 59 for HC-3 was omitted due to quality assurance issues.

wsp

KINROSS

Carbonate Molar Ratio (CMR) - Felsic Volcanic

Humidity Cell Test Results

Great Bear Project

Figure Number		D-29	
Project Number		OMEMA2303	
Date		November 2025	
Drawn	MS	Reviewed	KG

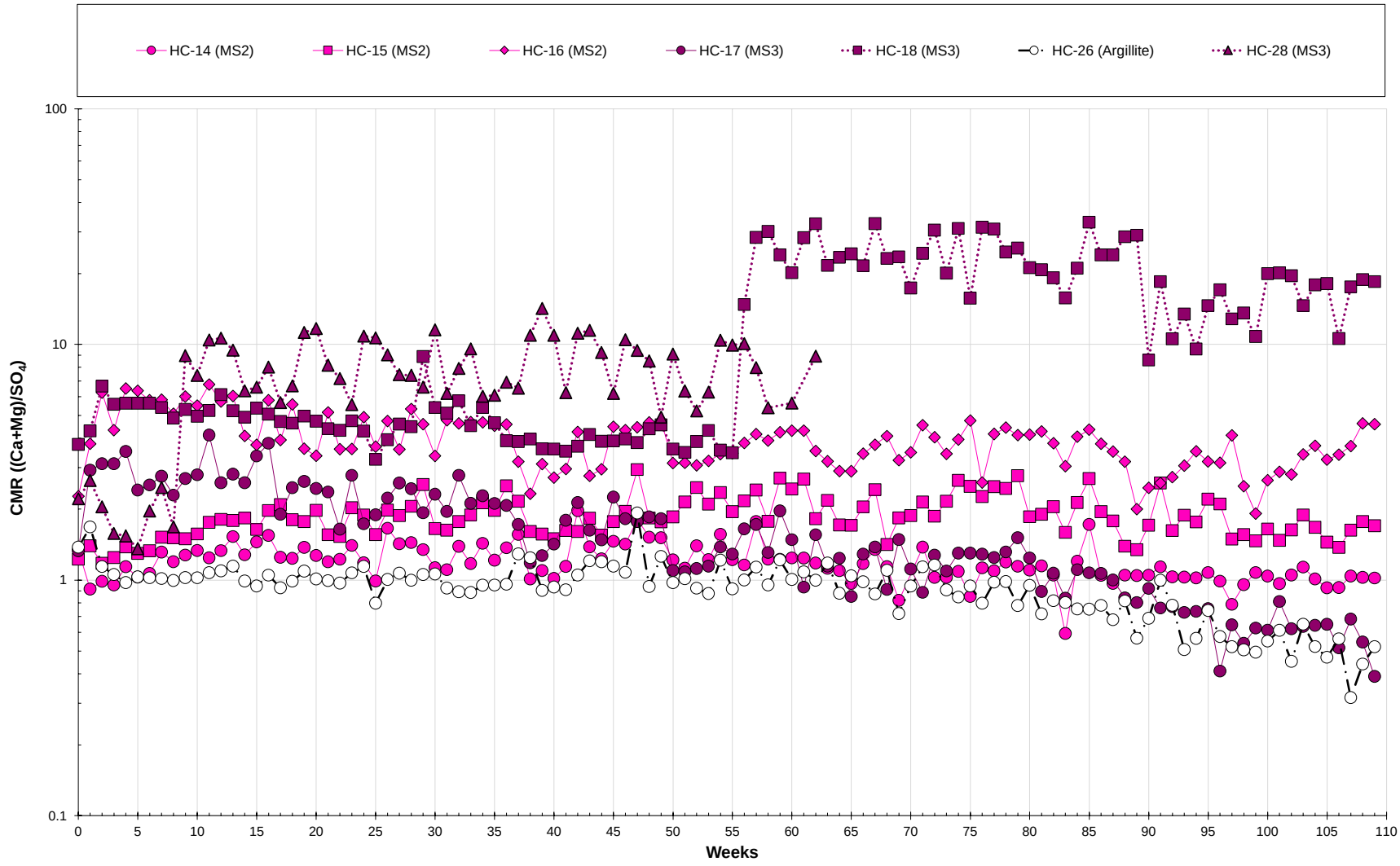

Notes

Tests generated from LP Zone samples shown with solid lines.
Tests generated from Limb Zone samples shown with short dashed lines.
Tests generated from Hinge Zone samples shown with dashed and dotted lines.
Test generated from AEX samples shown as dotted line.

Carbonate Molar Ratio (CMR) - Metasediment and Argillite

Humidity Cell Test Results

Great Bear Project

Figure Number		D-30	
Project Number		OMEMA2303	
Date		November 2025	
Drawn	MS	Reviewed	KG

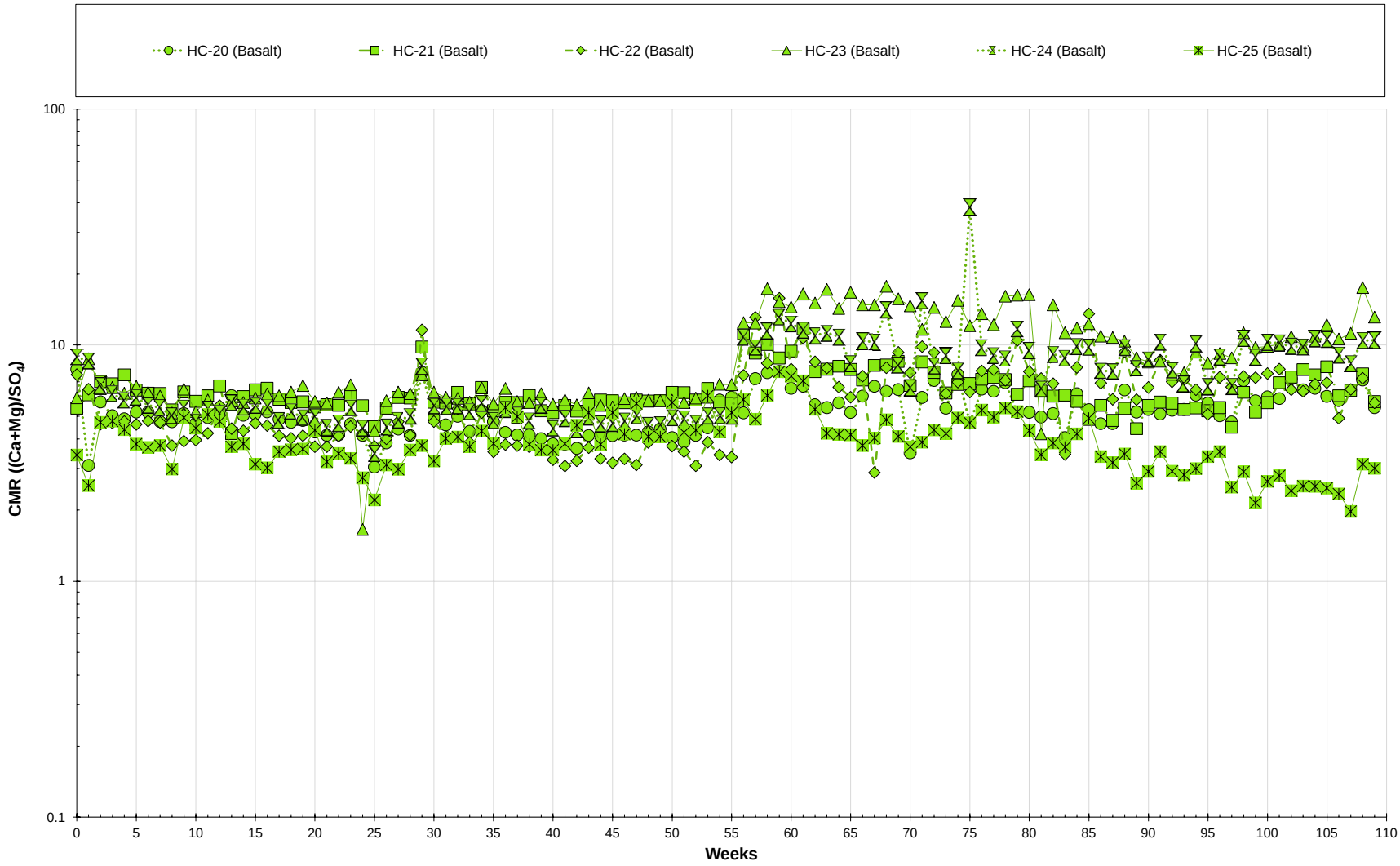

Notes

Tests generated from LP Zone samples shown with solid lines.
Tests generated from Limb Zone samples shown with short dashed lines.
Tests generated from Hinge Zone samples shown with dashed and dotted lines.
Test generated from AEX samples shown as dotted line.

KINROSS

Carbonate Molar Ratio (CMR) - Basalt

Humidity Cell Test Results

Great Bear Project

Figure Number		D-31	
Project Number		OMEMA2303	
Date		November 2025	
Drawn	MS	Reviewed	KG

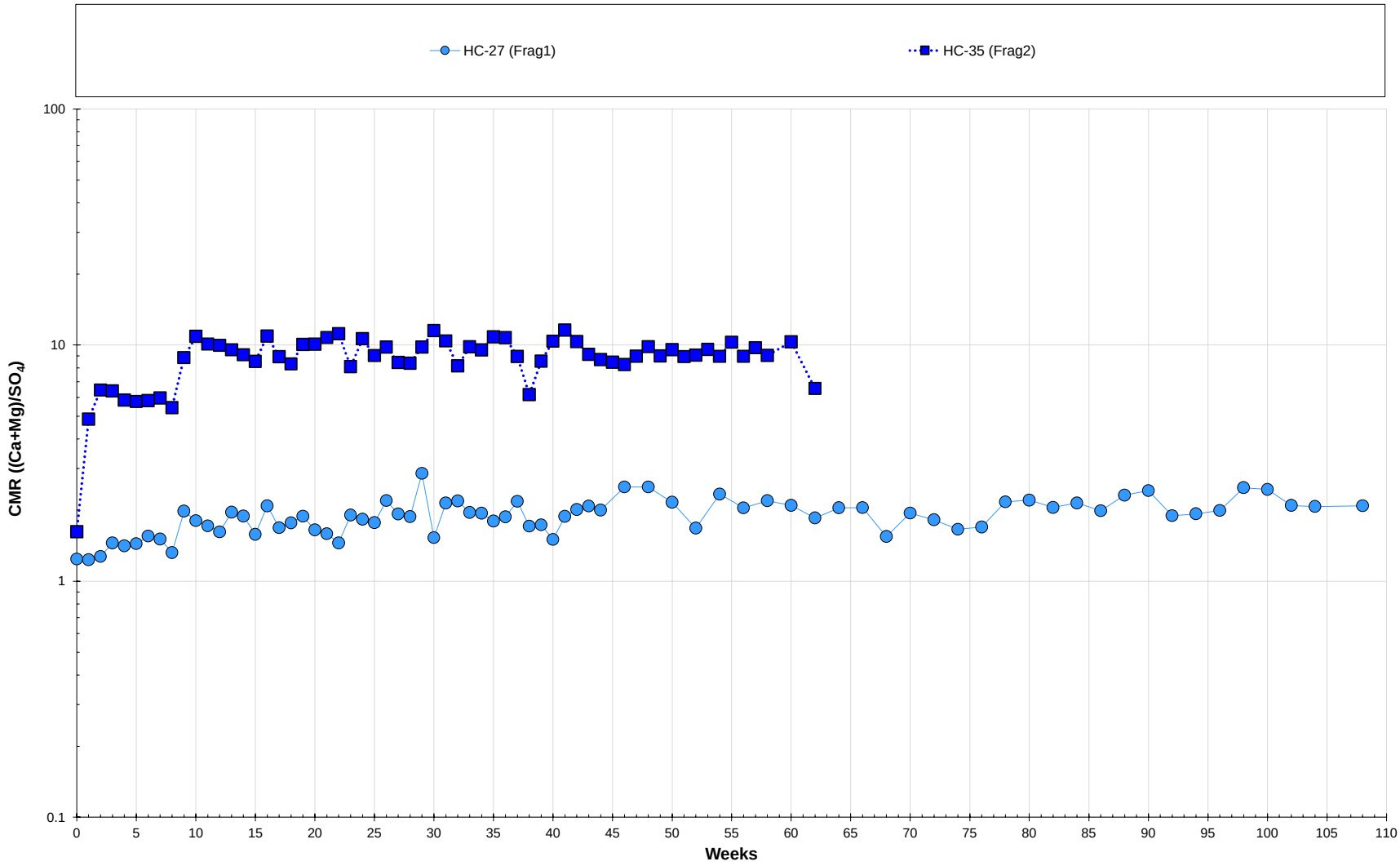

Notes
Tests generated from LP Zone samples shown with solid lines.
Tests generated from Limb Zone samples shown with short dashed lines.
Tests generated from Hinge Zone samples shown with dashed and dotted lines.
Test generated from AEX samples shown as dotted line.

KINROSS

Carbonate Molar Ratio (CMR) - Fragmental

Humidity Cell Test Results

Great Bear Project

Figure Number		D-32	
Project Number		OMEMA2303	
Date		November 2025	
Drawn	MS	Reviewed	KG

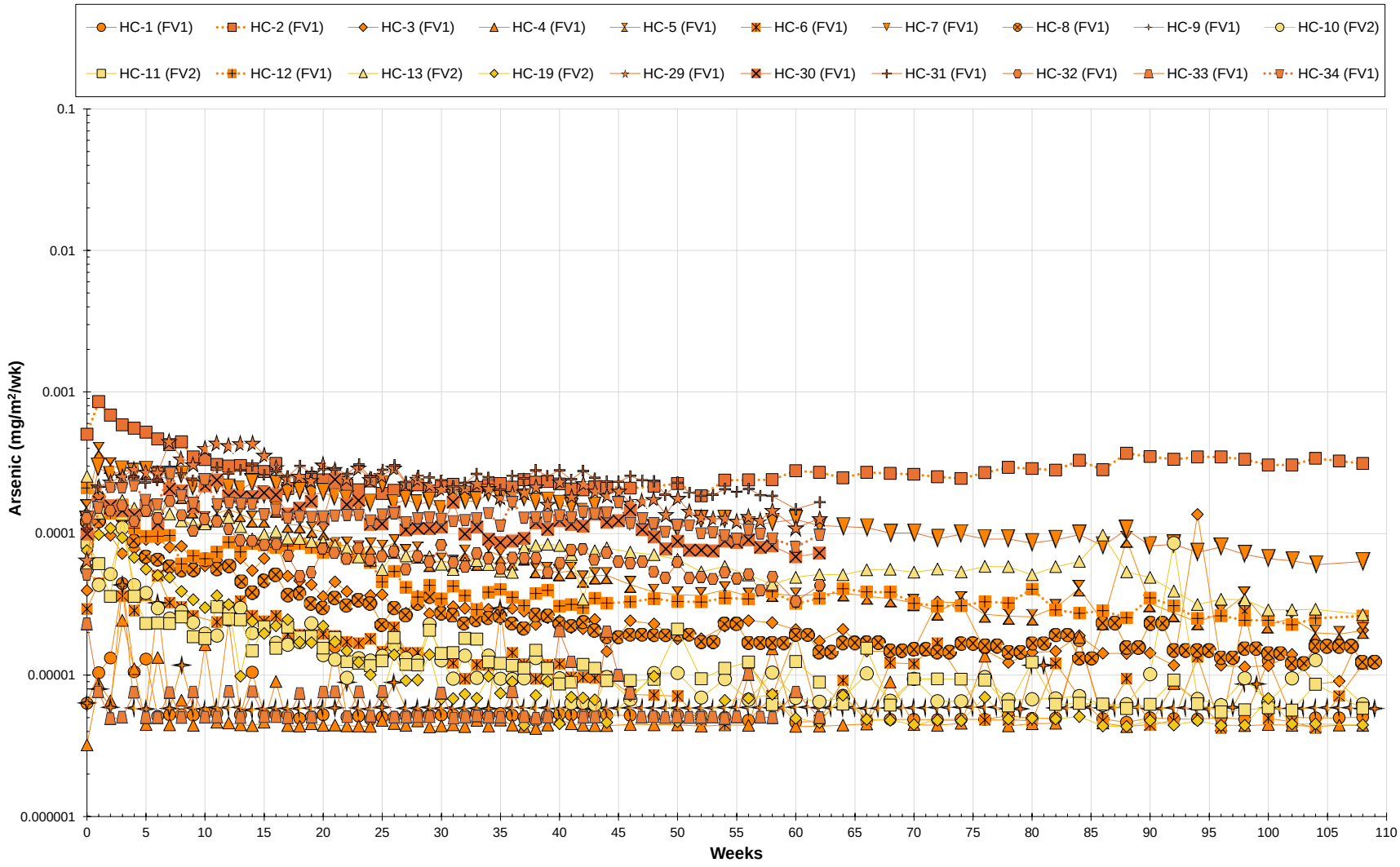

Notes

Tests generated from LP Zone samples shown with solid lines.
Tests generated from Limb Zone samples shown with short dashed lines.
Tests generated from Hinge Zone samples shown with dashed and dotted lines.
Test generated from AEX samples shown as dotted line.
Data for weeks 10 and 29 for HC-6 was omitted due to quality assurance issues.
Data for week 59 for HC-3 was omitted due to quality assurance issues.

Arsenic - Felsic Volcanic			
Humidity Cell Test Results			
Great Bear Project			
Figure Number		D-33	
Project Number		OMEMA2303	
Date		November 2025	
Drawn	MS	Reviewed	KG

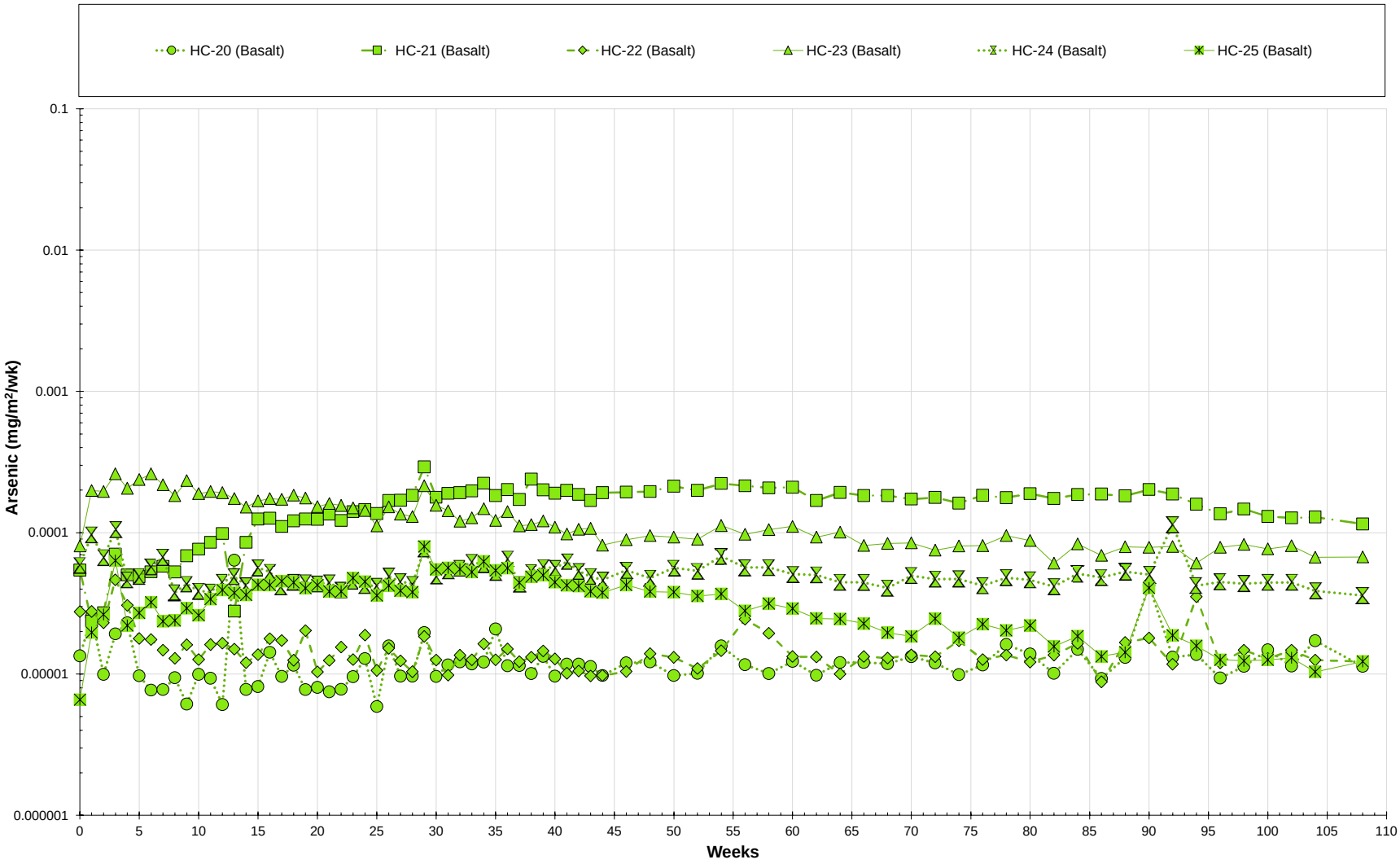

Notes
Tests generated from LP Zone samples shown with solid lines.
Tests generated from Limb Zone samples shown with short dashed lines.
Tests generated from Hinge Zone samples shown with dashed and dotted lines.
Test generated from AEX samples shown as dotted line.

Arsenic - Basalt

Humidity Cell Test Results

Great Bear Project

Figure Number		D-35	
Project Number		OMEMA2303	
Date		November 2025	
Drawn	MS	Reviewed	KG

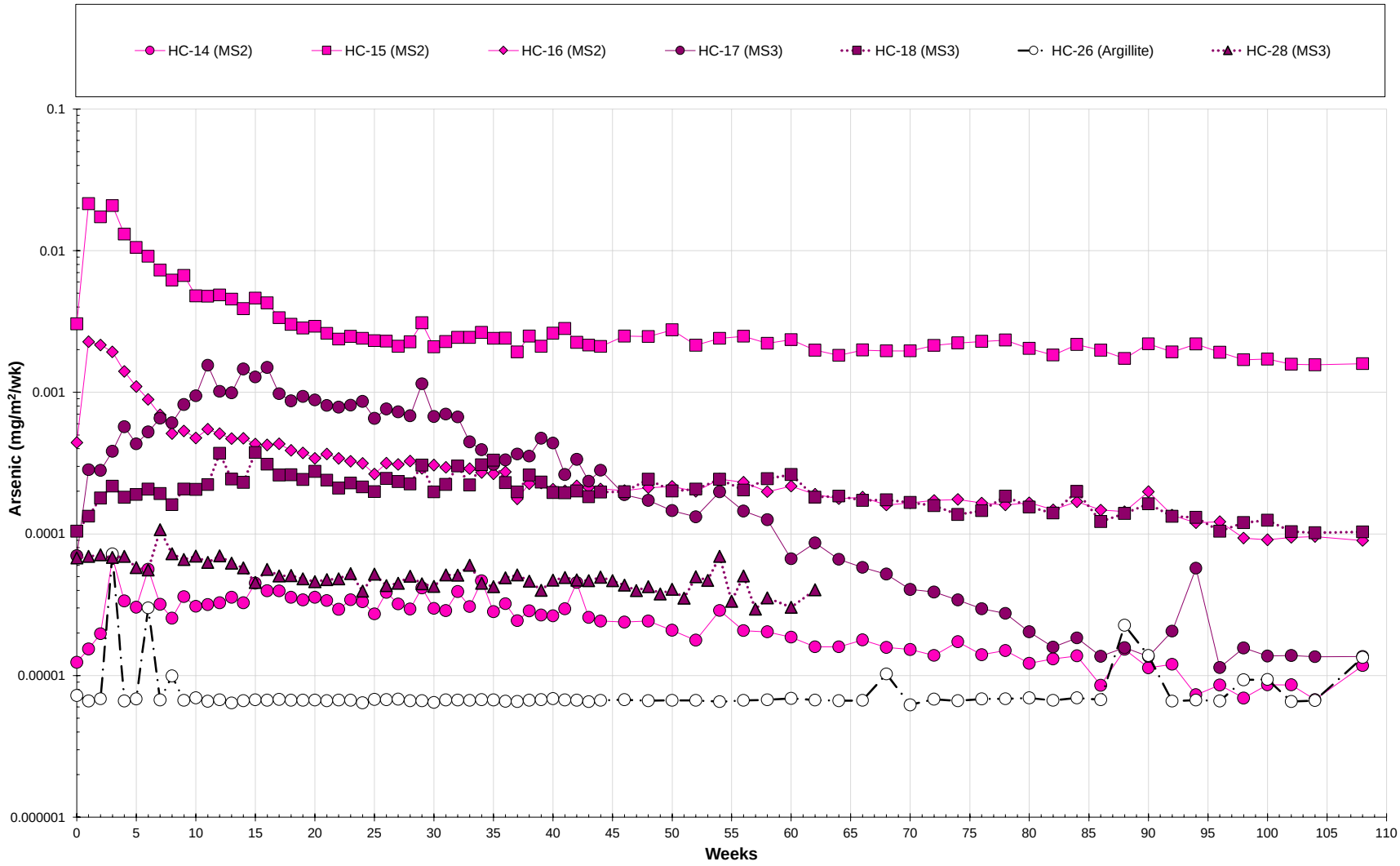

Notes

Tests generated from LP Zone samples shown with solid lines.
Tests generated from Limb Zone samples shown with short dashed lines.
Tests generated from Hinge Zone samples shown with dashed and dotted lines.
Test generated from AEX samples shown as dotted line.

Arsenic - Metasediment and Argillite

Humidity Cell Test Results

Great Bear Project

Figure Number		D-34	
Project Number		OMEMA2303	
Date		November 2025	
Drawn	MS	Reviewed	KG

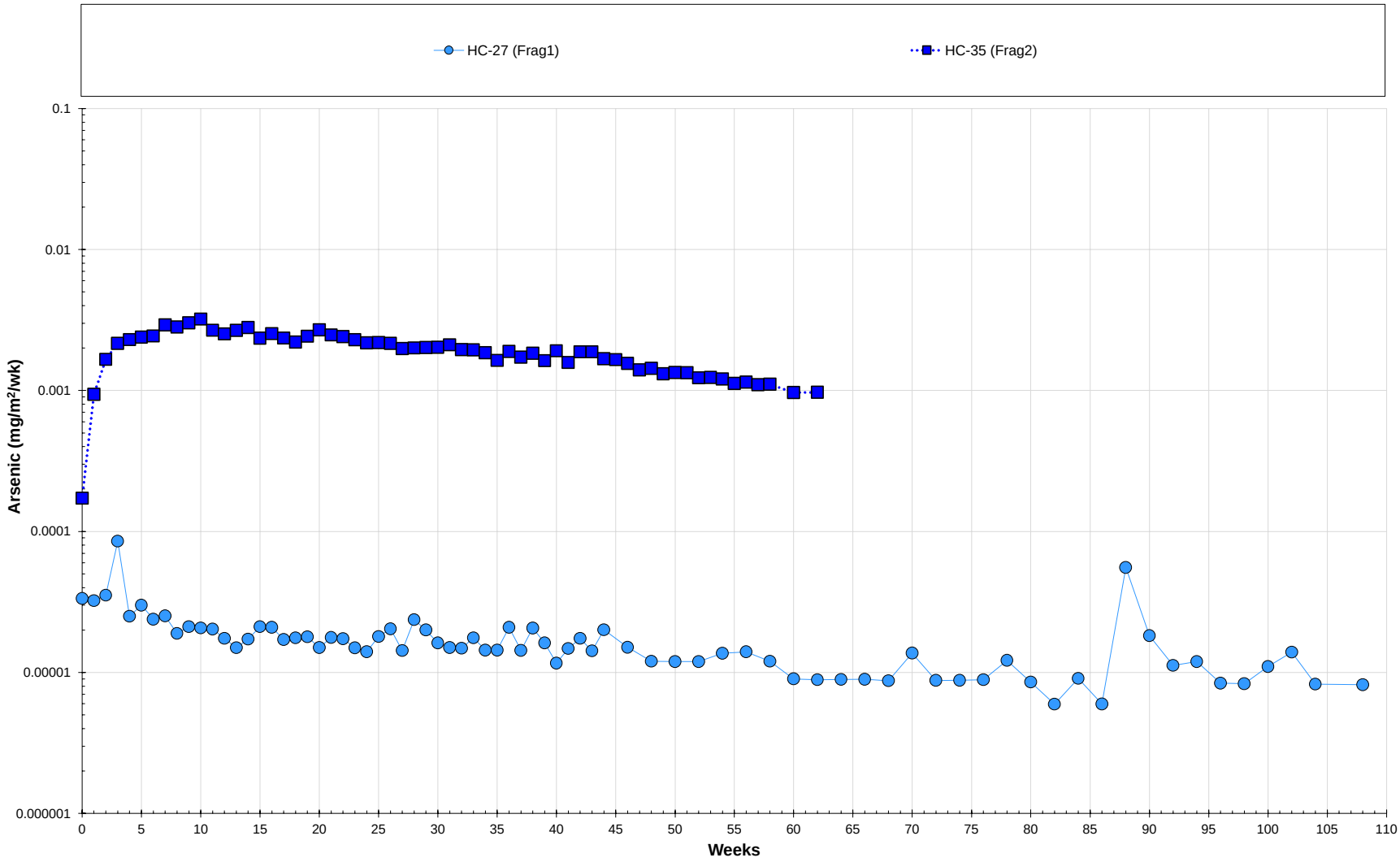

Notes

Tests generated from LP Zone samples shown with solid lines.
Tests generated from Limb Zone samples shown with short dashed lines.
Tests generated from Hinge Zone samples shown with dashed and dotted lines.
Test generated from AEX samples shown as dotted line.

Arsenic - Fragmental

Humidity Cell Test Results

Great Bear Project

Figure Number		D-36	
Project Number		OMEMA2303	
Date		November 2025	
Drawn	MS	Reviewed	KG

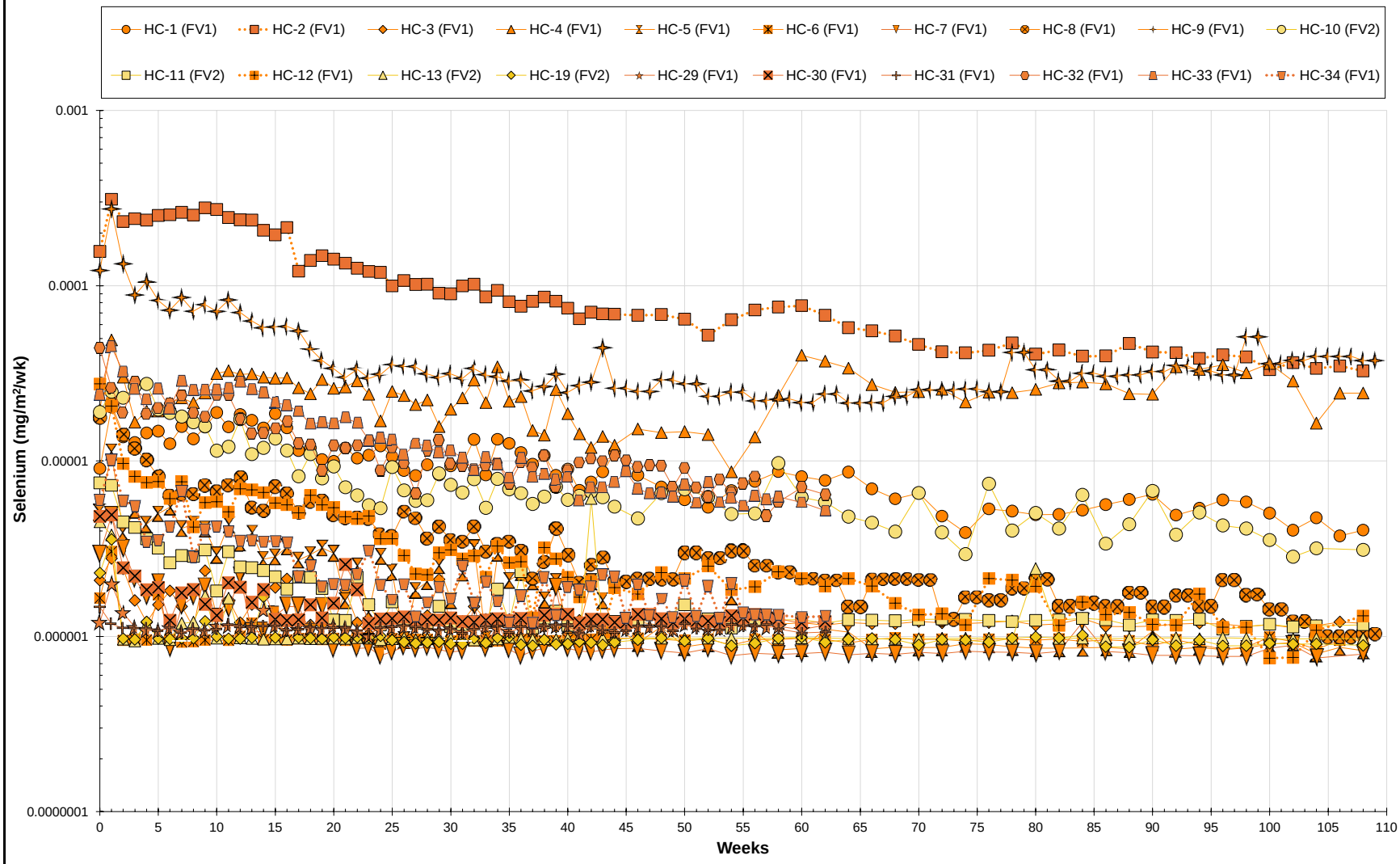

Notes

Tests generated from LP Zone samples shown with solid lines.
Tests generated from Limb Zone samples shown with short dashed lines.
Tests generated from Hinge Zone samples shown with dashed and dotted lines.
Test generated from AEX samples shown as dotted line.
Data for weeks 10 and 29 for HC-6 was omitted due to quality assurance issues.
Data for week 59 for HC-3 was omitted due to quality assurance issues.

wsp

KINROSS

Selenium - Felsic Volcanic

Humidity Cell Test Results

Great Bear Project

Figure Number		D-37	
Project Number		OMEMA2303	
Date		November 2025	
Drawn	MS	Reviewed	KG

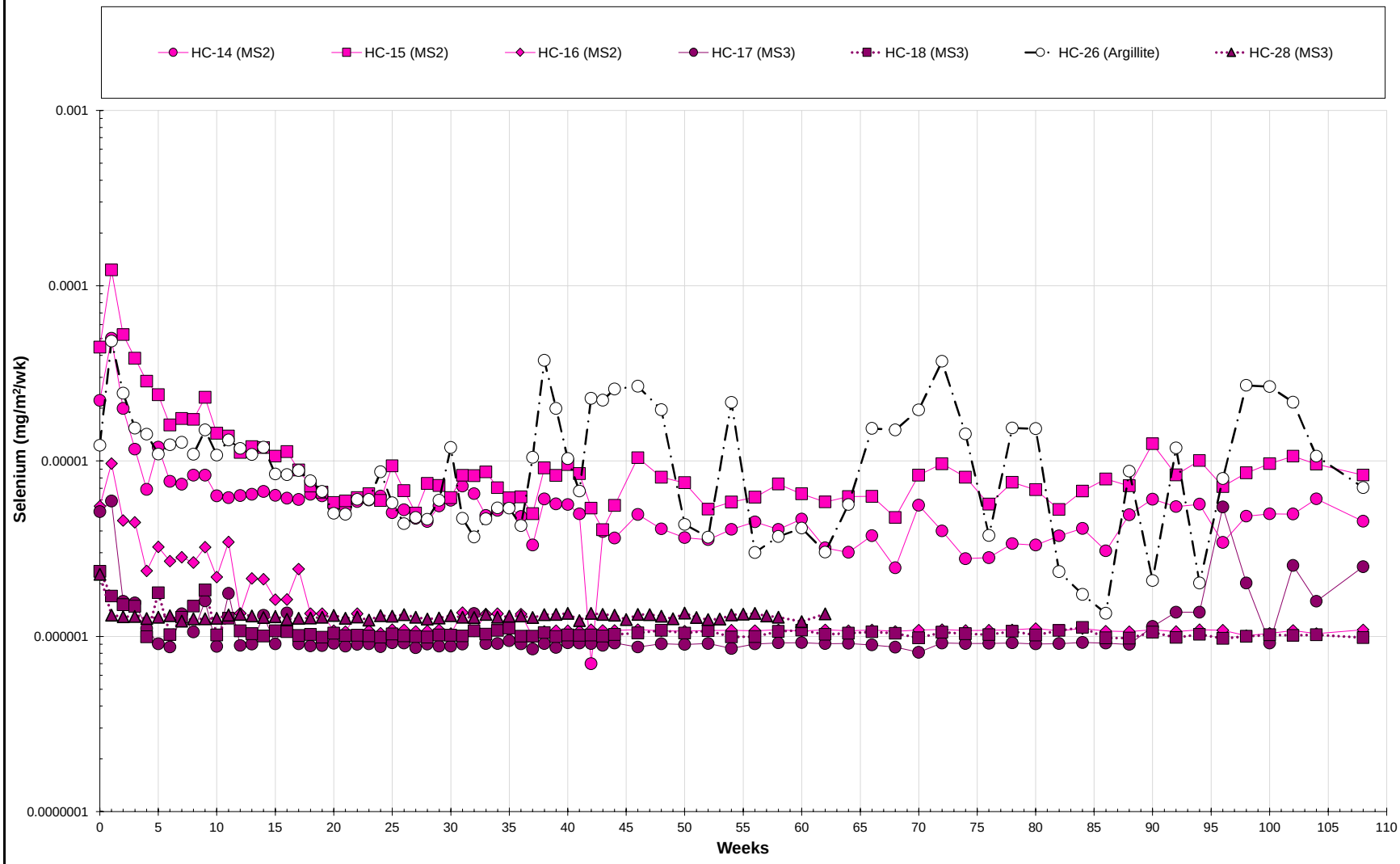

Notes

Tests generated from LP Zone samples shown with solid lines.
Tests generated from Limb Zone samples shown with short dashed lines.
Tests generated from Hinge Zone samples shown with dashed and dotted lines.
Test generated from AEX samples shown as dotted line.

Selenium - Metasediment and Argillite

Humidity Cell Test Results

Great Bear Project

Figure Number		D-38	
Project Number		OMEMA2303	
Date		November 2025	
Drawn	MS	Reviewed	KG

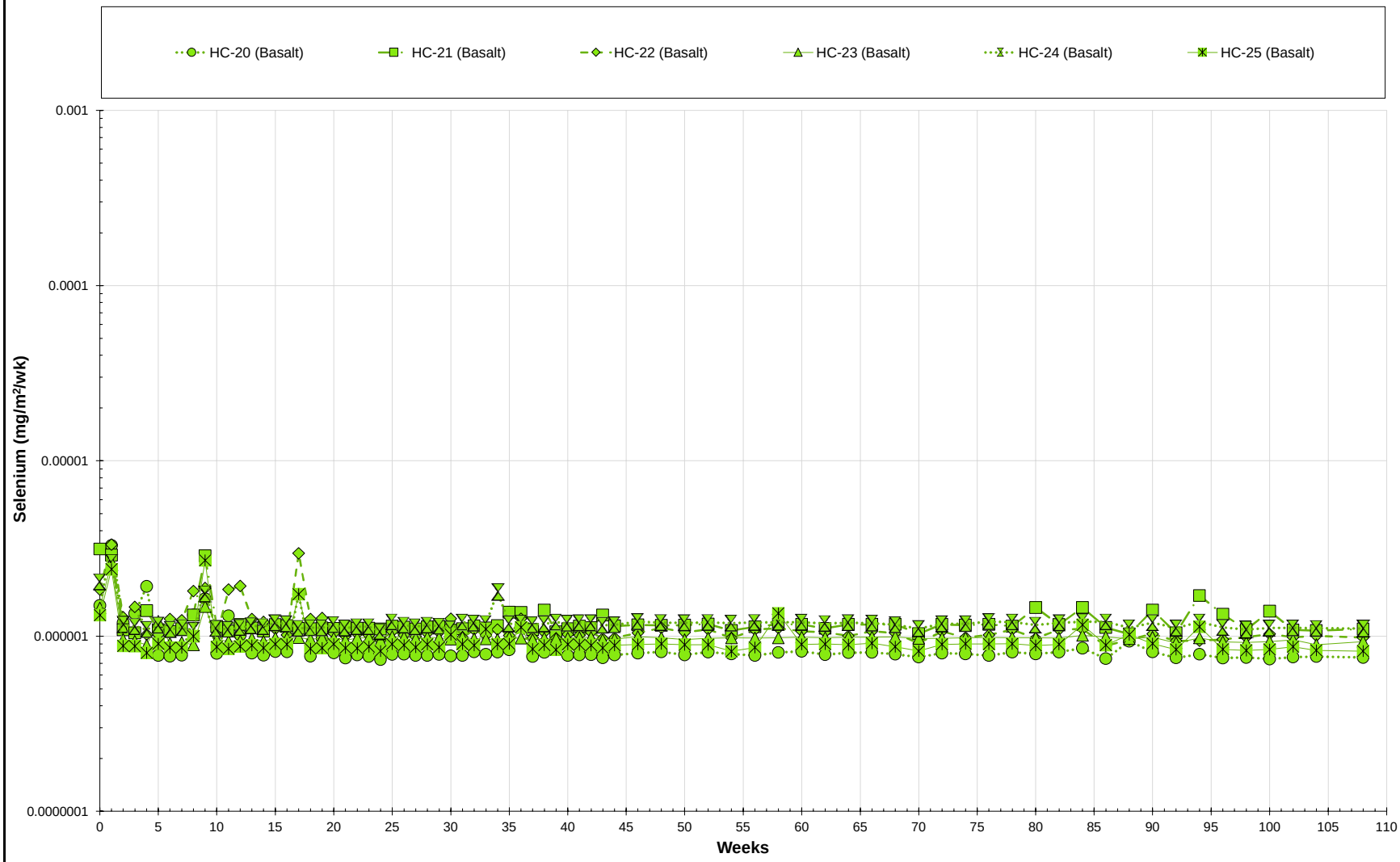

Notes
Tests generated from LP Zone samples shown with solid lines.
Tests generated from Limb Zone samples shown with short dashed lines.
Tests generated from Hinge Zone samples shown with dashed and dotted lines.
Test generated from AEX samples shown as dotted line.

Selenium - Basalt

Humidity Cell Test Results

Great Bear Project

Figure Number		D-39	
Project Number		OMEMA2303	
Date		November 2025	
Drawn	MS	Reviewed	KG

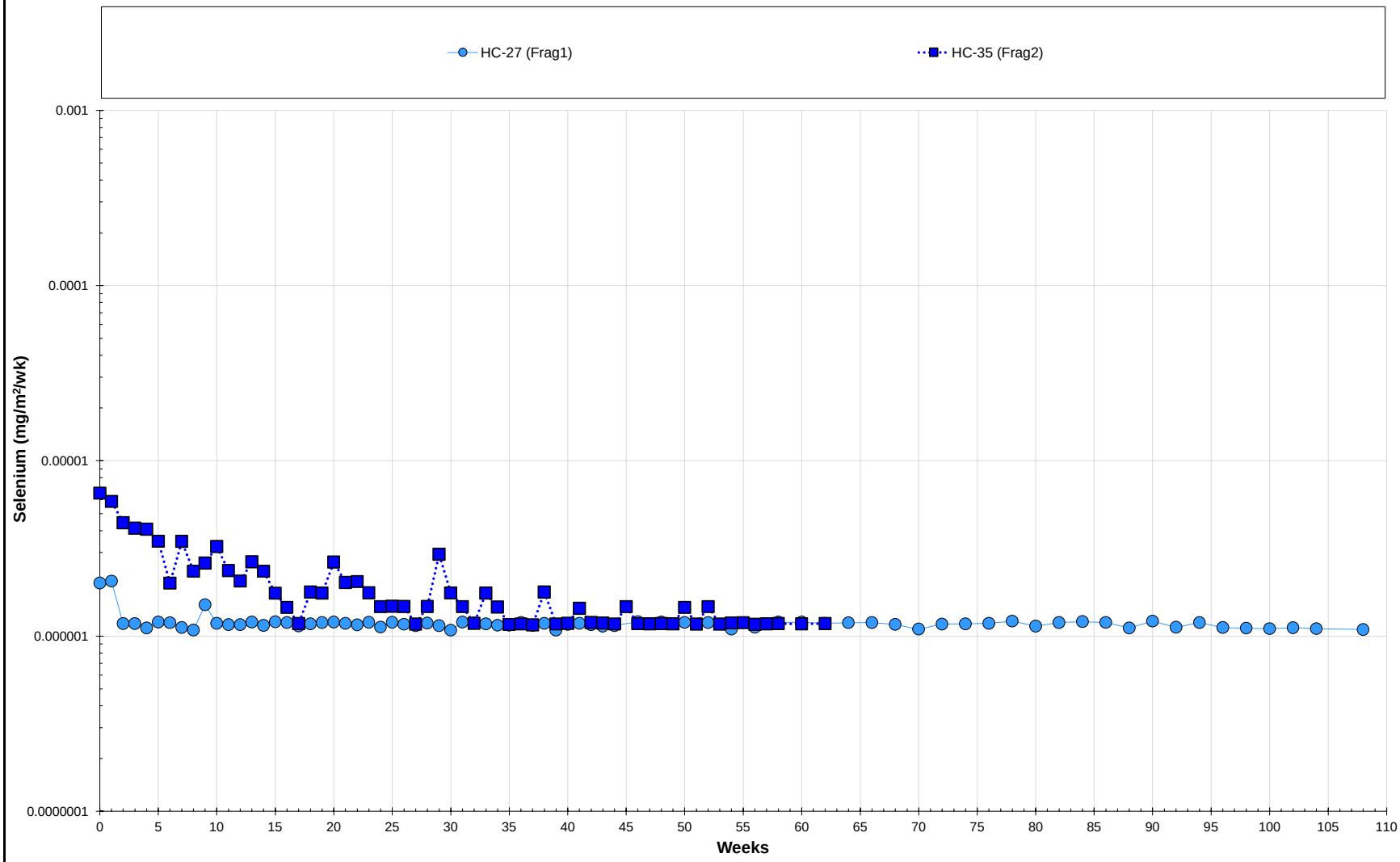

Notes

Tests generated from LP Zone samples shown with solid lines.
Tests generated from Limb Zone samples shown with short dashed lines.
Tests generated from Hinge Zone samples shown with dashed and dotted lines.
Test generated from AEX samples shown as dotted line.

Selenium - Fragmental

Humidity Cell Test Results

Great Bear Project

Figure Number		D-40	
Project Number		OMEMA2303	
Date		November 2025	
Drawn	MS	Reviewed	KG

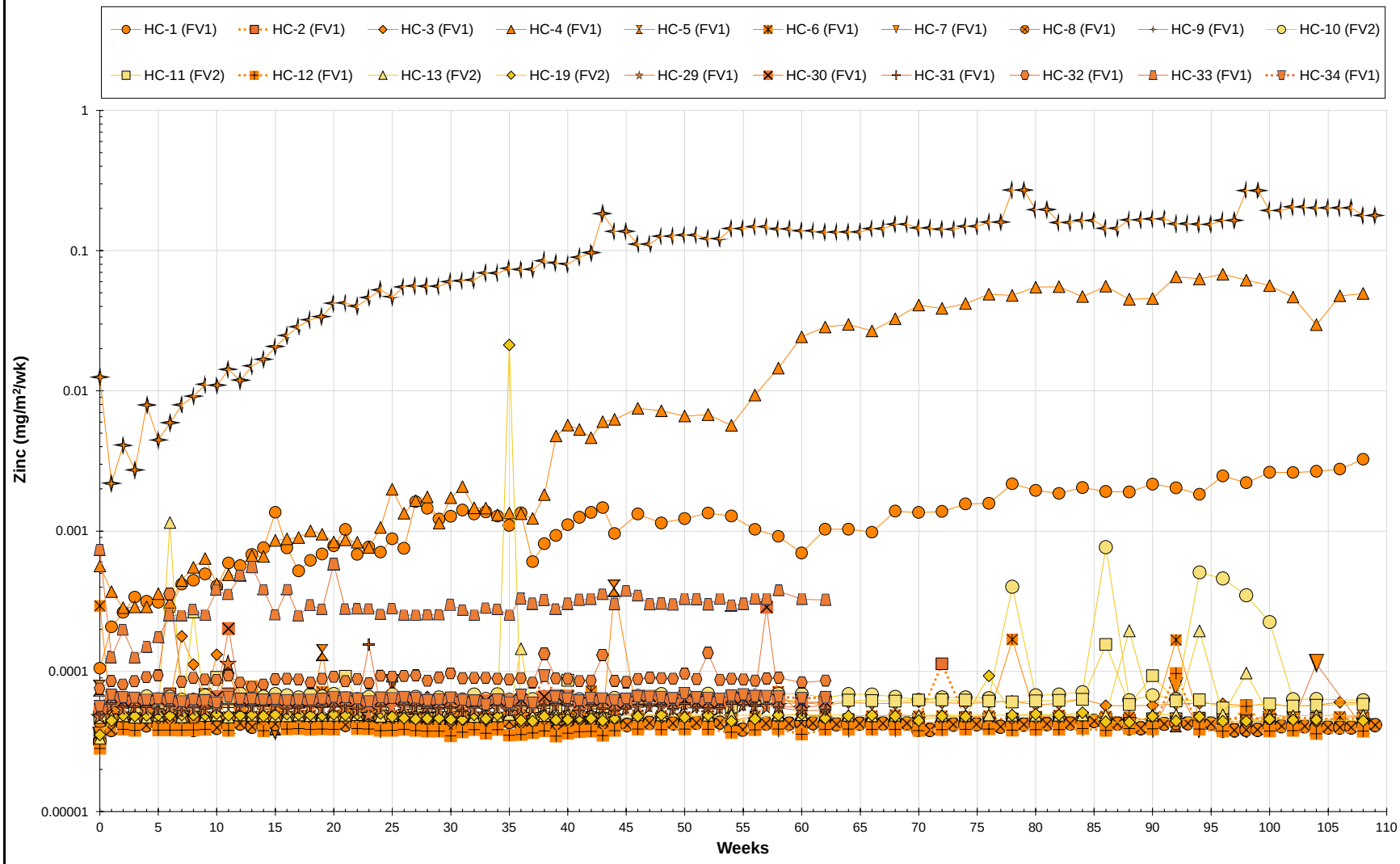

Notes

Tests generated from LP Zone samples shown with solid lines.
Tests generated from Limb Zone samples shown with short dashed lines.
Tests generated from Hinge Zone samples shown with dashed and dotted lines.
Test generated from AEX samples shown as dotted line.
Data for weeks 10 and 29 for HC-6 was omitted due to quality assurance issues.
Data for week 35 for HC-19 was confirmed by the laboratory.
Data for week 59 for HC-3 was omitted due to quality assurance issues.

KINROSS

Zinc - Felsic Volcanic

Humidity Cell Test Results

Great Bear Project

Figure Number		D-41	
Project Number		OMEMA2303	
Date		November 2025	
Drawn	MS	Reviewed	KG

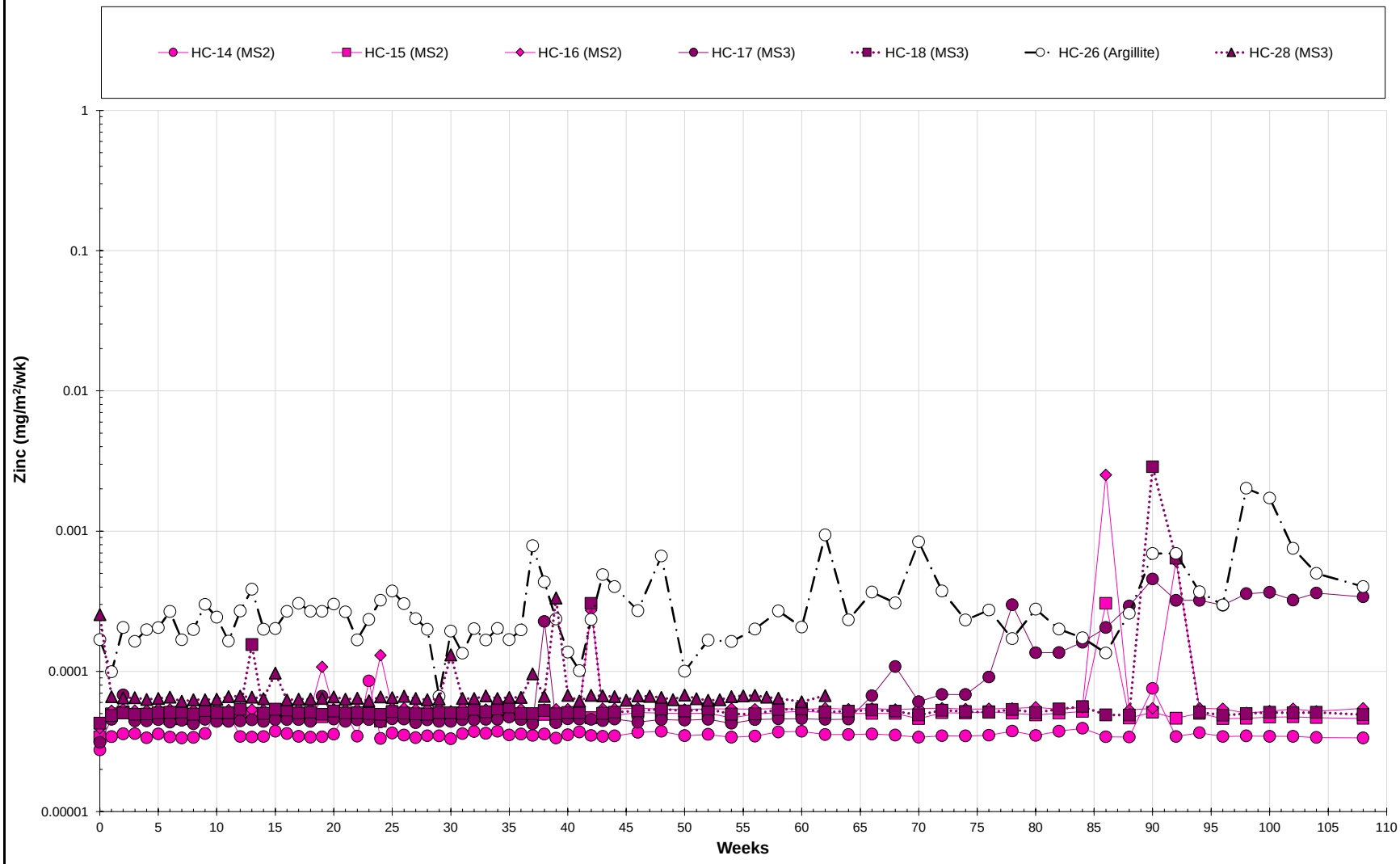

Notes

Tests generated from LP Zone samples shown with solid lines.
Tests generated from Limb Zone samples shown with short dashed lines.
Tests generated from Hinge Zone samples shown with dashed and dotted lines.
Test generated from AEX samples shown as dotted line.

Zinc - Metasediment and Argillite

Humidity Cell Test Results

Great Bear Project

Figure Number		D-42	
Project Number		OMEMA2303	
Date		November 2025	
Drawn	MS	Reviewed	KG

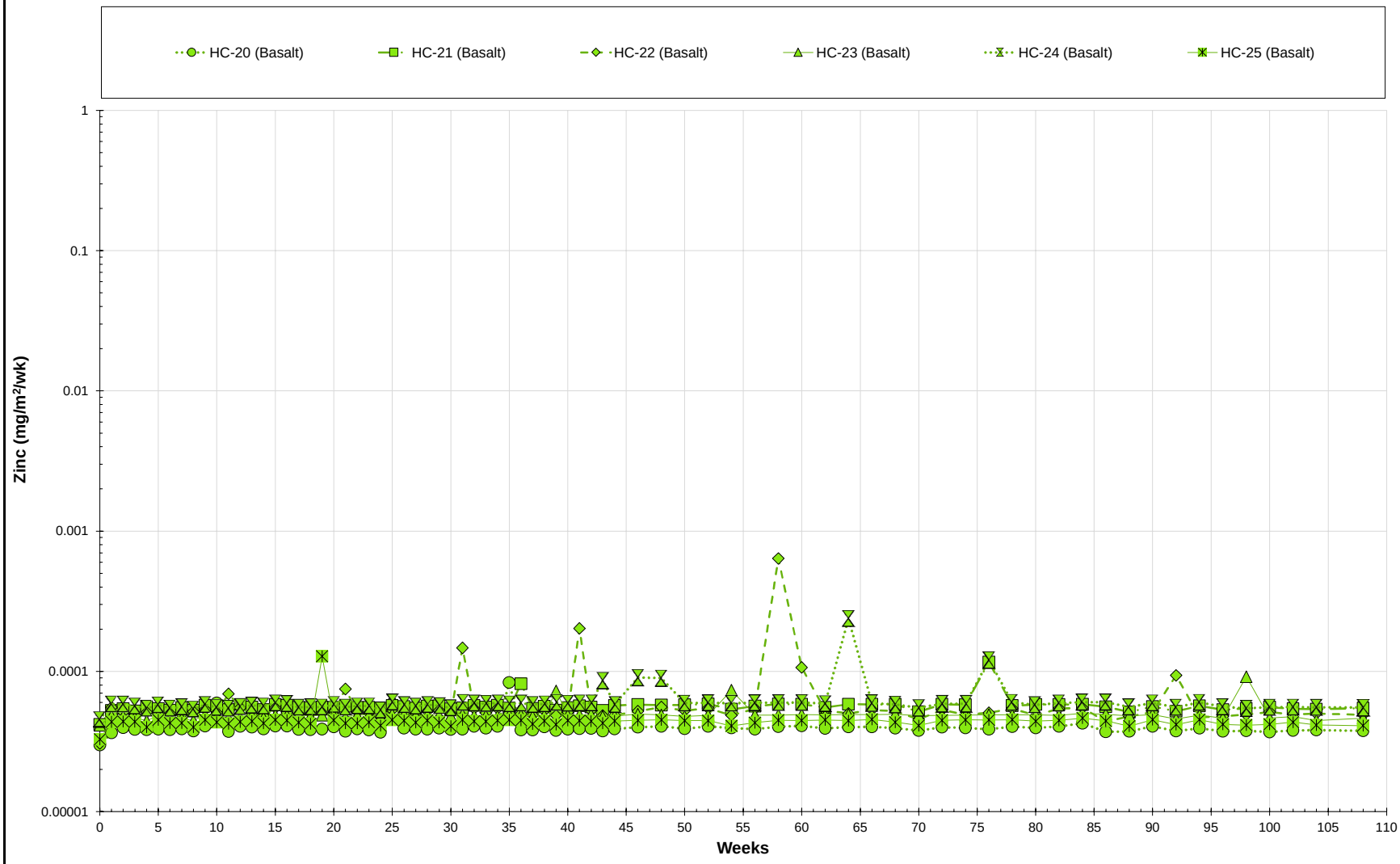

Notes
Tests generated from LP Zone samples shown with solid lines.
Tests generated from Limb Zone samples shown with short dashed lines.
Tests generated from Hinge Zone samples shown with dashed and dotted lines.
Test generated from AEX samples shown as dotted line.

KINROSS

Zinc - Basalt

Humidity Cell Test Results

Great Bear Project

Figure Number		D-43	
Project Number		OMEMA2303	
Date		November 2025	
Drawn	MS	Reviewed	KG

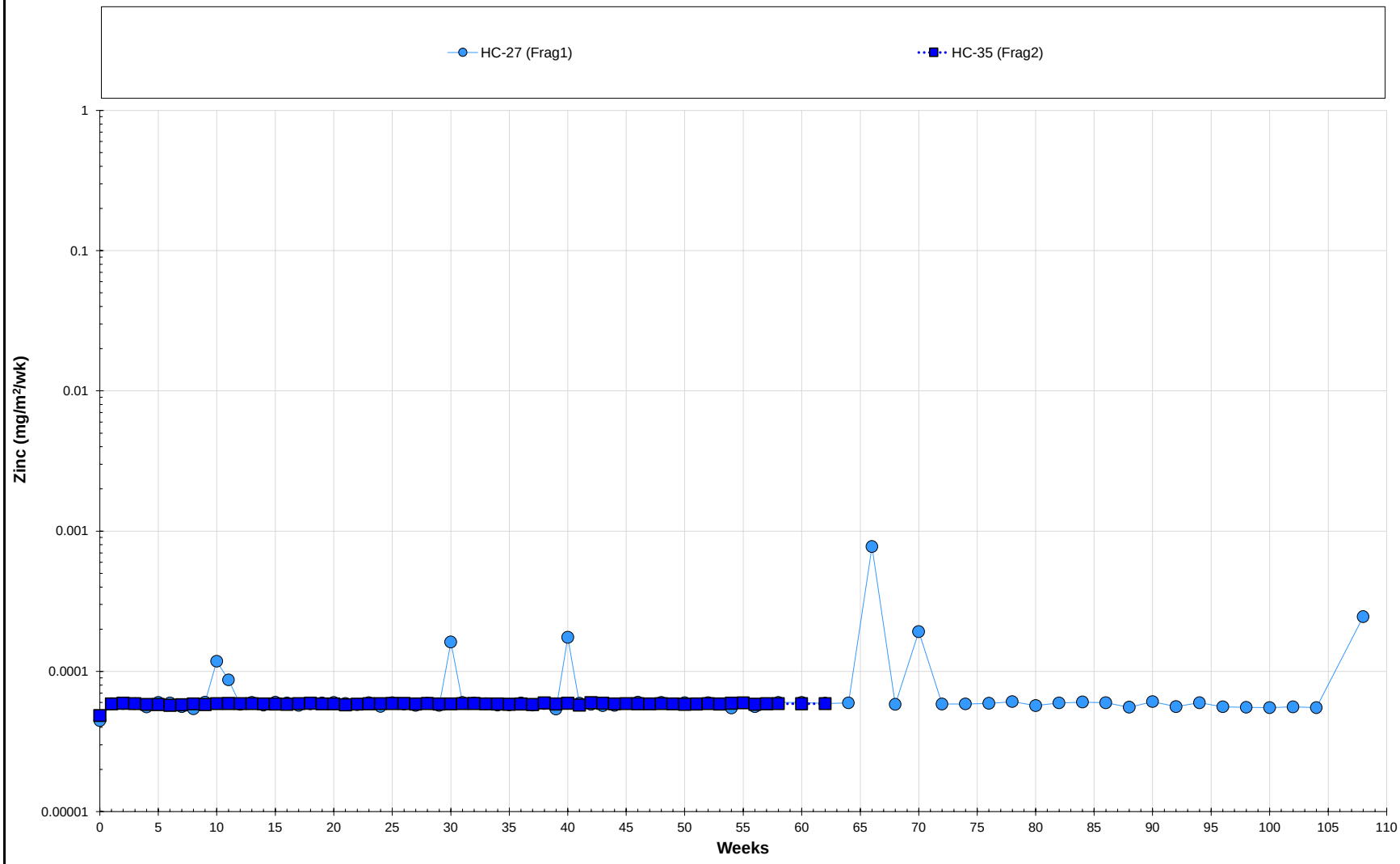

Notes
Tests generated from LP Zone samples shown with solid lines.
Tests generated from Limb Zone samples shown with short dashed lines.
Tests generated from Hinge Zone samples shown with dashed and dotted lines.
Test generated from AEX samples shown as dotted line.

Zinc - Fragmental

Humidity Cell Test Results

Great Bear Project

Figure Number		D-44	
Project Number		OMEMA2303	
Date		November 2025	
Drawn	MS	Reviewed	KG

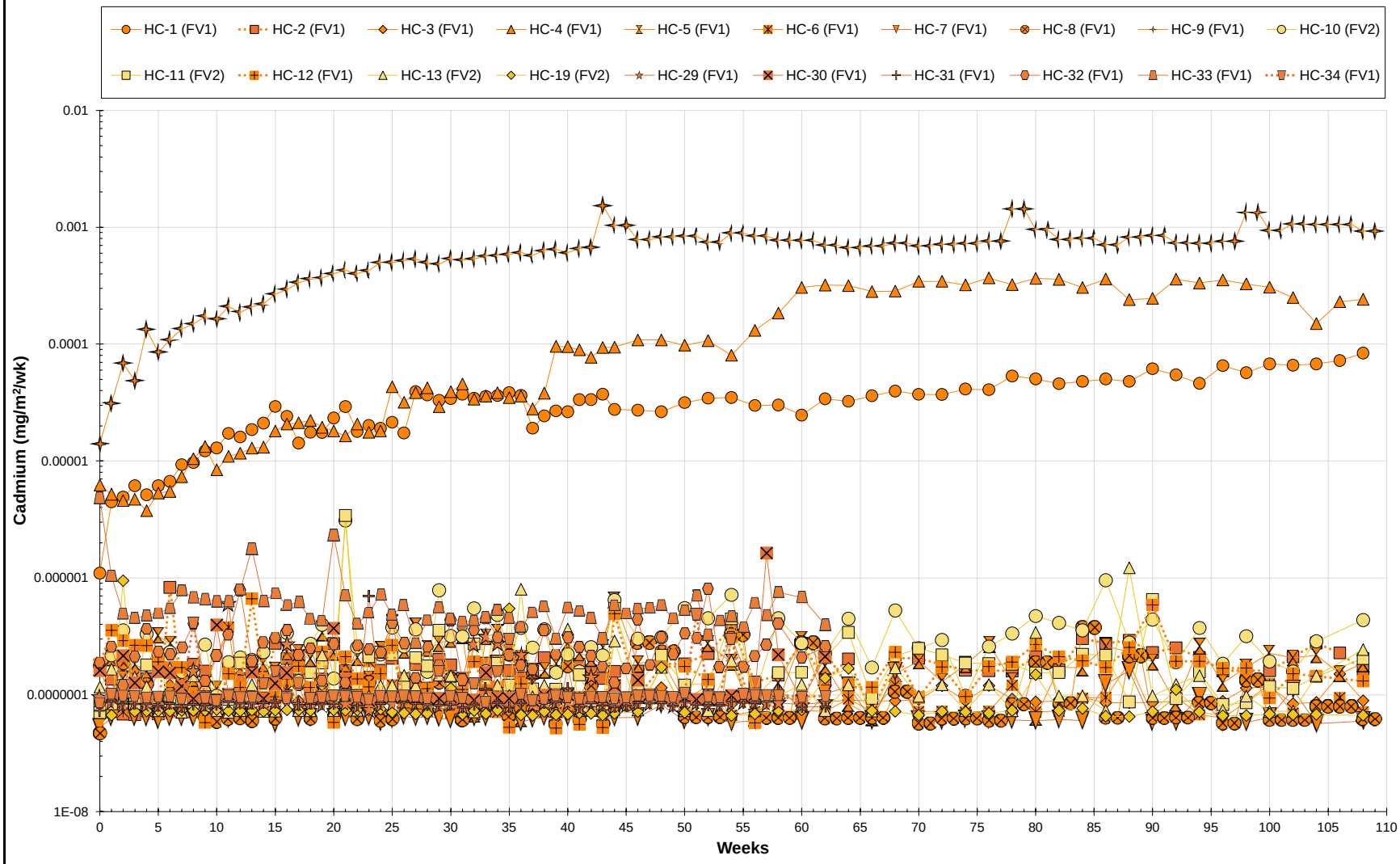

Notes

Tests generated from LP Zone samples shown with solid lines.
Tests generated from Limb Zone samples shown with short dashed lines.
Tests generated from Hinge Zone samples shown with dashed and dotted lines.
Test generated from AEX samples shown as dotted line.
Data for weeks 10 and 29 for HC-6 was omitted due to quality assurance issues.
Data for week 59 for HC-3 was omitted due to quality assurance issues.

Cadmium - Felsic Volcanic

Humidity Cell Test Results

Great Bear Project

Figure Number		D-45	
Project Number		OMEMA2303	
Date		November 2025	
Drawn	MS	Reviewed	KG

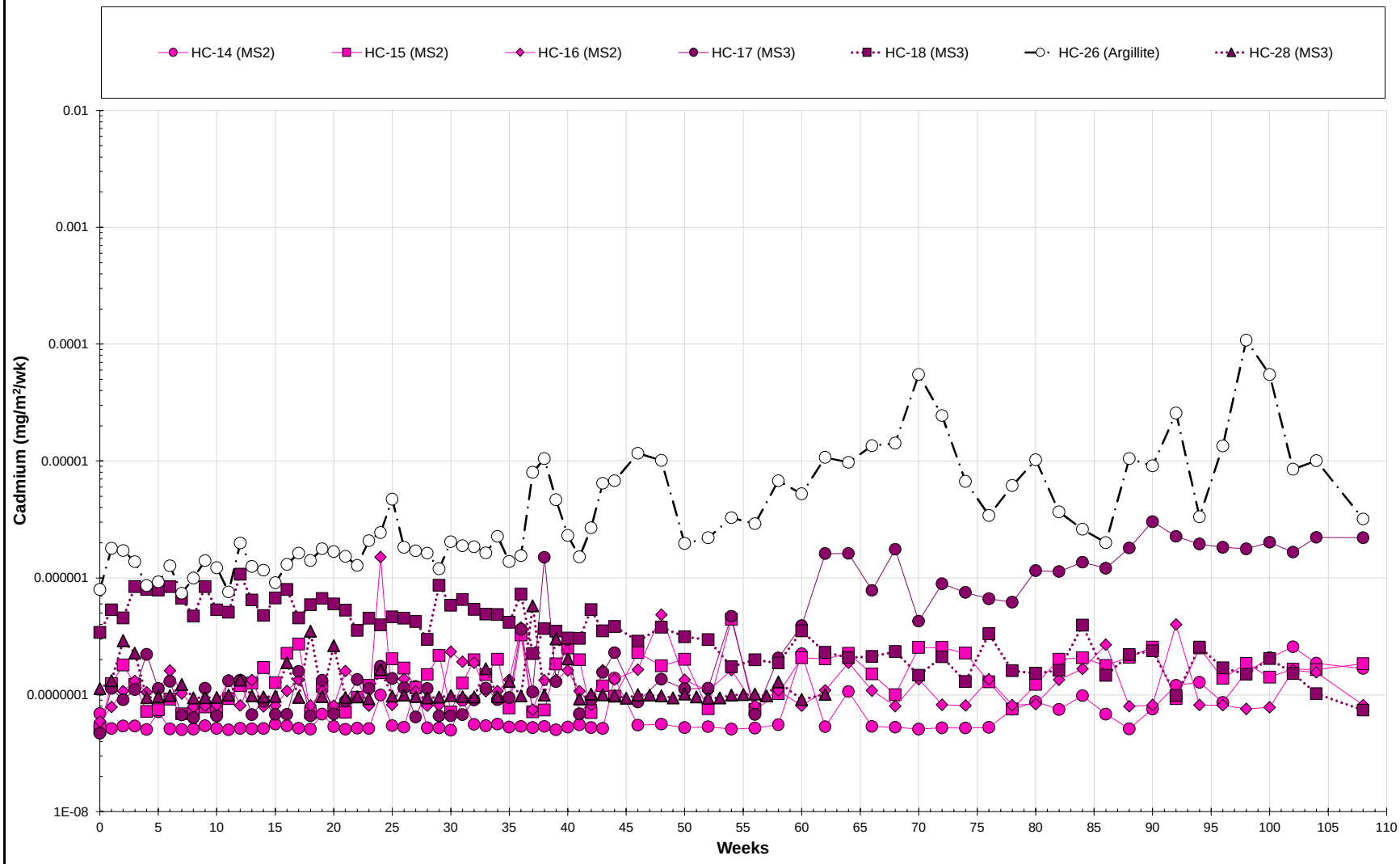

Notes

Tests generated from LP Zone samples shown with solid lines.
Tests generated from Limb Zone samples shown with short dashed lines.
Tests generated from Hinge Zone samples shown with dashed and dotted lines.
Test generated from AEX samples shown as dotted line.

Cadmium - Metasediment and Argillite

Humidity Cell Test Results

Great Bear Project

Figure Number		D-46	
Project Number		OMEMA2303	
Date		November 2025	
Drawn	MS	Reviewed	KG

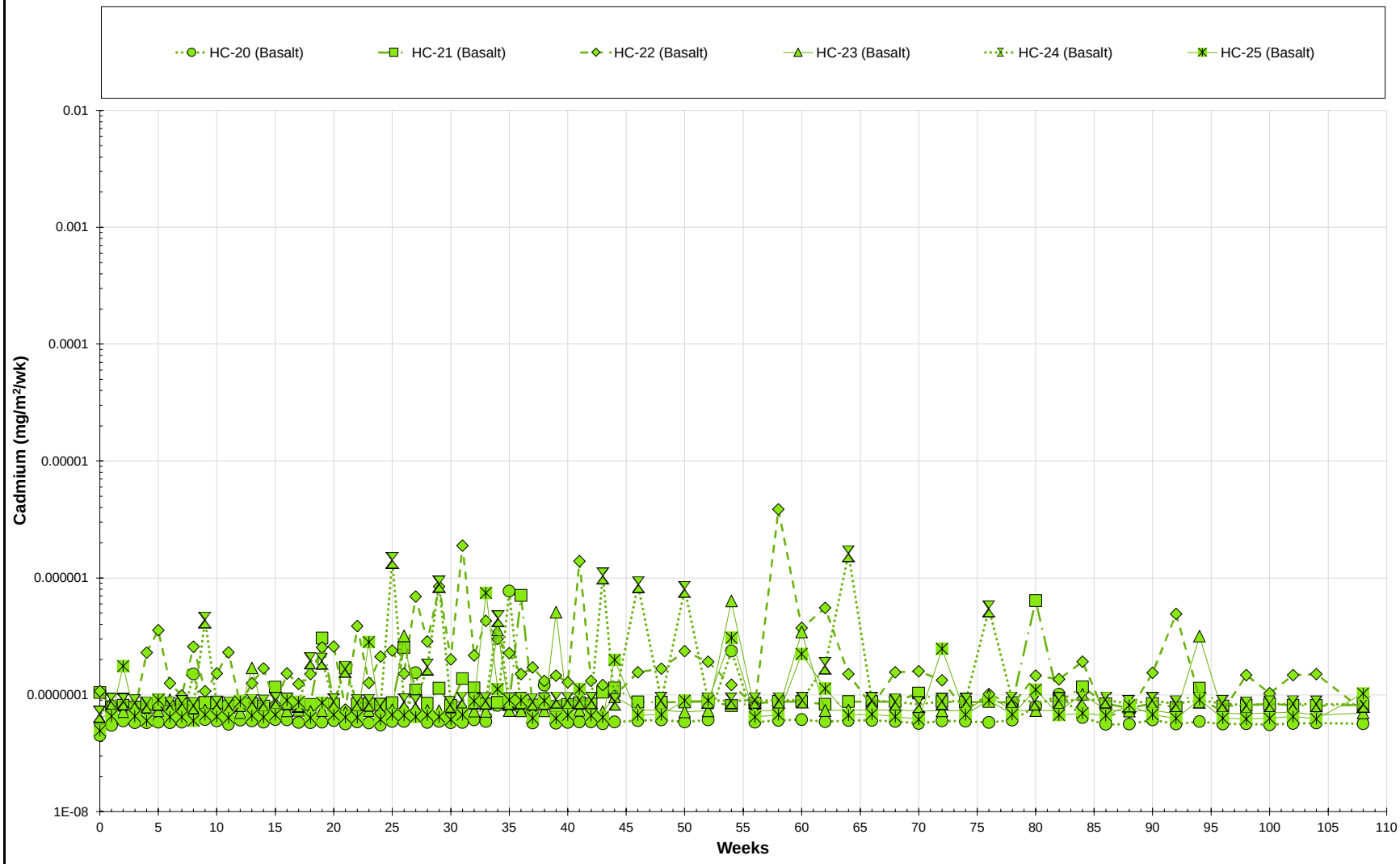

Notes
Tests generated from LP Zone samples shown with solid lines.
Tests generated from Limb Zone samples shown with short dashed lines.
Tests generated from Hinge Zone samples shown with dashed and dotted lines.
Test generated from AEX samples shown as dotted line.

wsp

KINROSS

Cadmium - Basalt

Humidity Cell Test Results

Great Bear Project

Figure Number		D-47	
Project Number		OMEMA2303	
Date		November 2025	
Drawn	MS	Reviewed	KG

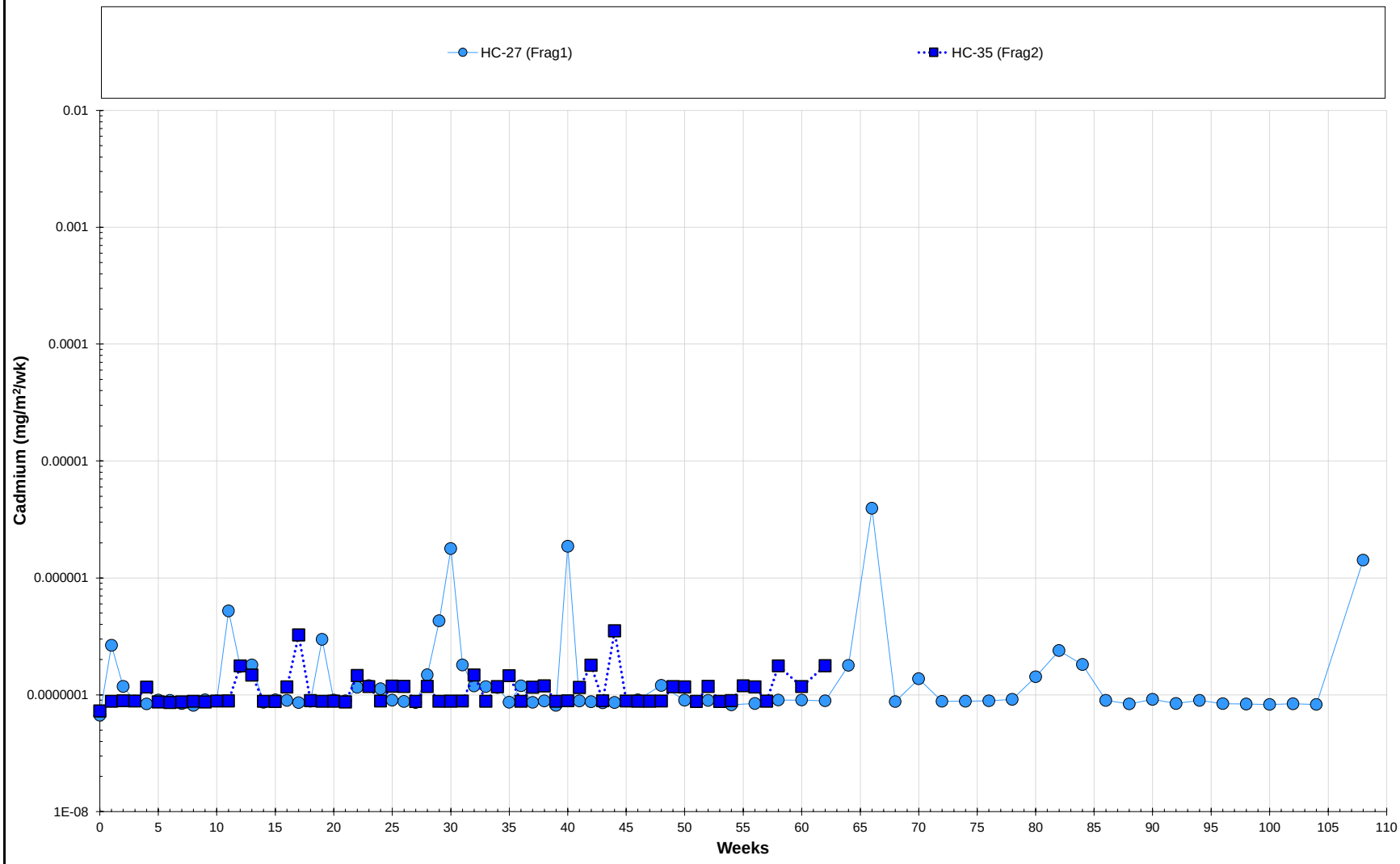

Notes
Tests generated from LP Zone samples shown with solid lines.
Tests generated from Limb Zone samples shown with short dashed lines.
Tests generated from Hinge Zone samples shown with dashed and dotted lines.
Test generated from AEX samples shown as dotted line.

Cadmium - Fragmental

Humidity Cell Test Results

Great Bear Project

Figure Number		D-48	
Project Number		OMEMA2303	
Date		November 2025	
Drawn	MS	Reviewed	KG

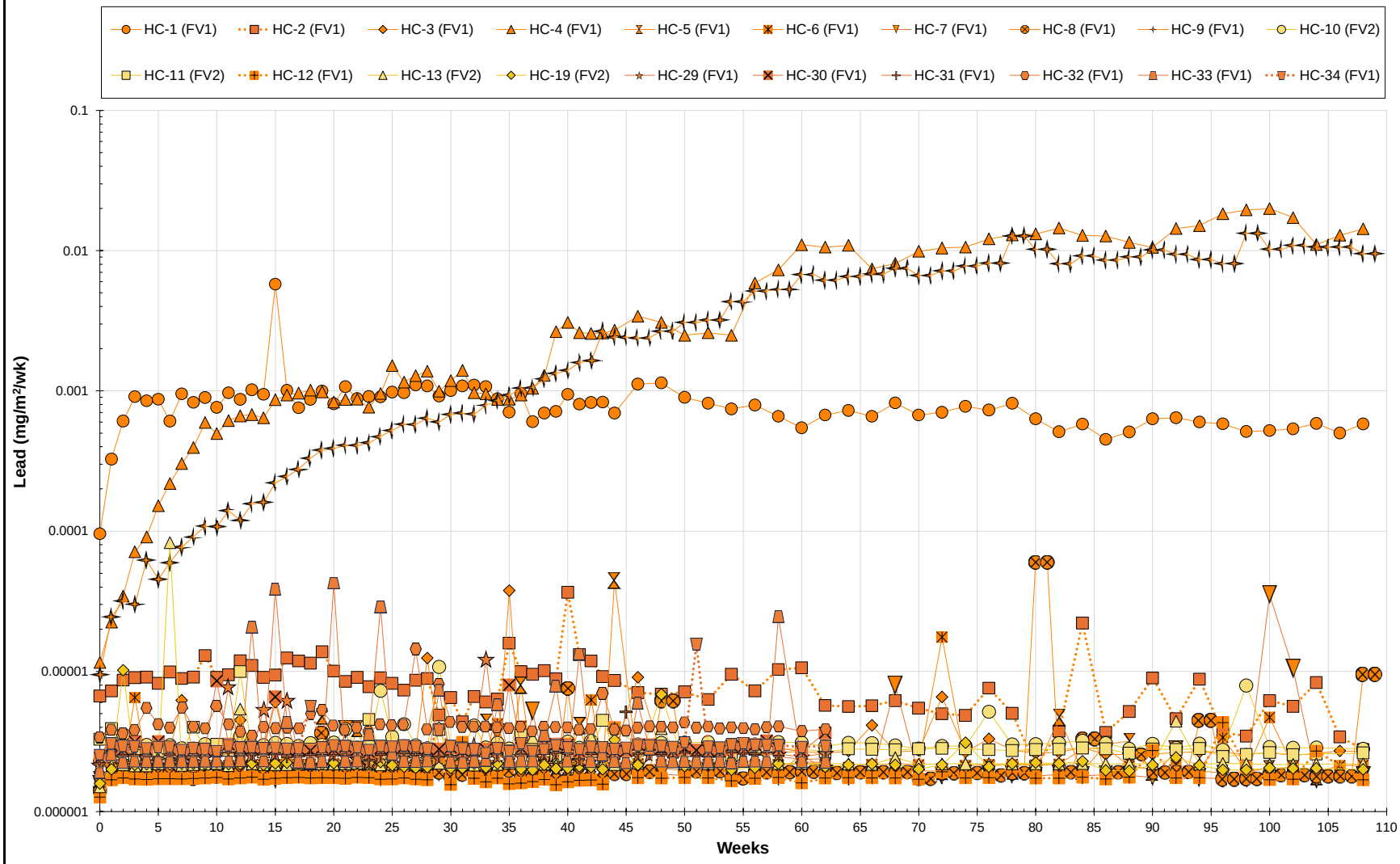

Notes

Tests generated from LP Zone samples shown with solid lines.
Tests generated from Limb Zone samples shown with short dashed lines.
Tests generated from Hinge Zone samples shown with dashed and dotted lines.
Test generated from AEX samples shown as dotted line.
Data for weeks 10 and 29 for HC-6 was omitted due to quality assurance issues.
Data for week 59 for HC-3 was omitted due to quality assurance issues.

Lead - Felsic Volcanic			
Humidity Cell Test Results			
Great Bear Project			
Figure Number		D-49	
Project Number		OMEMA2303	
Date		November 2025	
Drawn	MS	Reviewed	KG

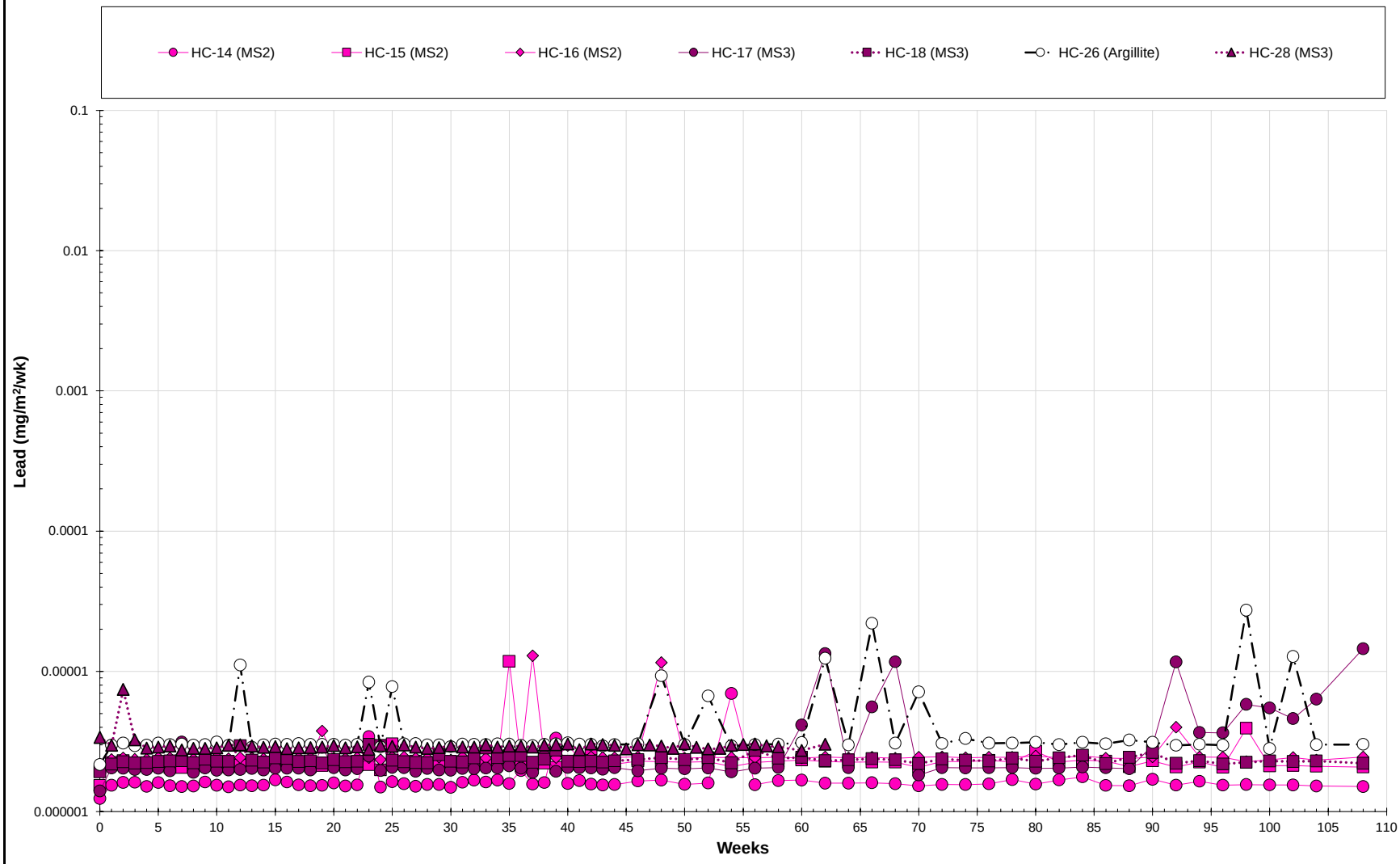

Notes

Tests generated from LP Zone samples shown with solid lines.
Tests generated from Limb Zone samples shown with short dashed lines.
Tests generated from Hinge Zone samples shown with dashed and dotted lines.
Test generated from AEX samples shown as dotted line.

Lead - Metasediment and Argillite			
Humidity Cell Test Results			
Great Bear Project			
Figure Number		D-50	
Project Number		OMEMA2303	
Date		November 2025	
Drawn	MS	Reviewed	KG

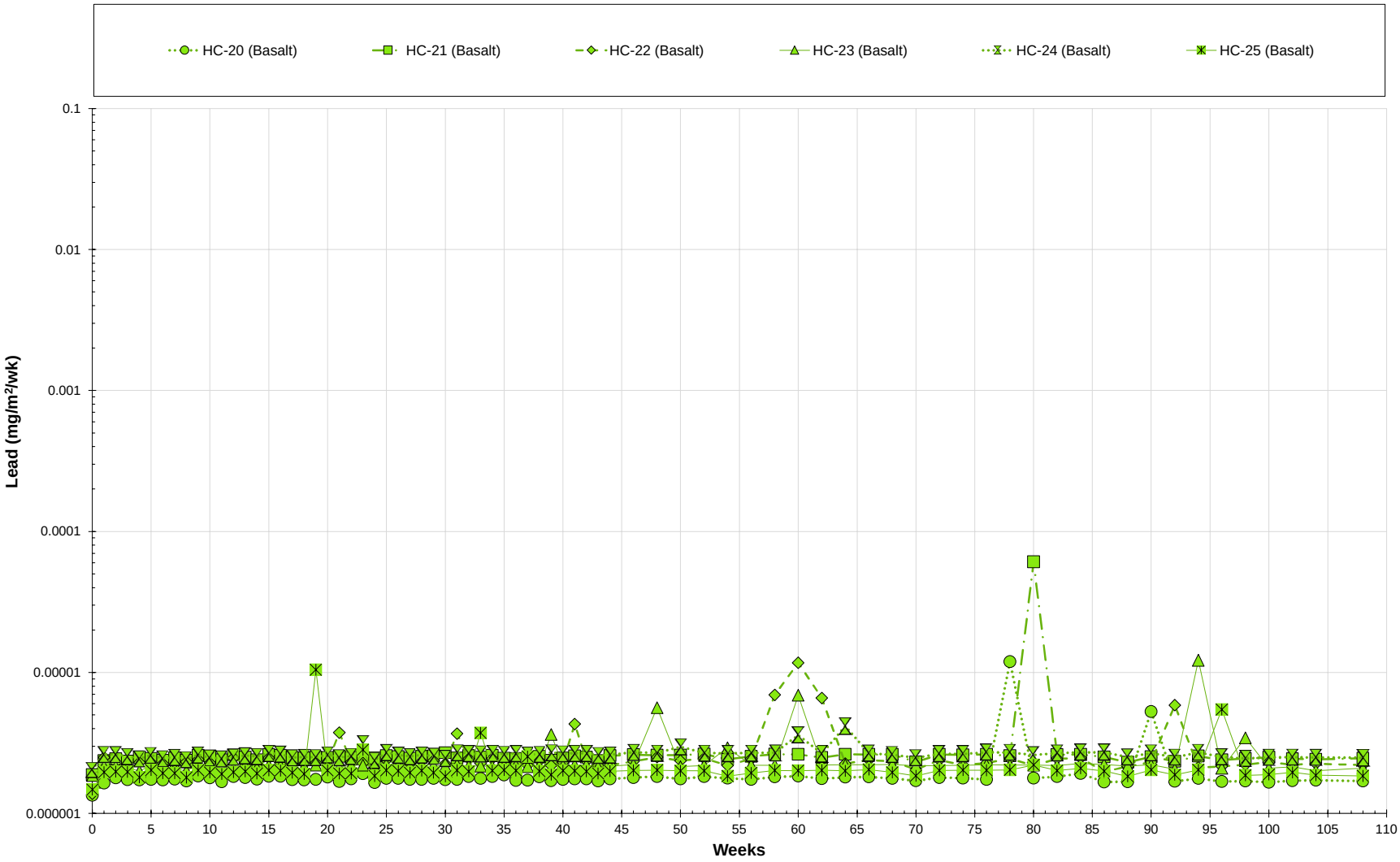

Notes
Tests generated from LP Zone samples shown with solid lines.
Tests generated from Limb Zone samples shown with short dashed lines.
Tests generated from Hinge Zone samples shown with dashed and dotted lines.
Test generated from AEX samples shown as dotted line.

Lead - Basalt

Humidity Cell Test Results

Great Bear Project

Figure Number		D-51	
Project Number		OMEMA2303	
Date		November 2025	
Drawn	MS	Reviewed	KG

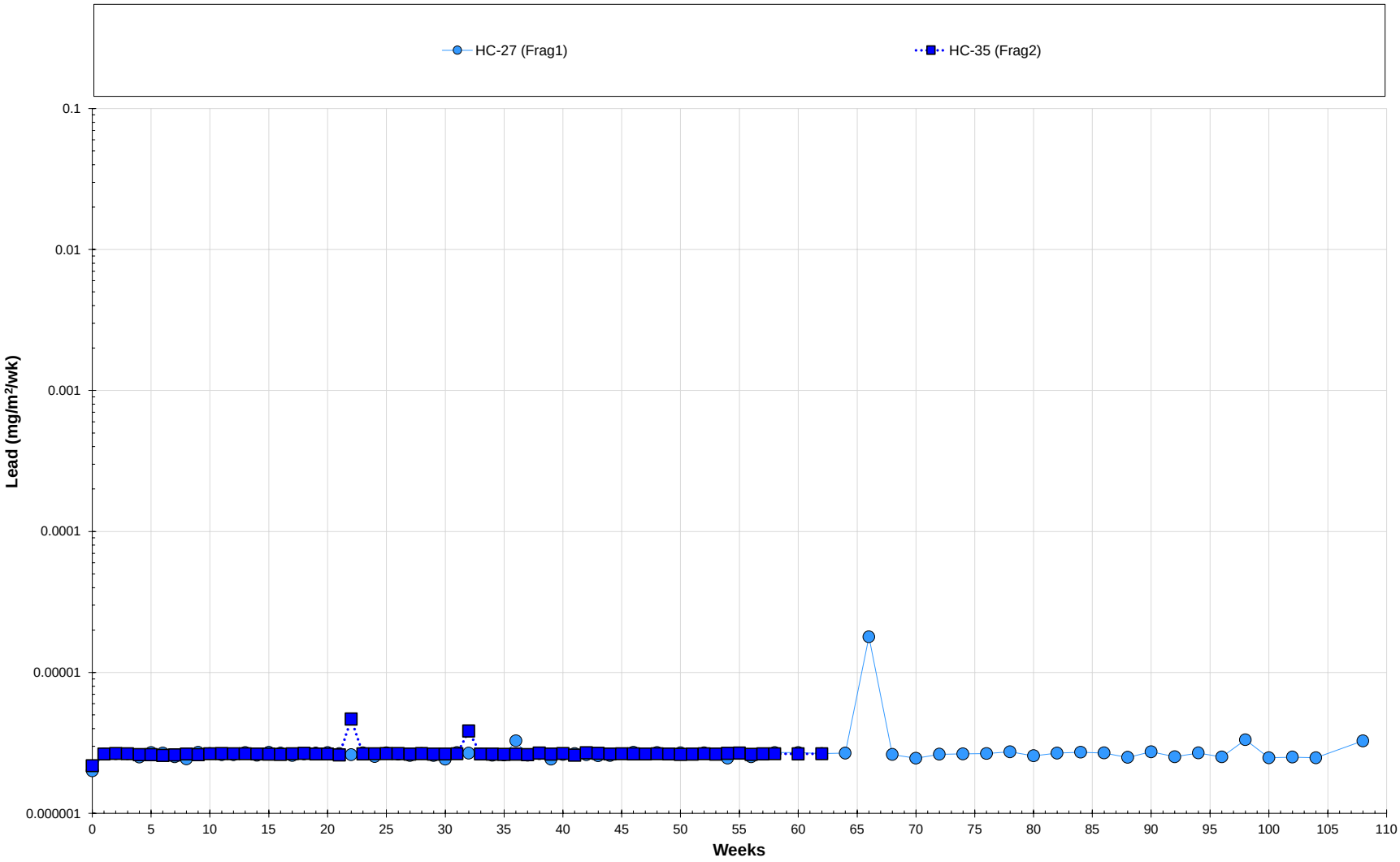

Notes
Tests generated from LP Zone samples shown with solid lines.
Tests generated from Limb Zone samples shown with short dashed lines.
Tests generated from Hinge Zone samples shown with dashed and dotted lines.
Test generated from AEX samples shown as dotted line.

Lead - Fragmental			
Humidity Cell Test Results			
Great Bear Project			
Figure Number		D-52	
Project Number		OMEMA2303	
Date		November 2025	
Drawn	MS	Reviewed	KG

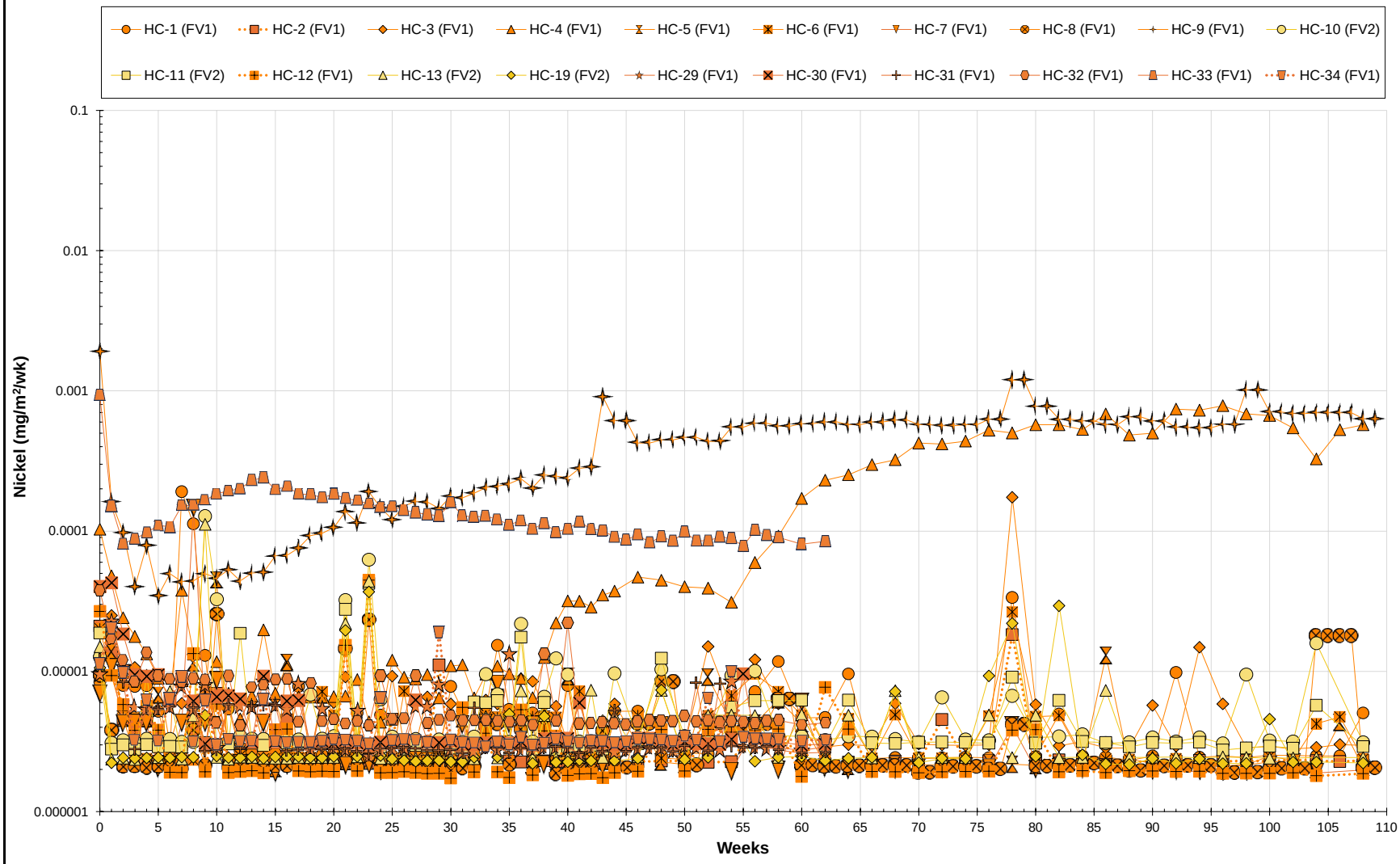

Notes

Tests generated from LP Zone samples shown with solid lines.
Tests generated from Limb Zone samples shown with short dashed lines.
Tests generated from Hinge Zone samples shown with dashed and dotted lines.
Test generated from AEX samples shown as dotted line.
Data for weeks 10 and 29 for HC-6 was omitted due to quality assurance issues.
Data for week 59 for HC-3 was omitted due to quality assurance issues.

KINROSS

Nickel - Felsic Volcanic

Humidity Cell Test Results

Great Bear Project

Figure Number		D-53	
Project Number		OMEMA2303	
Date		November 2025	
Drawn	MS	Reviewed	KG

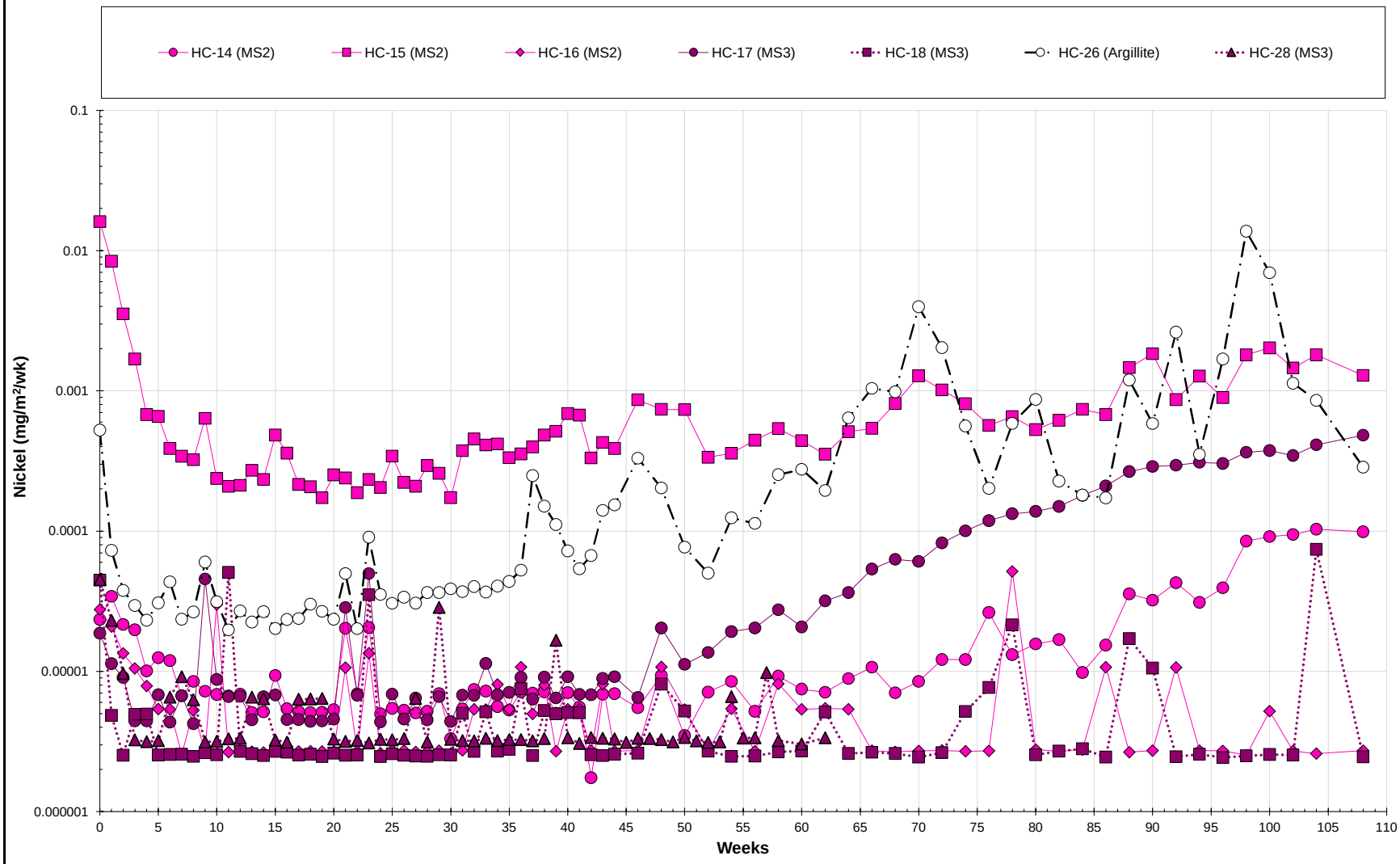

Notes

Tests generated from LP Zone samples shown with solid lines.
Tests generated from Limb Zone samples shown with short dashed lines.
Tests generated from Hinge Zone samples shown with dashed and dotted lines.
Test generated from AEX samples shown as dotted line.

Nickel - Metasediment and Argillite

Humidity Cell Test Results

Great Bear Project

Figure Number		D-54	
Project Number		OMEMA2303	
Date		November 2025	
Drawn	MS	Reviewed	KG

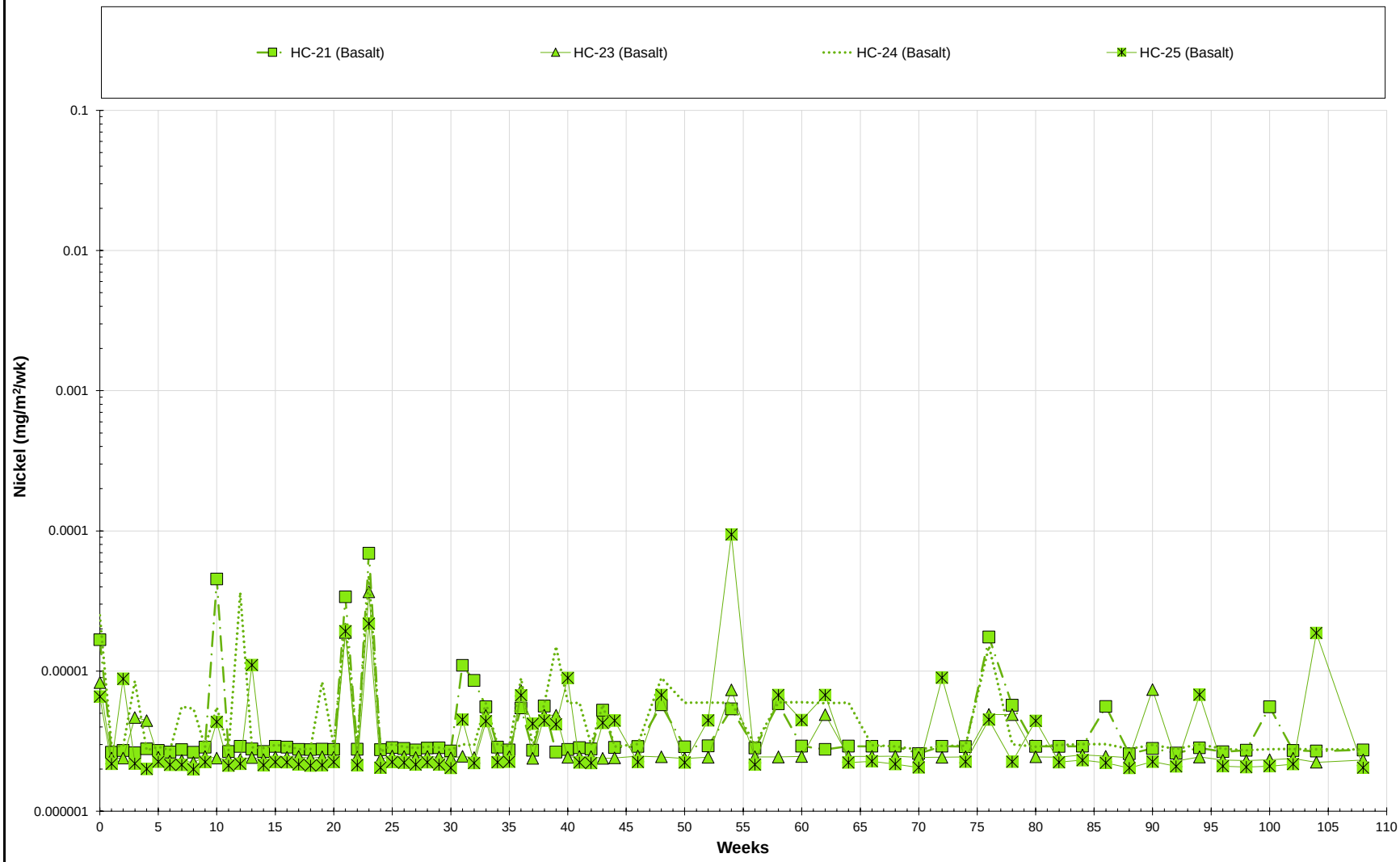

Notes

Tests generated from LP Zone samples shown with solid lines.
Tests generated from Limb Zone samples shown with short dashed lines.
Tests generated from Hinge Zone samples shown with dashed and dotted lines.
Test generated from AEX samples shown as dotted line.

Nickel - Basalt			
Humidity Cell Test Results			
Great Bear Project			
Figure Number		D-55	
Project Number		OMEMA2303	
Date		November 2025	
Drawn	MS	Reviewed	KG

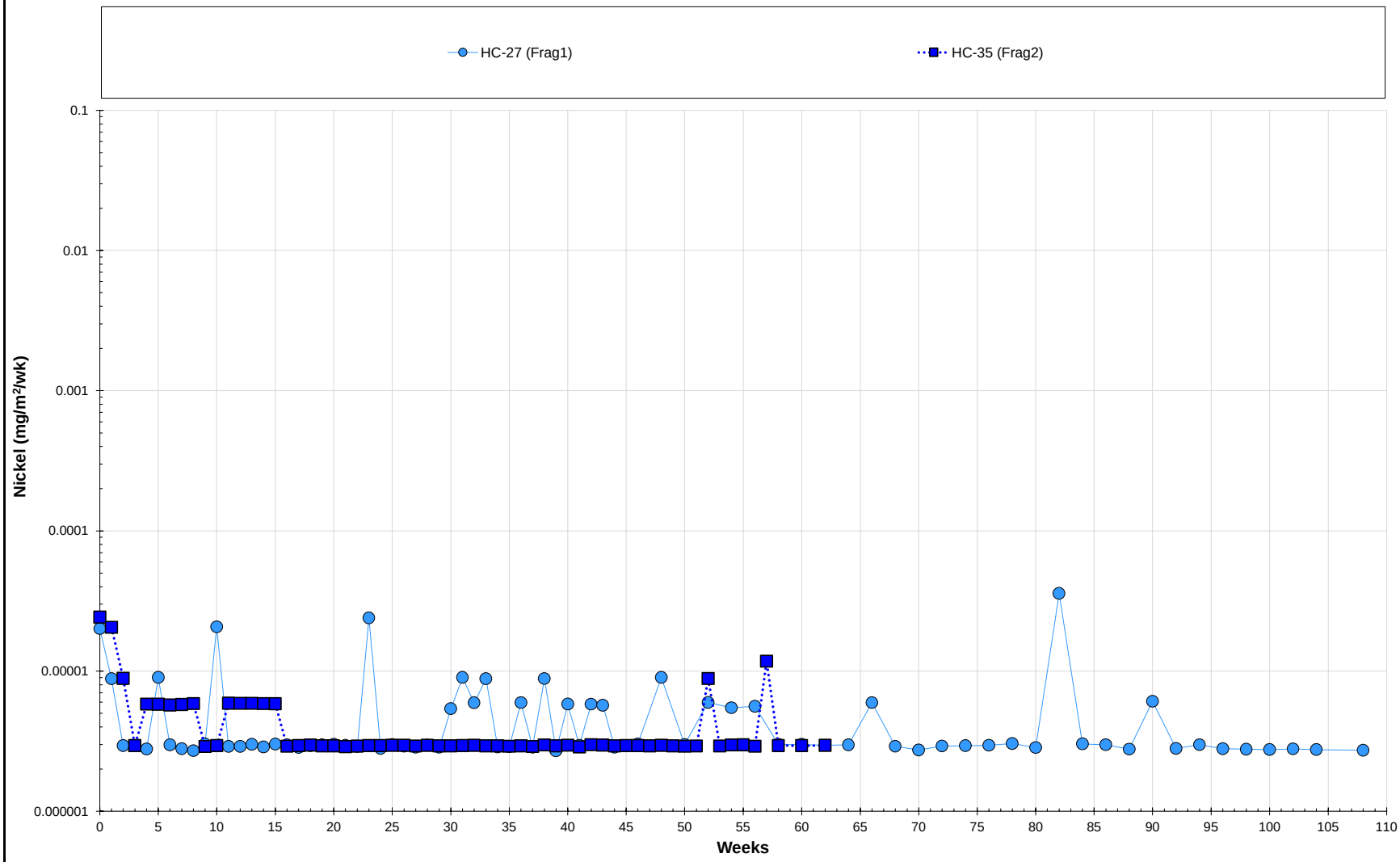

Notes
Tests generated from LP Zone samples shown with solid lines.
Tests generated from Limb Zone samples shown with short dashed lines.
Tests generated from Hinge Zone samples shown with dashed and dotted lines.
Test generated from AEX samples shown as dotted line.

Nickel - Fragmental			
Humidity Cell Test Results			
Great Bear Project			
Figure Number		D-56	
Project Number		OMEMA2303	
Date		November 2025	
Drawn	MS	Reviewed	KG

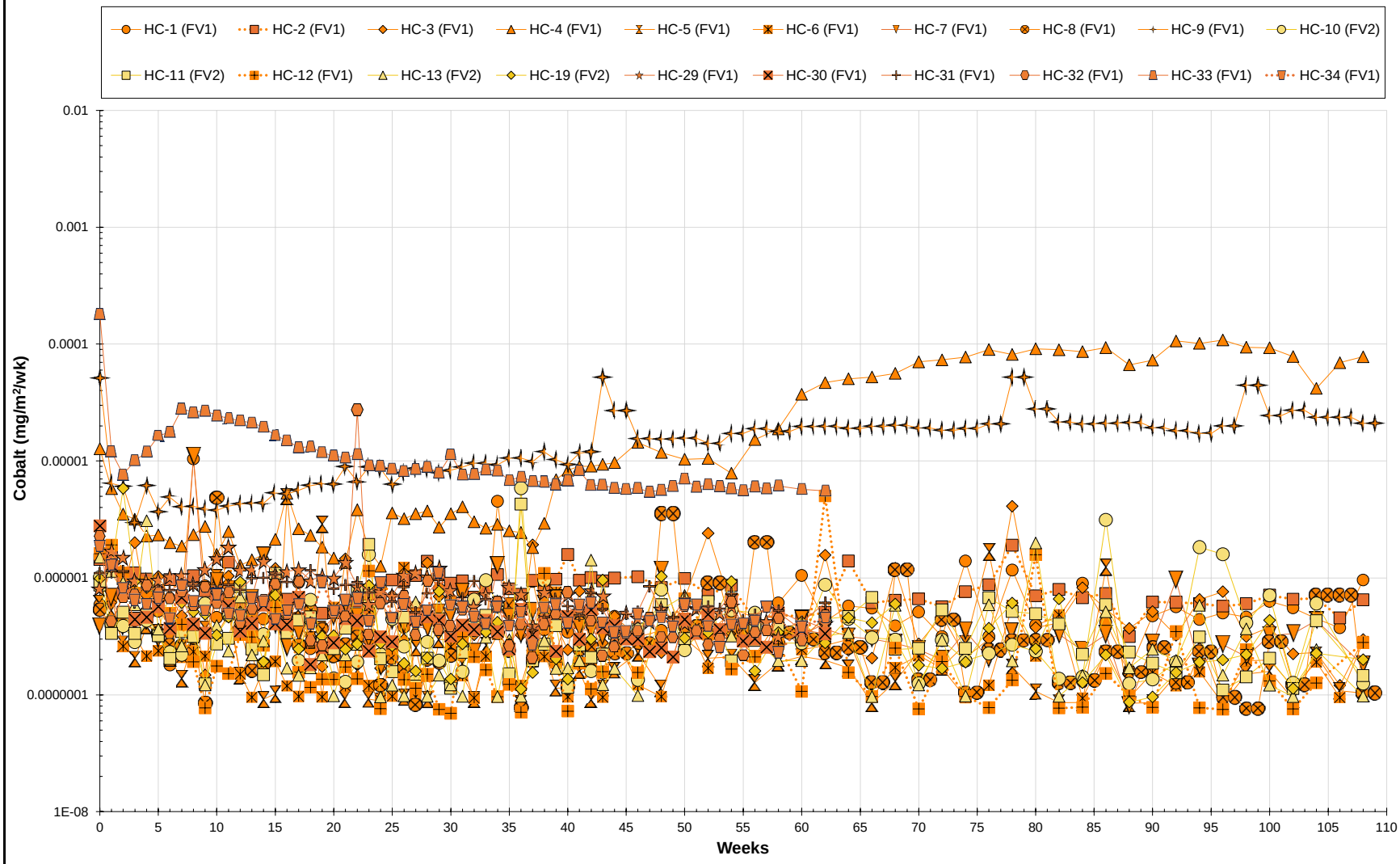

Notes

Tests generated from LP Zone samples shown with solid lines.
Tests generated from Limb Zone samples shown with short dashed lines.
Tests generated from Hinge Zone samples shown with dashed and dotted lines.
Test generated from AEX samples shown as dotted line.
Data for weeks 10 and 29 for HC-6 was omitted due to quality assurance issues.
Data for week 59 for HC-3 was omitted due to quality assurance issues.

Cobalt - Felsic Volcanic

Humidity Cell Test Results

Great Bear Project

Figure Number		D-57	
Project Number		OMEMA2303	
Date		November 2025	
Drawn	MS	Reviewed	KG

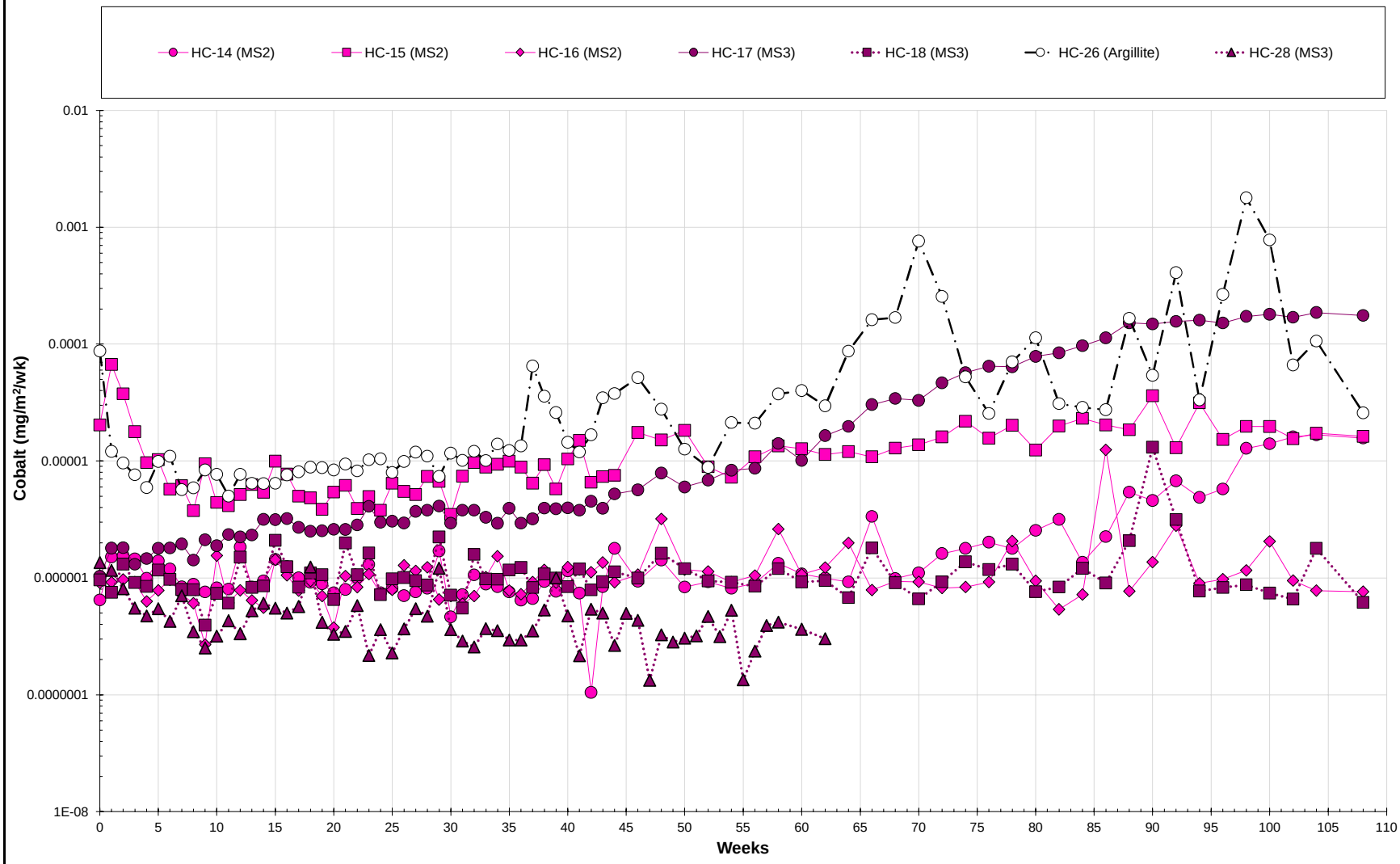

Notes

Tests generated from LP Zone samples shown with solid lines.
Tests generated from Limb Zone samples shown with short dashed lines.
Tests generated from Hinge Zone samples shown with dashed and dotted lines.
Test generated from AEX samples shown as dotted line.

Cobalt - Metasediment and Argillite

Humidity Cell Test Results

Great Bear Project

Figure Number		D-58	
Project Number		OMEMA2303	
Date		November 2025	
Drawn	MS	Reviewed	KG

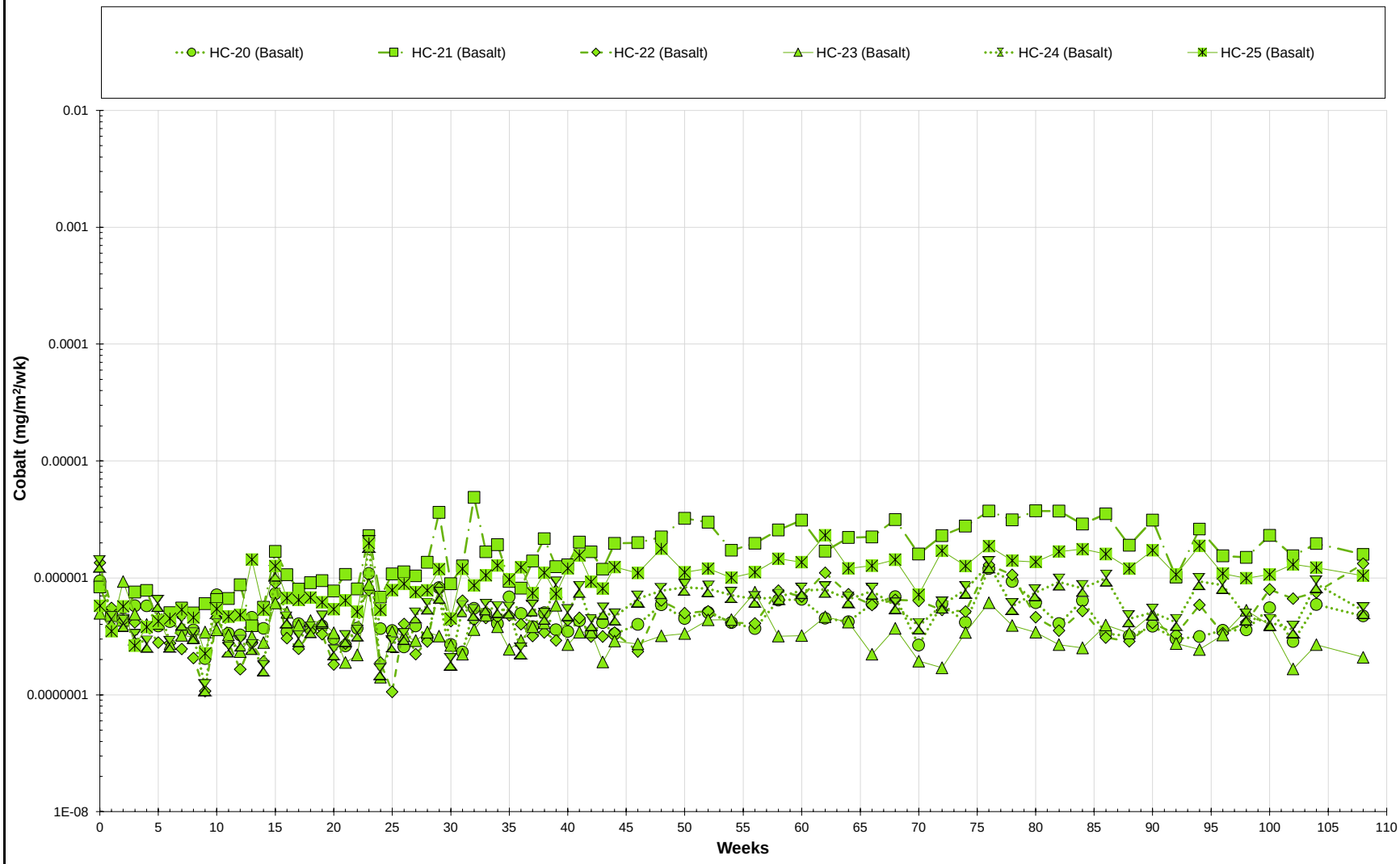

Notes

Tests generated from LP Zone samples shown with solid lines.
Tests generated from Limb Zone samples shown with short dashed lines.
Tests generated from Hinge Zone samples shown with dashed and dotted lines.
Test generated from AEX samples shown as dotted line.

Cobalt - Basalt			
Humidity Cell Test Results			
Great Bear Project			
Figure Number		D-59	
Project Number		OMEMA2303	
Date		November 2025	
Drawn	MS	Reviewed	KG

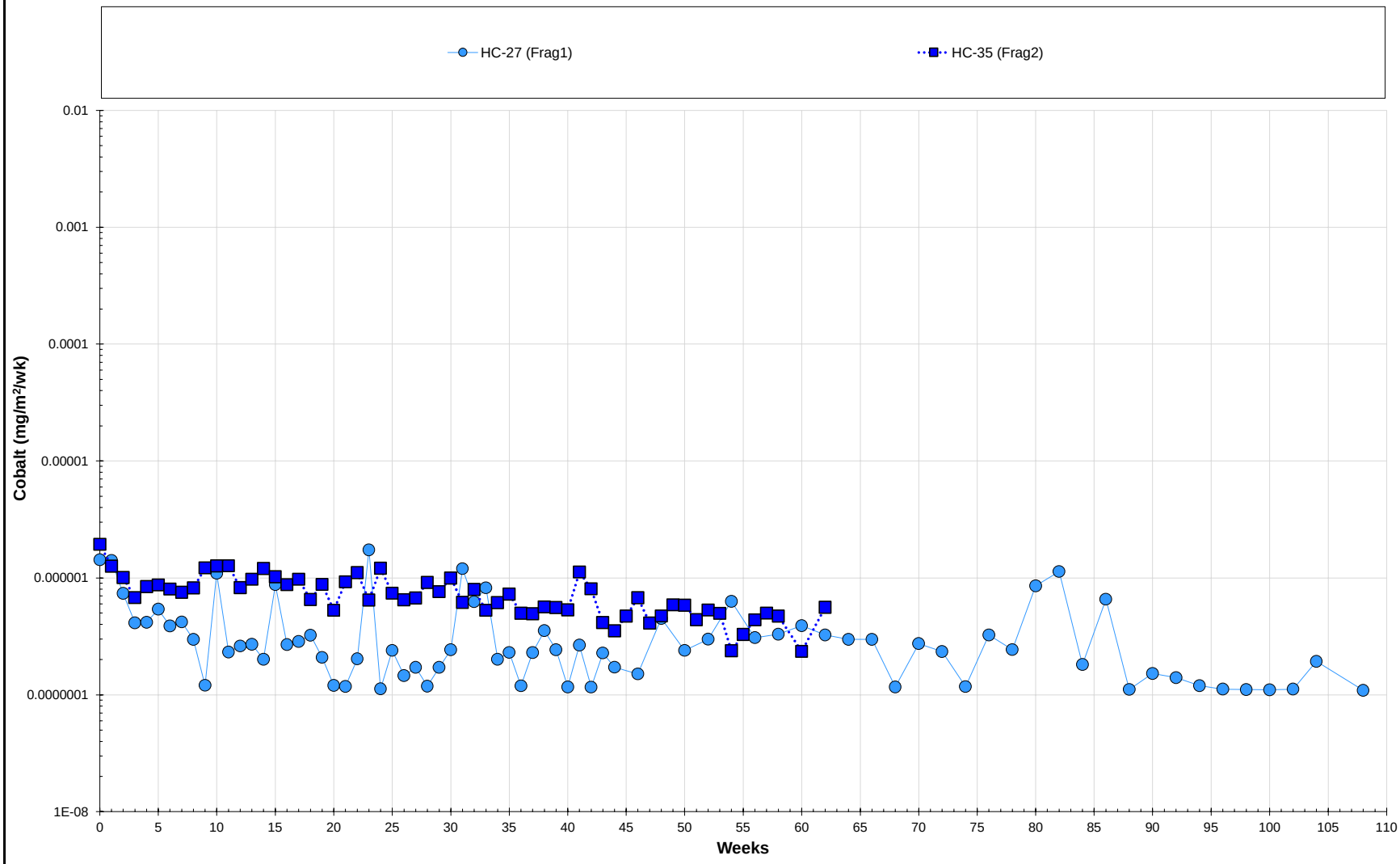

Notes

Tests generated from LP Zone samples shown with solid lines.
Tests generated from Limb Zone samples shown with short dashed lines.
Tests generated from Hinge Zone samples shown with dashed and dotted lines.
Test generated from AEX samples shown as dotted line.

Cobalt - Fragmental			
Humidity Cell Test Results			
Great Bear Project			
Figure Number		D-60	
Project Number		OMEMA2303	
Date		November 2025	
Drawn	MS	Reviewed	KG

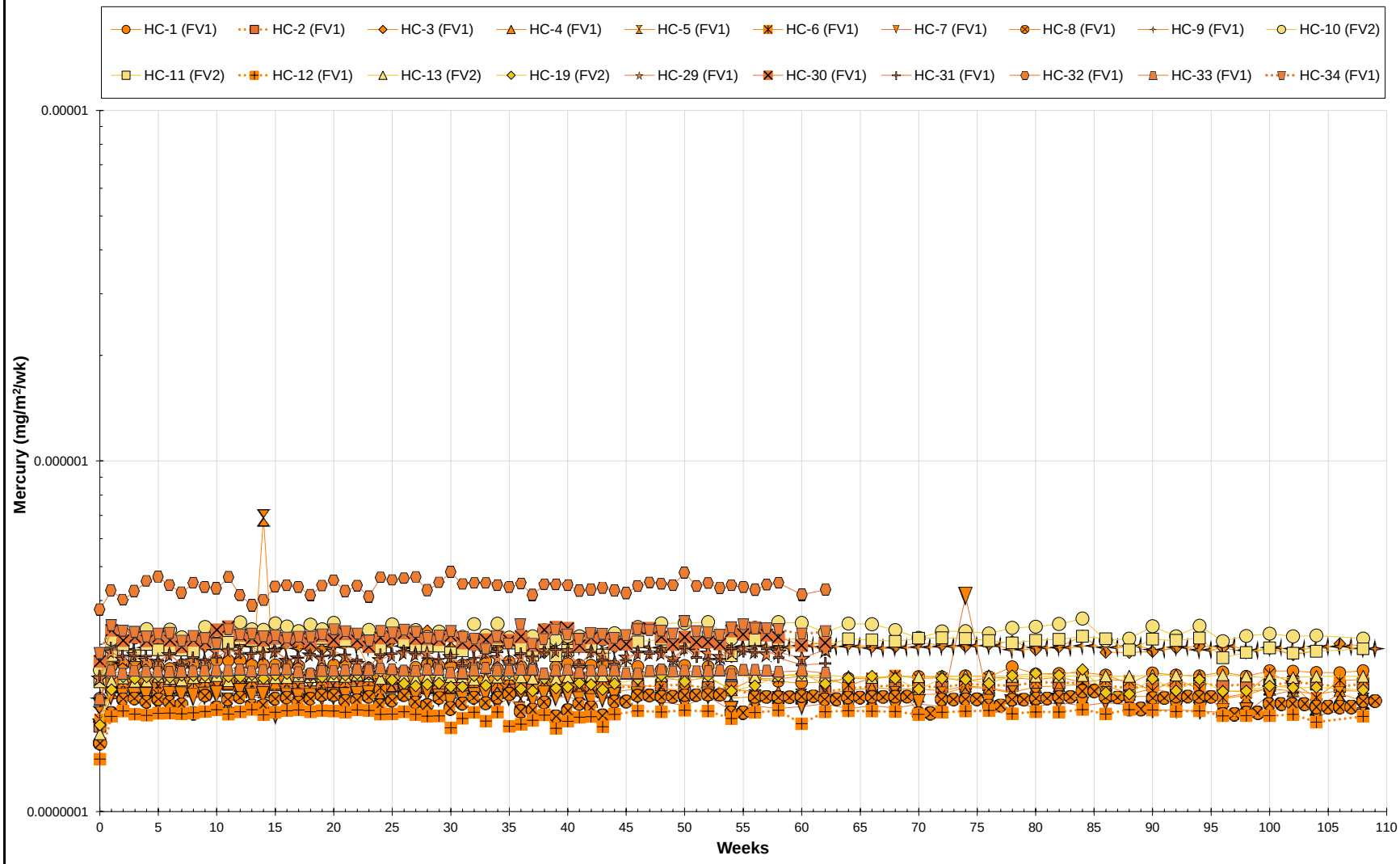

Notes

Tests generated from LP Zone samples shown with solid lines.
Tests generated from Limb Zone samples shown with short dashed lines.
Tests generated from Hinge Zone samples shown with dashed and dotted lines.
Test generated from AEX samples shown as dotted line.
Data for weeks 10 and 29 for HC-6 was omitted due to quality assurance issues.
Data for week 59 for HC-3 was omitted due to quality assurance issues.

KINROSS

Mercury - Felsic Volcanic

Humidity Cell Test Results

Great Bear Project

Figure Number		D-61	
Project Number		OMEMA2303	
Date		November 2025	
Drawn	MS	Reviewed	KG

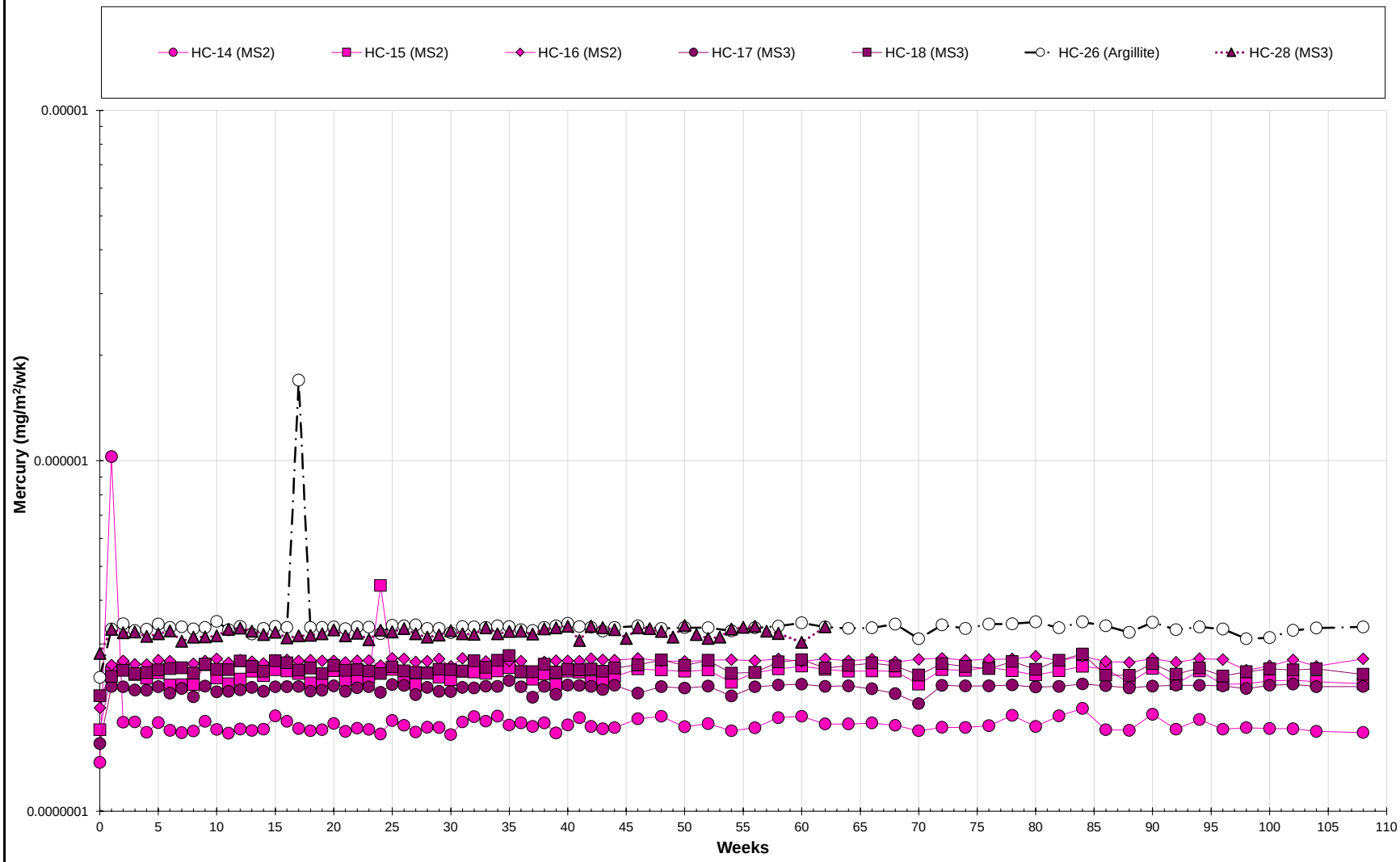

Notes

Tests generated from LP Zone samples shown with solid lines.
Tests generated from Limb Zone samples shown with short dashed lines.
Tests generated from Hinge Zone samples shown with dashed and dotted lines.
Test generated from AEX samples shown as dotted line.

Mercury - Metasediment and Argillite

Humidity Cell Test Results

Great Bear Project

Figure Number		D-62	
Project Number		OMEMA2303	
Date		November 2025	
Drawn	MS	Reviewed	KG

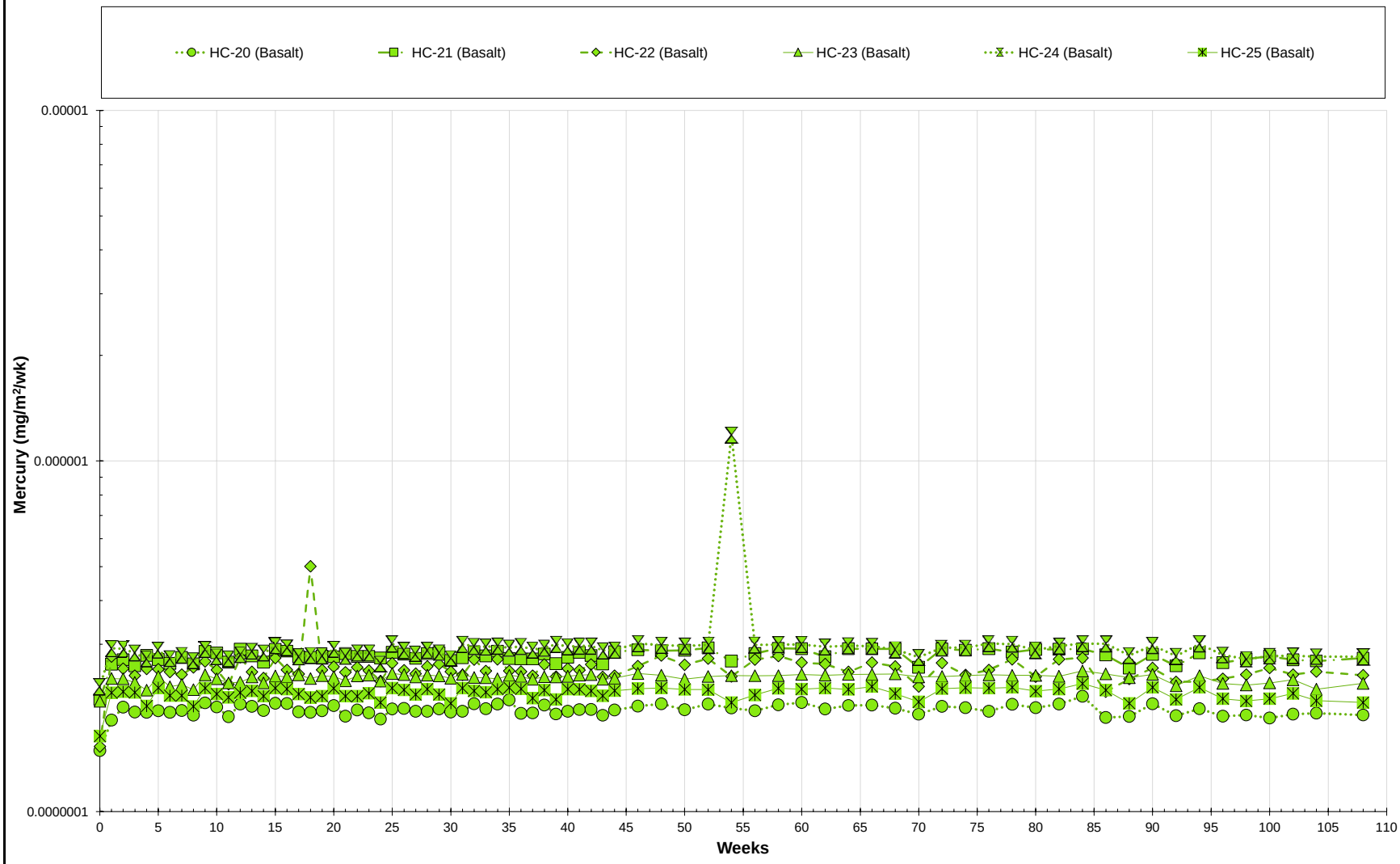

Notes
Tests generated from LP Zone samples shown with solid lines.
Tests generated from Limb Zone samples shown with short dashed lines.
Tests generated from Hinge Zone samples shown with dashed and dotted lines.
Test generated from AEX samples shown as dotted line.

Mercury - Basalt

Humidity Cell Test Results

Great Bear Project

Figure Number		D-63	
Project Number		OMEMA2303	
Date		November 2025	
Drawn	MS	Reviewed	KG

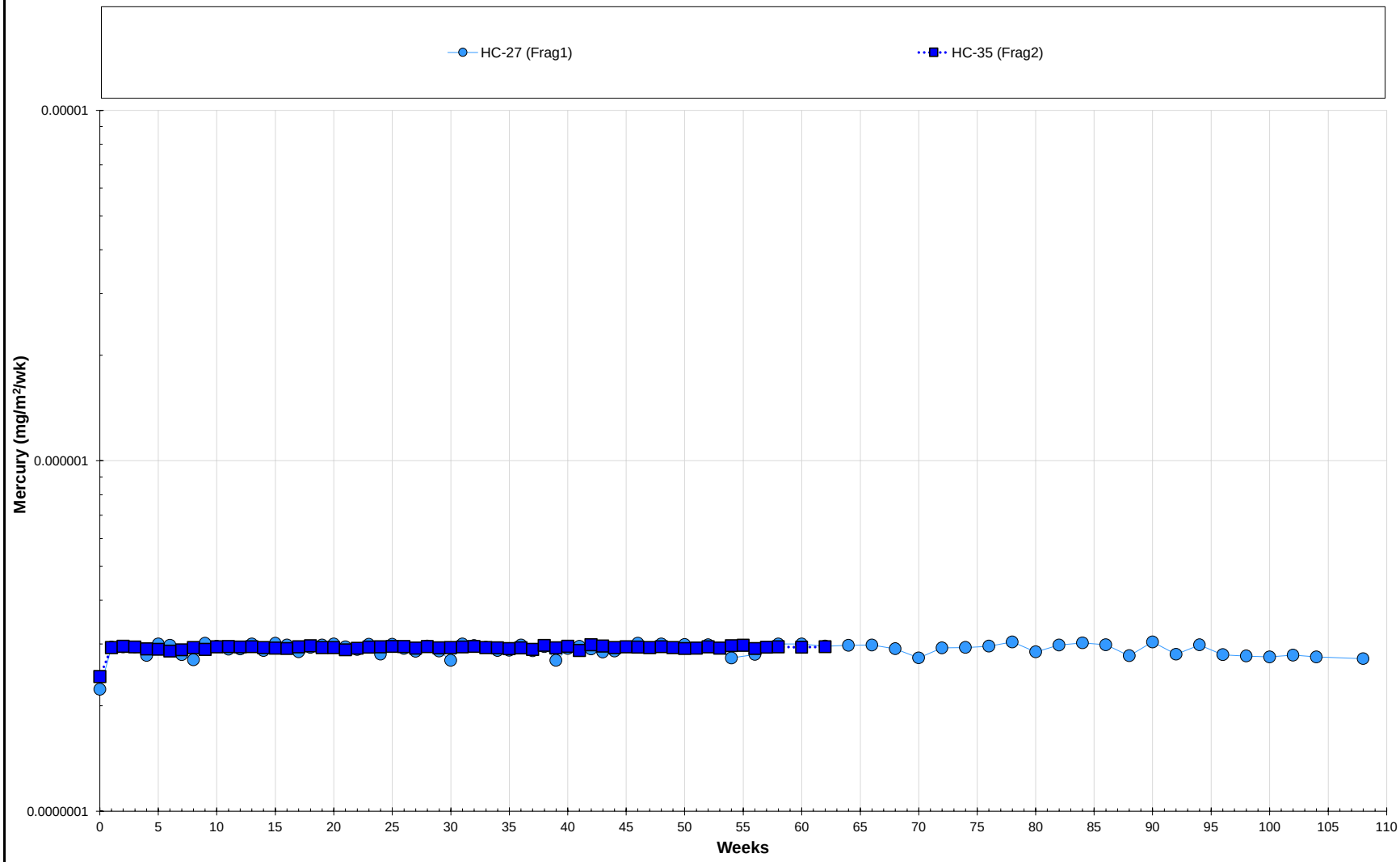

Notes
Tests generated from LP Zone samples shown with solid lines.
Tests generated from Limb Zone samples shown with short dashed lines.
Tests generated from Hinge Zone samples shown with dashed and dotted lines.
Test generated from AEX samples shown as dotted line.

KINROSS

Mercury - Fragmental

Humidity Cell Test Results

Great Bear Project

Figure Number		D-64	
Project Number		OMEMA2303	
Date		November 2025	
Drawn	MS	Reviewed	KG

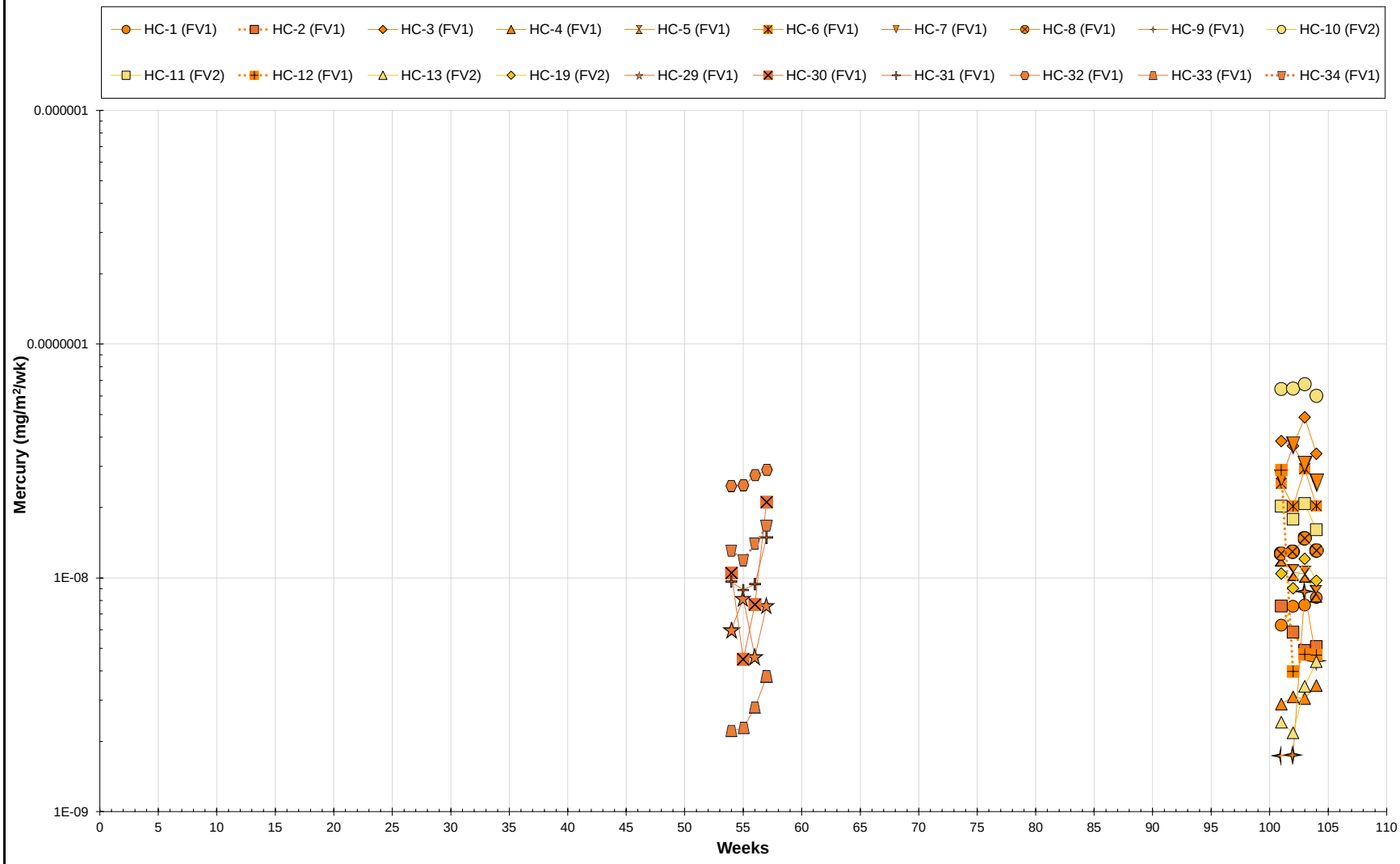

Notes

Tests generated from LP Zone samples shown with solid lines.
Tests generated from Limb Zone samples shown with short dashed lines.
Tests generated from Hinge Zone samples shown with dashed and dotted lines.
Test generated from AEX samples shown as dotted line.
Data for weeks 10 and 29 for HC-6 was omitted due to quality assurance issues.
Data for week 59 for HC-3 was omitted due to quality assurance issues.

KINROSS

Ultra Trace Mercury - Felsic Volcanic			
Humidity Cell Test Results			
Great Bear Project			
Figure Number	D-65		
Project Number	OMEMA2303		
Date	November 2025		
Drawn	MS	Reviewed	KG

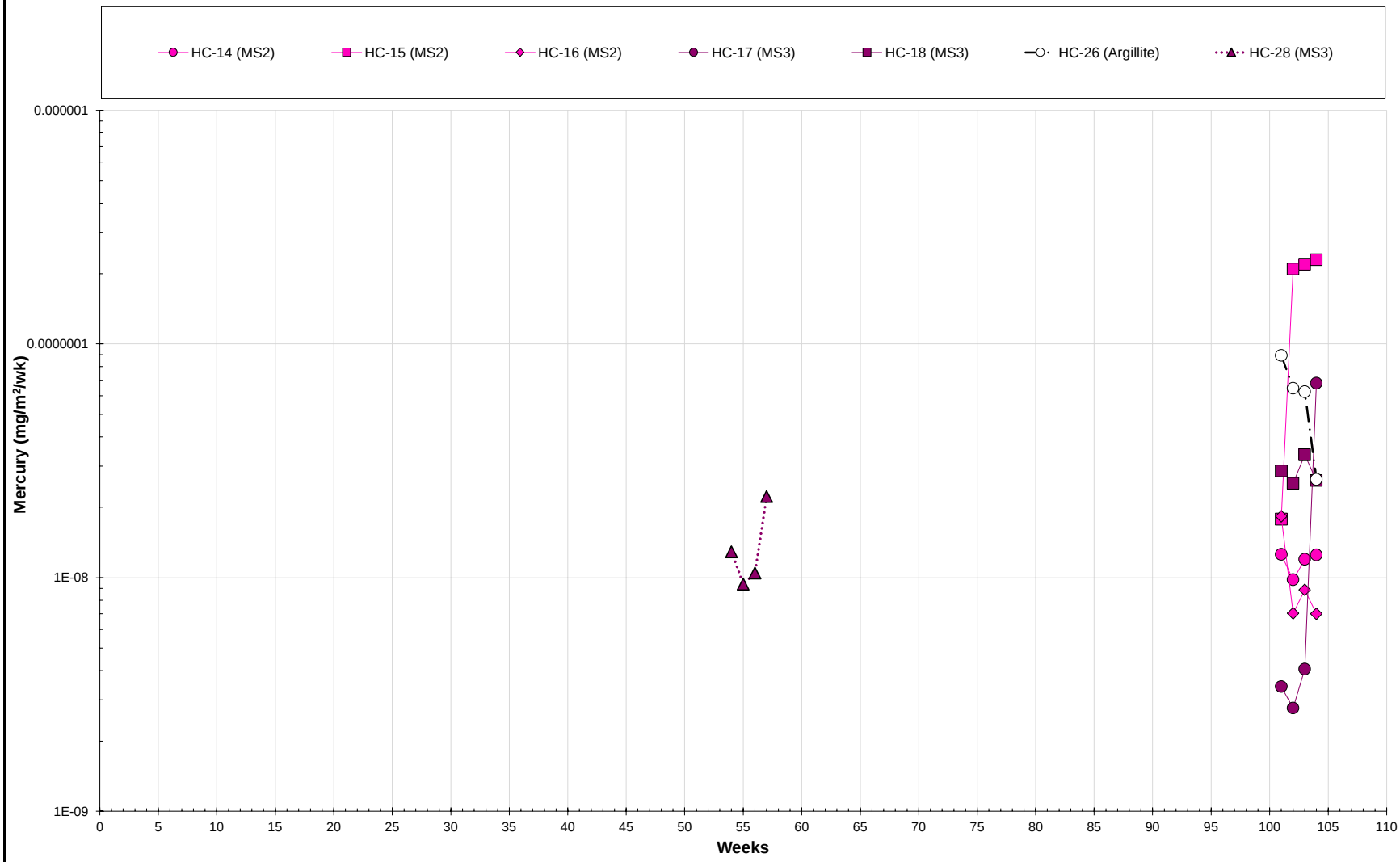

Notes
Tests generated from LP Zone samples shown with solid lines.
Tests generated from Limb Zone samples shown with short dashed lines.
Tests generated from Hinge Zone samples shown with dashed and dotted lines.
Test generated from AEX samples shown as dotted line.

KINROSS

Ultra Trace Mercury - Metasediment and Argillite

Humidity Cell Test Results

Great Bear Project

Figure Number		D-66	
Project Number		OMEMA2303	
Date		November 2025	
Drawn	MS	Reviewed	KG

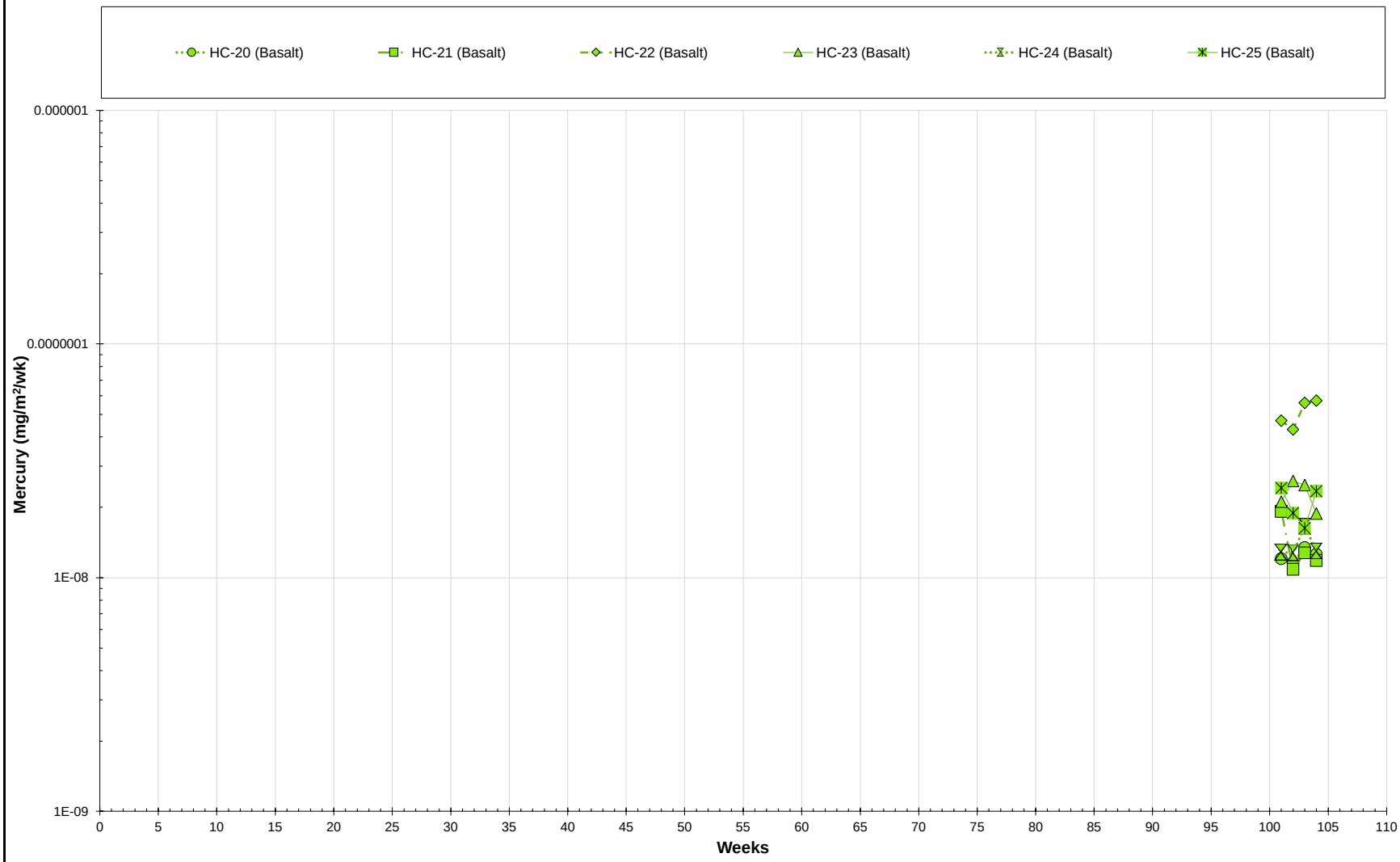

Notes
Tests generated from LP Zone samples shown with solid lines.
Tests generated from Limb Zone samples shown with short dashed lines.
Tests generated from Hinge Zone samples shown with dashed and dotted lines.
Test generated from AEX samples shown as dotted line.

Ultra Trace Mercury - Basalt

Humidity Cell Test Results

Great Bear Project

Figure Number		D-67	
Project Number		OMEMA2303	
Date		November 2025	
Drawn	MS	Reviewed	KG

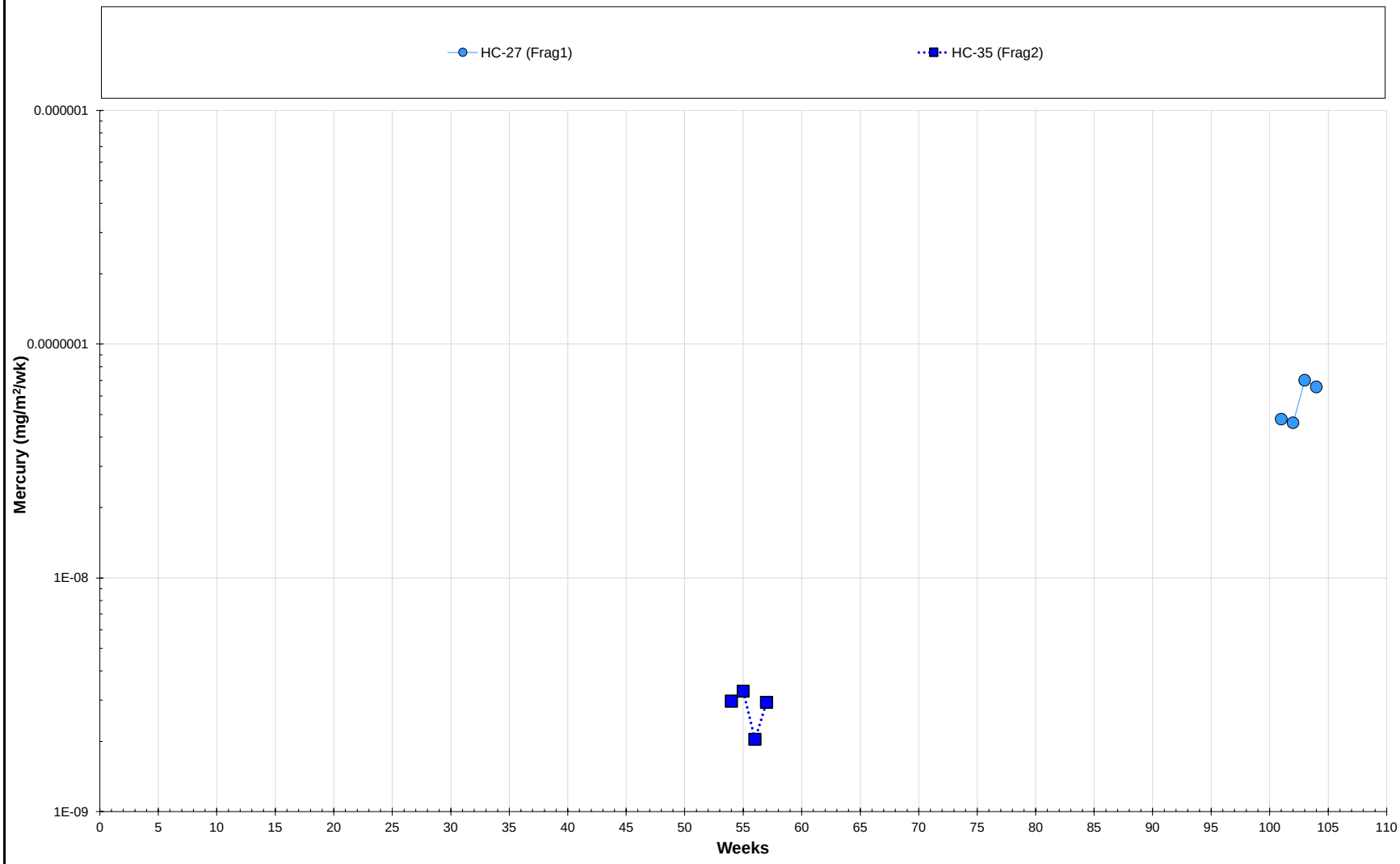

Notes

Tests generated from LP Zone samples shown with solid lines.
Tests generated from Limb Zone samples shown with short dashed lines.
Tests generated from Hinge Zone samples shown with dashed and dotted lines.
Test generated from AEX samples shown as dotted line.

KINROSS

Ultra Trace Mercury - Fragmental

Humidity Cell Test Results

Great Bear Project

Figure Number		D-68	
Project Number		OMEMA2303	
Date		November 2025	
Drawn	MS	Reviewed	KG

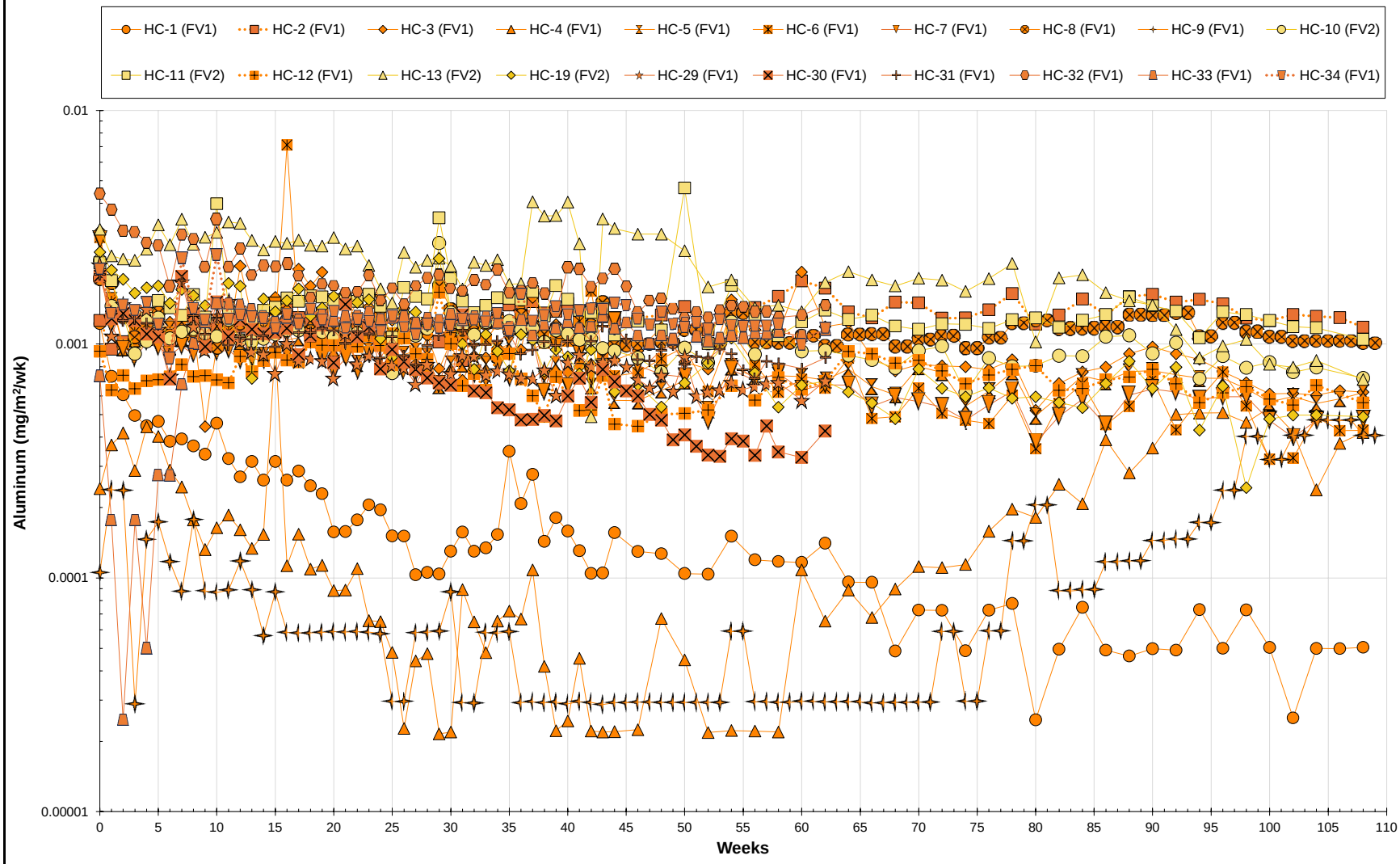

Notes

Tests generated from LP Zone samples shown with solid lines.
Tests generated from Limb Zone samples shown with short dashed lines.
Tests generated from Hinge Zone samples shown with dashed and dotted lines.
Test generated from AEX samples shown as dotted line.
Data for weeks 10 and 29 for HC-6 was omitted due to quality assurance issues.
Data for week 59 for HC-3 was omitted due to quality assurance issues.

Aluminum - Felsic Volcanic			
Humidity Cell Test Results			
Great Bear Project			
Figure Number		D-69	
Project Number		OMEMA2303	
Date		November 2025	
Drawn	MS	Reviewed	KG

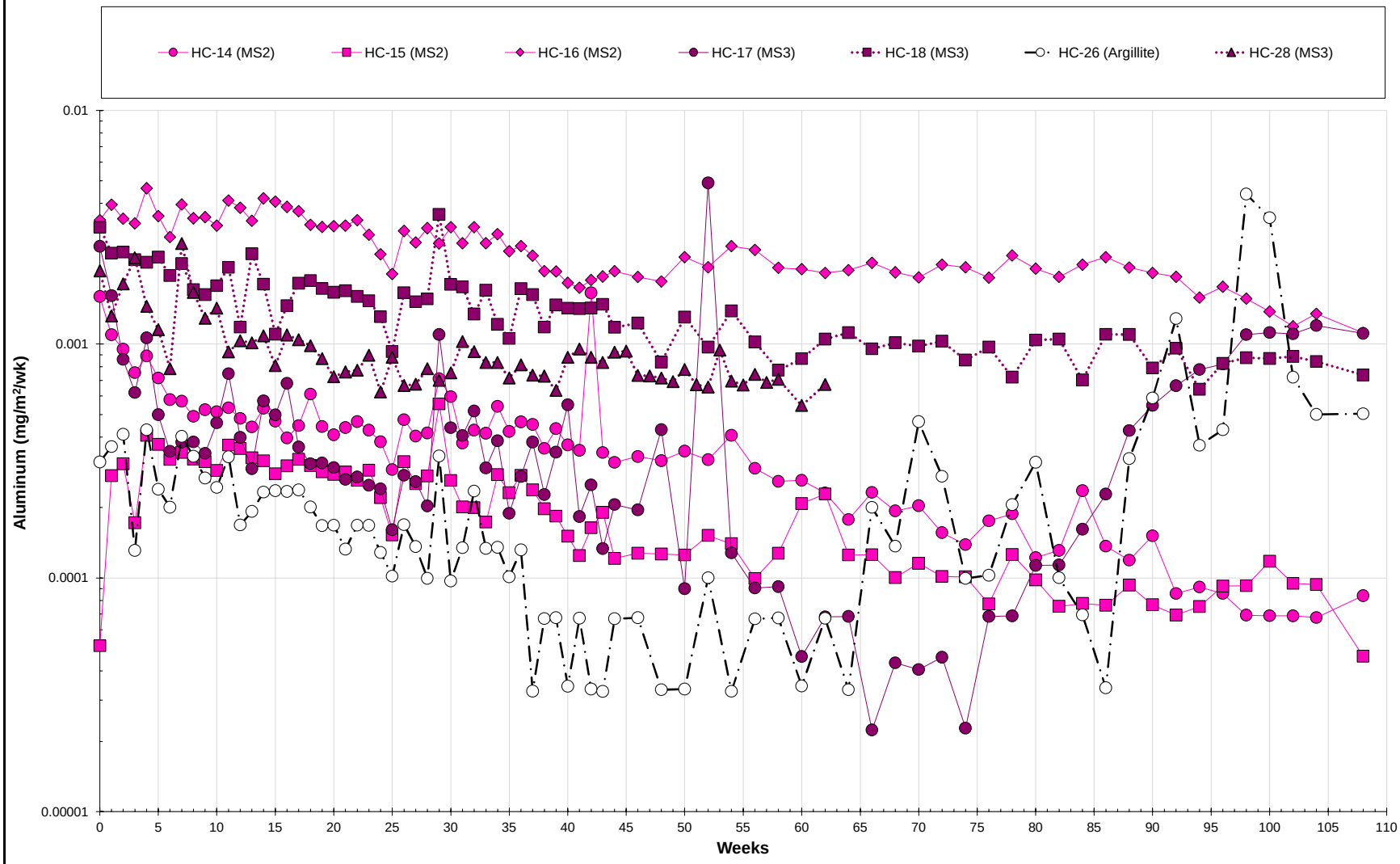

Notes

Tests generated from LP Zone samples shown with solid lines.
Tests generated from Limb Zone samples shown with short dashed lines.
Tests generated from Hinge Zone samples shown with dashed and dotted lines.
Test generated from AEX samples shown as dotted line.

Aluminum - Metasediment and Argillite

Humidity Cell Test Results

Great Bear Project

Figure Number		D-70	
Project Number		OMEMA2303	
Date		November 2025	
Drawn	MS	Reviewed	KG

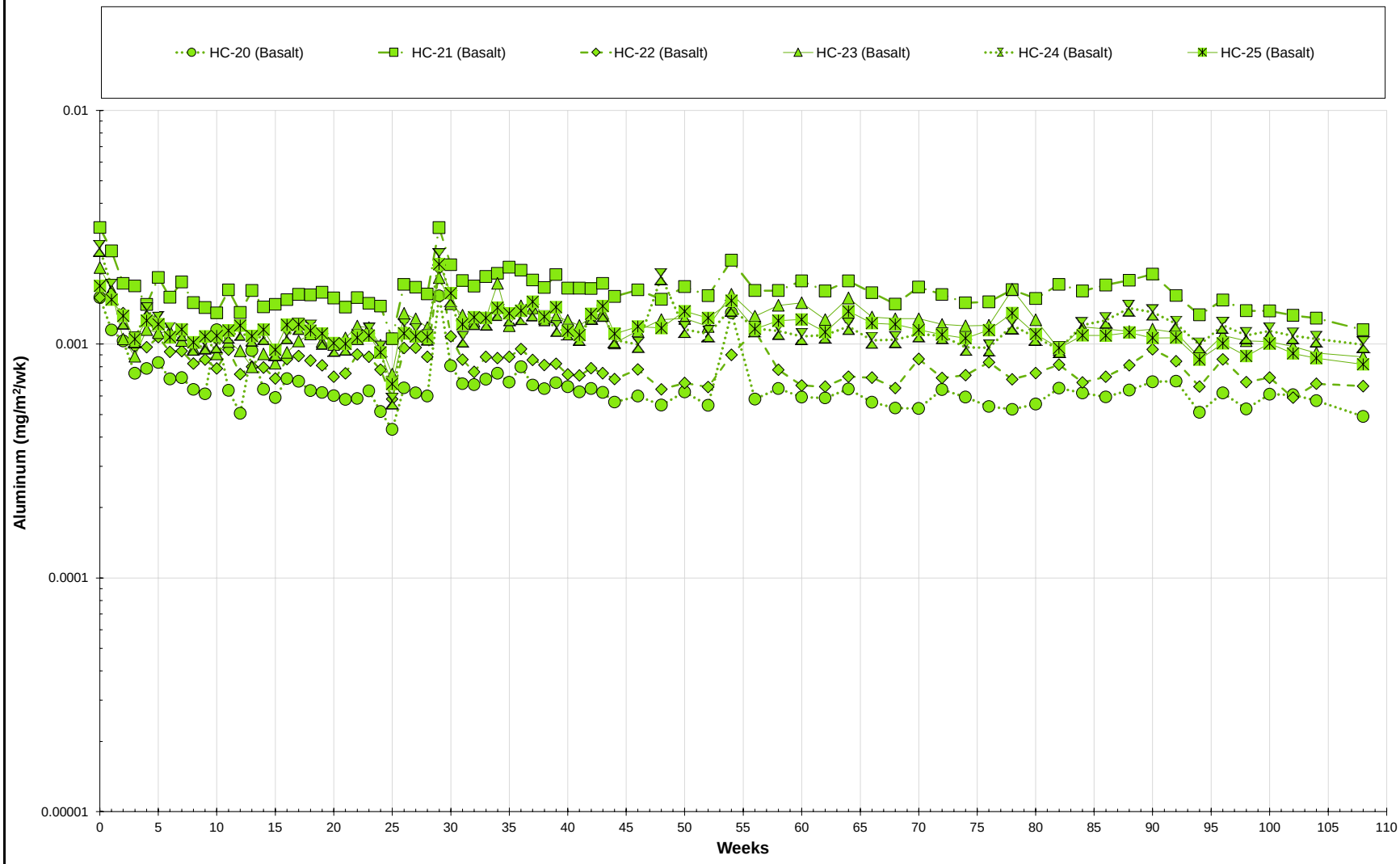

Notes
Tests generated from LP Zone samples shown with solid lines.
Tests generated from Limb Zone samples shown with short dashed lines.
Tests generated from Hinge Zone samples shown with dashed and dotted lines.
Test generated from AEX samples shown as dotted line.

Aluminum - Basalt

Humidity Cell Test Results

Great Bear Project

Figure Number		D-71	
Project Number		OMEMA2303	
Date		November 2025	
Drawn	MS	Reviewed	KG

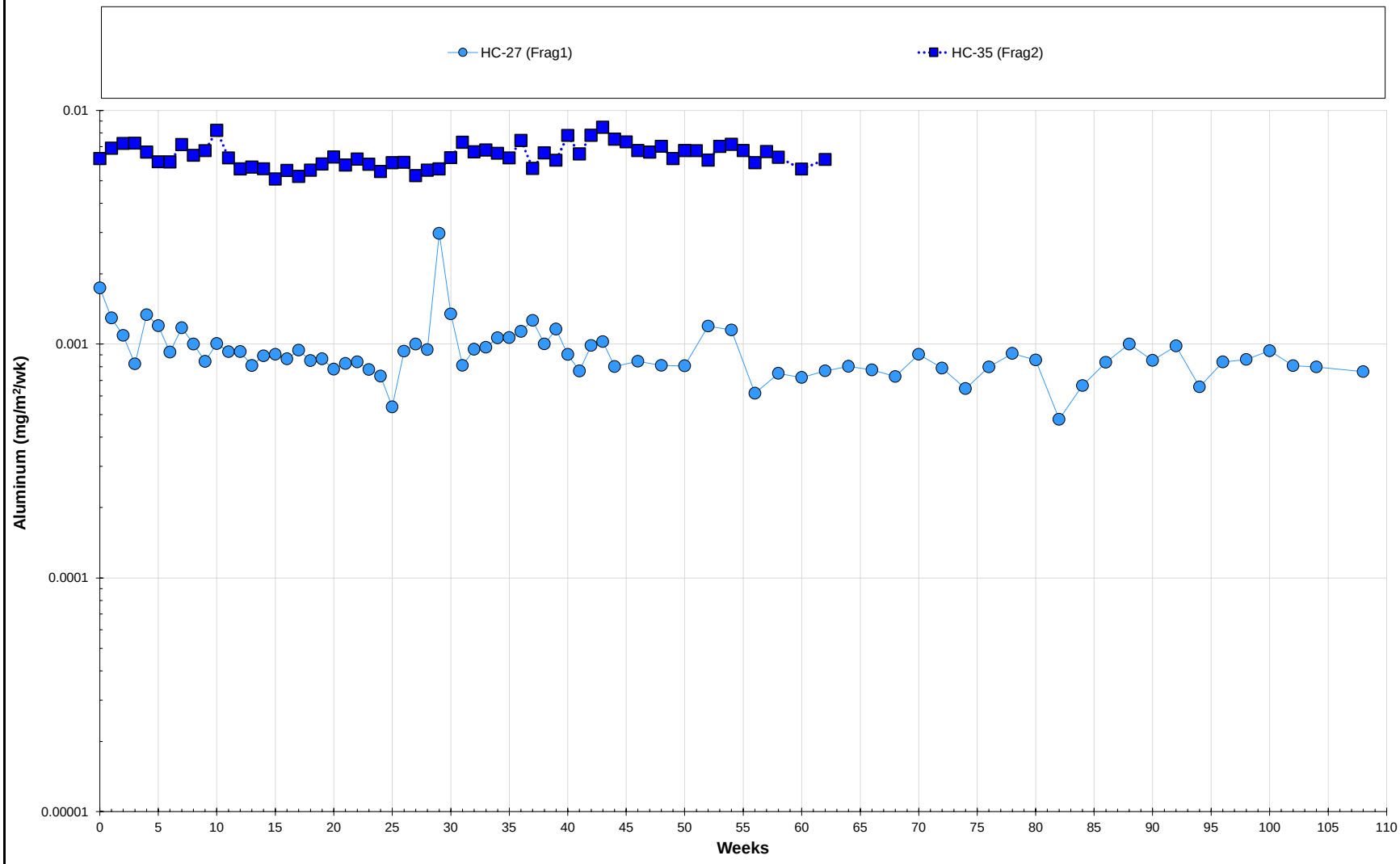

Notes
Tests generated from LP Zone samples shown with solid lines.
Tests generated from Limb Zone samples shown with short dashed lines.
Tests generated from Hinge Zone samples shown with dashed and dotted lines.
Test generated from AEX samples shown as dotted line.

Aluminum - Fragmental			
Humidity Cell Test Results			
Great Bear Project			
Figure Number		D-72	
Project Number		OMEMA2303	
Date		November 2025	
Drawn	MS	Reviewed	KG

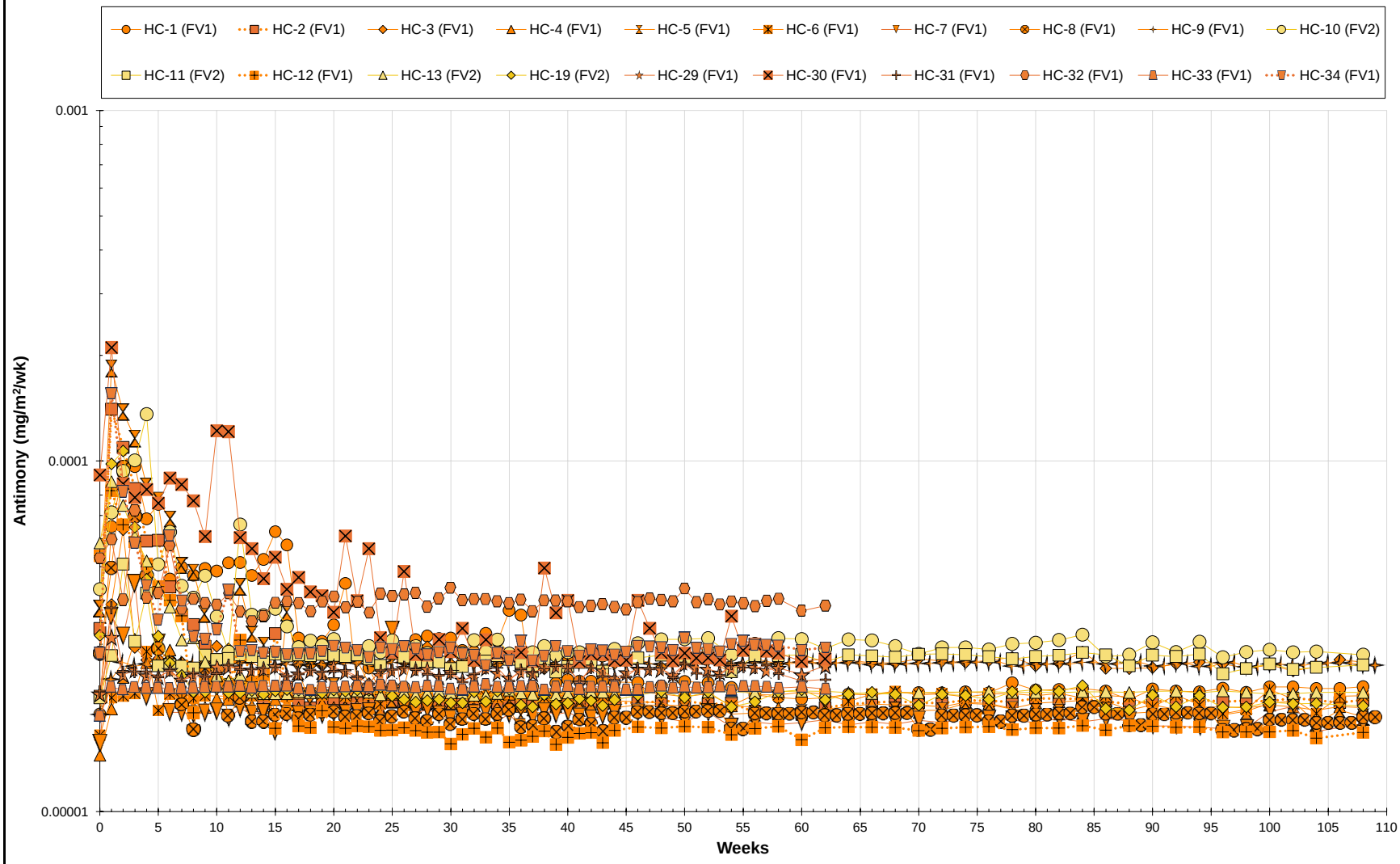

Notes

Tests generated from LP Zone samples shown with solid lines.
Tests generated from Limb Zone samples shown with short dashed lines.
Tests generated from Hinge Zone samples shown with dashed and dotted lines.
Test generated from AEX samples shown as dotted line.
Data for weeks 10 and 29 for HC-6 was omitted due to quality assurance issues.
Data for week 59 for HC-3 was omitted due to quality assurance issues.

KINROSS

Antimony - Felsic Volcanic			
Humidity Cell Test Results			
Great Bear Project			
Figure Number		D-73	
Project Number		OMEMA2303	
Date		November 2025	
Drawn	MS	Reviewed	KG

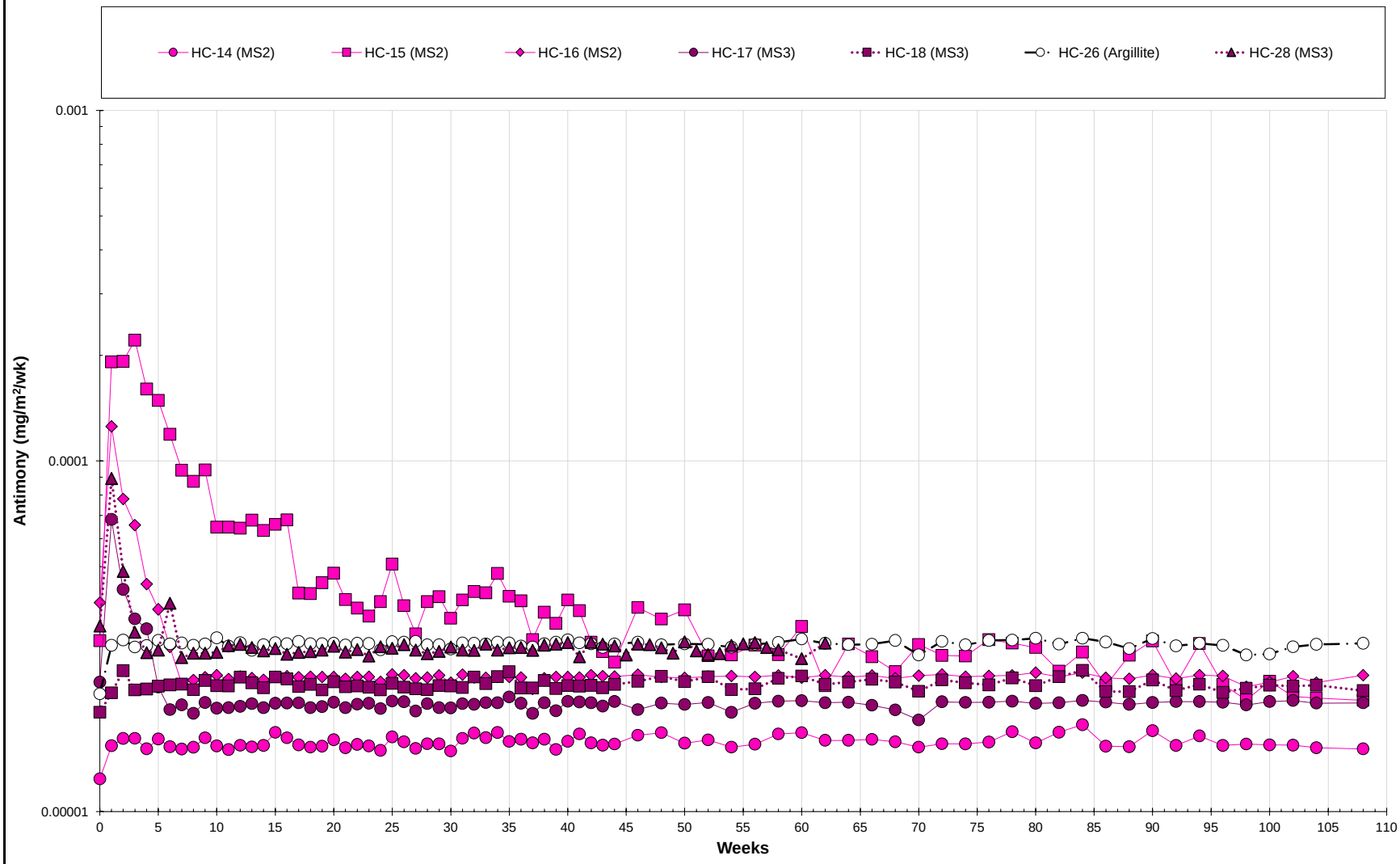

Notes

Tests generated from LP Zone samples shown with solid lines.
Tests generated from Limb Zone samples shown with short dashed lines.
Tests generated from Hinge Zone samples shown with dashed and dotted lines.
Test generated from AEX samples shown as dotted line.

KINROSS

Antimony - Metasediment and Argillite

Humidity Cell Test Results

Great Bear Project

Figure Number		D-74	
Project Number		OMEMA2303	
Date		November 2025	
Drawn	MS	Reviewed	KG

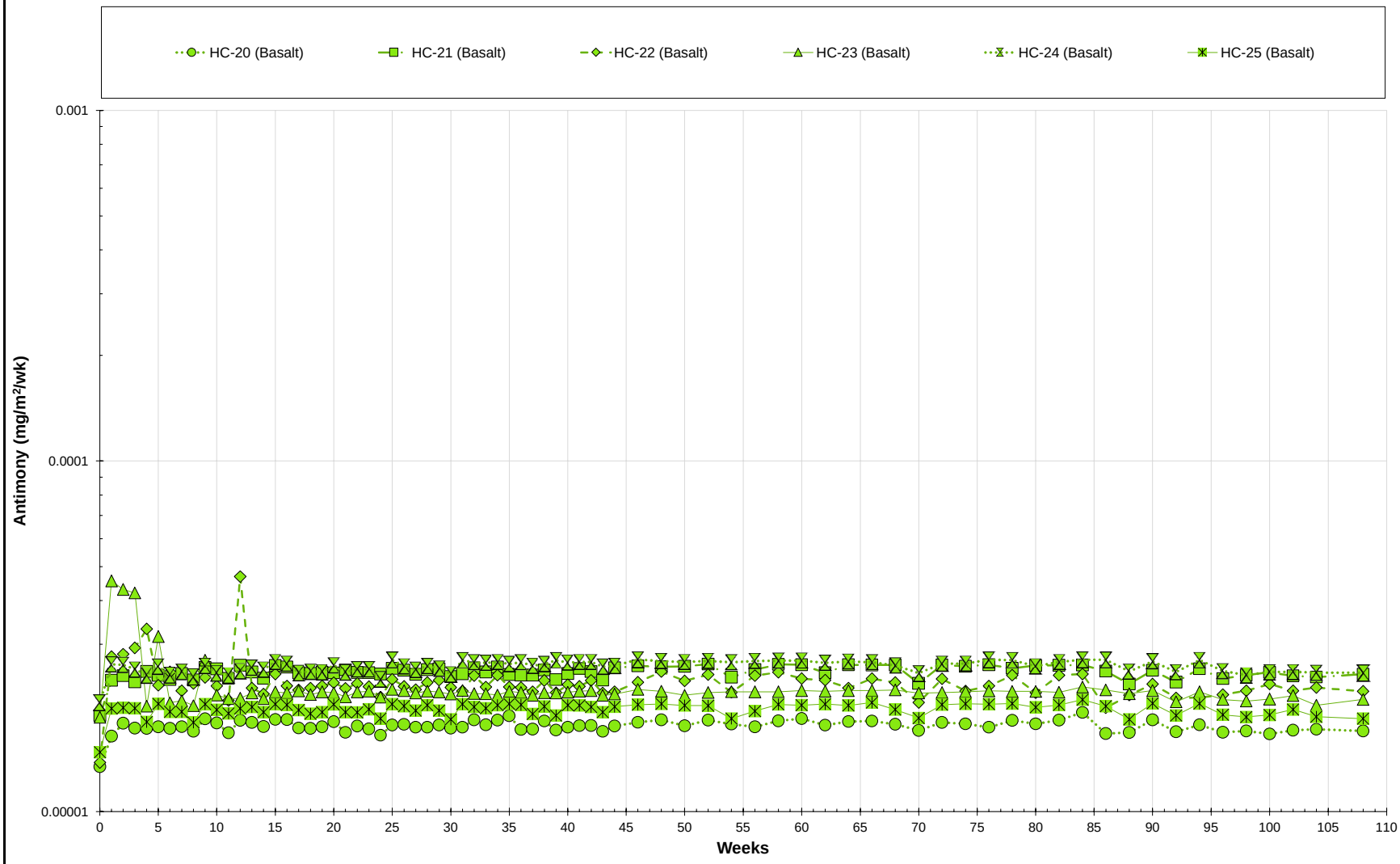

Notes
Tests generated from LP Zone samples shown with solid lines.
Tests generated from Limb Zone samples shown with short dashed lines.
Tests generated from Hinge Zone samples shown with dashed and dotted lines.
Test generated from AEX samples shown as dotted line.

Antimony - Basalt			
Humidity Cell Test Results			
Great Bear Project			
Figure Number		D-75	
Project Number		OMEMA2303	
Date		November 2025	
Drawn	MS	Reviewed	KG

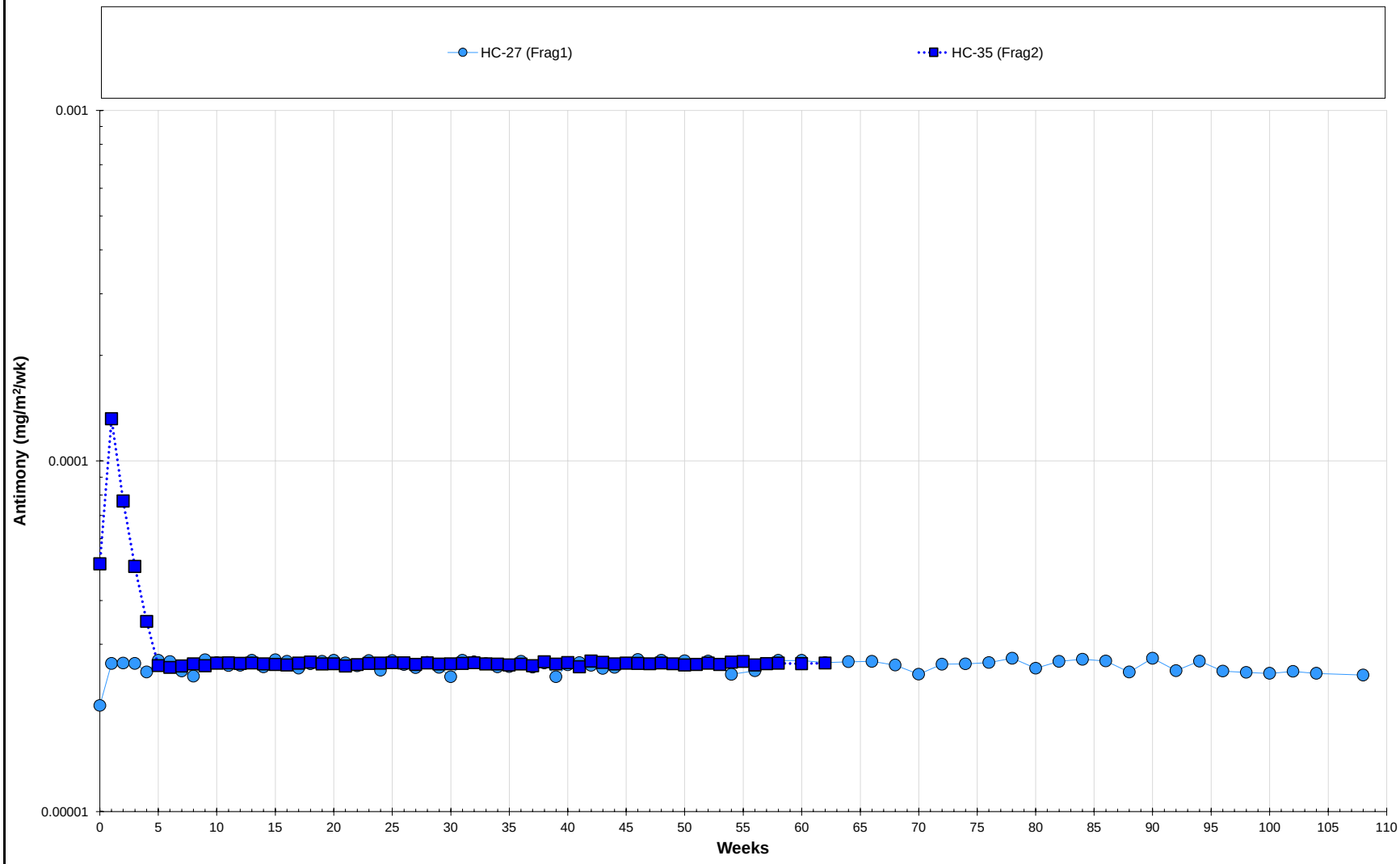

Notes
Tests generated from LP Zone samples shown with solid lines.
Tests generated from Limb Zone samples shown with short dashed lines.
Tests generated from Hinge Zone samples shown with dashed and dotted lines.
Test generated from AEX samples shown as dotted line.

Antimony - Fragmental

Humidity Cell Test Results

Great Bear Project

Figure Number		D-76	
Project Number		OMEMA2303	
Date		November 2025	
Drawn	MS	Reviewed	KG

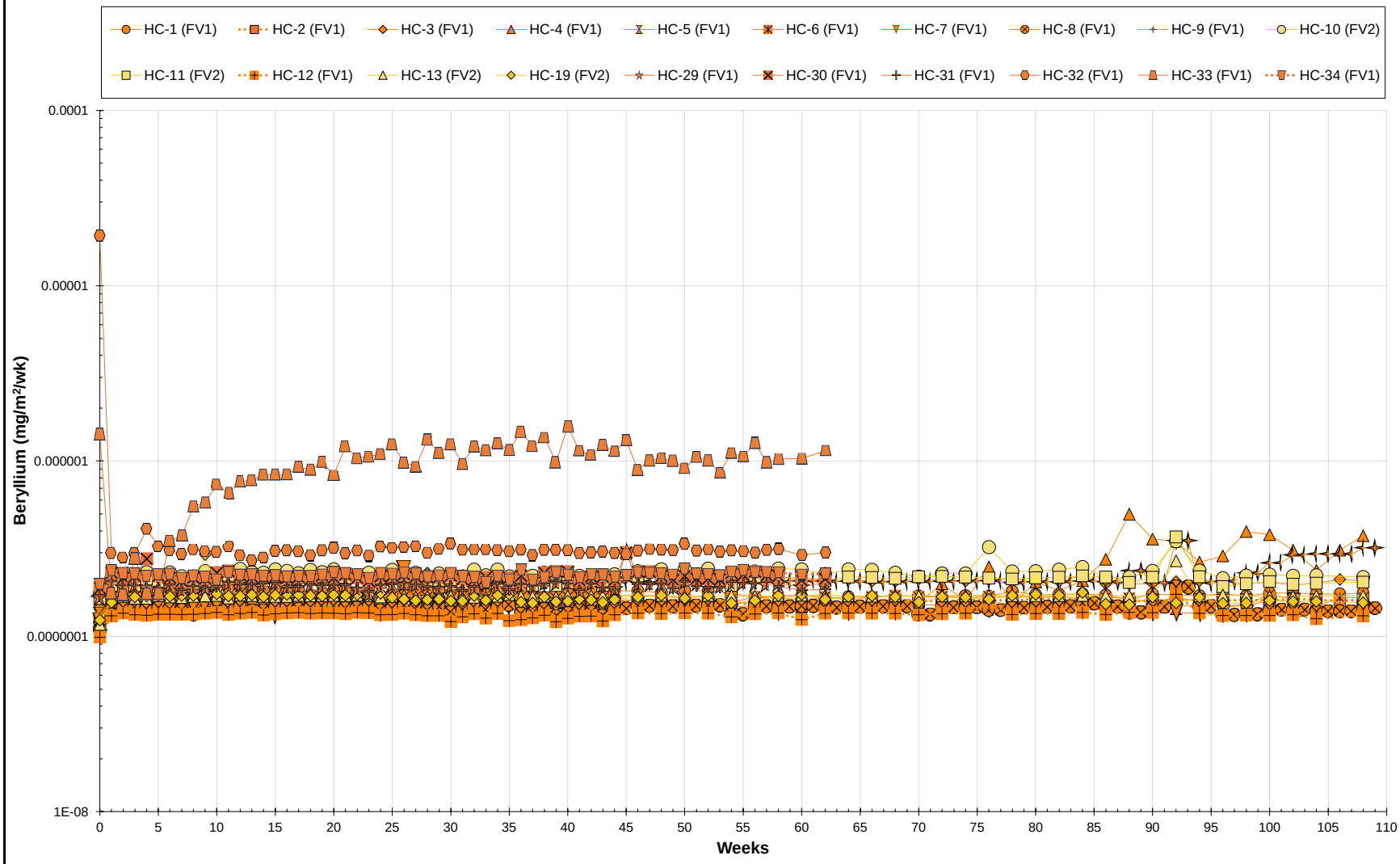

Notes

Tests generated from LP Zone samples shown with solid lines.
Tests generated from Limb Zone samples shown with short dashed lines.
Tests generated from Hinge Zone samples shown with dashed and dotted lines.
Test generated from AEX samples shown as dotted line.
Data for weeks 10 and 29 for HC-6 was omitted due to quality assurance issues.
Data for week 59 for HC-3 was omitted due to quality assurance issues.

KINROSS

Beryllium - Felsic Volcanic

Humidity Cell Test Results

Great Bear Project

Figure Number		D-77	
Project Number		OMEMA2303	
Date		November 2025	
Drawn	MS	Reviewed	KG

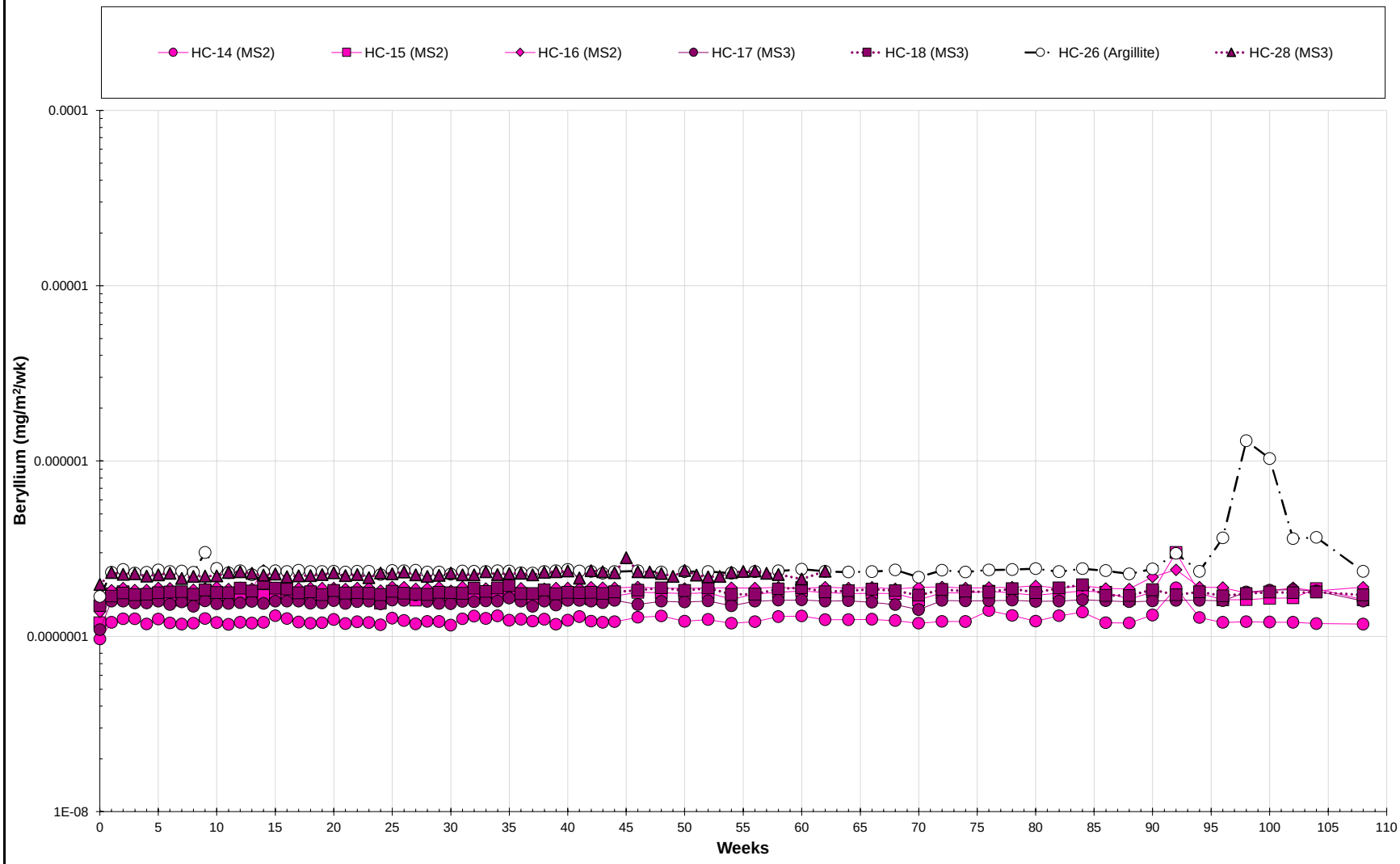

Notes
Tests generated from LP Zone samples shown with solid lines.
Tests generated from Limb Zone samples shown with short dashed lines.
Tests generated from Hinge Zone samples shown with dashed and dotted lines.
Test generated from AEX samples shown as dotted line.

Beryllium - Metasediment and Argillite

Humidity Cell Test Results

Great Bear Project

Figure Number		D-78	
Project Number		OMEMA2303	
Date		November 2025	
Drawn	MS	Reviewed	KG

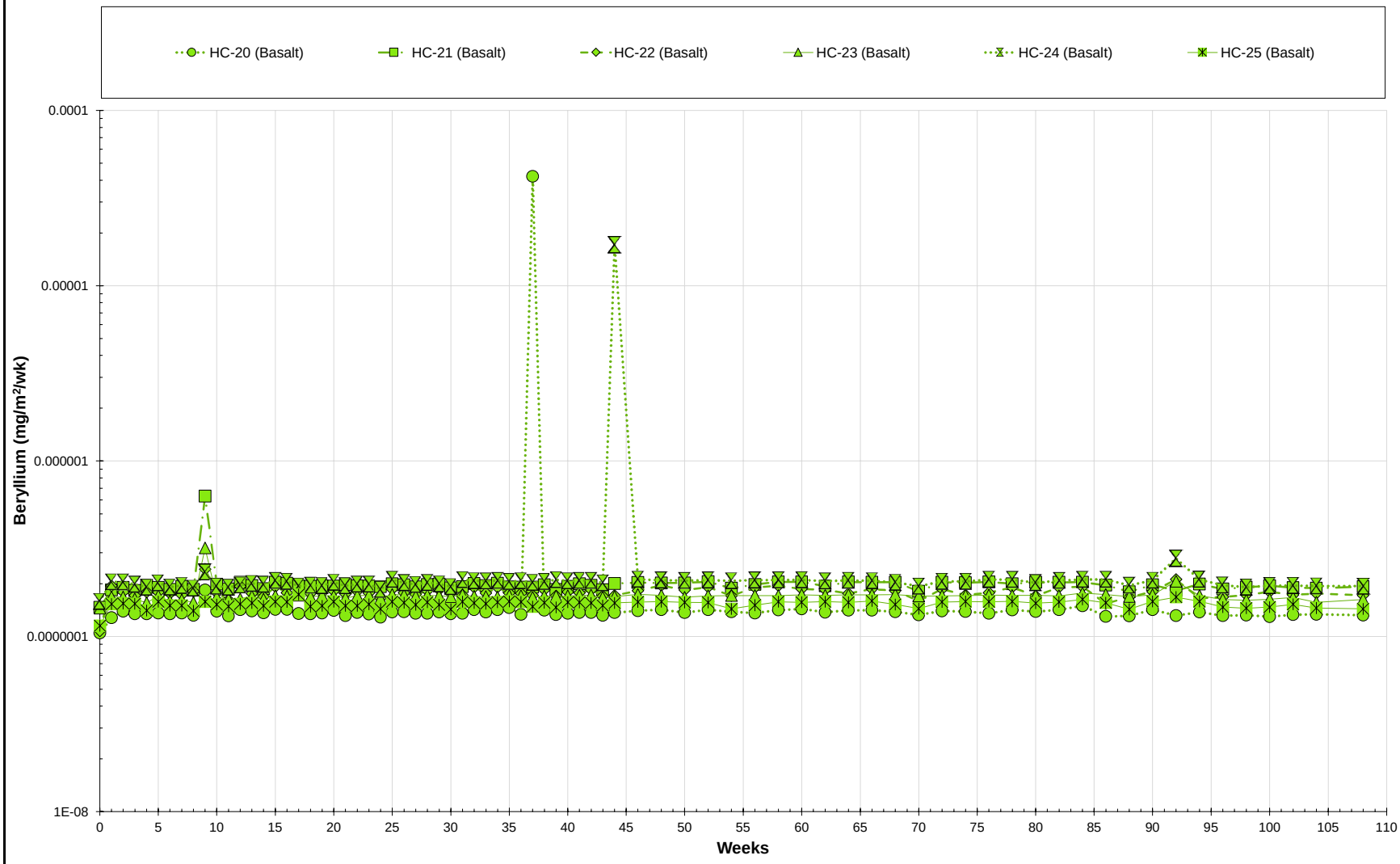

Notes
Tests generated from LP Zone samples shown with solid lines.
Tests generated from Limb Zone samples shown with short dashed lines.
Tests generated from Hinge Zone samples shown with dashed and dotted lines.
Test generated from AEX samples shown as dotted line.

Beryllium - Basalt

Humidity Cell Test Results

Great Bear Project

Figure Number		D-79	
Project Number		OMEMA2303	
Date		November 2025	
Drawn	MS	Reviewed	KG

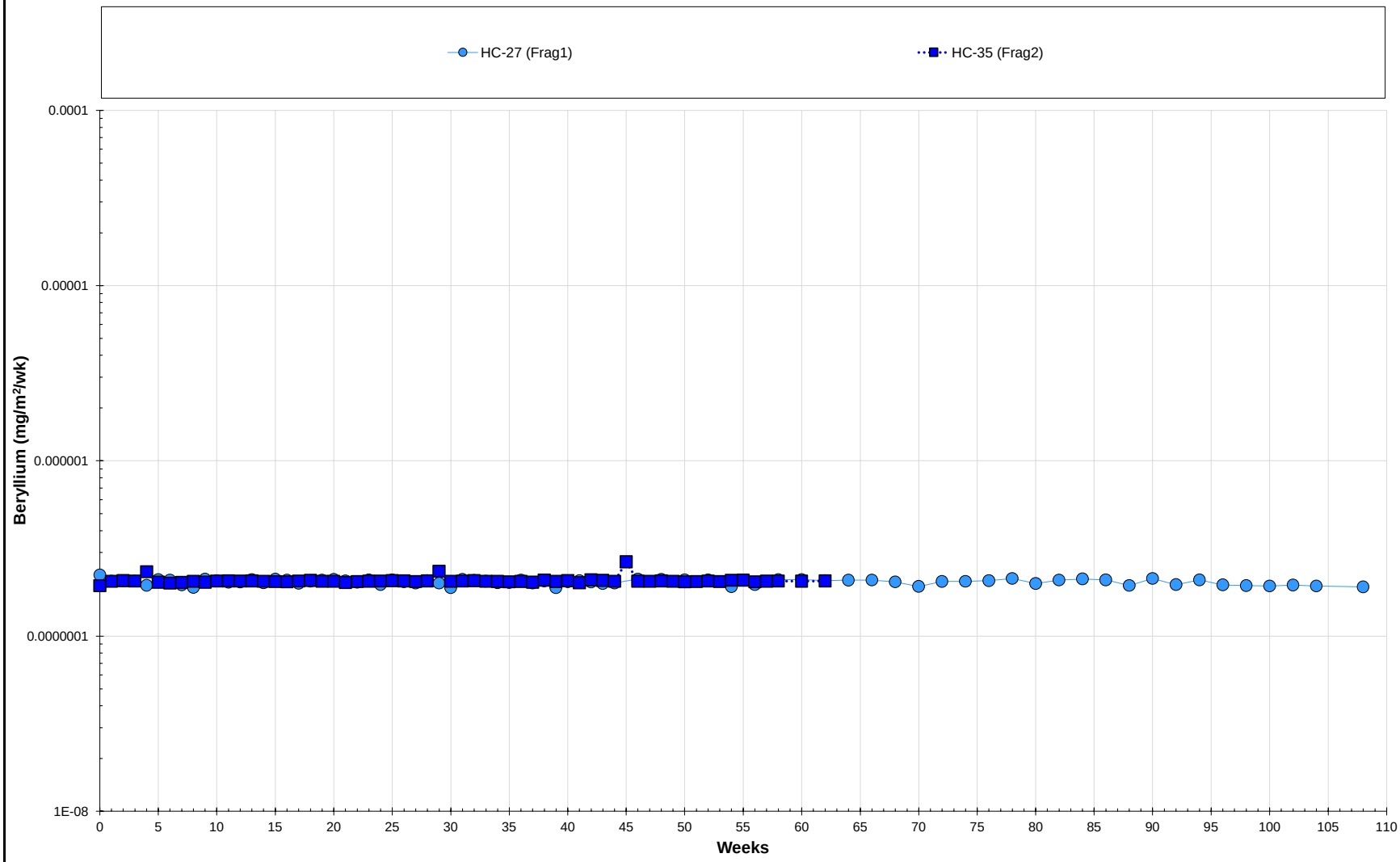

Notes

Tests generated from LP Zone samples shown with solid lines.
Tests generated from Limb Zone samples shown with short dashed lines.
Tests generated from Hinge Zone samples shown with dashed and dotted lines.
Test generated from AEX samples shown as dotted line.

Beryllium - Fragmental

Humidity Cell Test Results

Great Bear Project

Figure Number		D-80	
Project Number		OMEMA2303	
Date		November 2025	
Drawn	MS	Reviewed	KG

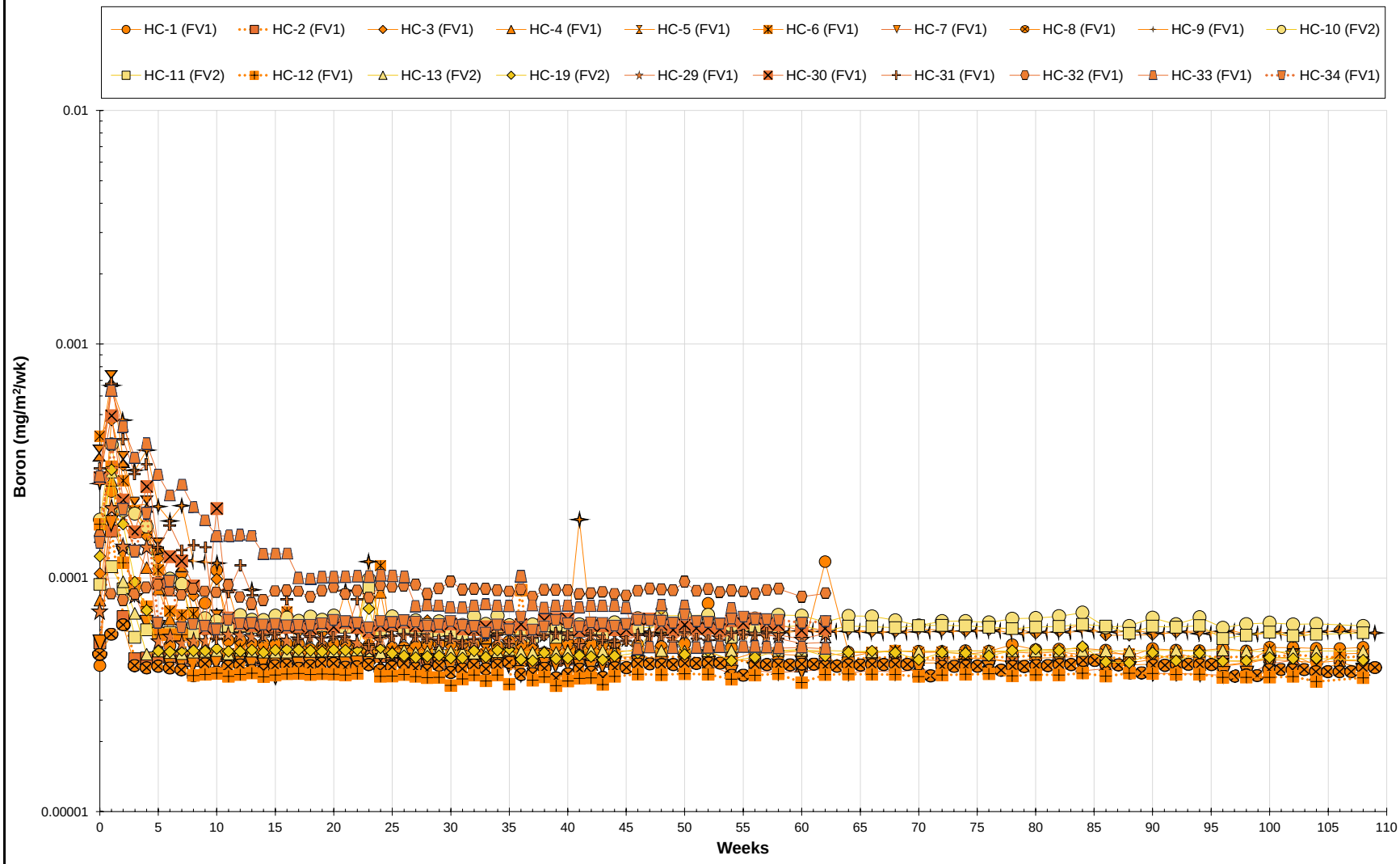

Notes

Tests generated from LP Zone samples shown with solid lines.
Tests generated from Limb Zone samples shown with short dashed lines.
Tests generated from Hinge Zone samples shown with dashed and dotted lines.
Test generated from AEX samples shown as dotted line.
Data for weeks 10 and 29 for HC-6 was omitted due to quality assurance issues.
Data for week 59 for HC-3 was omitted due to quality assurance issues.

wsp

KINROSS

Boron - Felsic Volcanic

Humidity Cell Test Results

Great Bear Project

Figure Number		D-81	
Project Number		OMEMA2303	
Date		November 2025	
Drawn	MS	Reviewed	KG

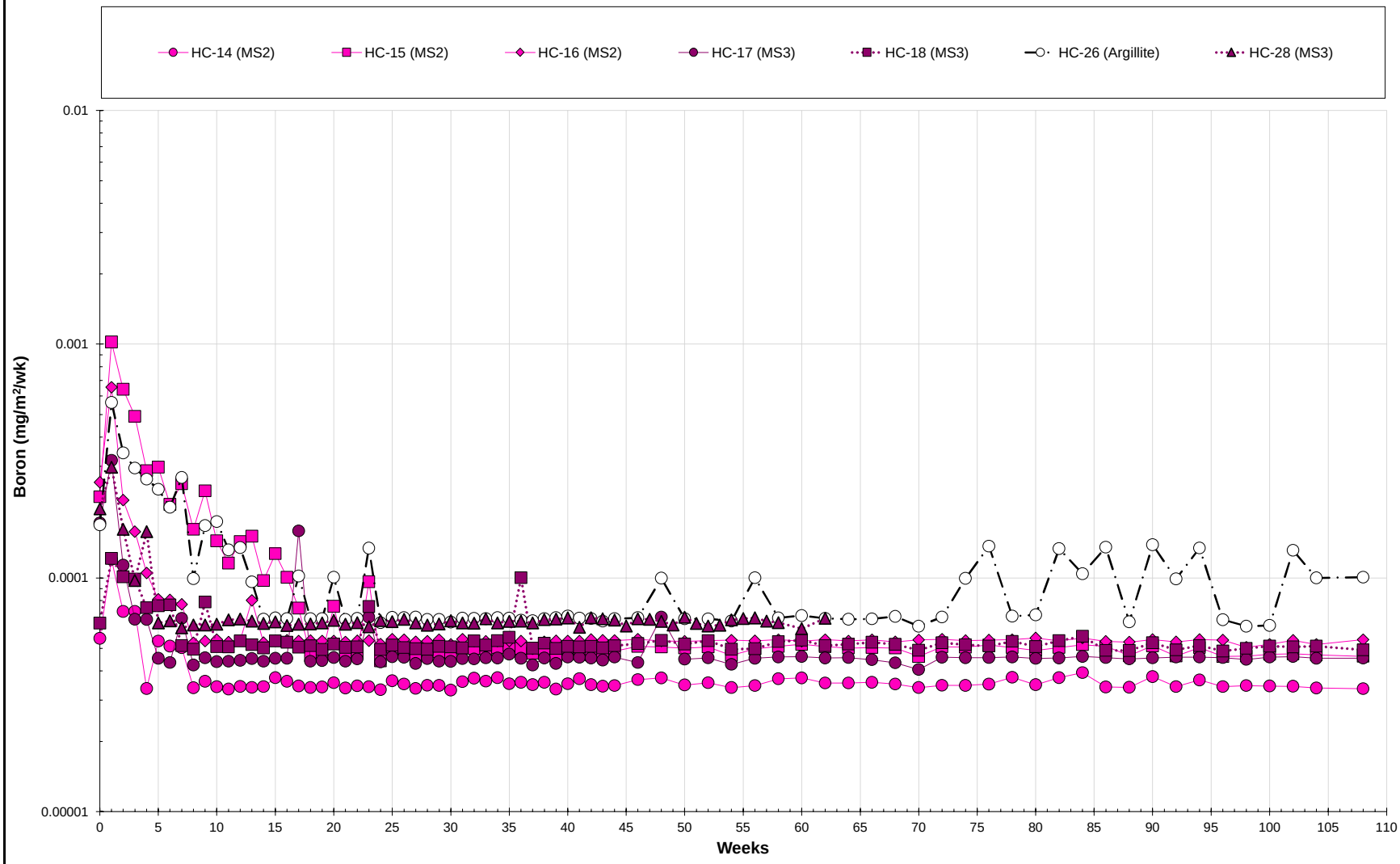

Notes

Tests generated from LP Zone samples shown with solid lines.
Tests generated from Limb Zone samples shown with short dashed lines.
Tests generated from Hinge Zone samples shown with dashed and dotted lines.
Test generated from AEX samples shown as dotted line.

KINROSS

Boron - Metasediment and Argillite

Humidity Cell Test Results

Great Bear Project

Figure Number		D-82	
Project Number		OMEMA2303	
Date		November 2025	
Drawn	MS	Reviewed	KG

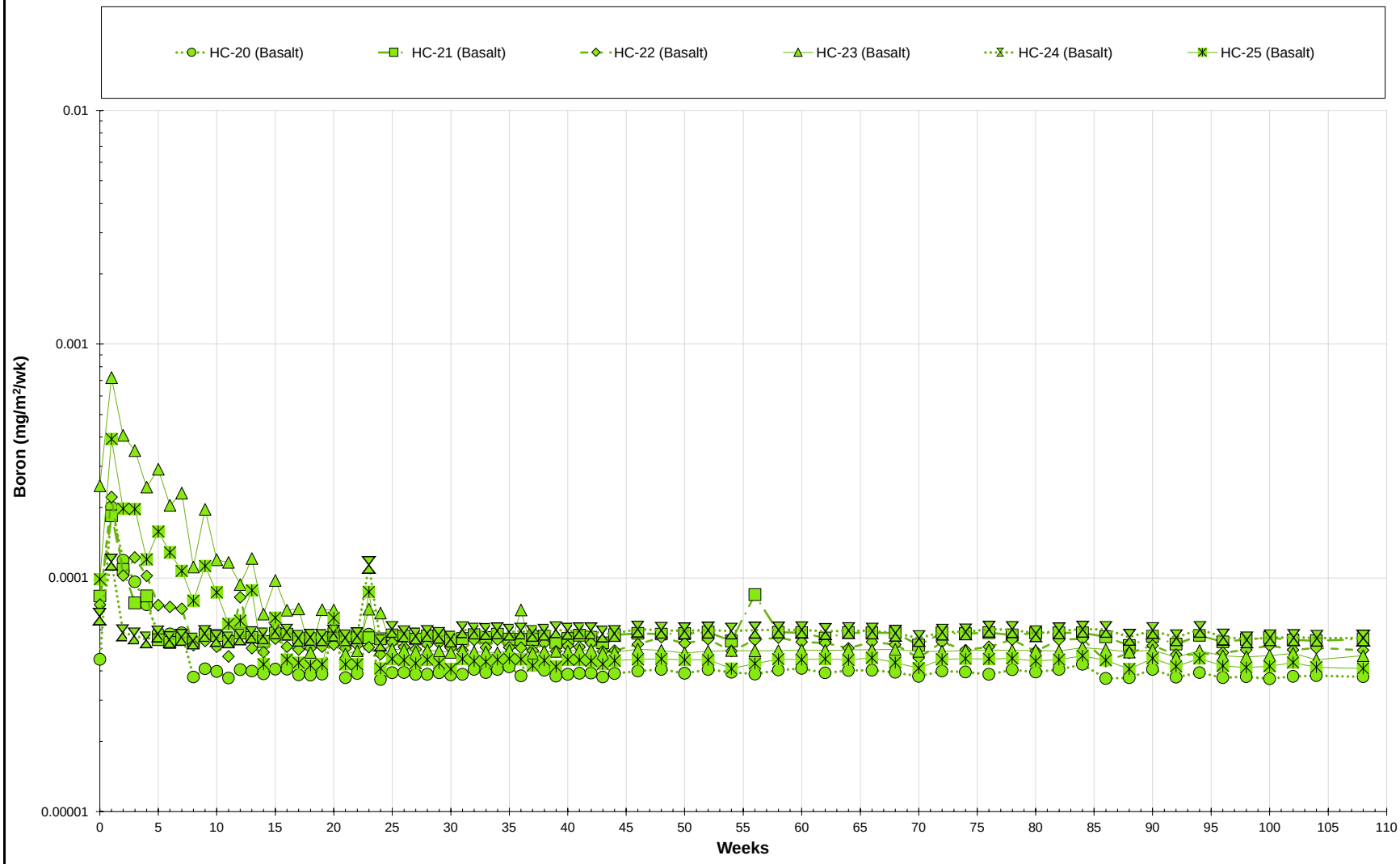

Notes
Tests generated from LP Zone samples shown with solid lines.
Tests generated from Limb Zone samples shown with short dashed lines.
Tests generated from Hinge Zone samples shown with dashed and dotted lines.
Test generated from AEX samples shown as dotted line.

Boron - Basalt

Humidity Cell Test Results

Great Bear Project

Figure Number		D-83	
Project Number		OMEMA2303	
Date		November 2025	
Drawn	MS	Reviewed	KG

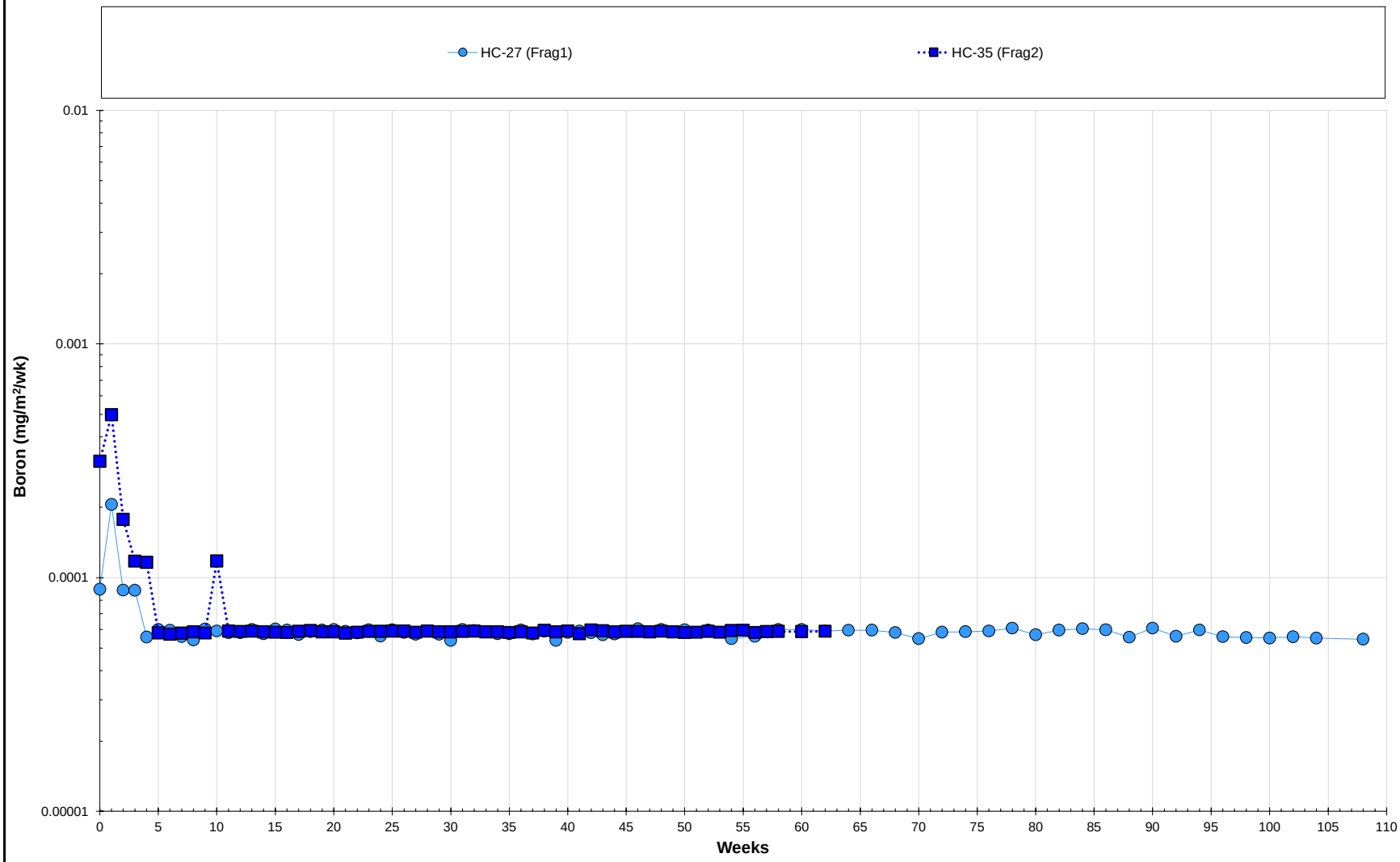

Notes

Tests generated from LP Zone samples shown with solid lines.
Tests generated from Limb Zone samples shown with short dashed lines.
Tests generated from Hinge Zone samples shown with dashed and dotted lines.
Test generated from AEX samples shown as dotted line.

Boron - Fragmental			
Humidity Cell Test Results			
Great Bear Project			
Figure Number		D-84	
Project Number		OMEMA2303	
Date		November 2025	
Drawn	MS	Reviewed	KG

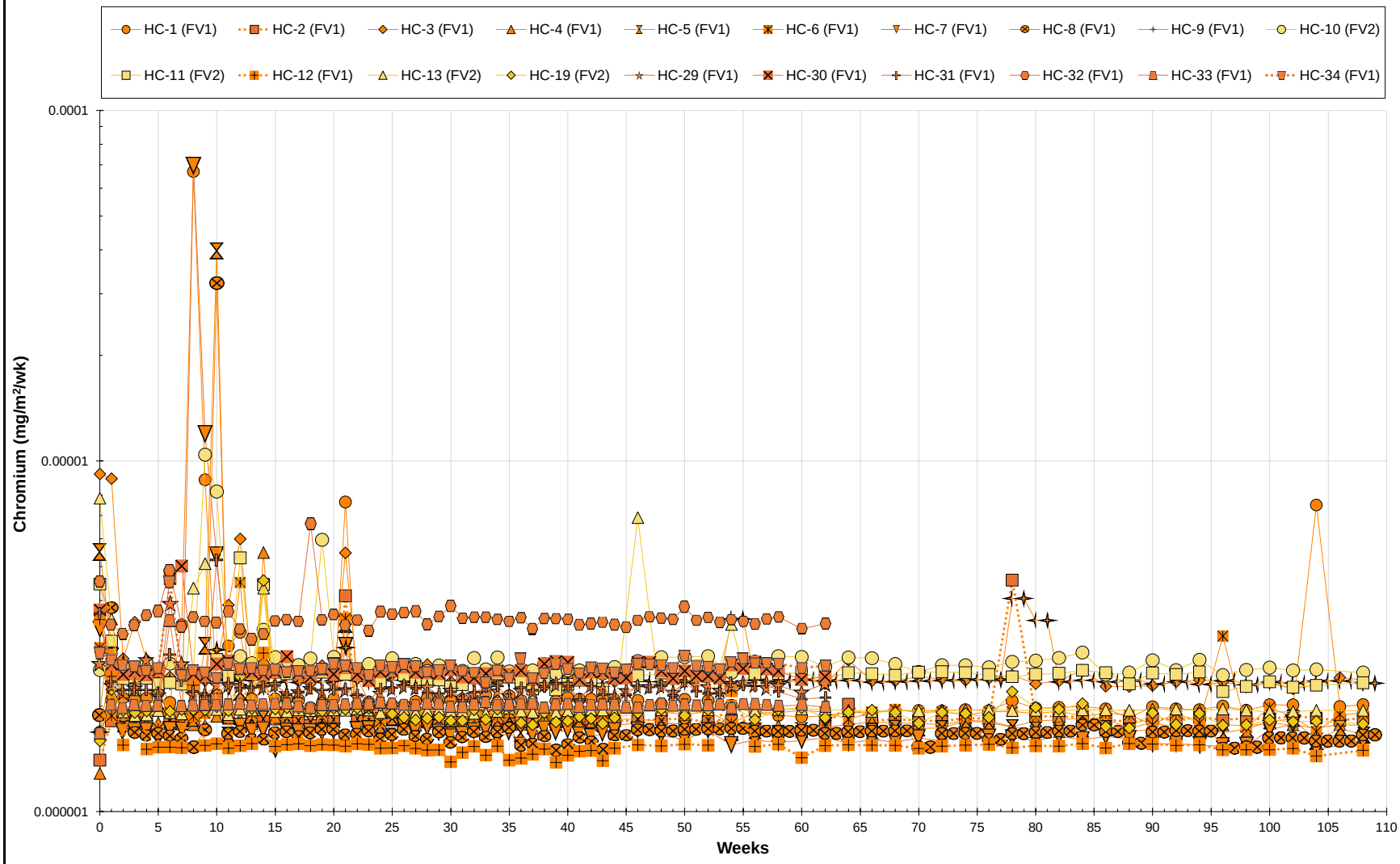

Notes

Tests generated from LP Zone samples shown with solid lines.
Tests generated from Limb Zone samples shown with short dashed lines.
Tests generated from Hinge Zone samples shown with dashed and dotted lines.
Test generated from AEX samples shown as dotted line.
Data for weeks 10 and 29 for HC-6 was omitted due to quality assurance issues.
Data for week 59 for HC-3 was omitted due to quality assurance issues.

KINROSS

Chromium - Felsic Volcanic

Humidity Cell Test Results

Great Bear Project

Figure Number		D-85	
Project Number		OMEMA2303	
Date		November 2025	
Drawn	MS	Reviewed	KG

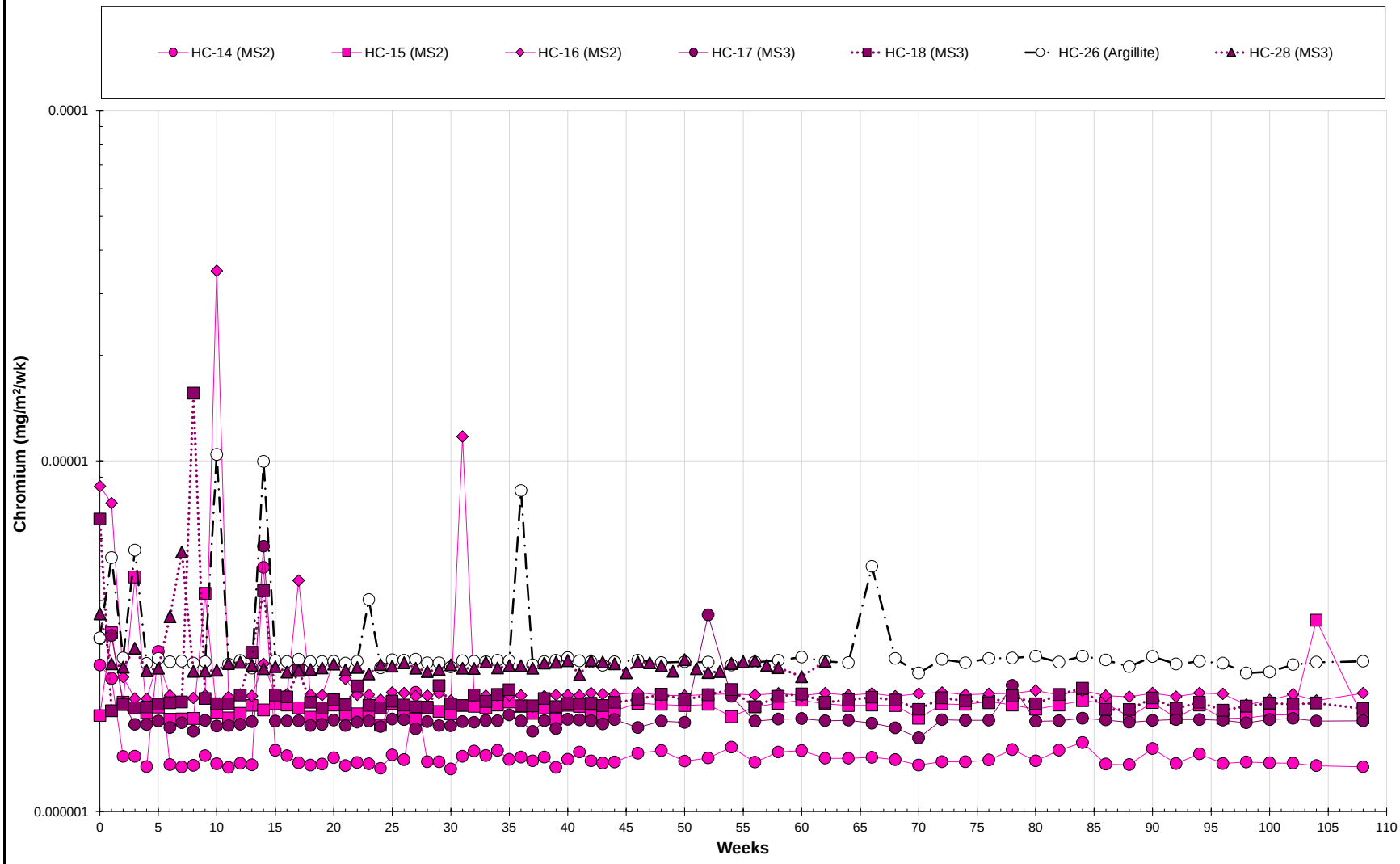

Notes

Tests generated from LP Zone samples shown with solid lines.
Tests generated from Limb Zone samples shown with short dashed lines.
Tests generated from Hinge Zone samples shown with dashed and dotted lines.
Test generated from AEX samples shown as dotted line.

Chromium - Metasediment and Argillite

Humidity Cell Test Results

Great Bear Project

Figure Number		D-86	
Project Number		OMEMA2303	
Date		November 2025	
Drawn	MS	Reviewed	KG

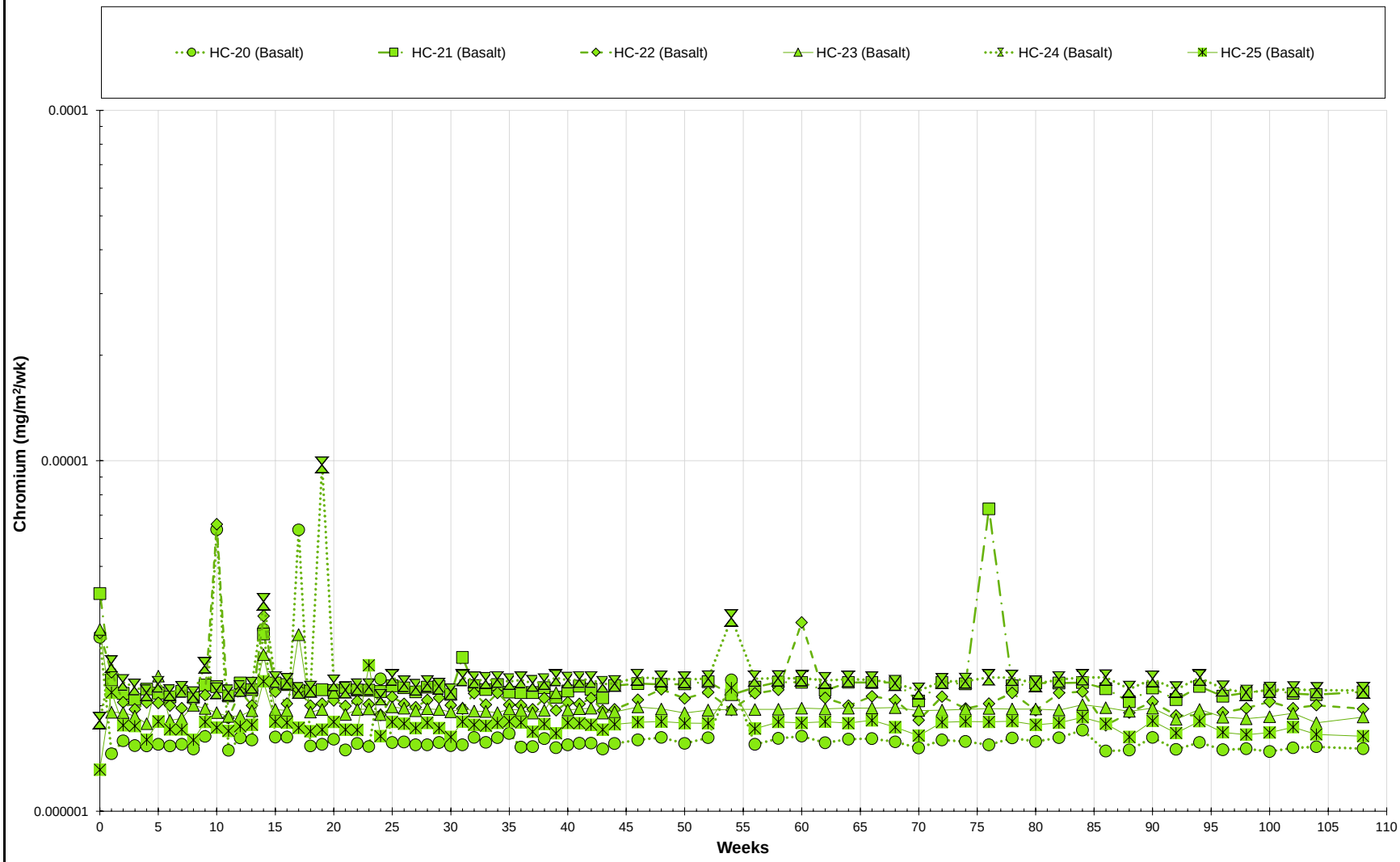

Notes
Tests generated from LP Zone samples shown with solid lines.
Tests generated from Limb Zone samples shown with short dashed lines.
Tests generated from Hinge Zone samples shown with dashed and dotted lines.
Test generated from AEX samples shown as dotted line.

Chromium - Basalt

Humidity Cell Test Results

Great Bear Project

Figure Number		D-87	
Project Number		OMEMA2303	
Date		November 2025	
Drawn	MS	Reviewed	KG

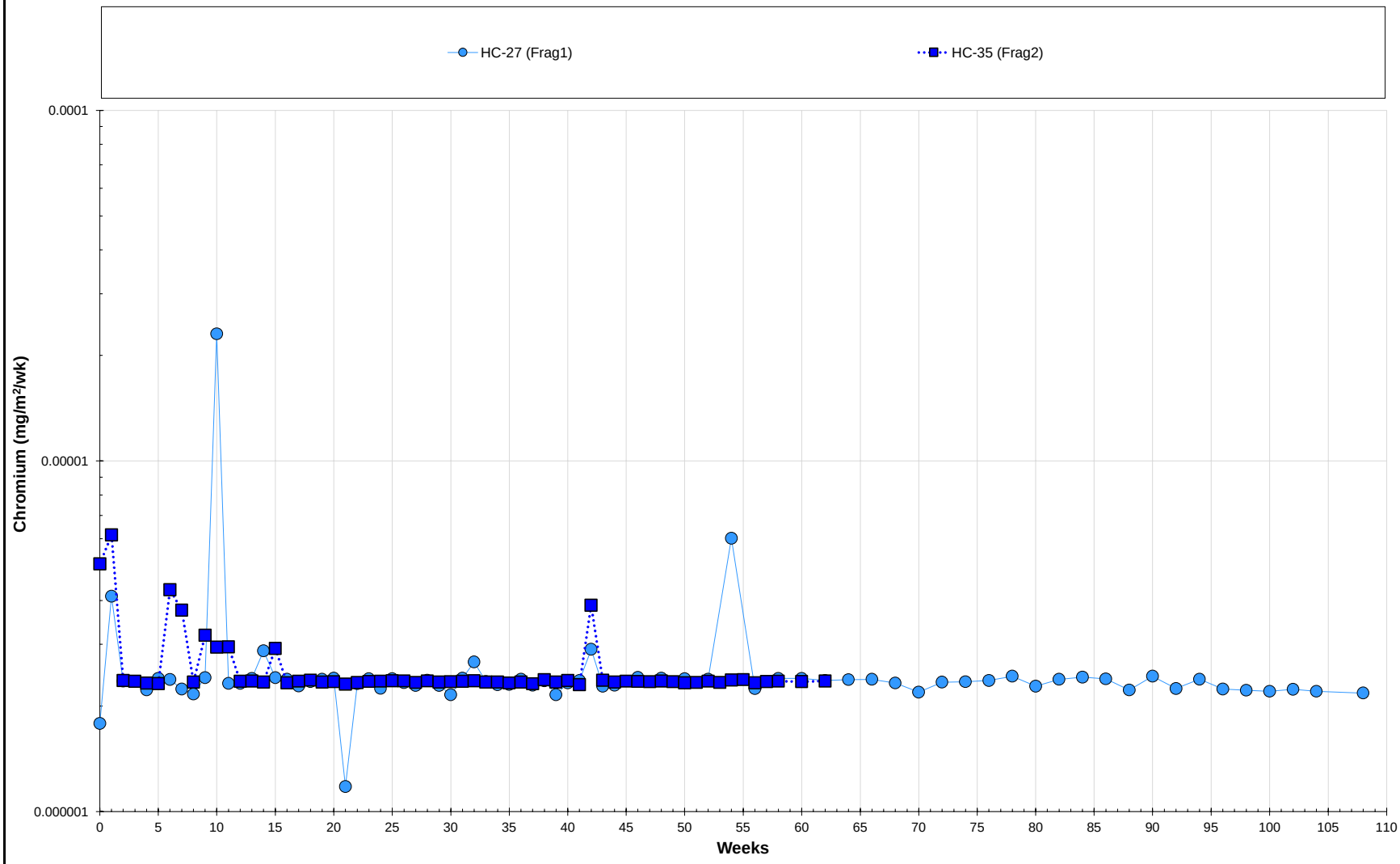

Notes
Tests generated from LP Zone samples shown with solid lines.
Tests generated from Limb Zone samples shown with short dashed lines.
Tests generated from Hinge Zone samples shown with dashed and dotted lines.
Test generated from AEX samples shown as dotted line.

KINROSS

Chromium - Fragmental

Humidity Cell Test Results

Great Bear Project

Figure Number		D-88	
Project Number		OMEMA2303	
Date		November 2025	
Drawn	MS	Reviewed	KG

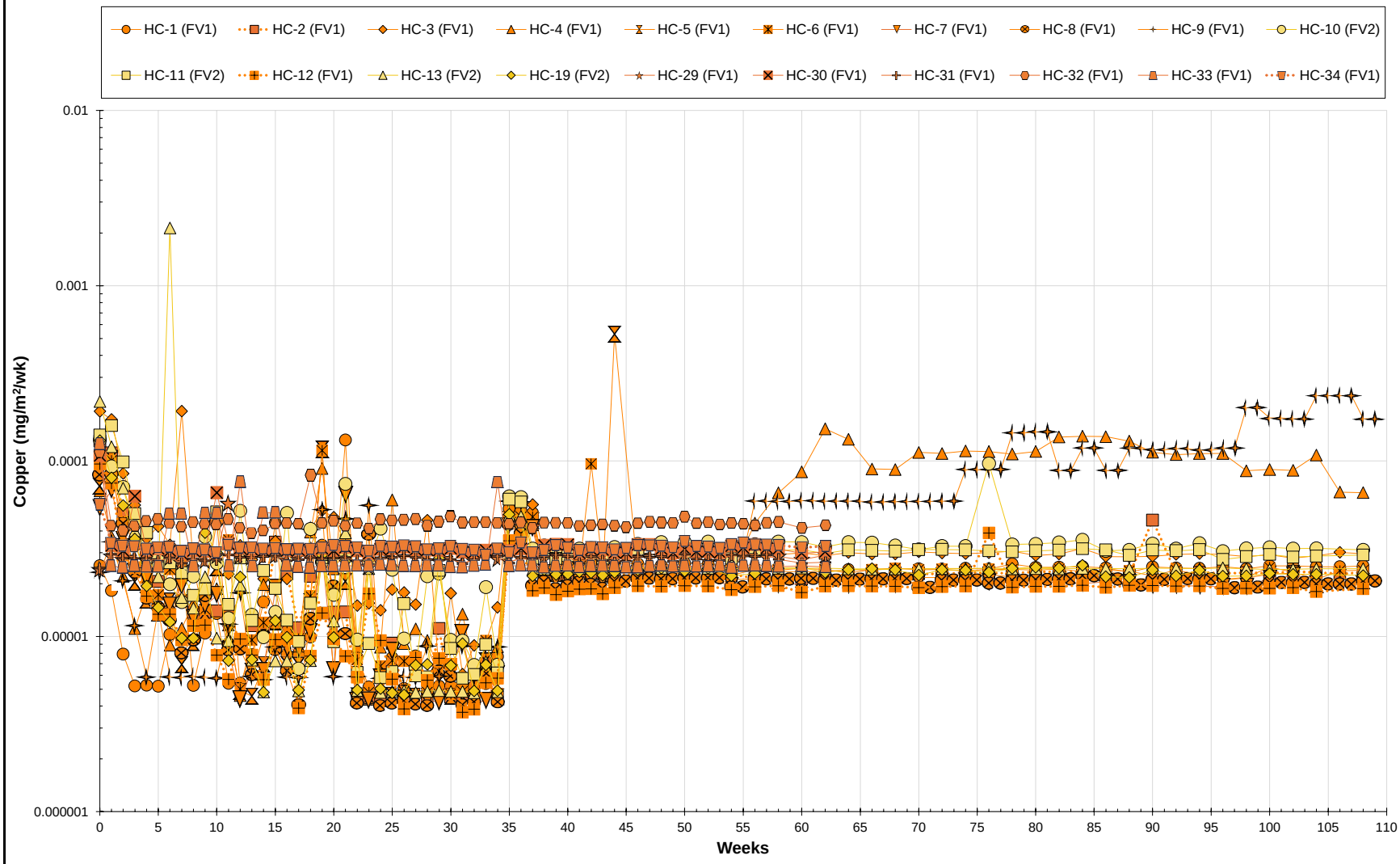

Notes

Tests generated from LP Zone samples shown with solid lines.
Tests generated from Limb Zone samples shown with short dashed lines.
Tests generated from Hinge Zone samples shown with dashed and dotted lines.
Test generated from AEX samples shown as dotted line.
Data for weeks 10 and 29 for HC-6 was omitted due to quality assurance issues.
Data for week 59 for HC-3 was omitted due to quality assurance issues.

wsp

KINROSS

Copper - Felsic Volcanic

Humidity Cell Test Results

Great Bear Project

Figure Number		D-89	
Project Number		OMEMA2303	
Date		November 2025	
Drawn	MS	Reviewed	KG

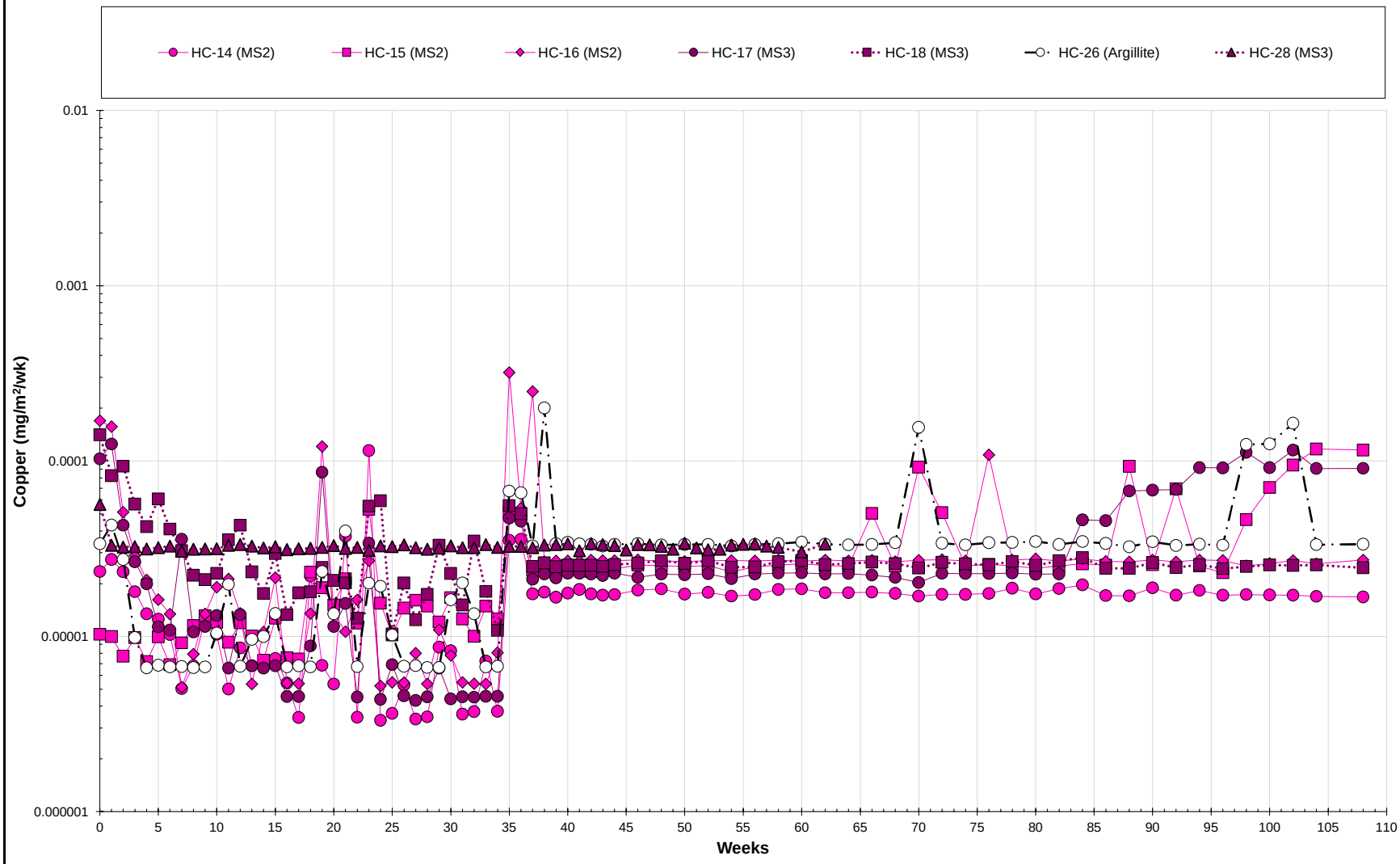

Notes

Tests generated from LP Zone samples shown with solid lines.
Tests generated from Limb Zone samples shown with short dashed lines.
Tests generated from Hinge Zone samples shown with dashed and dotted lines.
Test generated from AEX samples shown as dotted line.

Copper - Metasediment and Argillite

Humidity Cell Test Results

Great Bear Project

Figure Number		D-90	
Project Number		OMEMA2303	
Date		November 2025	
Drawn	MS	Reviewed	KG

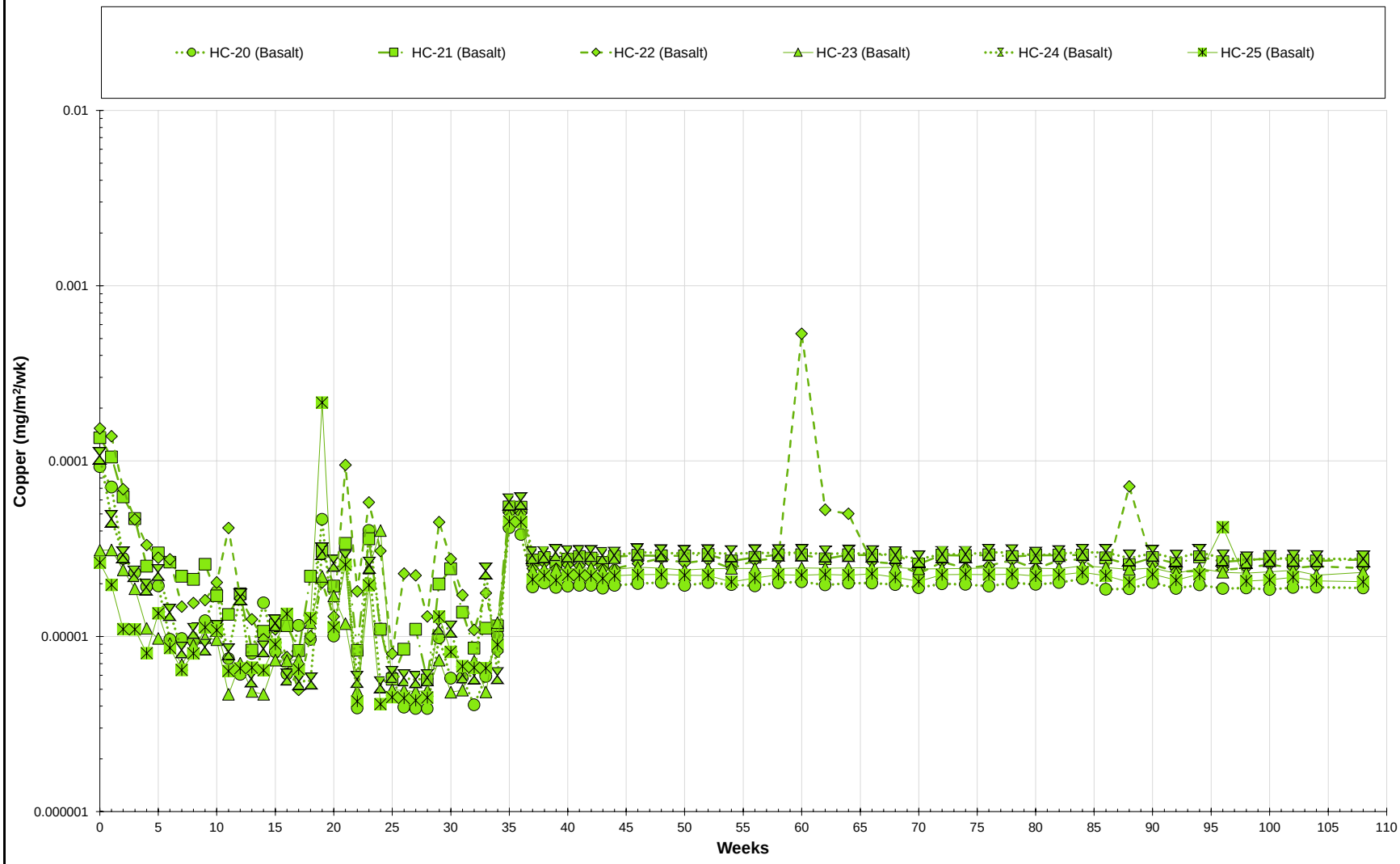

Notes
Tests generated from LP Zone samples shown with solid lines.
Tests generated from Limb Zone samples shown with short dashed lines.
Tests generated from Hinge Zone samples shown with dashed and dotted lines.
Test generated from AEX samples shown as dotted line.

Copper - Basalt			
Humidity Cell Test Results			
Great Bear Project			
Figure Number		D-91	
Project Number		OMEMA2303	
Date		November 2025	
Drawn	MS	Reviewed	KG

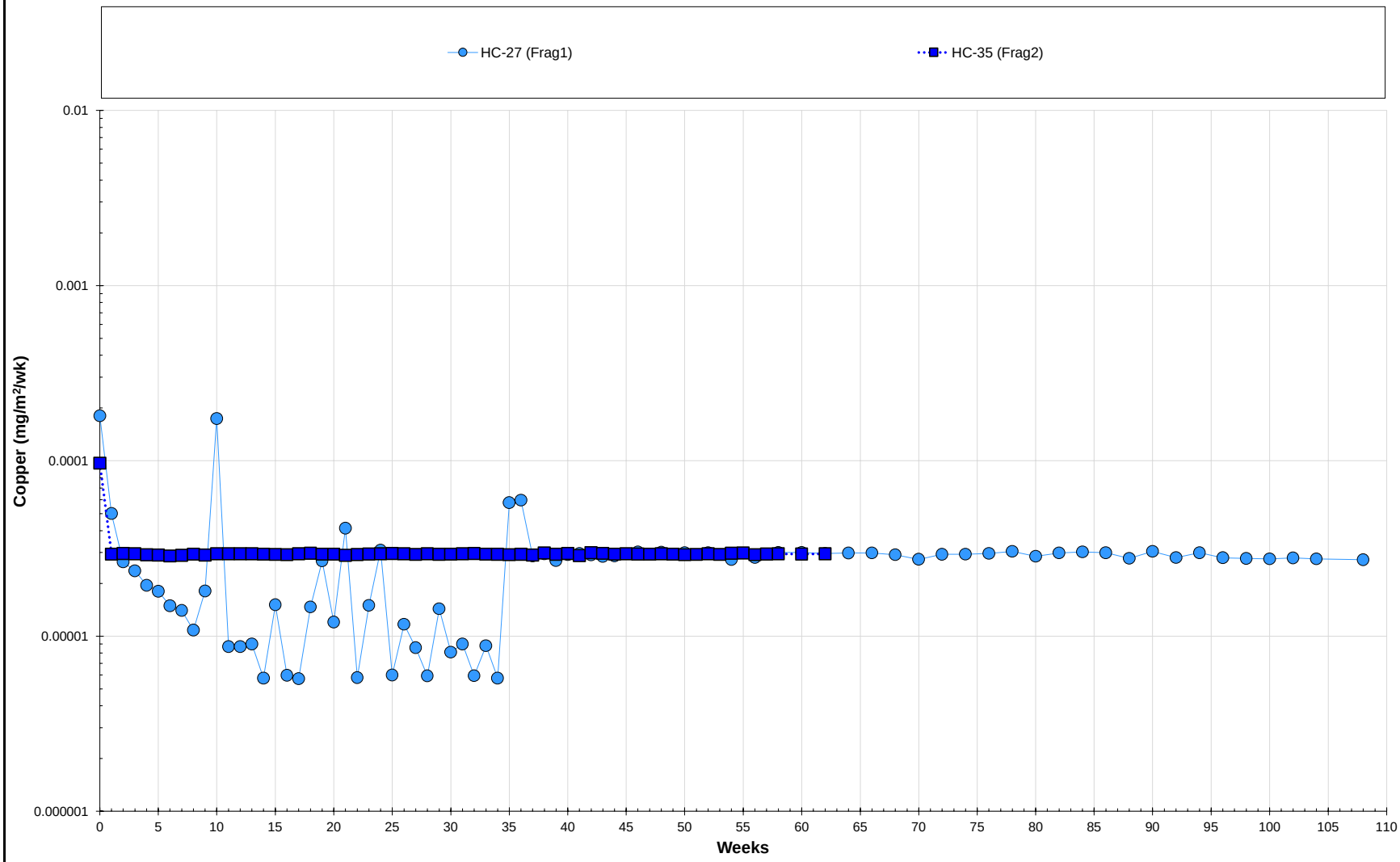

Notes

Tests generated from LP Zone samples shown with solid lines.
Tests generated from Limb Zone samples shown with short dashed lines.
Tests generated from Hinge Zone samples shown with dashed and dotted lines.
Test generated from AEX samples shown as dotted line.

Copper - Fragmental

Humidity Cell Test Results

Great Bear Project

Figure Number		D-92	
Project Number		OMEMA2303	
Date		November 2025	
Drawn	MS	Reviewed	KG

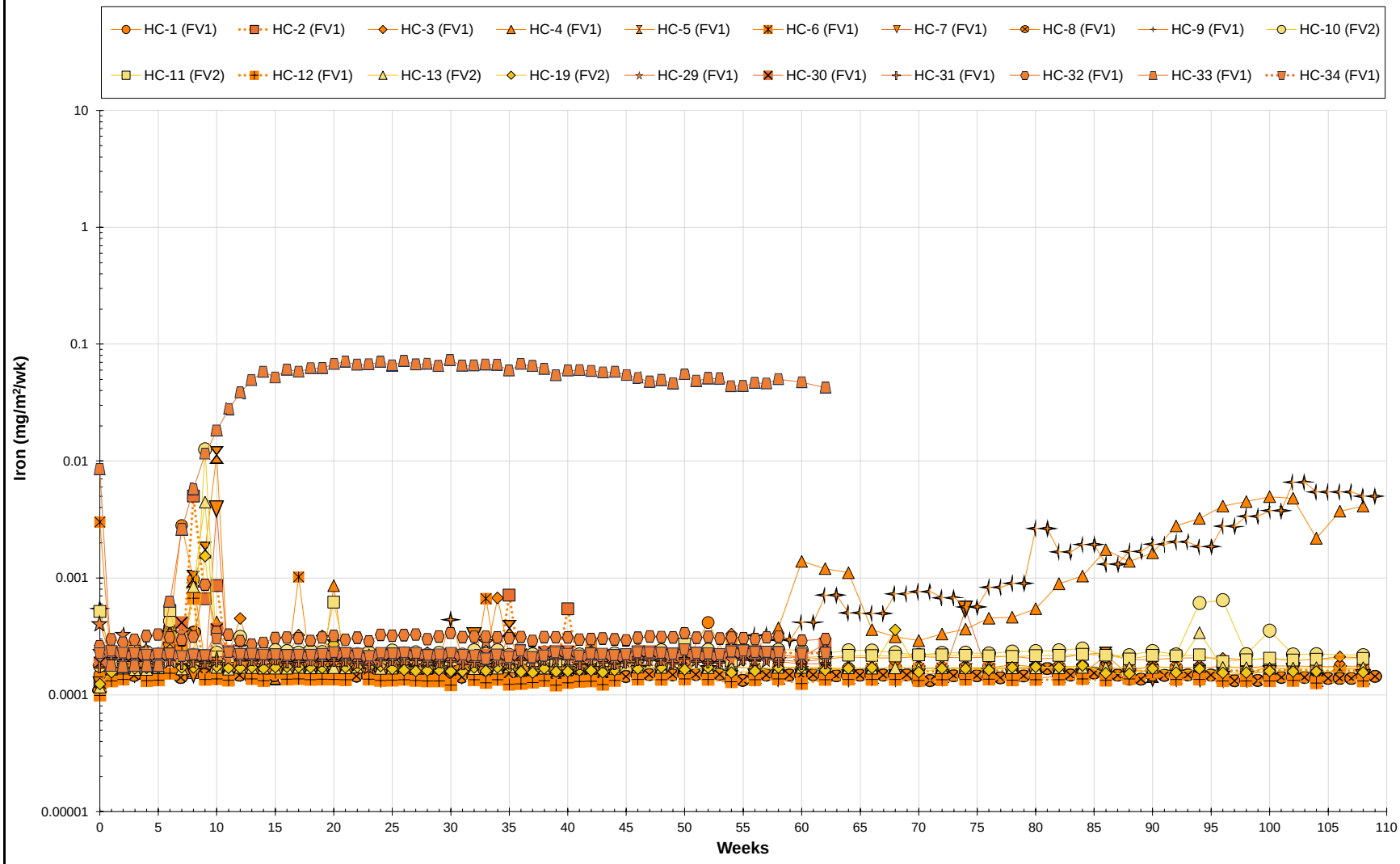

Notes

Tests generated from LP Zone samples shown with solid lines.
Tests generated from Limb Zone samples shown with short dashed lines.
Tests generated from Hinge Zone samples shown with dashed and dotted lines.
Test generated from AEX samples shown as dotted line.
Data for weeks 10 and 29 for HC-6 was omitted due to quality assurance issues.
Data for week 59 for HC-3 was omitted due to quality assurance issues.

wsp

KINROSS

Iron - Felsic Volcanic

Humidity Cell Test Results

Great Bear Project

Figure Number		D-93	
Project Number		OMEMA2303	
Date		November 2025	
Drawn	MS	Reviewed	KG

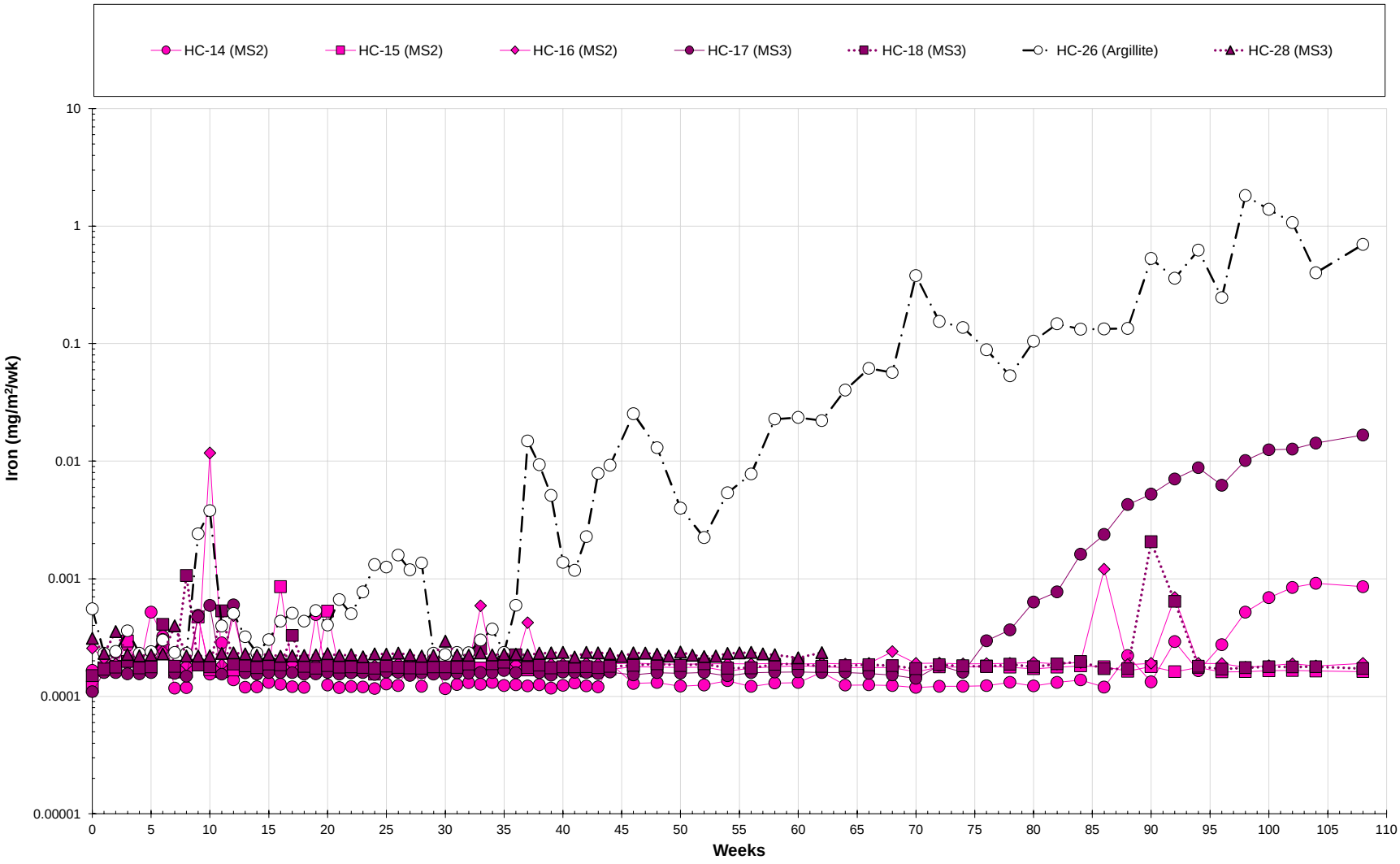

Notes

Tests generated from LP Zone samples shown with solid lines.
Tests generated from Limb Zone samples shown with short dashed lines.
Tests generated from Hinge Zone samples shown with dashed and dotted lines.
Test generated from AEX samples shown as dotted line.

Iron - Metasediment and Argillite

Humidity Cell Test Results

Great Bear Project

Figure Number		D-94	
Project Number		OMEMA2303	
Date		November 2025	
Drawn	MS	Reviewed	KG

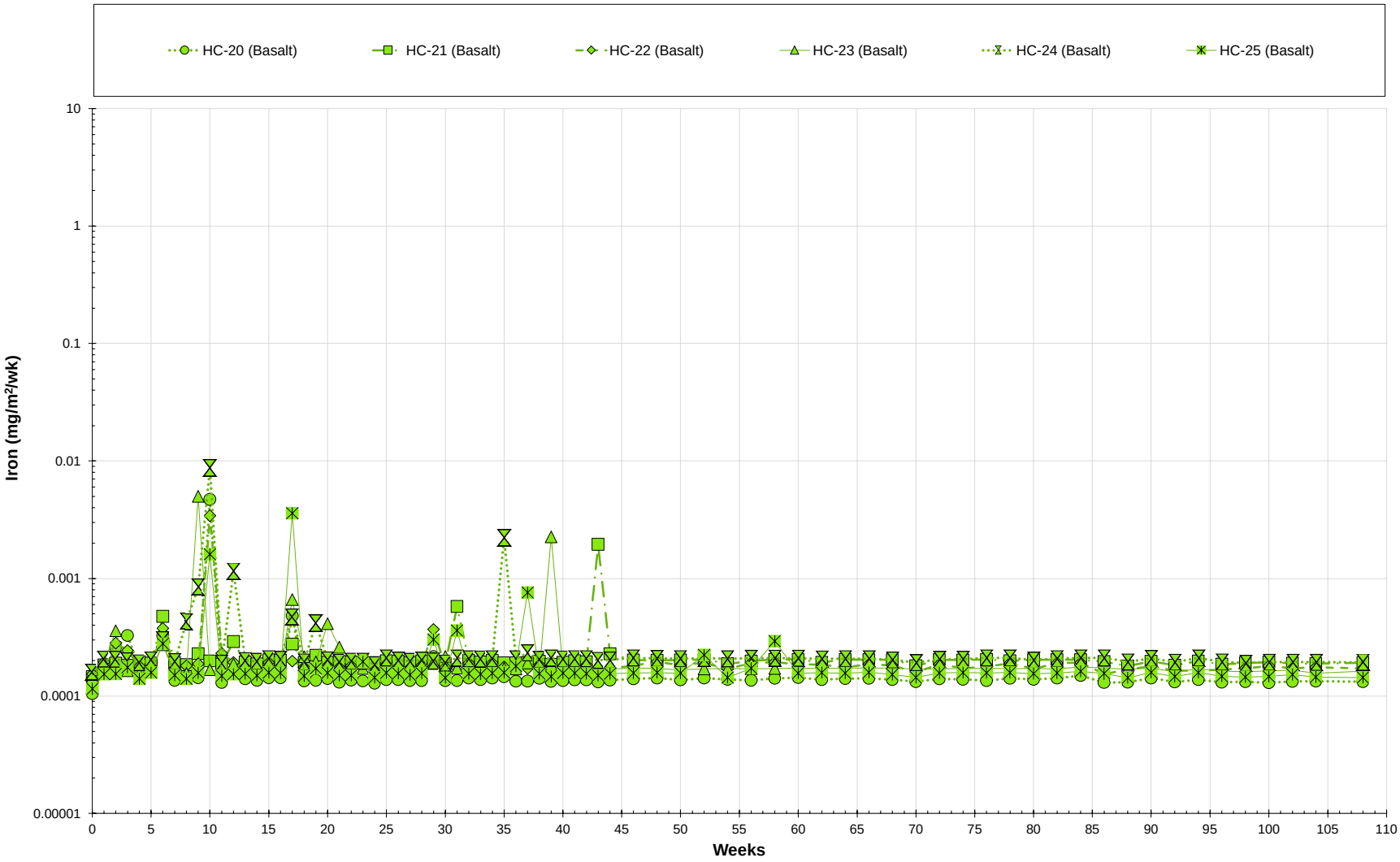

Notes
Tests generated from LP Zone samples shown with solid lines.
Tests generated from Limb Zone samples shown with short dashed lines.
Tests generated from Hinge Zone samples shown with dashed and dotted lines.
Test generated from AEX samples shown as dotted line.

KINROSS

Iron - Basalt

Humidity Cell Test Results

Great Bear Project

Figure Number		D-95	
Project Number		OMEMA2303	
Date		November 2025	
Drawn	MS	Reviewed	KG

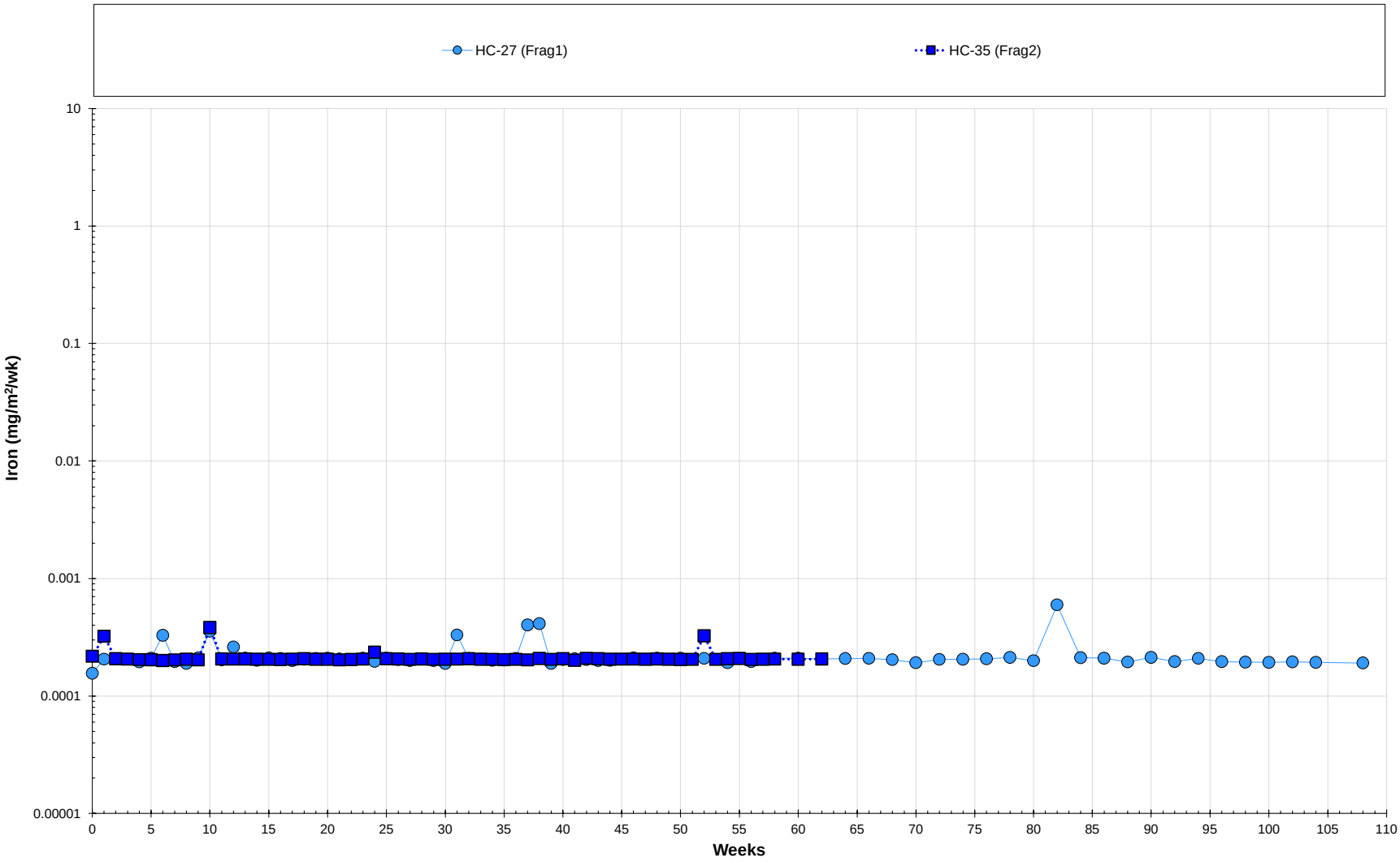

Notes
Tests generated from LP Zone samples shown with solid lines.
Tests generated from Limb Zone samples shown with short dashed lines.
Tests generated from Hinge Zone samples shown with dashed and dotted lines.
Test generated from AEX samples shown as dotted line.

Iron - Fragmental

Humidity Cell Test Results

Great Bear Project

Figure Number		D-96	
Project Number		OMEMA2303	
Date		November 2025	
Drawn	MS	Reviewed	KG

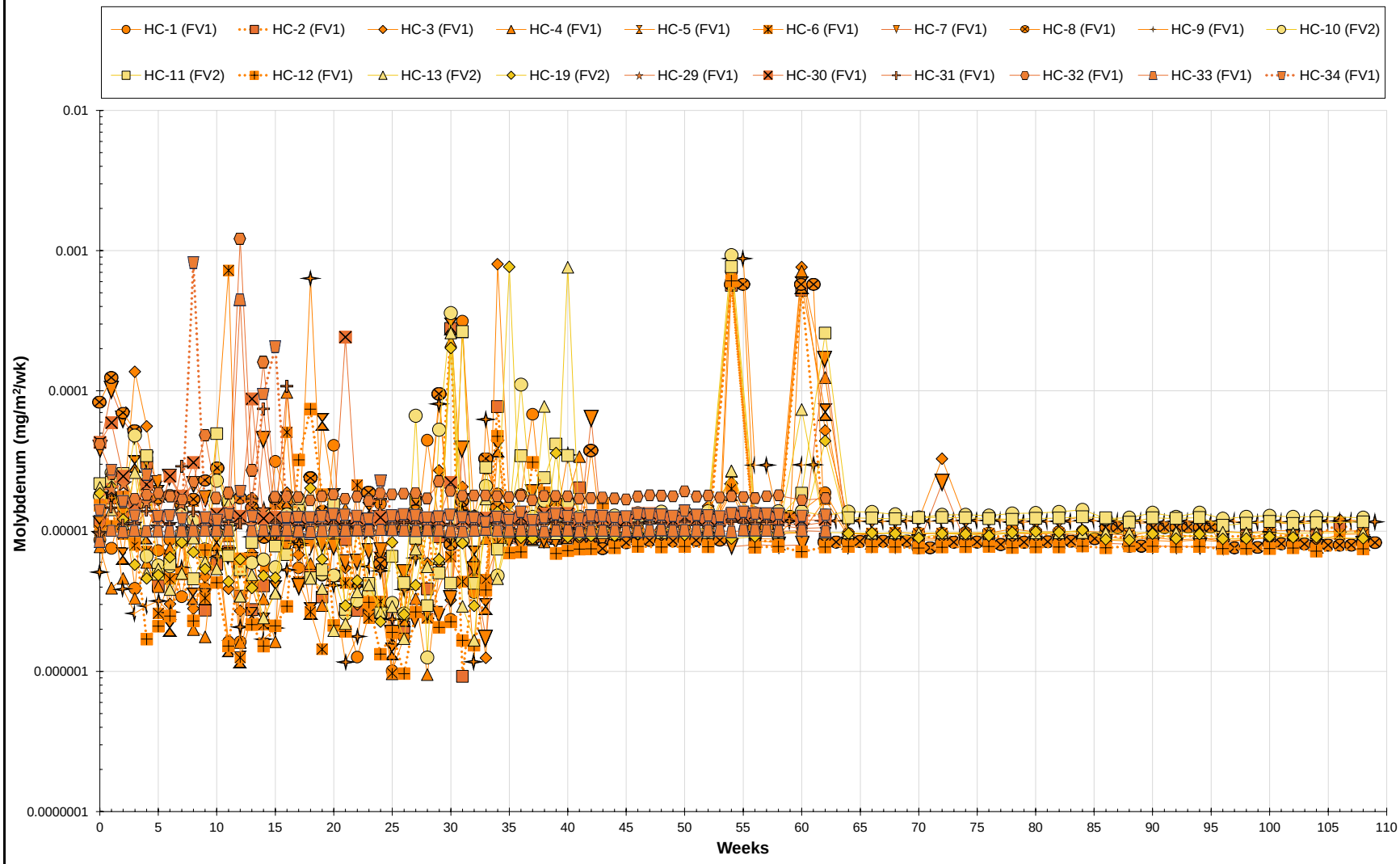

Notes

Tests generated from LP Zone samples shown with solid lines.
Tests generated from Limb Zone samples shown with short dashed lines.
Tests generated from Hinge Zone samples shown with dashed and dotted lines.
Test generated from AEX samples shown as dotted line.
Data for weeks 10 and 29 for HC-6 was omitted due to quality assurance issues.
Data for week 59 for HC-3 was omitted due to quality assurance issues.

KINROSS

Molybdenum - Felsic Volcanic			
Humidity Cell Test Results			
Great Bear Project			
Figure Number		D-97	
Project Number		OMEMA2303	
Date		November 2025	
Drawn	MS	Reviewed	KG

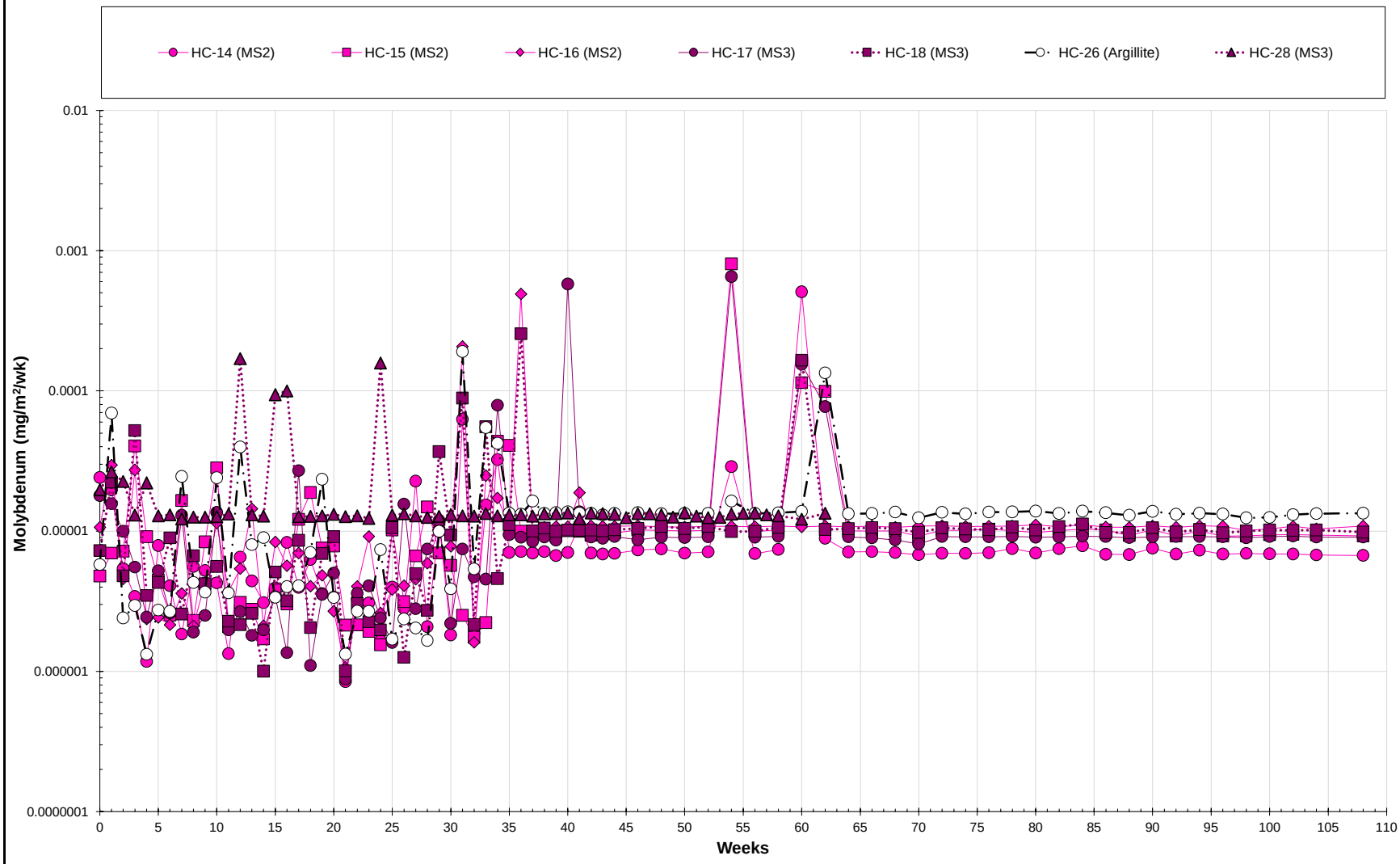

Notes

Tests generated from LP Zone samples shown with solid lines.
Tests generated from Limb Zone samples shown with short dashed lines.
Tests generated from Hinge Zone samples shown with dashed and dotted lines.
Test generated from AEX samples shown as dotted line.

Molybdenum - Metasediment and Argillite

Humidity Cell Test Results

Great Bear Project

Figure Number		D-98	
Project Number		OMEMA2303	
Date		November 2025	
Drawn	MS	Reviewed	KG

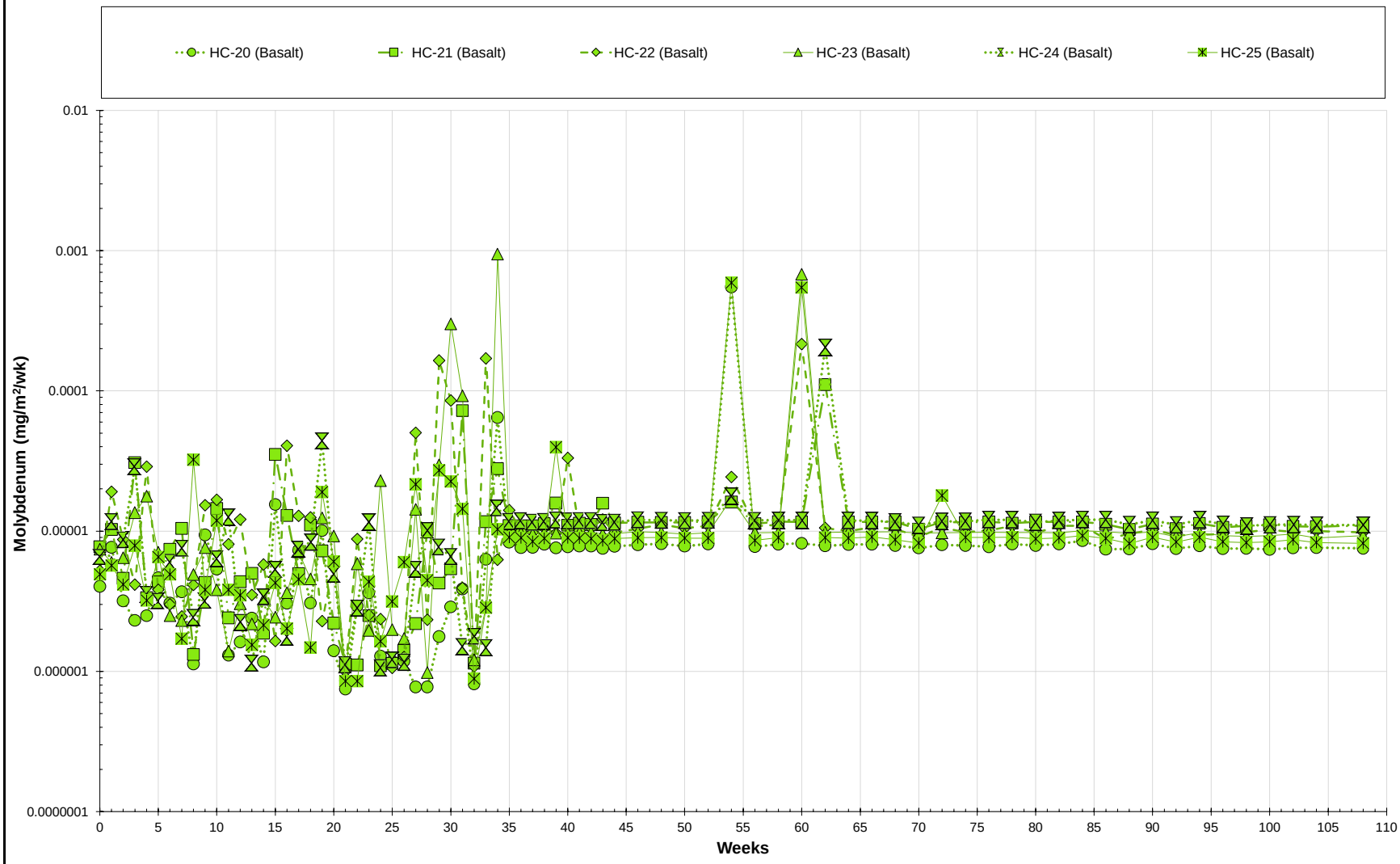

Notes

Tests generated from LP Zone samples shown with solid lines.
Tests generated from Limb Zone samples shown with short dashed lines.
Tests generated from Hinge Zone samples shown with dashed and dotted lines.
Test generated from AEX samples shown as dotted line.

Molybdenum - Basalt

Humidity Cell Test Results

Great Bear Project

Figure Number		D-99	
Project Number		OMEMA2303	
Date		November 2025	
Drawn	MS	Reviewed	KG

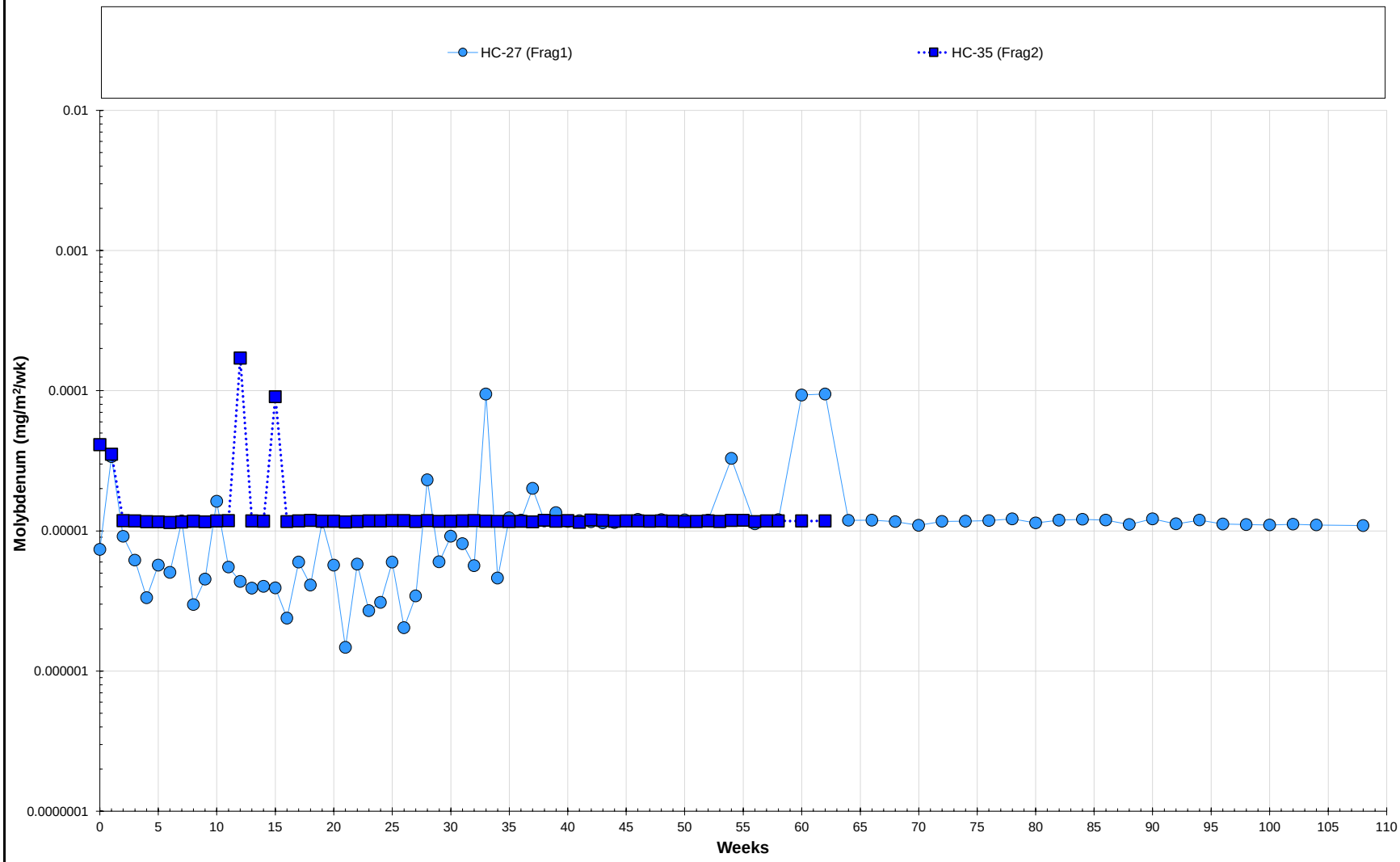

Notes
Tests generated from LP Zone samples shown with solid lines.
Tests generated from Limb Zone samples shown with short dashed lines.
Tests generated from Hinge Zone samples shown with dashed and dotted lines.
Test generated from AEX samples shown as dotted line.

Molybdenum - Fragmental

Humidity Cell Test Results

Great Bear Project

Figure Number		D-100	
Project Number		OMEMA2303	
Date		November 2025	
Drawn	MS	Reviewed	KG

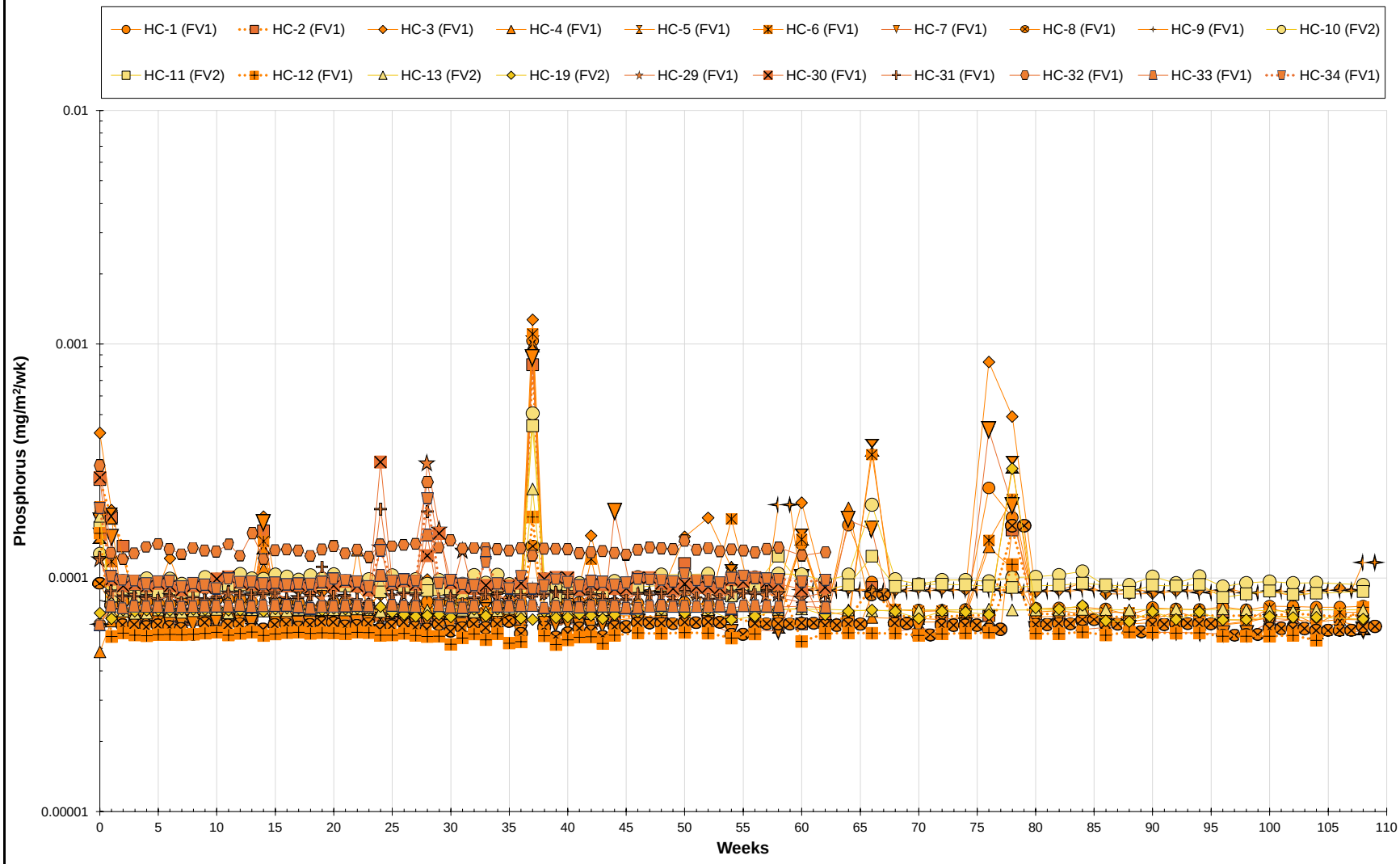

Notes

Tests generated from LP Zone samples shown with solid lines.
Tests generated from Limb Zone samples shown with short dashed lines.
Tests generated from Hinge Zone samples shown with dashed and dotted lines.
Test generated from AEX samples shown as dotted line.
Data for weeks 10 and 29 for HC-6 was omitted due to quality assurance issues.
Data for week 59 for HC-3 was omitted due to quality assurance issues.

KINROSS

Phosphorus - Felsic Volcanic			
Humidity Cell Test Results			
Great Bear Project			
Figure Number		D-101	
Project Number		OMEMA2303	
Date		November 2025	
Drawn	MS	Reviewed	KG

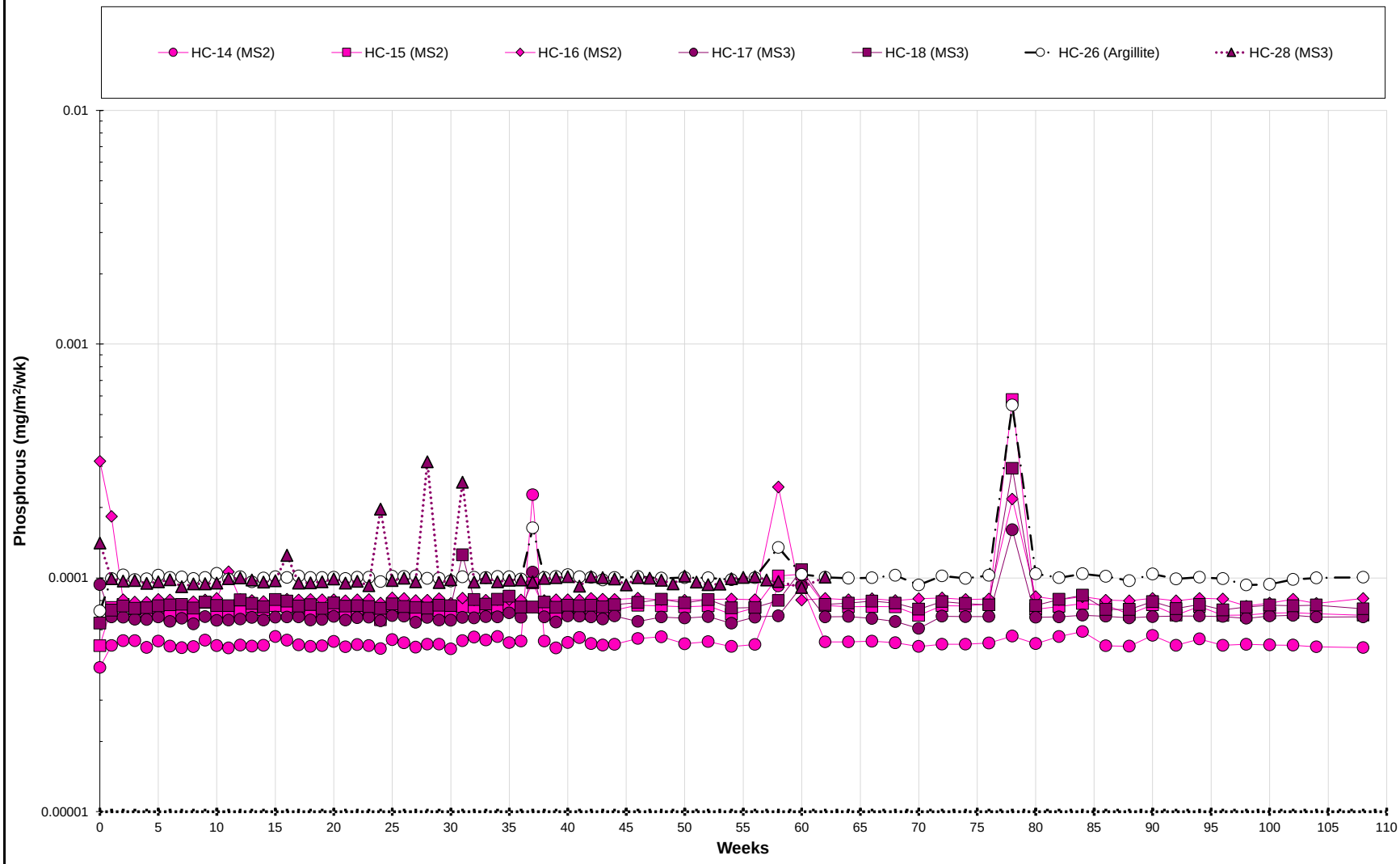

Notes

Tests generated from LP Zone samples shown with solid lines.
Tests generated from Limb Zone samples shown with short dashed lines.
Tests generated from Hinge Zone samples shown with dashed and dotted lines.
Test generated from AEX samples shown as dotted line.

KINROSS

Phosphorus - Metasediment and Argillite

Humidity Cell Test Results

Great Bear Project

Figure Number		D-102	
Project Number		OMEMA2303	
Date		November 2025	
Drawn	MS	Reviewed	KG

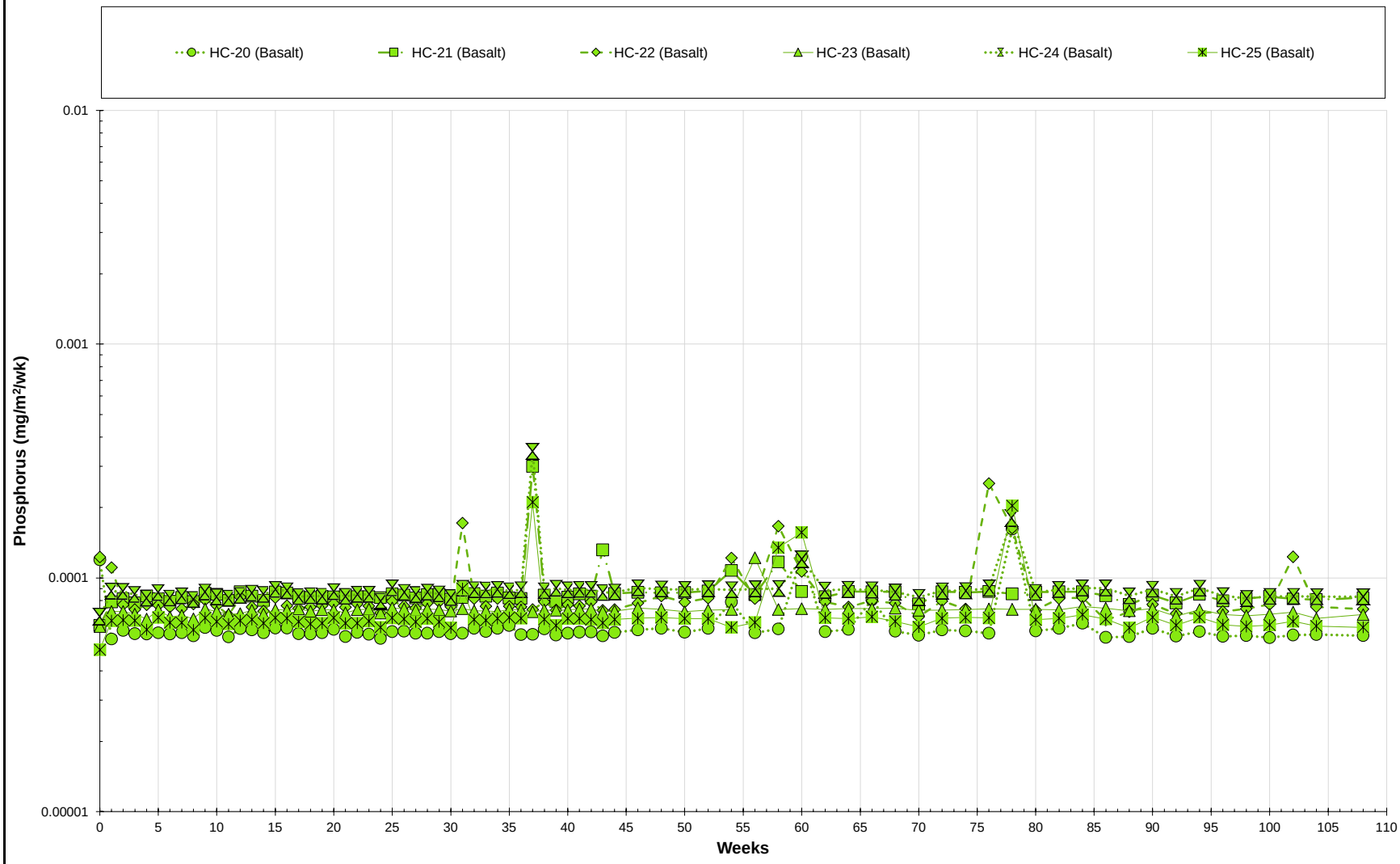

Notes
Tests generated from LP Zone samples shown with solid lines.
Tests generated from Limb Zone samples shown with short dashed lines.
Tests generated from Hinge Zone samples shown with dashed and dotted lines.
Test generated from AEX samples shown as dotted line.

Phosphorus - Basalt

Humidity Cell Test Results

Great Bear Project

Figure Number		D-103	
Project Number		OMEMA2303	
Date		November 2025	
Drawn	MS	Reviewed	KG

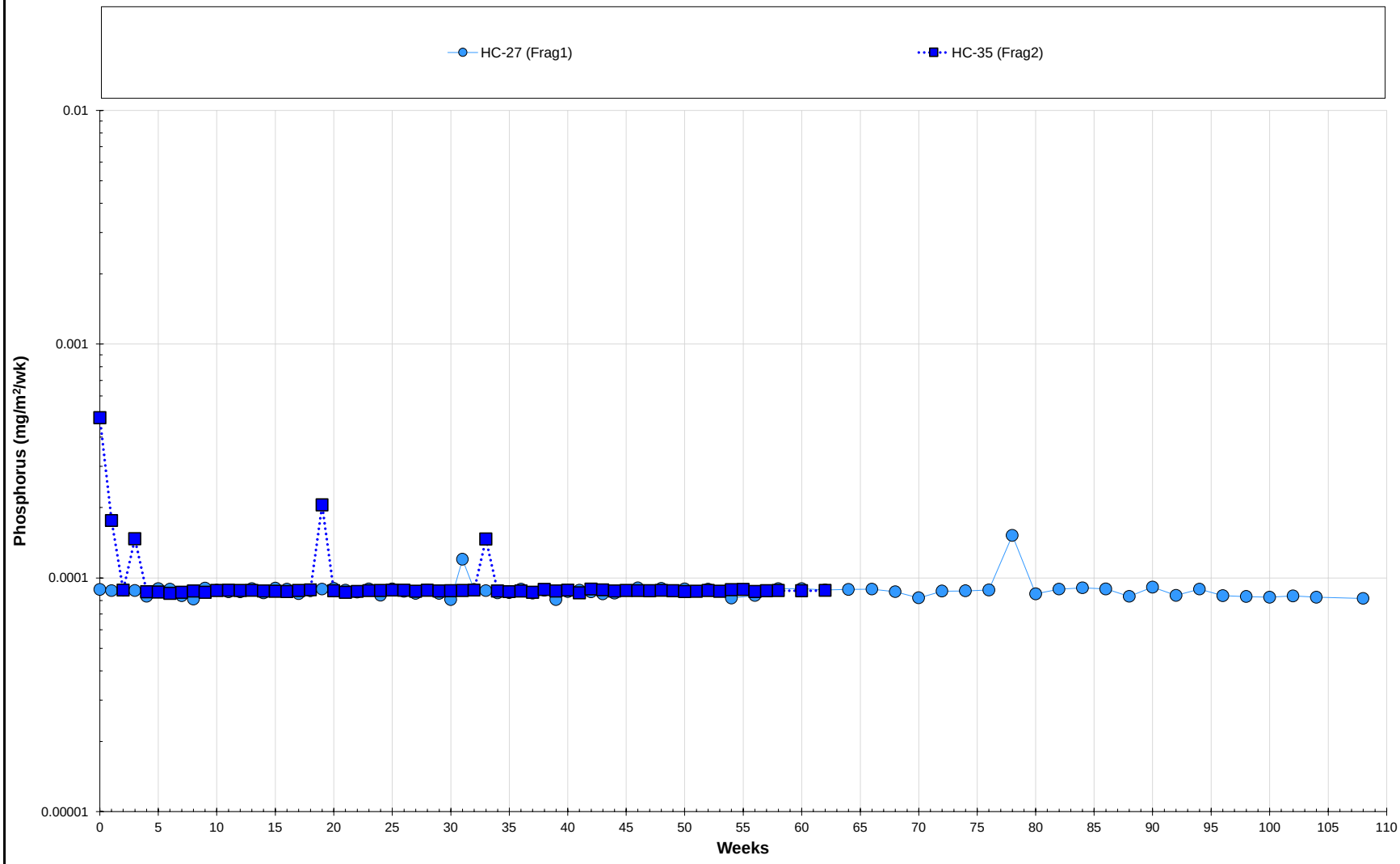

Notes
Tests generated from LP Zone samples shown with solid lines.
Tests generated from Limb Zone samples shown with short dashed lines.
Tests generated from Hinge Zone samples shown with dashed and dotted lines.
Test generated from AEX samples shown as dotted line.

KINROSS

Phosphorus - Fragmental

Humidity Cell Test Results

Great Bear Project

Figure Number		D-104	
Project Number		OMEMA2303	
Date		November 2025	
Drawn	MS	Reviewed	KG

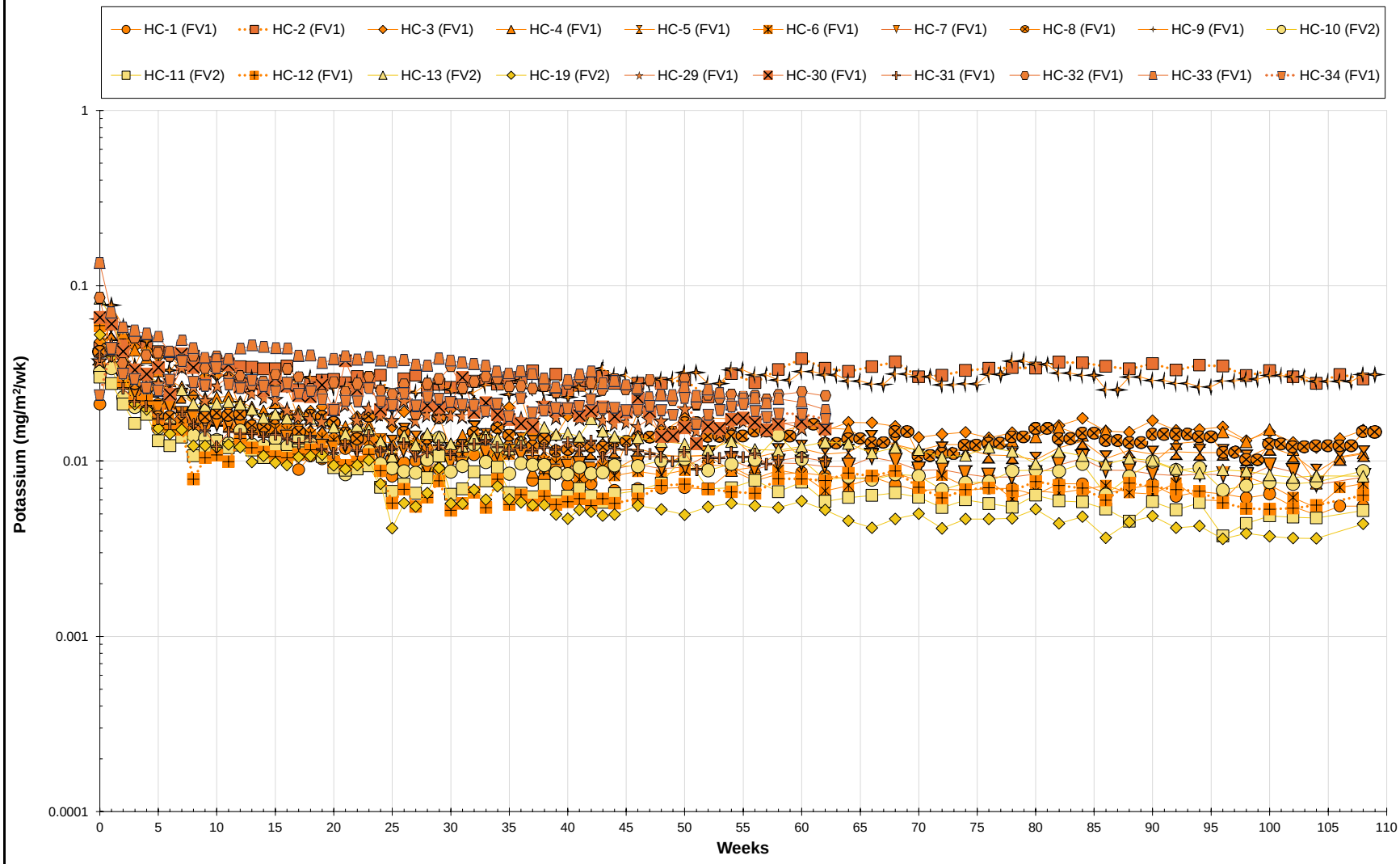

Notes

Tests generated from LP Zone samples shown with solid lines.
Tests generated from Limb Zone samples shown with short dashed lines.
Tests generated from Hinge Zone samples shown with dashed and dotted lines.
Test generated from AEX samples shown as dotted line.
Data for weeks 10 and 29 for HC-6 was omitted due to quality assurance issues.
Data for week 59 for HC-3 was omitted due to quality assurance issues.

wsp

KINROSS

Potassium - Felsic Volcanic

Humidity Cell Test Results

Great Bear Project

Figure Number		D-105	
Project Number		OMEMA2303	
Date		November 2025	
Drawn	MS	Reviewed	KG

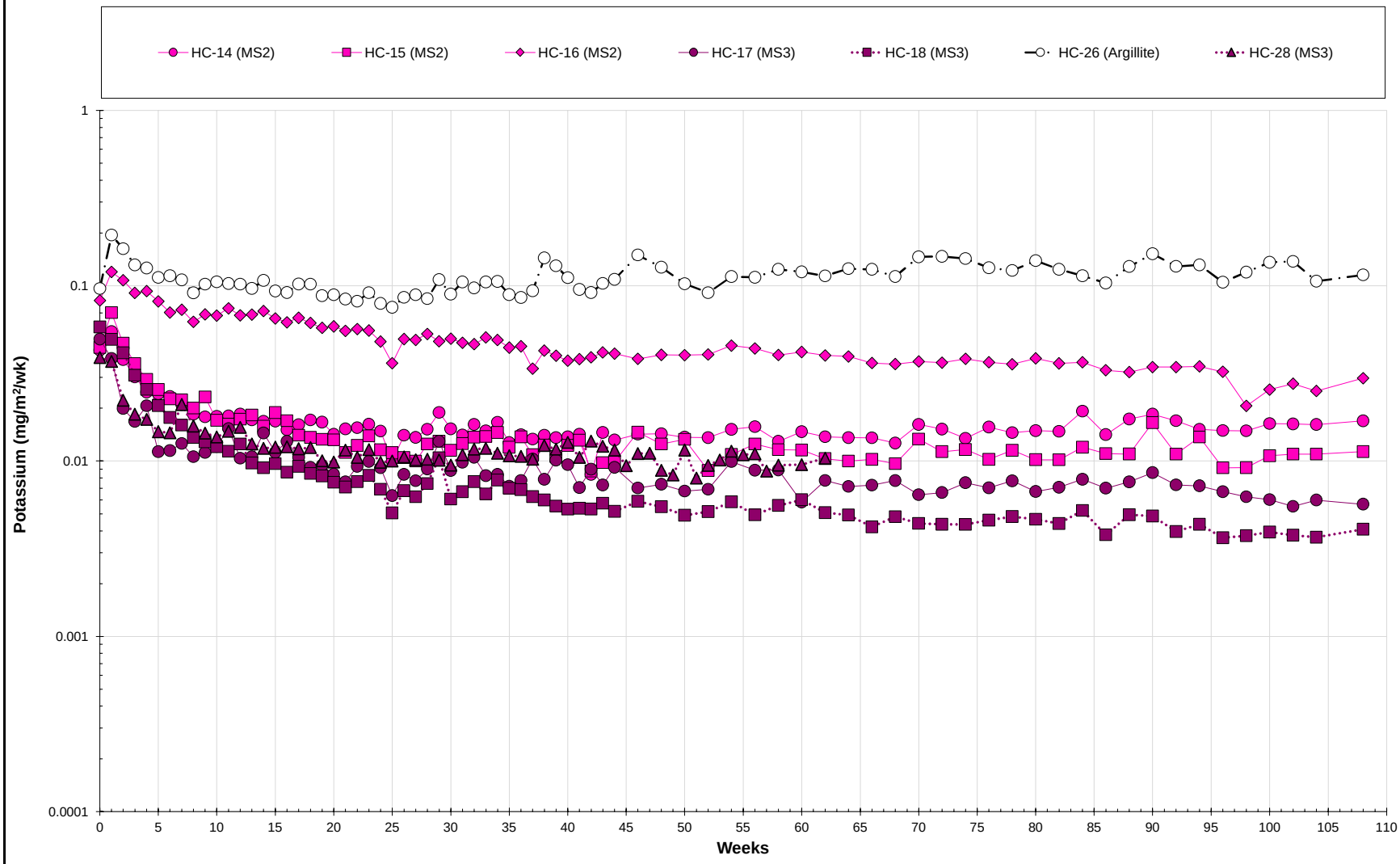

Notes

Tests generated from LP Zone samples shown with solid lines.
Tests generated from Limb Zone samples shown with short dashed lines.
Tests generated from Hinge Zone samples shown with dashed and dotted lines.
Test generated from AEX samples shown as dotted line.

KINROSS

Potassium - Metasediment and Argillite

Humidity Cell Test Results

Great Bear Project

Figure Number		D-106	
Project Number		OMEMA2303	
Date		November 2025	
Drawn	MS	Reviewed	KG

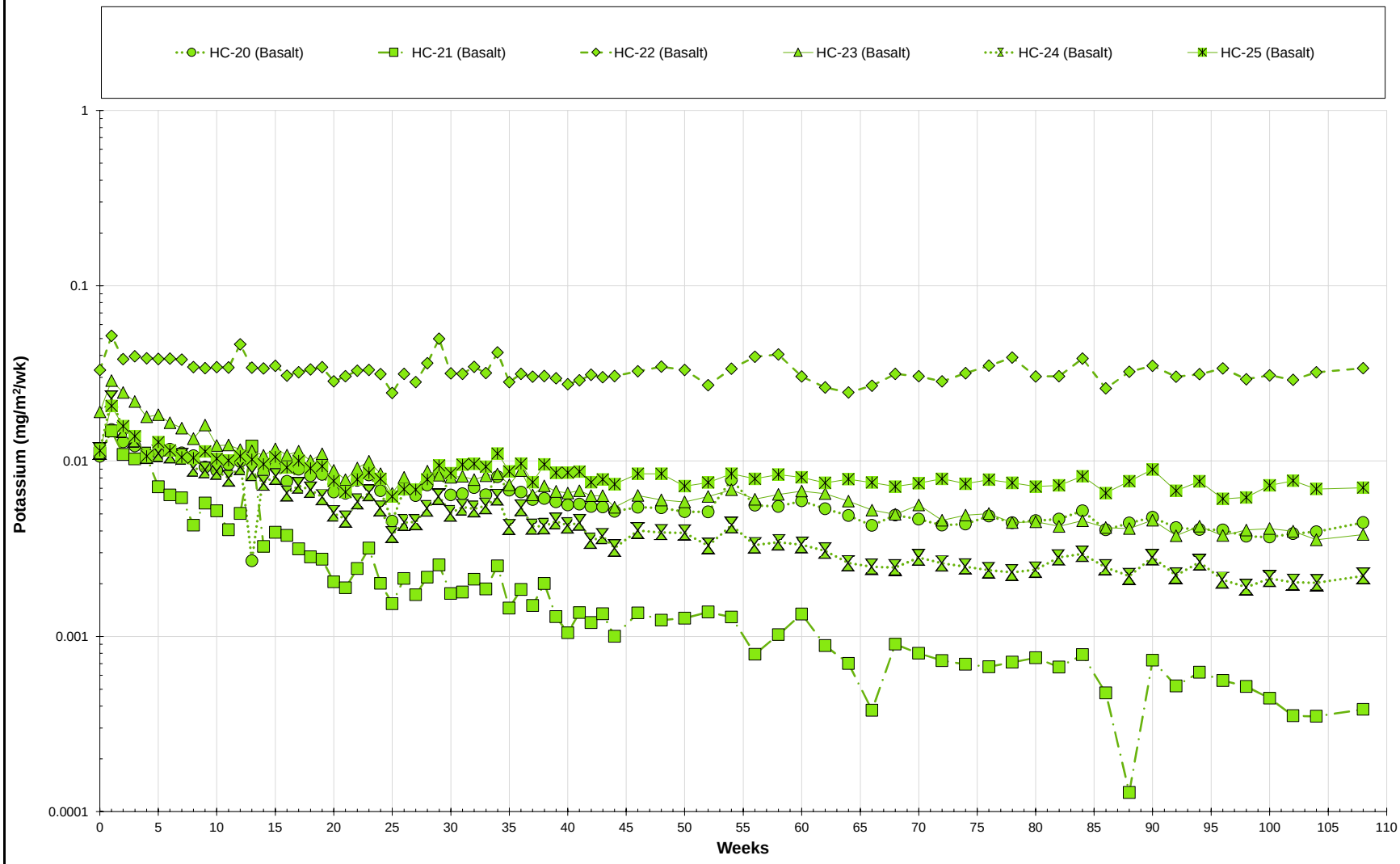

Notes

Tests generated from LP Zone samples shown with solid lines.
Tests generated from Limb Zone samples shown with short dashed lines.
Tests generated from Hinge Zone samples shown with dashed and dotted lines.
Test generated from AEX samples shown as dotted line.

Potassium - Basalt			
Humidity Cell Test Results			
Great Bear Project			
Figure Number		D-107	
Project Number		OMEMA2303	
Date		November 2025	
Drawn	MS	Reviewed	KG

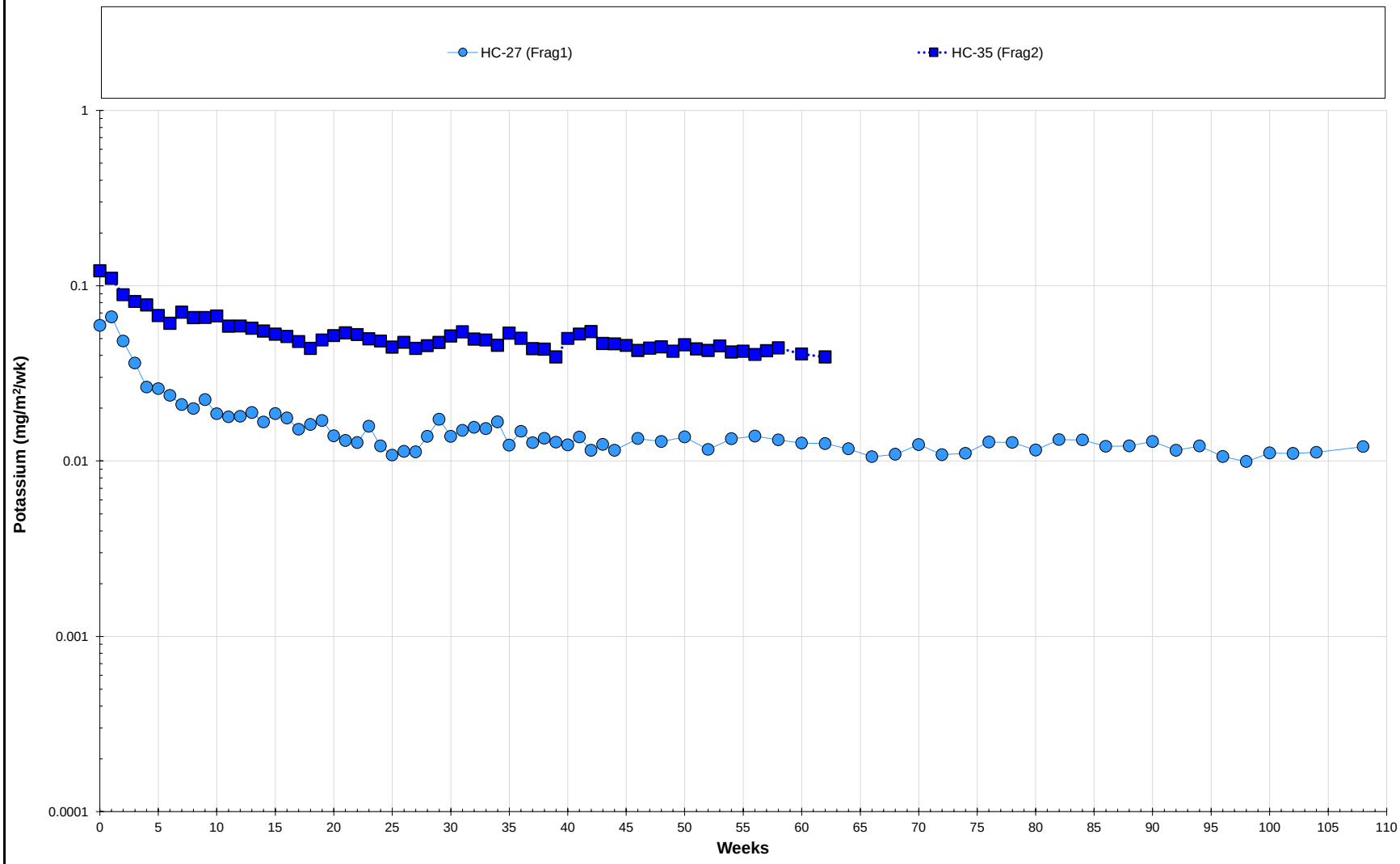

Notes
Tests generated from LP Zone samples shown with solid lines.
Tests generated from Limb Zone samples shown with short dashed lines.
Tests generated from Hinge Zone samples shown with dashed and dotted lines.
Test generated from AEX samples shown as dotted line.

Potassium - Fragmental			
Humidity Cell Test Results			
Great Bear Project			
Figure Number		D-108	
Project Number		OMEMA2303	
Date		November 2025	
Drawn	MS	Reviewed	KG

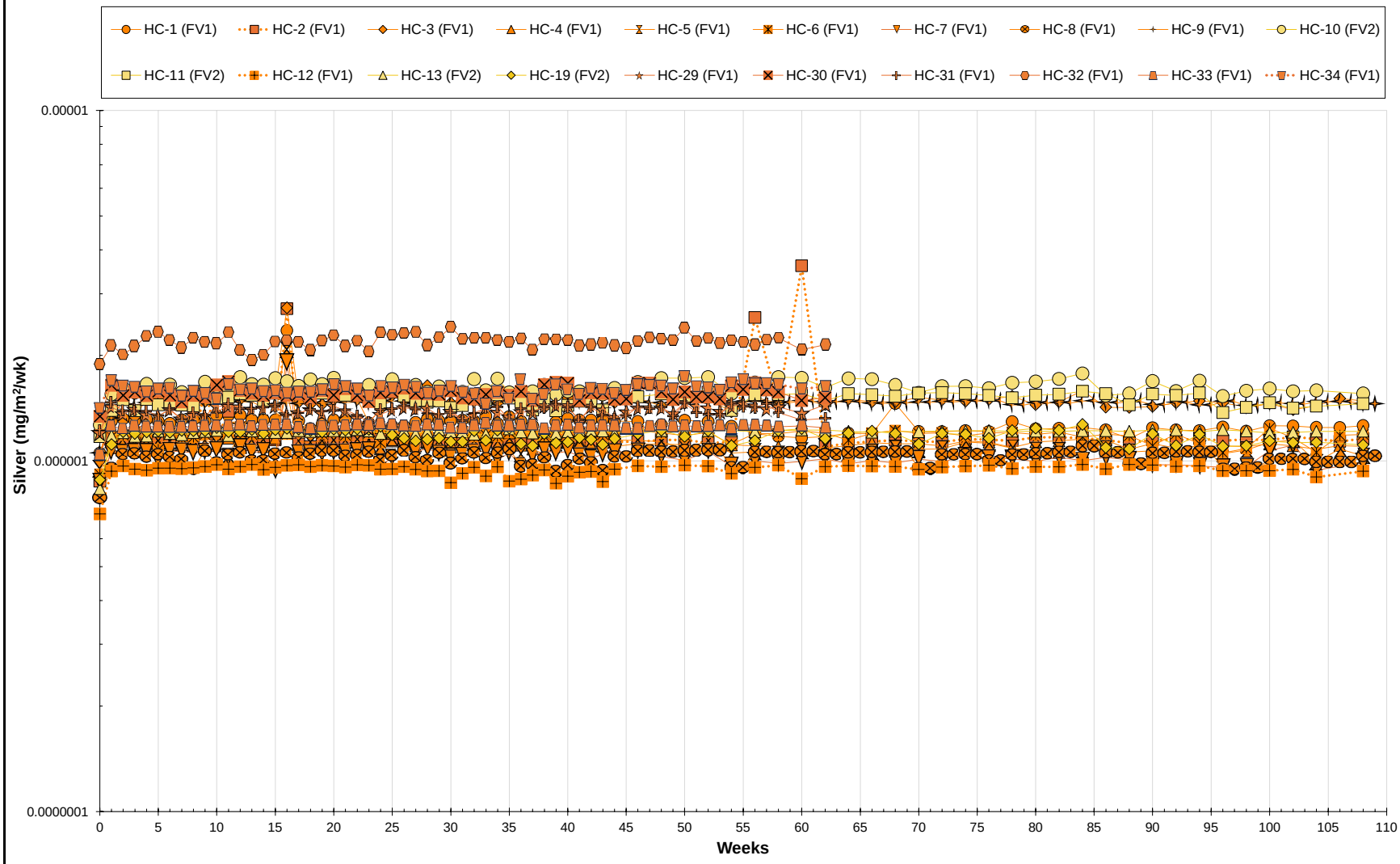

Notes

Tests generated from LP Zone samples shown with solid lines.
Tests generated from Limb Zone samples shown with short dashed lines.
Tests generated from Hinge Zone samples shown with dashed and dotted lines.
Test generated from AEX samples shown as dotted line.
Data for weeks 10 and 29 for HC-6 was omitted due to quality assurance issues.
Data for week 59 for HC-3 was omitted due to quality assurance issues.

Silver - Felsic Volcanic

Humidity Cell Test Results

Great Bear Project

Figure Number		D-109	
Project Number		OMEMA2303	
Date		November 2025	
Drawn	MS	Reviewed	KG

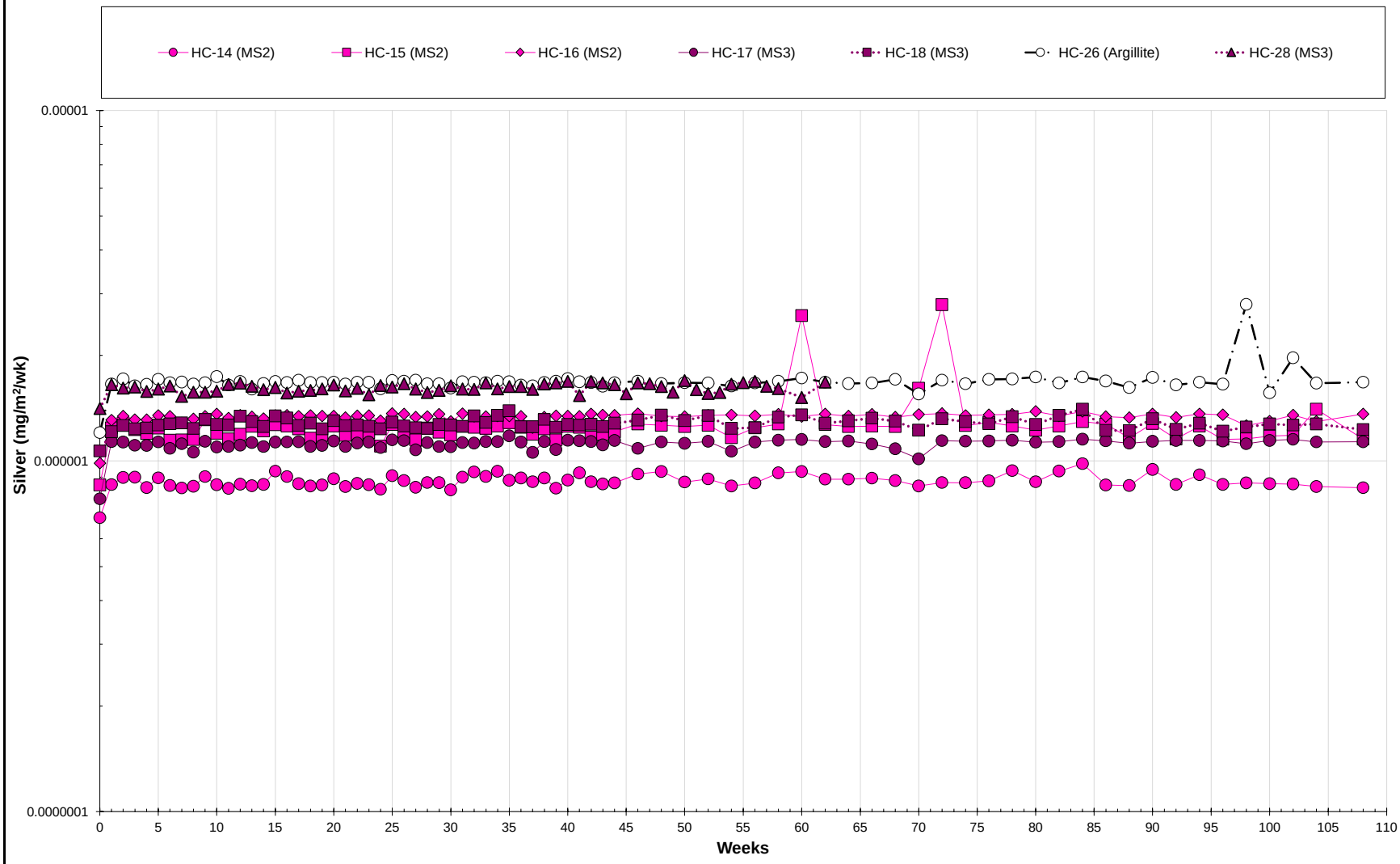

Notes
Tests generated from LP Zone samples shown with solid lines.
Tests generated from Limb Zone samples shown with short dashed lines.
Tests generated from Hinge Zone samples shown with dashed and dotted lines.
Test generated from AEX samples shown as dotted line.

wsp
KINROSS

Silver - Metasediment and Argillite

Humidity Cell Test Results

Great Bear Project

Figure Number		D-110	
Project Number		OMEMA2303	
Date		November 2025	
Drawn	MS	Reviewed	KG

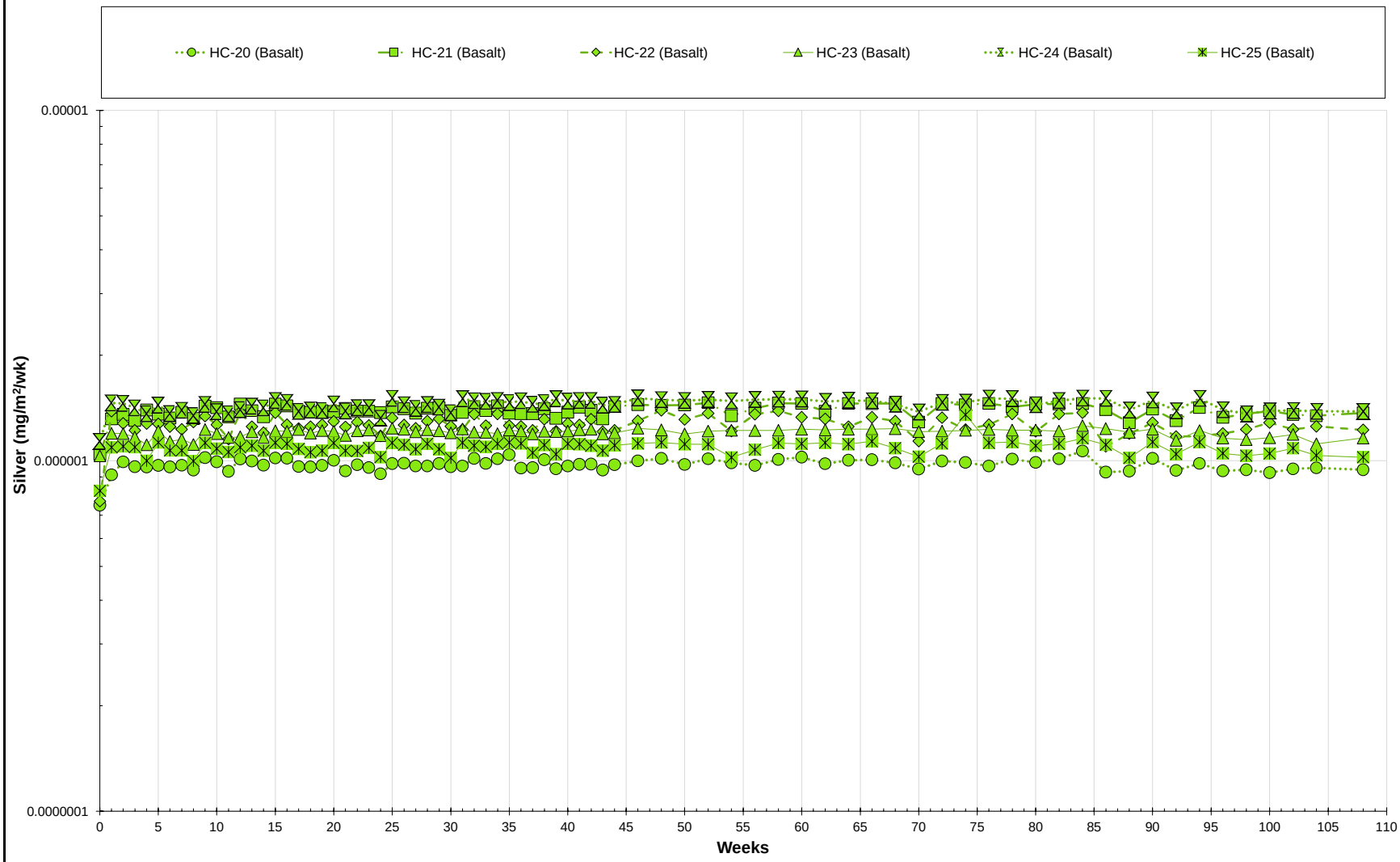

Notes

Tests generated from LP Zone samples shown with solid lines.
Tests generated from Limb Zone samples shown with short dashed lines.
Tests generated from Hinge Zone samples shown with dashed and dotted lines.
Test generated from AEX samples shown as dotted line.

Silver - Basalt			
Humidity Cell Test Results			
Great Bear Project			
Figure Number		D-111	
Project Number		OMEMA2303	
Date		November 2025	
Drawn	MS	Reviewed	KG

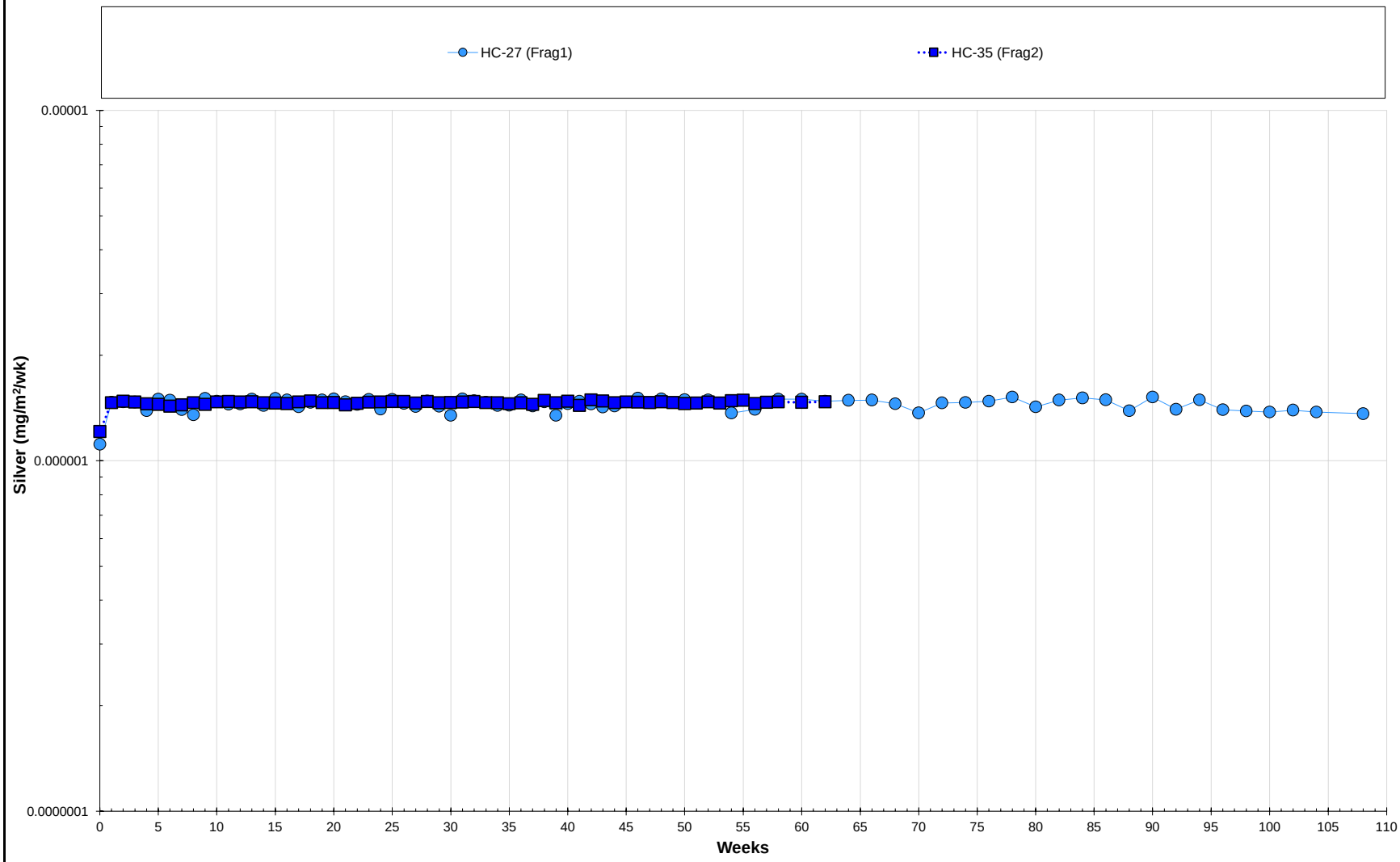

Notes
Tests generated from LP Zone samples shown with solid lines.
Tests generated from Limb Zone samples shown with short dashed lines.
Tests generated from Hinge Zone samples shown with dashed and dotted lines.
Test generated from AEX samples shown as dotted line.

KINROSS

Silver - Fragmental

Humidity Cell Test Results

Great Bear Project

Figure Number		D-112	
Project Number		OMEMA2303	
Date		November 2025	
Drawn	MS	Reviewed	KG

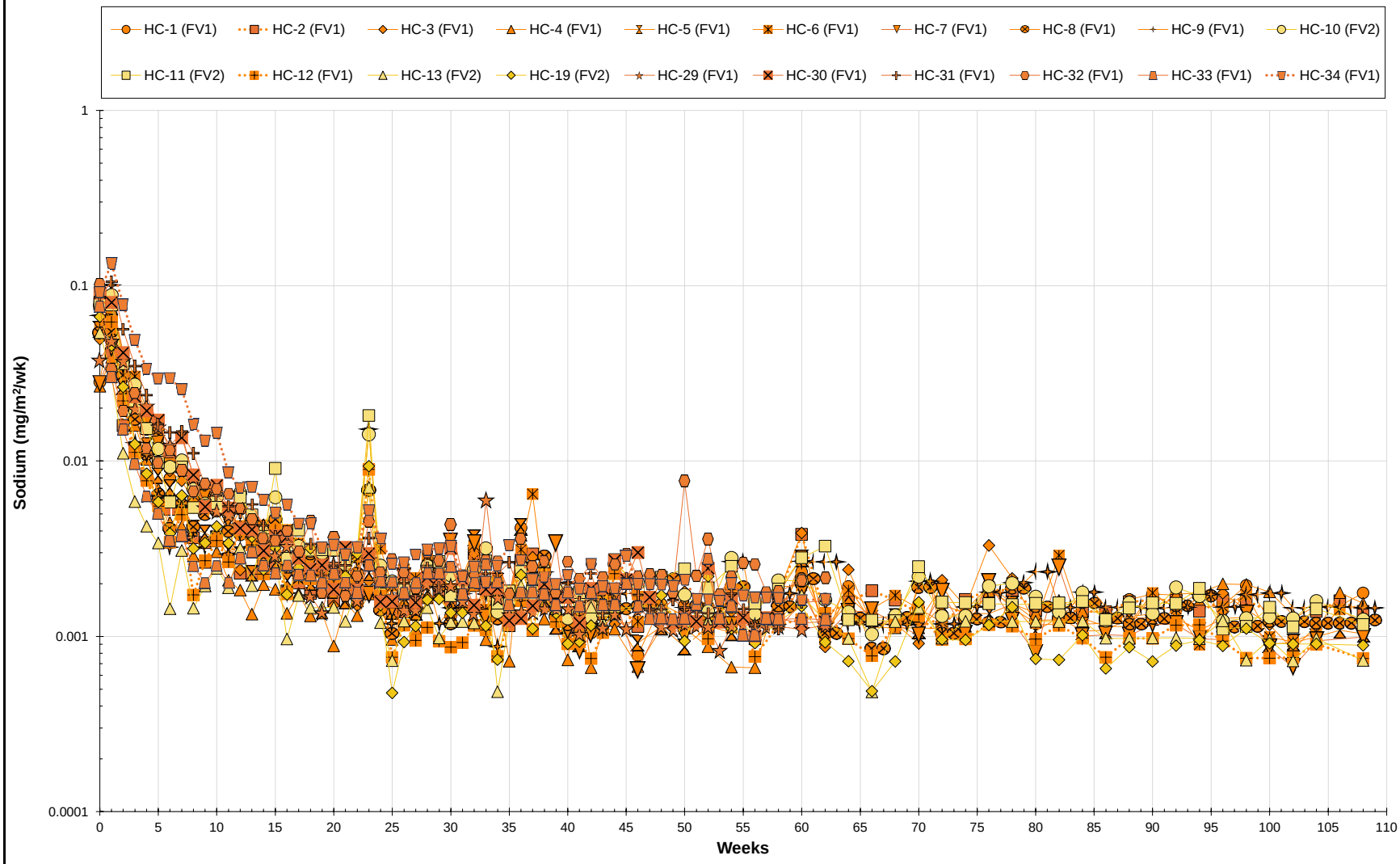

Notes

Tests generated from LP Zone samples shown with solid lines.
Tests generated from Limb Zone samples shown with short dashed lines.
Tests generated from Hinge Zone samples shown with dashed and dotted lines.
Test generated from AEX samples shown as dotted line.
Data for weeks 10 and 29 for HC-6 was omitted due to quality assurance issues.
Data for week 59 for HC-3 was omitted due to quality assurance issues.

wsp

KINROSS

Sodium - Felsic Volcanic

Humidity Cell Test Results

Great Bear Project

Figure Number		D-113	
Project Number		OMEMA2303	
Date		November 2025	
Drawn	MS	Reviewed	KG

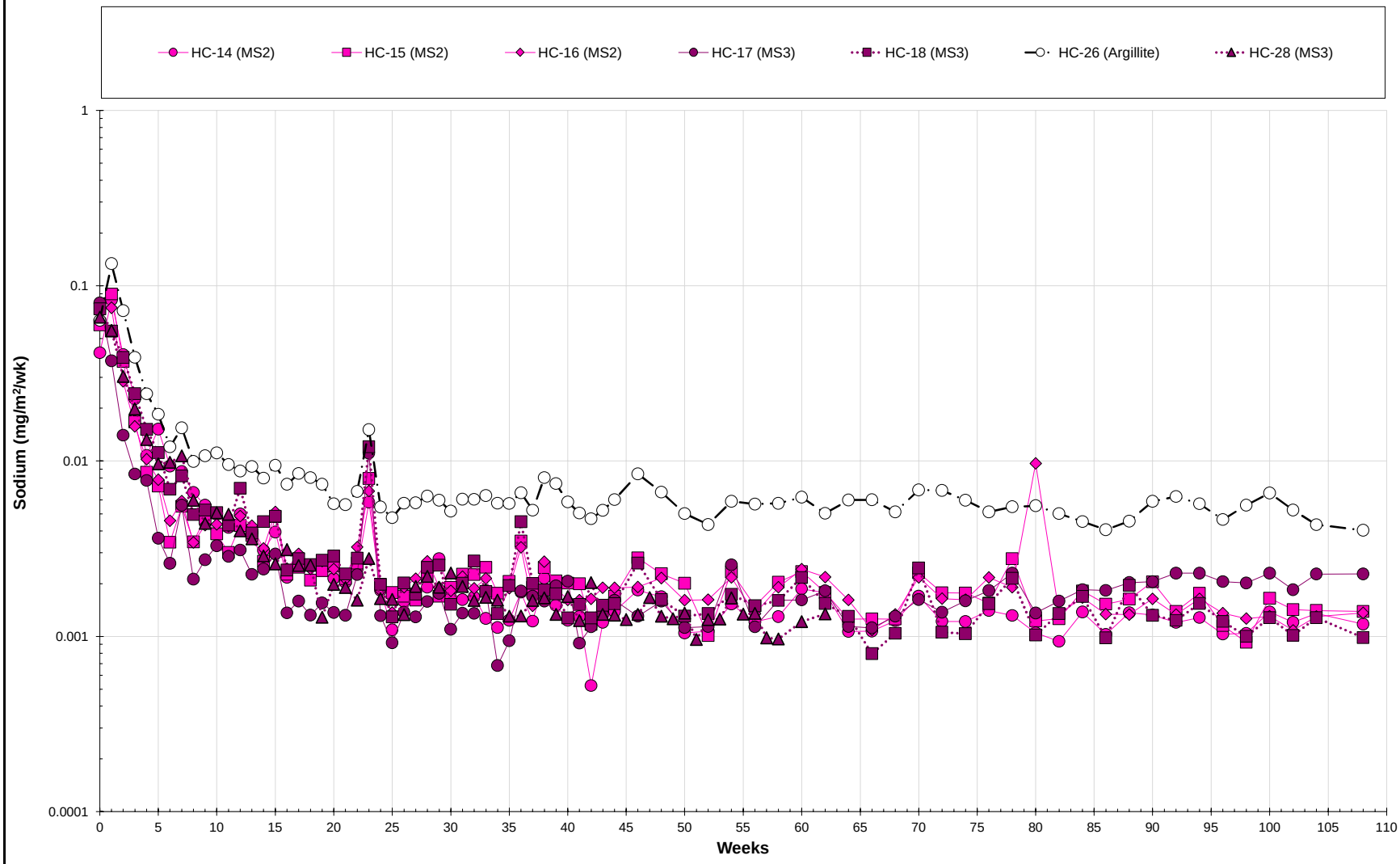

Notes

Tests generated from LP Zone samples shown with solid lines.
Tests generated from Limb Zone samples shown with short dashed lines.
Tests generated from Hinge Zone samples shown with dashed and dotted lines.
Test generated from AEX samples shown as dotted line.

Sodium - Metasediment and Argillite

Humidity Cell Test Results

Great Bear Project

Figure Number		D-114	
Project Number		OMEMA2303	
Date		November 2025	
Drawn	MS	Reviewed	KG

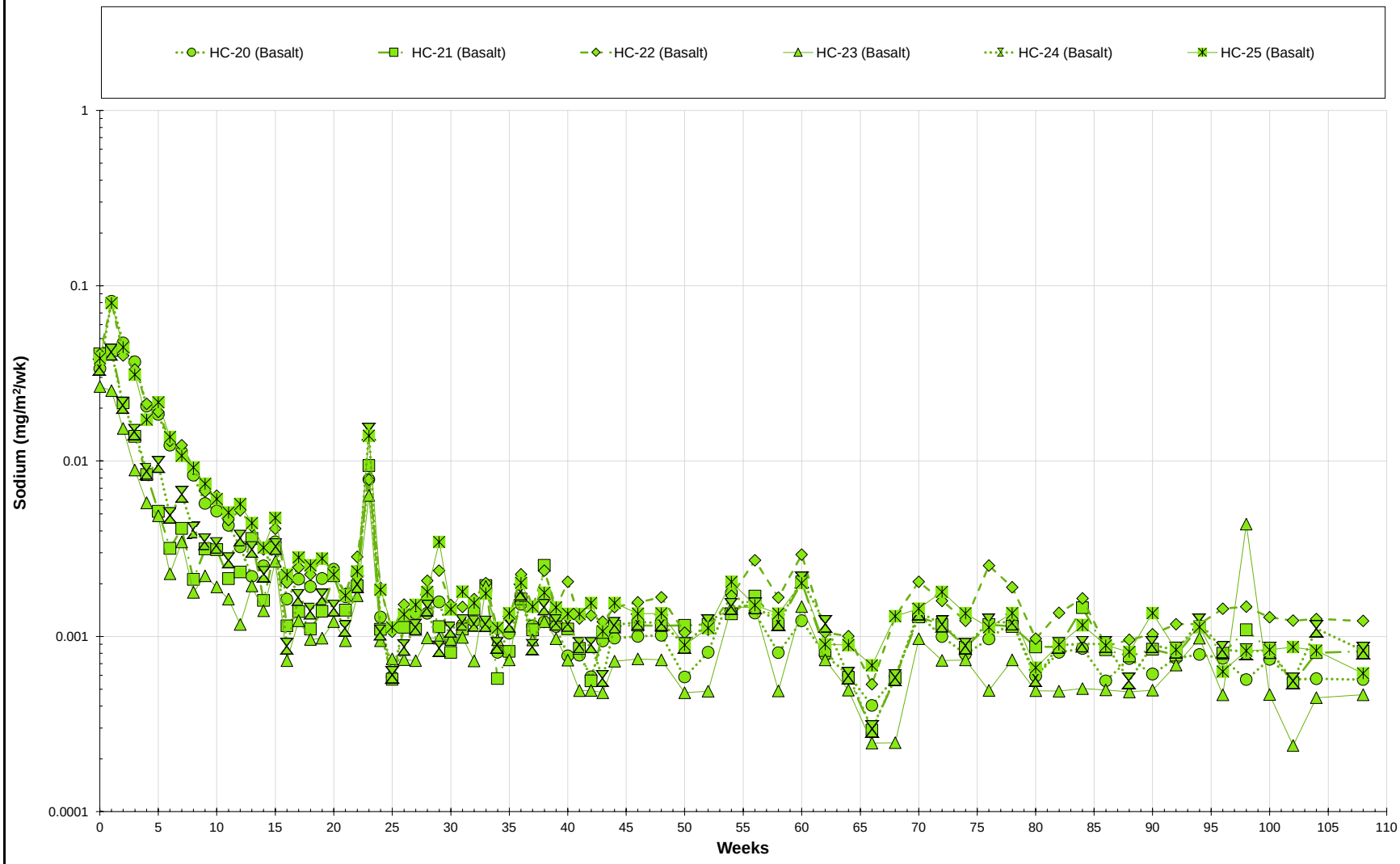

Notes

Tests generated from LP Zone samples shown with solid lines.
Tests generated from Limb Zone samples shown with short dashed lines.
Tests generated from Hinge Zone samples shown with dashed and dotted lines.
Test generated from AEX samples shown as dotted line.

Sodium - Basalt

Humidity Cell Test Results

Great Bear Project

Figure Number		D-115	
Project Number		OMEMA2303	
Date		November 2025	
Drawn	MS	Reviewed	KG

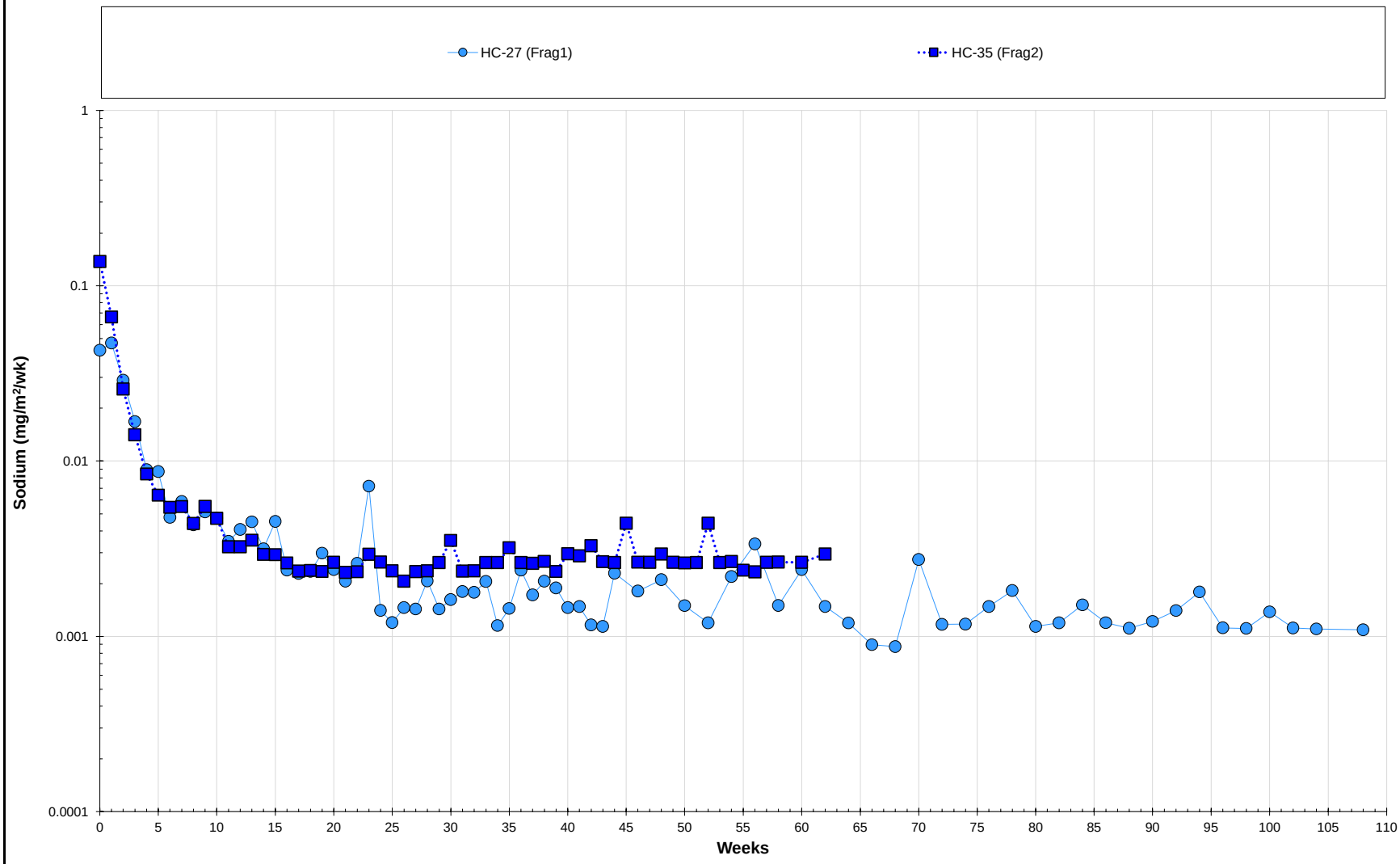

Notes
Tests generated from LP Zone samples shown with solid lines.
Tests generated from Limb Zone samples shown with short dashed lines.
Tests generated from Hinge Zone samples shown with dashed and dotted lines.
Test generated from AEX samples shown as dotted line.

Sodium - Fragmental

Humidity Cell Test Results

Great Bear Project

Figure Number		D-116	
Project Number		OMEMA2303	
Date		November 2025	
Drawn	MS	Reviewed	KG

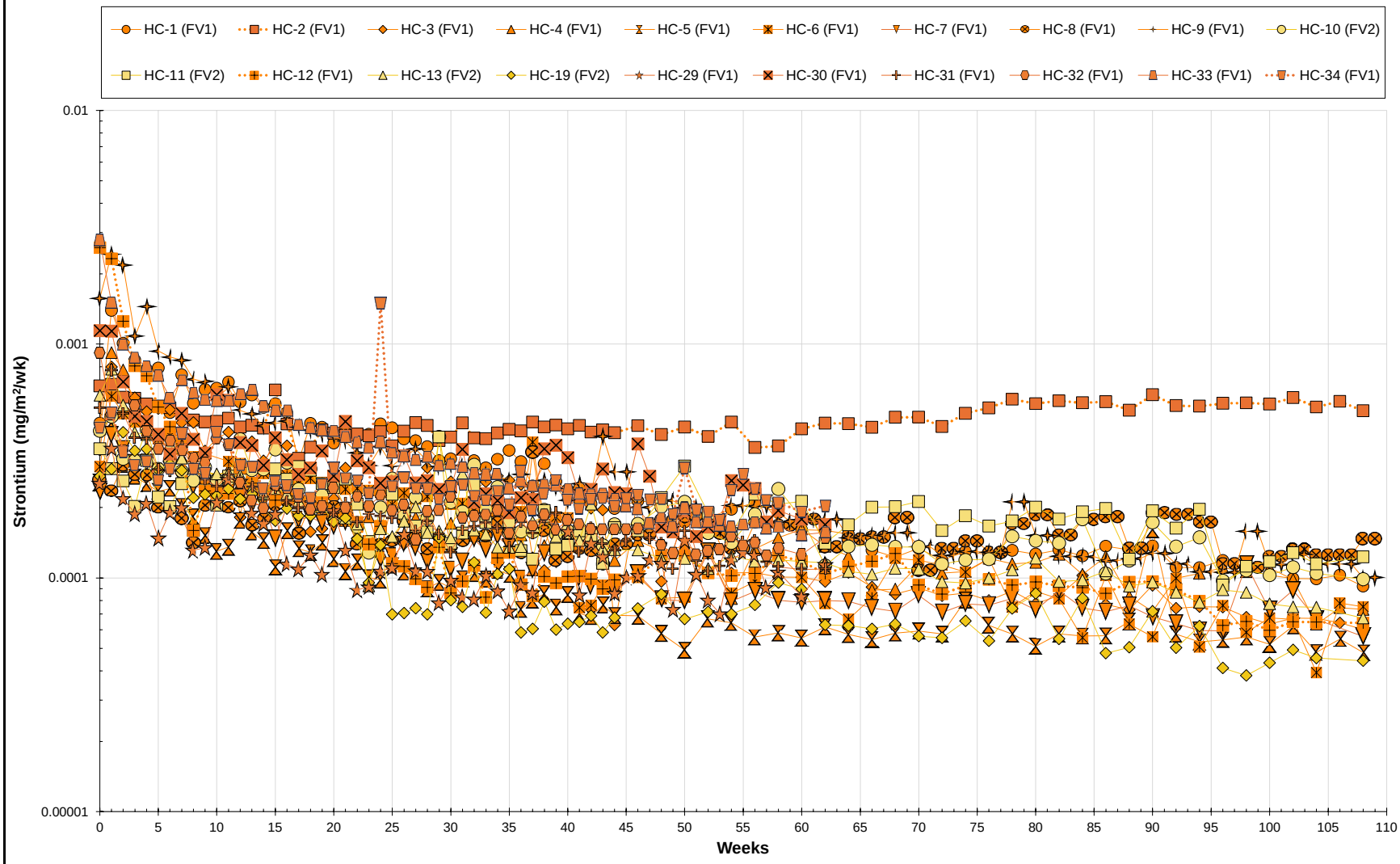

Notes

Tests generated from LP Zone samples shown with solid lines.
Tests generated from Limb Zone samples shown with short dashed lines.
Tests generated from Hinge Zone samples shown with dashed and dotted lines.
Test generated from AEX samples shown as dotted line.
Data for weeks 10 and 29 for HC-6 was omitted due to quality assurance issues.
Data for week 59 for HC-3 was omitted due to quality assurance issues.

Strontium - Felsic Volcanic

Humidity Cell Test Results

Great Bear Project

Figure Number		D-117	
Project Number		OMEMA2303	
Date		November 2025	
Drawn	MS	Reviewed	KG

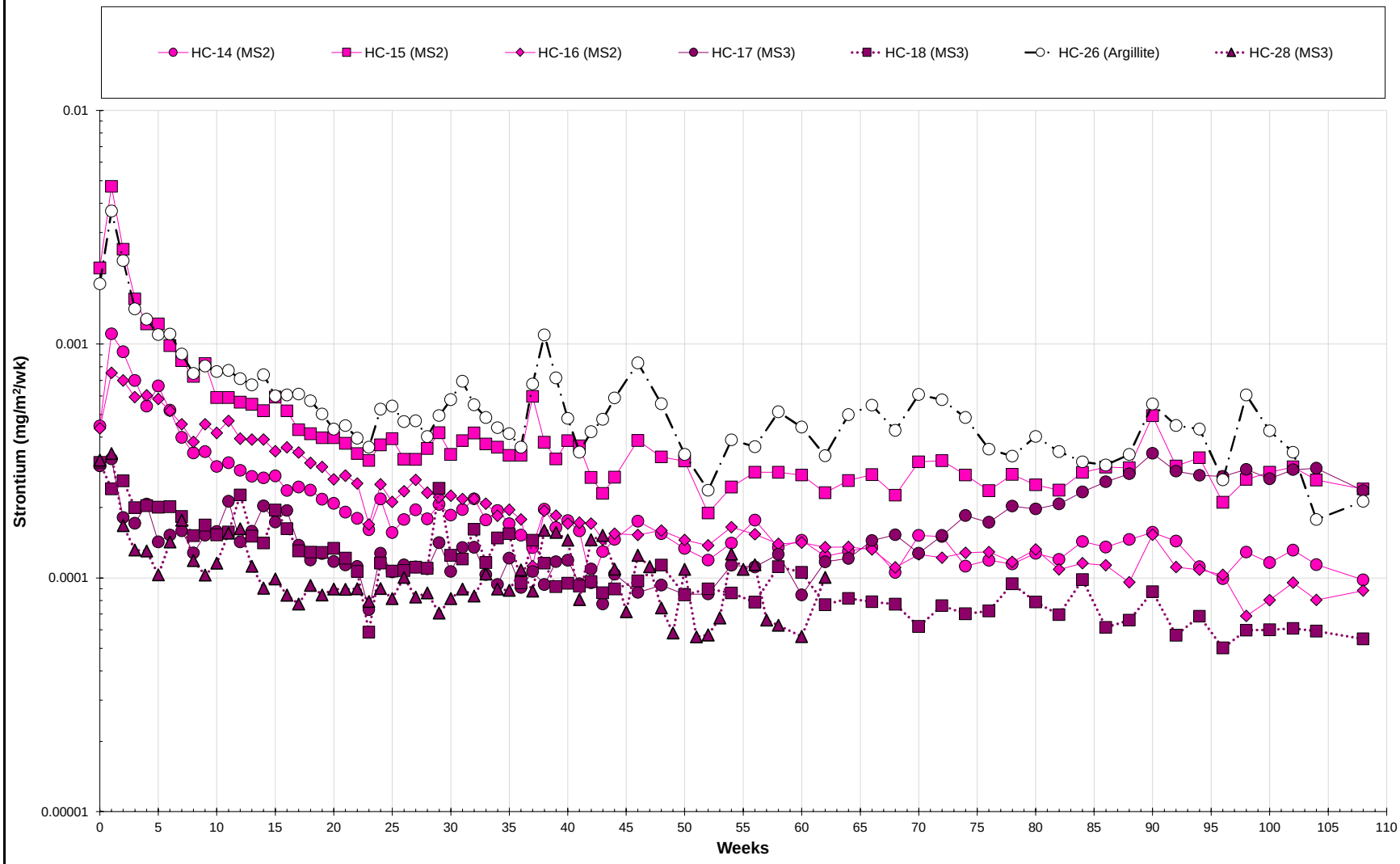

Notes

Tests generated from LP Zone samples shown with solid lines.
Tests generated from Limb Zone samples shown with short dashed lines.
Tests generated from Hinge Zone samples shown with dashed and dotted lines.
Test generated from AEX samples shown as dotted line.

wsp

KINROSS

Strontium - Metasediment and Argillite

Humidity Cell Test Results

Great Bear Project

Figure Number		D-118	
Project Number		OMEMA2303	
Date		November 2025	
Drawn	MS	Reviewed	KG

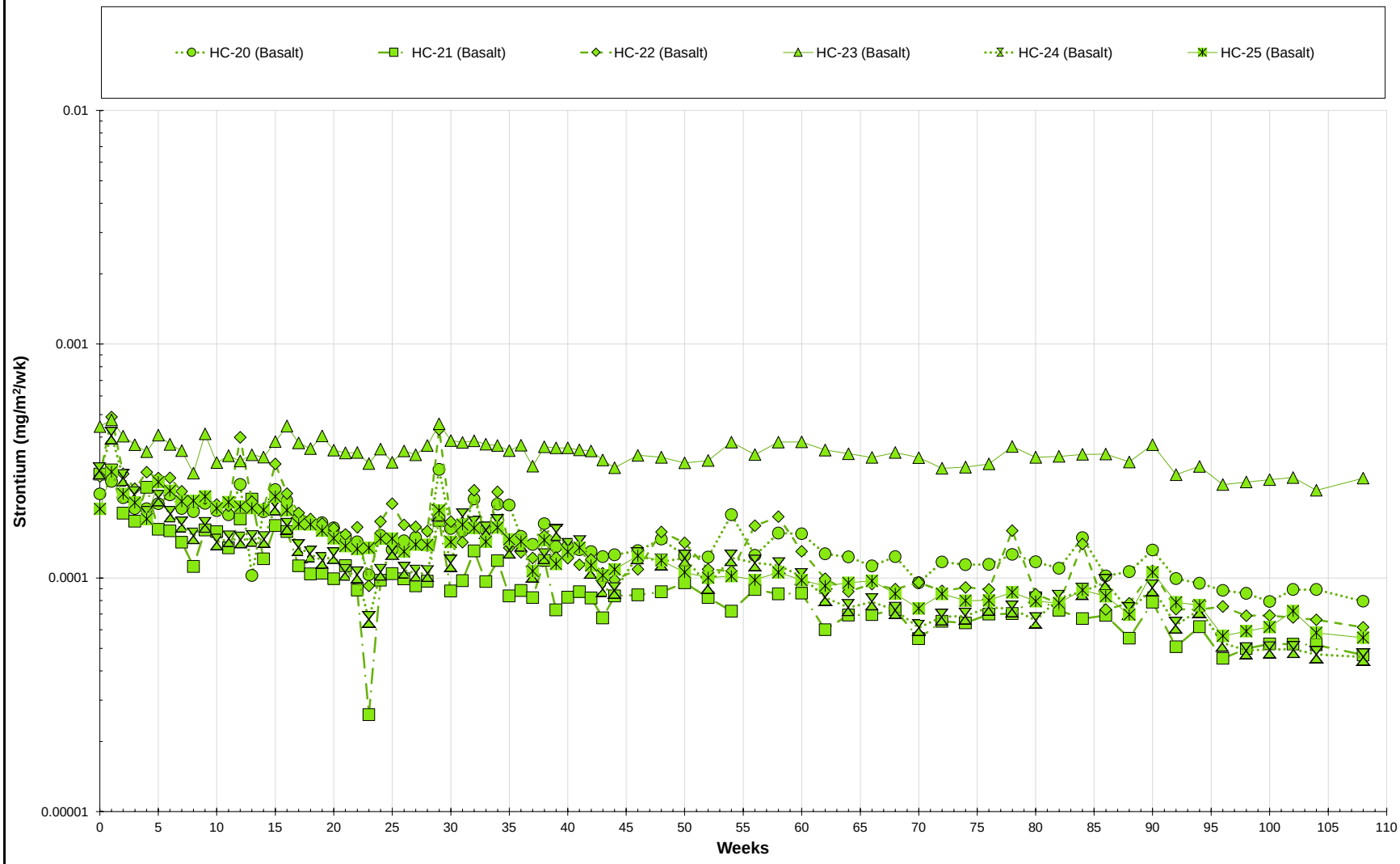

Notes

Tests generated from LP Zone samples shown with solid lines.
Tests generated from Limb Zone samples shown with short dashed lines.
Tests generated from Hinge Zone samples shown with dashed and dotted lines.
Test generated from AEX samples shown as dotted line.

Strontium - Basalt

Humidity Cell Test Results

Great Bear Project

Figure Number		D-119	
Project Number		OMEMA2303	
Date		November 2025	
Drawn	MS	Reviewed	KG

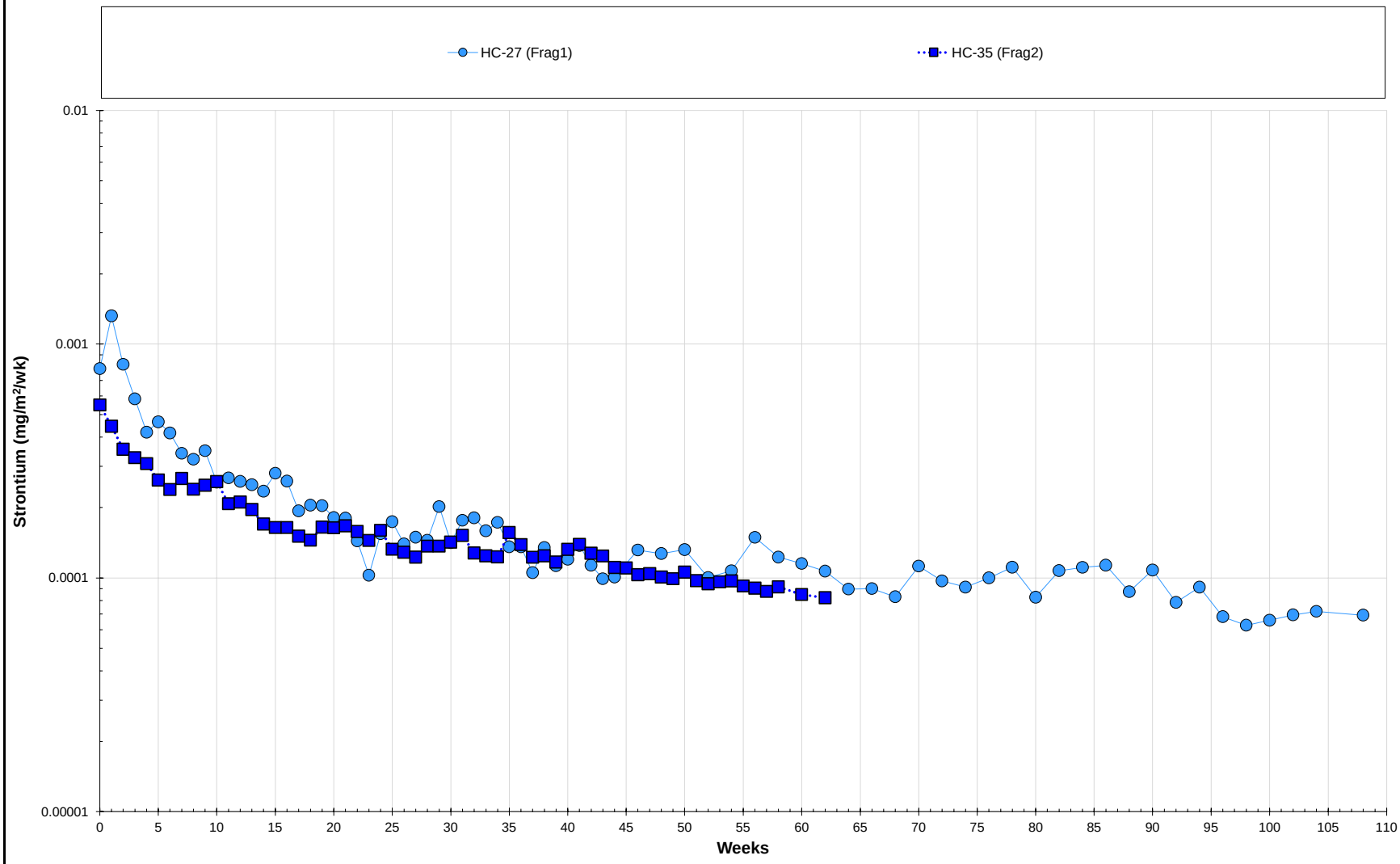

Notes
Tests generated from LP Zone samples shown with solid lines.
Tests generated from Limb Zone samples shown with short dashed lines.
Tests generated from Hinge Zone samples shown with dashed and dotted lines.
Test generated from AEX samples shown as dotted line.

Strontium - Fragmental

Humidity Cell Test Results

Great Bear Project

Figure Number		D-120	
Project Number		OMEMA2303	
Date		November 2025	
Drawn	MS	Reviewed	KG

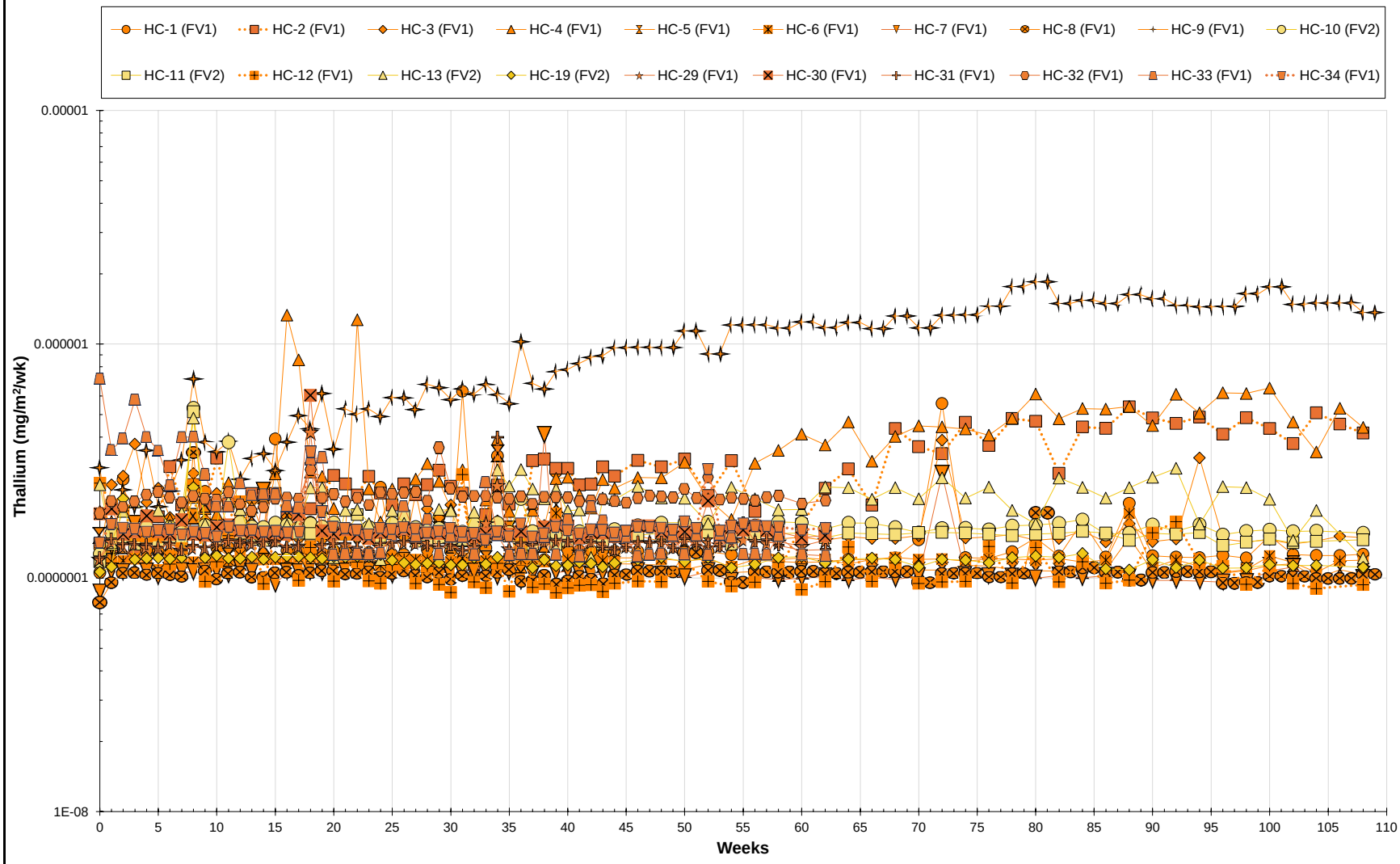

Notes

Tests generated from LP Zone samples shown with solid lines.
Tests generated from Limb Zone samples shown with short dashed lines.
Tests generated from Hinge Zone samples shown with dashed and dotted lines.
Test generated from AEX samples shown as dotted line.
Data for weeks 10 and 29 for HC-6 was omitted due to quality assurance issues.
Data for week 59 for HC-3 was omitted due to quality assurance issues.

wsp

KINROSS

Thallium - Felsic Volcanic

Humidity Cell Test Results

Great Bear Project

Figure Number		D-121	
Project Number		OMEMA2303	
Date		November 2025	
Drawn	MS	Reviewed	KG

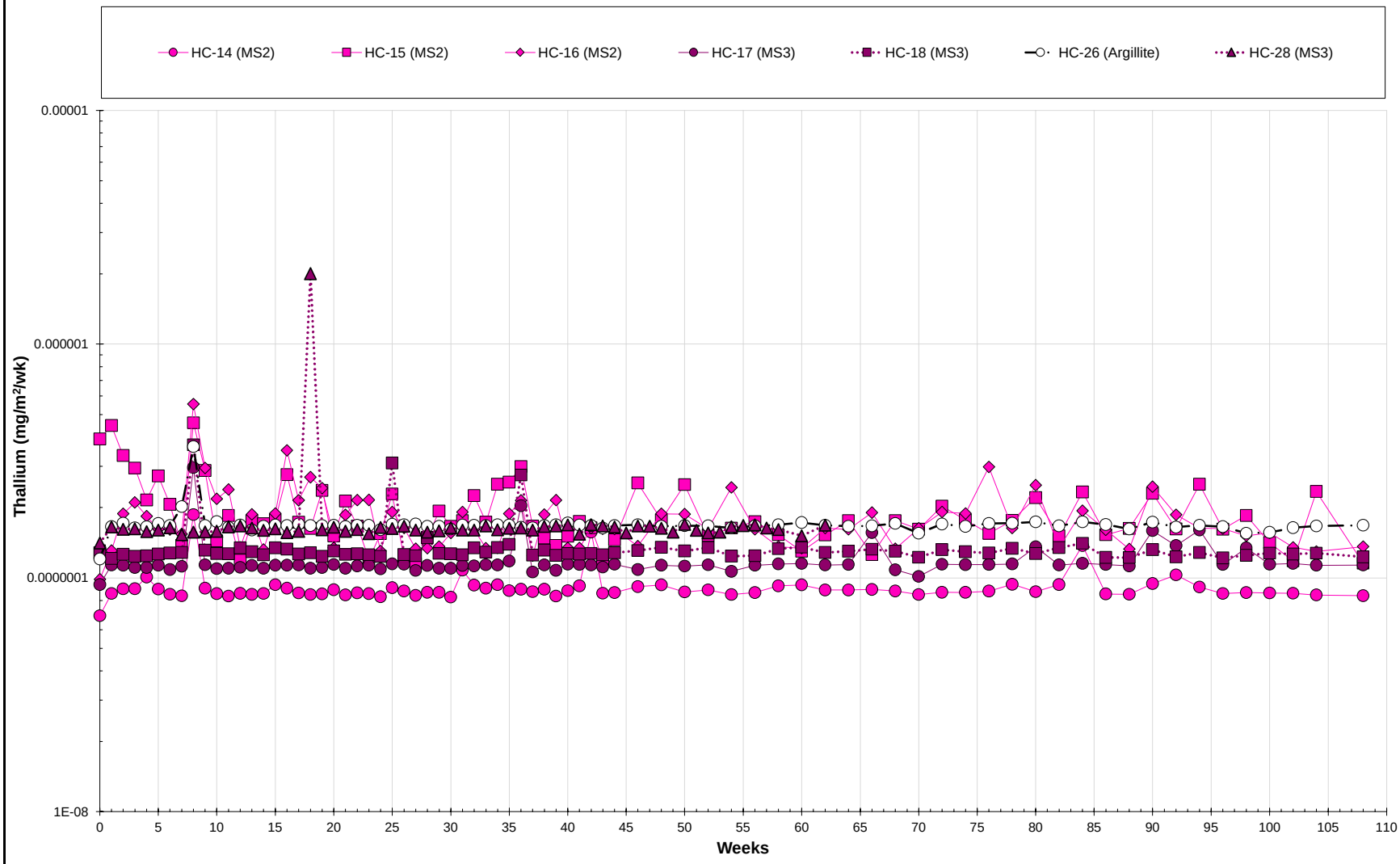

Notes

Tests generated from LP Zone samples shown with solid lines.
Tests generated from Limb Zone samples shown with short dashed lines.
Tests generated from Hinge Zone samples shown with dashed and dotted lines.
Test generated from AEX samples shown as dotted line.

wsp

KINROSS

Thallium - Metasediment and Argillite

Humidity Cell Test Results

Great Bear Project

Figure Number		D-122	
Project Number		OMEMA2303	
Date		November 2025	
Drawn	MS	Reviewed	KG

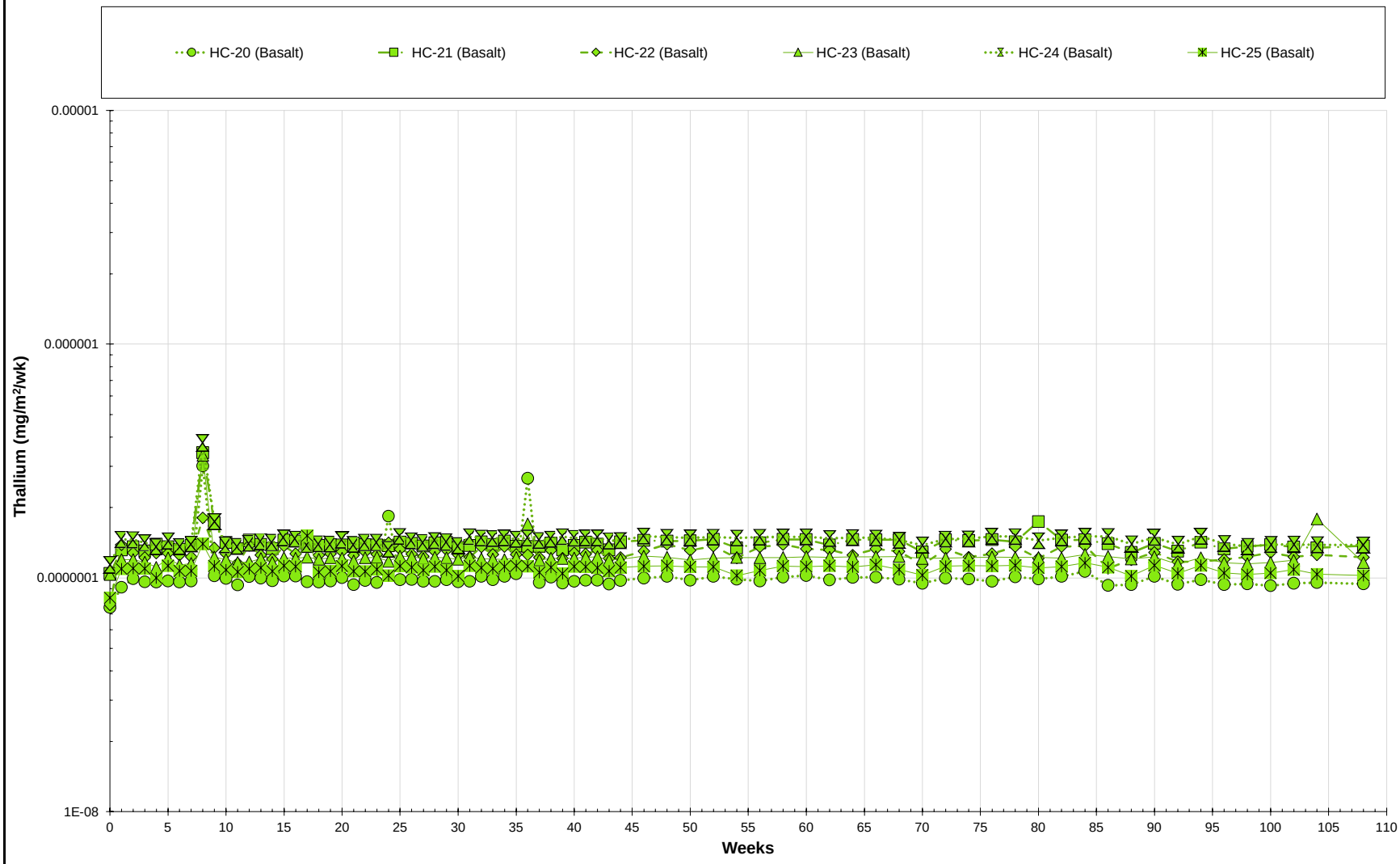

Notes

Tests generated from LP Zone samples shown with solid lines.
Tests generated from Limb Zone samples shown with short dashed lines.
Tests generated from Hinge Zone samples shown with dashed and dotted lines.
Test generated from AEX samples shown as dotted line.

Thallium - Basalt

Humidity Cell Test Results

Great Bear Project

Figure Number		D-123	
Project Number		OMEMA2303	
Date		November 2025	
Drawn	MS	Reviewed	KG

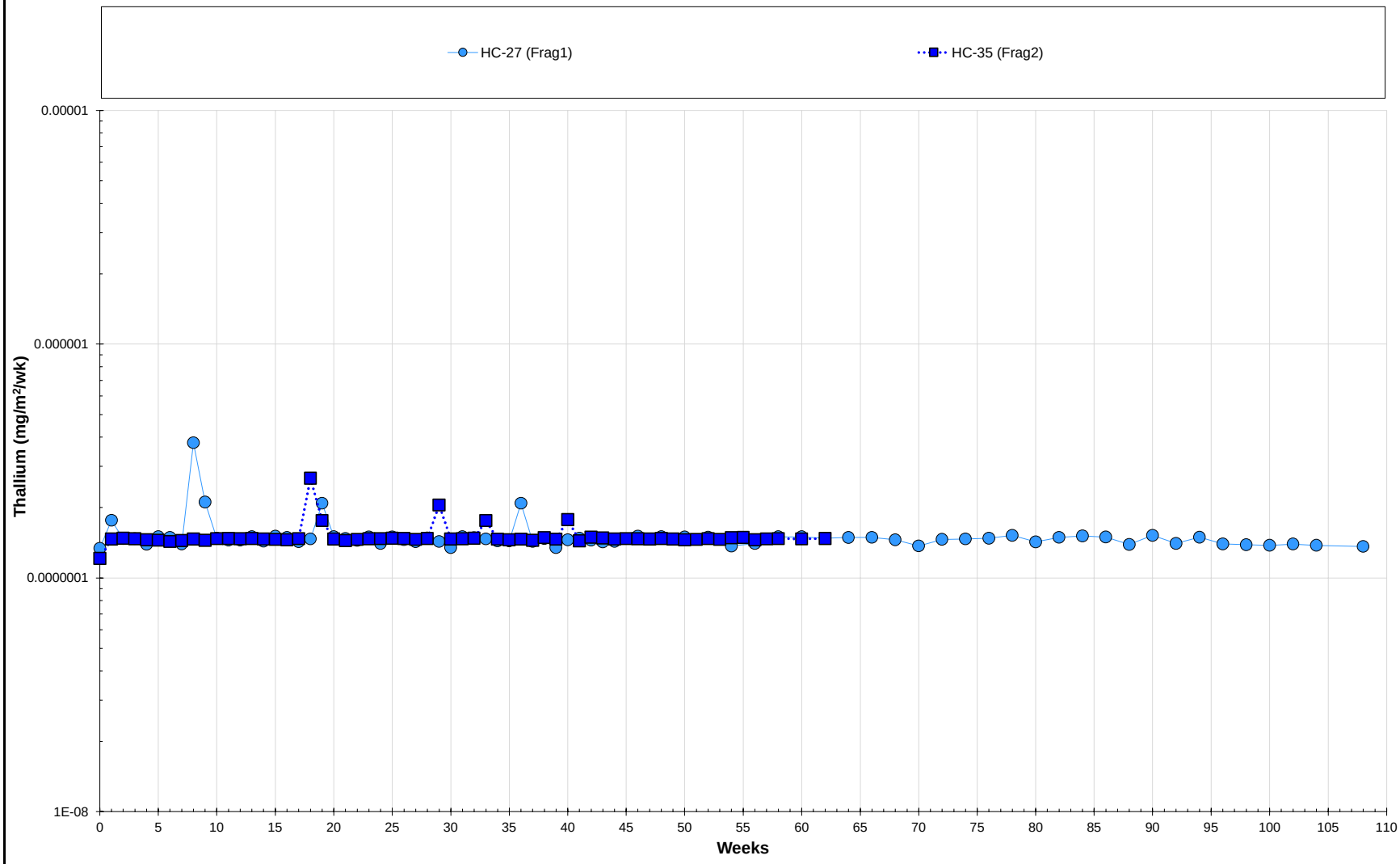

Notes
Tests generated from LP Zone samples shown with solid lines.
Tests generated from Limb Zone samples shown with short dashed lines.
Tests generated from Hinge Zone samples shown with dashed and dotted lines.
Test generated from AEX samples shown as dotted line.

Thallium - Fragmental

Humidity Cell Test Results

Great Bear Project

Figure Number		D-124	
Project Number		OMEMA2303	
Date		November 2025	
Drawn	MS	Reviewed	KG

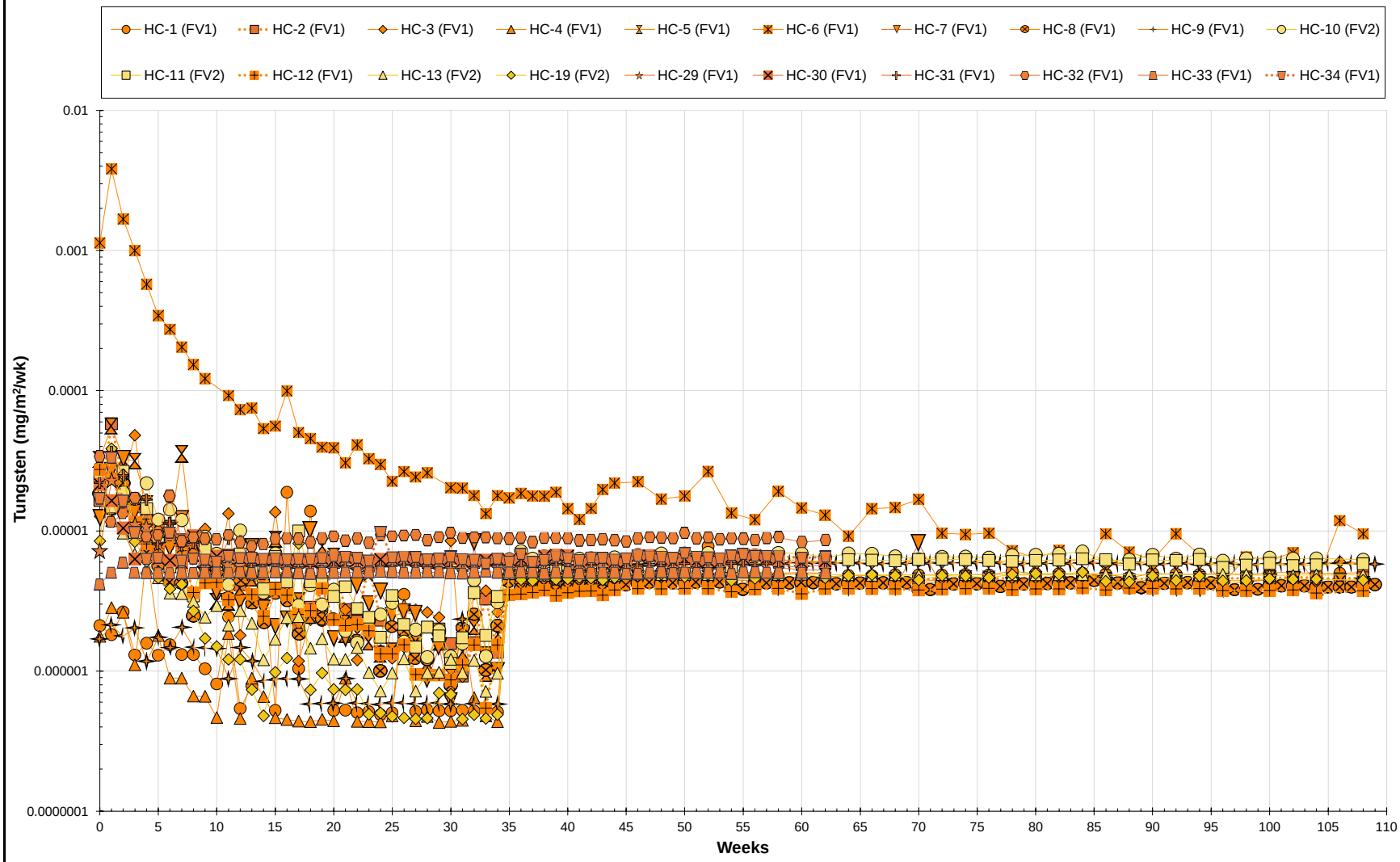

Notes

Tests generated from LP Zone samples shown with solid lines.
Tests generated from Limb Zone samples shown with short dashed lines.
Tests generated from Hinge Zone samples shown with dashed and dotted lines.
Test generated from AEX samples shown as dotted line.
Data for weeks 10 and 29 for HC-6 was omitted due to quality assurance issues.
Data for week 59 for HC-3 was omitted due to quality assurance issues.

KINROSS

Tungsten - Felsic Volcanic			
Humidity Cell Test Results			
Great Bear Project			
Figure Number		D-125	
Project Number		OMEMA2303	
Date		November 2025	
Drawn	MS	Reviewed	KG

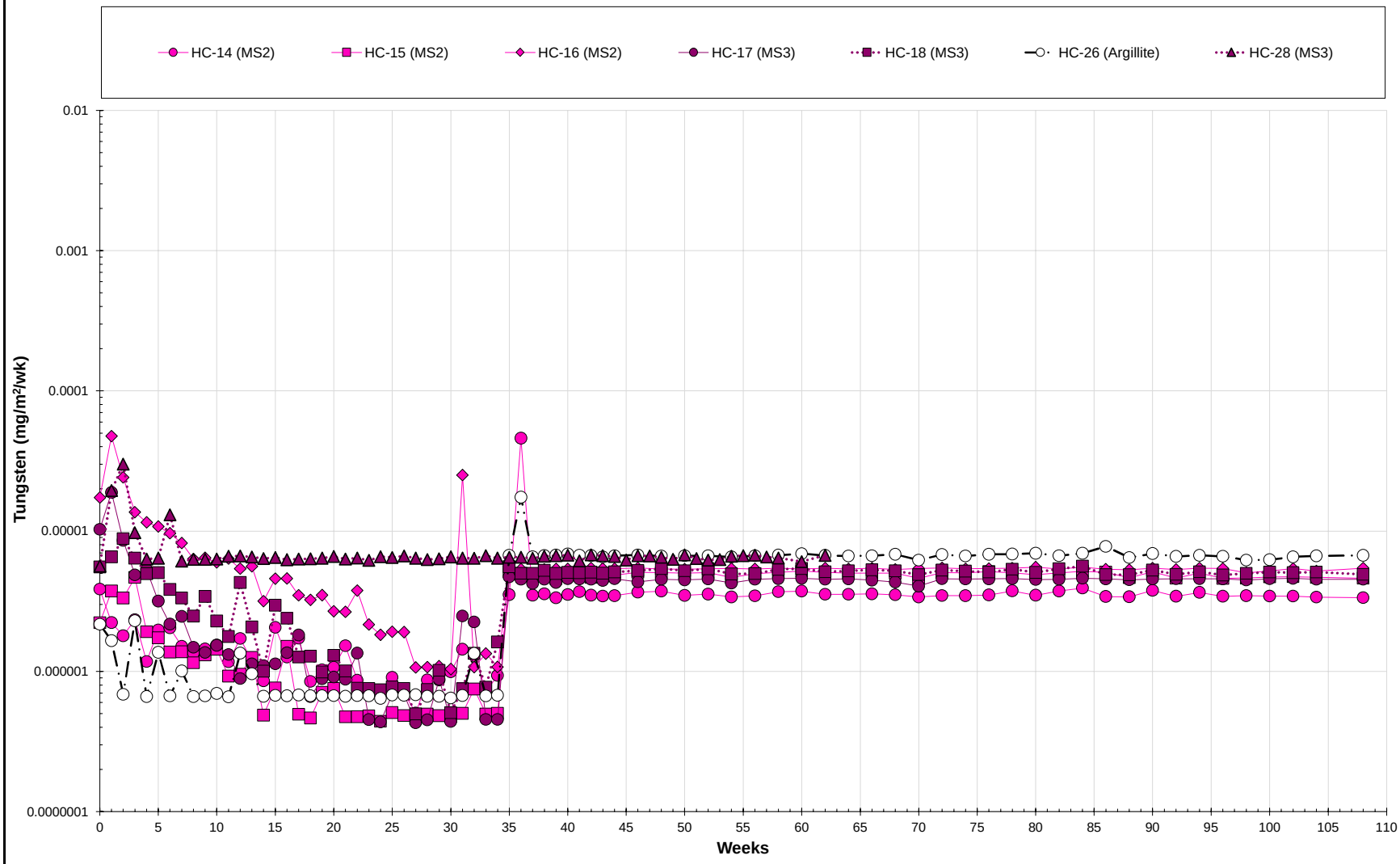

Notes

Tests generated from LP Zone samples shown with solid lines.
Tests generated from Limb Zone samples shown with short dashed lines.
Tests generated from Hinge Zone samples shown with dashed and dotted lines.
Test generated from AEX samples shown as dotted line.

Tungsten - Metasediment and Argillite

Humidity Cell Test Results

Great Bear Project

Figure Number		D-126	
Project Number		OMEMA2303	
Date		November 2025	
Drawn	MS	Reviewed	KG

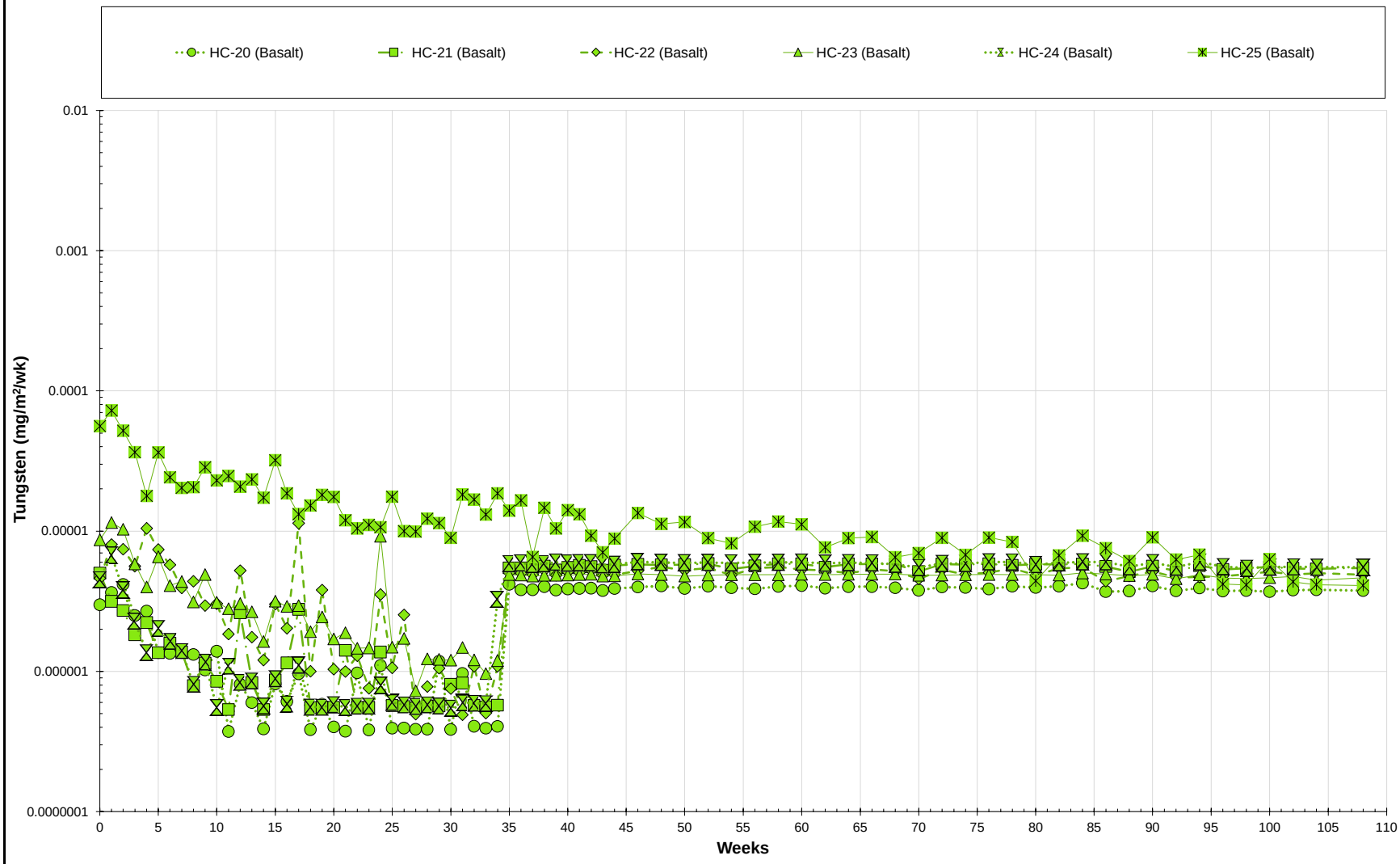

Notes

Tests generated from LP Zone samples shown with solid lines.
Tests generated from Limb Zone samples shown with short dashed lines.
Tests generated from Hinge Zone samples shown with dashed and dotted lines.
Test generated from AEX samples shown as dotted line.

Tungsten - Basalt			
Humidity Cell Test Results			
Great Bear Project			
Figure Number		D-127	
Project Number		OMEMA2303	
Date		November 2025	
Drawn	MS	Reviewed	KG

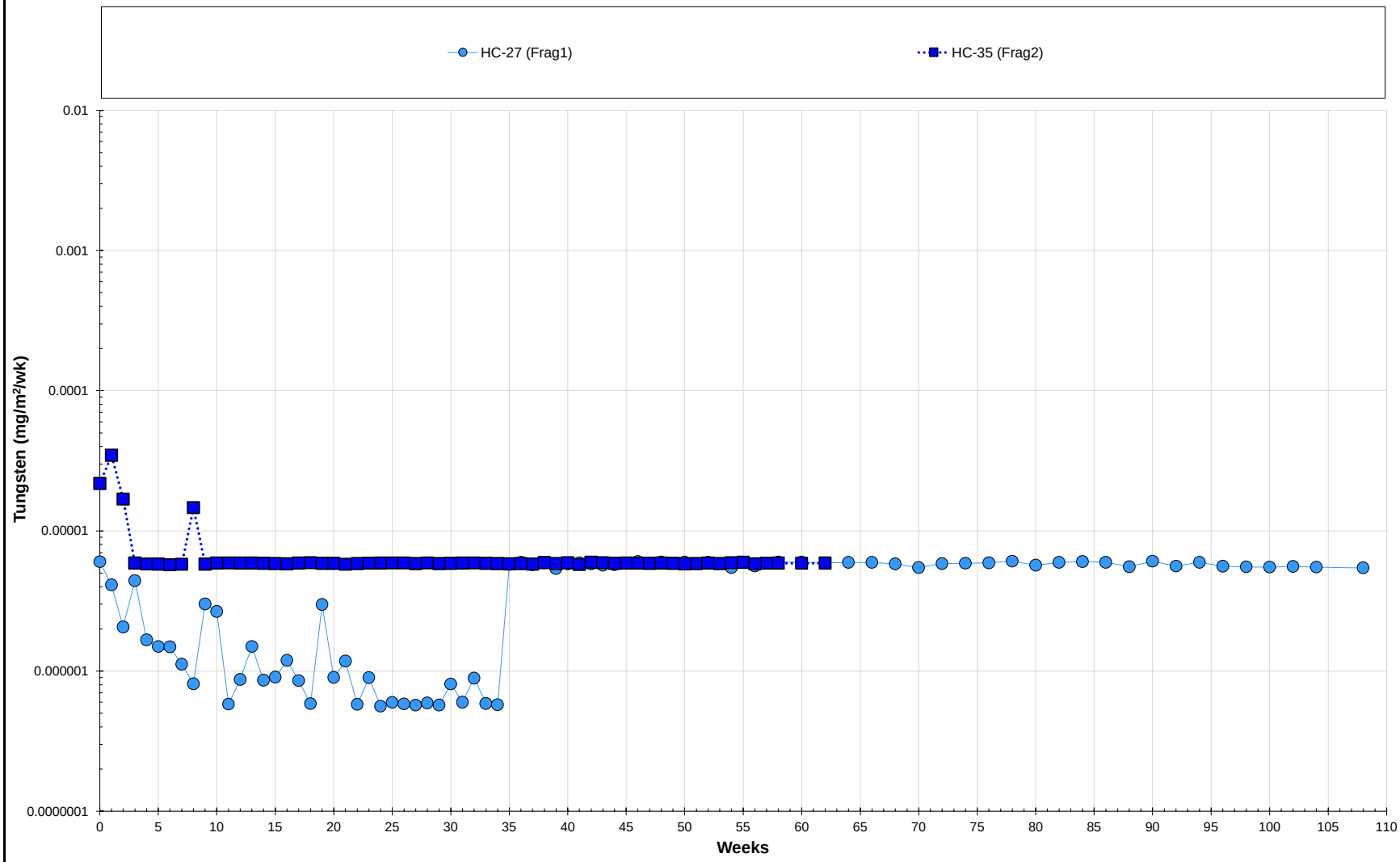

Notes
Tests generated from LP Zone samples shown with solid lines.
Tests generated from Limb Zone samples shown with short dashed lines.
Tests generated from Hinge Zone samples shown with dashed and dotted lines.
Test generated from AEX samples shown as dotted line.

Tungsten - Fragmental			
Humidity Cell Test Results			
Great Bear Project			
Figure Number		D-128	
Project Number		OMEMA2303	
Date		November 2025	
Drawn	MS	Reviewed	KG

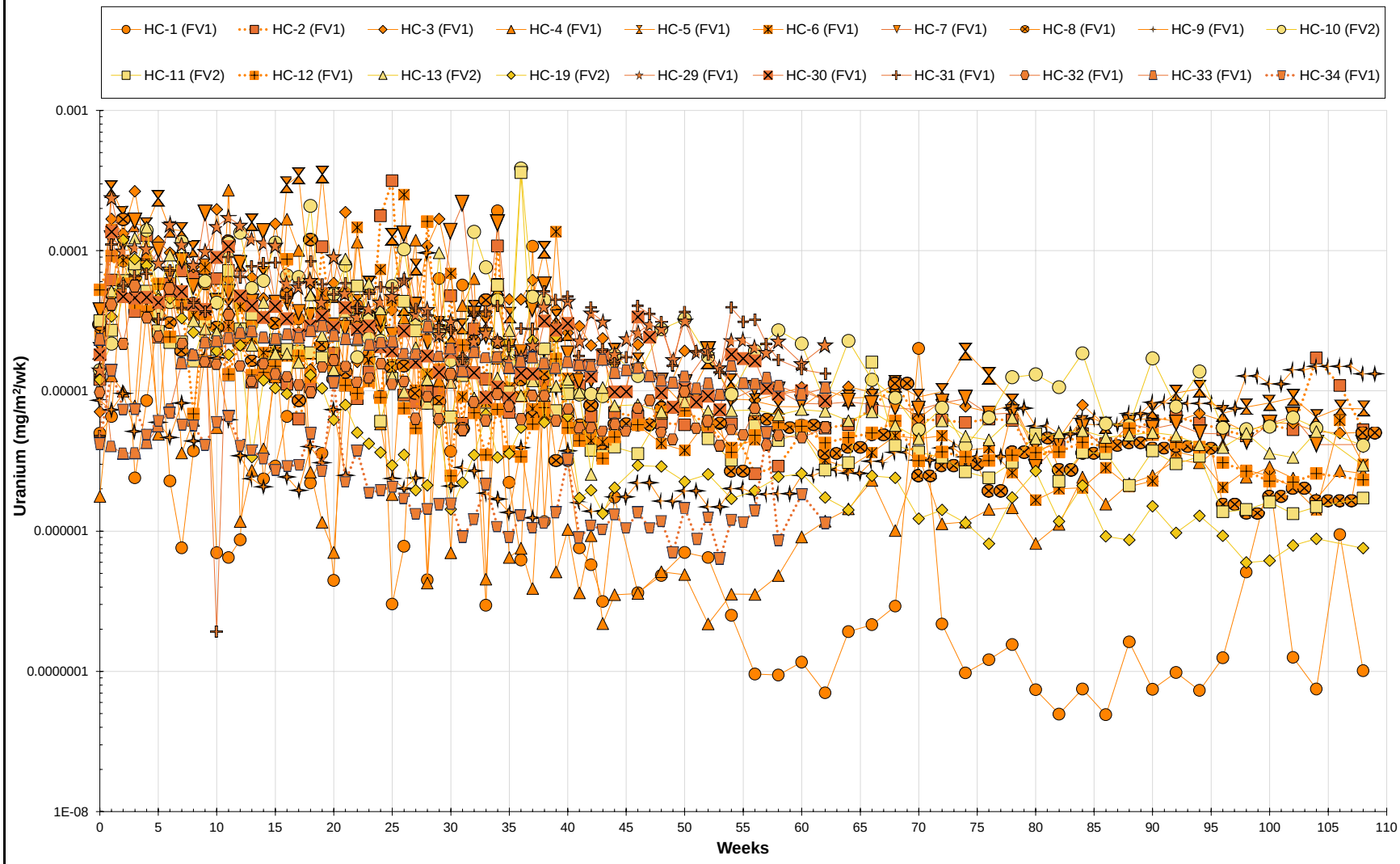

Notes

Tests generated from LP Zone samples shown with solid lines.
Tests generated from Limb Zone samples shown with short dashed lines.
Tests generated from Hinge Zone samples shown with dashed and dotted lines.
Test generated from AEX samples shown as dotted line.
Data for weeks 10 and 29 for HC-6 was omitted due to quality assurance issues.
Data for week 59 for HC-3 was omitted due to quality assurance issues.

wsp

KINROSS

Uranium - Felsic Volcanic

Humidity Cell Test Results

Great Bear Project

Figure Number		D-129	
Project Number		OMEMA2303	
Date		November 2025	
Drawn	MS	Reviewed	KG

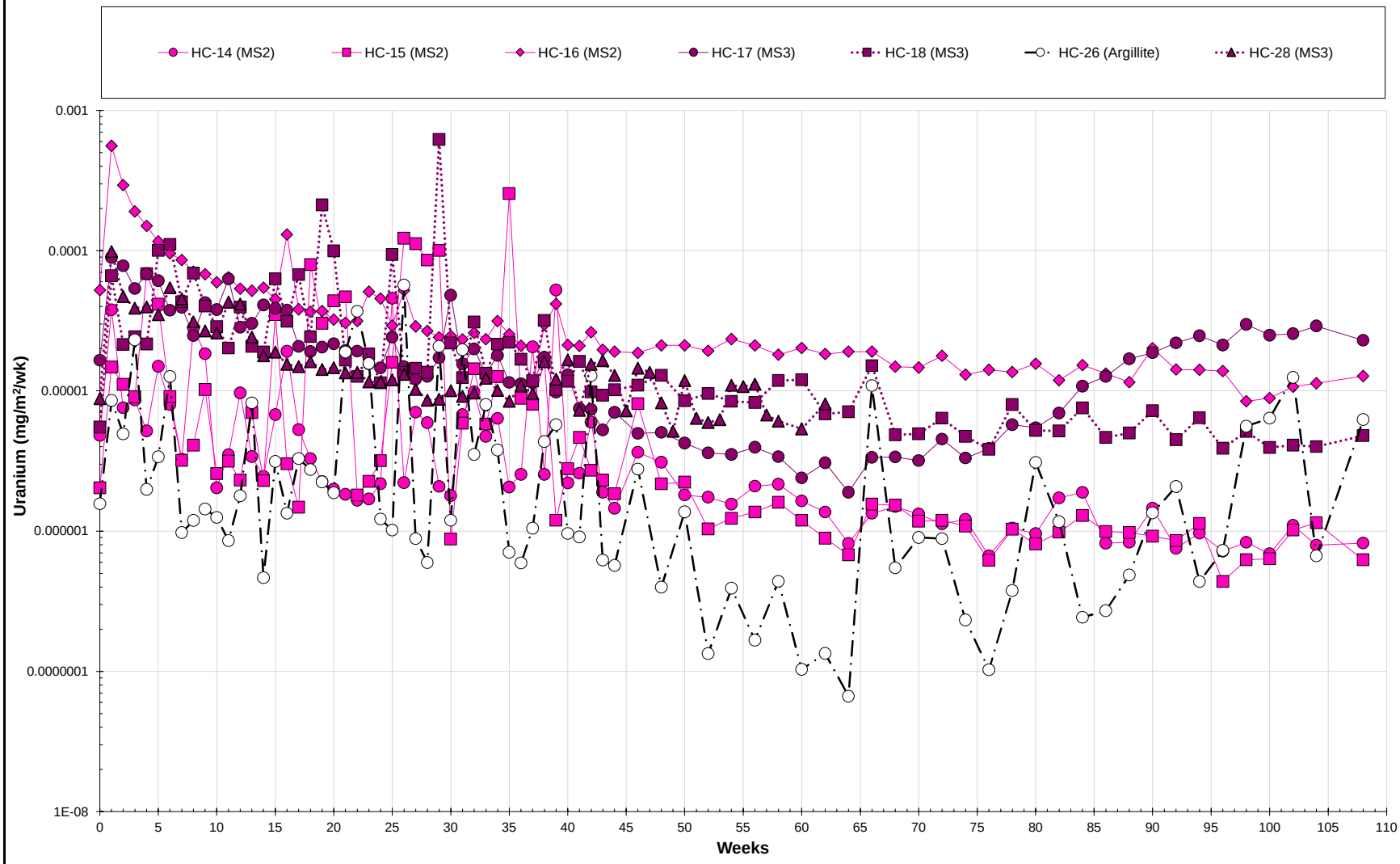

Notes

Tests generated from LP Zone samples shown with solid lines.
Tests generated from Limb Zone samples shown with short dashed lines.
Tests generated from Hinge Zone samples shown with dashed and dotted lines.
Test generated from AEX samples shown as dotted line.

Uranium - Metasediment and Argillite

Humidity Cell Test Results

Great Bear Project

Figure Number		D-130	
Project Number		OMEMA2303	
Date		November 2025	
Drawn	MS	Reviewed	KG

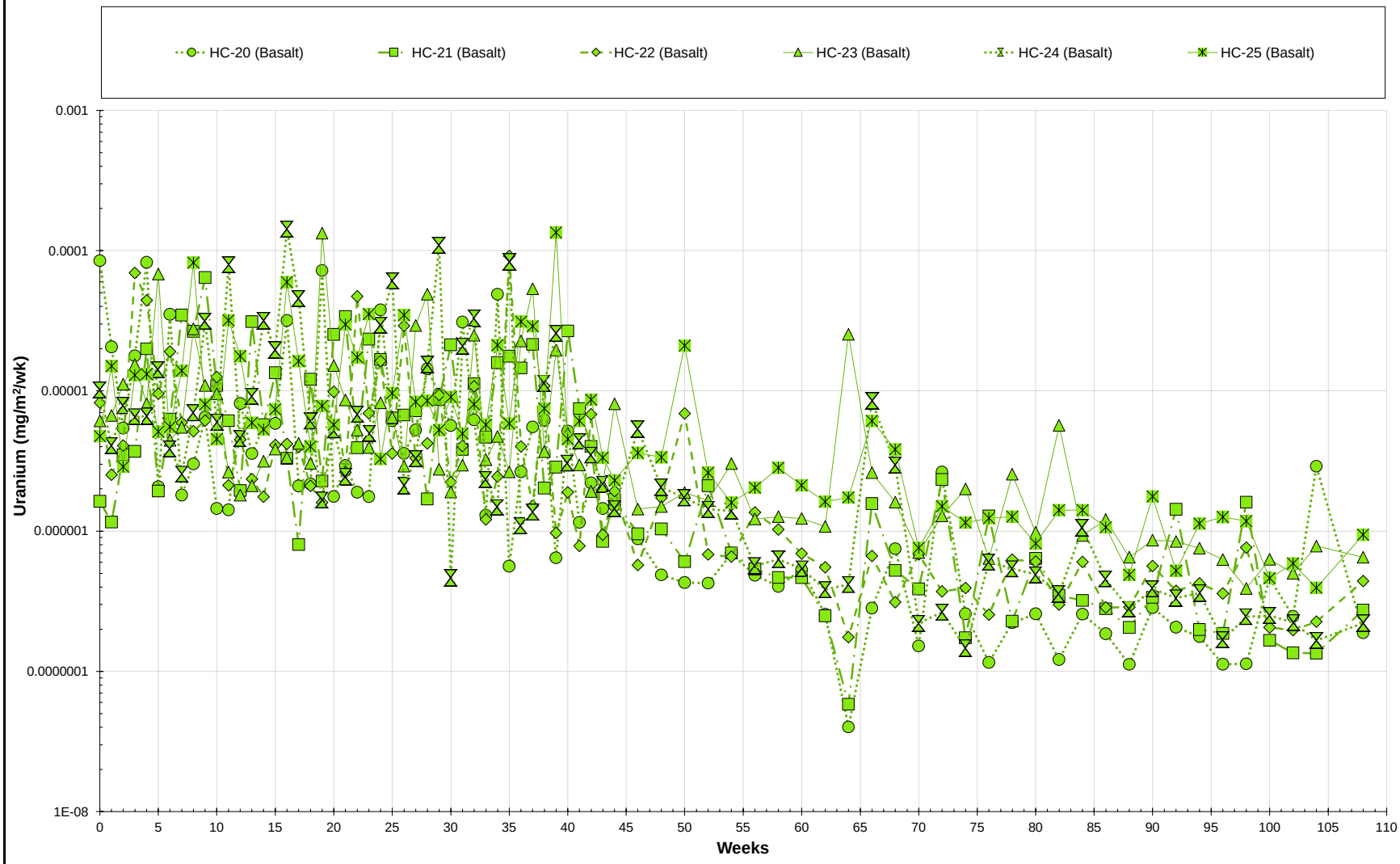

Notes

Tests generated from LP Zone samples shown with solid lines.
Tests generated from Limb Zone samples shown with short dashed lines.
Tests generated from Hinge Zone samples shown with dashed and dotted lines.
Test generated from AEX samples shown as dotted line.

Uranium - Basalt

Humidity Cell Test Results

Great Bear Project

Figure Number		D-131	
Project Number		OMEMA2303	
Date		November 2025	
Drawn	MS	Reviewed	KG

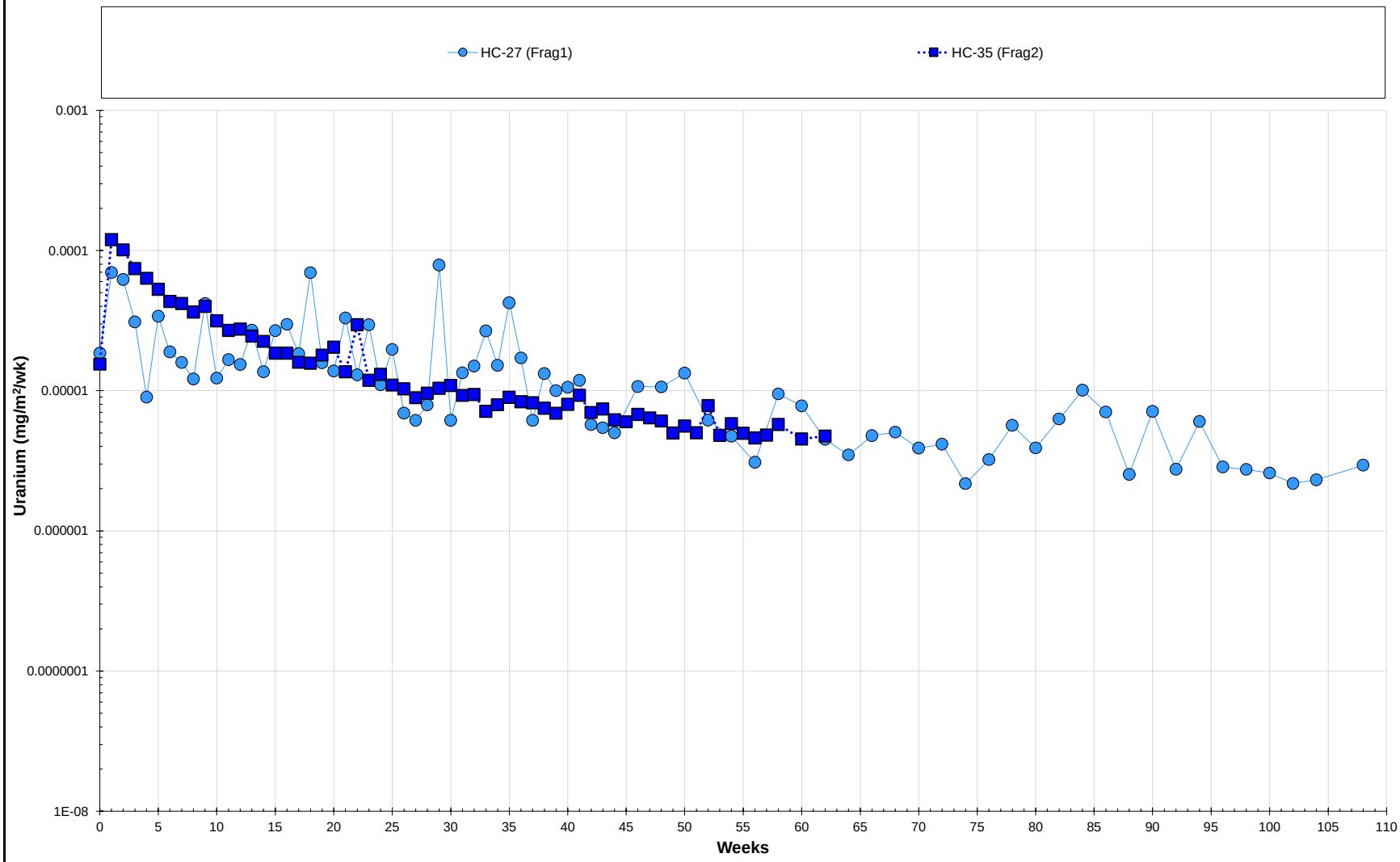

Notes
Tests generated from LP Zone samples shown with solid lines.
Tests generated from Limb Zone samples shown with short dashed lines.
Tests generated from Hinge Zone samples shown with dashed and dotted lines.
Test generated from AEX samples shown as dotted line.

Uranium - Fragmental

Humidity Cell Test Results

Great Bear Project

Figure Number		D-132	
Project Number		OMEMA2303	
Date		November 2025	
Drawn	MS	Reviewed	KG

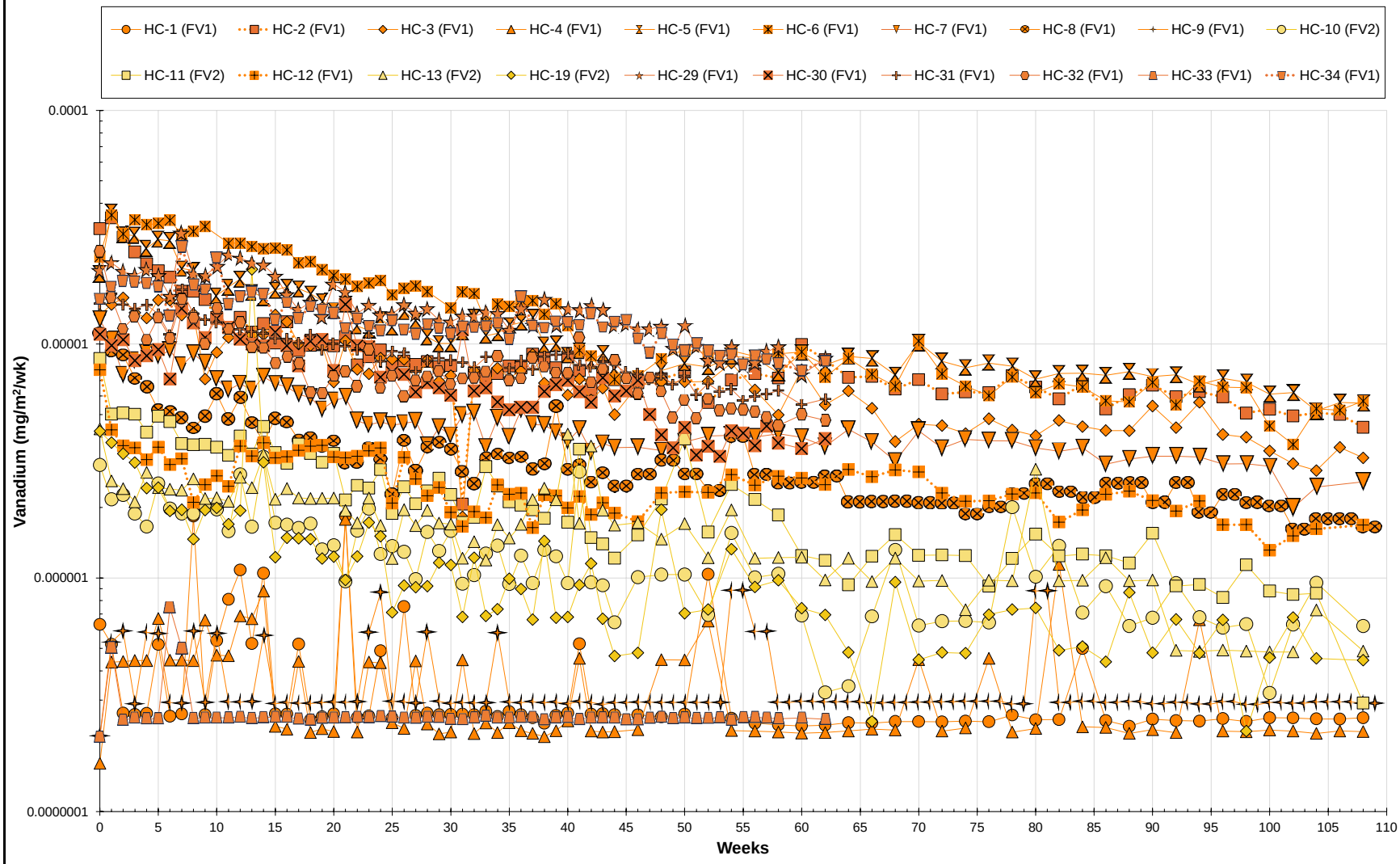

Notes

Tests generated from LP Zone samples shown with solid lines.
Tests generated from Limb Zone samples shown with short dashed lines.
Tests generated from Hinge Zone samples shown with dashed and dotted lines.
Test generated from AEX samples shown as dotted line.
Data for weeks 10 and 29 for HC-6 was omitted due to quality assurance issues.
Data for week 59 for HC-3 was omitted due to quality assurance issues.

KINROSS

Vanadium - Felsic Volcanic

Humidity Cell Test Results

Great Bear Project

Figure Number		D-133	
Project Number		OMEMA2303	
Date		November 2025	
Drawn	MS	Reviewed	KG

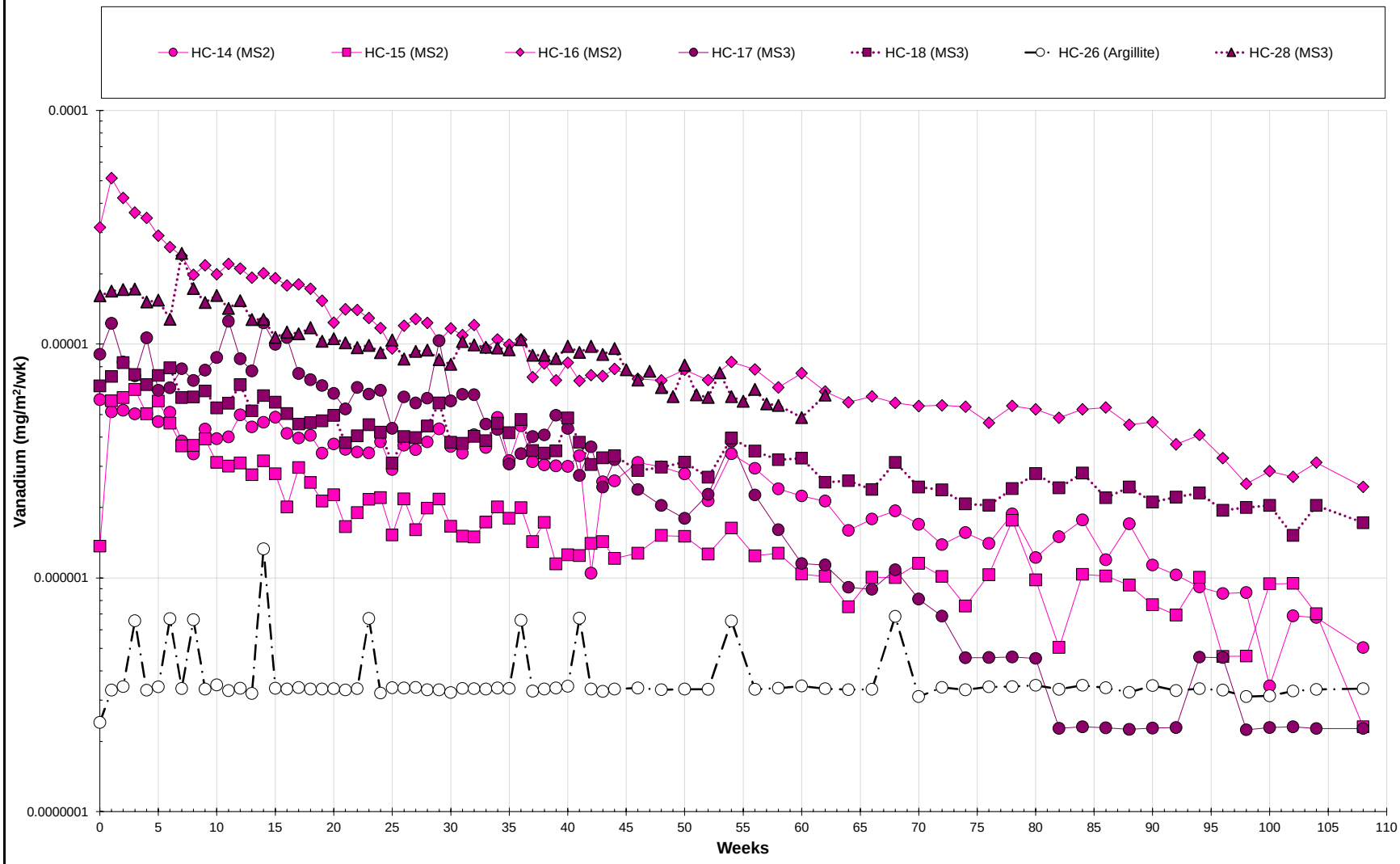

Notes

Tests generated from LP Zone samples shown with solid lines.
Tests generated from Limb Zone samples shown with short dashed lines.
Tests generated from Hinge Zone samples shown with dashed and dotted lines.
Test generated from AEX samples shown as dotted line.

wsp

KINROSS

Vanadium - Metasediment and Argillite

Humidity Cell Test Results

Great Bear Project

Figure Number		D-134	
Project Number		OMEMA2303	
Date		November 2025	
Drawn	MS	Reviewed	KG

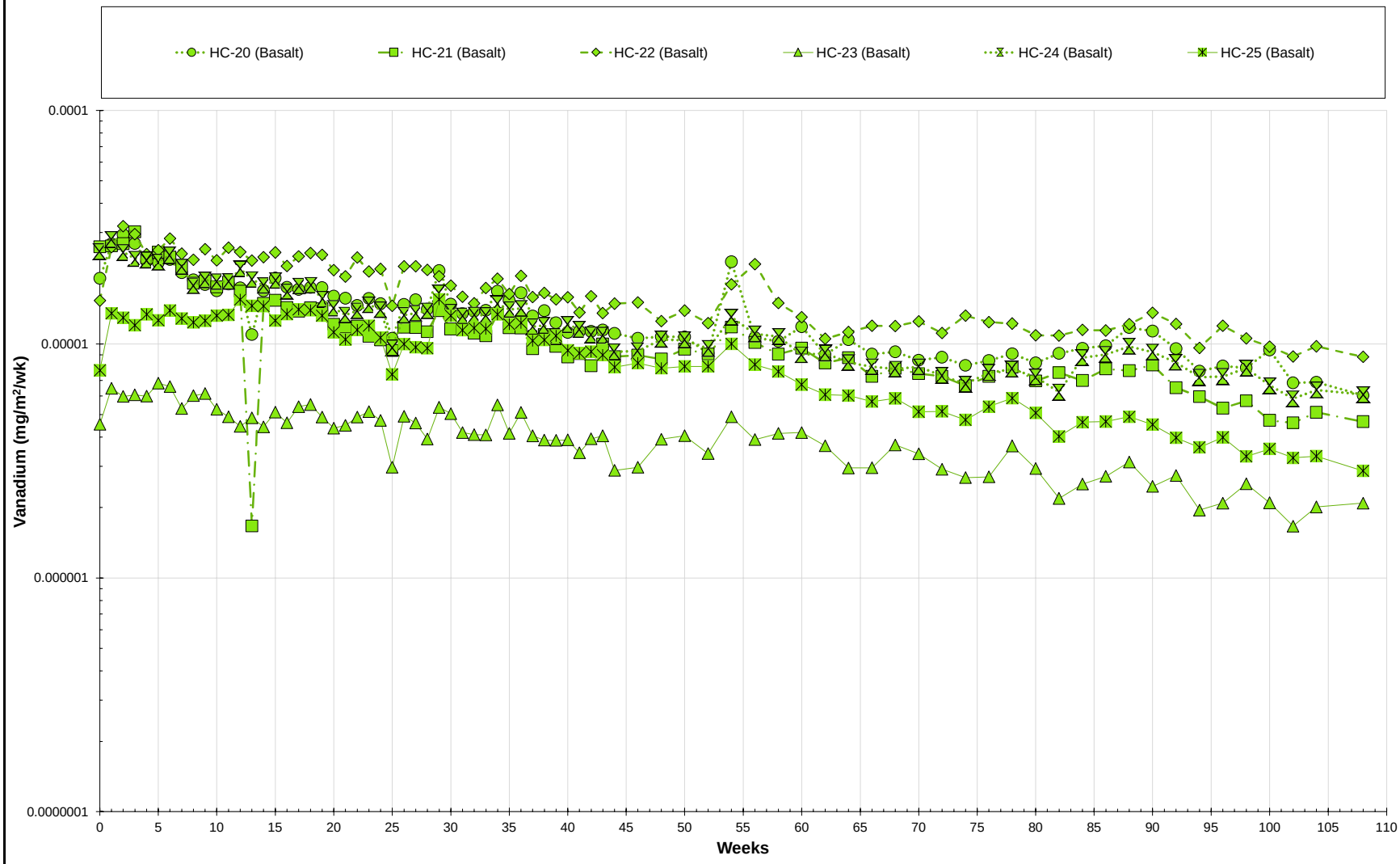

Notes

Tests generated from LP Zone samples shown with solid lines.
Tests generated from Limb Zone samples shown with short dashed lines.
Tests generated from Hinge Zone samples shown with dashed and dotted lines.
Test generated from AEX samples shown as dotted line.

Vanadium - Basalt

Humidity Cell Test Results

Great Bear Project

Figure Number		D-135	
Project Number		OMEMA2303	
Date		November 2025	
Drawn	MS	Reviewed	KG

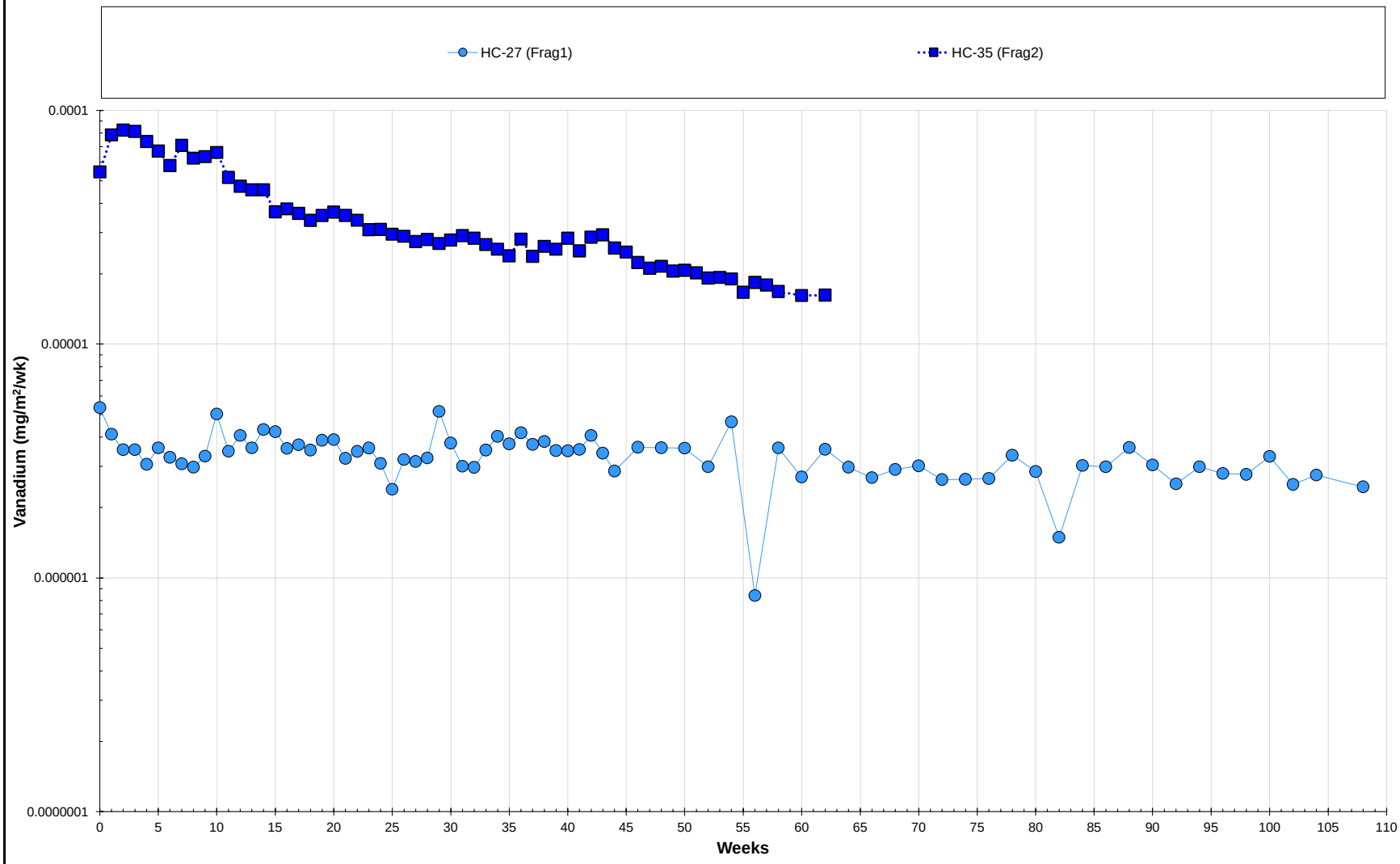

Notes
Tests generated from LP Zone samples shown with solid lines.
Tests generated from Limb Zone samples shown with short dashed lines.
Tests generated from Hinge Zone samples shown with dashed and dotted lines.
Test generated from AEX samples shown as dotted line.

Vanadium - Fragmental

Humidity Cell Test Results

Great Bear Project

Figure Number		D-136	
Project Number		OMEMA2303	
Date		November 2025	
Drawn	MS	Reviewed	KG

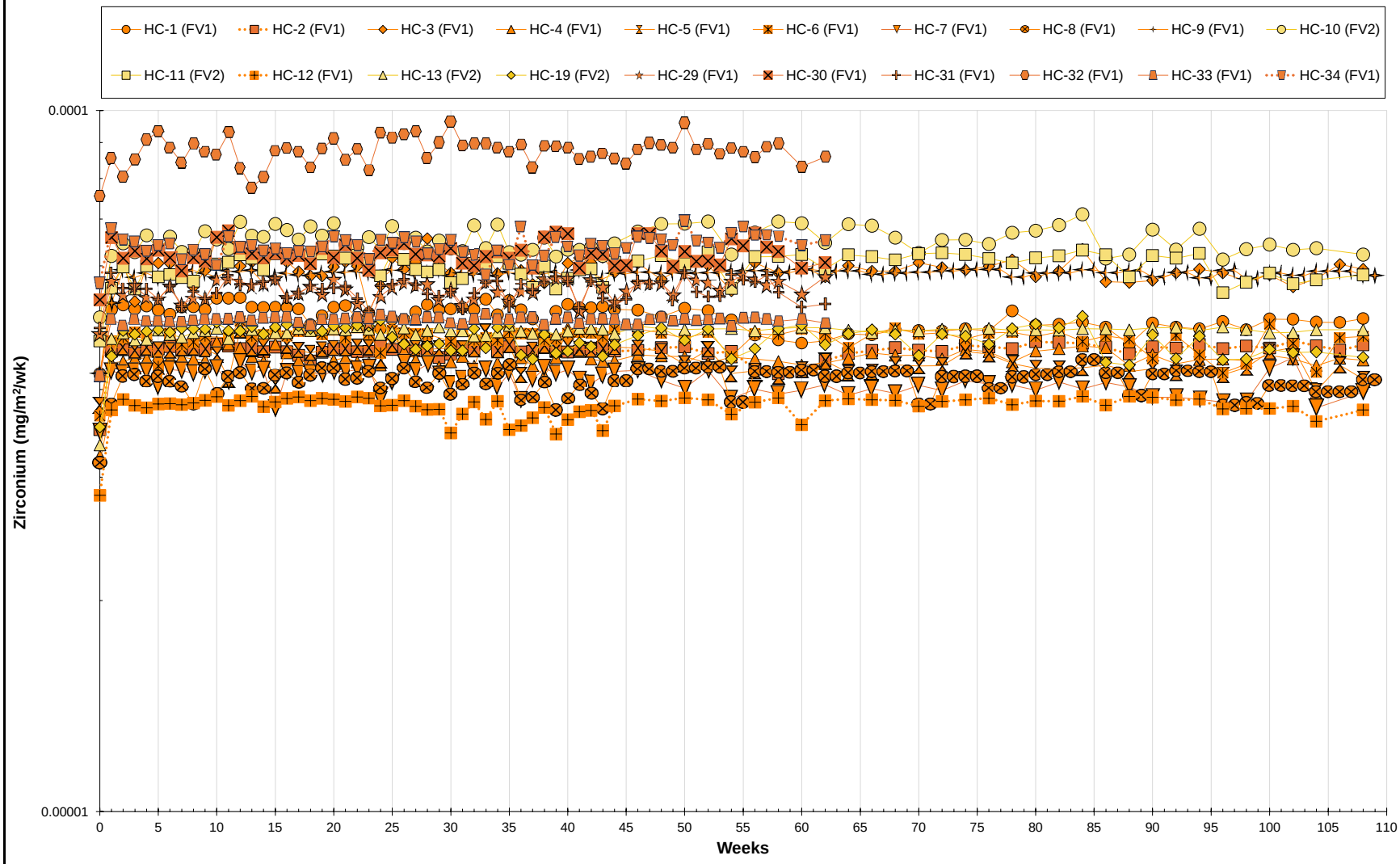

Notes

Tests generated from LP Zone samples shown with solid lines.
Tests generated from Limb Zone samples shown with short dashed lines.
Tests generated from Hinge Zone samples shown with dashed and dotted lines.
Test generated from AEX samples shown as dotted line.
Data for weeks 10 and 29 for HC-6 was omitted due to quality assurance issues.
Data for week 59 for HC-3 was omitted due to quality assurance issues.

wsp

KINROSS

Zirconium - Felsic Volcanic

Humidity Cell Test Results

Great Bear Project

Figure Number		D-137	
Project Number		OMEMA2303	
Date		November 2025	
Drawn	MS	Reviewed	KG

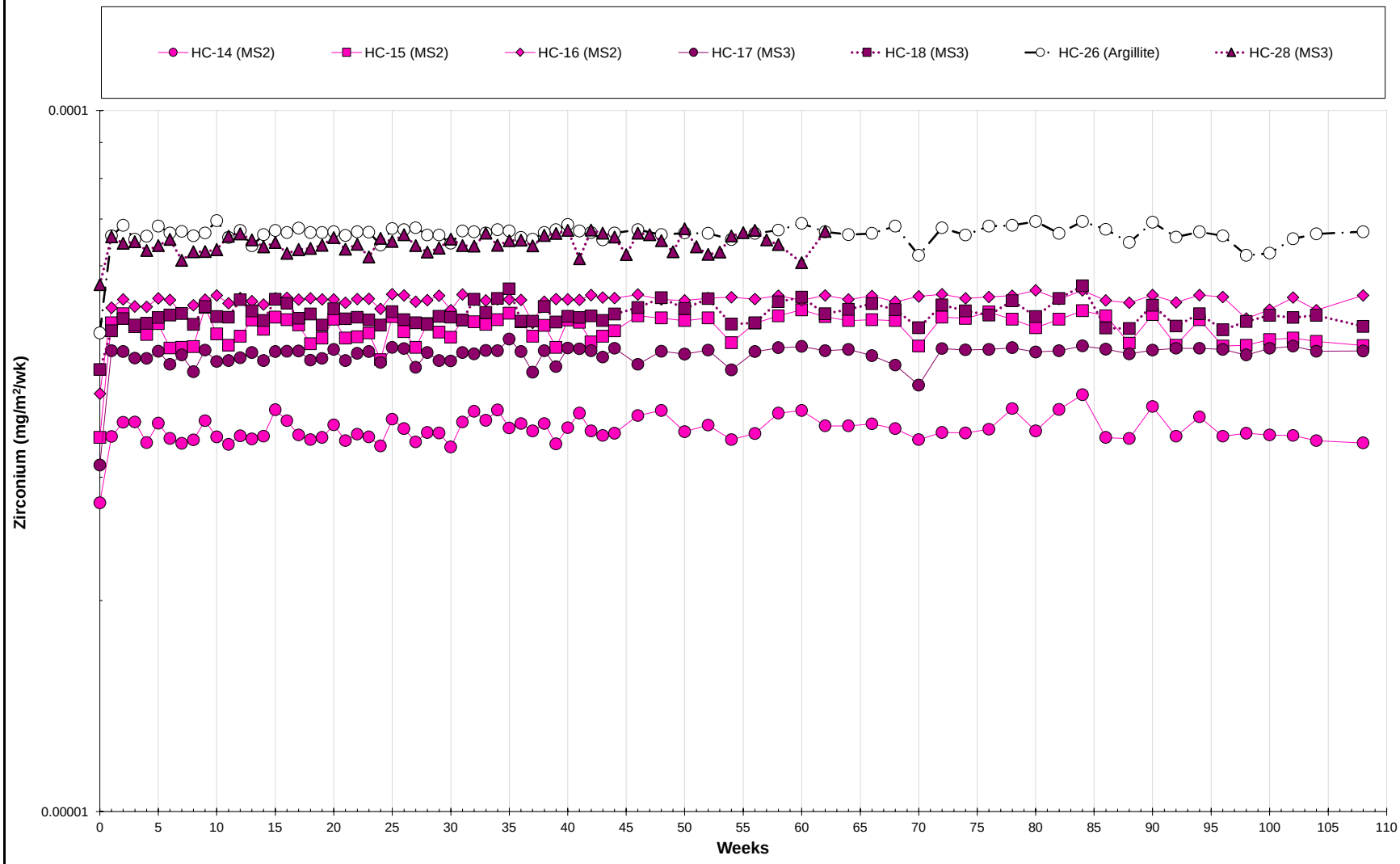

Notes

Tests generated from LP Zone samples shown with solid lines.
Tests generated from Limb Zone samples shown with short dashed lines.
Tests generated from Hinge Zone samples shown with dashed and dotted lines.
Test generated from AEX samples shown as dotted line.

KINROSS

Zirconium - Metasediment and Argillite

Humidity Cell Test Results

Great Bear Project

Figure Number		D-138	
Project Number		OMEMA2303	
Date		November 2025	
Drawn	MS	Reviewed	KG

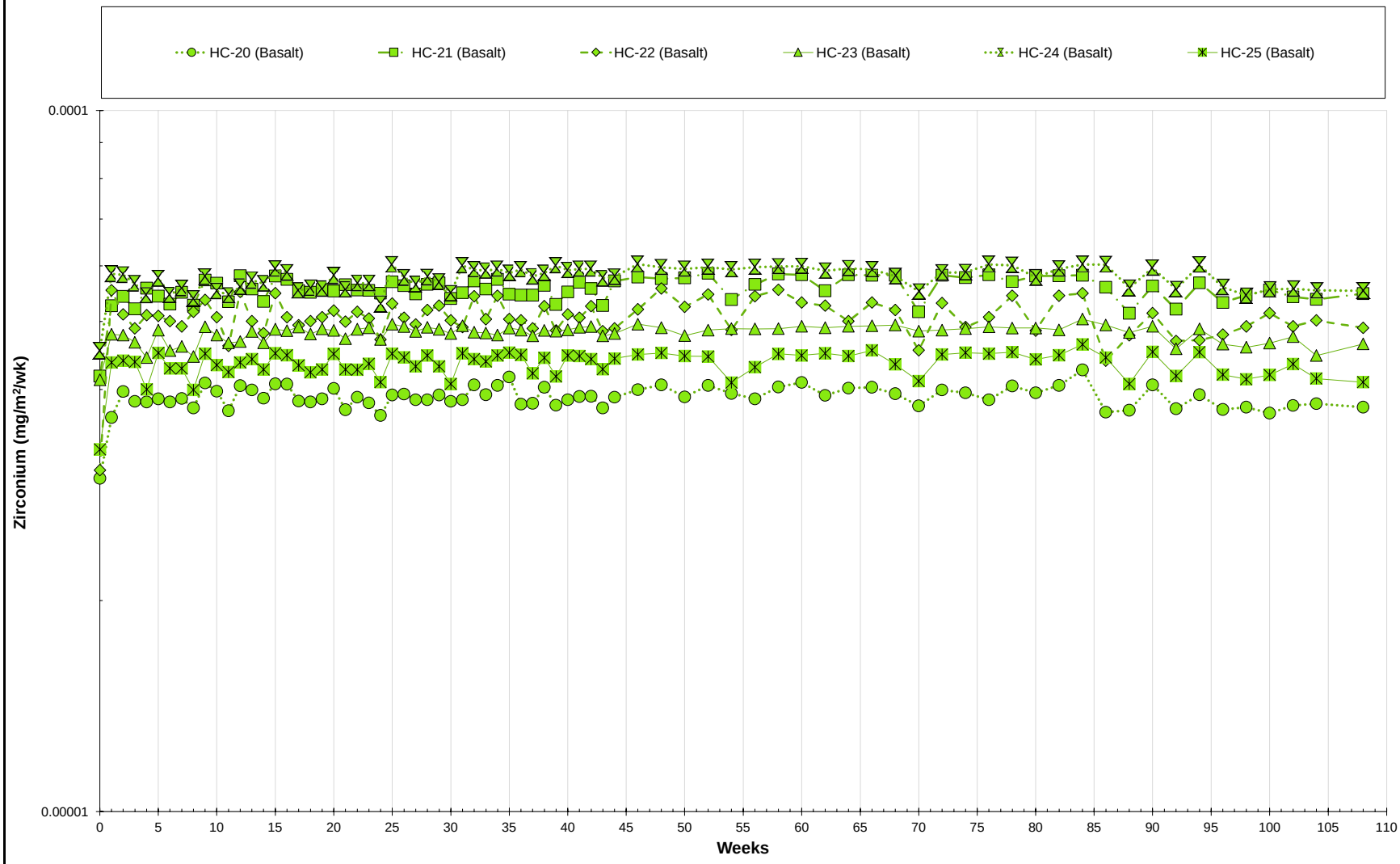

Notes
Tests generated from LP Zone samples shown with solid lines.
Tests generated from Limb Zone samples shown with short dashed lines.
Tests generated from Hinge Zone samples shown with dashed and dotted lines.
Test generated from AEX samples shown as dotted line.

Zirconium - Basalt

Humidity Cell Test Results

Great Bear Project

Figure Number		D-139	
Project Number		OMEMA2303	
Date		November 2025	
Drawn	MS	Reviewed	KG

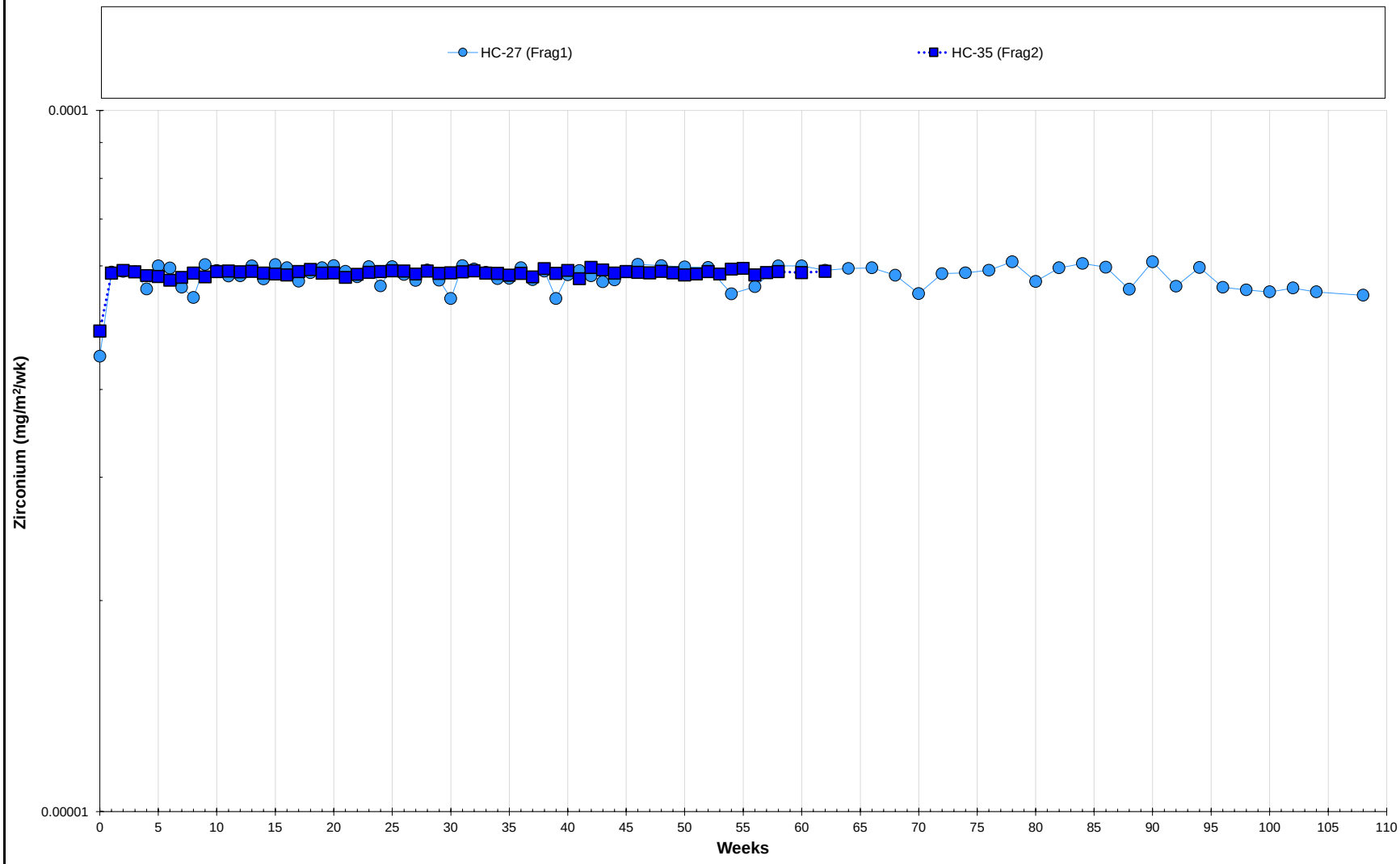

Notes
Tests generated from LP Zone samples shown with solid lines.
Tests generated from Limb Zone samples shown with short dashed lines.
Tests generated from Hinge Zone samples shown with dashed and dotted lines.
Test generated from AEX samples shown as dotted line.

Zirconium - Fragmental			
Humidity Cell Test Results			
Great Bear Project			
Figure Number		D-140	
Project Number		OMEMA2303	
Date		November 2025	
Drawn	MS	Reviewed	KG

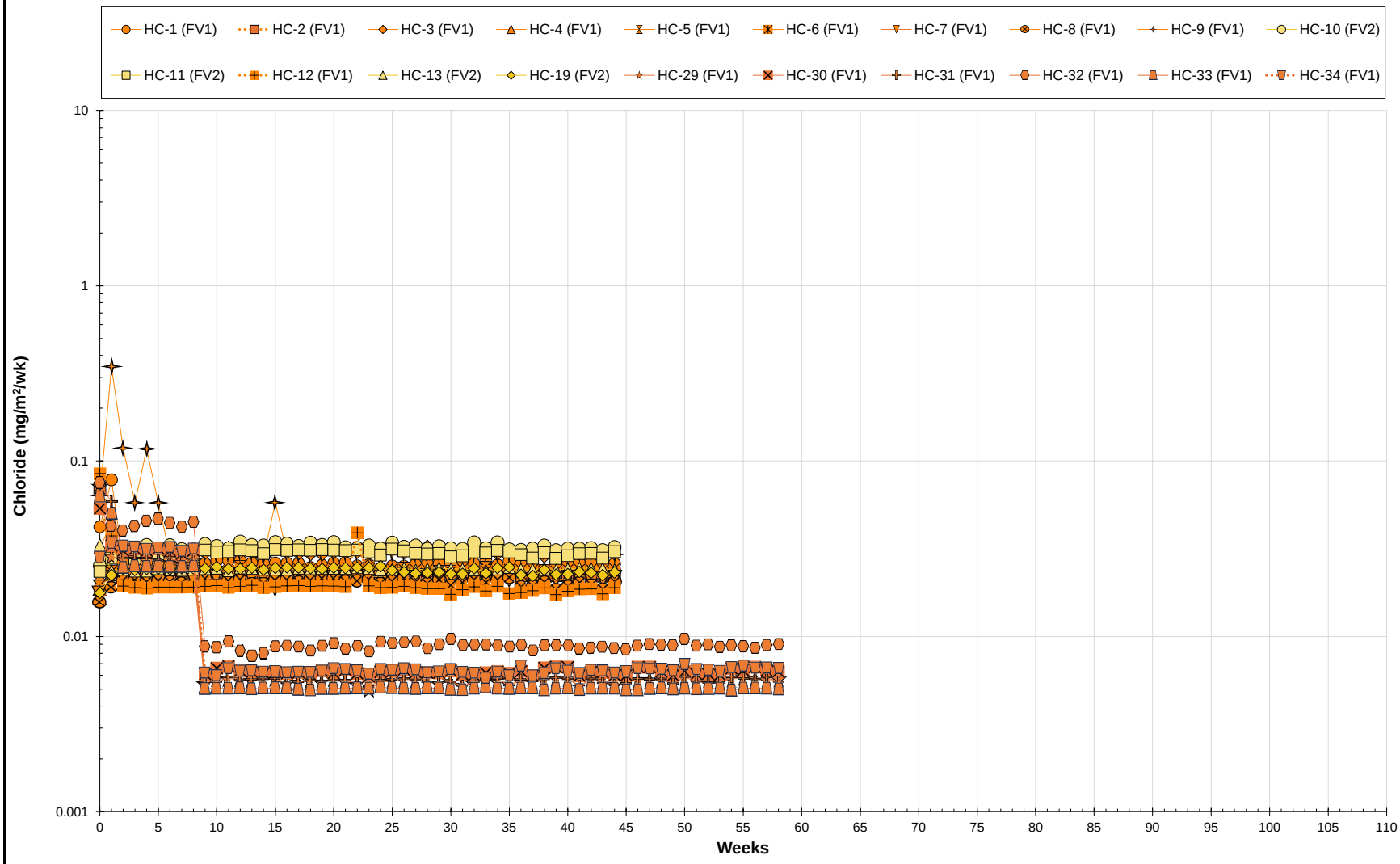

Notes

Tests generated from LP Zone samples shown with solid lines.
Tests generated from Limb Zone samples shown with short dashed lines.
Tests generated from Hinge Zone samples shown with dashed and dotted lines.
Test generated from AEX samples shown as dotted line.
Data for weeks 10 and 29 for HC-6 was omitted due to quality assurance issues.
Data for week 59 for HC-3 was omitted due to quality assurance issues.

KINROSS

Chloride - Felsic Volcanic			
Humidity Cell Test Results			
Great Bear Project			
Figure Number		D-141	
Project Number		OMEMA2303	
Date		November 2025	
Drawn	MS	Reviewed	KG

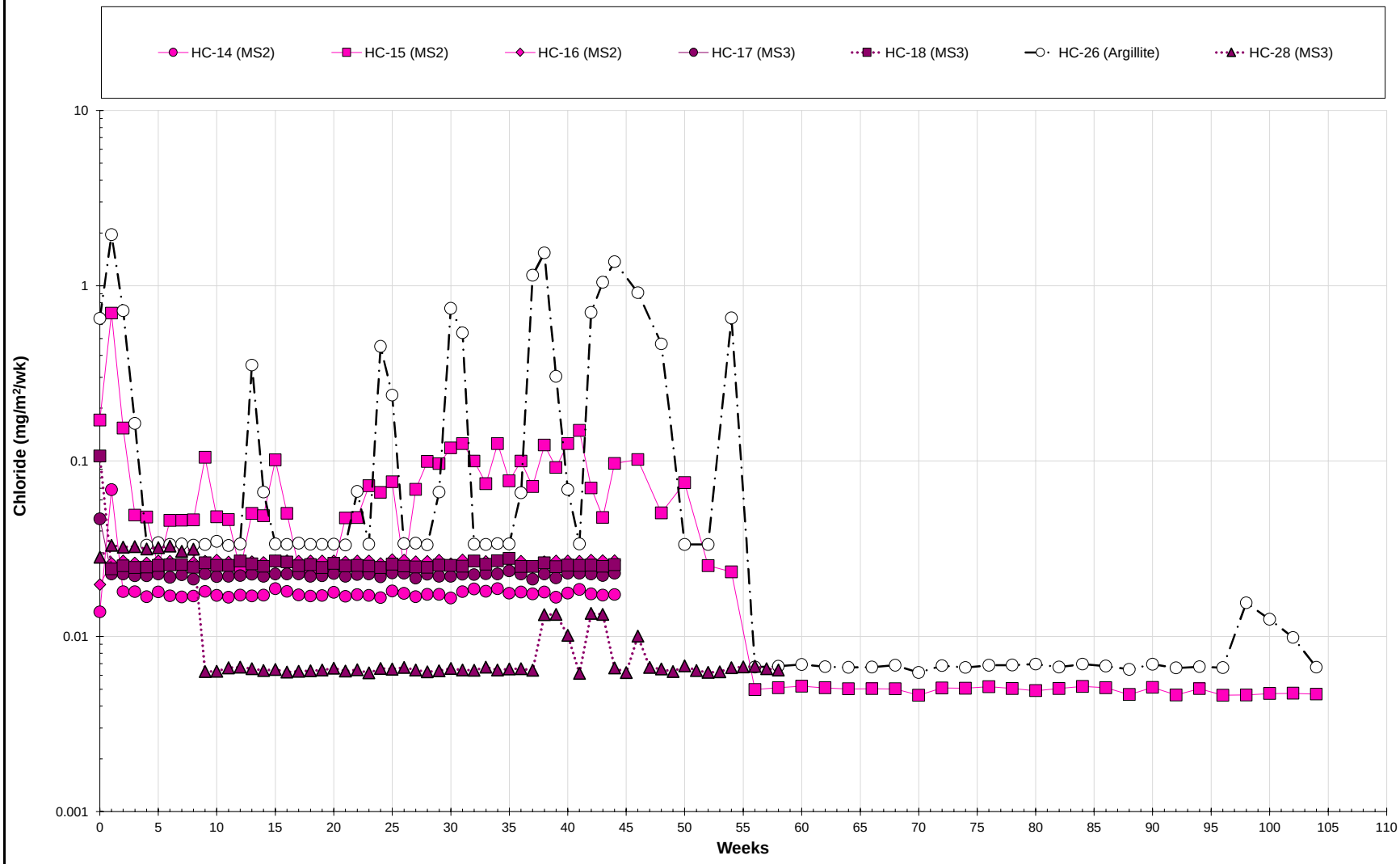

Notes

Tests generated from LP Zone samples shown with solid lines.
Tests generated from Limb Zone samples shown with short dashed lines.
Tests generated from Hinge Zone samples shown with dashed and dotted lines.
Test generated from AEX samples shown as dotted line.

Chloride - Metasediment and Argillite

Humidity Cell Test Results

Great Bear Project

Figure Number		D-142	
Project Number		OMEMA2303	
Date		November 2025	
Drawn	MS	Reviewed	KG

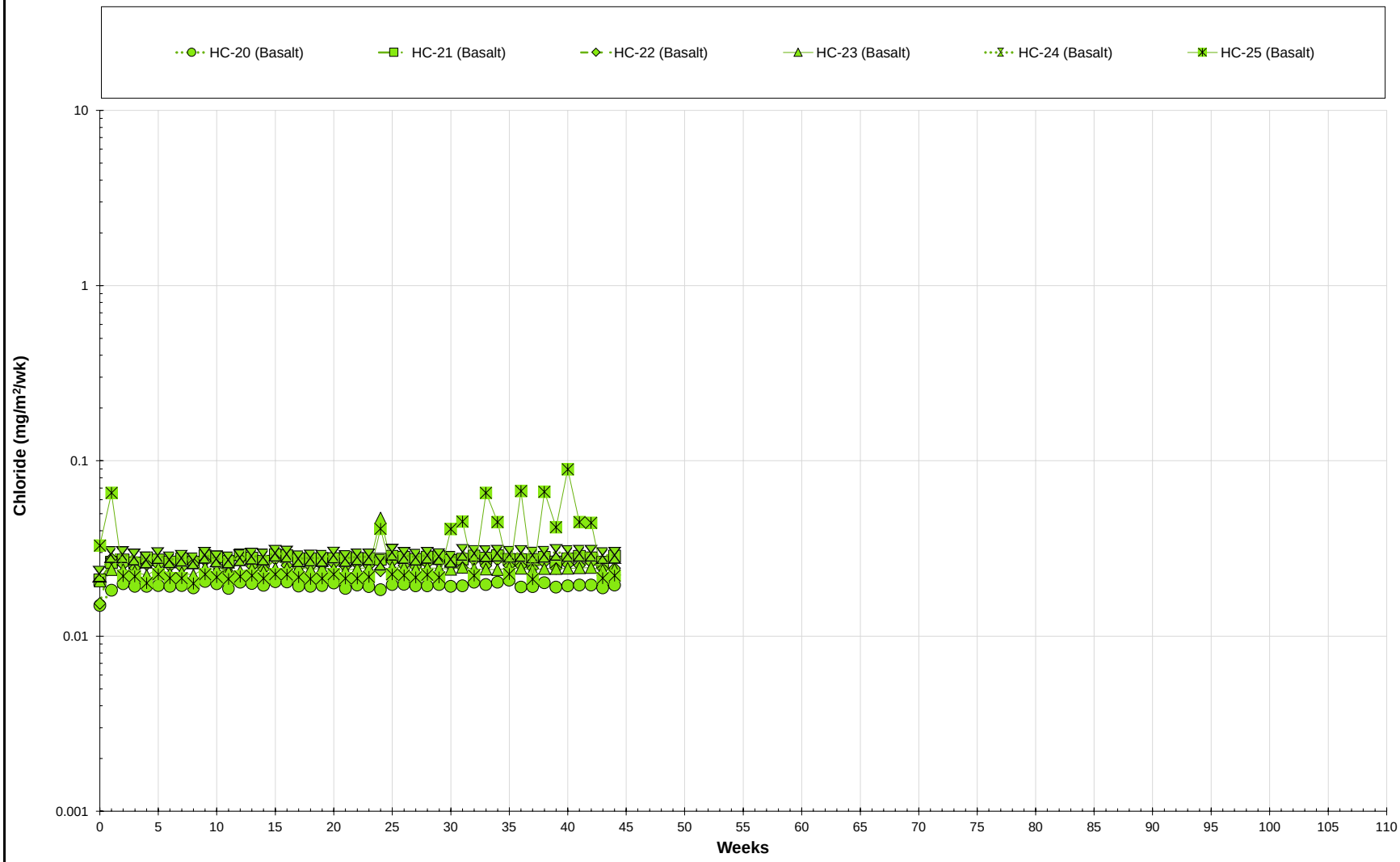

Notes
Tests generated from LP Zone samples shown with solid lines.
Tests generated from Limb Zone samples shown with short dashed lines.
Tests generated from Hinge Zone samples shown with dashed and dotted lines.
Test generated from AEX samples shown as dotted line.

KINROSS

Chloride - Basalt

Humidity Cell Test Results

Great Bear Project

Figure Number		D-143	
Project Number		OMEMA2303	
Date		November 2025	
Drawn	MS	Reviewed	KG

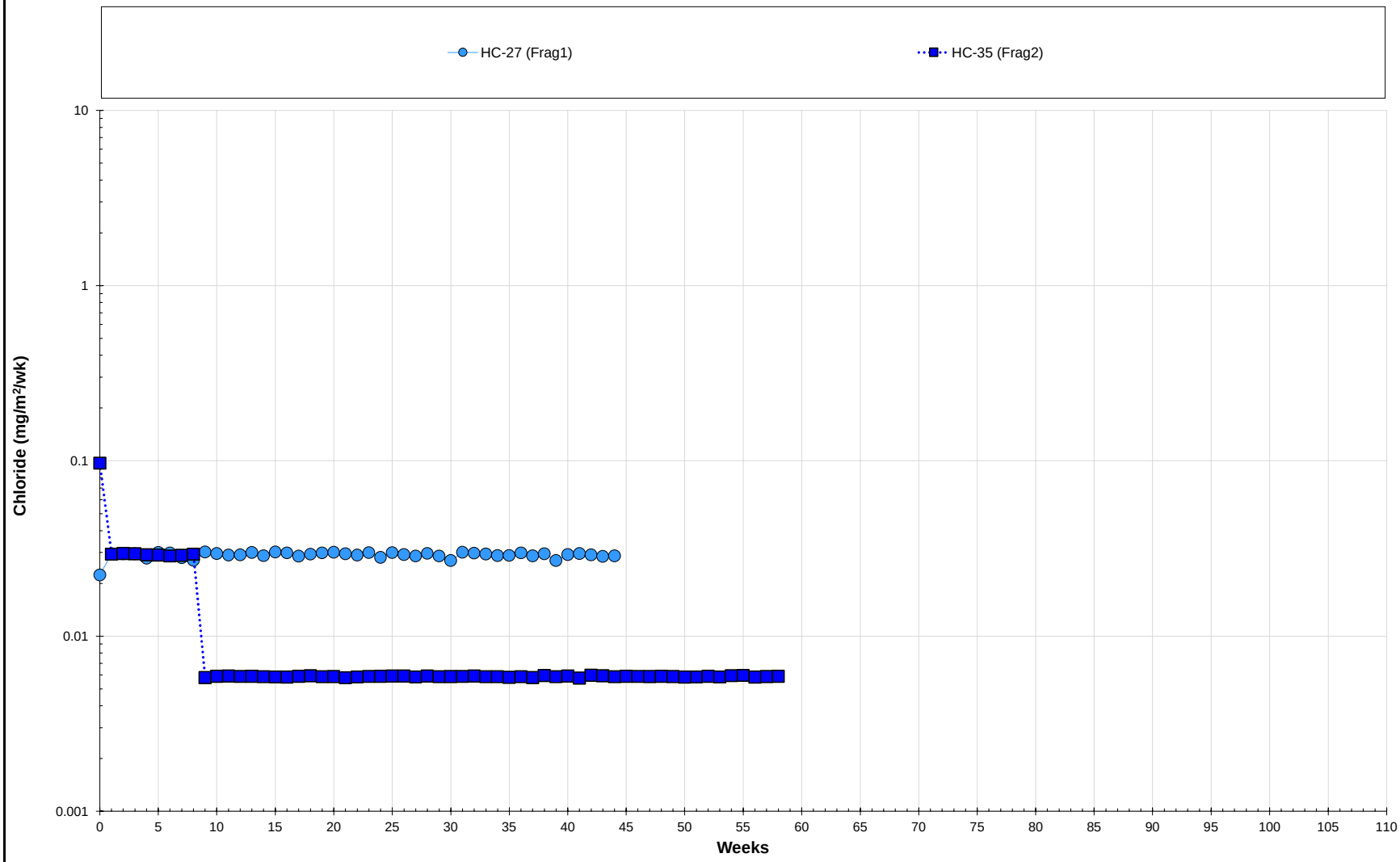

Notes
Tests generated from LP Zone samples shown with solid lines.
Tests generated from Limb Zone samples shown with short dashed lines.
Tests generated from Hinge Zone samples shown with dashed and dotted lines.
Test generated from AEX samples shown as dotted line.

Chloride - Fragmental

Humidity Cell Test Results

Great Bear Project

Figure Number		D-144	
Project Number		OMEMA2303	
Date		November 2025	
Drawn	MS	Reviewed	KG

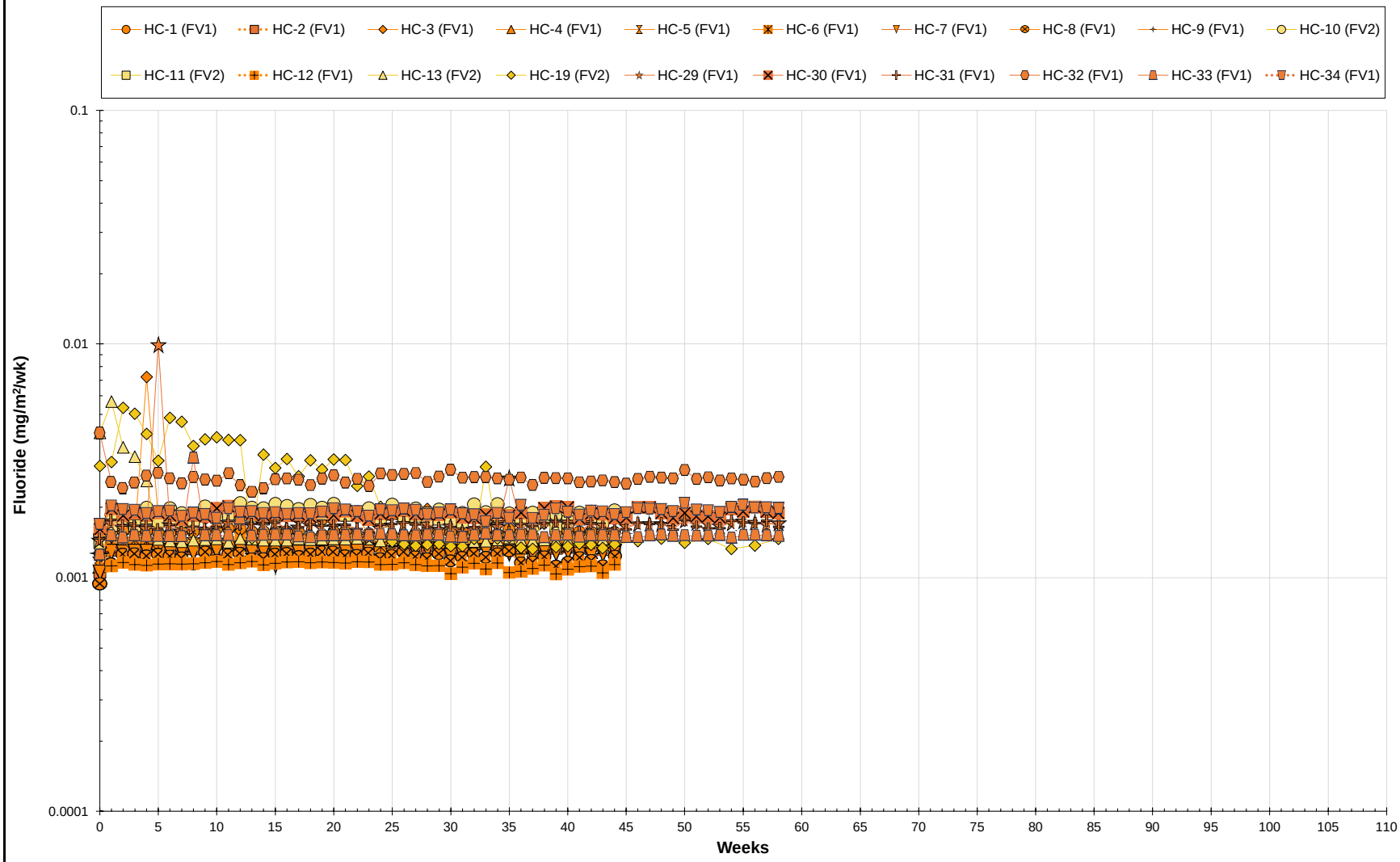

Notes

Tests generated from LP Zone samples shown with solid lines.
Tests generated from Limb Zone samples shown with short dashed lines.
Tests generated from Hinge Zone samples shown with dashed and dotted lines.
Test generated from AEX samples shown as dotted line.
Data for weeks 10 and 29 for HC-6 was omitted due to quality assurance issues.
Data for week 59 for HC-3 was omitted due to quality assurance issues.

KINROSS

Fluoride - Felsic Volcanic

Humidity Cell Test Results

Great Bear Project

Figure Number		D-145	
Project Number		OMEMA2303	
Date		November 2025	
Drawn	MS	Reviewed	KG

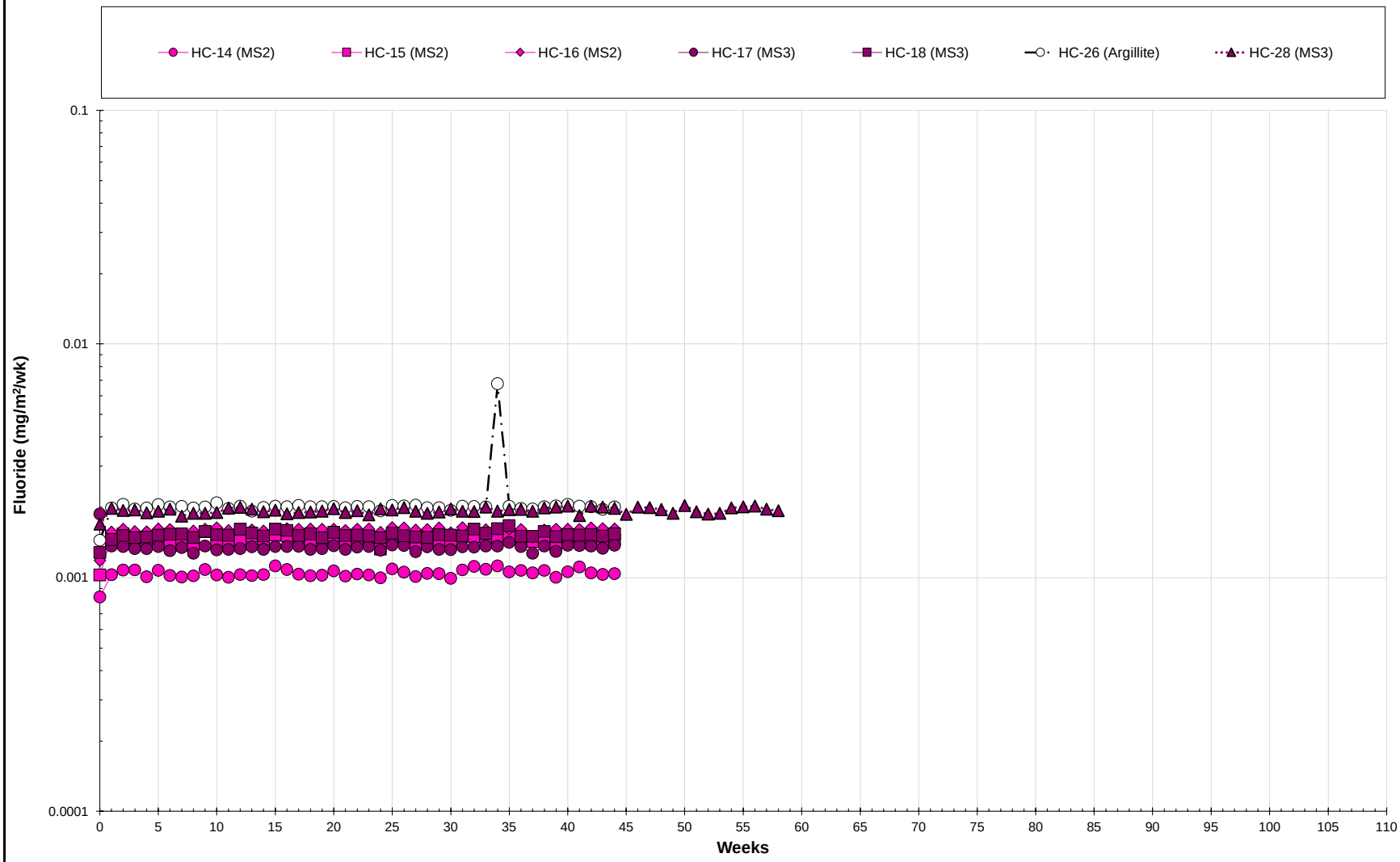

Notes
Tests generated from LP Zone samples shown with solid lines.
Tests generated from Limb Zone samples shown with short dashed lines.
Tests generated from Hinge Zone samples shown with dashed and dotted lines.
Test generated from AEX samples shown as dotted line.

Fluoride - Metasediment and Argillite

Humidity Cell Test Results

Great Bear Project

Figure Number		D-146	
Project Number		OMEMA2303	
Date		November 2025	
Drawn	MS	Reviewed	KG

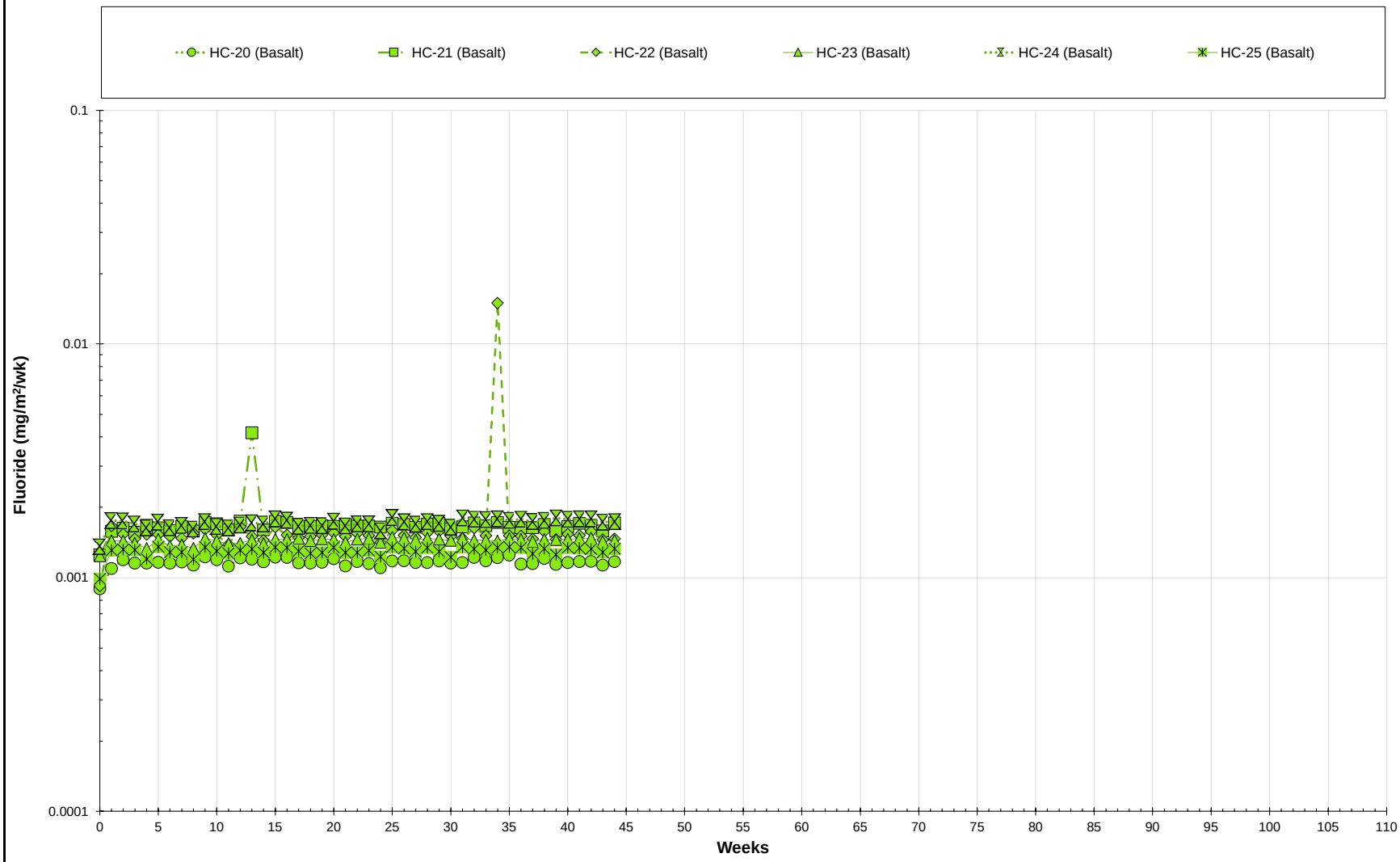

Notes
Tests generated from LP Zone samples shown with solid lines.
Tests generated from Limb Zone samples shown with short dashed lines.
Tests generated from Hinge Zone samples shown with dashed and dotted lines.
Test generated from AEX samples shown as dotted line.

Fluoride - Basalt			
Humidity Cell Test Results			
Great Bear Project			
Figure Number		D-147	
Project Number		OMEMA2303	
Date		November 2025	
Drawn	MS	Reviewed	KG

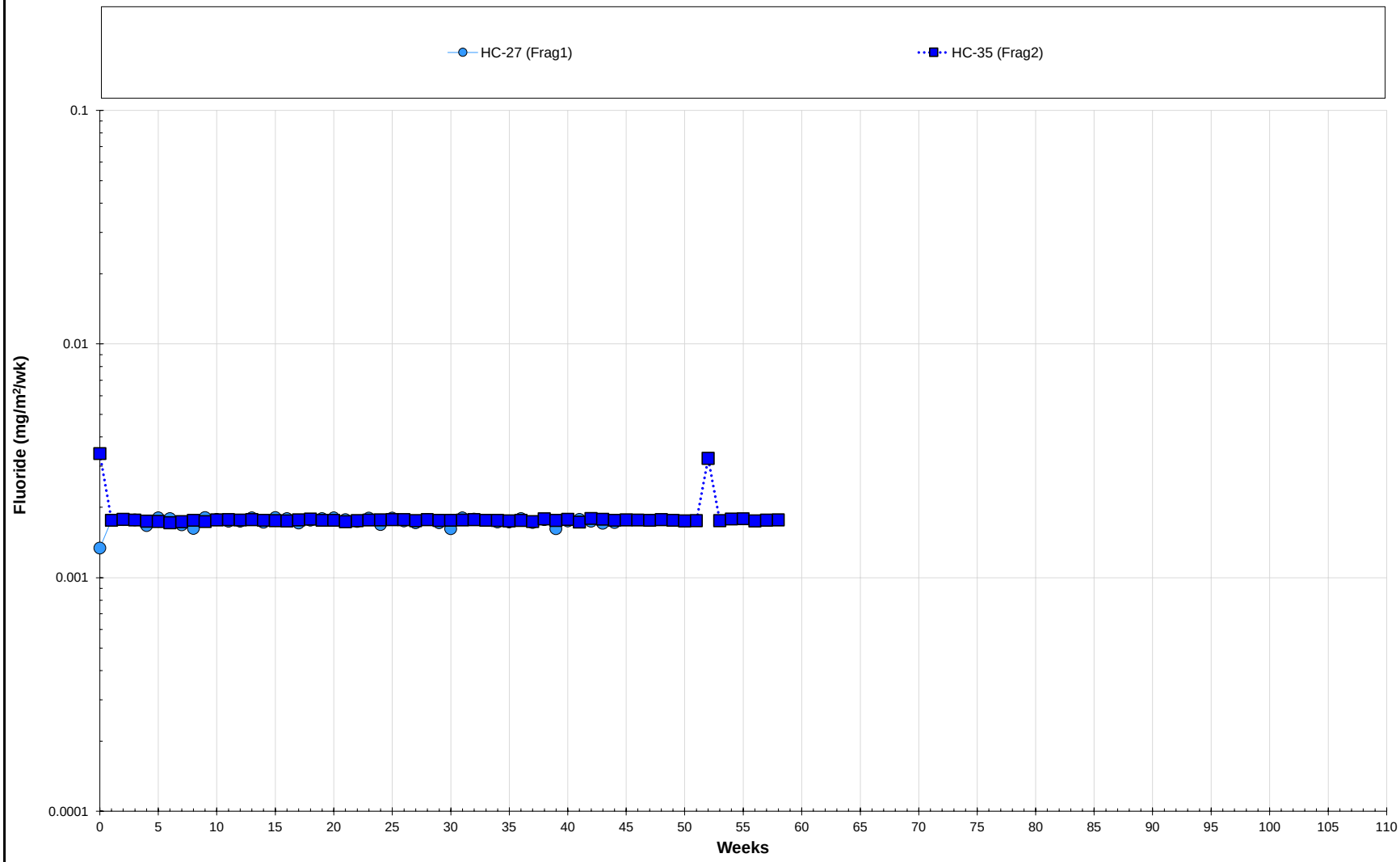

Notes
Tests generated from LP Zone samples shown with solid lines.
Tests generated from Limb Zone samples shown with short dashed lines.
Tests generated from Hinge Zone samples shown with dashed and dotted lines.
Test generated from AEX samples shown as dotted line.

KINROSS

Fluoride - Fragmental

Humidity Cell Test Results

Great Bear Project

Figure Number		D-148	
Project Number		OMEMA2303	
Date		November 2025	
Drawn	MS	Reviewed	KG

Appendix E
Project Rock Column Tests

Appendix E1
Particle Size Analysis Results

SGS Lakefield Research Limited
Size Distribution Analysis

Project No.
19896-01

Sample: **DX 450017**

Test No.: **0**

Microns	% Passing	Microns	% Passing
12,500	100.0	212	25.5
9,500	100.0	150	23.9
6,700	100.0	106	22.2
4,750	86.9	75	19.6
3,350	70.1	53	16.1
2,360	57.6	38	12.0
1,700	49.1	15	3.1
1,180	41.2	10	2.0
850	35.9	6	1.2
600	32.0	4	0.8
425	29.1	2	0.4
300	27.0	1	0.2
K80	**4,151**		

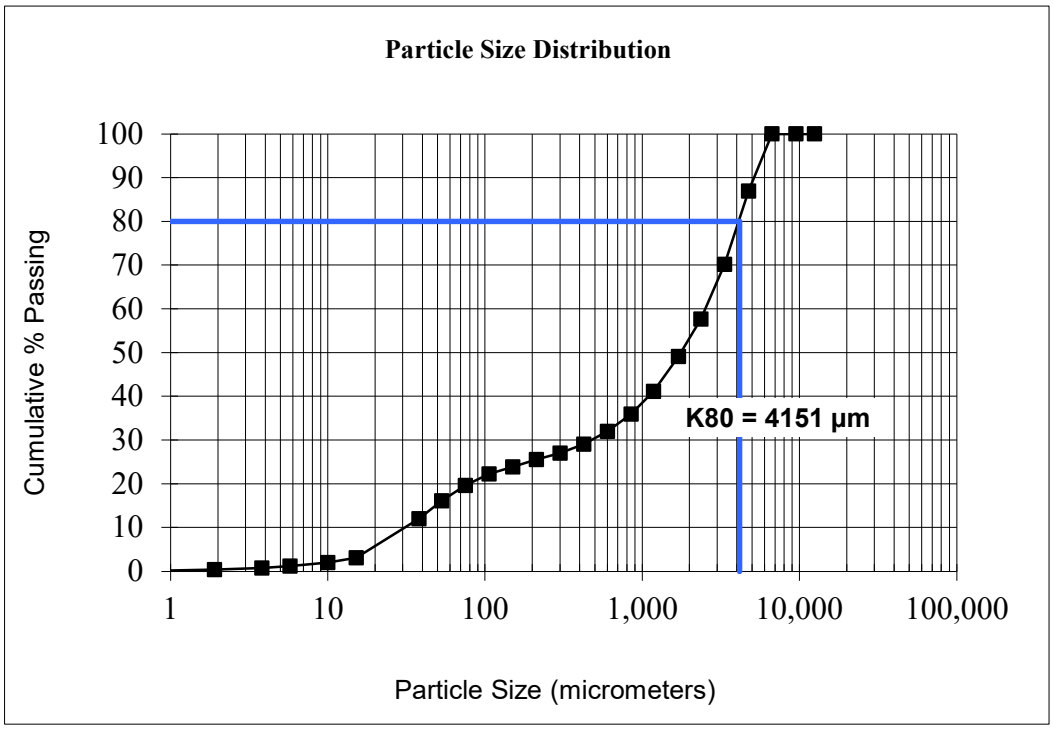

SGS Lakefield Research Limited
Size Distribution Analysis

Project No.
19896-01

Sample: **DX 450022**

Test No.: **0**

Microns	% Passing	Microns	% Passing
12,500	100.0	212	19.4
9,500	100.0	150	16.9
6,700	100.0	106	15.1
4,750	89.9	75	12.8
3,350	73.2	53	10.9
2,360	57.3	38	9.4
1,700	47.6	15	3.7
1,180	39.7	10	2.6
850	34.0	6	1.7
600	29.2	4	1.2
425	25.2	2	0.8
300	22.0	1	0.4
K80	**3,894**		

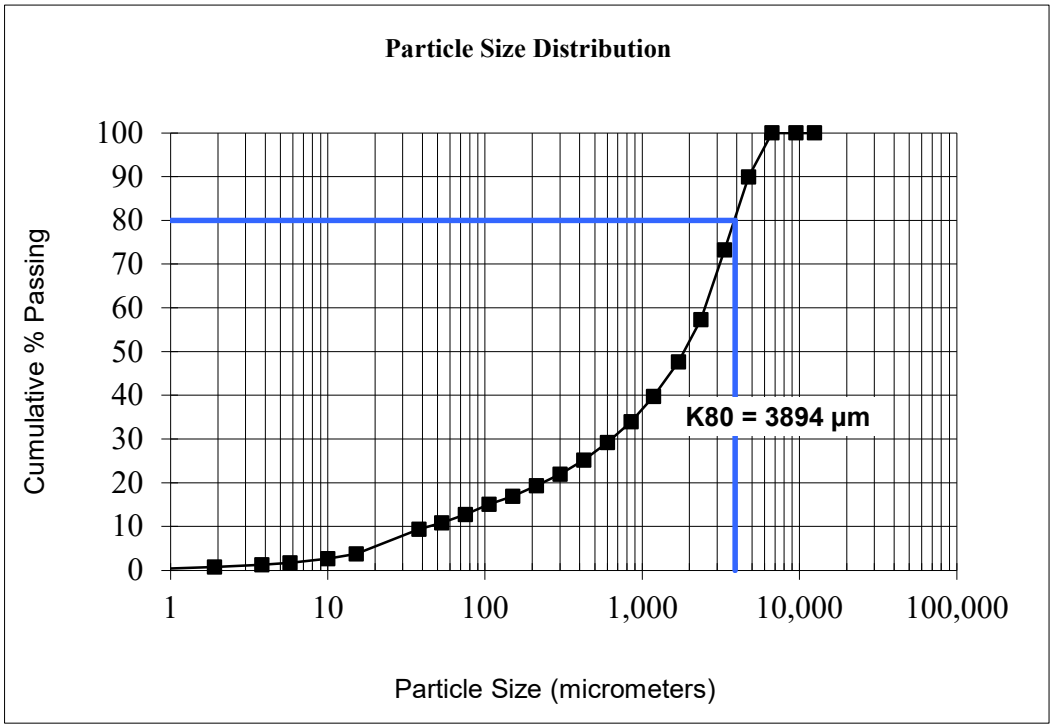

SGS Lakefield Research Limited
Size Distribution Analysis

Project No.
19896-01

Sample: **DX 450030**

Test No.: **0**

Microns	% Passing	Microns	% Passing
12,500	100.0	212	17.2
9,500	100.0	150	15.5
6,700	98.6	106	14.0
4,750	86.9	75	12.3
3,350	68.5	53	9.9
2,360	53.9	38	7.2
1,700	43.8	15	1.9
1,180	34.8	10	1.2
850	29.2	6	0.7
600	24.6	4	0.6
425	21.2	2	0.4
300	18.9	1	0.2
K80	**4,205**		

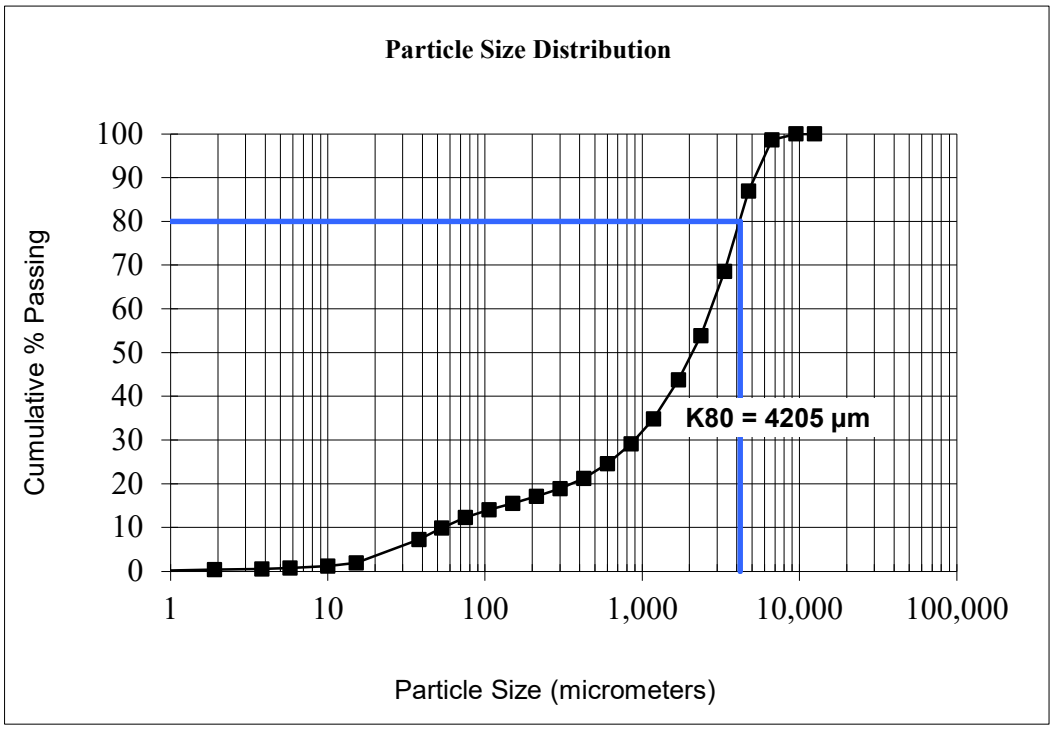

SGS Lakefield Research Limited
Size Distribution Analysis

Project No.
19896-01

Sample: **DX 450039**

Test No.: **0**

Microns	% Passing	Microns	% Passing
12,500	100.0	212	22.7
9,500	100.0	150	19.8
6,700	99.8	106	16.8
4,750	87.3	75	12.7
3,350	69.9	53	8.9
2,360	56.8	38	6.0
1,700	47.7	15	1.7
1,180	40.3	10	1.1
850	35.3	6	0.7
600	31.2	4	0.5
425	27.9	2	0.3
300	25.1	1	0.1
K80	**4,141**		

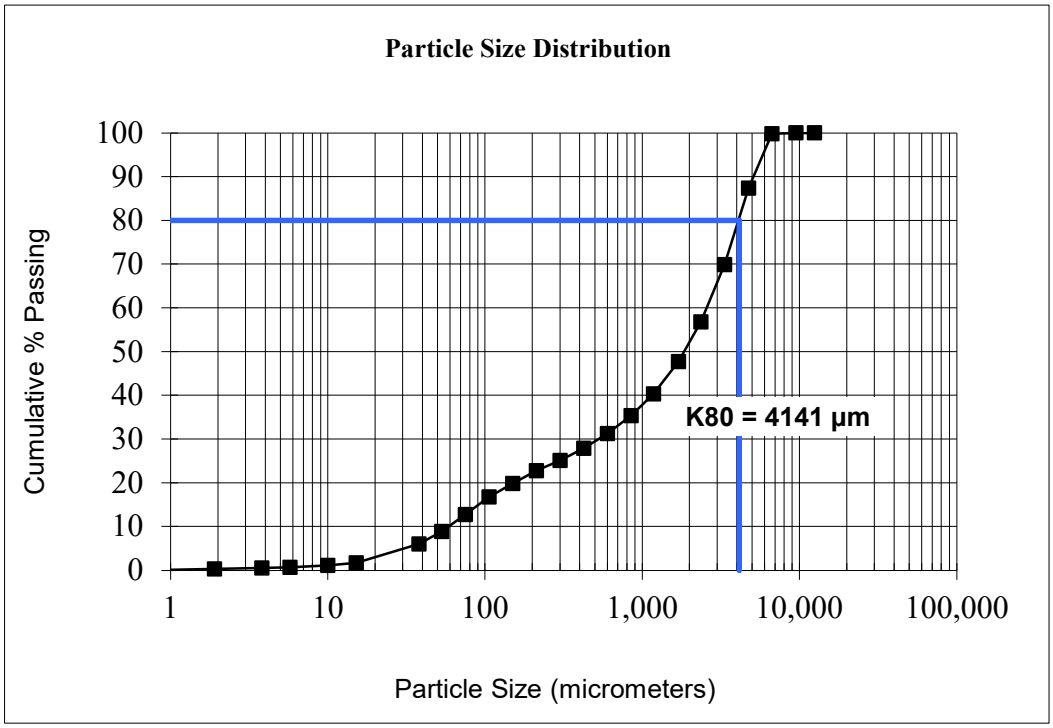

SGS Lakefield Research Limited
Size Distribution Analysis

Project No.
19896-01

Sample: **DX 450049**

Test No.: **0**

Microns	% Passing	Microns	% Passing
12,500	100.0	212	16.7
9,500	100.0	150	15.9
6,700	94.2	106	15.1
4,750	76.2	75	13.7
3,350	59.6	53	11.6
2,360	45.6	38	9.1
1,700	35.8	15	1.8
1,180	28.5	10	1.0
850	24.1	6	0.7
600	21.0	4	0.6
425	18.9	2	0.4
300	17.6	1	0.2
K80	**5,136**		

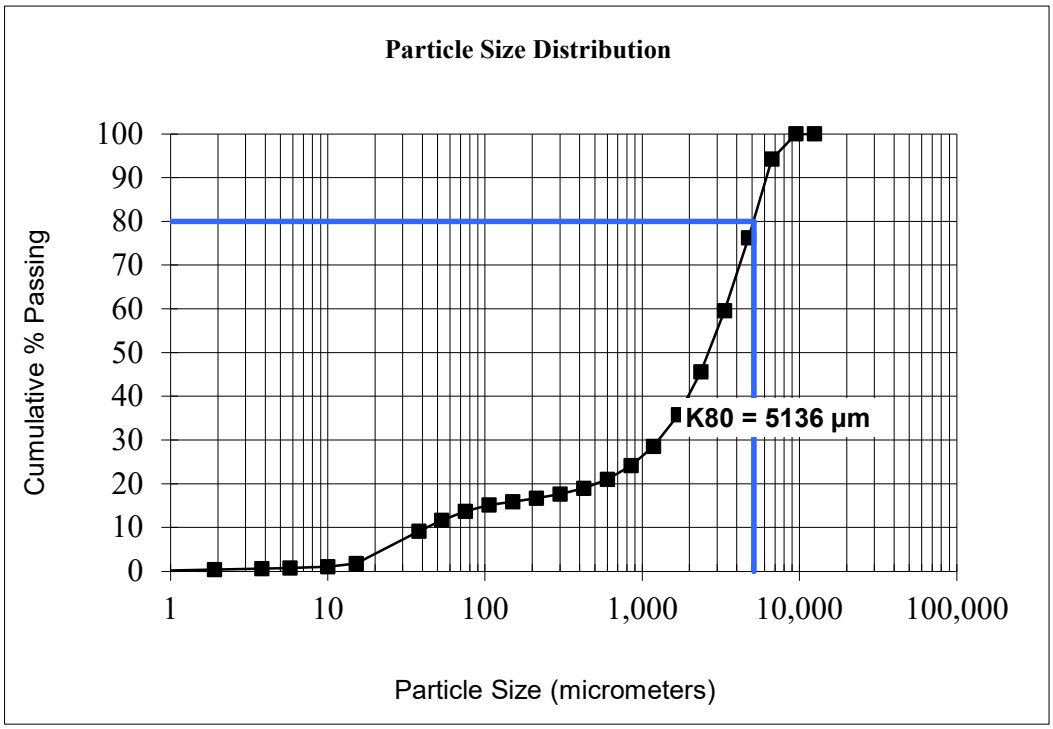

SGS Lakefield Research Limited
Size Distribution Analysis

Project No.
19896-01

Sample: **DX 450051**

Test No.: **0**

Microns	% Passing	Microns	% Passing
12,500	100.0	212	29.2
9,500	100.0	150	27.0
6,700	99.4	106	24.6
4,750	88.8	75	21.2
3,350	76.4	53	17.3
2,360	64.4	38	12.9
1,700	56.5	15	3.1
1,180	48.7	10	2.0
850	43.0	6	1.2
600	38.4	4	0.8
425	34.7	2	0.4
300	31.6	1	0.2
K80	**3,733**		

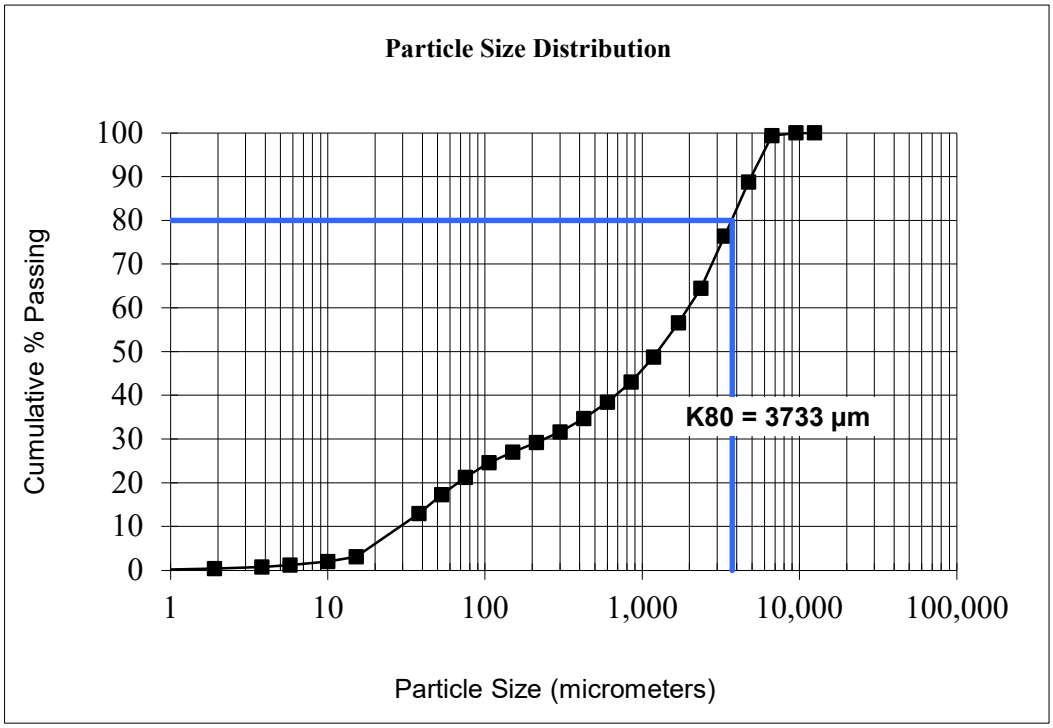

SGS Lakefield Research Limited
Size Distribution Analysis

Project No.
19896-01

Sample: **DX 450071**

Test No.: **0**

Microns	% Passing	Microns	% Passing
12,500	100.0	212	20.2
9,500	100.0	150	18.0
6,700	100.0	106	15.8
4,750	89.9	75	13.2
3,350	74.9	53	10.6
2,360	60.3	38	8.4
1,700	50.0	15	2.7
1,180	40.5	10	1.7
850	34.1	6	1.1
600	29.1	4	0.8
425	25.4	2	0.5
300	22.4	1	0.2
K80	**3,801**		

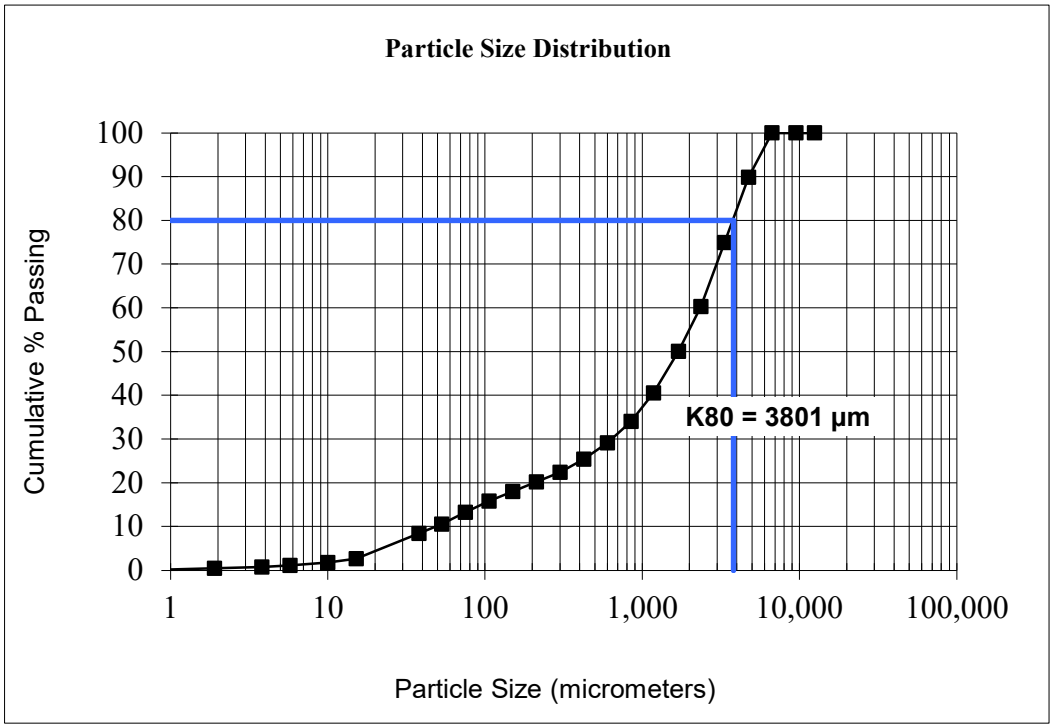

SGS Lakefield Research Limited
Size Distribution Analysis

Project No.
19896-01

Sample: **DX 450080**

Test No.: **0**

Microns	% Passing	Microns	% Passing
12,500	100.0	212	24.0
9,500	100.0	150	22.2
6,700	100.0	106	20.2
4,750	87.6	75	17.6
3,350	70.7	53	13.9
2,360	58.3	38	10.0
1,700	49.4	15	2.9
1,180	41.1	10	1.9
850	35.3	6	1.2
600	30.9	4	0.8
425	27.7	2	0.4
300	25.6	1	0.2
K80	**4,100**		

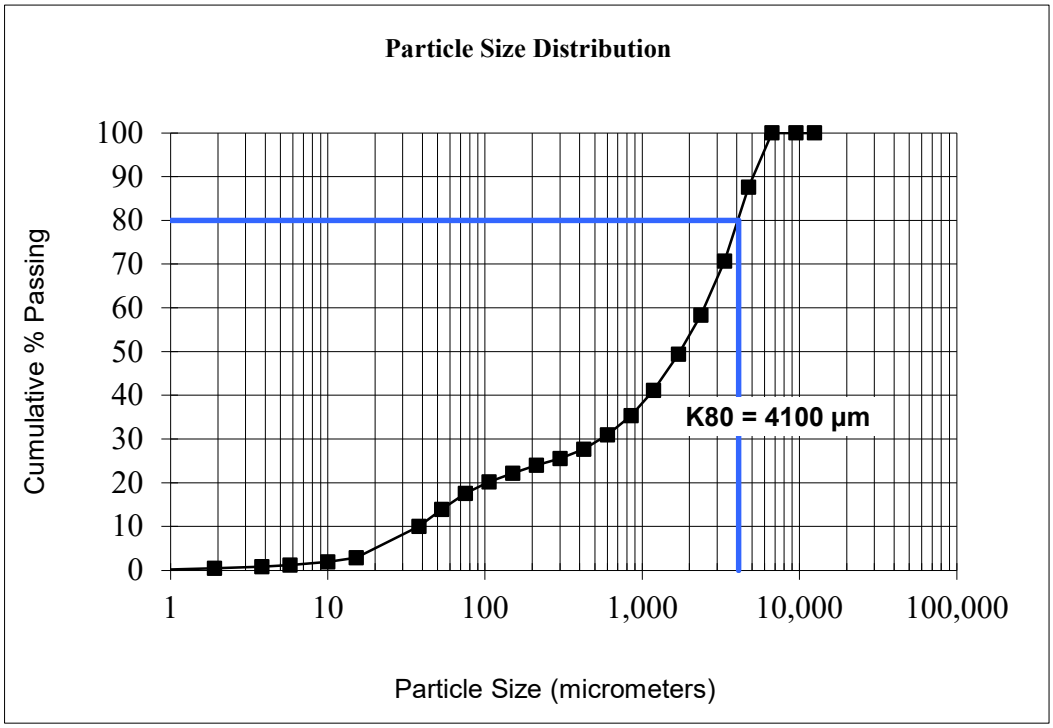

SGS Lakefield Research Limited
Size Distribution Analysis

Project No.
19896-01

Sample: **DX 450105**

Test No.: **0**

Microns	% Passing	Microns	% Passing
12,500	100.0	212	24.6
9,500	100.0	150	20.3
6,700	100.0	106	13.9
4,750	88.0	75	9.2
3,350	58.6	53	6.0
2,360	51.1	38	3.3
1,700	44.9	15	1.0
1,180	40.5	10	0.7
850	37.0	6	0.4
600	34.2	4	0.3
425	31.6	2	0.1
300	28.6	1	0.1
K80	**4,376**		

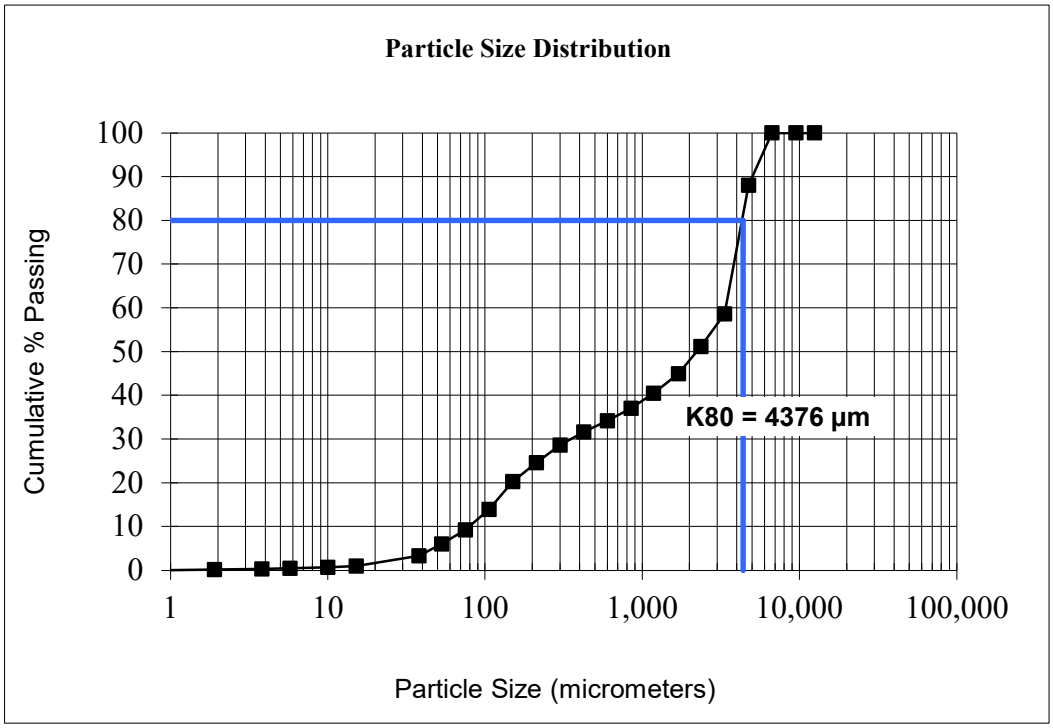

SGS Lakefield Research Limited
Size Distribution Analysis

Project No.
19896-01

Sample: **DX 450089**

Test No.: **0**

Microns	% Passing	Microns	% Passing
12,500	100.0	212	19.5
9,500	100.0	150	17.9
6,700	99.7	106	16.6
4,750	84.5	75	14.5
3,350	70.4	53	12.3
2,360	55.5	38	10.0
1,700	45.8	15	3.5
1,180	37.7	10	2.5
850	31.9	6	1.7
600	27.2	4	1.2
425	23.7	2	0.7
300	21.2	1	0.3
K80	**4,281**		

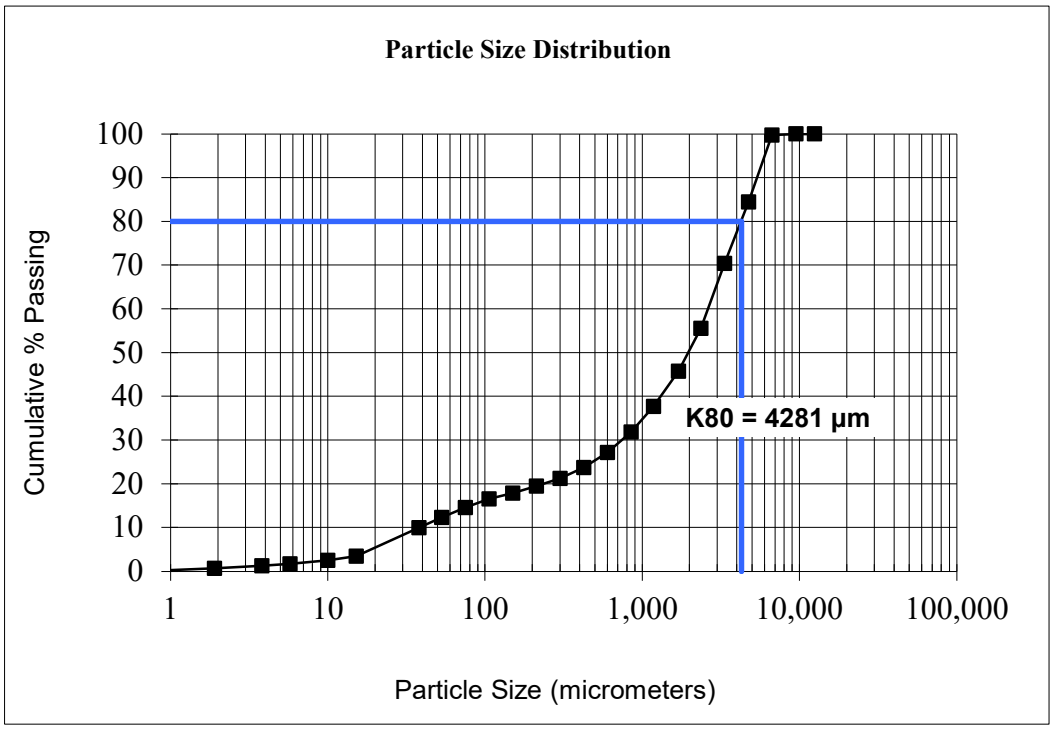

SGS Lakefield Research Limited
Size Distribution Analysis

Project No.
19896-01

Sample: **DX 450113**

Test No.: **0**

Microns	% Passing	Microns	% Passing
12,500	100.0	212	25.6
9,500	100.0	150	22.4
6,700	100.0	106	19.4
4,750	92.2	75	16.3
3,350	78.5	53	13.6
2,360	66.0	38	10.9
1,700	57.4	15	4.5
1,180	49.1	10	3.2
850	42.7	6	2.1
600	37.3	4	1.5
425	32.6	2	0.9
300	28.7	1	0.5
K80	**3,492**		

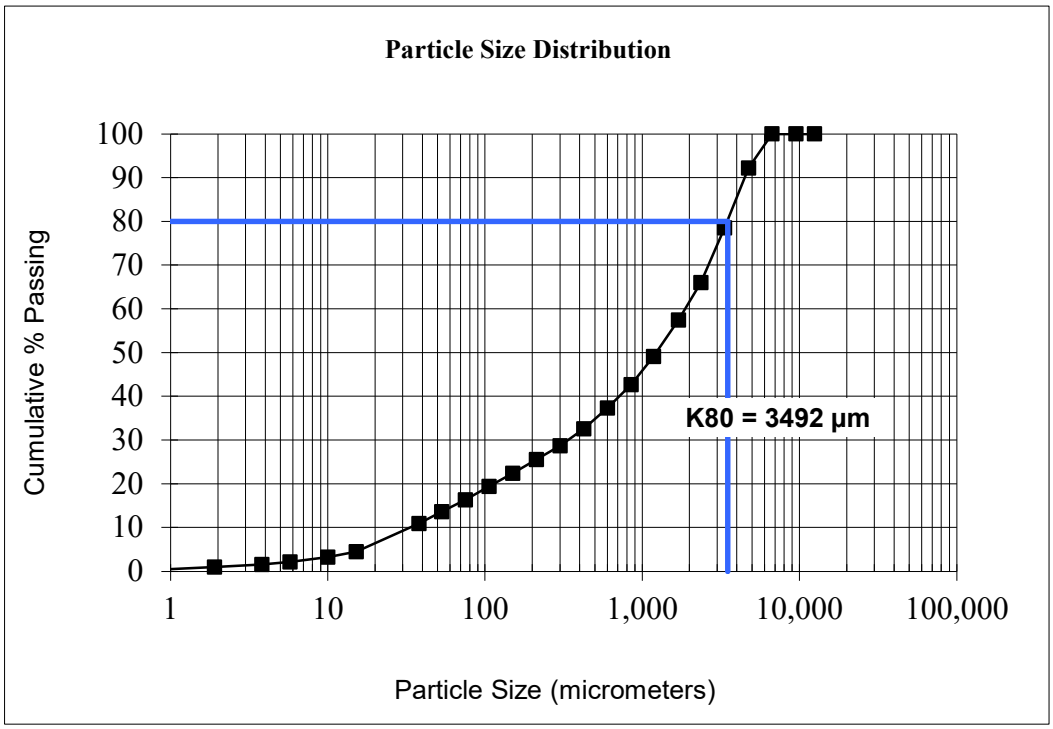

SGS Lakefield Research Limited
Size Distribution Analysis

Project No.
19896-01

Sample: **DX 450119**

Test No.: **0**

Microns	% Passing	Microns	% Passing
12,500	100.0	212	14.0
9,500	100.0	150	11.6
6,700	100.0	106	9.6
4,750	87.1	75	7.7
3,350	67.8	53	6.0
2,360	51.8	38	4.6
1,700	42.4	15	1.9
1,180	34.1	10	1.4
850	28.1	6	0.9
600	23.4	4	0.6
425	19.8	2	0.3
300	16.5	1	0.1
K80	**4,221**		

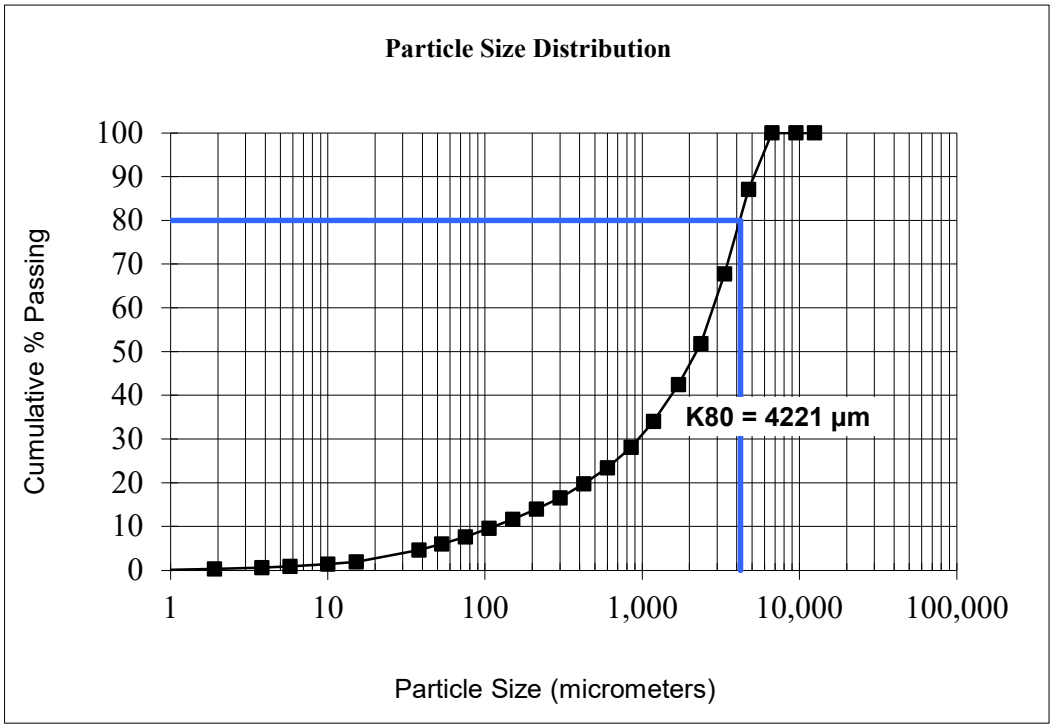

SGS Lakefield Research Limited
Size Distribution Analysis

Project No.
19896-01

Sample: **DX 450130**

Test No.: **0**

Microns	% Passing	Microns	% Passing
12,500	100.0	212	15.1
9,500	100.0	150	13.4
6,700	100.0	106	11.8
4,750	85.3	75	10.2
3,350	66.9	53	8.7
2,360	50.8	38	7.2
1,700	41.0	15	2.6
1,180	32.9	10	1.8
850	27.2	6	1.2
600	22.9	4	0.9
425	19.5	2	0.5
300	17.0	1	0.2
K80	**4,330**		

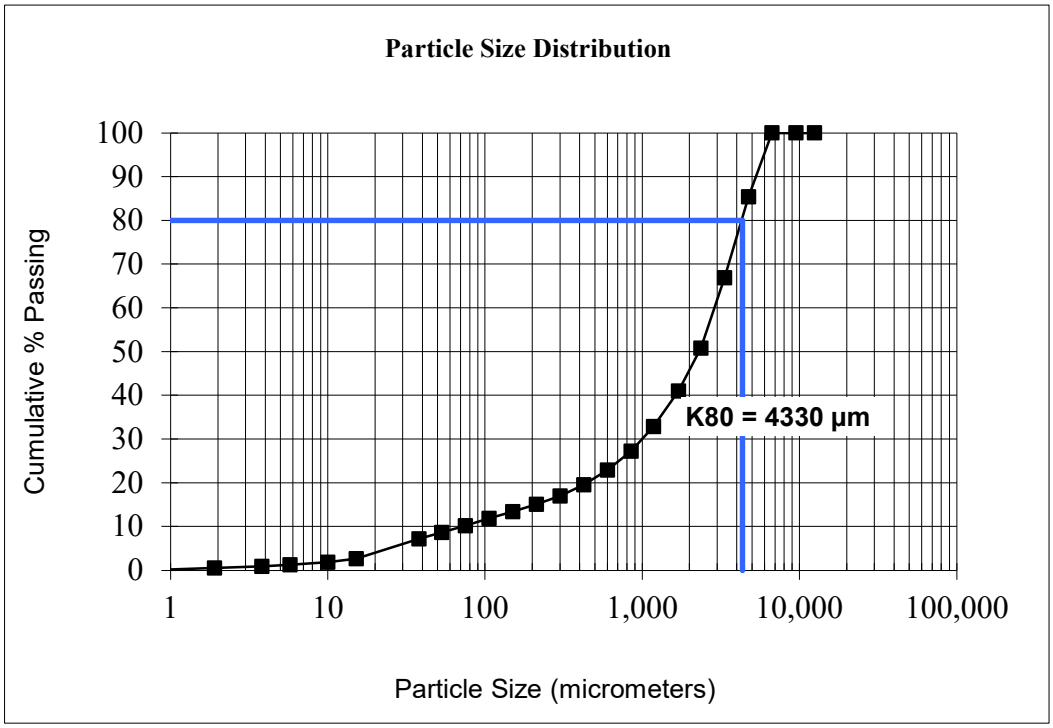

SGS Lakefield Research Limited
Size Distribution Analysis

Project No.
19896-01

Sample: **DX 450135**

Test No.: **0**

Microns	% Passing	Microns	% Passing
12,500	100.0	212	22.7
9,500	100.0	150	20.9
6,700	99.9	106	19.6
4,750	88.2	75	17.7
3,350	72.7	53	15.1
2,360	59.7	38	11.5
1,700	50.9	15	3.5
1,180	41.9	10	2.4
850	35.7	6	1.6
600	30.8	4	1.2
425	27.0	2	0.6
300	24.4	1	0.3
K80	**3,982**		

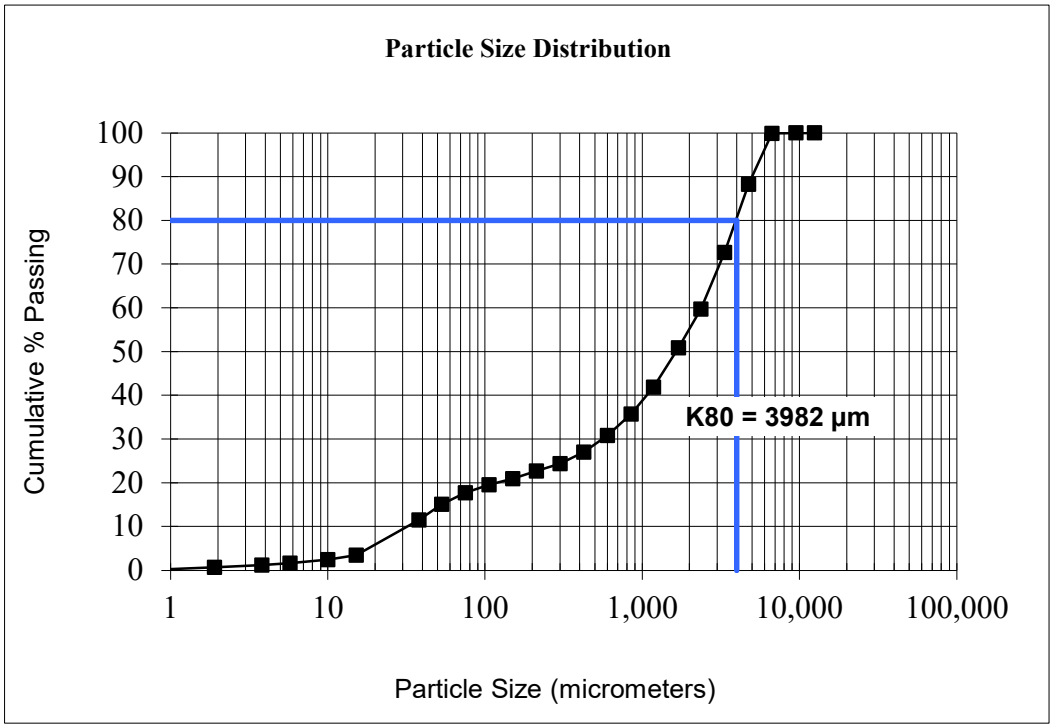

SGS Lakefield Research Limited
Size Distribution Analysis

Project No.
19896-01

Sample: **DX 450137**

Test No.: **0**

Microns	% Passing	Microns	% Passing
12,500	100.0	212	25.1
9,500	100.0	150	23.3
6,700	100.0	106	21.4
4,750	91.1	75	18.8
3,350	74.5	53	15.3
2,360	61.4	38	11.3
1,700	51.9	15	3.4
1,180	43.3	10	2.4
850	37.3	6	1.6
600	32.7	4	1.2
425	29.2	2	0.7
300	26.8	1	0.3
K80	**3,791**		

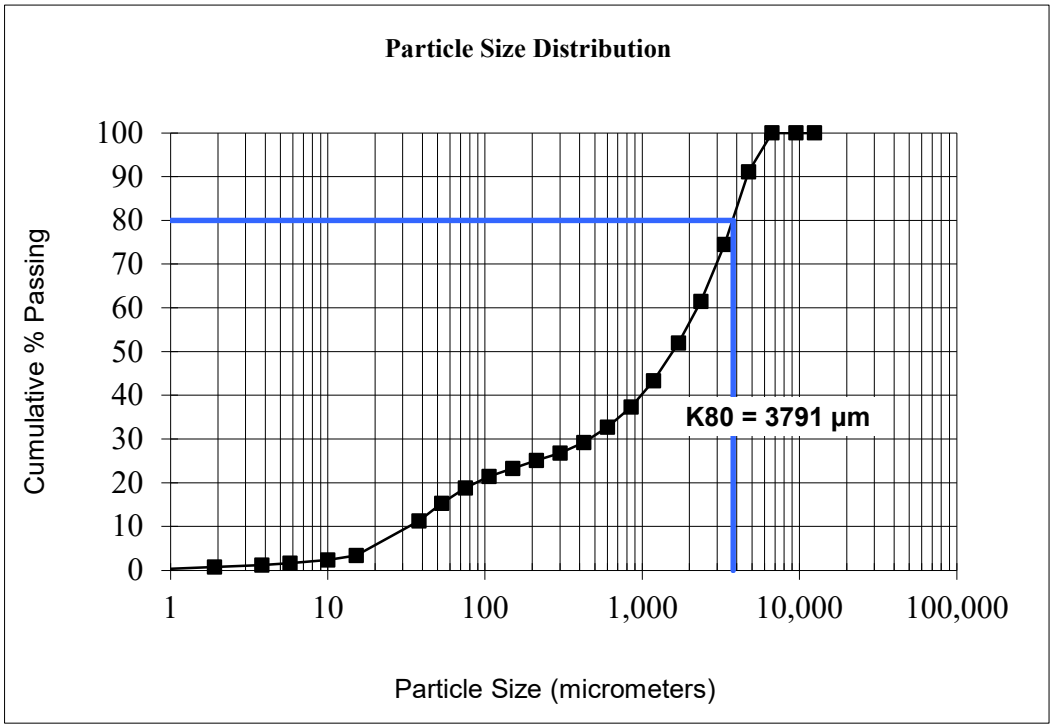

SGS Lakefield Research Limited
Size Distribution Analysis

Project No.
19896-01

Sample: **DX 450143**

Test No.: **0**

Microns	% Passing	Microns	% Passing
12,500	100.0	212	32.3
9,500	100.0	150	29.4
6,700	98.5	106	25.8
4,750	92.5	75	21.3
3,350	80.9	53	16.5
2,360	69.4	38	11.8
1,700	60.8	15	3.8
1,180	52.8	10	2.6
850	46.5	6	1.7
600	41.6	4	1.1
425	37.9	2	0.6
300	34.9	1	0.3
K80	**3,265**		

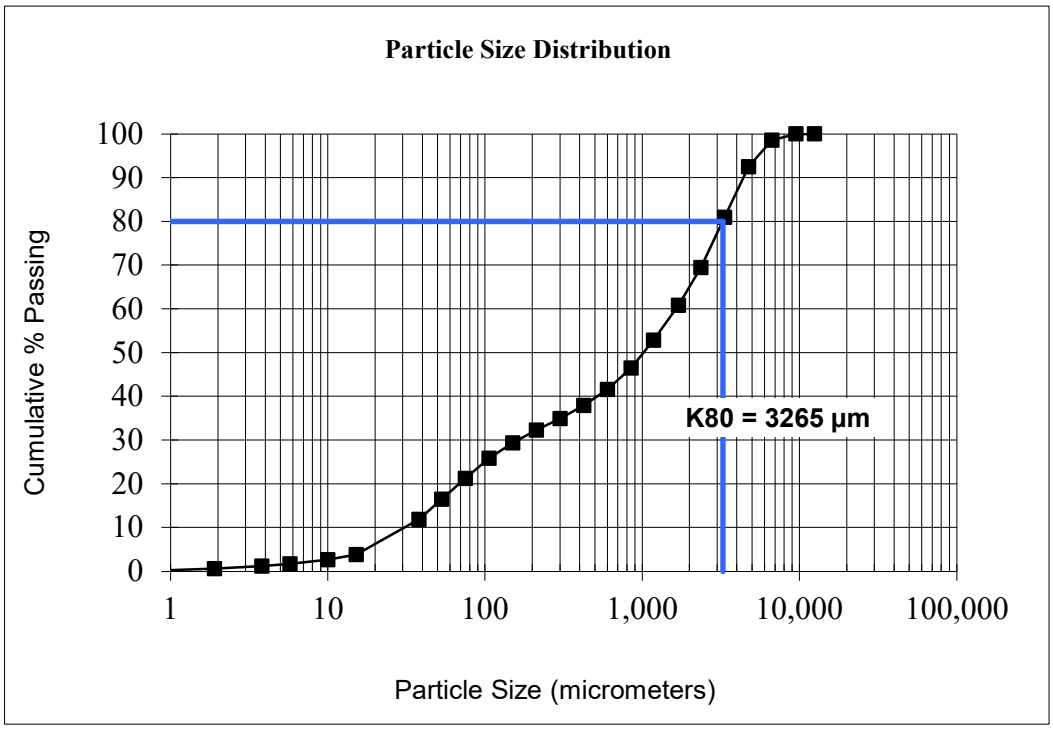

SGS Lakefield Research Limited
Size Distribution Analysis

Project No.
19896-01

Sample: **DX 450144**

Test No.: **0**

Microns	% Passing	Microns	% Passing
12,500	100.0	212	30.2
9,500	100.0	150	28.8
6,700	100.0	106	27.3
4,750	88.4	75	24.8
3,350	72.0	53	20.5
2,360	58.1	38	16.0
1,700	53.7	15	3.8
1,180	45.5	10	2.4
850	40.2	6	1.5
600	36.3	4	1.1
425	33.6	2	0.6
300	31.6	1	0.3
K80	**4,005**		

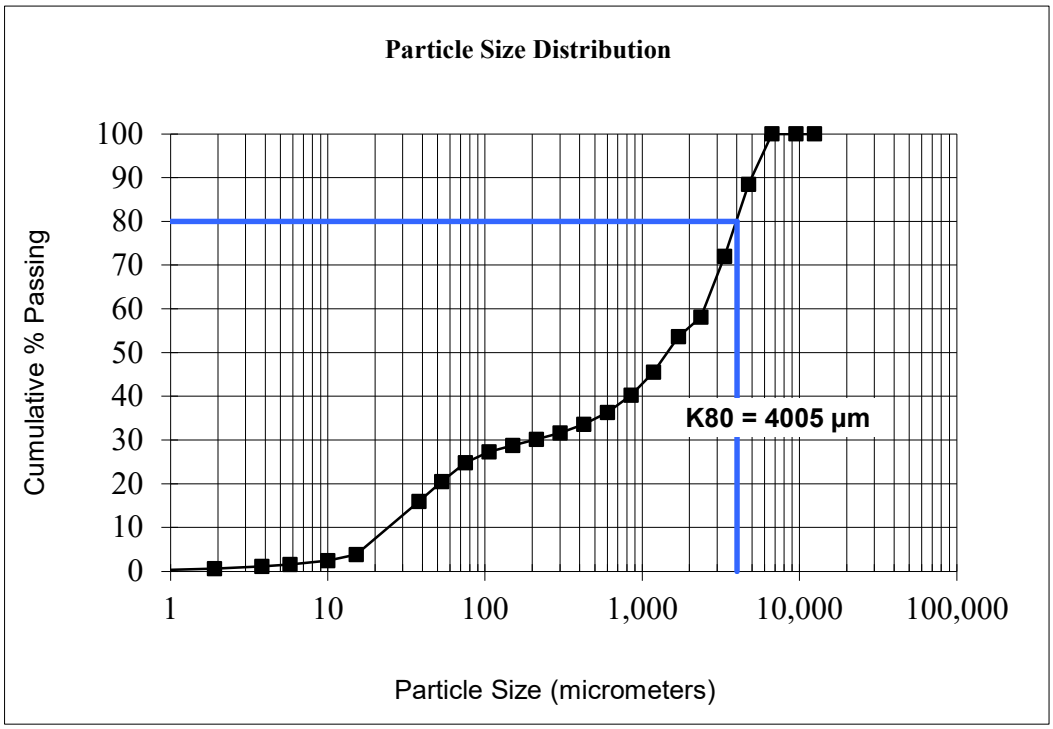

SGS Lakefield Research Limited
Size Distribution Analysis

Project No.
19896-01

Sample: **DX 450153**

Test No.: **0**

Microns	% Passing	Microns	% Passing
12,500	100.0	212	28.7
9,500	100.0	150	26.6
6,700	100.0	106	24.6
4,750	87.2	75	21.5
3,350	71.3	53	17.8
2,360	59.9	38	14.0
1,700	51.7	15	4.2
1,180	45.0	10	2.6
850	40.0	6	1.4
600	36.0	4	0.9
425	32.9	2	0.4
300	30.6	1	0.2
K80	**4,087**		

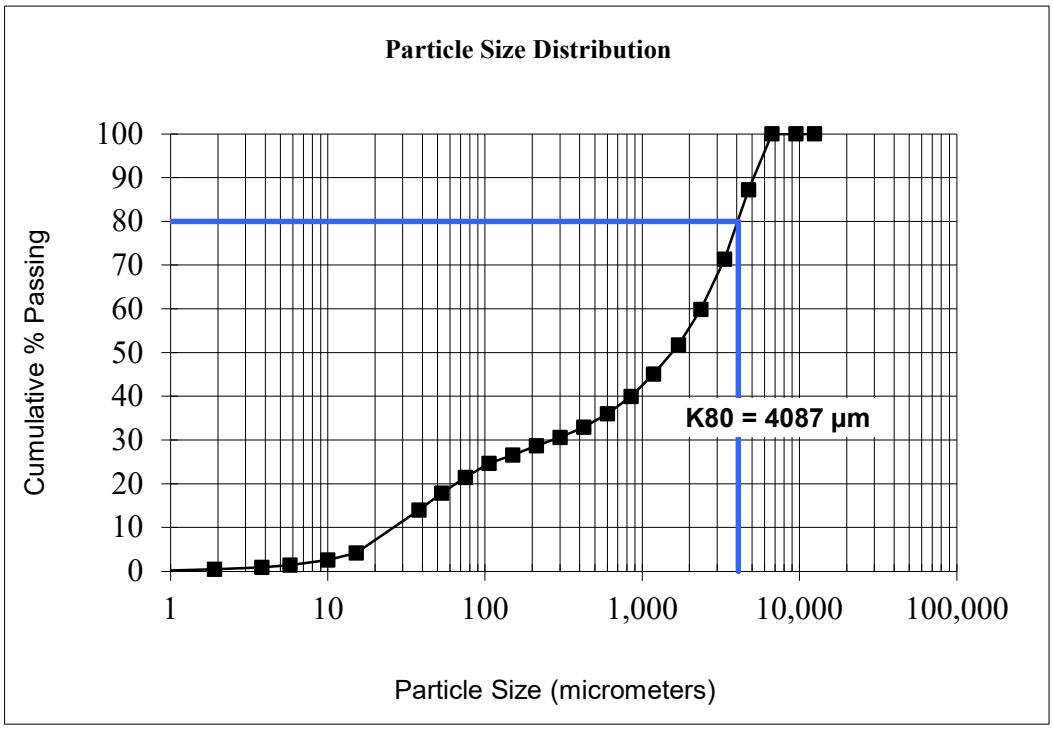

SGS Lakefield Research Limited
Size Distribution Analysis

Project No.
19896-01

Sample: **DX 450155**

Test No.: **0**

Microns	% Passing	Microns	% Passing
12,500	100.0	212	20.3
9,500	100.0	150	18.5
6,700	100.0	106	16.8
4,750	90.1	75	14.9
3,350	72.5	53	12.9
2,360	57.5	38	10.2
1,700	48.2	15	3.1
1,180	39.8	10	2.0
850	33.5	6	1.3
600	28.6	4	0.9
425	25.0	2	0.6
300	22.2	1	0.3
K80	**3,925**		

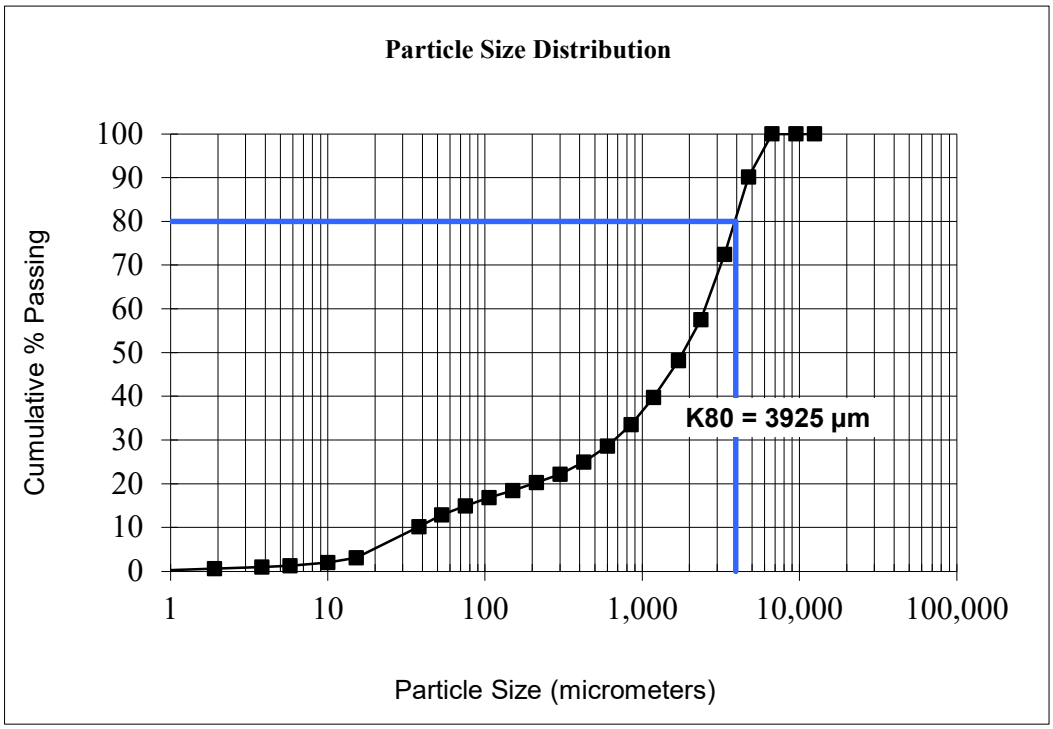

SGS Lakefield Research Limited
Size Distribution Analysis

Project No.
19896-01

Sample: **DX 450170**

Test No.: **0**

Microns	% Passing	Microns	% Passing
12,500	100.0	212	16.3
9,500	100.0	150	14.7
6,700	99.4	106	13.2
4,750	84.7	75	11.2
3,350	66.0	53	9.2
2,360	50.8	38	7.2
1,700	41.6	15	2.1
1,180	33.8	10	1.4
850	28.3	6	0.8
600	24.0	4	0.6
425	20.7	2	0.3
300	18.3	1	0.2
K80	**4,385**		

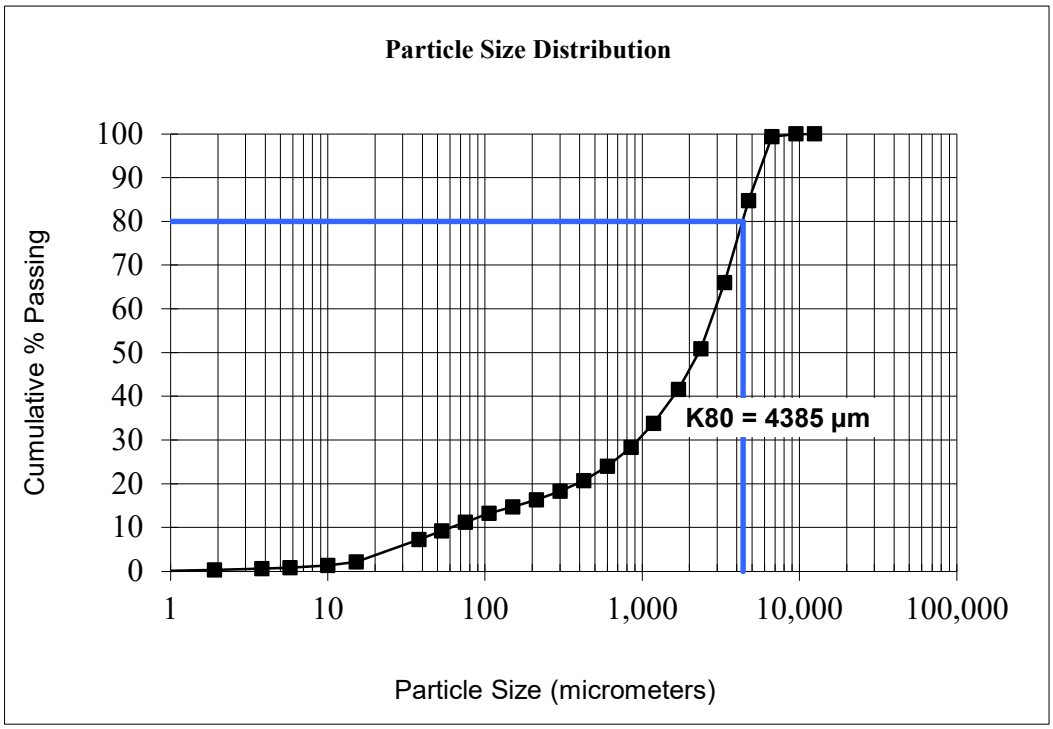

SGS Lakefield Research Limited
Size Distribution Analysis

Project No.
19896-01

Sample: **DX 450200**

Test No.: **0**

Microns	% Passing	Microns	% Passing
12,500	100.0	212	21.4
9,500	100.0	150	19.5
6,700	100.0	106	17.8
4,750	86.1	75	15.4
3,350	68.5	53	12.6
2,360	55.4	38	9.9
1,700	46.3	15	3.1
1,180	38.7	10	2.1
850	33.5	6	1.4
600	29.2	4	1.0
425	25.7	2	0.6
300	23.2	1	0.3
K80	**4,247**		

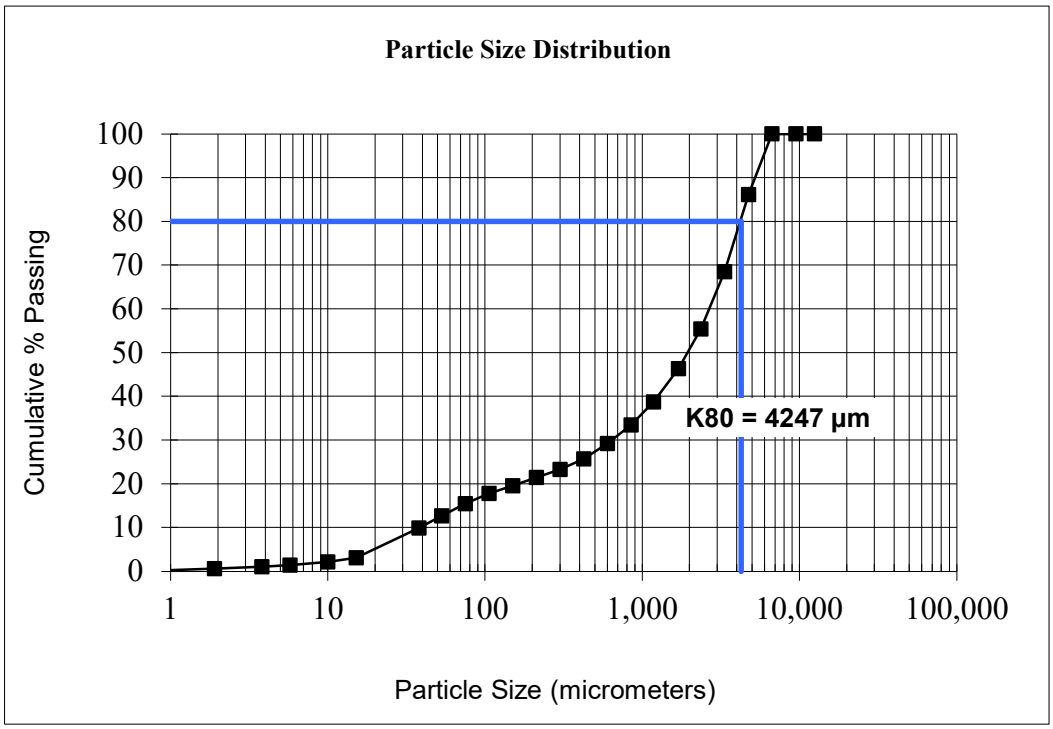

SGS Lakefield Research Limited
Size Distribution Analysis

Project No.
19896-01

Sample: **DX 450227**

Test No.: **0**

Microns	% Passing	Microns	% Passing
12,500	100.0	212	15.8
9,500	100.0	150	14.2
6,700	99.3	106	12.9
4,750	84.8	75	11.4
3,350	67.5	53	9.8
2,360	53.0	38	8.0
1,700	43.0	15	3.0
1,180	34.1	10	2.1
850	28.3	6	1.4
600	23.7	4	1.0
425	20.2	2	0.5
300	17.6	1	0.2
K80	**4,342**		

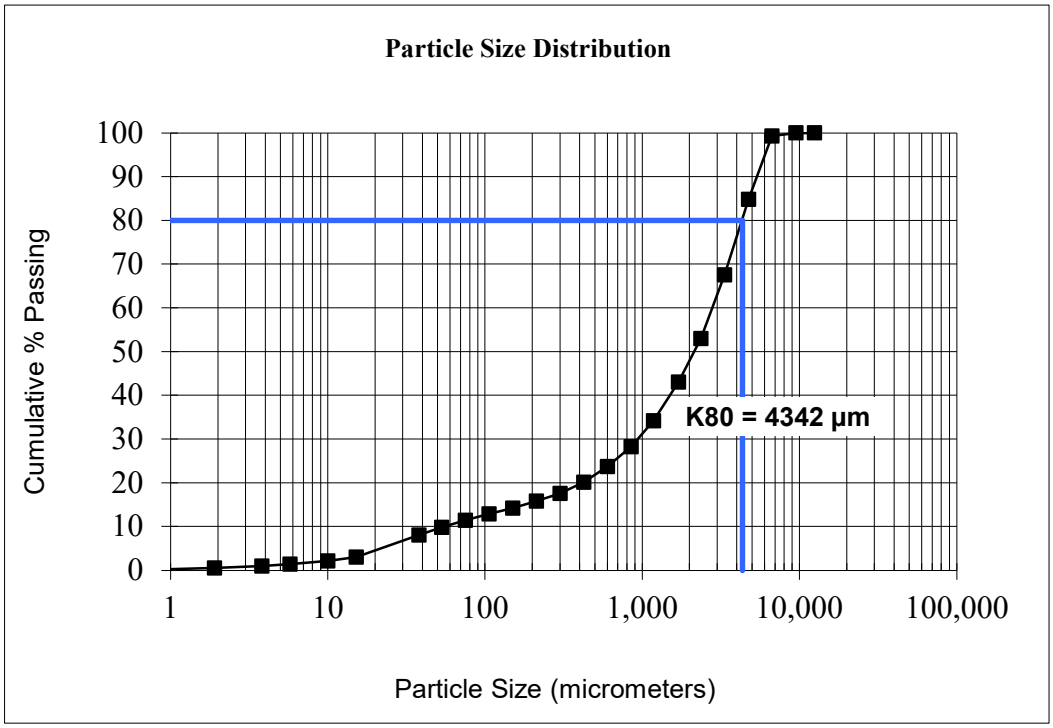

SGS Lakefield Research Limited
Size Distribution Analysis

Project No.
19896-01

Sample: **DX 450230**

Test No.: **0**

Microns	% Passing	Microns	% Passing
12,500	100.0	212	21.3
9,500	100.0	150	19.6
6,700	100.0	106	18.2
4,750	88.6	75	16.3
3,350	69.1	53	13.7
2,360	56.3	38	10.7
1,700	47.4	15	3.5
1,180	39.3	10	2.5
850	33.6	6	1.7
600	28.8	4	1.2
425	25.3	2	0.7
300	22.8	1	0.3
K80	**4,114**		

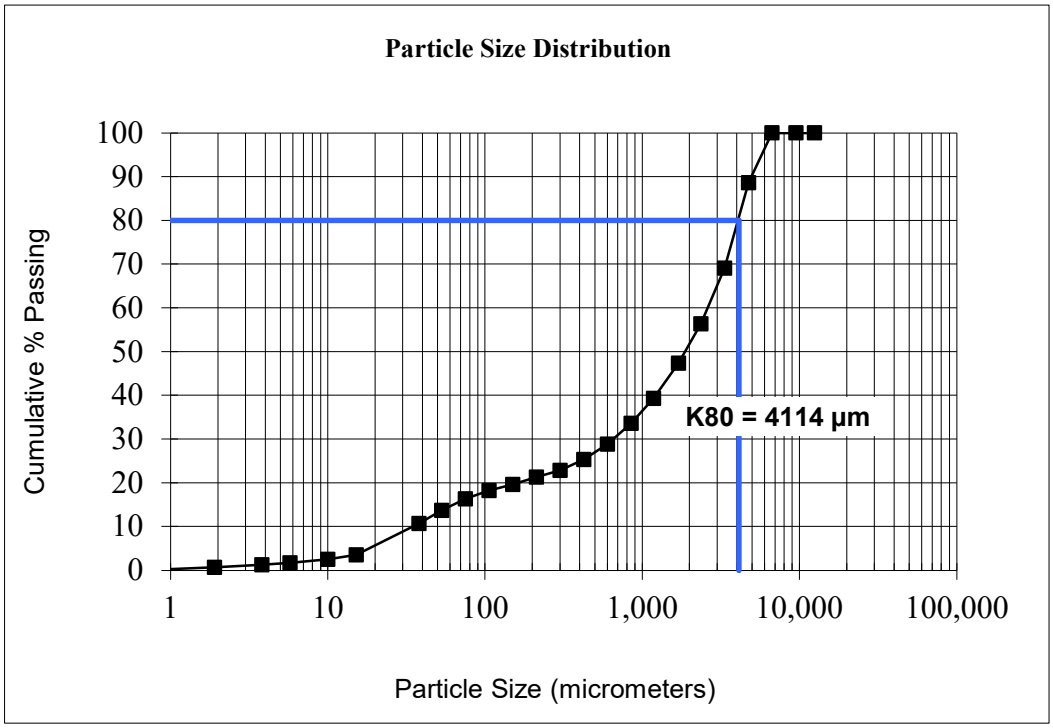

SGS Lakefield Research Limited
Size Distribution Analysis

Project No.
19896-01

Sample: **DX 450232**

Test No.: **0**

Microns	% Passing	Microns	% Passing
12,500	100.0	212	25.8
9,500	100.0	150	23.6
6,700	100.0	106	21.6
4,750	88.9	75	18.9
3,350	76.6	53	15.6
2,360	64.7	38	11.8
1,700	55.9	15	3.4
1,180	46.7	10	2.2
850	40.3	6	1.4
600	35.0	4	1.0
425	30.9	2	0.6
300	27.9	1	0.3
K80	**3,708**		

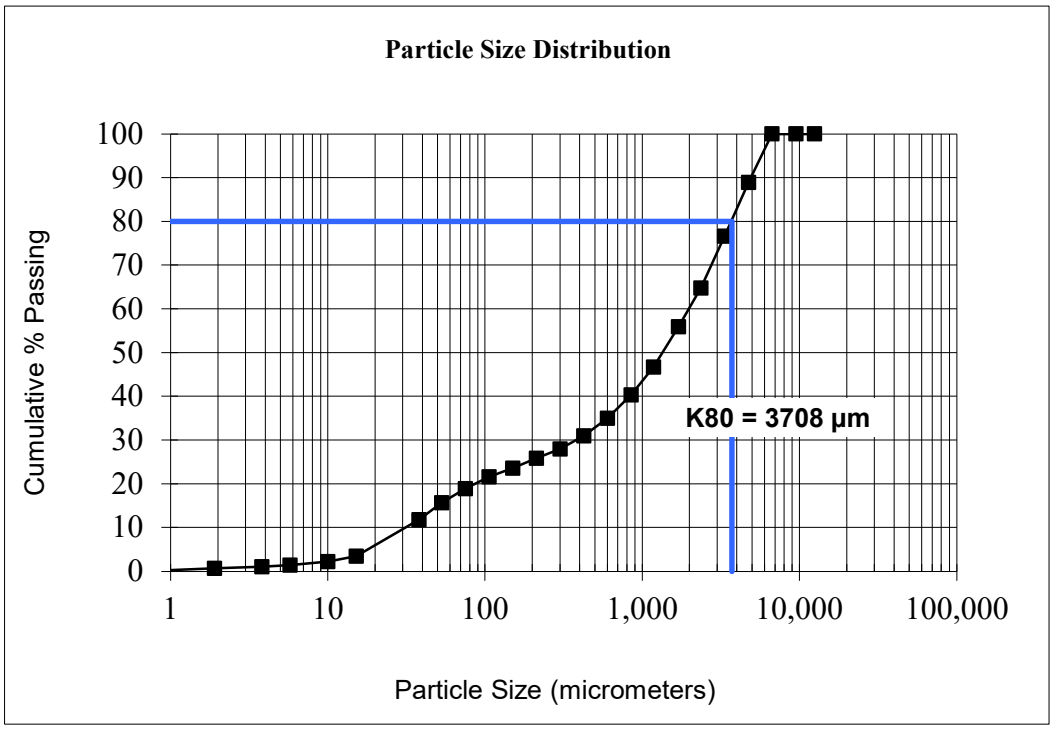

SGS Lakefield Research Limited
Size Distribution Analysis

Project No.
19896-01

Sample: **DX 450233**

Test No.: **0**

Microns	% Passing	Microns	% Passing
12,500	100.0	212	21.3
9,500	100.0	150	19.2
6,700	99.7	106	17.3
4,750	86.8	75	14.8
3,350	68.0	53	11.8
2,360	56.0	38	8.9
1,700	47.5	15	3.0
1,180	39.8	10	2.0
850	34.2	6	1.3
600	29.6	4	0.9
425	25.9	2	0.5
300	23.3	1	0.2
K80	**4,224**		

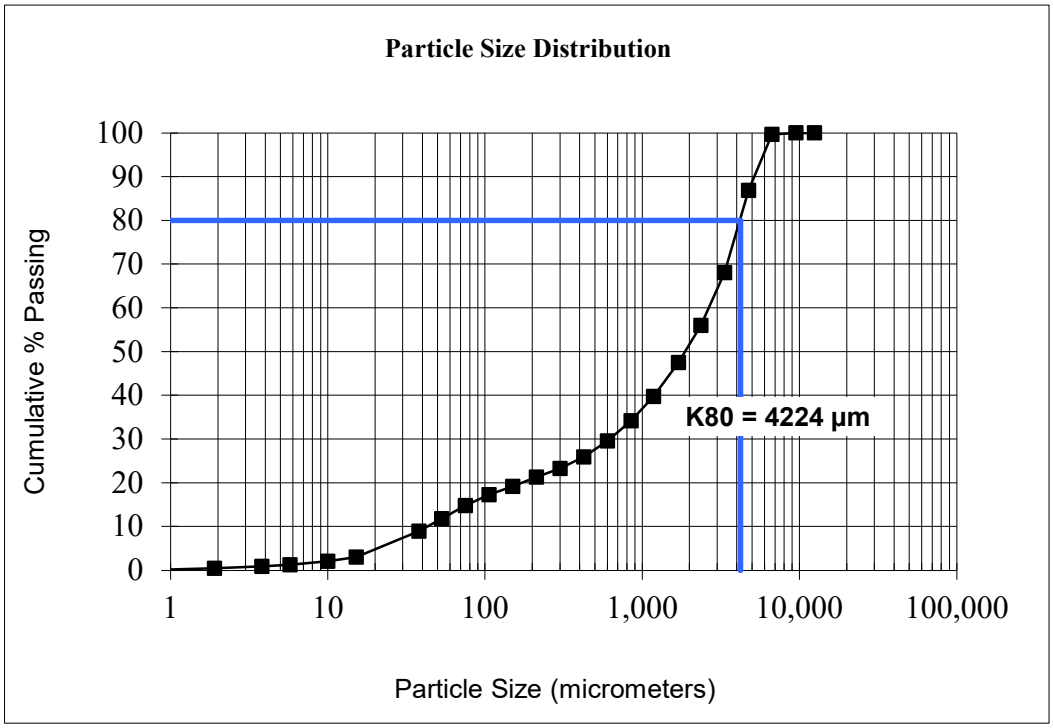

SGS Lakefield Research Limited
Size Distribution Analysis

Project No.
19896-01

Sample: **DX 450239**

Test No.: **0**

Microns	% Passing	Microns	% Passing
12,500	100.0	212	20.3
9,500	100.0	150	18.1
6,700	99.6	106	16.3
4,750	84.9	75	14.0
3,350	67.0	53	11.6
2,360	54.1	38	9.2
1,700	45.7	15	2.7
1,180	38.0	10	1.7
850	32.8	6	1.0
600	28.6	4	0.6
425	25.1	2	0.3
300	22.4	1	0.1
K80	**4,350**		

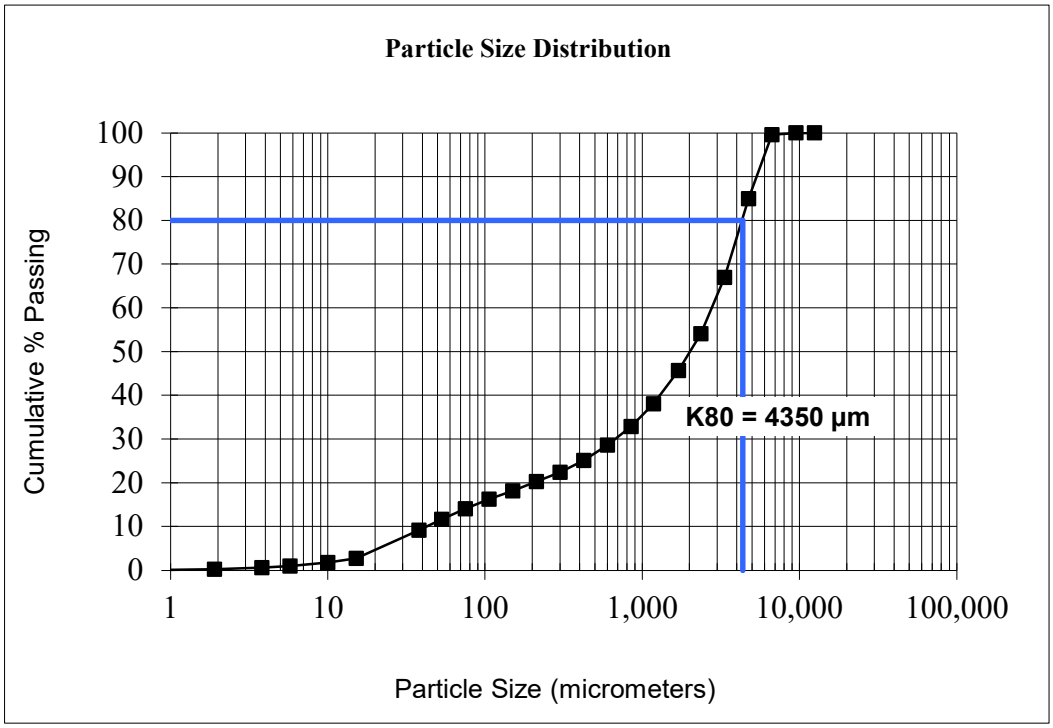

SGS Lakefield Research Limited
Size Distribution Analysis

Project No.
19896-01

Sample: **DX 550053**

Test No.: **0**

Microns	% Passing	Microns	% Passing
12,500	100.0	212	15.3
9,500	100.0	150	13.4
6,700	100.0	106	11.8
4,750	87.1	75	10.1
3,350	66.9	53	8.7
2,360	49.6	38	7.3
1,700	39.7	15	2.6
1,180	32.1	10	1.9
850	26.6	6	1.2
600	22.5	4	0.9
425	19.6	2	0.5
300	17.1	1	0.3
K80	**4,245**		

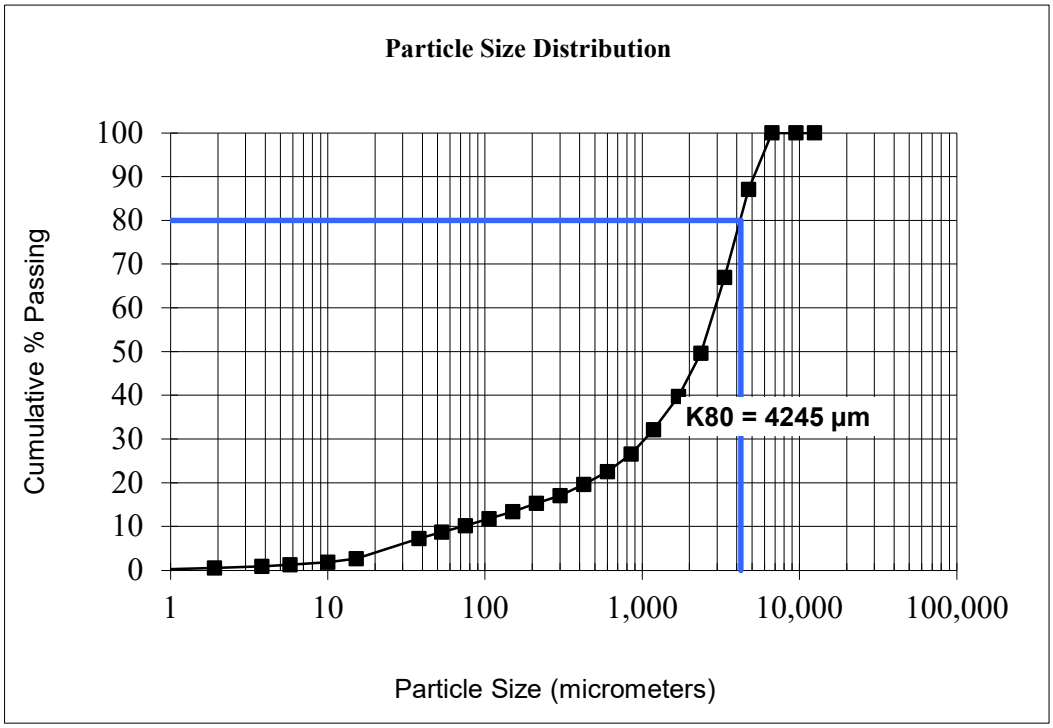

SGS Lakefield Research Limited
Size Distribution Analysis

Project No.
19896-01

Sample: **DX 550073**

Test No.: **0**

Microns	% Passing	Microns	% Passing
12,500	100.0	212	11.5
9,500	100.0	150	10.4
6,700	100.0	106	9.6
4,750	85.0	75	8.8
3,350	57.1	53	7.9
2,360	41.1	38	7.0
1,700	32.3	15	2.7
1,180	25.0	10	1.9
850	20.4	6	1.3
600	17.0	4	1.0
425	14.3	2	0.6
300	12.5	1	0.3
K80	**4,503**		

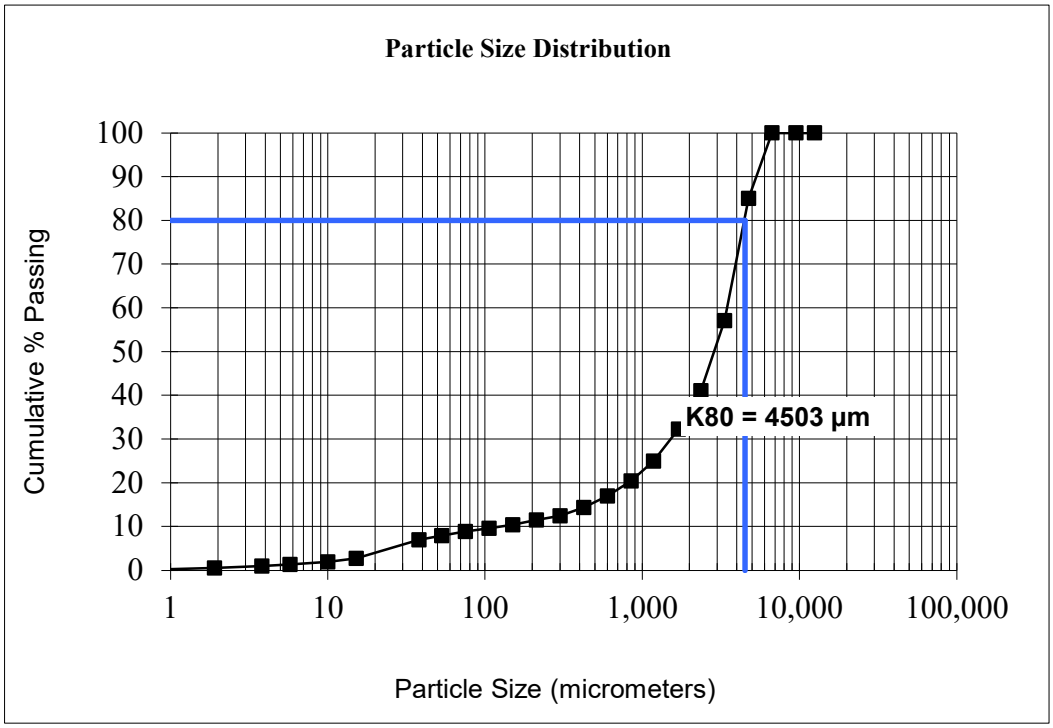

SGS Lakefield Research Limited
Size Distribution Analysis

Project No.
19896-01

Sample: **DX 550089**

Test No.: **0**

Microns	% Passing	Microns	% Passing
12,500	100.0	212	20.3
9,500	100.0	150	17.8
6,700	100.0	106	15.6
4,750	90.3	75	13.2
3,350	72.3	53	11.2
2,360	57.9	38	9.2
1,700	49.0	15	4.0
1,180	40.8	10	3.0
850	34.8	6	2.0
600	29.9	4	1.5
425	26.0	2	0.8
300	22.8	1	0.4
K80	**3,928**		

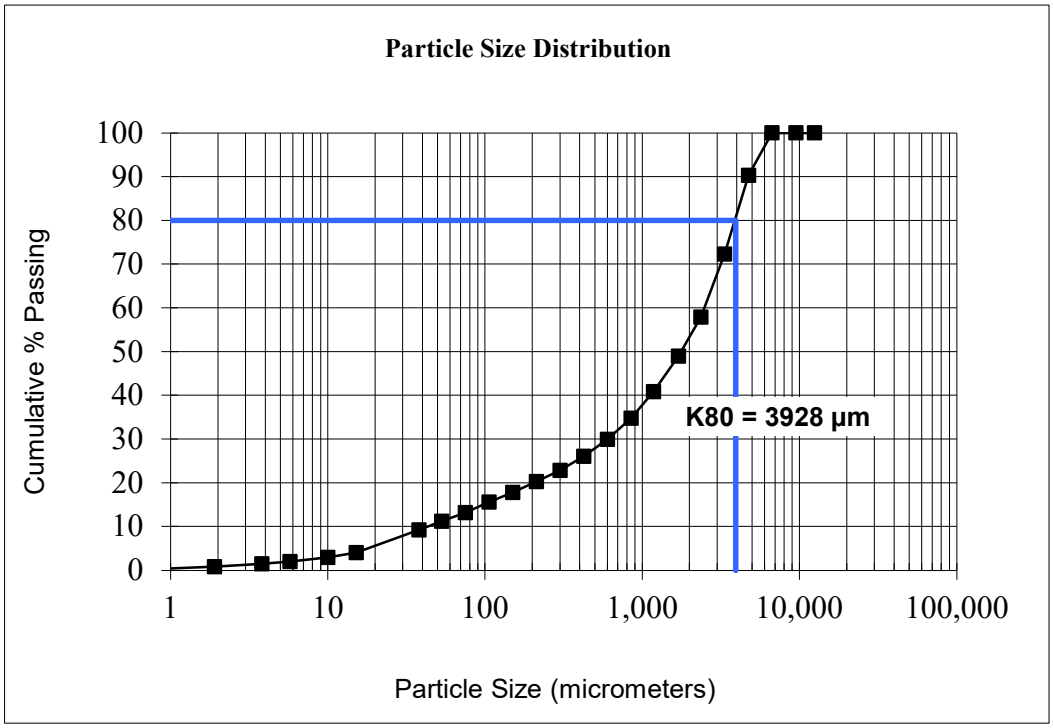

SGS Lakefield Research Limited
Size Distribution Analysis

Project No.
19896-01

Sample: **DX 550101**

Test No.: **0**

Microns	% Passing	Microns	% Passing
12,500	100.0	212	18.2
9,500	100.0	150	15.9
6,700	100.0	106	13.8
4,750	83.7	75	11.7
3,350	63.9	53	9.8
2,360	50.8	38	8.2
1,700	42.8	15	3.3
1,180	35.4	10	2.4
850	30.5	6	1.6
600	26.6	4	1.2
425	23.2	2	0.7
300	20.4	1	0.4
K80	**4,483**		

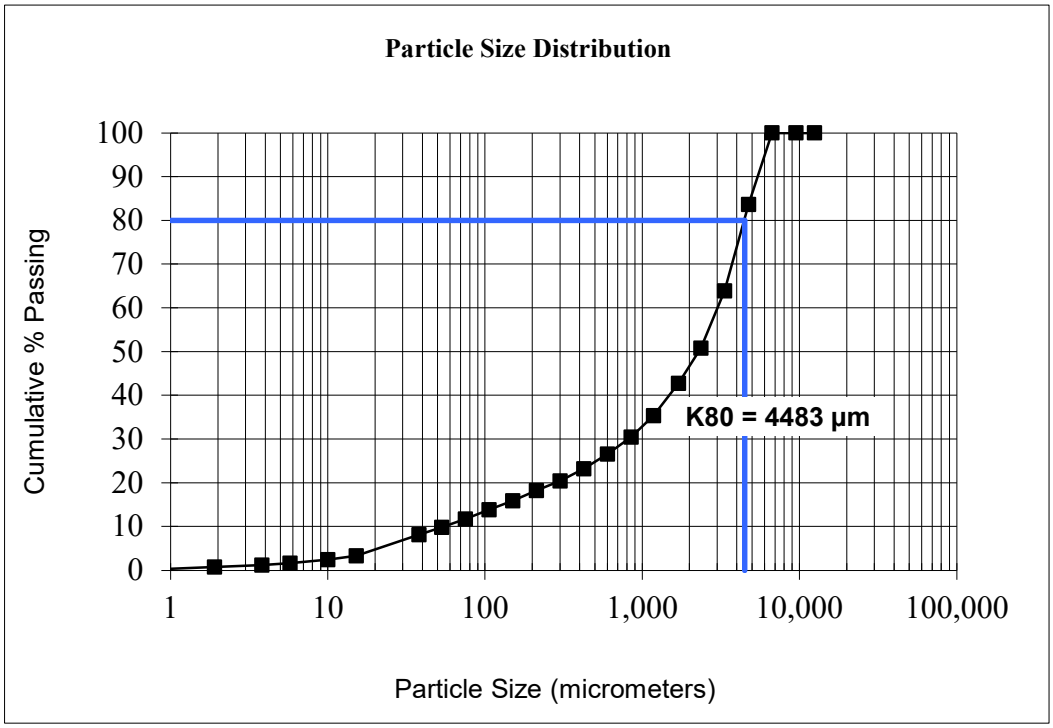

SGS Minerals Services
Size Distribution Analysis

Project No.
19896-02

Sample: **31623** Test No.:

Size		Weight	% Retained		% Passing
Mesh	µm	grams	Individual	Cumulative	Cumulative
1/2"	12,500	0.0	0.0	0.0	100.0
3/8"	9,500	1.2	0.6	0.6	99.4
3	6,700	22.6	11.3	11.9	88.1
4	4,750	26.2	13.1	24.9	75.1
6	3,350	22.2	11.1	36.0	64.0
8	2,360	20.7	10.3	46.3	53.7
10	1,700	17.5	8.7	55.0	45.0
14	1,180	14.4	7.2	62.2	37.8
20	850	11.5	5.7	67.9	32.1
28	600	9.3	4.6	72.5	27.5
35	425	7.2	3.6	76.1	23.9
48	300	5.5	2.7	78.9	21.1
65	212	4.1	2.0	80.9	19.1
100	150	3.4	1.7	82.6	17.4
150	106	3.0	1.5	84.1	15.9
200	75	3.8	1.9	86.0	14.0
270	53	4.4	2.2	88.2	11.8
400	38	5.1	2.5	90.7	9.3
Pan	-38	18.6	9.3	100.0	0.0
Total	**-**	**200.7**	100.0	**-**	**-**
K80	**5,442**				

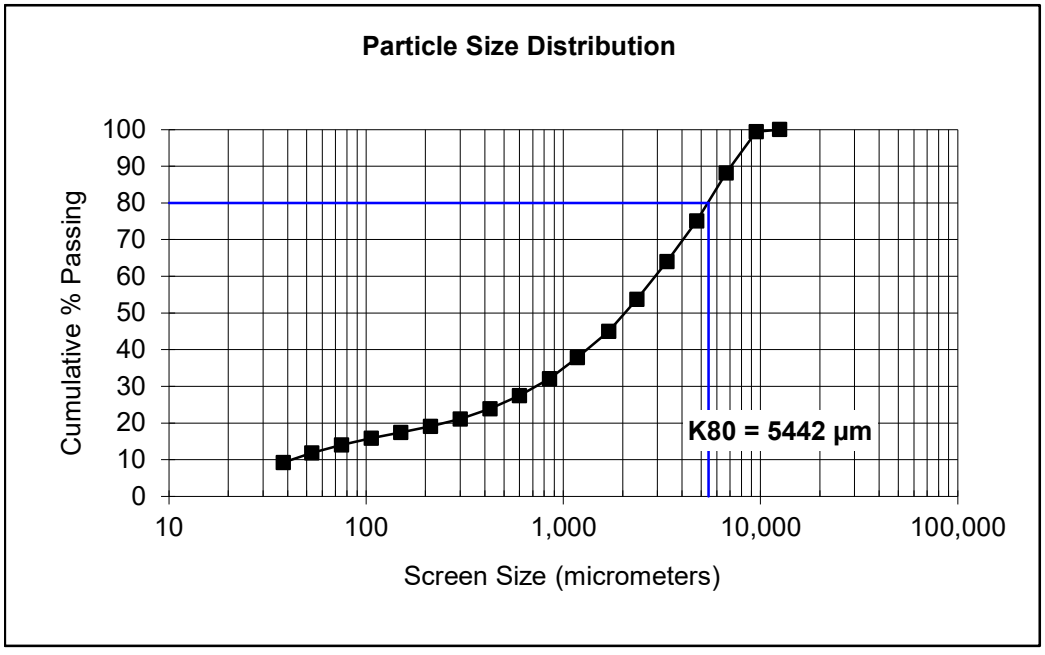

SGS Minerals Services
Size Distribution Analysis

Project No.
19896-02

Sample: **31718** Test No.:

Size		Weight	% Retained		% Passing
Mesh	µm	grams	Individual	Cumulative	Cumulative
1/2"	12,500	0.0	0.0	0.0	100.0
3/8"	9,500	3.8	1.8	1.8	98.2
3	6,700	31.8	15.2	17.1	82.9
4	4,750	25.6	12.3	29.3	70.7
6	3,350	22.5	10.8	40.1	59.9
8	2,360	20.9	10.0	50.1	49.9
10	1,700	16.3	7.8	57.9	42.1
14	1,180	14.3	6.9	64.8	35.2
20	850	10.3	4.9	69.7	30.3
28	600	7.8	3.7	73.5	26.5
35	425	5.8	2.8	76.2	23.8
48	300	4.2	2.0	78.2	21.8
65	212	2.8	1.3	79.6	20.4
100	150	2.6	1.2	80.8	19.2
150	106	2.7	1.3	82.1	17.9
200	75	4.5	2.2	84.3	15.7
270	53	5.7	2.7	87.0	13.0
400	38	5.4	2.6	89.6	10.4
Pan	-38	21.7	10.4	100.0	0.0
Total	**-**	**208.7**	100.0	**-**	**-**
K80	**6,200**				

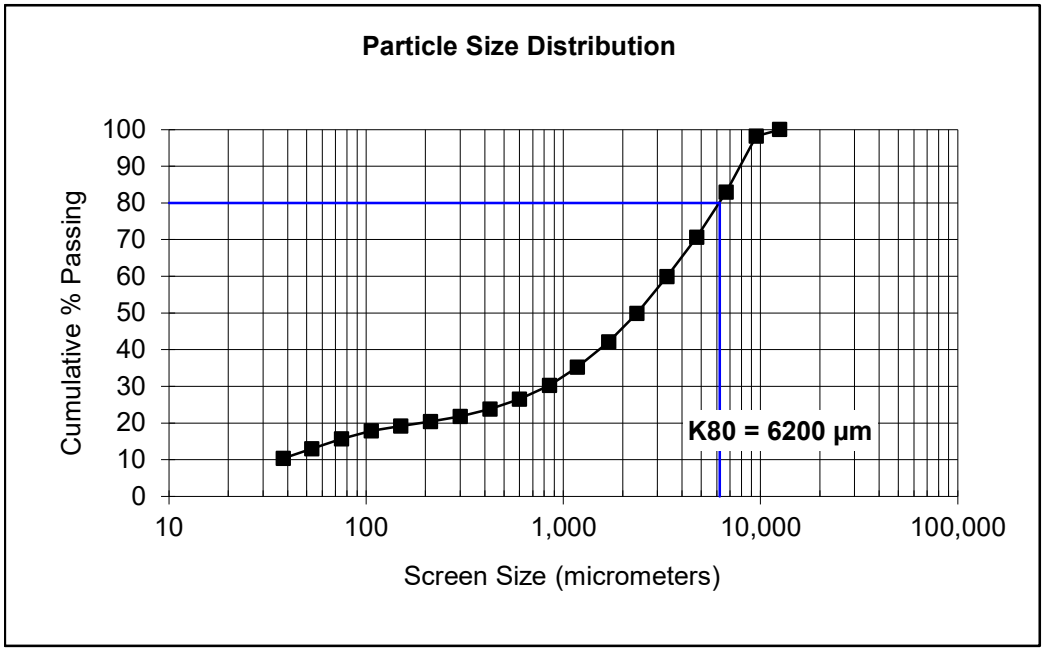

SGS Minerals Services
Size Distribution Analysis

Project No.
19896-02

Sample: **31759**

Test No.:

Size		Weight	% Retained		% Passing
Mesh	µm	grams	Individual	Cumulative	Cumulative
1/2"	12,500	0.0	0.0	0.0	100.0
3/8"	9,500	2.1	1.0	1.0	99.0
3	6,700	20.6	10.0	11.0	89.0
4	4,750	30.4	14.8	25.8	74.2
6	3,350	20.2	9.8	35.6	64.4
8	2,360	20.1	9.8	45.4	54.6
10	1,700	14.9	7.2	52.6	47.4
14	1,180	14.4	7.0	59.6	40.4
20	850	11.1	5.4	65.0	35.0
28	600	9.0	4.4	69.4	30.6
35	425	7.1	3.4	72.8	27.2
48	300	5.7	2.8	75.6	24.4
65	212	3.8	1.8	77.4	22.6
100	150	3.5	1.7	79.1	20.9
150	106	3.2	1.6	80.7	19.3
200	75	4.0	1.9	82.6	17.4
270	53	5.4	2.6	85.2	14.8
400	38	6.1	3.0	88.2	11.8
Pan	-38	24.3	11.8	100.0	0.0
Total	**-**	**205.9**	100.0	**-**	**-**
K80	**5,477**				

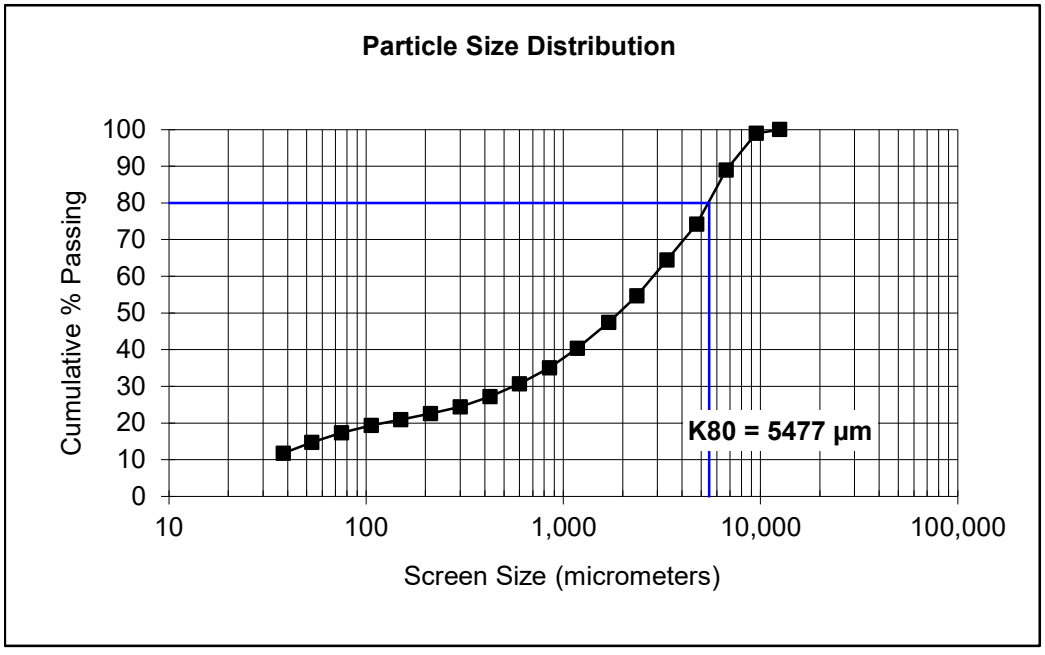

SGS Minerals Services
Size Distribution Analysis

Project No.
19896-02

Sample: **31782**

Test No.:

Size		Weight	% Retained		% Passing
Mesh	µm	grams	Individual	Cumulative	Cumulative
1/2"	12,500	0.0	0.0	0.0	100.0
3/8"	9,500	0.0	0.0	0.0	100.0
3	6,700	22.6	11.0	11.0	89.0
4	4,750	32.2	15.6	26.6	73.4
6	3,350	19.9	9.6	36.2	63.8
8	2,360	18.9	9.2	45.4	54.6
10	1,700	15.7	7.6	53.0	47.0
14	1,180	14.1	6.8	59.8	40.2
20	850	11.4	5.5	65.3	34.7
28	600	9.7	4.7	70.0	30.0
35	425	7.6	3.7	73.7	26.3
48	300	5.9	2.9	76.6	23.4
65	212	4.4	2.1	78.7	21.3
100	150	3.6	1.7	80.5	19.5
150	106	3.2	1.6	82.0	18.0
200	75	3.5	1.7	83.7	16.3
270	53	3.7	1.8	85.5	14.5
400	38	5.1	2.5	88.0	12.0
Pan	-38	24.8	12.0	100.0	0.0
Total	**-**	**206.3**	100.0	**-**	**-**
K80	**5,534**				

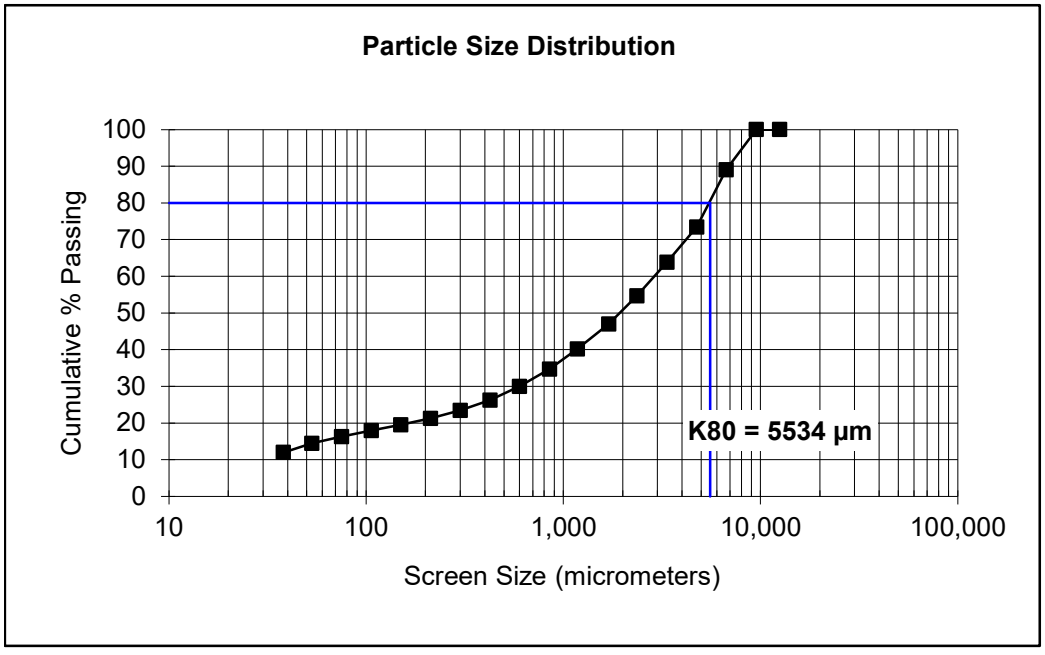

Appendix E2
Scaled Column Test Results

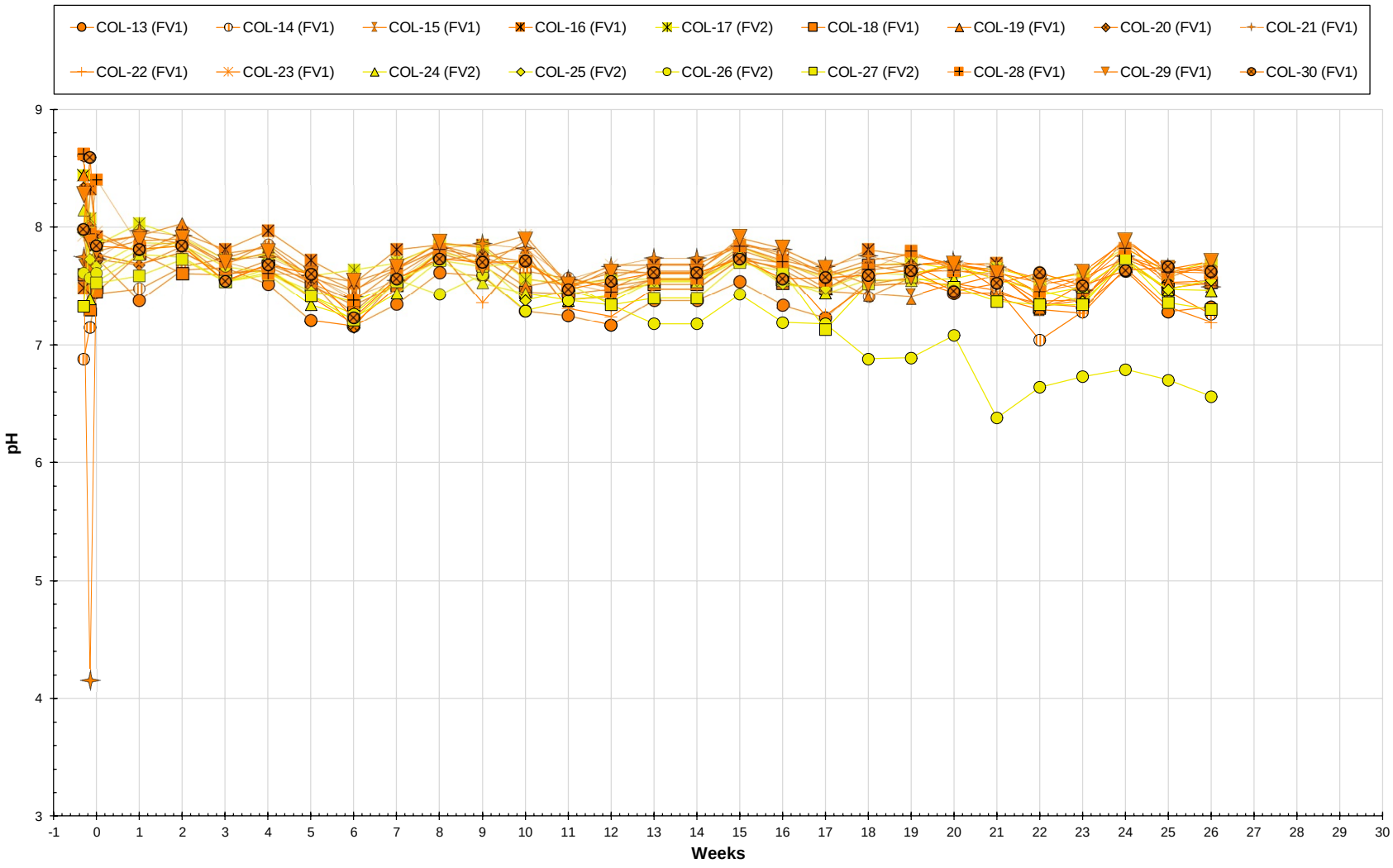

Notes
Results before week 0 represent initial flushing procedure.
pH data are included for completeness. No scaling was applied to pH values.

pH - Felsic Volcanic			
Geochemistry Summary for Impact Statement			
OMEMA2303			
Figure Number		E2-1	
Project Number		OMEMA2303	
Date		November 2025	
Drawn	YW	Reviewed	JB

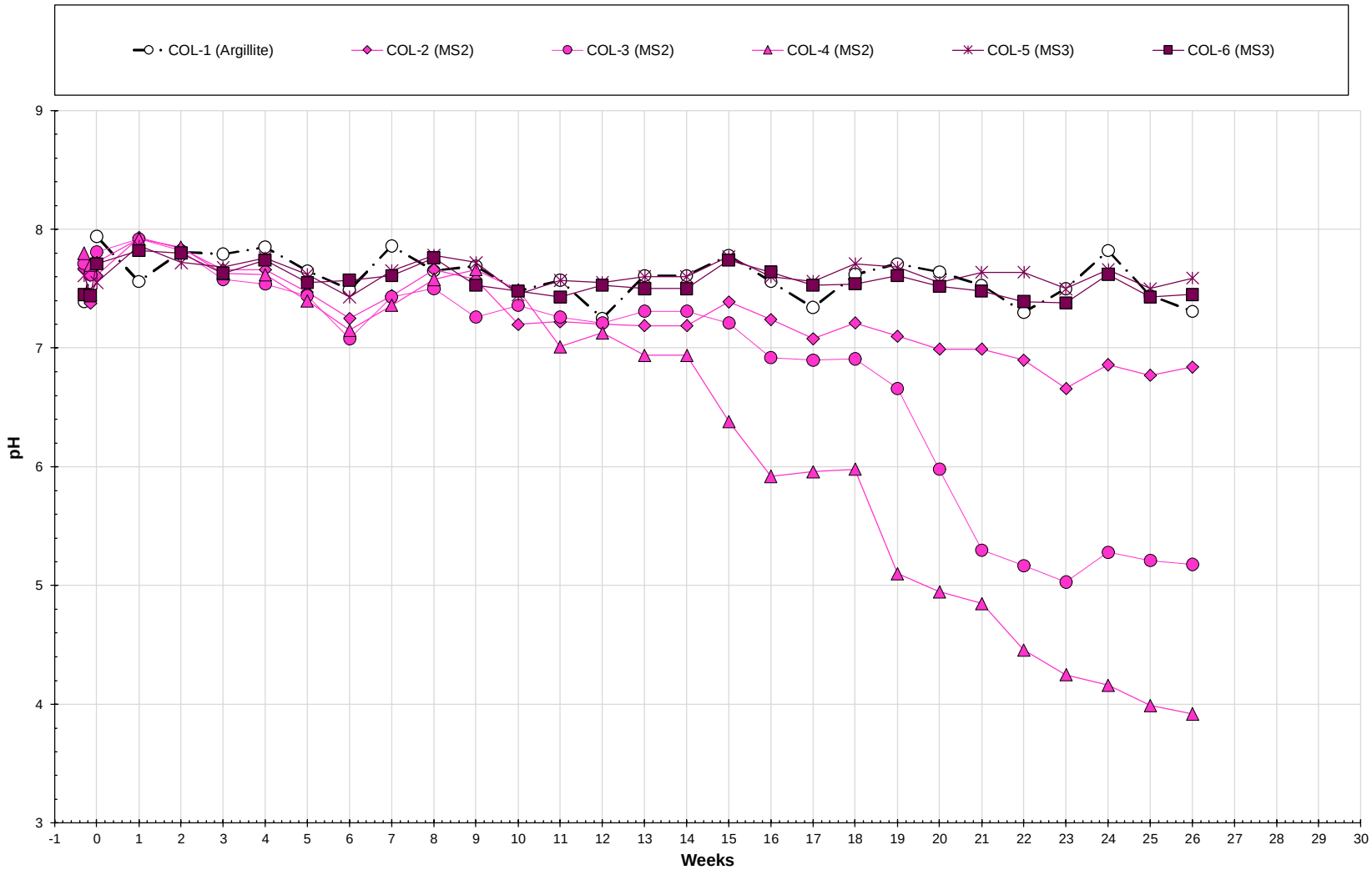

Notes
Results before week 0 represent initial flushing procedure.
pH data are included for completeness. No scaling was applied to pH values.

pH - Metasediment

Geochemistry Summary for Impact Statement

OMEMA2303

Figure Number		E2-2	
Project Number		OMEMA2303	
Date		November 2025	
Drawn	YW	Reviewed	JB

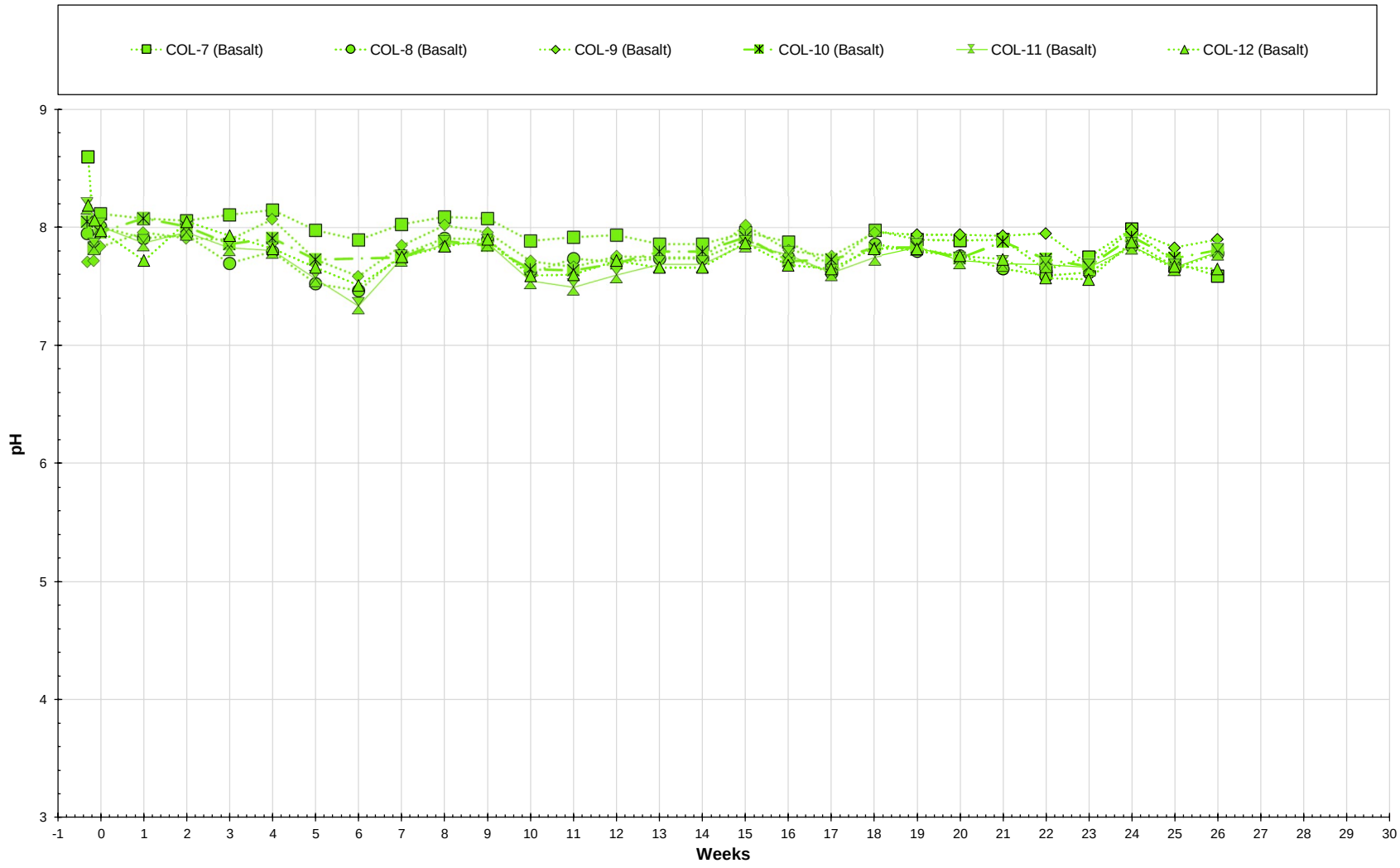

Notes
Results before week 0 represent initial flushing procedure.
pH data are included for completeness. No scaling was applied to pH values.

KINROSS

pH - Basalt

Geochemistry Summary for Impact Statement

OMEMA2303

Figure Number		E2-3	
Project Number		OMEMA2303	
Date		November 2025	
Drawn	YW	Reviewed	JB

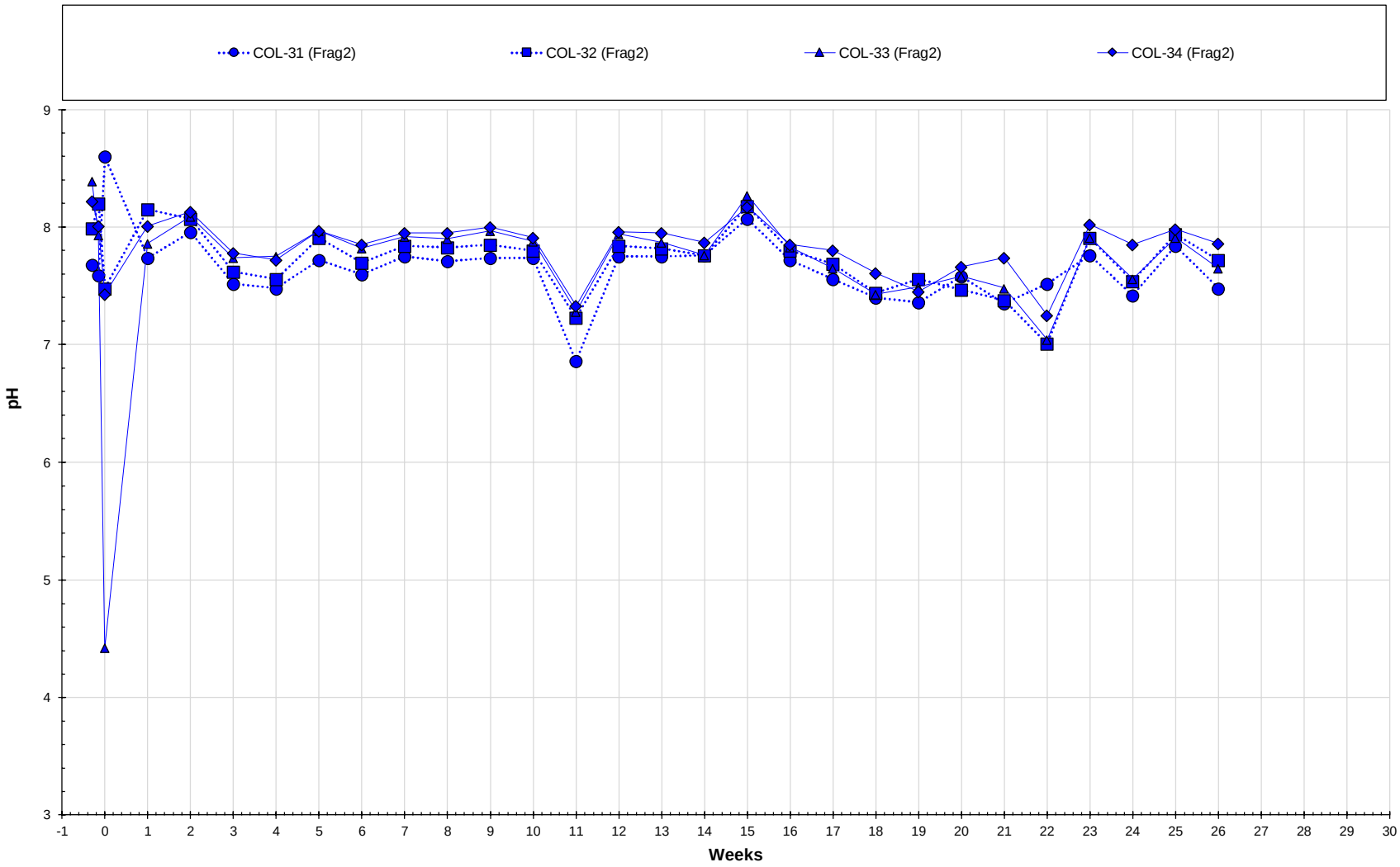

Notes
Results before week 0 represent initial flushing procedure.
pH data are included for completeness. No scaling was applied to pH values.

pH - Fragmental

Geochemistry Summary for Impact Statement

OMEMA2303

Figure Number		E2-4	
Project Number		OMEMA2303	
Date		November 2025	
Drawn	YW	Reviewed	JB

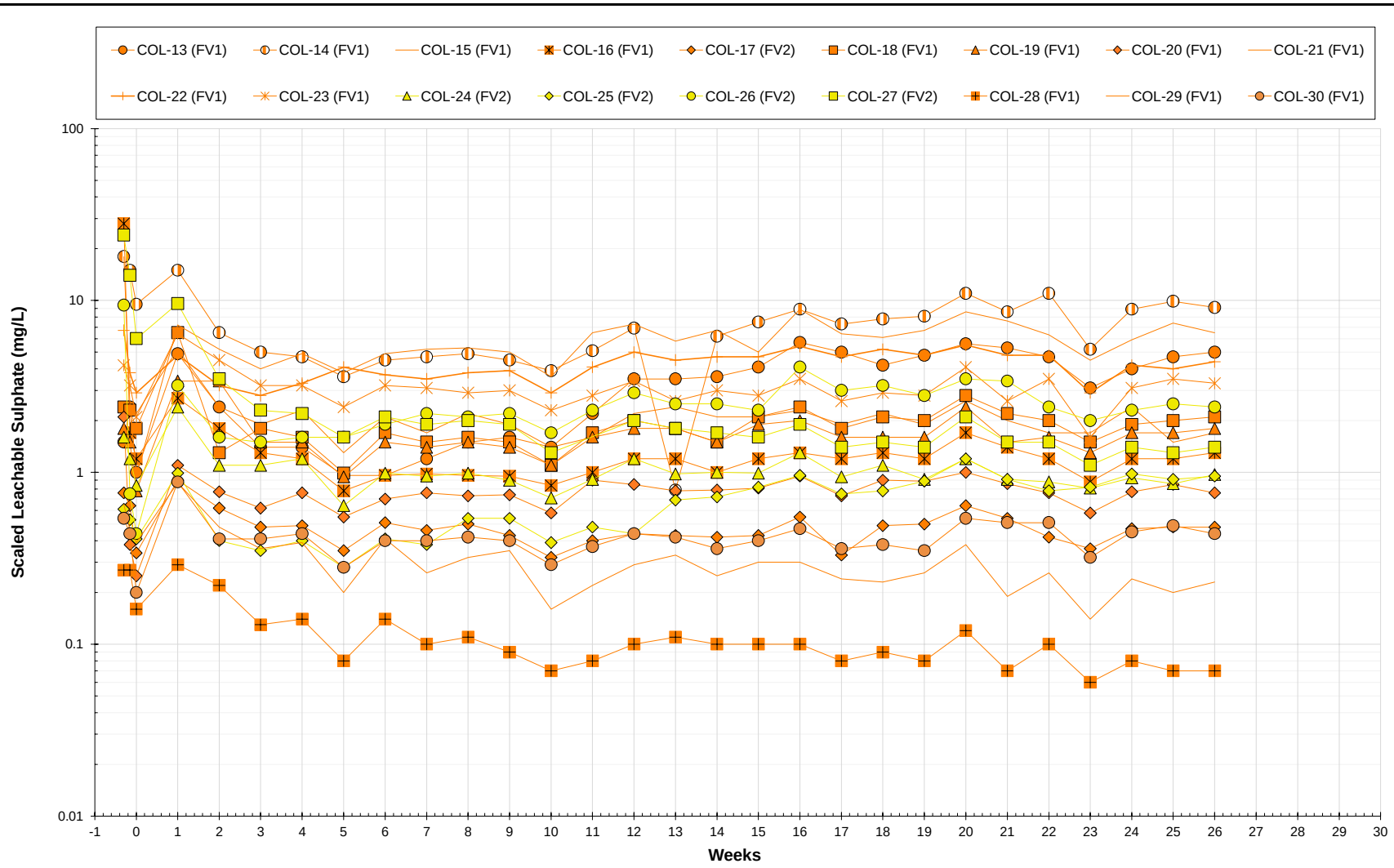

Notes
Column rock represents 1/10 of the waste rock.
Results before week 0 represent initial flushing procedure.

KINROSS

Scaled Leachable Sulphate - Felsic Volcanic			
Geochemistry Summary for Impact Statement			
OMEMA2303			
Figure Number		E2-5	
Project Number		OMEMA2303	
Date		November 2025	
Drawn	YW	Reviewed	JB

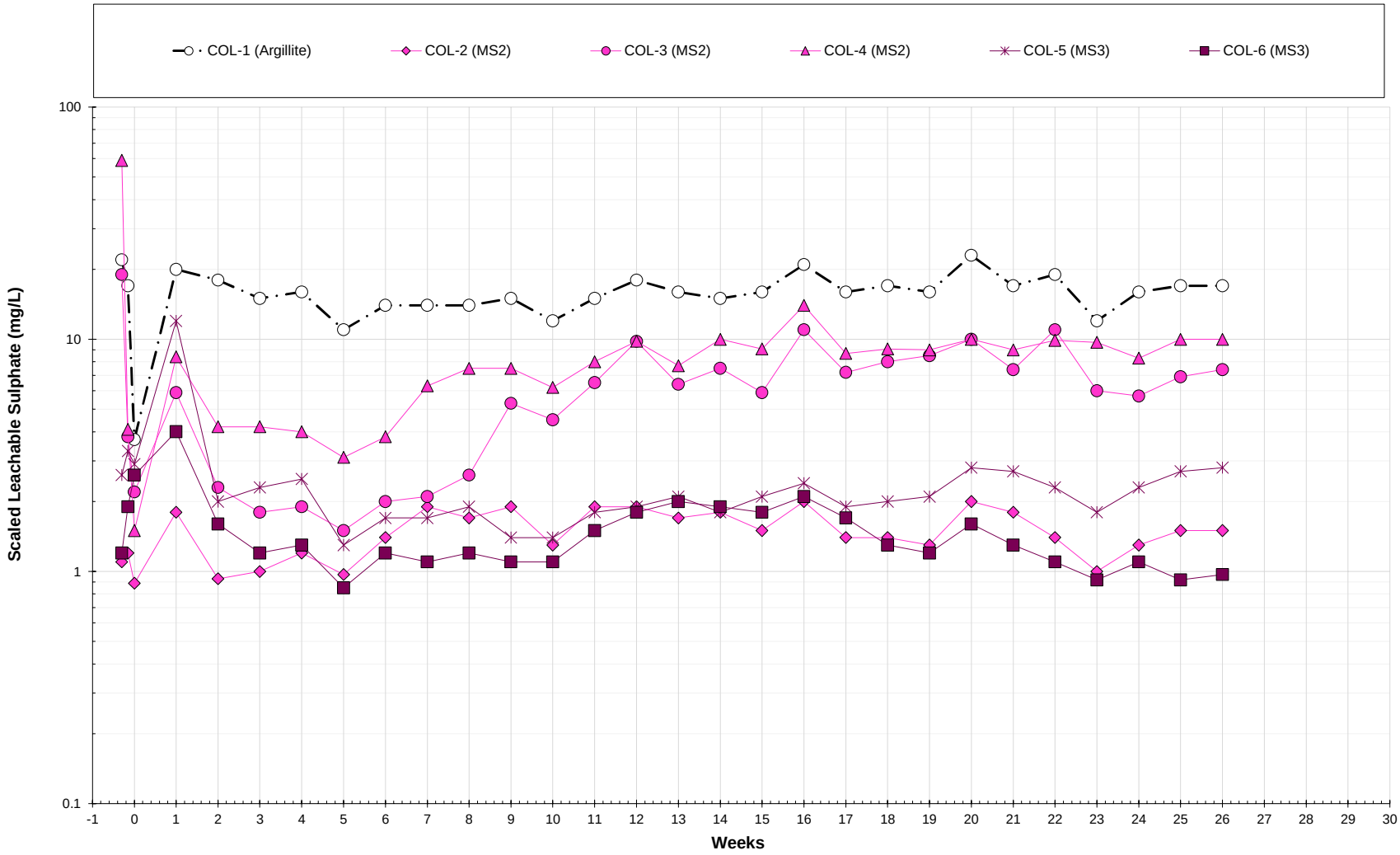

Notes
Column rock represents 1/10 of the waste rock.
Results before week 0 represent initial flushing procedure.

KINROSS

Scaled Leachable Sulphate - Metasediment			
Geochemistry Summary for Impact Statement			
OMEMA2303			
Figure Number		E2-6	
Project Number		OMEMA2303	
Date		November 2025	
Drawn	YW	Reviewed	JB

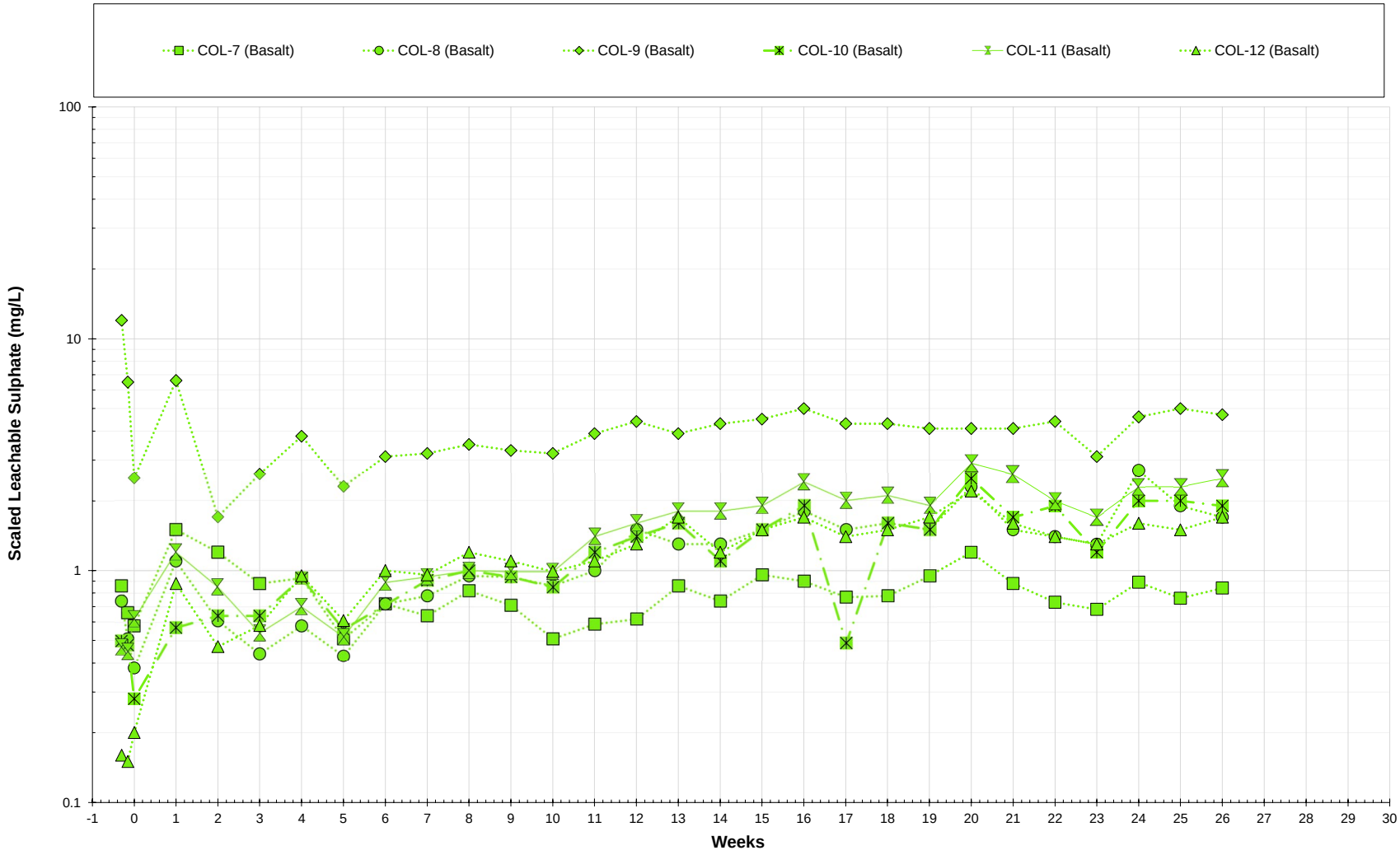

Notes
Column rock represents 1/10 of the waste rock.
Results before week 0 represent initial flushing procedure.

Scaled Leachable Sulphate - Basalt			
Geochemistry Summary for Impact Statement			
OMEMA2303			
Figure Number		E2-7	
Project Number		OMEMA2303	
Date		November 2025	
Drawn	YW	Reviewed	JB

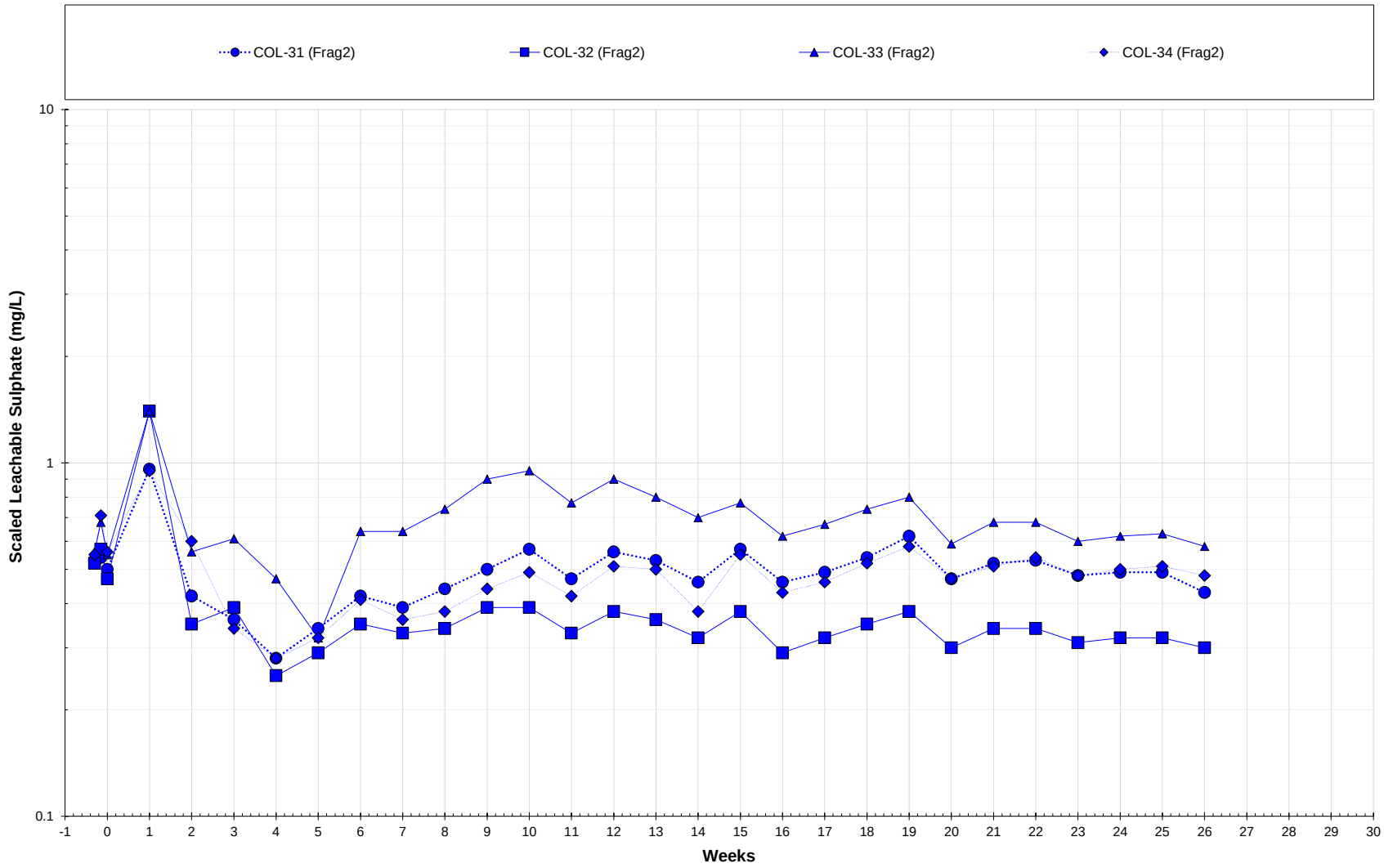

Notes
Column rock represents 1/10 of the waste rock.
Results before week 0 represent initial flushing procedure.

Scaled Leachable Sulphate - Fragmental			
Geochemistry Summary for Impact Statement			
OMEMA2303			
Figure Number		E2-8	
Project Number		OMEMA2303	
Date		November 2025	
Drawn	YW	Reviewed	JB

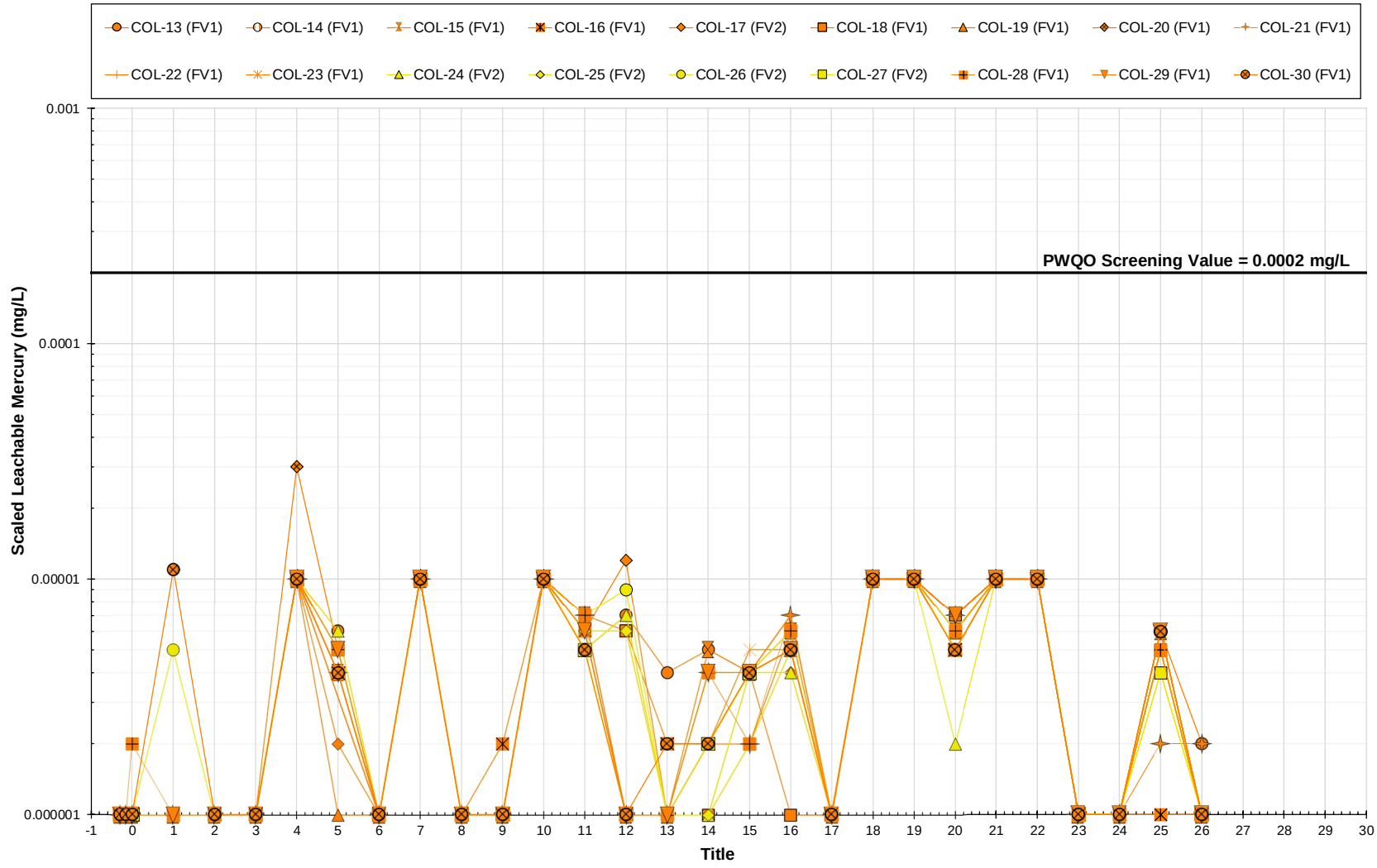

Notes
Column rock represents 1/10 of the waste rock.
Results before week 0 represent initial flushing procedure.

Scaled Leachable Mercury - Felsic Volcanic			
Geochemistry Summary for Impact Statement			
OMEMA2303			
Figure Number		E2-9	
Project Number		OMEMA2303	
Date		November 2025	
Drawn	YW	Reviewed	JB

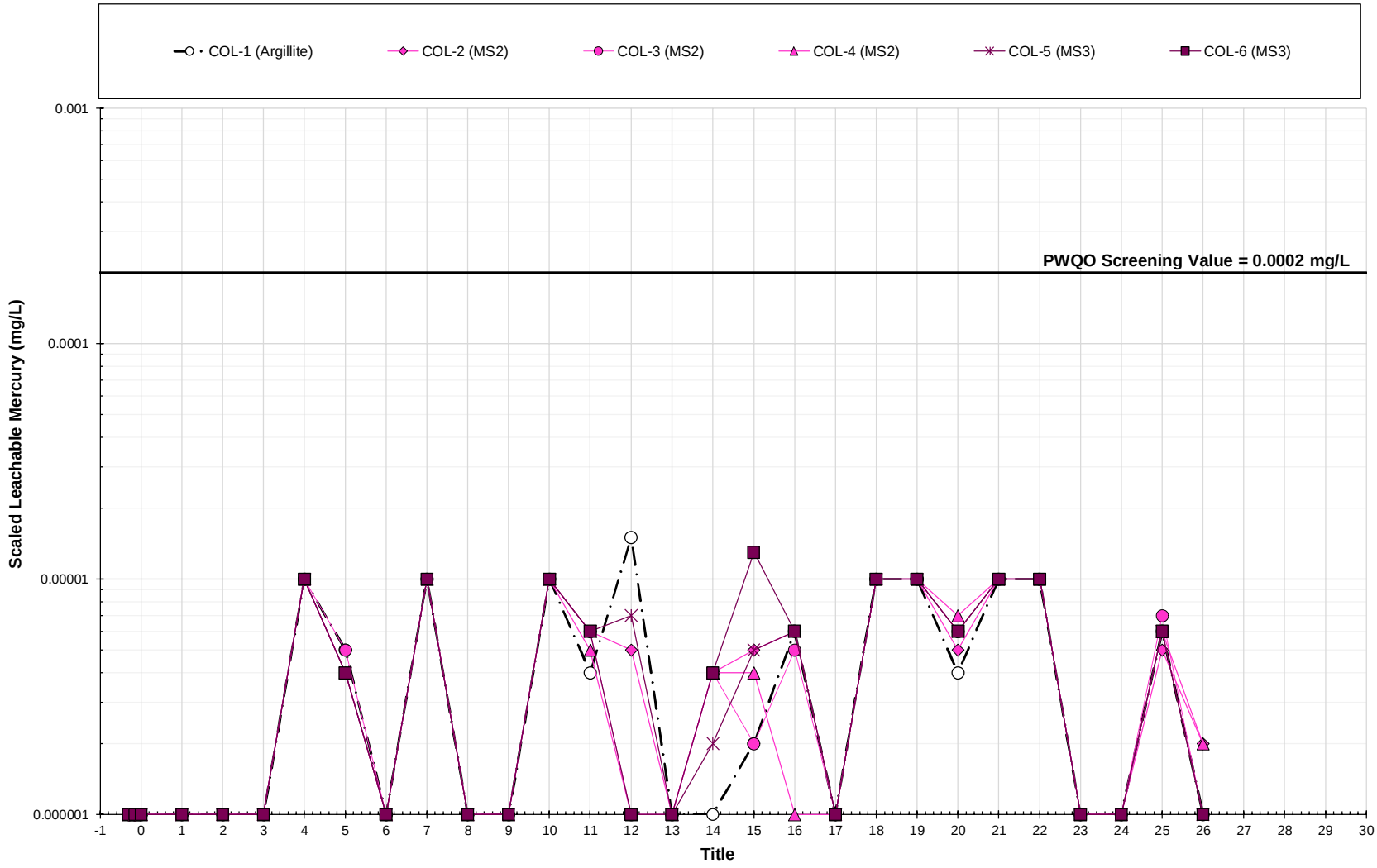

Notes
Column rock represents 1/10 of the waste rock.
Results before week 0 represent initial flushing procedure.

Scaled Leachable Mercury - Metasediment			
Geochemistry Summary for Impact Statement			
OMEMA2303			
Figure Number		E2-10	
Project Number		OMEMA2303	
Date		November 2025	
Drawn	YW	Reviewed	JB

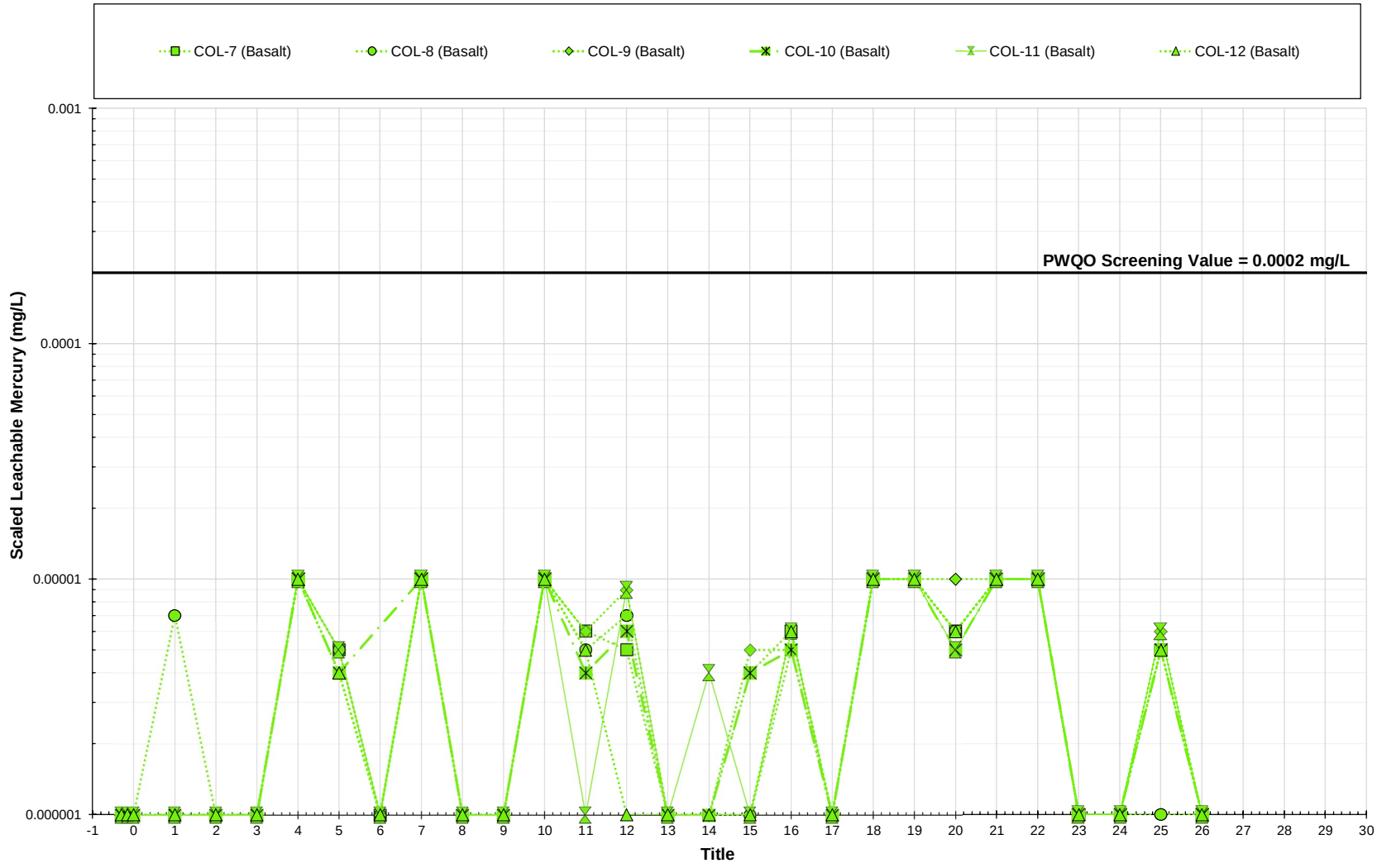

Notes
Column rock represents 1/10 of the waste rock.
Results before week 0 represent initial flushing procedure.

wsp
KINROSS

Scaled Leachable Mercury - Basalt			
Geochemistry Summary for Impact Statement			
OMEMA2303			
Figure Number		E2-11	
Project Number		OMEMA2303	
Date		November 2025	
Drawn	YW	Reviewed	JB

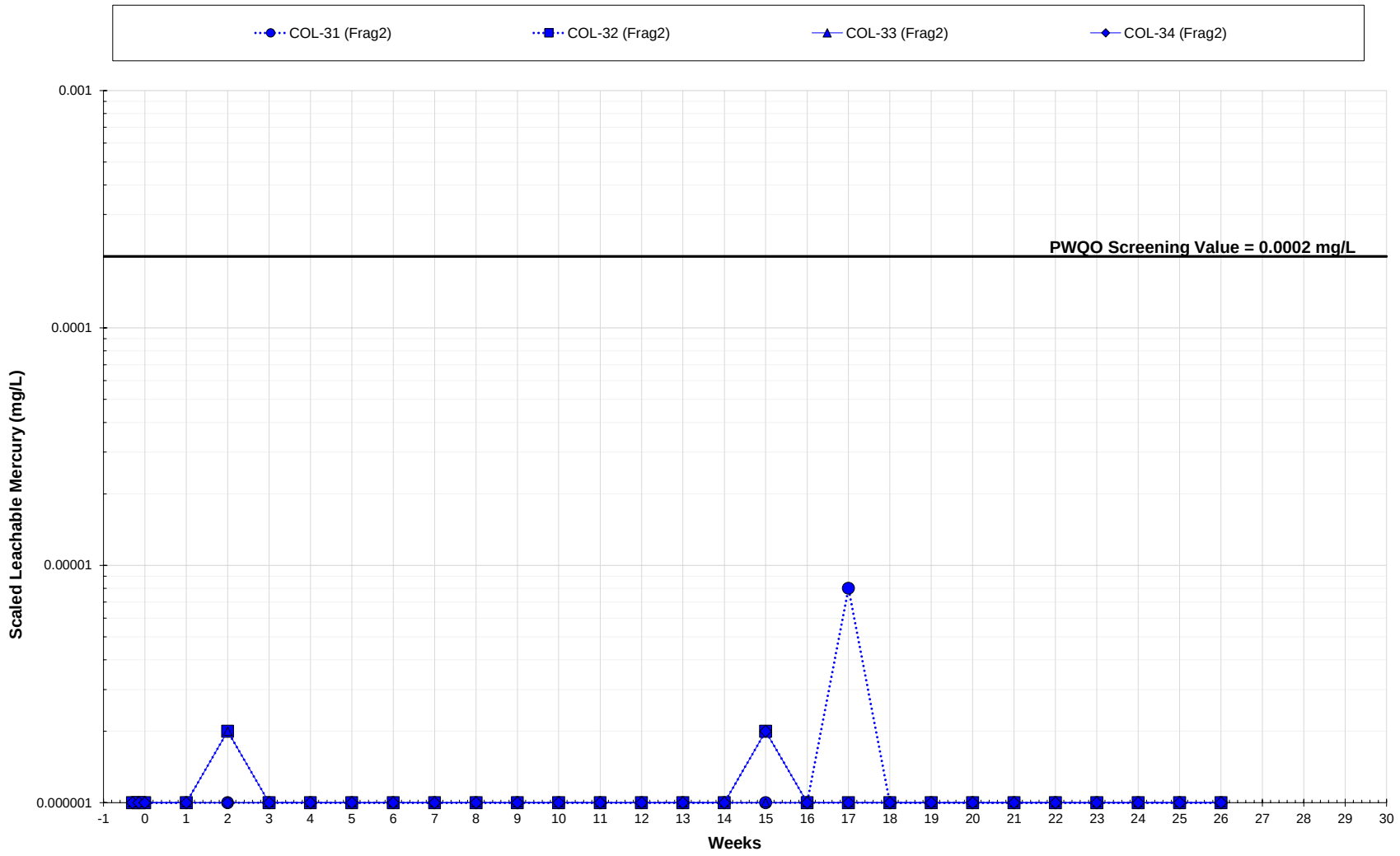

Notes
Column rock represents 1/10 of the waste rock.
Results before week 0 represent initial flushing procedure.

Scaled Leachable Mercury - Fragmental			
Geochemistry Summary for Impact Statement			
OMEMA2303			
Figure Number		E2-12	
Project Number		OMEMA2303	
Date		November 2025	
Drawn	YW	Reviewed	JB

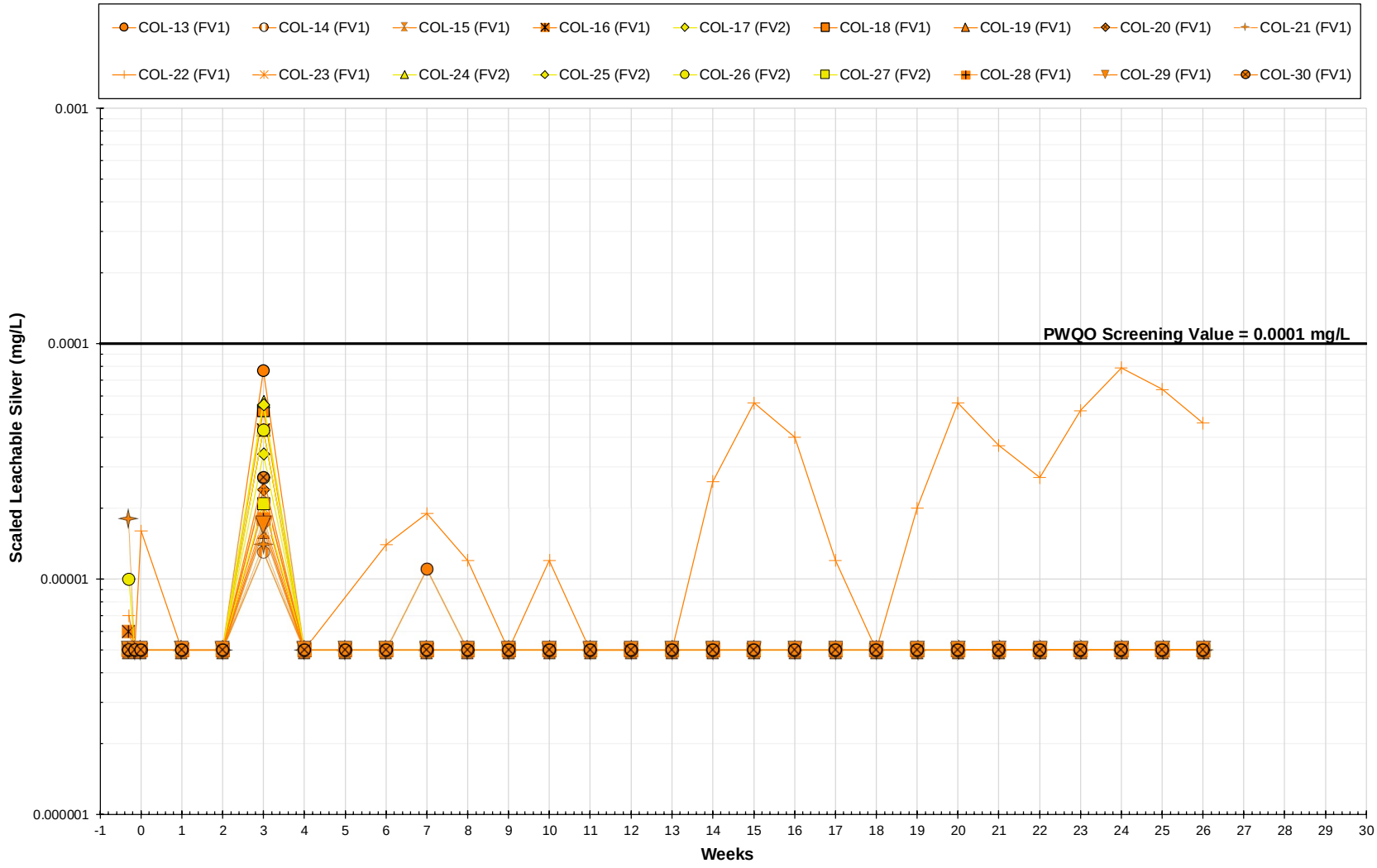

Notes
Column rock represents 1/10 of the waste rock.
Results before week 0 represent initial flushing procedure.

KINROSS

Scaled Leachable Silver - Felsic Volcanic			
Geochemistry Summary for Impact Statement			
OMEMA2303			
Figure Number		E2-13	
Project Number		OMEMA2303	
Date		November 2025	
Drawn	YW	Reviewed	JB

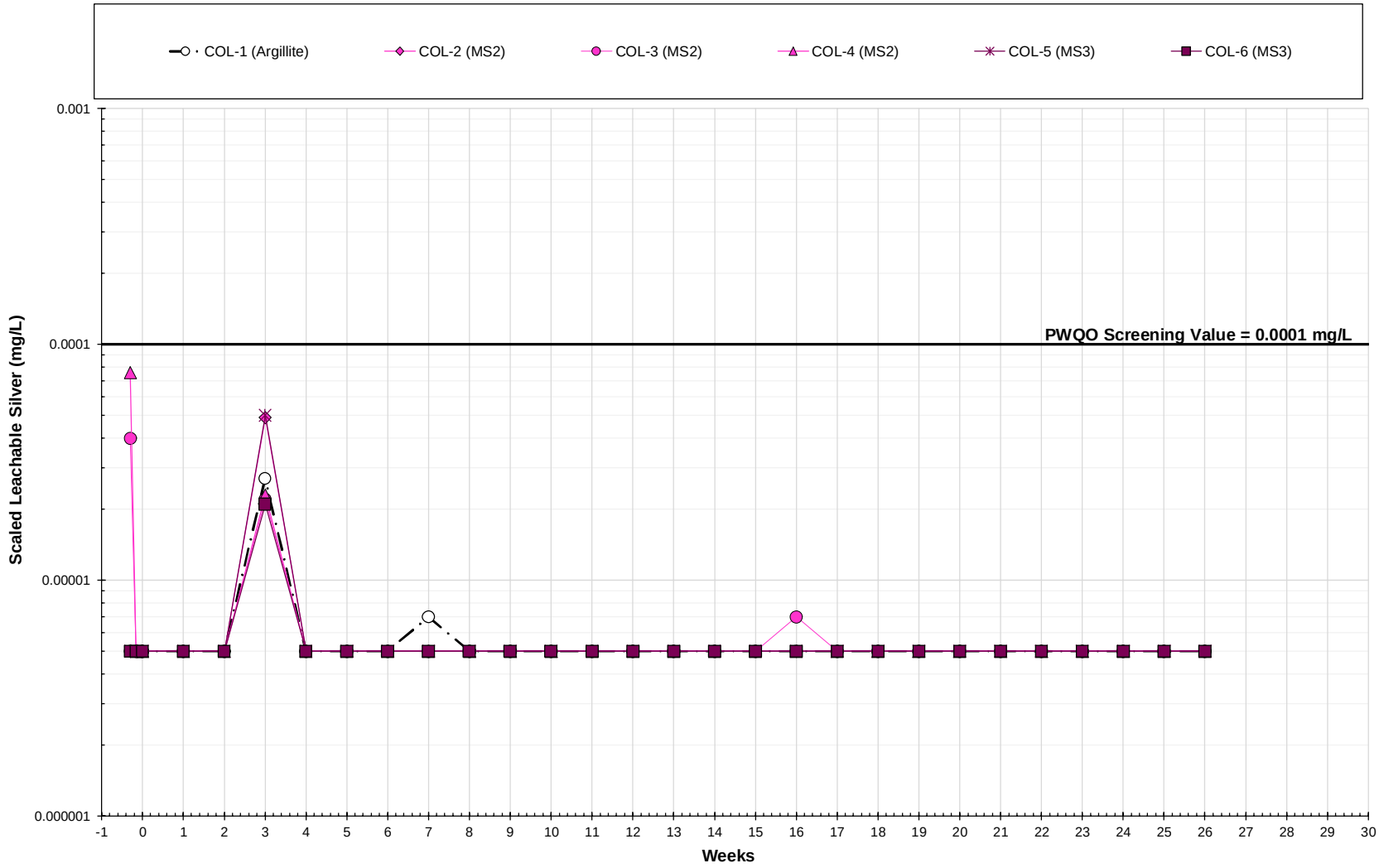

Notes
Column rock represents 1/10 of the waste rock.
Results before week 0 represent initial flushing procedure.

Scaled Leachable Silver - Metasediment			
Geochemistry Summary for Impact Statement			
OMEMA2303			
Figure Number		E2-14	
Project Number		OMEMA2303	
Date		November 2025	
Drawn	YW	Reviewed	JB

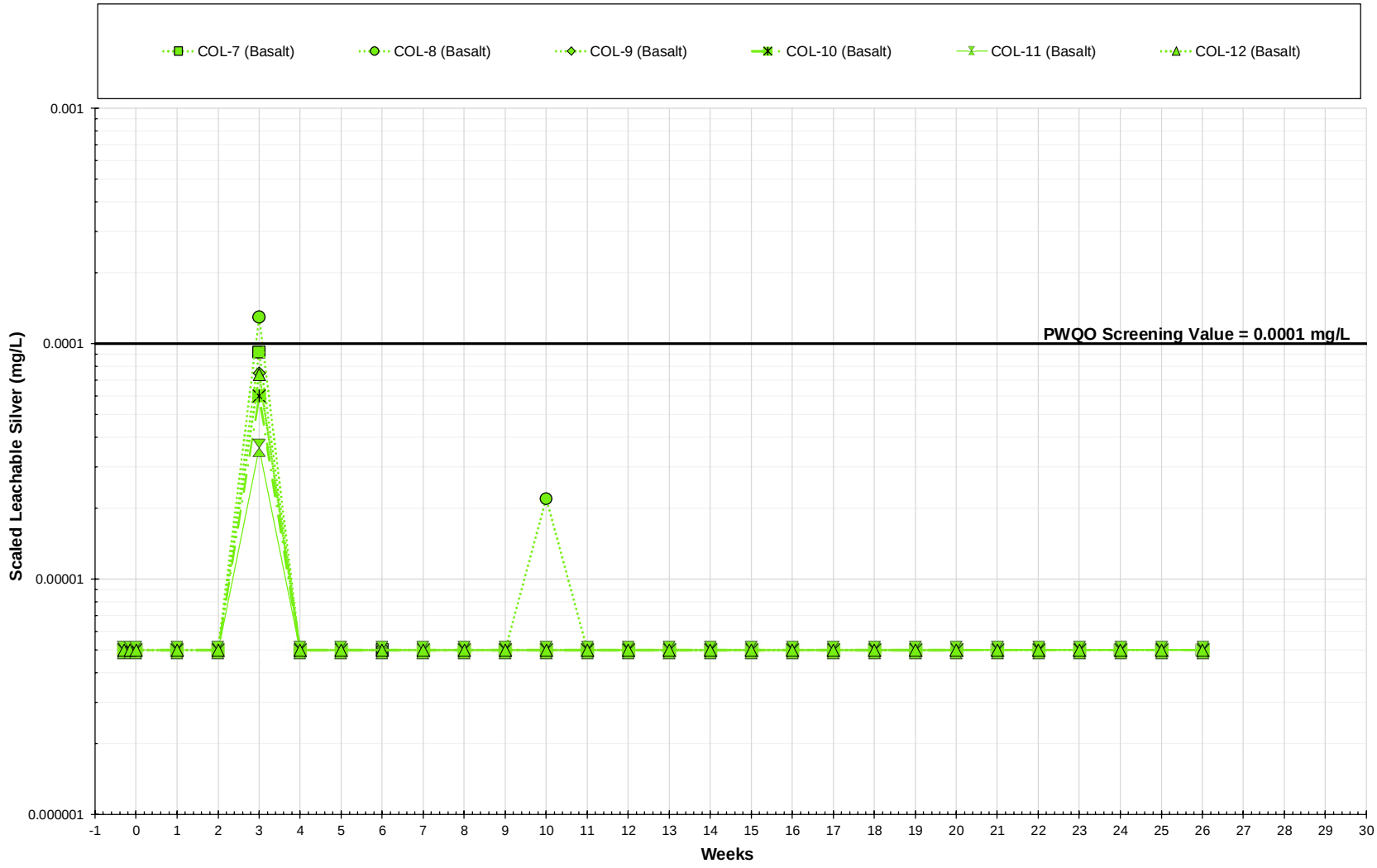

Notes
Column rock represents 1/10 of the waste rock.
Results before week 0 represent initial flushing procedure.

Scaled Leachable Silver - Basalt			
Geochemistry Summary for Impact Statement			
OMEMA2303			
Figure Number		E2-15	
Project Number		OMEMA2303	
Date		November 2025	
Drawn	YW	Reviewed	JB

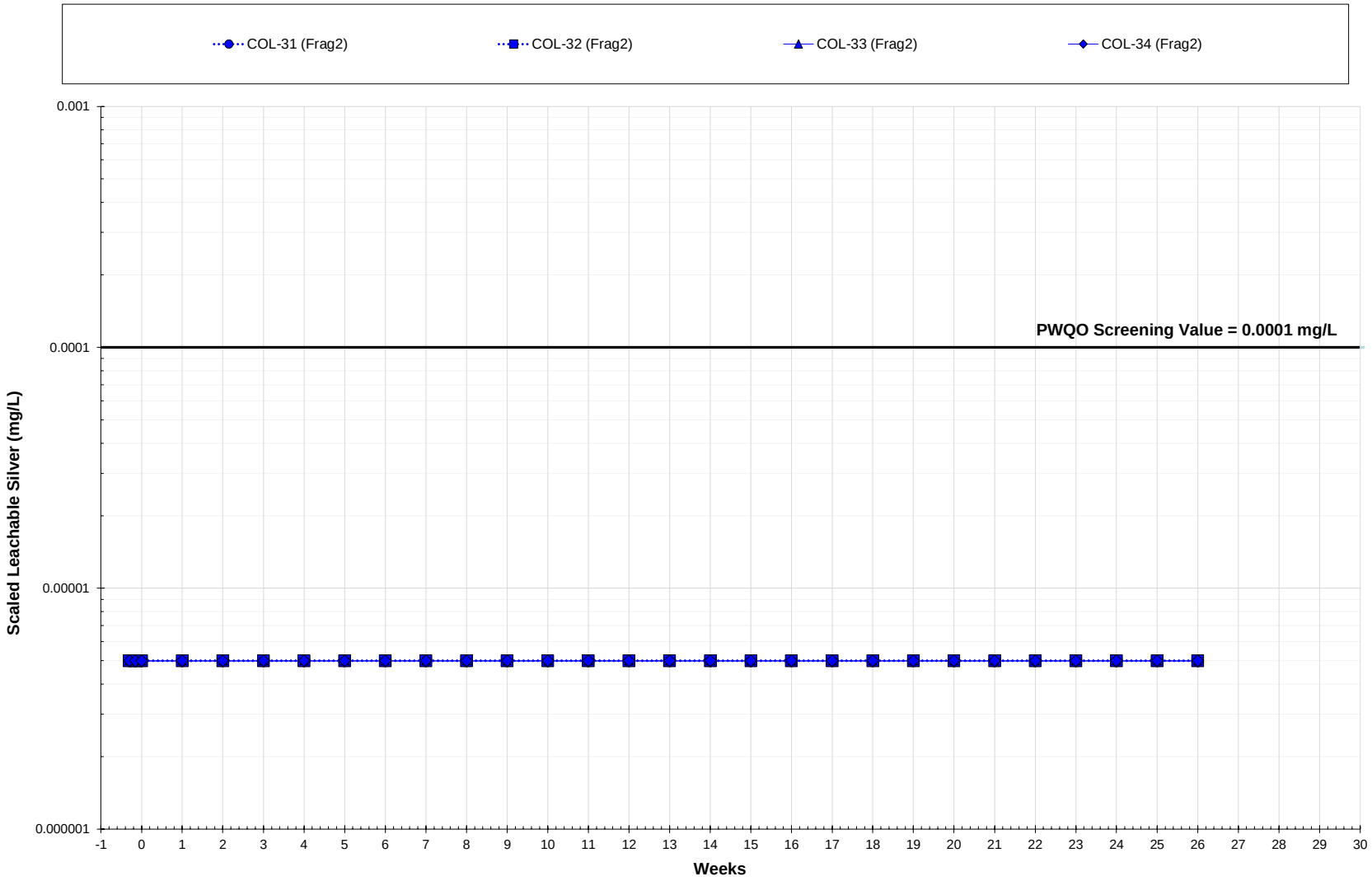

Notes
Column rock represents 1/10 of the waste rock.
Results before week 0 represent initial flushing procedure.

Scaled Leachable Silver - Fragmental

Geochemistry Summary for Impact Statement

OMEMA2303

Figure Number		E2-16	
Project Number		OMEMA2303	
Date		November 2025	
Drawn	YW	Reviewed	JB

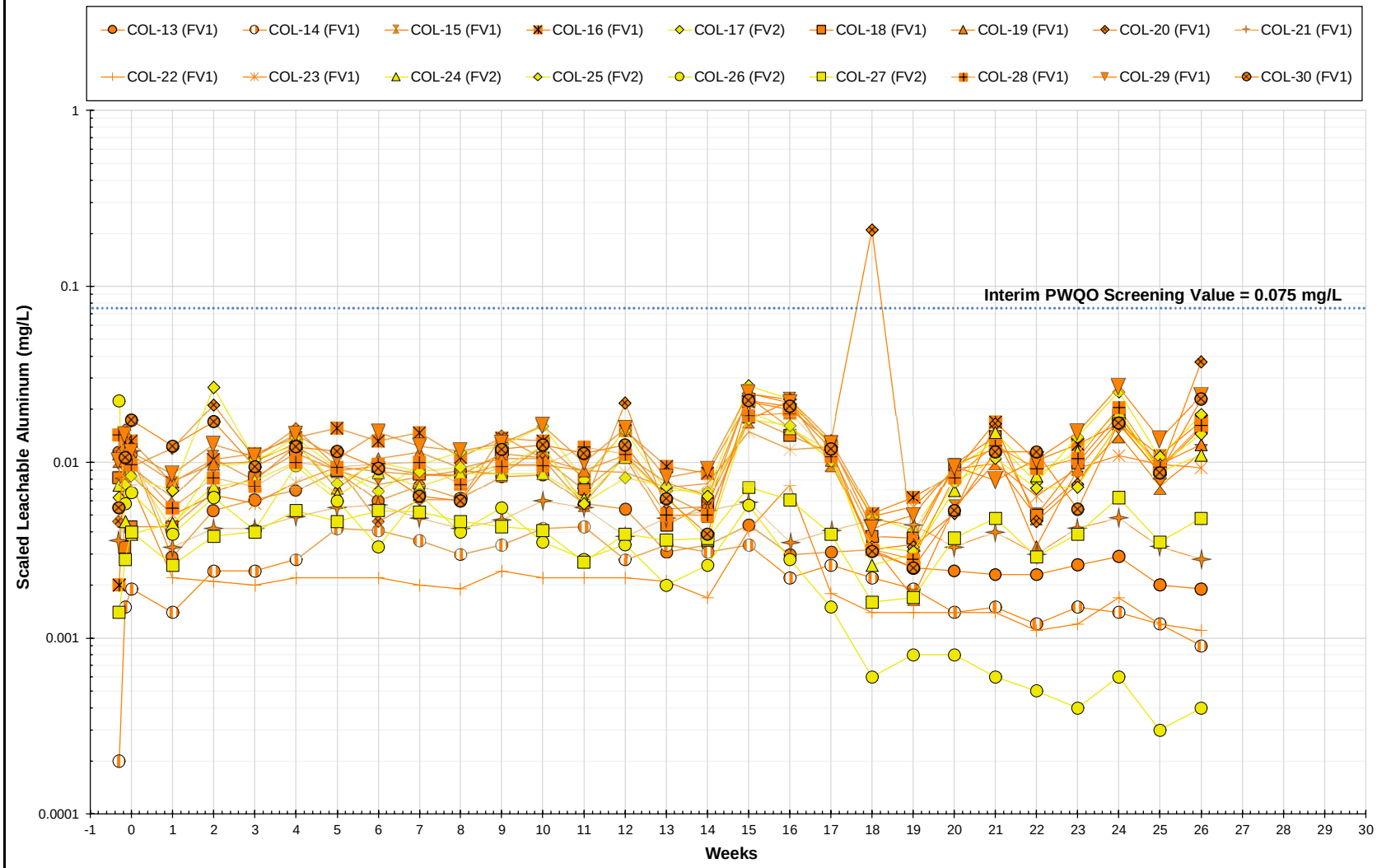

Notes
Column rock represents 1/10 of the waste rock.
Results before week 0 represent initial flushing procedure.

KINROSS

Scaled Leachable Aluminum - Felsic Volcanic			
Geochemistry Summary for Impact Statement			
OMEMA2303			
Figure Number		E2-17	
Project Number		OMEMA2303	
Date		November 2025	
Drawn	YW	Reviewed	JB

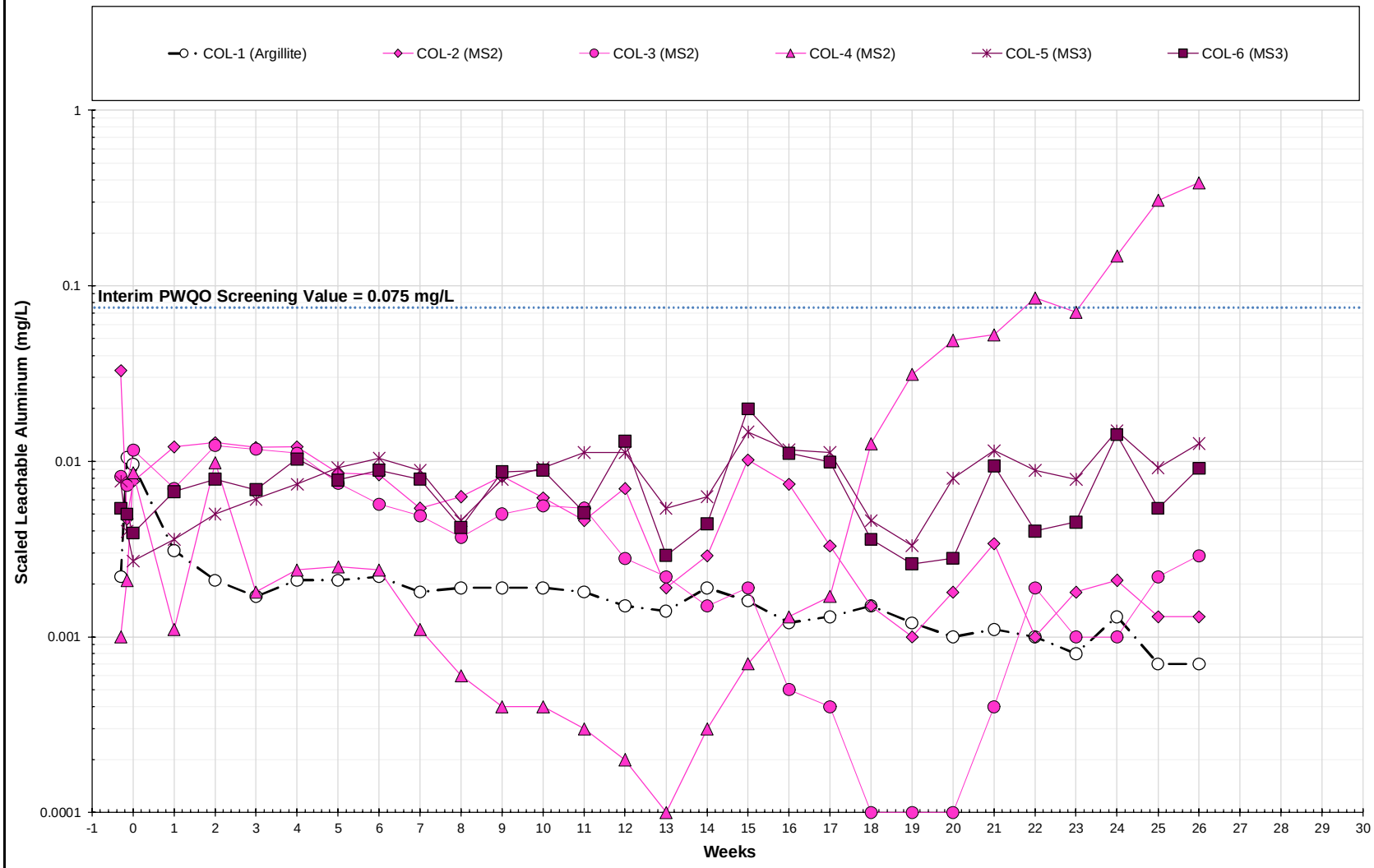

Notes
Column rock represents 1/10 of the waste rock.
Results before week 0 represent initial flushing procedure.

Scaled Leachable Aluminum - Metasediment

Geochemistry Summary for Impact Statement

OMEMA2303

Figure Number		E2-18	
Project Number		OMEMA2303	
Date		November 2025	
Drawn	YW	Reviewed	JB

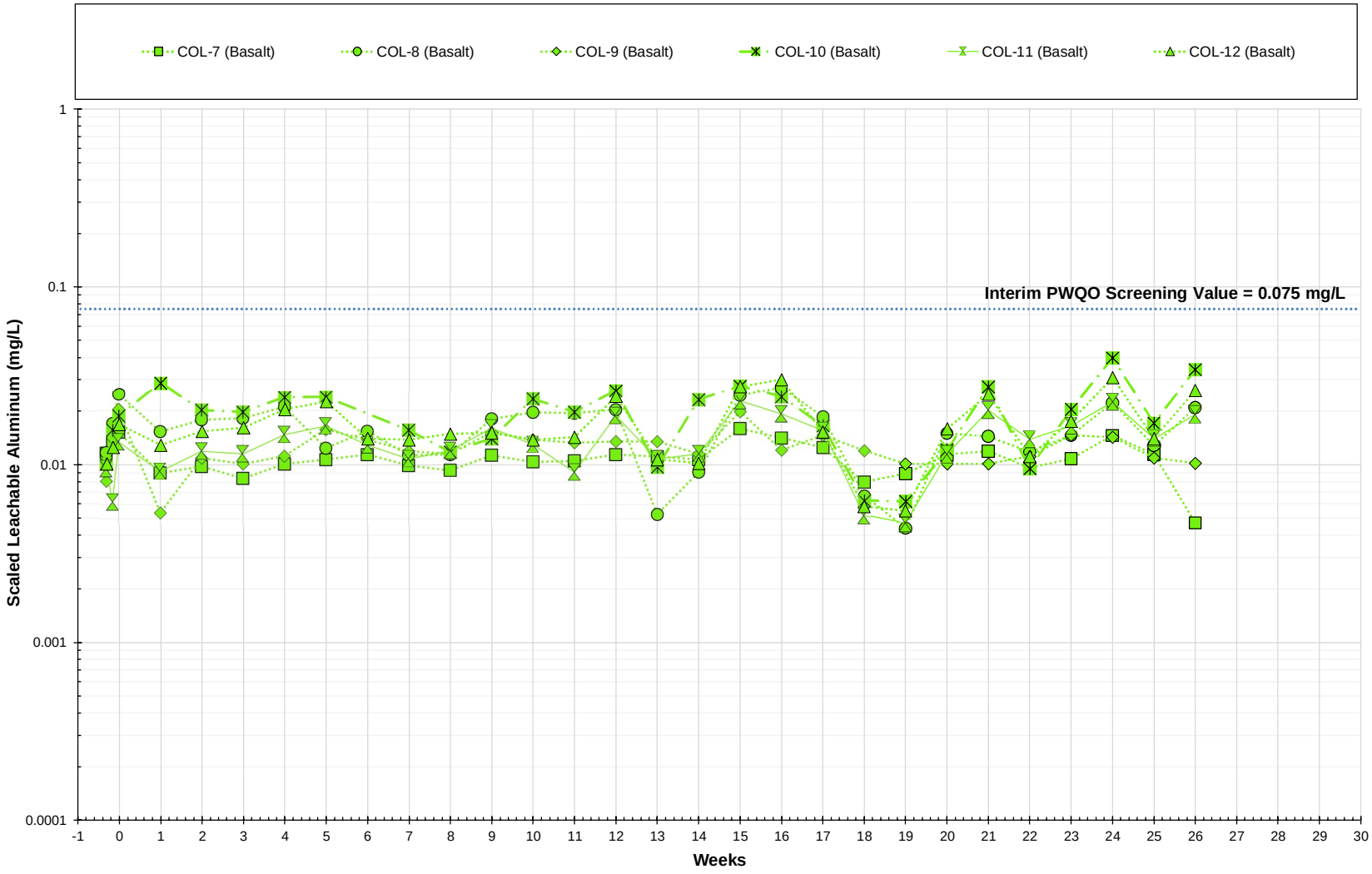

Notes
Column rock represents 1/10 of the waste rock.
Results before week 0 represent initial flushing procedure.

Scaled Leachable Aluminum - Basalt			
Geochemistry Summary for Impact Statement			
OMEMA2303			
Figure Number		E2-19	
Project Number		OMEMA2303	
Date		November 2025	
Drawn	YW	Reviewed	JB

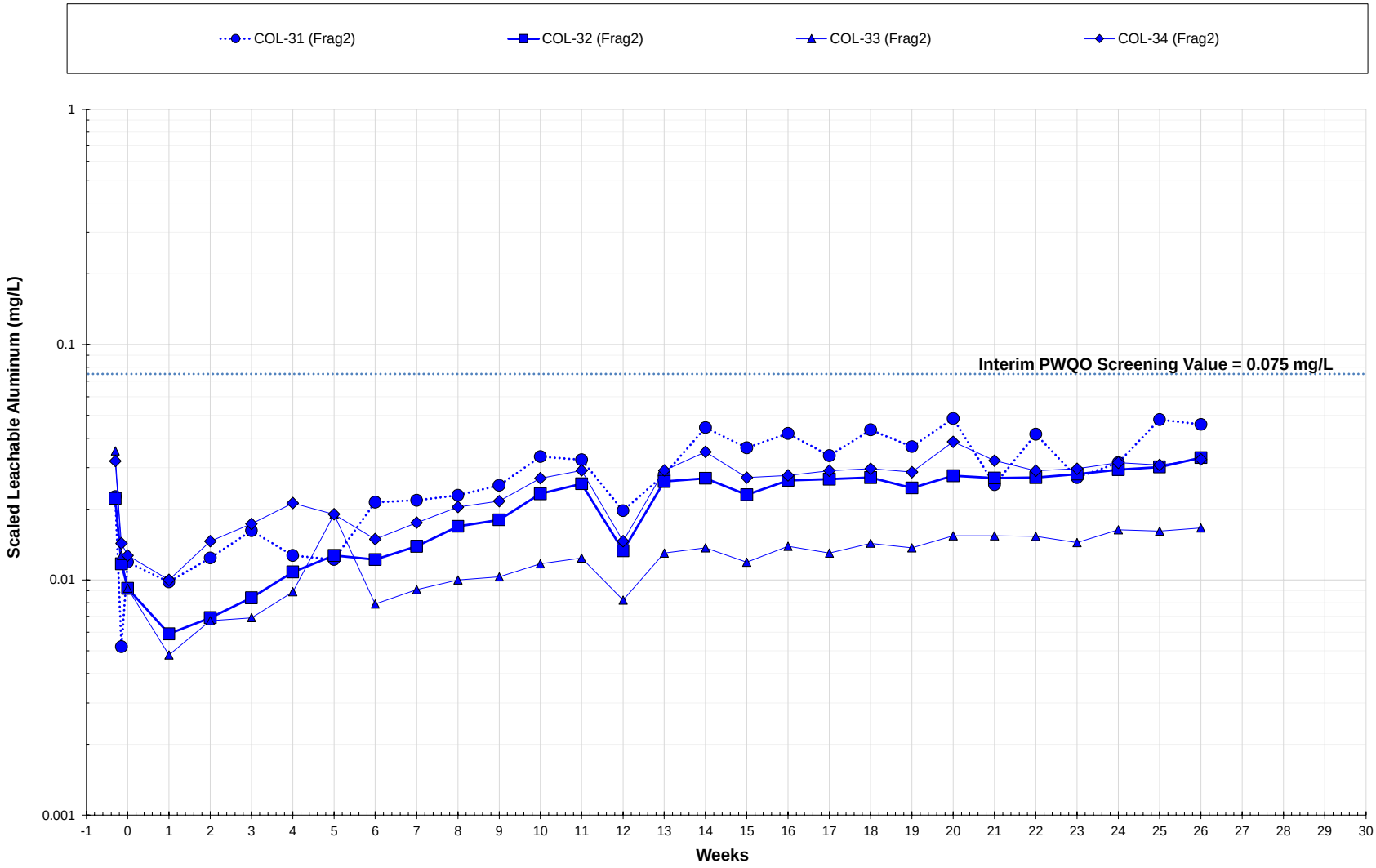

Notes
Column rock represents 1/10 of the waste rock.
Results before week 0 represent initial flushing procedure.

KINROSS

Scaled Leachable Aluminum - Fragmental			
Geochemistry Summary for Impact Statement			
OMEMA2303			
Figure Number		E2-20	
Project Number		OMEMA2303	
Date		November 2025	
Drawn	YW	Reviewed	JB

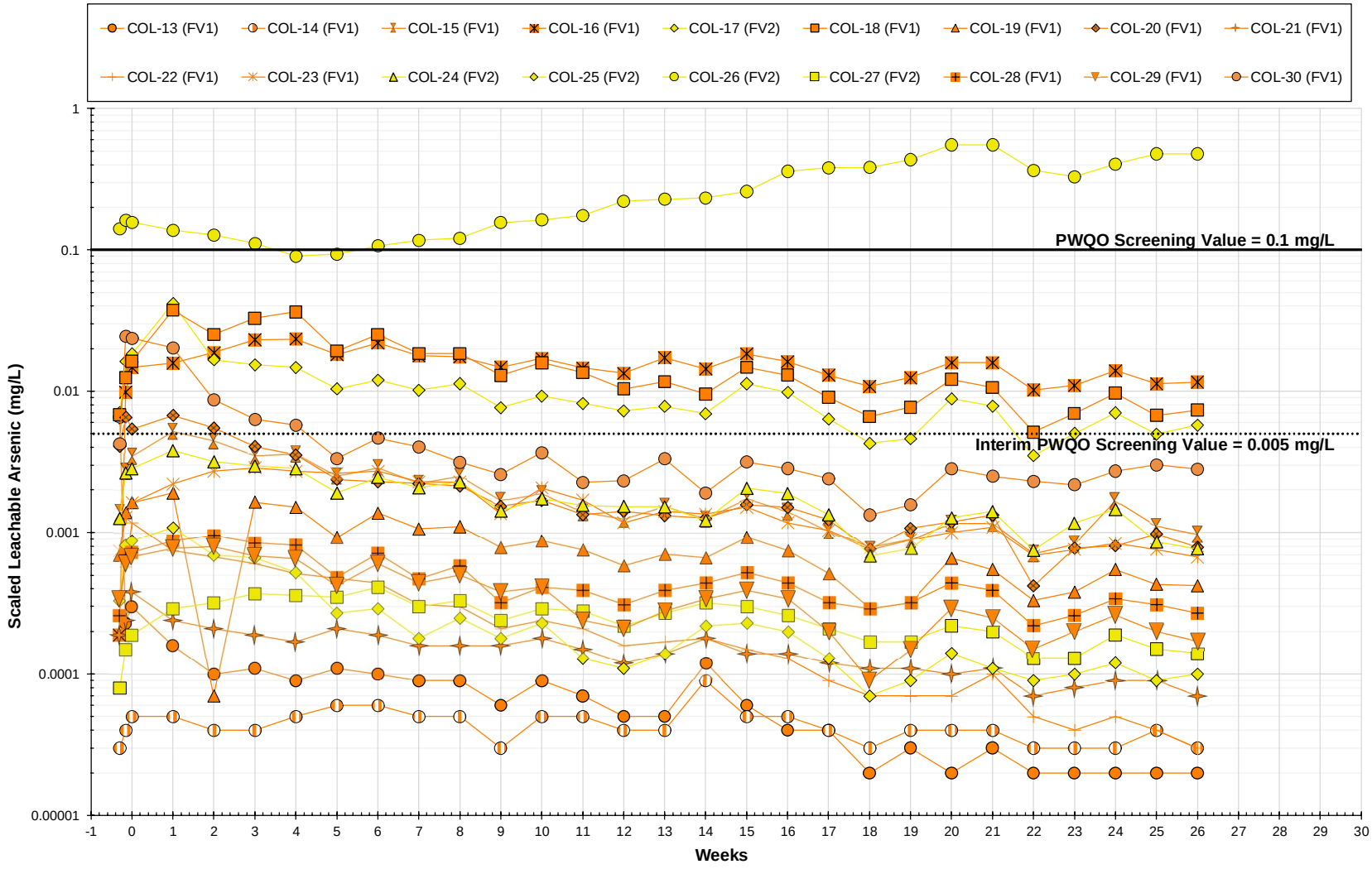

Notes
Column rock represents 1/10 of the waste rock.
Results before week 0 represent initial flushing procedure.

KINROSS

Scaled Leachable Arsenic - Felsic Volcanic			
Geochemistry Summary for Impact Statement			
OMEMA2303			
Figure Number	E2-21		
Project Number	OMEMA2303		
Date	November 2025		
Drawn	YW	Reviewed	JB

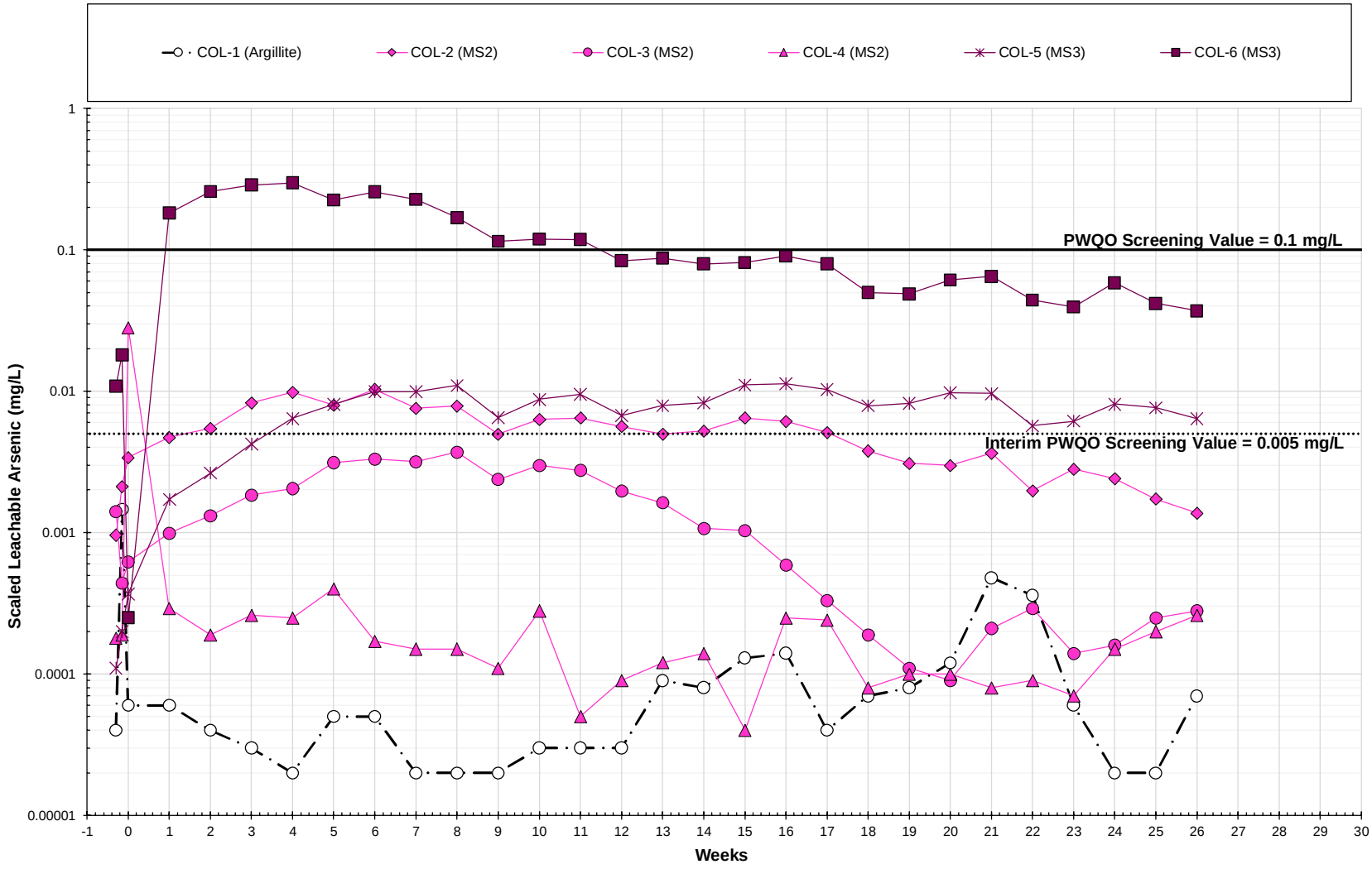

Notes
Column rock represents 1/10 of the waste rock.
Results before week 0 represent initial flushing procedure.

Scaled Leachable Arsenic - Metasediment			
Geochemistry Summary for Impact Statement			
OMEMA2303			
Figure Number		E2-22	
Project Number		OMEMA2303	
Date		November 2025	
Drawn	YW	Reviewed	JB

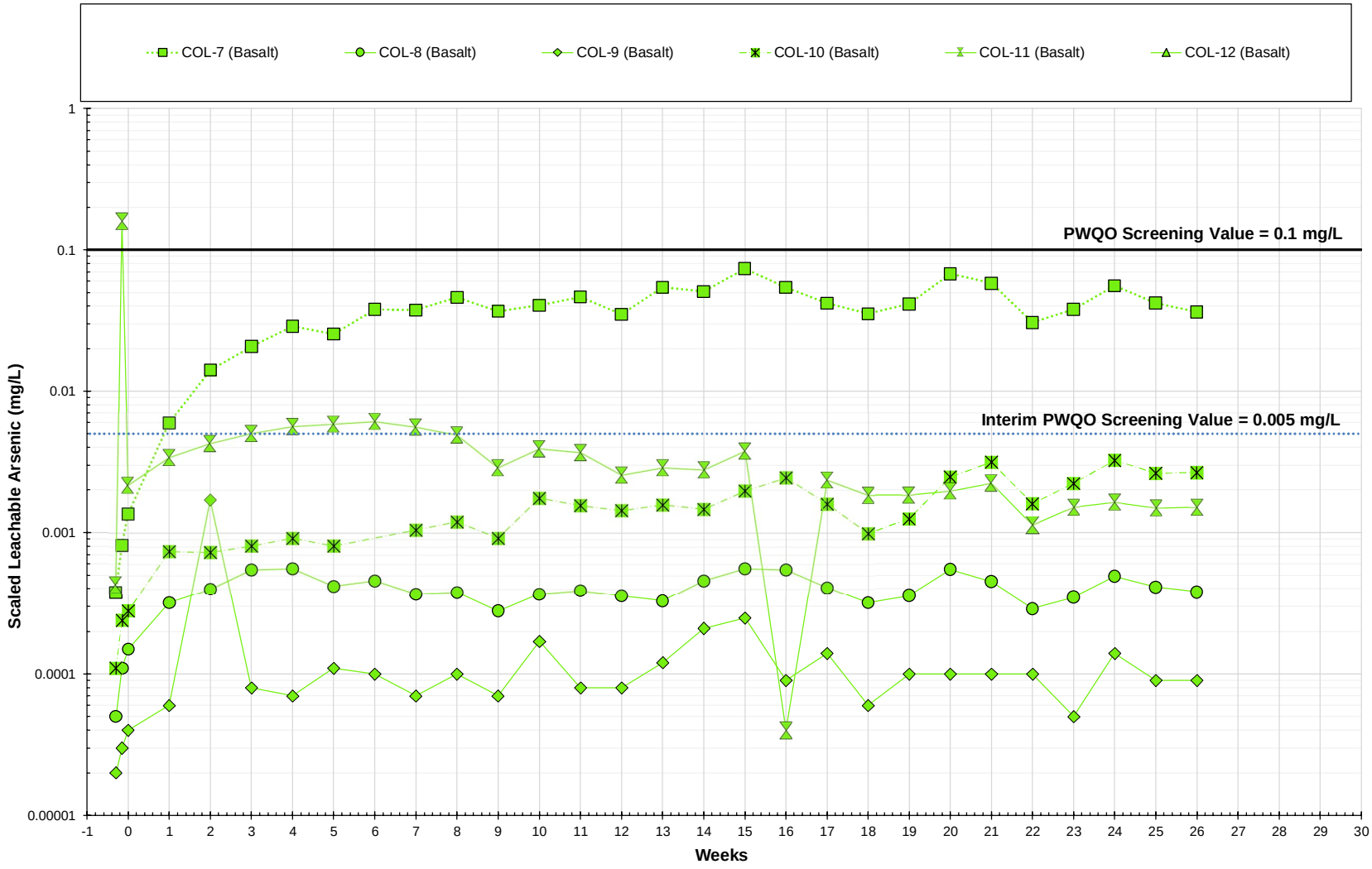

Notes
Column rock represents 1/10 of the waste rock.
Results before week 0 represent initial flushing procedure.

Scaled Leachable Arsenic - Basalt			
Geochemistry Summary for Impact Statement			
OMEMA2303			
Figure Number		E2-23	
Project Number		OMEMA2303	
Date		November 2025	
Drawn	YW	Reviewed	JB

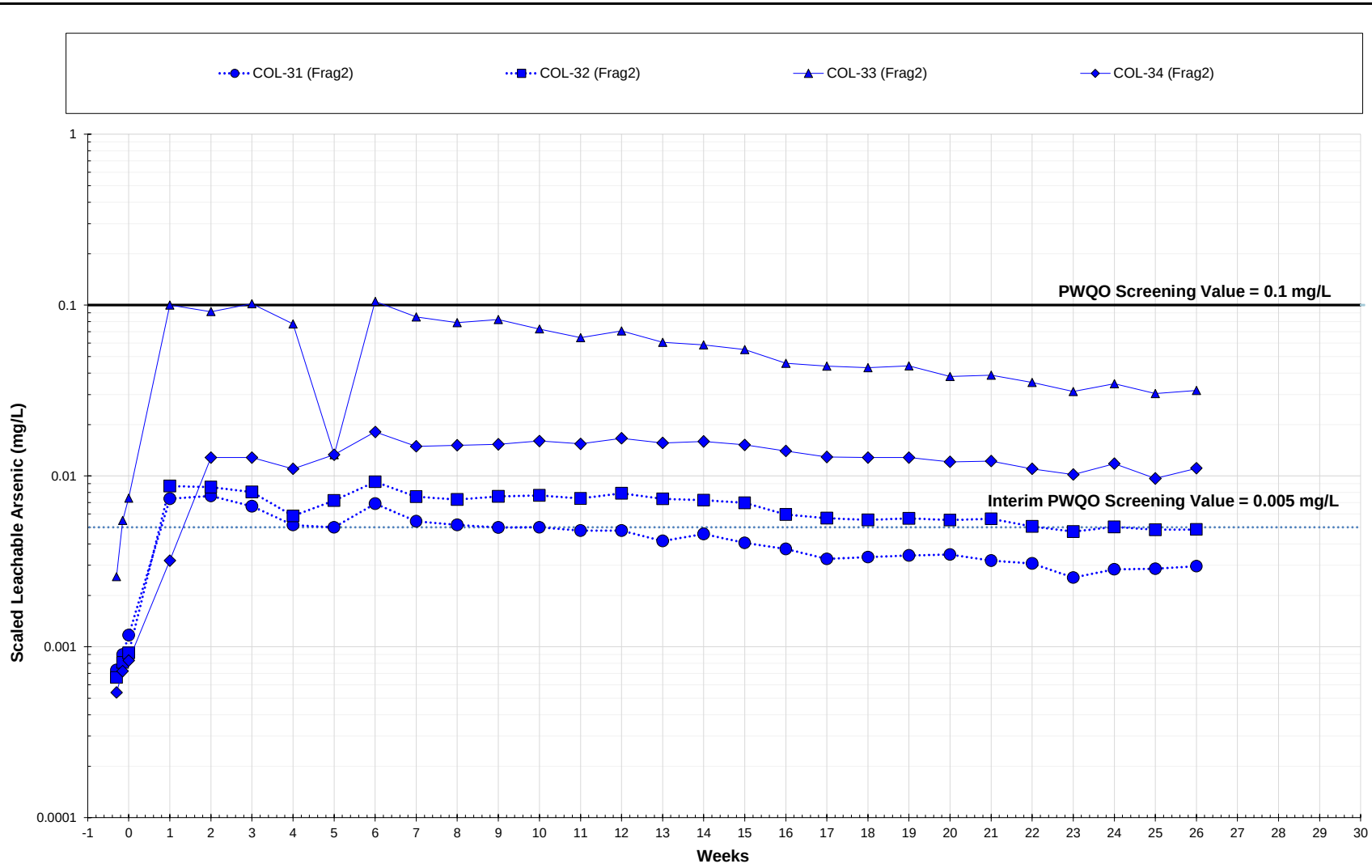

Notes
Column rock represents 1/10 of the waste rock.
Results before week 0 represent initial flushing procedure.

KINROSS

Scaled Leachable Arsenic - Fragmental			
Geochemistry Summary for Impact Statement			
OMEMA2303			
Figure Number		E2-24	
Project Number		OMEMA2303	
Date		November 2025	
Drawn	YW	Reviewed	JB

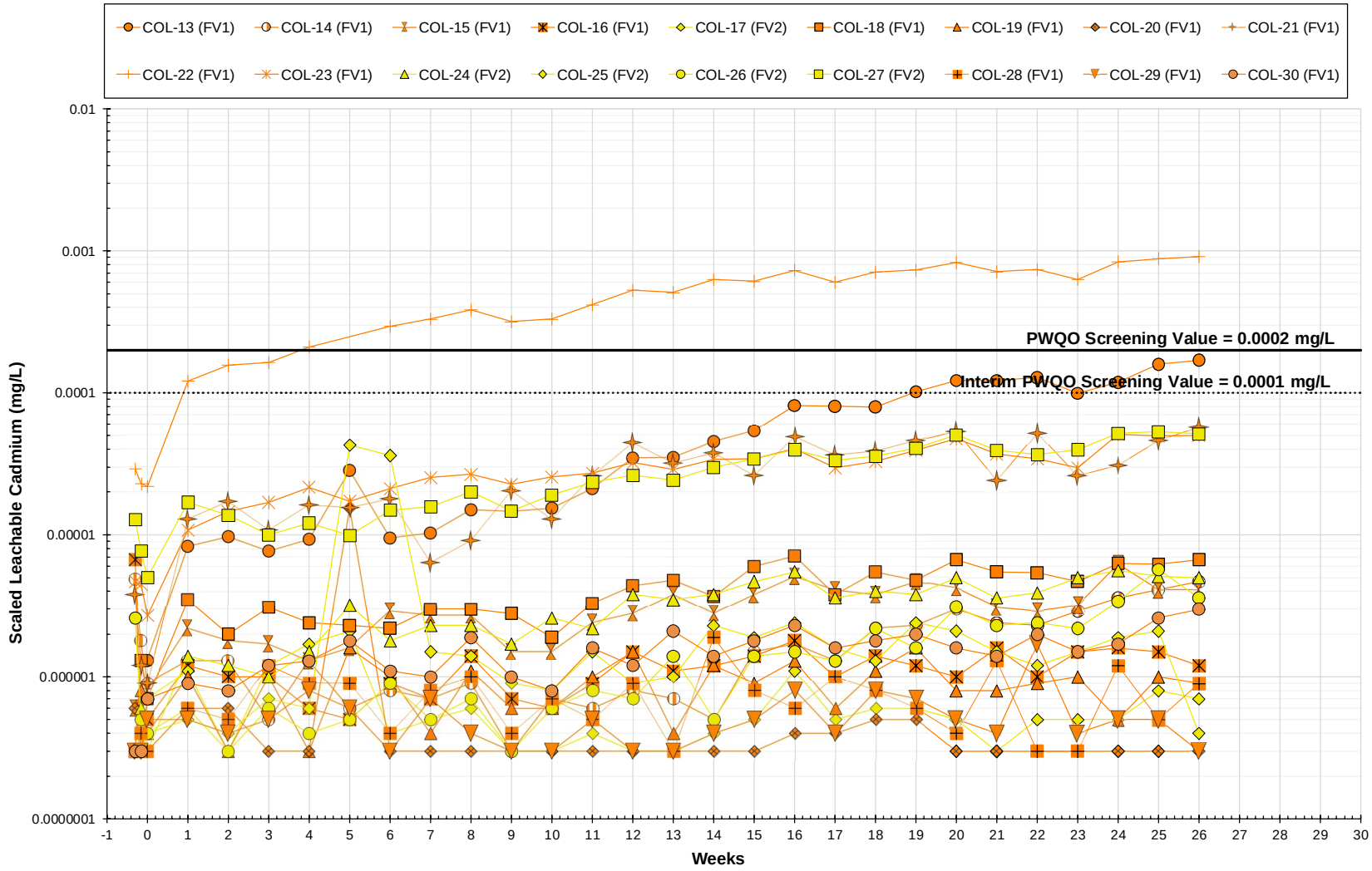

Notes
Column rock represents 1/10 of the waste rock.
Results before week 0 represent initial flushing procedure.

Scaled Leachable Cadmium - Felsic Volcanic			
Geochemistry Summary for Impact Statement			
OMEMA2303			
Figure Number		E2-25	
Project Number		OMEMA2303	
Date		November 2025	
Drawn	YW	Reviewed	JB

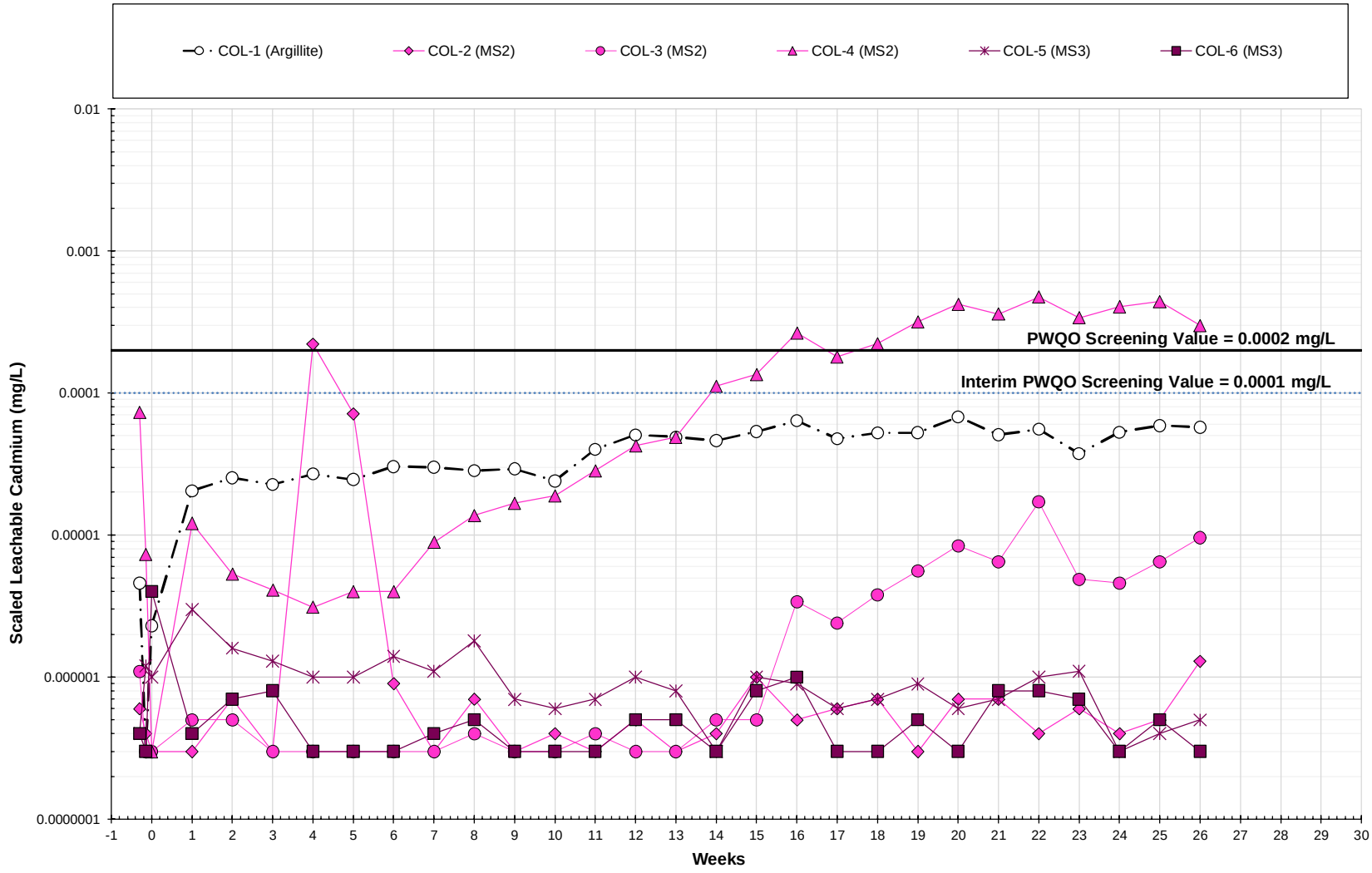

Notes
Column rock represents 1/10 of the waste rock.
Results before week 0 represent initial flushing procedure.

KINROSS

Scaled Leachable Cadmium - Metasediment			
Geochemistry Summary for Impact Statement			
OMEMA2303			
Figure Number		E2-26	
Project Number		OMEMA2303	
Date		November 2025	
Drawn	YW	Reviewed	JB

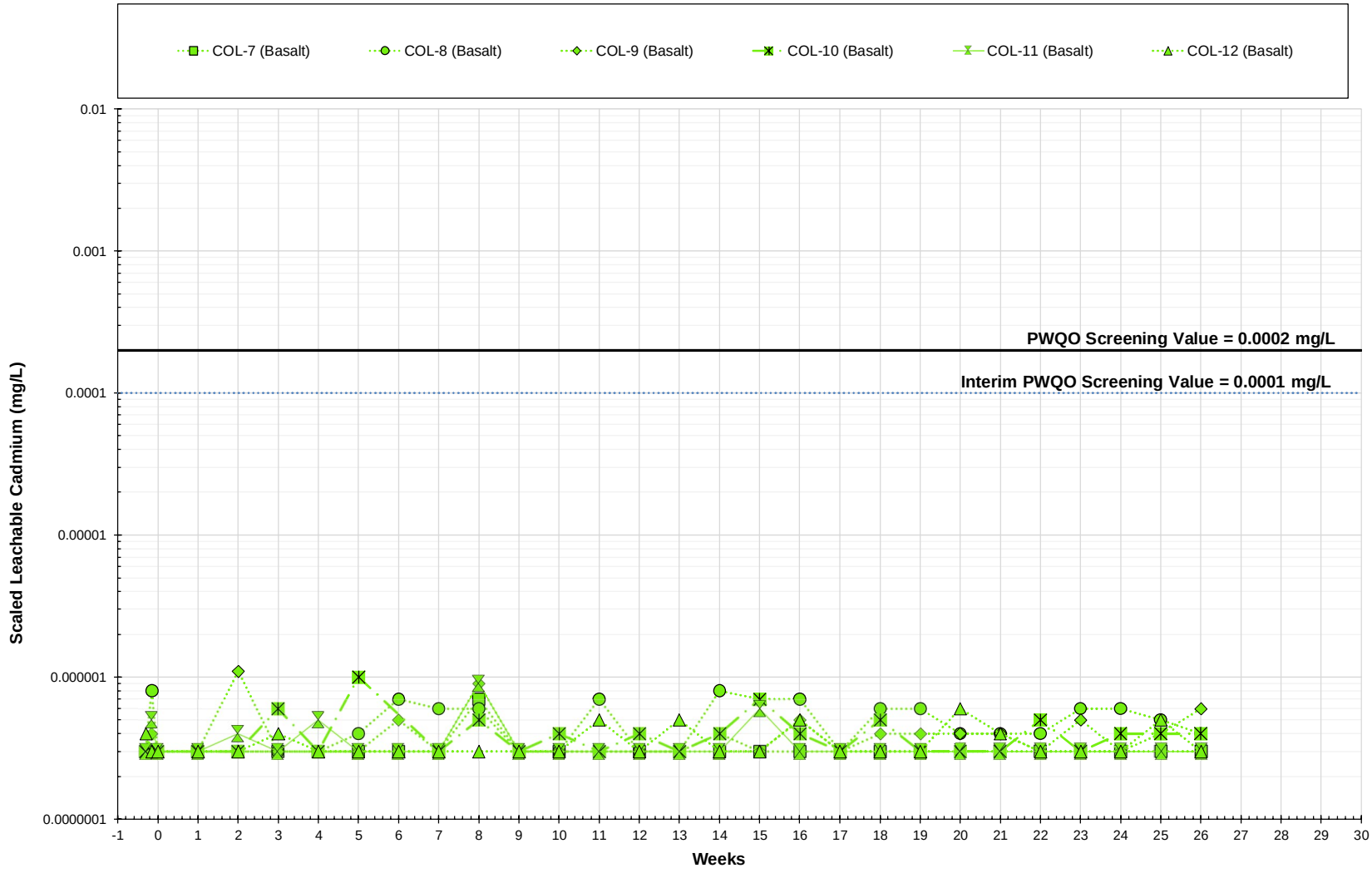

Notes
Column rock represents 1/10 of the waste rock.
Results before week 0 represent initial flushing procedure.

Scaled Leachable Cadmium - Basalt			
Geochemistry Summary for Impact Statement			
OMEMA2303			
Figure Number		E2-27	
Project Number		OMEMA2303	
Date		November 2025	
Drawn	YW	Reviewed	JB

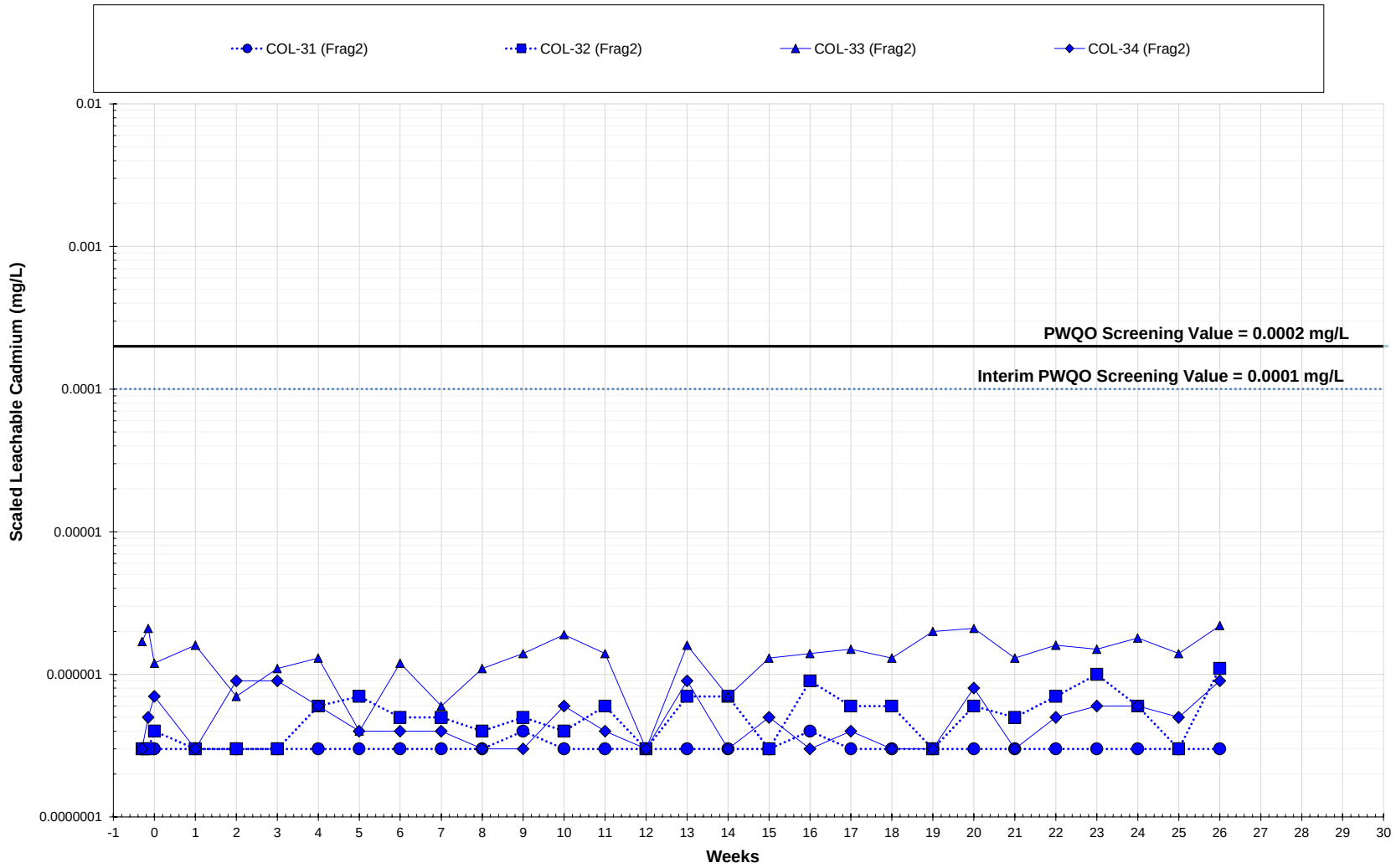

Notes
Column rock represents 1/10 of the waste rock.
Results before week 0 represent initial flushing procedure.

KINROSS

Scaled Leachable Cadmium - Fragmental			
Geochemistry Summary for Impact Statement			
OMEMA2303			
Figure Number	E2-28		
Project Number	OMEMA2303		
Date	November 2025		
Drawn	YW	Reviewed	JB

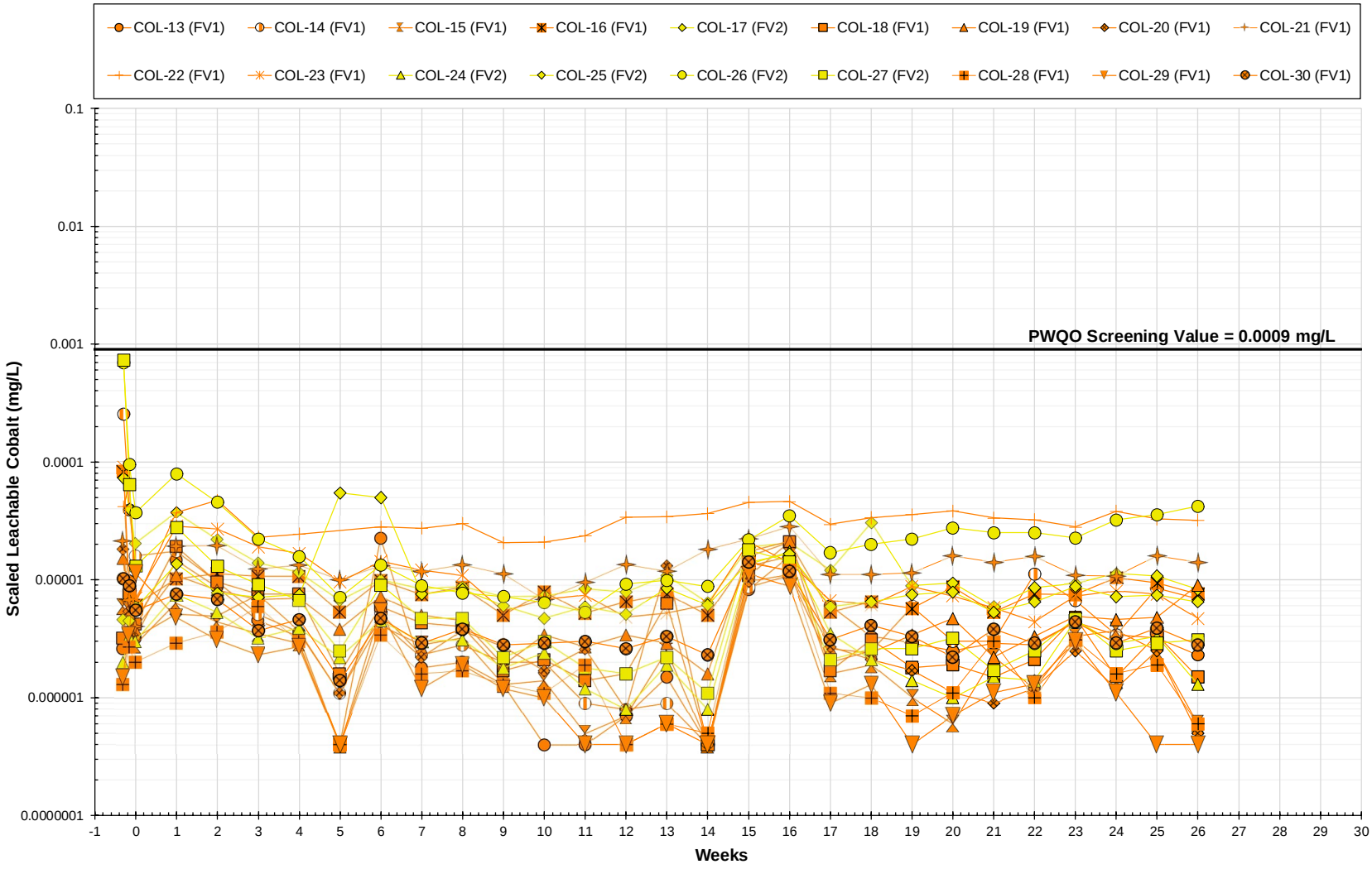

Notes
Column rock represents 1/10 of the waste rock.
Results before week 0 represent initial flushing procedure.

Scaled Leachable Cobalt - Felsic Volcanic			
Geochemistry Summary for Impact Statement			
OMEMA2303			
Figure Number		E2-29	
Project Number		OMEMA2303	
Date		November 2025	
Drawn	YW	Reviewed	JB

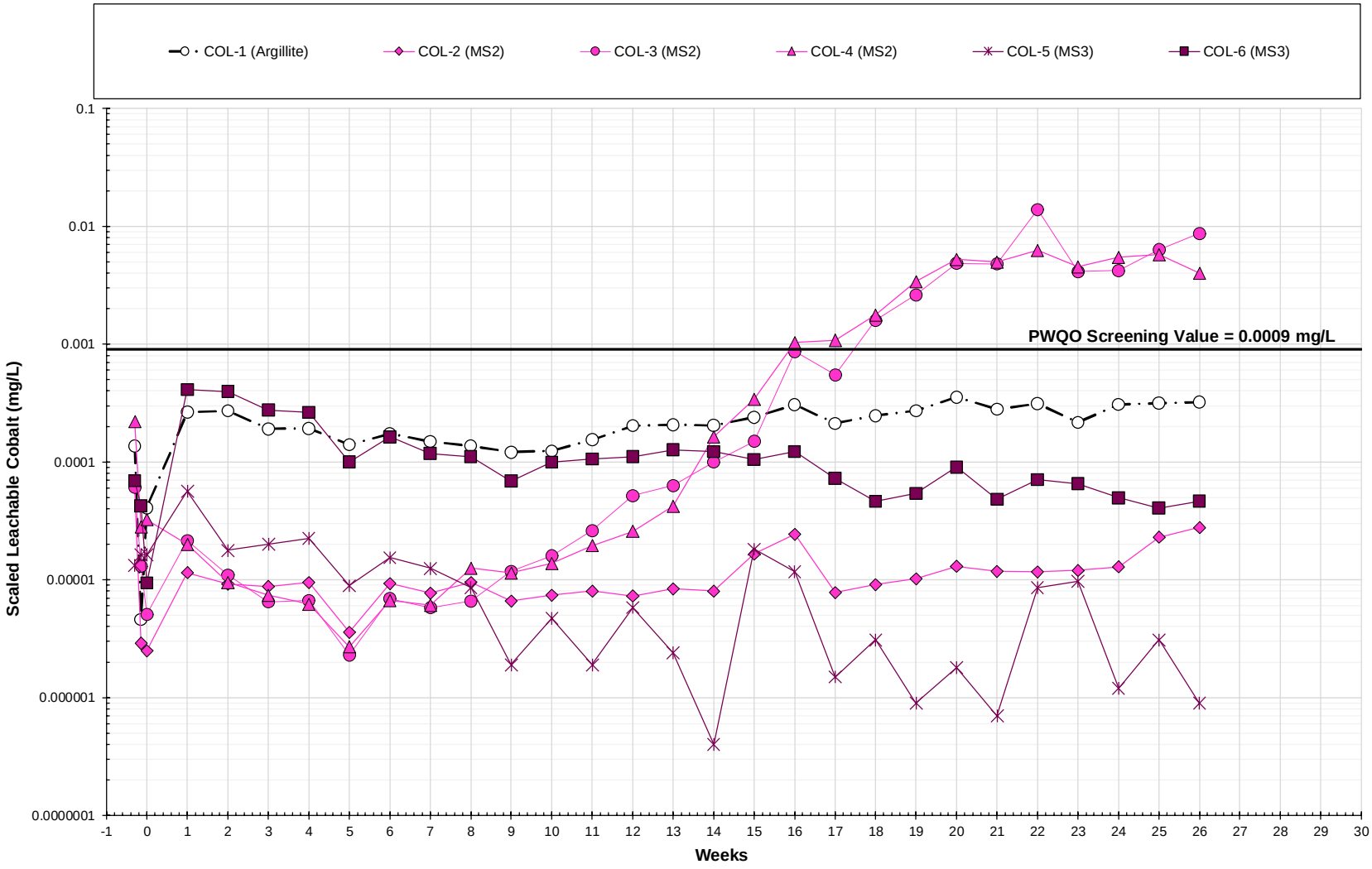

Notes
Column rock represents 1/10 of the waste rock.
Results before week 0 represent initial flushing procedure.

Scaled Leachable Cobalt - Metasediment			
Geochemistry Summary for Impact Statement			
OMEMA2303			
Figure Number		E2-30	
Project Number		OMEMA2303	
Date		November 2025	
Drawn	YW	Reviewed	JB

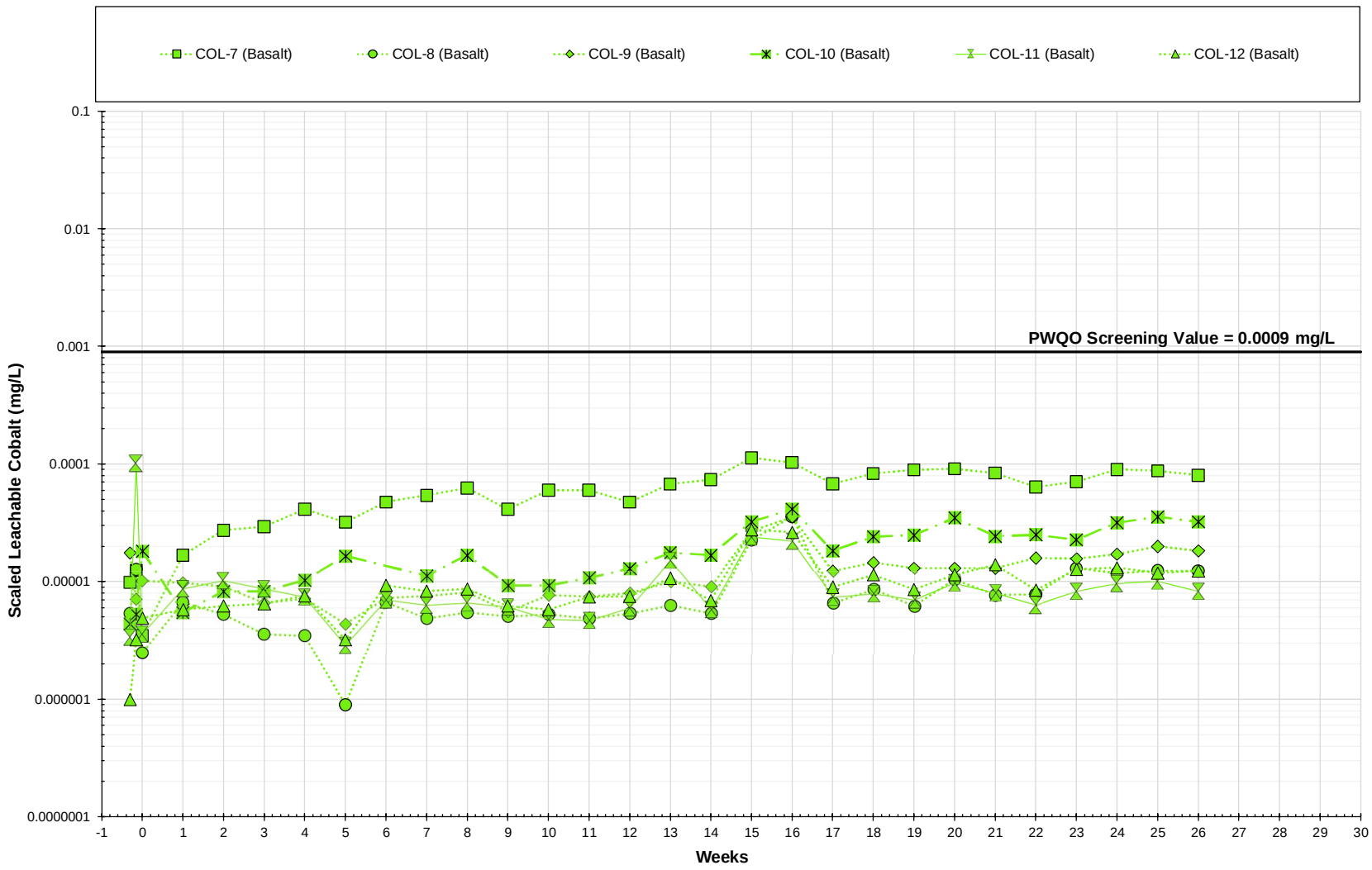

Notes
Column rock represents 1/10 of the waste rock.
Results before week 0 represent initial flushing procedure.

Scaled Leachable Cobalt - Basalt			
Geochemistry Summary for Impact Statement			
OMEMA2303			
Figure Number		E2-31	
Project Number		OMEMA2303	
Date		November 2025	
Drawn	YW	Reviewed	JB

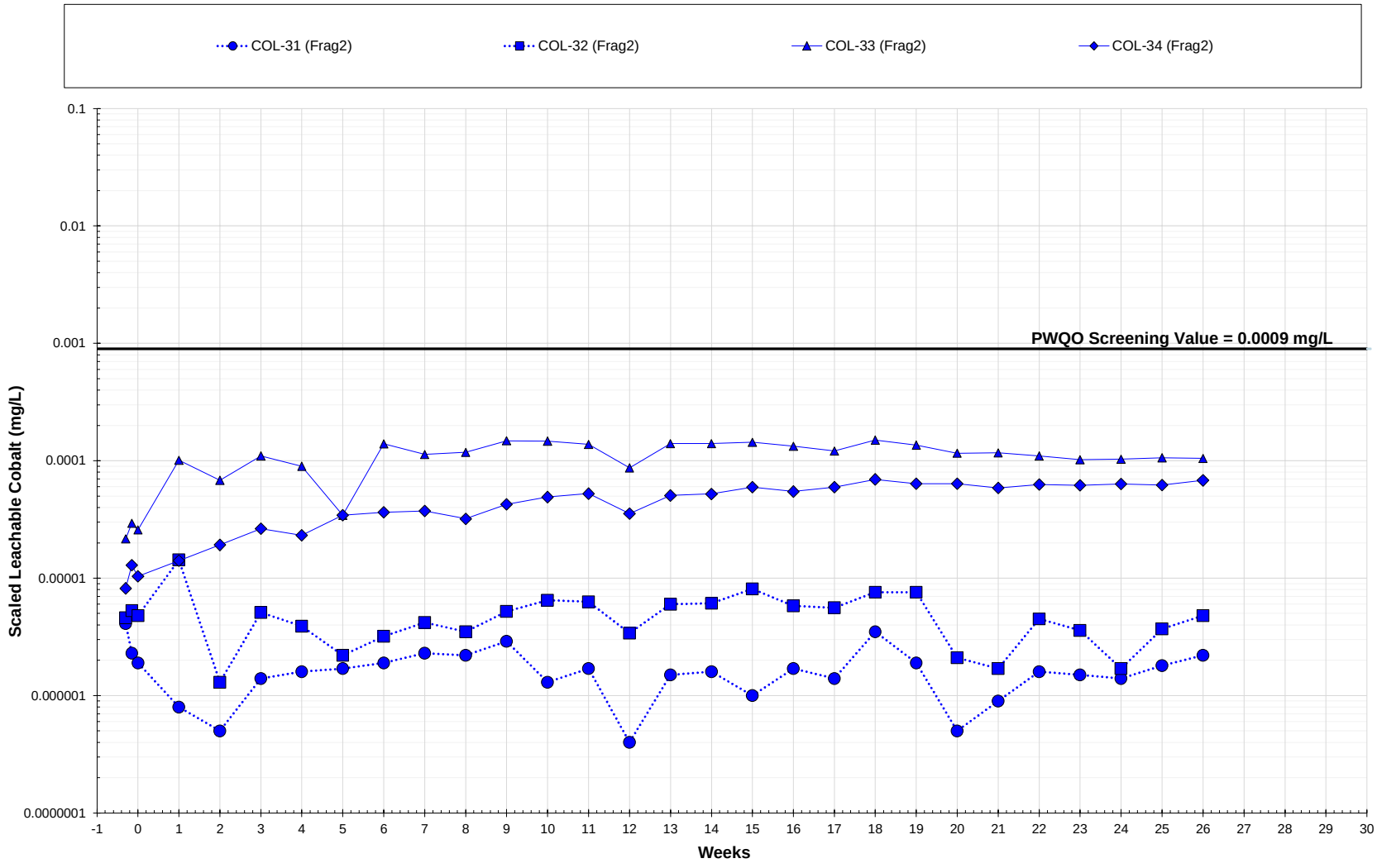

Notes
Column rock represents 1/10 of the waste rock.
Results before week 0 represent initial flushing procedure.

Scaled Leachable Cobalt - Fragmental			
Geochemistry Summary for Impact Statement			
OMEMA2303			
Figure Number		E2-32	
Project Number		OMEMA2303	
Date		November 2025	
Drawn	YW	Reviewed	JB

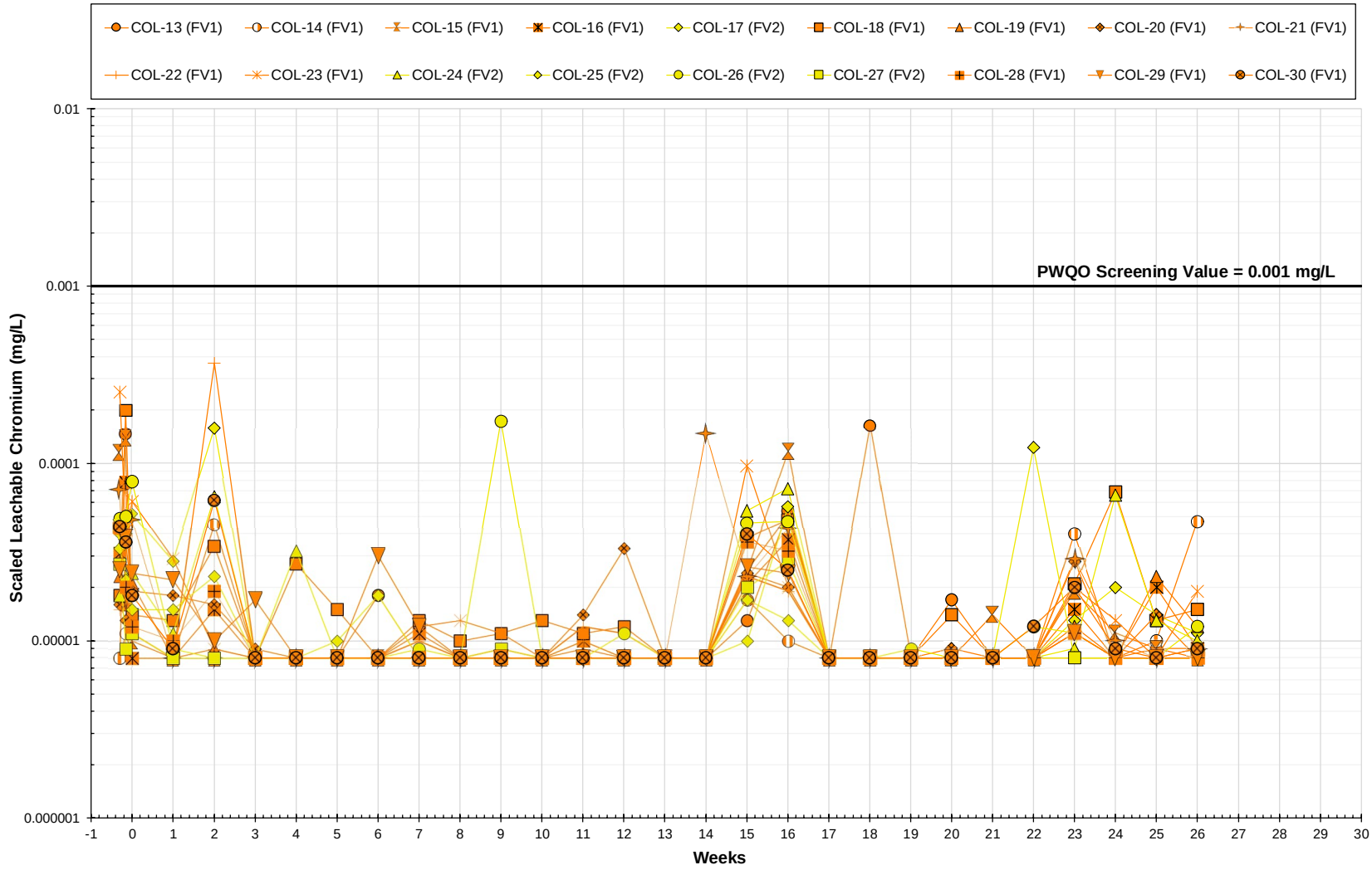

Notes
Column rock represents 1/10 of the waste rock.
Results before week 0 represent initial flushing procedure.

KINROSS

Scaled Leachable Chromium - Felsic Volcanic			
Geochemistry Summary for Impact Statement			
OMEMA2303			
Figure Number		E2-33	
Project Number		OMEMA2303	
Date		November 2025	
Drawn	YW	Reviewed	JB

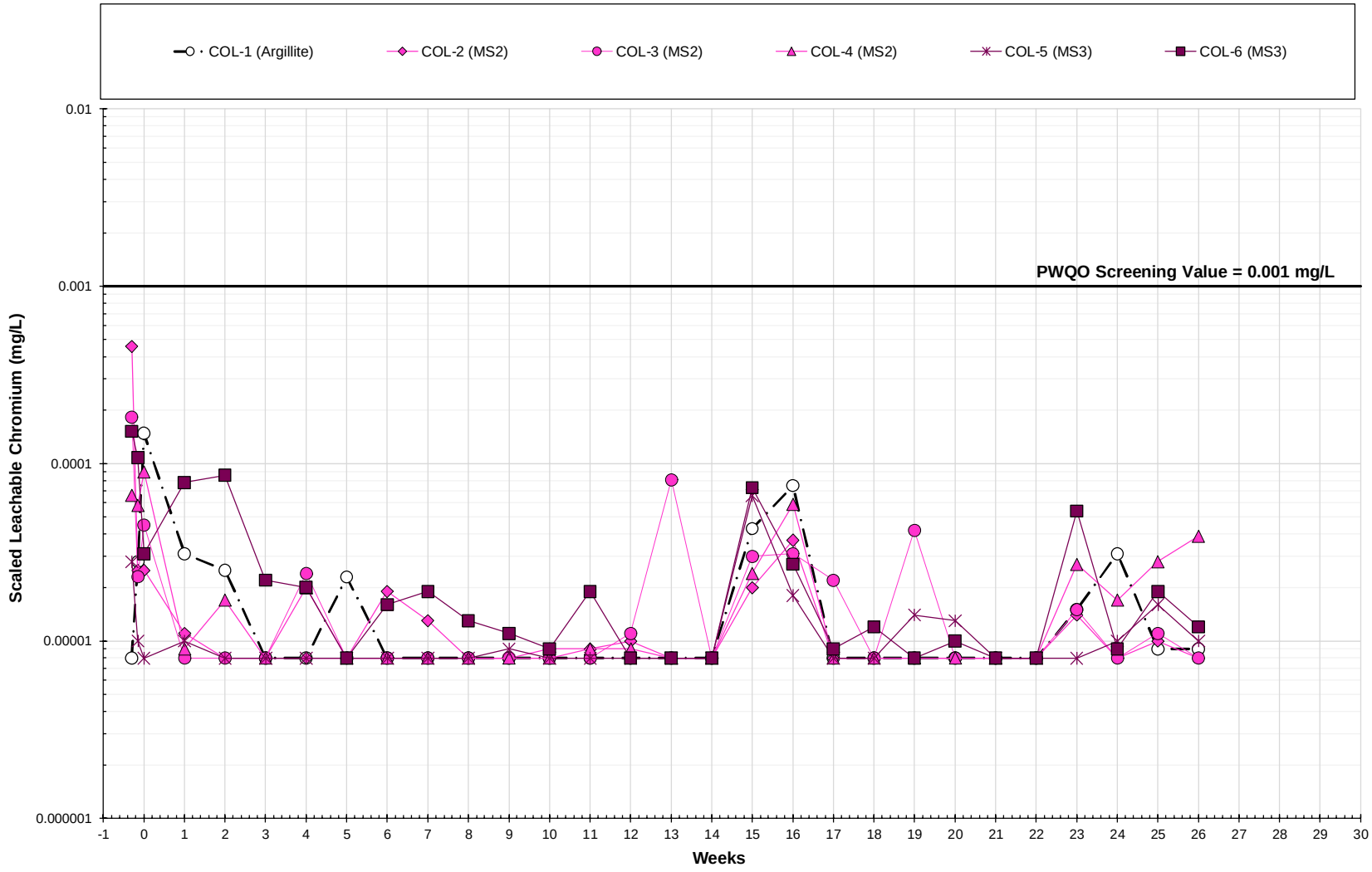

Notes
Column rock represents 1/10 of the waste rock.
Results before week 0 represent initial flushing procedure.

KINROSS

Scaled Leachable Chromium - Metasediment			
Geochemistry Summary for Impact Statement			
OMEMA2303			
Figure Number		E2-34	
Project Number		OMEMA2303	
Date		November 2025	
Drawn	YW	Reviewed	JB

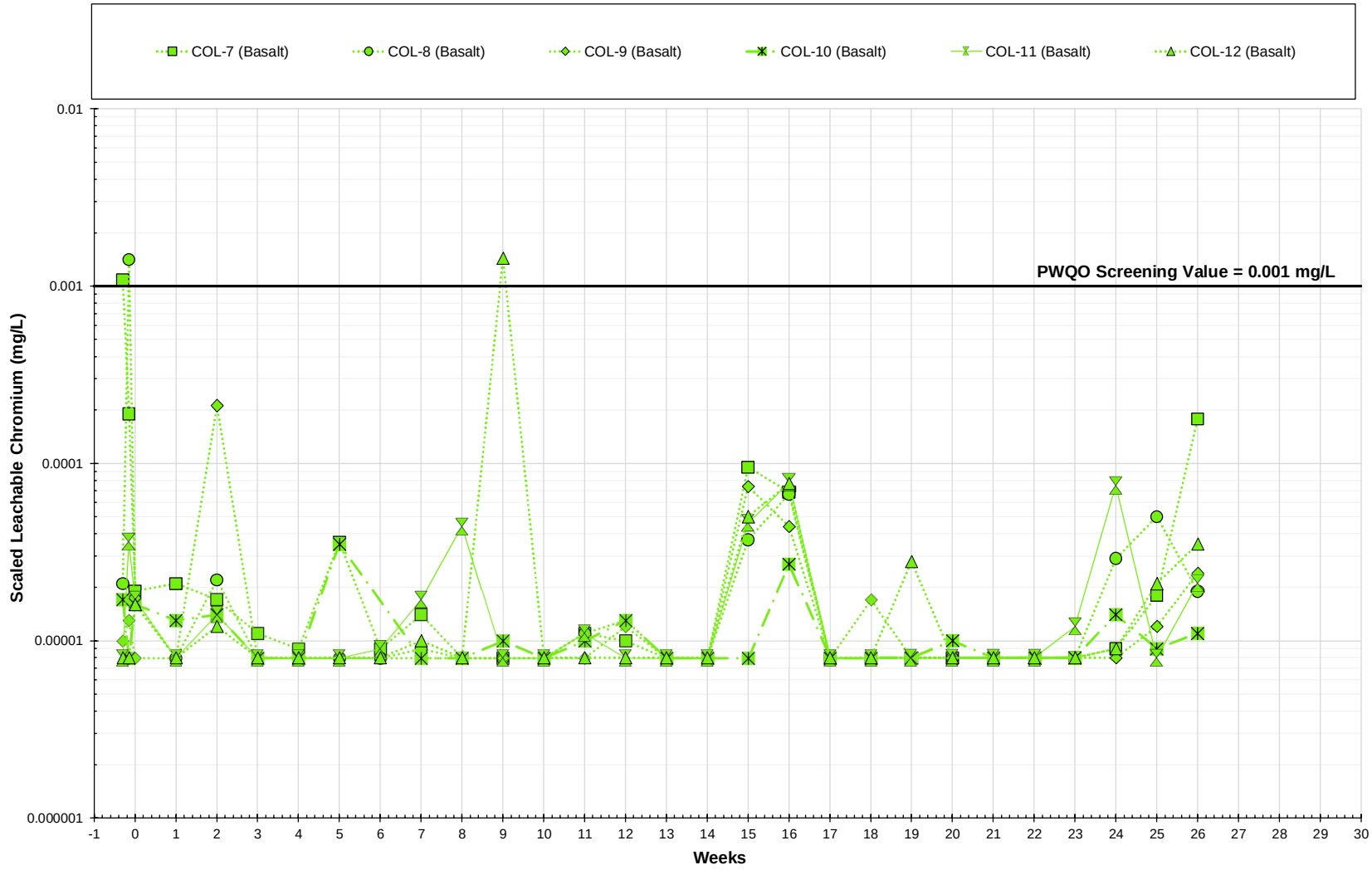

Notes
Column rock represents 1/10 of the waste rock.
Results before week 0 represent initial flushing procedure.

KINROSS

Scaled Leachable Chromium - Basalt

Geochemistry Summary for Impact Statement

OMEMA2303

Figure Number		E2-35	
Project Number		OMEMA2303	
Date		November 2025	
Drawn	YW	Reviewed	JB

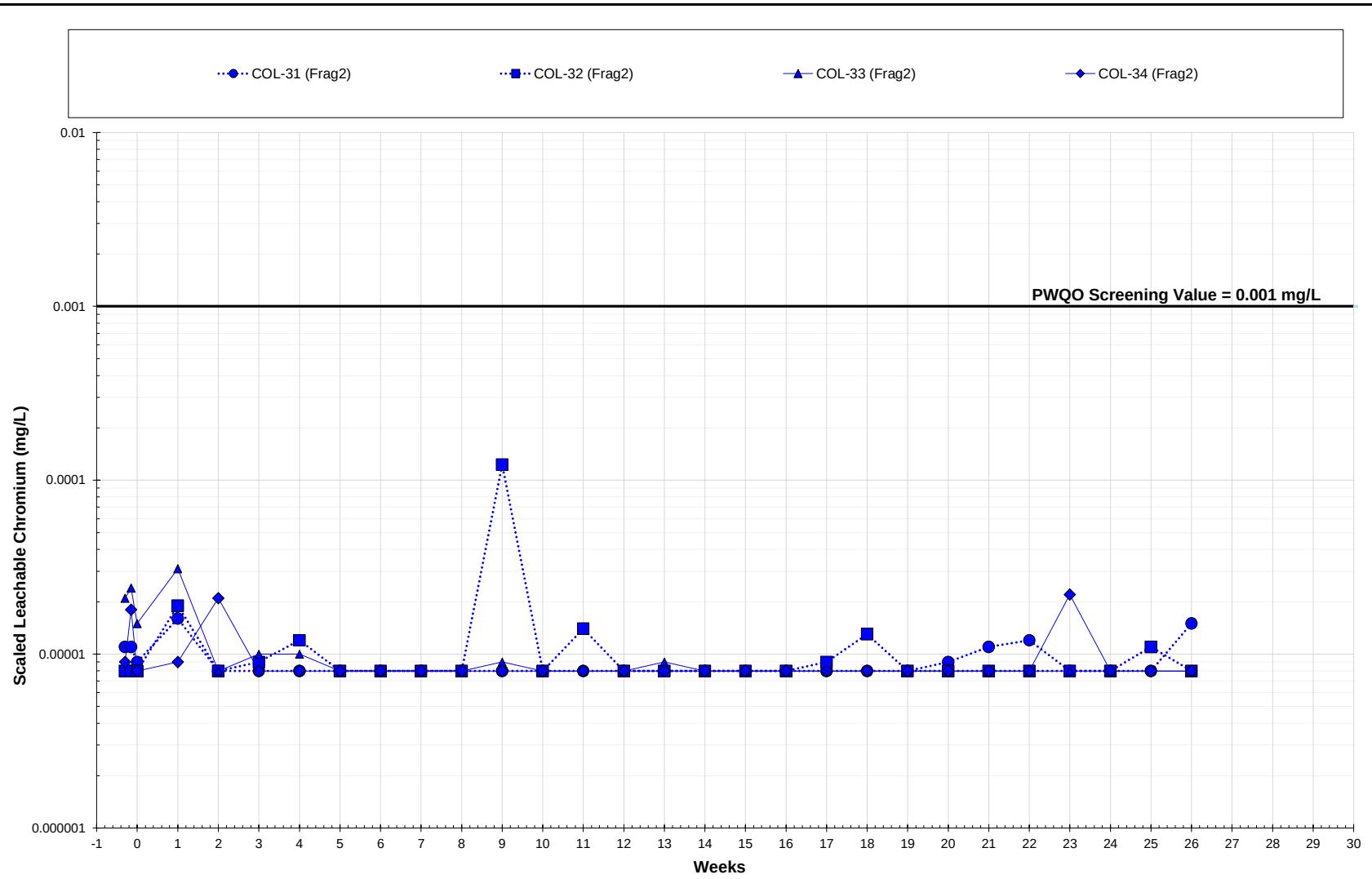

Notes
Column rock represents 1/10 of the waste rock.
Results before week 0 represent initial flushing procedure.

KINROSS

Scaled Leachable Chormium - Fragmental			
Geochemistry Summary for Impact Statement			
OMEMA2303			
Figure Number		E2-36	
Project Number		OMEMA2303	
Date		November 2025	
Drawn	YW	Reviewed	JB

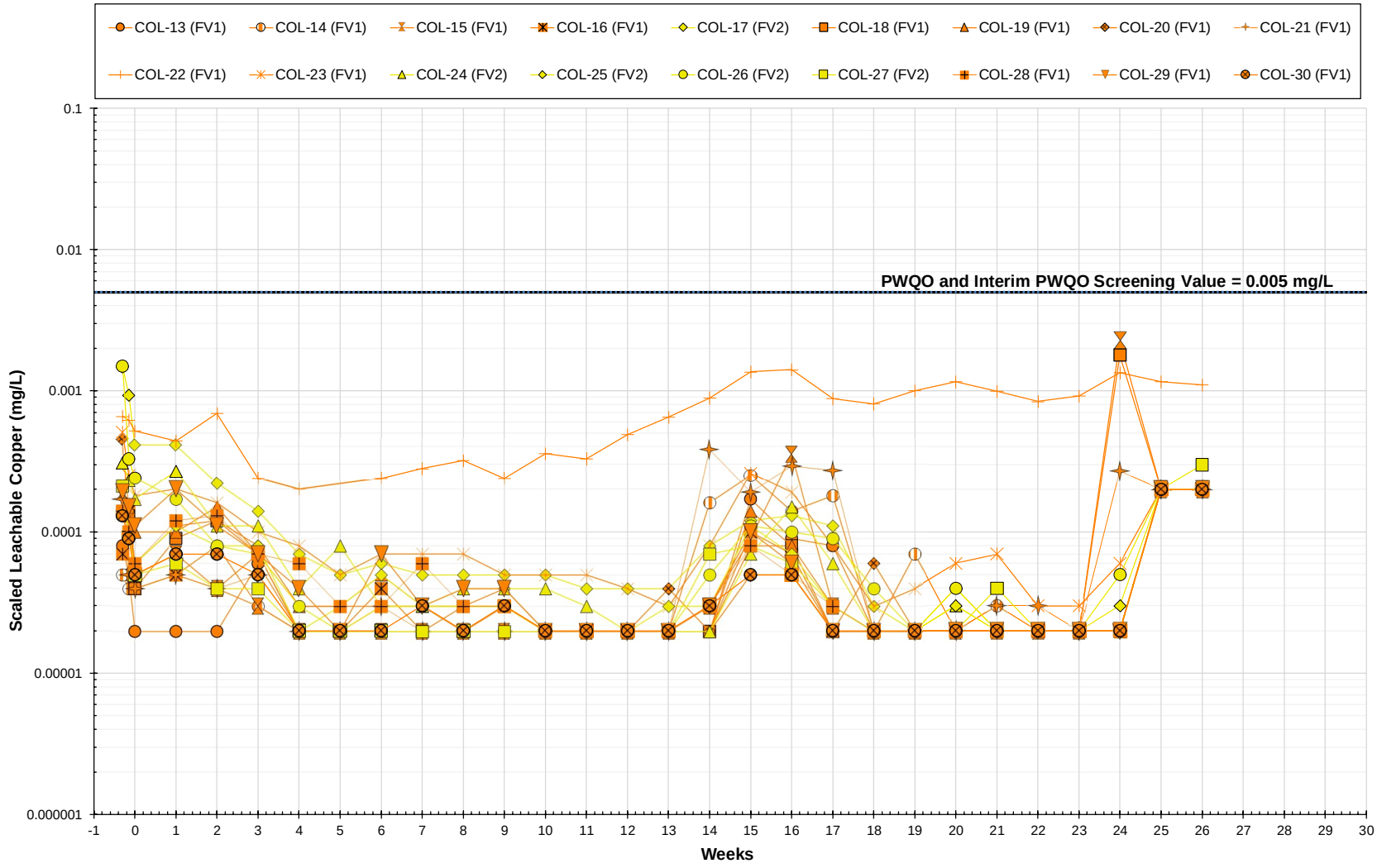

Notes
Column rock represents 1/10 of the waste rock.
Results before week 0 represent initial flushing procedure.

Scaled Leachable Copper - Felsic Volcanic			
Geochemistry Summary for Impact Statement			
OMEMA2303			
Figure Number		E2-37	
Project Number		OMEMA2303	
Date		November 2025	
Drawn	YW	Reviewed	JB

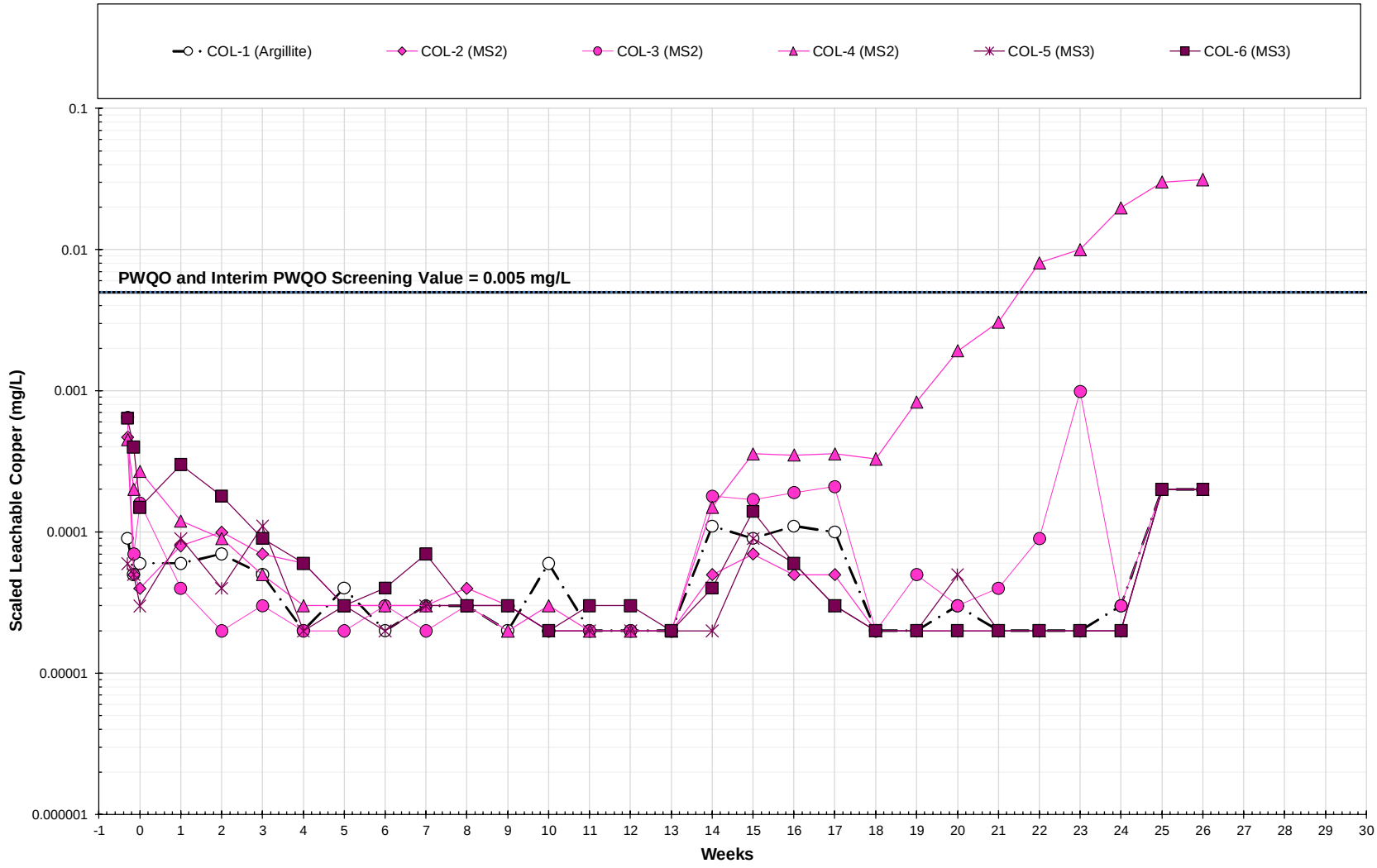

Notes
Column rock represents 1/10 of the waste rock.
Results before week 0 represent initial flushing procedure.

Scaled Leachable Copper - Metasediment

Geochemistry Summary for Impact Statement

OMEMA2303

Figure Number		E2-38	
Project Number		OMEMA2303	
Date		November 2025	
Drawn	YW	Reviewed	JB

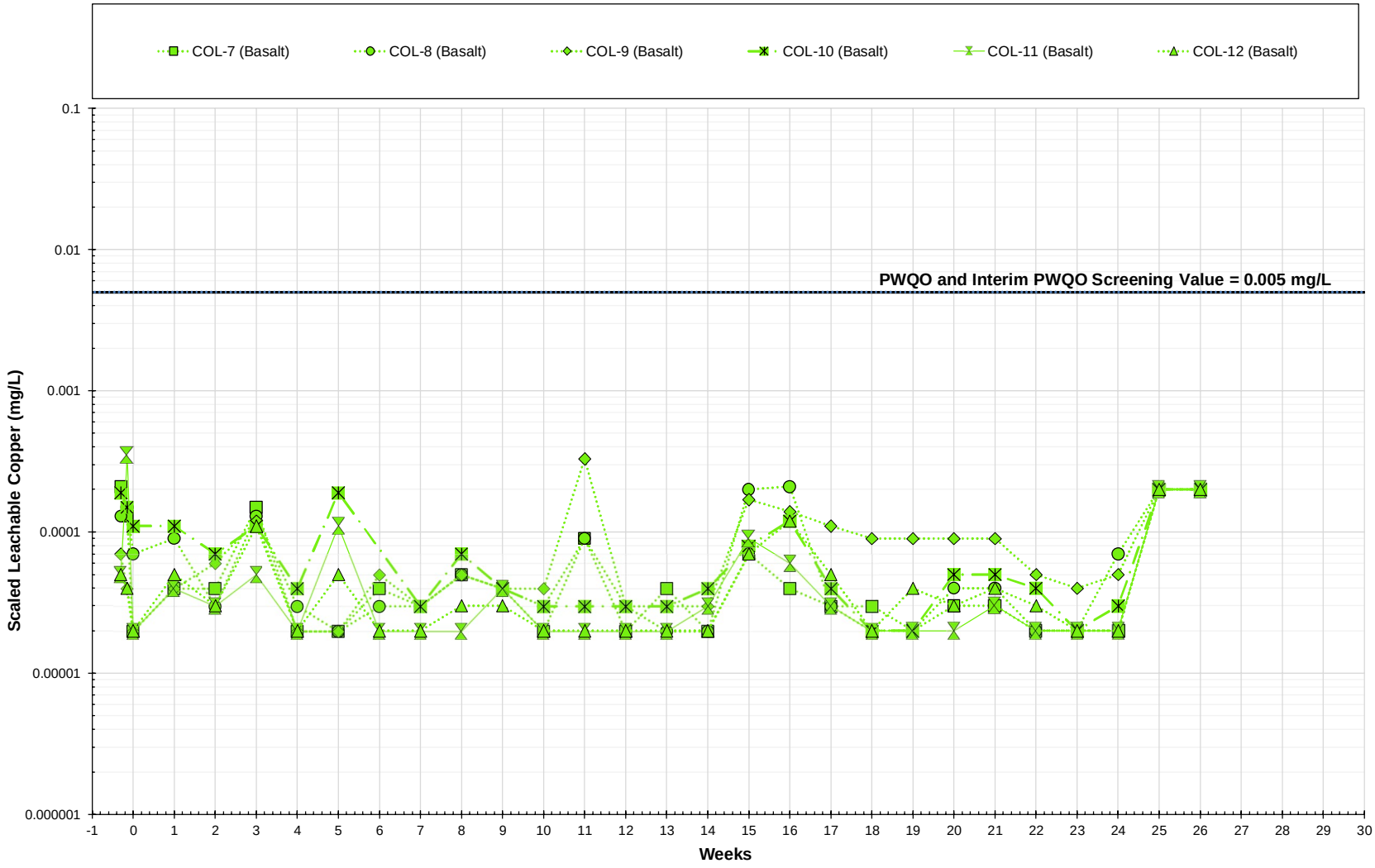

Notes
Column rock represents 1/10 of the waste rock.
Results before week 0 represent initial flushing procedure.

Scaled Leachable Copper - Basalt			
Geochemistry Summary for Impact Statement			
OMEMA2303			
Figure Number		E2-39	
Project Number		OMEMA2303	
Date		November 2025	
Drawn	YW	Reviewed	JB

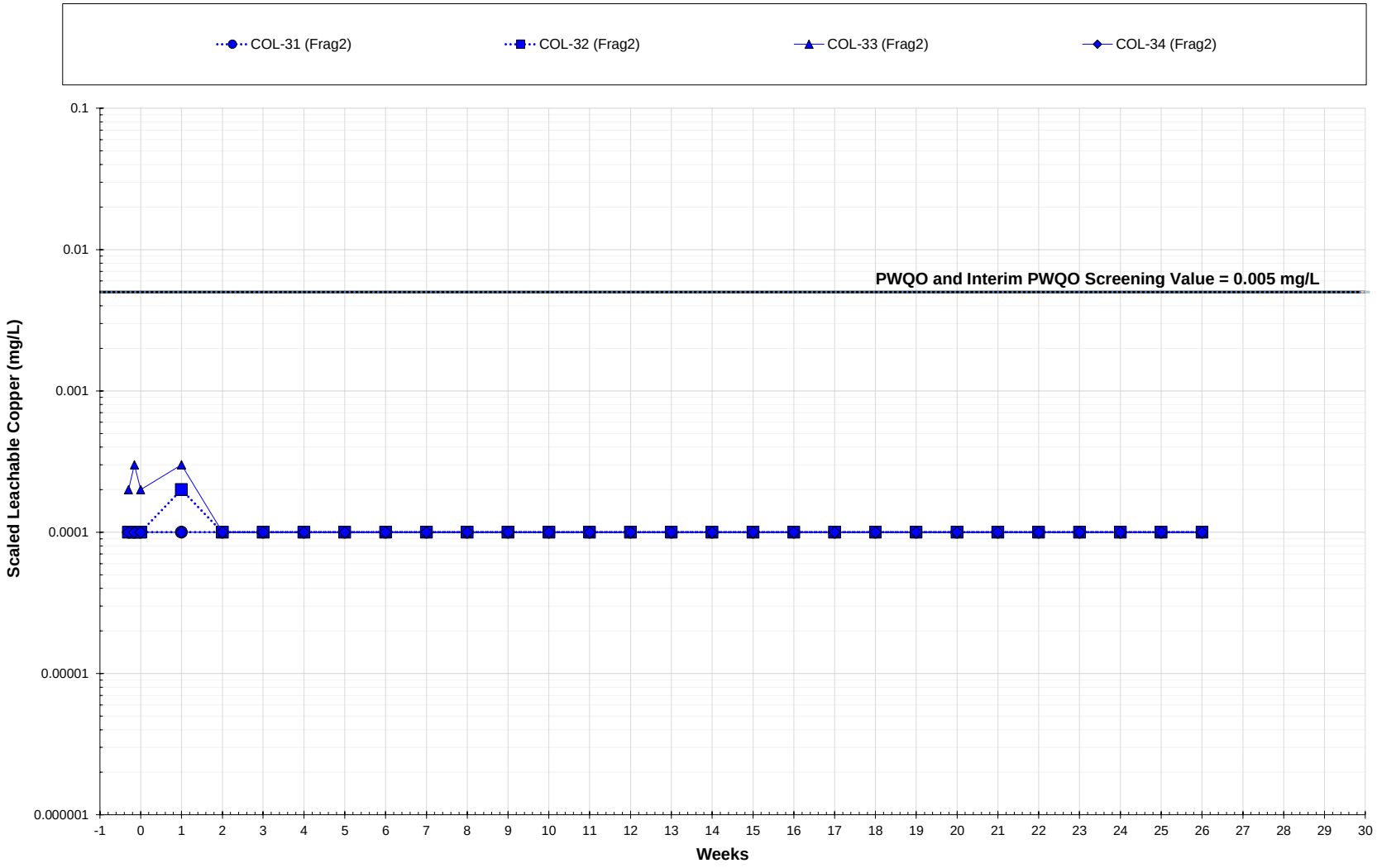

Notes
Column rock represents 1/10 of the waste rock.
Results before week 0 represent initial flushing procedure.

Scaled Leachable Copper - Fragmental			
Geochemistry Summary for Impact Statement			
OMEMA2303			
Figure Number		E2-40	
Project Number		OMEMA2303	
Date		November 2025	
Drawn	YW	Reviewed	JB

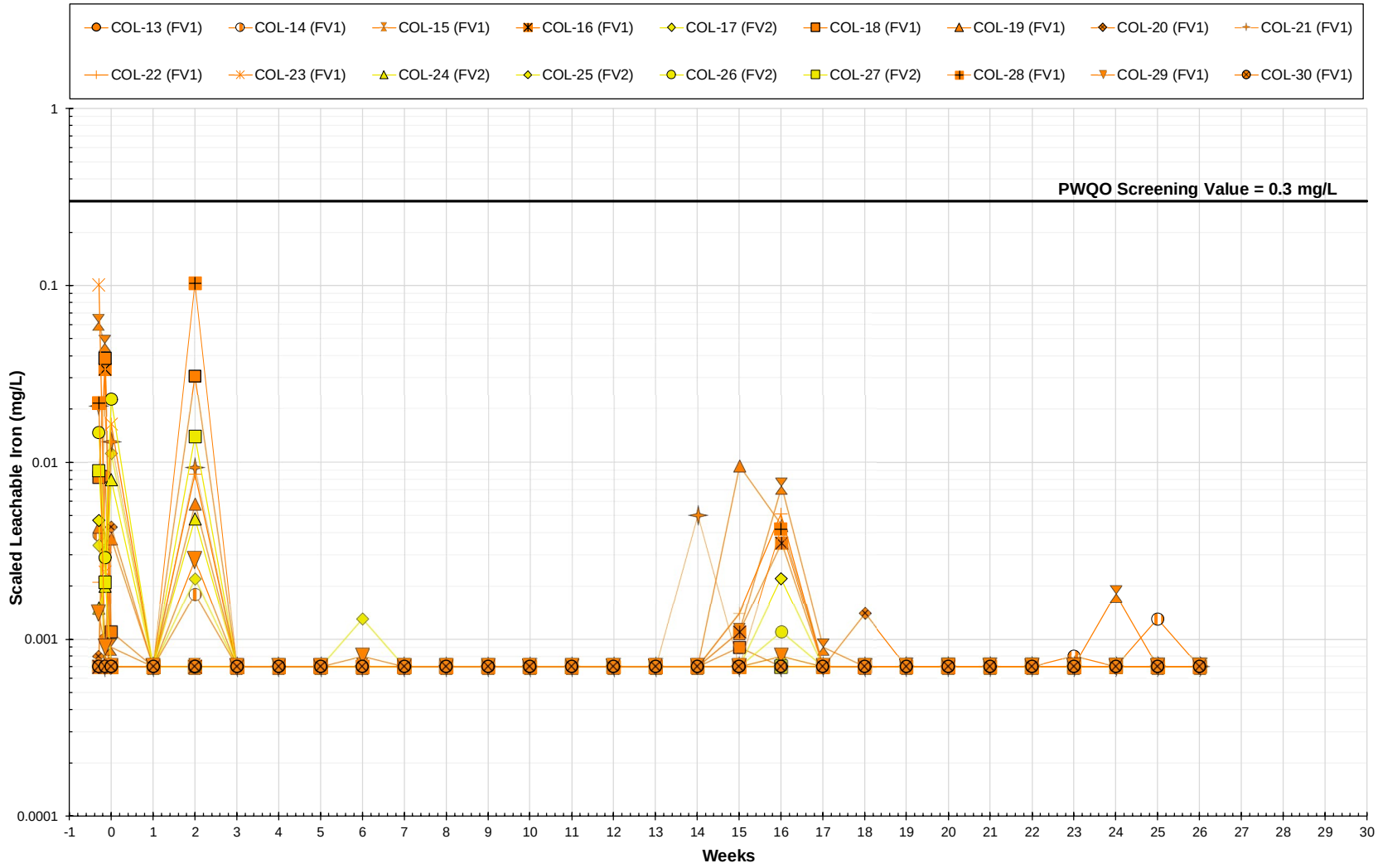

Notes
Column rock represents 1/10 of the waste rock.
Results before week 0 represent initial flushing procedure.

Scaled Leachable Iron - Felsic Volcanic			
Geochemistry Summary for Impact Statement			
OMEMA2303			
Figure Number		E2-41	
Project Number		OMEMA2303	
Date		November 2025	
Drawn	YW	Reviewed	JB

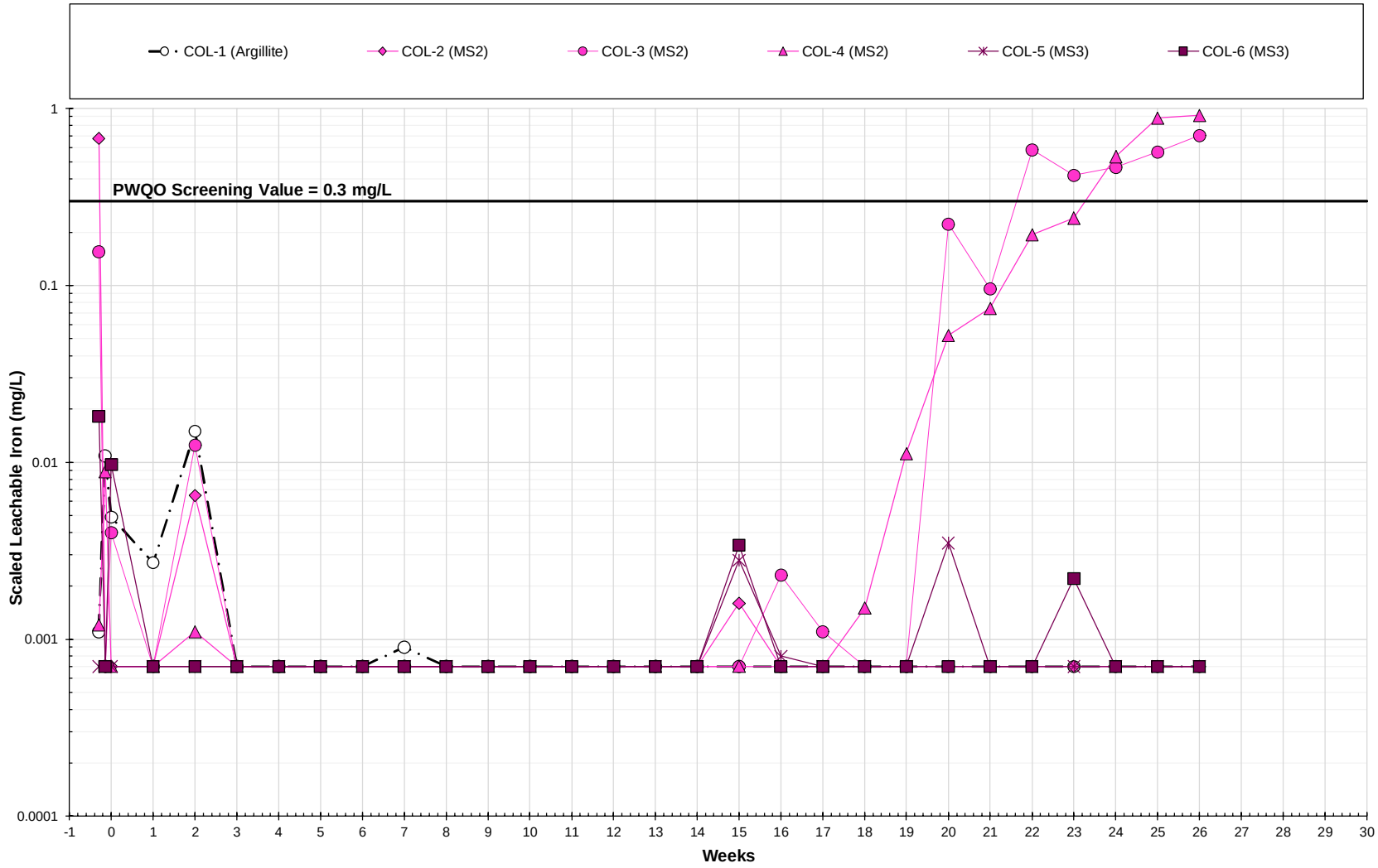

Notes
Column rock represents 1/10 of the waste rock.
Results before week 0 represent initial flushing procedure.

KINROSS

Scaled Leachable Iron - Metasediment			
Geochemistry Summary for Impact Statement			
OMEMA2303			
Figure Number		E2-42	
Project Number		OMEMA2303	
Date		November 2025	
Drawn	YW	Reviewed	JB

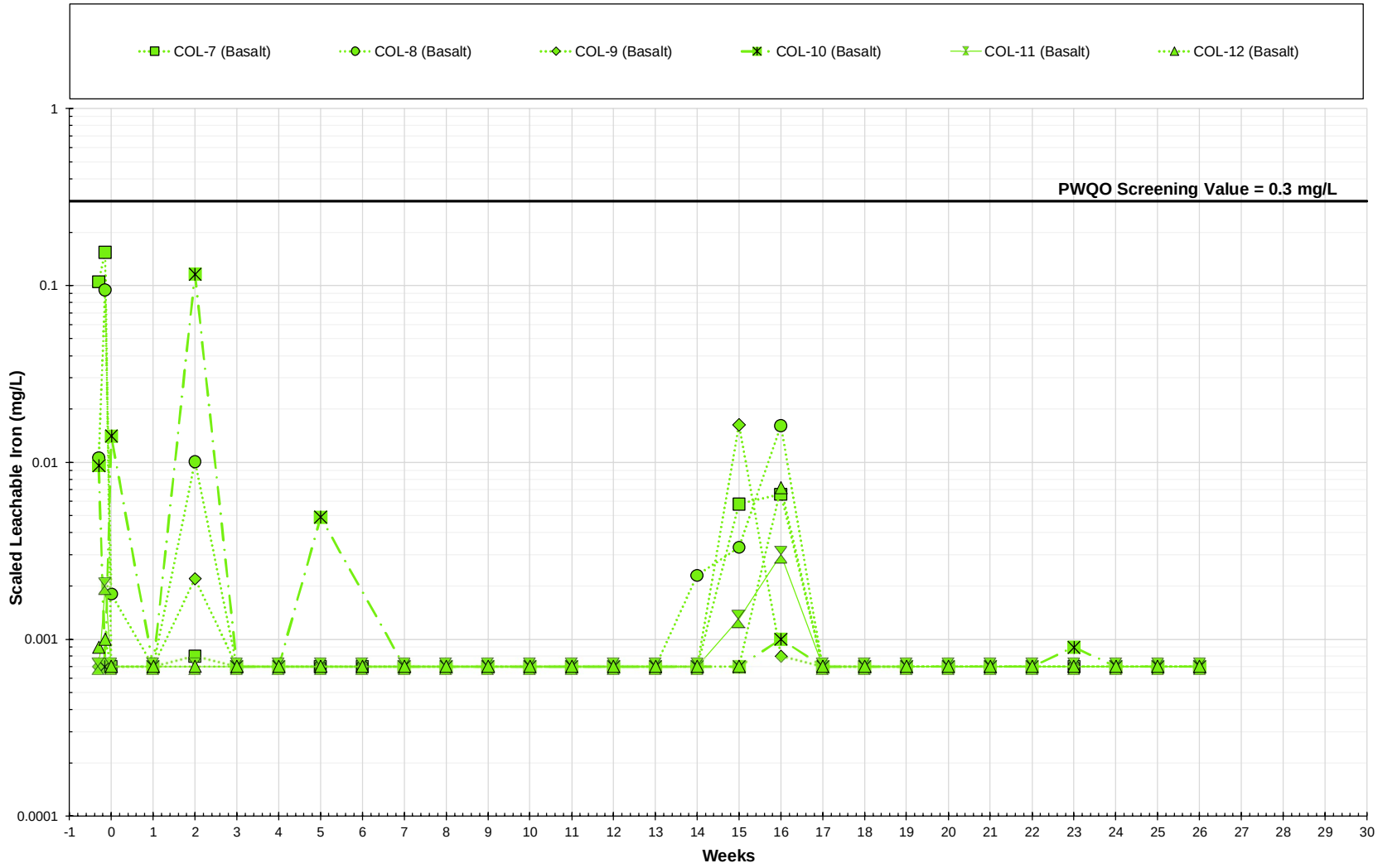

Notes
Column rock represents 1/10 of the waste rock.
Results before week 0 represent initial flushing procedure.

wsp
KINROSS

Scaled Leachable Iron - Basalt			
Geochemistry Summary for Impact Statement			
OMEMA2303			
Figure Number		E2-43	
Project Number		OMEMA2303	
Date		November 2025	
Drawn	YW	Reviewed	JB

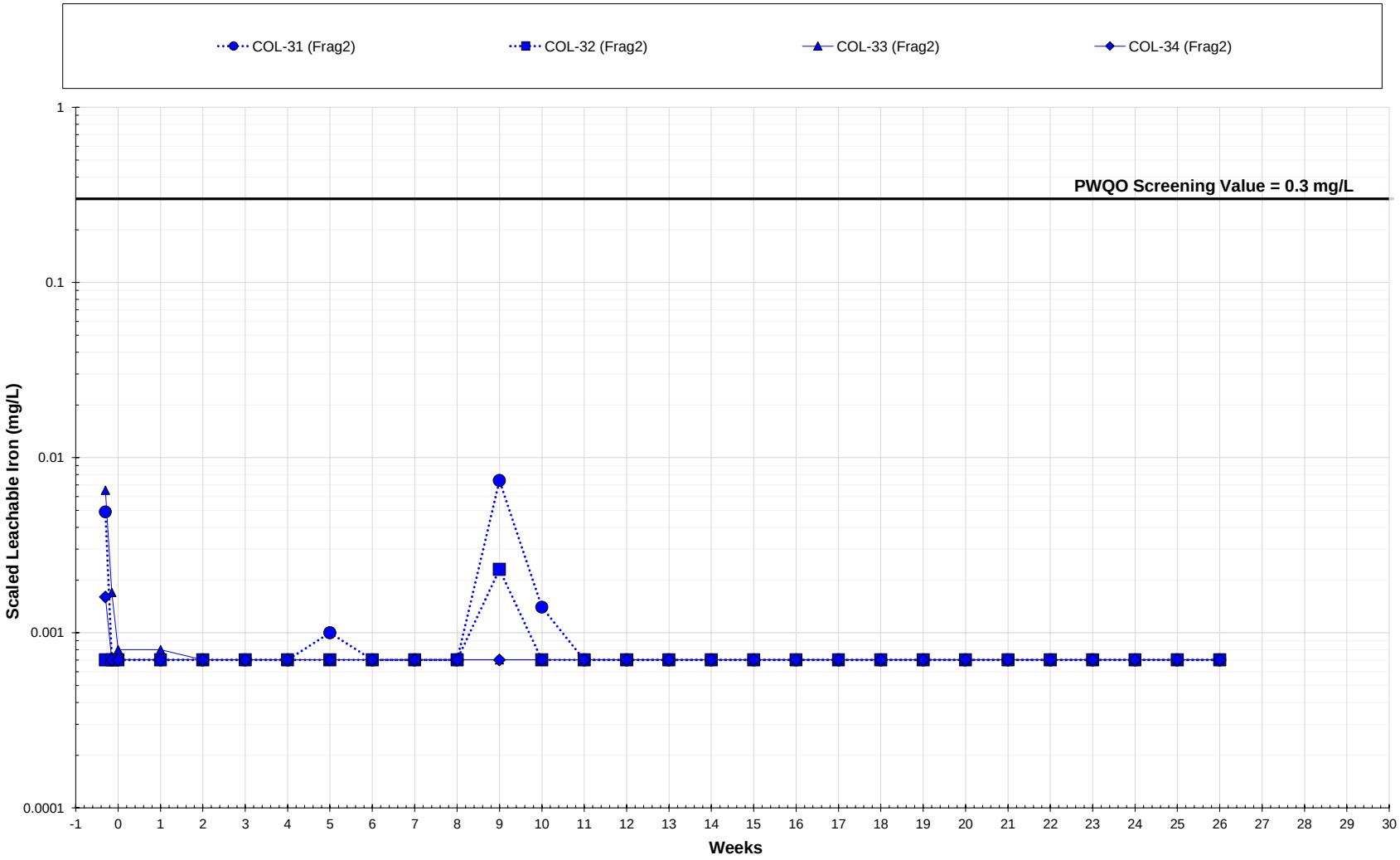

Notes
Column rock represents 1/10 of the waste rock.
Results before week 0 represent initial flushing procedure.

KINROSS

Scaled Leachable Iron - Fragmental			
Geochemistry Summary for Impact Statement			
OMEMA2303			
Figure Number		E2-44	
Project Number		OMEMA2303	
Date		November 2025	
Drawn	YW	Reviewed	JB

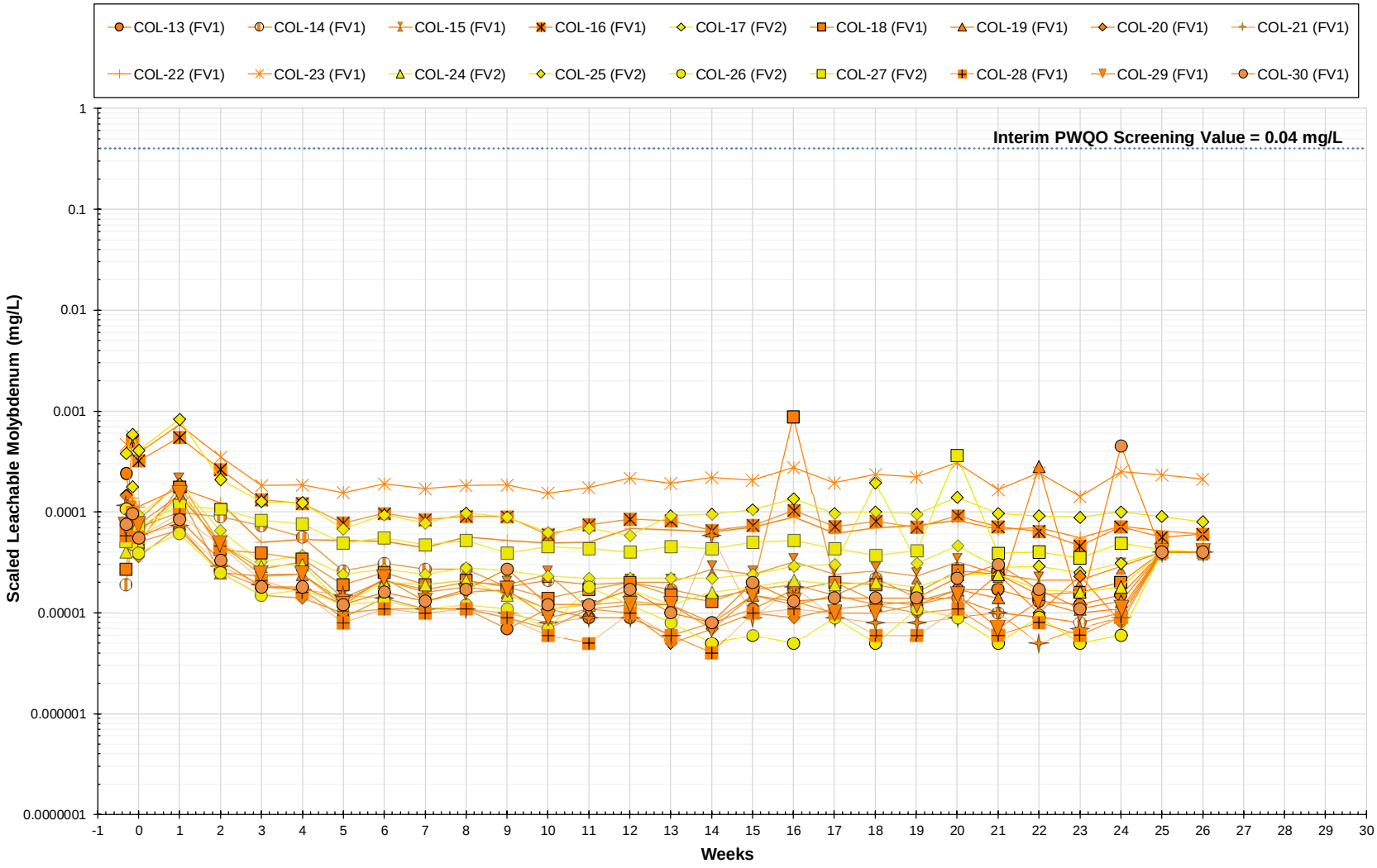

Notes
Column rock represents 1/10 of the waste rock.
Results before week 0 represent initial flushing procedure.

Scaled Leachable Molybdenum - Felsic Volcanic			
Geochemistry Summary for Impact Statement			
OMEMA2303			
Figure Number		E2-45	
Project Number		OMEMA2303	
Date		November 2025	
Drawn	YW	Reviewed	JB

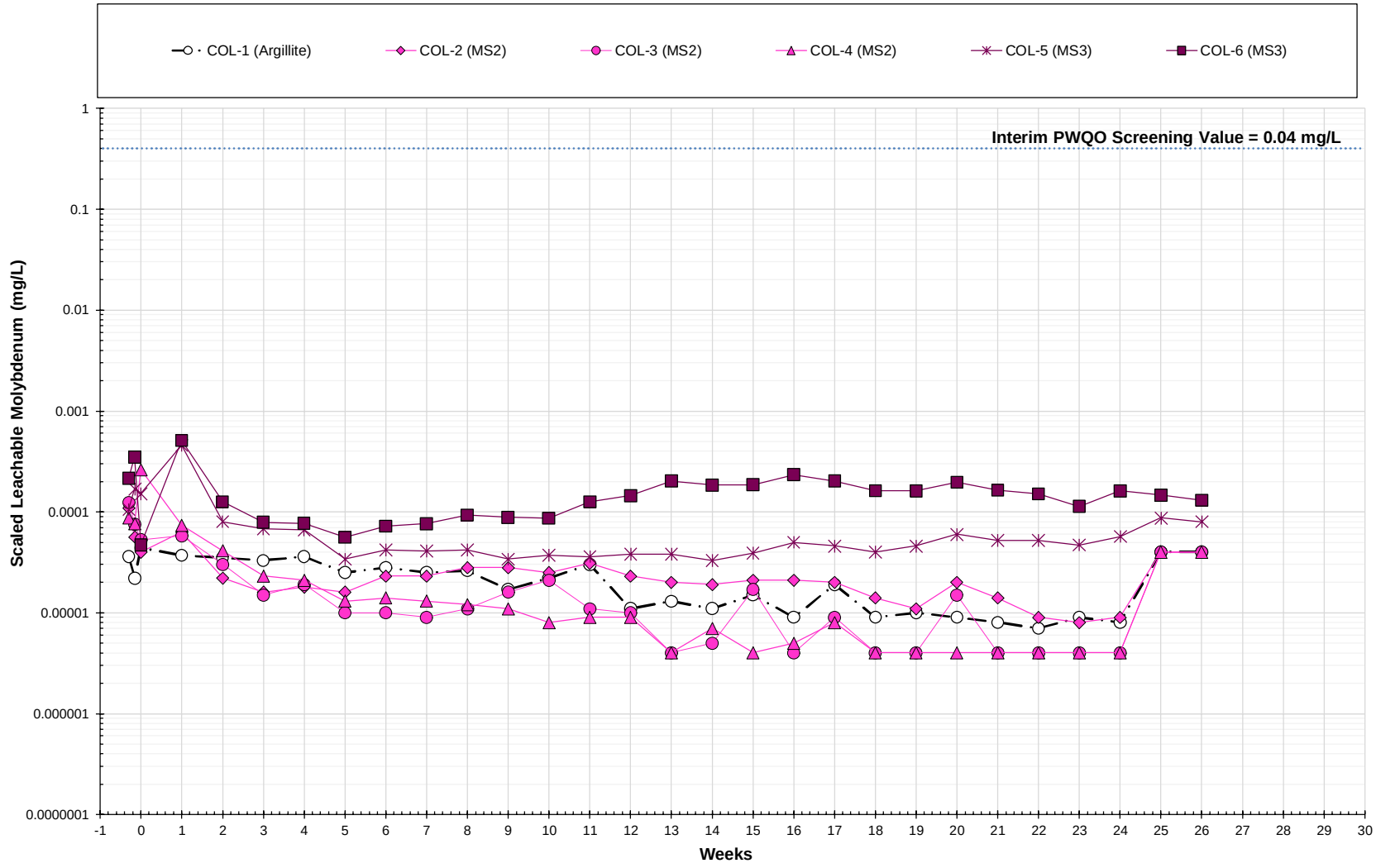

Notes
Column rock represents 1/10 of the waste rock.
Results before week 0 represent initial flushing procedure.

KINROSS

Scaled Leachable Molybdenum - Metasediment			
Geochemistry Summary for Impact Statement			
OMEMA2303			
Figure Number		E2-46	
Project Number		OMEMA2303	
Date		November 2025	
Drawn	YW	Reviewed	JB

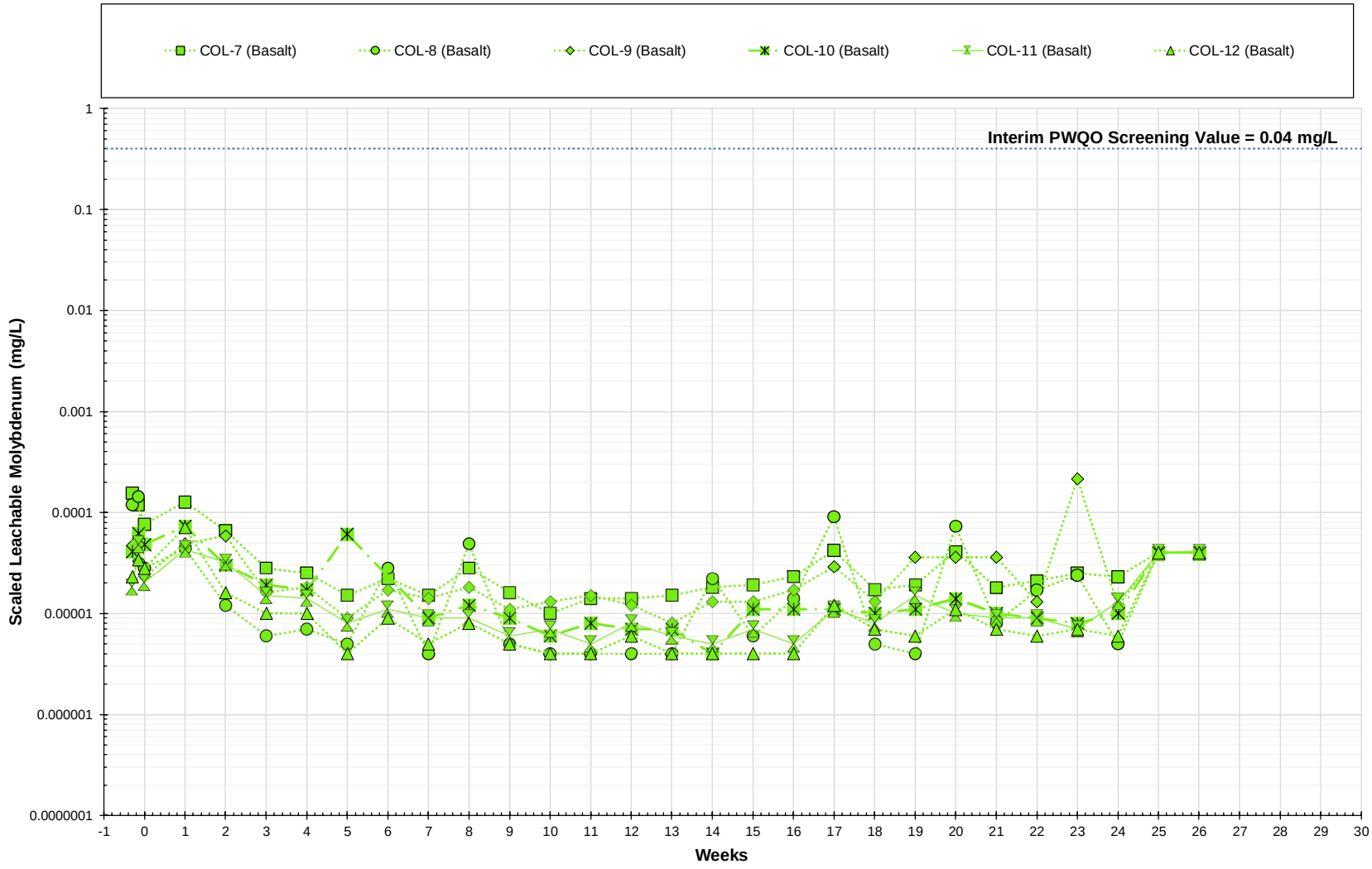

Notes
Column rock represents 1/10 of the waste rock.
Results before week 0 represent initial flushing procedure.

Scaled Leachable Molybdenum - Basalt			
Geochemistry Summary for Impact Statement			
OMEMA2303			
Figure Number		E2-47	
Project Number		OMEMA2303	
Date		November 2025	
Drawn	YW	Reviewed	JB

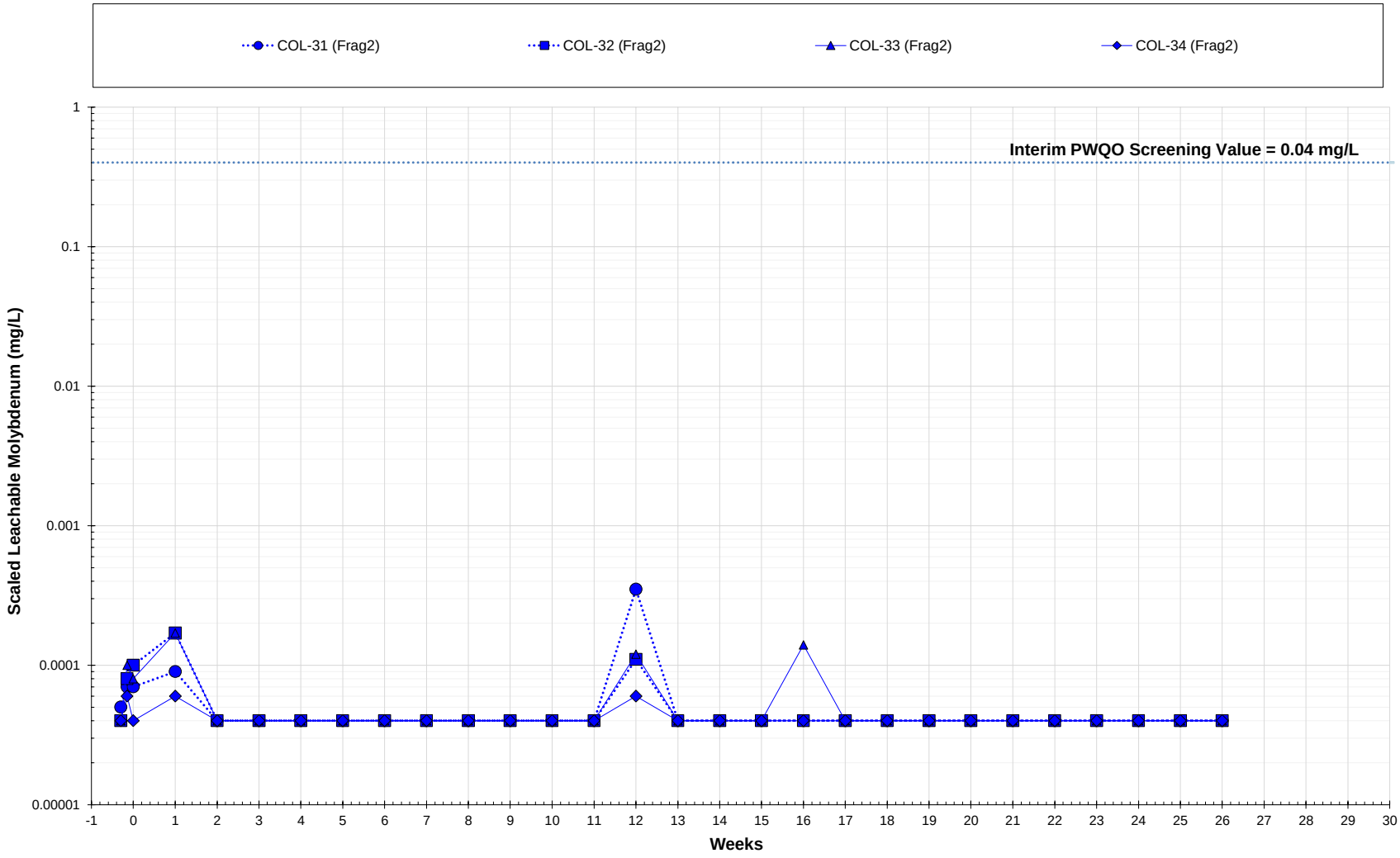

Notes
Column rock represents 1/10 of the waste rock.
Results before week 0 represent initial flushing procedure.

KINROSS

Scaled Leachable Molybdenum - Fragmental

Geochemistry Summary for Impact Statement

OMEMA2303

Figure Number		E2-48	
Project Number		OMEMA2303	
Date		November 2025	
Drawn	YW	Reviewed	JB

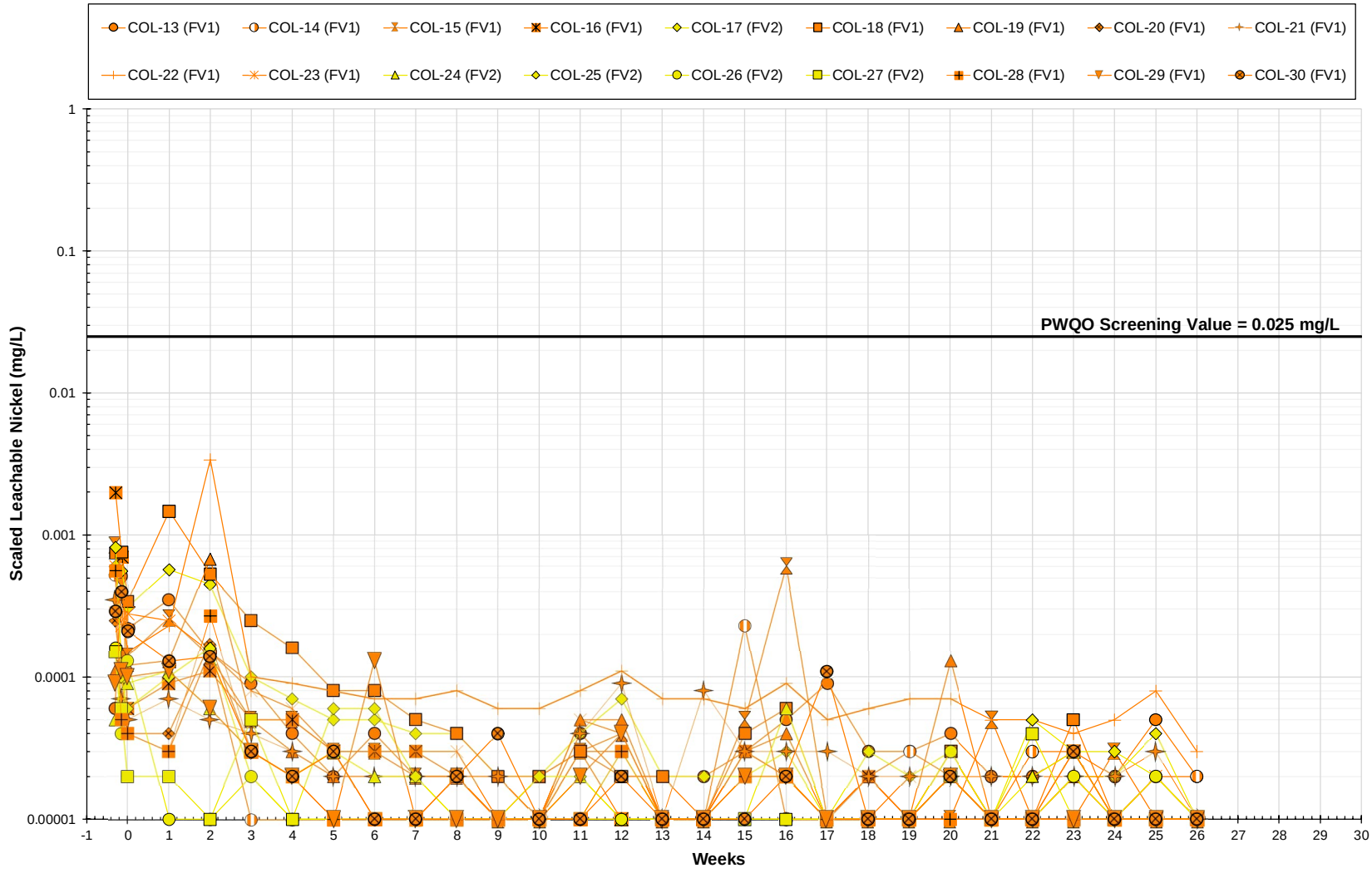

Notes
Column rock represents 1/10 of the waste rock.
Results before week 0 represent initial flushing procedure.

Scaled Leachable Nickel - Felsic Volcanic			
Geochemistry Summary for Impact Statement			
OMEMA2303			
Figure Number		E2-49	
Project Number		OMEMA2303	
Date		November 2025	
Drawn	YW	Reviewed	JB

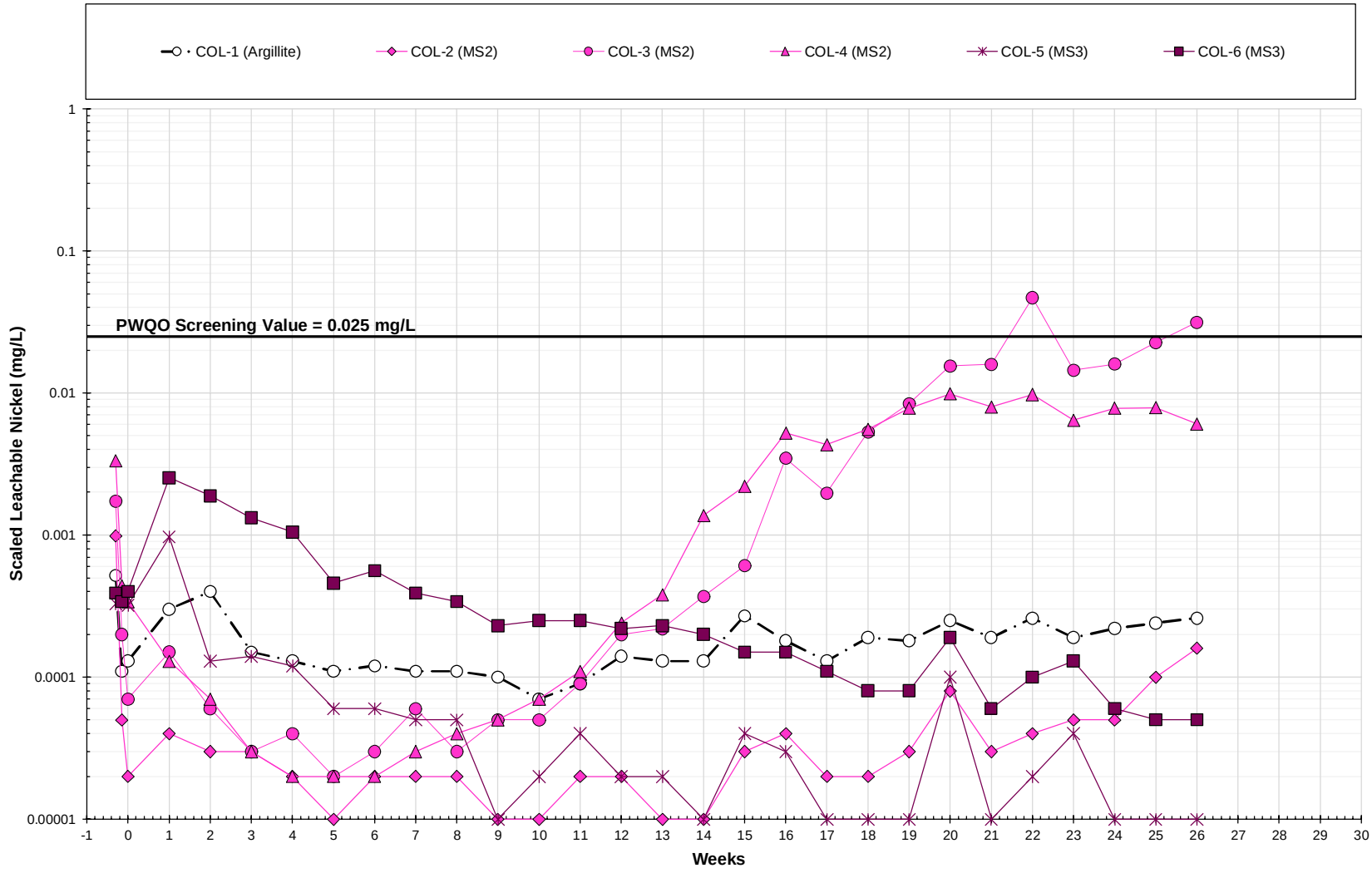

Notes
Column rock represents 1/10 of the waste rock.
Results before week 0 represent initial flushing procedure.

Scaled Leachable Nickel - Metasediment			
Geochemistry Summary for Impact Statement			
OMEMA2303			
Figure Number		E2-50	
Project Number		OMEMA2303	
Date		November 2025	
Drawn	YW	Reviewed	JB

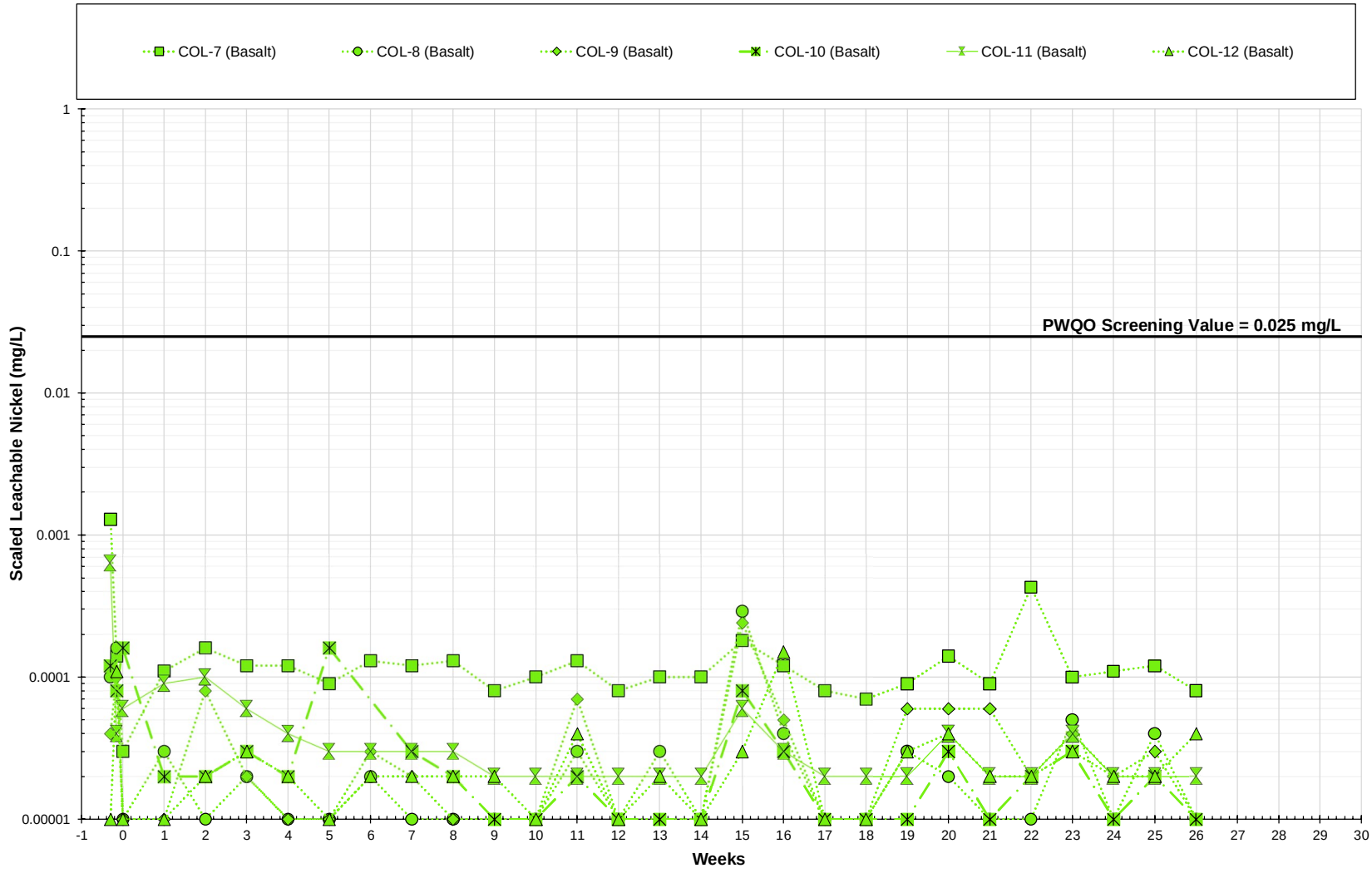

Notes
Column rock represents 1/10 of the waste rock.
Results before week 0 represent initial flushing procedure.

Scaled Leachable Nickel - Basalt			
Geochemistry Summary for Impact Statement			
OMEMA2303			
Figure Number		E2-51	
Project Number		OMEMA2303	
Date		November 2025	
Drawn	YW	Reviewed	JB

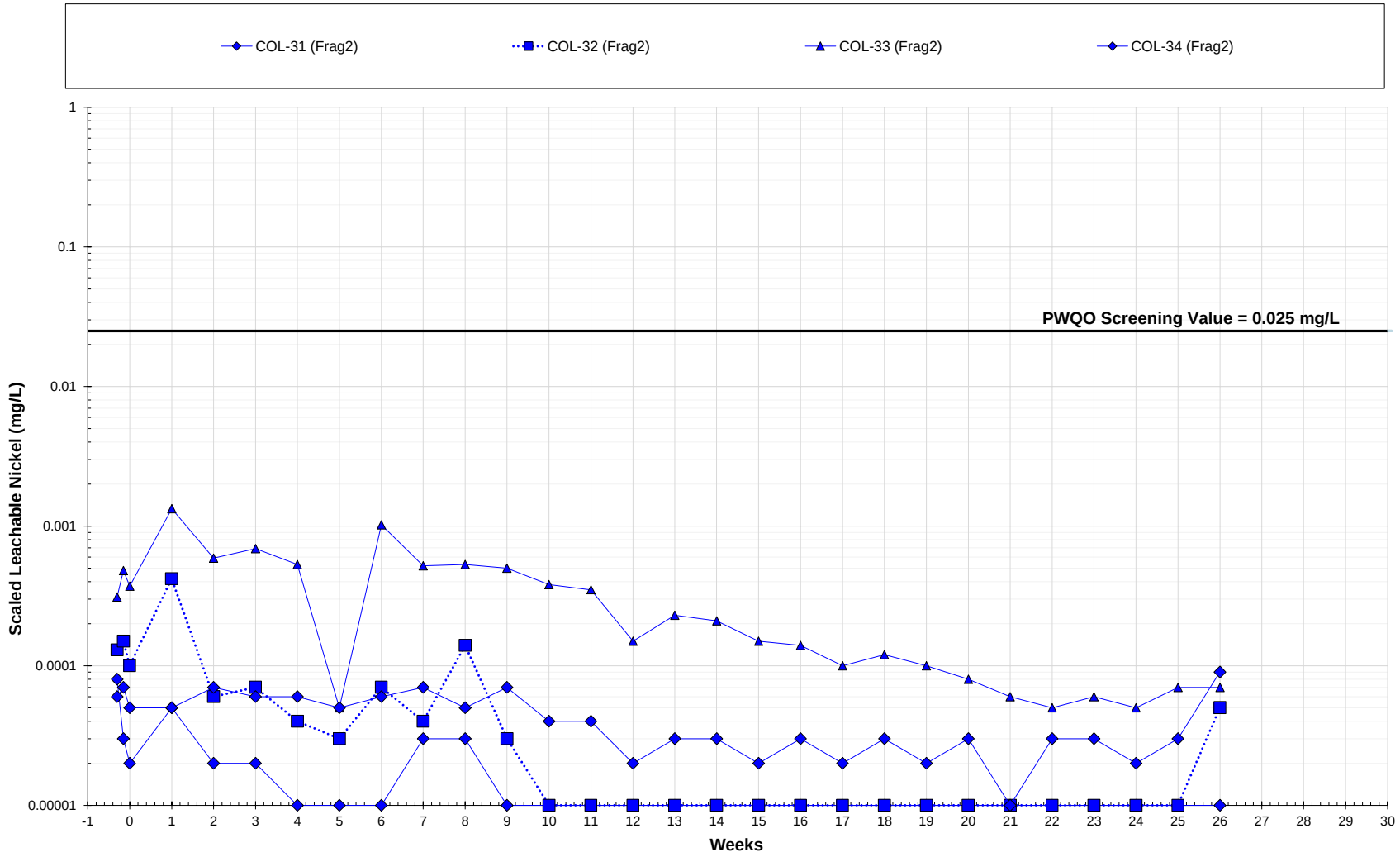

Notes
Column rock represents 1/10 of the waste rock.
Results before week 0 represent initial flushing procedure.

KINROSS

Scaled Leachable Nickel - Fragmental			
Geochemistry Summary for Impact Statement			
OMEMA2303			
Figure Number		E2-52	
Project Number		OMEMA2303	
Date		November 2025	
Drawn	YW	Reviewed	JB

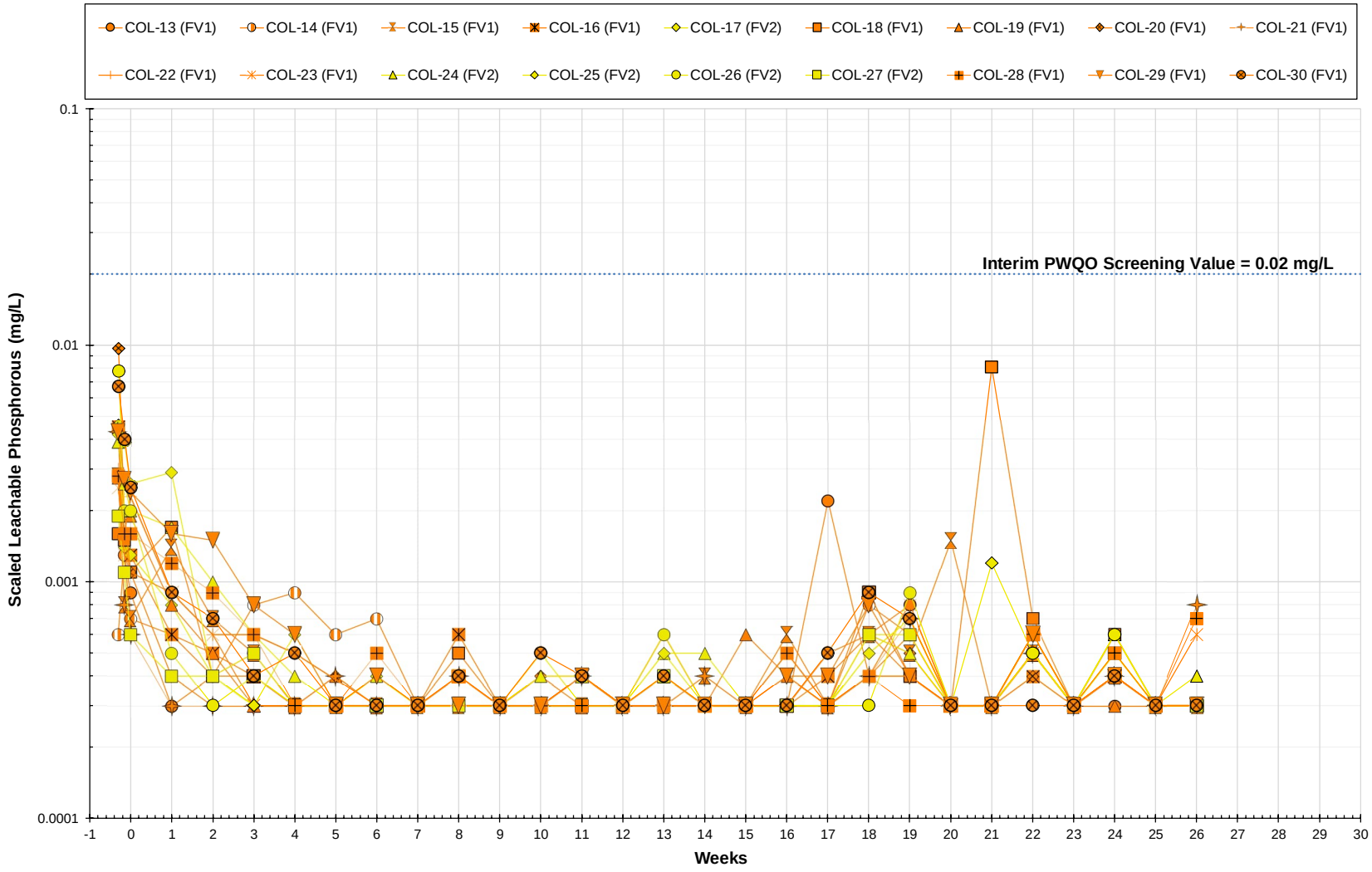

Notes
Column rock represents 1/10 of the waste rock.
Results before week 0 represent initial flushing procedure.

KINROSS

Scaled Leachable Phosphorous - Felsic Volcanic			
Geochemistry Summary for Impact Statement			
OMEMA2303			
Figure Number		E2-53	
Project Number		OMEMA2303	
Date		November 2025	
Drawn	YW	Reviewed	JB

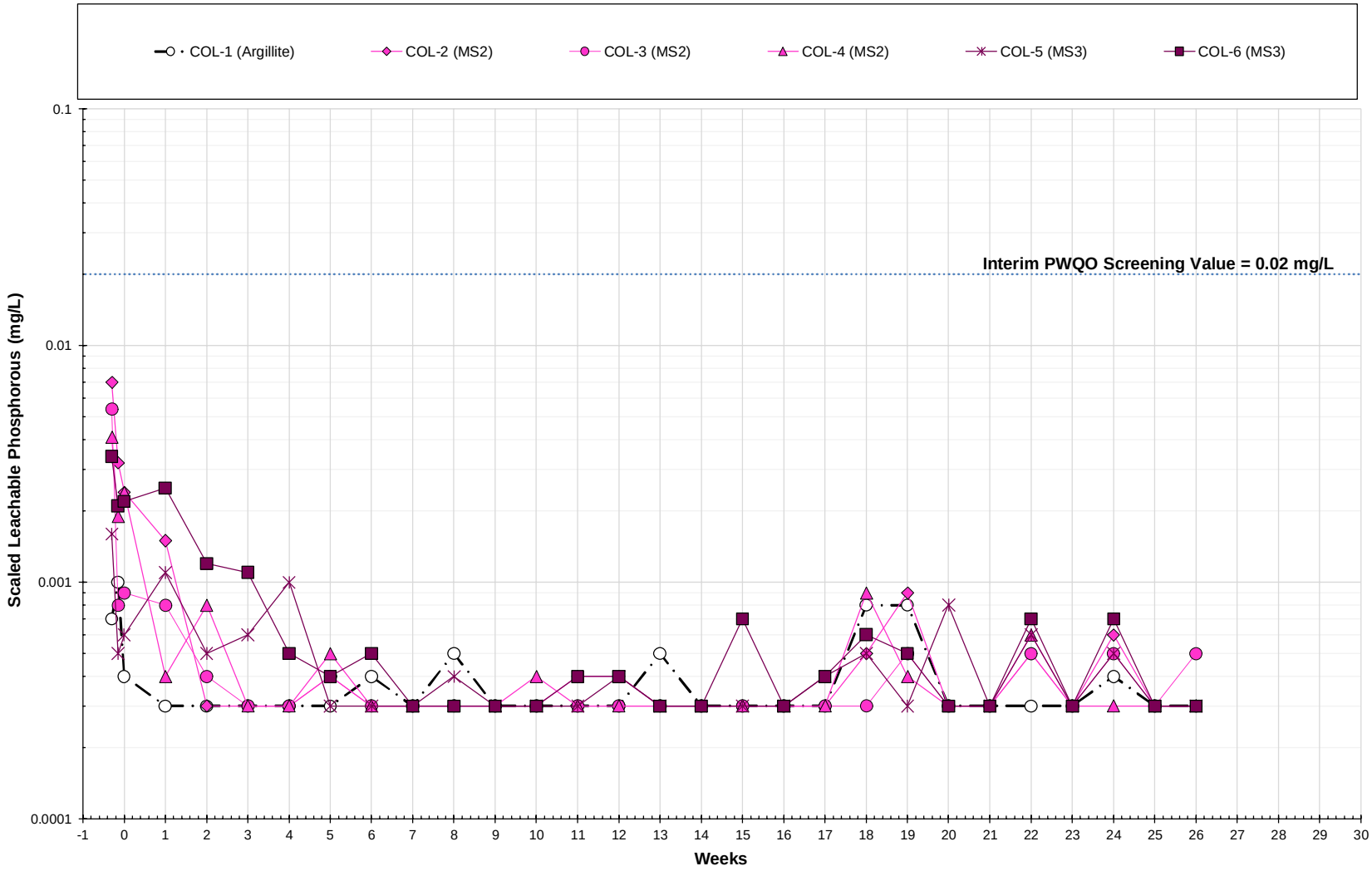

Notes
Column rock represents 1/10 of the waste rock.
Results before week 0 represent initial flushing procedure.

KINROSS

Scaled Leachable Phosphorous - Metasediment			
Geochemistry Summary for Impact Statement			
OMEMA2303			
Figure Number	E2-54		
Project Number	OMEMA2303		
Date	November 2025		
Drawn	YW	Reviewed	JB

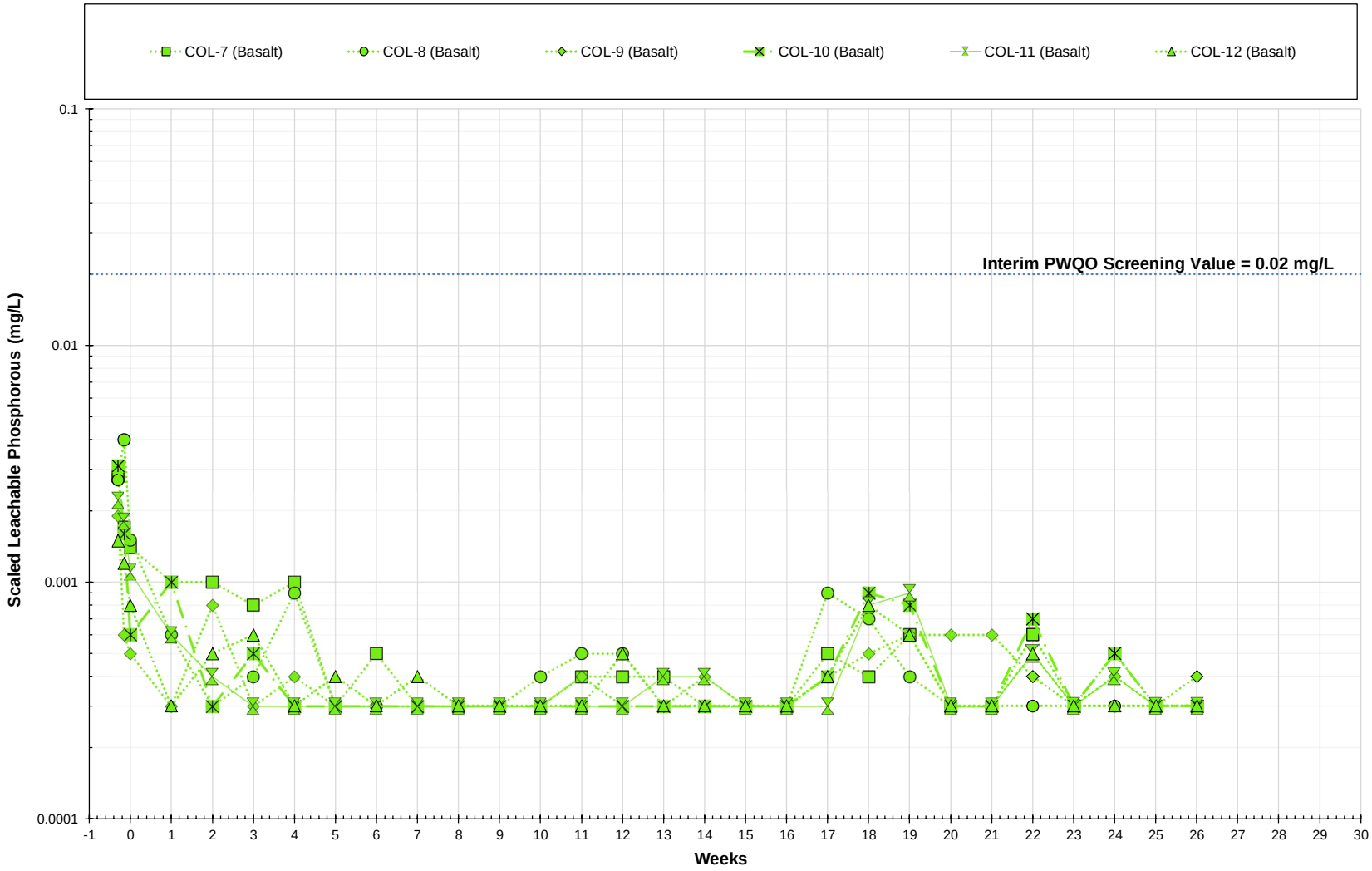

Notes
Column rock represents 1/10 of the waste rock.
Results before week 0 represent initial flushing procedure.

Scaled Leachable Phosphorous - Basalt

Geochemistry Summary for Impact Statement

OMEMA2303

Figure Number		E2-55	
Project Number		OMEMA2303	
Date		November 2025	
Drawn	YW	Reviewed	JB

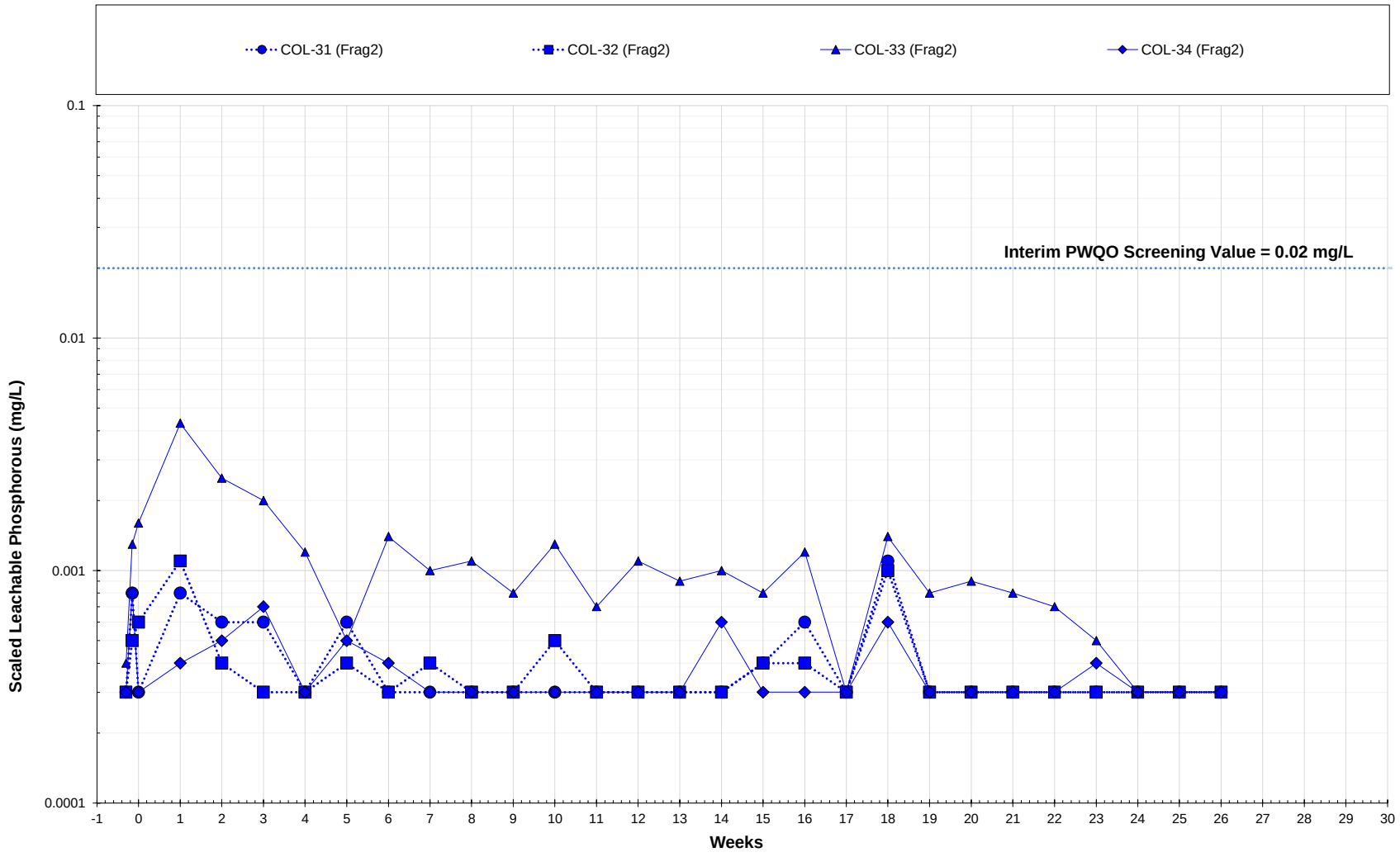

Notes
Column rock represents 1/10 of the waste rock.
Results before week 0 represent initial flushing procedure.

KINROSS

Scaled Leachable Phosphorous - Fragmental			
Geochemistry Summary for Impact Statement			
OMEMA2303			
Figure Number		E2-56	
Project Number		OMEMA2303	
Date		November 2025	
Drawn	YW	Reviewed	JB

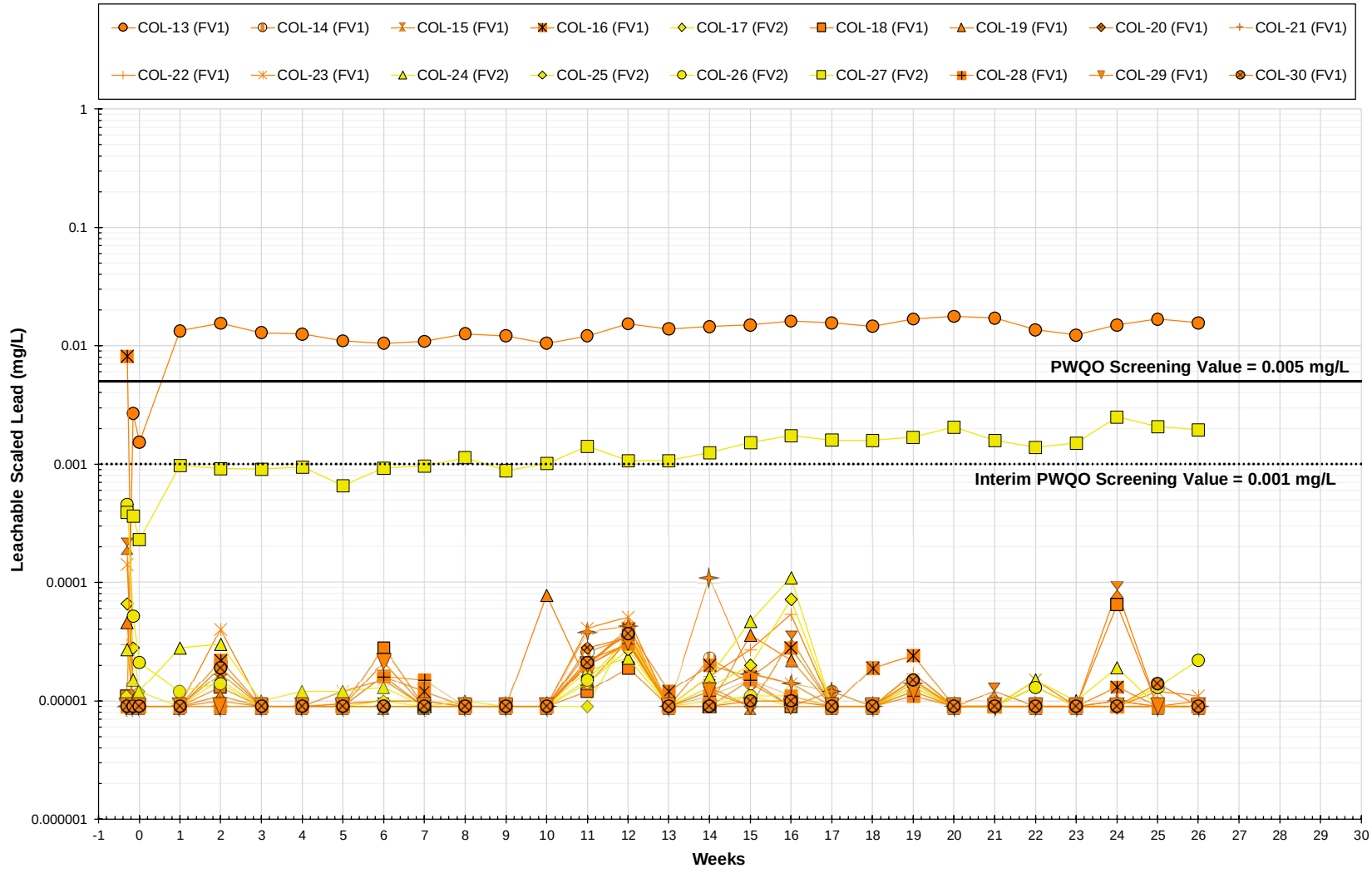

Notes
Column rock represents 1/10 of the waste rock.
Results before week 0 represent initial flushing procedure.

Scaled Leachable Lead - Felsic Volcanic			
Geochemistry Summary for Impact Statement			
OMEMA2303			
Figure Number		E2-57	
Project Number		OMEMA2303	
Date		November 2025	
Drawn	YW	Reviewed	JB

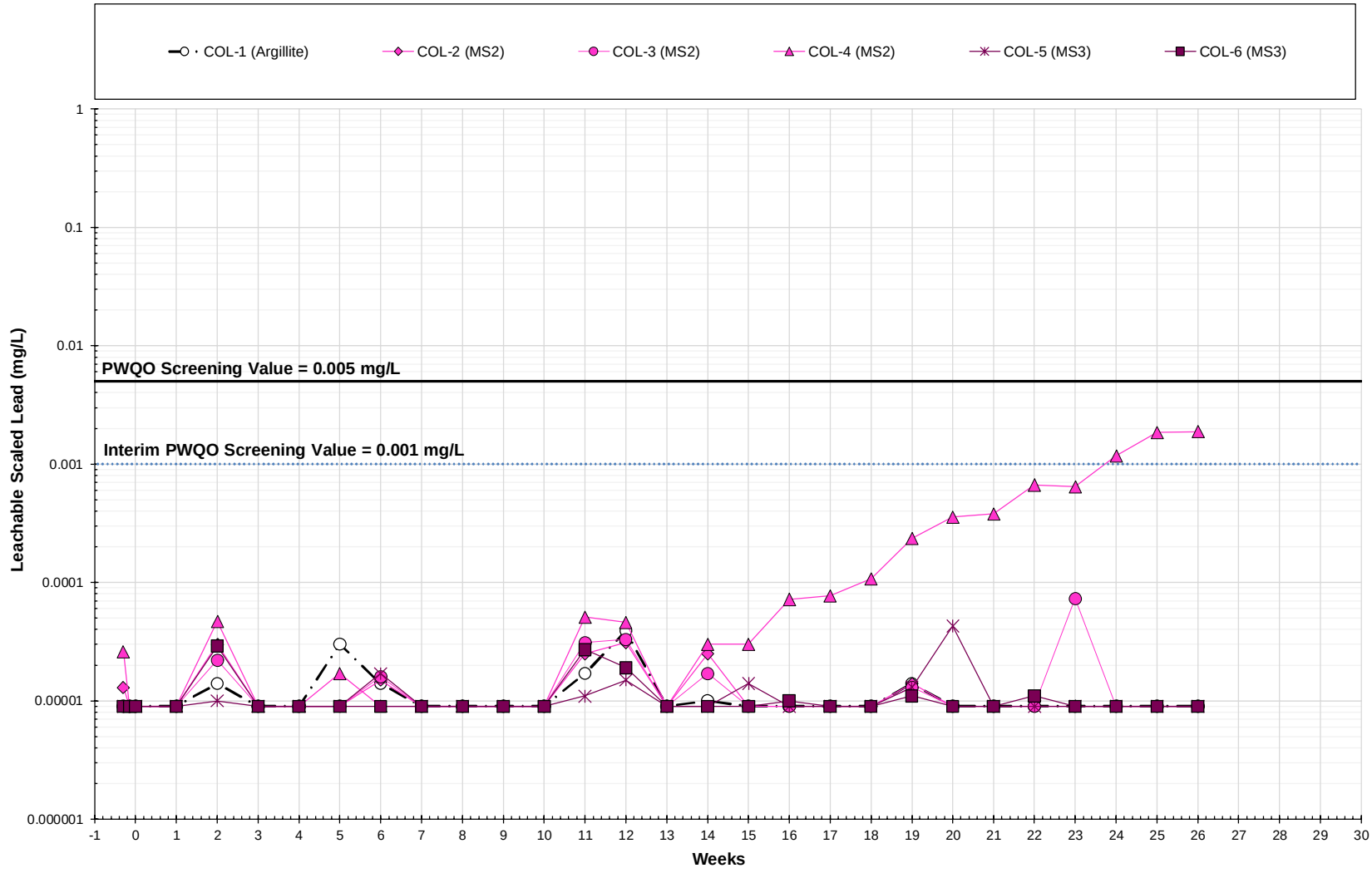

Notes
Column rock represents 1/10 of the waste rock.
Results before week 0 represent initial flushing procedure.

Scaled Leachable Lead - Metasediment			
Geochemistry Summary for Impact Statement			
OMEMA2303			
Figure Number		E2-58	
Project Number		OMEMA2303	
Date		November 2025	
Drawn	YW	Reviewed	JB

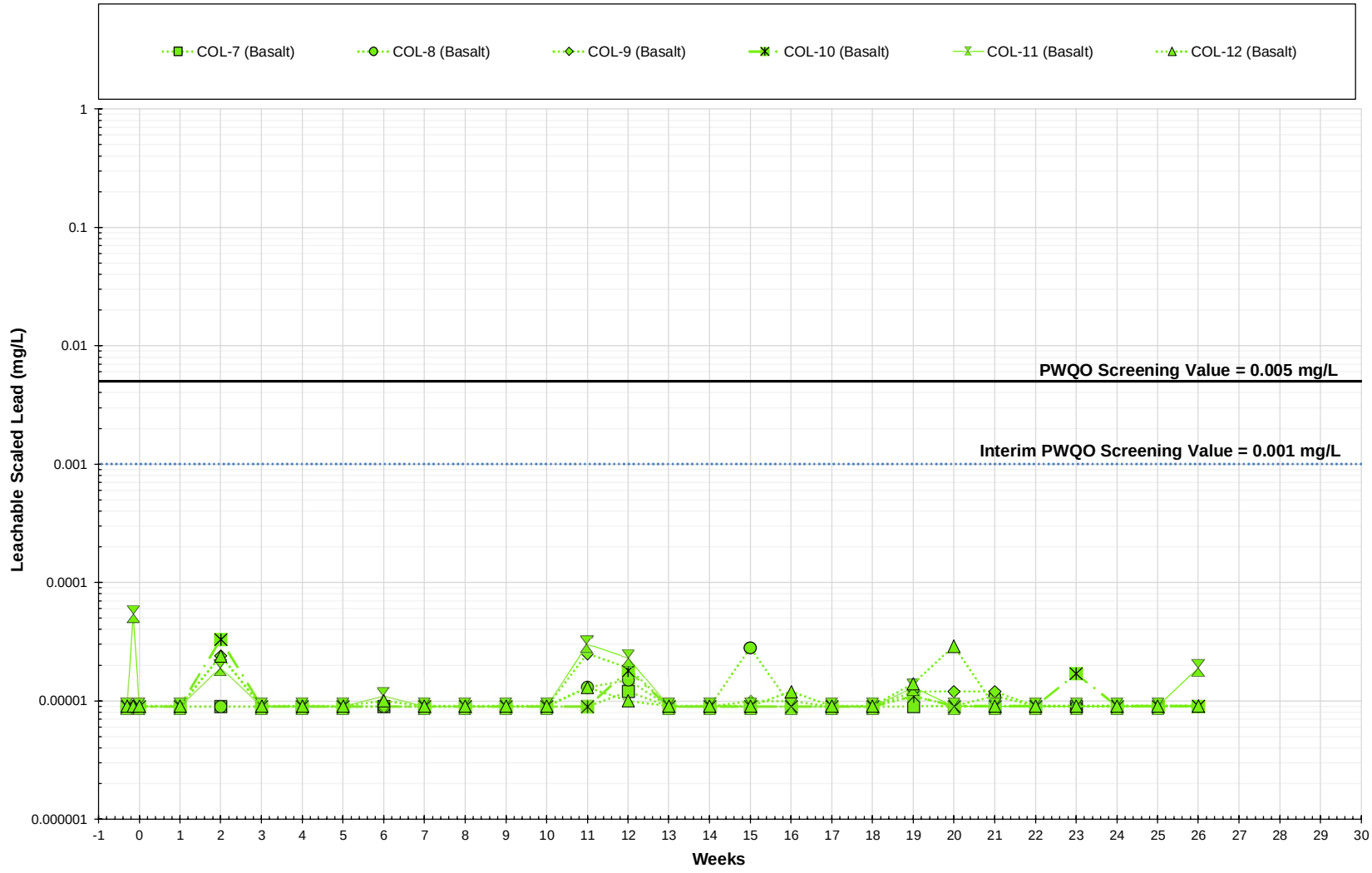

Notes
Column rock represents 1/10 of the waste rock.
Results before week 0 represent initial flushing procedure.

Scaled Leachable Lead - Basalt			
Geochemistry Summary for Impact Statement			
OMEMA2303			
Figure Number		E2-59	
Project Number		OMEMA2303	
Date		November 2025	
Drawn	YW	Reviewed	JB

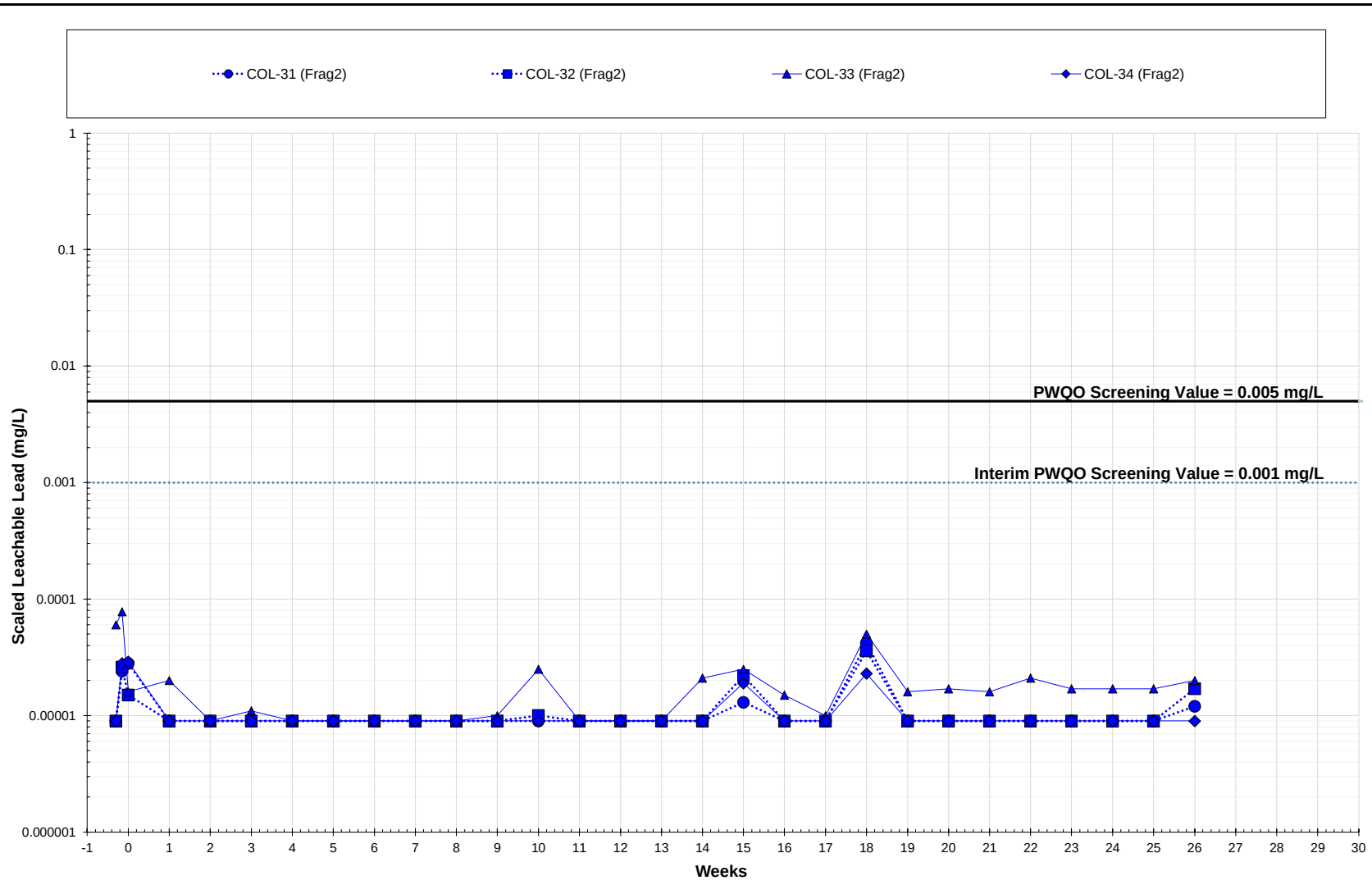

Notes
Column rock represents 1/10 of the waste rock.
Results before week 0 represent initial flushing procedure.

KINROSS

Scaled Leachable Lead - Fragmental			
Geochemistry Summary for Impact Statement			
OMEMA2303			
Figure Number		E2-60	
Project Number		OMEMA2303	
Date		November 2025	
Drawn	YW	Reviewed	JB

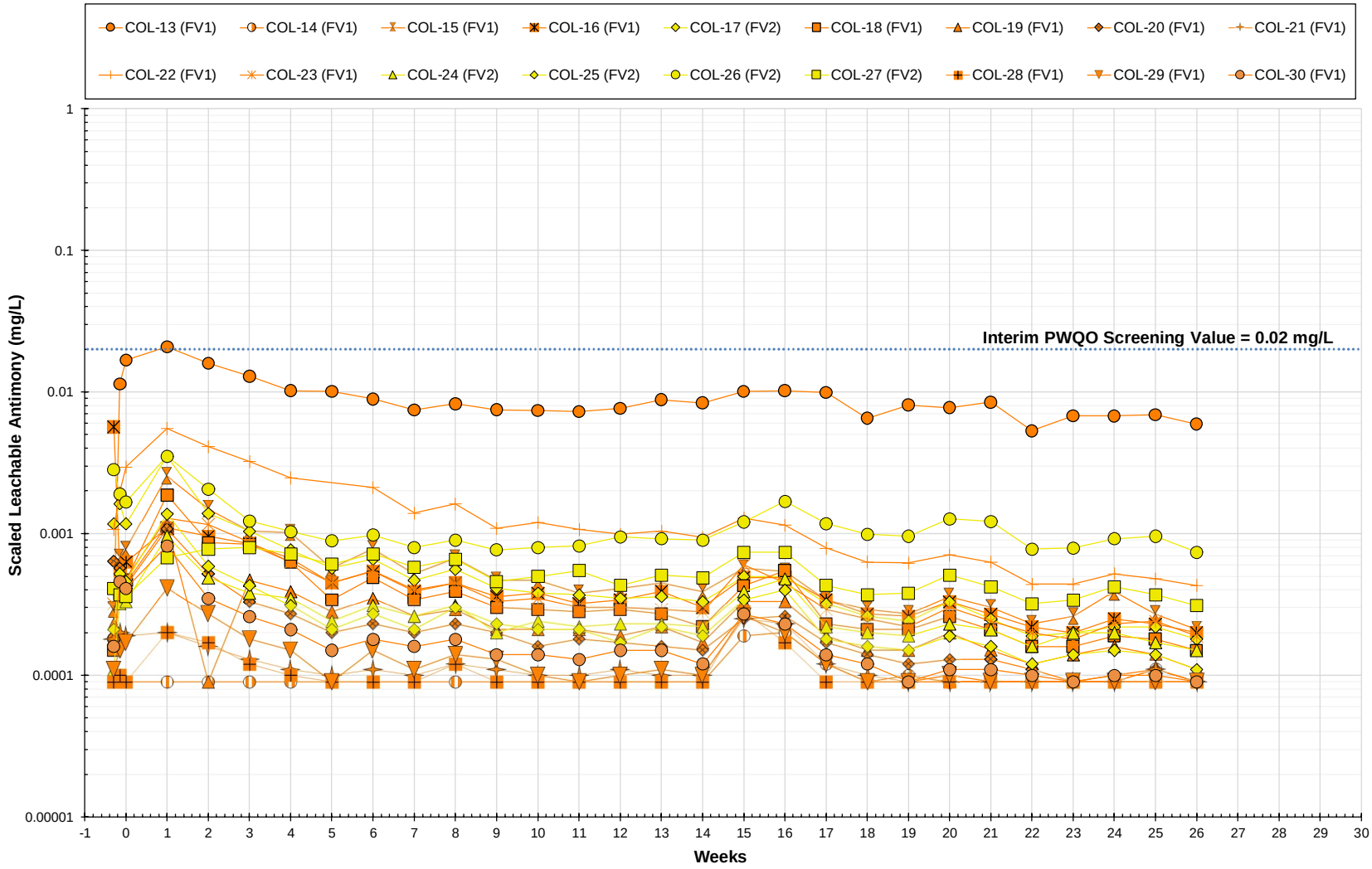

Notes
Column rock represents 1/10 of the waste rock.
Results before week 0 represent initial flushing procedure.

Scaled Leachable Antimony - Felsic Volcanic			
Geochemistry Summary for Impact Statement			
OMEMA2303			
Figure Number		E2-61	
Project Number		OMEMA2303	
Date		November 2025	
Drawn	YW	Reviewed	JB

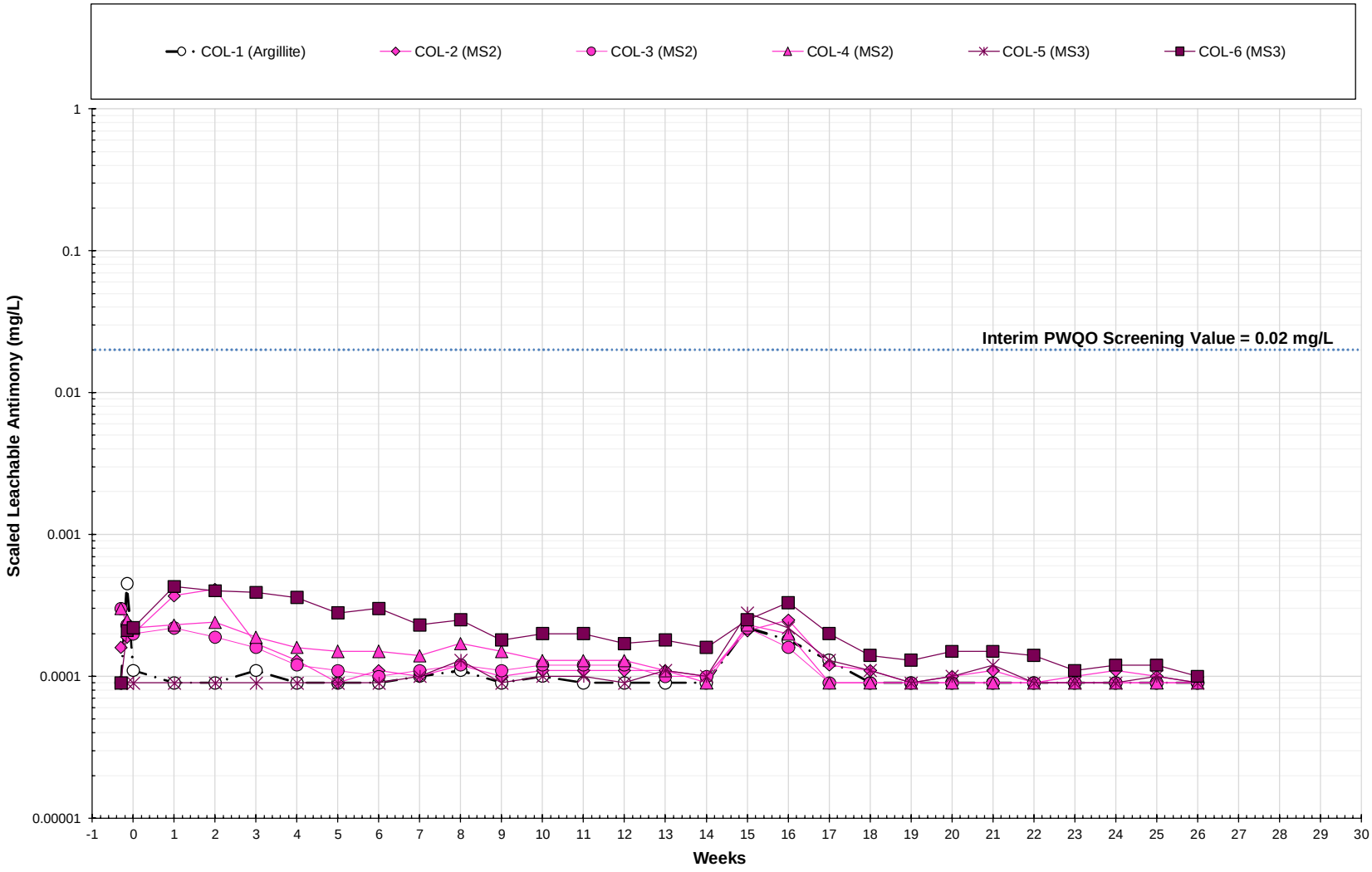

Notes
Column rock represents 1/10 of the waste rock.
Results before week 0 represent initial flushing procedure.

Scaled Leachable Antimony - Metasediment

Geochemistry Summary for Impact Statement

OMEMA2303

Figure Number		E2-62	
Project Number		OMEMA2303	
Date		November 2025	
Drawn	YW	Reviewed	JB

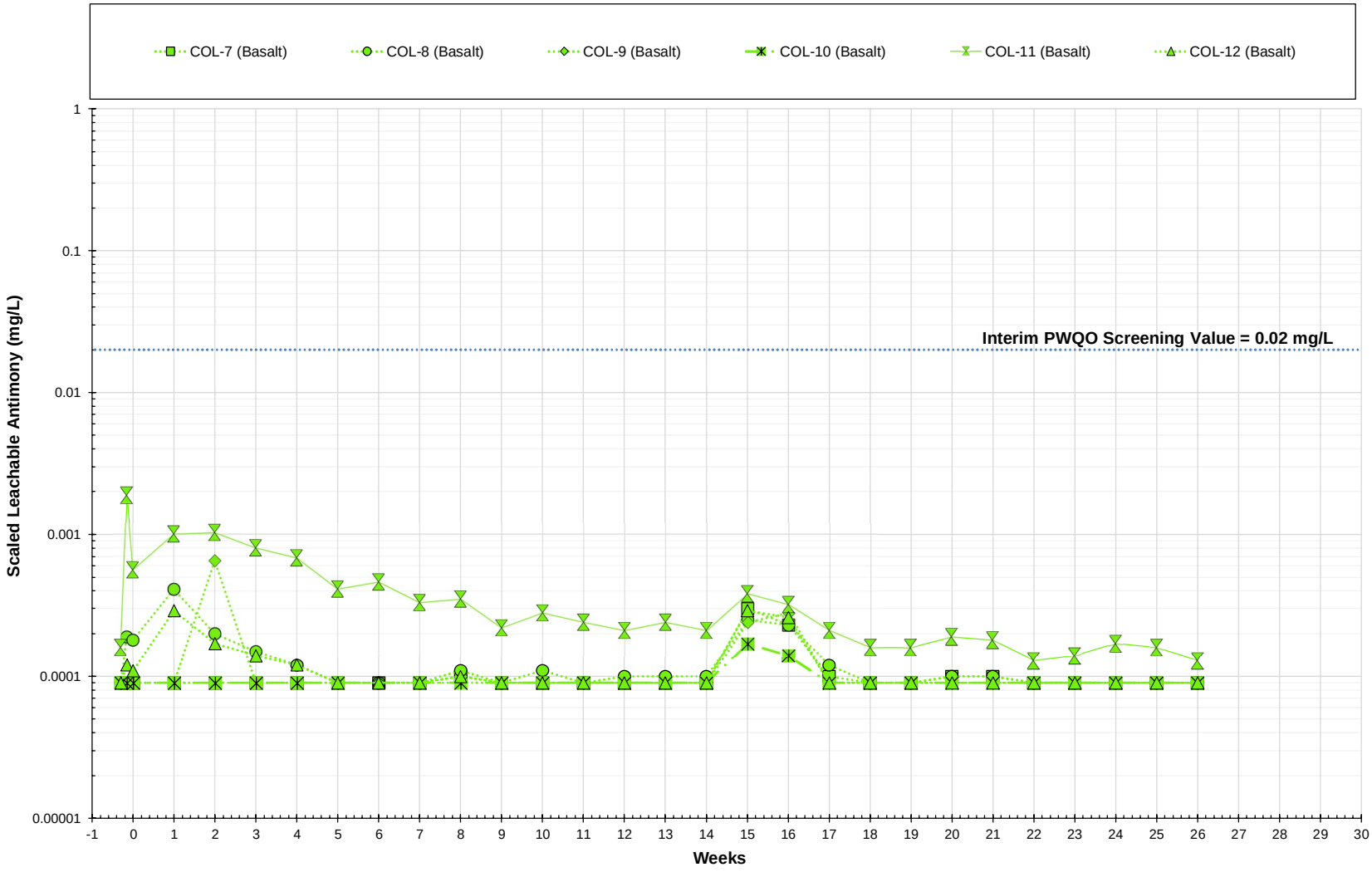

Notes
Column rock represents 1/10 of the waste rock.
Results before week 0 represent initial flushing procedure.

Scaled Leachable Antimony - Basalt			
Geochemistry Summary for Impact Statement			
OMEMA2303			
Figure Number	E2-63		
Project Number	OMEMA2303		
Date	November 2025		
Drawn	YW	Reviewed	JB

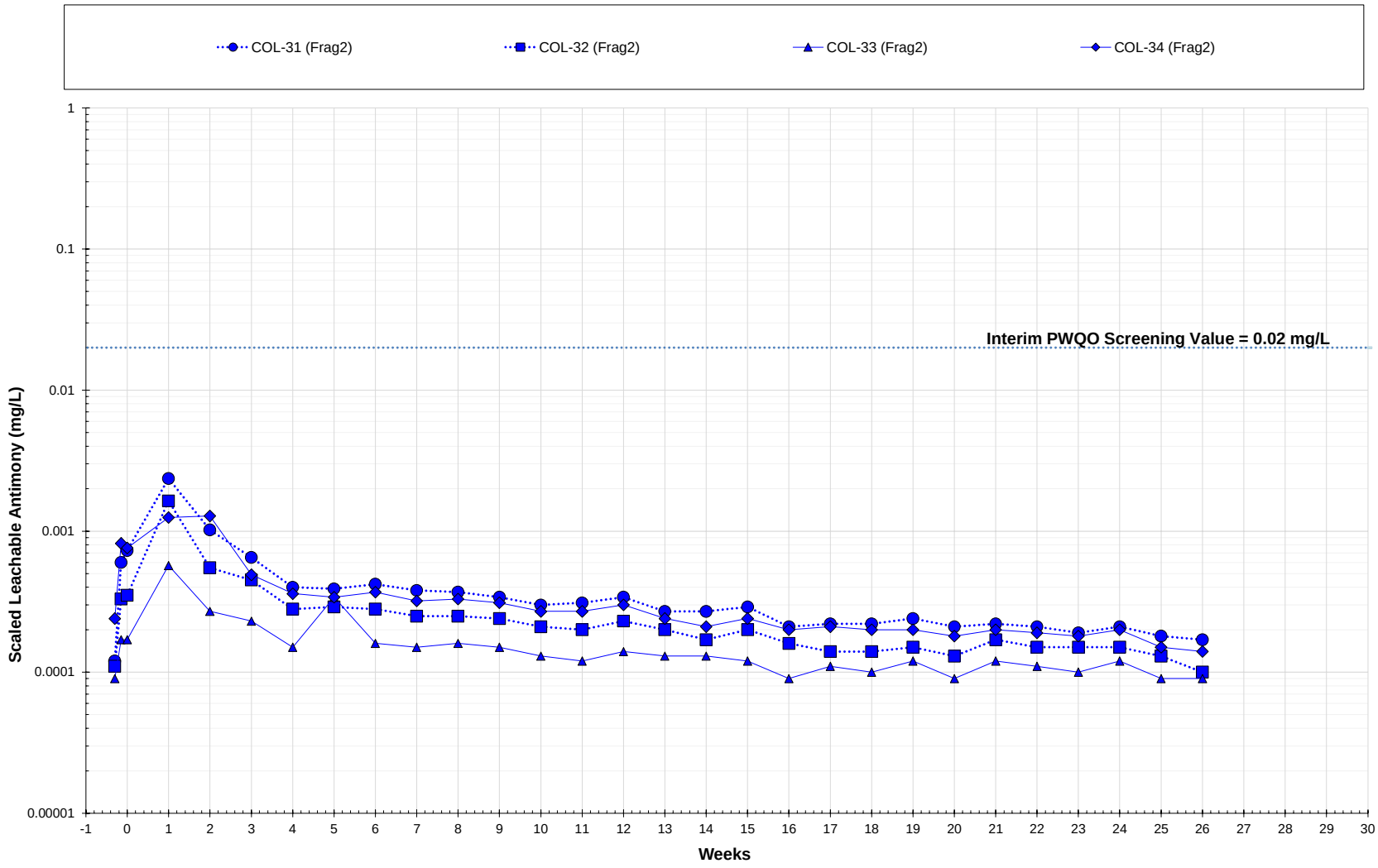

Notes
Column rock represents 1/10 of the waste rock.
Results before week 0 represent initial flushing procedure.

KINROSS

Scaled Leachable Antimony - Fragmental

Geochemistry Summary for Impact Statement

OMEMA2303

Figure Number		E2-64	
Project Number		OMEMA2303	
Date		November 2025	
Drawn	YW	Reviewed	JB

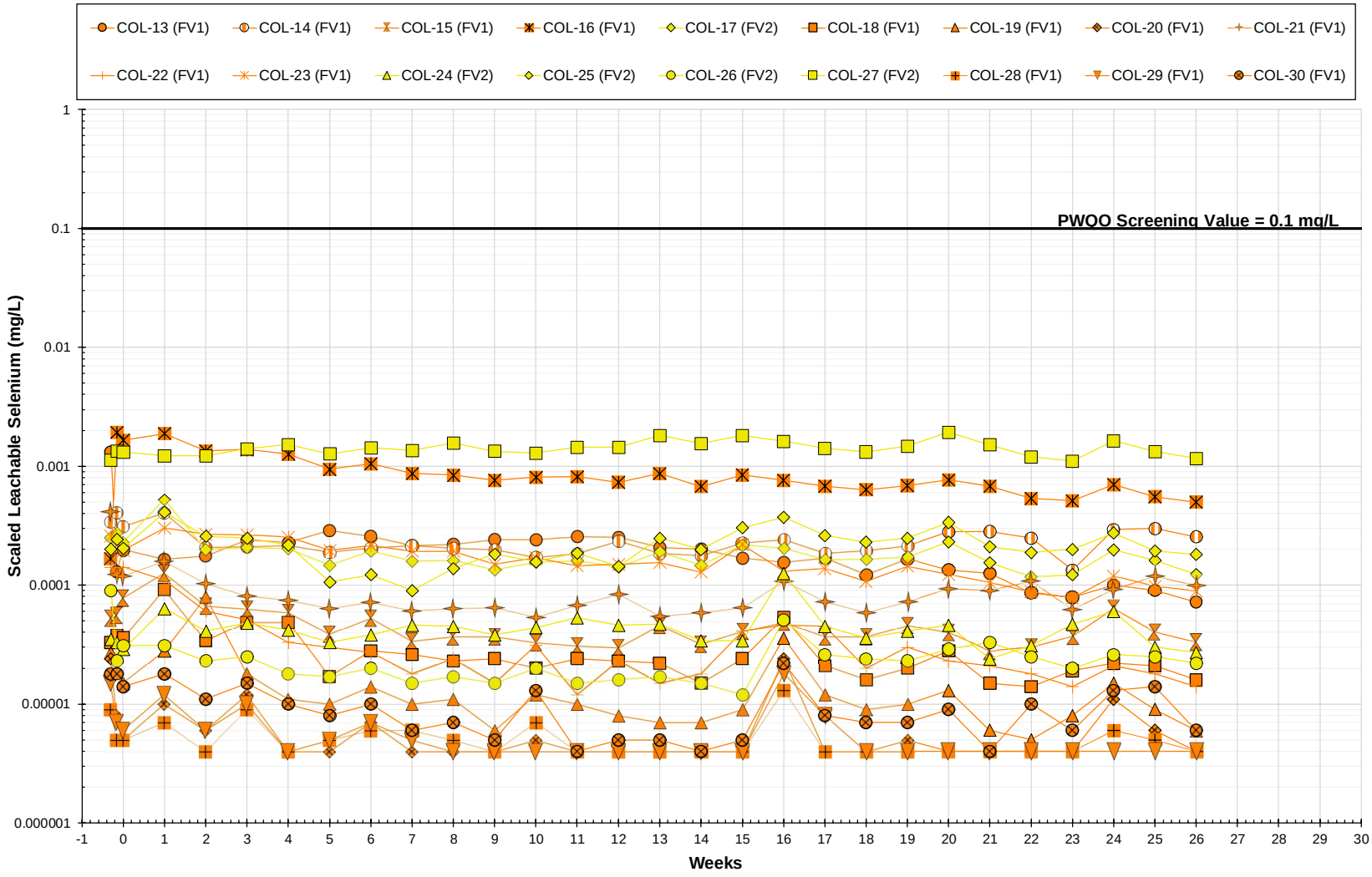

Notes
Column rock represents 1/10 of the waste rock.
Results before week 0 represent initial flushing procedure.

Scaled Leachable Selenium - Felsic Volcanic			
Geochemistry Summary for Impact Statement			
OMEMA2303			
Figure Number		E2-65	
Project Number		OMEMA2303	
Date		November 2025	
Drawn	YW	Reviewed	JB

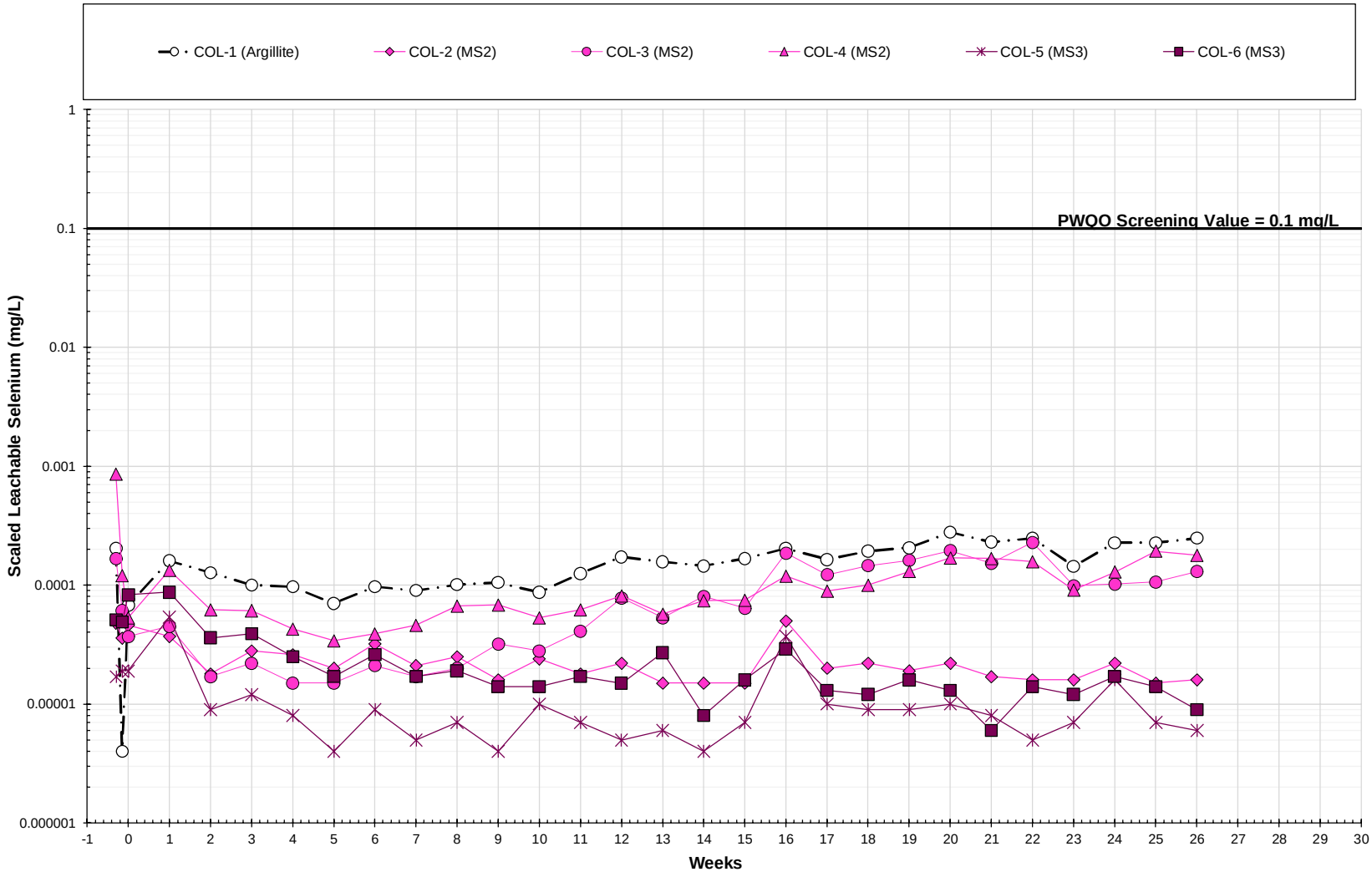

Notes
Column rock represents 1/10 of the waste rock.
Results before week 0 represent initial flushing procedure.

Scaled Leachable Selenium - Metasediment			
Geochemistry Summary for Impact Statement			
OMEMA2303			
Figure Number	E2-66		
Project Number	OMEMA2303		
Date	November 2025		
Drawn	YW	Reviewed	JB

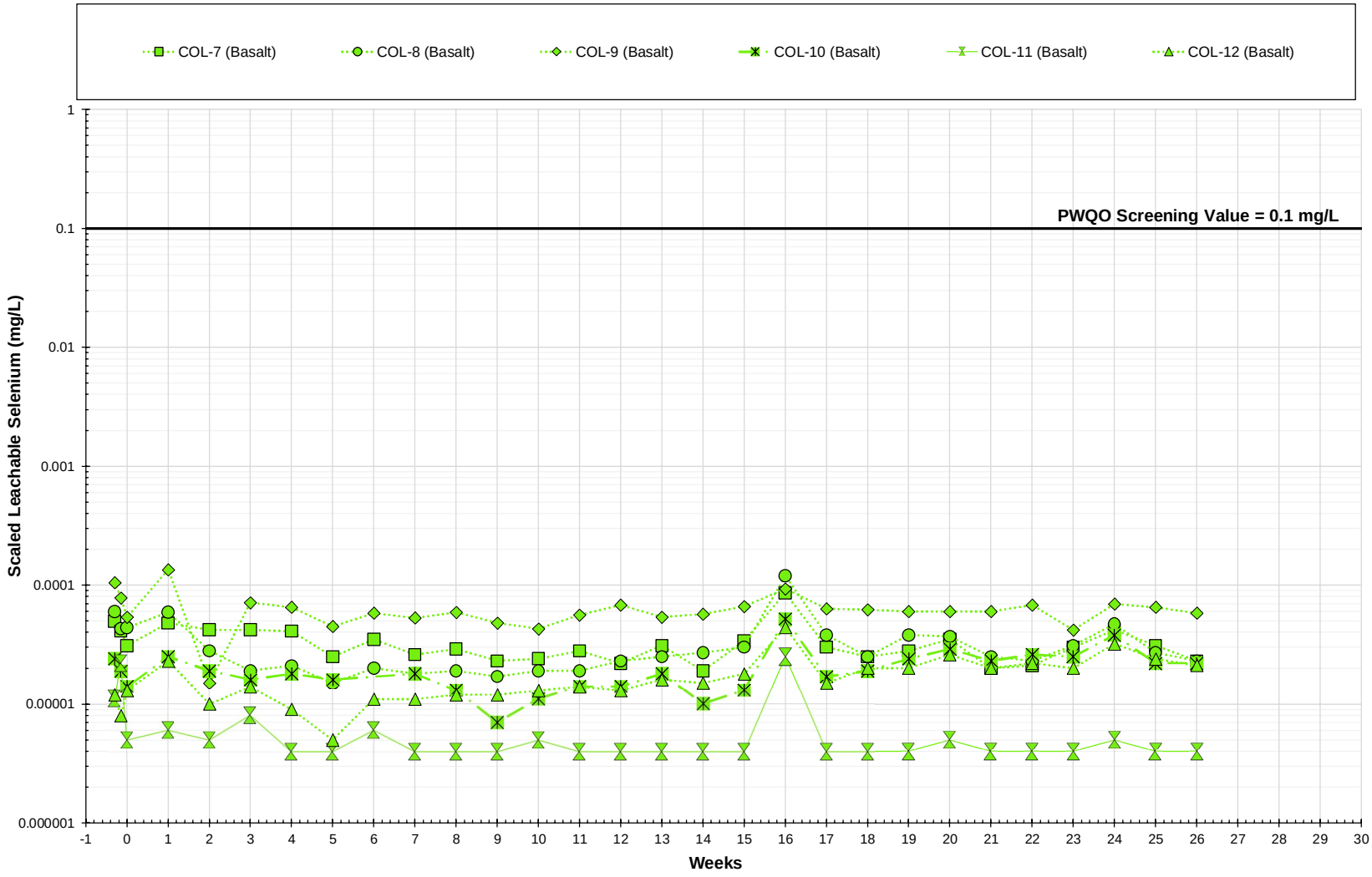

Notes
Column rock represents 1/10 of the waste rock.
Results before week 0 represent initial flushing procedure.

Scaled Leachable Selenium - Basalt			
Geochemistry Summary for Impact Statement			
OMEMA2303			
Figure Number		E2-67	
Project Number		OMEMA2303	
Date		November 2025	
Drawn	YW	Reviewed	JB

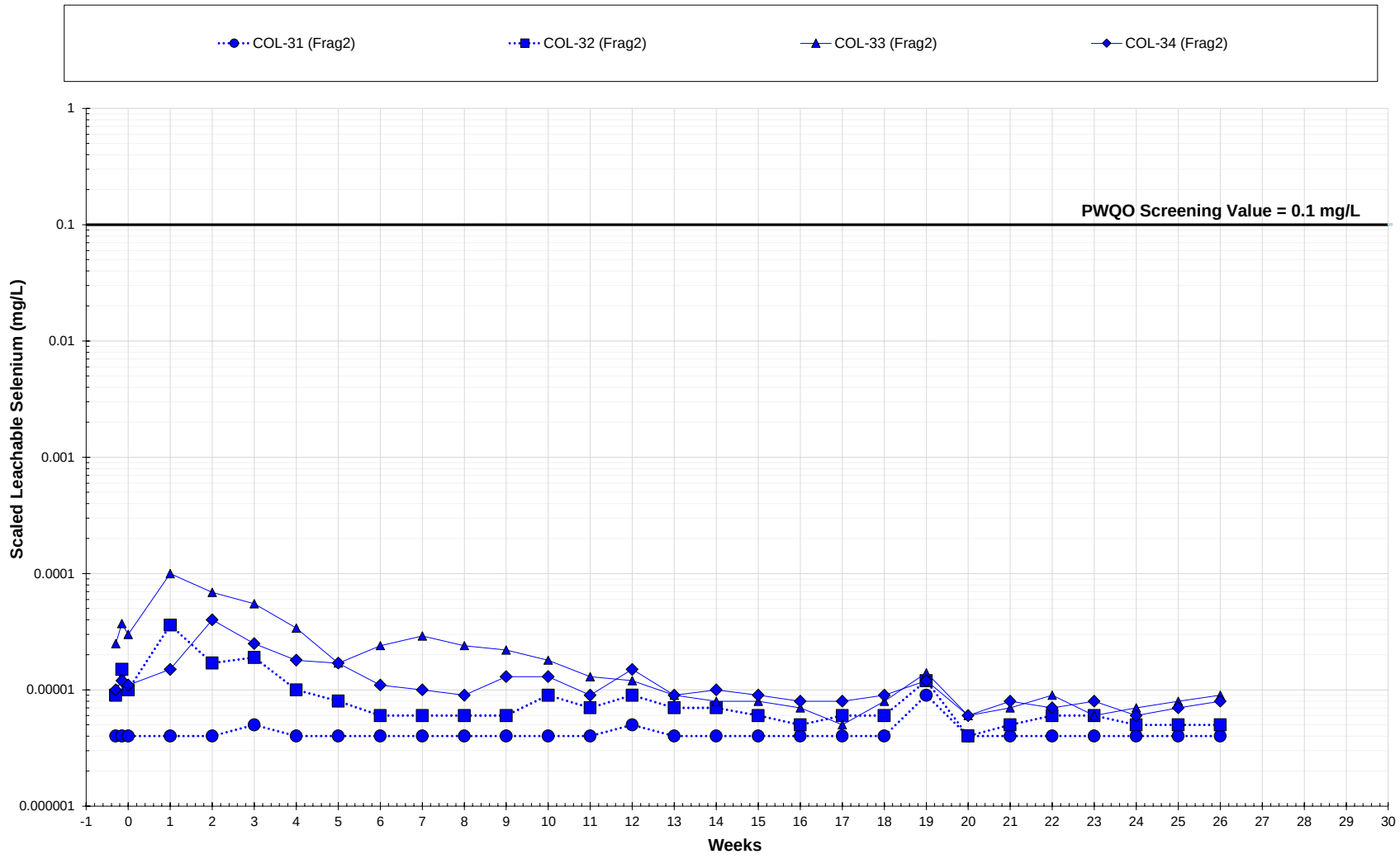

Notes
Column rock represents 1/10 of the waste rock.
Results before week 0 represent initial flushing procedure.

KINROSS

Scaled Leachable Selenium - Fragmental			
Geochemistry Summary for Impact Statement			
OMEMA2303			
Figure Number		E2-68	
Project Number		OMEMA2303	
Date		November 2025	
Drawn	YW	Reviewed	JB

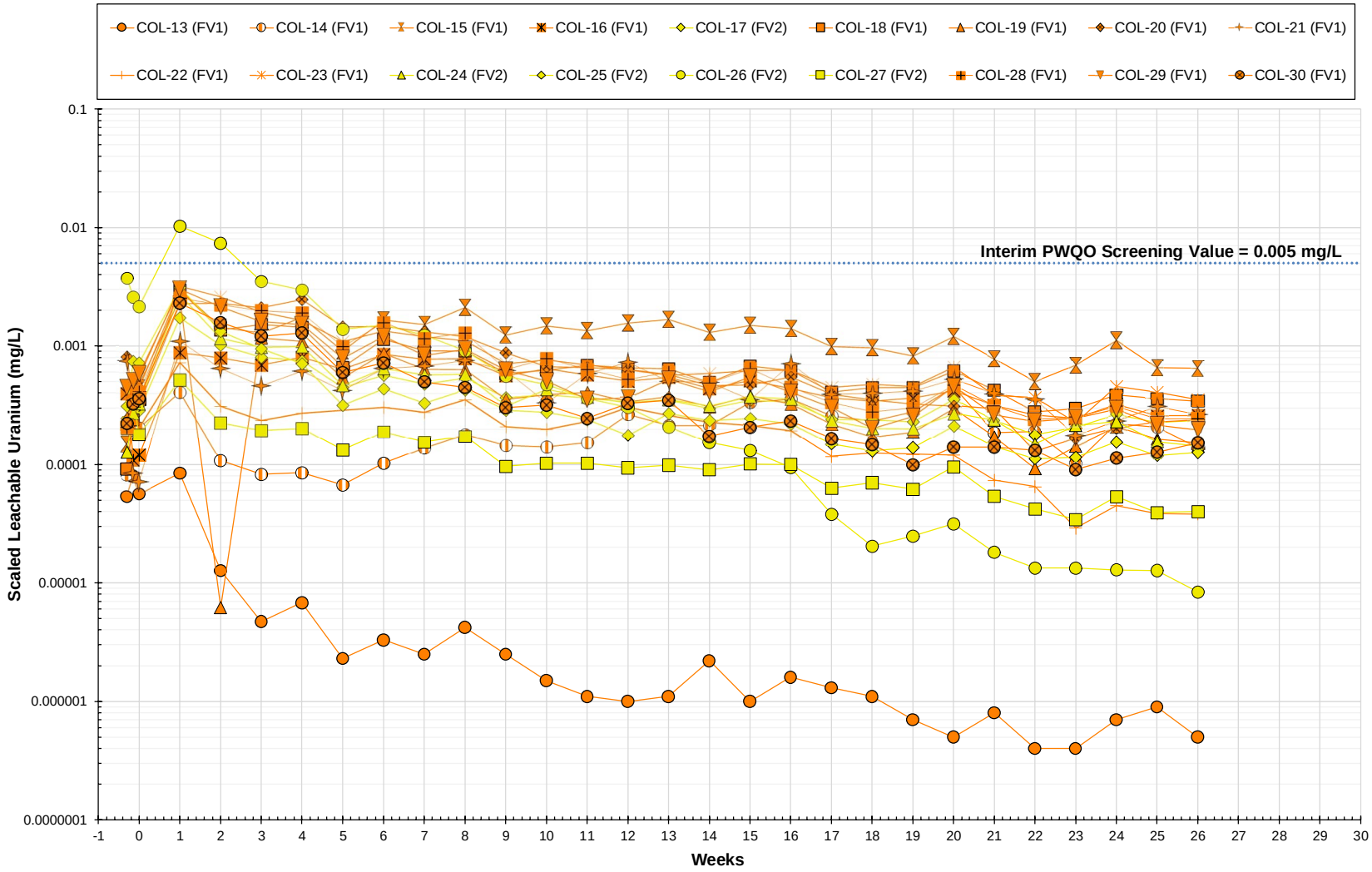

Notes
Column rock represents 1/10 of the waste rock.
Results before week 0 represent initial flushing procedure.

Scaled Leachable Uranium - Felsic Volcanic			
Geochemistry Summary for Impact Statement			
OMEMA2303			
Figure Number		E2-69	
Project Number		OMEMA2303	
Date		November 2025	
Drawn	YW	Reviewed	JB

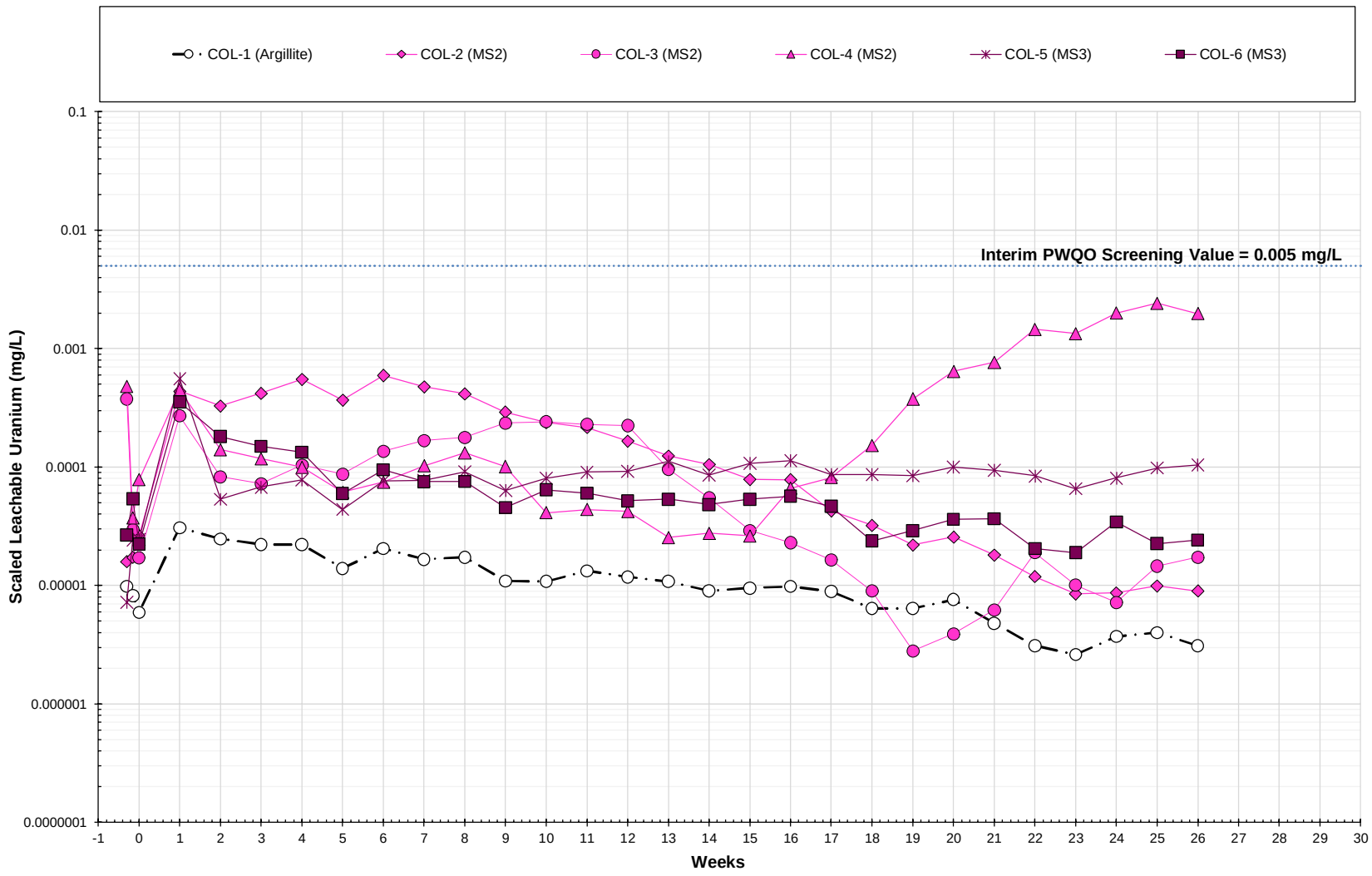

Notes
Column rock represents 1/10 of the waste rock.
Results before week 0 represent initial flushing procedure.

KINROSS

Scaled Leachable Uranium - Metasediment			
Geochemistry Summary for Impact Statement			
OMEMA2303			
Figure Number		E2-70	
Project Number		OMEMA2303	
Date		November 2025	
Drawn	YW	Reviewed	JB

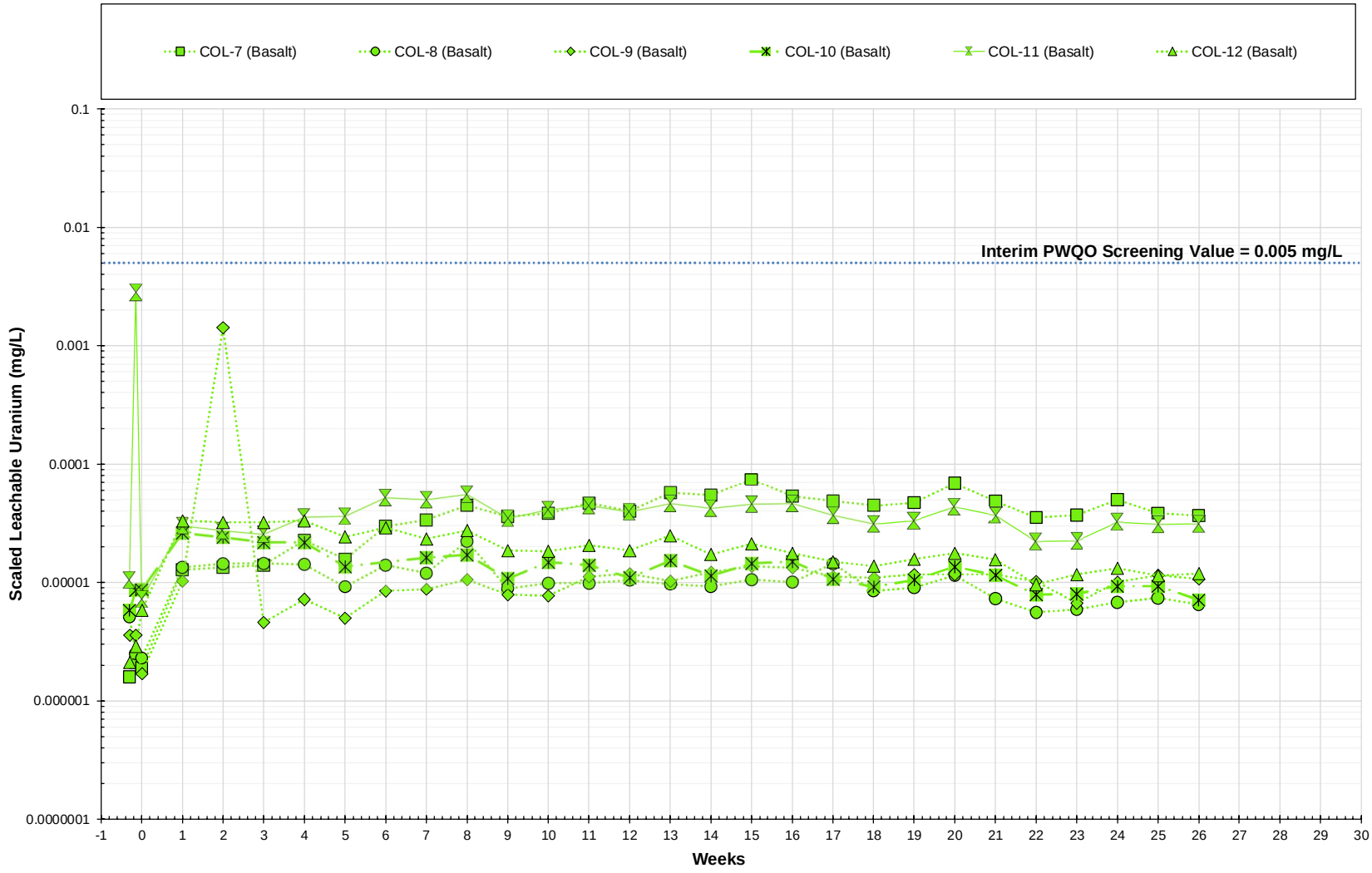

Notes
Column rock represents 1/10 of the waste rock.
Results before week 0 represent initial flushing procedure.

Scaled Leachable Uranium - Basalt			
Geochemistry Summary for Impact Statement			
OMEMA2303			
Figure Number		E2-71	
Project Number		OMEMA2303	
Date		November 2025	
Drawn	YW	Reviewed	JB

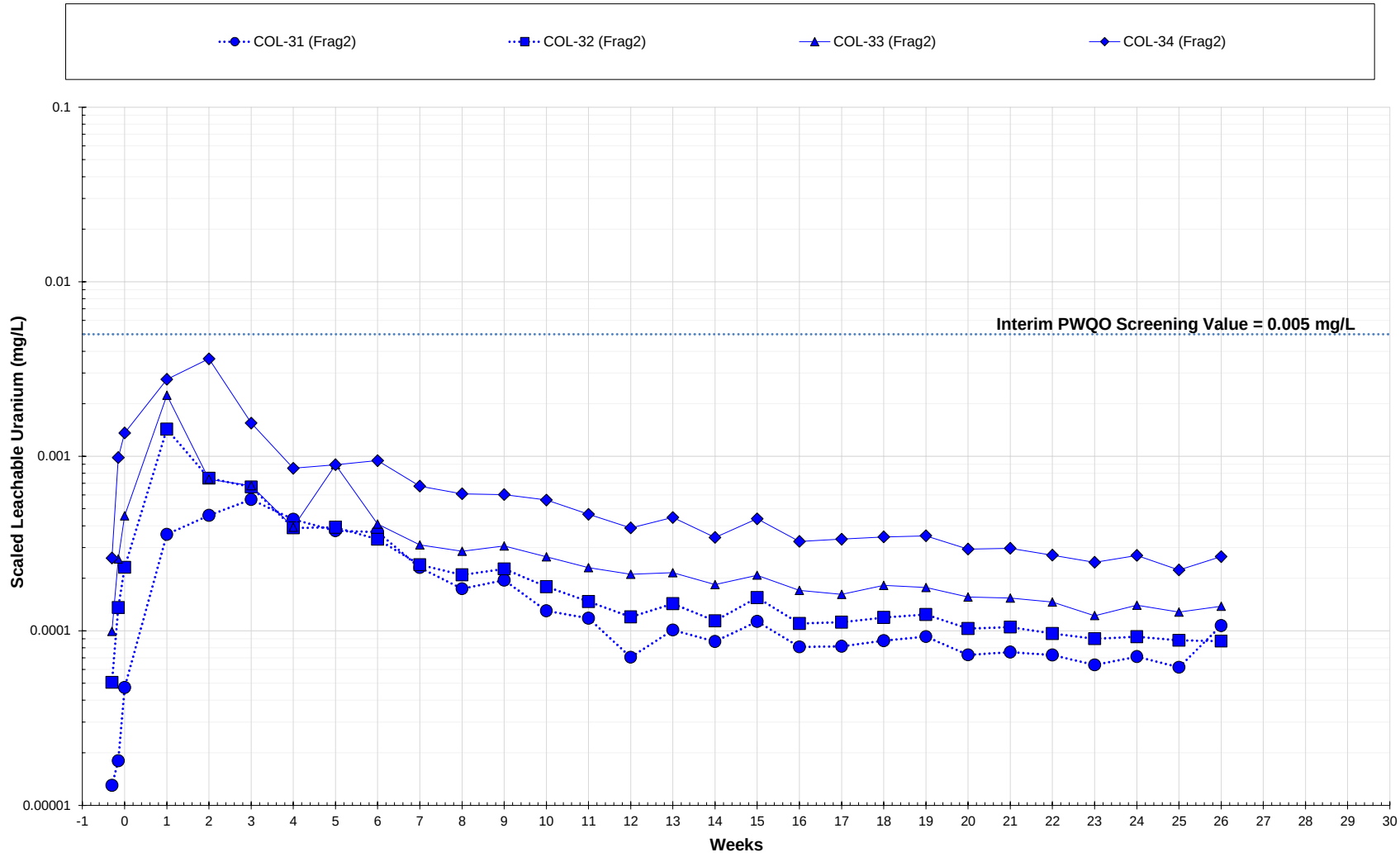

Notes
Column rock represents 1/10 of the waste rock.
Results before week 0 represent initial flushing procedure.

KINROSS

Scaled Leachable Uranium - Fragmental

Geochemistry Summary for Impact Statement

OMEMA2303

Figure Number		E2-72	
Project Number		OMEMA2303	
Date		November 2025	
Drawn	YW	Reviewed	JB

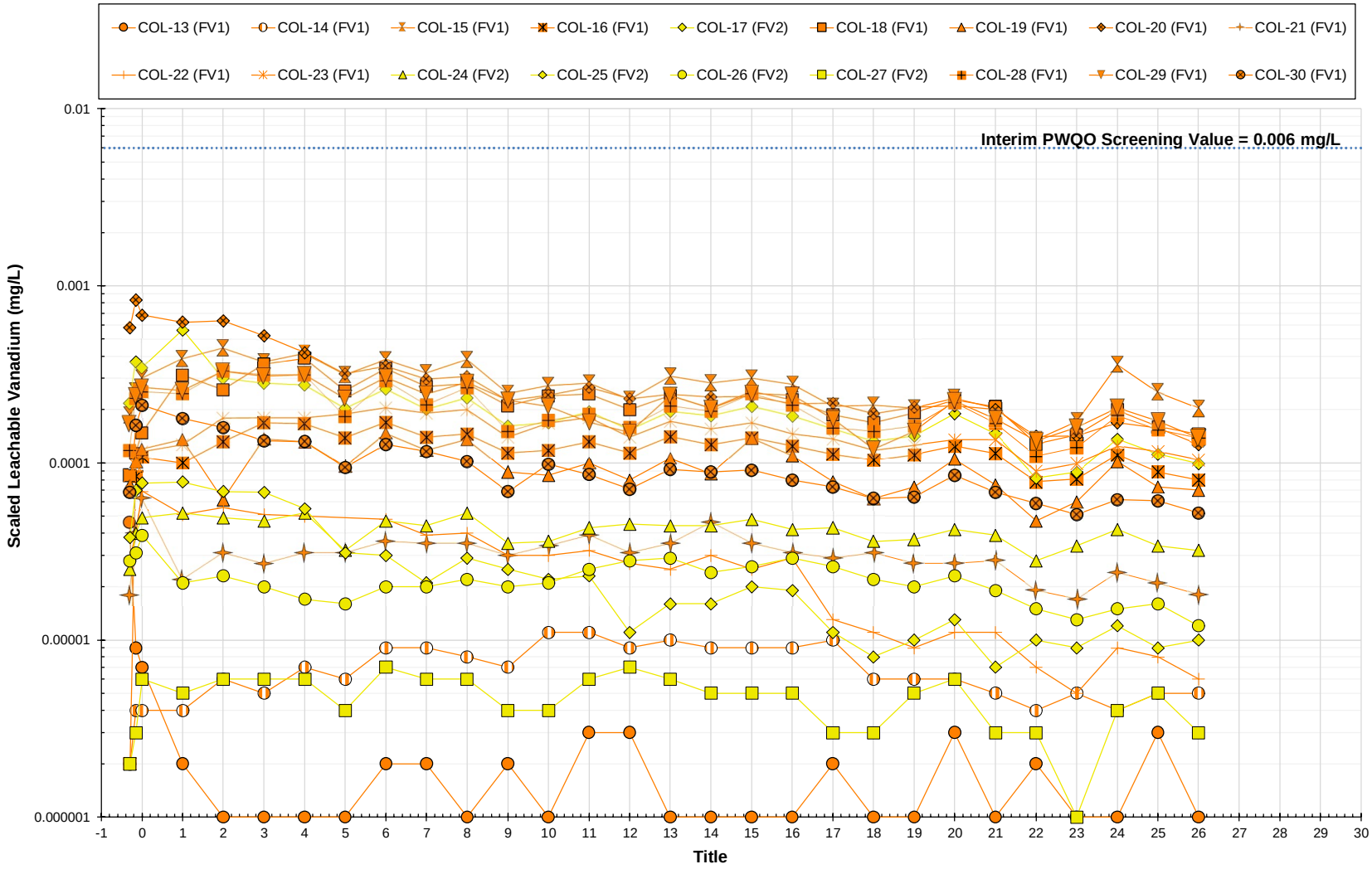

Notes
Column rock represents 1/10 of the waste rock.
Results before week 0 represent initial flushing procedure.

Scaled Leachable Vanadium - Felsic Volcanic			
Geochemistry Summary for Impact Statement			
OMEMA2303			
Figure Number		E2-73	
Project Number		OMEMA2303	
Date		November 2025	
Drawn	YW	Reviewed	JB

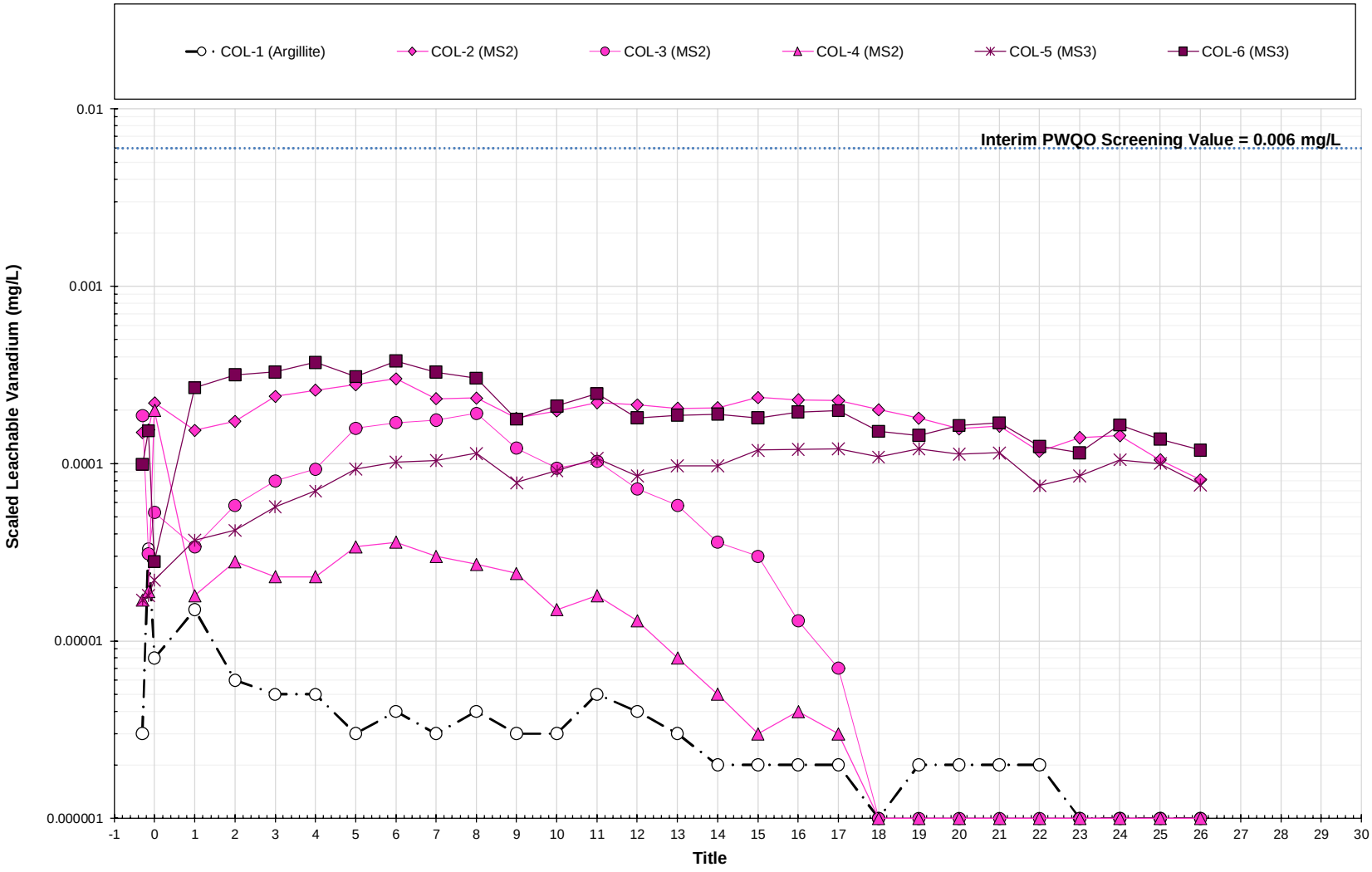

Notes
Column rock represents 1/10 of the waste rock.
Results before week 0 represent initial flushing procedure.

Scaled Leachable Vanadium - Metasediment			
Geochemistry Summary for Impact Statement			
OMEMA2303			
Figure Number		E2-74	
Project Number		OMEMA2303	
Date		November 2025	
Drawn	YW	Reviewed	JB

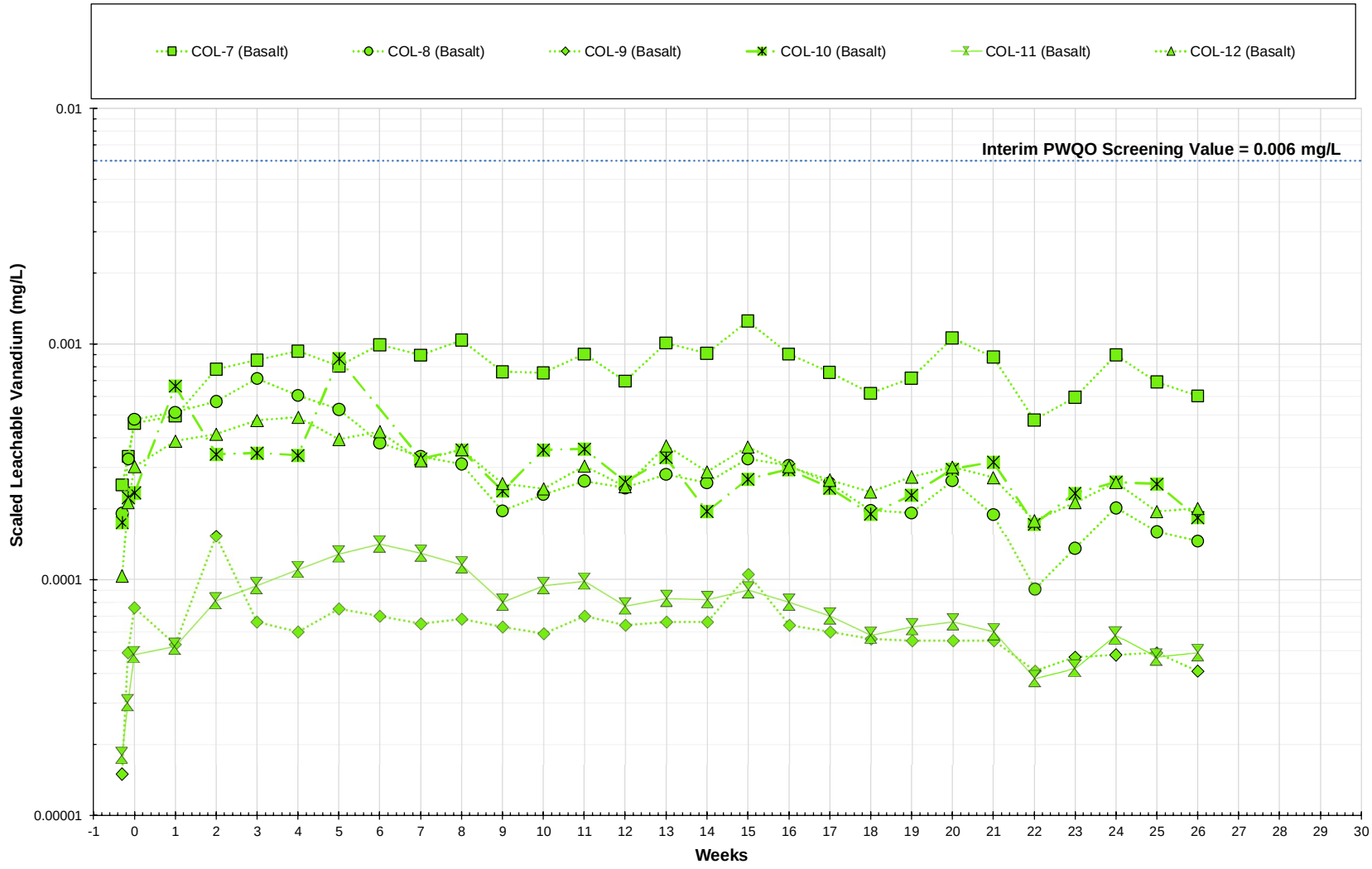

Notes
Column rock represents 1/10 of the waste rock.
Results before week 0 represent initial flushing procedure.

Scaled Leachable Vanadium - Basalt			
Geochemistry Summary for Impact Statement			
OMEMA2303			
Figure Number		E2-75	
Project Number		OMEMA2303	
Date		November 2025	
Drawn	YW	Reviewed	JB

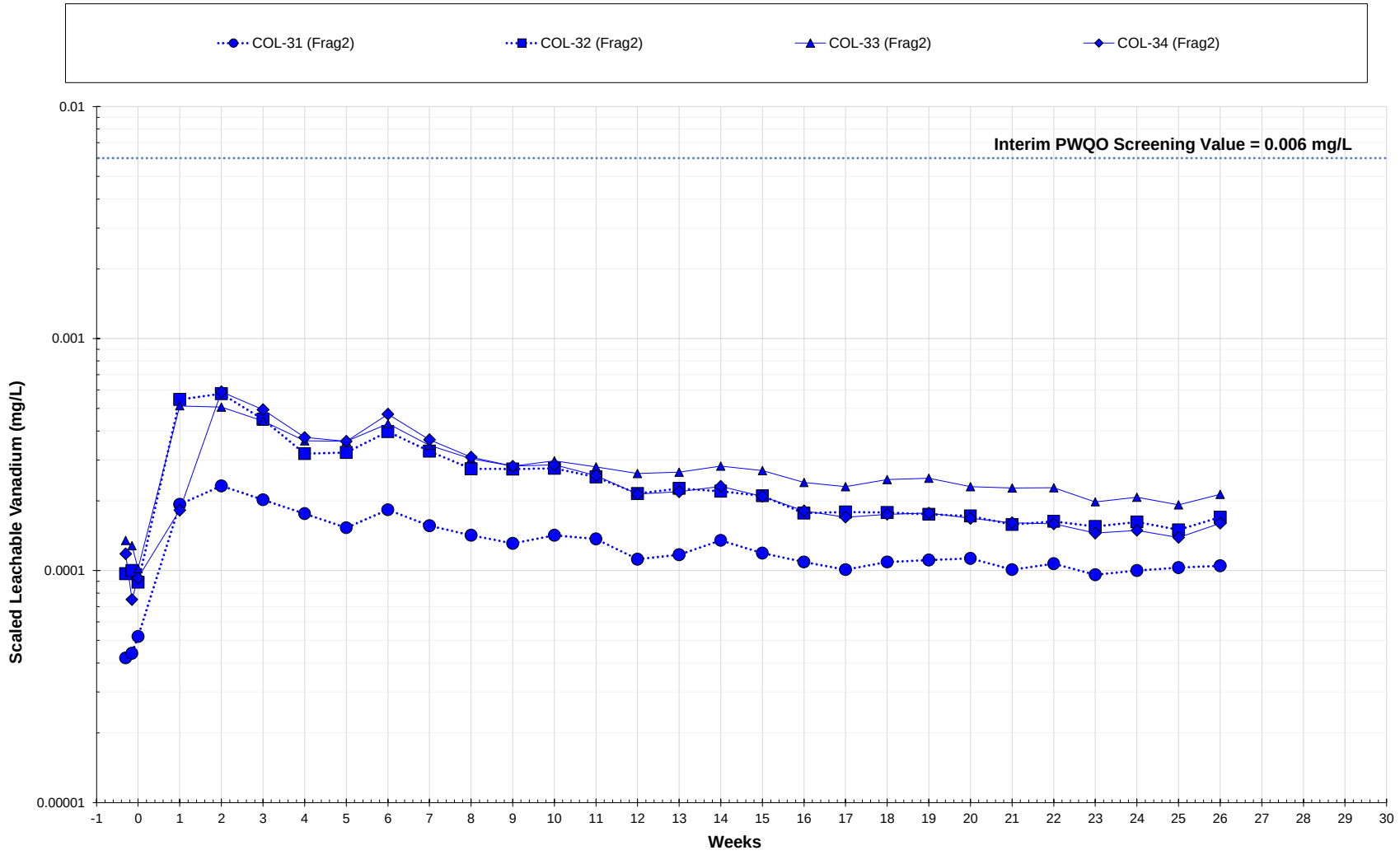

Notes
Column rock represents 1/10 of the waste rock.
Results before week 0 represent initial flushing procedure.

KINROSS

Scaled Leachable Vanadium - Fragmental

Geochemistry Summary for Impact Statement

OMEMA2303

Figure Number		E2-76	
Project Number		OMEMA2303	
Date		November 2025	
Drawn	YW	Reviewed	JB

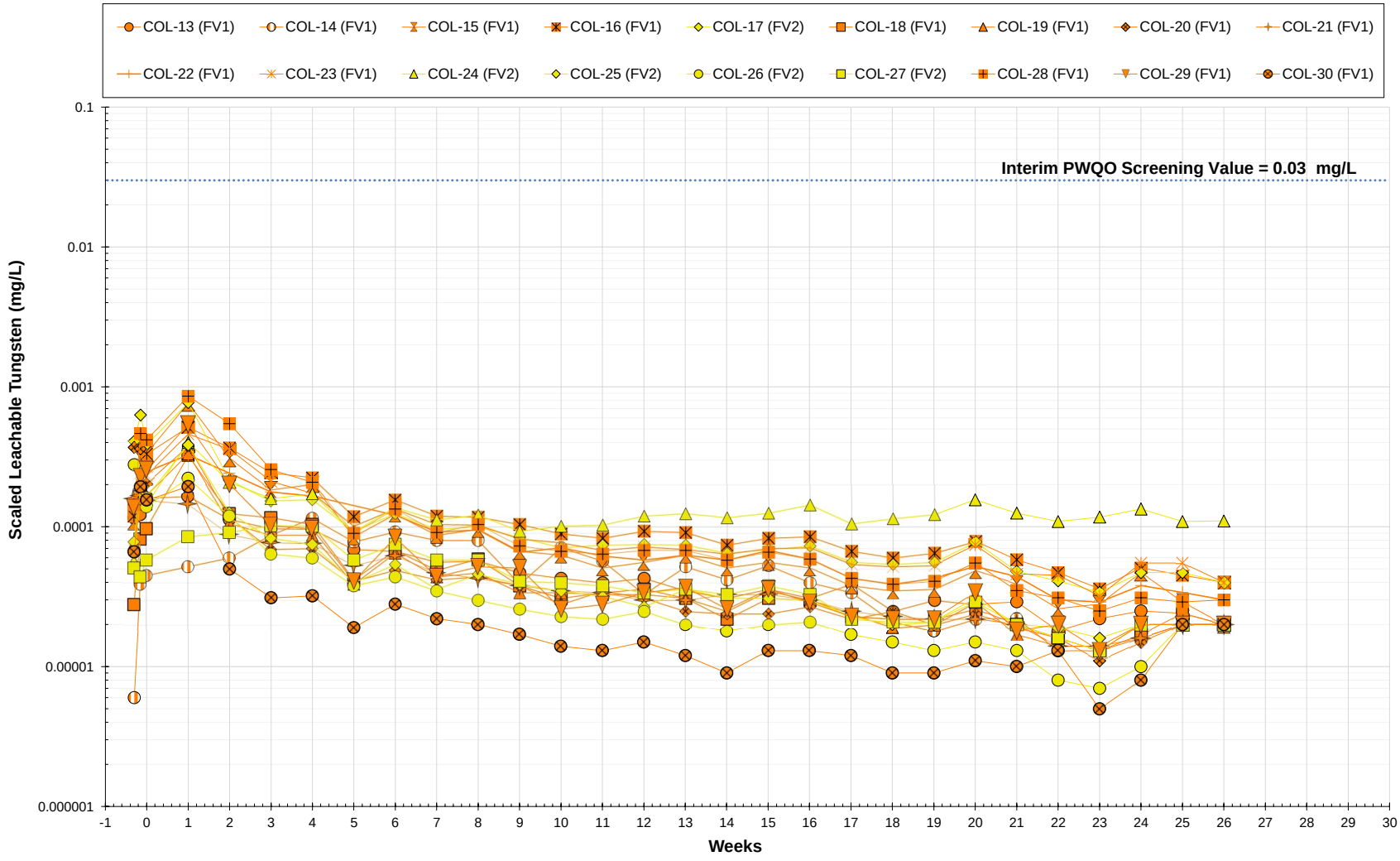

Notes
Column rock represents 1/10 of the waste rock.
Results before week 0 represent initial flushing procedure.

KINROSS

Scaled Leachable Tungsten- Felsic Volcanic			
Geochemistry Summary for Impact Statement			
OMEMA2303			
Figure Number		E2-77	
Project Number		OMEMA2303	
Date		November 2025	
Drawn	YW	Reviewed	JB

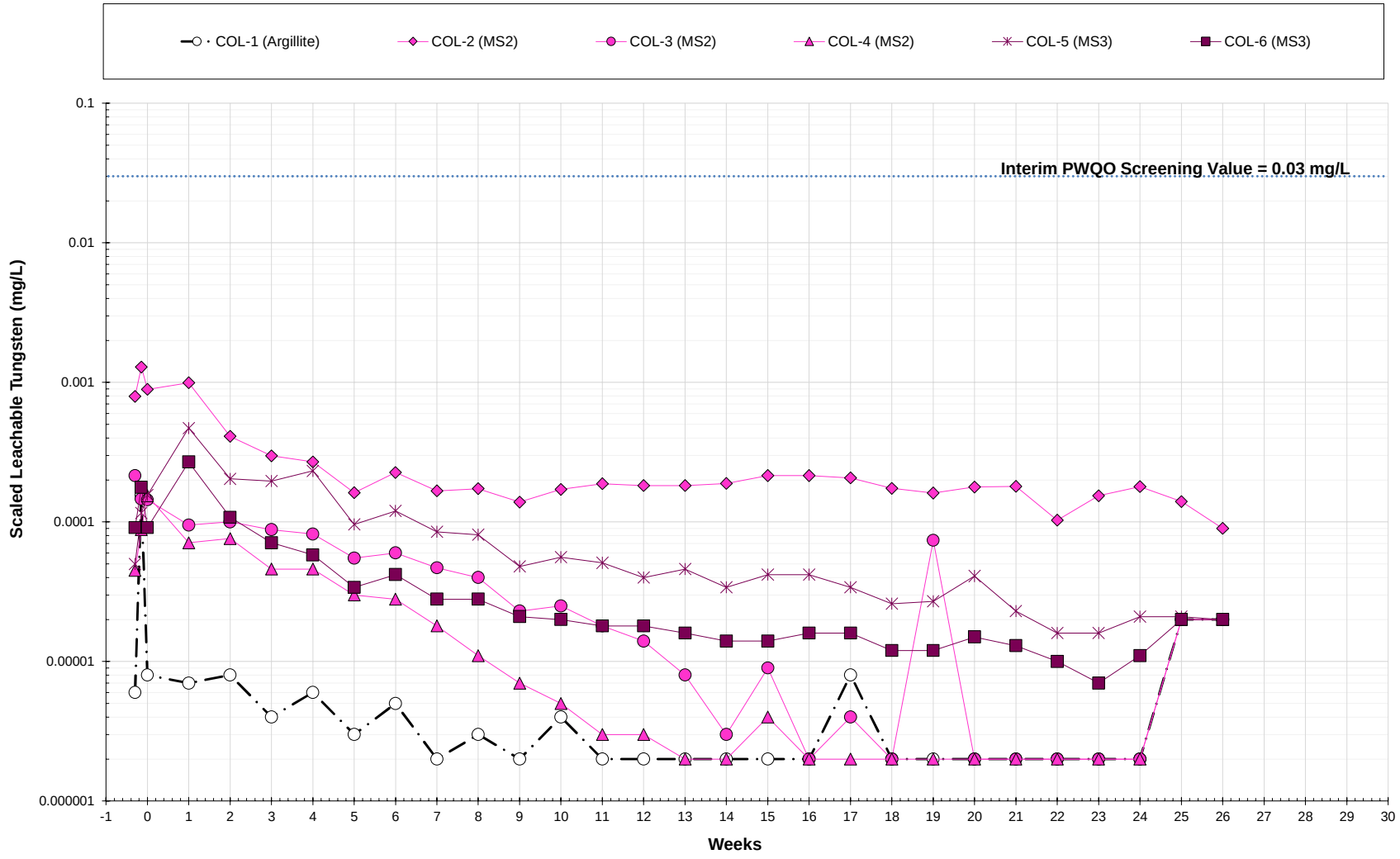

Notes
Column rock represents 1/10 of the waste rock.
Results before week 0 represent initial flushing procedure.

KINROSS

Scaled Leachable Tungsten- Metasediment			
Geochemistry Summary for Impact Statement			
OMEMA2303			
Figure Number		E2-78	
Project Number		OMEMA2303	
Date		November 2025	
Drawn	YW	Reviewed	JB

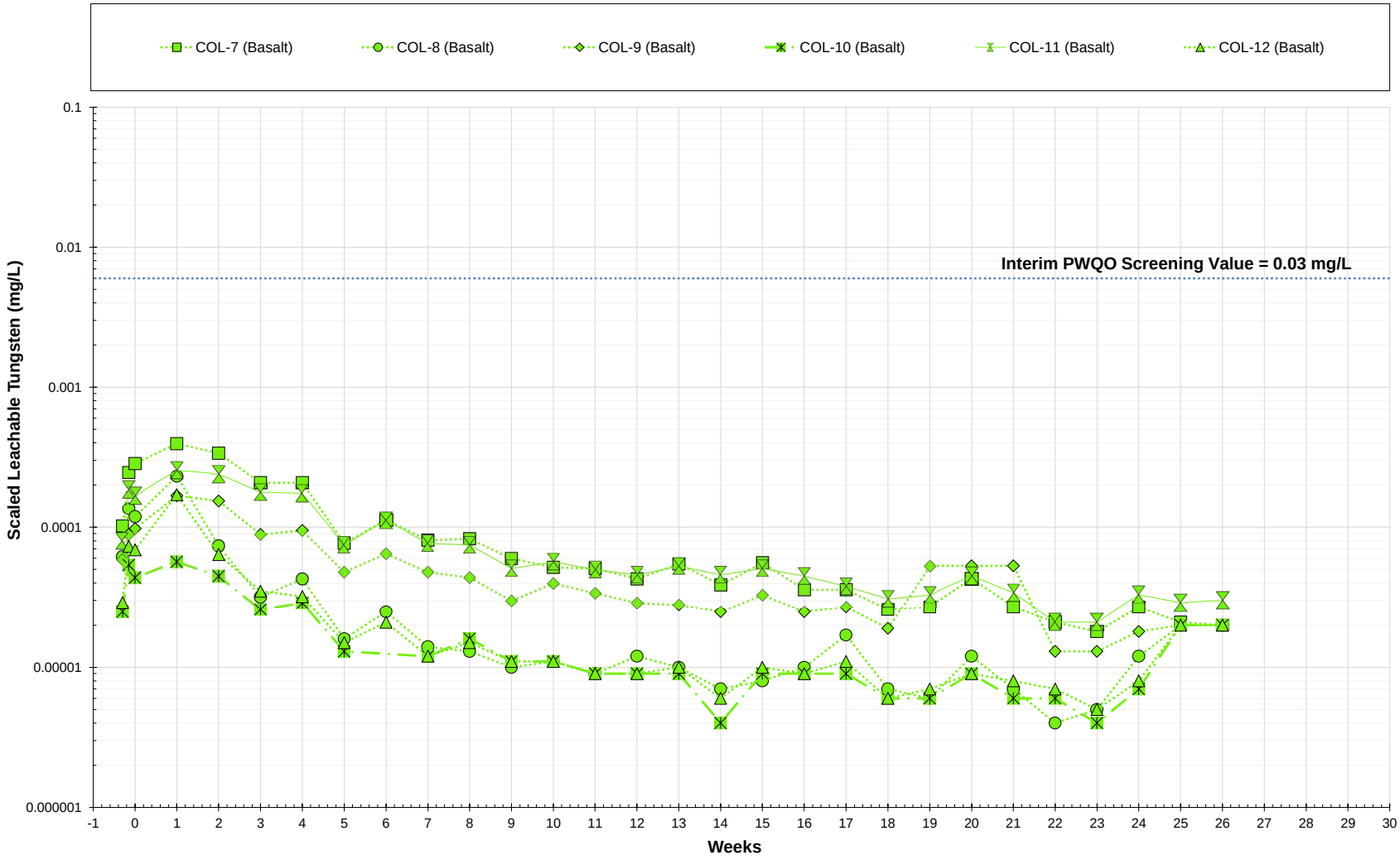

Notes
Column rock represents 1/10 of the waste rock.
Results before week 0 represent initial flushing procedure.

KINROSS

Scaled Leachable Tungsten- Basalt			
Geochemistry Summary for Impact Statement			
OMEMA2303			
Figure Number		E2-79	
Project Number		OMEMA2303	
Date		November 2025	
Drawn	YW	Reviewed	JB

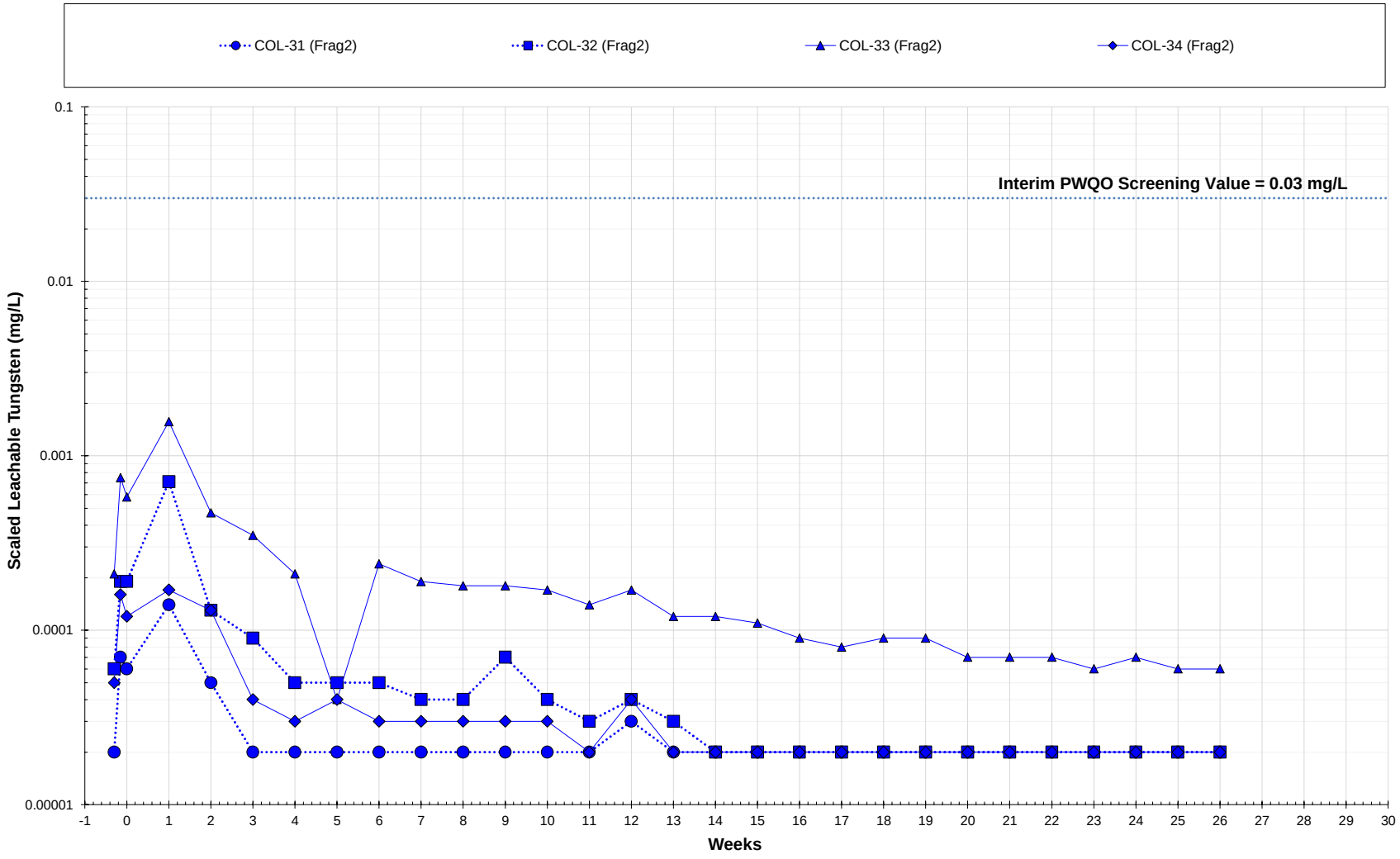

Notes
Column rock represents 1/10 of the waste rock.
Results before week 0 represent initial flushing procedure.

KINROSS

Scaled Leachable Tungsten- Fragmental			
Geochemistry Summary for Impact Statement			
OMEMA2303			
Figure Number		E2-80	
Project Number		OMEMA2303	
Date		November 2025	
Drawn	YW	Reviewed	JB

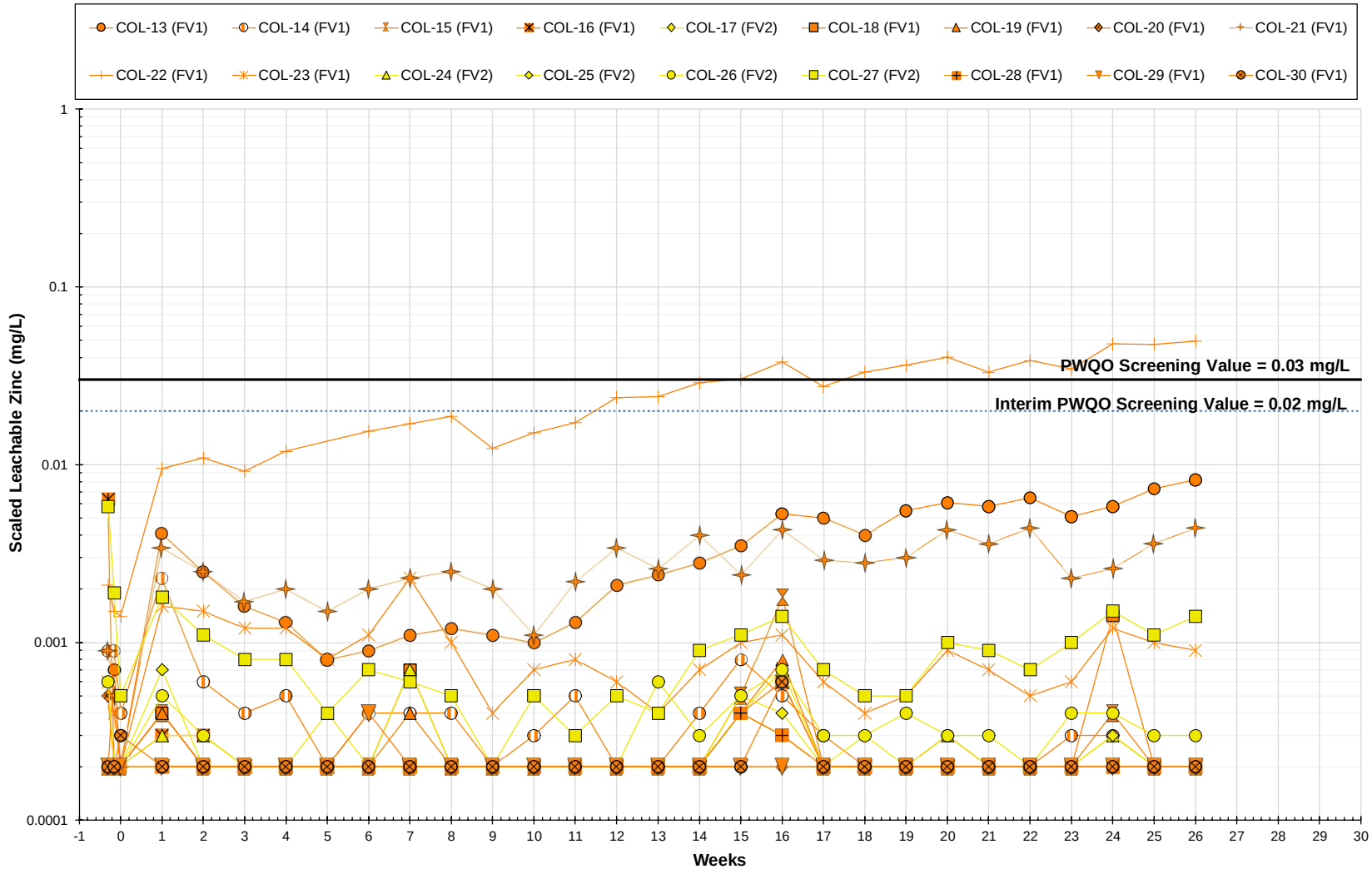

Notes
Column rock represents 1/10 of the waste rock.
Results before week 0 represent initial flushing procedure.

Scaled Leachable Zinc - Felsic Volcanic			
Geochemistry Summary for Impact Statement			
OMEMA2303			
Figure Number		E2-81	
Project Number		OMEMA2303	
Date		November 2025	
Drawn	YW	Reviewed	JB

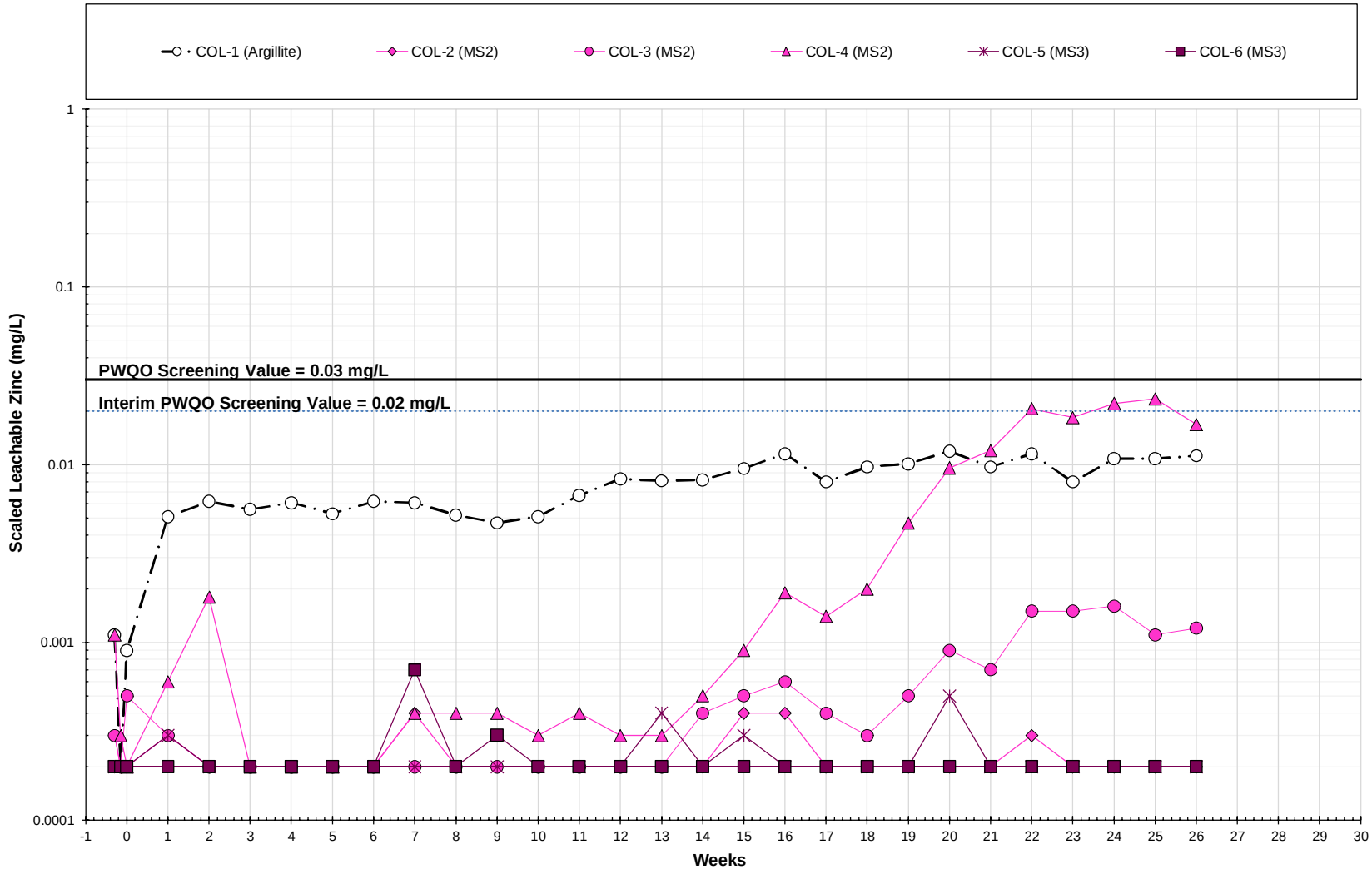

Notes
Column rock represents 1/10 of the waste rock.
Results before week 0 represent initial flushing procedure.

KINROSS

Scaled Leachable Zinc - Metasediment			
Geochemistry Summary for Impact Statement			
OMEMA2303			
Figure Number		E2-82	
Project Number		OMEMA2303	
Date		November 2025	
Drawn	YW	Reviewed	JB

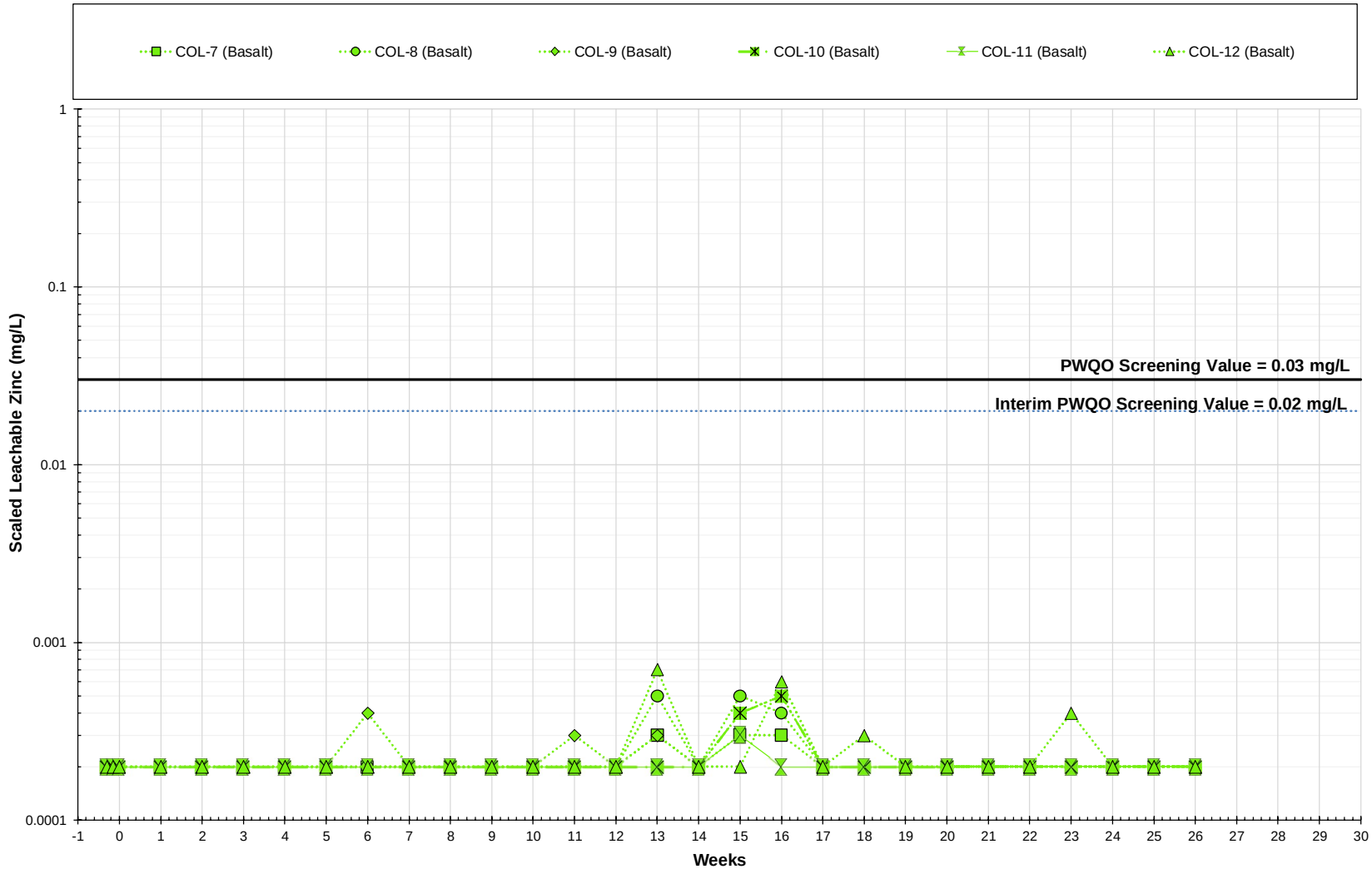

Notes
Column rock represents 1/10 of the waste rock.
Results before week 0 represent initial flushing procedure.

Scaled Leachable Zinc - Basalt			
Geochemistry Summary for Impact Statement			
OMEMA2303			
Figure Number		E2-83	
Project Number		OMEMA2303	
Date		November 2025	
Drawn	YW	Reviewed	JB

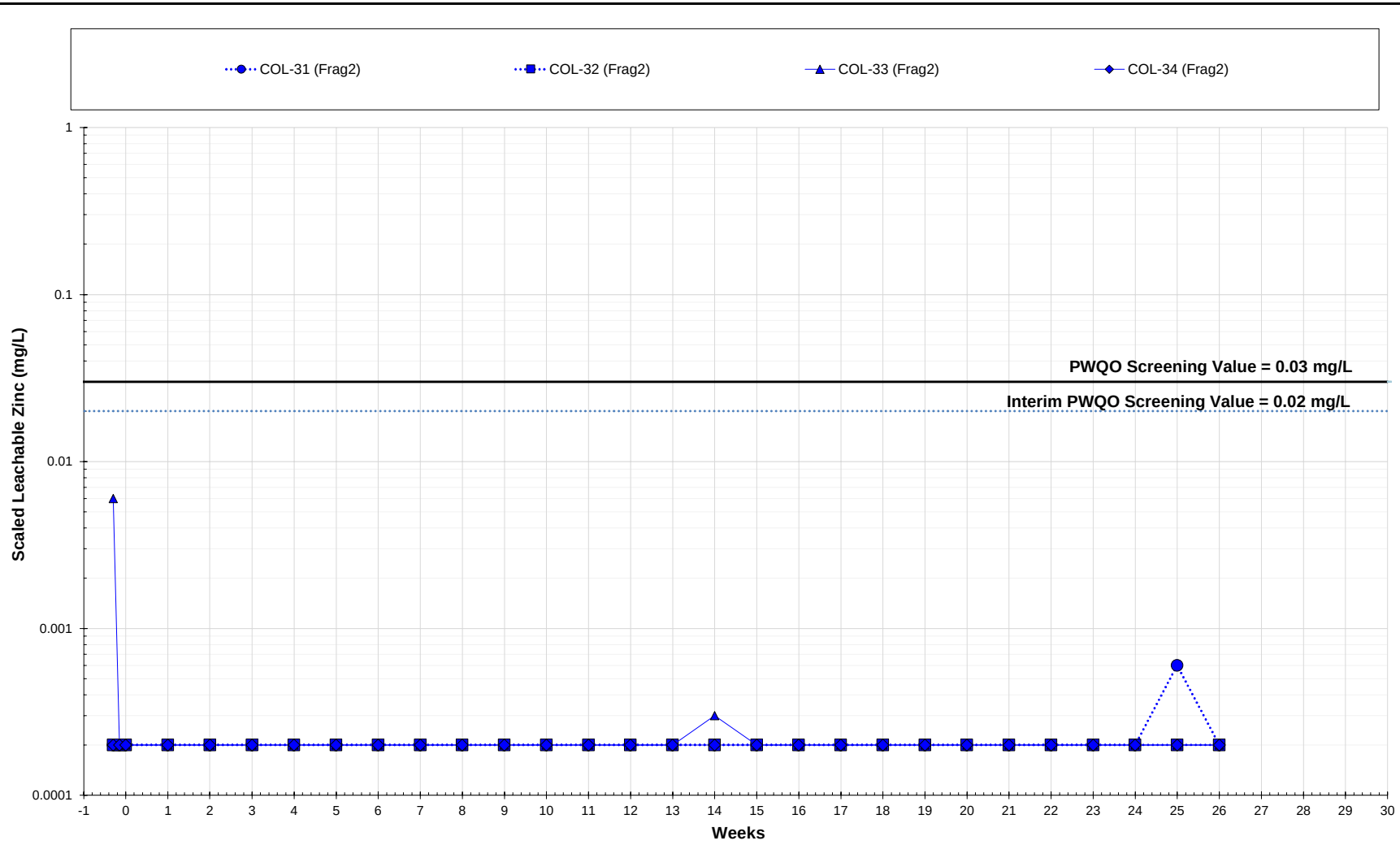

Notes
Column rock represents 1/10 of the waste rock.
Results before week 0 represent initial flushing procedure.

KINROSS

Scaled Leachable Zinc - Fragmental			
Geochemistry Summary for Impact Statement			
OMEMA2303			
Figure Number		E2-84	
Project Number		OMEMA2303	
Date		November 2025	
Drawn	YW	Reviewed	JB

Appendix E3
Unscaled Column Test Results

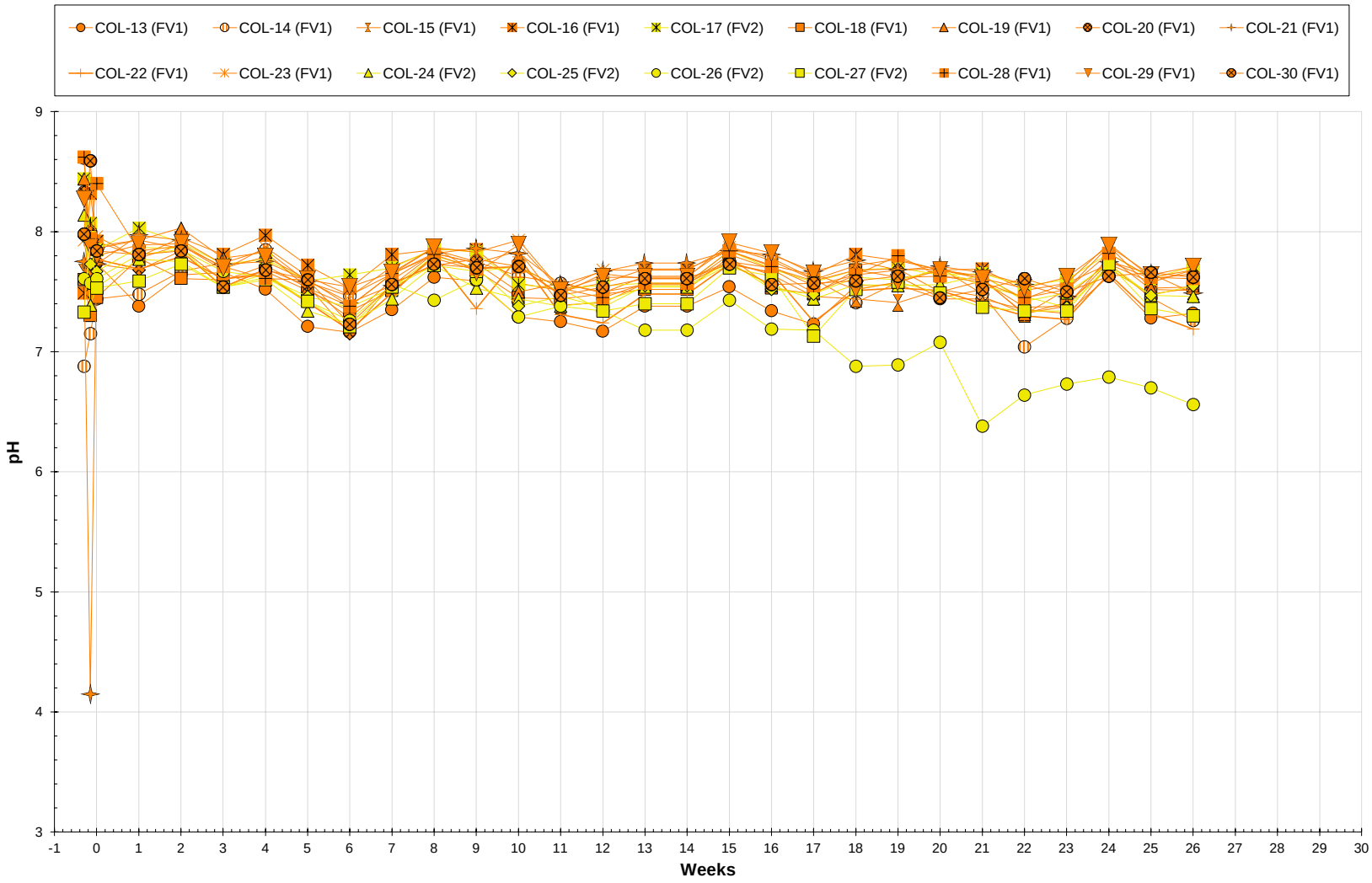

Notes

Results before week 0 represent initial flushing procedure.

pH - Felsic Volcanic			
Geochemistry Summary for Impact Statement			
OMEMA2303			
Figure Number		E3-1	
Project Number		OMEMA2303	
Date		November 2025	
Drawn	MT	Reviewed	SW

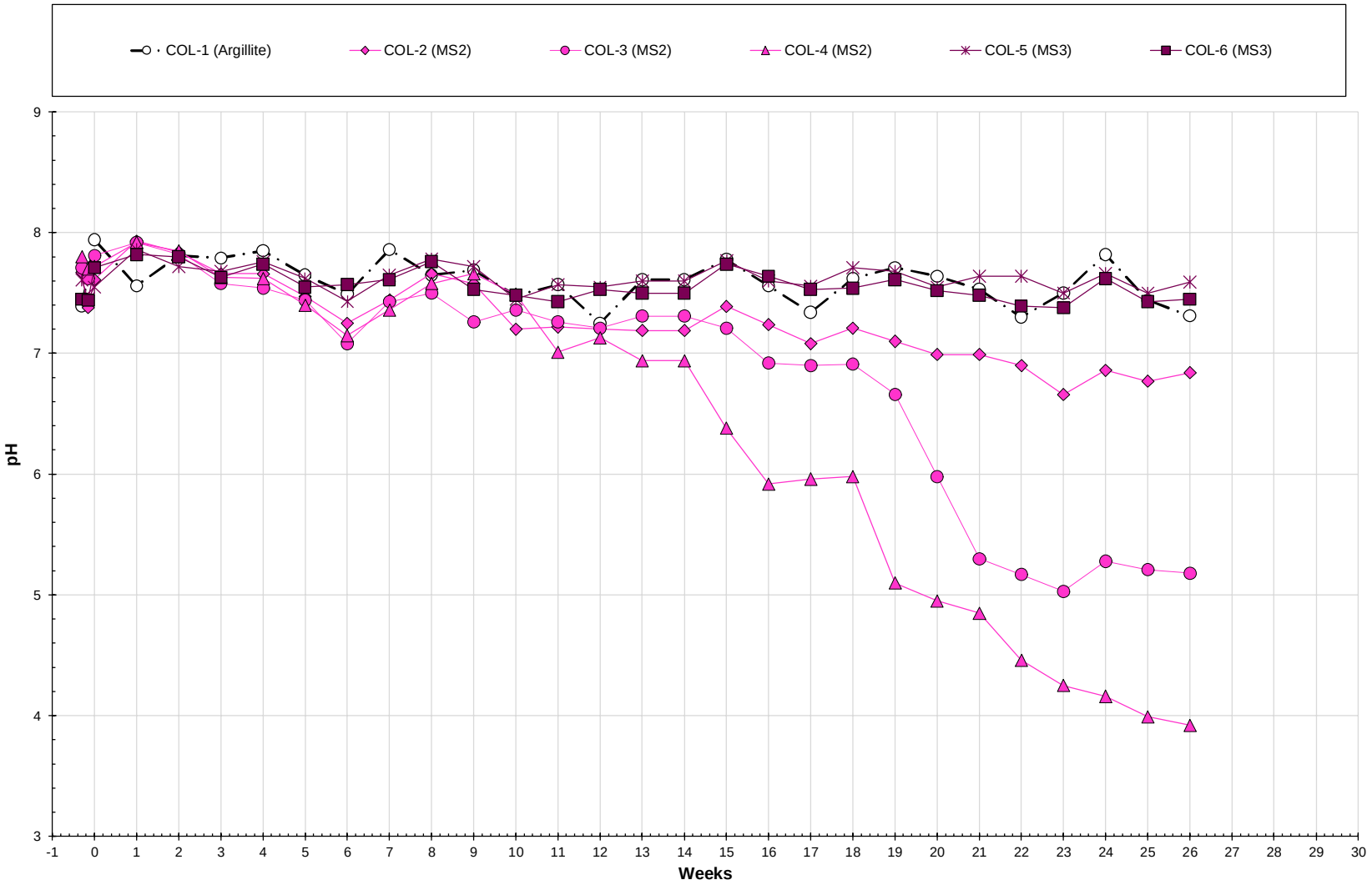

Notes

Results before week 0 represent initial flushing procedure.

pH - Metasediment

Geochemistry Summary for Impact Statement

OMEMA2303

Figure Number		E3-2	
Project Number		OMEMA2303	
Date		November 2025	
Drawn	MT	Reviewed	SW

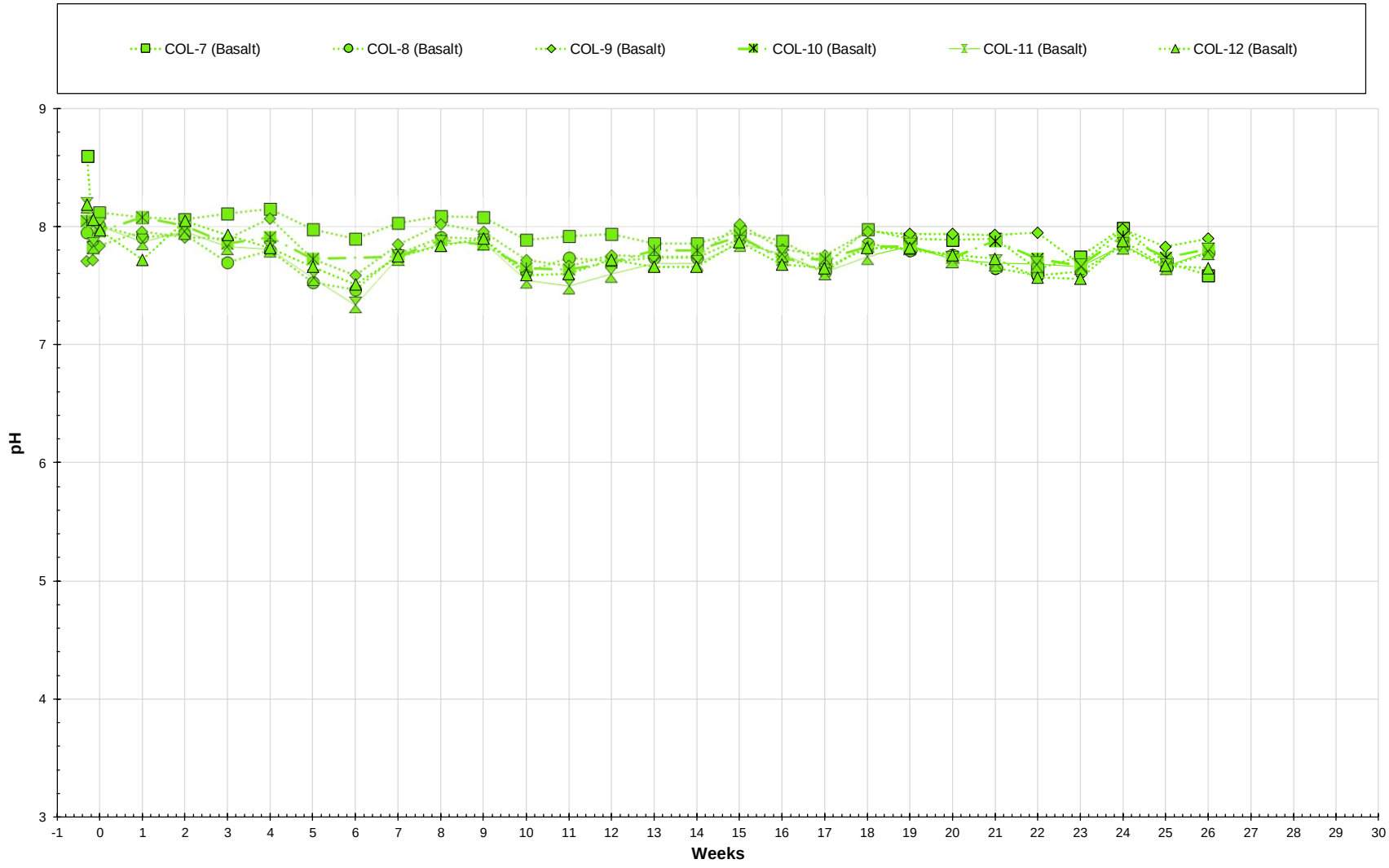

Notes

Results before week 0 represent initial flushing procedure.

KINROSS

pH - Basalt

Geochemistry Summary for Impact Statement

OMEMA2303

Figure Number		E3-3	
Project Number		OMEMA2303	
Date		November 2025	
Drawn	MT	Reviewed	SW

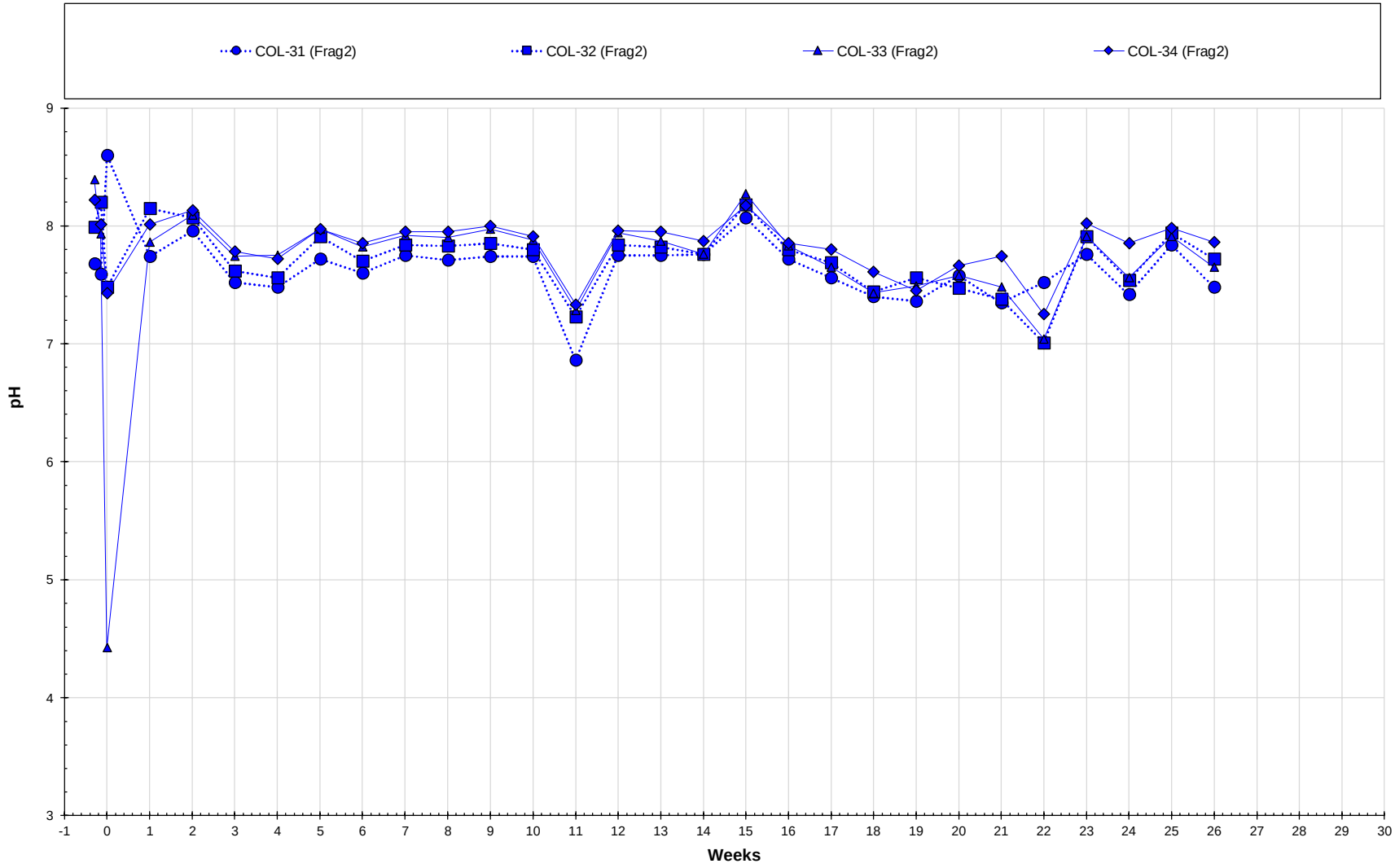

Notes

Results before week 0 represent initial flushing procedure.

pH - Fragmental

Geochemistry Summary for Impact Statement

OMEMA2303

Figure Number		E3-4	
Project Number		OMEMA2303	
Date		November 2025	
Drawn	MT	Reviewed	SW

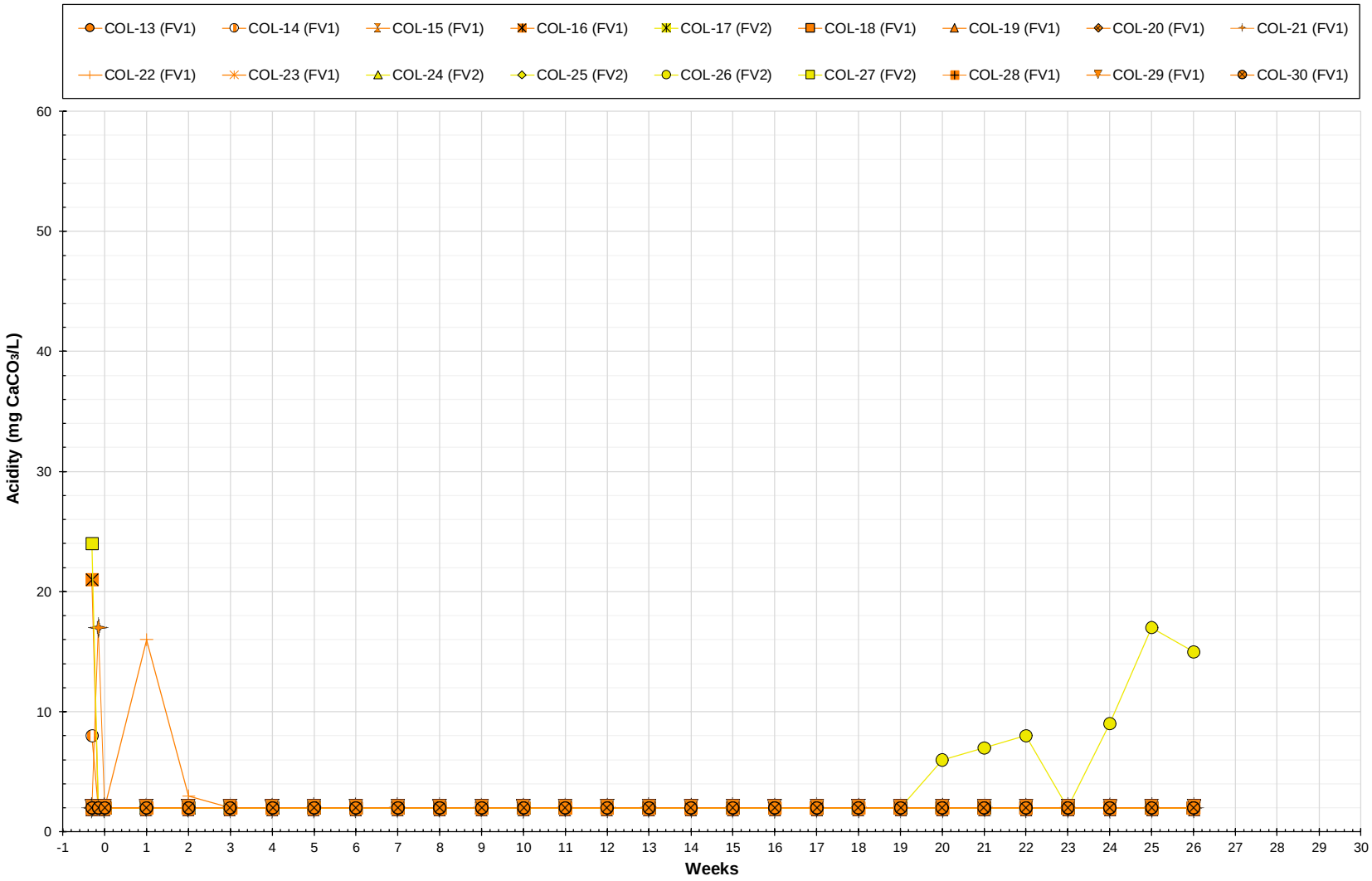

Notes

Results before week 0 represent initial flushing procedure.

Acidity - Felsic Volcanic

Geochemistry Summary for Impact Statement

OMEMA2303

Figure Number		E3-5	
Project Number		OMEMA2303	
Date		November 2025	
Drawn	MT	Reviewed	SW

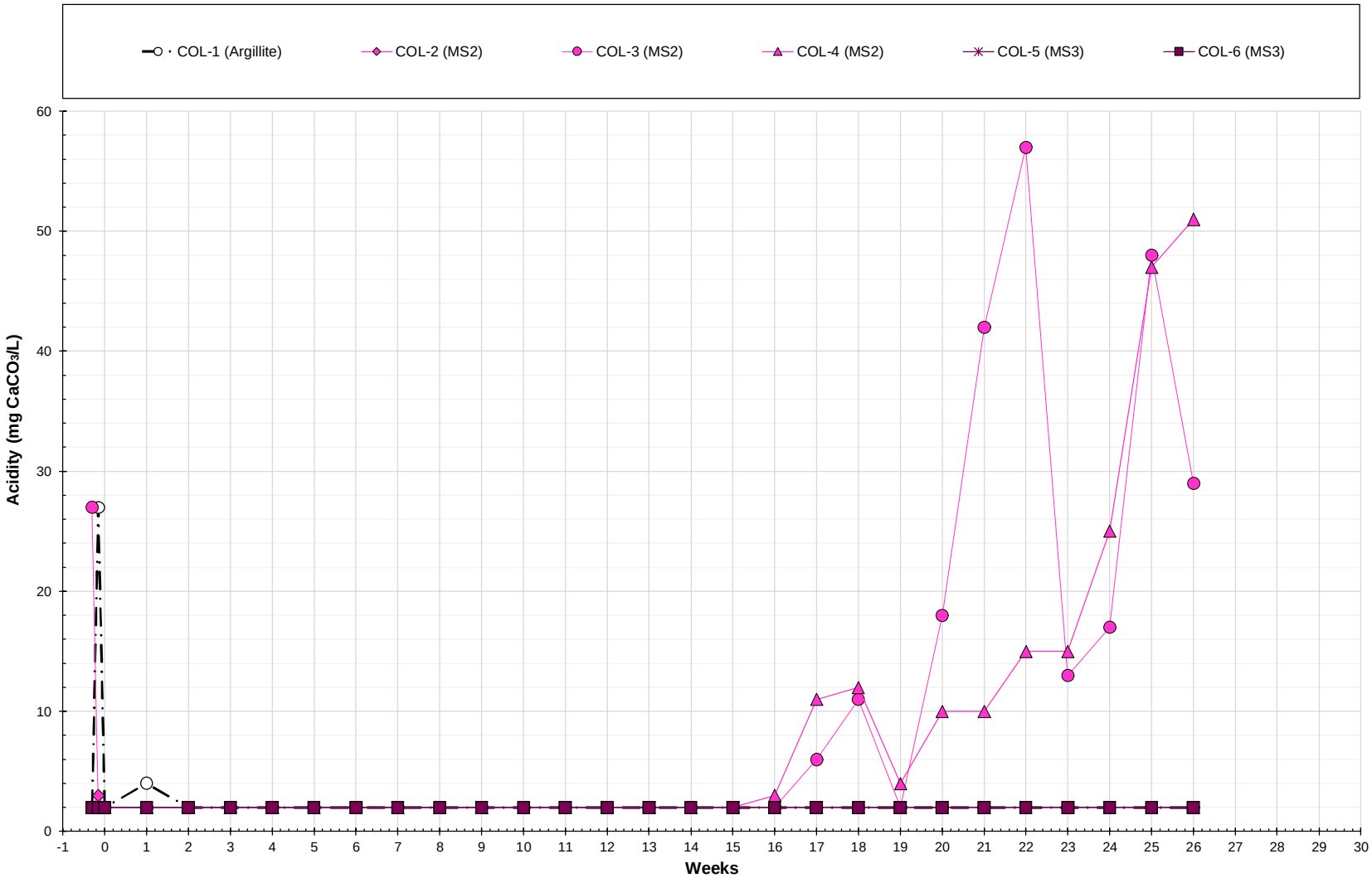

Notes

Results before week 0 represent initial flushing procedure.

KINROSS

Acidity - Metasediment

Geochemistry Summary for Impact Statement

OMEMA2303

Figure Number		E3-6	
Project Number		OMEMA2303	
Date		November 2025	
Drawn	MT	Reviewed	SW

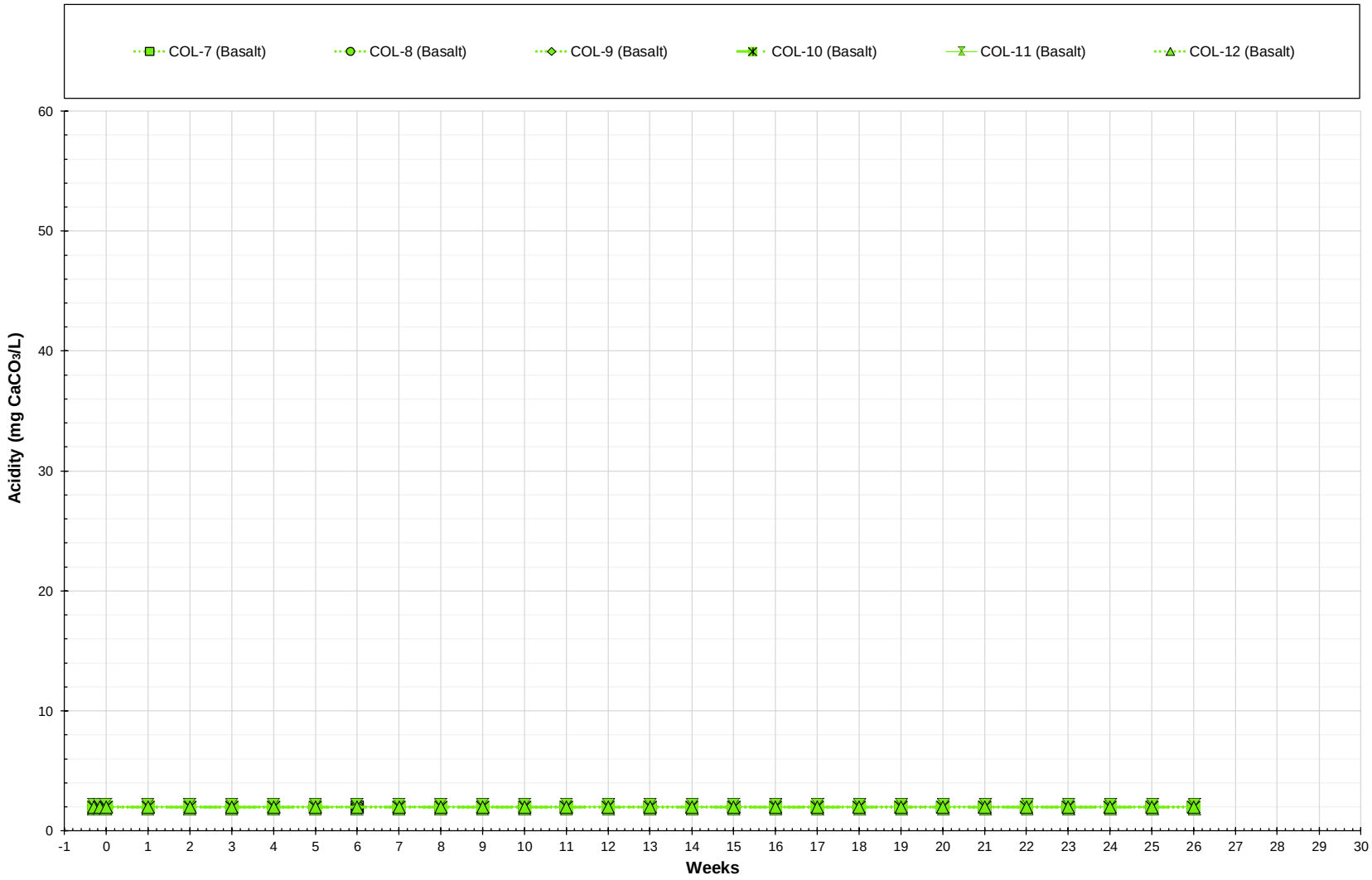

Notes

Results before week 0 represent initial flushing procedure.

Acidity - Basalt

Geochemistry Summary for Impact Statement

OMEMA2303

Figure Number		E3-7	
Project Number		OMEMA2303	
Date		November 2025	
Drawn	MT	Reviewed	SW

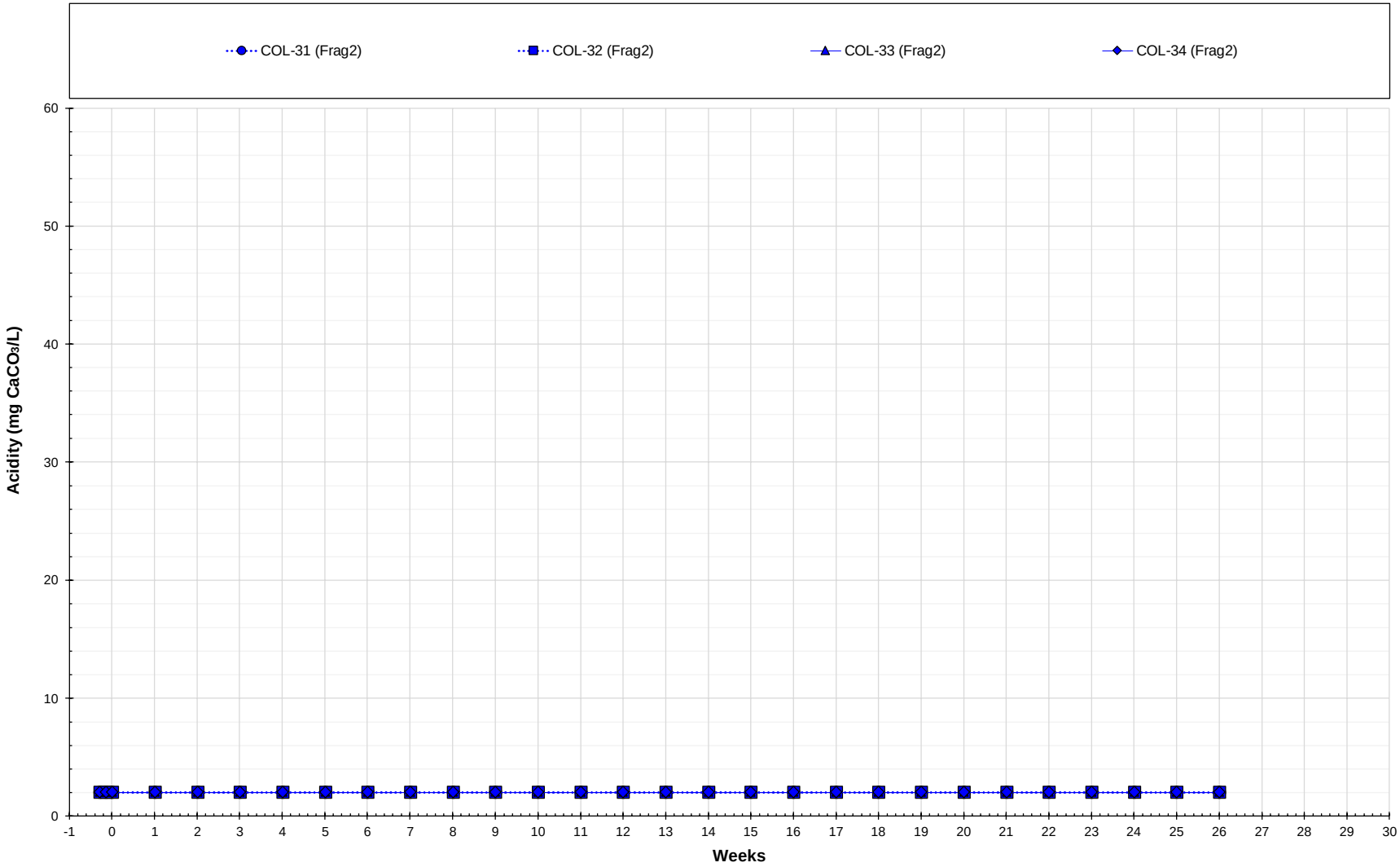

Notes

Results before week 0 represent initial flushing procedure.

Acidity - Fragmental

Geochemistry Summary for Impact Statement

OMEMA2303

Figure Number		E3-8	
Project Number		OMEMA2303	
Date		November 2025	
Drawn	MT	Reviewed	SW

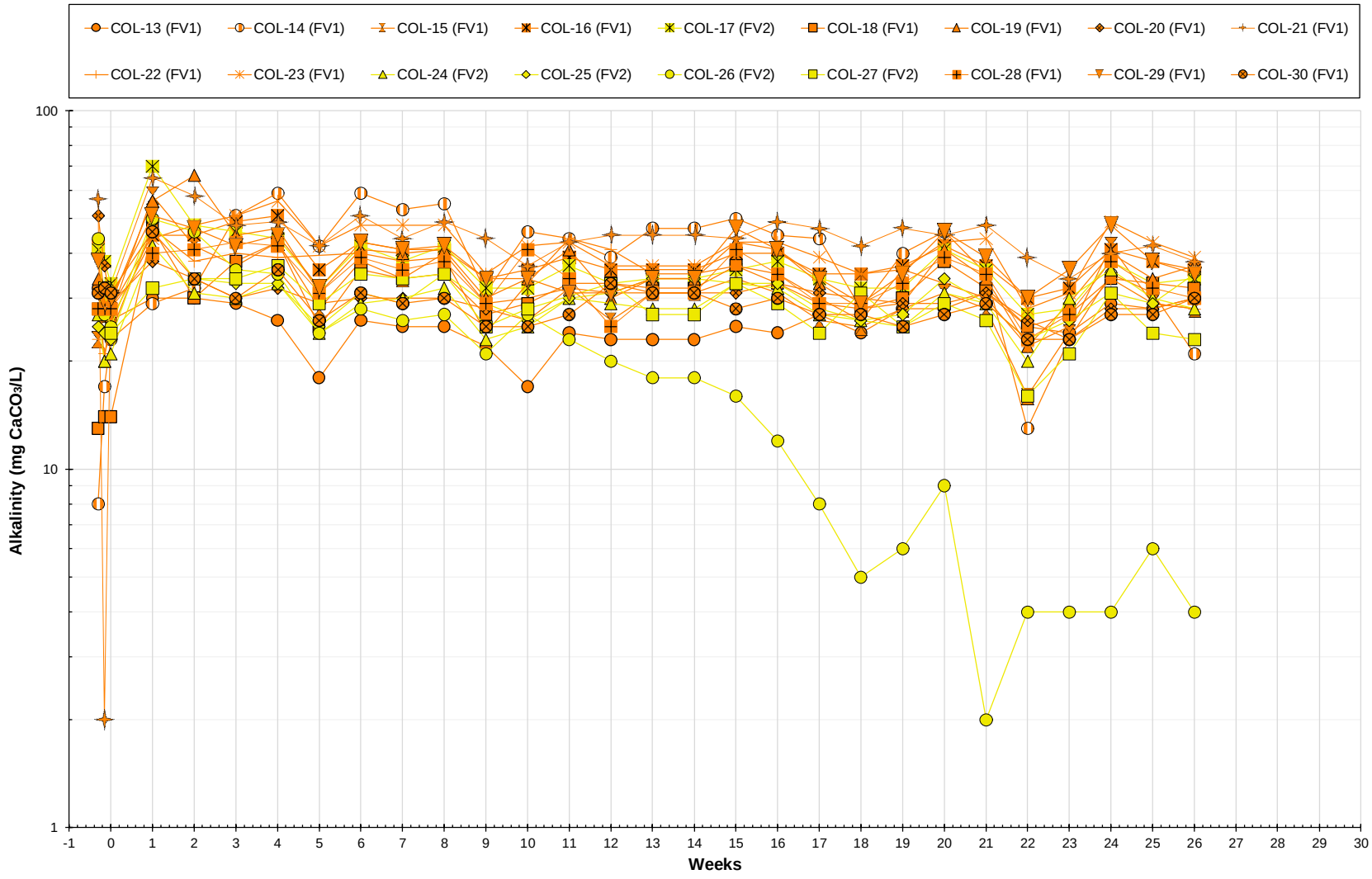

Notes

Results before week 0 represent initial flushing procedure.

Alkalinity - Felsic Volcanic

Geochemistry Summary for Impact Statement

OMEMA2303

Figure Number		E3-9	
Project Number		OMEMA2303	
Date		November 2025	
Drawn	MT	Reviewed	SW

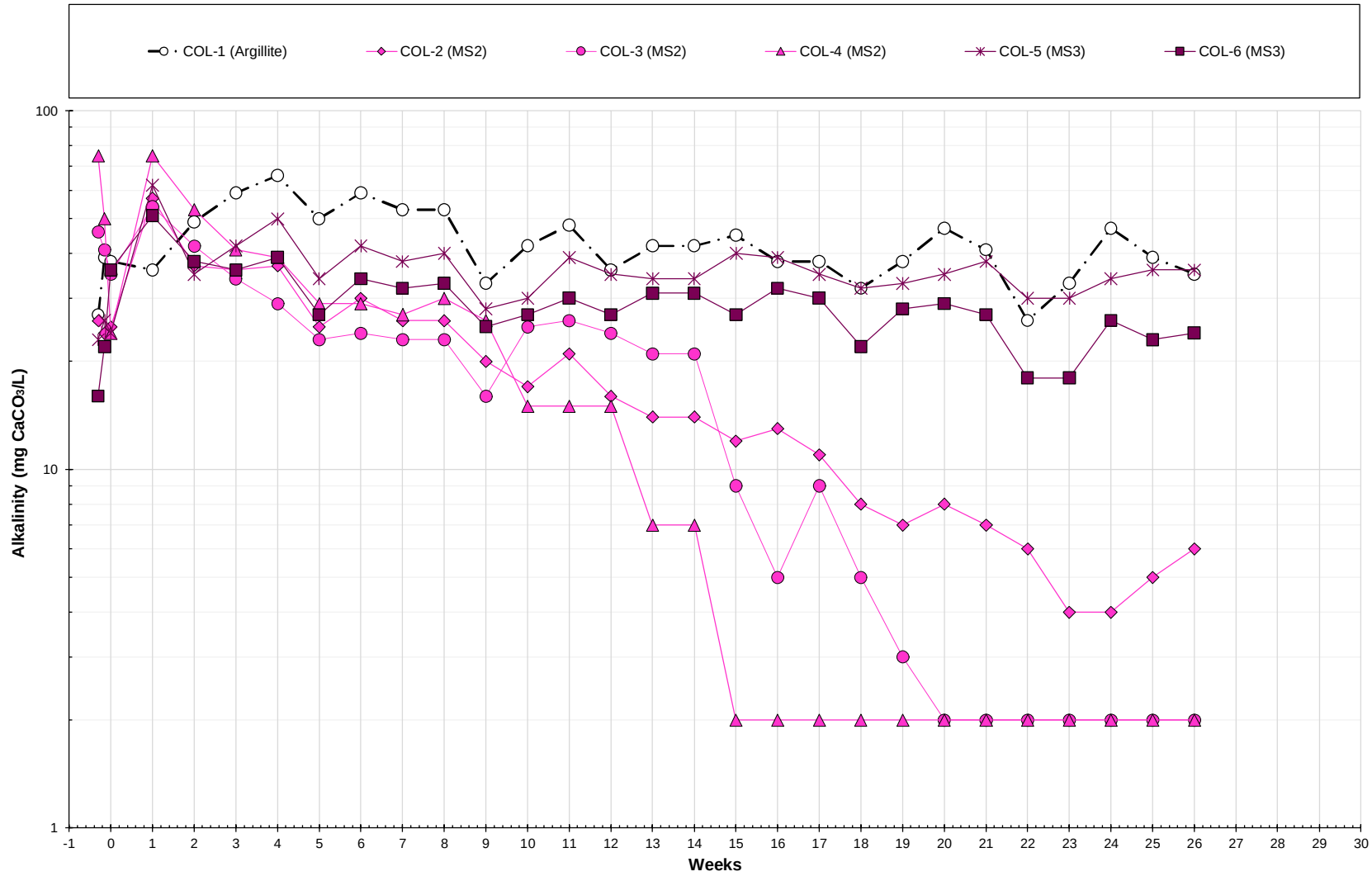

Notes

Results before week 0 represent initial flushing procedure.

KINROSS

Alkalinity - Metasediment

Geochemistry Summary for Impact Statement

OMEMA2303

Figure Number		E3-10	
Project Number		OMEMA2303	
Date		November 2025	
Drawn	MT	Reviewed	SW

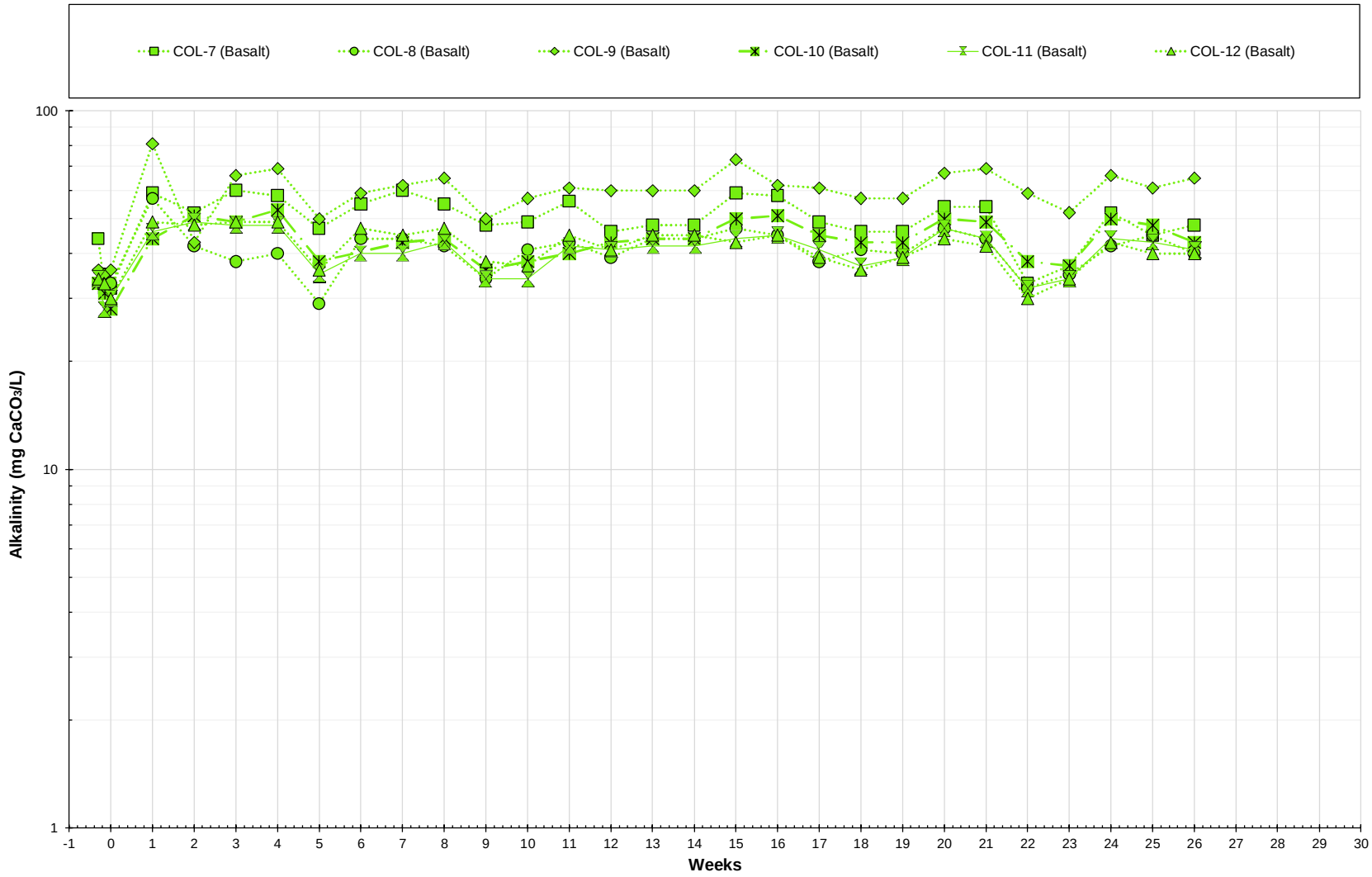

Notes

Results before week 0 represent initial flushing procedure.

Alkalinity - Basalt

Geochemistry Summary for Impact Statement

OMEMA2303

Figure Number		E3-11	
Project Number		OMEMA2303	
Date		November 2025	
Drawn	MT	Reviewed	SW

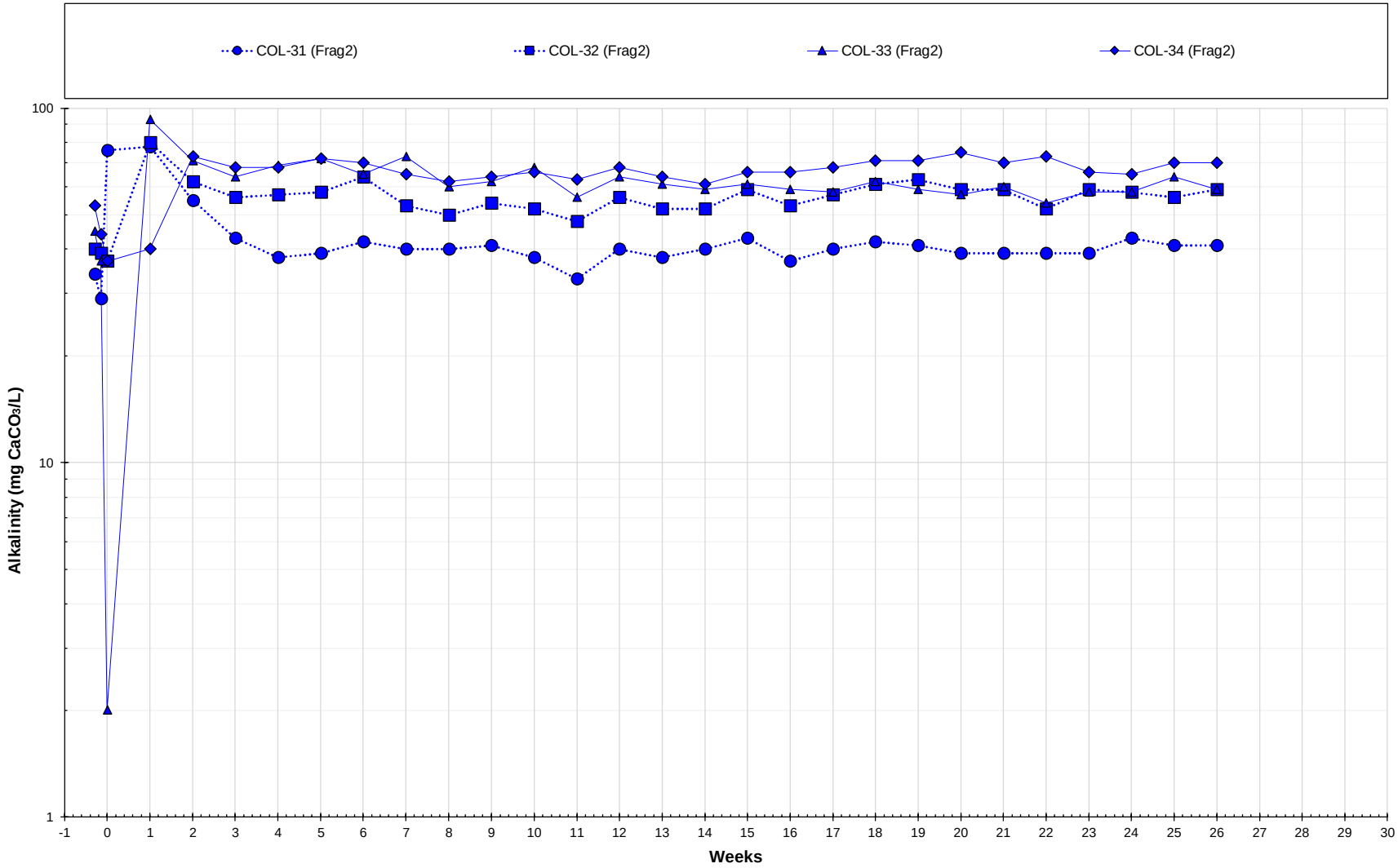

Notes

Results before week 0 represent initial flushing procedure.

Alkalinity - Fragmental

Geochemistry Summary for Impact Statement

OMEMA2303

Figure Number		E3-12	
Project Number		OMEMA2303	
Date		November 2025	
Drawn	MT	Reviewed	SW

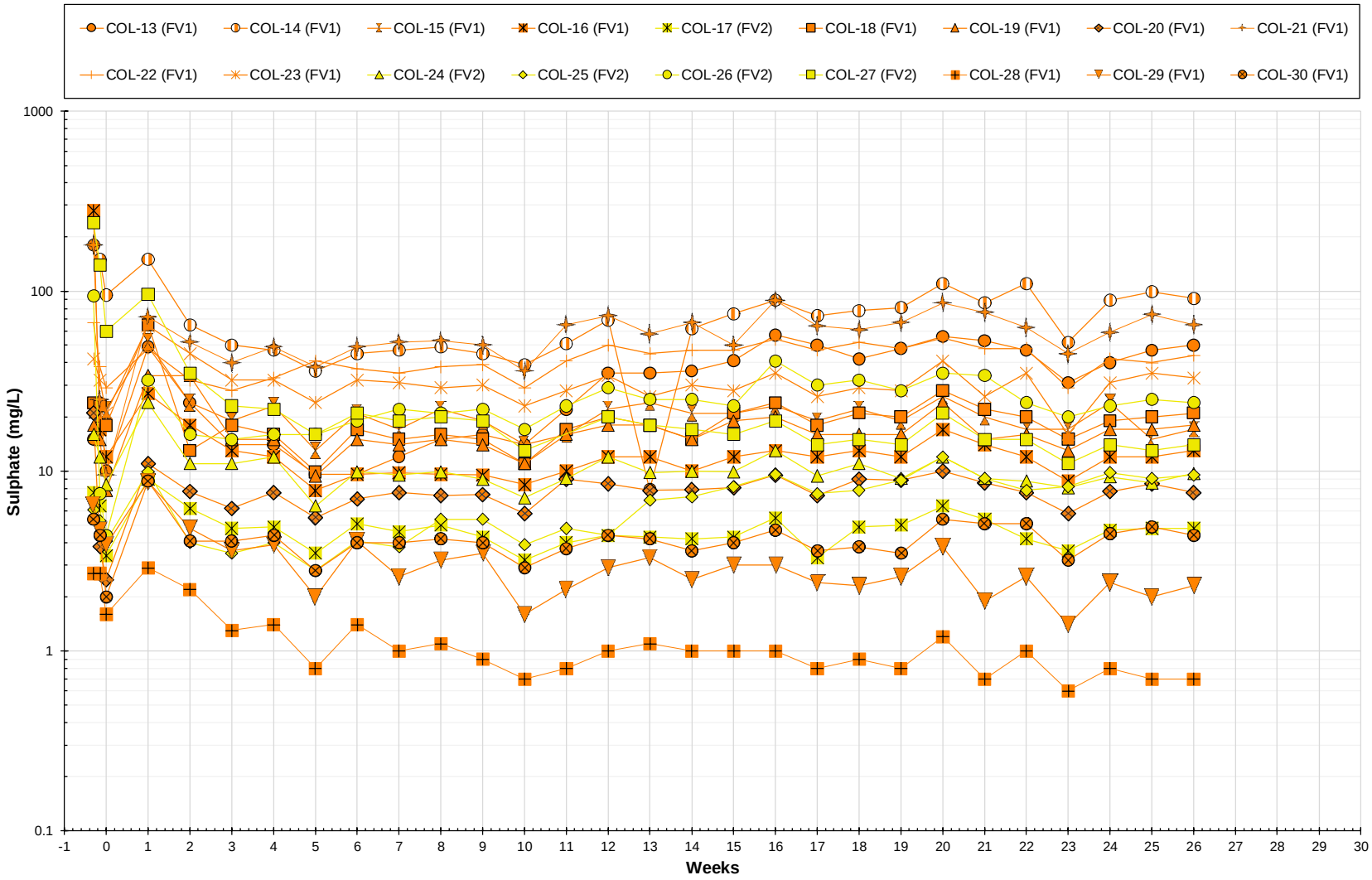

Notes

Results before week 0 represent initial flushing procedure.

KINROSS

Sulphate - Felsic Volcanic

Geochemistry Summary for Impact Statement

OMEMA2303

Figure Number		E3-13	
Project Number		OMEMA2303	
Date		November 2025	
Drawn	MT	Reviewed	SW

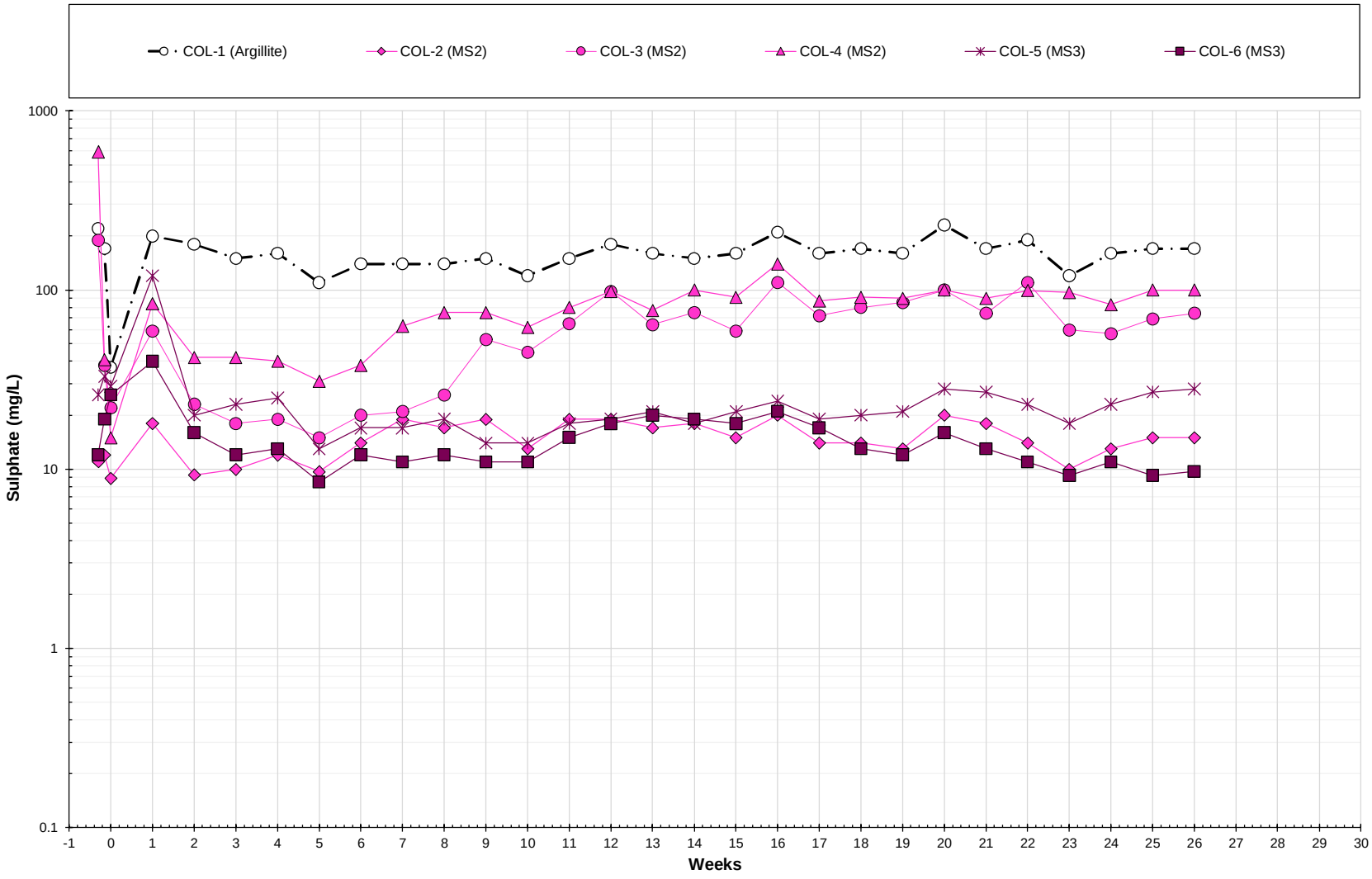

Notes

Results before week 0 represent initial flushing procedure.

Sulphate - Metasediment

Geochemistry Summary for Impact Statement

OMEMA2303

Figure Number		E3-14	
Project Number		OMEMA2303	
Date		November 2025	
Drawn	MT	Reviewed	SW

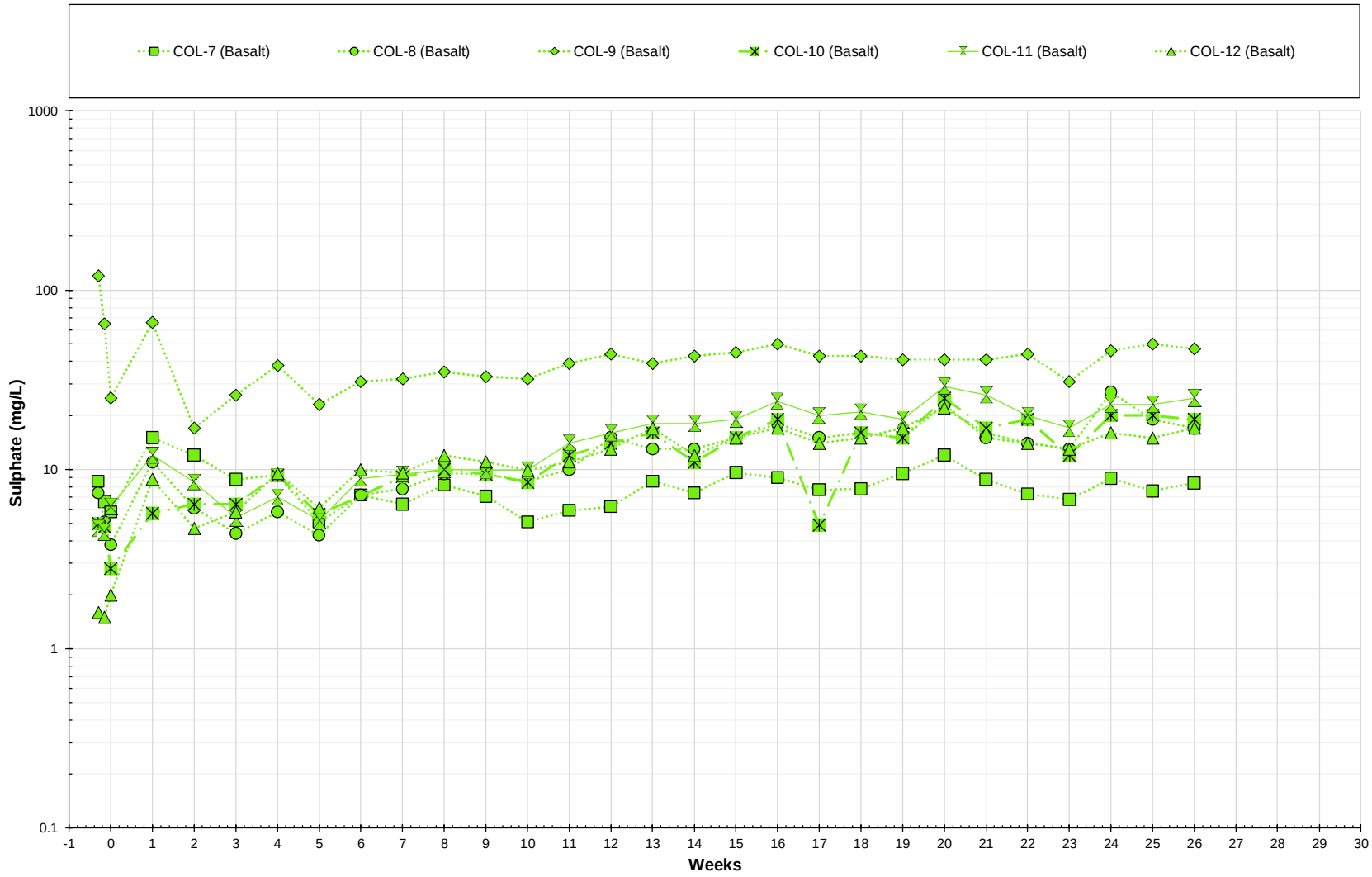

Notes

Results before week 0 represent initial flushing procedure.

KINROSS

Sulphate - Basalt

Geochemistry Summary for Impact Statement

OMEMA2303

Figure Number		E3-15	
Project Number		OMEMA2303	
Date		November 2025	
Drawn	MT	Reviewed	SW

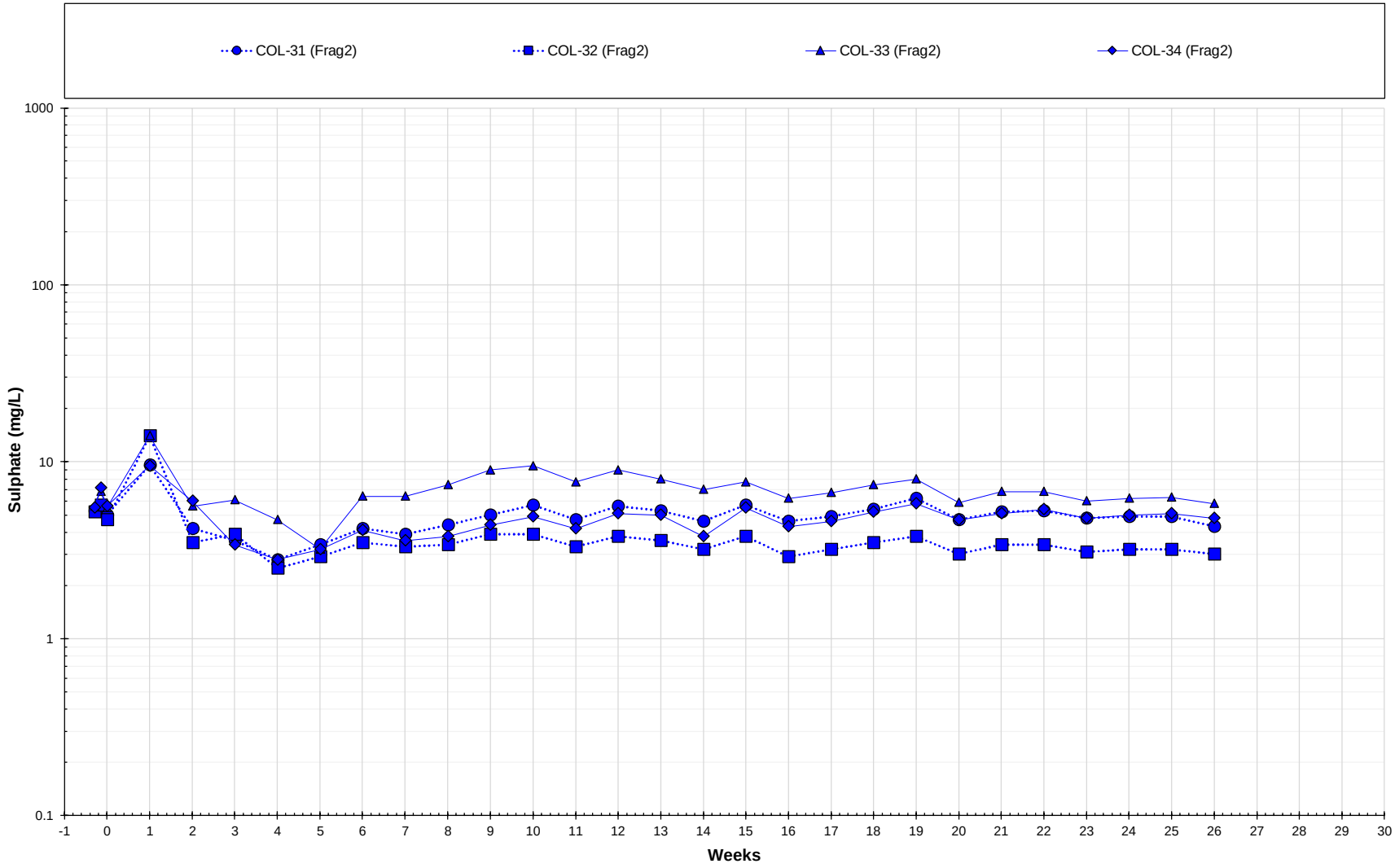

Notes

Results before week 0 represent initial flushing procedure.

Sulphate - Fragmental

Geochemistry Summary for Impact Statement

OMEMA2303

Figure Number		E3-16	
Project Number		OMEMA2303	
Date		November 2025	
Drawn	MT	Reviewed	SW

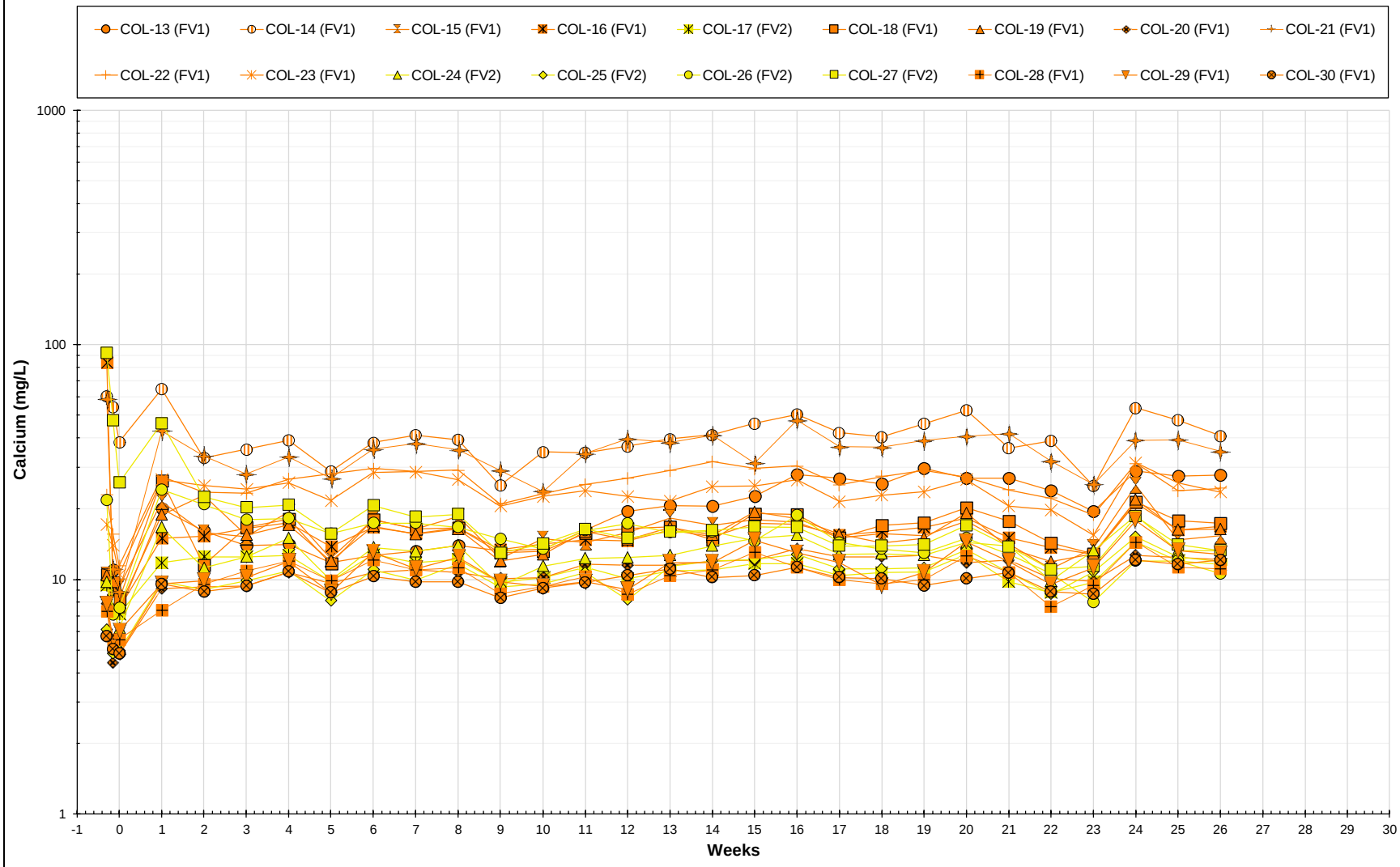

Notes

Results before week 0 represent initial flushing procedure.

Calcium - Felsic Volcanic

Geochemistry Summary for Impact Statement

OMEMA2303

Figure Number		E3-17	
Project Number		OMEMA2303	
Date		November 2025	
Drawn	MT	Reviewed	SW

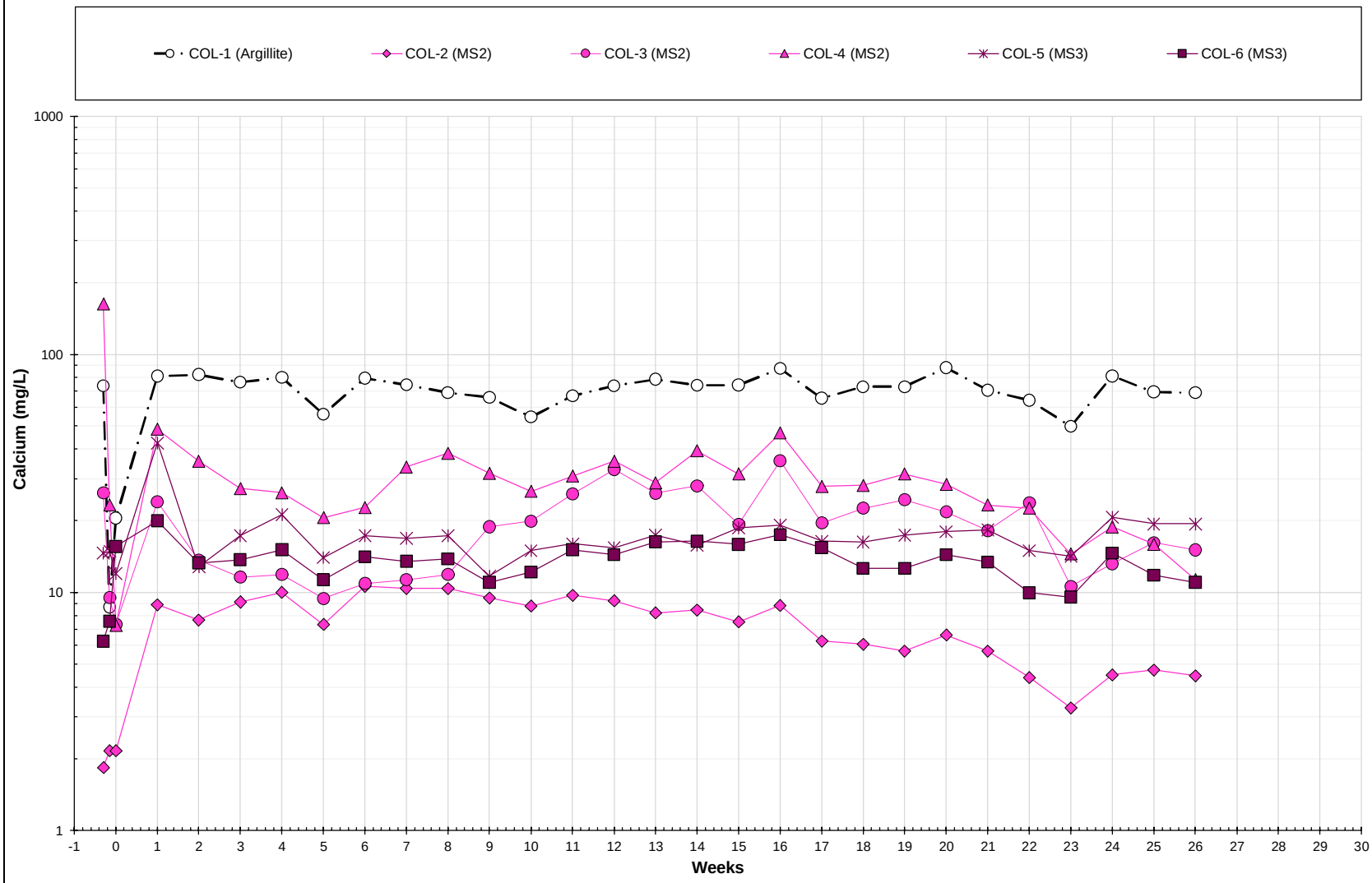

Notes

Results before week 0 represent initial flushing procedure.

Calcium - Metasediment

Geochemistry Summary for Impact Statement

OMEMA2303

Figure Number		E3-18	
Project Number		OMEMA2303	
Date		November 2025	
Drawn	MT	Reviewed	SW

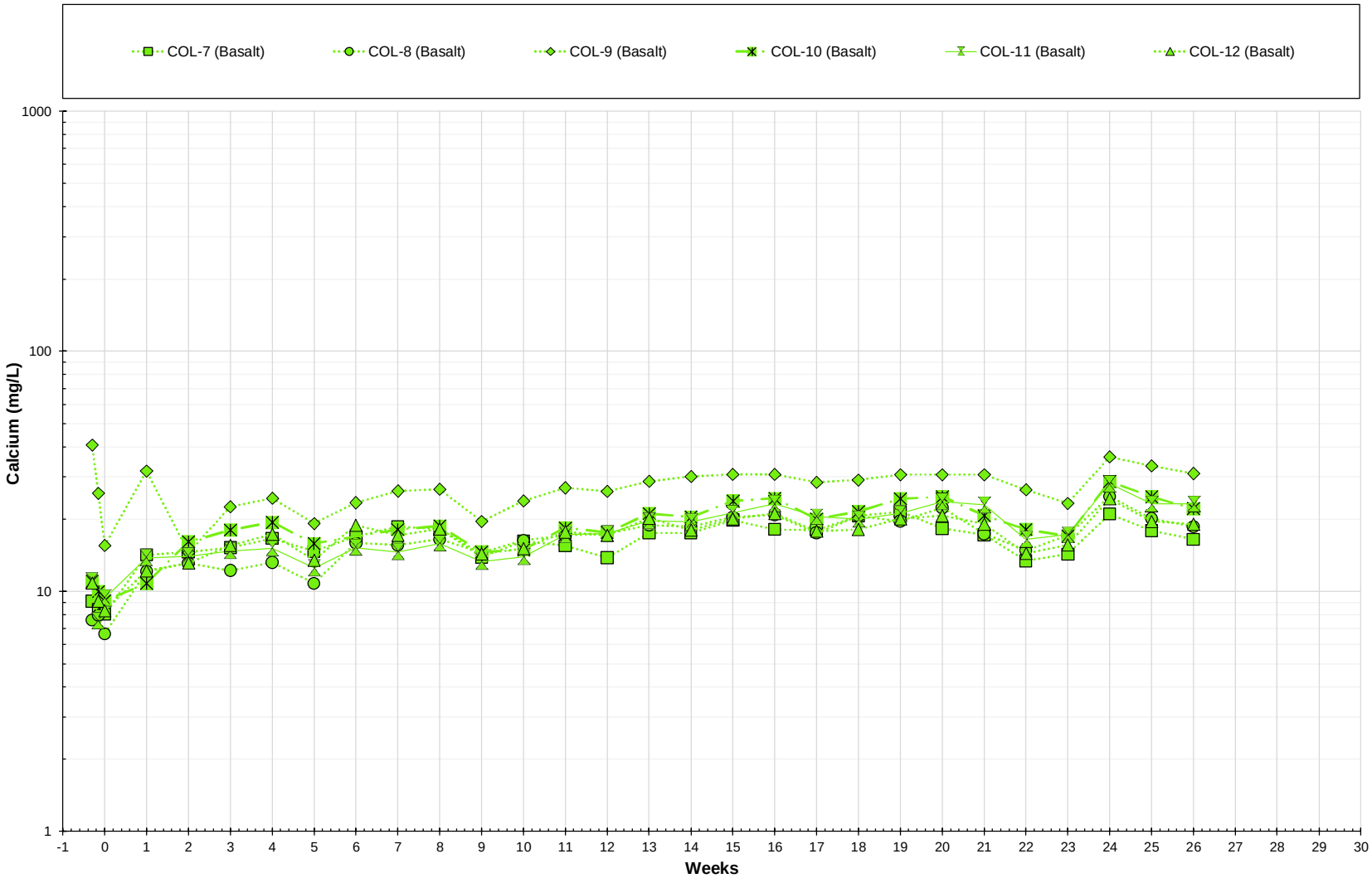

Notes

Results before week 0 represent initial flushing procedure.

Calcium - Basalt

Geochemistry Summary for Impact Statement

OMEMA2303

Figure Number		E3-19	
Project Number		OMEMA2303	
Date		November 2025	
Drawn	MT	Reviewed	SW

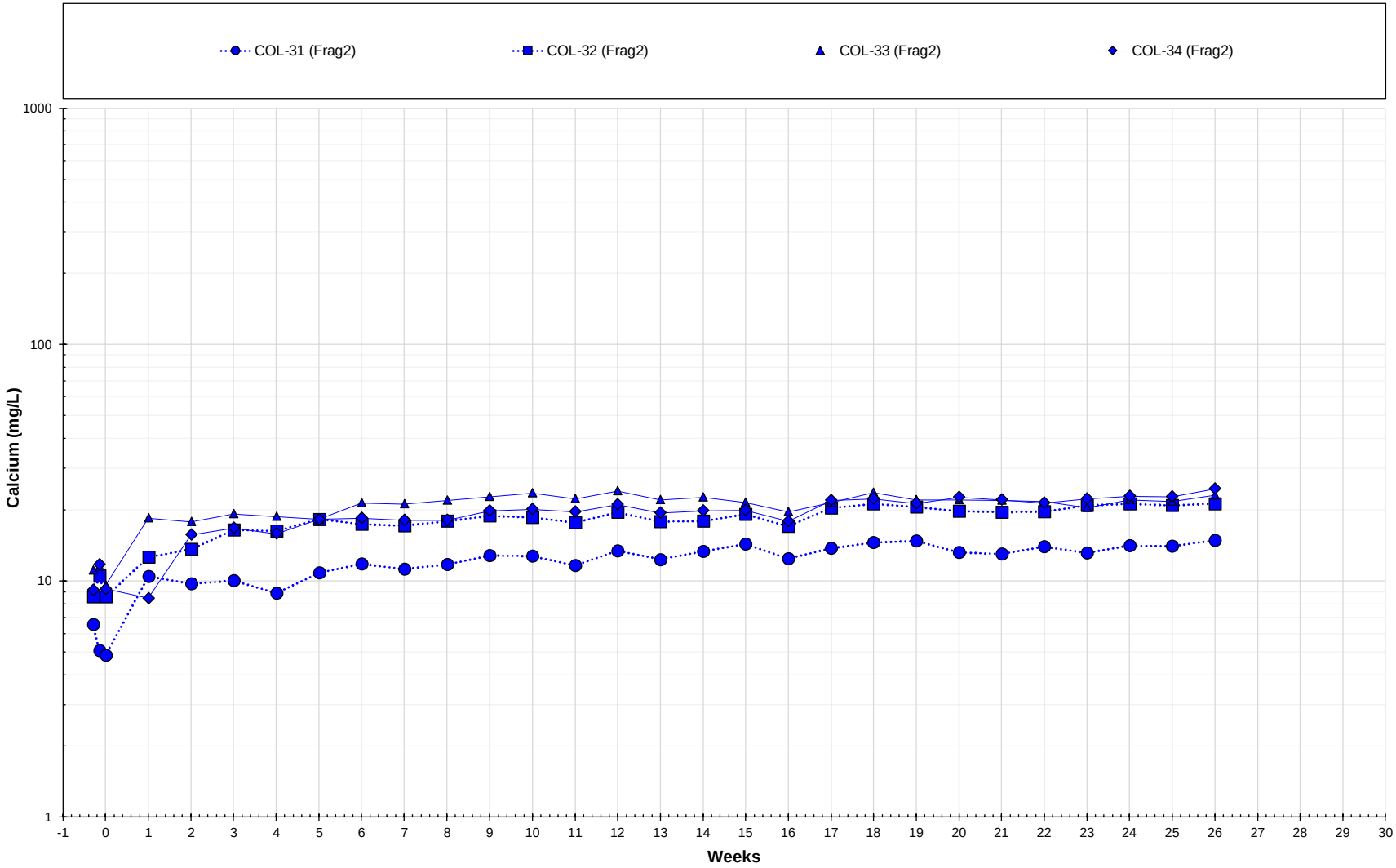

Notes

Results before week 0 represent initial flushing procedure.

KINROSS

Calcium - Fragmental

Geochemistry Summary for Impact Statement

OMEMA2303

Figure Number		E3-20	
Project Number		OMEMA2303	
Date		November 2025	
Drawn	MT	Reviewed	SW

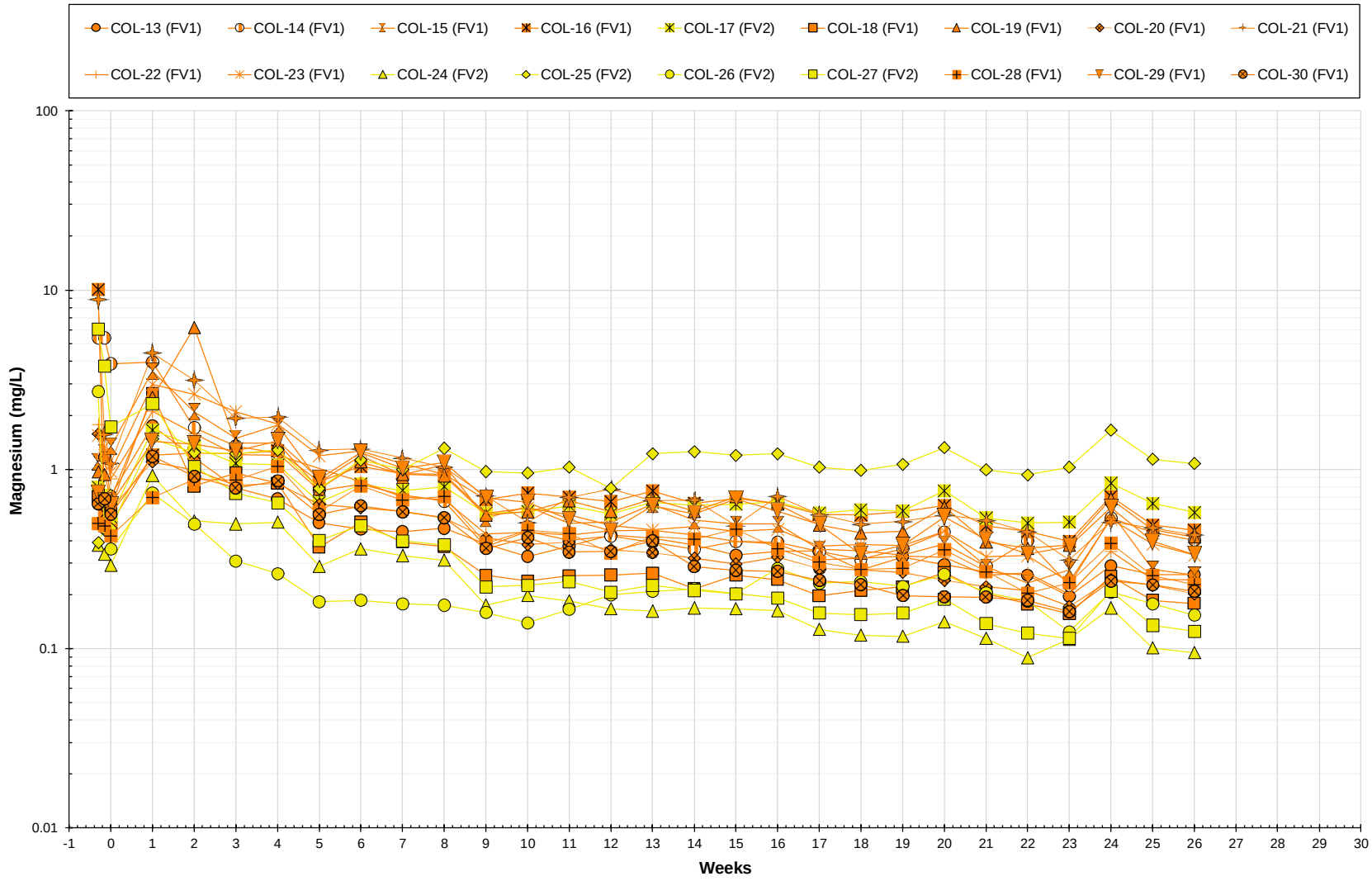

Notes

Results before week 0 represent initial flushing procedure.

Magnesium - Felsic Volcanic

Geochemistry Summary for Impact Statement

OMEMA2303

Figure Number		E3-21	
Project Number		OMEMA2303	
Date		November 2025	
Drawn	MT	Reviewed	SW

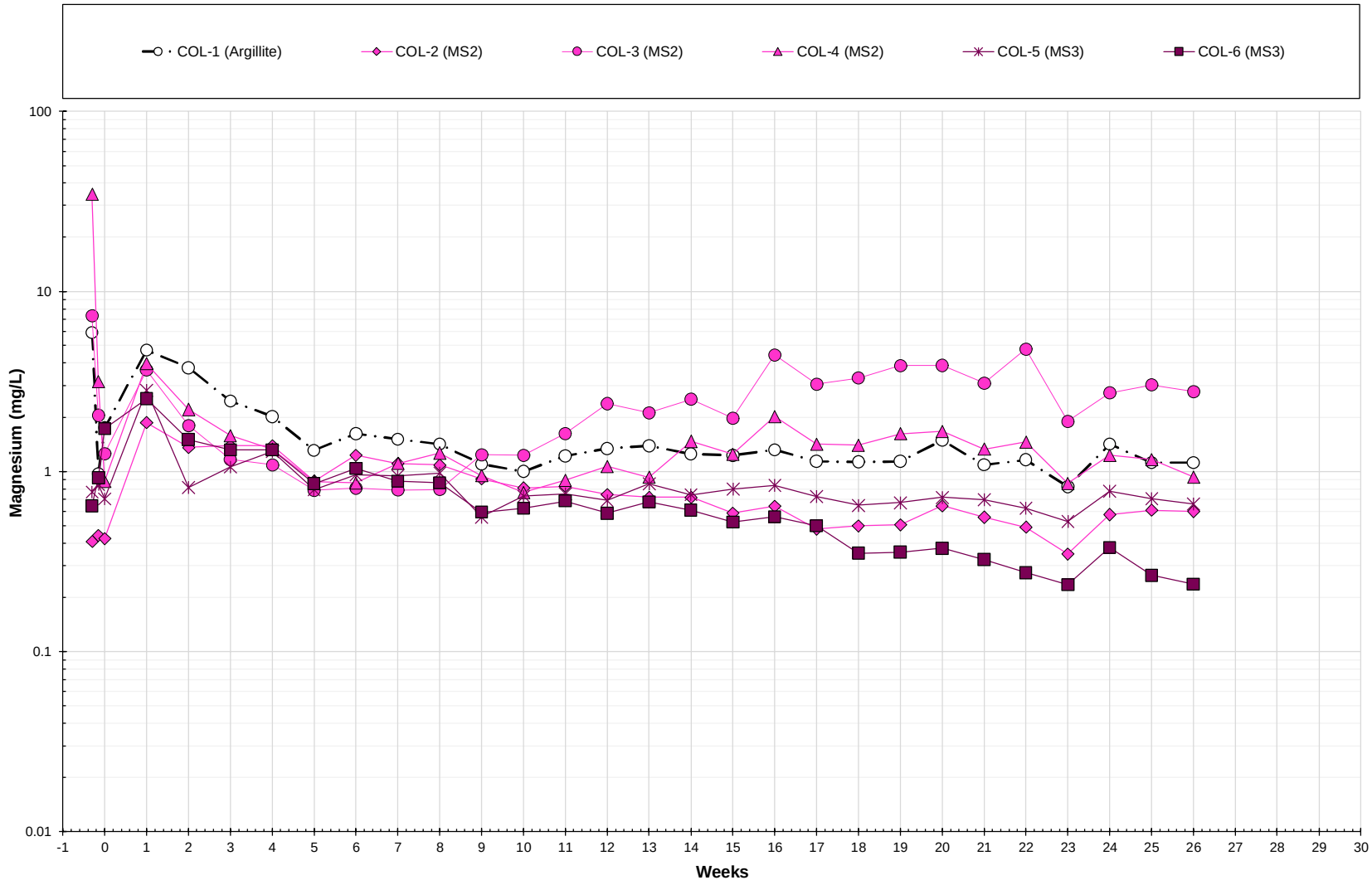

Notes

Results before week 0 represent initial flushing procedure.

Magnesium - Metasediment

Geochemistry Summary for Impact Statement

OMEMA2303

Figure Number		E3-22	
Project Number		OMEMA2303	
Date		November 2025	
Drawn	MT	Reviewed	SW

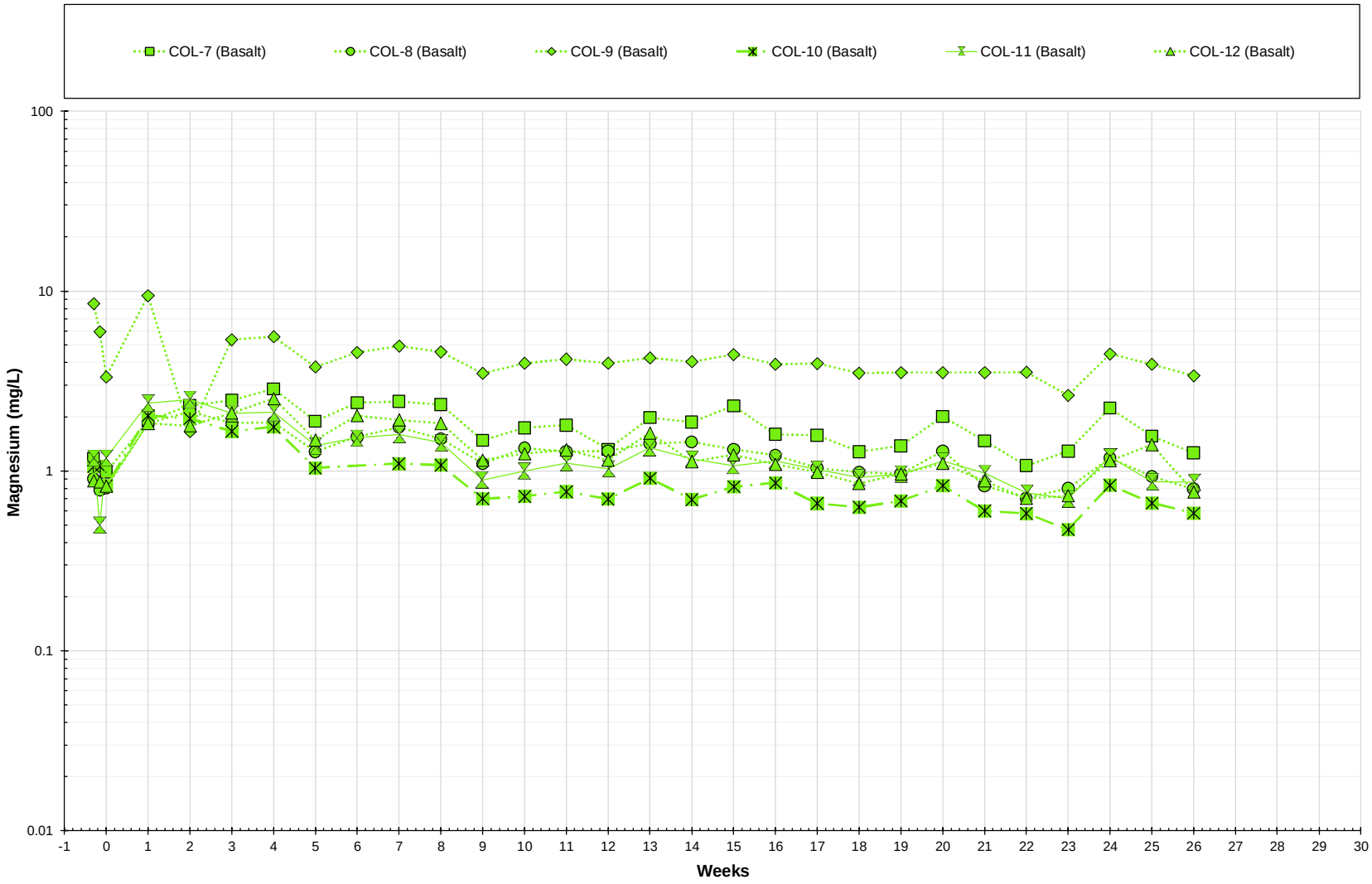

Notes

Results before week 0 represent initial flushing procedure.

KINROSS

Magnesium - Basalt

Geochemistry Summary for Impact Statement

OMEMA2303

Figure Number		E3-23	
Project Number		OMEMA2303	
Date		November 2025	
Drawn	MT	Reviewed	SW

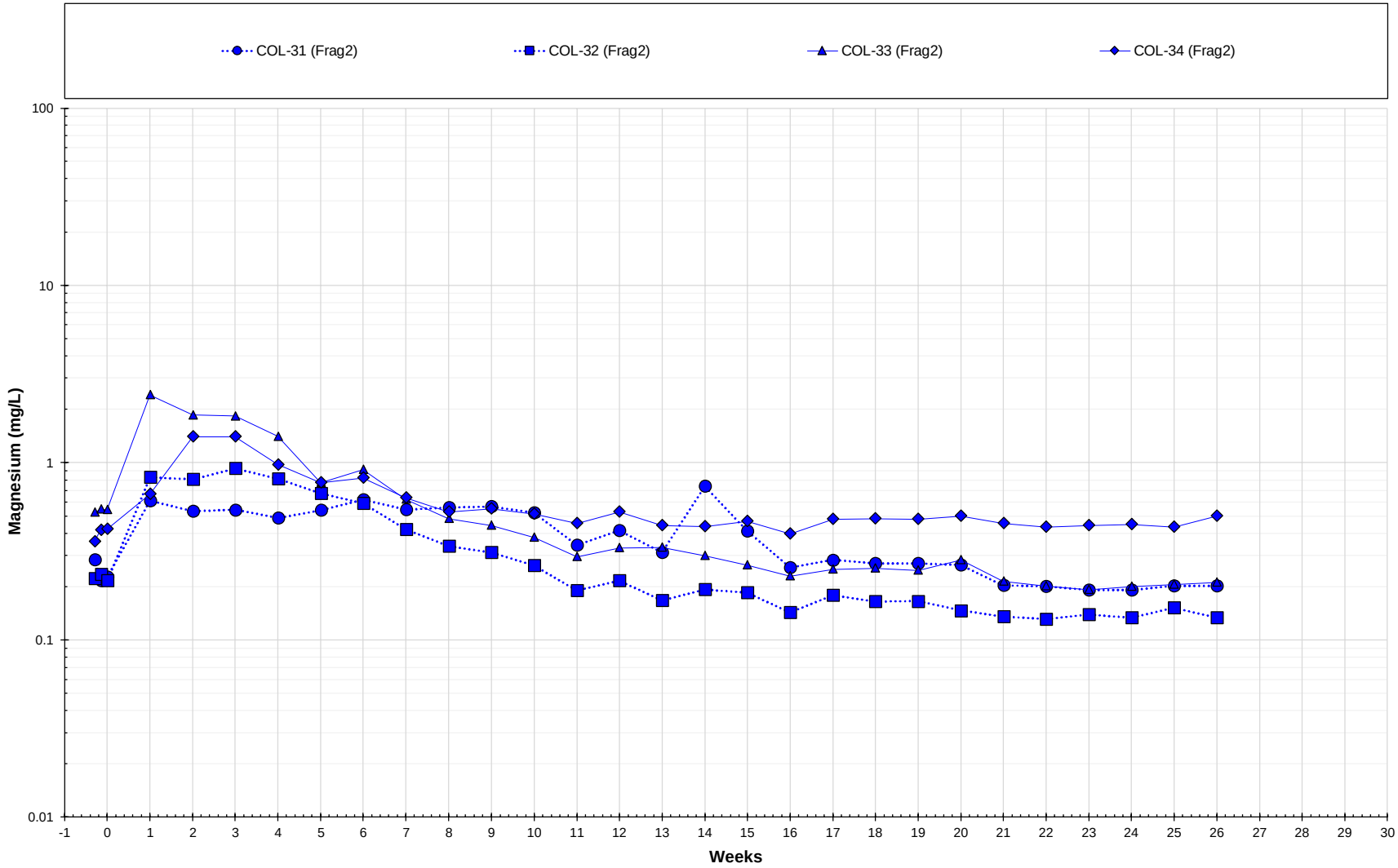

Notes

Results before week 0 represent initial flushing procedure.

Magnesium - Fragmental

Geochemistry Summary for Impact Statement

OMEMA2303

Figure Number		E3-24	
Project Number		OMEMA2303	
Date		November 2025	
Drawn	MT	Reviewed	SW

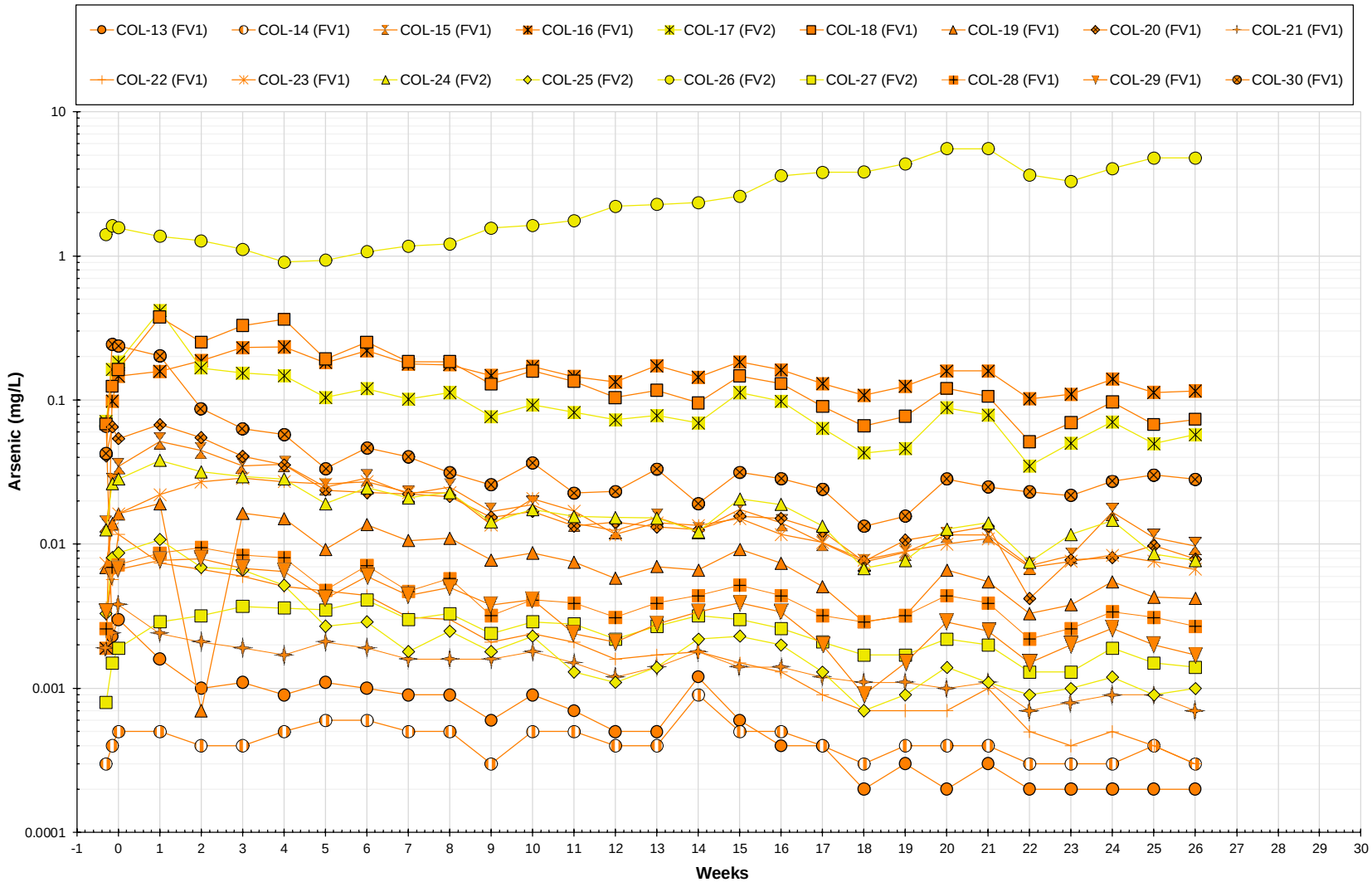

Notes

Results before week 0 represent initial flushing procedure.

Arsenic - Felsic Volcanic

Geochemistry Summary for Impact Statement

OMEMA2303

Figure Number		E3-25	
Project Number		OMEMA2303	
Date		November 2025	
Drawn	MT	Reviewed	SW

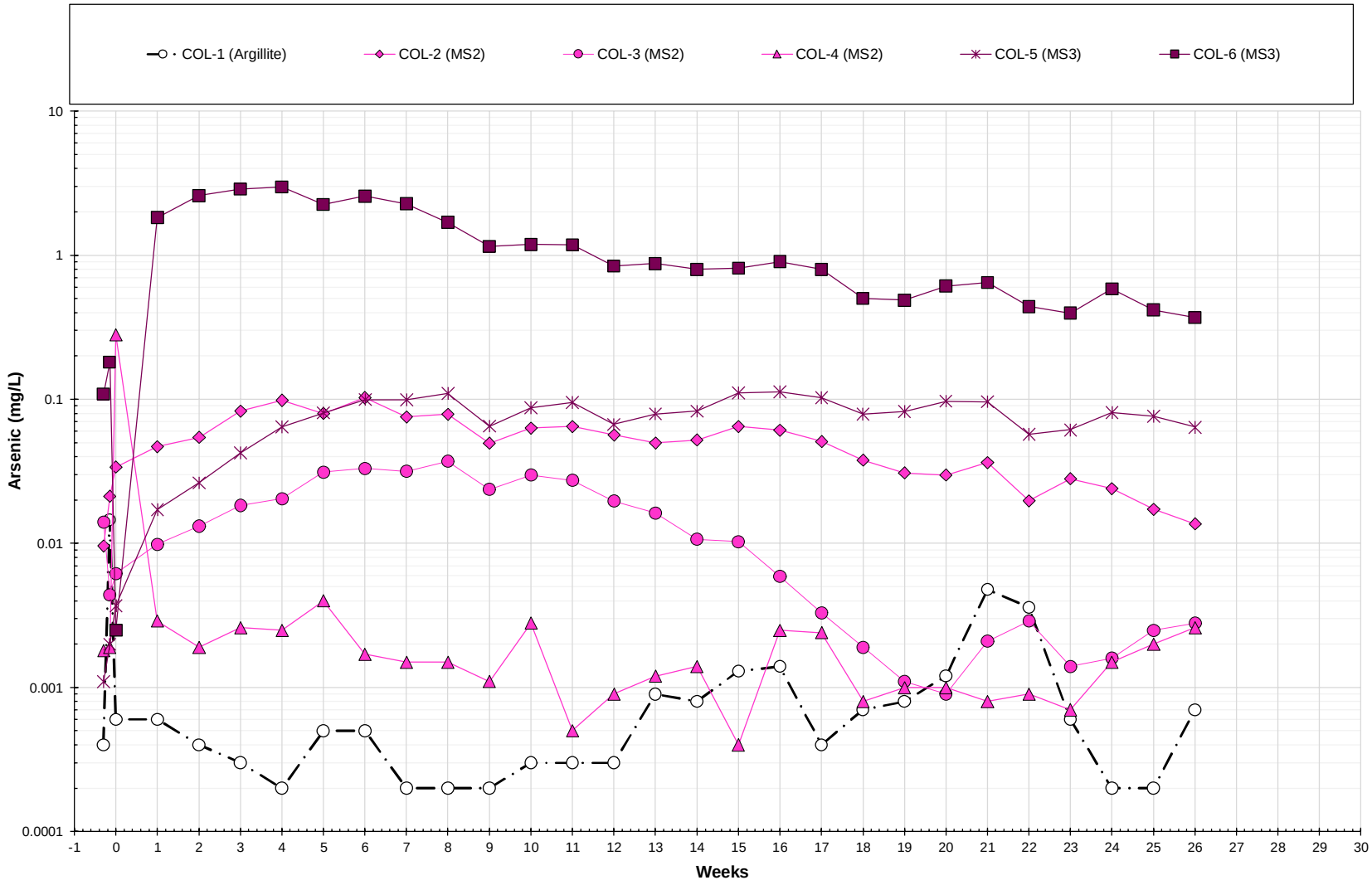

Notes

Results before week 0 represent initial flushing procedure.

Arsenic - Metasediment

Geochemistry Summary for Impact Statement

OMEMA2303

Figure Number		E3-26	
Project Number		OMEMA2303	
Date		November 2025	
Drawn	MT	Reviewed	SW

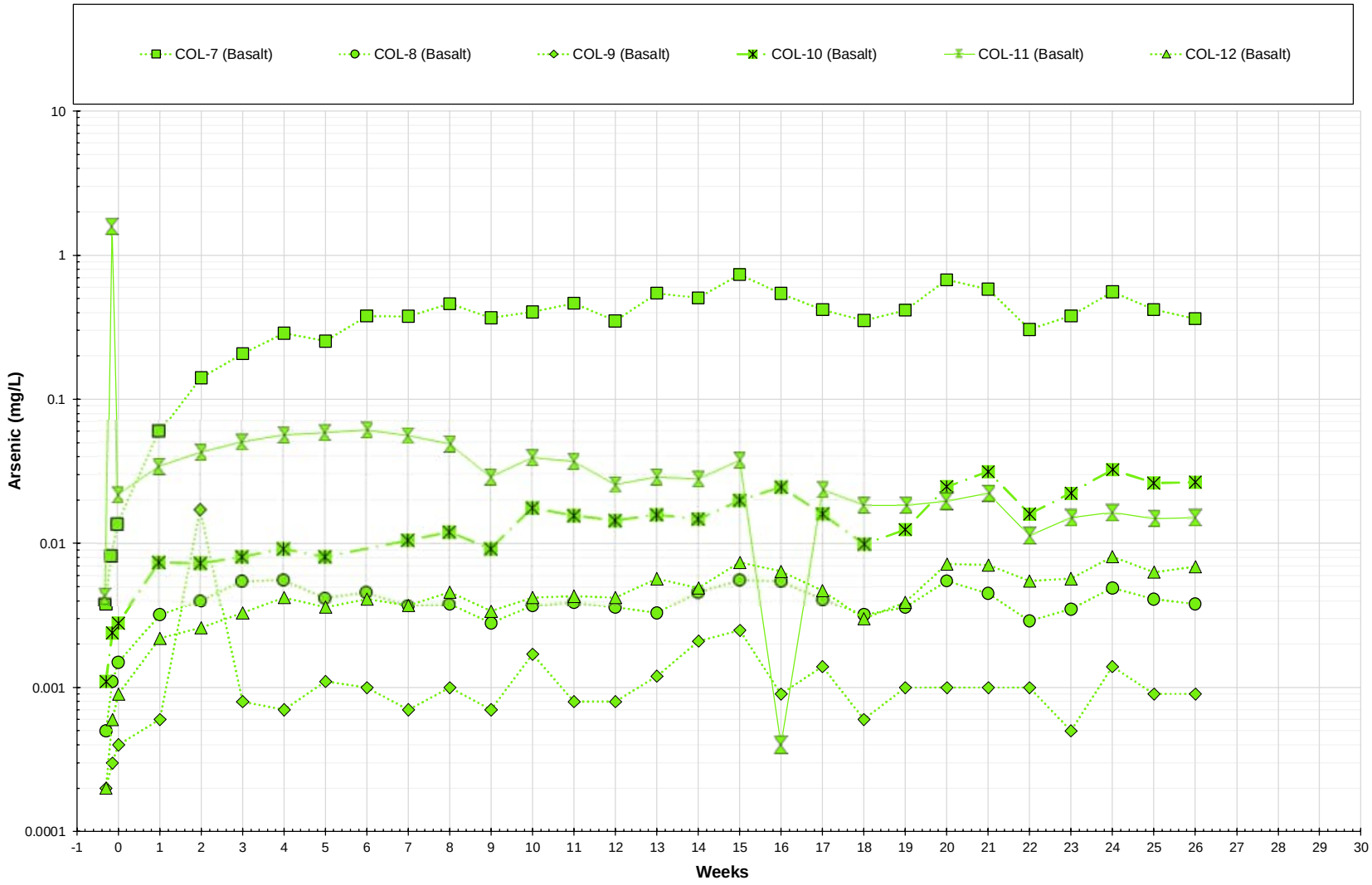

Notes

Results before week 0 represent initial flushing procedure.

KINROSS

Arsenic - Basalt

Geochemistry Summary for Impact Statement

OMEMA2303

Figure Number		E3-27	
Project Number		OMEMA2303	
Date		November 2025	
Drawn	MT	Reviewed	SW

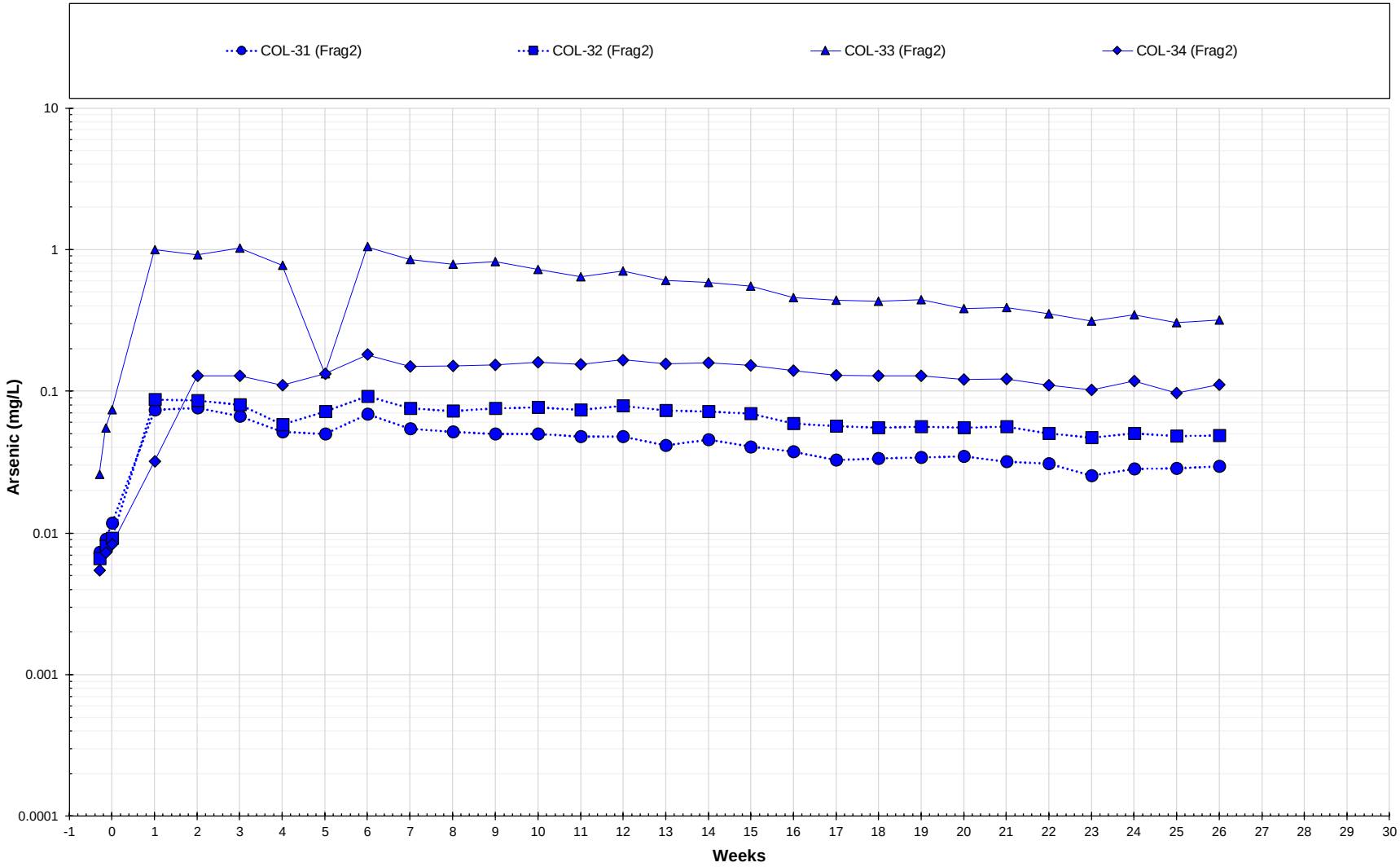

Notes

Results before week 0 represent initial flushing procedure.

Arsenic - Fragmental

Geochemistry Summary for Impact Statement

OMEMA2303

Figure Number		E3-28	
Project Number		OMEMA2303	
Date		November 2025	
Drawn	MT	Reviewed	SW

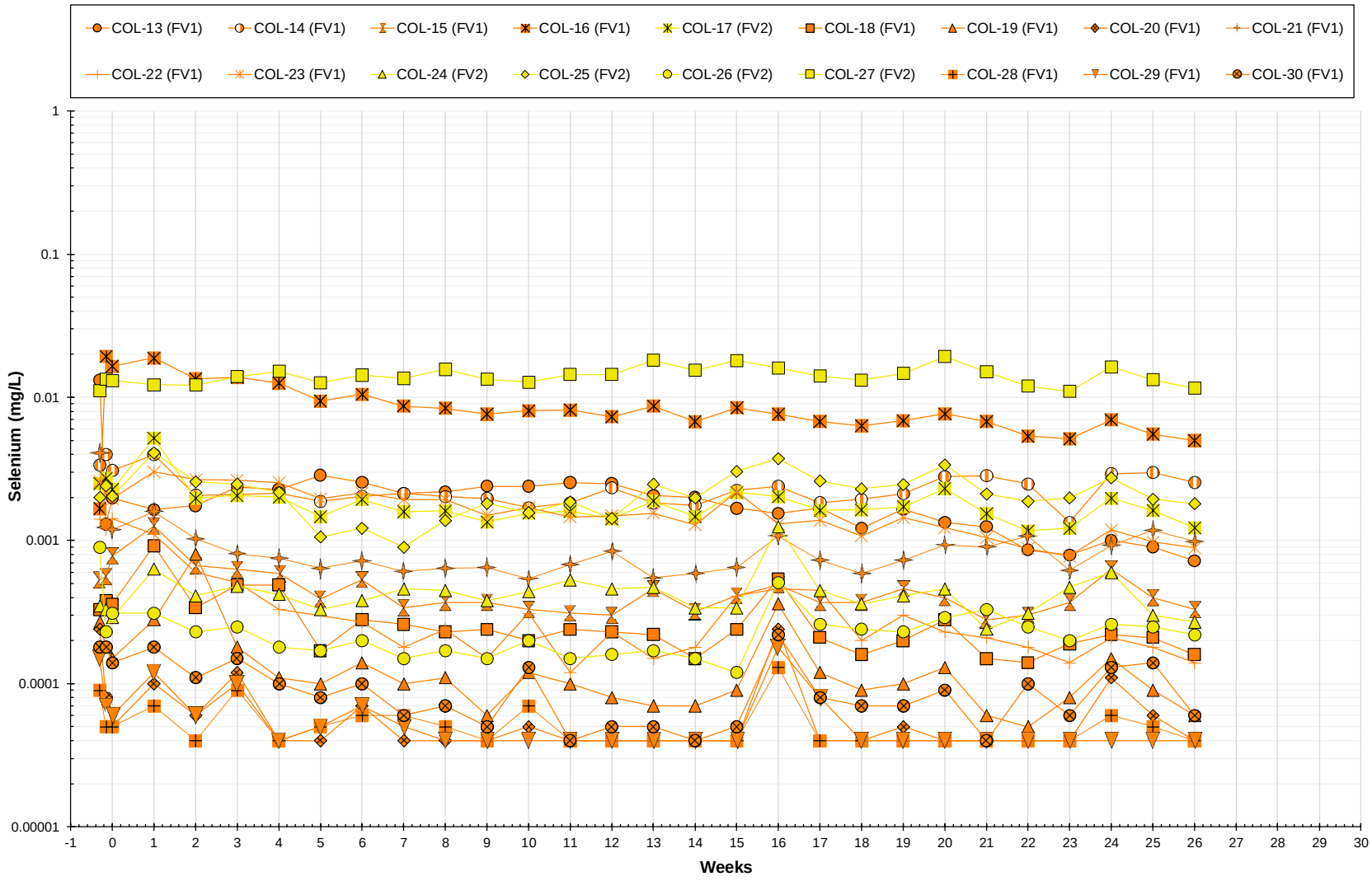

Notes

Results before week 0 represent initial flushing procedure.

KINROSS

Selenium - Felsic Volcanic

Geochemistry Summary for Impact Statement

OMEMA2303

Figure Number		E3-29	
Project Number		OMEMA2303	
Date		November 2025	
Drawn	MT	Reviewed	SW

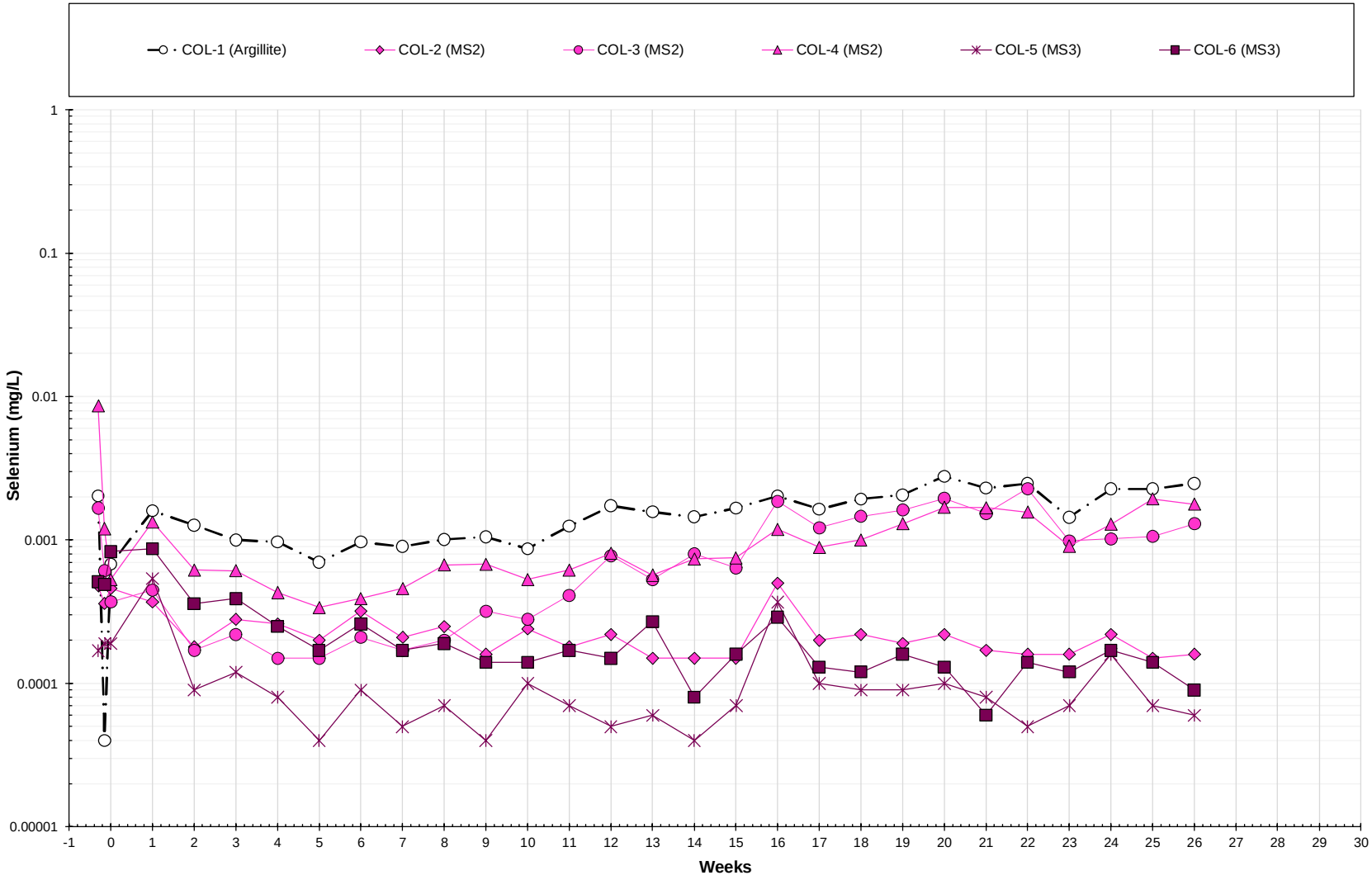

Notes

Results before week 0 represent initial flushing procedure.

KINROSS

Selenium - Metasediment

Geochemistry Summary for Impact Statement

OMEMA2303

Figure Number		E3-30	
Project Number		OMEMA2303	
Date		November 2025	
Drawn	MT	Reviewed	SW

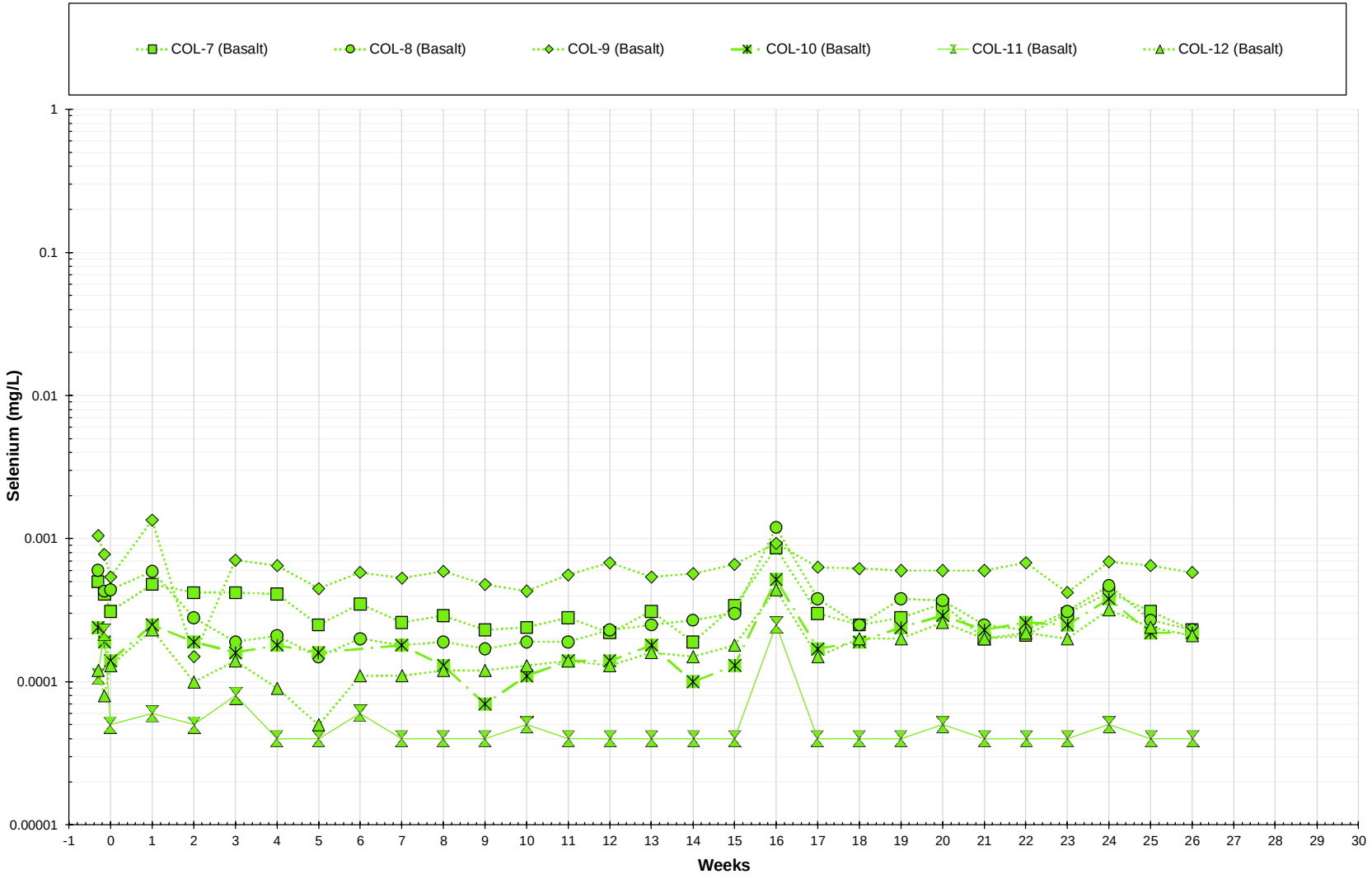

Notes

Results before week 0 represent initial flushing procedure.

KINROSS

Selenium - Basalt

Geochemistry Summary for Impact Statement

OMEMA2303

Figure Number		E3-31	
Project Number		OMEMA2303	
Date		November 2025	
Drawn	MT	Reviewed	SW

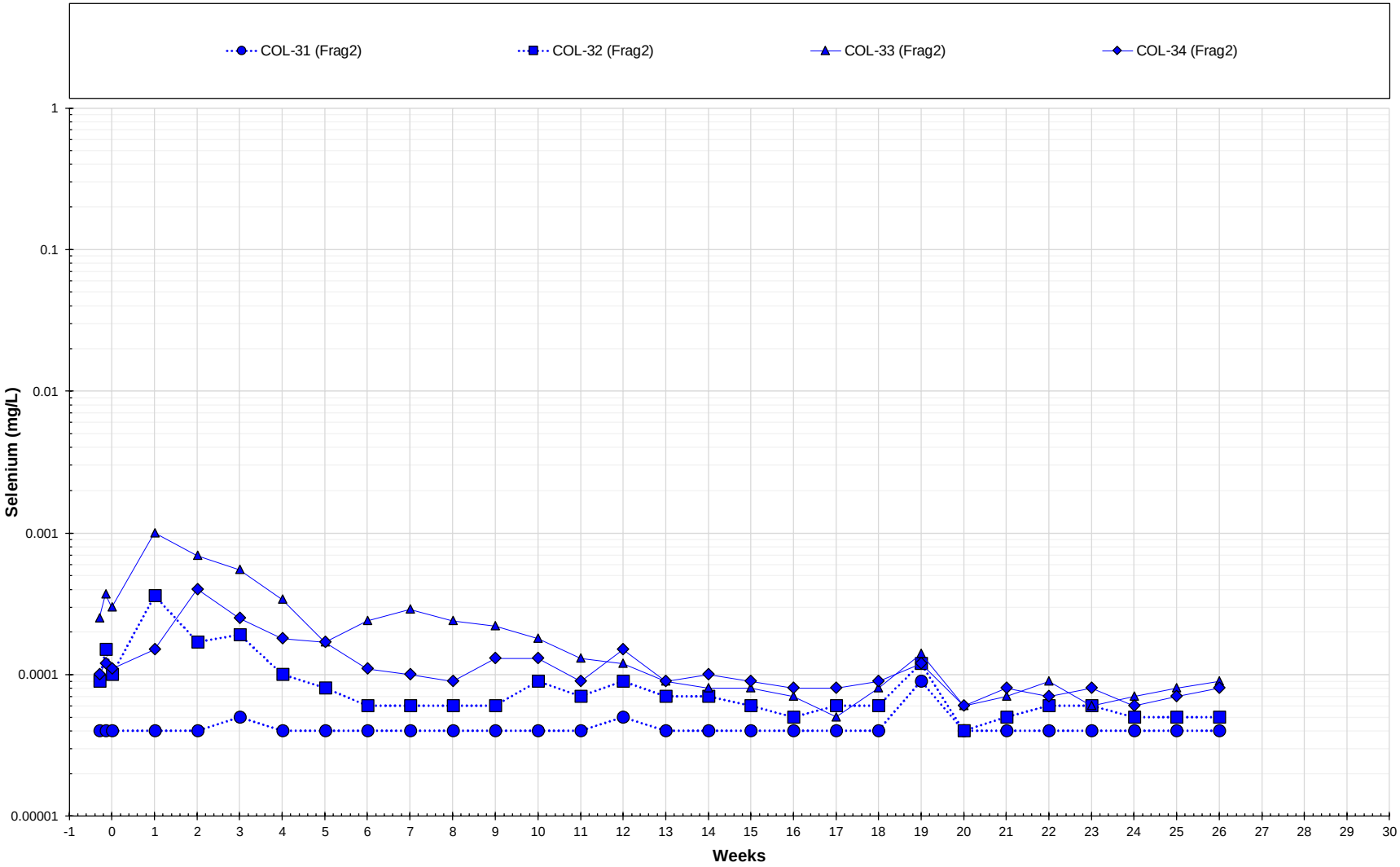

Notes

Results before week 0 represent initial flushing procedure.

Selenium - Fragmental

Geochemistry Summary for Impact Statement

OMEMA2303

Figure Number		E3-32	
Project Number		OMEMA2303	
Date		November 2025	
Drawn	MT	Reviewed	SW

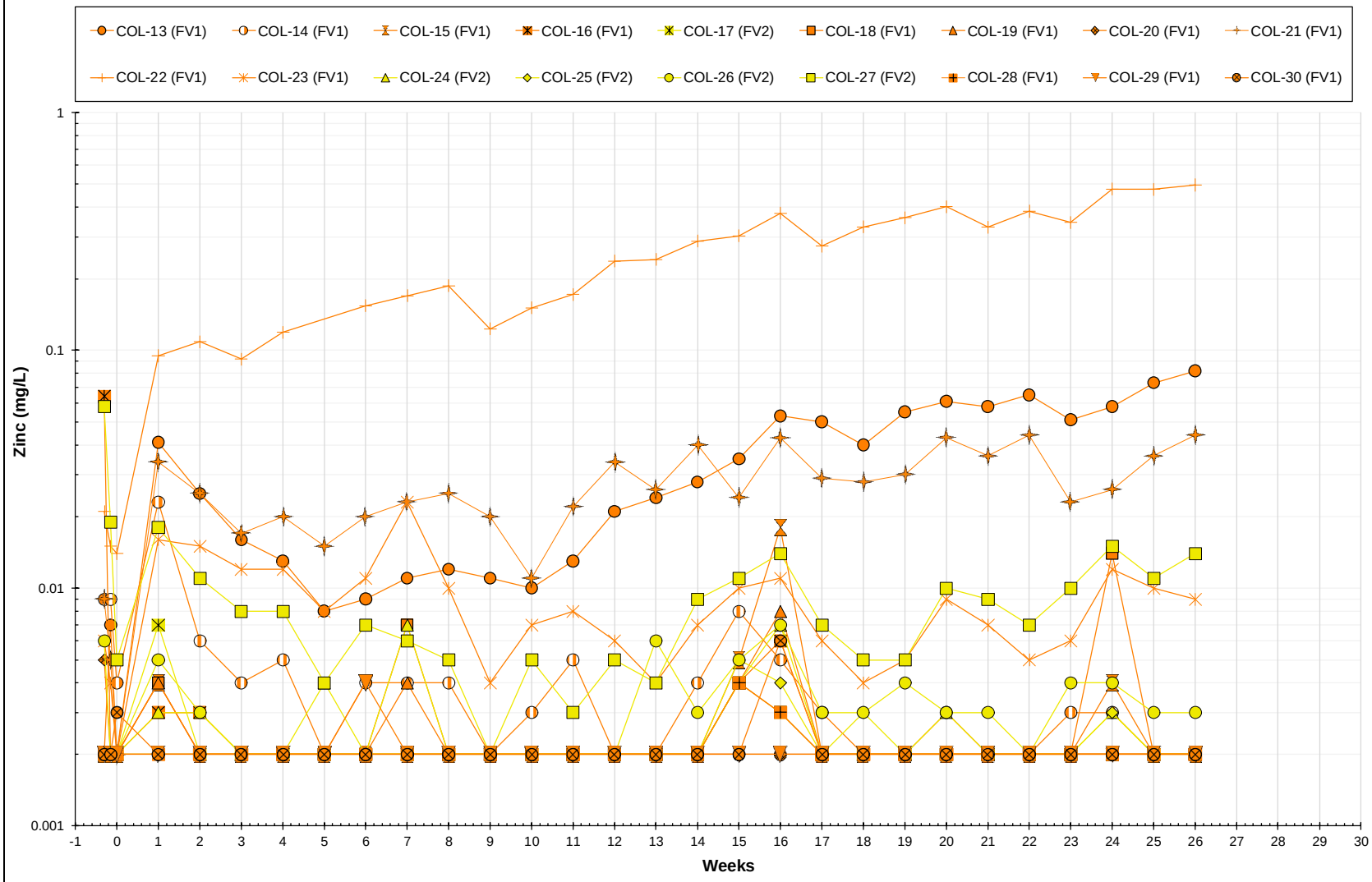

Notes

Results before week 0 represent initial flushing procedure.

Zinc - Felsic Volcanic

Geochemistry Summary for Impact Statement

OMEMA2303

Figure Number		E3-33	
Project Number		OMEMA2303	
Date		November 2025	
Drawn	MT	Reviewed	SW

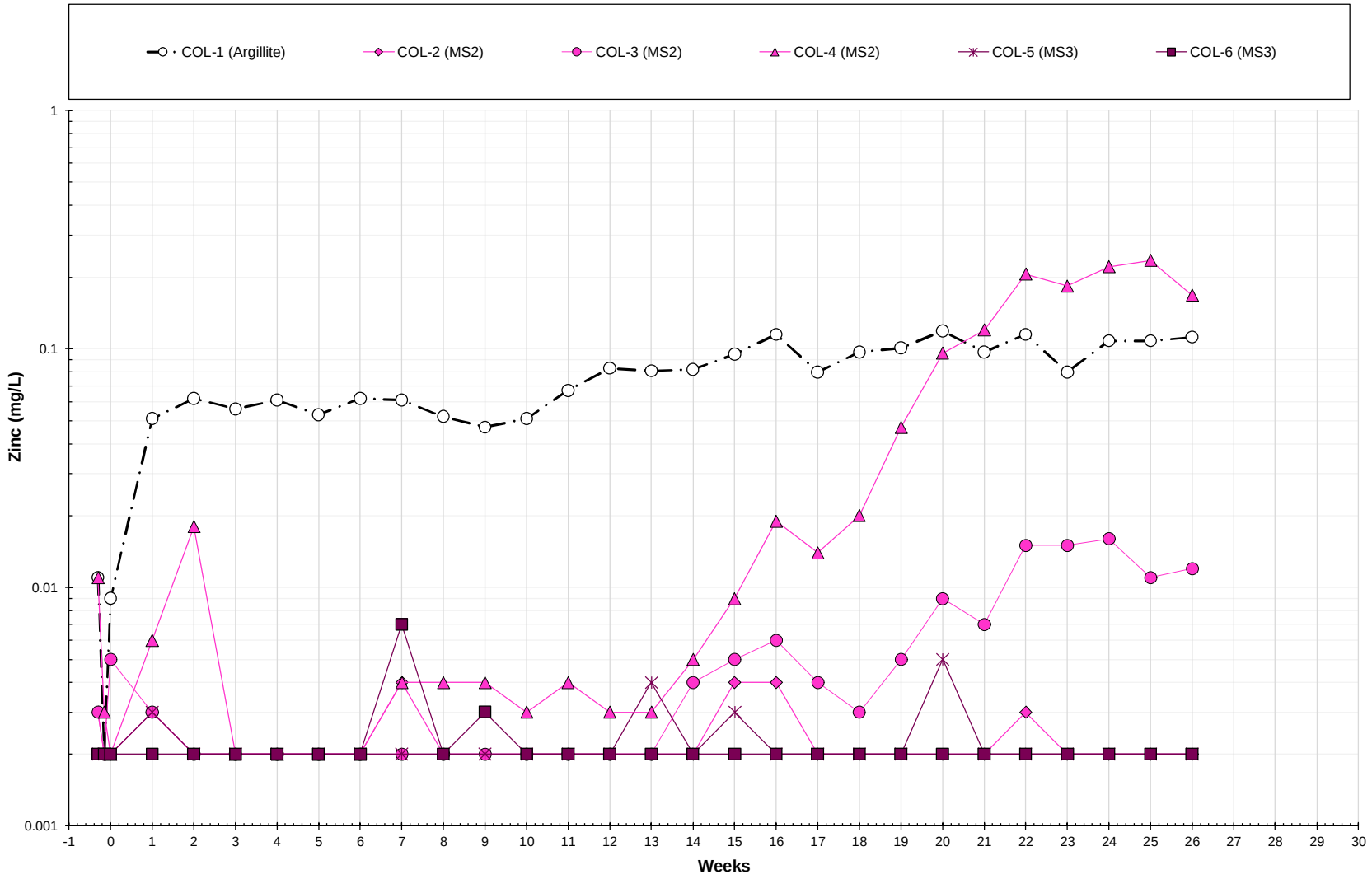

Notes

Results before week 0 represent initial flushing procedure.

KINROSS

Zinc - Metasediment

Geochemistry Summary for Impact Statement

OMEMA2303

Figure Number		E3-34	
Project Number		OMEMA2303	
Date		November 2025	
Drawn	MT	Reviewed	SW

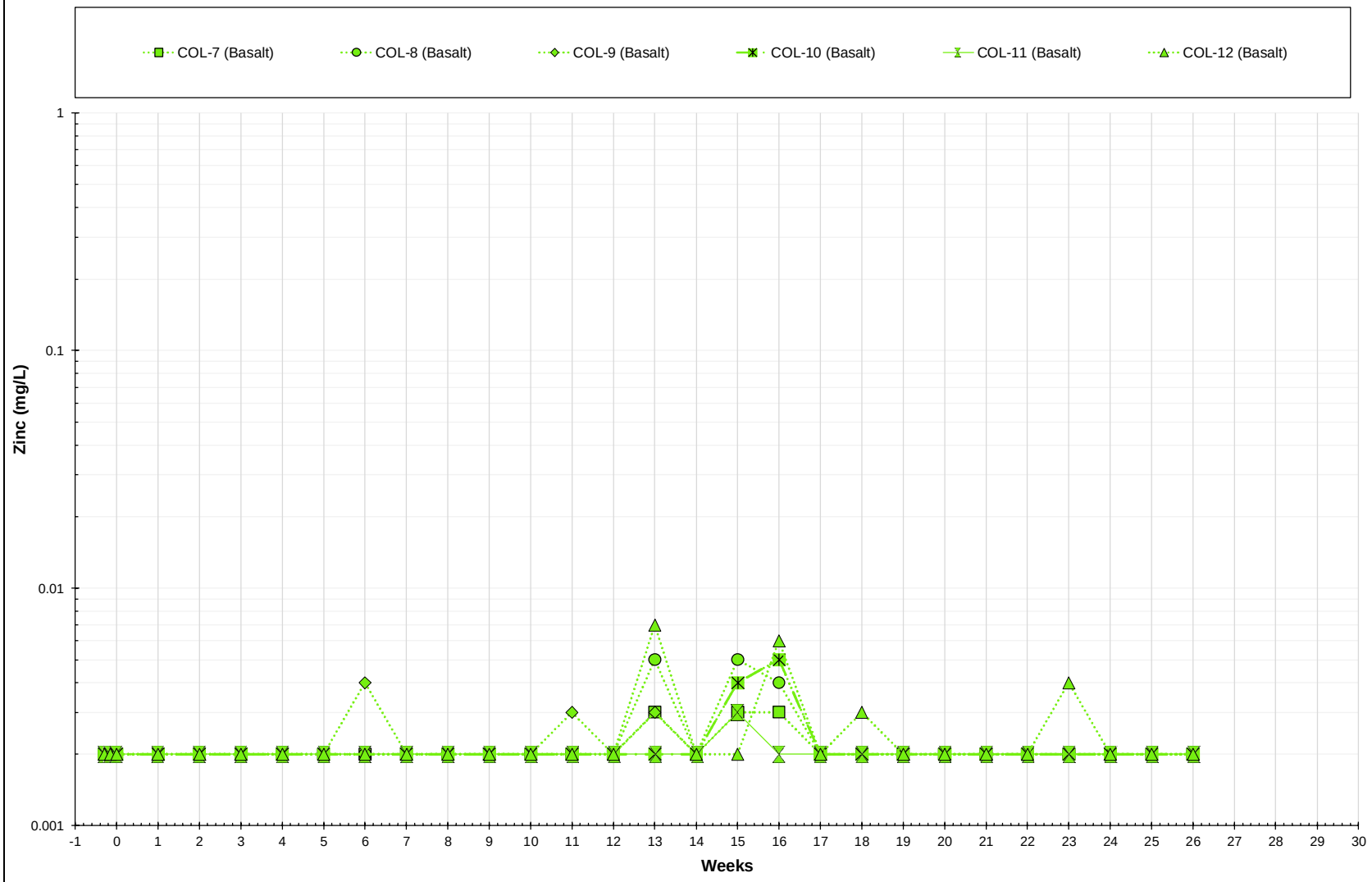

Notes

Results before week 0 represent initial flushing procedure.

KINROSS

Zinc - Basalt

Geochemistry Summary for Impact Statement

OMEMA2303

Figure Number		E3-35	
Project Number		OMEMA2303	
Date		November 2025	
Drawn	MT	Reviewed	SW

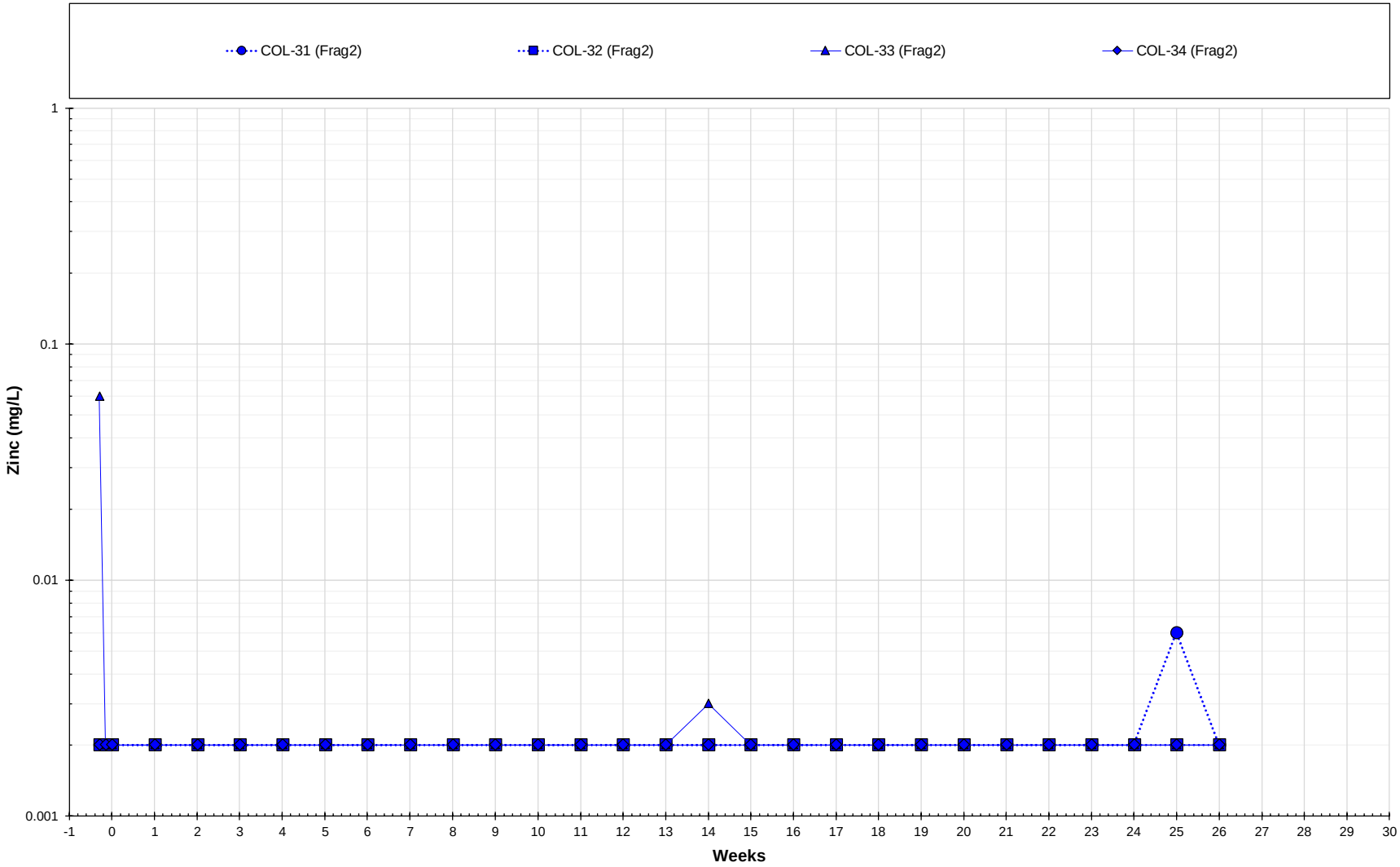

Notes

Results before week 0 represent initial flushing procedure.

Zinc - Fragmental

Geochemistry Summary for Impact Statement

OMEMA2303

Figure Number		E3-36	
Project Number		OMEMA2303	
Date		November 2025	
Drawn	MT	Reviewed	SW

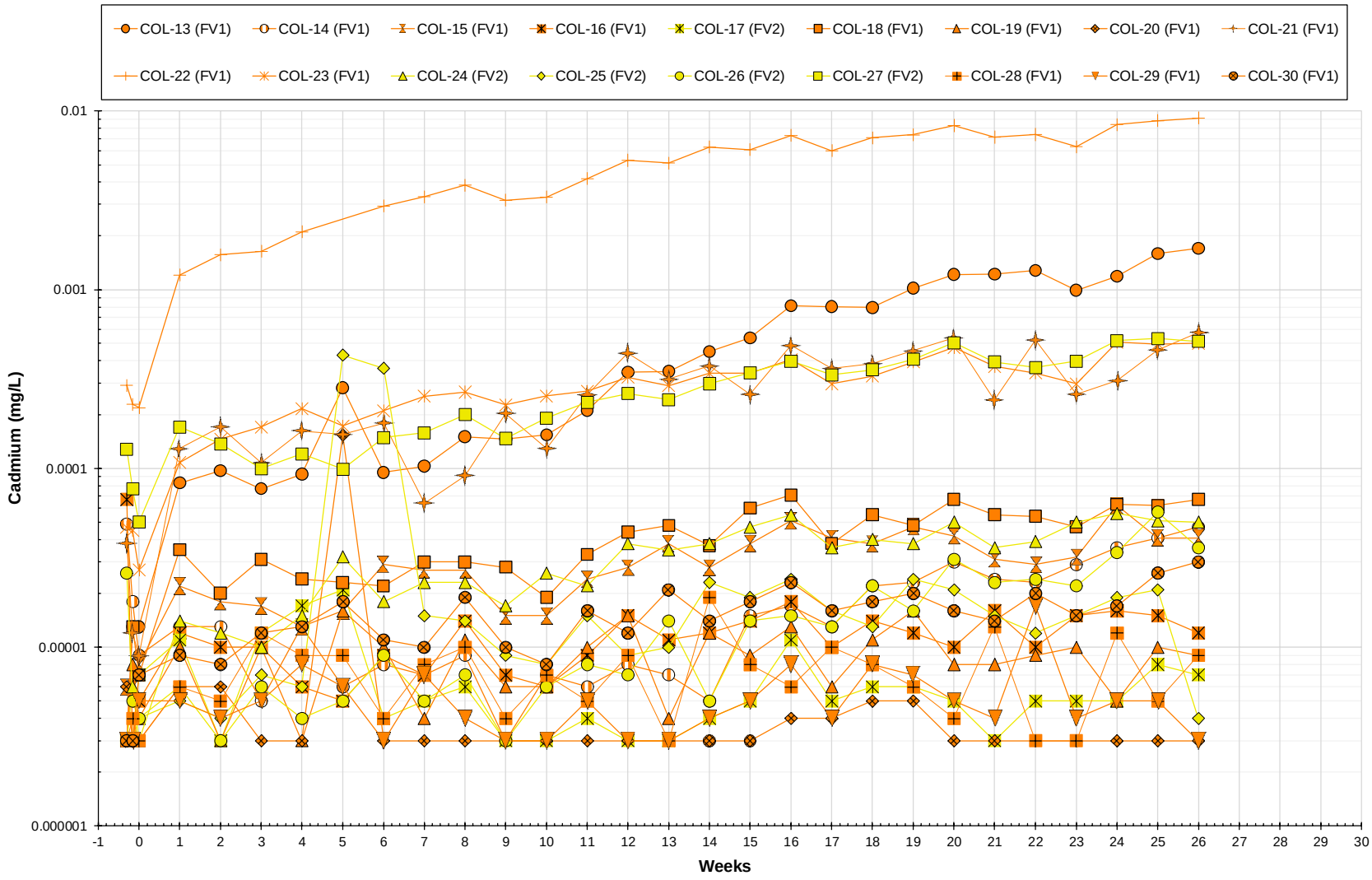

Notes

Results before week 0 represent initial flushing procedure.

Cadmium - Felsic Volcanic

Geochemistry Summary for Impact Statement

OMEMA2303

Figure Number		E3-37	
Project Number		OMEMA2303	
Date		November 2025	
Drawn	MT	Reviewed	SW

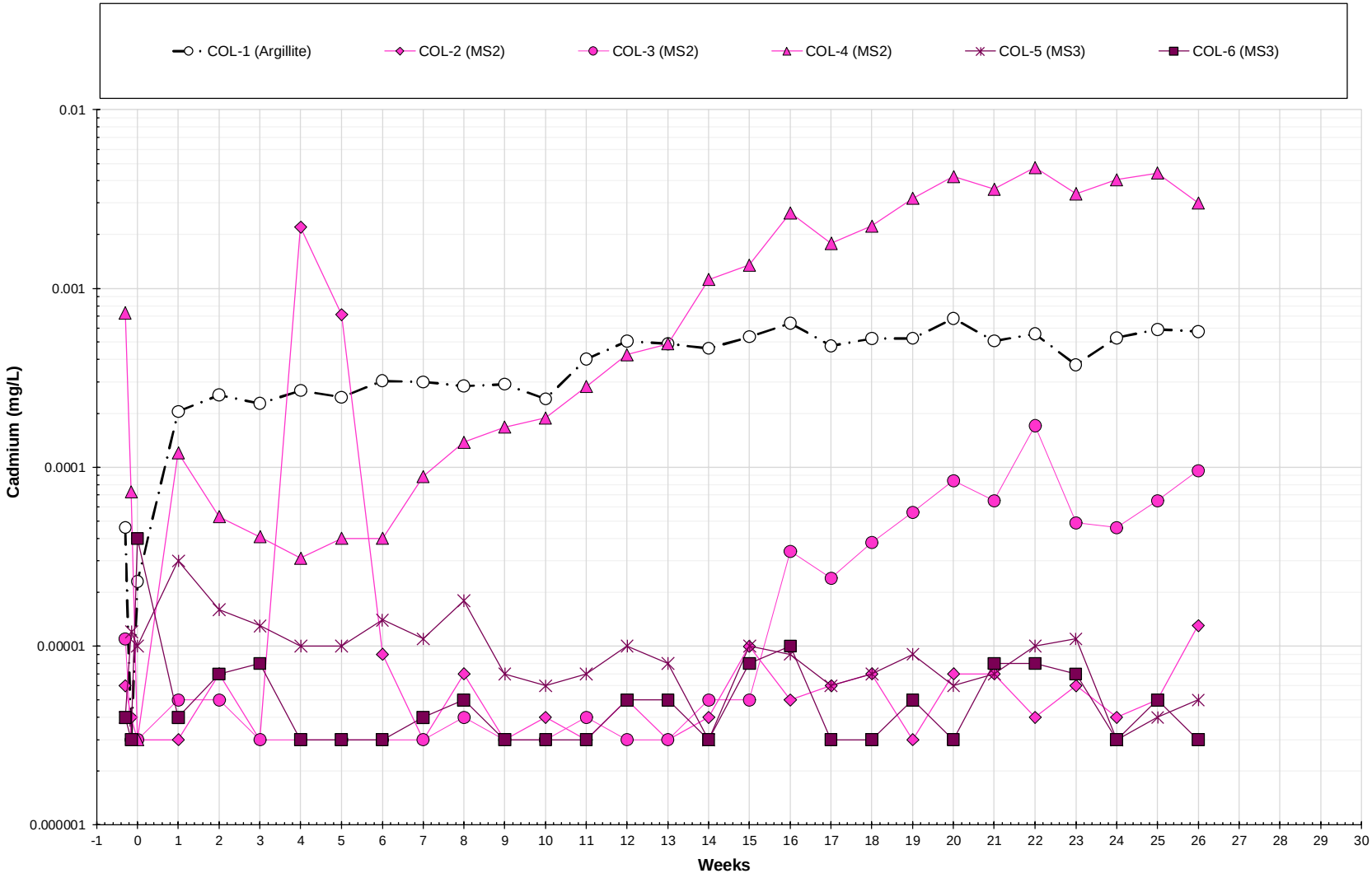

Notes

Results before week 0 represent initial flushing procedure.

KINROSS

Cadmium - Metasediment

Geochemistry Summary for Impact Statement

OMEMA2303

Figure Number		E3-38	
Project Number		OMEMA2303	
Date		November 2025	
Drawn	MT	Reviewed	SW

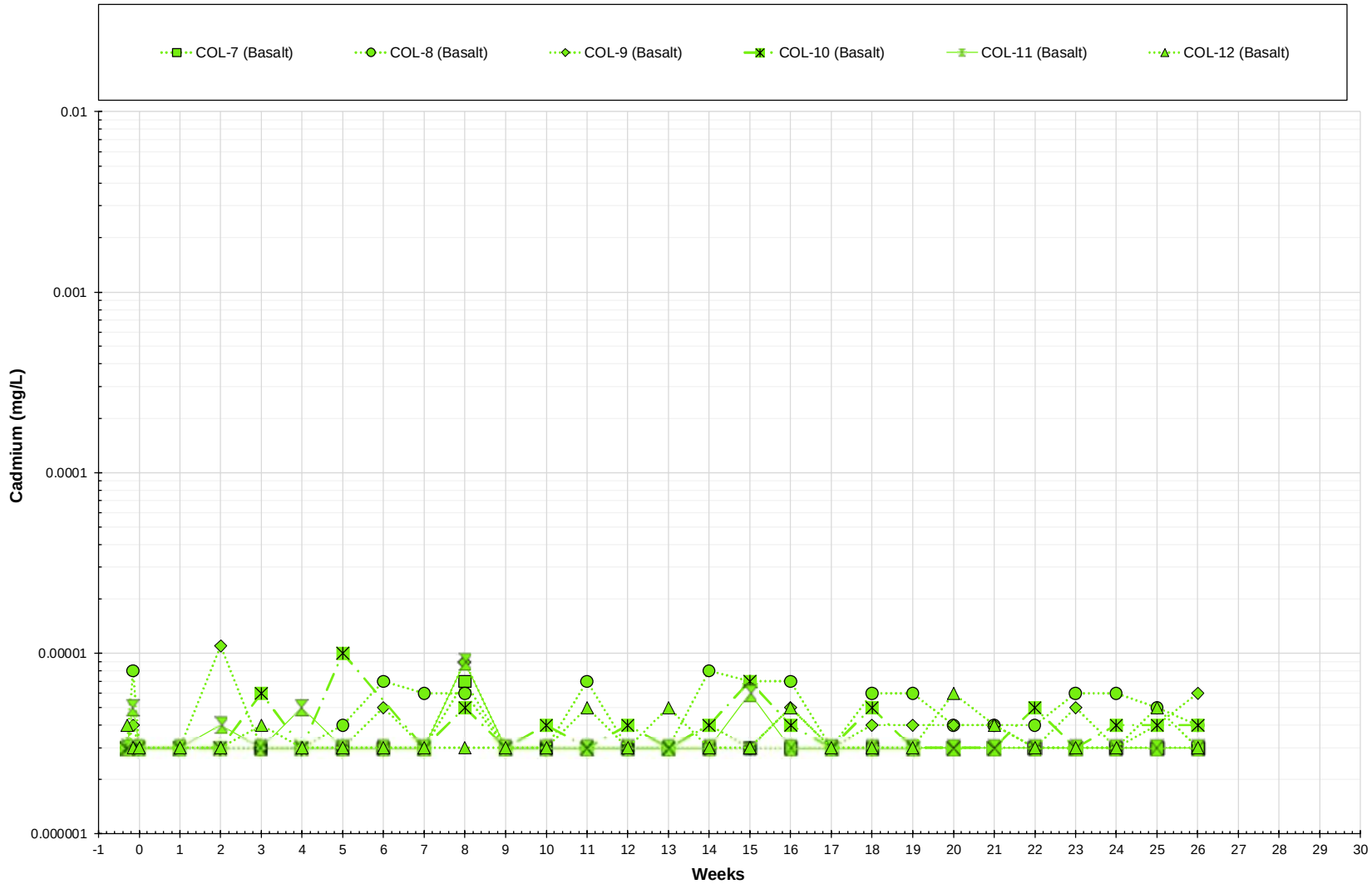

Notes

Results before week 0 represent initial flushing procedure.

Cadmium - Basalt

Geochemistry Summary for Impact Statement

OMEMA2303

Figure Number		E3-39	
Project Number		OMEMA2303	
Date		November 2025	
Drawn	MT	Reviewed	SW

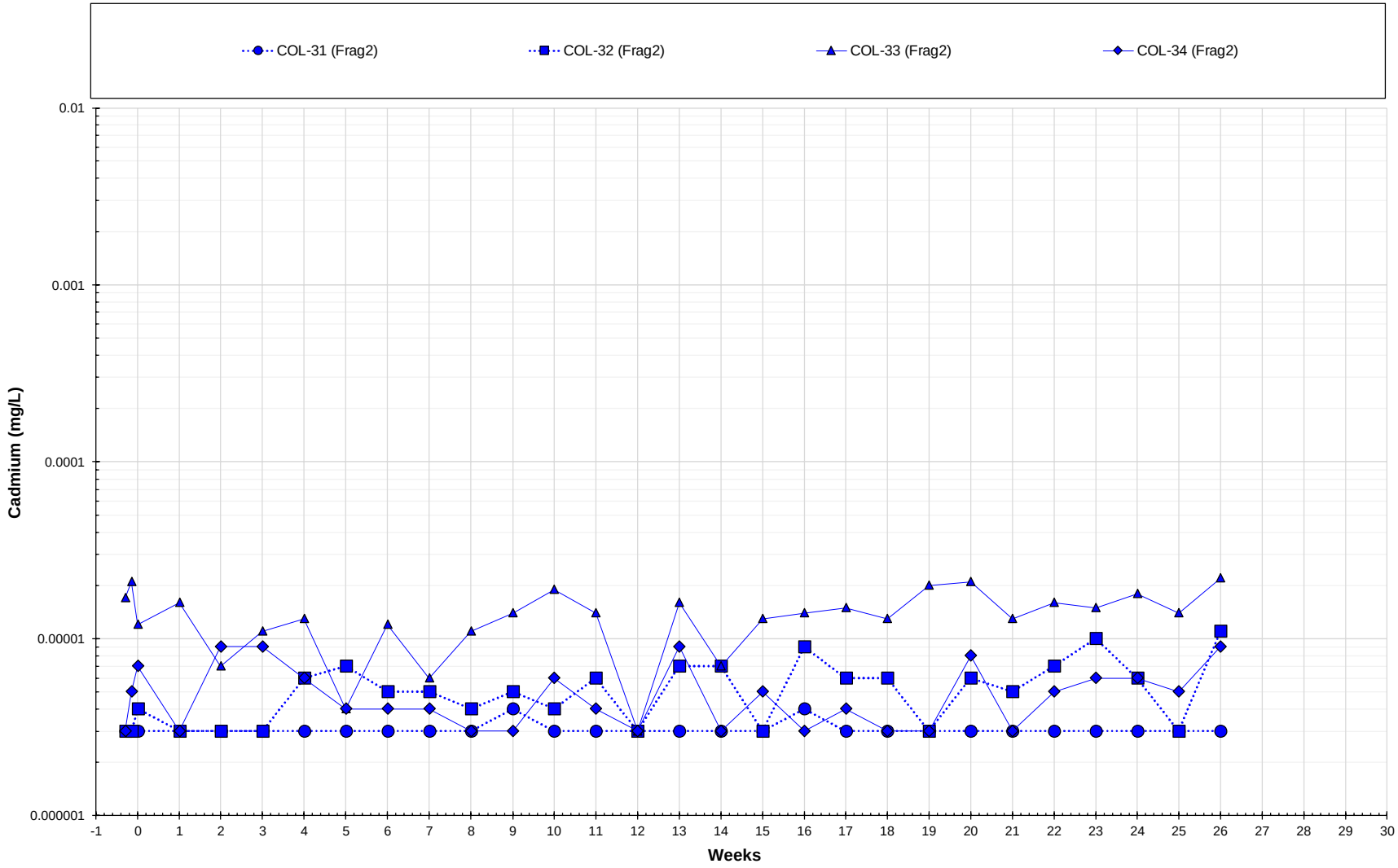

Notes

Results before week 0 represent initial flushing procedure.

Cadmium - Fragmental

Geochemistry Summary for Impact Statement

OMEMA2303

Figure Number		E3-40	
Project Number		OMEMA2303	
Date		November 2025	
Drawn	MT	Reviewed	SW

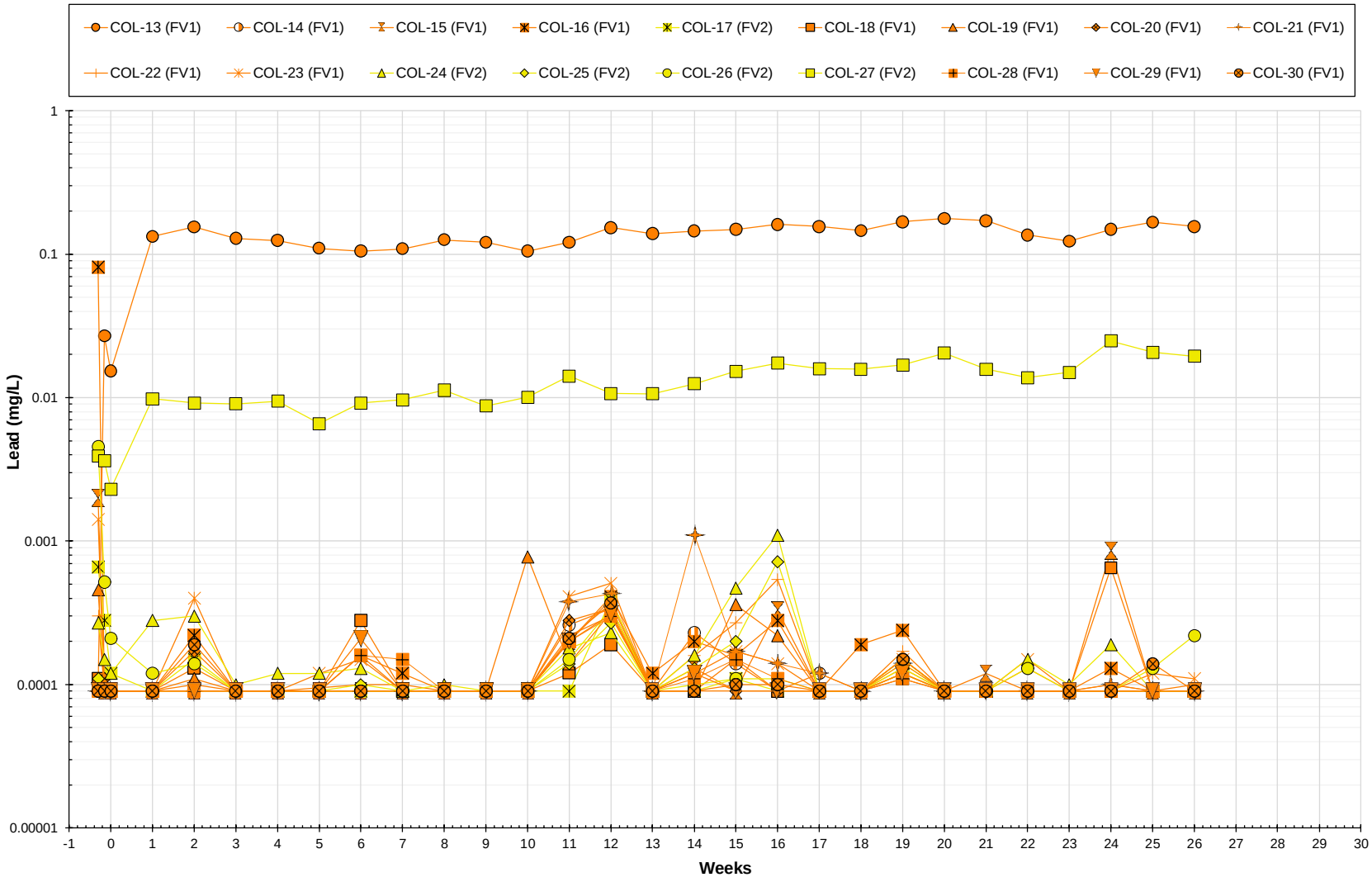

Notes

Results before week 0 represent initial flushing procedure.

Lead - Felsic Volcanic

Geochemistry Summary for Impact Statement

OMEMA2303

Figure Number		E3-41	
Project Number		OMEMA2303	
Date		November 2025	
Drawn	MT	Reviewed	SW

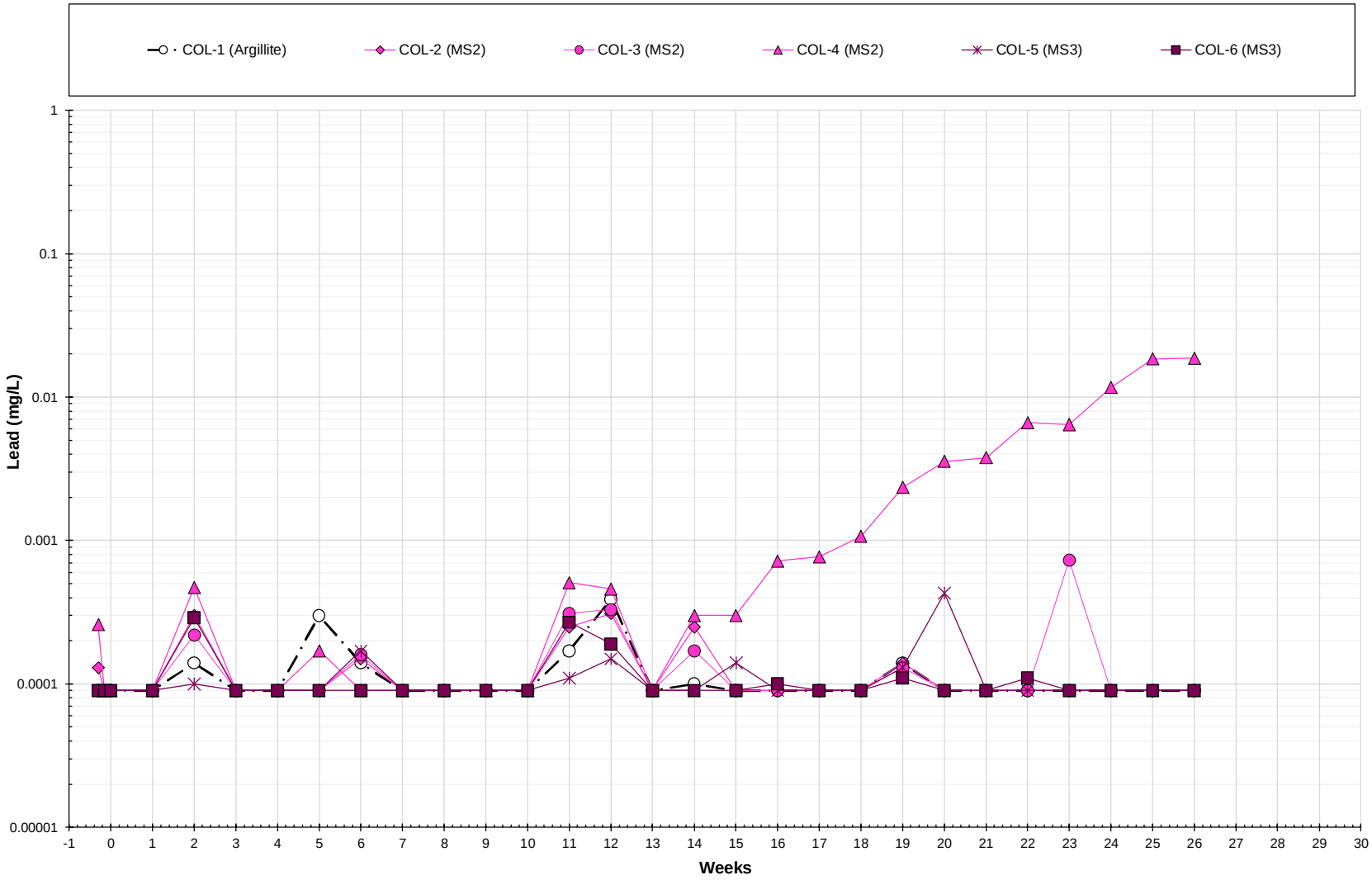

Notes

Results before week 0 represent initial flushing procedure.

KINROSS

Lead - Metasediment

Geochemistry Summary for Impact Statement

OMEMA2303

Figure Number		E3-42	
Project Number		OMEMA2303	
Date		November 2025	
Drawn	MT	Reviewed	SW

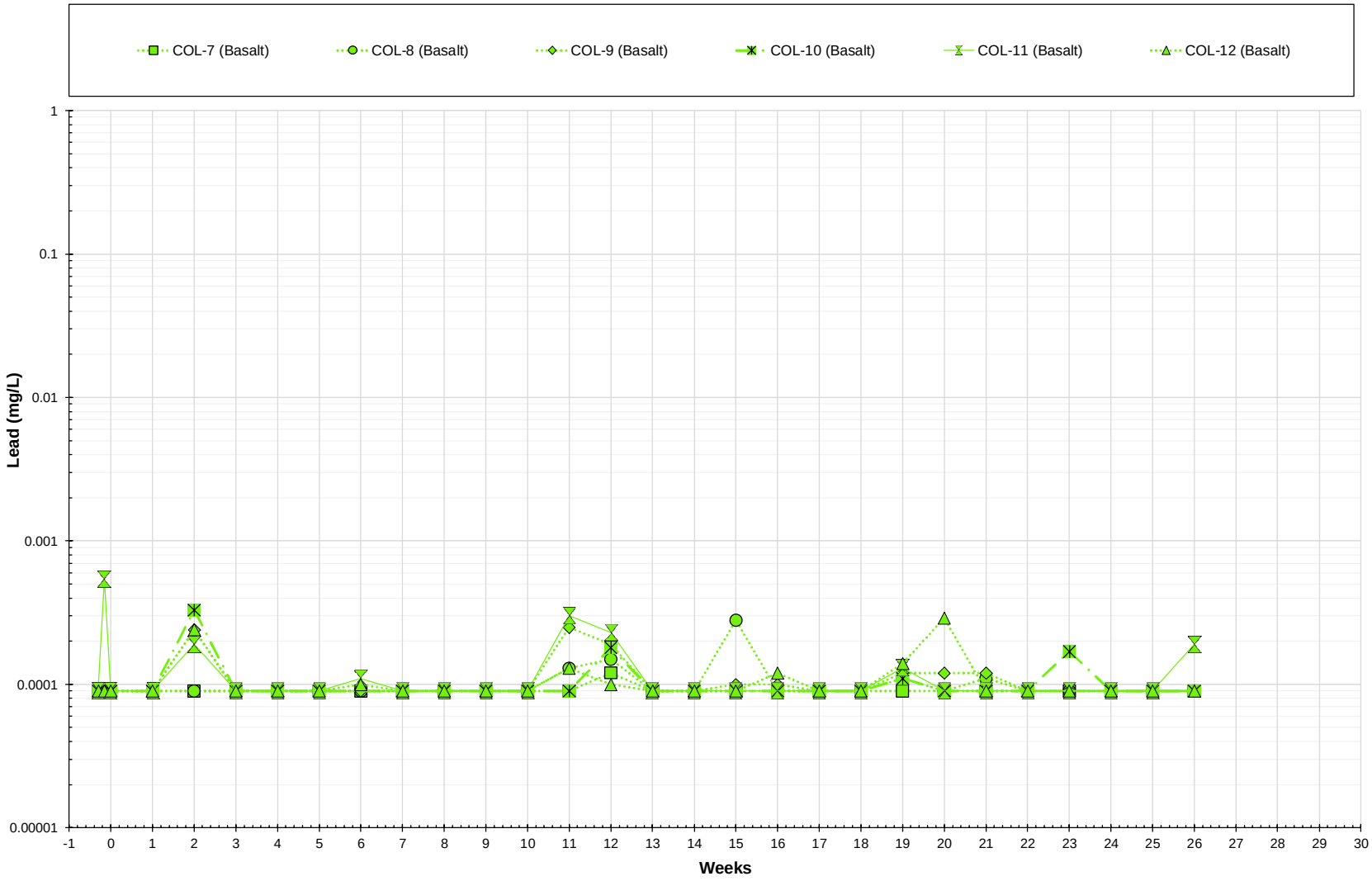

Notes

Results before week 0 represent initial flushing procedure.

Lead - Basalt

Geochemistry Summary for Impact Statement

OMEMA2303

Figure Number		E3-43	
Project Number		OMEMA2303	
Date		November 2025	
Drawn	MT	Reviewed	SW

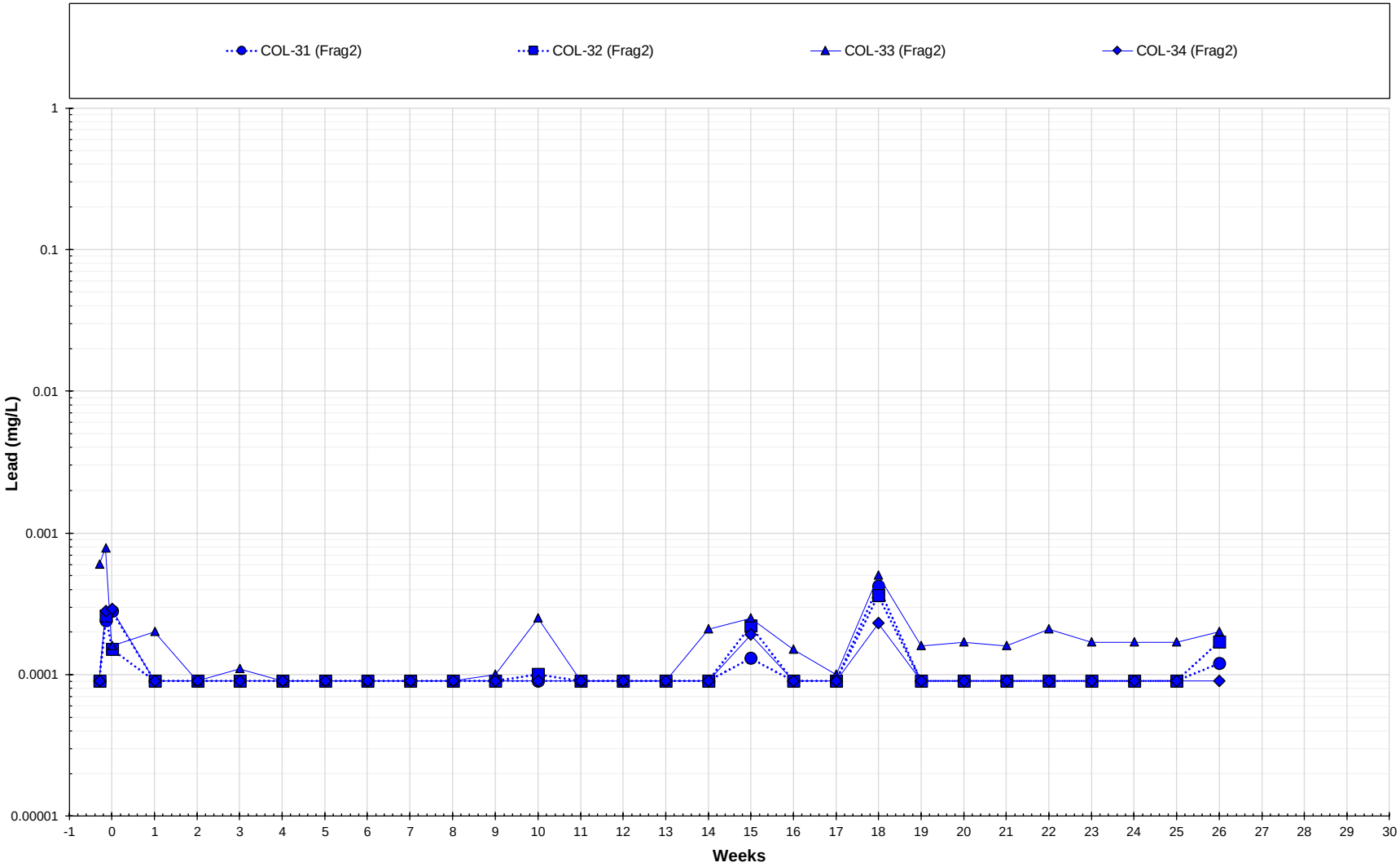

Notes

Results before week 0 represent initial flushing procedure.

KINROSS

Lead - Fragmental

Geochemistry Summary for Impact Statement

OMEMA2303

Figure Number		E3-44	
Project Number		OMEMA2303	
Date		November 2025	
Drawn	MT	Reviewed	SW

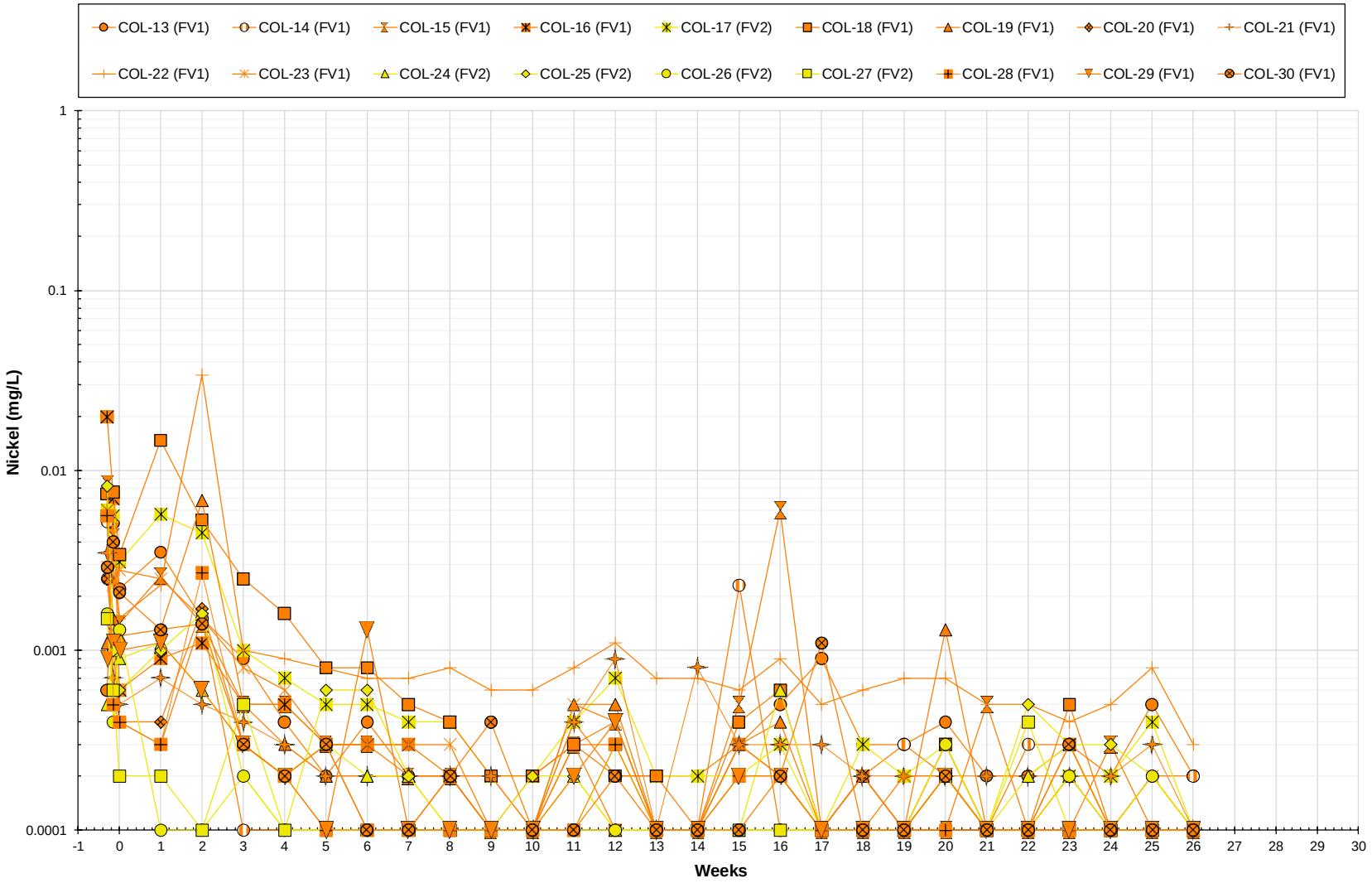

Notes

Results before week 0 represent initial flushing procedure.

KINROSS

Nickel - Felsic Volcanic			
Geochemistry Summary for Impact Statement			
OMEMA2303			
Figure Number		E3-45	
Project Number		OMEMA2303	
Date		November 2025	
Drawn	MT	Reviewed	SW

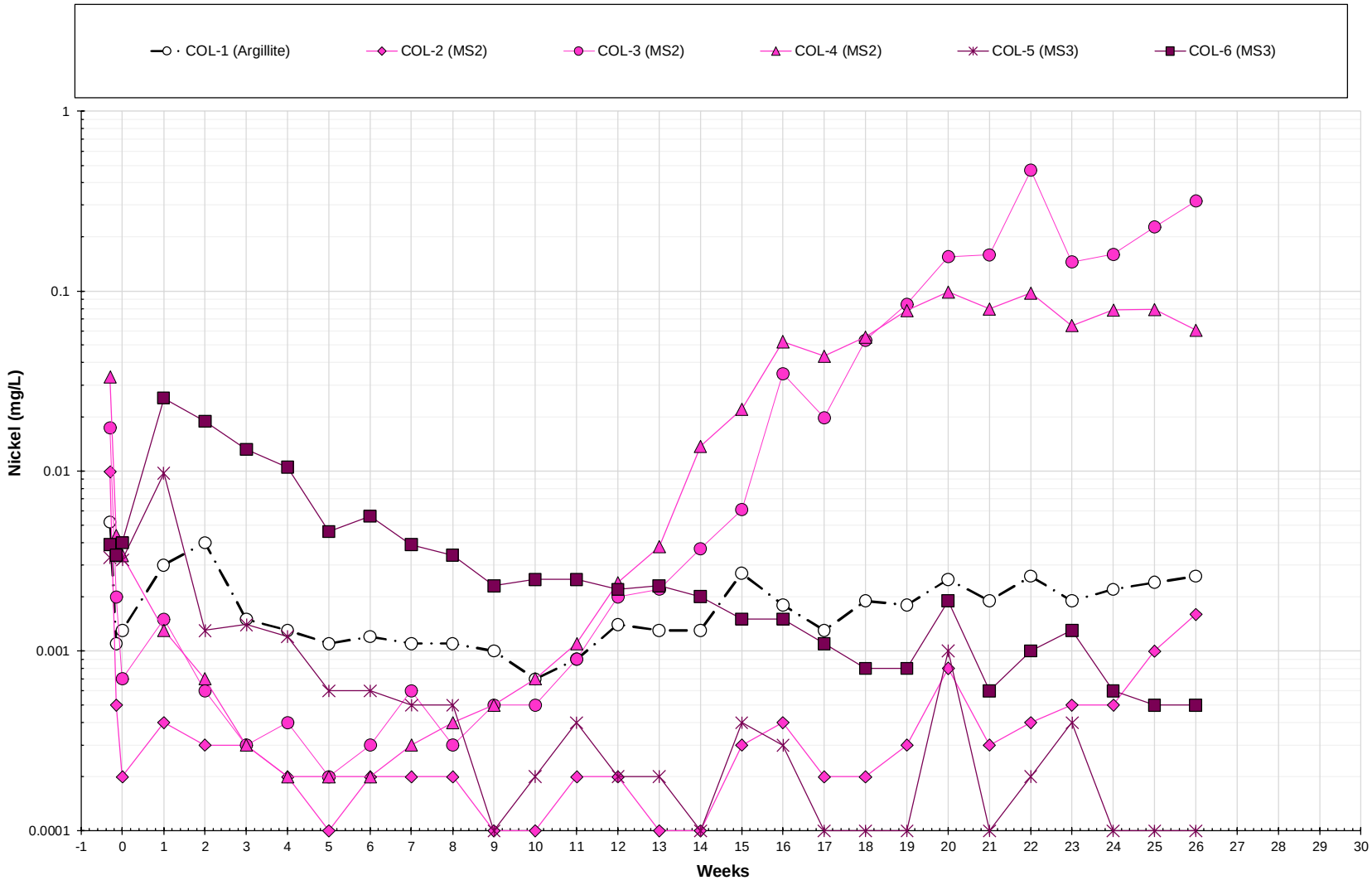

Notes

Results before week 0 represent initial flushing procedure.

KINROSS

Nickel - Metasediment

Geochemistry Summary for Impact Statement

OMEMA2303

Figure Number		E3-46	
Project Number		OMEMA2303	
Date		November 2025	
Drawn	MT	Reviewed	SW

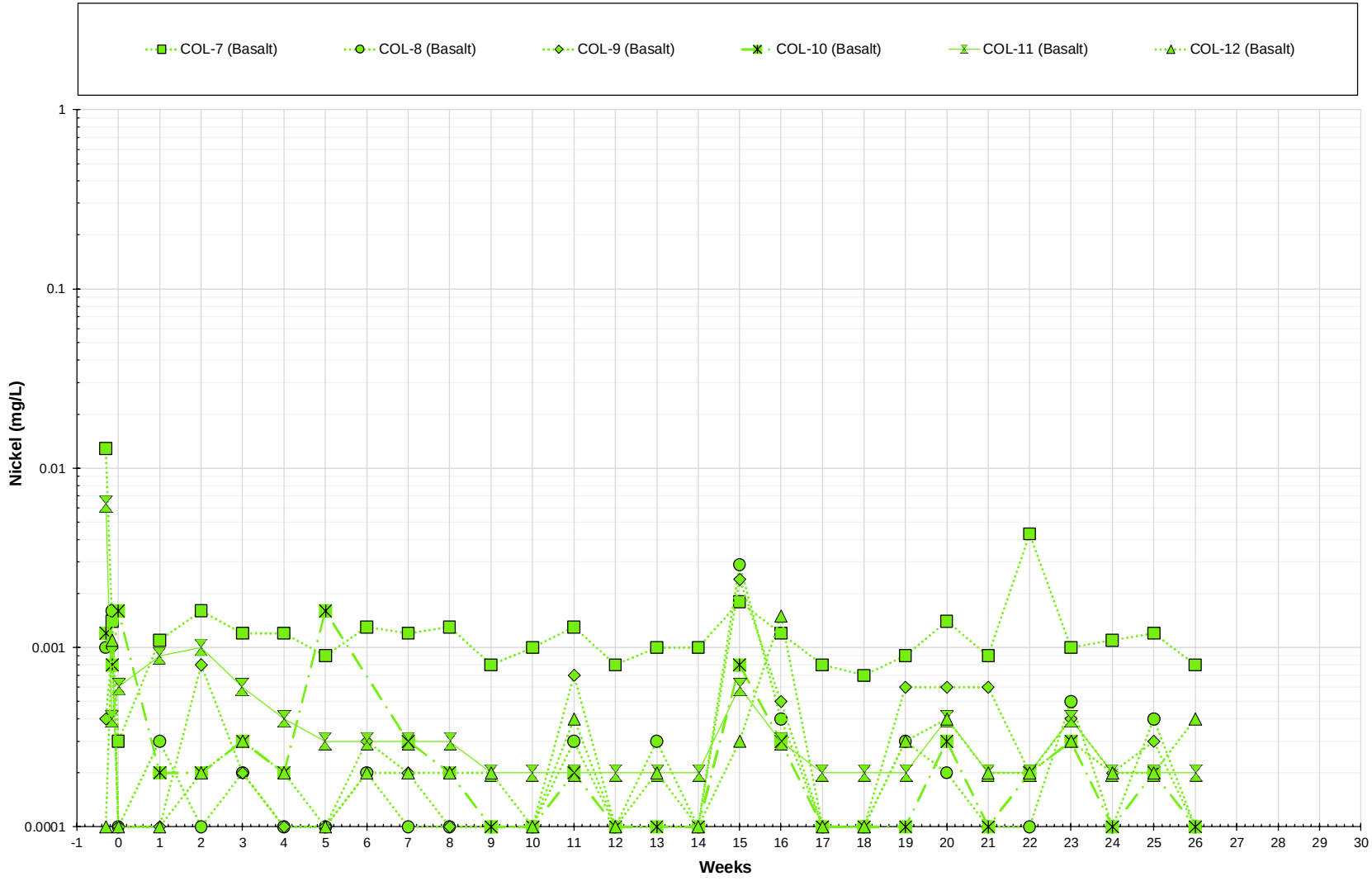

Notes

Results before week 0 represent initial flushing procedure.

Nickel - Basalt			
Geochemistry Summary for Impact Statement			
OMEMA2303			
Figure Number		E3-47	
Project Number		OMEMA2303	
Date		November 2025	
Drawn	MT	Reviewed	SW

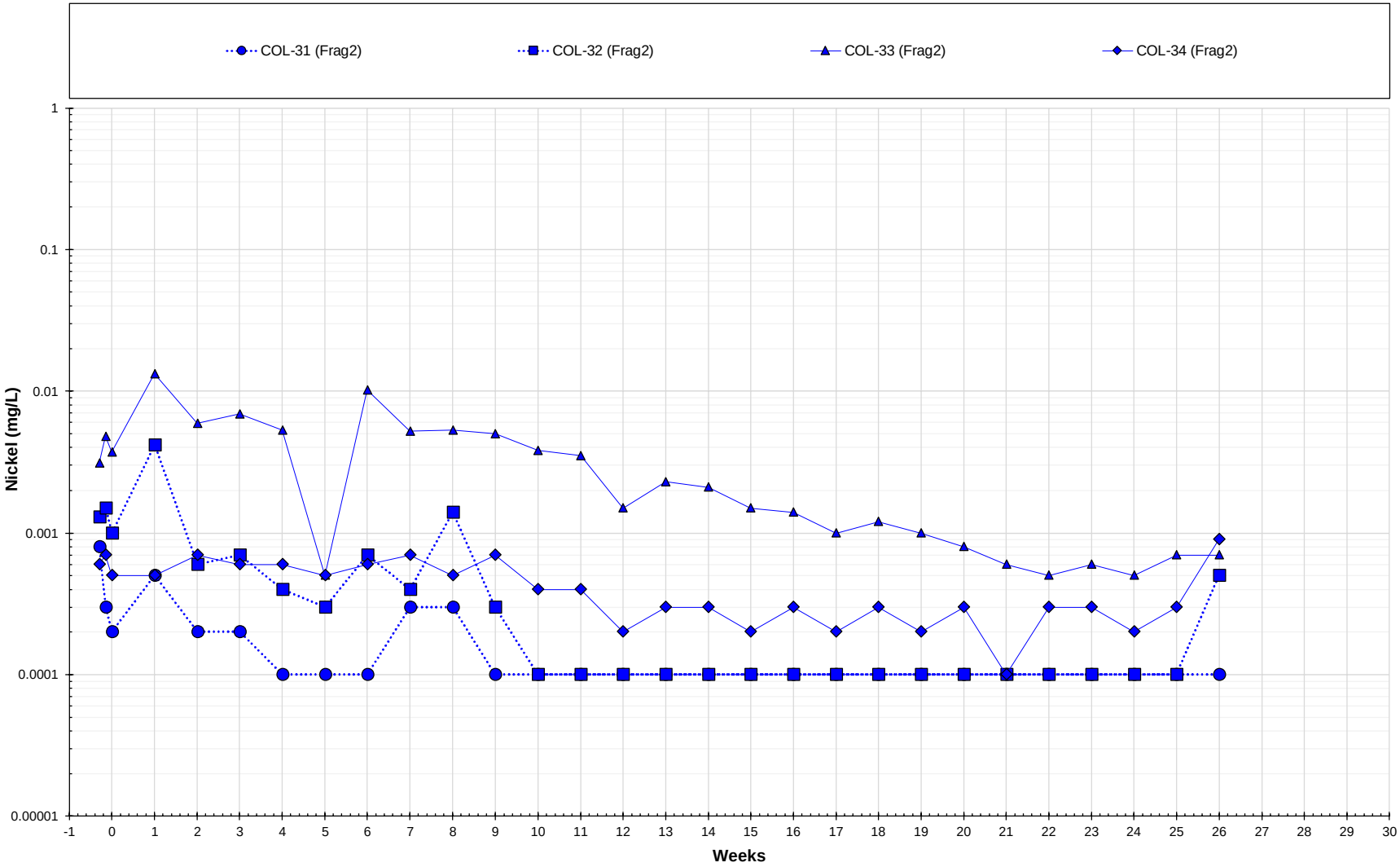

Notes

Results before week 0 represent initial flushing procedure.

Nickel - Fragmental

Geochemistry Summary for Impact Statement

OMEMA2303

Figure Number		E3-48	
Project Number		OMEMA2303	
Date		November 2025	
Drawn	MT	Reviewed	SW

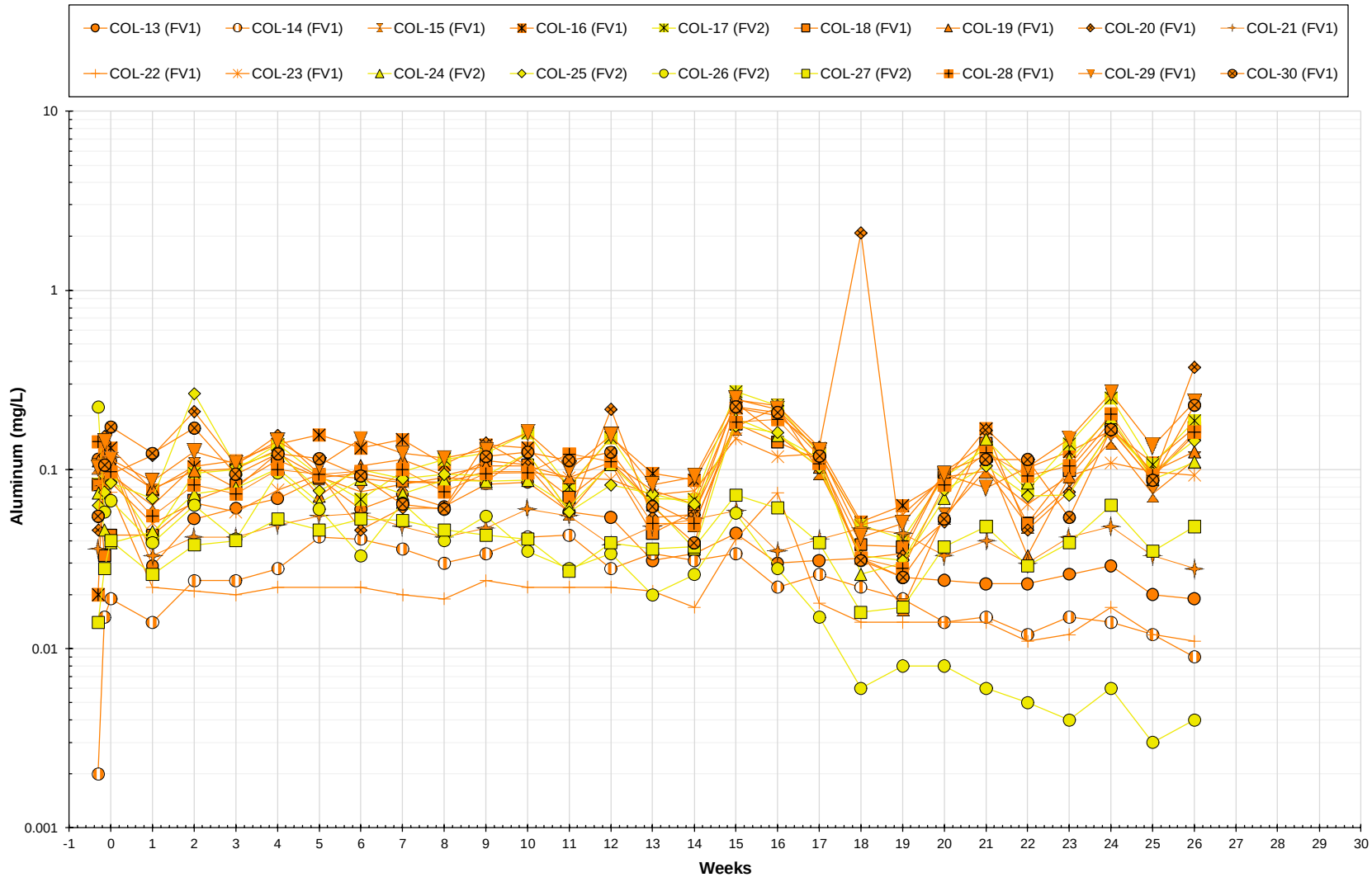

Notes

Results before week 0 represent initial flushing procedure.

KINROSS

Aluminum - Felsic Volcanic

Geochemistry Summary for Impact Statement

OMEMA2303

Figure Number		E3-49	
Project Number		OMEMA2303	
Date		November 2025	
Drawn	MT	Reviewed	SW

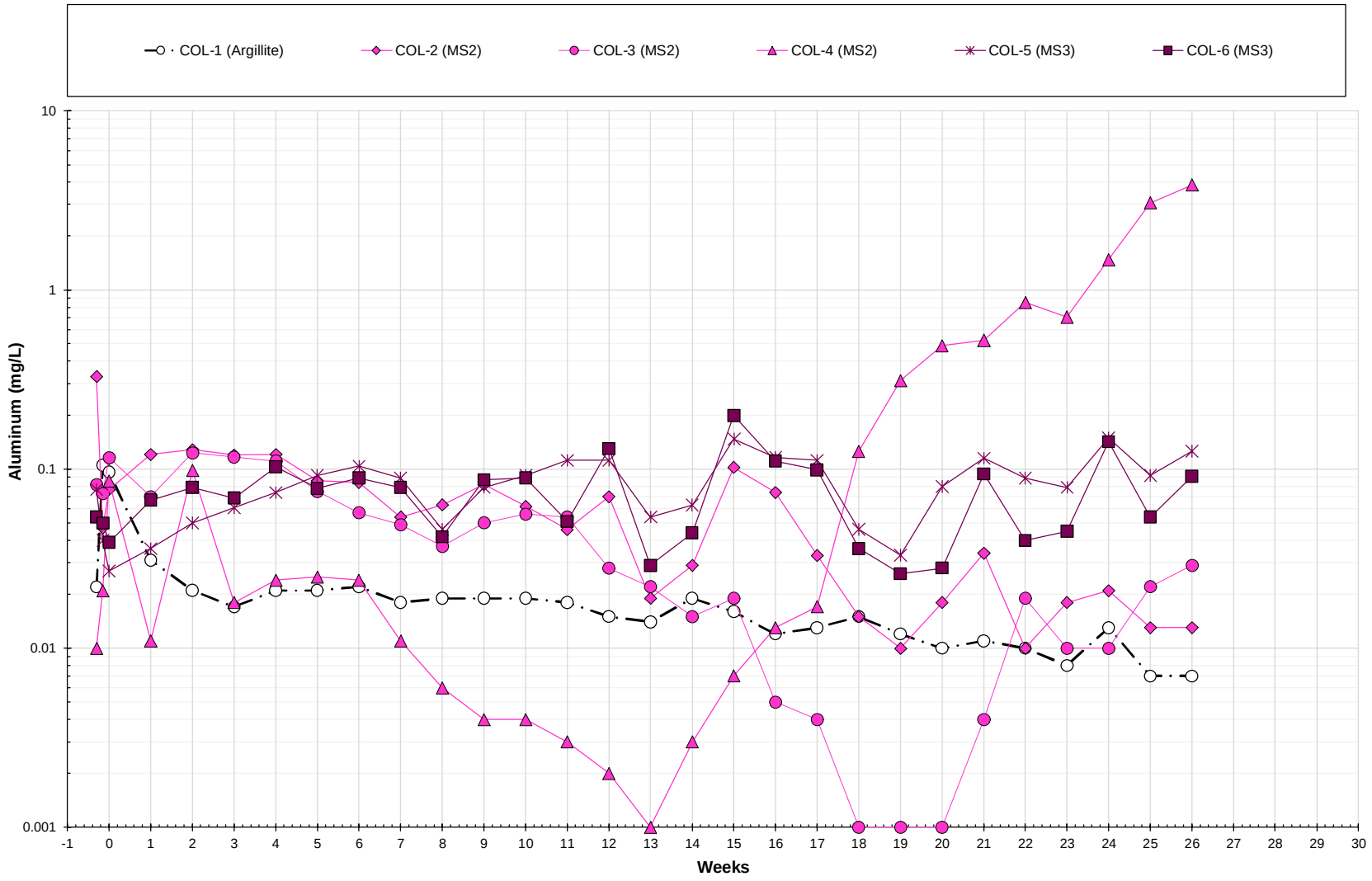

Notes

Results before week 0 represent initial flushing procedure.

Aluminum - Metasediment

Geochemistry Summary for Impact Statement

OMEMA2303

Figure Number		E3-50	
Project Number		OMEMA2303	
Date		November 2025	
Drawn	MT	Reviewed	SW

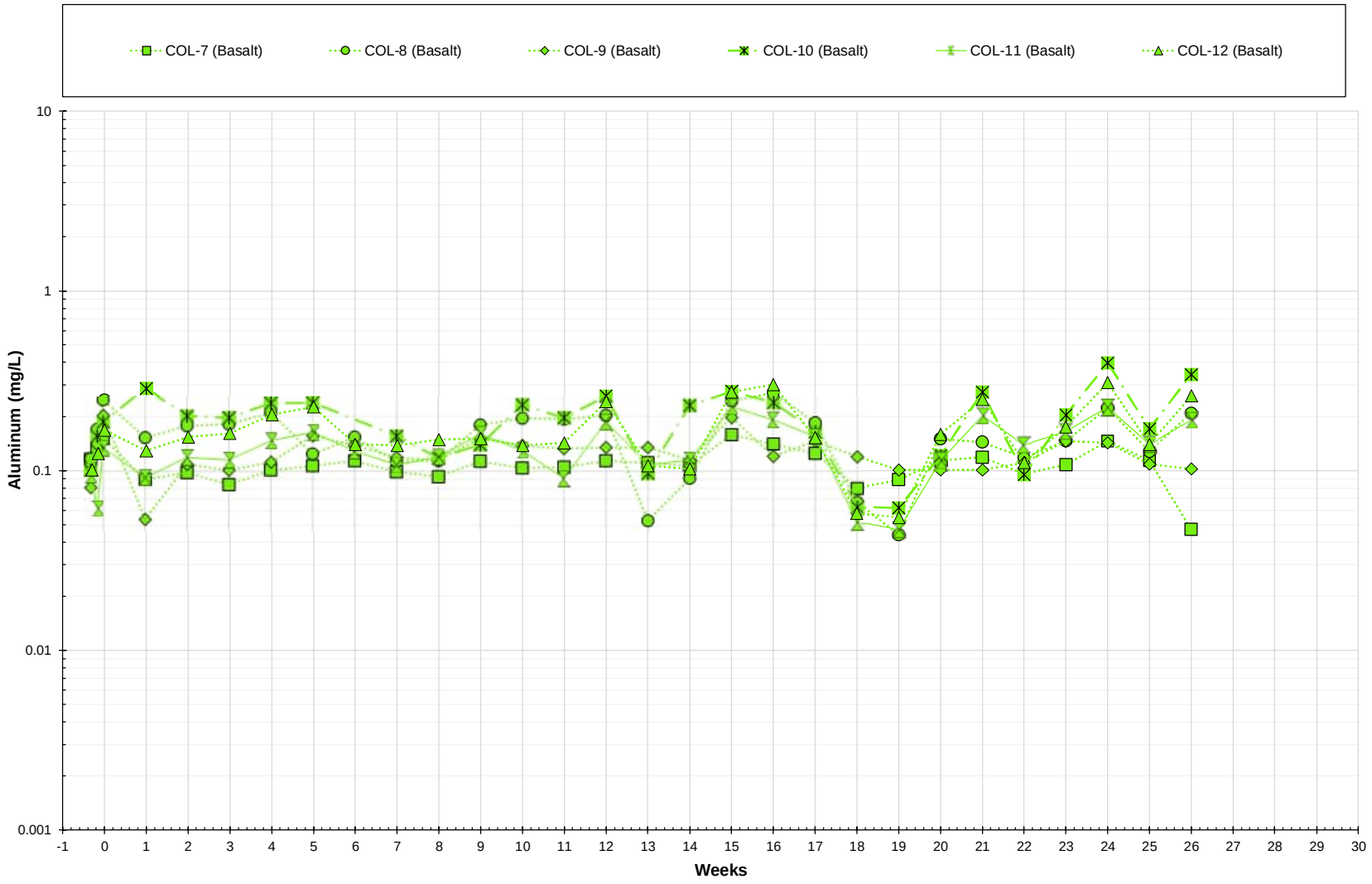

Notes

Results before week 0 represent initial flushing procedure.

KINROSS

Aluminum - Basalt

Geochemistry Summary for Impact Statement

OMEMA2303

Figure Number		E3-51	
Project Number		OMEMA2303	
Date		November 2025	
Drawn	MT	Reviewed	SW

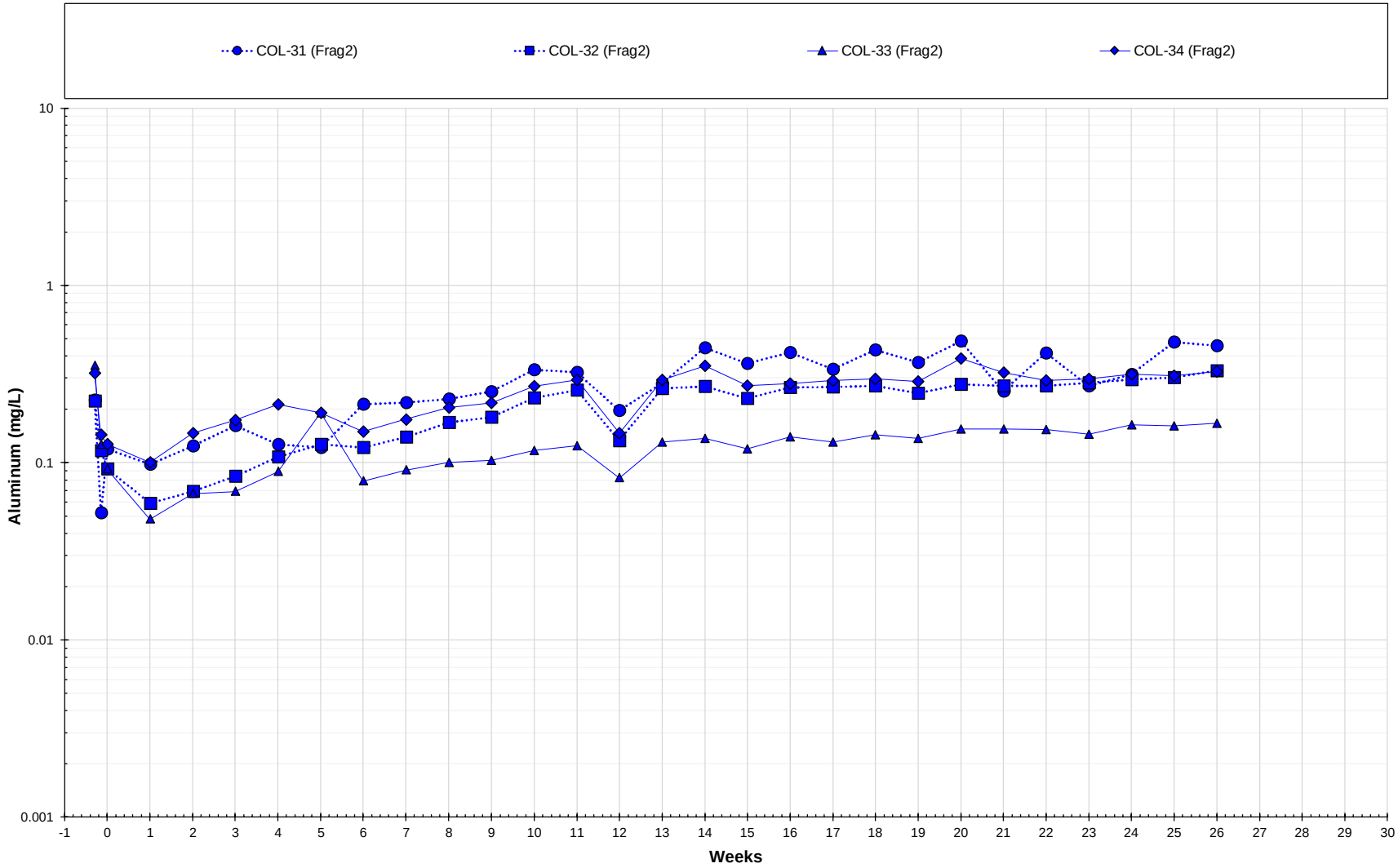

Notes

Results before week 0 represent initial flushing procedure.

Aluminum - Fragmental

Geochemistry Summary for Impact Statement

OMEMA2303

Figure Number		E3-52	
Project Number		OMEMA2303	
Date		November 2025	
Drawn	MT	Reviewed	SW

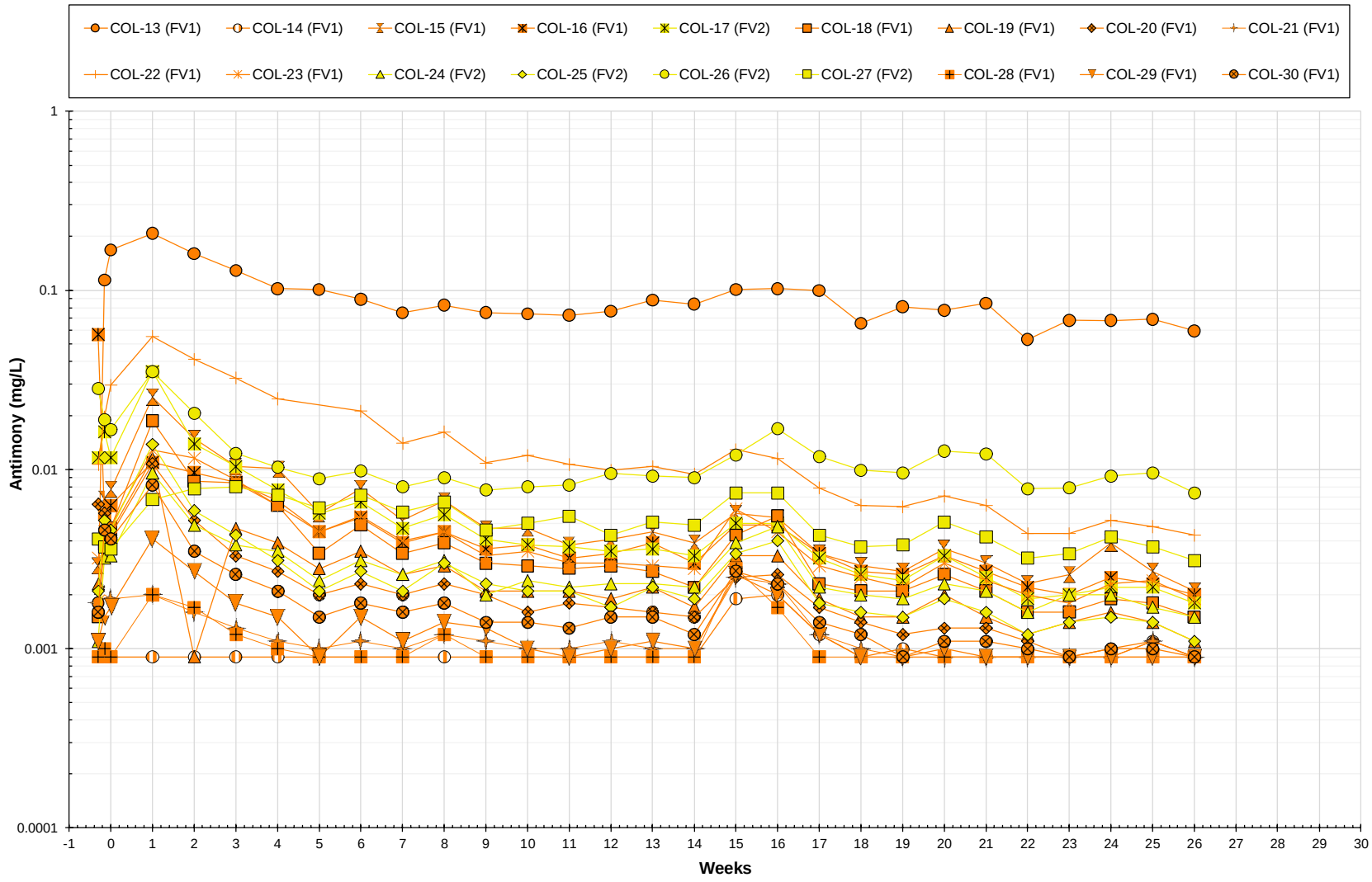

Notes

Results before week 0 represent initial flushing procedure.

KINROSS

Antimony - Felsic Volcanic

Geochemistry Summary for Impact Statement

OMEMA2303

Figure Number		E3-53	
Project Number		OMEMA2303	
Date		November 2025	
Drawn	MT	Reviewed	SW

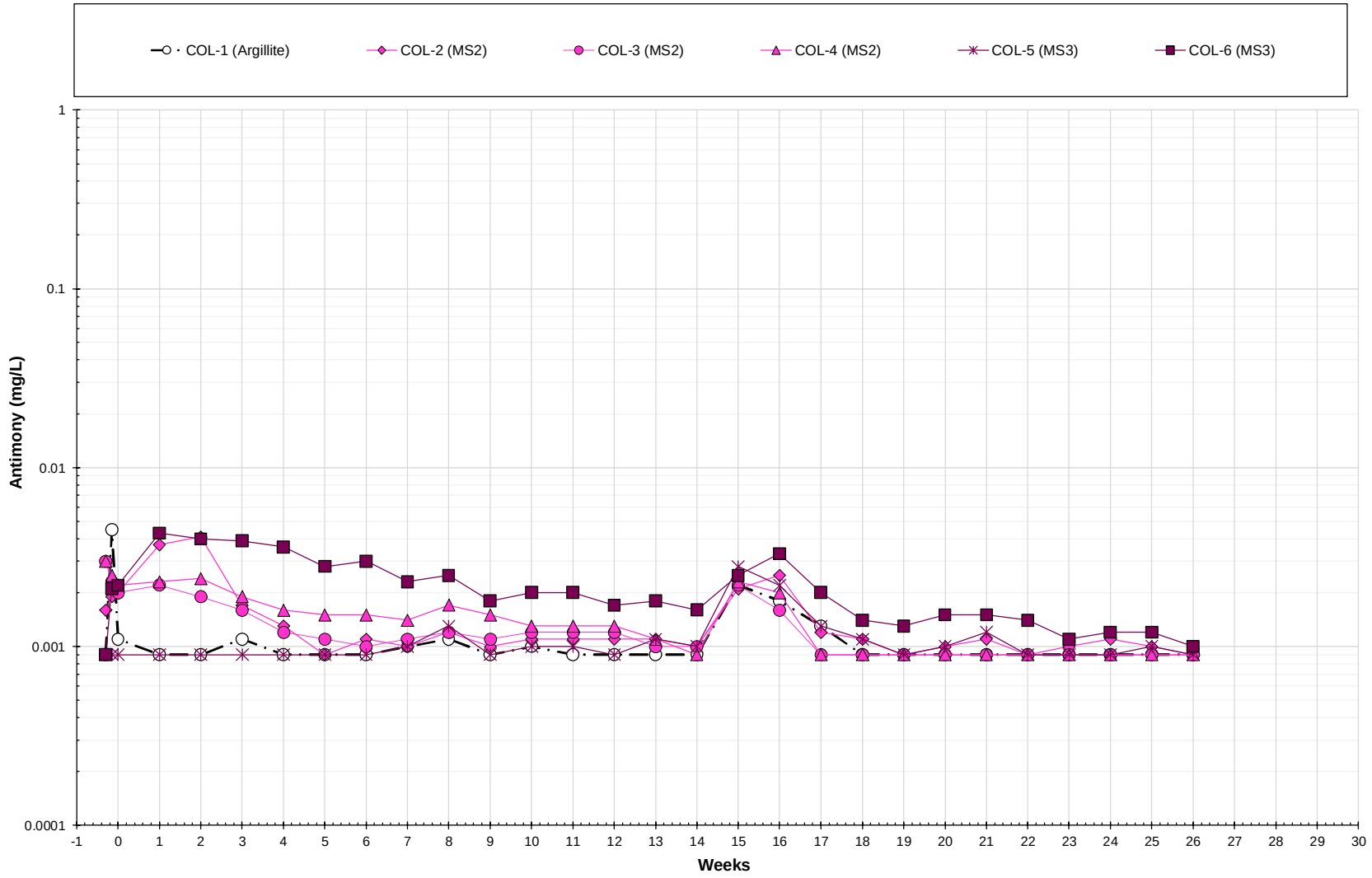

Notes

Results before week 0 represent initial flushing procedure.

KINROSS

Antimony - Metasediment

Geochemistry Summary for Impact Statement

OMEMA2303

Figure Number		E3-54	
Project Number		OMEMA2303	
Date		November 2025	
Drawn	MT	Reviewed	SW

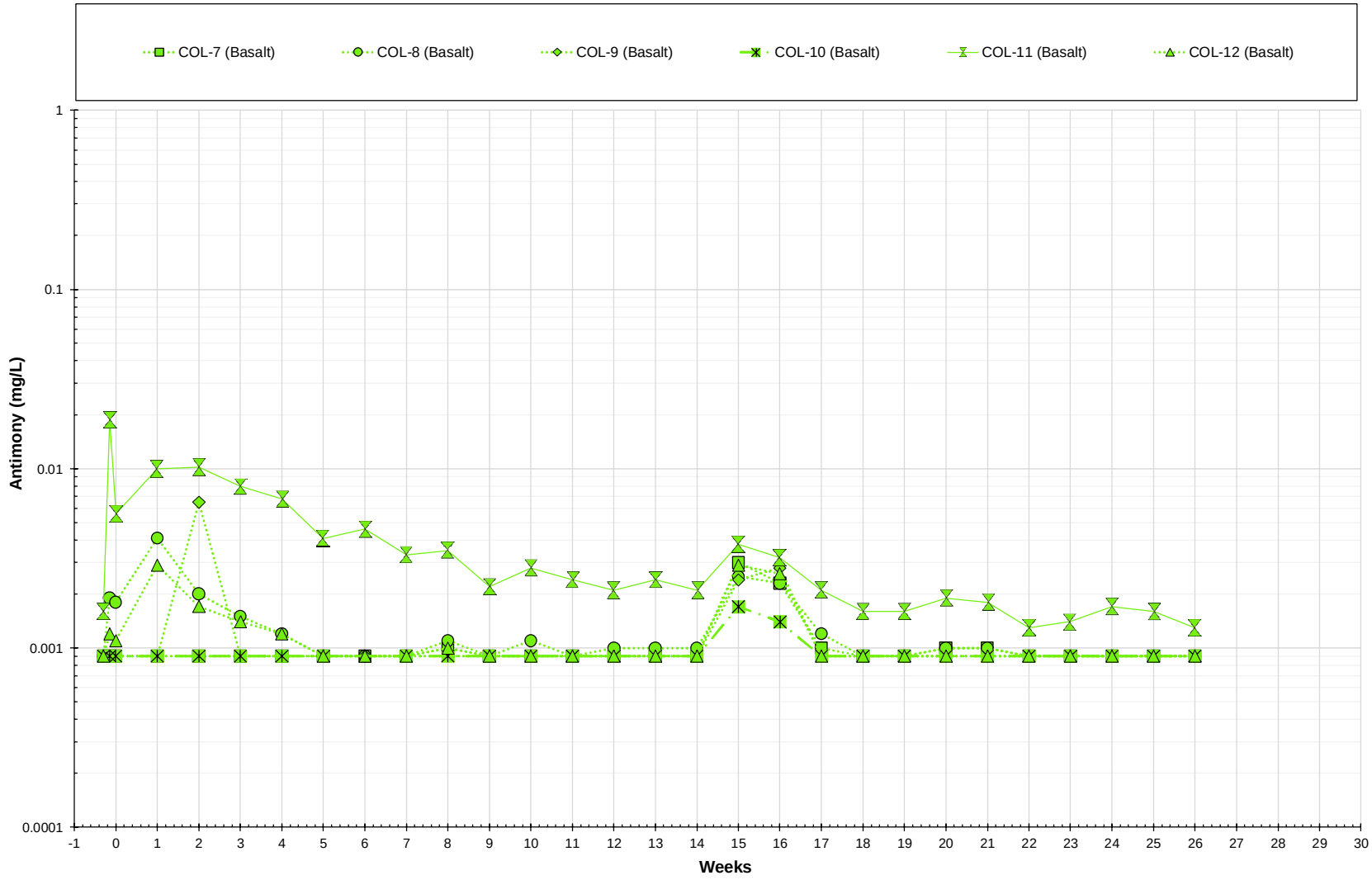

Notes

Results before week 0 represent initial flushing procedure.

KINROSS

Antimony - Basalt

Geochemistry Summary for Impact Statement

OMEMA2303

Figure Number		E3-55	
Project Number		OMEMA2303	
Date		November 2025	
Drawn	MT	Reviewed	SW

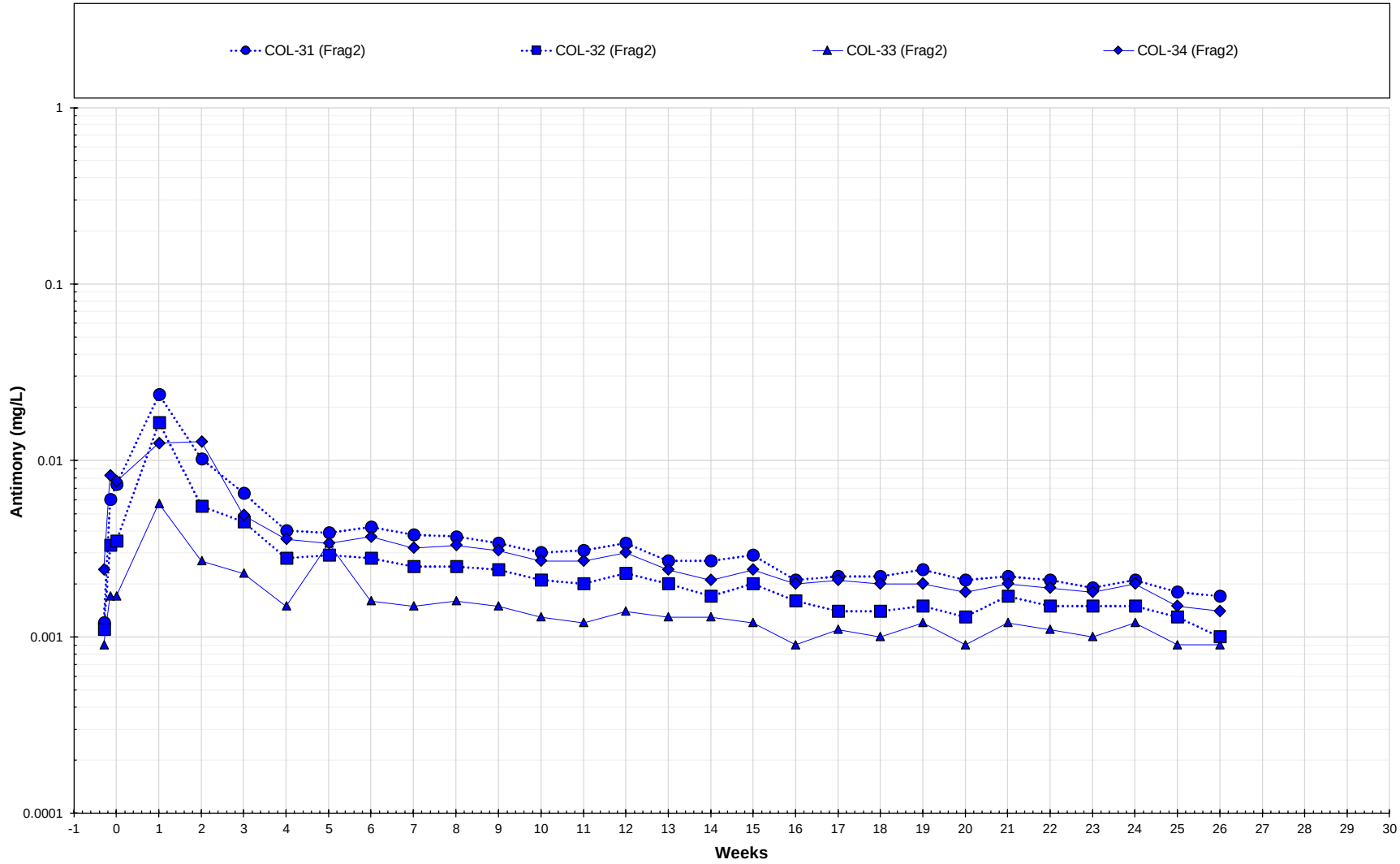

Notes

Results before week 0 represent initial flushing procedure.

Antimony - Fragmental

Geochemistry Summary for Impact Statement

OMEMA2303

Figure Number		E3-56	
Project Number		OMEMA2303	
Date		November 2025	
Drawn	MT	Reviewed	SW

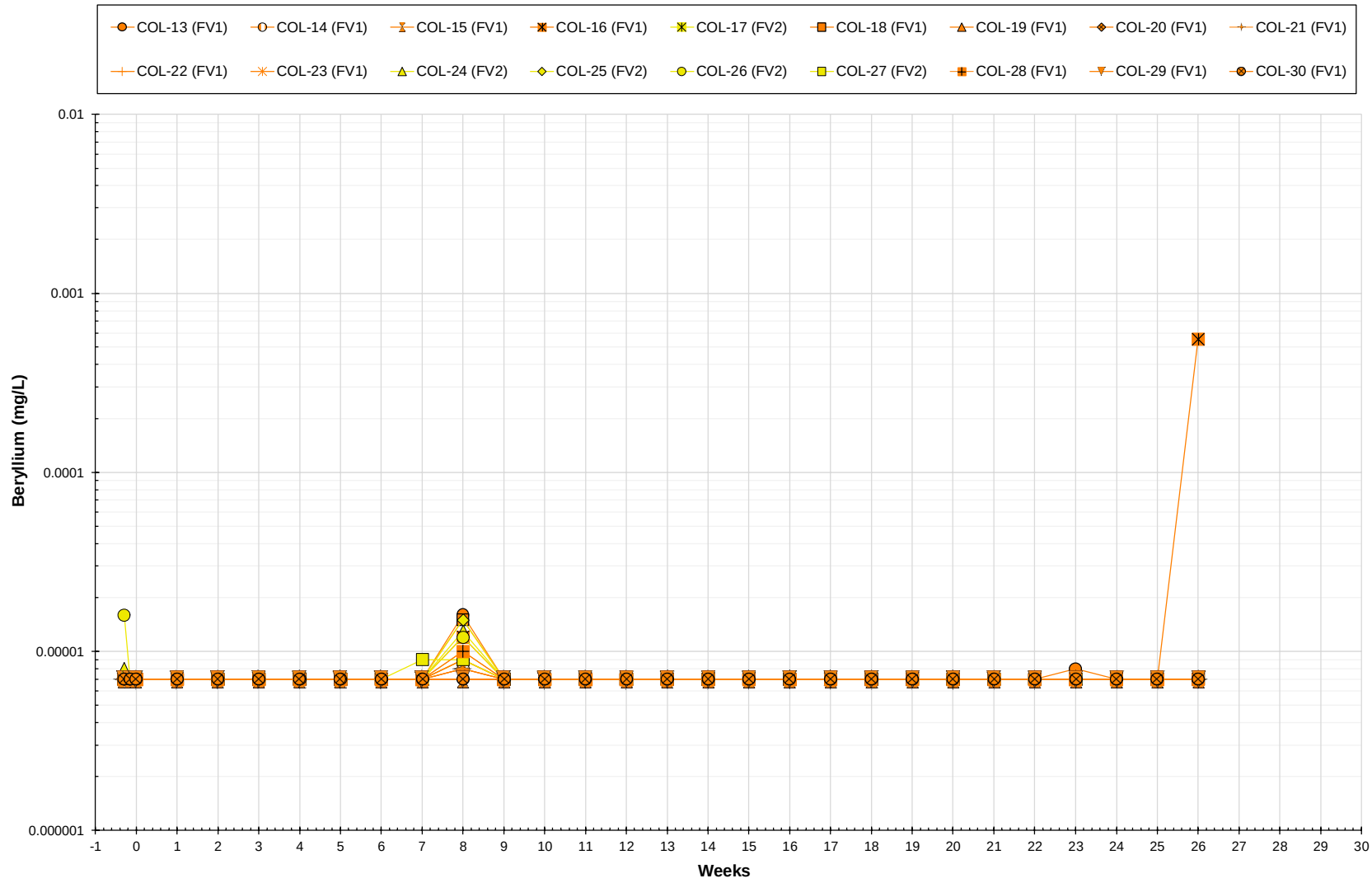

Notes

Results before week 0 represent initial flushing procedure.

KINROSS

Beryllium - Felsic Volcanic			
Geochemistry Summary for Impact Statement			
OMEMA2303			
Figure Number		E3-57	
Project Number		OMEMA2303	
Date		November 2025	
Drawn	MT	Reviewed	SW

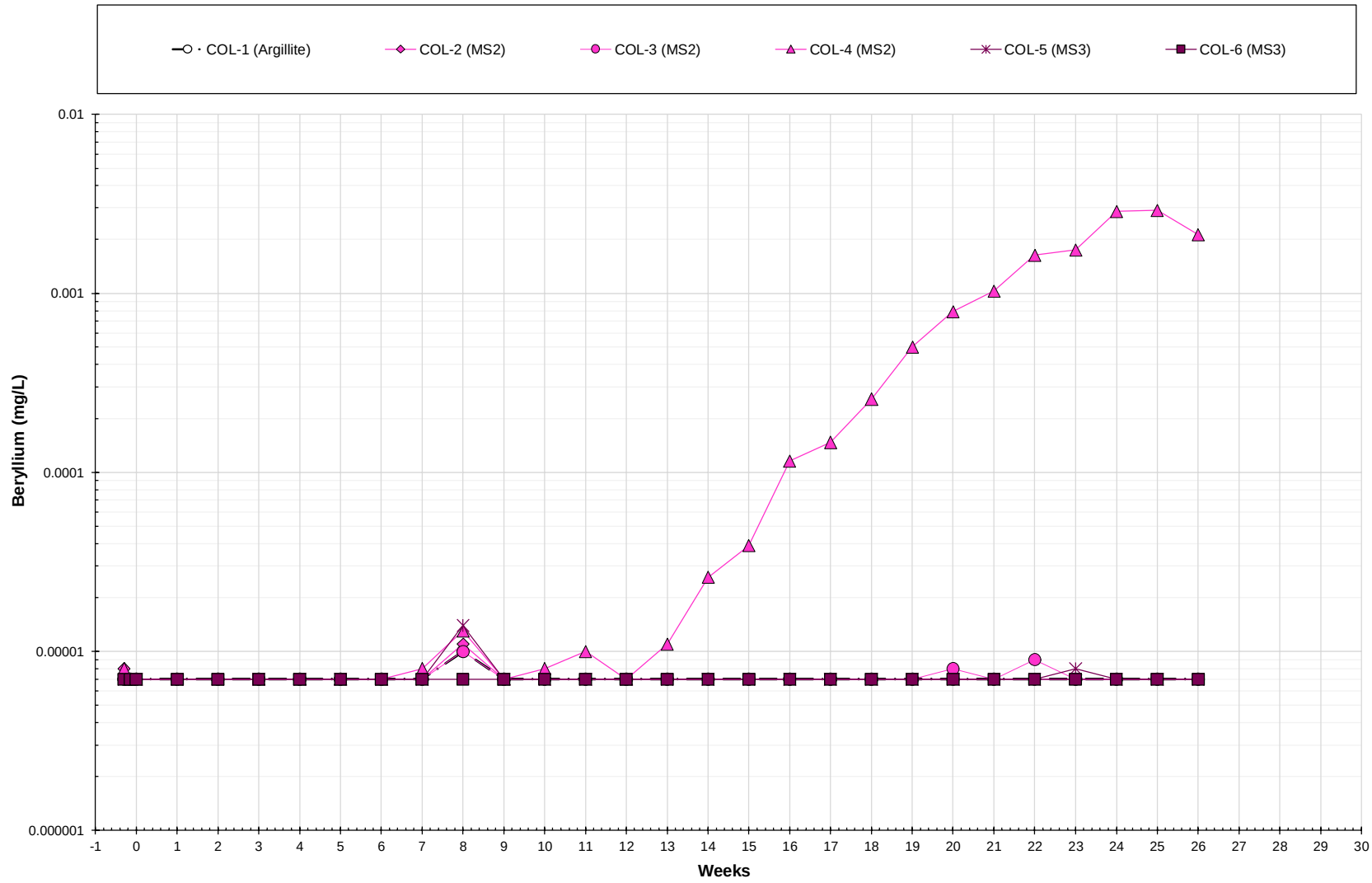

Notes

Results before week 0 represent initial flushing procedure.

Beryllium - Metasediment

Geochemistry Summary for Impact Statement

OMEMA2303

Figure Number		E3-58	
Project Number		OMEMA2303	
Date		November 2025	
Drawn	MT	Reviewed	SW

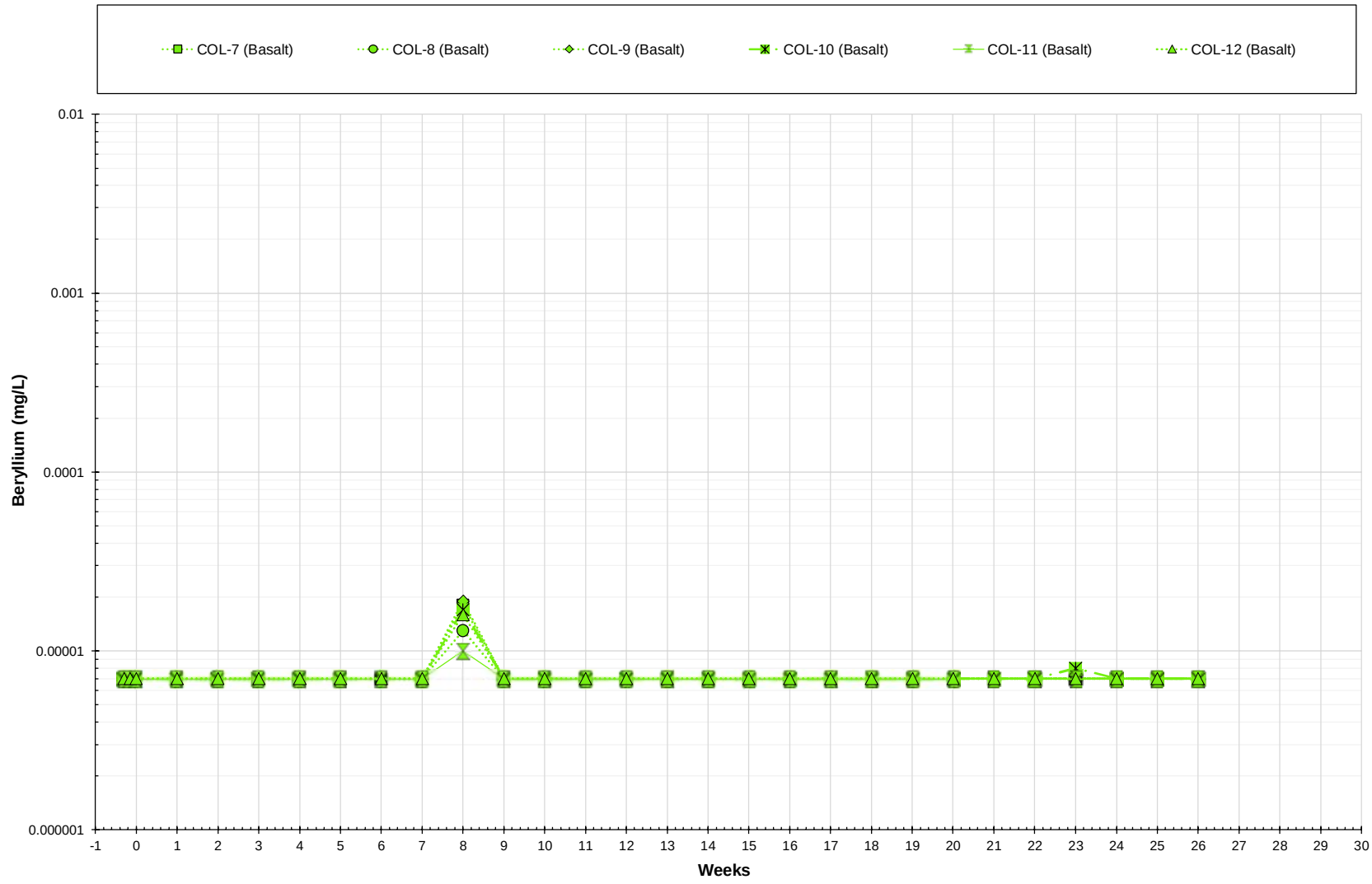

Notes

Results before week 0 represent initial flushing procedure.

Beryllium - Basalt

Geochemistry Summary for Impact Statement

OMEMA2303

Figure Number		E3-59	
Project Number		OMEMA2303	
Date		November 2025	
Drawn	MT	Reviewed	SW

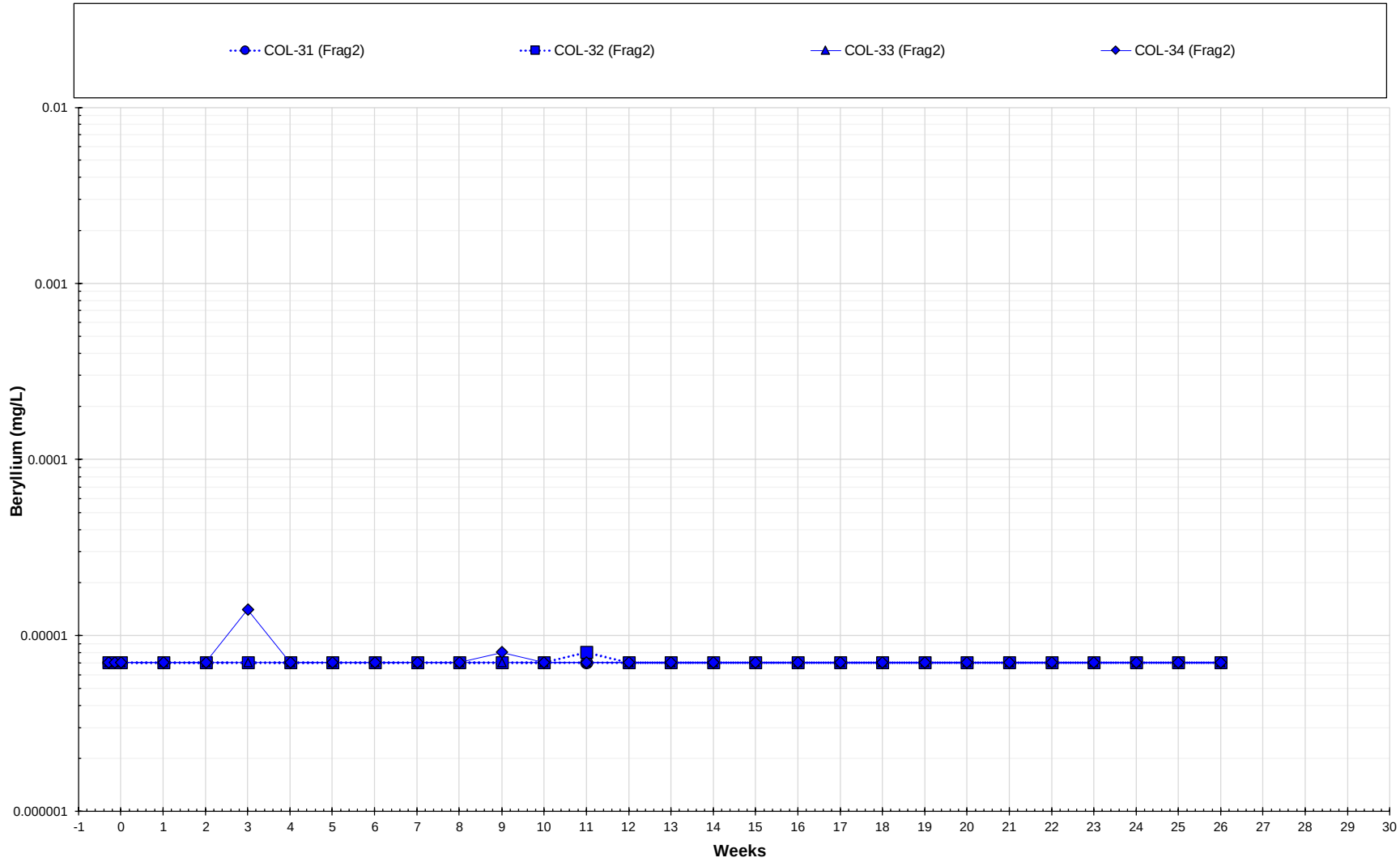

Notes

Results before week 0 represent initial flushing procedure.

Beryllium - Fragmental

Geochemistry Summary for Impact Statement

OMEMA2303

Figure Number		E3-60	
Project Number		OMEMA2303	
Date		November 2025	
Drawn	MT	Reviewed	SW

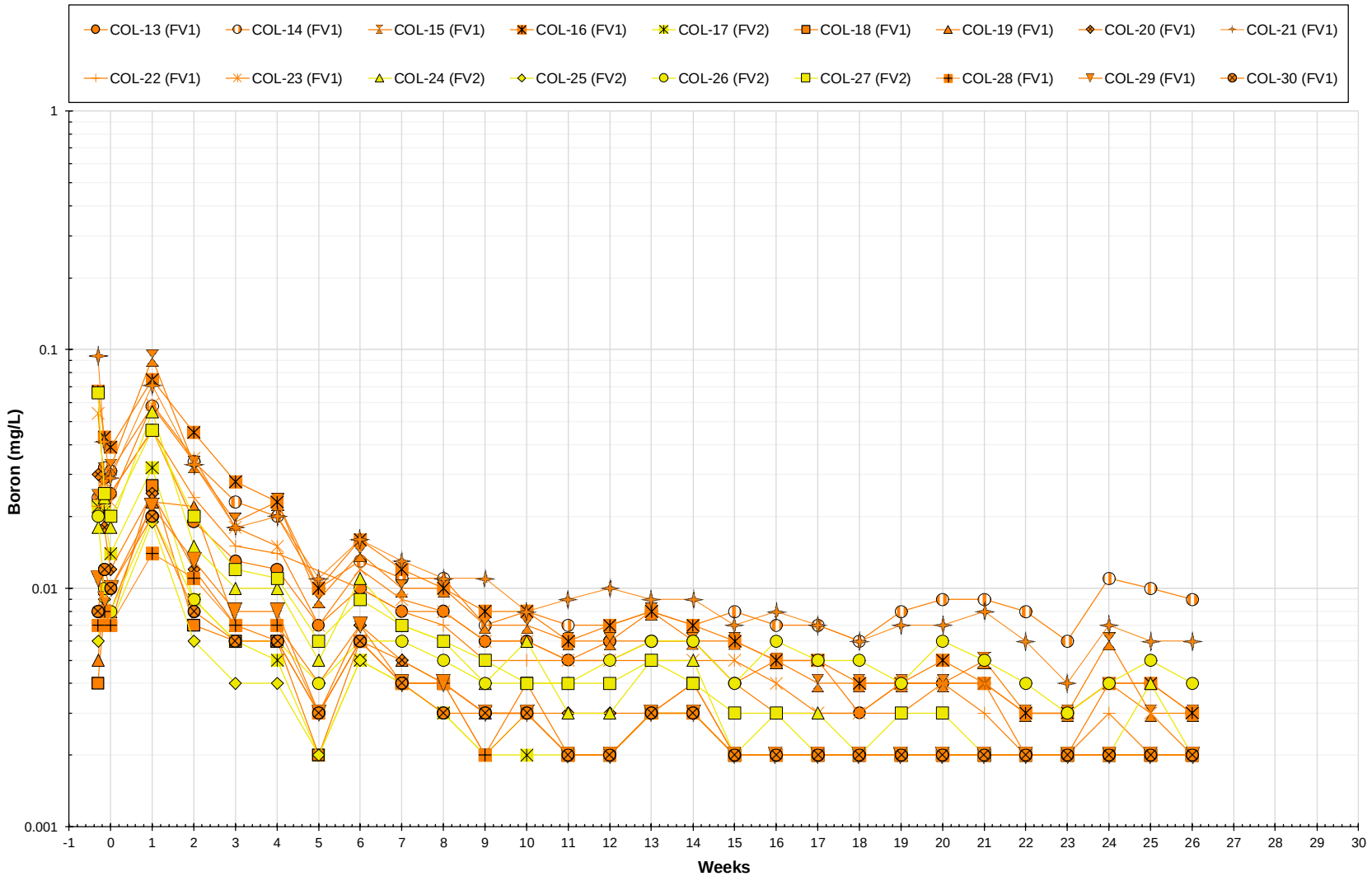

Notes

Results before week 0 represent initial flushing procedure.

KINROSS

Boron - Felsic Volcanic

Geochemistry Summary for Impact Statement

OMEMA2303

Figure Number		E3-61	
Project Number		OMEMA2303	
Date		November 2025	
Drawn	MT	Reviewed	SW

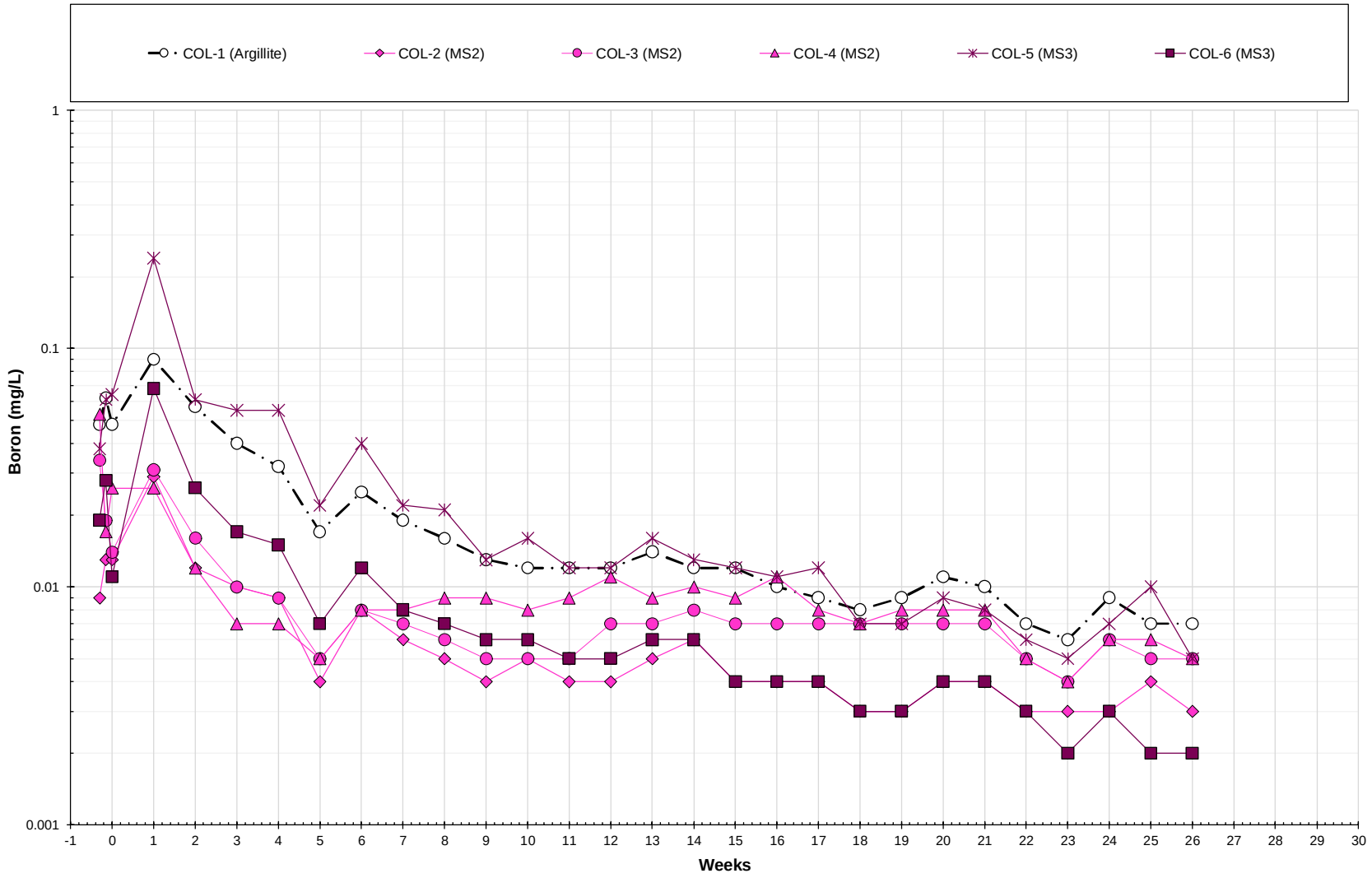

Notes

Results before week 0 represent initial flushing procedure.

KINROSS

Boron - Metasediment

Geochemistry Summary for Impact Statement

OMEMA2303

Figure Number		E3-62	
Project Number		OMEMA2303	
Date		November 2025	
Drawn	MT	Reviewed	SW

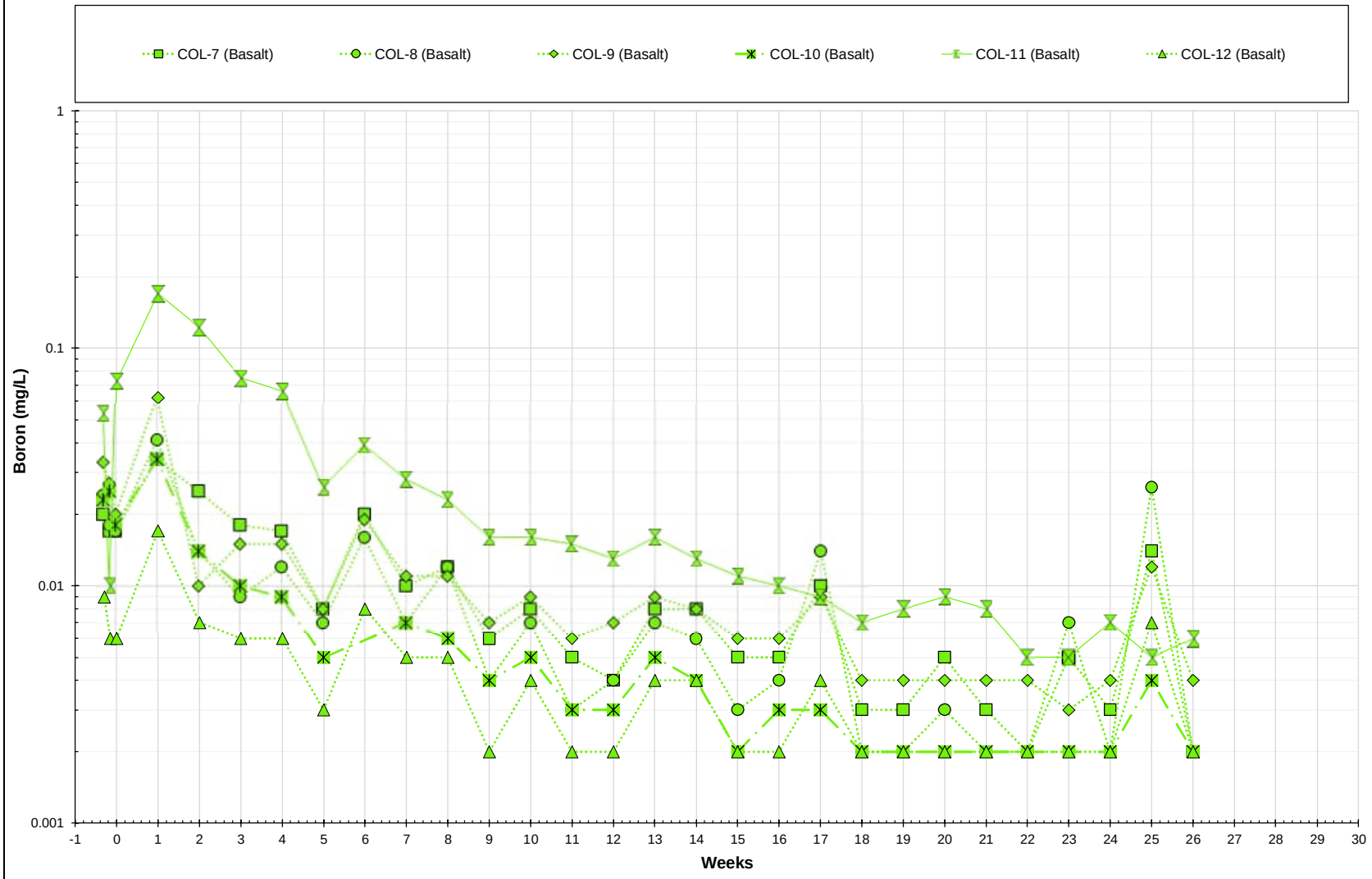

Notes

Results before week 0 represent initial flushing procedure.

KINROSS

Boron - Basalt			
Geochemistry Summary for Impact Statement			
OMEMA2303			
Figure Number	E3-63		
Project Number	OMEMA2303		
Date	November 2025		
Drawn	MT	Reviewed	SW

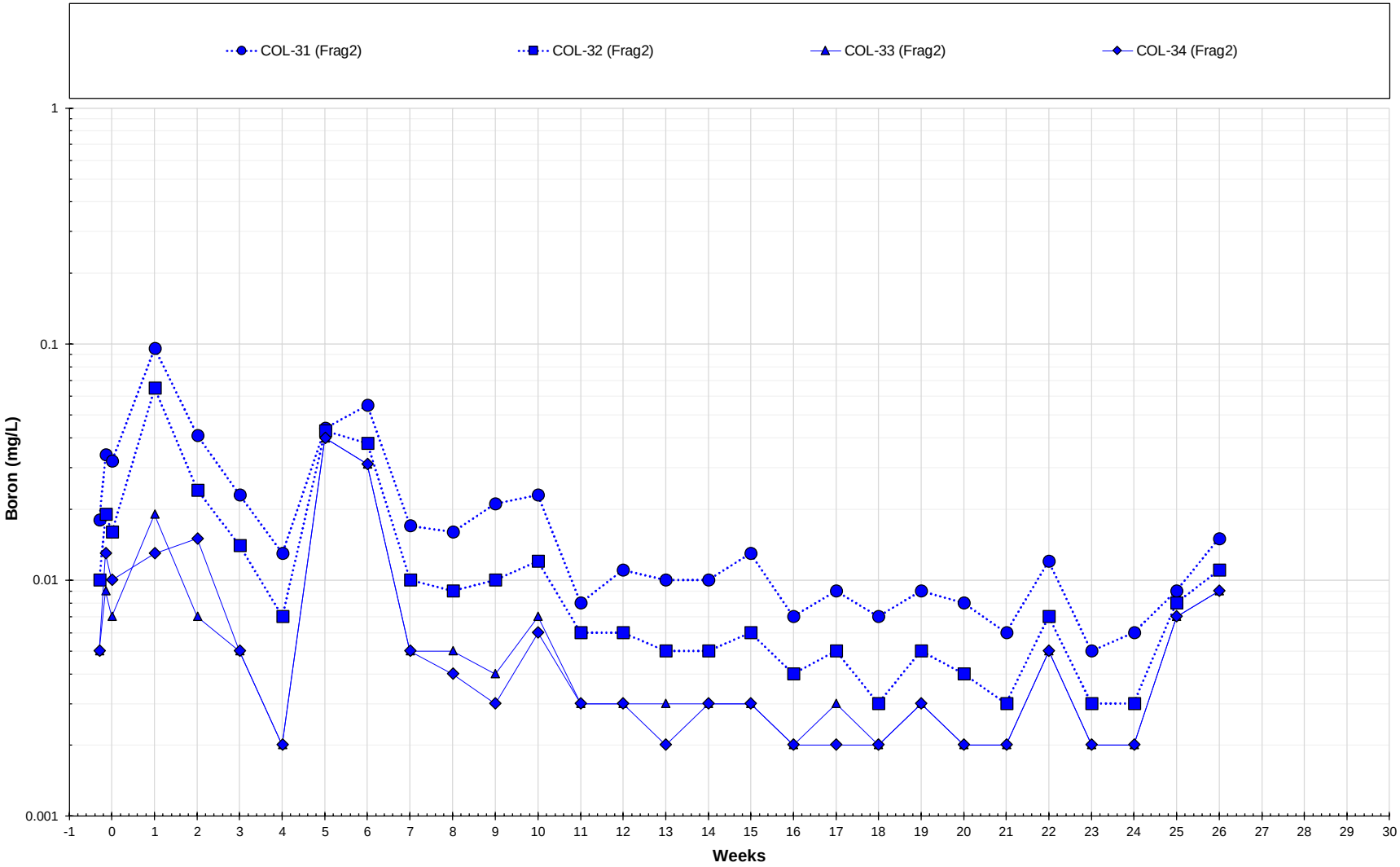

Notes

Results before week 0 represent initial flushing procedure.

Boron - Fragmental

Geochemistry Summary for Impact Statement

OMEMA2303

Figure Number		E3-64	
Project Number		OMEMA2303	
Date		November 2025	
Drawn	MT	Reviewed	SW

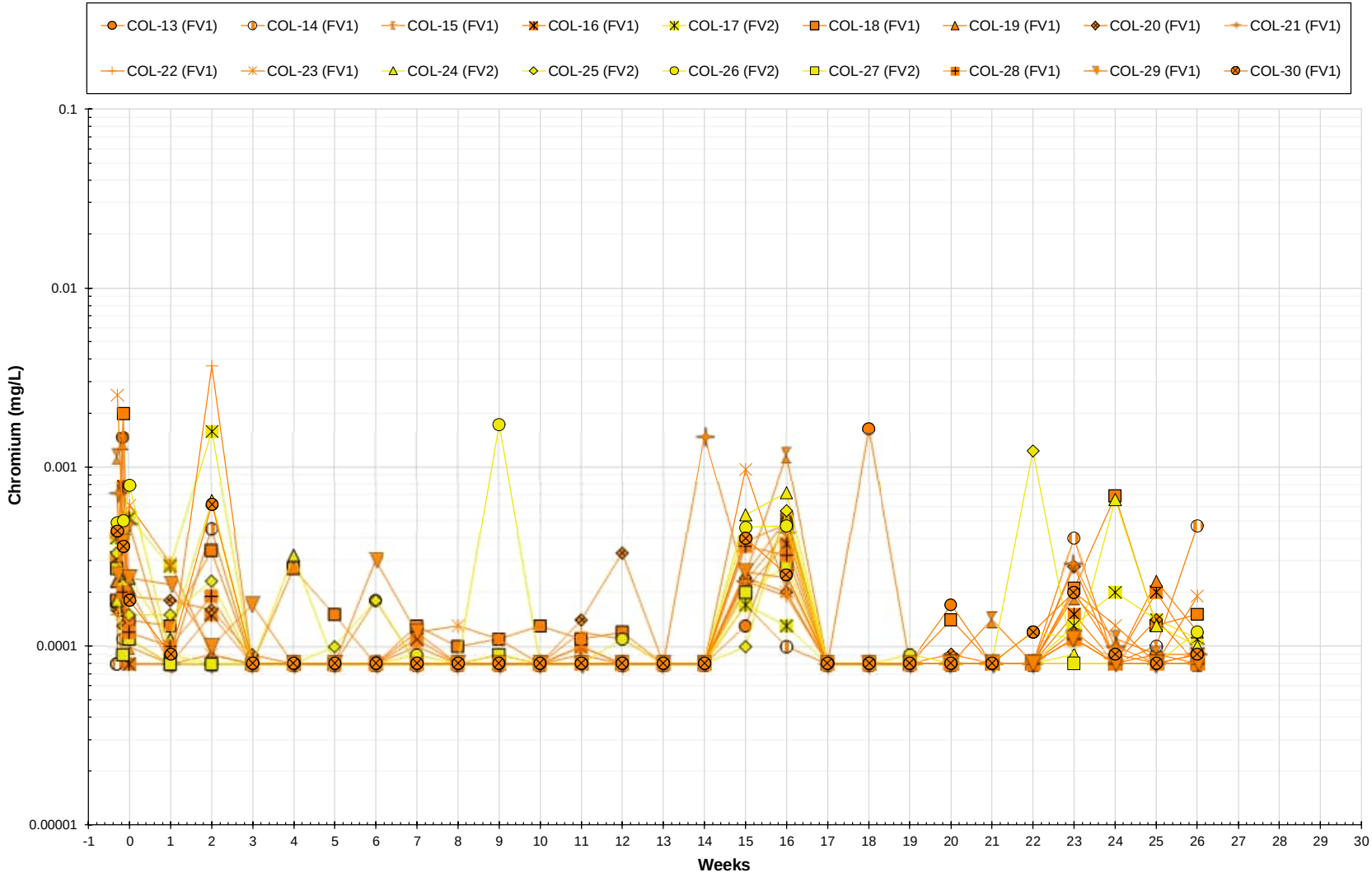

Notes

Results before week 0 represent initial flushing procedure.

KINROSS

Chromium - Felsic Volcanic			
Geochemistry Summary for Impact Statement			
OMEMA2303			
Figure Number		E3-65	
Project Number		OMEMA2303	
Date		November 2025	
Drawn	MT	Reviewed	SW

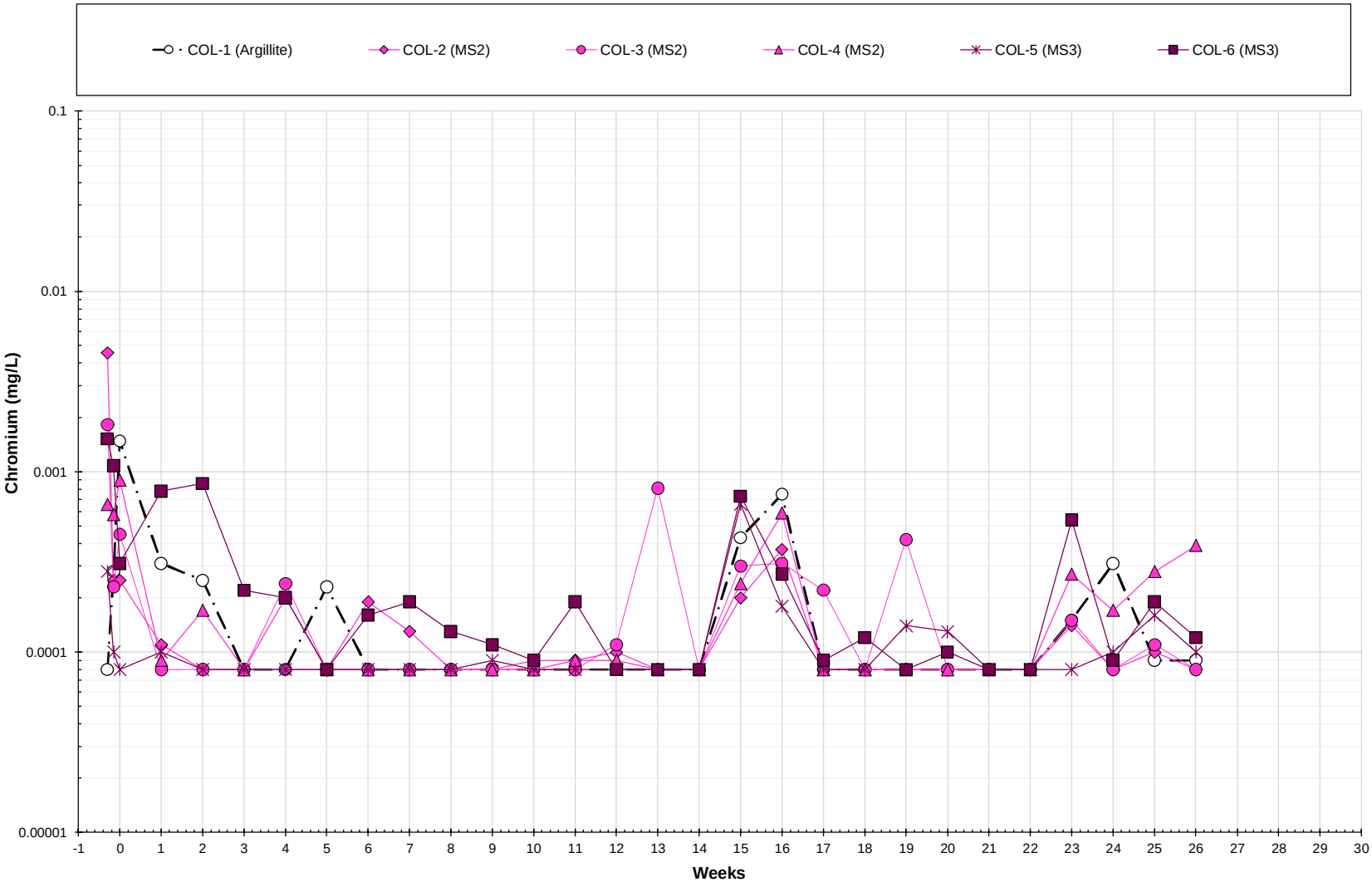

Notes

Results before week 0 represent initial flushing procedure.

KINROSS

Chromium - Metasediment			
Geochemistry Summary for Impact Statement			
OMEMA2303			
Figure Number		E3-66	
Project Number		OMEMA2303	
Date		November 2025	
Drawn	MT	Reviewed	SW

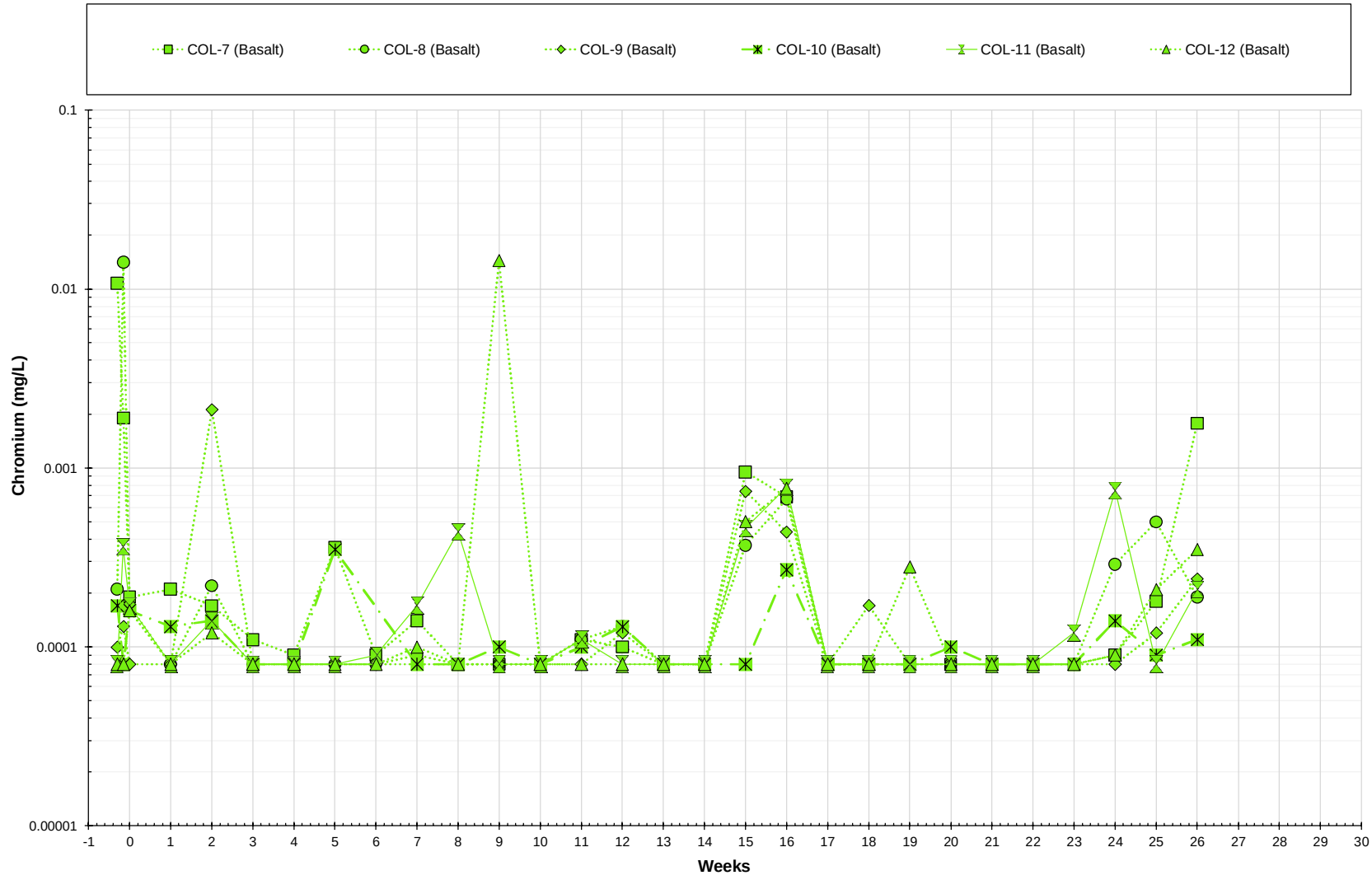

Notes

Results before week 0 represent initial flushing procedure.

Chromium - Basalt

Geochemistry Summary for Impact Statement

OMEMA2303

Figure Number		E3-67	
Project Number		OMEMA2303	
Date		November 2025	
Drawn	MT	Reviewed	SW

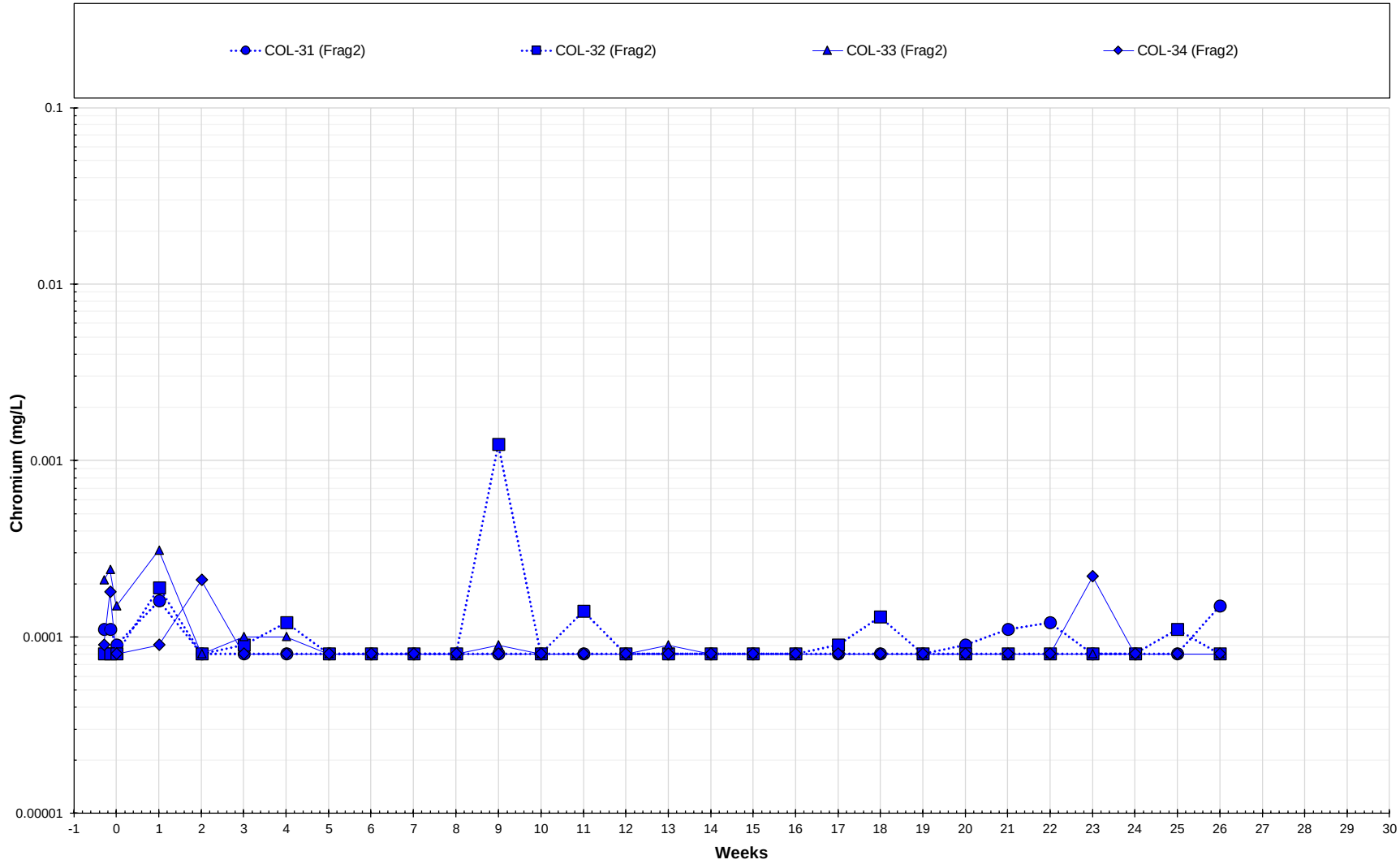

Notes

Results before week 0 represent initial flushing procedure.

KINROSS

Chromium - Fragmental

Geochemistry Summary for Impact Statement

OMEMA2303

Figure Number		E3-68	
Project Number		OMEMA2303	
Date		November 2025	
Drawn	MT	Reviewed	SW

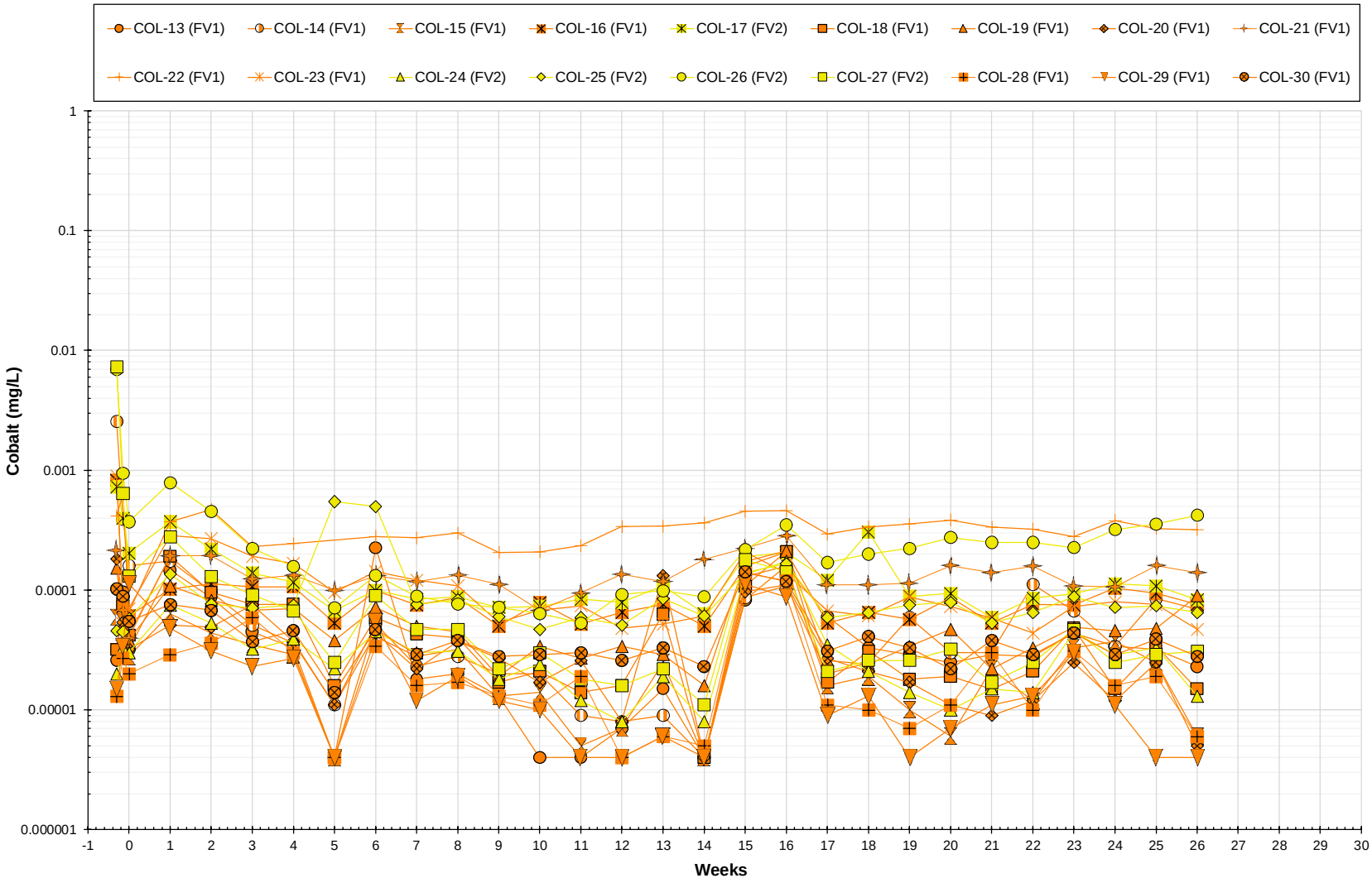

Notes

Results before week 0 represent initial flushing procedure.

KINROSS

Cobalt - Felsic Volcanic			
Geochemistry Summary for Impact Statement			
OMEMA2303			
Figure Number	E3-69		
Project Number	OMEMA2303		
Date	November 2025		
Drawn	MT	Reviewed	SW

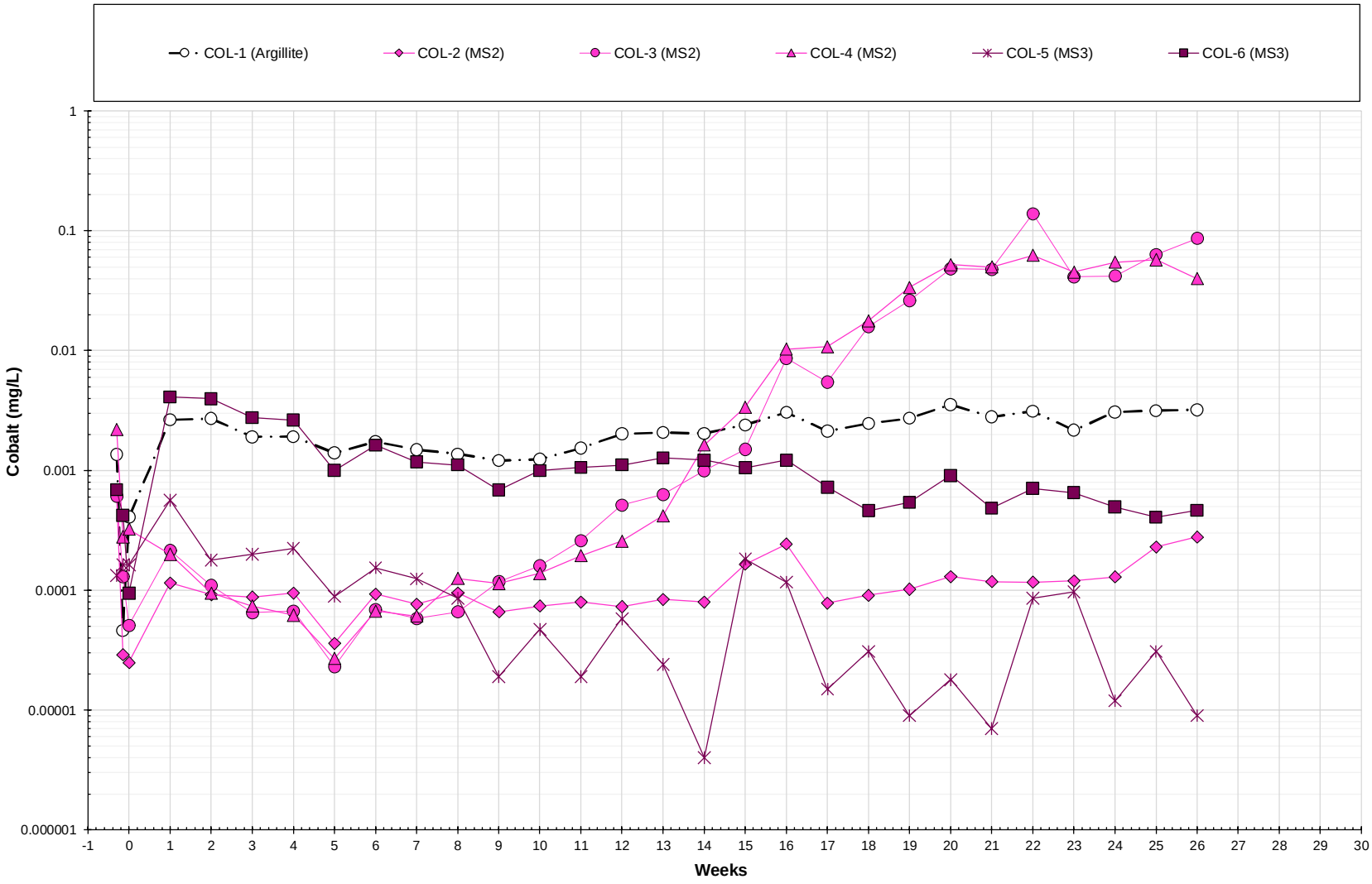

Notes

Results before week 0 represent initial flushing procedure.

Cobalt - Metasediment

Geochemistry Summary for Impact Statement

OMEMA2303

Figure Number		E3-70	
Project Number		OMEMA2303	
Date		November 2025	
Drawn	MT	Reviewed	SW

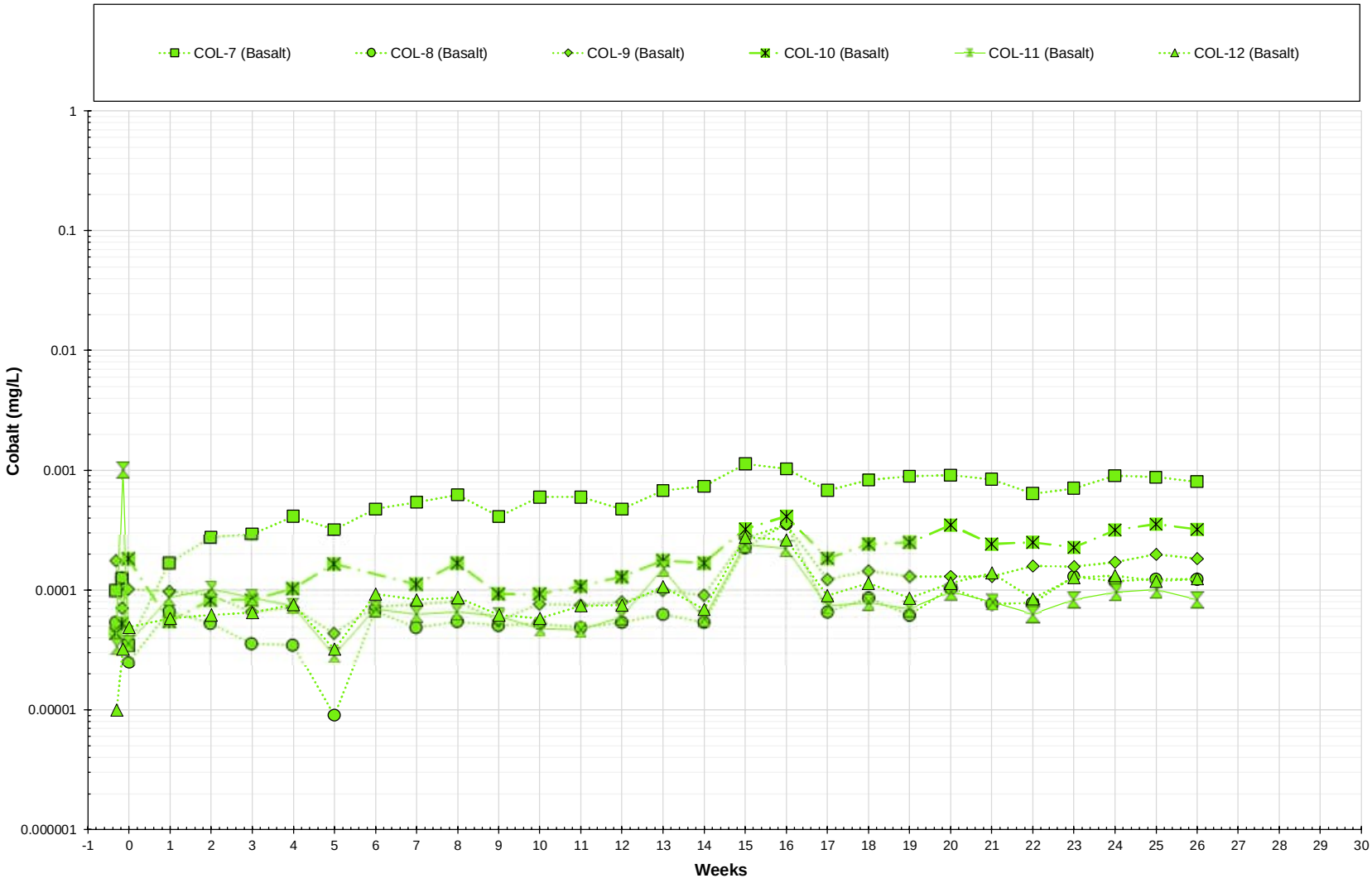

Notes

Results before week 0 represent initial flushing procedure.

KINROSS

Cobalt - Basalt

Geochemistry Summary for Impact Statement

OMEMA2303

Figure Number		E3-71	
Project Number		OMEMA2303	
Date		November 2025	
Drawn	MT	Reviewed	SW

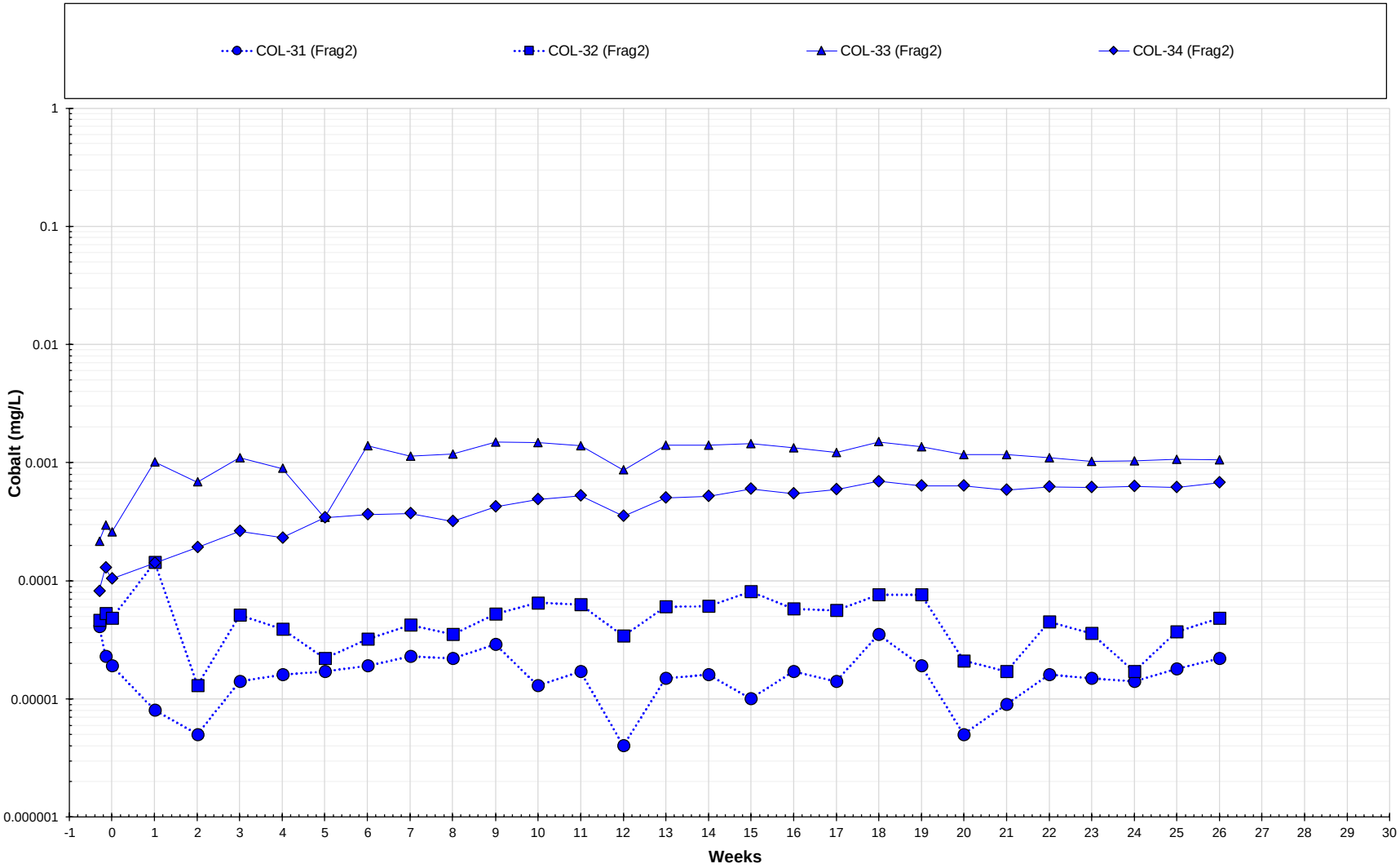

Notes

Results before week 0 represent initial flushing procedure.

Cobalt - Fragmental

Geochemistry Summary for Impact Statement

OMEMA2303

Figure Number		E3-72	
Project Number		OMEMA2303	
Date		November 2025	
Drawn	MT	Reviewed	SW

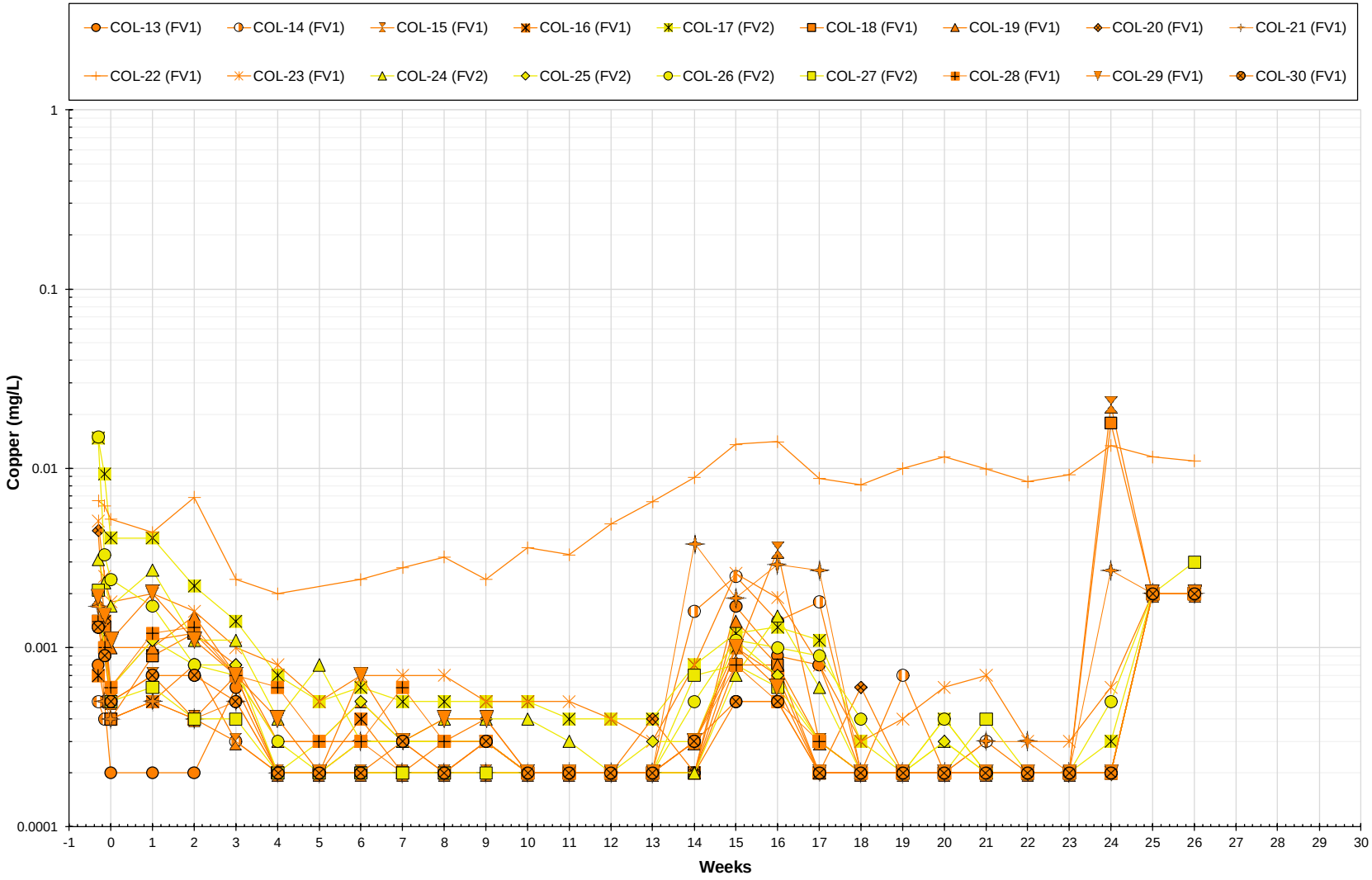

Notes

Results before week 0 represent initial flushing procedure.

Copper - Felsic Volcanic

Geochemistry Summary for Impact Statement

OMEMA2303

Figure Number		E3-73	
Project Number		OMEMA2303	
Date		November 2025	
Drawn	MT	Reviewed	SW

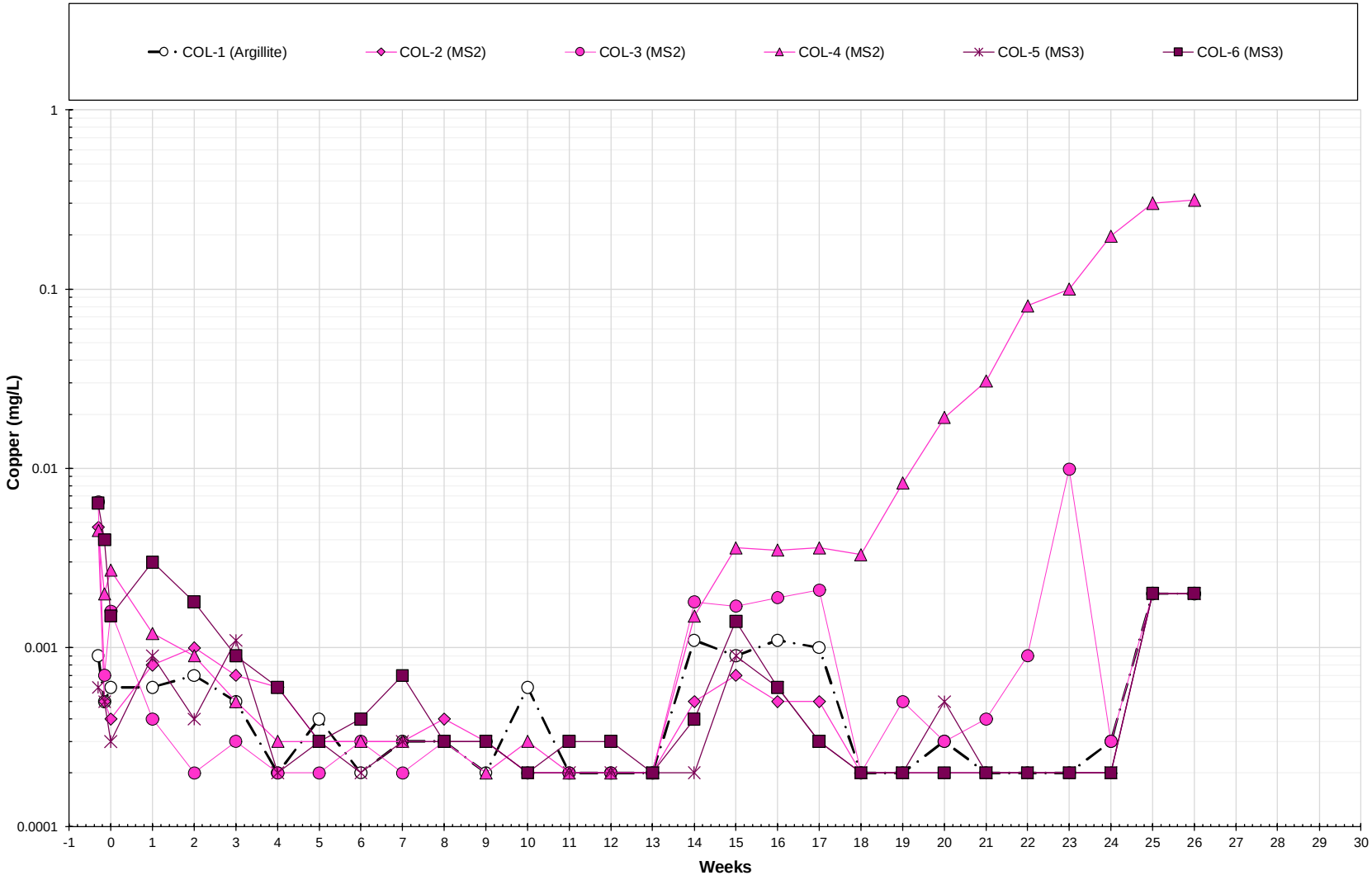

Notes

Results before week 0 represent initial flushing procedure.

Copper - Metasediment

Geochemistry Summary for Impact Statement

OMEMA2303

Figure Number		E3-74	
Project Number		OMEMA2303	
Date		November 2025	
Drawn	MT	Reviewed	SW

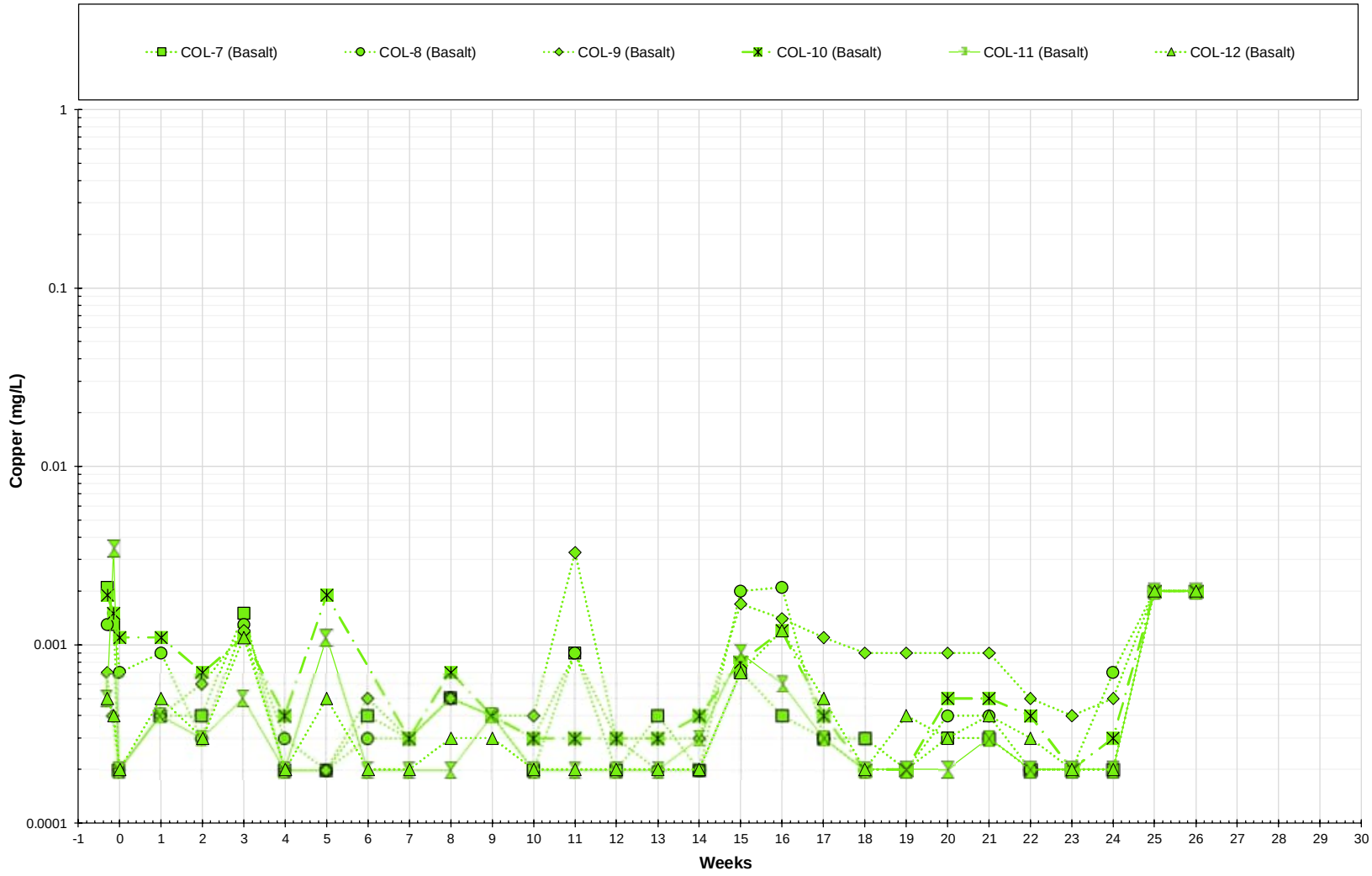

Notes

Results before week 0 represent initial flushing procedure.

KINROSS

Copper - Basalt

Geochemistry Summary for Impact Statement

OMEMA2303

Figure Number		E3-75	
Project Number		OMEMA2303	
Date		November 2025	
Drawn	MT	Reviewed	SW

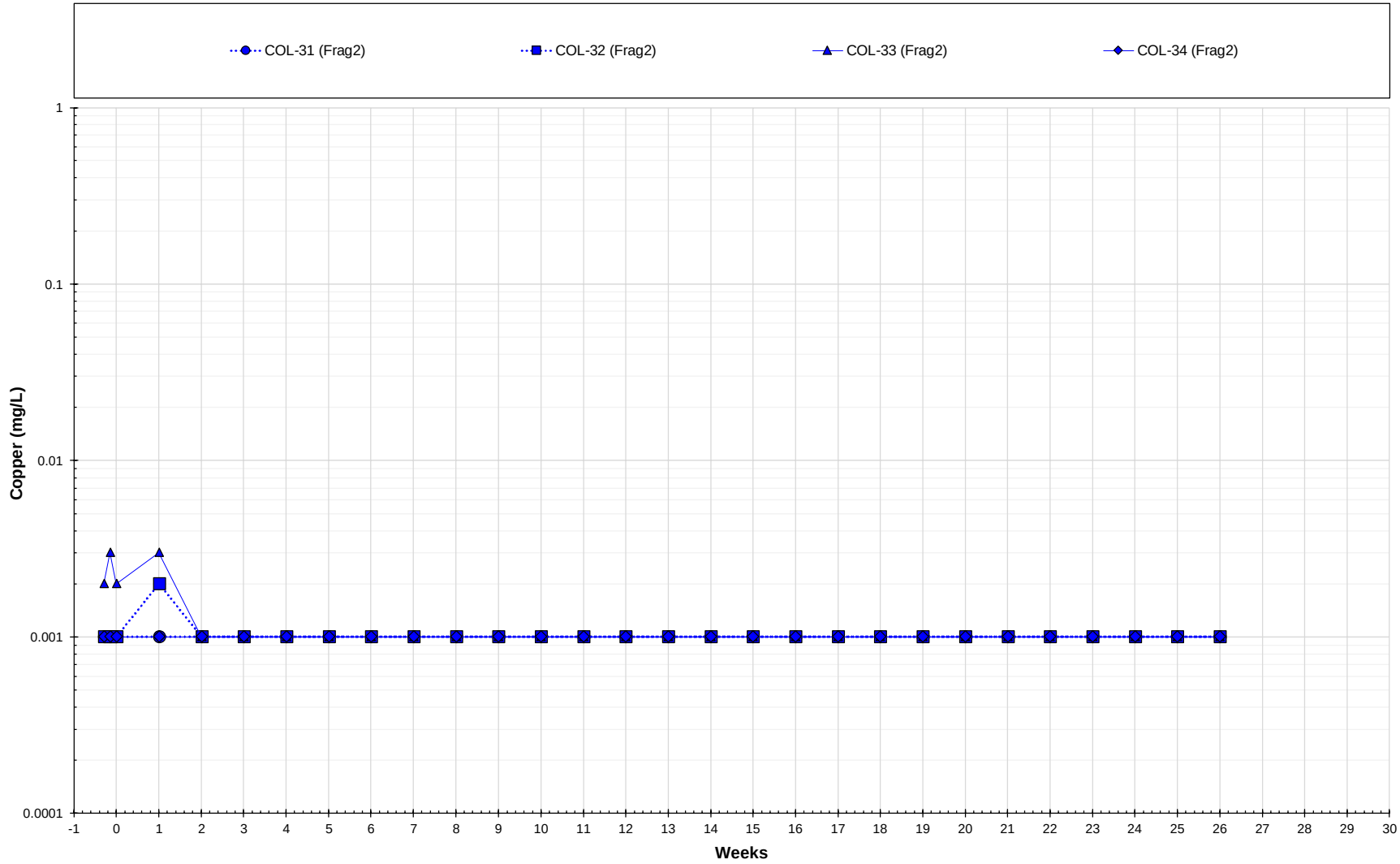

Notes

Results before week 0 represent initial flushing procedure.

Copper - Fragmental

Geochemistry Summary for Impact Statement

OMEMA2303

Figure Number		E3-76	
Project Number		OMEMA2303	
Date		November 2025	
Drawn	MT	Reviewed	SW

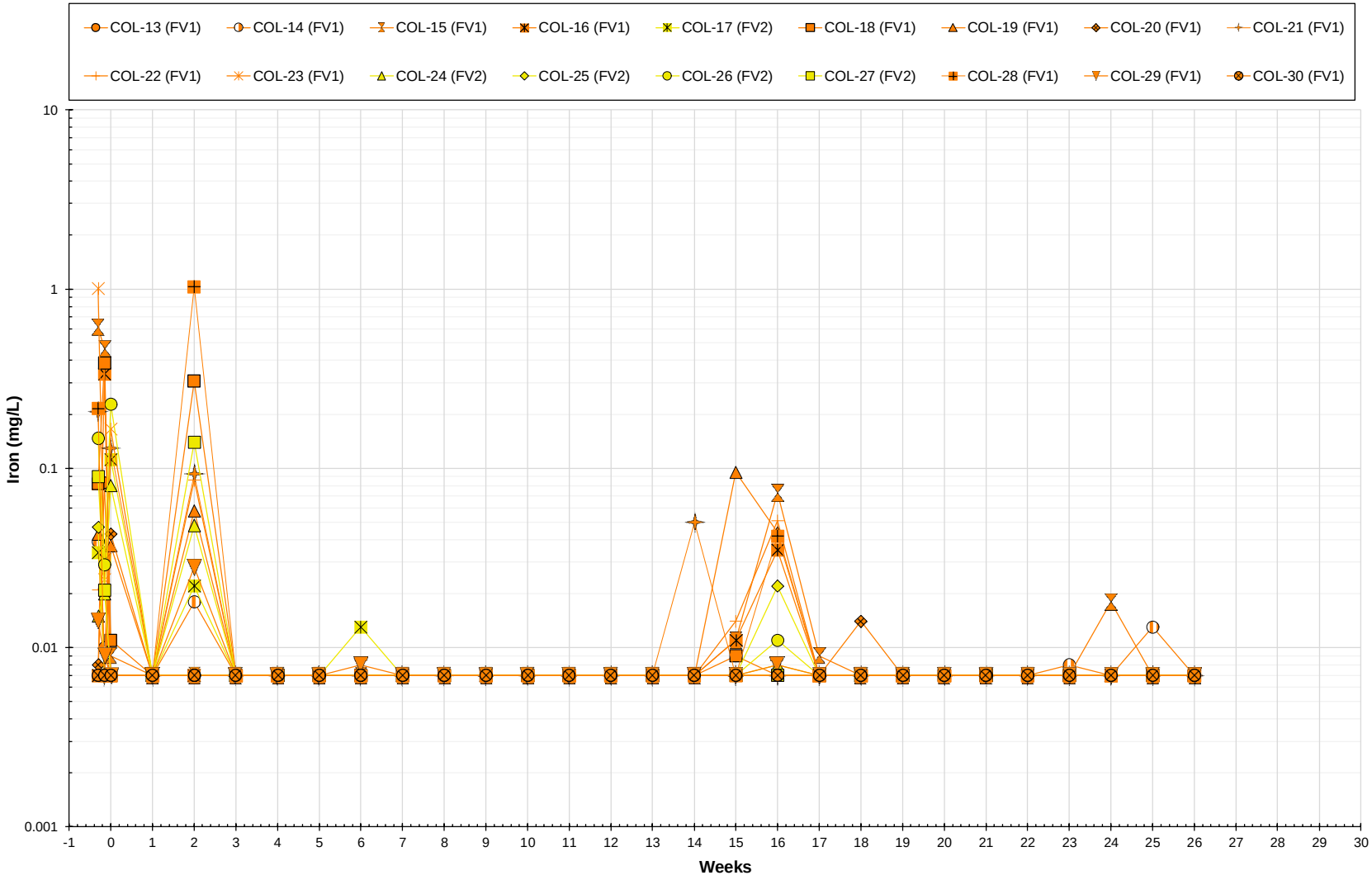

Notes

Results before week 0 represent initial flushing procedure.

Iron - Felsic Volcanic

Geochemistry Summary for Impact Statement

OMEMA2303

Figure Number		E3-77	
Project Number		OMEMA2303	
Date		November 2025	
Drawn	MT	Reviewed	SW

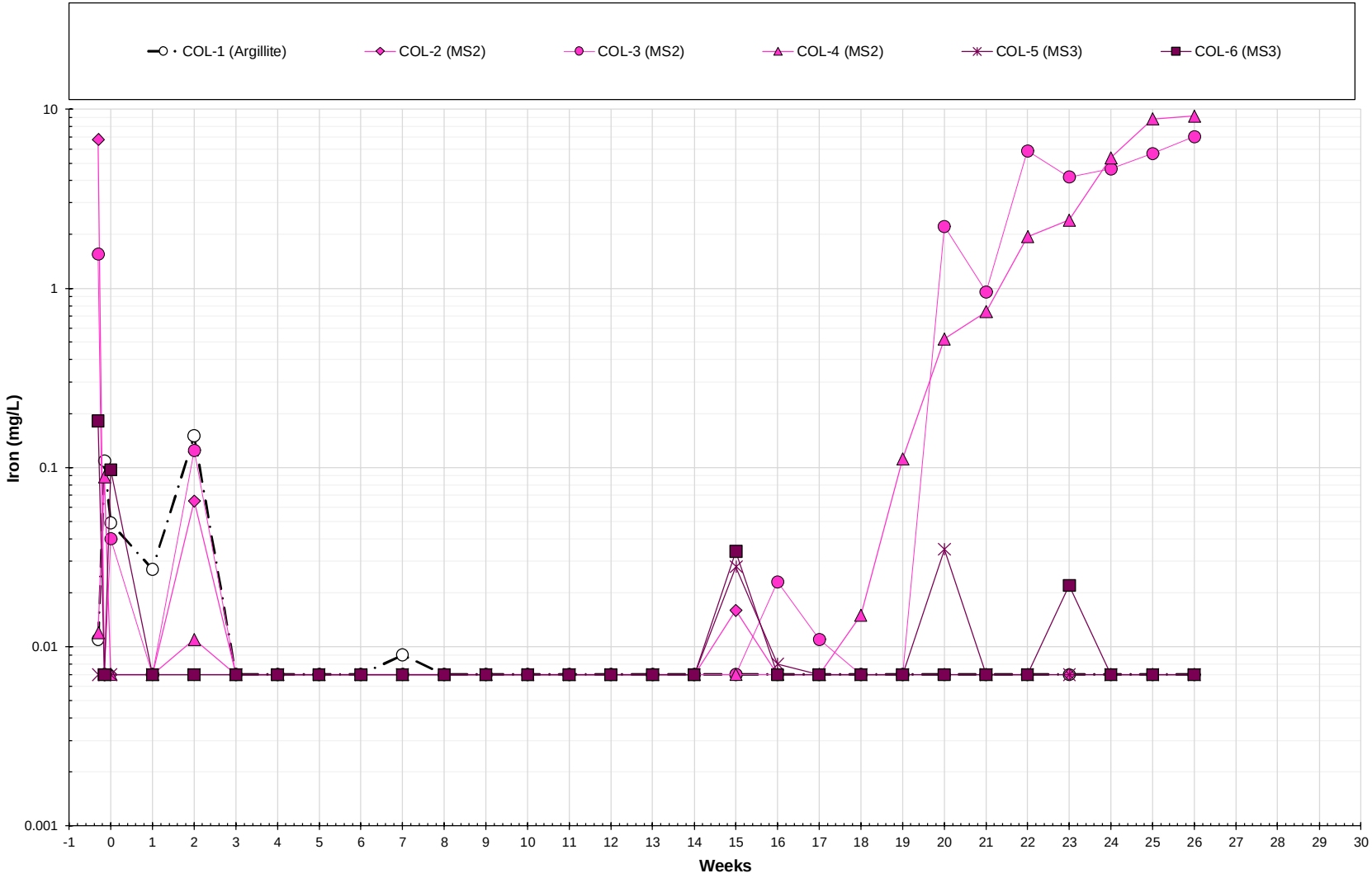

Notes

Results before week 0 represent initial flushing procedure.

Iron - Metasediment

Geochemistry Summary for Impact Statement

OMEMA2303

Figure Number		E3-78	
Project Number		OMEMA2303	
Date		November 2025	
Drawn	MT	Reviewed	SW

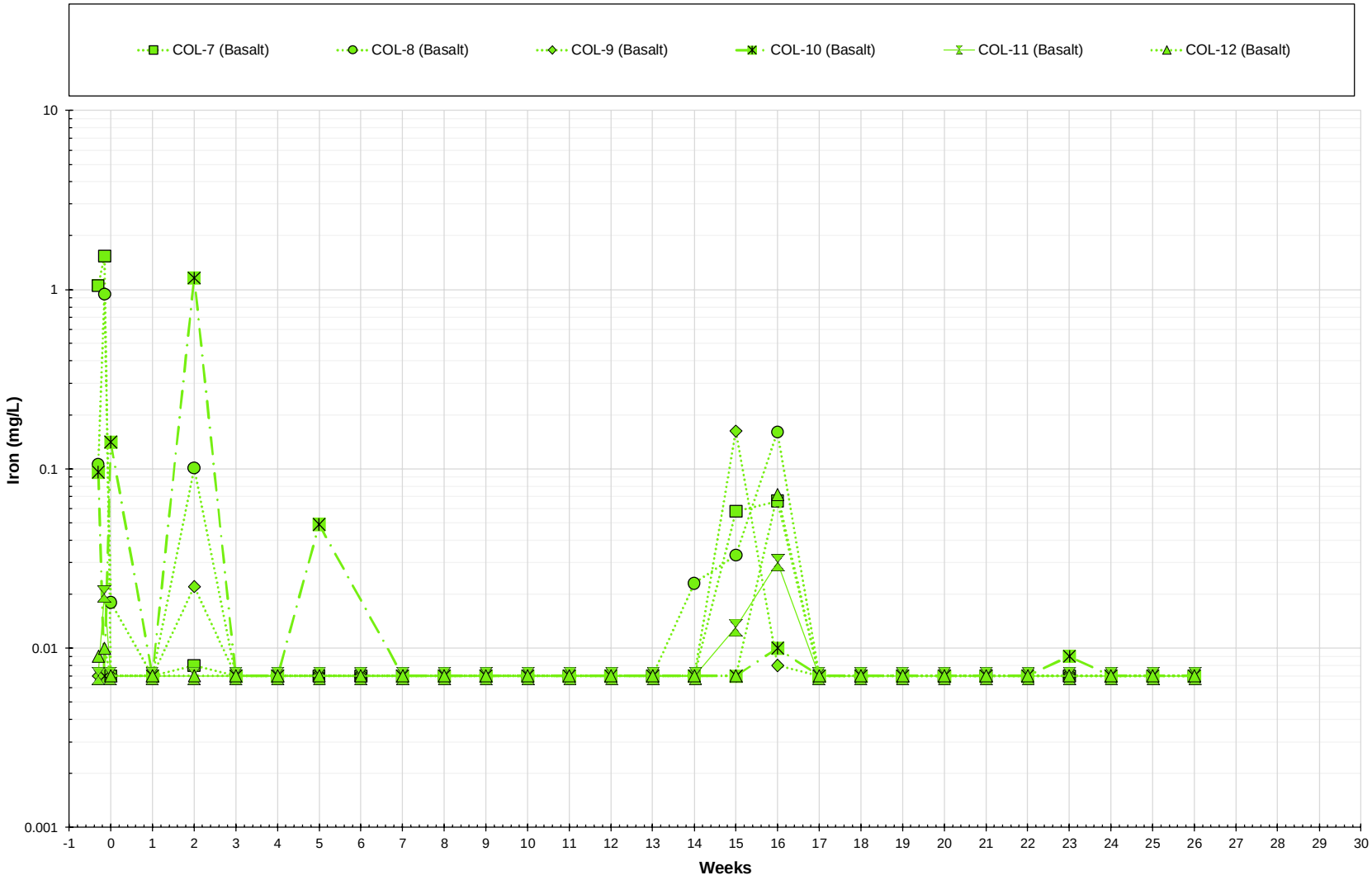

Notes

Results before week 0 represent initial flushing procedure.

Iron - Basalt			
Geochemistry Summary for Impact Statement			
OMEMA2303			
Figure Number		E3-79	
Project Number		OMEMA2303	
Date		November 2025	
Drawn	MT	Reviewed	SW

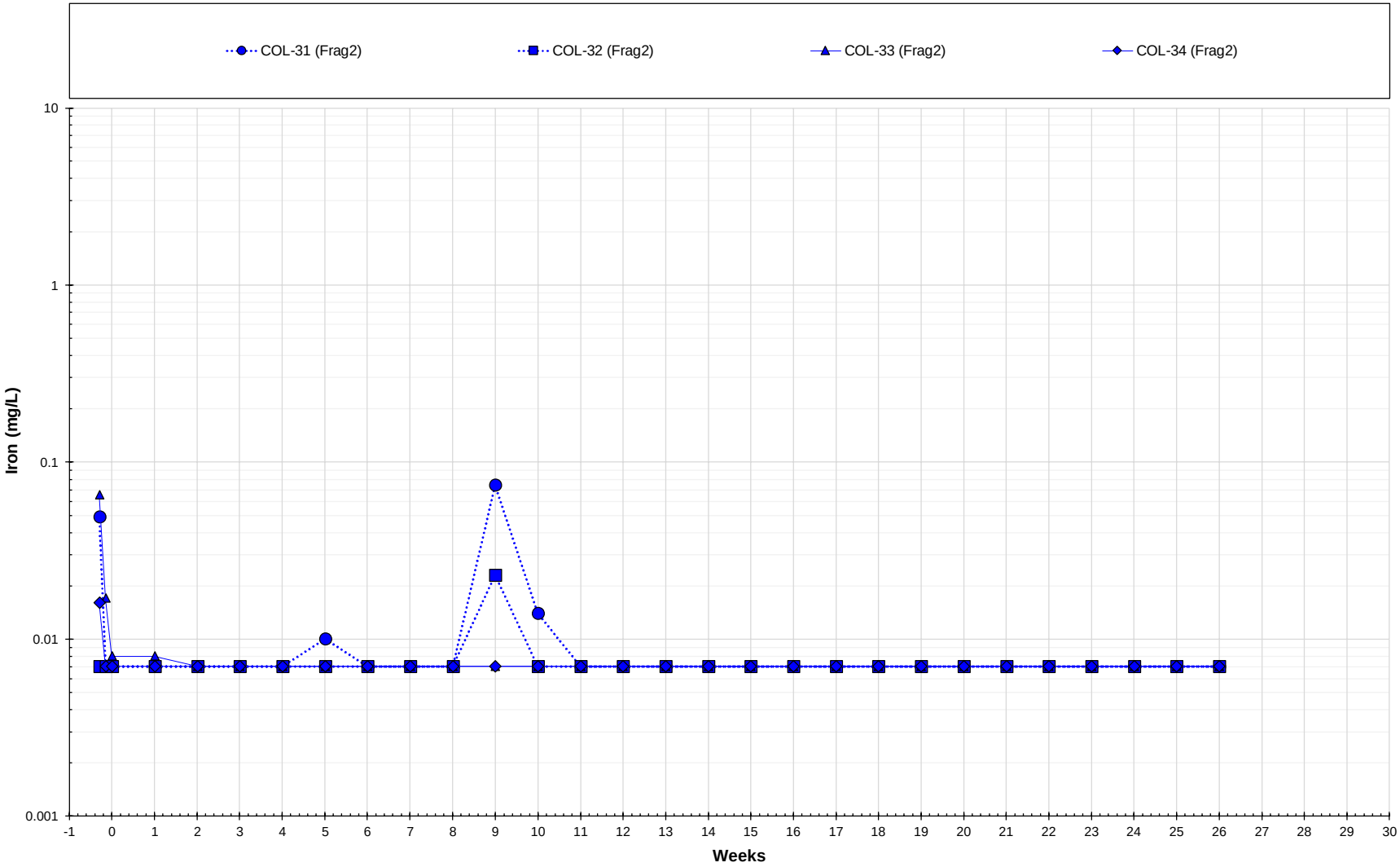

Notes

Results before week 0 represent initial flushing procedure.

Iron - Fragmental

Geochemistry Summary for Impact Statement

OMEMA2303

Figure Number		E3-80	
Project Number		OMEMA2303	
Date		November 2025	
Drawn	MT	Reviewed	SW

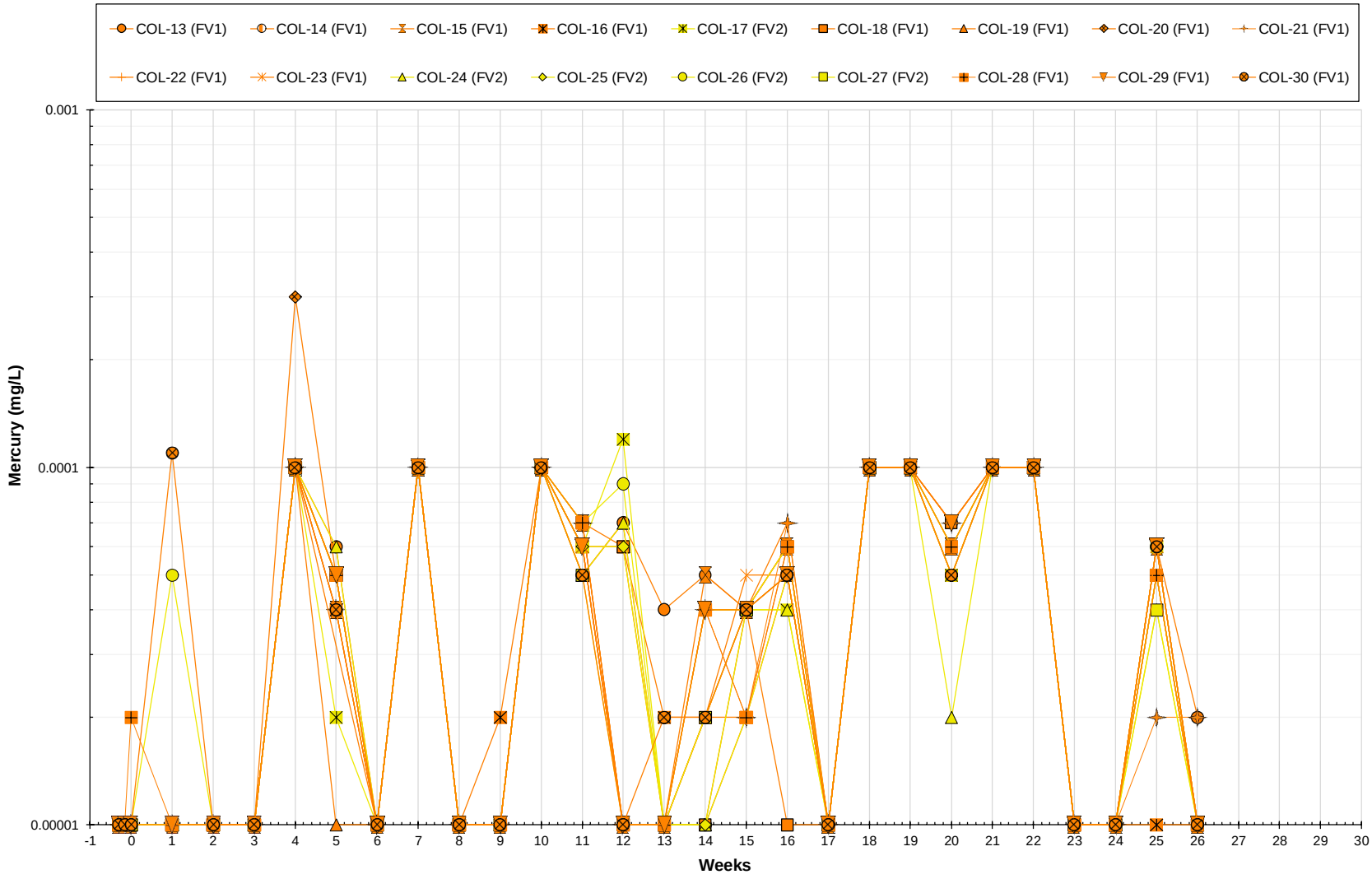

Notes

Results before week 0 represent initial flushing procedure.

Mercury - Felsic Volcanic

Geochemistry Summary for Impact Statement

OMEMA2303

Figure Number		E3-81	
Project Number		OMEMA2303	
Date		November 2025	
Drawn	MT	Reviewed	SW

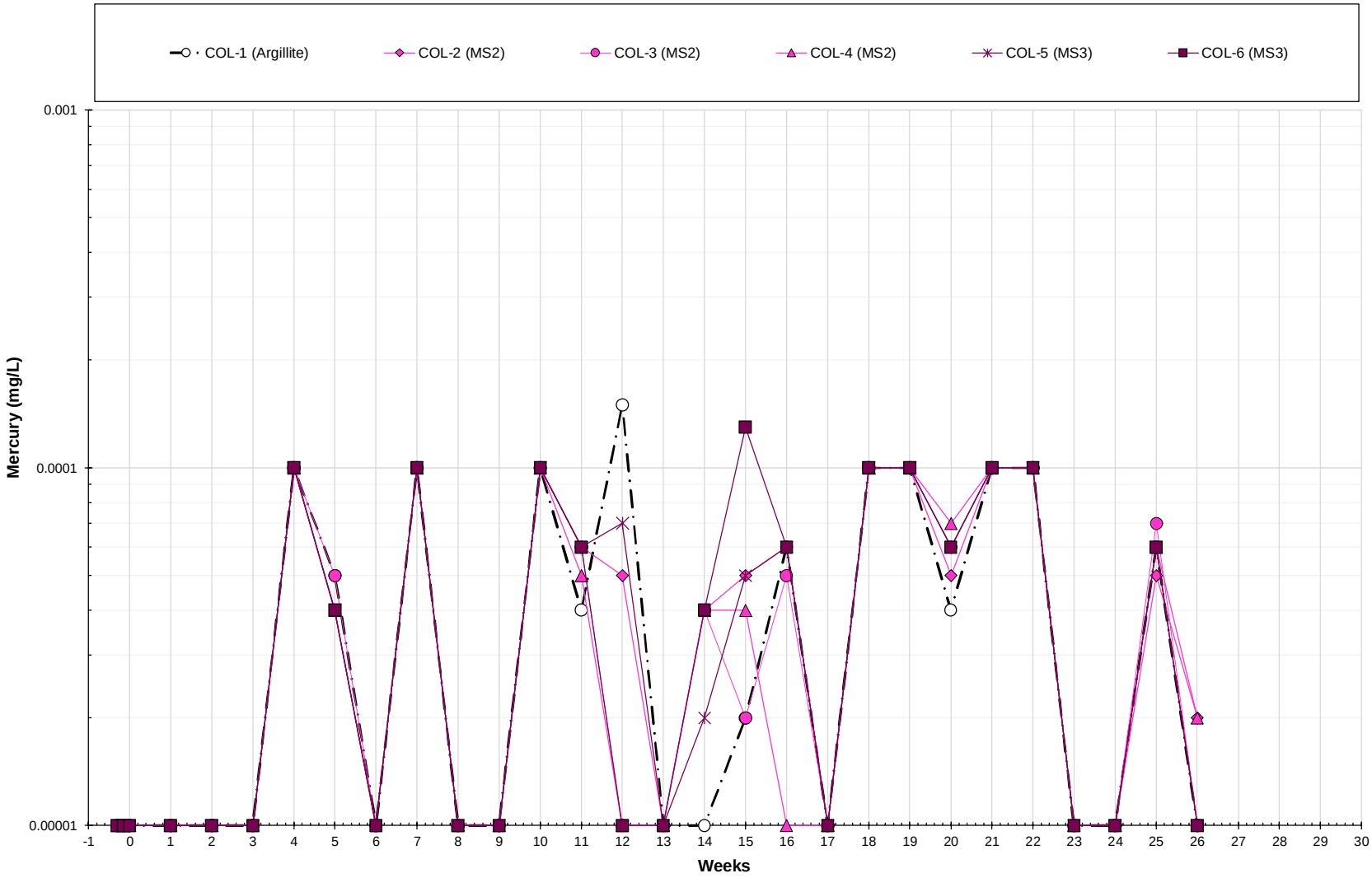

Notes

Results before week 0 represent initial flushing procedure.

Mercury - Metasediment			
Geochemistry Summary for Impact Statement			
OMEMA2303			
Figure Number		E3-82	
Project Number		OMEMA2303	
Date		November 2025	
Drawn	MT	Reviewed	SW

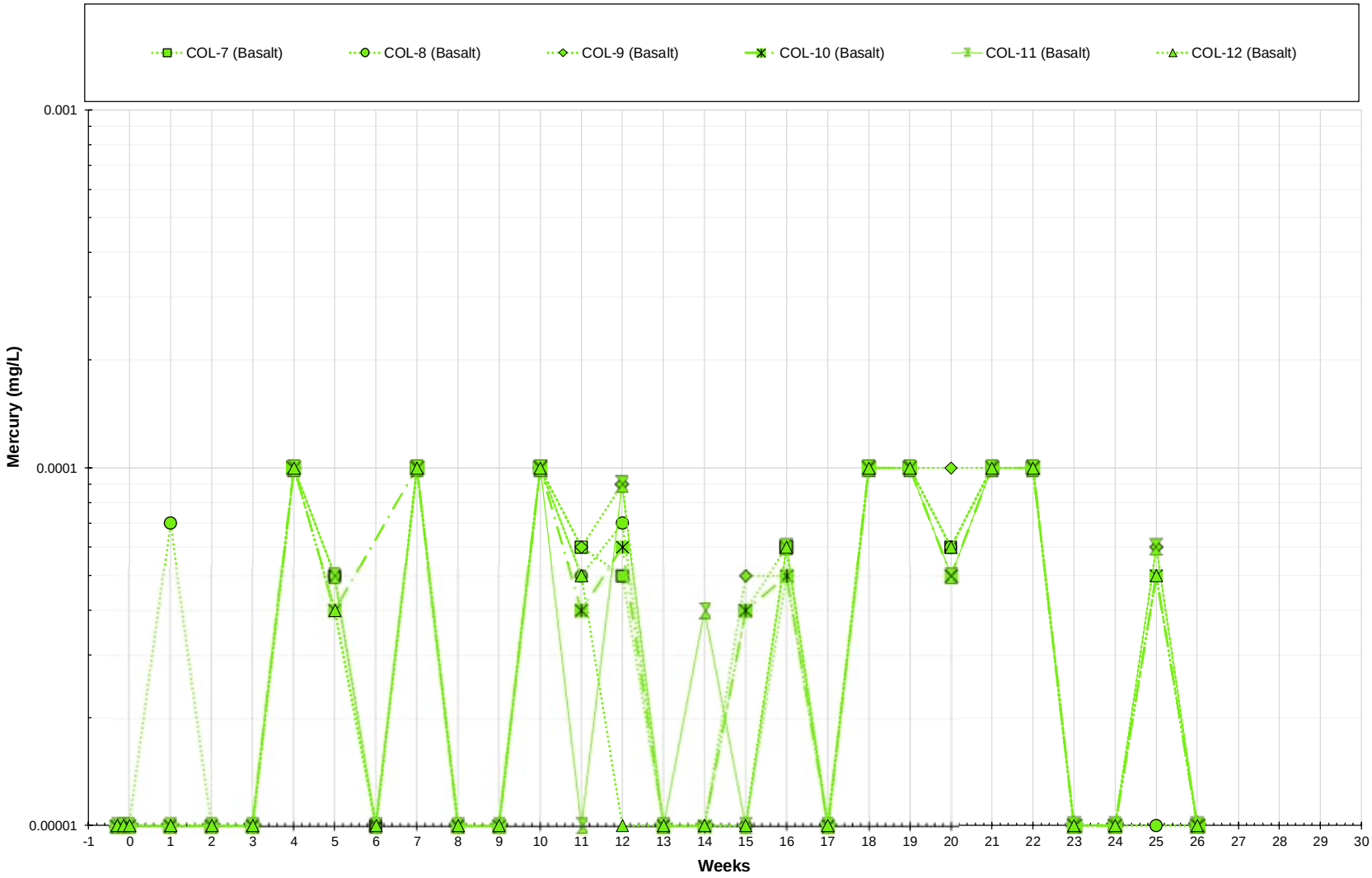

Notes

Results before week 0 represent initial flushing procedure.

KINROSS

Mercury - Basalt	
Geochemistry Summary for Impact Statement	
OMEMA2303	
Figure Number	E3-83
Project Number	OMEMA2303
Date	November 2025
Drawn: MT	Reviewed: SW

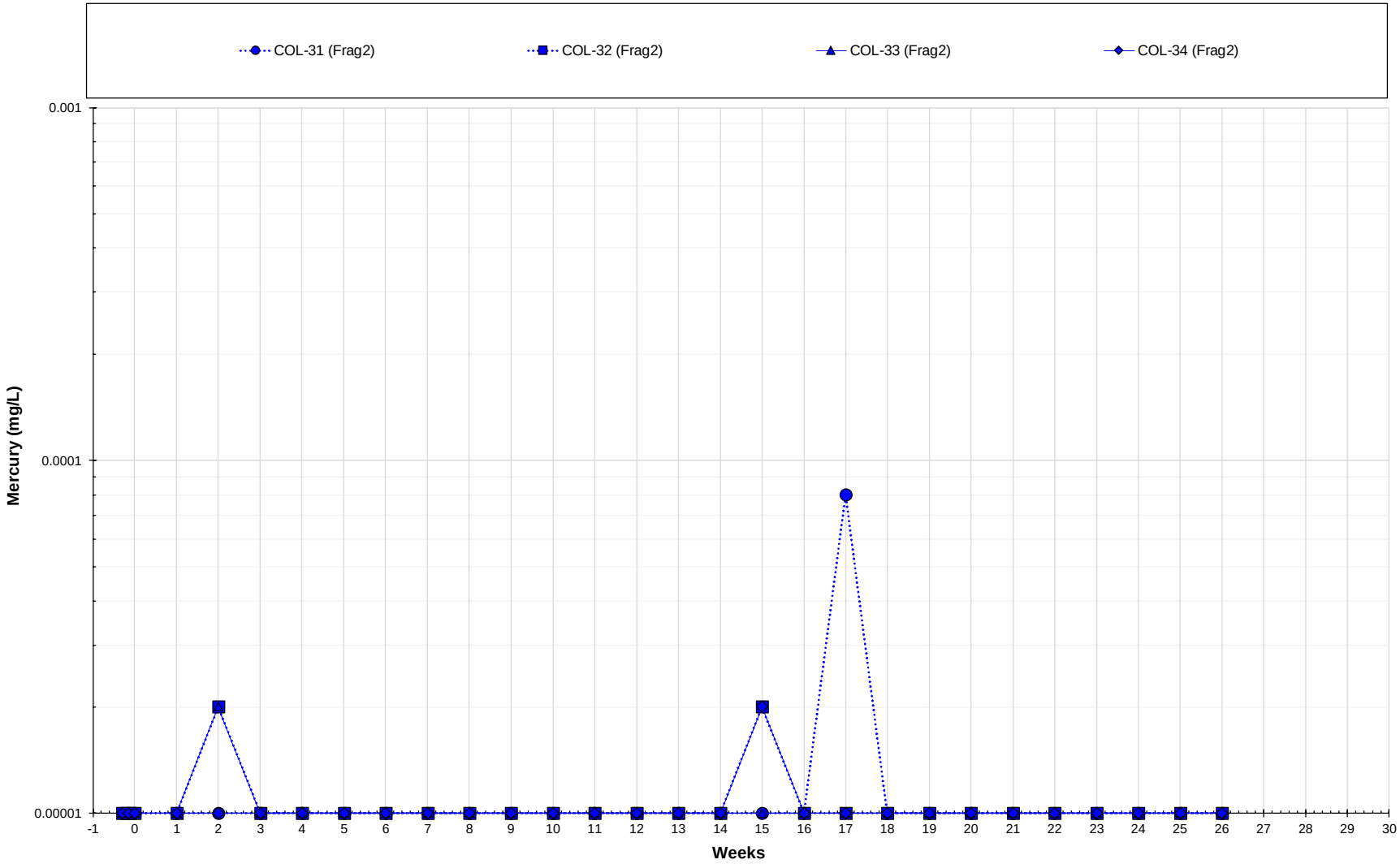

Notes

Results before week 0 represent initial flushing procedure.

Mercury - Fragmental

Geochemistry Summary for Impact Statement

OMEMA2303

Figure Number		E3-84	
Project Number		OMEMA2303	
Date		November 2025	
Drawn	MT	Reviewed	SW

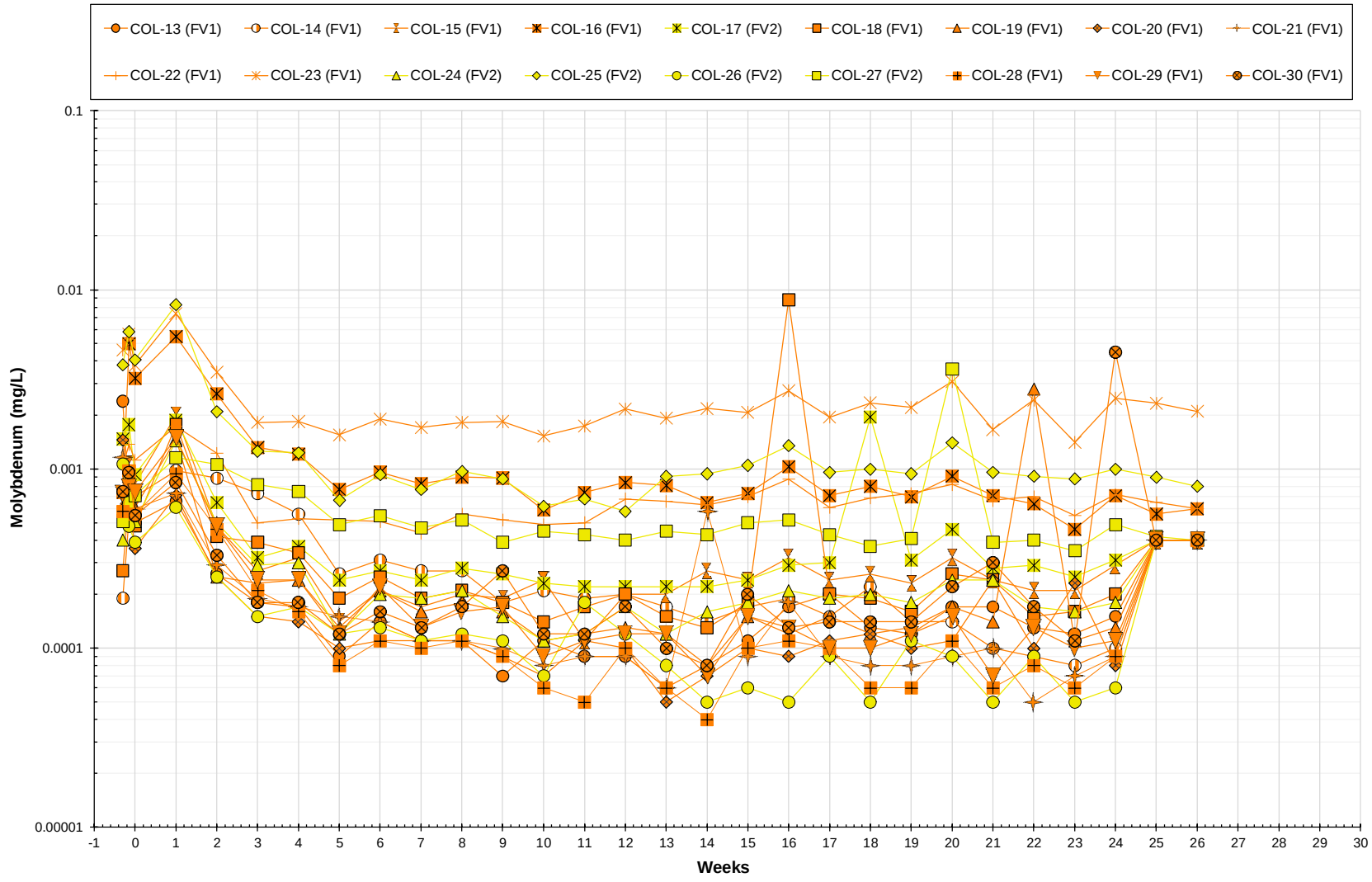

Notes

Results before week 0 represent initial flushing procedure.

KINROSS

Molybdenum - Felsic Volcanic

Geochemistry Summary for Impact Statement

OMEMA2303

Figure Number		E3-85	
Project Number		OMEMA2303	
Date		November 2025	
Drawn	MT	Reviewed	SW

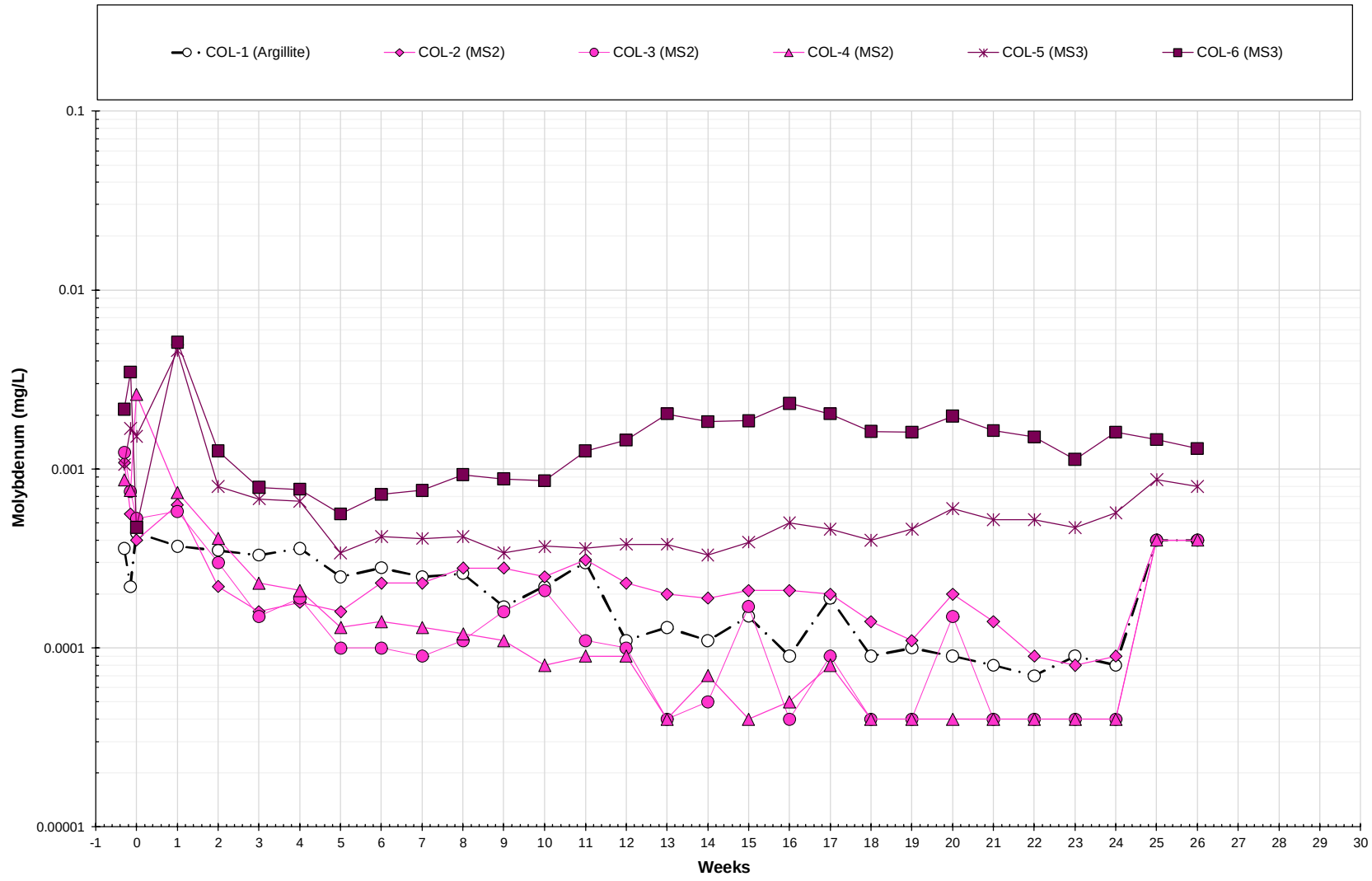

Notes

Results before week 0 represent initial flushing procedure.

Molybdenum - Metasediment

Geochemistry Summary for Impact Statement

OMEMA2303

Figure Number		E3-86	
Project Number		OMEMA2303	
Date		November 2025	
Drawn	MT	Reviewed	SW

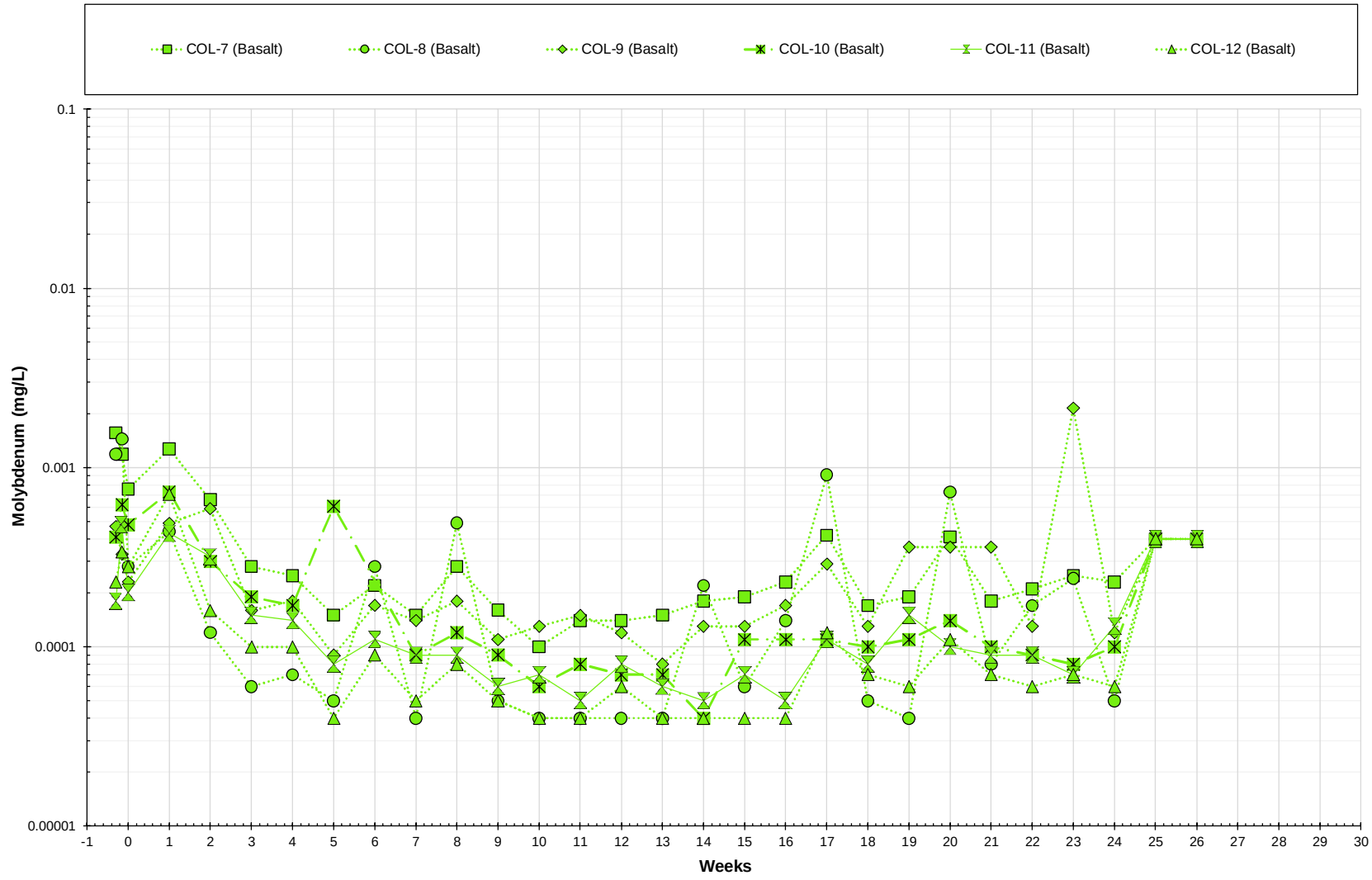

Notes

Results before week 0 represent initial flushing procedure.

Molybdenum - Basalt

Geochemistry Summary for Impact Statement

OMEMA2303

Figure Number		E3-87	
Project Number		OMEMA2303	
Date		November 2025	
Drawn	MT	Reviewed	SW

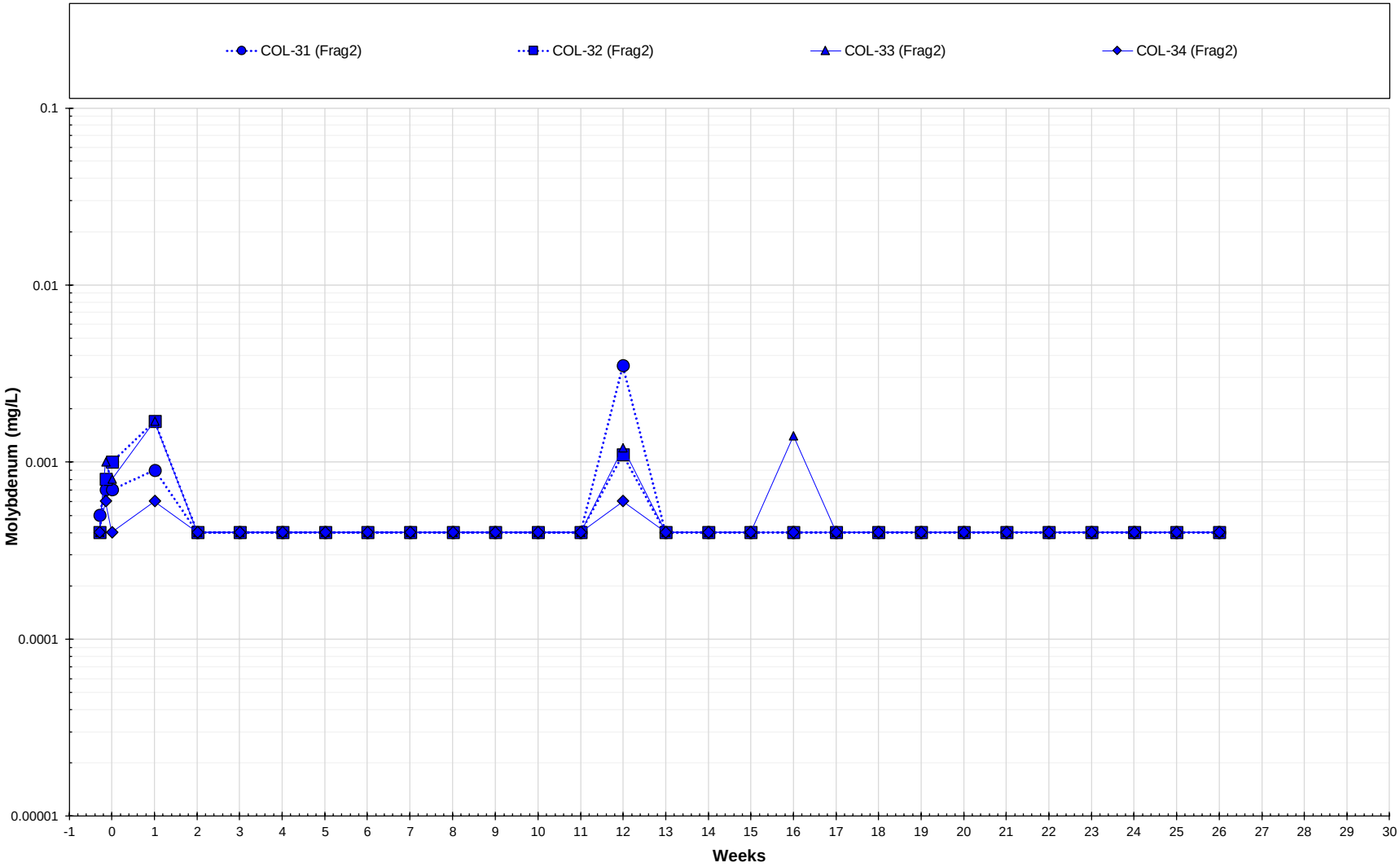

Notes

Results before week 0 represent initial flushing procedure.

Molybdenum - Fragmental

Geochemistry Summary for Impact Statement

OMEMA2303

Figure Number		E3-88	
Project Number		OMEMA2303	
Date		November 2025	
Drawn	MT	Reviewed	SW

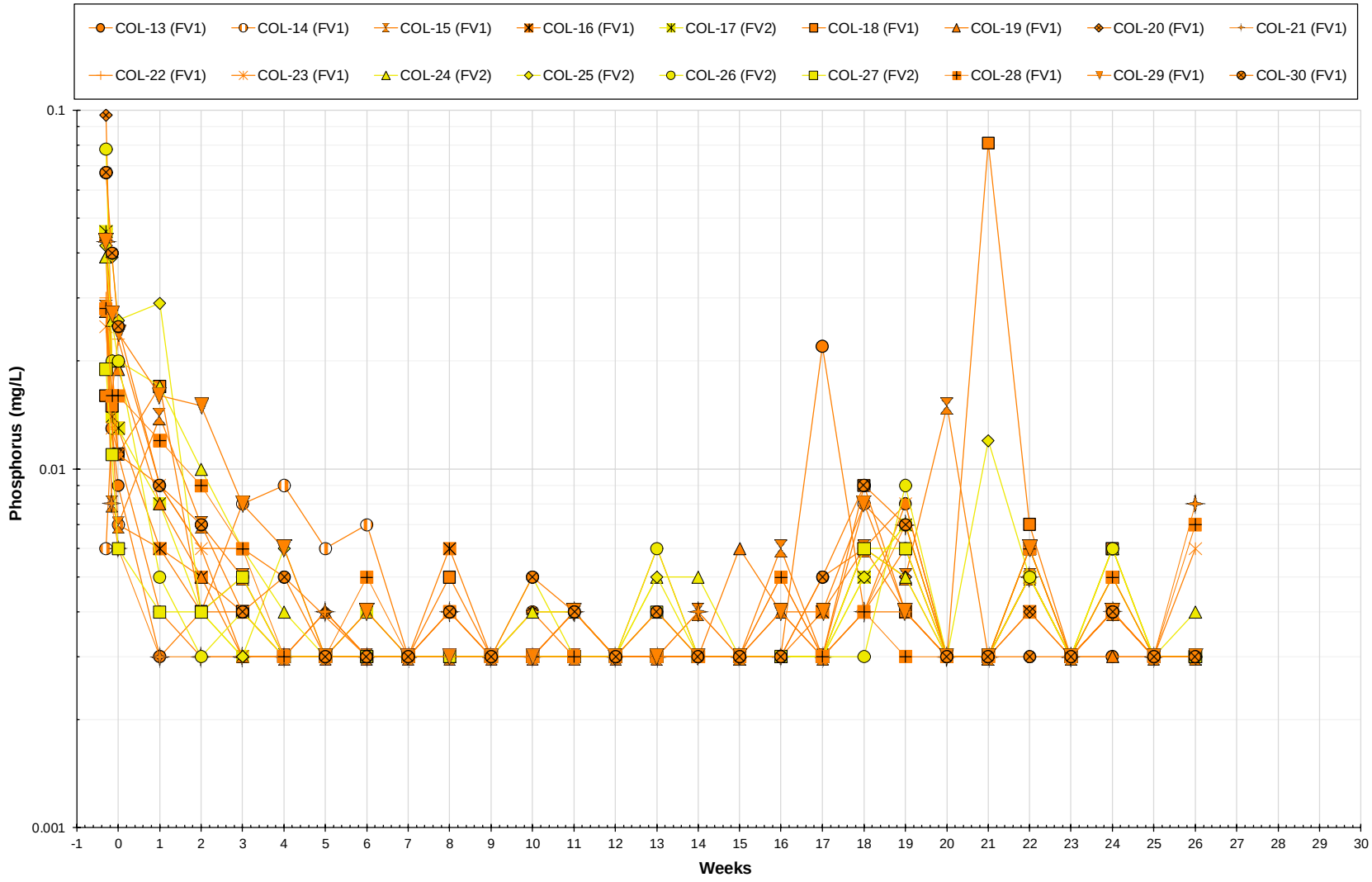

Notes

Results before week 0 represent initial flushing procedure.

Phosphorus - Felsic Volcanic

Geochemistry Summary for Impact Statement

OMEMA2303

Figure Number		E3-89	
Project Number		OMEMA2303	
Date		November 2025	
Drawn	MT	Reviewed	SW

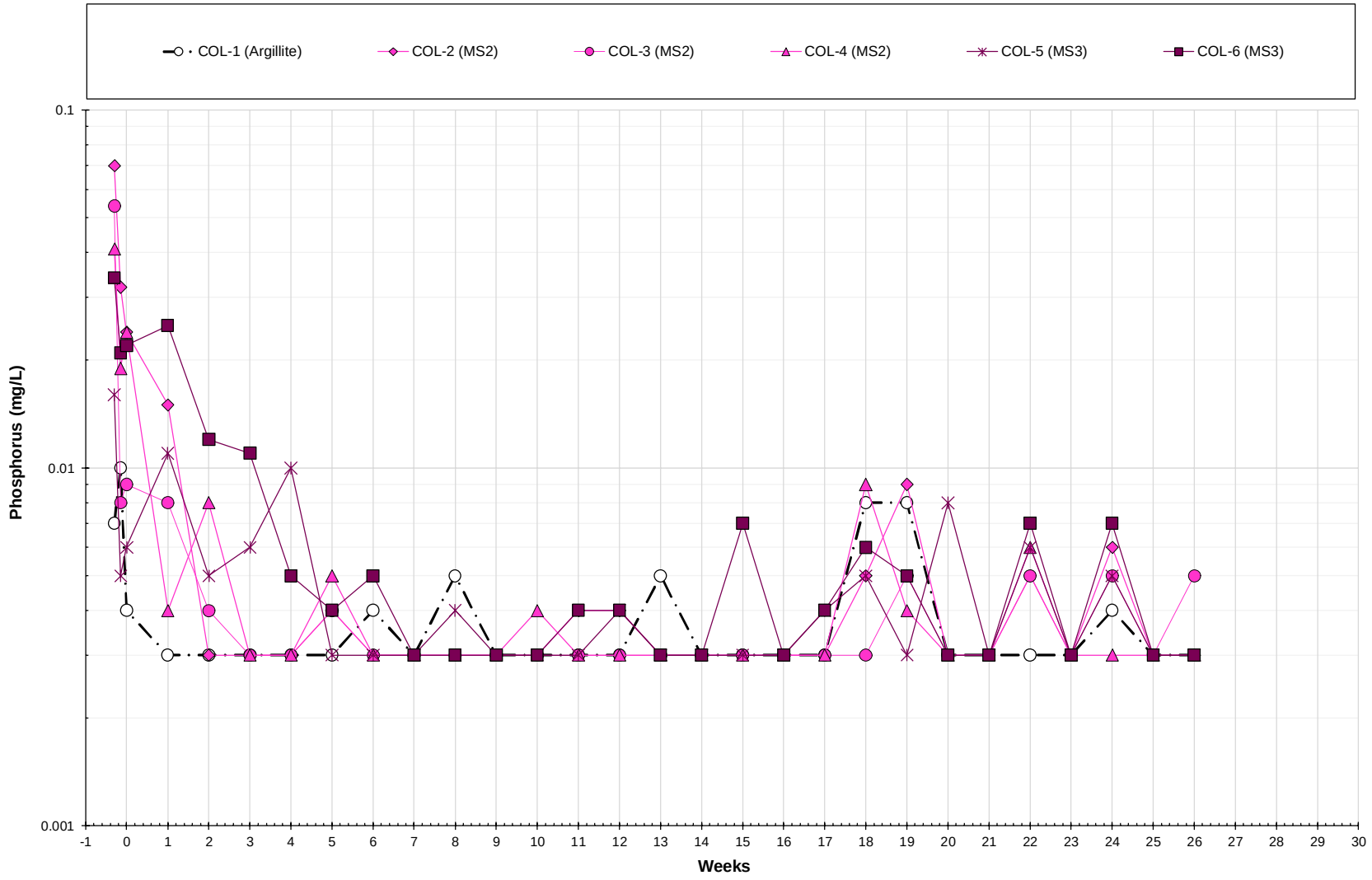

Notes

Results before week 0 represent initial flushing procedure.

KINROSS

Phosphorus - Metasediment

Geochemistry Summary for Impact Statement

OMEMA2303

Figure Number		E3-90	
Project Number		OMEMA2303	
Date		November 2025	
Drawn	MT	Reviewed	SW

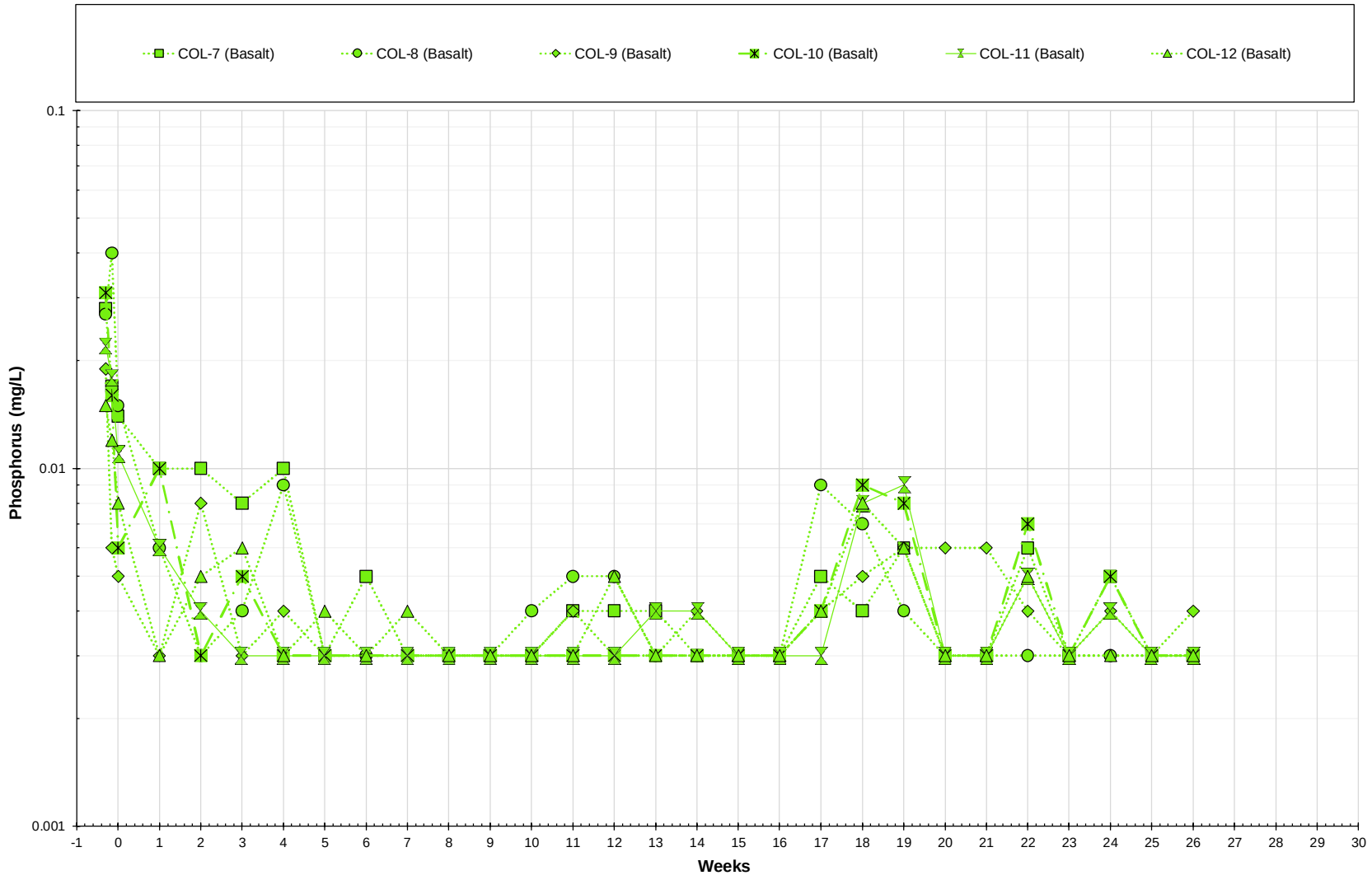

Notes

Results before week 0 represent initial flushing procedure.

Phosphorus - Basalt			
Geochemistry Summary for Impact Statement			
OMEMA2303			
Figure Number		E3-91	
Project Number		OMEMA2303	
Date		November 2025	
Drawn	MT	Reviewed	SW

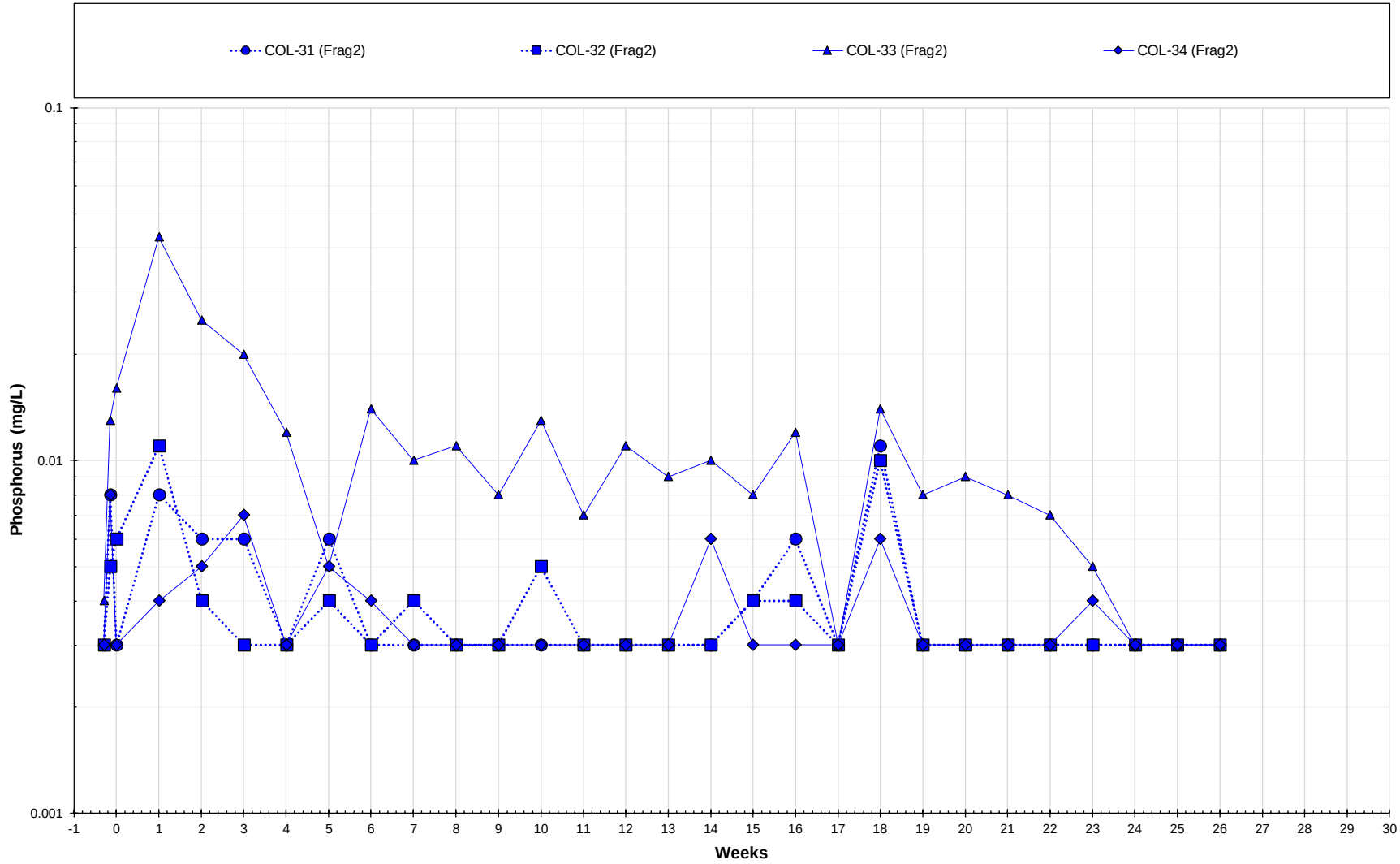

Notes

Results before week 0 represent initial flushing procedure.

KINROSS

Phosphorus - Fragmental

Geochemistry Summary for Impact Statement

OMEMA2303

Figure Number		E3-92	
Project Number		OMEMA2303	
Date		November 2025	
Drawn	MT	Reviewed	SW

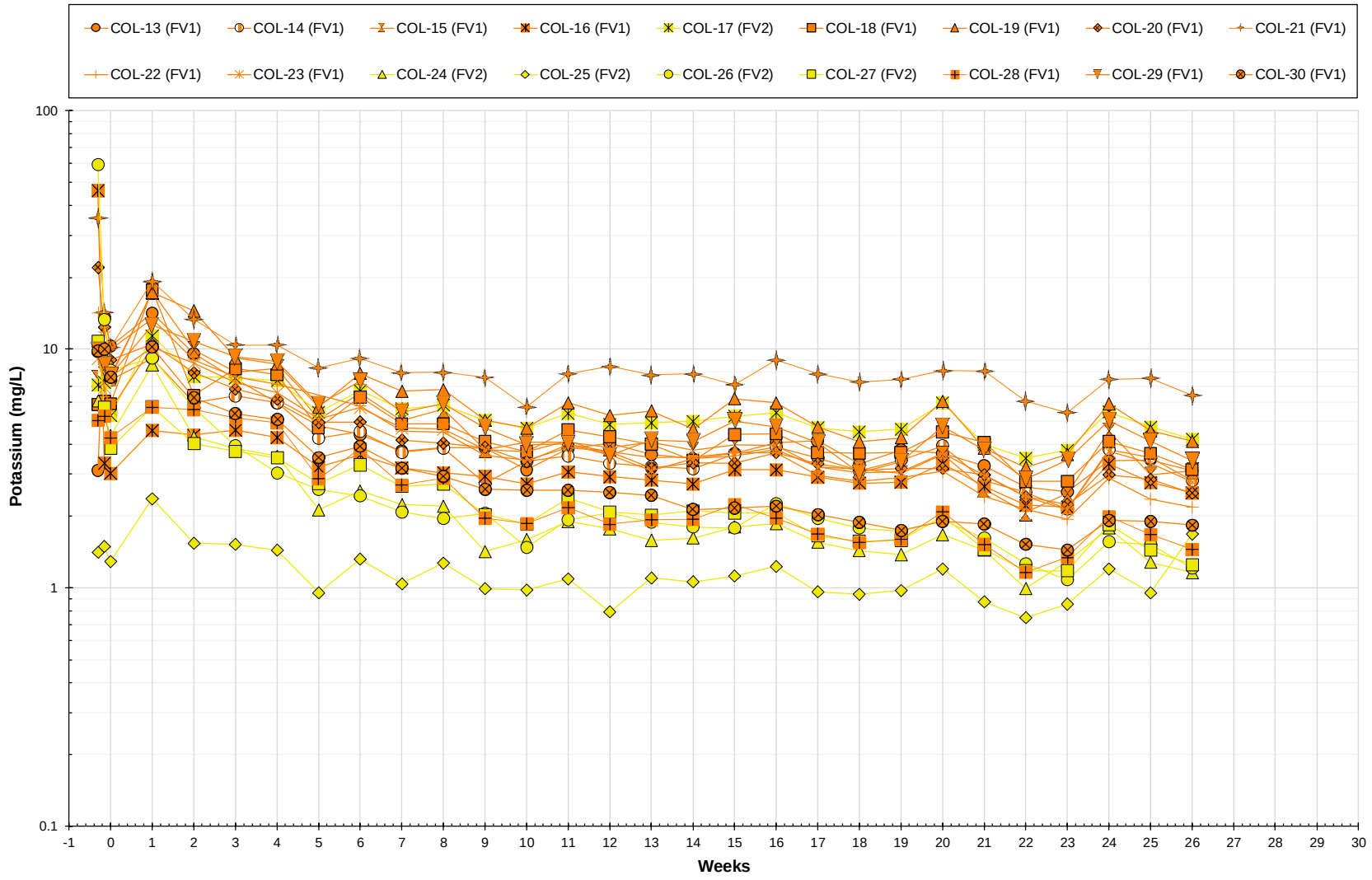

Notes

Results before week 0 represent initial flushing procedure.

KINROSS

Potassium - Felsic Volcanic	
Geochemistry Summary for Impact Statement	
OMEMA2303	
Figure Number	E3-93
Project Number	OMEMA2303
Date	November 2025
Drawn: MT	Reviewed: SW

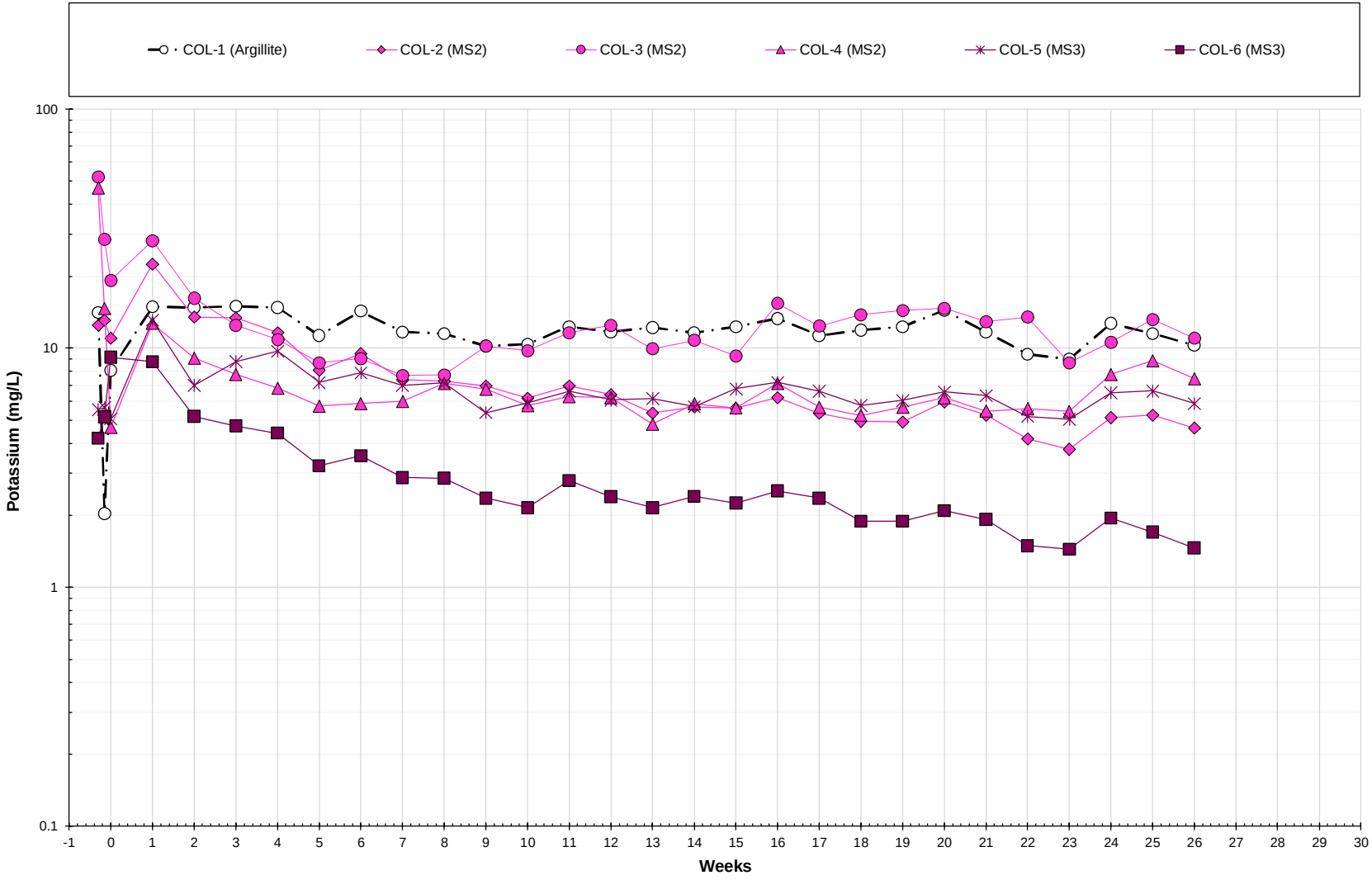

Notes

Results before week 0 represent initial flushing procedure.

KINROSS

Potassium - Metasediment	
Geochemistry Summary for Impact Statement	
OMEMA2303	
Figure Number	E3-94
Project Number	OMEMA2303
Date	November 2025
Drawn: MT	Reviewed: SW

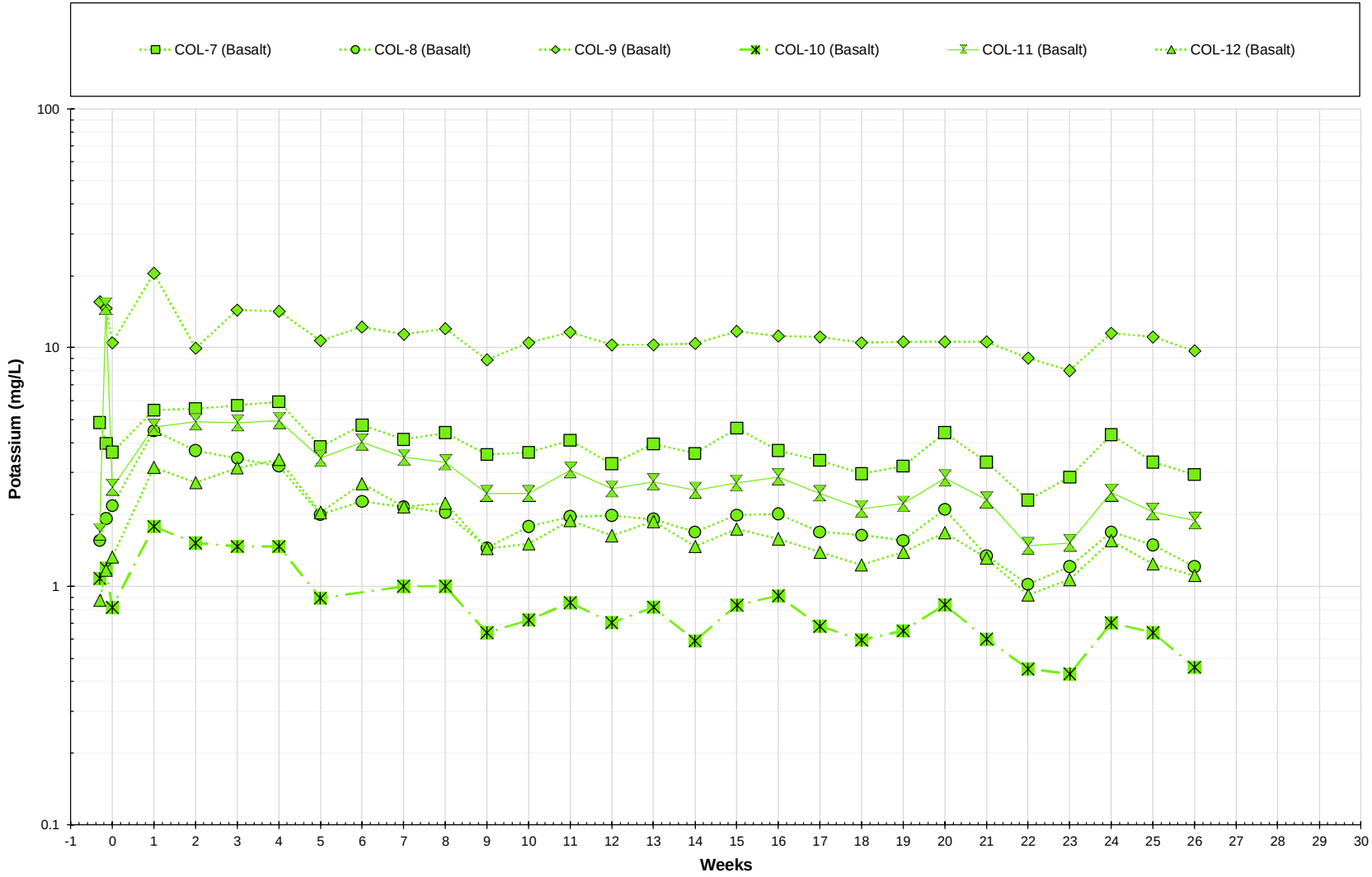

Notes

Results before week 0 represent initial flushing procedure.

KINROSS

Potassium - Basalt			
Geochemistry Summary for Impact Statement			
OMEMA2303			
Figure Number		E3-95	
Project Number		OMEMA2303	
Date		November 2025	
Drawn	MT	Reviewed	SW

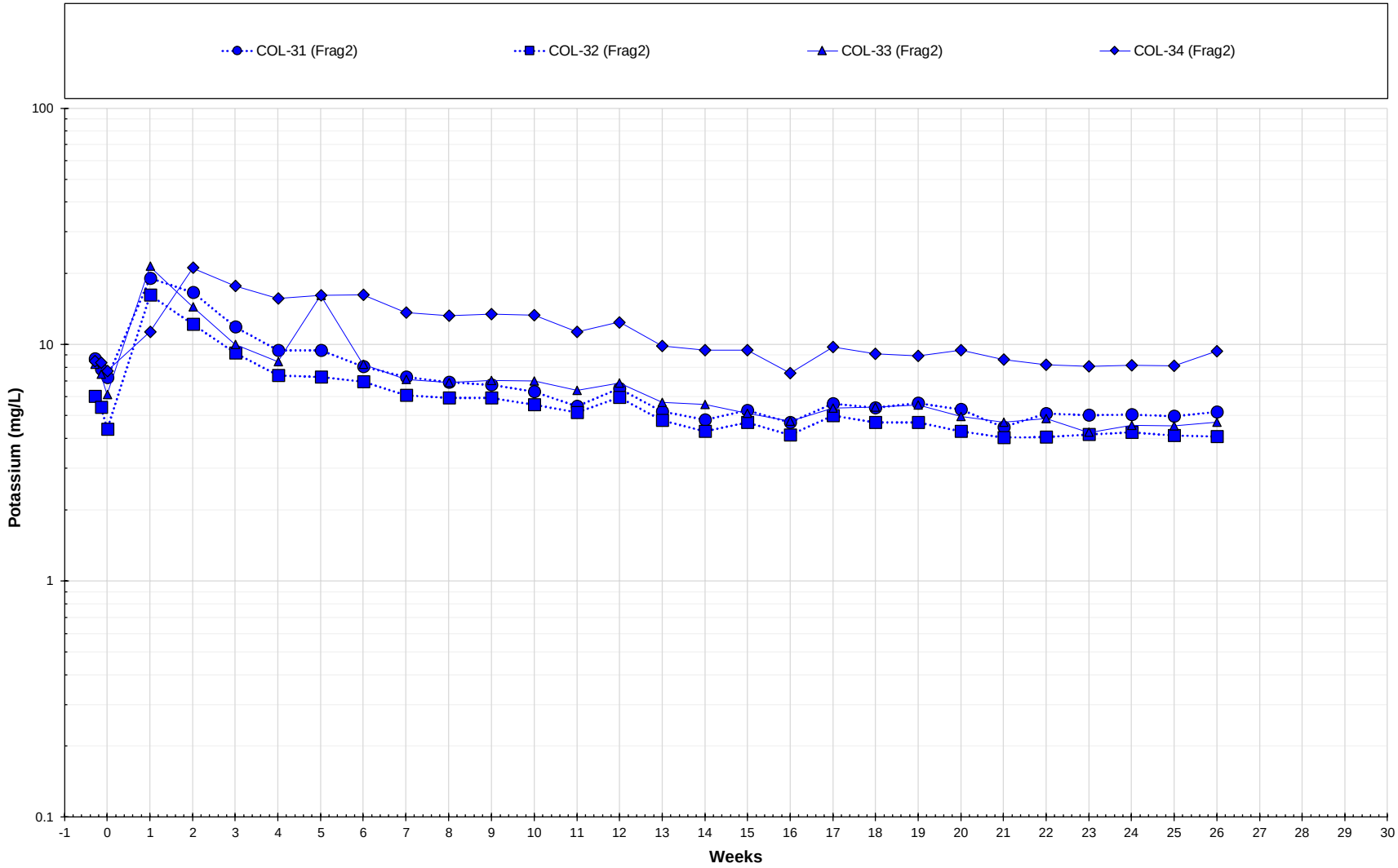

Notes

Results before week 0 represent initial flushing procedure.

Potassium - Fragmental

Geochemistry Summary for Impact Statement

OMEMA2303

Figure Number		E3-96	
Project Number		OMEMA2303	
Date		November 2025	
Drawn	MT	Reviewed	SW

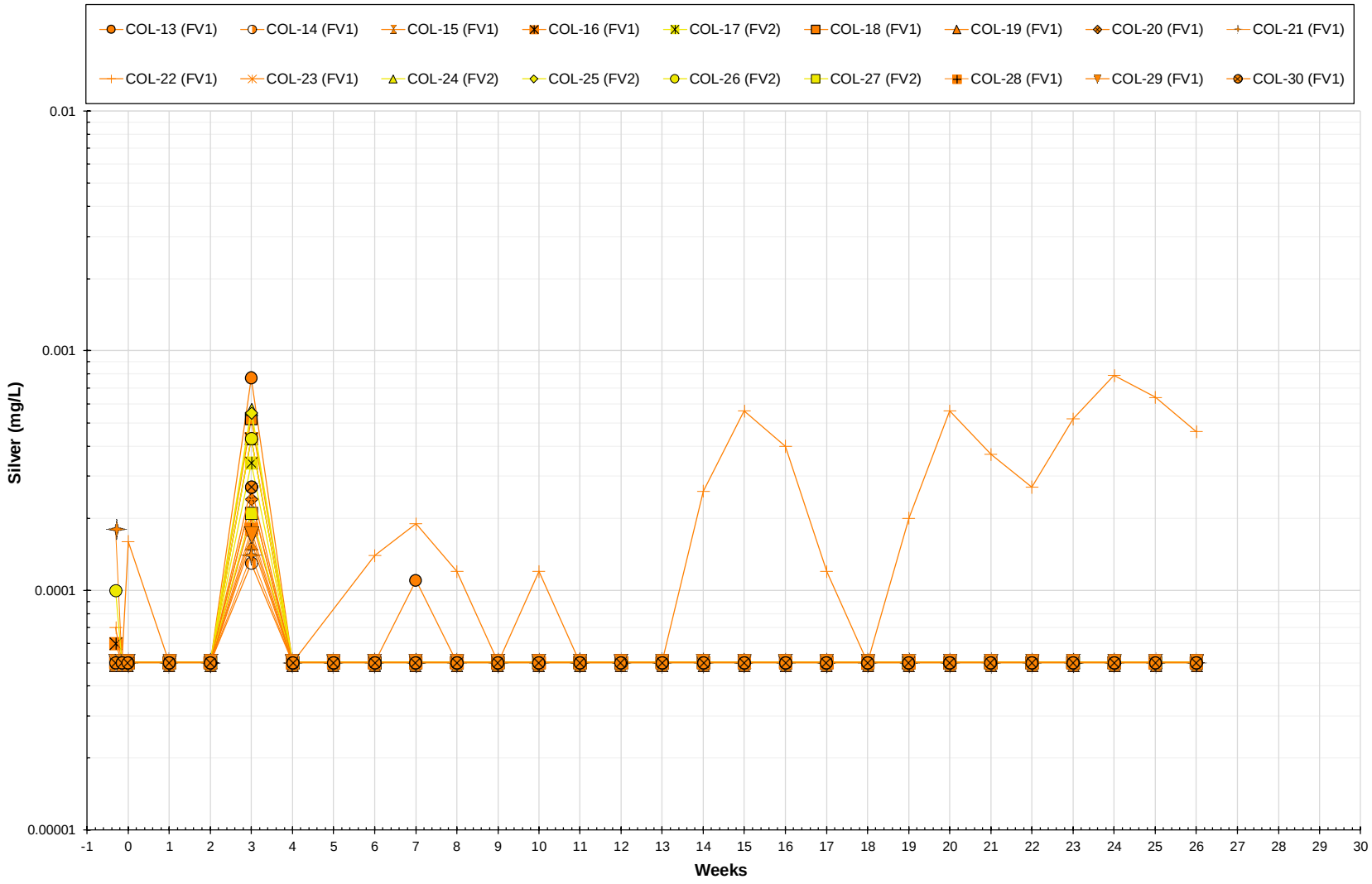

Notes

Results before week 0 represent initial flushing procedure.

Silver - Felsic Volcanic			
Geochemistry Summary for Impact Statement			
OMEMA2303			
Figure Number		E3-97	
Project Number		OMEMA2303	
Date		November 2025	
Drawn	MT	Reviewed	SW

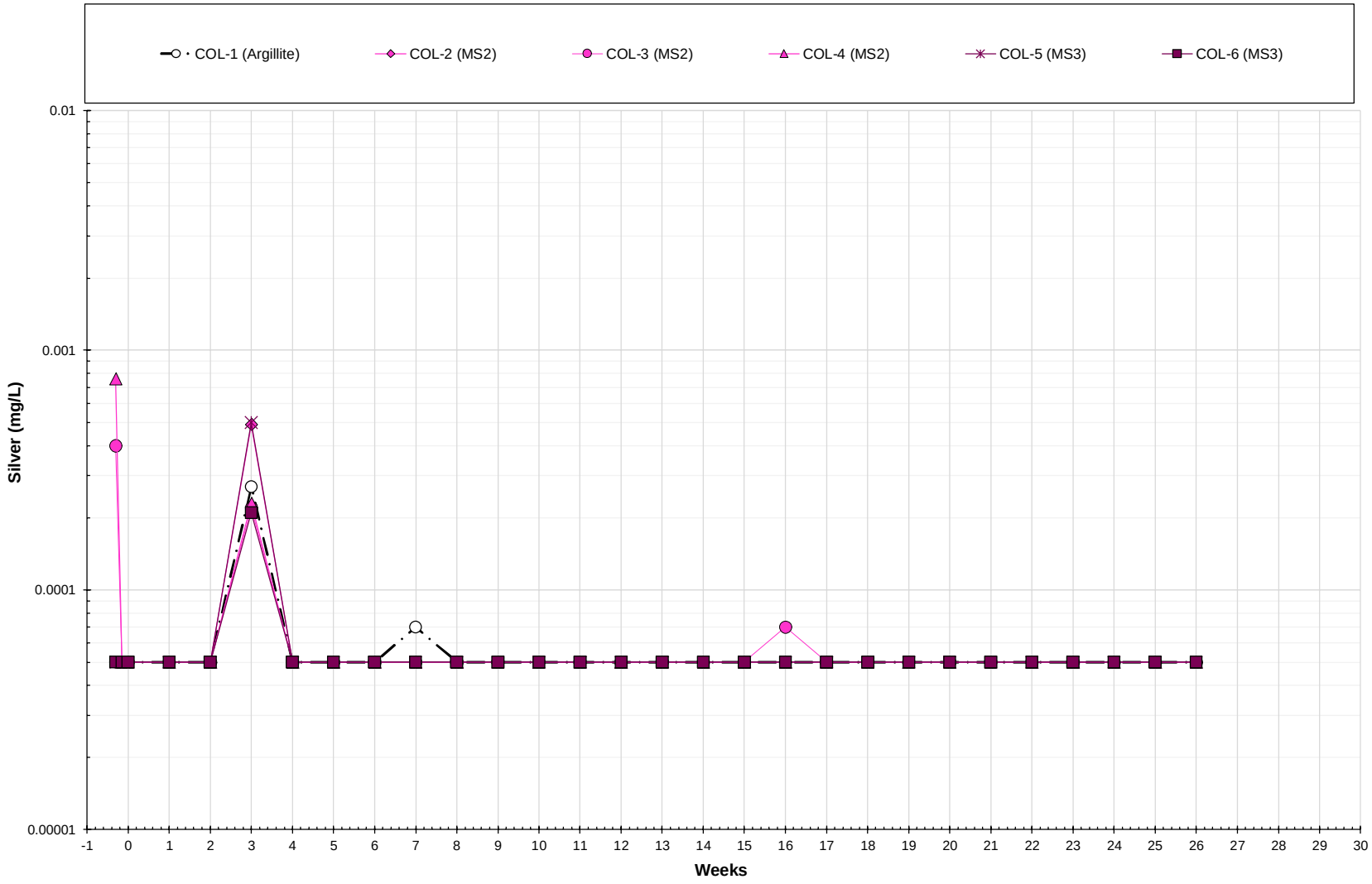

Notes

Results before week 0 represent initial flushing procedure.

KINROSS

Silver - Metasediment

Geochemistry Summary for Impact Statement

OMEMA2303

Figure Number		E3-98	
Project Number		OMEMA2303	
Date		November 2025	
Drawn	MT	Reviewed	SW

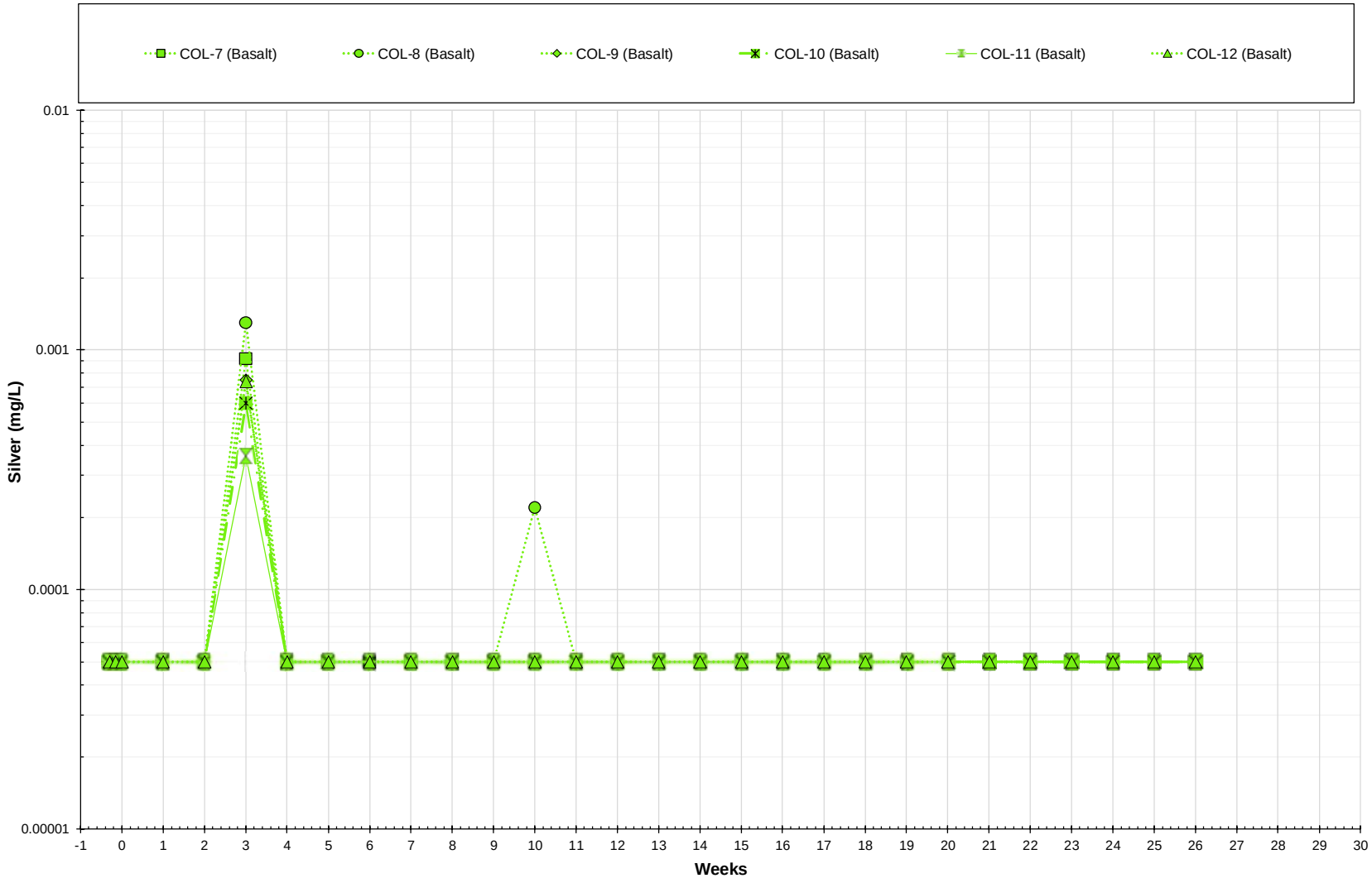

Notes

Results before week 0 represent initial flushing procedure.

KINROSS

Silver - Basalt

Geochemistry Summary for Impact Statement

OMEMA2303

Figure Number		E3-99	
Project Number		OMEMA2303	
Date		November 2025	
Drawn	MT	Reviewed	SW

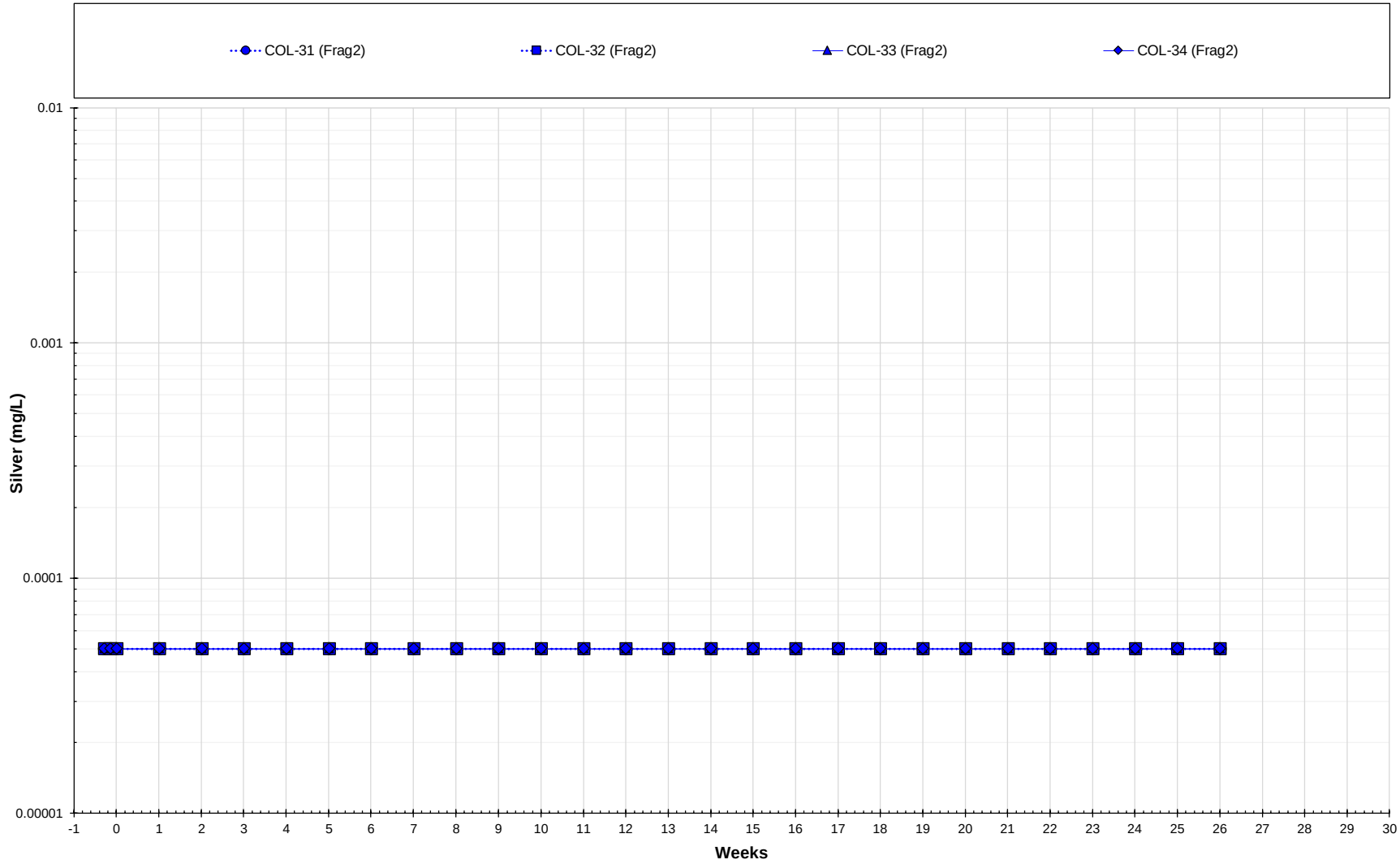

Notes

Results before week 0 represent initial flushing procedure.

Silver - Fragmental

Geochemistry Summary for Impact Statement

OMEMA2303

Figure Number		E3-100	
Project Number		OMEMA2303	
Date		November 2025	
Drawn	MT	Reviewed	SW

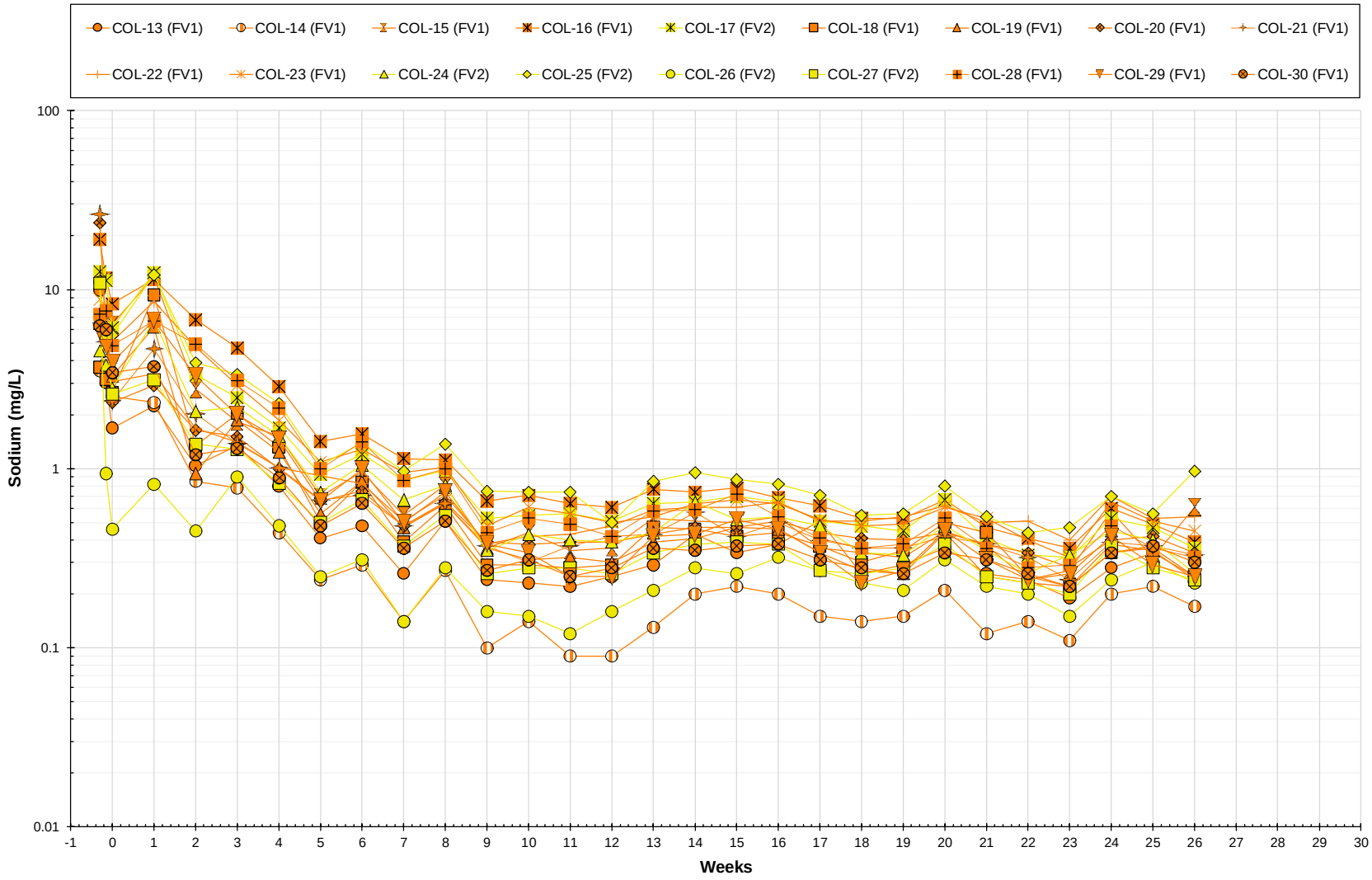

Notes

Results before week 0 represent initial flushing procedure.

Sodium - Felsic Volcanic

Geochemistry Summary for Impact Statement

OMEMA2303

Figure Number		E3-101	
Project Number		OMEMA2303	
Date		November 2025	
Drawn	MT	Reviewed	SW

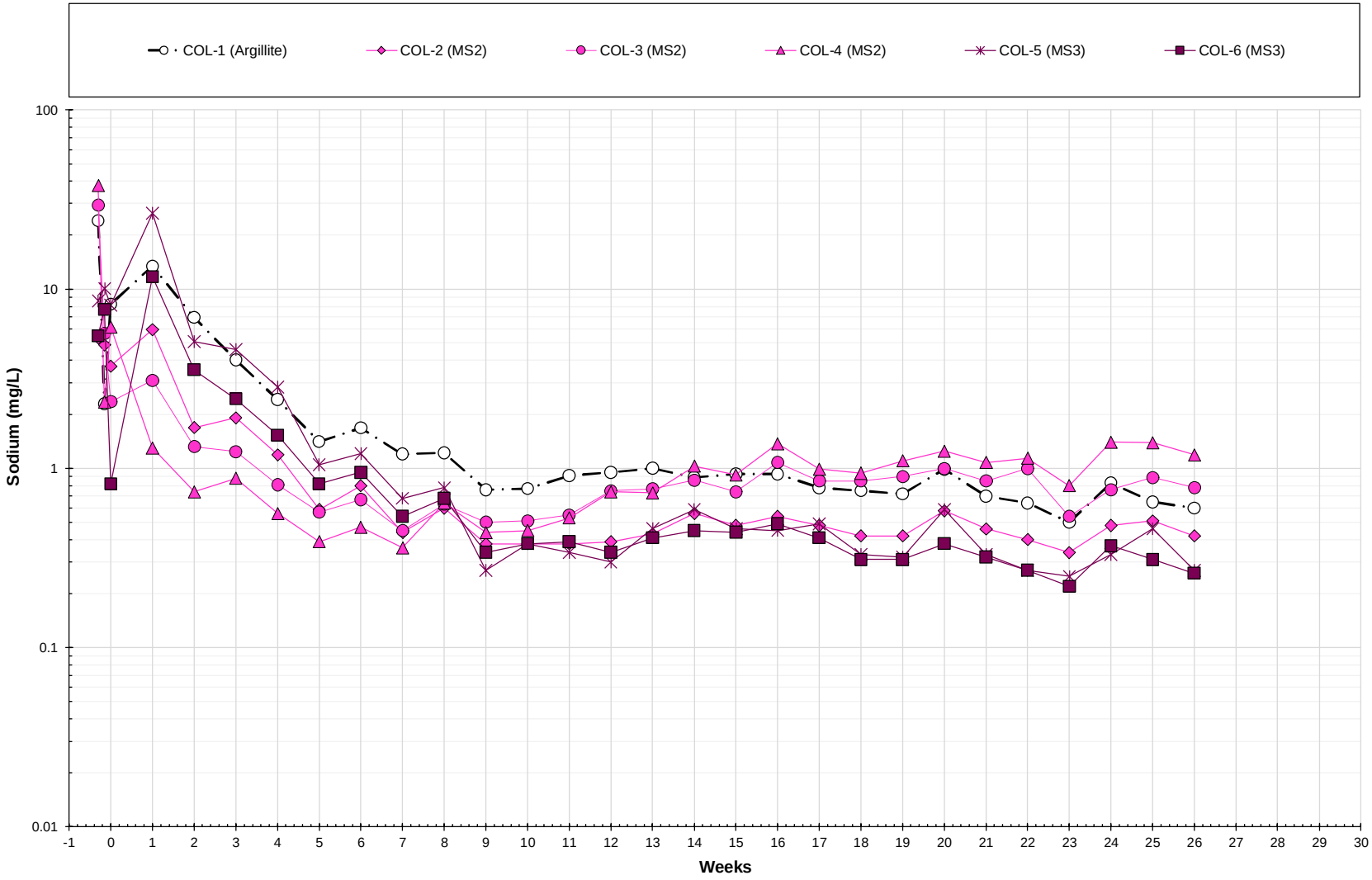

Notes

Results before week 0 represent initial flushing procedure.

KINROSS

Sodium - Metasediment

Geochemistry Summary for Impact Statement

OMEMA2303

Figure Number		E3-102	
Project Number		OMEMA2303	
Date		November 2025	
Drawn	MT	Reviewed	SW

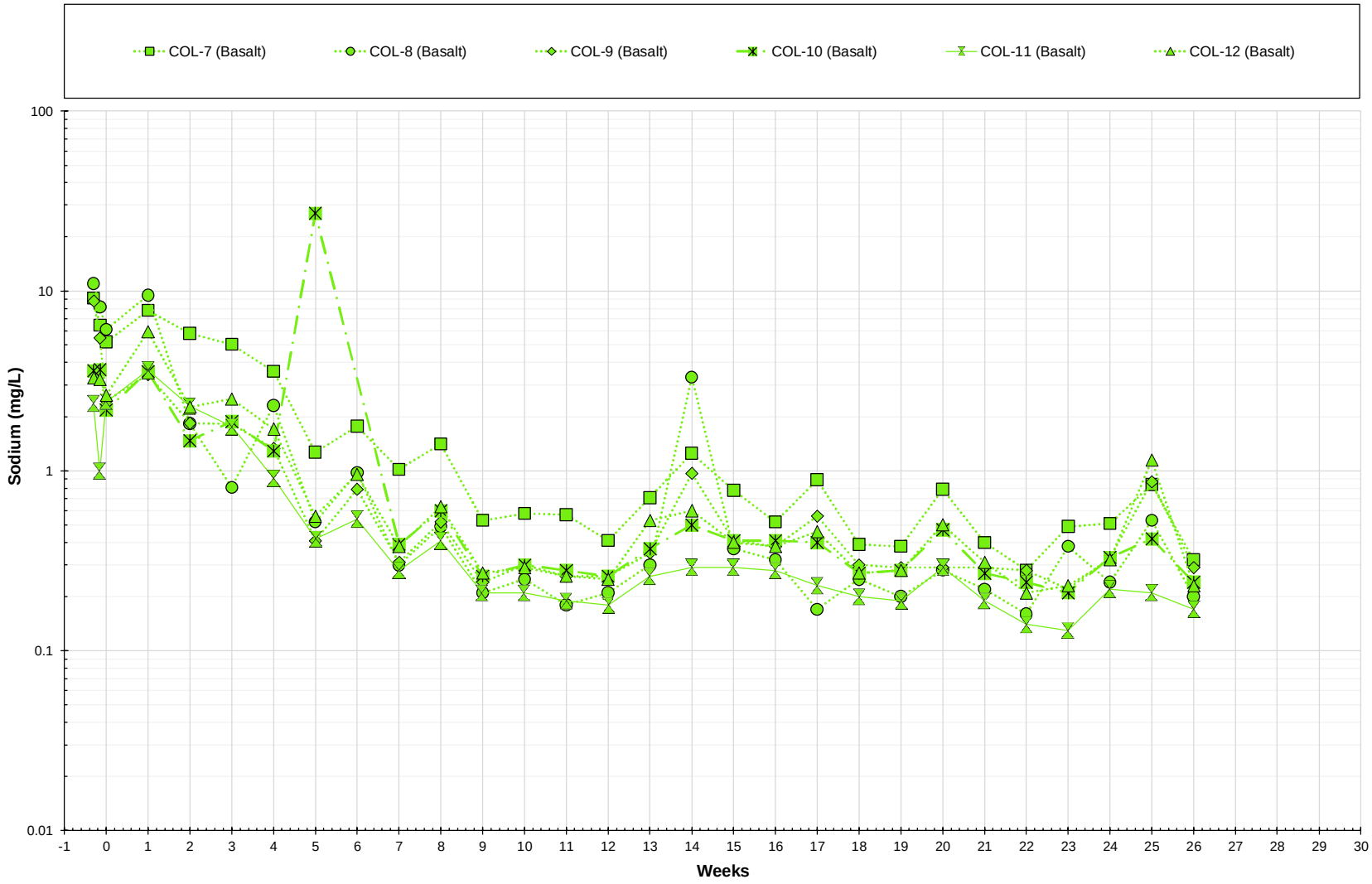

Notes

Results before week 0 represent initial flushing procedure.

KINROSS

Sodium - Basalt

Geochemistry Summary for Impact Statement

OMEMA2303

Figure Number		E3-103	
Project Number		OMEMA2303	
Date		November 2025	
Drawn	MT	Reviewed	SW

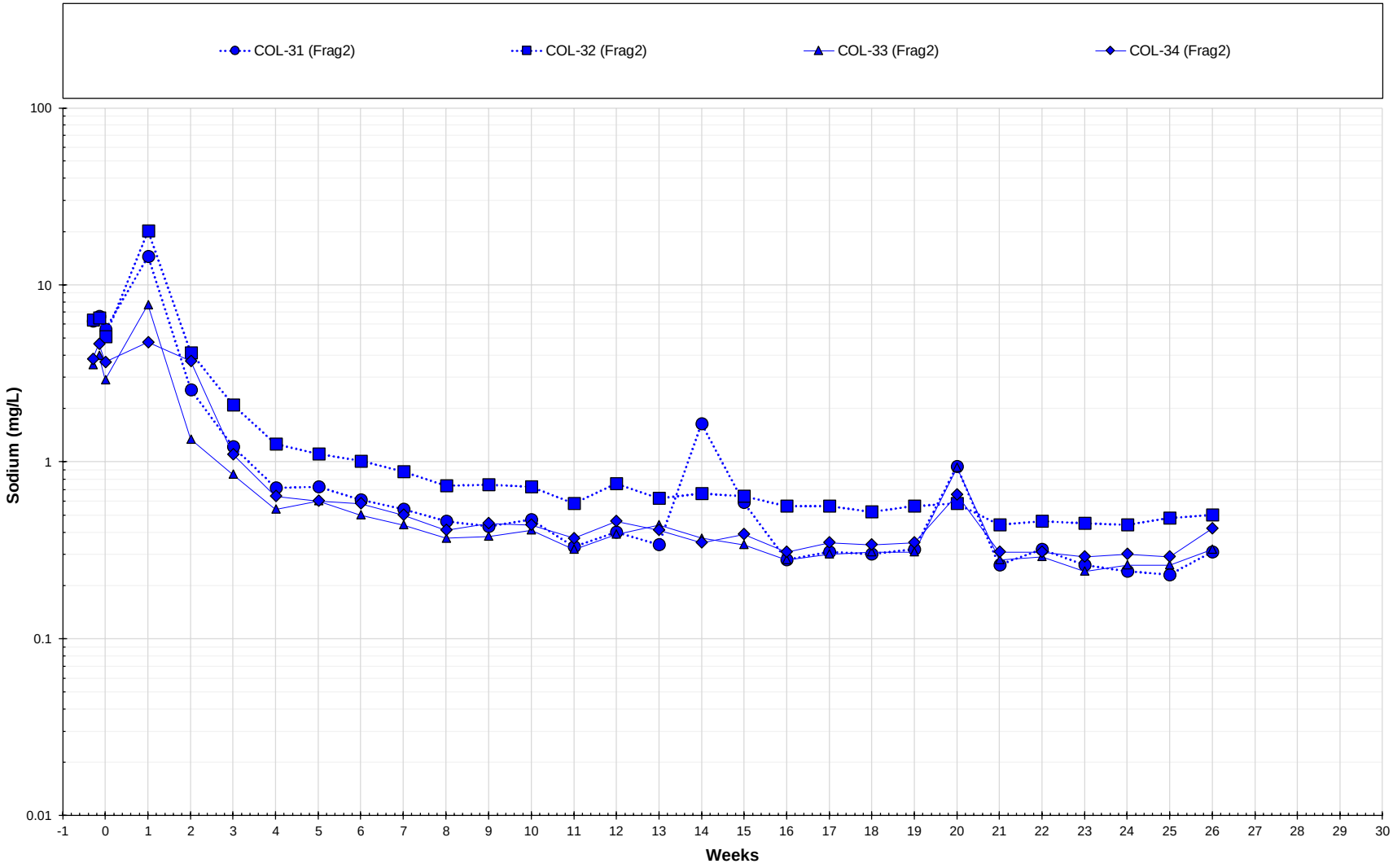

Notes

Results before week 0 represent initial flushing procedure.

Sodium - Fragmental

Geochemistry Summary for Impact Statement

OMEMA2303

Figure Number		E3-104	
Project Number		OMEMA2303	
Date		November 2025	
Drawn	MT	Reviewed	SW

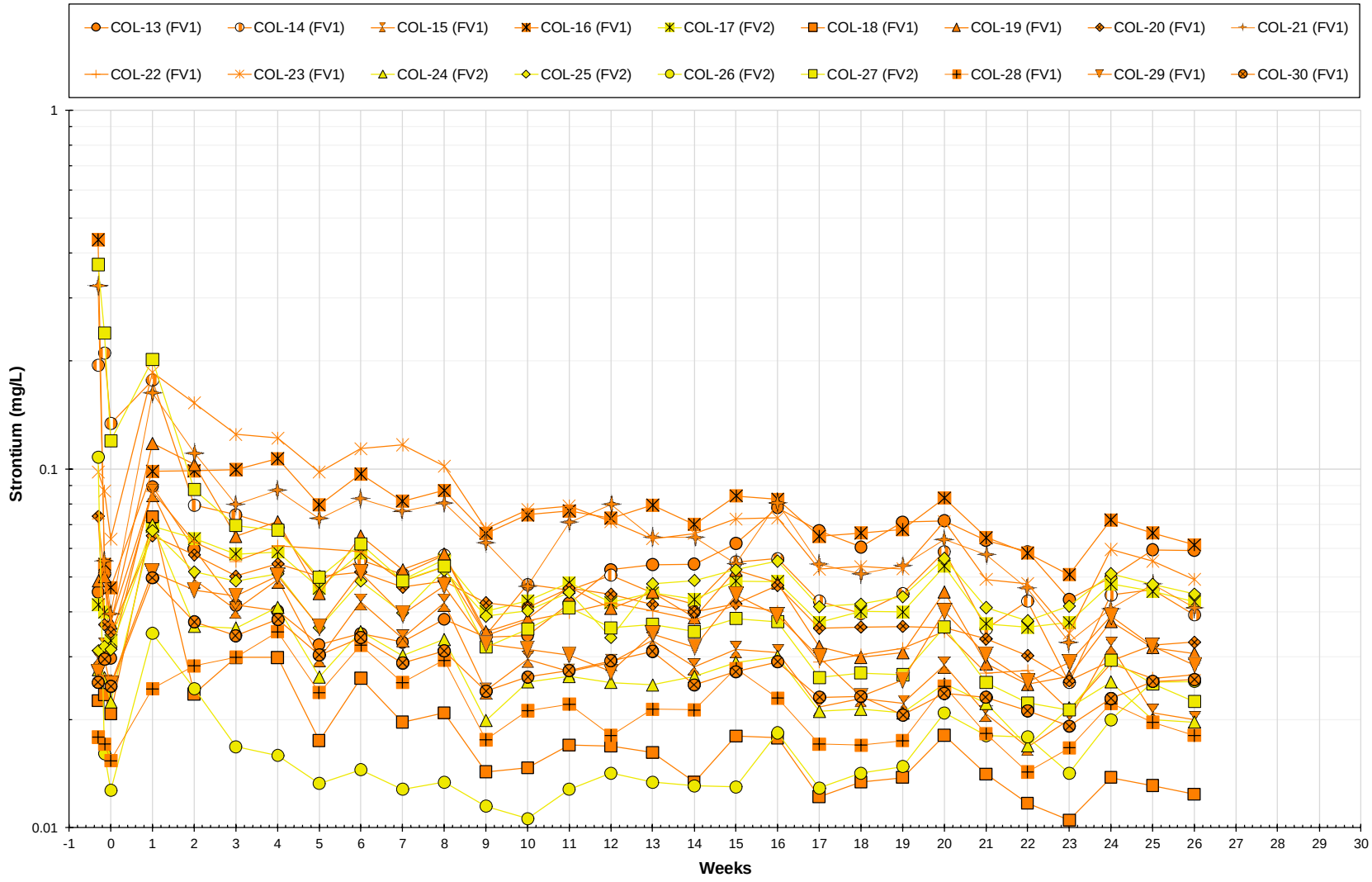

Notes

Results before week 0 represent initial flushing procedure.

KINROSS

Strontium - Felsic Volcanic			
Geochemistry Summary for Impact Statement			
OMEMA2303			
Figure Number		E3-105	
Project Number		OMEMA2303	
Date		November 2025	
Drawn	MT	Reviewed	SW

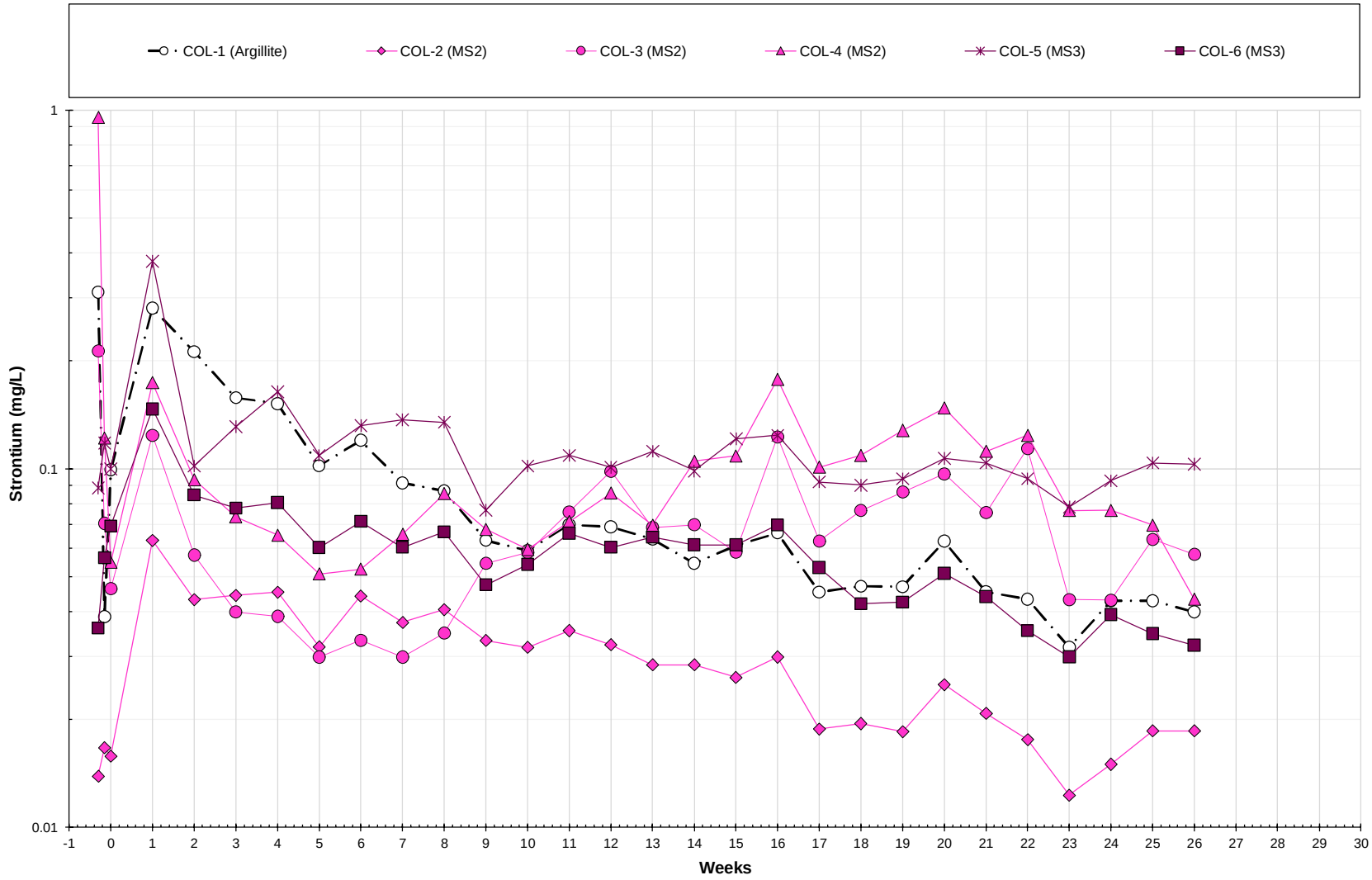

Notes

Results before week 0 represent initial flushing procedure.

KINROSS

Strontium - Metasediment

Geochemistry Summary for Impact Statement

OMEMA2303

Figure Number		E3-106	
Project Number		OMEMA2303	
Date		November 2025	
Drawn	MT	Reviewed	SW

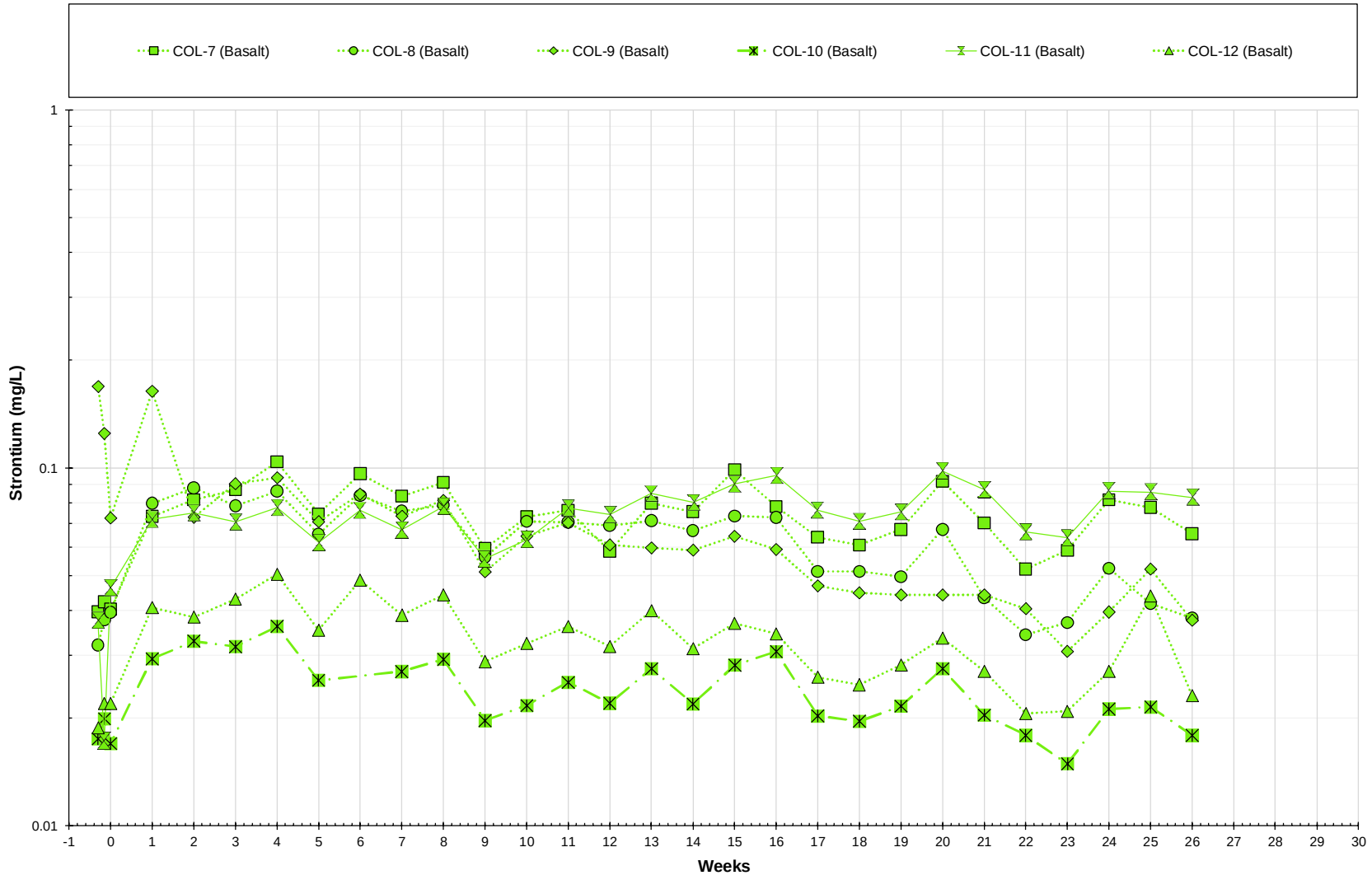

Notes

Results before week 0 represent initial flushing procedure.

KINROSS

Strontium - Basalt	
Geochemistry Summary for Impact Statement	
OMEMA2303	
Figure Number	E3-107
Project Number	OMEMA2303
Date	November 2025
Drawn: MT	Reviewed: SW

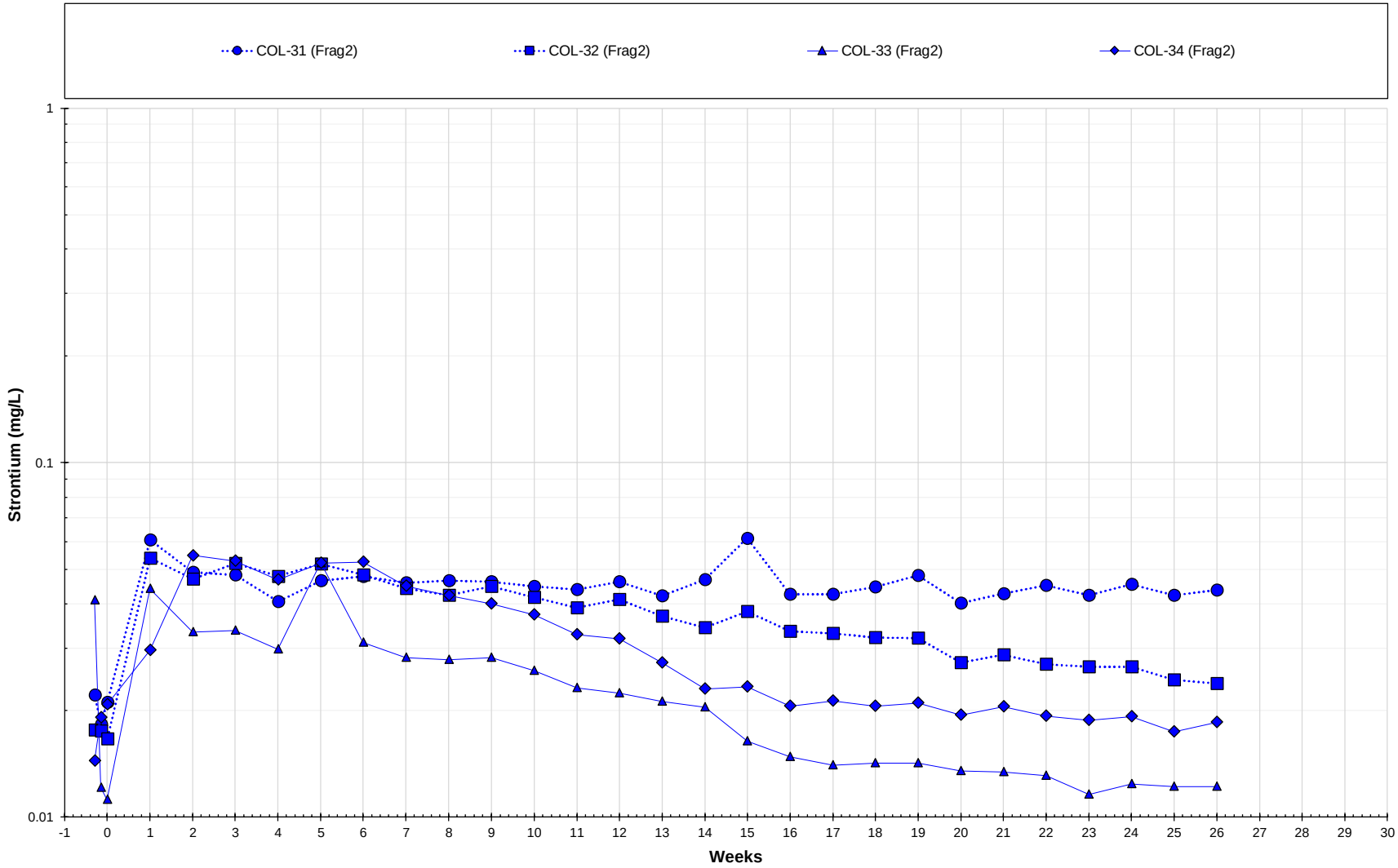

Notes

Results before week 0 represent initial flushing procedure.

KINROSS

Strontium - Fragmental

Geochemistry Summary for Impact Statement

OMEMA2303

Figure Number		E3-108	
Project Number		OMEMA2303	
Date		November 2025	
Drawn	MT	Reviewed	SW

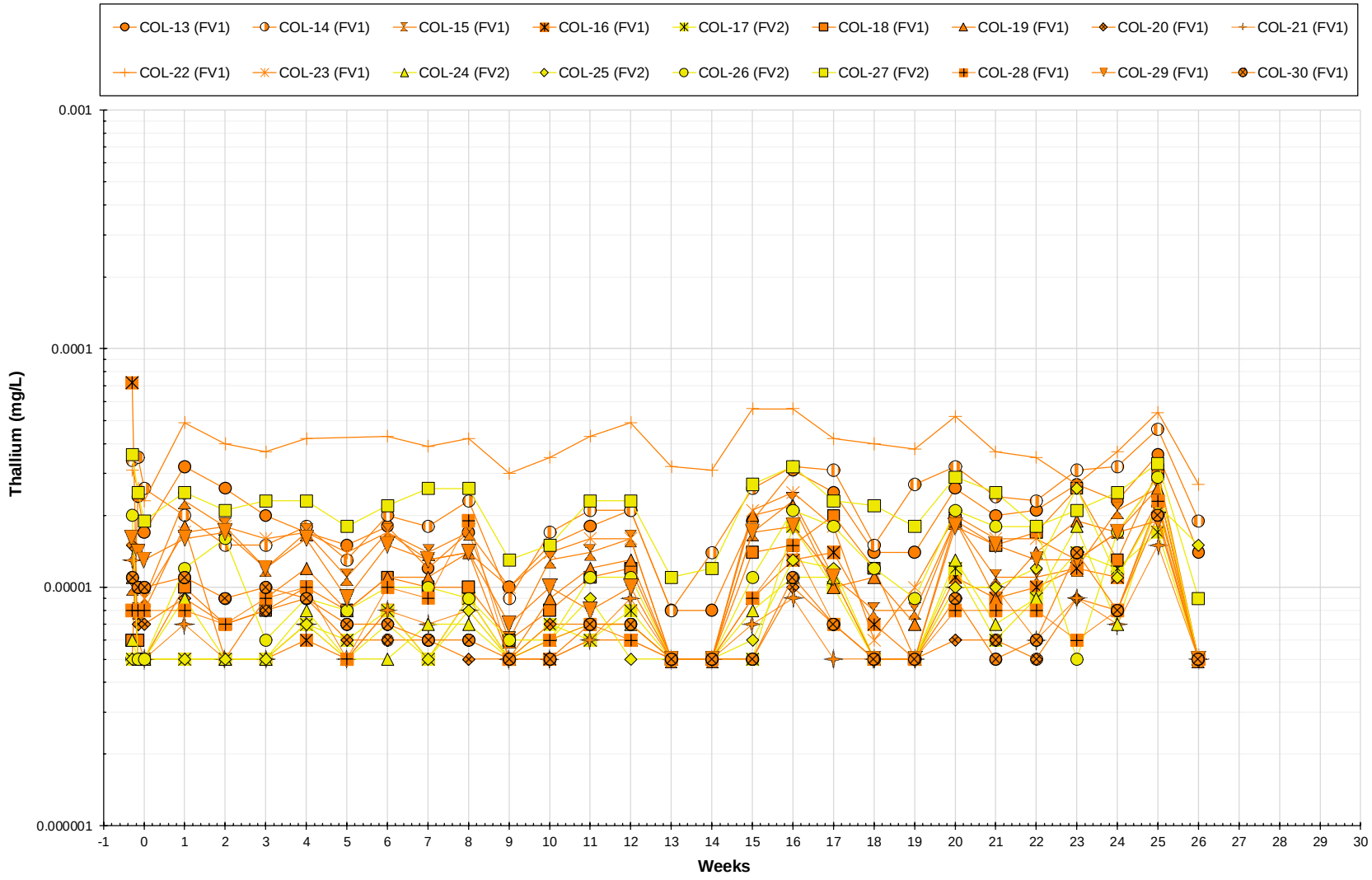

Notes

Results before week 0 represent initial flushing procedure.

KINROSS

Thallium - Felsic Volcanic			
Geochemistry Summary for Impact Statement			
OMEMA2303			
Figure Number		E3-109	
Project Number		OMEMA2303	
Date		November 2025	
Drawn	MT	Reviewed	SW

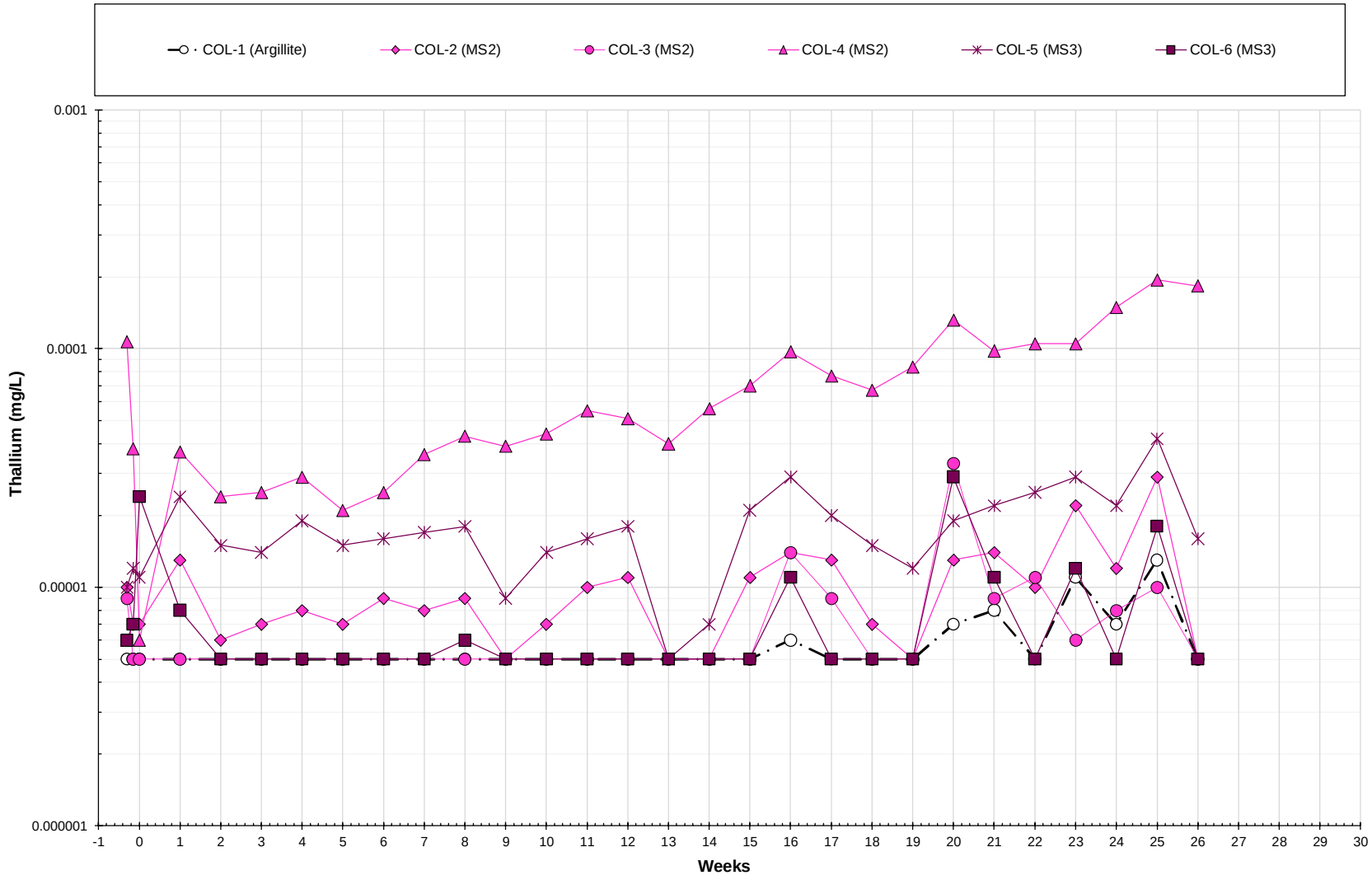

Notes

Results before week 0 represent initial flushing procedure.

KINROSS

Thallium - Metasediment

Geochemistry Summary for Impact Statement

OMEMA2303

Figure Number		E3-110	
Project Number		OMEMA2303	
Date		November 2025	
Drawn	MT	Reviewed	SW

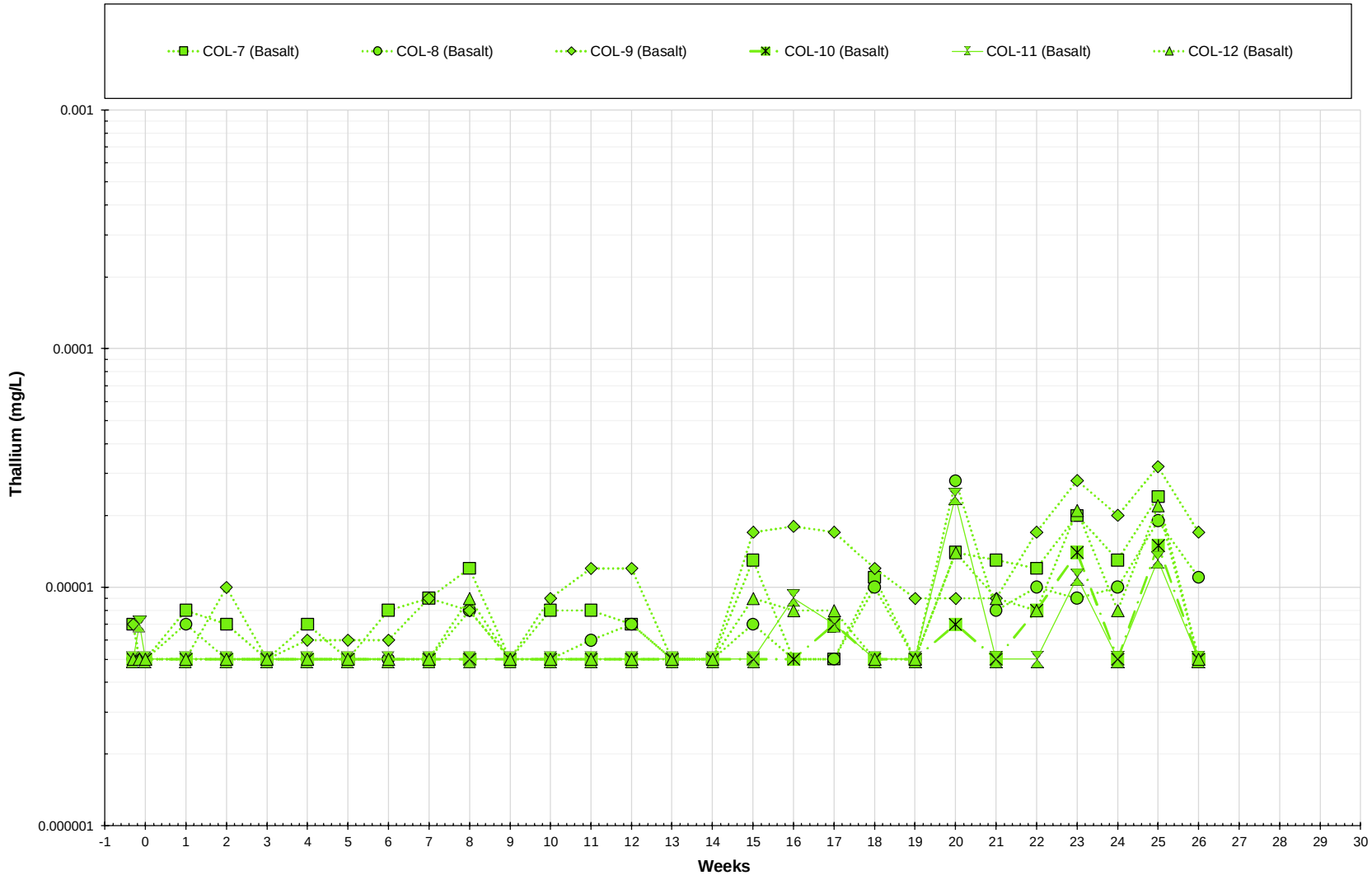

Notes

Results before week 0 represent initial flushing procedure.

KINROSS

Thallium - Basalt			
Geochemistry Summary for Impact Statement			
OMEMA2303			
Figure Number		E3-111	
Project Number		OMEMA2303	
Date		November 2025	
Drawn	MT	Reviewed	SW

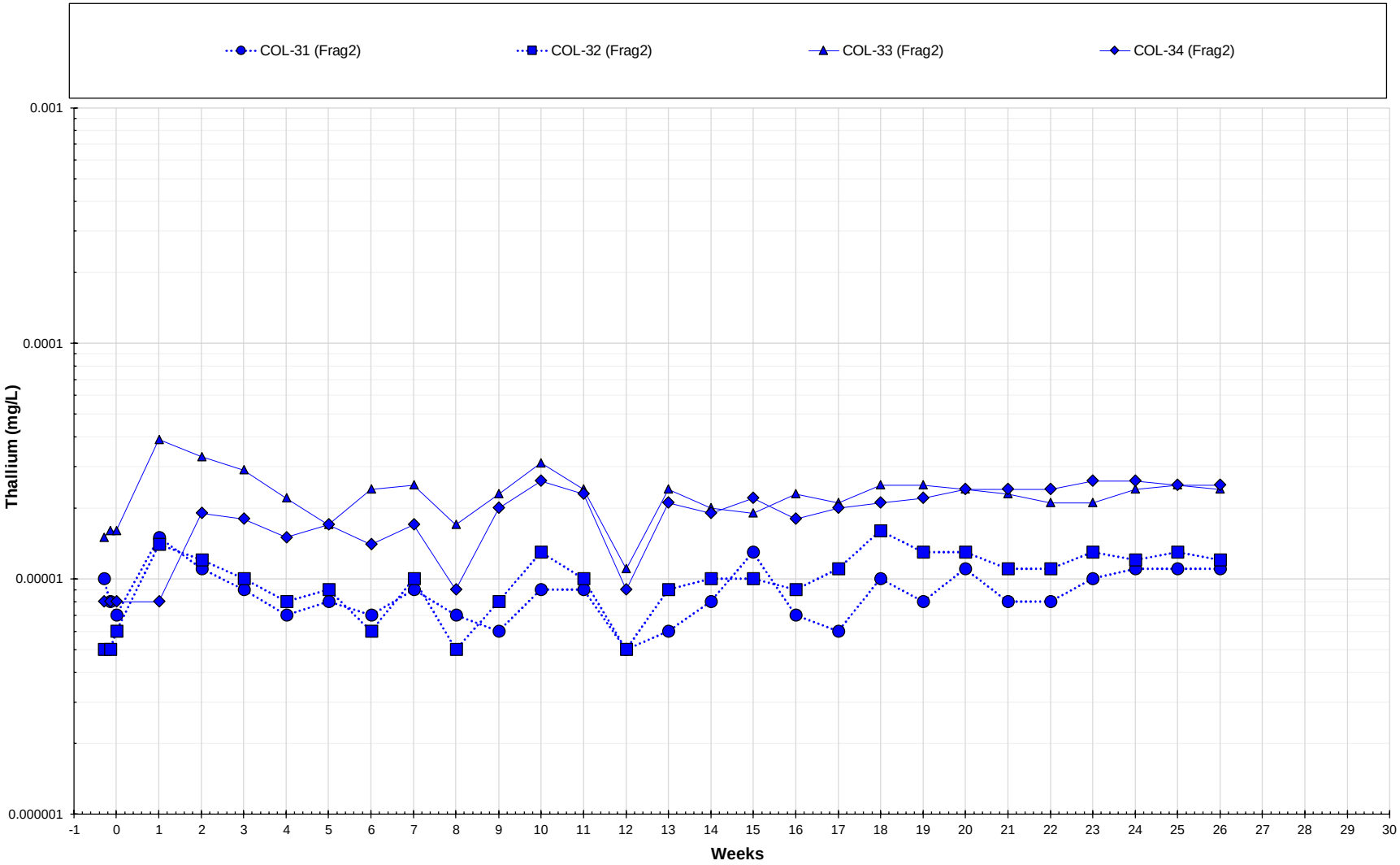

Notes

Results before week 0 represent initial flushing procedure.

Thallium - Fragmental

Geochemistry Summary for Impact Statement

OMEMA2303

Figure Number		E3-112	
Project Number		OMEMA2303	
Date		November 2025	
Drawn	MT	Reviewed	SW

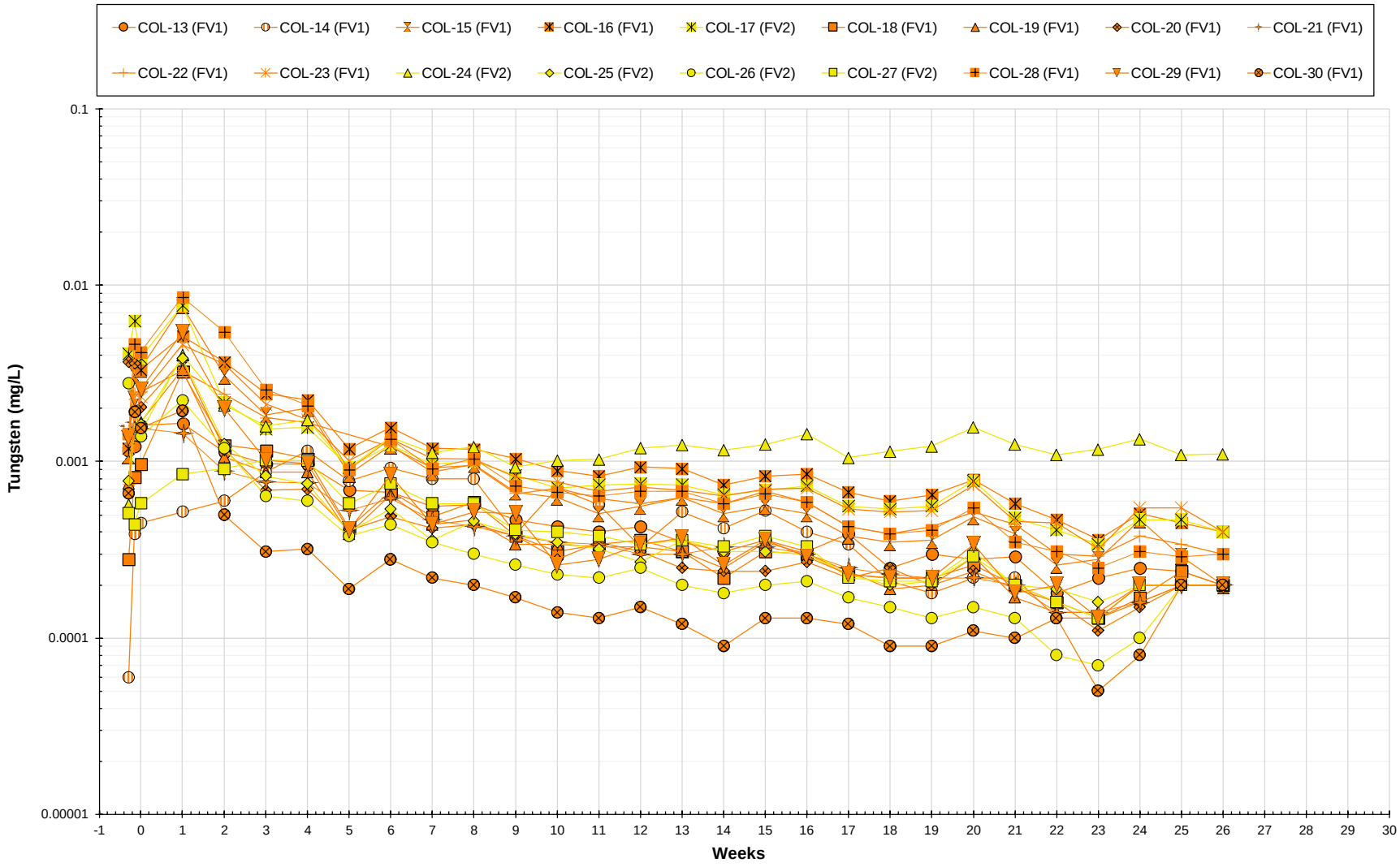

Notes

Results before week 0 represent initial flushing procedure.

Tungsten - Felsic Volcanic

Geochemistry Summary for Impact Statement

OMEMA2303

Figure Number		E3-113	
Project Number		OMEMA2303	
Date		November 2025	
Drawn	MT	Reviewed	SW

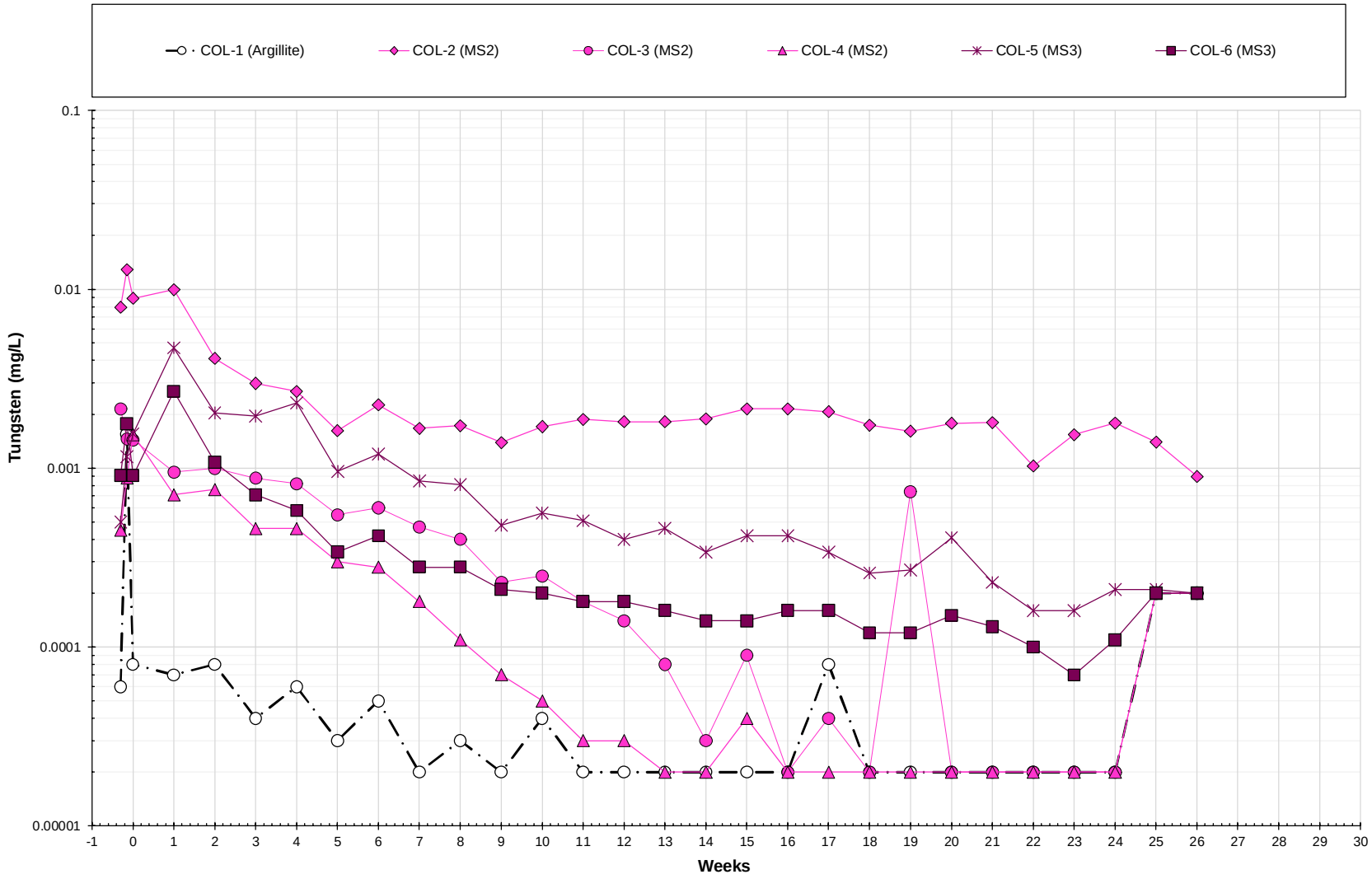

Notes

Results before week 0 represent initial flushing procedure.

KINROSS

Tungsten - Metasediment

Geochemistry Summary for Impact Statement

OMEMA2303

Figure Number		E3-114	
Project Number		OMEMA2303	
Date		November 2025	
Drawn	MT	Reviewed	SW

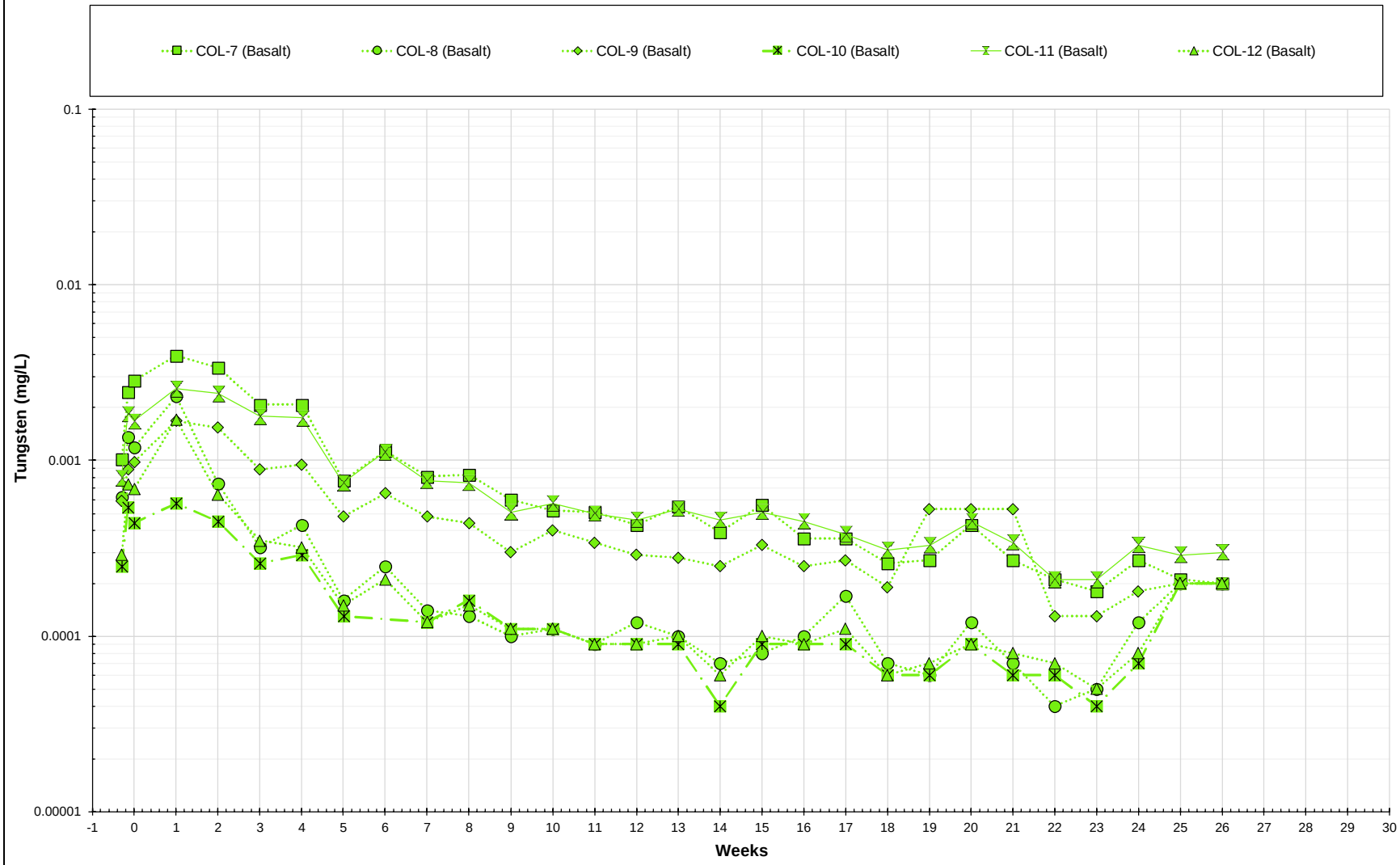

Notes

Results before week 0 represent initial flushing procedure.

Tungsten - Basalt

Geochemistry Summary for Impact Statement

OMEMA2303

Figure Number		E3-115	
Project Number		OMEMA2303	
Date		November 2025	
Drawn	MT	Reviewed	SW

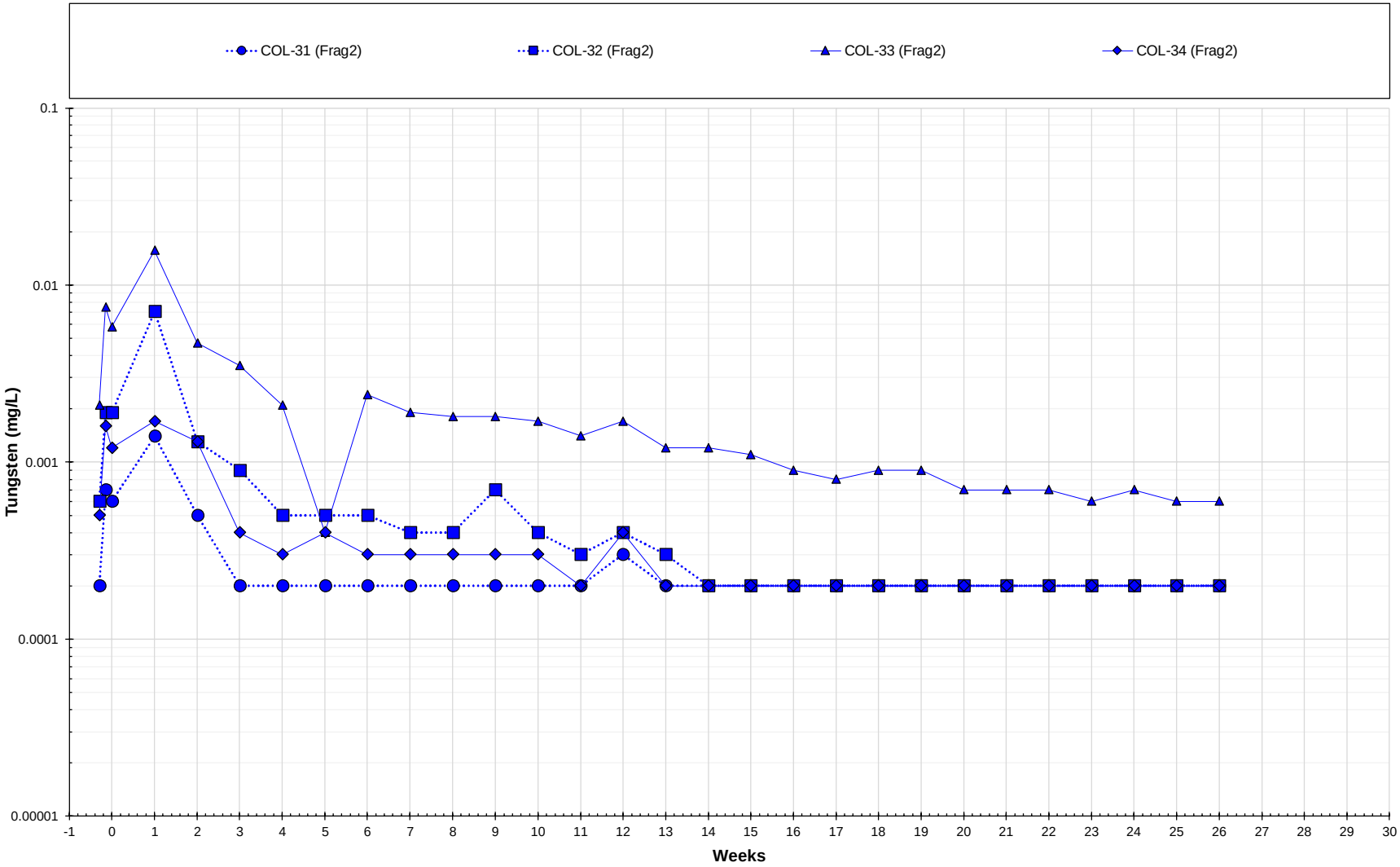

Notes

Results before week 0 represent initial flushing procedure.

KINROSS

Tungsten - Fragmental

Geochemistry Summary for Impact Statement

OMEMA2303

Figure Number		E3-116	
Project Number		OMEMA2303	
Date		November 2025	
Drawn	MT	Reviewed	SW

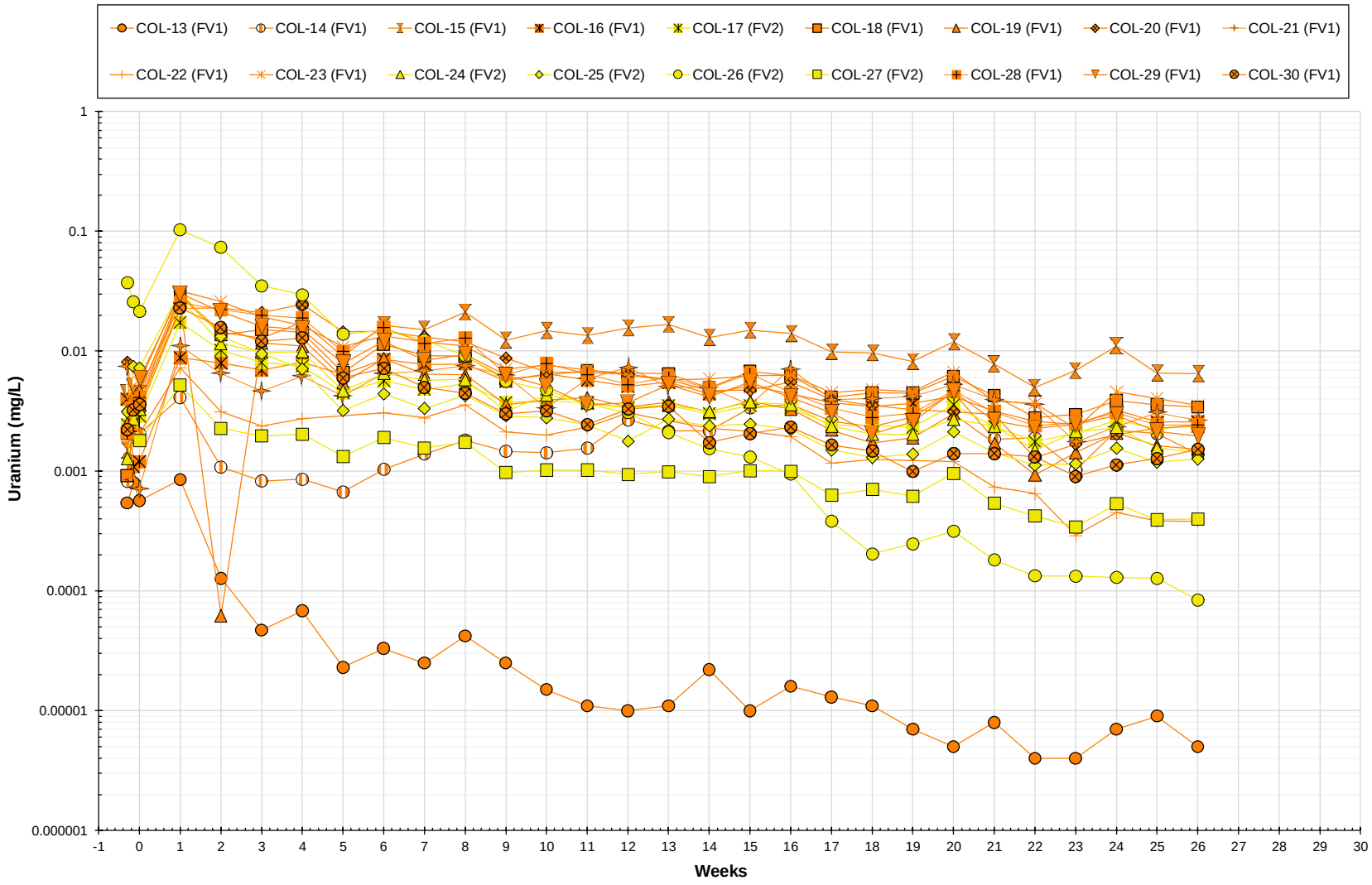

Notes

Results before week 0 represent initial flushing procedure.

KINROSS

Uranium - Felsic Volcanic			
Geochemistry Summary for Impact Statement			
OMEMA2303			
Figure Number		E3-117	
Project Number		OMEMA2303	
Date		November 2025	
Drawn	MT	Reviewed	SW

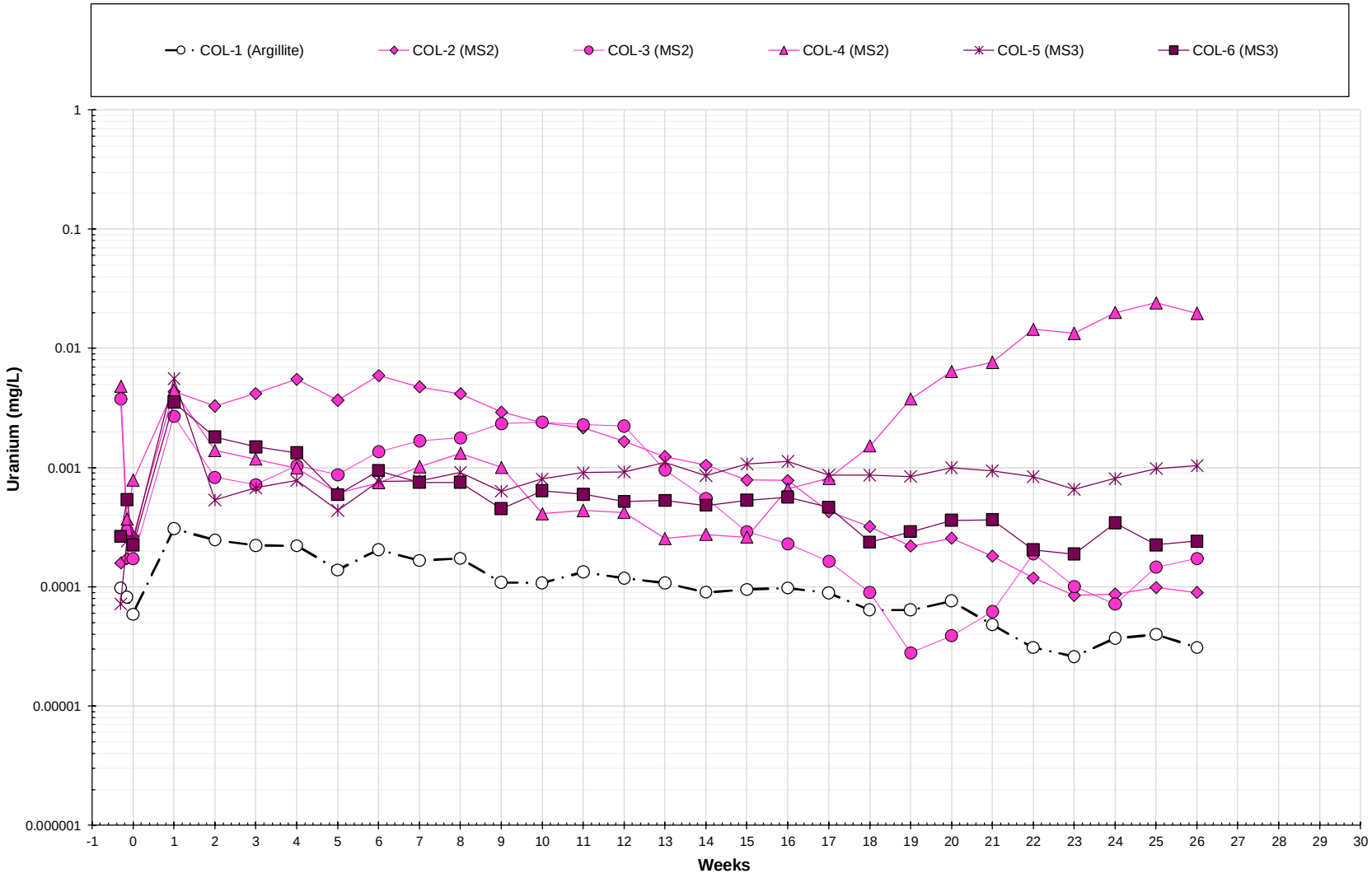

Notes

Results before week 0 represent initial flushing procedure.

KINROSS

Uranium - Metasediment

Geochemistry Summary for Impact Statement

OMEMA2303

Figure Number		E3-118	
Project Number		OMEMA2303	
Date		November 2025	
Drawn	MT	Reviewed	SW

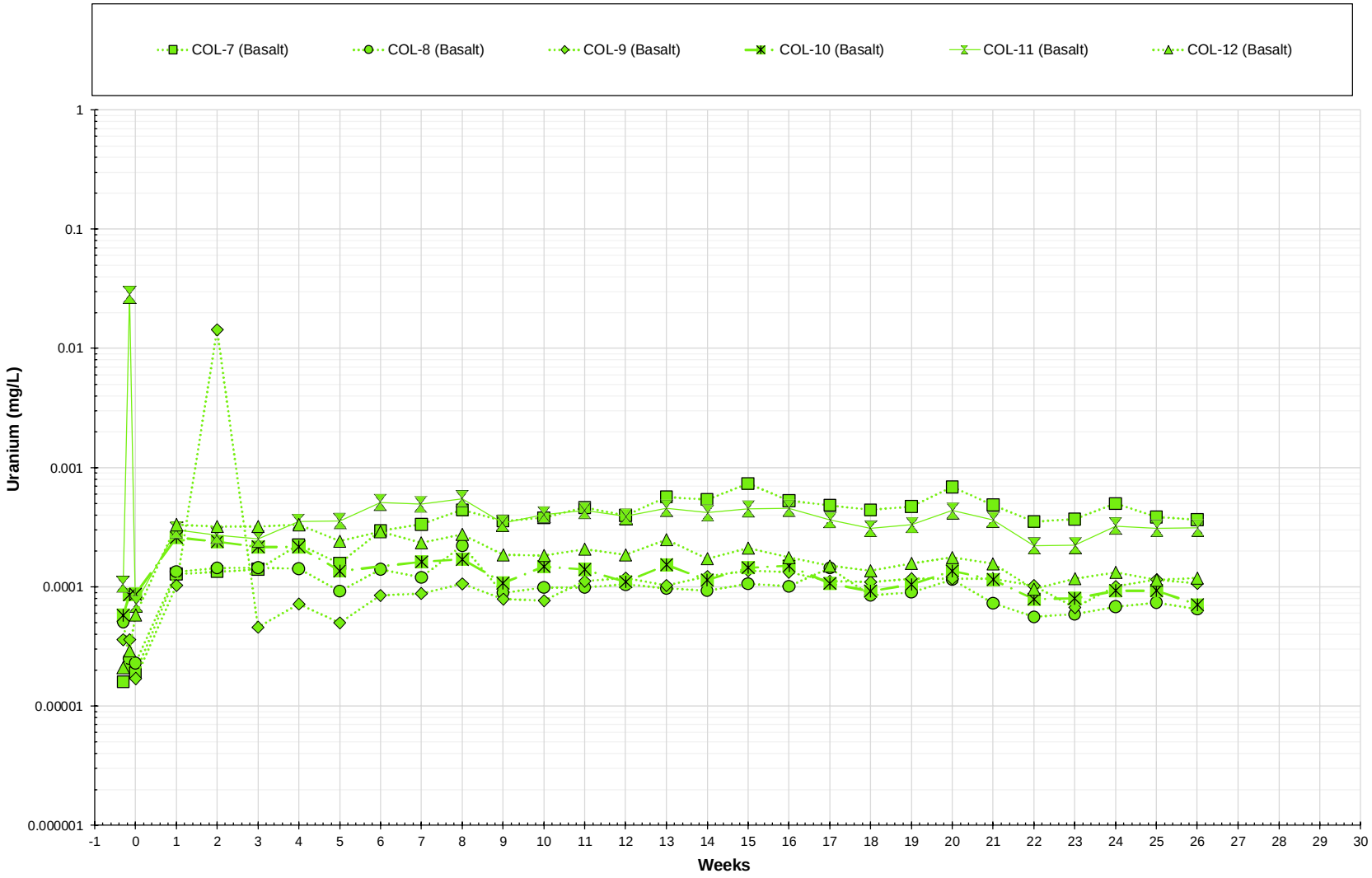

Notes

Results before week 0 represent initial flushing procedure.

KINROSS

Uranium - Basalt

Geochemistry Summary for Impact Statement

OMEMA2303

Figure Number		E3-119	
Project Number		OMEMA2303	
Date		November 2025	
Drawn	MT	Reviewed	SW

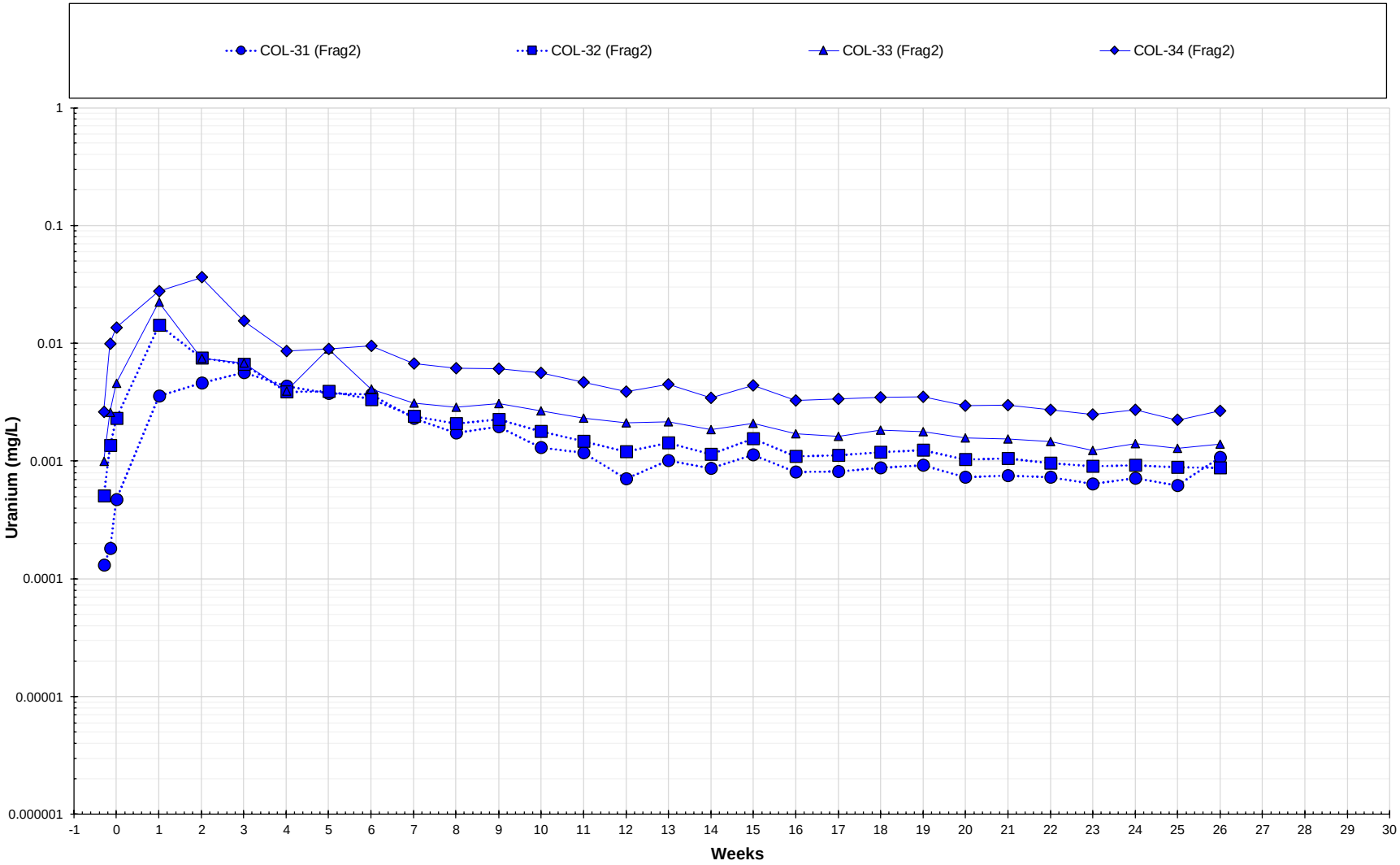

Notes

Results before week 0 represent initial flushing procedure.

Uranium - Fragmental

Geochemistry Summary for Impact Statement

OMEMA2303

Figure Number		E3-120	
Project Number		OMEMA2303	
Date		November 2025	
Drawn	MT	Reviewed	SW

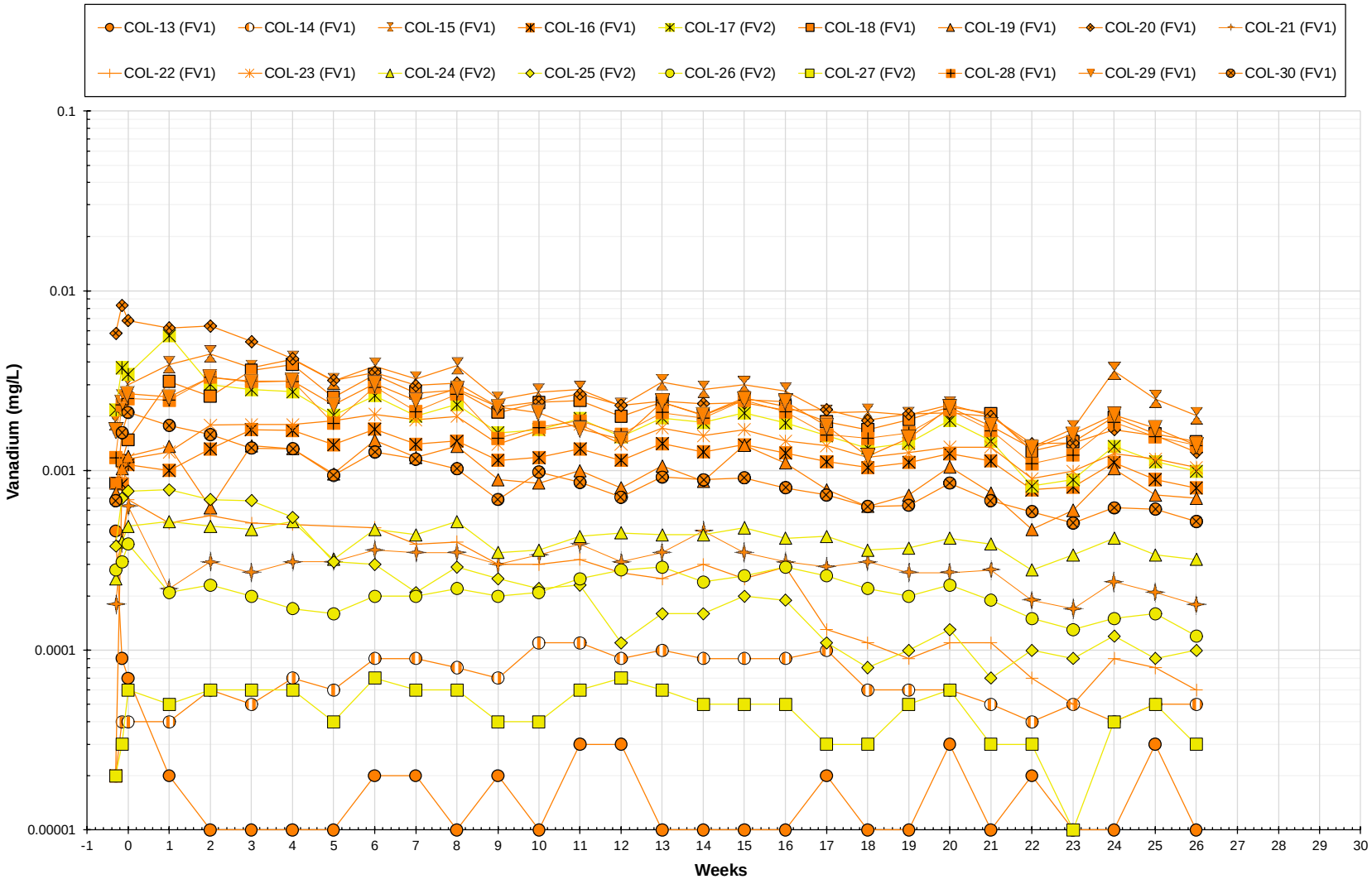

Notes

Results before week 0 represent initial flushing procedure.

KINROSS

Vanadium - Felsic Volcanic

Geochemistry Summary for Impact Statement

OMEMA2303

Figure Number		E3-121	
Project Number		OMEMA2303	
Date		November 2025	
Drawn	MT	Reviewed	SW

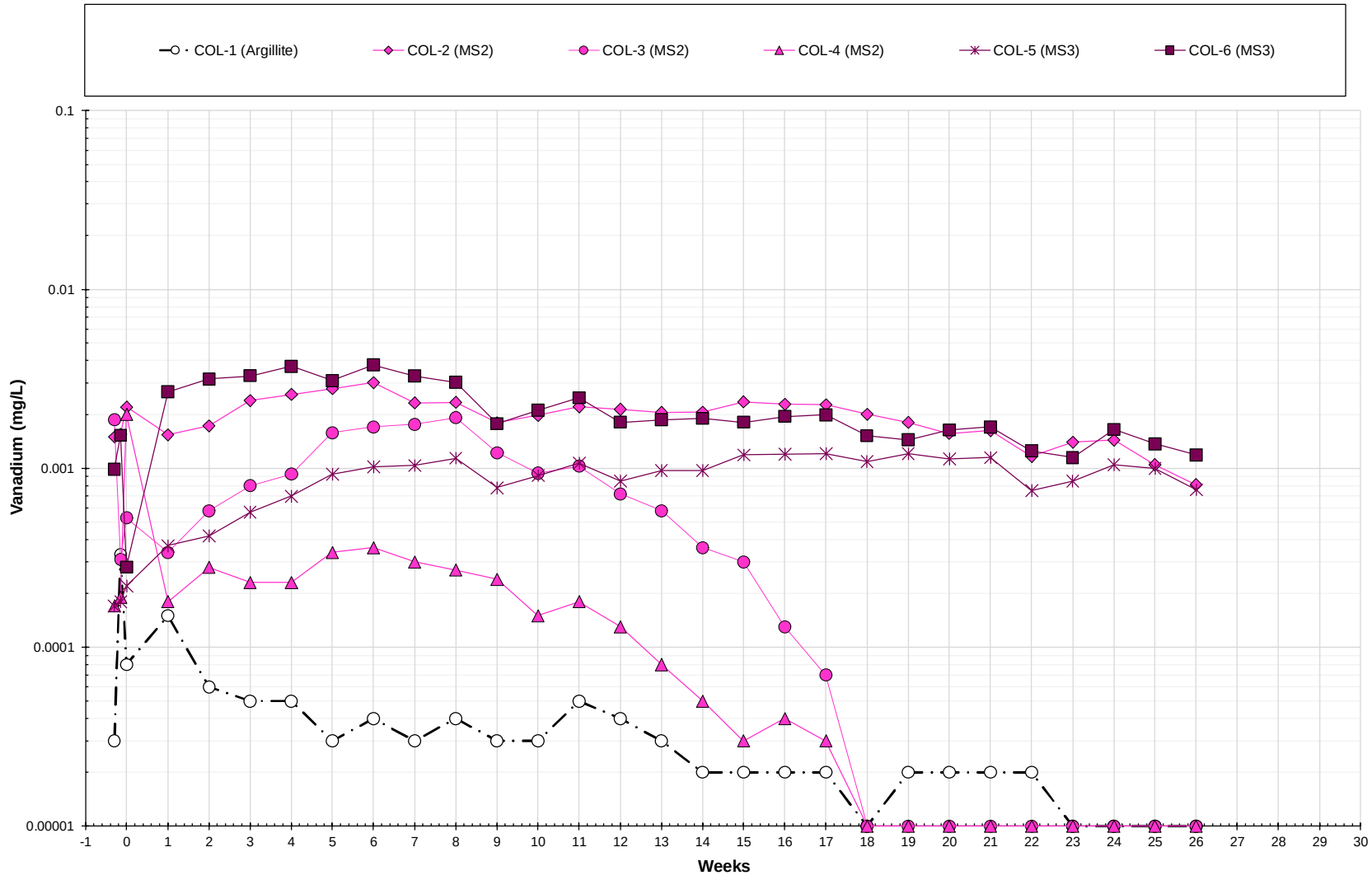

Notes

Results before week 0 represent initial flushing procedure.

KINROSS

Vanadium - Metasediment

Geochemistry Summary for Impact Statement

OMEMA2303

Figure Number		E3-122	
Project Number		OMEMA2303	
Date		November 2025	
Drawn	MT	Reviewed	SW

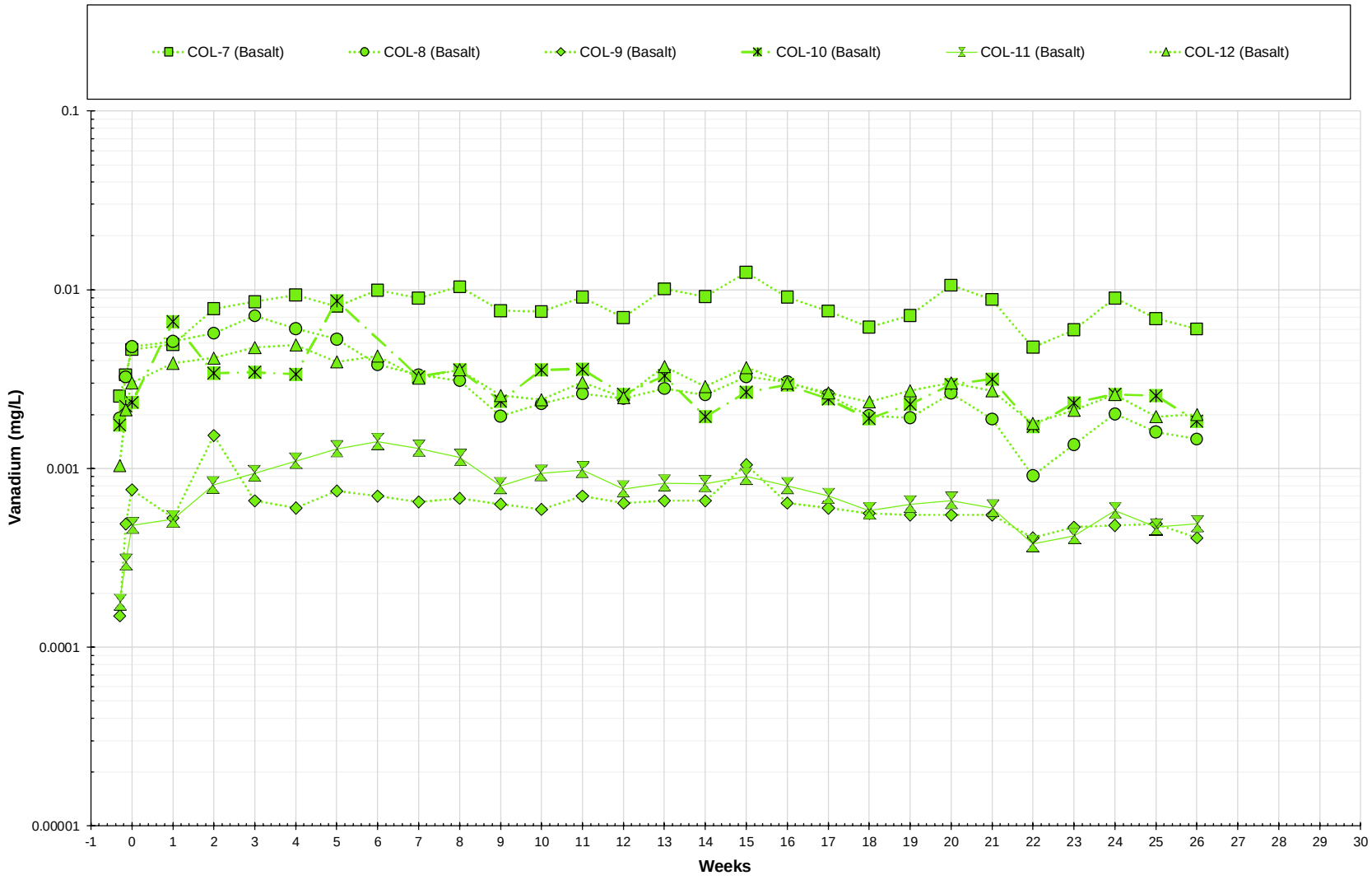

Notes

Results before week 0 represent initial flushing procedure.

Vanadium - Basalt

Geochemistry Summary for Impact Statement

OMEMA2303

Figure Number		E3-123	
Project Number		OMEMA2303	
Date		November 2025	
Drawn	MT	Reviewed	SW

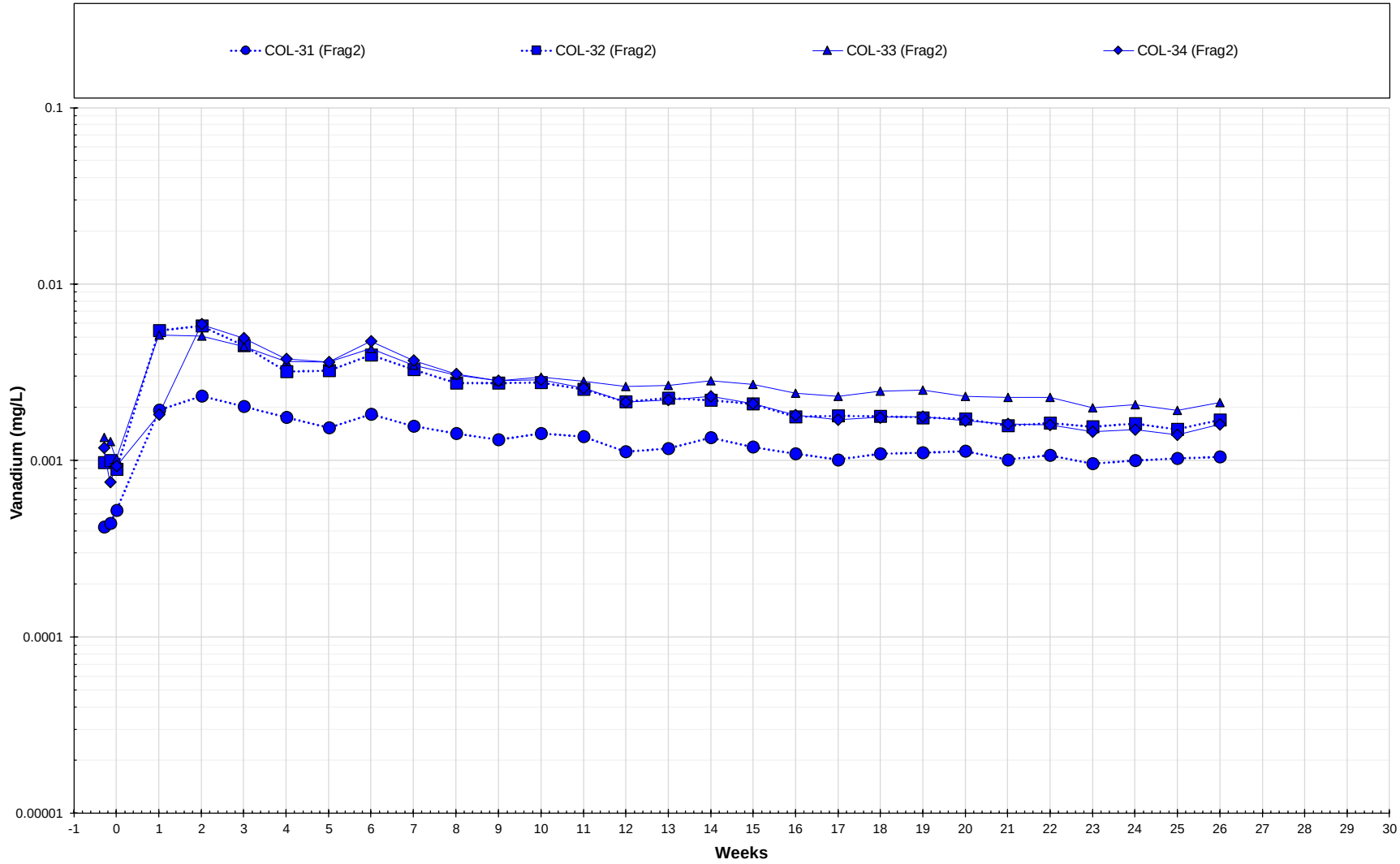

Notes

Results before week 0 represent initial flushing procedure.

KINROSS

Vanadium - Fragmental

Geochemistry Summary for Impact Statement

OMEMA2303

Figure Number		E3-124	
Project Number		OMEMA2303	
Date		November 2025	
Drawn	MT	Reviewed	SW

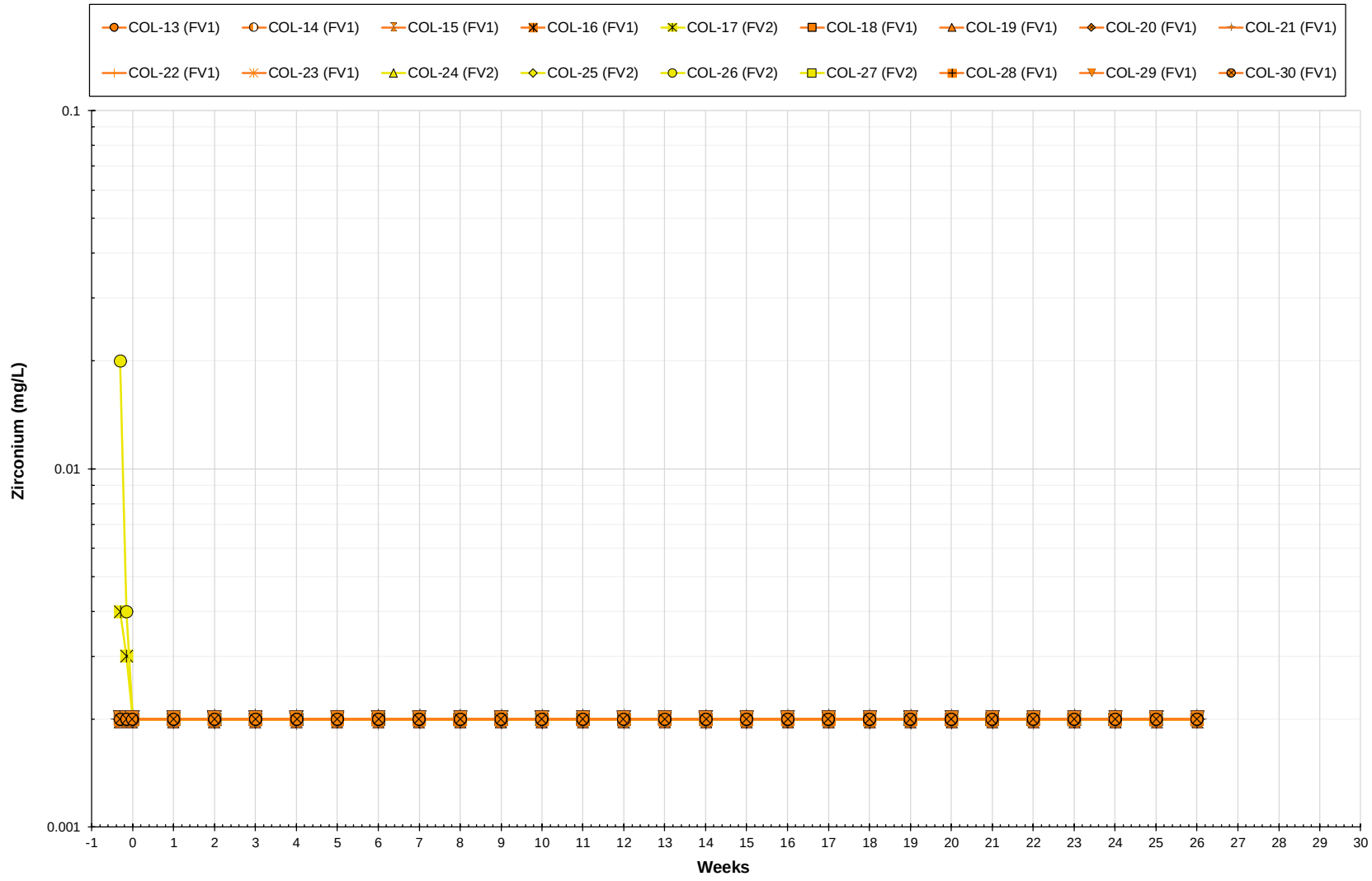

Notes

Results before week 0 represent initial flushing procedure.

Zirconium - Felsic Volcanic

Geochemistry Summary for Impact Statement

OMEMA2303

Figure Number		E3-125	
Project Number		OMEMA2303	
Date		November 2025	
Drawn	MT	Reviewed	SW

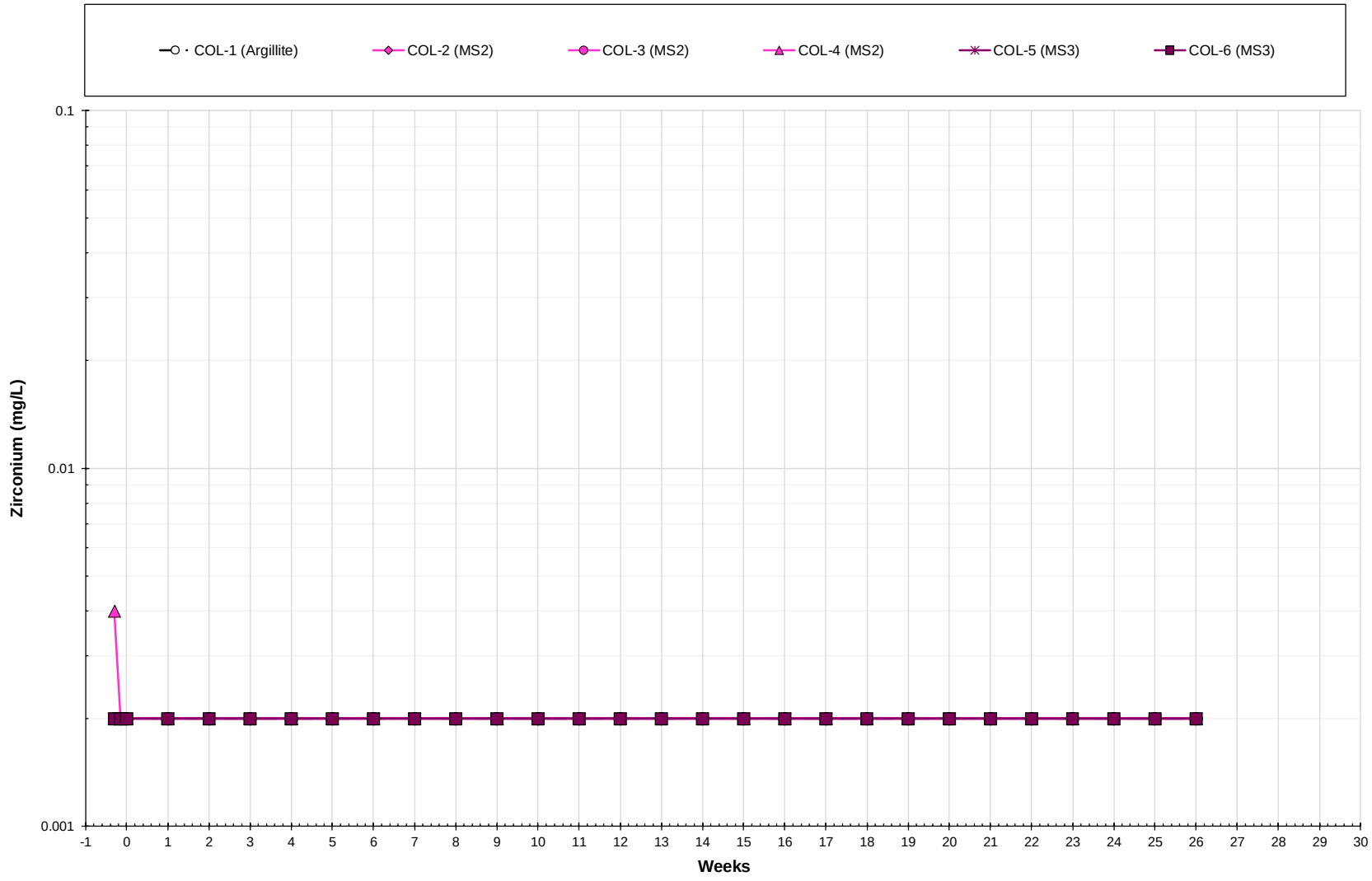

Notes

Results before week 0 represent initial flushing procedure.

KINROSS

Zirconium - Metasediment

Geochemistry Summary for Impact Statement

OMEMA2303

Figure Number		E3-126	
Project Number		OMEMA2303	
Date		November 2025	
Drawn	MT	Reviewed	SW

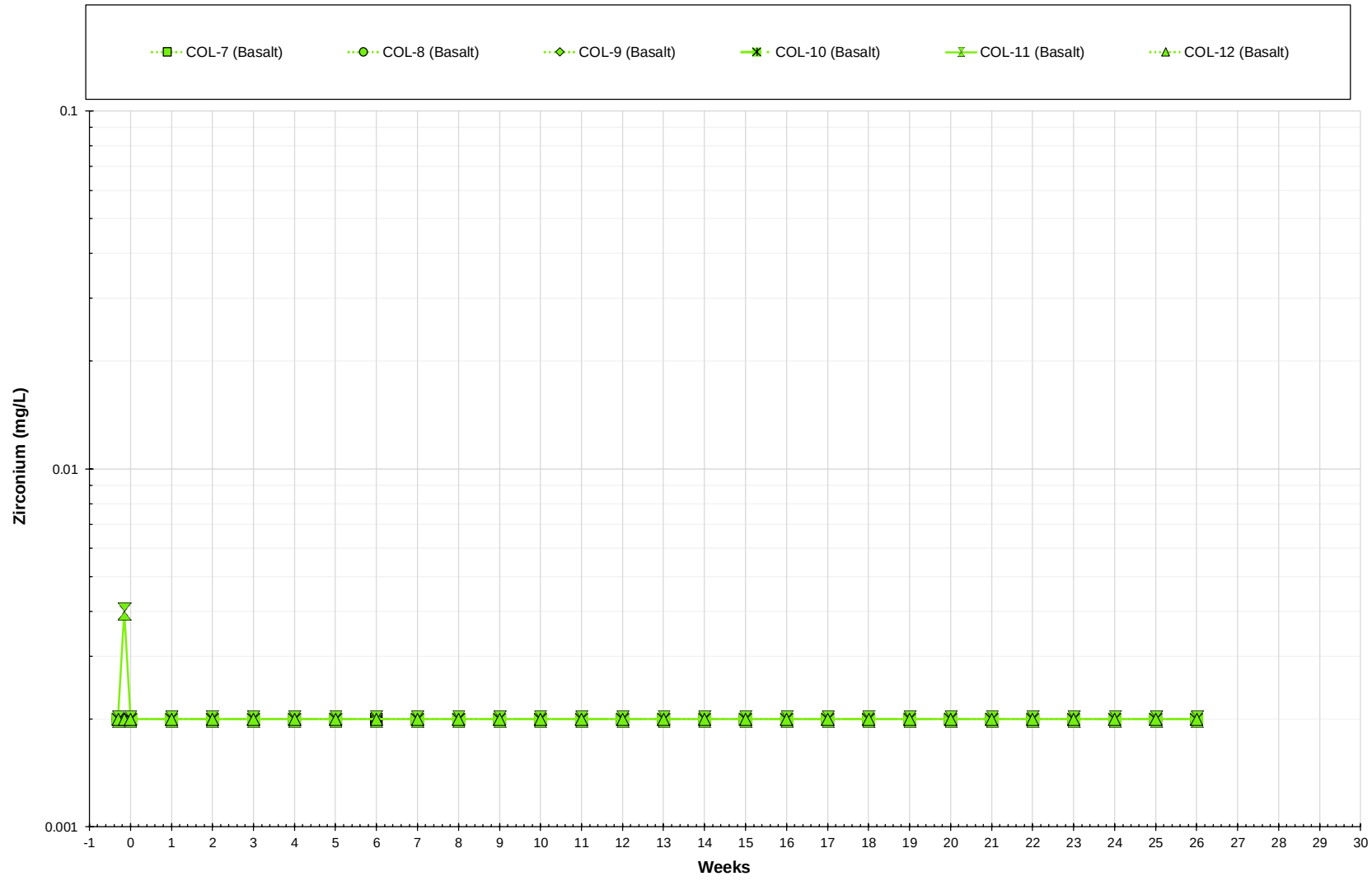

Notes

Results before week 0 represent initial flushing procedure.

Zirconium - Basalt

Geochemistry Summary for Impact Statement

OMEMA2303

Figure Number		E3-127	
Project Number		OMEMA2303	
Date		November 2025	
Drawn	MT	Reviewed	SW

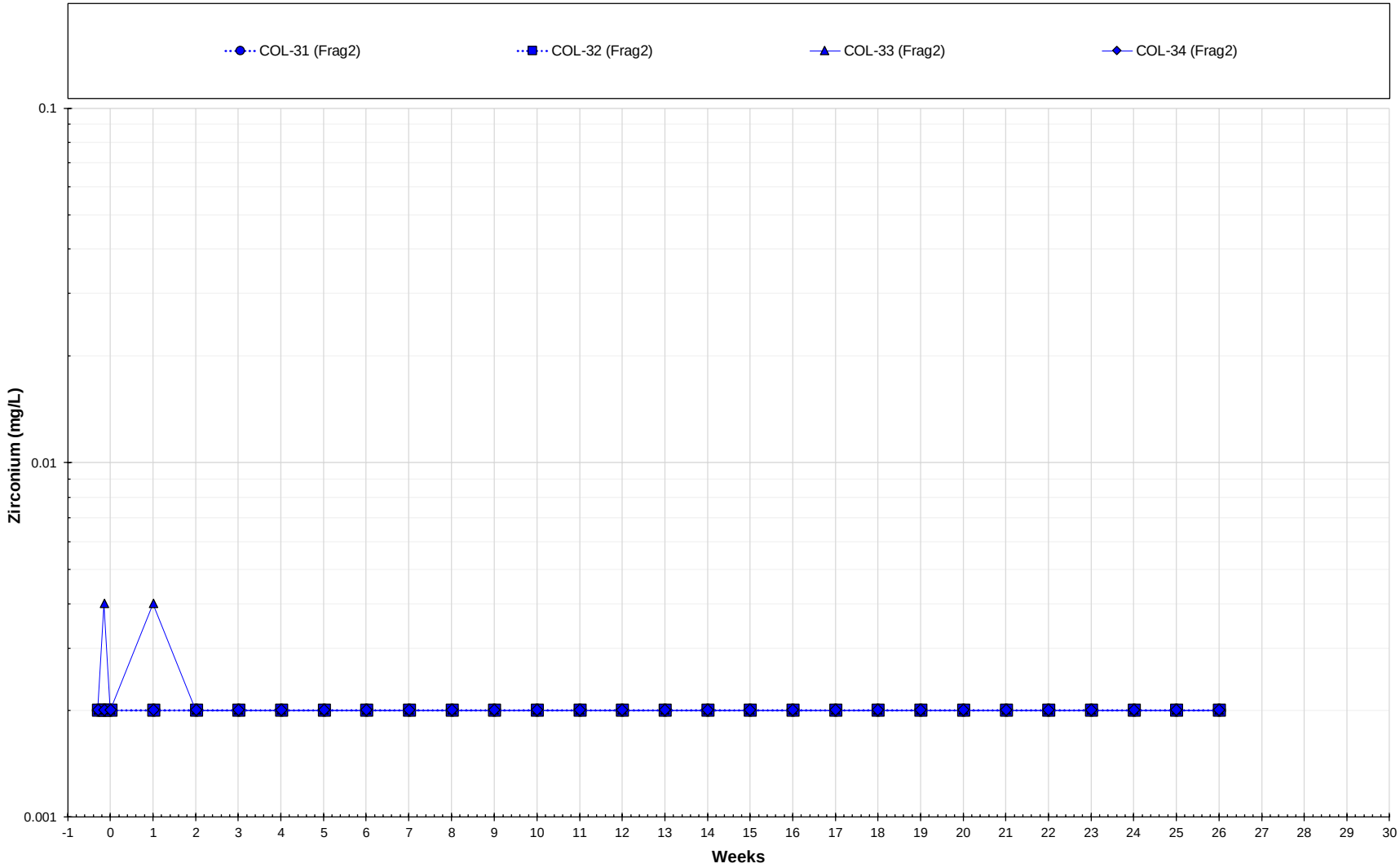

Notes

Results before week 0 represent initial flushing procedure.

Zirconium - Fragmental

Geochemistry Summary for Impact Statement

OMEMA2303

Figure Number		E3-128	
Project Number		OMEMA2303	
Date		November 2025	
Drawn	MT	Reviewed	SW

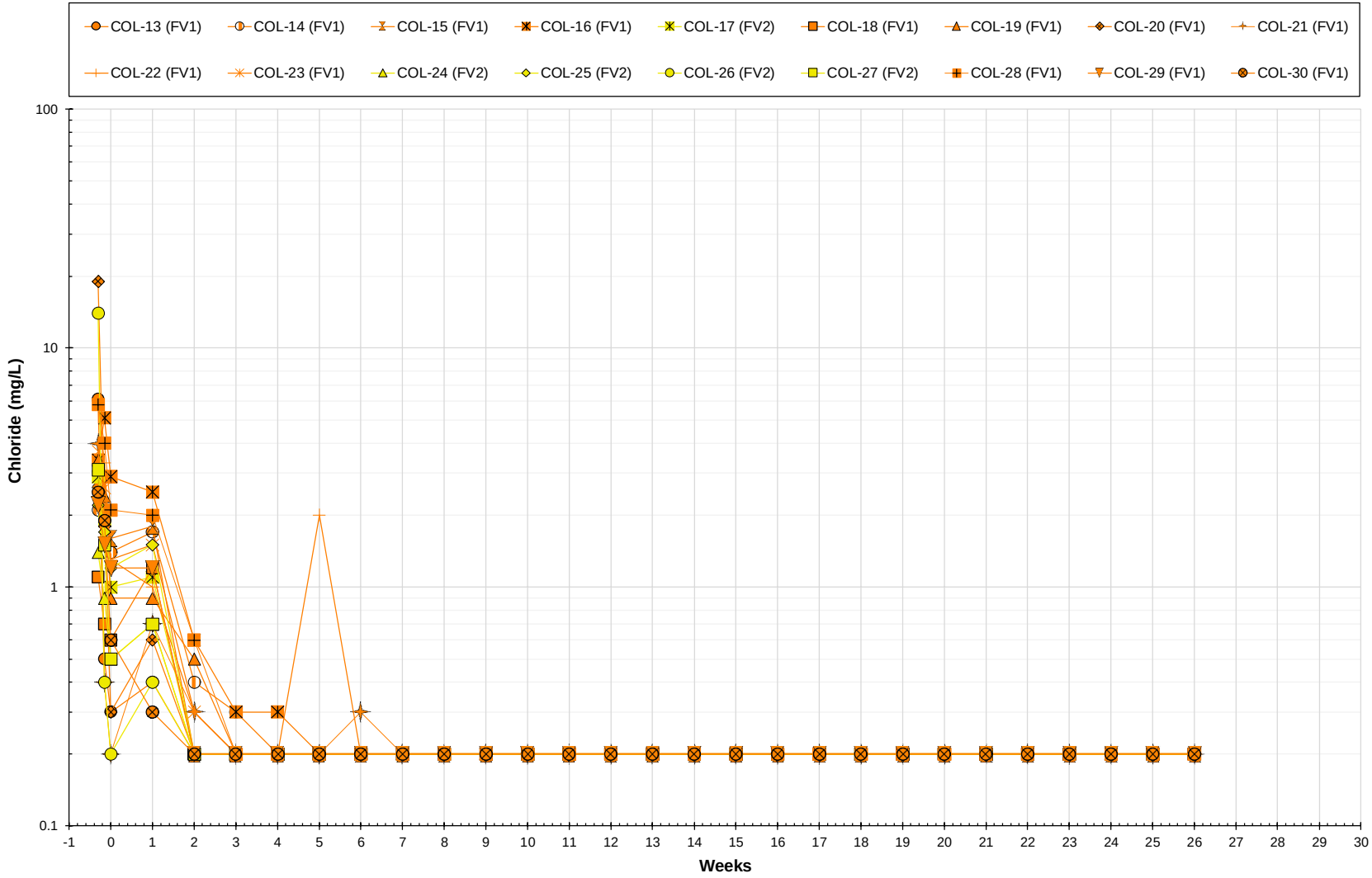

Notes

Results before week 0 represent initial flushing procedure.

KINROSS

Chloride - Felsic Volcanic			
Geochemistry Summary for Impact Statement			
OMEMA2303			
Figure Number	E3-129		
Project Number	OMEMA2303		
Date	November 2025		
Drawn	MT	Reviewed	SW

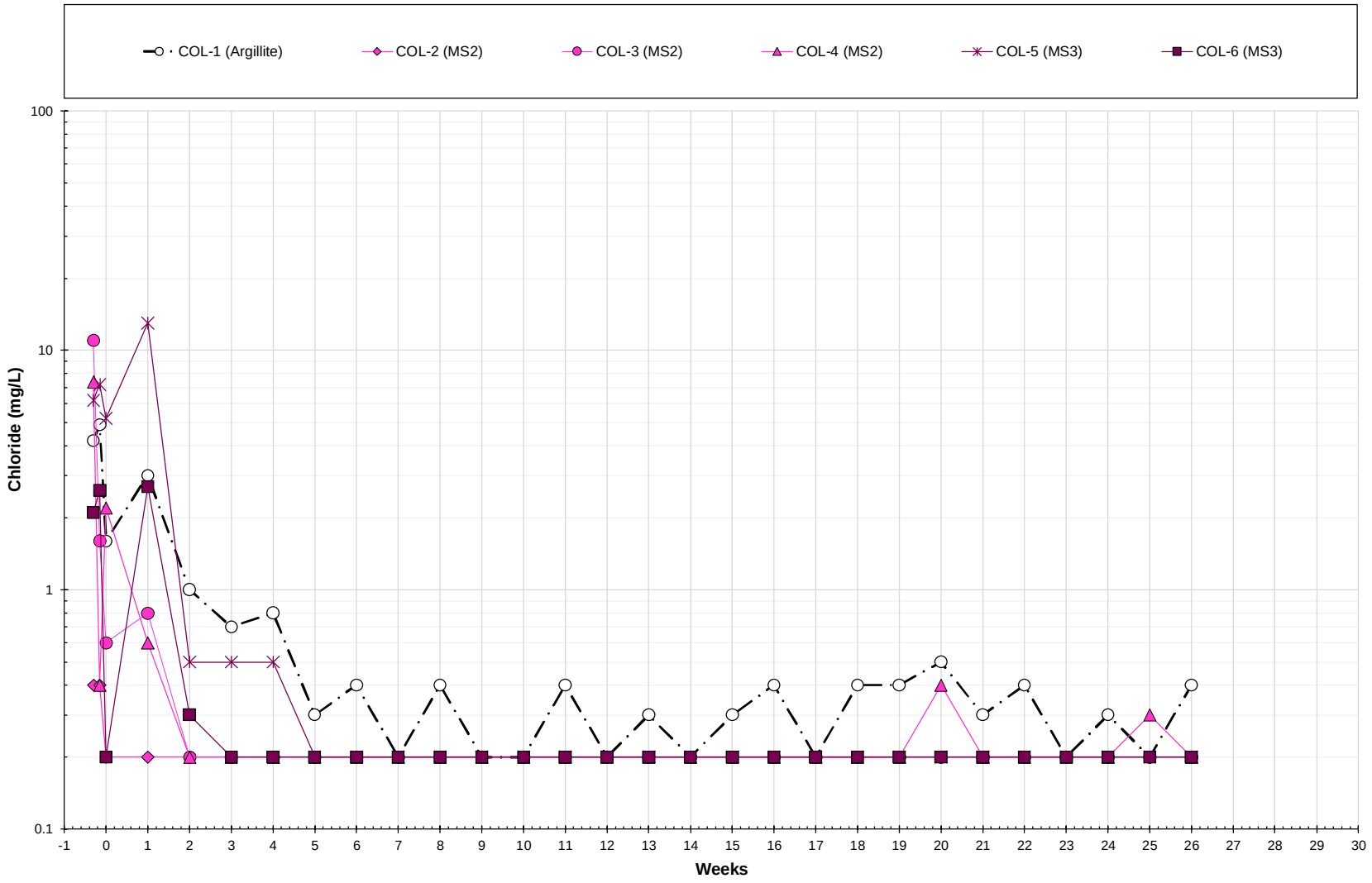

Notes

Results before week 0 represent initial flushing procedure.

Chloride - Metasediment			
Geochemistry Summary for Impact Statement			
OMEMA2303			
Figure Number		E3-130	
Project Number		OMEMA2303	
Date		November 2025	
Drawn	MT	Reviewed	SW

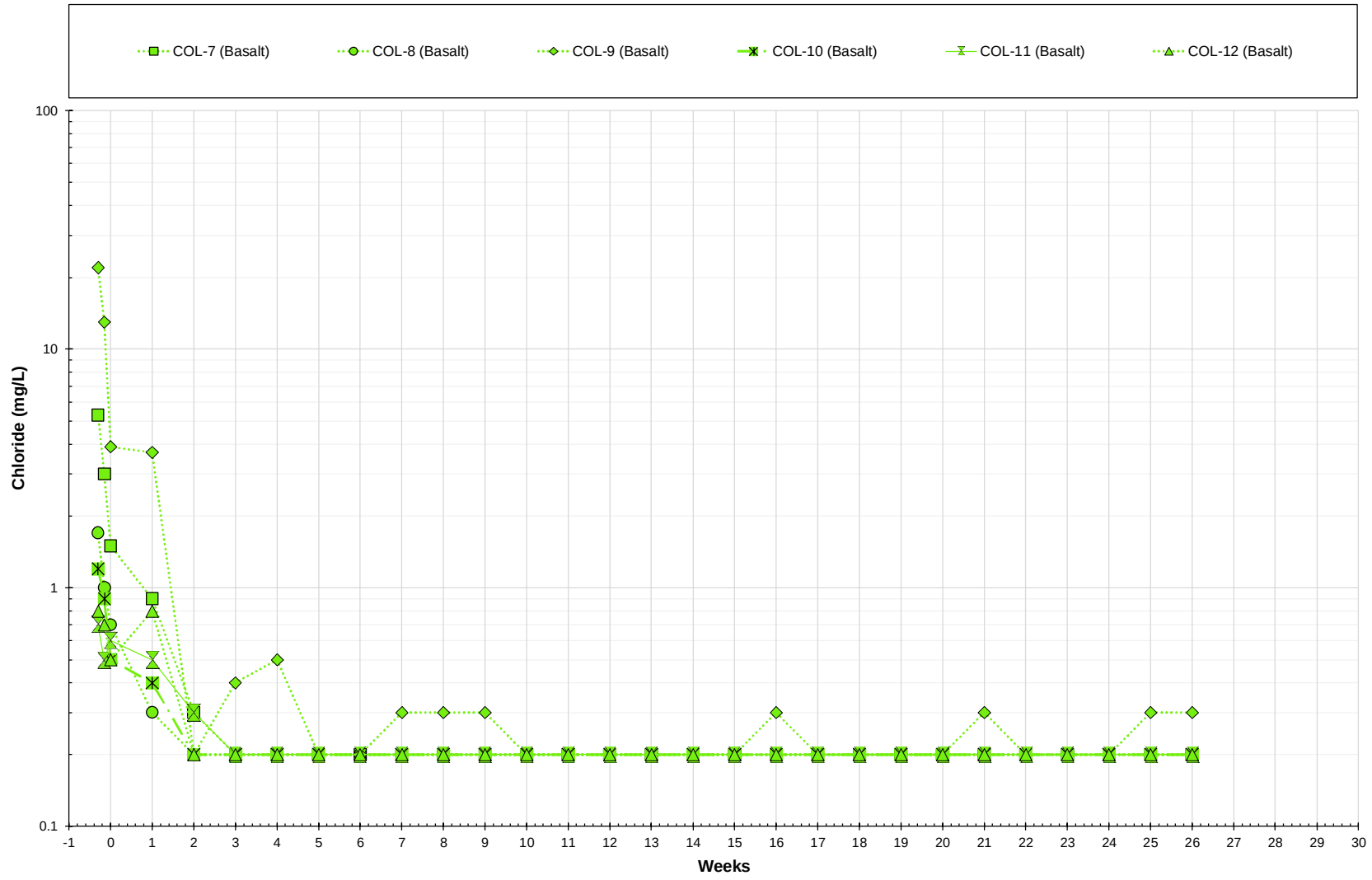

Notes

Results before week 0 represent initial flushing procedure.

KINROSS

Chloride - Basalt			
Geochemistry Summary for Impact Statement			
OMEMA2303			
Figure Number		E3-131	
Project Number		OMEMA2303	
Date		November 2025	
Drawn	MT	Reviewed	SW

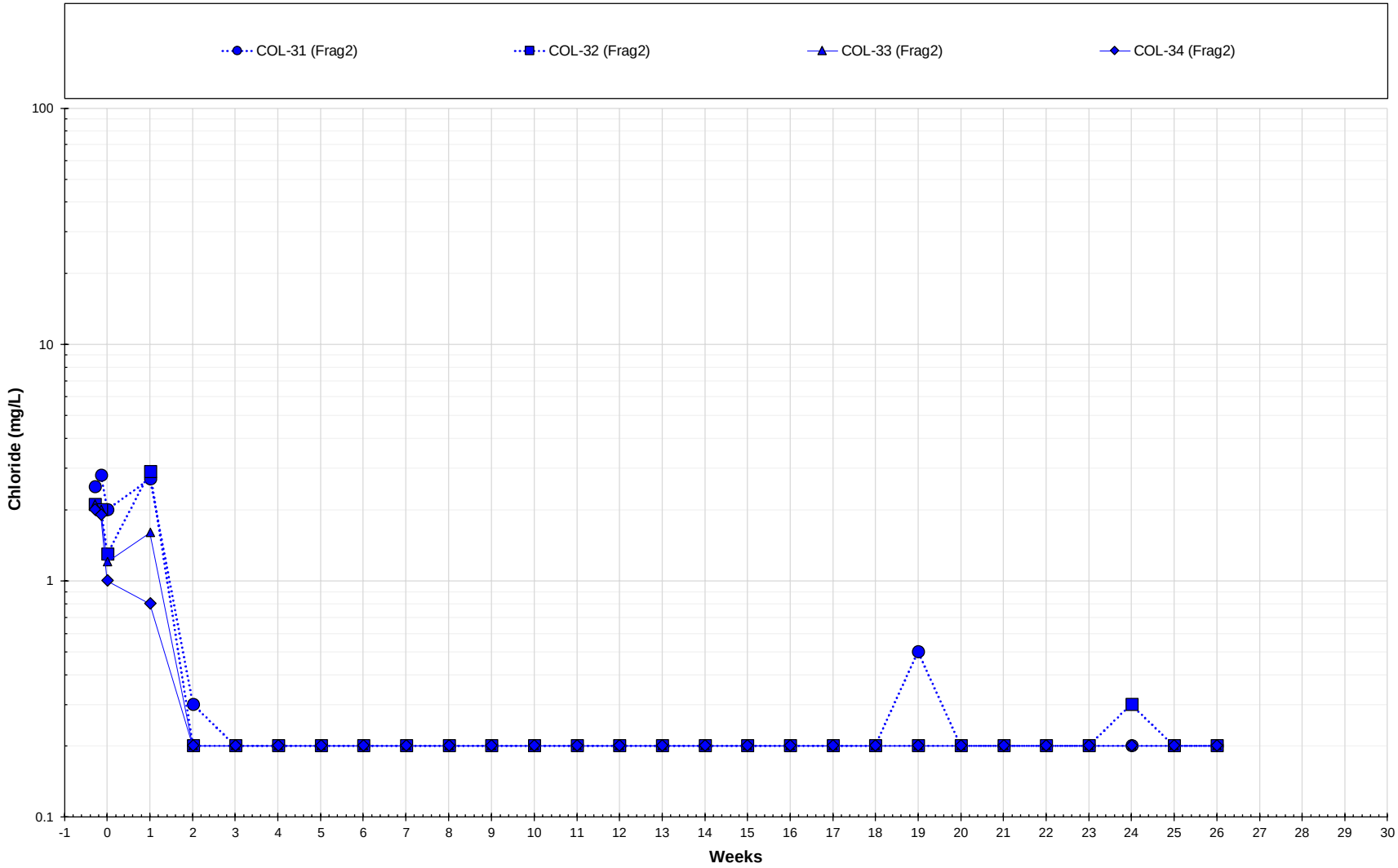

Notes

Results before week 0 represent initial flushing procedure.

KINROSS

Chloride - Fragmental

Geochemistry Summary for Impact Statement

OMEMA2303

Figure Number		E3-132	
Project Number		OMEMA2303	
Date		November 2025	
Drawn	MT	Reviewed	SW

Appendix E4
Steady Unscaled Concentration Summary

Appendix E4. Steady Unscaled Concentration Summary

Parameters	Column ID	COL-1	COL-2	COL-3	COL-4	COL-5	COL-6	COL-7	COL-8	COL-9	COL-10	COL-11
	Sample ID	DX450119	DX450080	DX450143	DX450153	DX450017	DX450144	DX550073	DX550053	DX550089	DX450022	DX450113
	Lithology	Argillite	Metasediment 2	Metasediment 2	Metasediment 2	Metasediment 3	Metasediment 3	Basalt	Basalt	Basalt	Basalt	Basalt
	Units	*Median Unscaled Concentrations**										
pH	pH	7.4	7.2	7.3	7.0	7.6	7.4	7.7	7.7	7.9	7.7	7.7
Acidity	mg $CaCO_3$/L	2	2	2	2	2	2	2	2	2	2	2
Alkalinity	mg $CaCO_3$/L	35	13	21	15	34	23	45	40	61	43	41
Sulphate	mg/L	170	17	65	80	23	9.7	7.6	17	46	19	23
Calcium	mg/L	69	8.2	26	31	19	11	17	19	31	22	23
Magnesium	mg/L	1.1	0.64	2.1	0.93	0.66	0.27	1.3	0.8	3.5	0.58	0.87
Chloride	mg/L	0.3	0.2	0.2	0.2	0.2	0.2	0.2	0.2	0.2	0.2	0.2
Al	mg/L	0.008	0.033	0.022	0.003	0.092	0.054	0.108	0.146	0.111	0.204	0.165
Sb	mg/L	0.0009	0.0012	0.0012	0.0013	0.0009	0.0012	0.0009	0.0009	0.0009	0.0009	0.0014
As	mg/L	0.0006	0.052	0.016	0.0012	0.064	0.42	0.38	0.0038	0.0009	0.026	0.015
Be	mg/L	0.000007	0.000007	0.000007	0.00001	0.000007	0.000007	0.000007	0.000007	0.000007	0.000007	0.000007
B	mg/L	0.007	0.004	0.007	0.009	0.006	0.002	0.003	0.002	0.004	0.002	0.005
Cd	mg/L	0.00056	0.000005	0.000004	0.00043	0.000005	0.000005	0.000003	0.000005	0.000004	0.000004	0.000003
Cr	mg/L	0.00009	0.00008	0.00011	0.00008	0.0001	0.00012	0.00009	0.00019	0.00008	0.00009	0.00012
Co	mg/L	0.0031	0.000084	0.00063	0.00026	0.000031	0.0005	0.0008	0.00012	0.00017	0.00032	0.000083
Cu	mg/L	0.0003	0.0005	0.0002	0.0002	0.0002	0.0002	0.0002	0.0007	0.0005	0.0004	0.0002
Fe	mg/L	0.007	0.007	0.007	0.007	0.007	0.007	0.007	0.007	0.007	0.007	0.007
Pb	mg/L	0.00009	0.00009	0.00017	0.0003	0.00009	0.00009	0.00009	0.00009	0.00009	0.00009	0.00009
Hg	mg/L	0.00001	0.00004	0.00002	0.00004	0.00001	0.00001	0.00001	0.00001	0.00001	0.00001	0.00001
Mo	mg/L	0.00009	0.0002	0.0001	0.00008	0.00057	0.0015	0.00025	0.00024	0.0004	0.0001	0.00013
Ni	mg/L	0.0024	0.0002	0.0022	0.0024	0.0001	0.0006	0.0011	0.0001	0.0002	0.0002	0.0002
P	mg/L	0.003	0.003	0.003	0.003	0.003	0.003	0.003	0.003	0.004	0.003	0.003
K	mg/L	10	5.6	11	5.9	5.9	1.5	2.9	1.2	9.7	0.46	1.9
Se	mg/L	0.0023	0.00015	0.00064	0.00062	0.00007	0.00014	0.0003	0.00027	0.00065	0.00025	0.00004
Ag	mg/L	0.00005	0.00005	0.00005	0.00005	0.00005	0.00005	0.00005	0.00005	0.00005	0.00005	0.00005
Na	mg/L	0.64	0.48	0.75	0.73	0.27	0.27	0.49	0.24	0.29	0.24	0.17
Sr	mg/L	0.043	0.028	0.070	0.071	0.094	0.035	0.066	0.038	0.040	0.018	0.083
Tl	mg/L	0.000007	0.000011	0.000005	0.000051	0.000025	0.000005	0.000013	0.00001	0.00002	0.000008	0.000005
W	mg/L	0.00002	0.0021	0.00009	0.00003	0.0002	0.00011	0.00021	0.00012	0.00018	0.00007	0.00029
U	mg/L	0.000031	0.00079	0.00096	0.00041	0.00084	0.00023	0.00037	0.000065	0.0001	0.00008	0.00031
V	mg/L	0.00001	0.0023	0.00058	0.00013	0.00085	0.0013	0.006	0.0015	0.00047	0.0023	0.00047
Zn	mg/L	0.11	0.002	0.002	0.003	0.002	0.002	0.002	0.002	0.002	0.002	0.002
Zr	mg/L	0.002	0.002	0.002	0.002	0.002	0.002	0.002	0.002	0.002	0.002	0.002

*Median steady unscaled concentrations use the last 5 weeks (weeks 22 to 26) unless pH was declining (e.g., COL-2 - weeks 13 to 17, COL-3 - weeks 11 to 15, COL-4 - weeks 10 to 14, COL-26 - weeks 11 to 15; see text).
Steady unscaled concentrations in shaded cells primarily based on detection limit values.

Appendix E4. Steady Unscaled Concentration Summary

Parameters	Column ID	COL-12	COL-13	COL-14	COL-15	COL-16	COL-17	COL-18	COL-19	COL-20	COL-21	COL-22	COL-23	COL-24
	Sample ID	DX550101	DX450051	DX450239	DX450232	DX450071	DX450130	DX450039	DX450089	DX450137	DX450233	DX450200	DX450155	DX450030
	Lithology	Basalt	Felsic Volcanic 1	Felsic Volcanic 1	Felsic Volcanic 1	Felsic Volcanic 1	Felsic Volcanic 2	Felsic Volcanic 1	Felsic Volcanic 1	Felsic Volcanic 1	Felsic Volcanic 1	Felsic Volcanic 1	Felsic Volcanic 1	Felsic Volcanic 2
	Units	*Median Unscaled Concentrations**												
pH	pH	7.7	7.3	7.3	7.5	7.6	7.6	7.5	7.5	7.6	7.6	7.3	7.6	7.5
Acidity	mg $CaCO_3$/L	2	2	2	2	2	2	2	2	2	2	2	2	2
Alkalinity	mg $CaCO_3$/L	40	28	23	28	36	33	32	34	28	39	28	39	30
Sulphate	mg/L	15	47	91	17	12	4.7	20	17	7.6	63	42	33	8.8
Calcium	mg/L	19	28	41	15	16	12	17	16	12	35	24	24	13
Magnesium	mg/L	0.77	0.26	0.40	0.28	0.46	0.57	0.18	0.42	0.21	0.45	0.24	0.33	0.10
Chloride	mg/L	0.2	0.2	0.2	0.2	0.2	0.2	0.2	0.2	0.2	0.2	0.2	0.2	0.2
Aluminum	mg/L	0.18	0.023	0.012	0.08	0.13	0.14	0.099	0.097	0.088	0.033	0.012	0.093	0.11
Antimony	mg/L	0.0009	0.068	0.0009	0.0026	0.0022	0.002	0.0016	0.0014	0.001	0.0009	0.0044	0.002	0.0017
Arsenic	mg/L	0.0063	0.0002	0.0003	0.0097	0.11	0.05	0.070	0.0042	0.0079	0.0008	0.0004	0.0076	0.0086
Beryllium	mg/L	0.000007	0.000007	0.000007	0.000007	0.000007	0.000007	0.000007	0.000007	0.000007	0.000007	0.000007	0.000007	0.000007
Boron	mg/L	0.002	0.003	0.009	0.003	0.003	0.002	0.002	0.002	0.002	0.006	0.002	0.002	0.002
Cadmium	mg/L	0.000003	0.0013	0.000036	0.000041	0.000015	0.000005	0.000062	0.000009	0.000003	0.00046	0.0084	0.0005	0.00005
Chromium	mg/L	0.00009	0.00009	0.0001	0.00009	0.00009	0.00013	0.00015	0.00012	0.00008	0.00009	0.00008	0.00013	0.0001
Cobalt	mg/L	0.00012	0.000032	0.000069	0.000025	0.000076	0.000093	0.000021	0.000048	0.000012	0.00014	0.00032	0.000073	0.000029
Copper	mg/L	0.0003	0.0002	0.0002	0.002	0.0002	0.0003	0.002	0.0002	0.0002	0.002	0.011	0.0006	0.0002
Iron	mg/L	0.007	0.007	0.007	0.007	0.007	0.007	0.007	0.007	0.007	0.007	0.007	0.007	0.007
Lead	mg/L	0.00009	0.149	0.00009	0.00009	0.00009	0.00009	0.00009	0.00009	0.00009	0.00009	0.00009	0.00011	0.0001
Mercury	mg/L	0.00001	0.00002	0.00001	0.00001	0.00001	0.00001	0.00001	0.00001	0.00001	0.00002	0.00001	0.00001	0.00001
Molybdenum	mg/L	0.00007	0.00015	0.0001	0.00029	0.0006	0.00031	0.0002	0.0004	0.00023	0.00009	0.00065	0.0023	0.00018
Nickel	mg/L	0.0002	0.0002	0.0002	0.0001	0.0001	0.0002	0.0001	0.0001	0.0001	0.0002	0.0005	0.0001	0.0001
Phosphorus	mg/L	0.003	0.003	0.003	0.003	0.003	0.003	0.003	0.003	0.003	0.004	0.003	0.004	0.004
Potassium	mg/L	1.1	3.1	2.8	3.0	2.5	4.2	3.1	4.1	2.5	6.4	2.2	2.8	1.3
Selenium	mg/L	0.00022	0.00086	0.0026	0.00037	0.0054	0.0012	0.00019	0.00008	0.00004	0.00099	0.00018	0.00089	0.00031
Silver	mg/L	0.00005	0.00005	0.00005	0.00005	0.00005	0.00005	0.00005	0.00005	0.00005	0.00005	0.00052	0.00005	0.00005
Sodium	mg/L	0.23	0.25	0.17	0.32	0.41	0.36	0.25	0.24	0.34	0.33	0.53	0.45	0.33
Strontium	mg/L	0.023	0.059	0.043	0.02	0.062	0.043	0.012	0.031	0.030	0.041	0.027	0.049	0.02
Thallium	mg/L	0.000008	0.000023	0.000031	0.000012	0.000011	0.000012	0.000017	0.000017	0.000008	0.000007	0.000035	0.000016	0.000009
Tungsten	mg/L	0.00008	0.00022	0.00016	0.00028	0.00045	0.00041	0.00017	0.0002	0.00016	0.00016	0.0003	0.00045	0.0011
Uranium	mg/L	0.00012	0.000005	0.0019	0.0066	0.0026	0.0023	0.0034	0.0015	0.0020	0.0026	0.0004	0.0037	0.0016
Vanadium	mg/L	0.0020	0.00001	0.00005	0.0020	0.00081	0.00099	0.0015	0.0007	0.0014	0.00019	0.00007	0.0010	0.00034
Zinc	mg/L	0.002	0.065	0.002	0.002	0.002	0.002	0.002	0.002	0.002	0.036	0.476	0.009	0.002
Zirconium	mg/L	0.002	0.002	0.002	0.002	0.002	0.002	0.002	0.002	0.002	0.002	0.002	0.002	0.002

*Median steady unscaled concentrations use the last 5 weeks (weeks 22 to 26) unless cell is going acid (e.g., COL-2 - weeks 13 to 17, COL-3 - weeks 11 to 15, COL-4 - weeks 10 to 14, COL-26 - weeks 11 to 15).
Steady unscaled concentrations in shaded cells primarily based on detection limit values.

Appendix E4. Steady Unscaled Concentration Summary

Parameters	Column ID	COL-25	COL-26	COL-27	COL-28	COL-29	COL-30	COL-31	COL-32	COL-33	COL-34
	Sample ID	DX450049	DX450105	DX450170	DX450227	DX450230	DX450135	031759	031782	031623	031718
	Lithology	Felsic Volcanic 2	Felsic Volcanic 2	Felsic Volcanic 2	Felsic Volcanic 1	Felsic Volcanic 1	Felsic Volcanic 1	Fragmental 2	Fragmental 2	Fragmental 2	Fragmental 2
	Units	*Median Unscaled Concentrations**									
pH	pH	7.5	7.3	7.3	7.6	7.6	7.6	7.5	7.7	7.7	7.9
Acidity	mg $CaCO_3$/L	2	2	2	2	2	2	2	2	2	2
Alkalinity	mg $CaCO_3$/L	29	18	23	30	36	27	41	58	58	70
Sulphate	mg/L	9.1	25	14	0.7	2.3	4.5	4.9	3.2	6.2	5.0
Calcium	mg/L	12	16	13	11	13	12	14	21	22	23
Magnesium	mg/L	1.1	0.20	0.13	0.23	0.37	0.21	0.2	0.13	0.2	0.44
Chloride	mg/L	0.2	0.2	0.2	0.2	0.2	0.2	0.2	0.2	0.2	0.2
Aluminum	mg/L	0.096	0.028	0.039	0.11	0.15	0.11	0.42	0.29	0.16	0.31
Antimony	mg/L	0.0014	0.0092	0.0034	0.0009	0.0009	0.001	0.0019	0.0015	0.001	0.0018
Arsenic	mg/L	0.001	2.3	0.0014	0.0027	0.002	0.027	0.029	0.049	0.32	0.11
Beryllium	mg/L	0.000007	0.000007	0.000007	0.000007	0.000007	0.000007	0.000007	0.000007	0.000007	0.000007
Boron	mg/L	0.002	0.005	0.002	0.002	0.002	0.002	0.009	0.007	0.005	0.005
Cadmium	mg/L	0.000015	0.000008	0.00052	0.000005	0.000005	0.00002	0.000003	0.000007	0.000016	0.000006
Chromium	mg/L	0.00008	0.00008	0.00008	0.00008	0.00008	0.00009	0.00008	0.00008	0.00008	0.00008
Cobalt	mg/L	0.000072	0.000092	0.000029	0.000016	0.000011	0.000029	0.000016	0.000037	0.0011	0.00063
Copper	mg/L	0.0002	0.0002	0.0002	0.0002	0.0002	0.0002	0.001	0.001	0.001	0.001
Iron	mg/L	0.007	0.007	0.007	0.007	0.007	0.007	0.007	0.007	0.007	0.007
Lead	mg/L	0.00009	0.00011	0.020	0.00009	0.00009	0.00009	0.00009	0.00009	0.00017	0.00009
Mercury	mg/L	0.00001	0.00004	0.00001	0.00001	0.00001	0.00001	0.00001	0.00001	0.00001	0.00001
Molybdenum	mg/L	0.0009	0.00008	0.0004	0.00009	0.00013	0.0004	0.0004	0.0004	0.0004	0.0004
Nickel	mg/L	0.0003	0.0001	0.0001	0.0001	0.0001	0.0001	0.0001	0.0001	0.0006	0.0003
Phosphorus	mg/L	0.003	0.003	0.003	0.005	0.003	0.003	0.003	0.003	0.003	0.003
Potassium	mg/L	0.95	1.9	1.3	1.5	3.4	1.8	5.1	4.1	4.5	8.1
Selenium	mg/L	0.0019	0.00015	0.012	0.00004	0.00004	0.0001	0.00004	0.00005	0.00008	0.00007
Silver	mg/L	0.00005	0.00005	0.00005	0.00005	0.00005	0.00005	0.00005	0.00005	0.00005	0.00005
Sodium	mg/L	0.56	0.21	0.24	0.32	0.26	0.3	0.26	0.46	0.26	0.3
Strontium	mg/L	0.045	0.013	0.023	0.018	0.029	0.023	0.044	0.027	0.012	0.019
Thallium	mg/L	0.000015	0.000011	0.000021	0.000008	0.000013	0.000008	0.000011	0.000012	0.000024	0.000025
Tungsten	mg/L	0.0002	0.0002	0.0002	0.0003	0.0002	0.00013	0.0002	0.0002	0.0006	0.0002
Uranium	mg/L	0.0012	0.0021	0.00040	0.0024	0.0023	0.0013	0.00071	0.0009	0.0014	0.0027
Vanadium	mg/L	0.0001	0.00026	0.00003	0.0014	0.0016	0.00059	0.001	0.0016	0.0021	0.0015
Zinc	mg/L	0.002	0.003	0.011	0.002	0.002	0.002	0.002	0.002	0.002	0.002
Zirconium	mg/L	0.002	0.002	0.002	0.002	0.002	0.002	0.002	0.002	0.002	0.002

*Median steady unscaled concentrations use the last 5 weeks (weeks 22 to 26) unless cell is going acid (e.g., COL-2 - weeks 13 to 17, COL-3 - weeks 11 to 15, COL-4 - weeks 10 to 14, COL-26 - weeks 11 to 15).

Steady unscaled concentrations in shaded cells primarily based on detection limit values.

Appendix F
Project Rock FLB Tests

Appendix F1
FLB Sample Intervals

Table F-1. Drillcore Intervals for FLB Tests

FLB ID	Drillhole	From (m)	To (m)	Sample ID
FLB-01	BR-043	315	316.5	
FLB-01	BR-043	319.5	320.5	
FLB-01	BR-043	321.5	322	
FLB-01	BR-100	438	438.19	
FLB-01	BR-101	279.6	281	
FLB-01	BR-108	351	351.5	
FLB-01	BR-133	233.4	234.5	031855
FLB-01	BR-137	304.95	305.7	
FLB-01	BR-137	319	320	
FLB-01	BR-155	352.5	354	031854
FLB-01	BR-160	137.9	138.6	031853
FLB-01	BR-162	142	143	
FLB-01	BR-165	306.2	306.8	
FLB-01	BR-165	314	314.95	031852
FLB-01	BR-168	292.85	294	
FLB-01	BR-168	310.85	311.9	
FLB-01	BR-168	358.9	359.4	
FLB-01	BR-168	372.85	374	
FLB-01	BR-169	192	193.5	
FLB-01	BR-171	193	193.5	
FLB-01	BR-176	450.5	451.8	
FLB-01	BR-177	474	475	
FLB-01	BR-177	475	476	
FLB-01	BR-181	88.6	89.25	031851
FLB-01	BR-181	89.25	90	
FLB-01	BR-181	115.5	116.5	
FLB-01	BR-201	132	132.6	
FLB-01	BR-202	82	83	
FLB-01	BR-204	201	201.55	
FLB-01	BR-205	177.6	178.1	
FLB-01	BR-205	215.6	217.1	
FLB-01	BR-206	235.1	236	
FLB-01	BR-206	237	237.85	
FLB-01	BR-208	120	121	
FLB-01	BR-209	47.45	48.3	
FLB-01	BR-209	127.85	128.55	031867
FLB-01	BR-210	410.9	412	031869
FLB-01	BR-215	301.8	303	
FLB-01	BR-217	237	237.5	
FLB-01	BR-218	84.15	85.35	
FLB-01	BR-219	78.25	79	
FLB-01	BR-219	79.55	80.9	
FLB-01	BR-234	123.2	124.7	
FLB-01	BR-237	199.6	199.9	
FLB-01	BR-238	90.9	91.55	
FLB-01	BR-241	83.3	84.3	
FLB-01	BR-242	107.5	108.7	
FLB-01	BR-242	112.6	114	031870
FLB-01	BR-242	135	136.5	
FLB-01	BR-242	224.25	225	
FLB-01	BR-245	418	419	
FLB-01	BR-250B	200	201	
FLB-01	BR-278	225	226.5	

Table F-1. Drillcore Intervals for FLB Tests

FLB ID	Drillhole	From (m)	To (m)	Sample ID
FLB-01	BR-278	228	229.5	
FLB-01	BR-278	229.5	231	
FLB-01	BR-278	231	232	
FLB-01	BR-307	270	271.5	
FLB-01	BR-308	154.5	155.7	
FLB-01	BR-312	123	123.65	
FLB-01	BR-321	240	241	
FLB-01	BR-324	187	188	
FLB-01	BR-341	57	57.65	
FLB-01	BR-346	42.75	43.8	031866
FLB-01	BR-393	67	68.5	
FLB-01	BR-393	68.5	69.8	
FLB-01	BR-393	150	151.5	
FLB-01	BR-394	142	143	
FLB-01	BR-395	52	53.5	
FLB-01	BR-395	102.3	103.8	
FLB-01	BR-440	71	71.8	
FLB-01	BR-443	14.4	15.6	
FLB-01	BR-443	41.5	43	
FLB-01	BR-480	450	451.1	
FLB-01	BR-481	527.8	528.6	031868
FLB-01	BRH-002	234.65	235.5	
FLB-01	BRH-002	236.25	236.6	
FLB-01	BRH-002	248.35	249	
FLB-02	BR-043	112	112.9	
FLB-02	BR-043	259.5	261	031861
FLB-02	BR-043	271.5	273	
FLB-02	BR-043	273	274.5	
FLB-02	BR-069	157.65	159	
FLB-02	BR-076	53	54	031860
FLB-02	BR-083	53	53.7	
FLB-02	BR-083	61.85	63	
FLB-02	BR-083	131	132	
FLB-02	BR-084	205.15	206.45	
FLB-02	BR-084	222	223.5	
FLB-02	BR-102	258.35	259.3	
FLB-02	BR-118	282	283.5	
FLB-02	BR-122	21.5	23	
FLB-02	BR-122	23	24	
FLB-02	BR-122	30.55	32	
FLB-02	BR-122	38	39.5	
FLB-02	BR-152	86.5	87.5	
FLB-02	BR-152	88.5	89.5	031859
FLB-02	BR-152	201.3	202.3	
FLB-02	BR-152	208.6	209.6	
FLB-02	BR-152	214.05	215	031856
FLB-02	BR-152	226.5	227.5	
FLB-02	BR-154	128.2	129.2	
FLB-02	BR-155	109	110	
FLB-02	BR-158	95.5	97	
FLB-02	BR-158	167.3	168.75	031857
FLB-02	BR-161	110.15	111	
FLB-02	BR-163	259.95	261	
FLB-02	BR-165	249.5	250.5	031858
FLB-02	BR-178	73.3	74.3	
FLB-02	BR-185	220.35	221.7	
FLB-02	BR-204	125.8	127.3	
FLB-02	BR-210	117.75	118.25	

Table F-1. Drillcore Intervals for FLB Tests

FLB ID	Drillhole	From (m)	To (m)	Sample ID
FLB-02	BR-218	224.05	225.55	
FLB-02	BR-226	116.35	117.85	
FLB-02	BR-226	138	139	031862
FLB-02	BR-226	140.5	142	
FLB-02	BR-226	151	152.5	
FLB-02	BR-237	147.2	148.1	031863
FLB-02	BR-248	98.05	98.85	
FLB-02	BR-248	103	104	
FLB-02	BR-249	24.35	25.5	
FLB-02	BR-249	25.5	27	
FLB-02	BR-253	166.25	167.4	
FLB-02	BR-281	301.1	302.1	
FLB-02	BR-284	288	288.65	031864
FLB-02	BR-285	39.95	40.4	
FLB-02	BR-318	100.4	101.8	031865
FLB-02	BR-339	68.6	69.25	
FLB-02	BR-341	186.6	187.1	
FLB-02	BR-345	94.5	95.6	
FLB-02	BR-364	54	55.25	
FLB-02	BR-393	106.5	108	
FLB-02	BR-393	124.5	126	
FLB-02	BR-394	242.8	243.7	
FLB-02	BR-420	105.8	106.4	
FLB-02	BR-421	28.15	28.9	
FLB-02	BR-453	56.8	57.8	
FLB-02	BR-457	104.65	106.15	
FLB-02	BR-483	90.7	92	
FLB-02	BR-483	92	93	
FLB-02	BR-483	215.85	217.2	
FLB-02	BR-510	68.6	69.55	
FLB-02	BR-562	19.15	19.95	
FLB-02	BR-564	160.3	161	
FLB-02	BR-567	60.2	61.2	
FLB-02	BR-201	199.5	200.1	
FLB-02	BR-226	166	167.5	
FLB-03	BR-067	321	322	
FLB-03	BR-069	98	99	031879
FLB-03	BR-074	76	77	
FLB-03	BR-087	255	256.5	
FLB-03	BR-100	212.9	213.5	
FLB-03	BR-100	222	223	031878
FLB-03	BR-100	260.8	261.65	
FLB-03	BR-105	186.25	186.75	
FLB-03	BR-105	202.3	203.3	031876
FLB-03	BR-105	212.3	213.3	
FLB-03	BR-106	194.65	195.65	
FLB-03	BR-106	239.1	240.1	
FLB-03	BR-108	268	268.55	
FLB-03	BR-109	67.35	68	031874
FLB-03	BR-109	286	286.6	
FLB-03	BR-123	203	204	031872
FLB-03	BR-125	64.7	65.7	
FLB-03	BR-134	50	51	
FLB-03	BR-138	147.4	148	
FLB-03	BR-150	206.5	207	
FLB-03	BR-150	207	207.5	
FLB-03	BR-150	211	212	
FLB-03	BR-152	339	340	

Table F-1. Drillcore Intervals for FLB Tests

FLB ID	Drillhole	From (m)	To (m)	Sample ID
FLB-03	BR-152	342	343	
FLB-03	BR-152	344	345	
FLB-03	BR-156	366	367.5	031877
FLB-03	BR-164	211.75	213	031875
FLB-03	BR-164	234.2	235.5	
FLB-03	BR-165	69	70	
FLB-03	BR-165	115.75	116.6	
FLB-03	BR-165	117.35	117.95	
FLB-03	BR-166	99.55	100.15	
FLB-03	BR-166	115.7	116.7	
FLB-03	BR-166	134.8	135.95	031873
FLB-03	BR-167	121	122	
FLB-03	BR-168	121.2	121.7	
FLB-03	BR-171	125.45	126	
FLB-03	BR-174	123	124	
FLB-03	BR-174	124	125.2	
FLB-03	BR-186	81	81.5	
FLB-03	BR-188	133.7	134.4	
FLB-03	BR-221	356	357	
FLB-03	BR-221	357	358	
FLB-03	BR-225	80.65	81	
FLB-03	BR-232	34.9	35.4	
FLB-03	BR-232	57	58.1	
FLB-03	BR-232	59.25	60.1	
FLB-03	BR-232	123	124	
FLB-03	BR-232	161.7	162.55	
FLB-03	BR-233	58.85	59.65	
FLB-03	BR-233	72.5	73.5	
FLB-03	BR-233	116	117	
FLB-03	BR-233	153.6	154.5	
FLB-03	BR-235	38.5	39.5	
FLB-03	BR-279	201	201.8	
FLB-03	BR-281	135.5	137	
FLB-03	BR-281	137	138.5	
FLB-03	BR-281	140	141.5	
FLB-03	BR-296	23.2	24.2	
FLB-03	BR-311	187.3	188.5	
FLB-03	BR-311	188.5	189.5	
FLB-03	BR-311	243.1	243.6	
FLB-03	BR-321	118	119	
FLB-03	BR-342	37.1	37.6	
FLB-03	BR-342	42.4	43	031880
FLB-03	BR-357	100.7	102.3	
FLB-03	BR-433	200.6	202.1	031871
FLB-03	BR-443	102.25	103.2	
FLB-03	BR-472	22.5	23.1	
FLB-03	BR-564	261	262.5	
FLB-03	BR-565	156.8	157.6	
FLB-03	BR-600	125.4	126.9	
FLB-03	BR-137	131.15	131.65	
FLB-03	BR-463	112.5	114	031881
FLB-04	BR-001	100.25	100.75	
FLB-04	BR-221	450.8	451.35	
FLB-04	BR-221	450.3	450.8	116967
FLB-04	BR-242	80.05	80.55	
FLB-04	BR-242	80.55	81.05	
FLB-04	BR-022	450	450.5	
FLB-04	BR-038	265.65	266.2	

Table F-1. Drillcore Intervals for FLB Tests

FLB ID	Drillhole	From (m)	To (m)	Sample ID
FLB-04	BR-038	266.2	266.7	
FLB-04	BR-039	144.8	145.7	031935
FLB-04	BR-102	180.15	181.15	
FLB-04	BR-105	251.7	252.9	
FLB-04	BR-137	235	236	
FLB-04	BR-138	258	259	
FLB-04	BR-166	323	324	
FLB-04	BR-185	155.9	157.05	031933
FLB-04	BR-201	144.3	145	
FLB-04	BR-204	153.4	154.4	
FLB-04	BR-209	112.5	114	
FLB-04	BR-210	412	413.1	
FLB-04	BR-234	185.8	187	
FLB-04	BR-238	31.05	31.6	
FLB-04	BR-320	200.35	201.65	
FLB-04	BR-322	260	261	
FLB-04	BR-410	194	195	031932
FLB-04	BR-425	160	160.65	031955
FLB-04	BR-428	180.2	181.7	
FLB-04	BR-467	116.1	117.1	
FLB-04	BR-470	121.95	122.75	
FLB-04	BR-522	126.9	127.45	
FLB-04	BR-001	100.75	101.25	031937
FLB-04	BR-022	383.5	384	
FLB-04	BR-022	447	447.5	031936
FLB-04	BR-034	297.5	298.25	
FLB-04	BR-102	126.15	127.15	
FLB-04	BR-156	480.75	482.25	
FLB-04	BR-163	418.9	419.5	031934
FLB-04	BR-164	323.95	324.45	
FLB-04	BR-177	463	463.5	
FLB-04	BR-218	66.9	67.75	
FLB-04	BR-219	57.9	58.3	
FLB-04	BR-240	40.3	41.3	
FLB-04	BR-240	41.3	42	
FLB-04	BR-321	276.05	276.55	
FLB-04	BR-325	39.4	39.95	
FLB-04	BR-347	45	46.35	031957
FLB-04	BR-370	272	273	
FLB-04	BR-378	172.5	173.5	
FLB-04	BR-378	173.5	174.75	031956
FLB-04	BRH-002	229.1	229.6	
FLB-04	BR-178	497	497.5	
FLB-04	BR-381	37.25	37.85	
FLB-04	BRH-002	210.3	211.25	
FLB-05	BR-005	85.9	87	
FLB-05	BR-005	84	85	
FLB-05	BR-142	m	140	
FLB-05	BR-060	202.5	203.25	
FLB-05	BR-060	206.25	207	
FLB-05	BR-077	54.6	55.6	
FLB-05	BR-109	33	33.75	
FLB-05	BR-130	42	43.5	
FLB-05	BR-152	329	330	
FLB-05	BR-155	336.75	338.15	
FLB-05	BR-165	27	27.5	
FLB-05	BR-166	162.25	163.5	
FLB-05	BR-177	438	438.85	

Table F-1. Drillcore Intervals for FLB Tests

FLB ID	Drillhole	From (m)	To (m)	Sample ID
FLB-05	BR-178	458.35	459.25	
FLB-05	BR-190	221.4	222	
FLB-05	BR-193	142.55	143.5	
FLB-05	BR-193	143.5	144.35	
FLB-05	BR-216	21.4	22.2	
FLB-05	BR-231	77.95	78.45	116970
FLB-05	BR-231	82.5	83	116971
FLB-05	BR-245	276.5	277.4	
FLB-05	BR-293	43.5	44	
FLB-05	BR-294	25.8	26.4	
FLB-05	BR-380	40.25	41.6	116972
FLB-05	BR-142	140	140.5	031959
FLB-05	BR-167	188.2	188.8	
FLB-05	BR-320	35.6	36.2	
FLB-05	BR-324	134	135	
FLB-05	BR-501	81.5	82.85	
FLB-05	BR-060	205.5	206.25	
FLB-05	BR-062	132	132.5	
FLB-05	BR-067	368	369	
FLB-05	BR-100	269	269.5	
FLB-05	BR-132	152.3	152.8	
FLB-05	BR-135	196	196.75	
FLB-05	BR-135	196.75	197.5	
FLB-05	BR-135	199	199.75	
FLB-05	BR-136	262	263	
FLB-05	BR-137	76.7	77.7	
FLB-05	BR-137	77.7	78.5	
FLB-05	BR-137	83	84	031942
FLB-05	BR-137	84	84.5	
FLB-05	BR-137	88.5	89.5	
FLB-05	BR-137	89.5	90.3	
FLB-05	BR-150	181.5	182	
FLB-05	BR-150	185.65	186.15	
FLB-05	BR-156	335.45	336.5	031941
FLB-05	BR-156	336.5	337.7	
FLB-05	BR-165	144.8	145.45	
FLB-05	BR-166	136.95	137.45	
FLB-05	BR-166	137.45	138.25	
FLB-05	BR-166	143.1	143.6	
FLB-05	BR-167	187	187.6	
FLB-05	BR-167	187.6	188.2	031940
FLB-05	BR-167	188.8	189.3	
FLB-05	BR-169	29.35	30	
FLB-05	BR-190	225	226	031939
FLB-05	BR-215	164.5	165.5	
FLB-05	BR-217	105.65	106.25	
FLB-05	BR-320	32.9	33.4	
FLB-05	BR-320	36.75	37.4	
FLB-05	BR-321	209	209.75	031962
FLB-05	BR-321	209.75	210.5	
FLB-05	BR-321	210.5	211.25	
FLB-05	BR-324	133.5	134	
FLB-05	BR-324	136	137	031961
FLB-05	BRH-002	95.7	96.5	
FLB-05	BRH-002	96.5	97	031960
FLB-05	BRH-002	97	97.55	
FLB-05	BRH-002	101.95	102.75	
FLB-05	BR-163	337.6	338.1	

Table F-1. Drillcore Intervals for FLB Tests

FLB ID	Drillhole	From (m)	To (m)	Sample ID
FLB-05	BR-169	31.85	32.55	
FLB-05	BR-216	140	140.6	
FLB-06	BR-171	109	110	
FLB-06	BR-245	374	374.6	
FLB-06	BR-284	504.75	505.5	031885
FLB-06	BR-087	306	307	
FLB-06	BR-086	186.9	187.9	
FLB-06	BR-086	195.7	196.7	
FLB-06	BR-152	357	358	031905
FLB-06	BR-192	151.5	152.5	031883
FLB-06	BR-193	265.9	266.5	
FLB-06	BR-206	59.8	60.45	
FLB-06	BR-206	61.1	61.6	
FLB-06	BR-224	321	321.6	031882
FLB-06	BR-380	61.5	62.35	
FLB-06	BR-066	306.8	307.8	
FLB-06	BR-133	135	135.5	
FLB-06	BR-341	63	64	
FLB-06	BR-212	156	157	
FLB-06	BR-224	321.6	322.6	
FLB-06	BR-037	120.3	121.4	
FLB-06	BR-062	201	202	
FLB-06	BR-109	235	235.5	
FLB-06	BR-124	242.2	243.2	
FLB-06	BR-133	131.5	132.25	
FLB-06	BR-144	139.65	140.6	
FLB-06	BR-171	106.5	107.3	
FLB-06	BR-140	238.5	239	
FLB-06	BR-141	307	307.5	
FLB-06	BR-193	225.9	226.9	
FLB-06	BR-086	189.9	190.9	
FLB-06	BR-023	167	168	
FLB-06	BR-037	208.25	209	
FLB-06	BR-087	342.55	343.3	031908
FLB-06	BR-133	134	135	031907
FLB-06	BR-133	136	136.5	
FLB-06	BR-135	326.5	327	
FLB-06	BR-135	327.5	328	031906
FLB-06	BR-135	328	328.5	
FLB-06	BR-136	355	356	
FLB-06	BR-137	183.15	184.15	
FLB-06	BR-139	292.5	293.25	
FLB-06	BR-141	274.5	275.5	
FLB-06	BR-145	300.35	300.85	
FLB-06	BR-168	303.3	304.05	
FLB-06	BR-169	115.75	116.4	
FLB-06	BR-171	107.95	109	
FLB-06	BR-172	92.25	93	
FLB-06	BR-172	95.25	96	
FLB-06	BR-172	96	96.75	
FLB-06	BR-172	111.7	112.5	
FLB-06	BR-187	289	290	
FLB-06	BR-188	73.6	74.5	
FLB-06	BR-188	148.75	149.5	
FLB-06	BR-204	90	90.6	
FLB-06	BR-208	136.85	137.5	
FLB-06	BR-211	175	175.5	
FLB-06	BR-217	158	158.8	

Table F-1. Drillcore Intervals for FLB Tests

FLB ID	Drillhole	From (m)	To (m)	Sample ID
FLB-06	BR-243	38.45	39	
FLB-06	BR-243	44	45	
FLB-06	BR-245	408	408.5	
FLB-06	BR-250B	197	198	
FLB-06	BR-250B	214.4	215.15	031884
FLB-06	BR-282	452.5	453.8	
FLB-06	BR-322	255.8	256.8	
FLB-06	BR-340	191.15	192	
FLB-06	BR-341	67.5	69	031886
FLB-06	BR-341	69	70.5	
FLB-06	BR-429	221.8	222.85	031887
FLB-06	BR-429	223.15	224	
FLB-07	BR-140	205	206	
FLB-07	BR-034	148	149	
FLB-07	BR-067	265	266	
FLB-07	BR-068	355.4	355.9	
FLB-07	BR-118	77.2	78.2	
FLB-07	BR-171	51	52.1	
FLB-07	BR-178	464	465	
FLB-07	BR-213	232	233	
FLB-07	BR-231	134.7	135.3	116975
FLB-07	BR-283	428.5	430	116976
FLB-07	BR-034	167	168	
FLB-07	BR-034	184	185	
FLB-07	BR-067	230	231	031904
FLB-07	BR-086	157.8	159	031901
FLB-07	BR-118	35.5	36.35	
FLB-07	BR-118	37.35	38.1	
FLB-07	BR-141	227	228	
FLB-07	BR-141	272	273	
FLB-07	BR-141	293	294	
FLB-07	BR-170	191	192	
FLB-07	BR-170	202	203	
FLB-07	BR-170	205	206	
FLB-07	BR-170	206	207	
FLB-07	BR-213	206.35	207.5	
FLB-07	BR-213	236.3	237.55	
FLB-07	BR-230	263	264.5	031889
FLB-07	BR-284	495.5	496.1	
FLB-07	BR-035	292	293	
FLB-07	BR-034	149	150	031903
FLB-07	BR-086	159	160.5	
FLB-07	BR-118	35	35.5	
FLB-07	BR-118	36.35	37.35	
FLB-07	BR-118	52.1	53.1	
FLB-07	BR-140	203	204	031900
FLB-07	BR-170	159	160	
FLB-07	BR-170	204	205	
FLB-07	BR-170	199	200	
FLB-07	BR-067	226.8	228	
FLB-07	BR-212	117	118	
FLB-07	BR-118	86	86.55	
FLB-07	BR-067	231	232	
FLB-07	BR-118	39	40	031902
FLB-07	BR-118	84	85	
FLB-07	BR-118	86.55	87.15	
FLB-07	BR-140	78	78.9	
FLB-07	BR-140	95.3	96	

Table F-1. Drillcore Intervals for FLB Tests

FLB ID	Drillhole	From (m)	To (m)	Sample ID
FLB-07	BR-140	151	152	
FLB-07	BR-140	200	201	
FLB-07	BR-141	187	188	
FLB-07	BR-141	204	205	
FLB-07	BR-141	212	213	
FLB-07	BR-141	219.5	220	
FLB-07	BR-142	70	71	031891
FLB-07	BR-142	152	152.75	
FLB-07	BR-149	300.5	301.25	
FLB-07	BR-172	50.6	51.5	
FLB-07	BR-175	135.8	137	
FLB-07	BR-176	246	247	
FLB-07	BR-176	247	248	031892
FLB-07	BR-176	258	259	
FLB-07	BR-212	107.1	108	
FLB-07	BR-213	149	150	
FLB-07	BR-213	194.5	195.5	
FLB-07	BR-213	234	235	
FLB-07	BR-224	211.5	213	
FLB-07	BR-224	275.25	276.65	
FLB-07	BR-248	280	281	031888
FLB-07	BR-566	203.65	204.35	031890
FLB-07	BR-035	283	284	
FLB-08	BR-030	31.4	32.2	
FLB-08	BR-030	32.2	32.7	
FLB-08	BR-030	65.15	65.9	
FLB-08	DL-061	238.5	240	
FLB-08	DL-062	273	273.5	
FLB-08	DL-062	329.4	330.4	
FLB-08	DL-052	267	268.5	
FLB-08	DL-053	202	203	
FLB-08	DL-054	232.5	233.5	
FLB-08	BR-075	447.25	448.25	
FLB-08	BR-192	384	385.5	116977
FLB-08	BR-130	478.85	480	116978
FLB-08	BR-116	774	775.5	
FLB-08	BR-144	645.5	647	116979
FLB-08	BR-030	72	73.5	
FLB-08	BR-030	102.1	103.1	
FLB-08	BR-030	123	123.5	
FLB-08	BR-030	129.7	130.7	031947
FLB-08	BR-030	134.2	134.7	
FLB-08	BR-031	6	7.5	031948
FLB-08	BR-031	7.5	9	
FLB-08	BR-047	22.5	23	
FLB-08	BR-339	148.5	150	031944
FLB-08	BR-399	51.5	53	031949
FLB-08	BR-444	144.9	146.4	
FLB-08	BR-448	41	42.5	031943
FLB-08	BR-448	62.4	63.15	
FLB-08	DL-069	52.6	54	
FLB-08	BR-399	65.4	66.9	
FLB-09	BR-030	65.9	66.9	
FLB-09	BR-030	69.4	70.5	
FLB-09	BR-075	456.25	457.25	
FLB-09	BR-121	732.5	734	
FLB-09	BR-199	386.5	387.5	116980
FLB-09	DL-063A	354.5	355.5	116981

Table F-1. Drillcore Intervals for FLB Tests

FLB ID	Drillhole	From (m)	To (m)	Sample ID
FLB-09	BR-130	442.75	443.4	
FLB-09	REG-003	198	199.5	
FLB-09	REG-004	70.5	72	116982
FLB-09	REG-004	85.5	87	
FLB-09	BR-030	77.25	78.2	
FLB-09	BR-030	78.2	78.7	
FLB-09	BR-030	78.7	79.45	
FLB-09	BR-030	86.1	87.25	
FLB-09	BR-030	96.2	96.7	
FLB-09	BR-030	111	112.5	
FLB-09	BR-047	27.5	29	031995
FLB-09	BR-047	30	30.7	
FLB-09	BR-339	144	145.5	
FLB-09	BR-386	72	73	031996
FLB-09	BR-388	37.5	38.65	031992
FLB-09	BR-398	179.5	181	031997
FLB-09	BR-398	182	182.357	
FLB-09	BR-440	154.5	155.8	
FLB-09	BR-444	136	137.1	031998
FLB-09	BR-447	67.9	69.4	
FLB-09	BR-449	94.3	95.8	031994
FLB-09	DL-069	38.4	39.4	
FLB-09	DL-069	42.7	44.2	
FLB-09	DL-069	45.7	47.2	
FLB-09	DL-069	51.6	52.6	
FLB-09	BR-268	11.9	12.9	031993
FLB-10	BR-030	9	10.25	031987
FLB-10	BR-030	10.25	10.75	
FLB-10	BR-030	10.75	12	
FLB-10	BR-030	12	13.5	
FLB-10	DL-061	226	227	116983
FLB-10	DL-053	314.5	315	
FLB-10	REG-003	90.9	92	
FLB-10	REG-003	149.1	150	116984
FLB-10	BR-030	24.5	25.4	
FLB-10	BR-030	28.4	28.9	
FLB-10	BR-030	36.75	37.75	
FLB-10	BR-030	42	43.5	
FLB-10	BR-030	43.5	45	
FLB-10	BR-030	52	53.5	
FLB-10	BR-047	38.2	39	
FLB-10	BR-268	27	27.6	031953
FLB-10	BR-268	36.6	38.1	
FLB-10	BR-339	135.3	136.65	031984
FLB-10	BR-388	31.6	32.5	
FLB-10	BR-398	140.3	141.3	
FLB-10	BR-398	169	170.5	
FLB-10	BR-399	149.7	151.2	031983
FLB-10	BR-399	155.7	156.545	
FLB-10	BR-449	72.8	73.8	
FLB-10	BR-449	98.8	100.3	
FLB-10	BR-456	92.8	94.3	
FLB-10	BR-456	97.3	97.371	
FLB-10	BR-398	176.5	178	031985
FLB-11	BR-004	181.2	181.7	
FLB-11	BR-004	190	190.5	
FLB-11	BR-004	192.5	193	
FLB-11	BR-004	207.8	208.3	

Table F-1. Drillcore Intervals for FLB Tests

FLB ID	Drillhole	From (m)	To (m)	Sample ID
FLB-11	BR-026	66	67	
FLB-11	BR-031	205.15	206.1	
FLB-11	BR-031	326.4	327.1	
FLB-11	BR-031	331.6	332.6	
FLB-11	BR-082	77	78	
FLB-11	BR-102	211.3	212.35	
FLB-11	BR-104	188	189.3	
FLB-11	BR-105	284.25	285.25	
FLB-11	BR-105	287.25	288.25	
FLB-11	BR-106	385.35	385.65	
FLB-11	BR-140	274	275	
FLB-11	BR-180	272.3	273.2	
FLB-11	BR-185	200	200.9	
FLB-11	BR-188	336.7	337.2	
FLB-11	BR-188	345	346	
FLB-11	BR-232	296.8	298.1	031982
FLB-11	BR-244	138	138.5	
FLB-11	BR-250B	302	303	
FLB-11	BR-250B	312.95	314	031981
FLB-11	BR-250B	314	315	
FLB-11	BR-253	114.5	115	
FLB-11	BR-279	288	289.5	031975
FLB-11	BR-333	85	86.1	
FLB-11	BR-334	163.8	165	031979
FLB-11	BR-334	219.6	220.6	
FLB-11	BR-342	174.65	175.2	
FLB-11	BR-346	51.25	51.75	031978
FLB-11	BR-391	111	112	
FLB-11	BR-392	235.5	236.5	
FLB-11	BR-428	225	225.95	031980
FLB-11	BR-444	72.3	73.1	
FLB-11	BR-470	147	147.371	
FLB-11	BR-507	79.3	80.3	
FLB-11	BR-509	126.5	127.9	031977
FLB-11	BR-521	70.4	71.4	
FLB-11	BR-521	72.4	73.4	031976
FLB-11	BR-521	73.4	74.4	
FLB-11	BR-522	162.5	163.5	
FLB-11	BR-567	82.3	82.9	
FLB-11	BR-567	90.5	91.1	
FLB-11	BR-137	307.75	308.4	
FLB-11	BR-244	89.9	90.5	
FLB-11	BR-455	125.35	125.9	
FLB-11	BR-465	133.3	134.3	
FLB-12	BR-039	136	136.6	
FLB-12	BR-077	139	140	
FLB-12	BR-108	340	340.5	
FLB-12	BR-108	342.5	343	
FLB-12	BR-108	345.5	346	
FLB-12	BR-235	254.2	254.9	
FLB-12	BR-238	149.15	149.65	
FLB-12	BR-241	137	138	
FLB-12	BR-242	174	175.4	
FLB-12	BR-252	170.6	171.6	116985
FLB-12	BR-462	138.5	140	
FLB-12	BR-464	169.8	170.8	
FLB-12	BR-503	222	223	
FLB-12	BR-509	20.5	21.5	116986

Table F-1. Drillcore Intervals for FLB Tests

FLB ID	Drillhole	From (m)	To (m)	Sample ID
FLB-12	BR-147	269.45	270.5	
FLB-12	BR-118	203.15	204.2	
FLB-12	BR-118	213	214	
FLB-12	BR-118	229	230	
FLB-12	BR-119	105	105.7	
FLB-12	BR-131	324	324.6	
FLB-12	BR-234	153.3	154.3	
FLB-12	BR-155	385.35	386	
FLB-12	BR-155	386	386.7	
FLB-12	BR-203	188.6	189.6	
FLB-12	BR-203	191.6	192.3	
FLB-12	BR-211	110	110.65	
FLB-12	BR-212	220.7	221.7	
FLB-12	BR-212	221.7	222.7	
FLB-12	BR-213	281.75	282.5	031971
FLB-12	BR-218	167.55	168.1	
FLB-12	BR-224	375	376.25	
FLB-12	BR-224	376.75	377.25	
FLB-12	BR-228	408.3	409.3	
FLB-12	BR-228	419.3	420.3	031969
FLB-12	BR-235	255.4	256.1	
FLB-12	BR-250B	278	278.7	
FLB-12	BR-250B	289	290	
FLB-12	BR-344	118	118.75	
FLB-12	BR-464	176.8	177.85	
FLB-12	BR-320	134.3	135.1	
FLB-12	BR-344	111.6	112.8	
FLB-12	BR-346	32.65	33.65	
FLB-12	BR-407	488.55	489.5	
FLB-12	BR-461	76.3	76.6	
FLB-12	BR-461	83.75	85.2	
FLB-12	BR-467	53.25	54.25	
FLB-12	BR-467	114.2	115.1	
FLB-12	BR-507	74.2	75.05	
FLB-12	BR-509	22.5	23.7	031966
FLB-12	BR-509	74	75	
FLB-12	BR-509	81	82	
FLB-12	BR-509	82	83.1	
FLB-12	BR-509	83.1	84.1	
FLB-12	BR-204	209.25	210.75	
FLB-12	BR-325	56.85	57.9	
FLB-12	BR-342	158.6	160.1	031970
FLB-12	BR-464	180.4	181.2	031968
FLB-12	BR-509	84.1	85.1	031967
FLB-12	BR-202	178.9	180.05	
FLB-12	BR-202	181.1	181.7	
FLB-12	BR-204	204.75	206.25	031972
FLB-12	BR-405	48.8	50	
FLB-13	BR-109	317	318	
FLB-13	BR-034	253.7	255	
FLB-13	BR-102	171.75	172.75	
FLB-13	BR-105	238.75	239.4	
FLB-13	BR-105	239.4	240.4	
FLB-13	BR-118	256	257	
FLB-13	BR-119	67.5	69	
FLB-13	BR-134	276	277	
FLB-13	BR-147	141	142.5	
FLB-13	BR-147	171.6	173.1	

Table F-1. Drillcore Intervals for FLB Tests

FLB ID	Drillhole	From (m)	To (m)	Sample ID
FLB-13	BR-147	218	219.2	031910
FLB-13	BR-147	219.2	220.1	
FLB-13	BR-148	68.5	69.5	
FLB-13	BR-148	69.5	70.3	
FLB-13	BR-152	236.75	238	
FLB-13	BR-163	445	446	031911
FLB-13	BR-163	448	448.5	
FLB-13	BR-165	227.3	228.3	
FLB-13	BR-165	243.5	244.5	
FLB-13	BR-165	279	280	
FLB-13	BR-165	288	289	
FLB-13	BR-172	135	136.5	
FLB-13	BR-174	375.4	376.4	
FLB-13	BR-174	376.4	377.4	
FLB-13	BR-176	66	67.5	
FLB-13	BR-176	398.55	400	
FLB-13	BR-180	210.7	212	
FLB-13	BR-188	275.6	277	031899
FLB-13	BR-204	152	153.4	
FLB-13	BR-205	176.8	177.6	
FLB-13	BR-205	178.1	179.6	
FLB-13	BR-205	181.1	182.6	
FLB-13	BR-206	252	253	031897
FLB-13	BR-208	75.5	77	
FLB-13	BR-209	70.1	71.5	
FLB-13	BR-215	283.5	285	
FLB-13	BR-215	304.5	305	
FLB-13	BR-215	319.4	320.9	
FLB-13	BR-215	320.9	321.89	
FLB-13	BR-217	192.5	193.25	
FLB-13	BR-217	204.5	205	
FLB-13	BR-217	237.5	238.7	
FLB-13	BR-217	238.7	240	
FLB-13	BR-219	58.3	59.55	
FLB-13	BR-221	468	469.5	
FLB-13	BR-221	469.5	471	
FLB-13	BR-225	351.4	352.05	031894
FLB-13	BR-225	368.55	370.05	
FLB-13	BR-233	262.5	263.5	031898
FLB-13	BR-233	271.9	273.1	
FLB-13	BR-235	135.4	136	
FLB-13	BR-236	225	226	
FLB-13	BR-236	236.7	238	
FLB-13	BR-236	238	239.5	
FLB-13	BR-237	120	121.4	
FLB-13	BR-237	126.5	127.7	
FLB-13	BR-240	84	84.75	
FLB-13	BR-240	90	91.15	
FLB-13	BR-240	108	109.25	
FLB-13	BR-244	44.1	44.6	
FLB-13	BR-253	72.75	74	
FLB-13	BR-312	71	72.5	
FLB-13	BR-313	46.9	48	
FLB-13	BR-314	37.15	37.8	
FLB-13	BR-320	156	157.5	031895
FLB-13	BR-356	97.5	99	
FLB-13	BR-356	99.8	100.6	
FLB-13	BR-358	42	42.8	

Table F-1. Drillcore Intervals for FLB Tests

FLB ID	Drillhole	From (m)	To (m)	Sample ID
FLB-13	BR-370	251.5	252.5	
FLB-13	BR-413	19.4	20.65	031909
FLB-13	BR-464	47.8	49.3	
FLB-13	BR-469	34.2	35.7	
FLB-13	BR-502	76.8	77.7	031893
FLB-13	BR-503	163.25	164.75	
FLB-13	BR-503	167.75	169.25	031896
FLB-13	BR-503	169.25	170.75	
FLB-13	BR-564	424.5	426	
FLB-13	BRH-002	206	206.6	
FLB-13	BRH-002	209.05	209.65	
FLB-13	BRH-002	237.25	238	
FLB-13	BR-225	350.5	351.4	
FLB-14	BR-034	209	210	
FLB-14	BR-034	197	198	
FLB-14	BR-034	271	271.5	
FLB-14	BR-034	271.5	272	
FLB-14	BR-075	188.85	189.85	
FLB-14	BR-075	207.5	208.4	
FLB-14	BR-079	33.5	34.8	
FLB-14	BR-099	165.5	167	
FLB-14	BR-099	169.9	171	
FLB-14	BR-099	172	173.35	
FLB-14	BR-118	164	165	
FLB-14	BR-119	65	66	
FLB-14	BR-119	80	81	
FLB-14	BR-130	184.05	185.5	
FLB-14	BR-130	185.5	187	
FLB-14	BR-130	218.5	219	
FLB-14	BR-131	333	334	031931
FLB-14	BR-132	294.6	295.1	
FLB-14	BR-132	303	303.75	
FLB-14	BR-136	412.5	413.1	
FLB-14	BR-138	242.5	243.1	
FLB-14	BR-170	312.5	314	
FLB-14	BR-171	116.7	118	
FLB-14	BR-171	167.5	169	
FLB-14	BR-175	418.9	420.4	031920
FLB-14	BR-190	279.9	280.7	
FLB-14	BR-191	354.5	356	
FLB-14	BR-192	183.9	184.9	031919
FLB-14	BR-192	187	188	
FLB-14	BR-192	220.5	222	
FLB-14	BR-193	243.7	244.7	
FLB-14	BR-193	260.3	261.3	
FLB-14	BR-195	254.8	256	
FLB-14	BR-195	290.7	291.7	
FLB-14	BR-195	292.2	293	
FLB-14	BR-195	293	293.476	
FLB-14	BR-196	230.45	231.8	
FLB-14	BR-196	247.45	248	
FLB-14	BR-209	46.45	47.45	
FLB-14	BR-210	396	396.5	
FLB-14	BR-211	231	232.05	
FLB-14	BR-211	233.05	234	
FLB-14	BR-212	192	193.5	
FLB-14	BR-235	132.4	133.8	
FLB-14	BR-242	213.45	215.75	

Table F-1. Drillcore Intervals for FLB Tests

FLB ID	Drillhole	From (m)	To (m)	Sample ID
FLB-14	BR-253	51.6	52.5	031918
FLB-14	BR-283	446.15	447.5	
FLB-14	BR-310	56.25	57	
FLB-14	BR-312	74.9	75.6	
FLB-14	BR-352	65	66	
FLB-14	BR-382	67.3	68.6	031916
FLB-14	BR-382	92	93	
FLB-14	BR-432	158	159	
FLB-14	BR-432	173.5	175	031915
FLB-14	BR-434	24.2	25.7	
FLB-14	BR-439	285.2	286.1	
FLB-14	BR-443	72.9	74.15	
FLB-14	BR-555	61.15	62.5	031914
FLB-14	BR-600	122.1	123.6	
FLB-14	BR-437	64.5	66	031917
FLB-14	BR-296	97.5	99	
FLB-15	BR-016	149.9	150.4	
FLB-15	BR-036	100.4	100.9	
FLB-15	BR-036	105.5	106.3	
FLB-15	BR-036	161	161.5	
FLB-15	BR-036	170.7	171.5	
FLB-15	BR-036	171.5	172	
FLB-15	BR-036	175	175.7	
FLB-15	BR-036	187.7	188.2	
FLB-15	BR-036	190.9	191.7	031928
FLB-15	BR-036	220.65	221.65	
FLB-15	BR-036	221.65	222.65	
FLB-15	BR-036	223.65	224.65	
FLB-15	BR-037	249.15	249.95	
FLB-15	BR-037	308.8	309.75	031930
FLB-15	BR-041	153.1	153.6	
FLB-15	BR-047	113	114.5	
FLB-15	BR-076	124.5	125.5	
FLB-15	BR-082	165.75	167	
FLB-15	BR-085	187.5	189	
FLB-15	BR-142	386.4	387	
FLB-15	BR-153	41.5	43	031927
FLB-15	BR-160	224.5	224.593	
FLB-15	BR-181	187.9	189	
FLB-15	BR-181	201.5	202.5	031929
FLB-15	BR-213	343.55	345	031922
FLB-15	BR-219	205.5	207	031923
FLB-15	BR-266	84.55	84.9	
FLB-15	BR-266	97.6	99	
FLB-15	BR-313	86.2	87.2	
FLB-15	BR-313	87.2	88.1	
FLB-15	BR-313	88.6	90.1	
FLB-15	BR-313	97.5	98.5	
FLB-15	BR-313	123	123.95	
FLB-15	BR-313	140	140.65	
FLB-15	BR-313	141.6	142.5	
FLB-15	BR-318	35.55	37.05	
FLB-15	BR-319	143	144.5	
FLB-15	BR-351	40.45	41.7	
FLB-15	BR-356	9.6	10.2	
FLB-15	BR-356	56.45	57.5	031926
FLB-15	BR-379	194.65	195.65	
FLB-15	BR-380	145.5	147	

Table F-1. Drillcore Intervals for FLB Tests

FLB ID	Drillhole	From (m)	To (m)	Sample ID
FLB-15	BR-380	147	148.5	
FLB-15	BR-380	150	151.15	
FLB-15	BR-382	139.75	141	
FLB-15	BR-382	159	160.2	
FLB-15	BR-392	248.9	250.4	031924
FLB-15	BR-410	159	160.35	
FLB-15	BR-410	175.5	176.5	
FLB-15	BR-434	40.95	41.95	031921
FLB-15	BR-434	41.95	42.25	
FLB-15	BR-434	42.25	43.75	
FLB-15	BR-434	43.75	45.25	
FLB-15	BR-509	136.4	137.4	031925
FLB-15	BR-600	211.5	211.727	
FLB-15	DC-12-07	12.9	13.4	
FLB-15	DC-12-07	13.4	13.9	
FLB-15	DC-12-07	18.5	19.4	
FLB-15	DL-03-10	28.2	28.7	
FLB-15	DL-03-10	36	36.86	
FLB-15	DL-03-10	41	41.9	
FLB-15	DNW-011	177	177.5	

Appendix F2
FLB Static Testing Results

Table F-2. FLB ABA Results - Drillcore Grab Samples

FLB ID	Sample ID	Drillhole	From	To	Interval	Lithology	Paste pH	Fizz Rating	Total S [1]	SO4-S [1]	Sulphide-S [1]	AP [2]	MPA [3]	Total C [4]	TIC [4]	CarbNP [5]	NP [6]	NPR [7]	CarbNPR [7]
							pH Unit	N/A	wt%	wt%	wt%	kg $CaCO_3$/t	kg $CaCO_3$/t	%C	%C	kg $CaCO_3$/t	kg $CaCO_3$/t	NP/AP	CarbNP/MPA
FLB-01	031866	BR-346	42.75	43.8	1.05	Felsic Volcanic 1	8.8	Slight	0.41	0.29	0.12	3.8	13	0.090	0.060	5.0	16	4.3	0.39
	031851	BR-181	88.6	89.25	0.65	Felsic Volcanic 1	9.8	Slight	0.28	0.17	0.11	3.4	8.8	0.44	0.36	30	45	13	3.4
	031870	BR-242	112.6	114	1.4	Felsic Volcanic 1	9.5	Slight	0.47	0.33	0.14	4.4	15	0.12	0.10	8.3	18	4.0	0.57
	031867	BR-209	127.85	128.55	0.7	Felsic Volcanic 1	9.5	Slight	0.38	0.12	0.26	8.1	12	0.40	0.34	28	40	4.9	2.4
	031853	BR-160	137.9	138.6	0.7	Felsic Volcanic 1	9.6	Slight	0.28	0.11	0.17	5.3	8.8	0.51	0.43	36	50	9.3	4.1
	031855	BR-133	233.4	234.5	1.1	Felsic Volcanic 1	9.7	None	0.35	0.22	0.13	4.1	11	0.080	0.050	4.2	13	3.2	0.38
	031852	BR-165	314	314.95	0.95	Felsic Volcanic 1	9.7	Slight	0.12	0.040	0.080	2.5	3.8	0.44	0.38	32	44	17	8.4
	031854	BR-155	352.5	354	1.5	Felsic Volcanic 1	9.5	Slight	0.41	0.24	0.17	5.3	13	0.22	0.18	15	29	5.5	1.2
	031869	BR-210	410.9	412	1.1	Felsic Volcanic 1	9.7	Slight	0.35	0.23	0.12	3.8	11	0.14	0.11	9.2	19	5.1	0.84
	031868	BR-481	527.8	528.6	0.8	Felsic Volcanic 1	9.8	Slight	0.33	0.22	0.11	3.4	10	0.16	0.11	9.2	19	5.5	0.89
Weighted Average Composition [8]							9.4	--	0.35	0.21	0.14	4.4	11	0.23	0.19	16	27	6.2	1.4
FLB-02	031860	BR-237	147.2	148.1	0.9	Felsic Volcanic 1	9.5	Slight	0.17	0.070	0.10	3.1	5.3	0.51	0.47	39	48	15	7.4
	031859	BR-226	138	139	1	Felsic Volcanic 1	9.8	Slight	0.17	0.010	0.16	5.0	5.3	0.50	0.46	38	50	10.0	7.2
	031865	BR-284	288	288.65	0.65	Felsic Volcanic 1	9.4	Slight	0.080	0.050	0.030	0.94	2.5	0.43	0.40	33	42	45	13
	031862	BR-152	214.05	215	0.95	Felsic Volcanic 1	9.3	Slight	0.19	0.070	0.12	3.8	5.9	0.67	0.64	53	63	17	9.0
	031863	BR-165	249.5	250.5	1	Felsic Volcanic 1	9.4	Slight	0.13	0.050	0.080	2.5	4.1	0.16	0.14	12	21	8.4	2.9
	031857	BR-152	88.5	89.5	1	Felsic Volcanic 1	9.4	Slight	0.15	0.030	0.12	3.8	4.7	0.21	0.16	13	25	6.6	2.8
	031856	BR-076	53	54	1	Felsic Volcanic 1	9.7	None	0.14	0.040	0.10	3.1	4.4	0.10	0.050	4.2	15	4.6	0.95
	031858	BR-318	100.4	101.8	1.4	Felsic Volcanic 1	9.8	Slight	0.12	0.040	0.080	2.5	3.8	0.24	0.20	17	31	13	4.4
	031861	BR-158	167.3	168.75	1.45	Felsic Volcanic 1	8.7	Slight	0.10	0.020	0.080	2.5	3.1	0.44	0.39	32	45	18	10
	031864	BR-043	259.5	261	1.5	Felsic Volcanic 1	9.8	Slight	0.11	0.060	0.050	1.6	3.4	0.48	0.45	37	47	30	11
Weighted Average Composition [8]							9.3	--	0.13	0.042	0.092	2.9	4.2	0.37	0.33	28	38	13	6.6
FLB-03	031880	BR-100	222	223	1	Felsic Volcanic 1	9.6	Slight	1.0	0.19	0.81	25	31	0.29	0.27	22	32	1.3	0.72
	031874	BR-463	112.5	114	1.5	Felsic Volcanic 1	9.5	Slight	0.68	0.030	0.65	20	21	0.32	0.29	24	34	1.7	1.1
	031879	BR-164	211.75	213	1.25	Felsic Volcanic 1	8.9	None	0.45	0.18	0.27	8.4	14	0.090	0.080	6.7	11	1.3	0.47
	031881	BR-156	366	367.5	1.5	Felsic Volcanic 1	9.5	Slight	0.50	0.16	0.34	11	16	0.37	0.34	28	40	3.7	1.8
	031873	BR-069	98	99	1	Felsic Volcanic 1	9.2	Slight	0.63	0.010	0.62	19	20	0.54	0.52	43	53	2.7	2.2
	031871	BR-342	42.4	43	0.6	Felsic Volcanic 1	9.6	Slight	0.69	0.22	0.47	15	22	0.48	0.45	37	48	3.2	1.7
	031876	BR-433	200.6	202.1	1.5	Felsic Volcanic 1	9.5	Slight	0.57	0.14	0.43	13	18	0.77	0.75	62	78	5.8	3.5
	031872	BR-109	67.35	68	0.65	Felsic Volcanic 1	9.8	Moderate	0.67	0.36	0.31	9.7	21	0.65	0.59	49	60	6.2	2.3
	031875	BR-166	134.8	135.95	1.15	Felsic Volcanic 1	9.1	Slight	0.66	0.18	0.48	15	21	0.38	0.36	30	37	2.5	1.5
	031878	BR-123	203	204	1	Felsic Volcanic 1	9.1	Slight	0.54	0.20	0.34	11	17	0.47	0.45	37	46	4.3	2.2
	031877	BR-105	202.3	203.3	1	Felsic Volcanic 1	9.7	Slight	0.53	0.15	0.38	12	17	0.27	0.26	22	33	2.8	1.3
Weighted Average Composition [8]							9.3	--	0.61	0.17	0.44	14	19	0.42	0.40	33	43	3.1	1.7
FLB-04	031957	BR-164	325	325	0.5	Felsic Volcanic 1	10	None	0.43	0.20	0.23	7.2	13	0.020	0.020	1.7	6.8	0.95	0.12
	031954	BR-378	174	175	1.3	Felsic Volcanic 1	9.7	Slight	0.41	0.26	0.15	4.7	13	0.080	0.060	5.0	14	3.0	0.39
	031937	BR-425	160	161	0.65	Felsic Volcanic 1	9.7	Slight	0.36	0.10	0.26	8.1	11	0.47	0.44	37	47	5.8	3.3
	031935	BR-039	145	146	0.9	Felsic Volcanic 1	9.5	Slight	0.44	0.19	0.25	7.8	14	0.45	0.42	35	43	5.5	2.5
	031933	BH22-08	84	85	1.0	Felsic Volcanic 1	9.0	None	0.80	0.44	0.36	11	25	0.10	0.080	6.7	9.8	0.87	0.27
	031955	BR-410	194	195	1.0	Felsic Volcanic 1	9.6	Slight	0.57	0.39	0.18	5.6	18	0.23	0.18	15	27	4.7	0.84
	031956	BR-321	275	276	0.5	Felsic Volcanic 1	9.4	Slight	0.44	0.19	0.25	7.8	14	0.36	0.25	21	36	4.6	1.5
	031932	BR-347	45	46	1.4	Felsic Volcanic 1	9.5	2.0	0.52	0.23	0.29	9.1	16	0.20	0.20	17	26	2.8	1.0
	116968	BR-022	447	448	0.5	Felsic Volcanic 1	9.8	3.0	0.55	0.26	0.29	9.1	17	0.47	0.45	38	42	4.6	2.2
	116969	BR-221	450	451	0.5	Felsic Volcanic 1	10.2	3.0	0.51	0.29	0.22	6.9	16	0.31	0.30	25	33	4.8	1.6
	031934	BR-001	101	101	0.5	Felsic Volcanic 1	10	Slight	0.70	0.40	0.30	9.4	22	0.26	0.24	20	25	2.7	0.91
	031936	BR-185	156	157	1.15	Felsic Volcanic 1	9.6	None	0.62	0.40	0.22	6.9	19	0.020	0.020	1.7	7.8	1.1	0.086
	116967	BR-163	419	420	0.6	Felsic Volcanic 1	9.8	3.0	0.040	0.020	0.020	0.63	1.3	0.18	0.16	13	19	31	11
Weighted Average Composition [8]							9.5	--	0.50	0.26	0.24	7.5	16	0.22	0.19	16	24	3.2	1.0
FLB-05	116972	BR-156	335	337	1.1	Felsic Volcanic 1	9.9	3.0	2.2	0.38	1.8	56	68	1.3	1.3	108	114	2.0	1.6
	116970	BR-321	209	210	0.75	Felsic Volcanic 1	9.4	3.0	3.8	0.22	3.5	111	118	1.4	1.4	118	119	1.1	1.0
	116971	BR-190	225	226	1.0	Felsic Volcanic 1	9.7	3.0	2.1	0.070	2.0	63	65	1.1	1.1	93	93	1.5	1.4
	031942	BRH-002	97	97	0.5	Felsic Volcanic 1	8.4	Slight	1.9	0.19	1.7	54	60	0.13	0.090	7.5	18	0.33	0.12
	031960	BR-324	136	137	1.0	Felsic Volcanic 1	7.9	None	3.6	1.1	2.6	81	114	0.020	0.020	1.7	5.7	0.070	0.015
	116973	BR-481	485	486	1.0	Felsic Volcanic 1	9.6	3.0	1.8	0.50	1.3	42	58	0.13	0.14	11	19	0.45	0.20
	031958	BRH-002	103	103	0.5	Felsic Volcanic 1	8.9	Slight	2.7	0.84	1.9	58	84	0.18	0.080	6.7	23	0.40	0.079
	031961	BR-142	140	141	0.5	Felsic Volcanic 1	8.3	None	3.4	0.39	3.0	93	105	0.030	0.020	1.7	8.7	0.094	0.016
	031959	BR-225	121	122	1.35	Felsic Volcanic 1	7.9	None	5.2	0.26	5.0	155	163	0.080	0.020	1.7	11	0.070	0.010
	031940	BR-231	83	83	0.5	Felsic Volcanic 1	8.3	None	2.5	0.66	1.8	57	77	0.040	0.020	1.7	11	0.19	0.022
	031962	BR-167	188	188	0.6	Felsic Volcanic 1	9.1	None	1.8	0.73	1.1	35	58	0.040	0.020	1.7	9.8	0.28	0.029
	031939	BR-231	78	78	0.5	Felsic Volcanic 1	9.5	Strong	2.1	0.050	2.0	64	65	1.5	1.5	121	128	2.0	1.8
	031941	BR-137	83	84	1.0	Felsic Volcanic 1	8.9	None	2.3	0.61	1.7	53	72	0.070	0.040	3.3	14	0.27	0.047
	031938	BR-380	40	42	1.4	Felsic Volcanic 1	9.0	None	2.0	0.64	1.3	42	62	0.080	0.060	5.0	12	0.28	0.081
Weighted Average Composition [8]							8.6	--	2.5	0.48	2.1	64	79	0.45	0.070	5.8	16	0.25	0.073

Notes:

(1) Total S measured by Leco furnace. Sulphate S measured by HCl leach. Sulphide S calculated by difference (Total S - Sulphate S = Sulphide S)

(2) Acid Potential calculated as 31.25*Sulphide S by difference

(3) Maximum Potential Acidity, calcuated as 31.25*Total S by Leco furnace

(4) Total Carbon measured by Leco furnace. Total Inorganic Carbon, measured by HCl leach and Leco furnace

(5) Carbonate Neutralization Potential, calculated from TIC (TIC*10*(100/12.01)=CarbNP)

(6) Sobek Neutralization Potential

(7) NPR calculated as NP/AP. CarbNP calculated as CarbNP/AP. Median CarbNP and NP values were utilized in place of average values for some tests based on the distribution of NP among the subsamples (including FLB-05, FLB-06, FLB-07, FLB-12, FLB-13, FLB-14, and FLB-15).

(8) Weighted average composition for each barrel based on the interval length of individual grab samples. Median values shown for TIC, NP, and CarbNP for FLB-05, FLB-06, FLB-07, FLB-12, FLB-13, FLB-14, and FLB-15 based on distribution of TIC and NP data.

Table F-2. FLB ABA Results - Drillcore Grab Samples

FLB ID	Sample ID	Drillhole	From	To	Interval	Lithology	Paste pH	Fizz Rating	Total S [1]	SO4-S [1]	Sulphide-S [1]	AP [2]	MPA [3]	Total C [4]	TIC [4]	CarbNP [5]	NP [6]	NPR [7]	CarbNPR [7]
							pH Unit	N/A	wt%	wt%	wt%	kg $CaCO_3$/t	kg $CaCO_3$/t	%C	%C	kg $CaCO_3$/t	kg $CaCO_3$/t	NP/AP	CarbNP/MPA
FLB-06	031886	BR-429	222	223	1.0	Felsic Volcanic 1	9.7	2.0	1.3	0.01	1.3	40	41	0.03	0.008	0.7	7	0.17	0.02
	031907	BR-152	357	358	1.0	Felsic Volcanic 1	9.5	2.0	1.2	0.18	1.0	32	37	0.18	0.154	12.8	20	0.62	0.35
	031883	BR-133	134	135	1.0	Felsic Volcanic 1	9.7	3.0	1.5	0.33	1.1	36	46	0.65	0.62	52	62	1.75	1.12
	031884	BR-192	152	153	1.0	Felsic Volcanic 1	9.2	2.0	1.7	0.38	1.27	40	52	0.07	0.04	3	9	0.2	0.1
	031887	BR-224	321	322	0.6	Felsic Volcanic 1	9.7	2.0	1.2	0.23	0.92	29	36	0.12	0.1	8	16	0.6	0.2
	031882	BR-341	68	69	1.5	Felsic Volcanic 1	9.7	2.0	1.0	0.1	0.91	28	32	0.718	0.6985	58.16	64.5	2.26	1.843
	031906	BR-087	343	343	0.75	Felsic Volcanic 1	9.4	2.0	1.7	0.2	1.51	47	52	0.016	0.008	0.7	5.8	0.12	0.01
	031908	BR-284	505	506	0.75	Felsic Volcanic 1	9.3	2.0	3.0	1.4	1.6	49	94	0.066	0.042	3.5	10	0.2	0.04
	031905	BR-135	328	328	0.5	Felsic Volcanic 1	9.4	3.0	1.7	0.18	1.52	47	53	0.104	0.0801	6.67	15.2	0.32	0.125
	031885	BR-250B	214	215	0.75	Felsic Volcanic 1	9.4	2.0	2.3	0.97	1.32	41	72	0.088	0.054	4.5	11.6	0.28	0.06
Weighted Average Composition [8]							9.5	--	1.6	0.36	1.24	39	50	0.19	0.067	5.6	13	0.35	0.11
FLB-07	031902	BR-067	230	231	1.0	Felsic Volcanic 1	7.2	2.0	4.3	0.6	3.7	115	134	0.016	0.008	0.7	4	0.04	0.005
	031891	BR-034	149	150	1.0	Felsic Volcanic 1	9.0	2.0	3.3	0.2	3.0	95	102	0.069	0.046	3.8	10	0.109	0.038
	116975	BR-248	280	281	1.0	Felsic Volcanic 1	8.8	3.0	5.3	0.14	5.2	163	167	0.056	0.054	4.5	11.0	0.068	0.027
	031903	BR-176	247	248	1.0	Felsic Volcanic 1	8.8	2.0	3.8	0.61	3.2	101	120	0.068	0.048	4.0	10.7	0.106	0.0334
	031901	BR-566	204	204	0.7	Felsic Volcanic 1	8.5	3.0	3.6	0.47	3.1	98	113	0.792	0.765	63.7	69.0	0.706	0.5658
	031900	BR-140	203	204	1.0	Felsic Volcanic 1	7.7	2.0	4.3	0.0	4.3	135	135	0.018	0.008	0.67	3.8	0.028	0.0049
	031890	BR-231	135	135	0.6	Felsic Volcanic 1	8.6	2.0	4.8	0	4	140	149	0.034	0.012	1.0	8	0	0
	031904	BR-230	251	252	0.9	Felsic Volcanic 1	8.7	2.0	3.1	0	3	94	98	0.073	0.052	4.33	11.0	0	0
	031892	BR-086	158	159	1.2	Felsic Volcanic 1	8.6	2.0	5.0	0.1	4.9	153	155	0.02	0.01	1	8	0.05	0.0
	116974	BR-230	263	265	1.5	Felsic Volcanic 1	8.3	3.0	4.8	0.1	4.7	148	151	0.017	0.008	0.67	6.4	0.043	0.0044
	031889	BR-142	70	71	1.0	Felsic Volcanic 1	8.5	2.0	4.1	0.76	3.3	104	128	0.012	0.008	0.7	7	0.07	0.005
	031888	BR-118	39	40	1.0	Felsic Volcanic 1	8.2	2.0	4.3	0.5	3.8	118	134	0.035	0.016	1.33	7.3	0.062	0.0099
	116976	BR-283	429	430	1.5	Felsic Volcanic 1	9.5	3.0	3.6	0	4	111	114	0.48	0.48	40	50	0	0
Weighted Average Composition [8]							8.1	--	4.1	0.3	3.8	118	128	0.15	0.016	1.3	8.2	0.070	0.010
FLB-08	031948	BR-030	129.7	130.7	1	Basalt	9.2	3.0	0.75	0.4	0.35	11.0	23	0.4	0.38	31	40	3.7	1.3
	031943	BR-031	6	7.5	1.5	Basalt	9.3	3.0	0.93	0.17	0.76	23.7	29	0.28	0.26	21	27	1.1	0.7
	031945	DL-070	43.05	44	0.95	Basalt	9.1	3.0	0.9	0.2	0.67	21	27	0.5	0.47	39	50	2.4	1.4
	031946	BR-657	44.4	45.9	1.5	Basalt	9.0	3.0	0.8	0.05	0.75	23.5	25	0.62	0.59	49	48	2.0	2.0
	031949	BR-339	148.5	150	1.5	Basalt	9.3	2.0	0.3	0.06	0.22	7	9	0.04	0.02	1.5	10	1.39	0.17
	031947	BR-399	51.5	53	1.5	Basalt	9.0	3.0	1.03	0.18	0.85	26.5	32	0.67	0.646	53.8	58.7	2.21	1.67
	031944	BR-448	41	42.5	1.5	Basalt	8.8	2.0	1.14	0.12	1.02	32	36	0.14	0.12	10	19	0.6	0.3
	116977	BR-192	384	385.5	1.5	Basalt	9.2	3.0	0.57	0	0	8	18	0.82	0.81	67	69	9	4
	116978	BR-130	478.85	480	1.15	Basalt	9.3	3.0	0.75	0	0	13	23	0.44	0.43	36	42	3	2
	116979	BR-144	645.5	647	1.5	Basalt	9.5	3.0	0.56	0	0	11	18	0.41	0.4	33	50	4	2
Weighted Average Composition [8]							9.1	--	0.75	0.2	0.55	17.3	24	0.42	0.4	33	40	2.3	1.4
FLB-09	031993	BR-657	41.3	42.4	1.1	Basalt	9.2	3.0	0.24	0.066	0.174	5.4	7.5	0.24	0.22	18	29	5	2
	031991	BR-047	27.5	29	1.5	Basalt	8.9	3.0	0.34	0.103	0.24	7.4	11	1.14	1.12	93	99	13.4	8.8
	031995	REG-004	70.5	72	1.5	Basalt	8.9	3.0	0.39	0	0	10	12.2	0.93	0.91	76	88.8	9	6
	031992	BR-388	37.5	38.65	1.15	Basalt	9.2	3.0	0.08	0.033	0.047	1.5	2.5	0.29	0.27	22	30	20	9
	031990	BR-658	15.5	17	1.5	Basalt	9.5	3.0	0.15	0.07	0.08	2.6	4.7	0.5	0.5	39	52	20	8
	031989	BR-268	11.9	12.9	1	Basalt	9.5	3.0	0.16	0.074	0.09	2.7	5.0	0.5	0.47	39	50	18.6	7.9
	116982	BR-199	386.5	387.5	1	Basalt	9.0	Moderate	0.28	0	0	4	9	0.85	0.75	62	82	20	7
	031996	BR-386	72	73	1	Basalt	9.0	2.0	0.27	0.11	0.16	5.0	8	0.016	0.008	0.67	9.8	1.97	0.079
	031994	BR-657	55.8	57.3	1.5	Basalt	9.2	2.0	0.16	0.031	0.13	4.0	5.0	0.16	0.12	10	20	5	2
	031998	BR-444	136	137.1	1.1	Basalt	9.4	2.0	0.17	0.074	0.096	3.0	5.3	0.55	0.53	44	54	18	8
	031997	BR-449	94.3	95.8	1.5	Basalt	9.5	3.0	0.83	0.41	0.42	13.1	25.9	0.61	0.58	49	60	5	1.9
	116981	DL-063A	354.5	355.5	1	Basalt	9.8	3.0	0.31	0	0	6	9.7	0.32	0.31	26	42	7	3
	116980	BR-398	179.5	181	1.5	Basalt	9.6	3.0	0.35	0.16	0.19	5.9	10.9	0.32	0.32	26	53	9	2
Weighted Average Composition [8]							9.2	--	0.3	0.116	0.18	5.7	9.3	0.53	0.5	42	54	10	4.5
FLB-10	031987	REG-003	149.1	150	0.9	Basalt	9.4	2.0	0.03	0	0	1	0.94	0.41	0.39	32	41	54	34
	031951	BR-493	27	28.15	1.15	Basalt	9.1	3.0	0.07	0.026	0.044	1.4	2.2	0.59	0.56	46	59	43	21
	031953	BR-478	36.5	37.5	1	Basalt	9.8	Slight	0.04	0.01	0.03	0.9	1.3	0.14	0.08	7	27	29	5
	031986	BR-339	135.3	136.65	1.35	Basalt	9.3	3.0	0.12	0.027	0.093	2.9	3.8	0.51	0.486	40.5	50	17	11
	031950	BR-030	9	10.25	1.25	Basalt	9.4	3.0	0.04	0.008	0.032	1.0	1.25	0.64	0.62	52	65	64	41
	031988	BR-399	149.7	151.2	1.5	Basalt	9.4	3.0	0.14	0.044	0.096	3.0	4.4	0.47	0.44	37	46	15	8
	031952	BR-268	27	27.6	0.6	Basalt	9.6	3.0	0.06	0.007	0.053	1.6	1.88	0.46	0.4323	35.99	49	30	19.2
	031984	BR-657	59.2	60.4	1.2	Basalt	9.5	2.0	0.07	0.019	0.051	1.6	2.2	0.11	0.09	7	19	12	3
	116984	DL-061	226	227	1	Basalt	9.5	3.0	0.03	0	0	1	0.9	0.6	0.6	50	58	92	53
	031983	BR-448	47	48.5	1.5	Basalt	9.5	3.0	0.080	0.034	0.046	1.4	2.5	0.27	0.24	20	30	21	8
	031985	BR-548	70.5	72	1.5	Basalt	9.3	3.0	0.13	0.072	0.058	1.8	4.06	0.57	0.55	46	52	29	11
	116983	BR-398	176.5	178	1.5	Basalt	9.6	3.0	0.05	0.02	0.03	0.9	1.6	0.59	0.58	48	54	57	31
Weighted Average Composition [8]							9.4	--	0.074	0.025	0.049	1.5	2.3	0.45	0.43	36	46	30	15

Notes:

(1) Total S measured by Leco furnace. Sulphate S measured by HCl leach. Sulphide S calculated by difference (Total S - Sulphate S = Sulphide S)

(2) Acid Potential calculated as 31.25*Sulphide S by difference

(3) Maximum Potential Acidity, calcuated as 31.25*Total S by Leco furnace

(4) Total Carbon measured by Leco furnace. Total Inorganic Carbon, measured by HCl leach and Leco furnace

(5) Carbonate Neutralization Potential, calculated from TIC (TIC*10*(100/12.01)=CarbNP)

(6) Sobek Neutralization Potential

(7) NPR calculated as NP/AP. CarbNP calculated as CarbNP/AP. Median CarbNP and NP values were utilized in place of average values for some tests based on the distribution of NP among the subsamples (including FLB-05, FLB-06, FLB-07, FLB-12, FLB-13, FLB-14, and FLB-15).

(8) Weighted average composition for each barrel based on the interval length of individual grab samples. Median values shown for TIC, NP, and CarbNP for FLB-05, FLB-06, FLB-07, FLB-12, FLB-13, FLB-14, and FLB-15 based on distribution of TIC and NP data.

Table F-2. FLB ABA Results - Drillcore Grab Samples

FLB ID	Sample ID	Drillhole	From	To	Interval	Lithology	Paste pH	Fizz Rating	Total S [1]	SO4-S [1]	Sulphide-S [1]	AP [2]	MPA [3]	Total C [4]	TIC [4]	CarbNP [5]	NP [6]	NPR [7]	CarbNPR [7]
							pH Unit	N/A	wt%	wt%	wt%	kg $CaCO_3$/t	kg $CaCO_3$/t	%C	%C	kg $CaCO_3$/t	kg $CaCO_3$/t	NP/AP	CarbNP/MPA
FLB-11	031978	BH22-08	202	203	1	Felsic Volcanic 2	9.2	Slight	0.2	0.14	0.06	1.9	6.3	0.37	0.32	27	38	20.1	4.3
	031976	BR-509	126.5	127.9	1.4	Felsic Volcanic 2	9.2	Slight	0.13	0.09	0.04	1.3	4	0.59	0.51	42	55	43.6	10.5
	031974	BR-521	72.4	73.4	1	Felsic Volcanic 2	10	None	0.02	0.01	0.01	0.3	0.6	0.13	0.06	5	17	54	8
	031977	BR-334	163.8	165	1.2	Felsic Volcanic 2	9	Slight	0.22	0.08	0.14	4.4	6.9	0.51	0.43	36	48	11	5
	031979	BR-428	225	225.95	0.95	Felsic Volcanic 2	9.3	Slight	0.08	0.04	0.04	1.3	2.5	0.41	0.37	30.8	37	30	12
	031973	BR-346	51.25	51.75	0.5	Felsic Volcanic 2	9.6	2.0	0.15	0.053	0.1	3.0	4.7	0.19	0.16	13	19	6.3	2.8
	031980	BR-279	288	289.5	1.5	Felsic Volcanic 2	9	None	0.11	0.04	0.07	2.2	3.4	0.12	0.02	2	11	5	0
	031975	DL-142	115	115.5	0.5	Felsic Volcanic 2	10	Slight	0.130	0.03	0.100	3.1	4.06	0.27	0.15	12.5	34	11	3
	031982	BR-250B	312.95	314	1.05	Felsic Volcanic 2	9.7	3.0	0.17	0.085	0.085	2.7	5.3	0.26	0.23	19	27	10	4
	031981	BR-232	296.8	298.1	1.3	Felsic Volcanic 2	9.9	3.0	0.13	0.046	0.084	2.6	4.1	0.35	0.32	26	37	14	6.5
Weighted Average Composition [8]							9.4	--	0.14	0.06	0.08	2.5	4.4	0.33	0.27	22	33	13	5
FLB-12	116986	BR-228	419.3	420.3	1	Felsic Volcanic 2	9.3	3.0	1.03	0.23	0.8	25.0	32	0.1	0.11	9	11	0.4	0.3
	031966	BR-342	158.6	160.1	1.5	Felsic Volcanic 2	8.8	None	1.0	0.24	0.7	23	30	0.02	0.02	1.7	4	0.18	0.055
	031967	BR-469	163.6	164.6	1	Felsic Volcanic 2	9.1	None	1.2	0.35	0.89	27.8	39	0.07	0.02	1.7	7	0.24	0.04
	031970	BR-204	204.75	206.25	1.5	Felsic Volcanic 2	8.8	None	1.1	0.32	0.8	25	35	0.04	0.02	1.7	4.3	0.17	0.047
	031963	BR-509	20.5	21.5	1	Felsic Volcanic 2	8.8	None	0.88	0	1	24	28	0.05	0.02	1.7	7	0	0
	116985	BR-142	294.5	295.5	1	Felsic Volcanic 2	9	3.0	1.31	0.03	1.28	40	41	0.1	0.11	9	11	0.3	0.2
	031968	BR-252	170.6	171.6	1	Felsic Volcanic 2	8.9	None	1.5	0	1	37	46	0.16	0.11	9.2	7	0	0
	031972	BR-322	290	291	1	Felsic Volcanic 2	9	None	1.36	0.32	1.04	32.5	43	0.02	0.02	2	4	0.1	0.0
	031971	BR-213	281.75	282.5	0.75	Felsic Volcanic 2	9.2	Slight	0.9	0.41	0.53	17	29	0.51	0.47	39	47	2.9	1.3
	031964	BR-509	22.5	23.7	1.2	Felsic Volcanic 2	9.5	Slight	0.9	0.28	0.61	19.1	28	0.47	0.39	32.5	46.9	2.46	1.168
	031965	BR-509	84.1	85.1	1	Felsic Volcanic 2	9.6	Slight	0.9	0.13	0.7	23	27	0.41	0.34	28.3	45.3	2.01	1.066
	031969	BR-464	180.4	181.2	0.8	Felsic Volcanic 2	8.9	Slight	0.7	0.14	0.6	18.1	23	0.17	0.09	7.5	18.4	1.02	0.33
Weighted Average Composition [8]							9.0	--	1.1	0.24	0.84	26.1	34	0.16	0.098	8.2	8.7	0.33	0.24
FLB-13	031909	BR-188	275.6	277	1.4	Metasediment 2	9.6	None	0.37	0.13	0.24	7.5	12	0.03	0.020	1.67	11	1.4	0.144
	031893	BR-413	19.4	20.65	1.25	Metasediment 2	9.8	2.0	0.29	0.09	0.2	6.3	9	0.025	0.022	1.8	16	2.5	0.2
	031895	BR-320	156	157.5	1.5	Metasediment 2	10	Slight	0.37	0.22	0.15	4.7	12	0.05	0.02	1.7	13	2.7	0.14
	031896	BR-503	167.75	169.25	1.5	Metasediment 2	9.4	None	0.39	0.12	0.27	8.4	12	0.03	0.02	1.7	11	1.2	0.14
	031910	BR-225	351.4	352.05	0.65	Metasediment 2	9.3	None	0.3	0.08	0.22	6.9	9.4	0.03	0.020	1.67	12	1.7	0.18
	031897	BR-147	218	219.2	1.2	Metasediment 2	10	None	0.38	0.19	0.19	5.9	11.9	0.02	0.02	1.7	8	1.3	0.14
	031898	BR-206	252	253	1	Metasediment 2	9.7	Slight	0.33	0.14	0.19	5.9	10	0.29	0.200	16.65	35	5.9	1.61
	031899	BR-233	262.5	263.5	1	Metasediment 2	9	None	0.54	0.17	0.37	11.6	16.9	0.02	0.02	2	10	0.8	0.1
	031894	BR-502	76.8	77.7	0.9	Metasediment 2	9.7	None	0.29	0.11	0.18	5.6	9.1	0.02	0.02	1.7	9	1.6	0.18
	031911	BR-163	445	446	1	Metasediment 2	10	None	0.34	0.13	0.21	6.6	11	0.02	0.02	1.7	9	1.3	0.16
Weighted Average Composition [8]							9.5	--	0.37	0.14	0.23	7.1	12	0.051	0.020	1.7	11	1.5	0.14
FLB-14	031918	BR-432	173.5	175	1.5	Metasediment 2	9.3	Slight	0.3	0.1	0.2	5	8	0.04	0.02	2	12	2.3	0.2
	031914	BR-437	64.5	66	1.5	Metasediment 2	9.2	None	1.45	0.03	1.42	44.4	45	0.03	0.02	2	8	0.2	0.0
	031917	BR-333	119.15	120.5	1.35	Metasediment 2	8.6	Slight	0.8	0.39	0.5	14	26	0.47	0.39	32	47	3.3	1.24
	031916	BR-203	99.9	100.65	0.75	Metasediment 2	9.6	Slight	1.2	0.7	0.51	15.9	38	0.22	0.11	9.2	27	1.66	0.24
	031913	BR-555	61.15	62.5	1.35	Metasediment 2	9.3	None	1.1	0.32	0.8	25.3	35	0.03	0.02	1.7	12	0.45	0.047
	031912	BR-253	51.6	52.5	0.9	Metasediment 2	9.0	Slight	1.14	0.38	0.76	23.8	35.6	0.29	0.20	16.7	32	1.3	0.47
	031915	BR-382	67.3	68.6	1.3	Metasediment 2	9.4	Slight	1.6	0.92	0.72	23	51	0.42	0.36	30	43	1.91	0.58
	031919	BR-192	183.9	184.9	1	Metasediment 2	9.6	None	1.3	0.46	0.8	25	39	0.16	0.09	7	18	0.73	0.19
	031931	BR-175	418.9	420.4	1.5	Metasediment 2	9.6	None	0.99	0.31	0.68	21.3	31	0.02	0.02	1.7	10	0.4	0.05
	031920	BR-131	333	334	1	Metasediment 2	8.2	Slight	2.4	0.7	1.69	53	75	0.07	0.02	1.7	15	0.28	0.02
Weighted Average Composition [8]							8.8	--	1.3	0.46	0.83	26	40	0.2	0.055	4.6	17	0.63	0.11
FLB-15	031921	BR-434	40.95	41.95	1	Metasediment 3	9.4	Slight	0.33	0.15	0.18	5.6	10.3	0.1	0.03	2.5	15	2.7	0.2
	031927	BR-219	205.5	207	1.5	Metasediment 3	9.0	None	0.29	0.09	0.2	6.3	9	0.02	0.02	1.7	9	1.36	0.18
	031926	BR-181	201.5	202.5	1	Metasediment 3	9.1	Slight	0.49	0.33	0.16	5.0	15.3	0.25	0.17	14.2	27	5.4	0.9
	031925	BR-036	190.9	191.7	0.8	Metasediment 3	9.1	None	0.95	0.76	0.19	5.9	29.7	0.03	0.02	2	10	1.7	0.1
	031928	BR-392	248.9	250.4	1.5	Metasediment 3	9.6	Slight	0.18	0.08	0.1	3.1	6	0.17	0.11	9	20	6.3	1.6
	031929	BR-037	308.8	309.75	0.95	Metasediment 3	8.9	Slight	0.26	0.16	0.1	3.1	8.1	0.14	0.05	4	21	6.8	0.5
	031923	BR-356	56.45	57.5	1.05	Metasediment 3	8.7	None	0.62	0.31	0.31	9.7	19	0.03	0.020	1.67	6	0.6	0.086
	031924	BR-509	136.4	137.4	1	Metasediment 3	9.5	Slight	0.39	0.05	0.34	10.6	12	0.19	0.110	9.16	19	1.8	0.752
	031930	BR-213	343.55	345	1.45	Metasediment 3	9.3	Slight	0.31	0.11	0.2	6.3	10	0.25	0.19	15.8	31	4.9	1.63
	031922	BR-153	41.5	43	1.5	Metasediment 3	9.5	None	0.2	0.05	0.15	4.7	6.3	0.08	0.02	1.7	14.7	3.1	0.27
Weighted Average Composition [8]							9.1	--	0.4	0.2	0.2	6.4	13	0.118	0.040	3.3	17	2.7	0.26

Notes:

(1) Total S measured by Leco furnace. Sulphate S measured by HCl leach. Sulphide S calculated by difference (Total S - Sulphate S = Sulphide S)

(2) Acid Potential calculated as 31.25*Sulphide S by difference

(3) Maximum Potential Acidity, calcuated as 31.25*Total S by Leco furnace

(4) Total Carbon measured by Leco furnace. Total Inorganic Carbon, measured by HCl leach and Leco furnace

(5) Carbonate Neutralization Potential, calculated from TIC (TIC*10*(100/12.01)=CarbNP)

(6) Sobek Neutralization Potential

(7) NPR calculated as NP/AP. CarbNP calculated as CarbNP/AP. Median CarbNP and NP values were utilized in place of average values for some tests based on the distribution of NP among the subsamples (including FLB-05, FLB-06, FLB-07, FLB-12, FLB-13, FLB-14, and FLB-15).

(8) Weighted average composition for each barrel based on the interval length of individual grab samples. Median values shown for TIC, NP, and CarbNP for FLB-05, FLB-06, FLB-07, FLB-12, FLB-13, FLB-14, and FLB-15 based on distribution of TIC and NP data.

Table F-3. FLB Elemental Content Results (Aqua Regia Digest) - Drillcore Grab Samples

FLB ID	Sample ID	Drillhole	From	To	Interval	Lithology	Silver	Aluminum	Arsenic	Barium	Beryllium	Bismuth	Calcium	Cadmium	Cobalt	Chromium	Copper	Iron	Mercury	Potassium
							µg/g	%	µg/g	µg/g	µg/g	µg/g	%	µg/g	µg/g	µg/g	µg/g	%	µg/g	%
10x Crustal Abundance Screening Value (Price 1997)							*0.75*	--	*18*	*4250*	*30*	*0.085*	--	*2*	*250*	*1020*	*600*	--	0.85	*1*
FLB-01	031866	BR-346	42.75	43.8	1.05	Felsic Volcanic 1	<0.5	2.6	830	51	0.65	0.18	1.4	0.060	4.9	5.8	9.1	1.8	0.10	0.65
	031851	BR-181	88.6	89.25	0.65	Felsic Volcanic 1	<0.5	1.7	120	120	0.070	0.25	1.4	0.050	10	16	18	2.7	<0.05	1.2
	031870	BR-242	112.6	114	1.4	Felsic Volcanic 1	<0.5	1.4	860	96	0.070	0.14	0.67	0.060	9.7	12	18	2.5	<0.05	0.93
	031867	BR-209	127.85	128.55	0.7	Felsic Volcanic 1	<0.5	1.5	170	190	0.11	0.12	1.3	0.060	9.6	10	23	2.7	<0.05	1.1
	031853	BR-160	137.9	138.6	0.7	Felsic Volcanic 1	<0.5	1.1	110	110	0.13	0.17	1.6	0.10	6.8	11	18	1.9	0.11	0.77
	031855	BR-133	233.4	234.5	1.1	Felsic Volcanic 1	<0.5	1.2	460	66	0.080	0.12	0.48	0.060	7.8	13	19	1.8	<0.05	0.78
	031852	BR-165	314	314.95	0.95	Felsic Volcanic 1	0.080	1.8	320	145	0.060	0.15	1.6	0.060	7.0	16	8.2	3.1	<0.005	1.5
	031854	BR-155	352.5	354	1.5	Felsic Volcanic 1	<0.5	1.1	230	95	0.070	0.10	0.85	0.18	6.9	7.4	13	1.9	<0.05	0.68
	031869	BR-210	410.9	412	1.1	Felsic Volcanic 1	<0.5	1.4	390	75	0.060	0.14	0.67	0.050	8.6	9.3	20	2.3	<0.05	0.97
	031868	BR-481	527.8	528.6	0.8	Felsic Volcanic 1	<0.5	0.78	67	32	0.10	0.10	0.59	0.15	3.9	5.1	10	1.3	<0.05	0.37
Weighted Average Composition							0.46	1.5	401	94	0.14	0.14	0.99	0.086	7.5	10	15	2.2	0.055	0.87
FLB-02	031860	BR-237	147.2	148.1	0.9	Felsic Volcanic 1	<0.5	1.4	6.0	150	0.060	0.11	1.8	0.14	9.4	26	13	2.3	<0.05	0.95
	031859	BR-226	138	139	1	Felsic Volcanic 1	<0.5	2.2	1.6	380	0.19	<0.085	1.9	0.080	15	62	34	3.7	<0.05	1.8
	031865	BR-284	288	288.65	0.65	Felsic Volcanic 1	<0.5	1.2	2.3	140	0.060	0.14	1.4	0.040	6.9	18	15	2.0	<0.05	0.64
	031862	BR-152	214.05	215	0.95	Felsic Volcanic 1	<0.5	1.2	1.5	170	0.050	<0.085	2.0	0.14	9.2	21	27	2.0	<0.05	0.62
	031863	BR-165	249.5	250.5	1	Felsic Volcanic 1	<0.5	1.8	3.2	160	0.13	<0.085	0.76	0.080	8.3	14	13	2.3	<0.05	0.98
	031857	BR-152	88.5	89.5	1	Felsic Volcanic 1	<0.5	1.6	1.9	98	0.17	0.14	1.2	0.050	9.7	8.6	15	2.4	<0.05	0.63
	031856	BR-076	53	54	1	Felsic Volcanic 1	<0.5	1.9	1.3	270	0.11	0.11	0.64	0.040	11	21	24	2.7	<0.05	1.1
	031858	BR-318	100.4	101.8	1.4	Felsic Volcanic 1	<0.5	1.9	5.5	490	0.050	0.12	0.98	0.090	12	12	18	3.1	<0.05	1.3
	031861	BR-158	167.3	168.75	1.45	Felsic Volcanic 1	<0.5	1.3	6.8	110	0.080	<0.085	1.4	0.070	9.8	14	16	2.2	<0.05	1.0
	031864	BR-043	259.5	261	1.5	Felsic Volcanic 1	<0.5	1.5	3.0	140	0.070	0.10	1.5	0.090	10	15	21	2.4	<0.05	1.1
Weighted Average Composition							0.50	1.6	3.4	201	0.098	0.11	1.4	0.079	10.0	20	19	2.5	0.050	0.98
FLB-03	031880	BR-100	222	223	1	Felsic Volcanic 1	<0.5	1.8	15	170	0.20	0.20	1.5	0.060	16	35	28	3.6	<0.05	1.4
	031874	BR-463	112.5	114	1.5	Felsic Volcanic 1	<0.5	1.2	9.6	89	0.090	<0.085	1.0	0.13	7.8	18	15	2.1	<0.05	0.61
	031879	BR-164	211.75	213	1.25	Felsic Volcanic 1	<0.5	1.4	1.8	68	0.15	0.11	0.55	0.11	6.8	10	21	1.9	<0.05	0.77
	031881	BR-156	366	367.5	1.5	Felsic Volcanic 1	<0.5	1.6	8.6	110	0.070	0.12	0.92	0.070	11	12	14	2.7	<0.05	1.2
	031873	BR-069	98	99	1	Felsic Volcanic 1	<0.5	1.4	13	110	0.13	<0.085	2.0	0.13	7.9	14	29	2.0	<0.05	0.81
	031871	BR-342	42.4	43	0.6	Felsic Volcanic 1	<0.5	1.2	10	350	0.10	0.44	1.6	0.46	10	25	18	2.5	0.13	0.83
	031876	BR-433	200.6	202.1	1.5	Felsic Volcanic 1	<0.5	2.2	19	160	0.20	<0.085	3.0	0.040	19	59	21	3.3	0.10	1.4
	031872	BR-109	67.35	68	0.65	Felsic Volcanic 1	<0.5	1.5	11	320	0.090	0.37	1.4	0.040	12	35	9.8	3.1	<0.05	1.1
	031875	BR-166	134.8	135.95	1.15	Felsic Volcanic 1	<0.5	1.1	19	43	0.12	0.18	1.1	0.11	9.2	11	21	2.1	<0.05	0.40
	031878	BR-123	203	204	1	Felsic Volcanic 1	<0.5	0.91	9.9	57	0.11	0.10	1.6	0.16	6.0	6.9	10	1.7	<0.05	0.38
	031877	BR-105	202.3	203.3	1	Felsic Volcanic 1	<0.5	2.5	17	99	0.32	<0.085	1.6	0.080	11	51	22	2.5	<0.05	1.3
Weighted Average Composition							0.50	1.5	12	147	0.15	0.18	1.5	0.14	10	25	19	2.5	0.064	0.93
FLB-04	031957	BR-164	324.95	325.45	0.5	Felsic Volcanic 1	<0.5	2.4	1500	180	0.070	0.22	0.18	0.070	21	68	54	4.1	<0.05	1.7
	031954	BR-378	173.5	174.75	1.25	Felsic Volcanic 1	<0.5	1.2	1800	56	0.050	0.13	0.47	0.040	7.6	11	14	2.2	<0.05	0.85
	031937	BR-425	160	160.65	0.65	Felsic Volcanic 1	<0.5	0.89	930	310	0.17	0.27	1.5	0.030	7.0	13	22	1.9	0.38	0.58
	031935	BR-039	144.8	145.7	0.9	Felsic Volcanic 1	<0.5	1.0	260	120	0.15	0.19	1.3	0.18	8.3	13	10	2.0	0.29	0.72
	031933	BH22-08	84.1	85.1	1	Felsic Volcanic 1	<0.5	2.8	2900	77	0.33	0.47	1.2	0.050	16	21	22	2.8	<0.05	0.89
	031955	BR-410	194	195	1	Felsic Volcanic 1	<0.5	1.7	450	77	0.13	<0.085	0.92	0.040	8.1	18	14	2.2	<0.05	0.87
	031956	BR-321	275.05	275.55	0.5	Felsic Volcanic 1	<0.5	0.89	2700	120	0.15	0.12	0.90	0.11	6.9	8.6	18	1.7	<0.05	0.64
	031932	BR-347	45	46.35	1.35	Felsic Volcanic 1	1.2	1.6	850	460	0.12	29	0.74	0.11	11	21	28	3.8	<0.05	0.92
	116968	BR-022	447	447.5	0.5	Felsic Volcanic 1	<0.5	0.27	2700	8.9	0.059	0.28	1.3	0.078	5.1	5.7	6.9	1.2	<0.05	0.035
	116969	BR-221	450.3	450.8	0.5	Felsic Volcanic 1	1.9	0.45	940	92	0.057	0.39	1.1	0.085	4.5	6.5	26	1.3	0.060	0.24
	031934	BR-001	100.75	101.25	0.5	Felsic Volcanic 1	<0.5	0.32	3500	11	0.070	0.15	0.88	0.14	4.5	6.5	18	1.3	0.070	0.077
	031936	BR-185	155.9	157.05	1.15	Felsic Volcanic 1	<0.5	1.3	1300	30	0.21	0.10	0.48	0.060	7.9	6.3	17	1.7	<0.05	0.59
	116967	BR-163	418.9	419.5	0.6	Felsic Volcanic 1	0.060	1.1	3.4	91	0.080	0.18	0.68	0.070	7.4	10	16	1.3	<0.005	0.52
Weighted Average Composition							0.61	1.4	1630	137	0.13	3.0	0.84	0.084	10	20	23	2.4	0.086	0.78

(1) Based on crustal abundance provided by Price (1997) excluding major elements.

Blue shading indicates concentrations greater than 10x Crustal Abundance values.

Table F-3. FLB Elemental Content Results (Aqua Regia Digest) - Drillcore Grab Samples

FLB ID	Sample ID	Drillhole	From	To	Interval	Lithology	Silver	Aluminum	Arsenic	Barium	Beryllium	Bismuth	Calcium	Cadmium	Cobalt	Chromium	Copper	Iron	Mercury	Potassium
							µg/g	%	µg/g	µg/g	µg/g	µg/g	%	µg/g	µg/g	µg/g	µg/g	%	µg/g	%
10x Crustal Abundance Screening Value (Price 1997)							*0.75*	--	*18*	*4250*	*30*	*0.085*	--	*2*	*250*	*1020*	*600*	--	0.85	*1*
FLB-05	116972	BR-156	335.45	336.5	1.05	Felsic Volcanic 1	3.4	0.95	41	160	0.25	10	3.7	12	13	52	170	3.3	0.46	0.55
	116970	BR-321	209	209.75	0.75	Felsic Volcanic 1	3.4	1.5	25	180	0.21	6.4	4.5	5.0	6.7	7.8	37	4.1	14	0.61
	116971	BR-190	225	226	1	Felsic Volcanic 1	10	0.78	18	160	0.075	15	3.3	7.8	5.7	6.7	110	2.4	12	0.49
	031942	BRH-002	96.5	97	0.5	Felsic Volcanic 1	3.1	1.7	33	31	0.34	3.5	0.73	23	12	17	290	3.7	0.16	0.30
	031960	BR-324	136	137	1	Felsic Volcanic 1	3.6	0.95	77	55	0.14	3.5	0.25	67	11	4.5	370	3.8	0.32	0.62
	116973	BR-481	485	486	1	Felsic Volcanic 1	3.6	2.6	27	57	0.37	0.46	1.4	21	9.5	9.4	70	2.7	0.080	0.80
	031958	BRH-002	102.75	103.25	0.5	Felsic Volcanic 1	4.9	2.3	47	52	0.27	9.3	1.7	35	9.1	14	300	2.8	0.26	0.72
	031961	BR-142	140	140.5	0.5	Felsic Volcanic 1	10	2.7	39	100	0.26	9.3	0.54	16	12	8.6	710	7.1	0.15	1.5
	031959	BR-225	120.6	121.95	1.35	Felsic Volcanic 1	55	0.78	34	83	0.13	110	0.54	23	8.7	7.4	1100	4.5	0.31	0.24
	031940	BR-231	82.5	83	0.5	Felsic Volcanic 1	2.9	2.4	25	60	0.46	1.1	1.0	77	11	5.5	560	4.0	0.43	0.81
	031962	BR-167	187.6	188.2	0.6	Felsic Volcanic 1	1.4	1.9	34	62	0.38	1.8	0.84	23	8.3	5.7	97	2.9	0.20	0.68
	031939	BR-231	77.95	78.45	0.5	Felsic Volcanic 1	13	0.91	35	180	0.16	28	4.3	39	9.6	19	250	3.3	4.8	0.79
	031941	BR-137	83	84	1	Felsic Volcanic 1	1.2	2.3	65	52	0.41	1.6	1.3	49	7.7	6.4	82	2.8	0.55	0.60
	031938	BR-380	40.25	41.6	1.35	Felsic Volcanic 1	1.6	1.2	31	84	0.14	2.0	0.47	7.5	7.6	7.1	220	3.7	0.060	0.65
Weighted Average Composition							7.0	1.7	39	94	0.26	12	1.8	28	9.7	15	297	3.6	1.8	0.69
FLB-06	031886	BR-429	221.8	222.85	1.05	Felsic Volcanic 1	<0.5	1.2	160	49	0.040	<0.085	0.23	0.13	11	15	48	2.4	<0.05	0.84
	031907	BR-152	357	358	1	Felsic Volcanic 1	0.80	1.1	120	90	0.080	0.18	0.75	0.27	8.9	8.8	37	2.9	<0.05	0.70
	031883	BR-133	134	135	1	Felsic Volcanic 1	<0.5	1.7	100	320	0.20	1.3	2.3	0.26	14	59	33	3.6	0.16	1.3
	031884	BR-192	151.5	152.5	1	Felsic Volcanic 1	<0.5	0.78	100	42	0.11	0.26	0.38	0.29	8.9	5.9	8.3	2.1	<0.05	0.48
	031887	BR-224	321	321.6	0.6	Felsic Volcanic 1	<0.5	2.1	100	58	0.27	<0.085	0.90	0.050	14	63	45	2.8	<0.05	1.1
	031882	BR-341	67.5	69	1.5	Felsic Volcanic 1	<0.5	0.76	130	150	0.21	1.0	2.4	0.65	6.5	11	35	1.8	0.12	0.39
	031906	BR-087	342.55	343.3	0.75	Felsic Volcanic 1	0.70	1.1	150	30	0.070	<0.085	0.17	0.060	9.6	8.4	35	2.5	<0.05	0.76
	031908	BR-284	504.75	505.5	0.75	Felsic Volcanic 1	1.1	1.4	39	96	0.15	0.86	0.23	0.68	2.9	9.1	96	5.7	<0.05	1.1
	031905	BR-135	327.5	328	0.5	Felsic Volcanic 1	<0.5	1.8	190	61	0.17	0.95	0.75	0.22	12	16	47	3.7	1.9	0.98
	031885	BR-250B	214.4	215.15	0.75	Felsic Volcanic 1	0.80	1.3	140	110	0.26	1.8	0.32	0.92	8.9	12	110	6.3	0.060	0.86
Weighted Average Composition							0.62	1.4	126	101	0.15	0.62	0.82	0.32	10	23	49	3.3	0.28	0.88
FLB-07	031902	BR-067	230	231	1	Felsic Volcanic 1	1.2	1.0	43	96	0.14	6.5	0.13	0.11	17	3.9	25	5.6	<0.05	0.66
	031891	BR-034	149	150	1	Felsic Volcanic 1	<0.5	1.2	22	71	0.080	8.7	0.48	0.12	10	9.5	8.9	3.0	<0.05	0.64
	116975	BR-248	280	281	1	Felsic Volcanic 1	0.90	1.5	73	150	0.34	7.3	0.31	0.048	16	23	9.8	5.6	<0.05	0.95
	031903	BR-176	247	248	1	Felsic Volcanic 1	<0.5	1.5	50	44	0.28	6.2	0.56	0.27	14	15	12	4.4	<0.05	0.58
	031901	BR-566	203.65	204.35	0.7	Felsic Volcanic 1	0.32	1.3	63	59	0.18	3.7	0.98	0.12	9.4	12	8.8	4.4	0.0060	0.73
	031900	BR-140	203	204	1	Felsic Volcanic 1	1.2	0.69	68	67	0.13	6.1	0.13	0.12	9.6	4.6	8.9	4.9	<0.05	0.45
	031890	BR-231	134.7	135.3	0.6	Felsic Volcanic 1	0.90	1.4	66	93	0.18	9.7	0.37	0.22	18	15	10	4.8	<0.05	0.70
	031904	BR-230	250.7	251.6	0.9	Felsic Volcanic 1	1.1	1.5	51	65	0.22	10	0.82	0.59	9.8	5.9	7.5	4.2	<0.05	0.47
	031892	BR-086	157.8	159	1.2	Felsic Volcanic 1	1.2	1.1	48	100	0.090	6.8	0.32	0.090	16	5.8	3.6	5.2	<0.05	0.65
	116974	BR-230	263	264.5	1.5	Felsic Volcanic 1	0.60	1.1	68	100	0.22	4.8	0.12	0.13	16	17	12	5.7	<0.05	0.72
	031889	BR-142	70	71	1	Felsic Volcanic 1	0.80	1.5	87	110	0.18	6.6	0.22	0.070	15	22	21	5.6	<0.05	0.98
	031888	BR-118	39	40	1	Felsic Volcanic 1	1.2	1.7	80	80	0.42	9.3	0.66	0.14	12	6.0	9.8	5.3	<0.05	0.64
	116976	BR-283	428.5	430	1.5	Felsic Volcanic 1	<0.5	1.8	43	85	0.26	3.4	1.9	0.14	15	58	10	4.2	0.060	1.2
Weighted Average Composition							0.82	1.3	58	84	0.21	6.6	0.60	0.16	14	17	12	4.8	0.047	0.74
FLB-08	031948	BR-030	129.7	130.7	1	Basalt	<0.5	1.9	63	120	0.070	0.13	1.9	0.12	49	160	63	4.1	<0.05	0.45
	031943	BR-031	6	7.5	1.5	Basalt	<0.5	1.3	17	14	0.15	0.20	1.2	0.090	13	9.8	53	4.1	<0.05	0.051
	031945	DL-070	43.05	44	0.95	Basalt	<0.5	1.0	25	47	0.080	0.14	2.1	0.050	33	23	140	3.8	<0.05	0.075
	031946	BR-657	44.4	45.9	1.5	Basalt	<0.5	2.5	550	150	0.080	0.090	2.4	0.070	42	50	160	6.5	<0.05	0.32
	031949	BR-339	148.5	150	1.5	Basalt	0.19	2.4	6.5	333	0.27	0.050	0.76	0.11	7.7	5.0	16	8.3	<0.005	1.2
	031947	BR-399	51.5	53	1.5	Basalt	<0.5	1.4	120	37	0.070	0.090	2.8	0.030	28	37	59	4.1	<0.05	0.14
	031944	BR-448	41	42.5	1.5	Basalt	<0.5	2.4	59	150	0.15	0.63	0.78	2.1	40	150	200	6.4	<0.05	0.45
	116977	BR-192	384	385.5	1.5	Basalt	<0.5	0.67	100	31	0.071	0.20	2.4	0.084	18	13	43	2.5	<0.05	0.037
	116978	BR-130	478.85	480	1.15	Basalt	0.27	1.7	57	21	0.16	0.080	2.9	0.18	26	14	172	5.3	<0.005	0.070
	116979	BR-144	645.5	647	1.5	Basalt	<0.5	1.5	35	250	0.13	0.13	1.9	0.029	16	40	42	4.8	<0.05	0.36
Weighted Average Composition							0.45	1.7	107	123	0.13	0.18	1.8	0.31	27	53	92	5.1	0.041	0.33

(1) Based on crustal abundance provided by Price (1997) excluding major elements.

Blue shading indicates concentrations greater than 10x Crustal Abundance values.

Table F-3. FLB Elemental Content Results (Aqua Regia Digest) - Drillcore Grab Samples

FLB ID	Sample ID	Drillhole	From	To	Interval	Lithology	Silver	Aluminum	Arsenic	Barium	Beryllium	Bismuth	Calcium	Cadmium	Cobalt	Chromium	Copper	Iron	Mercury	Potassium
							µg/g	%	µg/g	µg/g	µg/g	µg/g	%	µg/g	µg/g	µg/g	µg/g	%	µg/g	%
10x Crustal Abundance Screening Value (Price 1997)							*0.75*	*--*	*18*	*4250*	*30*	*0.085*	*--*	*2*	*250*	*1020*	*600*	*--*	0.85	*1*
FLB-09	031993	BR-657	41.3	42.4	1.1	Basalt	<0.5	1.8	120	72	0.050	0.29	1.4	0.030	35	46	110	3.0	<0.05	0.097
	031991	BR-047	27.5	29	1.5	Basalt	<0.5	1.7	69	3.3	0.050	<0.085	4.3	0.080	24	36	140	4.0	<0.05	0.014
	031995	REG-004	70.5	72	1.5	Basalt	<0.5	2.3	74	97	0.070	<0.085	3.5	0.090	40	18	360	5.4	<0.05	0.24
	031992	BR-388	37.5	38.65	1.15	Basalt	<0.5	1.1	88	55	0.090	<0.085	1.6	0.050	20	15	93	2.8	<0.05	0.054
	031990	BR-658	15.5	17	1.5	Basalt	<0.5	2.1	18	380	0.060	<0.085	2.1	0.070	34	82	100	4.5	<0.05	0.86
	031989	BR-268	11.9	12.9	1	Basalt	<0.5	1.9	80	130	0.040	<0.085	2.0	0.040	60	160	160	3.0	<0.05	0.77
	116982	BR-199	386.5	387.5	1	Basalt	<0.5	1.4	59	87	0.069	<0.085	3.4	0.080	28	23	96	3.4	<0.05	0.25
	031996	BR-386	72	73	1	Basalt	<0.5	2.5	36	110	0.13	0.090	0.79	0.060	24	62	46	3.3	<0.05	0.51
	031994	BR-657	55.8	57.3	1.5	Basalt	<0.5	2.2	100	24	0.070	<0.085	1.1	0.11	36	120	41	4.0	<0.05	0.11
	031998	BR-444	136	137.1	1.1	Basalt	<0.5	2.2	57	200	0.070	0.15	2.2	0.10	49	59	99	3.7	<0.05	0.76
	031997	BR-449	94.3	95.8	1.5	Basalt	0.13	2.3	24	112	0.10	<0.085	3.9	0.080	39	89	152	5.4	<0.005	0.71
	116981	DL-063A	354.5	355.5	1	Basalt	<0.5	1.7	5.0	170	0.22	<0.085	1.8	0.054	22	34	180	3.9	<0.05	0.76
	116980	BR-398	179.5	181	1.5	Basalt	<0.5	2.1	160	350	0.10	0.096	1.6	0.067	34	90	82	3.7	<0.05	0.80
Weighted Average Composition							0.47	1.9	68	127	0.082	0.099	2.4	0.072	35	66	133	3.9	0.046	0.44
FLB-10	031987	REG-003	149.1	150	0.9	Basalt	<0.5	1.1	8.3	19	0.040	<0.085	1.9	<0.02	16	11	190	1.8	<0.05	0.069
	031951	BR-493	27	28.15	1.15	Basalt	<0.5	1.5	79	140	0.060	<0.085	2.5	0.050	34	47	140	2.8	<0.05	0.37
	031953	BR-478	36.5	37.5	1	Basalt	<0.5	2.5	1.8	610	0.070	<0.085	0.81	0.030	18	61	28	3.0	<0.05	1.1
	031986	BR-339	135.3	136.65	1.35	Basalt	<0.5	1.7	19	87	0.15	<0.085	2.3	0.070	13	44	67	3.3	<0.05	0.11
	031950	BR-030	9	10.25	1.25	Basalt	<0.5	1.5	5.5	180	0.10	<0.085	2.6	0.030	8.5	11	6.7	3.1	<0.05	0.40
	031988	BR-399	149.7	151.2	1.5	Basalt	<0.5	1.7	4.6	51	0.060	<0.085	2.0	0.050	37	130	100	3.4	<0.05	0.16
	031952	BR-268	27	27.6	0.6	Basalt	<0.5	0.84	62	100	0.040	<0.085	1.9	0.080	19	14	180	1.7	<0.05	0.27
	031984	BR-657	59.2	60.4	1.2	Basalt	<0.5	1.4	18	300	0.040	<0.085	0.76	0.050	24	63	100	2.4	<0.05	0.33
	116984	DL-061	226	227	1	Basalt	<0.5	1.6	18	56	0.11	<0.085	2.3	0.053	23	24	66	3.4	<0.05	0.14
	031983	BR-448	47	48.5	1.5	Basalt	<0.5	1.8	32	110	0.070	<0.085	1.7	0.10	27	77	59	2.6	<0.05	0.30
	031985	BR-548	70.5	72	1.5	Basalt	<0.5	1.2	10	64	0.040	<0.085	2.3	0.030	27	62	160	2.4	<0.05	0.18
	116983	BR-398	176.5	178	1.5	Basalt	0.070	1.8	6.6	17	0.14	0.010	3.1	0.050	23	49	56	4.0	0.0090	0.020
Weighted Average Composition							0.47	1.5	23	128	0.073	0.080	2.0	0.052	23	49	101	2.7	0.047	0.26
FLB-11	031978	BH22-08	202	203	1	Felsic Volcanic 2	<0.5	1.7	9.7	68	0.28	<0.085	1.3	0.050	6.5	78	11	1.8	<0.05	0.80
	031976	BR-509	126.5	127.9	1.4	Felsic Volcanic 2	<0.5	0.80	18	56	0.080	<0.085	1.1	0.030	1.6	1.7	4.2	1.4	<0.05	0.46
	031974	BR-521	72.4	73.4	1	Felsic Volcanic 2	<0.5	0.42	4.9	49	0.030	<0.085	0.50	0.030	5.8	17	8.2	0.35	<0.05	0.19
	031977	BR-334	163.8	165	1.2	Felsic Volcanic 2	<0.5	1.7	8.0	210	0.15	<0.085	1.3	0.040	12	18	67	3.4	0.92	0.96
	031979	BR-428	225	225.95	0.95	Felsic Volcanic 2	<0.5	0.66	6.7	99	0.10	0.24	0.70	0.060	1.5	2.3	5.3	1.1	<0.05	0.36
	031973	BR-346	51.25	51.75	0.5	Felsic Volcanic 2	<0.5	0.93	22	100	0.17	0.29	0.80	0.030	3.8	2.9	6.0	1.7	<0.05	0.36
	031980	BR-279	288	289.5	1.5	Felsic Volcanic 2	<0.5	0.79	12	61	0.11	0.18	0.41	0.040	1.7	2.3	6.3	1.5	<0.05	0.34
	031975	DL-142	115	115.5	0.5	Felsic Volcanic 2	<0.5	1.1	10	160	0.12	0.090	0.97	0.030	6.3	8.5	21	1.8	0.060	0.37
	031982	BR-250B	312.95	314	1.05	Felsic Volcanic 2	<0.5	1.5	19	160	0.080	0.16	1.1	0.14	10	26	20	2.4	<0.05	0.79
	031981	BR-232	296.8	298.1	1.3	Felsic Volcanic 2	<0.5	2.2	20	250	0.080	0.16	1.4	0.060	15	21	23	3.4	<0.05	1.6
Weighted Average Composition							0.50	1.2	13	134	0.12	0.15	0.98	0.053	6.7	15	20	2.0	0.17	0.64
FLB-12	116986	BR-228	419.3	420.3	1	Felsic Volcanic 2	<0.5	0.58	1600	51	0.10	<0.085	0.33	0.38	2.5	3.6	4.8	1.5	<0.05	0.36
	031966	BR-342	158.6	160.1	1.5	Felsic Volcanic 2	<0.5	0.46	4500	40	0.12	0.15	0.077	0.18	1.6	2.4	6.1	1.3	<0.05	0.31
	031967	BR-469	163.6	164.6	1	Felsic Volcanic 2	<0.5	0.64	910	53	0.070	<0.085	0.18	0.050	1.7	1.9	6.7	1.7	<0.05	0.38
	031970	BR-204	204.75	206.25	1.5	Felsic Volcanic 2	<0.5	0.88	470	48	0.16	0.19	0.33	0.15	3.3	3.9	12	1.7	<0.05	0.40
	031963	BR-509	20.5	21.5	1	Felsic Volcanic 2	<0.5	0.50	2500	42	0.12	0.13	0.19	0.27	1.8	2.1	4.9	1.3	<0.05	0.32
	116985	BR-142	294.5	295.5	1	Felsic Volcanic 2	6.7	0.60	430	58	0.082	0.56	0.33	0.061	3.1	10	6.5	1.5	<0.05	0.37
	031968	BR-252	170.6	171.6	1	Felsic Volcanic 2	<0.5	0.59	550	36	0.080	0.48	0.23	0.030	3.0	3.0	7.0	2.0	<0.05	0.36
	031972	BR-322	290	291	1	Felsic Volcanic 2	<0.5	0.46	910	53	0.13	0.49	0.047	0.060	2.3	2.0	6.9	1.7	<0.05	0.29
	031971	BR-213	281.75	282.5	0.75	Felsic Volcanic 2	0.70	0.32	1000	19	0.10	0.96	1.7	0.65	2.0	1.8	28	1.7	<0.05	0.029
	031964	BR-509	22.5	23.7	1.2	Felsic Volcanic 2	<0.5	0.22	2100	27	0.040	0.46	1.4	0.17	6.9	8.4	6.1	1.4	0.070	0.057
	031965	BR-509	84.1	85.1	1	Felsic Volcanic 2	0.60	0.50	1000	100	0.060	0.80	1.8	0.21	6.1	9.6	6.6	1.8	0.49	0.30
	031969	BR-464	180.4	181.2	0.8	Felsic Volcanic 2	<0.5	0.92	1400	28	0.21	0.090	0.89	0.15	7.9	22	22	2.1	0.14	0.21
Weighted Average Composition							1.0	0.57	1459	47	0.11	0.35	0.57	0.18	3.5	5.7	9.4	1.6	0.093	0.29

(1) Based on crustal abundance provided by Price (1997) excluding major elements.

Blue shading indicates concentrations greater than 10x Crustal Abundance values.

Table F-3. FLB Elemental Content Results (Aqua Regia Digest) - Drillcore Grab Samples

FLB ID	Sample ID	Drillhole	From	To	Interval	Lithology	Silver	Aluminum	Arsenic	Barium	Beryllium	Bismuth	Calcium	Cadmium	Cobalt	Chromium	Copper	Iron	Mercury	Potassium
							µg/g	%	µg/g	µg/g	µg/g	µg/g	%	µg/g	µg/g	µg/g	µg/g	%	µg/g	%
10x Crustal Abundance Screening Value (Price 1997)							*0.75*	--	*18*	*4250*	*30*	*0.085*	--	*2*	*250*	*1020*	*600*	--	0.85	*1*
FLB-13	031909	BR-188	275.6	277	1.4	Metasediment 2	<0.5	2.0	210	160	0.13	0.56	0.37	0.060	16	70	75	3.4	<0.05	1.1
	031893	BR-413	19.4	20.65	1.25	Metasediment 2	<0.5	3.0	200	180	0.17	0.31	0.18	0.060	23	79	61	5.0	<0.05	1.5
	031895	BR-320	156	157.5	1.5	Metasediment 2	<0.5	2.4	54	140	0.15	0.18	0.48	0.070	16	71	44	3.3	<0.05	1.1
	031896	BR-503	167.75	169.25	1.5	Metasediment 2	<0.5	2.7	55	180	0.15	0.25	0.21	0.060	20	87	53	4.6	<0.05	1.0
	031910	BR-225	351.4	352.05	0.65	Metasediment 2	<0.5	3.0	610	200	0.18	0.22	0.47	0.080	22	140	56	4.3	<0.05	1.5
	031897	BR-147	218	219.2	1.2	Metasediment 2	<0.5	2.6	560	120	0.080	0.39	0.15	0.070	22	89	60	4.4	<0.05	0.89
	031898	BR-206	252	253	1	Metasediment 2	<0.5	3.7	920	240	0.21	0.24	1.1	0.14	25	240	40	5.1	<0.05	1.9
	031899	BR-233	262.5	263.5	1	Metasediment 2	<0.5	3.2	430	200	0.13	0.26	0.17	0.19	19	94	52	5.6	<0.05	1.6
	031894	BR-502	76.8	77.7	0.9	Metasediment 2	<0.5	2.7	130	180	0.14	0.30	0.15	0.050	19	100	53	4.2	<0.05	1.9
	031911	BR-163	445	446	1	Metasediment 2	<0.5	2.4	280	130	0.11	0.33	0.14	0.070	22	73	64	3.9	<0.05	1.6
Weighted Average Composition							0.50	2.8	332	173	0.15	0.30	0.35	0.088	20	102	55	4.4	0.050	1.4
FLB-14	031918	BR-432	173.5	175	1.5	Metasediment 2	<0.5	3.2	70	560	0.24	0.22	0.35	0.030	15	61	20	5.6	<0.05	1.7
	031914	BR-437	64.5	66	1.5	Metasediment 2	0.90	1.8	37	93	0.12	1.3	0.20	0.12	17	47	88	2.9	<0.05	0.80
	031917	BR-333	119.15	120.5	1.35	Metasediment 2	0.60	2.1	64	160	0.22	<0.085	1.0	0.28	12	32	18	4.6	<0.05	0.73
	031916	BR-203	99.9	100.65	0.75	Metasediment 2	<0.5	1.6	800	160	0.32	0.45	0.79	0.28	25	120	53	4.0	<0.05	1.3
	031913	BR-555	61.15	62.5	1.35	Metasediment 2	<0.5	2.6	24	160	0.21	0.31	0.35	0.070	14	86	45	4.7	<0.05	1.8
	031912	BR-253	51.6	52.5	0.9	Metasediment 2	<0.5	1.9	40	370	0.24	0.58	1.1	0.12	11	47	70	7.3	0.12	1.1
	031915	BR-382	67.3	68.6	1.3	Metasediment 2	0.60	1.9	19	390	0.31	1.8	1.1	0.37	22	110	77	5.3	0.060	1.6
	031919	BR-192	183.9	184.9	1	Metasediment 2	<0.5	2.0	40	180	0.34	1.5	0.57	0.25	25	100	49	4.7	<0.05	1.6
	031931	BR-175	418.9	420.4	1.5	Metasediment 2	1.3	2.4	26	330	0.16	3.7	0.16	0.65	20	79	89	5.6	0.21	1.9
	031920	BR-131	333	334	1	Metasediment 2	0.93	3.2	18	96	0.14	0.42	0.53	0.070	13	64	127	8.7	<0.005	1.2
Weighted Average Composition							0.69	2.2	119	242	0.23	1.0	0.66	0.23	17	73	66	5.4	0.067	1.3
FLB-15	031921	BR-434	40.95	41.95	1	Metasediment 3	<0.5	1.1	5.6	100	0.060	<0.085	0.43	0.14	4.0	4.3	9.7	1.9	<0.05	0.68
	031927	BR-219	205.5	207	1.5	Metasediment 3	<0.5	1.4	1.0	140	0.13	<0.085	0.30	0.060	13	27	54	2.0	<0.05	0.92
	031926	BR-181	201.5	202.5	1	Metasediment 3	<0.5	1.3	2.6	99	0.12	0.25	0.27	0.12	8.4	19	15	2.2	<0.05	0.80
	031925	BR-036	190.9	191.7	0.8	Metasediment 3	<0.5	2.0	31	180	0.25	0.14	0.41	<0.02	14	18	45	4.9	<0.05	1.1
	031928	BR-392	248.9	250.4	1.5	Metasediment 3	<0.5	0.96	6.0	110	0.070	0.15	0.64	<0.02	5.0	8.6	18	1.5	<0.05	0.56
	031929	BR-037	308.8	309.75	0.95	Metasediment 3	<0.5	1.1	3.1	62	0.10	<0.085	0.69	<0.02	8.2	11	7.4	0.74	<0.05	0.26
	031923	BR-356	56.45	57.5	1.05	Metasediment 3	<0.5	1.5	18	48	0.18	0.27	0.15	0.090	15	12	25	3.1	<0.05	0.40
	031924	BR-509	136.4	137.4	1	Metasediment 3	<0.5	1.9	6.9	390	0.14	0.22	0.90	0.080	11	35	30	5.6	<0.05	1.3
	031930	BR-213	343.55	345	1.45	Metasediment 3	<0.5	1.4	5.1	200	0.090	0.26	0.94	0.050	14	18	19	2.3	<0.05	0.86
	031922	BR-153	41.5	43	1.5	Metasediment 3	<0.5	1.5	2.1	120	0.070	0.15	0.23	0.070	12	28	40	2.7	<0.05	0.97
Weighted Average Composition							0.50	1.5	8.0	150	0.12	0.17	0.47	0.069	11	19	28	2.8	0.050	0.81

(1) Based on crustal abundance provided by Price (1997) excluding major elements.
Blue shading indicate concentrations greater than 10x Crustal Abundance values.

Table F-3. FLB Elemental Content Results (Aqua Regia Digest) - Drillcore Grab Samples

FLB ID	Sample ID	Drillhole	From	To	Interval	Lithology	Magnesium	Manganese	Molybdenum	Sodium	Nickel	Phosphorus	Lead	Sulphur	Antimony	Selenium	Tin	Strontium	Thorium
							%	µg/g	µg/g	%	µg/g	µg/g	µg/g	%	µg/g	µg/g	µg/g	µg/g	µg/g
10x Crustal Abundance Screening Value (Price 1997)							--	*9500*	*12*	--	*840*	--	*140*	*350*	*2*	*0.5*	*23*	*3700*	*96*
FLB-01	031866	BR-346	42.75	43.8	1.05	Felsic Volcanic 1	0.42	280	1.1	0.10	6.1	450	7.5	0.32	<2	0.20	<2	64	23
	031851	BR-181	88.6	89.25	0.65	Felsic Volcanic 1	0.91	500	0.80	0.071	19	880	2.8	0.21	<2	0.20	<2	19	20
	031870	BR-242	112.6	114	1.4	Felsic Volcanic 1	0.68	440	1.4	0.072	13	690	3.5	0.34	<2	<0.1	<2	17	24
	031867	BR-209	127.85	128.55	0.7	Felsic Volcanic 1	0.87	560	1.4	0.053	17	770	2.6	0.29	<2	0.20	<2	18	23
	031853	BR-160	137.9	138.6	0.7	Felsic Volcanic 1	0.62	700	0.80	0.043	16	520	4.2	0.21	<2	0.30	<2	30	20
	031855	BR-133	233.4	234.5	1.1	Felsic Volcanic 1	0.55	350	1.0	0.053	18	510	7.2	0.27	<2	<0.1	<2	13	19
	031852	BR-165	314	314.95	0.95	Felsic Volcanic 1	0.92	518	1.2	0.080	18	741	3.5	0.10	0.26	0.20	0.60	24	8.0
	031854	BR-155	352.5	354	1.5	Felsic Volcanic 1	0.48	640	0.70	0.076	9.2	560	4.8	0.38	<2	0.40	<2	23	22
	031869	BR-210	410.9	412	1.1	Felsic Volcanic 1	0.65	440	1.2	0.069	11	710	3.3	0.29	<2	<0.1	<2	13	25
	031868	BR-481	527.8	528.6	0.8	Felsic Volcanic 1	0.38	500	0.80	0.054	5.1	370	12	0.26	<2	0.20	<2	12	22
Weighted Average Composition							0.63	486	1.1	0.069	13	613	5.1	0.28	1.8	0.20	1.9	23	21
FLB-02	031860	BR-237	147.2	148.1	0.9	Felsic Volcanic 1	0.76	930	1.1	0.057	21	450	2.5	0.11	<2	<0.1	<2	24	17
	031859	BR-226	138	139	1	Felsic Volcanic 1	1.5	640	4.9	0.048	27	920	1.7	0.10	<2	0.20	<2	31	15
	031865	BR-284	288	288.65	0.65	Felsic Volcanic 1	0.52	410	1.9	0.067	14	560	2.9	0.051	<2	<0.1	<2	21	20
	031862	BR-152	214.05	215	0.95	Felsic Volcanic 1	0.82	540	1.0	0.047	24	640	2.3	0.12	<2	<0.1	<2	31	15
	031863	BR-165	249.5	250.5	1	Felsic Volcanic 1	0.79	300	1.7	0.099	15	680	3.3	0.070	<2	0.20	<2	31	21
	031857	BR-152	88.5	89.5	1	Felsic Volcanic 1	1.1	490	0.30	0.056	13	550	2.7	0.068	<2	<0.1	<2	25	21
	031856	BR-076	53	54	1	Felsic Volcanic 1	0.83	390	0.60	0.11	19	560	2.8	0.091	<2	<0.1	<2	28	20
	031858	BR-318	100.4	101.8	1.4	Felsic Volcanic 1	1.0	440	1.3	0.069	21	990	2.5	0.079	<2	0.20	<2	21	21
	031861	BR-158	167.3	168.75	1.45	Felsic Volcanic 1	0.79	390	0.50	0.044	19	700	3.1	0.062	<2	<0.1	<2	26	12
	031864	BR-043	259.5	261	1.5	Felsic Volcanic 1	0.85	420	0.90	0.052	19	740	2.6	0.065	<2	<0.1	<2	21	19
Weighted Average Composition							0.89	492	1.4	0.064	19	669	2.7	0.080	2.0	0.13	2.0	26	18
FLB-03	031880	BR-100	222	223	1	Felsic Volcanic 1	1.2	620	0.70	0.053	18	880	2.7	0.90	<2	0.20	<2	25	18
	031874	BR-463	112.5	114	1.5	Felsic Volcanic 1	0.76	790	0.60	0.057	16	500	6.7	0.50	<2	0.20	<2	16	21
	031879	BR-164	211.75	213	1.25	Felsic Volcanic 1	0.68	400	0.90	0.087	12	460	12	0.34	<2	<0.1	<2	22	18
	031881	BR-156	366	367.5	1.5	Felsic Volcanic 1	0.95	600	0.80	0.060	17	750	4.5	0.43	<2	0.20	<2	15	20
	031873	BR-069	98	99	1	Felsic Volcanic 1	0.85	1100	0.60	0.074	15	490	8.1	0.52	<2	0.20	<2	24	18
	031871	BR-342	42.4	43	0.6	Felsic Volcanic 1	0.77	670	1.1	0.074	18	520	2.4	0.58	<2	0.70	<2	20	19
	031876	BR-433	200.6	202.1	1.5	Felsic Volcanic 1	2.0	650	0.20	0.038	60	2700	3.7	0.52	<2	0.30	<2	55	26
	031872	BR-109	67.35	68	0.65	Felsic Volcanic 1	0.98	640	1.3	0.10	29	570	2.5	0.63	<2	0.20	<2	23	18
	031875	BR-166	134.8	135.95	1.15	Felsic Volcanic 1	0.70	710	1.2	0.048	16	510	6.9	0.56	<2	0.20	<2	15	20
	031878	BR-123	203	204	1	Felsic Volcanic 1	0.45	620	0.60	0.043	8.6	560	7.7	0.42	<2	0.20	<2	19	24
	031877	BR-105	202.3	203.3	1	Felsic Volcanic 1	1.1	780	0.70	0.15	21	630	3.6	0.44	<2	0.20	<2	37	21
Weighted Average Composition							0.94	693	0.81	0.075	21	757	5.4	0.51	2.0	0.26	2.0	25	20
FLB-04	031957	BR-164	324.95	325.45	0.5	Felsic Volcanic 1	1.3	400	1.3	0.044	53	590	3.7	0.40	<2	0.40	<2	7.9	22
	031954	BR-378	173.5	174.75	1.25	Felsic Volcanic 1	0.60	400	0.90	0.059	13	660	3.3	0.32	<2	<0.1	<2	11	12
	031937	BR-425	160	160.65	0.65	Felsic Volcanic 1	0.60	240	0.90	0.069	12	570	2.4	0.28	<2	0.70	<2	38	17
	031935	BR-039	144.8	145.7	0.9	Felsic Volcanic 1	0.59	510	1.3	0.046	16	450	9.4	0.41	<2	0.60	<2	22	21
	031933	BH22-08	84.1	85.1	1	Felsic Volcanic 1	0.84	470	1.5	0.21	21	610	5.9	0.71	<2	0.20	<2	62	21
	031955	BR-410	194	195	1	Felsic Volcanic 1	0.73	470	0.50	0.15	17	480	2.9	0.45	<2	<0.1	<2	29	21
	031956	BR-321	275.05	275.55	0.5	Felsic Volcanic 1	0.45	350	0.90	0.040	11	520	5.1	0.40	<2	3.5	<2	13	20
	031932	BR-347	45	46.35	1.35	Felsic Volcanic 1	0.73	520	3.8	0.065	22	590	3.1	0.59	<2	1.3	<2	15	21
	116968	BR-022	447	447.5	0.5	Felsic Volcanic 1	0.24	360	1.7	0.13	8.5	270	13	0.47	<2	6.7	<2	27	4.5
	116969	BR-221	450.3	450.8	0.5	Felsic Volcanic 1	0.30	360	1.1	0.18	7.1	320	25	0.46	<2	5.7	<2	22	3.0
	031934	BR-001	100.75	101.25	0.5	Felsic Volcanic 1	0.25	300	1.1	0.071	6.9	350	7.5	0.46	<2	6.8	<2	14	11
	031936	BR-185	155.9	157.05	1.15	Felsic Volcanic 1	0.39	340	0.40	0.11	16	470	4.0	0.54	<2	0.20	<2	23	18
	116967	BR-163	418.9	419.5	0.6	Felsic Volcanic 1	0.47	158	1.3	0.090	11	471	2.3	0.020	0.13	<0.2	0.30	14	5.9
Weighted Average Composition							0.65	395	1.4	0.091	19	517	6.0	0.44	1.9	1.7	1.9	22	17

(1) Based on crustal abundance provided by Price (1997) excluding major elements.

Blue shading indicates concentrations greater than 10x Crustal Abundance values.

Table F-3. FLB Elemental Content Results (Aqua Regia Digest) - Drillcore Grab Samples

FLB ID	Sample ID	Drillhole	From	To	Interval	Lithology	Magnesium	Manganese	Molybdenum	Sodium	Nickel	Phosphorus	Lead	Sulphur	Antimony	Selenium	Tin	Strontium	Thorium
							%	µg/g	µg/g	%	µg/g	µg/g	µg/g	%	µg/g	µg/g	µg/g	µg/g	µg/g
10x Crustal Abundance Screening Value (Price 1997)							--	*9500*	*12*	--	*840*	--	*140*	*350*	*2*	*0.5*	*23*	*3700*	*96*
FLB-05	116972	BR-156	335.45	336.5	1.05	Felsic Volcanic 1	0.94	2500	11	0.19	29	680	230	2.0	<2	6.0	<2	150	8.8
	116970	BR-321	209	209.75	0.75	Felsic Volcanic 1	0.70	1600	0.68	0.076	10	350	420	3.5	<2	6.2	<2	280	8.1
	116971	BR-190	225	226	1	Felsic Volcanic 1	0.59	1700	0.82	0.068	9.5	370	2100	1.9	2.0	20	<2	100	7.3
	031942	BRH-002	96.5	97	0.5	Felsic Volcanic 1	1.1	930	2.9	0.048	23	710	600	1.6	<2	2.2	<2	16	20
	031960	BR-324	136	137	1	Felsic Volcanic 1	0.41	480	0.80	0.020	14	720	560	2.8	<2	3.9	<2	7.2	19
	116973	BR-481	485	486	1	Felsic Volcanic 1	0.68	630	0.65	0.22	16	490	620	1.7	<2	1.5	<2	39	9.2
	031958	BRH-002	102.75	103.25	0.5	Felsic Volcanic 1	0.72	920	1.4	0.19	18	590	180	2.0	<2	2.9	<2	66	19
	031961	BR-142	140	140.5	0.5	Felsic Volcanic 1	1.1	970	0.50	0.12	17	470	180	3.5	<2	3.6	<2	23	23
	031959	BR-225	120.6	121.95	1.35	Felsic Volcanic 1	0.23	300	1.2	0.068	14	430	4700	4.3	3.0	49	<2	22	17
	031940	BR-231	82.5	83	0.5	Felsic Volcanic 1	0.61	580	1.4	0.14	17	850	220	2.6	<2	5.5	<2	38	29
	031962	BR-167	187.6	188.2	0.6	Felsic Volcanic 1	0.52	570	1.4	0.14	14	530	270	1.6	<2	1.9	<2	33	21
	031939	BR-231	77.95	78.45	0.5	Felsic Volcanic 1	0.66	2600	4.4	0.027	15	420	2500	2.2	<2	21	<2	170	14
	031941	BR-137	83	84	1	Felsic Volcanic 1	0.44	530	1.1	0.13	11	560	210	2.2	<2	2.9	<2	47	22
	031938	BR-380	40.25	41.6	1.35	Felsic Volcanic 1	0.53	540	0.70	0.059	8.7	370	85	1.9	<2	1.1	<2	11	18
Weighted Average Composition							0.70	1150	2.6	0.11	16	548	748	2.3	2.0	7.6	2.0	72	17
FLB-06	031886	BR-429	221.8	222.85	1.05	Felsic Volcanic 1	0.82	460	0.80	0.041	20	610	11	0.97	<2	0.30	<2	3.7	14
	031907	BR-152	357	358	1	Felsic Volcanic 1	0.62	530	1.1	0.054	10	670	24	1.2	<2	1.5	<2	6.9	13
	031883	BR-133	134	135	1	Felsic Volcanic 1	1.2	1500	1.0	0.056	34	780	16	1.4	<2	2.5	<2	39	14
	031884	BR-192	151.5	152.5	1	Felsic Volcanic 1	0.36	240	0.60	0.037	12	450	23	1.3	<2	0.50	<2	10	11
	031887	BR-224	321	321.6	0.6	Felsic Volcanic 1	1.1	490	0.40	0.073	41	580	25	1.2	<2	0.40	<2	26	14
	031882	BR-341	67.5	69	1.5	Felsic Volcanic 1	0.59	760	0.70	0.068	9.2	400	17	1.0	<2	0.80	<2	37	11
	031906	BR-087	342.55	343.3	0.75	Felsic Volcanic 1	0.73	550	0.40	0.038	14	510	29	1.1	<2	1.0	<2	3.7	9.5
	031908	BR-284	504.75	505.5	0.75	Felsic Volcanic 1	0.58	620	0.70	0.038	5.6	320	18	1.6	<2	1.5	<2	3.9	12
	031905	BR-135	327.5	328	0.5	Felsic Volcanic 1	0.94	760	1.0	0.12	19	780	8.8	1.8	<2	1.8	<2	20	16
	031885	BR-250B	214.4	215.15	0.75	Felsic Volcanic 1	0.80	700	0.60	0.037	11	420	19	2.4	<2	5.3	<2	5.7	17
Weighted Average Composition							0.81	662	0.76	0.058	19	578	18	1.4	2.0	1.5	2.0	15	13
FLB-07	031902	BR-067	230	231	1	Felsic Volcanic 1	0.43	330	1.0	0.011	10	510	17	4.1	<2	3.4	<2	2.3	15
	031891	BR-034	149	150	1	Felsic Volcanic 1	0.85	510	1.1	0.065	19	720	5.6	2.4	<2	2.0	<2	16	16
	116975	BR-248	280	281	1	Felsic Volcanic 1	0.85	540	2.4	0.038	42	600	12	4.8	<2	3.0	<2	8.6	8.6
	031903	BR-176	247	248	1	Felsic Volcanic 1	1.1	740	0.90	0.061	24	780	9.8	3.5	<2	1.7	<2	14	17
	031901	BR-566	203.65	204.35	0.7	Felsic Volcanic 1	0.77	843	1.4	0.080	15	828	7.4	3.7	0.22	1.7	0.60	19	7.4
	031900	BR-140	203	204	1	Felsic Volcanic 1	0.27	170	0.80	0.011	14	470	11	4.0	<2	3.0	<2	3.4	17
	031890	BR-231	134.7	135.3	0.6	Felsic Volcanic 1	0.87	470	1.3	0.044	23	720	13	3.9	<2	3.6	<2	14	17
	031904	BR-230	250.7	251.6	0.9	Felsic Volcanic 1	0.55	410	0.90	0.13	15	550	8.0	3.9	<2	2.8	<2	38	17
	031892	BR-086	157.8	159	1.2	Felsic Volcanic 1	0.50	400	1.2	0.037	22	680	6.9	4.5	<2	5.5	<2	10	21
	116974	BR-230	263	264.5	1.5	Felsic Volcanic 1	0.51	380	0.92	0.013	35	440	7.5	4.3	<2	2.2	<2	4.6	7.8
	031889	BR-142	70	71	1	Felsic Volcanic 1	0.93	670	0.90	0.036	27	520	7.4	3.7	<2	2.9	<2	5.4	16
	031888	BR-118	39	40	1	Felsic Volcanic 1	0.44	360	0.90	0.12	13	460	8.6	4.4	<2	2.9	<2	20	16
	116976	BR-283	428.5	430	1.5	Felsic Volcanic 1	1.5	1600	1.2	0.13	54	980	12	3.4	<2	1.8	<2	35	8.2
Weighted Average Composition							0.77	622	1.1	0.063	25	647	9.5	3.8	1.8	2.7	1.9	15	14
FLB-08	031948	BR-030	129.7	130.7	1	Basalt	0.67	920	0.80	0.095	159	300	1.3	0.51	<2	0.30	<2	16	1.8
	031943	BR-031	6	7.5	1.5	Basalt	0.62	930	0.70	0.069	14	520	3.3	0.87	<2	0.60	<2	18	4.4
	031945	DL-070	43.05	44	0.95	Basalt	0.42	860	0.20	0.086	55	320	0.46	0.93	<2	0.90	<2	12	1.2
	031946	BR-657	44.4	45.9	1.5	Basalt	1.1	1300	0.10	0.072	48	380	0.51	0.56	<2	0.60	<2	25	1.7
	031949	BR-339	148.5	150	1.5	Basalt	0.59	815	0.64	0.10	49	410	5.1	0.31	0.14	<0.2	0.60	8.1	5.7
	031947	BR-399	51.5	53	1.5	Basalt	0.58	880	0.40	0.091	43	300	0.44	0.47	<2	0.50	<2	14	2.0
	031944	BR-448	41	42.5	1.5	Basalt	1.0	650	0.50	0.053	83	350	3.6	0.93	<2	0.70	<2	8.8	1.6
	116977	BR-192	384	385.5	1.5	Basalt	0.39	890	0.70	0.16	39	580	1.7	0.48	<2	1.1	<2	35	2.5
	116978	BR-130	478.85	480	1.15	Basalt	0.85	1240	0.23	0.19	24	290	0.40	0.73	0.26	1.3	0.3	58	0.50
	116979	BR-144	645.5	647	1.5	Basalt	0.78	870	0.50	0.11	43	520	0.74	0.48	<2	0.30	<2	29	1.9
Weighted Average Composition							0.71	933	0.50	0.10	57	406	1.9	0.62	1.6	0.63	1.7	22	2.4

(1) Based on crustal abundance provided by Price (1997) excluding major elements.

Blue shading indicates concentrations greater than 10x Crustal Abundance values.

Table F-3. FLB Elemental Content Results (Aqua Regia Digest) - Drillcore Grab Samples

FLB ID	Sample ID	Drillhole	From	To	Interval	Lithology	Magnesium	Manganese	Molybdenum	Sodium	Nickel	Phosphorus	Lead	Sulphur	Antimony	Selenium	Tin	Strontium	Thorium
							%	µg/g	µg/g	%	µg/g	µg/g	µg/g	%	µg/g	µg/g	µg/g	µg/g	µg/g
10x Crustal Abundance Screening Value (Price 1997)							--	*9500*	*12*	--	*840*	--	*140*	*350*	*2*	*0.5*	*23*	*3700*	*96*
FLB-09	031993	BR-657	41.3	42.4	1.1	Basalt	1.1	330	0.30	0.078	81	530	0.45	0.18	<2	0.20	<2	13	2.8
	031991	BR-047	27.5	29	1.5	Basalt	1.0	1500	0.30	0.073	26	230	0.47	0.28	<2	0.50	<2	62	1.0
	031995	REG-004	70.5	72	1.5	Basalt	1.5	1100	0.10	0.062	31	330	1.7	0.42	<2	1.1	<2	25	5.3
	031992	BR-388	37.5	38.65	1.15	Basalt	0.55	720	0.30	0.098	15	480	0.40	0.11	<2	0.30	<2	25	2.0
	031990	BR-658	15.5	17	1.5	Basalt	0.75	870	0.50	0.086	57	380	0.67	0.13	<2	0.40	<2	14	1.7
	031989	BR-268	11.9	12.9	1	Basalt	0.69	710	0.30	0.12	98	410	0.65	0.21	<2	0.60	<2	11	1.4
	116982	BR-199	386.5	387.5	1	Basalt	0.72	780	0.20	0.10	30	480	0.53	0.23	<2	0.40	<2	28	0.90
	031996	BR-386	72	73	1	Basalt	0.93	190	0.50	0.13	60	710	2.7	0.48	<2	0.30	<2	41	5.6
	031994	BR-657	55.8	57.3	1.5	Basalt	1.3	580	0.20	0.076	92	560	0.69	0.12	<2	0.20	<2	9.4	4.0
	031998	BR-444	136	137.1	1.1	Basalt	0.72	380	0.30	0.081	120	650	1.2	0.16	<2	0.30	<2	21	2.3
	031997	BR-449	94.3	95.8	1.5	Basalt	0.95	1693	0.17	0.16	63	321	0.60	0.69	0.15	0.60	0.40	22	0.50
	116981	DL-063A	354.5	355.5	1	Basalt	1.0	750	0.27	0.14	31	740	0.62	0.27	<2	0.60	<2	17	1.5
	116980	BR-398	179.5	181	1.5	Basalt	0.97	390	0.69	0.15	67	870	1.0	0.29	<2	0.40	<2	32	1.7
Weighted Average Composition							0.95	820	0.30	0.10	59	491	0.87	0.28	1.8	0.47	1.9	25	2.3
FLB-10	031987	REG-003	149.1	150	0.9	Basalt	0.69	380	0.20	0.088	13	380	0.32	0.023	<2	0.20	<2	12	0.90
	031951	BR-493	27	28.15	1.15	Basalt	0.83	1200	0.20	0.093	36	270	0.34	0.079	<2	0.30	<2	12	4.0
	031953	BR-478	36.5	37.5	1	Basalt	1.2	240	0.60	0.14	32	760	1.1	0.040	<2	<0.1	<2	30	2.8
	031986	BR-339	135.3	136.65	1.35	Basalt	1.0	750	0.50	0.076	44	540	1.1	0.12	<2	0.30	<2	16	4.2
	031950	BR-030	9	10.25	1.25	Basalt	0.77	1200	0.70	0.077	11	470	1.0	0.0094	<2	<0.1	<2	28	3.5
	031988	BR-399	149.7	151.2	1.5	Basalt	0.78	530	0.40	0.061	76	410	1.5	0.10	<2	0.40	<2	14	2.1
	031952	BR-268	27	27.6	0.6	Basalt	0.53	760	0.10	0.070	14	340	0.32	0.038	<2	0.20	<2	9.9	2.0
	031984	BR-657	59.2	60.4	1.2	Basalt	1.2	180	0.20	0.061	57	630	0.54	0.061	<2	0.30	<2	8.3	2.3
	116984	DL-061	226	227	1	Basalt	1.1	770	0.31	0.11	24	350	0.27	0.010	<2	0.20	<2	14	0.90
	031983	BR-448	47	48.5	1.5	Basalt	0.56	580	0.20	0.13	53	390	0.44	0.045	<2	0.30	<2	13	1.1
	031985	BR-548	70.5	72	1.5	Basalt	0.49	850	0.20	0.081	53	410	0.32	0.19	<2	0.50	<2	9.4	1.2
	116983	BR-398	176.5	178	1.5	Basalt	0.78	923	0.41	0.20	26	754	0.20	0.040	0.12	<0.2	0.40	28	0.80
Weighted Average Composition							0.79	715	0.32	0.095	37	457	0.60	0.065	1.9	0.27	1.9	15	2.1
FLB-11	031978	BH22-08	202	203	1	Felsic Volcanic 2	0.72	420	0.40	0.10	14	190	4.7	0.17	<2	0.20	<2	26	26
	031976	BR-509	126.5	127.9	1.4	Felsic Volcanic 2	0.19	360	0.60	0.060	0.30	140	3.8	0.11	<2	0.20	<2	46	24
	031974	BR-521	72.4	73.4	1	Felsic Volcanic 2	0.042	45	1.0	0.094	14	470	1.5	0.0050	<2	<0.1	<2	12	10
	031977	BR-334	163.8	165	1.2	Felsic Volcanic 2	0.86	530	1.8	0.081	35	450	2.6	0.32	<2	0.20	<2	26	22
	031979	BR-428	225	225.95	0.95	Felsic Volcanic 2	0.17	320	0.40	0.086	1.2	130	3.1	0.058	<2	<0.1	<2	16	24
	031973	BR-346	51.25	51.75	0.5	Felsic Volcanic 2	0.41	330	0.70	0.045	0.90	340	5.5	0.16	<2	0.20	<2	15	17
	031980	BR-279	288	289.5	1.5	Felsic Volcanic 2	0.16	350	1.6	0.078	0.70	190	4.0	0.075	<2	0.20	<2	12	29
	031975	DL-142	115	115.5	0.5	Felsic Volcanic 2	0.58	280	1.4	0.24	13	380	2.6	0.11	<2	0.20	<2	31	12
	031982	BR-250B	312.95	314	1.05	Felsic Volcanic 2	0.91	430	0.90	0.042	20	540	4.0	0.14	<2	0.20	<2	11	15
	031981	BR-232	296.8	298.1	1.3	Felsic Volcanic 2	1.2	580	1.0	0.045	16	660	3.4	0.11	<2	0.20	<2	21	14
Weighted Average Composition							0.56	382	1.0	0.092	12	360	3.5	0.14	2.0	0.18	2.0	22	19
FLB-12	116986	BR-228	419.3	420.3	1	Felsic Volcanic 2	0.19	160	1.4	0.053	3.3	160	23	0.96	<2	0.30	<2	5.1	11
	031966	BR-342	158.6	160.1	1.5	Felsic Volcanic 2	0.033	29	1.7	0.020	0.40	110	39	0.86	3.0	0.30	<2	4.5	23
	031967	BR-469	163.6	164.6	1	Felsic Volcanic 2	0.27	260	1.0	0.095	0.30	140	4.5	1.1	<2	0.20	<2	9.8	29
	031970	BR-204	204.75	206.25	1.5	Felsic Volcanic 2	0.17	150	1.3	0.061	4.5	250	11	1.2	<2	0.20	<2	14	25
	031963	BR-509	20.5	21.5	1	Felsic Volcanic 2	0.068	56	1.3	0.033	0.40	130	23	0.88	4.0	0.20	<2	5.1	24
	116985	BR-142	294.5	295.5	1	Felsic Volcanic 2	0.20	140	1.3	0.045	5.5	180	27	1.2	5.0	0.20	<2	7.3	10
	031968	BR-252	170.6	171.6	1	Felsic Volcanic 2	0.17	160	1.5	0.057	1.8	170	9.8	1.4	<2	0.20	<2	7.9	26
	031972	BR-322	290	291	1	Felsic Volcanic 2	0.015	21	1.5	0.039	1.6	130	39	1.4	<2	0.30	<2	3.0	19
	031971	BR-213	281.75	282.5	0.75	Felsic Volcanic 2	0.14	430	2.3	0.13	0.40	190	94	0.93	<2	3.5	<2	24	25
	031964	BR-509	22.5	23.7	1.2	Felsic Volcanic 2	0.15	330	1.2	0.13	12	450	13	0.75	<2	4.2	<2	48	17
	031965	BR-509	84.1	85.1	1	Felsic Volcanic 2	0.32	650	1.5	0.11	11	440	12	0.75	<2	2.8	<2	45	15
	031969	BR-464	180.4	181.2	0.8	Felsic Volcanic 2	0.72	530	0.80	0.062	14	550	8.3	0.57	<2	4.0	<2	16	19
Weighted Average Composition							0.19	225	1.4	0.066	4.5	238	24	1.0	2.5	1.2	2.0	15	20

(1) Based on crustal abundance provided by Price (1997) excluding major elements.

Blue shading indicates concentrations greater than 10x Crustal Abundance values.

Table F-3. FLB Elemental Content Results (Aqua Regia Digest) - Drillcore Grab Samples

FLB ID	Sample ID	Drillhole	From	To	Interval	Lithology	Magnesium	Manganese	Molybdenum	Sodium	Nickel	Phosphorus	Lead	Sulphur	Antimony	Selenium	Tin	Strontium	Thorium
							%	µg/g	µg/g	%	µg/g	µg/g	µg/g	%	µg/g	µg/g	µg/g	µg/g	µg/g
10x Crustal Abundance Screening Value (Price 1997)							--	*9500*	*12*	--	*840*	--	*140*	*350*	*2*	*0.5*	*23*	*3700*	*96*
FLB-13	031909	BR-188	275.6	277	1.4	Metasediment 2	0.99	270	1.6	0.071	52	460	4.1	0.39	<2	0.40	<2	13	14
	031893	BR-413	19.4	20.65	1.25	Metasediment 2	1.5	320	1.5	0.040	63	620	3.1	0.25	<2	0.30	<2	7.1	14
	031895	BR-320	156	157.5	1.5	Metasediment 2	1.1	280	0.90	0.11	40	510	2.5	0.33	<2	0.30	<2	27	12
	031896	BR-503	167.75	169.25	1.5	Metasediment 2	1.3	280	1.3	0.057	57	570	2.6	0.35	<2	0.30	<2	11	16
	031910	BR-225	351.4	352.05	0.65	Metasediment 2	1.7	400	1.5	0.079	60	580	5.0	0.24	<2	0.30	<2	21	22
	031897	BR-147	218	219.2	1.2	Metasediment 2	1.4	270	1.6	0.035	79	470	2.7	0.30	<2	0.30	<2	5.7	17
	031898	BR-206	252	253	1	Metasediment 2	2.5	590	1.5	0.080	76	510	2.7	0.22	<2	0.20	<2	25	13
	031899	BR-233	262.5	263.5	1	Metasediment 2	1.6	190	1.2	0.057	58	610	21	0.43	<2	0.30	<2	5.9	6.3
	031894	BR-502	76.8	77.7	0.9	Metasediment 2	1.4	390	1.6	0.059	68	570	3.1	0.24	<2	0.30	<2	7.1	17
	031911	BR-163	445	446	1	Metasediment 2	1.2	300	1.1	0.057	57	530	2.7	0.36	<2	0.30	<2	5.9	14
Weighted Average Composition							1.4	318	1.3	0.067	59	542	5.4	0.32	2.0	0.30	2.0	14	14
FLB-14	031918	BR-432	173.5	175	1.5	Metasediment 2	1.4	290	1.5	0.11	41	720	3.2	0.22	<2	0.20	<2	18	21
	031914	BR-437	64.5	66	1.5	Metasediment 2	1.2	560	1.2	0.039	49	560	6.3	1.2	<2	0.50	<2	9.1	16
	031917	BR-333	119.15	120.5	1.35	Metasediment 2	0.95	730	0.60	0.098	35	690	13	0.55	<2	0.20	<2	21	19
	031916	BR-203	99.9	100.65	0.75	Metasediment 2	1.1	760	1.6	0.097	67	470	6.0	1.2	<2	2.6	<2	25	18
	031913	BR-555	61.15	62.5	1.35	Metasediment 2	1.6	710	1.1	0.071	37	770	5.8	0.82	<2	0.60	<2	10	19
	031912	BR-253	51.6	52.5	0.9	Metasediment 2	1.1	450	2.7	0.11	41	660	5.1	1.3	<2	0.90	<2	34	19
	031915	BR-382	67.3	68.6	1.3	Metasediment 2	1.4	700	1.7	0.11	64	540	23	1.7	<2	4.3	<2	22	17
	031919	BR-192	183.9	184.9	1	Metasediment 2	1.2	560	1.8	0.069	75	510	4.8	1.8	<2	1.7	<2	14	18
	031931	BR-175	418.9	420.4	1.5	Metasediment 2	1.2	1100	1.5	0.048	54	540	41	1.1	<2	2.8	<2	5.7	18
	031920	BR-131	333	334	1	Metasediment 2	1.8	206	0.77	0.030	39	944	11	2.3	0.16	0.50	0.70	7.8	4.3
Weighted Average Composition							1.3	597	1.4	0.078	50	642	12	1.3	1.8	1.5	1.8	17	16
FLB-15	031921	BR-434	40.95	41.95	1	Metasediment 3	0.37	390	2.9	0.083	4.4	270	7.9	0.16	<2	<0.1	<2	11	12
	031927	BR-219	205.5	207	1.5	Metasediment 3	0.58	290	2.4	0.094	23	530	4.1	0.20	<2	0.30	<2	22	9.3
	031926	BR-181	201.5	202.5	1	Metasediment 3	0.51	300	0.90	0.055	18	450	3.6	0.36	<2	0.20	<2	9.8	17
	031925	BR-036	190.9	191.7	0.8	Metasediment 3	0.69	420	1.5	0.11	22	670	2.7	0.55	<2	0.40	<2	22	15
	031928	BR-392	248.9	250.4	1.5	Metasediment 3	0.39	240	1.9	0.097	6.9	330	2.5	0.19	<2	<0.1	<2	15	16
	031929	BR-037	308.8	309.75	0.95	Metasediment 3	0.19	82	1.1	0.092	20	590	2.7	0.11	<2	<0.1	<2	33	9.9
	031923	BR-356	56.45	57.5	1.05	Metasediment 3	0.52	190	2.0	0.074	16	76	3.7	0.45	<2	0.40	<2	8.6	12
	031924	BR-509	136.4	137.4	1	Metasediment 3	1.1	490	1.3	0.091	28	620	4.9	0.41	<2	0.30	<2	23	20
	031930	BR-213	343.55	345	1.45	Metasediment 3	0.73	360	2.0	0.10	20	1100	4.6	0.25	<2	0.20	<2	22	18
	031922	BR-153	41.5	43	1.5	Metasediment 3	0.64	410	1.3	0.068	25	430	2.7	0.33	<2	0.20	<2	10	16
Weighted Average Composition							0.60	323	1.7	0.085	19	491	4.0	0.31	2.0	0.24	2.0	17	14

(1) Based on crustal abundance provided by Price (1997) excluding major elements.
Blue shading indicate concentrations greater than 10x Crustal Abundance values.

Table F-3. FLB Elemental Content Results (Aqua Regia Digest) - Drillcore Grab Samples

FLB ID	Sample ID	Drillhole	From	To	Interval	Lithology	Titanium	Thallium	Uranium	Vanadium	Tungsten	Yttrium	Zinc	Zirconium
							%	µg/g	µg/g	µg/g	µg/g	µg/g	µg/g	µg/g
10x Crustal Abundance Screening Value (Price 1997)							--	*8.5*	*27*	*1200*	*12.5*	*330*	*700*	*1650*
FLB-01	031866	BR-346	42.75	43.8	1.05	Felsic Volcanic 1	0.092	0.41	1.2	15	8.6	8.1	42	7.8
	031851	BR-181	88.6	89.25	0.65	Felsic Volcanic 1	0.21	0.57	1.2	42	1.6	6.6	58	9.7
	031870	BR-242	112.6	114	1.4	Felsic Volcanic 1	0.13	0.43	1.2	30	0.19	6.6	57	16
	031867	BR-209	127.85	128.55	0.7	Felsic Volcanic 1	0.20	0.58	1.3	41	0.92	7.8	62	11
	031853	BR-160	137.9	138.6	0.7	Felsic Volcanic 1	0.093	0.41	1.3	19	10	5.8	53	9.3
	031855	BR-133	233.4	234.5	1.1	Felsic Volcanic 1	0.11	0.31	1.4	20	0.56	6.3	41	6.5
	031852	BR-165	314	314.95	0.95	Felsic Volcanic 1	0.22	0.56	1.5	46	0.64	8.7	60	18
	031854	BR-155	352.5	354	1.5	Felsic Volcanic 1	0.11	0.44	1.6	21	1.7	6.3	75	5.7
	031869	BR-210	410.9	412	1.1	Felsic Volcanic 1	0.16	0.45	1.3	26	0.39	8.3	54	14
	031868	BR-481	527.8	528.6	0.8	Felsic Volcanic 1	0.073	0.29	1.8	13	1.3	4.4	64	9.5
Weighted Average Composition							0.14	0.44	1.4	26	2.3	6.9	57	11
FLB-02	031860	BR-237	147.2	148.1	0.9	Felsic Volcanic 1	0.14	0.37	1.3	38	0.83	6.2	49	9.7
	031859	BR-226	138	139	1	Felsic Volcanic 1	0.27	0.51	0.80	75	0.41	7.2	69	12
	031865	BR-284	288	288.65	0.65	Felsic Volcanic 1	0.11	0.17	1.3	33	3.0	6.0	41	9.9
	031862	BR-152	214.05	215	0.95	Felsic Volcanic 1	0.14	0.15	0.57	35	0.17	6.2	41	15
	031863	BR-165	249.5	250.5	1	Felsic Volcanic 1	0.19	0.34	1.4	42	0.15	7.0	61	12
	031857	BR-152	88.5	89.5	1	Felsic Volcanic 1	0.13	0.29	1.9	30	0.33	6.9	67	9.6
	031856	BR-076	53	54	1	Felsic Volcanic 1	0.20	0.40	1.3	49	0.34	7.3	61	11
	031858	BR-318	100.4	101.8	1.4	Felsic Volcanic 1	0.20	0.38	1.3	67	0.76	9.2	63	11
	031861	BR-158	167.3	168.75	1.45	Felsic Volcanic 1	0.17	0.44	1.5	35	0.86	7.0	54	7.3
	031864	BR-043	259.5	261	1.5	Felsic Volcanic 1	0.18	0.42	1.2	44	1.5	6.8	62	17
Weighted Average Composition							0.17	0.34	1.3	43	0.88	6.9	56	11
FLB-03	031880	BR-100	222	223	1	Felsic Volcanic 1	0.23	0.49	1.2	72	0.21	7.5	55	13
	031874	BR-463	112.5	114	1.5	Felsic Volcanic 1	0.13	0.33	1.3	32	0.40	5.4	46	13
	031879	BR-164	211.75	213	1.25	Felsic Volcanic 1	0.12	0.42	1.3	28	0.12	5.6	60	11
	031881	BR-156	366	367.5	1.5	Felsic Volcanic 1	0.20	0.44	1.2	52	0.76	5.6	51	11
	031873	BR-069	98	99	1	Felsic Volcanic 1	0.13	0.48	1.2	31	1.3	4.6	48	9.4
	031871	BR-342	42.4	43	0.6	Felsic Volcanic 1	0.14	0.29	1.3	48	10	5.9	100	14
	031876	BR-433	200.6	202.1	1.5	Felsic Volcanic 1	0.24	0.45	1.6	54	8.0	9.1	71	13
	031872	BR-109	67.35	68	0.65	Felsic Volcanic 1	0.18	0.32	1.2	58	1.7	6.3	45	13
	031875	BR-166	134.8	135.95	1.15	Felsic Volcanic 1	0.11	0.24	1.1	27	2.3	4.3	41	13
	031878	BR-123	203	204	1	Felsic Volcanic 1	0.082	0.24	1.4	18	1.1	6.1	68	13
	031877	BR-105	202.3	203.3	1	Felsic Volcanic 1	0.18	0.66	1.5	48	1.5	7.8	60	11
Weighted Average Composition							0.16	0.40	1.3	42	2.8	6.2	60	12
FLB-04	031957	BR-164	324.95	325.45	0.5	Felsic Volcanic 1	0.21	0.76	1.4	56	0.57	8.7	120	15
	031954	BR-378	173.5	174.75	1.25	Felsic Volcanic 1	0.12	0.47	1.8	28	0.26	6.4	55	3.7
	031937	BR-425	160	160.65	0.65	Felsic Volcanic 1	0.094	0.18	2.1	41	34	6.0	39	2.3
	031935	BR-039	144.8	145.7	0.9	Felsic Volcanic 1	0.11	0.31	1.4	22	25	5.9	54	8.8
	031933	BH22-08	84.1	85.1	1	Felsic Volcanic 1	0.13	0.48	1.2	34	0.37	7.6	43	7.5
	031955	BR-410	194	195	1	Felsic Volcanic 1	0.15	0.43	1.3	36	0.26	5.1	42	10
	031956	BR-321	275.05	275.55	0.5	Felsic Volcanic 1	0.081	0.32	1.8	15	0.27	6.8	58	4.9
	031932	BR-347	45	46.35	1.35	Felsic Volcanic 1	0.14	0.41	1.4	47	0.59	5.7	59	8.9
	116968	BR-022	447	447.5	0.5	Felsic Volcanic 1	0.011	<0.02	0.87	6.4	0.59	2.2	17	2.2
	116969	BR-221	450.3	450.8	0.5	Felsic Volcanic 1	0.047	0.060	0.88	8.7	5.4	1.9	13	0.47
	031934	BR-001	100.75	101.25	0.5	Felsic Volcanic 1	0.034	0.030	0.74	6.0	5.5	2.6	24	2.0
	031936	BR-185	155.9	157.05	1.15	Felsic Volcanic 1	0.067	0.27	1.6	10	0.36	6.6	46	2.3
	116967	BR-163	418.9	419.5	0.6	Felsic Volcanic 1	0.069	0.18	1.3	22	0.10	4.5	52	35
Weighted Average Composition							0.11	0.36	1.4	29	4.7	6.0	55	8.1

(1) Based on crustal abundance provided by Price (1997) excluding major elements.

Blue shading indicates concentrations greater than 10x Crustal Abundance values.

Table F-3. FLB Elemental Content Results (Aqua Regia Digest) - Drillcore Grab Samples

FLB ID	Sample ID	Drillhole	From	To	Interval	Lithology	Titanium	Thallium	Uranium	Vanadium	Tungsten	Yttrium	Zinc	Zirconium
							%	µg/g	µg/g	µg/g	µg/g	µg/g	µg/g	µg/g
10x Crustal Abundance Screening Value (Price 1997)							--	*8.5*	*27*	*1200*	*12.5*	*330*	*700*	*1650*
FLB-05	116972	BR-156	335.45	336.5	1.05	Felsic Volcanic 1	0.078	0.25	1.3	34	51	6.3	2700	8.0
	116970	BR-321	209	209.75	0.75	Felsic Volcanic 1	0.060	0.69	1.3	21	1700	3.6	1300	6.8
	116971	BR-190	225	226	1	Felsic Volcanic 1	0.044	0.47	1.3	13	1500	3.8	2000	5.0
	031942	BRH-002	96.5	97	0.5	Felsic Volcanic 1	0.099	0.22	1.0	35	0.57	5.8	3900	12
	031960	BR-324	136	137	1	Felsic Volcanic 1	0.048	0.42	1.5	7.0	0.36	6.6	12000	14
	116973	BR-481	485	486	1	Felsic Volcanic 1	0.093	0.69	1.5	24	2.3	5.4	3700	5.8
	031958	BRH-002	102.75	103.25	0.5	Felsic Volcanic 1	0.10	0.49	1.4	29	2.4	5.3	4800	7.6
	031961	BR-142	140	140.5	0.5	Felsic Volcanic 1	0.15	1.4	1.4	23	0.40	5.9	2800	11
	031959	BR-225	120.6	121.95	1.35	Felsic Volcanic 1	0.034	0.28	1.1	12	17	4.2	5700	7.3
	031940	BR-231	82.5	83	0.5	Felsic Volcanic 1	0.076	1.0	1.8	13	0.42	7.8	13000	10
	031962	BR-167	187.6	188.2	0.6	Felsic Volcanic 1	0.071	0.77	1.7	13	1.6	6.9	4000	11
	031939	BR-231	77.95	78.45	0.5	Felsic Volcanic 1	0.11	0.38	0.78	27	410	5.7	8900	6.9
	031941	BR-137	83	84	1	Felsic Volcanic 1	0.069	0.51	1.4	16	0.59	6.2	8800	8.0
	031938	BR-380	40.25	41.6	1.35	Felsic Volcanic 1	0.074	0.51	1.3	14	1.1	3.2	1300	10
Weighted Average Composition							0.085	0.56	1.3	22	181	5.6	5122	8.9
FLB-06	031886	BR-429	221.8	222.85	1.05	Felsic Volcanic 1	0.10	0.53	2.0	30	0.26	7.7	100	6.7
	031907	BR-152	357	358	1	Felsic Volcanic 1	0.097	0.39	1.5	26	0.29	7.3	120	13
	031883	BR-133	134	135	1	Felsic Volcanic 1	0.20	0.48	1.3	62	17	4.5	110	12
	031884	BR-192	151.5	152.5	1	Felsic Volcanic 1	0.047	0.24	1.3	11	1.2	5.1	71	9.1
	031887	BR-224	321	321.6	0.6	Felsic Volcanic 1	0.099	0.59	2.1	32	0.38	7.9	88	7.9
	031882	BR-341	67.5	69	1.5	Felsic Volcanic 1	0.062	0.18	1.4	23	11	3.9	150	15
	031906	BR-087	342.55	343.3	0.75	Felsic Volcanic 1	0.092	0.44	2.3	24	0.34	8.2	73	3.4
	031908	BR-284	504.75	505.5	0.75	Felsic Volcanic 1	0.15	0.97	1.8	25	5.1	2.7	270	7.7
	031905	BR-135	327.5	328	0.5	Felsic Volcanic 1	0.16	0.76	1.8	52	210	5.4	100	7.3
	031885	BR-250B	214.4	215.15	0.75	Felsic Volcanic 1	0.13	0.58	1.9	36	6.3	5.1	250	9.6
Weighted Average Composition							0.12	0.53	1.7	34	27	6.0	128	9.1
FLB-07	031902	BR-067	230	231	1	Felsic Volcanic 1	0.064	0.75	1.5	7.0	0.59	5.3	46	22
	031891	BR-034	149	150	1	Felsic Volcanic 1	0.048	0.61	2.1	18	0.13	7.0	98	20
	116975	BR-248	280	281	1	Felsic Volcanic 1	0.079	0.79	1.4	17	1.5	7.5	54	11
	031903	BR-176	247	248	1	Felsic Volcanic 1	0.090	0.70	2.1	29	4.0	5.4	97	16
	031901	BR-566	203.65	204.35	0.7	Felsic Volcanic 1	0.12	0.75	1.4	31	7.8	7.7	61	35
	031900	BR-140	203	204	1	Felsic Volcanic 1	0.032	0.43	2.4	4.0	0.39	5.1	41	14
	031890	BR-231	134.7	135.3	0.6	Felsic Volcanic 1	0.083	0.61	1.7	20	0.42	6.9	97	19
	031904	BR-230	250.7	251.6	0.9	Felsic Volcanic 1	0.038	0.59	1.7	10	0.24	5.2	140	14
	031892	BR-086	157.8	159	1.2	Felsic Volcanic 1	0.063	0.59	2.4	10	0.62	9.0	88	24
	116974	BR-230	263	264.5	1.5	Felsic Volcanic 1	0.061	0.52	1.1	13	1.8	4.6	38	8.5
	031889	BR-142	70	71	1	Felsic Volcanic 1	0.13	0.82	1.5	31	0.65	5.5	39	21
	031888	BR-118	39	40	1	Felsic Volcanic 1	0.070	0.54	1.8	9.0	1.2	4.0	68	13
	116976	BR-283	428.5	430	1.5	Felsic Volcanic 1	0.13	0.95	0.99	63	7.2	4.7	60	7.2
Weighted Average Composition							0.082	0.68	1.7	22	2.3	5.9	70	17
FLB-08	031948	BR-030	129.7	130.7	1	Basalt	0.10	0.19	0.20	81	0.19	4.5	56	3.2
	031943	BR-031	6	7.5	1.5	Basalt	0.055	0.030	0.29	31	0.59	3.2	52	4.1
	031945	DL-070	43.05	44	0.95	Basalt	0.059	0.040	0.060	52	0.36	5.7	25	1.2
	031946	BR-657	44.4	45.9	1.5	Basalt	0.082	0.13	0.073	120	0.26	5.0	57	1.5
	031949	BR-339	148.5	150	1.5	Basalt	0.18	0.30	0.82	32	0.57	6.5	107	18
	031947	BR-399	51.5	53	1.5	Basalt	0.066	0.11	0.056	58	0.26	4.8	32	2.6
	031944	BR-448	41	42.5	1.5	Basalt	0.16	0.18	0.15	210	0.75	5.4	370	1.6
	116977	BR-192	384	385.5	1.5	Basalt	0.041	<0.02	0.17	36	6.1	6.4	19	3.9
	116978	BR-130	478.85	480	1.15	Basalt	0.10	<0.02	0.050	82	0.55	8.1	40	2.4
	116979	BR-144	645.5	647	1.5	Basalt	0.099	0.11	0.17	46	0.85	5.1	27	1.5
Weighted Average Composition							0.097	0.12	0.22	76	1.1	5.4	83	4.3

(1) Based on crustal abundance provided by Price (1997) excluding major elements.

Blue shading indicates concentrations greater than 10x Crustal Abundance values.

Table F-3. FLB Elemental Content Results (Aqua Regia Digest) - Drillcore Grab Samples

FLB ID	Sample ID	Drillhole	From	To	Interval	Lithology	Titanium	Thallium	Uranium	Vanadium	Tungsten	Yttrium	Zinc	Zirconium
							%	µg/g	µg/g	µg/g	µg/g	µg/g	µg/g	µg/g
10x Crustal Abundance Screening Value (Price 1997)							--	*8.5*	*27*	*1200*	*12.5*	*330*	*700*	*1650*
FLB-09	031993	BR-657	41.3	42.4	1.1	Basalt	0.059	0.030	0.17	47	0.14	4.7	39	0.91
	031991	BR-047	27.5	29	1.5	Basalt	0.038	<0.02	0.066	63	0.21	5.5	32	0.89
	031995	REG-004	70.5	72	1.5	Basalt	0.067	0.13	0.043	100	0.17	5.5	54	0.76
	031992	BR-388	37.5	38.65	1.15	Basalt	0.072	0.030	0.062	45	0.29	4.6	25	1.3
	031990	BR-658	15.5	17	1.5	Basalt	0.18	0.25	0.082	150	0.25	6.5	67	1.5
	031989	BR-268	11.9	12.9	1	Basalt	0.16	0.20	0.098	260	0.16	10	39	1.3
	116982	BR-199	386.5	387.5	1	Basalt	0.11	0.078	0.063	76	0.31	5.9	40	1.2
	031996	BR-386	72	73	1	Basalt	0.096	0.15	0.40	99	0.23	5.4	68	4.2
	031994	BR-657	55.8	57.3	1.5	Basalt	0.074	0.030	0.36	72	0.20	4.2	83	2.8
	031998	BR-444	136	137.1	1.1	Basalt	0.17	0.19	0.16	140	0.29	11	71	1.1
	031997	BR-449	94.3	95.8	1.5	Basalt	0.17	0.26	0.080	161	0.19	12	45	2.3
	116981	DL-063A	354.5	355.5	1	Basalt	0.15	0.20	0.23	94	0.43	6.2	40	2.1
	116980	BR-398	179.5	181	1.5	Basalt	0.15	0.26	0.14	130	2.1	5.1	61	2.7
Weighted Average Composition							0.11	0.14	0.14	112	0.35	6.7	51	1.7
FLB-10	031987	REG-003	149.1	150	0.9	Basalt	0.070	<0.02	0.092	57	0.13	5.3	15	1.2
	031951	BR-493	27	28.15	1.15	Basalt	0.097	0.10	0.065	77	0.11	4.9	28	1.1
	031953	BR-478	36.5	37.5	1	Basalt	0.18	0.14	0.48	120	0.24	4.2	64	2.7
	031986	BR-339	135.3	136.65	1.35	Basalt	0.092	0.030	0.43	35	1.8	4.4	44	4.1
	031950	BR-030	9	10.25	1.25	Basalt	0.10	0.12	0.31	39	0.79	4.2	31	4.6
	031988	BR-399	149.7	151.2	1.5	Basalt	0.11	0.060	0.076	140	0.23	7.4	44	3.7
	031952	BR-268	27	27.6	0.6	Basalt	0.078	0.11	0.043	52	0.14	3.9	24	0.99
	031984	BR-657	59.2	60.4	1.2	Basalt	0.10	0.090	0.18	63	0.11	4.8	45	2.6
	116984	DL-061	226	227	1	Basalt	0.080	0.064	0.064	95	0.36	6.6	40	1.7
	031983	BR-448	47	48.5	1.5	Basalt	0.10	0.050	0.070	110	0.16	7.7	38	0.92
	031985	BR-548	70.5	72	1.5	Basalt	0.073	0.060	0.067	91	0.16	7.1	26	0.95
	116983	BR-398	176.5	178	1.5	Basalt	0.18	<0.02	0.070	105	6.1	10	38	3.4
Weighted Average Composition							0.100	0.072	0.15	79	0.76	5.9	35	2.3
FLB-11	031978	BH22-08	202	203	1	Felsic Volcanic 2	0.075	0.43	1.3	20	0.15	12	56	8.9
	031976	BR-509	126.5	127.9	1.4	Felsic Volcanic 2	0.063	0.27	1.4	<1	0.65	9.6	44	7.6
	031974	BR-521	72.4	73.4	1	Felsic Volcanic 2	0.050	0.030	0.47	13	0.16	3.9	9.9	8.2
	031977	BR-334	163.8	165	1.2	Felsic Volcanic 2	0.16	0.45	1.4	34	80	9.1	48	9.1
	031979	BR-428	225	225.95	0.95	Felsic Volcanic 2	0.054	0.20	1.3	4.0	0.95	6.4	30	11
	031973	BR-346	51.25	51.75	0.5	Felsic Volcanic 2	0.072	0.23	1.7	16	0.27	11	41	27
	031980	BR-279	288	289.5	1.5	Felsic Volcanic 2	0.056	0.20	1.8	<1	0.36	11	39	12
	031975	DL-142	115	115.5	0.5	Felsic Volcanic 2	0.082	0.090	1.2	26	5.2	3.3	32	4.9
	031982	BR-250B	312.95	314	1.05	Felsic Volcanic 2	0.15	0.29	1.5	43	5.3	6.6	82	17
	031981	BR-232	296.8	298.1	1.3	Felsic Volcanic 2	0.25	0.76	1.2	73	1.0	9.3	82	16
Weighted Average Composition							0.11	0.30	1.4	25	13	8.0	48	12
FLB-12	116986	BR-228	419.3	420.3	1	Felsic Volcanic 2	0.014	0.15	1.6	3.4	0.25	6.4	130	4.1
	031966	BR-342	158.6	160.1	1.5	Felsic Volcanic 2	0.0035	0.050	1.4	<1	0.20	4.8	74	3.6
	031967	BR-469	163.6	164.6	1	Felsic Volcanic 2	0.029	0.27	1.8	<1	0.099	10	47	8.6
	031970	BR-204	204.75	206.25	1.5	Felsic Volcanic 2	0.017	0.18	1.7	4.0	0.26	9.9	120	3.9
	031963	BR-509	20.5	21.5	1	Felsic Volcanic 2	0.0043	0.12	1.6	1.0	0.30	6.0	78	4.2
	116985	BR-142	294.5	295.5	1	Felsic Volcanic 2	0.014	0.15	1.4	4.1	0.31	6.5	47	3.8
	031968	BR-252	170.6	171.6	1	Felsic Volcanic 2	0.022	0.16	1.7	3.0	0.25	10	21	3.6
	031972	BR-322	290	291	1	Felsic Volcanic 2	0.0047	0.060	1.5	<1	0.36	3.1	39	4.9
	031971	BR-213	281.75	282.5	0.75	Felsic Volcanic 2	0.014	0.020	1.7	4.0	3.9	7.2	150	7.0
	031964	BR-509	22.5	23.7	1.2	Felsic Volcanic 2	0.027	<0.02	1.6	7.0	5.9	5.1	26	3.3
	031965	BR-509	84.1	85.1	1	Felsic Volcanic 2	0.077	0.090	1.2	15	46	3.4	58	4.1
	031969	BR-464	180.4	181.2	0.8	Felsic Volcanic 2	0.097	0.070	1.6	52	11	6.2	52	4.2
Weighted Average Composition							0.026	0.11	1.6	7.7	5.3	6.5	70	4.5

(1) Based on crustal abundance provided by Price (1997) excluding major elements.

Blue shading indicates concentrations greater than 10x Crustal Abundance values.

Table F-3. FLB Elemental Content Results (Aqua Regia Digest) - Drillcore Grab Samples

FLB ID	Sample ID	Drillhole	From	To	Interval	Lithology	Titanium	Thallium	Uranium	Vanadium	Tungsten	Yttrium	Zinc	Zirconium
							%	µg/g	µg/g	µg/g	µg/g	µg/g	µg/g	µg/g
10x Crustal Abundance Screening Value (Price 1997)							--	*8.5*	*27*	*1200*	*12.5*	*330*	*700*	*1650*
FLB-13	031909	BR-188	275.6	277	1.4	Metasediment 2	0.14	0.45	1.0	57	0.39	5.2	60	11
	031893	BR-413	19.4	20.65	1.25	Metasediment 2	0.19	0.63	1.0	68	0.21	4.9	87	14
	031895	BR-320	156	157.5	1.5	Metasediment 2	0.15	0.41	0.93	61	1.8	4.4	69	10
	031896	BR-503	167.75	169.25	1.5	Metasediment 2	0.15	0.53	1.3	74	0.27	6.0	80	13
	031910	BR-225	351.4	352.05	0.65	Metasediment 2	0.20	0.49	1.0	89	0.39	7.2	87	11
	031897	BR-147	218	219.2	1.2	Metasediment 2	0.11	0.39	1.4	70	0.25	7.0	95	8.6
	031898	BR-206	252	253	1	Metasediment 2	0.25	0.62	0.94	120	0.39	7.5	93	12
	031899	BR-233	262.5	263.5	1	Metasediment 2	0.21	0.61	0.93	84	0.25	3.4	47	4.7
	031894	BR-502	76.8	77.7	0.9	Metasediment 2	0.24	0.67	1.2	80	0.25	7.0	99	13
	031911	BR-163	445	446	1	Metasediment 2	0.18	0.61	0.99	61	0.56	4.3	100	11
Weighted Average Composition							0.18	0.53	1.1	76	0.52	5.5	79	11
FLB-14	031918	BR-432	173.5	175	1.5	Metasediment 2	0.23	0.57	1.4	89	0.38	7.3	75	14
	031914	BR-437	64.5	66	1.5	Metasediment 2	0.069	0.85	1.3	32	0.098	5.6	110	11
	031917	BR-333	119.15	120.5	1.35	Metasediment 2	0.17	0.36	1.0	57	0.48	7.3	150	12
	031916	BR-203	99.9	100.65	0.75	Metasediment 2	0.23	0.65	1.5	94	0.55	7.1	93	15
	031913	BR-555	61.15	62.5	1.35	Metasediment 2	0.23	0.80	1.4	73	1.0	8.9	100	19
	031912	BR-253	51.6	52.5	0.9	Metasediment 2	0.18	0.62	1.1	64	10	8.2	120	16
	031915	BR-382	67.3	68.6	1.3	Metasediment 2	0.26	0.63	1.1	120	4.5	8.6	110	22
	031919	BR-192	183.9	184.9	1	Metasediment 2	0.27	0.70	1.3	81	2.4	7.0	120	17
	031931	BR-175	418.9	420.4	1.5	Metasediment 2	0.27	0.92	1.5	73	16	8.8	360	7.4
	031920	BR-131	333	334	1	Metasediment 2	0.14	0.39	0.86	69	0.91	5.8	85	12
Weighted Average Composition							0.20	0.63	1.2	75	3.5	7.4	129	14
FLB-15	031921	BR-434	40.95	41.95	1	Metasediment 3	0.067	0.39	0.93	11	0.11	2.4	47	7.7
	031927	BR-219	205.5	207	1.5	Metasediment 3	0.15	0.31	0.99	40	0.20	7.2	61	7.8
	031926	BR-181	201.5	202.5	1	Metasediment 3	0.11	0.31	1.1	27	0.31	6.5	56	16
	031925	BR-036	190.9	191.7	0.8	Metasediment 3	0.19	0.42	0.89	56	1.0	6.1	63	11
	031928	BR-392	248.9	250.4	1.5	Metasediment 3	0.10	0.27	1.5	18	2.1	3.5	34	11
	031929	BR-037	308.8	309.75	0.95	Metasediment 3	0.043	0.060	0.70	17	0.095	5.1	14	7.9
	031923	BR-356	56.45	57.5	1.05	Metasediment 3	0.11	0.30	0.99	29	0.41	2.7	79	9.0
	031924	BR-509	136.4	137.4	1	Metasediment 3	0.21	0.45	1.1	59	2.5	7.8	70	14
	031930	BR-213	343.55	345	1.45	Metasediment 3	0.20	0.32	1.1	54	1.1	8.8	50	15
	031922	BR-153	41.5	43	1.5	Metasediment 3	0.16	0.56	1.0	38	0.17	7.2	60	17
Weighted Average Composition							0.14	0.35	1.0	36	0.78	5.8	56	12

(1) Based on crustal abundance provided by Price (1997) excluding major elements.
Blue shading indicate concentrations greater than 10x Crustal Abundance values.

Table F-4. FLB Elemental Content Results (Four Acid Digest) - Drillcore Grab Samples

FLB ID	Sample ID	Drillhole	From	To	Interval	Lithology	Silver	Aluminum	Arsenic	Barium	Beryllium	Bismuth	Calcium	Cadmium	Cobalt	Chromium	Copper	Iron	Potassium	Magnesium
							µg/g	%	µg/g	µg/g	µg/g	µg/g	%	µg/g	µg/g	µg/g	µg/g	%	%	%
FLB-01	031866	BR-346	42.75	43.8	1.05	Felsic Volcanic 1	<0.5	7.8	850	730	1.2	0.22	1.9	0.090	4.7	4.4	9.3	2.3	3.4	0.55
	031851	BR-181	88.6	89.25	0.65	Felsic Volcanic 1	<0.5	8.4	150	610	1.3	0.32	3.1	0.060	11	12	18	3.0	2.4	1.0
	031870	BR-242	112.6	114	1.4	Felsic Volcanic 1	<0.5	8.4	880	400	1.2	0.19	2.5	0.070	10	8.5	18	2.7	1.9	0.78
	031867	BR-209	127.85	128.55	0.7	Felsic Volcanic 1	<0.5	8.0	160	760	1.3	0.17	2.6	0.090	9.9	8.0	23	2.8	2.2	0.93
	031853	BR-160	137.9	138.6	0.7	Felsic Volcanic 1	<0.5	8.2	140	660	1.4	0.19	2.6	0.11	7.3	6.8	19	2.5	2.4	0.78
	031855	BR-133	233.4	234.5	1.1	Felsic Volcanic 1	<0.5	8.6	490	580	1.2	0.15	2.0	0.12	8.4	8.5	19	2.2	2.9	0.72
	031852	BR-165	314	314.95	0.95	Felsic Volcanic 1	0.090	7.9	404	418	1.4	0.16	3.1	0.060	7.1	15	8.8	3.3	2.4	0.97
	031854	BR-155	352.5	354	1.5	Felsic Volcanic 1	<0.5	7.7	250	1000	1.1	0.14	2.5	0.26	7.4	5.1	13	2.2	2.3	0.54
	031869	BR-210	410.9	412	1.1	Felsic Volcanic 1	<0.5	8.2	320	470	1.1	0.17	2.3	0.080	8.9	7.8	20	2.6	2.5	0.75
	031868	BR-481	527.8	528.6	0.8	Felsic Volcanic 1	<0.5	8.2	57	620	1.4	0.12	2.2	0.23	4.0	3.6	11	1.7	2.9	0.48
Weighted Average Composition							0.46	8.1	415	630	1.2	0.18	2.4	0.12	7.9	7.8	16	2.5	2.5	0.73
FLB-02	031860	BR-237	147.2	148.1	0.9	Felsic Volcanic 1	<0.5	8.4	5.4	470	1.1	0.13	3.6	0.20	11	11	14	2.7	1.7	0.90
	031859	BR-226	138	139	1	Felsic Volcanic 1	<0.5	7.5	1.5	640	1.9	0.14	3.5	0.11	15	24	33	3.8	2.1	1.5
	031865	BR-284	288	288.65	0.65	Felsic Volcanic 1	<0.5	7.6	2.4	360	1.0	0.15	3.2	0.060	7.4	8.0	16	2.3	1.1	0.58
	031862	BR-152	214.05	215	0.95	Felsic Volcanic 1	<0.5	7.2	1.5	620	0.69	0.12	3.7	0.24	11	12	29	2.7	1.2	1.3
	031863	BR-165	249.5	250.5	1	Felsic Volcanic 1	<0.5	8.7	3.3	360	1.4	<0.085	3.0	0.080	9.0	5.0	14	2.6	1.7	0.89
	031857	BR-152	88.5	89.5	1	Felsic Volcanic 1	<0.5	8.7	2.0	570	1.3	0.63	3.6	0.17	10	6.1	14	3.3	2.0	1.2
	031856	BR-076	53	54	1	Felsic Volcanic 1	<0.5	8.5	1.4	520	1.3	0.24	3.0	0.11	11	10	25	3.0	1.5	0.88
	031858	BR-318	100.4	101.8	1.4	Felsic Volcanic 1	<0.5	7.2	4.2	740	1.0	0.12	3.0	0.13	13	8.1	18	3.2	1.5	1.1
	031861	BR-158	167.3	168.75	1.45	Felsic Volcanic 1	<0.5	8.5	8.6	550	1.1	<0.085	2.7	0.090	10	5.5	17	2.8	2.2	0.94
	031864	BR-043	259.5	261	1.5	Felsic Volcanic 1	<0.5	7.6	3.6	490	1.2	0.13	2.8	0.11	11	5.1	22	2.8	1.9	0.94
Weighted Average Composition							0.50	8.0	3.5	531	1.2	0.20	3.2	0.13	11	9.3	20	2.9	1.7	1.0
FLB-03	031880	BR-100	222	223	1	Felsic Volcanic 1	<0.5	8.7	18	470	2.3	0.25	3.3	0.060	17	17	29	4.0	2.2	1.3
	031874	BR-463	112.5	114	1.5	Felsic Volcanic 1	<0.5	8.3	10	850	1.2	0.090	2.7	0.18	8.4	10	15	2.3	2.3	0.84
	031879	BR-164	211.75	213	1.25	Felsic Volcanic 1	<0.5	7.7	2.5	430	1.2	0.15	2.1	0.18	7.6	4.7	23	2.1	2.0	0.76
	031881	BR-156	366	367.5	1.5	Felsic Volcanic 1	<0.5	8.0	10	500	1.2	0.18	2.7	0.090	11	5.4	14	2.9	2.3	0.99
	031873	BR-069	98	99	1	Felsic Volcanic 1	<0.5	7.5	15	480	1.3	<0.085	3.9	0.21	8.3	10	31	2.4	1.8	0.95
	031871	BR-342	42.4	43	0.6	Felsic Volcanic 1	<0.5	7.6	12	550	0.96	0.48	2.6	0.52	11	10	18	2.8	1.0	0.83
	031876	BR-433	200.6	202.1	1.5	Felsic Volcanic 1	<0.5	7.6	25	690	1.2	0.22	5.1	0.090	21	32	23	4.0	2.6	2.1
	031872	BR-109	67.35	68	0.65	Felsic Volcanic 1	<0.5	7.6	11	510	1.1	0.41	2.9	0.050	14	19	11	3.0	1.2	0.98
	031875	BR-166	134.8	135.95	1.15	Felsic Volcanic 1	<0.5	9.0	21	650	1.4	0.23	3.0	0.14	10	9.1	23	2.5	2.4	0.82
	031878	BR-123	203	204	1	Felsic Volcanic 1	<0.5	8.5	12	1000	1.1	0.13	2.8	0.17	6.4	3.5	10	2.1	2.6	0.59
	031877	BR-105	202.3	203.3	1	Felsic Volcanic 1	<0.5	7.8	15	540	1.4	<0.085	2.9	0.11	11	27	21	2.7	3.1	1.1
Weighted Average Composition							0.50	8.0	14	594	1.3	0.22	3.1	0.18	11	13	20	2.8	2.1	1.0
FLB-04	031957	BR-164	324.95	325.45	0.5	Felsic Volcanic 1	<0.5	9.0	1300	620	1.4	0.22	1.4	0.10	20	60	47	3.9	2.8	1.2
	031954	BR-378	173.5	174.75	1.25	Felsic Volcanic 1	<0.5	7.4	1800	350	1.1	0.13	2.2	0.060	7.8	8.2	14	2.4	2.1	0.65
	031937	BR-425	160	160.65	0.65	Felsic Volcanic 1	<0.5	7.5	910	450	0.98	0.31	2.1	0.060	7.3	8.8	23	2.0	0.67	0.63
	031935	BR-039	144.8	145.7	0.9	Felsic Volcanic 1	<0.5	7.4	220	1100	1.6	0.24	2.2	0.21	9.5	14	11	2.3	2.5	0.71
	031933	BH22-08	84.1	85.1	1	Felsic Volcanic 1	<0.5	8.9	3200	650	1.2	0.66	2.9	0.090	17	22	23	3.3	2.8	1.0
	031955	BR-410	194	195	1	Felsic Volcanic 1	<0.5	8.3	470	400	1.2	<0.085	3.1	0.070	9.0	9.5	15	2.5	1.8	0.79
	031956	BR-321	275.05	275.55	0.5	Felsic Volcanic 1	<0.5	7.4	2800	1200	1.9	0.13	1.6	0.15	7.3	9.0	19	2.1	2.5	0.60
	031932	BR-347	45	46.35	1.35	Felsic Volcanic 1	1.1	8.8	960	730	1.4	31	2.4	0.17	14	16	31	4.4	1.3	0.86
	116968	BR-022	447	447.5	0.5	Felsic Volcanic 1	<0.5	4.9	2200	26	0.30	0.26	1.5	0.080	5.3	6.3	6.8	1.2	0.081	0.29
	116969	BR-221	450.3	450.8	0.5	Felsic Volcanic 1	0.90	5.2	770	120	0.43	0.39	1.6	0.11	4.8	5.6	26	1.5	0.24	0.52
	031934	BR-001	100.75	101.25	0.5	Felsic Volcanic 1	<0.5	4.7	3200	72	0.55	0.17	1.3	0.20	4.9	6.6	19	1.5	0.28	0.40
	031936	BR-185	155.9	157.05	1.15	Felsic Volcanic 1	<0.5	8.1	1300	450	1.2	0.11	1.5	0.070	8.9	13	17	2.2	3.2	0.58
	116967	BR-163	418.9	419.5	0.6	Felsic Volcanic 1	<0.5	8.0	4.0	360	1.1	0.14	2.1	0.080	7.5	7.4	15	1.4	1.4	0.52
Weighted Average Composition							0.58	7.7	1607	592	1.2	3.2	2.0	0.12	11	18	22	2.6	1.9	0.74

Table F-4. FLB Elemental Content Results (Four Acid Digest) - Drillcore Grab Samples

FLB ID	Sample ID	Drillhole	From	To	Interval	Lithology	Silver	Aluminum	Arsenic	Barium	Beryllium	Bismuth	Calcium	Cadmium	Cobalt	Chromium	Copper	Iron	Potassium	Magnesium
							µg/g	%	µg/g	µg/g	µg/g	µg/g	%	µg/g	µg/g	µg/g	µg/g	%	%	%
FLB-05	116972	BR-156	335.45	336.5	1.05	Felsic Volcanic 1	3.2	8.4	34	200	1.1	9.7	4.5	11	13	29	160	3.8	0.60	1.3
	116970	BR-321	209	209.75	0.75	Felsic Volcanic 1	3.7	6.2	22	180	1.0	6.5	5.6	5.2	6.8	11	37	4.3	2.3	0.84
	116971	BR-190	225	226	1	Felsic Volcanic 1	9.9	6.3	17	280	0.85	15	4.3	7.7	5.7	7.8	110	2.5	2.1	0.71
	031942	BRH-002	96.5	97	0.5	Felsic Volcanic 1	3.6	8.7	36	260	1.3	3.9	1.7	26	12	20	300	4.3	4.1	1.2
	031960	BR-324	136	137	1	Felsic Volcanic 1	3.8	7.4	81	210	0.75	3.7	0.35	73	11	14	360	4.4	3.7	0.71
	116973	BR-481	485	486	1	Felsic Volcanic 1	3.3	8.4	18	450	1.0	0.49	2.9	22	9.9	12	72	3.3	3.0	0.83
	031958	BRH-002	102.75	103.25	0.5	Felsic Volcanic 1	4.9	7.9	48	240	1.1	11	3.2	39	9.6	11	310	3.0	2.7	0.83
	031961	BR-142	140	140.5	0.5	Felsic Volcanic 1	7.4	8.6	43	120	1.0	11	1.3	18	12	13	720	7.9	3.8	1.3
	031959	BR-225	120.6	121.95	1.35	Felsic Volcanic 1	95	4.7	28	93	0.79	125	1.4	25	9.0	14	1100	4.6	0.95	0.28
	031940	BR-231	82.5	83	0.5	Felsic Volcanic 1	3.1	9.5	27	180	1.1	1.2	1.5	85	12	13	580	4.8	4.1	0.85
	031962	BR-167	187.6	188.2	0.6	Felsic Volcanic 1	1.5	8.2	38	260	1.2	1.9	1.4	25	8.5	12	100	3.5	3.6	0.73
	031939	BR-231	77.95	78.45	0.5	Felsic Volcanic 1	14	5.6	37	640	0.61	32	4.7	46	10	15	250	3.6	3.4	0.75
	031941	BR-137	83	84	1	Felsic Volcanic 1	1.3	8.0	62	210	1.2	1.8	2.0	54	7.8	8.6	82	3.2	3.3	0.57
	031938	BR-380	40.25	41.6	1.35	Felsic Volcanic 1	1.5	7.8	32	190	1.5	2.2	1.8	8.1	7.6	11	200	3.9	2.6	0.63
Weighted Average Composition							8.6	7.7	39	253	1.1	13	2.7	31	9.9	15	298	4.1	2.8	0.87
FLB-06	031886	BR-429	221.8	222.85	1.05	Felsic Volcanic 1	0.78	7.8	193	351	0.84	0.030	1.4	0.34	11	18	45	2.7	2.8	0.74
	031907	BR-152	357	358	1	Felsic Volcanic 1	0.60	7.4	110	500	1.1	0.16	1.6	0.24	7.6	9.9	32	2.2	1.8	0.62
	031883	BR-133	134	135	1	Felsic Volcanic 1	0.34	8.2	115	1107	1.2	1.0	3.1	0.40	14	47	29	3.8	2.2	1.1
	031884	BR-192	151.5	152.5	1	Felsic Volcanic 1	0.47	6.1	114	443	1.2	0.31	1.2	0.15	9.0	10	7.7	2.7	2.9	0.55
	031887	BR-224	321	321.6	0.6	Felsic Volcanic 1	<0.5	5.4	90	470	1.7	0.090	1.5	0.080	12	61	38	2.5	2.7	0.86
	031882	BR-341	67.5	69	1.5	Felsic Volcanic 1	0.29	7.6	120	683	1.0	0.75	2.8	0.79	7.0	11	39	1.9	0.95	0.61
	031906	BR-087	342.55	343.3	0.75	Felsic Volcanic 1	0.67	7.7	209	354	1.7	0.050	1.2	0.070	9.2	13	33	2.9	3.1	0.73
	031908	BR-284	504.75	505.5	0.75	Felsic Volcanic 1	2.4	7.4	41	1111	1.2	1.4	0.67	8.5	3.6	9.0	113	7.3	3.2	0.59
	031905	BR-135	327.5	328	0.5	Felsic Volcanic 1	<0.5	3.9	180	600	1.7	0.94	2.0	0.28	11	15	39	3.0	2.3	0.59
	031885	BR-250B	214.4	215.15	0.75	Felsic Volcanic 1	0.66	7.4	334	1274	1.3	1.7	1.1	1.5	8.3	12	75	5.5	3.1	0.78
Weighted Average Composition							0.71	6.8	150	667	1.3	0.59	1.7	1.1	9.6	22	44	3.4	2.5	0.73
FLB-07	031902	BR-067	230	231	1	Felsic Volcanic 1	1.1	7.2	39	266	0.86	5.4	0.14	0.22	15	9.0	20	6.1	2.9	0.63
	031891	BR-034	149	150	1	Felsic Volcanic 1	0.31	7.7	22	465	1.1	8.9	2.4	0.10	10	16	9.9	3.9	1.7	0.91
	116975	BR-248	280	281	1	Felsic Volcanic 1	1.0	7.7	68	160	1.4	7.4	0.54	0.060	16	69	10	6.5	4.0	1.2
	031903	BR-176	247	248	1	Felsic Volcanic 1	0.58	8.3	50	477	1.4	5.6	2.0	0.29	14	23	13	4.8	2.9	1.2
	031901	BR-566	203.65	204.35	0.7	Felsic Volcanic 1	0.34	7.5	67	305	1.3	3.6	2.2	0.15	10	15	10	4.6	3.2	0.91
	031900	BR-140	203	204	1	Felsic Volcanic 1	1.3	5.6	68	970	1.3	6.2	0.20	0.14	8.5	16	7.2	4.6	3.2	0.46
	031890	BR-231	134.7	135.3	0.6	Felsic Volcanic 1	0.90	5.4	66	800	1.5	10	1.3	0.25	16	21	9.0	4.3	2.3	0.72
	031904	BR-230	250.7	251.6	0.9	Felsic Volcanic 1	0.90	5.5	51	890	1.3	8.6	1.7	0.60	8.3	15	6.3	3.6	2.1	0.64
	031892	BR-086	157.8	159	1.2	Felsic Volcanic 1	1.2	5.3	48	1100	1.6	6.8	1.2	0.12	14	20	2.8	4.9	3.1	0.55
	116974	BR-230	263	264.5	1.5	Felsic Volcanic 1	0.60	6.5	66	170	1.1	4.7	0.16	0.14	17	58	12	6.4	3.6	0.79
	031889	BR-142	70	71	1	Felsic Volcanic 1	0.80	5.3	88	1700	1.8	6.2	0.74	0.10	13	41	19	4.9	3.9	0.71
	031888	BR-118	39	40	1	Felsic Volcanic 1	1.3	4.9	80	1100	1.3	9.3	0.88	0.17	11	15	8.2	4.9	2.9	0.49
	116976	BR-283	428.5	430	1.5	Felsic Volcanic 1	<0.5	7.7	39	190	1.4	3.3	3.4	0.15	15	51	10	4.3	3.4	1.6
Weighted Average Composition							0.81	6.5	58	692	1.4	6.3	1.4	0.19	13	28	11	4.8	3.0	0.85
FLB-08	031948	BR-030	129.7	130.7	1	Basalt	0.20	8.4	65	185	0.55	0.20	6.2	0.31	57	315	70	10	0.64	1.4
	031943	BR-031	6	7.5	1.5	Basalt	0.17	8.1	18	120	1.3	0.16	4.0	0.13	18	26	60	8.8	0.32	1.7
	031945	DL-070	43.05	44	0.95	Basalt	0.16	7.4	384	131	0.61	0.16	7.3	0.23	61	95	109	13	0.28	1.9
	031946	BR-657	44.4	45.9	1.5	Basalt	0.20	7.5	297	205	0.52	0.090	6.0	0.23	47	90	72	15	0.51	2.7
	031949	BR-339	148.5	150	1.5	Basalt	0.17	6.3	6.0	383	0.96	0.050	2.3	0.27	9.1	6.0	16	12	1.2	0.73
	031947	BR-399	51.5	53	1.5	Basalt	0.080	6.5	248	36	0.27	0.19	7.2	0.25	47	119	93	19	0.28	2.9
	031944	BR-448	41	42.5	1.5	Basalt	0.39	8.5	90	496	0.69	0.80	3.4	2.6	43	153	186	9.1	1.8	1.3
	116977	BR-192	384	385.5	1.5	Basalt	<0.5	7.9	130	100	0.92	0.21	4.3	0.13	26	28	42	8.1	0.083	1.5
	116978	BR-130	478.85	480	1.15	Basalt	<0.5	6.7	71	39	0.64	0.099	7.3	0.28	44	36	170	16	0.19	3.4
	116979	BR-144	645.5	647	1.5	Basalt	<0.5	8.0	32	380	1.0	0.17	6.1	0.11	29	82	43	16	0.55	3.1
Weighted Average Composition							0.29	7.6	121	221	0.77	0.22	5.2	0.48	37	96	83	12	0.63	2.0

Table F-4. FLB Elemental Content Results (Four Acid Digest) - Drillcore Grab Samples

FLB ID	Sample ID	Drillhole	From	To	Interval	Lithology	Silver	Aluminum	Arsenic	Barium	Beryllium	Bismuth	Calcium	Cadmium	Cobalt	Chromium	Copper	Iron	Potassium	Magnesium
							µg/g	%	µg/g	µg/g	µg/g	µg/g	%	µg/g	µg/g	µg/g	µg/g	%	%	%
FLB-09	031993	BR-657	41.3	42.4	1.1	Basalt	0.16	7.5	64	132	0.35	0.32	5.9	0.17	47	123	90	11	0.28	3.7
	031991	BR-047	27.5	29	1.5	Basalt	0.090	6.3	42	21	0.35	0.080	7.5	0.20	45	85	133	16	0.10	3.6
	031995	REG-004	70.5	72	1.5	Basalt	0.12	6.5	56	107	0.32	0.080	7.5	0.21	52	33	224	16	0.38	3.4
	031992	BR-388	37.5	38.65	1.15	Basalt	0.050	6.1	95	98	0.53	0.070	6.5	0.14	40	49	52	15	0.21	2.9
	031990	BR-658	15.5	17	1.5	Basalt	0.050	8.1	40	351	0.46	0.040	5.1	0.15	45	105	69	11	1.2	1.4
	031989	BR-268	11.9	12.9	1	Basalt	0.11	8.9	93	147	0.43	0.050	5.4	0.050	65	148	127	5.6	1.0	0.97
	116982	BR-199	386.5	387.5	1	Basalt	<0.5	7.5	63	140	0.54	<0.085	7.5	0.23	47	48	98	12	0.46	2.2
	031996	BR-386	72	73	1	Basalt	<0.5	8.4	34	260	1.1	0.10	3.0	0.11	24	110	39	4.3	0.90	1.2
	031994	BR-657	55.8	57.3	1.5	Basalt	0.070	7.8	78	84	0.55	0.14	5.1	0.27	54	155	38	12	0.43	2.4
	031998	BR-444	136	137.1	1.1	Basalt	0.15	8.3	58	301	0.57	0.16	4.7	0.13	50	51	70	5.2	1.2	0.77
	031997	BR-449	94.3	95.8	1.5	Basalt	0.13	7.2	39	129	0.45	0.060	6.9	0.13	52	117	162	11	0.90	1.9
	116981	DL-063A	354.5	355.5	1	Basalt	<0.5	8.1	4.1	200	1.7	<0.085	6.2	0.13	42	59	175	11	1.0	2.9
	116980	BR-398	179.5	181	1.5	Basalt	<0.5	8.9	150	430	0.85	0.099	4.2	0.12	43	87	81	8.6	0.87	2.1
Weighted Average Composition							0.21	7.6	63	171	0.59	0.10	5.9	0.16	48	91	108	11	0.67	2.3
FLB-10	031987	REG-003	149.1	150	0.9	Basalt	0.10	7.1	12	52	0.44	0.070	6.3	0.82	51	32	128	8.8	0.24	3.2
	031951	BR-493	27	28.15	1.15	Basalt	<0.5	7.7	79	180	0.58	0.090	7.1	0.10	51	140	110	9.9	0.51	2.6
	031953	BR-478	36.5	37.5	1	Basalt	0.070	9.3	1.8	482	0.76	0.060	4.8	0.080	24	54	31	5.3	1.1	1.6
	031986	BR-339	135.3	136.65	1.35	Basalt	0.080	7.4	24	262	0.88	0.080	6.0	0.14	29	96	41	9.1	0.77	3.0
	031950	BR-030	9	10.25	1.25	Basalt	0.050	8.6	4.4	316	0.96	0.090	5.3	0.060	16	16	11	8.6	0.88	1.7
	031988	BR-399	149.7	151.2	1.5	Basalt	0.10	8.5	6.3	219	0.49	0.060	5.3	0.080	54	170	89	6.7	0.94	1.3
	031952	BR-268	27	27.6	0.6	Basalt	<0.5	7.8	41	140	0.61	0.090	7.0	0.17	38	53	140	9.5	0.42	2.9
	031984	BR-657	59.2	60.4	1.2	Basalt	0.10	8.0	22	381	0.41	0.050	4.4	0.10	46	90	79	7.8	0.52	3.5
	116984	DL-061	226	227	1	Basalt	0.11	7.4	17	95	0.47	0.030	6.5	0.14	47	53	62	11	0.38	2.9
	031983	BR-448	47	48.5	1.5	Basalt	<0.5	9.3	33	140	0.62	<0.09	5.8	0.12	51	180	49	7.8	0.42	1.4
	031985	BR-548	70.5	72	1.5	Basalt	<0.5	7.2	12	100	0.58	<0.09	5.2	0.070	42	140	120	6.2	0.27	1.1
	116983	BR-398	176.5	178	1.5	Basalt	<0.5	7.9	9.5	80	0.76	<0.085	6.3	0.10	55	86	62	12	0.072	2.5
Weighted Average Composition							0.28	8.0	23	194	0.63	0.076	5.8	0.17	42	95	80	8.5	0.52	2.3
FLB-11	031978	BH22-08	202	203	1	Felsic Volcanic 2	<0.5	7.9	8.9	570	1.3	0.10	2.4	0.11	7.4	47	11	2.3	3.0	0.92
	031976	BR-509	126.5	127.9	1.4	Felsic Volcanic 2	<0.5	7.6	12	480	1.3	<0.085	2.4	0.10	1.8	1.8	4.4	1.7	2.7	0.23
	031974	BR-521	72.4	73.4	1	Felsic Volcanic 2	0.060	7.8	8.7	286	0.95	0.070	2.5	0.040	11	43	11	0.80	1.0	0.10
	031977	BR-334	163.8	165	1.2	Felsic Volcanic 2	<0.5	7.1	9.5	700	1.5	0.13	3.2	0.070	13	26	70	3.7	1.8	0.93
	031979	BR-428	225	225.95	0.95	Felsic Volcanic 2	<0.5	7.4	7.5	1100	1.2	0.16	1.3	0.090	1.7	2.2	5.7	1.3	2.3	0.21
	031973	BR-346	51.25	51.75	0.5	Felsic Volcanic 2	0.17	7.3	29	942	2.1	0.67	2.3	0.060	5.5	4.0	5.4	2.7	2.2	0.62
	031980	BR-279	288	289.5	1.5	Felsic Volcanic 2	<0.5	8.0	8.8	550	1.6	0.21	1.4	0.080	1.9	2.9	6.7	1.8	1.9	0.20
	031975	DL-142	115	115.5	0.5	Felsic Volcanic 2	<0.5	8.8	12	340	1.1	0.12	2.6	0.050	7.6	6.2	22	2.1	0.64	0.70
	031982	BR-250B	312.95	314	1.05	Felsic Volcanic 2	0.12	7.5	12	455	1.1	0.16	2.8	0.12	10	23	17	2.6	1.6	0.91
	031981	BR-232	296.8	298.1	1.3	Felsic Volcanic 2	0.17	7.6	16	600	1.3	0.18	2.7	0.060	11	15	18	3.1	2.3	0.91
Weighted Average Composition							0.37	7.7	13	616	1.3	0.19	2.4	0.078	7.1	14	20	2.3	1.9	0.61
FLB-12	116986	BR-228	419.3	420.3	1	Felsic Volcanic 2	<0.5	7.4	1300	530	1.1	<0.085	0.88	0.35	2.5	3.1	4.8	1.8	2.4	0.33
	031966	BR-342	158.6	160.1	1.5	Felsic Volcanic 2	<0.5	7.3	4700	520	1.1	0.18	0.17	0.21	1.7	3.9	6.2	1.8	3.2	0.25
	031967	BR-469	163.6	164.6	1	Felsic Volcanic 2	<0.5	7.5	900	640	1.2	<0.085	1.6	0.080	1.7	2.4	6.8	1.7	2.4	0.29
	031970	BR-204	204.75	206.25	1.5	Felsic Volcanic 2	<0.5	8.0	430	550	1.3	0.18	0.74	0.18	3.5	4.6	12	2.0	3.1	0.35
	031963	BR-509	20.5	21.5	1	Felsic Volcanic 2	0.60	13	3000	830	2.1	0.56	1.5	0.31	4.6	5.2	12	4.2	5.3	0.55
	116985	BR-142	294.5	295.5	1	Felsic Volcanic 2	6.8	6.8	350	590	1.1	0.56	0.80	0.080	3.4	8.3	6.5	1.9	2.6	0.42
	031968	BR-252	170.6	171.6	1	Felsic Volcanic 2	<0.5	7.6	390	480	1.3	0.50	1.2	0.040	3.1	3.1	7.2	2.2	2.8	0.28
	031972	BR-322	290	291	1	Felsic Volcanic 2	<0.5	7.3	890	550	1.4	0.52	0.12	0.10	2.3	2.1	6.9	1.9	2.4	0.17
	031971	BR-213	281.75	282.5	0.75	Felsic Volcanic 2	0.70	7.3	930	120	0.56	0.95	1.9	0.67	2.0	2.4	28	1.6	0.19	0.14
	031964	BR-509	22.5	23.7	1.2	Felsic Volcanic 2	<0.5	7.0	1700	38	0.41	0.46	2.1	0.21	7.1	9.4	6.1	2.0	0.094	0.67
	031965	BR-509	84.1	85.1	1	Felsic Volcanic 2	0.50	6.9	1000	140	0.50	0.88	2.7	0.24	6.7	8.1	7.4	1.9	0.34	0.63
	031969	BR-464	180.4	181.2	0.8	Felsic Volcanic 2	<0.5	7.8	1500	790	1.6	0.12	1.7	0.19	8.7	11	24	2.1	3.4	0.78
Weighted Average Composition							1.0	7.8	1442	495	1.2	0.40	1.2	0.21	3.9	5.2	10	2.1	2.4	0.40

Table F-4. FLB Elemental Content Results (Four Acid Digest) - Drillcore Grab Samples

FLB ID	Sample ID	Drillhole	From	To	Interval	Lithology	Silver	Aluminum	Arsenic	Barium	Beryllium	Bismuth	Calcium	Cadmium	Cobalt	Chromium	Copper	Iron	Potassium	Magnesium
							µg/g	%	µg/g	µg/g	µg/g	µg/g	%	µg/g	µg/g	µg/g	µg/g	%	%	%
FLB-13	031909	BR-188	275.6	277	1.4	Metasediment 2	<0.5	8.1	250	460	1.2	0.60	1.5	0.14	18	32	81	3.8	1.7	1.2
	031893	BR-413	19.4	20.65	1.25	Metasediment 2	<0.5	9.3	210	820	1.1	0.28	0.86	0.080	24	78	62	5.7	3.6	1.7
	031895	BR-320	156	157.5	1.5	Metasediment 2	<0.5	8.6	72	360	1.5	0.21	1.9	0.18	18	38	48	3.6	1.7	1.2
	031896	BR-503	167.75	169.25	1.5	Metasediment 2	<0.5	9.3	56	630	1.5	0.23	1.6	0.11	20	77	54	5.3	2.4	1.5
	031910	BR-225	351.4	352.05	0.65	Metasediment 2	<0.5	10	660	820	1.5	0.25	1.8	0.14	24	100	60	4.5	2.8	1.8
	031897	BR-147	218	219.2	1.2	Metasediment 2	<0.5	10	610	540	1.3	0.45	1.2	0.16	24	82	63	4.9	2.4	1.5
	031898	BR-206	252	253	1	Metasediment 2	<0.5	7.4	810	330	1.3	0.24	2.4	0.18	25	150	40	5.4	2.3	2.6
	031899	BR-233	262.5	263.5	1	Metasediment 2	<0.5	9.3	480	510	1.1	0.28	1.2	0.31	22	63	56	6.3	2.5	1.7
	031894	BR-502	76.8	77.7	0.9	Metasediment 2	<0.5	9.7	130	650	1.7	0.33	1.2	0.090	21	86	56	4.4	3.2	1.4
	031911	BR-163	445	446	1	Metasediment 2	<0.5	10	300	560	1.5	0.36	1.0	0.12	23	71	67	4.3	3.2	1.4
Weighted Average Composition							0.50	9.1	348	557	1.4	0.32	1.5	0.16	22	75	58	4.8	2.5	1.6
FLB-14	031918	BR-432	173.5	175	1.5	Metasediment 2	<0.5	9.9	69	930	1.9	0.25	2.2	0.070	17	63	22	7.2	2.4	1.5
	031914	BR-437	64.5	66	1.5	Metasediment 2	0.80	9.2	39	760	1.3	1.4	1.2	0.17	17	74	92	3.1	2.8	1.3
	031917	BR-333	119.15	120.5	1.35	Metasediment 2	0.60	8.8	79	580	1.6	<0.085	2.9	0.48	14	20	20	5.6	2.0	1.1
	031916	BR-203	99.9	100.65	0.75	Metasediment 2	<0.5	8.2	880	990	1.4	0.52	1.2	0.32	30	70	58	4.0	2.4	1.2
	031913	BR-555	61.15	62.5	1.35	Metasediment 2	<0.5	10	24	740	2.3	0.35	1.7	0.12	15	84	49	4.9	3.2	1.7
	031912	BR-253	51.6	52.5	0.9	Metasediment 2	<0.5	7.4	45	470	1.2	0.68	2.3	0.20	13	31	76	8.0	1.1	1.4
	031915	BR-382	67.3	68.6	1.3	Metasediment 2	0.60	8.7	22	630	1.4	2.0	1.7	0.41	24	75	83	5.0	1.8	1.4
	031919	BR-192	183.9	184.9	1	Metasediment 2	<0.5	8.3	38	220	1.7	1.4	1.2	0.31	25	81	49	5.0	4.6	1.4
	031931	BR-175	418.9	420.4	1.5	Metasediment 2	1.5	10	30	480	1.5	4.1	0.83	0.69	22	87	96	5.9	4.2	1.3
	031920	BR-131	333	334	1	Metasediment 2	0.88	6.6	20	398	0.56	0.43	1.2	0.20	13	90	125	13	1.6	1.9
Weighted Average Composition							0.69	8.6	131	613	1.4	1.1	1.7	0.30	19	66	70	6.3	2.5	1.4
FLB-15	031921	BR-434	40.95	41.95	1	Metasediment 3	<0.5	7.0	5.4	430	0.99	<0.085	1.9	0.17	4.3	4.7	10	2.1	1.7	0.37
	031927	BR-219	205.5	207	1.5	Metasediment 3	<0.5	8.6	1.4	500	1.9	0.090	2.2	0.080	14	25	58	2.3	2.2	0.64
	031926	BR-181	201.5	202.5	1	Metasediment 3	<0.5	9.0	2.9	570	1.4	0.26	1.5	0.16	8.7	22	15	2.5	2.8	0.61
	031925	BR-036	190.9	191.7	0.8	Metasediment 3	<0.5	7.0	38	280	1.5	0.16	1.9	0.070	16	11	49	5.1	1.5	0.72
	031928	BR-392	248.9	250.4	1.5	Metasediment 3	<0.5	7.2	5.6	470	1.3	0.15	2.1	0.040	5.3	5.8	19	1.5	1.5	0.37
	031929	BR-037	308.8	309.75	0.95	Metasediment 3	<0.5	6.7	2.6	390	1.1	<0.085	2.3	0.030	10	25	8.3	0.96	1.4	0.18
	031923	BR-356	56.45	57.5	1.05	Metasediment 3	<0.5	6.3	19	230	1.0	0.29	0.65	0.30	17	15	28	4.8	1.1	0.57
	031924	BR-509	136.4	137.4	1	Metasediment 3	<0.5	7.3	11	570	1.5	0.28	2.5	0.14	13	16	32	5.8	1.4	1.2
	031930	BR-213	343.55	345	1.45	Metasediment 3	<0.5	8.2	7.2	550	1.4	0.33	2.9	0.080	16	13	19	2.5	1.4	0.72
	031922	BR-153	41.5	43	1.5	Metasediment 3	<0.5	9.0	2.8	520	1.4	0.18	1.7	0.11	14	28	43	3.1	2.3	0.74
Weighted Average Composition							0.50	7.7	9.5	451	1.4	0.19	1.9	0.13	12	17	30	3.3	1.7	0.64

Table F-4. FLB Elemental Content Results (Four Acid Digest) - Drillcore Grab Samples

FLB ID	Sample ID	Drillhole	From	To	Interval	Lithology	Manganese	Molybdenum	Sodium	Nickel	Phosphorus	Lead	Sulphur	Antimony	Selenium	Tin	Strontium	Thorium	Titanium
							µg/g	µg/g	%	µg/g	µg/g	µg/g	%	µg/g	µg/g	µg/g	µg/g	µg/g	%
FLB-01	031866	BR-346	42.75	43.8	1.05	Felsic Volcanic 1	400	1.5	0.27	6.4	510	19	0.30	<2	0.10	<6	140	18	0.21
	031851	BR-181	88.6	89.25	0.65	Felsic Volcanic 1	530	1.0	1.7	20	910	10	0.18	<2	0.20	<6	230	12	0.31
	031870	BR-242	112.6	114	1.4	Felsic Volcanic 1	550	1.7	2.0	13	720	13	0.32	<2	0.10	<6	270	17	0.28
	031867	BR-209	127.85	128.55	0.7	Felsic Volcanic 1	570	1.6	2.2	17	780	13	0.23	<2	0.20	<6	270	14	0.27
	031853	BR-160	137.9	138.6	0.7	Felsic Volcanic 1	960	0.90	1.9	17	530	13	0.19	<2	0.30	<6	320	9.2	0.25
	031855	BR-133	233.4	234.5	1.1	Felsic Volcanic 1	400	1.2	1.3	19	550	22	0.21	<2	0.10	<6	170	15	0.24
	031852	BR-165	314	314.95	0.95	Felsic Volcanic 1	541	1.4	2.3	18	769	13	0.10	0.60	<1	1.0	307	8.0	0.31
	031854	BR-155	352.5	354	1.5	Felsic Volcanic 1	740	0.80	1.7	10	540	17	0.29	<2	0.40	<6	280	14	0.22
	031869	BR-210	410.9	412	1.1	Felsic Volcanic 1	480	1.5	1.6	11	710	13	0.23	<2	0.10	<6	180	17	0.27
	031868	BR-481	527.8	528.6	0.8	Felsic Volcanic 1	930	1.1	1.8	5.7	400	35	0.25	<2	0.20	<6	190	19	0.16
Weighted Average Composition							597	1.3	1.7	13	633	17	0.24	1.9	0.27	5.5	235	15	0.25
FLB-02	031860	BR-237	147.2	148.1	0.9	Felsic Volcanic 1	1200	1.4	2.5	23	500	9.0	0.11	<2	0.10	<6	380	14	0.26
	031859	BR-226	138	139	1	Felsic Volcanic 1	680	5.3	1.9	27	870	8.0	0.077	<2	0.10	<6	440	9.5	0.33
	031865	BR-284	288	288.65	0.65	Felsic Volcanic 1	470	2.3	2.7	16	580	10	0.035	<2	<0.1	<6	330	15	0.25
	031862	BR-152	214.05	215	0.95	Felsic Volcanic 1	800	1.4	2.4	26	660	9.0	0.11	<2	0.20	<6	330	10	0.34
	031863	BR-165	249.5	250.5	1	Felsic Volcanic 1	380	2.0	2.7	16	710	13	0.059	<2	0.20	<6	410	16	0.30
	031857	BR-152	88.5	89.5	1	Felsic Volcanic 1	710	0.40	1.7	14	540	10	0.056	<2	<0.1	<6	290	16	0.26
	031856	BR-076	53	54	1	Felsic Volcanic 1	480	0.70	2.4	19	570	12	0.083	<2	0.10	<6	340	16	0.29
	031858	BR-318	100.4	101.8	1.4	Felsic Volcanic 1	520	1.7	2.5	22	1000	11	0.069	<2	0.10	<6	410	14	0.36
	031861	BR-158	167.3	168.75	1.45	Felsic Volcanic 1	440	0.60	2.4	20	750	10	0.051	<2	<0.1	<6	400	15	0.28
	031864	BR-043	259.5	261	1.5	Felsic Volcanic 1	470	1.1	2.7	21	760	10	0.064	<2	0.10	<6	320	14	0.30
Weighted Average Composition							613	1.6	2.4	20	684	10	0.069	2.0	0.12	6.0	363	14	0.29
FLB-03	031880	BR-100	222	223	1	Felsic Volcanic 1	700	1.0	2.4	20	920	13	0.90	<2	0.20	<6	350	15	0.31
	031874	BR-463	112.5	114	1.5	Felsic Volcanic 1	880	0.90	2.2	17	530	22	0.48	<2	0.20	<6	280	7.2	0.22
	031879	BR-164	211.75	213	1.25	Felsic Volcanic 1	420	1.1	1.8	13	480	22	0.32	<2	0.10	<6	260	13	0.18
	031881	BR-156	366	367.5	1.5	Felsic Volcanic 1	620	1.0	2.4	18	760	13	0.38	<2	0.20	<6	290	13	0.30
	031873	BR-069	98	99	1	Felsic Volcanic 1	1400	0.70	1.6	16	490	22	0.51	<2	0.20	<6	260	12	0.22
	031871	BR-342	42.4	43	0.6	Felsic Volcanic 1	830	1.3	3.8	20	540	8.0	0.54	<2	0.80	<6	280	15	0.25
	031876	BR-433	200.6	202.1	1.5	Felsic Volcanic 1	760	0.20	1.6	64	2700	12	0.50	<2	0.40	<6	520	15	0.55
	031872	BR-109	67.35	68	0.65	Felsic Volcanic 1	710	1.4	3.7	30	610	10	0.58	<2	0.20	<6	340	11	0.26
	031875	BR-166	134.8	135.95	1.15	Felsic Volcanic 1	910	1.5	2.2	17	540	20	0.55	<2	0.30	<6	300	13	0.24
	031878	BR-123	203	204	1	Felsic Volcanic 1	750	0.70	2.0	9.2	550	21	0.38	<2	0.20	<6	280	14	0.24
	031877	BR-105	202.3	203.3	1	Felsic Volcanic 1	830	0.80	1.2	21	620	16	0.40	<2	0.20	<6	170	16	0.24
Weighted Average Composition							807	0.98	2.3	22	770	16	0.48	2.0	0.29	6.0	294	13	0.27
FLB-04	031957	BR-164	324.95	325.45	0.5	Felsic Volcanic 1	400	1.4	1.7	46	510	15	0.33	<2	0.30	<6	260	17	0.31
	031954	BR-378	173.5	174.75	1.25	Felsic Volcanic 1	420	1.1	2.1	13	670	13	0.26	<2	<0.1	<6	210	13	0.26
	031937	BR-425	160	160.65	0.65	Felsic Volcanic 1	340	1.1	4.5	13	580	10	0.24	<2	0.80	<6	410	13	0.22
	031935	BR-039	144.8	145.7	0.9	Felsic Volcanic 1	580	1.5	2.4	17	480	20	0.41	<2	0.60	<6	220	13	0.21
	031933	BH22-08	84.1	85.1	1	Felsic Volcanic 1	610	1.9	0.95	23	650	14	0.70	<2	0.10	<6	220	16	0.27
	031955	BR-410	194	195	1	Felsic Volcanic 1	510	0.50	1.9	18	490	10	0.41	<2	0.10	<6	250	29	0.20
	031956	BR-321	275.05	275.55	0.5	Felsic Volcanic 1	380	1.1	1.8	12	520	12	0.39	<2	3.8	<6	170	12	0.18
	031932	BR-347	45	46.35	1.35	Felsic Volcanic 1	730	4.5	3.4	25	670	20	0.66	<2	1.4	<6	470	14	0.28
	116968	BR-022	447	447.5	0.5	Felsic Volcanic 1	390	1.6	3.6	9.1	270	14	0.44	<2	5.9	<6	110	3.5	0.12
	116969	BR-221	450.3	450.8	0.5	Felsic Volcanic 1	480	1.2	3.9	7.3	330	28	0.39	<2	5.1	<6	140	3.7	0.12
	031934	BR-001	100.75	101.25	0.5	Felsic Volcanic 1	390	1.3	3.3	7.3	350	12	0.46	<2	7.6	<6	130	11	0.12
	031936	BR-185	155.9	157.05	1.15	Felsic Volcanic 1	470	0.50	0.71	16	470	17	0.47	<2	0.20	<6	120	14	0.23
	116967	BR-163	418.9	419.5	0.6	Felsic Volcanic 1	180	1.2	2.7	12	450	10	0.020	<2	0.10	<6	230	5.9	0.16
Weighted Average Composition							470	1.6	2.3	19	523	15	0.42	2.0	1.7	6.0	235	14	0.22

Table F-4. FLB Elemental Content Results (Four Acid Digest) - Drillcore Grab Samples

FLB ID	Sample ID	Drillhole	From	To	Interval	Lithology	Manganese	Molybdenum	Sodium	Nickel	Phosphorus	Lead	Sulphur	Antimony	Selenium	Tin	Strontium	Thorium	Titanium
							µg/g	µg/g	%	µg/g	µg/g	µg/g	%	µg/g	µg/g	µg/g	µg/g	µg/g	%
FLB-05	116972	BR-156	335.45	336.5	1.05	Felsic Volcanic 1	3100	12	5.8	29	690	240	1.9	<2	5.6	<6	450	7.7	0.28
	116970	BR-321	209	209.75	0.75	Felsic Volcanic 1	1900	0.80	0.84	10	370	350	3.5	<2	6.0	<6	460	6.8	0.14
	116971	BR-190	225	226	1	Felsic Volcanic 1	1700	1.2	1.9	9.5	360	2000	1.8	3.0	18	<6	660	6.2	0.10
	031942	BRH-002	96.5	97	0.5	Felsic Volcanic 1	2500	3.5	0.85	24	730	640	1.6	<2	2.6	<6	180	9.5	0.28
	031960	BR-324	136	137	1	Felsic Volcanic 1	680	1.0	0.13	15	730	580	2.6	<2	4.1	<6	38	8.8	0.27
	116973	BR-481	485	486	1	Felsic Volcanic 1	2500	0.80	0.86	16	500	640	1.6	<2	1.5	<6	130	8.8	0.21
	031958	BRH-002	102.75	103.25	0.5	Felsic Volcanic 1	1700	1.7	1.1	19	620	210	2.0	<2	3.2	<6	240	8.9	0.21
	031961	BR-142	140	140.5	0.5	Felsic Volcanic 1	2600	0.60	0.63	17	480	190	3.4	<2	4.0	<6	92	9.6	0.24
	031959	BR-225	120.6	121.95	1.35	Felsic Volcanic 1	570	1.4	1.1	16	430	5100	4.1	3.9	51	<6	170	5.5	0.10
	031940	BR-231	82.5	83	0.5	Felsic Volcanic 1	2100	1.7	0.37	17	800	220	2.6	<2	6.3	<6	95	14	0.30
	031962	BR-167	187.6	188.2	0.6	Felsic Volcanic 1	1800	1.5	0.46	15	530	280	1.5	<2	2.1	<6	95	11	0.24
	031939	BR-231	77.95	78.45	0.5	Felsic Volcanic 1	2800	5.8	1.4	16	450	2300	2.3	<2	24	<6	460	6.4	0.15
	031941	BR-137	83	84	1	Felsic Volcanic 1	1000	1.4	0.65	11	560	230	2.1	<2	3.0	<6	140	11	0.20
	031938	BR-380	40.25	41.6	1.35	Felsic Volcanic 1	1400	0.90	1.4	8.9	360	97	1.8	<2	1.2	<6	160	9.9	0.16
Weighted Average Composition							1993	3.1	1.5	17	556	755	2.2	2.1	8.0	6.0	244	9.0	0.21
FLB-06	031886	BR-429	221.8	222.85	1.05	Felsic Volcanic 1	363	1.1	1.7	21	687	25	1.3	<0.5	<1	0.80	122	8.5	0.23
	031907	BR-152	357	358	1	Felsic Volcanic 1	530	1.2	2.2	9.4	590	37	0.91	<2	1.3	<6	150	9.5	0.16
	031883	BR-133	134	135	1	Felsic Volcanic 1	1515	1.4	4.3	33	889	23	1.5	<0.5	2.0	1.3	376	8.6	0.33
	031884	BR-192	151.5	152.5	1	Felsic Volcanic 1	328	0.79	0.69	13	509	33	1.7	<0.5	<1	1.5	104	6.7	0.19
	031887	BR-224	321	321.6	0.6	Felsic Volcanic 1	490	0.60	0.94	37	520	40	0.70	<2	0.20	<6	160	9.5	0.23
	031882	BR-341	67.5	69	1.5	Felsic Volcanic 1	762	1.1	5.0	10	441	17	1.0	<0.5	<1	1.2	308	7.1	0.14
	031906	BR-087	342.55	343.3	0.75	Felsic Volcanic 1	463	0.71	1.6	16	569	48	1.7	<0.5	<1	1.0	100	8.8	0.23
	031908	BR-284	504.75	505.5	0.75	Felsic Volcanic 1	810	1.0	2.2	8.2	354	39	2.6	<0.5	3.0	1.4	110	7.3	0.18
	031905	BR-135	327.5	328	0.5	Felsic Volcanic 1	1400	1.3	1.3	17	650	30	1.1	<2	1.4	<6	200	11	0.24
	031885	BR-250B	214.4	215.15	0.75	Felsic Volcanic 1	946	0.99	2.6	12	503	25	2.1	<0.5	4.0	1.3	140	8.6	0.23
Weighted Average Composition							759	1.0	2.2	19	593	31	1.4	1.0	1.5	2.8	177	8.7	0.22
FLB-07	031902	BR-067	230	231	1	Felsic Volcanic 1	554	1.7	0.090	9.9	544	25	4.3	<0.5	3.0	1.7	17	9.4	0.24
	031891	BR-034	149	150	1	Felsic Volcanic 1	698	1.8	1.8	18	821	10	3.3	<0.5	3.0	1.0	338	9.1	0.17
	116975	BR-248	280	281	1	Felsic Volcanic 1	940	2.9	0.32	45	610	12	4.6	<2	2.9	<6	48	6.6	0.28
	031903	BR-176	247	248	1	Felsic Volcanic 1	1091	1.5	1.5	26	880	18	4.0	<0.5	2.0	1.4	206	8.4	0.26
	031901	BR-566	203.65	204.35	0.7	Felsic Volcanic 1	1244	1.5	1.7	16	871	20	3.7	0.60	2.0	1.7	207	8.1	0.27
	031900	BR-140	203	204	1	Felsic Volcanic 1	680	1.3	0.19	13	410	15	3.0	<2	2.7	7.3	28	12	0.20
	031890	BR-231	134.7	135.3	0.6	Felsic Volcanic 1	480	1.7	0.98	22	620	20	3.0	<2	3.5	<6	250	9.8	0.23
	031904	BR-230	250.7	251.6	0.9	Felsic Volcanic 1	600	1.3	0.79	14	460	13	3.1	<2	2.8	6.2	200	13	0.19
	031892	BR-086	157.8	159	1.2	Felsic Volcanic 1	480	1.7	1.5	23	590	18	3.6	<2	5.4	8.0	270	17	0.31
	116974	BR-230	263	264.5	1.5	Felsic Volcanic 1	580	1.1	0.16	35	440	7.0	4.1	<2	2.1	<6	31	5.6	0.24
	031889	BR-142	70	71	1	Felsic Volcanic 1	1000	1.4	0.78	26	450	16	2.5	<2	2.6	6.7	91	12	0.23
	031888	BR-118	39	40	1	Felsic Volcanic 1	900	1.4	0.31	13	390	15	3.5	<2	2.8	<6	59	12	0.18
	116976	BR-283	428.5	430	1.5	Felsic Volcanic 1	2000	1.3	1.5	53	980	17	3.2	<2	1.8	<6	250	7.0	0.30
Weighted Average Composition							927	1.5	0.95	25	633	16	3.5	1.5	2.7	4.9	157	10	0.24
FLB-08	031948	BR-030	129.7	130.7	1	Basalt	3832	1.1	1.9	203	371	6.2	0.73	<0.5	<1	0.60	211	0.80	0.65
	031943	BR-031	6	7.5	1.5	Basalt	2896	0.93	4.2	23	603	7.3	0.98	<0.5	<1	0.80	364	2.6	0.40
	031945	DL-070	43.05	44	0.95	Basalt	3852	0.40	1.8	79	381	3.0	0.84	0.60	<1	0.80	134	0.60	0.74
	031946	BR-657	44.4	45.9	1.5	Basalt	4135	0.23	1.8	74	440	2.5	0.84	0.80	<1	0.90	152	0.60	0.74
	031949	BR-339	148.5	150	1.5	Basalt	2948	0.76	1.8	57	397	7.9	0.28	<0.5	<1	1.0	178	6.5	0.21
	031947	BR-399	51.5	53	1.5	Basalt	6696	0.34	0.80	86	322	2.1	1.0	0.60	<1	0.80	54	0.60	0.59
	031944	BR-448	41	42.5	1.5	Basalt	2616	0.81	2.3	88	423	6.4	1.1	<0.5	<1	1.0	247	1.2	0.69
	116977	BR-192	384	385.5	1.5	Basalt	2500	0.80	4.1	53	600	8.0	0.47	<2	1.2	<6	400	2.2	0.59
	116978	BR-130	478.85	480	1.15	Basalt	5100	0.20	0.90	44	290	1.0	0.71	<2	1.6	<6	150	0.70	0.59
	116979	BR-144	645.5	647	1.5	Basalt	6300	0.60	1.4	85	570	3.0	0.59	<2	0.30	<6	250	1.6	0.62
Weighted Average Composition							3975	0.65	2.2	80	450	5.0	0.75	1.0	1.00	2.4	225	1.9	0.58

Table F-4. FLB Elemental Content Results (Four Acid Digest) - Drillcore Grab Samples

FLB ID	Sample ID	Drillhole	From	To	Interval	Lithology	Manganese	Molybdenum	Sodium	Nickel	Phosphorus	Lead	Sulphur	Antimony	Selenium	Tin	Strontium	Thorium	Titanium
							µg/g	µg/g	%	µg/g	µg/g	µg/g	%	µg/g	µg/g	µg/g	µg/g	µg/g	%
FLB-09	031993	BR-657	41.3	42.4	1.1	Basalt	1798	0.42	1.2	155	593	2.1	0.23	0.50	<1	0.80	123	1.0	0.65
	031991	BR-047	27.5	29	1.5	Basalt	5093	0.27	0.98	59	265	1.1	0.32	0.80	<1	0.70	139	0.40	0.48
	031995	REG-004	70.5	72	1.5	Basalt	4486	0.19	0.99	47	366	2.1	0.39	0.80	<1	0.70	66	0.50	0.60
	031992	BR-388	37.5	38.65	1.15	Basalt	4614	0.51	1.4	39	521	1.9	0.080	<0.5	<1	0.80	215	0.70	0.80
	031990	BR-658	15.5	17	1.5	Basalt	2793	0.48	2.1	75	426	2.6	0.14	<0.5	<1	1.0	136	0.60	0.76
	031989	BR-268	11.9	12.9	1	Basalt	1534	0.36	2.4	112	510	2.1	0.15	<0.5	<1	1.0	148	0.70	0.83
	116982	BR-199	386.5	387.5	1	Basalt	2700	0.20	1.3	58	500	2.0	0.34	<2	0.60	<6	150	0.70	0.90
	031996	BR-386	72	73	1	Basalt	1200	0.80	1.5	77	610	6.0	0.20	<2	0.20	<6	360	4.7	0.44
	031994	BR-657	55.8	57.3	1.5	Basalt	2690	0.35	1.5	141	539	2.7	0.15	<0.5	<1	0.80	204	1.6	0.60
	031998	BR-444	136	137.1	1.1	Basalt	1056	0.46	2.2	129	784	3.4	0.16	<0.5	<1	1.1	285	1.1	0.80
	031997	BR-449	94.3	95.8	1.5	Basalt	5262	0.24	1.4	83	379	1.3	0.79	<0.5	<1	0.80	89	0.50	0.66
	116981	DL-063A	354.5	355.5	1	Basalt	2700	0.30	1.8	52	770	3.0	0.34	<2	0.70	<6	200	1.4	0.65
	116980	BR-398	179.5	181	1.5	Basalt	1700	0.80	2.8	86	870	4.0	0.32	<2	0.50	<6	220	1.8	0.80
Weighted Average Composition							3033	0.39	1.6	85	527	2.5	0.29	0.97	0.87	2.3	172	1.1	0.69
FLB-10	031987	REG-003	149.1	150	0.9	Basalt	1515	0.37	2.0	46	423	2.0	0.020	<0.5	<1	0.70	151	0.70	0.66
	031951	BR-493	27	28.15	1.15	Basalt	3800	0.20	1.6	71	260	1.0	0.070	<2	0.30	<6	92	0.80	0.58
	031953	BR-478	36.5	37.5	1	Basalt	712	0.99	2.7	44	867	5.0	0.040	<0.5	<1	0.90	439	2.6	0.53
	031986	BR-339	135.3	136.65	1.35	Basalt	2446	0.62	1.7	146	800	4.4	0.12	<0.5	<1	1.5	276	2.7	0.56
	031950	BR-030	9	10.25	1.25	Basalt	2776	0.94	3.1	22	568	4.2	0.030	<0.5	<1	0.90	385	2.6	0.41
	031988	BR-399	149.7	151.2	1.5	Basalt	1322	0.66	2.5	105	495	4.5	0.14	<0.5	<1	1.0	283	0.70	0.75
	031952	BR-268	27	27.6	0.6	Basalt	3200	0.20	2.2	44	330	2.0	0.027	<2	0.40	<6	140	0.80	0.75
	031984	BR-657	59.2	60.4	1.2	Basalt	975	0.30	3.0	115	711	2.7	0.060	<0.5	<1	0.70	286	1.4	0.56
	116984	DL-061	226	227	1	Basalt	2306	0.31	1.7	53	433	1.5	0.020	0.50	<1	0.70	131	0.80	0.72
	031983	BR-448	47	48.5	1.5	Basalt	1900	0.30	1.9	100	390	1.0	0.021	<2	0.40	<6	130	0.90	0.83
	031985	BR-548	70.5	72	1.5	Basalt	2200	0.40	1.4	84	330	1.0	<0.005	<2	0.30	<6	120	0.90	0.61
	116983	BR-398	176.5	178	1.5	Basalt	2800	0.50	1.9	69	720	2.0	0.13	<2	0.30	<6	190	0.90	1.1
Weighted Average Composition							2217	0.46	2.1	75	501	2.5	0.053	1.2	0.70	3.2	210	1.3	0.67
FLB-11	031978	BH22-08	202	203	1	Felsic Volcanic 2	950	0.40	0.75	16	200	13	0.15	<2	0.20	<6	120	14	0.16
	031976	BR-509	126.5	127.9	1.4	Felsic Volcanic 2	430	0.70	1.8	0.10	150	14	0.081	<2	0.30	<6	240	14	0.13
	031974	BR-521	72.4	73.4	1	Felsic Volcanic 2	103	4.3	3.4	26	690	8.4	0.010	<0.5	<1	1.1	281	4.3	0.36
	031977	BR-334	163.8	165	1.2	Felsic Volcanic 2	660	1.9	2.0	37	460	9.0	0.31	<2	0.20	<6	270	11	0.26
	031979	BR-428	225	225.95	0.95	Felsic Volcanic 2	350	0.40	2.9	1.1	160	12	0.047	<2	0.20	<6	160	15	0.12
	031973	BR-346	51.25	51.75	0.5	Felsic Volcanic 2	467	1.1	2.8	1.8	593	11	0.15	<0.5	<1	1.4	283	10	0.21
	031980	BR-279	288	289.5	1.5	Felsic Volcanic 2	480	1.8	2.8	0.50	200	15	0.055	<2	0.20	<6	210	14	0.13
	031975	DL-142	115	115.5	0.5	Felsic Volcanic 2	380	1.9	4.0	16	430	10	0.090	<2	0.30	<6	400	8.3	0.21
	031982	BR-250B	312.95	314	1.05	Felsic Volcanic 2	497	1.2	2.8	21	681	11	0.16	<0.5	<1	0.90	305	7.6	0.27
	031981	BR-232	296.8	298.1	1.3	Felsic Volcanic 2	496	1.7	2.6	13	679	13	0.13	<0.5	<1	1.2	298	8.8	0.30
Weighted Average Composition							477	1.5	2.7	14	429	12	0.13	1.4	0.52	4.2	270	11	0.21
FLB-12	116986	BR-228	419.3	420.3	1	Felsic Volcanic 2	320	1.6	1.8	3.3	170	37	0.84	<2	0.30	<6	100	11	0.11
	031966	BR-342	158.6	160.1	1.5	Felsic Volcanic 2	57	1.8	0.32	0.30	130	52	0.93	3.8	0.30	<6	59	13	0.12
	031967	BR-469	163.6	164.6	1	Felsic Volcanic 2	410	1.0	2.2	0.20	160	17	1.1	<2	0.20	<6	180	13	0.074
	031970	BR-204	204.75	206.25	1.5	Felsic Volcanic 2	240	1.4	0.82	4.5	270	20	1.3	<2	0.20	<6	83	13	0.15
	031963	BR-509	20.5	21.5	1	Felsic Volcanic 2	440	2.8	2.6	2.2	330	52	2.4	5.3	0.30	<6	230	13	0.21
	116985	BR-142	294.5	295.5	1	Felsic Volcanic 2	270	1.6	1.6	5.8	200	33	1.1	5.0	0.30	<6	130	10	0.12
	031968	BR-252	170.6	171.6	1	Felsic Volcanic 2	380	1.8	1.5	1.9	190	28	1.5	<2	0.30	<6	160	13	0.11
	031972	BR-322	290	291	1	Felsic Volcanic 2	48	1.7	1.2	1.5	120	49	1.3	<2	0.40	<6	44	13	0.12
	031971	BR-213	281.75	282.5	0.75	Felsic Volcanic 2	480	2.3	4.9	0.20	200	101	0.90	<2	3.4	<6	190	14	0.092
	031964	BR-509	22.5	23.7	1.2	Felsic Volcanic 2	580	1.1	5.7	13	450	16	0.69	<2	3.8	<6	150	9.0	0.19
	031965	BR-509	84.1	85.1	1	Felsic Volcanic 2	850	1.8	4.4	12	490	17	0.79	<2	2.8	<6	230	9.2	0.20
	031969	BR-464	180.4	181.2	0.8	Felsic Volcanic 2	600	1.0	2.3	15	580	18	0.59	<2	4.0	<6	190	11	0.27
Weighted Average Composition							363	1.6	2.3	4.9	268	36	1.1	2.7	1.2	6.0	137	12	0.15

Table F-4. FLB Elemental Content Results (Four Acid Digest) - Drillcore Grab Samples

FLB ID	Sample ID	Drillhole	From	To	Interval	Lithology	Manganese	Molybdenum	Sodium	Nickel	Phosphorus	Lead	Sulphur	Antimony	Selenium	Tin	Strontium	Thorium	Titanium
							µg/g	µg/g	%	µg/g	µg/g	µg/g	%	µg/g	µg/g	µg/g	µg/g	µg/g	%
FLB-13	031909	BR-188	275.6	277	1.4	Metasediment 2	580	1.6	1.8	56	500	18	0.36	<2	0.50	<6	230	10	0.30
	031893	BR-413	19.4	20.65	1.25	Metasediment 2	570	1.4	1.2	63	640	11	0.17	<2	0.30	<6	190	12	0.33
	031895	BR-320	156	157.5	1.5	Metasediment 2	440	0.90	2.1	43	560	14	0.30	<2	0.40	<6	290	10	0.28
	031896	BR-503	167.75	169.25	1.5	Metasediment 2	570	1.2	1.9	57	590	16	0.29	<2	0.30	<6	320	12	0.33
	031910	BR-225	351.4	352.05	0.65	Metasediment 2	530	1.7	1.7	65	640	18	0.23	<2	0.40	<6	280	12	0.39
	031897	BR-147	218	219.2	1.2	Metasediment 2	680	1.8	1.4	82	510	14	0.27	<2	0.40	<6	180	11	0.42
	031898	BR-206	252	253	1	Metasediment 2	780	1.3	2.0	77	520	13	0.13	<2	0.20	<6	240	9.8	0.37
	031899	BR-233	262.5	263.5	1	Metasediment 2	520	1.4	1.4	63	680	35	0.41	<2	0.50	<6	190	12	0.35
	031894	BR-502	76.8	77.7	0.9	Metasediment 2	500	1.6	2.0	71	610	17	0.25	<2	0.40	<6	260	12	0.43
	031911	BR-163	445	446	1	Metasediment 2	500	1.3	1.7	60	590	16	0.34	<2	0.40	<6	190	11	0.38
Weighted Average Composition							562	1.4	1.7	62	584	18	0.28	2.0	0.38	6.0	242	11	0.35
FLB-14	031918	BR-432	173.5	175	1.5	Metasediment 2	660	1.6	2.0	45	780	13	0.24	<2	0.30	<6	300	14	0.40
	031914	BR-437	64.5	66	1.5	Metasediment 2	1200	1.4	1.4	51	590	21	1.2	<2	0.50	<6	240	12	0.18
	031917	BR-333	119.15	120.5	1.35	Metasediment 2	2000	0.70	1.9	40	760	40	0.53	<2	0.30	<6	280	13	0.37
	031916	BR-203	99.9	100.65	0.75	Metasediment 2	810	2.0	4.2	72	490	10	1.2	<2	2.8	<6	300	11	0.30
	031913	BR-555	61.15	62.5	1.35	Metasediment 2	760	1.1	2.6	40	820	19	0.83	<2	0.70	<6	270	11	0.33
	031912	BR-253	51.6	52.5	0.9	Metasediment 2	670	3.1	3.4	45	730	13	1.4	<2	1.0	<6	400	10	0.29
	031915	BR-382	67.3	68.6	1.3	Metasediment 2	710	2.0	4.3	68	540	30	1.7	<2	4.5	<6	280	12	0.30
	031919	BR-192	183.9	184.9	1	Metasediment 2	520	1.8	2.8	74	570	9.0	1.7	<2	1.6	<6	240	11	0.33
	031931	BR-175	418.9	420.4	1.5	Metasediment 2	1500	1.8	2.2	59	610	37	1.2	<2	3.1	<6	180	12	0.38
	031920	BR-131	333	334	1	Metasediment 2	925	0.82	0.50	40	991	15	2.2	0.50	<1	0.90	70	5.4	0.28
Weighted Average Composition							1005	1.6	2.5	53	687	21	1.3	1.8	1.6	5.4	254	11	0.31
FLB-15	031921	BR-434	40.95	41.95	1	Metasediment 3	590	3.2	2.6	5.7	250	26	0.14	<2	<0.1	<6	200	7.5	0.17
	031927	BR-219	205.5	207	1.5	Metasediment 3	390	2.6	2.6	25	570	15	0.17	<2	0.30	<6	420	10	0.34
	031926	BR-181	201.5	202.5	1	Metasediment 3	430	1.1	1.5	18	450	12	0.32	<2	0.20	<6	250	11	0.31
	031925	BR-036	190.9	191.7	0.8	Metasediment 3	910	1.5	2.6	23	720	10	0.52	<2	0.40	<6	210	8.8	0.31
	031928	BR-392	248.9	250.4	1.5	Metasediment 3	270	2.1	2.8	7.1	310	8.0	0.14	<2	0.10	<6	240	11	0.16
	031929	BR-037	308.8	309.75	0.95	Metasediment 3	170	1.3	2.6	23	560	11	0.076	<2	0.10	<6	320	8.1	0.29
	031923	BR-356	56.45	57.5	1.05	Metasediment 3	640	2.4	3.0	18	84	8.0	0.47	<2	0.50	<6	120	7.5	0.64
	031924	BR-509	136.4	137.4	1	Metasediment 3	600	1.5	2.9	31	660	16	0.39	<2	0.30	<6	400	13	0.30
	031930	BR-213	343.55	345	1.45	Metasediment 3	470	2.2	3.3	21	1100	18	0.25	<2	0.20	<6	360	11	0.45
	031922	BR-153	41.5	43	1.5	Metasediment 3	870	1.6	2.4	27	450	13	0.31	<2	0.20	<6	250	11	0.37
Weighted Average Composition							552	2.0	2.6	21	504	14	0.29	2.0	0.26	6.0	281	9.9	0.35

Table F-4. FLB Elemental Content Results (Four Acid Digest) - Drillcore Grab Samples

FLB ID	Sample ID	Drillhole	From	To	Interval	Lithology	Thallium	Uranium	Vanadium	Tungsten	Yttrium	Zinc	Zirconium
							µg/g	µg/g	µg/g	µg/g	µg/g	µg/g	µg/g
FLB-01	031866	BR-346	42.75	43.8	1.05	Felsic Volcanic 1	0.84	2.3	29	17	11	57	230
	031851	BR-181	88.6	89.25	0.65	Felsic Volcanic 1	0.77	2.1	58	2.9	11	70	210
	031870	BR-242	112.6	114	1.4	Felsic Volcanic 1	0.57	2.5	45	1.0	11	70	230
	031867	BR-209	127.85	128.55	0.7	Felsic Volcanic 1	0.75	2.3	49	2.0	11	71	200
	031853	BR-160	137.9	138.6	0.7	Felsic Volcanic 1	0.60	2.3	47	15	7.9	68	170
	031855	BR-133	233.4	234.5	1.1	Felsic Volcanic 1	0.49	2.6	44	2.9	8.9	53	190
	031852	BR-165	314	314.95	0.95	Felsic Volcanic 1	0.62	2.1	58	2.8	9.7	65	111
	031854	BR-155	352.5	354	1.5	Felsic Volcanic 1	0.67	2.5	35	2.1	9.0	88	170
	031869	BR-210	410.9	412	1.1	Felsic Volcanic 1	0.62	2.5	41	1.9	11	66	230
	031868	BR-481	527.8	528.6	0.8	Felsic Volcanic 1	0.76	2.8	23	2.5	6.9	80	210
Weighted Average Composition							0.66	2.4	42	4.6	9.8	69	196
FLB-02	031860	BR-237	147.2	148.1	0.9	Felsic Volcanic 1	0.49	2.5	50	2.9	9.9	63	180
	031859	BR-226	138	139	1	Felsic Volcanic 1	0.57	1.4	73	0.92	11	76	150
	031865	BR-284	288	288.65	0.65	Felsic Volcanic 1	0.19	1.9	39	3.9	7.2	48	150
	031862	BR-152	214.05	215	0.95	Felsic Volcanic 1	0.20	1.3	53	0.54	9.9	61	200
	031863	BR-165	249.5	250.5	1	Felsic Volcanic 1	0.44	1.8	50	0.49	8.7	73	210
	031857	BR-152	88.5	89.5	1	Felsic Volcanic 1	0.50	2.8	52	1.1	10	80	150
	031856	BR-076	53	54	1	Felsic Volcanic 1	0.46	2.0	52	0.67	9.5	72	200
	031858	BR-318	100.4	101.8	1.4	Felsic Volcanic 1	0.46	1.1	61	1.1	9.4	73	190
	031861	BR-158	167.3	168.75	1.45	Felsic Volcanic 1	0.59	2.4	56	2.2	9.3	67	200
	031864	BR-043	259.5	261	1.5	Felsic Volcanic 1	0.51	1.6	55	2.2	8.1	74	190
Weighted Average Composition							0.44	2.0	54	1.7	9.3	68	180
FLB-03	031880	BR-100	222	223	1	Felsic Volcanic 1	0.62	2.4	82	0.65	13	67	190
	031874	BR-463	112.5	114	1.5	Felsic Volcanic 1	0.63	2.3	43	1.1	9.1	57	190
	031879	BR-164	211.75	213	1.25	Felsic Volcanic 1	0.54	2.4	37	0.47	8.6	72	170
	031881	BR-156	366	367.5	1.5	Felsic Volcanic 1	0.56	1.8	60	2.1	8.8	58	180
	031873	BR-069	98	99	1	Felsic Volcanic 1	0.68	2.1	41	2.9	8.3	57	140
	031871	BR-342	42.4	43	0.6	Felsic Volcanic 1	0.32	2.2	50	11	8.0	120	190
	031876	BR-433	200.6	202.1	1.5	Felsic Volcanic 1	0.67	2.8	79	11	19	86	240
	031872	BR-109	67.35	68	0.65	Felsic Volcanic 1	0.37	1.7	57	3.8	8.3	52	250
	031875	BR-166	134.8	135.95	1.15	Felsic Volcanic 1	0.68	2.3	45	5.0	7.9	52	200
	031878	BR-123	203	204	1	Felsic Volcanic 1	0.72	2.7	35	2.5	10	88	200
	031877	BR-105	202.3	203.3	1	Felsic Volcanic 1	0.89	2.3	50	2.6	9.5	70	160
Weighted Average Composition							0.61	2.2	52	4.3	9.8	72	190
FLB-04	031957	BR-164	324.95	325.45	0.5	Felsic Volcanic 1	0.83	2.3	87	3.5	12	120	190
	031954	BR-378	173.5	174.75	1.25	Felsic Volcanic 1	0.61	2.1	40	0.85	7.1	65	150
	031937	BR-425	160	160.65	0.65	Felsic Volcanic 1	0.18	2.6	38	45	7.3	46	130
	031935	BR-039	144.8	145.7	0.9	Felsic Volcanic 1	0.50	1.9	37	35	7.8	67	210
	031933	BH22-08	84.1	85.1	1	Felsic Volcanic 1	0.75	2.4	60	1.9	11	55	200
	031955	BR-410	194	195	1	Felsic Volcanic 1	0.54	2.4	39	0.53	8.6	50	190
	031956	BR-321	275.05	275.55	0.5	Felsic Volcanic 1	0.56	2.2	37	2.0	7.9	74	130
	031932	BR-347	45	46.35	1.35	Felsic Volcanic 1	0.49	2.6	55	1.7	9.0	77	170
	116968	BR-022	447	447.5	0.5	Felsic Volcanic 1	<0.02	1.0	8.9	1.8	3.5	19	59
	116969	BR-221	450.3	450.8	0.5	Felsic Volcanic 1	0.050	1.0	11	5.1	4.0	18	70
	031934	BR-001	100.75	101.25	0.5	Felsic Volcanic 1	0.050	0.92	12	7.4	4.3	40	79
	031936	BR-185	155.9	157.05	1.15	Felsic Volcanic 1	0.60	2.3	38	4.9	7.8	62	160
	116967	BR-163	418.9	419.5	0.6	Felsic Volcanic 1	0.24	1.8	30	0.58	4.7	51	190
Weighted Average Composition							0.50	2.1	44	7.4	8.0	65	157

Table F-4. FLB Elemental Content Results (Four Acid Digest) - Drillcore Grab Samples

FLB ID	Sample ID	Drillhole	From	To	Interval	Lithology	Thallium	Uranium	Vanadium	Tungsten	Yttrium	Zinc	Zirconium
							µg/g	µg/g	µg/g	µg/g	µg/g	µg/g	µg/g
FLB-05	116972	BR-156	335.45	336.5	1.05	Felsic Volcanic 1	0.25	2.0	40	49	9.6	2700	160
	116970	BR-321	209	209.75	0.75	Felsic Volcanic 1	1.3	1.9	36	1700	6.3	1300	120
	116971	BR-190	225	226	1	Felsic Volcanic 1	0.82	2.0	29	1300	5.5	2000	120
	031942	BRH-002	96.5	97	0.5	Felsic Volcanic 1	1.2	2.2	67	3.2	10	4500	200
	031960	BR-324	136	137	1	Felsic Volcanic 1	1.2	2.3	53	5.4	7.2	13000	160
	116973	BR-481	485	486	1	Felsic Volcanic 1	1.1	2.1	46	4.3	9.1	3800	190
	031958	BRH-002	102.75	103.25	0.5	Felsic Volcanic 1	0.85	2.2	44	3.3	8.3	5400	130
	031961	BR-142	140	140.5	0.5	Felsic Volcanic 1	2.0	2.3	50	2.5	8.2	3100	150
	031959	BR-225	120.6	121.95	1.35	Felsic Volcanic 1	0.49	1.9	27	25	6.9	6200	110
	031940	BR-231	82.5	83	0.5	Felsic Volcanic 1	2.1	3.1	61	7.3	12	15000	210
	031962	BR-167	187.6	188.2	0.6	Felsic Volcanic 1	1.7	2.6	48	6.1	9.4	4500	170
	031939	BR-231	77.95	78.45	0.5	Felsic Volcanic 1	0.65	1.6	36	500	8.2	10000	120
	031941	BR-137	83	84	1	Felsic Volcanic 1	1.1	2.4	39	4.1	8.8	9700	170
	031938	BR-380	40.25	41.6	1.35	Felsic Volcanic 1	0.87	2.3	27	3.7	5.7	1300	160
Weighted Average Composition							1.1	2.2	43	182	8.4	5650	155
FLB-06	031886	BR-429	221.8	222.85	1.05	Felsic Volcanic 1	0.63	2.1	54	4.3	9.4	105	70
	031907	BR-152	357	358	1	Felsic Volcanic 1	0.39	2.1	43	1.9	10	100	220
	031883	BR-133	134	135	1	Felsic Volcanic 1	0.48	2.1	66	36	12	112	117
	031884	BR-192	151.5	152.5	1	Felsic Volcanic 1	0.49	1.7	45	7.2	6.8	63	88
	031887	BR-224	321	321.6	0.6	Felsic Volcanic 1	0.60	2.3	57	3.8	5.4	83	150
	031882	BR-341	67.5	69	1.5	Felsic Volcanic 1	0.21	2.0	38	16	6.0	173	112
	031906	BR-087	342.55	343.3	0.75	Felsic Volcanic 1	0.61	2.3	50	7.9	9.0	83	66
	031908	BR-284	504.75	505.5	0.75	Felsic Volcanic 1	1.1	2.2	32	5.3	5.0	1182	109
	031905	BR-135	327.5	328	0.5	Felsic Volcanic 1	0.65	2.3	55	220	4.1	86	180
	031885	BR-250B	214.4	215.15	0.75	Felsic Volcanic 1	0.66	2.2	49	9.7	8.2	308	98
Weighted Average Composition							0.58	2.1	50	34	7.7	208	124
FLB-07	031902	BR-067	230	231	1	Felsic Volcanic 1	1.5	2.6	42	13	9.0	57	124
	031891	BR-034	149	150	1	Felsic Volcanic 1	0.73	2.4	53	1.1	9.5	86	111
	116975	BR-248	280	281	1	Felsic Volcanic 1	1.5	2.0	84	11	8.8	66	190
	031903	BR-176	247	248	1	Felsic Volcanic 1	1.4	2.4	69	12	9.8	99	95
	031901	BR-566	203.65	204.35	0.7	Felsic Volcanic 1	1.5	2.2	59	16	13	68	126
	031900	BR-140	203	204	1	Felsic Volcanic 1	1.1	2.7	37	7.0	3.4	48	170
	031890	BR-231	134.7	135.3	0.6	Felsic Volcanic 1	0.85	2.2	53	3.7	5.5	91	200
	031904	BR-230	250.7	251.6	0.9	Felsic Volcanic 1	1.1	2.4	41	2.5	4.5	130	180
	031892	BR-086	157.8	159	1.2	Felsic Volcanic 1	1.2	3.2	58	9.2	4.5	98	270
	116974	BR-230	263	264.5	1.5	Felsic Volcanic 1	1.1	1.7	65	11	5.8	45	160
	031889	BR-142	70	71	1	Felsic Volcanic 1	1.1	2.1	60	7.2	4.6	38	210
	031888	BR-118	39	40	1	Felsic Volcanic 1	0.71	2.3	36	9.4	3.8	70	170
	116976	BR-283	428.5	430	1.5	Felsic Volcanic 1	1.3	1.8	73	6.9	11	63	150
Weighted Average Composition							1.2	2.3	56	8.4	7.3	72	165
FLB-08	031948	BR-030	129.7	130.7	1	Basalt	0.16	0.40	200	0.70	17	118	56
	031943	BR-031	6	7.5	1.5	Basalt	0.090	0.80	91	2.4	12	94	105
	031945	DL-070	43.05	44	0.95	Basalt	0.060	0.20	306	0.70	30	129	81
	031946	BR-657	44.4	45.9	1.5	Basalt	0.14	0.20	321	0.50	24	126	77
	031949	BR-339	148.5	150	1.5	Basalt	0.31	1.3	44	0.90	16	135	96
	031947	BR-399	51.5	53	1.5	Basalt	0.14	0.20	257	0.50	25	137	63
	031944	BR-448	41	42.5	1.5	Basalt	0.38	0.30	273	3.4	18	415	78
	116977	BR-192	384	385.5	1.5	Basalt	0.030	0.60	120	5.8	15	91	190
	116978	BR-130	478.85	480	1.15	Basalt	<0.02	0.10	280	1.1	25	130	98
	116979	BR-144	645.5	647	1.5	Basalt	0.13	0.40	150	1.0	17	99	150
Weighted Average Composition							0.15	0.48	196	1.8	19	149	101

Table F-4. FLB Elemental Content Results (Four Acid Digest) - Drillcore Grab Samples

FLB ID	Sample ID	Drillhole	From	To	Interval	Lithology	Thallium	Uranium	Vanadium	Tungsten	Yttrium	Zinc	Zirconium
							µg/g	µg/g	µg/g	µg/g	µg/g	µg/g	µg/g
FLB-09	031993	BR-657	41.3	42.4	1.1	Basalt	0.040	0.20	207	0.30	19	128	52
	031991	BR-047	27.5	29	1.5	Basalt	<0.02	0.10	246	0.40	22	112	54
	031995	REG-004	70.5	72	1.5	Basalt	0.12	0.10	285	0.40	24	129	64
	031992	BR-388	37.5	38.65	1.15	Basalt	0.030	0.20	248	0.50	22	117	80
	031990	BR-658	15.5	17	1.5	Basalt	0.27	0.20	319	0.50	26	118	70
	031989	BR-268	11.9	12.9	1	Basalt	0.18	0.20	344	0.30	26	58	57
	116982	BR-199	386.5	387.5	1	Basalt	0.070	0.20	260	0.45	21	130	110
	031996	BR-386	72	73	1	Basalt	0.21	0.89	120	0.63	12	74	180
	031994	BR-657	55.8	57.3	1.5	Basalt	0.050	0.40	279	0.50	20	175	78
	031998	BR-444	136	137.1	1.1	Basalt	0.21	0.30	179	0.50	24	78	91
	031997	BR-449	94.3	95.8	1.5	Basalt	0.24	0.20	300	0.40	26	93	61
	116981	DL-063A	354.5	355.5	1	Basalt	0.21	0.40	270	0.62	21	110	110
	116980	BR-398	179.5	181	1.5	Basalt	0.27	0.50	200	2.4	18	120	160
Weighted Average Composition							0.14	0.28	257	0.57	22	112	86
FLB-10	031987	REG-003	149.1	150	0.9	Basalt	0.040	0.20	300	0.30	28	58	61
	031951	BR-493	27	28.15	1.15	Basalt	0.090	0.15	310	0.30	20	78	130
	031953	BR-478	36.5	37.5	1	Basalt	0.12	0.60	163	0.40	14	81	77
	031986	BR-339	135.3	136.65	1.35	Basalt	0.10	0.70	124	3.6	14	101	104
	031950	BR-030	9	10.25	1.25	Basalt	0.17	0.70	88	0.50	12	61	101
	031988	BR-399	149.7	151.2	1.5	Basalt	0.13	0.20	311	0.60	26	73	68
	031952	BR-268	27	27.6	0.6	Basalt	0.10	0.15	320	0.26	23	99	170
	031984	BR-657	59.2	60.4	1.2	Basalt	0.090	0.30	179	0.20	16	109	79
	116984	DL-061	226	227	1	Basalt	0.070	0.20	302	0.50	24	110	79
	031983	BR-448	47	48.5	1.5	Basalt	0.050	0.16	350	0.24	28	91	130
	031985	BR-548	70.5	72	1.5	Basalt	0.060	0.14	280	0.37	23	64	84
	116983	BR-398	176.5	178	1.5	Basalt	<0.02	0.20	280	10	21	130	140
Weighted Average Composition							0.087	0.29	254	1.2	21	86	104
FLB-11	031978	BH22-08	202	203	1	Felsic Volcanic 2	0.80	2.2	26	1.3	18	79	370
	031976	BR-509	126.5	127.9	1.4	Felsic Volcanic 2	0.55	2.5	1.7	2.3	15	57	350
	031974	BR-521	72.4	73.4	1	Felsic Volcanic 2	0.11	1.0	70	1.0	6.4	19	136
	031977	BR-334	163.8	165	1.2	Felsic Volcanic 2	0.62	1.5	50	98	9.4	57	220
	031979	BR-428	225	225.95	0.95	Felsic Volcanic 2	0.45	2.7	5.6	4.9	12	39	310
	031973	BR-346	51.25	51.75	0.5	Felsic Volcanic 2	0.62	2.1	38	0.90	17	49	166
	031980	BR-279	288	289.5	1.5	Felsic Volcanic 2	0.52	2.4	2.3	2.0	13	52	400
	031975	DL-142	115	115.5	0.5	Felsic Volcanic 2	0.14	2.0	34	7.2	6.4	43	240
	031982	BR-250B	312.95	314	1.05	Felsic Volcanic 2	0.35	2.1	52	3.9	8.9	73	131
	031981	BR-232	296.8	298.1	1.3	Felsic Volcanic 2	0.65	1.9	59	2.0	13	66	152
Weighted Average Composition							0.47	2.1	33	16	11	54	242
FLB-12	116986	BR-228	419.3	420.3	1	Felsic Volcanic 2	0.56	2.1	4.2	1.2	11	140	200
	031966	BR-342	158.6	160.1	1.5	Felsic Volcanic 2	0.53	2.2	1.7	2.3	10	94	270
	031967	BR-469	163.6	164.6	1	Felsic Volcanic 2	0.74	2.5	1.6	0.71	14	55	250
	031970	BR-204	204.75	206.25	1.5	Felsic Volcanic 2	0.73	2.5	12	2.8	12	140	270
	031963	BR-509	20.5	21.5	1	Felsic Volcanic 2	1.1	3.9	9.0	6.2	17	120	450
	116985	BR-142	294.5	295.5	1	Felsic Volcanic 2	0.54	2.0	7.3	1.8	9.8	57	240
	031968	BR-252	170.6	171.6	1	Felsic Volcanic 2	0.59	2.2	6.8	2.2	13	31	220
	031972	BR-322	290	291	1	Felsic Volcanic 2	0.51	2.6	2.2	3.0	7.5	50	350
	031971	BR-213	281.75	282.5	0.75	Felsic Volcanic 2	0.040	2.3	5.5	7.8	12	150	220
	031964	BR-509	22.5	23.7	1.2	Felsic Volcanic 2	0.020	1.8	14	8.1	6.3	51	100
	031965	BR-509	84.1	85.1	1	Felsic Volcanic 2	0.10	1.8	26	56	8.2	92	140
	031969	BR-464	180.4	181.2	0.8	Felsic Volcanic 2	0.74	2.5	63	15	13	62	170
Weighted Average Composition							0.53	2.4	12	8.5	11	87	247

Table F-4. FLB Elemental Content Results (Four Acid Digest) - Drillcore Grab Samples

FLB ID	Sample ID	Drillhole	From	To	Interval	Lithology	Thallium	Uranium	Vanadium	Tungsten	Yttrium	Zinc	Zirconium
							µg/g	µg/g	µg/g	µg/g	µg/g	µg/g	µg/g
FLB-13	031909	BR-188	275.6	277	1.4	Metasediment 2	0.53	2.2	78	1.5	11	76	230
	031893	BR-413	19.4	20.65	1.25	Metasediment 2	0.69	2.0	120	2.2	10	94	220
	031895	BR-320	156	157.5	1.5	Metasediment 2	0.50	1.9	74	4.1	8.1	85	220
	031896	BR-503	167.75	169.25	1.5	Metasediment 2	0.57	2.3	120	1.7	12	88	220
	031910	BR-225	351.4	352.05	0.65	Metasediment 2	0.66	2.3	130	3.6	12	100	270
	031897	BR-147	218	219.2	1.2	Metasediment 2	0.54	2.5	120	1.7	15	110	270
	031898	BR-206	252	253	1	Metasediment 2	0.61	1.5	110	0.92	10	99	220
	031899	BR-233	262.5	263.5	1	Metasediment 2	0.67	2.2	100	1.1	12	66	240
	031894	BR-502	76.8	77.7	0.9	Metasediment 2	0.83	2.3	120	2.7	11	110	280
	031911	BR-163	445	446	1	Metasediment 2	0.75	2.3	120	5.4	8.2	120	260
Weighted Average Composition							0.62	2.1	107	2.5	11	92	240
FLB-14	031918	BR-432	173.5	175	1.5	Metasediment 2	0.66	2.7	110	1.1	15	88	280
	031914	BR-437	64.5	66	1.5	Metasediment 2	1.3	2.2	100	0.68	12	130	240
	031917	BR-333	119.15	120.5	1.35	Metasediment 2	0.80	2.0	73	1.4	13	200	280
	031916	BR-203	99.9	100.65	0.75	Metasediment 2	0.81	2.7	100	3.1	13	110	270
	031913	BR-555	61.15	62.5	1.35	Metasediment 2	0.99	2.4	110	7.2	13	120	280
	031912	BR-253	51.6	52.5	0.9	Metasediment 2	0.70	1.8	71	14	13	170	220
	031915	BR-382	67.3	68.6	1.3	Metasediment 2	0.68	2.2	120	7.8	15	130	250
	031919	BR-192	183.9	184.9	1	Metasediment 2	0.82	1.6	110	7.7	9.3	130	260
	031931	BR-175	418.9	420.4	1.5	Metasediment 2	1.2	2.4	130	31	13	410	270
	031920	BR-131	333	334	1	Metasediment 2	0.41	1.4	90	2.2	13	94	93
Weighted Average Composition							0.82	2.1	99	7.1	13	156	239
FLB-15	031921	BR-434	40.95	41.95	1	Metasediment 3	0.59	1.3	26	0.64	2.9	60	200
	031927	BR-219	205.5	207	1.5	Metasediment 3	0.44	1.2	69	1.2	8.0	74	260
	031926	BR-181	201.5	202.5	1	Metasediment 3	0.51	2.1	68	3.1	9.3	68	300
	031925	BR-036	190.9	191.7	0.8	Metasediment 3	0.55	1.3	63	2.0	7.0	72	200
	031928	BR-392	248.9	250.4	1.5	Metasediment 3	0.40	2.1	24	3.5	3.7	40	230
	031929	BR-037	308.8	309.75	0.95	Metasediment 3	0.17	0.68	56	0.55	4.4	20	220
	031923	BR-356	56.45	57.5	1.05	Metasediment 3	0.40	1.2	50	3.3	3.6	96	460
	031924	BR-509	136.4	137.4	1	Metasediment 3	0.50	1.5	60	3.4	11	83	260
	031930	BR-213	343.55	345	1.45	Metasediment 3	0.43	1.7	69	2.0	9.6	60	260
	031922	BR-153	41.5	43	1.5	Metasediment 3	0.84	1.6	72	1.0	9.2	74	320
Weighted Average Composition							0.49	1.4	57	2.1	7.1	68	281

Table F-5. FLB Leachate Data

FLB ID	Barrel Lithology	Sample Date	Sample Volume	Field pH	Field Conductivity	Field Temperature	pH	Conductivity	Acidity (as CaCO3)	Alkalinity, total (as $CaCO_3$)	Solids, total dissolved (TDS)	Chloride	Fluoride	Phosphorus, total	Sulfate (as SO_4)	Aluminum, dissolved
			L	*pH units*	*µS/cm*	*°C*	*pH units*	*µS/cm*	*mg/L*	*mg/L*	*mg/L*	*mg/L*	*mg/L*	*mg/L*	*mg/L*	*mg/L*
PWQO			-	*6.5-8.5*	-	-	*6.5-8.5*	-	-	-	-	-	-	--	-	-
Interim PWQO			-	-	-	-	-	-	-	-	-	-	-	*0.03*	-	*0.075*
FLB-01	Felsic Volcanic 1	2023-07-27	0.13	-	-	-	-	-	-	-	-	-	-	-	-	0.058
		2023-08-16	1.4	7.0	94	18	7.5	106	<2	40	81	1.9	0.078	***0.061***	10	0.026
		2023-08-27	0.63	8.0	137	24	7.8	137	<2	53	86	2.0	0.063	***0.043***	14	0.021
		2023-09-11	5.0	8.9	97	11	8.4	122	<2	43	75	1.7	0.056	0.024	12	0.042
		2023-09-27	2.0	9.0	454	22	8.3	131	<2	47	90	1.6	0.045	***0.066***	13	0.026
		2023-10-09	13	6.5	69	1.9	7.7	115	<2	40	56	1.6	0.031	0.025	12	0.023
		2023-10-20	-	-	-	-	-	-	-	-	-	-	-	-	-	-
		2024-04-13	20	6.1	126	3.6	7.5	137	<2	31	101	2.7	0.034	***0.033***	26	0.0086
		2024-05-04	13	8.6	85	7.1	8.1	115	<2	45	67	0.70	0.031	***0.035***	9.1	0.029
		2024-05-19	1.3	7.7	190	13	7.6	319	<2	42	175	54	0.026	***0.052***	12	0.025
		2024-05-31	10	8.6	72	17	8.5	78	<2	31	48	0.44	<0.02	0.016	6.6	0.027
		2024-06-12	15	9.6	70	18	8.6	70	<2	28	43	0.24	<0.02	0.014	5.5	0.034
		2024-06-27	14	9.2	48	13	8.3	58	<2	24	36	0.16	<0.02	0.014	3.8	0.032
		2024-07-14	12	7.1	81	23	7.5	82	<2	30	46	0.21	<0.02	0.013	7.6	0.019
		2024-07-30	1.0	7.5	130	27	7.4	112	2.7	40	73	0.34	0.027	***0.093***	14	0.011
		2024-08-12	18	7.2	67	22	7.4	64	<2	19	37	0.12	<0.02	0.012	8.6	0.032
		2024-08-27	1.0	7.6	121	16	7.2	101	<2	32	63	0.32	<0.02	***0.039***	16	0.028
		2024-09-09	6.7	8.4	83	18	7.7	97	3.3	31	60	0.22	<0.02	0.027	13	0.028
		2024-09-22	20	8.0	81	7.5	7.2	81	<2	21	38	0.32	-	0.0086	14	0.032
		2024-10-20	0.50	6.8	134	10	-	-	<2	-	-	-	-	***0.18***	-	0.0081
FLB- 02	Felsic Volcanic 1	2023-07-27	4.0	7.8	117	20	7.3	105	2.2	-	77	2.8	0.18	***0.086***	9.7	0.075
		2023-08-16	1.4	7.1	91	17	7.7	105	<2	41	72	2.3	0.10	***0.047***	7.8	0.022
		2023-08-27	1.3	7.9	115	24	7.8	108	<2	46	69	2.3	0.089	***0.042***	8.1	0.023
		2023-09-11	5.0	7.9	118	11	7.8	106	<2	38	72	2.3	0.076	0.029	8.4	0.020
		2023-09-27	3.0	8.4	333	22	7.8	97	<2	35	61	2.0	0.057	0.017	7.2	0.021
		2023-10-09	10	6.7	54	3.0	7.7	84	<2	31	46	1.6	0.039	0.011	6.3	0.018
		2023-10-20	-	-	-	-	-	-	-	-	-	-	-	-	-	-
		2024-04-13	20	6.6	88	1.8	7.5	100	<2	30	57	2.3	0.036	0.027	10.0	0.0096
		2024-05-04	8.0	8.1	90	7.1	7.7	89	<2	39	51	0.54	0.032	0.013	3.3	0.018
		2024-05-19	1.3	7.6	194	13	7.6	87	2.0	38	60	1.0	0.028	***0.034***	4.3	0.028
		2024-05-31	10	7.3	59	18	7.7	62	<2	28	33	0.24	0.022	0.011	2.4	0.018
		2024-06-12	15	8.9	55	18	7.7	57	<2	26	25	0.18	<0.02	0.012	1.9	0.026
		2024-06-27	15	9.9	57	16	9.5	49	<2	21	27	0.15	<0.02	0.010	1.5	0.041
		2024-07-14	15	7.7	62	23	7.4	60	<2	26	32	0.22	0.02	0.013	2.3	0.022
		2024-07-30	1.0	7.6	74	28	7.5	61	<2	28	37	0.25	0.024	0.022	3.2	0.039
		2024-08-12	18	7.8	48	23	7.5	43	<2	18	15	0.10	<0.02	0.011	2.4	0.025
		2024-08-27	1.0	7.6	28	17	7.1	54	<2	23	30	0.31	<0.02	***0.037***	3.2	0.031
		2024-09-09	5.0	8.6	57	18	7.8	60	<2	24	36	0.19	<0.02	0.0045	3.8	0.016
		2024-09-22	20	8.2	45	7.5	7.1	58	<2	19	28	0.35	-	0.0084	5.2	0.024
		2024-10-20	2.0	7.4	68	10	7.5	83	<2	29	49	0.88	<0.02	***0.042***	8.4	0.022
FLB-03	Felsic Volcanic 1	2023-07-27	6.7	7.8	139	23	7.4	151	3.1	-	106	4.0	0.14	***0.043***	23	0.030
		2023-08-16	4.0	6.9	102	17	7.8	149	<2	55	95	3.1	0.091	***0.039***	15	0.031
		2023-08-27	0.31	8.1	193	24	8.1	191	<2	75	120	3.9	0.098	***0.056***	20	0.024
		2023-09-11	6.7	8.0	165	11	7.9	142	<2	51	94	2.6	0.068	***0.034***	14	0.028
		2023-09-27	2.0	8.5	271	21	8.0	125	<2	46	73	1.8	0.047	0.015	11	0.026
		2023-10-09	13	7.4	73	7.0	7.8	102	<2	38	47	1.4	0.032	0.0090	9.8	0.020
		2023-10-20	-	-	-	-	-	-	-	-	-	-	-	-	-	-
		2024-04-13	20	6.6	1300	2.0	7.4	138	<2	33	83	2.9	0.031	0.017	24	0.0056
		2024-05-04	2.5	8.1	90	7.0	8.0	124	<2	51	74	9.1	0.031	0.018	9.1	0.024
		2024-05-23	1.3	7.6	80	14	7.5	122	<2	48	71	0.93	0.028	***0.050***	11	0.027
		2024-05-31	9.0	6.9	84	20	7.7	86	<2	35	45	0.37	<0.02	0.017	5.9	0.018
		2024-06-12	15	8.8	72	19	7.8	76	<2	32	46	0.32	<0.02	0.0070	4.6	0.035
		2024-06-27	15	8.7	62	18	7.8	69	<2	31	36	0.33	<0.02	0.011	3.4	0.054
		2024-07-14	10	7.6	100	23	7.7	104	<2	42	54	0.25	0.02	0.015	7.0	0.034
		2024-07-30	1.0	7.4	144	29	7.6	132	2.7	53	82	0.60	0.031	***0.062***	13	0.052
		2024-08-12	18	7.6	105	24	7.6	96	<2	30	52	0.25	0.022	0.012	14	0.038
		2024-08-27	0.50	7.9	3.6	22	7.9	184	55	75	122	0.74	0.047	***0.059***	23	0.044
		2024-09-09	5.0	8.0	144	19	7.8	119	2.7	43	68	0.29	0.024	0.0048	13	0.029
		2024-09-22	10	7.9	105	8.1	7.4	116	2.0	32	58	0.34	-	0.0054	20	0.033
		2024-10-20	1.0	7.8	122	12	7.4	172	6.4	65	101	0.62	0.034	***0.63***	20	0.014

Blue highlight indicates samle is greater than the PWQO screening value.

Bold italicized text indicates value is greater than the interim PWQO screening value.

PWQO and interim PWQO values comparison is for screening purposes only. Screening holds no regulatory significance.

WSP Canada Inc
6925 Century Avenue, Suite 600
Mississauga, Ontario, Canada L5N 7K2
T+ 1-905-567-4444
wsp.com

Table F-5. FLB Leachate Data

FLB ID	Barrel Lithology	Sample Date	Sample Volume	Field pH	Field Conductivity	Field Temperature	pH	Conductivity	Acidity (as CaCO3)	Alkalinity, total (as $CaCO_3$)	Solids, total dissolved (TDS)	Chloride	Fluoride	Phosphorus, total	Sulfate (as SO_4)	Aluminum, dissolved
			L	*pH units*	*µS/cm*	*°C*	*pH units*	*µS/cm*	*mg/L*	*mg/L*	*mg/L*	*mg/L*	*mg/L*	*mg/L*	*mg/L*	*mg/L*
PWQO			-	*6.5-8.5*	-	-	*6.5-8.5*	-	-	-	-	-	-	--	-	-
Interim PWQO			-	-	-	-	-	-	-	-	-	-	-	*0.03*	-	*0.075*
FLB-04	Felsic Volcanic 1	2023-07-27	0.13	-	-	-	-	-	-	-	-	-	-	**-**	-	0.015
		2023-08-16	1.0	-	-	-	7.5	119	<2	39	84	1.6	0.073	***0.031***	17	0.024
		2023-08-27	0.31	7.9	160	27	-	-	-	-	-	-	-	**-**	-	0.022
		2023-09-11	2.5	7.8	5788	11	7.8	154	<2	48	95	1.8	0.067	0.012	22	0.014
		2023-09-27	4.0	8.2	197	22	7.9	174	2.0	53	106	2.9	0.070	0.014	25	0.013
		2023-10-09	10	6.6	79	2.2	7.7	130	2.3	37	60	2.7	0.040	0.011	19	0.021
		2023-10-20	0.63	7.6	101	11	7.8	125	<2	41	65	1.9	0.037	0.023	15	0.018
		2024-04-13	20	6.8	91	1.4	7.5	101	<2	26	62	1.1	0.028	0.022	18	0.0094
		2024-05-04	10	7.9	66	7.0	7.6	91	<2	34	50	0.31	0.027	0.023	8.4	0.021
		2024-05-19	1.3	7.7	57	14	7.5	91	<2	29	56	0.49	0.024	0.016	12	0.017
		2024-05-31	10	7.8	63	21	7.6	63	<2	21	33	0.16	<0.02	0.0044	7.6	0.014
		2024-06-12	15	9.1	49	18	7.6	51	<2	19	21	0.11	<0.02	0.0076	5.3	0.025
		2024-06-27	16	8.4	42	18	7.3	47	<2	16	30	0.28	<0.02	0.0072	5.6	0.019
		2024-07-14	10	7.6	71	24	7.2	71	<2	19	41	0.19	<0.02	0.0060	11	0.012
		2024-07-30	-	-	-	-	-	-	-	-	-	-	-	-	-	-
		2024-08-12	18	8.3	61	25	7.3	54	<2	12	30	0.10	<0.02	0.0076	11	0.019
		2024-08-27	2.0	7.7	39	22	7.7	67	<2	17	43	0.19	<0.02	0.023	13	0.029
		2024-09-09	5.0	7.5	20	21	7.7	76	<2	18	50	0.13	<0.02	0.0053	16	0.014
		2024-09-22	20	8.0	53	8.0	7.0	65	<2	14	30	0.12	-	0.0061	14	0.016
		2024-10-20	1.0	7.4	82	12	7.4	106	3.1	29	78	0.28	0.186	0.0089	18	0.0040
FLB-05	Felsic Volcanic 1	2023-07-27	10	7.2	127	20	7.0	124	2.5	-	96	2.0	0.10	0.012	47	0.0080
		2023-08-16	1.4	6.8	81	17	7.4	121	<2	23	79	1.1	0.077	0.020	32	0.011
		2023-08-27	1.3	7.7	173	24	7.6	170	2.1	30	104	1.7	0.070	0.022	47	0.014
		2023-09-11	6.7	8.0	129	9.7	7.5	163	<2	20	101	1.5	0.065	0.0080	48	0.014
		2023-09-27	3.0	8.1	224	20	7.7	206	2.2	29	124	9.1	0.061	0.0067	52	0.011
		2023-10-09	13	6.8	125	3.6	7.6	194	<2	26	98	16	0.054	0.0041	40	0.010
		2023-10-20	-	-	-	-	-	-	-	-	-	-	-	-	-	-
		2024-04-13	20	7.3	162	1.1	7.2	168	<2	15	83	8.1	0.043	0.0074	46	0.0037
		2024-05-04	13	7.8	94	6.7	7.5	124	2.1	29	72	1.3	0.050	0.0065	25	0.0053
		2024-05-19	1.3	7.5	101	14	7.7	132	<2	64	94	1.6	0.052	***0.035***	41	0.0078
		2024-05-31	10	7.8	96	18	7.5	102	<2	22	53	0.68	0.038	0.0056	23	0.0048
		2024-06-12	16	8.6	74	17	7.5	80	<2	19	53	0.46	0.028	0.0041	16	0.0065
		2024-06-27	15	8.2	64	17	7.3	73	<2	18	40	0.36	0.025	0.0054	15	0.0062
		2024-07-14	12	7.7	103	23	7.2	106	<2	20	65	0.54	0.028	0.0069	25	0.0056
		2024-07-30	1.0	7.6	124	27	7.5	109	<2	21	45	0.46	0.031	***0.060***	28	0.012
		2024-08-12	18	7.7	86	23	7.3	79	<2	13	31	0.21	<0.02	0.0058	20	0.0075
		2024-08-27	1.0	7.7	53	20	7.0	107	7.2	17	64	0.32	0.021	0.023	31	0.0090
		2024-09-09	5.0	7.9	96	21	7.4	124	2.4	18	75	0.38	0.023	0.0031	35	0.0073
		2024-09-22	20	7.9	91	7.5	6.9	103	<2	12	55	0.36	-	0.0039	29	0.0060
		2024-10-20	2.0	7.6	108	12	7.3	143	<2	20	86	0.64	0.023	0.029	41	0.0023
FLB-06	Felsic Volcanic 1	2023-07-27	0.13	-	-	-	-	-	-	-	-	-	-	**-**	-	0.046
		2023-08-16	1.0	-	-	-	7.6	128	<2	37	87	2.5	0.075	***0.039***	22	0.018
		2023-08-27	0.63	7.9	183	23	7.9	156	<2	56	109	3.7	0.082	***0.037***	32	0.018
		2023-09-11	5.0	8.1	148	9.4	7.8	175	<2	45	106	3.2	0.070	0.015	31	0.019
		2023-09-27	4.0	8.1	176	18	7.9	174	<2	47	103	2.8	0.058	0.017	30	0.0098
		2023-10-09	13	6.9	88	1.4	7.8	142	<2	37	66	2.2	0.042	0.015	27	0.020
		2023-10-20	0.63	7.5	133	5.9	7.8	140	<2	40	72	1.9	0.036	0.011	22	0.012
		2024-04-13	20	8.1	111	1.4	7.3	163	<2	31	67	2.2	0.031	0.023	32	0.0044
		2024-05-04	10	7.9	82	6.8	7.7	111	2.1	39	62	0.34	0.031	0.023	13	0.014
		2024-05-19	2.5	7.5	77	14	7.5	120	<2	36	73	0.35	0.031	0.018	20	0.017
		2024-05-31	9.0	7.8	73	18	7.5	78	<2	25	41	0.17	0.025	0.011	11	0.014
		2024-06-12	16	9.1	58	16	7.6	64	<2	22	48	0.11	<0.02	0.010	8.1	0.024
		2024-06-27	15	8.4	52	18	7.5	58	<2	19	37	0.12	<0.02	0.0093	7.6	0.031
		2024-07-14	12	7.4	103	23	7.4	84	<2	23	48	0.15	0.021	0.0089	14	0.015
		2024-07-30	1.0	7.6	108	26	7.5	95	<2	26	54	0.21	0.028	0.027	18	0.026
		2024-08-12	18	8.1	70	23	7.4	64	<2	14	44	0.10	<0.02	0.011	14	0.015
		2024-08-27	1.0	7.7	38	19	7.1	81	<2	21	58	0.19	<0.02	0.023	17	0.023
		2024-09-09	5.0	7.7	40	20	7.6	102	<2	23	64	0.15	<0.02	0.0047	23	0.013
		2024-09-22	20	8.2	70	6.8	7.2	84	<2	16	41	0.13	-	0.0059	21	0.018
		2024-10-20	1.0	7.6	104	13	7.5	137	<2	32	89	0.35	0.031	***0.050***	30	0.010

Blue highlight indicates samle is greater than the PWQO screening value.

Bold italicized text indicates value is greater than the interim PWQO screening value.

PWQO and interim PWQO values comparison is for screening purposes only. Screening holds no regulatory significance.

WSP Canada Inc
6925 Century Avenue, Suite 600
Mississauga, Ontario, Canada L5N 7K2
T+ 1-905-567-4444
wsp.com

Table F-5. FLB Leachate Data

FLB ID	Barrel Lithology	Sample Date	Sample Volume	Field pH	Field Conductivity	Field Temperature	pH	Conductivity	Acidity (as CaCO3)	Alkalinity, total (as $CaCO_3$)	Solids, total dissolved (TDS)	Chloride	Fluoride	Phosphorus, total	Sulfate (as SO_4)	Aluminum, dissolved
			L	*pH units*	*µS/cm*	*°C*	*pH units*	*µS/cm*	*mg/L*	*mg/L*	*mg/L*	*mg/L*	*mg/L*	*mg/L*	*mg/L*	*mg/L*
PWQO			-	*6.5-8.5*	-	-	*6.5-8.5*	-	-	-	-	-	-	--	-	-
Interim PWQO			-	-	-	-	-	-	-	-	-	-	-	*0.03*	-	*0.075*
FLB-07	Felsic Volcanic 1	2023-07-27	4.0	7.5	97	19	7.2	118	2.7	-	80	3.2	0.15	***0.032***	29	0.072
		2023-08-16	1.0	-	-	-	7.5	112	<2	27	75	2.5	0.11	0.012	22	0.016
		2023-08-27	0.63	7.8	143	21	-	-	-	-	-	-	-	-	-	0.016
		2023-09-11	5.0	8.2	376	9.5	7.7	155	<2	26	102	3.3	0.11	0.0054	37	0.012
		2023-09-27	3.0	7.9	176	17	7.6	162	<2	26	95	5.5	0.11	0.0054	37	0.0083
		2023-10-09	13	6.3	87	1.1	7.4	144	<2	18	77	6.2	0.091	0.0043	36	0.0081
		2023-10-20	0.31	7.6	98	7.9	7.5	136	<2	19	67	4.9	0.089	0.0078	32	0.0054
		2024-04-13	20	7.9	135	1.7	7.1	148	<2	12	89	3.5	0.086	0.0080	45	0.0037
		2024-05-04	13	8.0	72	6.7	7.3	99	<2	16	56	0.71	0.076	0.011	25	0.014
		2024-05-23	1.3	7.5	74	13	7.0	116	<2	13	73	0.79	0.084	***0.031***	35	0.014
		2024-05-31	10	7.8	67	17	7.1	74	<2	9.8	44	0.37	0.067	0.0038	21	0.0066
		2024-06-12	-	-	-	-	-	-	-	-	-	-	-	-	-	-
		2024-06-27	16	8.5	47	17	6.9	53	<2	7.1	24	0.20	0.048	0.0065	15	0.0082
		2024-07-14	12	7.8	79	23	6.8	79	<2	6.9	45	0.26	0.048	0.0077	24	0.0050
		2024-07-30	1.0	7.6	113	25	6.9	102	<2	7.3	64	0.47	0.057	0.014	36	0.0084
		2024-08-12	18	7.6	73	22	6.5	68	<2	2.7	42	0.13	0.043	0.0040	24	0.0024
		2024-08-27	1.0	7.2	83	18	6.5	90	3.3	4.9	51	0.33	0.055	0.012	34	0.0092
		2024-09-09	5.0	8.1	79	21	6.7	118	2.2	4.5	78	0.28	0.037	0.0025	44	0.0024
		2024-09-22	20	7.9	88	6.5	6.4	102	<2	2.6	50	0.22	-	0.0020	38	0.0080
		2024-10-20	1.0	7.2	128	18	6.3	141	<2	3.0	83	0.50	0.057	0.011	53	0.0026
FLB-08	Basalt	2023-07-27	15	7.6	65	24	7.3	71	2.2	-	46	0.89	0.094	***0.037***	7.2	0.035
		2023-08-16	1.4	6.7	80	17	7.6	94	<2	41	71	0.52	0.054	***0.031***	6.4	0.031
		2023-08-27	0.63	7.8	127	23	7.9	106	<2	56	78	0.85	0.060	0.021	9.9	0.035
		2023-09-11	6.7	7.9	84	11	8.4	114	<2	43	79	0.62	0.049	0.012	10	0.045
		2023-09-27	1.5	8.6	156	22	8.1	139	<2	56	87	1.8	0.048	0.013	11	0.024
		2023-10-09	10	7.2	77	4.5	7.8	114	<2	45	63	3.3	0.029	0.012	7.2	0.034
		2023-10-20	-	-	-	-	-	-	-	-	-	-	-	-	-	-
		2024-04-13	20	7.3	530	1.7	7.5	65	<2	26	45	0.86	<0.02	0.011	4.0	0.011
		2024-05-04	13	8.0	82	6.7	7.5	106	<2	49	58	4.1	<0.02	0.0091	4.1	0.023
		2024-05-19	2.5	7.9	65	16	7.7	114	<2	51	73	0.29	<0.02	0.018	7.1	0.021
		2024-05-31	9.0	8.0	81	20	7.9	83	<2	37	47	0.13	<0.02	0.0079	4.1	0.023
		2024-06-12	15	8.6	65	16	7.9	74	<2	33	51	<0.1	<0.02	0.0068	3.3	0.034
		2024-06-27	12	8.4	71	22	7.7	72	<2	32	35	0.12	<0.02	0.0070	4.0	0.029
		2024-07-14	12	7.7	93	22	7.6	96	<2	38	55	0.17	<0.02	0.012	6.9	0.030
		2024-07-30	1.0	7.8	107	30	7.6	106	<2	44	71	0.23	<0.02	***0.052***	9.4	0.049
		2024-08-12	18	7.6	72	26	7.5	63	<2	22	33	0.10	<0.02	0.0095	6.3	0.030
		2024-08-27	0.50	7.8	85	19	7.4	94	<2	37	51	0.21	<0.02	***0.035***	8.9	0.033
		2024-09-09	5.0	8.6	93	25	8.1	101	<2	38	63	0.16	<0.02	0.015	11	0.033
		2024-09-22	20	7.7	62	7.4	7.4	73	<2	25	33	0.10	-	0.0068	8.7	0.029
		2024-10-20	0.50	7.9	107	19	-	-	2.3	-	-	-	-	***0.055***	-	0.018
FLB-09	Basalt	2023-07-27	4.0	7.6	52	22	7.2	57	2.5	-	36	0.96	0.068	0.026	3.2	0.050
		2023-08-16	1.4	6.5	63	17	7.6	73	<2	33	47	0.75	0.056	0.023	3.2	0.025
		2023-08-27	1.3	7.9	103	21	7.9	104	<2	48	59	1.2	0.060	0.025	5.5	0.033
		2023-09-11	5.0	7.6	68	11	7.9	92	<2	37	47	0.94	0.048	0.013	5.6	0.040
		2023-09-27	1.5	8.1	128	22	7.9	118	<2	48	75	2.3	0.042	0.0072	6.5	0.031
		2023-10-09	13	7.0	64	4.8	7.6	97	<2	37	49	2.4	0.030	0.0077	5.7	0.023
		2023-10-20	-	-	-	-	-	-	-	-	-	-	-	-	-	-
		2024-04-13	20	7.5	48	1.9	7.5	62	<2	24	38	0.72	0.020	0.011	4.2	0.017
		2024-05-04	13	7.8	83	6.5	7.8	113	<2	51	56	0.51	0.024	0.0087	3.5	0.024
		2024-05-19	2.5	7.9	70	16	7.8	108	<2	49	72	0.48	<0.02	0.015	4.9	0.021
		2024-05-31	10	8.0	78	19	7.9	84	<2	38	47	0.24	<0.02	0.0056	2.9	0.020
		2024-06-12	14	8.3	63	17	7.7	69	<2	32	50	0.12	<0.02	0.0061	2.3	0.028
		2024-06-27	15	8.2	64	20	7.6	65	<2	30	32	0.12	<0.02	0.0074	2.5	0.014
		2024-07-14	10	7.3	81	23	7.6	81	<2	34	43	0.17	<0.02	0.0090	4.3	0.019
		2024-07-30	1.0	7.8	107	30	7.7	88	<2	38	48	0.21	<0.02	0.027	6.7	0.032
		2024-08-12	18	7.7	65	26	7.5	56	<2	22	22	0.10	<0.02	0.0057	3.7	0.028
		2024-08-27	1.5	7.8	71	19	7.4	77	<2	32	41	0.14	<0.02	***0.032***	5.9	0.026
		2024-09-09	5.0	8.3	86	26	7.8	92	<2	36	54	0.15	<0.02	0.0051	8.3	0.030
		2024-09-22	20	7.9	48	7.7	7.3	59	<2	22	27	0.10	-	0.0051	5.2	0.023
		2024-10-20	1.0	7.8	87	19	7.5	97	<2	37	57	0.33	<0.02	***0.055***	8.2	0.014

Blue highlight indicates samle is greater than the PWQO screening value.

Bold italicized text indicates value is greater than the interim PWQO screening value.

PWQO and interim PWQO values comparison is for screening purposes only. Screening holds no regulatory significance.

WSP Canada Inc
6925 Century Avenue, Suite 600
Mississauga, Ontario, Canada L5N 7K2
T+ 1-905-567-4444
wsp.com

Table F-5. FLB Leachate Data

FLB ID	Barrel Lithology	Sample Date	Sample Volume	Field pH	Field Conductivity	Field Temperature	pH	Conductivity	Acidity (as CaCO3)	Alkalinity, total (as $CaCO_3$)	Solids, total dissolved (TDS)	Chloride	Fluoride	Phosphorus, total	Sulfate (as SO_4)	Aluminum, dissolved
			L	*pH units*	*µS/cm*	*°C*	*pH units*	*µS/cm*	*mg/L*	*mg/L*	*mg/L*	*mg/L*	*mg/L*	*mg/L*	*mg/L*	*mg/L*
PWQO			-	*6.5-8.5*	-	-	*6.5-8.5*	-	-	-	-	-	-	--	-	-
Interim PWQO			-	-	-	-	-	-	-	-	-	-	-	*0.03*	-	*0.075*
FLB-10	Basalt	2023-07-27	1.3	7.8	68	23	7.5	61	<2	-	48	1.2	0.080	***0.049***	3.4	0.061
		2023-08-16	1.4	6.4	80	17	7.6	94	<2	43	73	0.89	0.067	***0.054***	3.3	0.038
		2023-08-27	0.63	7.9	126	21	8.0	129	<2	64	78	1.3	0.071	***0.049***	4.8	0.025
		2023-09-11	1.3	7.3	115	13	8.0	151	<2	66	85	1.6	0.084	***0.033***	7.1	0.050
		2023-09-27	1.5	9.3	208	23	8.4	121	<2	52	77	1.7	0.047	0.016	5.4	0.031
		2023-10-09	1.3	6.9	6.7	5.1	7.6	97	<2	37	49	2.4	0.030	0.0077	5.7	0.053
		2023-10-20	0.31	7.2	168	9.7	8.3	217	<2	107	108	2.4	0.067	0.020	7.3	0.034
		2024-04-13	20	7.7	63	1.6	7.5	62	<2	25	35	0.70	<0.02	0.020	3.1	0.012
		2024-05-04	13	7.7	96	6.2	7.9	129	<2	60	68	0.48	0.024	0.026	3.0	0.022
		2024-05-19	0.63	8.0	65	16	7.8	101	<2	47	65	0.38	<0.02	***0.033***	2.8	0.024
		2024-05-31	8.0	8.0	72	19	7.8	77	<2	36	36	0.18	<0.02	0.012	1.2	0.022
		2024-06-12	16	8.3	59	16	7.7	66	<2	31	43	0.12	<0.02	0.0069	1.1	0.041
		2024-06-27	15	8.4	60	19	7.8	66	<2	32	34	0.13	<0.02	0.023	1.0	0.030
		2024-07-14	12	7.6	84	23	7.7	85	<2	39	53	0.31	<0.02	0.021	1.8	0.044
		2024-07-30	-	-	-	-	-	-	-	-	-	-	-	-	-	-
		2024-08-12	14	8.0	79	27	7.7	67	<2	32	26	0.10	<0.02	0.011	2.1	0.050
		2024-08-27	5.0	8.7	82	18	7.7	87	<2	41	48	0.16	0.024	0.012	3.2	0.062
		2024-09-09	5.0	8.1	26	25	8.7	90	<2	40	54	0.16	<0.02	0.0083	4.0	0.052
		2024-09-22	5.0	8.4	78	8.5	7.7	88	<2	42	47	0.11	-	0.0092	3.6	0.060
		2024-10-20	1.0	8.1	118	19	7.6	134	2.3	62	81	0.31	0.049	0.015	4.9	0.029
FLB-11	Felsic Volcanic 2	2023-07-27	-	-	-	-	-	-	-	-	-	-	-	-	-	-
		2023-08-16	1.4	6.9	93	17	7.6	108	<2	47	81	1.6	0.092	***0.034***	5.8	0.027
		2023-08-27	0.63	7.7	111	20	8.0	133	<2	61	86	1.9	0.089	0.028	8.0	0.026
		2023-09-11	5.0	7.5	106	11	8.1	141	<2	58	65	1.9	0.096	0.012	9.3	0.023
		2023-09-27	2.0	7.9	160	20	8.0	147	<2	58	91	1.8	0.088	0.015	10	0.0082
		2023-10-09	-	-	-	-	-	-	-	-	-	-	-	-	-	-
		2023-10-20	0.63	7.7	97	8.6	8.0	153	<2	62	73	1.7	0.085	0.020	10	0.011
		2024-04-13	20	7.4	88	1.8	7.7	98	<2	33	56	1.2	0.050	***0.039***	9.0	0.011
		2024-05-04	13	7.4	78	6.2	7.7	106	<2	48	58	0.30	0.037	0.029	3.0	0.018
		2024-05-19	1.3	8.0	66	16	7.7	102	<2	46	66	0.22	0.036	0.026	4.0	0.028
		2024-05-31	10	8.3	72	18	7.9	77	<2	35	50	0.11	0.030	0.0070	2.3	0.023
		2024-06-12	15	9.5	60	17	8.8	62	<2	30	42	<0.1	0.022	0.0054	1.5	0.039
		2024-06-27	15	9.0	56	18	8.7	57	<2	27	28	<0.1	0.020	0.0044	1.5	0.036
		2024-07-14	10	7.5	78	23	7.6	78	<2	33	38	0.14	0.029	0.0091	3.6	0.025
		2024-07-30	-	-	-	-	-	-	-	-	-	-	-	-	-	-
		2024-08-12	17	8.6	77	26	7.7	66	<2	26	31	0.10	0.042	0.0088	5.3	0.051
		2024-08-27	0.50	8.1	75	21	7.4	79	<2	36	56	0.13	0.038	0.028	3.3	0.050
		2024-09-09	5.0	7.8	51	24	8.0	89	<2	36	51	0.10	0.036	0.0056	6.5	0.030
		2024-09-22	20	8.6	71	8.4	7.6	82	<2	32	44	0.10	-	0.011	6.9	0.058
		2024-10-20	1.0	8.2	109	19	7.7	120	<2	53	75	0.17	0.054	0.011	5.8	0.037
FLB-12	Felsic Volcanic 2	2023-07-27	-	-	-	-	-	-	-	-	-	-	-	-	-	-
		2023-08-16	-	-	-	-	-	-	-	-	-	-	-	-	-	-
		2023-08-27	2.5	9.2	209	17	7.9	162	2.2	53	106	2.9	0.11	***0.070***	24	0.020
		2023-09-11	6.7	7.3	93	10	7.8	128	<2	35	81	2.1	0.080	***0.084***	21	0.028
		2023-09-27	2.0	8.4	238	22	7.8	228	5.2	40	155	24	0.13	***0.033***	28	0.0090
		2023-10-09	10	7.2	140	6.4	7.5	195	<2	25	130	30	0.13	0.023	20	0.016
		2023-10-20	-	-	-	-	-	-	-	-	-	-	-	-	-	-
		2024-04-13	20	7.9	193	2.3	7.4	181	<2	23	114	15	0.11	***0.085***	33	0.0062
		2024-05-04	13	7.7	83	6.5	7.6	113	<2	35	66	1.8	0.097	0.029	14	0.015
		2024-05-19	1.3	8.0	74	17	7.5	114	<2	31	74	1.6	0.10	***0.071***	20	0.022
		2024-05-31	8.0	8.6	75	20	7.8	76	<2	22	44	0.80	0.077	0.024	12	0.023
		2024-06-12	15	8.4	54	16	7.7	60	<2	18	28	0.40	0.053	0.011	8.4	0.025
		2024-06-27	15	9.6	57	19	8.7	58	<2	27	27	0.19	0.022	0.0051	1.5	0.037
		2024-07-14	12	7.4	83	24	7.2	79	<2	20	39	0.31	0.058	0.020	14	0.011
		2024-07-30	1.0	7.8	104	29	7.3	85	<2	20	51	0.60	0.065	***0.047***	18	0.024
		2024-08-12	17	8.8	78	26	7.3	65	<2	12	32	0.24	0.057	0.020	16	0.018
		2024-08-27	0.50	8.0	98	20	7.2	104	2.5	22	66	0.56	0.067	***0.056***	25	0.028
		2024-09-09	5.0	7.5	26	23	7.6	106	<2	20	65	0.38	0.056	0.0093	26	0.010
		2024-09-22	20	8.3	70	9.5	7.1	81	<2	13	45	0.28	-	0.0083	21	0.013
		2024-10-20	1.0	7.3	123	19	7.2	125	2.8	21	86	0.66	0.317	***0.049***	29	0.0051

Blue highlight indicates samle is greater than the PWQO screening value.
Bold italicized text indicates value is greater than the interim PWQO screening value.
PWQO and interim PWQO values comparison is for screening purposes only. Screening holds no regulatory significance.

WSP Canada Inc
6925 Century Avenue, Suite 600
Mississauga, Ontario, Canada L5N 7K2
T+ 1-905-567-4444
wsp.com

Table F-5. FLB Leachate Data

FLB ID	Barrel Lithology	Sample Date	Sample Volume	Field pH	Field Conductivity	Field Temperature	pH	Conductivity	Acidity (as CaCO3)	Alkalinity, total (as $CaCO_3$)	Solids, total dissolved (TDS)	Chloride	Fluoride	Phosphorus, total	Sulfate (as SO_4)	Aluminum, dissolved
			L	*pH units*	*µS/cm*	*°C*	*pH units*	*µS/cm*	*mg/L*	*mg/L*	*mg/L*	*mg/L*	*mg/L*	*mg/L*	*mg/L*	*mg/L*
PWQO			-	*6.5-8.5*	-	-	*6.5-8.5*	-	-	-	-	-	-	--	-	-
Interim PWQO			-	-	-	-	-	-	-	-	-	-	-	*0.03*	-	*0.075*
FLB-13	Metasediment 2	2023-07-27	6.7	7.4	110	19	7.1	131	2.6	-	89	2.4	0.13	0.016	35	0.014
		2023-08-16	1.4	6.8	89	17	7.4	104	<2	24	66	1.7	0.082	0.021	23	0.011
		2023-08-27	1.3	8.3	120	16	7.7	129	<2	28	83	2.4	0.072	0.021	29	0.014
		2023-09-11	5.0	7.2	104	9.9	7.7	142	<2	24	92	2.5	0.068	0.0097	36	0.013
		2023-09-27	2.0	8.5	166	20	7.7	164	2.0	25	106	2.7	0.060	0.0068	44	0.0098
		2023-10-09	6.7	7.2	123	4.8	7.4	174	<2	19	96	3.2	0.049	0.0071	54	0.0062
		2023-10-20	1.3	7.4	171	11	7.5	192	<2	20	102	2.8	0.052	0.0051	59	0.0041
		2024-04-13	20	7.5	187	2.0	7.1	176	<2	13	101	2.4	0.038	0.0084	57	0.0031
		2024-05-04	13	7.0	92	7.1	7.3	113	<2	17	68	0.76	0.045	0.0096	31	0.0039
		2024-05-19	1.3	7.9	87	15	7.2	134	<2	14	89	0.78	0.046	0.014	44	0.0050
		2024-05-31	9.0	8.4	78	18	7.1	84	<2	10	46	0.35	0.038	0.0045	26	0.0044
		2024-06-12	15	7.7	57	15	7.4	70	<2	15	47	0.15	0.029	0.0046	15	0.012
		2024-06-27	15	9.0	58	20	7.1	62	<2	7.7	38	0.20	0.028	0.0040	18	0.010
		2024-07-14	12	7.6	86	23	6.8	87	<2	6.5	50	0.27	0.028	0.0063	27	0.0037
		2024-07-30	-	-	-	-	-	-	-	-	-	-	-	-	-	-
		2024-08-12	17	8.1	98	24	6.6	89	<2	3.1	44	0.24	0.024	0.0044	32	0.0031
		2024-08-27	0.50	7.3	103	19	6.5	116	<2	3.8	72	0.23	0.032	0.018	46	0.0071
		2024-09-09	10	7.4	45	22	6.8	118	2.2	5.0	66	0.20	0.025	0.0027	43	0.0026
		2024-09-22	10	8.2	129	8.8	6.5	141	<2	2.9	78	0.20	-	0.0025	57	0.0015
		2024-10-20	1.0	7.3	199	21	6.7	209	<2	7.1	130	0.41	0.047	***0.059***	80	0.0021
FLB-14	Metasediment 2	2023-07-27	-	-	-	-	-	-	-	-	-	-	-	-	-	-
		2023-08-16	1.0	-	-	-	7.6	128	4.2	38	92	1.3	0.081	0.028	22	0.014
		2023-08-27	0.63	7.9	142	17	-	-	-	-	-	-	-	-	-	0.014
		2023-09-11	3.3	7.0	137	11	7.8	184	<2	42	122	1.9	0.079	0.015	41	0.012
		2023-09-27	1.5	8.2	223	19	7.9	221	2.9	46	136	2.1	0.080	0.019	53	0.014
		2023-10-09	13	7.4	123	4.8	7.7	184	<2	38	105	1.7	0.062	0.0035	47	0.014
		2023-10-20	1.3	7.5	139	9.0	7.8	164	<2	37	80	1.5	0.050	0.014	37	0.0090
		2024-04-13	20	7.7	158	2.0	6.7	178	<2	17	84	1.5	0.043	0.0098	52	0.0033
		2024-05-04	13	6.7	83	7.7	7.5	117	<2	29	67	0.46	0.044	0.014	23	0.0078
		2024-05-19	1.3	7.9	83	13	7.5	128	<2	25	86	0.43	0.044	0.024	32	0.011
		2024-05-31	8.0	8.1	80	18	7.4	86	<2	18	52	0.23	0.035	0.0072	20	0.0098
		2024-06-12	14	7.8	59	14	7.0	67	<2	8.1	48	0.21	0.029	0.0033	19	0.0069
		2024-06-27	15	8.5	60	19	7.2	63	<2	13	37	0.14	0.025	0.0049	14	0.029
		2024-07-14	10	7.6	94	23	7.1	97	<2	14	54	0.20	0.029	0.0089	26	0.0061
		2024-07-30	1.0	7.7	133	26	7.2	119	<2	15	94	0.33	0.035	0.017	37	0.013
		2024-08-12	17	7.7	82	23	7.0	75	<2	6.8	32	0.29	0.024	0.0059	24	0.0038
		2024-08-27	1.0	7.4	93	18	6.9	102	<2	12	63	0.21	0.03	0.016	34	0.0042
		2024-09-09	5.0	7.9	65	21	7.1	126	<2	9.4	76	0.21	0.022	0.0033	43	0.0024
		2024-09-22	20	8.1	86	8.1	6.7	96	<2	6.0	49	0.23	-	0.0044	34	0.0064
		2024-10-20	1.0	7.4	135	20	7.1	147	<2	13	96	0.42	0.049	0.012	47	0.0060
FLB-15	Metasediment 3	2023-07-27	10	7.5	81	18	7.2	93	-	-	67	2.2	0.11	***0.033***	17	0.044
		2023-08-16	1.4	6.9	80	17	7.5	95	<2	28	54	1.7	0.079	0.023	15	0.022
		2023-08-27	1.3	7.7	118	18	7.8	128	<2	38	88	2.6	0.088	0.015	22	0.020
		2023-09-11	6.7	7.8	26	12	7.7	111	<2	27	73	2.3	0.076	0.010	20	0.023
		2023-09-27	2.0	8.7	130	20	7.7	126	<2	28	86	2.7	0.067	0.013	25	0.027
		2023-10-09	13	7.4	10	5.1	7.4	100	<2	20	59	2.1	0.047	0.0078	21	0.016
		2023-10-20	-	-	-	-	-	-	-	-	-	-	-	-	-	-
		2024-04-13	20	7.8	890	2.3	7.6	106	<2	23	58	1.7	0.039	0.014	21	0.0022
		2024-05-04	6.7	6.6	83	7.1	7.4	99	<2	25	58	0.72	0.049	0.0093	18	0.0096
		2024-05-19	1.3	8.0	62	14	7.4	99	<2	23	59	0.65	0.047	0.026	20	0.023
		2024-05-31	9.0	8.0	60	17	7.4	67	<2	16	43	0.59	0.035	0.0060	12	0.013
		2024-06-12	15	8.0	47	15	7.4	52	<2	14	28	0.29	0.030	0.0066	8.6	0.023
		2024-06-27	15	8.5	45	20	7.7	54	<2	16	30	0.19	0.026	0.0079	7.6	0.014
		2024-07-14	12	7.6	73	23	7.1	72	<2	15	42	0.25	0.038	0.013	14	0.0090
		2024-07-30	1.0	7.8	89	26	7.2	77	<2	16	31	0.37	0.044	***0.040***	18	0.027
		2024-08-12	17	7.8	51	23	7.1	46	<2	8.5	23	0.11	<0.02	0.0069	11	0.011
		2024-08-27	1.0	8.3	71	18	7.0	76	<2	15	50	0.29	0.04	0.029	20	0.018
		2024-09-09	5.0	7.4	41	22	7.4	78	<2	14	53	0.22	0.033	0.0038	20	0.011
		2024-09-22	20	8.1	53	7.9	6.9	65	<2	9.3	30	0.21	-	0.0042	17	0.014
		2024-10-20	0.50	8.4	109	20	7.4	118	<2	20	83	0.51	0.039	0.029	30	0.0098

Blue highlight indicates samle is greater than the PWQO screening value.

Bold italicized text indicates value is greater than the interim PWQO screening value.

PWQO and interim PWQO values comparison is for screening purposes only. Screening holds no regulatory significance.

WSP Canada Inc
6925 Century Avenue, Suite 600
Mississauga, Ontario, Canada L5N 7K2
T+ 1-905-567-4444
wsp.com

Table F-5. FLB Leachate Data

FLB ID	Barrel Lithology	Sample Date	Sample Volume	Field pH	Field Conductivity	Field Temperature	pH	Conductivity	Acidity (as CaCO3)	Alkalinity, total (as $CaCO_3$)	Solids, total dissolved (TDS)	Chloride	Fluoride	Phosphorus, total	Sulfate (as SO_4)	Aluminum, dissolved
			L	*pH units*	*µS/cm*	*°C*	*pH units*	*µS/cm*	*mg/L*	*mg/L*	*mg/L*	*mg/L*	*mg/L*	*mg/L*	*mg/L*	*mg/L*
PWQO			-	*6.5-8.5*	-	-	*6.5-8.5*	-	-	-	-	-	-	--	-	-
Interim PWQO			-	-	-	-	-	-	-	-	-	-	-	*0.03*	-	*0.075*
FLB-B	Quartz Sand Filter Media	2023-07-27	5.0	7.1	1448	18	6.8	21	<2	-	17	0.71	0.075	***0.031***	1.0	0.018
		2023-08-16	-	-	-	-	-	-	-	-	-	-	-	-	-	-
		2023-08-27	-	-	-	-	-	-	-	-	-	-	-	-	-	-
		2023-09-11	2.5	7.9	26	12	7.1	24	<2	9.0	19	0.29	0.066	0.021	1.0	0.019
		2023-09-27	-	-	-	-	-	-	-	-	-	-	-	-	-	-
		2023-10-09	13	7.4	10	5.1	6.8	13	<2	5.9	8.5	<0.1	0.023	0.011	0.41	0.013
		2023-10-20	-	-	-	-	-	-	-	-	-	-	-	-	-	-
		2024-04-13	20	6.8	1.0	8.4	6.6	12	<2	4.3	3.0	0.14	<0.02	0.0056	0.35	<0.0010
		2024-05-04	10	8.8	0	7.1	6.6	10	2.3	4.9	6.4	0.22	<0.02	0.0078	0.42	0.0084
		2024-05-19	-	-	-	-	-	-	-	-	-	-	-	-	-	-
		2024-05-31	10	8.3	6.8	17	6.5	6.2	<2	3.6	3.0	<0.1	<0.02	0.011	<0.3	0.023
		2024-06-12	2.0	9.0	11	20	6.5	6.3	<2	2.8	8.2	<0.1	<0.02	***0.037***	<0.3	0.016
		2024-06-27	10	9.0	12	20	6.2	5.0	<2	2.3	3.9	<0.1	<0.02	0.011	<0.3	0.012
		2024-07-14	10	7.7	1.3	22	6.4	5.9	<2	3.3	4.9	<0.1	<0.02	***0.037***	<0.3	0.010
		2024-07-30	-	-	-	-	-	-	-	-	-	-	-	-	-	-
		2024-08-12	10	7.4	8.6	21	6.4	6.1	<2	2.8	3.3	<0.1	<0.02	0.012	<0.3	0.017
		2024-08-27	-	-	-	-	-	-	-	-	-	-	-	-	-	-
		2024-09-09	1.0	8.3	4.0	20	6.4	6.8	3.1	3.2	4.5	<0.1	<0.02	0.022	<0.3	0.0068
		2024-09-22	5.0	8.3	6.0	9.3	6.2	4.8	<2	2.4	3.0	<0.1	-	0.0055	<0.3	0.014
		2024-10-20	-	-	-	-	-	-	-	-	-	-	-	-	-	-
Field Blank	Deionized Water	2023-07-27	0.13	-	-	-	-	-	-	-	-	-	-	-	-	<0.001
		2023-08-16	0.13	-	-	-	-	-	-	-	-	-	-	-	-	<0.001
		2023-08-27	0.13	-	-	-	-	-	-	-	-	-	-	-	-	<0.001
		2023-09-11	0.13	-	-	-	-	-	-	-	-	-	-	-	-	<0.001
		2023-09-27	0.13	-	-	-	-	-	-	-	-	-	-	-	-	<0.001
		2023-10-09	0.13	-	-	-	-	-	-	-	-	-	-	-	-	<0.001
		2023-10-20	0.13	-	-	-	-	-	-	-	-	-	-	-	-	<0.001
		2024-04-13	0.13	-	-	-	-	-	-	-	-	-	-	-	-	<0.001
		2024-05-04	0.13	-	-	-	-	-	-	-	-	-	-	-	-	<0.001
		2024-05-19	0.13	-	-	-	-	-	-	-	-	-	-	-	-	<0.001
		2024-05-31	0.13	-	-	-	-	-	-	-	-	-	-	-	-	<0.001
		2024-06-12	0.13	-	-	-	-	-	-	-	-	-	-	-	-	
		2024-06-27	0.13	-	-	-	-	-	-	-	-	-	-	-	-	0.002
		2024-07-14	0.13	-	-	-	-	-	-	-	-	-	-	-	-	<0.001
		2024-07-29	0.13	-	-	-	-	-	-	-	-	-	-	-	-	0.0011
		2024-08-14	0.13	-	-	-	-	-	-	-	-	-	-	-	-	<0.001
		2024-08-27	0.13	-	-	-	-	-	-	-	-	-	-	-	-	0.0011
		2024-09-09	0.13	-	-	-	-	-	-	-	-	-	-	-	-	0.0039
		2024-09-22	0.13	-	-	-	-	-	-	-	-	-	-	-	-	<0.001
		2024-10-20	0.13	-	-	-	-	-	-	-	-	-	-	-	-	<0.001

Blue highlight indicates samle is greater than the PWQO screening value.

Bold italicized text indicates value is greater than the interim PWQO screening value.

PWQO and interim PWQO values comparison is for screening purposes only. Screening holds no regulatory significance.

WSP Canada Inc
6925 Century Avenue, Suite 600
Mississauga, Ontario, Canada L5N 7K2
T+ 1-905-567-4444
wsp.com

Table F-5. FLB Leachate Data

FLB ID	Barrel Lithology	Sample Date	Sample Volume	Antimony, dissolved	Arsenic, dissolved	Beryllium, dissolved	Boron, dissolved	Cadmium, dissolved	Calcium, dissolved	Chromium, dissolved	Cobalt, dissolved	Copper, dissolved	Iron, dissolved	Lead, dissolved	Magnesium, dissolved	Mercury, dissolved
			L	*mg/L*	*mg/L*	*mg/L*	*mg/L*	*mg/L*	*mg/L*	*mg/L*	*mg/L*	*mg/L*	*mg/L*	*mg/L*	*mg/L*	*mg/L*
PWQO			-	-	*0.10*	*0.011*	-	*0.00020*	-	*0.0010*	-	*0.0050*	*0.30*	*0.0050*	-	*0.00020*
Interim PWQO			-	*0.020*	*0.0050*	-	*0.20*	*0.00010*	-	-	*0.00090*	*0.0050*	-	*0.0010*	-	-
FLB-01	Felsic Volcanic 1	2023-07-27	0.13	0.0025	0.0031	<0.00002	0.032	0.0000085	14	<0.0005	0.00036	0.0048	0.016	<0.00005	1.3	-
		2023-08-16	1.4	0.0042	***0.035***	<0.00002	0.023	<0.000005	15	<0.0005	0.00018	0.0029	<0.01	<0.00005	1.0	-
		2023-08-27	0.63	0.0056	***0.024***	<0.00002	0.025	<0.000005	20	<0.0005	0.00017	0.0023	<0.01	<0.00005	1.4	-
		2023-09-11	5.0	0.0057	***0.029***	<0.00002	0.029	<0.000005	16	<0.0005	0.00012	0.0021	<0.01	<0.00005	1.1	-
		2023-09-27	2.0	0.0059	***0.020***	<0.00002	0.022	0.0000095	18	<0.0005	0.00012	0.0019	<0.01	<0.00005	1.1	-
		2023-10-09	13	0.0059	***0.037***	<0.00002	0.022	0.0000050	16	<0.0005	0.00014	0.0026	<0.01	<0.00005	1.1	-
		2023-10-20	-	-	-	-	-	-	-	-	-	-	-	-	-	-
		2024-04-13	20	0.0055	***0.048***	<0.00002	0.024	<0.000005	17	<0.0005	0.00063	***0.0073***	<0.01	<0.00005	1.6	-
		2024-05-04	13	0.0067	***0.058***	<0.00002	0.020	<0.000005	18	<0.0005	0.00014	0.0027	<0.01	<0.00005	0.95	<0.000005
		2024-05-19	1.3	0.0080	***0.071***	0.000020	0.024	0.0000050	18	<0.0005	0.00015	0.0026	0.013	<0.00005	0.95	<0.000005
		2024-05-31	10	0.0046	***0.053***	<0.00002	0.012	<0.000005	12	<0.0005	<0.0001	0.0012	0.011	<0.00005	0.59	<0.000005
		2024-06-12	15	0.0043	***0.061***	<0.00002	0.013	<0.000005	11	<0.0005	<0.0001	0.0013	<0.01	<0.00005	0.53	<0.000005
		2024-06-27	14	0.0032	***0.048***	<0.00002	<0.01	<0.000005	9.7	<0.0005	<0.0001	0.0011	0.014	<0.00005	0.40	<0.000005
		2024-07-14	12	0.0044	***0.044***	<0.00002	0.012	<0.000005	12	<0.0005	<0.0001	0.00086	<0.01	<0.00005	0.49	<0.000005
		2024-07-30	1.0	0.0065	***0.057***	<0.00002	0.025	<0.000005	18	<0.0005	0.00015	0.0030	0.011	<0.00005	0.81	<0.000005
		2024-08-12	18	0.0028	***0.047***	<0.00002	0.011	<0.000005	9.1	<0.0005	<0.0001	0.0010	<0.01	<0.00005	0.39	<0.000005
		2024-08-27	1.0	0.0041	***0.030***	<0.00002	0.015	<0.000005	15	<0.0005	<0.0001	0.0021	<0.01	<0.00005	0.76	<0.000005
		2024-09-09	6.7	0.0034	***0.027***	<0.00002	0.014	<0.000005	14	<0.0005	<0.0001	0.0011	<0.01	<0.00005	0.62	<0.000005
		2024-09-22	20	0.0033	***0.042***	<0.00002	0.018	<0.000005	12	<0.0005	<0.0001	0.0012	<0.01	<0.00005	0.57	<0.000005
		2024-10-20	0.50	0.0053	***0.043***	<0.00002	0.014	0.000010	22	<0.0005	***0.0011***	***0.0078***	<0.01	<0.00005	1.1	<0.000005
FLB- 02	Felsic Volcanic 1	2023-07-27	4.0	0.0026	0.0031	<0.00002	0.030	0.0000058	13	<0.0005	0.00015	0.0039	0.043	0.000075	1.3	-
		2023-08-16	1.4	0.0019	0.0016	<0.00002	0.024	0.0000073	15	<0.0005	0.00011	0.0017	<0.01	<0.00005	1.2	-
		2023-08-27	1.3	0.0020	0.0015	<0.00002	0.019	<0.000005	15	<0.0005	<0.0001	0.0014	<0.01	<0.00005	1.2	-
		2023-09-11	5.0	0.0022	0.0016	<0.00002	0.026	<0.000005	14	<0.0005	<0.0001	0.0017	<0.01	<0.00005	1.1	-
		2023-09-27	3.0	0.0019	0.0011	<0.00002	0.018	<0.000005	13	<0.0005	<0.0001	0.0012	<0.01	<0.00005	0.94	-
		2023-10-09	10	0.0018	0.0011	<0.00002	0.019	<0.000005	12	<0.0005	<0.0001	0.0011	<0.01	<0.00005	0.83	-
		2023-10-20	-	-	-	-	-	-	-	-	-	-	-	-	-	-
		2024-04-13	20	0.0022	0.0022	<0.00002	0.022	<0.000005	12	<0.0005	0.00032	***0.0055***	<0.01	<0.00005	1.4	-
		2024-05-04	8.0	0.0020	0.0012	<0.00002	0.014	<0.000005	14	<0.0005	<0.0001	0.0022	<0.01	<0.00005	0.87	<0.000005
		2024-05-19	1.3	0.0022	0.0013	<0.00002	0.018	<0.000005	15	<0.0005	<0.0001	0.0014	0.012	<0.00005	0.80	<0.000005
		2024-05-31	10	0.0014	0.00094	<0.00002	<0.01	<0.000005	9.9	<0.0005	<0.0001	0.00078	0.010	<0.00005	0.55	<0.000005
		2024-06-12	15	0.0013	0.0011	<0.00002	<0.01	<0.000005	8.8	<0.0005	<0.0001	0.00074	<0.01	<0.00005	0.47	<0.000005
		2024-06-27	15	0.0011	0.0011	<0.00002	<0.01	<0.000005	7.8	<0.0005	<0.0001	0.00077	0.013	<0.00005	0.35	<0.000005
		2024-07-14	15	0.0014	0.0011	<0.00002	<0.01	<0.000005	9.0	<0.0005	<0.0001	0.00082	0.010	<0.00005	0.41	<0.000005
		2024-07-30	1.0	0.0016	0.0014	<0.00002	<0.01	<0.000005	10	<0.0005	<0.0001	0.0011	0.020	<0.00005	0.48	<0.000005
		2024-08-12	18	0.00086	0.0014	<0.00002	<0.01	<0.000005	6.6	<0.0005	<0.0001	0.00097	<0.01	0.00011	0.30	<0.000005
		2024-08-27	1.0	0.0014	0.0045	<0.00002	<0.01	<0.000005	8.7	<0.0005	<0.0001	0.00080	<0.01	<0.00005	0.41	<0.000005
		2024-09-09	5.0	0.0012	0.0013	<0.00002	<0.01	<0.000005	11	<0.0005	<0.0001	0.00073	<0.01	<0.00005	0.45	<0.000005
		2024-09-22	20	0.0012	0.0018	<0.00002	0.013	<0.000005	8.5	<0.0005	<0.0001	0.0010	<0.01	<0.00005	0.43	<0.000005
		2024-10-20	2.0	0.0015	0.0014	<0.00002	<0.01	<0.000005	13	<0.0005	<0.0001	0.0025	<0.01	<0.00005	0.59	<0.000005
FLB-03	Felsic Volcanic 1	2023-07-27	6.7	0.0030	***0.0067***	<0.00002	0.034	0.0000065	20	0.00055	0.00030	***0.0070***	0.012	<0.00005	1.6	-
		2023-08-16	4.0	0.0023	0.0039	<0.00002	0.026	0.0000062	21	<0.0005	0.00025	0.0042	<0.01	<0.00005	1.5	-
		2023-08-27	0.31	0.0030	0.0036	<0.00002	0.032	<0.000005	26	0.00069	0.00017	0.0035	<0.01	<0.00005	2.1	-
		2023-09-11	6.7	0.0023	0.0028	<0.00002	0.030	<0.000005	19	0.00051	0.00011	0.0027	<0.01	<0.00005	1.3	-
		2023-09-27	2.0	0.0019	0.0019	<0.00002	0.019	<0.000005	17	<0.0005	<0.0001	0.0017	<0.01	<0.00005	1.1	-
		2023-10-09	13	0.0019	0.0019	<0.00002	0.018	0.0000059	15	<0.0005	<0.0001	0.0017	<0.01	<0.00005	0.92	-
		2023-10-20	-	-	-	-	-	-	-	-	-	-	-	-	-	-
		2024-04-13	20	0.0023	***0.0062***	<0.00002	0.022	<0.000005	17	0.00050	0.00051	***0.0072***	<0.01	<0.00005	1.8	-
		2024-05-04	2.5	0.0023	0.0021	<0.00002	0.016	0.0000062	19	0.00070	0.00013	0.0025	<0.01	<0.00005	1.0	<0.000005
		2024-05-23	1.3	0.0024	0.0023	<0.00002	0.022	0.000014	20	<0.0005	0.00019	0.0025	<0.01	<0.00005	1.1	<0.000005
		2024-05-31	9.0	0.0016	0.0019	<0.00002	0.011	<0.000005	14	<0.0005	<0.0001	0.0012	<0.01	<0.00005	0.66	<0.000005
		2024-06-12	15	0.0015	0.0022	<0.00002	<0.01	<0.000005	11	<0.0005	<0.0001	0.0012	<0.01	<0.00005	0.56	<0.000005
		2024-06-27	15	0.0012	0.0023	<0.00002	<0.01	<0.000005	12	<0.0005	<0.0001	0.0015	0.014	<0.00005	0.46	<0.000005
		2024-07-14	10	0.0018	0.0025	<0.00002	0.011	<0.000005	16	<0.0005	<0.0001	0.0012	<0.01	<0.00005	0.61	<0.000005
		2024-07-30	1.0	0.0028	***0.0050***	<0.00002	0.023	<0.000005	21	<0.0005	0.00023	0.0037	<0.01	<0.00005	0.92	<0.000005
		2024-08-12	18	0.0018	***0.0081***	<0.00002	0.014	<0.000005	14	<0.0005	0.00010	0.0016	<0.01	<0.00005	0.63	<0.000005
		2024-08-27	0.50	0.0030	***0.0065***	<0.00002	0.018	<0.000005	25	<0.0005	0.00015	0.0036	<0.01	<0.00005	1.1	<0.000005
		2024-09-09	5.0	0.0019	0.0041	<0.00002	0.018	<0.000005	19	<0.0005	<0.0001	0.0024	<0.01	<0.00005	0.79	<0.000005
		2024-09-22	10	0.0019	***0.0079***	<0.00002	0.018	<0.000005	17	<0.0005	<0.0001	0.0018	<0.01	<0.00005	0.82	<0.000005
		2024-10-20	1.0	0.0025	***0.0084***	<0.00002	<0.01	<0.000005	26	<0.0005	<0.0001	0.0019	<0.01	<0.00005	1.2	<0.000005

Blue highlight indicates samle is greater than the PWQO screening value.

Bold italicized text indicates value is greater than the interim PWQO screening value.

PWQO and interim PWQO values comparison is for screening purposes only. Screening holds no regulatory significance.

WSP Canada Inc
6925 Century Avenue, Suite 600
Mississauga, Ontario, Canada L5N 7K2
T+ 1-905-567-4444
wsp.com

Table F-5. FLB Leachate Data

FLB ID	Barrel Lithology	Sample Date	Sample Volume	Antimony, dissolved	Arsenic, dissolved	Beryllium, dissolved	Boron, dissolved	Cadmium, dissolved	Calcium, dissolved	Chromium, dissolved	Cobalt, dissolved	Copper, dissolved	Iron, dissolved	Lead, dissolved	Magnesium, dissolved	Mercury, dissolved
			L	*mg/L*	*mg/L*	*mg/L*	*mg/L*	*mg/L*	*mg/L*	*mg/L*	*mg/L*	*mg/L*	*mg/L*	*mg/L*	*mg/L*	*mg/L*
PWQO			-	-	*0.10*	*0.011*	-	*0.00020*	-	*0.0010*	-	*0.0050*	*0.30*	*0.0050*	-	*0.00020*
Interim PWQO			-	*0.020*	*0.0050*	-	*0.20*	*0.00010*	-	-	*0.00090*	*0.0050*	-	*0.0010*	-	-
FLB-04	Felsic Volcanic 1	2023-07-27	0.13	0.0018	0.0021	<0.00002	0.026	0.00019	18	<0.0005	***0.0017***	0.0031	0.013	0.00071	1.8	-
		2023-08-16	1.0	0.0044	***0.0074***	<0.00002	0.025	0.0000061	16	<0.0005	0.00026	0.0028	<0.01	<0.00005	1.4	-
		2023-08-27	0.31	0.0057	***0.0079***	<0.00002	0.029	<0.000005	20	<0.0005	0.00016	0.0028	<0.01	<0.00005	1.8	-
		2023-09-11	2.5	0.0060	***0.0090***	<0.00002	0.034	0.0000067	21	<0.0005	0.00012	0.0026	<0.01	<0.00005	1.5	-
		2023-09-27	4.0	0.0065	***0.0092***	<0.00002	0.030	<0.000005	23	<0.0005	0.00015	0.0022	<0.01	<0.00005	1.6	-
		2023-10-09	10	0.0055	***0.014***	<0.00002	0.023	0.0000060	18	<0.0005	0.00018	0.0030	<0.01	0.000087	1.3	-
		2023-10-20	0.63	0.0048	***0.013***	<0.00002	0.017	<0.000005	18	<0.0005	<0.0001	0.0024	<0.01	<0.00005	1.2	-
		2024-04-13	20	0.0033	***0.011***	<0.00002	0.015	<0.000005	13	<0.0005	0.00058	0.0029	<0.01	<0.00005	1.3	-
		2024-05-04	10	0.0038	***0.0061***	<0.00002	<0.01	0.0000062	14	<0.0005	<0.0001	0.0014	0.010	<0.00005	0.80	<0.000005
		2024-05-19	1.3	0.0043	***0.0060***	<0.00002	0.014	0.0000055	15	<0.0005	<0.0001	0.0012	<0.01	<0.00005	0.80	<0.000005
		2024-05-31	10	0.0029	0.0050	<0.00002	<0.01	<0.000005	9.5	<0.0005	<0.0001	0.00073	<0.01	<0.00005	0.54	<0.000005
		2024-06-12	15	0.0024	***0.0059***	<0.00002	<0.01	<0.000005	7.1	<0.0005	<0.0001	0.00074	<0.01	<0.00005	0.41	<0.000005
		2024-06-27	16	0.0020	***0.0052***	<0.00002	<0.01	<0.000005	7.0	<0.0005	<0.0001	0.00064	<0.01	<0.00005	0.36	<0.000005
		2024-07-14	10	0.0027	***0.0056***	<0.00002	<0.01	0.0000050	9.7	<0.0005	0.00010	0.00063	<0.01	<0.00005	0.52	<0.000005
		2024-07-30	-	-	-	-	-	-	-	-	-	-	-	-	-	-
		2024-08-12	18	0.0016	***0.0065***	<0.00002	<0.01	0.0000050	7.4	<0.0005	<0.0001	0.00051	<0.01	<0.00005	0.42	<0.000005
		2024-08-27	2.0	0.0023	***0.0064***	<0.00002	<0.01	0.0000081	15	<0.0005	0.00012	0.0027	<0.01	<0.00005	0.75	<0.000005
		2024-09-09	5.0	0.0018	0.0043	<0.00002	<0.01	<0.000005	10	<0.0005	<0.0001	0.00095	<0.01	<0.00005	0.57	<0.000005
		2024-09-22	20	0.0018	***0.0067***	<0.00002	<0.01	<0.000005	9.0	<0.0005	<0.0001	0.00059	<0.01	<0.00005	0.58	<0.000005
		2024-10-20	1.0	0.0020	***0.0081***	<0.00002	<0.01	0.0000056	17	<0.0005	0.00026	0.0014	<0.01	<0.00005	0.89	<0.000005
FLB-05	Felsic Volcanic 1	2023-07-27	10	0.0019	0.0020	<0.00002	0.026	0.00021	19	<0.0005	***0.0016***	0.0029	<0.01	0.00029	1.8	-
		2023-08-16	1.4	0.0014	0.0013	<0.00002	0.021	0.00010	16	<0.0005	0.00030	0.0021	<0.01	0.000056	1.4	-
		2023-08-27	1.3	0.0018	0.0016	<0.00002	0.026	0.00022	21	<0.0005	0.00023	0.0024	<0.01	0.000062	2.4	-
		2023-09-11	6.7	0.0017	0.0013	<0.00002	0.030	0.00025	19	<0.0005	0.00022	0.0016	<0.01	0.00015	2.1	-
		2023-09-27	3.0	0.0018	0.00082	<0.00002	0.026	0.00039	26	<0.0005	0.00022	0.0016	<0.01	0.000051	2.8	-
		2023-10-09	13	0.0020	0.0010	<0.00002	0.025	0.00068	25	<0.0005	0.00040	0.0024	<0.01	0.00021	2.7	-
		2023-10-20	-	-	-	-	-	-	-	-	-	-	-	-	-	-
		2024-04-13	20	0.00096	0.00094	<0.00002	0.014	0.00066	20	<0.0005	***0.0024***	0.0030	<0.01	0.00023	2.4	-
		2024-05-04	13	0.0017	0.00078	<0.00002	0.013	0.00098	16	<0.0005	0.00079	0.0020	<0.01	0.00017	1.7	<0.000005
		2024-05-19	1.3	0.0021	0.00090	<0.00002	0.021	0.00077	21	<0.0005	0.00043	0.0022	<0.01	0.00018	2.0	<0.000005
		2024-05-31	10	0.0015	0.00062	<0.00002	0.011	0.00057	14	<0.0005	0.00023	0.0012	<0.01	0.000089	1.2	<0.000005
		2024-06-12	16	0.0013	0.00064	<0.00002	<0.01	0.00059	10	<0.0005	0.00020	0.0011	<0.01	0.000088	0.89	<0.000005
		2024-06-27	15	0.0011	0.00060	<0.00002	<0.01	0.00055	10	<0.0005	<0.0001	0.00091	<0.01	0.000056	0.75	<0.000005
		2024-07-14	12	0.0013	0.00069	<0.00002	0.012	0.00080	14	<0.0005	<0.0001	0.00099	<0.01	<0.00005	1.00	<0.000005
		2024-07-30	1.0	0.0014	0.00089	<0.00002	0.018	0.00080	16	<0.0005	<0.0001	0.0022	<0.01	0.000078	1.2	<0.000005
		2024-08-12	18	0.00086	0.00076	<0.00002	<0.01	0.00085	10	<0.0005	0.00015	0.00071	<0.01	0.000078	0.79	<0.000005
		2024-08-27	1.0	0.0012	0.0020	<0.00002	<0.01	0.00053	13	<0.0005	<0.0001	0.0016	0.014	0.000050	0.93	<0.000005
		2024-09-09	5.0	0.0011	0.0010	<0.00002	0.014	0.00090	17	<0.0005	<0.0001	0.0013	0.043	<0.00005	1.3	<0.000005
		2024-09-22	20	0.00069	0.00067	<0.00002	0.013	0.0021	14	<0.0005	0.00034	0.00072	0.010	0.00022	1.3	<0.000005
		2024-10-20	2.0	0.00063	0.00077	<0.00002	0.013	0.0020	21	<0.0005	0.00019	0.0012	<0.01	0.000050	1.7	<0.000005
FLB-06	Felsic Volcanic 1	2023-07-27	0.13	0.0013	0.0030	<0.00002	0.030	0.000014	15	<0.0005	0.00029	0.00027	0.025	0.000092	1.4	-
		2023-08-16	1.0	0.0043	***0.024***	<0.00002	0.023	<0.000005	18	<0.0005	0.00011	0.0037	<0.01	<0.00005	1.4	-
		2023-08-27	0.63	0.0064	***0.020***	<0.00002	0.026	<0.000005	26	0.00051	0.00014	0.0040	<0.01	<0.00005	2.2	-
		2023-09-11	5.0	0.0065	***0.030***	<0.00002	0.030	0.0000053	24	<0.0005	0.00011	0.0040	<0.01	<0.00005	1.9	-
		2023-09-27	4.0	0.0064	***0.026***	<0.00002	0.021	<0.000005	23	<0.0005	<0.0001	0.0032	<0.01	<0.00005	1.8	-
		2023-10-09	13	0.0057	***0.035***	<0.00002	0.020	0.0000093	19	<0.0005	<0.0001	0.0036	<0.01	0.000092	1.6	-
		2023-10-20	0.63	0.0050	***0.036***	<0.00002	0.012	<0.000005	20	<0.0005	<0.0001	0.0033	<0.01	<0.00005	1.6	-
		2024-04-13	20	0.0042	***0.025***	<0.00002	0.016	0.0000084	18	<0.0005	0.00042	***0.0053***	<0.01	<0.00005	1.9	-
		2024-05-04	10	0.0043	***0.013***	<0.00002	<0.01	0.000013	17	0.00088	<0.0001	0.0022	<0.01	0.000061	1.0	<0.000005
		2024-05-19	2.5	0.0049	***0.014***	<0.00002	0.014	0.000010	17	0.00074	<0.0001	0.0020	<0.01	<0.00005	1.2	<0.000005
		2024-05-31	9.0	0.0034	***0.012***	<0.00002	<0.01	<0.000005	12	<0.0005	<0.0001	0.0011	<0.01	<0.00005	0.70	<0.000005
		2024-06-12	16	0.0028	***0.013***	<0.00002	<0.01	<0.000005	9.1	<0.0005	<0.0001	0.00094	<0.01	<0.00005	0.57	<0.000005
		2024-06-27	15	0.0022	***0.012***	<0.00002	<0.01	<0.000005	8.9	<0.0005	<0.0001	0.0011	0.011	<0.00005	0.52	<0.000005
		2024-07-14	12	0.0029	***0.011***	<0.00002	<0.01	<0.000005	12	<0.0005	<0.0001	0.00079	<0.01	<0.00005	0.61	<0.000005
		2024-07-30	1.0	0.0035	***0.013***	<0.00002	<0.01	<0.000005	15	<0.0005	<0.0001	0.0014	<0.01	<0.00005	0.83	<0.000005
		2024-08-12	18	0.0018	***0.011***	<0.00002	<0.01	<0.000005	9.1	<0.0005	<0.0001	0.00057	<0.01	<0.00005	0.52	<0.000005
		2024-08-27	1.0	0.0021	***0.0090***	<0.00002	<0.01	0.00010	12	<0.0005	<0.0001	0.0010	<0.01	<0.00005	0.75	<0.000005
		2024-09-09	5.0	0.0022	***0.0073***	<0.00002	<0.01	0.00015	16	<0.0005	<0.0001	0.0019	<0.01	0.000050	0.94	<0.000005
		2024-09-22	20	0.0019	***0.010***	<0.00002	<0.01	<0.000005	12	<0.0005	<0.0001	0.00073	<0.01	0.000061	0.77	<0.000005
		2024-10-20	1.0	0.0026	***0.0094***	<0.00002	<0.01	0.0000055	21	<0.0005	0.00013	0.0012	<0.01	<0.00005	1.4	<0.000005

Blue highlight indicates samle is greater than the PWQO screening value.

Bold italicized text indicates value is greater than the interim PWQO screening value.

PWQO and interim PWQO values comparison is for screening purposes only. Screening holds no regulatory significance.

WSP Canada Inc
6925 Century Avenue, Suite 600
Mississauga, Ontario, Canada L5N 7K2
T+ 1-905-567-4444
wsp.com

Table F-5. FLB Leachate Data

FLB ID	Barrel Lithology	Sample Date	Sample Volume	Antimony, dissolved	Arsenic, dissolved	Beryllium, dissolved	Boron, dissolved	Cadmium, dissolved	Calcium, dissolved	Chromium, dissolved	Cobalt, dissolved	Copper, dissolved	Iron, dissolved	Lead, dissolved	Magnesium, dissolved	Mercury, dissolved
			L	*mg/L*	*mg/L*	*mg/L*	*mg/L*	*mg/L*	*mg/L*	*mg/L*	*mg/L*	*mg/L*	*mg/L*	*mg/L*	*mg/L*	*mg/L*
PWQO			-	-	*0.10*	*0.011*	-	*0.00020*	-	*0.0010*	-	*0.0050*	*0.30*	*0.0050*	-	*0.00020*
Interim PWQO			-	*0.020*	*0.0050*	-	*0.20*	*0.00010*	-	-	*0.00090*	*0.0050*	-	*0.0010*	-	-
FLB-07	Felsic Volcanic 1	2023-07-27	4.0	0.00032	0.0036	<0.00002	0.014	0.0000065	10	<0.0005	0.00039	0.0030	0.012	<0.00005	0.77	-
		2023-08-16	1.0	0.0010	0.0016	<0.00002	0.023	0.0000065	14	<0.0005	<0.0001	0.0027	<0.01	<0.00005	1.4	-
		2023-08-27	0.63	0.0012	0.0017	<0.00002	0.028	<0.000005	17	<0.0005	<0.0001	0.0023	<0.01	<0.00005	2.2	-
		2023-09-11	5.0	0.0012	0.0018	<0.00002	0.034	<0.000005	19	<0.0005	<0.0001	0.0018	<0.01	<0.00005	2.1	-
		2023-09-27	3.0	0.0010	0.0014	<0.00002	0.026	<0.000005	19	<0.0005	<0.0001	0.0022	<0.01	<0.00005	2.1	-
		2023-10-09	13	0.00082	0.0015	<0.00002	0.027	0.000041	17	<0.0005	0.00013	0.0017	<0.01	0.000053	2.1	-
		2023-10-20	0.31	0.00074	0.0012	<0.00002	0.020	0.0000084	16	<0.0005	<0.0001	0.0018	<0.01	<0.00005	2.0	-
		2024-04-13	20	0.00043	0.00094	<0.00002	0.019	0.000064	18	<0.0005	***0.0011***	0.0021	<0.01	<0.00005	2.3	-
		2024-05-04	13	0.00054	0.00059	<0.00002	0.013	0.00010	11	<0.0005	0.00022	0.0015	<0.01	<0.00005	1.4	<0.000005
		2024-05-23	1.3	0.00064	0.00086	<0.00002	0.023	0.000060	15	<0.0005	0.00016	0.0010	<0.01	<0.00005	1.7	<0.000005
		2024-05-31	10	0.00049	0.00056	<0.00002	0.012	0.000010	8.9	<0.0005	<0.0001	0.00044	<0.01	<0.00005	0.98	<0.000005
		2024-06-12	-	-	-	-	-	-	-	-	-	-	-	-	-	-
		2024-06-27	16	0.00035	0.00047	<0.00002	<0.01	<0.000005	6.7	<0.0005	<0.0001	0.00039	<0.01	<0.00005	0.75	<0.000005
		2024-07-14	12	0.00038	0.00051	<0.00002	<0.01	0.0000050	8.9	<0.0005	<0.0001	0.00036	<0.01	<0.00005	0.99	<0.000005
		2024-07-30	1.0	0.00039	0.00059	<0.00002	0.021	0.0000058	13	<0.0005	<0.0001	0.00068	<0.01	<0.00005	1.5	<0.000005
		2024-08-12	18	0.00021	0.00037	<0.00002	0.012	0.000047	8.0	<0.0005	<0.0001	0.00048	<0.01	<0.00005	0.92	<0.000005
		2024-08-27	1.0	0.00069	0.0029	<0.00002	<0.01	0.0000059	11	<0.0005	<0.0001	0.00088	<0.01	<0.00005	1.1	<0.000005
		2024-09-09	5.0	0.00046	0.0014	<0.00002	0.018	0.000040	15	<0.0005	<0.0001	0.0013	<0.01	<0.00005	1.7	<0.000005
		2024-09-22	20	0.00015	0.00021	0.000025	0.019	0.00036	11	<0.0005	***0.0014***	0.00037	0.054	<0.00005	1.8	<0.000005
		2024-10-20	1.0	0.00014	0.00032	<0.00002	0.017	0.00029	17	<0.0005	0.00038	0.00066	<0.01	<0.00005	2.6	<0.000005
FLB-08	Basalt	2023-07-27	15	0.00032	0.0037	<0.00002	0.014	<0.000005	10	<0.0005	0.00010	0.0025	0.015	<0.00005	0.79	-
		2023-08-16	1.4	0.00033	***0.0083***	<0.00002	0.013	<0.000005	14	<0.0005	<0.0001	0.0026	<0.01	<0.00005	0.95	-
		2023-08-27	0.63	0.00052	***0.0053***	<0.00002	0.013	0.000013	20	<0.0005	0.00019	0.0012	<0.01	<0.00005	1.4	-
		2023-09-11	6.7	0.00049	***0.017***	<0.00002	0.016	<0.000005	17	<0.0005	<0.0001	0.0024	<0.01	<0.00005	1.2	-
		2023-09-27	1.5	0.00059	***0.0082***	<0.00002	0.014	<0.000005	20	<0.0005	0.00011	0.0030	<0.01	<0.00005	1.3	-
		2023-10-09	10	0.00067	***0.010***	<0.00002	0.014	0.0000069	17	<0.0005	0.00013	0.0022	<0.01	<0.00005	1.1	-
		2023-10-20	-	-	-	-	-	-	-	-	-	-	-	-	-	-
		2024-04-13	20	0.00038	***0.0051***	<0.00002	<0.01	<0.000005	8.6	<0.0005	0.00037	0.0025	<0.01	<0.00005	0.81	-
		2024-05-04	13	0.00065	0.0046	<0.00002	<0.01	0.0000094	18	<0.0005	0.00013	0.0017	<0.01	<0.00005	0.83	<0.000005
		2024-05-19	2.5	0.00070	***0.0052***	<0.00002	<0.01	0.0000094	20	<0.0005	0.00016	0.0018	<0.01	<0.00005	0.81	<0.000005
		2024-05-31	9.0	0.00049	0.0042	<0.00002	<0.01	<0.000005	14	<0.0005	<0.0001	0.0010	<0.01	<0.00005	0.49	<0.000005
		2024-06-12	15	0.00041	0.0047	<0.00002	<0.01	<0.000005	12	<0.0005	<0.0001	0.0011	<0.01	<0.00005	0.40	<0.000005
		2024-06-27	12	0.00038	0.0050	<0.00002	<0.01	<0.000005	13	<0.0005	<0.0001	0.0012	<0.01	<0.00005	0.40	<0.000005
		2024-07-14	12	0.00047	0.0050	<0.00002	<0.01	<0.000005	15	<0.0005	<0.0001	0.00098	<0.01	<0.00005	0.47	<0.000005
		2024-07-30	1.0	0.00052	***0.0096***	<0.00002	<0.01	<0.000005	18	<0.0005	0.00015	0.0023	<0.01	<0.00005	0.61	<0.000005
		2024-08-12	18	0.00030	***0.0093***	<0.00002	<0.01	<0.000005	9.6	<0.0005	<0.0001	0.00075	<0.01	<0.00005	0.34	<0.000005
		2024-08-27	0.50	0.00039	***0.0053***	<0.00002	<0.01	0.0000052	15	<0.0005	<0.0001	0.0013	<0.01	<0.00005	0.58	<0.000005
		2024-09-09	5.0	0.00043	***0.0069***	<0.00002	<0.01	<0.000005	17	<0.0005	<0.0001	0.0013	<0.01	<0.00005	0.62	<0.000005
		2024-09-22	20	0.00034	***0.013***	<0.00002	<0.01	<0.000005	11	<0.0005	<0.0001	0.00090	<0.01	<0.00005	0.47	<0.000005
		2024-10-20	0.50	0.00042	***0.0079***	<0.00002	<0.01	0.0000096	19	<0.0005	0.00041	0.0028	<0.01	<0.00005	0.88	<0.000005
FLB-09	Basalt	2023-07-27	4.0	0.00045	0.0017	<0.00002	<0.01	0.0000059	8.0	<0.0005	0.00023	0.0018	<0.01	<0.00005	0.65	-
		2023-08-16	1.4	0.00044	0.0015	<0.00002	<0.01	<0.000005	11	<0.0005	<0.0001	0.0018	<0.01	<0.00005	0.79	-
		2023-08-27	1.3	0.00079	0.0019	<0.00002	<0.01	<0.000005	16	<0.0005	<0.0001	0.0017	<0.01	<0.00005	1.2	-
		2023-09-11	5.0	0.00071	0.0022	<0.00002	0.016	<0.000005	14	<0.0005	<0.0001	0.0012	<0.01	<0.00005	0.97	-
		2023-09-27	1.5	0.00079	0.0025	<0.00002	0.013	<0.000005	18	<0.0005	<0.0001	0.0017	<0.01	<0.00005	1.2	-
		2023-10-09	13	0.00072	0.0026	<0.00002	0.012	<0.000005	14	<0.0005	<0.0001	0.0011	<0.01	<0.00005	0.98	-
		2023-10-20	-	-	-	-	-	-	-	-	-	-	-	-	-	-
		2024-04-13	20	0.00044	***0.0050***	<0.00002	0.010	<0.000005	8.2	<0.0005	0.00013	0.0017	<0.01	<0.00005	0.93	-
		2024-05-04	13	0.00079	0.0042	<0.00002	<0.01	0.0000054	18	<0.0005	<0.0001	0.0016	<0.01	<0.00005	1.0	<0.000005
		2024-05-19	2.5	0.00086	0.0047	<0.00002	<0.01	<0.000005	19	<0.0005	<0.0001	0.0014	<0.01	<0.00005	0.94	<0.000005
		2024-05-31	10	0.00057	0.0036	<0.00002	<0.01	<0.000005	14	<0.0005	<0.0001	0.00078	<0.01	<0.00005	0.63	<0.000005
		2024-06-12	14	0.00046	0.0038	<0.00002	<0.01	<0.000005	11	<0.0005	<0.0001	0.00077	<0.01	<0.00005	0.44	<0.000005
		2024-06-27	15	0.00040	0.0037	<0.00002	<0.01	<0.000005	11	<0.0005	<0.0001	0.0010	<0.01	0.000051	0.44	<0.000005
		2024-07-14	10	0.00050	0.0042	<0.00002	<0.01	<0.000005	13	<0.0005	<0.0001	0.00067	<0.01	<0.00005	0.46	<0.000005
		2024-07-30	1.0	0.00060	***0.0055***	<0.00002	<0.01	0.0000053	15	<0.0005	<0.0001	0.0014	<0.01	<0.00005	0.55	<0.000005
		2024-08-12	18	0.00031	0.0045	<0.00002	<0.01	<0.000005	8.6	<0.0005	<0.0001	0.00053	<0.01	<0.00005	0.34	<0.000005
		2024-08-27	1.5	0.00041	***0.0057***	<0.00002	<0.01	<0.000005	12	<0.0005	<0.0001	0.0012	<0.01	<0.00005	0.46	<0.000005
		2024-09-09	5.0	0.00050	***0.0051***	<0.00002	<0.01	<0.000005	15	<0.0005	<0.0001	0.0013	<0.01	<0.00005	0.68	<0.000005
		2024-09-22	20	0.00033	0.0045	<0.00002	<0.01	<0.000005	9.0	<0.0005	<0.0001	0.00060	<0.01	<0.00005	0.43	<0.000005
		2024-10-20	1.0	0.00038	***0.0086***	<0.00002	<0.01	0.0000072	15	<0.0005	0.00026	0.0026	<0.01	<0.00005	0.73	<0.000005

Blue highlight indicates samle is greater than the PWQO screening value.

Bold italicized text indicates value is greater than the interim PWQO screening value.

PWQO and interim PWQO values comparison is for screening purposes only. Screening holds no regulatory significance.

WSP Canada Inc
6925 Century Avenue, Suite 600
Mississauga, Ontario, Canada L5N 7K2
T+ 1-905-567-4444
wsp.com

Table F-5. FLB Leachate Data

FLB ID	Barrel Lithology	Sample Date	Sample Volume	Antimony, dissolved	Arsenic, dissolved	Beryllium, dissolved	Boron, dissolved	Cadmium, dissolved	Calcium, dissolved	Chromium, dissolved	Cobalt, dissolved	Copper, dissolved	Iron, dissolved	Lead, dissolved	Magnesium, dissolved	Mercury, dissolved
			L	*mg/L*	*mg/L*	*mg/L*	*mg/L*	*mg/L*	*mg/L*	*mg/L*	*mg/L*	*mg/L*	*mg/L*	*mg/L*	*mg/L*	*mg/L*
PWQO			-	-	*0.10*	*0.011*	-	*0.00020*	-	*0.0010*	-	*0.0050*	*0.30*	*0.0050*	-	*0.00020*
Interim PWQO			-	*0.020*	*0.0050*	-	*0.20*	*0.00010*	-	-	*0.00090*	*0.0050*	-	*0.0010*	-	-
FLB-10	Basalt	2023-07-27	1.3	0.00052	0.0022	<0.00002	0.014	0.000022	10	<0.0005	0.00021	0.00034	<0.01	<0.00005	0.96	-
		2023-08-16	1.4	0.00075	0.0031	<0.00002	0.014	0.000034	14	<0.0005	0.00014	0.0042	<0.01	<0.00005	1.1	-
		2023-08-27	0.63	0.00087	0.0020	<0.00002	0.014	0.000011	20	<0.0005	0.00015	0.00053	<0.01	<0.00005	1.6	-
		2023-09-11	1.3	0.0011	0.0044	<0.00002	0.026	0.000012	21	<0.0005	0.00015	0.0017	<0.01	<0.00005	1.8	-
		2023-09-27	1.5	0.00074	0.0017	<0.00002	0.011	<0.000005	17	<0.0005	<0.0001	0.0010	<0.01	<0.00005	1.2	-
		2023-10-09	1.3	0.00080	***0.0051***	<0.00002	0.011	0.000012	15	<0.0005	0.00016	0.0025	<0.01	<0.00005	1.3	-
		2023-10-20	0.31	0.0015	0.0045	<0.00002	0.017	<0.000005	33	<0.0005	0.00024	0.00060	<0.01	<0.00005	2.9	-
		2024-04-13	20	0.00040	0.0015	<0.00002	<0.01	<0.000005	7.6	<0.0005	0.00017	0.0013	<0.01	<0.00005	1.1	-
		2024-05-04	13	0.00097	0.0025	<0.00002	<0.01	0.000017	20	<0.0005	<0.0001	0.0041	<0.01	<0.00005	1.6	<0.000005
		2024-05-19	0.63	0.00083	0.0030	<0.00002	<0.01	0.000014	17	<0.0005	0.00012	0.0028	<0.01	<0.00005	1.1	<0.000005
		2024-05-31	8.0	0.00040	0.0018	<0.00002	<0.01	0.0000081	13	<0.0005	<0.0001	0.0011	<0.01	<0.00005	0.67	<0.000005
		2024-06-12	16	0.00034	0.0019	<0.00002	<0.01	<0.000005	10	<0.0005	<0.0001	0.0011	<0.01	<0.00005	0.53	<0.000005
		2024-06-27	15	0.00030	0.0021	<0.00002	<0.01	<0.000005	11	<0.0005	<0.0001	0.0016	<0.01	<0.00005	0.52	<0.000005
		2024-07-14	12	0.00050	0.0028	<0.00002	<0.01	<0.000005	13	<0.0005	<0.0001	0.0012	<0.01	<0.00005	0.58	<0.000005
		2024-07-30	-	-	-	-	-	-	-	-	-	-	-	-	-	-
		2024-08-12	14	0.00049	***0.0096***	<0.00002	<0.01	0.0000051	10	<0.0005	<0.0001	0.0015	<0.01	<0.00005	0.62	<0.000005
		2024-08-27	5.0	0.00066	***0.0063***	<0.00002	<0.01	<0.000005	13	<0.0005	<0.0001	0.0020	<0.01	<0.00005	0.74	<0.000005
		2024-09-09	5.0	0.00083	***0.0065***	<0.00002	<0.01	<0.000005	14	<0.0005	<0.0001	0.0016	<0.01	<0.00005	0.81	<0.000005
		2024-09-22	5.0	0.00058	***0.011***	<0.00002	<0.01	0.0000061	15	<0.0005	<0.0001	0.0017	<0.01	<0.00005	0.81	<0.000005
		2024-10-20	1.0	0.00066	***0.0075***	<0.00002	<0.01	0.000016	20	<0.0005	0.00016	0.0027	<0.01	<0.00005	1.2	<0.000005
FLB-11	Felsic Volcanic 2	2023-07-27	-	-	-	-	-	-	-	-	-	-	-	-	-	-
		2023-08-16	1.4	0.0036	0.0041	<0.00002	0.026	0.000012	16	<0.0005	0.00014	0.0036	<0.01	<0.00005	1.2	-
		2023-08-27	0.63	0.0042	0.0035	<0.00002	0.032	0.0000094	20	<0.0005	0.00014	0.0035	<0.01	<0.00005	1.6	-
		2023-09-11	5.0	0.0044	***0.0057***	<0.00002	0.037	<0.000005	20	<0.0005	0.00016	0.0043	<0.01	<0.00005	1.5	-
		2023-09-27	2.0	0.0047	0.0046	<0.00002	0.029	<0.000005	21	<0.0005	0.00014	0.0039	<0.01	<0.00005	1.4	-
		2023-10-09	-	-	-	-	-	-	-	-	-	-	-	-	-	-
		2023-10-20	0.63	0.0048	***0.0051***	<0.00002	0.030	0.0000075	22	<0.0005	0.00049	0.0023	<0.01	<0.00005	1.5	-
		2024-04-13	20	0.0030	***0.0057***	<0.00002	0.022	<0.000005	11	<0.0005	0.00048	***0.0063***	<0.01	<0.00005	1.5	-
		2024-05-04	13	0.0031	0.0034	<0.00002	0.013	0.0000088	18	<0.0005	<0.0001	0.0028	<0.01	<0.00005	0.87	<0.000005
		2024-05-19	1.3	0.0036	0.0039	<0.00002	0.018	0.0000078	17	<0.0005	<0.0001	0.0023	<0.01	<0.00005	0.80	<0.000005
		2024-05-31	10	0.0022	0.0028	<0.00002	<0.01	<0.000005	13	<0.0005	<0.0001	0.0014	<0.01	<0.00005	0.51	<0.000005
		2024-06-12	15	0.0018	0.0030	<0.00002	<0.01	<0.000005	9.7	<0.0005	<0.0001	0.0012	<0.01	<0.00005	0.40	<0.000005
		2024-06-27	15	0.0015	0.0029	<0.00002	<0.01	<0.000005	9.5	<0.0005	<0.0001	0.0012	<0.01	<0.00005	0.37	<0.000005
		2024-07-14	10	0.0023	0.0031	<0.00002	<0.01	<0.000005	12	<0.0005	<0.0001	0.00096	<0.01	<0.00005	0.43	<0.000005
		2024-07-30	-	-	-	-	-	-	-	-	-	-	-	-	-	-
		2024-08-12	17	0.0019	***0.0091***	<0.00002	<0.01	<0.000005	10	<0.0005	<0.0001	0.0013	<0.01	<0.00005	0.46	<0.000005
		2024-08-27	0.50	0.0020	***0.0056***	<0.00002	<0.01	<0.000005	13	<0.0005	<0.0001	0.0029	<0.01	<0.00005	0.60	<0.000005
		2024-09-09	5.0	0.0020	***0.0052***	<0.00002	<0.01	<0.000005	14	<0.0005	<0.0001	0.0020	0.011	<0.00005	0.66	<0.000005
		2024-09-22	20	0.0023	***0.011***	<0.00002	<0.01	<0.000005	13	<0.0005	<0.0001	0.0015	<0.01	<0.00005	0.61	<0.000005
		2024-10-20	1.0	0.0032	***0.0092***	<0.00002	<0.01	<0.000005	19	<0.0005	<0.0001	0.0027	<0.01	<0.00005	0.86	<0.000005
FLB-12	Felsic Volcanic 2	2023-07-27	-	-	-	-	-	-	-	-	-	-	-	-	-	-
		2023-08-16	-	-	-	-	-	-	-	-	-	-	-	-	-	-
		2023-08-27	2.5	0.0098	***0.15***	<0.00002	0.025	0.000011	22	<0.0005	0.00018	0.0044	<0.01	0.000055	2.1	-
		2023-09-11	6.7	0.0080	***0.24***	<0.00002	0.024	0.0000098	17	<0.0005	0.00014	0.0038	<0.01	0.000099	1.4	-
		2023-09-27	2.0	0.0078	***0.17***	<0.00002	0.022	0.0000063	30	<0.0005	0.00014	0.0032	<0.01	<0.00005	2.8	-
		2023-10-09	10	0.0057	***0.17***	<0.00002	0.019	0.000017	25	<0.0005	0.00015	0.0026	<0.01	0.000075	2.6	-
		2023-10-20	-	-	-	-	-	-	-	-	-	-	-	-	-	-
		2024-04-13	20	0.0055	***0.24***	<0.00002	0.019	0.000019	22	<0.0005	0.00076	***0.0051***	<0.01	<0.00005	2.7	-
		2024-05-04	13	0.0056	***0.15***	<0.00002	0.011	0.0000064	17	<0.0005	<0.0001	***0.0070***	<0.01	0.000052	1.2	<0.000005
		2024-05-19	1.3	0.0070	***0.18***	<0.00002	0.016	0.000010	18	<0.0005	<0.0001	0.0020	<0.01	0.000055	1.3	<0.000005
		2024-05-31	8.0	0.0044	***0.17***	<0.00002	<0.01	<0.000005	11	<0.0005	<0.0001	0.0012	<0.01	<0.00005	0.74	<0.000005
		2024-06-12	15	0.0036	***0.14***	<0.00002	<0.01	<0.000005	8.2	<0.0005	<0.0001	0.0011	<0.01	<0.00005	0.56	<0.000005
		2024-06-27	15	0.0015	0.0029	<0.00002	<0.01	<0.000005	9.9	<0.0005	<0.0001	0.0014	<0.01	0.000066	0.37	<0.000005
		2024-07-14	12	0.0039	***0.11***	<0.00002	0.010	<0.000005	11	<0.0005	<0.0001	0.00098	<0.01	<0.00005	0.65	<0.000005
		2024-07-30	1.0	0.0042	***0.13***	<0.00002	0.011	<0.000005	13	<0.0005	<0.0001	0.0021	0.014	0.000063	0.81	<0.000005
		2024-08-12	17	0.0027	***0.11***	<0.00002	<0.01	0.0000067	9.0	<0.0005	<0.0001	0.00074	<0.01	<0.00005	0.59	<0.000005
		2024-08-27	0.50	0.0037	***0.080***	<0.00002	<0.01	0.0000050	14	<0.0005	<0.0001	0.0024	<0.01	<0.00005	0.83	<0.000005
		2024-09-09	5.0	0.0030	***0.067***	<0.00002	<0.01	0.0000091	15	<0.0005	<0.0001	0.0013	<0.01	<0.00005	1.1	<0.000005
		2024-09-22	20	0.0026	***0.082***	<0.00002	<0.01	<0.000005	12	<0.0005	<0.0001	0.00061	<0.01	0.000052	0.81	<0.000005
		2024-10-20	1.0	0.0035	***0.094***	<0.00002	<0.01	0.000015	17	<0.0005	0.00066	0.0027	<0.01	0.000062	1.3	<0.000005

Blue highlight indicates samle is greater than the PWQO screening value.

Bold italicized text indicates value is greater than the interim PWQO screening value.

PWQO and interim PWQO values comparison is for screening purposes only. Screening holds no regulatory significance.

WSP Canada Inc
6925 Century Avenue, Suite 600
Mississauga, Ontario, Canada L5N 7K2
T+ 1-905-567-4444
wsp.com

Table F-5. FLB Leachate Data

FLB ID	Barrel Lithology	Sample Date	Sample Volume	Antimony, dissolved	Arsenic, dissolved	Beryllium, dissolved	Boron, dissolved	Cadmium, dissolved	Calcium, dissolved	Chromium, dissolved	Cobalt, dissolved	Copper, dissolved	Iron, dissolved	Lead, dissolved	Magnesium, dissolved	Mercury, dissolved
			L	*mg/L*	*mg/L*	*mg/L*	*mg/L*	*mg/L*	*mg/L*	*mg/L*	*mg/L*	*mg/L*	*mg/L*	*mg/L*	*mg/L*	*mg/L*
PWQO			-	-	*0.10*	*0.011*	-	*0.00020*	-	*0.0010*	-	*0.0050*	*0.30*	*0.0050*	-	*0.00020*
Interim PWQO			-	*0.020*	*0.0050*	-	*0.20*	*0.00010*	-	-	*0.00090*	*0.0050*	-	*0.0010*	-	-
FLB-13	Metasediment 2	2023-07-27	6.7	0.0018	0.0018	<0.00002	0.020	0.000012	15	<0.0005	***0.0027***	0.0015	0.013	<0.00005	1.9	-
		2023-08-16	1.4	0.0014	0.0014	<0.00002	0.015	<0.000005	13	<0.0005	<0.0001	0.00091	<0.01	<0.00005	1.4	-
		2023-08-27	1.3	0.0014	0.0016	<0.00002	0.014	<0.000005	15	<0.0005	<0.0001	0.00076	<0.01	<0.00005	1.9	-
		2023-09-11	5.0	0.0017	0.0019	<0.00002	0.022	0.0000055	17	<0.0005	0.00017	0.00084	<0.01	<0.00005	2.0	-
		2023-09-27	2.0	0.0016	0.0015	<0.00002	0.018	<0.000005	19	<0.0005	<0.0001	0.00079	<0.01	<0.00005	2.3	-
		2023-10-09	6.7	0.0017	0.0015	<0.00002	0.022	0.000012	20	<0.0005	***0.0012***	0.00089	<0.01	<0.00005	2.8	-
		2023-10-20	1.3	0.0019	0.0016	<0.00002	0.019	0.000018	22	<0.0005	0.00077	0.0013	<0.01	<0.00005	3.3	-
		2024-04-13	20	0.0011	0.00089	<0.00002	0.015	0.000032	20	<0.0005	***0.0079***	0.0013	<0.01	<0.00005	2.4	-
		2024-05-04	13	0.0015	0.00096	<0.00002	0.013	0.000042	13	<0.0005	***0.0024***	0.00083	<0.01	<0.00005	1.7	<0.000005
		2024-05-19	1.3	0.0017	0.0013	<0.00002	0.020	0.000025	16	<0.0005	***0.00094***	0.0013	<0.01	<0.00005	2.1	<0.000005
		2024-05-31	9.0	0.0011	0.00082	<0.00002	<0.01	0.0000053	9.6	<0.0005	<0.0001	0.00048	<0.01	<0.00005	1.2	<0.000005
		2024-06-12	15	0.0011	0.00074	<0.00002	<0.01	<0.000005	8.7	<0.0005	<0.0001	0.00056	<0.01	<0.00005	0.80	<0.000005
		2024-06-27	15	0.00078	0.0011	<0.00002	<0.01	<0.000005	7.0	<0.0005	<0.0001	0.00040	<0.01	<0.00005	0.90	<0.000005
		2024-07-14	12	0.00077	0.00091	<0.00002	<0.01	0.000013	9.4	0.00050	0.00020	0.00031	<0.01	<0.00005	1.1	<0.000005
		2024-07-30	-	-	-	-	-	-	-	-	-	-	-	-	-	-
		2024-08-12	17	0.00048	0.00088	<0.00002	<0.01	0.000051	10	0.00050	***0.0038***	0.00029	0.013	<0.00005	1.3	<0.000005
		2024-08-27	0.50	0.00094	***0.014***	<0.00002	0.012	0.000051	13	0.00050	***0.0012***	0.00038	<0.01	<0.00005	1.6	<0.000005
		2024-09-09	10	0.00082	***0.011***	<0.00002	0.012	0.000044	15	0.00050	0.00076	0.00096	<0.01	<0.00005	1.7	<0.000005
		2024-09-22	10	0.00043	0.00070	<0.00002	0.014	0.00014	18	0.00050	***0.0086***	0.00034	<0.01	<0.00005	2.3	<0.000005
		2024-10-20	1.0	0.00056	0.00064	<0.00002	0.021	0.00011	26	0.00050	***0.0041***	0.00031	<0.01	<0.00005	3.8	<0.000005
FLB-14	Metasediment 2	2023-07-27	-	-	-	-	-	-	-	-	-	-	-	-	-	-
		2023-08-16	1.0	0.0013	0.0012	<0.00002	0.016	0.0000077	17	<0.0005	<0.0001	0.0015	<0.01	<0.00005	1.7	-
		2023-08-27	0.63	0.0015	0.0014	<0.00002	0.016	0.0000054	22	<0.0005	<0.0001	0.0015	<0.01	<0.00005	2.3	-
		2023-09-11	3.3	0.0018	0.0015	<0.00002	0.025	<0.000005	24	<0.0005	<0.0001	0.0016	<0.01	<0.00005	2.4	-
		2023-09-27	1.5	0.0021	0.0015	<0.00002	0.020	0.000042	28	<0.0005	<0.0001	0.0017	<0.01	<0.00005	3.2	-
		2023-10-09	13	0.0019	0.0017	<0.00002	0.019	0.000011	24	<0.0005	0.00012	0.0016	<0.01	<0.00005	2.8	-
		2023-10-20	1.3	0.0017	0.0014	<0.00002	0.013	0.0000099	22	<0.0005	<0.0001	0.0015	<0.01	<0.00005	2.2	-
		2024-04-13	20	0.0014	0.0016	<0.00002	<0.01	0.000015	21	<0.0005	***0.0030***	0.0029	<0.01	<0.00005	2.6	-
		2024-05-04	13	0.0015	0.00085	<0.00002	<0.01	0.000023	16	<0.0005	0.00023	0.0011	<0.01	<0.00005	1.5	<0.000005
		2024-05-19	1.3	0.0018	0.0010	<0.00002	0.013	0.000013	18	<0.0005	<0.0001	0.0010	<0.01	<0.00005	1.7	<0.000005
		2024-05-31	8.0	0.0012	0.00073	<0.00002	<0.01	0.0000051	12	<0.0005	<0.0001	0.00063	<0.01	<0.00005	1.0	<0.000005
		2024-06-12	14	0.00098	0.00098	<0.00002	<0.01	0.0000072	7.0	<0.0005	<0.0001	0.00047	<0.01	<0.00005	0.93	<0.000005
		2024-06-27	15	0.00082	0.00070	<0.00002	<0.01	0.0000055	8.4	<0.0005	<0.0001	0.00060	<0.01	<0.00005	0.74	<0.000005
		2024-07-14	10	0.00088	0.00070	<0.00002	<0.01	<0.000005	12	<0.0005	<0.0001	0.00041	<0.01	<0.00005	0.97	<0.000005
		2024-07-30	1.0	0.00089	0.00093	<0.00002	0.013	0.0000091	16	<0.0005	<0.0001	0.00086	<0.01	<0.00005	1.4	<0.000005
		2024-08-12	17	0.00046	0.00046	<0.00002	<0.01	0.000029	9.2	<0.0005	***0.0013***	0.00035	0.11	<0.00005	0.83	<0.000005
		2024-08-27	1.0	0.00047	0.00059	<0.00002	<0.01	0.000022	13	<0.0005	0.00026	0.00072	<0.01	<0.00005	1.2	<0.000005
		2024-09-09	5.0	0.00044	0.00044	<0.00002	0.014	0.000029	17	<0.0005	0.00030	0.0011	0.061	<0.00005	1.6	<0.000005
		2024-09-22	20	0.00043	0.00044	<0.00002	<0.01	0.000054	12	<0.0005	***0.0020***	0.00040	0.14	<0.00005	1.4	<0.000005
		2024-10-20	1.0	0.00047	0.00072	<0.00002	0.012	0.000031	18	<0.0005	***0.00098***	0.0020	0.019	<0.00005	2.0	<0.000005
FLB-15	Metasediment 3	2023-07-27	10	0.0022	0.0022	<0.00002	0.020	0.000014	11	<0.0005	0.00049	0.0018	0.018	0.000069	1.2	-
		2023-08-16	1.4	0.0023	0.0018	<0.00002	0.020	<0.000005	12	<0.0005	0.00015	0.0028	<0.01	<0.00005	1.3	-
		2023-08-27	1.3	0.0026	0.0016	<0.00002	0.022	0.0000053	15	<0.0005	0.00026	0.00029	<0.01	<0.00005	1.9	-
		2023-09-11	6.7	0.0025	0.0019	<0.00002	0.025	0.0000054	13	<0.0005	0.00016	0.00091	<0.01	<0.00005	1.5	-
		2023-09-27	2.0	0.0023	0.0017	<0.00002	0.020	<0.000005	14	<0.0005	0.00013	0.0012	<0.01	<0.00005	1.7	-
		2023-10-09	13	0.0020	0.0016	<0.00002	0.017	0.0000061	12	<0.0005	0.00015	0.0014	<0.01	<0.00005	1.5	-
		2023-10-20	-	-	-	-	-	-	-	-	-	-	-	-	-	-
		2024-04-13	20	0.00094	0.0012	<0.00002	<0.01	0.0000075	11	<0.0005	0.00054	0.0018	<0.01	<0.00005	1.7	-
		2024-05-04	6.7	0.0022	0.0012	<0.00002	0.012	0.000017	12	<0.0005	0.00014	0.0019	<0.01	<0.00005	1.7	<0.000005
		2024-05-19	1.3	0.0022	0.0018	<0.00002	0.017	0.000017	13	<0.0005	0.00016	0.0021	<0.01	<0.00005	1.6	<0.000005
		2024-05-31	9.0	0.0012	0.0014	<0.00002	<0.01	<0.000005	8.3	<0.0005	<0.0001	0.0011	<0.01	<0.00005	0.90	<0.000005
		2024-06-12	15	0.0011	0.0017	<0.00002	<0.01	0.0000057	6.2	<0.0005	<0.0001	0.0028	<0.01	<0.00005	0.69	<0.000005
		2024-06-27	15	0.00090	0.0016	<0.00002	<0.01	0.0000071	6.2	<0.0005	<0.0001	0.0013	<0.01	0.000058	0.66	<0.000005
		2024-07-14	12	0.0013	0.0017	<0.00002	<0.01	0.0000050	8.9	<0.0005	<0.0001	0.00083	<0.01	<0.00005	0.90	<0.000005
		2024-07-30	1.0	0.0015	0.0020	<0.00002	0.013	0.0000067	11	<0.0005	<0.0001	0.0017	<0.01	<0.00005	1.1	<0.000005
		2024-08-12	17	0.00067	0.0018	<0.00002	<0.01	0.0000062	5.8	<0.0005	<0.0001	0.00060	<0.01	<0.00005	0.58	<0.000005
		2024-08-27	1.0	0.00082	0.0015	<0.00002	<0.01	0.0000093	10	<0.0005	0.00013	0.0022	<0.01	<0.00005	0.99	<0.000005
		2024-09-09	5.0	0.00086	0.0013	<0.00002	<0.01	0.0000060	11	<0.0005	<0.0001	0.0016	0.017	<0.00005	1.1	<0.000005
		2024-09-22	20	0.00068	0.0018	<0.00002	<0.01	0.0000096	8.3	<0.0005	<0.0001	0.00079	<0.01	<0.00005	0.95	<0.000005
		2024-10-20	0.50	0.00089	0.0017	<0.00002	<0.01	0.0000085	15	<0.0005	0.00028	0.0020	<0.01	<0.00005	1.8	<0.000005

Blue highlight indicates samle is greater than the PWQO screening value.

Bold italicized text indicates value is greater than the interim PWQO screening value.

PWQO and interim PWQO values comparison is for screening purposes only. Screening holds no regulatory significance.

WSP Canada Inc
6925 Century Avenue, Suite 600
Mississauga, Ontario, Canada L5N 7K2
T+ 1-905-567-4444
wsp.com

Table F-5. FLB Leachate Data

FLB ID	Barrel Lithology	Sample Date	Sample Volume	Antimony, dissolved	Arsenic, dissolved	Beryllium, dissolved	Boron, dissolved	Cadmium, dissolved	Calcium, dissolved	Chromium, dissolved	Cobalt, dissolved	Copper, dissolved	Iron, dissolved	Lead, dissolved	Magnesium, dissolved	Mercury, dissolved
			L	*mg/L*	*mg/L*	*mg/L*	*mg/L*	*mg/L*	*mg/L*	*mg/L*	*mg/L*	*mg/L*	*mg/L*	*mg/L*	*mg/L*	*mg/L*
PWQO			-	-	*0.10*	*0.011*	-	*0.00020*	-	*0.0010*	-	*0.0050*	*0.30*	*0.0050*	-	*0.00020*
Interim PWQO			-	*0.020*	*0.0050*	-	*0.20*	*0.00010*	-	-	*0.00090*	*0.0050*	-	*0.0010*	-	-
FLB-B	Quartz Sand Filter Media	2023-07-27	5.0	<0.0001	0.00092	<0.00002	<0.01	0.0000052	2.7	<0.0005	0.00050	0.00092	<0.01	<0.00005	0.24	
		2023-08-16	-	-	-	-	-	-	-	-	-	-	-	-	-	-
		2023-08-27	-	-	-	-	-	-	-	-	-	-	-	-	-	-
		2023-09-11	2.5	0.00012	0.0011	<0.00002	0.011	<0.000005	3.4	<0.0005	<0.0001	0.0011	<0.01	<0.00005	0.33	
		2023-09-27	-	-	-	-	-	-	-	-	-	-	-	-	-	-
		2023-10-09	13	<0.0001	0.00056	<0.00002	<0.01	<0.000005	2.1	<0.0005	<0.0001	0.00029	<0.01	<0.00005	0.18	
		2023-10-20	-	-	-	-	-	-	-	-	-	-	-	-	-	-
		2024-04-13	20	<0.0001	0.00023	<0.00002	<0.01	<0.000005	1.5	<0.0005	0.00015	0.00031	<0.01	<0.00005	0.12	
		2024-05-04	10	<0.0001	0.00056	<0.00002	<0.01	<0.000005	1.4	<0.0005	<0.0001	0.00028	<0.01	<0.00005	0.12	<0.000005
		2024-05-19	-	-	-	-	-	-	-	-	-	-	-	-	-	-
		2024-05-31	10	<0.0001	0.00053	<0.00002	<0.01	<0.000005	0.97	<0.0005	<0.0001	<0.0002	<0.01	<0.00005	0.083	<0.000005
		2024-06-12	2.0	<0.0001	0.00052	<0.00002	<0.01	<0.000005	0.93	<0.0005	<0.0001	0.00027	<0.01	<0.00005	0.089	<0.000005
		2024-06-27	10	<0.0001	0.00048	<0.00002	<0.01	<0.000005	0.77	<0.0005	<0.0001	0.00032	<0.01	0.000068	0.079	<0.000005
		2024-07-14	10	<0.0001	0.00072	<0.0000	<0.01	<0.0000	0.951	<0.0005	<0.0001	0.00049	<0.01	<0.00005	0.0937	<0.000005
		2024-07-30	-	-	-	-	-	-	-	-	-	-	-	-	-	-
		2024-08-12	10	<0.00010	0.00089	<0.00002	<0.01	<0.00001	0.923	<0.0005	<0.0001	0.00022	<0.01	<0.00005	0.0814	<0.000005
		2024-08-27	-	-	-	-	-	-	-	-	-	-	-	-	-	-
		2024-09-09	1.0	<0.0002	0.0022	<0.00002	<0.01	<0.000005	1.6	<0.0005	<0.0001	0.00064	<0.01	<0.00005	0.13	<0.000005
		2024-09-22	5.0	<0.0001	0.00074	<0.00002	<0.01	<0.000005	0.85	<0.0005	<0.0001	0.00048	<0.01	0.000056	0.087	<0.000005
		2024-10-20	-	-	-	-	-	-	-	-	-	-	-	-	-	-
Field Blank	Deionized Water	2023-07-27	0.13	<0.0001	<0.0001	<0.00002	<0.01	<0.000005	<0.05	<0.0005	<0.0001	<0.0002	<0.01	<0.00005	<0.005	
		2023-08-16	0.13	<0.0001	<0.0001	<0.00002	<0.01	<0.000005	<0.05	<0.0005	<0.0001	<0.0002	<0.01	<0.00005	<0.005	
		2023-08-27	0.13	<0.0001	<0.0001	<0.00002	<0.01	<0.000005	<0.05	<0.0005	<0.0001	<0.0002	<0.01	<0.00005	<0.005	
		2023-09-11	0.13	<0.0001	<0.0001	<0.00002	<0.01	<0.000005	<0.05	<0.0005	<0.0001	<0.0002	<0.01	<0.00005	<0.005	
		2023-09-27	0.13	<0.0001	<0.0001	<0.00002	<0.01	<0.000005	<0.05	<0.0005	<0.0001	<0.0002	<0.01	<0.00005	<0.005	
		2023-10-09	0.13	<0.0001	<0.0001	<0.00002	<0.01	<0.000005	<0.05	<0.0005	<0.0001	<0.0002	<0.01	<0.00005	<0.005	
		2023-10-20	0.13	<0.0001	<0.0001	<0.00002	<0.01	<0.000005	<0.05	<0.0005	<0.0001	<0.0002	<0.01	<0.00005	<0.005	
		2024-04-13	0.13	<0.0001	<0.0001	<0.00002	<0.01	<0.000005	<0.05	<0.0005	<0.0001	<0.0002	<0.01	<0.00005	<0.005	
		2024-05-04	0.13	<0.0001	<0.0001	<0.00002	<0.01	<0.000005	<0.05	<0.0005	<0.0001	<0.0002	<0.01	<0.00005	<0.005	
		2024-05-19	0.13	<0.0001	<0.0001	<0.00002	<0.01	<0.000005	<0.05	<0.0005	<0.0001	0.00047	<0.01	<0.00005	<0.005	<0.000005
		2024-05-31	0.13	<0.0001	<0.0001	<0.00002	<0.01	<0.000005	0.083	<0.0005	<0.0001	<0.0002	<0.01	<0.00005	<0.005	<0.000005
		2024-06-12	0.13													
		2024-06-27	0.13	<0.0001	<0.0001	<0.00002	<0.01	<0.000005	<0.05	<0.0005	<0.0001	<0.0002	<0.01	<0.00005	<0.005	<0.000005
		2024-07-14	0.13	<0.0001	<0.0001	<0.00002	<0.01	<0.000005	<0.05	<0.0005	<0.0001	<0.0002	<0.01	<0.00005	<0.005	<0.000005
		2024-07-29	0.13	<0.0001	<0.0001	<0.00002	<0.01	<0.000005	<0.05	<0.0005	<0.0001	<0.0002	<0.01	<0.00005	<0.005	<0.000005
		2024-08-14	0.13	<0.0001	<0.0001	<0.00002	<0.01	<0.000005	<0.05	<0.0005	<0.0001	<0.0002	<0.01	<0.00005	<0.005	<0.000005
		2024-08-27	0.13	<0.0001	<0.0001	<0.00002	<0.01	<0.000005	<0.05	<0.0005	<0.0001	0.00056	<0.01	<0.00005	0.0203	<0.000005
		2024-09-09	0.13	<0.0001	0.00093	<0.00002	<0.01	<0.000005	2.3	<0.0005	<0.0001	0.00068	<0.01	<0.00005	0.0847	<0.000005
		2024-09-22	0.13	<0.0001	<0.0001	<0.00002	<0.01	<0.000005	<0.05	<0.0005	<0.0001	<0.0002	<0.01	<0.00005	<0.005	<0.000005
		2024-10-20	0.13	<0.0001	<0.0001	<0.00002	<0.01	<0.000005	<0.05	<0.0005	<0.0001	<0.0002	<0.01	<0.00005	<0.005	<0.000005

Blue highlight indicates samle is greater than the PWQO screening value.

Bold italicized text indicates value is greater than the interim PWQO screening value.

PWQO and interim PWQO values comparison is for screening purposes only. Screening holds no regulatory significance.

WSP Canada Inc
6925 Century Avenue, Suite 600
Mississauga, Ontario, Canada L5N 7K2
T+ 1-905-567-4444
wsp.com

Table F-5. FLB Leachate Data

FLB ID	Barrel Lithology	Sample Date	Sample Volume	Molybdenum, dissolved	Nickel, dissolved	Potassium, dissolved	Selenium, dissolved	Silver, dissolved	Sodium, dissolved	Thallium, dissolved	Tungsten, dissolved	Uranium, dissolved	Vanadium, dissolved	Zinc, dissolved
			L	*mg/L*	*mg/L*	*mg/L*	*mg/L*	*mg/L*	*mg/L*	*mg/L*	*mg/L*	*mg/L*	*mg/L*	*mg/L*
PWQO			-	-	*0.025*	-	*0.10*	*0.00010*	-	-	-	-	-	*0.030*
Interim PWQO			-	*0.040*	-	-	-	-	-	*0.00030*	*0.030*	*0.0050*	*0.0060*	*0.020*
FLB-01	Felsic Volcanic 1	2023-07-27	0.13	0.0034	0.0023	2.4	0.00029	<0.00001	4.1	<0.00001	0.0020	0.0019	0.0022	0.0088
		2023-08-16	1.4	0.0020	0.0013	2.0	0.00052	<0.00001	3.4	<0.00001	0.0037	0.00086	0.0023	0.019
		2023-08-27	0.63	0.0019	0.00076	2.9	0.00058	<0.00001	4.3	<0.00001	0.0018	0.0018	0.0021	0.011
		2023-09-11	5.0	0.0018	0.00059	2.6	0.00056	<0.00001	3.9	<0.00001	0.0017	0.0017	0.0021	0.0015
		2023-09-27	2.0	0.0018	0.00057	2.3	0.00047	<0.00001	3.5	<0.00001	0.0019	0.0019	0.0015	0.0011
		2023-10-09	13	0.0016	0.00095	2.4	0.00059	<0.00001	3.8	<0.00001	0.0031	0.0033	0.0015	0.0014
		2023-10-20	-	-	-	-	-	-	-	-	-	-	-	-
		2024-04-13	20	0.0023	0.0060	2.2	0.0010	<0.00001	5.4	<0.00001	0.0031	***0.038***	0.00088	0.0010
		2024-05-04	13	0.0028	0.0011	1.4	0.00058	<0.00001	2.4	<0.00001	0.0032	***0.012***	0.0011	0.0047
		2024-05-19	1.3	0.0033	0.00080	59	0.00047	0.00042	2.9	<0.00001	0.0025	***0.0090***	0.0015	0.0034
		2024-05-31	10	0.0016	<0.0005	1.2	0.00035	0.000014	1.4	<0.00001	0.0018	0.0034	0.0011	<0.001
		2024-06-12	15	0.0013	<0.0005	1.1	0.00030	<0.00001	1.3	<0.00001	0.0022	0.0026	0.0015	<0.001
		2024-06-27	14	0.00080	<0.0005	1.1	0.00017	<0.00001	0.74	<0.00001	0.0014	0.0016	0.0013	0.0011
		2024-07-14	12	0.0012	<0.0005	1.4	0.00028	<0.00001	1.1	<0.00001	0.0020	0.0022	0.0015	<0.001
		2024-07-30	1.0	0.0020	<0.0005	2.9	0.00041	0.000016	2.0	<0.00001	0.0031	0.0026	0.0022	0.0040
		2024-08-12	18	0.0011	<0.0005	1.1	0.00027	<0.00001	0.89	<0.00001	0.0017	0.0011	0.0016	<0.001
		2024-08-27	1.0	0.0017	<0.0005	1.8	0.00047	<0.00001	1.7	<0.00001	0.0020	0.0028	0.0017	0.0016
		2024-09-09	6.7	0.0014	<0.0005	1.7	0.000086	<0.00001	1.3	<0.00001	0.0015	0.0031	0.0015	0.0013
		2024-09-22	20	0.0016	<0.0005	1.4	0.00039	<0.00001	1.4	<0.00001	0.0017	0.0018	0.0014	0.0025
		2024-10-20	0.50	0.0028	0.0011	2.6	0.00058	0.000039	2.6	<0.00001	0.0016	0.0014	0.0011	0.0033
FLB- 02	Felsic Volcanic 1	2023-07-27	4.0	0.0034	0.0021	2.5	0.00024	<0.00001	4.0	<0.00001	0.0019	0.0016	0.0023	0.0049
		2023-08-16	1.4	0.0020	0.00061	2.2	0.00026	<0.00001	3.3	<0.00001	0.00059	0.00064	0.0016	0.0094
		2023-08-27	1.3	0.0020	<0.0005	2.5	0.00024	<0.00001	3.5	<0.00001	0.00050	0.00064	0.0018	0.0053
		2023-09-11	5.0	0.0021	<0.0005	2.4	0.00026	<0.00001	3.4	<0.00001	0.00065	0.00060	0.0018	0.0028
		2023-09-27	3.0	0.0018	<0.0005	1.9	0.00021	<0.00001	2.7	<0.00001	0.00046	0.00044	0.0013	0.0017
		2023-10-09	10	0.0016	<0.0005	1.8	0.00018	<0.00001	2.5	<0.00001	0.00055	0.00058	0.0013	0.0011
		2023-10-20	-	-	-	-	-	-	-	-	-	-	-	-
		2024-04-13	20	0.0019	0.0014	1.9	0.00026	<0.00001	3.7	<0.00001	0.00095	***0.028***	0.00069	<0.001
		2024-05-04	8.0	0.0018	<0.0005	1.4	0.000061	<0.00001	1.6	<0.00001	0.00072	***0.0054***	0.00079	0.0086
		2024-05-19	1.3	0.0021	0.00050	2.0	0.00012	0.000013	1.6	<0.00001	0.00055	0.0036	0.0011	0.0033
		2024-05-31	10	0.0013	<0.0005	0.98	0.000066	<0.00001	0.84	<0.00001	0.00042	0.0016	0.00082	<0.001
		2024-06-12	15	0.0010	<0.0005	0.92	0.000066	<0.00001	0.74	<0.00001	0.00050	0.0012	0.0012	0.0014
		2024-06-27	15	0.00072	<0.0005	0.88	0.000051	<0.00001	0.51	<0.00001	0.00038	0.00051	0.0012	0.0011
		2024-07-14	15	0.00083	<0.0005	1.1	0.000093	<0.00001	0.63	<0.00001	0.00043	0.00091	0.0012	0.0072
		2024-07-30	1.0	0.0011	<0.0005	1.5	0.00019	<0.00001	0.84	<0.00001	0.00058	0.00091	0.0013	0.0042
		2024-08-12	18	0.00068	<0.0005	0.83	0.000053	<0.00001	0.50	<0.00001	0.00047	0.00052	0.0015	0.0046
		2024-08-27	1.0	0.00094	<0.0005	1.2	0.000056	<0.00001	0.83	<0.00001	0.00063	0.00095	0.0014	<0.001
		2024-09-09	5.0	0.00086	<0.0005	1.3	<0.00005	<0.00001	0.74	<0.00001	0.00035	0.00090	0.0013	<0.001
		2024-09-22	20	0.0013	<0.0005	1.2	0.00011	<0.00001	0.99	<0.00001	0.00050	0.00088	0.0015	0.0017
		2024-10-20	2.0	0.0015	<0.0005	1.5	0.00022	<0.00001	1.6	<0.00001	0.00029	0.0016	0.00079	0.0047
FLB-03	Felsic Volcanic 1	2023-07-27	6.7	0.0034	0.0031	2.6	0.00078	<0.00001	5.8	<0.00001	0.0041	***0.0054***	0.0018	0.012
		2023-08-16	4.0	0.0021	0.0013	3.0	0.00055	<0.00001	4.8	0.000010	0.0022	0.0034	0.0015	0.0090
		2023-08-27	0.31	0.0031	0.00078	4.3	0.00061	<0.00001	6.9	0.000014	0.0018	0.0033	0.0023	0.0046
		2023-09-11	6.7	0.0026	<0.0005	3.1	0.00045	<0.00001	4.9	0.000012	0.0017	0.0022	0.0017	0.0032
		2023-09-27	2.0	0.0020	<0.0005	2.3	0.00040	<0.00001	3.5	<0.00001	0.0012	0.0021	0.0012	0.0016
		2023-10-09	13	0.0020	<0.0005	2.0	0.00033	<0.00001	3.2	<0.00001	0.0013	0.0018	0.0012	0.0038
		2023-10-20	-	-	-	-	-	-	-	-	-	-	-	-
		2024-04-13	20	0.0024	0.0027	2.0	0.00061	<0.00001	5.2	<0.00001	0.0018	***0.029***	0.00069	0.0019
		2024-05-04	2.5	0.0027	0.00062	1.3	0.00031	<0.00001	2.4	<0.00001	0.0013	***0.0098***	0.00074	0.0020
		2024-05-23	1.3	0.0033	<0.0005	1.8	0.00023	<0.00001	2.6	<0.00001	0.0015	***0.0087***	0.00097	0.0073
		2024-05-31	9.0	0.0019	<0.0005	0.98	0.00025	<0.00001	1.3	<0.00001	0.00098	0.0038	0.00076	<0.001
		2024-06-12	15	0.0014	<0.0005	0.98	0.00018	<0.00001	1.2	<0.00001	0.0011	0.0025	0.0011	<0.001
		2024-06-27	15	0.0011	<0.0005	1.1	0.00011	<0.00001	0.77	<0.00001	0.00069	0.0018	0.00098	0.0016
		2024-07-14	10	0.0014	<0.0005	1.9	0.00018	<0.00001	1.1	<0.00001	0.00096	0.0028	0.0014	0.0046
		2024-07-30	1.0	0.0022	<0.0005	3.3	0.00054	0.000019	1.9	0.000019	0.0017	0.0035	0.0021	0.0068
		2024-08-12	18	0.0013	<0.0005	1.7	0.00029	<0.00001	1.4	<0.00001	0.0015	0.0049	0.0013	0.0015
		2024-08-27	0.50	0.0019	<0.0005	3.1	0.00044	<0.00001	2.0	<0.00001	0.0018	***0.011***	0.0018	0.0037
		2024-09-09	5.0	0.0014	<0.0005	2.5	0.00012	<0.00001	1.4	0.000014	0.00099	0.0046	0.0014	0.0021
		2024-09-22	10	0.0015	<0.0005	2.0	0.00026	0.000012	1.8	0.000012	0.0014	***0.0055***	0.0013	0.0015
		2024-10-20	1.0	0.0020	<0.0005	2.8	0.00017	<0.00001	2.3	0.000010	0.00094	***0.015***	0.00090	0.0013

Blue highlight indicates samle is greater than the PWQO screening value.

Bold italicized text indicates value is greater than the interim PWQO screening value.

PWQO and interim PWQO values comparison is for screening purposes only. Screening holds no regulatory significance.

WSP Canada Inc
6925 Century Avenue, Suite 600
Mississauga, Ontario, Canada L5N 7K2
T+ 1-905-567-4444
wsp.com

Table F-5. FLB Leachate Data

FLB ID	Barrel Lithology	Sample Date	Sample Volume	Molybdenum, dissolved	Nickel, dissolved	Potassium, dissolved	Selenium, dissolved	Silver, dissolved	Sodium, dissolved	Thallium, dissolved	Tungsten, dissolved	Uranium, dissolved	Vanadium, dissolved	Zinc, dissolved
			L	*mg/L*	*mg/L*	*mg/L*	*mg/L*	*mg/L*	*mg/L*	*mg/L*	*mg/L*	*mg/L*	*mg/L*	*mg/L*
PWQO			-	-	*0.025*	-	*0.10*	*0.00010*	-	-	-	-	-	*0.030*
Interim PWQO			-	*0.040*	-	-	-	-	-	*0.00030*	*0.030*	*0.0050*	*0.0060*	*0.020*
FLB-04	Felsic Volcanic 1	2023-07-27	0.13	0.00090	0.0021	1.9	0.0035	<0.00001	4.5	0.000013	0.00064	0.00017	0.00088	***0.053***
		2023-08-16	1.0	0.0017	0.0039	2.6	0.0022	<0.00001	3.8	<0.00001	0.0023	0.0021	0.0013	***0.022***
		2023-08-27	0.31	0.0019	0.0037	3.3	0.0024	<0.00001	4.7	<0.00001	0.0022	0.0027	0.0014	0.016
		2023-09-11	2.5	0.0019	0.0020	3.1	0.0026	<0.00001	4.6	<0.00001	0.0015	0.0036	0.0011	0.0071
		2023-09-27	4.0	0.0022	0.0019	3.1	0.0025	<0.00001	4.6	<0.00001	0.0015	0.0046	0.00092	0.0096
		2023-10-09	10	0.0018	0.0018	2.4	0.0024	0.000012	3.6	<0.00001	0.0012	0.0050	0.00077	0.0035
		2023-10-20	0.63	0.0015	0.0015	1.9	0.0020	<0.00001	3.2	<0.00001	0.0015	***0.0055***	0.00064	0.0014
		2024-04-13	20	0.0012	0.0070	1.7	0.0017	<0.00001	2.9	<0.00001	0.00077	***0.016***	0.00060	<0.001
		2024-05-04	10	0.0015	0.0013	1.1	0.0014	<0.00001	1.3	<0.00001	0.00057	0.0030	0.00067	0.0033
		2024-05-19	1.3	0.0019	0.00051	1.6	0.0012	0.000020	1.3	<0.00001	0.00057	0.0015	0.00084	0.0023
		2024-05-31	10	0.0012	<0.0005	0.91	0.00098	<0.00001	0.78	<0.00001	0.00040	0.00088	0.00064	<0.001
		2024-06-12	15	0.00079	<0.0005	0.91	0.00093	<0.00001	0.55	<0.00001	0.00040	0.00052	0.00096	<0.001
		2024-06-27	16	0.00057	<0.0005	0.92	0.00052	<0.00001	0.42	<0.00001	0.00030	0.00030	0.00088	<0.001
		2024-07-14	10	0.00097	<0.0005	1.3	0.00083	<0.00001	0.68	<0.00001	0.00040	0.00044	0.0010	0.0026
		2024-07-30	-	-	-	-	-	-	-	-	-	-	-	-
		2024-08-12	18	0.00080	<0.0005	0.92	0.0010	<0.00001	0.51	<0.00001	0.00033	0.00020	0.0011	0.0010
		2024-08-27	2.0	0.0011	<0.0005	2.0	0.00085	<0.00001	1.1	<0.00001	0.00084	0.0037	0.0016	0.0026
		2024-09-09	5.0	0.00079	<0.0005	1.2	0.00077	<0.00001	0.59	<0.00001	0.00025	0.00032	0.00085	0.0016
		2024-09-22	20	0.00081	<0.0005	1.1	0.0011	<0.00001	0.66	<0.00001	0.00033	0.00029	0.00093	0.0023
		2024-10-20	1.0	0.0011	<0.0005	1.9	0.00098	<0.00001	0.86	<0.00001	0.00027	0.00031	0.00084	0.0045
FLB-05	Felsic Volcanic 1	2023-07-27	10	0.00084	0.0020	1.9	0.0036	<0.00001	4.5	0.000012	0.00060	0.00012	0.00082	***0.053***
		2023-08-16	1.4	0.00088	0.00076	1.8	0.0022	<0.00001	3.6	0.000013	0.00028	0.00013	0.00084	***0.036***
		2023-08-27	1.3	0.00078	0.00082	2.5	0.0037	<0.00001	5.5	0.000021	0.00027	0.00027	0.00093	***0.034***
		2023-09-11	6.7	0.00063	0.00062	2.3	0.0038	<0.00001	5.0	0.000021	0.00027	0.00017	0.00076	***0.031***
		2023-09-27	3.0	0.00065	0.00083	2.3	0.0036	<0.00001	5.7	0.000019	0.00040	0.00035	<0.0005	***0.031***
		2023-10-09	13	0.00072	0.0012	2.6	0.0030	<0.00001	5.2	0.000019	0.00053	0.00056	<0.0005	***0.068***
		2023-10-20	-	-	-	-	-	-	-	-	-	-	-	-
		2024-04-13	20	0.00040	0.0047	1.9	0.0022	<0.00001	4.3	0.000013	0.00021	0.0044	<0.0005	***0.14***
		2024-05-04	13	0.00079	0.0018	1.3	0.0022	<0.00001	2.4	<0.00001	0.00030	0.00084	<0.0005	***0.17***
		2024-05-19	1.3	0.0014	0.0011	1.9	0.0031	<0.00001	3.0	0.000013	0.00037	0.00063	<0.0005	***0.085***
		2024-05-31	10	0.00095	0.00072	1.2	0.0016	<0.00001	1.6	<0.00001	0.00031	0.00034	<0.0005	***0.071***
		2024-06-12	16	0.00066	0.00065	1.1	0.0014	<0.00001	1.2	0.000013	0.00036	0.00023	<0.0005	***0.061***
		2024-06-27	15	0.00059	<0.0005	1.0	0.00099	<0.00001	0.88	0.000011	0.00028	0.00015	<0.0005	***0.044***
		2024-07-14	12	0.00069	<0.0005	1.3	0.0018	<0.00001	1.3	0.000016	0.00026	0.00020	<0.0005	***0.048***
		2024-07-30	1.0	0.00086	<0.0005	1.7	0.0018	<0.00001	1.6	0.000020	0.00033	0.00019	<0.0005	***0.038***
		2024-08-12	18	0.00059	0.00061	0.98	0.0014	<0.00001	0.87	0.000014	0.00035	0.000097	0.00058	***0.063***
		2024-08-27	1.0	0.00059	0.00050	1.3	0.0014	<0.00001	1.1	0.000010	0.00028	0.00018	0.00067	***0.024***
		2024-09-09	5.0	0.00058	0.00050	1.5	0.0014	<0.00001	1.4	0.000018	0.00019	0.00016	<0.0005	***0.043***
		2024-09-22	20	0.00043	0.0017	1.2	0.0020	<0.00001	1.2	0.000026	0.00017	0.000076	<0.0005	***0.18***
		2024-10-20	2.0	0.00045	0.0014	1.4	0.0023	<0.00001	1.8	0.000015	0.00010	0.00017	<0.0005	***0.21***
FLB-06	Felsic Volcanic 1	2023-07-27	0.13	0.0013	0.0022	2.0	0.0020	<0.00001	3.8	<0.00001	0.0015	0.00018	0.0017	***0.037***
		2023-08-16	1.0	0.0020	0.0023	2.5	0.0039	<0.00001	3.4	<0.00001	0.0017	0.0028	0.0016	0.0099
		2023-08-27	0.63	0.0027	0.0026	3.8	0.0050	<0.00001	5.0	0.000011	0.0014	0.0038	0.0018	0.0052
		2023-09-11	5.0	0.0025	0.0026	3.4	0.0049	<0.00001	4.4	<0.00001	0.0015	0.0038	0.0014	0.0018
		2023-09-27	4.0	0.0023	0.0020	2.9	0.0042	<0.00001	4.0	<0.00001	0.0012	0.0047	0.0011	<0.001
		2023-10-09	13	0.0021	0.0028	2.6	0.0042	0.000014	3.3	<0.00001	0.0013	0.0048	0.00097	0.0019
		2023-10-20	0.63	0.0018	0.0030	2.1	0.0037	<0.00001	3.1	<0.00001	0.0011	***0.0069***	0.00072	0.0013
		2024-04-13	20	0.0019	0.0081	2.5	0.0048	<0.00001	4.0	<0.00001	0.0010	***0.020***	0.00060	0.0030
		2024-05-04	10	0.0017	0.0017	1.3	0.0022	<0.00001	1.5	<0.00001	0.00064	0.0049	0.00077	0.0042
		2024-05-19	2.5	0.0022	0.00088	1.9	0.0028	<0.00001	1.7	<0.00001	0.00060	0.0030	0.0010	0.0016
		2024-05-31	9.0	0.0014	<0.0005	1.2	0.0018	<0.00001	0.77	<0.00001	0.00048	0.0013	0.00082	<0.001
		2024-06-12	16	0.00094	<0.0005	1.1	0.0017	<0.00001	0.55	<0.00001	0.00052	0.00078	0.0011	<0.001
		2024-06-27	15	0.00068	<0.0005	1.2	0.0010	<0.00001	0.48	<0.00001	0.00037	0.00056	0.0011	0.0020
		2024-07-14	12	0.00095	<0.0005	1.3	0.0015	<0.00001	0.58	<0.00001	0.00042	0.00065	0.0012	0.0013
		2024-07-30	1.0	0.0013	<0.0005	1.7	0.0018	<0.00001	0.83	<0.00001	0.00061	0.00076	0.0014	0.0045
		2024-08-12	18	0.00086	<0.0005	0.97	0.0014	<0.00001	0.44	<0.00001	0.00042	0.00029	0.0012	<0.001
		2024-08-27	1.0	0.00086	<0.0005	1.3	0.0011	<0.00001	0.71	<0.00001	0.00039	0.00058	0.0011	0.0055
		2024-09-09	5.0	0.00100	<0.0005	1.5	0.0014	<0.00001	0.86	<0.00001	0.00027	0.00064	0.00088	0.0091
		2024-09-22	20	0.00095	<0.0005	1.2	0.0020	<0.00001	0.70	<0.00001	0.00036	0.00040	0.00097	0.0020
		2024-10-20	1.0	0.0012	<0.0005	1.7	0.0023	<0.00001	1.2	<0.00001	0.00024	0.0019	0.00072	0.0019

Blue highlight indicates samle is greater than the PWQO screening value.

Bold italicized text indicates value is greater than the interim PWQO screening value.

PWQO and interim PWQO values comparison is for screening purposes only. Screening holds no regulatory significance.

WSP Canada Inc
6925 Century Avenue, Suite 600
Mississauga, Ontario, Canada L5N 7K2
T+ 1-905-567-4444
wsp.com

Table F-5. FLB Leachate Data

FLB ID	Barrel Lithology	Sample Date	Sample Volume	Molybdenum, dissolved	Nickel, dissolved	Potassium, dissolved	Selenium, dissolved	Silver, dissolved	Sodium, dissolved	Thallium, dissolved	Tungsten, dissolved	Uranium, dissolved	Vanadium, dissolved	Zinc, dissolved
			L	*mg/L*	*mg/L*	*mg/L*	*mg/L*	*mg/L*	*mg/L*	*mg/L*	*mg/L*	*mg/L*	*mg/L*	*mg/L*
PWQO			-	-	*0.025*	-	*0.10*	*0.00010*	-	-	-	-	-	*0.030*
Interim PWQO			-	*0.040*	-	-	-	-	-	*0.00030*	*0.030*	*0.0050*	*0.0060*	*0.020*
FLB-07	Felsic Volcanic 1	2023-07-27	4.0	0.00094	0.00061	1.4	0.00019	<0.00001	1.6	<0.00001	0.00093	0.00012	0.0017	0.0071
		2023-08-16	1.0	0.00095	0.00084	2.2	0.0018	<0.00001	3.2	<0.00001	0.00064	0.00012	0.0014	0.015
		2023-08-27	0.63	0.0010	0.00082	3.0	0.0025	<0.00001	4.8	0.000015	0.00062	0.00026	0.0013	0.0082
		2023-09-11	5.0	0.00086	0.00084	2.7	0.0028	<0.00001	4.5	0.000013	0.00061	0.00040	0.00095	0.0024
		2023-09-27	3.0	0.00070	0.00063	3.0	0.0028	<0.00001	4.2	0.000012	0.00069	0.00029	0.00077	0.0018
		2023-10-09	13	0.00046	0.0016	2.3	0.0029	<0.00001	3.7	<0.00001	0.00069	0.00027	0.00052	0.0033
		2023-10-20	0.31	0.00035	0.0013	1.8	0.0024	<0.00001	3.6	<0.00001	0.00044	0.00036	<0.0005	0.0020
		2024-04-13	20	0.00027	0.0062	1.8	0.0027	<0.00001	4.0	<0.00001	0.00032	0.0026	<0.0005	0.0058
		2024-05-04	13	0.00026	0.0017	1.2	0.0016	<0.00001	1.9	<0.00001	0.00019	0.00024	<0.0005	0.0077
		2024-05-23	1.3	0.00044	0.00078	1.8	0.0020	<0.00001	2.2	<0.00001	0.00022	0.000058	0.00059	0.0042
		2024-05-31	10	0.00034	<0.0005	1.1	0.0013	<0.00001	1.1	<0.00001	0.00016	0.000048	<0.0005	<0.001
		2024-06-12	-	-	-	-	-	-	-	-	-	-	-	-
		2024-06-27	16	0.00024	<0.0005	0.96	0.00083	<0.00001	0.68	<0.00001	0.00014	0.000036	0.00053	0.0017
		2024-07-14	12	0.00020	<0.0005	1.1	0.0014	<0.00001	0.88	<0.00001	0.00010	0.000020	0.00055	0.0018
		2024-07-30	1.0	0.00017	<0.0005	1.6	0.0019	<0.00001	1.2	0.000016	<0.0001	0.000023	0.00058	0.0060
		2024-08-12	18	0.00011	0.0021	0.83	0.00091	<0.00001	0.61	0.000015	<0.0001	0.000018	<0.0005	0.0036
		2024-08-27	1.0	0.00029	0.00050	1.2	0.0011	<0.00001	0.88	<0.00001	0.00012	0.00016	0.00058	0.0014
		2024-09-09	5.0	0.00024	0.0012	1.4	0.0022	<0.00001	1.1	0.000014	<0.0001	0.00010	<0.0005	0.0040
		2024-09-22	20	<0.00005	0.011	0.96	0.0021	<0.00001	1.1	0.000033	<0.0001	0.000023	<0.0005	0.018
		2024-10-20	1.0	<0.00005	0.0097	1.2	0.0035	<0.00001	1.6	0.000024	<0.0001	0.000022	<0.0005	0.020
FLB-08	Basalt	2023-07-27	15	0.00098	0.00058	1.4	0.00021	<0.00001	1.6	<0.00001	0.00093	0.000087	0.0017	0.0029
		2023-08-16	1.4	0.00073	<0.0005	1.8	0.00015	<0.00001	1.6	<0.00001	0.00077	0.00027	0.0016	0.0031
		2023-08-27	0.63	0.00094	<0.0005	2.7	0.00022	<0.00001	2.5	<0.00001	0.00074	0.00041	0.0017	***0.049***
		2023-09-11	6.7	0.00070	<0.0005	2.2	0.00021	<0.00001	2.1	<0.00001	0.00084	0.00043	0.0016	0.0028
		2023-09-27	1.5	0.00066	<0.0005	2.2	0.00019	<0.00001	3.1	<0.00001	0.00069	0.00054	0.0012	0.0023
		2023-10-09	10	0.00043	0.00067	2.1	0.00014	<0.00001	3.4	<0.00001	0.00066	0.00050	0.0010	0.0049
		2023-10-20	-	-	-	-	-	-	-	-	-	-	-	-
		2024-04-13	20	0.00021	0.00069	1.2	0.000059	<0.00001	2.1	<0.00001	0.00030	0.00086	0.00052	0.0022
		2024-05-04	13	0.00042	<0.0005	1.4	<0.00005	<0.00001	1.7	<0.00001	0.00036	0.00070	0.00058	0.0034
		2024-05-19	2.5	0.00047	<0.0005	1.9	0.000078	<0.00001	1.9	<0.00001	0.00037	0.00054	0.00082	0.0039
		2024-05-31	9.0	0.00027	<0.0005	1.2	0.000084	<0.00001	1.0	<0.00001	0.00028	0.00028	0.00056	<0.001
		2024-06-12	15	0.00015	<0.0005	1.1	0.000084	<0.00001	0.76	<0.00001	0.00027	0.00014	0.00083	<0.001
		2024-06-27	12	0.00017	<0.0005	1.1	<0.00005	<0.00001	0.70	<0.00001	0.00020	0.000090	0.00078	0.0020
		2024-07-14	12	0.00021	<0.0005	1.3	0.000078	<0.00001	0.90	<0.00001	0.00025	0.000075	0.00095	0.0026
		2024-07-30	1.0	0.00027	<0.0005	1.8	0.00011	<0.00001	1.2	<0.00001	0.00032	0.000052	0.0011	0.0039
		2024-08-12	18	0.00018	<0.0005	0.86	0.000065	<0.00001	0.66	<0.00001	0.00024	0.000055	0.0012	0.0017
		2024-08-27	0.50	0.00018	<0.0005	1.3	0.00024	<0.00001	0.72	<0.00001	0.00023	0.00014	0.00068	0.0026
		2024-09-09	5.0	0.00025	<0.0005	1.5	0.000050	<0.00001	1.1	<0.00001	0.00023	0.00014	0.0011	0.0019
		2024-09-22	20	0.00020	<0.0005	0.94	0.000077	<0.00001	0.93	<0.00001	0.00019	0.000069	0.00094	0.0052
		2024-10-20	0.50	0.00027	<0.0005	1.4	0.00015	0.000011	1.3	<0.00001	0.00015	0.00036	0.00086	***0.021***
FLB-09	Basalt	2023-07-27	4.0	0.00066	0.00064	1.2	0.00016	<0.00001	1.3	<0.00001	0.0022	0.000068	0.0018	0.0093
		2023-08-16	1.4	0.00060	<0.0005	1.3	0.00015	<0.00001	1.2	<0.00001	0.0017	0.00011	0.0015	***0.032***
		2023-08-27	1.3	0.00081	<0.0005	2.1	0.00021	<0.00001	2.1	<0.00001	0.0020	0.00023	0.0018	0.0085
		2023-09-11	5.0	0.00062	<0.0005	1.6	0.00024	<0.00001	1.7	<0.00001	0.0016	0.00016	0.0018	0.0017
		2023-09-27	1.5	0.00057	<0.0005	1.9	0.00025	<0.00001	2.4	<0.00001	0.0016	0.00027	0.0010	0.0022
		2023-10-09	13	0.00045	<0.0005	2.1	0.00018	<0.00001	2.6	<0.00001	0.0011	0.00022	0.0011	0.0038
		2023-10-20	-	-	-	-	-	-	-	-	-	-	-	-
		2024-04-13	20	0.00020	0.0018	1.2	0.00014	<0.00001	1.5	<0.00001	0.00062	0.0010	0.00064	0.0016
		2024-05-04	13	0.00039	0.00060	1.6	0.000078	<0.00001	1.4	<0.00001	0.00084	0.00090	0.00067	0.0023
		2024-05-19	2.5	0.00041	<0.0005	2.1	0.000096	<0.00001	1.5	<0.00001	0.00091	0.00063	0.00094	0.0029
		2024-05-31	10	0.00026	<0.0005	1.3	0.00012	<0.00001	0.83	<0.00001	0.00051	0.00032	0.00069	<0.001
		2024-06-12	14	0.00015	<0.0005	1.1	0.000072	<0.00001	0.54	<0.00001	0.00048	0.00014	0.00090	<0.001
		2024-06-27	15	0.00020	<0.0005	1.3	0.000050	<0.00001	0.54	<0.00001	0.00031	<0.00001	0.00096	0.0013
		2024-07-14	10	0.00020	<0.0005	1.5	0.000099	<0.00001	0.61	<0.00001	0.00046	0.00012	0.0011	<0.001
		2024-07-30	1.0	0.00027	<0.0005	1.8	0.000070	<0.00001	0.83	<0.00001	0.00059	0.00014	0.0013	<0.001
		2024-08-12	18	0.00016	<0.0005	0.97	0.000055	<0.00001	0.48	<0.00001	0.00034	0.000055	0.0012	<0.001
		2024-08-27	1.5	0.00014	<0.0005	1.5	0.00019	<0.00001	0.60	<0.00001	0.00036	0.000082	0.0012	0.0016
		2024-09-09	5.0	0.00024	<0.0005	1.8	0.00012	<0.00001	0.94	<0.00001	0.00042	0.00018	0.0014	0.0040
		2024-09-22	20	0.00016	<0.0005	1.0	0.000090	<0.00001	0.61	<0.00001	0.00030	0.000049	0.0012	0.0020
		2024-10-20	1.0	0.00024	0.00053	1.4	0.00016	0.000011	0.90	<0.00001	0.00014	0.00013	0.00079	0.012

Blue highlight indicates samle is greater than the PWQO screening value.

Bold italicized text indicates value is greater than the interim PWQO screening value.

PWQO and interim PWQO values comparison is for screening purposes only. Screening holds no regulatory significance.

WSP Canada Inc
6925 Century Avenue, Suite 600
Mississauga, Ontario, Canada L5N 7K2
T+ 1-905-567-4444
wsp.com

Table F-5. FLB Leachate Data

FLB ID	Barrel Lithology	Sample Date	Sample Volume	Molybdenum, dissolved	Nickel, dissolved	Potassium, dissolved	Selenium, dissolved	Silver, dissolved	Sodium, dissolved	Thallium, dissolved	Tungsten, dissolved	Uranium, dissolved	Vanadium, dissolved	Zinc, dissolved
			L	*mg/L*	*mg/L*	*mg/L*	*mg/L*	*mg/L*	*mg/L*	*mg/L*	*mg/L*	*mg/L*	*mg/L*	*mg/L*
PWQO			-	-	*0.025*	-	*0.10*	*0.00010*	-	-	-	-	-	*0.030*
Interim PWQO			-	*0.040*	-	-	-	-	-	*0.00030*	*0.030*	*0.0050*	*0.0060*	*0.020*
FLB-10	Basalt	2023-07-27	1.3	0.00083	0.00078	1.7	0.00028	<0.00001	2.1	<0.00001	0.0020	0.00060	0.0017	***0.030***
		2023-08-16	1.4	0.00078	0.00062	2.3	0.00024	<0.00001	2.4	<0.00001	0.0018	0.0011	0.0021	***0.035***
		2023-08-27	0.63	0.00099	0.00054	3.3	0.00036	<0.00001	2.9	0.000011	0.0014	0.00079	0.0021	***0.037***
		2023-09-11	1.3	0.0010	0.00063	4.0	0.00048	0.000014	3.7	0.000013	0.0022	0.0012	0.0032	***0.032***
		2023-09-27	1.5	0.00067	<0.0005	2.2	0.00033	<0.00001	2.8	<0.00001	0.0012	0.00066	0.0017	0.014
		2023-10-09	1.3	0.00038	0.00076	2.0	0.00029	0.000020	2.9	<0.00001	0.0015	0.0014	0.0019	0.013
		2023-10-20	0.31	0.00071	0.00070	3.7	0.00045	0.000011	5.5	<0.00001	0.0022	0.0027	0.0023	***0.031***
		2024-04-13	20	0.00026	0.00067	1.3	0.00018	<0.00001	2.1	<0.00001	0.00051	0.0016	0.00067	0.0022
		2024-05-04	13	0.00054	0.00063	1.7	0.00012	<0.00001	2.3	<0.00001	0.00087	0.0018	0.0011	0.0095
		2024-05-19	0.63	0.00052	<0.0005	2.0	0.00024	0.000020	1.9	<0.00001	0.00090	0.00099	0.0013	0.0035
		2024-05-31	8.0	0.00021	<0.0005	1.1	<0.00005	<0.00001	0.83	<0.00001	0.00043	0.00041	0.00072	<0.001
		2024-06-12	16	0.00012	<0.0005	1.2	0.000091	<0.00001	0.60	<0.00001	0.00042	0.00021	0.00086	<0.001
		2024-06-27	15	0.00015	<0.0005	1.3	0.000058	<0.00001	0.59	<0.00001	0.00031	0.00019	0.0014	<0.001
		2024-07-14	12	0.00018	<0.0005	1.4	0.00010	<0.00001	0.77	<0.00001	0.00046	0.00030	0.0015	<0.001
		2024-07-30	-	-	-	-	-	-	-	-	-	-	-	-
		2024-08-12	14	0.00016	<0.0005	1.2	0.000094	<0.00001	0.76	<0.00001	0.00051	0.00045	0.0016	<0.001
		2024-08-27	5.0	0.00021	<0.0005	2.2	0.000095	<0.00001	0.90	<0.00001	0.00066	0.00049	0.0018	0.0014
		2024-09-09	5.0	0.00043	<0.0005	2.1	0.000066	<0.00001	1.0	<0.00001	0.00066	0.00082	0.0018	0.0013
		2024-09-22	5.0	0.00019	<0.0005	1.7	0.00014	0.000024	1.0	<0.00001	0.00056	0.00052	0.0018	0.0013
		2024-10-20	1.0	0.00033	<0.0005	2.8	0.00018	0.000013	1.3	<0.00001	0.00046	0.0011	0.0016	0.0039
FLB-11	Felsic Volcanic 2	2023-07-27	-	-	-	-	-	-	-	-	-	-	-	-
		2023-08-16	1.4	0.0026	0.00069	2.7	0.00025	<0.00001	3.2	<0.00001	0.0024	0.0040	0.0015	***0.023***
		2023-08-27	0.63	0.0030	0.00069	3.3	0.00029	<0.00001	4.1	<0.00001	0.0023	0.0045	0.0016	0.0070
		2023-09-11	5.0	0.0032	0.00081	3.3	0.00038	<0.00001	4.1	<0.00001	0.0029	***0.0064***	0.0015	0.0015
		2023-09-27	2.0	0.0037	0.00066	2.8	0.00034	<0.00001	3.8	<0.00001	0.0029	***0.0074***	0.0012	0.0024
		2023-10-09	-	-	-	-	-	-	-	-	-	-	-	-
		2023-10-20	0.63	0.0037	0.00066	3.0	0.00036	<0.00001	4.0	<0.00001	0.0024	***0.0075***	0.0014	***0.084***
		2024-04-13	20	0.0025	0.0017	2.4	0.00034	<0.00001	3.4	<0.00001	0.0017	***0.026***	0.00074	0.0035
		2024-05-04	13	0.0023	0.00058	1.6	0.00011	<0.00001	1.3	<0.00001	0.0016	***0.0088***	0.00068	0.0051
		2024-05-19	1.3	0.0028	<0.0005	2.1	0.00017	0.000011	1.3	<0.00001	0.0020	***0.0068***	0.0010	0.0027
		2024-05-31	10	0.0016	<0.0005	1.3	0.000068	<0.00001	0.69	<0.00001	0.0014	0.0033	0.00075	<0.001
		2024-06-12	15	0.00095	<0.0005	1.2	0.000082	<0.00001	0.49	<0.00001	0.0014	0.0015	0.0010	<0.001
		2024-06-27	15	0.00082	<0.0005	1.2	0.000083	<0.00001	0.44	<0.00001	0.0011	0.0013	0.00095	0.0038
		2024-07-14	10	0.0015	<0.0005	1.4	0.00013	<0.00001	0.59	<0.00001	0.0014	0.0016	0.00077	0.0025
		2024-07-30	-	-	-	-	-	-	-	-	-	-	-	-
		2024-08-12	17	0.0014	<0.0005	1.3	0.00015	<0.00001	0.65	<0.00001	0.0017	0.0028	0.0012	0.0010
		2024-08-27	0.50	0.0011	<0.0005	1.9	0.00012	<0.00001	0.69	<0.00001	0.0016	0.0030	0.0015	0.0021
		2024-09-09	5.0	0.0015	<0.0005	1.6	0.000064	<0.00001	0.77	<0.00001	0.0014	0.0025	0.00099	0.0024
		2024-09-22	20	0.0014	<0.0005	1.5	0.00019	0.000016	0.79	<0.00001	0.0019	0.0039	0.0013	0.0021
		2024-10-20	1.0	0.0019	<0.0005	1.9	0.00016	<0.00001	0.90	<0.00001	0.0018	***0.0068***	0.00050	0.0050
FLB-12	Felsic Volcanic 2	2023-07-27	-	-	-	-	-	-	-	-	-	-	-	-
		2023-08-16	-	-	-	-	-	-	-	-	-	-	-	-
		2023-08-27	2.5	0.0042	0.00090	3.2	0.0038	<0.00001	5.2	<0.00001	0.0021	0.0023	0.0026	0.0041
		2023-09-11	6.7	0.0031	0.00074	2.7	0.0036	<0.00001	4.0	<0.00001	0.0017	0.0018	0.0023	0.0014
		2023-09-27	2.0	0.0036	0.00074	3.2	0.0036	<0.00001	4.9	<0.00001	0.00082	0.0016	0.0020	0.0010
		2023-10-09	10	0.0022	0.00081	3.1	0.0027	<0.00001	3.9	<0.00001	0.00074	0.0010	0.0014	0.0021
		2023-10-20	-	-	-	-	-	-	-	-	-	-	-	-
		2024-04-13	20	0.0026	0.0020	2.6	0.0037	<0.00001	4.6	<0.00001	0.0014	***0.014***	0.0011	0.0042
		2024-05-04	13	0.0028	0.00055	1.4	0.0021	<0.00001	1.5	<0.00001	0.00075	0.0021	0.0012	0.0067
		2024-05-19	1.3	0.0039	<0.0005	1.6	0.0029	0.000011	1.7	<0.00001	0.00092	0.0014	0.0017	0.0038
		2024-05-31	8.0	0.0022	<0.0005	0.93	0.0018	<0.00001	0.85	<0.00001	0.00066	0.00068	0.0014	<0.001
		2024-06-12	15	0.0014	<0.0005	0.82	0.0018	<0.00001	0.60	<0.00001	0.00056	0.00033	0.0016	<0.001
		2024-06-27	15	0.00087	<0.0005	1.3	0.000065	<0.00001	0.47	<0.00001	0.0011	0.0012	0.00093	0.0019
		2024-07-14	12	0.0018	<0.0005	1.1	0.0018	<0.00001	0.66	<0.00001	0.00045	0.00026	0.0017	0.0018
		2024-07-30	1.0	0.0019	<0.0005	1.6	0.0013	<0.00001	0.89	<0.00001	0.00059	0.00030	0.0019	0.0090
		2024-08-12	17	0.0014	<0.0005	0.90	0.0017	<0.00001	0.57	<0.00001	0.00051	0.00018	0.0016	0.0012
		2024-08-27	0.50	0.0018	<0.0005	1.5	0.0013	<0.00001	0.84	<0.00001	0.00083	0.0013	0.0019	0.0024
		2024-09-09	5.0	0.0015	<0.0005	1.4	0.0016	<0.00001	0.92	<0.00001	0.00031	0.00028	0.0013	0.0020
		2024-09-22	20	0.0014	<0.0005	1.0	0.0019	<0.00001	0.71	<0.00001	0.00035	0.00017	0.0013	0.0017
		2024-10-20	1.0	0.0021	<0.0005	1.7	0.0027	<0.00001	1.1	<0.00001	0.00031	0.00021	0.0012	0.0044

Blue highlight indicates samle is greater than the PWQO screening value.

Bold italicized text indicates value is greater than the interim PWQO screening value.

PWQO and interim PWQO values comparison is for screening purposes only. Screening holds no regulatory significance.

WSP Canada Inc
6925 Century Avenue, Suite 600
Mississauga, Ontario, Canada L5N 7K2
T+ 1-905-567-4444
wsp.com

Table F-5. FLB Leachate Data

FLB ID	Barrel Lithology	Sample Date	Sample Volume	Molybdenum, dissolved	Nickel, dissolved	Potassium, dissolved	Selenium, dissolved	Silver, dissolved	Sodium, dissolved	Thallium, dissolved	Tungsten, dissolved	Uranium, dissolved	Vanadium, dissolved	Zinc, dissolved
			L	*mg/L*	*mg/L*	*mg/L*	*mg/L*	*mg/L*	*mg/L*	*mg/L*	*mg/L*	*mg/L*	*mg/L*	*mg/L*
PWQO			-	-	*0.025*	-	*0.10*	*0.00010*	-	-	-	-	-	*0.030*
Interim PWQO			-	*0.040*	-	-	-	-	-	*0.00030*	*0.030*	*0.0050*	*0.0060*	*0.020*
FLB-13	Metasediment 2	2023-07-27	6.7	0.0012	0.049	2.8	0.00080	<0.00001	3.9	<0.00001	0.0010	0.000065	0.0011	0.013
		2023-08-16	1.4	0.00083	0.010	2.4	0.00055	<0.00001	2.9	<0.00001	0.00067	0.000038	0.0012	0.014
		2023-08-27	1.3	0.00077	0.0040	3.0	0.00056	<0.00001	3.9	<0.00001	0.00070	0.000055	0.0013	0.0080
		2023-09-11	5.0	0.00066	0.0065	3.3	0.00075	<0.00001	4.3	0.000012	0.00080	0.000068	0.0011	0.0069
		2023-09-27	2.0	0.00060	0.0061	3.0	0.00083	<0.00001	4.4	0.000017	0.00057	0.000070	0.00076	0.0016
		2023-10-09	6.7	0.00050	0.035	3.3	0.00097	<0.00001	5.3	0.000020	0.00047	0.000078	0.00060	0.010
		2023-10-20	1.3	0.00040	0.070	2.9	0.0012	<0.00001	5.7	0.000023	0.00044	0.00021	<0.0005	0.0083
		2024-04-13	20	0.00028	0.086	2.6	0.00089	<0.00001	5.2	0.000012	0.00023	0.0024	<0.0005	0.0049
		2024-05-04	13	0.00037	0.045	1.8	0.00046	<0.00001	2.7	<0.00001	0.00024	0.00026	<0.0005	0.011
		2024-05-19	1.3	0.00053	0.029	2.5	0.00063	<0.00001	3.3	0.000012	0.00030	0.00012	<0.0005	0.0049
		2024-05-31	9.0	0.00034	0.015	1.5	0.00035	<0.00001	1.6	<0.00001	0.00019	0.000063	<0.0005	0.0012
		2024-06-12	15	0.00046	0.0015	1.4	0.00061	<0.00001	0.82	<0.00001	0.00091	0.00012	<0.0005	0.0010
		2024-06-27	15	0.00022	0.0069	1.5	0.00025	<0.00001	1.0	0.000011	0.00016	0.000023	<0.0005	0.0013
		2024-07-14	12	0.00019	0.0096	1.7	0.00033	<0.00001	1.1	0.000014	0.00011	0.000016	0.00058	<0.001
		2024-07-30	-	-	-	-	-	-	-	-	-	-	-	-
		2024-08-12	17	0.00017	0.037	1.4	0.00029	<0.00001	0.95	0.000020	<0.0001	0.000015	<0.0005	0.0077
		2024-08-27	0.50	0.00028	0.027	1.9	0.00034	<0.00001	1.3	0.000017	<0.0001	0.000057	0.00051	0.0072
		2024-09-09	10	0.00034	0.033	1.9	0.00053	<0.00001	1.2	0.000018	<0.0001	0.000048	<0.0005	0.0061
		2024-09-22	10	0.000062	0.100	1.8	0.00050	<0.00001	1.5	0.000033	<0.0001	<0.00001	<0.0005	0.017
		2024-10-20	1.0	0.000092	0.096	2.5	0.00088	<0.00001	2.6	0.000032	<0.0001	0.000017	<0.0005	0.012
FLB-14	Metasediment 2	2023-07-27	-	-	-	-	-	-	-	-	-	-	-	-
		2023-08-16	1.0	0.0011	0.0020	3.1	0.0014	<0.00001	2.8	<0.00001	0.0017	0.00031	0.0012	0.015
		2023-08-27	0.63	0.0012	0.0018	3.9	0.0017	<0.00001	3.8	<0.00001	0.0015	0.00048	0.0012	0.012
		2023-09-11	3.3	0.0010	0.0016	4.4	0.0021	<0.00001	4.2	<0.00001	0.0014	0.00064	0.0010	0.0058
		2023-09-27	1.5	0.0012	0.0030	4.5	0.0025	<0.00001	4.7	0.000013	0.0012	0.0013	0.00067	0.0019
		2023-10-09	13	0.00100	0.0039	4.1	0.0026	<0.00001	4.1	<0.00001	0.0011	0.0011	0.00058	<0.001
		2023-10-20	1.3	0.00075	0.0048	3.1	0.0020	<0.00001	3.5	<0.00001	0.00095	0.0015	<0.0005	0.0015
		2024-04-13	20	0.00068	0.034	2.8	0.0022	<0.00001	3.5	<0.00001	0.0011	***0.0051***	<0.0005	0.0024
		2024-05-04	13	0.00064	0.0056	1.8	0.00098	<0.00001	1.7	<0.00001	0.00097	0.00077	<0.0005	0.0042
		2024-05-19	1.3	0.00091	0.0022	2.5	0.0014	<0.00001	2.0	<0.00001	0.00082	0.00041	0.00060	0.0013
		2024-05-31	8.0	0.00062	0.0017	1.6	0.00076	<0.00001	1.0	<0.00001	0.00063	0.00017	<0.0005	<0.001
		2024-06-12	14	0.00023	0.013	1.4	0.00033	<0.00001	1.2	<0.00001	0.00018	0.000048	<0.0005	<0.001
		2024-06-27	15	0.00036	0.0013	1.5	0.00047	<0.00001	0.71	<0.00001	0.00049	0.000070	0.00060	<0.001
		2024-07-14	10	0.00035	0.0012	1.8	0.00070	<0.00001	0.82	<0.00001	0.00050	0.000063	0.00061	<0.001
		2024-07-30	1.0	0.00042	0.0020	2.4	0.00087	<0.00001	1.3	0.000016	0.00066	0.000094	0.00073	0.0039
		2024-08-12	17	0.00030	0.0054	1.2	0.00061	<0.00001	0.61	0.000012	0.00038	0.000027	<0.0005	0.0047
		2024-08-27	1.0	0.00022	0.0066	1.8	0.00069	<0.00001	0.99	0.000012	0.00033	0.000048	<0.0005	0.0022
		2024-09-09	5.0	0.00020	0.0088	2.0	0.0010	<0.00001	1.1	0.000016	0.00014	0.000023	<0.0005	0.0033
		2024-09-22	20	0.00016	0.0099	1.5	0.0010	<0.00001	0.99	0.000020	0.00025	0.000027	<0.0005	0.0034
		2024-10-20	1.0	0.00027	0.0064	2.2	0.0015	<0.00001	1.5	0.000014	0.00014	0.000099	<0.0005	0.0058
FLB-15	Metasediment 3	2023-07-27	10	0.0017	0.0035	1.8	0.00030	<0.00001	3.5	<0.00001	0.0017	0.00046	0.0018	0.015
		2023-08-16	1.4	0.0014	0.0013	1.9	0.00026	<0.00001	3.1	<0.00001	0.0013	0.00057	0.0015	0.0074
		2023-08-27	1.3	0.0018	0.0012	2.6	0.00041	<0.00001	4.7	<0.00001	0.0010	0.00069	0.0016	***0.046***
		2023-09-11	6.7	0.0016	0.0010	2.2	0.00033	<0.00001	4.1	<0.00001	0.0011	0.00046	0.0014	0.019
		2023-09-27	2.0	0.0015	0.00075	2.0	0.00035	<0.00001	4.4	<0.00001	0.00082	0.00051	0.0010	0.0073
		2023-10-09	13	0.0013	0.0016	1.8	0.00034	<0.00001	3.6	<0.00001	0.00071	0.00034	0.00086	0.0077
		2023-10-20	-	-	-	-	-	-	-	-	-	-	-	-
		2024-04-13	20	0.00082	0.0031	1.3	0.00024	<0.00001	3.1	<0.00001	0.00061	0.0023	0.00050	0.0055
		2024-05-04	6.7	0.0013	0.0014	1.4	0.00026	<0.00001	2.5	<0.00001	0.00054	0.00087	0.00055	0.0071
		2024-05-19	1.3	0.0016	0.0011	1.7	0.00013	<0.00001	2.3	<0.00001	0.00069	0.00072	0.00075	0.0049
		2024-05-31	9.0	0.00092	0.00066	0.98	0.00010	<0.00001	1.2	<0.00001	0.00041	0.00032	0.00059	0.0010
		2024-06-12	15	0.00063	0.00054	0.94	0.00012	<0.00001	0.88	<0.00001	0.00047	0.00023	0.00080	<0.001
		2024-06-27	15	0.00078	0.00056	1.1	0.000076	<0.00001	0.86	<0.00001	0.00032	0.00011	0.00056	0.0038
		2024-07-14	12	0.00065	<0.0005	1.2	0.00024	<0.00001	0.95	<0.00001	0.00037	0.00021	0.00082	0.0026
		2024-07-30	1.0	0.00086	0.00052	1.3	0.00034	<0.00001	1.2	<0.00001	0.00047	0.00025	0.00092	0.0054
		2024-08-12	17	0.00056	<0.0005	0.73	0.000085	<0.00001	0.59	<0.00001	0.00032	0.000066	0.00088	0.0038
		2024-08-27	1.0	0.00058	0.0012	1.2	0.00019	<0.00001	1.1	<0.00001	0.00038	0.00014	0.00066	0.0047
		2024-09-09	5.0	0.00054	0.00081	1.2	0.00027	<0.00001	1.0	<0.00001	0.00020	0.00014	0.00067	0.0029
		2024-09-22	20	0.00049	0.00070	0.94	0.00014	<0.00001	1.0	<0.00001	0.00022	0.000084	0.00072	0.0025
		2024-10-20	0.50	0.00071	0.00072	1.3	0.00022	<0.00001	1.8	<0.00001	0.00018	0.00048	0.00062	0.0067

Blue highlight indicates samle is greater than the PWQO screening value.

Bold italicized text indicates value is greater than the interim PWQO screening value.

PWQO and interim PWQO values comparison is for screening purposes only. Screening holds no regulatory significance.

WSP Canada Inc
6925 Century Avenue, Suite 600
Mississauga, Ontario, Canada L5N 7K2
T+ 1-905-567-4444
wsp.com

Table F-5. FLB Leachate Data

FLB ID	Barrel Lithology	Sample Date	Sample Volume	Molybdenum, dissolved	Nickel, dissolved	Potassium, dissolved	Selenium, dissolved	Silver, dissolved	Sodium, dissolved	Thallium, dissolved	Tungsten, dissolved	Uranium, dissolved	Vanadium, dissolved	Zinc, dissolved
			L	*mg/L*	*mg/L*	*mg/L*	*mg/L*	*mg/L*	*mg/L*	*mg/L*	*mg/L*	*mg/L*	*mg/L*	*mg/L*
PWQO			-	-	*0.025*	-	*0.10*	*0.00010*	-	-	-	-	-	*0.030*
Interim PWQO			-	*0.040*	-	-	-	-	-	*0.00030*	*0.030*	*0.0050*	*0.0060*	*0.020*
FLB-B	Quartz Sand Filter Media	2023-07-27	5.0	0.00055	<0.0005	0.40	0.000086	<0.00001	0.62	<0.00001	<0.0001	<0.00001	***0.0019***	0.0016
		2023-08-16	-	-	-	-	-	-	-	-	-	-	-	-
		2023-08-27	-	-	-	-	-	-	-	-	-	-	-	-
		2023-09-11	2.5	0.00049	<0.0005	0.49	0.00017	<0.00001	0.29	<0.00001	<0.0001	0.000015	0.0013	0.0072
		2023-09-27	-	-	-	-	-	-	-	-	-	-	-	-
		2023-10-09	13	0.00014	<0.0005	0.20	0.000053	<0.00001	0.12	<0.00001	<0.0001	<0.00001	0.00051	0.0024
		2023-10-20	-	-	-	-	-	-	-	-	-	-	-	-
		2024-04-13	20	<0.00005	<0.0005	0.13	<0.00005	<0.00001	0.089	<0.00001	<0.0001	<0.00001	<0.0005	0.0034
		2024-05-04	10	0.000056	<0.0005	0.16	0.000054	<0.00001	0.13	<0.00001	<0.0001	<0.00001	<0.0005	0.0032
		2024-05-19	-	-	-	-	-	-	-	-	-	-	-	-
		2024-05-31	10	<0.00005	<0.0005	0.10	<0.00005	<0.00001	0.057	<0.00001	<0.0001	<0.00001	<0.0005	<0.001
		2024-06-12	2.0	<0.00005	<0.0005	0.20	<0.00005	<0.00001	0.058	<0.00001	<0.0001	<0.00001	<0.0005	<0.001
		2024-06-27	10	0.00010	<0.0005	0.23	<0.00005	<0.00001	0.098	<0.00001	<0.0001	<0.00001	<0.0005	0.0022
		2024-07-14	10	0.000093	<0.0005	0.29	<0.00005	<0.00001	0.11	<0.0000	<0.0001	<0.0000	<0.0005	0.0041
		2024-07-30	-	-	-	-	-	-	-	-	-	-	-	-
		2024-08-12	10	<0.00005	<0.0005	0.20	<0.00005	<0.00001	0.055	<0.00001	<0.0001	<0.00001	<0.0005	0.0015
		2024-08-27	-	-	-	-	-	-	-	-	-	-	-	-
		2024-09-09	1.0	0.00014	<0.0005	0.26	<0.00005	<0.00001	0.12	<0.00001	<0.0001	<0.0001	<0.0005	0.0015
		2024-09-22	5.0	0.000050	<0.0005	0.18	<0.00005	<0.00001	0.085	<0.00001	<0.0001	<0.00001	<0.0005	0.0027
		2024-10-20	-	-	-	-	-	-	-	-	-	-	-	-
Field Blank	Deionized Water	2023-07-27	0.13	<0.00005	<0.0005	<0.05	<0.00005	<0.00001	<0.05	<0.00001	<0.0001	<0.00001	<0.0005	<0.001
		2023-08-16	0.13	<0.00005	<0.0005	<0.05	<0.00005	<0.00001	<0.05	<0.00001	<0.0001	<0.00001	<0.0005	<0.001
		2023-08-27	0.13	<0.00005	<0.0005	<0.05	<0.00005	<0.00001	<0.05	<0.00001	<0.0001	<0.00001	<0.0005	<0.001
		2023-09-11	0.13	<0.00005	<0.0005	<0.05	<0.00005	<0.00001	<0.05	<0.00001	<0.0001	<0.00001	<0.0005	<0.001
		2023-09-27	0.13	<0.00005	<0.0005	<0.05	<0.00005	<0.00001	<0.05	<0.00001	<0.0001	<0.00001	<0.0005	<0.001
		2023-10-09	0.13	<0.00005	<0.0005	<0.05	<0.00005	<0.00001	<0.05	<0.00001	<0.0001	<0.00001	<0.0005	<0.001
		2023-10-20	0.13	<0.00005	<0.0005	<0.05	<0.00005	<0.00001	<0.05	<0.00001	<0.0001	<0.00001	<0.0005	<0.001
		2024-04-13	0.13	<0.00005	<0.0005	<0.05	<0.00005	<0.00001	<0.05	<0.00001	<0.0001	<0.00001	<0.0005	<0.001
		2024-05-04	0.13	<0.00005	<0.0005	<0.05	<0.00005	<0.00001	<0.05	<0.00001	<0.0001	<0.00001	<0.0005	<0.001
		2024-05-19	0.13	<0.00005	<0.0005	<0.05	<0.00005	<0.00001	<0.05	<0.00001	<0.0001	<0.00001	<0.0005	<0.001
		2024-05-31	0.13	<0.00005	<0.0005	<0.05	<0.00005	<0.00001	<0.05	<0.00001	<0.0001	<0.00001	<0.0005	<0.001
		2024-06-12	0.13											
		2024-06-27	0.13	<0.00005	<0.0005	<0.05	<0.00005	<0.00001	<0.05	<0.00001	<0.0001	<0.00001	<0.0005	0.0014
		2024-07-14	0.13	<0.00005	<0.0005	<0.05	<0.00005	<0.00001	<0.05	<0.00001	<0.0001	<0.00001	<0.0005	<0.001
		2024-07-29	0.13	<0.00005	<0.0005	<0.05	<0.00005	<0.00001	<0.05	<0.00001	<0.0001	<0.00001	<0.0005	<0.001
		2024-08-14	0.13	<0.00005	<0.0005	<0.05	<0.00005	<0.00001	<0.05	<0.00001	<0.0001	<0.00001	<0.0005	<0.001
		2024-08-27	0.13	<0.00005	<0.0005	<0.05	<0.00005	<0.00001	<0.05	<0.00001	<0.0001	<0.00001	<0.0005	<0.001
		2024-09-09	0.13	<0.00005	<0.0005	0.207	<0.00005	<0.00001	0.159	<0.00001	<0.0001	<0.00001	<0.0005	0.0011
		2024-09-22	0.13	<0.00005	<0.0005	<0.05	<0.00005	<0.00001	<0.05	0.000012	<0.0001	<0.00001	<0.0005	<0.001
		2024-10-20	0.13	<0.00005	<0.0005	<0.05	<0.00005	<0.00001	<0.05	<0.00001	<0.0001	<0.00001	<0.0005	<0.001

Blue highlight indicates samle is greater than the PWQO screening value.

Bold italicized text indicates value is greater than the interim PWQO screening value.

PWQO and interim PWQO values comparison is for screening purposes only. Screening holds no regulatory significance.

WSP Canada Inc
6925 Century Avenue, Suite 600
Mississauga, Ontario, Canada L5N 7K2
T+ 1-905-567-4444
wsp.com

Table F-6. Duplicate Sample Results

FLB Sampled	Sample ID	Date	pH	Conductivity	Acidity (as $CaCO_3$)	Alkalinity, total (as $CaCO_3$)	Solids, total dissolved (TDS)	Chloride	Fluoride	Phosphorus, total	Sulfate (as SO4)
Units			*pH units*	*µS/cm*	*mg/L*	*mg/L*	*mg/L*	*mg/L*	*mg/L*	*mg/L*	*mg/L*
FLB-15	Sample Result	2023-07-27	7.2	93	--	--	67	2.2	0.11	0.033	17
	Duplicate Result	2023-07-27	7.2	93	2.9	--	64	2.2	0.11	0.035	17
FLB-03	Sample Result	2023-08-16	7.8	149	<2	55	95	3.1	0.091	0.039	15
	Duplicate Result	2023-08-16	7.8	149	<2	55	100	3.1	0.093	0.040	16
FLB-12	Sample Result	2023-09-11	7.8	128	<2	35	81	2.1	0.08	0.084	21
	Duplicate Result	2023-09-11	7.7	139	<2	35	86	2.1	0.080	0.062	21
FLB-13	Sample Result	2023-09-27	7.7	164	<2	25	106	2.7	0.06	0.0068	44
	Duplicate Result	2023-09-27	7.7	165	<2	25	104	2.7	0.060	0.0073	43
FLB-6	Sample Result	2023-10-09	7.8	142	<2	37	66	2.2	0.042	0.015	27
	Duplicate Result	2023-10-09	7.7	142	<2	36	85	2.2	0.042	0.015	27
FLB-13	Sample Result	2023-10-20	7.5	192	<2	20	102	2.8	0.052	0.0051	59
	Duplicate Result	2023-10-20	7.5	191	<2	20	99	2.8	0.054	0.0051	59
FLB-6	Sample Result	2024-04-13	7.3	163	<2	31	67	2.2	0.031	0.023	32
	Duplicate Result	2024-04-13	7.4	138	<2	21	82	2.2	0.032	0.024	36
FLB-9	Sample Result	2024-05-04	7.8	113	<2	51	56	0.51	0.024	0.0087	3.5
	Duplicate Result	2024-05-04	7.8	111	<2	52	60	0.51	0.024	0.0076	3.5
FLB-9	Sample Result	2024-05-19	7.8	108	<2	49	72	0.48	<0.02	0.015	4.9
	Duplicate Result	2024-05-19	7.8	110	<2	50	71	0.51	0.020	0.025	5.1
FLB-9	Sample Result	2024-05-31	7.9	84	<2	38	47	0.24	<0.02	0.0056	2.9
	Duplicate Result	2024-05-31	7.8	84	<2	38	35	0.24	<0.02	0.0049	2.9
FLB-11	Sample Result	2024-06-12	8.8	62	<2	30	42	<0.1	0.022	0.0054	1.5
	Duplicate Result	2024-06-12	8.2	62	<2	29	40	<0.1	0.024	0.0058	2.1
FLB-07	Sample Result	2024-06-27	6.9	53	<2	7.1	24	0.20	0.048	0.0065	15
	Duplicate Result	2024-06-27	7.0	53	<2	7.3	29	0.26	0.048	0.0080	15
FLB-02	Sample Result	2024-07-14	7.4	60	<2	26	32	0.22	0.02	0.013	2.3
	Duplicate Result	2024-07-14	7.4	60	<2	26	32	0.26	<0.02	0.013	2.3
FLB-07	Sample Result	2024-08-12	6.5	68	<2	2.7	24	0.13	0.043	0.0040	24
	Duplicate Result	2024-08-12	6.4	69	<2	1.7	24	0.15	0.043	0.0040	24
FLB-10	Sample Result	2024-08-27	7.7	87	<2	41	48	0.16	0.024	0.012	3.2
	Duplicate Result	2024-08-27	7.7	87	<2	41	50	0.15	0.03	0.012	3.1
FLB-13	Sample Result	2024-09-09	6.8	118	2.2	5.0	66	0.20	0.025	0.0027	43
	Duplicate Result	2024-09-09	6.8	118	<2	4.3	67	0.20	0.025	0.0023	43
FLB-02	Sample Result	2024-09-22	7.1	58	<2	19	28	0.35	-	0.0084	5.2
	Duplicate Result	2024-09-22	7.3	58	<2	20	22	0.32	-	0.0086	5.2

In some instances duplicate samples could not be taken due to low water conditions.
A value of "--" indicates no data is available.

Table F-6. Duplicate Sample Results

FLB Sampled	Sample ID	Date	Aluminum, dissolved	Antimony, dissolved	Arsenic, dissolved	Beryllium, dissolved	Boron, dissolved	Cadmium, dissolved	Calcium, dissolved	Chromium, dissolved	Cobalt, dissolved
Units			*mg/L*	*mg/L*	*mg/L*	*mg/L*	*mg/L*	*mg/L*	*mg/L*	*mg/L*	*mg/L*
FLB-15	Sample Result	2023-07-27	0.044	0.0022	0.0022	<0.00002	0.020	0.0000139	11	<0.0005	0.00049
	Duplicate Result	2023-07-27	0.049	0.0022	0.0023	<0.00002	0.021	0.0000114	11	<0.0005	0.00050
FLB-03	Sample Result	2023-08-16	0.031	0.0023	0.0039	<0.00002	0.026	0.0000062	21	<0.0005	0.00025
	Duplicate Result	2023-08-16	0.029	0.0023	0.0039	<0.00002	0.024	<0.000005	21	<0.0005	0.00020
FLB-12	Sample Result	2023-09-11	0.028	0.0080	0.24	<0.00002	0.024	0.0000098	17	<0.0005	0.00014
	Duplicate Result	2023-09-11	0.026	0.0079	0.25	<0.00002	0.022	0.0000105	17	<0.0005	0.00015
FLB-13	Sample Result	2023-09-27	0.0098	0.0016	0.0015	<0.00002	0.018	<0.000005	19	<0.0005	<0.0001
	Duplicate Result	2023-09-27	0.0092	0.0017	0.0015	<0.00002	0.018	<0.000005	19	<0.0005	<0.0001
FLB-6	Sample Result	2023-10-09	0.020	0.0057	0.035	<0.00002	0.020	0.0000093	19	<0.0005	<0.0001
	Duplicate Result	2023-10-09	0.019	0.0055	0.034	<0.00002	0.019	0.000009	19	<0.0005	<0.0001
FLB-13	Sample Result	2023-10-20	0.0041	0.0019	0.0016	<0.00002	0.019	0.0000179	22	<0.0005	0.00077
	Duplicate Result	2023-10-20	0.0039	0.0020	0.0016	<0.00002	0.018	0.0000172	22	<0.0005	0.00080
FLB-6	Sample Result	2024-04-13	0.0044	0.0042	0.025	<0.00002	0.016	0.0000084	18	<0.0005	0.00042
	Duplicate Result	2024-04-13	0.0044	0.0042	0.025	<0.00002	0.014	0.0000104	18	<0.0005	0.00042
FLB-9	Sample Result	2024-05-04	0.024	0.00079	0.0042	<0.00002	<0.01	0.0000054	18	<0.0005	<0.0001
	Duplicate Result	2024-05-04	0.020	0.00077	0.0044	<0.00002	<0.01	0.000005	18	<0.0005	<0.0001
FLB-9	Sample Result	2024-05-19	0.021	0.00086	0.0047	<0.00002	<0.01	<0.000005	19	<0.0005	<0.0001
	Duplicate Result	2024-05-19	0.021	0.00087	0.0049	<0.00002	<0.01	0.0000064	19	<0.0005	0.00012
FLB-9	Sample Result	2024-05-31	0.020	0.00057	0.0036	<0.00002	<0.01	<0.000005	14	<0.0005	<0.0001
	Duplicate Result	2024-05-31	0.019	0.00057	0.0035	<0.00002	<0.01	<0.000005	14	<0.0005	<0.0001
FLB-11	Sample Result	2024-06-12	0.039	0.0018	0.0030	<0.00002	<0.01	<0.000005	9.7	<0.0005	<0.0001
	Duplicate Result	2024-06-12	0.039	0.0018	0.0029	<0.00002	<0.01	<0.000005	9.6	<0.0005	<0.0001
FLB-07	Sample Result	2024-06-27	0.0082	0.00035	0.00047	<0.00002	<0.01	<0.000005	6.7	<0.0005	<0.0001
	Duplicate Result	2024-06-27	0.0086	0.00034	0.00049	<0.00002	<0.01	0.0000062	6.4	<0.0005	<0.0001
FLB-02	Sample Result	2024-07-14	0.022	0.0014	0.0011	<0.00002	<0.01	<0.000005	9.0	<0.0005	<0.0001
	Duplicate Result	2024-07-14	0.023	0.0013	0.0011	<0.00002	<0.01	<0.000005	9.1	<0.0005	<0.0001
FLB-07	Sample Result	2024-08-12	0.0024	0.00021	0.00037	<0.00002	0.012	0.0000474	8.0	<0.0005	<0.0001
	Duplicate Result	2024-08-12	0.0024	0.00020	0.00034	<0.00002	0.012	0.0000442	7.9	<0.0005	<0.0001
FLB-10	Sample Result	2024-08-27	0.062	0.00066	0.0063	<0.00002	<0.01	<0.000005	13	<0.0005	<0.0001
	Duplicate Result	2024-08-27	0.073	0.00078	0.0065	<0.00002	<0.01	<0.000005	13	<0.0005	<0.0001
FLB-13	Sample Result	2024-09-09	0.0026	0.00082	0.011	<0.00002	0.012	0.0000443	15	<0.0005	0.00076
	Duplicate Result	2024-09-09	0.0019	0.00052	0.0023	<0.00002	0.012	0.0000546	14	<0.0005	0.00088
FLB-02	Sample Result	2024-09-22	0.024	0.0012	0.0018	<0.00002	0.013	<0.000005	8.5	<0.0005	<0.0001
	Duplicate Result	2024-09-22	0.024	0.0012	0.0016	<0.00002	0.012	<0.000005	8.4	<0.0005	<0.0001

In some instances duplicate samples could not be taken due to low water conditions.
A value of "--" indicates no data is available.

Table F-6. Duplicate Sample Results

FLB Sampled	Sample ID	Date	Copper, dissolved	Iron, dissolved	Lead, dissolved	Magnesium, dissolved	Mercury, dissolved	Molybdenum, dissolved	Nickel, dissolved	Potassium, dissolved	Selenium, dissolved
Units			*mg/L*	*mg/L*	*mg/L*	*mg/L*	*mg/L*	*mg/L*	*mg/L*	*mg/L*	*mg/L*
FLB-15	Sample Result	2023-07-27	0.0018	0.018	0.000069	1.2	--	0.0017	0.0035	1.8	0.00030
	Duplicate Result	2023-07-27	0.0018	0.022	0.00007	1.2	--	0.0018	0.0035	1.8	0.00029
FLB-03	Sample Result	2023-08-16	0.0042	<0.01	<0.00005	1.5	--	0.0021	0.0013	3.0	0.00055
	Duplicate Result	2023-08-16	0.0040	<0.01	<0.00005	1.5	--	0.0021	0.0014	3.0	0.00049
FLB-12	Sample Result	2023-09-11	0.0038	<0.01	0.000099	1.4	--	0.0031	0.00074	2.7	0.0036
	Duplicate Result	2023-09-11	0.0038	<0.01	0.00011	1.5	--	0.0032	0.00086	2.6	0.0039
FLB-13	Sample Result	2023-09-27	0.00079	<0.01	<0.00005	2.3	--	0.00060	0.0061	3.0	0.00083
	Duplicate Result	2023-09-27	0.00077	<0.01	<0.00005	2.4	--	0.00063	0.0058	3.0	0.00091
FLB-6	Sample Result	2023-10-09	0.0036	<0.01	0.000092	1.6	--	0.0021	0.0028	2.6	0.0042
	Duplicate Result	2023-10-09	0.0036	<0.01	0.000093	1.6	--	0.0020	0.0028	2.6	0.0043
FLB-13	Sample Result	2023-10-20	0.0013	<0.01	<0.00005	3.3	--	0.00040	0.070	2.9	0.0012
	Duplicate Result	2023-10-20	0.0013	<0.01	<0.00005	3.3	--	0.00045	0.071	3.0	0.0011
FLB-6	Sample Result	2024-04-13	0.0053	<0.01	<0.00005	1.9	--	0.0019	0.0081	2.5	0.0048
	Duplicate Result	2024-04-13	0.0055	<0.01	<0.00005	2.1	--	0.0019	0.0084	2.5	0.0053
FLB-9	Sample Result	2024-05-04	0.0016	<0.01	<0.00005	1.0	<0.000005	0.00039	0.00060	1.6	0.000078
	Duplicate Result	2024-05-04	0.0017	<0.01	<0.00005	1.0	<0.000005	0.00037	0.00063	1.6	0.00013
FLB-9	Sample Result	2024-05-19	0.0014	<0.01	<0.00005	0.94	<0.000005	0.00041	<0.0005	2.1	0.000096
	Duplicate Result	2024-05-19	0.0016	<0.01	<0.00005	1.0	<0.000005	0.00042	<0.0005	2.2	0.00016
FLB-9	Sample Result	2024-05-31	0.00078	<0.01	<0.00005	0.63	<0.000005	0.00026	<0.0005	1.3	0.00012
	Duplicate Result	2024-05-31	0.00080	<0.01	<0.00005	0.62	<0.000005	0.00024	<0.0005	1.3	0.00012
FLB-11	Sample Result	2024-06-12	0.0012	<0.01	<0.00005	0.40	<0.000005	0.00095	<0.0005	1.2	0.000082
	Duplicate Result	2024-06-12	0.0013	<0.01	<0.00005	0.39	<0.000005	0.00099	<0.0005	1.2	0.00009
FLB-07	Sample Result	2024-06-27	0.00039	<0.01	<0.00005	0.75	<0.000005	0.00024	<0.0005	0.96	0.00083
	Duplicate Result	2024-06-27	0.00048	<0.01	<0.00005	0.76	<0.000005	0.00026	<0.0005	1.0	0.00092
FLB-02	Sample Result	2024-07-14	0.00082	<0.01	<0.00005	0.41	<0.000005	0.00083	<0.0005	1.1	0.000093
	Duplicate Result	2024-07-14	0.00071	<0.01	<0.00005	0.43	<0.000005	0.00090	<0.0005	1.2	0.00015
FLB-07	Sample Result	2024-08-12	0.00048	<0.01	<0.00005	0.92	<0.000005	0.00011	0.0021	0.83	0.00091
	Duplicate Result	2024-08-12	0.00027	<0.01	<0.00005	0.95	<0.000005	0.00013	0.0021	0.85	0.0011
FLB-10	Sample Result	2024-08-27	0.0020	<0.01	<0.00005	0.74	<0.000005	0.00021	<0.0005	2.2	0.000095
	Duplicate Result	2024-08-27	0.0016	<0.01	<0.00005	0.82	<0.000005	0.00023	<0.0005	2.4	0.00012
FLB-13	Sample Result	2024-09-09	0.00096	<0.01	<0.00005	1.7	<0.000005	0.00034	0.033	1.9	0.00053
	Duplicate Result	2024-09-09	0.00023	<0.01	<0.00005	1.9	<0.000005	0.00015	0.038	2.0	0.00045
FLB-02	Sample Result	2024-09-22	0.0010	<0.01	<0.00005	0.43	<0.000005	0.0013	<0.0005	1.2	0.00011
	Duplicate Result	2024-09-22	<0.00102	<0.01	<0.00005	0.44	<0.000005	0.0012	<0.0005	1.1	0.00012

In some instances duplicate samples could not be taken due to low water conditions.
A value of "--" indicates no data is available.

Table F-6. Duplicate Sample Results

FLB Sampled	Sample ID	Date	Silver, dissolved	Sodium, dissolved	Thallium, dissolved	Tungsten, dissolved	Uranium, dissolved	Vanadium, dissolved	Zinc, dissolved
Units			*mg/L*	*mg/L*	*mg/L*	*mg/L*	*mg/L*	*mg/L*	*mg/L*
FLB-15	Sample Result	2023-07-27	<0.00001	3.5	<0.00001	0.0017	0.00046	0.0018	0.015
	Duplicate Result	2023-07-27	<0.00001	3.6	<0.00001	0.0017	0.00047	0.0018	0.016
FLB-03	Sample Result	2023-08-16	<0.00001	4.8	<0.00001	0.0022	0.0034	0.0015	0.0090
	Duplicate Result	2023-08-16	<0.00001	4.7	<0.00001	0.0020	0.0030	0.0015	0.0086
FLB-12	Sample Result	2023-09-11	<0.00001	4.0	<0.00001	0.0017	0.0018	0.0023	0.0014
	Duplicate Result	2023-09-11	<0.00001	4.0	<0.00001	0.0017	0.0018	0.0023	0.0024
FLB-13	Sample Result	2023-09-27	<0.00001	4.4	0.000017	0.00057	0.00007	0.00076	0.0016
	Duplicate Result	2023-09-27	<0.00001	4.3	0.000018	0.00059	0.000066	0.00080	0.0012
FLB-6	Sample Result	2023-10-09	0.000014	3.3	<0.00001	0.0013	0.0048	0.00097	0.0019
	Duplicate Result	2023-10-09	0.000013	3.5	<0.00001	0.0013	0.0048	0.00098	0.0020
FLB-13	Sample Result	2023-10-20	<0.00001	5.7	0.000023	0.00044	0.00021	0.00050	0.0083
	Duplicate Result	2023-10-20	<0.00001	5.8	0.000022	0.00042	0.00021	0.00050	0.0082
FLB-6	Sample Result	2024-04-13	<0.00001	4.0	<0.00001	0.0010	0.020	0.00060	0.0030
	Duplicate Result	2024-04-13	<0.00001	4.2	<0.00001	0.00098	0.020	0.00060	0.0030
FLB-9	Sample Result	2024-05-04	<0.00001	1.4	<0.00001	0.00084	0.00090	0.00067	0.0023
	Duplicate Result	2024-05-04	<0.00001	1.4	<0.00001	0.00081	0.00084	0.00067	0.0023
FLB-9	Sample Result	2024-05-19	<0.00001	1.5	<0.00001	0.00091	0.00063	0.00094	0.0029
	Duplicate Result	2024-05-19	0.000013	1.5	<0.00001	0.00093	0.00067	0.00096	0.0032
FLB-9	Sample Result	2024-05-31	<0.00001	0.83	<0.00001	0.00051	0.00032	0.00069	<0.001
	Duplicate Result	2024-05-31	<0.00001	0.82	<0.00001	0.00050	0.00031	0.00069	<0.001
FLB-11	Sample Result	2024-06-12	<0.00001	0.49	<0.00001	0.0014	0.0015	0.0010	<0.001
	Duplicate Result	2024-06-12	<0.00001	0.49	<0.00001	0.0013	0.0015	0.0010	<0.001
FLB-07	Sample Result	2024-06-27	<0.00001	0.68	<0.00001	0.00014	0.000036	0.00053	0.0017
	Duplicate Result	2024-06-27	<0.00001	0.74	<0.00001	0.00013	0.000034	0.00053	0.0023
FLB-02	Sample Result	2024-07-14	<0.00001	0.63	<0.00001	0.00043	0.00091	0.0012	0.0072
	Duplicate Result	2024-07-14	<0.00001	0.68	<0.00001	0.00044	0.00100	0.0011	0.0026
FLB-07	Sample Result	2024-08-12	<0.00001	0.61	0.000015	<0.0001	0.000018	<0.00050	0.0036
	Duplicate Result	2024-08-12	<0.00001	0.61	0.000015	<0.0001	0.00002	<0.00050	0.0038
FLB-10	Sample Result	2024-08-27	<0.00001	0.90	<0.00001	0.00066	0.00049	0.0018	0.0014
	Duplicate Result	2024-08-27	<0.00001	1.0	<0.00001	0.00076	0.00063	0.0019	<0.001
FLB-13	Sample Result	2024-09-09	<0.00001	1.2	0.000018	<0.0001	0.000048	<0.00050	0.0061
	Duplicate Result	2024-09-09	<0.00001	1.3	0.000021	<0.0001	0.000016	<0.00050	0.0058
FLB-02	Sample Result	2024-09-22	<0.00001	0.99	<0.00001	0.00050	0.00088	0.0015	0.0017
	Duplicate Result	2024-09-22	<0.00001	1.1	<0.00001	0.00049	0.00082	0.0014	0.0013

In some instances duplicate samples could not be taken due to low water conditions.
A value of "--" indicates no data is available.

Appendix F
F3: FLB Leachate Results

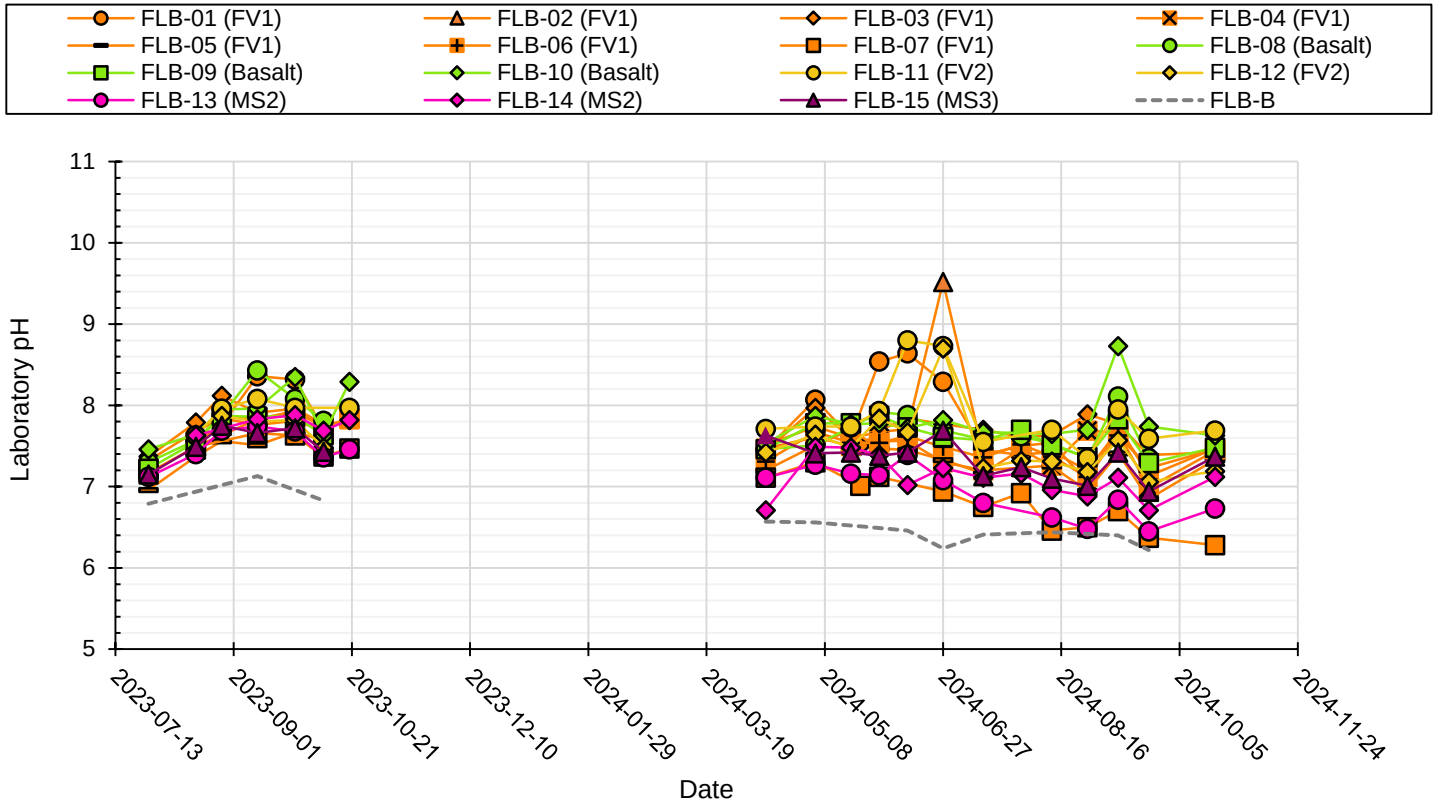

Notes

In some cases, data could not be collected due to dry barrel conditions or ice buildup in the barrel (see text).

Laboratory pH (pH Units)			
Geochemistry Summary for Impact Statement			
Kinross Great Bear Project			
Project Number		OMEMA2303	
Date		November 2025	
Figure Number		F3-1	
Drawn	YW	Reviewed	EC

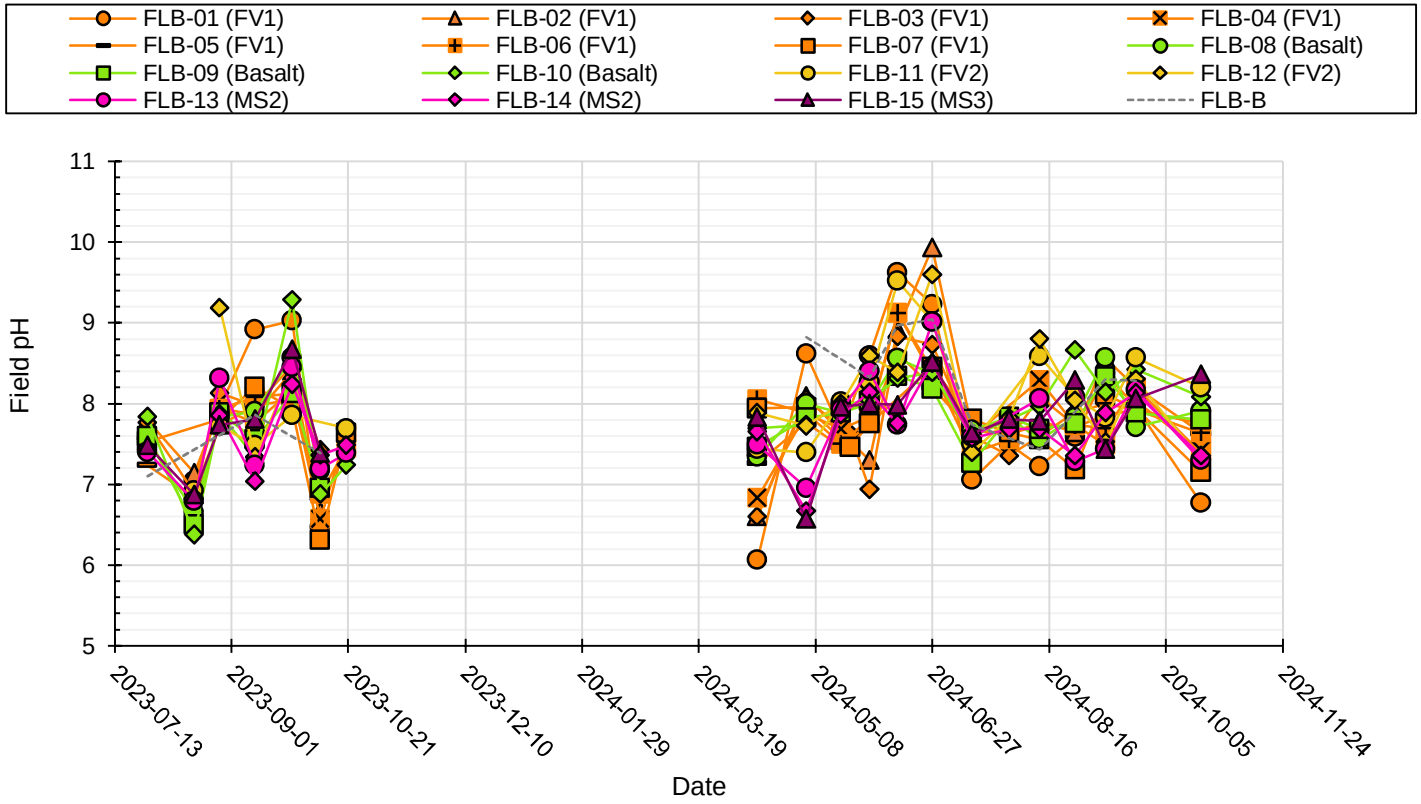

Notes

In some cases, data could not be collected due to dry barrel conditions or ice buildup in the barrel (see text).

Field pH (pH Units)			
Geochemistry Summary for Impact Statement			
Kinross Great Bear Project			
Project Number		OMEMA2303	
Date		November 2025	
Figure Number		F3-2	
Drawn	YW	Reviewed	EC

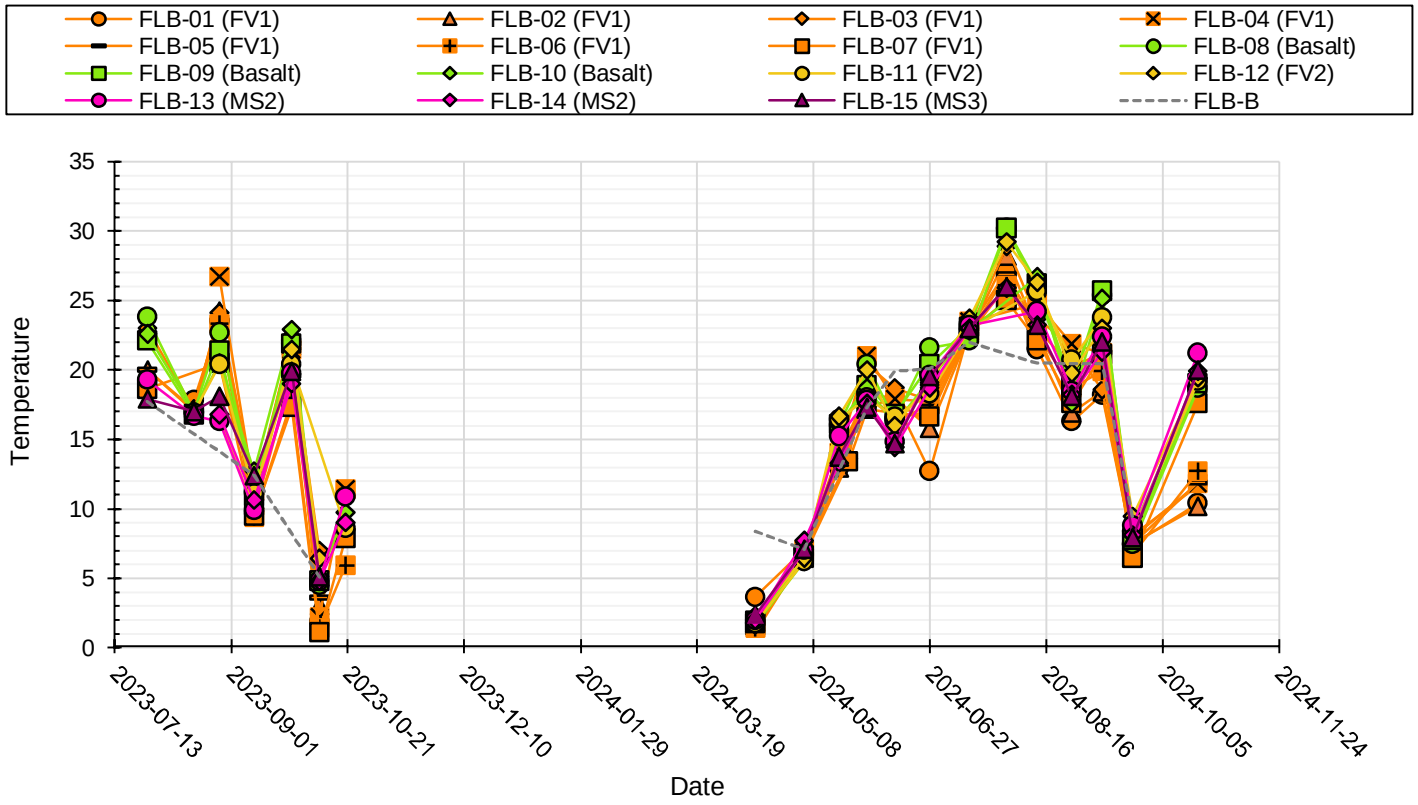

Notes

In some cases, data could not be collected due to dry barrel conditions or ice buildup in the barrel (see text).

Field Temperature (°C)			
Geochemistry Summary for Impact Statement			
Kinross Great Bear Project			
Project Number		OMEMA2303	
Date		November 2025	
Figure Number		F3-3	
Drawn	YW	Reviewed	EC

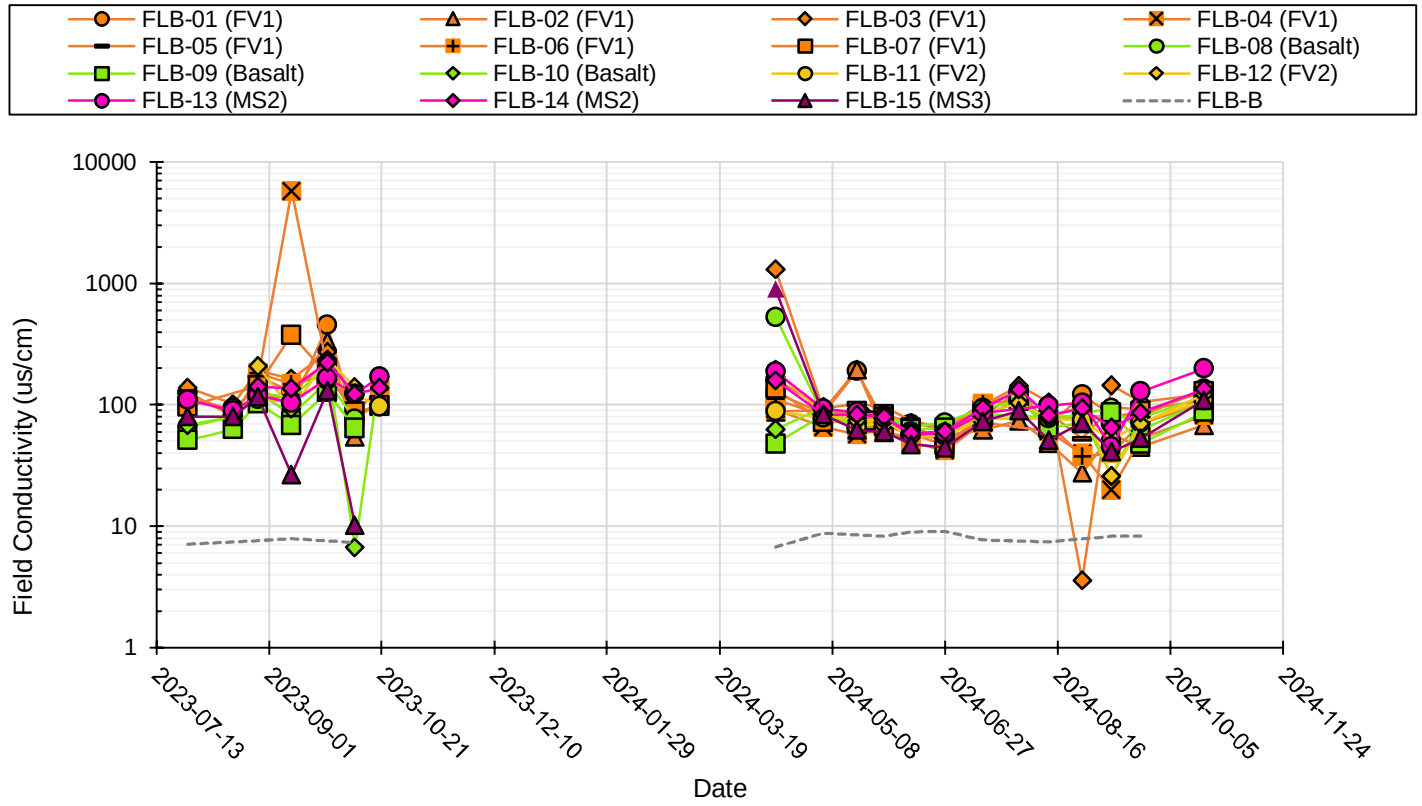

Notes

In some cases, data could not be collected due to dry barrel conditions or ice buildup in the barrel (see text).

Field Conductivity (µS/cm)			
Geochemistry Summary for Impact Statement			
Kinross Great Bear Project			
Project Number		OMEMA2303	
Date		November 2025	
Figure Number		F3-4	
Drawn	YW	Reviewed	EC

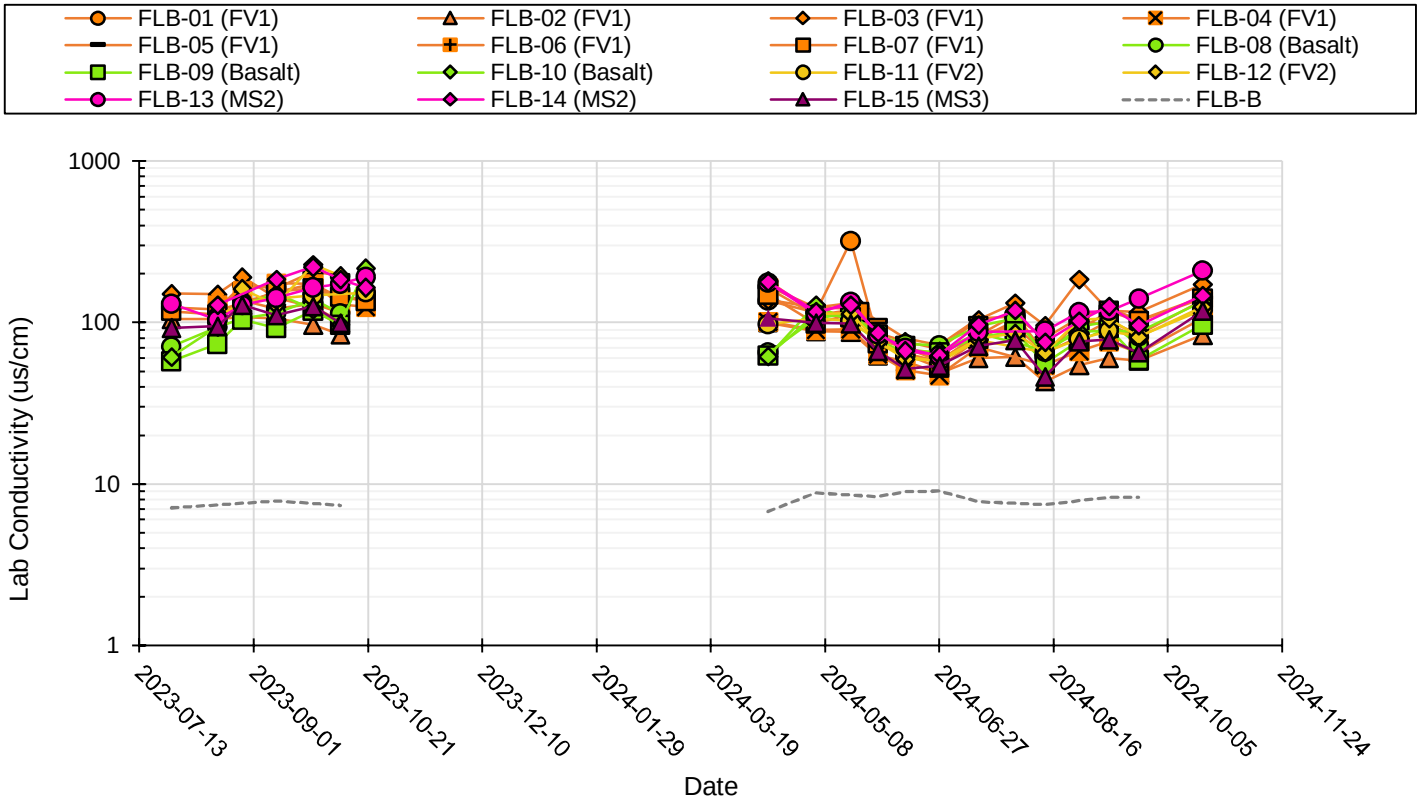

Notes

In some cases, data could not be collected due to dry barrel conditions or ice buildup in the barrel (see text).

Laboratory Conductivity (µS/cm)			
Geochemistry Summary for Impact Statement			
Kinross Great Bear Project			
Project Number		OMEMA2303	
Date		November 2025	
Figure Number		F3-5	
Drawn	YW	Reviewed	EC

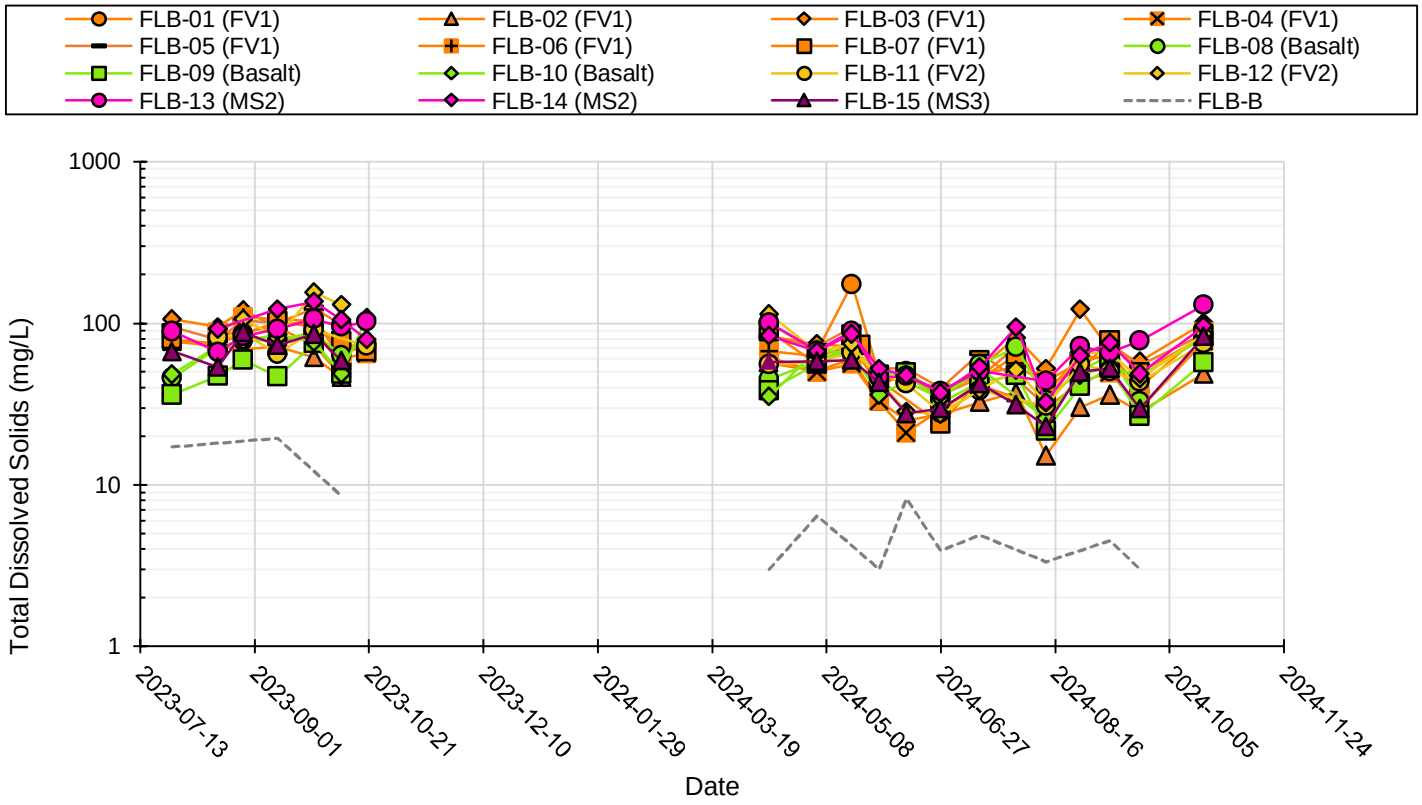

Notes

In some cases, data could not be collected due to dry barrel conditions or ice buildup in the barrel (see text).

Total Dissolved Solids (mg/L)			
Geochemistry Summary for Impact Statement			
Kinross Great Bear Project			
Project Number		OMEMA2303	
Date		November 2025	
Figure Number		F3-6	
Drawn	YW	Reviewed	EC

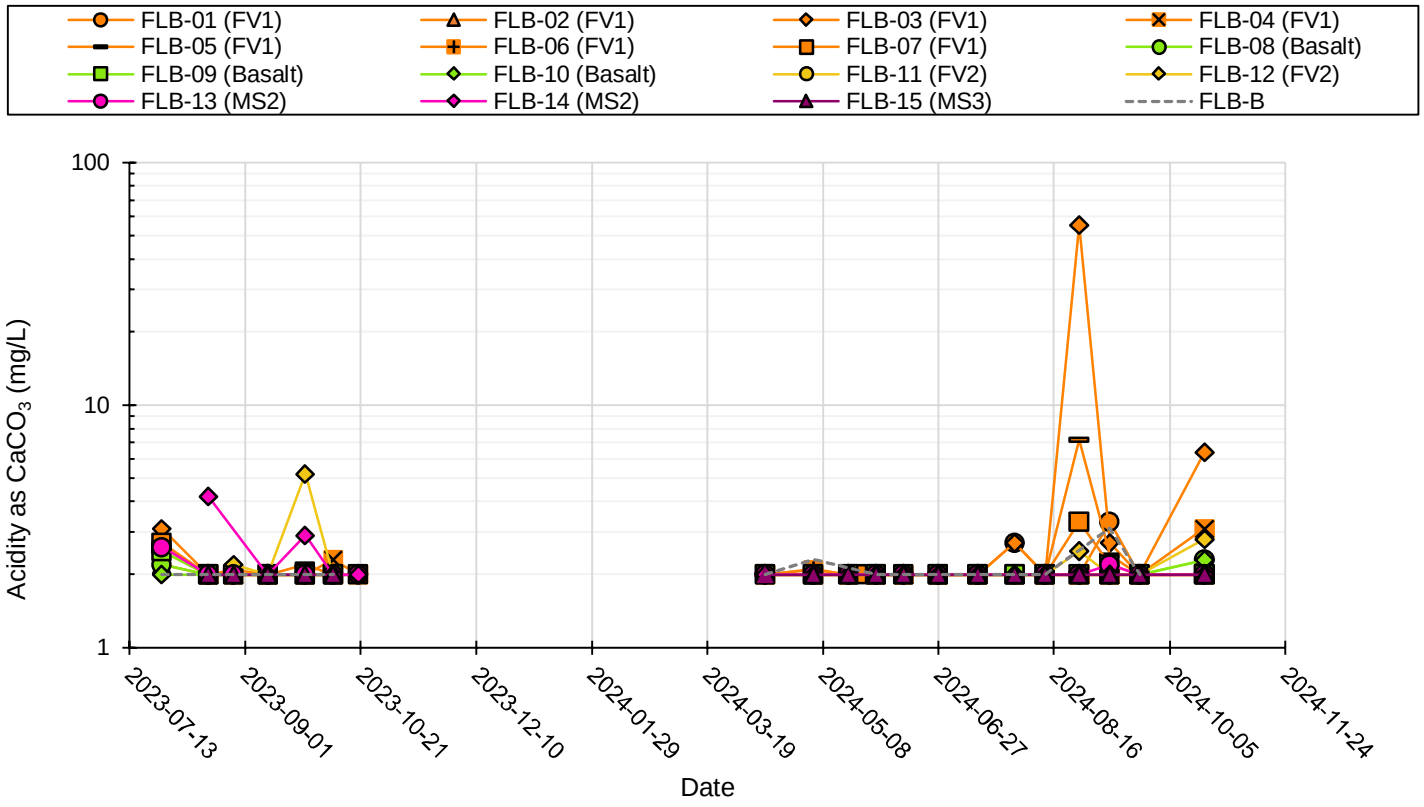

Notes

In some cases, data could not be collected due to dry barrel conditions or ice buildup in the barrel (see text).

Data for the control test (FLB-B) are shown in mg/L in Appendix F.

Acidity (mg CaCO3/L)			
Geochemistry Summary for Impact Statement			
Kinross Great Bear Project			
Project Number		OMEMA2303	
Date		November 2025	
Figure Number		F3-7	
Drawn	YW	Reviewed	EC

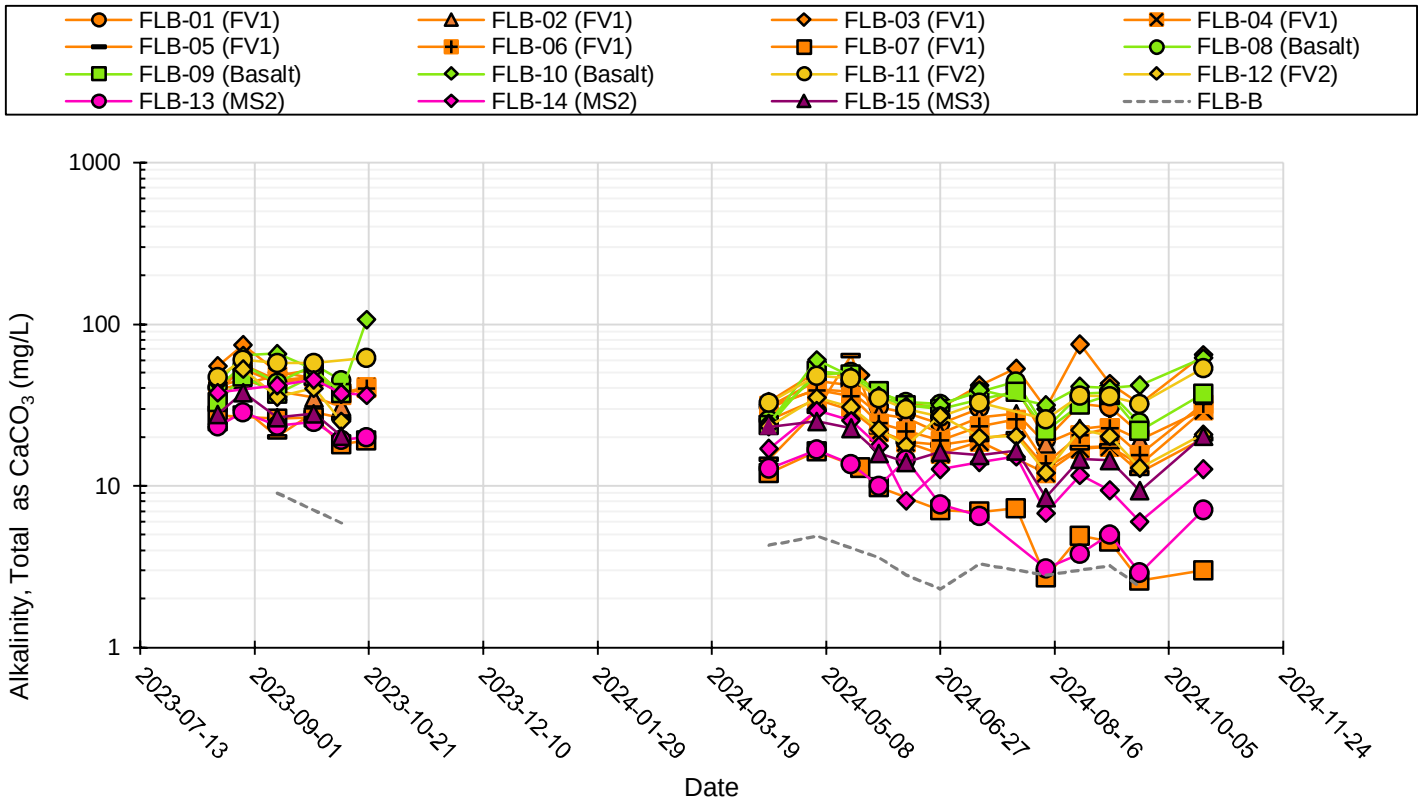

Notes

In some cases, data could not be collected due to dry barrel conditions or ice buildup in the barrel (see text).

Data for the control test (FLB-B) are shown in mg/L in Appendix F.

Total Alkalinity (mg CaCO3/L)			
Geochemistry Summary for Impact Statement			
Kinross Great Bear Project			
Project Number		OMEMA2303	
Date		November 2025	
Figure Number		F3-8	
Drawn	YW	Reviewed	EC

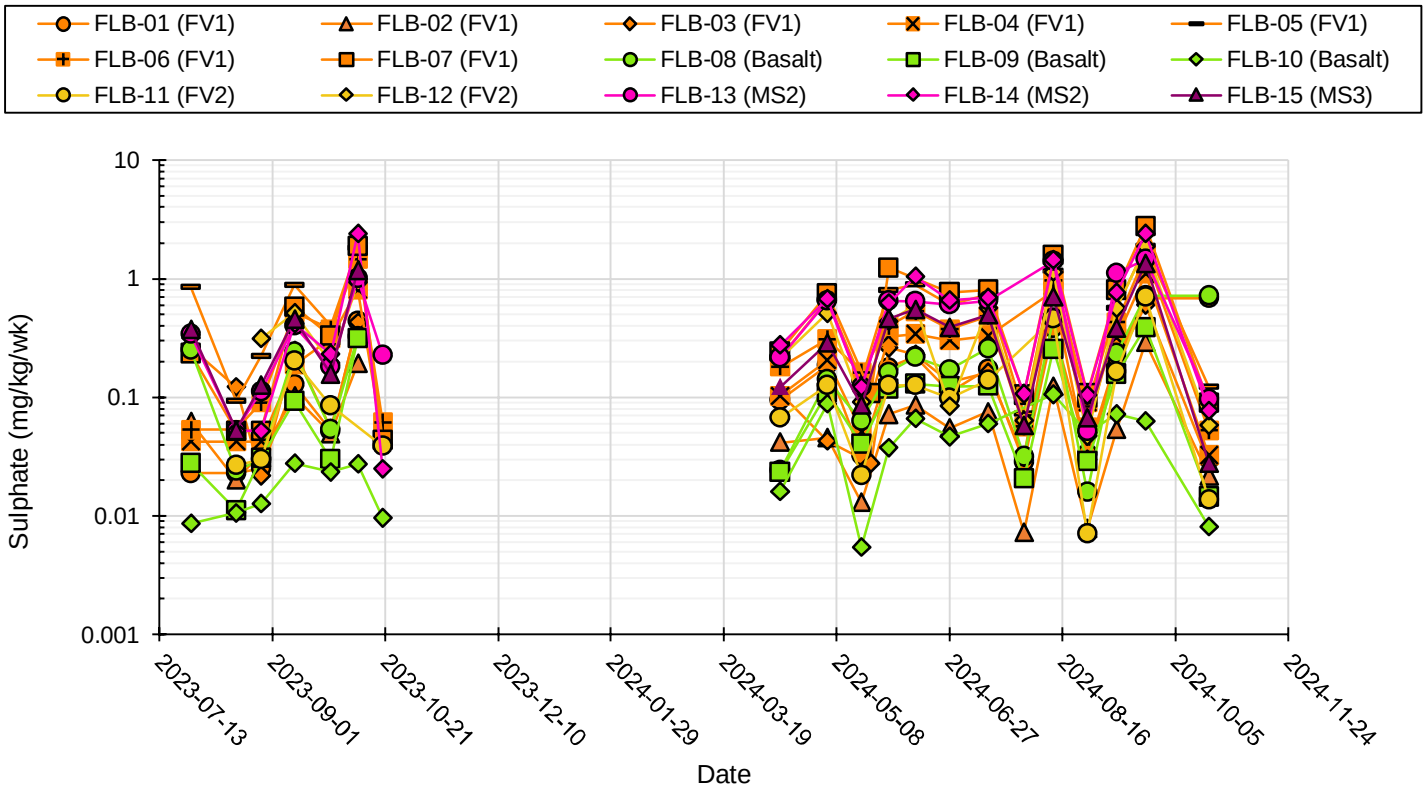

Notes

In some cases, data could not be collected due to dry barrel conditions or ice buildup in the barrel (see text).

Data for the control test (FLB-B) are shown in mg/L in Appendix F.

Sulphate (mg/kg/wk)			
Geochemistry Summary for Impact Statement			
Kinross Great Bear Project			
Project Number		OMEMA2303	
Date		November 2025	
Figure Number		F3-9	
Drawn	YW	Reviewed	EC

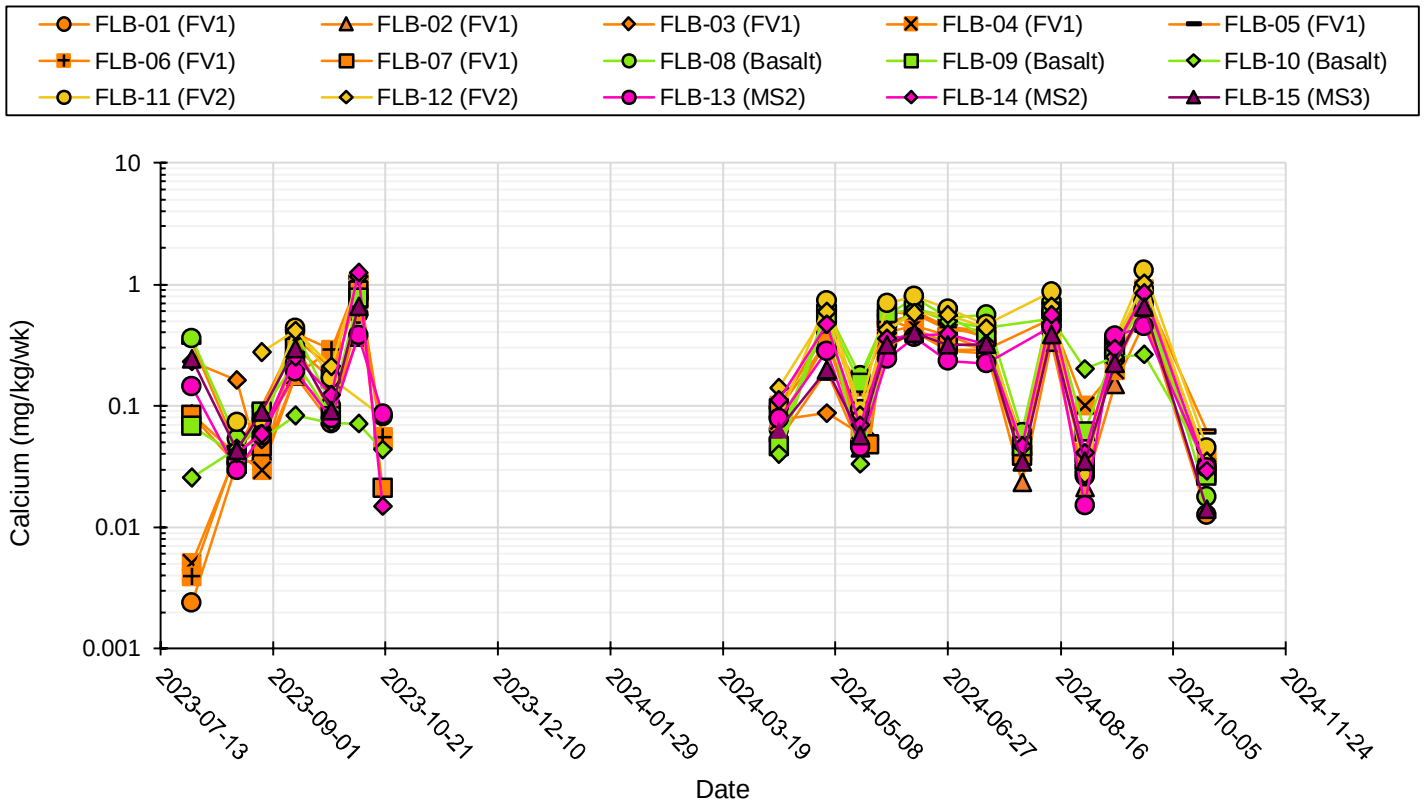

Notes

In some cases, data could not be collected due to dry barrel conditions or ice buildup in the barrel (see text).

Data for the control test (FLB-B) are shown in mg/L in Appendix F.

Calcium (mg/kg/wk)			
Geochemistry Summary for Impact Statement			
Kinross Great Bear Project			
Project Number		OMEMA2303	
Date		November 2025	
Figure Number		F3-10	
Drawn	YW	Reviewed	EC

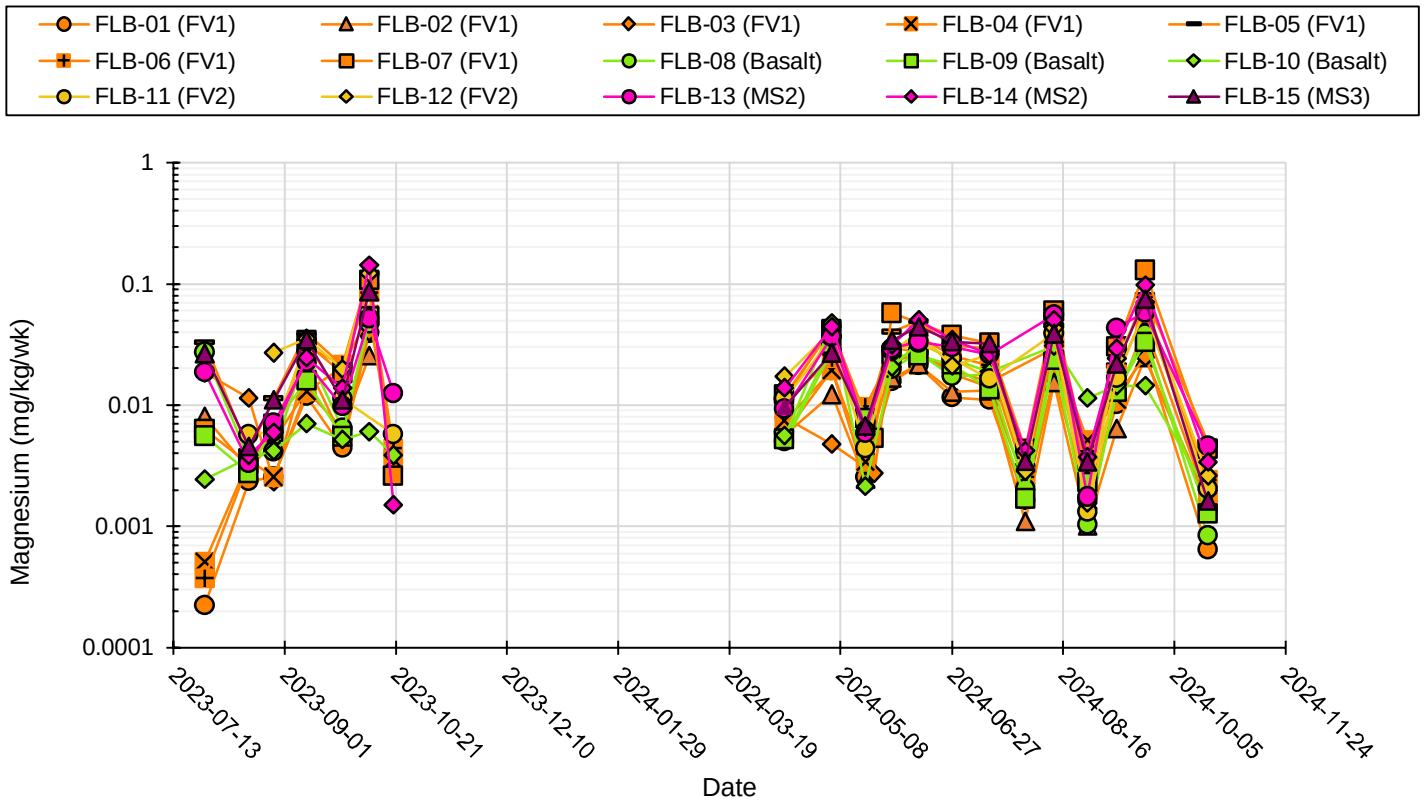

Notes

In some cases, data could not be collected due to dry barrel conditions or ice buildup in the barrel (see text).

Data for the control test (FLB-B) are shown in mg/L in Appendix F.

Magnesium (mg/kg/wk)			
Geochemistry Summary for Impact Statement			
Kinross Great Bear Project			
Project Number		OMEMA2303	
Date		November 2025	
Figure Number		F3-11	
Drawn	YW	Reviewed	EC

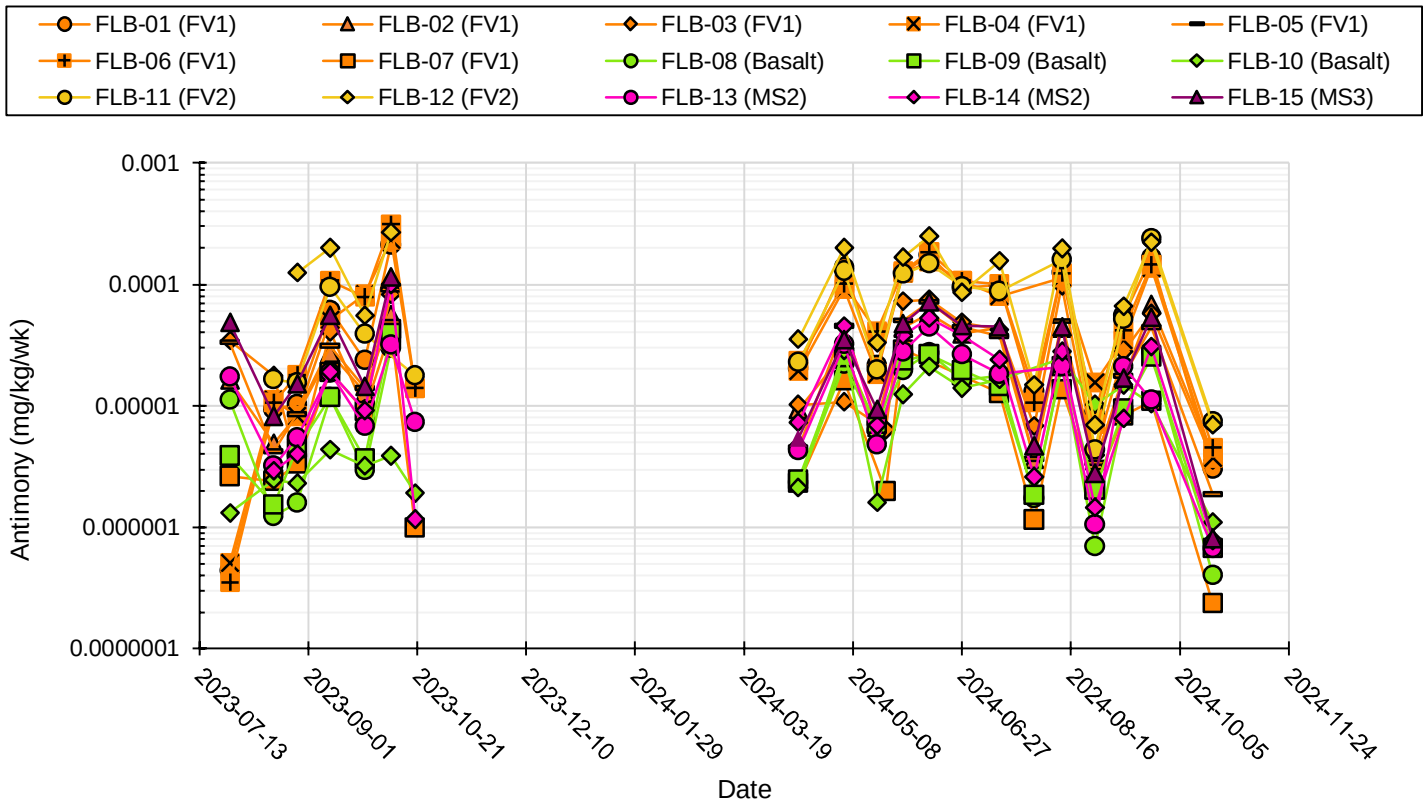

Notes

In some cases, data could not be collected due to dry barrel conditions or ice buildup in the barrel (see text).

Data for the control test (FLB-B) are shown in mg/L in Appendix F.

Antimony (mg/kg/wk)			
Geochemistry Summary for Impact Statement			
Kinross Great Bear Project			
Project Number		OMEMA2303	
Date		November 2025	
Figure Number		F3-12	
Drawn	YW	Reviewed	EC

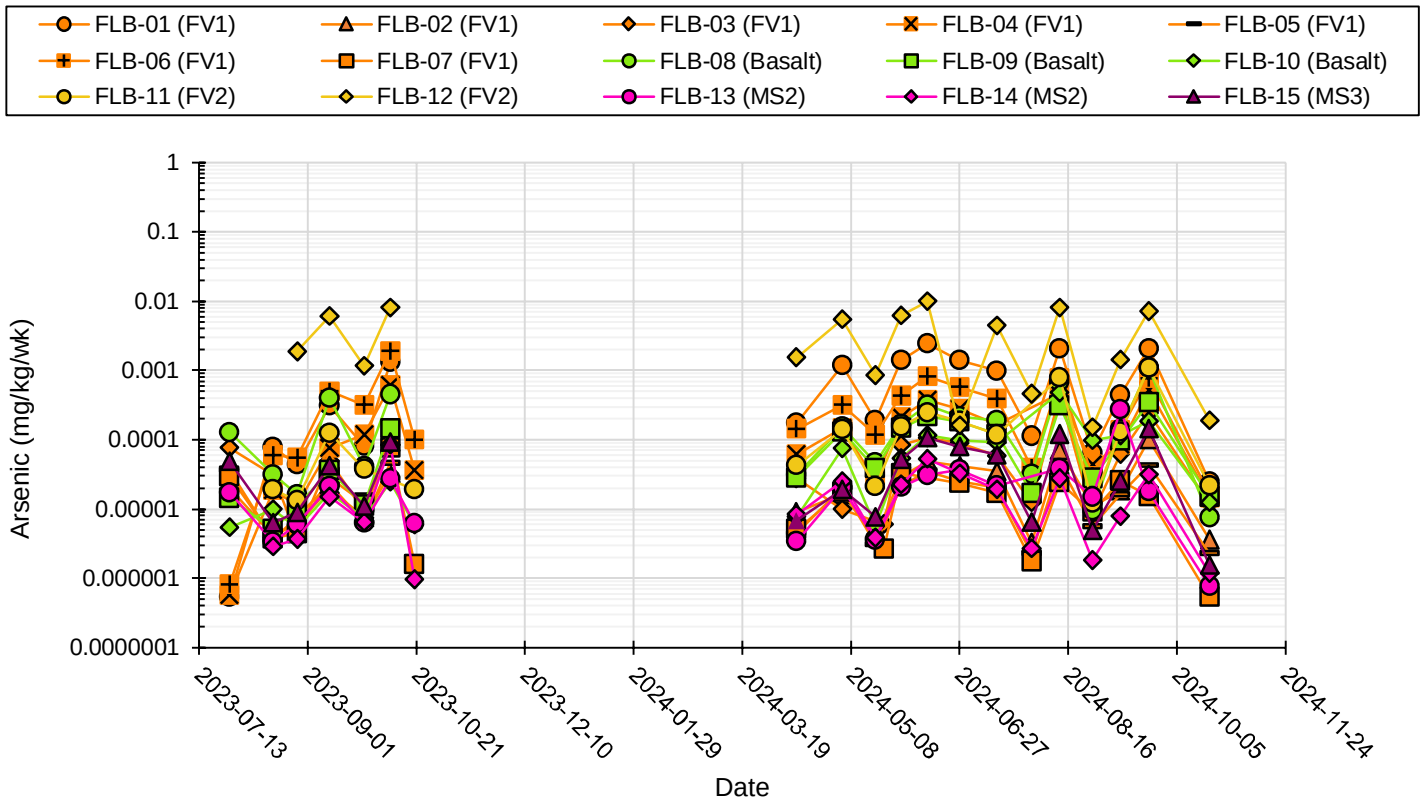

Notes

In some cases, data could not be collected due to dry barrel conditions or ice buildup in the barrel (see text).

Data for the control test (FLB-B) are shown in mg/L in Appendix F.

Arsenic (mg/kg/wk)			
Geochemistry Summary for Impact Statement			
Kinross Great Bear Project			
Project Number		OMEMA2303	
Date		November 2025	
Figure Number		F3-13	
Drawn	YW	Reviewed	EC

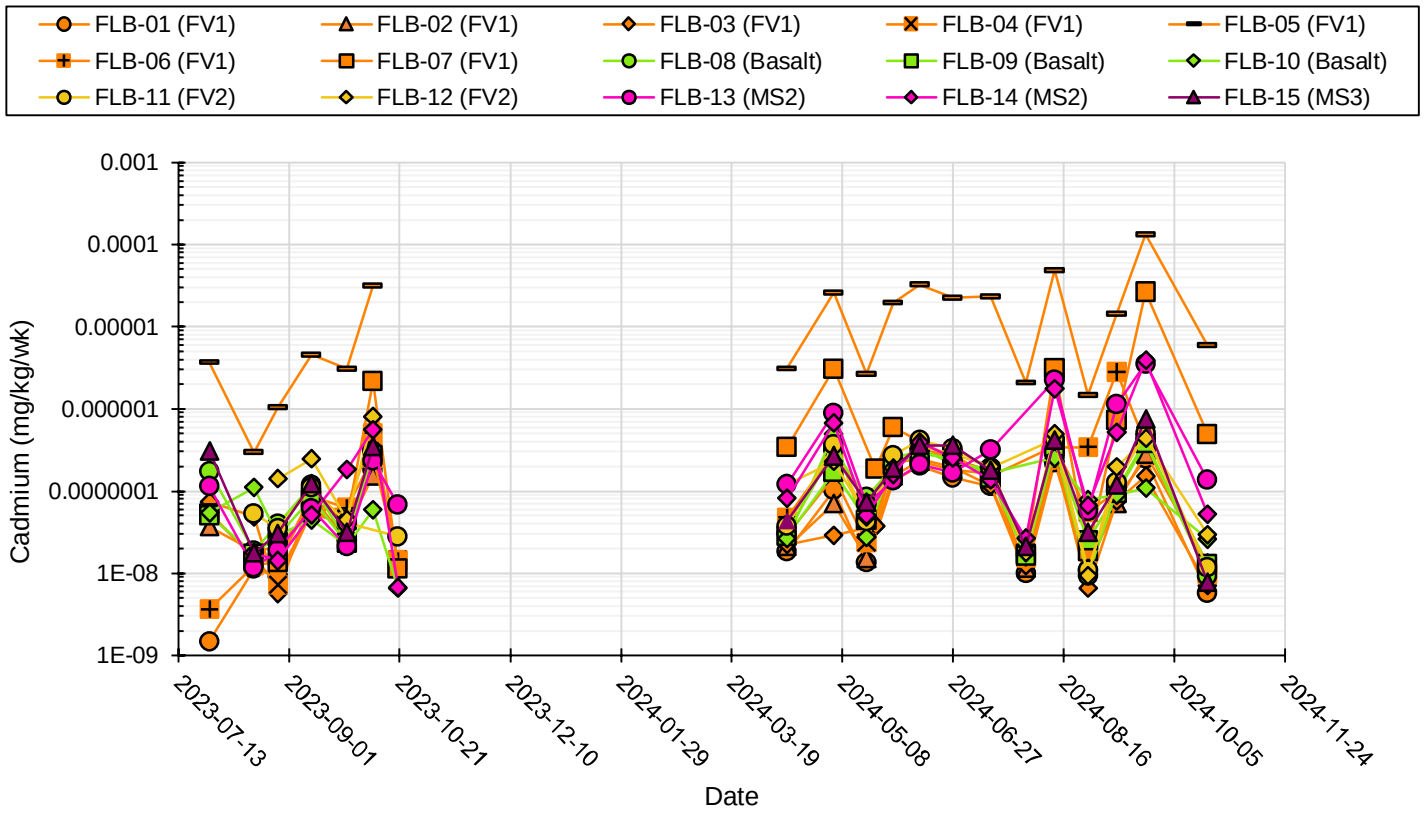

Notes

In some cases, data could not be collected due to dry barrel conditions or ice buildup in the barrel (see text).

Data for the control test (FLB-B) are shown in mg/L in Appendix F.

Cadmium (mg/kg/wk)			
Geochemistry Summary for Impact Statement			
Kinross Great Bear Project			
Project Number		OMEMA2303	
Date		November 2025	
Figure Number		F3-14	
Drawn	YW	Reviewed	EC

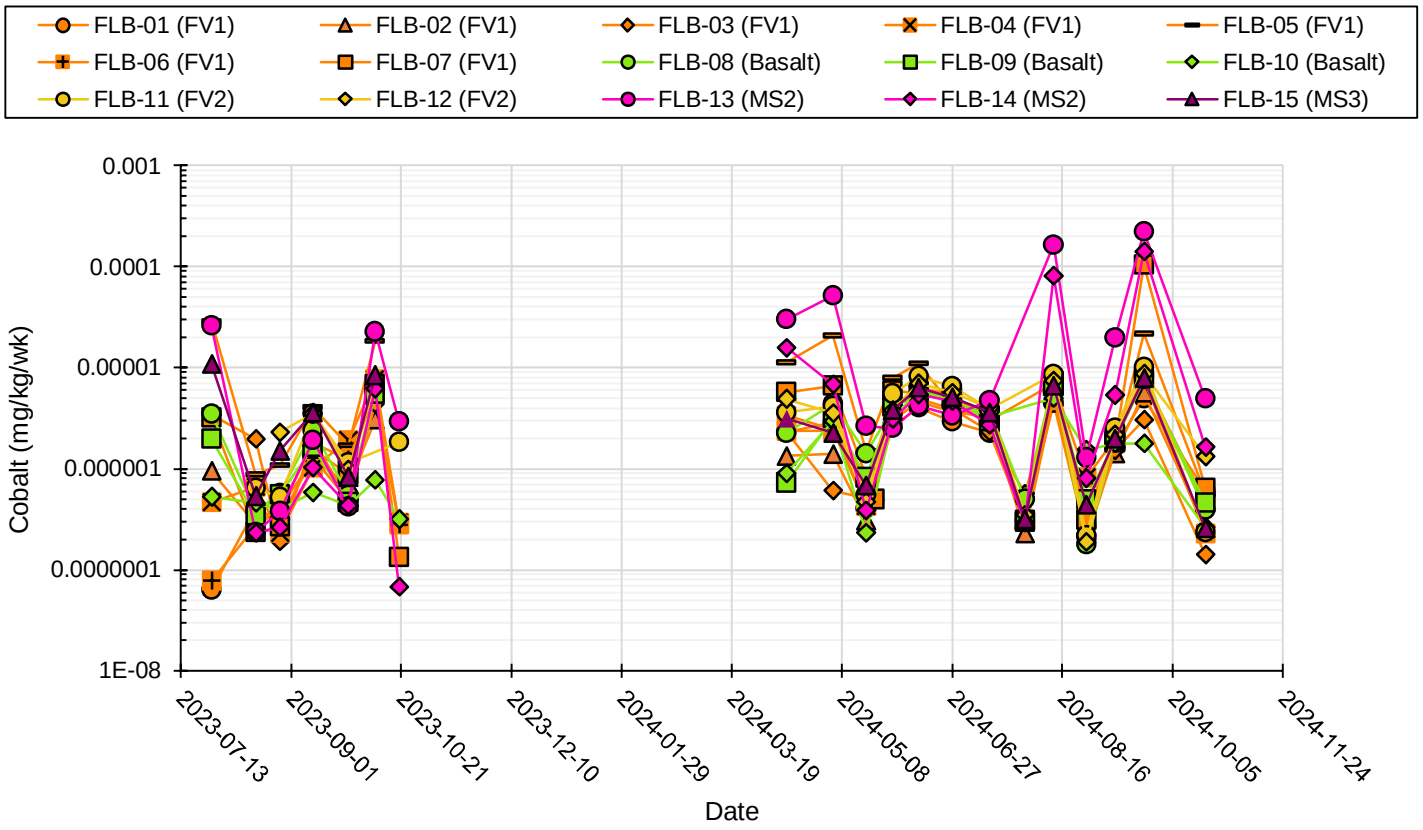

Notes

In some cases, data could not be collected due to dry barrel conditions or ice buildup in the barrel (see text).

Data for the control test (FLB-B) are shown in mg/L in Appendix F.

Cobalt (mg/kg/wk)			
Geochemistry Summary for Impact Statement			
Kinross Great Bear Project			
Project Number		OMEMA2303	
Date		November 2025	
Figure Number		F3-15	
Drawn	YW	Reviewed	EC

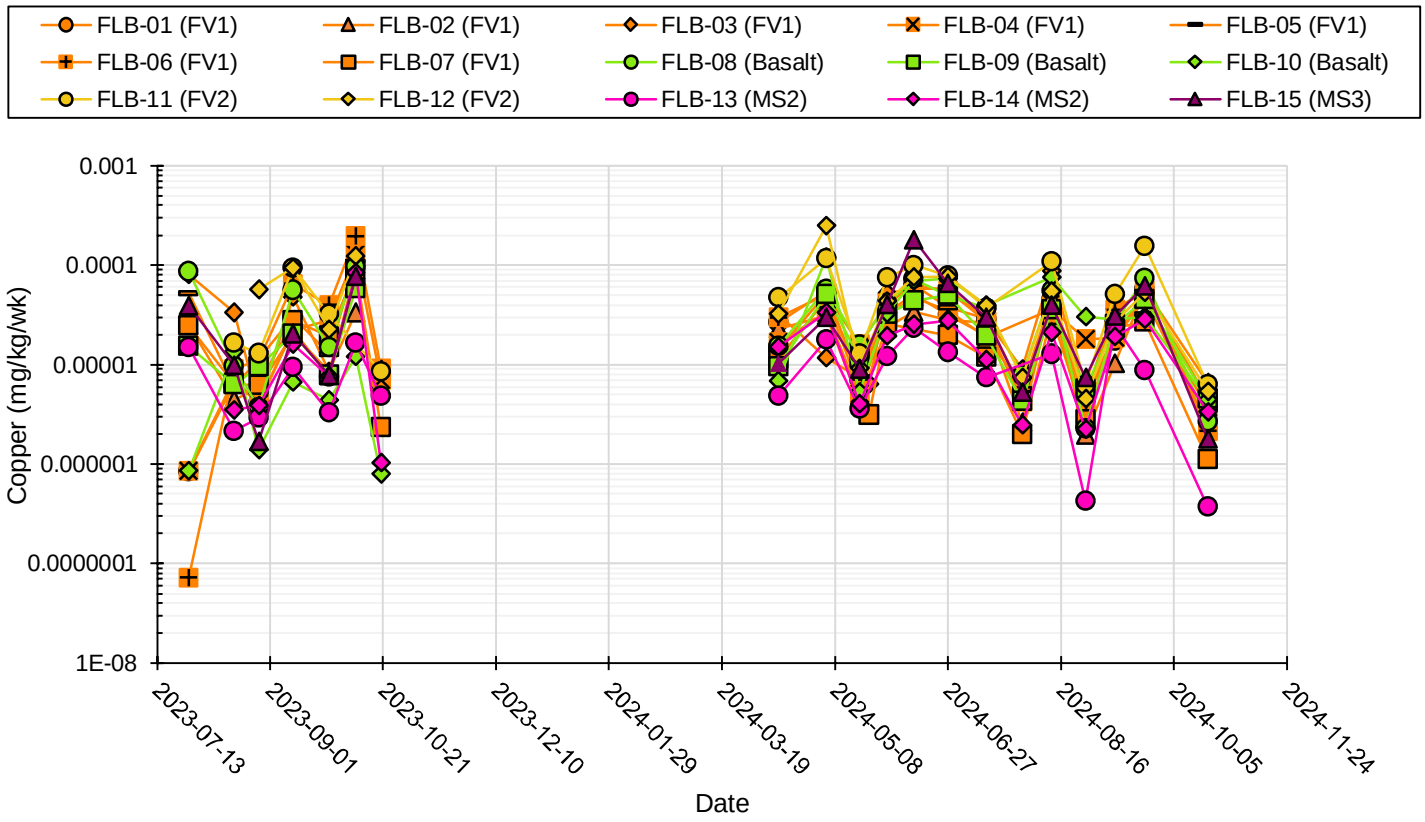

Notes

In some cases, data could not be collected due to dry barrel conditions or ice buildup in the barrel (see text).

Data for the control test (FLB-B) are shown in mg/L in Appendix F.

Copper (mg/kg/wk)			
Geochemistry Summary for Impact Statement			
Kinross Great Bear Project			
Project Number		OMEMA2303	
Date		November 2025	
Figure Number		F3-16	
Drawn	YW	Reviewed	EC

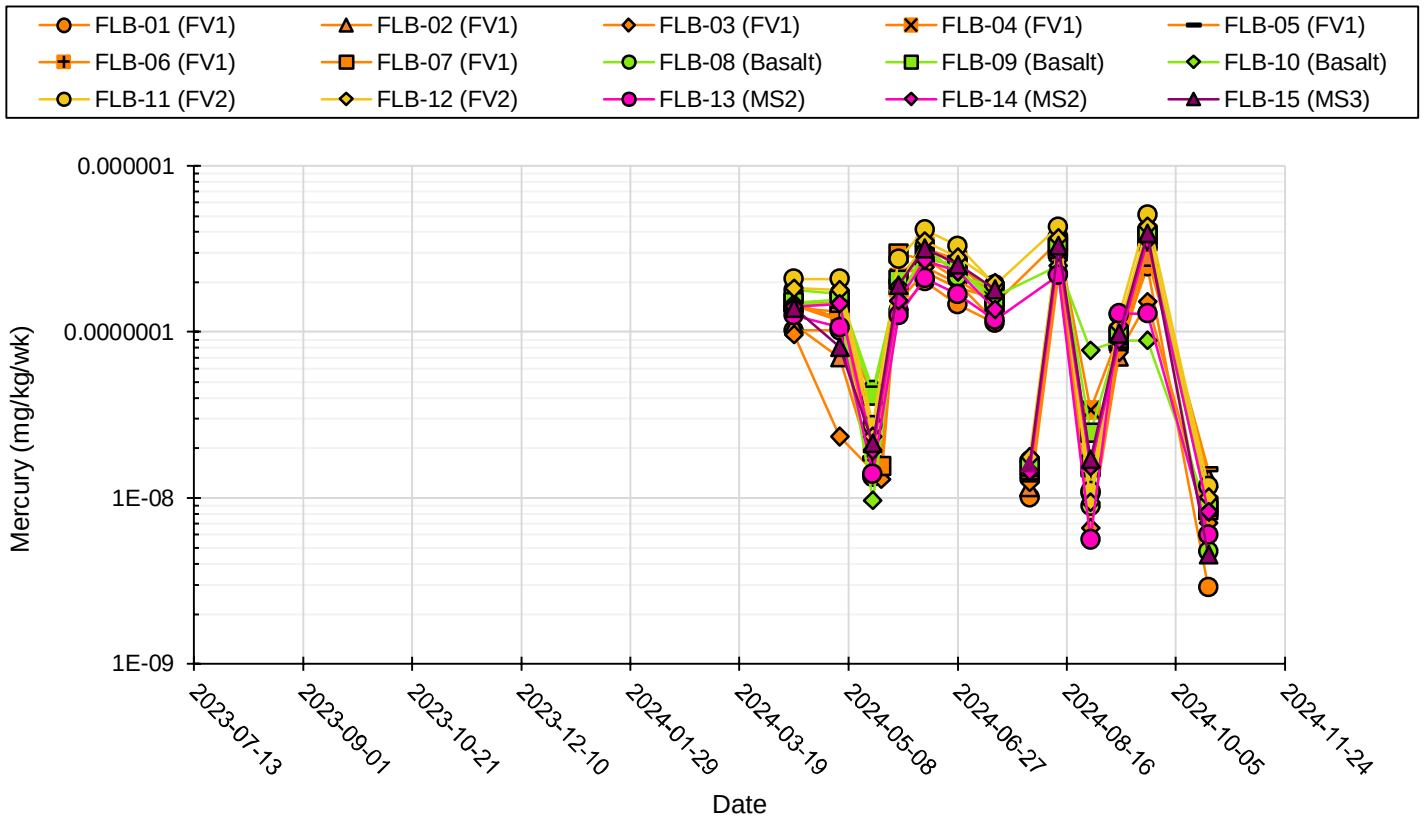

Notes

In some cases, data could not be collected due to dry barrel conditions or ice buildup in the barrel (see text).

Mercury samples were collected starting in Spring 2024.

Mercury measured by CVAAS.

Data for the control test (FLB-B) are shown in mg/L in Appendix F.

KINROSS

Mercury (mg/kg/wk)			
Geochemistry Summary for Impact Statement			
Kinross Great Bear Project			
Project Number		OMEMA2303	
Date		November 2025	
Figure Number		F3-17	
Drawn	YW	Reviewed	EC

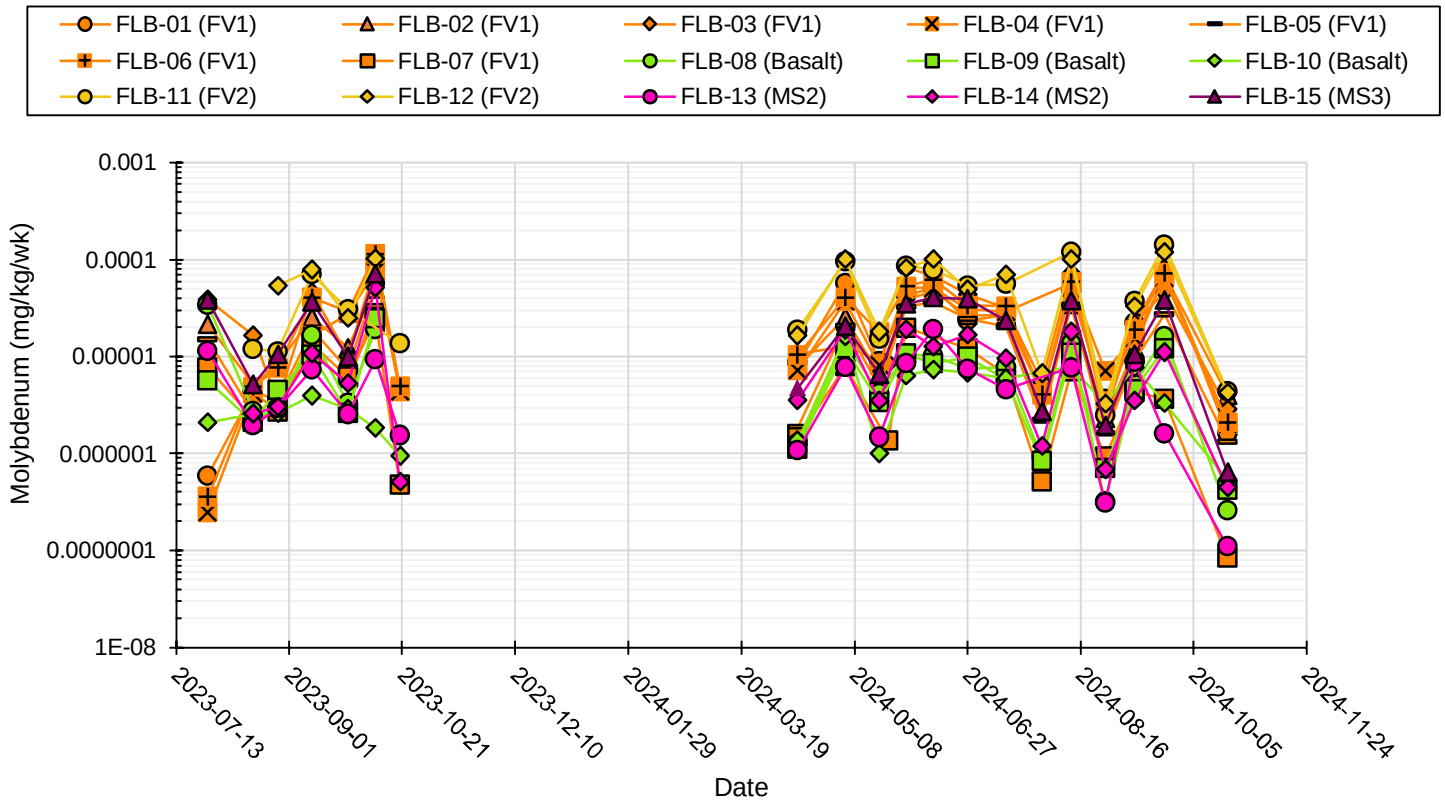

Notes

In some cases, data could not be collected due to dry barrel conditions or ice buildup in the barrel (see text).

Data for the control test (FLB-B) are shown in mg/L in Appendix F.

Molybdenum (mg/kg/wk)			
Geochemistry Summary for Impact Statement			
Kinross Great Bear Project			
Project Number		OMEMA2303	
Date		November 2025	
Figure Number		F3-18	
Drawn	YW	Reviewed	EC

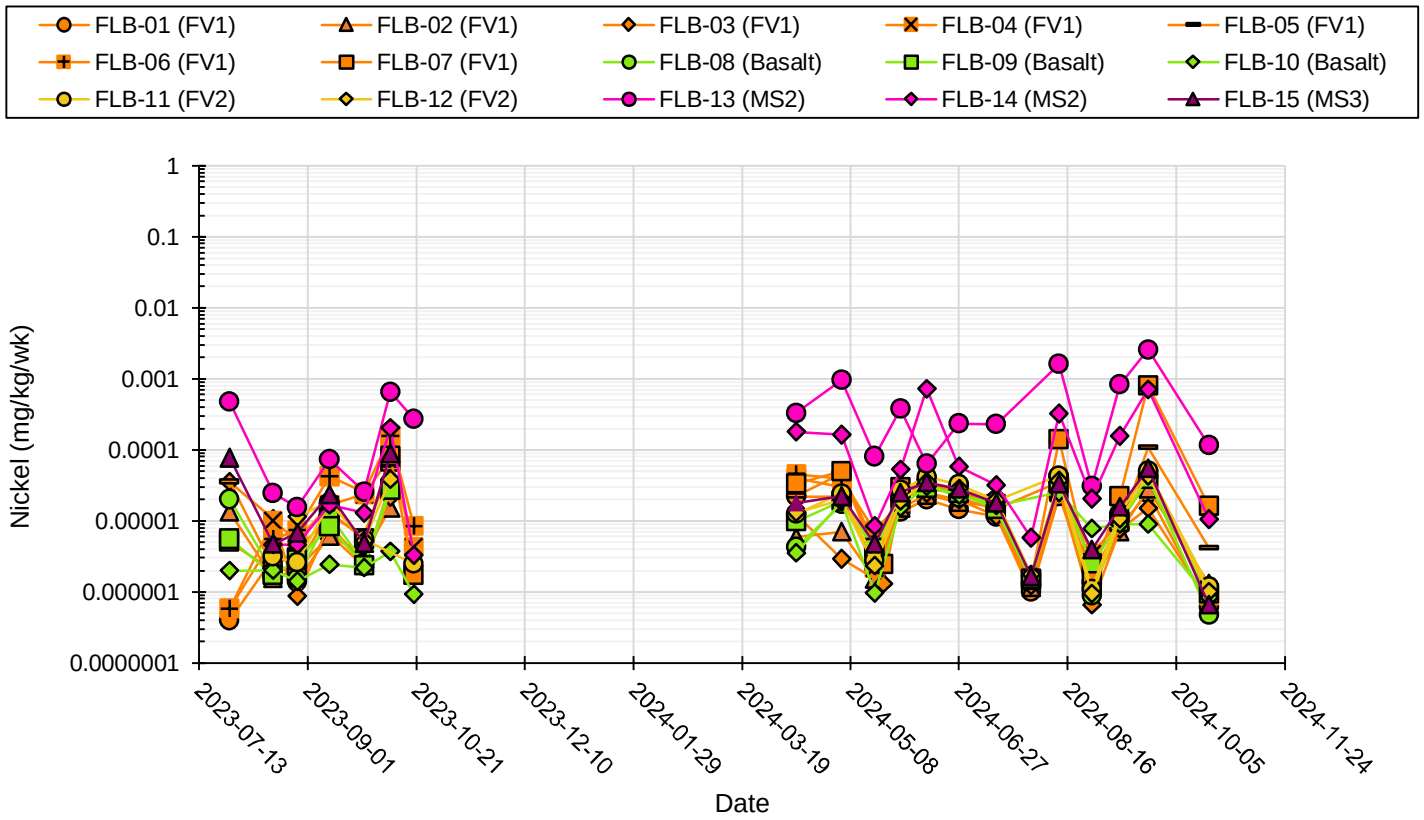

Notes

In some cases, data could not be collected due to dry barrel conditions or ice buildup in the barrel (see text).

Data for the control test (FLB-B) are shown in mg/L in Appendix F.

Nickel (mg/kg/wk)			
Geochemistry Summary for Impact Statement			
Kinross Great Bear Project			
Project Number		OMEMA2303	
Date		November 2025	
Figure Number		F3-19	
Drawn	YW	Reviewed	EC

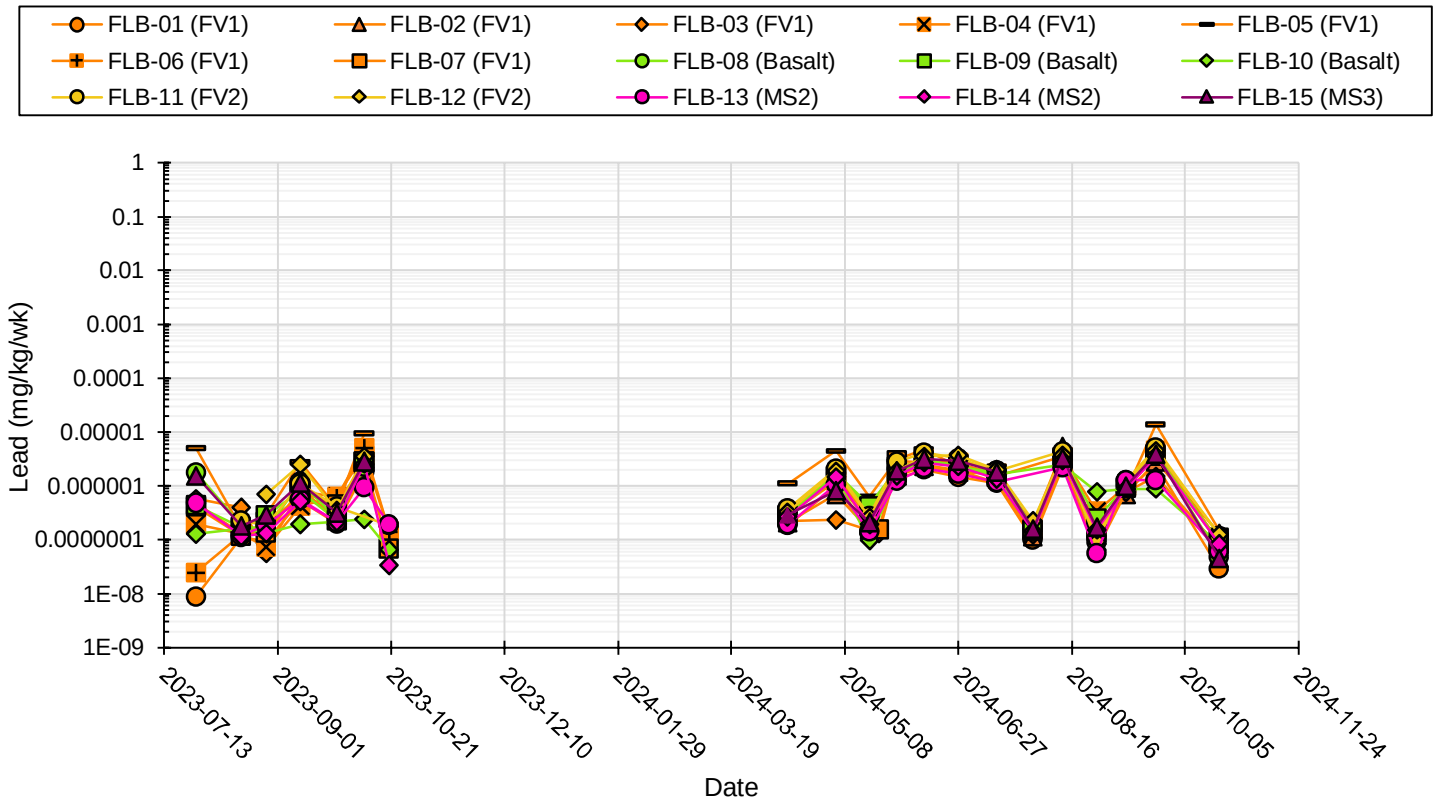

Notes

In some cases, data could not be collected due to dry barrel conditions or ice buildup in the barrel (see text).

Data for the control test (FLB-B) are shown in mg/L in Appendix F.

Lead (mg/kg/wk)			
Geochemistry Summary for Impact Statement			
Kinross Great Bear Project			
Project Number		OMEMA2303	
Date		November 2025	
Figure Number		F3-20	
Drawn	YW	Reviewed	EC

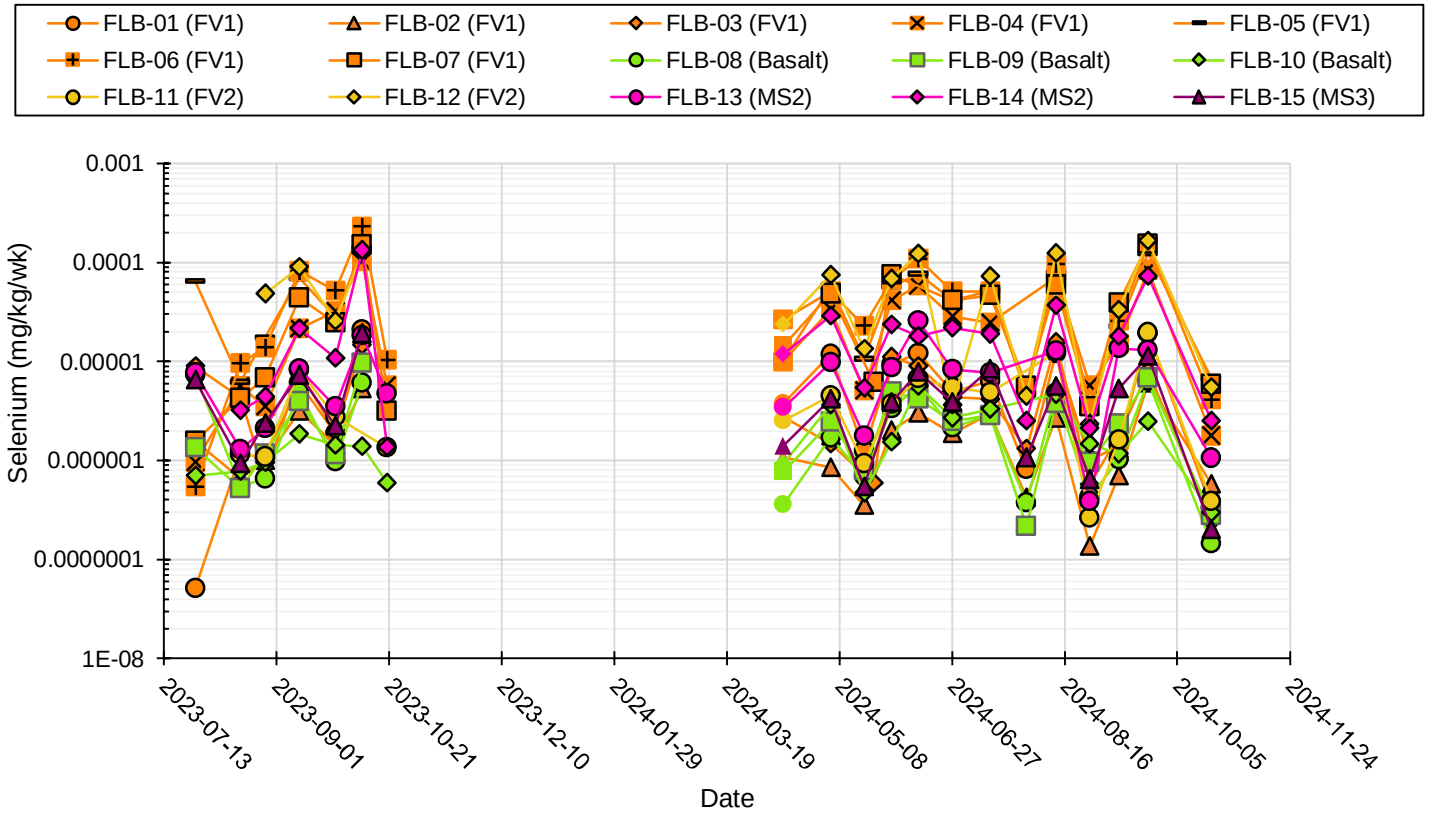

Notes

In some cases, data could not be collected due to dry barrel conditions or ice buildup in the barrel (see text).

Data for the control test (FLB-B) are shown in mg/L in Appendix F.

Selenium (mg/kg/wk)			
Geochemistry Summary for Impact Statement			
Kinross Great Bear Project			
Project Number		OMEMA2303	
Date		November 2025	
Figure Number		F3-21	
Drawn	YW	Reviewed	EC

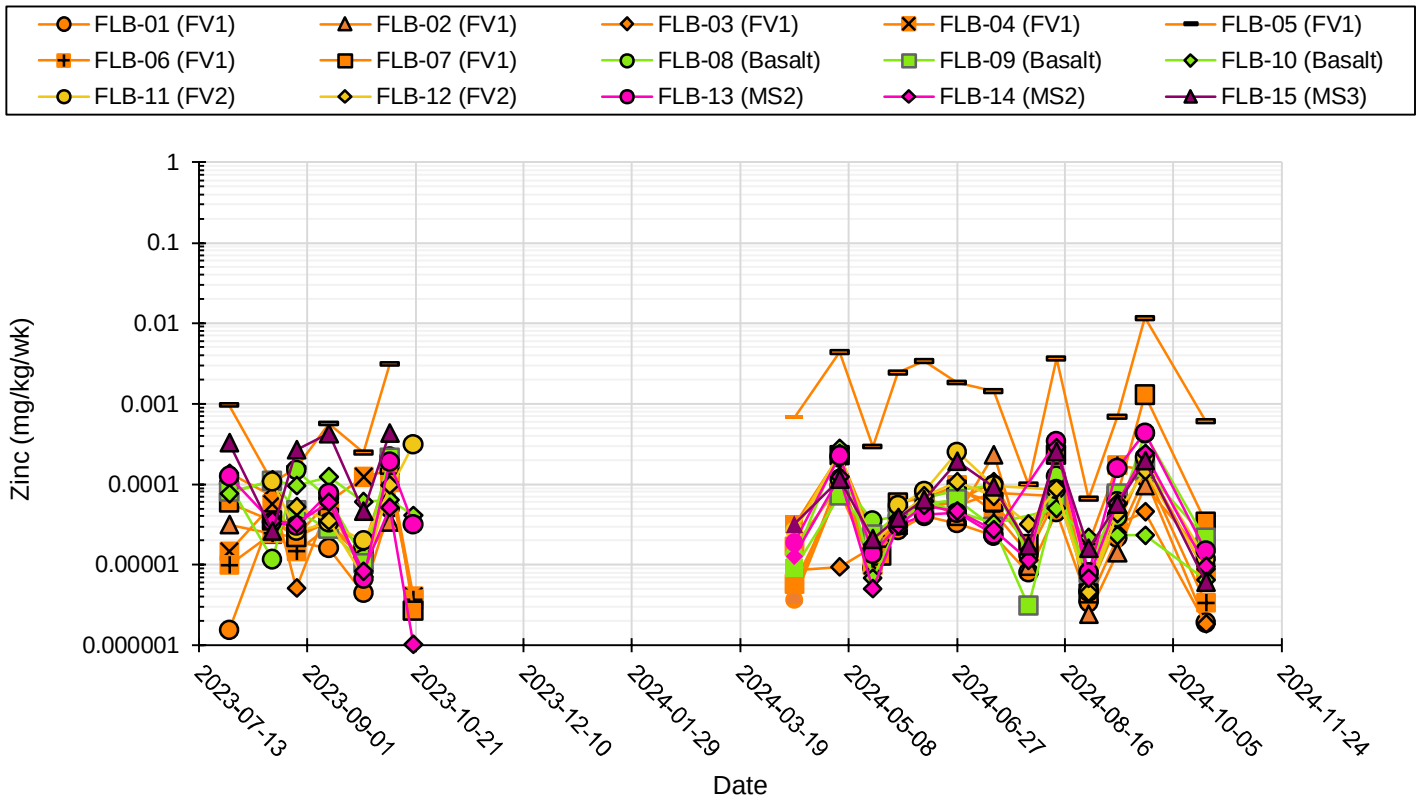

Notes

In some cases, data could not be collected due to dry barrel conditions or ice buildup in the barrel (see text).

Data for the control test (FLB-B) are shown in mg/L in Appendix F.

Zinc (mg/kg/wk)			
Geochemistry Summary for Impact Statement			
Kinross Great Bear Project			
Project Number		OMEMA2303	
Date		November 2025	
Figure Number		F3-22	
Drawn	YW	Reviewed	EC

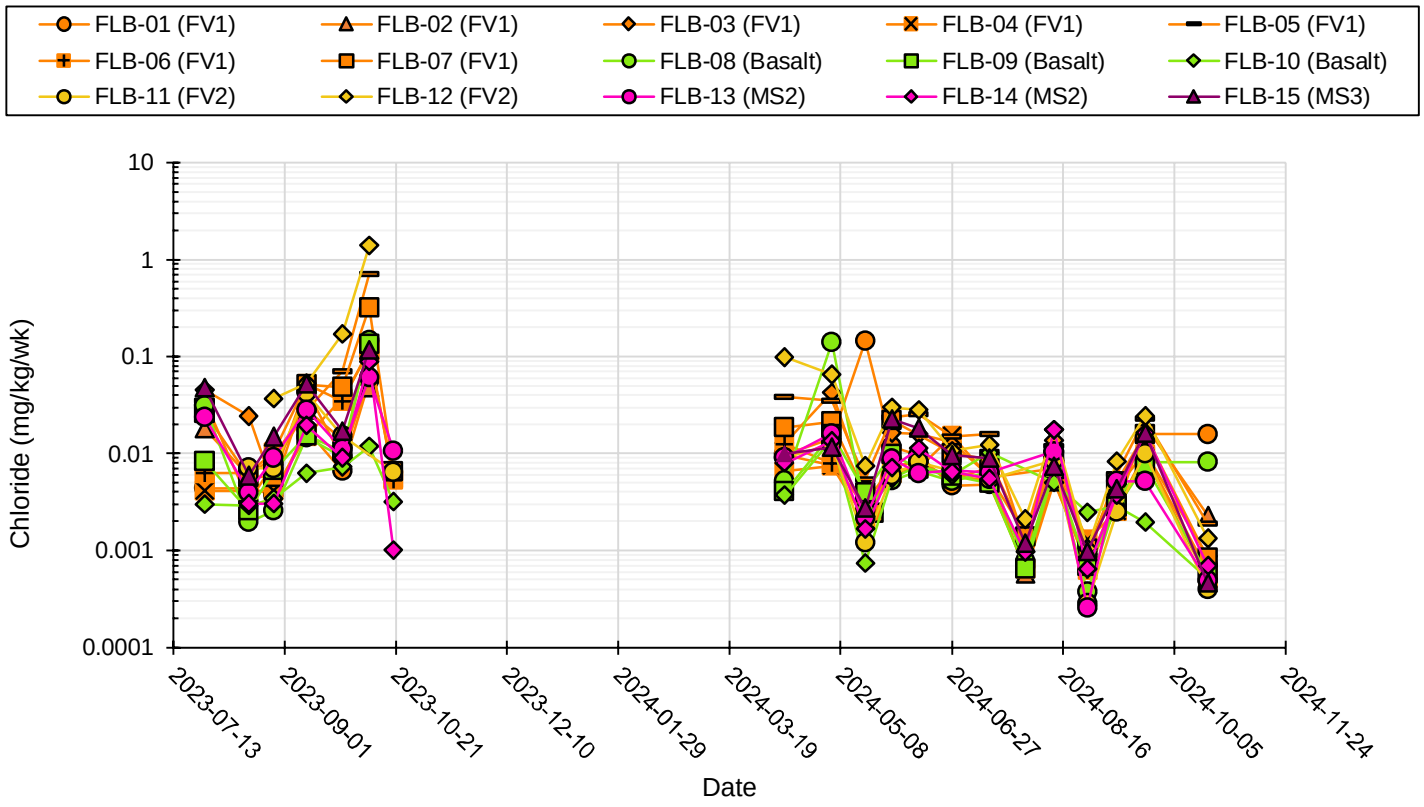

Notes

In some cases, data could not be collected due to dry barrel conditions or ice buildup in the barrel (see text).

Data for the control test (FLB-B) are shown in mg/L in Appendix F.

Chloride (mg/kg/wk)			
Geochemistry Summary for Impact Statement			
Kinross Great Bear Project			
Project Number		OMEMA2303	
Date		November 2025	
Figure Number		F3-23	
Drawn	YW	Reviewed	EC

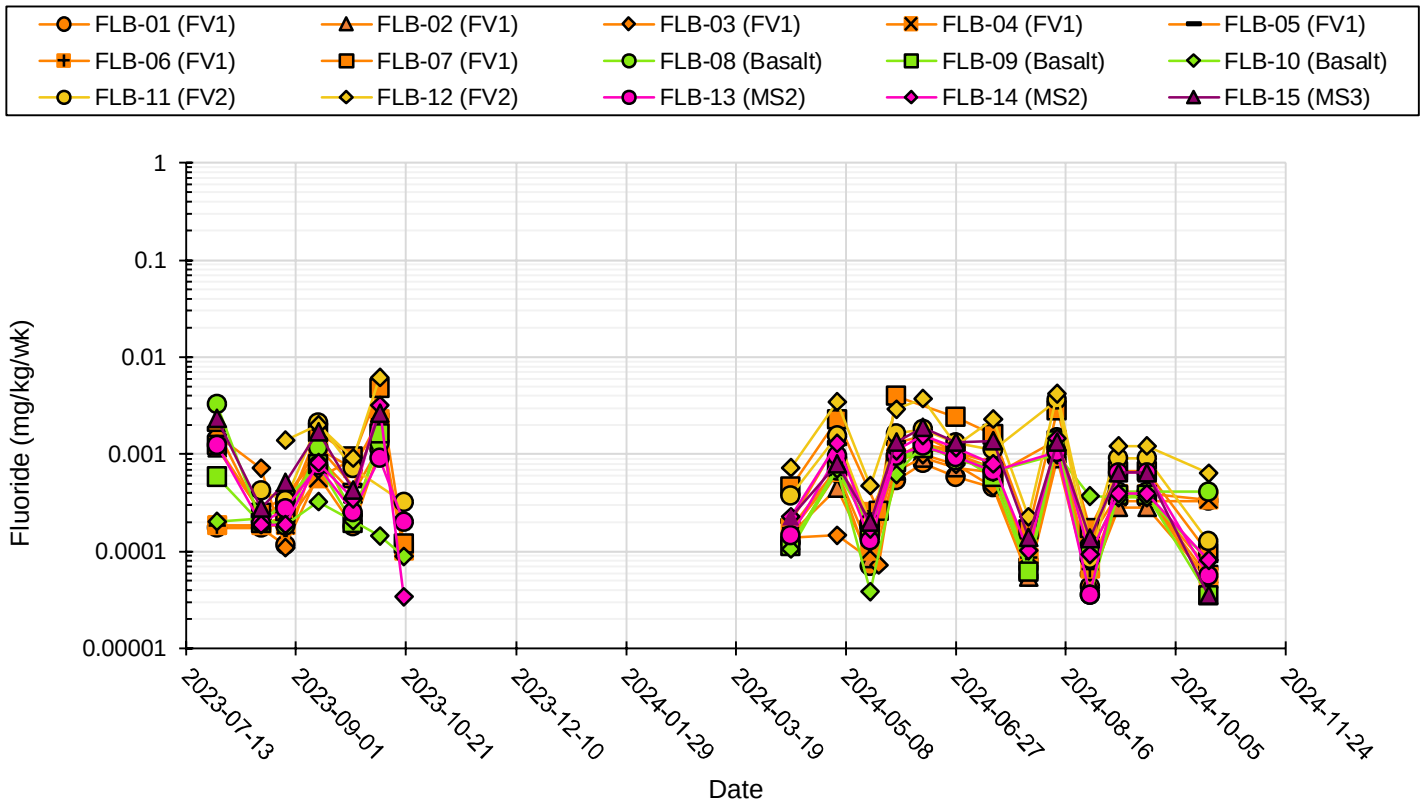

Notes

In some cases, data could not be collected due to dry barrel conditions or ice buildup in the barrel (see text).

Data for the control test (FLB-B) are shown in mg/L in Appendix F.

Fluoride (mg/kg/wk)			
Geochemistry Summary for Impact Statement			
Kinross Great Bear Project			
Project Number		OMEMA2303	
Date		November 2025	
Figure Number		F3-24	
Drawn	YW	Reviewed	EC

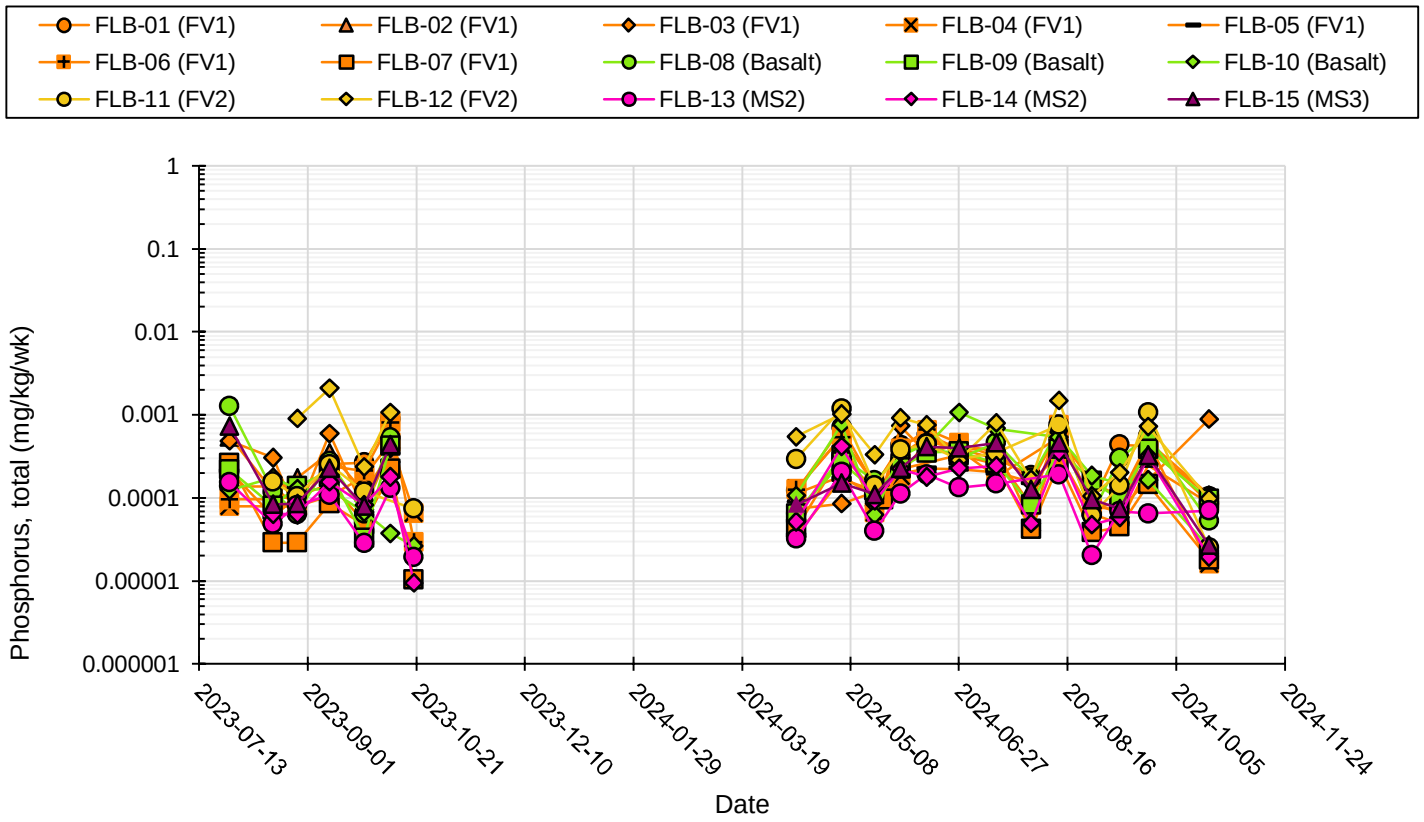

Notes

In some cases, data could not be collected due to dry barrel conditions or ice buildup in the barrel (see text).

Total Phosphorous measured by colorimetry.

Data for the control test (FLB-B) are shown in mg/L in Appendix F.

Total Phosphorous (mg/kg/wk)			
Geochemistry Summary for Impact Statement			
Kinross Great Bear Project			
Project Number		OMEMA2303	
Date		November 2025	
Figure Number		F3-25	
Drawn	YW	Reviewed	EC

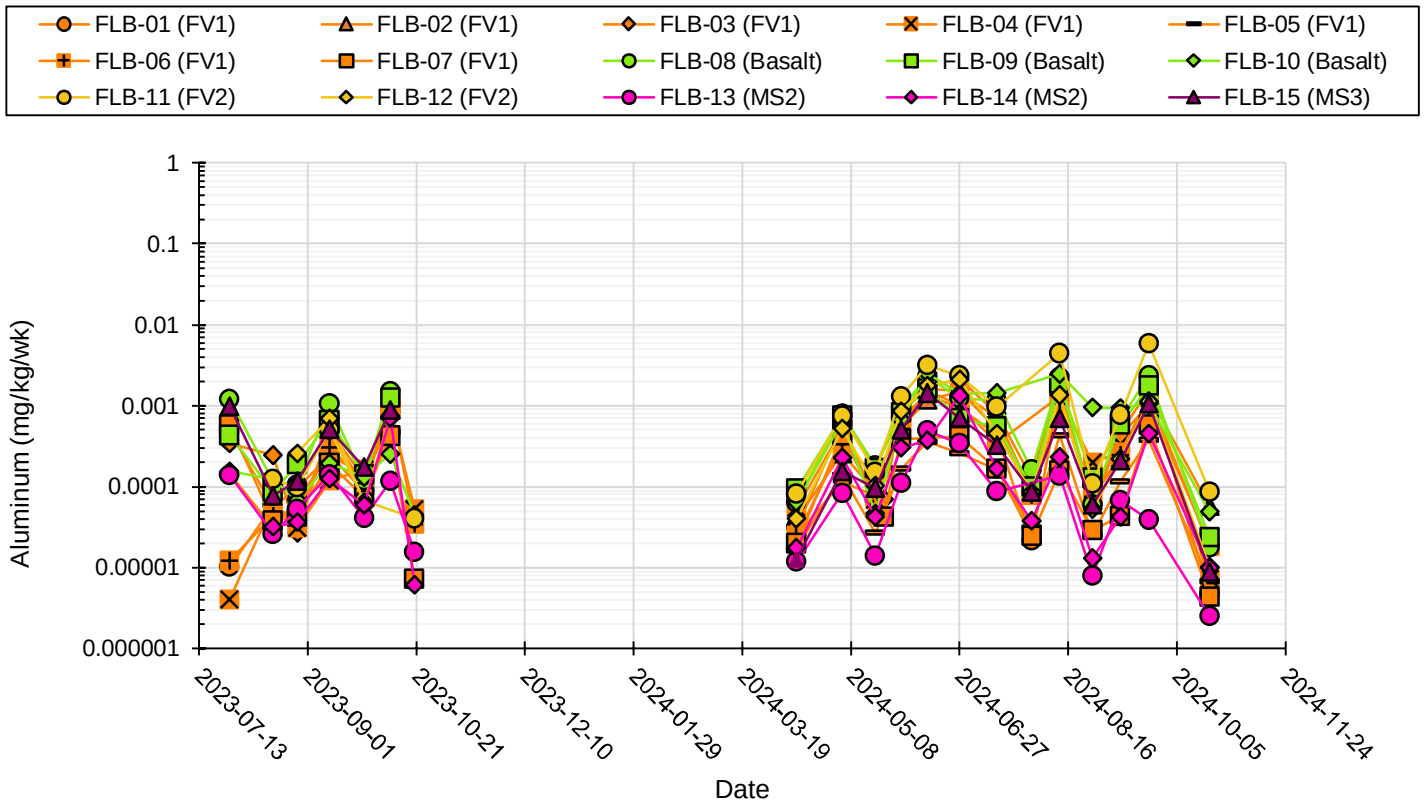

Notes

In some cases, data could not be collected due to dry barrel conditions or ice buildup in the barrel (see text).

Data for the control test (FLB-B) are shown in mg/L in Appendix F.

Aluminum (mg/kg/wk)			
Geochemistry Summary for Impact Statement			
Kinross Great Bear Project			
Project Number		OMEMA2303	
Date		November 2025	
Figure Number		F3-26	
Drawn	YW	Reviewed	EC

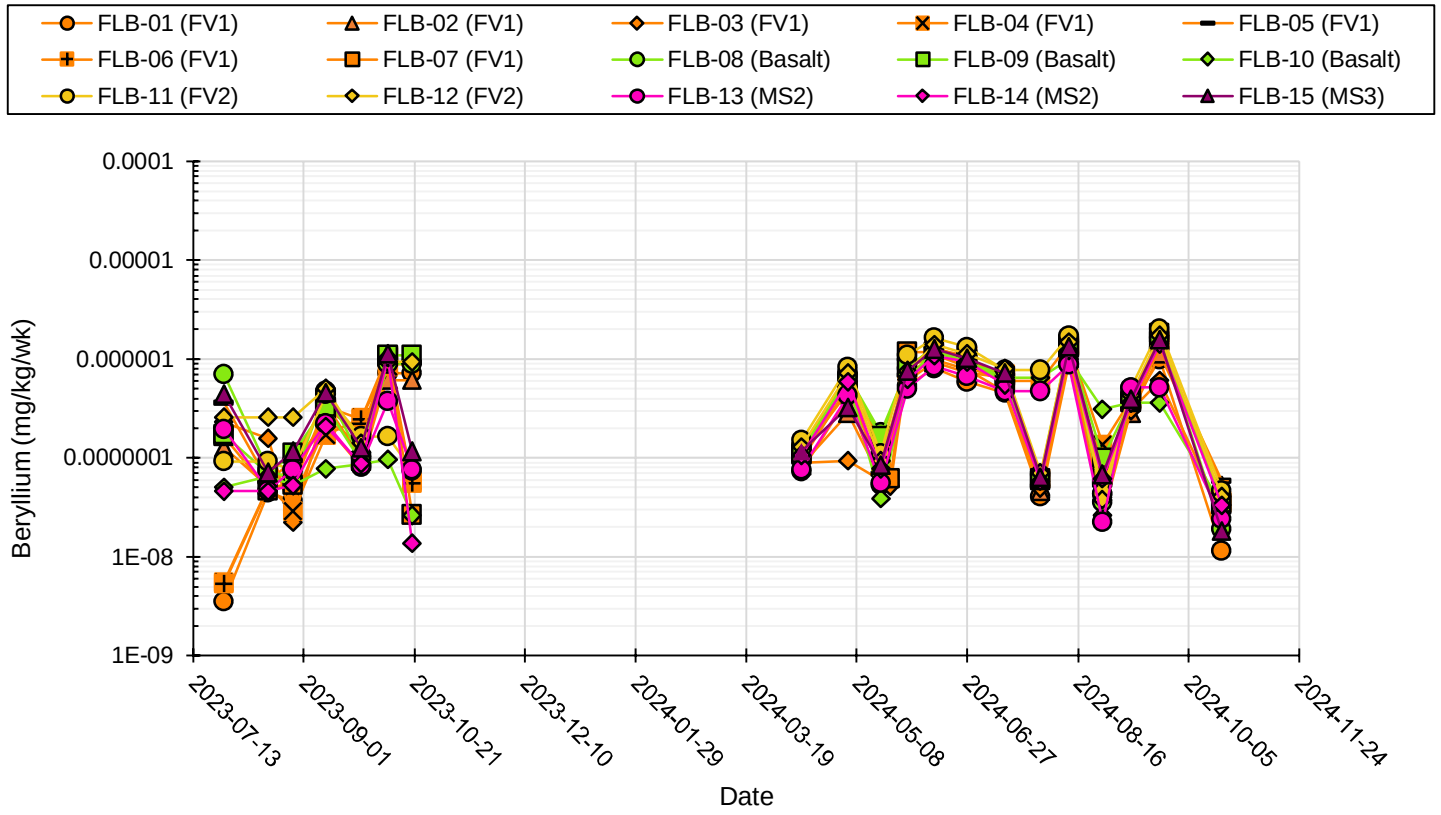

Notes

In some cases, data could not be collected due to dry barrel conditions or ice buildup in the barrel (see text).

Data for the control test (FLB-B) are shown in mg/L in Appendix F.

Beryllium (mg/kg/wk)			
Geochemistry Summary for Impact Statement			
Kinross Great Bear Project			
Project Number		OMEMA2303	
Date		November 2025	
Figure Number		F3-27	
Drawn	YW	Reviewed	EC

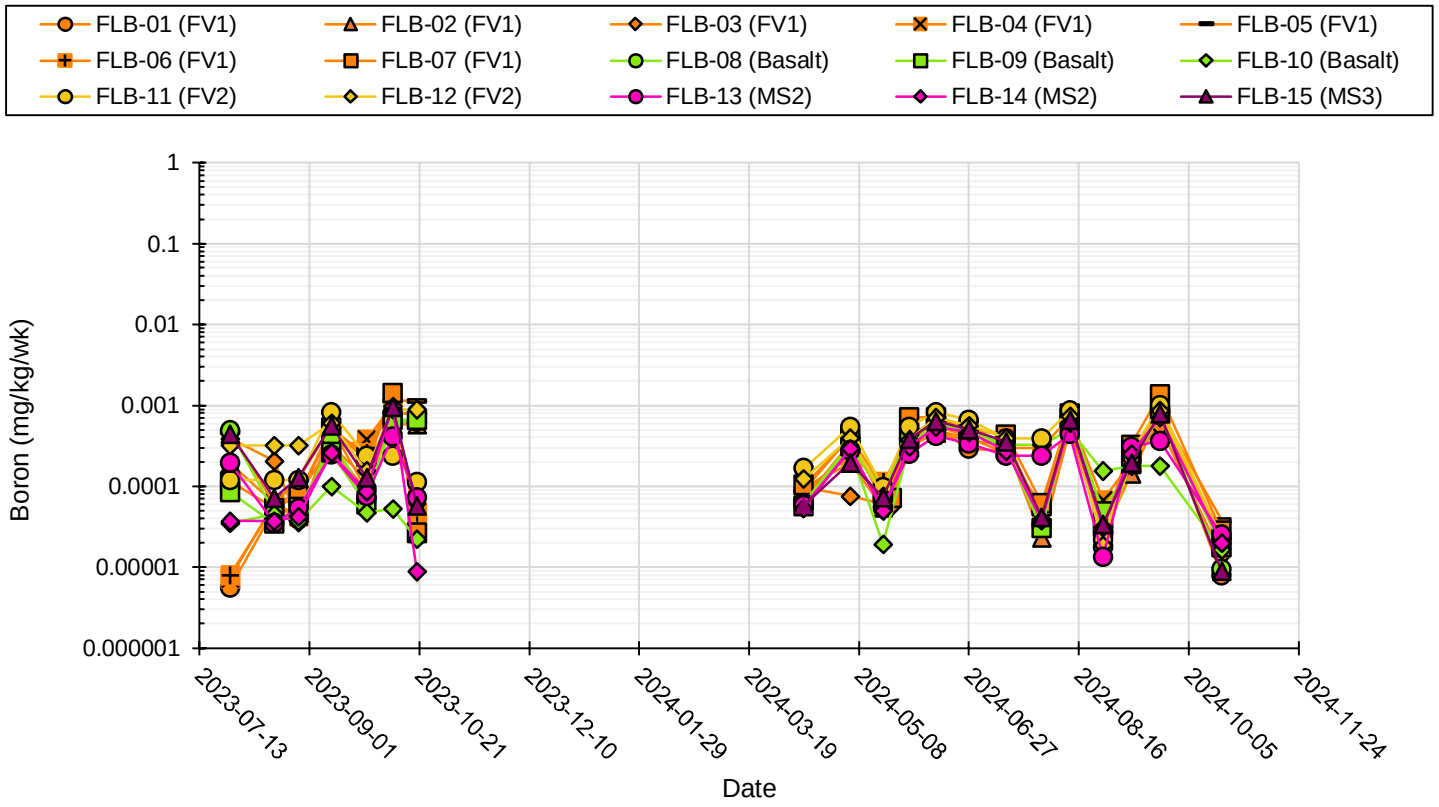

Notes

In some cases, data could not be collected due to dry barrel conditions or ice buildup in the barrel (see text).

Data for the control test (FLB-B) are shown in mg/L in Appendix F.

Boron (mg/kg/wk)			
Geochemistry Summary for Impact Statement			
Kinross Great Bear Project			
Project Number		OMEMA2303	
Date		November 2025	
Figure Number		F3-28	
Drawn	YW	Reviewed	EC

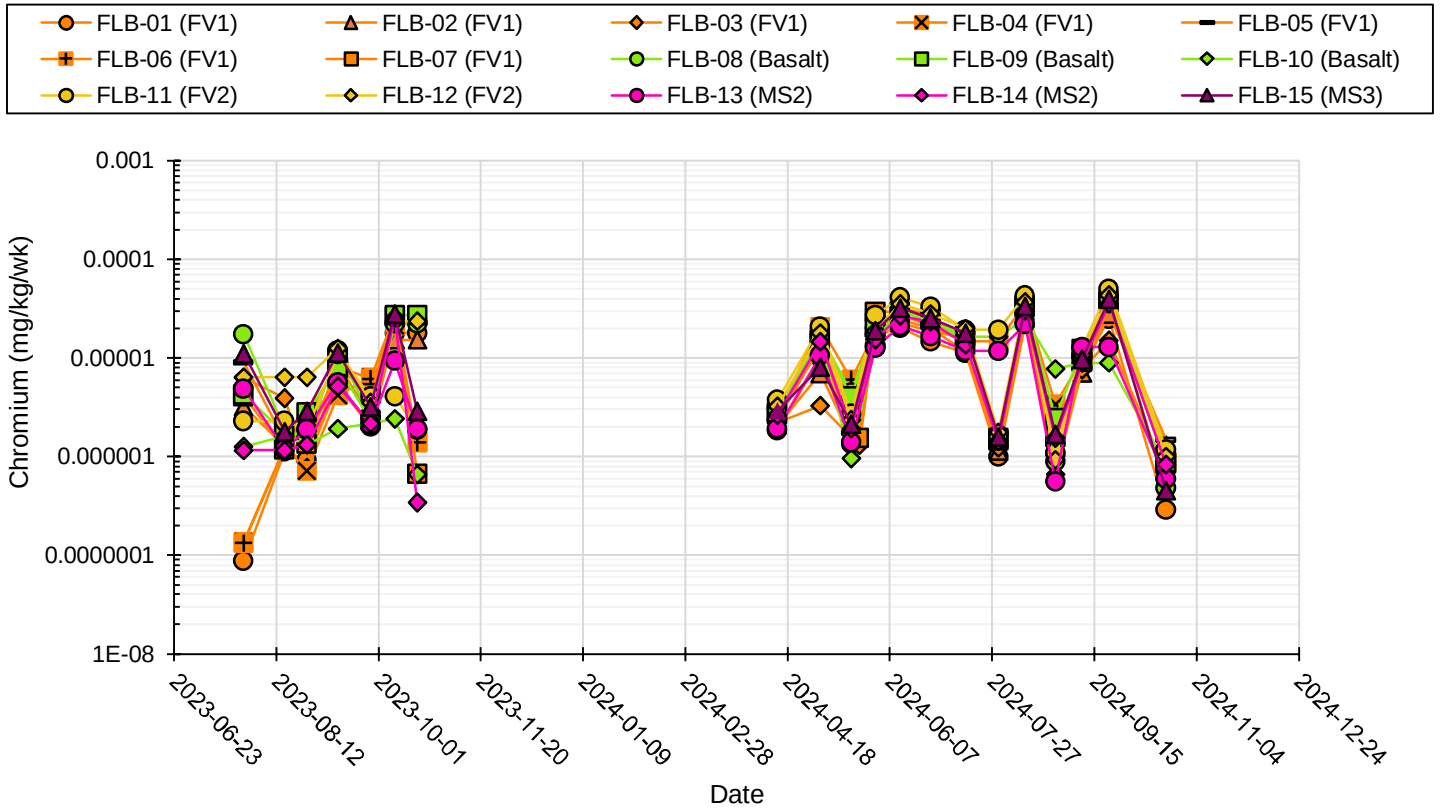

Notes

In some cases, data could not be collected due to dry barrel conditions or ice buildup in the barrel (see text).

Data for the control test (FLB-B) are shown in mg/L in Appendix F.

Chromium (mg/kg/wk)			
Geochemistry Summary for Impact Statement			
Kinross Great Bear Project			
Project Number		OMEMA2303	
Date		November 2025	
Figure Number		F3-29	
Drawn	YW	Reviewed	EC

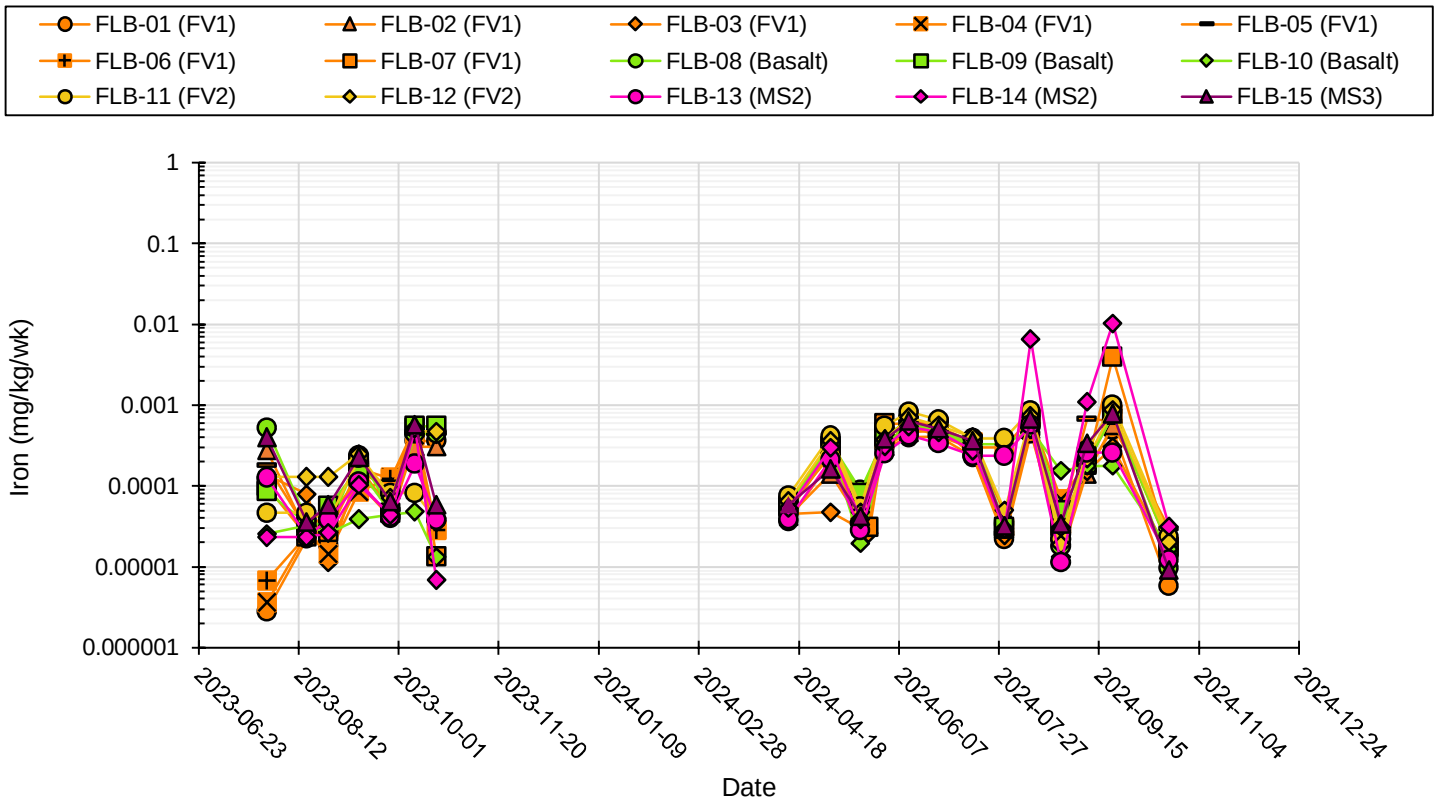

Notes

In some cases, data could not be collected due to dry barrel conditions or ice buildup in the barrel (see text).

Data for the control test (FLB-B) are shown in mg/L in Appendix F.

Iron (mg/kg/wk)			
Geochemistry Summary for Impact Statement			
Kinross Great Bear Project			
Project Number		OMEMA2303	
Date		November 2025	
Figure Number		F3-30	
Drawn	YW	Reviewed	EC

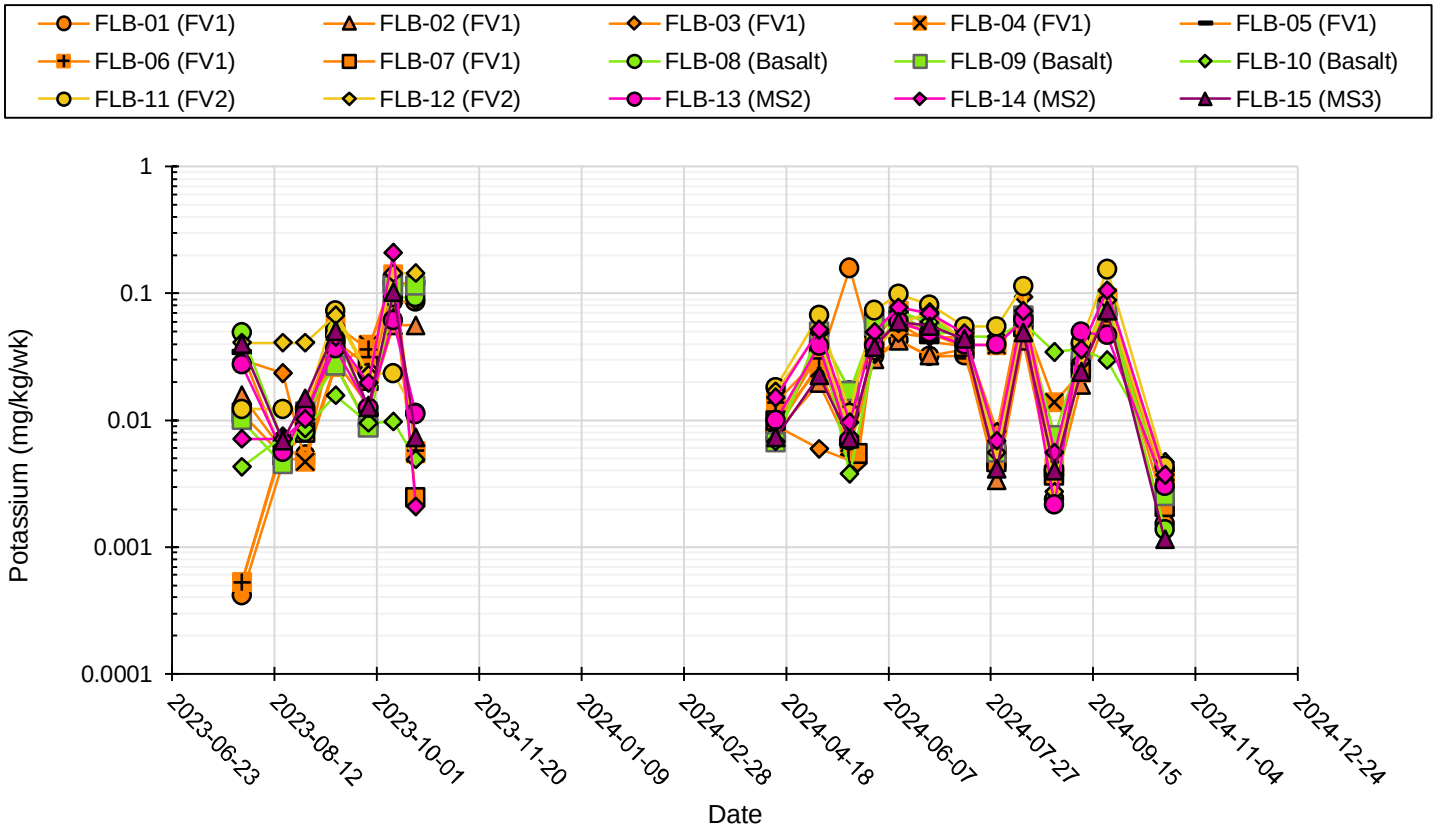

Notes

In some cases, data could not be collected due to dry barrel conditions or ice buildup in the barrel (see text).

Data for the control test (FLB-B) are shown in mg/L in Appendix F.

Potassium (mg/kg/wk)			
Geochemistry Summary for Impact Statement			
Kinross Great Bear Project			
Project Number		OMEMA2303	
Date		November 2025	
Figure Number		F3-31	
Drawn	YW	Reviewed	EC

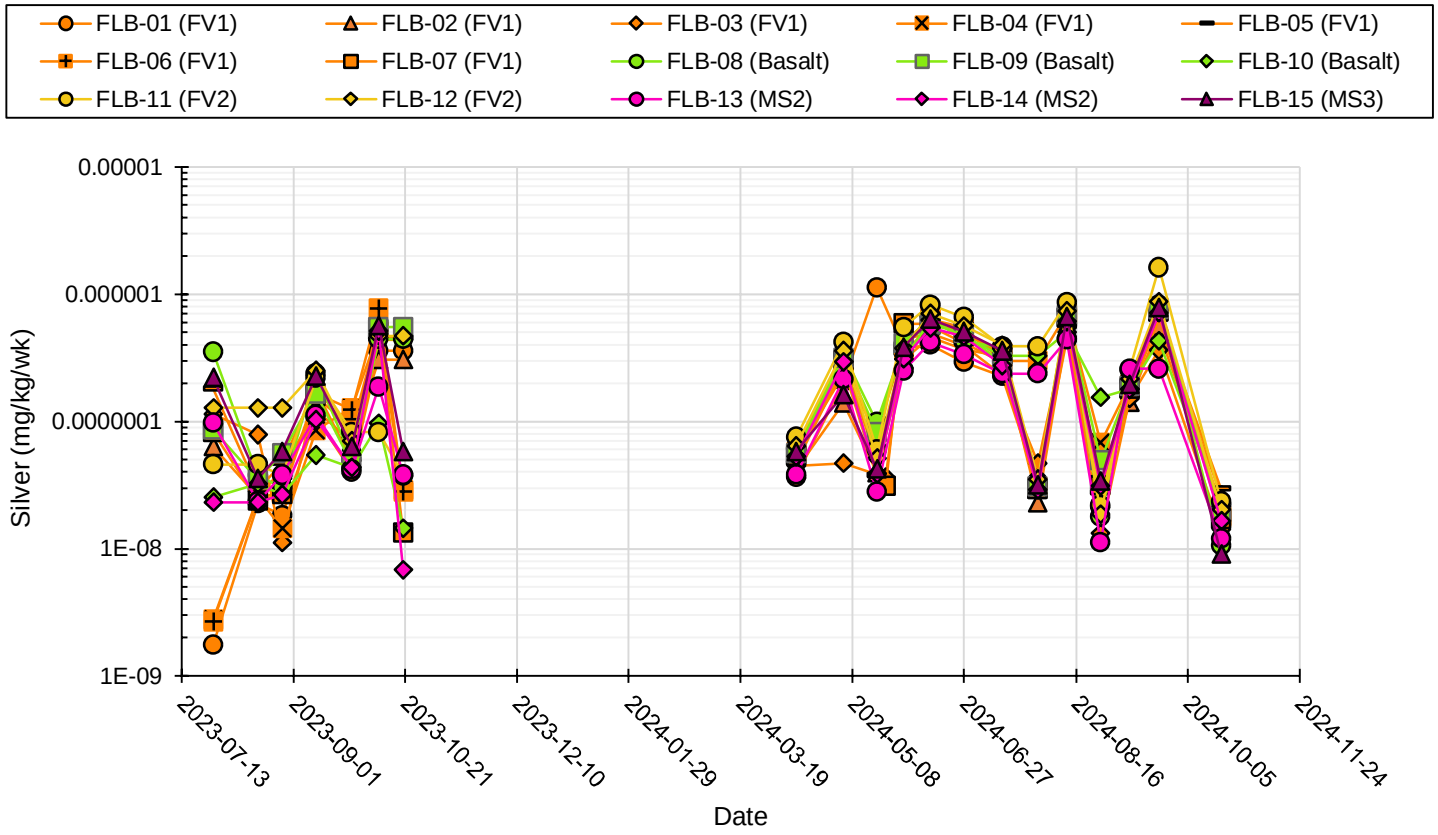

Notes

In some cases, data could not be collected due to dry barrel conditions or ice buildup in the barrel (see text).

Data for the control test (FLB-B) are shown in mg/L in Appendix F.

Silver (mg/kg/wk)			
Geochemistry Summary for Impact Statement			
Kinross Great Bear Project			
Project Number		OMEMA2303	
Date		November 2025	
Figure Number		F3-32	
Drawn	YW	Reviewed	EC

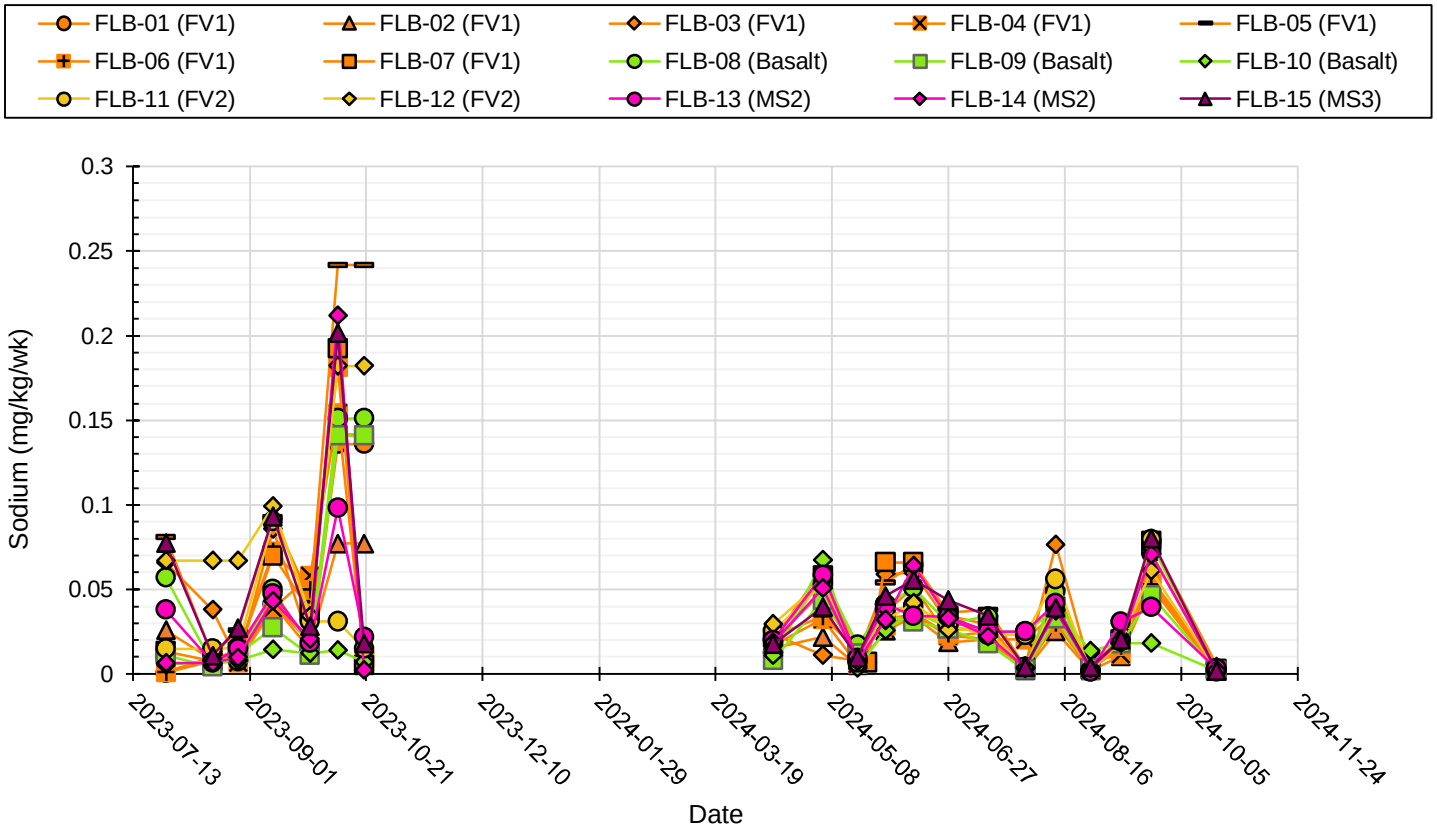

Notes

In some cases, data could not be collected due to dry barrel conditions or ice buildup in the barrel (see text).

Data for the control test (FLB-B) are shown in mg/L in Appendix F.

Sodium (mg/kg/wk)			
Geochemistry Summary for Impact Statement			
Kinross Great Bear Project			
Project Number		OMEMA2303	
Date		November 2025	
Figure Number		F3-33	
Drawn	YW	Reviewed	EC

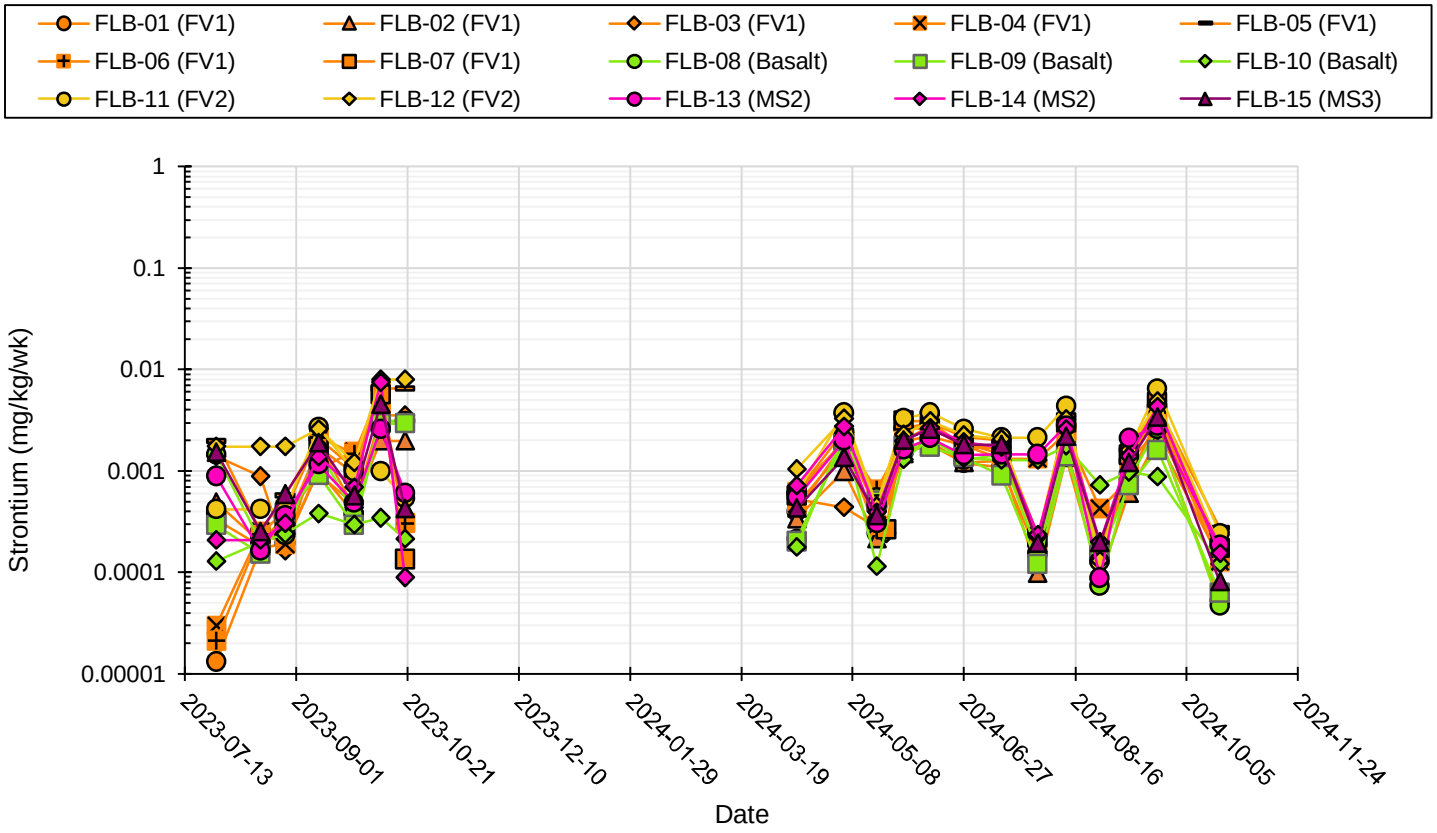

Notes

In some cases, data could not be collected due to dry barrel conditions or ice buildup in the barrel (see text).

Data for the control test (FLB-B) are shown in mg/L in Appendix F.

Strontium (mg/kg/wk)			
Geochemistry Summary for Impact Statement			
Kinross Great Bear Project			
Project Number		OMEMA2303	
Date		November 2025	
Figure Number		F3-34	
Drawn	YW	Reviewed	EC

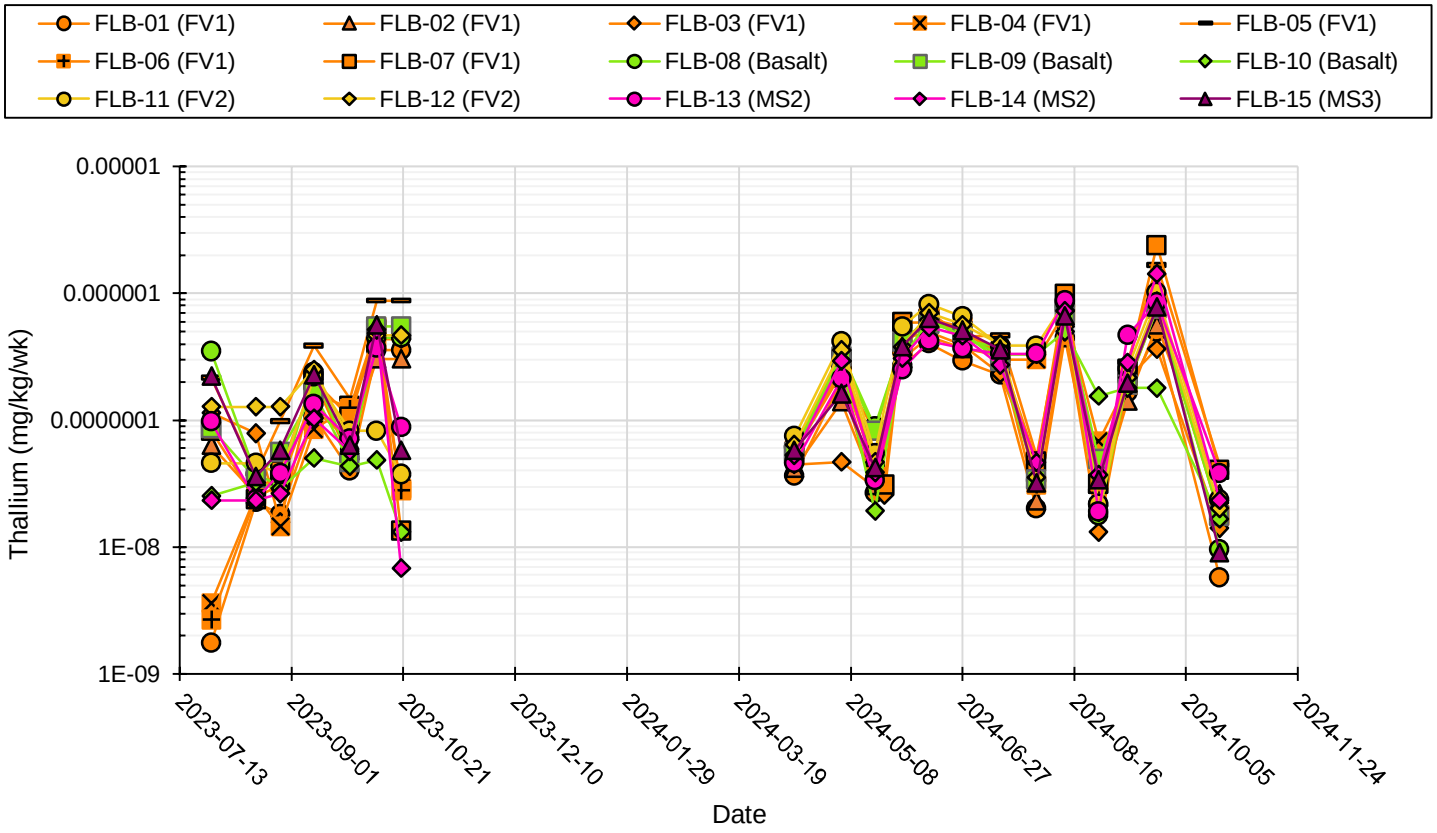

Notes

In some cases, data could not be collected due to dry barrel conditions or ice buildup in the barrel (see text).

Data for the control test (FLB-B) are shown in mg/L in Appendix F.

Thallium (mg/kg/wk)			
Geochemistry Summary for Impact Statement			
Kinross Great Bear Project			
Project Number		OMEMA2303	
Date		November 2025	
Figure Number		F3-35	
Drawn	YW	Reviewed	EC

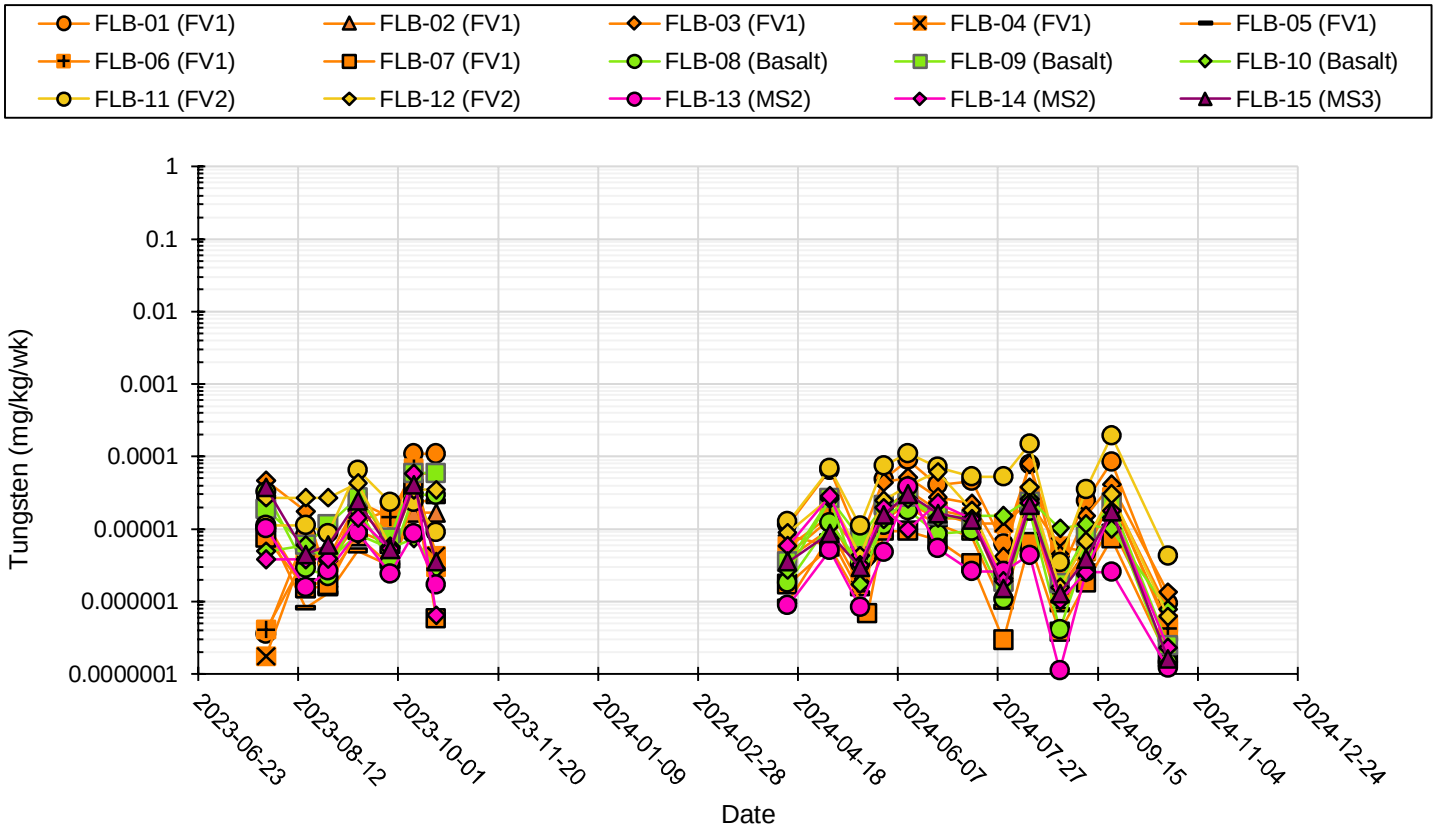

Notes

In some cases, data could not be collected due to dry barrel conditions or ice buildup in the barrel (see text).

Data for the control test (FLB-B) are shown in mg/L in Appendix F.

Tungsten (mg/kg/wk)			
Geochemistry Summary for Impact Statement			
Kinross Great Bear Project			
Project Number		OMEMA2303	
Date		November 2025	
Figure Number		F3-36	
Drawn	YW	Reviewed	EC

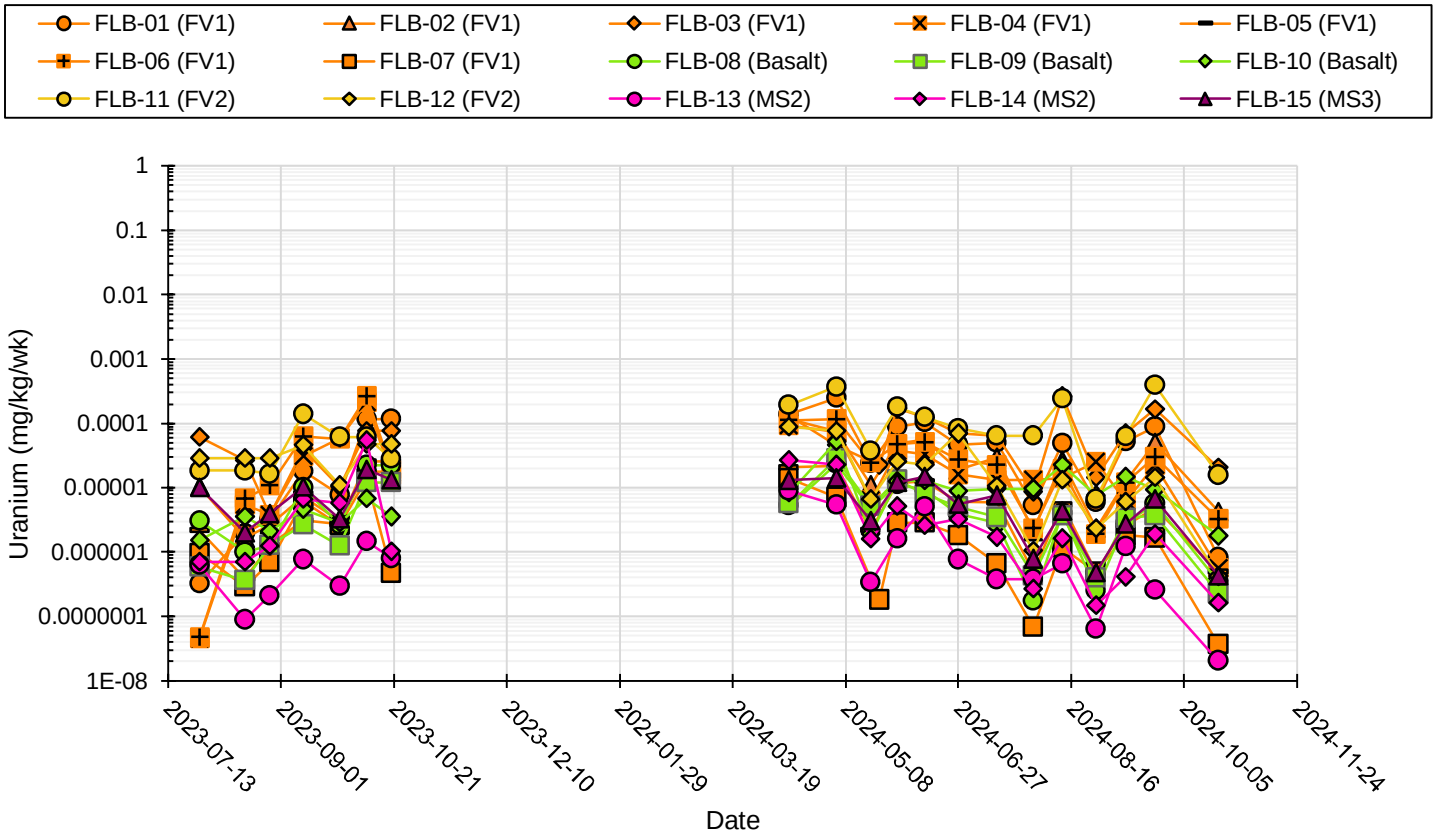

Notes

In some cases, data could not be collected due to dry barrel conditions or ice buildup in the barrel (see text).

Data for the control test (FLB-B) are shown in mg/L in Appendix F.

Uranium (mg/kg/wk)			
Geochemistry Summary for Impact Statement			
Kinross Great Bear Project			
Project Number		OMEMA2303	
Date		November 2025	
Figure Number		F3-37	
Drawn	YW	Reviewed	EC

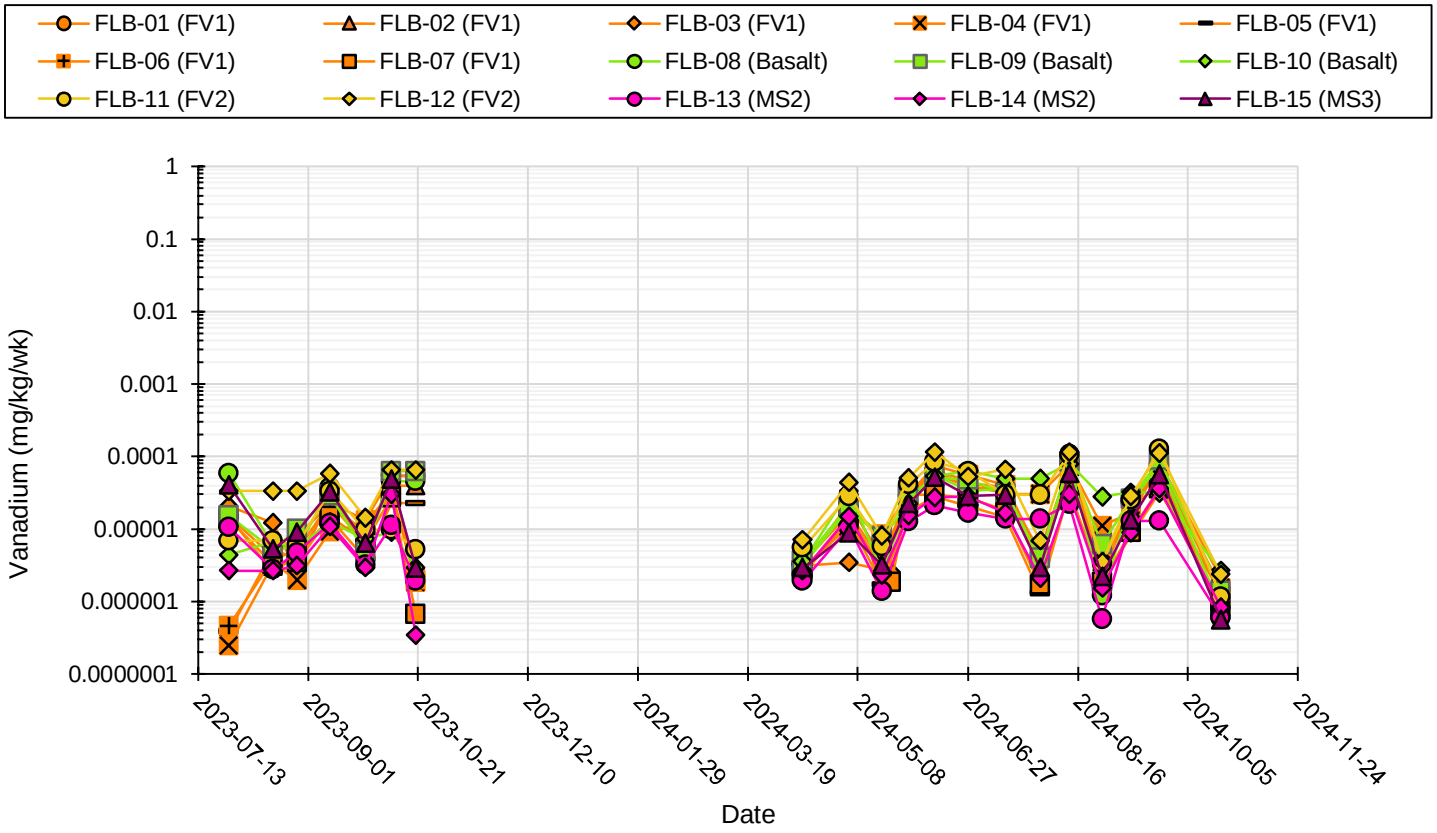

Notes

In some cases, data could not be collected due to dry barrel conditions or ice buildup in the barrel (see text).

Data for the control test (FLB-B) are shown in mg/L in Appendix F.

Vanadium (mg/kg/wk)			
Geochemistry Summary for Impact Statement			
Kinross Great Bear Project			
Project Number		OMEMA2303	
Date		November 2025	
Figure Number		F3-38	
Drawn	YW	Reviewed	EC

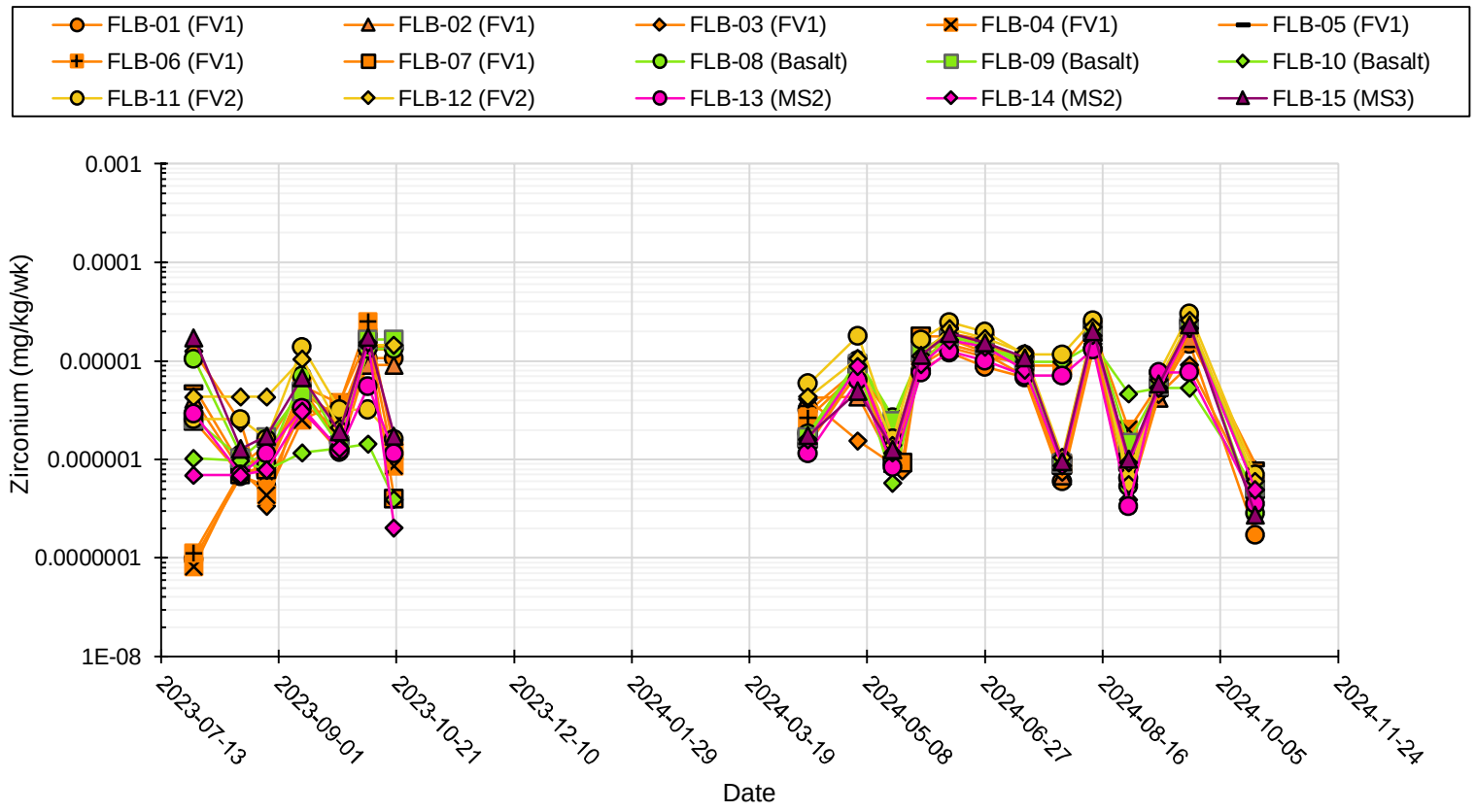

Notes

In some cases, data could not be collected due to dry barrel conditions or ice buildup in the barrel (see text).

Data for the control test (FLB-B) are shown in mg/L in Appendix F.

Zirconium (mg/kg/wk)			
Geochemistry Summary for Impact Statement			
Kinross Great Bear Project			
Project Number		OMEMA2303	
Date		November 2025	
Figure Number		F3-39	
Drawn	YW	Reviewed	EC

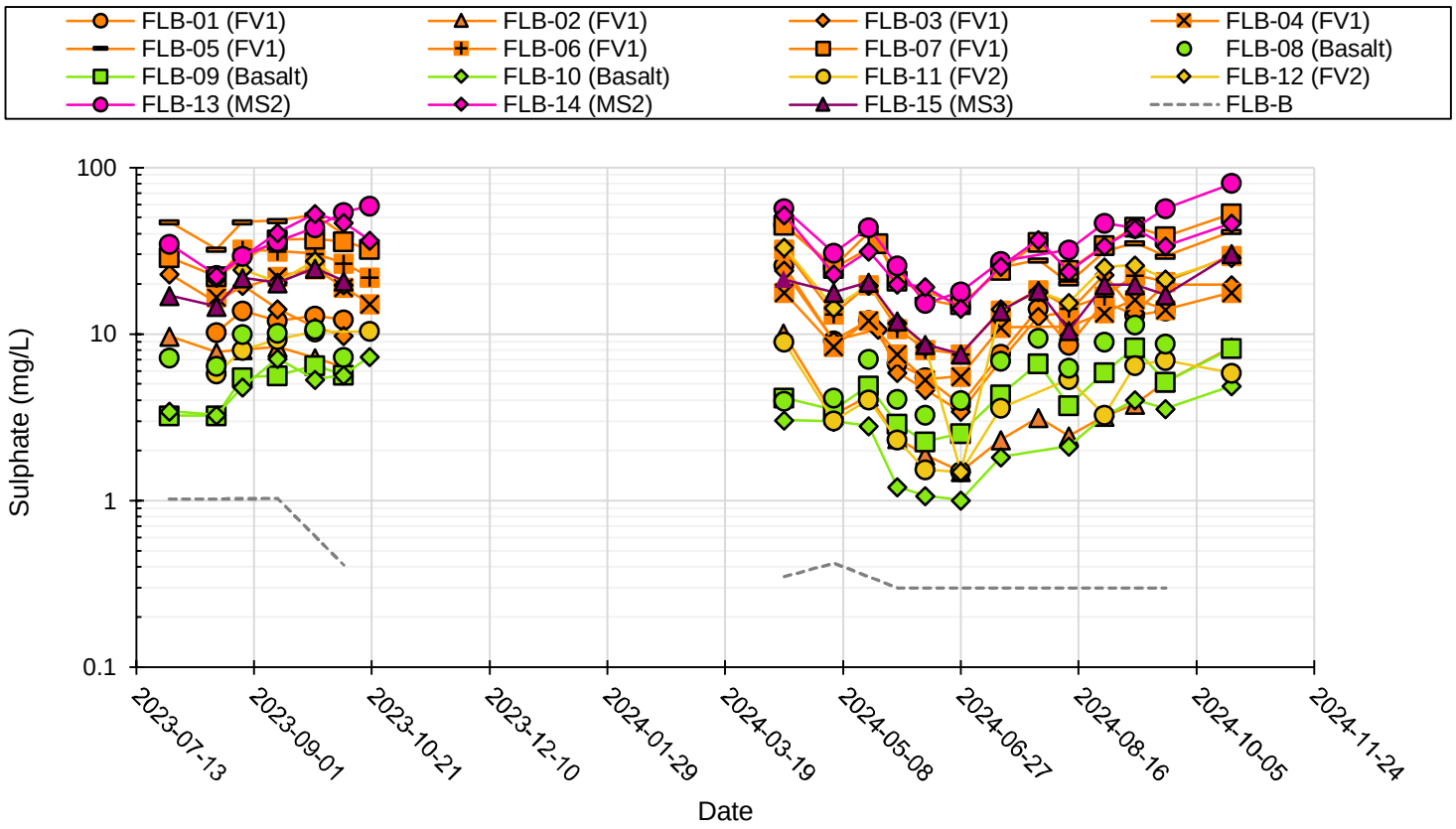

Notes

In some cases, data could not be collected due to dry barrel conditions or ice buildup in the barrel (see text).

Sulphate (mg/L)			
Geochemistry Summary for Impact Statement			
Great Bear Project			
Project Number		OMEMA2303	
Date		November 2025	
Figure Number		F3-40	
Drawn	YW	Reviewed	JB

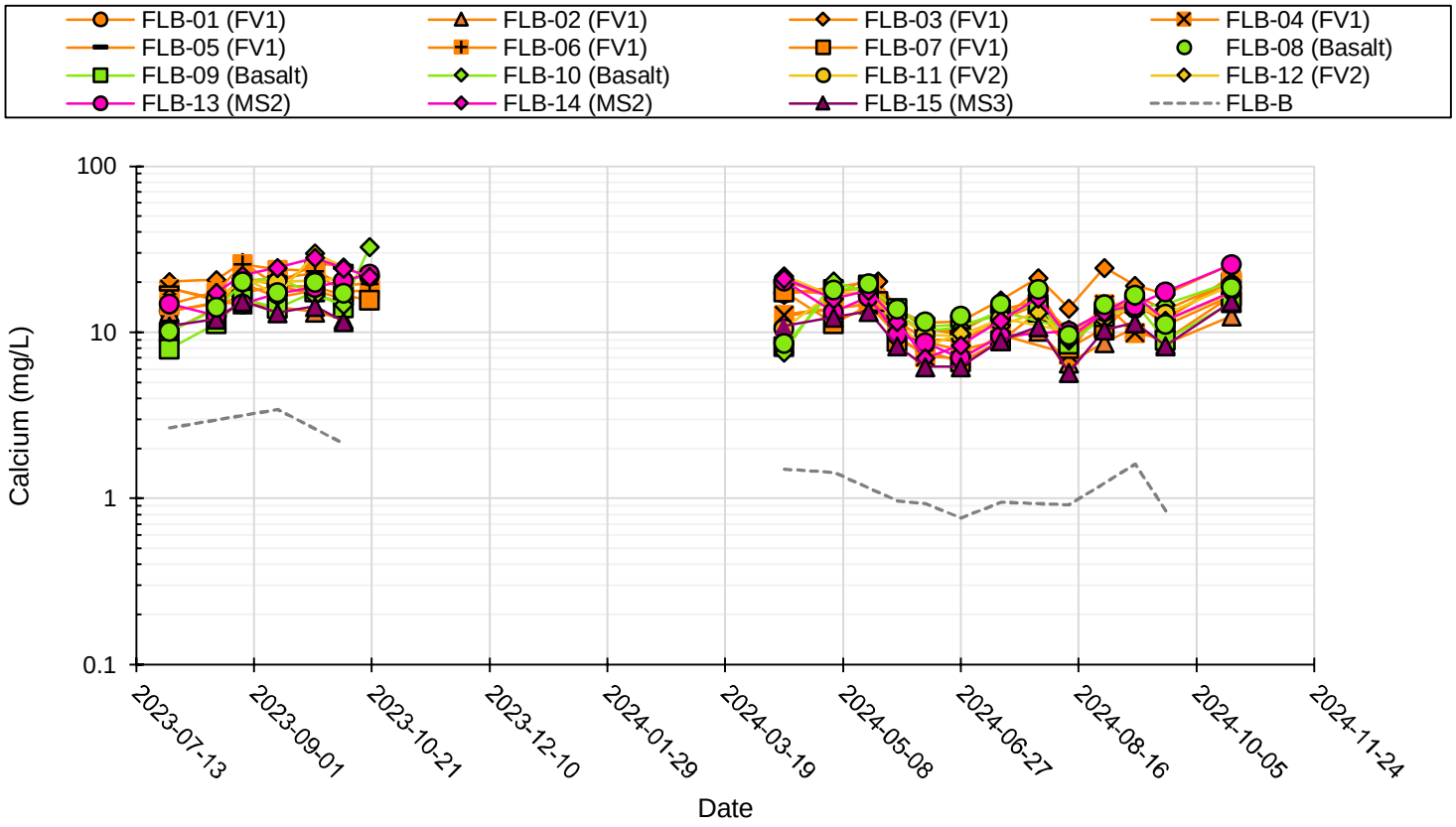

Notes

In some cases, data could not be collected due to dry barrel conditions or ice buildup in the barrel (see text).

Calcium (mg/L)			
Geochemistry Summary for Impact Statement			
Great Bear Project			
Project Number		OMEMA2303	
Date		November 2025	
Figure Number		F3-41	
Drawn	YW	Reviewed	JB

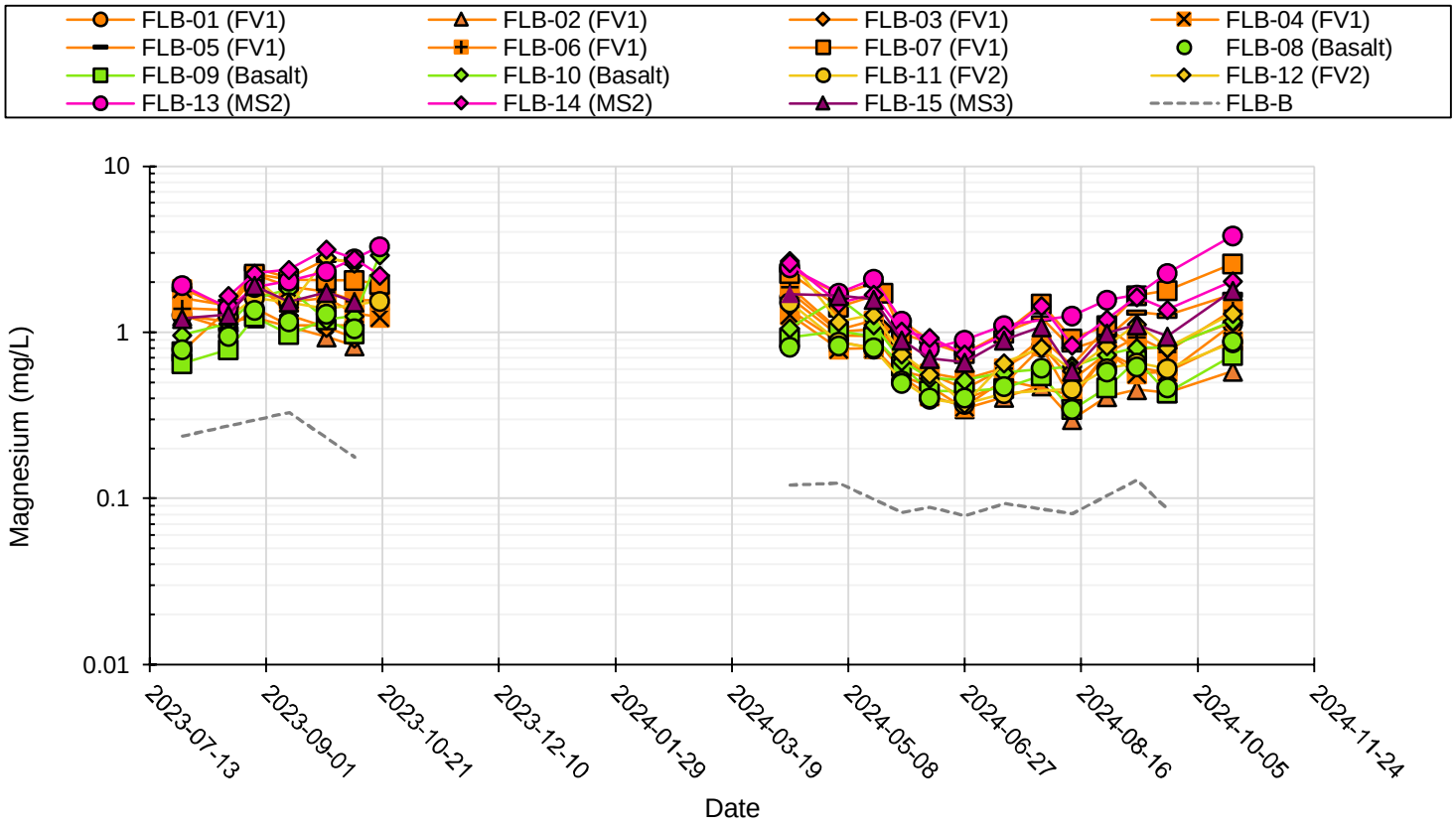

Notes

In some cases, data could not be collected due to dry barrel conditions or ice buildup in the barrel (see text).

Magnesium (mg/L)			
Geochemistry Summary for Impact Statement			
Great Bear Project			
Project Number		OMEMA2303	
Date		November 2025	
Figure Number		F3-42	
Drawn	YW	Reviewed	JB

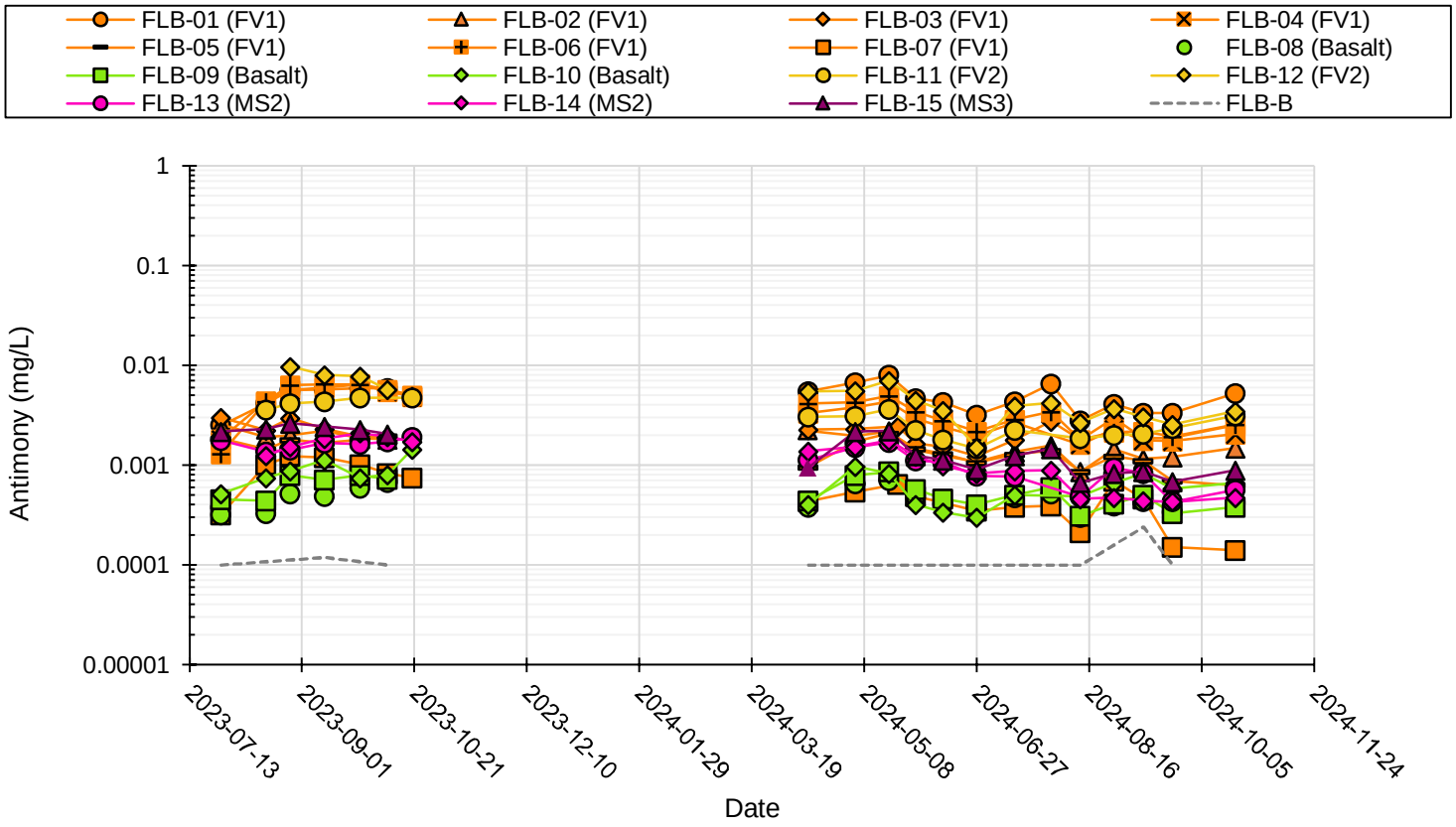

Notes

In some cases, data could not be collected due to dry barrel conditions or ice buildup in the barrel (see text).

Antimony (mg/L)			
Geochemistry Summary for Impact Statement			
Great Bear Project			
Project Number		OMEMA2303	
Date		November 2025	
Figure Number		F3-43	
Drawn	YW	Reviewed	JB

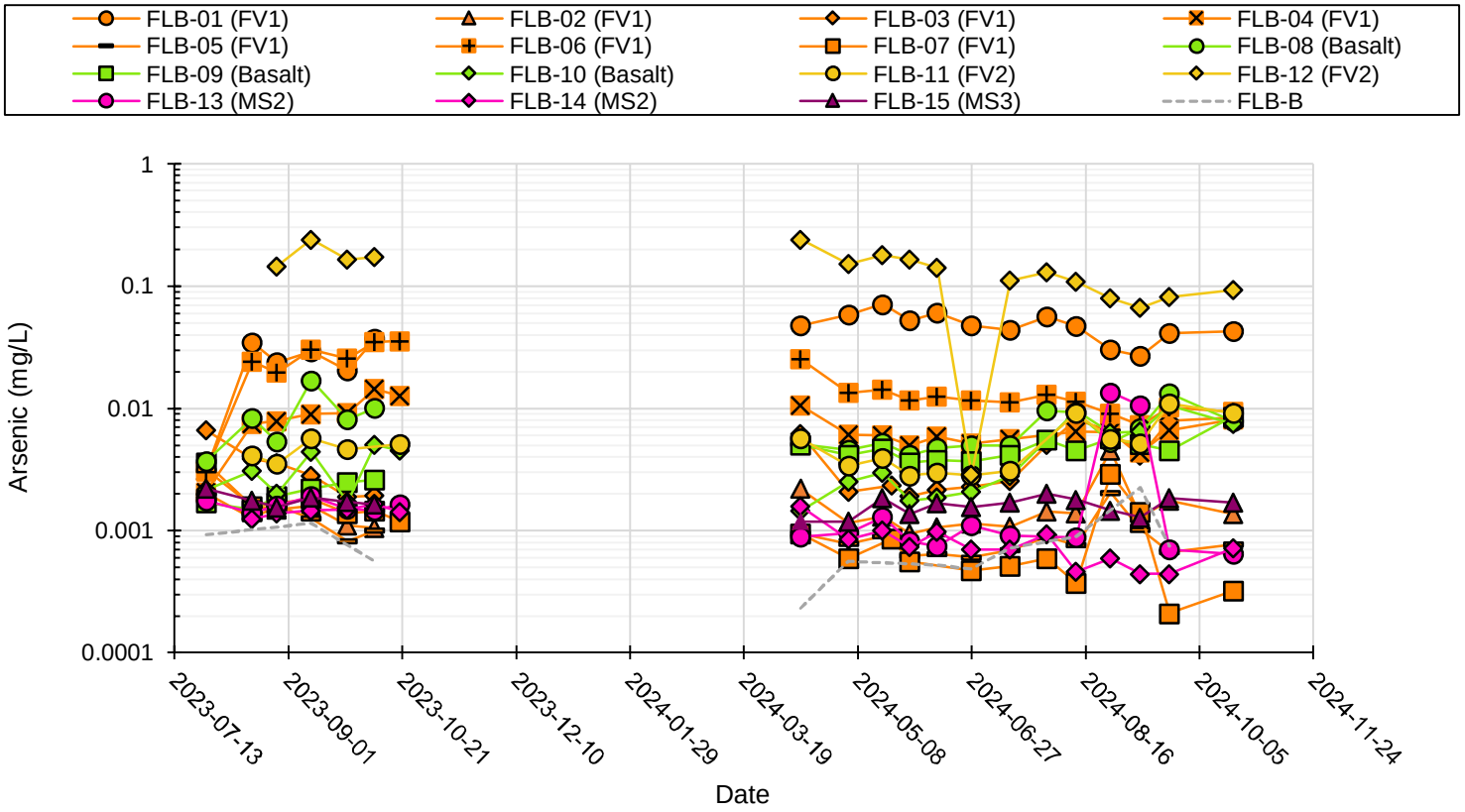

Notes

In some cases, data could not be collected due to dry barrel conditions or ice buildup in the barrel (see text).

wsp

KINROSS

Arsenic (mg/L)			
Geochemistry Summary for Impact Statement			
Great Bear Project			
Project Number		OMEMA2303	
Date		November 2025	
Figure Number		F3-44	
Drawn	YW	Reviewed	JB

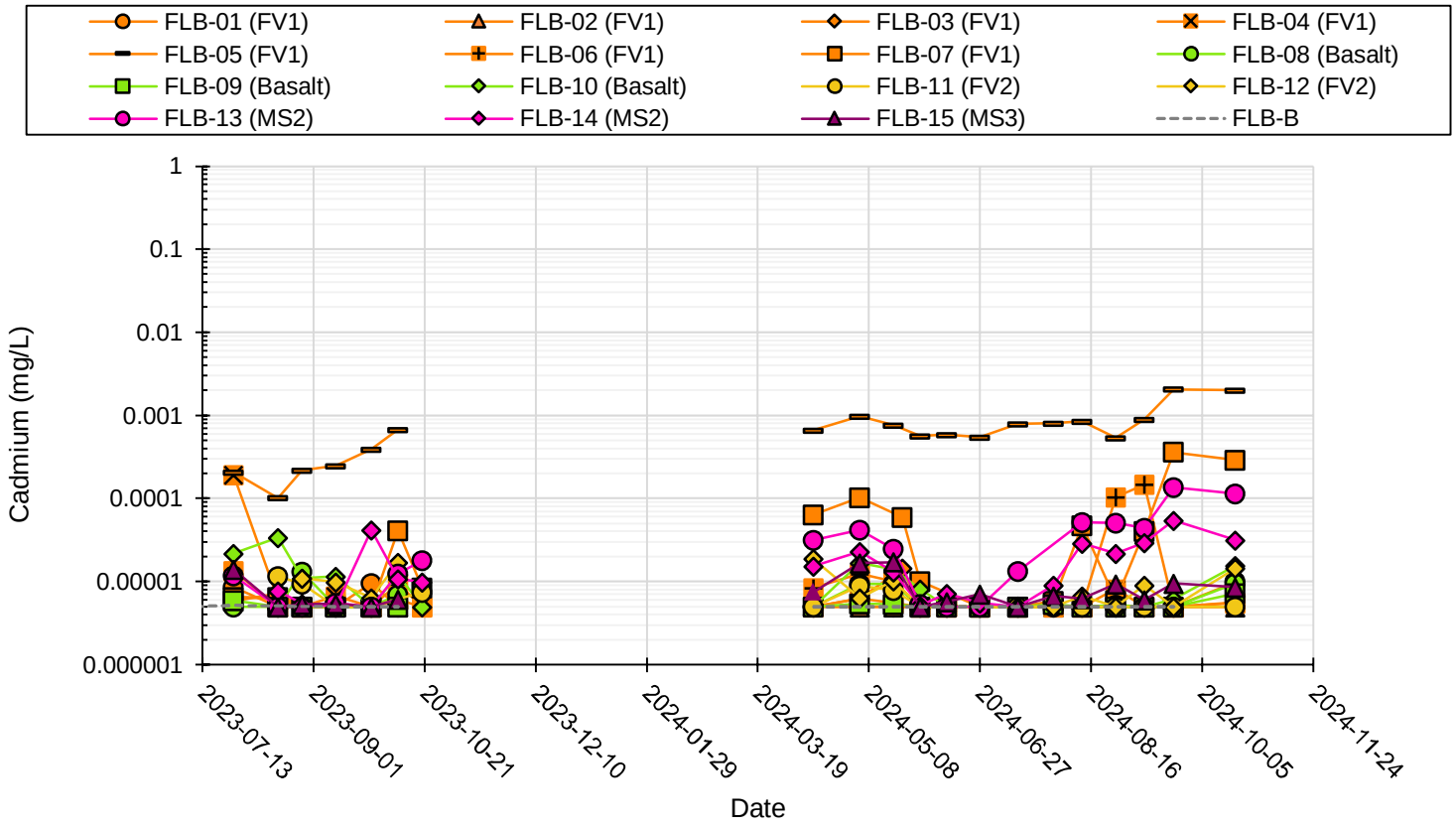

Notes

In some cases, data could not be collected due to dry barrel conditions or ice buildup in the barrel (see text).

Cadmium (mg/L)			
Geochemistry Summary for Impact Statement			
Great Bear Project			
Project Number		OMEMA2303	
Date		November 2025	
Figure Number		F3-45	
Drawn	YW	Reviewed	JB

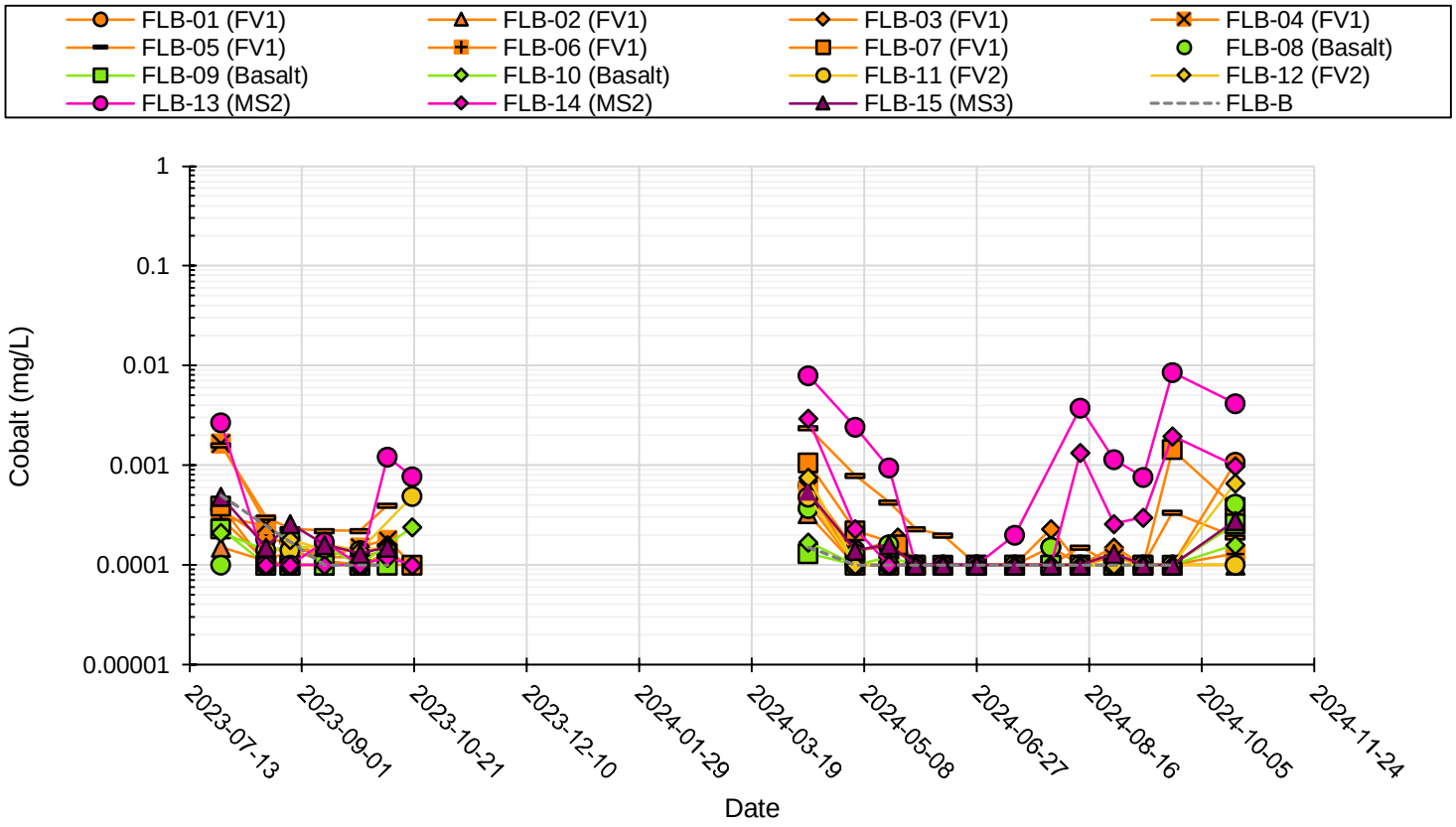

Notes

In some cases, data could not be collected due to dry barrel conditions or ice buildup in the barrel (see text).

Cobalt (mg/L)			
Geochemistry Summary for Impact Statement			
Great Bear Project			
Project Number		OMEMA2303	
Date		November 2025	
Figure Number		F3-46	
Drawn	YW	Reviewed	JB

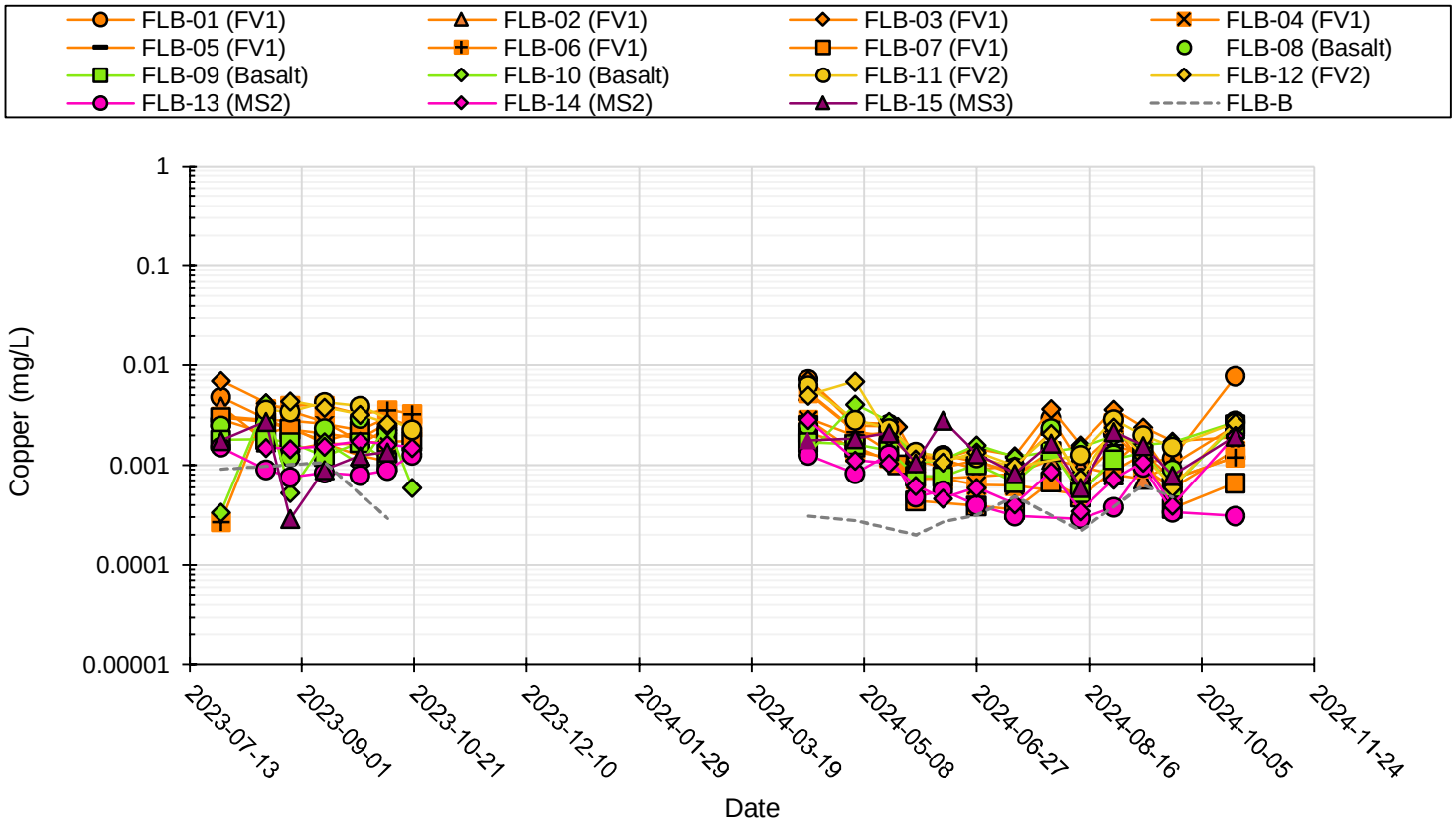

Notes

In some cases, data could not be collected due to dry barrel conditions or ice buildup in the barrel (see text).

Copper (mg/L)			
Geochemistry Summary for Impact Statement			
Great Bear Project			
Project Number		OMEMA2303	
Date		November 2025	
Figure Number		F3-47	
Drawn	YW	Reviewed	JB

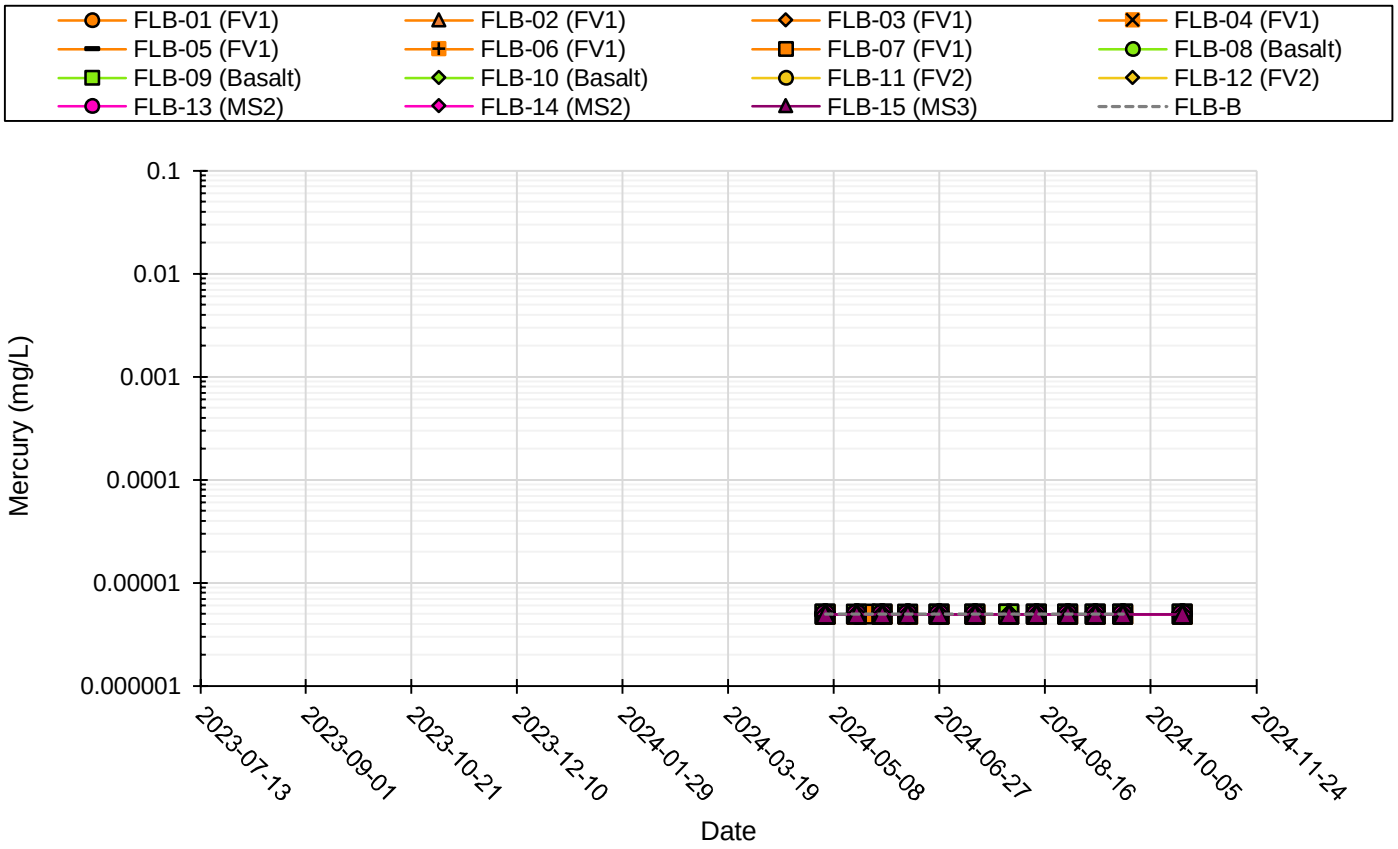

Notes

In some cases, data could not be collected due to dry barrel conditions or ice buildup in the barrel (see text).

Mercury (mg/L)			
Geochemistry Summary for Impact Statement			
Great Bear Project			
Project Number		OMEMA2303	
Date		November 2025	
Figure Number		F3-48	
Drawn	YW	Reviewed	JB

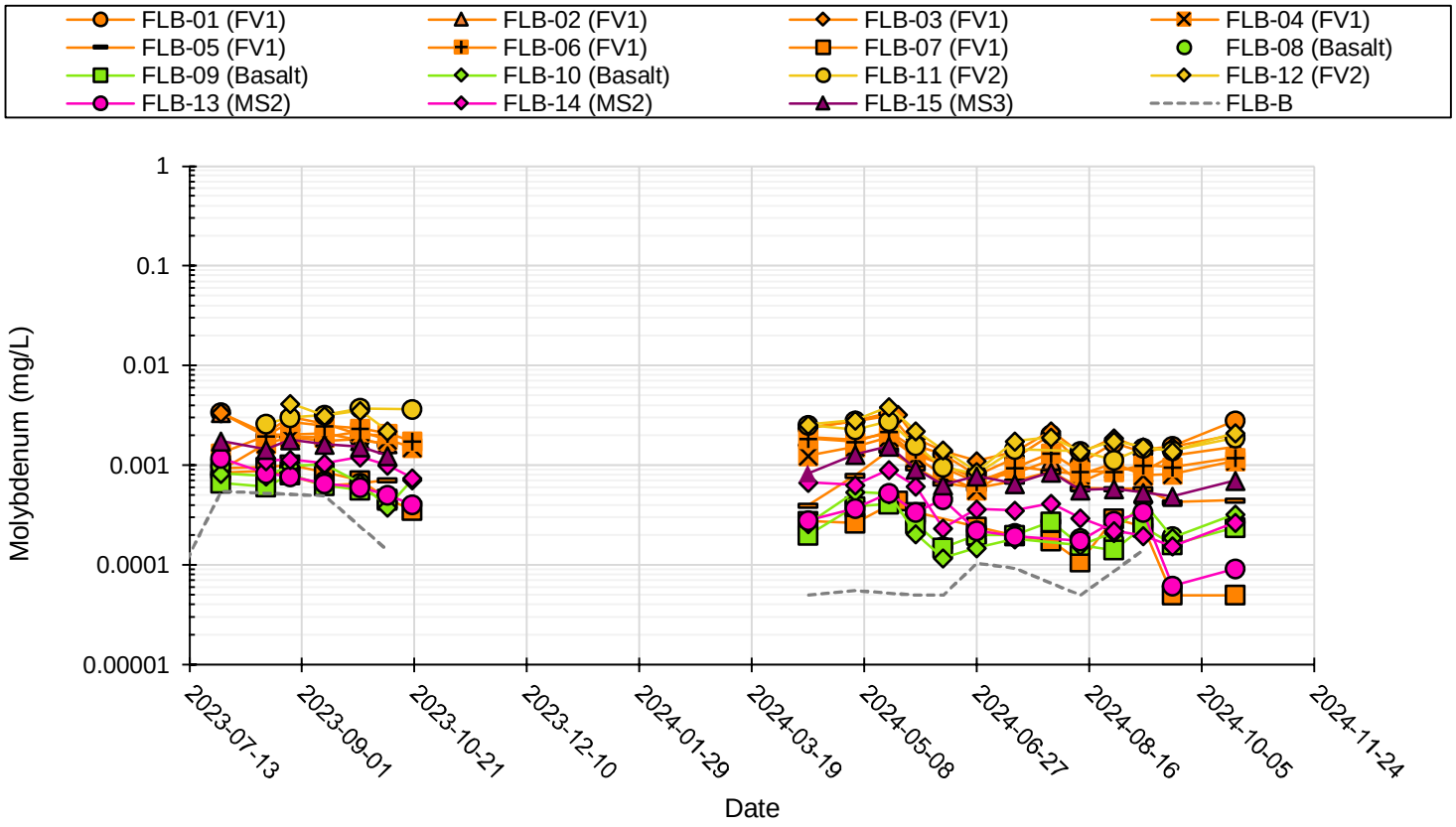

Notes

In some cases, data could not be collected due to dry barrel conditions or ice buildup in the barrel (see text).

wsp

KINROSS

Molybdenum (mg/L)			
Geochemistry Summary for Impact Statement			
Great Bear Project			
Project Number		OMEMA2303	
Date		November 2025	
Figure Number		F3-49	
Drawn	YW	Reviewed	JB

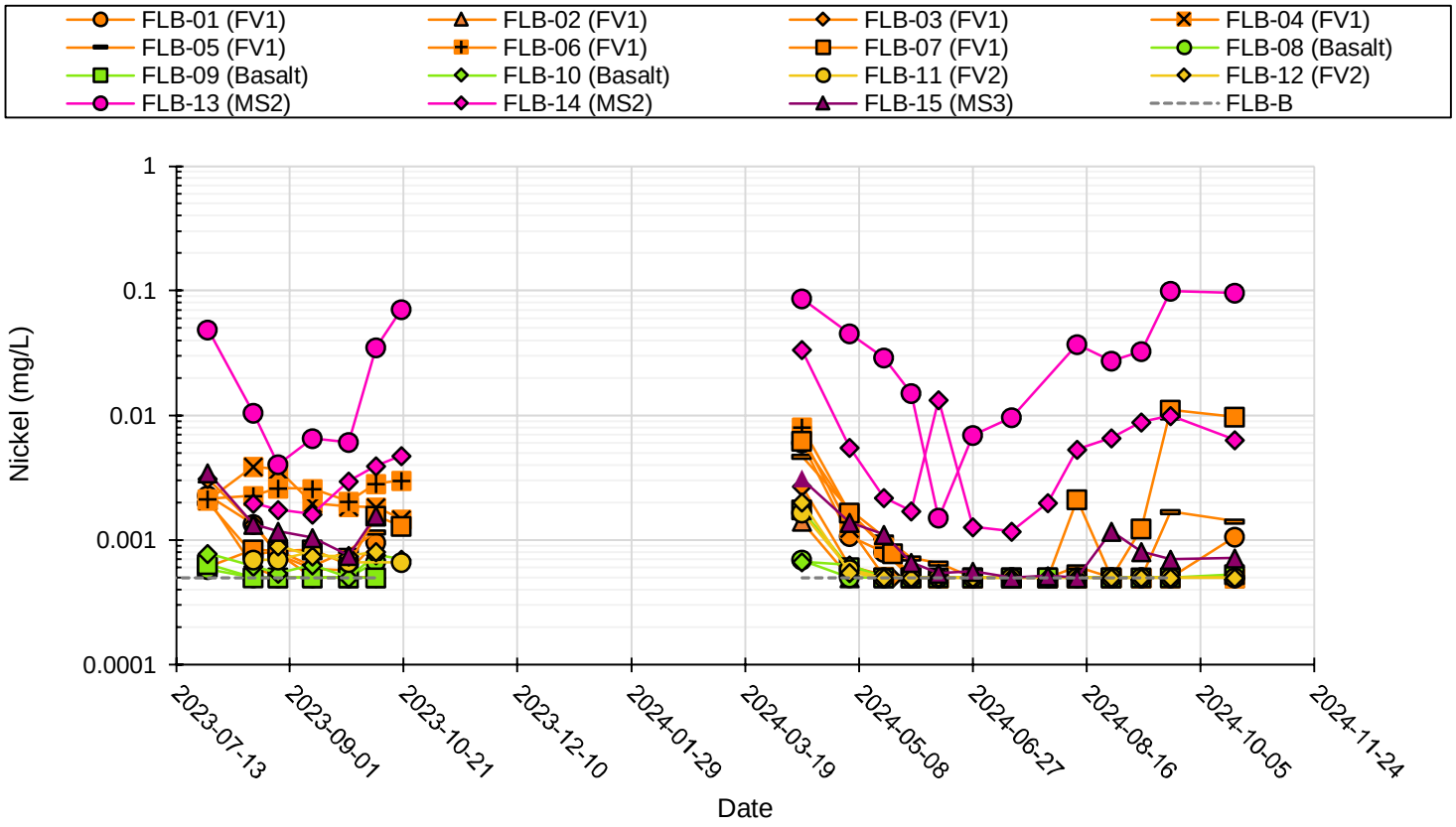

Notes

In some cases, data could not be collected due to dry barrel conditions or ice buildup in the barrel (see text).

Nickel (mg/L)			
Geochemistry Summary for Impact Statement			
Great Bear Project			
Project Number		OMEMA2303	
Date		November 2025	
Figure Number		F3-50	
Drawn	YW	Reviewed	JB

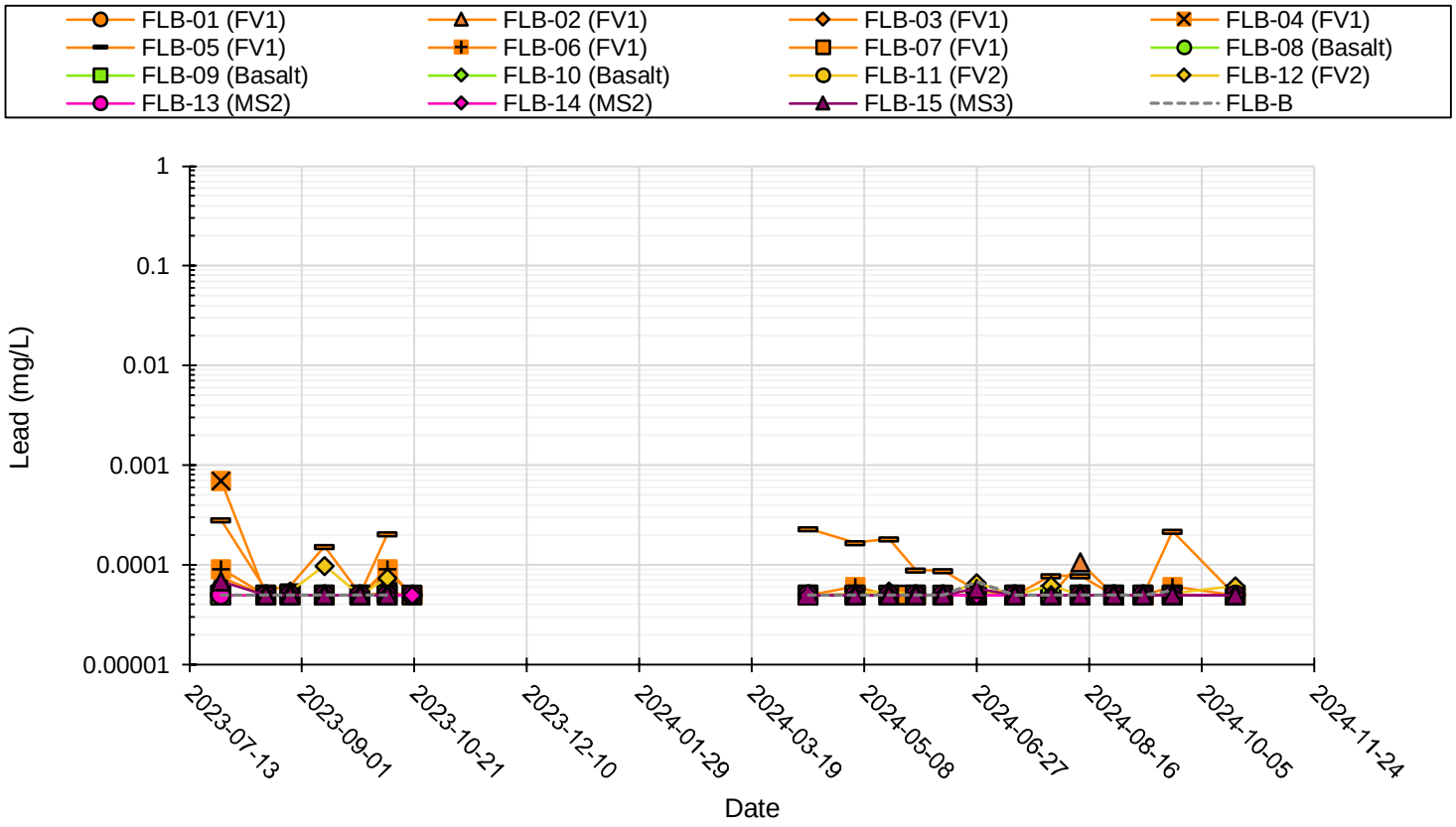

Notes

In some cases, data could not be collected due to dry barrel conditions or ice buildup in the barrel (see text).

Lead (mg/L)			
Geochemistry Summary for Impact Statement			
Great Bear Project			
Project Number		OMEMA2303	
Date		November 2025	
Figure Number		F3-51	
Drawn	YW	Reviewed	JB

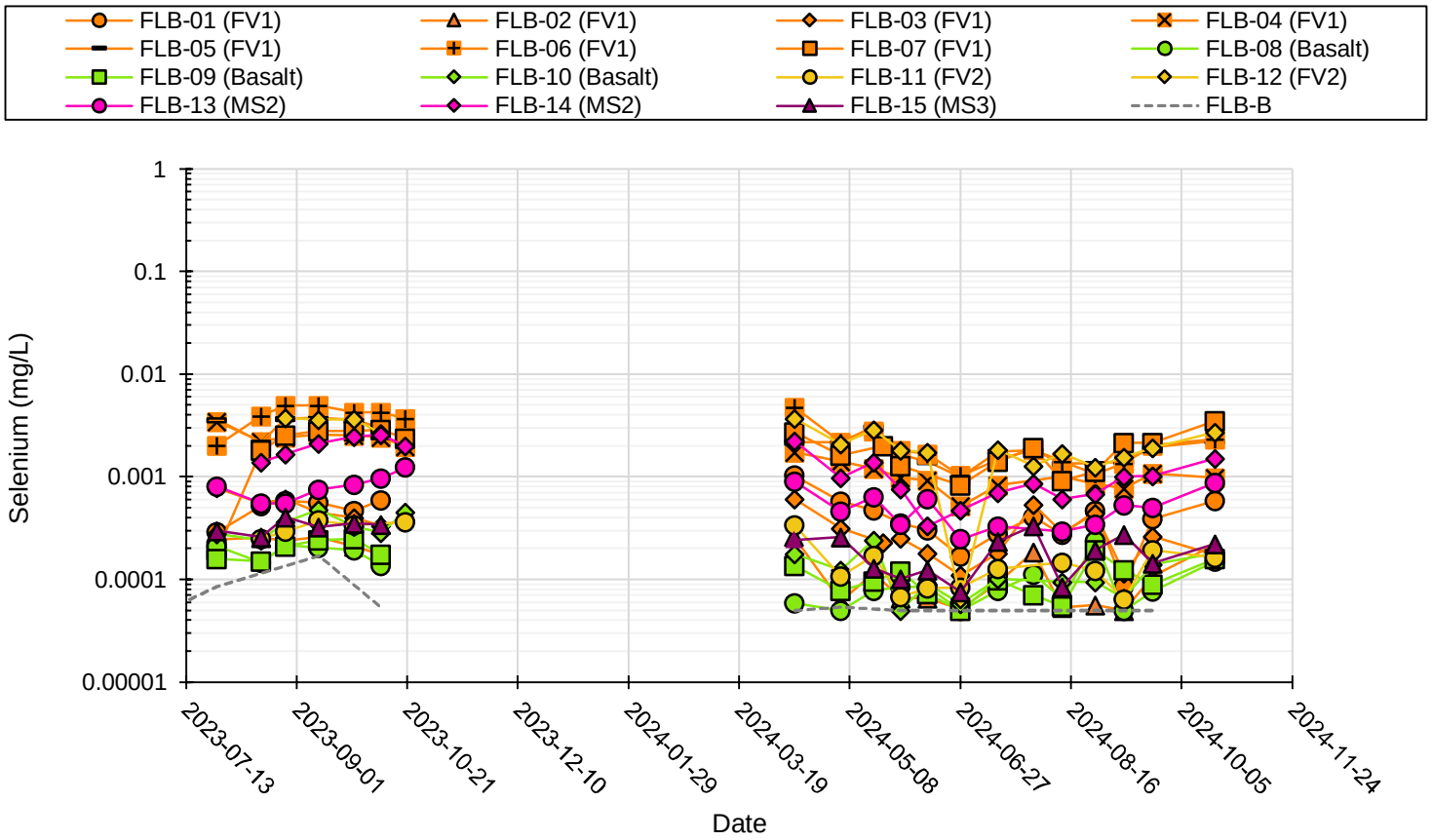

Notes

In some cases, data could not be collected due to dry barrel conditions or ice buildup in the barrel (see text).

Selenium (mg/L)			
Geochemistry Summary for Impact Statement			
Great Bear Project			
Project Number		OMEMA2303	
Date		November 2025	
Figure Number		F3-52	
Drawn	YW	Reviewed	JB

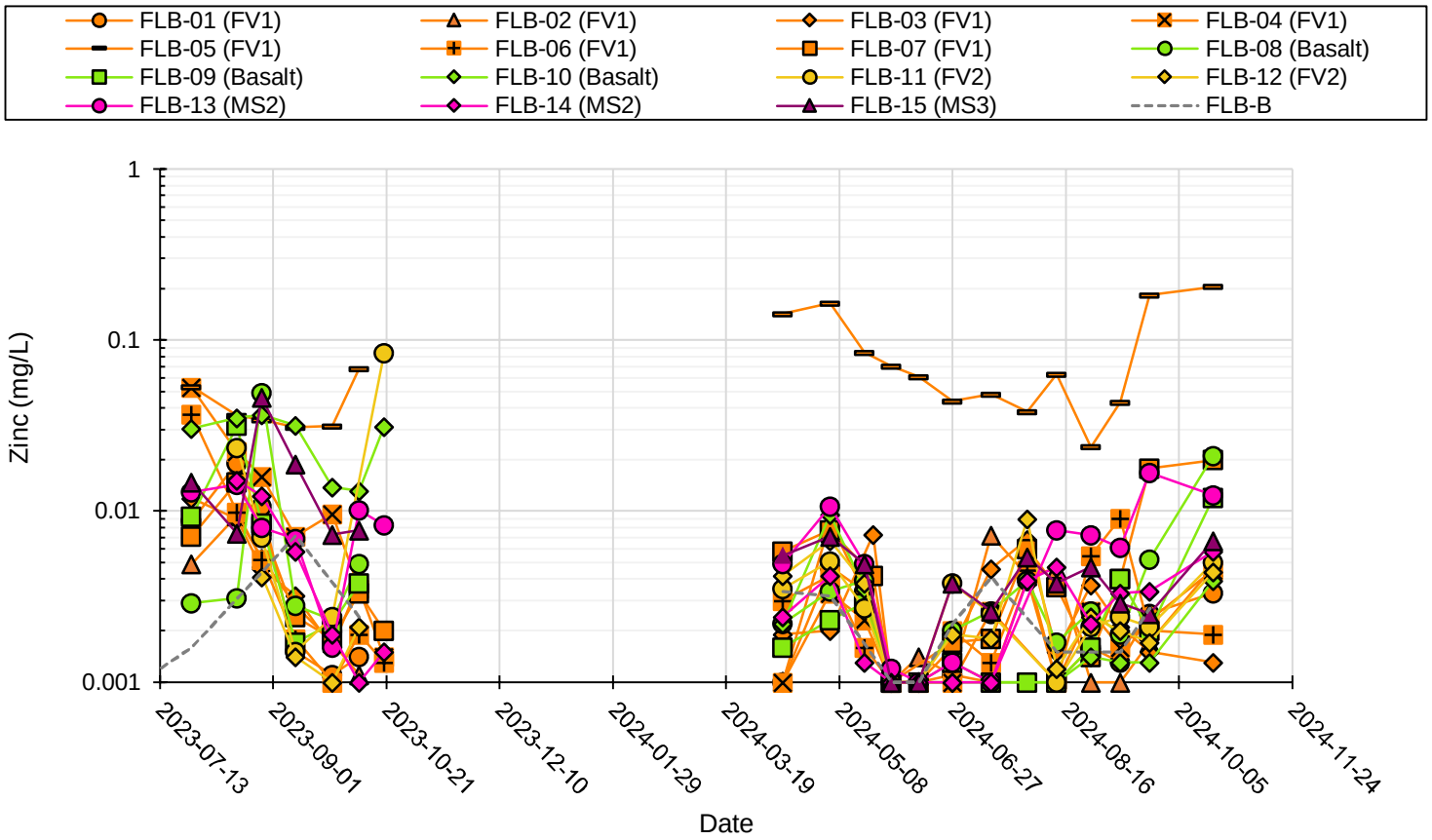

Notes

In some cases, data could not be collected due to dry barrel conditions or ice buildup in the barrel (see text).

Zinc (mg/L)			
Geochemistry Summary for Impact Statement			
Great Bear Project			
Project Number		OMEMA2303	
Date		November 2025	
Figure Number		F3-53	
Drawn	YW	Reviewed	JB

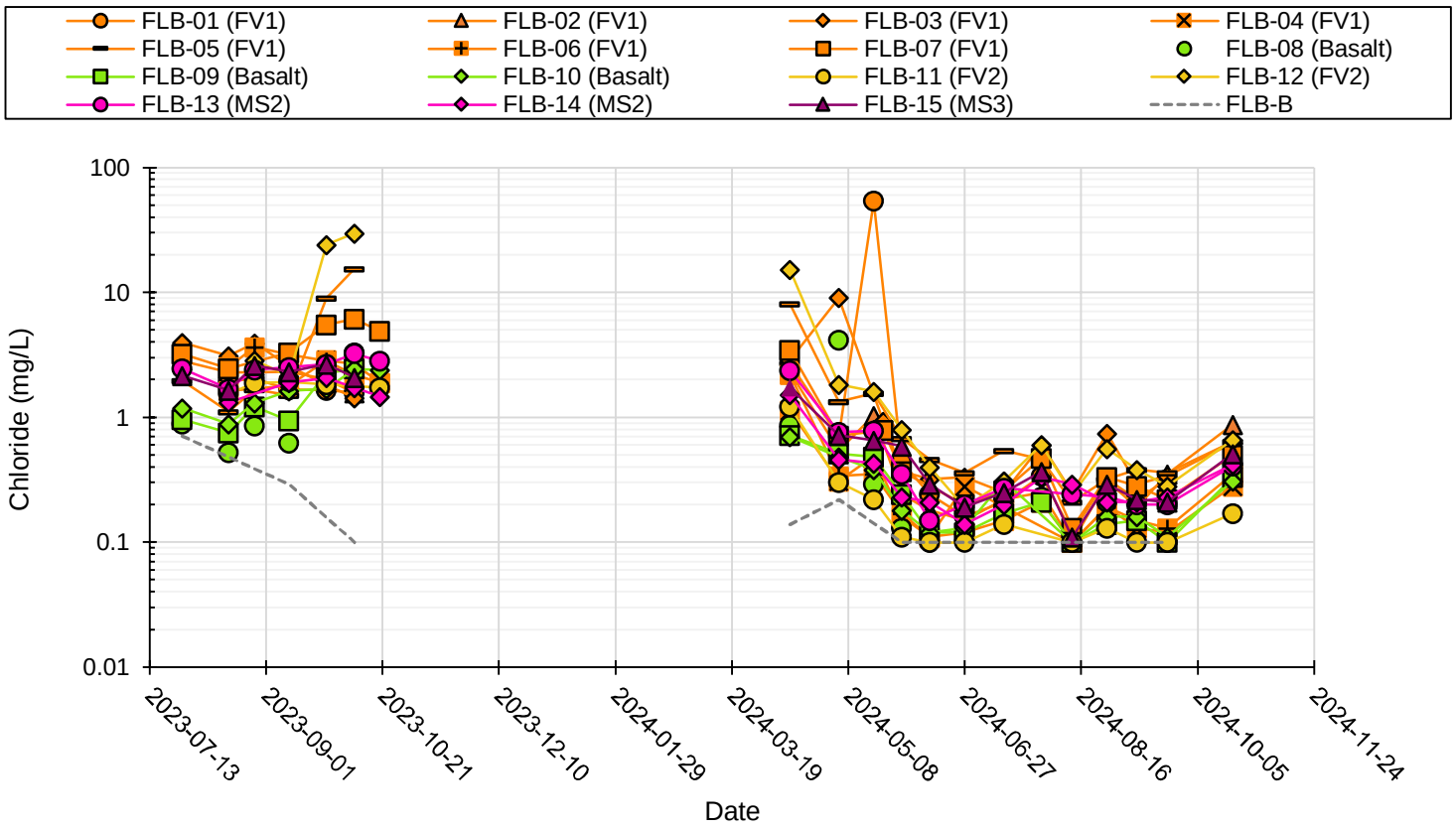

Notes

In some cases, data could not be collected due to dry barrel conditions or ice buildup in the barrel (see text).

Chloride (mg/L)			
Geochemistry Summary for Impact Statement			
Great Bear Project			
Project Number		OMEMA2303	
Date		November 2025	
Figure Number		F3-54	
Drawn	YW	Reviewed	JB

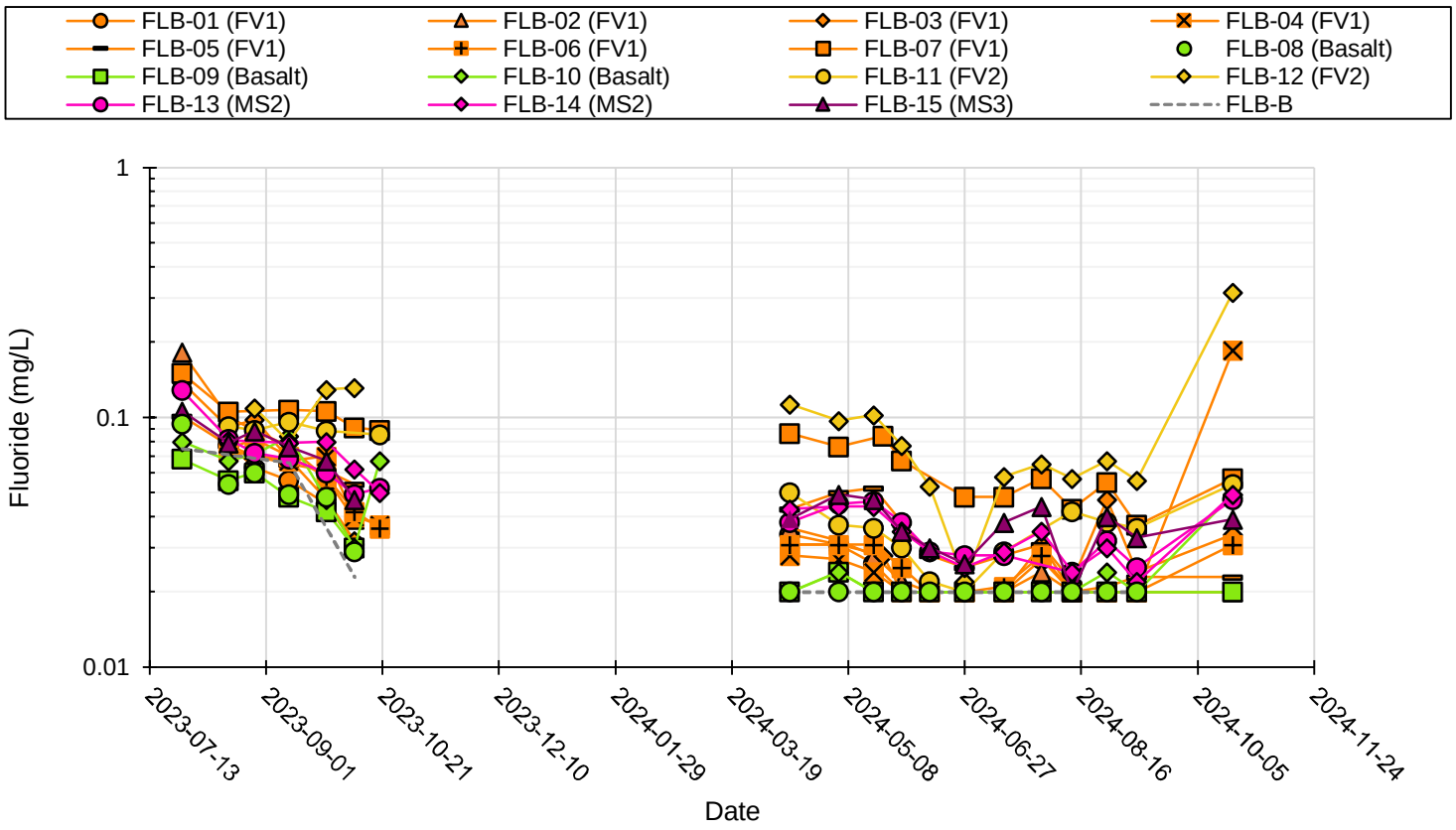

Notes

In some cases, data could not be collected due to dry barrel conditions or ice buildup in the barrel (see text).

Fluoride (mg/L)			
Geochemistry Summary for Impact Statement			
Great Bear Project			
Project Number		OMEMA2303	
Date		November 2025	
Figure Number		F3-55	
Drawn	YW	Reviewed	JB

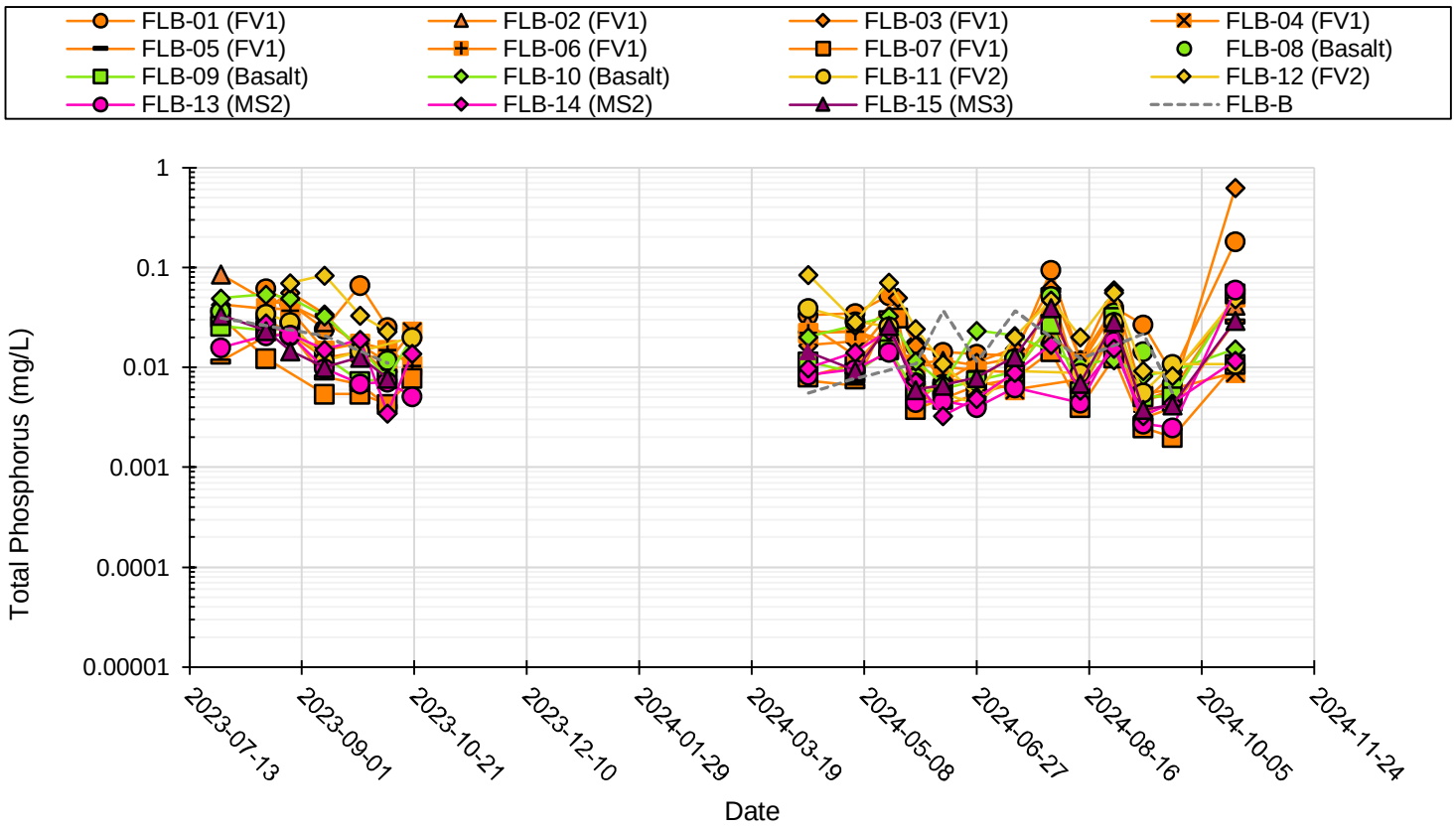

Notes

In some cases, data could not be collected due to dry barrel conditions or ice buildup in the barrel (see text).

Total Phosphorous (mg/L)			
Geochemistry Summary for Impact Statement			
Great Bear Project			
Project Number		OMEMA2303	
Date		November 2025	
Figure Number		F3-56	
Drawn	YW	Reviewed	JB

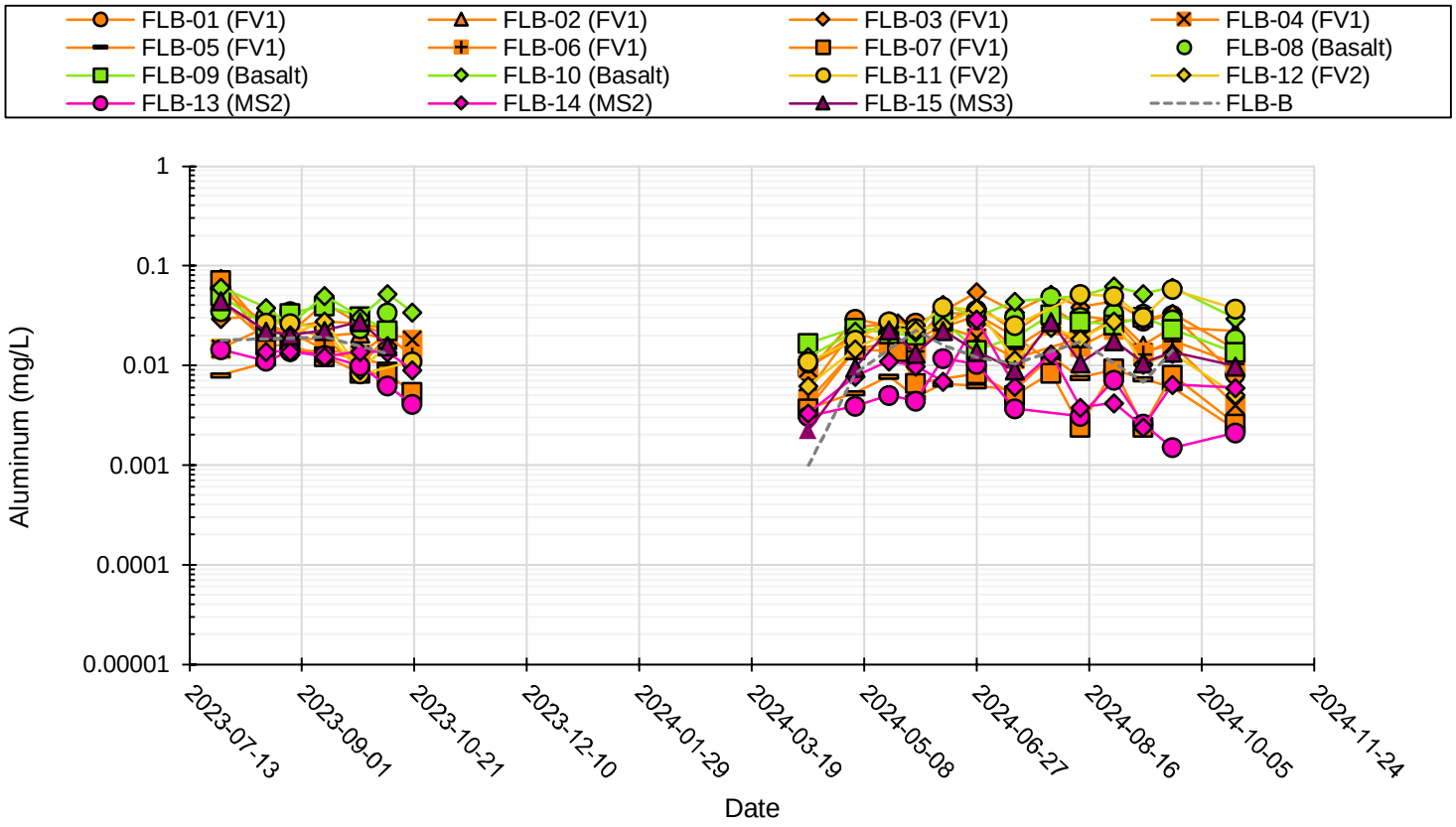

Notes

In some cases, data could not be collected due to dry barrel conditions or ice buildup in the barrel (see text).

Aluminum (mg/L)			
Geochemistry Summary for Impact Statement			
Great Bear Project			
Project Number		OMEMA2303	
Date		November 2025	
Figure Number		F3-57	
Drawn	YW	Reviewed	JB

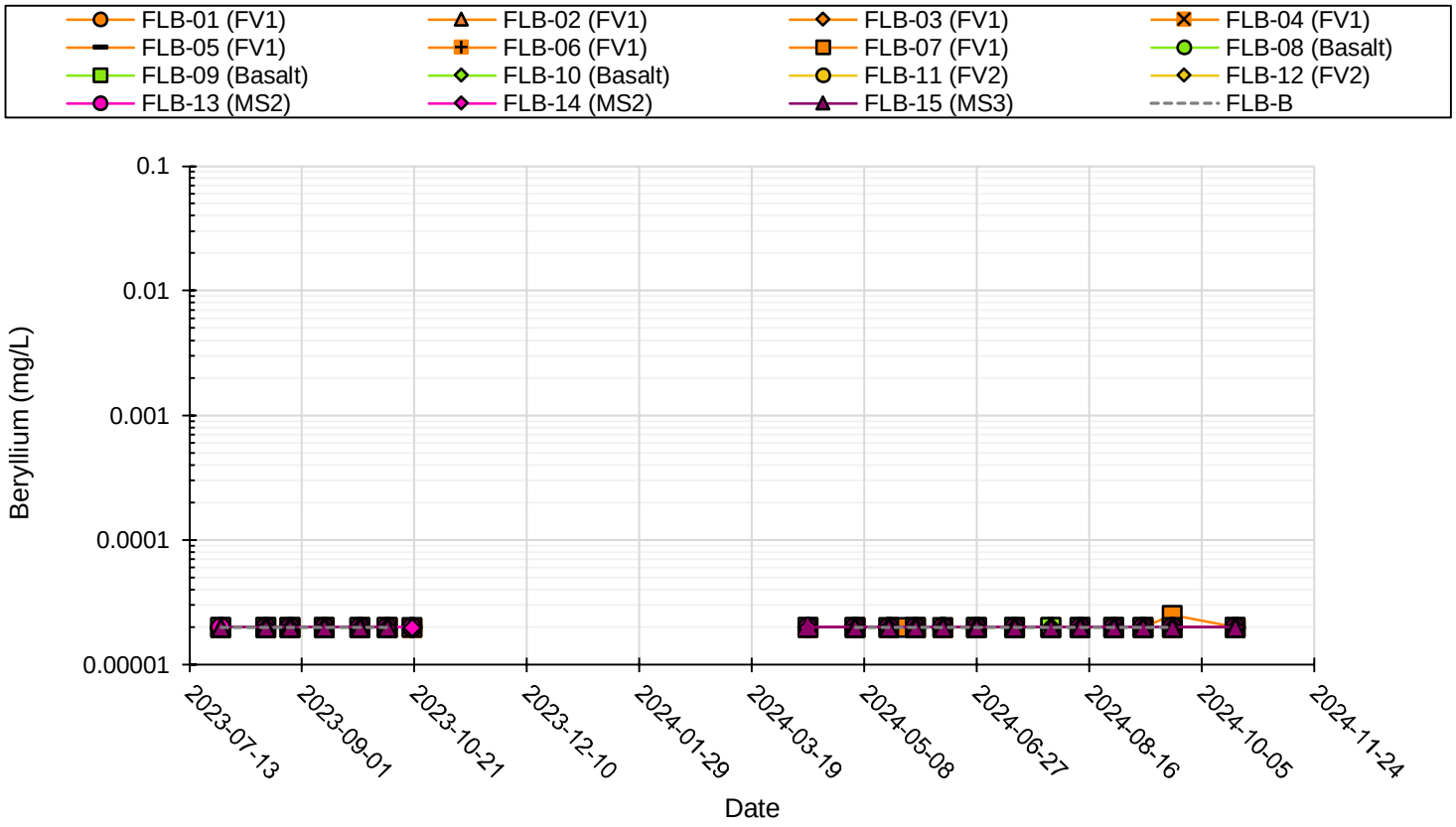

Notes

In some cases, data could not be collected due to dry barrel conditions or ice buildup in the barrel (see text).

Beryllium (mg/L)			
Geochemistry Summary for Impact Statement			
Great Bear Project			
Project Number		OMEMA2303	
Date		November 2025	
Figure Number		F3-58	
Drawn	YW	Reviewed	JB

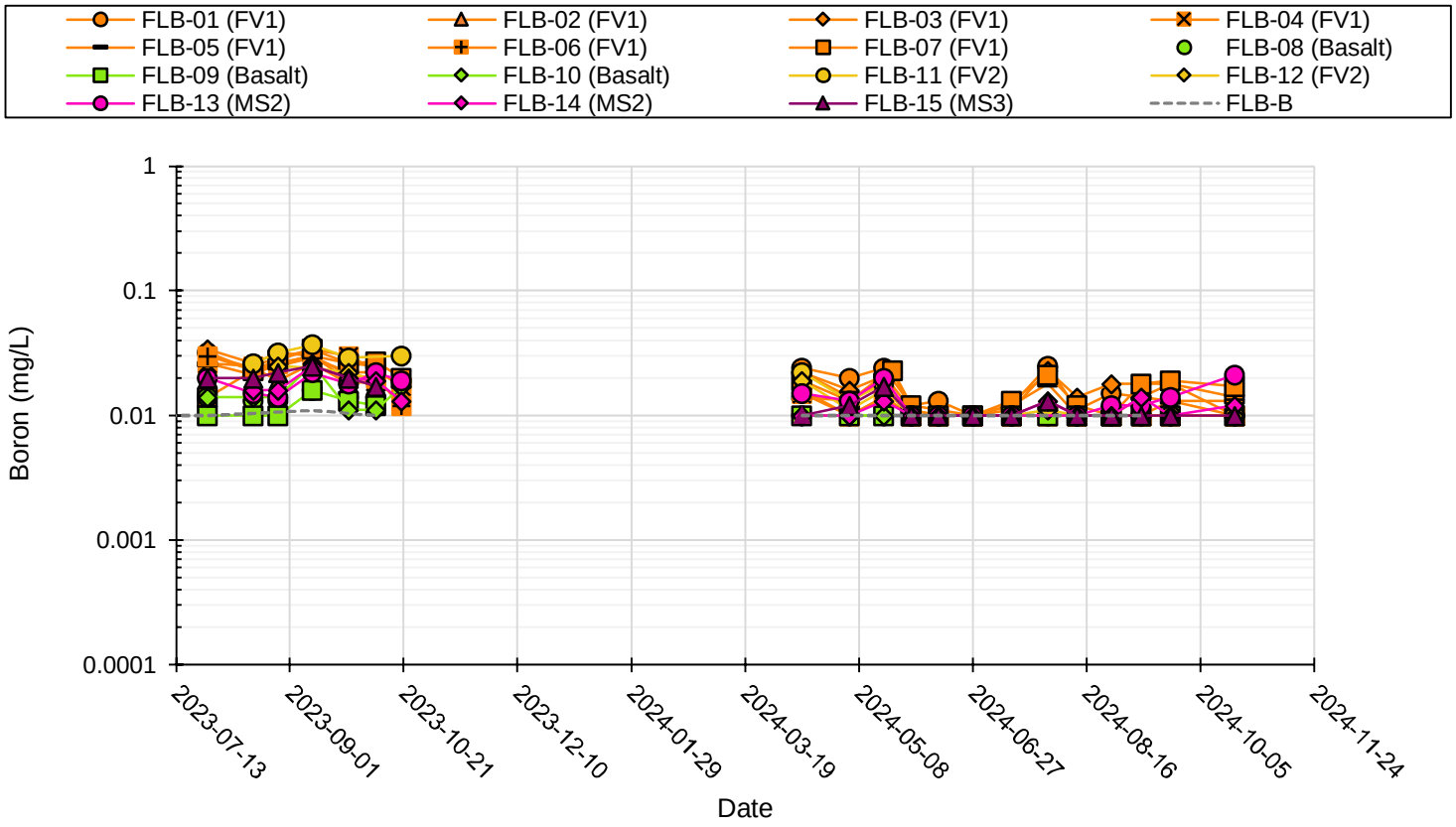

Notes

In some cases, data could not be collected due to dry barrel conditions or ice buildup in the barrel (see text).

Boron (mg/L)			
Geochemistry Summary for Impact Statement			
Great Bear Project			
Project Number		OMEMA2303	
Date		November 2025	
Figure Number		F3-59	
Drawn	YW	Reviewed	JB

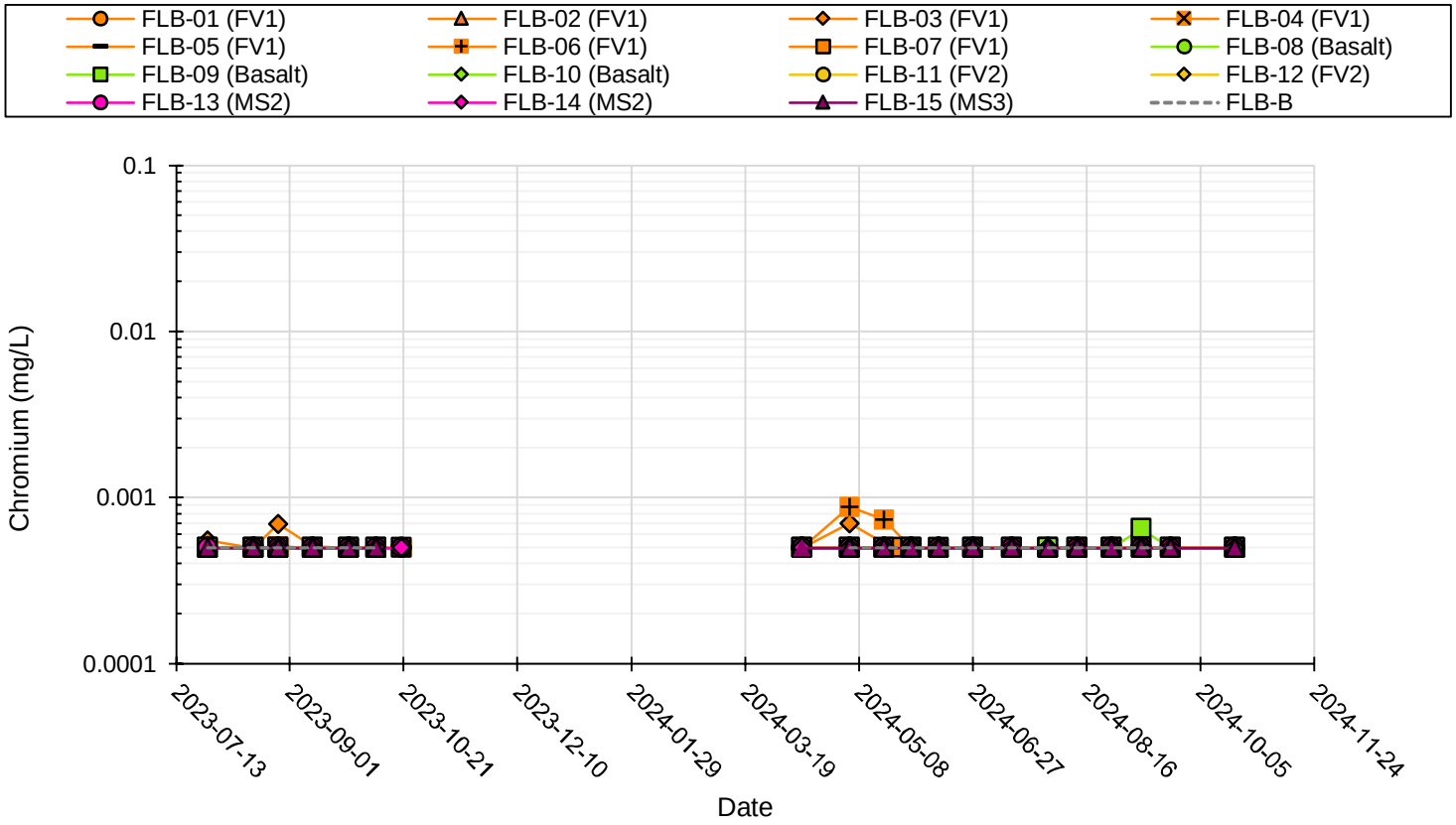

Notes

In some cases, data could not be collected due to dry barrel conditions or ice buildup in the barrel (see text).

Chromium (mg/L)			
Geochemistry Summary for Impact Statement			
Great Bear Project			
Project Number		OMEMA2303	
Date		November 2025	
Figure Number		F3-60	
Drawn	YW	Reviewed	JB

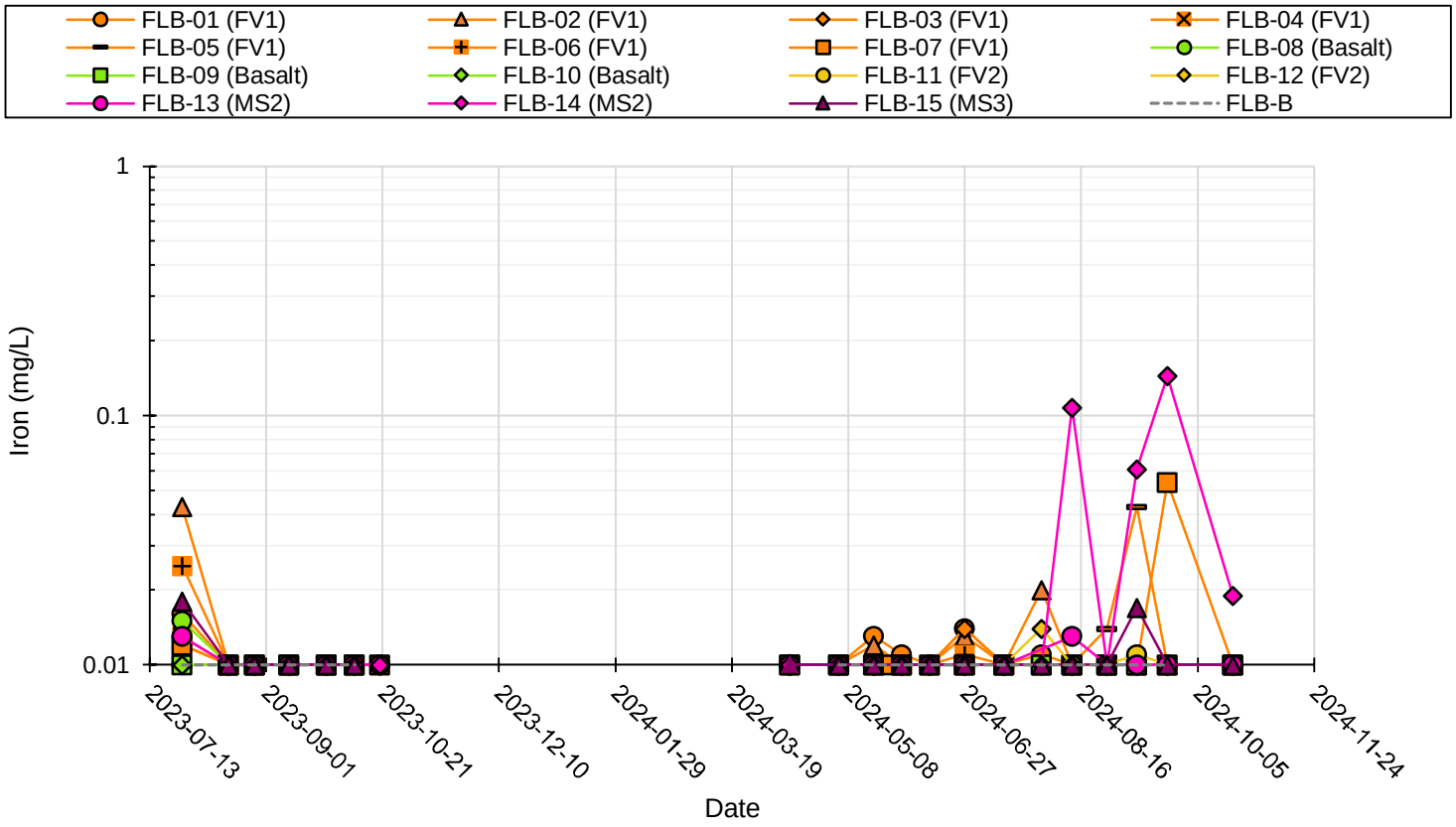

Notes

In some cases, data could not be collected due to dry barrel conditions or ice buildup in the barrel (see text).

Iron (mg/L)			
Geochemistry Summary for Impact Statement			
Great Bear Project			
Project Number		OMEMA2303	
Date		November 2025	
Figure Number		F3-61	
Drawn	YW	Reviewed	JB

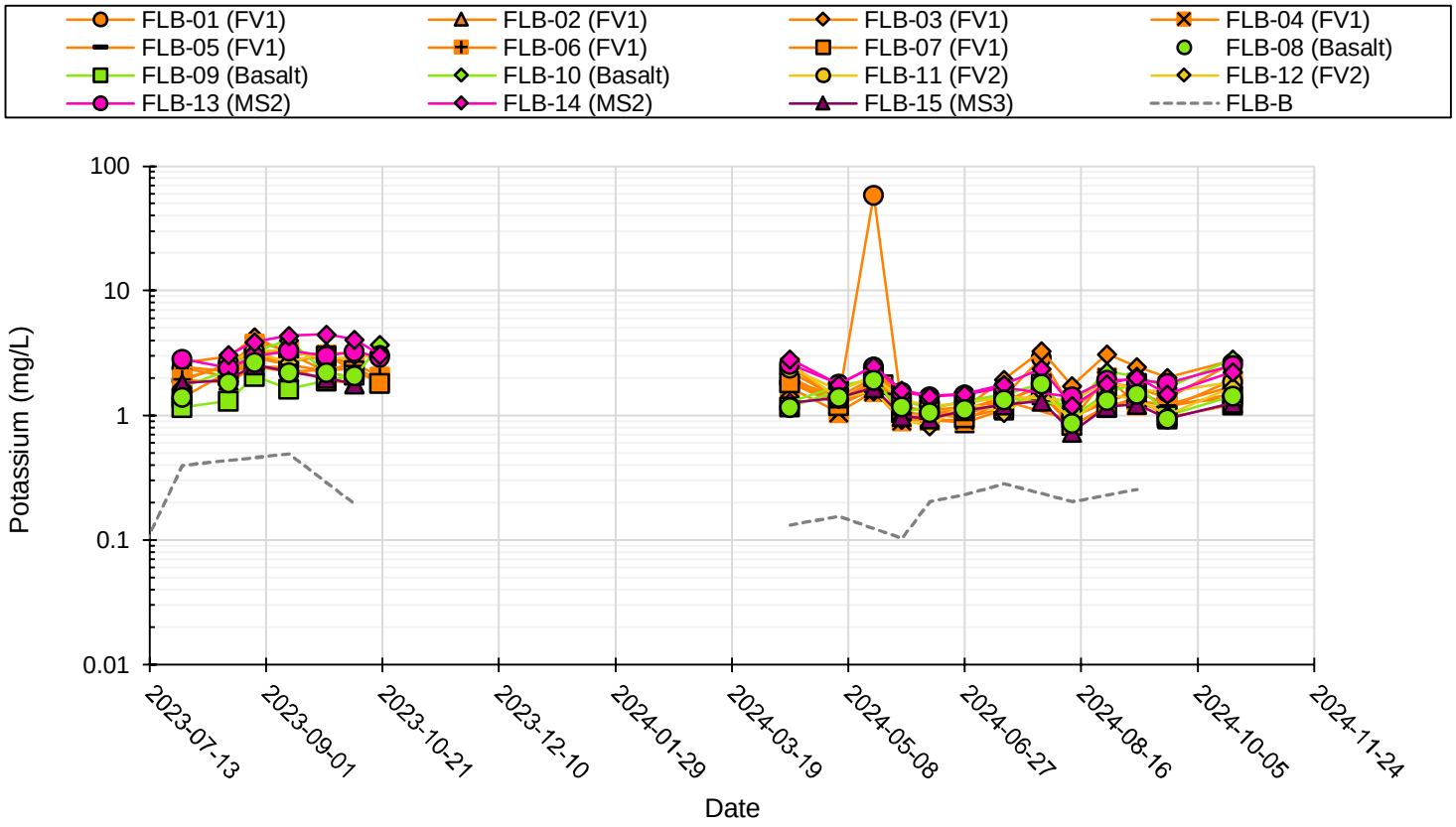

Notes

In some cases, data could not be collected due to dry barrel conditions or ice buildup in the barrel (see text).

Potassium (mg/L)			
Geochemistry Summary for Impact Statement			
Great Bear Project			
Project Number		OMEMA2303	
Date		November 2025	
Figure Number		F3-62	
Drawn	YW	Reviewed	JB

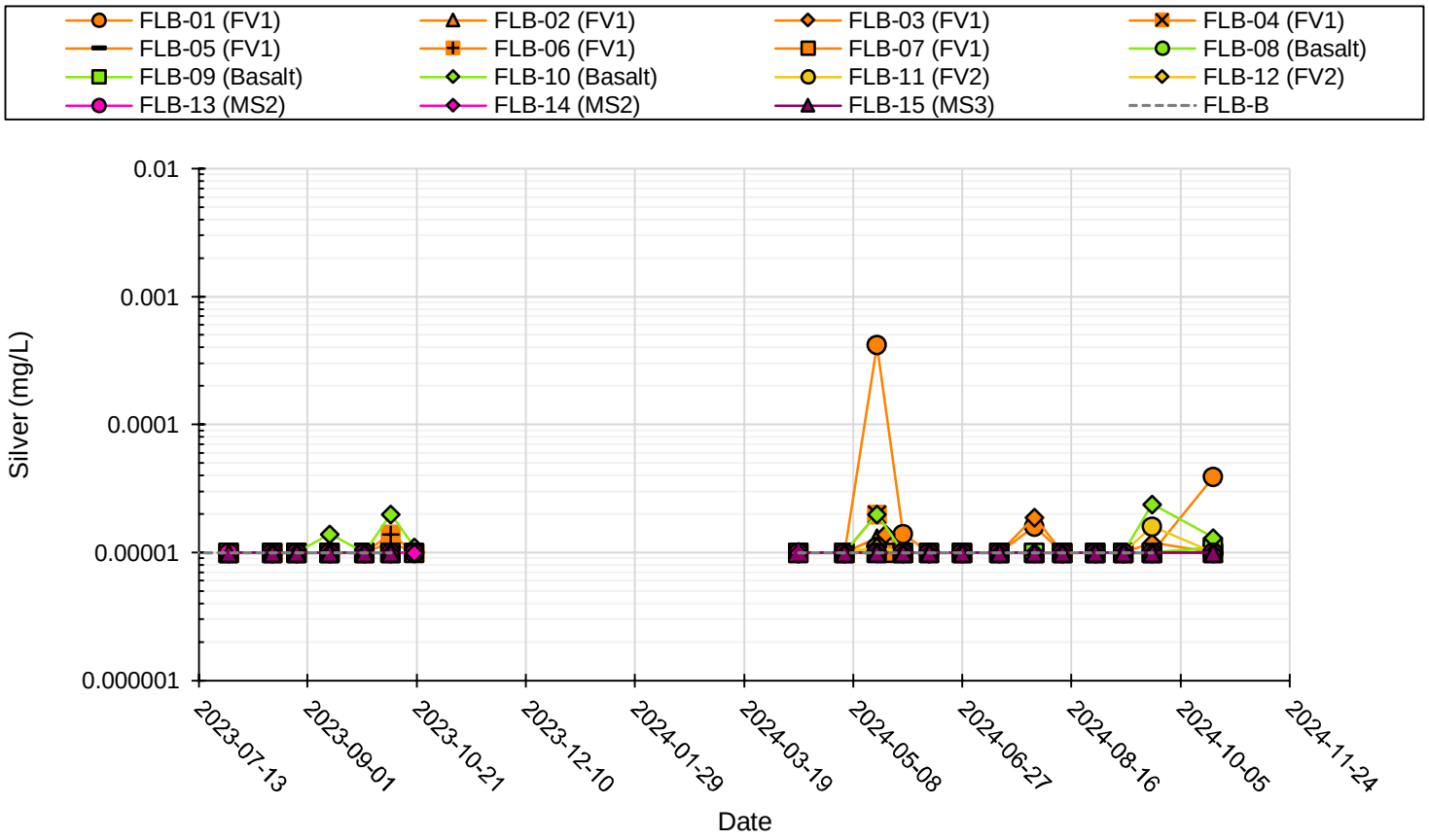

Notes

In some cases, data could not be collected due to dry barrel conditions or ice buildup in the barrel (see text).

Silver (mg/L)			
Geochemistry Summary for Impact Statement			
Great Bear Project			
Project Number		OMEMA2303	
Date		November 2025	
Figure Number		F3-63	
Drawn	YW	Reviewed	JB

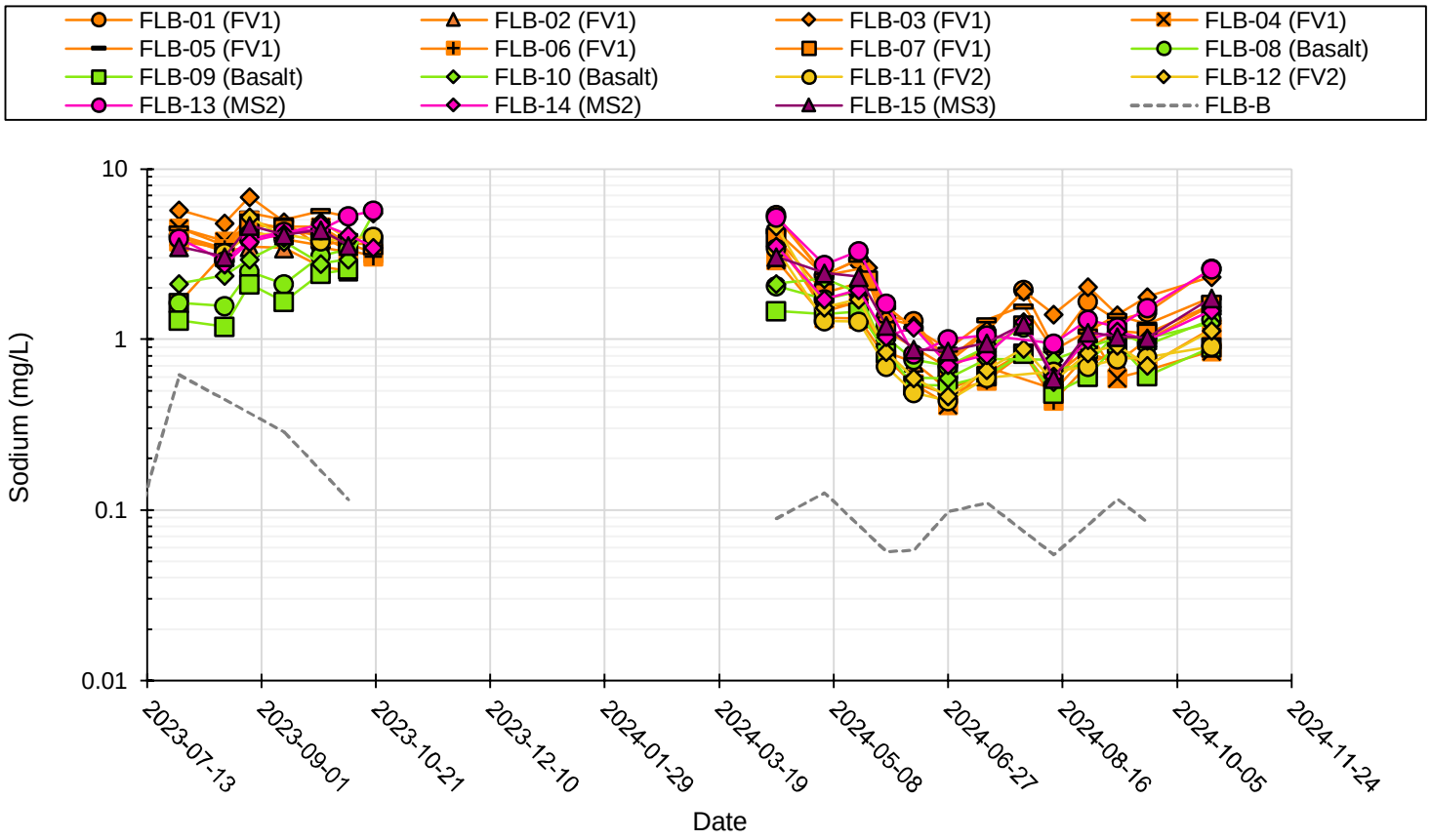

Notes

In some cases, data could not be collected due to dry barrel conditions or ice buildup in the barrel (see text).

Sodium (mg/L)			
Geochemistry Summary for Impact Statement			
Great Bear Project			
Project Number		OMEMA2303	
Date		November 2025	
Figure Number		F3-64	
Drawn	YW	Reviewed	JB

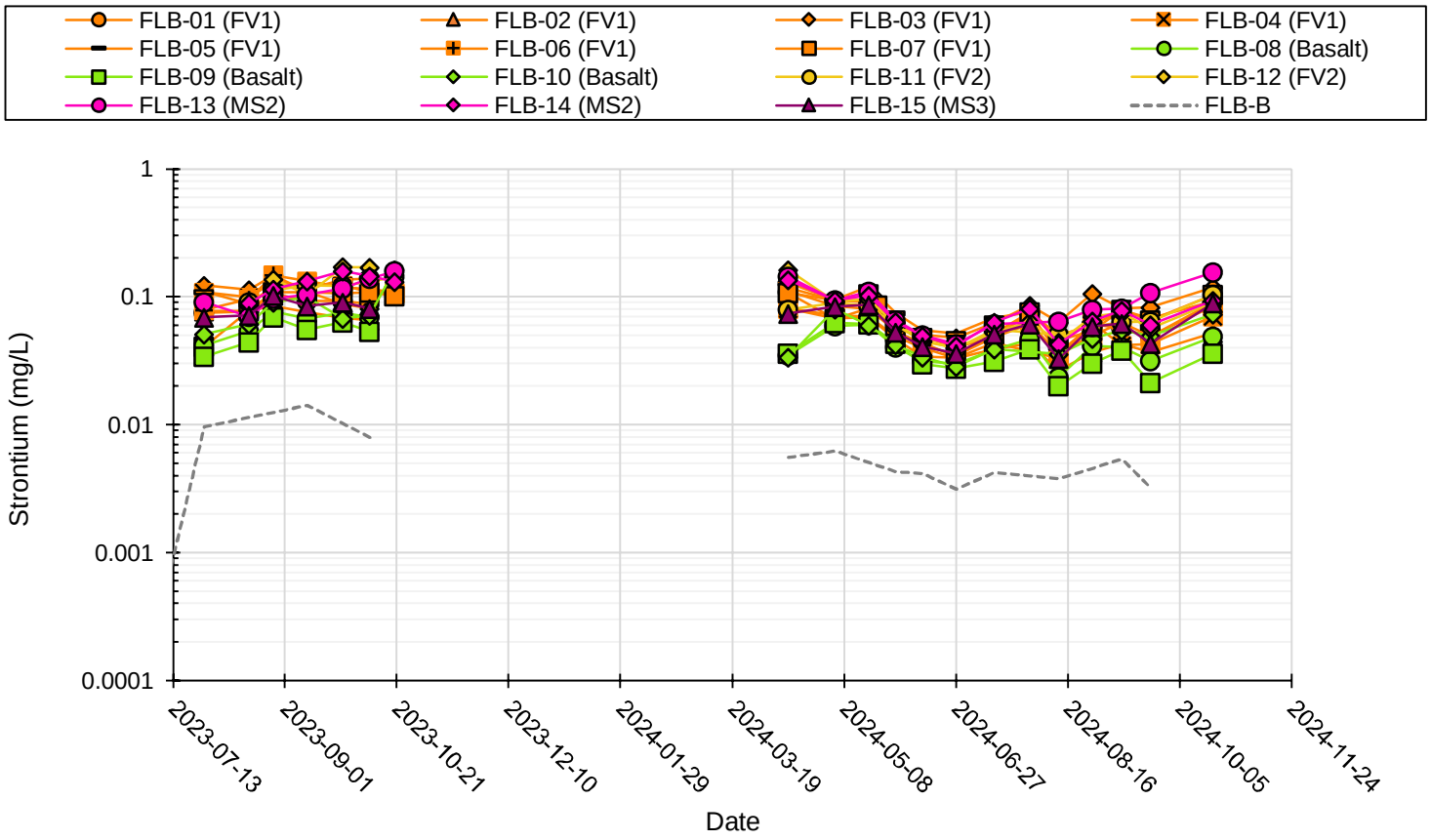

Notes

In some cases, data could not be collected due to dry barrel conditions or ice buildup in the barrel (see text).

Strontium (mg/L)			
Geochemistry Summary for Impact Statement			
Great Bear Project			
Project Number		OMEMA2303	
Date		November 2025	
Figure Number		F3-65	
Drawn	YW	Reviewed	JB

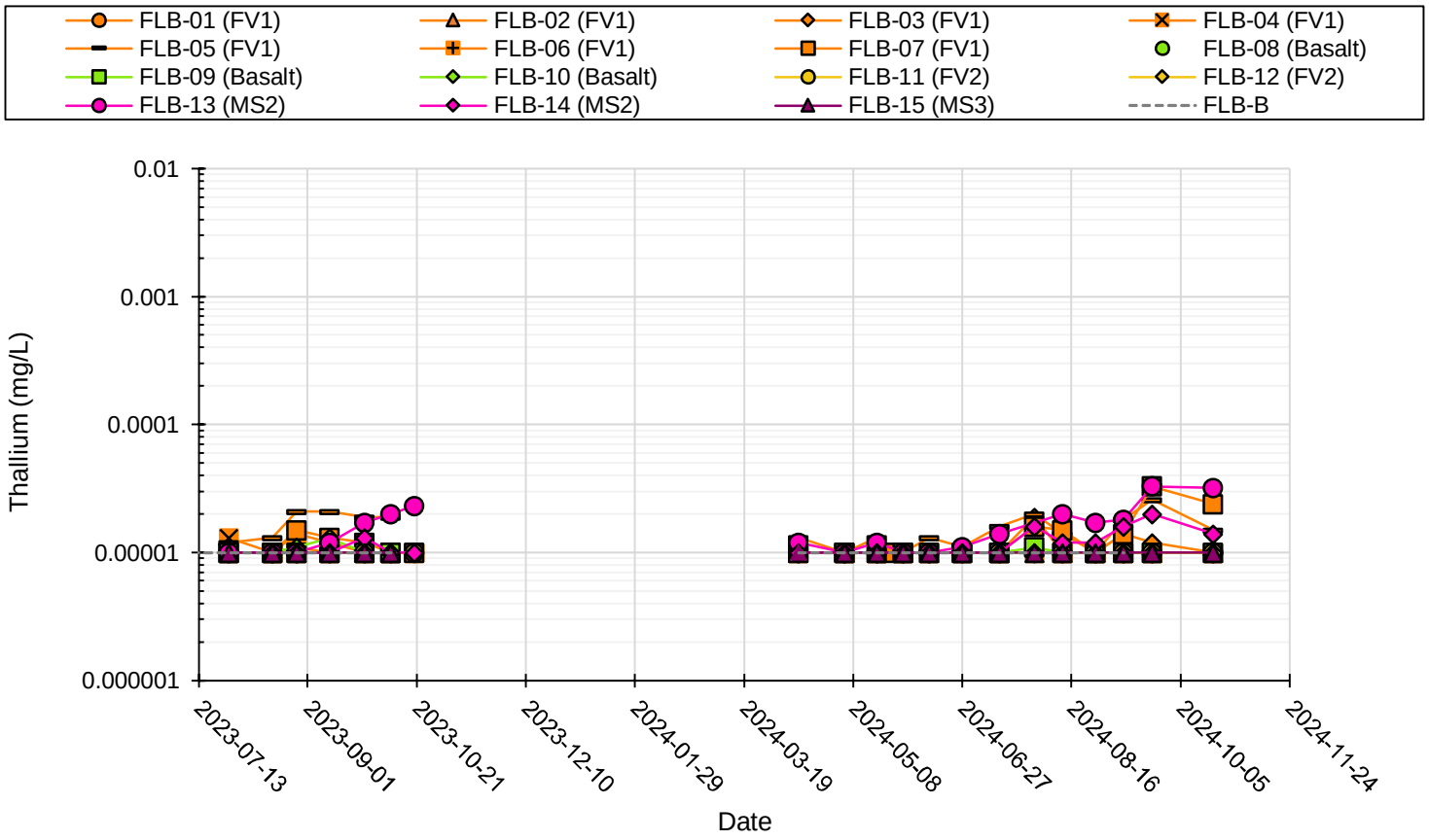

Notes

In some cases, data could not be collected due to dry barrel conditions or ice buildup in the barrel (see text).

Thallium (mg/L)			
Geochemistry Summary for Impact Statement			
Great Bear Project			
Project Number		OMEMA2303	
Date		November 2025	
Figure Number		F3-66	
Drawn	YW	Reviewed	JB

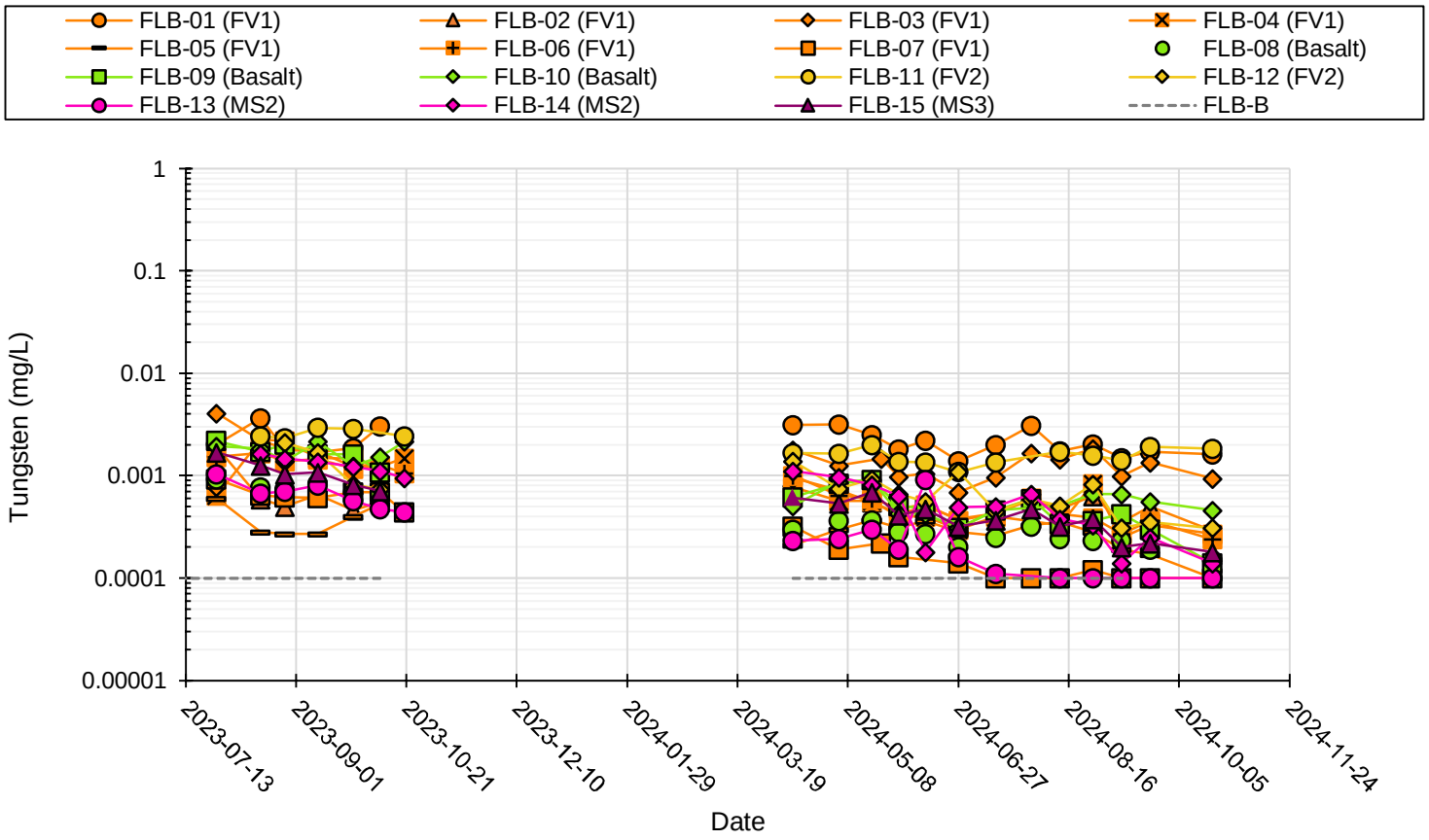

Notes

In some cases, data could not be collected due to dry barrel conditions or ice buildup in the barrel (see text).

Tungsten (mg/L)			
Geochemistry Summary for Impact Statement			
Great Bear Project			
Project Number		OMEMA2303	
Date		November 2025	
Figure Number		F3-68	
Drawn	YW	Reviewed	JB

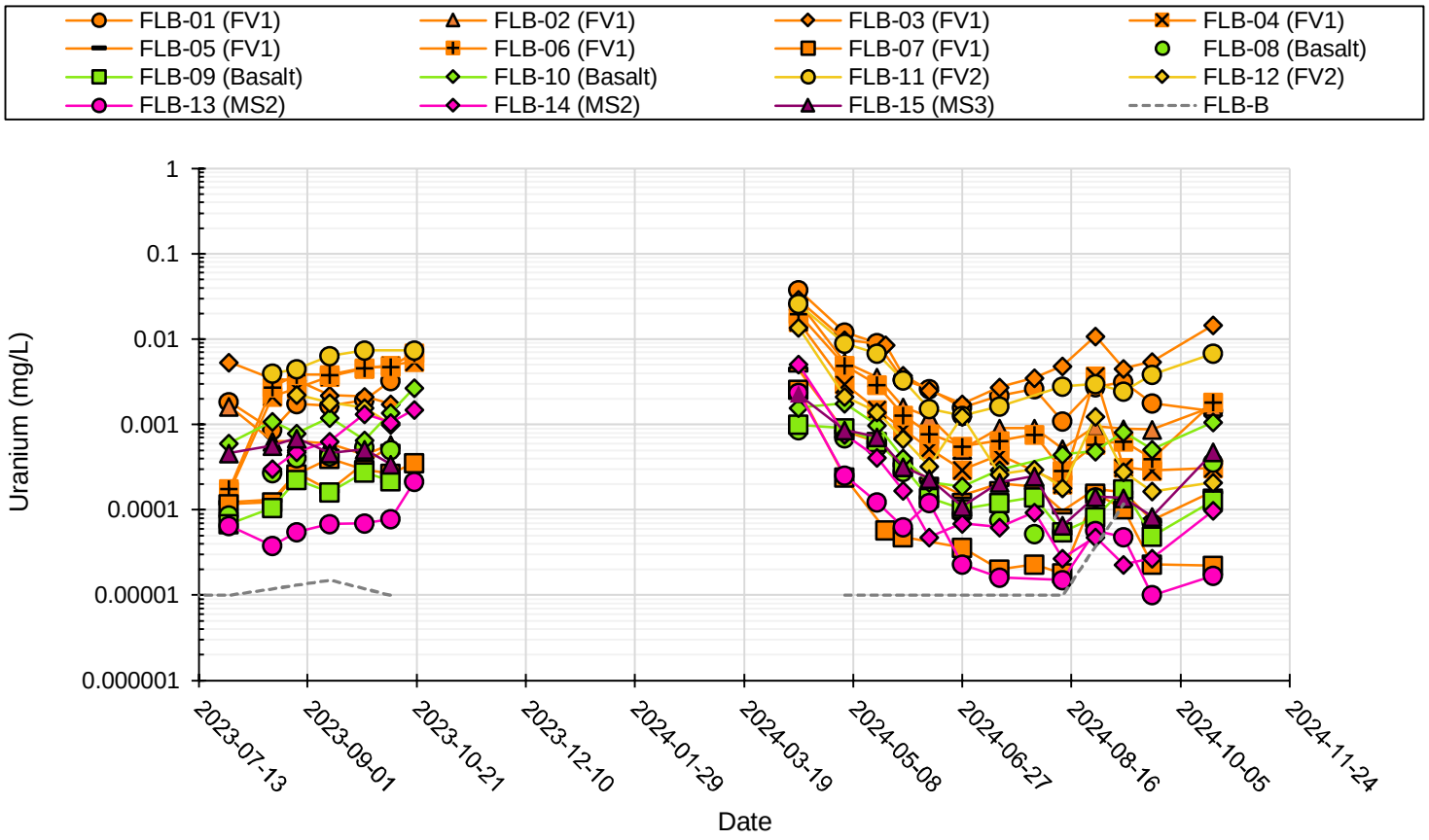

Notes

In some cases, data could not be collected due to dry barrel conditions or ice buildup in the barrel (see text).

Uranium (mg/L)			
Geochemistry Summary for Impact Statement			
Great Bear Project			
Project Number		OMEMA2303	
Date		November 2025	
Figure Number		F3-69	
Drawn	YW	Reviewed	JB

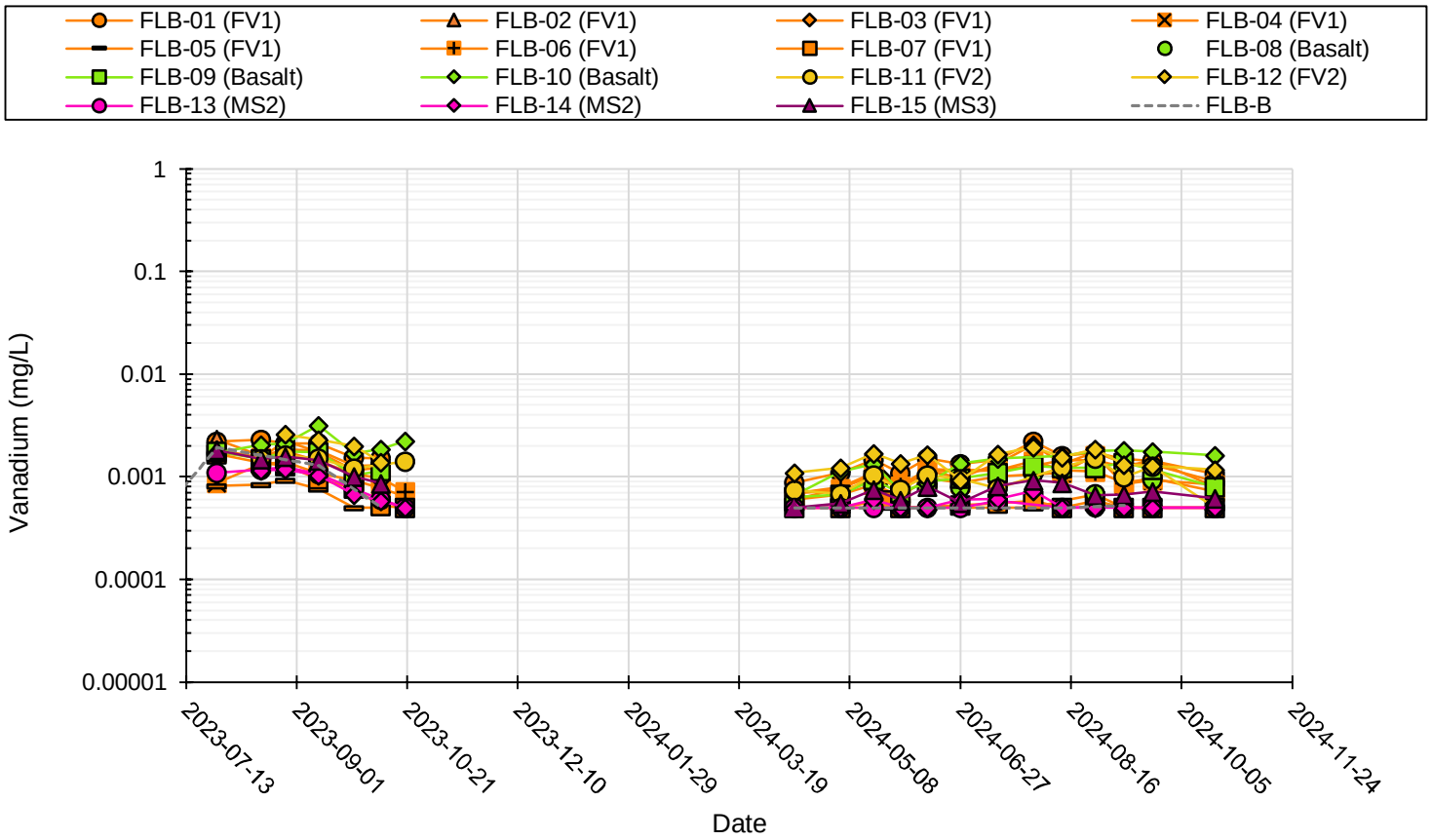

Notes

In some cases, data could not be collected due to dry barrel conditions or ice buildup in the barrel (see text).

Vanadium (mg/L)			
Geochemistry Summary for Impact Statement			
Great Bear Project			
Project Number		OMEMA2303	
Date		November 2025	
Figure Number		F3-70	
Drawn	YW	Reviewed	JB

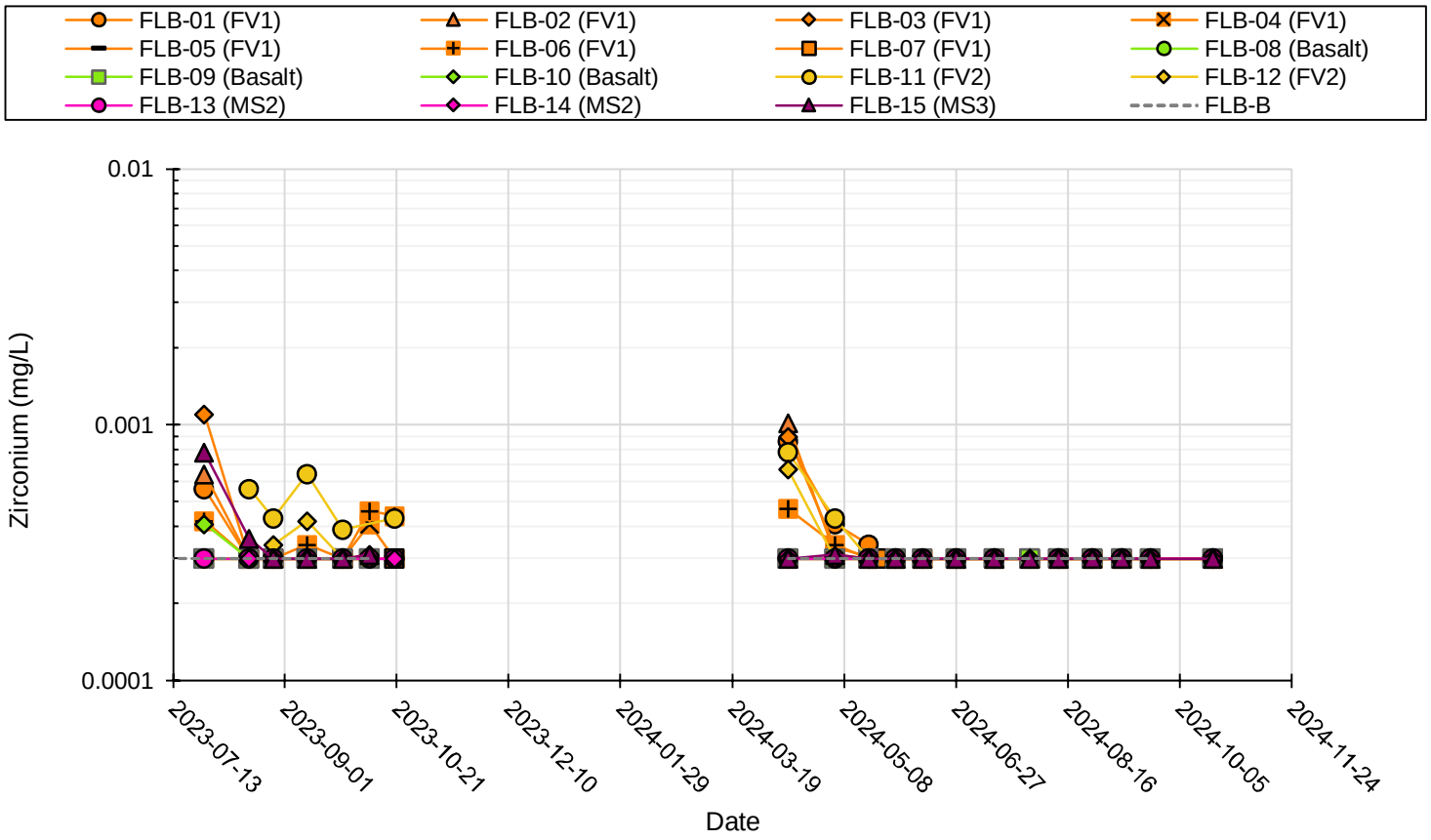

Notes

In some cases, data could not be collected due to dry barrel conditions or ice buildup in the barrel (see text).

Zirconium (mg/L)			
Geochemistry Summary for Impact Statement			
Great Bear Project			
Project Number		OMEMA2303	
Date		November 2025	
Figure Number		F3-71	
Drawn	YW	Reviewed	JB

Appendix G
Tailings Static Testing

Table G-1: ABA Results

Sample ID (WSP)	Program	Description	Paste pH	Fizz Rating	Total S [1]	Sulphate S (HCl leach) [2]	Sulphate S (Na_2CO_3 leach) [3]	Sulphide S (HNO_3 leach) [4]	Sulphide S by Difference [5]	AP [6]	MPA [7]	Total Carbon [8]	Total Inorganic Carbon - HCl Leach / Leco [9]	Total Inorganic Carbon - $HClO_4$ Leach / CO_2 Coulometer [10]	CarbNP [11]	NP [12]	NPR [13]	CarbNPR [14]	Classification based on NPR [15]	Classification based on CarbNPR [16]
			pH units	-	wt %	wt %	wt %	wt %	wt%	kg $CaCO_3$/t	kg $CaCO_3$/t	wt %	wt %	wt %	kg $CaCO_3$/t	kg $CaCO_3$/t	-	-	-	-
Desulphurized Tailings																				
F1-Ro Tailings	2023	LP Fault, post-CND	8.5	Slight	0.19	0.02	--	--	0.17	5.3	5.9	0.12	--	0.23	19	28	5.3	3.2	NPAG	NPAG
F9-RO	2024	LP Fault, post-CND	8.4	Slight	0.18	0.08	--	--	0.10	3.1	5.6	0.24	0.17	0.14	14	25	8.2	2.5	NPAG	NPAG
F7-RO	2024	LP Fault, post-CND	8.4	Slight	0.07	0.04	--	--	0.03	0.9	2.2	0.10	0.060	0.050	5.0	11	12	2.3	NPAG	NPAG
F8-RO	2024	LP Fault, post-CND	8.5	Slight	0.23	0.12	--	--	0.11	3.3	7.2	0.26	0.19	0.16	16	24	7.2	2.2	NPAG	NPAG
F4-RO	2024	LP Fault, post-CND	8.5	Slight	0.09	0.03	--	--	0.06	1.9	2.8	0.25	0.22	0.23	18	27	14	6.5	NPAG	NPAG
F5-RO	2024	LP Fault, post-CND	8.7	Moderate	0.15	0.07	--	--	0.08	2.6	4.7	0.44	0.38	0.42	32	44	17	6.8	NPAG	NPAG
F6-R-RO	2024	LP Fault, post-CND	8.5	Moderate	0.18	0.06	--	--	0.12	3.9	5.6	0.44	0.35	0.43	29	45	12	5.2	NPAG	NPAG
Concentrate Tailings																				
F1-Ro Concentrate	2023	LP Fault, post-CND	7.5	Slight	34	0.03	--	--	33	1046	1047	0.23	--	0.17	14	9.9	0.009	0.014	PAG	PAG
C01-F9	2024	LP Fault, post-CND	7.6	Slight	23	1.2	--	--	22	673	709	0.92	--	0.47	39	51	0.076	0.055	PAG	PAG
C02-F7	2024	LP Fault, post-CND	7.3	Slight	41	0.80	--	--	40	1244	1269	0.27	--	0.060	5.0	7.6	0.006	0.004	PAG	PAG
C03-F8	2024	LP Fault, post-CND	7.8	Moderate	28	0.06	--	--	28	873	875	1.0	--	0.77	64	76	0.087	0.073	PAG	PAG
C04-F4	2024	LP Fault, post-CND	7.6	Moderate	32	0.93	--	--	31	961	991	0.77	--	0.59	49	55	0.057	0.050	PAG	PAG
C05-F5R	2024	LP Fault, post-CND	7.9	Strong	21	0.37	--	--	20	635	647	1.9	--	1.2	103	119	0.19	0.16	PAG	PAG
C06-F6R	2024	LP Fault, post-CND	7.8	Strong	31	2.1	--	--	28	889	953	1.4	--	0.98	82	96	0.11	0.086	PAG	PAG
C02-F1	2024	LP Fault, post-CND	7.6	Slight	33	1.1	--	--	31	983	1019	0.20	--	0.060	5.0	7.8	0.008	0.005	PAG	PAG
C02-F2	2024	LP Fault, post-CND	7.3	Slight	42	1.9	--	--	40	1247	1306	0.18	--	0.030	2.5	3.9	0.003	0.002	PAG	PAG
COMP-S	2024	Composite Sample	7.6	Slight	31	<0.01	--	--	31	959	959	0.56	0.37	--	31	28	0.029	0.032	PAG	PAG
Whole Tailings																				
C01	2022	LP Fault, pre-CND	9.5	Moderate	0.77	0.01	0.01	0.32	0.76	24	24	0.25	--	0.16	13	28	1.2	0.55	Uncertain	PAG
CND-1	2023	LP Fault, post-CND	8.7	Moderate	0.68	0.02	0.02	0.20	0.66	21	21	0.27	--	0.26	22	31	1.5	1.0	Uncertain	Uncertain
Average (C01/CND-1)		LP Fault	8.9	-	0.73	0.015	0.02	0.26	0.71	22	23	0.26	--	0.21	17	29	1.3	0.77	-	-
C02	2022	LP Fault, pre-CND	9.0	Slight	2.8	0.01	0.01	2.2	2.8	88	89	0.11	--	0.08	6.7	13	0.1	0.075	PAG	PAG
CND-2	2023	LP Fault, post-CND	8.5	Moderate	2.3	0.02	0.03	1.92	2.3	71	72	0.12	--	0.1	8.3	18	0.25	0.12	PAG	PAG
Average (C02/CND-2)		LP Fault	8.6	-	2.57	0.015	0.02	2.06	2.55	80	80	0.12	--	0.09	7.5	15	0.2	0.09	-	-
C03	2022	LP Fault, pre-CND	9.2	Moderate	1.2	0.01	0.01	0.85	1.2	38	39	0.28	--	0.24	20	29	0.75	0.52	PAG	PAG
CND-3	2023	LP Fault, post-CND	8.7	Moderate	0.79	0.01	0.02	0.4	0.78	24	25	0.3	--	0.26	22	31	1.3	0.88	Uncertain	PAG
Average (C03/CND-3)		LP Fault	8.9	-	1.02	0.010	0.02	0.63	1.01	31	32	0.29	--	0.25	21	30	0.9	0.66	-	-
C04	2022	LP Fault, pre-CND	9.2	Moderate	1.9	0.01	0.01	1.45	1.9	59	59	0.29	--	0.3	25	24	0.41	0.42	PAG	PAG
C05	2022	LP Fault, pre-CND	9.6	Strong	0.72	0.02	0.01	0.27	0.70	22	23	0.5	--	0.26	22	48	2.2	0.96	NPAG	PAG
C06	2022	LP Fault, pre-CND	9.6	Strong	1.4	0.01	0.01	0.91	1.4	42	43	0.49	--	0.4	33	47	1.1	0.78	Uncertain	PAG
C07	2022	Hinge, pre-CND	9.2	Strong	0.44	0.02	0.01	0.1	0.42	13	14	1.1	--	0.95	79	95	7.3	5.8	NPAG	NPAG
C08	2022	Hinge, pre-CND	9.4	Strong	0.49	0.02	0.01	0.04	0.47	15	15	1.2	--	1.2	103	105	7.1	6.7	NPAG	NPAG
CND-4	2023	Hinge, post-CND	8.6	Strong	0.66	0.02	0.02	0.06	0.64	20	21	1.3	--	1.3	104	108	5.4	5.1	NPAG	NPAG
Average (C08/CND-4)		Hinge	8.8	-	0.58	0.020	0.02	0.05	0.56	17	18	1.27	--	1.2	104	106	6.1	5.77	-	-
C09	2022	Limb, pre-CND	8.5	Strong	4.1	0.03	0.01	0.55	4.1	127	128	2.2	--	1.8	150	144	1.1	1.2	Uncertain	Uncertain
CND-5	2023	Limb, post-CND	8.4	Strong	4.0	0.02	0.01	0.51	3.9	123	124	2.2	--	1.9	161	152	1.2	1.3	Uncertain	Uncertain
Average (C09/CND-5)		Limb	8.4	-	4.0	0.025	0.01	0.53	4.00	125	126	2.16	--	1.9	155	148	1.2	1.24	-	-
Paste Backfill																				
WSP 01	2024	Whole Tailings, post-CND	8.2	Slight	1.1	<0.01	--	--	1.1	36	36	0.39	0.30	--	25	37	1.0	0.70	Uncertain	PAG
WSP 02	2024	Terraflow Binder	12	Slight	1.4	1.5	--	--	<0.01	0.3	43	0.80	--	0.83	414	991	3170	9.5	NPAG	NPAG
WSP 03	2024	Prepared Backfill	9.0	Slight	1.1	0.030	--	--	1.1	34	35	0.48	0.44	--	37	60	1.8	1.0	Uncertain	PAG

(1) Total sulphur determined by Leco analyzer.
(2) Sulphate sulphur determined by Leco following HCl leach for desulphurized tailings, concentrate tailings, and paste backfill samples WSP 01 and WSP 03. Whole tailings and paste backfill sample WSP 02 were analyzed by turbidimeter following HCl leach.
(3) Sulphate sulphur by Na_2CO_3 leach and turbidimeter.
(4) Sulphide sulphur by HNO_3 leach and turbidimeter.
(5) Sulphide sulphur determined by difference (total sulphur - sulphate sulphur).
(6) Acid potential calculated as 31.25*Sulphide S.
(7) Maximum potential acidity, calculated as 31.25*Total S.
(8) Total Carbon determined by Leco analyzer.
(9) Total inorganic carbon (as C) determined by HCl leach and Leco analyzer.
(10) Total inorganic carbon (as C) determined by $HClO_4$ leach and coulometer.
(11) Carbonate neutralization potential, calculated as TIC*10*(100/12.01); For the samples with TIC results by HCl leach / Leco and $HCLO_4$ leach / coulometer (e.g. F9-RO through F6-R-RO), TIC results by HCl leach / Leco were used to calculate CarbNP. CarbNP for Terraflow Binder based on mass balance calculations (see text).
(12) Modified Sobek neutralization potential.
(13) Neutralization potential ratio, calculated as NP/AP.
(14) Carbonate neutralization potential ratio, calculated as CarbNP/MPA.
(15) ARD classification based on NPR value; for the purposes of this assessment, an NPR threshold of 2 was used to distinguish between PAG and NPAG samples (see text).
(16) ARD classification based on CarbNPR value; for the purposes of this assessment, a CarbNPR threshold of 2 was used to distinguish between PAG and NPAG samples (see text).

Table G-2: Single Addition NAG Results

Sample ID (WSP)	Program	Description	NAG pH	ARD Classification [1]
Desulphurized Tailings				
F1-Ro Tailings	2024	LP Fault, post-CND	8.3	NPAG
F9-RO	2024	LP Fault, post-CND	9.6	NPAG
F7-RO	2024	LP Fault, post-CND	7.7	NPAG
F8-RO	2024	LP Fault, post-CND	9.6	NPAG
F4-RO	2024	LP Fault, post-CND	9.7	NPAG
F5-RO	2024	LP Fault, post-CND	6.8	NPAG
F6-R-RO	2024	LP Fault, post-CND	9.2	NPAG
Concentrate Tailings				
F1-Ro Concentrate	2024	LP Fault, post-CND	2.3	PAG
Whole Tailings				
C01	2022	LP Fault, pre-CND	9.1	NPAG
CND-1	2023	LP Fault, post-CND	9.8	NPAG
Average (C01/CND-1)	-	LP Fault	9.3	NPAG
C02	2022	LP Fault, pre-CND	2.3	PAG
CND-2	2023	LP Fault, post-CND	2.3	PAG
Average (C02/CND-2)	-	LP Fault	2.3	PAG
C03	2022	LP Fault, pre-CND	2.9	PAG
CND-3	2023	LP Fault, post-CND	10	NPAG
C04	2022	LP Fault, pre-CND	2.8	PAG
C05	2022	LP Fault, pre-CND	9.6	NPAG
C06	2022	LP Fault, pre-CND	9.9	NPAG
C07	2022	Hinge, pre-CND	8.9	NPAG
C08	2022	Hinge, pre-CND	8.7	NPAG
CND-4	2023	Hinge, post-CND	9.6	NPAG
Average (C08/CND-4)	-	Hinge	9.0	NPAG
C09	2022	Limb, pre-CND	7.9	NPAG
CND-5	2023	Limb, post-CND	8.2	NPAG
Average (C09/CND-5)	-	Limb	8.0	NPAG

(1) ARD classifcation based on NAG pH; for the purposes of this assesment, a NAG pH of 4.5 was used to differentiate between PAG and NPAG samples (see text).

Table G-3: Elemental Content Results - Aqua Regia Digest

Sample ID (WSP)	Program	Description	Silver (Ag)	Aluminum (Al)	Arsenic (As)	Boron (B)	Barium (Ba)	Bismuth (Bi)	Beryllium (Be)	Calcium (Ca)	Cadmium (Cd)	Cobalt (Co)	Chromium (Cr)	Copper (Cu)	Iron (Fe)	Gallium (Ga)
			mg/kg	%	mg/kg	mg/kg	mg/kg	mg/kg	mg/kg	%	mg/kg	mg/kg	mg/kg	mg/kg	%	mg/kg
	Price (1997)[1]		0.075		1.8	10	425	0.0085	3		0.15	25	102	60		
	10x Crustal Abundance		0.75		18	100	4250	0.085	30		1.5	250	1020	600		
Desulphurized Tailings																
F1-Ro Tailings	2024	LP Fault, post-CND	0.14	1.4	4.1	<10	81	2.8	0.35	0.90	0.07	4.5	84	145	1.3	4.1
F9-RO	2024	LP Fault, post-CND	0.07	1.5	25	<10	122	0.18	0.12	0.95	0.07	6.6	87	124	2.6	7.1
F7-RO	2024	LP Fault, post-CND	0.07	1.4	4.0	<10	75	2.1	0.32	0.81	0.04	3.3	70	22	1.1	4.5
F8-RO	2024	LP Fault, post-CND	0.07	0.73	40	<10	65	0.39	0.10	1.0	0.04	2.7	65	226	1.4	3.9
F4-RO	2024	LP Fault, post-CND	0.06	0.77	2.4	<10	66	0.89	0.07	1.0	0.08	1.8	65	182	0.95	4.2
F5-RO	2024	LP Fault, post-CND	0.07	1.27	37	<10	115	0.22	0.12	1.6	0.22	2.8	73	127	2.0	6.4
F6-R-RO	2024	LP Fault, post-CND	0.06	0.92	14	<10	132	0.49	0.12	1.6	0.11	2.4	77	197	1.5	5.2
Concentrate Tailings																
F1-Ro Concentrate	2024	LP Fault, post-CND	6.6	0.64	296	27	11	38	0.18	0.52	6.9	112	104	2231	24	2.2
C01-F9	2024	LP Fault, post-CND	3.4	1.2	6455	<10	19	6.2	0.17	2.0	3.5	157	160	4262	25	5.5
C02-F1	2024	LP Fault, post-CND	6.6	0.64	356	<10	11	39	0.15	0.48	6.7	112	97	2164	30	2.2
C02-F2	2024	LP Fault, post-CND	5.6	0.34	365	<10	11	39	0.10	0.32	8.6	113	92	1756	31	1.2
C02-F7	2024	LP Fault, post-CND	8.0	0.37	356	<10	11	51	0.09	0.39	8.5	114	197	3954	33	1.5
C03-F8	2024	LP Fault, post-CND	1.6	0.52	3613	<10	17	5.6	0.13	3.0	3.0	110	100	2064	28	3.0
C04-F4	2024	LP Fault, post-CND	2.9	0.51	215	<10	13	17	0.08	2.2	4.4	118	74	4579	30	2.9
C05-F5R	2024	LP Fault, post-CND	3.9	1.01	8967	<10	24	5.3	0.12	4.5	51	162	102	3396	21	5.0
C06-F6R	2024	LP Fault, post-CND	3.9	0.57	2150	<10	14	13	0.10	3.6	18	137	110	2968	29	3.5
COMP-S	2024	Composite Sample	4.9	0.55	925	<10	10	28	0.14	1.3	8.2	137	92	3326	31	2.5
Whole Tailings																
C01	2022	LP Fault, pre-CND	0.18	1.6	282	<10	141	0.79	0.09	0.98	0.17	14	82	36	3.2	7.8
CND-1	2023	LP Fault, post-CND	0.17	1.5	220	<10	158	0.83	0.12	0.99	0.17	13	84	66	3.2	7.0
Average (C01/CND-1)	-	LP Fault	0.18	1.6	251	10	150	0.81	0.11	0.99	0.17	14	83	51	3.2	7.4
C02	2022	LP Fault, pre-CND	0.75	1.4	35	<10	76	6.2	0.33	0.81	0.63	15	70	27	3.5	4.5
CND-2	2023	LP Fault, post-CND	0.51	1.4	25	<10	92	5.5	0.30	0.88	0.52	12	80	52	3.2	4.0
Average (C02/CND-2)	-	LP Fault	0.63	1.4	30	10	84	5.9	0.32	0.85	0.58	13	75	40	3.4	4.2
C03	2022	LP Fault, pre-CND	0.15	0.73	250	<10	70	0.67	0.09	1.0	0.19	8.2	56	46	2.2	4.0
CND-3	2023	LP Fault, post-CND	0.13	0.75	184	<10	80	0.66	0.11	1.1	0.17	5.3	59	65	2.0	3.9
Average (C08/CND-4)	-	LP Fault	0.14	0.7	217	10	75	0.67	0.10	1.1	0.18	7	58	55	2.1	3.9
C04	2022	LP Fault, pre-CND	0.23	0.79	15	<10	70	1.84	<0.05	1.1	0.29	10	59	191	2.5	4.2
C05	2022	LP Fault, pre-CND	0.20	1.3	317	<10	119	0.37	0.10	1.7	1.59	10	69	30	2.4	6.7
C06	2022	LP Fault, pre-CND	0.25	0.93	107	<10	136	1.04	0.10	1.7	0.79	10	74	51	2.6	5.1
C07	2022	Hinge, pre-CND	0.13	1.8	24	<10	151	0.09	<0.05	3.8	0.14	23	127	100	3.2	5.8
C08	2022	Hinge, pre-CND	0.11	1.5	60	<10	99	0.07	<0.05	4.2	0.11	22	105	112	3.4	4.9
CND-4	2023	Hinge, post-CND	0.13	1.4	138	<10	169	0.45	0.06	4.4	0.15	20	116	156	3.6	4.5
Average (C08/CND-4)	-	Hinge	0.12	1.4	99	10	134	0.26	0.06	4.3	0.13	21	111	134	3.5	4.7
C09	2022	Limb, pre-CND	0.20	0.91	1619	<15	118	0.47	0.12	4.9	1.2	32	128	209	8.2	4.5
CND-5	2023	Limb, post-CND	0.22	0.89	1483	<10	172	0.93	0.15	5.1	1.2	30	136	279	8.2	4.8
Average (C09/CND-5)	-	Limb	0.21	0.9	1551	13	145	0.70	0.14	5.0	1.2	31	132	244	8.2	4.6
Backfill																
WSP 01	2024	Whole Tailings, post-CND	0.16	1.1	195	16	148	0.85	0.11	1.3	0.59	10	103	271	2.7	5.1
WSP 02	2024	Terraflow Binder	0.080	5.3	9.9	63	407	0.11	5.8	>25	0.31	2.8	34	66	0.94	1.9
WSP 03	2024	Prepared Backfill	0.19	1.2	195	18	165	1.1	0.30	2.2	0.65	10	99	273	2.7	5.1

(1) Based on crustal abundance provided by Price (1997) excluding major elements.

Shading indicates concentrations greater than 10x crustal abundance values.

Table G-3: Elemental Content Results - Aqua Regia Digest

Sample ID (WSP)	Program	Description	Germanium (Ge)	Mercury (Hg)	Potassium (K)	Lanthanum (La)	Lithium (Li)	Magnesium (Mg)	Manganese (Mn)	Molybdenum (Mo)	Sodium (Na)	Nickel (Ni)	Phosphorous (P)	Lead (Pb)
			mg/kg	mg/kg	%	mg/kg	mg/kg	%	mg/kg	mg/kg	%	mg/kg	mg/kg	mg/kg
	Price (1997)[1]			0.085					950	1.2		84	21000	14
	10x Crustal Abundance			0.85					9500	12		840	210000	140
Desulphurized Tailings														
F1-Ro Tailings	2024	LP Fault, post-CND	0.06	0.006	0.63	28	9.4	0.76	466	1.5	0.11	35	722	32
F9-RO	2024	LP Fault, post-CND	0.05	0.020	1.0	25	19	0.96	424	1.2	0.040	28	625	5.6
F7-RO	2024	LP Fault, post-CND	<0.05	0.008	0.67	32	9.8	0.69	441	1.2	0.090	24	705	26
F8-RO	2024	LP Fault, post-CND	<0.05	<0.005	0.47	31	9.4	0.56	349	2.2	0.040	21	518	9.1
F4-RO	2024	LP Fault, post-CND	<0.05	0.011	0.62	28	12	0.73	382	5.5	0.040	20	634	7.0
F5-RO	2024	LP Fault, post-CND	<0.05	0.019	0.94	30	13	0.82	875	1.3	0.060	23	648	7.2
F6-R-RO	2024	LP Fault, post-CND	<0.05	0.006	0.68	29	12	0.79	593	2.5	0.040	24	540	12
Concentrate Tailings														
F1-Ro Concentrate	2024	LP Fault, post-CND	0.09	0.060	0.25	28	4	0.30	242	6.8	0.060	170	264	761
C01-F9	2024	LP Fault, post-CND	0.20	0.086	0.51	61	13	0.72	548	22	0.060	187	557	276
C02-F1	2024	LP Fault, post-CND	0.18	0.064	0.26	36	3.6	0.28	209	14	0.060	166	247	737
C02-F2	2024	LP Fault, post-CND	0.15	0.071	0.12	28	1.8	0.14	133	9.7	0.040	142	115	552
C02-F7	2024	LP Fault, post-CND	0.10	0.062	0.18	33	2.2	0.15	179	14	0.040	199	133	928
C03-F8	2024	LP Fault, post-CND	0.20	0.041	0.24	83	5.2	0.32	525	74	0.060	142	330	140
C04-F4	2024	LP Fault, post-CND	0.17	0.094	0.26	65	5.2	0.34	461	156	0.050	139	239	151
C05-F5R	2024	LP Fault, post-CND	0.21	0.15	0.57	84	8.3	0.59	1621	29	0.090	122	411	206
C06-F6R	2024	LP Fault, post-CND	0.22	0.17	0.26	67	6.1	0.42	823	43	0.060	150	221	521
COMP-S	2024	Composite Sample	0.12	0.10	0.25	46	5.0	0.30	366	42	0.050	182	235	493
Whole Tailings														
C01	2022	LP Fault, pre-CND	0.08	0.035	1.1	28	22	1.0	422	1.5	0.04	36	629	21
CND-1	2023	LP Fault, post-CND	0.13	0.054	1.0	25	18	1.0	434	1.7	0.06	34	633	18
Average (C01/CND-1)	-	LP Fault	0.11	0.045	1.1	27	20	1.0	428	1.6	0.05	35	631	19
C02	2022	LP Fault, pre-CND	0.07	0.019	0.7	32	11	0.69	418	2.1	0.1	35	671	106
CND-2	2023	LP Fault, post-CND	0.09	0.025	0.68	30	8.8	0.72	444	2.7	0.12	34	713	82
Average (C02/CND-2)	-	LP Fault	0.08	0.022	0.69	31	9.8	0.71	431	2.4	0.11	35	692	94
C03	2022	LP Fault, pre-CND	0.07	0.014	0.49	33	11	0.57	340	6.3	0.04	22	493	16
CND-3	2023	LP Fault, post-CND	0.10	0.01	0.49	31	9.4	0.61	375	5.4	0.06	21	517	15
Average (C08/CND-4)	-	LP Fault	0.09	0.012	0.49	32	10	0.6	358	5.9	0.05	21	505	16
C04	2022	LP Fault, pre-CND	0.06	0.017	0.65	29	13	0.76	387	27	0.04	24	613	14
C05	2022	LP Fault, pre-CND	0.08	0.038	0.97	31	15	0.82	871	1.8	0.06	26	627	15
C06	2022	LP Fault, pre-CND	0.07	0.015	0.71	30	13	0.81	595	4.6	0.04	28	535	39
C07	2022	Hinge, pre-CND	0.06	0.024	0.52	6.4	16	1.2	671	1.1	0.09	77	239	1.8
C08	2022	Hinge, pre-CND	0.07	0.009	0.36	3.6	13	0.9	845	1.2	0.1	61	261	1.2
CND-4	2023	Hinge, post-CND	0.12	0.007	0.36	3.9	12	0.92	902	1.8	0.12	59	287	2.9
Average (C08/CND-4)	-	Hinge	0.10	0.008	0.36	3.8	12	0.91	874	1.5	0.11	60	274	2.1
C09	2022	Limb, pre-CND	0.07	0.007	0.37	9.7	9.3	1.1	1244	1.7	0.05	81	326	10
CND-5	2023	Limb, post-CND	0.18	0.009	0.37	9.5	9.7	1.1	1292	2.0	0.06	81	331	16
Average (C09/CND-5)	-	Limb	0.13	0.008	0.37	9.6	9.5	1.1	1268	1.9	0.055	81	329	13
Backfill														
WSP 01	2024	Whole Tailings, post-CND	<0.05	0.022	0.72	27	12	0.79	538	7.8	0.070	34	561	18
WSP 02	2024	Terraflow Binder	0.050	0.0080	0.41	39	39	2.3	868	19	0.17	7.5	96	13
WSP 03	2024	Prepared Backfill	<0.05	0.026	0.73	29	13	0.85	561	8.9	0.070	33	559	19

1. Based on crustal abundance provided by Price (1997) excluding major elements.
2. Shading indicates concentrations greater than 10x crustal abundance values.

Table G-3: Elemental Content Results - Aqua Regia Digest

Sample ID (WSP)	Program	Description	Sulphur (S)	Antimony (Sb)	Scandium (Sc)	Selenium (Se)	Stronium (Sr)	Tin (Sn)	Thorium (Th)	Titanium (Ti)	Thallium (Tl)	Uranium (U)	Vandium (V)	Yttrium (Y)	Tungsten (W)	Zinc (Zn)	Zirconium (Zr)
			%	mg/kg	mg/kg	mg/kg	mg/kg	mg/kg	mg/kg	%	mg/kg	mg/kg	mg/kg	mg/kg	mg/kg	mg/kg	mg/kg
	Price (1997)[1]		0.04	0.2		0.05	370	2.3	9.6	6000	0.9	2.7	120	33	1.3	70	165
	10x Crustal Abundance		0.4	2		0.5	3700	23	96	60000	9	27	1200	330	13	700	1650
Desulphurized Tailings																	
F1-Ro Tailings	2024	LP Fault, post-CND	0.17	0.23	1.1	0.30	32	0.40	7.2	0.093	0.68	1.6	16	6.0	8.1	52	21
F9-RO	2024	LP Fault, post-CND	0.17	0.19	4.8	0.20	18	0.60	5.8	0.14	0.38	1.0	47	5.9	24	53	15
F7-RO	2024	LP Fault, post-CND	0.06	0.20	1.2	<0.2	33	0.60	7.9	0.081	0.64	1.6	15	6.3	7.0	44	19
F8-RO	2024	LP Fault, post-CND	0.22	0.72	2.1	0.20	15	0.90	7.9	0.076	0.27	1.4	21	6.6	4.8	38	20
F4-RO	2024	LP Fault, post-CND	0.08	0.70	2.5	<0.2	13	4.30	6.3	0.094	0.37	1.2	26	5.2	4.1	54	26
F5-RO	2024	LP Fault, post-CND	0.14	0.13	3.6	0.20	27	0.70	7.1	0.15	0.43	1.4	37	5.6	26	78	16
F6-R-RO	2024	LP Fault, post-CND	0.17	0.25	4.0	0.30	25	1.10	6.6	0.10	0.29	1.1	33	5.3	7.8	54	19
Concentrate Tailings																	
F1-Ro Concentrate	2024	LP Fault, post-CND	>10	1.1	0.90	2.6	19	1.1	8.5	0.039	0.30	2.5	8	5.3	4.4	1474	29
C01-F9	2024	LP Fault, post-CND	>10	3.1	3.8	23	35	3.0	14	0.080	0.94	4.4	29	11	71	538	41
C02-F1	2024	LP Fault, post-CND	>10	1.1	0.70	32	17	1.1	8.9	0.032	0.38	2.8	12	5.3	4.0	1353	24
C02-F2	2024	LP Fault, post-CND	>10	1.1	0.50	26	11	1.3	7.2	0.018	0.26	2.2	5	3.9	2.6	1764	18
C02-F7	2024	LP Fault, post-CND	>10	1.7	0.50	0.9	11	7.4	7.9	0.021	0.21	3.4	11	4.5	2.8	1735	19
C03-F8	2024	LP Fault, post-CND	>10	9.0	1.7	22	37	3.8	23	0.041	0.30	4.7	11	13	5.8	591	33
C04-F4	2024	LP Fault, post-CND	>10	5.8	1.8	17	25	29	15	0.048	0.25	3.3	15	6.2	2.8	421	44
C05-F5R	2024	LP Fault, post-CND	>10	1.8	2.9	31	62	6.5	17	0.086	0.48	5.0	26	10	24	6520	34
C06-F6R	2024	LP Fault, post-CND	>10	3.4	2.6	32	50	7.1	18	0.048	0.22	4.1	17	7.6	5.8	2613	36
COMP-S	2024	Composite Sample	>10	3.1	1.4	0.6	21	13.6	11	0.037	0.29	3.0	9	5.7	6.0	1444	29
Whole Tailings																	
C01	2022	LP Fault, pre-CND	0.74	0.34	5.5	0.9	22	0.7	6.7	0.16	0.45	1.3	49	6.6	40	69	19
CND-1	2023	LP Fault, post-CND	0.66	0.86	5.1	0.9	19	0.7	6.3	0.15	0.42	1.2	50	6.0	29	70	14
Average (C01/CND-1)	-	LP Fault	0.70	0.60	5.3	0.9	21	1	6.5	0.155	0.44	1.2	50		34	70	17
C02	2022	LP Fault, pre-CND	2.8	0.29	1.3	3	35	0.6	7.7	0.084	0.66	1.7	15	6.1	13	169	23
CND-2	2023	LP Fault, post-CND	2.3	0.45	1.2	2.2	29	0.5	7.7	0.083	0.6	1.7	16	5.9	6.1	158	18
Average (C02/CND-2)	-	LP Fault	2.6	0.37	1.3	2.6	32	0.55	7.7	0.084	0.63	1.7	16		10	164	20
C03	2022	LP Fault, pre-CND	1.3	0.68	2.3	1.1	17	0.7	8.7	0.080	0.27	1.5	21	6.8	6.0	65	24
CND-3	2023	LP Fault, post-CND	0.8	0.73	2.3	0.8	16	0.8	8.2	0.084	0.27	1.5	22	6.5	5.4	64	20
Average (C08/CND-4)	-	LP Fault	1.0	0.71	2.3	0.95	16	0.75	8.5	0.082	0.27	1.5	22		6	65	22
C04	2022	LP Fault, pre-CND	2.0	1.08	2.7	1	14	5.4	6.7	0.102	0.37	1.3	27	5.2	4.7	76	30
C05	2022	LP Fault, pre-CND	0.7	0.24	4.0	1.1	31	0.8	7.3	0.15	0.43	1.3	38	5.9	46	269	18
C06	2022	LP Fault, pre-CND	1.4	0.44	4.3	1.6	27	1.4	7.0	0.11	0.29	1.2	34	5.4	10.8	164	22
C07	2022	Hinge, pre-CND	0.46	0.1	7.3	0.6	29	0.4	0.7	0.11	0.12	0.08	83	6.0	23	43	3.3
C08	2022	Hinge, pre-CND	0.49	0.11	8.3	0.6	25	0.4	0.3	0.092	0.09	<0.05	77	6.5	2.5	36	1.4
CND-4	2023	Hinge, post-CND	0.67	0.21	7.2	0.8	28	0.5	0.4	0.075	0.09	<0.05	75	5.9	2.4	45	1.3
Average (C08/CND-4)	-	Hinge	0.58	0.16	7.8	0.7	26	0.45	0.35	0.084	0.09	0.05	76		2.5	41	1.4
C09	2022	Limb, pre-CND	3.9	0.49	6.6	4.2	132	0.6	1.5	0.058	0.12	0.21	63	6.0	5.3	272	9.7
CND-5	2023	Limb, post-CND	3.9	0.49	6.8	4.6	129	0.8	1.4	0.056	0.13	0.22	63	6.3	4.6	276	8.7
Average (C09/CND-5)	-	Limb	3.9	0.49	6.7	4.4	130	1	1.5	0.057	0.13	0.22	63		5.0	274	9.2
Backfill																	
WSP 01	2024	Whole Tailings, post-CND	1.2	0.50	3.3	1.0	22	1.8	6.6	0.12	0.32	1.3	35	5.9	24	143	23
WSP 02	2024	Terraflow Binder	1.4	0.95	17	1.4	656	8.8	9.3	0.20	0.40	6.4	24	49	0.34	84	115
WSP 03	2024	Prepared Backfill	1.2	0.59	3.8	1.1	41	2.1	6.8	0.13	0.34	1.5	35	7.7	23	141	28

1. Based on crustal abundance provided by Price (1997) excluding major elements.
2. Shading indicates concentrations greater than 10x crustal abundance values.

Table G-4: Supernatant Results

Sample ID (WSP)	Program	Description	pH	EC	Acidity (to pH 8.3)	Alkalinity (to pH 4.5)	Sulphate	Chloride	Fluoride	Nitrate	Nitrite	Ammonia	Total Cyanide	Cyanide WAD	Free Cyanide	Cyanate	Thiocyanate	Total Dissolved Phosphorus	Dissolved Hardness ($CaCO_3$)	Aluminum Dissolved	Antimony Dissolved	Arsenic Dissolved	Beryllium Dissolved	Boron Dissolved
Units:			pH units	µS/cm	mg $CaCO_3$/L	mg $CaCO_3$/L	mg/L	mg/L	mg/L	mg/L	mg/L	mg/L	mg/L	mg/L	mg/L	mg/L	mg/L	mg/L	mg/L	mg/L	mg/L	mg/L	mg/L	mg/L
PWQO (in-place: mg/L)			6.5-8.5	-	-	-	-			-	-	-	1	-	0.005	-	-	-	-	-	-	0.1	0.011	-
PWQO (interim: mg/L)			-	-	-	-	-			-	-	-	-	-	-	-	-	0.02	-	0.075	0.02	0.005	-	0.2
Desulphurized Tailings Supernatant, post-CND																								
F9-RO, Post-Detox	2024	LP Fault, post-CND	6.4	2000	46	121	973	18	0.15	0.059	2.5	20	0.069	0.028	0.023	40	5.6	**0.28**	302	0.017	0.0052	**0.0091**	<0.000010	0.018
F7-RO, Post-Detox	2024	LP Fault, post-CND	6.5	2050	42	99	1104	18	0.12	0.045	2.0	17	1.8	0.043	0.031	33	6.5	**0.71**	413	0.031	0.0019	0.0003	<0.000010	0.021
F8-RO, Post-Detox	2024	LP Fault, post-CND	6.9	2430	42	160	1192	19	<0.10	0.35	3.2	28	6.2	0.083	0.061	36	14	**0.57**	323	0.049	**0.079**	**0.20**	<0.000010	0.024
F4-RO, Post-Detox	2024	LP Fault, post-CND	6.9	2430	40	141	1374	17	0.14	0.030	3.0	24	0.054	0.035	0.024	49	11	**0.25**	423	0.054	**0.056**	0.0019	<0.000010	0.019
F5-RO, Post-Detox	2024	LP Fault, post-CND	6.9	2580	43	145	1344	18	<0.10	0.035	2.9	24	0.16	0.020	0.016	33	16	**0.30**	319	0.020	0.0051	**0.042**	<0.000010	0.018
F6-R-RO, Post-Detox	2024	LP Fault, post-CND	7.4	2590	30	180	1227	18	0.13	0.024	2.1	25	0.75	0.062	0.047	46	31	**0.21**	289	0.071	0.0067	0.0029	<0.000010	0.018
Concentrate Tailings Supernatant, post-CND																								
C01-F9, Post-Detox	2024	LP Fault, post-CND	7.7	1441	22	179	868	20	0.13	0.19	0.53	18	0.032	0.021	0.012	12	9.0	**0.10**	305	0.030	0.0049	**0.0081**	<0.000010	0.025
C02-F7, Post-Detox	2024	LP Fault, post-CND	7.4	1393	32	135	844	19	0.20	0.12	0.55	14	0.041	0.022	0.020	19	<5.0	**0.13**	426	0.016	0.0014	0.0005	<0.000010	0.023
C03-F8, Post-Detox	2024	LP Fault, post-CND	7.5	1715	31	147	1182	19	0.13	0.044	2.4	26	0.049	0.032	0.017	18	9	**0.34**	306	0.047	**0.068**	**0.36**	<0.000010	0.022
C04-F4, Post-Detox	2024	LP Fault, post-CND	7.2	1857	39	141	1147	18	0.16	0.080	2.7	23	0.16	0.089	0.068	25	13	**0.17**	484	0.024	**0.055**	0.0021	0.000013	0.032
C05-F5R, Post-Detox	2024	LP Fault, post-CND	7.7	1701	23	156	1032	20	0.11	0.035	0.97	20	0.0079	0.0079	<0.0050	81	14	**0.12**	290	0.043	0.0044	**0.036**	<0.000010	0.024
C06-F6R, Post-Detox	2024	LP Fault, post-CND	7.7	1736	23	163	1142	18	0.28	0.027	1.5	21	0.011	0.011	<0.0050	41	19	**0.14**	284	0.036	0.0069	**0.0071**	<0.000010	0.018
Whole Tailings Supernatant, pre-CND																								
BLS-CO1, Pre-Detox	2024	LP Fault, pre-CND	9.4	2020	<0.5	418	80	38	0.17	0.11	0.87	4.6	372	179	182	22	108	<0.005	12	**0.93**	**0.024**	**1.0**	<0.000020	0.044
BLS-CO2, Pre-Detox	2024	LP Fault, pre-CND	9.0	1838	<0.5	380	90	17	0.39	0.12	0.88	5.0	397	170	172	30	43	0.0064	11	**0.73**	**0.037**	**0.065**	<0.000020	0.053
BLS-CO3, Pre-Detox	2024	LP Fault, pre-CND	9.9	2050	<0.5	445	88	19	0.41	0.063	0.87	5.7	404	187	191	21	39	**0.40**	18	**1.1**	**0.19**	**1.8**	<0.000020	0.043
BLS-CO4, Pre-Detox	2024	LP Fault, pre-CND	10	2040	<0.5	483	97	18	0.41	0.047	0.99	5.3	430	209	222	44	38	0.018	17	**0.87**	**0.20**	**0.14**	<0.000050	0.035
BLS-CO5, Pre-Detox	2024	LP Fault, pre-CND	9.7	1985	<0.5	440	78	19	0.23	0.36	0.89	5.7	392	186	198	30	36	0.0080	15	**1.0**	0.020	**5.4**	<0.000050	0.031
BLS-CO6, Pre-Detox	2024	LP Fault, pre-CND	9.6	2000	<0.5	458	90	18	0.23	0.033	0.83	5.6	414	190	206	8.4	53	**0.29**	12	**0.91**	**0.049**	**1.3**	<0.000020	0.034
CN2 Barren solution, Pre-Detox	2024	LP Fault, pre-CND	11	1422	<0.5	420	72	18	0.44	0.058	<0.010	5.8	459	197	117	15	<50	0.011	24	**1.7**	**0.030**	**0.061**	<0.000010	0.053
Whole Tailings Supernatant, post-CND*																								
CND-1	2023	LP Fault, post-CND	7.8	2830	21	93	1728	21	<5.0	<0.50	<0.50	66	4.2	0.16	0.20	130	31.5	0.0083	452	0.051	0.019	**0.022**	<0.00002	0.0314
CND-2	2023	LP Fault, post-CND	7.8	3250	13	95	1843	21	<5.0	<0.50	<0.50	77	4.8	0.08	0.09	260	38.2	0.0123	812	0.053	0.015	0.0008	<0.00002	0.0336
CND-3	2023	LP Fault, post-CND	7.6	3020	28	98	1765	20	<5.0	<0.50	<0.50	77	6.1	0.09	0.09	170	63.8	0.0067	434	0.036	**0.039**	**0.014**	<0.00002	0.0213
CND-4	2023	Hinge, post-CND	7.8	3110	12	93	1760	22	<5.0	<0.50	<0.50	76	0.8	0.06	0.07	280	45.9	<0.005	602	0.053	0.004	**0.005**	<0.00002	0.0251
CND-5	2023	Limb, post-CND	6.9	4710	32	62	3650	24	<5.0	<0.50	<0.50	61	4.6	0.05	0.03	110	626	**0.093**	657	0.022	0.001	**0.030**	<0.00005	0.0301
CND2 Solution, Post-Detox	2024	LP Fault, post-CND	7.9	4770	12	138	4193	19	<0.10	0.044	<0.010	50	17	0.12	0.009	130	36	<0.005	1600	0.069	0.020	0.0022	<0.000020	0.051

Bolded text indicates metals concentrations greater than interim PWQO screening value.

Shaded cells indicate metal concentrations greater than in-place PWQO screening value.

Screening values are for qualitative assessment only and hold no regulatory significance.

*Cyanide destruction conducted prior to flotation.

Table G-4: Supernatant Results

Sample ID (WSP)	Program	Description	pH	EC	Acidity (to pH 8.3)	Alkalinity (to pH 4.5)	Sulphate	Chloride	Fluoride	Nitrate	Nitrite	Ammonia	Total Cyanide	Cyanide WAD	Free Cyanide	Cyanate	Thiocyanate	Total Dissolved Phosphorus	Dissolved Hardness ($CaCO_3$)	Aluminum Dissolved	Antimony Dissolved	Arsenic Dissolved	Beryllium Dissolved	Boron Dissolved
Units:			pH units	µS/cm	mg $CaCO_3$/L	mg $CaCO_3$/L	mg/L	mg/L	mg/L	mg/L	mg/L	mg/L	mg/L	mg/L	mg/L	mg/L	mg/L	mg/L	mg/L	mg/L	mg/L	mg/L	mg/L	mg/L
PWQO (in-place: mg/L)			6.5-8.5	-	-	-	-			-	-	-	1	-	0.005	-	-	-	-	-	-	0.1	0.011	-
PWQO (interim: mg/L)			-	-	-	-	-			-	-	-	-	-	-	-	-	0.02	-	0.075	0.02	0.005	-	0.2
Desulphurized Tailings Supernatant, post-CND																								
F9-RO, Post-Detox	2024	LP Fault, post-CND	6.4	2000	46	121	973	18	0.15	0.059	2.5	20	0.069	0.028	0.023	40	5.6	**0.28**	302	0.017	0.0052	**0.0091**	<0.000010	0.018
F7-RO, Post-Detox	2024	LP Fault, post-CND	6.5	2050	42	99	1104	18	0.12	0.045	2.0	17	1.8	0.043	0.031	33	6.5	**0.71**	413	0.031	0.0019	0.0003	<0.000010	0.021
F8-RO, Post-Detox	2024	LP Fault, post-CND	6.9	2430	42	160	1192	19	<0.10	0.35	3.2	28	6.2	0.083	0.061	36	14	**0.57**	323	0.049	**0.079**	**0.20**	<0.000010	0.024
F4-RO, Post-Detox	2024	LP Fault, post-CND	6.9	2430	40	141	1374	17	0.14	0.030	3.0	24	0.054	0.035	0.024	49	11	**0.25**	423	0.054	**0.056**	0.0019	<0.000010	0.019
F5-RO, Post-Detox	2024	LP Fault, post-CND	6.9	2580	43	145	1344	18	<0.10	0.035	2.9	24	0.16	0.020	0.016	33	16	**0.30**	319	0.020	0.0051	**0.042**	<0.000010	0.018
F6-R-RO, Post-Detox	2024	LP Fault, post-CND	7.4	2590	30	180	1227	18	0.13	0.024	2.1	25	0.75	0.062	0.047	46	31	**0.21**	289	0.071	0.0067	0.0029	<0.000010	0.018
Concentrate Tailings Supernatant, post-CND																								
C01-F9, Post-Detox	2024	LP Fault, post-CND	7.7	1441	22	179	868	20	0.13	0.19	0.53	18	0.032	0.021	0.012	12	9.0	**0.10**	305	0.030	0.0049	**0.0081**	<0.000010	0.025
C02-F7, Post-Detox	2024	LP Fault, post-CND	7.4	1393	32	135	844	19	0.20	0.12	0.55	14	0.041	0.022	0.020	19	<5.0	**0.13**	426	0.016	0.0014	0.0005	<0.000010	0.023
C03-F8, Post-Detox	2024	LP Fault, post-CND	7.5	1715	31	147	1182	19	0.13	0.044	2.4	26	0.049	0.032	0.017	18	9	**0.34**	306	0.047	**0.068**	**0.36**	<0.000010	0.022
C04-F4, Post-Detox	2024	LP Fault, post-CND	7.2	1857	39	141	1147	18	0.16	0.080	2.7	23	0.16	0.089	0.068	25	13	**0.17**	484	0.024	**0.055**	0.0021	0.000013	0.032
C05-F5R, Post-Detox	2024	LP Fault, post-CND	7.7	1701	23	156	1032	20	0.11	0.035	0.97	20	0.0079	0.0079	<0.0050	81	14	**0.12**	290	0.043	0.0044	**0.036**	<0.000010	0.024
C06-F6R, Post-Detox	2024	LP Fault, post-CND	7.7	1736	23	163	1142	18	0.28	0.027	1.5	21	0.011	0.011	<0.0050	41	19	**0.14**	284	0.036	0.0069	**0.0071**	<0.000010	0.018
Whole Tailings Supernatant, pre-CND																								
BLS-CO1, Pre-Detox	2024	LP Fault, pre-CND	9.4	2020	<0.5	418	80	38	0.17	0.11	0.87	4.6	372	179	182	22	108	<0.005	12	**0.93**	**0.024**	**1.0**	<0.000020	0.044
BLS-CO2, Pre-Detox	2024	LP Fault, pre-CND	9.0	1838	<0.5	380	90	17	0.39	0.12	0.88	5.0	397	170	172	30	43	0.0064	11	**0.73**	**0.037**	**0.065**	<0.000020	0.053
BLS-CO3, Pre-Detox	2024	LP Fault, pre-CND	9.9	2050	<0.5	445	88	19	0.41	0.063	0.87	5.7	404	187	191	21	39	**0.40**	18	**1.1**	**0.19**	**1.8**	<0.000020	0.043
BLS-CO4, Pre-Detox	2024	LP Fault, pre-CND	10	2040	<0.5	483	97	18	0.41	0.047	0.99	5.3	430	209	222	44	38	0.018	17	**0.87**	**0.20**	**0.14**	<0.000050	0.035
BLS-CO5, Pre-Detox	2024	LP Fault, pre-CND	9.7	1985	<0.5	440	78	19	0.23	0.36	0.89	5.7	392	186	198	30	36	0.0080	15	**1.0**	0.020	**5.4**	<0.000050	0.031
BLS-CO6, Pre-Detox	2024	LP Fault, pre-CND	9.6	2000	<0.5	458	90	18	0.23	0.033	0.83	5.6	414	190	206	8.4	53	**0.29**	12	**0.91**	**0.049**	**1.3**	<0.000020	0.034
CN2 Barren solution, Pre-Detox	2024	LP Fault, pre-CND	11	1422	<0.5	420	72	18	0.44	0.058	<0.010	5.8	459	197	117	15	<50	0.011	24	**1.7**	**0.030**	**0.061**	<0.000010	0.053
Whole Tailings Supernatant, post-CND*																								
CND-1	2023	LP Fault, post-CND	7.8	2830	21	93	1728	21	<5.0	<0.50	<0.50	66	4.2	0.16	0.20	130	31.5	0.0083	452	0.051	0.019	**0.022**	<0.00002	0.0314
CND-2	2023	LP Fault, post-CND	7.8	3250	13	95	1843	21	<5.0	<0.50	<0.50	77	4.8	0.08	0.09	260	38.2	0.0123	812	0.053	0.015	0.0008	<0.00002	0.0336
CND-3	2023	LP Fault, post-CND	7.6	3020	28	98	1765	20	<5.0	<0.50	<0.50	77	6.1	0.09	0.09	170	63.8	0.0067	434	0.036	**0.039**	**0.014**	<0.00002	0.0213
CND-4	2023	Hinge, post-CND	7.8	3110	12	93	1760	22	<5.0	<0.50	<0.50	76	0.8	0.06	0.07	280	45.9	<0.005	602	0.053	0.004	**0.005**	<0.00002	0.0251
CND-5	2023	Limb, post-CND	6.9	4710	32	62	3650	24	<5.0	<0.50	<0.50	61	4.6	0.05	0.03	110	626	**0.093**	657	0.022	0.001	**0.030**	<0.00005	0.0301
CND2 Solution, Post-Detox	2024	LP Fault, post-CND	7.9	4770	12	138	4193	19	<0.10	0.044	<0.010	50	17	0.12	0.009	130	36	<0.005	1600	0.069	0.020	0.0022	<0.000020	0.051

Bolded text indicates metals concentrations greater than interim PWQO screening value.

Shaded cells indicate metal concentrations greater than in-place PWQO screening value.

Screening values are for qualitative assessment only and hold no regulatory significance.

*Cyanide destruction conducted prior to flotation.

Table G-4: Supernatant Results

Sample ID (WSP)	Program	Description	Cadmium Dissolved	Calcium Dissolved	Chromium Dissolved	Cobalt Dissolved	Copper Dissolved	Iron Dissolved	Lead Dissolved	Magnesium Dissolved	Mercury Dissolved	Molybdenum Dissolved	Nickel Dissolved	Potassium Dissolved	Selenium Dissolved	Silver Dissolved	Sodium Dissolved	Strontium Dissolved	Thallium Dissolved	Tungsten Dissolved	Uranium Dissolved	Vanadium Dissolved	Zinc Dissolved	Zirconium Dissolved
Units:			mg/L	mg/L	mg/L	mg/L	mg/L	mg/L	mg/L	mg/L	mg/L	mg/L	mg/L	mg/L	mg/L	mg/L	mg/L	mg/L	mg/L	mg/L	mg/L	mg/L	mg/L	mg/L
PWQO (in-place: mg/L)			0.0002	-	0.001	-	0.005	0.3	0.005	-	0.0002	-	0.025	-	0.1	0.0001	-	-	-	-	-	-	0.03	-
PWQO (interim: mg/L)			0.0001	-	-	0.0009	0.005	-	0.001	-		0.04	-	-	-	-	-	-	0.0003	0.03	0.005	0.006	0.02	0.004
Desulphurized Tailings Supernatant, post-CND																								
F9-RO, Post-Detox	2024	LP Fault, post-CND	<0.000010	114	<0.00050	**0.063**	**0.019**	0.0118	<0.000050	4.1	<0.000005	0.020	0.00088	22	0.0018	<0.000010	310	0.27	0.000023	0.0093	0.0033	<0.0010	0.0023	0.000021
F7-RO, Post-Detox	2024	LP Fault, post-CND	<0.000020	154	<0.00050	**0.056**	0.003	0.683	0.000061	6.5	<0.000005	0.034	0.0023	19	0.0009	<0.000010	259	0.45	0.0000042	0.00035	0.0039	<0.0010	0.0012	<0.000020
F8-RO, Post-Detox	2024	LP Fault, post-CND	<0.0000080	126	<0.00050	**0.036**	0.001	2.12	0.000061	2.0	<0.000005	0.033	0.00029	12	0.0040	<0.000010	374	0.24	0.0000061	0.0062	0.0021	0.0023	<0.0010	<0.000020
F4-RO, Post-Detox	2024	LP Fault, post-CND	0.000077	162	<0.00050	**0.012**	**0.036**	0.0054	0.00019	4.1	<0.000005	**0.048**	0.00067	21	0.0037	<0.000010	342	0.31	0.000013	0.0052	0.0045	<0.0010	0.0073	0.000038
F5-RO, Post-Detox	2024	LP Fault, post-CND	0.000044	122	<0.00050	**0.010**	**0.017**	0.0402	0.000060	3.3	<0.000005	0.032	0.0011	25	0.0013	0.000041	402	0.26	0.000013	0.018	0.0039	<0.0010	0.0031	0.000030
F6-R-RO, Post-Detox	2024	LP Fault, post-CND	<0.000027	110	<0.00050	**0.0069**	**0.014**	0.235	<0.000050	3.6	<0.000005	**0.047**	0.0010	23	0.0026	0.000031	414	0.23	0.0000057	0.0036	0.0031	<0.0010	0.0023	<0.000020
Concentrate Tailings Supernatant, post-CND																								
C01-F9, Post-Detox	2024	LP Fault, post-CND	0.000028	115	0.0025	**0.041**	**0.049**	0.0047	<0.000050	4.2	<0.000005	0.023	0.0029	16	0.0018	<0.000010	284	0.26	0.000028	0.0074	0.0028	<0.0010	0.0055	0.000025
C02-F7, Post-Detox	2024	LP Fault, post-CND	0.000032	161	<0.00050	**0.028**	**0.006**	0.048	0.00013	6.1	<0.000005	0.033	0.0054	12	0.0009	<0.000010	232	0.44	0.000010	0.00032	0.0027	<0.0010	0.0072	<0.000020
C03-F8, Post-Detox	2024	LP Fault, post-CND	<0.000102	118	0.00060	**0.036**	0.004	3.3	0.00015	2.4	<0.000005	0.029	0.00046	8	0.0069	<0.000010	370	0.21	0.0000067	0.0057	0.00089	0.0056	<0.0010	<0.000020
C04-F4, Post-Detox	2024	LP Fault, post-CND	0.000045	186	<0.00050	**0.013**	**0.007**	1.5	**0.0015**	4.5	<0.000005	**0.048**	0.00067	17	0.0021	0.000011	355	0.36	0.000030	0.0044	0.0040	<0.0010	0.0031	0.000050
C05-F5R, Post-Detox	2024	LP Fault, post-CND	<0.0000080	110	<0.00050	**0.0049**	**0.017**	0.0068	<0.000050	3.7	<0.000005	0.025	0.0014	17	0.0012	<0.000010	354	0.23	0.000029	0.013	0.0018	<0.0010	<0.0010	0.000047
C06-F6R, Post-Detox	2024	LP Fault, post-CND	<0.000020	107	<0.00050	**0.0036**	**0.016**	0.0056	0.000087	3.8	<0.000005	0.034	0.0012	15	0.0020	<0.000010	363	0.22	0.000012	0.0042	0.0020	<0.0010	0.0030	0.000033
Whole Tailings Supernatant, pre-CND																								
BLS-CO1, Pre-Detox	2024	LP Fault, pre-CND	**0.0029**	4.6	0.0041	**0.58**	**5.3**	76	**0.0021**	0.21	0.00020	**0.058**	0.38	23	0.022	0.011	378	0.024	<0.0000080	**0.069**	0.0023	**0.030**	**0.56**	0.00021
BLS-CO2, Pre-Detox	2024	LP Fault, pre-CND	**0.0042**	4.1	0.0022	**1.2**	**4.4**	80	0.00098	0.18	0.000070	**0.066**	0.22	24	0.096	0.018	345	0.050	**0.00075**	0.019	0.0022	0.016	**1.1**	0.00011
BLS-CO3, Pre-Detox	2024	LP Fault, pre-CND	**0.0018**	7.1	0.0027	**0.12**	**4.8**	81	0.00026	0.062	<0.0000050	**0.076**	0.29	23	0.029	0.006	370	0.031	<0.0000080	0.019	0.00071	**0.036**	**0.50**	0.000084
BLS-CO4, Pre-Detox	2024	LP Fault, pre-CND	**0.0031**	6.5	0.0028	**0.092**	**14**	80	<0.00025	0.087	<0.0000050	**0.10**	0.19	22	0.017	0.010	374	0.031	<0.000020	0.018	0.00089	**0.050**	**0.48**	0.00020
BLS-CO5, Pre-Detox	2024	LP Fault, pre-CND	**0.0016**	6.0	0.0038	**0.11**	**5.1**	75	<0.00025	0.12	0.0000085	**0.060**	0.25	33	0.013	0.0058	352	0.025	<0.000020	**0.050**	0.0013	**0.048**	**0.75**	0.00012
BLS-CO6, Pre-Detox	2024	LP Fault, pre-CND	**0.0034**	4.7	0.0032	**0.082**	**6.2**	82	0.00026	0.05	0.000014	**0.074**	0.25	25	0.039	0.0072	373	0.021	<0.0000080	**0.036**	0.00068	**0.045**	**0.78**	0.000074
CN2 Barren solution, Pre-Detox	2024	LP Fault, pre-CND	0.000043	9.4	0.0014	**1.5**	**0.032**	87	0.00046	0.04	0.000009	0.0015	0.0019	25	0.064	0.0015	393	0.075	<0.000004	0.00239	0.00035	<0.0010	0.006	0.000028
Whole Tailings Supernatant, post-CND*																								
CND-1	2023	LP Fault, post-CND	**0.00012**	172	0.0011	**0.65**	**0.052**	1.5	0.00074	5.2	<0.0000050	**0.053**	0.0060	98	0.0068	0.000045	596	0.48	0.000097	0.013	**0.0083**	<0.002	0.0030	<0.00004
CND-2	2023	LP Fault, post-CND	0.000076	316	0.00088	**0.78**	**0.017**	1.7	0.00080	5.6	<0.0000050	**0.060**	0.0042	100	0.021	0.000085	647	0.89	0.00012	0.0059	**0.012**	<0.002	0.0041	<0.00004
CND-3	2023	LP Fault, post-CND	<0.000024	166	0.00084	**0.069**	**0.0082**	2.2	<0.00010	4.8	<0.0000050	**0.060**	0.0017	84	0.0080	0.000036	643	0.45	0.000064	0.0042	**0.0073**	<0.002	<0.0020	<0.00004
CND-4	2023	Hinge, post-CND	<0.000012	232	0.00066	**0.064**	**0.0066**	0.20	<0.00010	5.4	<0.0000050	**0.046**	0.0068	84	0.0045	<0.000020	637	0.40	0.000017	0.0039	0.00080	<0.002	0.0022	<0.00004
CND-5	2023	Limb, post-CND	0.000099	208	<0.0005	**0.27**	**0.011**	1.5	<0.00025	33.3	0.0000412	**0.067**	0.0042	97	0.0067	0.0018	1090	0.91	<0.00002	<0.0010	0.00060	<0.005	<0.0050	<0.00010
CND2 Solution, Post-Detox	2024	LP Fault, post-CND	0.000016	623	<0.0010	**0.43**	<0.0002	6.1	<0.0001	9.6	<0.000005	**0.084**	0.00045	50	0.032	0.000051	1110	1.6	0.000022	0.0119	**0.028**	<0.0020	<0.0020	<0.00004

Bolded text indicates metals concentrations greater than interim PWQO screening value.

Shaded cells indicate metal concentrations greater than PWQO screening value.

Screening values are for qualitative assessment only and hold no regulatory significance.

*Cyanide destruction conducted prior to flotation.

Table G-5: Shake Flask Extraction Results

Sample ID (WSP)	Program	Description	Weight of dry sample used [1]	Volume of DI water used	pH	EC	Acidity (to pH 8.3)	Alkalinity (to pH 4.5)	Sulphate	Nitrate	Nitrite	Ammonia	Total Cyanide	Cyanide WAD	Free Cyanide	Cyanate	Thiocyanate	Total Dissolved Phosphorus	Dissolved Hardness ($CaCO_3$)	Aluminum Dissolved	Antimony Dissolved	Arsenic Dissolved	Beryllium Dissolved	Boron Dissolved	Cadmium Dissolved	Calcium Dissolved	Chromium Dissolved
	Units:		g	mL	pH units	µS/cm	mg CaCO3/L	mg CaCO3/L	mg/L	mg/L	mg/L	mg/L	mg/L	mg/L	mg/L	mg/L	mg/L	mg/L	mg/L	mg/L	mg/L	mg/L	mg/L	mg/L	mg/L	mg/L	mg/L
	PWQO (in-place: mg/L)				6.5-8.5	-	-	-	-	-	-	-	-	-	-	-	-	-	-	-	-	0.1	0.011	-	0.0002	-	0.001
	PWQO (interim: mg/L)				-	-	-	-	-	-	-	-	-	-	-	-	-	0.02	-	0.075	0.02	0.005	-	0.2	0.0001	-	-
Desulphurized Tailings																											
F1-Ro Tailings, Post-Detox	2024	LP Fault, post-CND	250	750	6.6	138	16	24	65	0.030	<0.010	0.35	2	0.0023	<0.0050	<1.0	<0.50	**0.028**	42	**0.19**	0.00072	0.00053	<0.000010	0.0072	<0.0000040	16	<0.00050
F9-RO, Post-Detox	2024	LP Fault, post-CND	250	750	6.3	398	31	22	164	0.23	<0.010	0.31	0.19	0.0036	<0.0050	1.6	0.40	**0.031**	148	0.070	0.00053	0.0023	<0.000010	0.0038	<0.0000040	58	0.00055
F7-RO, Post-Detox	2024	LP Fault, post-CND	250	750	6.4	197	35	29	61	0.16	<0.010	0.69	0.65	<0.0020	<0.0050	2.1	0.96	**0.058**	48	0.072	0.00079	0.00023	<0.000010	0.0052	<0.0000020	18	<0.00050
F8-RO, Post-Detox	2024	LP Fault, post-CND	250	750	6.4	487	32	25	214	0.51	<0.010	0.63	0.24	0.0020	<0.0050	4.3	0.50	**0.047**	191	0.063	0.0058	**0.0062**	<0.000010	0.0037	0.0000035	75	<0.00050
F4-RO, Post-Detox	2024	LP Fault, post-CND	250	750	6.5	274	32	29	100	0.020	<0.010	0.69	0.50	<0.0020	<0.0050	3.2	0.37	**0.028**	81	0.066	0.0027	0.00035	<0.000010	0.0035	0.0000033	31	<0.00050
F5-RO, Post-Detox	2024	LP Fault, post-CND	250	750	6.4	446	35	29	205	0.029	<0.010	0.51	0.12	<0.0020	<0.0050	3.7	0.31	**0.043**	165	0.070	0.00053	**0.013**	<0.000010	0.0032	0.000014	65	<0.00050
F6-R-RO, Post-Detox	2024	LP Fault, post-CND	250	750	6.4	431	34	29	189	0.015	<0.010	0.56	0.43	0.0021	<0.0050	1.7	0.64	**0.049**	154	0.047	0.00071	0.0012	<0.000010	0.0029	0.0000066	61	<0.00050
Concentrate Tailings																											
F1-Ro Concentrate, Post-Detox	2024	LP Fault, post-CND	100	300	6.7	444	205	45	203	0.02	<0.010	7.4	10	0.020	<0.0050	8.0	32	**0.27**	185	0.009	0.00043	0.00027	<0.000010	0.0093	0.000018	66	0.00094
C02-F7, Post-Detox	2024	LP Fault, post-CND	75	225	7.1	659	35	45	169	<0.010	0.010	--	--	--	--	--	--	**--**	175	0.010	0.00086	0.00023	<0.000010	0.0084	0.000034	66	<0.00050
C04-F4, Post-Detox	2024	LP Fault, post-CND	75	225	7.0	1391	13	42	714	<0.010	<0.010	--	--	--	--	--	--	**--**	738	0.019	0.0036	0.00035	<0.000010	0.010	0.000046	283	<0.00050
C02-F1, Post-Detox	2024	LP Fault, post-CND	75	225	7.1	666	20	57	189	0.012	<0.010	--	--	--	--	--	--	**--**	211	0.014	0.00040	0.00035	<0.000050	0.012	0.000022	76	<0.0025
Whole Tailings																											
C01	2022	LP Fault, pre-CND	250	750	6.1	61	23	46	8.7	0.034	0.015	0.20	<0.002	<0.0050	<0.005	<1.0	4.0	0.020	35	**0.15**	0.00081	**0.0082**	<0.00001	0.0037	0.0000048	14	0.0010
C02	2022	LP Fault, pre-CND	250	750	6.3	79	22	40	25	0.072	<0.010	0.21	<0.002	<0.0050	<0.005	<1.0	2.7	0.016	35	**0.13**	0.00083	0.0010	<0.00001	0.0058	0.0000050	14	0.00091
C03	2022	LP Fault, pre-CND	250	750	6.3	59	24	42	12	0.027	0.011	0.27	<0.002	<0.0050	<0.005	<1.0	2.4	**0.021**	35	**0.15**	0.0035	**0.012**	<0.00001	0.0039	0.0000086	14	0.0012
C04	2022	LP Fault, pre-CND	250	750	6.3	57	25	42	11	0.029	<0.010	0.18	<0.002	<0.0050	<0.005	<1.0	2.4	0.014	39	**0.16**	0.0037	0.0015	<0.00001	0.0022	0.0000060	15	0.00081
C05	2022	LP Fault, pre-CND	250	750	6.3	52	25	42	6.9	0.023	0.014	0.18	<0.002	<0.0050	<0.005	<1.0	2.3	0.020	35	**0.17**	0.00071	**0.034**	<0.00001	0.0034	0.0000089	13	0.00068
C06	2022	LP Fault, pre-CND	250	750	6.4	64	22	45	12	0.020	<0.010	0.21	<0.002	<0.0050	<0.005	<1.0	2.2	0.016	34	**0.14**	0.0011	**0.005**	<0.00001	0.0043	0.0000062	13	0.00065
C07	2022	Hinge, pre-CND	250	750	6.4	63	25	45	15	0.093	0.044	0.18	<0.002	<0.0050	<0.005	<1.0	2.3	0.014	34	**0.14**	0.00029	0.0029	<0.00001	0.0034	0.0000043	13	0.0013
C08	2022	Hinge, pre-CND	250	750	6.5	59	24	53	5.9	0.024	0.041	0.28	0.0024	<0.0050	<0.005	<1.0	2.0	0.014	35	**0.17**	0.00021	0.0040	<0.00001	0.0038	0.0000053	13	0.0010
C09	2022	Limb, pre-CND	250	750	6.3	119	25	46	56	0.030	<0.010	0.45	0.0035	0.0067	0.0067	<1.0	5.1	0.0094	77	0.034	0.00026	**0.0055**	<0.00001	0.0037	0.0000081	28	0.00031

(1) Due to the limited mass of sulphide concentrate tailings available, modified SFE testing using reduced sample mass was conducted on these samples (3:1 ratio of DI water: sample was maintained).

Bolded values indicate metal concentration greater than interim PWQO screening value.

Shaded cells indicate metal concentrations greater than in-place PWQO screening value.

Screening values are for qualitative assessment only and hold no regulatory significance.

Table G-5: Shake Flask Extraction Results

Sample ID (WSP)	Program	Description	Cobalt Dissolved	Copper Dissolved	Iron Dissolved	Lead Dissolved	Magnesium Dissolved	Mercury Dissolved	Molybdenum Dissolved	Nickel Dissolved	Phosphorus Dissolved	Potassium Dissolved	Selenium Dissolved	Silver Dissolved	Sodium Dissolved	Strontium Dissolved	Thallium Dissolved	Tungsten Dissolved	Uranium Dissolved	Vanadium Dissolved	Zinc Dissolved	Zirconium Dissolved
	Units:		mg/L	mg/L	mg/L	mg/L	mg/L	mg/L	mg/L	mg/L	mg/L	mg/L	mg/L	mg/L	mg/L	mg/L	mg/L	mg/L	mg/L	mg/L	mg/L	mg/L
	PWQO (in-place: mg/L)		-	0.005	0.3	0.005	-	0.0002	-	0.025	-	-	0.1	0.0001	-	-	-	-	-	-	0.03	-
	PWQO (interim: mg/L)		0.0009	0.005	-	0.001	-		0.04	-	0.02	-	-	-	-	-	0.0003	0.03	0.005	0.006	0.02	0.004
F1-Ro Tailings, Post-Detox	2024	LP Fault, post-CND	**0.0051**	0.0036	0.20	0.00018	0.58	<0.000005	0.0030	0.00014	**0.024**	3.3	0.00070	<0.000010	20	0.027	0.0000044	0.00049	0.00024	<0.0010	0.0010	<0.000020
F9-RO, Post-Detox	2024	LP Fault, post-CND	**0.0018**	0.0029	0.023	<0.000050	0.79	<0.000005	0.0032	0.00027	**0.066**	4.5	0.00047	<0.000010	25	0.055	0.000017	0.00046	0.00034	<0.0010	0.0011	<0.000020
F7-RO, Post-Detox	2024	LP Fault, post-CND	**0.0046**	0.0012	0.13	0.000075	0.58	<0.000005	0.0031	0.00016	**0.075**	3.8	0.00029	0.000010	19	0.032	0.0000060	0.00049	0.00023	<0.0010	<0.0010	<0.000020
F8-RO, Post-Detox	2024	LP Fault, post-CND	0.00038	0.0041	0.055	<0.000050	0.60	<0.000005	0.0026	0.00031	**0.047**	6.1	0.00072	<0.000010	29	0.083	0.0000055	<0.00020	0.00040	<0.0010	<0.0010	<0.000020
F4-RO, Post-Detox	2024	LP Fault, post-CND	0.00041	0.0045	0.057	<0.000050	0.65	<0.000005	0.0028	0.00019	**0.053**	4.5	0.00026	<0.000010	23	0.037	<0.0000040	0.00022	0.00024	<0.0010	<0.0010	<0.000020
F5-RO, Post-Detox	2024	LP Fault, post-CND	0.00041	0.0037	0.024	<0.000050	0.75	<0.000005	0.0030	0.00026	**0.043**	4.7	0.00054	<0.000010	28	0.075	<0.0000040	0.00042	0.00036	<0.0010	0.0013	<0.000020
F6-R-RO, Post-Detox	2024	LP Fault, post-CND	0.00028	0.0027	0.036	<0.000050	0.75	<0.000005	0.0038	0.00022	**0.049**	6.3	0.0010	<0.000010	33	0.070	<0.0000040	0.00031	0.00032	<0.0010	<0.0010	<0.000020
F1-Ro Concentrate, Post-Detox	2024	LP Fault, post-CND	**0.032**	**5.2**	0.050	<0.00005	4.7	0.000054	0.0094	0.0022	**1.8**	25	0.016	0.00012	27	0.14	0.000033	0.00033	0.00015	<0.0010	0.0021	<0.000020
C02-F7, Post-Detox	2024	LP Fault, post-CND	**0.0037**	**0.078**	0.0053	0.00036	2.6	0.000046	0.0078	0.0026	**1.4**	62	0.0080	0.000096	27	0.19	0.000017	<0.00020	0.000077	<0.0010	0.0036	<0.000020
C04-F4, Post-Detox	2024	LP Fault, post-CND	**0.0012**	**0.022**	0.0020	<0.000050	7.4	0.00027	0.0084	0.0020	**4.0**	12	0.0019	0.000042	37	0.42	0.0000097	0.00023	0.0025	<0.0010	0.0029	0.000033
C02-F1, Post-Detox	2024	LP Fault, post-CND	**0.038**	**4.0**	0.047	<0.00025	5.2	0.000064	0.0087	0.0035	**1.8**	29	0.016	0.00026	29	0.16	0.000031	<0.00100	0.00017	<0.0050	<0.0050	<0.00010
C01	2022	LP Fault, pre-CND	**0.0039**	0.00080	0.056	0.00014	0.22	<0.000010	0.00072	0.00036	0.014	1.8	0.00062	<0.000010	8.2	0.025	0.000008	0.0017	0.00043	<0.0010	0.0056	0.000022
C02	2022	LP Fault, pre-CND	**0.0056**	0.00065	0.032	0.00033	0.28	<0.000010	0.00082	0.00016	0.013	2.5	0.0016	<0.000010	12.8	0.034	0.000014	0.0008	0.00074	<0.0010	0.0016	0.00012
C03	2022	LP Fault, pre-CND	**0.0026**	0.00062	0.066	0.00011	0.29	<0.000010	0.0015	0.00021	0.018	1.6	0.00080	0.000033	7.3	0.024	0.0000043	0.00063	0.00060	<0.0010	0.0022	<0.000020
C04	2022	LP Fault, pre-CND	0.00043	0.00084	0.032	0.00014	0.29	<0.000010	0.0021	0.00016	<0.010	1.8	0.00030	<0.000010	4.7	0.025	0.0000095	0.00033	0.00050	<0.0010	0.0023	0.000060
C05	2022	LP Fault, pre-CND	0.00042	0.00099	0.036	0.00010	0.30	<0.000010	0.00051	0.00023	0.019	2.1	0.00041	<0.000010	4.2	0.024	0.0000051	0.0010	0.00053	<0.0010	0.0058	0.000053
C06	2022	LP Fault, pre-CND	**0.0013**	0.00076	0.046	0.00018	0.24	<0.000010	0.0012	0.00022	0.012	1.6	0.00076	0.000045	8.9	0.022	0.0000056	0.00073	0.00047	<0.0010	0.0011	<0.000020
C07	2022	Hinge, pre-CND	**0.0015**	0.00057	0.11	<0.000050	0.41	<0.000010	0.00099	0.00051	<0.010	2.5	0.00017	<0.000010	8.1	0.025	<0.0000040	0.0022	0.000029	<0.0010	0.0012	0.000059
C08	2022	Hinge, pre-CND	**0.0031**	0.0021	0.13	<0.000050	0.43	<0.000010	0.0011	0.0011	<0.010	1.6	0.00015	0.000011	9.0	0.017	<0.0000040	0.00042	0.000026	<0.0010	0.0014	<0.000020
C09	2022	Limb, pre-CND	**0.0046**	0.0011	0.26	<0.000050	2.0	<0.000010	0.0016	0.00039	<0.010	2.4	0.00056	0.000027	8.3	0.091	0.0000055	<0.000	0.000052	<0.0010	0.0028	<0.000020

(1) Due to the limited mass of sulphide concentrate tailings available, modified SFE testing using reduced sample mass was conducted on these samples (3:1 ratio of DI water: sample was maintained).

Bolded values indicate metal concentration greater than interim PWQO screening value.

Shaded cells indicate metal concentrations greater than in-place PWQO screening value.

Screening values are for qualitative assessment only and hold no regulatory significance.

Table G-6: Rietveld X-Ray Diffraction Results

Sample ID (WSP)	Program	Description	XRD Sulphides			XRD Sulphates		XRD Carbonates				XRD Feldspars		XRD Oxides			
			Pyrite	Pyrrhotite	Chalcopyrite	Ettringite	Gypsum	Calcite	Calcite, magnesian	Siderite	Ankerite-Dolomite	K-feldspar (microcline)	Plagioclase (albite; albite, calcian)	Quartz	Ilmenite	Titanite	Brownmillerite (C4AF)
			FeS_2	Fe1-xS	$CuFeS^2$	$Ca_6Al_2(SO_4)_3(OH)_{12}{\cdot}26H_2O$	$CaSO_4{\cdot}2H_2O$	$CaCO_3$	(Ca,Mg)CO3	$Fe^{2+}CO_3$	$Ca(Fe^{2+},Mg,Mn)(CO_3)_2$-$CaMg(CO_3)_2$	$KAlSi_3O_8$	$NaAlSi_3O_8$ – $CaAl_2Si_2O_8$	SiO_2	$Fe^{2+}TiO_3$	$CaTiSiO_5$	$Ca_2(Al,Fe^{3+})_2O_5$
Desulphurized Tailings																	
F9-RO	2024	LP Zone, post-CND	--	0.53 (?)	--	--	--	2.1	--	0.39 (?)	0.43(?)	7.0	30	37	--	--	--
F7-RO	2024	LP Zone, post-CND	--	--	--	--	--	0.9	--	0.28 (?)	0.35 (?)	4.5	18	44	--	--	--
F8-RO	2024	LP Zone, post-CND	0.13 (?)	--	--	--	--	2.1	--	0.12 (?)	0.21 (?)	4.8	39	37	--	--	--
F4-RO	2024	LP Zone, post-CND	--	--	--	--	--	2.4	--	0.24 (?)	0.32 (?)	3.1	42	37	--	--	--
F5-RO	2024	LP Zone, post-CND	--	--	--	--	--	4.0	--	0.40 (?)	0.47 (?)	6.7	41	32	--	--	--
F6-R-RO	2024	LP Zone, post-CND	--	0.36 (?)	--	--	--	4.0	--	0.21 (?)	--	2.5	45	34	--	--	--
Concentrate Tailings																	
COMP-S	2024	LP Zone, post-CND	70	1.60	0.30	--	0.6	2.2	--	--	--	--	7.7	7.7	--	1.1	--
Whole Tailings, Post-CND																	
CND-1	2023	LP Fault, post-CND	0.8	0.6	--	--	--	2.4	--	--	0.2 (?)	8	31	36	--	--	--
CND-2	2023	LP Fault, post-CND	4.1	--	--	--	--	1.1	--	--	0.2 (?)	4.5	18	43	--	--	--
CND-3	2023	LP Fault, post-CND	1.2	--	--	--	--	3.1	--	--	--	6.1	40	35	--	--	--
CND-4	2023	Hinge, post-CND	0.5 (?)	1	--	--	--	2.8	8.1	--	0.5	--	20	22	1.3	--	--
CND-5	2023	Limb, post-CND	1.6	7.4	--	--	--	3.3	9.3	0.4 (?)	3.9	--	27	23	0.8	--	--
Backfill																	
WSP 01	2024	Whole Tailings, post-CND	1.9	0.3 (?)	--	--	--	3.2	--	--	--	5.6	38	--	--	--	--
WSP 02	2024	Terraflow Binder	--	--	--	1.4	10.9	37.5	--	--	--	--	--	--	--	--	5.3
WSP 03	2024	Prepared Backfill	1.8	0.4 (?)	--	--	--	4.4	--	--	--	5.9	38	--	--	--	--

(?) symbol indicates that the presence of the given mineral could not be fully resolved by the analyst.

Table G-6: Rietveld X-Ray Diffraction Results

Sample ID (WSP)	Program	Description	XRD Phyllosilicates					XRD Neosilicates		XRD Amphiboles		XRD Phosphates
			Illite-Muscovite 2M1	Muscovite 2M1	Chamosite	Clinochlore	Biotite	Merwinite	Hatrurite (Alite) (C3S)	Actinolite	Cummingtonite	Apatite
			$K_{0.65}Al_{2.0}Al_{0.65}Si_{3.35}O_{10}(OH)_2$ - $KAl_2AlSi_3O_{10}(OH)_2$	$KAl_2(AlSi_3O_{10})(OH)_2$	$(Fe^{2+},Mg,Fe^{3+})_5Al(Si_3Al)O_{10}(OH,O)_8$	$(Mg,Fe^{2+})_5Al(Si_3Al)O_{10}(OH)_8$	$K(Mg,Fe)_3(AlSi_3O_{10})(OH)_2$	$Ca_3Mg(SiO_4)_2$	$Ca_3(SiO_4)O$	$Ca_2(Mg,Fe^{2+})_5Si_8O_{22}(OH)_2$	$Mg_7Si_8O_{22}(OH)_2$	$Ca_5(PO_4)_3(F,Cl,OH)$
Desulphurized Tailings												
F9-RO	2024	LP Zone, post-CND	8.2	--	--	2.9	10	--	--	1.2	--	--
F7-RO	2024	LP Zone, post-CND	23	--	--	1.2	6.5	--	--	0.6	--	--
F8-RO	2024	LP Zone, post-CND	9.6	--	--	1.3	4.7	--	--	0.16 (?)	--	--
F4-RO	2024	LP Zone, post-CND	7.0	--	--	1.3	5.8	--	--	--	--	--
F5-RO	2024	LP Zone, post-CND	5.5	--	--	1.2 (?)	8.6	--	--	0.5	--	--
F6-R-RO	2024	LP Zone, post-CND	5.5	--	--	1.8	6.3	--	--	--	--	--
Concentrate Tailings												
COMP-S	2024	LP Zone, post-CND	5.9	--	--	1.0	1.4	--	--	0.5	--	--
Whole Tailings, Post-CND												
CND-1	2023	LP Fault, post-CND	--	8.2	2.5	--	9.4	--	--	1.3	--	--
CND-2	2023	LP Fault, post-CND	--	23	0.5	--	5.6	--	--	0.8	--	--
CND-3	2023	LP Fault, post-CND	--	9.2	0.9	--	4.1	--	--	0.1	--	--
CND-4	2023	Hinge, post-CND	--	--	3.2	--	3.1	--	--	35	2.7	--
CND-5	2023	Limb, post-CND	--	--	2.2	--	4.9	--	--	13	3.6	--
Backfill												
WSP 01	2024	Whole Tailings, post-CND	7	--	--	1.3	7.7	--	--	0.1	--	0.2 (?)
WSP 02	2024	Terraflow Binder	--	--	--	--	--	6.5	36.5	--	--	
WSP 03	2024	Prepared Backfill	6.8	--	--	1.3	7.8	--	--	0.2	--	0.3 (?)

(?) symbol indicates that the presence of the given mineral could

Table G-7: NAG Leachate Results

Sample ID (WSP)	Program	Description	Wt of pulp used	Vol of 15% H2O2 used	pH	EC	Acidity (to pH 8.3)	Total Alkalinity (to pH 4.5)	Sulphate	Chloride	Fluroide	Total Dissolved Phosphorus	Dissolved Hardness ($CaCO^3$)	Aluminum Dissolved	Antimony Dissolved	Arsenic Dissolved	Beryllium Dissolved	Boron Dissolved	Cadmium Dissolved	Calcium Dissolved	Chromium Dissolved	Cobalt Dissolved	Copper Dissolved	Iron Dissolved
Units:			g	mL	pH units	mV	mg CaCO3/L	mg CaCO3/L	mg/L	mg/L	mg/L	mg/L	mg/L	mg/L	mg/L	mg/L	mg/L	mg/L	mg/L	mg/L	mg/L	mg/L	mg/L	mg/L
PWQO (in-place: mg/L)			-	-	-	-	-	-	-	-	-	-	-	-	-	0.1	0.011	-	0.0002	-	0.001	-	0.005	0.3
PWQO (interim: mg/L)			-	-	-	-	-	-	-	-	-	-	-	0.075	0.02	0.005	-	0.2	0.0001	-	-	0.0009	0.005	-
Whole Tailings																								
C01	2022	LP Fault, pre-CND	2.5	250	6.4	108	30	33	74	-	-	0.013	81	**1.0**	0.00080	**0.11**	<0.000010	0.071	<0.0000030	32	0.023	0.00015	0.00026	0.019
CND-1	2023	LP Fault, post-CND	2.5	250	8.1	151	3.9	36	70	0.76	<0.10	0.010	81	**0.54**	0.0030	**0.046**	<0.000010	0.16	<0.0000040	33	0.022	**0.0012**	0.00038	0.026
Average (C01/CND-1)		LP Fault	-	-	6.7	130	16.7	35	72	0.76	0.10	0.011	81	**0.77**	0.0019	**0.079**	0.000010	0.12	0.0000035	32	0.023	0.00068	0.00032	0.022
C02	2022	LP Fault, pre-CND	2.5	250	2.4	1041	513	<0.50	469	-	-	0.010	111	**19**	<0.000050	<0.0040	0.00079	0.056	**0.0048**	34	0.024	**0.093**	**0.18**	18
CND-2	2023	LP Fault, post-CND	2.5	250	2.9	1503	517	<0.50	589	<2.5	<2.5	0.0053	138	**13**	<0.000050	<0.0034	0.00075	0.050	**0.0049**	49	0.014	**0.11**	**0.41**	17
Average (C02/CND-2)		LP Fault	-	-	2.6	1272	515.2	1	529	2.50	2.50	0.007	125	**16**	0.0001	0.004	0.000766	0.05	**0.0048**	41	0.019	**0.10**	**0.29**	17
C03	2022	LP Fault, pre-CND	2.5	250	2.6	123	25	<0.50	194	-	-	0.010	107	**0.55**	0.0019	**0.012**	<0.000010	0.014	<0.000010	41	0.020	0.00011	0.00018	0.0068
CND-3	2023	LP Fault, post-CND	2.5	250	8.1	140	3.1	33	64	0.15	<0.10	0.0073	65	**0.50**	0.0033	**0.026**	<0.000010	**0.44**	<0.0000080	26	0.026	0.00013	0.00037	0.023
Average (C03/CND-3)		LP Fault	-	-	2.9	131	13.9	17	129	0.15	0.10	0.009	86	**0.53**	0.0026	**0.019**	0.000010	**0.23**	0.0000090	34	0.023	0.00012	0.000275	0.015
C04	2022	LP Fault, pre-CND	2.5	250	2.7	679	247	<0.50	425	-	-	0.0094	214	**5.5**	<0.000050	<0.0025	0.00024	0.046	**0.0025**	79	0.010	**0.072**	**1.5**	5.5
C05	2022	LP Fault, pre-CND	2.5	250	6.4	69	25	29	37	-	-	0.016	42	**0.89**	0.00091	**0.068**	<0.000010	0.096	<0.000010	17	0.014	0.000034	0.00064	0.021
C06	2022	LP Fault, pre-CND	2.5	250	6.6	87	25	28	51	-	-	0.006	62	**0.67**	0.0014	**0.013**	<0.000010	**0.33**	<0.0000060	25	0.014	0.000046	0.00038	0.010
C07	2022	Hinge, pre-CND	2.5	250	6.7	76	21	30	37	-	-	0.018	36	**0.87**	0.00028	0.0035	<0.000010	0.19	<0.0000020	14	0.023	0.000092	0.00068	0.014
C08	2022	Hinge, pre-CND	2.5	250	6.7	87	21	28	53	-	-	0.014	51	**0.81**	0.00024	**0.0057**	<0.000010	0.065	<0.0000020	20	0.020	0.00012	0.00032	0.020
CND-4	2023	Hinge, post-CND	2.5	250	8.3	163	<0.50	32	78	0.16	<0.10	0.018	62	**0.55**	0.00041	**0.015**	<0.000010	0.16	<0.0000020	25	0.025	0.00031	0.00037	0.025
Average (C08/CND-4)		Hinge	-	-	7.0	125	10.9	30	65	0.16	0.10	0.016	56	**0.68**	0.0003	**0.010**	0.000010	0.11	0.0000020	22	0.023	0.00021	0.000345	0.022
C09	2022	Limb, pre-CND	2.5	250	6.4	301	24	30	269	-	-	0.0069	322	0.039	<0.000050	0.00028	<0.000010	0.034	0.0000047	119	0.0040	0.00056	0.00031	0.0040
CND-5	2023	Limb, post-CND	2.5	250	7.2	461	36	30	360	0.20	<0.10	<0.01	297	0.028	0.000054	0.00052	<0.000010	0.051	0.0000059	109	0.0047	**0.00099**	0.00029	0.017
Average (C09/CND-5)		Limb	-	-	6.6	381	29.9	30	315	0.20	0.10	0.006	310	0.03	0.0001	0.000	0.000010	0.04	0.0000053	114	0.0044	0.00077	0.00030	0.010

Bolded text indicates metal concentrations greater than interim PWQO screening value.

Shaded cells indicate metal concentrations greater than in-place PWQO screening value.

Screening values are for qualitative assessment only and hold no regulatory significance.

Table G-7: NAG Leachate Results

Sample ID (WSP)	Program	Description	Wt of pulp used	Vol of 15% H2O2 used	Lead Dissolved	Lithium Dissolved	Magnesium Dissolved	Mercury Dissolved	Molybdenum Dissolved	Nickel Dissolved	Potassium Dissolved	Selenium Dissolved	Silver Dissolved	Sodium Dissolved	Strontium Dissolved	Thallium Dissolved	Tungsten Dissolved	Uranium Dissolved	Vanadium Dissolved	Zinc Dissolved	Zirconium Dissolved
Units:			g	mL	mg/L	mg/L	mg/L	mg/L	mg/L	mg/L	mg/L	mg/L	mg/L	mg/L	mg/L	mg/L	mg/L	mg/L	mg/L	mg/L	mg/L
PWQO (in-place: mg/L)			-	-	0.005	-	-	0.0002	-	0.025	-	0.1	0.0001	-	-	-	-	-	-	0.03	-
PWQO (interim: mg/L)			-	-	0.001	-	-	-	0.04	-	-	-	-	-	-	0.0003	0.03	0.005	0.006	0.02	0.004
Whole Tailings																					
C01	2022	LP Fault, pre-CND	2.5	250	0.000068	0.0067	0.037	<0.0000050	0.0072	0.0013	17	0.0036	<0.000010	4.2	0.044	0.000023	0.0054	0.000071	**0.016**	<0.0010	<0.000020
CND-1	2023	LP Fault, post-CND	2.5	250	0.00014	0.0038	0.022	<0.0000050	0.0082	0.000091	17	0.0037	<0.000010	8.0	0.041	0.000011	0.0045	0.00012	**0.019**	0.0023	0.000037
Average (C01/CND-1)		LP Fault	-	-	0.00011	0.0052	0.029	0.0000050	0.0077	0.00068	17	0.0036	0.000010	6.1	0.043	0.000017	0.0050	0.00009	**0.017**	0.0017	0.000029
C02	2022	LP Fault, pre-CND	2.5	250	**0.53**	0.017	6.5	<0.0000050	0.000050	0.11	21	0.017	0.0019	4.9	0.085	**0.0017**	<0.00020	**0.0078**	<0.0010	**1.1**	0.0015
CND-2	2023	LP Fault, post-CND	2.5	250	**0.57**	0.015	3.9	<0.0000050	0.00017	0.11	21	0.016	0.00091	9.7	0.079	**0.0012**	<0.00020	**0.0084**	<0.0010	**1.1**	0.00080
Average (C02/CND-2)		LP Fault	-	-	**0.55**	0.0163	5.2	0.0000050	0.0001	0.11000	21	0.0166	0.0014	7.3	0.082	**0.0014**	0.0002	**0.0081**	0.001	**1.1**	0.001153
C03	2022	LP Fault, pre-CND	2.5	250	<0.000050	0.0047	0.70	<0.0000050	0.040	0.00011	11	0.0039	<0.000010	3.9	0.058	0.000081	0.0013	0.000031	0.0044	<0.0010	<0.000020
CND-3	2023	LP Fault, post-CND	2.5	250	0.00011	0.0021	0.014	<0.0000050	0.040	0.000052	10	0.0031	<0.000010	8.5	0.046	0.000014	0.0015	0.00010	**0.011**	<0.0010	0.000028
Average (C03/CND-3)		LP Fault	-	-	0.00008	0.0034	0.36	0.0000050	0.0397	0.00008	10	0.0035	0.000010	6.2	0.052	0.000047	0.0014	0.00007	**0.008**	0.0010	0.000024
C04	2022	LP Fault, pre-CND	2.5	250	**0.063**	0.015	3.9	<0.0000050	0.00027	0.091	20	0.0075	0.00074	4.8	0.088	**0.00095**	<0.00020	0.0043	<0.0010	**0.25**	0.00015
C05	2022	LP Fault, pre-CND	2.5	250	0.00010	0.0040	0.018	<0.0000050	0.0098	0.00014	16	0.0026	<0.000010	3.3	0.041	0.000097	0.0054	0.000089	**0.010**	0.0017	0.000044
C06	2022	LP Fault, pre-CND	2.5	250	0.00016	0.0033	0.012	<0.0000050	0.023	0.00013	16	0.0044	<0.000010	3.9	0.063	0.000084	0.0018	0.000036	**0.0090**	<0.0010	<0.000020
C07	2022	Hinge, pre-CND	2.5	250	<0.000050	0.0077	0.040	<0.0000050	0.0031	0.00014	24	0.0024	<0.000010	4.3	0.021	0.0000090	0.0064	0.0000068	**0.038**	0.0014	0.000079
C08	2022	Hinge, pre-CND	2.5	250	<0.000050	0.0096	0.054	<0.0000050	0.0021	0.00018	20	0.0029	<0.000010	4.3	0.021	0.000027	0.0012	0.0000027	**0.023**	<0.0010	<0.000020
CND-4	2023	Hinge, post-CND	2.5	250	<0.000050	0.0076	0.050	<0.0000050	0.0030	0.000065	19	0.0036	<0.000010	7.7	0.028	0.000021	0.0012	0.0000087	**0.032**	<0.0010	<0.000020
Average (C08/CND-4)		Hinge	-	-	0.00005	0.0086	0.052	0.0000050	0.0025	0.00012	20	0.0032	0.000010	6.0	0.024	0.000024	0.0012	0.0000057	**0.027**	0.0010	0.000020
C09	2022	Limb, pre-CND	2.5	250	0.000053	0.012	5.8	<0.0000050	0.0038	0.00093	15	0.012	0.000017	3.8	0.30	0.00010	<0.00020	0.0000024	<0.0010	0.0015	<0.000020
CND-5	2023	Limb, post-CND	2.5	250	<0.000050	0.013	6.0	<0.0000050	0.0050	0.00054	16	0.013	0.000033	7.1	0.28	0.000104	<0.00020	0.0000037	<0.0010	0.0011	<0.000020
Average (C09/CND-5)		Limb	-	-	0.000052	0.0121	5.9	0.0000050	0.0044	0.00074	16	0.0127	0.000025	5.5	0.290	0.000103	0.0002	0.0000031	0.0010	0.0013	0.000020

Bolded text indicates metal concentrations greater than interim PWQO screening value.

Shaded cells indicate metal concentrations greater than PWQO screening value.

Screening values are for qualitative assessment only and hold no regulatory significance.

Appendix H
Desulphurized Tailings Humidity Cell Tests

Table H-1: Desulphurized Tailings Humidity Cell Results (HC-6)

Sample Date	Week Number	Input Vol. (DI Water)	Output Vol. (Leachate)	pH	EC	Acidity (to pH 8.3)	Alkalinity (to pH 4.5)	Sulphate	Chloride	Fluoride	Nitrate (NO_3 as N)	Nitrite (NO_2 as N)	Total CN	WAD CN	Free CN	Total Cyanate (CNO)	Thiocyanate	Total Ammonia	Dissolved Phosphorous	Hardness (as $CaCO_3$)	Aluminum (Al)	Antimony (Sb)	Arsenic (As)	Barium (Ba)	Beryllium (Be)	Boron (B)	Cadmium (Cd)	Calcium (Ca)
Units:	--	*mL*	*mL*	*pH Units*	*µS/cm*	*mg $CaCO_3$/L*	*mg $CaCO_3$/L*	*mg/L*	*mg/L*	*mg/L*	*mg/L*	*mg/L*	*mg/L*	*mg/L*	*ug/L*	*mg/L*	*mg/L*	*mg/L*	*mg/L*	*mg/L*	*mg/L*	*mg/L*	*mg/L*	*mg/L*	*mg/L*	*mg/L*	*mg/L*	*mg/L*
2023-11-07	0	750	356	6.4	311	26	32	182	3.0	0.075	0.046	0.022	--	--	--	--	--	0.51	0.054	78	0.09	0.00058	0.00043	0.007	<0.00010	<0.050	<0.000010	29
2023-11-14	1	500	481	6.5	279	28	25	151	0.98	0.077	0.042	0.02	0.16	0.012	4.2	0.37	0.58	0.17	0.046	105	0.069	0.00078	0.00049	0.0054	<0.00010	<0.050	<0.000010	38
2023-11-21	2	500	474	6.6	244	29	37	124	0.67	0.082	0.04	0.016	0.14	0.0046	<2.0	0.74	0.32	0.069	0.05	97	0.054	0.0008	0.00039	0.006	<0.00010	<0.050	<0.000010	35
2023-11-28	3	500	474	6.5	307	34	39	150	0.51	0.071	0.055	0.013	0.092	0.0038	<2.0	0.81	0.32	0.054	0.053	106	0.043	0.0007	0.00036	0.0056	<0.00010	<0.050	<0.000010	39
2023-12-05	4	500	490	6.4	230	40	38	145	0.69	0.069	0.046	0.013	0.085	0.0053	<2.0	0.19	0.25	0.18	0.047	107	0.043	0.00066	0.00037	0.0052	<0.00010	<0.050	<0.000010	39
2023-12-12	5	500	448	6.3	301	41	40	142	2.7	0.067	0.074	0.012	0.073	0.0032	<2.0	0.22	0.19	0.2	0.039	105	0.041	0.00057	0.00037	0.0055	<0.00010	<0.050	<0.000010	39
2023-12-19	6	500	462	6.3	341	54	46	145	4.4	0.07	<0.020	0.01	0.013	<0.0025	<2.0	0.27	0.14	0.047	0.032	121	0.043	0.00067	0.00041	0.0065	<0.00010	<0.050	<0.000010	45
2023-12-26	7	500	453	6.7	258	22	45	144	7.0	0.077	0.022	<0.0050	0.11	0.013	2.2	0.1	0.1	0.12	0.025	120	0.039	0.00066	0.00046	0.0066	<0.00010	<0.050	<0.000010	45
2024-01-02	8	500	476	6.6	270	27	39	87	4.4	<0.050	<0.020	<0.0050	0.13	<0.0025	<2.0	<0.050	0.07	0.081	0.017	108	0.051	0.00061	0.00042	0.0058	<0.00010	<0.050	<0.000010	40
2024-01-09	9	500	441	6.6	207	31	42	99	4.7	0.078	0.026	<0.0050	0.14	0.0041	<2.0	0.15	0.1	0.051	0.015	113	0.041	0.00069	0.00038	0.0062	<0.00010	<0.050	<0.000010	42
2024-01-16	10	500	450	6.5	236	41	44	101	4.0	0.065	<0.020	<0.0050	0.083	0.0041	<2.0	0.15	0.08	0.03	<0.0030	101	0.039	0.00063	0.00034	0.0055	<0.00010	<0.050	<0.000010	38
2024-01-23	11	500	447	6.6	221	26	44	87	4.3	0.068	<0.020	<0.0050	0.091	<0.002	<0.002	<0.050	<0.2	0.048	0.0077	95	0.037	0.00067	0.00038	0.0057	<0.00010	<0.050	0.000011	36
2024-01-30	12	500	478	6.6	202	25	38	69	4.5	0.054	--	--	--	--	--	--	--	--	0.0063	83	0.051	0.00062	0.00043	0.0052	<0.00010	<0.050	0.00001	31
2024-02-06	13	500	462	6.7	193	24	39	48	5.7	<0.050	--	--	--	--	--	--	--	--	0.007	83	0.039	0.00061	0.0004	0.0054	<0.00010	<0.050	<0.000010	31
2024-02-13	14	500	471	6.8	198	22	39	41	4.7	<0.050	--	--	--	--	--	--	--	--	0.0045	83	0.042	0.0006	0.00041	0.0054	<0.00010	<0.050	0.00001	31
2024-02-20	15	500	454	6.8	232	23	38	41	5.9	<0.050	--	--	--	--	--	--	--	--	<0.0030	82	0.043	0.00061	0.0004	0.0058	<0.00010	<0.050	<0.000010	31
2024-02-27	16	500	464	6.8	193	16	37	28	5.1	<0.050	--	--	--	--	--	--	--	--	<0.0030	69	0.043	0.00057	0.00032	0.0047	<0.00010	<0.050	<0.000010	26
2024-03-05	17	500	457	6.7	171	22	35	40	4.9	<0.050	--	--	--	--	--	--	--	--	<0.0030	77	0.038	0.00059	0.00037	0.0054	<0.00010	<0.050	<0.000010	30
2024-03-12	18	500	444	6.7	137	17	38	32	5.4	<0.050	--	--	--	--	--	--	--	--	<0.0030	72	0.0473	0.00058	0.00031	0.005	<0.00010	<0.050	<0.000010	28
2024-03-19	19	500	464	6.7	172	25	39	37	5.4	<0.050	--	--	--	--	--	--	--	--	<0.0030	67	0.042	0.00059	0.00035	0.0051	<0.00010	<0.050	<0.000010	26
2024-03-26	20	500	446	6.7	135	24	37	36	5.4	<0.050	--	--	--	--	--	--	--	--	<0.0030	64	0.043	0.00054	0.00035	0.0049	<0.00010	<0.050	<0.000010	24
2024-04-02	21	500	465	6.7	165	24	38	34	5.1	<0.050	<0.20	<0.050	--	--	--	--	--	--	<0.0030	64	0.036	0.00054	0.00036	0.0048	<0.00010	<0.050	<0.000010	25
2024-04-09	22	500	449	6.7	159	23	40	46	5.3	<0.050	<0.20	<0.050	--	--	--	--	--	--	<0.0030	67	0.034	0.00058	0.00034	0.0049	<0.00010	<0.050	<0.000010	26
2024-04-16	23	500	458	6.6	133	30	39	40	5.9	<0.050	<0.20	<0.050	--	--	--	--	--	--	<0.0030	63	0.032	0.00054	0.0003	0.0052	<0.00010	<0.050	<0.000010	24
2024-04-23	24	500	427	6.9	100	--	--	21	--	--	<0.20	<0.050	--	--	--	--	--	--	--	--	--	--	--	--	--	--	--	--
2024-04-30	25	500	445	6.6	141	22	34	20	--	--	--	--	0.17	<0.0025	<2.0	<0.050	--	0.02	<0.0030	49	0.041	<0.00050	0.00025	0.0039	<0.00010	<0.050	<0.000010	19
2024-05-07	26	500	403	6.6	128	--	--	26	--	--	--	--	--	--	--	--	--	--	--	--	--	--	--	--	--	--	--	--
2024-05-14	27	500	432	6.7	161	23	35	26	--	--	--	--	0.15	0.015	<2.0	<0.050	--	0.035	<0.0030	62	0.048	<0.00050	0.00035	0.0049	<0.00010	<0.050	<0.000010	24
2024-05-21	28	500	429	6.6	169	--	--	37	--	--	--	--	--	--	--	--	--	--	--	--	--	--	--	--	--	--	--	--
2024-05-28	29	500	442	6.7	136	22	33	28	--	--	--	--	0.13	0.0044	<2.0	<0.050	--	0.018	<0.0030	65	0.042	<0.00050	0.00046	0.0049	<0.00010	<0.050	<0.000010	25
2024-06-04	30	500	446	6.9	108	--	--	32	--	--	--	--	--	--	--	--	--	--	--	--	--	--	--	--	--	--	--	--
2024-06-11	31	500	415	6.8	115	27	34	26	--	--	<0.020	<0.0050	0.21	0.0071	<2.0	--	<0.20	0.031	<0.0030	54	0.042	<0.00050	0.00033	0.0043	<0.00010	<0.050	<0.000010	21
2024-06-18	32	500	473	6.5	95	--	--	21	--	--	--	--	--	--	--	--	--	--	--	--	--	--	--	--	--	--	--	--
2024-06-25	33	500	447	6.4	126	31	34	27	--	--	<0.020	<0.0050	0.19	0.0046	<2.0	<0.050	<0.20	0.028	<0.0030	60	0.057	<0.00050	0.00031	0.0047	<0.00010	<0.050	<0.000010	23
2024-07-02	34	500	439	6.5	164	--	--	30	--	--	--	--	--	--	--	--	--	--	--	--	--	--	--	--	--	--	--	--
2024-07-09	35	500	462	6.4	128	35	37	31	--	--	<0.020	<0.0050	0.15	0.0038	2.9	<0.050	<0.20	0.025	<0.0030	58	0.043	<0.00050	0.00031	0.0047	<0.00010	<0.050	<0.000010	22
2024-07-16	36	500	501	6.4	156	--	--	24	--	--	--	--	--	--	--	--	--	--	--	--	--	--	--	--	--	--	--	--
2024-07-23	37	500	436	6.4	129	32	36	28	--	--	0.046	<0.0050	0.27	0.0069	<2.0	<0.050	<0.20	0.024	<0.0030	60	0.05	<0.00050	0.00031	0.0049	<0.00010	<0.050	<0.000010	23
2024-07-30	38	500	442	6.3	118	--	--	19	--	--	--	--	--	--	--	--	--	--	--	--	--	--	--	--	--	--	--	--
2024-08-06	39	500	437	6.2	123	29	30	19	3.3	--	<0.20	<0.050	0.33	0.0091	<2.0	<0.050	<0.20	0.016	0.03	44	0.056	<0.00050	0.00027	0.0038	<0.00010	<0.050	<0.000010	17
2024-08-13	40	500	445	6.1	109	--	--	20	--	--	--	--	--	--	--	--	--	--	--	--	--	--	--	--	--	--	--	--
2024-08-20	41	500	453	6.3	122	40	32	18	3.5	--	<0.020	<0.0050	0.26	<0.0025	<2.0	<0.050	<0.20	0.037	<0.0030	51	0.072	<0.00050	0.00028	0.0042	<0.00010	<0.050	<0.000010	20
2024-08-27	42	500	475	6.3	135	--	--	19	--	--	--	--	--	--	--	--	--	--	--	--	--	--	--	--	--	--	--	--
2024-09-03	43	500	431	6.5	159	24	33	27	4.7	--	0.047	<0.0050	0.2	0.016	2.4	<0.050	<0.20	0.2	<0.0030	62	0.052	<0.00050	0.00031	0.0051	<0.00010	<0.050	<0.000010	24
2024-09-10	44	500	497	6.4	120	--	--	17	--	--	--	--	--	--	--	--	--	--	--	--	--	--	--	--	--	--	--	--
2024-09-17	45	500	422	6.5	121	23	35	21	4.5	--	0.086	<0.0050	0.27	0.014	2.9	<0.10	<0.20	<0.015	<0.0030	55	0.048	<0.00050	0.0003	0.0047	<0.00010	<0.050	<0.000010	21
2024-09-24	46	500	446	6.8	150	--	--	24	--	--	--	--	--	--	--	--	--	--	--	--	--	--	--	--	--	--	--	--
2024-10-01	47	500	442	6.6	117	22	37	28	3.6	--	<0.20	<0.050	0.25	0.02	10	<0.050	<0.20	<0.015	0.0043	60	0.034	<0.00050	0.00027	0.0051	<0.00010	<0.050	<0.000010	23
2024-10-08	48	500	450	6.9	141	--	--	21	--	--	--	--	--	--	--	--	--	--	--	--	--	--	--	--	--	--	--	--
2024-10-15	49	500	442	6.9	164	11	40	24	3.8	--	<0.020	<0.0050	0.38	0.011	<2.0	<0.10	<0.20	<0.015	<0.0030	65	0.041	<0.00050	0.00026	0.0056	<0.00010	<0.050	<0.000010	25
2024-10-22	50	500	455	6.7	113	--	--	20	--	--	--	--	--	--	--	--	--	--	--	--	--	--	--	--	--	--	--	--
2024-10-29	51	500	462	6.8	108	21	41	22	3.2	--	<0.020	<0.0050	0.4	0.05	<2.0	<0.050	<0.20	<0.015	<0.0030	62	0.043	<0.00050	0.00027	0.0054	<0.00010	<0.050	<0.000010	24
2024-11-05	52	500	457	6.8	150	--	--	21	--	--	--	--	--	--	--	--	--	--	--	--	--	--	--	--	--	--	--	--
2024-11-12	53	500	447	6.9	136	16	41	19	2.3	--	<0.020	<0.0050	0.39	0.029	<2.0	<0.10	<0.20	<0.015	<0.0030	58	0.036	<0.00050	0.00036	0.0053	<0.00010	<0.050	<0.000010	23
2024-11-19	54	500	451	6.7	140	--	--	17	--	--	--	--	--	--	--	--	--	--	--	--	--	--	--	--	--	--	--	--
2024-11-26	55	500	436	6.6	111	32	36	13	3.4	--	0.021	<0.0050	0.37	0.02	<2.0	<0.050	<0.20	<0.015	<0.0030	46	0.048	<0.00050	0.0002	0.0046	<0.00010	<0.050	<0.000010	18

Table H-1: Desulphurized Tailings Humidity Cell Results (HC-6)

Sample Date	Week Number	Chromium (Cr)	Cobalt (Co)	Copper (Cu)	Iron (Fe)	Lead (Pb)	Magnesium (Mg)	Mercury (Hg)	Molybdenum (Mo)	Nickel (Ni)	Potassium (K)	Selenium (Se)	Silver (Ag)	Sodium (Na)	Strontium (Sr)	Thallium (Tl)	Tin (Sn)	Titanium (Ti)	Tungsten (W)	Uranium (U)	Vanadium (V)	Zinc (Zn)	Zirconium (Zr)
Units:	--	*mg/L*	*mg/L*	*mg/L*	*mg/L*	*mg/L*	*mg/L*	*ug/L*	*mg/L*	*mg/L*	*mg/L*	*mg/L*	*mg/L*	*mg/L*	*mg/L*	*mg/L*	*mg/L*	*mg/L*	*mg/L*	*mg/L*	*mg/L*	*mg/L*	*mg/L*
2023-11-07	0	<0.0010	0.01	0.0083	0.17	<0.00020	1.5	<0.0019	0.0051	<0.0010	3.9	0.00061	<0.000020	39	0.057	<0.000010	<0.0050	<0.0050	<0.0010	0.00052	<0.0050	<0.0050	<0.00010
2023-11-14	1	<0.0010	0.0073	0.0042	0.059	<0.00020	2.2	<0.0019	0.0066	<0.0010	5.3	0.00037	<0.000020	36	0.073	<0.000010	<0.0050	<0.0050	<0.0010	0.0014	<0.0050	<0.0050	<0.00010
2023-11-21	2	<0.0010	0.0045	0.0032	0.036	<0.00020	2.1	<0.0019	0.0061	<0.0010	5.5	0.00048	<0.000020	28	0.071	<0.000010	<0.0050	<0.0050	<0.0010	0.0013	<0.0050	<0.0050	<0.00010
2023-11-28	3	<0.0010	0.0026	0.003	0.031	<0.00020	2.2	<0.0019	0.0045	<0.0010	5.4	0.00047	<0.000020	22	0.065	<0.000010	<0.0050	<0.0050	<0.0010	0.0015	<0.0050	<0.0050	<0.00010
2023-12-05	4	<0.0010	0.0019	0.003	0.021	<0.00020	2.3	<0.0019	0.0041	<0.0010	5.2	0.00047	<0.000020	18	0.065	<0.000010	<0.0050	<0.0050	<0.0010	0.0017	<0.0050	<0.0050	<0.00010
2023-12-12	5	<0.0010	0.0015	0.0026	0.027	<0.00020	2.2	<0.0019	0.0032	<0.0010	5.0	0.00047	<0.000020	13	0.063	<0.000010	<0.0050	<0.0050	<0.0010	0.0016	<0.0050	<0.0050	<0.00010
2023-12-19	6	<0.0010	0.0017	0.0029	0.039	<0.00020	2.2	<0.0019	0.0032	<0.0010	5.9	0.00048	<0.000020	12	0.079	<0.000010	<0.0050	<0.0050	<0.0010	0.0019	<0.0050	<0.0050	<0.00010
2023-12-26	7	<0.0010	0.0017	0.0029	0.037	<0.00020	2.1	<0.0019	0.0028	<0.0010	6.0	0.00043	<0.000020	8.3	0.077	<0.000010	<0.0050	<0.0050	<0.0010	0.002	<0.0050	<0.0050	<0.00010
2024-01-02	8	<0.0010	0.0014	0.0025	0.035	<0.00020	1.8	<0.0019	0.0023	<0.0010	5.8	0.00039	<0.000020	5.7	0.068	<0.000010	<0.0050	<0.0050	<0.0010	0.0016	<0.0050	<0.0050	<0.00010
2024-01-09	9	<0.0010	0.0015	0.0027	0.028	<0.00020	1.9	<0.0019	0.0024	<0.0010	6.4	0.00046	<0.000020	5.2	0.072	<0.000010	<0.0050	<0.0050	<0.0010	0.0019	<0.0050	<0.0050	<0.00010
2024-01-16	10	<0.0010	0.0012	0.0026	0.017	<0.00020	1.5	<0.0019	0.002	<0.0010	6.1	0.00044	<0.000020	3.7	0.064	<0.000010	<0.0050	<0.0050	<0.0010	0.0016	<0.0050	<0.0050	<0.00010
2024-01-23	11	<0.0010	0.0012	0.0024	0.019	<0.00020	1.4	<0.0019	0.0019	<0.0010	6.5	0.00049	<0.000020	2.9	0.059	<0.000010	<0.0050	<0.0050	<0.0010	0.0016	<0.0050	<0.0050	<0.00010
2024-01-30	12	<0.0010	0.001	0.0027	0.023	<0.00020	1.1	<0.0019	0.0016	<0.0010	6.2	0.00047	<0.000020	2.1	0.051	<0.000010	<0.0050	<0.0050	<0.0010	0.0013	<0.0050	<0.0050	<0.00010
2024-02-06	13	<0.0010	0.0011	0.0021	0.016	<0.00020	1.1	<0.0019	0.0015	<0.0010	6.3	0.00047	<0.000020	1.9	0.049	<0.000010	<0.0050	<0.0050	<0.0010	0.0013	<0.0050	<0.0050	<0.00010
2024-02-13	14	<0.0010	0.0011	0.0021	0.02	<0.00020	1.0	<0.0019	0.0014	<0.0010	6.6	0.00043	<0.000020	1.7	0.049	<0.000010	<0.0050	<0.0050	<0.0010	0.0014	<0.0050	<0.0050	<0.00010
2024-02-20	15	0.001	0.0011	0.0023	0.031	<0.00020	1.0	<0.0019	0.0013	0.0015	6.7	0.00046	<0.000020	1.5	0.049	<0.000010	<0.0050	<0.0050	<0.0010	0.0013	<0.0050	<0.0050	<0.00010
2024-02-27	16	<0.0010	0.00098	0.0021	0.019	<0.00020	0.75	<0.0019	0.0011	<0.0010	6.0	0.00044	<0.000020	1.1	0.04	<0.000010	<0.0050	<0.0050	<0.0010	0.0011	<0.0050	<0.0050	<0.00010
2024-03-05	17	<0.0010	0.001	0.0027	0.015	0.00026	0.85	<0.0019	0.0011	<0.0010	6.6	0.00042	<0.000020	1.2	0.046	<0.000010	<0.0050	<0.0050	<0.0010	0.0013	<0.0050	<0.0050	<0.00010
2024-03-12	18	<0.0010	0.00092	0.0026	0.019	0.00056	0.77	<0.0019	0.0011	<0.0010	6.5	0.00045	<0.000020	1.1	0.04	<0.000010	<0.0050	<0.0050	<0.0010	0.0011	<0.0050	<0.0050	<0.00010
2024-03-19	19	<0.0010	0.00095	0.0026	0.023	<0.00020	0.69	<0.0019	<0.0010	<0.0010	6.3	0.00043	<0.000020	0.96	0.04	<0.000010	<0.0050	<0.0050	<0.0010	0.001	<0.0050	<0.0050	<0.00010
2024-03-26	20	<0.0010	0.00086	0.0027	0.019	<0.00020	0.63	<0.0019	<0.0010	<0.0010	5.9	0.00042	<0.000020	0.87	0.035	<0.000010	<0.0050	<0.0050	<0.0010	0.00098	<0.0050	<0.0050	<0.00010
2024-04-02	21	<0.0010	0.00089	0.0018	0.013	<0.00020	0.64	<0.0019	<0.0010	<0.0010	6.1	0.00045	<0.000020	0.84	0.036	<0.000010	<0.0050	<0.0050	<0.0010	0.0011	<0.0050	<0.0050	<0.00010
2024-04-09	22	<0.0010	0.00087	0.0022	0.022	<0.00020	0.64	<0.0019	<0.0010	<0.0010	6.0	0.00046	<0.000020	0.81	0.035	<0.000010	<0.0050	<0.0050	<0.0010	0.0011	<0.0050	<0.0050	<0.00010
2024-04-16	23	0.0017	0.00094	0.0019	0.018	<0.00020	0.59	<0.0019	<0.0010	0.0014	6.1	0.00046	<0.000020	0.77	0.036	<0.000010	<0.0050	<0.0050	<0.0010	0.001	<0.0050	<0.0050	<0.00010
2024-04-23	24	--	--	--	--	--	--	--	--	--	--	--	--	--	--	--	--	--	--	--	--	--	--
2024-04-30	25	<0.0010	0.00075	0.002	0.02	<0.00020	0.41	<0.0019	<0.0010	<0.0010	5.0	0.00037	<0.000020	0.54	0.027	<0.000010	<0.0050	<0.0050	<0.0010	0.00085	<0.0050	<0.0050	<0.00010
2024-05-07	26	--	--	--	--	--	--	--	--	--	--	--	--	--	--	--	--	--	--	--	--	--	--
2024-05-14	27	<0.0010	0.001	0.0023	0.03	<0.00020	0.48	0.0023	<0.0010	<0.0010	5.9	0.00048	<0.000020	0.7	0.032	<0.000010	<0.0050	<0.0050	<0.0010	0.0011	<0.0050	<0.0050	<0.00010
2024-05-21	28	--	--	--	--	--	--	--	--	--	--	--	--	--	--	--	--	--	--	--	--	--	--
2024-05-28	29	<0.0010	0.00098	0.0024	0.029	<0.00020	0.51	<0.0019	0.0016	<0.0010	5.9	0.00045	<0.000020	0.65	0.033	<0.000010	<0.0050	<0.0050	<0.0010	0.0011	<0.0050	<0.0050	<0.00010
2024-06-04	30	--	--	--	--	--	--	--	--	--	--	--	--	--	--	--	--	--	--	--	--	--	--
2024-06-11	31	0.0022	0.00095	0.0024	0.046	<0.00020	0.4	<0.0019	0.0019	0.0016	5.3	0.00044	<0.000020	0.52	0.029	<0.000010	<0.0050	<0.0050	<0.0010	0.00087	<0.0050	<0.0050	<0.00010
2024-06-18	32	--	--	--	--	--	--	--	--	--	--	--	--	--	--	--	--	--	--	--	--	--	--
2024-06-25	33	0.002	0.001	0.0025	0.046	<0.00020	0.46	<0.0019	0.0021	0.0014	5.8	0.00048	<0.000020	0.57	0.032	<0.000010	<0.0050	<0.0050	<0.0010	0.0011	<0.0050	<0.0050	<0.00010
2024-07-02	34	--	--	--	--	--	--	--	--	--	--	--	--	--	--	--	--	--	--	--	--	--	--
2024-07-09	35	<0.0010	0.001	0.0023	0.039	<0.00020	0.45	<0.0019	0.0028	<0.0010	5.6	0.00042	<0.000020	0.52	0.031	<0.000010	<0.0050	<0.0050	<0.0010	0.0011	<0.0050	<0.0050	<0.00010
2024-07-16	36	--	--	--	--	--	--	--	--	--	--	--	--	--	--	--	--	--	--	--	--	--	--
2024-07-23	37	<0.0010	0.0012	0.0027	0.057	<0.00020	0.46	<0.0019	0.0035	<0.0010	5.8	0.00047	<0.000020	0.51	0.031	<0.000010	<0.0050	<0.0050	<0.0010	0.0011	<0.0050	<0.0050	<0.00010
2024-07-30	38	--	--	--	--	--	--	--	--	--	--	--	--	--	--	--	--	--	--	--	--	--	--
2024-08-06	39	<0.0010	0.00089	0.003	0.068	<0.00020	0.34	<0.0019	0.0028	<0.0010	4.6	0.00039	<0.000020	0.38	0.023	<0.000010	<0.0050	<0.0050	<0.0010	0.00078	<0.0050	<0.0050	<0.00010
2024-08-13	40	--	--	--	--	--	--	--	--	--	--	--	--	--	--	--	--	--	--	--	--	--	--
2024-08-20	41	<0.0010	0.0011	0.0055	0.069	<0.00020	0.37	<0.0019	0.0034	<0.0010	5.1	0.00045	<0.000020	0.43	0.026	<0.000010	<0.0050	<0.0050	<0.0010	0.00082	<0.0050	0.0058	<0.00010
2024-08-27	42	--	--	--	--	--	--	--	--	--	--	--	--	--	--	--	--	--	--	--	--	--	--
2024-09-03	43	<0.0010	0.0013	0.0028	0.076	<0.00020	0.47	<0.0019	0.0041	<0.0010	5.8	0.00041	<0.000020	0.52	0.031	<0.000010	<0.0050	<0.0050	<0.0010	0.0012	<0.0050	<0.0050	<0.00010
2024-09-10	44	--	--	--	--	--	--	--	--	--	--	--	--	--	--	--	--	--	--	--	--	--	--
2024-09-17	45	<0.0010	0.0014	0.0026	0.09	<0.00020	0.41	<0.0019	0.0037	<0.0010	5.4	0.00046	<0.000020	0.44	0.027	<0.000010	<0.0050	<0.0050	<0.0010	0.0011	<0.0050	<0.0050	<0.00010
2024-09-24	46	--	--	--	--	--	--	--	--	--	--	--	--	--	--	--	--	--	--	--	--	--	--
2024-10-01	47	<0.0010	0.0013	0.0026	0.1	<0.00020	0.46	<0.0019	0.0043	<0.0010	5.8	0.00039	<0.000020	0.43	0.03	<0.000010	<0.0050	<0.0050	<0.0010	0.0013	<0.0050	<0.0050	<0.00010
2024-10-08	48	--	--	--	--	--	--	--	--	--	--	--	--	--	--	--	--	--	--	--	--	--	--
2024-10-15	49	<0.0010	0.0014	0.002	0.12	<0.00020	0.49	<0.0019	0.0045	<0.0010	6.2	0.00045	<0.000020	0.45	0.034	<0.000010	<0.0050	<0.0050	<0.0010	0.0015	<0.0050	<0.0050	<0.00010
2024-10-22	50	--	--	--	--	--	--	--	--	--	--	--	--	--	--	--	--	--	--	--	--	--	--
2024-10-29	51	<0.0010	0.0015	0.002	0.15	<0.00020	0.45	<0.0019	0.0042	<0.0010	6.1	0.00045	<0.000020	0.41	0.03	<0.000010	<0.0050	<0.0050	<0.0010	0.0013	<0.0050	<0.0050	<0.00010
2024-11-05	52	--	--	--	--	--	--	--	--	--	--	--	--	--	--	--	--	--	--	--	--	--	--
2024-11-12	53	<0.0010	0.0013	0.0017	0.14	<0.00020	0.44	<0.0019	0.004	<0.0010	5.6	0.00045	<0.000020	0.39	0.03	<0.000010	<0.0050	<0.0050	<0.0010	0.0014	<0.0050	<0.0050	<0.00010
2024-11-19	54	--	--	--	--	--	--	--	--	--	--	--	--	--	--	--	--	--	--	--	--	--	--
2024-11-26	55	<0.0010	0.0009	0.0033	0.14	0.00035	0.33	<0.0019	0.0028	<0.0010	4.7	0.00034	<0.000020	0.28	0.021	<0.000010	<0.0050	<0.0050	<0.0010	0.00073	<0.0050	<0.0050	<0.00010

Table H-2: Desulphurized Tailings Humidity Cell Results (HC-7)

Sample Date	Week Number	Input Vol. (DI Water)	Output Vol. (Leachate)	pH	EC	Acidity (to pH 8.3)	Alkalinity (to pH 4.5)	Sulphate	Chloride	Fluoride	Nitrate (NO_3 as N)	Nitrite (NO_2 as N)	Total CN	WAD CN	Free CN	Total Cyanate (CNO)	Thiocyanate	Total Ammonia	Dissolved Phosphorous	Hardness (as $CaCO_3$)	Aluminum (Al)	Antimony (Sb)	Arsenic (As)	Barium (Ba)	Beryllium (Be)	Boron (B)	Cadmium (Cd)
Units:	--	*mL*	*mL*	*pH Units*	*µS/cm*	*mg $CaCO_3$/L*	*mg $CaCO_3$/L*	*mg/L*	*mg/L*	*mg/L*	*mg/L*	*mg/L*	*mg/L*	*mg/L*	*ug/L*	*mg/L*	*mg/L*	*mg/L*	*mg/L*	*mg/L*	*mg/L*	*mg/L*	*mg/L*	*mg/L*	*mg/L*	*mg/L*	*mg/L*
2024-06-18	0	750	333	7.0	2020	16	32	1297	11	0.093	--	--	0.27	0.023	3.7	--	--	0.52	0.26	751	0.042	0.0086	0.0046	0.04	<0.00020	<0.10	<0.000020
2024-06-25	1	500	444	6.3	912	40	27	622	2.3	0.091	0.65	0.25	0.04	0.0073	4.2	0.23	<0.20	0.22	0.086	504	0.053	0.0011	0.016	0.031	<0.00010	<0.050	0.000021
2024-07-02	2	500	458	6.4	913	37	30	506	1.3	0.12	0.54	0.18	0.034	<0.0025	3.9	1.6	<0.20	0.27	0.046	388	0.047	0.005	0.004	0.021	<0.00010	<0.050	<0.000010
2024-07-09	3	500	478	6.3	616	38	27	423	<0.50	0.12	0.45	0.11	0.022	0.0072	<2.0	<0.050	<0.20	0.47	0.034	314	0.04	0.0038	0.0031	0.016	<0.00010	<0.050	<0.000010
2024-07-16	4	500	443	6.3	724	34	27	291	<0.50	0.057	0.34	0.031	0.045	0.0038	3.1	<0.050	<0.20	0.12	0.018	209	0.039	0.00075	0.0018	0.019	<0.00010	<0.050	0.000013
2024-07-23	5	500	446	6.2	511	33	34	289	<0.50	0.18	0.25	0.011	0.015	0.0032	<2.0	<0.050	<0.20	0.16	0.025	277	0.038	0.0039	0.0032	0.013	<0.00010	<0.050	<0.000010
2024-07-30	6	500	457	6.0	536	39	34	187	<0.50	0.19	0.16	0.006	0.021	0.011	<2.0	<0.050	<0.20	0.11	0.019	238	0.035	0.0034	0.0029	0.014	<0.00010	<0.050	<0.000010
2024-08-06	7	500	470	6.2	466	31	30	213	<0.50	0.18	<0.20	<0.050	0.018	0.003	6.2	<0.050	<0.20	0.15	0.015	199	0.038	0.0031	0.0023	0.013	<0.00010	<0.050	<0.000010
2024-08-13	8	500	450	6.3	345	39	35	160	<0.50	0.21	0.087	0.0062	0.019	0.0085	<2.0	<0.050	<0.20	0.079	0.0068	164	0.042	0.0033	0.0034	0.0083	<0.00010	<0.050	<0.000010
2024-08-20	9	500	454	6.3	359	41	37	261	<0.50	0.23	0.073	0.015	0.03	0.0056	<2.0	<0.050	<0.20	0.05	0.0068	171	0.057	0.0034	0.0039	0.01	<0.00010	<0.050	<0.000010
2024-08-27	10	500	496	6.5	357	29	39	100	<0.50	0.2	1.3	0.047	0.026	<0.0025	<2.0	<0.050	<0.20	0.11	0.0054	145	0.053	0.0032	0.004	0.009	<0.00010	<0.050	<0.000010
2024-09-03	11	500	470	6.5	354	22	33	123	<0.50	0.19	0.95	0.097	0.035	0.0096	2.9	<0.050	<0.20	0.23	0.0041	146	0.06	0.003	0.0034	0.011	<0.00010	<0.050	<0.000010
2024-09-10	12	500	446	6.4	299	37	34	167	<0.50	0.21	0.43	0.071	0.051	0.0062	<2.0	<0.050	<0.20	0.016	<0.0030	133	0.046	0.003	0.0034	0.0091	<0.00010	<0.050	<0.000010
2024-09-17	13	500	435	6.4	282	28	41	135	<0.50	0.29	0.26	0.08	0.037	0.0051	<2.0	<0.050	<0.20	<0.015	0.0044	149	0.045	0.0034	0.0038	0.011	<0.00010	<0.050	<0.000010
2024-09-24	14	500	447	6.7	277	24	37	84	<0.50	0.19	0.16	0.097	0.051	<0.0025	2.1	--	<0.20	<0.015	0.0041	114	0.051	0.0027	0.0033	0.0081	<0.00010	<0.050	<0.000010
2024-10-01	15	500	451	6.7	235	23	37	116	<0.50	0.18	<0.20	0.063	0.023	<0.0025	2.4	<0.050	<0.20	0.016	<0.0030	133	0.043	0.0029	0.0034	0.011	<0.00010	<0.050	<0.000010
2024-10-08	16	500	445	6.8	310	22	39	111	<0.50	0.19	0.082	0.059	0.036	0.014	<2.0	<0.050	<0.20	<0.015	0.0044	125	0.044	0.0029	0.0032	0.011	<0.00010	<0.050	<0.000010
2024-10-15	17	500	439	6.9	347	14	41	114	<0.50	0.21	0.044	0.047	0.039	0.017	<2.0	<0.050	<0.20	<0.015	0.0038	147	0.044	0.0032	0.0031	0.013	<0.00010	<0.050	<0.000010
2024-10-22	18	500	455	6.7	205	21	34	94	<0.50	0.15	0.03	0.042	0.058	<0.0025	<2.0	<0.050	<0.20	0.021	<0.0030	117	0.052	0.0022	0.0028	0.01	<0.00010	<0.050	<0.000010
2024-10-29	19	500	452	6.6	201	27	34	104	<0.50	0.13	<0.20	<0.050	0.07	0.0027	<2.0	<0.050	<0.20	<0.015	<0.0030	124	0.053	0.0022	0.0028	0.011	<0.00010	<0.050	<0.000010
2024-11-05	20	500	450	6.8	366	25	46	129	<0.50	0.24	0.03	0.024	0.087	<0.0025	<2.0	<0.050	<0.20	<0.015	0.0043	155	0.036	0.0031	0.0028	0.015	<0.00010	<0.050	<0.000010
2024-11-12	21	500	443	6.8	279	14	37	96	<0.50	0.17	--	--	--	--	--	--	--	--	0.0043	123	0.039	0.0023	0.0026	0.011	<0.00010	<0.050	<0.000010
2024-11-19	22	500	456	6.7	281	21	43	77	<0.50	0.17	0.028	<0.0050	0.11	0.0084	<2.0	<0.10	<0.20	<0.015	0.0035	130	0.048	0.0028	0.0029	0.013	<0.00010	<0.050	<0.000010

Table H-2: Desulphurized Tailings Humidity Cell Results (HC-7)

Sample Date	Week Number	Calcium (Ca)	Chromium (Cr)	Cobalt (Co)	Copper (Cu)	Iron (Fe)	Lead (Pb)	Magnesium (Mg)	Mercury (Hg)	Molybdenum (Mo)	Nickel (Ni)	Potassium (K)	Selenium (Se)	Silver (Ag)	Sodium (Na)	Strontium (Sr)	Thallium (Tl)	Tin (Sn)	Titanium (Ti)	Tungsten (W)	Uranium (U)	Vanadium (V)	Zinc (Zn)	Zirconium (Zr)
Units:	--	*mg/L*	*mg/L*	*mg/L*	*mg/L*	*mg/L*	*mg/L*	*mg/L*	*ug/L*	*mg/L*	*mg/L*	*mg/L*	*mg/L*	*mg/L*	*mg/L*	*mg/L*	*mg/L*	*mg/L*	*mg/L*	*mg/L*	*mg/L*	*mg/L*	*mg/L*	*mg/L*
2024-06-18	0	294	0.0052	0.0014	0.018	0.15	0.00046	3.9	0.0021	0.012	<0.0020	29	0.003	<0.000040	141	0.43	<0.000020	<0.010	<0.010	<0.0020	0.0032	<0.010	<0.010	0.00046
2024-06-25	1	196	0.0024	0.0015	0.012	0.013	<0.00020	3.8	<0.0019	0.013	0.0016	13	0.0013	<0.000020	69	0.28	<0.000010	<0.0050	<0.0050	0.0011	0.0025	<0.0050	<0.0050	<0.00010
2024-07-02	2	151	<0.0010	0.00035	0.0065	0.0091	<0.00020	2.4	<0.0019	0.0084	<0.0010	13	0.0011	<0.000020	30	0.22	<0.000010	<0.0050	<0.0050	<0.0010	0.0012	<0.0050	<0.0050	<0.00010
2024-07-09	3	122	<0.0010	0.00026	0.0058	0.0072	<0.00020	2.0	<0.0019	0.0065	<0.0010	9.3	0.00075	<0.000020	19	0.17	<0.000010	<0.0050	<0.0050	<0.0010	0.00093	<0.0050	<0.0050	<0.00010
2024-07-16	4	81	<0.0010	0.00024	0.0067	0.0074	<0.00020	1.6	<0.0019	0.0069	<0.0010	7.8	0.00078	<0.000020	21	0.11	<0.000010	<0.0050	<0.0050	<0.0010	0.0015	<0.0050	<0.0050	<0.00010
2024-07-23	5	108	<0.0010	0.0004	0.0071	0.007	<0.00020	1.8	<0.0019	0.005	0.0011	7.1	0.00072	<0.000020	11	0.15	<0.000010	<0.0050	<0.0050	<0.0010	0.0012	<0.0050	<0.0050	<0.00010
2024-07-30	6	93	<0.0010	0.00036	0.006	0.0079	<0.00020	1.6	<0.0019	0.0047	0.001	6.3	0.00053	<0.000020	7.9	0.14	<0.000010	<0.0050	<0.0050	<0.0010	0.001	<0.0050	<0.0050	<0.00010
2024-08-06	7	78	<0.0010	0.00027	0.0049	0.0068	<0.00020	1.2	<0.0019	0.004	<0.0010	5.8	0.00046	<0.000020	6.0	0.11	<0.000010	<0.0050	<0.0050	<0.0010	0.00088	<0.0050	<0.0050	<0.00010
2024-08-13	8	64	<0.0010	0.00029	0.0058	0.0078	<0.00020	1.0	<0.0019	0.0038	<0.0010	5.9	0.00051	<0.000020	4.5	0.092	<0.000010	<0.0050	<0.0050	<0.0010	0.00082	<0.0050	<0.0050	<0.00010
2024-08-20	9	67	<0.0010	0.00031	0.0081	0.0084	<0.00020	1.0	<0.0019	0.0045	<0.0010	6.8	0.00056	<0.000020	4.4	0.092	<0.000010	<0.0050	<0.0050	<0.0010	0.00085	<0.0050	0.0068	<0.00010
2024-08-27	10	57	<0.0010	0.00028	0.0076	0.0063	<0.00020	0.9	<0.0019	0.0041	<0.0010	6.5	0.00045	<0.000020	3.3	0.075	<0.000010	<0.0050	<0.0050	<0.0010	0.00065	<0.0050	0.0058	<0.00010
2024-09-03	11	57	<0.0010	0.00027	0.0056	0.0084	<0.00020	0.95	<0.0019	0.0046	<0.0010	7.0	0.00046	<0.000020	3.0	0.083	<0.000010	<0.0050	<0.0050	<0.0010	0.0008	<0.0050	<0.0050	<0.00010
2024-09-10	12	52	<0.0010	0.00023	0.0047	0.0068	<0.00020	0.88	<0.0019	0.0046	<0.0010	6.8	0.00046	<0.000020	2.7	0.076	<0.000010	<0.0050	<0.0050	<0.0010	0.00077	<0.0050	<0.0050	<0.00010
2024-09-17	13	58	<0.0010	0.00026	0.0053	0.0096	<0.00020	0.88	<0.0019	0.0064	<0.0010	7.9	0.0006	<0.000020	2.8	0.08	<0.000010	<0.0050	<0.0050	<0.0010	0.00096	<0.0050	<0.0050	<0.00010
2024-09-24	14	44	<0.0010	0.0002	0.0041	0.01	<0.00020	0.69	<0.0019	0.005	<0.0010	6.1	0.00044	<0.000020	2.0	0.058	<0.000010	<0.0050	<0.0050	<0.0010	0.00069	<0.0050	<0.0050	<0.00010
2024-10-01	15	52	<0.0010	0.00025	0.004	0.0087	<0.00020	0.84	<0.0019	0.0062	<0.0010	7.3	0.00041	<0.000020	2.1	0.069	<0.000010	<0.0050	<0.0050	<0.0010	0.00081	<0.0050	<0.0050	<0.00010
2024-10-08	16	49	<0.0010	0.00024	0.004	0.0091	<0.00020	0.74	<0.0019	0.0069	<0.0010	7.0	0.00043	<0.000020	1.8	0.07	<0.000010	<0.0050	<0.0050	<0.0010	0.00095	<0.0050	<0.0050	<0.00010
2024-10-15	17	57	<0.0010	0.00032	0.0044	0.0092	<0.00020	0.9	<0.0019	0.0082	<0.0010	7.5	0.00046	<0.000020	2.0	0.076	<0.000010	<0.0050	<0.0050	<0.0010	0.001	<0.0050	<0.0050	<0.00010
2024-10-22	18	46	<0.0010	0.00022	0.0038	0.014	<0.00020	0.68	<0.0019	0.0058	<0.0010	6.3	0.00035	<0.000020	1.6	0.057	<0.000010	<0.0050	<0.0050	<0.0010	0.00081	<0.0050	<0.0050	<0.00010
2024-10-29	19	49	<0.0010	0.00024	0.0039	0.013	<0.00020	0.71	<0.0019	0.0062	<0.0010	6.3	0.00037	<0.000020	1.4	0.058	<0.000010	<0.0050	<0.0050	<0.0010	0.00092	<0.0050	<0.0050	0.00013
2024-11-05	20	61	<0.0010	0.00033	0.0044	0.018	<0.00020	0.83	<0.0019	0.0094	<0.0010	8.2	0.00046	<0.000020	1.7	0.075	<0.000010	<0.0050	<0.0050	<0.0010	0.0013	<0.0050	<0.0050	<0.00010
2024-11-12	21	48	<0.0010	0.00027	0.0037	0.013	<0.00020	0.75	<0.0019	0.0072	<0.0010	6.5	0.00039	<0.000020	1.3	0.062	<0.000010	<0.0050	<0.0050	<0.0010	0.001	<0.0050	<0.0050	<0.00010
2024-11-19	22	51	<0.0010	0.00027	0.0049	0.024	<0.00020	0.86	<0.0019	0.0082	<0.0010	7.1	0.00044	<0.000020	1.5	0.058	<0.000010	<0.0050	<0.0050	<0.0010	0.0012	<0.0050	<0.0050	<0.00010

Table H-3: Desulphurized Tailings Humidity Cell Results (HC-8)

Sample Date	Week Number	Input Vol. (DI Water)	Output Vol. (Leachate)	pH	EC	Acidity (to pH 8.3)	Alkalinity (to pH 4.5)	Sulphate	Chloride	Fluoride	Nitrate (NO_3 as N)	Nitrite (NO_2 as N)	Total CN	WAD CN	Free CN	Total Cyanate (CNO)	Thiocyanate	Total Ammonia	Dissolved Phosphorous	Hardness (as $CaCO_3$)	Aluminum (Al)	Antimony (Sb)	Arsenic (As)	Barium (Ba)	Beryllium (Be)	Boron (B)	Cadmium (Cd)
Units:	--	*mL*	*mL*	*pH Units*	*µS/cm*	*mg $CaCO_3$/L*	*mg $CaCO_3$/L*	*mg/L*	*mg/L*	*mg/L*	*mg/L*	*mg/L*	*mg/L*	*mg/L*	*ug/L*	*mg/L*	*mg/L*	*mg/L*	*mg/L*	*mg/L*	*mg/L*	*mg/L*	*mg/L*	*mg/L*	*mg/L*	*mg/L*	*mg/L*
2024-06-18	0	750	358	6.4	2050	49	34	1281	9.9	0.081	--	--	0.16	0.021	3.4	--	--	0.92	0.2	797	0.048	0.0014	0.014	0.057	<0.00020	<0.10	<0.000020
2024-06-25	1	500	453	6.4	1028	45	33	720	4.9	0.071	0.15	0.015	0.034	0.0073	7.0	<0.10	<0.20	0.93	0.1	453	0.042	0.0054	0.0039	0.02	<0.00010	<0.050	<0.000010
2024-07-02	2	500	434	6.4	694	39	35	305	2.6	0.076	0.096	0.009	0.021	<0.0025	4.9	0.11	<0.20	0.24	0.042	257	0.054	0.0011	0.015	0.019	<0.00010	<0.050	<0.000010
2024-07-09	3	500	460	6.4	309	40	41	131	<0.50	0.084	0.039	0.0051	0.028	0.0096	2.3	<0.050	<0.20	0.23	0.023	132	0.063	0.0011	0.019	0.013	<0.00010	<0.050	0.000024
2024-07-16	4	500	450	6.5	285	32	43	79	<0.50	0.085	0.045	<0.0050	0.023	0.0068	2.6	<0.050	<0.20	0.12	0.024	95	0.072	0.0012	0.022	0.01	<0.00010	<0.050	<0.000010
2024-07-23	5	500	439	6.3	214	34	37	54	<0.50	<0.050	<0.020	0.0051	0.026	<0.0025	<2.0	<0.050	<0.20	0.11	0.015	99	0.073	0.00072	0.017	0.012	<0.00010	<0.050	<0.000010
2024-07-30	6	500	476	6.2	392	43	48	193	<0.50	0.071	0.035	0.011	0.025	0.0096	<2.0	<0.050	<0.20	0.16	0.014	162	0.053	0.0008	0.014	0.02	<0.00010	<0.050	0.000019
2024-08-06	7	500	457	6.4	401	39	44	175	<0.50	0.063	<0.20	<0.050	0.024	0.003	4.2	<0.050	<0.20	0.11	0.011	165	0.063	0.00059	0.014	0.022	<0.00010	<0.050	0.000017
2024-08-13	8	500	447	6.3	363	42	45	175	<0.50	0.071	0.021	<0.0050	0.041	0.012	4.2	<0.050	<0.20	0.03	0.0092	173	0.076	0.00059	0.014	0.026	<0.00010	<0.050	0.000014
2024-08-20	9	500	436	6.3	343	44	44	170	<0.50	0.067	<0.020	<0.0050	0.053	0.0066	<2.0	<0.050	<0.20	0.025	0.0075	157	0.068	0.00055	0.014	0.024	<0.00010	<0.050	0.000018
2024-08-27	10	500	432	6.6	327	32	45	88	<0.50	<0.050	<0.020	<0.0050	0.049	<0.0025	2.4	<0.050	<0.20	0.058	0.0056	126	0.078	<0.00050	0.014	0.021	<0.00010	<0.050	0.000014
2024-09-03	11	500	445	6.6	392	25	43	127	<0.50	<0.050	<0.020	<0.0050	0.032	0.014	3.4	<0.050	<0.20	0.28	0.0053	154	0.097	0.00053	0.014	0.029	<0.00010	<0.050	0.000019
2024-09-10	12	500	451	6.6	263	43	43	127	<0.50	<0.050	<0.20	<0.050	0.066	0.0051	<2.0	<0.050	<0.20	0.017	<0.0030	117	0.077	<0.00050	0.012	0.02	<0.00010	<0.050	0.00002
2024-09-17	13	500	442	6.5	258	32	46	100	<0.50	<0.050	0.072	<0.0050	0.05	0.01	<2.0	<0.050	<0.20	<0.015	<0.0030	122	0.081	<0.00050	0.012	0.023	<0.00010	<0.050	0.000021
2024-09-24	14	500	452	6.8	315	27	47	98	<0.50	<0.050	0.033	<0.0050	0.035	0.0045	<2.0	--	<0.20	<0.015	0.0059	122	0.06	<0.00050	0.012	0.023	<0.00010	<0.050	0.000018
2024-10-01	15	500	452	6.8	228	21	48	68	1.1	<0.050	<0.20	<0.050	0.034	<0.0025	<2.0	<0.050	<0.20	<0.015	<0.0030	116	0.055	<0.00050	0.012	0.024	<0.00010	<0.050	<0.000010
2024-10-08	16	500	455	6.9	219	20	46	66	<0.50	<0.050	0.024	<0.0050	0.038	0.0041	<2.0	<0.050	<0.20	0.018	0.006	100	0.067	<0.00050	0.012	0.018	<0.00010	<0.050	<0.000010
2024-10-15	17	500	436	6.8	299	13	51	85	<0.50	<0.050	<0.020	<0.0050	0.031	0.019	2.1	<0.050	<0.20	<0.015	0.0073	118	0.068	0.00054	0.013	0.025	<0.00010	<0.050	0.000016
2024-10-22	18	500	461	6.8	173	25	49	48	<0.50	<0.050	0.022	<0.0050	0.073	0.0041	<2.0	<0.050	<0.20	<0.015	0.0043	95	0.076	<0.00050	0.012	0.019	<0.00010	<0.050	0.000014
2024-10-29	19	500	450	6.8	170	25	48	61	<0.50	<0.050	<0.20	<0.050	0.069	0.0054	<2.0	<0.050	<0.20	<0.015	0.0051	101	0.074	<0.00050	0.012	0.022	<0.00010	<0.050	0.000014
2024-11-05	20	500	444	6.8	243	19	48	59	<0.50	<0.050	<0.020	<0.0050	0.072	0.0074	<2.0	<0.050	<0.20	<0.015	0.0061	96	0.07	<0.00050	0.01	0.022	<0.00010	<0.050	0.000017
2024-11-12	21	500	445	6.8	223	19	47	63	<0.50	<0.050	--	--	--	--	--	--	--	--	0.0059	93	0.063	<0.00050	0.01	0.022	<0.00010	<0.050	0.000013
2024-11-19	22	500	463	6.8	223	23	47	42	<0.50	<0.050	0.027	<0.0050	0.056	0.0056	<2.0	<0.10	<0.20	<0.015	0.0059	102	0.069	<0.00050	0.011	0.022	<0.00010	<0.050	0.000019

Table H-3: Desulphurized Tailings Humidity Cell Results (HC-8)

Sample Date	Week Number	Calcium (Ca)	Chromium (Cr)	Cobalt (Co)	Copper (Cu)	Iron (Fe)	Lead (Pb)	Magnesium (Mg)	Mercury (Hg)	Molybdenum (Mo)	Nickel (Ni)	Potassium (K)	Selenium (Se)	Silver (Ag)	Sodium (Na)	Strontium (Sr)	Thallium (Tl)	Tin (Sn)	Titanium (Ti)	Tungsten (W)	Uranium (U)	Vanadium (V)	Zinc (Zn)	Zirconium (Zr)
Units:	--	*mg/L*	*mg/L*	*mg/L*	*mg/L*	*mg/L*	*mg/L*	*mg/L*	*ug/L*	*mg/L*	*mg/L*	*mg/L*	*mg/L*	*mg/L*	*mg/L*	*mg/L*	*mg/L*	*mg/L*	*mg/L*	*mg/L*	*mg/L*	*mg/L*	*mg/L*	*mg/L*
2024-06-18	0	312	0.0056	0.0022	0.0072	0.073	<0.00040	4.4	<0.0019	0.016	<0.0020	19	0.0018	<0.000040	141	0.45	0.000022	<0.010	<0.010	<0.0020	0.0036	<0.010	<0.010	0.00046
2024-06-25	1	177	<0.0010	0.00042	0.0084	0.017	<0.00020	2.6	<0.0019	0.0086	0.0012	14	0.0013	<0.000020	48	0.23	<0.000010	<0.0050	<0.0050	<0.0010	0.0014	<0.0050	<0.0050	<0.00010
2024-07-02	2	99	0.0013	0.001	0.0071	0.011	<0.00020	2.4	<0.0019	0.0091	<0.0010	8.8	0.00082	<0.000020	32	0.15	<0.000010	<0.0050	<0.0050	0.0015	0.0017	<0.0050	<0.0050	<0.00010
2024-07-09	3	50	<0.0010	0.0006	0.0056	0.013	<0.00020	1.4	<0.0019	0.0052	<0.0010	5.8	0.00037	<0.000020	15	0.078	<0.000010	<0.0050	<0.0050	0.0018	0.001	<0.0050	<0.0050	<0.00010
2024-07-16	4	36	0.0022	0.00046	0.0052	0.02	<0.00020	1.1	<0.0019	0.0035	0.0016	4.9	0.00036	<0.000020	9.2	0.054	<0.000010	<0.0050	<0.0050	0.0021	0.001	<0.0050	<0.0050	<0.00010
2024-07-23	5	38	<0.0010	0.00024	0.0051	0.016	<0.00020	1.1	<0.0019	0.0017	<0.0010	5.2	0.00032	<0.000020	5.2	0.058	<0.000010	<0.0050	<0.0050	0.0015	0.0011	<0.0050	<0.0050	<0.00010
2024-07-30	6	62	<0.0010	0.00034	0.0076	0.015	<0.00020	1.7	<0.0019	0.002	<0.0010	8.9	0.00032	<0.000020	6.0	0.094	<0.000010	<0.0050	<0.0050	0.0013	0.0021	<0.0050	<0.0050	<0.00010
2024-08-06	7	64	<0.0010	0.00034	0.0087	0.011	<0.00020	1.5	<0.0019	0.0019	<0.0010	11	0.00028	<0.000020	4.2	0.099	<0.000010	<0.0050	<0.0050	<0.0010	0.0021	<0.0050	<0.0050	<0.00010
2024-08-13	8	67	<0.0010	0.00035	0.0094	0.0062	<0.00020	1.6	<0.0019	0.0024	<0.0010	14	0.00035	<0.000020	3.8	0.11	<0.000010	<0.0050	<0.0050	<0.0010	0.0023	<0.0050	0.0059	<0.00010
2024-08-20	9	61	<0.0010	0.00031	0.01	0.0067	<0.00020	1.3	<0.0019	0.0027	<0.0010	13	0.00037	<0.000020	3.0	0.093	<0.000010	<0.0050	<0.0050	<0.0010	0.002	<0.0050	0.0066	<0.00010
2024-08-27	10	49	<0.0010	0.00027	0.0099	0.009	<0.00020	1.1	<0.0019	0.0024	<0.0010	11	0.00034	<0.000020	2.1	0.071	<0.000010	<0.0050	<0.0050	<0.0010	0.0016	<0.0050	0.0068	<0.00010
2024-09-03	11	59	<0.0010	0.00038	0.0076	0.014	<0.00020	1.5	<0.0019	0.0031	<0.0010	13	0.00037	<0.000020	2.3	0.095	<0.000010	<0.0050	<0.0050	<0.0010	0.0022	<0.0050	<0.0050	<0.00010
2024-09-10	12	45	<0.0010	0.0003	0.0063	0.022	<0.00020	1.1	<0.0019	0.0023	<0.0010	10	0.0003	<0.000020	1.6	0.063	<0.000010	<0.0050	<0.0050	<0.0010	0.0017	<0.0050	<0.0050	<0.00010
2024-09-17	13	47	<0.0010	0.00035	0.0056	0.013	<0.00020	1.1	<0.0019	0.0026	<0.0010	11	0.00031	<0.000020	1.7	0.07	<0.000010	<0.0050	<0.0050	<0.0010	0.0017	<0.0050	<0.0050	<0.00010
2024-09-24	14	47	<0.0010	0.00037	0.0048	0.01	<0.00020	1.2	<0.0019	0.0027	<0.0010	11	0.00032	<0.000020	1.7	0.067	<0.000010	<0.0050	<0.0050	0.0011	0.0019	<0.0050	<0.0050	<0.00010
2024-10-01	15	45	<0.0010	0.00035	0.0041	0.014	<0.00020	1.3	<0.0019	0.0029	<0.0010	11	0.00025	<0.000020	1.5	0.063	<0.000010	<0.0050	<0.0050	0.0013	0.0018	<0.0050	<0.0050	<0.00010
2024-10-08	16	39	<0.0010	0.00029	0.0032	0.02	<0.00020	0.88	<0.0019	0.0022	<0.0010	8.9	0.00034	<0.000020	1.1	0.049	<0.000010	<0.0050	<0.0050	0.0013	0.0017	<0.0050	<0.0050	<0.00010
2024-10-15	17	45	<0.0010	0.00037	0.0032	0.014	<0.00020	1.3	<0.0019	0.0026	<0.0010	11	0.00033	<0.000020	1.5	0.067	<0.000010	<0.0050	<0.0050	0.0015	0.0022	<0.0050	<0.0050	<0.00010
2024-10-22	18	37	<0.0010	0.00028	0.0031	0.021	<0.00020	0.98	<0.0019	0.0018	<0.0010	9.2	0.0003	<0.000020	1.1	0.049	<0.000010	<0.0050	<0.0050	0.0014	0.0016	<0.0050	<0.0050	0.0001
2024-10-29	19	39	<0.0010	0.00031	0.0031	0.021	<0.00020	1.1	<0.0019	0.0019	<0.0010	9.5	0.00032	<0.000020	1.1	0.052	<0.000010	<0.0050	<0.0050	0.0015	0.0018	<0.0050	<0.0050	<0.00010
2024-11-05	20	37	<0.0010	0.00027	0.0025	0.017	<0.00020	0.95	<0.0019	0.0018	<0.0010	9.2	0.00033	<0.000020	1.1	0.051	<0.000010	<0.0050	<0.0050	0.0013	0.0017	<0.0050	<0.0050	<0.00010
2024-11-12	21	36	<0.0010	0.00031	0.0028	0.018	<0.00020	1.0	<0.0019	0.0017	<0.0010	8.7	0.00031	<0.000020	0.94	0.051	<0.000010	<0.0050	<0.0050	0.0014	0.0018	<0.0050	<0.0050	<0.00010
2024-11-19	22	39	<0.0010	0.00026	0.0027	0.02	<0.00020	1.3	<0.0019	0.0018	<0.0010	8.8	0.00033	<0.000020	1.0	0.049	<0.000010	<0.0050	<0.0050	0.0014	0.0018	<0.0050	<0.0050	<0.00010

Table H-4: Desulphurized Tailings Humidity Cell Results (HC-9)

Sample Date	Week Number	Input Vol. (DI Water)	Output Vol. (Leachate)	pH	EC	Acidity (to pH 8.3)	Alkalinity (to pH 4.5)	Sulphate	Chloride	Fluoride	Nitrate (NO_3 as N)	Nitrite (NO_2 as N)	Total CN	WAD CN	Free CN	Total Cyanate (CNO)	Thiocyanate	Total Ammonia	Dissolved Phosphorous	Hardness (as $CaCO_3$)	Aluminum (Al)	Antimony (Sb)	Arsenic (As)	Barium (Ba)	Beryllium (Be)	Boron (B)	Cadmium (Cd)	Calcium (Ca)
Units:	--	*mL*	*mL*	*pH Units*	*µS/cm*	*mg $CaCO_3$/L*	*mg $CaCO_3$/L*	*mg/L*	*mg/L*	*mg/L*	*mg/L*	*mg/L*	*mg/L*	*mg/L*	*ug/L*	*mg/L*	*mg/L*	*mg/L*	*mg/L*	*mg/L*	*mg/L*	*mg/L*	*mg/L*	*mg/L*	*mg/L*	*mg/L*	*mg/L*	*mg/L*
2024-06-18	0	750	355	6.5	1172	45	34	609	9.1	<0.050	--	--	0.27	0.037	8.4	--	--	0.45	0.15	323	0.033	0.00088	0.0014	0.032	<0.00010	<0.050	0.00001	124
2024-06-25	1	500	397	6.5	1041	10	28	534	3.3	<0.050	0.6	0.019	0.052	0.012	7.3	<0.050	<0.20	0.6	0.044	364	0.034	0.00078	0.0025	0.031	<0.00010	<0.050	0.000012	141
2024-07-02	2	500	451	6.4	962	42	36	504	3.1	<0.050	0.41	0.047	0.031	<0.0025	5.2	1.1	<0.20	0.15	0.025	375	0.035	0.00088	0.0018	0.031	<0.00010	<0.050	<0.000010	145
2024-07-09	3	500	459	6.4	551	43	37	354	0.81	0.053	0.34	0.035	0.059	0.012	<2.0	<0.050	<0.20	0.16	0.017	256	0.035	0.00075	0.0017	0.022	<0.00010	<0.050	0.000017	99
2024-07-16	4	500	441	6.3	579	35	36	246	<0.50	0.14	0.31	0.055	0.018	0.0055	2.3	<0.050	<0.20	0.25	0.037	300	0.028	0.0037	0.0023	0.016	<0.00010	<0.050	<0.000010	117
2024-07-23	5	500	449	6.3	392	37	35	216	<0.50	<0.050	0.22	0.036	0.06	0.0041	2.2	<0.050	<0.20	0.16	0.011	187	0.037	0.00075	0.0019	0.017	<0.00010	<0.050	<0.000010	73
2024-07-30	6	500	452	6.1	435	41	38	188	<0.50	<0.050	0.28	0.045	0.11	0.0086	<2.0	<0.050	<0.20	0.18	0.0068	170	0.03	0.00068	0.0022	0.014	<0.00010	<0.050	0.000011	66
2024-08-06	7	500	444	6.1	406	38	37	147	<0.50	<0.050	<0.20	<0.050	0.091	0.0061	6.0	<0.050	<0.20	0.15	0.0034	160	0.039	0.00057	0.002	0.017	<0.00010	<0.050	0.000012	62
2024-08-13	8	500	468	6.2	365	42	38	156	<0.50	<0.050	0.16	0.032	0.074	0.015	2.7	<0.050	<0.20	0.098	0.003	170	0.037	0.0006	0.0021	0.016	<0.00010	<0.050	<0.000010	66
2024-08-20	9	500	443	6.3	342	40	37	128	0.9	<0.050	0.15	0.026	0.23	0.0047	<2.0	<0.050	<0.20	0.069	<0.0030	150	0.044	0.00057	0.0024	0.015	<0.00010	<0.050	0.000015	59
2024-08-27	10	500	500	6.5	387	32	42	98	1.8	<0.050	1.4	0.031	0.13	<0.0025	<2.0	<0.050	<0.20	0.25	<0.0030	152	0.044	0.00056	0.0022	0.017	<0.00010	<0.050	0.000014	60
2024-09-03	11	500	437	6.6	388	24	37	137	1.3	<0.050	0.49	0.091	0.089	0.012	3.9	<0.050	<0.20	0.26	<0.0030	151	0.048	0.00052	0.0022	0.017	<0.00010	<0.050	0.000013	59
2024-09-10	12	500	468	6.4	336	40	36	205	1.2	<0.050	0.29	0.067	0.17	0.01	<2.0	<0.050	<0.20	0.032	<0.0030	142	0.043	<0.00050	0.0021	0.016	<0.00010	<0.050	0.000013	56
2024-09-17	13	500	425	6.4	274	30	35	111	0.95	<0.050	0.15	0.06	0.15	0.012	<2.0	<0.050	<0.20	<0.015	<0.0030	135	0.047	<0.00050	0.0019	0.015	<0.00010	<0.050	<0.000010	53
2024-09-24	14	500	448	6.7	337	24	36	112	<0.50	<0.050	0.068	0.028	0.17	0.0033	<2.0	--	<0.20	0.015	<0.0030	126	0.05	<0.00050	0.0018	0.015	<0.00010	<0.050	0.000012	50
2024-10-01	15	500	447	6.7	248	20	35	108	0.69	<0.050	<0.20	<0.050	0.059	<0.0025	<2.0	<0.050	<0.20	0.017	<0.0030	127	0.045	<0.00050	0.0016	0.017	<0.00010	<0.050	<0.000010	50
2024-10-08	16	500	441	6.8	267	22	33	101	<0.50	<0.050	0.048	<0.0050	0.049	0.01	<2.0	<0.050	<0.20	0.016	<0.0030	119	0.051	<0.00050	0.0014	0.013	<0.00010	<0.050	<0.000010	47
2024-10-15	17	500	446	6.9	304	11	35	104	<0.50	<0.050	0.046	<0.0050	0.097	<0.010	<2.0	<0.050	<0.20	<0.015	<0.0030	113	0.05	<0.00050	0.0013	0.016	<0.00010	<0.050	<0.000010	44
2024-10-22	18	500	453	6.7	208	23	35	89	<0.50	<0.050	0.021	<0.0050	0.17	0.0073	<2.0	<0.050	<0.20	<0.015	<0.0030	106	0.059	<0.00050	0.0013	0.014	<0.00010	<0.050	<0.000010	42
2024-10-29	19	500	457	6.7	189	26	35	69	<0.50	<0.050	0.21	<0.050	0.16	0.017	<2.0	<0.050	<0.20	<0.015	<0.0030	107	0.052	<0.00050	0.0012	0.014	<0.00010	<0.050	<0.000010	42
2024-11-05	20	500	443	6.7	276	20	37	85	<0.50	<0.050	0.096	<0.0050	0.15	0.0078	<2.0	<0.050	<0.20	<0.015	<0.0030	104	0.05	<0.00050	0.0011	0.014	<0.00010	<0.050	0.000013	41
2024-11-12	21	500	443	6.8	234	19	36	75	<0.50	<0.050	--	--	--	--	--	--	--	--	<0.0030	92	0.049	<0.00050	0.0011	0.014	<0.00010	<0.050	<0.000010	36
2024-11-19	22	500	443	6.7	239	21	36	54	<0.50	<0.050	<0.020	<0.0050	0.16	0.011	<2.0	<0.10	<0.20	<0.015	<0.0030	97	0.058	<0.00050	0.0011	0.014	<0.00010	<0.050	<0.000010	38

Table H-4: Desulphurized Tailings Humidity Cell Results (HC-9)

Sample Date	Week Number	Chromium (Cr)	Cobalt (Co)	Copper (Cu)	Iron (Fe)	Lead (Pb)	Magnesium (Mg)	Mercury (Hg)	Molybdenum (Mo)	Nickel (Ni)	Potassium (K)	Selenium (Se)	Silver (Ag)	Sodium (Na)	Strontium (Sr)	Thallium (Tl)	Tin (Sn)	Titanium (Ti)	Tungsten (W)	Uranium (U)	Vanadium (V)	Zinc (Zn)	Zirconium (Zr)
Units:	--	*mg/L*	*mg/L*	*mg/L*	*mg/L*	*mg/L*	*mg/L*	*ug/L*	*mg/L*	*mg/L*	*mg/L*	*mg/L*	*mg/L*	*mg/L*	*mg/L*	*mg/L*	*mg/L*	*mg/L*	*mg/L*	*mg/L*	*mg/L*	*mg/L*	*mg/L*
2024-06-18	0	0.0017	0.00091	0.0066	0.1	<0.00020	3.0	<0.0019	0.011	<0.0010	13	0.0022	<0.000020	93	0.22	<0.000010	<0.0050	<0.0050	<0.0010	0.0015	<0.0050	<0.0050	<0.00010
2024-06-25	1	<0.0010	0.00048	0.0068	0.022	<0.00020	2.8	<0.0019	0.0099	<0.0010	12	0.0016	<0.000020	63	0.19	<0.000010	<0.0050	<0.0050	<0.0010	0.0019	<0.0050	<0.0050	<0.00010
2024-07-02	2	<0.0010	0.00037	0.007	0.0088	<0.00020	2.9	<0.0019	0.011	<0.0010	13	0.0017	<0.000020	50	0.2	<0.000010	<0.0050	<0.0050	<0.0010	0.0022	<0.0050	<0.0050	<0.00010
2024-07-09	3	<0.0010	0.00026	0.0065	0.0085	<0.00020	2.0	<0.0019	0.0079	<0.0010	9.2	0.00093	<0.000020	29	0.14	<0.000010	<0.0050	<0.0050	<0.0010	0.0015	<0.0050	<0.0050	<0.00010
2024-07-16	4	<0.0010	0.00031	0.0054	0.0053	<0.00020	1.9	<0.0019	0.0058	<0.0010	8.0	0.00074	<0.000020	15	0.16	<0.000010	<0.0050	<0.0050	<0.0010	0.0011	<0.0050	<0.0050	<0.00010
2024-07-23	5	<0.0010	0.00024	0.0072	0.0084	<0.00020	1.5	<0.0019	0.0051	<0.0010	8.0	0.00074	<0.000020	14	0.11	<0.000010	<0.0050	<0.0050	<0.0010	0.0014	<0.0050	<0.0050	<0.00010
2024-07-30	6	<0.0010	0.00027	0.0082	0.0078	<0.00020	1.3	<0.0019	0.0038	<0.0010	8.5	0.00063	<0.000020	10	0.096	<0.000010	<0.0050	<0.0050	<0.0010	0.0014	<0.0050	<0.0050	<0.00010
2024-08-06	7	<0.0010	0.00026	0.0079	0.0086	<0.00020	1.0	<0.0019	0.003	<0.0010	9.3	0.0005	<0.000020	7.2	0.095	<0.000010	<0.0050	<0.0050	<0.0010	0.0014	<0.0050	<0.0050	<0.00010
2024-08-13	8	<0.0010	0.00029	0.0083	<0.0050	<0.00020	1.1	<0.0019	0.0029	<0.0010	11	0.00054	<0.000020	6.3	0.1	<0.000010	<0.0050	<0.0050	<0.0010	0.0016	<0.0050	0.0058	<0.00010
2024-08-20	9	<0.0010	0.00027	0.0083	0.0066	<0.00020	0.82	<0.0019	0.0025	<0.0010	11	0.00049	<0.000020	4.9	0.086	<0.000010	<0.0050	<0.0050	<0.0010	0.0013	<0.0050	0.0068	<0.00010
2024-08-27	10	<0.0010	0.00034	0.0084	0.0059	<0.00020	0.8	<0.0019	0.0023	<0.0010	12	0.00045	<0.000020	4.1	0.091	<0.000010	<0.0050	<0.0050	<0.0010	0.0014	<0.0050	0.0058	<0.00010
2024-09-03	11	<0.0010	0.00029	0.0059	0.0078	<0.00020	0.78	<0.0019	0.0023	<0.0010	12	0.00043	<0.000020	3.4	0.091	<0.000010	<0.0050	<0.0050	<0.0010	0.0013	<0.0050	<0.0050	<0.00010
2024-09-10	12	<0.0010	0.00028	0.0054	0.0088	<0.00020	0.73	<0.0019	0.0021	<0.0010	12	0.0004	<0.000020	3.0	0.086	<0.000010	<0.0050	<0.0050	<0.0010	0.0014	<0.0050	<0.0050	<0.00010
2024-09-17	13	<0.0010	0.00024	0.0046	0.0091	<0.00020	0.61	<0.0019	0.0021	<0.0010	12	0.00044	<0.000020	2.6	0.074	<0.000010	<0.0050	<0.0050	<0.0010	0.0011	<0.0050	<0.0050	<0.00010
2024-09-24	14	<0.0010	0.00026	0.0046	0.014	<0.00020	0.59	<0.0019	0.002	<0.0010	12	0.00041	<0.000020	2.3	0.067	<0.000010	<0.0050	<0.0050	<0.0010	0.0011	<0.0050	<0.0050	<0.00010
2024-10-01	15	<0.0010	0.00023	0.004	0.0086	<0.00020	0.59	<0.0019	0.0024	<0.0010	13	0.00035	<0.000020	2.2	0.069	<0.000010	<0.0050	<0.0050	<0.0010	0.001	<0.0050	<0.0050	<0.00010
2024-10-08	16	<0.0010	0.0002	0.0035	0.013	<0.00020	0.47	<0.0019	0.0024	<0.0010	12	0.00042	<0.000020	1.6	0.057	<0.000010	<0.0050	<0.0050	<0.0010	0.0011	<0.0050	<0.0050	<0.00010
2024-10-15	17	<0.0010	0.00025	0.0034	0.0071	<0.00020	0.53	<0.0019	0.0026	<0.0010	12	0.00039	<0.000020	1.8	0.065	<0.000010	<0.0050	<0.0050	<0.0010	0.0011	<0.0050	<0.0050	<0.00010
2024-10-22	18	<0.0010	0.00024	0.0037	0.015	<0.00020	0.47	<0.0019	0.0026	<0.0010	12	0.00042	<0.000020	1.6	0.056	<0.000010	<0.0050	<0.0050	<0.0010	0.00098	<0.0050	<0.0050	<0.00010
2024-10-29	19	<0.0010	0.00025	0.0035	0.013	<0.00020	0.47	<0.0019	0.0031	<0.0010	12	0.00044	<0.000020	1.5	0.056	<0.000010	<0.0050	<0.0050	<0.0010	0.001	<0.0050	<0.0050	<0.00010
2024-11-05	20	<0.0010	0.00023	0.0027	0.0094	<0.00020	0.43	<0.0019	0.0037	<0.0010	12	0.00039	<0.000020	1.5	0.057	<0.000010	<0.0050	<0.0050	<0.0010	0.001	<0.0050	<0.0050	<0.00010
2024-11-12	21	<0.0010	0.00022	0.0026	0.011	<0.00020	0.45	<0.0019	0.0037	<0.0010	11	0.0004	<0.000020	1.3	0.05	<0.000010	<0.0050	<0.0050	<0.0010	0.00089	<0.0050	<0.0050	<0.00010
2024-11-19	22	<0.0010	0.00024	0.0032	0.015	<0.00020	0.47	<0.0019	0.0046	<0.0010	12	0.00041	<0.000020	1.4	0.05	<0.000010	<0.0050	<0.0050	<0.0010	0.001	<0.0050	<0.0050	<0.00010

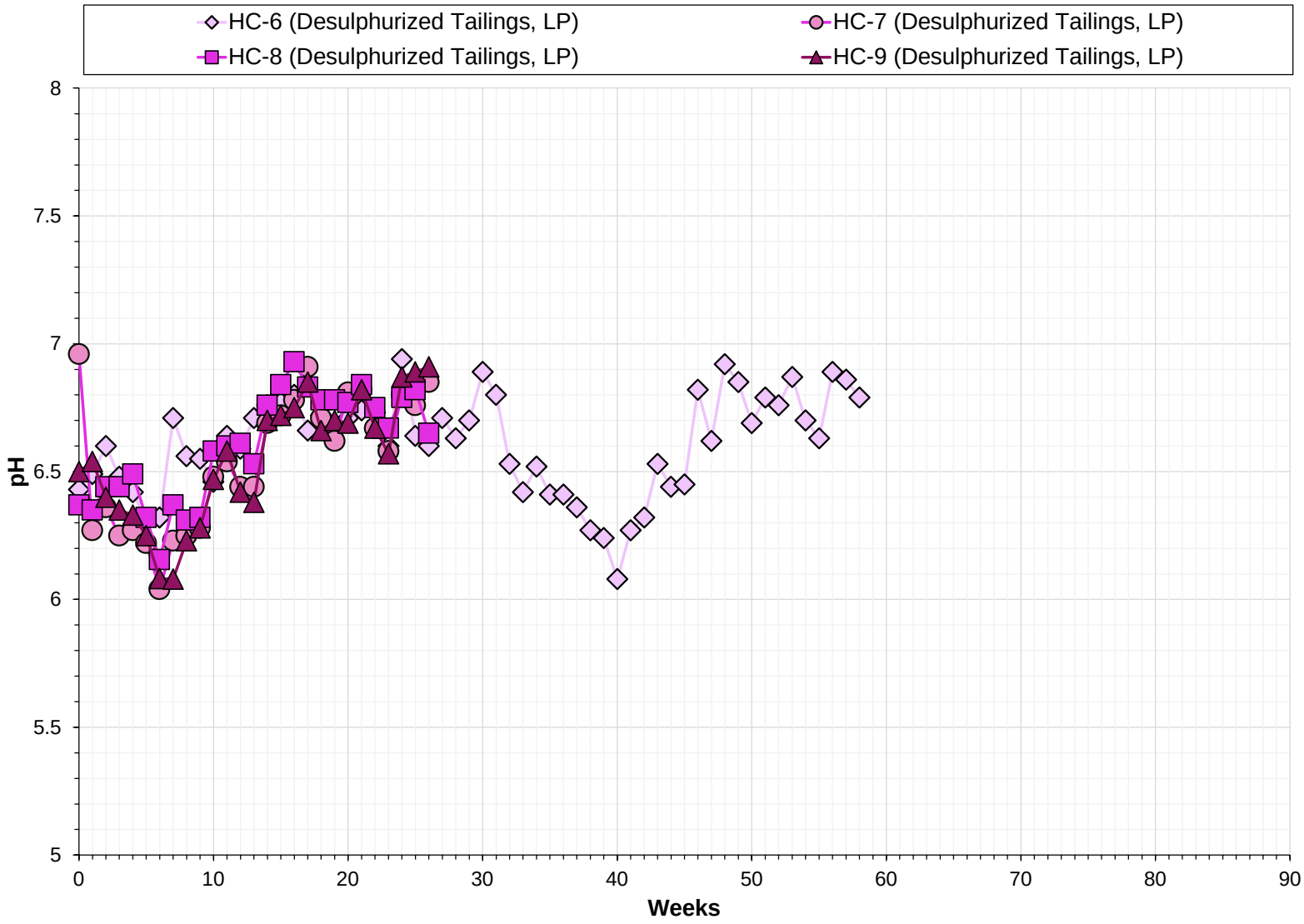

pH

Desulphurized Tailings - Humidity Cell Results, Great Bear Project

Great Bear Project

Figure Number		H-1	
Project Number		OMEMA2303	
Date		November 2025	
Drawn	SM	Reviewed	JB

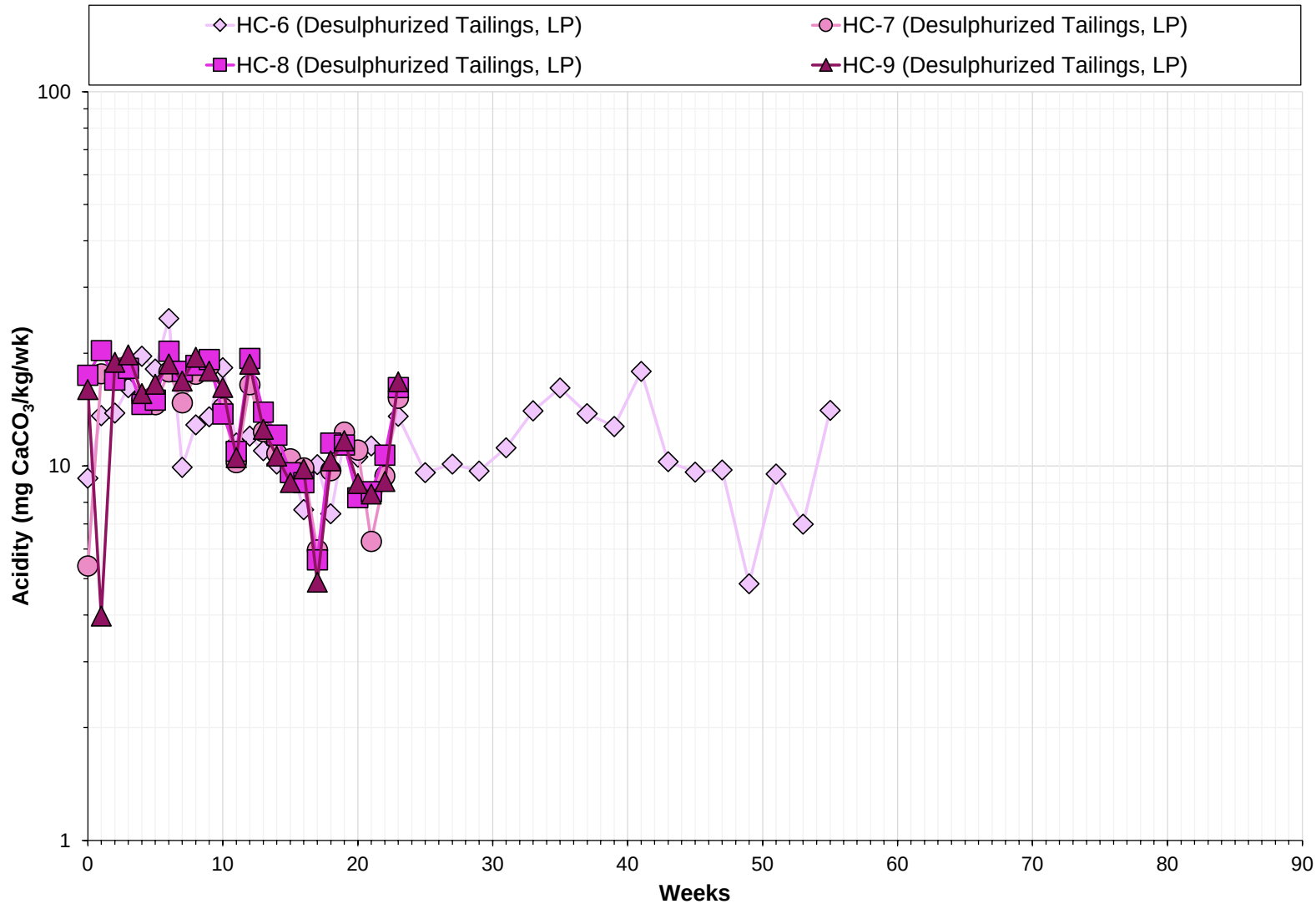

Acidity

Desulphurized Tailings - Humidity Cell Results, Great Bear Project

Great Bear Project

Figure Number		H-2	
Project Number		OMEMA2303	
Date		November 2025	
Drawn	SM	Reviewed	JB

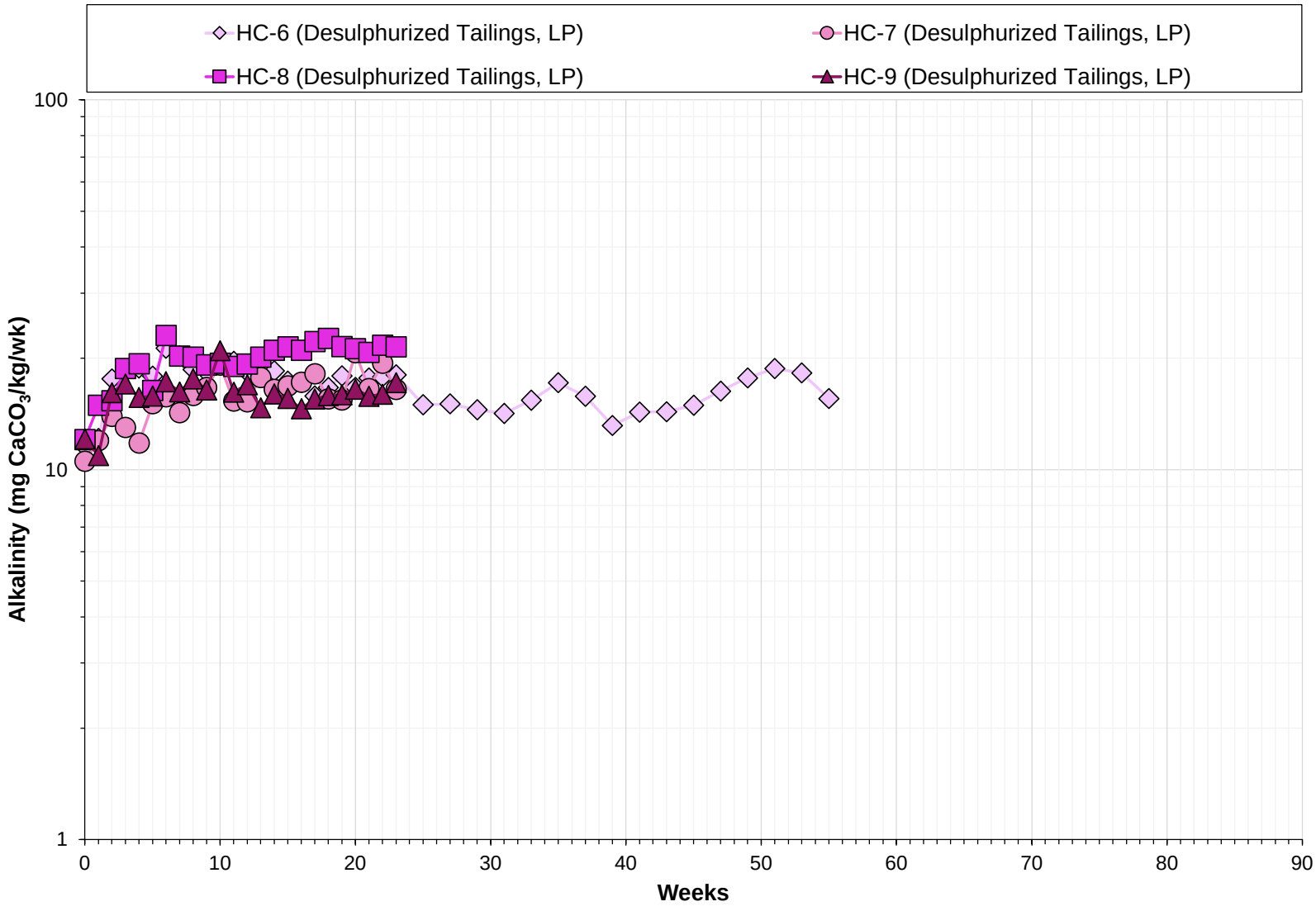

Alkalinity	
Desulphurized Tailings - Humidity Cell Results, Great Bear Project	
Great Bear Project	
Figure Number	H-3
Project Number	OMEMA2303
Date	November 2025
Drawn: SM	Reviewed: JB

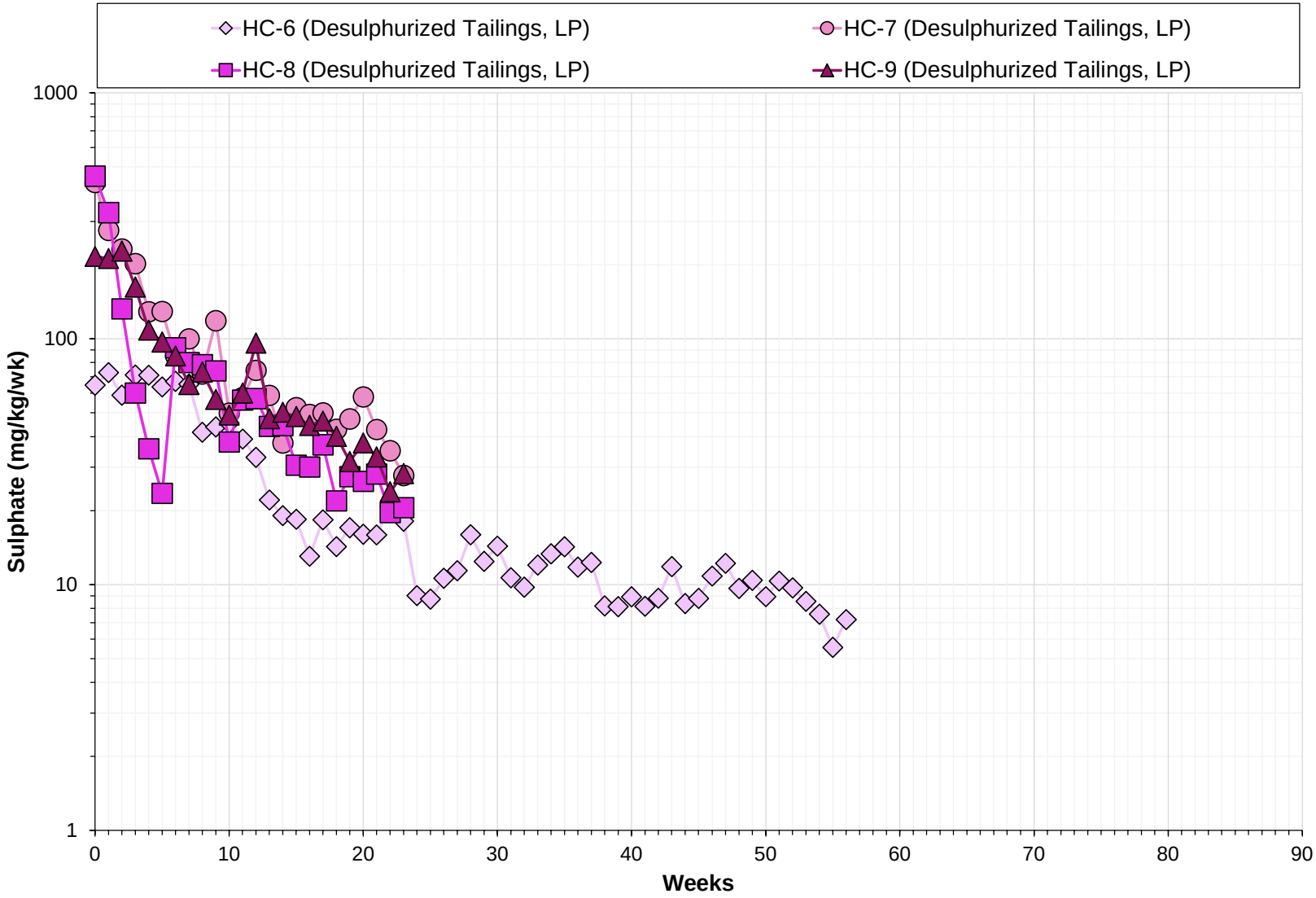

Sulphate	
Desulphurized Tailings - Humidity Cell Results, Great Bear Project	
Great Bear Project	
Figure Number	H-4
Project Number	OMEMA2303
Date	November 2025
Drawn: SM	Reviewed: JB

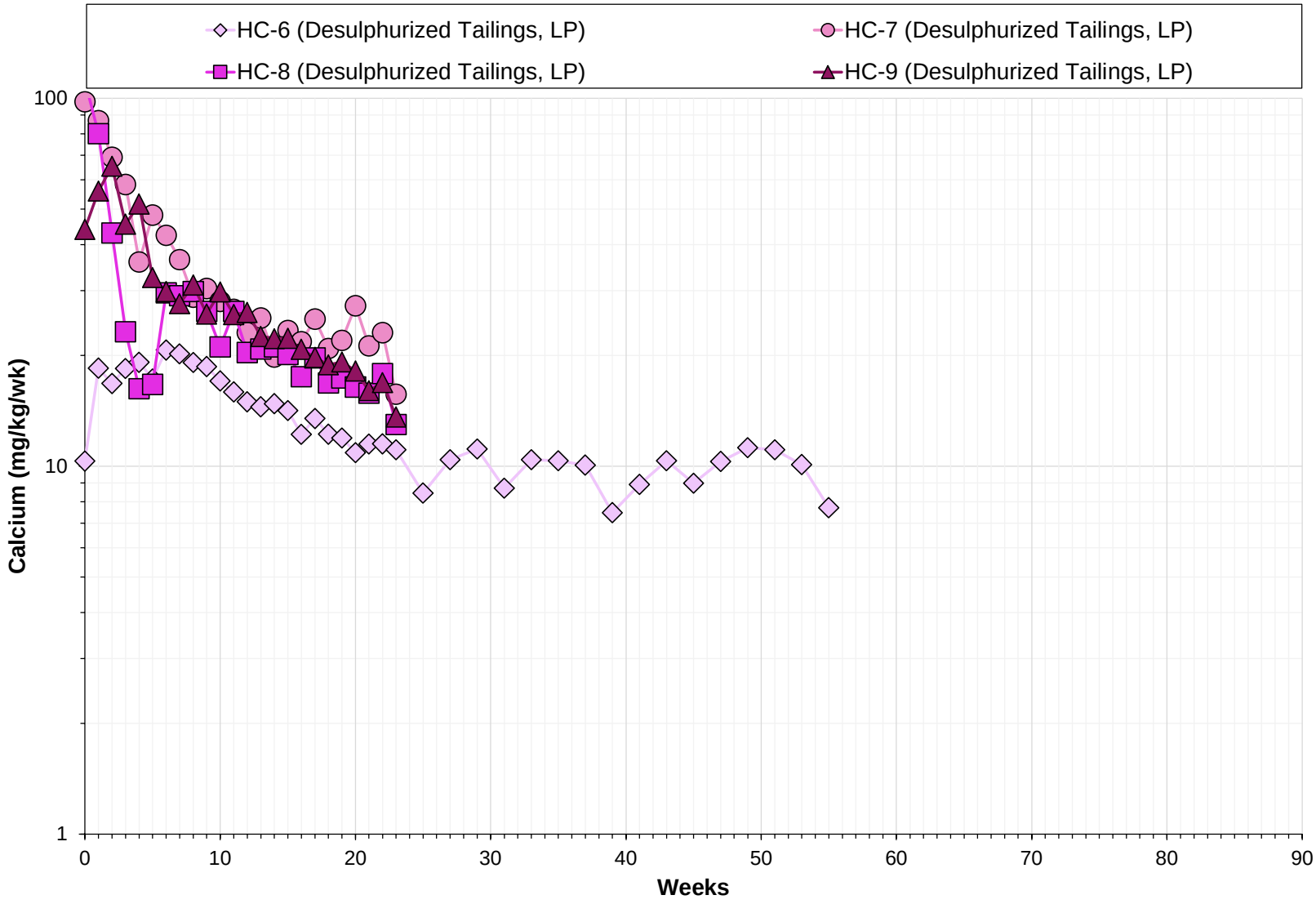

Calcium	
Desulphurized Tailings - Humidity Cell Results, Great Bear Project	
Great Bear Project	
Figure Number	H-5
Project Number	OMEMA2303
Date	November 2025
Drawn: SM	Reviewed: JB

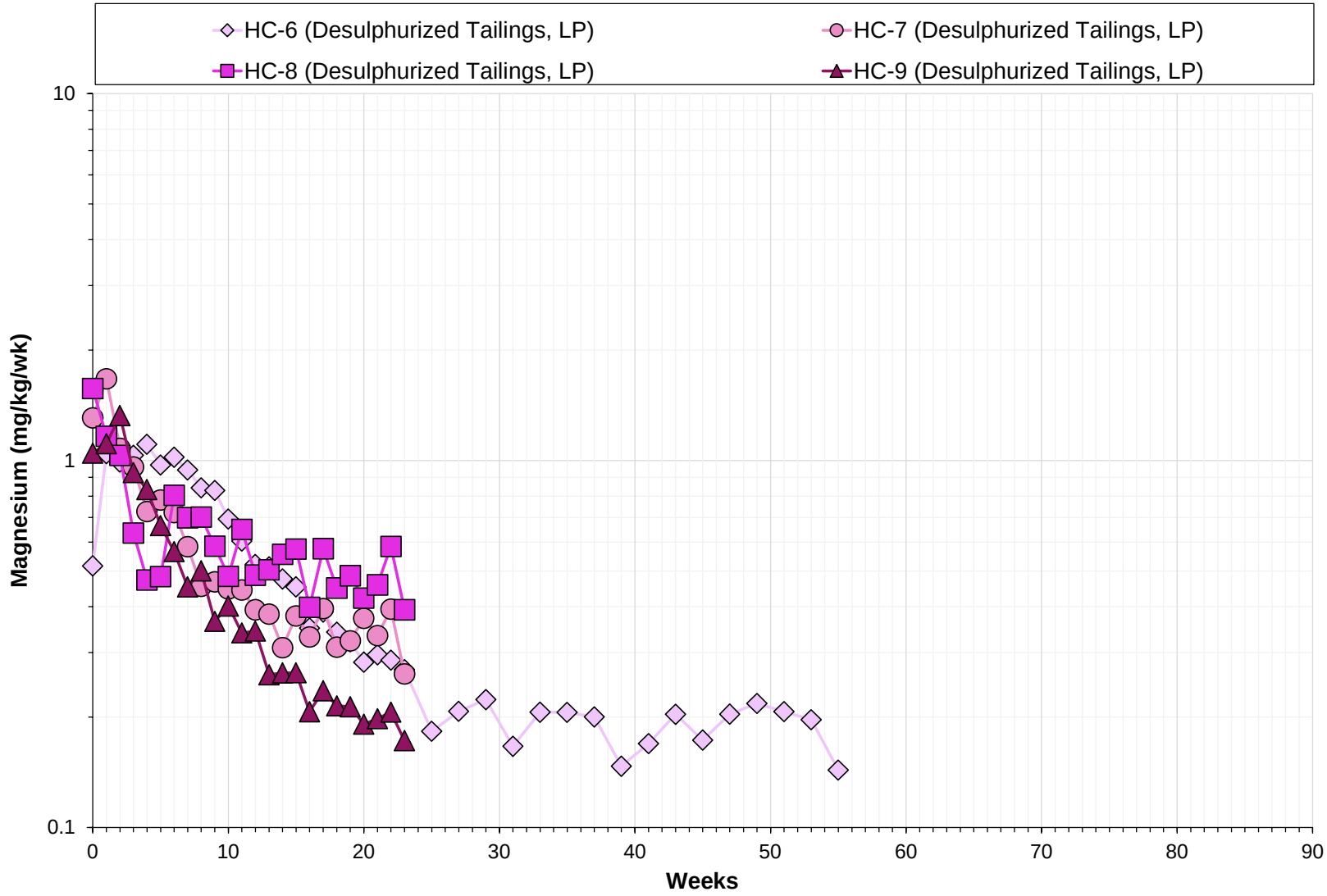

Magnesium	
Desulphurized Tailings - Humidity Cell Results, Great Bear Project	
Great Bear Project	
Figure Number	H-6
Project Number	OMEMA2303
Date	November 2025
Drawn: SM	Reviewed: JB

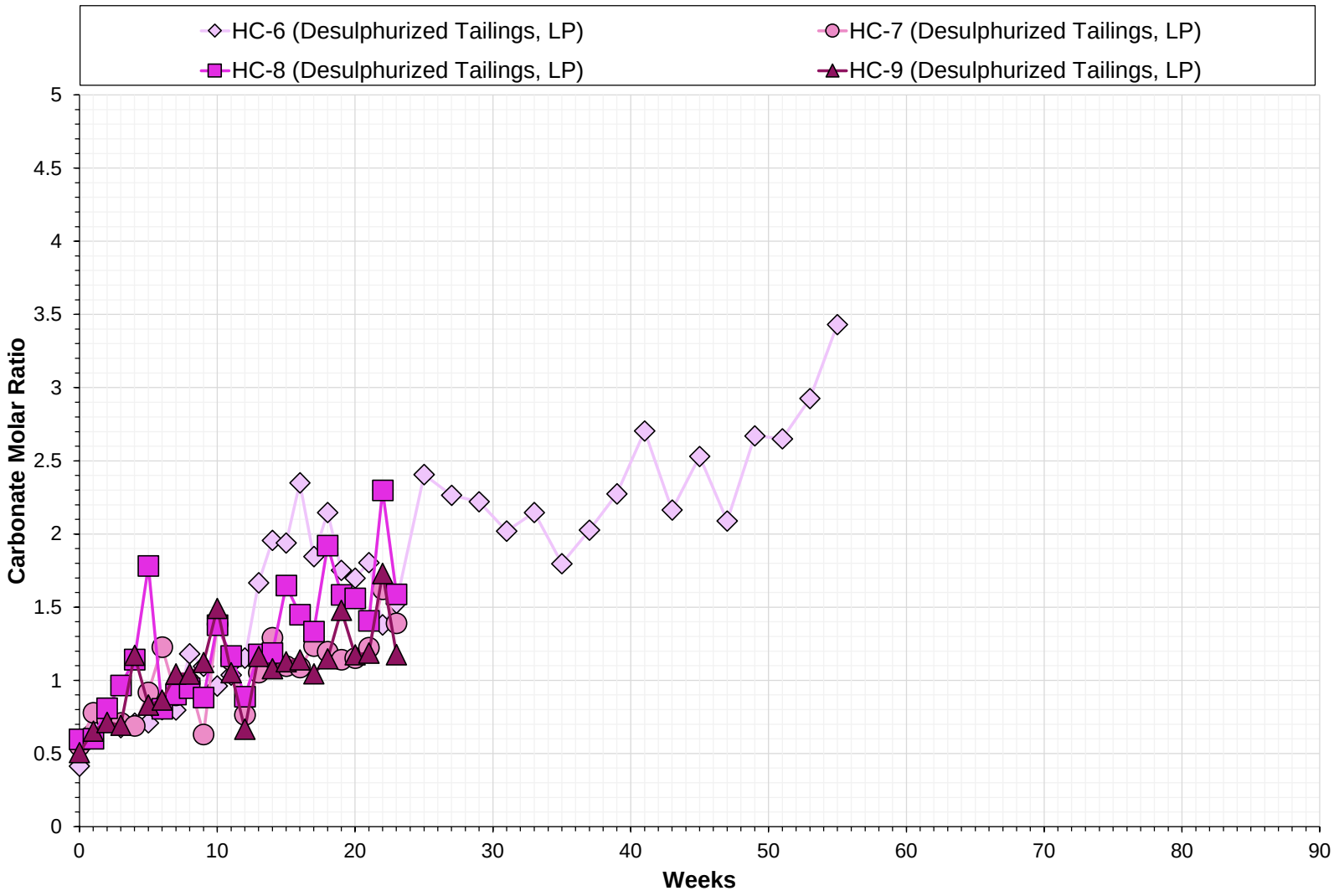

Notes:
Carbonate Molar Ratio is the molar ratio of $Ca+Mg/SO_4$.

KINROSS

Carbonate Molar Ratio			
Desulphurized Tailings - Humidity Cell Results, Great Bear Project			
Great Bear Project			
Figure Number		H-7	
Project Number		OMEMA2303	
Date		November 2025	
Drawn	SM	Reviewed	JB

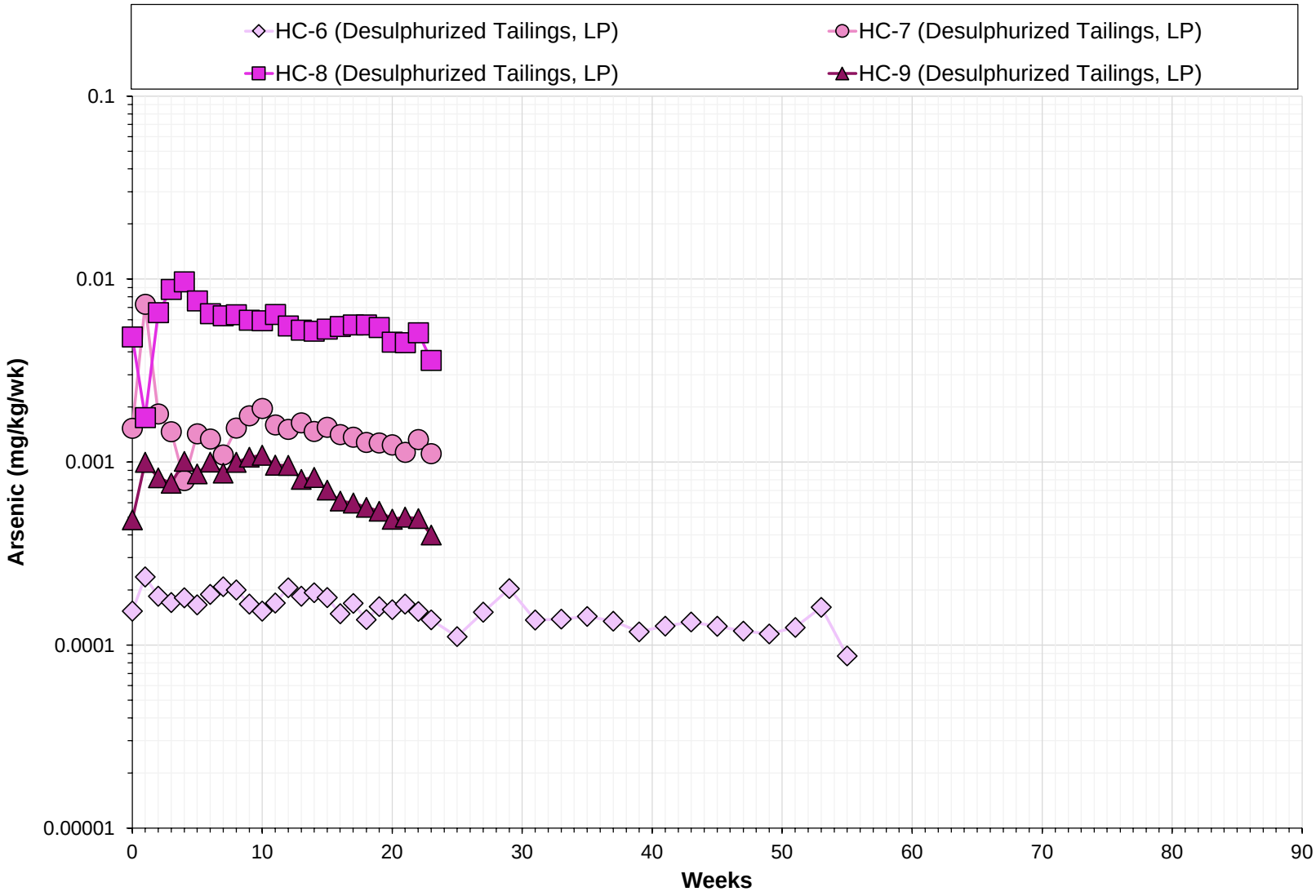

Arsenic	
Desulphurized Tailings - Humidity Cell Results, Great Bear Project	
Great Bear Project	
Figure Number	H-8
Project Number	OMEMA2303
Date	November 2025
Drawn: SM	Reviewed: JB

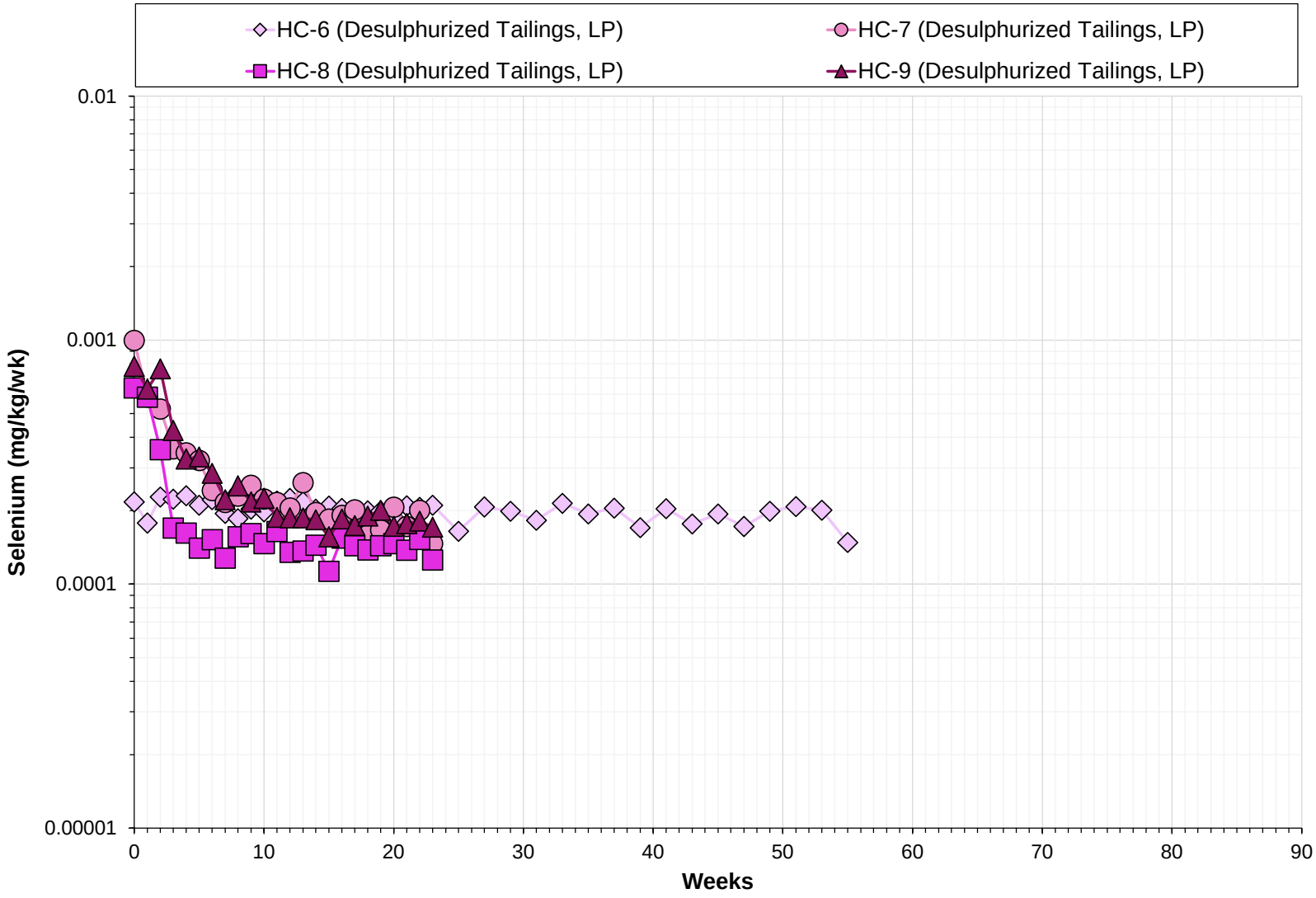

Selenium	
Desulphurized Tailings - Humidity Cell Results, Great Bear Project	
Great Bear Project	
Figure Number	H-9
Project Number	OMEMA2303
Date	November 2025
Drawn: SM	Reviewed: JB

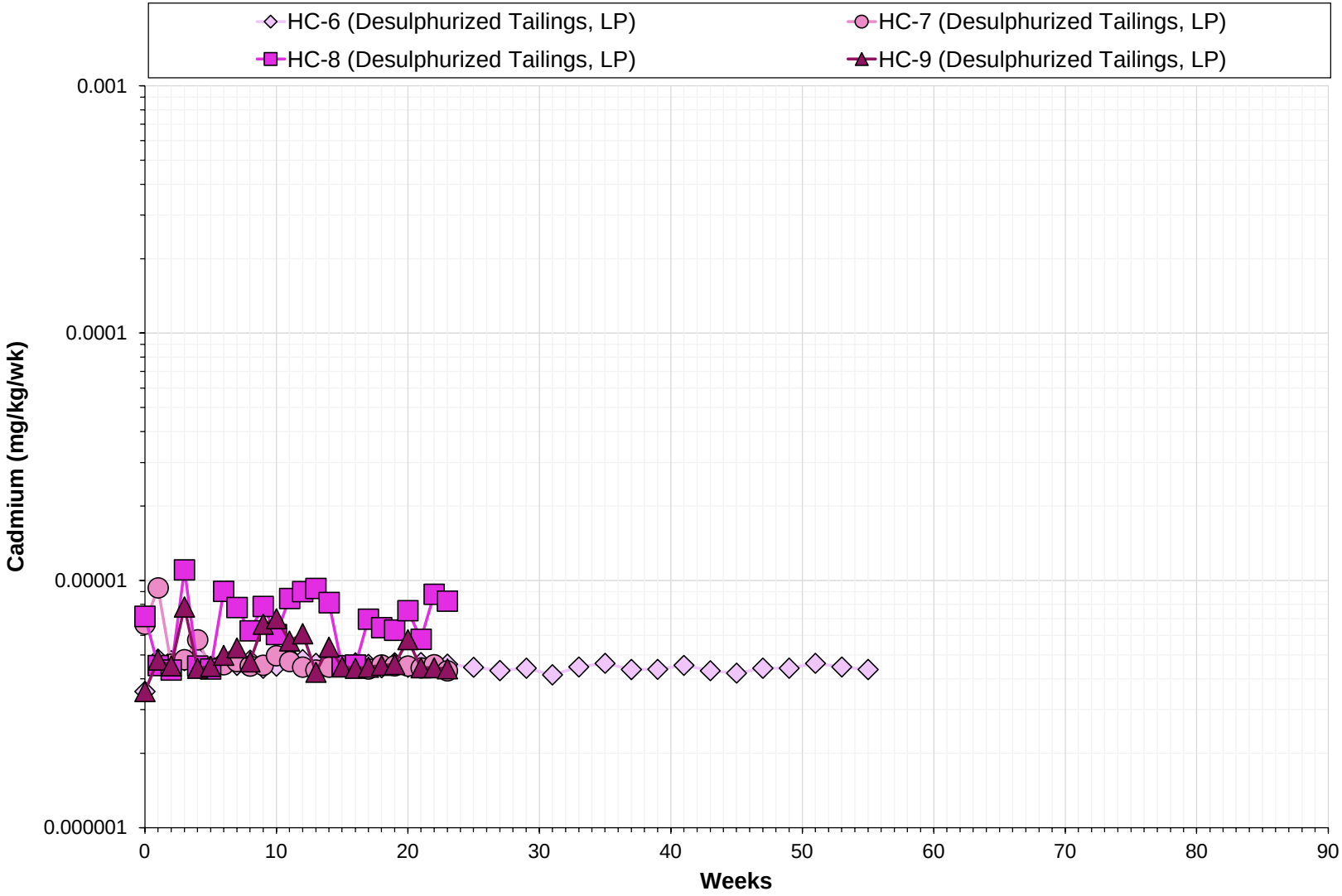

Cadmium	
Desulphurized Tailings - Humidity Cell Results, Great Bear Project	
Great Bear Project	
Figure Number	H-10
Project Number	OMEMA2303
Date	November 2025
Drawn: SM	Reviewed: JB

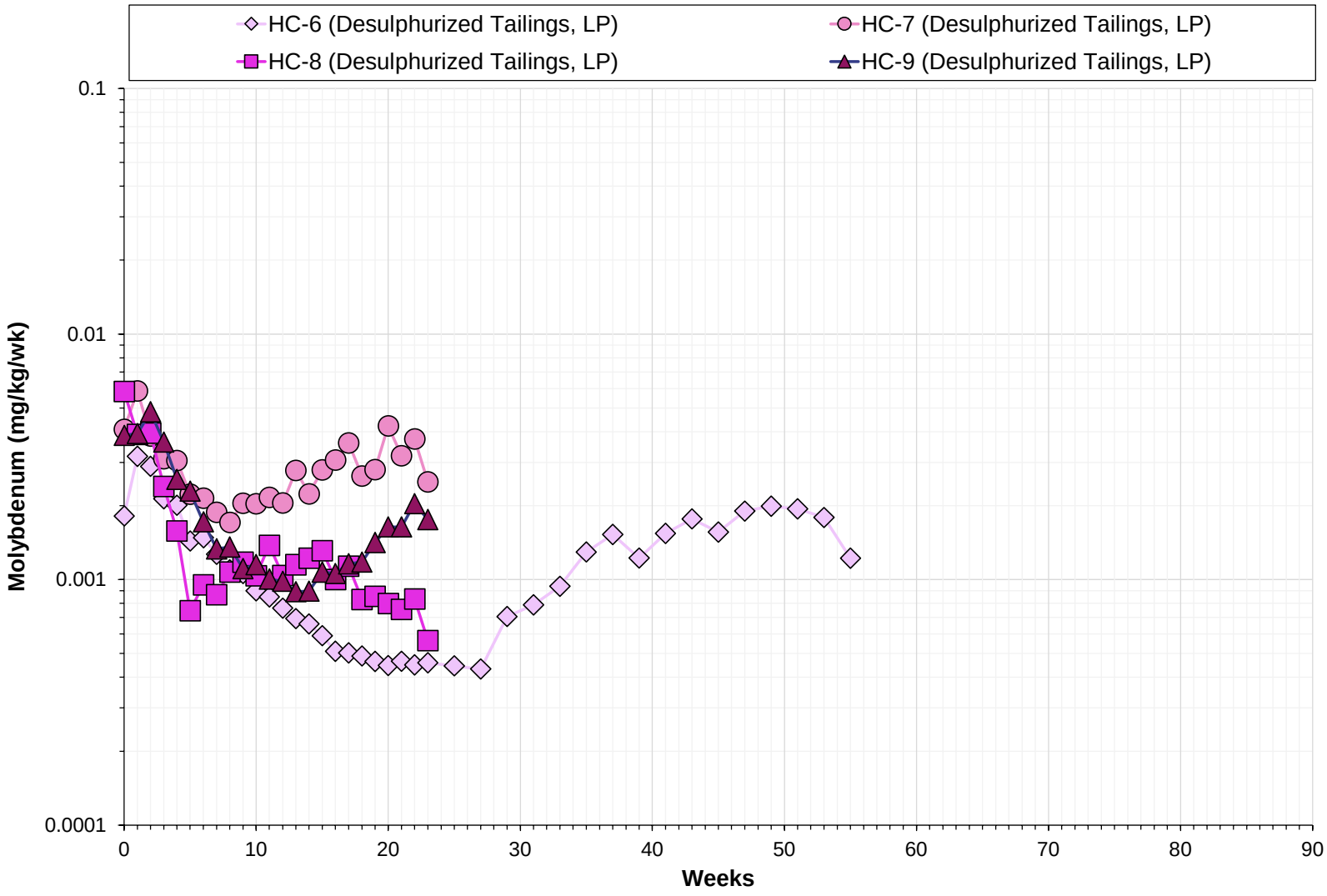

Molybdenum	
Desulphurized Tailings - Humidity Cell Results, Great Bear Project	
Great Bear Project	
Figure Number	H-11
Project Number	OMEMA2303
Date	November 2025
Drawn: SM	Reviewed: JB

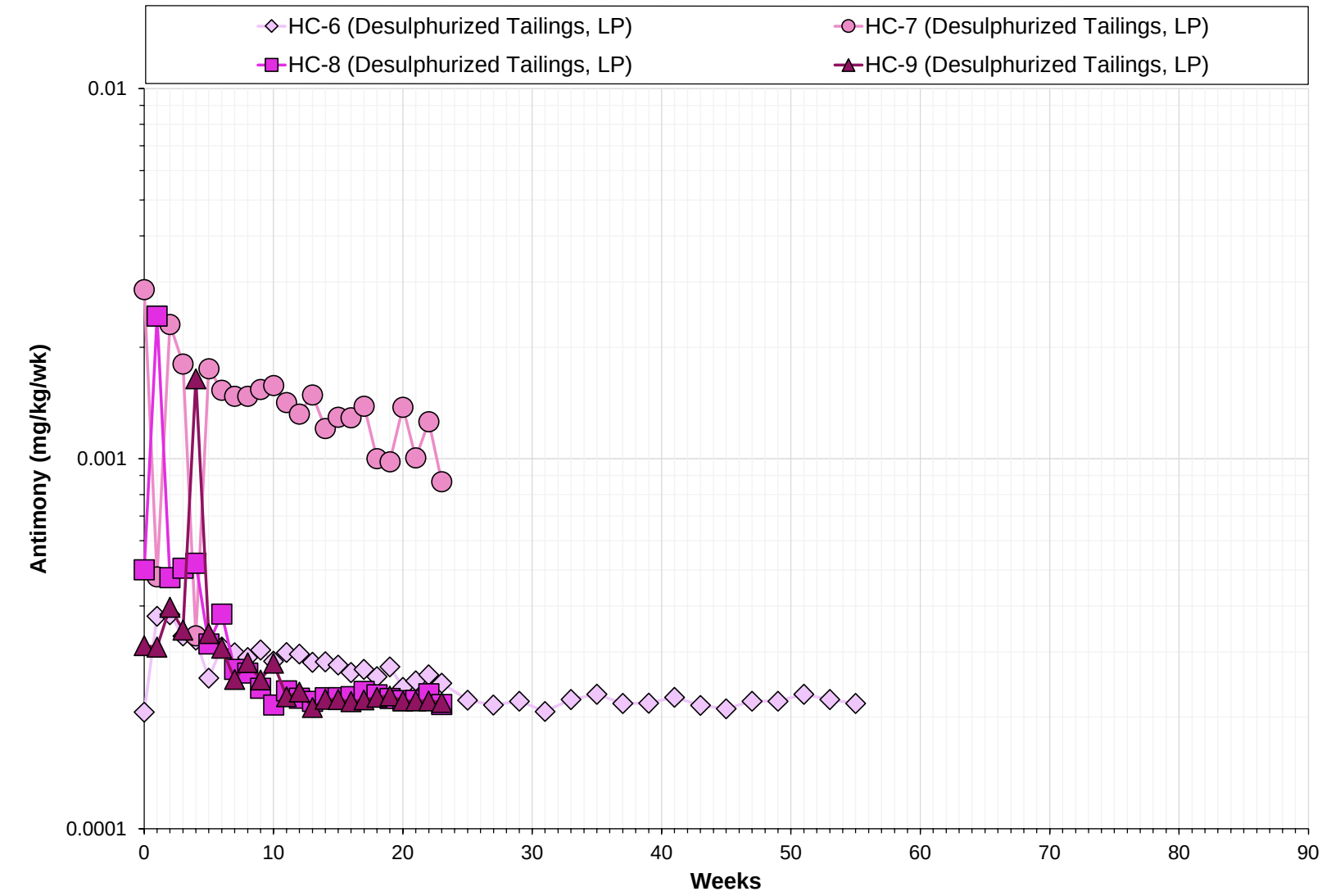

Notes:
Inconsistent release rates observed in week 0 through week 6 were verified with Global ARD.

Antimony

Desulphurized Tailings - Humidity Cell Results, Great Bear Project

Great Bear Project

Figure Number		H-12	
Project Number		OMEMA2303	
Date		November 2025	
Drawn	SM	Reviewed	JB

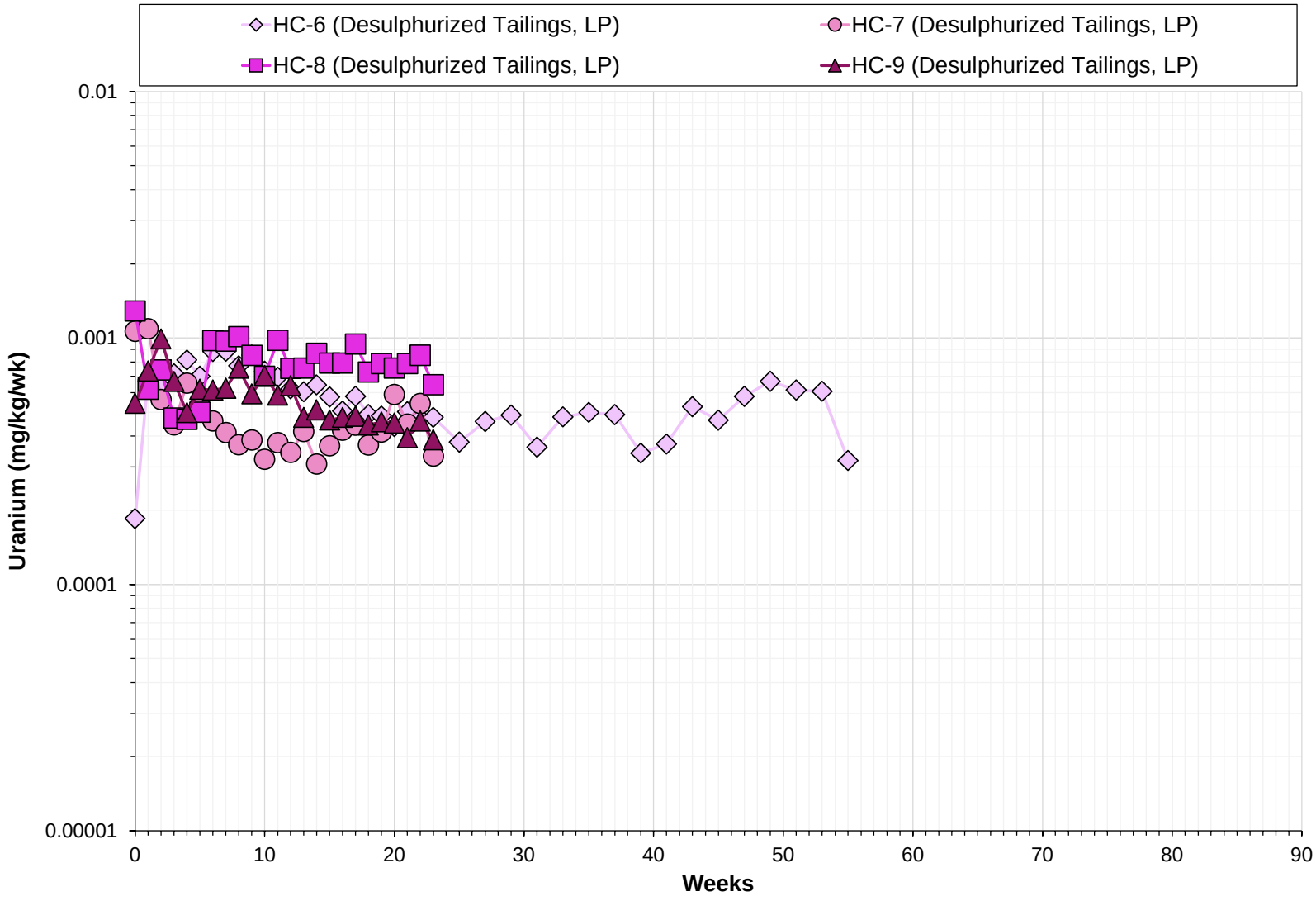

Uranium	
Desulphurized Tailings - Humidity Cell Results, Great Bear Project	
Great Bear Project	
Figure Number	H-13
Project Number	OMEMA2303
Date	November 2025
Drawn: SM	Reviewed: JB

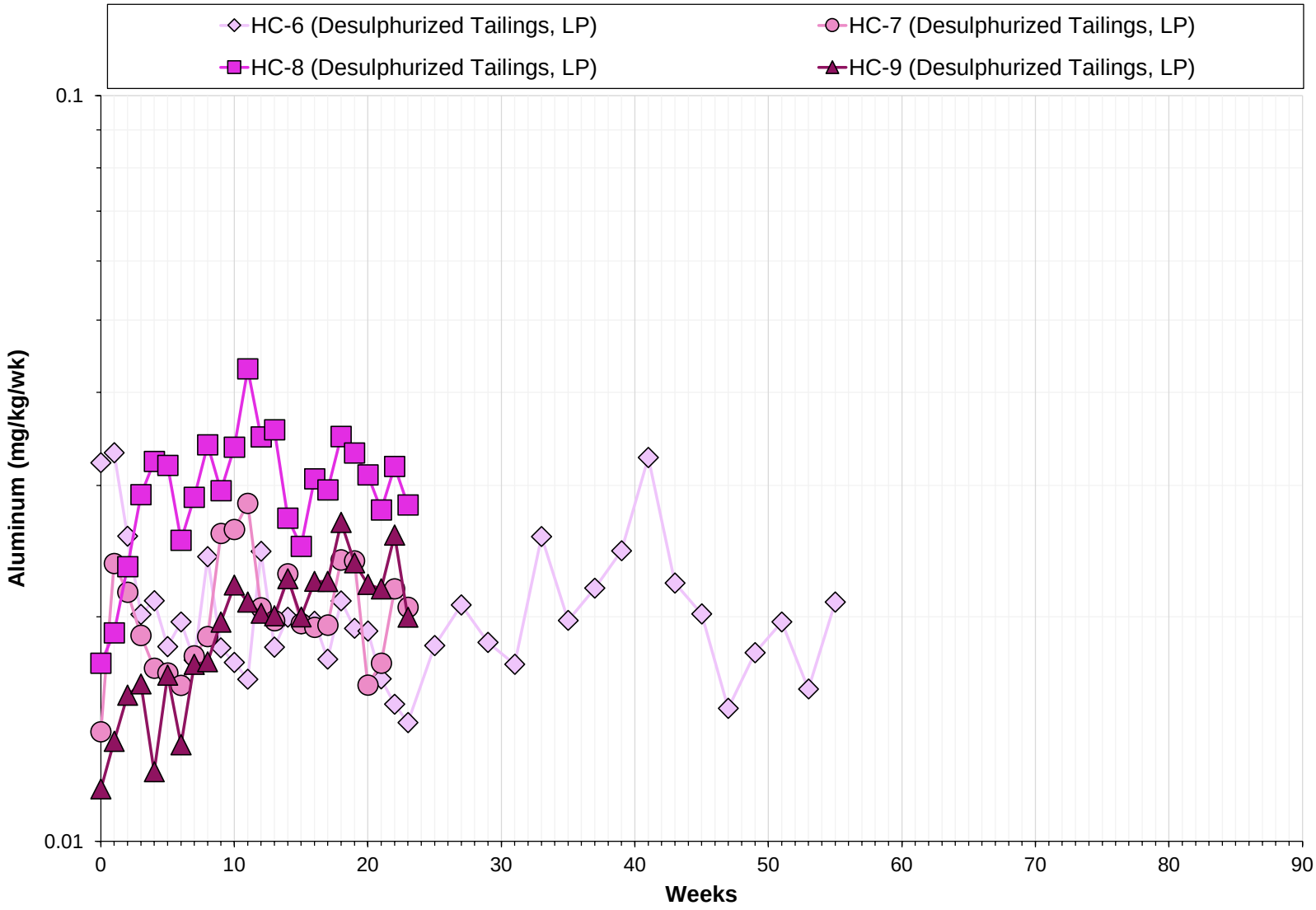

Aluminum	
Desulphurized Tailings - Humidity Cell Results, Great Bear Project	
Great Bear Project	
Figure Number	H-14
Project Number	OMEMA2303
Date	November 2025
Drawn: SM	Reviewed: JB

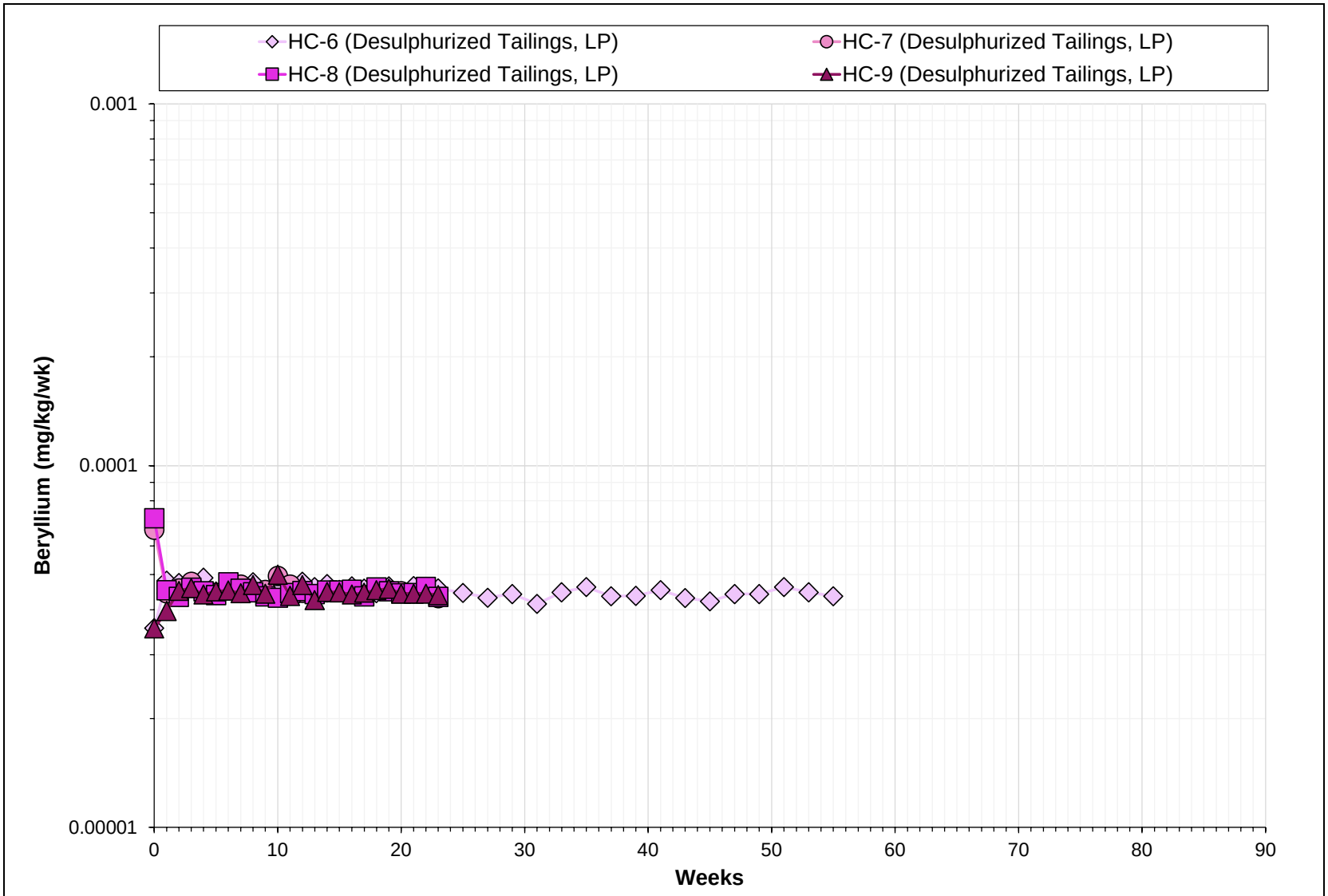

Beryllium	
Desulphurized Tailings - Humidity Cell Results, Great Bear Project	
Great Bear Project	
Figure Number	H-15
Project Number	OMEMA2303
Date	November 2025
Drawn: SM	Reviewed: JB

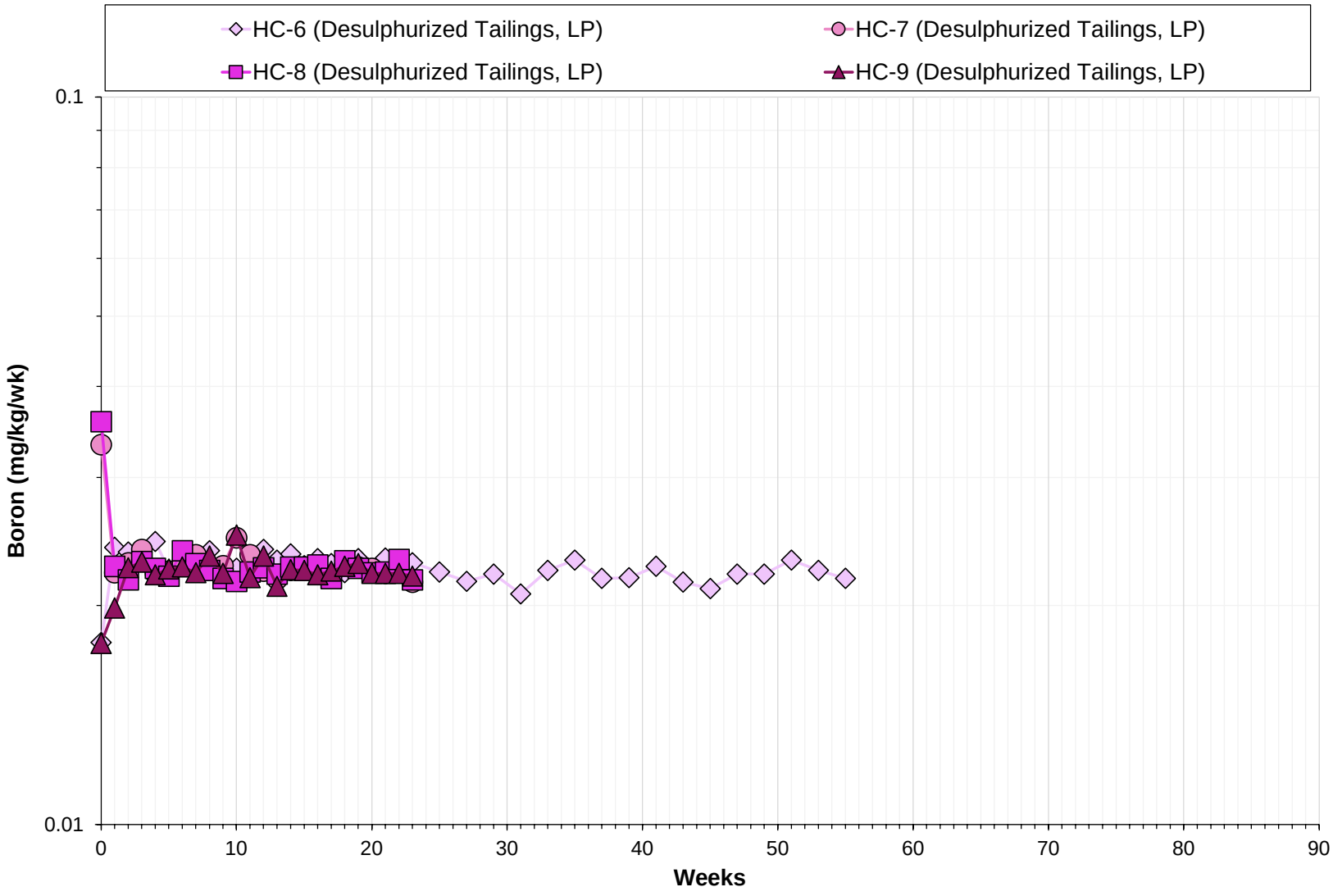

Boron	
Desulphurized Tailings - Humidity Cell Results, Great Bear Project	
Great Bear Project	
Figure Number	H-16
Project Number	OMEMA2303
Date	November 2025
Drawn: SM	Reviewed: JB

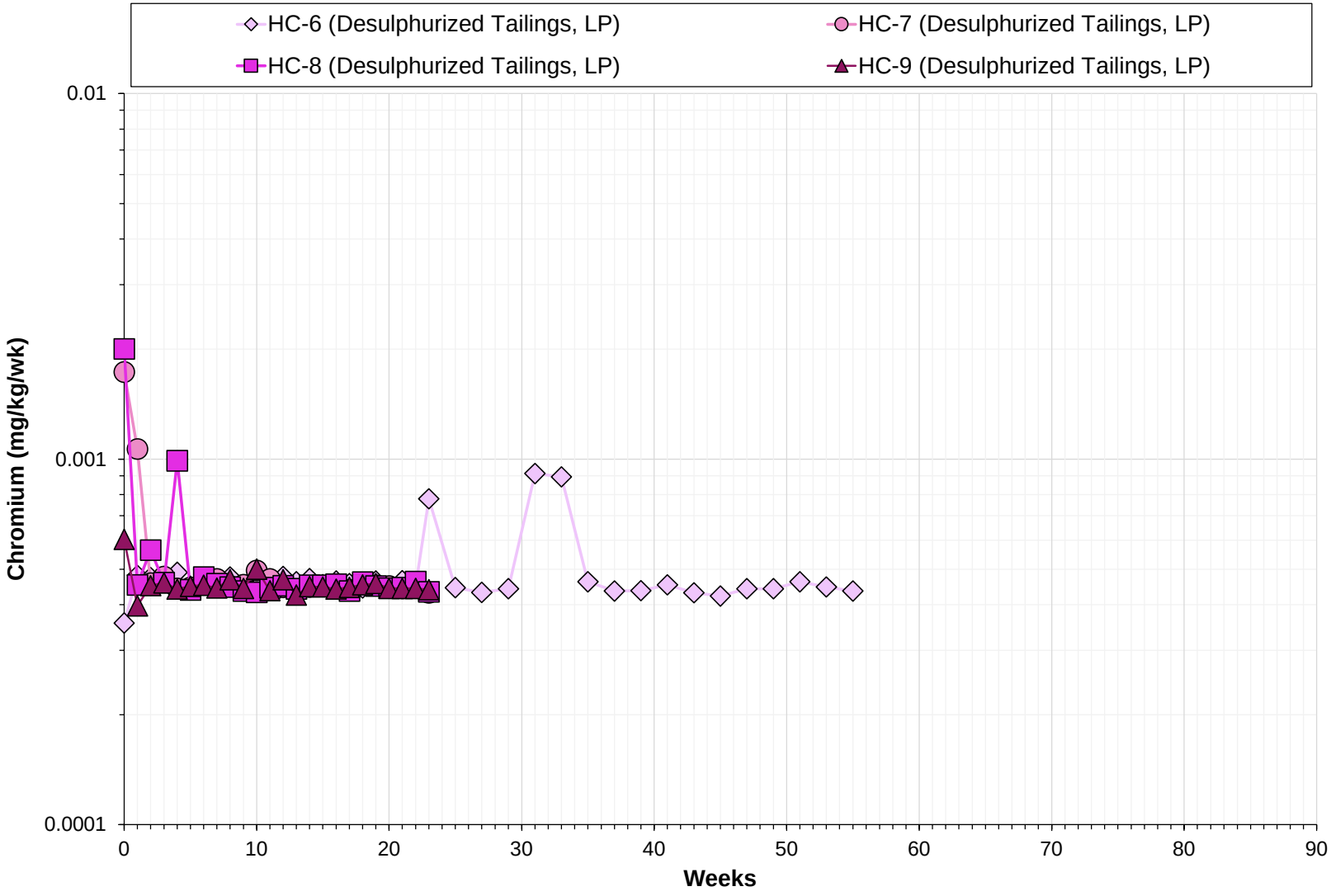

Chromium	
Desulphurized Tailings - Humidity Cell Results, Great Bear Project	
Great Bear Project	
Figure Number	H-17
Project Number	OMEMA2303
Date	November 2025
Drawn: SM	Reviewed: JB

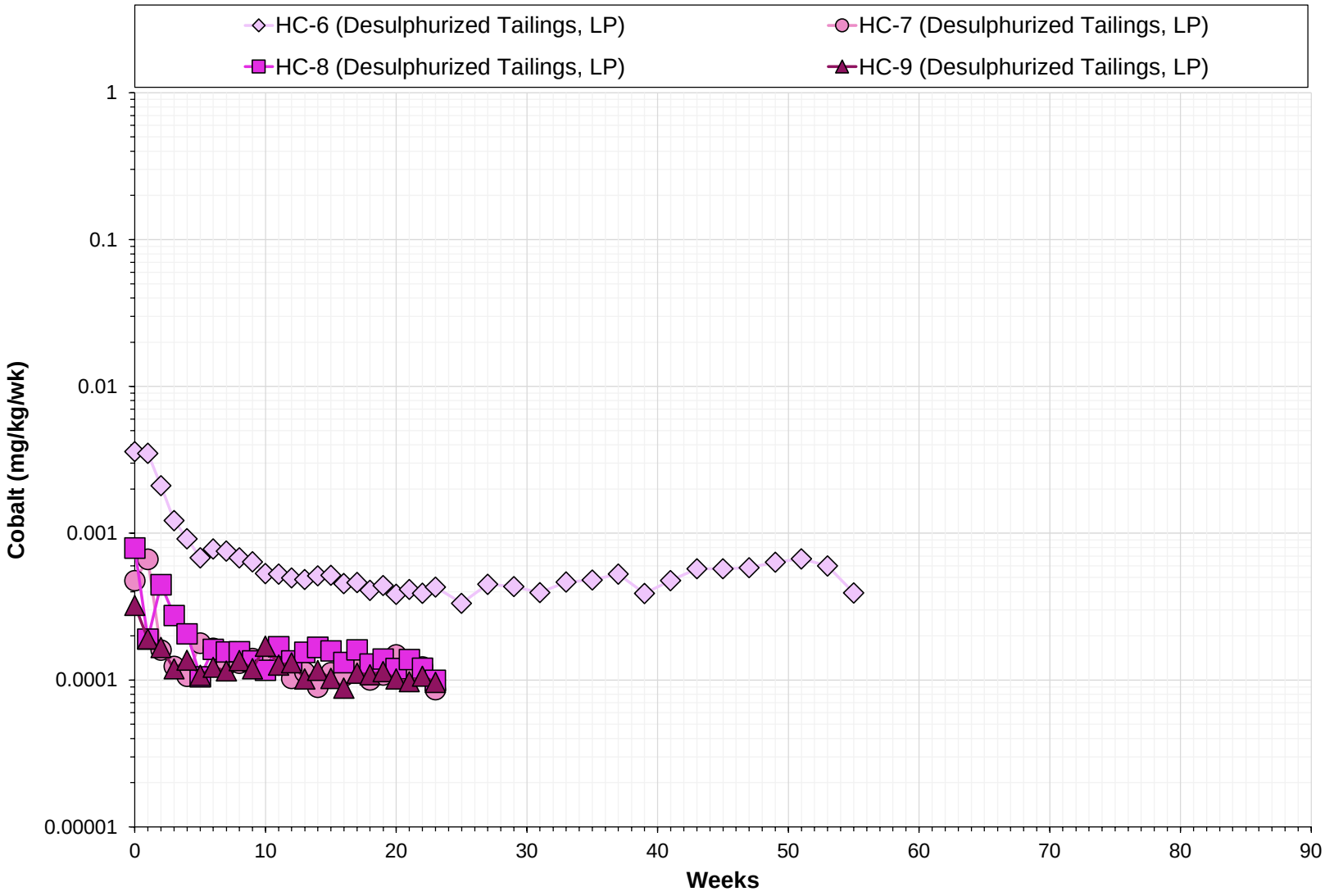

Cobalt

Desulphurized Tailings - Humidity Cell Results, Great Bear Project

Great Bear Project

Figure Number		H-18	
Project Number		OMEMA2303	
Date		November 2025	
Drawn	SM	Reviewed	JB

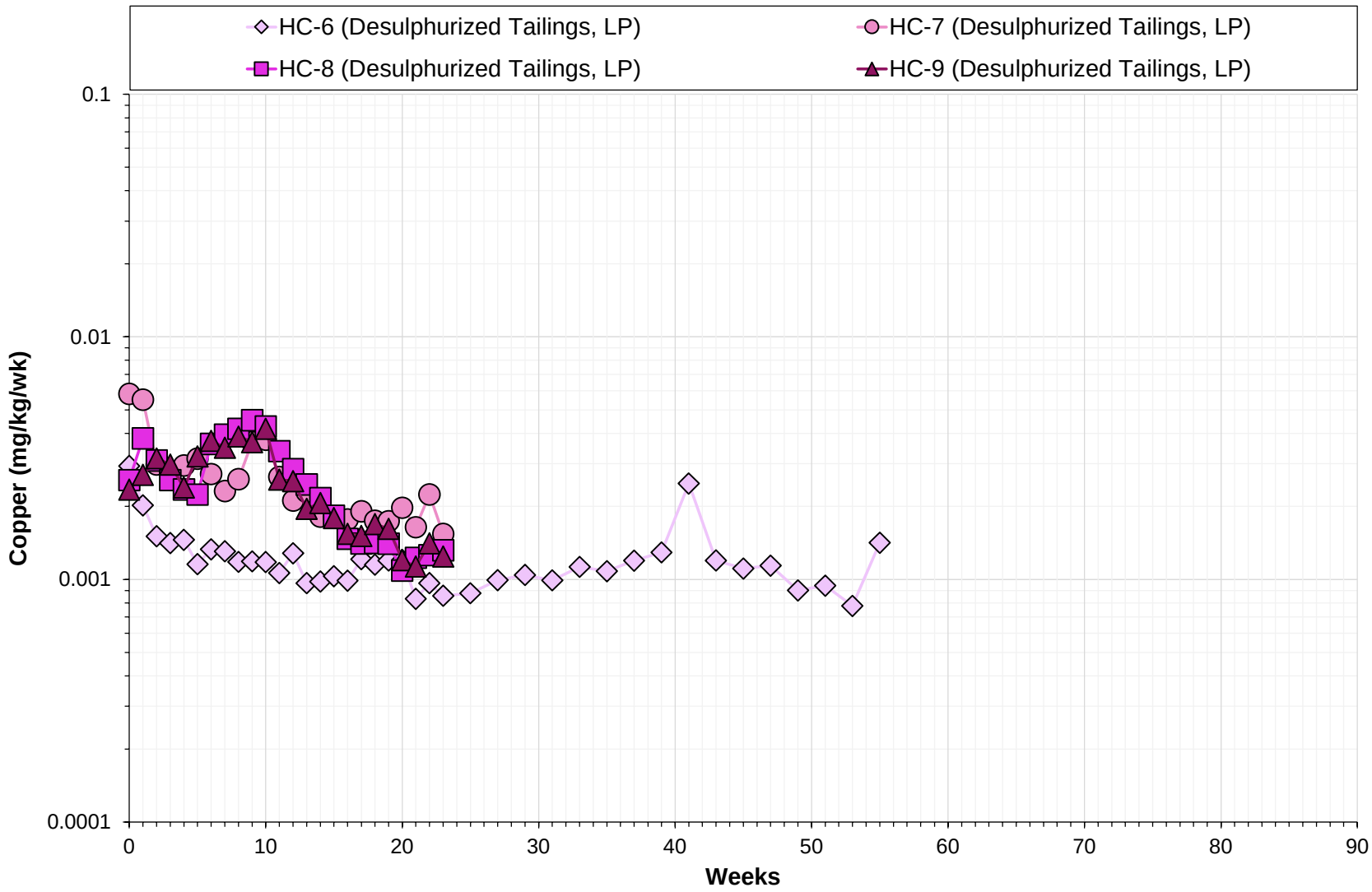

Copper	
Desulphurized Tailings - Humidity Cell Results, Great Bear Project	
Great Bear Project	
Figure Number	H-19
Project Number	OMEMA2303
Date	November 2025
Drawn: SM	Reviewed: JB

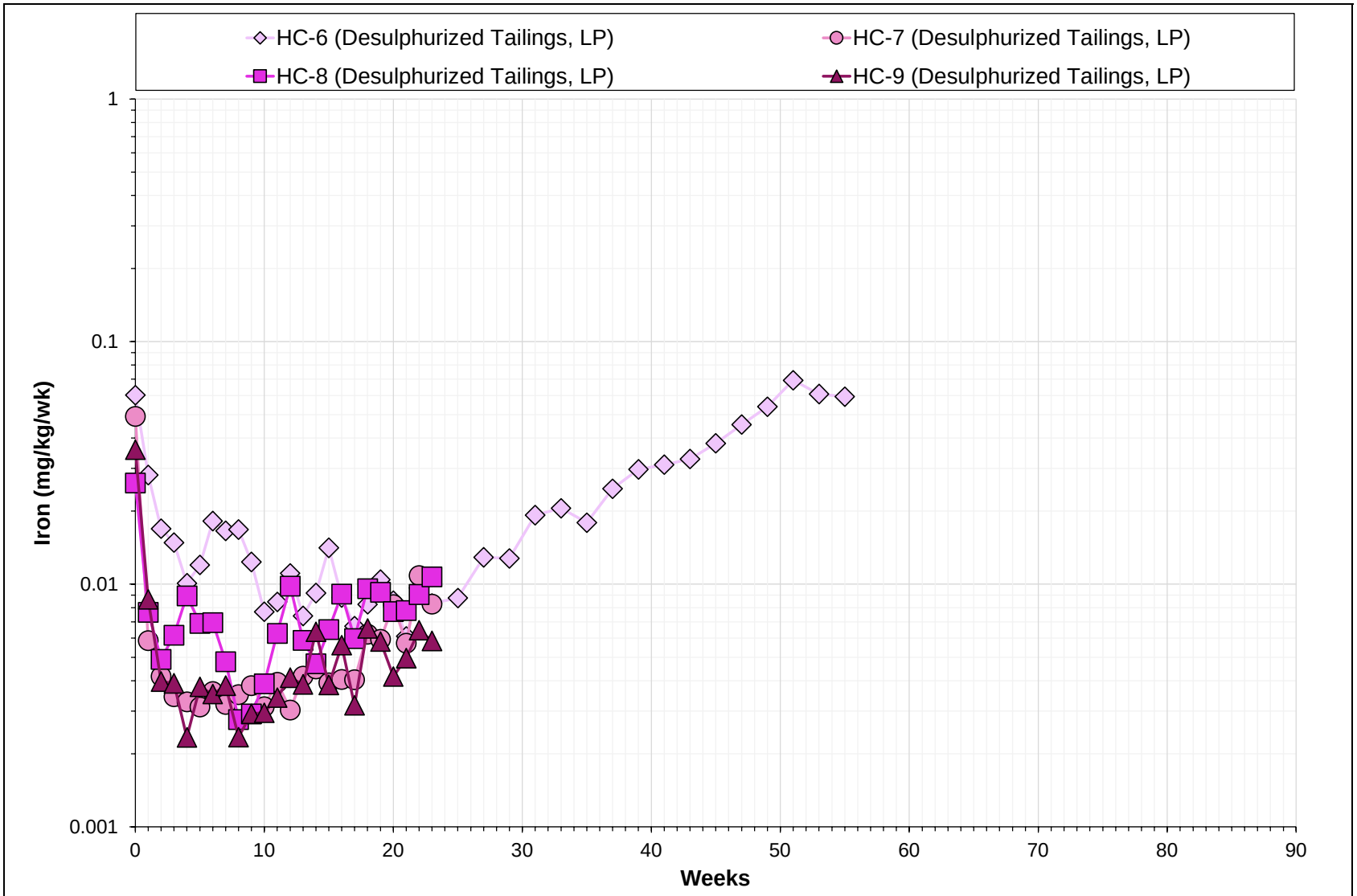

KINROSS

Iron

Desulphurized Tailings - Humidity Cell Results, Great Bear Project

Great Bear Project

Figure Number		H-20	
Project Number		OMEMA2303	
Date		November 2025	
Drawn	SM	Reviewed	JB

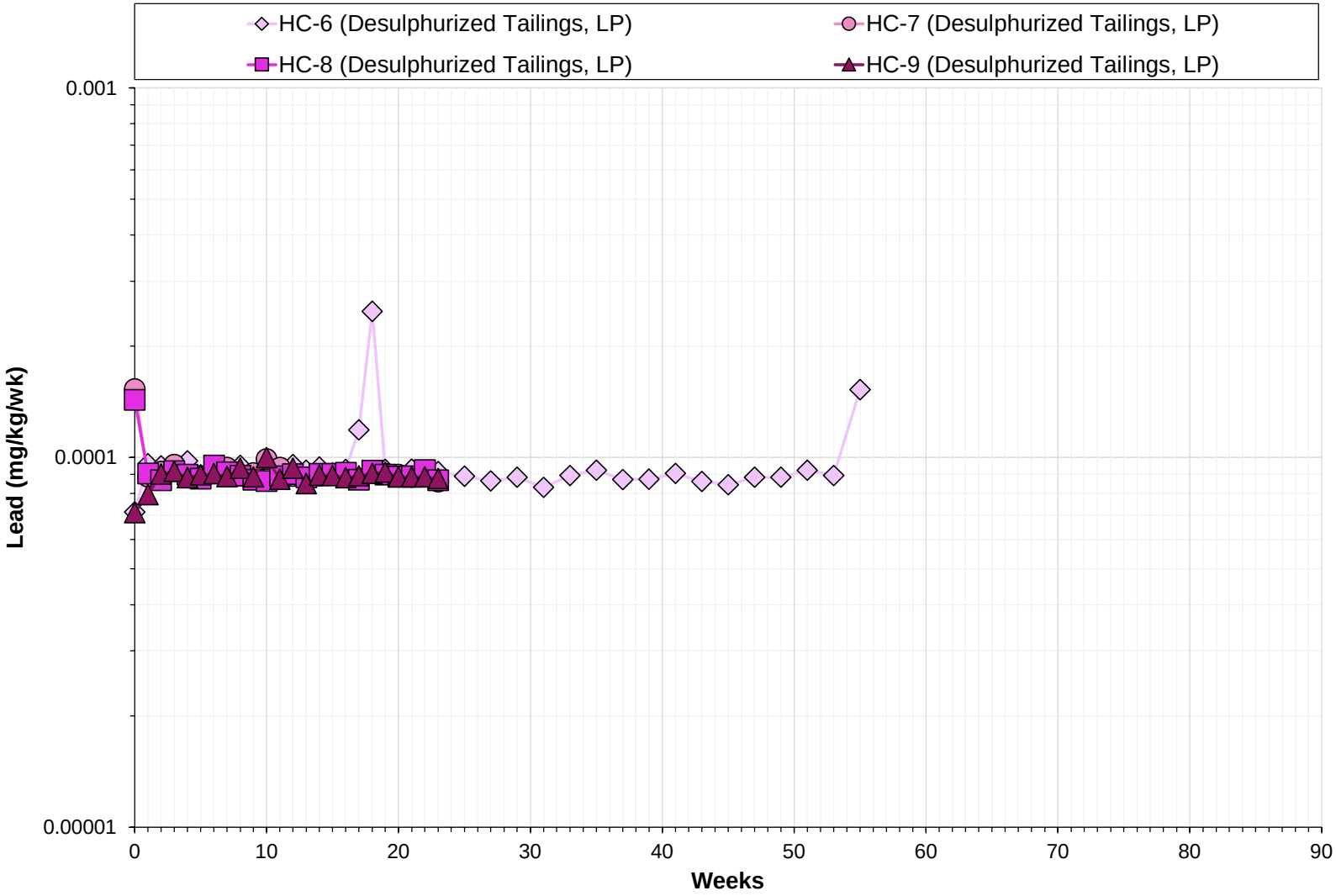

KINROSS

Lead

Desulphurized Tailings - Humidity Cell Results, Great Bear Project

Great Bear Project

Figure Number		H-21	
Project Number		OMEMA2303	
Date		November 2025	
Drawn	SM	Reviewed	JB

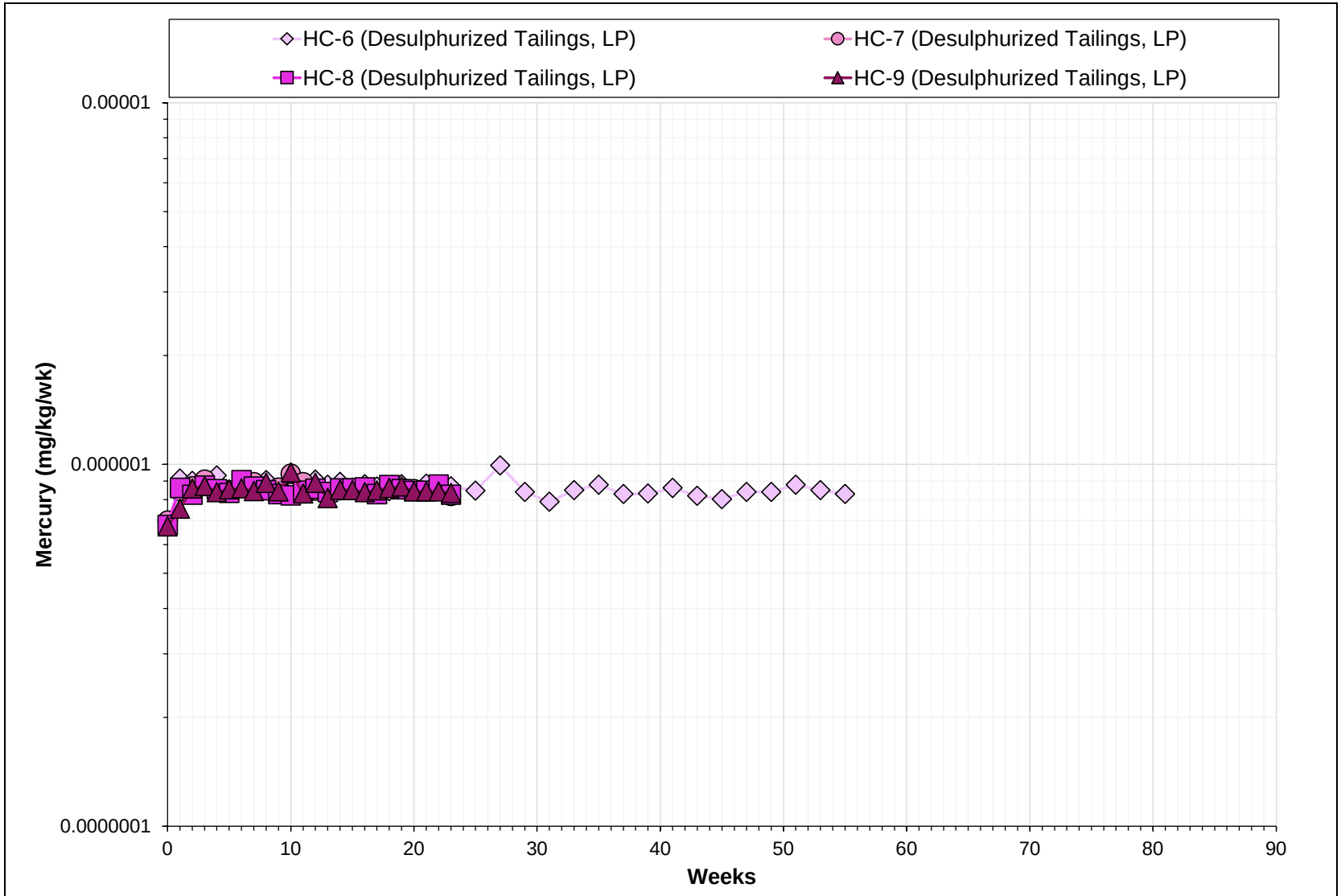

Mercury	
Desulphurized Tailings - Humidity Cell Results, Great Bear Project	
Great Bear Project	
Figure Number	H-22
Project Number	OMEMA2303
Date	November 2025
Drawn: SM	Reviewed: JB

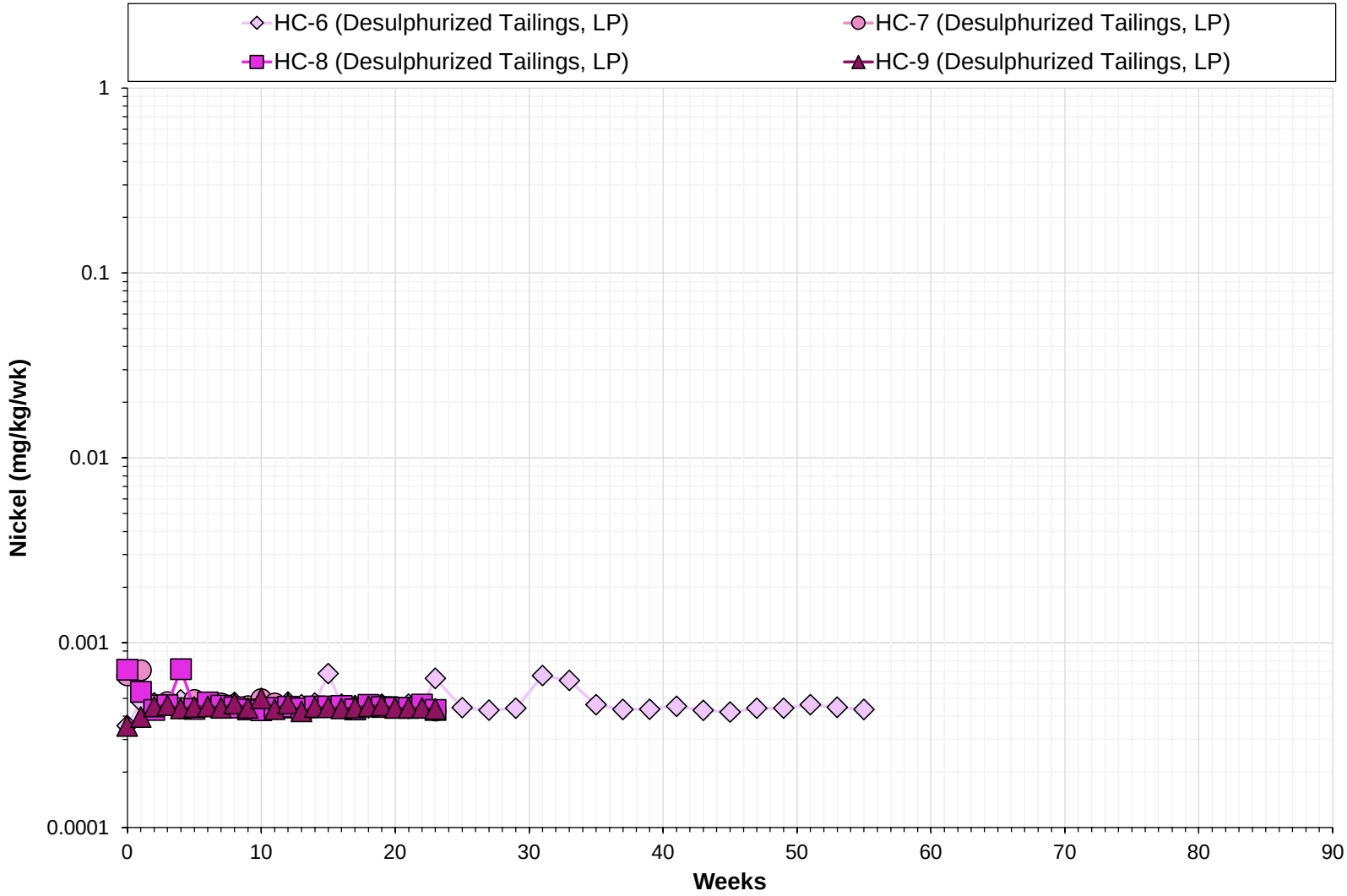

Nickel	
Desulphurized Tailings - Humidity Cell Results, Great Bear Project	
Great Bear Project	
Figure Number	H-23
Project Number	OMEMA2303
Date	November 2025
Drawn: SM	Reviewed: JB

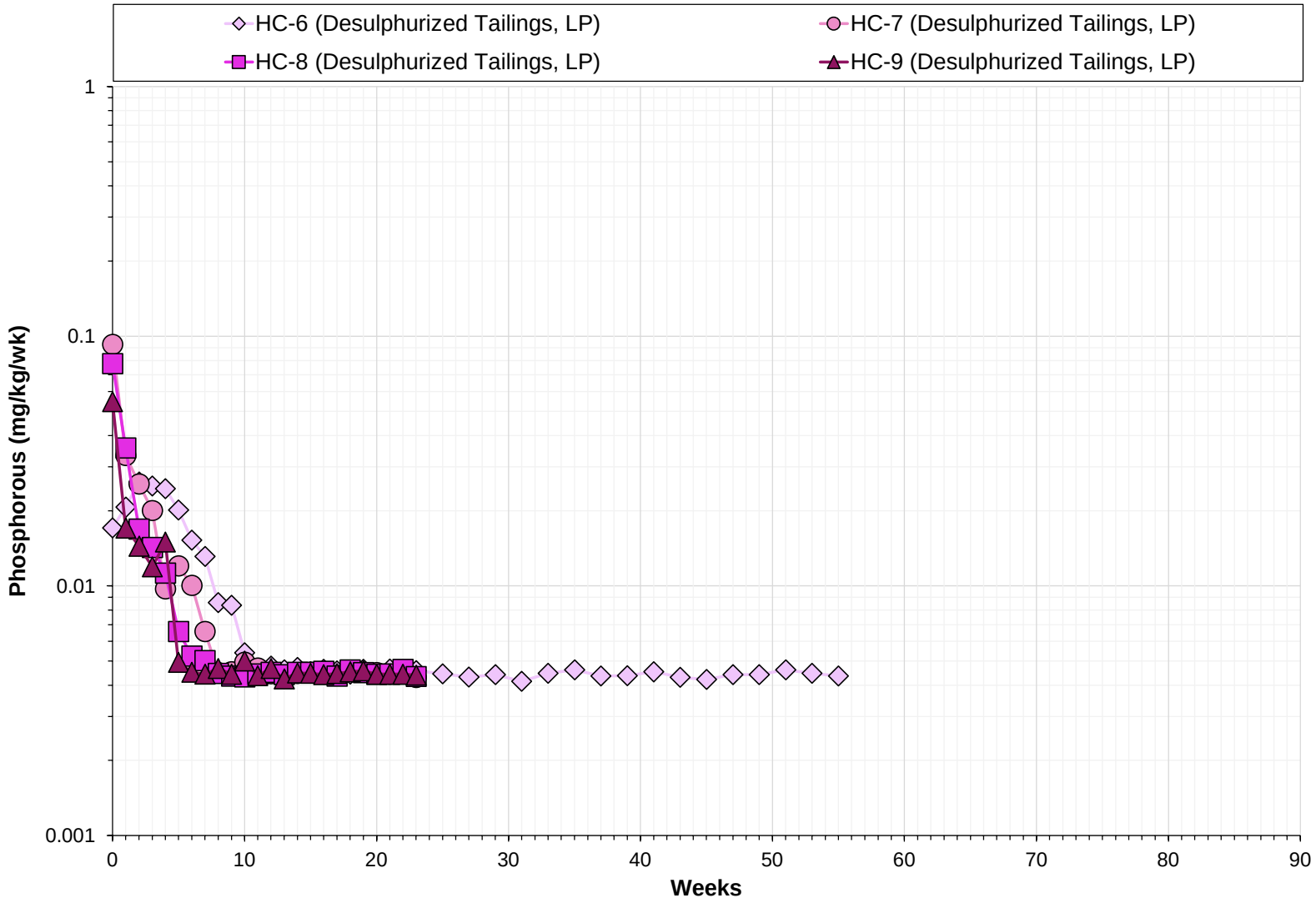

Notes:
Measured by colourimetry.

KINROSS

Phosphorus by Colourimetry			
Desulphurized Tailings - Humidity Cell Results, Great Bear Project			
Great Bear Project			
Figure Number		H-24	
Project Number		OMEMA2303	
Date		November 2025	
Drawn	SM	Reviewed	JB

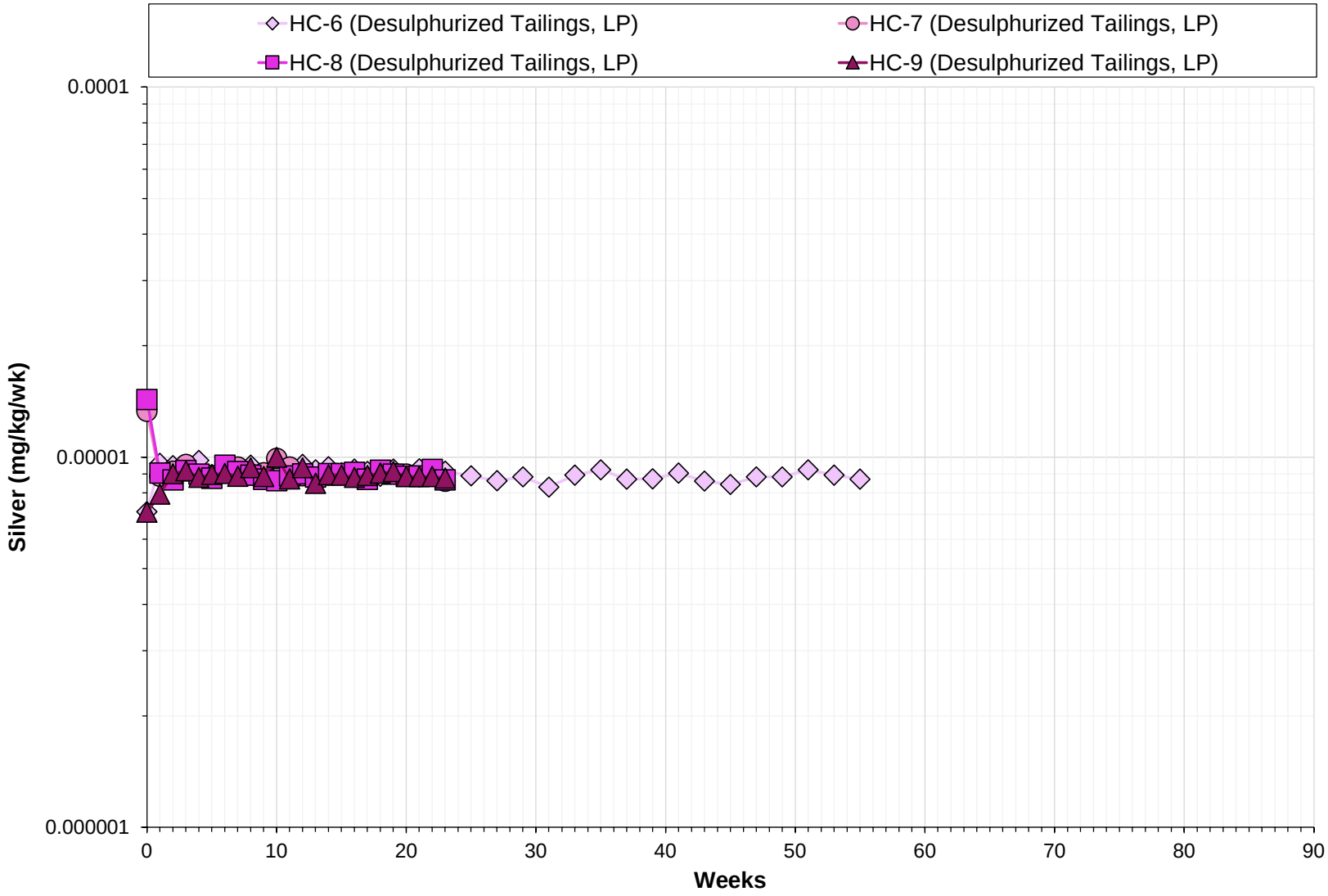

Silver	
Desulphurized Tailings - Humidity Cell Results, Great Bear Project	
Great Bear Project	
Figure Number	H-25
Project Number	OMEMA2303
Date	November 2025
Drawn: SM	Reviewed: JB

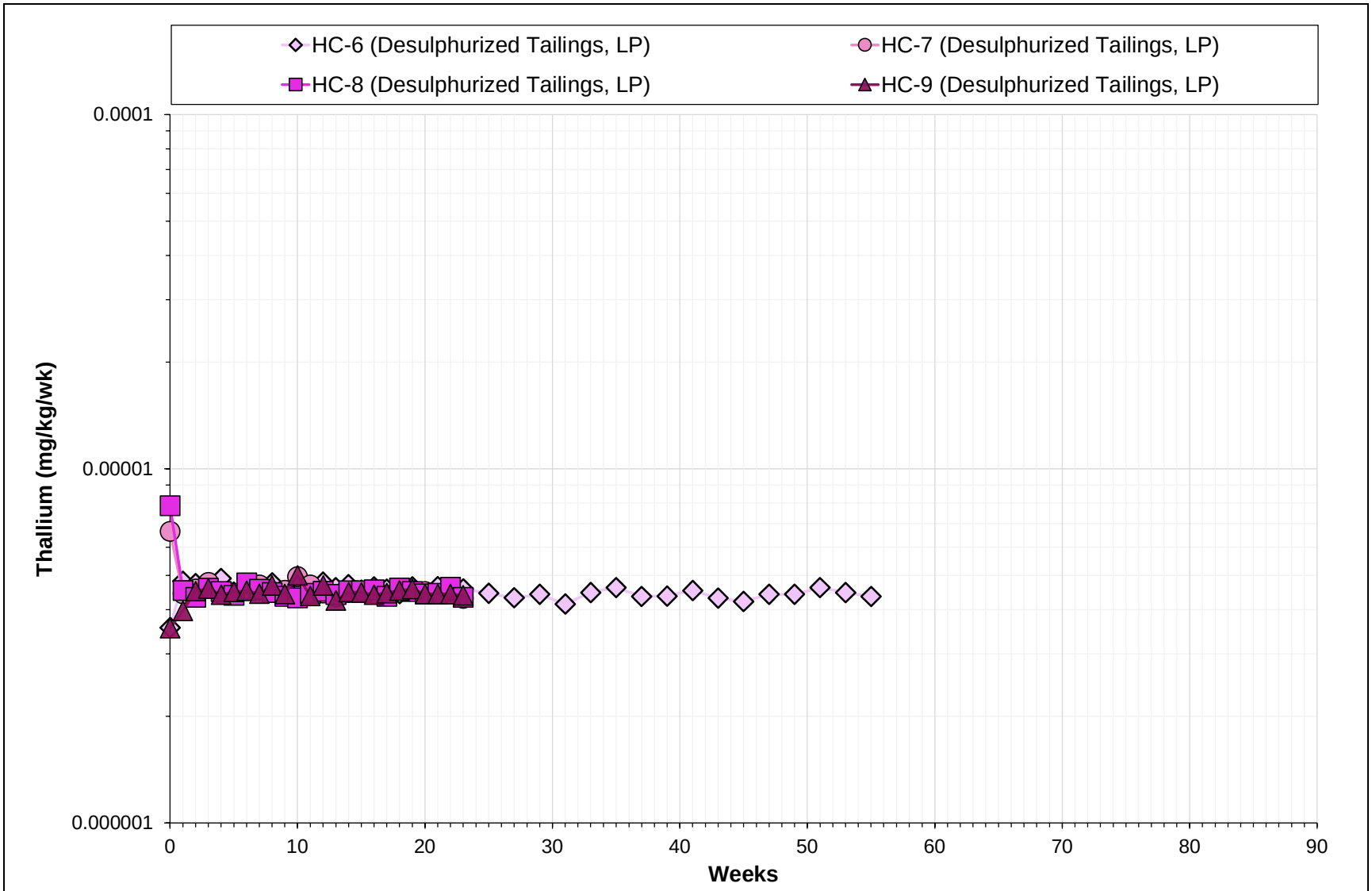

Thallium	
Desulphurized Tailings - Humidity Cell Results, Great Bear Project	
Great Bear Project	
Figure Number	H-26
Project Number	OMEMA2303
Date	November 2025
Drawn: SM	Reviewed: JB

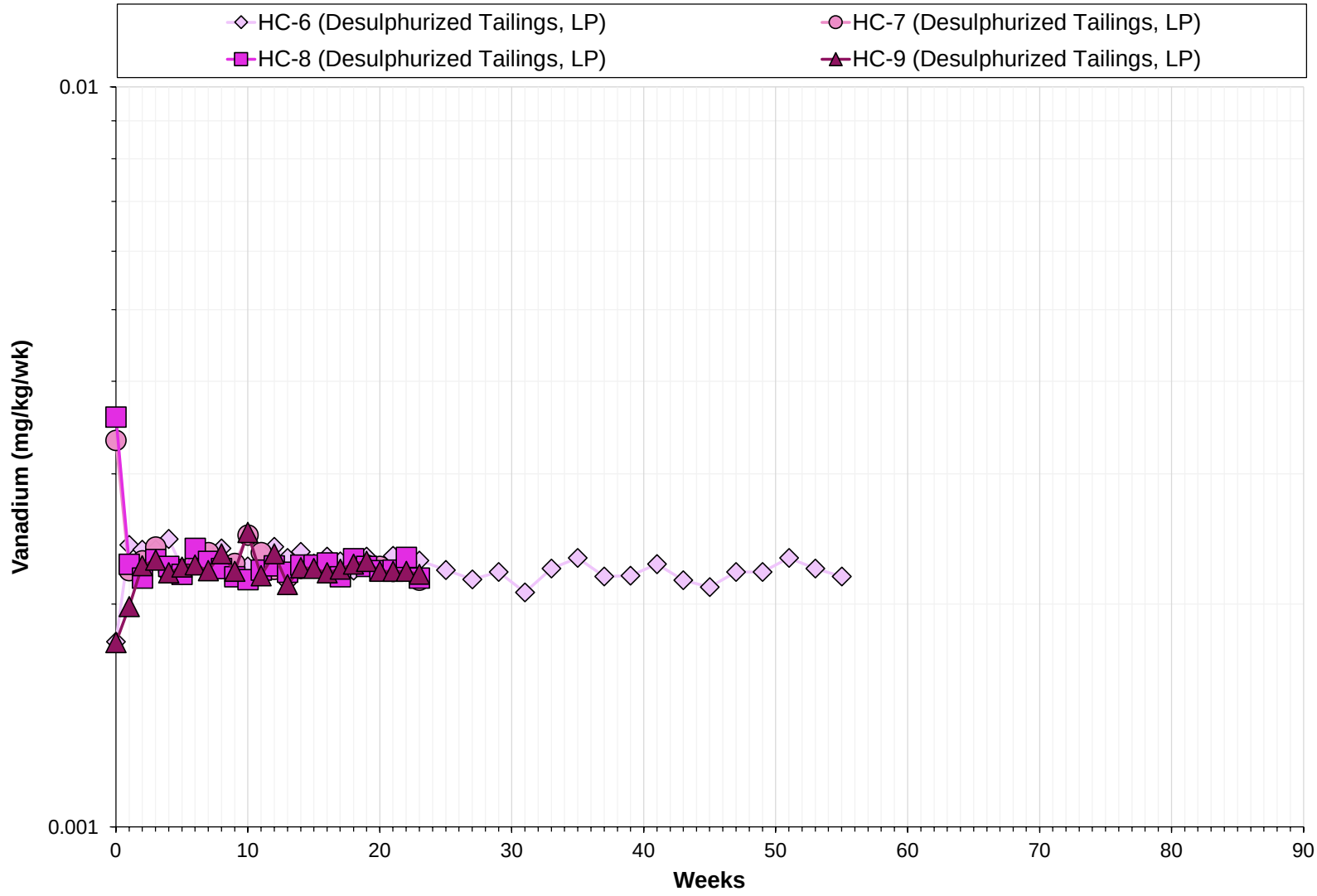

Vanadium	
Desulphurized Tailings - Humidity Cell Results, Great Bear Project	
Great Bear Project	
Figure Number	H-27
Project Number	OMEMA2303
Date	November 2025
Drawn: SM	Reviewed: JB

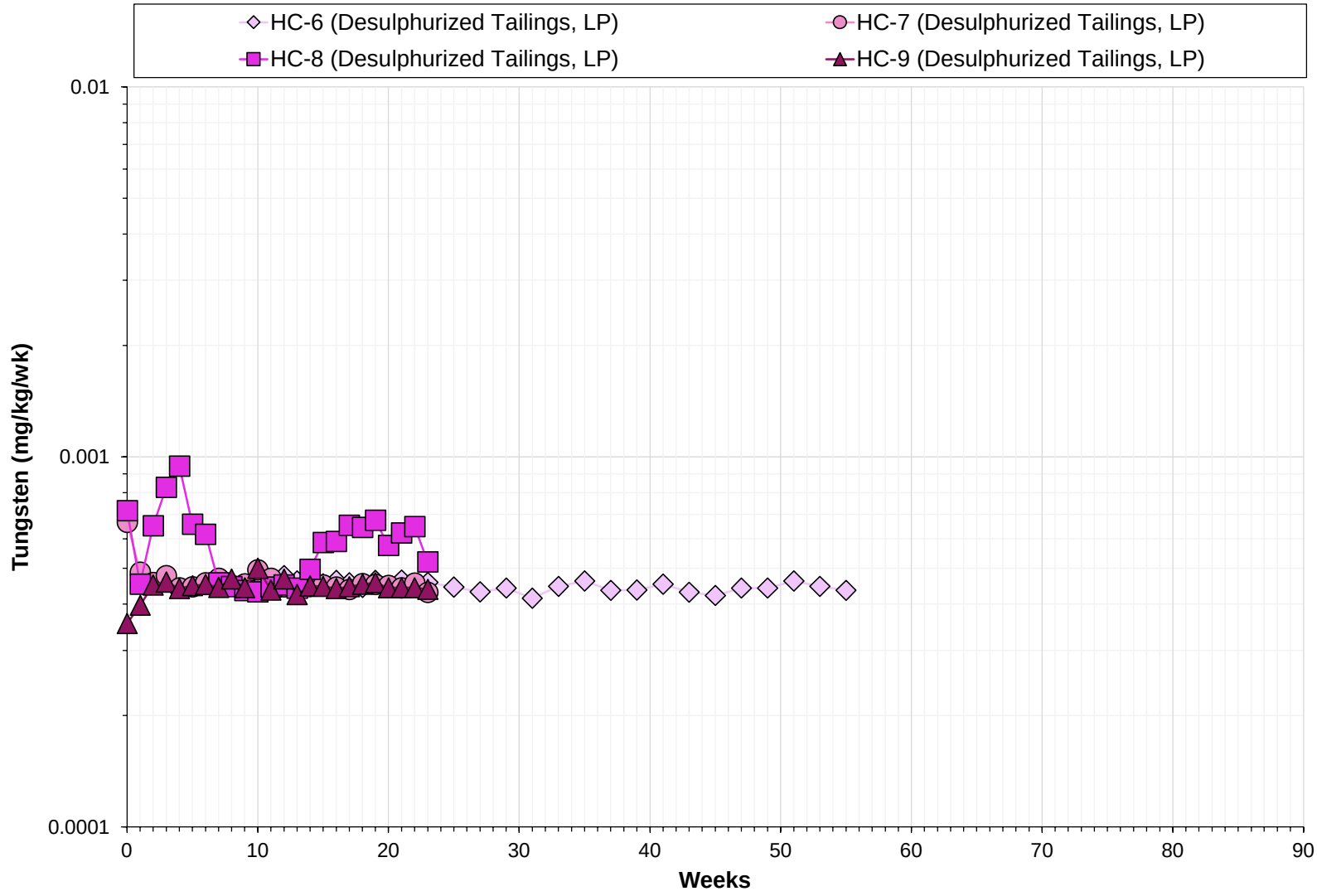

Tungsten

Desulphurized Tailings - Humidity Cell Results, Great Bear Project

Great Bear Project

Figure Number		H-28	
Project Number		OMEMA2303	
Date		November 2025	
Drawn	SM	Reviewed	JB

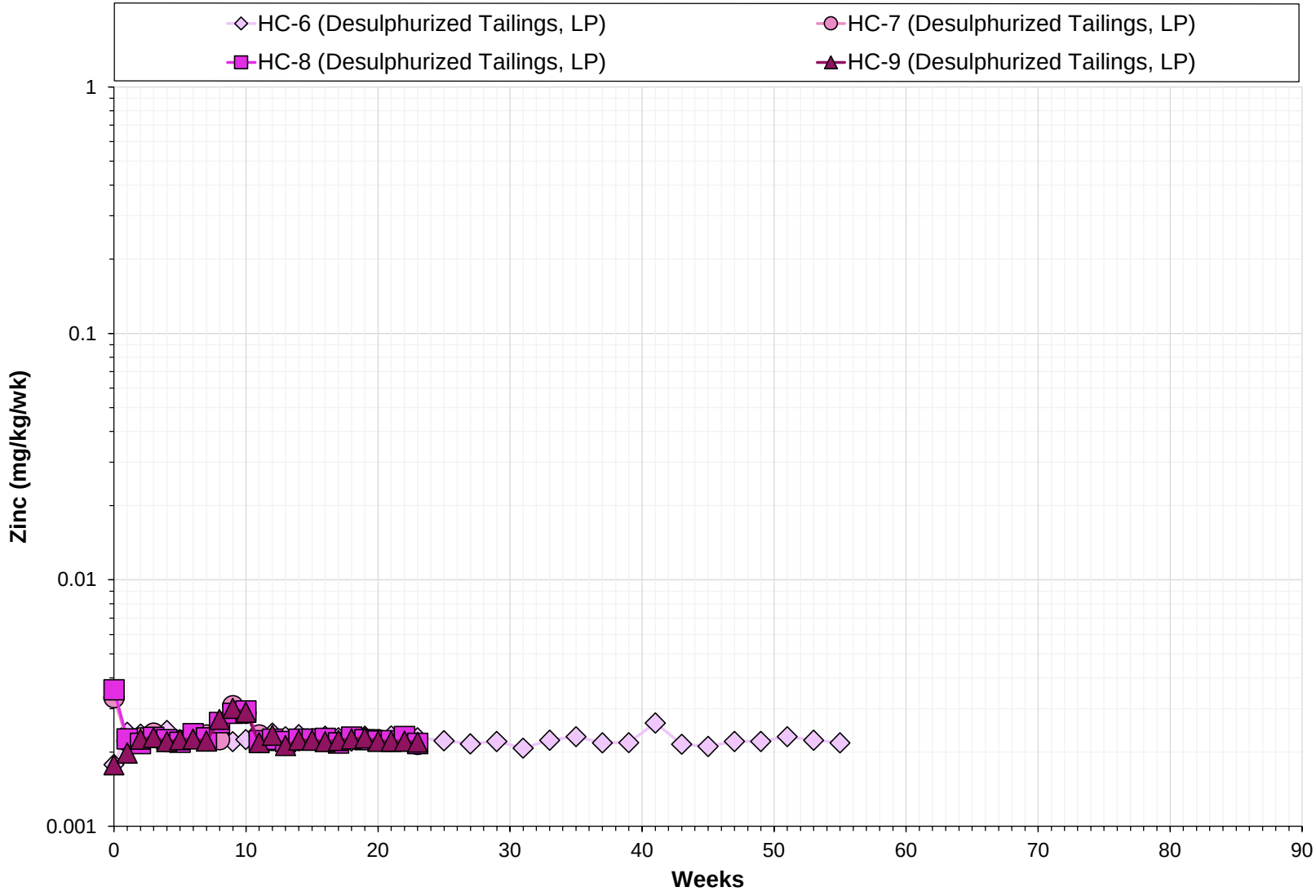

KINROSS

Zinc			
Desulphurized Tailings - Humidity Cell Results, Great Bear Project			
Great Bear Project			
Figure Number		H-29	
Project Number		OMEMA2303	
Date		November 2025	
Drawn	SM	Reviewed	JB

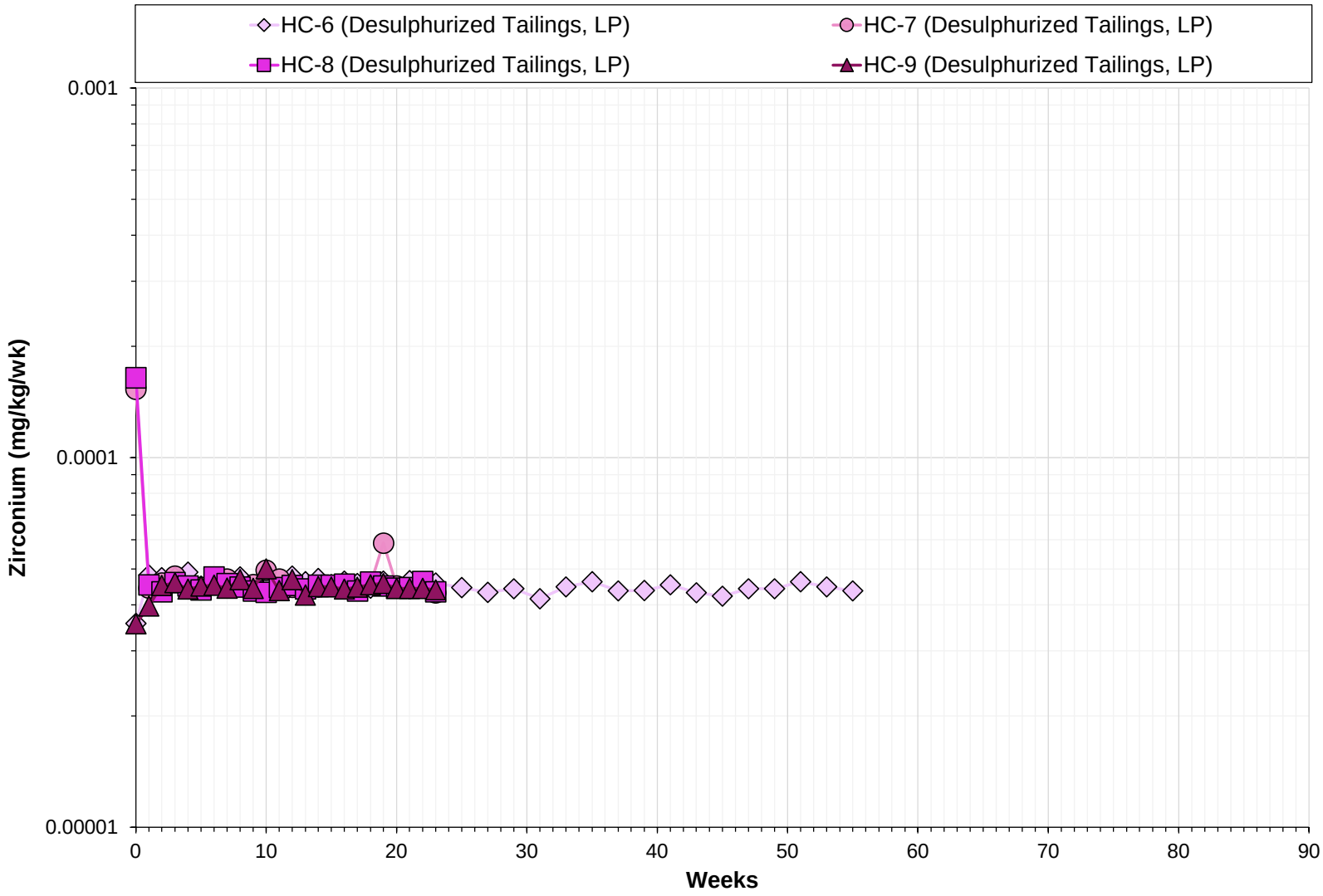

Zirconium	
Desulphurized Tailings - Humidity Cell Results, Great Bear Project	
Great Bear Project	
Figure Number	H-30
Project Number	OMEMA2303
Date	November 2025
Drawn: SM	Reviewed: JB

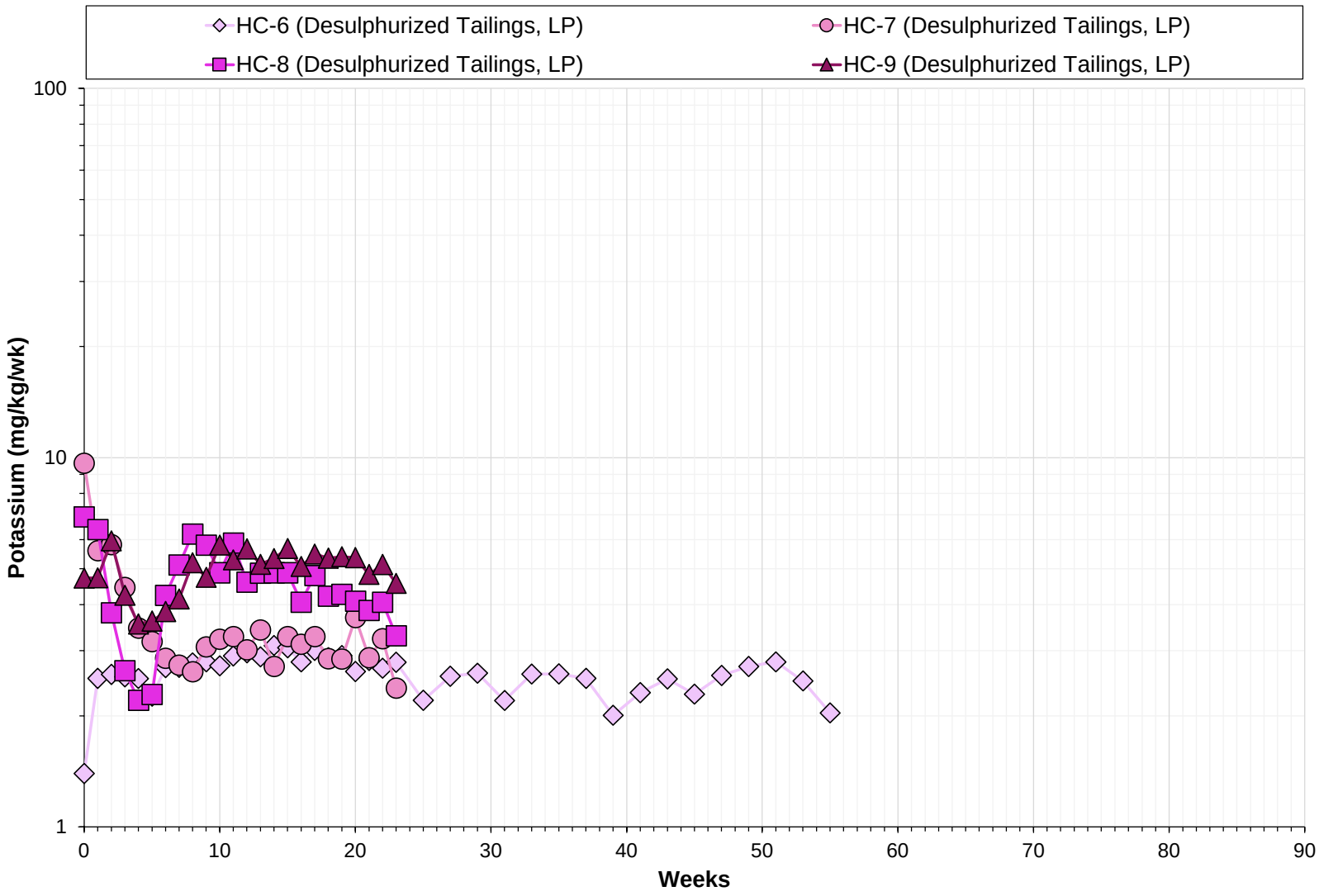

Potassium	
Desulphurized Tailings - Humidity Cell Results, Great Bear Project	
Great Bear Project	
Figure Number	H-31
Project Number	OMEMA2303
Date	November 2025
Drawn: SM	Reviewed: JB

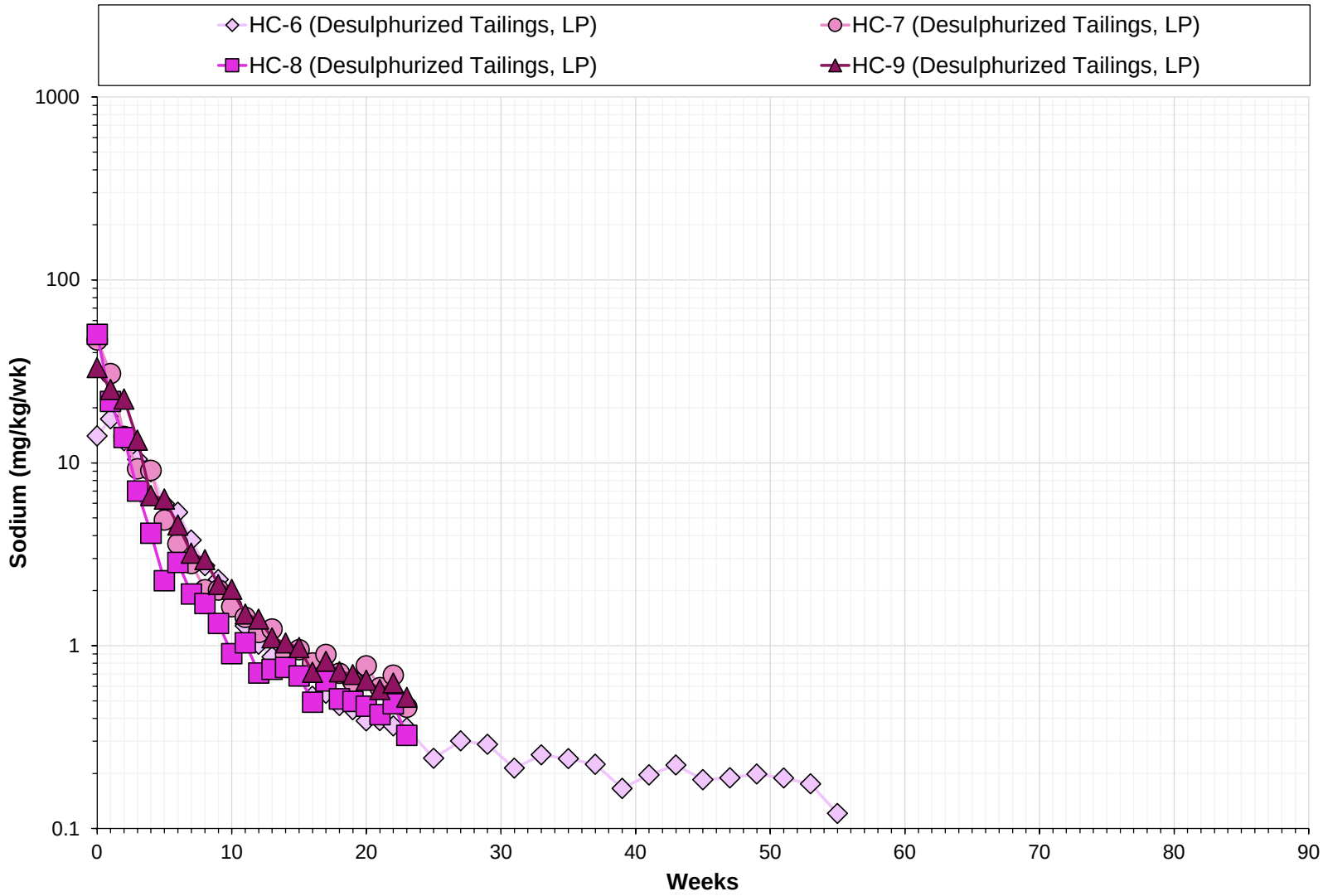

KINROSS

Sodium

Desulphurized Tailings - Humidity Cell Results, Great Bear Project

Great Bear Project

Figure Number		H-32	
Project Number		OMEMA2303	
Date		November 2025	
Drawn	SM	Reviewed	JB

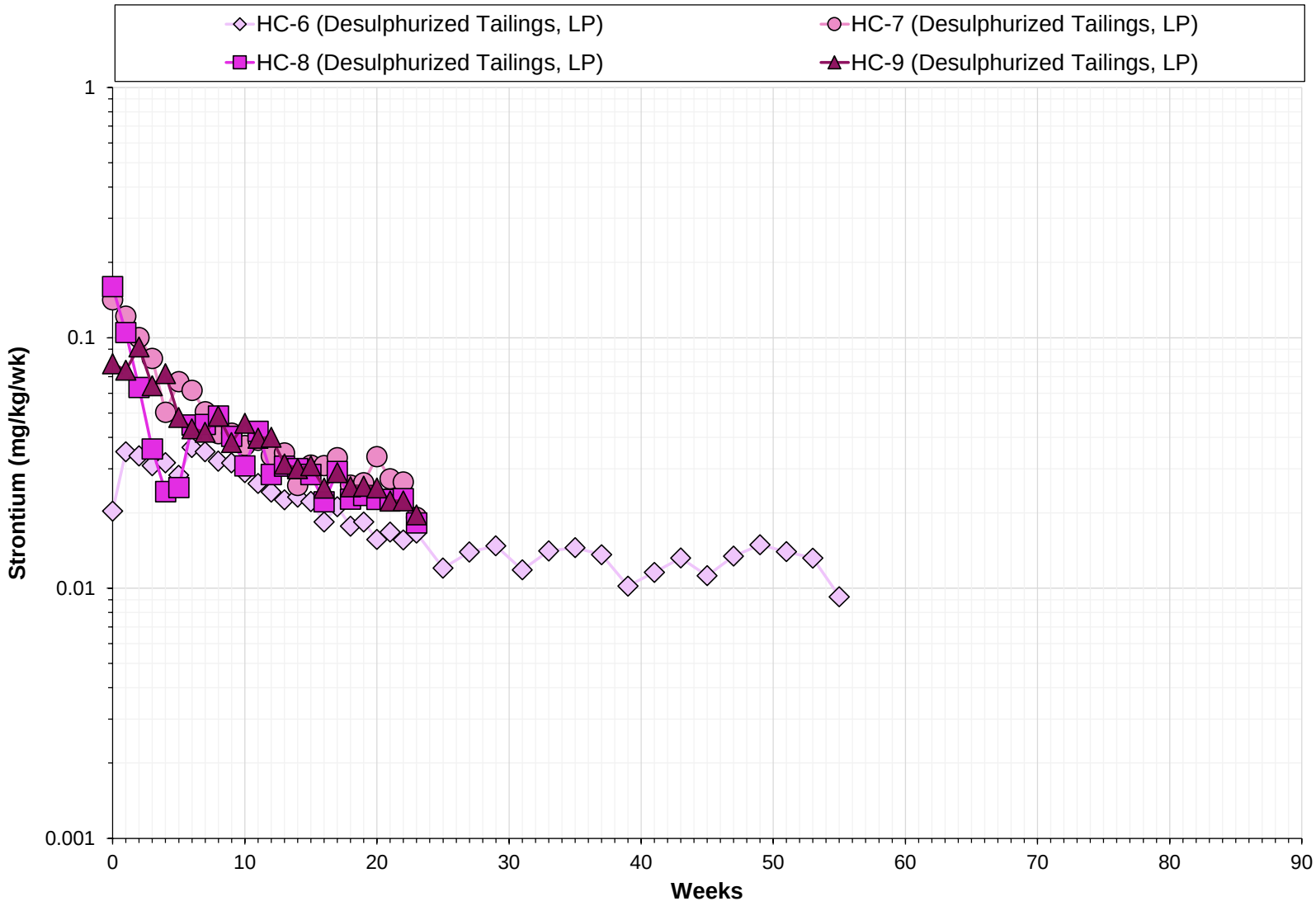

KINROSS

Strontium			
Desulphurized Tailings - Humidity Cell Results, Great Bear Project			
Great Bear Project			
Figure Number		H-33	
Project Number		OMEMA2303	
Date		November 2025	
Drawn	SM	Reviewed	JB



KINROSS

Chloride			
Desulphurized Tailings - Humidity Cell Results, Great Bear Project			
Great Bear Project			
Figure Number		H-34	
Project Number		OMEMA2303	
Date		November 2025	
Drawn	SM	Reviewed	JB

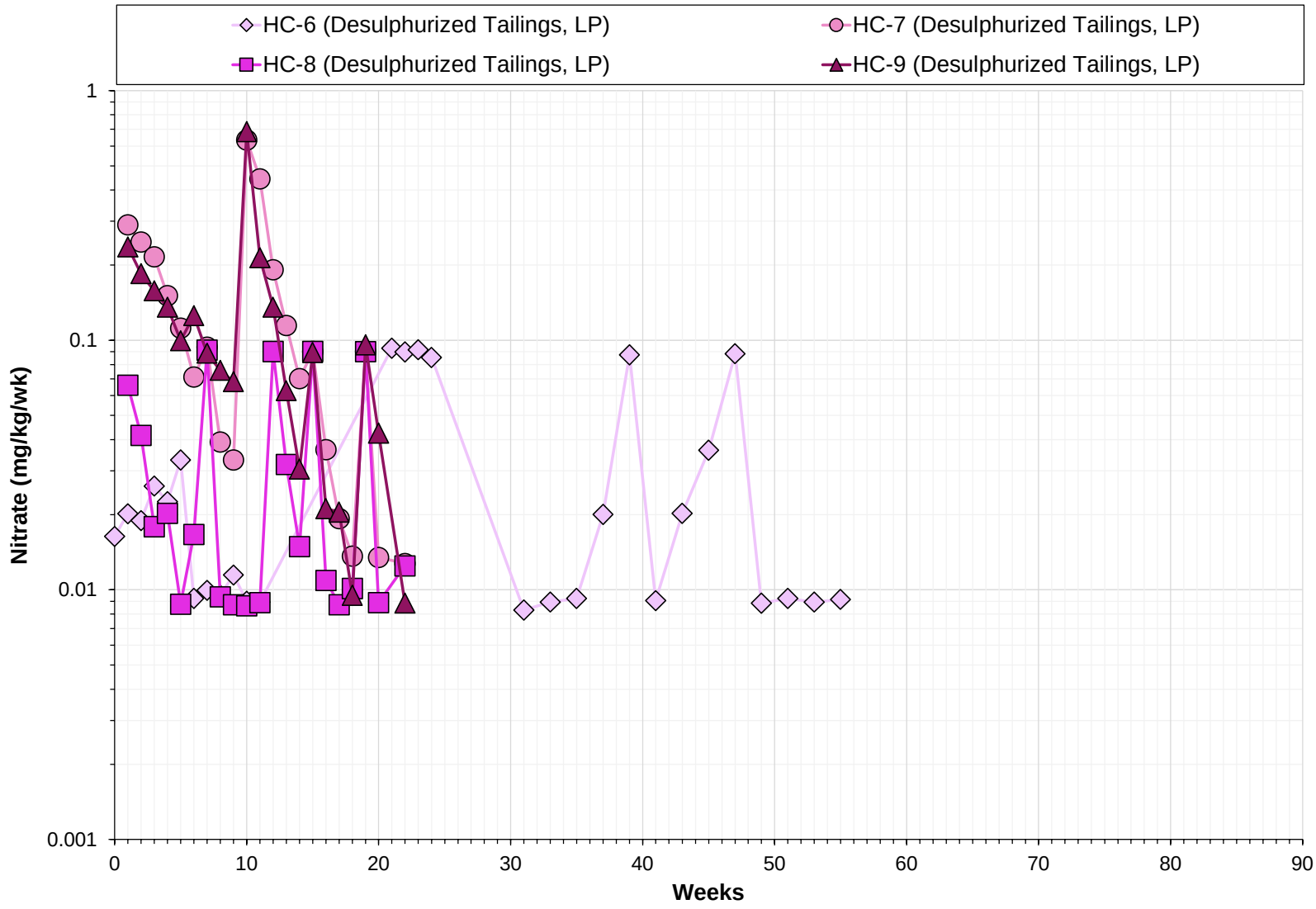

Notes:

KINROSS

Nitrate as N (NO3)			
Desulphurized Tailings - Humidity Cell Results, Great Bear Project			
Great Bear Project			
Figure Number		H-35	
Project Number		OMEMA2303	
Date		November 2025	
Drawn	SM	Reviewed	JB

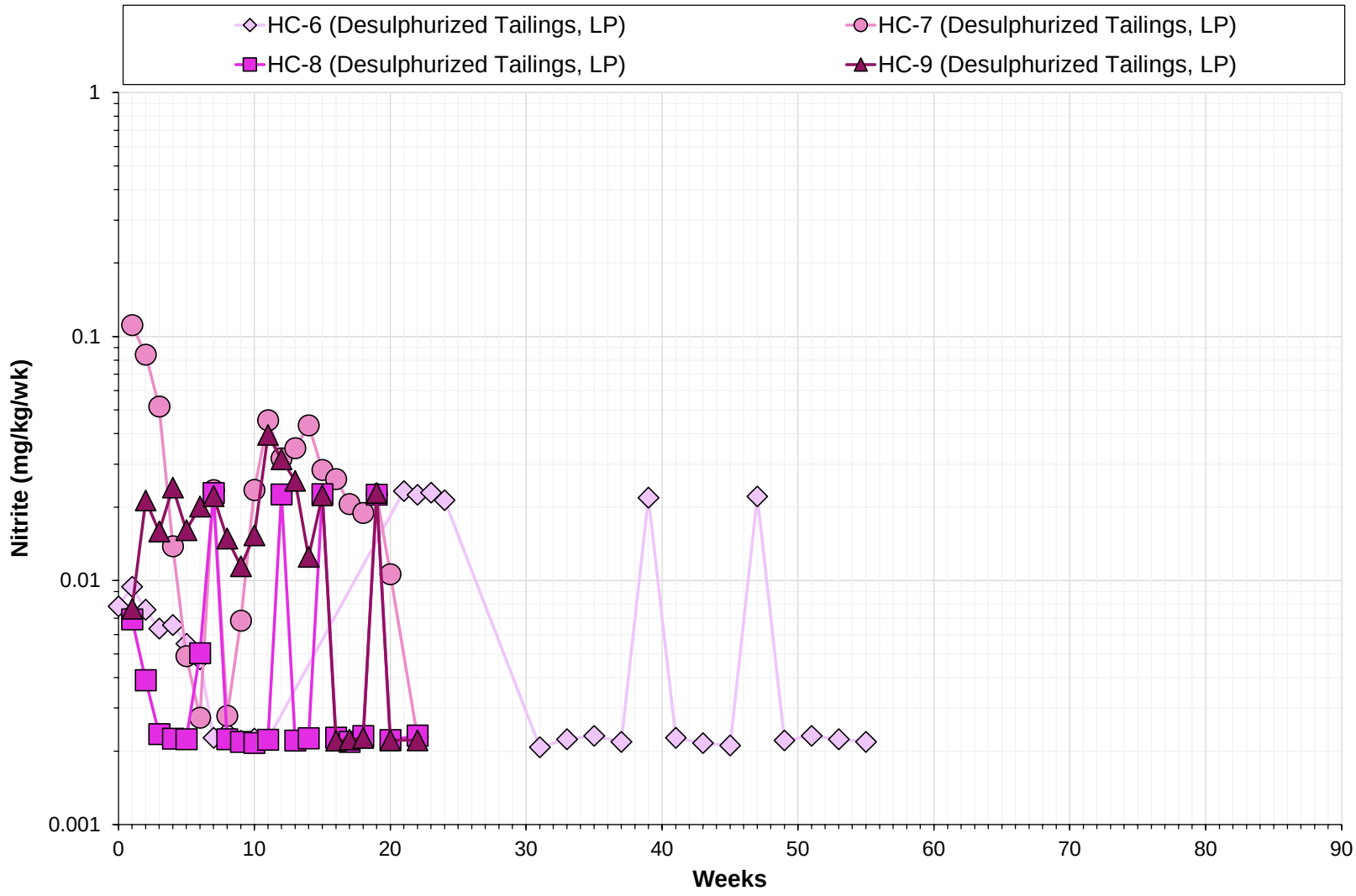

Notes:

Nitrite as N (NO2)	
Desulphurized Tailings - Humidity Cell Results, Great Bear Project	
Great Bear Project	
Figure Number	H-36
Project Number	OMEMA2303
Date	November 2025
Drawn: SM	Reviewed: JB

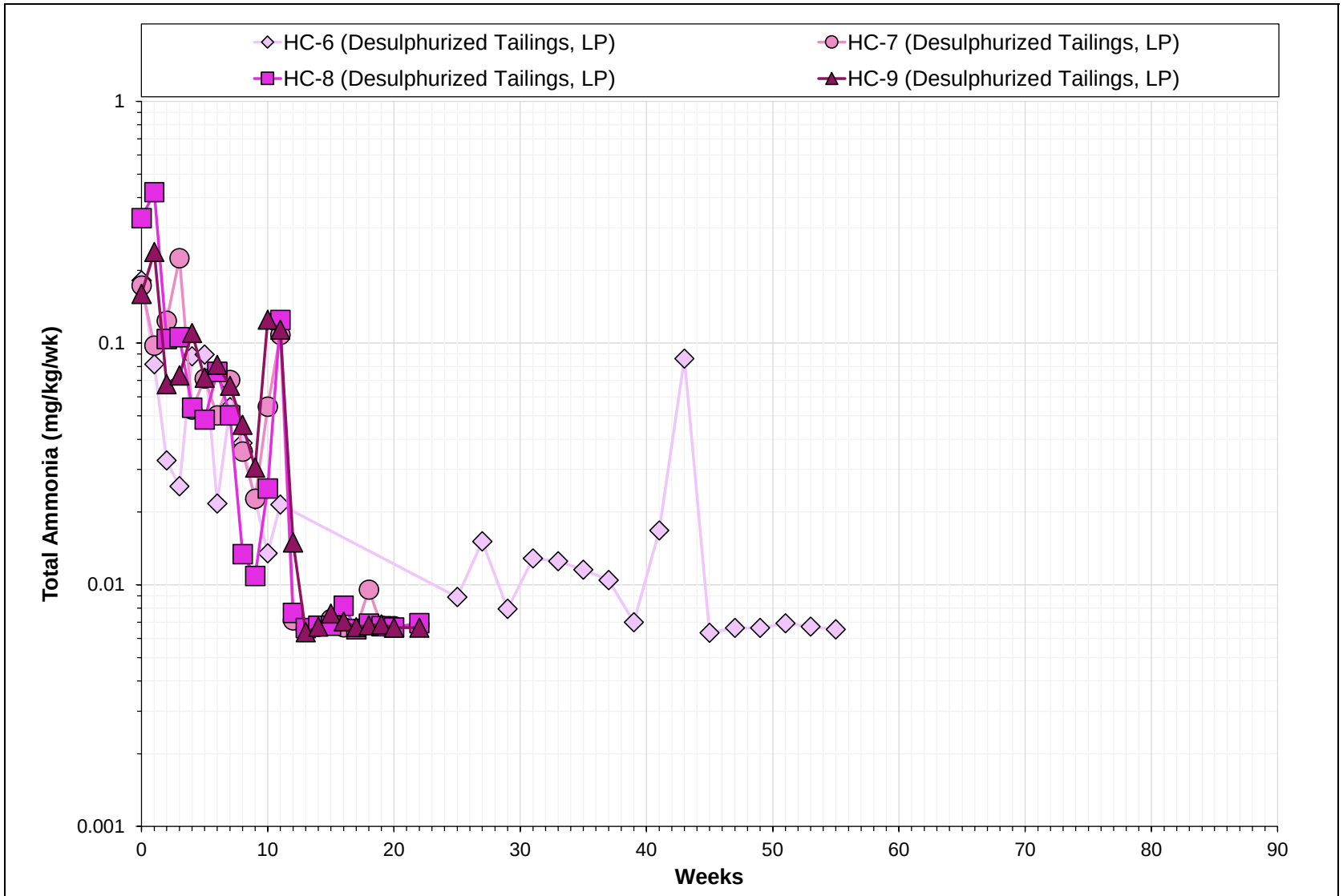

Notes:

KINROSS

Total Ammonia (NH3)			
Desulphurized Tailings - Humidity Cell Results, Great Bear Project			
Great Bear Project			
Figure Number		H-37	
Project Number		OMEMA2303	
Date		November 2025	
Drawn	SM	Reviewed	JB

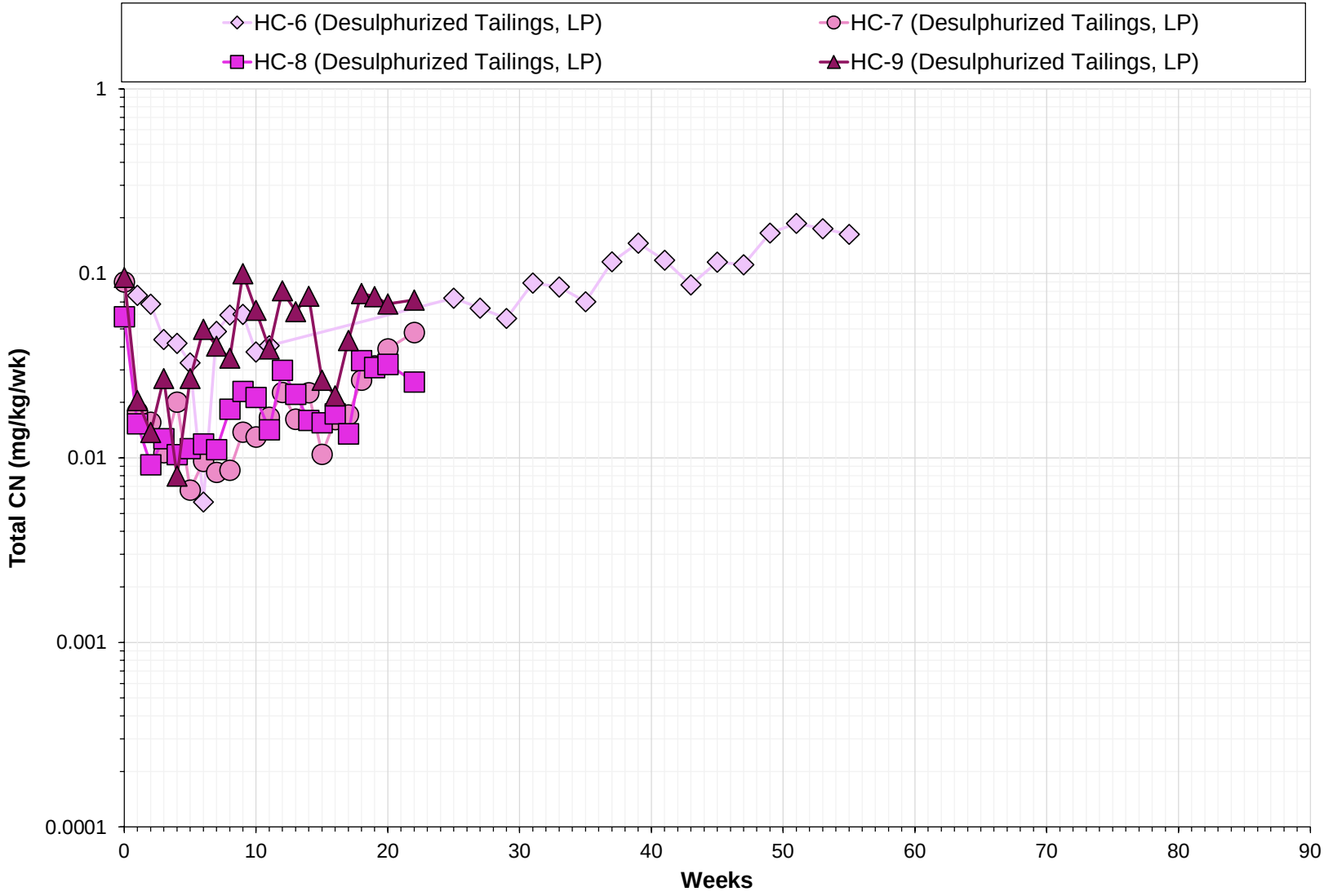

Notes:

Total Cyanide	
Desulphurized Tailings - Humidity Cell Results, Great Bear Project	
Great Bear Project	
Figure Number	H-38
Project Number	OMEMA2303
Date	November 2025
Drawn: SM	Reviewed: JB

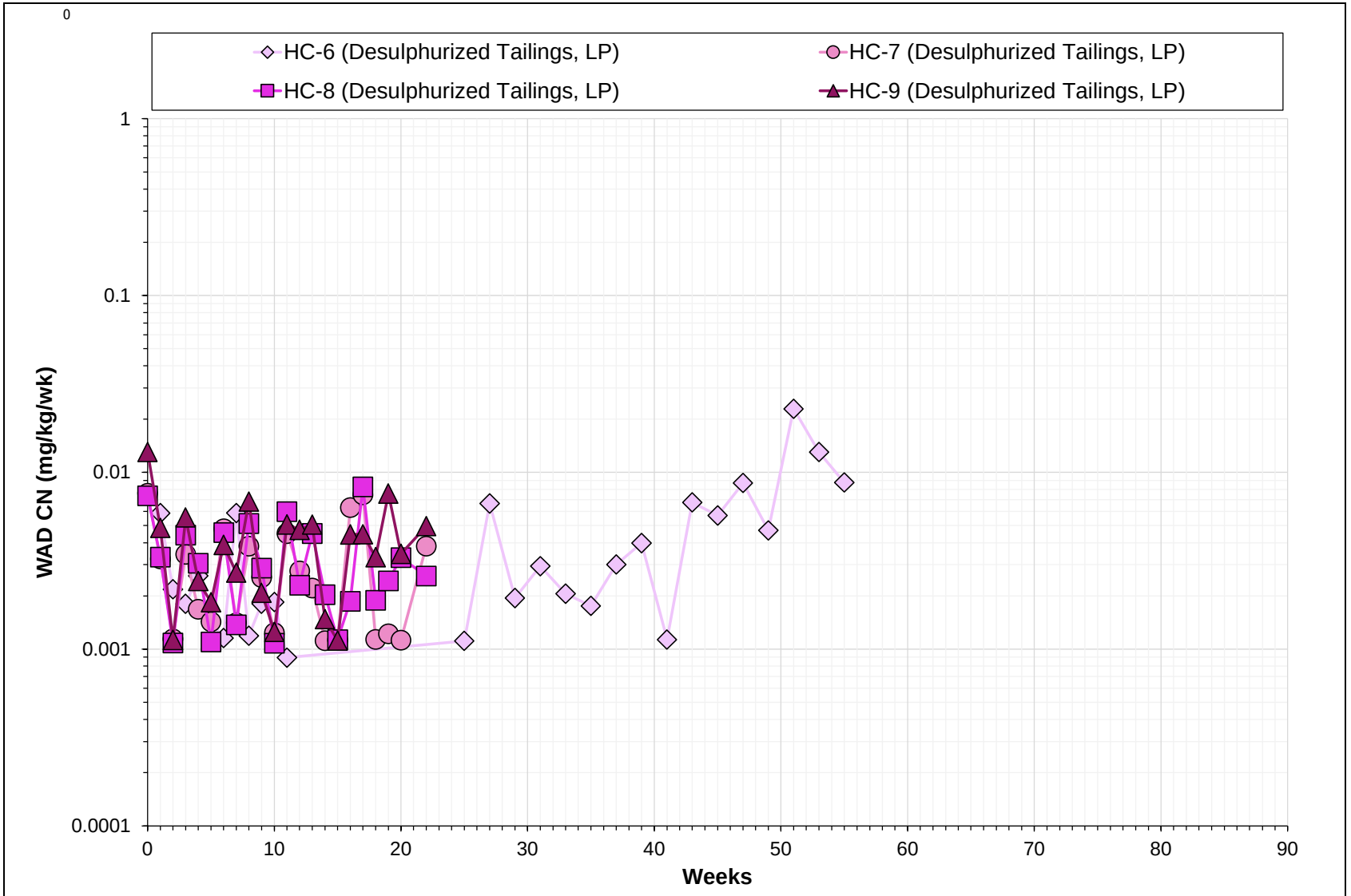

Notes:

KINROSS

WAD Cyanide			
Desulphurized Tailings - Humidity Cell Results, Great Bear Project			
Great Bear Project			
Figure Number		H-39	
Project Number		OMEMA2303	
Date		November 2025	
Drawn	SM	Reviewed	JB

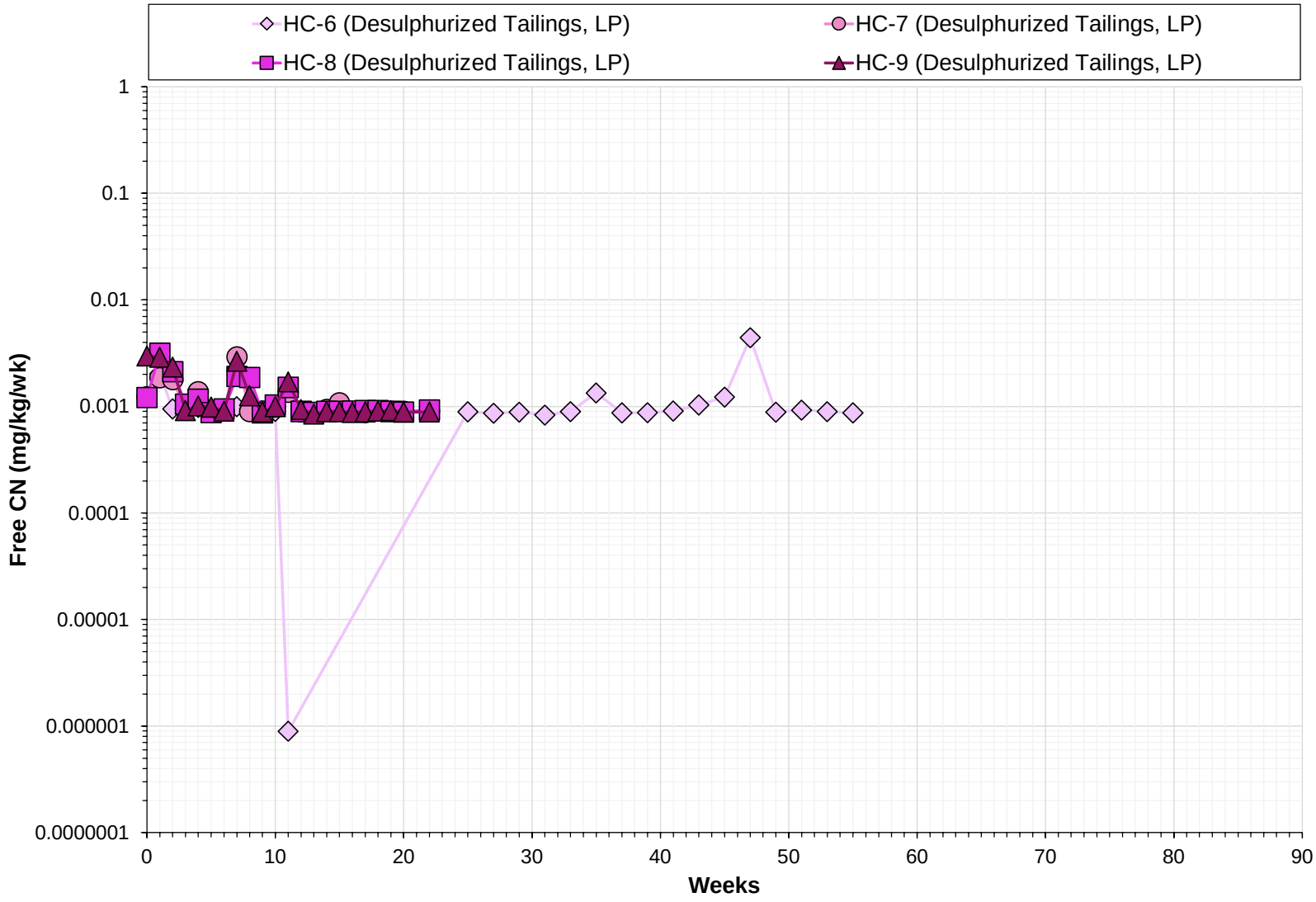

Notes:

Free Cyanide

Desulphurized Tailings - Humidity Cell Results, Great Bear Project

Great Bear Project

Figure Number		H-40	
Project Number		OMEMA2303	
Date		November 2025	
Drawn	SM	Reviewed	JB

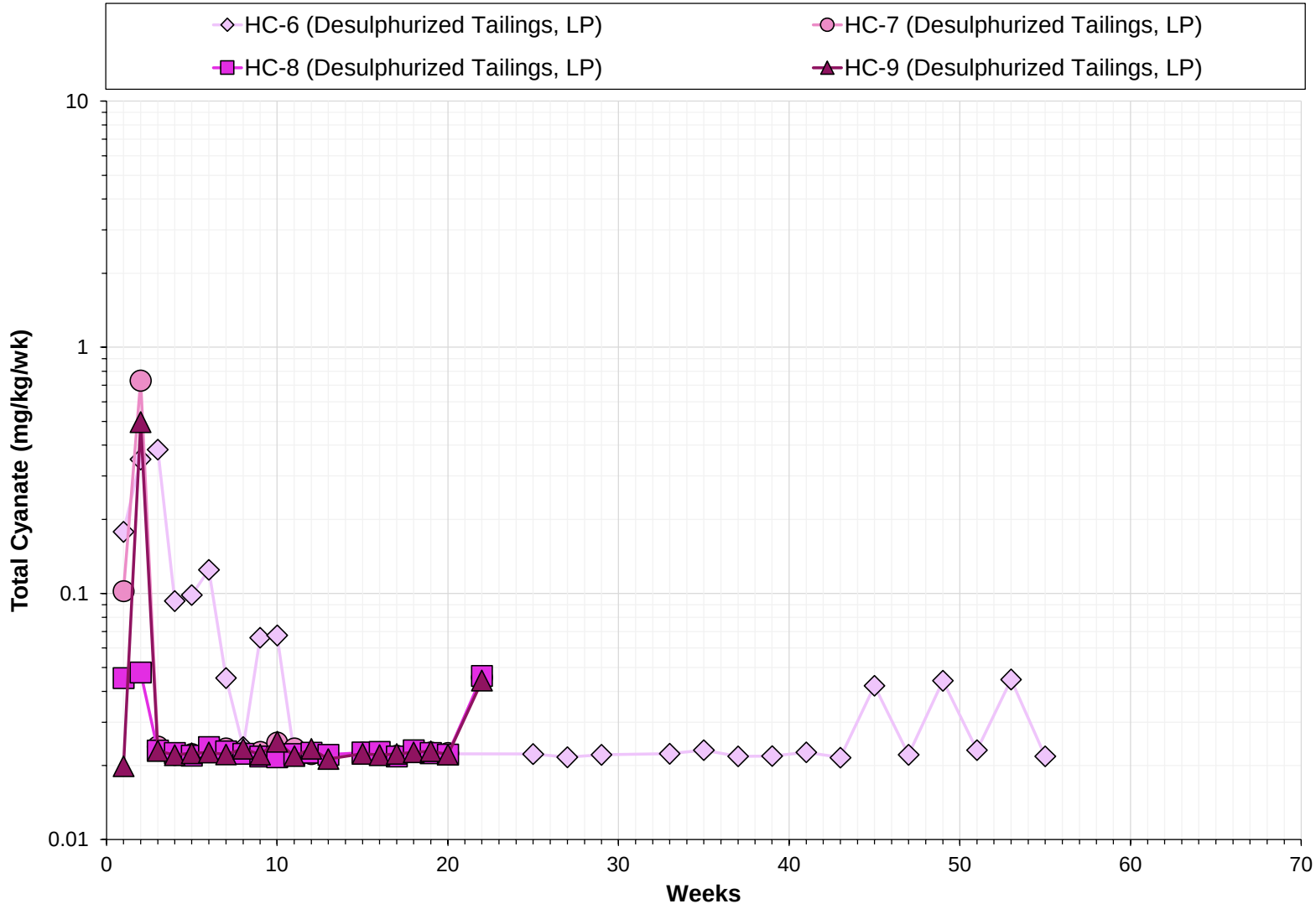

Notes:

Total Cyanate	
Desulphurized Tailings - Humidity Cell Results, Great Bear Project	
Great Bear Project	
Figure Number	H-41
Project Number	OMEMA2303
Date	November 2025
Drawn: SM	Reviewed: JB

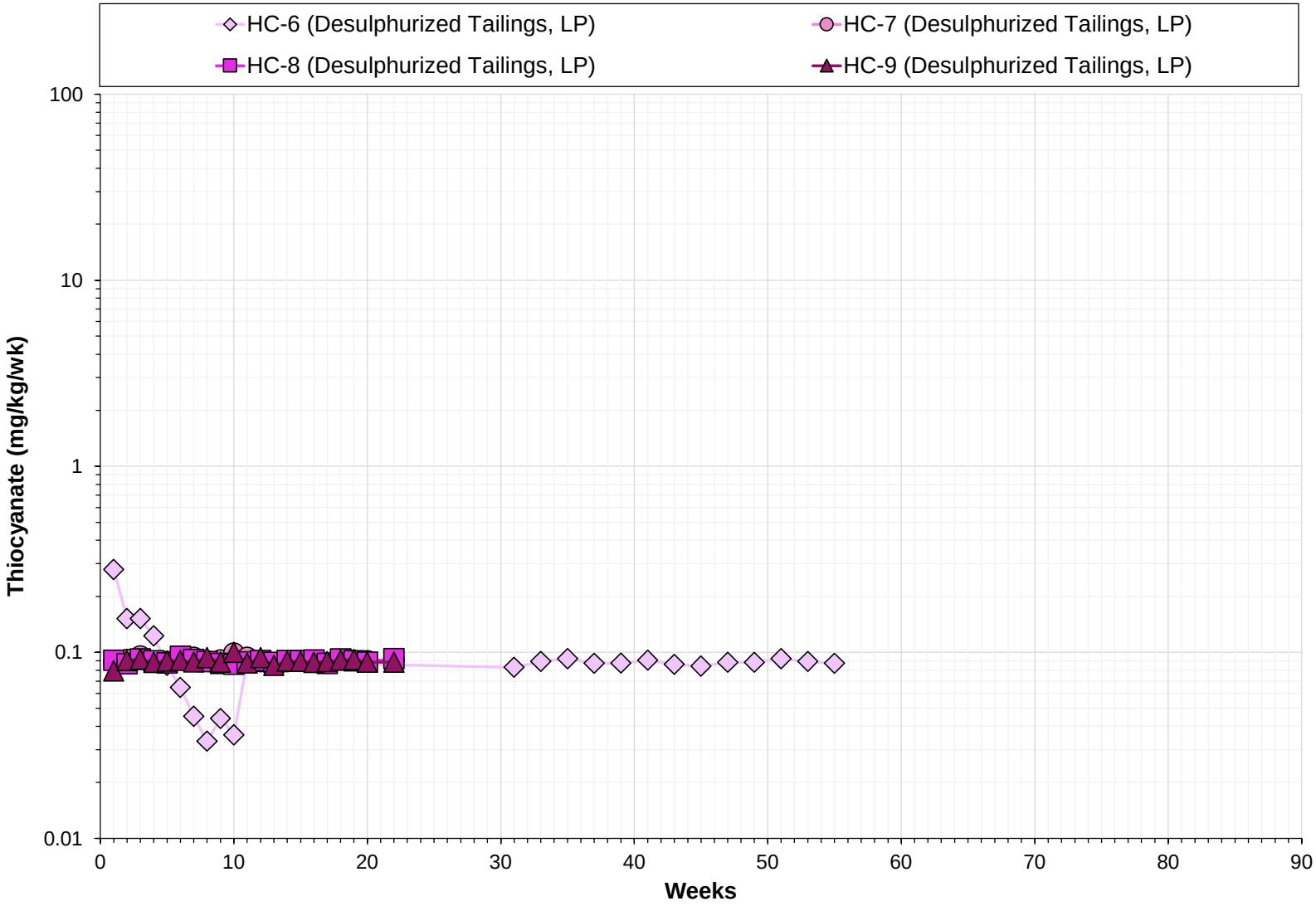

Notes:

Thiocyanate

Desulphurized Tailings - Humidity Cell Results, Great Bear Project

Great Bear Project

Figure Number		H-42	
Project Number		OMEMA2303	
Date		November 2025	
Drawn	SM	Reviewed	JB

Appendix I
Concentrate Tailings Subaqueous Column Test

Table I-1: Concentrate Tailings Column Test Results

Sample Date	Week Number	Input Vol. (DI Water)	Output Vol. (Leachate)	pH	EC	ORP (In Column)	ORP (In Bottle)	DO (In Column)	DO (In Bottle)	Acidity (to pH 8.3)	Alkalinity (to pH 4.5)	Sulphate	Chloride	Fluoride	Nitrate (NO3 as N)	Nitrite (NO2 as N)	Total CN	WAD CN	Total Ammonia	Dissolved Phosphorous	Hardness	Aluminum (Al)	Antimony (Sb)	Arsenic (As)	Barium (Ba)	Beryllium (Be)	Boron (B)
Units:	--	*mL*	*mL*	*pH Units*	*µS/cm*	*mV*	*mV*	*mg/L*	*mg/L*	*mg $CaCO_3$/L*	*mg $CaCO_3$/L*	*mg/L*	*mg/L*	*mg/L*	*mg/L*	*mg/L*	*mg/L*	*mg/L*	*mg/L*	*mg/L*	*mg $CaCO_3$/L*	*mg/L*	*mg/L*	*mg/L*	*mg/L*	*mg/L*	*mg/L*
2024-06-17	0	843	209	6.8	3270	--	--	--	--	56	83	1930	190	0.22	0.34	0.013	--	--	--	--	1610	<0.015	<0.0025	0.001	0.075	<0.00050	<0.25
2024-06-24	1	350	350	6.1	221	454	452	3.7	4.2	24	15	75	5.7	<0.050	0.13	0.0078	0.024	0.0049	0.32	1.3	79	<0.015	<0.0025	<0.00050	0.0057	<0.00050	<0.25
2024-07-01	2	350	350	6.0	385	424	471	3.4	3.6	29	13	146	6.4	<0.050	0.051	0.0051	0.019	0.0096	0.22	1.6	125	<0.030	<0.0050	<0.00100	<0.0100	<0.00100	<0.50
2024-07-08	3	350	350	5.8	389	467	685	1.7	1.7	30	7.8	229	5.1	<0.050	0.11	<0.0050	0.019	0.0086	0.17	1.7	165	<0.030	<0.0050	<0.00100	0.013	<0.00100	<0.50
2024-07-15	4	350	350	5.8	433	458	448	1.9	1.7	28	6.6	254	4.7	<0.050	0.2	<0.0050	0.021	0.011	0.096	1.6	193	0.0059	0.00075	0.00085	0.014	<0.00010	<0.050
2024-07-22	5	350	350	5.7	533	591	495	0.85	0.76	27	9.4	341	4.8	<0.050	0.29	<0.0050	0.015	0.0027	0.052	1.0	224	<0.060	<0.010	<0.0020	<0.020	<0.0020	<1.0
2024-07-29	6	350	350	6.0	603	483	482	1.4	1.1	31	14	258	3.9	<0.050	0.77	<0.0050	0.013	0.0029	0.038	1.4	225	<0.030	<0.0050	<0.0010	0.017	<0.0010	<0.50
2024-08-05	7	350	350	5.9	651	412	380	1.5	1.5	35	16	285	4.0	<0.050	0.31	<0.0050	0.015	0.012	0.056	1.3	248	<0.030	<0.0050	<0.0010	0.017	<0.0010	<0.50
2024-08-12	8	350	350	6.0	599	590	465	1.5	1.3	42	26	300	3.0	<0.050	0.41	<0.0050	0.022	0.011	0.045	1.2	266	<0.060	<0.010	<0.0020	0.058	<0.0020	<1.0
2024-08-19	9	350	350	6.0	728	502	484	1.5	1.4	45	34	320	2.9	<0.050	0.19	<0.0050	0.026	0.0062	<0.015	1.2	272	<0.030	<0.0050	0.0011	0.017	<0.0010	<0.50
2024-08-26	10	350	350	6.0	444	501	508	1.0	1.3	47	37	179	<0.50	<0.050	--	--	--	--	--	0.79	226	<0.030	<0.0050	<0.0010	0.014	<0.0010	<0.50
2024-09-02	11	350	350	6.4	553	492	569	2.0	1.8	22	53	189	<0.50	<0.050	0.31	<0.0050	0.14	0.015	0.25	0.56	234	<0.030	<0.0050	<0.0010	0.014	<0.0010	<0.50
2024-09-09	12	350	350	6.2	599	484	499	1.9	1.8	43	49	196	1.2	<0.050	--	--	--	--	--	0.42	243	<0.030	<0.0050	<0.0010	0.013	<0.0010	<0.50
2024-09-16	13	350	350	6.4	502	465	462	2.9	3.1	36	52	218	1.1	<0.050	0.55	0.0095	0.23	0.02	<0.015	0.47	277	<0.030	<0.0050	<0.0010	0.016	<0.0010	<0.50
2024-09-23	14	350	350	6.4	621	492	505	1.8	2.0	38	43	197	1.2	<0.050	--	--	--	--	--	0.4	262	<0.030	<0.0050	<0.0010	0.015	<0.0010	<0.50
2024-09-30	15	350	350	6.7	475	496	523	2.0	2.6	32	57	209	0.54	<0.050	0.75	<0.0050	0.19	0.0094	<0.015	0.28	260	<0.030	<0.0050	<0.0010	0.015	<0.0010	<0.50
2024-10-07	16	350	350	6.2	678	473	586	2.4	2.4	37	58	222	1.3	<0.050	--	--	--	--	--	0.28	288	<0.030	<0.0050	<0.0010	0.016	<0.0010	<0.50
2024-10-14	17	350	350	6.6	614	497	501	2.1	2.4	25	57	222	0.79	<0.050	1.2	<0.0050	0.22	0.03	<0.015	0.23	276	0.042	<0.0050	<0.0010	0.015	<0.0010	<0.50
2024-10-21	18	350	350	6.8	506	511	507	2.6	2.4	31	64	235	0.86	<0.050	--	--	--	--	--	0.21	284	0.016	<0.0025	0.00065	0.014	<0.00050	<0.25
2024-10-28	19	350	350	6.6	426	470	440	3.3	3.4	36	63	215	0.97	<0.050	0.45	<0.0050	0.25	0.023	<0.015	0.18	282	<0.015	<0.0025	0.00066	0.015	<0.00050	<0.25
2024-11-04	20	350	350	6.7	708	476	491	2.9	3.0	34	64	226	0.59	<0.050	--	--	--	--	--	0.19	283	0.04	<0.0050	<0.0010	0.015	<0.0010	<0.50
2024-11-11	21	350	350	6.7	667	436	435	3.7	3.7	30	66	197	1.9	<0.050	0.54	<0.0050	0.16	0.032	0.093	0.15	261	0.016	<0.0025	0.0012	0.014	<0.00050	<0.25
2024-11-18	22	350	350	6.4	292	444	310	3.5	3.5	25	36	116	1.3	<0.050	--	--	--	--	--	0.037	158	<0.015	<0.0025	<0.00050	0.009	<0.00050	<0.25

*ORP values corrected for reference electrode and presented as Eh.

Table I-1: Concentrate Tailings Column Test Results

Sample Date	Week Number	Cadmium (Cd)	Calcium (Ca)	Chromium (Cr)	Cobalt (Co)	Copper (Cu)	Iron (Fe)	Lead (Pb)	Magnesium (Mg)	Mercury (Hg)	Molybdenum (Mo)	Nickel (Ni)	Potassium (K)	Selenium (Se)	Silver (Ag)	Sodium (Na)	Strontium (Sr)	Thallium (Tl)	Tungsten (W)	Uranium (U)	Vanadium (V)	Zinc (Zn)	Zirconium (Zr)
Units:	--	*mg/L*	*mg/L*	*mg/L*	*mg/L*	*mg/L*	*mg/L*	*mg/L*	*mg/L*	*ug/L*	*mg/L*	*mg/L*	*mg/L*	*mg/L*	*mg/L*	*mg/L*	*mg/L*	*mg/L*	*mg/L*	*mg/L*	*mg/L*	*mg/L*	*mg/L*
2024-06-17	0	0.00024	530	<0.0050	0.081	1.5	0.067	<0.0010	69	0.27	0.024	0.017	143	0.042	0.00045	269	1.4	0.000079	<0.0050	0.0049	<0.025	<0.025	<0.00050
2024-06-24	1	<0.000050	28	<0.0050	0.0025	0.041	<0.025	<0.0010	2.0	0.0052	<0.0050	<0.0050	6.5	0.0042	<0.00010	12	0.047	<0.000050	<0.0050	<0.00050	<0.025	<0.025	<0.00050
2024-07-01	2	<0.000100	45	<0.0100	0.0033	0.039	<0.050	<0.0020	2.9	0.01	<0.0100	<0.0100	9.3	0.0055	<0.00020	16	0.077	<0.000100	<0.010	<0.00100	<0.050	<0.050	<0.00100
2024-07-08	3	<0.000100	60	<0.0100	0.0031	0.056	<0.050	<0.0020	3.6	0.012	<0.0100	<0.0100	11	0.003	<0.00020	18	0.11	<0.000100	<0.010	<0.00100	<0.050	<0.050	<0.00100
2024-07-15	4	0.00005	71	<0.0010	0.0049	0.057	0.0096	0.00037	4.1	0.017	0.0048	0.0028	13	0.0034	0.000021	20	0.14	<0.000010	<0.0010	0.00012	<0.0050	0.0071	<0.00010
2024-07-22	5	<0.00020	82	<0.020	0.0051	0.083	<0.10	<0.0040	4.7	0.041	<0.020	<0.020	15	0.003	<0.00040	21	0.15	<0.00020	<0.020	<0.0020	<0.10	<0.10	<0.0020
2024-07-29	6	0.0001	82	<0.010	0.0033	0.17	<0.050	<0.0020	4.9	0.035	<0.010	<0.010	14	0.0021	<0.00020	22	0.14	<0.00010	<0.010	<0.0010	<0.050	<0.050	<0.0010
2024-08-05	7	<0.00010	91	<0.010	0.0038	0.36	0.052	<0.0020	5.1	0.037	<0.010	<0.010	14	0.0019	<0.00020	23	0.16	<0.00010	<0.010	<0.0010	<0.050	<0.050	<0.0010
2024-08-12	8	<0.00020	98	<0.020	0.0043	0.58	<0.10	<0.0040	5.5	0.025	<0.020	<0.020	15	<0.0020	<0.00040	24	0.18	<0.00020	<0.020	<0.0020	<0.10	<0.10	<0.0020
2024-08-19	9	<0.00010	100	<0.010	0.0049	0.63	<0.050	<0.0020	5.6	0.019	<0.010	<0.010	15	0.0013	<0.00020	24	0.18	<0.00010	<0.010	<0.0010	<0.050	<0.050	<0.0010
2024-08-26	10	0.00013	83	<0.010	0.0054	0.48	<0.050	<0.0020	4.7	0.012	<0.010	<0.010	11	0.001	<0.00020	19	0.14	<0.00010	<0.010	0.0011	<0.050	<0.050	<0.0010
2024-09-02	11	<0.00010	86	<0.010	0.0069	0.42	<0.050	<0.0020	4.9	0.0083	<0.010	<0.010	12	<0.0010	<0.00020	19	0.14	<0.00010	<0.010	0.0016	<0.050	<0.050	<0.0010
2024-09-09	12	<0.00010	89	<0.010	0.01	0.37	<0.050	<0.0020	5.1	0.0078	<0.010	<0.010	11	<0.0010	<0.00020	19	0.16	<0.00010	<0.010	0.0018	<0.050	<0.050	<0.0010
2024-09-16	13	0.00012	101	<0.010	0.012	0.37	0.054	<0.0020	5.9	0.0078	<0.010	<0.010	12	<0.0010	<0.00020	21	0.19	<0.00010	<0.010	0.0021	<0.050	<0.050	0.0042
2024-09-23	14	0.00014	96	<0.010	0.0051	0.23	<0.050	<0.0020	5.2	0.005	<0.010	<0.010	11	<0.0010	<0.00020	18	0.15	<0.00010	<0.010	0.0018	<0.050	<0.050	<0.0010
2024-09-30	15	<0.00010	95	<0.010	0.013	0.23	<0.050	<0.0020	5.6	0.0038	<0.010	<0.010	11	<0.0010	<0.00020	18	0.16	<0.00010	<0.010	0.0018	<0.050	<0.050	<0.0010
2024-10-07	16	0.00011	105	<0.010	0.007	0.25	0.05	<0.0020	6.1	0.005	<0.010	<0.010	11	<0.0010	<0.00020	19	0.17	<0.00010	<0.010	0.0021	<0.050	<0.050	<0.0010
2024-10-14	17	0.00015	101	<0.010	0.015	0.21	<0.050	<0.0020	6.1	0.0029	<0.010	<0.010	10	<0.0010	<0.00020	19	0.18	<0.00010	<0.010	0.0021	<0.050	<0.050	<0.0010
2024-10-21	18	0.00012	104	<0.0050	0.018	0.24	0.065	<0.0010	5.9	0.0033	<0.0050	<0.0050	10	0.00068	<0.00010	18	0.18	<0.000050	<0.0050	0.0022	<0.025	<0.025	<0.00050
2024-10-28	19	0.00012	103	<0.0050	0.018	0.21	0.056	<0.0010	6.0	0.0027	<0.0050	<0.0050	9.5	0.00075	<0.00010	17	0.18	<0.000050	<0.0050	0.0022	<0.025	<0.025	<0.00050
2024-11-04	20	0.00014	104	<0.010	0.016	0.19	0.069	<0.0020	5.6	0.0054	<0.010	<0.010	8.6	<0.0010	<0.00020	17	0.18	<0.00010	<0.010	0.0023	<0.050	<0.050	<0.0010
2024-11-11	21	0.00017	96	<0.0050	0.018	0.27	0.084	<0.0010	5.5	0.0063	<0.0050	<0.0050	8.5	0.00072	<0.00010	15	0.17	<0.000050	<0.0050	0.0024	<0.025	<0.025	<0.00050
2024-11-18	22	0.00009	57	<0.0050	0.0045	0.15	0.033	<0.0010	3.5	0.0027	<0.0050	<0.0050	5.2	0.00051	<0.00010	8.8	0.09	<0.000050	<0.0050	0.0008	<0.025	<0.025	<0.00050

*ORP values corrected for reference electrode and presented as Eh.

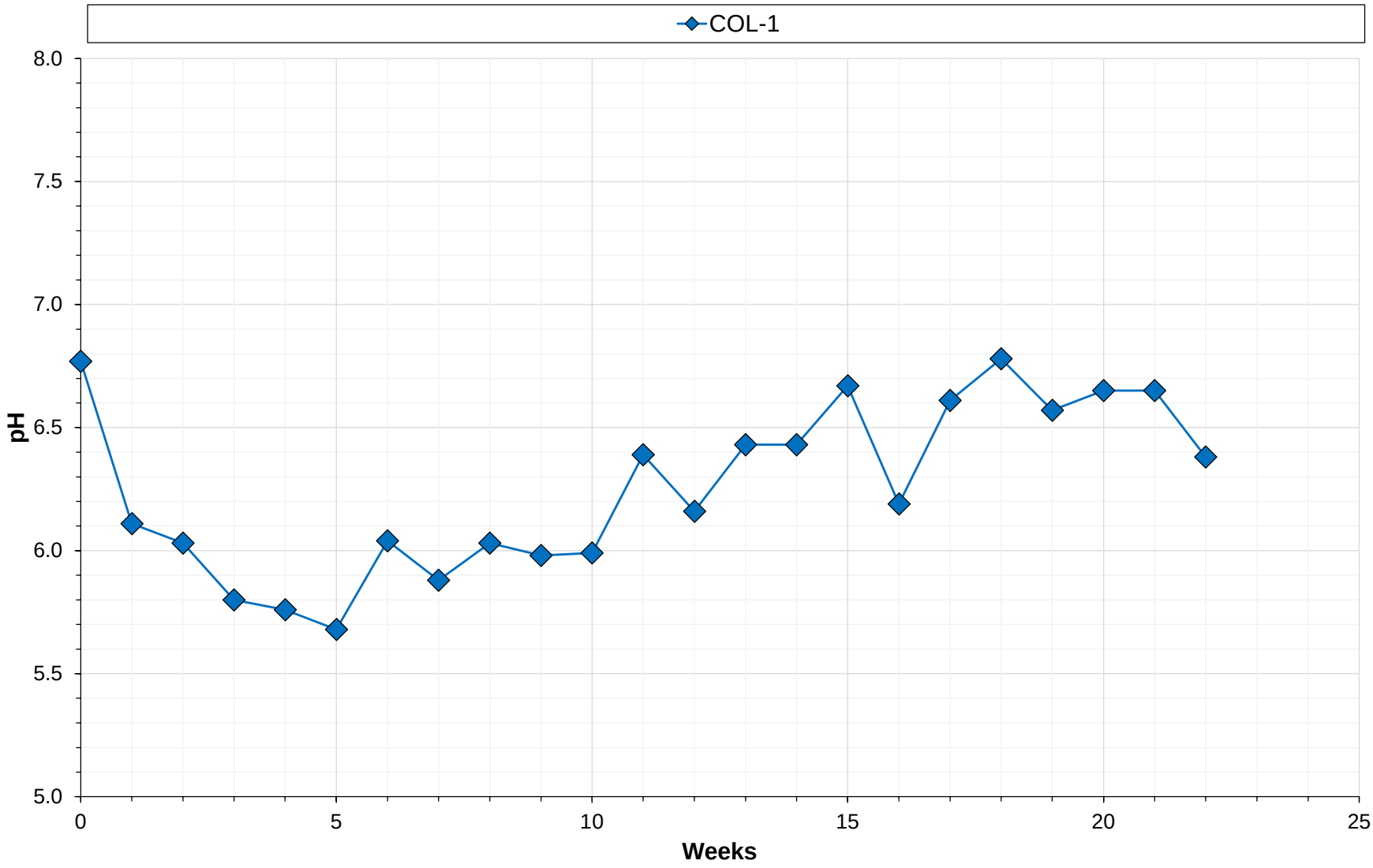

Note:

pH			
Concentrate Tailings - Subaqueous Recirculating Column			
Kinross Great Bear Project			
Figure Number		I-1	
Project Number		OMEMA2303	
Date		November 2025	
Drawn	SM	Reviewed	JB

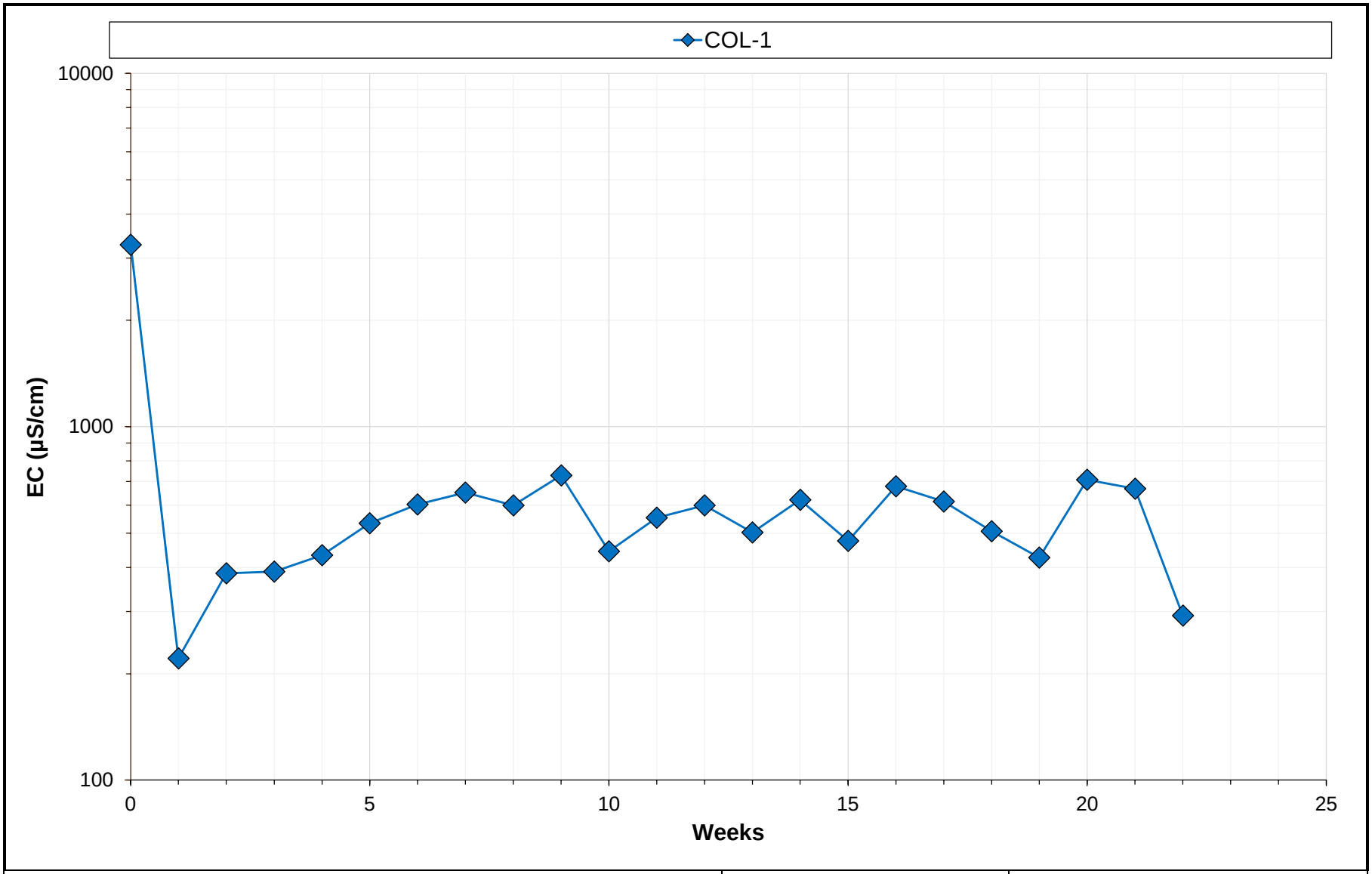

Note:

EC			
Concentrate Tailings - Subaqueous Recirculating Column			
Kinross Great Bear Project			
Figure Number		I-2	
Project Number		OMEMA2303	
Date		November 2025	
Drawn	SM	Reviewed	JB

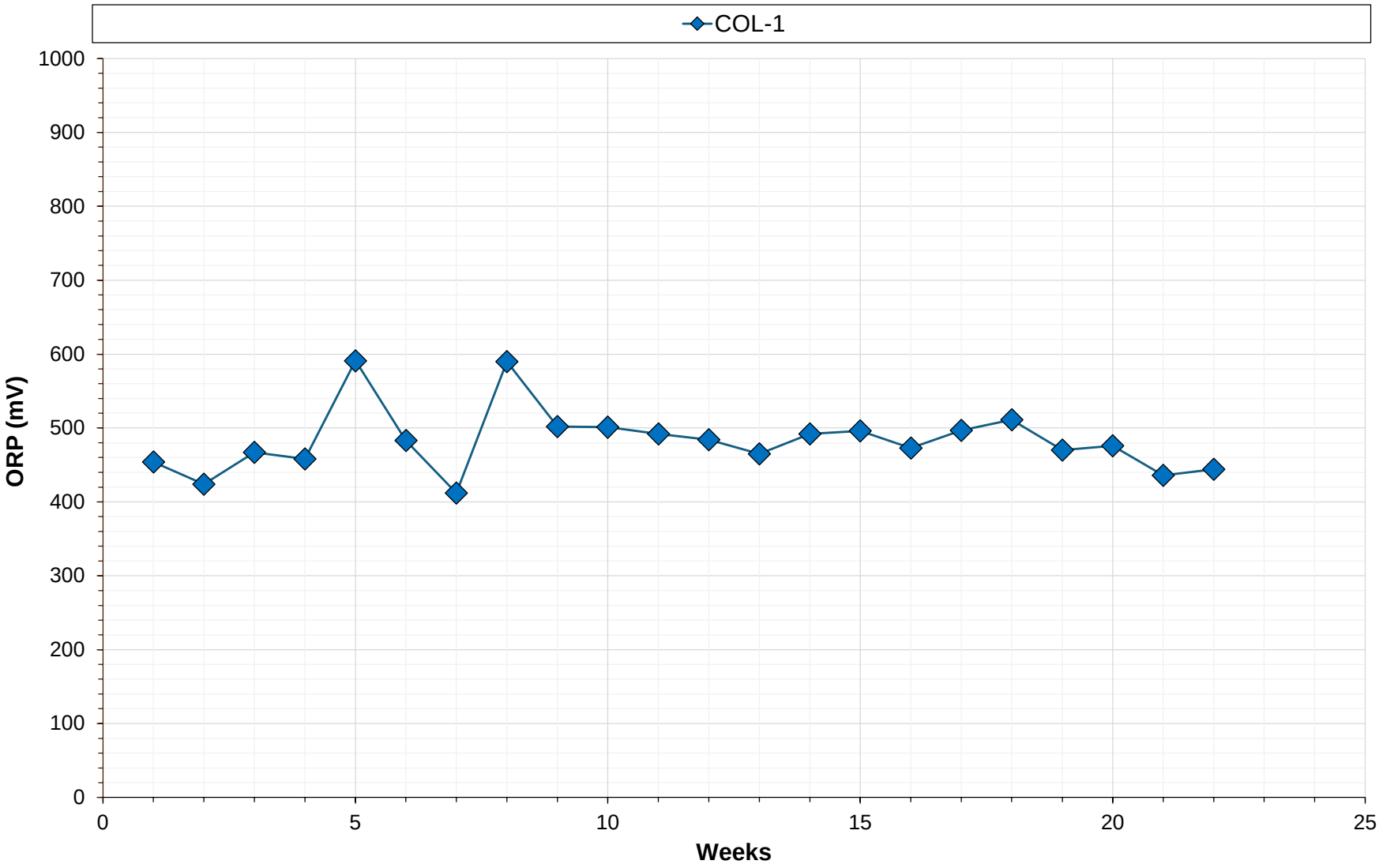

Note:
ORP measured in column using an ORP meter.

ORP values corrected for reference electrode and presented as Eh.

KINROSS

ORP			
Concentrate Tailings - Subaqueous Recirculating Column			
Great Bear Project			
Figure Number		I-3	
Project Number		OMEMA2303	
Date		November 2025	
Drawn	SM	Reviewed	JB

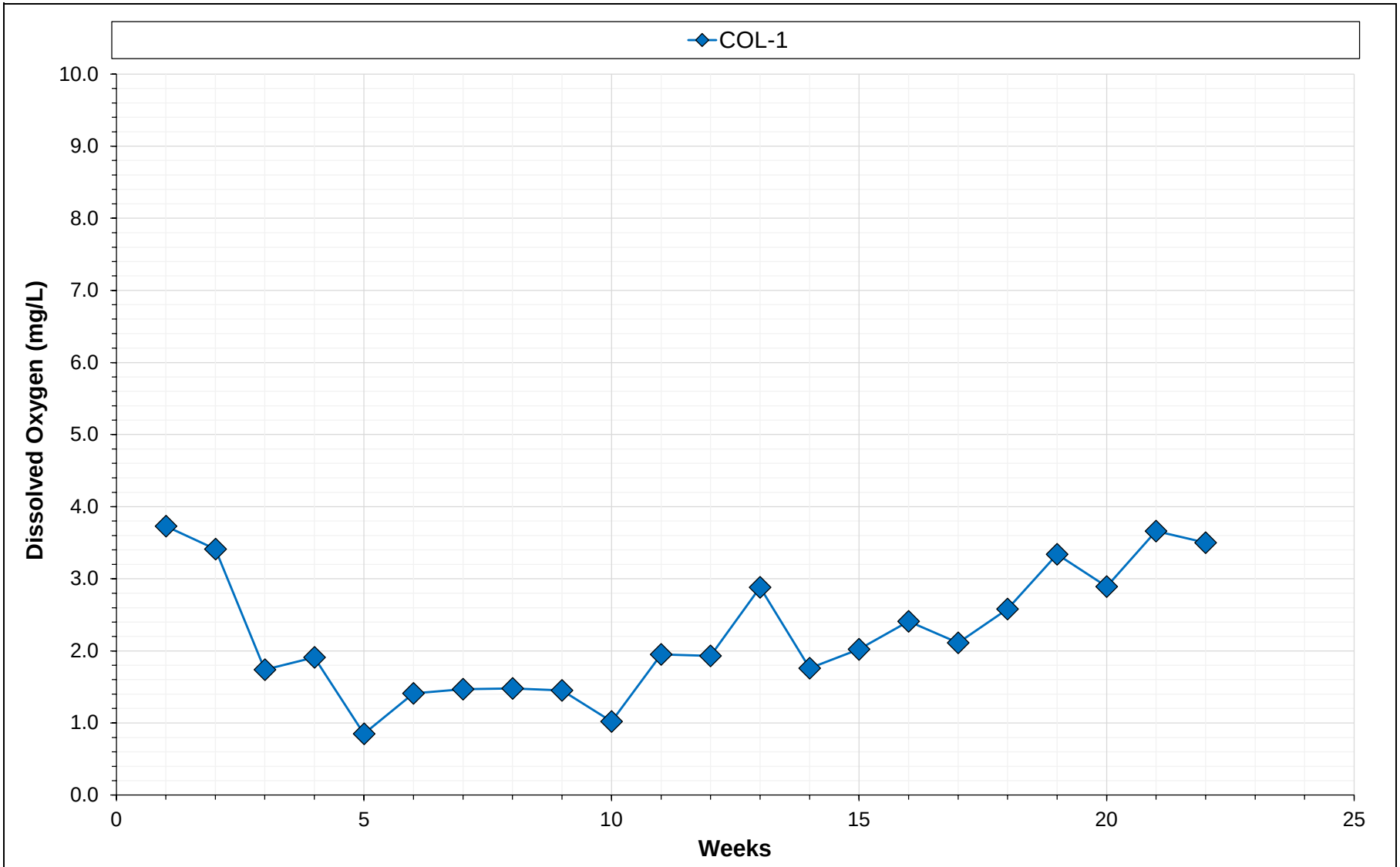

Note:
DO measured in column using a DO meter.

KINROSS

Dissolved Oxygen (DO)			
Concentrate Tailings - Subaqueous Recirculating Column			
Great Bear Project			
Figure Number		I-4	
Project Number		OMEMA2303	
Date		November 2025	
Drawn	SM	Reviewed	JB

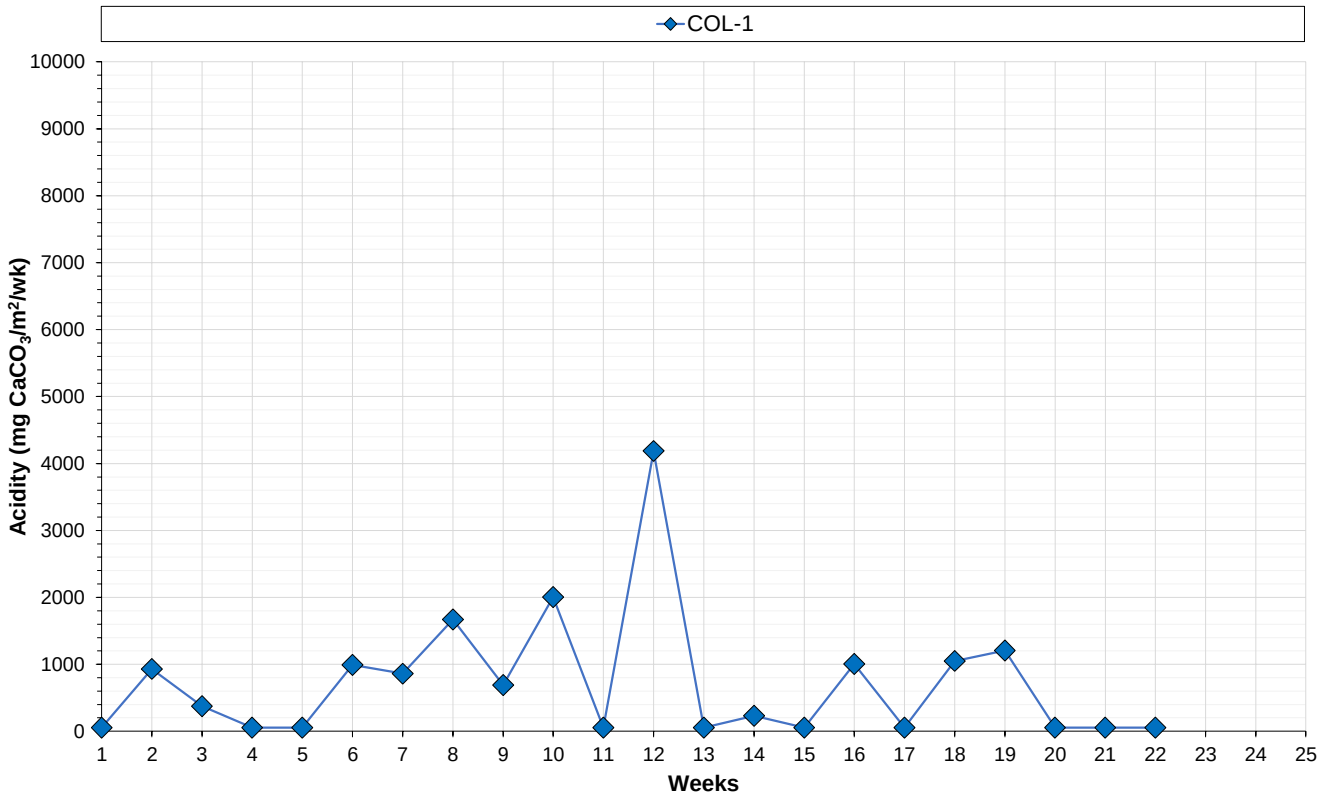

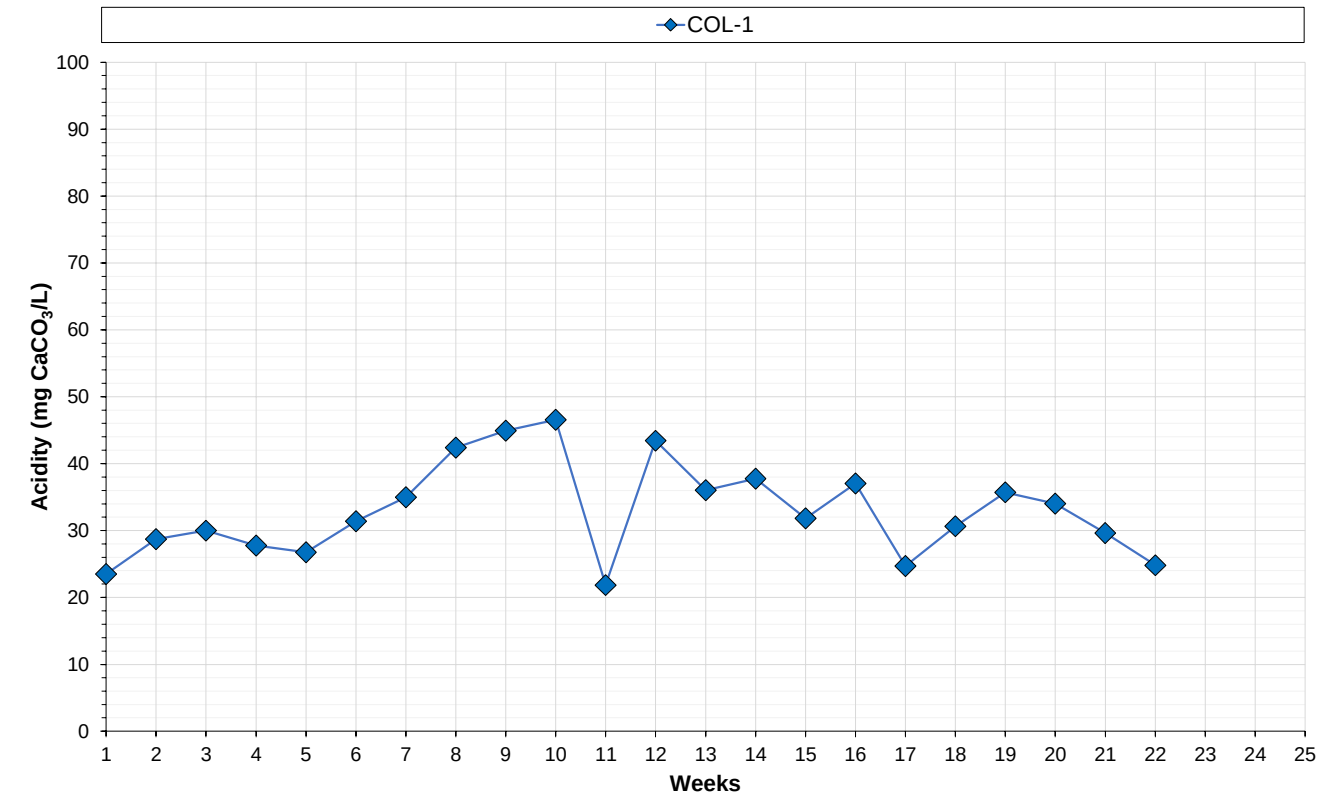

Note:
Release rates shown are based on the change in load release week to week throughout column operation.

Due to a tubing malfunction in Week 9, approximately 1000 mL was lost from the column; 1000 mL was added to maintain an overlying water column of 21 cm throughout the remainder of testing.

Acidity

Concentrate Tailings - Subaqueous Recirculating Column

Great Bear Project

Figure Number		I-5	
Project Number		OMEMA2303	
Date		November 2025	
Drawn	SM	Reviewed	JB

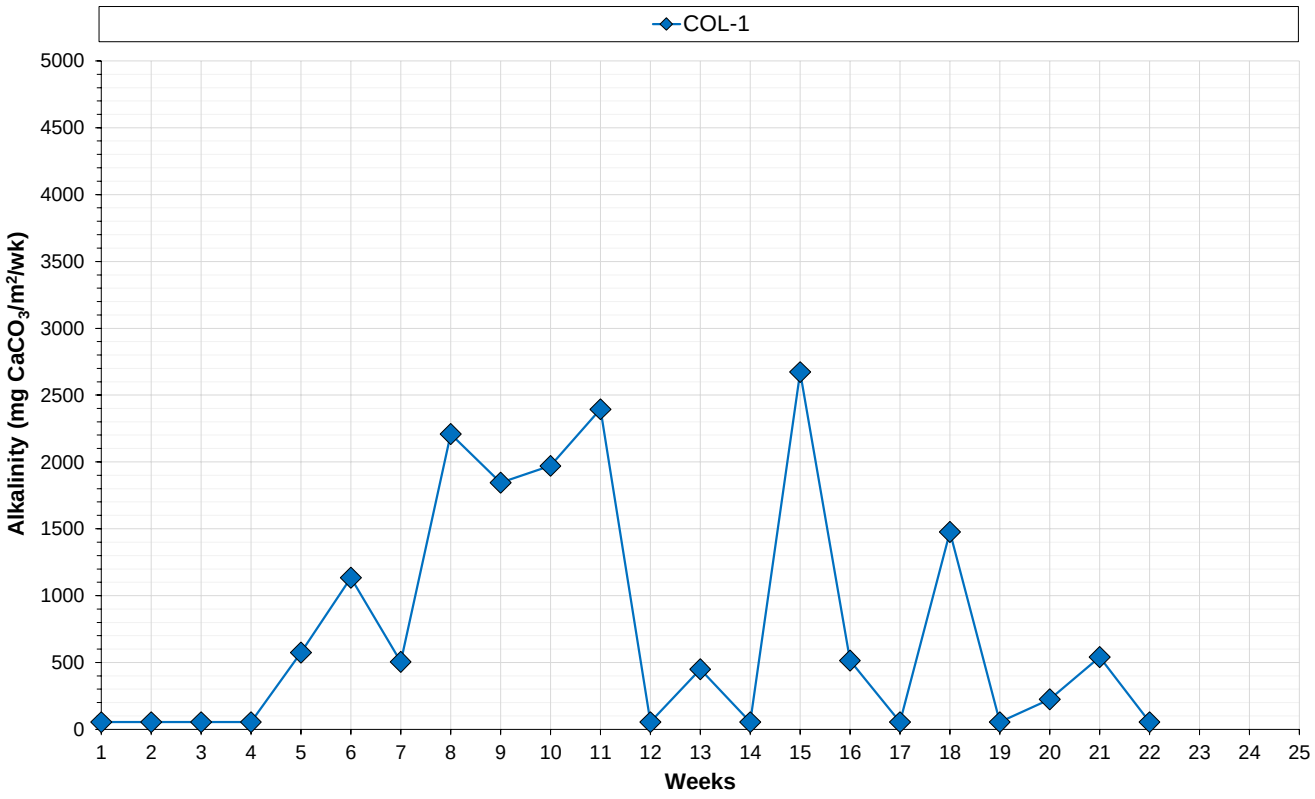

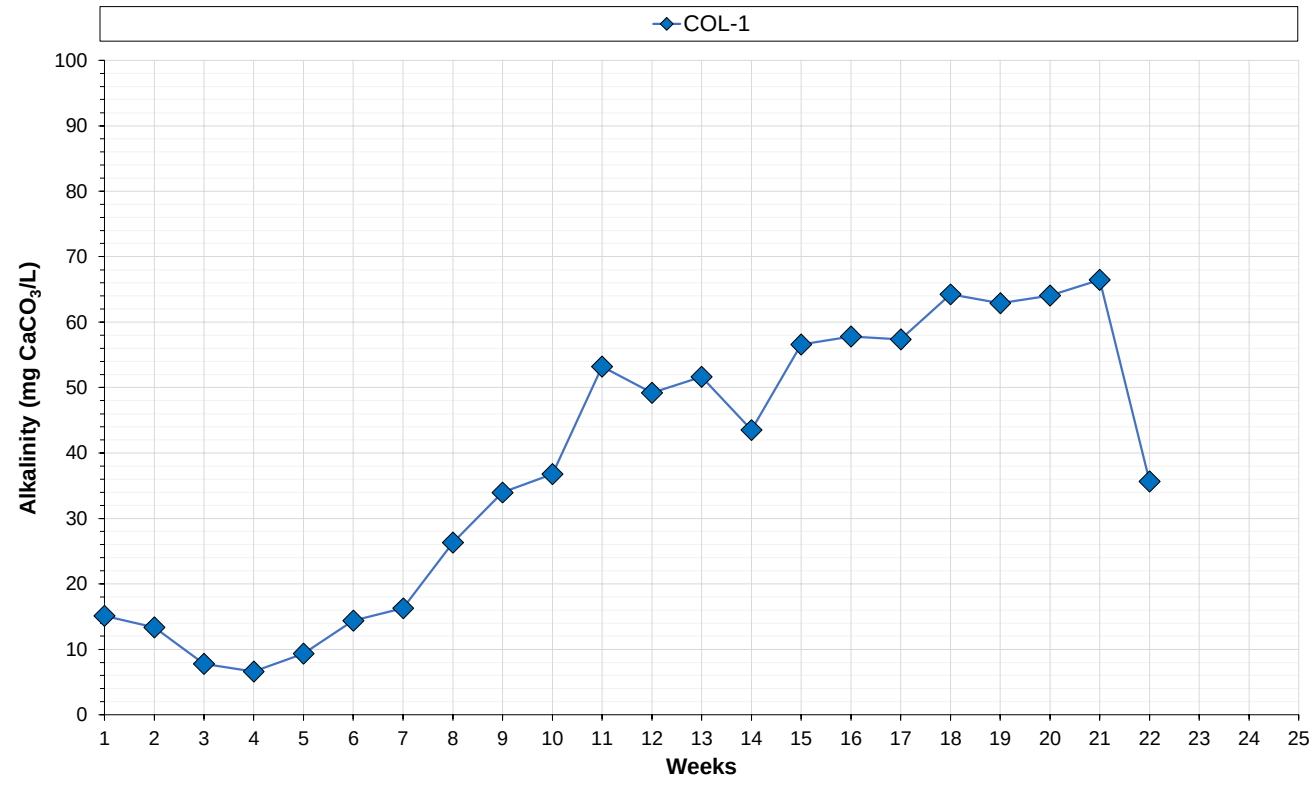

Note:
Release rates shown are based on the change in load release week to week throughout column operation.

Due to a tubing malfunction in Week 9, approximately 1000 mL was lost from the column; 1000 mL was added to maintain an overlying water column of 21 cm throughout the remainder of testing.

KINROSS

Alkalinity			
Concentrate Tailings - Subaqueous Recirculating Column			
Great Bear Project			
Figure Number	I-6		
Project Number	OMEMA2303		
Date	November 2025		
Drawn	SM	Reviewed	JB

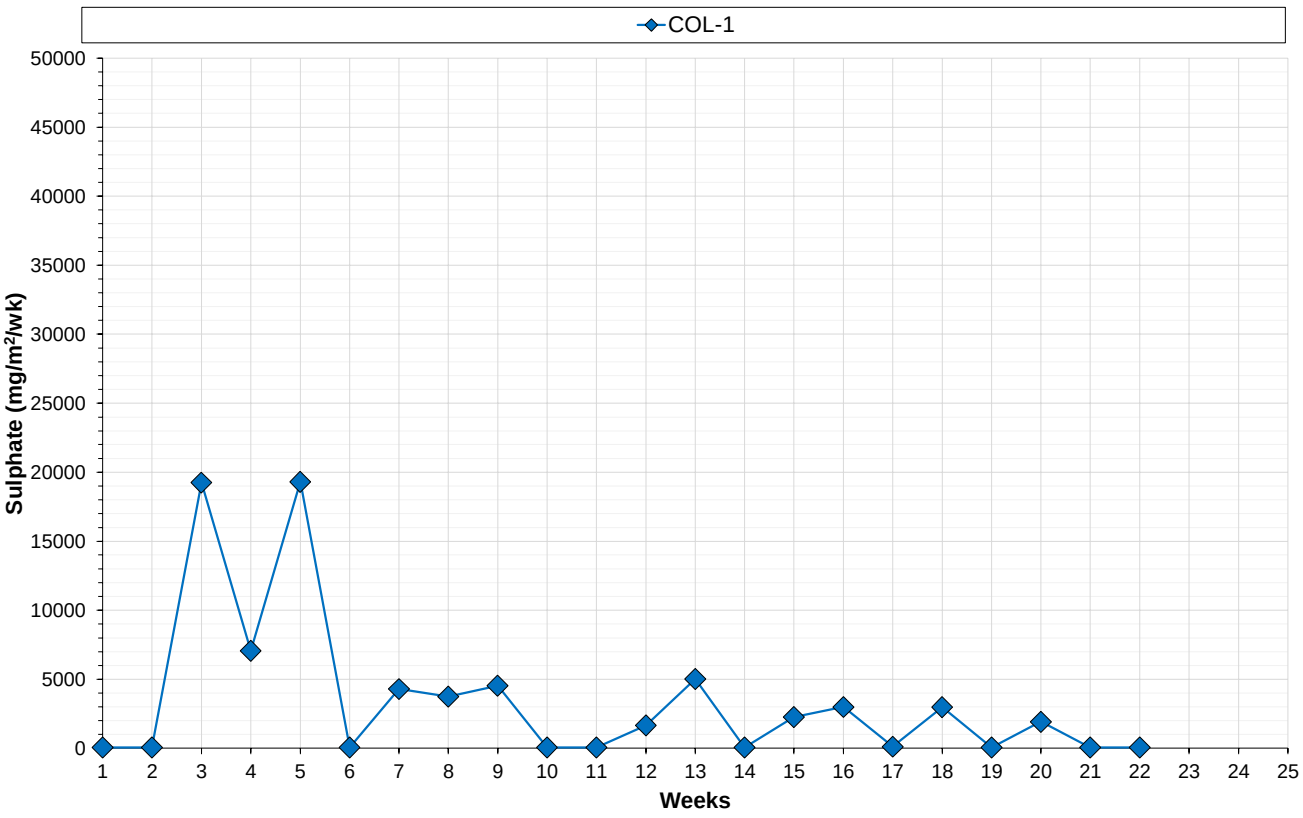

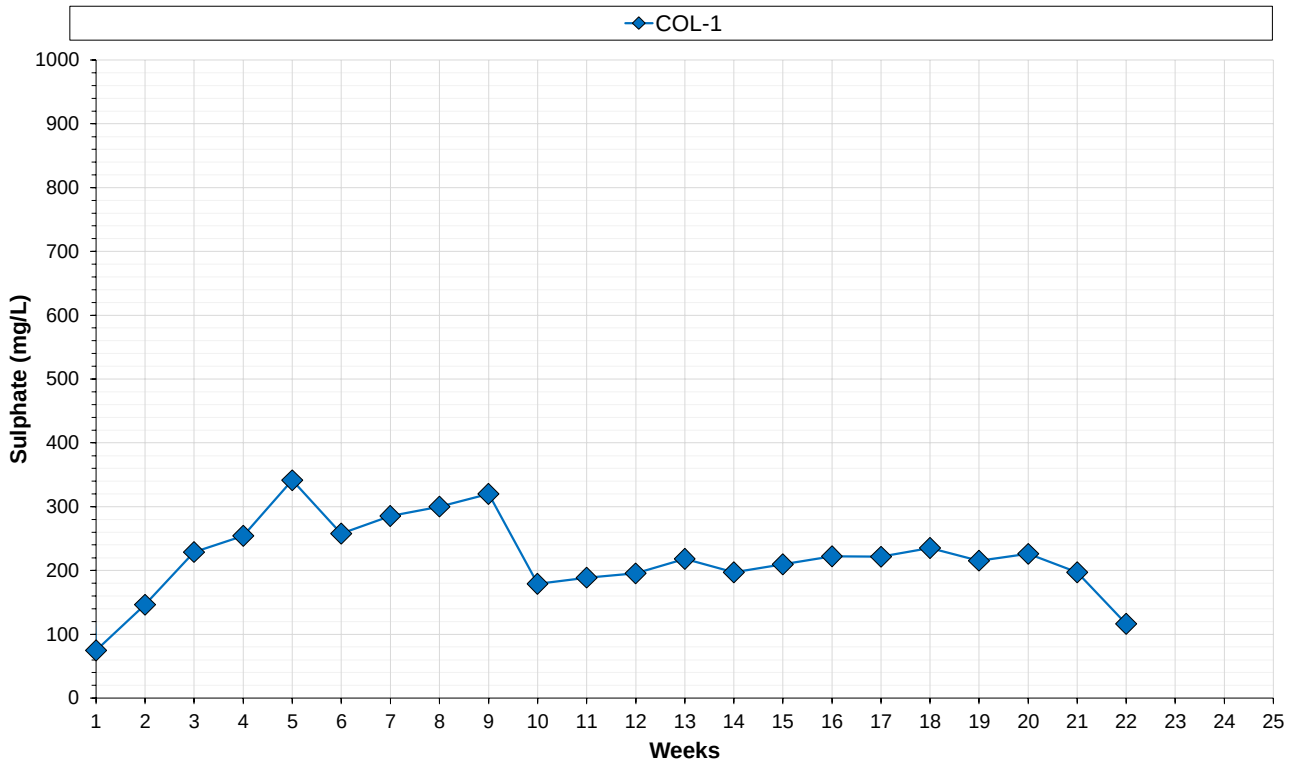

Note:
Release rates shown are based on the change in load release week to week throughout column operation.

Due to a tubing malfunction in Week 9, approximately 1000 mL was lost from the column; 1000 mL was added to maintain an overlying water column of 21 cm throughout the remainder of testing.

KINROSS

Sulphate (SO4)

Concentrate Tailings - Subaqueous Recirculating Column

Great Bear Project

Figure Number		I-7	
Project Number		OMEMA2303	
Date		November 2025	
Drawn	SM	Reviewed	JB

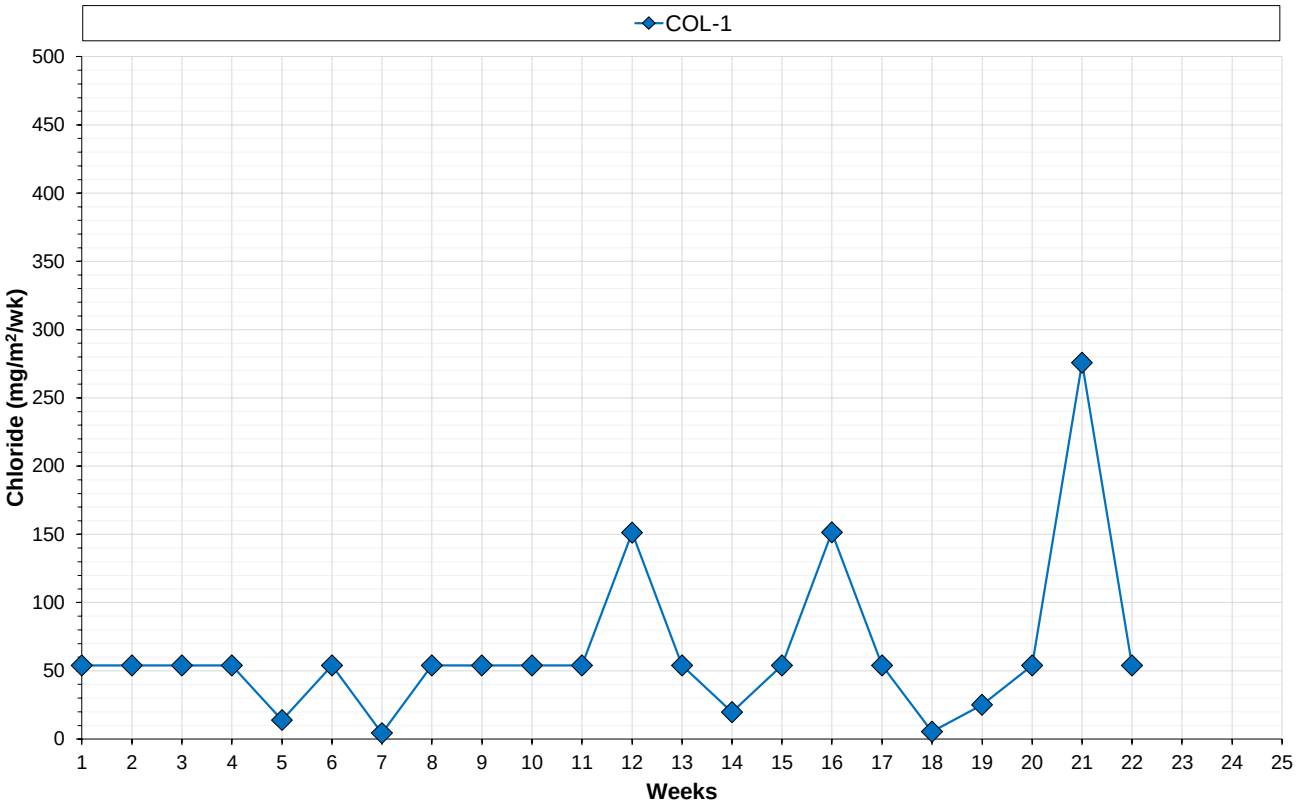

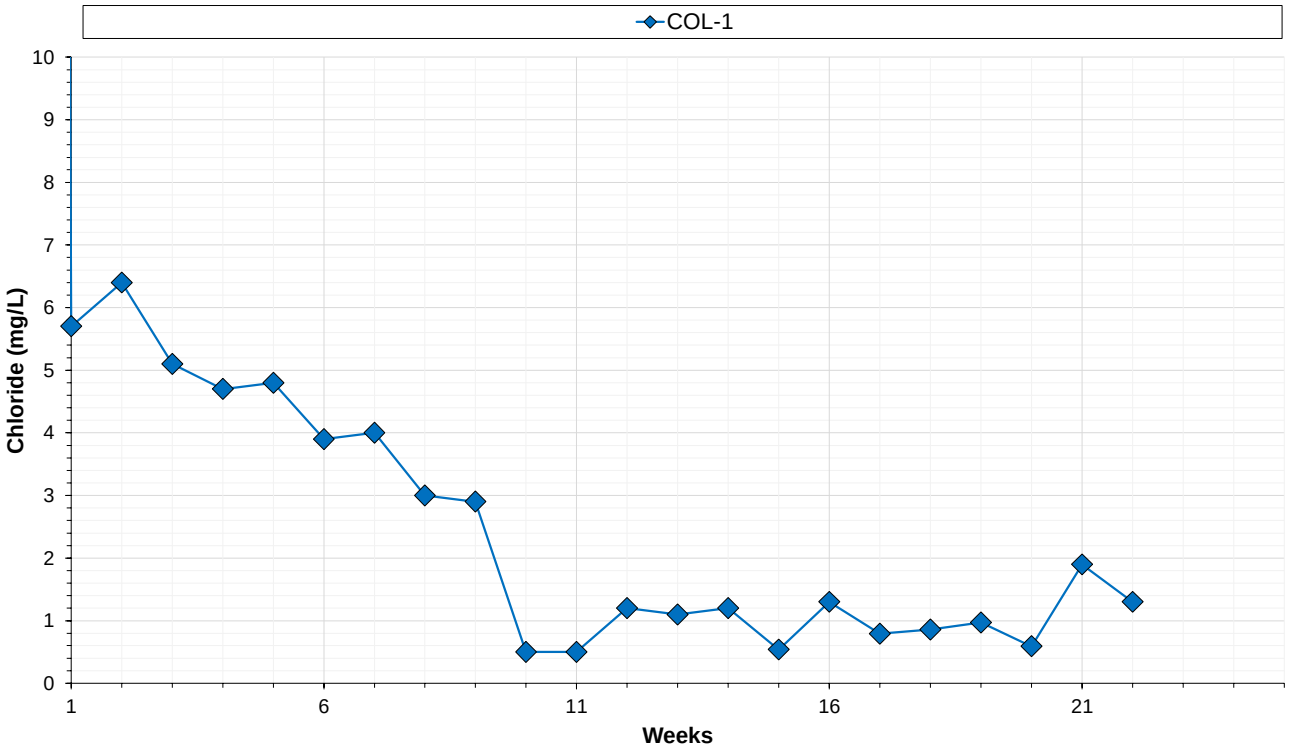

Note:
Release rates shown are based on the change in load release week to week throughout column operation.

Due to a tubing malfunction in Week 9, approximately 1000 mL was lost from the column; 1000 mL was added to maintain an overlying water column of 21 cm throughout the remainder of testing.

KINROSS

Chloride (Cl)			
Concentrate Tailings - Subaqueous Recirculating Column			
Great Bear Project			
Figure Number		I-8	
Project Number		OMEMA2303	
Date		November 2025	
Drawn	SM	Reviewed	JB

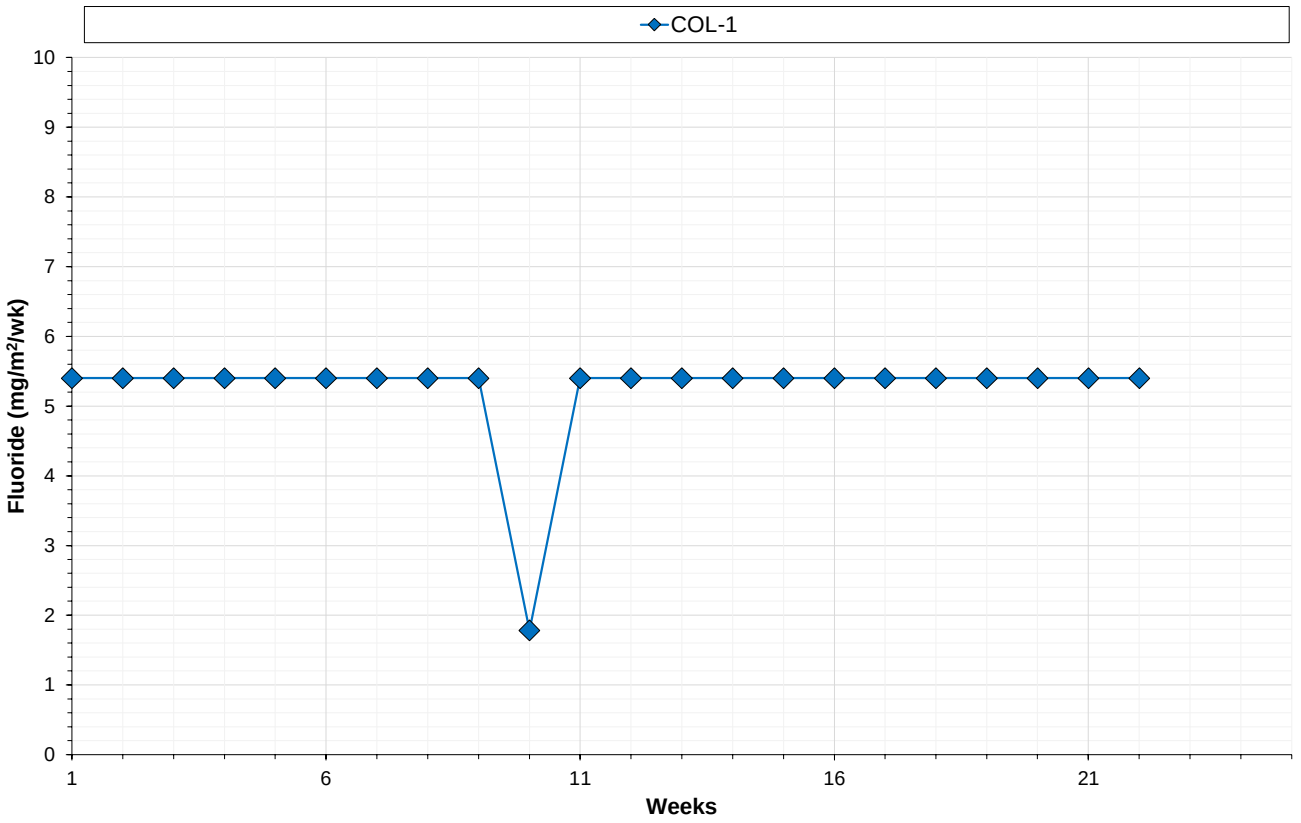

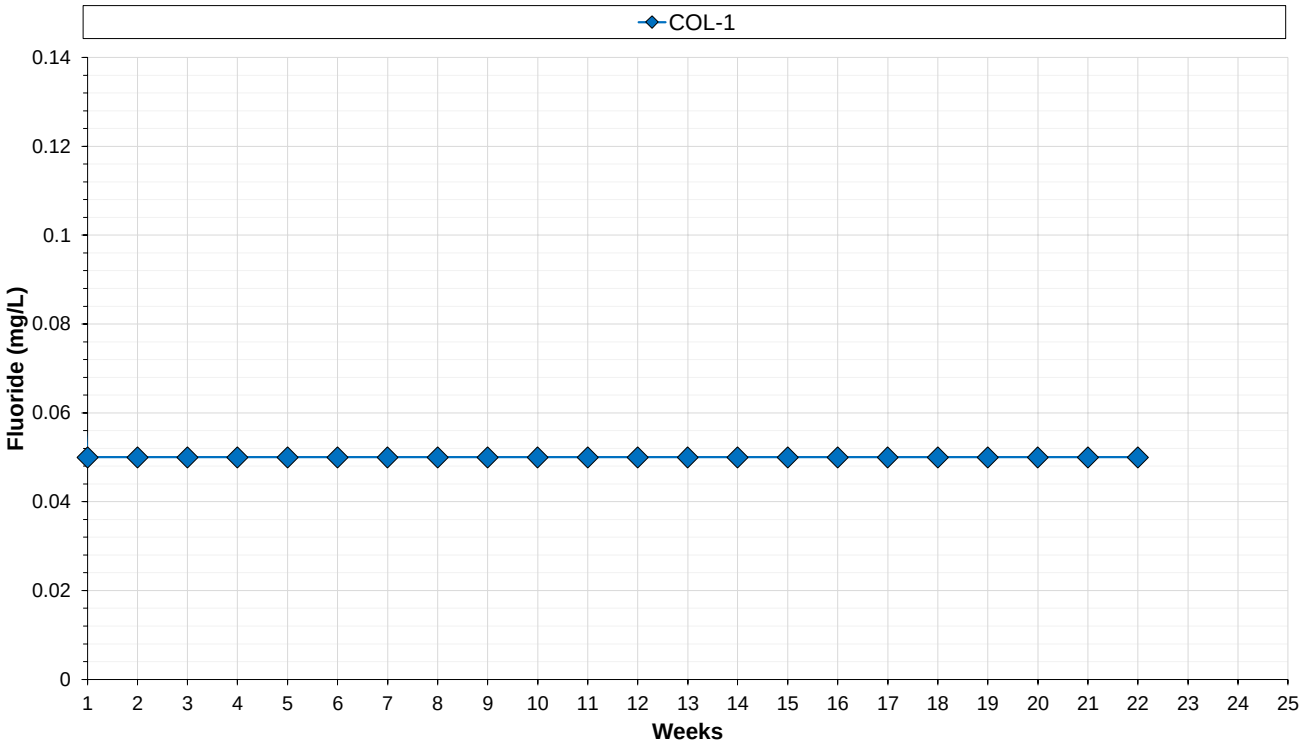

Note:
Release rates shown are based on the change in load release week to week throughout column operation.

Due to a tubing malfunction in Week 9, approximately 1000 mL was lost from the column; 1000 mL was added to maintain an overlying water column of 21 cm throughout the remainder of testing.

KINROSS

Fluoride (F)

Concentrate Tailings - Subaqueous Recirculating Column

Great Bear Project

Figure Number		I-9	
Project Number		OMEMA2303	
Date		November 2025	
Drawn	SM	Reviewed	JB

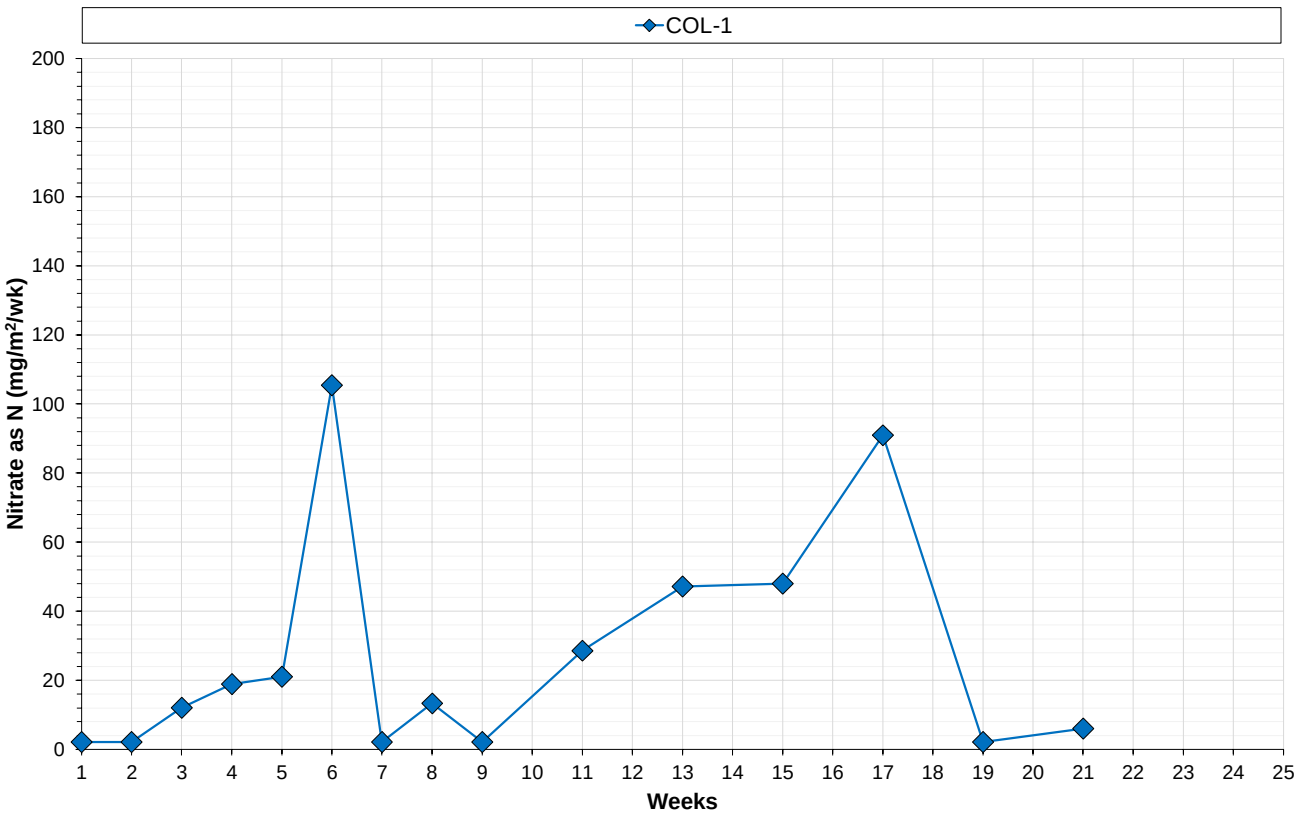

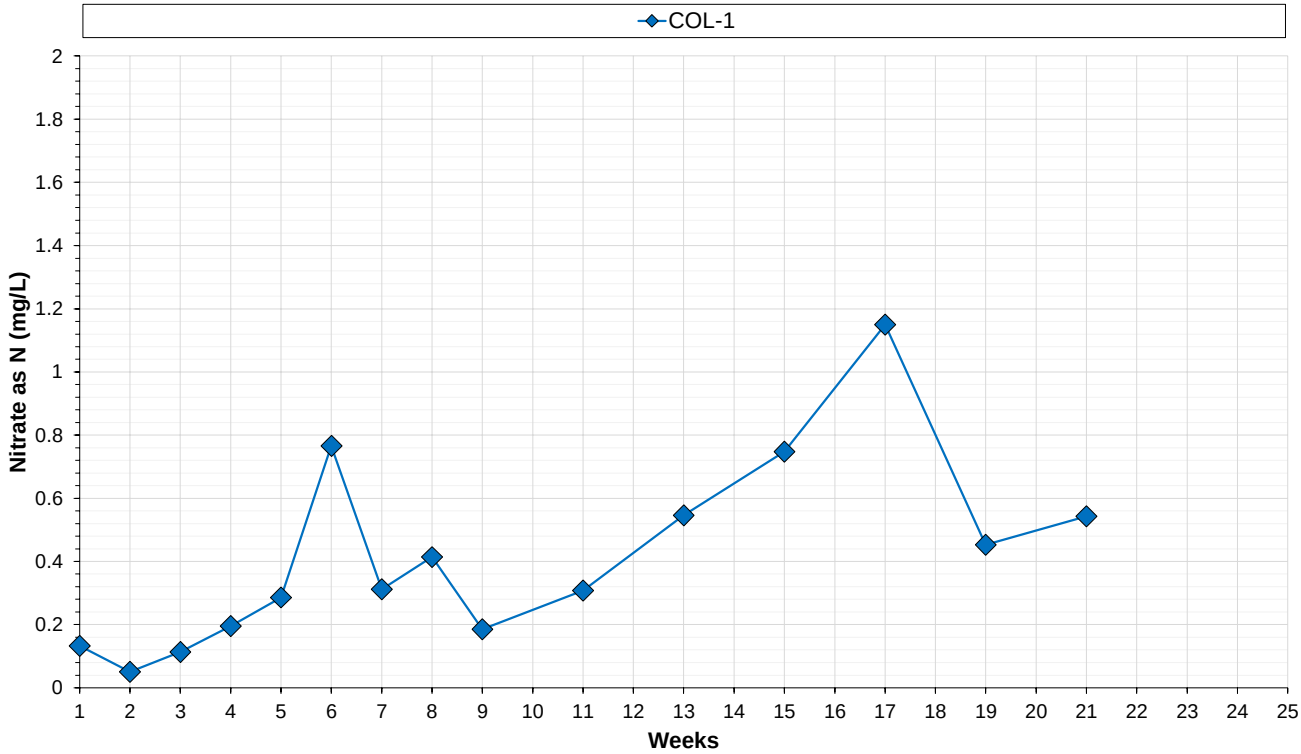

Note:
Release rates shown are based on the change in load release week to week throughout column operation.

Due to a tubing malfunction in Week 9, approximately 1000 mL was lost from the column; 1000 mL was added to maintain an overlying water column of 21 cm throughout the remainder of testing.

Nitrate as N (NO3)

Concentrate Tailings - Subaqueous Recirculating Column

Great Bear Project

Figure Number		I-10	
Project Number		OMEMA2303	
Date		November 2025	
Drawn	SM	Reviewed	JB

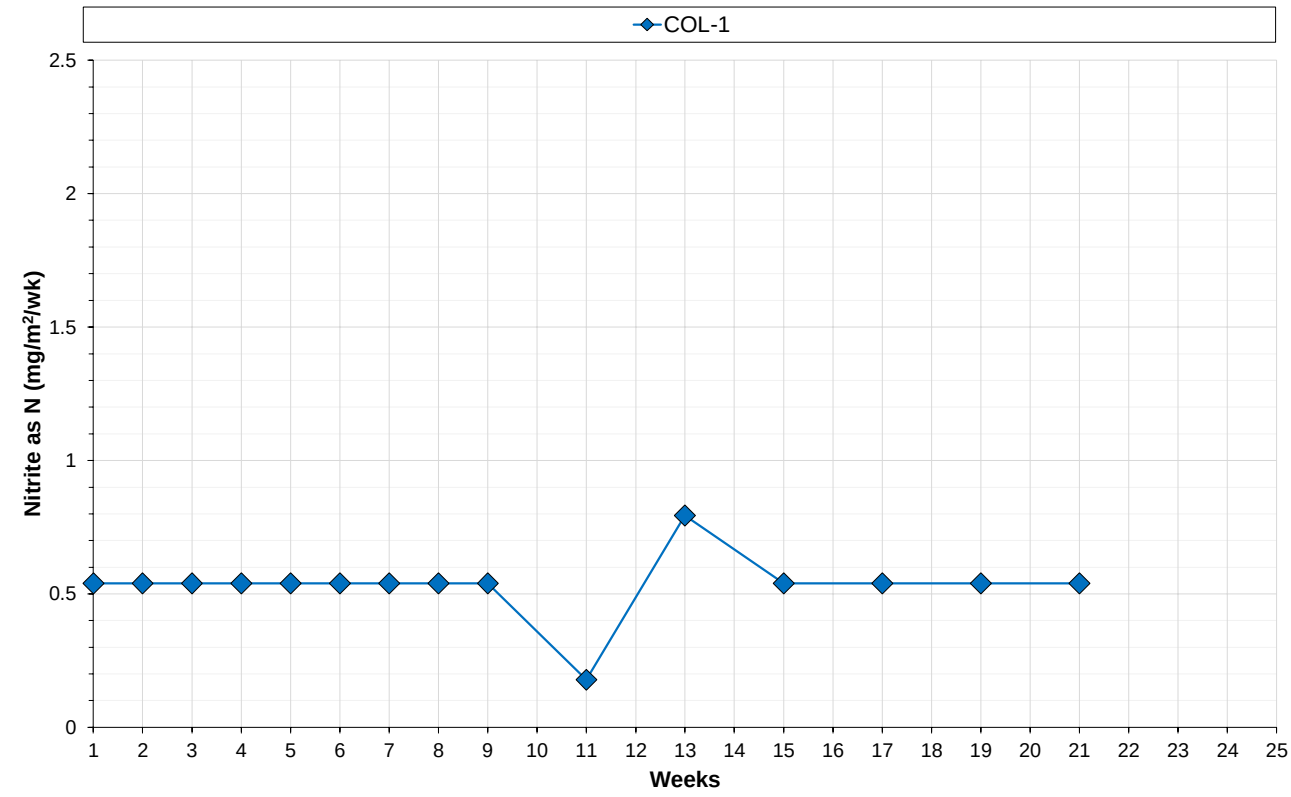

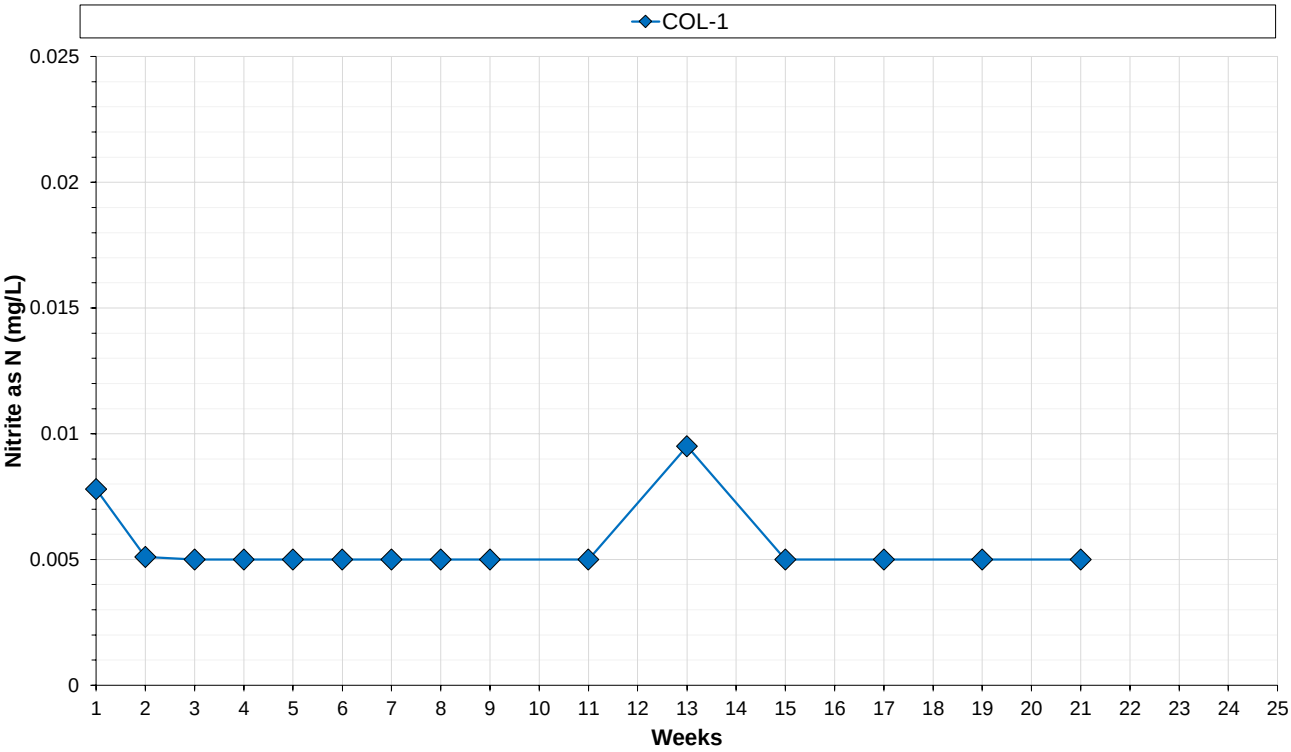

Note:
Release rates shown are based on the change in load release week to week throughout column operation.

Due to a tubing malfunction in Week 9, approximately 1000 mL was lost from the column; 1000 mL was added to maintain an overlying water column of 21 cm throughout the remainder of testing.

KINROSS

Nitrite as N (NO2)

Concentrate Tailings - Subaqueous Recirculating Column

Great Bear Project

Figure Number		I-11	
Project Number		OMEMA2303	
Date		November 2025	
Drawn	SM	Reviewed	JB

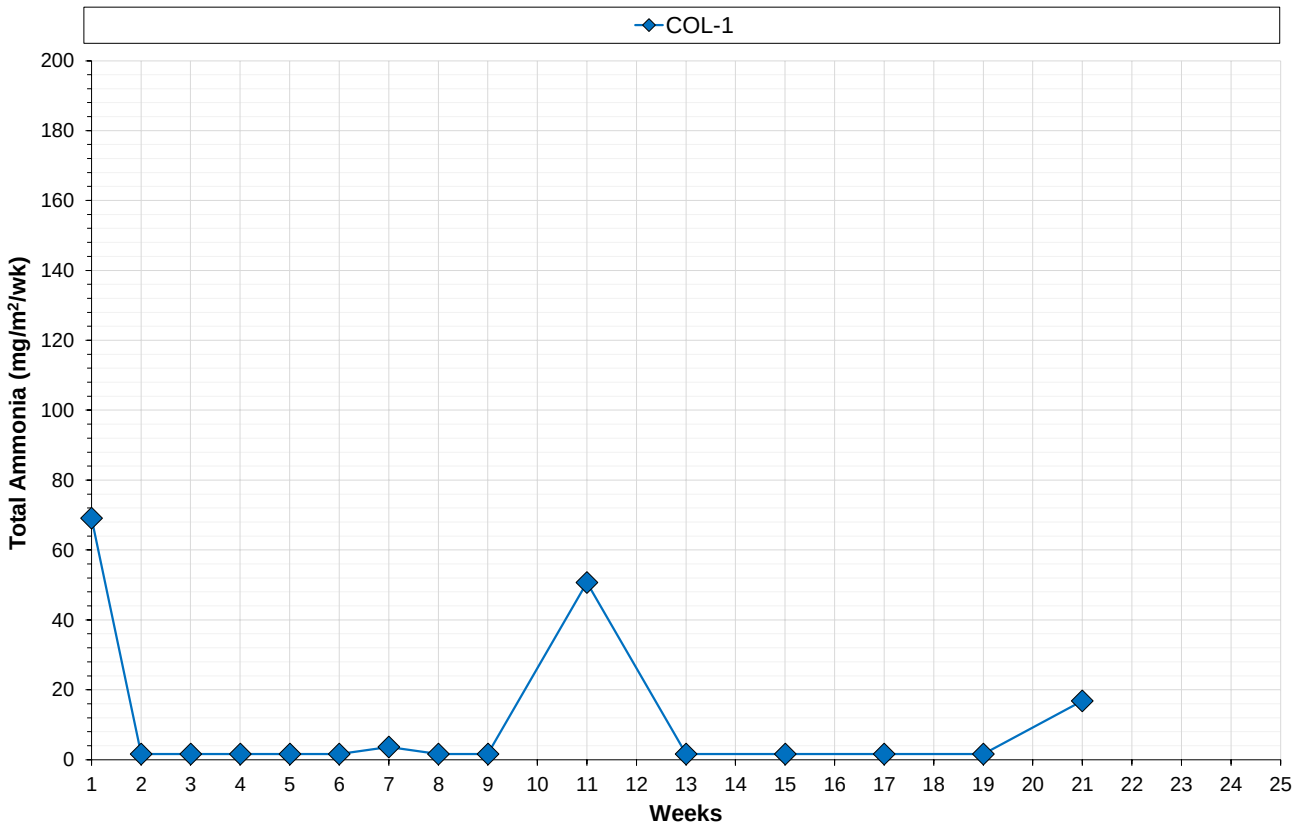

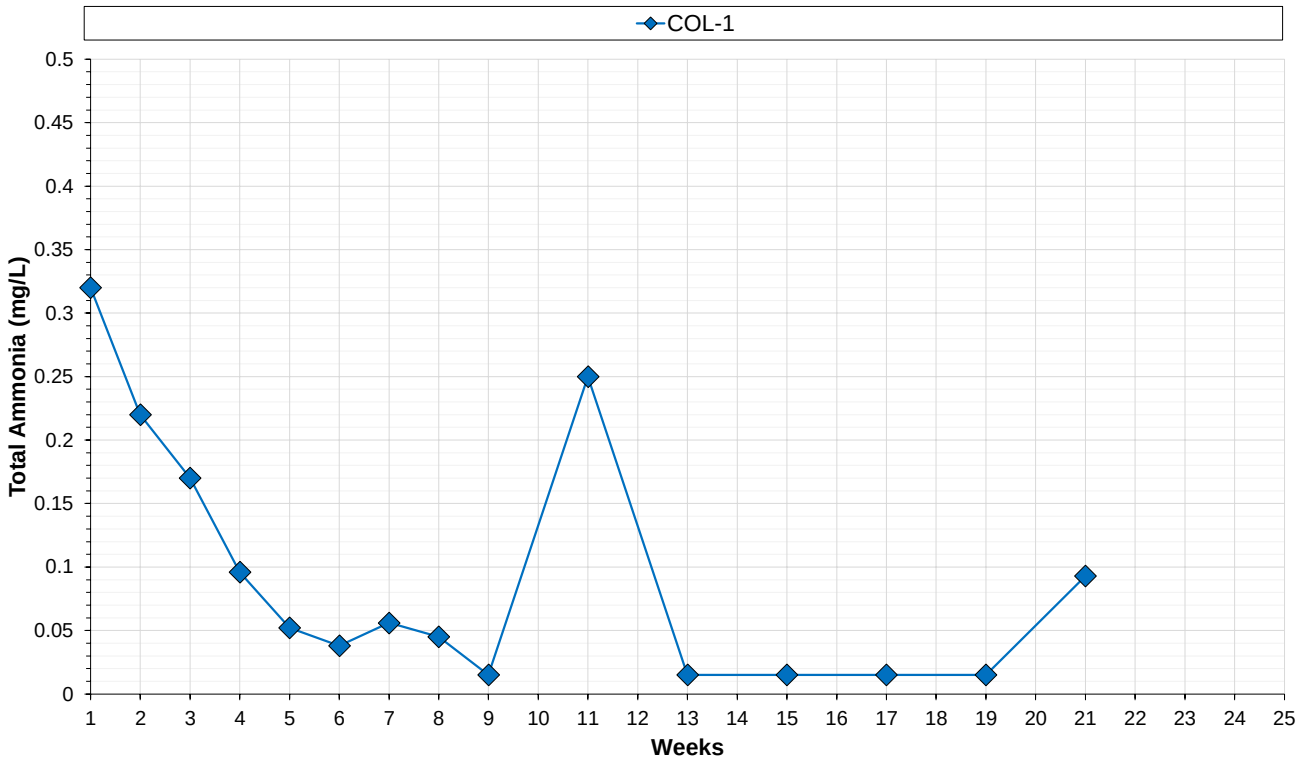

Note:
Release rates shown are based on the change in load release week to week throughout column operation.

Due to a tubing malfunction in Week 9, approximately 1000 mL was lost from the column; 1000 mL was added to maintain an overlying water column of 21 cm throughout the remainder of testing.

Total Ammonia (NH3)			
Concentrate Tailings - Subaqueous Recirculating Column			
Great Bear Project			
Figure Number		I-12	
Project Number		OMEMA2303	
Date		November 2025	
Drawn	SM	Reviewed	JB

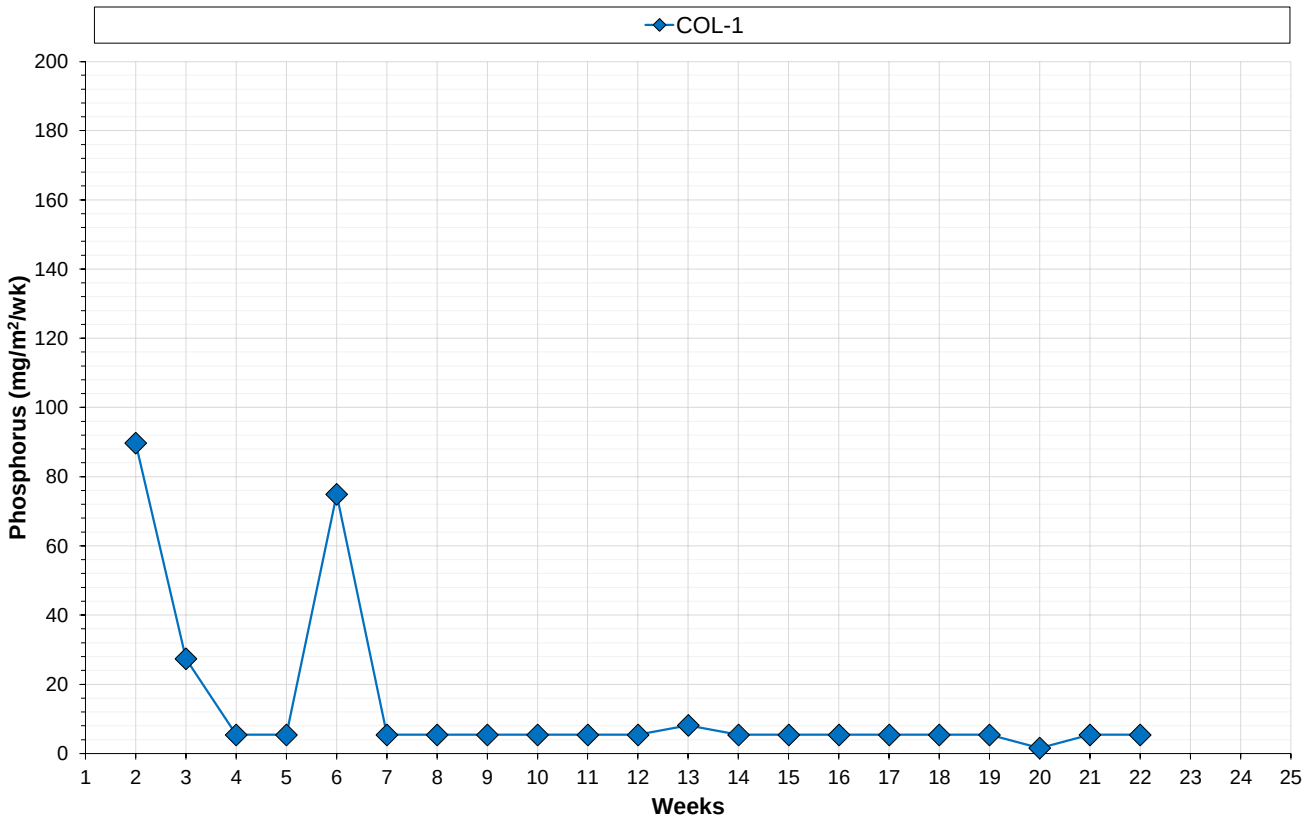

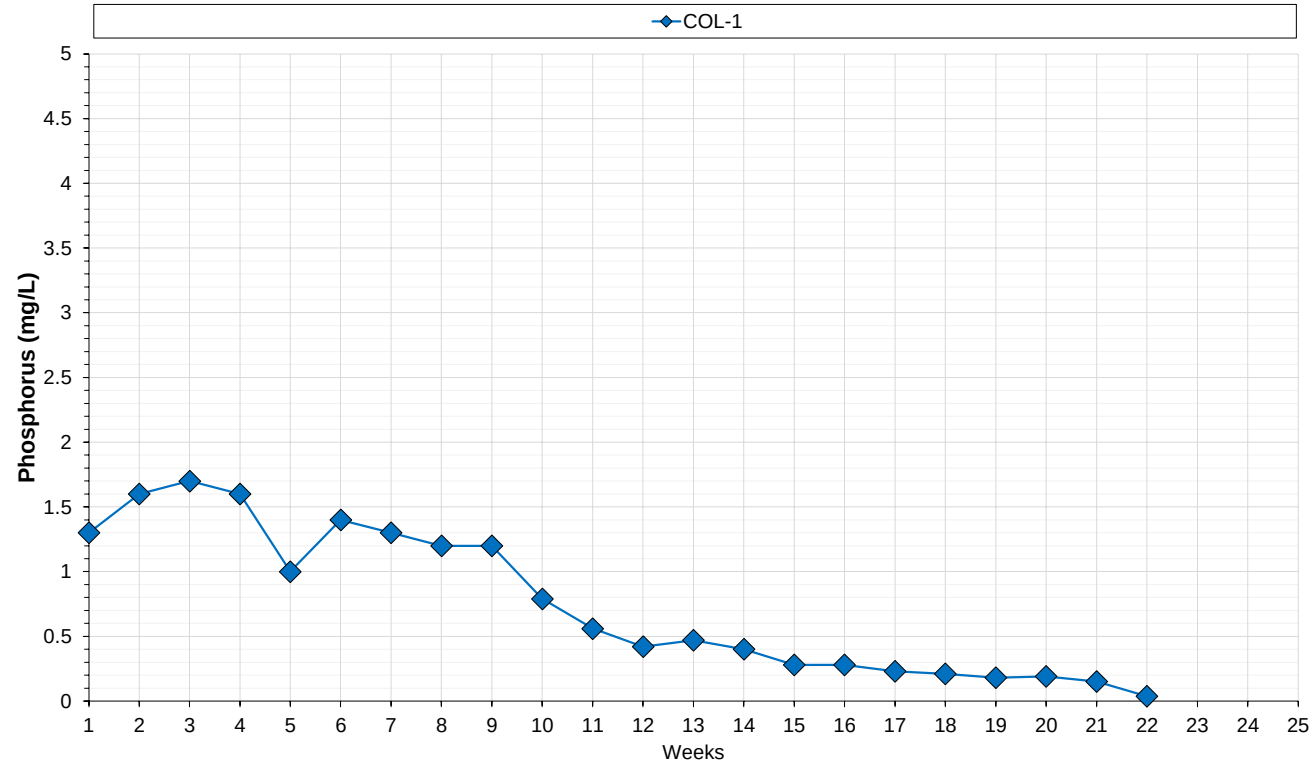

Note:
Release rates shown are based on the change in load release week to week throughout column operation.

Due to a tubing malfunction in Week 9, approximately 1000 mL was lost from the column; 1000 mL was added to maintain an overlying water column of 21 cm throughout the remainder of testing.

KINROSS

Phosphorous (P)

Concentrate Tailings - Subaqueous Recirculating Column

Great Bear Project

Figure Number		I-13	
Project Number		OMEMA2303	
Date		November 2025	
Drawn	SM	Reviewed	JB

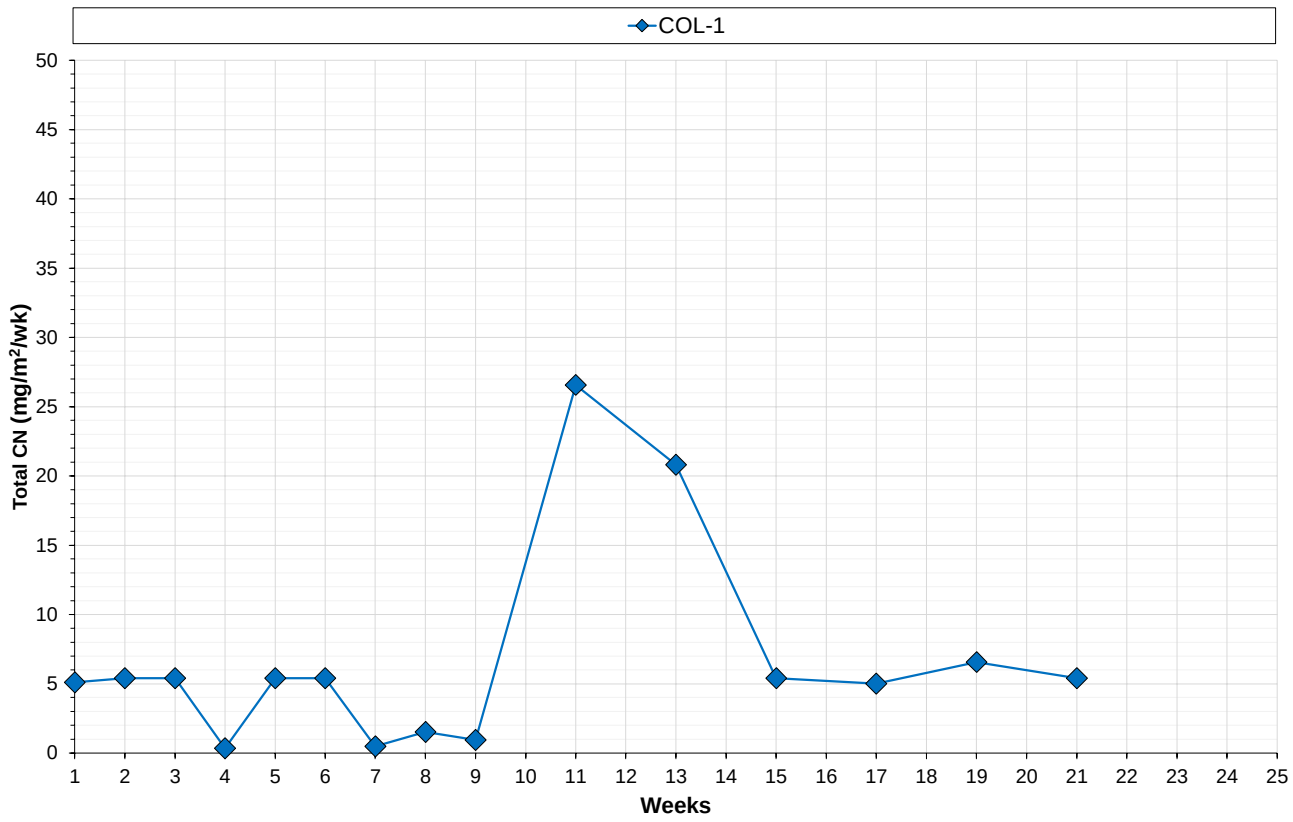

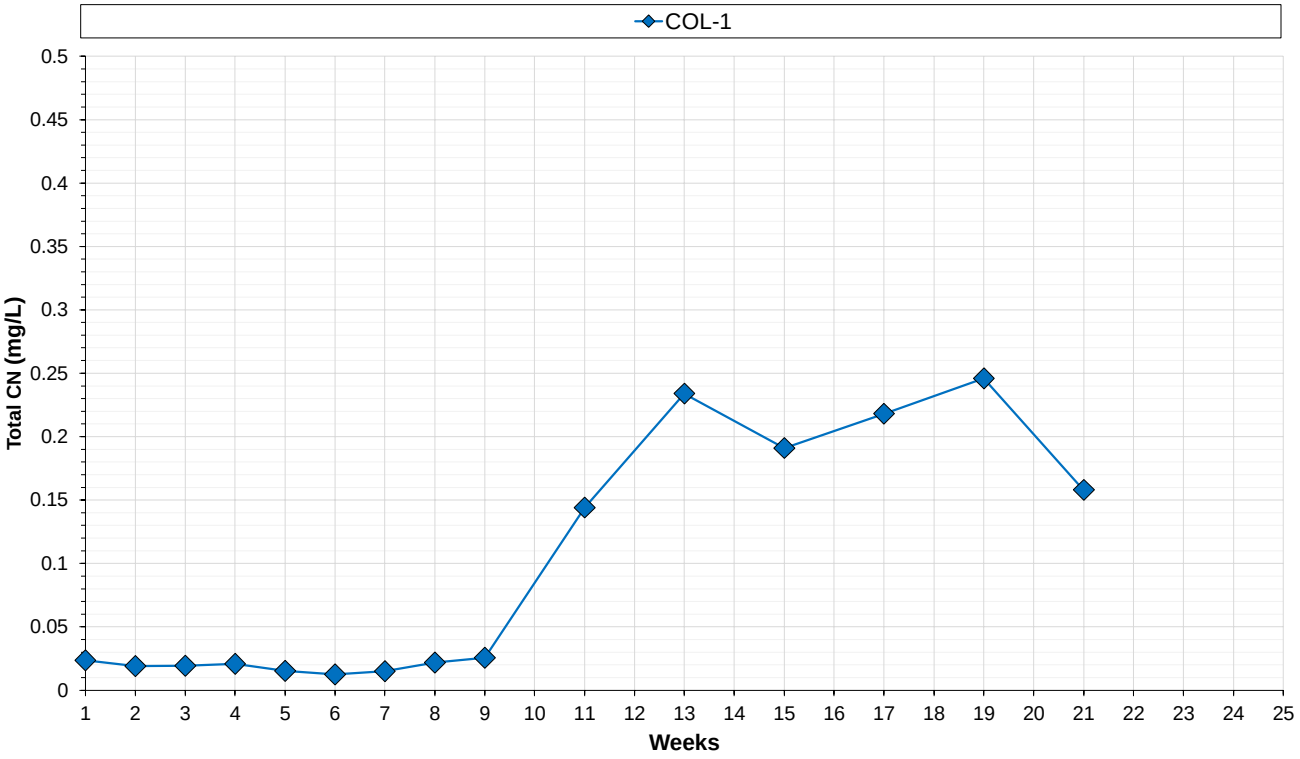

Note:
Release rates shown are based on the change in load release week to week throughout column operation.

Due to a tubing malfunction in Week 9, approximately 1000 mL was lost from the column; 1000 mL was added to maintain an overlying water column of 21 cm throughout the remainder of testing.

Total CN			
Concentrate Tailings - Subaqueous Recirculating Column			
Great Bear Project			
Figure Number		I-14	
Project Number		OMEMA2303	
Date		November 2025	
Drawn	SM	Reviewed	JB

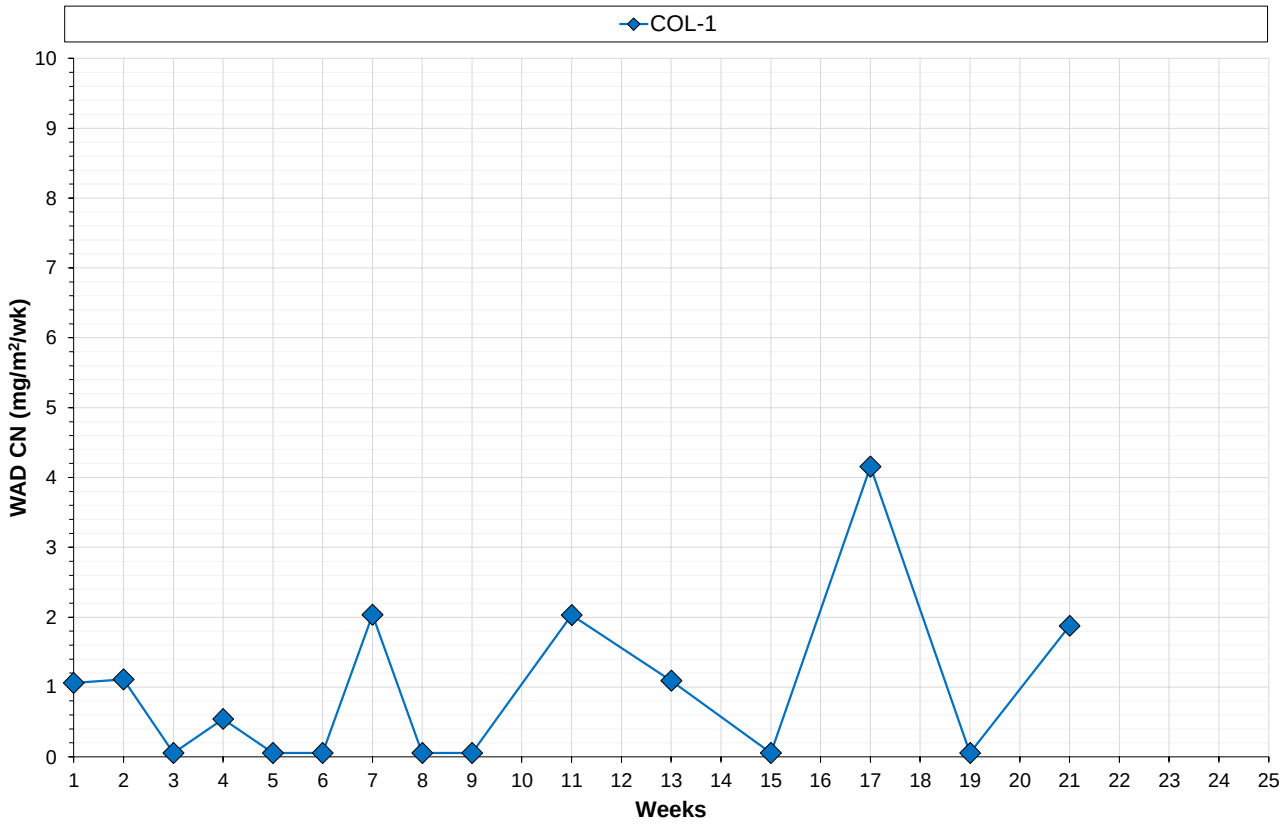

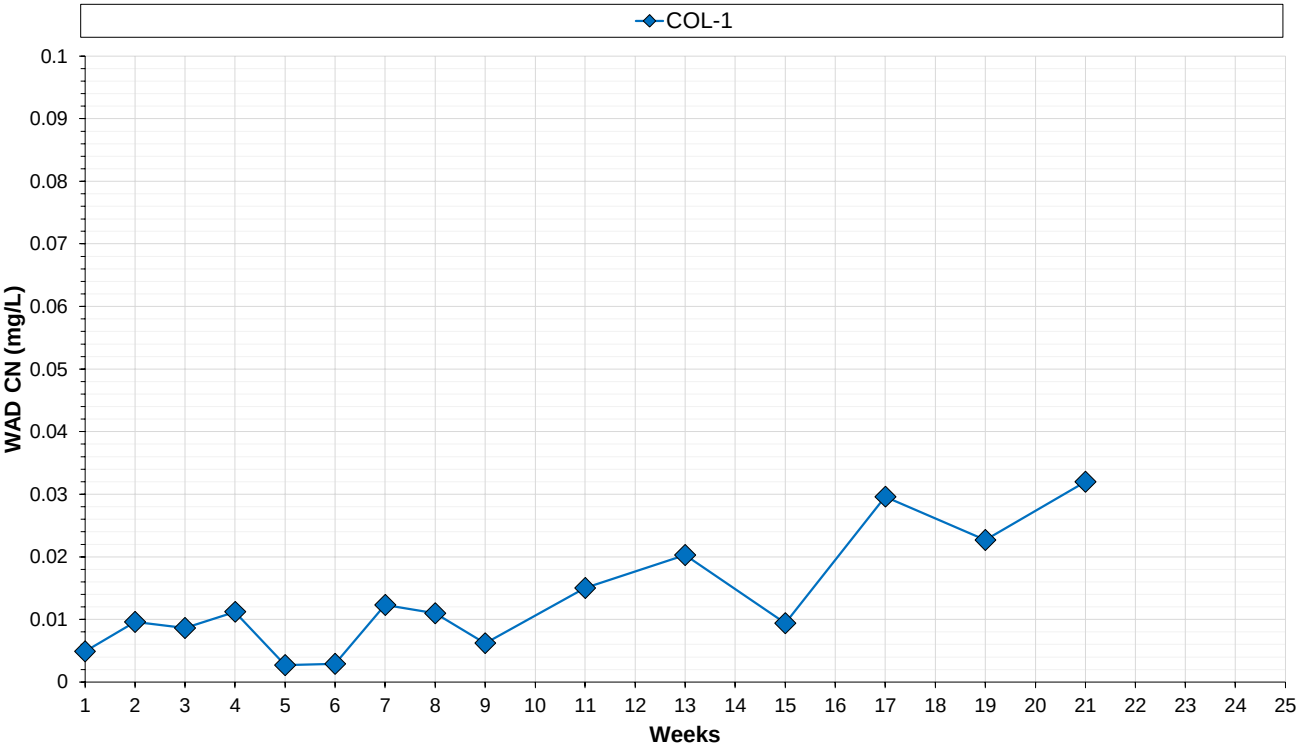

Note:
Release rates shown are based on the change in load release week to week throughout column operation.

Due to a tubing malfunction in Week 9, approximately 1000 mL was lost from the column; 1000 mL was added to maintain an overlying water column of 21 cm throughout the remainder of testing.

KINROSS

WAD CN			
Concentrate Tailings - Subaqueous Recirculating Column			
Great Bear Project			
Figure Number		I-15	
Project Number		OMEMA2303	
Date		November 2025	
Drawn	SM	Reviewed	JB

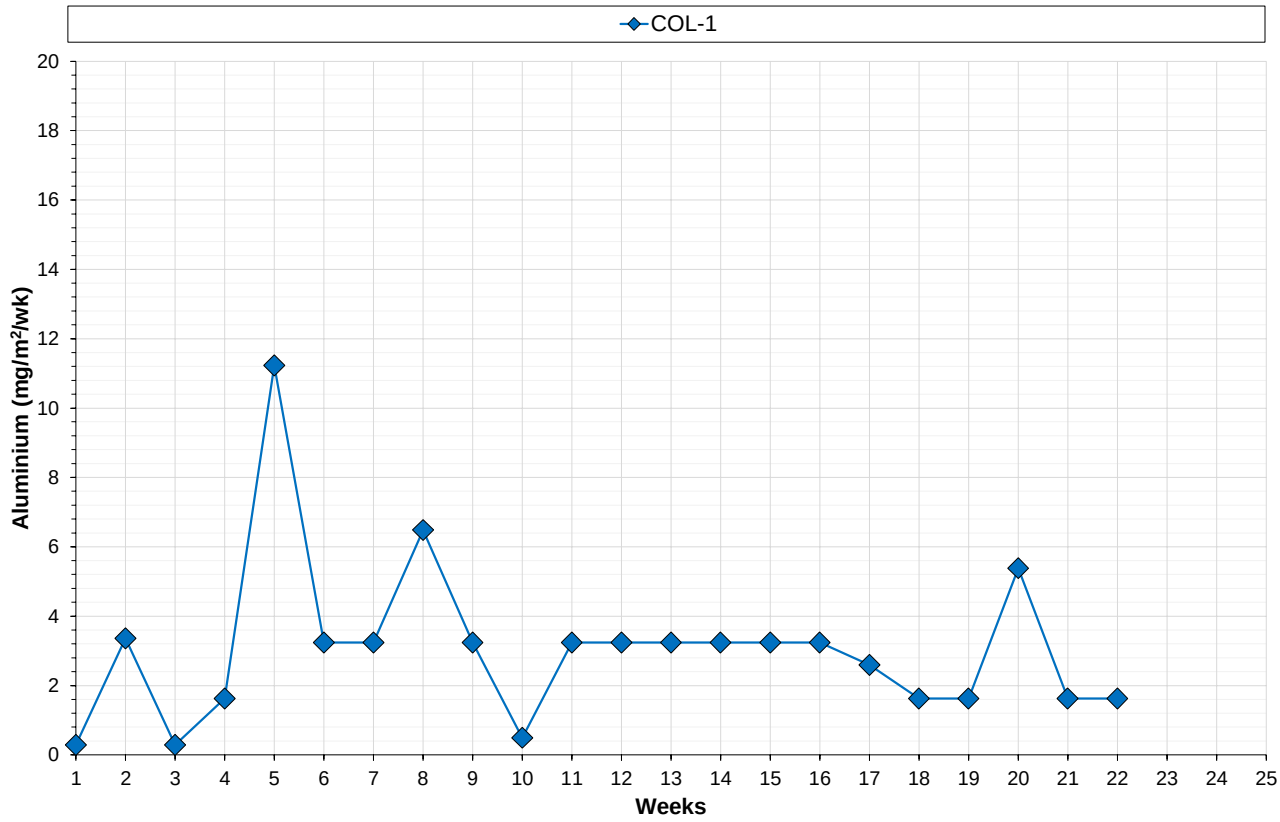

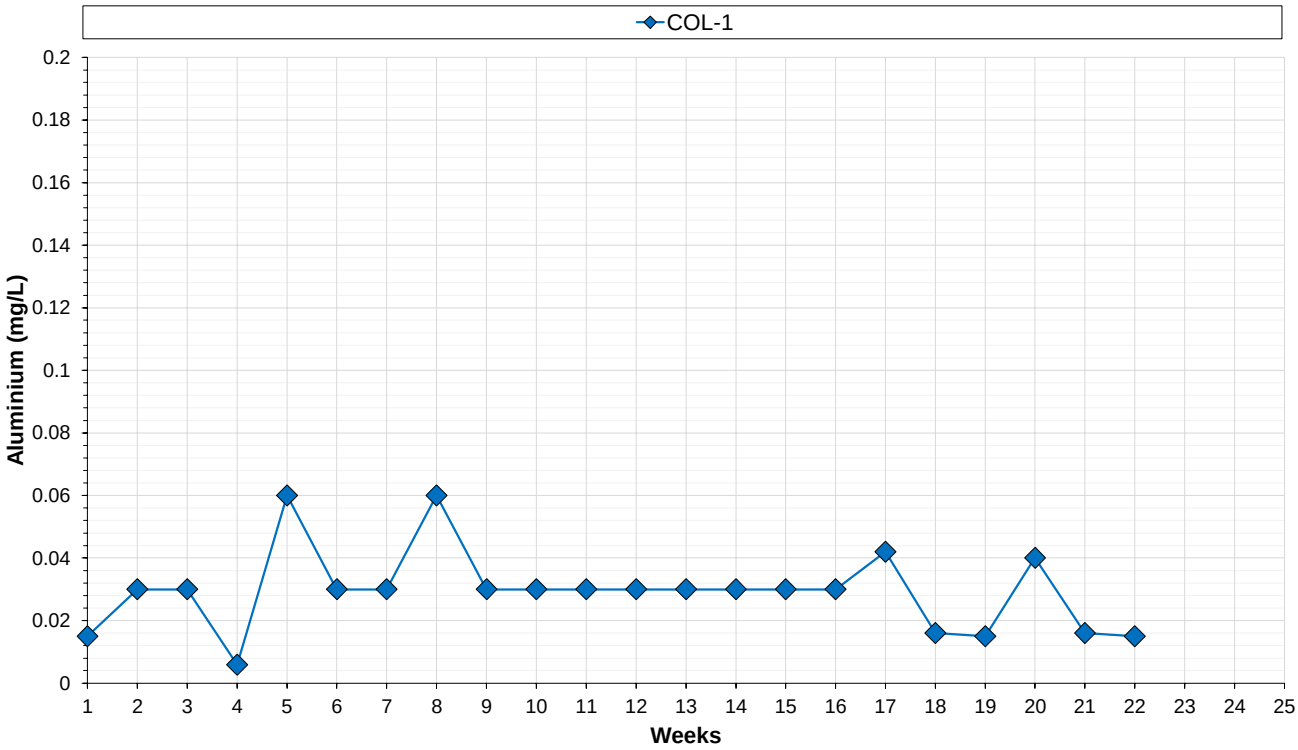

Note:
Release rates shown are based on the change in load release week to week throughout column operation.

Due to a tubing malfunction in Week 9, approximately 1000 mL was lost from the column; 1000 mL was added to maintain an overlying water column of 21 cm throughout the remainder of testing.

KINROSS

Aluminum (Al)

Concentrate Tailings - Subaqueous Recirculating Column

Great Bear Project

Figure Number		I-16	
Project Number		OMEMA2303	
Date		November 2025	
Drawn	SM	Reviewed	JB

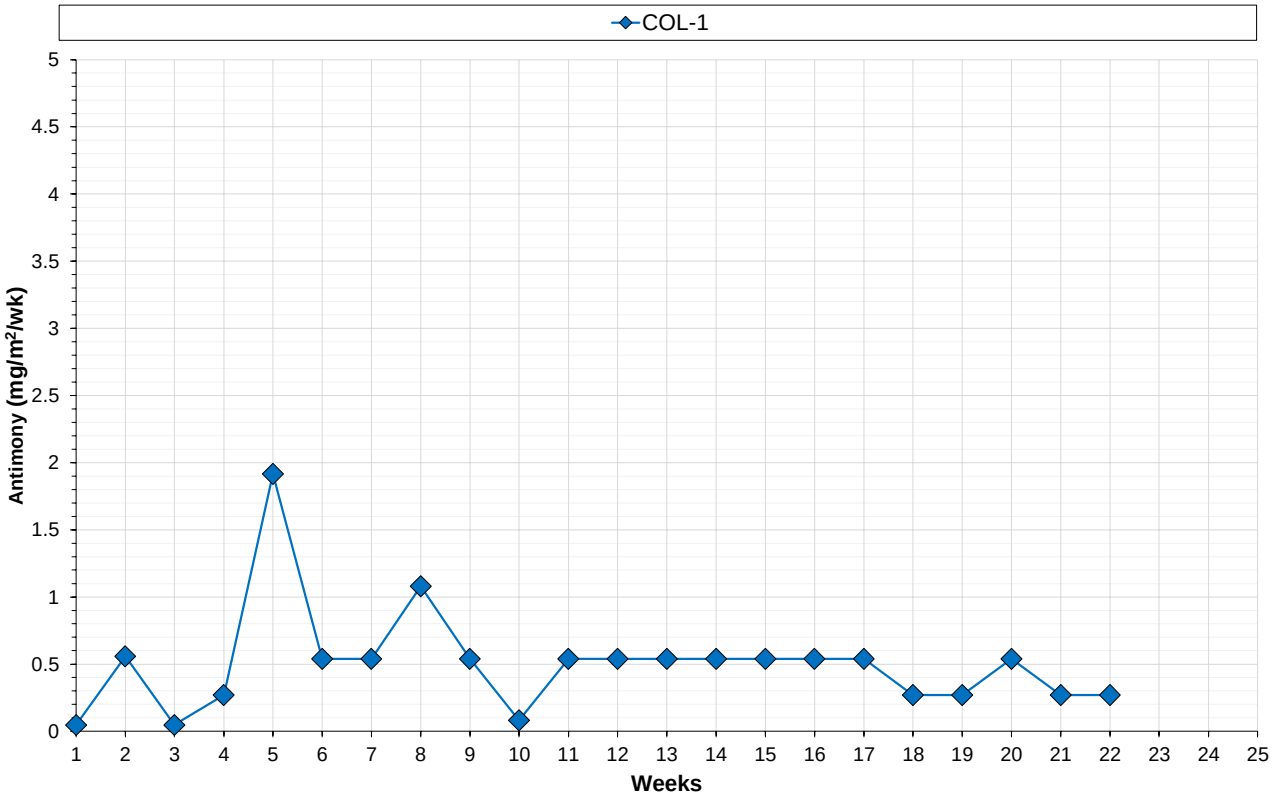

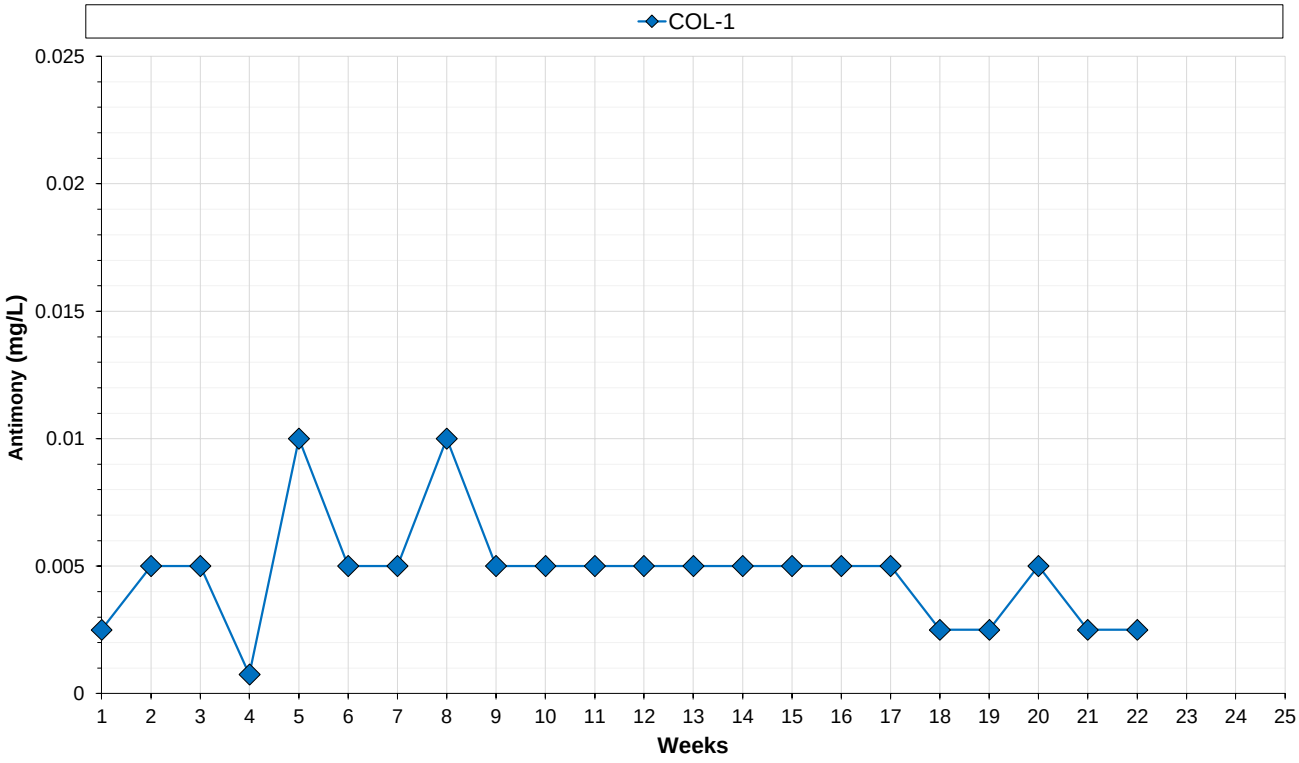

Note:
Release rates shown are based on the change in load release week to week throughout column operation.

Due to a tubing malfunction in Week 9, approximately 1000 mL was lost from the column; 1000 mL was added to maintain an overlying water column of 21 cm throughout the remainder of testing.

Antimony (Sb)

Concentrate Tailings - Subaqueous Recirculating Column

Great Bear Project

Figure Number		I-17	
Project Number		OMEMA2303	
Date		November 2025	
Drawn	SM	Reviewed	JB

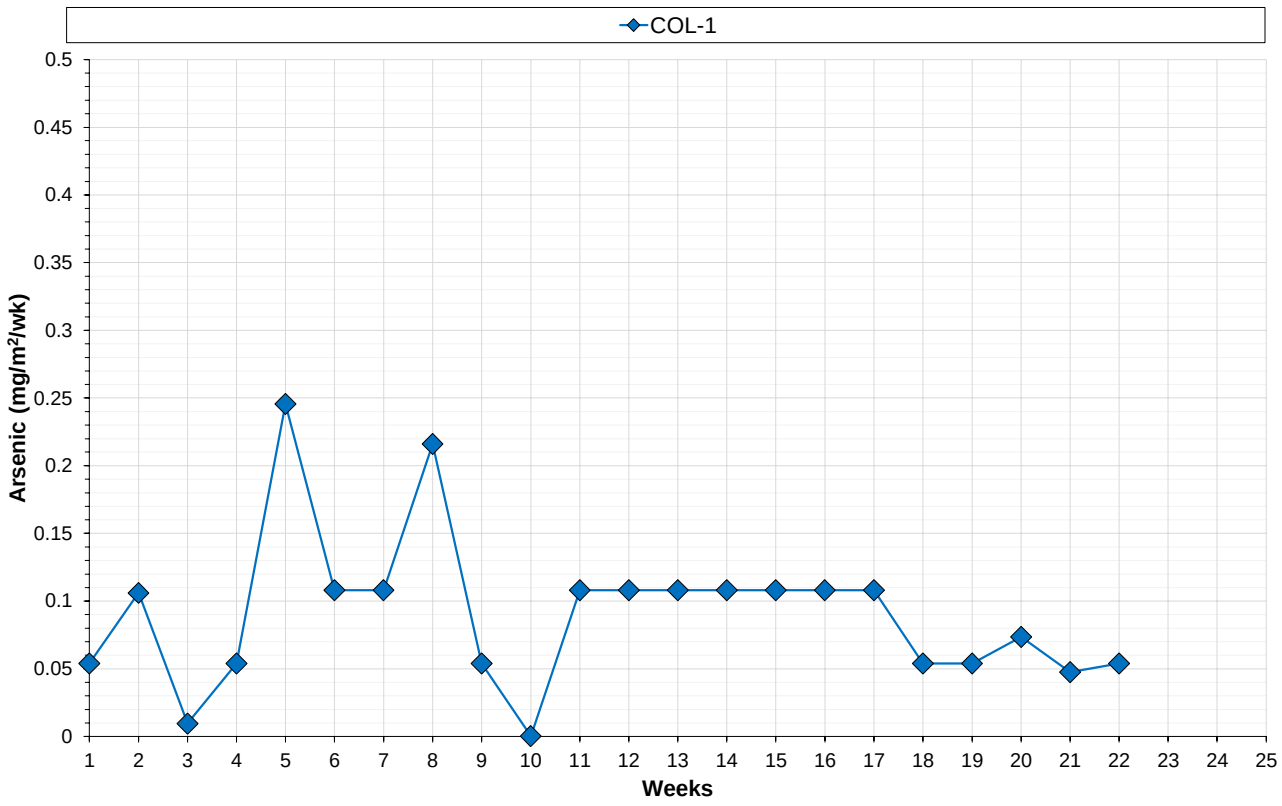

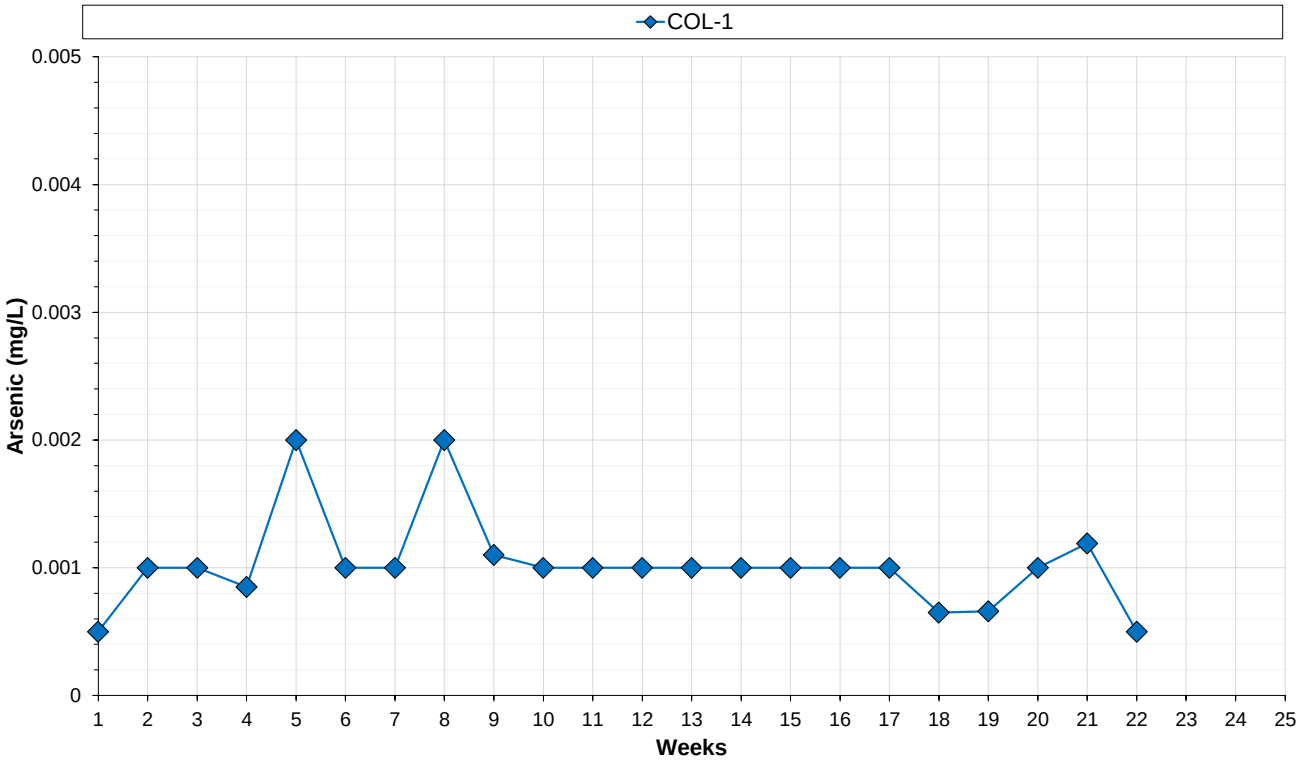

Note:
Release rates shown are based on the change in load release week to week throughout column operation.

Due to a tubing malfunction in Week 9, approximately 1000 mL was lost from the column; 1000 mL was added to maintain an overlying water column of 21 cm throughout the remainder of testing.

KINROSS

Arsenic (As)

Concentrate Tailings - Subaqueous Recirculating Column

Great Bear Project

Figure Number		I-18	
Project Number		OMEMA2303	
Date		November 2025	
Drawn	SM	Reviewed	JB

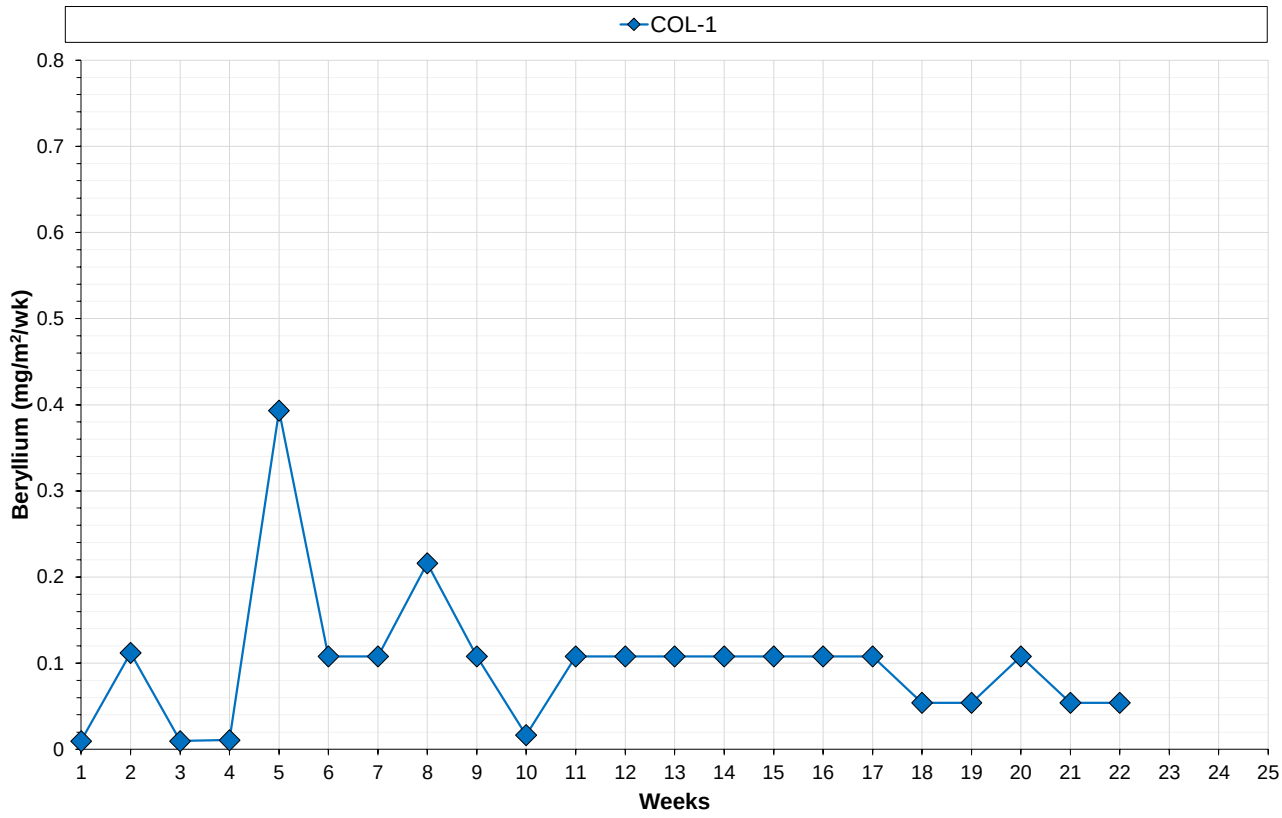

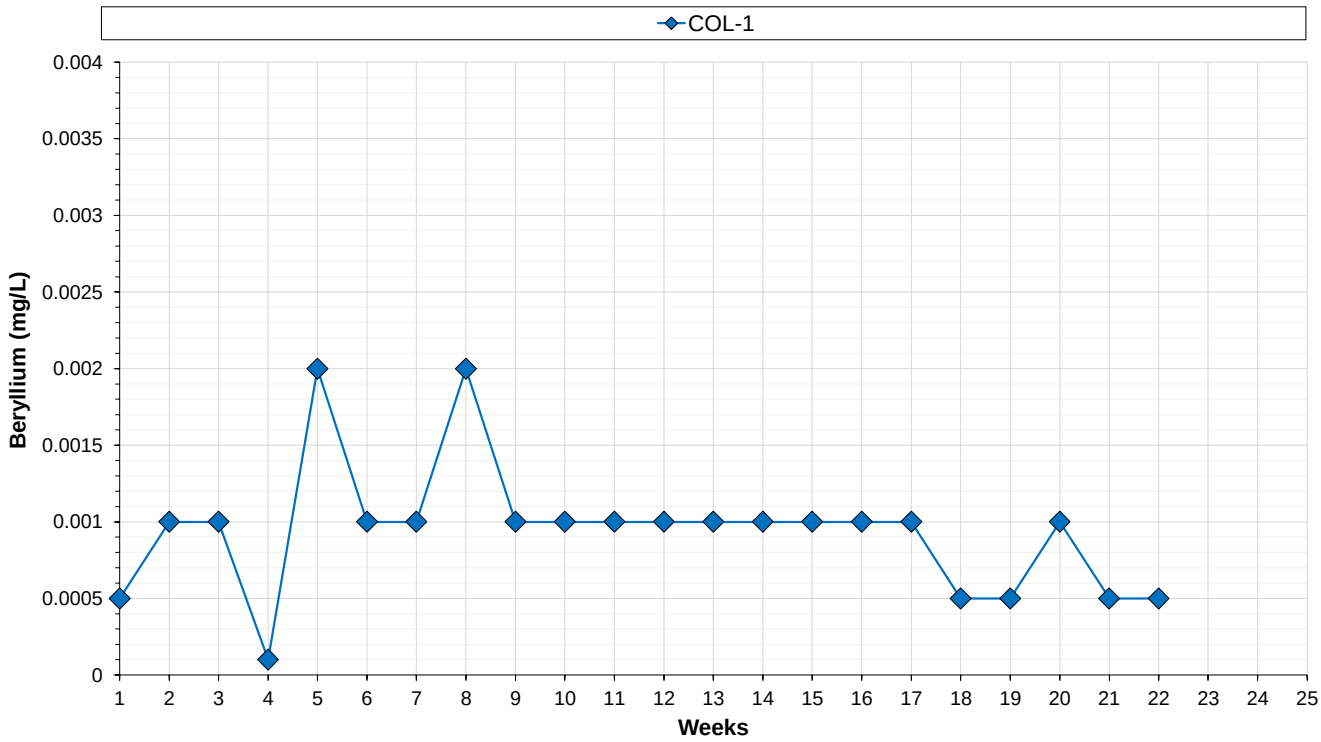

Note:
Release rates shown are based on the change in load release week to week throughout column operation.

Due to a tubing malfunction in Week 9, approximately 1000 mL was lost from the column; 1000 mL was added to maintain an overlying water column of 21 cm throughout the remainder of testing.

KINROSS

Beryllium (Be)

Concentrate Tailings - Subaqueous Recirculating Column

Great Bear Project

Figure Number		I-19	
Project Number		OMEMA2303	
Date		November 2025	
Drawn	SM	Reviewed	JB

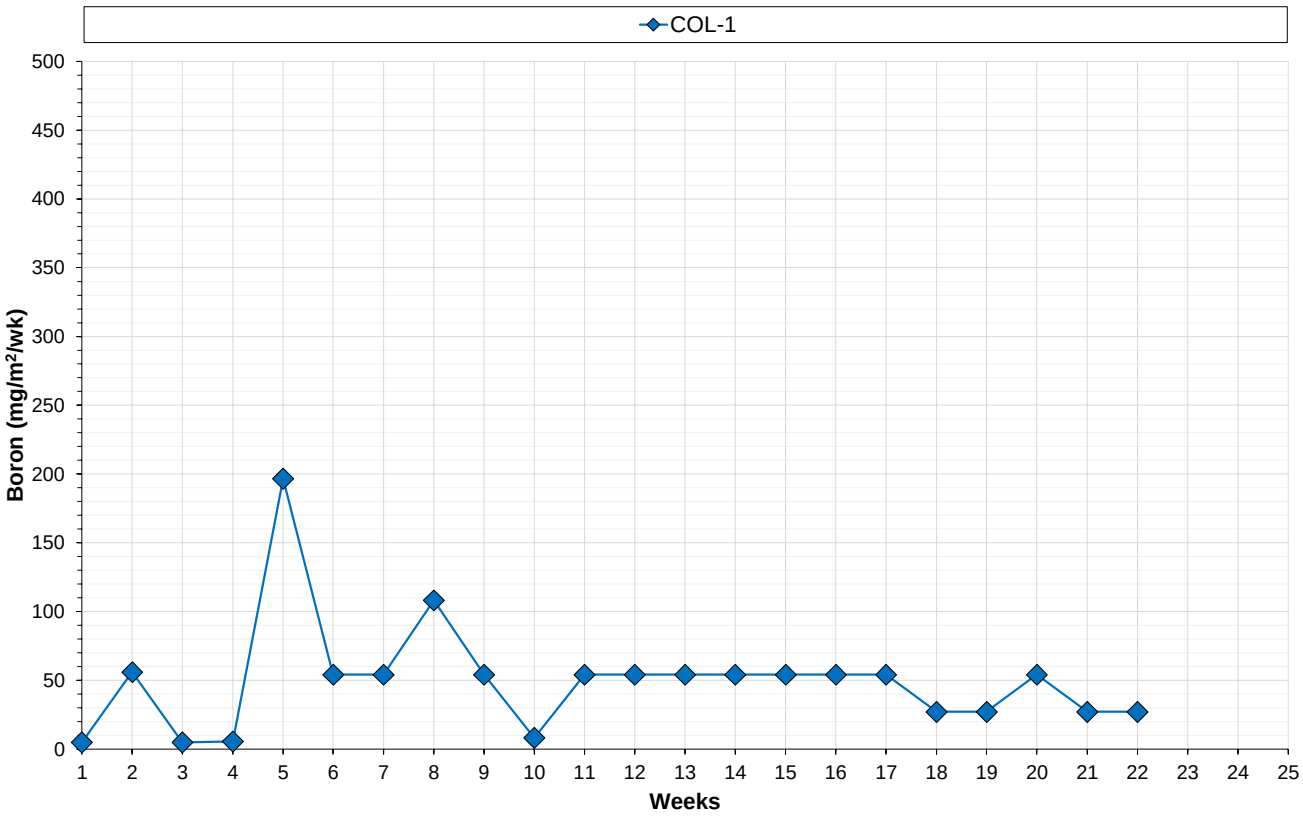

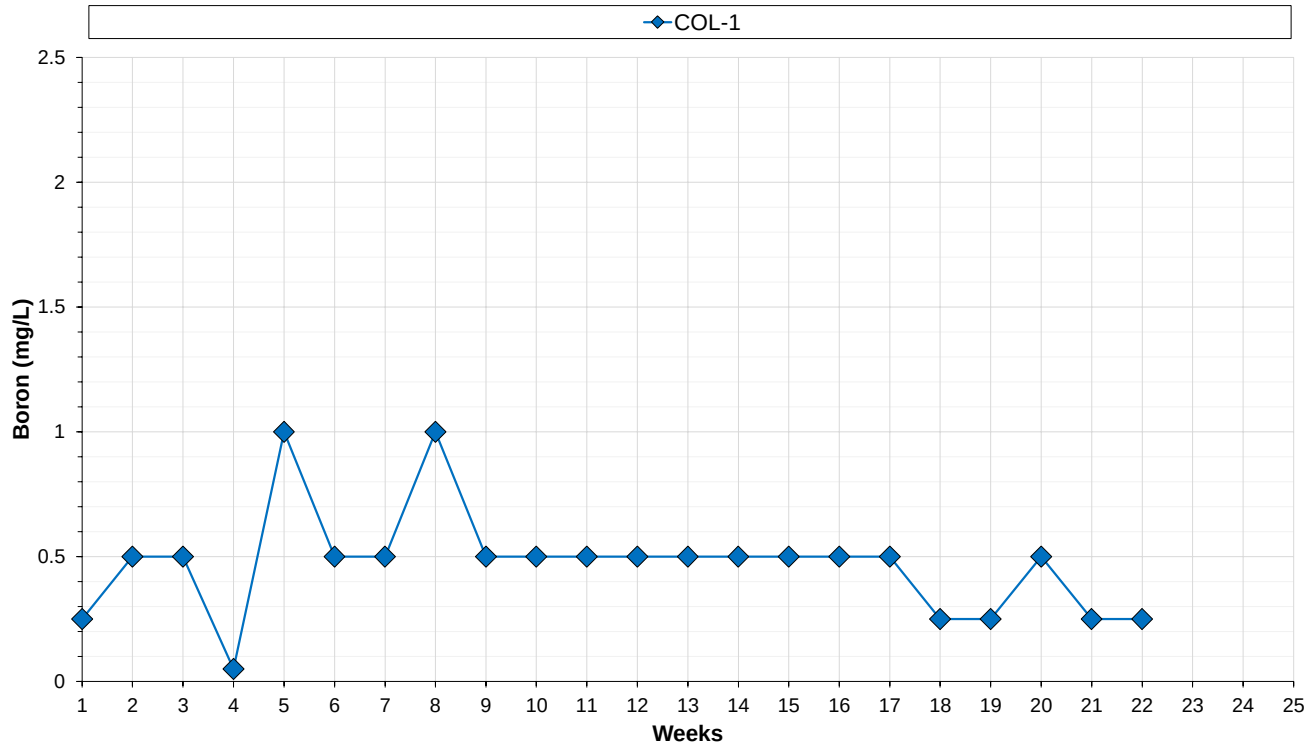

Note:
Release rates shown are based on the change in load release week to week throughout column operation.

Due to a tubing malfunction in Week 9, approximately 1000 mL was lost from the column; 1000 mL was added to maintain an overlying water column of 21 cm throughout the remainder of testing.

KINROSS

Boron (B)			
Concentrate Tailings - Subaqueous Recirculating Column			
Great Bear Project			
Figure Number		I-20	
Project Number		OMEMA2303	
Date		November 2025	
Drawn	SM	Reviewed	JB

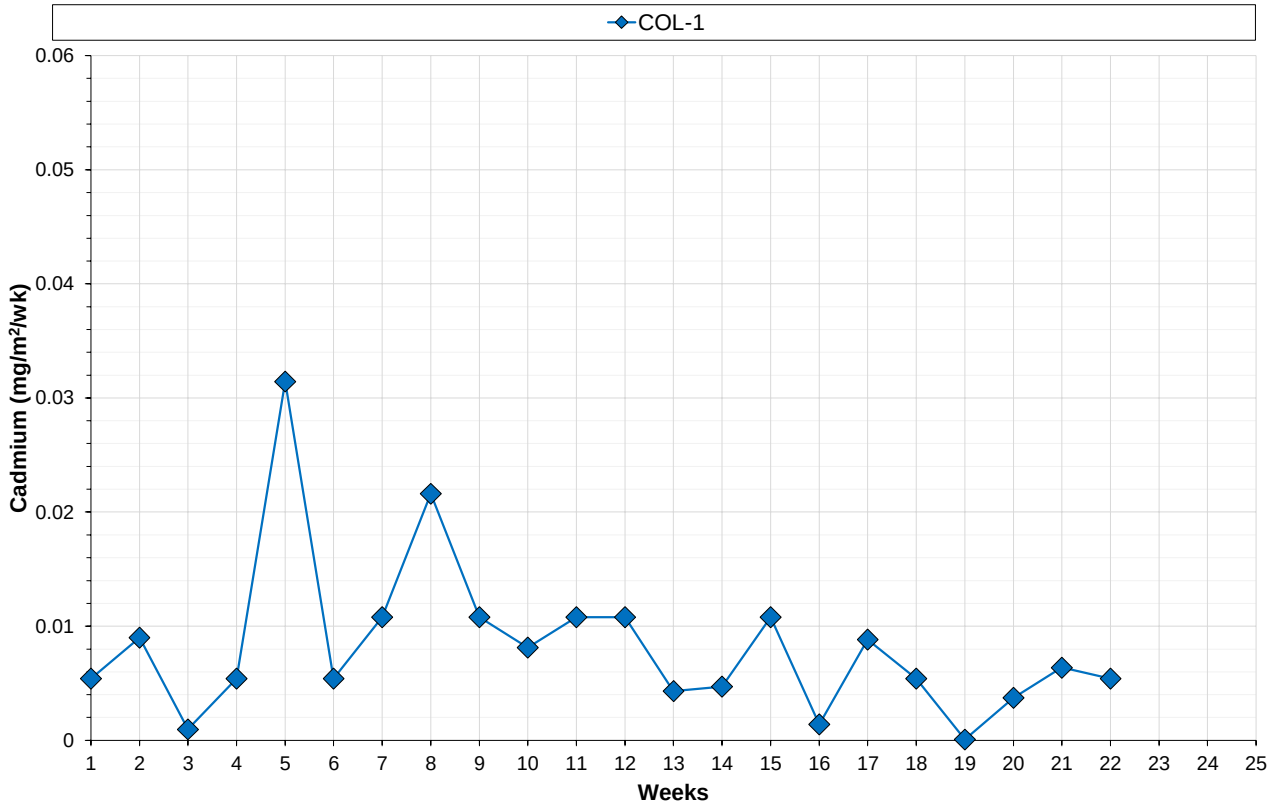

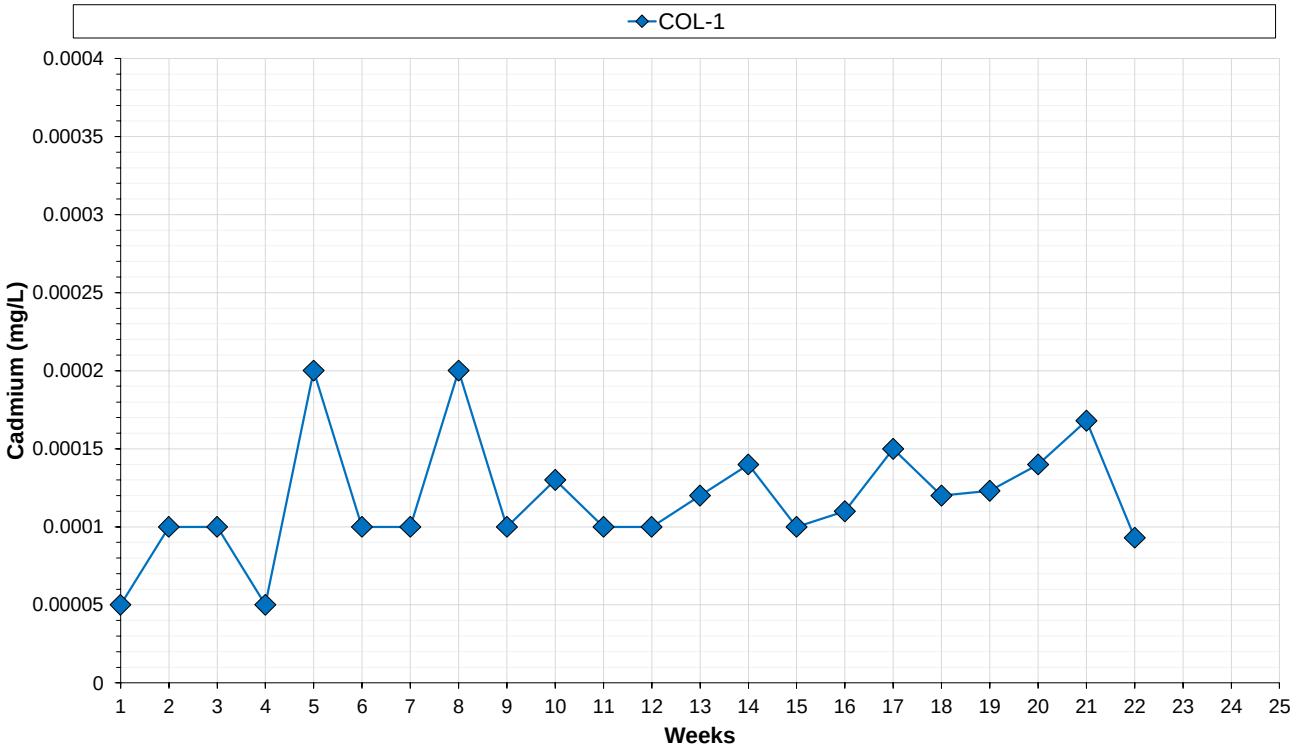

Note:
Release rates shown are based on the change in load release week to week throughout column operation.

Due to a tubing malfunction in Week 9, approximately 1000 mL was lost from the column; 1000 mL was added to maintain an overlying water column of 21 cm throughout the remainder of testing.

KINROSS

Cadmium (Cd)

Concentrate Tailings - Subaqueous Recirculating Column

Great Bear Project

Figure Number		I-21	
Project Number		OMEMA2303	
Date		November 2025	
Drawn	SM	Reviewed	JB

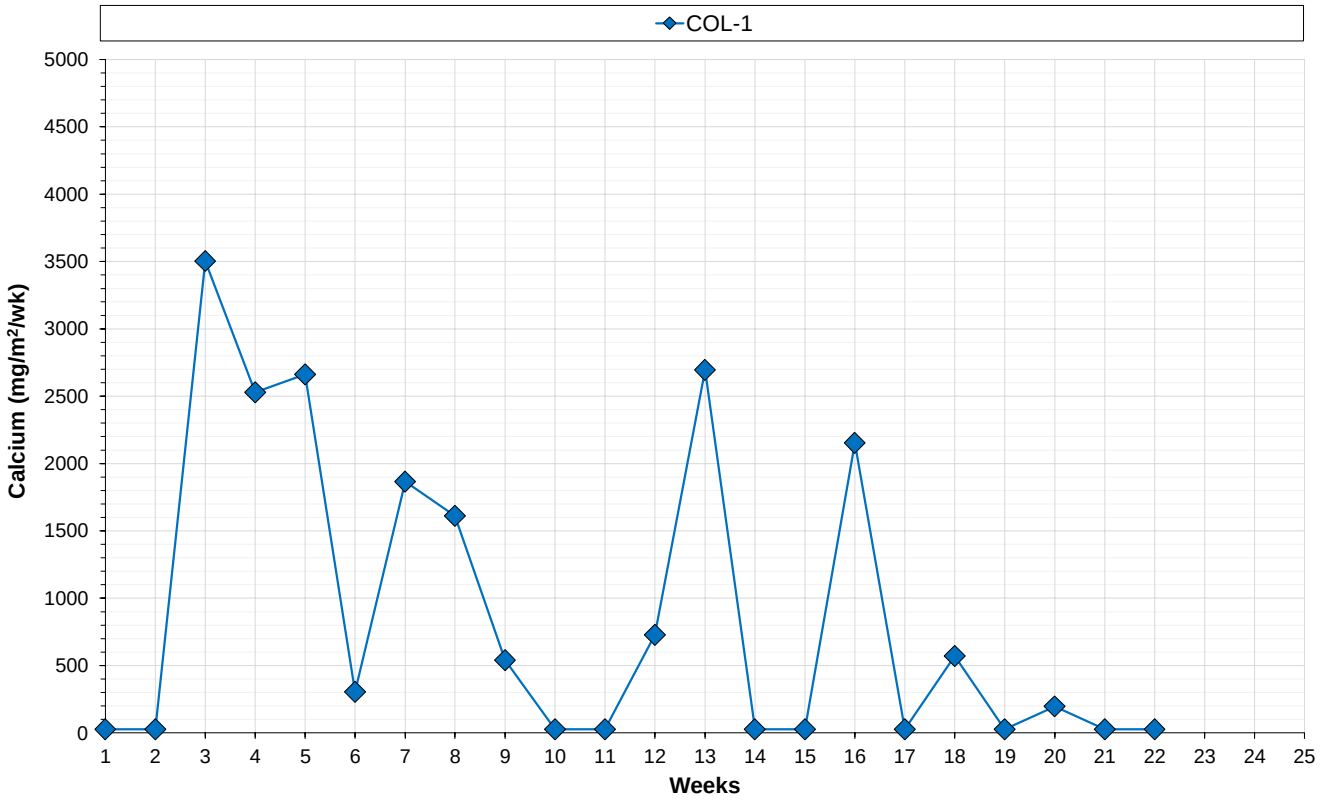

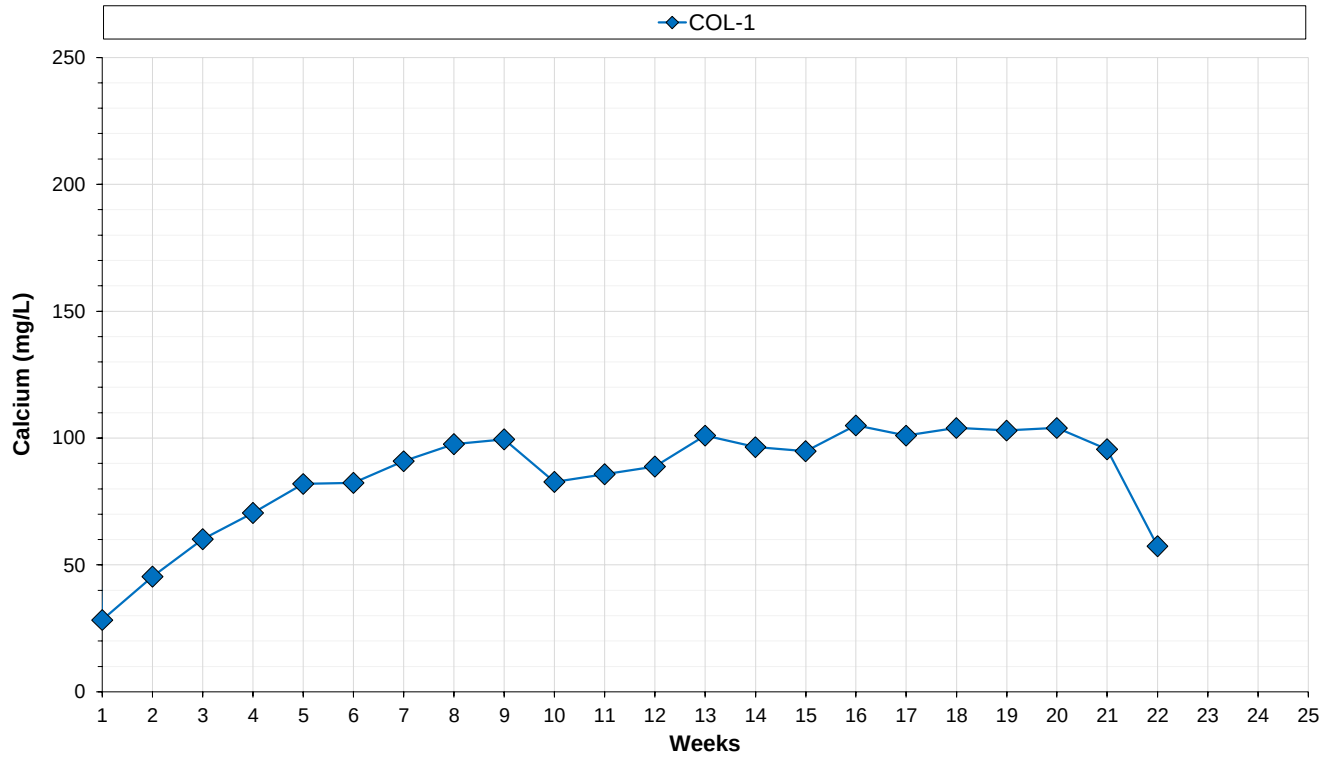

Note:
Release rates shown are based on the change in load release week to week throughout column operation.

Due to a tubing malfunction in Week 9, approximately 1000 mL was lost from the column; 1000 mL was added to maintain an overlying water column of 21 cm throughout the remainder of testing.

KINROSS

Calcium (Ca)			
Concentrate Tailings - Subaqueous Recirculating Column			
Great Bear Project			
Figure Number	I-22		
Project Number	OMEMA2303		
Date	November 2025		
Drawn	SM	Reviewed	JB

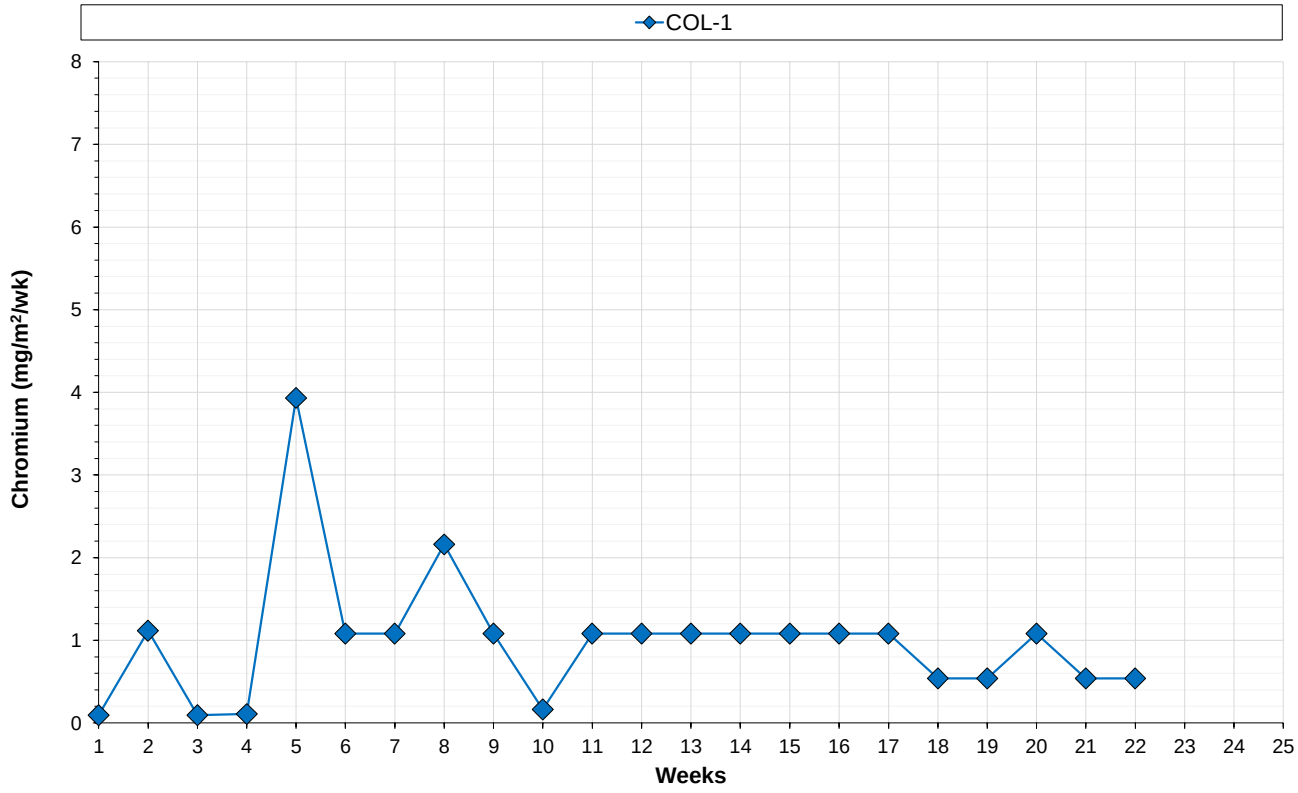

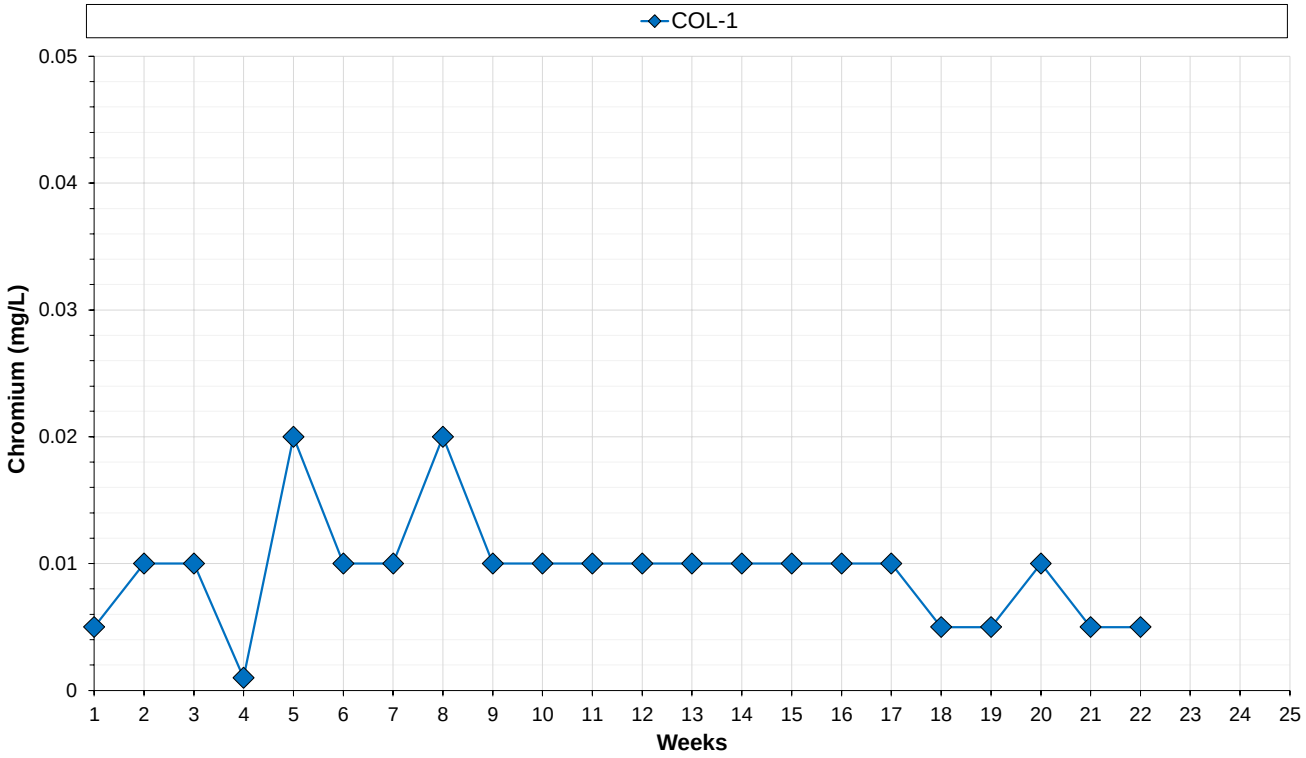

Note:
Release rates shown are based on the change in load release week to week throughout column operation.

Due to a tubing malfunction in Week 9, approximately 1000 mL was lost from the column; 1000 mL was added to maintain an overlying water column of 21 cm throughout the remainder of testing.

KINROSS

Chromium (Cr)

Concentrate Tailings - Subaqueous Recirculating Column

Great Bear Project

Figure Number		I-23	
Project Number		OMEMA2303	
Date		November 2025	
Drawn	SM	Reviewed	JB

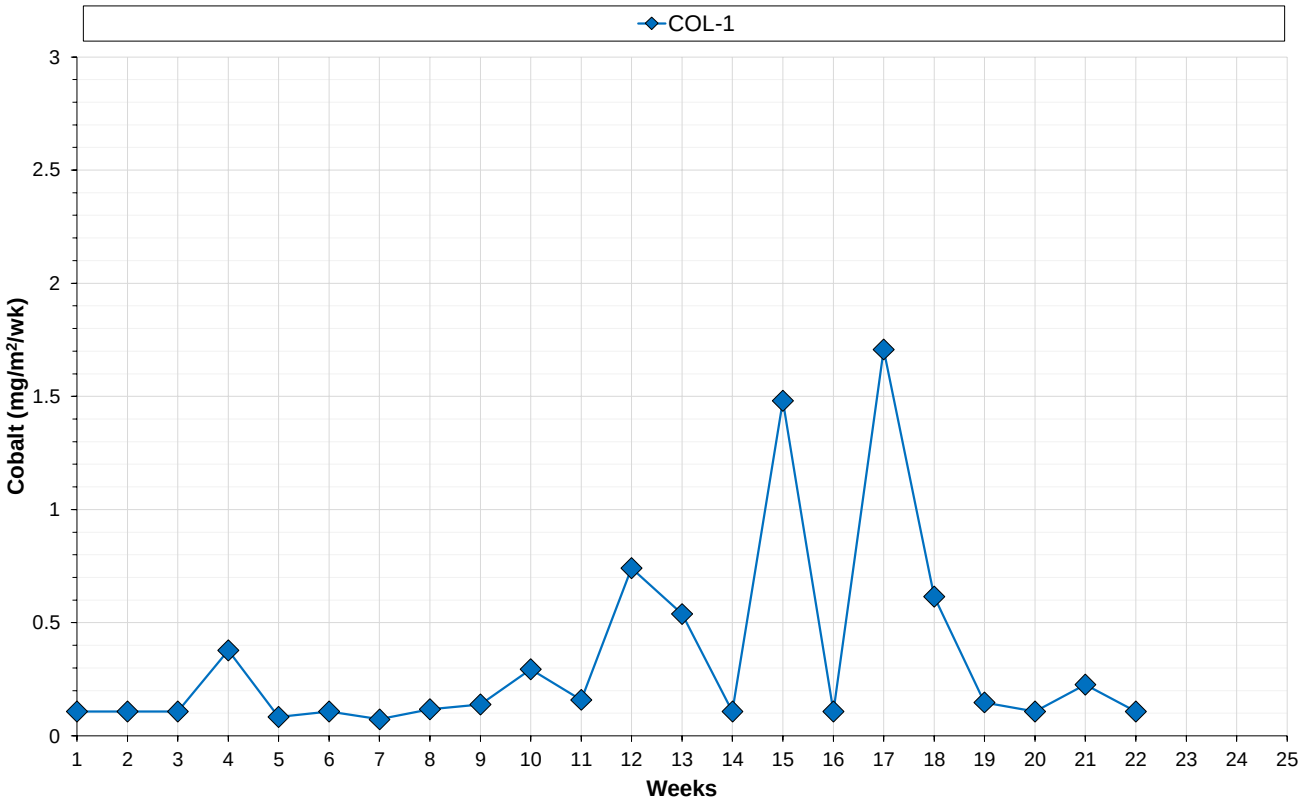

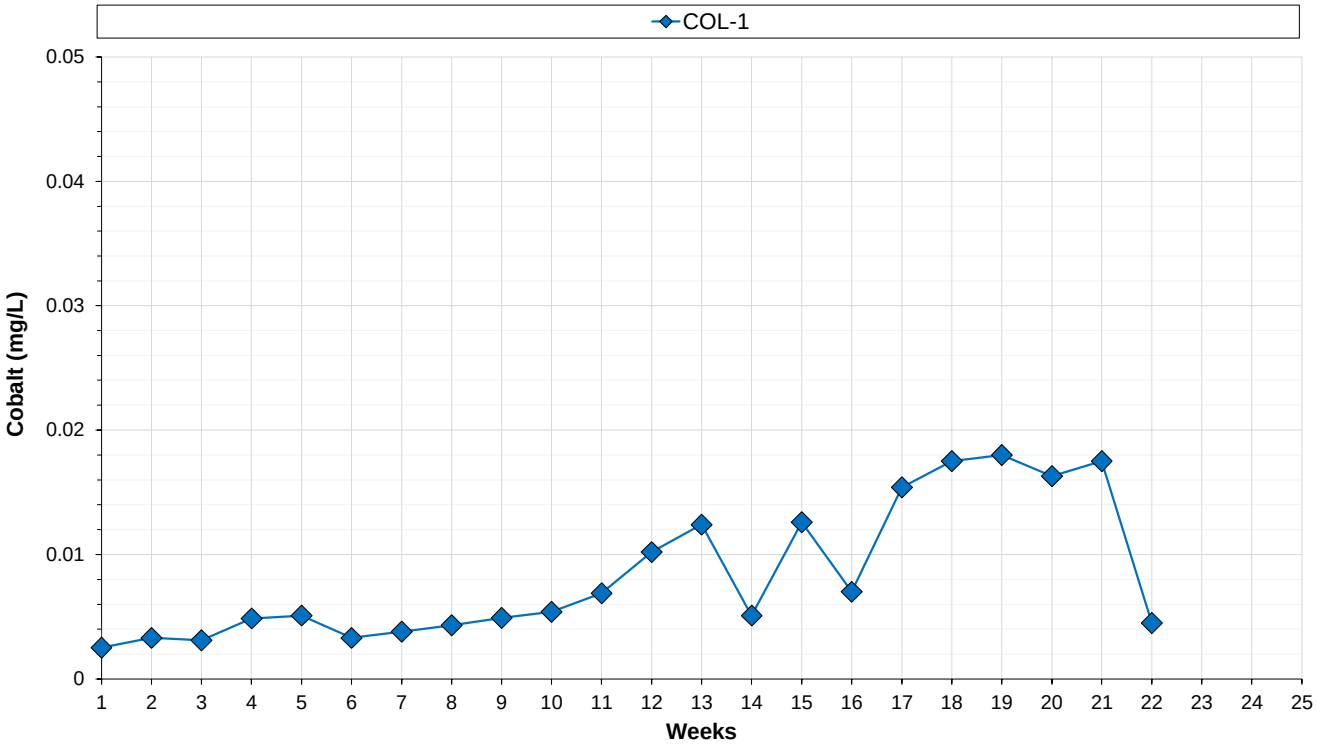

Note:
Release rates shown are based on the change in load release week to week throughout column operation.

Due to a tubing malfunction in Week 9, approximately 1000 mL was lost from the column; 1000 mL was added to maintain an overlying water column of 21 cm throughout the remainder of testing.

KINROSS

Cobalt (Co)

Concentrate Tailings - Subaqueous Recirculating Column

Great Bear Project

Figure Number		I-24	
Project Number		OMEMA2303	
Date		November 2025	
Drawn	SM	Reviewed	JB

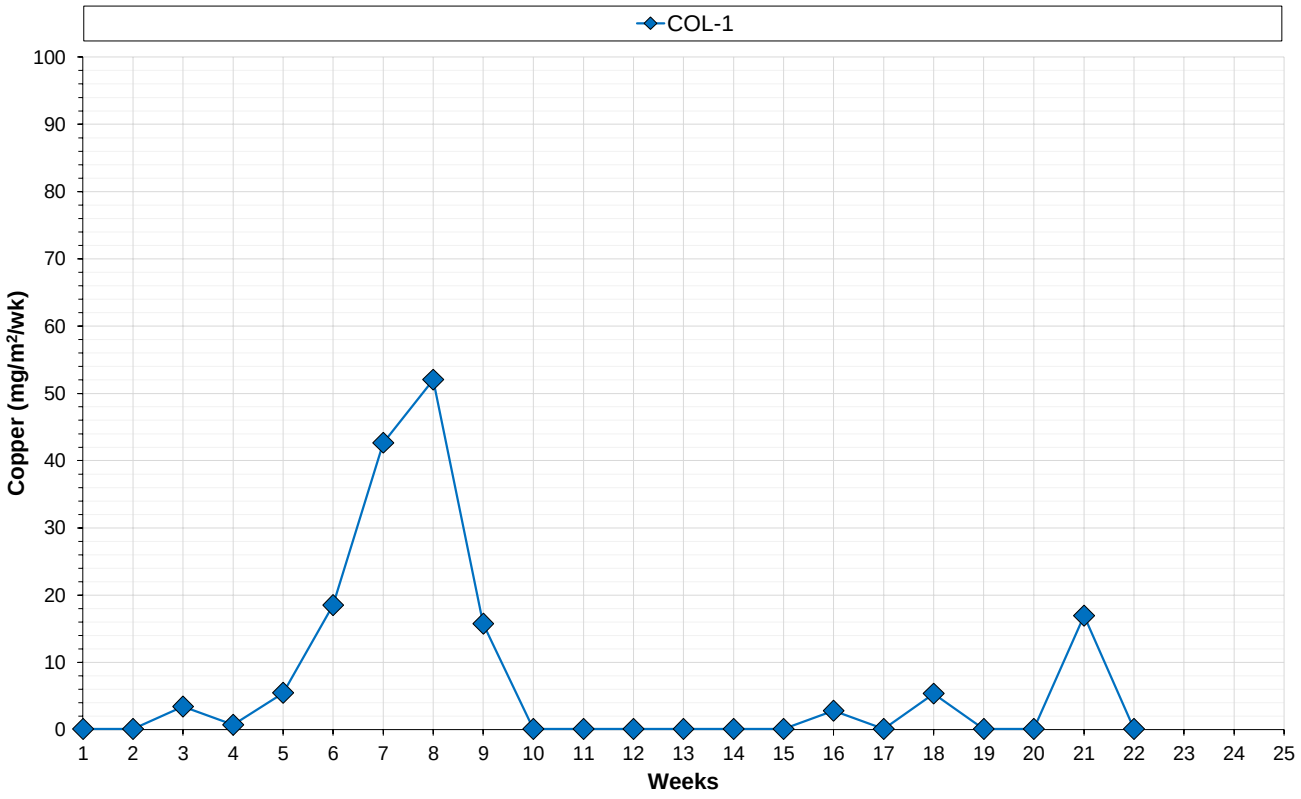

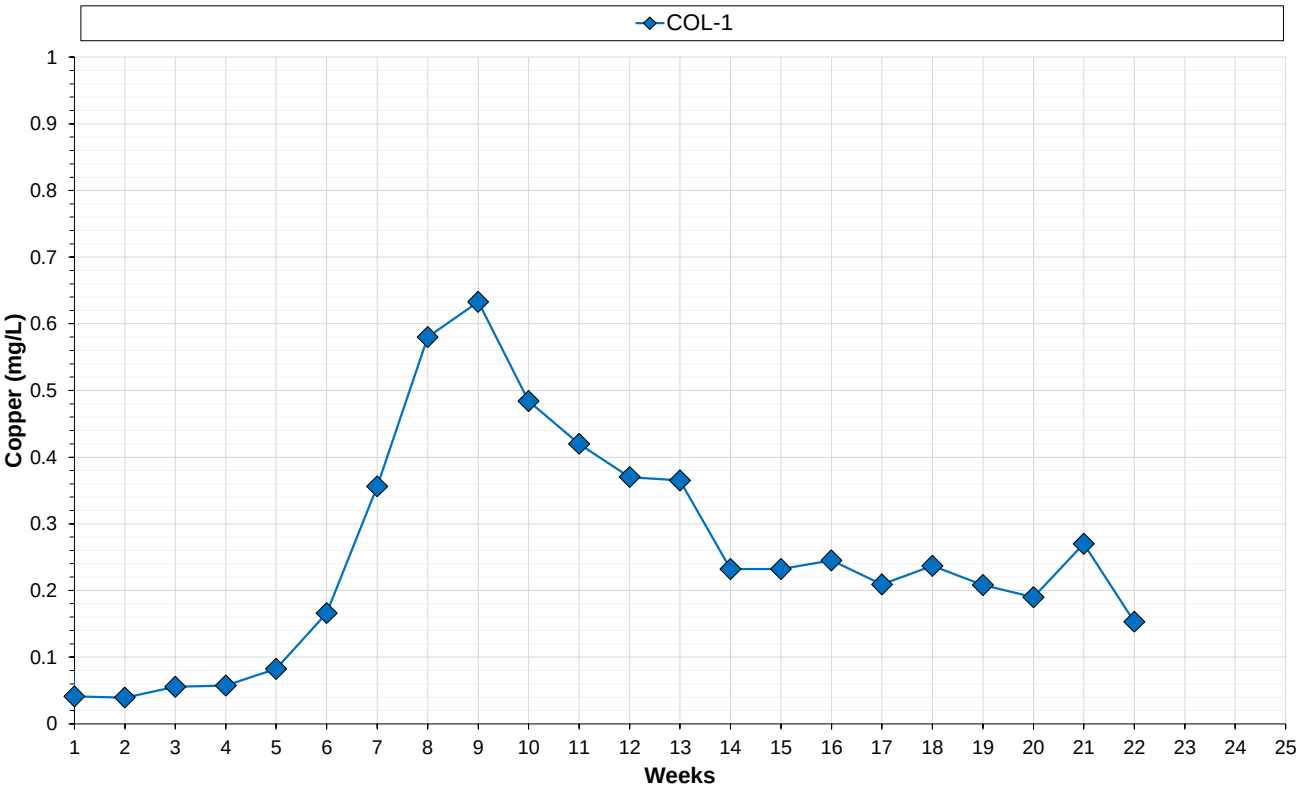

Note:
Release rates shown are based on the change in load release week to week throughout column operation.

Due to a tubing malfunction in Week 9, approximately 1000 mL was lost from the column; 1000 mL was added to maintain an overlying water column of 21 cm throughout the remainder of testing.

KINROSS

Copper (Cu)

Concentrate Tailings - Subaqueous Recirculating Column

Great Bear Project

Figure Number		I-25	
Project Number		OMEMA2303	
Date		November 2025	
Drawn	SM	Reviewed	JB

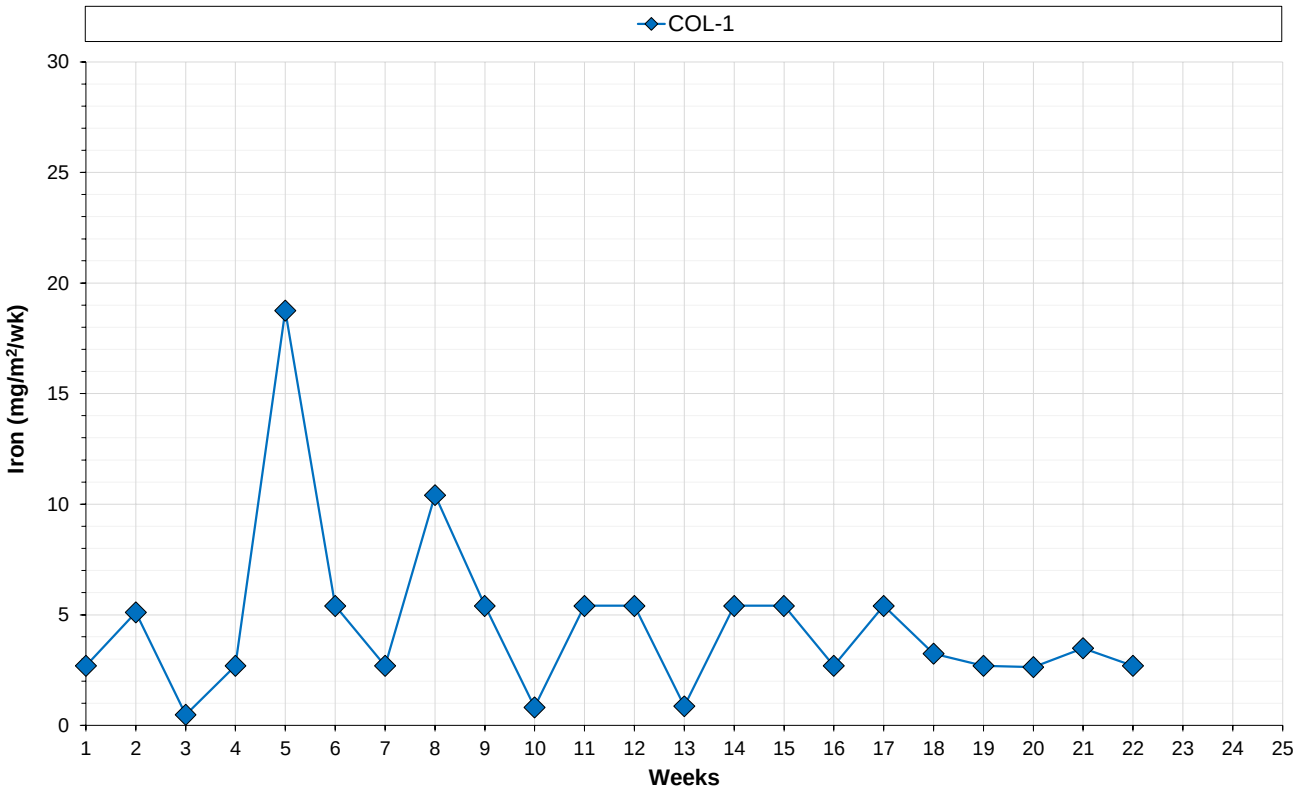

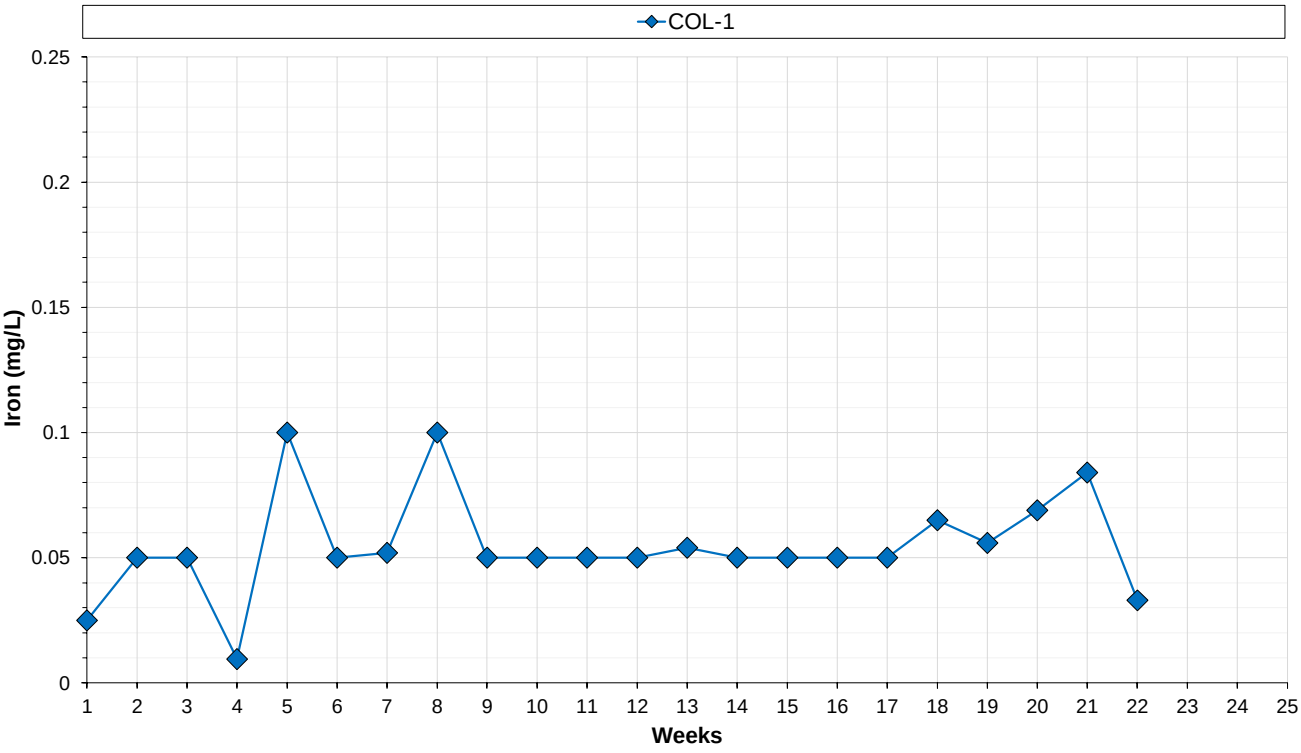

Note:
Release rates shown are based on the change in load release week to week throughout column operation.

Due to a tubing malfunction in Week 9, approximately 1000 mL was lost from the column; 1000 mL was added to maintain an overlying water column of 21 cm throughout the remainder of testing.

KINROSS

Iron (Fe)

Concentrate Tailings - Subaqueous Recirculating Column

Great Bear Project

Figure Number		I-26	
Project Number		OMEMA2303	
Date		November 2025	
Drawn	SM	Reviewed	JB

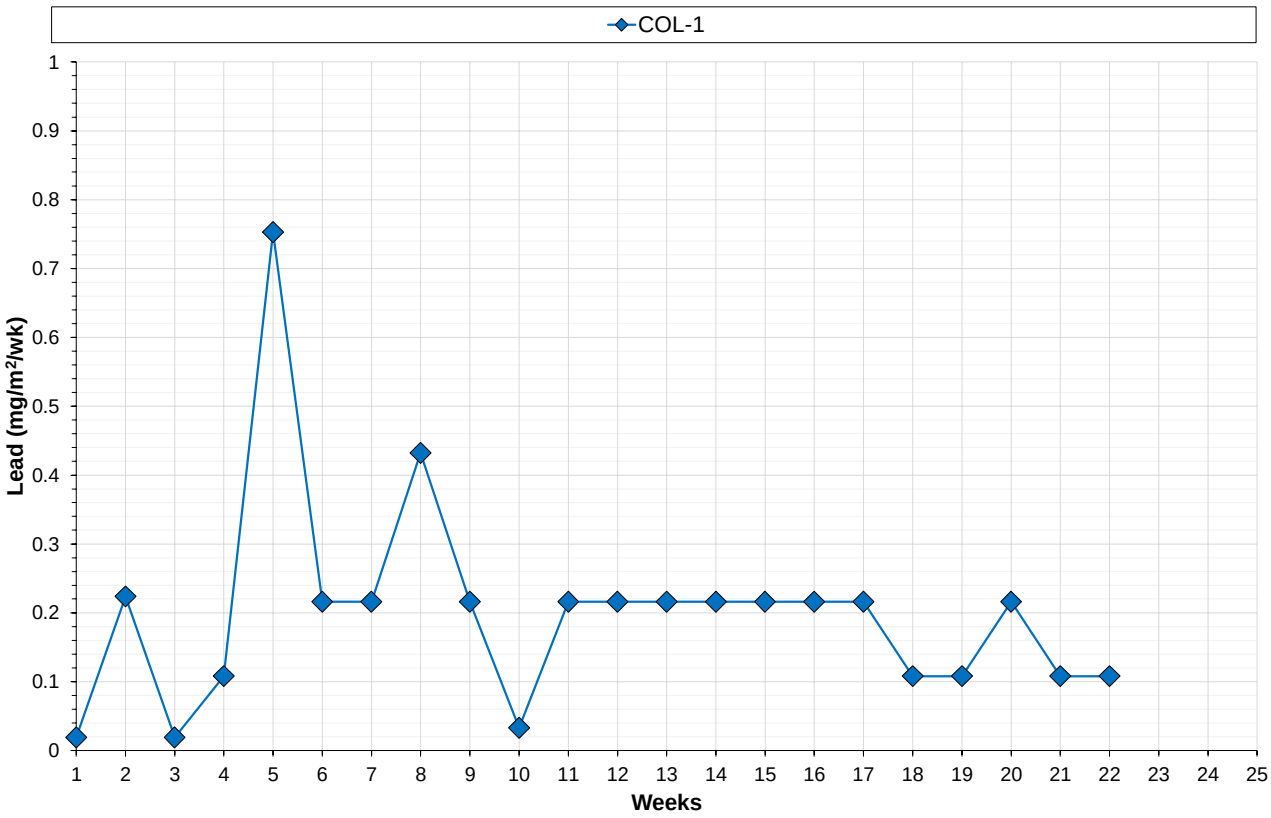

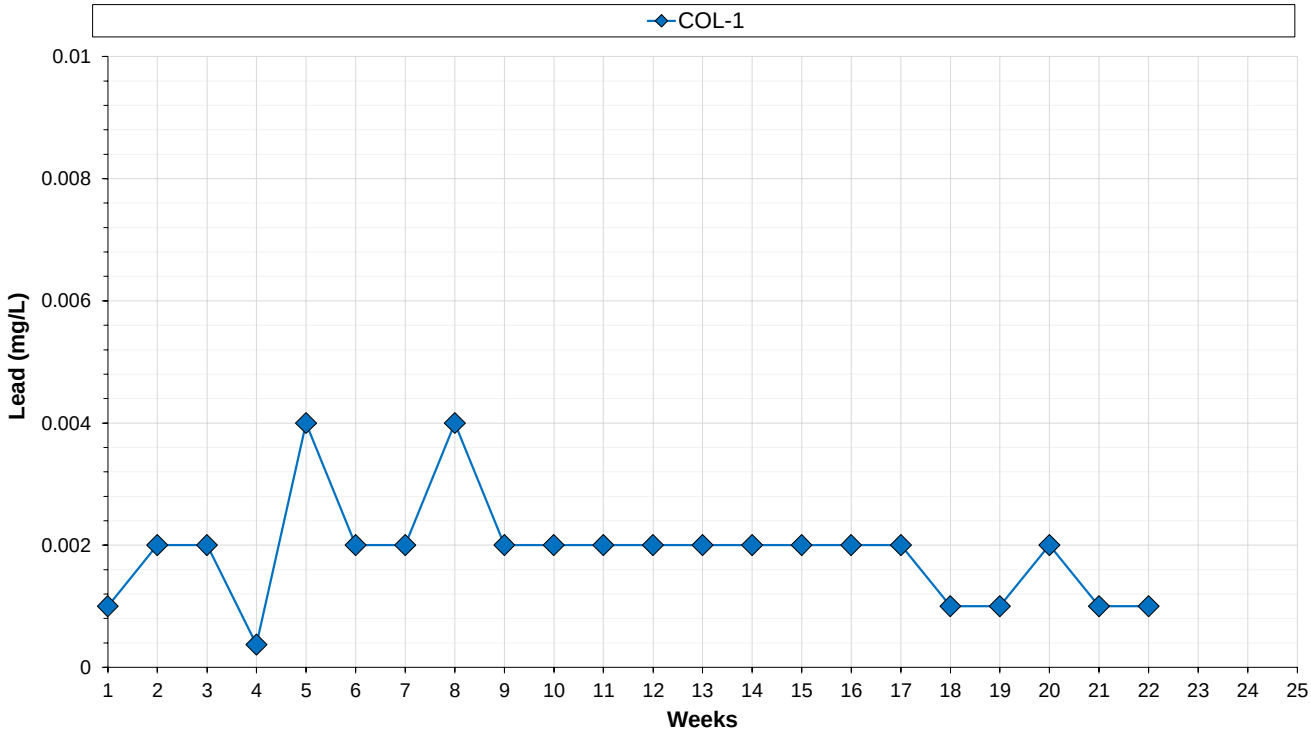

Note:
Release rates shown are based on the change in load release week to week throughout column operation.

Due to a tubing malfunction in Week 9, approximately 1000 mL was lost from the column; 1000 mL was added to maintain an overlying water column of 21 cm throughout the remainder of testing.

KINROSS

Lead (Pb)

Concentrate Tailings - Subaqueous Recirculating Column

Great Bear Project

Figure Number		I-27	
Project Number		OMEMA2303	
Date		November 2025	
Drawn	SM	Reviewed	JB

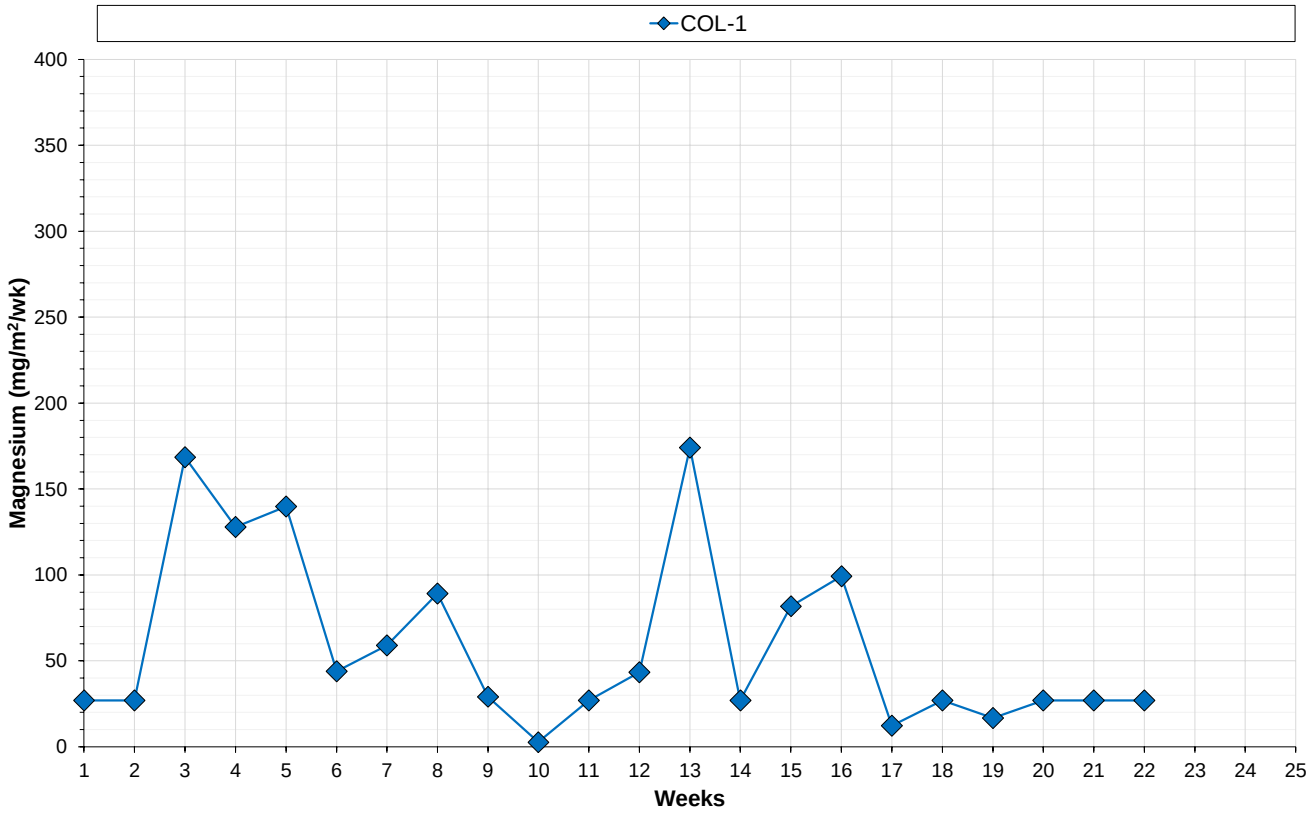

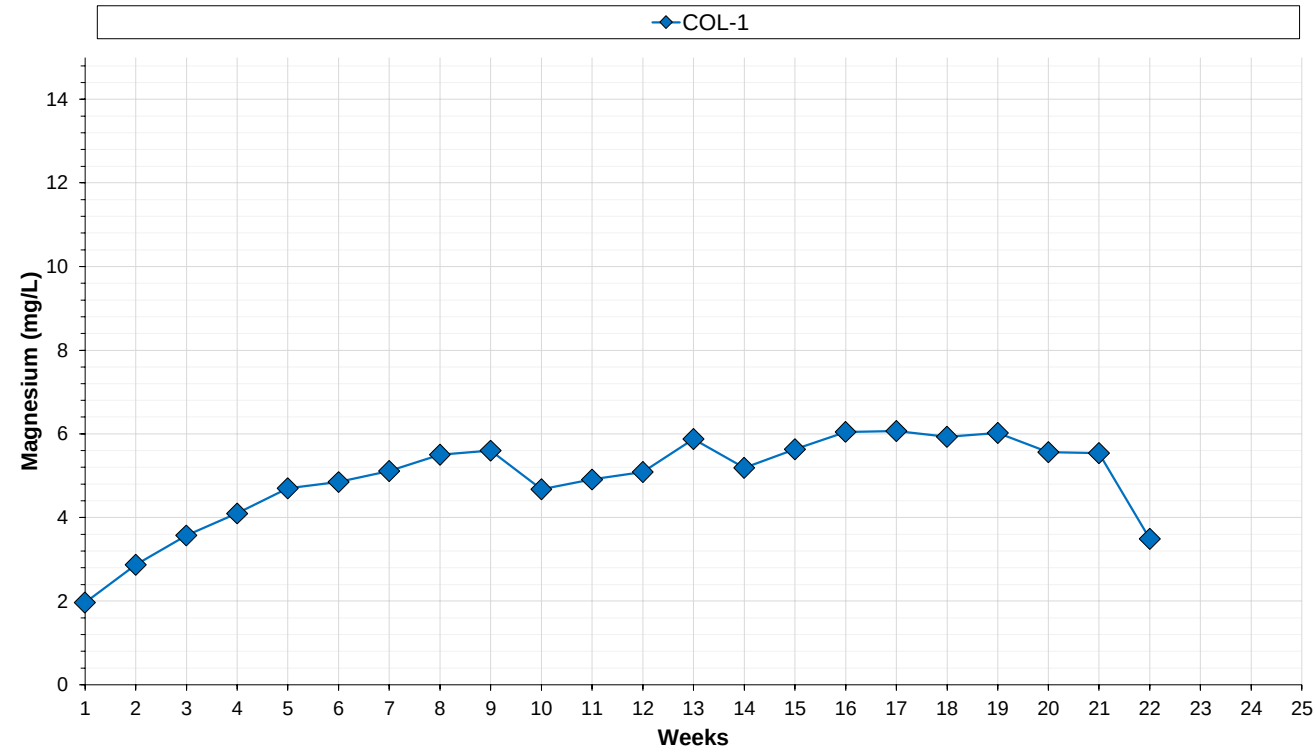

Note:
Release rates shown are based on the change in load release week to week throughout column operation.

Due to a tubing malfunction in Week 9, approximately 1000 mL was lost from the column; 1000 mL was added to maintain an overlying water column of 21 cm throughout the remainder of testing.

KINROSS

Magnesium (Mg)			
Concentrate Tailings - Subaqueous Recirculating Column			
Great Bear Project			
Figure Number		I-28	
Project Number		OMEMA2303	
Date		November 2025	
Drawn	SM	Reviewed	JB

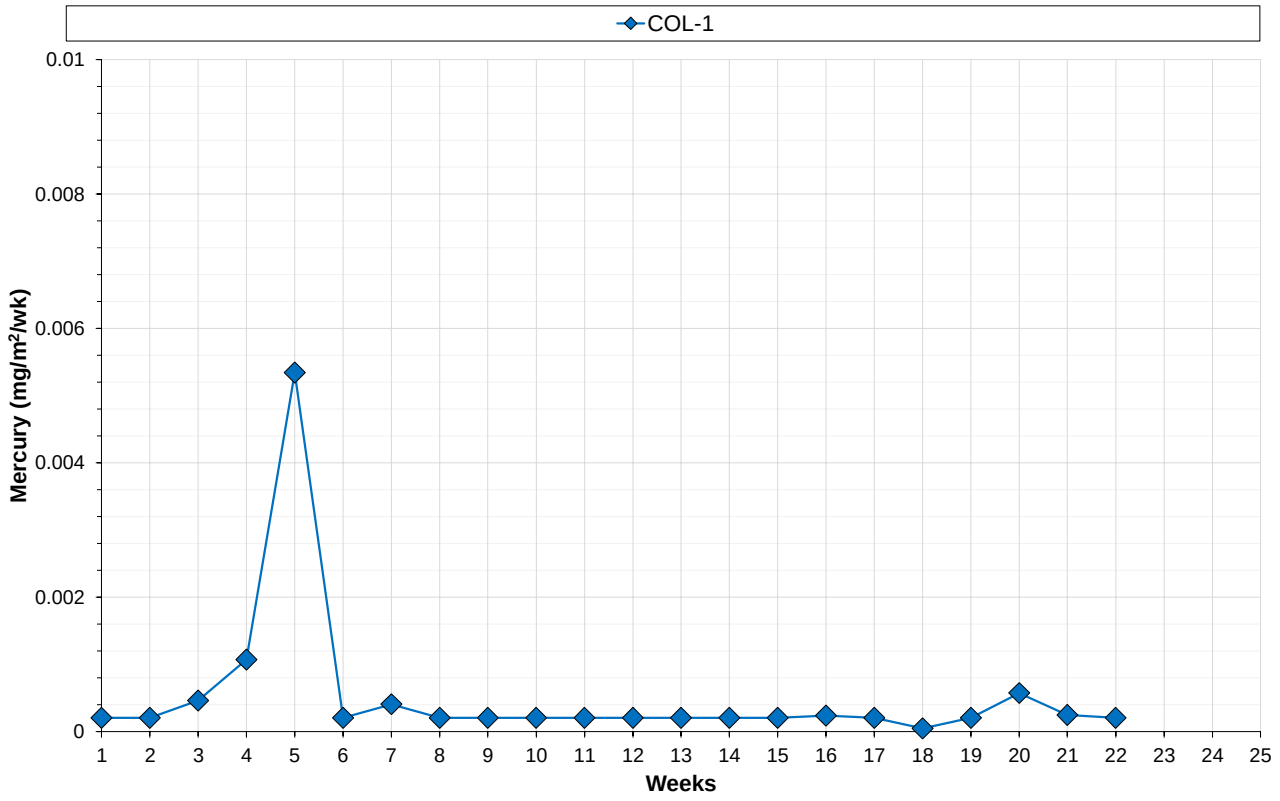

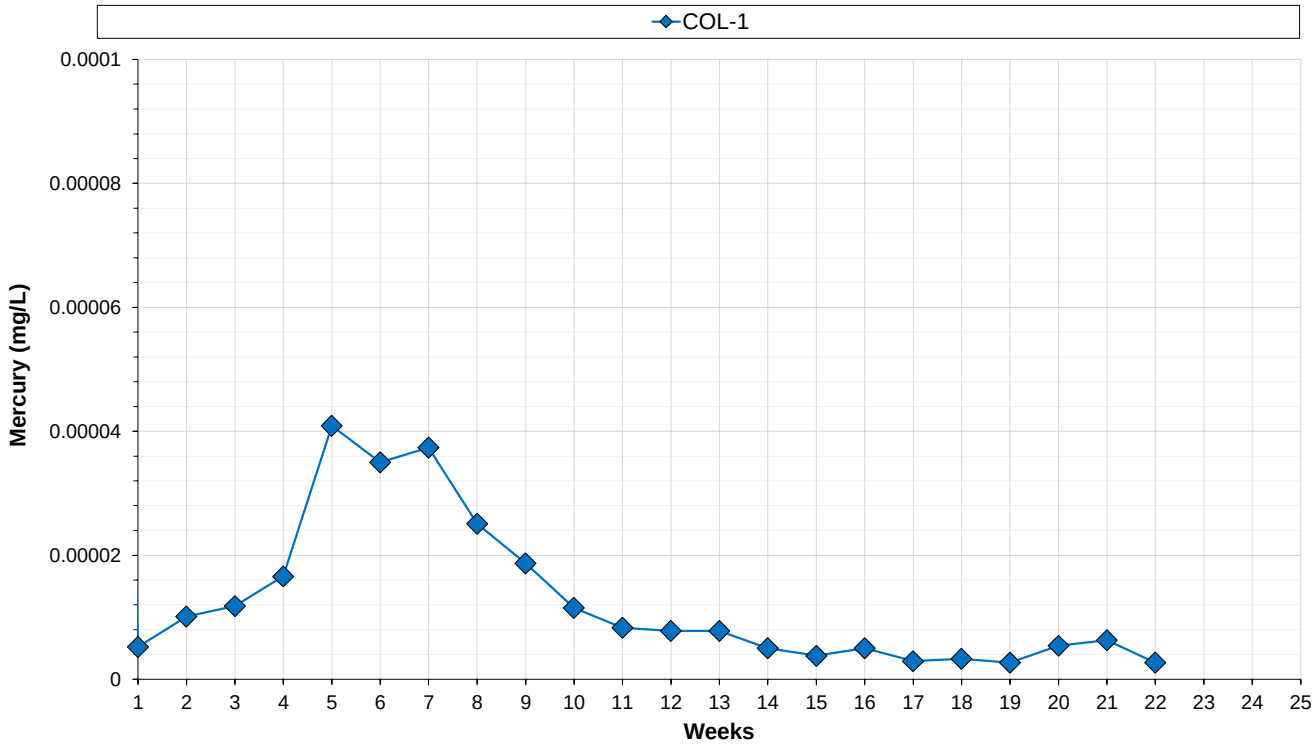

Note:
Release rates shown are based on the change in load release week to week throughout column operation.

Due to a tubing malfunction in Week 9, approximately 1000 mL was lost from the column; 1000 mL was added to maintain an overlying water column of 21 cm throughout the remainder of testing.

KINROSS

Mercury (Hg)

Concentrate Tailings - Subaqueous Recirculating Column

Great Bear Project

Figure Number		I-29	
Project Number		OMEMA2303	
Date		November 2025	
Drawn	SM	Reviewed	JB

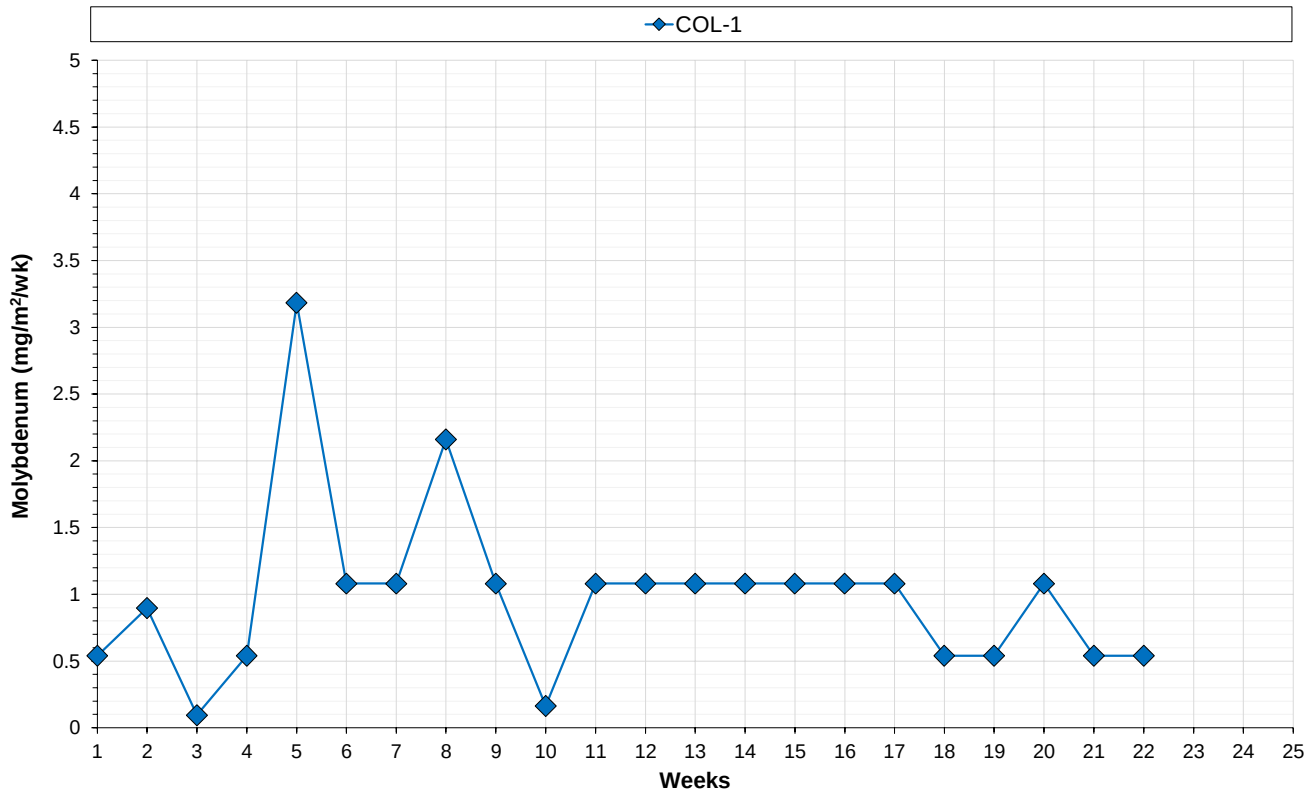

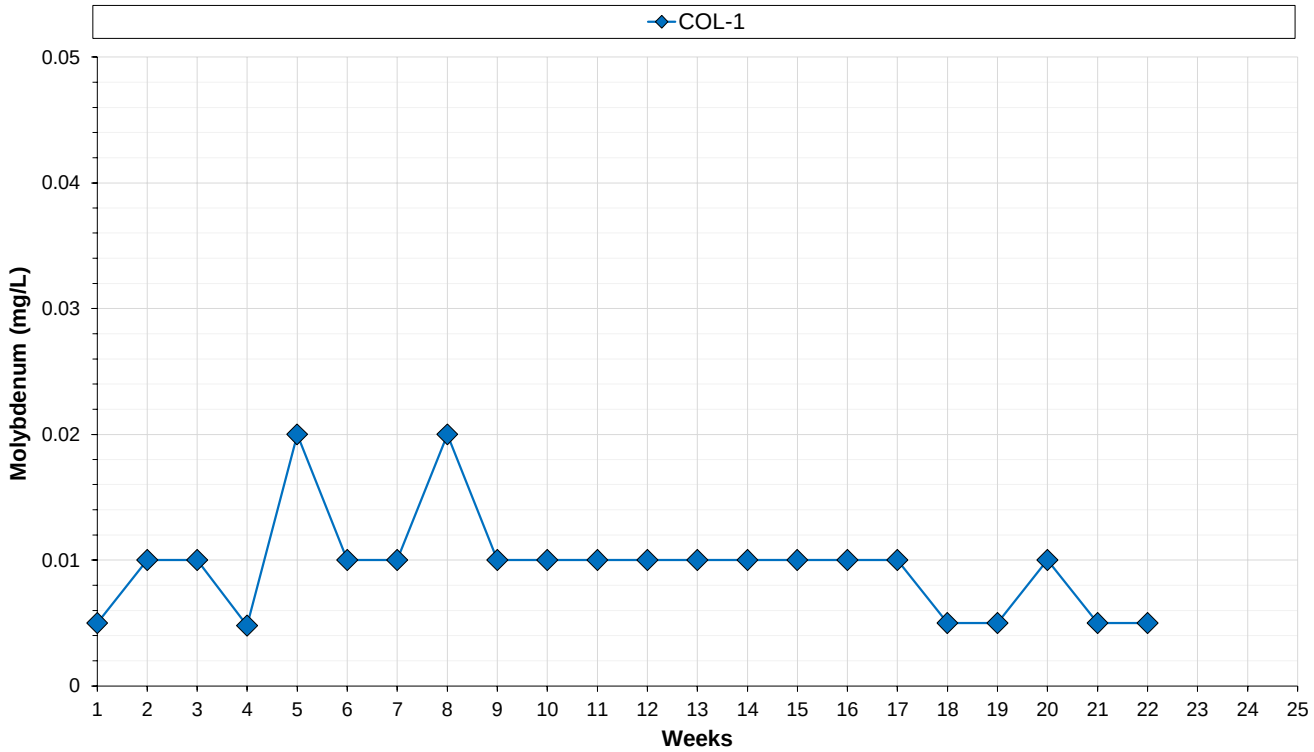

Note:
Release rates shown are based on the change in load release week to week throughout column operation.

Due to a tubing malfunction in Week 9, approximately 1000 mL was lost from the column; 1000 mL was added to maintain an overlying water column of 21 cm throughout the remainder of testing.

KINROSS

Molybdenum (Mo)			
Concentrate Tailings - Subaqueous Recirculating Column			
Great Bear Project			
Figure Number		I-30	
Project Number		OMEMA2303	
Date		November 2025	
Drawn	SM	Reviewed	JB

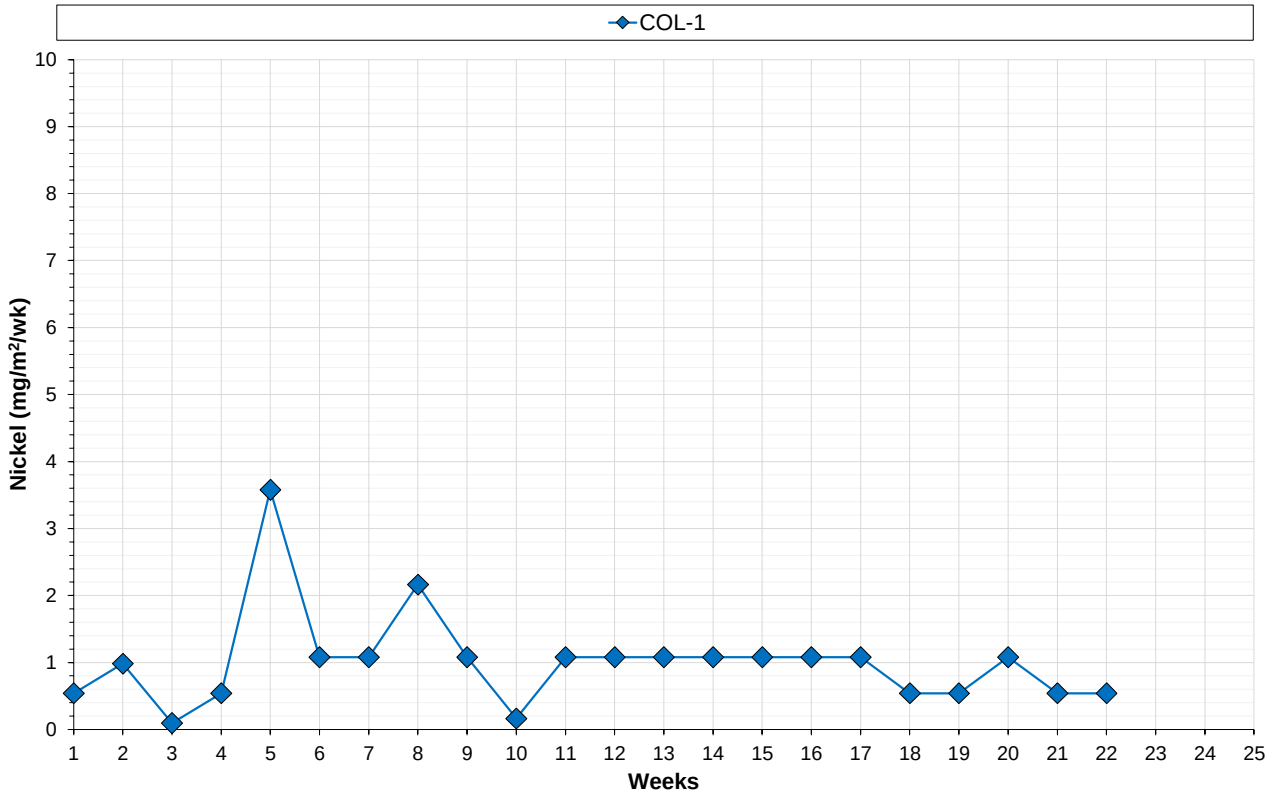

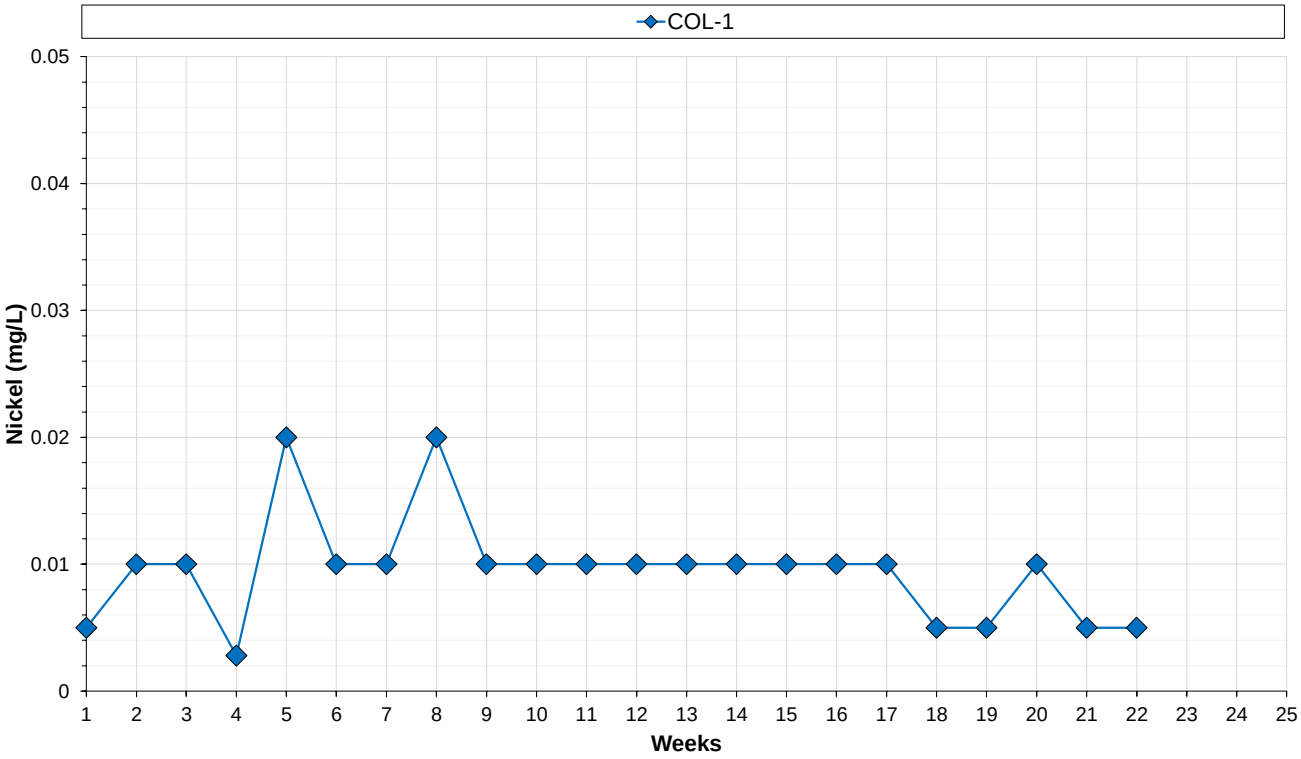

Note:
Release rates shown are based on the change in load release week to week throughout column operation.

Due to a tubing malfunction in Week 9, approximately 1000 mL was lost from the column; 1000 mL was added to maintain an overlying water column of 21 cm throughout the remainder of testing.

KINROSS

Nickel (Ni)

Concentrate Tailings - Subaqueous Recirculating Column

Great Bear Project

Figure Number		I-31	
Project Number		OMEMA2303	
Date		November 2025	
Drawn	SM	Reviewed	JB

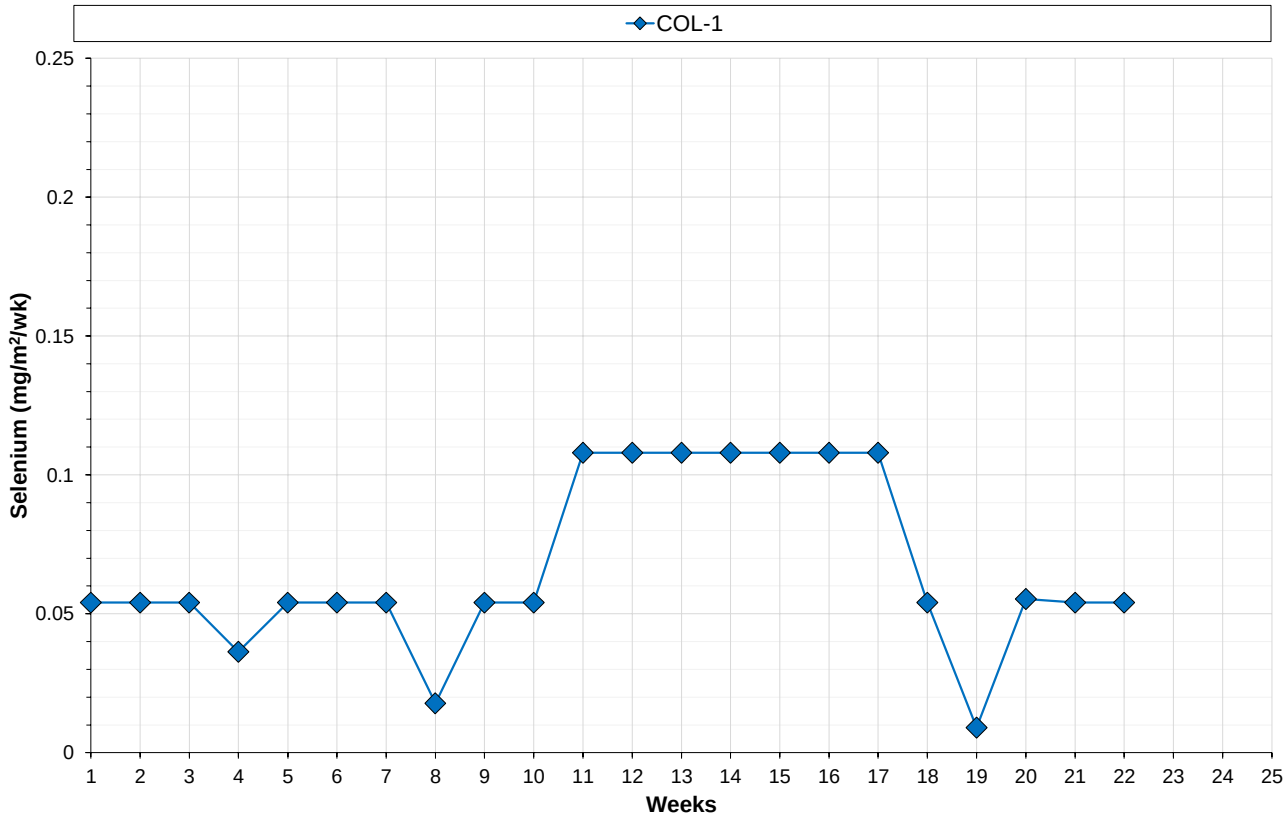

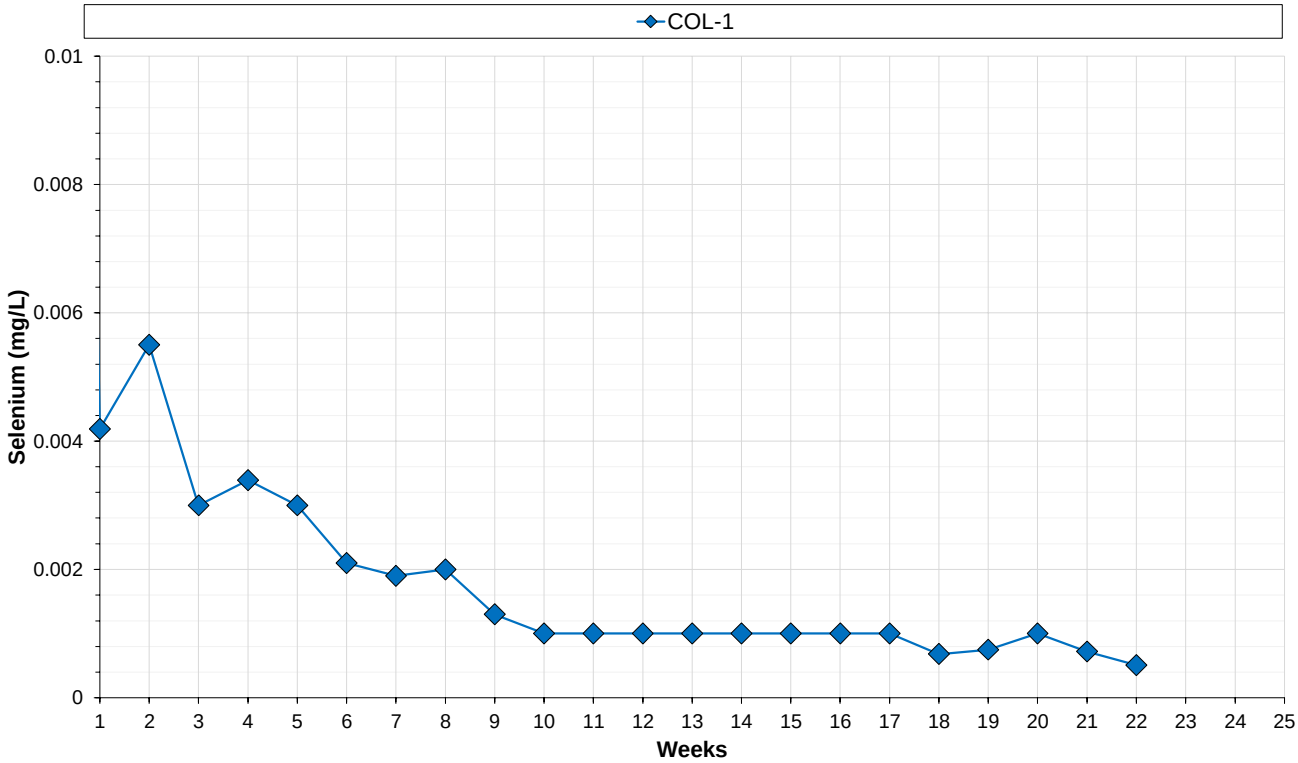

Note:
Release rates shown are based on the change in load release week to week throughout column operation.

Due to a tubing malfunction in Week 9, approximately 1000 mL was lost from the column; 1000 mL was added to maintain an overlying water column of 21 cm throughout the remainder of testing.

KINROSS

Selenium (Se)

Concentrate Tailings - Subaqueous Recirculating Column

Great Bear Project

Figure Number		I-32	
Project Number		OMEMA2303	
Date		November 2025	
Drawn	SM	Reviewed	JB

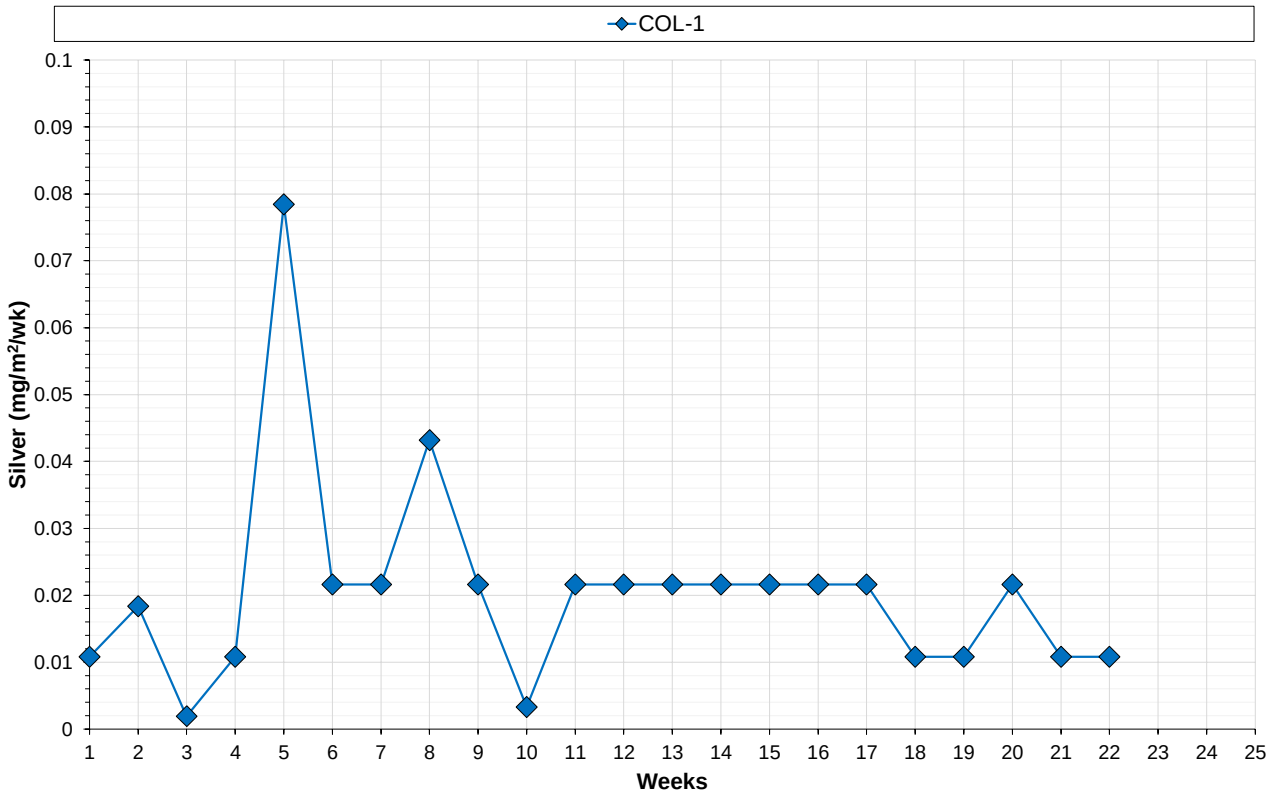

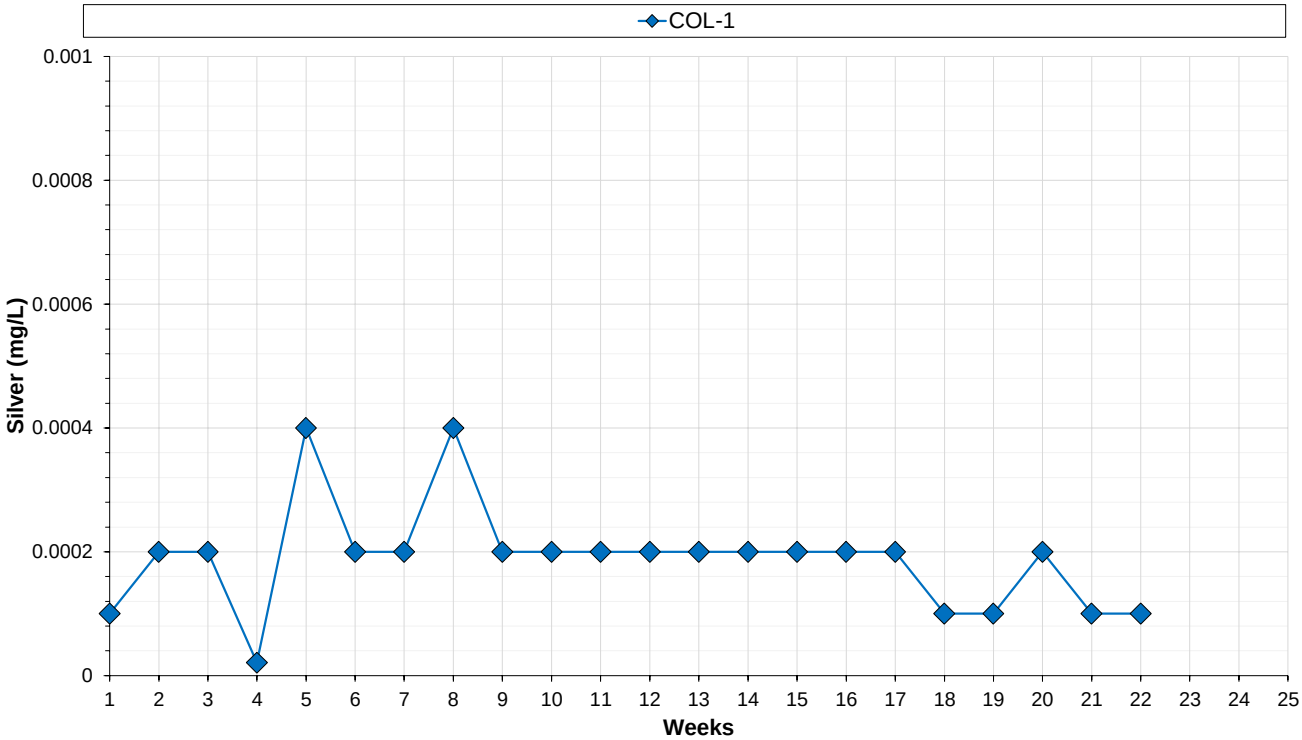

Note:
Release rates shown are based on the change in load release week to week throughout column operation.

Due to a tubing malfunction in Week 9, approximately 1000 mL was lost from the column; 1000 mL was added to maintain an overlying water column of 21 cm throughout the remainder of testing.

KINROSS

Silver (Ag)

Concentrate Tailings - Subaqueous Recirculating Column

Great Bear Project

Figure Number		I-33	
Project Number		OMEMA2303	
Date		November 2025	
Drawn	SM	Reviewed	JB

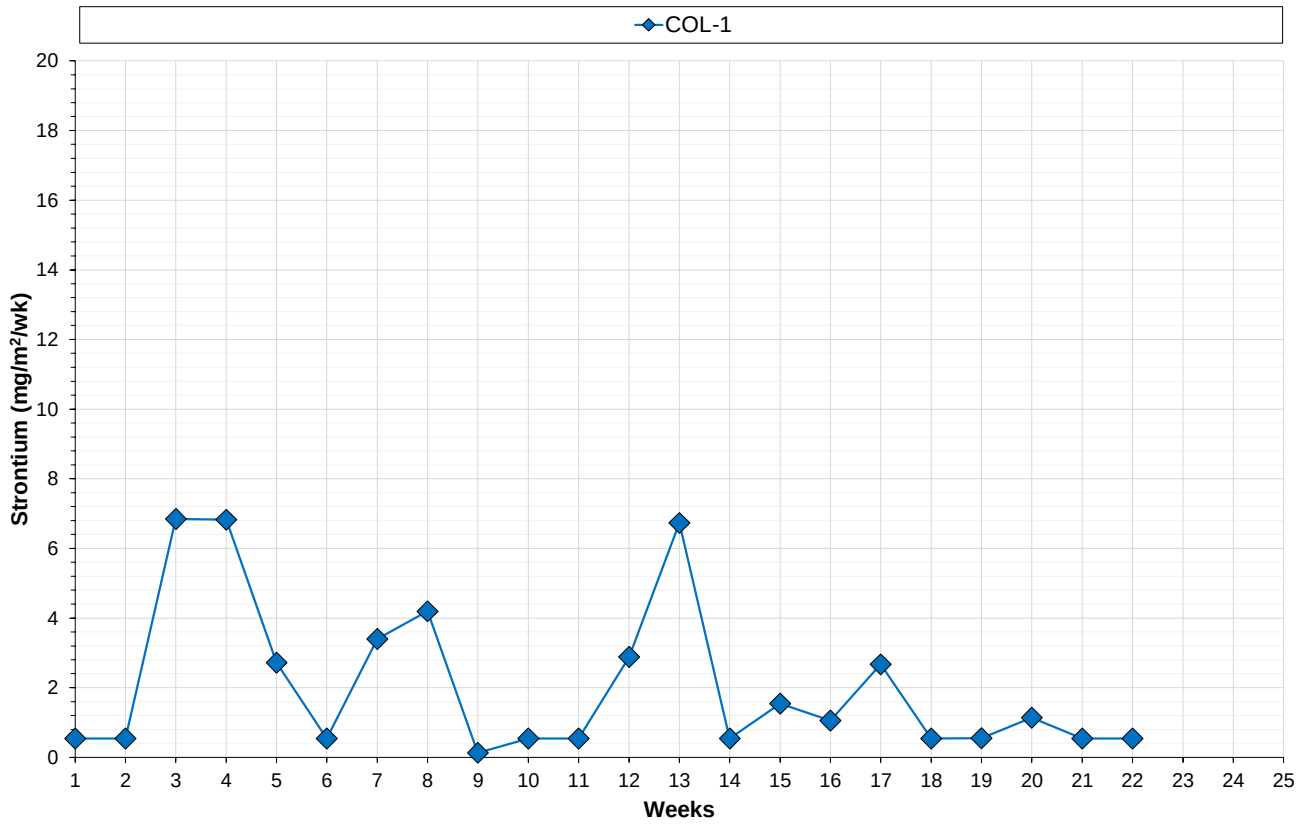

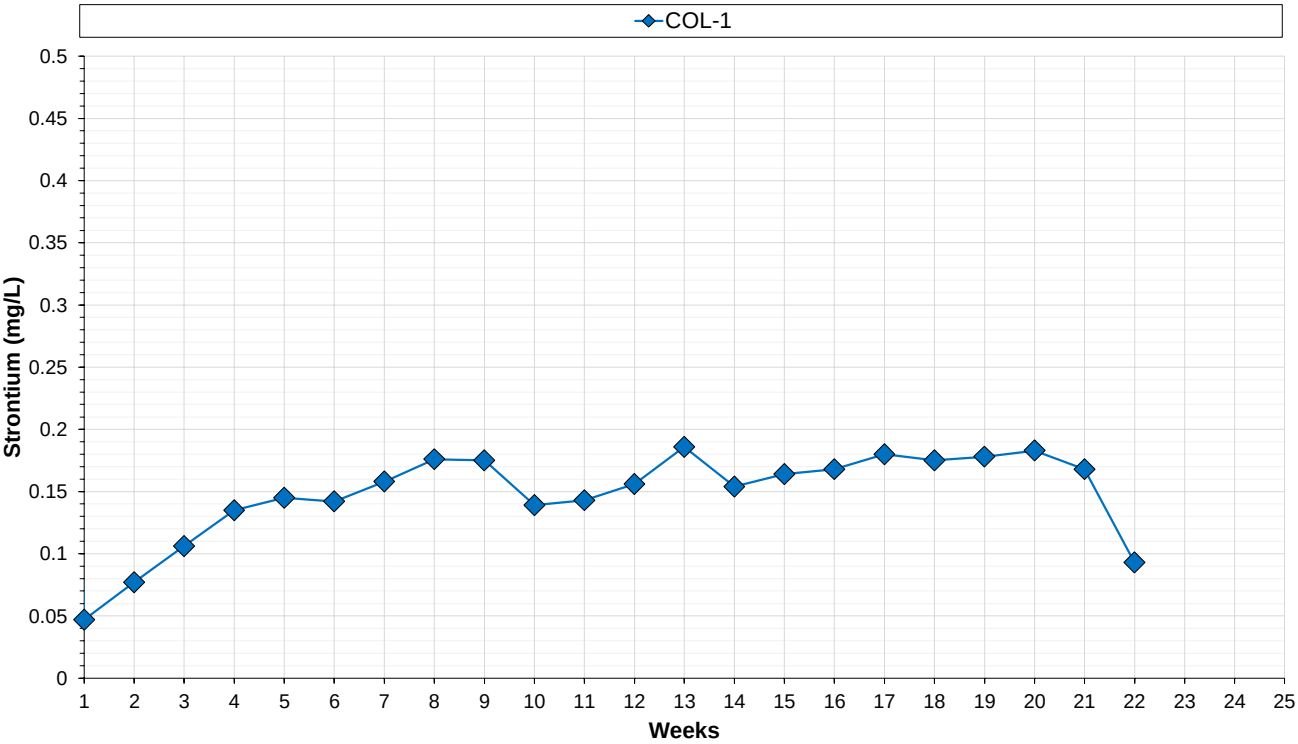

Note:
Release rates shown are based on the change in load release week to week throughout column operation.

Due to a tubing malfunction in Week 9, approximately 1000 mL was lost from the column; 1000 mL was added to maintain an overlying water column of 21 cm throughout the remainder of testing.

KINROSS

Strontium (Sr)

Concentrate Tailings - Subaqueous Recirculating Column

Great Bear Project

Figure Number		I-34	
Project Number		OMEMA2303	
Date		November 2025	
Drawn	SM	Reviewed	JB

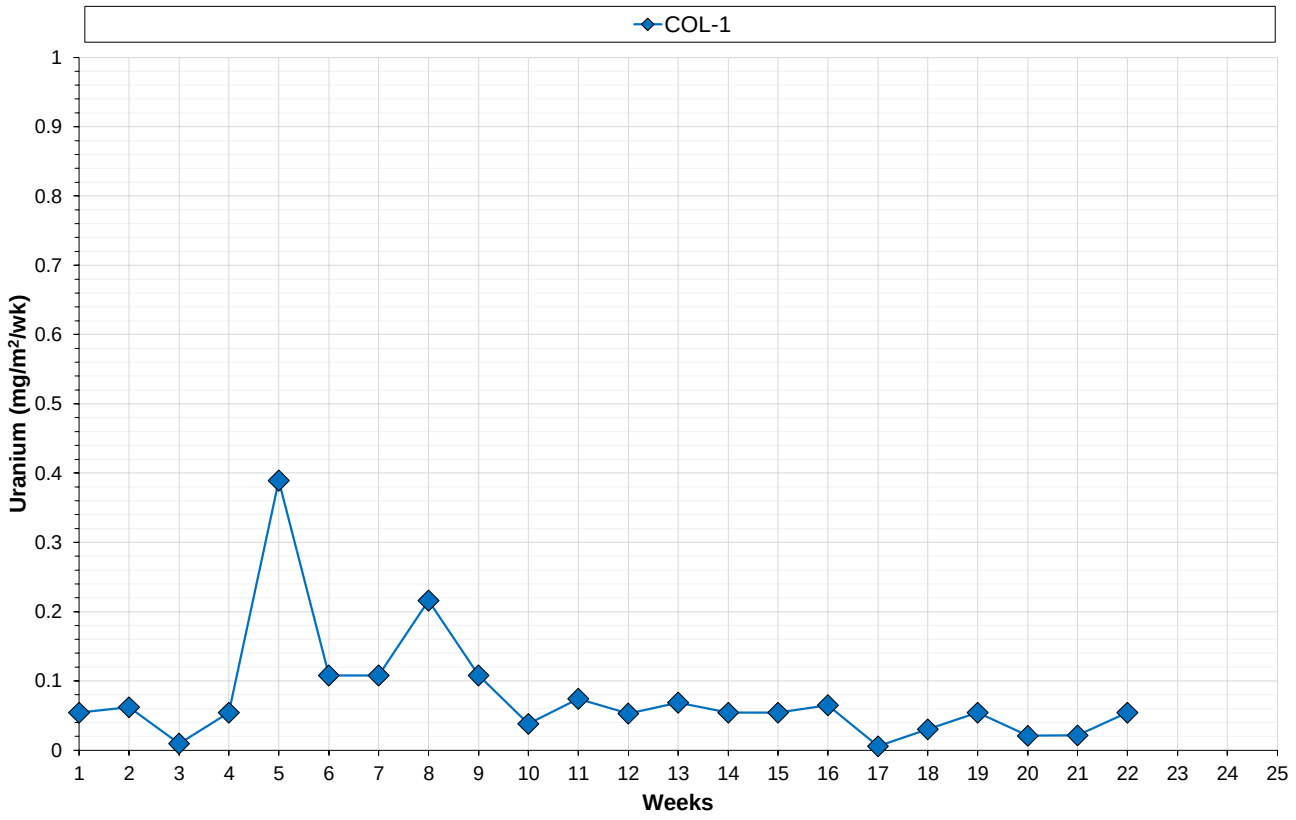

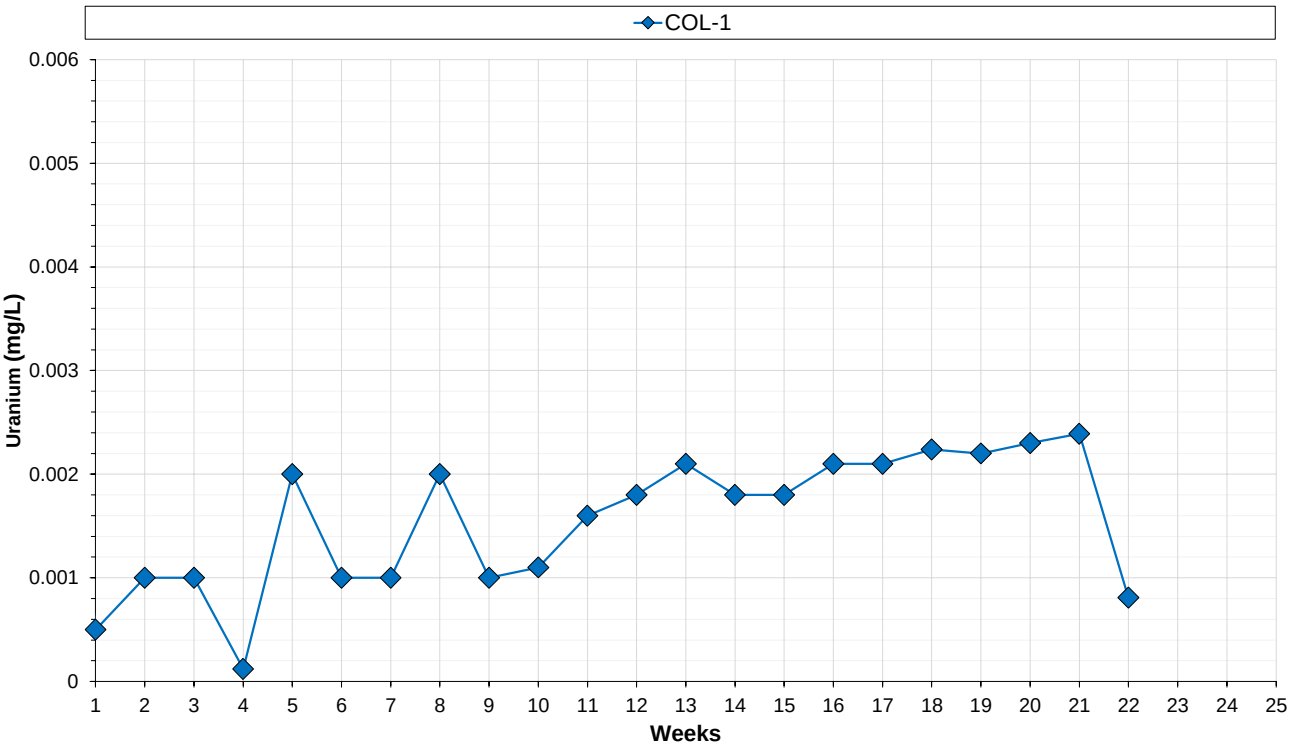

Note:
Release rates shown are based on the change in load release week to week throughout column operation.

Due to a tubing malfunction in Week 9, approximately 1000 mL was lost from the column; 1000 mL was added to maintain an overlying water column of 21 cm throughout the remainder of testing.

KINROSS

Uranium (U)			
Concentrate Tailings - Subaqueous Recirculating Column			
Great Bear Project			
Figure Number		I-35	
Project Number		OMEMA2303	
Date		November 2025	
Drawn	SM	Reviewed	JB

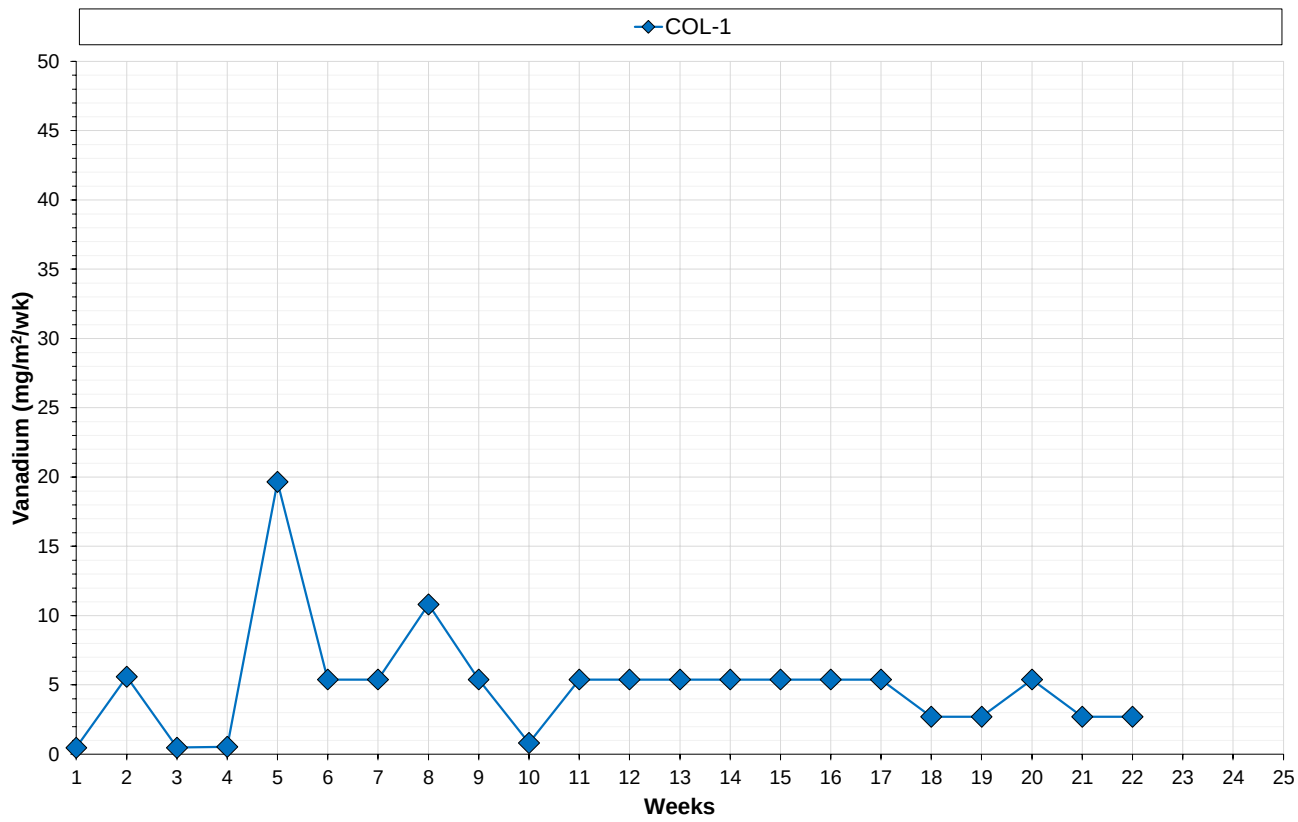

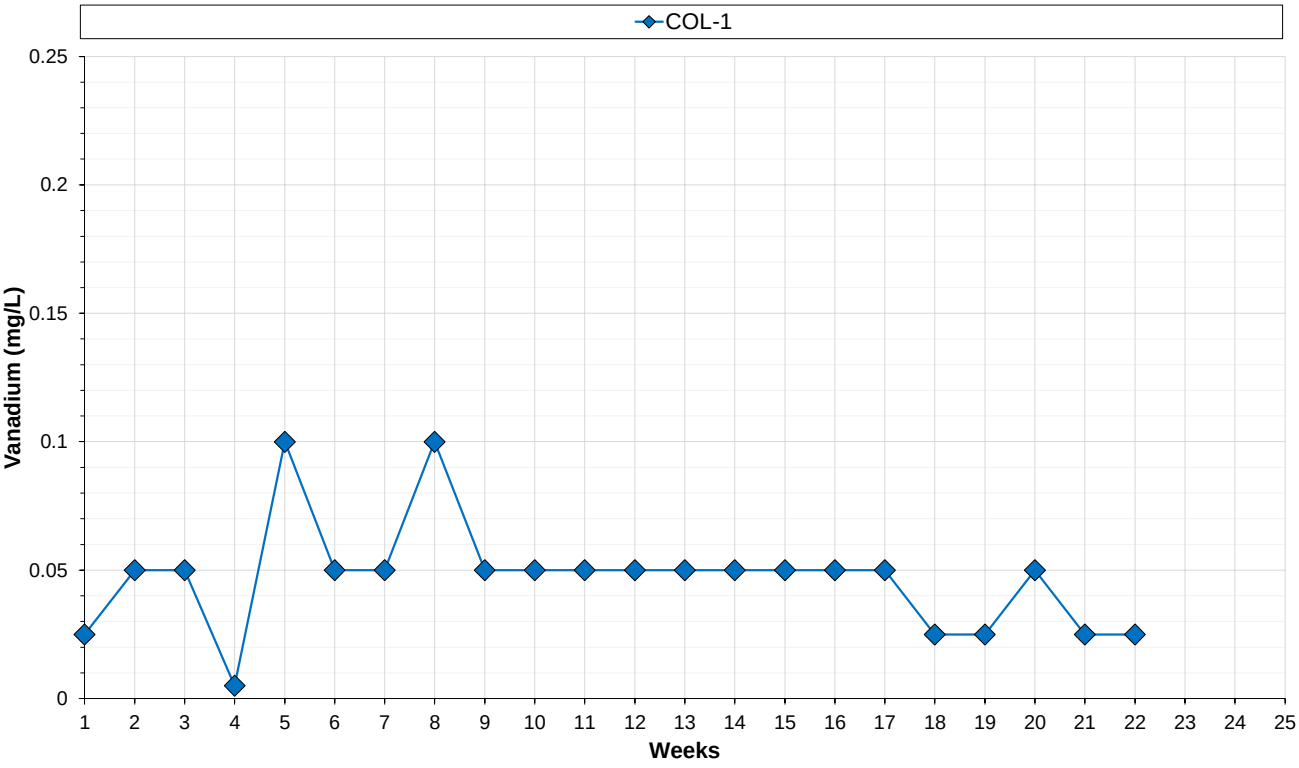

Note:
Release rates shown are based on the change in load release week to week throughout column operation.

Due to a tubing malfunction in Week 9, approximately 1000 mL was lost from the column; 1000 mL was added to maintain an overlying water column of 21 cm throughout the remainder of testing.

KINROSS

Vanadium (V)

Concentrate Tailings - Subaqueous Recirculating Column

Great Bear Project

Figure Number		I-36	
Project Number		OMEMA2303	
Date		November 2025	
Drawn	SM	Reviewed	JB

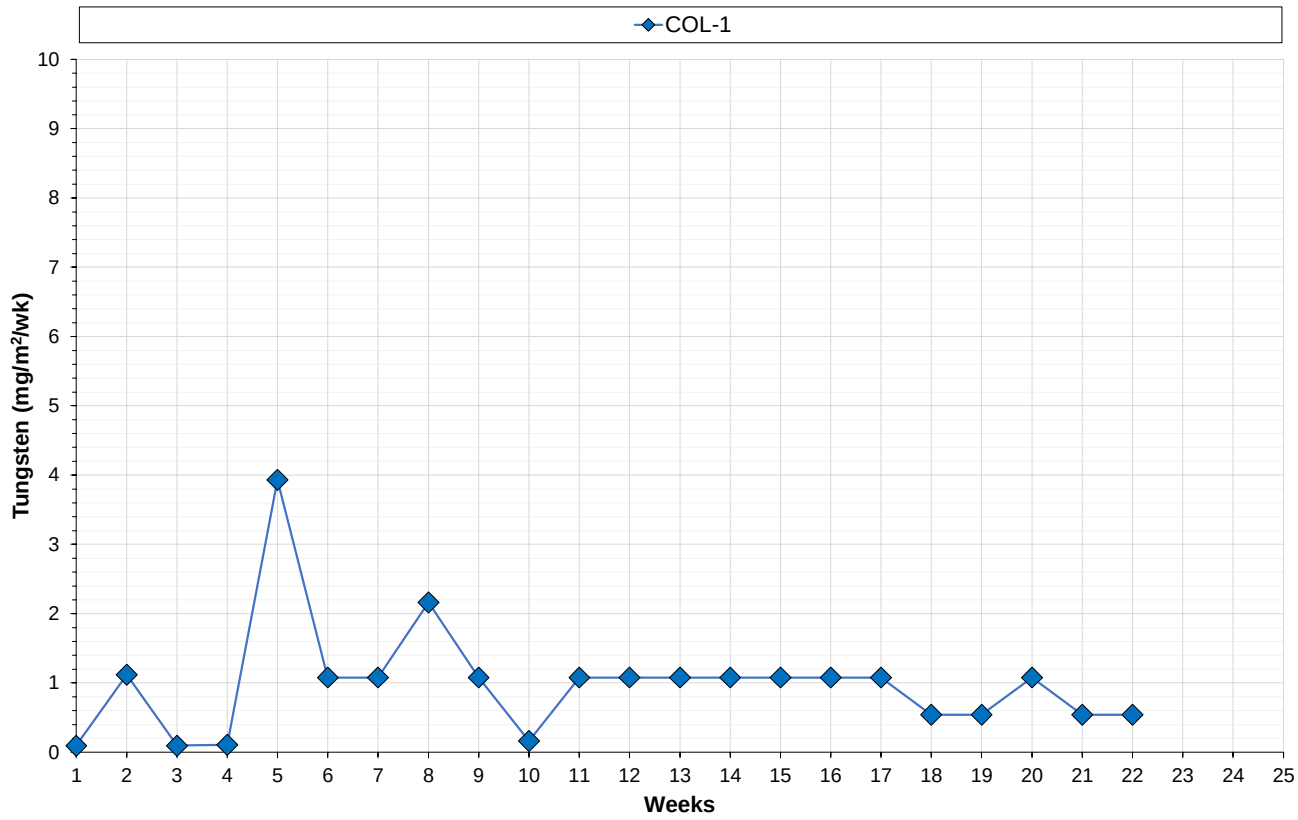

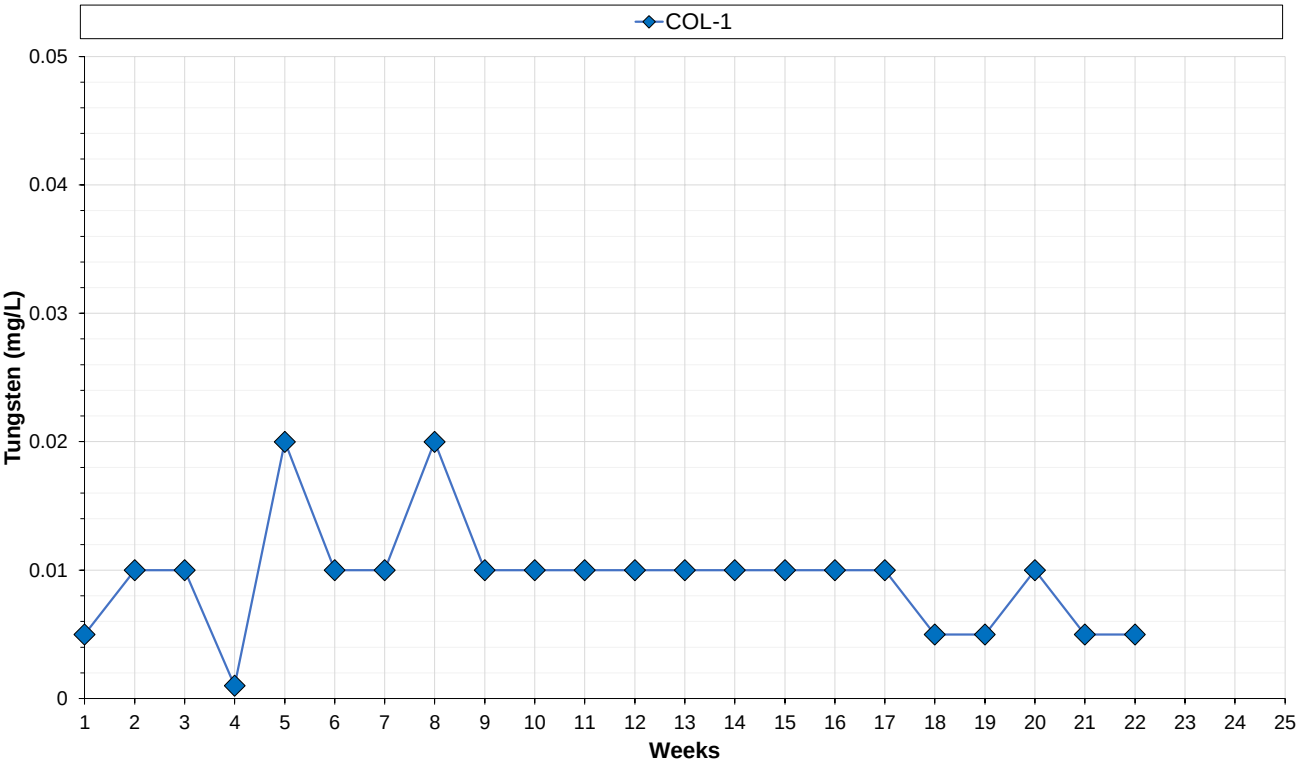

Note:
Release rates shown are based on the change in load release week to week throughout column operation.

Due to a tubing malfunction in Week 9, approximately 1000 mL was lost from the column; 1000 mL was added to maintain an overlying water column of 21 cm throughout the remainder of testing.

KINROSS

Tungsten (W)

Concentrate Tailings - Subaqueous Recirculating Column

Great Bear Project

Figure Number		I-37	
Project Number		OMEMA2303	
Date		November 2025	
Drawn	SM	Reviewed	JB

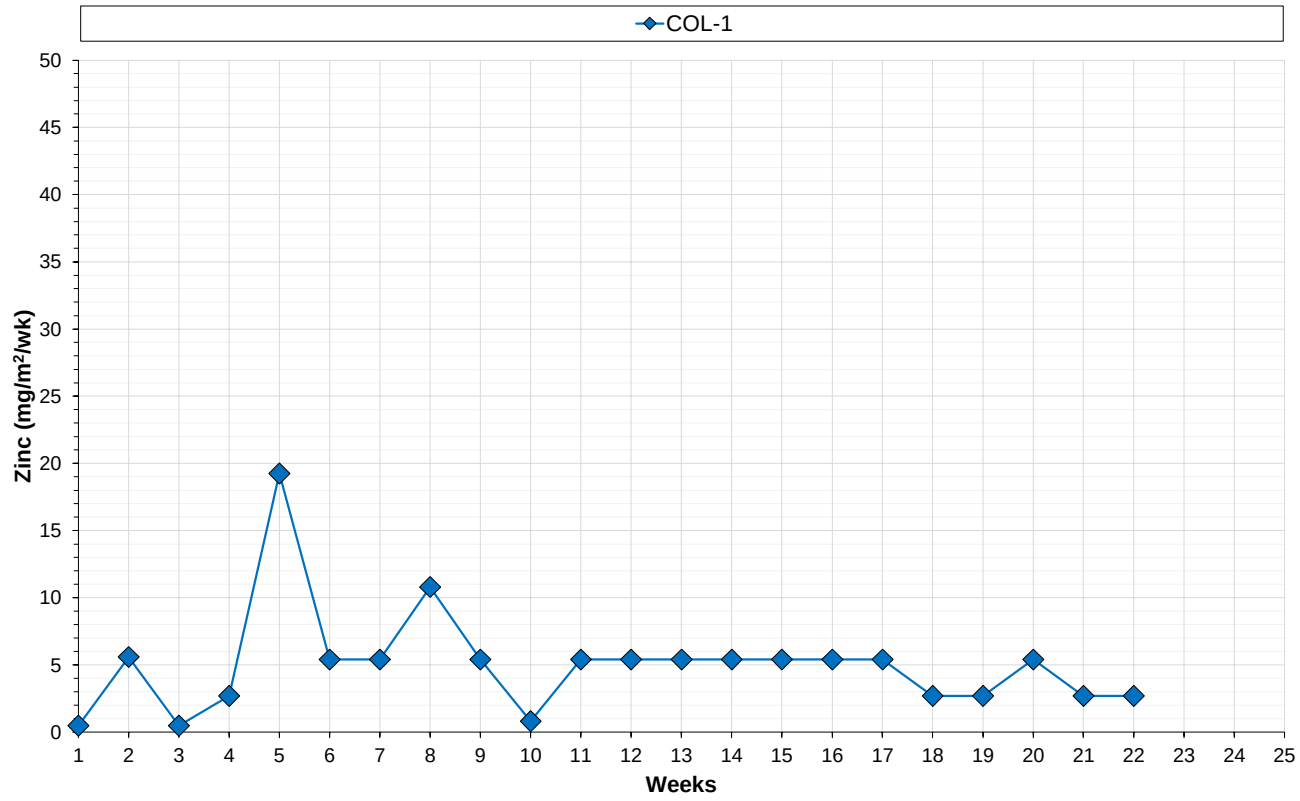

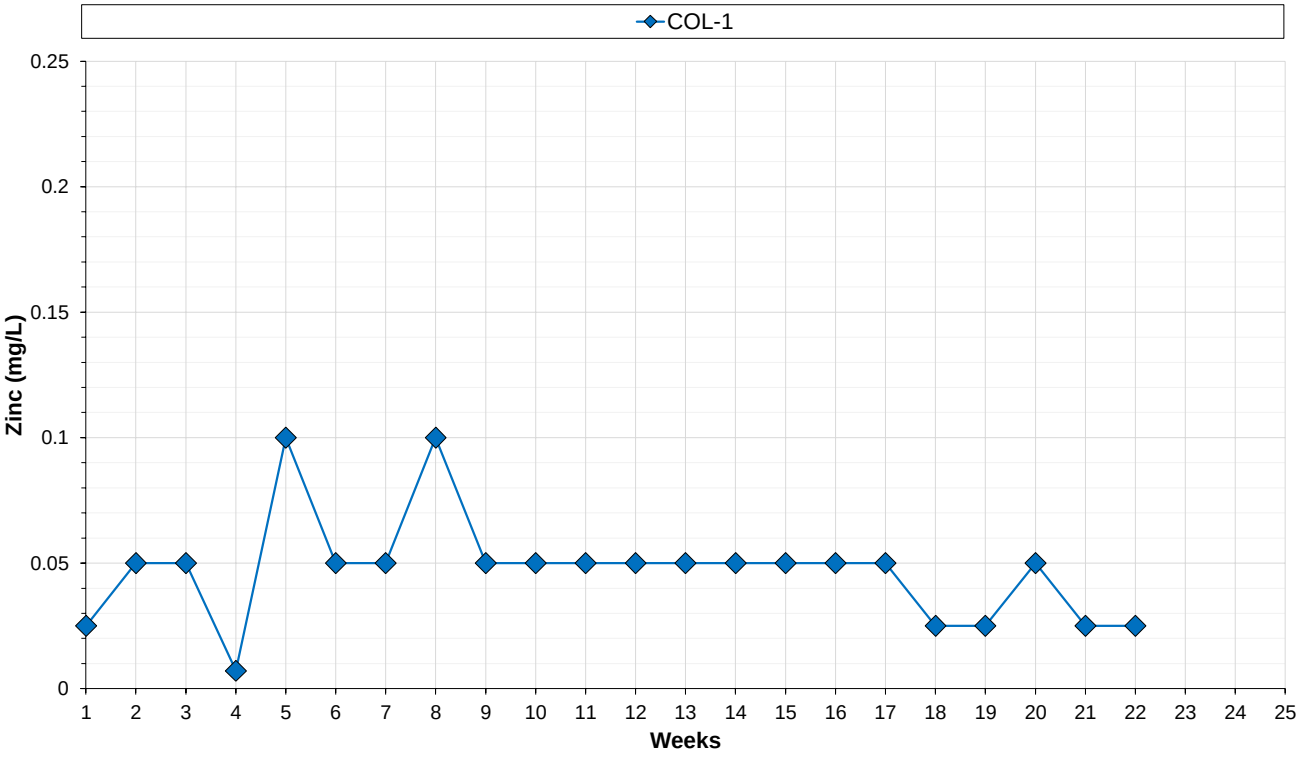

Note:
Release rates shown are based on the change in load release week to week throughout column operation.

Due to a tubing malfunction in Week 9, approximately 1000 mL was lost from the column; 1000 mL was added to maintain an overlying water column of 21 cm throughout the remainder of testing.

KINROSS

Zinc (Zn)

Concentrate Tailings - Subaqueous Recirculating Column

Great Bear Project

Figure Number		I-38	
Project Number		OMEMA2303	
Date		November 2025	
Drawn	SM	Reviewed	JB

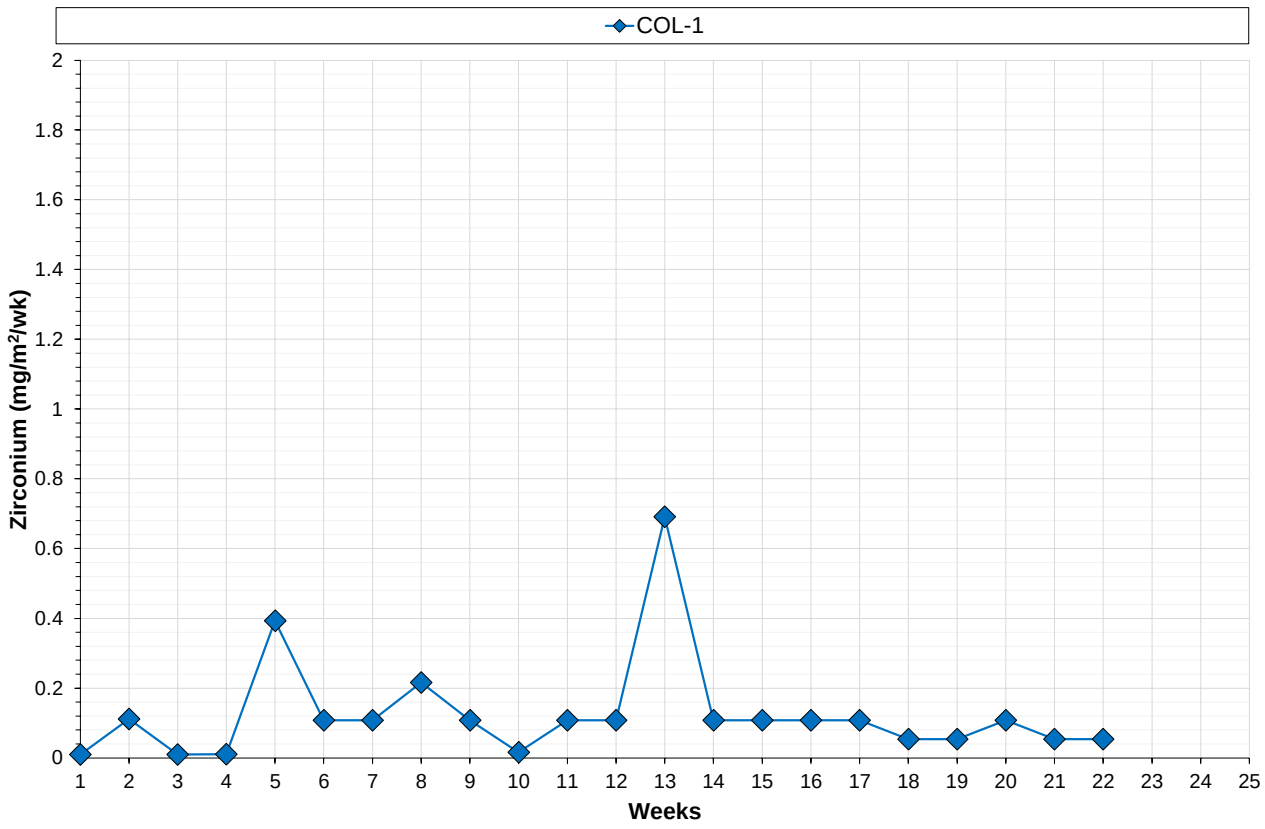

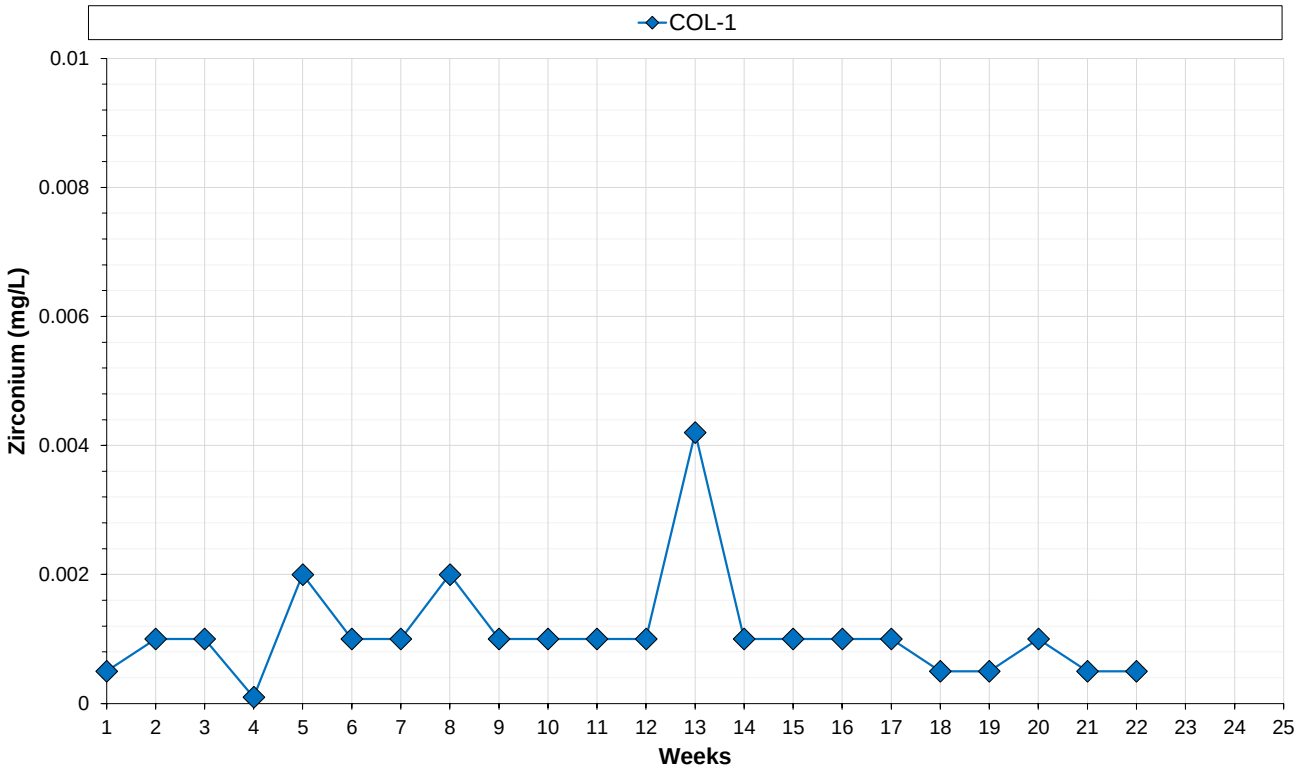

Note:
Release rates shown are based on the change in load release week to week throughout column operation.

Due to a tubing malfunction in Week 9, approximately 1000 mL was lost from the column; 1000 mL was added to maintain an overlying water column of 21 cm throughout the remainder of testing.

KINROSS

Zirconium (Zr)			
Concentrate Tailings - Subaqueous Recirculating Column			
Great Bear Project			
Figure Number	I-39		
Project Number	OMEMA2303		
Date	November 2025		
Drawn	SM	Reviewed	JB

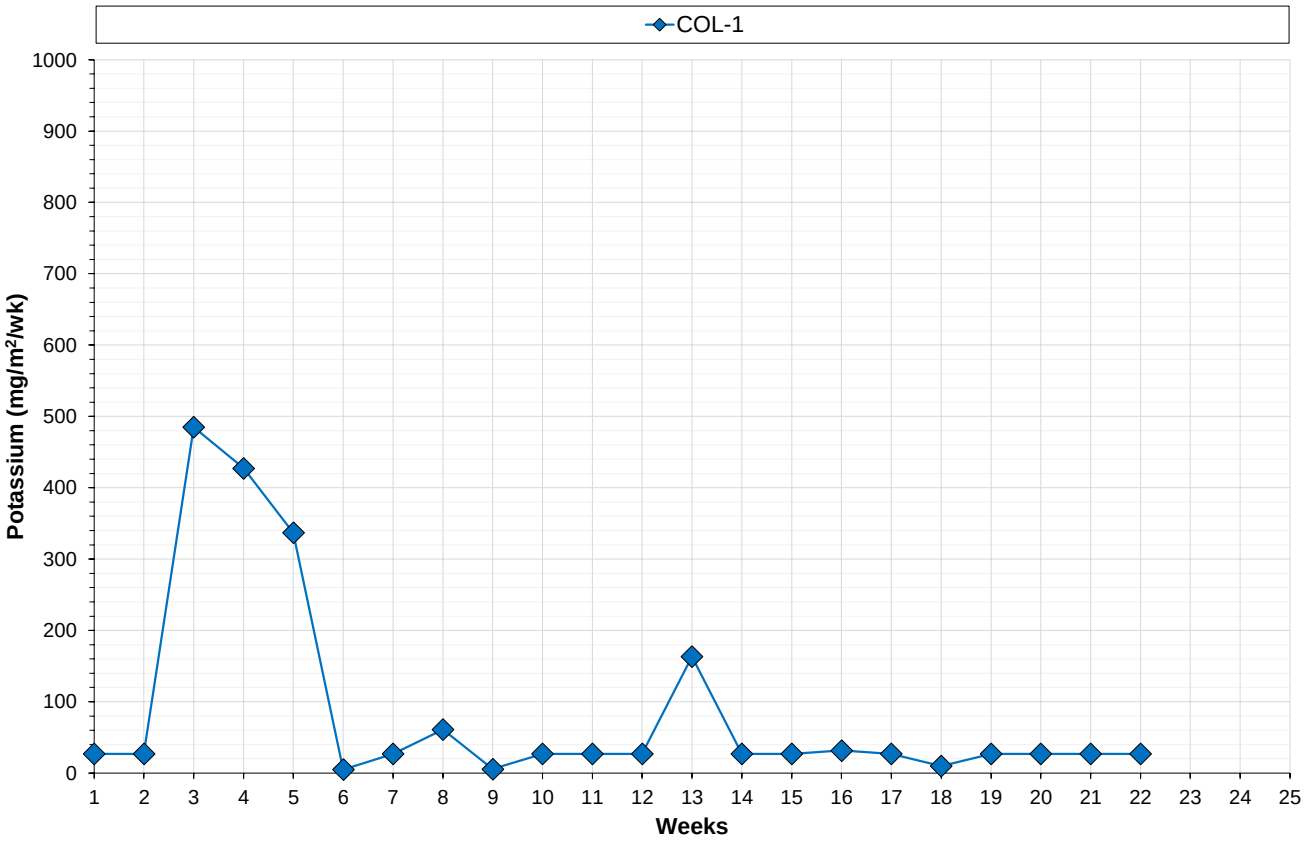

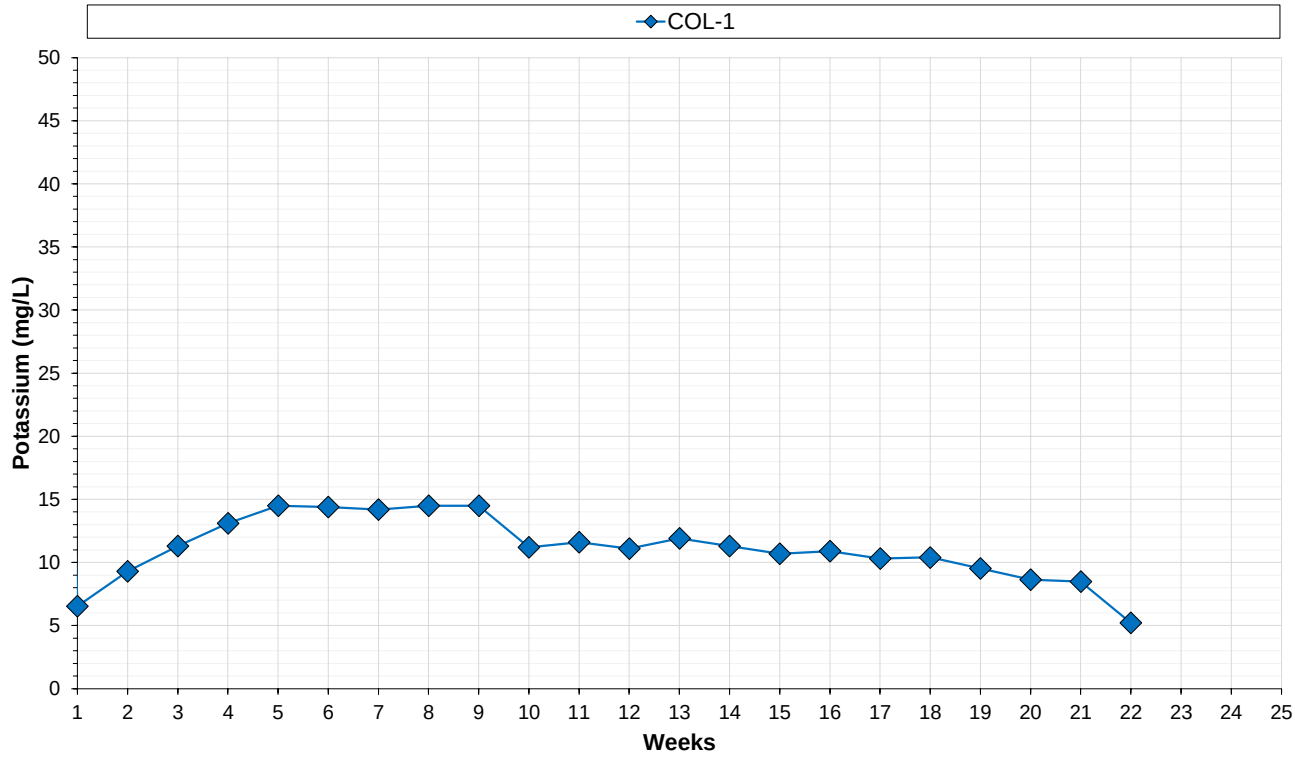

Note:
Release rates shown are based on the change in load release week to week throughout column operation.

Due to a tubing malfunction in Week 9, approximately 1000 mL was lost from the column; 1000 mL was added to maintain an overlying water column of 21 cm throughout the remainder of testing.

KINROSS

Potassium (K)			
Concentrate Tailings - Subaqueous Recirculating Column			
Great Bear Project			
Figure Number	I-40		
Project Number	OMEMA2303		
Date	November 2025		
Drawn	SM	Reviewed	JB

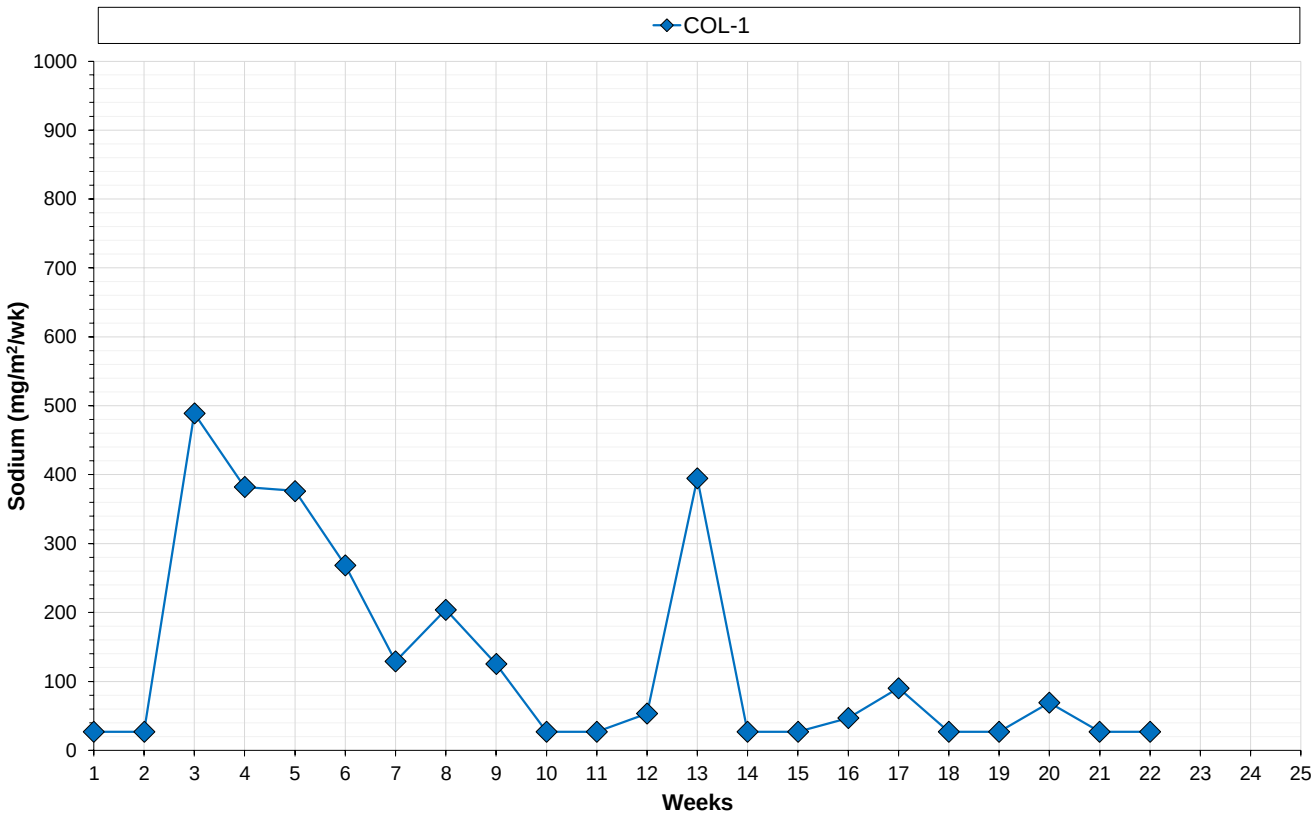

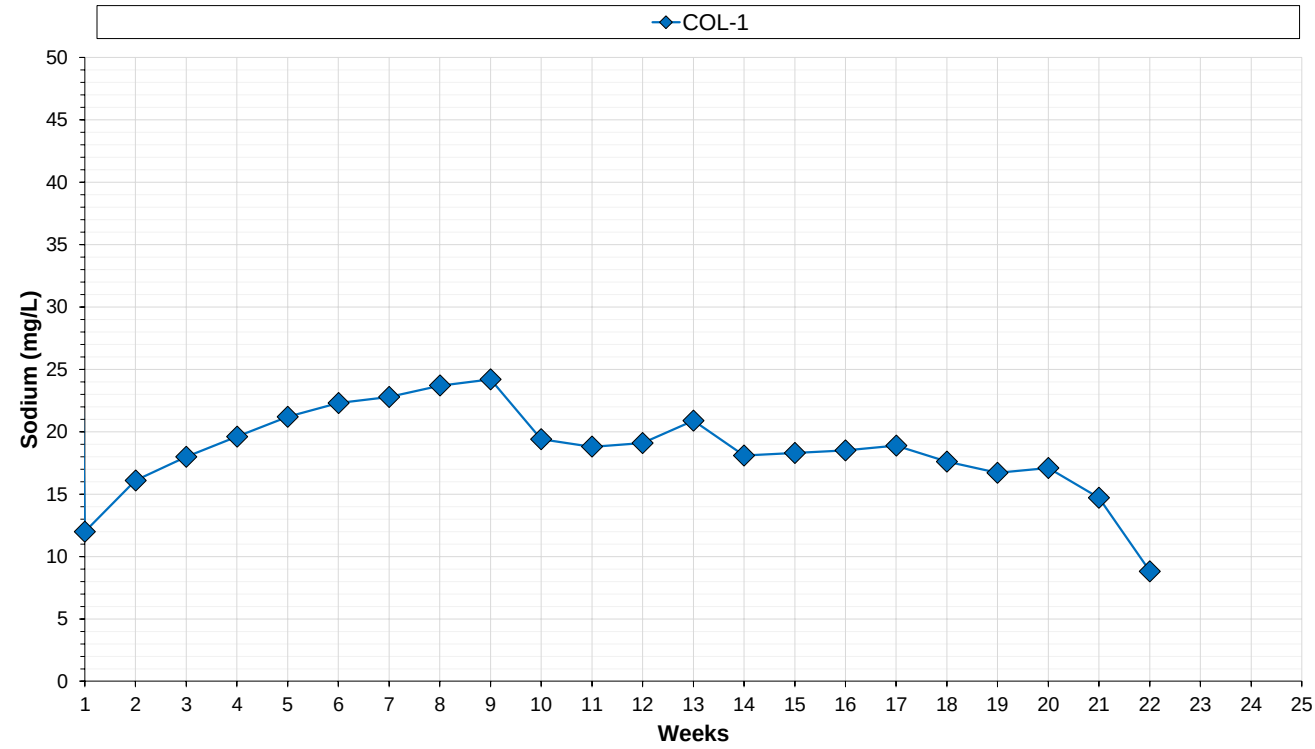

Note:
Release rates shown are based on the change in load release week to week throughout column operation.

Due to a tubing malfunction in Week 9, approximately 1000 mL was lost from the column; 1000 mL was added to maintain an overlying water column of 21 cm throughout the remainder of testing.

KINROSS

Sodium (Na)			
Concentrate Tailings - Subaqueous Recirculating Column			
Great Bear Project			
Figure Number		I-41	
Project Number		OMEMA2303	
Date		November 2025	
Drawn	SM	Reviewed	JB

Appendix J
Whole Tailings Humidity Cell Tests

Table J-1: Whole Tailings Humidity Cell Results (HC-1)

Sample Date	Week Number	Input Vol. (DI Water)	Output Vol. (Leachate)	pH	EC	Acidity (to pH 8.3)	Alkalinity (to pH 4.5)	Sulphate	Chloride	Fluoride	Nitrate (NO_3 as N)	Nitrite (NO_2 as N)	Total CN	WAD CN	Free CN	Total Cyanate (CNO)	Thiocyanate	Total Ammonia	Dissolved Phosphorous	Hardness (as $CaCO_3$)	Aluminum (Al)	Antimony (Sb)	Arsenic (As)	Barium (Ba)	Beryllium (Be)	Bismuth (Bi)	Boron (B)	Cadmium (Cd)	Calcium (Ca)	Chromium (Cr)	Cobalt (Co)	Copper (Cu)
Units:	--	*mL*	*mL*	*pH Units*	*µS/cm*	*mg $CaCO_3$/L*	*mg $CaCO_3$/L*	*mg/L*	*mg/L*	*mg/L*	*mg/L*	*mg/L*	*mg/L*	*mg/L*	*ug/L*	*mg/L*	*mg/L*	*mg/L*	*mg/L*	*mg/L*	*mg/L*	*mg/L*	*mg/L*	*mg/L*	*mg/L*	*mg/L*	*mg/L*	*mg/L*	*mg/L*	*mg/L*	*mg/L*	*mg/L*
2023-05-02	0	750	315	6.3	1386	32	29	702	11	0.16	2.3	0.12	0.014	0.012	21	0.57	<0.20	0.52	0.0041	282	0.054	0.0054	0.01	0.031	<0.00010	<0.0010	<0.050	0.00003	106	<0.0010	0.11	0.014
2023-05-09	1	500	475	5.9	1007	48	46	386	4.8	0.084	0.099	0.079	0.017	0.012	13	0.7	<0.20	0.16	0.0054	153	0.061	0.0044	0.017	0.018	<0.00010	<0.0010	<0.050	<0.000010	56	<0.0010	0.051	0.0073
2023-05-16	2	500	492	6.8	609	20	49	292	3.3	0.085	0.07	0.048	0.014	0.0066	8.4	<0.050	<0.20	0.32	0.0076	131	0.07	0.0047	0.017	0.015	<0.00010	<0.0010	<0.050	0.00001	47	<0.0010	0.038	0.0055
2023-05-23	3	500	472	6.4	369	24	43	190	0.96	0.075	0.54	0.021	0.051	0.018	7.1	<0.10	<0.20	0.17	0.003	107	0.055	0.004	0.011	0.011	<0.00010	<0.0010	<0.050	<0.000010	39	<0.0010	0.019	0.0033
2023-05-30	4	500	459	6.5	387	31	48	138	<0.50	0.072	0.13	0.011	0.17	0.0089	4.2	<0.10	<0.20	0.31	<0.0030	102	0.077	0.0045	0.013	0.012	<0.00010	<0.0010	<0.050	<0.000010	37	<0.0010	0.013	0.0031
2023-06-06	5	500	463	6.6	242	26	48	107	<0.50	0.077	0.11	0.0058	0.11	0.0038	4.9	<0.10	<0.20	0.15	<0.0030	90	0.072	0.0047	0.012	0.011	<0.00010	<0.0010	<0.050	<0.000010	33	<0.0010	0.0092	0.0024
2023-06-13	6	500	451	6.5	252	33	48	70	<0.50	0.062	0.18	<0.0050	0.14	<0.0020	<2.0	<0.10	<0.20	0.061	0.0045	79	0.076	0.0045	0.012	0.011	<0.00010	<0.0010	<0.050	<0.000010	29	<0.0010	0.0056	0.0018
2023-06-20	7	500	467	6.5	162	23	48	56	<0.50	0.065	<0.020	0.041	0.13	<0.0020	4.2	<0.10	<0.20	0.069	0.0037	80	0.079	0.0047	0.013	0.012	<0.00010	<0.0010	<0.050	<0.000010	30	<0.0010	0.0046	0.0018
2023-06-27	8	500	445	6.4	221	30	50	64	0.67	0.064	<0.020	<0.0050	0.056	<0.0020	3.1	0.13	<0.20	0.058	0.0035	78	0.076	0.0052	0.012	0.014	<0.00010	<0.0010	<0.050	<0.000010	29	<0.0010	0.0042	0.0016
2023-07-04	9	500	459	6.2	160	31	48	58	<0.50	0.061	0.094	<0.0050	0.1	<0.0020	2.8	<0.10	<0.20	0.34	<0.0030	80	0.075	0.0055	0.012	0.016	<0.00010	<0.0010	<0.050	<0.000010	29	<0.0010	0.0043	0.0016
2023-07-11	10	500	447	6.3	198	27	41	35	<0.50	0.051	1.7	<0.0050	0.019	0.0094	2.8	<0.050	<0.20	0.35	0.0036	63	0.089	0.0048	0.012	0.013	<0.00010	<0.0010	<0.050	<0.000010	23	<0.0010	0.0031	0.0014
2023-07-18	11	500	457	6.2	186	36	48	30	<0.50	0.051	0.051	<0.0050	0.12	0.0043	7.8	<0.050	<0.20	0.067	0.0051	67	0.086	0.005	0.013	0.014	<0.00010	<0.0010	<0.050	<0.000010	25	<0.0010	0.0032	0.0015
2023-07-25	12	500	456	6.3	153	44	51	40	<0.50	<0.050	--	--	--	--	--	--	--	--	0.0031	69	0.079	0.0051	0.012	0.015	<0.00010	<0.0010	<0.050	<0.000010	26	<0.0010	0.0031	0.0015
2023-08-01	13	500	452	6.2	151	56	62	28	<0.50	<0.050	--	--	--	--	--	--	--	--	<0.0030	74	0.071	0.0057	0.012	0.018	<0.00010	<0.0010	<0.050	<0.000010	27	<0.0010	0.0031	0.0015
2023-08-08	14	500	461	6.4	194	26	53	21	<0.50	0.07	--	--	--	--	--	--	--	--	0.0066	74	0.073	0.0048	0.011	0.016	<0.00010	<0.0010	<0.050	<0.000010	28	<0.0010	0.0032	0.0012
2023-08-15	15	500	451	6.4	213	23	56	32	<0.50	<0.050	--	--	--	--	--	--	--	--	<0.0030	93	0.065	0.0054	0.0089	0.024	<0.00010	<0.0010	<0.050	<0.000010	34	<0.0010	0.0041	0.0012
2023-08-22	16	500	451	6.4	234	28	55	37	<0.50	<0.050	--	--	--	--	--	--	--	--	0.0041	99	0.066	0.0053	0.0081	0.029	<0.00010	<0.0010	<0.050	<0.000010	37	<0.0010	0.0045	0.0013
2023-08-29	17	500	456	6.2	290	27	49	51	<0.50	<0.050	--	--	--	--	--	--	--	--	0.0039	105	0.047	0.005	0.0071	0.029	<0.00010	<0.0010	<0.050	<0.000010	39	<0.0010	0.0045	0.0011
2023-09-05	18	500	449	6.1	224	33	45	65	<0.50	<0.050	--	--	--	--	--	--	--	--	<0.0030	116	0.062	0.0056	0.0077	0.035	<0.00010	<0.0010	<0.050	<0.000010	43	<0.0010	0.0053	0.0011
2023-09-12	19	500	472	6.3	171	30	45	34	<0.50	<0.050	--	--	--	--	--	--	--	--	<0.0030	96	0.067	0.005	0.0078	0.028	<0.00010	<0.0010	<0.050	<0.000010	36	<0.0010	0.004	0.00088
2023-09-19	20	500	447	6.2	249	32	46	68	<0.50	<0.050	--	--	--	--	--	--	--	--	<0.0030	88	0.056	0.0046	0.0073	0.027	<0.00010	<0.0010	<0.050	<0.000010	33	<0.0010	0.0039	0.0008
2023-09-26	21	500	464	6.1	201	31	47	78	<0.50	<0.050	0.12	<0.0050	--	--	--	--	--	--	<0.0030	93	0.076	0.0046	0.0079	0.026	<0.00010	<0.0010	<0.050	<0.000010	35	<0.0010	0.0035	0.0011
2023-10-03	22	500	489	6.3	269	29	52	65	<0.50	<0.050	0.029	<0.0050	--	--	--	--	--	--	<0.0030	103	0.06	0.005	0.0088	0.029	<0.00010	<0.0010	<0.050	<0.000010	39	<0.0010	0.0036	0.00076
2023-10-10	23	500	452	6.3	239	26	48	82	<0.50	<0.050	0.11	0.022	--	--	--	--	--	--	0.0032	116	0.075	0.0057	0.010	0.031	<0.00010	<0.0010	<0.050	<0.000010	44	<0.0010	0.0043	0.00093
2023-10-17	24	500	411	6.2	158	--	--	44	--	--	0.076	<0.0050	--	--	--	--	--	--	--	--	--	--	--	--	--	--	--	--	--	--	--	--
2023-10-24	25	500	407	6.3	146	26	37	57	--	--	0.027	--	0.06	<0.0025	<2.0	--	--	0.022	<0.0030	84	0.053	0.0036	0.0067	0.023	<0.00010	<0.0010	<0.050	<0.000010	32	<0.0010	0.0027	0.00086
2023-10-31	26	500	442	6.2	146	--	--	35	--	--	--	--	--	--	--	--	--	--	--	--	--	--	--	--	--	--	--	--	--	--	--	--
2023-11-07	27	500	422	6.5	163	22	35	39	--	--	0.021	--	0.066	0.0058	<2.0	--	--	<0.015	<0.0030	269	0.018	<0.00050	0.00043	0.072	<0.00010	<0.0010	<0.050	<0.000010	88	<0.0010	<0.00020	0.00054
2023-11-14	28	500	421	6.4	120	--	--	50	--	--	--	--	--	--	--	--	--	--	--	--	--	--	--	--	--	--	--	--	--	--	--	--
2023-11-21	29	500	432	6.4	119	25	34	39	--	--	<0.020	--	0.073	<0.0025	<2.0	--	--	0.029	<0.0030	68	0.082	0.0031	0.0078	0.02	<0.00010	<0.0010	<0.050	<0.000010	26	<0.0010	0.0023	0.00081
2023-11-28	30	500	448	6.4	144	--	--	51	--	--	--	--	--	--	--	--	--	--	--	--	--	--	--	--	--	--	--	--	--	--	--	--
2023-12-05	31	500	458	6.3	125	34	39	47	--	--	<0.020	--	0.076	0.0062	<2.0	--	--	0.029	<0.0030	74	0.07	0.0029	0.0071	0.021	<0.00010	<0.0010	<0.050	<0.000010	28	<0.0010	0.0021	0.00059
2023-12-12	32	500	455	6.0	167	--	--	46	--	--	--	--	--	--	--	--	--	--	--	--	--	--	--	--	--	--	--	--	--	--	--	--
2023-12-19	33	500	448	6.2	249	53	43	47	--	--	0.079	--	0.049	<0.0025	<2.0	--	--	<0.015	<0.0030	97	0.062	0.0028	0.0059	0.029	<0.00010	<0.0010	<0.050	<0.000010	37	<0.0010	0.0029	0.00079
2023-12-26	34	500	451	6.5	220	--	--	48	--	--	--	--	--	--	--	--	--	--	--	--	--	--	--	--	--	--	--	--	--	--	--	--
2024-01-02	35	500	449	6.3	315	29	36	102	--	--	0.16	--	0.046	0.0013	<2.0	--	--	0.02	<0.0030	141	0.052	0.0028	0.0052	0.036	<0.00010	<0.0010	<0.050	<0.000010	54	<0.0010	0.0045	0.00075
2024-01-09	36	500	446	6.3	221	--	--	136	--	--	--	--	--	--	--	--	--	--	--	--	--	--	--	--	--	--	--	--	--	--	--	--
2024-01-16	37	500	424	6.3	343	40	40	120	--	--	0.72	--	0.078	0.0034	<2.0	--	--	<0.015	<0.0030	156	0.043	0.0028	0.0044	0.041	<0.00010	<0.0010	<0.050	0.000013	60	<0.0010	0.0051	0.00087
2024-01-23	38	500	431	6.4	316	--	--	190	--	--	--	--	--	--	--	--	--	--	--	--	--	--	--	--	--	--	--	--	--	--	--	--
2024-01-30	39	500	442	6.3	332	27	37	162	--	--	0.035	--	0.065	<0.0020	<2.0	--	--	0.034	0.005	144	0.042	0.0025	0.0038	0.039	<0.00010	<0.0010	<0.050	0.000016	55	<0.0010	0.0042	0.00067
2024-02-06	40	500	440	6.5	310	--	--	133	--	--	--	--	--	--	--	--	--	--	--	--	--	--	--	--	--	--	--	--	--	--	--	--
2024-02-13	41	500	454	6.4	248	23	32	77	--	--	<0.020	--	0.054	0.0021	<2.0	--	--	0.018	<0.0030	105	0.054	0.002	0.0035	0.025	<0.00010	<0.0010	<0.050	<0.000010	40	<0.0010	0.0026	0.00066
2024-02-20	42	500	437	6.4	419	--	--	140	--	--	--	--	--	--	--	--	--	--	--	--	--	--	--	--	--	--	--	--	--	--	--	--
2024-02-27	43	500	437	6.6	274	13	32	81	--	--	<0.020	--	0.043	<0.0025	<2.0	--	--	<0.015	<0.0030	104	0.052	0.0018	0.0035	0.023	<0.00010	<0.0010	0.07	<0.000010	40	<0.0010	0.0025	0.0006
2024-03-05	44	500	445	6.4	233	--	--	84	--	--	--	--	--	--	--	--	--	--	--	--	--	--	--	--	--	--	--	--	--	--	--	--
2024-03-12	45	500	439	6.4	207	21	31	81	--	--	0.34	--	0.064	<0.0025	<2.0	--	--	0.042	<0.0030	108	0.059	0.0017	0.0045	0.021	<0.00010	<0.0010	<0.050	<0.000010	42	<0.0010	0.0027	0.00056
2024-03-19	46	500	465	6.4	253	--	--	89	--	--	--	--	--	--	--	--	--	--	--	--	--	--	--	--	--	--	--	--	--	--	--	--
2024-03-26	47	500	439	6.5	213	24	32	87	--	--	<0.020	--	0.072	--	--	--	--	0.018	<0.0030	107	0.047	0.0018	0.0044	0.021	<0.00010	<0.0010	<0.050	<0.000010	41	<0.0010	0.0024	0.00054
2024-04-02	48	500	458	6.5	248	--	--	87	--	--	--	--	--	--	--	--	--	--	--	--	--	--	--	--	--	--	--	--	--	--	--	--
2024-04-09	49	500	408	6.5	239	22	34	73	--	--	<0.020	--	0.057	--	--	--	--	<0.015	<0.0030	104	0.05	0.0018	0.0036	0.021	<0.00010	<0.0010	<0.050	<0.000010	40	<0.0010	0.002	0.00092
2024-04-16	50	500	447	6.4	216	--	--	76	--	--	--	--	--	--	--	--	--	--	--	--	--	--	--	--	--	--	--	--	--	--	--	--
2024-04-23	51	500	450	6.8	196	22	39	91	--	--	<0.020	--	0.081	--	--	--	--	0.037	<0.0030	107	0.044	0.0018	0.0033	0.022	<0.00010	<0.0010	<0.050	<0.000010	41	<0.0010	0.0021	0.00086
2024-04-30	52	500	465	6.6	239	--	--	70	--	--	--	--	--	--	--	--	--	--	--	--	--	--	--	--	--	--	--	--	--	--	--	--
2024-05-07	53	500	437	6.4	234	26	35	90	--	--	1.0	--	0.076	--	--	--	--	0.041	<0.0030	118	0.052	0.0019	0.0038	0.023	<0.00010	<0.0010	<0.050	<0.000010	46	<0.0010	0.0023	0.00068
2024-05-14	54	500	427	6.4	282	--	--	102	--	--	--	--	--	--	--	--	--	--	--	--	--	--	--	--	--	--	--	--	--	--	--	--
2024-05-21	55	500	456	6.4	256	27	33	84	--	--	0.15	--	0.07	--	--	--	--	0.023	<0.0030	119	0.064	0.0017	0.004	0.022	<0.00010	<0.0010	<0.050	<0.000010	46	<0.0010	0.0023	0.00061
2024-05-28	56	500	428	6.5	213	--	--	96	--	--	--	--	--	--	--	--	--	--	--	--	--	--	--	--	--	--	--	--	--	--	--	--
2024-06-04	57	500	444	6.7	172	26	37	97	--	--	<0.020	--	0.064	--	--	--	--	0.015	<0.0030	108	0.05	0.0017	0.0036	0.022	<0.00010	<0.0010	<0.050	<0.000010	42	<0.0010	0.0019	0.001
2024-06-11	58	500	437	6.7	189	--	--	80	--	--	--	--	--	--	--	--	--	--	--	--	--	--	--	--	--	--	--	--	--	--	--	--
2024-06-18	59	500	445	6.4	174	26	35	78	--	--	<0.020	--	0.018	--	--	--	--	0.04	<0.0030	96	0.051	0.0015	0.0032	0.02	<0.00010	<0.0010	<0.050	<0.000010	37	<0.0010	0.0016	0.00089
2024-06-25	60	500	439	6.3	208	--	--	90	--	--	--	--	--	--	--	--	--	--	--	--	--	--	--	--	--	--	--	--	--	--	--	--
2024-07-02	61	500	436	6.3	246	30	34	86	--	--	<0.020	--	0.058	--	--	--	--	0.025	<0.0030	99	0.053	0.0016	0.0032	0.022	<0.00010	<0.0010	<0.050	0.00001	38	<0.0010	0.0019	0.00096
2024-07-09	62	500	445	6.4	176	--	--	69	--	--	--	--	--	--	--	--	--	--	--	--	--	--	--	--	--	--	--	--	--	--	--	--
2024-07-16	63	500	463	6.2	188	29	31	46	--	--	<0.020	--	0.059	--	--	--	--	0.038	<0.0030	72	0.063	0.0013	0.003	0.016	<0.00010	<0.0010	<0.050	<0.000010	28	<0.0010	0.0012	0.00072
2024-07-23	64	500	447	6.0	160	--	--	64	--	--	--	--	--	--	--	--	--	--	--	--	--	--	--	--	--	--	--	--	--	--	--	--
2024-07-30	65	500	449	6.1	188	34	32	54	--	--	0.035	--	0.093	--	--	--	--	0.04	<0.0030	79	0.053	0.0012	0.0029	0.018	<0.00010	<0.0010	<0.050	<0.000010	30	<0.0010	0.0013	0.0012
2024-08-06	66	500	446	6.0	185	--	--	62	--	--	--	--	--	--	--	--	--	--	--	--	--	--	--	--	--	--	--	--	--	--	--	--

Table J-1: Whole Tailings Humidity Cell Results (HC-1)

Sample Date	Week Number	Input Vol. (DI Water)	Output Vol. (Leachate)	pH	EC	Acidity (to pH 8.3)	Alkalinity (to pH 4.5)	Sulphate	Chloride	Fluoride	Nitrate (NO_3 as N)	Nitrite (NO_2 as N)	Total CN	WAD CN	Free CN	Total Cyanate (CNO)	Thiocyanate	Total Ammonia	Dissolved Phosphorous	Hardness (as $CaCO_3$)	Aluminum (Al)	Antimony (Sb)	Arsenic (As)	Barium (Ba)	Beryllium (Be)	Bismuth (Bi)	Boron (B)	Cadmium (Cd)	Calcium (Ca)	Chromium (Cr)	Cobalt (Co)	Copper (Cu)
Units:	--	*mL*	*mL*	*pH Units*	*µS/cm*	*mg $CaCO_3$/L*	*mg $CaCO_3$/L*	*mg/L*	*mg/L*	*mg/L*	*mg/L*	*mg/L*	*mg/L*	*mg/L*	*ug/L*	*mg/L*	*mg/L*	*mg/L*	*mg/L*	*mg/L*	*mg/L*	*mg/L*	*mg/L*	*mg/L*	*mg/L*	*mg/L*	*mg/L*	*mg/L*	*mg/L*	*mg/L*	*mg/L*	*mg/L*
2024-08-13	67	500	457	6.0	152	40	30	51	--	--	<0.020	--	0.052	--	--	--	--	0.057	<0.0030	68	0.056	0.0012	0.0027	0.016	<0.00010	<0.0010	<0.050	<0.000010	26	<0.0010	0.0011	0.0019
2024-08-20	68	500	445	6.1	162	--	--	55	--	--	--	--	--	--	--	--	--	--	--	--	--	--	--	--	--	--	--	--	--	--	--	--
2024-08-27	69	500	444	6.3	174	30	32	41	--	--	<0.020	--	0.055	--	--	--	--	0.039	<0.0030	65	0.062	0.0012	0.0033	0.013	<0.00010	<0.0010	<0.050	<0.000010	25	<0.0010	0.00097	0.0074
2024-09-03	70	500	438	6.1	179	--	--	41	--	--	--	--	--	--	--	--	--	--	--	--	--	--	--	--	--	--	--	--	--	--	--	--
2024-09-10	71	500	439	6.3	166	30	32	39	--	--	0.067	--	0.057	--	--	--	--	<0.015	<0.0030	73	0.056	0.0012	0.0033	0.015	<0.00010	<0.0010	<0.050	<0.000010	28	<0.0010	0.0011	0.0007
2024-09-17	72	500	438	6.3	141	--	--	44	--	--	--	--	--	--	--	--	--	--	--	--	--	--	--	--	--	--	--	--	--	--	--	--
2024-09-24	73	500	433	6.2	162	26	30	41	--	--	<0.020	--	0.061	--	--	--	--	<0.015	<0.0030	68	0.061	0.0012	0.0034	0.015	<0.00010	<0.0010	<0.050	<0.000010	26	<0.0010	0.0011	0.0015
2024-10-01	74	500	447	6.7	145	--	--	52	--	--	--	--	--	--	--	--	--	--	--	--	--	--	--	--	--	--	--	--	--	--	--	--
2024-10-08	75	500	449	6.7	146	22	32	41	--	--	0.024	--	0.064	--	--	--	--	<0.015	<0.0030	61	0.068	0.0013	0.0042	0.014	<0.00010	<0.0010	<0.050	<0.000010	24	<0.0010	0.00097	0.00065
2024-10-15	76	500	439	6.8	190	--	--	52	--	--	--	--	--	--	--	--	--	--	--	--	--	--	--	--	--	--	--	--	--	--	--	--
2024-10-22	77	500	444	6.3	128	25	34	40	--	--	0.042	--	0.068	--	--	--	--	<0.015	<0.0030	69	0.064	0.0014	0.0036	0.018	<0.00010	<0.0010	<0.050	<0.000010	27	<0.0010	0.0011	0.0013
2024-10-29	78	500	428	6.5	122	--	--	41	--	--	--	--	--	--	--	--	--	--	--	--	--	--	--	--	--	--	--	--	--	--	--	--
2024-11-05	79	500	441	6.7	177	18	36	39	--	--	0.21	--	0.078	--	--	--	--	<0.015	<0.0030	70	0.065	0.0013	0.004	0.018	<0.00010	<0.0010	<0.050	<0.000010	27	<0.0010	0.001	0.00093
2024-11-12	80	500	438	6.4	143	--	--	34	--	--	--	--	--	--	--	--	--	--	--	--	--	--	--	--	--	--	--	--	--	--	--	--
2024-11-19	81	500	430	6.3	98	22	31	25	--	--	0.12	--	0.049	--	--	--	--	<0.015	<0.0030	52	0.074	0.0011	0.0039	0.014	<0.00010	<0.0010	<0.050	0.000036	20	<0.0010	0.00072	0.00089
2024-11-26	82	500	442	6.4	128	--	--	45	--	--	--	--	--	--	--	--	--	--	--	--	--	--	--	--	--	--	--	--	--	--	--	--
2024-12-03	83	500	439	6.7	135	20	33	35	--	--	<0.020	--	0.045	--	--	--	--	<0.015	<0.0030	64	0.073	0.0012	0.0032	0.019	<0.00010	<0.0010	<0.050	<0.000010	25	<0.0010	0.00098	0.00093

Table J-1: Whole Tailings Humidity Cell Results (HC-1)

Sample Date	Week Number	Iron (Fe)	Lead (Pb)	Lithium (Li)	Magnesium (Mg)	Manganese (Mn)	Mercury (Hg)	Molybdenum (Mo)	Nickel (Ni)	Phosphorus (P)	Potassium (K)	Selenium (Se)	Silicon (Si)	Silver (Ag)	Sodium (Na)	Strontium (Sr)	Sulphur (S)	Tellurium (Te)	Thallium (Tl)	Thorium (Th)	Tin (Sn)	Titanium (Ti)	Tungsten (W)	Uranium (U)	Vanadium (V)	Zinc (Zn)	Zirconium (Zr)
Units:	--	*mg/L*	*mg/L*	*mg/L*	*mg/L*	*mg/L*	*ug/L*	*mg/L*	*mg/L*	*mg/L*	*mg/L*	*mg/L*	*mg/L*	*mg/L*	*mg/L*	*mg/L*	*mg/L*	*mg/L*	*mg/L*	*mg/L*	*mg/L*	*mg/L*	*mg/L*	*mg/L*	*mg/L*	*mg/L*	*mg/L*
2023-05-02	0	0.15	<0.00020	0.011	4.5	0.013	0.0027	0.013	0.013	<0.010	47	0.0029	1.5	0.00002	241	0.26	267	--	0.000029	--	<0.0050	<0.0050	0.0015	0.0038	<0.0050	<0.0050	<0.00010
2023-05-09	1	0.073	<0.00020	0.01	3.1	0.016	0.0023	0.0092	0.006	0.0054	24	0.0016	1.6	<0.000020	110	0.13	128	--	0.000016	--	<0.0050	<0.0050	0.0013	0.0042	<0.0050	<0.0050	<0.00010
2023-05-16	2	0.066	<0.00020	0.012	3.0	0.018	<0.0019	0.0076	0.0043	<0.010	18	0.0015	1.9	<0.000020	71	0.11	89	--	0.000011	--	<0.0050	<0.0050	0.002	0.0044	<0.0050	<0.0050	<0.00010
2023-05-23	3	0.05	<0.00020	0.0072	2.5	0.016	<0.0019	0.0053	0.0027	0.003	12	0.0015	1.5	<0.000020	41	0.074	55	--	<0.000010	--	<0.0050	<0.0050	0.002	0.0033	<0.0050	<0.0050	<0.00010
2023-05-30	4	0.065	<0.00020	0.008	2.4	0.017	<0.0019	0.0045	0.0022	<0.010	11	0.0012	1.8	<0.000020	26	0.078	41	--	<0.000010	--	<0.0050	<0.0050	0.0029	0.0033	<0.0050	<0.0050	<0.00010
2023-06-06	5	0.048	<0.00020	0.0066	1.9	0.014	<0.0019	0.0037	0.0013	<0.010	8.9	0.0013	1.7	<0.000020	16	0.067	31	--	<0.000010	--	<0.0050	<0.0050	0.0025	0.0029	<0.0050	<0.0050	<0.00010
2023-06-13	6	0.054	<0.00020	0.0054	1.8	0.015	<0.0019	0.0025	<0.0010	<0.010	7.4	0.0012	1.7	<0.000020	8.7	0.055	21	--	<0.000010	--	<0.0050	<0.0050	0.0026	0.0027	<0.0050	<0.0050	<0.00010
2023-06-20	7	0.049	<0.00020	0.005	1.6	0.016	<0.0019	0.0021	<0.0010	<0.010	7.2	0.0011	1.8	<0.000020	5.9	0.059	18	--	<0.000010	--	<0.0050	<0.0050	0.0028	0.0028	<0.0050	<0.0050	<0.00010
2023-06-27	8	0.043	<0.00020	0.0053	1.7	0.017	<0.0019	0.002	<0.0010	<0.010	7.4	0.0012	1.9	<0.000020	4.5	0.06	18	--	<0.000010	--	<0.0050	<0.0050	0.003	0.0028	<0.0050	<0.0050	<0.00010
2023-07-04	9	0.042	<0.00020	0.005	1.7	0.017	<0.0019	0.0018	<0.0010	<0.010	8.2	0.0012	1.8	<0.000020	3.7	0.062	17	--	<0.000010	--	<0.0050	<0.0050	0.0034	0.0032	<0.0050	<0.0050	<0.00010
2023-07-11	10	0.048	<0.00020	0.0035	1.2	0.016	<0.0019	0.0011	<0.0010	<0.010	6.7	0.0011	1.6	<0.000020	2.2	0.047	11	--	<0.000010	--	<0.0050	<0.0050	0.0031	0.0023	<0.0050	<0.0050	<0.00010
2023-07-18	11	0.055	<0.00020	0.0039	1.3	0.015	<0.0019	0.001	<0.0010	<0.010	7.3	0.001	1.7	<0.000020	2.1	0.051	9.8	--	<0.000010	--	<0.0050	<0.0050	0.0033	0.0026	<0.0050	<0.0050	<0.00010
2023-07-25	12	0.05	<0.00020	0.0036	1.2	0.018	<0.0019	<0.0010	<0.0010	<0.010	7.7	0.00096	1.9	<0.000020	1.7	0.05	12	--	<0.000010	--	<0.0050	<0.0050	0.0036	0.0027	<0.0050	<0.0050	<0.00010
2023-08-01	13	0.045	<0.00020	0.0043	1.4	0.02	<0.0019	0.001	<0.0010	<0.010	8.7	0.001	2.1	<0.000020	1.8	0.058	13	--	<0.000010	--	<0.0050	<0.0050	0.0034	0.003	<0.0050	<0.0050	<0.00010
2023-08-08	14	0.044	<0.00020	0.0032	1.2	0.019	<0.0019	<0.0010	<0.0010	<0.010	8.0	0.00094	1.9	<0.000020	1.5	0.052	12	--	<0.000010	--	<0.0050	<0.0050	0.0032	0.0028	<0.0050	<0.0050	<0.00010
2023-08-15	15	0.04	0.0014	0.0041	1.7	0.023	<0.0019	0.001	<0.0010	<0.010	9.7	0.00096	2.0	<0.000020	1.6	0.071	18	--	<0.000010	--	<0.0050	<0.0050	0.0027	0.0043	<0.0050	<0.0050	<0.00010
2023-08-22	16	0.031	<0.00020	0.0041	1.8	0.026	<0.0019	0.0011	<0.0010	<0.010	10	0.00079	2.1	<0.000020	1.4	0.077	24	--	<0.000010	--	<0.0050	<0.0050	0.0022	0.0043	<0.0050	<0.0050	<0.00010
2023-08-29	17	0.031	<0.00020	0.0039	1.6	0.026	<0.0019	0.0012	<0.0010	<0.010	10	0.00071	1.7	<0.000020	1.3	0.078	25	--	<0.000010	--	<0.0050	<0.0050	0.002	0.0039	<0.0050	<0.0050	<0.00010
2023-09-05	18	0.027	<0.00020	0.0044	1.9	0.026	0.0043	0.0016	<0.0010	<0.010	11	0.00071	2.0	<0.000020	1.4	0.092	30	--	<0.000010	--	<0.0050	<0.0050	0.002	0.0045	<0.0050	<0.0050	<0.00010
2023-09-12	19	0.038	<0.00020	0.0032	1.4	0.026	<0.0019	0.0015	<0.0010	<0.010	9.7	0.0012	1.9	<0.000020	1.0	0.069	23	--	<0.000010	--	<0.0050	<0.0050	0.002	0.0035	<0.0050	<0.0050	<0.00010
2023-09-19	20	0.027	<0.00020	0.0027	1.4	0.025	<0.0019	0.0015	<0.0010	<0.010	9.1	0.00059	1.6	<0.000020	1.0	0.067	22	--	<0.000010	--	<0.0050	<0.0050	0.0019	0.0034	<0.0050	<0.0050	<0.00010
2023-09-26	21	0.064	<0.00020	0.0024	1.4	0.024	<0.0019	0.0016	<0.0010	<0.010	9.0	0.00056	1.7	<0.000020	0.94	0.061	21	--	<0.000010	--	<0.0050	<0.0050	0.0022	0.0033	<0.0050	<0.0050	<0.00010
2023-10-03	22	0.036	<0.00020	0.0026	1.5	0.032	<0.0019	0.0016	<0.0010	<0.010	9.5	0.00066	1.9	<0.000020	1.0	0.07	24	--	<0.000010	--	<0.0050	<0.0050	0.0022	0.0038	<0.0050	<0.0050	<0.00010
2023-10-10	23	0.05	<0.00020	0.0027	1.7	0.027	<0.0019	0.0019	<0.0010	<0.010	11	0.00071	2.0	<0.000020	1.2	0.074	29	--	<0.000010	--	<0.0050	<0.0050	0.0024	0.0041	<0.0050	<0.0050	<0.00010
2023-10-17	24	--	--	--	--	--	--	--	--	--	--	--	--	--	--	--	--	--	--	--	--	--	--	--	--	--	--
2023-10-24	25	0.029	<0.00020	<0.0020	1.1	0.027	<0.0019	0.0013	<0.0010	<0.010	7.7	0.00052	1.5	<0.000020	0.8	0.046	18	--	<0.000010	--	<0.0050	<0.0050	0.0018	0.0024	<0.0050	<0.0050	<0.00010
2023-10-31	26	--	--	--	--	--	--	--	--	--	--	--	--	--	--	--	--	--	--	--	--	--	--	--	--	--	--
2023-11-07	27	<0.0050	<0.00020	<0.0020	12	0.057	<0.0019	0.0025	<0.0010	0.018	2.6	0.00051	4.7	<0.000020	14	0.37	5.9	--	0.000015	--	<0.0050	<0.0050	<0.0010	0.00062	<0.0050	<0.0050	<0.00010
2023-11-14	28	--	--	--	--	--	--	--	--	--	--	--	--	--	--	--	--	--	--	--	--	--	--	--	--	--	--
2023-11-21	29	0.025	<0.00020	<0.0020	0.9	0.027	<0.0019	0.0011	<0.0010	<0.010	6.4	0.00049	1.2	<0.000020	0.65	0.04	16	--	<0.000010	--	<0.0050	<0.0050	0.0016	0.0018	<0.0050	<0.0050	<0.00010
2023-11-28	30	--	--	--	--	--	--	--	--	--	--	--	--	--	--	--	--	--	--	--	--	--	--	--	--	--	--
2023-12-05	31	0.031	<0.00020	<0.0020	0.93	0.033	<0.0019	0.0011	<0.0010	<0.010	6.6	0.00044	1.4	<0.000020	0.64	0.039	16	--	<0.000010	--	<0.0050	<0.0050	0.0018	0.0019	<0.0050	<0.0050	<0.00010
2023-12-12	32	--	--	--	--	--	--	--	--	--	--	--	--	--	--	--	--	--	--	--	--	--	--	--	--	--	--
2023-12-19	33	0.022	<0.00020	<0.0020	1.3	0.051	<0.0019	<0.0010	<0.0010	<0.010	7.2	0.00039	1.5	<0.000020	0.69	0.052	24	--	<0.000010	--	<0.0050	<0.0050	0.0013	0.0023	<0.0050	<0.0050	<0.00010
2023-12-26	34	--	--	--	--	--	--	--	--	--	--	--	--	--	--	--	--	--	--	--	--	--	--	--	--	--	--
2024-01-02	35	0.018	<0.00020	<0.0020	1.6	0.061	<0.0019	0.0013	<0.0010	<0.010	8.9	0.00038	1.5	<0.000020	0.79	0.076	40	--	<0.000010	--	<0.0050	<0.0050	<0.0010	0.0027	<0.0050	<0.0050	<0.00010
2024-01-09	36	--	--	--	--	--	--	--	--	--	--	--	--	--	--	--	--	--	--	--	--	--	--	--	--	--	--
2024-01-16	37	0.028	<0.00020	<0.0020	1.7	0.077	<0.0019	0.0016	<0.0010	<0.010	9.3	0.00034	1.6	<0.000020	0.86	0.085	45	--	0.00001	--	<0.0050	<0.0050	0.001	0.0031	<0.0050	<0.0050	<0.00010
2024-01-23	38	--	--	--	--	--	--	--	--	--	--	--	--	--	--	--	--	--	--	--	--	--	--	--	--	--	--
2024-01-30	39	0.023	<0.00020	<0.0020	1.4	0.074	<0.0019	0.0017	<0.0010	<0.010	9.1	0.00034	1.5	<0.000020	0.77	0.072	40	--	0.000014	--	<0.0050	<0.0050	0.0014	0.0023	<0.0050	<0.0050	<0.00010
2024-02-06	40	--	--	--	--	--	--	--	--	--	--	--	--	--	--	--	--	--	--	--	--	--	--	--	--	--	--
2024-02-13	41	0.023	<0.00020	<0.0020	0.99	0.055	<0.0019	0.0013	<0.0010	<0.010	7.3	0.00028	1.1	<0.000020	0.61	0.05	27	--	0.000011	--	<0.0050	<0.0050	0.0015	0.0015	<0.0050	<0.0050	<0.00010
2024-02-20	42	--	--	--	--	--	--	--	--	--	--	--	--	--	--	--	--	--	--	--	--	--	--	--	--	--	--
2024-02-27	43	0.021	<0.00020	<0.0020	1.1	0.052	<0.0019	0.0013	<0.0010	<0.010	7.1	0.00026	1.2	<0.000020	1.3	0.047	29	--	0.00001	--	<0.0050	<0.0050	0.001	0.0013	<0.0050	<0.0050	<0.00010
2024-03-05	44	--	--	--	--	--	--	--	--	--	--	--	--	--	--	--	--	--	--	--	--	--	--	--	--	--	--
2024-03-12	45	0.024	<0.00020	<0.0020	1.0	0.051	<0.0019	0.0014	<0.0010	<0.010	7.2	0.00031	1.2	<0.000020	0.62	0.049	29	--	<0.000010	--	<0.0050	<0.0050	<0.0010	0.0015	<0.0050	<0.0050	<0.00010
2024-03-19	46	--	--	--	--	--	--	--	--	--	--	--	--	--	--	--	--	--	--	--	--	--	--	--	--	--	--
2024-03-26	47	0.023	<0.00020	<0.0020	1.0	0.051	<0.0019	0.0014	<0.0010	<0.010	7.2	0.00029	1.4	<0.000020	0.6	0.047	30	--	<0.000010	--	<0.0050	<0.0050	0.0012	0.0014	<0.0050	<0.0050	<0.00010
2024-04-02	48	--	--	--	--	--	--	--	--	--	--	--	--	--	--	--	--	--	--	--	--	--	--	--	--	--	--
2024-04-09	49	0.024	<0.00020	<0.0020	1.0	0.048	<0.0019	0.0014	<0.0010	<0.010	7.1	0.0003	1.1	<0.000020	0.62	0.042	26	--	0.000011	--	<0.0050	<0.0050	0.0011	0.0013	<0.0050	<0.0050	<0.00010
2024-04-16	50	--	--	--	--	--	--	--	--	--	--	--	--	--	--	--	--	--	--	--	--	--	--	--	--	--	--
2024-04-23	51	0.027	<0.00020	<0.0020	1.0	0.053	<0.0019	0.0016	<0.0010	<0.010	7.6	0.00034	1.4	<0.000020	0.63	0.045	27	--	0.000012	--	<0.0050	<0.0050	0.0013	0.0014	<0.0050	<0.0050	<0.00010
2024-04-30	52	--	--	--	--	--	--	--	--	--	--	--	--	--	--	--	--	--	--	--	--	--	--	--	--	--	--
2024-05-07	53	0.03	<0.00020	<0.0020	1.2	0.058	<0.0019	0.0015	<0.0010	<0.010	8.1	0.00031	1.4	<0.000020	0.67	0.051	31	--	0.000011	--	<0.0050	<0.0050	0.0011	0.0015	<0.0050	<0.0050	<0.00010
2024-05-14	54	--	--	--	--	--	--	--	--	--	--	--	--	--	--	--	--	--	--	--	--	--	--	--	--	--	--
2024-05-21	55	0.03	<0.00020	<0.0020	1.2	0.061	<0.0019	0.0016	<0.0010	<0.010	8.4	0.00031	1.3	<0.000020	0.69	0.056	37	--	0.000012	--	<0.0050	<0.0050	0.0013	0.0014	<0.0050	<0.0050	<0.00010
2024-05-28	56	--	--	--	--	--	--	--	--	--	--	--	--	--	--	--	--	--	--	--	--	--	--	--	--	--	--
2024-06-04	57	0.028	<0.00020	<0.0020	0.98	0.053	<0.0019	0.0015	<0.0010	<0.010	7.5	0.00031	1.3	<0.000020	0.56	0.05	29	--	0.000013	--	<0.0050	<0.0050	0.0012	0.0013	<0.0050	<0.0050	<0.00010
2024-06-11	58	--	--	--	--	--	--	--	--	--	--	--	--	--	--	--	--	--	--	--	--	--	--	--	--	--	--
2024-06-18	59	0.029	<0.00020	<0.0020	0.91	0.051	<0.0019	0.0013	<0.0010	<0.010	6.9	0.00031	1.3	<0.000020	0.53	0.046	26	--	0.000012	--	<0.0050	<0.0050	0.0013	0.001	<0.0050	<0.0050	<0.00010
2024-06-25	60	--	--	--	--	--	--	--	--	--	--	--	--	--	--	--	--	--	--	--	--	--	--	--	--	--	--
2024-07-02	61	0.031	<0.00020	<0.0020	0.92	0.058	<0.0019	0.0013	<0.0010	<0.010	7.2	0.00031	1.5	<0.000020	0.55	0.047	28	--	0.000014	--	<0.0050	<0.0050	0.0014	0.0012	<0.0050	<0.0050	<0.00010
2024-07-09	62	--	--	--	--	--	--	--	--	--	--	--	--	--	--	--	--	--	--	--	--	--	--	--	--	--	--
2024-07-16	63	0.025	<0.00020	<0.0020	0.67	0.048	<0.0019	0.001	<0.0010	<0.010	5.8	0.00032	1.1	<0.000020	0.41	0.033	19	<0.0010	0.000011	<0.0010	<0.0050	<0.0050	0.0013	0.0007	<0.0050	<0.0050	<0.00010
2024-07-23	64	--	--	--	--	--	--	--	--	--	--	--	--	--	--	--	--	--	--	--	--	--	--	--	--	--	--
2024-07-30	65	0.027	<0.00020	<0.0020	0.79	0.049	<0.0019	0.0011	<0.0010	<0.010	5.8	0.00026	1.0	<0.000020	0.47	0.035	19	<0.0010	0.000011	<0.0010	<0.0050	<0.0050	0.0015	0.00075	<0.0050	<0.0050	<0.00010
2024-08-06	66	--	--	--	--	--	--	--	--	--	--	--	--	--	--	--	--	--	--	--	--	--	--	--	--	--	--

Table J-1: Whole Tailings Humidity Cell Results (HC-1)

Sample Date	Week Number	Iron (Fe)	Lead (Pb)	Lithium (Li)	Magnesium (Mg)	Manganese (Mn)	Mercury (Hg)	Molybdenum (Mo)	Nickel (Ni)	Phosphorus (P)	Potassium (K)	Selenium (Se)	Silicon (Si)	Silver (Ag)	Sodium (Na)	Strontium (Sr)	Sulphur (S)	Tellurium (Te)	Thallium (Tl)	Thorium (Th)	Tin (Sn)	Titanium (Ti)	Tungsten (W)	Uranium (U)	Vanadium (V)	Zinc (Zn)	Zirconium (Zr)
Units:	--	*mg/L*	*mg/L*	*mg/L*	*mg/L*	*mg/L*	*ug/L*	*mg/L*	*mg/L*	*mg/L*	*mg/L*	*mg/L*	*mg/L*	*mg/L*	*mg/L*	*mg/L*	*mg/L*	*mg/L*	*mg/L*	*mg/L*	*mg/L*	*mg/L*	*mg/L*	*mg/L*	*mg/L*	*mg/L*	*mg/L*
2024-08-13	67	0.028	<0.00020	<0.0020	0.64	0.048	<0.0019	<0.0010	<0.0010	<0.010	5.5	0.00025	1.1	<0.000020	0.41	0.031	16	<0.0010	0.000012	<0.0010	<0.0050	<0.0050	0.0015	0.00067	<0.0050	<0.0050	<0.00010
2024-08-20	68	--	--	--	--	--	--	--	--	--	--	--	--	--	--	--	--	--	--	--	--	--	--	--	--	--	--
2024-08-27	69	0.024	<0.00020	<0.0020	0.59	0.036	<0.0019	<0.0010	<0.0010	<0.010	5.3	0.00032	1.0	<0.000020	0.4	0.029	14	<0.0010	<0.000010	<0.0010	<0.0050	<0.0050	0.0012	0.0007	<0.0050	0.0056	<0.00010
2024-09-03	70	--	--	--	--	--	--	--	--	--	--	--	--	--	--	--	--	--	--	--	--	--	--	--	--	--	--
2024-09-10	71	0.028	<0.00020	<0.0020	0.7	0.045	<0.0019	0.001	<0.0010	<0.010	5.6	0.00034	1.1	<0.000020	0.43	0.032	16	<0.0010	<0.000010	<0.0010	<0.0050	<0.0050	0.0014	0.0008	<0.0050	<0.0050	<0.00010
2024-09-17	72	--	--	--	--	--	--	--	--	--	--	--	--	--	--	--	--	--	--	--	--	--	--	--	--	--	--
2024-09-24	73	0.028	<0.00020	<0.0020	0.59	0.037	<0.0019	<0.0010	<0.0010	<0.010	5.2	0.00034	1.2	<0.000020	0.38	0.028	15	<0.0010	<0.000010	<0.0010	<0.0050	<0.0050	0.0013	0.00068	<0.0050	<0.0050	<0.00010
2024-10-01	74	--	--	--	--	--	--	--	--	--	--	--	--	--	--	--	--	--	--	--	--	--	--	--	--	--	--
2024-10-08	75	0.03	<0.00020	<0.0020	0.56	0.033	<0.0019	<0.0010	<0.0010	<0.010	5.2	0.00038	1.2	<0.000020	0.38	0.029	14	<0.0010	<0.000010	<0.0010	<0.0050	<0.0050	0.0013	0.00062	<0.0050	<0.0050	<0.00010
2024-10-15	76	--	--	--	--	--	--	--	--	--	--	--	--	--	--	--	--	--	--	--	--	--	--	--	--	--	--
2024-10-22	77	0.028	<0.00020	<0.0020	0.65	0.042	<0.0019	0.001	<0.0010	<0.010	5.8	0.00043	1.3	<0.000020	0.45	0.034	15	<0.0010	0.000013	<0.0010	<0.0050	<0.0050	0.0015	0.00071	<0.0050	<0.0050	<0.00010
2024-10-29	78	--	--	--	--	--	--	--	--	--	--	--	--	--	--	--	--	--	--	--	--	--	--	--	--	--	--
2024-11-05	79	0.029	<0.00020	<0.0020	0.6	0.039	<0.0019	<0.0010	<0.0010	<0.010	5.8	0.00042	1.2	<0.000020	0.38	0.035	15	<0.0010	<0.000010	<0.0010	<0.0050	<0.0050	0.0014	0.0008	<0.0050	<0.0050	<0.00010
2024-11-12	80	--	--	--	--	--	--	--	--	--	--	--	--	--	--	--	--	--	--	--	--	--	--	--	--	--	--
2024-11-19	81	0.028	<0.00020	<0.0020	0.49	0.03	<0.0019	<0.0010	<0.0010	<0.010	4.6	0.00038	1.2	<0.000020	0.35	0.025	8.9	<0.0010	0.000017	<0.0010	<0.0050	<0.0050	0.0016	0.00055	<0.0050	<0.0050	<0.00010
2024-11-26	82	--	--	--	--	--	--	--	--	--	--	--	--	--	--	--	--	--	--	--	--	--	--	--	--	--	--
2024-12-03	83	0.028	<0.00020	<0.0020	0.65	0.035	<0.0019	<0.0010	<0.0010	<0.010	5.5	0.00038	1.2	<0.000020	0.43	0.031	12	<0.0010	<0.000010	<0.0010	<0.0050	<0.0050	0.0013	0.00063	<0.0050	<0.0050	<0.00010

Table J-2: Whole Tailings Humidity Cell Results (HC-2)

Sample Date	Week Number	Input Vol. (DI Water)	Output Vol. (Leachate)	pH	EC	Acidity (to pH 8.3)	Alkalinity (to pH 4.5)	Sulphate	Chloride	Fluoride	Nitrate (NO_3 as N)	Nitrite (NO_2 as N)	Total CN	WAD CN	Free CN	Total Cyanate (CNO)	Thiocyanate	Total Ammonia	Dissolved Phosphorous	Hardness (as $CaCO_3$)	Aluminum (Al)	Antimony (Sb)	Arsenic (As)	Barium (Ba)	Beryllium (Be)	Boron (B)	Cadmium (Cd)
Units:	--	*mL*	*mL*	*pH Units*	*µS/cm*	*mg $CaCO_3$/L*	*mg $CaCO_3$/L*	*mg/L*	*mg/L*	*mg/L*	*mg/L*	*mg/L*	*mg/L*	*mg/L*	*ug/L*	*mg/L*	*mg/L*	*mg/L*	*mg/L*	*mg/L*	*mg/L*	*mg/L*	*mg/L*	*mg/L*	*mg/L*	*mg/L*	*mg/L*
2023-05-02	0	750	373	6.3	1629	32	37	1074	160	<0.050	0.054	0.013	0.021	0.023	19	3.8	4.5	0.37	<0.0030	366	0.069	0.0024	0.00072	0.023	<0.00020	<0.10	<0.000020
2023-05-09	1	500	455	6.2	1018	48	40	390	3.0	0.12	0.044	0.037	0.13	0.027	11	0.86	0.26	0.22	<0.0030	214	0.054	0.0017	0.00096	0.012	<0.00010	<0.050	<0.000010
2023-05-16	2	500	474	6.7	539	21	34	279	1.8	0.11	<0.020	0.013	0.055	0.023	3.1	0.88	<0.20	0.2	0.0042	154	0.065	0.0014	0.00091	0.0081	<0.00010	<0.050	0.00001
2023-05-23	3	500	447	6.4	556	24	32	318	0.59	0.1	0.034	<0.0050	0.0066	0.0015	4.5	0.39	<0.20	0.41	<0.0030	201	0.042	0.0012	0.00063	0.0093	<0.00010	<0.050	0.000015
2023-05-30	4	500	439	6.4	680	34	35	285	<0.50	0.12	0.028	<0.0050	0.079	0.0028	2.1	0.18	<1.0	0.14	<0.0030	219	0.069	0.0013	0.00065	0.0097	<0.00010	<0.050	0.000016
2023-06-06	5	500	437	6.5	479	27	35	306	<0.50	0.11	0.037	<0.0050	0.059	0.0014	3.9	<0.10	<0.20	0.11	<0.0030	216	0.057	0.0012	0.0006	0.0086	<0.00010	<0.050	0.000022
2023-06-13	6	500	432	6.4	577	35	37	274	<0.50	0.095	0.03	<0.0050	0.06	<0.0020	<2.0	<0.10	<0.20	0.068	<0.0030	210	0.055	0.0014	0.00068	0.0086	<0.00010	<0.050	0.000031
2023-06-20	7	500	443	6.4	484	26	36	302	<0.50	0.11	<0.020	0.011	0.046	<0.0020	4.2	0.089	<0.20	0.052	<0.0030	290	0.046	0.0018	0.00064	0.011	<0.00010	<0.050	0.000048
2023-06-27	8	500	432	6.2	638	32	36	325	0.78	0.12	<0.020	<0.0050	0.02	<0.0020	4.2	<0.050	<0.20	0.097	<0.0030	259	0.047	0.0019	0.00063	0.011	<0.00010	<0.050	0.000058
2023-07-04	9	500	446	6.2	394	29	32	236	<0.50	0.1	0.044	<0.0050	0.032	<0.0020	2.1	<0.10	<0.20	0.33	<0.0030	222	0.057	0.0015	0.00058	0.0092	<0.00010	<0.050	0.000047
2023-07-11	10	500	429	6.3	567	30	32	227	<0.50	0.1	0.046	<0.0050	0.012	0.0082	3.3	<0.050	<0.20	0.088	<0.0030	212	0.043	0.0015	0.00057	0.0091	<0.00010	<0.050	0.000057
2023-07-18	11	500	440	6.2	493	38	32	185	<0.50	0.097	<0.020	<0.0050	0.071	0.0037	6.8	<0.050	<0.20	0.074	<0.0030	199	0.038	0.0014	0.00048	0.0088	<0.00010	<0.050	0.000052
2023-07-25	12	500	443	6.2	373	46	34	211	<0.50	0.11	--	--	--	--	--	--	--	--	<0.0030	196	0.039	0.0015	0.0005	0.0088	<0.00010	<0.050	0.000048
2023-08-01	13	500	442	6.2	359	62	38	156	<0.50	0.098	--	--	--	--	--	--	--	--	<0.0030	207	0.037	0.0016	0.00046	0.01	<0.00010	<0.050	0.000061
2023-08-08	14	500	451	6.2	436	26	34	127	<0.50	0.12	--	--	--	--	--	--	--	--	<0.0030	188	0.034	0.0015	0.00044	0.0085	<0.00010	<0.050	0.000048
2023-08-15	15	500	430	6.4	326	23	33	82	<0.50	0.097	--	--	--	--	--	--	--	--	<0.0030	157	0.036	0.0014	0.00046	0.0079	<0.00010	<0.050	0.000045
2023-08-22	16	500	439	6.3	310	26	36	77	1.0	0.11	--	--	--	--	--	--	--	--	<0.0030	145	0.037	0.0015	0.00044	0.0086	<0.00010	<0.050	0.000047
2023-08-29	17	500	443	6.2	389	26	32	99	0.096	0.93	--	--	--	--	--	--	--	--	<0.0030	166	0.035	0.0015	0.00045	0.0095	<0.00010	<0.050	0.000052
2023-09-05	18	500	446	6.2	264	26	29	107	0.081	<0.50	--	--	--	--	--	--	--	--	<0.0030	145	0.034	0.0013	0.00042	0.0088	<0.00010	<0.050	0.00005
2023-09-12	19	500	443	6.3	245	30	34	71	0.089	0.64	--	--	--	--	--	--	--	--	<0.0030	149	0.037	0.0013	0.00041	0.0092	<0.00010	<0.050	0.000049
2023-09-19	20	500	424	6.2	369	31	32	148	<0.50	0.093	--	--	--	--	--	--	--	--	<0.0030	145	0.031	0.0013	0.00043	0.0099	<0.00010	<0.050	0.000051
2023-09-26	21	500	447	6.2	303	29	35	130	0.62	0.084	<0.020	<0.0050	--	--	--	--	--	--	<0.0030	157	0.031	0.0013	0.0004	0.01	<0.00010	<0.050	0.000054
2023-10-03	22	500	485	6.2	369	29	40	127	<0.50	0.079	<0.020	<0.0050	--	--	--	--	--	--	<0.0030	139	0.027	0.0014	0.00044	0.01	<0.00010	<0.050	0.000054
2023-10-10	23	500	441	6.3	290	24	32	142	0.52	0.089	<0.020	<0.0050	--	--	--	--	--	--	<0.0030	152	0.032	0.0014	0.00042	0.01	<0.00010	<0.050	0.000047
2023-10-17	24	500	400	6.2	222	--	--	111	--	--	<0.020	<0.0050	--	--	--	--	--	--	--	--	--	--	--	--	--	--	--
2023-10-24	25	500	405	6.3	234	26	28	105	0.52	0.061	<0.020	--	0.025	<0.0025	<2.0	--	--	0.031	<0.0030	128	0.026	0.00097	0.00029	0.0082	<0.00010	<0.050	0.000046
2023-10-31	26	500	426	6.2	255	--	--	106	--	--	--	--	--	--	--	--	--	--	--	--	--	--	--	--	--	--	--
2023-11-07	27	500	410	6.6	259	21	27	157	0.95	0.068	<0.020	--	0.036	0.0058	<2.0	--	--	<0.015	<0.0030	141	0.014	0.0011	0.00017	0.011	<0.00010	<0.050	0.000063
2023-11-14	28	500	411	6.5	237	--	--	118	--	--	--	--	--	--	--	--	--	--	--	--	--	--	--	--	--	--	--
2023-11-21	29	500	410	6.5	207	24	28	157	0.57	0.055	<0.020	--	0.029	<0.0025	<2.0	--	--	0.025	<0.0030	128	0.024	0.001	0.00019	0.011	<0.00010	<0.050	0.000058
2023-11-28	30	500	436	6.4	260	--	--	132	--	--	--	--	--	--	--	--	--	--	--	--	--	--	--	--	--	--	--
2023-12-05	31	500	431	6.4	213	33	33	124	0.82	0.059	<0.020	--	0.033	0.0035	<2.0	--	--	0.034	<0.0030	123	0.015	0.00096	0.00024	0.011	<0.00010	<0.050	0.000054
2023-12-12	32	500	446	6.2	296	--	--	126	--	--	--	--	--	--	--	--	--	--	--	--	--	--	--	--	--	--	--
2023-12-19	33	500	439	6.2	340	48	35	124	0.89	<0.050	<0.020	--	0.027	<0.0025	<2.0	--	--	<0.015	0.016	139	0.015	0.001	0.00016	0.014	<0.00010	<0.050	0.0001
2023-12-26	34	500	441	6.6	294	--	--	118..2	--	--	--	--	--	--	--	--	--	--	--	--	--	--	--	--	--	--	--
2024-01-02	35	500	441	6.5	355	28	38	150	0.52	<0.050	<0.020	--	0.023	<0.0025	<2.0	--	--	0.021	<0.0030	159	0.022	0.0012	0.0003	0.012	<0.00010	<0.050	0.000068
2024-01-09	36	500	429	6.5	226	--	--	121	--	--	--	--	--	--	--	--	--	--	--	--	--	--	--	--	--	--	--
2024-01-16	37	500	404	6.3	281	34	32	110	0.52	<0.050	<0.020	--	0.029	<0.0025	<2.0	--	--	0.02	<0.0030	128	0.019	0.00099	0.00022	0.01	<0.00010	<0.050	0.000057
2024-01-23	38	500	428	6.5	244	--	--	118	--	--	--	--	--	--	--	--	--	--	--	--	--	--	--	--	--	--	--
2024-01-30	39	500	420	6.4	273	22	27	142	0.59	<0.050	<0.020	--	0.033	<0.0025	<2.0	--	--	0.024	<0.0030	117	0.017	0.0009	0.00017	0.012	<0.00010	<0.050	0.000065
2024-02-06	40	500	432	6.6	232	--	--	109	--	--	--	--	--	--	--	--	--	--	--	--	--	--	--	--	--	--	--
2024-02-13	41	500	439	6.5	222	16	26	69	1.0	<0.050	<0.020	--	0.023	<0.0025	<2.0	--	--	0.019	<0.0030	95	0.018	0.00086	0.00016	0.0093	<0.00010	<0.050	0.000064
2024-02-20	42	500	428	6.6	284	--	--	79	--	--	--	--	--	--	--	--	--	--	--	--	--	--	--	--	--	--	--
2024-02-27	43	500	417	6.7	241	15	27	73	0.57	<0.050	<0.020	--	0.023	<0.0025	<2.0	--	--	0.039	<0.0030	92	0.018	0.00086	0.00015	0.0098	<0.00010	0.055	0.00005
2024-03-05	44	500	434	6.5	215	--	--	69	--	--	--	--	--	--	--	--	--	--	--	--	--	--	--	--	--	--	--
2024-03-12	45	500	436	6.5	168	22	28	63	<0.50	<0.050	<0.020	--	0.039	<0.0025	<2.0	--	--	0.022	<0.0030	86	0.024	0.00079	0.00022	0.0078	<0.00010	<0.050	0.000044
2024-03-19	46	500	449	6.6	222	--	--	65	--	--	--	--	--	--	--	--	--	--	--	--	--	--	--	--	--	--	--
2024-03-26	47	500	429	6.6	189	23	29	67	<0.50	--	--	--	--	--	--	--	--	--	<0.0030	92	0.021	0.0009	0.00024	0.009	<0.00010	<0.050	0.00004
2024-04-02	48	500	452	6.6	228	--	--	63	--	--	--	--	--	--	--	--	--	--	--	--	--	--	--	--	--	--	--
2024-04-09	49	500	406	6.5	222	22	29	67	<0.50	--	--	--	--	--	--	--	--	--	<0.0030	96	0.024	0.00087	0.00023	0.0096	<0.00010	<0.050	0.000046
2024-04-16	50	500	434	6.4	186	--	--	71	--	--	--	--	--	--	--	--	--	--	--	--	--	--	--	--	--	--	--
2024-04-23	51	500	434	6.8	180	22	29	94	<0.50	--	--	--	--	--	--	--	--	--	<0.0030	94	0.017	0.00074	0.00019	0.01	<0.00010	<0.050	0.000049
2024-04-30	52	500	430	6.6	265	--	--	87	--	--	--	--	--	--	--	--	--	--	--	--	--	--	--	--	--	--	--
2024-05-07	53	500	425	6.5	219	24	27	94	<0.50	--	--	--	--	--	--	--	--	--	<0.0030	113	0.016	0.00075	0.00016	0.012	<0.00010	<0.050	0.00006
2024-05-14	54	500	414	6.5	279	--	--	113	--	--	--	--	--	--	--	--	--	--	--	--	--	--	--	--	--	--	--

Table J-2: Whole Tailings Humidity Cell Results (HC-2)

Sample Date	Week Number	Input Vol. (DI Water)	Output Vol. (Leachate)	pH	EC	Acidity (to pH 8.3)	Alkalinity (to pH 4.5)	Sulphate	Chloride	Fluoride	Nitrate (NO_3 as N)	Nitrite (NO_2 as N)	Total CN	WAD CN	Free CN	Total Cyanate (CNO)	Thiocyanate	Total Ammonia	Dissolved Phosphorous	Hardness (as $CaCO_3$)	Aluminum (Al)	Antimony (Sb)	Arsenic (As)	Barium (Ba)	Beryllium (Be)	Boron (B)	Cadmium (Cd)
Units:	--	*mL*	*mL*	*pH Units*	*µS/cm*	*mg $CaCO_3$/L*	*mg $CaCO_3$/L*	*mg/L*	*mg/L*	*mg/L*	*mg/L*	*mg/L*	*mg/L*	*mg/L*	*ug/L*	*mg/L*	*mg/L*	*mg/L*	*mg/L*	*mg/L*	*mg/L*	*mg/L*	*mg/L*	*mg/L*	*mg/L*	*mg/L*	*mg/L*
2024-05-21	55	500	433	6.4	323	26	28	141	<1.00	--	--	--	--	--	--	--	--	--	<0.0030	164	0.018	0.00082	0.00018	0.016	<0.00010	<0.050	0.000081
2024-05-28	56	500	418	6.6	244	--	--	120	--	--	--	--	--	--	--	--	--	--	--	--	--	--	--	--	--	--	--
2024-06-04	57	500	436	6.7	188	26	28	122	<0.50	--	--	--	--	--	--	--	--	--	<0.0030	125	0.016	0.00078	0.00019	0.014	<0.00010	<0.050	0.000067
2024-06-11	58	500	425	6.7	225	--	--	118	--	--	--	--	--	--	--	--	--	--	--	--	--	--	--	--	--	--	--
2024-06-18	59	500	431	6.4	201	21	28	109	3.0	--	--	--	--	--	--	--	--	--	<0.0030	121	0.014	0.00071	0.00013	0.014	<0.00010	<0.050	0.00007
2024-06-25	60	500	424	6.3	247	--	--	120	--	--	--	--	--	--	--	--	--	--	--	--	--	--	--	--	--	--	--
2024-07-02	61	500	428	6.4	297	27	28	125	<0.50	--	--	--	--	--	--	--	--	--	<0.0030	126	0.014	0.00067	0.00012	0.015	<0.00010	<0.050	0.000091
2024-07-09	62	500	435	6.3	214	--	--	103	--	--	--	--	--	--	--	--	--	--	--	--	--	--	--	--	--	--	--
2024-07-16	63	500	449	6.3	301	25	31	118	<0.50	--	--	--	--	--	--	--	--	--	<0.0030	122	0.017	0.00077	0.00016	0.014	<0.00010	<0.050	0.000071
2024-07-23	64	500	432	6.2	217	--	--	98	--	--	--	--	--	--	--	--	--	--	--	--	--	--	--	--	--	--	--
2024-07-30	65	500	441	6.1	241	30	27	90	<0.50	--	--	--	--	--	--	--	--	--	<0.0030	104	0.034	0.00063	0.00013	0.012	<0.00010	<0.050	0.00006
2024-08-06	66	500	436	6.2	258	--	--	105	--	--	--	--	--	--	--	--	--	--	--	--	--	--	--	--	--	--	--
2024-08-13	67	500	435	6.2	218	36	29	95	<0.50	--	--	--	--	--	--	--	--	--	<0.0030	104	0.016	0.00066	0.00016	0.011	<0.00010	<0.050	0.000044
2024-08-20	68	500	433	6.2	247	--	--	104	--	--	--	--	--	--	--	--	--	--	--	--	--	--	--	--	--	--	--
2024-08-27	69	500	434	6.3	249	22	28	76	<0.50	--	--	--	--	--	--	--	--	--	<0.0030	105	0.018	0.00071	0.00017	0.012	<0.00010	<0.050	0.000053
2024-09-03	70	500	424	6.5	270	--	--	90	--	--	--	--	--	--	--	--	--	--	--	--	--	--	--	--	--	--	--
2024-09-10	71	500	432	6.2	227	40	28	79	<0.50	--	--	--	--	--	--	--	--	--	<0.0030	104	0.016	0.00065	0.00019	0.011	<0.00010	<0.050	0.000058
2024-09-17	72	500	422	6.3	212	--	--	88	--	--	--	--	--	--	--	--	--	--	--	--	--	--	--	--	--	--	--
2024-09-24	73	500	420	6.5	251	22	26	83	<0.50	--	--	--	--	--	--	--	--	--	<0.0030	106	0.018	0.00065	0.00017	0.012	<0.00010	<0.050	0.000056
2024-10-01	74	500	438	6.7	208	--	--	100	--	--	--	--	--	--	--	--	--	--	--	--	--	--	--	--	--	--	--
2024-10-08	75	500	433	6.7	236	19	28	82	<0.50	--	--	--	--	--	--	--	--	--	0.0057	98	0.017	0.00065	0.00018	0.012	<0.00010	<0.050	0.00004
2024-10-15	76	500	434	6.8	290	--	--	104	--	--	--	--	--	--	--	--	--	--	--	--	--	--	--	--	--	--	--
2024-10-22	77	500	432	6.5	194	19	27	86	<0.50	--	--	--	--	--	--	--	--	--	<0.0030	113	0.015	0.0006	0.00014	0.014	<0.00010	<0.050	0.000069
2024-10-29	78	500	421	6.6	220	--	--	113	--	--	--	--	--	--	--	--	--	--	--	--	--	--	--	--	--	--	--
2024-11-05	79	500	424	6.6	275	23	39	80	<0.50	--	--	--	--	--	--	--	--	--	<0.0030	117	0.017	0.00083	0.0002	0.013	<0.00010	<0.050	0.000057
2024-11-12	80	500	424	6.5	275	--	--	116	--	--	--	--	--	--	--	--	--	--	--	--	--	--	--	--	--	--	--
2024-11-19	81	500	426	6.5	257	21	27	86	<0.50	--	--	--	--	--	--	--	--	--	<0.0030	110	0.037	0.00069	0.00036	0.014	0.00085	<0.050	0.00034
2024-11-26	82	500	424	6.5	261	--	--	128	--	--	--	--	--	--	--	--	--	--	--	--	--	--	--	--	--	--	--
2024-12-03	83	500	421	6.8	254	18	25	113	<0.50	--	--	--	--	--	--	--	--	--	<0.0030	129	0.011	0.00061	0.00012	0.017	<0.00010	<0.050	0.00015

Table J-2: Whole Tailings Humidity Cell Results (HC-2)

Sample Date	Week Number	Calcium (Ca)	Chromium (Cr)	Cobalt (Co)	Copper (Cu)	Iron (Fe)	Lead (Pb)	Magnesium (Mg)	Mercury (Hg)	Molybdenum (Mo)	Nickel (Ni)	Potassium (K)	Selenium (Se)	Silver (Ag)	Sodium (Na)	Strontium (Sr)	Thallium (Tl)	Tungsten (W)	Uranium (U)	Vanadium (V)	Zinc (Zn)	Zirconium (Zr)
Units:	--	*mg/L*	*mg/L*	*mg/L*	*mg/L*	*mg/L*	*mg/L*	*mg/L*	*ug/L*	*mg/L*	*mg/L*	*mg/L*	*mg/L*	*mg/L*	*mg/L*	*mg/L*	*mg/L*	*mg/L*	*mg/L*	*mg/L*	*mg/L*	*mg/L*
2023-05-02	0	137	<0.0020	0.23	0.0071	0.1	<0.00040	5.7	<0.0019	0.012	0.0037	49	0.011	0.000053	341	0.38	0.000083	<0.0020	0.0055	<0.010	<0.010	<0.00020
2023-05-09	1	80	<0.0010	0.064	0.0025	0.031	<0.00020	3.5	<0.0019	0.007	0.0014	22	0.004	<0.000020	94	0.2	0.000045	<0.0010	0.0047	<0.0050	<0.0050	<0.00010
2023-05-16	2	58	<0.0010	0.026	0.0017	0.025	<0.00020	2.5	<0.0019	0.0043	<0.0010	14	0.0031	<0.000020	46	0.13	0.000034	<0.0010	0.0026	<0.0050	<0.0050	<0.00010
2023-05-23	3	75	<0.0010	0.02	0.0013	0.013	<0.00020	3.3	<0.0019	0.0048	<0.0010	14	0.0038	<0.000020	46	0.17	0.000029	<0.0010	0.0032	<0.0050	<0.0050	<0.00010
2023-05-30	4	82	<0.0010	0.018	0.0016	0.021	<0.00020	3.3	<0.0019	0.0048	<0.0010	14	0.0038	<0.000020	38	0.16	0.000031	<0.0010	0.0034	<0.0050	<0.0050	<0.00010
2023-06-06	5	82	<0.0010	0.013	0.0015	0.019	<0.00020	2.9	<0.0019	0.0036	<0.0010	11	0.0038	<0.000020	25	0.15	0.000028	<0.0010	0.0031	<0.0050	<0.0050	<0.00010
2023-06-13	6	80	<0.0010	0.0099	0.0013	0.017	<0.00020	2.7	0.0022	0.003	<0.0010	11	0.0029	<0.000020	17	0.14	0.000022	<0.0010	0.0029	<0.0050	<0.0050	<0.00010
2023-06-20	7	111	<0.0010	0.01	0.0014	0.014	<0.00020	3.2	<0.0019	0.0037	<0.0010	12	0.0031	<0.000020	16	0.18	0.000023	<0.0010	0.0039	<0.0050	<0.0050	<0.00010
2023-06-27	8	99	<0.0010	0.0082	0.0012	0.011	<0.00020	2.9	<0.0019	0.0038	<0.0010	12	0.0029	<0.000020	12	0.19	0.000024	<0.0010	0.0034	<0.0050	<0.0050	<0.00010
2023-07-04	9	86	<0.0010	0.0059	0.0011	0.0098	<0.00020	2.0	<0.0019	0.003	<0.0010	10	0.0023	<0.000020	6.7	0.13	0.000021	<0.0010	0.0027	<0.0050	<0.0050	<0.00010
2023-07-11	10	82	<0.0010	0.0053	0.0011	0.012	<0.00020	1.9	<0.0019	0.0033	<0.0010	9.9	0.0022	<0.000020	5.7	0.12	0.000019	<0.0010	0.0026	<0.0050	<0.0050	<0.00010
2023-07-18	11	77	<0.0010	0.0045	0.00092	0.011	<0.00020	1.6	<0.0019	0.0032	<0.0010	9.2	0.0023	<0.000020	4.3	0.12	0.000022	<0.0010	0.0025	<0.0050	<0.0050	<0.00010
2023-07-25	12	76	<0.0010	0.0041	0.00097	0.011	<0.00020	1.4	<0.0019	0.0035	<0.0010	9.4	0.0023	<0.000020	3.3	0.11	0.000021	<0.0010	0.0026	<0.0050	<0.0050	<0.00010
2023-08-01	13	80	<0.0010	0.0039	0.00095	0.01	<0.00020	1.5	<0.0019	0.004	<0.0010	9.8	0.0025	<0.000020	3.2	0.12	0.000025	<0.0010	0.0028	<0.0050	<0.0050	<0.00010
2023-08-08	14	74	<0.0010	0.0033	0.00079	0.01	<0.00020	1.2	<0.0019	0.0035	<0.0010	8.8	0.0023	<0.000020	2.5	0.096	0.000015	<0.0010	0.0024	<0.0050	<0.0050	<0.00010
2023-08-15	15	61	<0.0010	0.003	0.00072	0.01	<0.00020	1.0	<0.0019	0.0034	<0.0010	8.1	0.0022	<0.000020	2.1	0.085	0.000018	<0.0010	0.0025	<0.0050	<0.0050	<0.00010
2023-08-22	16	57	<0.0010	0.0027	0.0008	0.012	<0.00020	0.9	<0.0019	0.0031	<0.0010	8.0	0.0022	<0.000020	1.8	0.081	0.000021	<0.0010	0.0023	<0.0050	<0.0050	<0.00010
2023-08-29	17	65	<0.0010	0.0028	0.0008	0.011	<0.00020	0.91	<0.0019	0.0034	<0.0010	8.4	0.0023	<0.000020	1.8	0.088	0.000023	<0.0010	0.0023	<0.0050	<0.0050	<0.00010
2023-09-05	18	57	<0.0010	0.0027	0.00073	0.01	<0.00020	0.85	<0.0019	0.0028	<0.0010	7.3	0.0019	<0.000020	1.5	0.077	0.000018	<0.0010	0.002	<0.0050	<0.0050	<0.00010
2023-09-12	19	58	<0.0010	0.0026	0.00066	0.013	<0.00020	0.81	<0.0019	0.0029	<0.0010	8.0	0.0025	<0.000020	1.4	0.08	0.000021	<0.0010	0.0022	<0.0050	<0.0050	<0.00010
2023-09-19	20	57	<0.0010	0.0028	0.00065	0.01	0.00021	0.81	<0.0019	0.0031	<0.0010	7.9	0.0019	<0.000020	1.4	0.084	0.00002	<0.0010	0.0023	<0.0050	<0.0050	<0.00010
2023-09-26	21	61	<0.0010	0.0026	0.00068	0.01	<0.00020	0.84	<0.0019	0.0029	<0.0010	8.1	0.0019	<0.000020	1.3	0.082	0.00002	<0.0010	0.0026	<0.0050	<0.0050	<0.00010
2023-10-03	22	55	<0.0010	0.0023	0.0006	0.011	<0.00020	0.78	<0.0019	0.0024	<0.0010	7.8	0.0017	<0.000020	1.2	0.074	0.00002	<0.0010	0.0026	<0.0050	<0.0050	<0.00010
2023-10-10	23	60	<0.0010	0.0024	0.00066	0.011	<0.00020	0.74	<0.0019	0.0025	<0.0010	8.3	0.0019	<0.000020	1.3	0.074	0.000019	<0.0010	0.0025	<0.0050	<0.0050	<0.00010
2023-10-17	24	--	--	--	--	--	--	--	--	--	--	--	--	--	--	--	--	--	--	--	--	--
2023-10-24	25	50	<0.0010	0.002	0.00066	0.011	<0.00020	0.57	<0.0019	0.0021	<0.0010	6.6	0.0015	<0.000020	0.92	0.056	0.000015	<0.0010	0.0018	<0.0050	<0.0050	<0.00010
2023-10-31	26	--	--	--	--	--	--	--	--	--	--	--	--	--	--	--	--	--	--	--	--	--
2023-11-07	27	56	<0.0010	0.0023	0.0006	0.015	<0.00020	0.55	<0.0019	0.002	<0.0010	7.3	0.0014	<0.000020	0.89	0.061	0.000019	<0.0010	0.0019	<0.0050	<0.0050	<0.00010
2023-11-14	28	--	--	--	--	--	--	--	--	--	--	--	--	--	--	--	--	--	--	--	--	--
2023-11-21	29	50	<0.0010	0.0022	0.00077	0.0094	<0.00020	0.58	<0.0019	0.0018	<0.0010	6.9	0.0016	<0.000020	0.85	0.064	0.000021	<0.0010	0.0017	<0.0050	<0.0050	<0.00010
2023-11-28	30	--	--	--	--	--	--	--	--	--	--	--	--	--	--	--	--	--	--	--	--	--
2023-12-05	31	48	<0.0010	0.002	0.00068	0.012	<0.00020	0.55	<0.0019	0.0015	<0.0010	6.7	0.0015	<0.000020	0.76	0.057	0.000024	<0.0010	0.0017	<0.0050	<0.0050	<0.00010
2023-12-12	32	--	--	--	--	--	--	--	--	--	--	--	--	--	--	--	--	--	--	--	--	--
2023-12-19	33	55	<0.0010	0.0023	0.00076	0.009	<0.00020	0.57	<0.0019	0.0015	<0.0010	7.0	0.0013	<0.000020	0.8	0.066	0.000029	<0.0010	0.0016	<0.0050	<0.0050	<0.00010
2023-12-26	34	--	--	--	--	--	--	--	--	--	--	--	--	--	--	--	--	--	--	--	--	--
2024-01-02	35	63	<0.0010	0.0021	0.00073	0.011	<0.00020	0.58	<0.0019	0.0017	<0.0010	8.0	0.0018	<0.000020	0.79	0.071	0.00002	<0.0010	0.0026	<0.0050	<0.0050	<0.00010
2024-01-09	36	--	--	--	--	--	--	--	--	--	--	--	--	--	--	--	--	--	--	--	--	--
2024-01-16	37	50	<0.0010	0.0018	0.00092	0.011	<0.00020	0.47	<0.0019	0.0015	<0.0010	6.8	0.0015	<0.000020	0.73	0.059	0.00002	<0.0010	0.0017	<0.0050	<0.0050	<0.00010
2024-01-23	38	--	--	--	--	--	--	--	--	--	--	--	--	--	--	--	--	--	--	--	--	--
2024-01-30	39	46	<0.0010	0.0018	0.00061	0.012	0.00029	0.41	<0.0019	0.0014	<0.0010	6.4	0.0014	<0.000020	0.63	0.05	0.000024	<0.0010	0.0011	<0.0050	<0.0050	<0.00010
2024-02-06	40	--	--	--	--	--	--	--	--	--	--	--	--	--	--	--	--	--	--	--	--	--
2024-02-13	41	37	<0.0010	0.0015	0.00058	0.013	<0.00020	0.37	<0.0019	0.0012	<0.0010	5.7	0.0014	<0.000020	0.61	0.041	0.000023	<0.0010	0.00096	<0.0050	<0.0050	<0.00010
2024-02-20	42	--	--	--	--	--	--	--	--	--	--	--	--	--	--	--	--	--	--	--	--	--
2024-02-27	43	36	<0.0010	0.0014	0.00057	0.013	<0.00020	0.41	<0.0019	0.0013	<0.0010	5.7	0.0016	<0.000020	1.0	0.038	0.000026	<0.0010	0.00089	<0.0050	<0.0050	<0.00010
2024-03-05	44	--	--	--	--	--	--	--	--	--	--	--	--	--	--	--	--	--	--	--	--	--
2024-03-12	45	34	<0.0010	0.0014	0.00059	0.014	<0.00020	0.32	<0.0019	0.0012	<0.0010	5.5	0.0016	<0.000020	0.56	0.036	0.000017	<0.0010	0.0012	<0.0050	<0.0050	<0.00010
2024-03-19	46	--	--	--	--	--	--	--	--	--	--	--	--	--	--	--	--	--	--	--	--	--
2024-03-26	47	36	0.0014	0.0014	0.00065	0.018	<0.00020	0.35	<0.0019	0.0013	0.001	5.7	0.0016	<0.000020	0.58	0.038	0.000022	<0.0010	0.0013	<0.0050	<0.0050	<0.00010
2024-04-02	48	--	--	--	--	--	--	--	--	--	--	--	--	--	--	--	--	--	--	--	--	--
2024-04-09	49	38	<0.0010	0.0013	0.00081	0.021	0.00049	0.36	<0.0019	0.0011	<0.0010	5.5	0.0015	<0.000020	0.58	0.036	0.000025	<0.0010	0.0011	<0.0050	<0.0050	<0.00010
2024-04-16	50	--	--	--	--	--	--	--	--	--	--	--	--	--	--	--	--	--	--	--	--	--
2024-04-23	51	37	<0.0010	0.0014	0.001	0.011	<0.00020	0.34	<0.0019	0.0011	<0.0010	5.4	0.0014	<0.000020	0.5	0.037	0.000023	<0.0010	0.00097	<0.0050	<0.0050	<0.00010
2024-04-30	52	--	--	--	--	--	--	--	--	--	--	--	--	--	--	--	--	--	--	--	--	--
2024-05-07	53	45	<0.0010	0.0016	0.00064	0.01	<0.00020	0.41	<0.0019	0.0012	<0.0010	6.0	0.0014	<0.000020	0.58	0.041	0.000026	<0.0010	0.001	<0.0050	<0.0050	<0.00010
2024-05-14	54	--	--	--	--	--	--	--	--	--	--	--	--	--	--	--	--	--	--	--	--	--

Table J-2: Whole Tailings Humidity Cell Results (HC-2)

Sample Date	Week Number	Calcium (Ca)	Chromium (Cr)	Cobalt (Co)	Copper (Cu)	Iron (Fe)	Lead (Pb)	Magnesium (Mg)	Mercury (Hg)	Molybdenum (Mo)	Nickel (Ni)	Potassium (K)	Selenium (Se)	Silver (Ag)	Sodium (Na)	Strontium (Sr)	Thallium (Tl)	Tungsten (W)	Uranium (U)	Vanadium (V)	Zinc (Zn)	Zirconium (Zr)
Units:	--	*mg/L*	*mg/L*	*mg/L*	*mg/L*	*mg/L*	*mg/L*	*mg/L*	*ug/L*	*mg/L*	*mg/L*	*mg/L*	*mg/L*	*mg/L*	*mg/L*	*mg/L*	*mg/L*	*mg/L*	*mg/L*	*mg/L*	*mg/L*	*mg/L*
2024-05-21	55	65	<0.0010	0.0024	0.00067	0.019	<0.00020	0.56	<0.0019	0.0016	<0.0010	7.4	0.0016	<0.000020	0.68	0.063	0.000033	<0.0010	0.0016	<0.0050	<0.0050	<0.00010
2024-05-28	56	--	--	--	--	--	--	--	--	--	--	--	--	--	--	--	--	--	--	--	--	--
2024-06-04	57	49	<0.0010	0.0019	0.00069	0.0091	<0.00020	0.42	<0.0019	0.0014	<0.0010	6.4	0.0014	<0.000020	0.52	0.049	0.000034	<0.0010	0.0011	<0.0050	<0.0050	<0.00010
2024-06-11	58	--	--	--	--	--	--	--	--	--	--	--	--	--	--	--	--	--	--	--	--	--
2024-06-18	59	48	<0.0010	0.0018	0.00082	0.012	<0.00020	0.4	<0.0019	0.0014	<0.0010	6.0	0.0014	<0.000020	0.5	0.047	0.000034	<0.0010	0.0009	<0.0050	<0.0050	<0.00010
2024-06-25	60	--	--	--	--	--	--	--	--	--	--	--	--	--	--	--	--	--	--	--	--	--
2024-07-02	61	50	<0.0010	0.0021	0.00071	0.0098	<0.00020	0.43	<0.0019	0.0014	<0.0010	6.5	0.0015	<0.000020	0.53	0.048	0.000043	<0.0010	0.00095	<0.0050	<0.0050	<0.00010
2024-07-09	62	--	--	--	--	--	--	--	--	--	--	--	--	--	--	--	--	--	--	--	--	--
2024-07-16	63	48	<0.0010	0.0018	0.0008	0.01	0.00043	0.41	<0.0019	0.0015	<0.0010	6.4	0.0014	<0.000020	0.48	0.046	0.000037	<0.0010	0.0013	<0.0050	<0.0050	<0.00010
2024-07-23	64	--	--	--	--	--	--	--	--	--	--	--	--	--	--	--	--	--	--	--	--	--
2024-07-30	65	41	<0.0010	0.0014	0.00071	0.011	<0.00020	0.36	<0.0019	0.0012	<0.0010	5.5	0.0012	<0.000020	0.43	0.038	0.00003	<0.0010	0.00084	<0.0050	<0.0050	<0.00010
2024-08-06	66	--	--	--	--	--	--	--	--	--	--	--	--	--	--	--	--	--	--	--	--	--
2024-08-13	67	41	<0.0010	0.0014	0.0007	0.012	<0.00020	0.33	<0.0019	0.0012	<0.0010	5.7	0.0013	<0.000020	0.42	0.037	0.000029	<0.0010	0.0012	<0.0050	<0.0050	<0.00010
2024-08-20	68	--	--	--	--	--	--	--	--	--	--	--	--	--	--	--	--	--	--	--	--	--
2024-08-27	69	41	<0.0010	0.0014	0.0044	0.012	<0.00020	0.34	<0.0019	0.0013	<0.0010	6.0	0.0014	<0.000020	0.42	0.039	0.000033	<0.0010	0.0011	<0.0050	0.0054	<0.00010
2024-09-03	70	--	--	--	--	--	--	--	--	--	--	--	--	--	--	--	--	--	--	--	--	--
2024-09-10	71	41	<0.0010	0.0014	0.00097	0.0089	<0.00020	0.35	<0.0019	0.0011	<0.0010	5.7	0.0014	<0.000020	0.42	0.038	0.00003	<0.0010	0.0011	<0.0050	<0.0050	<0.00010
2024-09-17	72	--	--	--	--	--	--	--	--	--	--	--	--	--	--	--	--	--	--	--	--	--
2024-09-24	73	42	<0.0010	0.0015	0.0014	0.0097	<0.00020	0.34	<0.0019	0.0011	<0.0010	5.7	0.0013	<0.000020	0.39	0.036	0.000031	<0.0010	0.00085	<0.0050	<0.0050	<0.00010
2024-10-01	74	--	--	--	--	--	--	--	--	--	--	--	--	--	--	--	--	--	--	--	--	--
2024-10-08	75	39	<0.0010	0.0014	0.00065	0.0092	<0.00020	0.32	<0.0019	0.001	<0.0010	5.8	0.0014	<0.000020	0.4	0.038	0.000031	<0.0010	0.00093	<0.0050	<0.0050	<0.00010
2024-10-15	76	--	--	--	--	--	--	--	--	--	--	--	--	--	--	--	--	--	--	--	--	--
2024-10-22	77	45	<0.0010	0.0016	0.00084	0.0069	<0.00020	0.39	<0.0019	<0.0010	<0.0010	6.2	0.0013	<0.000020	0.44	0.042	0.000038	<0.0010	0.00078	<0.0050	<0.0050	<0.00010
2024-10-29	78	--	--	--	--	--	--	--	--	--	--	--	--	--	--	--	--	--	--	--	--	--
2024-11-05	79	46	<0.0010	0.0013	0.00065	0.0073	<0.00020	0.36	<0.0019	0.0011	<0.0010	6.6	0.0016	<0.000020	0.4	0.044	0.000037	<0.0010	0.0016	<0.0050	<0.0050	<0.00010
2024-11-12	80	--	--	--	--	--	--	--	--	--	--	--	--	--	--	--	--	--	--	--	--	--
2024-11-19	81	43	<0.0010	0.0028	0.002	0.02	0.00031	0.44	<0.0019	0.0011	<0.0010	6.0	0.0018	0.00003	0.51	0.044	0.000096	<0.0010	0.001	<0.0050	0.0066	<0.00010
2024-11-26	82	--	--	--	--	--	--	--	--	--	--	--	--	--	--	--	--	--	--	--	--	--
2024-12-03	83	51	<0.0010	0.0044	0.00089	0.0053	<0.00020	0.54	<0.0019	<0.0010	0.0012	6.7	0.0014	<0.000020	0.56	0.048	0.00004	<0.0010	0.00087	<0.0050	0.0094	<0.00010

Table J-3: Whole Tailings Humidity Cell Results (HC-3)

Sample Date	Week Number	Input Vol. (DI Water)	Output Vol. (Leachate)	pH	EC	Acidity (to pH 8.3)	Alkalinity (to pH 4.5)	Sulphate	Chloride	Fluoride	Nitrate (NO_3 as N)	Nitrite (NO_2 as N)	Total CN	WAD CN	Free CN	Total Cyanate (CNO)	Thiocyanate	Total Ammonia	Dissolved Phosphorous	Hardness (as $CaCO_3$)	Aluminum (Al)	Antimony (Sb)	Arsenic (As)	Barium (Ba)	Beryllium (Be)	Boron (B)	Cadmium (Cd)
Units:	--	*mL*	*mL*	*pH Units*	*µS/cm*	*mg $CaCO_3$/L*	*mg $CaCO_3$/L*	*mg/L*	*mg/L*	*mg/L*	*mg/L*	*mg/L*	*mg/L*	*mg/L*	*ug/L*	*mg/L*	*mg/L*	*mg/L*	*mg/L*	*mg/L*	*mg/L*	*mg/L*	*mg/L*	*mg/L*	*mg/L*	*mg/L*	*mg/L*
2023-05-02	0	750	343	6.5	1594	33	41	829	17	0.2	0.16	0.1	0.019	0.015	18	1.4	14	0.19	0.0044	303	0.055	0.0067	0.0081	0.024	<0.00020	<0.10	<0.000020
2023-05-09	1	500	496	6.3	1130	50	56	435	7.5	0.48	0.074	0.072	0.02	0.031	15	0.36	4.3	0.22	0.0045	210	0.054	0.0072	0.011	0.012	<0.00010	<0.050	<0.000010
2023-05-16	2	500	477	6.8	474	21	42	233	1.7	0.43	0.11	0.024	0.21	0.022	10	0.32	<0.20	0.11	0.0051	121	0.071	0.0052	0.009	0.0073	<0.00010	<0.050	<0.000010
2023-05-23	3	500	446	6.5	337	23	38	165	<0.50	0.33	0.052	0.011	0.0029	0.0017	6.5	<0.050	<0.20	0.16	0.0043	116	0.055	0.0036	0.0055	0.0048	<0.00010	<0.050	<0.000010
2023-05-30	4	500	447	6.5	445	32	42	171	<0.50	0.47	0.036	0.0068	0.15	0.0091	5.5	<0.10	<0.20	0.1	<0.0030	143	0.082	0.0045	0.0065	0.0055	<0.00010	<0.050	<0.000010
2023-06-06	5	500	443	6.6	296	26	41	155	<0.50	0.5	0.042	<0.0050	0.11	0.004	5.2	<0.10	<0.20	0.098	<0.0030	130	0.069	0.0042	0.0063	0.0047	<0.00010	<0.050	<0.000010
2023-06-13	6	500	449	6.5	314	32	44	104	<0.50	0.45	0.048	<0.0050	0.12	0.0062	3.2	<0.10	<0.20	0.074	<0.0030	104	0.072	0.004	0.0063	0.0041	<0.00010	<0.050	<0.000010
2023-06-20	7	500	452	6.6	199	24	44	85	<0.50	0.49	<0.020	0.024	0.11	0.0026	4.9	<0.10	<0.20	0.036	<0.0030	101	0.084	0.0038	0.0061	0.0045	<0.00010	<0.050	<0.000010
2023-06-27	8	500	445	6.5	256	27	43	84	0.85	0.5	<0.020	<0.0050	0.058	<0.0020	4.7	<0.050	<0.20	0.079	<0.0030	89	0.081	0.0039	0.0067	0.0041	<0.00010	<0.050	<0.000010
2023-07-04	9	500	449	6.3	177	30	42	70	<0.50	0.5	0.049	<0.0050	0.092	<0.0020	2.6	<0.10	<0.20	0.37	<0.0030	88	0.084	0.0039	0.007	0.0043	<0.00010	<0.050	<0.000010
2023-07-11	10	500	447	6.4	220	27	42	49	<0.50	0.46	0.043	<0.0050	0.025	0.01	4.5	<0.050	<0.20	0.14	<0.0030	74	0.092	0.0035	0.0069	0.0035	<0.00010	<0.050	<0.000010
2023-07-18	11	500	450	6.3	211	36	42	53	<0.50	0.41	0.022	<0.0050	0.038	0.0027	5.9	<0.050	<0.20	0.093	<0.0030	77	0.11	0.0034	0.0071	0.0039	<0.00010	<0.050	<0.000010
2023-07-25	12	500	442	6.3	171	39	41	59	<0.50	0.42	--	--	--	--	--	--	--	--	0.0097	79	0.084	0.0031	0.0057	0.0042	<0.00010	<0.050	<0.000010
2023-08-01	13	500	452	6.3	186	58	46	63	<0.50	0.42	--	--	--	--	--	--	--	--	<0.0030	96	0.092	0.0035	0.0058	0.0054	<0.00010	<0.050	<0.000010
2023-08-08	14	500	455	6.4	251	26	43	55	0.6	0.45	--	--	--	--	--	--	--	--	0.0041	102	0.074	0.003	0.0053	0.0053	<0.00010	<0.050	<0.000010
2023-08-15	15	500	427	6.4	207	22	42	42	0.53	0.44	--	--	--	--	--	--	--	--	<0.0030	90	0.085	0.003	0.0058	0.0051	<0.00010	<0.050	<0.000010
2023-08-22	16	500	435	6.4	196	26	44	37	0.82	0.44	--	--	--	--	--	--	--	--	<0.0030	86	0.072	0.003	0.0056	0.0058	<0.00010	<0.050	<0.000010
2023-08-29	17	500	451	6.3	230	25	39	43	0.43	<0.50	--	--	--	--	--	--	--	--	<0.0030	87	0.09	0.003	0.0069	0.0054	<0.00010	<0.050	<0.000010
2023-09-05	18	500	436	6.4	148	26	37	42	0.39	<0.50	--	--	--	--	--	--	--	--	0.0031	75	0.13	0.0024	0.0066	0.0047	<0.00010	<0.050	<0.000010
2023-09-12	19	500	461	6.5	154	29	41	36	0.43	<0.50	--	--	--	--	--	--	--	--	<0.0030	88	0.078	0.0029	0.0056	0.0059	<0.00010	<0.050	<0.000010
2023-09-19	20	500	434	6.4	210	30	41	69	<0.50	0.47	--	--	--	--	--	--	--	--	0.0031	80	0.082	0.0028	0.0066	0.0058	<0.00010	<0.050	<0.000010
2023-09-26	21	500	455	6.4	182	30	44	61	<0.50	0.45	<0.020	0.015	--	--	--	--	--	--	<0.0030	88	0.078	0.0027	0.006	0.006	<0.00010	<0.050	<0.000010
2023-10-03	22	500	483	6.3	268	28	52	75	<0.50	0.45	<0.020	<0.0050	--	--	--	--	--	--	<0.0030	102	0.066	0.0028	0.0064	0.0073	<0.00010	<0.050	0.00001
2023-10-10	23	500	448	6.3	197	25	38	68	<0.50	0.43	0.026	<0.0050	--	--	--	--	--	--	0.0062	92	0.072	0.0024	0.0067	0.0062	<0.00010	<0.050	<0.000010
2023-10-17	24	500	402	6.4	162	--	--	61	--	--	<0.020	<0.0050	--	--	--	--	--	--	--	--	--	--	--	--	--	--	--
2023-10-24	25	500	403	6.4	183	27	39	62	0.58	0.39	<0.020	--	0.032	<0.0025	<2.0	--	--	<0.015	<0.0030	93	0.063	0.0018	0.0056	0.0061	<0.00010	<0.050	<0.000010
2023-10-31	26	500	419	6.3	182	--	--	57	--	--	--	--	--	--	--	--	--	--	--	--	--	--	--	--	--	--	--
2023-11-07	27	500	408	6.7	259	22	37	84	0.83	0.38	<0.020	--	0.058	0.0087	<2.0	--	--	0.025	0.0047	96	0.048	0.0018	0.0049	0.0069	<0.00010	<0.050	0.000012
2023-11-14	28	500	392	6.6	161	--	--	103	--	--	--	--	--	--	--	--	--	--	--	--	--	--	--	--	--	--	--
2023-11-21	29	500	407	6.6	170	25	36	84	<0.50	0.37	<0.020	--	0.075	0.0037	<2.0	--	--	0.043	<0.0030	106	0.056	0.0021	0.0047	0.0085	<0.00010	<0.050	<0.000010
2023-11-28	30	500	440	6.5	219	--	--	76	--	--	--	--	--	--	--	--	--	--	--	--	--	--	--	--	--	--	--
2023-12-05	31	500	453	6.5	164	35	41	72	<0.50	0.36	<0.020	--	0.064	0.0053	<2.0	--	--	0.032	<0.0030	99	0.05	0.0019	0.0044	0.0084	<0.00010	<0.050	<0.000010
2023-12-12	32	500	440	6.3	208	--	--	74	--	--	--	--	--	--	--	--	--	--	--	--	--	--	--	--	--	--	--
2023-12-19	33	500	442	6.8	176	52	45	72	<0.50	0.38	<0.020	--	0.053	<0.0025	<2.0	--	--	<0.015	<0.0030	90	0.054	0.0021	0.0041	0.0088	<0.00010	<0.050	<0.000010
2023-12-26	34	500	442	6.8	183	--	--	69	--	--	--	--	--	--	--	--	--	--	--	--	--	--	--	--	--	--	--
2024-01-02	35	500	446	6.6	211	29	46	54	<0.50	0.48	<0.020	--	0.065	0.0025	<2.0	--	--	0.025	<0.0030	94	0.062	0.0023	0.0068	0.0077	<0.00010	<0.050	<0.000010
2024-01-09	36	500	439	6.6	133	--	--	40	--	--	--	--	--	--	--	--	--	--	--	--	--	--	--	--	--	--	--
2024-01-16	37	500	421	6.5	151	36	42	36	<0.50	0.35	<0.020	--	0.063	0.0027	<2.0	--	--	<0.015	<0.0030	68	0.068	0.0017	0.0058	0.0059	<0.00010	<0.050	<0.000010
2024-01-23	38	500	429	6.6	155	--	--	48	--	--	--	--	--	--	--	--	--	--	--	--	--	--	--	--	--	--	--
2024-01-30	39	500	433	6.6	168	25	39	54	<0.50	0.42	0.027	--	0.062	<0.0025	<2.0	--	--	0.023	<0.0030	69	0.074	0.0018	0.0046	0.0079	<0.00010	<0.050	0.000031
2024-02-06	40	500	436	6.7	151	--	--	38	--	--	--	--	--	--	--	--	--	--	--	--	--	--	--	--	--	--	--
2024-02-13	41	500	447	6.7	140	21	37	24	<0.50	0.31	<0.020	--	0.051	<0.0025	<2.0	--	--	0.021	<0.0030	62	0.074	0.0016	0.0053	0.0068	<0.00010	<0.050	<0.000010
2024-02-20	42	500	423	6.7	188	--	--	34	--	--	--	--	--	--	--	--	--	--	--	--	--	--	--	--	--	--	--
2024-02-27	43	500	429	6.8	174	13	38	34	0.51	0.38	0.024	--	0.053	<0.0025	<2.0	--	--	0.032	<0.0030	66	0.057	0.0018	0.0044	0.0077	<0.00010	0.052	<0.000010
2024-03-05	44	500	450	6.8	140	--	--	31	--	--	--	--	--	--	--	--	--	--	--	--	--	--	--	--	--	--	--
2024-03-12	45	500	427	6.7	117	20	36	31	<0.50	0.32	0.032	--	0.067	<0.0025	<2.0	--	--	0.022	<0.0030	62	0.078	0.0016	0.0058	0.0056	<0.00010	<0.050	<0.000010
2024-03-19	46	500	459	6.7	154	--	--	36	--	--	--	--	--	--	--	--	--	--	--	--	--	--	--	--	--	--	--
2024-03-26	47	500	443	6.7	124	23	38	35	--	0.33	--	--	--	--	--	--	--	--	<0.0030	61	0.089	0.0016	0.0061	0.006	<0.00010	<0.050	<0.000010
2024-04-02	48	500	457	6.8	148	--	--	31	--	--	--	--	--	--	--	--	--	--	--	--	--	--	--	--	--	--	--
2024-04-09	49	500	450	6.8	131	22	40	21	--	0.3	--	--	--	--	--	--	--	--	0.0045	57	0.095	0.0015	0.0053	0.0058	<0.00010	<0.050	<0.000010
2024-04-16	50	500	436	6.6	116	--	--	26	--	--	--	--	--	--	--	--	--	--	--	--	--	--	--	--	--	--	--
2024-04-23	51	500	441	6.9	112	21	42	29	--	0.33	--	--	--	--	--	--	--	--	<0.0030	61	0.055	0.0016	0.0045	0.007	<0.00010	<0.050	<0.000010
2024-04-30	52	500	450	6.8	157	--	--	30	--	--	--	--	--	--	--	--	--	--	--	--	--	--	--	--	--	--	--
2024-05-07	53	500	436	6.7	130	26	41	32	--	0.31	--	--	--	--	--	--	--	--	<0.0030	65	0.068	0.0016	0.0049	0.0068	<0.00010	<0.050	<0.000010

Table J-3: Whole Tailings Humidity Cell Results (HC-3)

Sample Date	Week Number	Input Vol. (DI Water)	Output Vol. (Leachate)	pH	EC	Acidity (to pH 8.3)	Alkalinity (to pH 4.5)	Sulphate	Chloride	Fluoride	Nitrate (NO_3 as N)	Nitrite (NO_2 as N)	Total CN	WAD CN	Free CN	Total Cyanate (CNO)	Thiocyanate	Total Ammonia	Dissolved Phosphorous	Hardness (as $CaCO_3$)	Aluminum (Al)	Antimony (Sb)	Arsenic (As)	Barium (Ba)	Beryllium (Be)	Boron (B)	Cadmium (Cd)
Units:	--	*mL*	*mL*	*pH Units*	*µS/cm*	*mg $CaCO_3$/L*	*mg $CaCO_3$/L*	*mg/L*	*mg/L*	*mg/L*	*mg/L*	*mg/L*	*mg/L*	*mg/L*	*ug/L*	*mg/L*	*mg/L*	*mg/L*	*mg/L*	*mg/L*	*mg/L*	*mg/L*	*mg/L*	*mg/L*	*mg/L*	*mg/L*	*mg/L*
2024-05-14	54	500	429	6.7	152	--	--	30	--	--	--	--	--	--	--	--	--	--	--	--	--	--	--	--	--	--	--
2024-05-21	55	500	440	6.6	174	25	41	41	--	0.36	--	--	--	--	--	--	--	--	<0.0030	88	0.069	0.0018	0.0052	0.0083	<0.00010	<0.050	<0.000010
2024-05-28	56	500	416	6.8	145	--	--	46	--	--	--	--	--	--	--	--	--	--	--	--	--	--	--	--	--	--	--
2024-06-04	57	500	446	6.8	120	24	38	50	--	0.27	--	--	--	--	--	--	--	--	<0.0030	78	0.063	0.0014	0.0049	0.0082	<0.00010	<0.050	<0.000010
2024-06-11	58	500	431	6.8	160	--	--	52	--	--	--	--	--	--	--	--	--	--	--	--	--	--	--	--	--	--	--
2024-06-18	59	500	435	6.5	134	23	35	61	--	0.24	--	--	--	--	--	--	--	--	<0.0030	78	0.055	0.0012	0.004	0.0089	<0.00010	<0.050	<0.000010
2024-06-25	60	500	432	6.5	182	--	--	36	--	--	--	--	--	--	--	--	--	--	--	--	--	--	--	--	--	--	--
2024-07-02	61	500	444	6.5	218	28	36	83	--	0.26	--	--	--	--	--	--	--	--	0.0076	94	0.051	0.0013	0.0035	0.011	<0.00010	<0.050	<0.000010
2024-07-09	62	500	443	6.4	159	--	--	60	--	--	--	--	--	--	--	--	--	--	--	--	--	--	--	--	--	--	--
2024-07-16	63	500	455	6.4	204	30	36	49	--	0.24	--	--	--	--	--	--	--	--	<0.0030	81	0.059	0.0012	0.0044	0.0086	<0.00010	<0.050	<0.000010
2024-07-23	64	500	442	6.3	168	--	--	68	--	--	--	--	--	--	--	--	--	--	--	--	--	--	--	--	--	--	--
2024-07-30	65	500	449	6.2	192	34	37	52	--	0.25	--	--	--	--	--	--	--	--	0.004	86	0.053	0.0011	0.0042	0.01	<0.00010	<0.050	<0.000010
2024-08-06	66	500	441	6.3	198	--	--	61	--	--	--	--	--	--	--	--	--	--	--	--	--	--	--	--	--	--	--
2024-08-13	67	500	445	6.1	162	38	34	46	--	0.24	--	--	--	--	--	--	--	--	<0.0030	77	0.048	0.001	0.0037	0.0083	<0.00010	<0.050	<0.000010
2024-08-20	68	500	438	6.3	193	--	--	72	--	--	--	--	--	--	--	--	--	--	--	--	--	--	--	--	--	--	--
2024-08-27	69	500	442	6.4	200	26	36	44	--	0.25	--	--	--	--	--	--	--	--	<0.0030	80	0.056	0.0011	0.0042	0.0085	<0.00010	<0.050	<0.000010
2024-09-03	70	500	441	6.5	211	--	--	49	--	--	--	--	--	--	--	--	--	--	--	--	--	--	--	--	--	--	--
2024-09-10	71	500	440	6.4	171	38	35	42	--	0.25	--	--	--	--	--	--	--	--	<0.0030	78	0.054	0.001	0.0039	0.008	<0.00010	<0.050	<0.000010
2024-09-17	72	500	430	6.5	171	--	--	55	--	--	--	--	--	--	--	--	--	--	--	--	--	--	--	--	--	--	--
2024-09-24	73	500	434	6.7	205	18	35	52	--	0.26	--	--	--	--	--	--	--	--	<0.0030	88	0.053	0.0011	0.004	0.0088	<0.00010	<0.050	<0.000010
2024-10-01	74	500	437	6.8	162	--	--	55	--	--	--	--	--	--	--	--	--	--	--	--	--	--	--	--	--	--	--
2024-10-08	75	500	448	6.8	169	16	33	51	--	0.21	--	--	--	--	--	--	--	--	<0.0030	71	0.052	0.00099	0.0046	0.0076	<0.00010	<0.050	<0.000010
2024-10-15	76	500	436	7.0	221	--	--	50	--	--	--	--	--	--	--	--	--	--	--	--	--	--	--	--	--	--	--
2024-10-22	77	500	440	6.7	147	17	35	53	--	0.23	--	--	--	--	--	--	--	--	<0.0030	88	0.062	0.001	0.0041	0.009	<0.00010	<0.050	<0.000010
2024-10-29	78	500	428	6.8	152	--	--	62	--	--	--	--	--	--	--	--	--	--	--	--	--	--	--	--	--	--	--
2024-11-05	79	500	434	6.8	231	19	38	64	--	0.31	--	--	--	--	--	--	--	--	<0.0030	96	0.051	0.0011	0.0042	0.011	<0.00010	<0.050	0.000014
2024-11-12	80	500	432	6.8	185	--	--	61	--	--	--	--	--	--	--	--	--	--	--	--	--	--	--	--	--	--	--
2024-11-19	81	500	445	6.7	182	21	33	45	--	0.21	--	--	--	--	--	--	--	--	<0.0030	79	0.054	0.00096	0.0038	0.0085	<0.00010	<0.050	0.00001
2024-11-26	82	500	438	6.6	183	--	--	45	--	--	--	--	--	--	--	--	--	--	--	--	--	--	--	--	--	--	--
2024-12-03	83	500	427	6.8	191	18	32	67	--	0.21	--	--	--	--	--	--	--	--	<0.0030	98	0.057	0.001	0.0039	0.011	<0.00010	<0.050	<0.000010

Table J-3: Whole Tailings Humidity Cell Results (HC-3)

Sample Date	Week Number	Calcium (Ca)	Chromium (Cr)	Cobalt (Co)	Copper (Cu)	Iron (Fe)	Lead (Pb)	Magnesium (Mg)	Mercury (Hg)	Molybdenum (Mo)	Nickel (Ni)	Potassium (K)	Selenium (Se)	Silver (Ag)	Sodium (Na)	Strontium (Sr)	Thallium (Tl)	Tungsten (W)	Uranium (U)	Vanadium (V)	Zinc (Zn)	Zirconium (Zr)
Units:	--	*mg/L*	*mg/L*	*mg/L*	*mg/L*	*mg/L*	*mg/L*	*mg/L*	*ug/L*	*mg/L*	*mg/L*	*mg/L*	*mg/L*	*mg/L*	*mg/L*	*mg/L*	*mg/L*	*mg/L*	*mg/L*	*mg/L*	*mg/L*	*mg/L*
2023-05-02	0	112	<0.0020	0.017	0.0062	0.18	<0.00040	5.4	0.0035	0.014	0.0026	37	0.0029	0.00012	300	0.27	<0.000020	<0.0020	0.0031	<0.010	<0.010	<0.00020
2023-05-09	1	77	<0.0010	0.0077	0.0018	0.11	<0.00020	4.1	<0.0019	0.013	0.0012	21	0.0017	<0.000020	115	0.18	0.000013	<0.0010	0.0038	<0.0050	<0.0050	<0.00010
2023-05-16	2	44	<0.0010	0.0033	0.0019	0.072	<0.00020	2.5	<0.0019	0.007	<0.0010	11	0.00098	<0.000020	46	0.096	<0.000010	<0.0010	0.0025	<0.0050	<0.0050	<0.00010
2023-05-23	3	43	<0.0010	0.0017	0.0013	0.035	<0.00020	2.4	<0.0019	0.0046	<0.0010	7.3	0.0009	<0.000020	26	0.073	<0.000010	<0.0010	0.0021	<0.0050	<0.0050	<0.00010
2023-05-30	4	53	<0.0010	0.0017	0.0015	0.048	<0.00020	2.8	<0.0019	0.0055	<0.0010	8.2	0.00092	<0.000020	23	0.095	<0.000010	<0.0010	0.0025	<0.0050	<0.0050	<0.00010
2023-06-06	5	48	<0.0010	0.0012	0.0059	0.044	<0.00020	2.4	<0.0019	0.0045	<0.0010	7.0	0.00093	<0.000020	15	0.077	<0.000010	<0.0010	0.0023	<0.0050	<0.0050	<0.00010
2023-06-13	6	38	<0.0010	0.00084	0.0012	0.047	<0.00020	1.9	<0.0019	0.0037	<0.0010	6.2	0.00083	<0.000020	9.5	0.06	<0.000010	<0.0010	0.0021	<0.0050	<0.0050	<0.00010
2023-06-20	7	38	<0.0010	0.00075	0.0012	0.046	<0.00020	1.7	<0.0019	0.0033	<0.0010	6.1	0.00077	<0.000020	7.3	0.059	<0.000010	<0.0010	0.0021	<0.0050	<0.0050	<0.00010
2023-06-27	8	33	<0.0010	0.00066	0.0011	0.046	<0.00020	1.6	<0.0019	0.003	<0.0010	6.2	0.0008	<0.000020	5.9	0.055	<0.000010	<0.0010	0.0019	<0.0050	<0.0050	<0.00010
2023-07-04	9	33	<0.0010	0.00062	0.0011	0.054	<0.00020	1.4	<0.0019	0.0029	<0.0010	6.3	0.00082	<0.000020	4.7	0.052	<0.000010	<0.0010	0.0019	<0.0050	<0.0050	<0.00010
2023-07-11	10	28	<0.0010	0.00049	0.00093	0.051	<0.00020	1.2	<0.0019	0.0029	<0.0010	5.5	0.00082	<0.000020	3.3	0.042	<0.000010	<0.0010	0.0016	<0.0050	<0.0050	<0.00010
2023-07-18	11	29	<0.0010	0.00047	0.0012	0.065	0.00024	1.1	<0.0019	0.0055	<0.0010	5.3	0.00076	<0.000020	2.8	0.044	<0.000010	<0.0010	0.0016	<0.0050	<0.0050	<0.00010
2023-07-25	12	30	<0.0010	0.00048	0.0011	0.059	0.0002	1.1	<0.0019	0.011	<0.0010	5.2	0.00071	<0.000020	2.3	0.043	<0.000010	<0.0010	0.0016	<0.0050	<0.0050	<0.00010
2023-08-01	13	36	<0.0010	0.00056	0.0011	0.044	<0.00020	1.5	<0.0019	0.019	<0.0010	6.4	0.00078	<0.000020	2.6	0.058	<0.000010	<0.0010	0.0021	<0.0050	<0.0050	<0.00010
2023-08-08	14	39	<0.0010	0.00053	0.00096	0.035	<0.00020	1.4	<0.0019	0.022	<0.0010	6.4	0.00072	<0.000020	2.3	0.056	<0.000010	<0.0010	0.002	<0.0050	<0.0050	<0.00010
2023-08-15	15	34	<0.0010	0.0005	0.001	0.041	<0.00020	1.3	<0.0019	0.023	<0.0010	6.0	0.00075	<0.000020	2.0	0.054	<0.000010	<0.0010	0.0021	<0.0050	<0.0050	<0.00010
2023-08-22	16	33	<0.0010	0.00047	0.0011	0.04	<0.00020	1.2	<0.0019	0.021	<0.0010	5.9	0.00064	<0.000020	1.7	0.052	<0.000010	<0.0010	0.0019	<0.0050	<0.0050	<0.00010
2023-08-29	17	33	<0.0010	0.00048	0.0011	0.032	<0.00020	1.1	<0.0019	0.021	<0.0010	5.9	0.00067	<0.000020	1.8	0.052	<0.000010	<0.0010	0.002	<0.0050	<0.0050	<0.00010
2023-09-05	18	28	<0.0010	0.00041	0.0014	0.092	0.00048	1.1	<0.0019	0.018	<0.0010	5.1	0.0006	<0.000020	1.4	0.045	<0.000010	<0.0010	0.0018	<0.0050	<0.0050	<0.00010
2023-09-12	19	34	<0.0010	0.00049	0.00092	0.033	<0.00020	1.2	<0.0019	0.02	<0.0010	6.0	0.00066	<0.000020	1.5	0.051	<0.000010	<0.0010	0.002	<0.0050	<0.0050	<0.00010
2023-09-19	20	30	<0.0010	0.00046	0.00094	0.026	<0.00020	1.2	<0.0019	0.02	<0.0010	5.9	0.00059	<0.000020	1.5	0.052	<0.000010	<0.0010	0.0021	<0.0050	<0.0050	<0.00010
2023-09-26	21	33	<0.0010	0.00044	0.0011	0.029	<0.00020	1.2	<0.0019	0.017	<0.0010	5.8	0.00057	<0.000020	1.3	0.048	<0.000010	<0.0010	0.0022	<0.0050	<0.0050	<0.00010
2023-10-03	22	39	<0.0010	0.00047	0.001	0.035	<0.00020	1.3	<0.0019	0.015	<0.0010	6.3	0.00052	<0.000020	1.4	0.056	<0.000010	<0.0010	0.0026	<0.0050	<0.0050	<0.00010
2023-10-10	23	35	<0.0010	0.00045	0.0009	0.025	<0.00020	1.1	<0.0019	0.014	<0.0010	5.6	0.00057	<0.000020	1.2	0.049	<0.000010	<0.0010	0.002	<0.0050	<0.0050	<0.00010
2023-10-17	24	--	--	--	--	--	--	--	--	--	--	--	--	--	--	--	--	--	--	--	--	--
2023-10-24	25	36	<0.0010	0.0004	0.0012	0.04	<0.00020	0.96	0.002	0.012	<0.0010	5.2	0.00047	<0.000020	1.0	0.045	<0.000010	<0.0010	0.0018	<0.0050	<0.0050	<0.00010
2023-10-31	26	--	--	--	--	--	--	--	--	--	--	--	--	--	--	--	--	--	--	--	--	--
2023-11-07	27	37	<0.0010	0.0004	0.0011	0.033	<0.00020	0.98	<0.0019	0.011	<0.0010	5.2	0.00045	<0.000020	1.0	0.049	<0.000010	<0.0010	0.0018	<0.0050	<0.0050	<0.00010
2023-11-14	28	--	--	--	--	--	--	--	--	--	--	--	--	--	--	--	--	--	--	--	--	--
2023-11-21	29	41	<0.0010	0.0005	0.00098	0.03	<0.00020	1.1	<0.0019	0.012	<0.0010	5.9	0.00049	<0.000020	1.0	0.058	<0.000010	<0.0010	0.0021	<0.0050	<0.0050	<0.00010
2023-11-28	30	--	--	--	--	--	--	--	--	--	--	--	--	--	--	--	--	--	--	--	--	--
2023-12-05	31	38	<0.0010	0.00039	0.00089	0.03	<0.00020	0.97	<0.0019	0.0084	<0.0010	5.6	0.00037	<0.000020	0.91	0.049	<0.000010	<0.0010	0.0021	<0.0050	<0.0050	<0.00010
2023-12-12	32	--	--	--	--	--	--	--	--	--	--	--	--	--	--	--	--	--	--	--	--	--
2023-12-19	33	35	<0.0010	0.00035	0.00091	0.031	<0.00020	0.86	<0.0019	0.0076	<0.0010	5.3	0.00043	<0.000020	0.86	0.045	<0.000010	<0.0010	0.0019	<0.0050	<0.0050	<0.00010
2023-12-26	34	--	--	--	--	--	--	--	--	--	--	--	--	--	--	--	--	--	--	--	--	--
2024-01-02	35	36	<0.0010	0.00034	0.00082	0.034	<0.00020	0.8	<0.0019	0.0078	<0.0010	5.6	0.00055	<0.000020	0.82	0.048	<0.000010	<0.0010	0.002	<0.0050	<0.0050	<0.00010
2024-01-09	36	--	--	--	--	--	--	--	--	--	--	--	--	--	--	--	--	--	--	--	--	--
2024-01-16	37	26	<0.0010	0.00024	0.0011	0.041	<0.00020	0.54	<0.0019	0.0049	<0.0010	4.1	0.00046	<0.000020	0.68	0.032	<0.000010	<0.0010	0.0014	<0.0050	<0.0050	<0.00010
2024-01-23	38	--	--	--	--	--	--	--	--	--	--	--	--	--	--	--	--	--	--	--	--	--
2024-01-30	39	27	0.004	0.00038	0.0012	0.094	<0.00020	0.57	<0.0019	0.0045	0.27	4.4	0.0005	<0.000020	0.75	0.034	0.000011	<0.0010	0.0014	<0.0050	<0.0050	<0.00010
2024-02-06	40	--	--	--	--	--	--	--	--	--	--	--	--	--	--	--	--	--	--	--	--	--
2024-02-13	41	24	<0.0010	0.00022	0.00089	0.053	0.0002	0.49	<0.0019	0.0038	<0.0010	3.9	0.00044	<0.000020	0.64	0.028	<0.000010	<0.0010	0.0011	<0.0050	<0.0050	<0.00010
2024-02-20	42	--	--	--	--	--	--	--	--	--	--	--	--	--	--	--	--	--	--	--	--	--
2024-02-27	43	26	<0.0010	0.00027	0.00079	0.035	<0.00020	0.56	<0.0019	0.004	<0.0010	4.2	0.00047	<0.000020	1.1	0.031	<0.000010	<0.0010	0.0013	<0.0050	<0.0050	<0.00010
2024-03-05	44	--	--	--	--	--	--	--	--	--	--	--	--	--	--	--	--	--	--	--	--	--
2024-03-12	45	24	<0.0010	0.00023	0.00075	0.038	0.00023	0.48	<0.0019	0.0032	<0.0010	3.9	0.00047	<0.000020	0.65	0.029	<0.000010	<0.0010	0.0012	<0.0050	<0.0050	<0.00010
2024-03-19	46	--	--	--	--	--	--	--	--	--	--	--	--	--	--	--	--	--	--	--	--	--
2024-03-26	47	24	<0.0010	0.00024	0.0011	0.083	0.00034	0.48	<0.0019	0.0028	<0.0010	3.9	0.00051	<0.000020	0.64	0.028	<0.000010	<0.0010	0.0012	<0.0050	<0.0050	<0.00010
2024-04-02	48	--	--	--	--	--	--	--	--	--	--	--	--	--	--	--	--	--	--	--	--	--
2024-04-09	49	22	0.001	<0.00020	0.0014	0.091	0.00043	0.4	<0.0019	0.0021	<0.0010	3.4	0.00047	<0.000020	0.56	0.023	<0.000010	<0.0010	0.00099	<0.0050	<0.0050	<0.00010
2024-04-16	50	--	--	--	--	--	--	--	--	--	--	--	--	--	--	--	--	--	--	--	--	--
2024-04-23	51	24	<0.0010	0.00023	0.0011	0.031	<0.00020	0.42	<0.0019	0.0023	<0.0010	3.8	0.00047	<0.000020	0.6	0.027	<0.000010	<0.0010	0.0012	<0.0050	<0.0050	0.00018
2024-04-30	52	--	--	--	--	--	--	--	--	--	--	--	--	--	--	--	--	--	--	--	--	--
2024-05-07	53	25	<0.0010	0.00023	0.00079	0.036	<0.00020	0.48	<0.0019	0.0021	<0.0010	3.9	0.00049	<0.000020	0.63	0.028	<0.000010	<0.0010	0.0013	<0.0050	<0.0050	<0.00010

Table J-3: Whole Tailings Humidity Cell Results (HC-3)

Sample Date	Week Number	Calcium (Ca)	Chromium (Cr)	Cobalt (Co)	Copper (Cu)	Iron (Fe)	Lead (Pb)	Magnesium (Mg)	Mercury (Hg)	Molybdenum (Mo)	Nickel (Ni)	Potassium (K)	Selenium (Se)	Silver (Ag)	Sodium (Na)	Strontium (Sr)	Thallium (Tl)	Tungsten (W)	Uranium (U)	Vanadium (V)	Zinc (Zn)	Zirconium (Zr)
Units:	--	*mg/L*	*mg/L*	*mg/L*	*mg/L*	*mg/L*	*mg/L*	*mg/L*	*ug/L*	*mg/L*	*mg/L*	*mg/L*	*mg/L*	*mg/L*	*mg/L*	*mg/L*	*mg/L*	*mg/L*	*mg/L*	*mg/L*	*mg/L*	*mg/L*
2024-05-14	54	--	--	--	--	--	--	--	--	--	--	--	--	--	--	--	--	--	--	--	--	--
2024-05-21	55	34	<0.0010	0.00032	0.0011	0.042	<0.00020	0.63	<0.0019	0.0023	<0.0010	4.7	0.00055	<0.000020	0.78	0.038	<0.000010	<0.0010	0.0016	<0.0050	<0.0050	<0.00010
2024-05-28	56	--	--	--	--	--	--	--	--	--	--	--	--	--	--	--	--	--	--	--	--	--
2024-06-04	57	30	<0.0010	0.00029	0.00097	0.031	<0.00020	0.54	<0.0019	0.0017	<0.0010	4.1	0.00049	<0.000020	0.59	0.036	<0.000010	<0.0010	0.0014	<0.0050	<0.0050	<0.00010
2024-06-11	58	--	--	--	--	--	--	--	--	--	--	--	--	--	--	--	--	--	--	--	--	--
2024-06-18	59	31	<0.0010	0.00029	0.00087	0.025	<0.00020	0.55	<0.0019	0.0016	<0.0010	3.9	0.00041	<0.000020	0.57	0.036	<0.000010	<0.0010	0.0011	<0.0050	<0.0050	<0.00010
2024-06-25	60	--	--	--	--	--	--	--	--	--	--	--	--	--	--	--	--	--	--	--	--	--
2024-07-02	61	37	<0.0010	0.00038	0.00097	0.03	<0.00020	0.6	<0.0019	0.0022	<0.0010	4.5	0.00049	<0.000020	0.62	0.042	0.000012	<0.0010	0.0014	<0.0050	<0.0050	<0.00010
2024-07-09	62	--	--	--	--	--	--	--	--	--	--	--	--	--	--	--	--	--	--	--	--	--
2024-07-16	63	32	<0.0010	0.0003	0.00083	0.022	<0.00020	0.53	<0.0019	0.0023	<0.0010	4.0	0.00039	<0.000020	0.53	0.037	<0.000010	<0.0010	0.0013	<0.0050	<0.0050	<0.00010
2024-07-23	64	--	--	--	--	--	--	--	--	--	--	--	--	--	--	--	--	--	--	--	--	--
2024-07-30	65	34	0.0018	0.00032	0.00088	0.034	<0.00020	0.57	<0.0019	0.0036	0.0013	4.0	0.00036	<0.000020	0.55	0.038	<0.000010	<0.0010	0.0013	<0.0050	<0.0050	<0.00010
2024-08-06	66	--	--	--	--	--	--	--	--	--	--	--	--	--	--	--	--	--	--	--	--	--
2024-08-13	67	30	<0.0010	0.00024	0.00091	0.025	<0.00020	0.47	<0.0019	0.0049	<0.0010	3.7	0.00033	<0.000020	0.49	0.033	<0.000010	<0.0010	0.0011	<0.0050	<0.0050	<0.00010
2024-08-20	68	--	--	--	--	--	--	--	--	--	--	--	--	--	--	--	--	--	--	--	--	--
2024-08-27	69	31	<0.0010	0.00026	0.0032	0.03	<0.00020	0.49	<0.0019	0.0078	<0.0010	4.0	0.00038	<0.000020	0.49	0.035	0.000011	<0.0010	0.0012	<0.0050	<0.0050	<0.00010
2024-09-03	70	--	--	--	--	--	--	--	--	--	--	--	--	--	--	--	--	--	--	--	--	--
2024-09-10	71	30	<0.0010	0.00023	0.0011	0.05	<0.00020	0.48	<0.0019	0.0075	<0.0010	3.6	0.00036	<0.000020	0.48	0.034	<0.000010	<0.0010	0.0012	<0.0050	<0.0050	<0.00010
2024-09-17	72	--	--	--	--	--	--	--	--	--	--	--	--	--	--	--	--	--	--	--	--	--
2024-09-24	73	34	<0.0010	0.0003	0.0011	0.03	<0.00020	0.47	<0.0019	0.01	<0.0010	3.9	0.00041	<0.000020	0.5	0.034	<0.000010	<0.0010	0.0011	<0.0050	<0.0050	<0.00010
2024-10-01	74	--	--	--	--	--	--	--	--	--	--	--	--	--	--	--	--	--	--	--	--	--
2024-10-08	75	28	<0.0010	0.00024	0.00071	0.029	<0.00020	0.42	<0.0019	0.0094	<0.0010	3.6	0.00038	<0.000020	0.44	0.032	<0.000010	<0.0010	0.00094	<0.0050	<0.0050	<0.00010
2024-10-15	76	--	--	--	--	--	--	--	--	--	--	--	--	--	--	--	--	--	--	--	--	--
2024-10-22	77	34	<0.0010	0.00025	0.00088	0.022	<0.00020	0.5	<0.0019	0.0099	<0.0010	4.0	0.00038	<0.000020	0.51	0.038	0.000011	<0.0010	0.00096	<0.0050	<0.0050	<0.00010
2024-10-29	78	--	--	--	--	--	--	--	--	--	--	--	--	--	--	--	--	--	--	--	--	--
2024-11-05	79	38	<0.0010	0.00025	0.00058	0.027	<0.00020	0.5	<0.0019	0.012	<0.0010	4.2	0.0004	<0.000020	0.46	0.042	0.00001	<0.0010	0.0012	<0.0050	<0.0050	<0.00010
2024-11-12	80	--	--	--	--	--	--	--	--	--	--	--	--	--	--	--	--	--	--	--	--	--
2024-11-19	81	31	<0.0010	0.00023	0.00078	0.026	<0.00020	0.47	<0.0019	0.012	<0.0010	3.5	0.00039	<0.000020	0.47	0.035	0.00001	<0.0010	0.00086	<0.0050	<0.0050	<0.00010
2024-11-26	82	--	--	--	--	--	--	--	--	--	--	--	--	--	--	--	--	--	--	--	--	--
2024-12-03	83	38	<0.0010	0.00032	0.00084	0.029	<0.00020	0.62	<0.0019	0.015	<0.0010	3.9	0.00039	<0.000020	0.58	0.041	0.000011	<0.0010	0.0011	<0.0050	<0.0050	<0.00010

Table J-4: Whole Tailings Humidity Cell Results (HC-4)

Sample Date	Week Number	Input Vol. (DI Water)	Output Vol. (Leachate)	pH	EC	Acidity (to pH 8.3)	Alkalinity (to pH 4.5)	Sulphate	Chloride	Fluoride	Nitrate (NO_3 as N)	Nitrite (NO_2 as N)	Total CN	WAD CN	Free CN	Total Cyanate (CNO)	Thiocyanate	Total Ammonia	Dissolved Phosphorous	Hardness (as $CaCO_3$)	Aluminum (Al)	Antimony (Sb)	Arsenic (As)	Barium (Ba)	Beryllium (Be)	Boron (B)
Units:	--	*mL*	*mL*	*pH Units*	*µS/cm*	*mg $CaCO_3$/L*	*mg $CaCO_3$/L*	*mg/L*	*mg/L*	*mg/L*	*mg/L*	*mg/L*	*mg/L*	*mg/L*	*ug/L*	*mg/L*	*mg/L*	*mg/L*	*mg/L*	*mg/L*	*mg/L*	*mg/L*	*mg/L*	*mg/L*	*mg/L*	*mg/L*
2023-05-02	0	750	349	6.5	1502	33	37	774	33	0.53	0.15	0.12	0.017	0.0098	10	<0.050	14	1.5	0.0038	289	0.056	<0.0010	0.0039	0.019	<0.00020	<0.10
2023-05-09	1	500	449	6.2	1287	48	49	497	10	<0.050	0.22	0.064	0.02	0.013	13	0.92	6.3	0.21	0.0065	205	0.057	0.00076	0.006	0.011	<0.00010	<0.050
2023-05-16	2	500	440	6.8	640	20	48	360	3.4	<0.050	0.13	0.052	0.17	0.031	7.9	0.97	<0.20	0.21	0.0034	149	0.076	0.00086	0.0065	0.0093	<0.00010	<0.050
2023-05-23	3	500	432	6.7	360	23	47	170	0.6	<0.050	0.036	0.038	0.031	0.015	6.8	0.16	<0.20	0.12	<0.0030	111	0.055	0.00068	0.0047	0.0064	<0.00010	<0.050
2023-05-30	4	500	460	6.6	355	31	55	112	<0.50	<0.050	0.034	0.014	0.082	0.0077	5.0	<0.10	<0.20	0.17	<0.0030	106	0.066	0.00075	0.0049	0.0091	<0.00010	<0.050
2023-06-06	5	500	458	6.8	326	26	59	152	<0.50	<0.050	0.021	<0.0050	0.036	0.0018	4.7	<0.10	<0.20	0.099	<0.0030	153	0.054	0.00077	0.0053	0.015	<0.00010	<0.050
2023-06-13	6	500	454	6.6	476	35	67	181	<0.50	<0.050	<0.020	<0.0050	0.034	<0.0020	<2.0	<0.10	<0.20	0.077	<0.0030	172	0.042	0.00068	0.0043	0.021	<0.00010	<0.050
2023-06-20	7	500	466	6.7	330	25	65	159	<0.50	<0.050	<0.020	<0.0050	0.019	<0.0020	5.9	<0.050	<0.20	0.024	<0.0030	177	0.044	0.00062	0.0038	0.021	<0.00010	<0.050
2023-06-27	8	500	450	6.5	464	32	69	180	0.92	<0.050	<0.020	<0.0050	0.035	<0.0020	3.8	<0.10	<0.20	0.071	<0.0030	172	0.045	0.00063	0.0034	0.021	<0.00010	<0.050
2023-07-04	9	500	462	6.5	321	34	68	148	<0.50	<0.050	<0.020	<0.0050	0.034	<0.0020	2.8	<0.10	<0.20	0.31	<0.0030	175	0.041	0.00056	0.0034	0.021	<0.00010	<0.050
2023-07-11	10	500	450	6.5	426	32	68	111	<0.50	<0.050	<0.020	<0.0050	0.0094	0.0079	4.2	<0.050	<0.20	0.15	<0.0030	148	0.045	0.00052	0.0032	0.019	<0.00010	<0.050
2023-07-18	11	500	462	6.4	376	42	68	103	<0.50	<0.050	<0.020	<0.0050	0.036	0.0025	8.7	<0.050	<0.20	0.062	<0.0030	145	0.052	<0.00050	0.0035	0.019	<0.00010	<0.050
2023-07-25	12	500	463	6.4	321	50	73	130	<0.50	<0.050	--	--	--	--	--	--	--	--	<0.0030	152	0.046	<0.00050	0.0034	0.021	<0.00010	<0.050
2023-08-01	13	500	468	6.4	311	64	82	114	<0.50	<0.050	--	--	--	--	--	--	--	--	<0.0030	165	0.047	<0.00050	0.0032	0.024	<0.00010	<0.050
2023-08-08	14	500	461	6.6	426	27	75	96	<0.50	<0.050	--	--	--	--	--	--	--	--	<0.0030	171	0.042	<0.00050	0.003	0.022	<0.00010	<0.050
2023-08-15	15	500	452	6.6	334	24	70	62	<0.50	<0.050	--	--	--	--	--	--	--	--	<0.0030	142	0.042	<0.00050	0.0029	0.021	<0.00010	<0.050
2023-08-22	16	500	430	6.6	353	31	72	84	<0.50	<0.050	--	--	--	--	--	--	--	--	<0.0030	155	0.041	<0.00050	0.0032	0.022	<0.00010	<0.050
2023-08-29	17	500	447	6.6	425	30	71	90	<0.50	<0.050	--	--	--	--	--	--	--	--	<0.0030	162	0.047	<0.00050	0.0031	0.024	<0.00010	<0.050
2023-09-05	18	500	435	6.4	318	36	68	88	<0.50	<0.050	--	--	--	--	--	--	--	--	<0.0030	165	0.041	<0.00050	0.0026	0.026	<0.00010	<0.050
2023-09-12	19	500	486	6.6	266	34	74	102	<0.50	<0.050	--	--	--	--	--	--	--	--	<0.0030	155	0.043	<0.00050	0.0025	0.023	<0.00010	<0.050
2023-09-19	20	500	454	6.5	377	36	70	114	<0.50	<0.050	--	--	--	--	--	--	--	--	<0.0030	145	0.039	<0.00050	0.0025	0.024	<0.00010	<0.050
2023-09-26	21	500	463	6.5	309	36	69	113	<0.50	<0.050	<0.020	<0.0050	--	--	--	--	--	--	<0.0030	145	0.044	<0.00050	0.0024	0.023	<0.00010	<0.050
2023-10-03	22	500	487	6.4	397	29	71	128	<0.50	<0.050	<0.020	<0.0050	--	--	--	--	--	--	<0.0030	152	0.047	<0.00050	0.0023	0.025	<0.00010	<0.050
2023-10-10	23	500	440	6.6	304	28	67	119	<0.50	<0.050	<0.020	0.0056	--	--	--	--	--	--	<0.0030	150	0.047	<0.00050	0.0025	0.024	<0.00010	<0.050
2023-10-17	24	500	400	6.5	239	--	--	101	--	--	<0.020	<0.0050	--	--	--	--	--	--	--	--	--	--	--	--	--	--
2023-10-24	25	500	409	6.4	284	29	59	91	--	--	--	--	0.023	<0.0025	<2.0	--	--	<0.015	<0.0030	132	0.039	<0.00050	0.002	0.021	<0.00010	<0.050
2023-10-31	26	500	415	6.4	295	--	--	96	--	--	--	--	--	--	--	--	--	--	--	--	--	--	--	--	--	--
2023-11-07	27	500	406	6.8	262	23	50	101	--	--	--	--	0.039	0.0087	<2.0	--	--	0.027	<0.0030	129	0.03	<0.00050	0.0014	0.022	<0.00010	<0.050
2023-11-14	28	500	403	6.7	225	--	--	76	--	--	--	--	--	--	--	--	--	--	--	--	--	--	--	--	--	--
2023-11-21	29	500	405	6.7	214	29	53	101	--	--	--	--	0.031	0.0027	<2.0	--	--	0.078	<0.0030	126	0.049	<0.00050	0.002	0.021	<0.00010	<0.050
2023-11-28	30	500	443	6.7	294	--	--	109	--	--	--	--	--	--	--	--	--	--	--	--	--	--	--	--	--	--
2023-12-05	31	500	444	6.6	228	43	70	112	--	--	--	--	0.031	0.0044	<2.0	--	--	0.026	<0.0030	137	0.036	<0.00050	0.0017	0.024	<0.00010	<0.050
2023-12-12	32	500	445	6.4	309	--	--	106	--	--	--	--	--	--	--	--	--	--	--	--	--	--	--	--	--	--
2023-12-19	33	500	438	6.4	348	61	74	112	--	--	--	--	0.019	<0.0025	<2.0	--	--	<0.015	<0.0030	140	0.038	<0.00050	0.0015	0.025	<0.00010	<0.050
2023-12-26	34	500	446	6.9	263	--	--	125	--	--	--	--	--	--	--	--	--	--	--	--	--	--	--	--	--	--
2024-01-02	35	500	444	6.6	325	34	64	107	--	--	--	--	0.017	<0.0025	<2.0	--	--	0.031	<0.0030	146	0.048	<0.00050	0.0018	0.025	<0.00010	<0.050
2024-01-09	36	500	444	6.6	222	--	--	88	--	--	--	--	--	--	--	--	--	--	--	--	--	--	--	--	--	--
2024-01-16	37	500	433	6.6	319	46	71	152	--	--	--	--	0.02	<0.0025	<2.0	--	--	<0.015	<0.0030	144	0.037	<0.00050	0.0015	0.029	<0.00010	<0.050
2024-01-23	38	500	424	6.7	319	--	--	125	--	--	--	--	--	--	--	--	--	--	--	--	--	--	--	--	--	--
2024-01-30	39	500	425	6.6	291	27	54	103	--	--	--	--	0.015	<0.0025	<2.0	--	--	0.086	<0.0030	121	0.042	<0.00050	0.0013	0.022	<0.00010	<0.050
2024-02-06	40	500	424	6.7	257	--	--	84	--	--	--	--	--	--	--	--	--	--	--	--	--	--	--	--	--	--
2024-02-13	41	500	442	6.8	308	24	55	97	--	--	--	--	0.014	<0.0025	<2.0	--	--	0.052	<0.0030	139	0.039	<0.00050	0.0012	0.025	<0.00010	<0.050
2024-02-20	42	500	439	6.8	350	--	--	94	--	--	--	--	--	--	--	--	--	--	--	--	--	--	--	--	--	--
2024-02-27	43	500	431	6.8	383	18	52	128	--	--	--	--	0.01	<0.0025	<2.0	--	--	0.036	<0.0030	151	0.029	<0.00050	0.00088	0.025	<0.00010	<0.050
2024-03-05	44	500	450	6.7	334	--	--	122	--	--	--	--	--	--	--	--	--	--	--	--	--	--	--	--	--	--
2024-03-12	45	500	432	6.7	274	23	52	125	--	--	--	--	0.013	<0.0025	<2.0	--	--	0.041	<0.0030	152	0.038	<0.00050	0.00097	0.02	<0.00010	<0.050
2024-03-19	46	500	465	6.7	419	--	--	168	--	--	--	--	--	--	--	--	--	--	--	--	--	--	--	--	--	--
2024-03-26	47	500	444	6.8	347	25	57	159	--	--	--	--	--	--	--	--	--	--	<0.0030	180	0.028	<0.00050	0.00089	0.022	<0.00010	<0.050
2024-04-02	48	500	448	6.8	394	--	--	153	--	--	--	--	--	--	--	--	--	--	--	--	--	--	--	--	--	--
2024-04-09	49	500	416	6.8	420	27	61	176	--	--	--	--	--	--	--	--	--	--	<0.0030	195	0.025	<0.00050	0.001	0.021	<0.00010	<0.050
2024-04-16	50	500	443	6.7	350	--	--	171	--	--	--	--	--	--	--	--	--	--	--	--	--	--	--	--	--	--
2024-04-23	51	500	440	7.1	325	25	70	172	--	--	--	--	--	--	--	--	--	--	<0.0030	190	0.015	<0.00050	0.00086	0.024	<0.00010	<0.050
2024-04-30	52	500	425	6.8	420	--	--	137	--	--	--	--	--	--	--	--	--	--	--	--	--	--	--	--	--	--
2024-05-07	53	500	438	6.8	347	30	67	137	--	--	--	--	--	--	--	--	--	--	<0.0030	181	0.023	<0.00050	0.00085	0.022	<0.00010	<0.050

Table J-4: Whole Tailings Humidity Cell Results (HC-4)

Sample Date	Week Number	Input Vol. (DI Water)	Output Vol. (Leachate)	pH	EC	Acidity (to pH 8.3)	Alkalinity (to pH 4.5)	Sulphate	Chloride	Fluoride	Nitrate (NO_3 as N)	Nitrite (NO_2 as N)	Total CN	WAD CN	Free CN	Total Cyanate (CNO)	Thiocyanate	Total Ammonia	Dissolved Phosphorous	Hardness (as $CaCO_3$)	Aluminum (Al)	Antimony (Sb)	Arsenic (As)	Barium (Ba)	Beryllium (Be)	Boron (B)
Units:	--	*mL*	*mL*	*pH Units*	*µS/cm*	*mg $CaCO_3$/L*	*mg $CaCO_3$/L*	*mg/L*	*mg/L*	*mg/L*	*mg/L*	*mg/L*	*mg/L*	*mg/L*	*ug/L*	*mg/L*	*mg/L*	*mg/L*	*mg/L*	*mg/L*	*mg/L*	*mg/L*	*mg/L*	*mg/L*	*mg/L*	*mg/L*
2024-05-14	54	500	437	6.8	381	--	--	123	--	--	--	--	--	--	--	--	--	--	--	--	--	--	--	--	--	--
2024-05-21	55	500	435	6.8	376	29	65	138	--	--	--	--	--	--	--	--	--	--	<0.0030	210	0.026	<0.00050	0.0011	0.023	<0.00010	<0.050
2024-05-28	56	500	474	6.9	286	--	--	113	--	--	--	--	--	--	--	--	--	--	--	--	--	--	--	--	--	--
2024-06-04	57	500	444	7.0	221	26	66	121	--	--	--	--	--	--	--	--	--	--	<0.0030	149	0.027	<0.00050	0.00085	0.019	<0.00010	<0.050
2024-06-11	58	500	435	7.0	283	--	--	103	--	--	--	--	--	--	--	--	--	--	--	--	--	--	--	--	--	--
2024-06-18	59	500	440	6.8	226	27	61	95	--	--	--	--	--	--	--	--	--	--	<0.0030	140	0.026	<0.00050	0.00093	0.02	<0.00010	<0.050
2024-06-25	60	500	437	6.6	270	--	--	26	--	--	--	--	--	--	--	--	--	--	--	--	--	--	--	--	--	--
2024-07-02	61	500	442	6.6	327	35	59	115	--	--	--	--	--	--	--	--	--	--	<0.0030	145	0.027	<0.00050	0.00081	0.021	<0.00010	<0.050
2024-07-09	62	500	440	6.5	257	--	--	102	--	--	--	--	--	--	--	--	--	--	--	--	--	--	--	--	--	--
2024-07-16	63	500	454	6.6	345	31	61	94	--	--	--	--	--	--	--	--	--	--	<0.0030	146	0.023	<0.00050	0.00071	0.021	<0.00010	<0.050
2024-07-23	64	500	445	6.4	277	--	--	103	--	--	--	--	--	--	--	--	--	--	--	--	--	--	--	--	--	--
2024-07-30	65	500	446	6.4	291	43	63	99	--	--	--	--	--	--	--	--	--	--	<0.0030	134	0.022	<0.00050	0.00084	0.021	<0.00010	<0.050
2024-08-06	66	500	444	6.4	309	--	--	93	--	--	--	--	--	--	--	--	--	--	--	--	--	--	--	--	--	--
2024-08-13	67	500	445	6.3	258	44	61	77	--	--	--	--	--	--	--	--	--	--	<0.0030	127	0.021	<0.00050	0.00088	0.022	<0.00010	<0.050
2024-08-20	68	500	441	6.5	268	--	--	88	--	--	--	--	--	--	--	--	--	--	--	--	--	--	--	--	--	--
2024-08-27	69	500	442	6.6	303	29	60	68	--	--	--	--	--	--	--	--	--	--	<0.0030	130	0.024	<0.00050	0.00086	0.021	<0.00010	<0.050
2024-09-03	70	500	443	6.7	325	--	--	84	--	--	--	--	--	--	--	--	--	--	--	--	--	--	--	--	--	--
2024-09-10	71	500	442	6.8	285	34	59	131	--	--	--	--	--	--	--	--	--	--	<0.0030	135	0.017	<0.00050	0.00086	0.021	<0.00010	<0.050
2024-09-17	72	500	436	6.6	245	--	--	74	--	--	--	--	--	--	--	--	--	--	--	--	--	--	--	--	--	--
2024-09-24	73	500	438	6.8	302	24	58	83	--	--	--	--	--	--	--	--	--	--	<0.0030	139	0.028	<0.00050	0.0009	0.02	<0.00010	<0.050
2024-10-01	74	500	440	6.9	228	--	--	82	--	--	--	--	--	--	--	--	--	--	--	--	--	--	--	--	--	--
2024-10-08	75	500	463	7.0	278	23	57	89	--	--	--	--	--	--	--	--	--	--	<0.0030	124	0.028	<0.00050	0.00076	0.021	<0.00010	<0.050
2024-10-15	76	500	437	7.1	312	--	--	91	--	--	--	--	--	--	--	--	--	--	--	--	--	--	--	--	--	--
2024-10-22	77	500	440	6.8	225	25	59	77	--	--	--	--	--	--	--	--	--	--	<0.0030	136	0.021	<0.00050	0.00081	0.024	<0.00010	<0.050
2024-10-29	78	500	438	6.9	210	--	--	79	--	--	--	--	--	--	--	--	--	--	--	--	--	--	--	--	--	--
2024-11-05	79	500	435	6.8	316	26	56	92	--	--	--	--	--	--	--	--	--	--	<0.0030	133	0.024	<0.00050	0.00073	0.023	<0.00010	<0.050
2024-11-12	80	500	435	6.9	279	--	--	80	--	--	--	--	--	--	--	--	--	--	--	--	--	--	--	--	--	--
2024-11-19	81	500	434	6.7	271	22	56	66	--	--	--	--	--	--	--	--	--	--	0.0052	120	0.021	<0.00050	0.00061	0.02	<0.00010	<0.050
2024-11-26	82	500	438	6.7	265	--	--	125	--	--	--	--	--	--	--	--	--	--	--	--	--	--	--	--	--	--
2024-12-03	83	500	438	6.8	255	17	53	88	--	--	--	--	--	--	--	--	--	--	<0.0030	127	0.032	<0.00050	0.00076	0.022	<0.00010	<0.050

Table J-4: Whole Tailings Humidity Cell Results (HC-4)

Sample Date	Week Number	Cadmium (Cd)	Calcium (Ca)	Chromium (Cr)	Cobalt (Co)	Copper (Cu)	Iron (Fe)	Lead (Pb)	Magnesium (Mg)	Mercury (Hg)	Molybdenum (Mo)	Nickel (Ni)	Potassium (K)	Selenium (Se)	Silver (Ag)	Sodium (Na)	Strontium (Sr)	Thallium (Tl)	Tungsten (W)	Uranium (U)	Vanadium (V)	Zinc (Zn)	Zirconium (Zr)
Units:	--	*mg/L*	*mg/L*	*mg/L*	*mg/L*	*mg/L*	*mg/L*	*mg/L*	*mg/L*	*ug/L*	*mg/L*	*mg/L*	*mg/L*	*mg/L*	*mg/L*	*mg/L*	*mg/L*	*mg/L*	*mg/L*	*mg/L*	*mg/L*	*mg/L*	*mg/L*
2023-05-02	0	<0.000020	103	<0.0020	0.021	0.029	0.043	<0.00040	7.5	0.0021	0.012	0.0054	36	0.0013	0.00011	286	0.19	0.000022	<0.0020	0.00022	<0.010	<0.010	<0.00020
2023-05-09	1	<0.000010	70	<0.0010	0.011	0.0021	0.039	<0.00020	7.1	0.002	0.011	0.0032	23	0.00066	<0.000020	135	0.13	0.000018	<0.0010	0.00023	<0.0050	<0.0050	<0.00010
2023-05-16	2	<0.000010	49	<0.0010	0.0073	0.0034	0.039	<0.00020	6.6	<0.0019	0.01	0.0024	16	0.00054	<0.000020	78	0.1	0.000012	<0.0010	0.00018	<0.0050	<0.0050	<0.00010
2023-05-23	3	<0.000010	35	<0.0010	0.003	0.0019	0.027	<0.00020	5.7	<0.0019	0.0063	0.0014	8.7	0.00045	<0.000020	35	0.061	<0.000010	<0.0010	0.00012	<0.0050	<0.0050	<0.00010
2023-05-30	4	<0.000010	34	<0.0010	0.0019	0.0017	0.024	<0.00020	5.3	<0.0019	0.005	0.0013	7.2	0.00039	<0.000020	20	0.064	<0.000010	<0.0010	0.00011	<0.0050	<0.0050	<0.00010
2023-06-06	5	<0.000010	50	<0.0010	0.0023	0.0017	0.013	<0.00020	7.3	<0.0019	0.0036	0.0019	11	0.00031	<0.000020	12	0.086	<0.000010	<0.0010	0.00014	<0.0050	<0.0050	<0.00010
2023-06-13	6	<0.000010	57	<0.0010	0.0023	0.0012	0.0079	<0.00020	7.5	<0.0019	0.0027	0.0024	19	0.00023	<0.000020	7.4	0.096	<0.000010	<0.0010	0.00017	<0.0050	<0.0050	<0.00010
2023-06-20	7	<0.000010	59	<0.0010	0.0022	0.0011	0.01	<0.00020	7.0	<0.0019	0.0026	0.0022	21	0.00021	<0.000020	4.9	0.096	<0.000010	<0.0010	0.00016	<0.0050	<0.0050	<0.00010
2023-06-27	8	<0.000010	57	<0.0010	0.0022	0.00097	0.012	<0.00020	7.3	<0.0019	0.0028	0.0022	23	0.00021	<0.000020	3.8	0.095	0.000012	<0.0010	0.00016	<0.0050	<0.0050	<0.00010
2023-07-04	9	<0.000010	59	<0.0010	0.002	0.00091	0.012	<0.00020	7.0	<0.0019	0.0028	0.0022	22	0.00018	<0.000020	2.9	0.088	0.000012	<0.0010	0.00016	<0.0050	<0.0050	<0.00010
2023-07-11	10	<0.000010	50	<0.0010	0.0015	0.00083	0.013	<0.00020	5.7	<0.0019	0.0026	0.0017	19	0.0002	<0.000020	2.1	0.071	<0.000010	<0.0010	0.00012	<0.0050	<0.0050	<0.00010
2023-07-18	11	<0.000010	49	<0.0010	0.0015	0.00094	0.013	<0.00020	5.3	<0.0019	0.0027	0.0015	18	0.00021	<0.000020	1.8	0.071	0.000011	<0.0010	0.00013	<0.0050	<0.0050	<0.00010
2023-07-25	12	<0.000010	52	<0.0010	0.0016	0.00092	0.013	<0.00020	5.5	<0.0019	0.0026	0.0018	19	0.00022	<0.000020	1.6	0.07	0.000013	<0.0010	0.00014	<0.0050	<0.0050	<0.00010
2023-08-01	13	<0.000010	56	<0.0010	0.0016	0.00085	0.011	<0.00020	6.2	<0.0019	0.0027	0.0018	20	0.00024	<0.000020	1.7	0.078	0.000013	<0.0010	0.00014	<0.0050	<0.0050	<0.00010
2023-08-08	14	<0.000010	58	<0.0010	0.0017	0.00082	0.011	<0.00020	6.0	<0.0019	0.0025	0.0019	20	0.00023	<0.000020	1.5	0.072	<0.000010	<0.0010	0.00014	<0.0050	<0.0050	<0.00010
2023-08-15	15	<0.000010	48	<0.0010	0.0014	0.0028	0.0096	<0.00020	5.2	<0.0019	0.0023	0.0016	18	0.00023	<0.000020	1.3	0.063	0.000011	<0.0010	0.00013	<0.0050	<0.0050	<0.00010
2023-08-22	16	<0.000010	53	<0.0010	0.0014	0.00074	0.011	<0.00020	5.4	<0.0019	0.0024	0.0014	20	0.00026	<0.000020	1.3	0.069	0.000014	<0.0010	0.00014	<0.0050	<0.0050	<0.00010
2023-08-29	17	<0.000010	56	<0.0010	0.0014	0.00094	0.011	<0.00020	5.6	<0.0019	0.0024	0.0016	21	0.00026	<0.000020	1.4	0.071	0.000014	<0.0010	0.00015	<0.0050	<0.0050	<0.00010
2023-09-05	18	<0.000010	57	<0.0010	0.0017	0.00084	0.013	<0.00020	5.8	<0.0019	0.0023	0.0019	20	0.00024	<0.000020	1.3	0.073	0.000014	<0.0010	0.0002	<0.0050	<0.0050	<0.00010
2023-09-12	19	<0.000010	54	<0.0010	0.0013	0.00062	0.014	<0.00020	4.9	<0.0019	0.0022	0.0014	19	0.00026	<0.000020	1.1	0.063	0.000014	<0.0010	0.00012	<0.0050	<0.0050	<0.00010
2023-09-19	20	<0.000010	50	<0.0010	0.0012	0.00062	0.0097	<0.00020	4.8	<0.0019	0.0022	0.0013	19	0.00025	<0.000020	1.1	0.064	0.000012	<0.0010	0.00012	<0.0050	<0.0050	<0.00010
2023-09-26	21	<0.000010	51	<0.0010	0.0011	0.00062	0.011	<0.00020	4.5	<0.0019	0.0021	0.0012	18	0.00025	<0.000020	1.0	0.055	0.000013	<0.0010	0.00012	<0.0050	<0.0050	<0.00010
2023-10-03	22	<0.000010	53	<0.0010	0.0012	0.00057	0.012	<0.00020	4.8	<0.0019	0.0021	0.0012	18	0.00025	<0.000020	1.1	0.056	0.000014	<0.0010	0.00012	<0.0050	<0.0050	<0.00010
2023-10-10	23	<0.000010	52	<0.0010	0.0012	0.00066	0.012	<0.00020	4.7	<0.0019	0.0022	0.0012	18	0.00027	<0.000020	1.1	0.054	0.000015	<0.0010	0.00011	<0.0050	0.34	<0.00010
2023-10-17	24	--	--	--	--	--	--	--	--	--	--	--	--	--	--	--	--	--	--	--	--	--	--
2023-10-24	25	<0.000010	46	<0.0010	0.00086	0.00069	0.011	<0.00020	3.9	<0.0019	0.0018	<0.0010	15	0.00024	<0.000020	0.87	0.043	0.000012	<0.0010	<0.00010	<0.0050	<0.0050	<0.00010
2023-10-31	26	--	--	--	--	--	--	--	--	--	--	--	--	--	--	--	--	--	--	--	--	--	--
2023-11-07	27	<0.000010	46	<0.0010	0.00078	0.00065	0.013	<0.00020	3.3	<0.0019	0.0016	<0.0010	15	0.00023	<0.000020	0.75	0.041	0.000013	<0.0010	<0.00010	<0.0050	<0.0050	<0.00010
2023-11-14	28	--	--	--	--	--	--	--	--	--	--	--	--	--	--	--	--	--	--	--	--	--	--
2023-11-21	29	<0.000010	44	<0.0010	0.0008	0.0007	0.0096	<0.00020	3.7	<0.0019	0.0017	<0.0010	15	0.00033	<0.000020	0.8	0.045	0.000014	<0.0010	<0.00010	<0.0050	<0.0050	<0.00010
2023-11-28	30	--	--	--	--	--	--	--	--	--	--	--	--	--	--	--	--	--	--	--	--	--	--
2023-12-05	31	0.000018	48	<0.0010	0.00093	0.00074	0.061	<0.00020	4.0	<0.0019	0.0016	0.0014	15	0.00048	<0.000020	0.83	0.043	0.000017	<0.0010	0.0001	<0.0050	<0.0050	<0.00010
2023-12-12	32	--	--	--	--	--	--	--	--	--	--	--	--	--	--	--	--	--	--	--	--	--	--
2023-12-19	33	<0.000010	50	<0.0010	0.00084	0.00077	0.011	<0.00020	3.9	<0.0019	0.0014	0.0013	14	0.00025	<0.000020	0.8	0.044	0.000015	<0.0010	<0.00010	<0.0050	<0.0050	<0.00010
2023-12-26	34	--	--	--	--	--	--	--	--	--	--	--	--	--	--	--	--	--	--	--	--	--	--
2024-01-02	35	<0.000010	52	<0.0010	0.00086	0.00066	0.0082	<0.00020	3.9	<0.0019	0.0013	0.0013	15	0.00027	<0.000020	0.75	0.047	0.000016	<0.0010	<0.00010	<0.0050	<0.0050	<0.00010
2024-01-09	36	--	--	--	--	--	--	--	--	--	--	--	--	--	--	--	--	--	--	--	--	--	--
2024-01-16	37	<0.000010	52	<0.0010	0.00089	0.00091	0.0089	<0.00020	3.6	<0.0019	0.0013	0.0013	14	0.00028	<0.000020	0.75	0.043	0.000018	<0.0010	<0.00010	<0.0050	<0.0050	<0.00010
2024-01-23	38	--	--	--	--	--	--	--	--	--	--	--	--	--	--	--	--	--	--	--	--	--	--
2024-01-30	39	<0.000010	44	<0.0010	0.00069	0.00064	0.0085	<0.00020	2.9	<0.0019	0.001	0.0011	12	0.00022	<0.000020	0.56	0.036	0.000017	<0.0010	<0.00010	<0.0050	<0.0050	<0.00010
2024-02-06	40	--	--	--	--	--	--	--	--	--	--	--	--	--	--	--	--	--	--	--	--	--	--
2024-02-13	41	<0.000010	51	<0.0010	0.00079	0.00046	0.0077	<0.00020	3.2	<0.0019	0.0017	0.0013	13	0.00035	<0.000020	0.68	0.039	0.00002	<0.0010	<0.00010	<0.0050	<0.0050	<0.00010
2024-02-20	42	--	--	--	--	--	--	--	--	--	--	--	--	--	--	--	--	--	--	--	--	--	--
2024-02-27	43	<0.000010	55	<0.0010	0.00087	0.00059	0.0065	<0.00020	3.4	<0.0019	0.0015	0.0016	13	0.00033	<0.000020	0.91	0.04	0.000023	<0.0010	<0.00010	<0.0050	<0.0050	<0.00010
2024-03-05	44	--	--	--	--	--	--	--	--	--	--	--	--	--	--	--	--	--	--	--	--	--	--
2024-03-12	45	<0.000010	56	<0.0010	0.001	0.00074	0.0065	<0.00020	3.2	<0.0019	0.0013	0.0018	12	0.00024	<0.000020	0.62	0.039	0.000021	<0.0010	<0.00010	<0.0050	<0.0050	<0.00010
2024-03-19	46	--	--	--	--	--	--	--	--	--	--	--	--	--	--	--	--	--	--	--	--	--	--
2024-03-26	47	<0.000010	66	<0.0010	0.0012	0.00069	0.007	<0.00020	3.9	<0.0019	0.0015	0.0021	13	0.00021	<0.000020	0.7	0.045	0.000026	<0.0010	<0.00010	<0.0050	<0.0050	<0.00010
2024-04-02	48	--	--	--	--	--	--	--	--	--	--	--	--	--	--	--	--	--	--	--	--	--	--
2024-04-09	49	<0.000010	72	<0.0010	0.0013	0.00076	0.0088	<0.00020	3.9	<0.0019	0.0018	0.0022	14	0.00023	<0.000020	0.73	0.045	0.000027	<0.0010	<0.00010	<0.0050	<0.0050	<0.00010
2024-04-16	50	--	--	--	--	--	--	--	--	--	--	--	--	--	--	--	--	--	--	--	--	--	--
2024-04-23	51	<0.000010	70	<0.0010	0.0013	0.00085	0.0068	<0.00020	3.6	<0.0019	0.0019	0.0025	14	0.00021	<0.000020	0.71	0.046	0.000028	<0.0010	<0.00010	<0.0050	<0.0050	<0.00010
2024-04-30	52	--	--	--	--	--	--	--	--	--	--	--	--	--	--	--	--	--	--	--	--	--	--
2024-05-07	53	<0.000010	67	<0.0010	0.0012	0.00068	0.0084	<0.00020	3.5	<0.0019	0.0021	0.0025	14	0.00025	<0.000020	0.71	0.043	0.000027	<0.0010	<0.00010	<0.0050	<0.0050	<0.00010

Table J-4: Whole Tailings Humidity Cell Results (HC-4)

Sample Date	Week Number	Cadmium (Cd)	Calcium (Ca)	Chromium (Cr)	Cobalt (Co)	Copper (Cu)	Iron (Fe)	Lead (Pb)	Magnesium (Mg)	Mercury (Hg)	Molybdenum (Mo)	Nickel (Ni)	Potassium (K)	Selenium (Se)	Silver (Ag)	Sodium (Na)	Strontium (Sr)	Thallium (Tl)	Tungsten (W)	Uranium (U)	Vanadium (V)	Zinc (Zn)	Zirconium (Zr)
Units:	--	*mg/L*	*mg/L*	*mg/L*	*mg/L*	*mg/L*	*mg/L*	*mg/L*	*mg/L*	*ug/L*	*mg/L*	*mg/L*	*mg/L*	*mg/L*	*mg/L*	*mg/L*	*mg/L*	*mg/L*	*mg/L*	*mg/L*	*mg/L*	*mg/L*	*mg/L*
2024-05-14	54	--	--	--	--	--	--	--	--	--	--	--	--	--	--	--	--	--	--	--	--	--	--
2024-05-21	55	<0.000010	78	<0.0010	0.0011	0.00085	0.009	<0.00020	3.9	<0.0019	0.002	0.0023	15	0.00029	<0.000020	0.79	0.048	0.00003	<0.0010	<0.00010	<0.0050	<0.0050	<0.00010
2024-05-28	56	--	--	--	--	--	--	--	--	--	--	--	--	--	--	--	--	--	--	--	--	--	--
2024-06-04	57	<0.000010	55	<0.0010	0.00079	0.00077	0.0072	<0.00020	2.9	<0.0019	0.0019	0.0016	11	0.00027	<0.000020	0.57	0.038	0.000024	<0.0010	<0.00010	<0.0050	<0.0050	<0.00010
2024-06-11	58	--	--	--	--	--	--	--	--	--	--	--	--	--	--	--	--	--	--	--	--	--	--
2024-06-18	59	<0.000010	51	<0.0010	0.00064	0.00068	0.0059	<0.00020	2.7	<0.0019	0.0017	0.0013	11	0.00027	<0.000020	0.55	0.036	0.000023	<0.0010	<0.00010	<0.0050	<0.0050	<0.00010
2024-06-25	60	--	--	--	--	--	--	--	--	--	--	--	--	--	--	--	--	--	--	--	--	--	--
2024-07-02	61	0.00001	53	<0.0010	0.00069	0.00065	0.0063	<0.00020	2.8	<0.0019	0.0016	0.0014	11	0.00031	<0.000020	0.6	0.037	0.000028	<0.0010	<0.00010	<0.0050	<0.0050	<0.00010
2024-07-09	62	--	--	--	--	--	--	--	--	--	--	--	--	--	--	--	--	--	--	--	--	--	--
2024-07-16	63	<0.000010	54	<0.0010	0.00085	0.00061	0.0063	<0.00020	2.9	<0.0019	0.0016	0.0017	11	0.00028	<0.000020	0.55	0.036	0.000026	<0.0010	<0.00010	<0.0050	<0.0050	<0.00010
2024-07-23	64	--	--	--	--	--	--	--	--	--	--	--	--	--	--	--	--	--	--	--	--	--	--
2024-07-30	65	<0.000010	49	<0.0010	0.00071	0.00072	<0.0050	<0.00020	2.9	<0.0019	0.0014	0.0014	9.9	0.00027	<0.000020	0.52	0.033	0.000023	<0.0010	<0.00010	<0.0050	<0.0050	<0.00010
2024-08-06	66	--	--	--	--	--	--	--	--	--	--	--	--	--	--	--	--	--	--	--	--	--	--
2024-08-13	67	<0.000010	47	<0.0010	0.00064	0.0012	0.0057	<0.00020	2.3	<0.0019	0.0013	0.0014	9.3	0.00026	<0.000020	0.45	0.032	0.000025	<0.0010	<0.00010	<0.0050	<0.0050	<0.00010
2024-08-20	68	--	--	--	--	--	--	--	--	--	--	--	--	--	--	--	--	--	--	--	--	--	--
2024-08-27	69	<0.000010	48	<0.0010	0.0006	0.0036	<0.0050	<0.00020	2.4	<0.0019	0.0013	0.0012	9.5	0.0003	<0.000020	0.47	0.031	0.000025	<0.0010	<0.00010	<0.0050	<0.0050	<0.00010
2024-09-03	70	--	--	--	--	--	--	--	--	--	--	--	--	--	--	--	--	--	--	--	--	--	--
2024-09-10	71	<0.000010	50	<0.0010	0.00064	0.00081	<0.0050	<0.00020	2.7	<0.0019	0.0013	0.0013	9.6	0.0003	<0.000020	0.52	0.032	0.000024	<0.0010	<0.00010	<0.0050	<0.0050	<0.00010
2024-09-17	72	--	--	--	--	--	--	--	--	--	--	--	--	--	--	--	--	--	--	--	--	--	--
2024-09-24	73	<0.000010	52	<0.0010	0.00055	0.00067	<0.0050	<0.00020	2.4	<0.0019	0.0013	0.001	9.6	0.00033	<0.000020	0.45	0.029	0.000026	<0.0010	<0.00010	<0.0050	<0.0050	<0.00010
2024-10-01	74	--	--	--	--	--	--	--	--	--	--	--	--	--	--	--	--	--	--	--	--	--	--
2024-10-08	75	<0.000010	45	<0.0010	0.00058	0.00055	<0.0050	<0.00020	2.6	<0.0019	0.0013	0.0011	9.3	0.00036	<0.000020	0.48	0.031	0.000026	<0.0010	<0.00010	<0.0050	<0.0050	<0.00010
2024-10-15	76	--	--	--	--	--	--	--	--	--	--	--	--	--	--	--	--	--	--	--	--	--	--
2024-10-22	77	<0.000010	50	<0.0010	0.00051	0.00062	<0.0050	<0.00020	2.6	<0.0019	0.0012	<0.0010	9.5	0.00032	<0.000020	0.48	0.032	0.000028	<0.0010	<0.00010	<0.0050	<0.0050	<0.00010
2024-10-29	78	--	--	--	--	--	--	--	--	--	--	--	--	--	--	--	--	--	--	--	--	--	--
2024-11-05	79	<0.000010	49	<0.0010	0.00049	0.00045	<0.0050	<0.00020	2.7	<0.0019	0.0012	0.001	9.6	0.00034	<0.000020	0.44	0.033	0.000027	<0.0010	<0.00010	<0.0050	<0.0050	<0.00010
2024-11-12	80	--	--	--	--	--	--	--	--	--	--	--	--	--	--	--	--	--	--	--	--	--	--
2024-11-19	81	<0.000010	44	<0.0010	0.00054	0.00056	<0.0050	<0.00020	2.4	<0.0019	0.0011	<0.0010	8.5	0.00037	<0.000020	0.44	0.028	0.000025	<0.0010	<0.00010	<0.0050	<0.0050	<0.00010
2024-11-26	82	--	--	--	--	--	--	--	--	--	--	--	--	--	--	--	--	--	--	--	--	--	--
2024-12-03	83	<0.000010	47	<0.0010	0.00052	0.00068	<0.0050	<0.00020	2.6	<0.0019	0.0012	<0.0010	9.0	0.00035	<0.000020	0.48	0.029	0.000025	<0.0010	<0.00010	<0.0050	<0.0050	<0.00010

Table J-5: Whole Tailings Humidity Cell Results (HC-5)

Sample Date	Week Number	Input Vol. (DI Water)	Output Vol. (Leachate)	pH	EC	Acidity (to pH 8.3)	Alkalinity (to pH 4.5)	Sulphate	Chloride	Fluoride	Nitrate (NO_3 as N)	Nitrite (NO_2 as N)	Total CN	WAD CN	Free CN	Total Cyanate (CNO)	Thiocyanate	Total Ammonia	Dissolved Phosphorous	Hardness (as $CaCO_3$)	Aluminum (Al)	Antimony (Sb)	Arsenic (As)	Barium (Ba)	Beryllium (Be)	Boron (B)	Cadmium (Cd)
Units:	--	*mL*	*mL*	*pH Units*	*µS/cm*	*mg $CaCO_3$/L*	*mg $CaCO_3$/L*	*mg/L*	*mg/L*	*mg/L*	*mg/L*	*mg/L*	*mg/L*	*mg/L*	*ug/L*	*mg/L*	*mg/L*	*mg/L*	*mg/L*	*mg/L*	*mg/L*	*mg/L*	*mg/L*	*mg/L*	*mg/L*	*mg/L*	*mg/L*
2023-05-02	0	750	457	6.3	986	33	49	1085	44	<0.050	0.14	0.09	0.022	0.0022	4.2	2.0	110	0.17	0.0064	146	0.03	0.0007	0.024	0.0091	<0.00010	<0.050	0.000021
2023-05-09	1	500	453	6.3	706	50	65	232	25	<0.050	0.22	0.026	0.47	0.014	12	0.73	30	0.18	0.017	144	0.03	0.00056	0.024	0.0072	<0.00010	<0.050	<0.000010
2023-05-16	2	500	474	7.1	495	17	60	234	1.2	<0.050	<0.020	0.0067	0.022	0.0088	3.9	1.8	0.23	0.47	0.0096	159	0.031	0.00052	0.027	0.0084	<0.00010	<0.050	<0.000010
2023-05-23	3	500	466	6.8	404	22	52	207	<0.50	<0.050	0.022	<0.0050	0.039	0.009	4.7	<0.10	<0.20	0.42	0.0044	169	0.023	<0.00050	0.016	0.0076	<0.00010	<0.050	0.000012
2023-05-30	4	500	460	6.6	517	31	49	185	<0.50	<0.050	<0.020	<0.0050	0.12	0.0033	<2.0	0.4	<0.20	0.17	0.0045	187	0.027	<0.00050	0.015	0.0075	<0.00010	<0.050	0.000013
2023-06-06	5	500	460	6.7	393	25	52	232	<0.50	<0.050	<0.020	<0.0050	0.065	0.0018	4.4	0.34	<0.20	0.12	<0.0030	196	0.025	<0.00050	0.015	0.008	<0.00010	<0.050	0.00001
2023-06-13	6	500	471	6.5	465	32	52	180	<0.50	<0.050	<0.020	<0.0050	0.069	0.0038	2.7	<0.10	<0.20	0.11	0.0039	183	0.024	<0.00050	0.013	0.0075	<0.00010	<0.050	0.000012
2023-06-20	7	500	470	6.5	330	24	49	159	<0.50	<0.050	<0.020	0.0069	0.05	<0.0020	5.4	0.31	<0.20	0.062	<0.0030	195	0.025	<0.00050	0.012	0.0082	<0.00010	<0.050	0.000015
2023-06-27	8	500	458	6.5	491	29	54	219	<0.50	<0.050	<0.020	<0.0050	0.049	<0.0020	2.8	0.31	<0.20	0.11	0.0035	211	0.023	<0.00050	0.012	0.0093	<0.00010	<0.050	0.000016
2023-07-04	9	500	470	6.3	332	31	45	175	<0.50	<0.050	<0.020	<0.0050	0.04	<0.0020	2.6	<0.10	<0.20	0.42	<0.0030	199	0.025	<0.00050	0.011	0.0098	<0.00010	<0.050	0.000014
2023-07-11	10	500	461	6.4	484	30	49	165	<0.50	<0.050	<0.020	<0.0050	0.013	0.0082	4.7	0.39	<0.20	0.066	<0.0030	197	0.02	<0.00050	0.01	0.011	<0.00010	<0.050	0.000016
2023-07-18	11	500	469	6.4	478	41	50	154	<0.50	<0.050	<0.020	<0.0050	0.042	0.0028	5.7	0.44	<0.20	0.14	<0.0030	202	0.022	<0.00050	0.011	0.013	<0.00010	<0.050	0.000017
2023-07-25	12	500	466	6.3	370	46	49	187	<0.50	<0.050	--	--	--	--	--	--	--	--	<0.0030	190	0.02	<0.00050	0.0092	0.013	<0.00010	<0.050	0.000015
2023-08-01	13	500	467	6.3	332	63	59	120	<0.50	<0.050	--	--	--	--	--	--	--	--	<0.0030	193	0.022	<0.00050	0.0093	0.016	<0.00010	<0.050	0.000017
2023-08-08	14	500	481	6.4	459	22	50	124	<0.50	<0.050	--	--	--	--	--	--	--	--	0.0039	196	0.02	<0.00050	0.0083	0.017	<0.00010	<0.050	0.000015
2023-08-15	15	500	458	6.4	331	24	47	80	<0.50	<0.050	--	--	--	--	--	--	--	--	<0.0030	156	0.023	<0.00050	0.0089	0.017	<0.00010	<0.050	0.000016
2023-08-22	16	500	457	6.5	352	27	52	86	<0.50	<0.050	--	--	--	--	--	--	--	--	<0.0030	168	0.019	<0.00050	0.0086	0.02	<0.00010	<0.050	0.000015
2023-08-29	17	500	464	6.3	421	27	50	95	<0.50	<0.050	--	--	--	--	--	--	--	--	<0.0030	170	0.021	<0.00050	0.01	0.022	<0.00010	<0.050	0.000019
2023-09-05	18	500	458	6.3	292	30	45	90	<0.50	<0.050	--	--	--	--	--	--	--	--	<0.0030	159	0.024	<0.00050	0.0085	0.021	<0.00010	<0.050	0.000018
2023-09-12	19	500	491	6.5	257	32	56	69	<0.50	<0.050	--	--	--	--	--	--	--	--	<0.0030	151	0.019	<0.00050	0.0085	0.022	<0.00010	<0.050	0.000017
2023-09-19	20	500	453	6.3	345	31	46	121	<0.50	<0.050	--	--	--	--	--	--	--	--	<0.0030	150	0.021	<0.00050	0.0087	0.023	<0.00010	<0.050	0.000019
2023-09-26	21	500	465	6.3	314	31	47	140	<0.50	<0.050	<0.020	<0.0050	--	--	--	--	--	--	<0.0030	154	0.021	<0.00050	0.0073	0.024	<0.00010	<0.050	0.000016
2023-10-03	22	500	494	6.3	401	28	53	154	<0.50	<0.050	<0.020	<0.0050	--	--	--	--	--	--	<0.0030	155	0.019	<0.00050	0.0084	0.027	<0.00010	<0.050	0.000019
2023-10-10	23	500	449	6.3	305	23	42	130	<0.50	<0.050	<0.020	<0.0050	--	--	--	--	--	--	<0.0030	157	0.025	<0.00050	0.008	0.026	<0.00010	<0.050	0.000014
2023-10-17	24	500	410	6.4	262	--	--	116	--	--	<0.020	<0.0050	--	--	--	--	--	--	--	--	--	--	--	--	--	--	--
2023-10-24	25	500	413	6.3	284	27	43	113	--	--	--	--	0.024	<0.0025	<2.0	<0.10	--	0.025	<0.0030	152	0.017	<0.00050	0.0058	0.023	<0.00010	<0.050	0.000016
2023-10-31	26	500	429	6.3	345	--	--	141	--	--	--	--	--	--	--	--	--	--	--	--	--	--	--	--	--	--	--
2023-11-07	27	500	420	6.7	329	22	42	171	--	--	--	--	0.033	<0.0025	<2.0	<0.05	--	0.031	<0.0030	172	0.011	<0.00050	0.0042	0.027	<0.00010	<0.050	0.000023
2023-11-14	28	500	440	6.6	293	--	--	151	--	--	--	--	--	--	--	--	--	--	--	--	--	--	--	--	--	--	--
2023-11-21	29	500	411	6.6	266	27	44	171	--	--	--	--	0.039	0.0027	<2.0	<0.10	--	0.09	<0.0030	165	0.015	<0.00050	0.0058	0.029	<0.00010	<0.050	0.000019
2023-11-28	30	500	442	6.5	376	--	--	148	--	--	--	--	--	--	--	--	--	--	--	--	--	--	--	--	--	--	--
2023-12-05	31	500	444	6.5	275	41	48	123	--	--	--	--	0.038	0.0053	<2.0	<0.050	--	0.033	<0.0030	167	0.013	<0.00050	0.0056	0.031	<0.00010	<0.050	0.000026
2023-12-12	32	500	444	6.3	349	--	--	120	--	--	--	--	--	--	--	--	--	--	--	--	--	--	--	--	--	--	--
2023-12-19	33	500	438	6.3	406	59	55	123	--	--	--	--	0.0024	<0.0025	<2.0	<0.10	--	0.11	0.0096	168	0.012	<0.00050	0.0061	0.033	<0.00010	<0.050	0.000023
2023-12-26	34	500	439	6.7	292	--	--	210	--	--	--	--	--	--	--	--	--	--	--	--	--	--	--	--	--	--	--
2024-01-02	35	500	440	6.6	360	28	45	148	--	--	--	--	0.03	<0.0025	<2.0	0.07	--	0.1	<0.0030	163	0.018	<0.00050	0.0059	0.026	<0.00010	<0.050	0.000021
2024-01-09	36	500	439	6.6	257	--	--	150	--	--	--	--	--	--	--	--	--	--	--	--	--	--	--	--	--	--	--
2024-01-16	37	500	432	6.5	374	43	52	176	--	--	--	--	0.031	0.0032	<2.0	0.08	--	0.1	<0.0030	176	0.012	<0.00050	0.0046	0.031	<0.00010	<0.050	0.000025
2024-01-23	38	500	423	6.6	373	--	--	209	--	--	--	--	--	--	--	--	--	--	--	--	--	--	--	--	--	--	--
2024-01-30	39	500	437	6.6	418	27	44	129	--	--	--	--	0.021	<0.0025	<2.0	0.071	--	0.071	0.0034	180	0.015	<0.00050	0.0042	0.029	<0.00010	<0.050	0.000026
2024-02-06	40	500	432	6.7	387	--	--	182	--	--	--	--	--	--	--	--	--	--	--	--	--	--	--	--	--	--	--
2024-02-13	41	500	444	6.7	401	23	44	172	--	--	--	--	0.026	<0.0025	<2.0	0.061	--	0.026	<0.0030	186	0.012	<0.00050	0.0039	0.035	<0.00010	<0.050	0.000026
2024-02-20	42	500	431	6.7	524	--	--	205	--	--	--	--	--	--	--	--	--	--	--	--	--	--	--	--	--	--	--
2024-02-27	43	500	431	6.8	462	19	43	199	--	--	--	--	0.021	<0.0025	<2.0	<0.050	--	0.019	<0.0030	190	0.013	<0.00050	0.0038	0.031	<0.00010	<0.050	0.000027
2024-03-05	44	500	445	6.7	376	--	--	173	--	--	--	--	--	--	--	--	--	--	--	--	--	--	--	--	--	--	--
2024-03-12	45	500	436	6.7	344	23	43	180	--	--	--	--	--	--	--	<0.050	--	0.043	<0.0030	188	0.016	<0.00050	0.0039	0.03	<0.00010	<0.050	0.00003
2024-03-19	46	500	450	6.6	431	--	--	172	--	--	--	--	--	--	--	--	--	--	--	--	--	--	--	--	--	--	--
2024-03-26	47	500	437	6.7	349	25	41	177	--	--	--	--	--	--	--	--	--	--	<0.0030	179	0.013	<0.00050	0.0035	0.03	<0.00010	<0.050	0.000025
2024-04-02	48	500	455	6.7	416	--	--	170	--	--	--	--	--	--	--	--	--	--	--	--	--	--	--	--	--	--	--
2024-04-09	49	500	406	6.7	458	25	48	213	--	--	--	--	--	--	--	--	--	--	<0.0030	218	0.009	<0.00050	0.0034	0.038	<0.00010	<0.050	0.00003
2024-04-16	50	500	430	6.6	371	--	--	211	--	--	--	--	--	--	--	--	--	--	--	--	--	--	--	--	--	--	--
2024-04-23	51	500	437	6.9	360	25	50	223	--	--	--	--	--	--	--	--	--	--	<0.0030	204	0.0087	<0.00050	0.0032	0.039	<0.00010	<0.050	0.000027
2024-04-30	52	500	430	6.7	509	--	--	195	--	--	--	--	--	--	--	--	--	--	--	--	--	--	--	--	--	--	--
2024-05-07	53	500	431	6.7	414	30	49	207	--	--	--	--	--	--	--	--	--	--	<0.0030	218	0.011	<0.00050	0.0034	0.04	<0.00010	<0.050	0.000029
2024-05-14	54	500	435	6.7	456	--	--	175	--	--	--	--	--	--	--	--	--	--	--	--	--	--	--	--	--	--	--

Table J-5: Whole Tailings Humidity Cell Results (HC-5)

Sample Date	Week Number	Input Vol. (DI Water)	Output Vol. (Leachate)	pH	EC	Acidity (to pH 8.3)	Alkalinity (to pH 4.5)	Sulphate	Chloride	Fluoride	Nitrate (NO_3 as N)	Nitrite (NO_2 as N)	Total CN	WAD CN	Free CN	Total Cyanate (CNO)	Thiocyanate	Total Ammonia	Dissolved Phosphorous	Hardness (as $CaCO_3$)	Aluminum (Al)	Antimony (Sb)	Arsenic (As)	Barium (Ba)	Beryllium (Be)	Boron (B)	Cadmium (Cd)
Units:	--	*mL*	*mL*	*pH Units*	*µS/cm*	*mg $CaCO_3$/L*	*mg $CaCO_3$/L*	*mg/L*	*mg/L*	*mg/L*	*mg/L*	*mg/L*	*mg/L*	*mg/L*	*ug/L*	*mg/L*	*mg/L*	*mg/L*	*mg/L*	*mg/L*	*mg/L*	*mg/L*	*mg/L*	*mg/L*	*mg/L*	*mg/L*	*mg/L*
2024-05-21	55	500	451	6.6	477	28	43	233	--	--	--	--	--	--	--	--	--	--	<0.0030	260	0.015	<0.00050	0.0036	0.04	<0.00010	<0.050	0.000031
2024-05-28	56	500	451	6.7	378	--	--	207	--	--	--	--	--	--	--	--	--	--	--	--	--	--	--	--	--	--	--
2024-06-04	57	500	437	6.8	301	28	46	178	--	--	--	--	--	--	--	--	--	--	<0.0030	209	0.011	<0.00050	0.0036	0.035	<0.00010	<0.050	0.000027
2024-06-11	58	500	431	6.9	398	--	--	226	--	--	--	--	--	--	--	--	--	--	--	--	--	--	--	--	--	--	--
2024-06-18	59	500	448	6.5	309	27	42	189	--	--	--	--	--	--	--	--	--	--	<0.0030	186	0.01	<0.00050	0.0032	0.035	<0.00010	<0.050	0.000024
2024-06-25	60	500	431	6.5	386	--	--	208	--	--	--	--	--	--	--	--	--	--	--	--	--	--	--	--	--	--	--
2024-07-02	61	500	440	6.5	507	33	42	237	--	--	--	--	--	--	--	--	--	--	<0.0030	236	0.011	<0.00050	0.0032	0.039	<0.00010	<0.050	0.000029
2024-07-09	62	500	444	6.5	379	--	--	217	--	--	--	--	--	--	--	--	--	--	--	--	--	--	--	--	--	--	--
2024-07-16	63	500	466	6.4	458	32	43	178	--	--	--	--	--	--	--	--	--	--	<0.0030	195	0.0089	<0.00050	0.0029	0.033	<0.00010	<0.050	0.000024
2024-07-23	64	500	443	6.3	340	--	--	176	--	--	--	--	--	--	--	--	--	--	--	--	--	--	--	--	--	--	--
2024-07-30	65	500	441	6.3	386	36	41	175	--	--	--	--	--	--	--	--	--	--	<0.0030	182	0.014	<0.00050	0.0031	0.028	<0.00010	<0.050	0.000023
2024-08-06	66	500	441	6.3	404	--	--	178	--	--	--	--	--	--	--	--	--	--	--	--	--	--	--	--	--	--	--
2024-08-13	67	500	438	6.3	339	38	40	156	--	--	--	--	--	--	--	--	--	--	<0.0030	171	0.012	<0.00050	0.0027	0.027	<0.00010	<0.050	0.000024
2024-08-20	68	500	448	6.3	412	--	--	206	--	--	--	--	--	--	--	--	--	--	--	--	--	--	--	--	--	--	--
2024-08-27	69	500	439	6.4	454	28	39	156	--	--	--	--	--	--	--	--	--	--	<0.0030	199	0.01	<0.00050	0.0029	0.031	<0.00010	<0.050	0.000028
2024-09-03	70	500	442	6.6	505	--	--	200	--	--	--	--	--	--	--	--	--	--	--	--	--	--	--	--	--	--	--
2024-09-10	71	500	436	6.6	382	28	39	154	--	--	--	--	--	--	--	--	--	--	<0.0030	195	0.017	<0.00050	0.00086	0.021	<0.00010	<0.050	<0.000010
2024-09-17	72	500	426	6.5	412	--	--	205	--	--	--	--	--	--	--	--	--	--	--	--	--	--	--	--	--	--	--
2024-09-24	73	500	432	6.7	518	24	42	254	--	--	--	--	--	--	--	--	--	--	<0.0030	240	0.011	<0.00050	0.0026	0.031	<0.00010	<0.050	0.000035
2024-10-01	74	500	436	6.7	393	--	--	245	--	--	--	--	--	--	--	--	--	--	--	--	--	--	--	--	--	--	--
2024-10-08	75	500	459	6.8	449	22	39	195	--	--	--	--	--	--	--	--	--	--	<0.0030	205	0.01	<0.00050	0.0024	0.026	<0.00010	<0.050	0.000028
2024-10-15	76	500	439	6.9	546	--	--	226	--	--	--	--	--	--	--	--	--	--	--	--	--	--	--	--	--	--	--
2024-10-22	77	500	438	6.6	376	25	39	213	--	--	--	--	--	--	--	--	--	--	<0.0030	238	0.011	<0.00050	0.0023	0.03	<0.00010	<0.050	0.000031
2024-10-29	78	500	427	6.7	380	--	--	222	--	--	--	--	--	--	--	--	--	--	--	--	--	--	--	--	--	--	--
2024-11-05	79	500	430	6.7	600	26	43	248	--	--	--	--	--	--	--	--	--	--	<0.0030	279	0.0073	<0.00050	0.0023	0.034	<0.00010	<0.050	0.000049
2024-11-12	80	500	434	6.8	480	--	--	224	--	--	--	--	--	--	--	--	--	--	--	--	--	--	--	--	--	--	--
2024-11-19	81	500	436	6.6	466	24	39	187	--	--	--	--	--	--	--	--	--	--	<0.0030	227	0.0072	<0.00050	0.0022	0.03	<0.00010	<0.050	0.000045
2024-11-26	82	500	438	6.6	457	--	--	204	--	--	--	--	--	--	--	--	--	--	--	--	--	--	--	--	--	--	--
2024-12-03	83	500	430	6.7	473	28	37	255	--	--	--	--	--	--	--	--	--	--	<0.0030	268	0.012	<0.00050	0.0022	0.034	<0.00010	<0.050	0.000043

Table J-5: Whole Tailings Humidity Cell Results (HC-5)

Sample Date	Week Number	Calcium (Ca)	Chromium (Cr)	Cobalt (Co)	Copper (Cu)	Iron (Fe)	Lead (Pb)	Magnesium (Mg)	Mercury (Hg)	Molybdenum (Mo)	Nickel (Ni)	Potassium (K)	Selenium (Se)	Silver (Ag)	Sodium (Na)	Strontium (Sr)	Thallium (Tl)	Tungsten (W)	Uranium (U)	Vanadium (V)	Zinc (Zn)	Zirconium (Zr)
Units:	--	*mg/L*	*mg/L*	*mg/L*	*mg/L*	*mg/L*	*mg/L*	*mg/L*	*ug/L*	*mg/L*	*mg/L*	*mg/L*	*mg/L*	*mg/L*	*mg/L*	*mg/L*	*mg/L*	*mg/L*	*mg/L*	*mg/L*	*mg/L*	*mg/L*
2023-05-02	0	48	<0.0010	0.023	0.02	0.23	<0.00020	6.4	<0.0019	0.012	0.0022	20	0.0026	0.000093	196	0.19	<0.000010	<0.0010	0.00017	<0.0050	<0.0050	<0.00010
2023-05-09	1	41	<0.0010	0.01	0.0027	0.15	<0.00020	10	0.0019	0.0067	0.0011	12	0.0014	<0.000020	64	0.18	<0.000010	<0.0010	0.00019	<0.0050	<0.0050	<0.00010
2023-05-16	2	43	<0.0010	0.0088	0.0013	0.086	<0.00020	13	<0.0019	0.0053	0.0012	12	0.0011	<0.000020	42	0.2	<0.000010	<0.0010	0.00017	<0.0050	<0.0050	<0.00010
2023-05-23	3	46	<0.0010	0.0057	0.00098	0.04	<0.00020	13	<0.0019	0.0038	0.0015	8.5	0.0014	<0.000020	25	0.18	<0.000010	<0.0010	0.00014	<0.0050	<0.0050	<0.00010
2023-05-30	4	49	<0.0010	0.0048	0.00099	0.034	<0.00020	16	<0.0019	0.0039	0.0016	7.8	0.0015	<0.000020	19	0.21	<0.000010	<0.0010	0.00013	<0.0050	<0.0050	<0.00010
2023-06-06	5	52	<0.0010	0.0044	0.00094	0.027	<0.00020	16	<0.0019	0.0033	0.0017	6.8	0.0018	<0.000020	13	0.2	<0.000010	<0.0010	0.00013	<0.0050	<0.0050	<0.00010
2023-06-13	6	48	<0.0010	0.0034	0.00074	0.023	<0.00020	15	0.002	0.0027	0.0019	5.3	0.0016	<0.000020	8.5	0.18	<0.000010	<0.0010	0.00013	<0.0050	<0.0050	<0.00010
2023-06-20	7	52	<0.0010	0.0033	0.00082	0.02	<0.00020	16	<0.0019	0.0025	0.0019	5.0	0.0016	<0.000020	6.3	0.19	<0.000010	<0.0010	0.00013	<0.0050	<0.0050	<0.00010
2023-06-27	8	56	<0.0010	0.0034	0.00077	0.019	<0.00020	18	<0.0019	0.0023	0.0022	5.3	0.0017	<0.000020	5.2	0.23	<0.000010	<0.0010	0.00013	<0.0050	<0.0050	<0.00010
2023-07-04	9	54	<0.0010	0.003	0.00069	0.017	<0.00020	15	<0.0019	0.0018	0.002	5.3	0.0015	<0.000020	3.8	0.19	<0.000010	<0.0010	0.00011	<0.0050	<0.0050	<0.00010
2023-07-11	10	54	<0.0010	0.0029	0.00064	0.015	<0.00020	15	<0.0019	0.0019	0.002	6.1	0.0014	<0.000020	3.1	0.19	<0.000010	<0.0010	0.0001	<0.0050	<0.0050	<0.00010
2023-07-18	11	56	<0.0010	0.0029	0.00075	0.017	<0.00020	15	<0.0019	0.0018	0.002	7.5	0.0013	<0.000020	2.8	0.21	<0.000010	<0.0010	0.00012	<0.0050	<0.0050	<0.00010
2023-07-25	12	54	<0.0010	0.0027	0.00067	0.016	<0.00020	13	<0.0019	0.0017	0.002	8.0	0.0012	<0.000020	2.2	0.2	<0.000010	<0.0010	0.0001	<0.0050	<0.0050	<0.00010
2023-08-01	13	53	<0.0010	0.0026	0.0006	0.015	<0.00020	15	<0.0019	0.0017	0.0019	9.7	0.0012	<0.000020	2.2	0.21	<0.000010	<0.0010	0.00011	<0.0050	<0.0050	<0.00010
2023-08-08	14	55	<0.0010	0.0027	0.0006	0.021	<0.00020	14	<0.0019	0.0015	0.002	11	0.0012	<0.000020	2.1	0.2	<0.000010	<0.0010	0.0001	<0.0050	<0.0050	<0.00010
2023-08-15	15	44	<0.0010	0.0021	0.00058	0.015	<0.00020	12	<0.0019	0.0014	0.0015	10	0.00097	<0.000020	1.7	0.16	<0.000010	<0.0010	0.0001	<0.0050	<0.0050	<0.00010
2023-08-22	16	47	<0.0010	0.0024	0.00058	0.015	<0.00020	12	<0.0019	0.0015	0.0017	12	0.001	<0.000020	1.7	0.18	<0.000010	<0.0010	<0.00010	<0.0050	<0.0050	<0.00010
2023-08-29	17	48	<0.0010	0.0025	0.00069	0.018	<0.00020	12	<0.0019	0.0015	0.0017	14	0.00097	<0.000020	1.7	0.18	<0.000010	<0.0010	0.00011	<0.0050	<0.0050	<0.00010
2023-09-05	18	44	<0.0010	0.0023	0.00059	0.018	<0.00020	12	0.0027	0.0013	0.0015	13	0.00092	<0.000020	1.4	0.16	<0.000010	<0.0010	0.00011	<0.0050	<0.0050	<0.00010
2023-09-12	19	43	<0.0010	0.0021	0.00051	0.015	<0.00020	11	<0.0019	0.0011	0.0015	12	0.00076	<0.000020	1.2	0.16	<0.000010	<0.0010	<0.00010	<0.0050	<0.0050	<0.00010
2023-09-19	20	42	<0.0010	0.0019	0.00053	0.018	<0.00020	11	<0.0019	0.0012	0.0012	13	0.00071	<0.000020	1.3	0.15	<0.000010	<0.0010	<0.00010	<0.0050	<0.0050	<0.00010
2023-09-26	21	44	<0.0010	0.002	0.00053	0.018	<0.00020	11	<0.0019	0.0011	0.0014	13	0.00071	<0.000020	1.2	0.15	<0.000010	<0.0010	<0.00010	<0.0050	<0.0050	<0.00010
2023-10-03	22	44	<0.0010	0.002	0.00049	0.018	<0.00020	11	<0.0019	0.001	0.0014	13	0.00065	<0.000020	1.2	0.15	<0.000010	<0.0010	<0.00010	<0.0050	<0.0050	<0.00010
2023-10-10	23	45	<0.0010	0.002	0.0005	0.019	<0.00020	11	B156280	0.0011	0.0013	13	0.00078	<0.000020	1.2	0.16	<0.000010	<0.0010	<0.00010	<0.0050	<0.0050	<0.00010
2023-10-17	24	--	--	--	--	--	--	--	--	--	--	--	--	--	--	--	--	--	--	--	--	--
2023-10-24	25	44	<0.0010	0.0018	0.00064	0.014	<0.00020	10	<0.0019	<0.0010	0.0012	12	0.00065	<0.000020	0.98	0.14	<0.000010	<0.0010	<0.00010	<0.0050	<0.0050	<0.00010
2023-10-31	26	--	--	--	--	--	--	--	--	--	--	--	--	--	--	--	--	--	--	--	--	--
2023-11-07	27	51	<0.0010	0.0021	0.00062	0.018	<0.00020	11	0.0019	<0.0010	0.0015	13	0.00067	<0.000020	0.91	0.16	<0.000010	<0.0010	<0.00010	<0.0050	<0.0050	<0.00010
2023-11-14	28	--	--	--	--	--	--	--	--	--	--	--	--	--	--	--	--	--	--	--	--	--
2023-11-21	29	48	<0.0010	0.002	0.00054	0.013	<0.00020	11	<0.0019	<0.0010	0.0014	13	0.00068	<0.000020	0.89	0.16	<0.000010	<0.0010	<0.00010	<0.0050	<0.0050	<0.00010
2023-11-28	30	--	--	--	--	--	--	--	--	--	--	--	--	--	--	--	--	--	--	--	--	--
2023-12-05	31	49	<0.0010	0.0019	0.00083	0.014	<0.00020	11	<0.0019	<0.0010	0.0016	13	0.00062	<0.000020	0.91	0.15	0.00001	<0.0010	<0.00010	<0.0050	<0.0050	<0.00010
2023-12-12	32	--	--	--	--	--	--	--	--	--	--	--	--	--	--	--	--	--	--	--	--	--
2023-12-19	33	49	<0.0010	0.0017	0.00088	0.012	<0.00020	11	<0.0019	<0.0010	0.0017	12	0.00076	<0.000020	0.8	0.16	<0.000010	<0.0010	<0.00010	<0.0050	<0.0050	<0.00010
2023-12-26	34	--	--	--	--	--	--	--	--	--	--	--	--	--	--	--	--	--	--	--	--	--
2024-01-02	35	49	<0.0010	0.0017	0.00087	0.014	<0.00020	9.8	<0.0019	<0.0010	0.0014	10	0.0007	<0.000020	0.7	0.14	<0.000010	<0.0010	<0.00010	<0.0050	<0.0050	<0.00010
2024-01-09	36	--	--	--	--	--	--	--	--	--	--	--	--	--	--	--	--	--	--	--	--	--
2024-01-16	37	53	<0.0010	0.0019	0.0013	0.012	<0.00020	11	<0.0019	<0.0010	0.0016	10	0.00071	<0.000020	0.75	0.16	<0.000010	<0.0010	<0.00010	<0.0050	<0.0050	<0.00010
2024-01-23	38	--	--	--	--	--	--	--	--	--	--	--	--	--	--	--	--	--	--	--	--	--
2024-01-30	39	55	<0.0010	0.0019	0.00095	0.013	<0.00020	11	<0.0019	<0.0010	0.0017	11	0.0006	<0.000020	0.77	0.16	<0.000010	<0.0010	<0.00010	<0.0050	<0.0050	<0.00010
2024-02-06	40	--	--	--	--	--	--	--	--	--	--	--	--	--	--	--	--	--	--	--	--	--
2024-02-13	41	56	<0.0010	0.0019	0.00078	0.013	<0.00020	11	<0.0019	<0.0010	0.0016	13	0.00052	<0.000020	0.81	0.16	<0.000010	<0.0010	<0.00010	<0.0050	<0.0050	<0.00010
2024-02-20	42	--	--	--	--	--	--	--	--	--	--	--	--	--	--	--	--	--	--	--	--	--
2024-02-27	43	58	<0.0010	0.0019	0.00079	0.012	<0.00020	11	<0.0019	<0.0010	0.0016	14	0.00041	<0.000020	0.91	0.17	<0.000010	<0.0010	<0.00010	<0.0050	<0.0050	<0.00010
2024-03-05	44	--	--	--	--	--	--	--	--	--	--	--	--	--	--	--	--	--	--	--	--	--
2024-03-12	45	58	<0.0010	0.0019	0.00078	0.012	<0.00020	11	<0.0019	<0.0010	0.0016	14	0.0004	<0.000020	0.73	0.15	<0.000010	<0.0010	<0.00010	<0.0050	<0.0050	<0.00010
2024-03-19	46	--	--	--	--	--	--	--	--	--	--	--	--	--	--	--	--	--	--	--	--	--
2024-03-26	47	55	<0.0010	0.0017	0.00075	0.012	<0.00020	10.0	<0.0019	<0.0010	0.0015	13	0.00033	<0.000020	0.66	0.15	<0.000010	<0.0010	<0.00010	<0.0050	<0.0050	<0.00010
2024-04-02	48	--	--	--	--	--	--	--	--	--	--	--	--	--	--	--	--	--	--	--	--	--
2024-04-09	49	67	<0.0010	0.0021	0.001	0.0094	<0.00020	12	<0.0019	<0.0010	0.0017	15	0.00039	<0.000020	0.77	0.18	0.000011	<0.0010	<0.00010	<0.0050	<0.0050	<0.00010
2024-04-16	50	--	--	--	--	--	--	--	--	--	--	--	--	--	--	--	--	--	--	--	--	--
2024-04-23	51	64	<0.0010	0.002	0.00082	0.009	<0.00020	11	<0.0019	<0.0010	0.0017	16	0.00038	<0.000020	0.71	0.18	0.000012	<0.0010	<0.00010	<0.0050	<0.0050	<0.00010
2024-04-30	52	--	--	--	--	--	--	--	--	--	--	--	--	--	--	--	--	--	--	--	--	--
2024-05-07	53	69	<0.0010	0.002	0.00074	0.0094	<0.00020	11	<0.0019	<0.0010	0.0018	16	0.00035	<0.000020	0.74	0.18	0.000011	<0.0010	<0.00010	<0.0050	<0.0050	<0.00010
2024-05-14	54	--	--	--	--	--	--	--	--	--	--	--	--	--	--	--	--	--	--	--	--	--

Table J-5: Whole Tailings Humidity Cell Results (HC-5)

Sample Date	Week Number	Calcium (Ca)	Chromium (Cr)	Cobalt (Co)	Copper (Cu)	Iron (Fe)	Lead (Pb)	Magnesium (Mg)	Mercury (Hg)	Molybdenum (Mo)	Nickel (Ni)	Potassium (K)	Selenium (Se)	Silver (Ag)	Sodium (Na)	Strontium (Sr)	Thallium (Tl)	Tungsten (W)	Uranium (U)	Vanadium (V)	Zinc (Zn)	Zirconium (Zr)
Units:	--	*mg/L*	*mg/L*	*mg/L*	*mg/L*	*mg/L*	*mg/L*	*mg/L*	*ug/L*	*mg/L*	*mg/L*	*mg/L*	*mg/L*	*mg/L*	*mg/L*	*mg/L*	*mg/L*	*mg/L*	*mg/L*	*mg/L*	*mg/L*	*mg/L*
2024-05-21	55	82	<0.0010	0.0022	0.00081	0.012	<0.00020	13	<0.0019	<0.0010	0.0019	18	0.00043	<0.000020	0.82	0.19	0.000011	<0.0010	<0.00010	<0.0050	<0.0050	<0.00010
2024-05-28	56	--	--	--	--	--	--	--	--	--	--	--	--	--	--	--	--	--	--	--	--	--
2024-06-04	57	66	<0.0010	0.0018	0.00082	0.0093	<0.00020	11	<0.0019	<0.0010	0.0016	15	0.00042	<0.000020	0.62	0.18	0.000011	<0.0010	<0.00010	<0.0050	<0.0050	<0.00010
2024-06-11	58	--	--	--	--	--	--	--	--	--	--	--	--	--	--	--	--	--	--	--	--	--
2024-06-18	59	59	<0.0010	0.0015	0.00065	0.0086	<0.00020	9.7	<0.0019	<0.0010	0.0014	13	0.00035	<0.000020	0.59	0.16	0.000014	<0.0010	<0.00010	<0.0050	<0.0050	<0.00010
2024-06-25	60	--	--	--	--	--	--	--	--	--	--	--	--	--	--	--	--	--	--	--	--	--
2024-07-02	61	75	<0.0010	0.0019	0.00075	0.0079	<0.00020	12	<0.0019	<0.0010	0.0016	15	0.00052	<0.000020	0.67	0.18	0.000015	<0.0010	<0.00010	<0.0050	<0.0050	<0.00010
2024-07-09	62	--	--	--	--	--	--	--	--	--	--	--	--	--	--	--	--	--	--	--	--	--
2024-07-16	63	62	<0.0010	0.0016	0.00065	0.0086	<0.00020	9.8	<0.0019	<0.0010	0.0015	13	0.00039	<0.000020	0.54	0.15	0.000012	<0.0010	<0.00010	<0.0050	<0.0050	<0.00010
2024-07-23	64	--	--	--	--	--	--	--	--	--	--	--	--	--	--	--	--	--	--	--	--	--
2024-07-30	65	57	<0.0010	0.0013	0.00073	0.01	<0.00020	9.4	<0.0019	<0.0010	0.0013	12	0.00037	<0.000020	0.52	0.15	0.000011	<0.0010	<0.00010	<0.0050	<0.0050	<0.00010
2024-08-06	66	--	--	--	--	--	--	--	--	--	--	--	--	--	--	--	--	--	--	--	--	--
2024-08-13	67	55	<0.0010	0.0012	0.0009	0.0085	<0.00020	8.1	<0.0019	<0.0010	0.0012	11	0.00033	<0.000020	0.46	0.13	0.000012	<0.0010	<0.00010	<0.0050	<0.0050	<0.00010
2024-08-20	68	--	--	--	--	--	--	--	--	--	--	--	--	--	--	--	--	--	--	--	--	--
2024-08-27	69	65	<0.0010	0.0013	0.002	0.0066	<0.00020	9.2	<0.0019	<0.0010	0.0012	12	0.00039	<0.000020	0.5	0.15	0.000011	<0.0010	<0.00010	<0.0050	<0.0050	<0.00010
2024-09-03	70	--	--	--	--	--	--	--	--	--	--	--	--	--	--	--	--	--	--	--	--	--
2024-09-10	71	50	<0.0010	0.00064	0.00081	<0.0050	<0.00020	2.7	<0.0019	0.0013	0.0013	9.6	0.0003	<0.000020	0.52	0.032	0.000024	<0.0010	<0.00010	<0.0050	<0.0050	<0.00010
2024-09-17	72	--	--	--	--	--	--	--	--	--	--	--	--	--	--	--	--	--	--	--	--	--
2024-09-24	73	79	<0.0010	0.0016	0.0007	0.0076	<0.00020	10	<0.0019	<0.0010	0.0015	13	0.00044	<0.000020	0.57	0.18	0.000013	<0.0010	<0.00010	<0.0050	<0.0050	<0.00010
2024-10-01	74	--	--	--	--	--	--	--	--	--	--	--	--	--	--	--	--	--	--	--	--	--
2024-10-08	75	67	<0.0010	0.0014	0.00054	0.005	<0.00020	8.9	<0.0019	<0.0010	0.0012	11	0.00033	<0.000020	0.48	0.16	0.000012	<0.0010	<0.00010	<0.0050	<0.0050	<0.00010
2024-10-15	76	--	--	--	--	--	--	--	--	--	--	--	--	--	--	--	--	--	--	--	--	--
2024-10-22	77	79	<0.0010	0.0014	0.00068	0.0052	<0.00020	9.8	<0.0019	<0.0010	<0.0010	11	0.00036	<0.000020	0.53	0.18	0.000012	<0.0010	<0.00010	<0.0050	<0.0050	<0.00010
2024-10-29	78	--	--	--	--	--	--	--	--	--	--	--	--	--	--	--	--	--	--	--	--	--
2024-11-05	79	92	<0.0010	0.0017	0.00045	<0.0050	<0.00020	12	<0.0019	<0.0010	0.0017	13	0.00038	<0.000020	0.54	0.24	0.000015	<0.0010	<0.00010	<0.0050	<0.0050	<0.00010
2024-11-12	80	--	--	--	--	--	--	--	--	--	--	--	--	--	--	--	--	--	--	--	--	--
2024-11-19	81	76	<0.0010	0.0013	0.00069	<0.0050	<0.00020	9.4	<0.0019	<0.0010	0.0013	11	0.00037	<0.000020	0.51	0.17	0.000015	<0.0010	<0.00010	<0.0050	<0.0050	<0.00010
2024-11-26	82	--	--	--	--	--	--	--	--	--	--	--	--	--	--	--	--	--	--	--	--	--
2024-12-03	83	89	<0.0010	0.0017	0.00079	0.006	<0.00020	11	<0.0019	<0.0010	0.0015	12	0.00038	<0.000020	0.59	0.18	0.000015	<0.0010	<0.00010	<0.0050	<0.0050	<0.00010

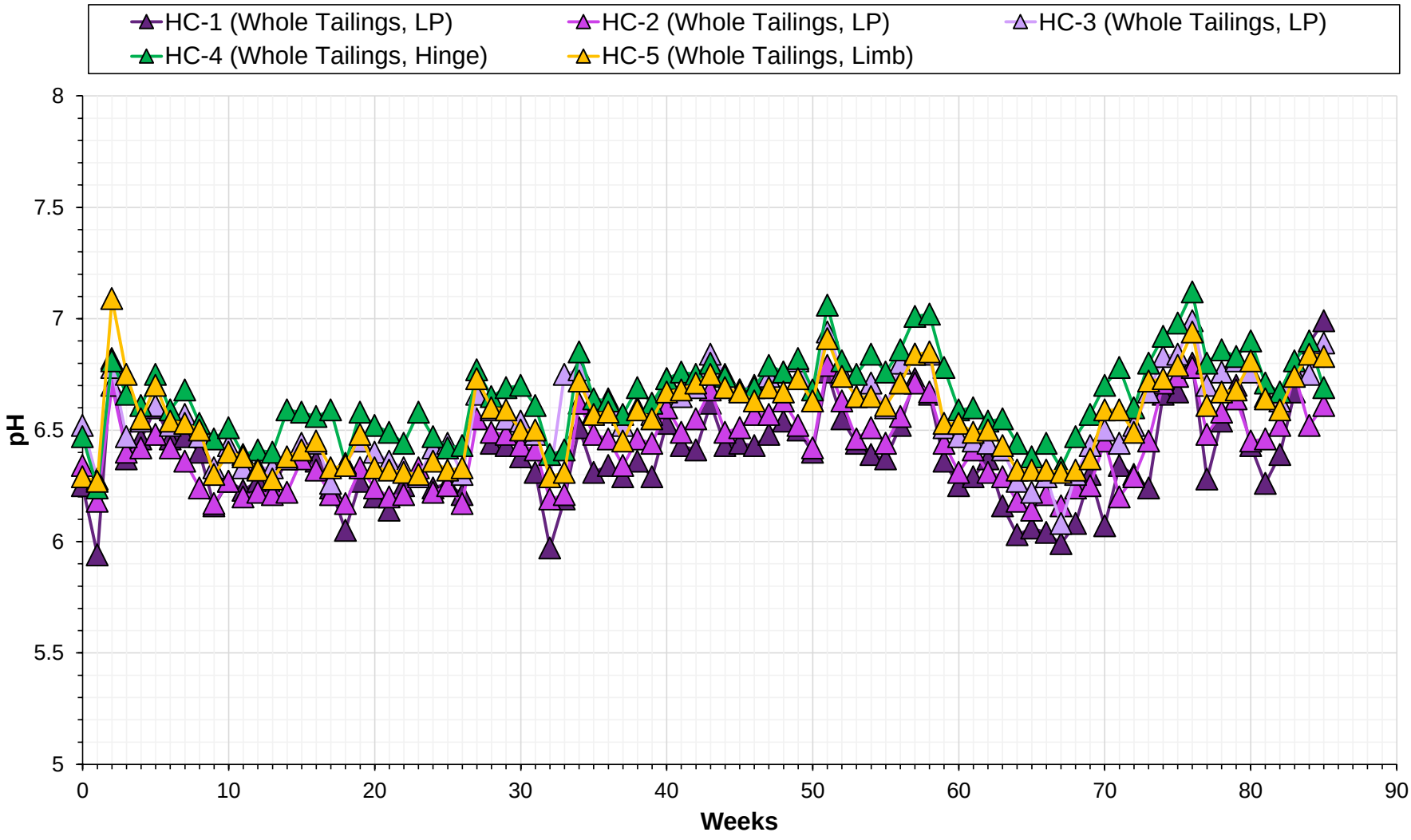

pH

Whole Tailings - Humidity Cell Results, Great Bear Project

Great Bear Project

Figure Number		J-1	
Project Number		OMEMA2303	
Date		November 2025	
Drawn	SM	Reviewed	JB

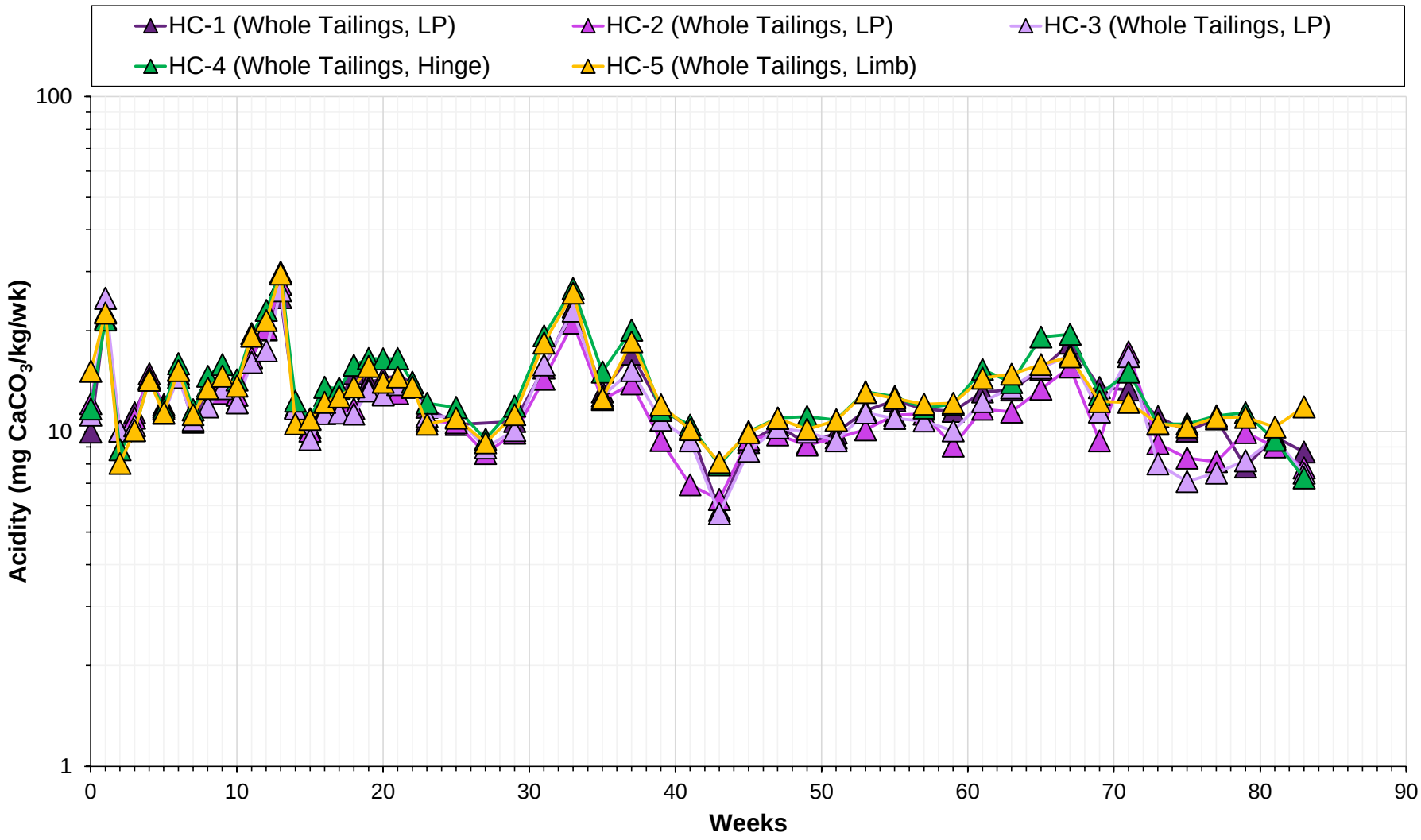

Acidity	
Whole Tailings - Humidity Cell Results, Great Bear Project	
Great Bear Project	
Figure Number	J-2
Project Number	OMEMA2303
Date	November 2025
Drawn: SM	Reviewed: JB

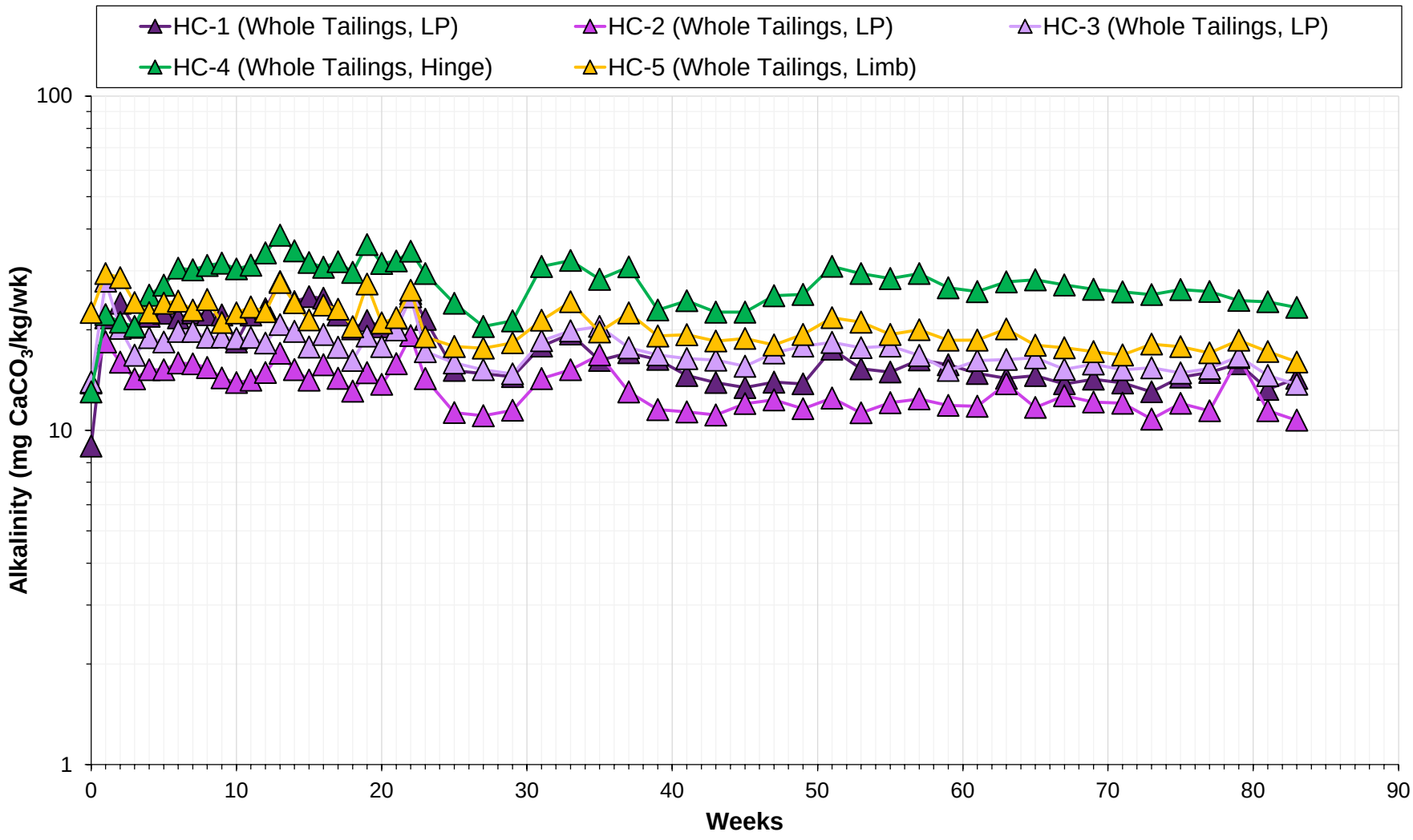

Alkalinity	
Whole Tailings - Humidity Cell Results, Great Bear Project	
Great Bear Project	
Figure Number	J-3
Project Number	OMEMA2303
Date	November 2025
Drawn: SM	Reviewed: JB

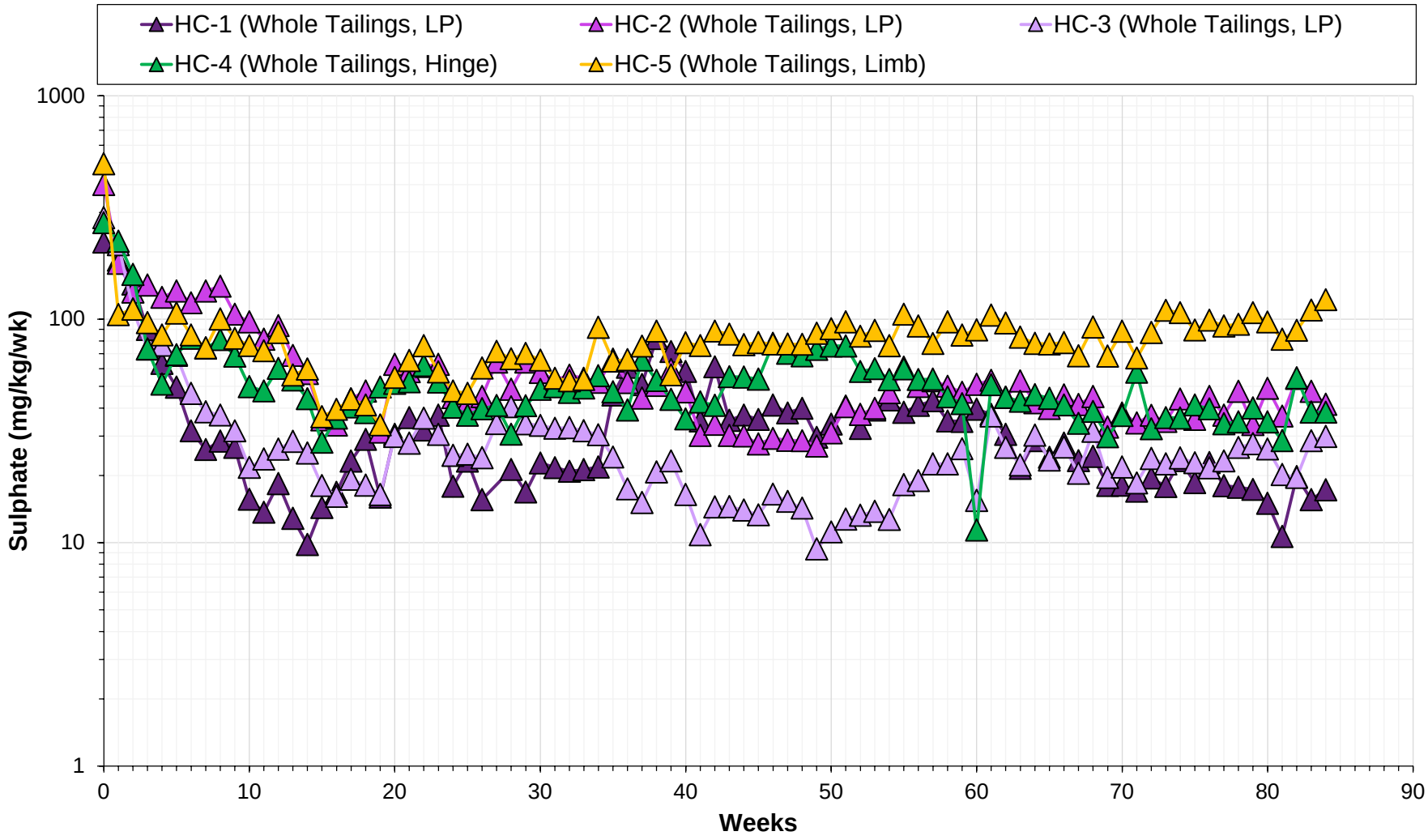

Sulphate	
Whole Tailings - Humidity Cell Results, Great Bear Project	
Great Bear Project	
Figure Number	J-4
Project Number	OMEMA2303
Date	November 2025
Drawn: SM	Reviewed: JB

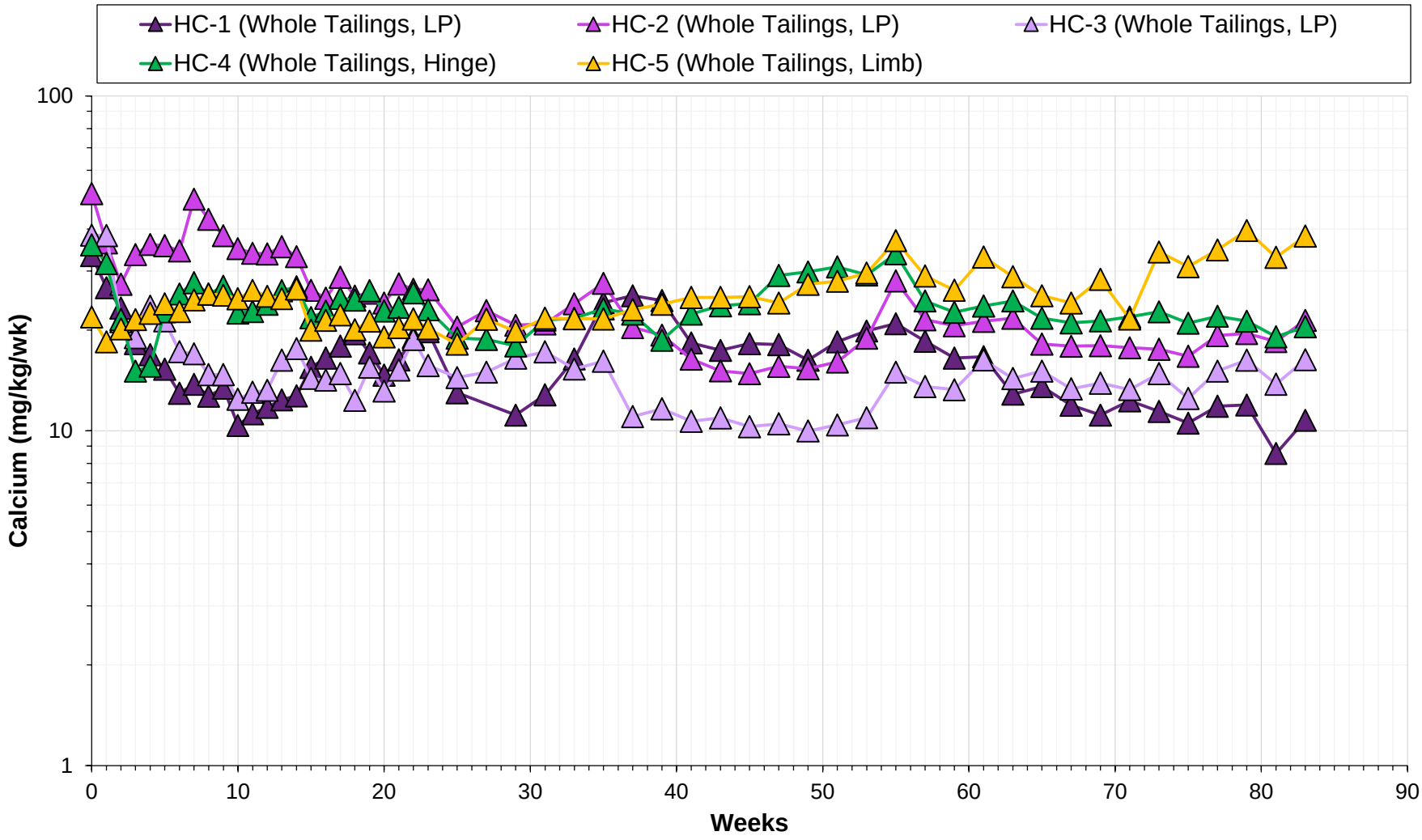

KINROSS

Calcium			
Whole Tailings - Humidity Cell Results, Great Bear Project			
Great Bear Project			
Figure Number		J-5	
Project Number		OMEMA2303	
Date		November 2025	
Drawn	SM	Reviewed	JB

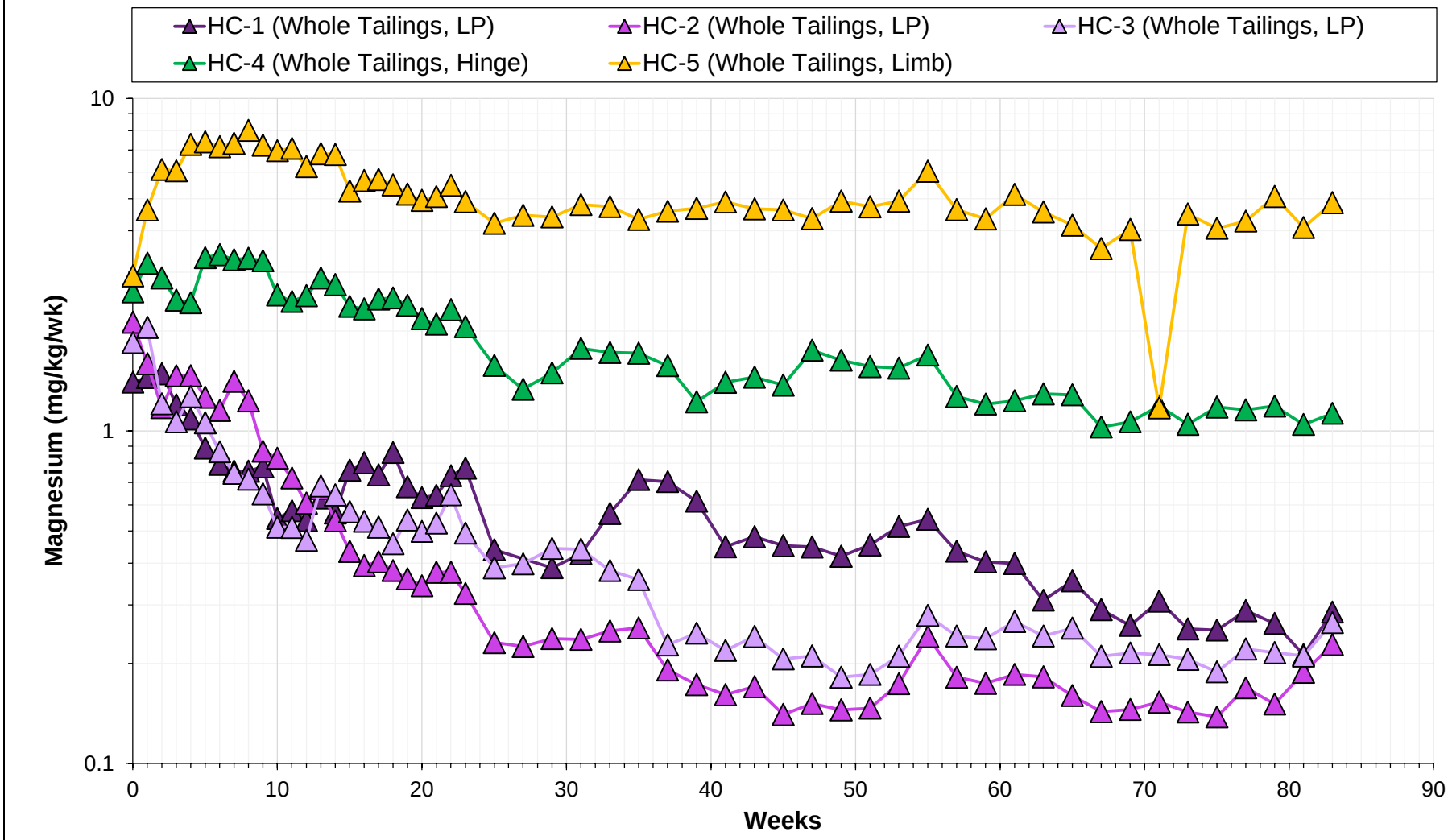

Magnesium	
Whole Tailings - Humidity Cell Results, Great Bear Project	
Great Bear Project	
Figure Number	J-6
Project Number	OMEMA2303
Date	November 2025
Drawn: SM	Reviewed: JB

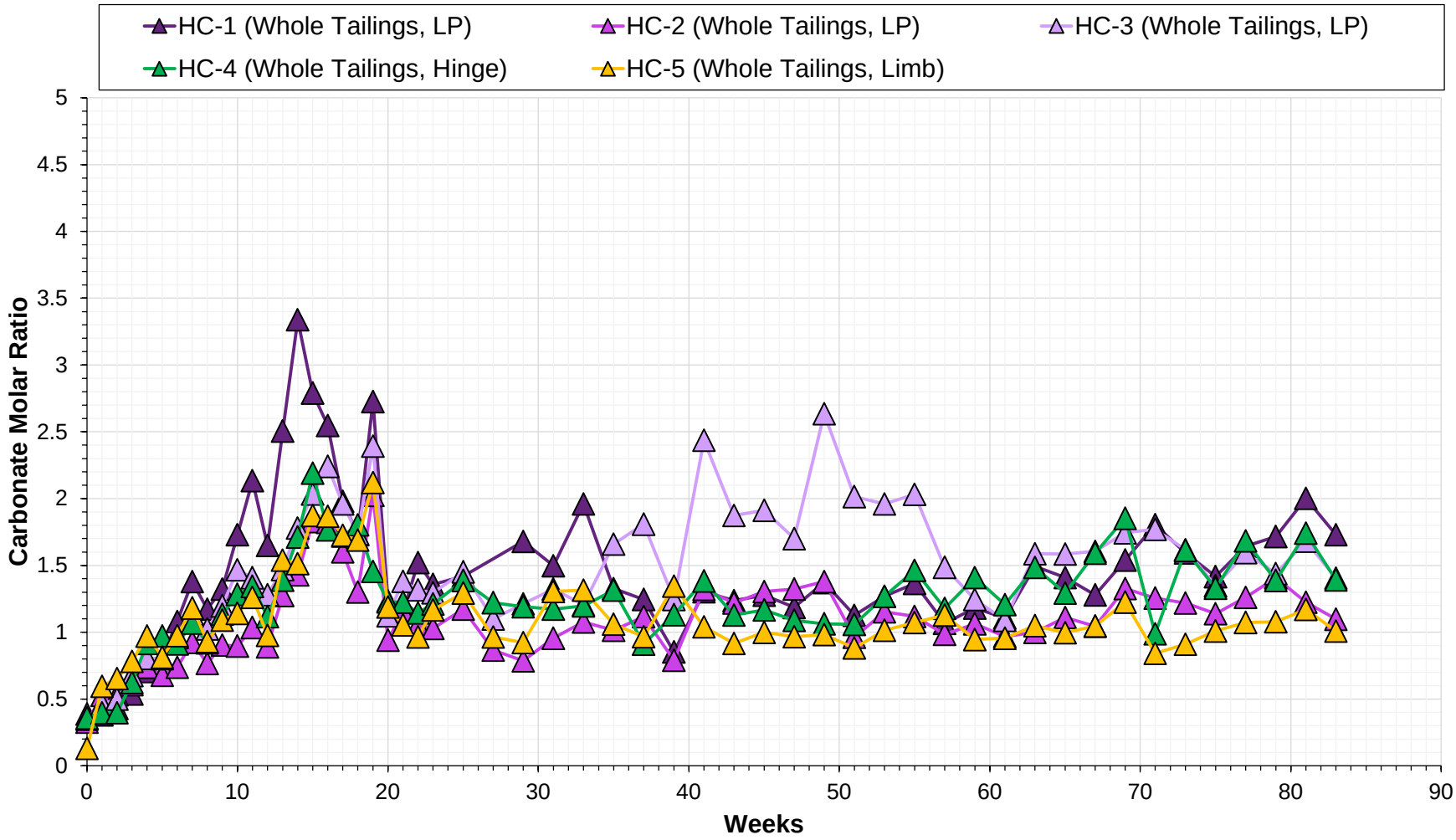

Notes:
Carbonate Molar Ratio is the molar ratio of $Ca+Mg/SO_4$.

KINROSS

Carbonate Molar Ratio

Whole Tailings - Humidity Cell Results, Great Bear Project

Great Bear Project

Figure Number		J-7	
Project Number		OMEMA2303	
Date		November 2025	
Drawn	SM	Reviewed	JB

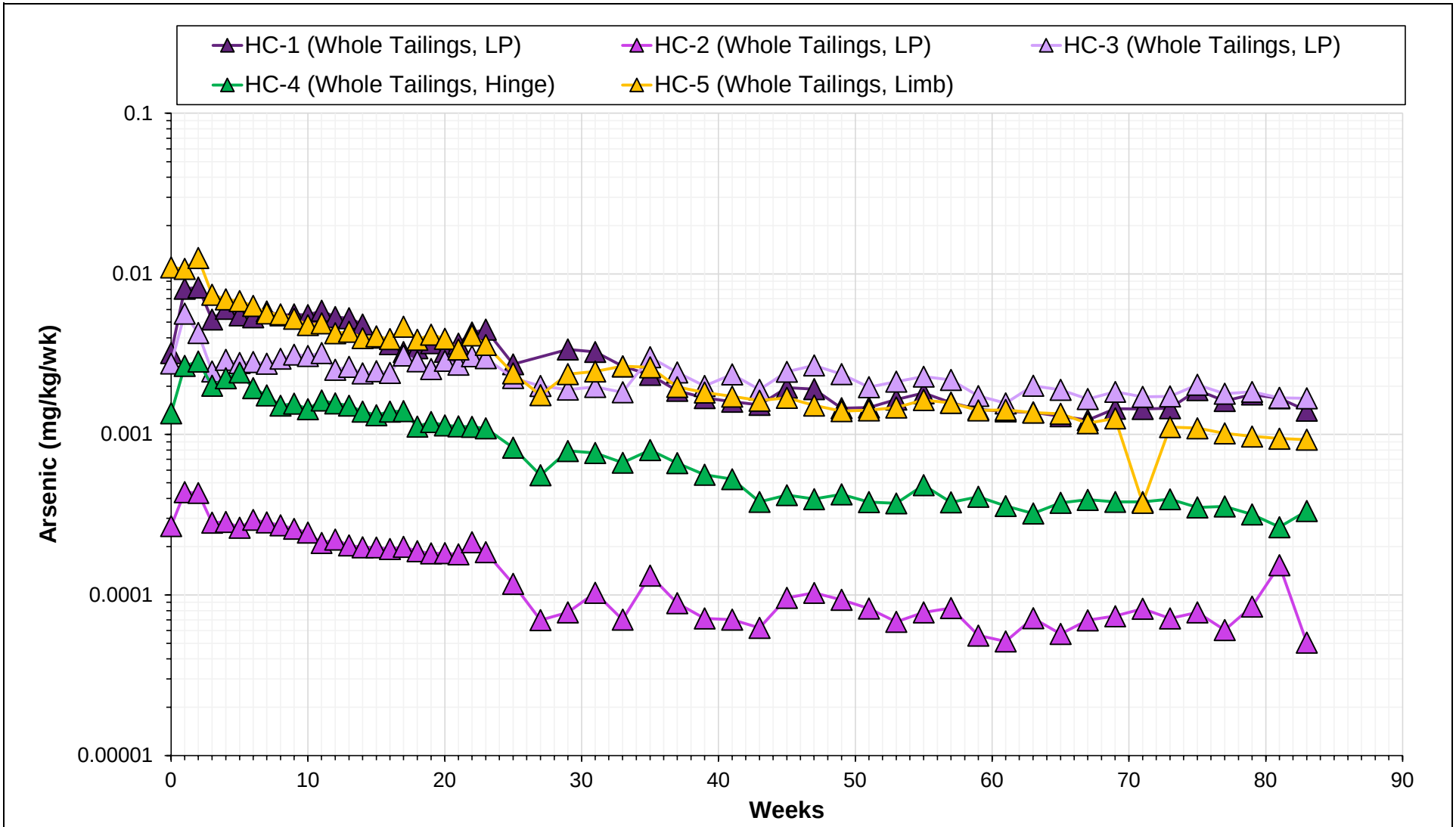

Arsenic			
Whole Tailings - Humidity Cell Results, Great Bear Project			
Great Bear Project			
Figure Number		J-8	
Project Number		OMEMA2303	
Date		November 2025	
Drawn	SM	Reviewed	JB

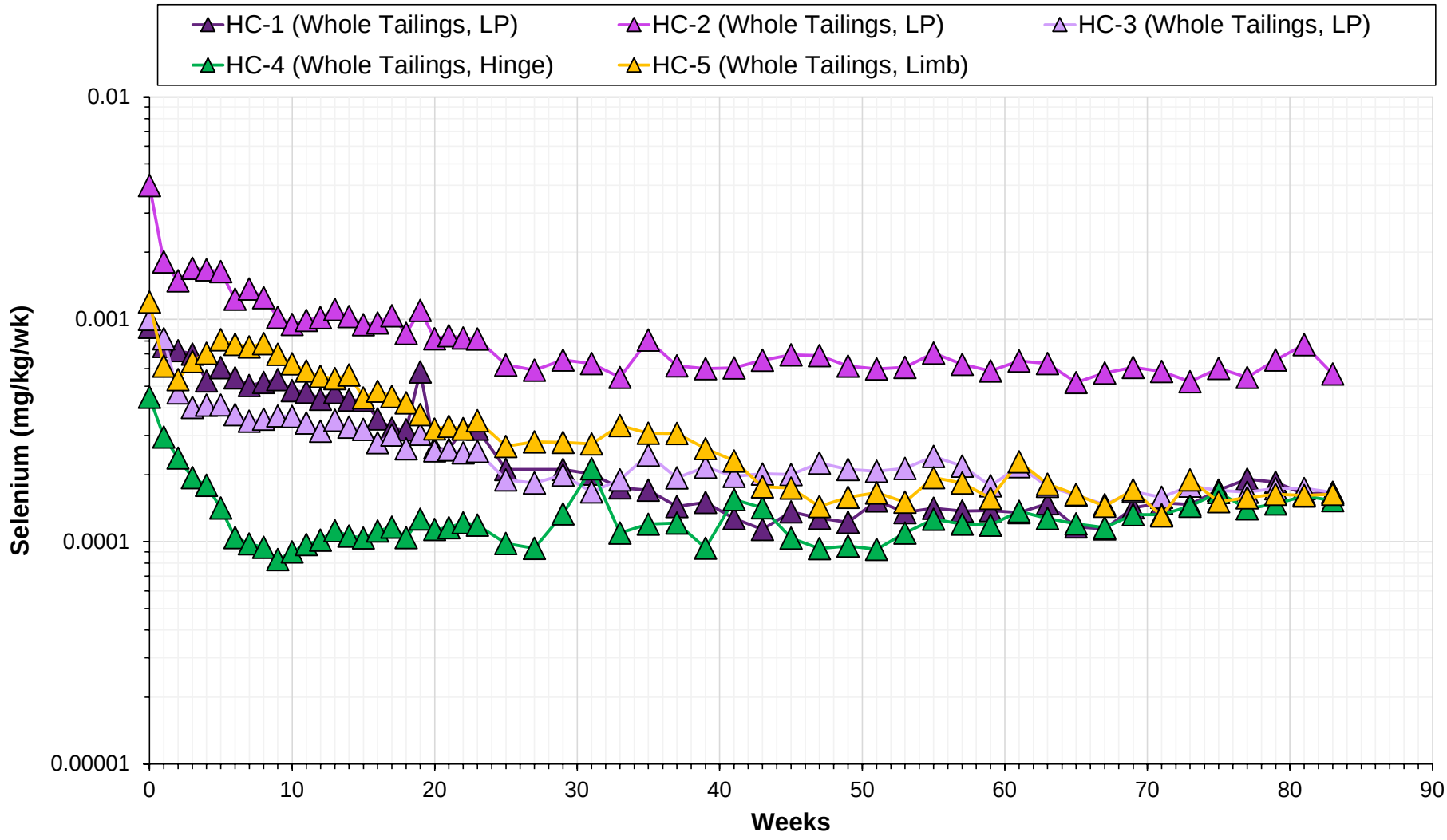

Selenium

Whole Tailings - Humidity Cell Results, Great Bear Project

Great Bear Project

Figure Number		J-9	
Project Number		OMEMA2303	
Date		November 2025	
Drawn	SM	Reviewed	JB

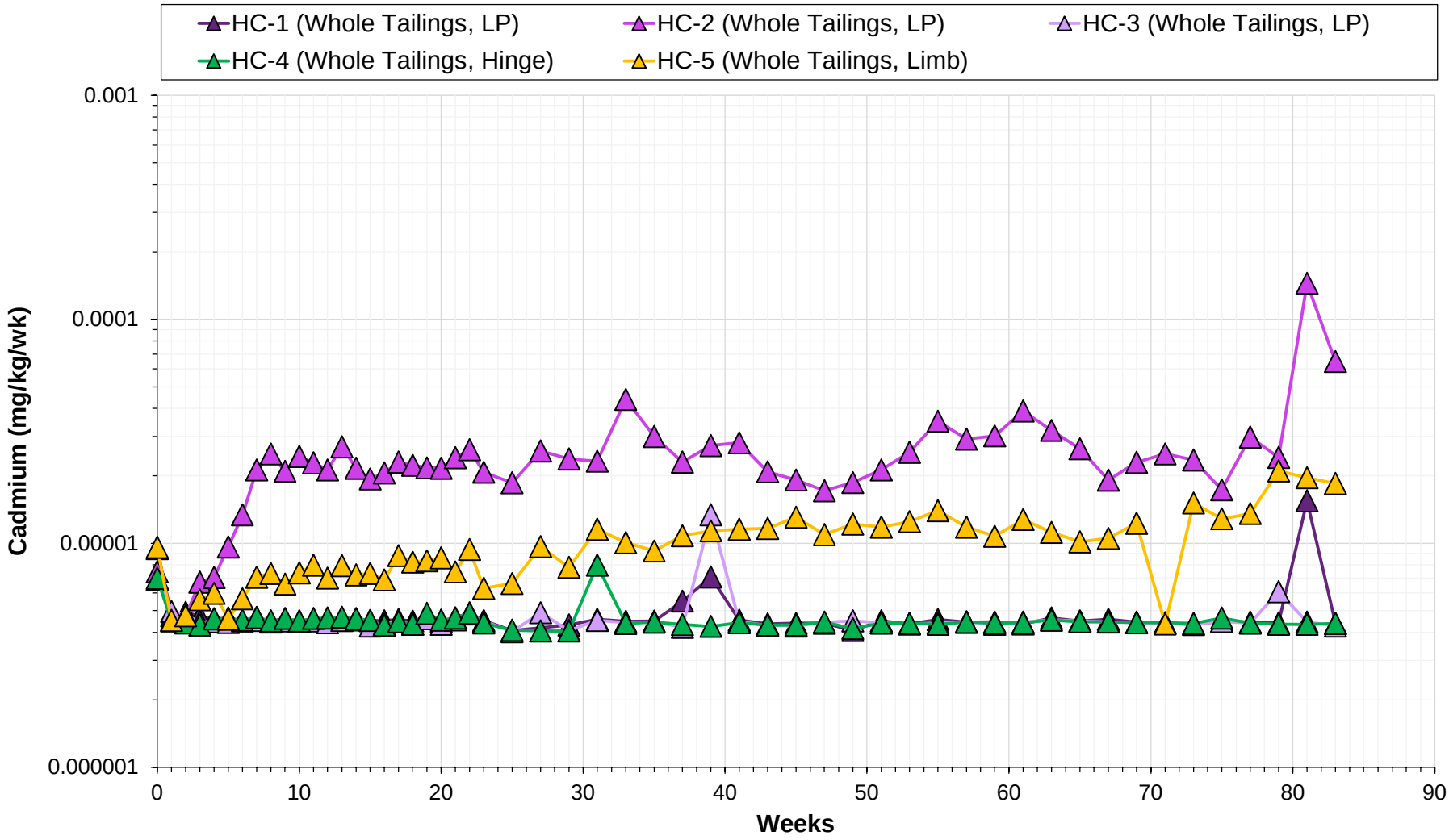

Cadmium	
Whole Tailings - Humidity Cell Results, Great Bear Project	
Great Bear Project	
Figure Number	J-10
Project Number	OMEMA2303
Date	November 2025
Drawn: SM	Reviewed: JB

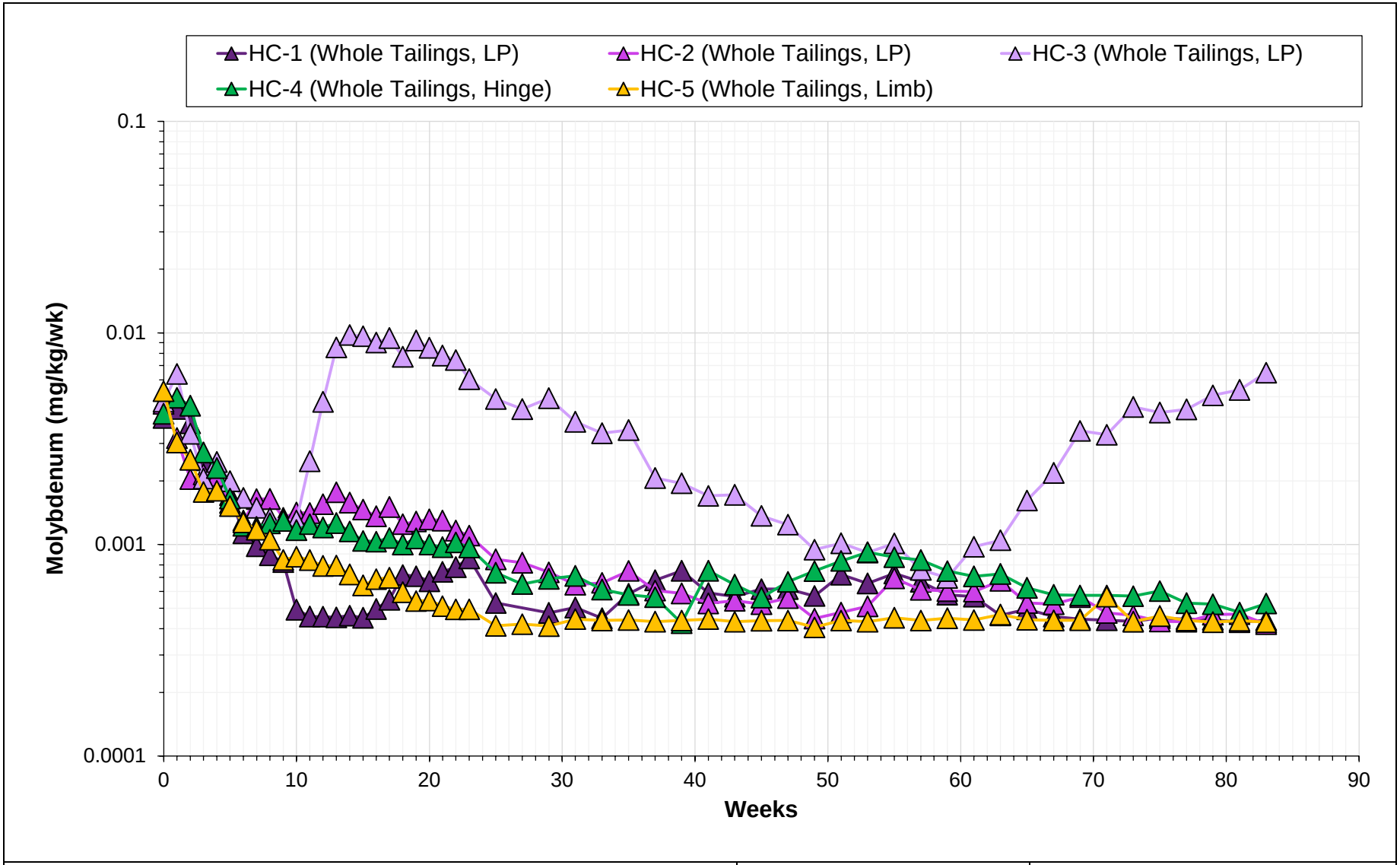

Molybdenum	
Whole Tailings - Humidity Cell Results, Great Bear Project	
Great Bear Project	
Figure Number	J-11
Project Number	OMEMA2303
Date	November 2025
Drawn: SM	Reviewed: JB

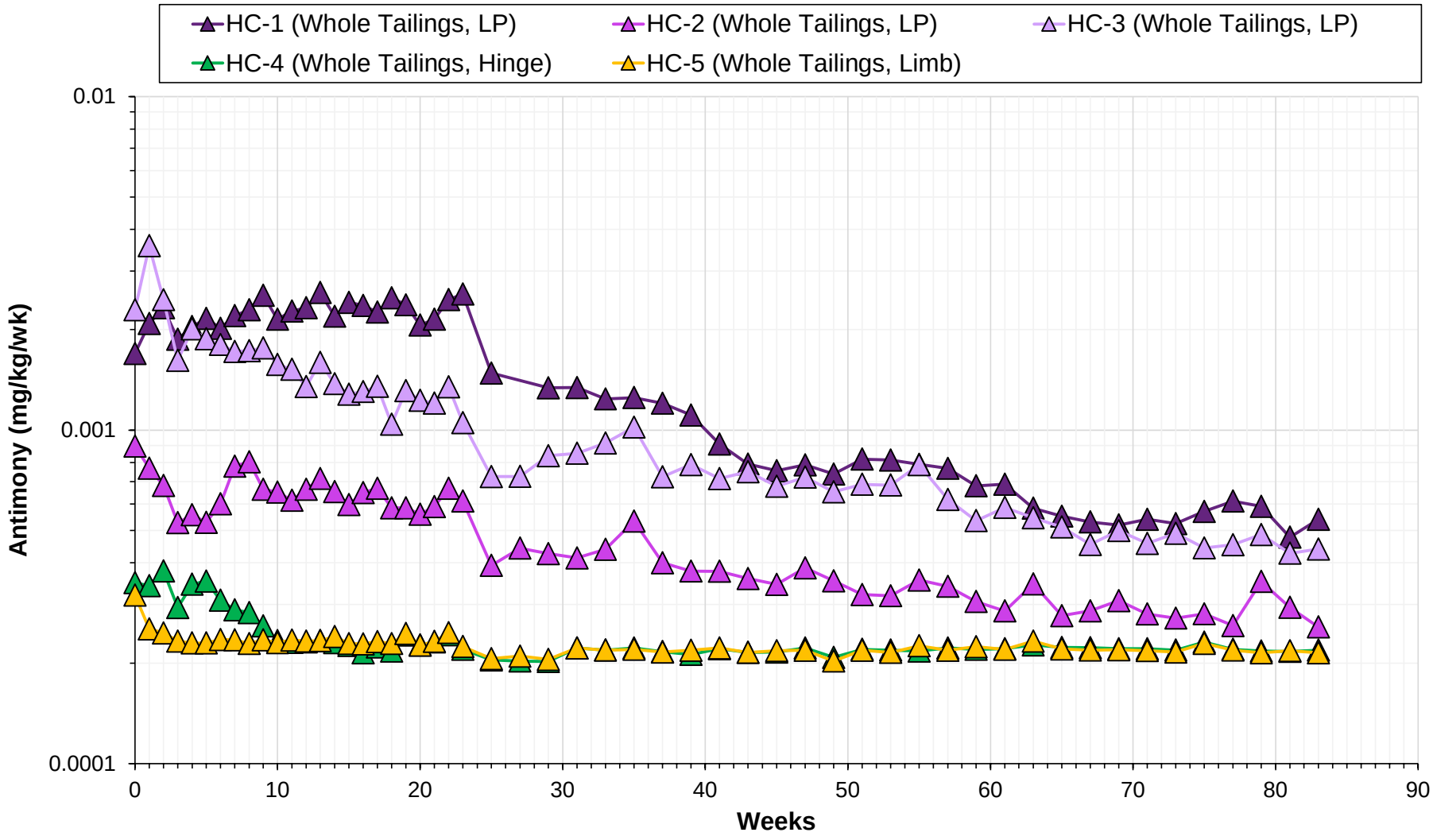

Notes:
Inconsistent release rates observed in week 0 through week 6 were verified with Global ARD.

Antimony			
Whole Tailings - Humidity Cell Results, Great Bear Project			
Great Bear Project			
Figure Number		J-12	
Project Number		OMEMA2303	
Date		November 2025	
Drawn	SM	Reviewed	JB

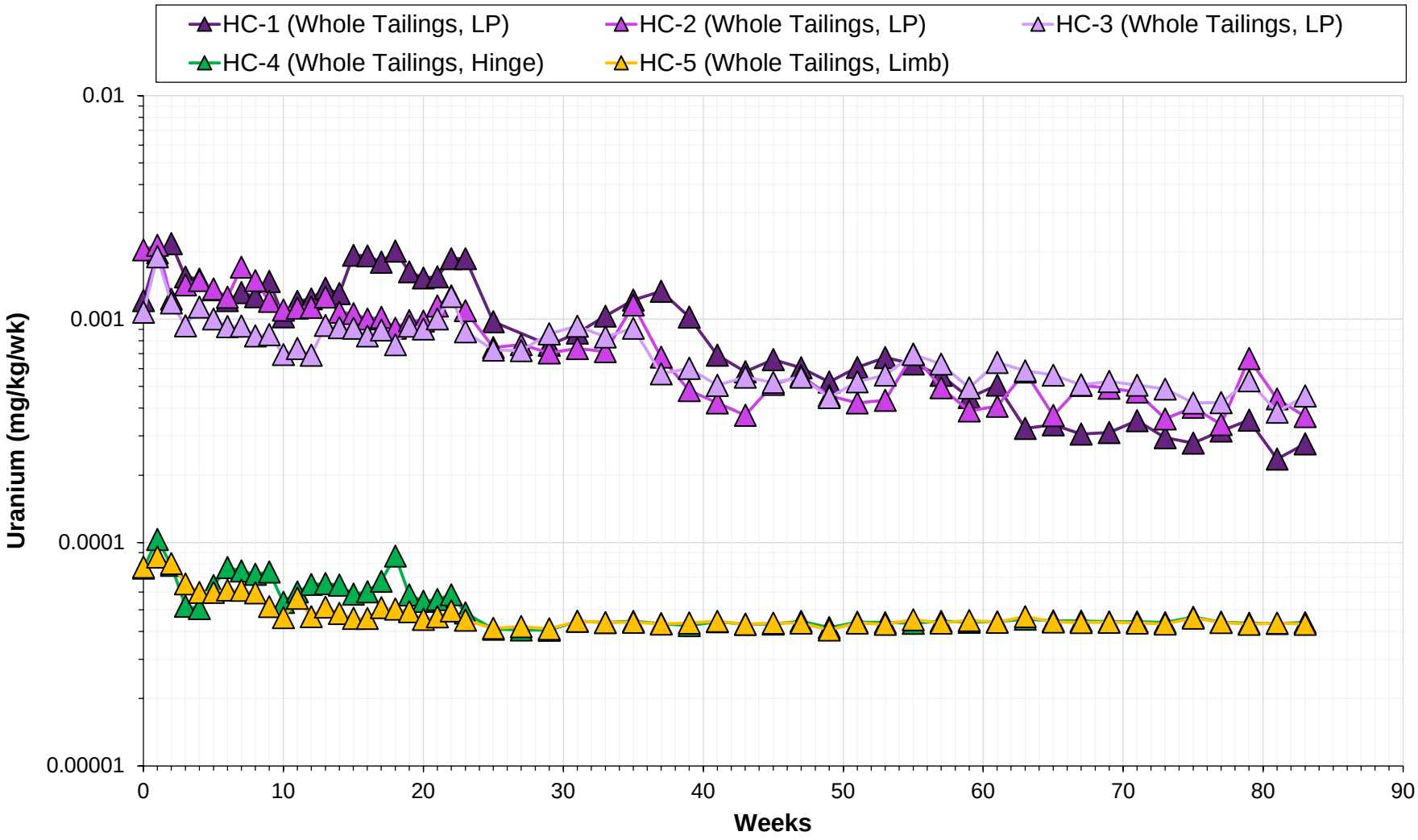

Uranium	
Whole Tailings - Humidity Cell Results, Great Bear Project	
Great Bear Project	
Figure Number	J-13
Project Number	OMEMA2303
Date	November 2025
Drawn: SM	Reviewed: JB

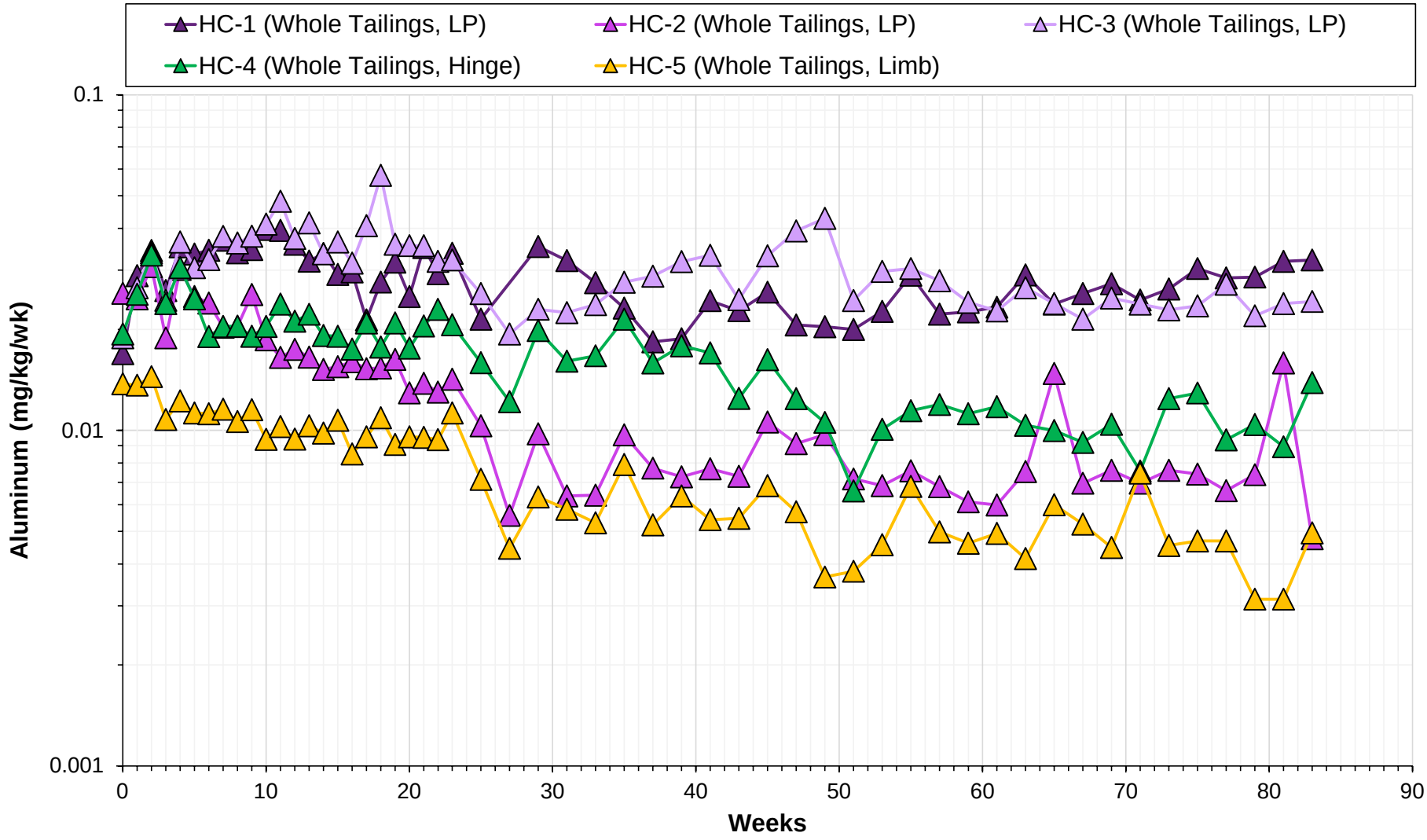

Aluminum	
Whole Tailings - Humidity Cell Results, Great Bear Project	
Great Bear Project	
Figure Number	J-14
Project Number	OMEMA2303
Date	November 2025
Drawn: SM	Reviewed: JB

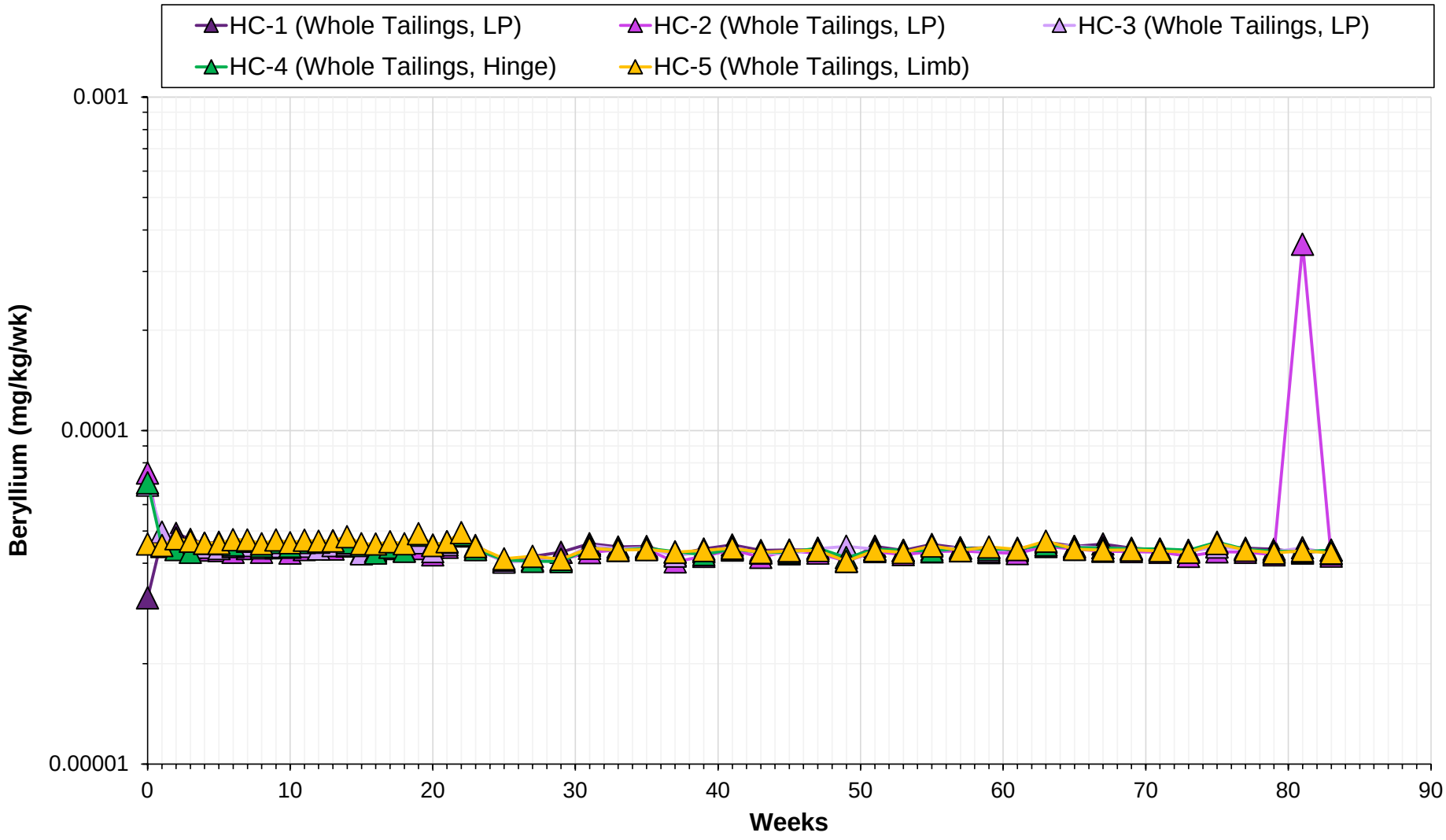

Beryllium	
Whole Tailings - Humidity Cell Results, Great Bear Project	
Great Bear Project	
Figure Number	J-15
Project Number	OMEMA2303
Date	November 2025
Drawn: SM	Reviewed: JB

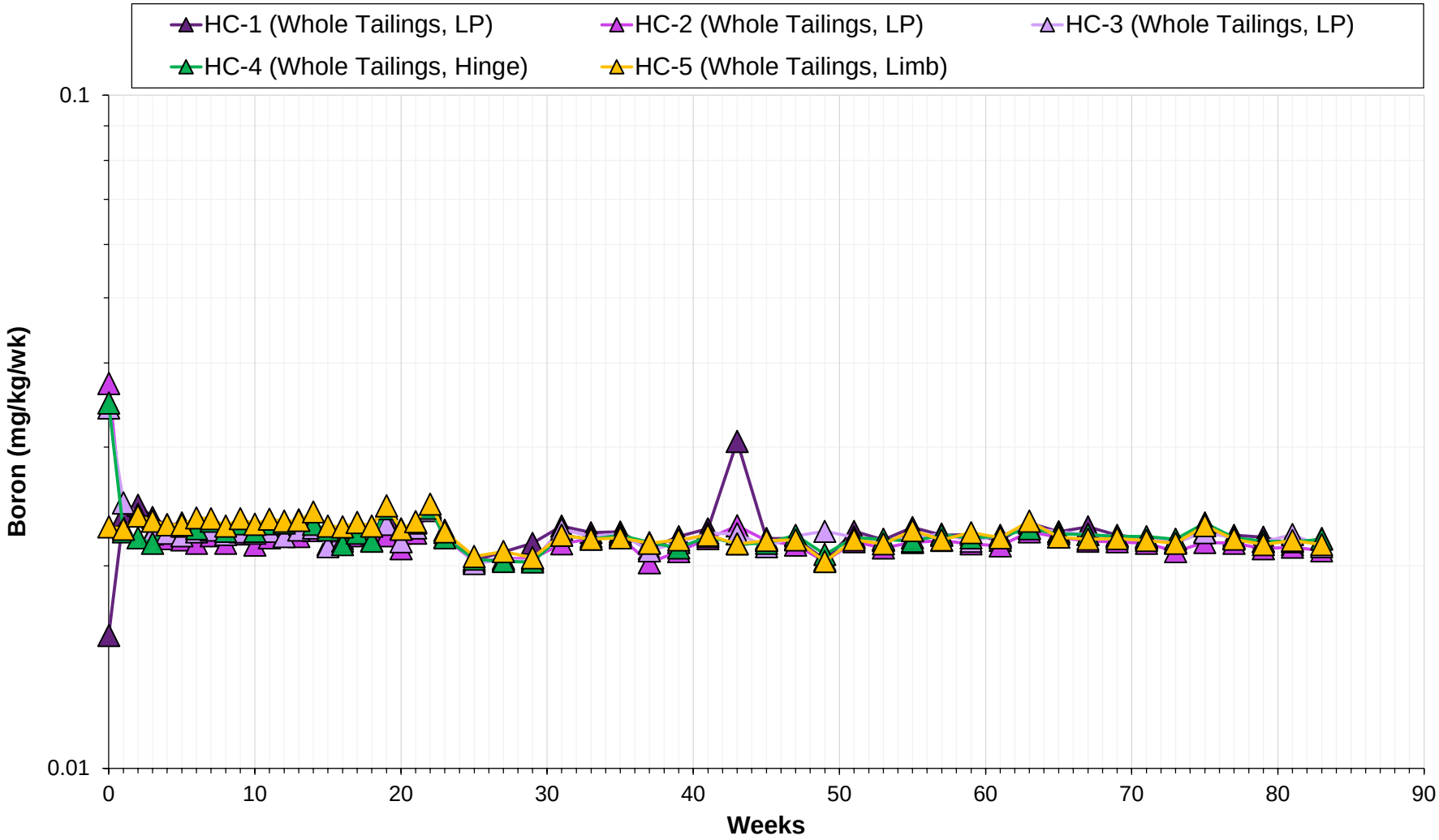

Boron	
Whole Tailings - Humidity Cell Results, Great Bear Project	
Great Bear Project	
Figure Number	J-16
Project Number	OMEMA2303
Date	November 2025
Drawn: SM	Reviewed: JB

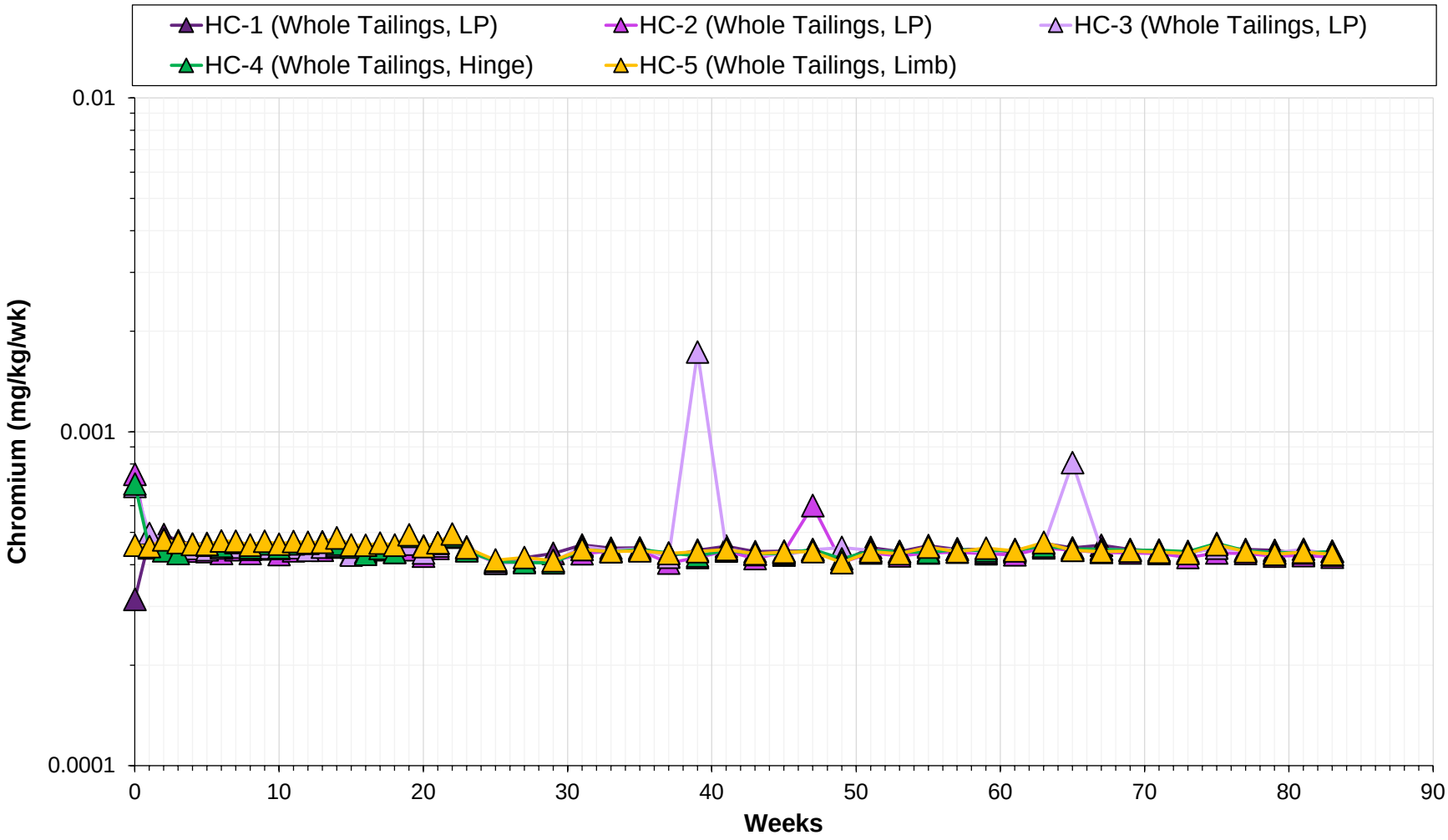

Chromium	
Whole Tailings - Humidity Cell Results, Great Bear Project	
Great Bear Project	
Figure Number	J-17
Project Number	OMEMA2303
Date	November 2025
Drawn: SM	Reviewed: JB

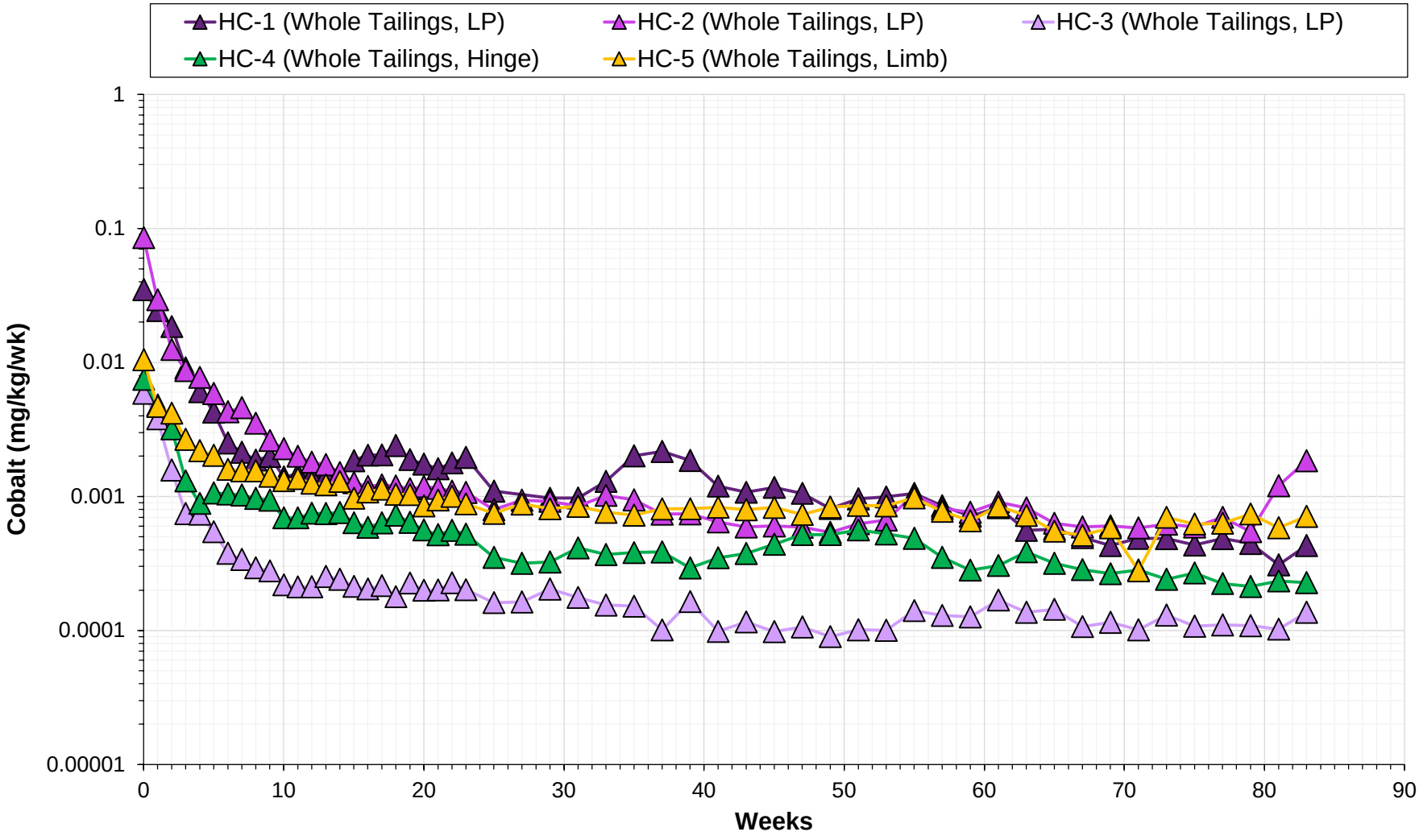

Cobalt	
Whole Tailings - Humidity Cell Results, Great Bear Project	
Great Bear Project	
Figure Number	J-18
Project Number	OMEMA2303
Date	November 2025
Drawn: SM	Reviewed: JB

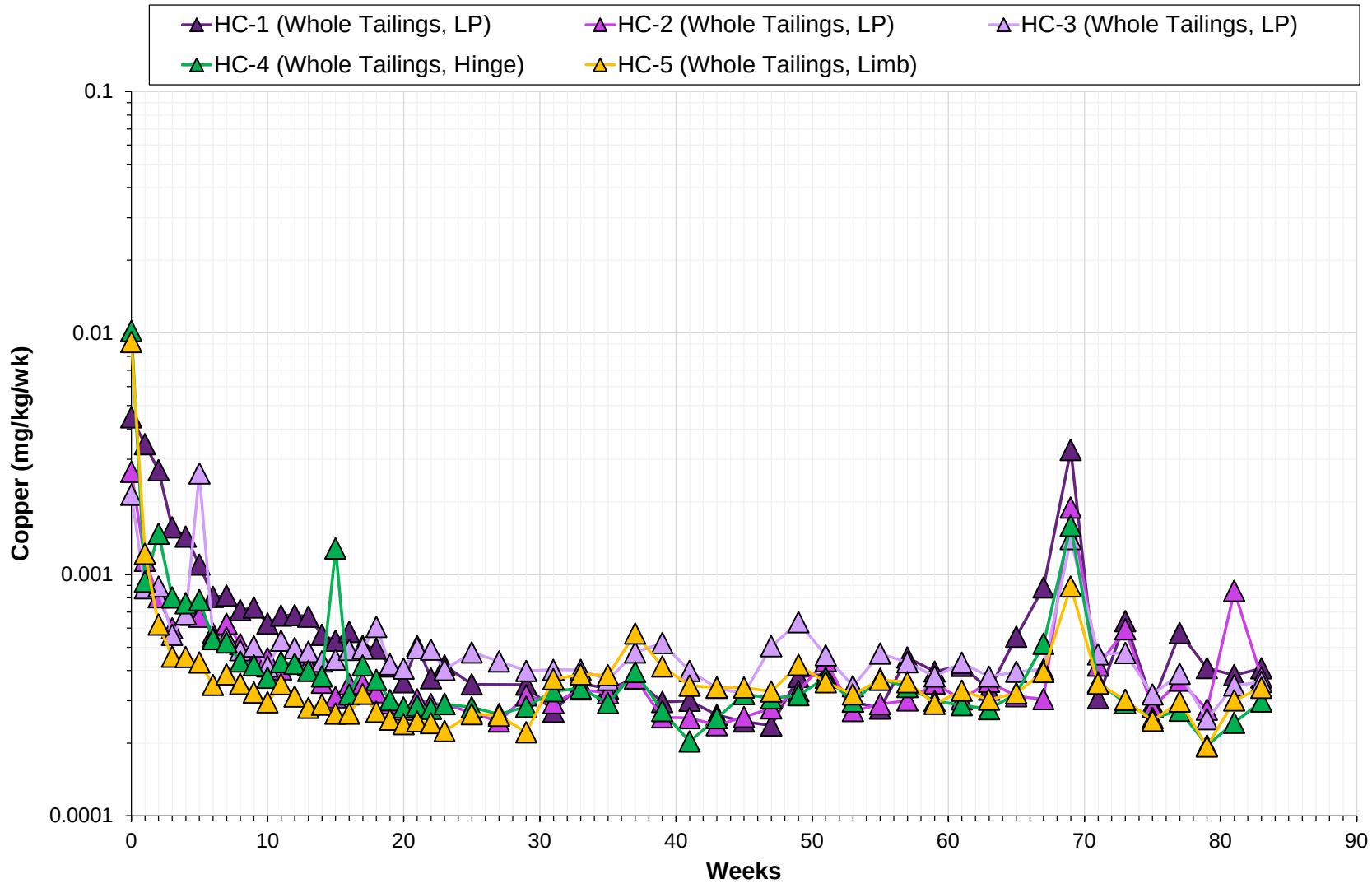

Copper	
Whole Tailings - Humidity Cell Results, Great Bear Project	
Great Bear Project	
Figure Number	J-19
Project Number	OMEMA2303
Date	November 2025
Drawn: SM	Reviewed: JB

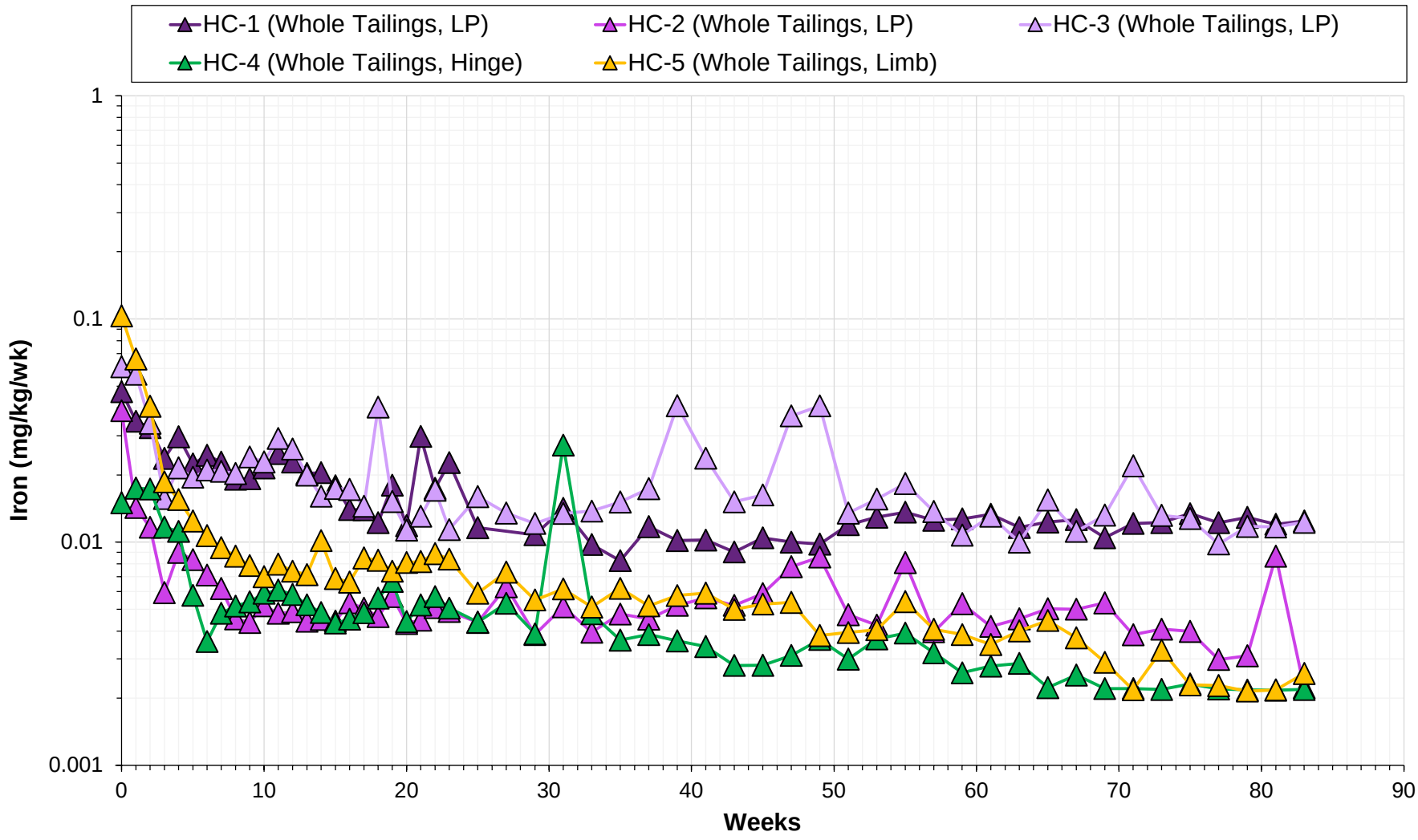

Iron	
Whole Tailings - Humidity Cell Results, Great Bear Project	
Great Bear Project	
Figure Number	J-20
Project Number	OMEMA2303
Date	November 2025
Drawn: SM	Reviewed: JB

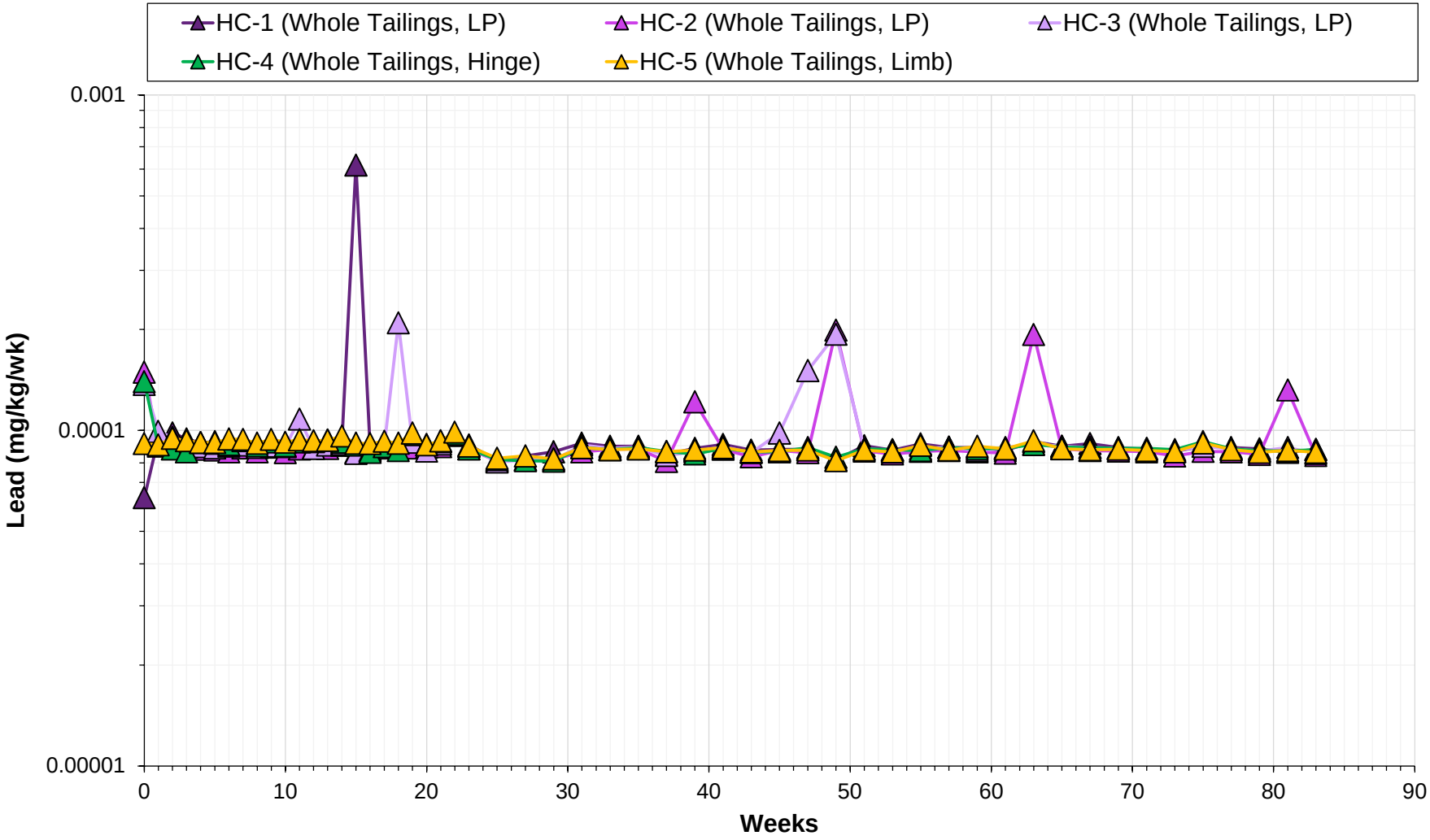

Lead	
Whole Tailings - Humidity Cell Results, Great Bear Project	
Great Bear Project	
Figure Number	J-21
Project Number	OMEMA2303
Date	November 2025
Drawn: SM	Reviewed: JB

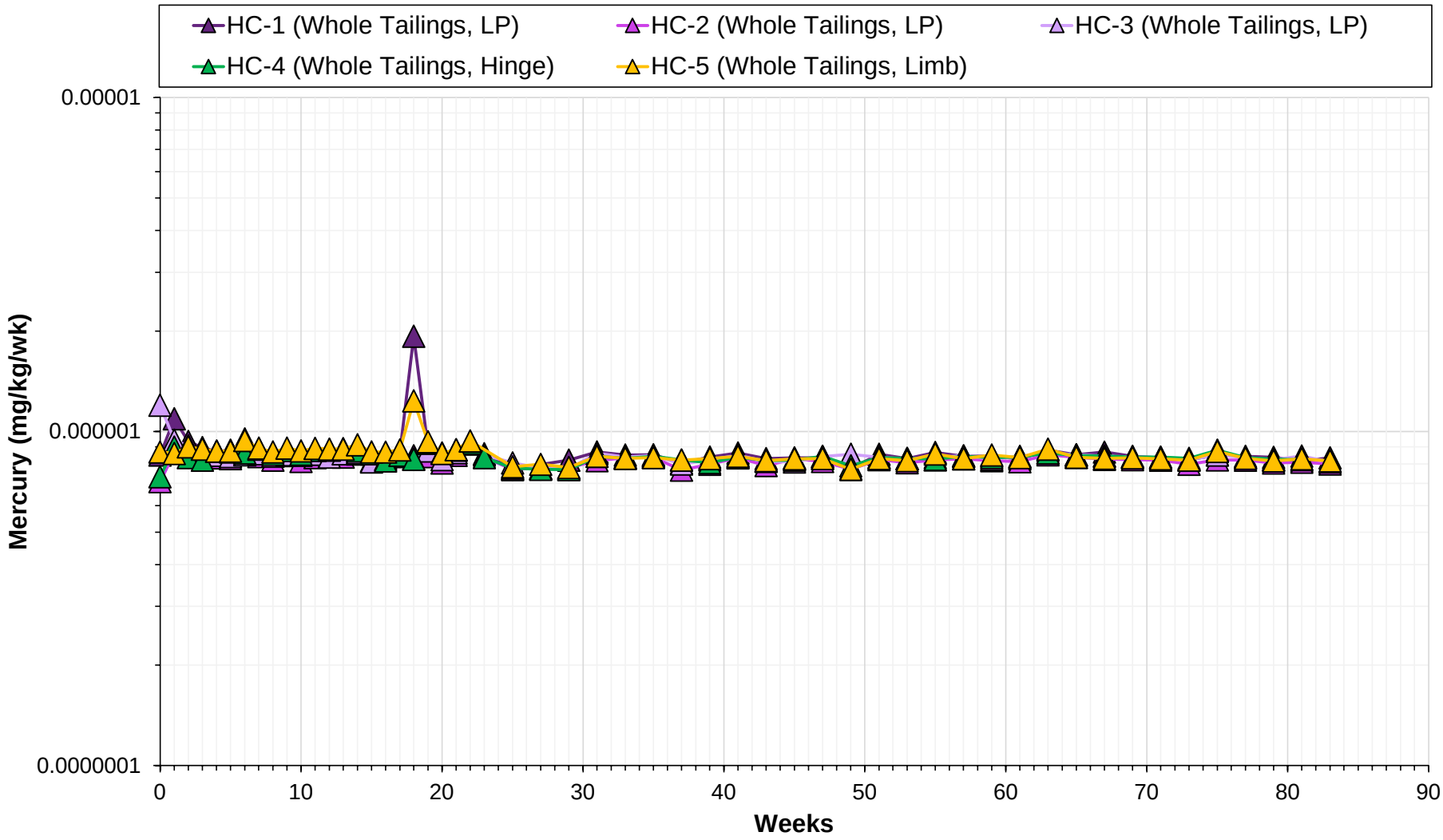

Mercury	
Whole Tailings - Humidity Cell Results, Great Bear Project	
Great Bear Project	
Figure Number	J-22
Project Number	OMEMA2303
Date	November 2025
Drawn: SM	Reviewed: JB

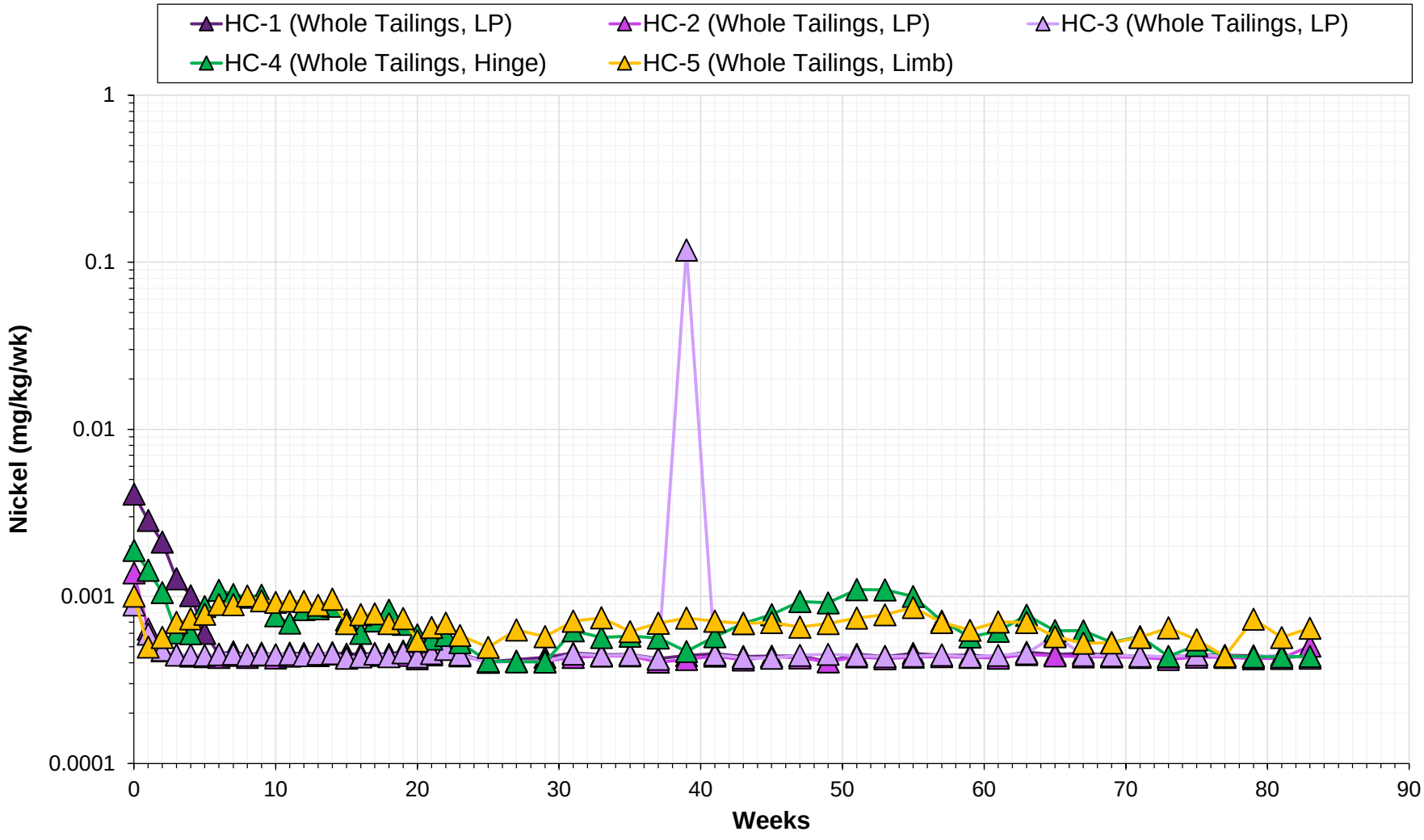

Nickel	
Whole Tailings - Humidity Cell Results, Great Bear Project	
Great Bear Project	
Figure Number	J-23
Project Number	OMEMA2303
Date	November 2025
Drawn: SM	Reviewed: JB

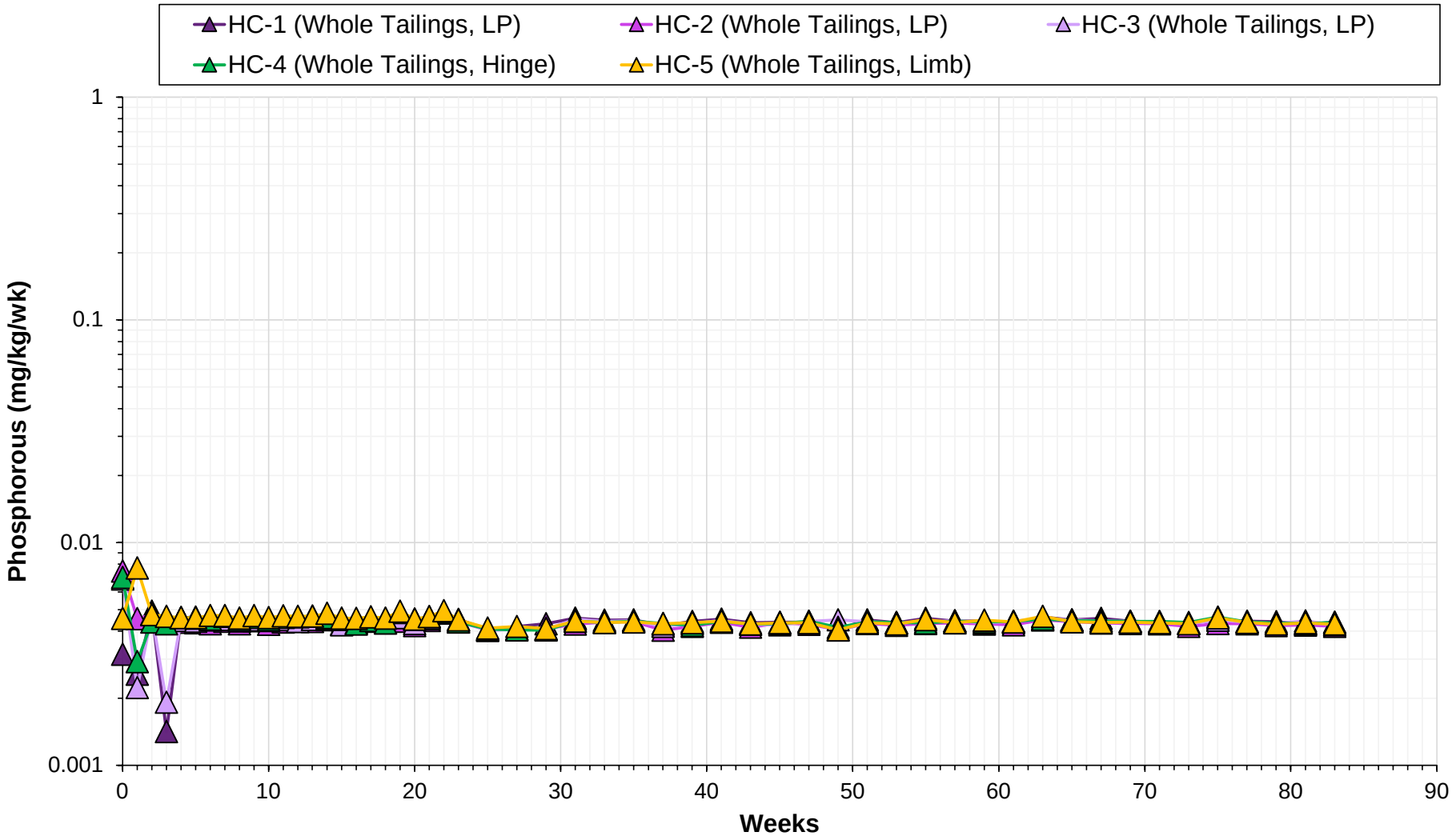

Notes:
Measured by colourimetry.

Phosphorus by Colourimetry			
Whole Tailings - Humidity Cell Results, Great Bear Project			
Great Bear Project			
Figure Number		J-24	
Project Number		OMEMA2303	
Date		November 2025	
Drawn	SM	Reviewed	JB

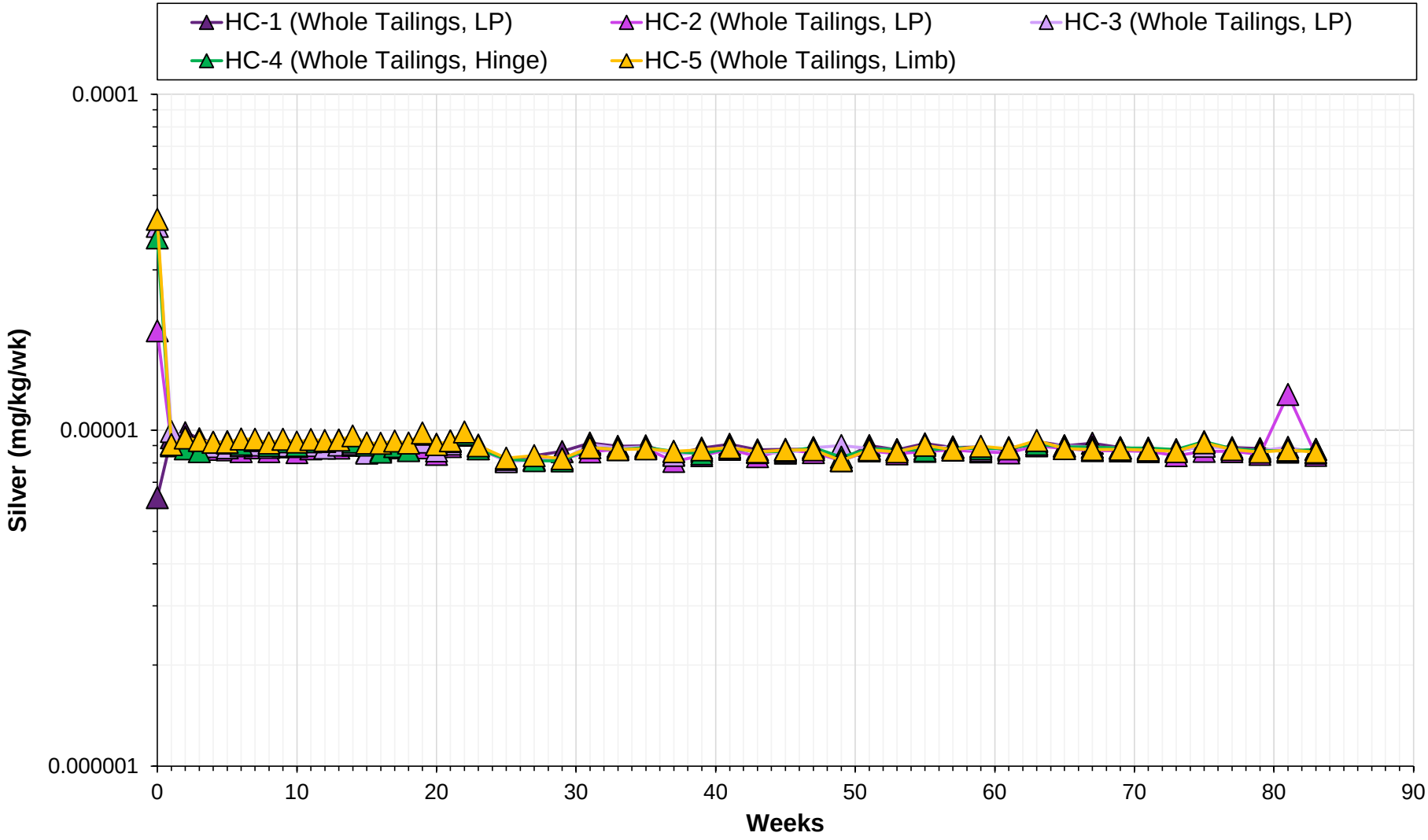

Silver	
Whole Tailings - Humidity Cell Results, Great Bear Project	
Great Bear Project	
Figure Number	J-25
Project Number	OMEMA2303
Date	November 2025
Drawn: SM	Reviewed: JB

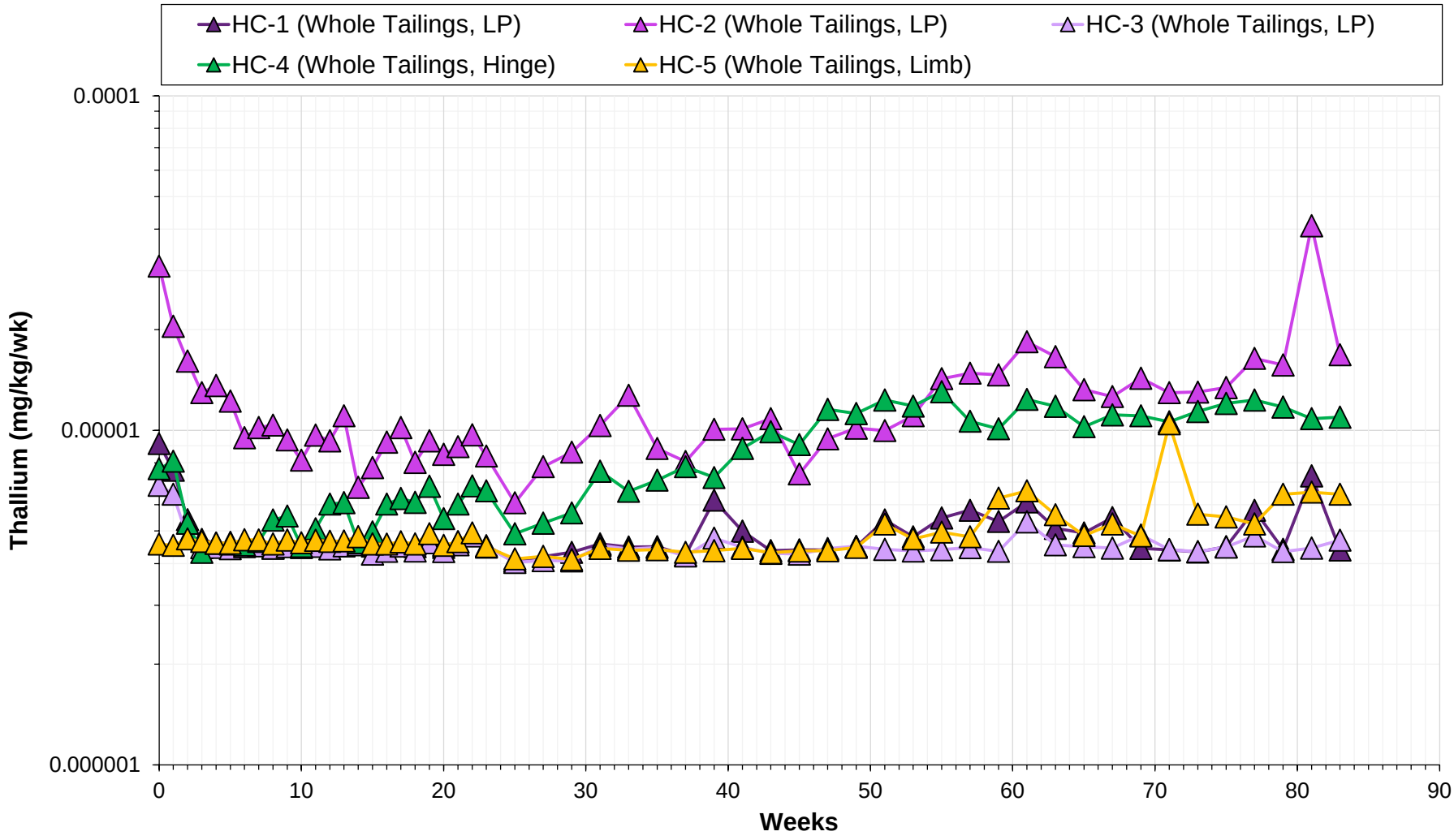

KINROSS

Thallium			
Whole Tailings - Humidity Cell Results, Great Bear Project			
Great Bear Project			
Figure Number		J-26	
Project Number		OMEMA2303	
Date		November 2025	
Drawn	SM	Reviewed	JB

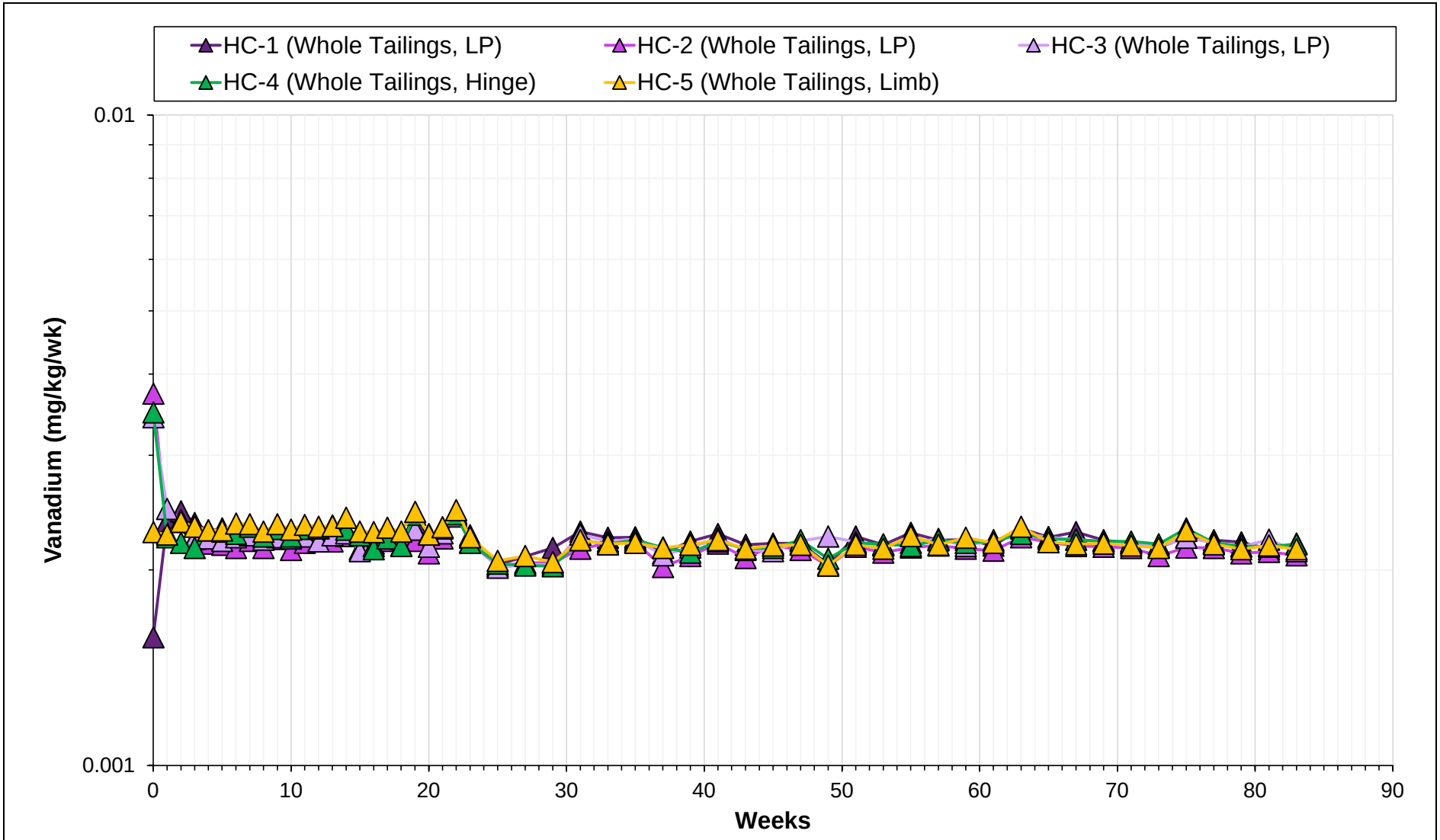

Vanadium	
Whole Tailings - Humidity Cell Results, Great Bear Project	
Great Bear Project	
Figure Number	J-27
Project Number	OMEMA2303
Date	November 2025
Drawn: SM	Reviewed: JB

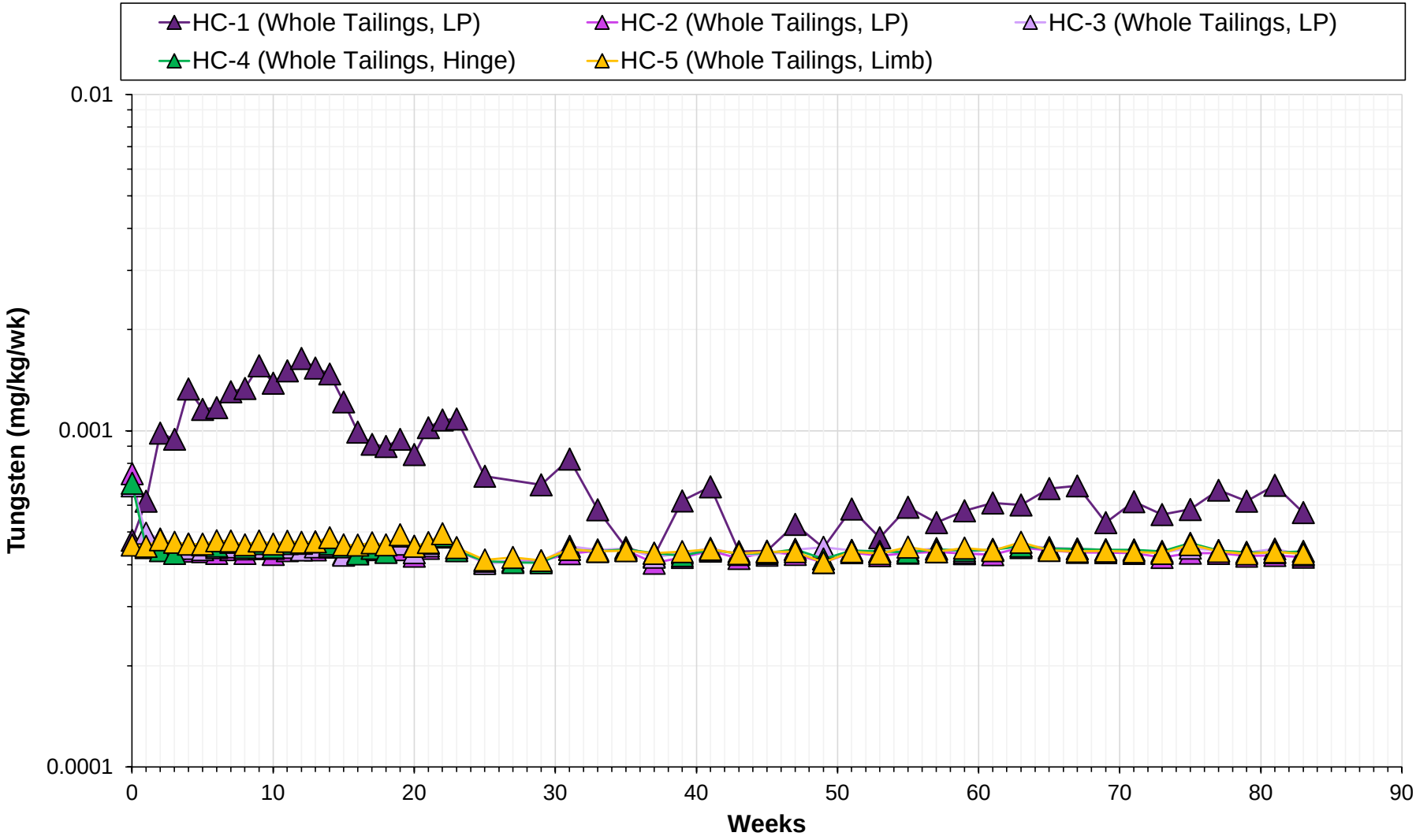

Tungsten was added to the monitored parameter list in week 53.

KINROSS

Tungsten			
Whole Tailings - Humidity Cell Results, Great Bear Project			
Great Bear Project			
Figure Number		J-28	
Project Number		OMEMA2303	
Date		November 2025	
Drawn	SM	Reviewed	JB

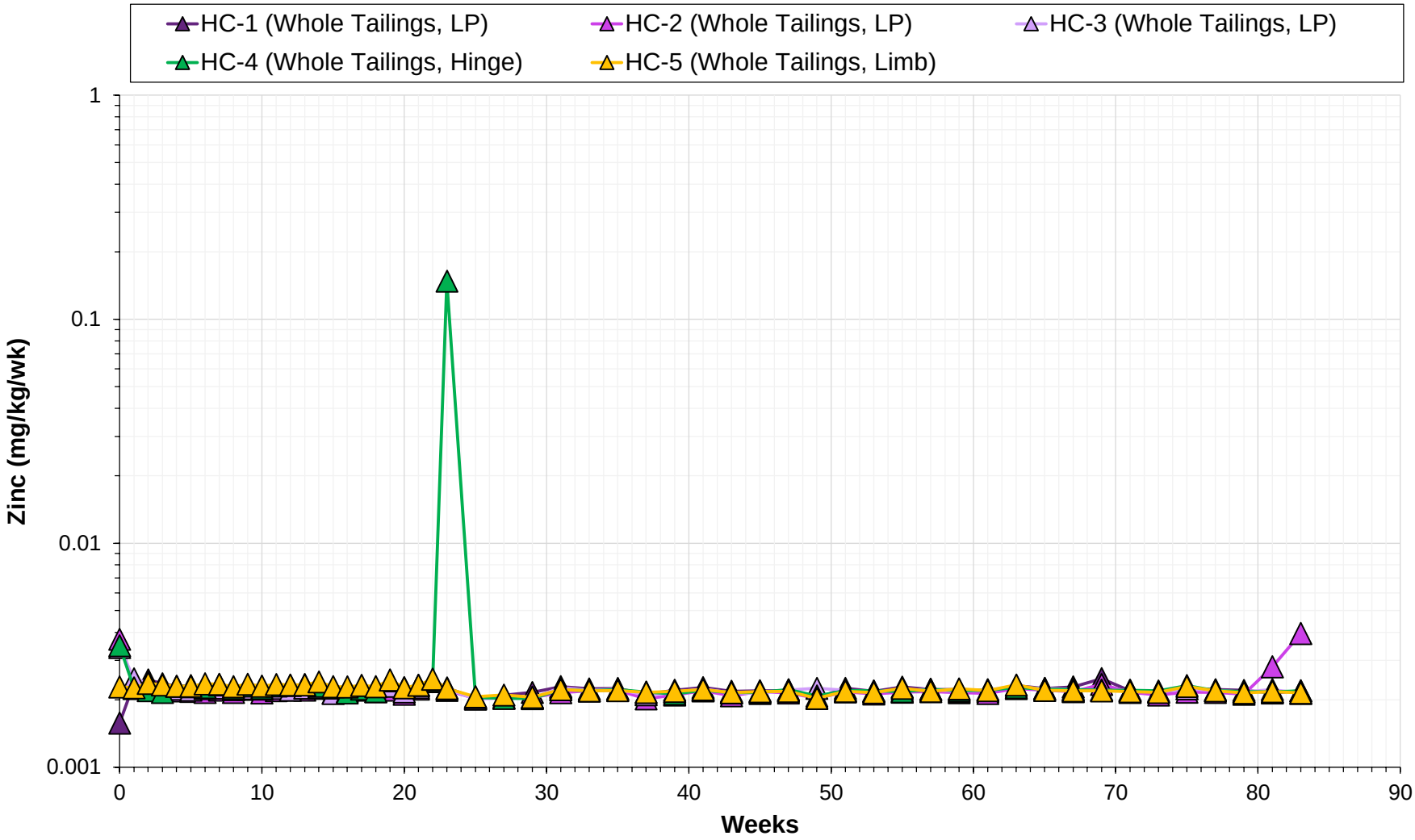

KINROSS

Zinc			
Whole Tailings - Humidity Cell Results, Great Bear Project			
Great Bear Project			
Figure Number		J-29	
Project Number		OMEMA2303	
Date		November 2025	
Drawn	SM	Reviewed	JB

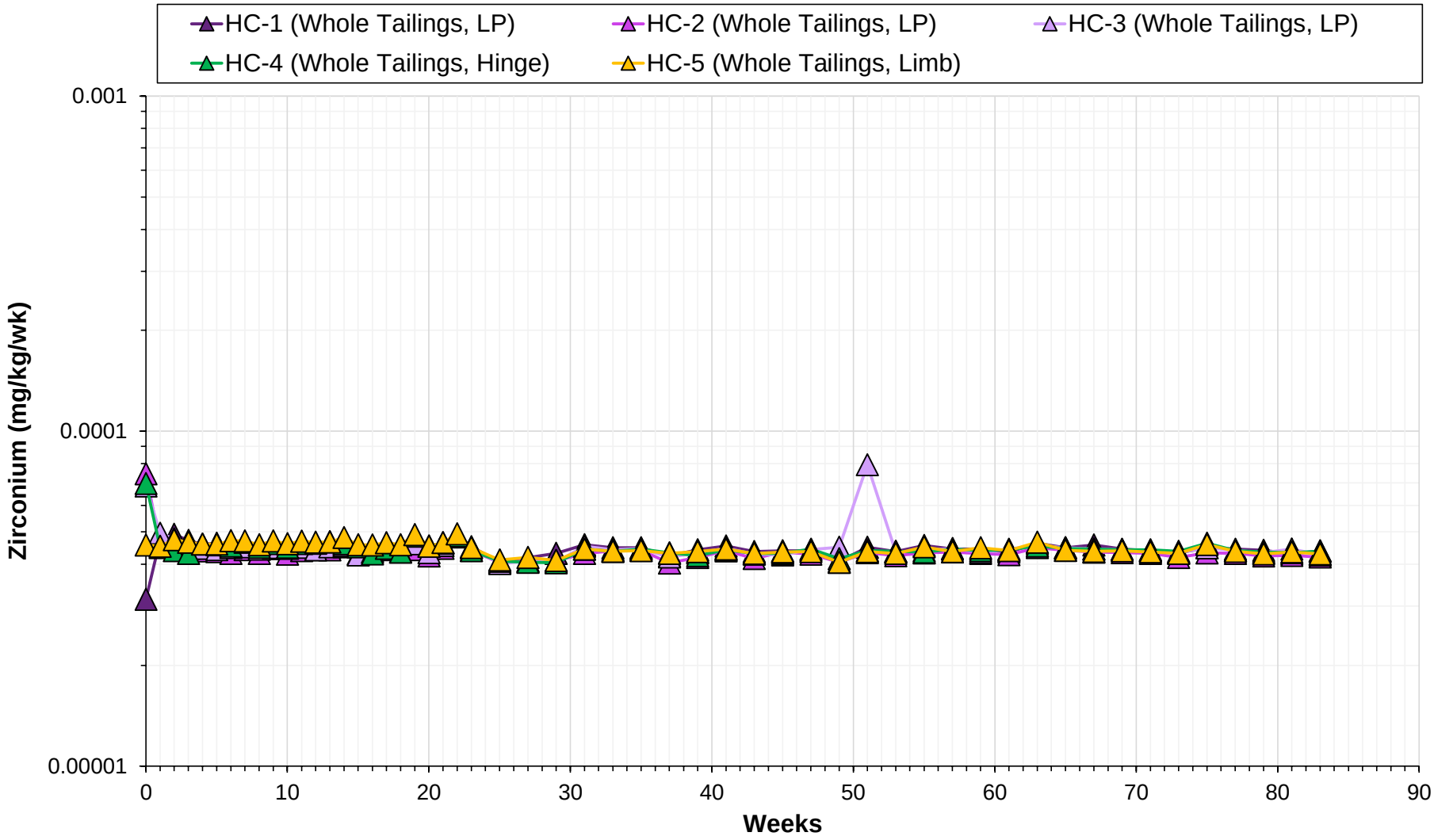

Zirconium	
Whole Tailings - Humidity Cell Results, Great Bear Project	
Great Bear Project	
Figure Number	J-30
Project Number	OMEMA2303
Date	November 2025
Drawn: SM	Reviewed: JB

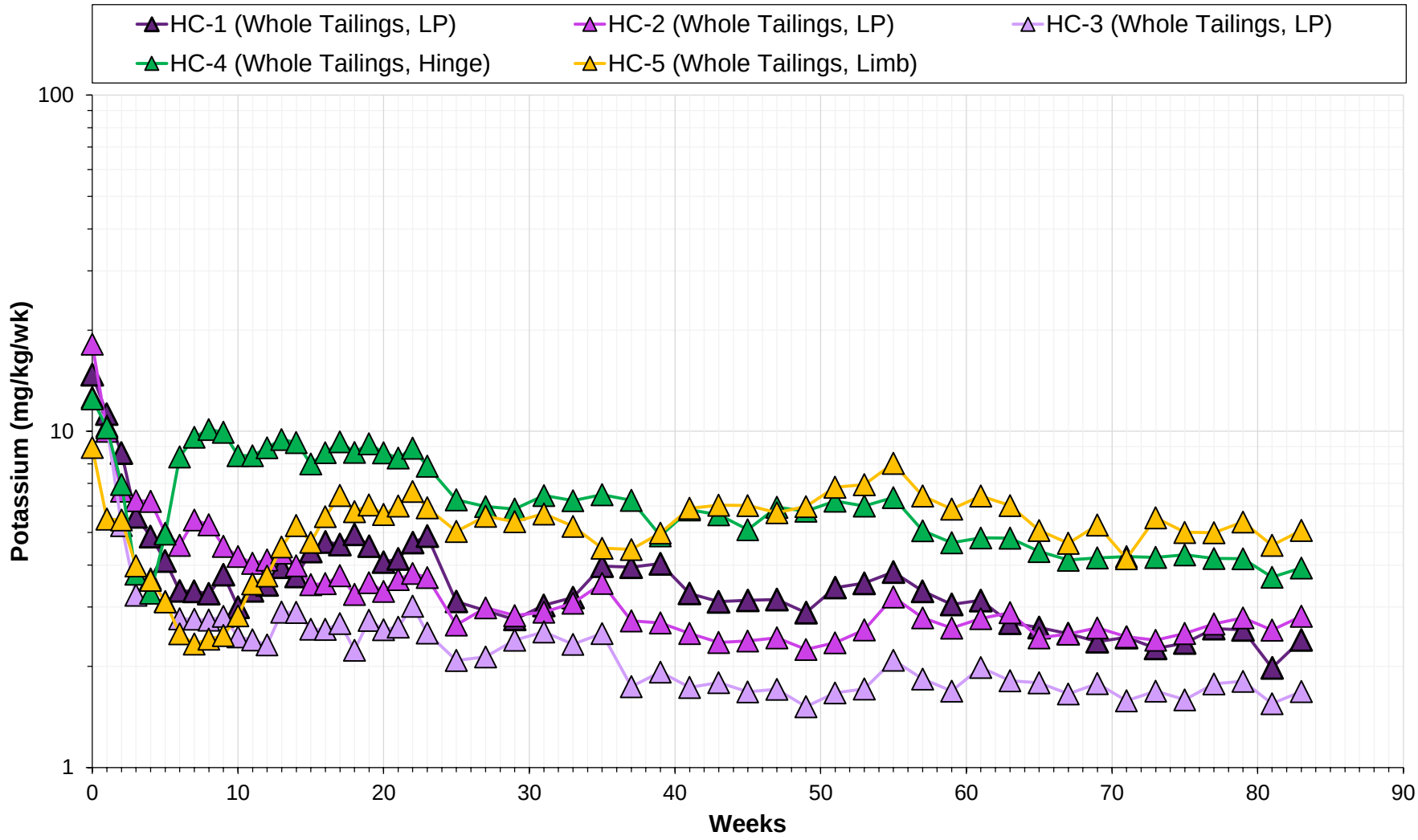

KINROSS

Potassium			
Whole Tailings - Humidity Cell Results, Great Bear Project			
Great Bear Project			
Figure Number		J-31	
Project Number		OMEMA2303	
Date		November 2025	
Drawn	SM	Reviewed	JB

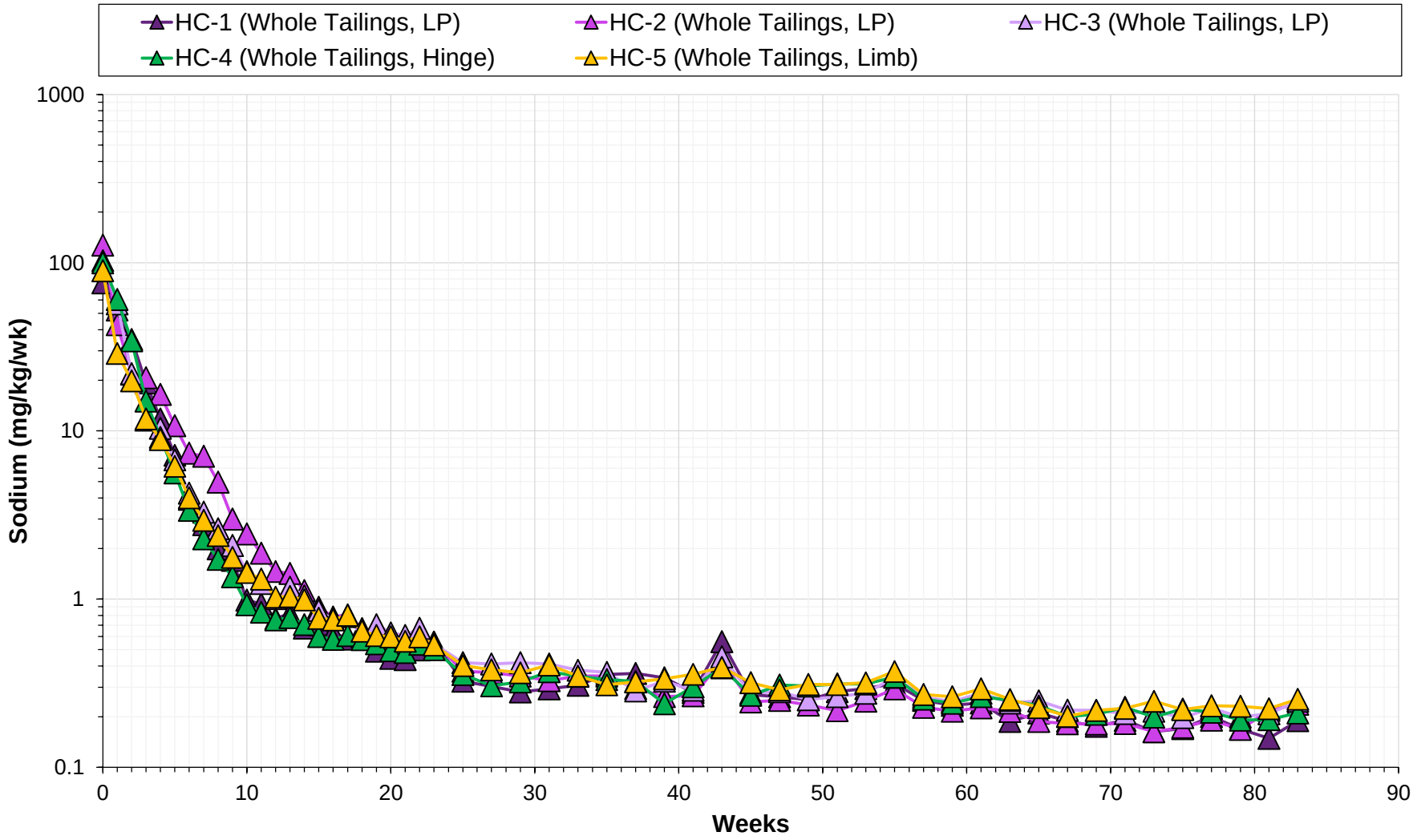

Sodium	
Whole Tailings - Humidity Cell Results, Great Bear Project	
Great Bear Project	
Figure Number	J-32
Project Number	OMEMA2303
Date	November 2025
Drawn: SM	Reviewed: JB

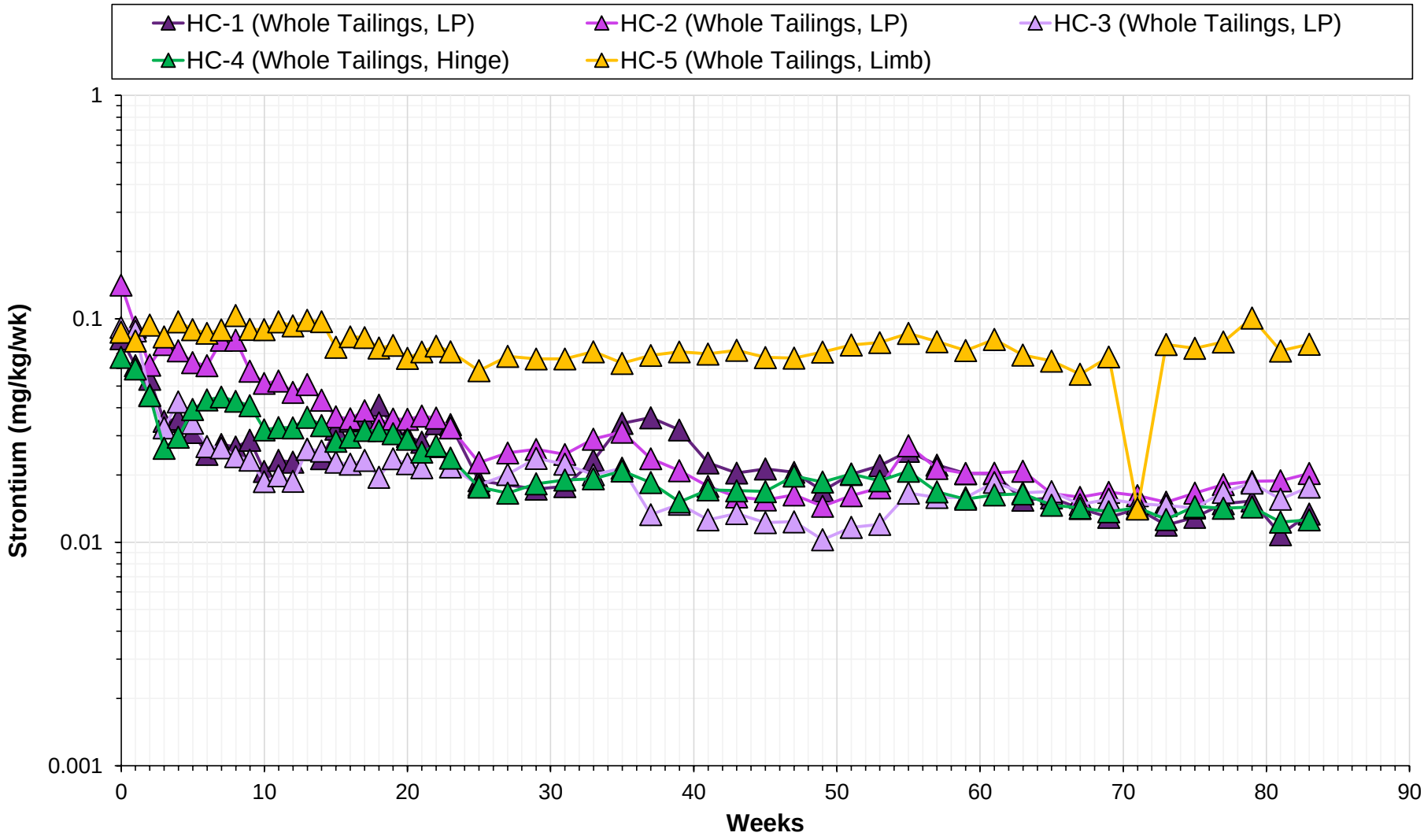

Strontium	
Whole Tailings - Humidity Cell Results, Great Bear Project	
Great Bear Project	
Figure Number	J-33
Project Number	OMEMA2303
Date	November 2025
Drawn: SM	Reviewed: JB

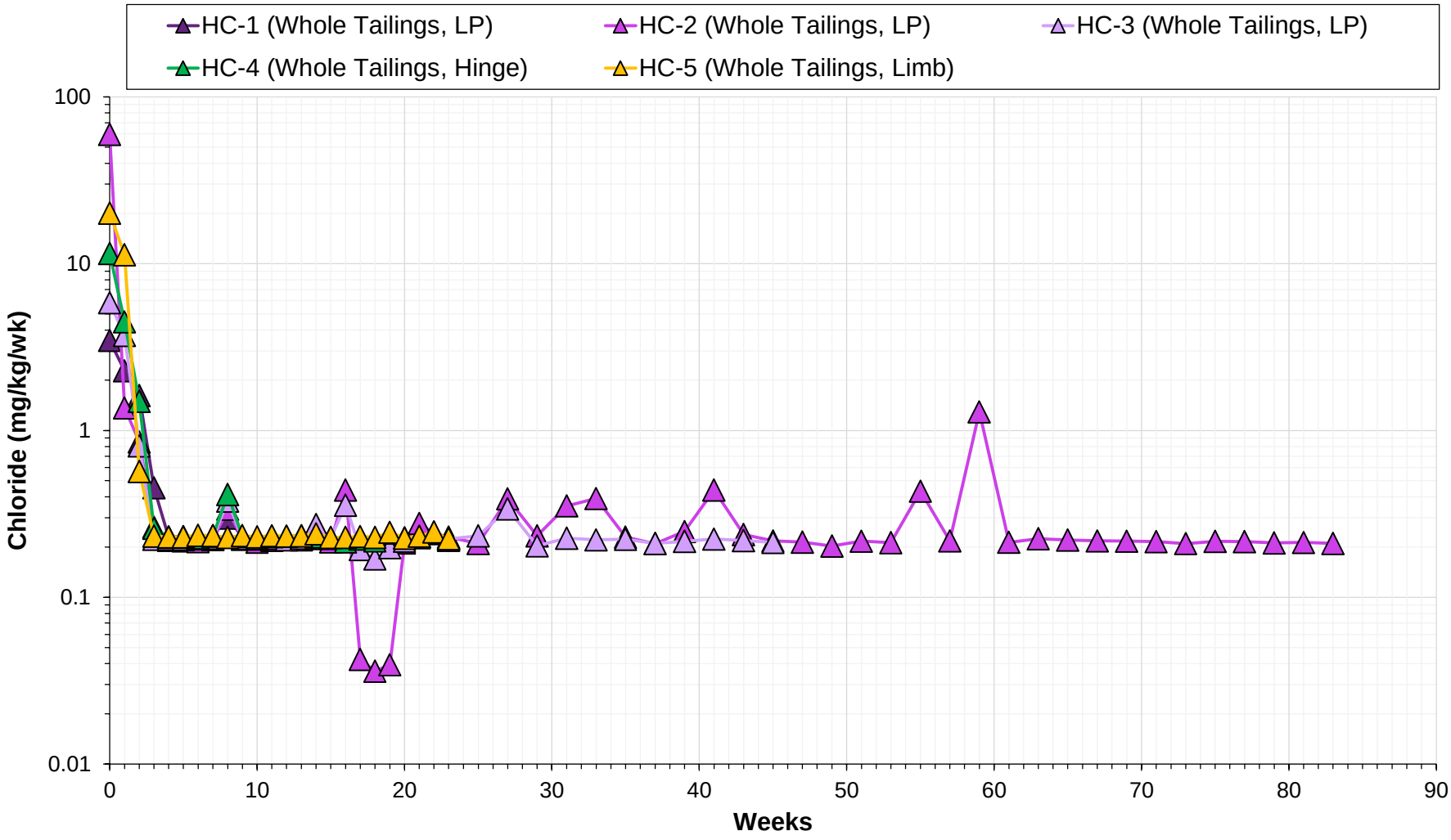

Chloride	
Whole Tailings - Humidity Cell Results, Great Bear Project	
Great Bear Project	
Figure Number	J-34
Project Number	OMEMA2303
Date	November 2025
Drawn: SM	Reviewed: JB

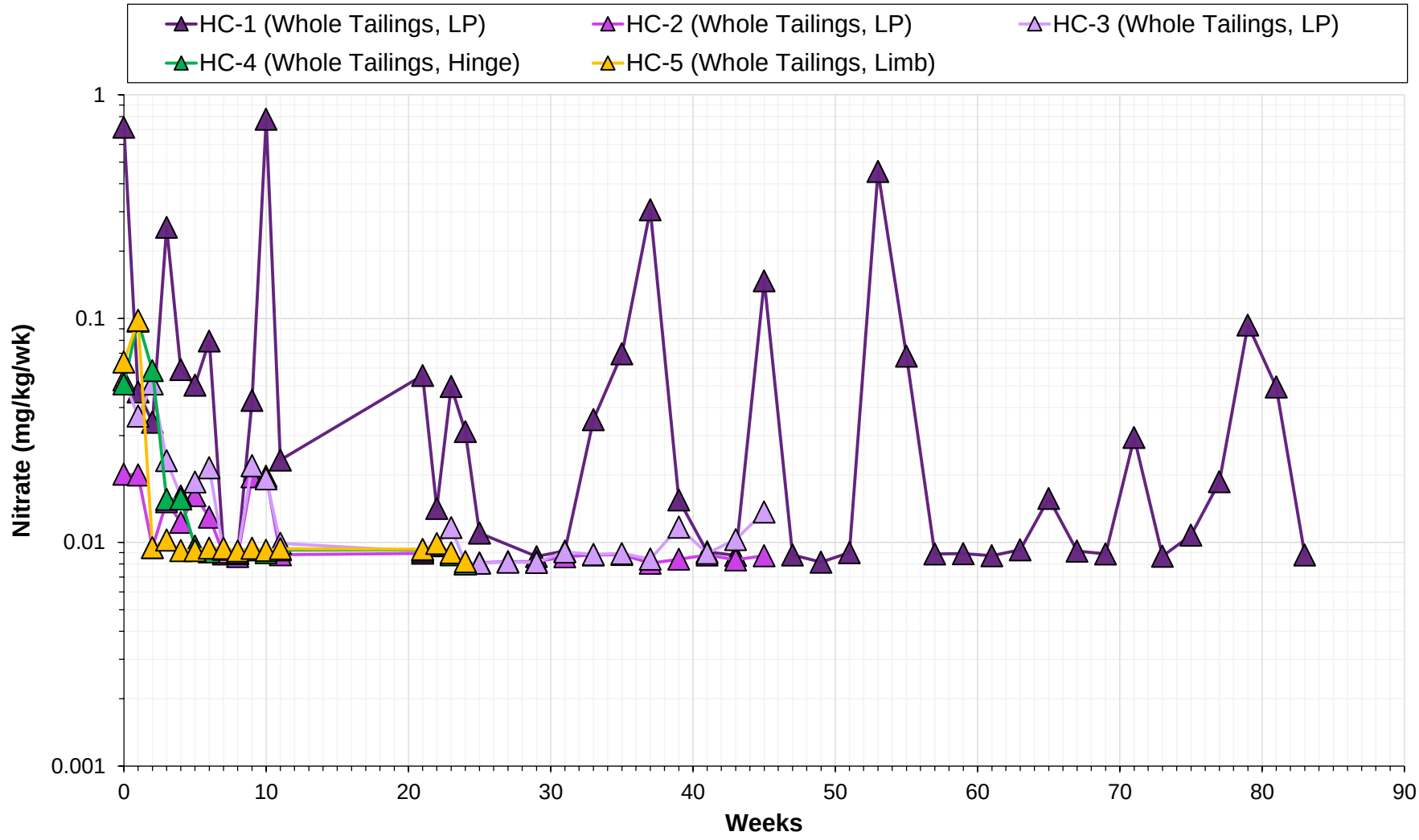

Notes:

Nitrate as N (NO3)			
Whole Tailings - Humidity Cell Results, Great Bear Project			
Great Bear Project			
Figure Number		J-35	
Project Number		OMEMA2303	
Date		November 2025	
Drawn	SM	Reviewed	JB

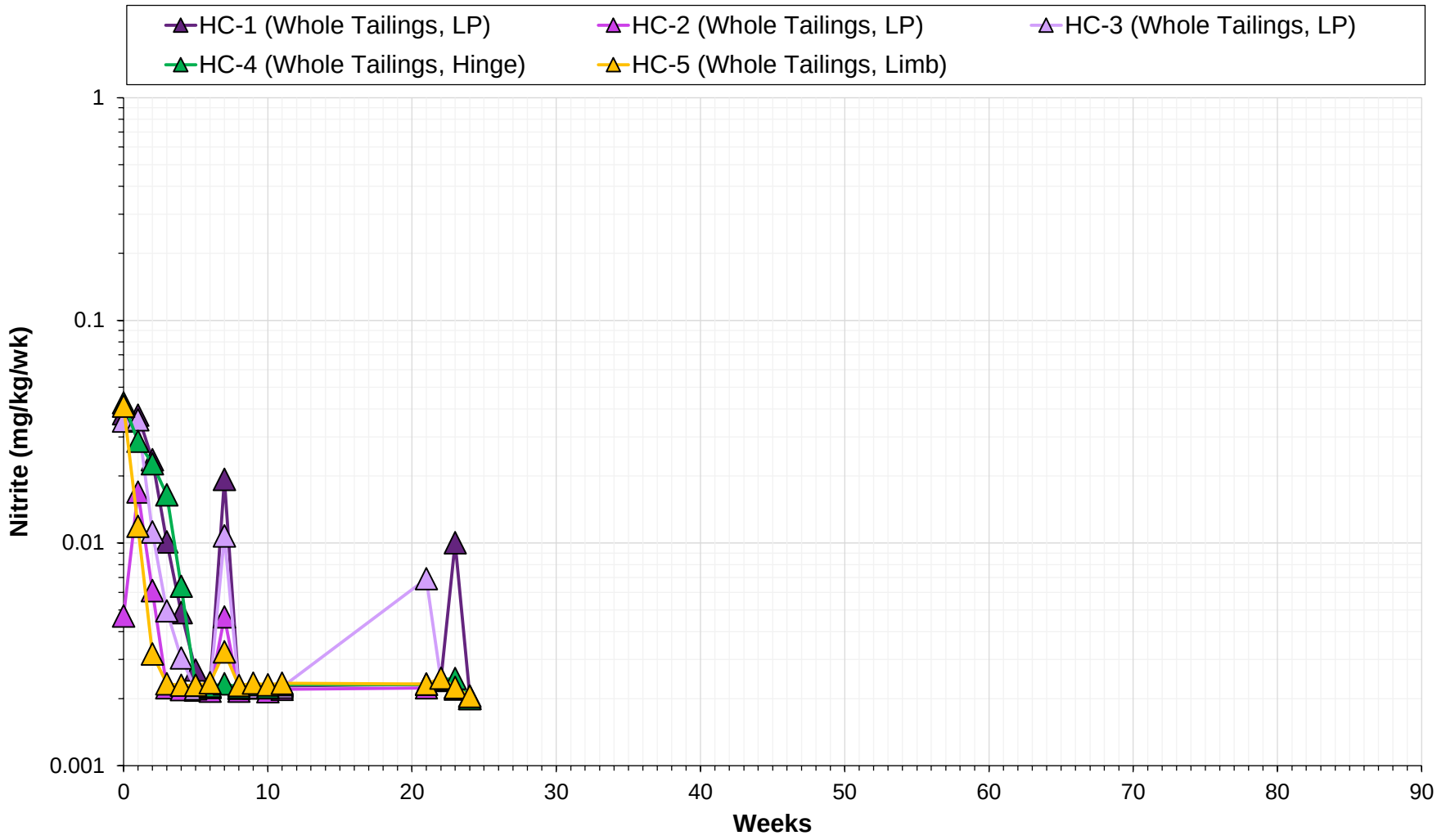

Notes:

KINROSS

Nitrite as N (NO2)			
Whole Tailings - Humidity Cell Results, Great Bear Project			
Great Bear Project			
Figure Number		J-36	
Project Number		OMEMA2303	
Date		November 2025	
Drawn	SM	Reviewed	JB

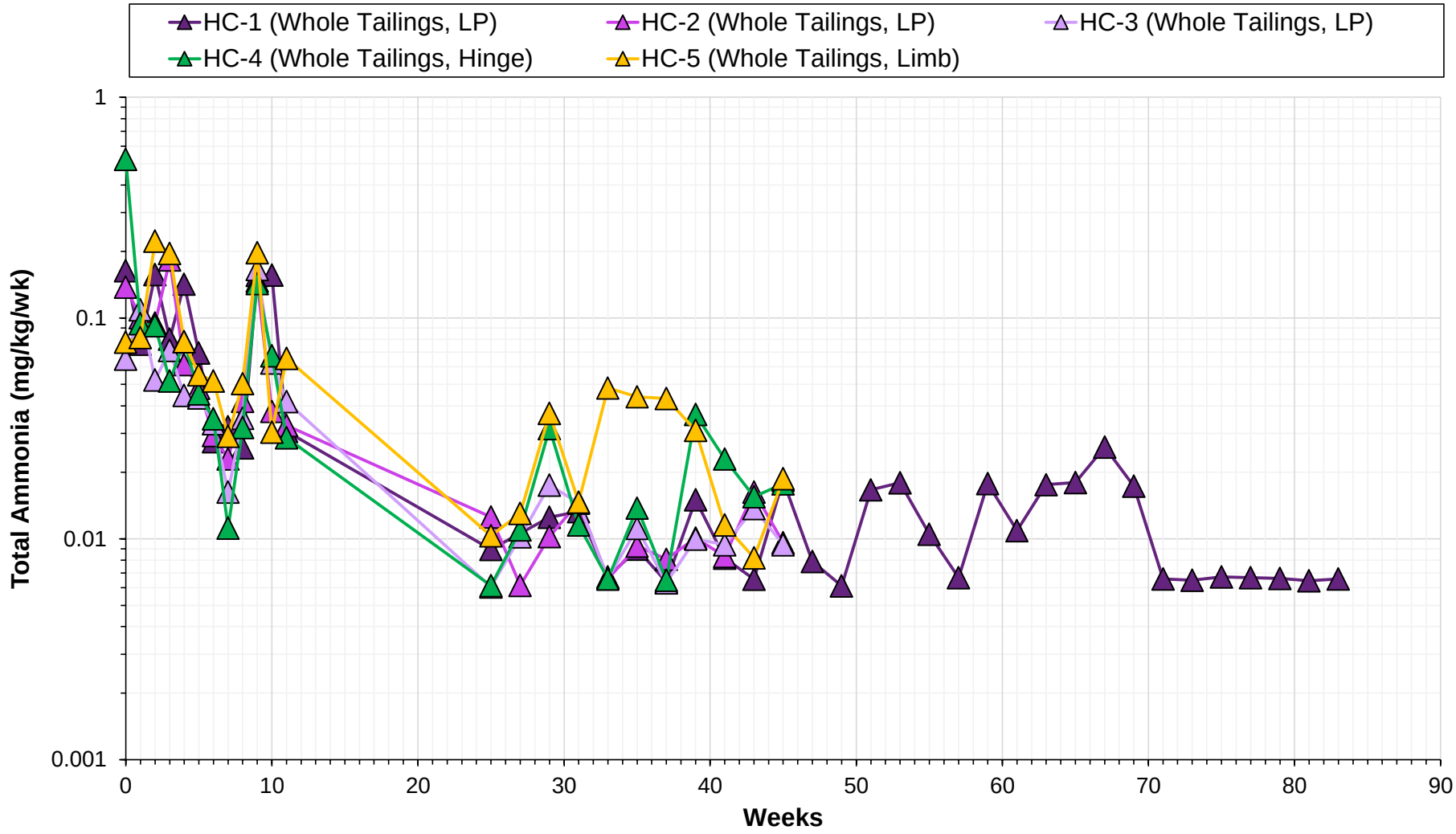

Notes:

Total Ammonia (NH3)			
Whole Tailings - Humidity Cell Results, Great Bear Project			
Great Bear Project			
Figure Number		J-37	
Project Number		OMEMA2303	
Date		November 2025	
Drawn	SM	Reviewed	JB

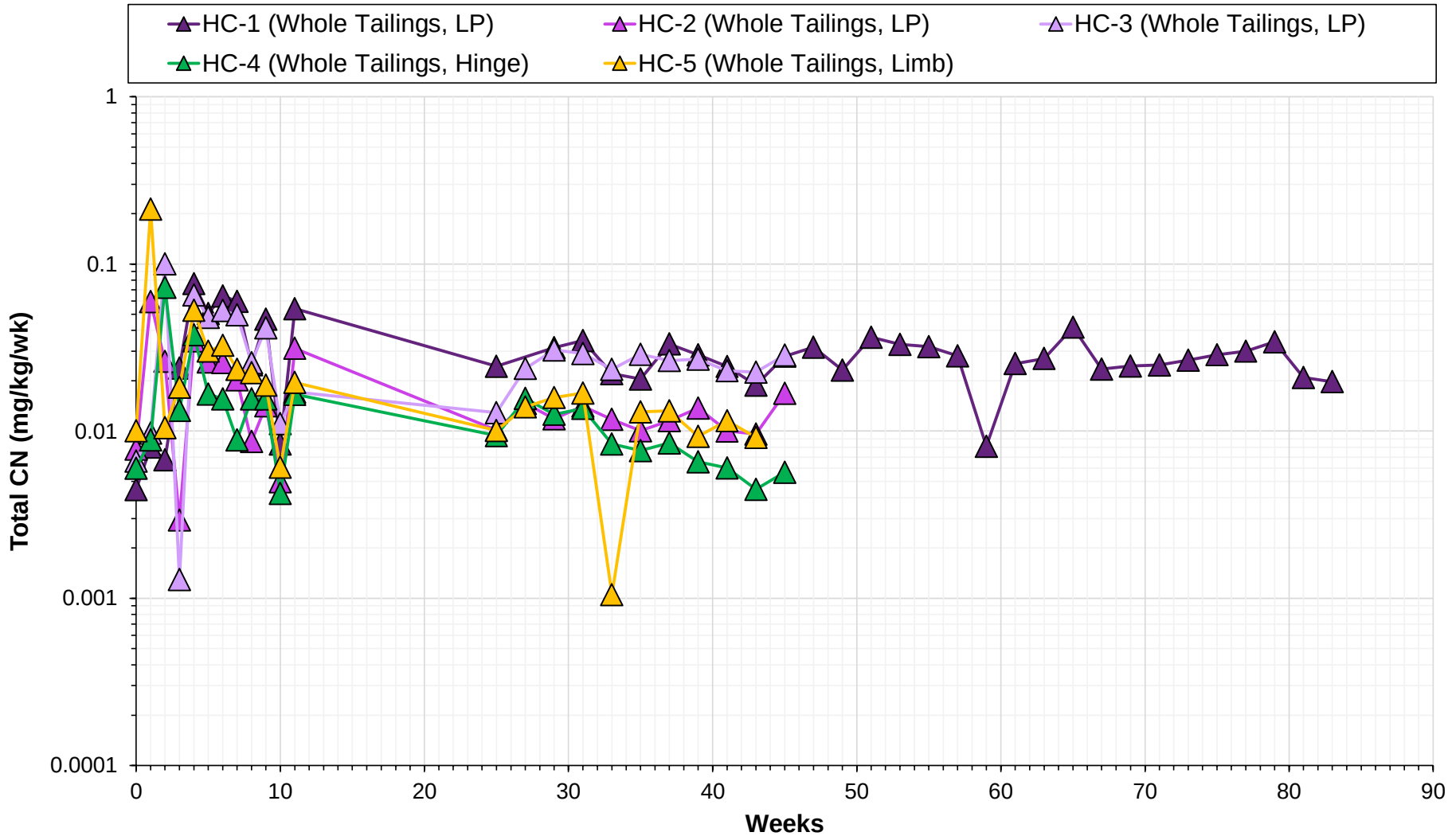

Notes:

KINROSS

Total Cyanide			
Whole Tailings - Humidity Cell Results, Great Bear Project			
Great Bear Project			
Figure Number		J-38	
Project Number		OMEMA2303	
Date		November 2025	
Drawn	SM	Reviewed	JB

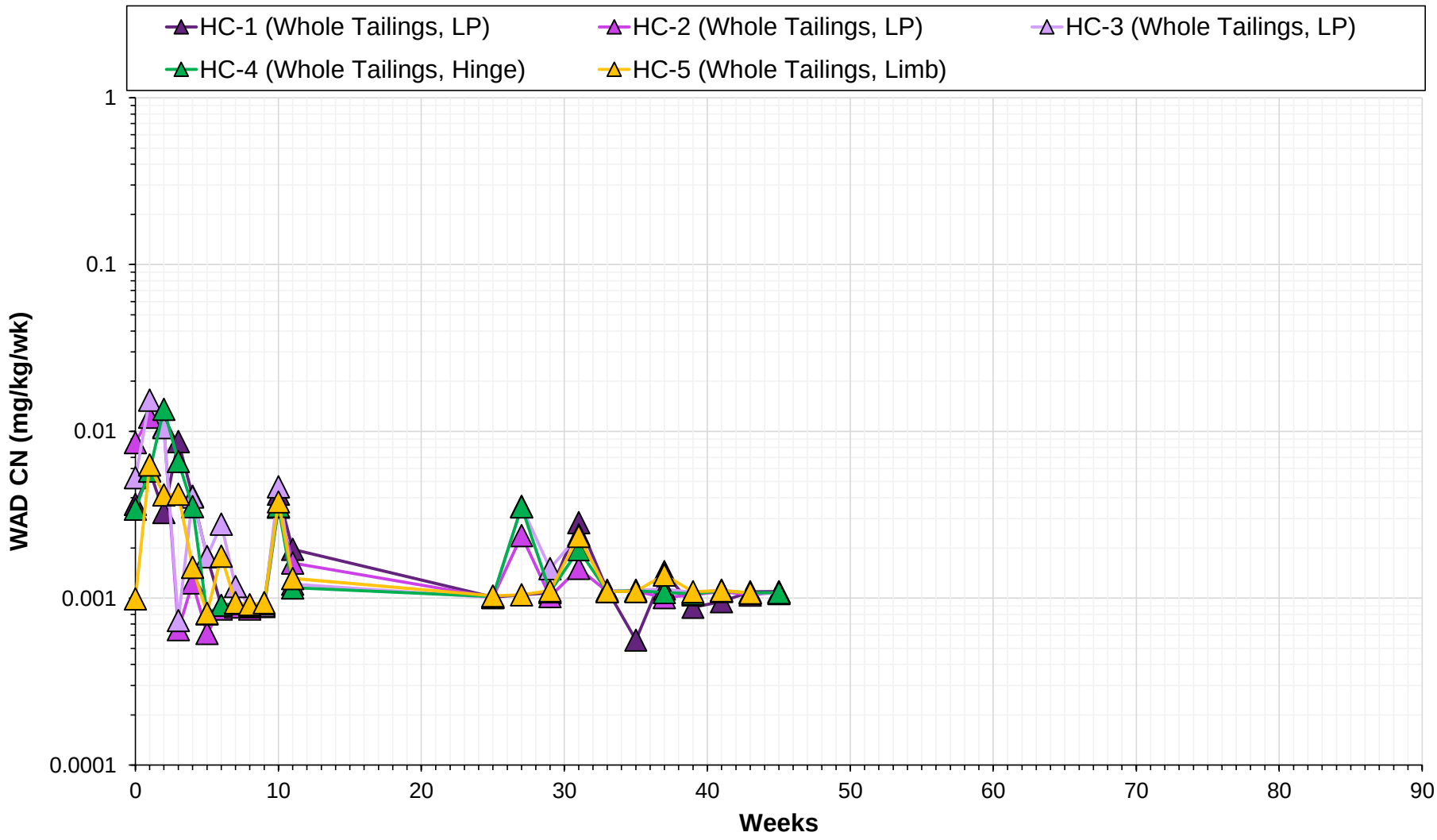

Notes:

KINROSS

WAD Cyanide			
Whole Tailings - Humidity Cell Results, Great Bear Project			
Great Bear Project			
Figure Number		J-39	
Project Number		OMEMA2303	
Date		November 2025	
Drawn	SM	Reviewed	JB

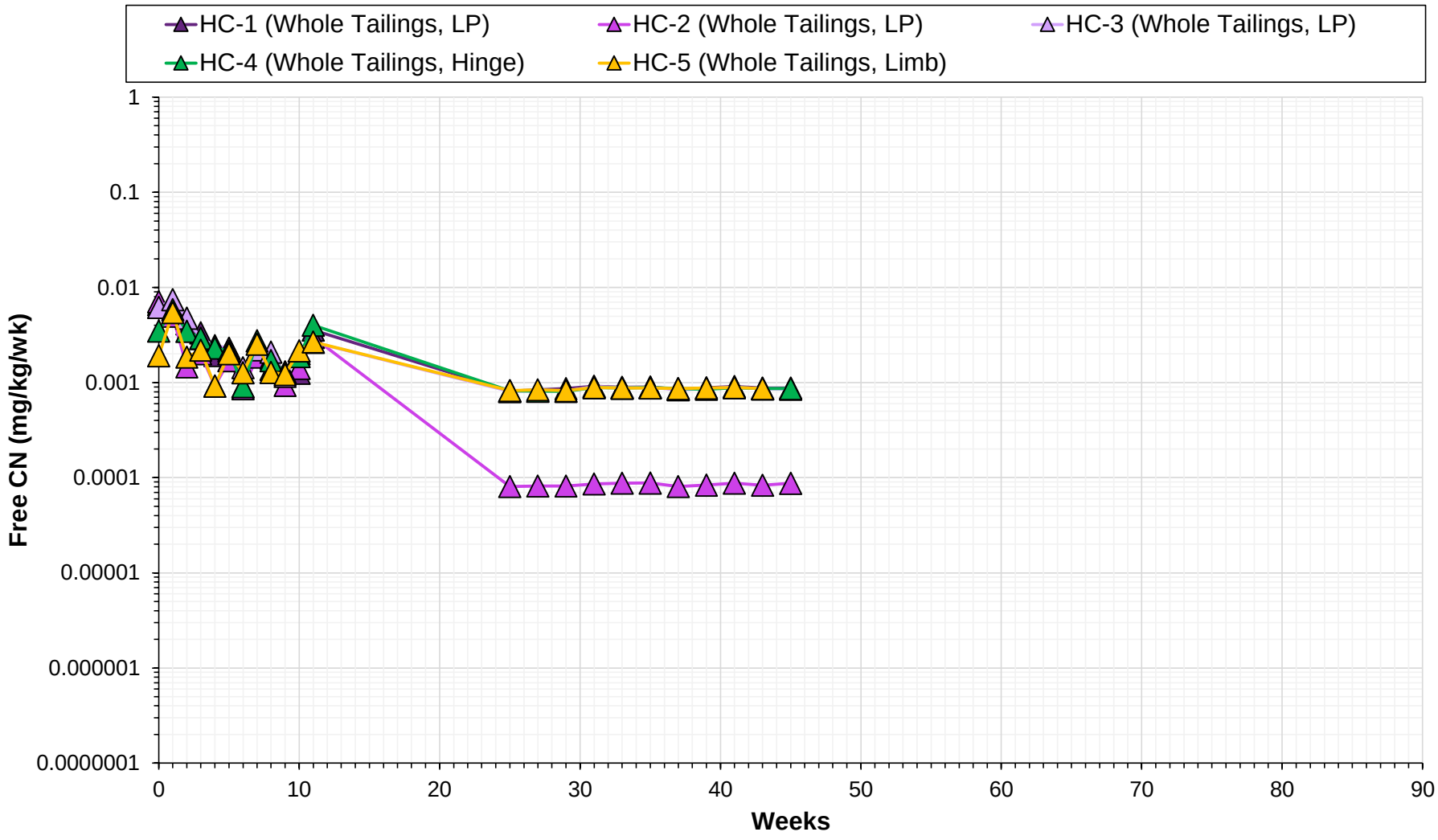

Notes:

KINROSS

Free Cyanide			
Whole Tailings - Humidity Cell Results, Great Bear Project			
Great Bear Project			
Figure Number		J-40	
Project Number		OMEMA2303	
Date		November 2025	
Drawn	SM	Reviewed	JB

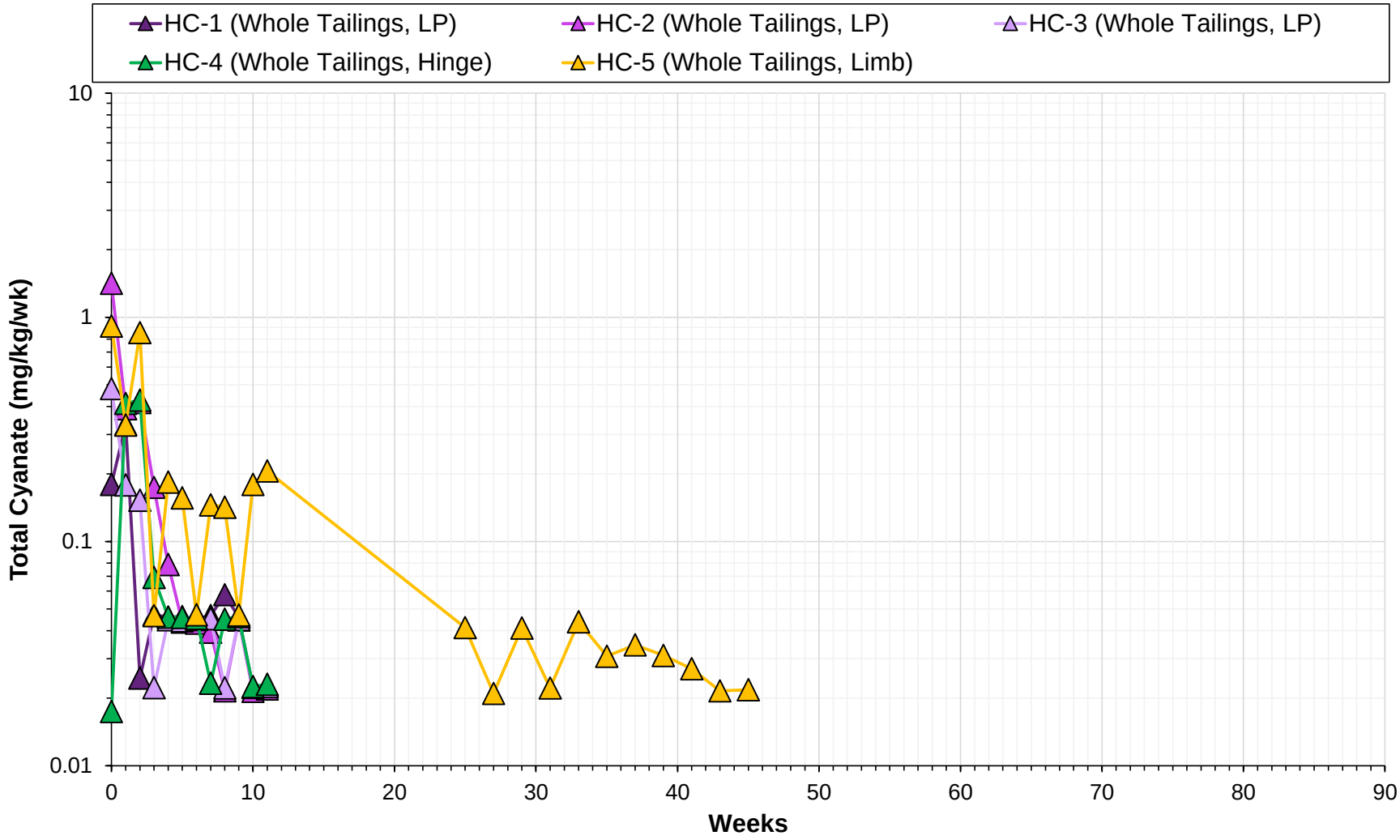

Notes:

Total Cyanate			
Whole Tailings - Humidity Cell Results, Great Bear Project			
Great Bear Project			
Figure Number		J-41	
Project Number		OMEMA2303	
Date		November 2025	
Drawn	SM	Reviewed	JB

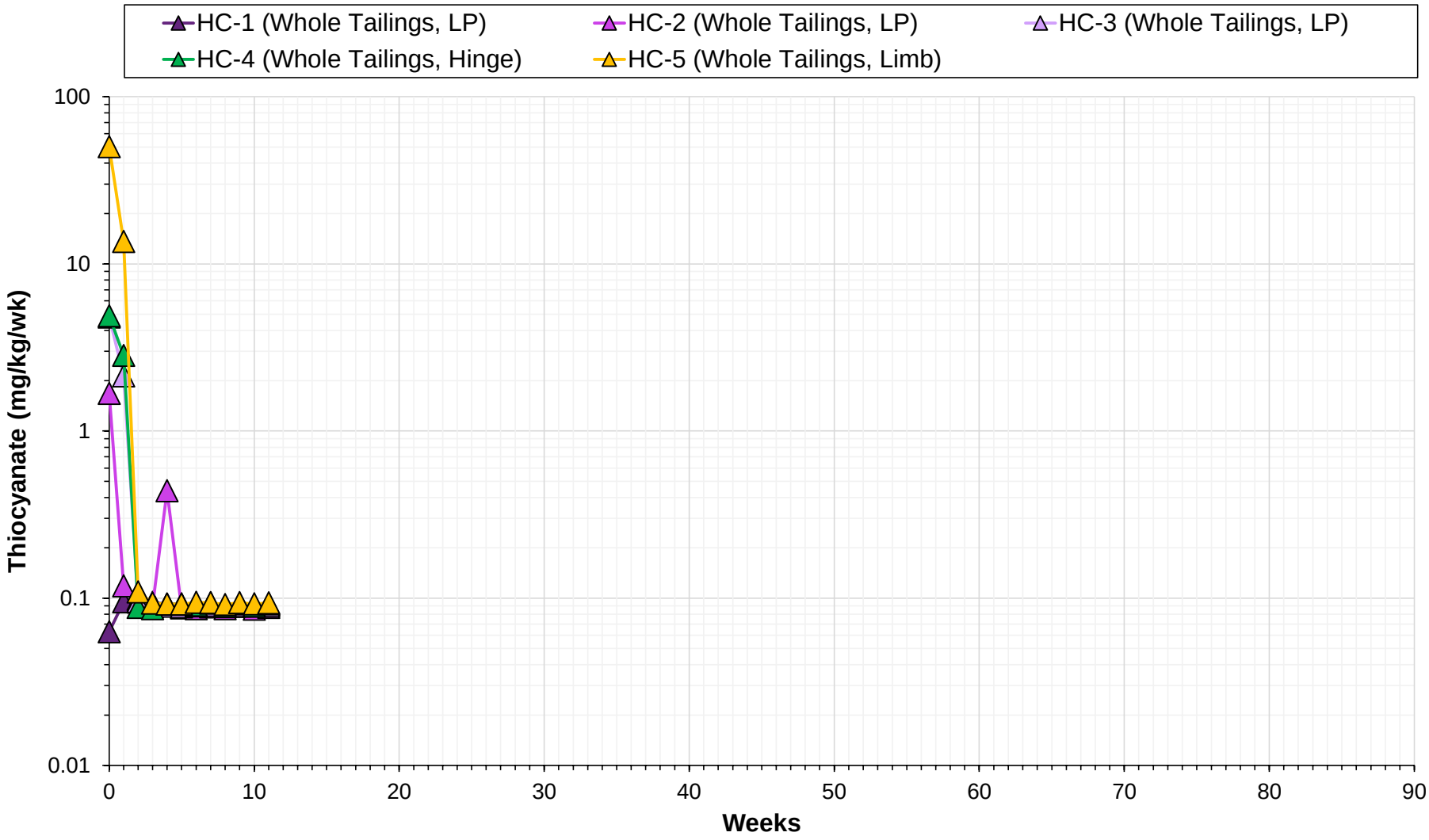

Notes:

Thiocyanate	
Whole Tailings - Humidity Cell Results, Great Bear Project	
Great Bear Project	
Figure Number	J-42
Project Number	OMEMA2303
Date	November 2025
Drawn: SM	Reviewed: JB

Appendix K
Backfill Subaerial Kinetic Test

Table K-1: Paste Backfill Subaerial Kinetic Test Results

Sample Date	Week Number	Input Vol. (DI Water)	Output Vol. (Leachate)	pH	EC	ORP*	DO	Acidity (to pH 8.3)	Alkalinity (to pH 4.5)	Sulphate	Chloride	Fluoride	Nitrate (NO_3 as N)	Nitrite (NO_2 as N)	Total CN	WAD CN	Total Ammonia	Dissolved Phosphorous	Hardness	Aluminum (Al)	Antimony (Sb)	Arsenic (As)	Barium (Ba)	Beryllium (Be)	Boron (B)	Cadmium (Cd)	Calcium (Ca)
Units:	--	*mL*	*mL*	*pH Units*	*µS/cm*	*mV*	*mg/L*	*mg $CaCO_3$/L*	*mg $CaCO_3$/L*	*mg/L*	*mg/L*	*mg/L*	*mg/L*	*mg/L*	*mg/L*	*mg/L*	*mg/L*	*mg/L*	*mg $CaCO_3$/L*	*mg/L*	*mg/L*	*mg/L*	*mg/L*	*mg/L*	*mg/L*	*mg/L*	*mg/L*
2024-07-03	0	700	280	6.2	553	364	4.9	38	27	255	22	0.15	0.19	0.038	4.9	1.0	0.074	0.0035	219	0.035	<0.0025	0.0042	0.021	<0.00050	<0.25	<0.000050	81
2024-07-10	1	350	317	6.2	611	377	4.7	45	21	376	27	0.18	0.17	0.10	6.9	0.14	0.17	<0.0030	248	0.025	0.0013	0.0047	0.012	<0.00020	<0.10	<0.000020	92
2024-07-17	2	350	255	5.8	787	356	4.8	49	17	425	18	0.2	0.99	0.083	4.7	0.13	0.16	<0.0030	281	0.026	0.0013	0.0052	0.013	<0.00020	<0.10	<0.000020	103
2024-07-24	3	350	282	6.5	978	357	4.9	27	21	388	18	0.19	0.13	0.074	5.3	0.28	0.35	<0.0030	299	0.022	0.0014	0.0052	0.012	<0.00020	<0.10	<0.000020	110
2024-07-31	4	350	304	6.8	1118	367	4.9	18	25	470	18	0.23	0.21	0.072	5.5	0.32	0.64	<0.0030	344	0.023	0.0017	0.0059	0.011	<0.00020	<0.10	<0.000020	126
2024-08-07	5	350	275	6.1	682	414	4.7	49	26	415	13	0.19	0.1	0.05	3.6	0.44	0.82	<0.0030	262	0.031	0.0012	0.0051	0.011	<0.00020	<0.10	<0.000020	95
2024-08-14	6	350	310	6.2	705	368	4.9	43	26	359	11	0.22	0.089	0.054	3.7	0.25	0.76	<0.0030	362	0.031	0.0017	0.0055	0.015	<0.00020	0.1	<0.000020	133
2024-08-21	7	350	295	5.9	577	362	4.4	43	22	313	7.0	0.18	0.066	0.036	2.5	0.099	0.37	<0.0030	280	0.031	0.0015	0.0052	0.013	<0.00020	<0.10	<0.000020	103
2024-08-28	8	350	296	6.2	674	384	4.7	39	23	287	3.8	0.17	0.046	0.032	2.0	0.11	0.14	<0.0030	255	0.031	0.0013	0.0043	0.01	<0.00020	<0.10	<0.000020	94
2024-09-04	9	350	298	6.6	653	369	4.1	20	28	265	2.6	0.15	1.3	0.082	1.8	0.18	0.27	<0.0030	284	0.03	0.0013	0.0046	0.013	<0.00020	<0.10	<0.000020	105
2024-09-11	10	350	267	6.2	545	389	3.9	30	23	326	2.1	0.19	0.052	0.036	1.4	0.18	0.2	<0.0030	267	0.039	0.0012	0.0044	0.012	<0.00020	<0.10	<0.000020	99
2024-09-18	11	350	306	6.3	456	369	4.0	18	21	237	0.97	0.18	--	--	--	--	--	0.0078	247	0.031	0.0012	0.0044	0.011	<0.00020	<0.10	<0.000020	92
2024-09-25	12	350	315	6.4	652	371	3.9	29	26	277	0.8	0.19	0.044	0.023	1.3	0.085	0.13	0.0042	269	0.037	0.0013	0.0046	0.011	<0.00020	<0.10	<0.000020	101
2024-10-02	13	350	315	6.6	574	456	4.2	21	22	189	<0.50	0.16	--	--	--	--	--	<0.0030	200	0.029	<0.0010	0.0032	0.008	<0.00020	<0.10	<0.000020	74
2024-10-09	14	350	315	6.3	585	490	4.6	24	23	277	0.95	0.18	0.061	0.019	1.3	0.091	0.041	<0.0030	259	0.028	0.0011	0.0042	0.0095	<0.00020	<0.10	<0.000020	97
2024-10-16	15	350	318	6.9	673	404	4.6	14	25	323	1.9	0.22	--	--	--	--	--	<0.0030	334	0.04	0.0014	0.0049	0.0099	<0.00020	<0.10	<0.000020	125
2024-10-23	16	350	312	6.4	354	406	4.8	26	23	209	2.8	0.17	0.058	0.016	0.83	0.08	0.04	<0.0030	232	0.032	<0.0010	0.004	0.0075	<0.00020	<0.10	<0.000020	87
2024-10-30	17	350	307	6.5	279	401	4.4	23	20	243	2.9	0.15	--	--	--	--	--	<0.0030	195	0.027	<0.0010	0.0036	0.0066	<0.00020	<0.10	<0.000020	73
2024-11-06	18	350	310	6.5	463	422	4.6	22	22	211	3.8	0.18	0.072	0.016	0.68	0.047	0.035	<0.0030	203	0.032	<0.0010	0.0032	0.007	<0.00020	<0.10	<0.000020	77
2024-11-13	19	350	320	6.6	371	430	4.8	20	18	147	4.9	0.15	--	--	--	--	--	0.052	171	0.027	<0.0010	0.0032	0.0066	<0.00020	<0.10	<0.000020	64
2024-11-20	20	350	313	6.3	233	409	5.0	23	15	128	4.0	0.11	0.28	0.012	0.26	0.036	0.025	<0.0030	143	0.029	<0.0010	0.0028	0.0058	<0.00020	<0.10	<0.000020	53
2024-11-27	21	350	308	6.2	302	431	4.2	33	17	126	5.8	0.099	--	--	--	--	--	0.0081	140	0.03	<0.0010	0.0028	0.0058	<0.00020	<0.10	<0.000020	52
2024-12-04	22	350	308	6.4	254	410	4.8	27	15	119	4.6	0.1	<0.020	0.012	0.23	0.013	0.017	<0.0030	117	0.03	<0.0010	0.0025	0.0046	<0.00020	<0.10	<0.000020	44
2024-12-11	23	350	284	6.6	309	434	4.5	21	16	101	5.5	0.089	--	--	--	--	--	<0.0030	126	0.036	<0.0010	0.0032	0.0051	<0.00020	<0.10	<0.000020	47
2024-12-18	24	350	308	6.5	324	391	4.5	20	15	114	5.0	0.12	<0.020	0.0166	0.192	0.029	0.016	<0.0030	123	0.0385	<0.0010	0.00319	0.0045	<0.00020	<0.10	<0.000020	45.7
2024-12-25	25	350	296	6.85	251	463	5.0	14	16	142	8.0	0.14	--	--	--	--	--	<0.0030	165	0.0429	<0.0010	0.00403	0.0078	<0.00020	<0.10	<0.000020	61.5

*ORP values corrected for reference electrode and presented as Eh.

Table K-1: Paste Backfill Subaerial Kinetic Test Results

Sample Date	Week Number	Chromium (Cr)	Cobalt (Co)	Copper (Cu)	Iron (Fe)	Lead (Pb)	Magnesium (Mg)	Mercury (Hg)	Molybdenum (Mo)	Nickel (Ni)	Potassium (K)	Selenium (Se)	Silver (Ag)	Sodium (Na)	Strontium (Sr)	Thallium (Tl)	Tungsten (W)	Uranium (U)	Vanadium (V)	Zinc (Zn)	Zirconium (Zr)
Units:	--	*mg/L*	*mg/L*	*mg/L*	*mg/L*	*mg/L*	*mg/L*	*ug/L*	*mg/L*	*mg/L*	*mg/L*	*mg/L*	*mg/L*	*mg/L*	*mg/L*	*mg/L*	*mg/L*	*mg/L*	*mg/L*	*mg/L*	*mg/L*
2024-07-03	0	0.0098	0.019	0.021	2.2	<0.0010	4.1	0.0065	0.12	<0.0050	8.0	0.0027	<0.00010	39	0.17	<0.000050	<0.0050	0.00072	<0.025	<0.025	<0.00050
2024-07-10	1	0.0072	0.022	0.018	2.5	<0.00040	4.4	0.0046	0.15	<0.0020	9.4	0.0033	<0.000040	48	0.19	<0.000020	0.0032	0.0009	<0.010	<0.010	<0.00020
2024-07-17	2	0.0049	0.022	0.014	1.9	<0.00040	5.6	0.0027	0.16	<0.0020	9.9	0.0028	<0.000040	46	0.2	<0.000020	0.003	0.0014	<0.010	<0.010	<0.00020
2024-07-24	3	0.0037	0.021	0.016	1.9	<0.00040	5.9	<0.0019	0.16	<0.0020	11	0.0029	<0.000040	50	0.21	<0.000020	0.0029	0.0014	<0.010	<0.010	<0.00020
2024-07-31	4	0.0032	0.02	0.016	1.8	<0.00040	6.8	0.0019	0.17	<0.0020	12	0.0029	<0.000040	53	0.26	<0.000020	0.0032	0.0015	<0.010	<0.010	<0.00020
2024-08-07	5	0.0032	0.016	0.014	1.2	<0.00040	6.1	<0.0019	0.13	<0.0020	9.4	0.0021	<0.000040	39	0.19	<0.000020	0.0024	0.0014	<0.010	<0.010	<0.00020
2024-08-14	6	<0.0020	0.018	0.016	1.5	<0.00040	7.3	0.0033	0.15	<0.0020	12	0.0027	<0.000040	45	0.29	<0.000020	0.003	0.0019	<0.010	<0.010	<0.00020
2024-08-21	7	<0.0020	0.012	0.013	0.96	<0.00040	5.7	<0.0019	0.11	<0.0020	9.6	0.0019	<0.000040	34	0.23	<0.000020	0.0023	0.0014	<0.010	0.01	<0.00020
2024-08-28	8	<0.0020	0.0095	0.012	0.77	<0.00040	5.1	<0.0019	0.086	<0.0020	8.9	0.0015	<0.000040	27	0.21	<0.000020	<0.0020	0.0012	<0.010	<0.010	<0.00020
2024-09-04	9	<0.0020	0.0087	0.013	0.77	<0.00040	5.5	<0.0019	0.08	<0.0020	8.8	0.0014	<0.000040	26	0.23	<0.000020	<0.0020	0.0013	<0.010	<0.010	<0.00020
2024-09-11	10	<0.0020	0.0081	0.013	0.68	<0.00040	5.1	<0.0019	0.071	<0.0020	8.5	0.0014	<0.000040	23	0.2	<0.000020	<0.0020	0.0014	<0.010	<0.010	<0.00020
2024-09-18	11	<0.0020	0.0064	0.012	0.64	<0.00040	4.3	<0.0019	0.057	<0.0020	7.7	0.0011	<0.000040	19	0.19	<0.000020	<0.0020	0.0011	<0.010	<0.010	<0.00020
2024-09-25	12	<0.0020	0.0055	0.013	0.55	<0.00040	4.3	<0.0019	0.052	<0.0020	8.2	0.0011	<0.000040	16	0.2	<0.000020	<0.0020	0.0013	<0.010	<0.010	<0.00020
2024-10-02	13	<0.0020	0.0038	0.0098	0.38	<0.00040	3.5	<0.0019	0.036	<0.0020	6.2	0.00078	<0.000040	13	0.15	<0.000020	<0.0020	0.00096	<0.010	<0.010	<0.00020
2024-10-09	14	<0.0020	0.004	0.012	0.46	<0.00040	4.4	<0.0019	0.041	<0.0020	7.6	0.0009	<0.000040	12	0.2	<0.000020	<0.0020	0.0013	<0.010	<0.010	<0.00020
2024-10-16	15	<0.0020	0.0045	0.013	0.59	<0.00040	5.3	<0.0019	0.048	<0.0020	9.1	0.0011	<0.000040	14	0.26	<0.000020	<0.0020	0.0015	<0.010	<0.010	<0.00020
2024-10-23	16	<0.0020	0.0027	0.0097	0.37	<0.00040	3.6	<0.0019	0.028	<0.0020	7.1	0.00081	<0.000040	9.4	0.17	<0.000020	<0.0020	0.00093	<0.010	<0.010	<0.00020
2024-10-30	17	<0.0020	0.0021	0.0087	0.29	<0.00040	2.9	<0.0019	0.023	<0.0020	6.3	0.00061	<0.000040	7.5	0.15	<0.000020	<0.0020	0.00079	<0.010	<0.010	<0.00020
2024-11-06	18	<0.0020	0.0018	0.0073	0.28	<0.00040	2.7	<0.0019	0.022	<0.0020	6.4	0.00059	<0.000040	7.1	0.16	<0.000020	<0.0020	0.0009	<0.010	<0.010	<0.00020
2024-11-13	19	<0.0020	0.0016	0.0074	0.19	<0.00040	2.9	<0.0019	0.018	<0.0020	5.6	0.00043	<0.000040	5.9	0.13	<0.000020	<0.0020	0.00072	<0.010	<0.010	<0.00020
2024-11-20	20	<0.0020	0.00093	0.0067	0.094	<0.00040	2.5	<0.0019	0.015	<0.0020	5.0	0.00035	<0.000040	4.7	0.11	<0.000020	<0.0020	0.00065	<0.010	<0.010	<0.00020
2024-11-27	21	<0.0020	0.0007	0.0061	0.064	<0.00040	2.6	<0.0019	0.012	<0.0020	4.8	0.00027	<0.000040	4.5	0.1	<0.000020	<0.0020	0.00078	<0.010	<0.010	<0.00020
2024-12-04	22	<0.0020	0.00081	0.0056	0.081	<0.00040	2.0	<0.0019	0.01	<0.0020	4.3	0.00026	<0.000040	3.3	0.092	<0.000020	<0.0020	0.00065	<0.010	<0.010	<0.00020
2024-12-11	23	<0.0020	0.00088	0.0058	0.079	<0.00040	2.2	<0.0019	0.011	<0.0020	4.6	0.0003	<0.000040	3.4	0.091	<0.000020	<0.0020	0.00084	<0.010	<0.010	<0.00020
2024-12-18	24	<0.0020	0.00072	0.00514	0.078	<0.00040	2.12	<0.0019	0.011	<0.0020	4.37	0.00031	<0.000040	3.22	0.0973	<0.000020	<0.0020	0.00070	<0.010	<0.010	<0.00020
2024-12-25	25	<0.0020	0.00095	0.00653	0.107	<0.00040	2.81	<0.0019	0.013	<0.0020	5.37	0.00029	<0.000040	3.59	0.126	<0.000020	<0.0020	0.00098	<0.010	<0.010	<0.00020

*ORP values corrected for reference electrode and presented as Eh

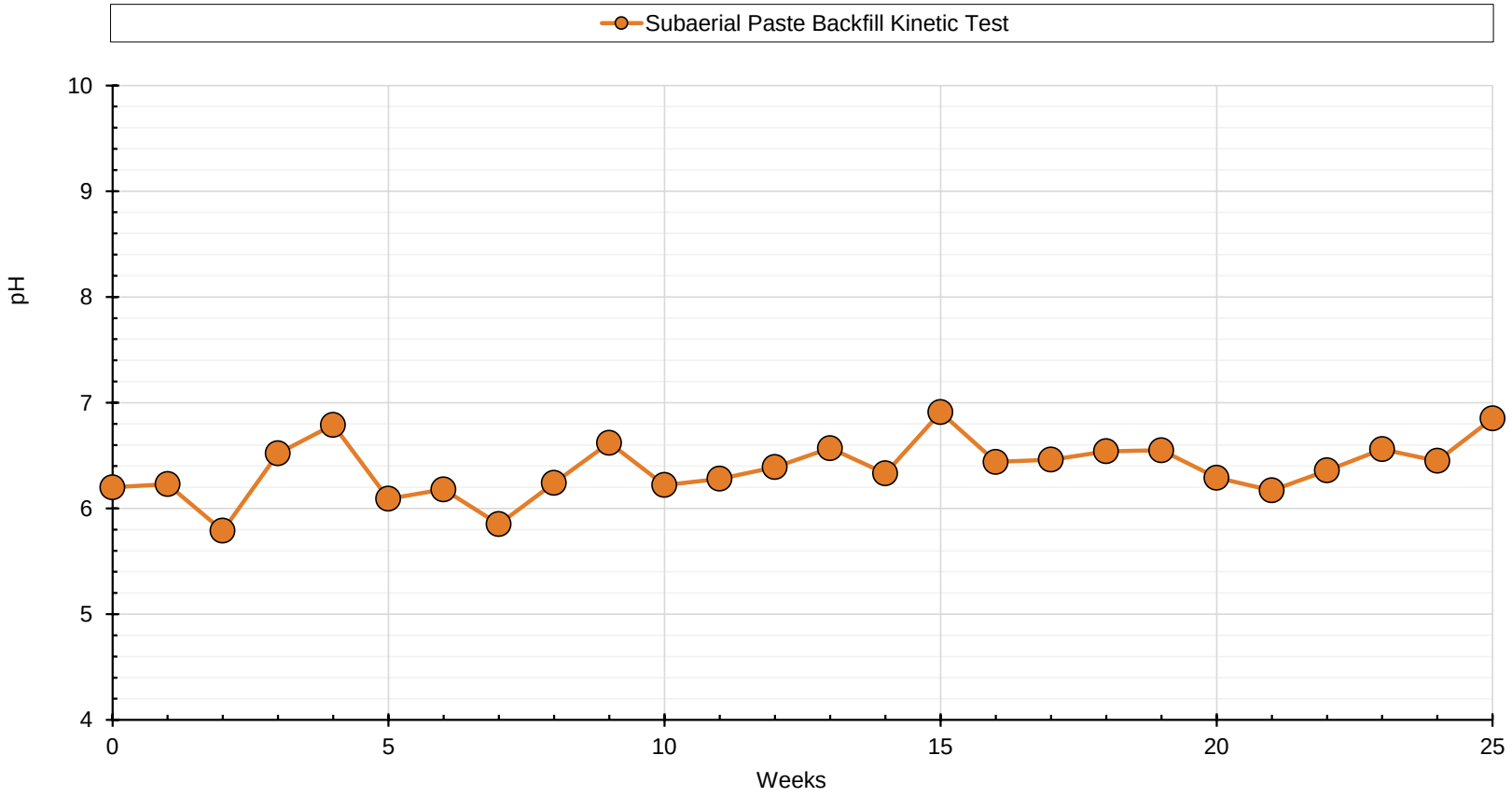

pH			
Subaerial Paste Backfill Kinetic Test			
Great Bear Project			
Figure Number		K-1	
Project Number		OMEMA2303	
Date		November 2025	
Drawn	SM	Reviewed	JB

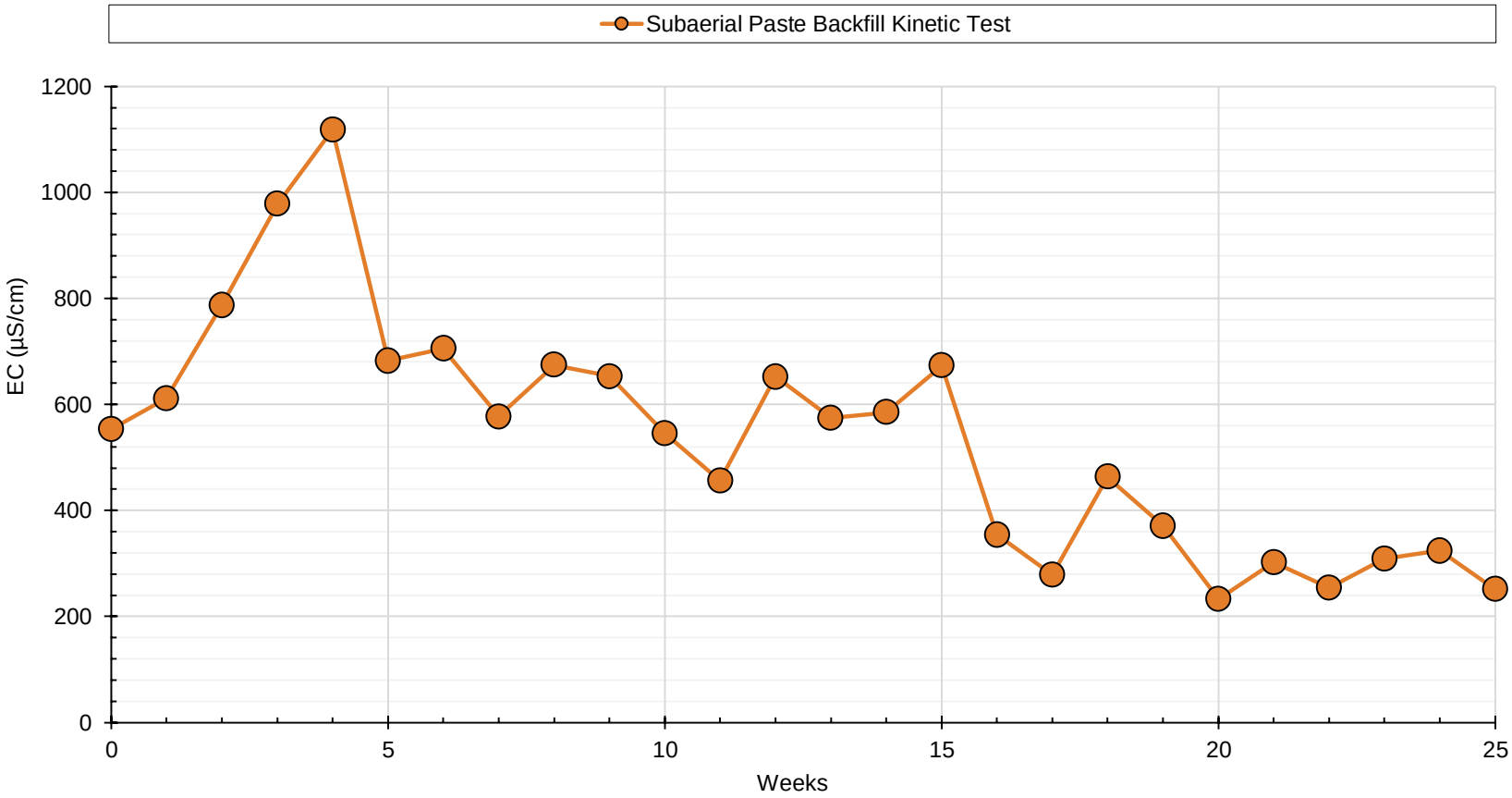

Notes:

Electrical Conductivity	
Subaerial Paste Backfill Kinetic Test	
Great Bear Project	
Figure Number	K-2
Project Number	OMEMA2303
Date	November 2025
Drawn SM	Reviewed JB

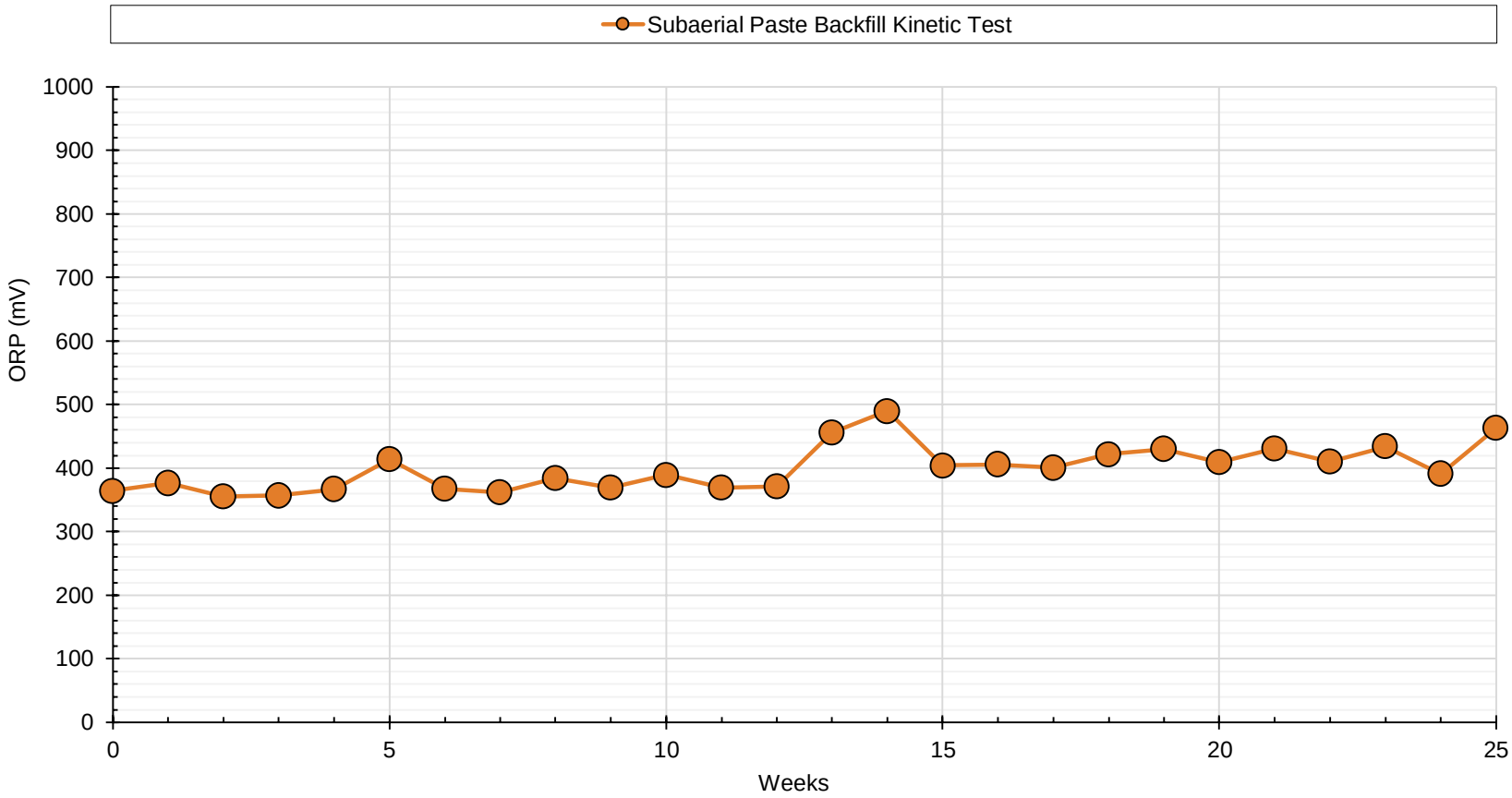

Notes:
ORP values corrected for reference electrode and presented as Eh.

KINROSS

Oxidation-Reduction Potential			
Subaerial Paste Backfill Kinetic Test			
Great Bear Project			
Figure Number		K-3	
Project Number		OMEMA2303	
Date		November 2025	
Drawn	SM	Reviewed	JB

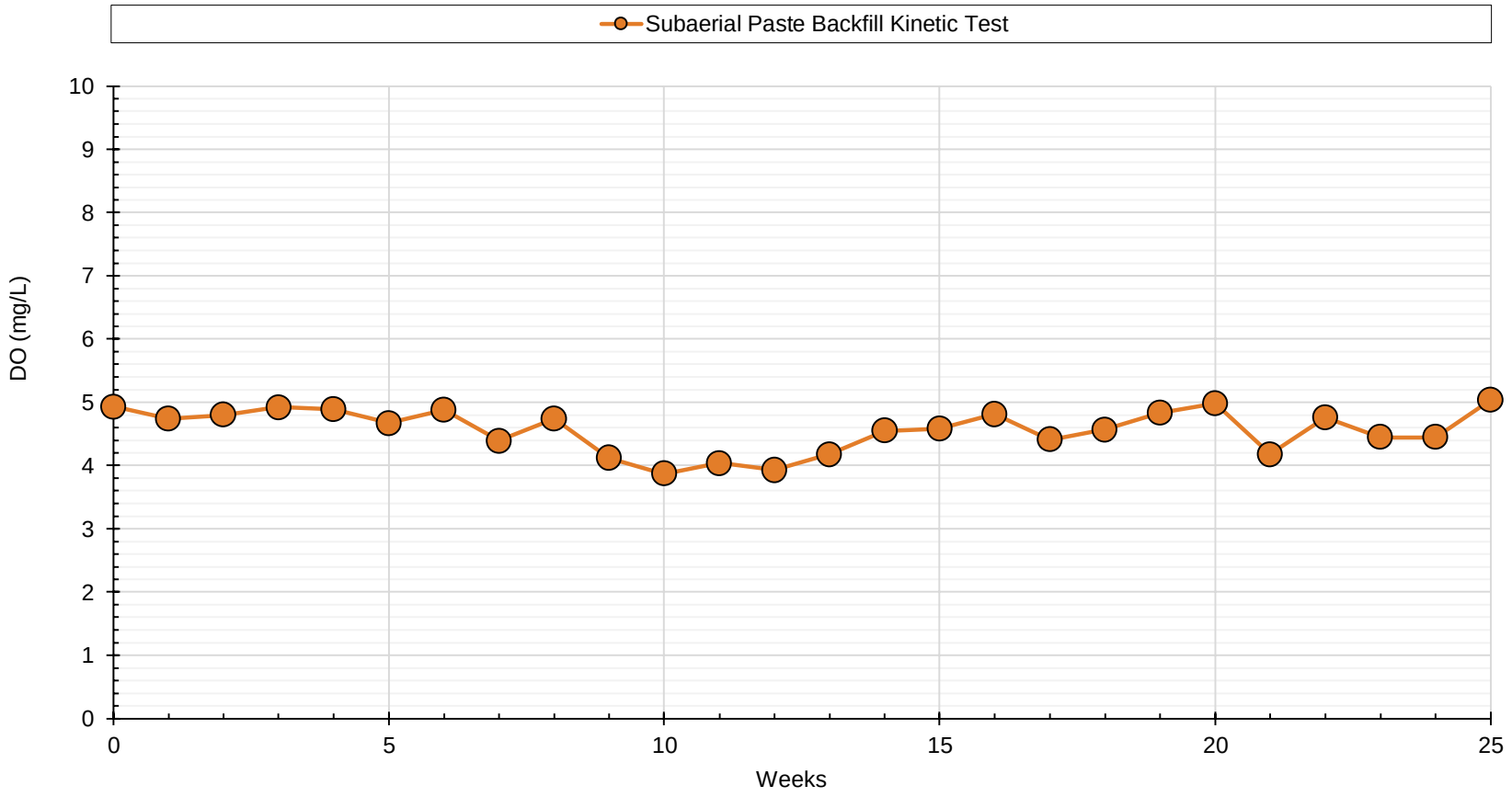

Notes:

Dissolved Oxygen			
Subaerial Paste Backfill Kinetic Test			
Great Bear Project			
Figure Number		K-4	
Project Number		OMEMA2303	
Date		November 2025	
Drawn	SM	Reviewed	JB

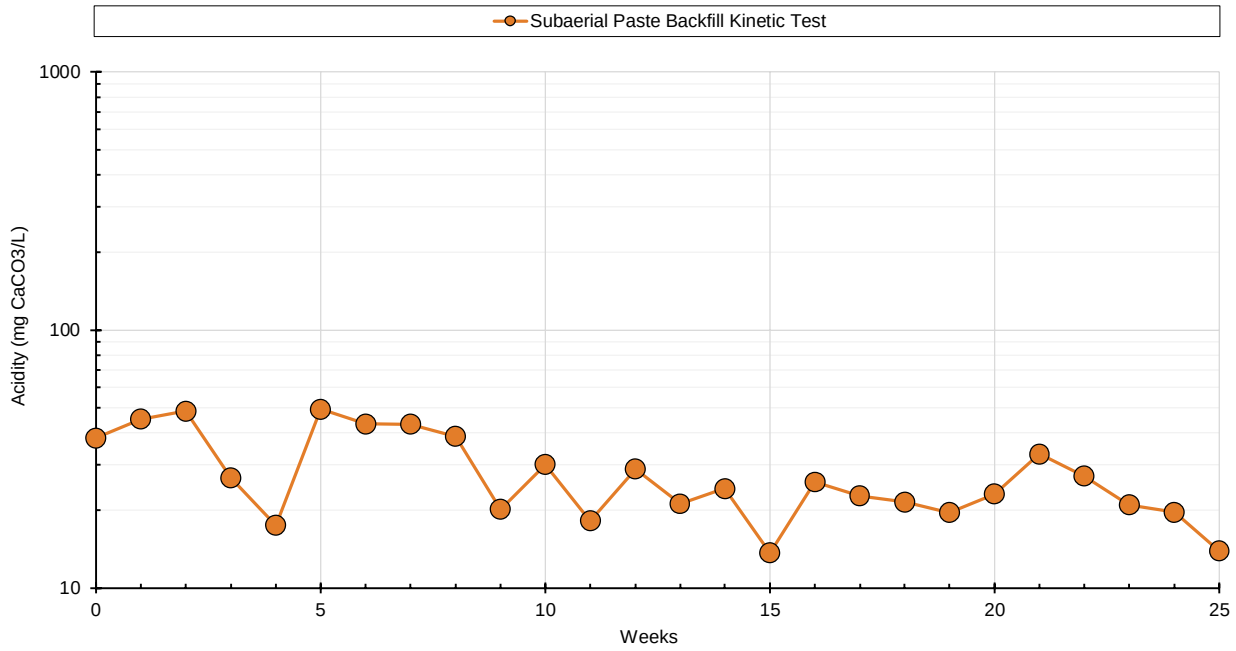

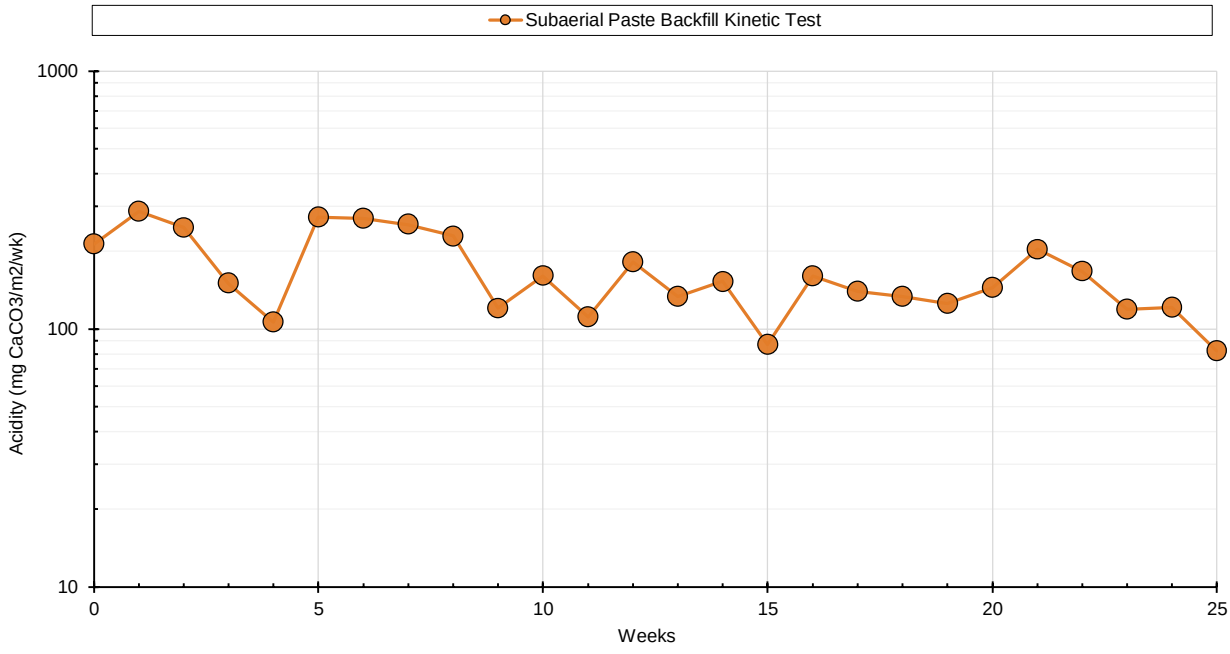

Notes:

Acidity (to pH 8.3)			
Subaerial Paste Backfill Kinetic Test			
Great Bear Project			
Figure Number		K-5	
Project Number		OMEMA2303	
Date		November 2025	
Drawn	SM	Reviewed	JB

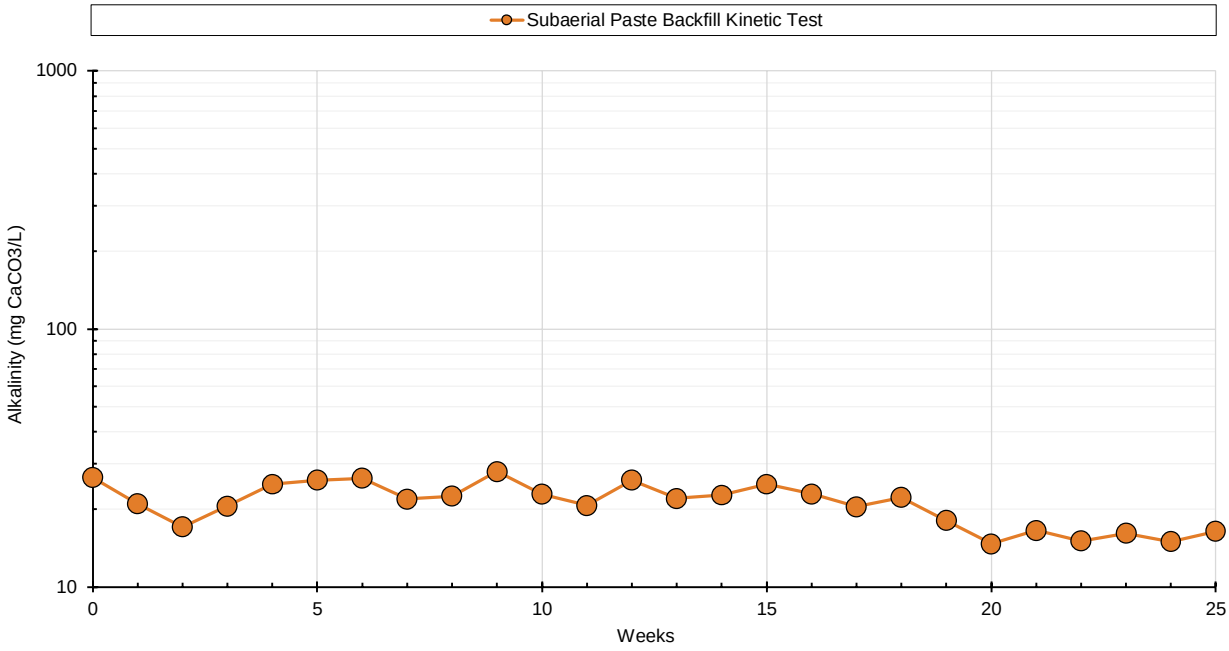

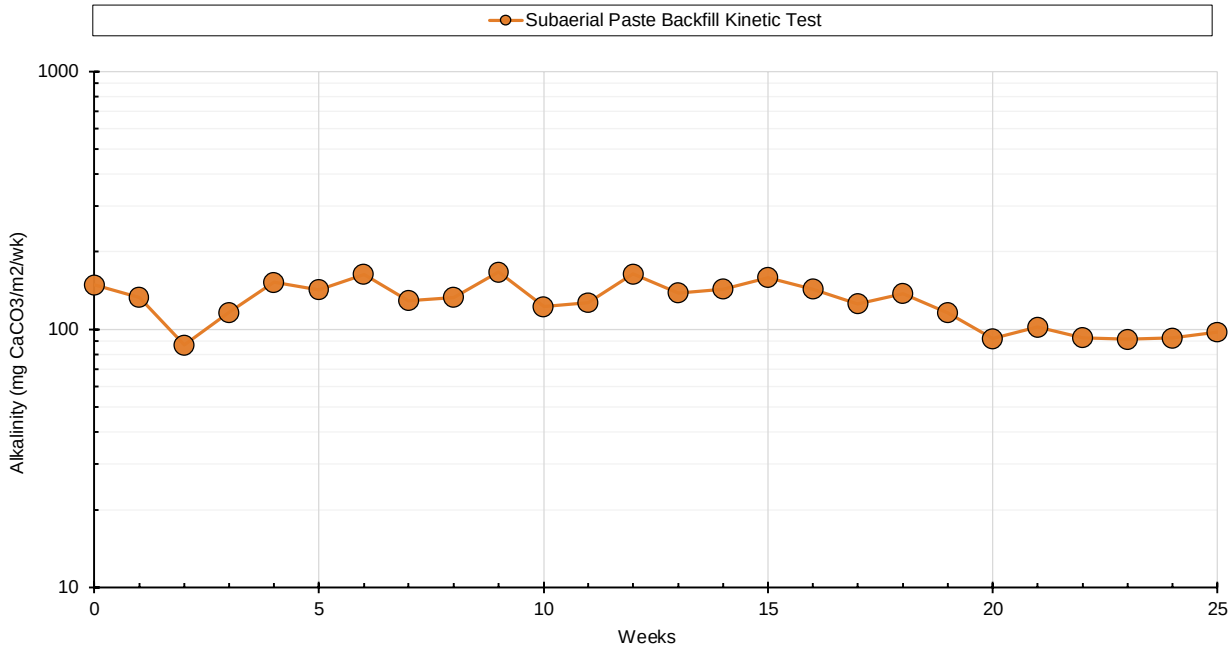

Notes:

Alkalinity (to pH 4.5)

Subaerial Paste Backfill Kinetic Test

Great Bear Project

Figure Number		K-6	
Project Number		OMEMA2303	
Date		November 2025	
Drawn	SM	Reviewed	JB

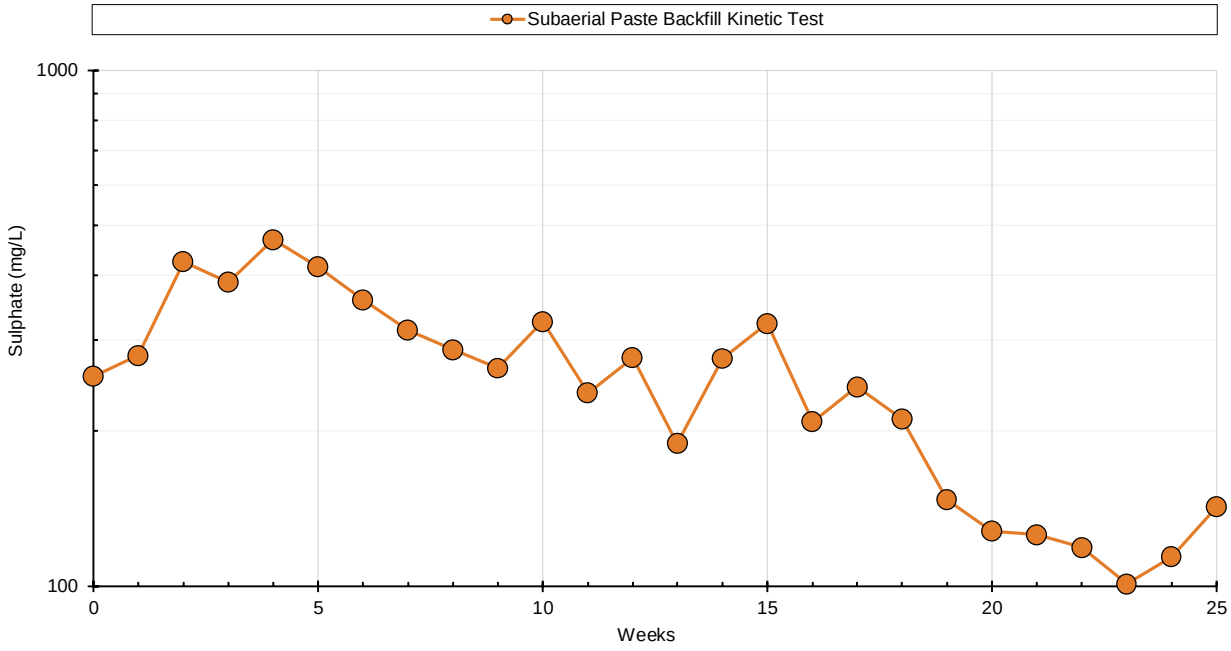

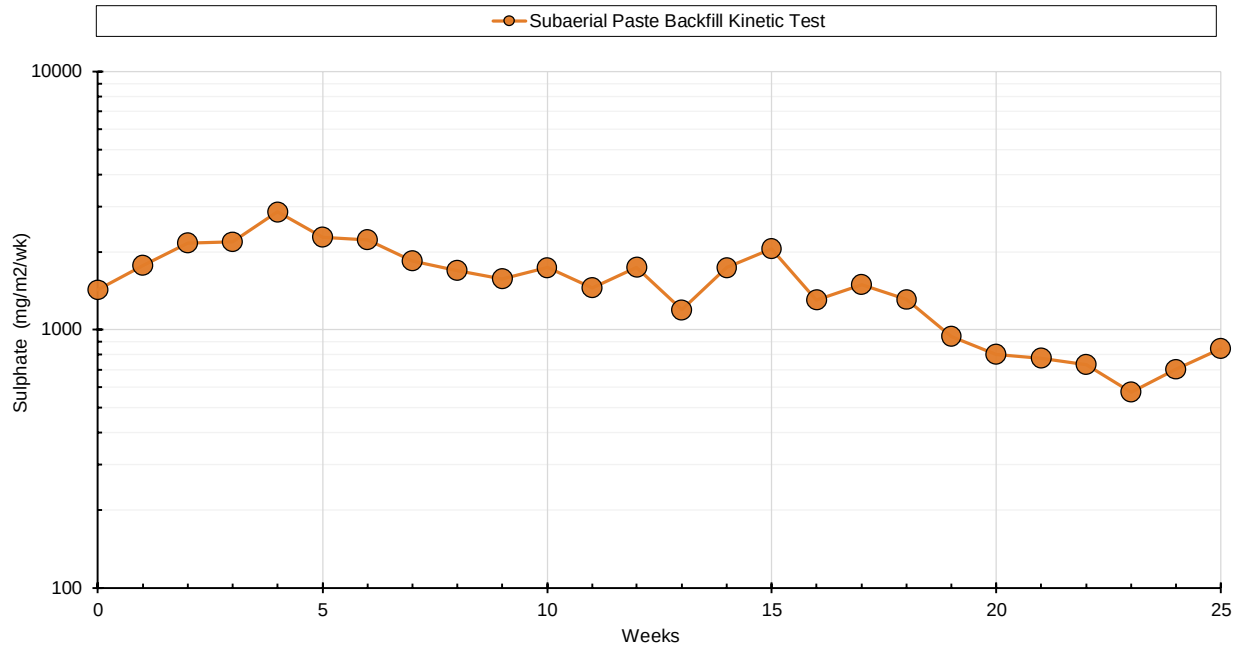

Notes:

Sulphate			
Subaerial Paste Backfill Kinetic Test			
Great Bear Project			
Figure Number		K-7	
Project Number		OMEMA2303	
Date		November 2025	
Drawn	SM	Reviewed	JB

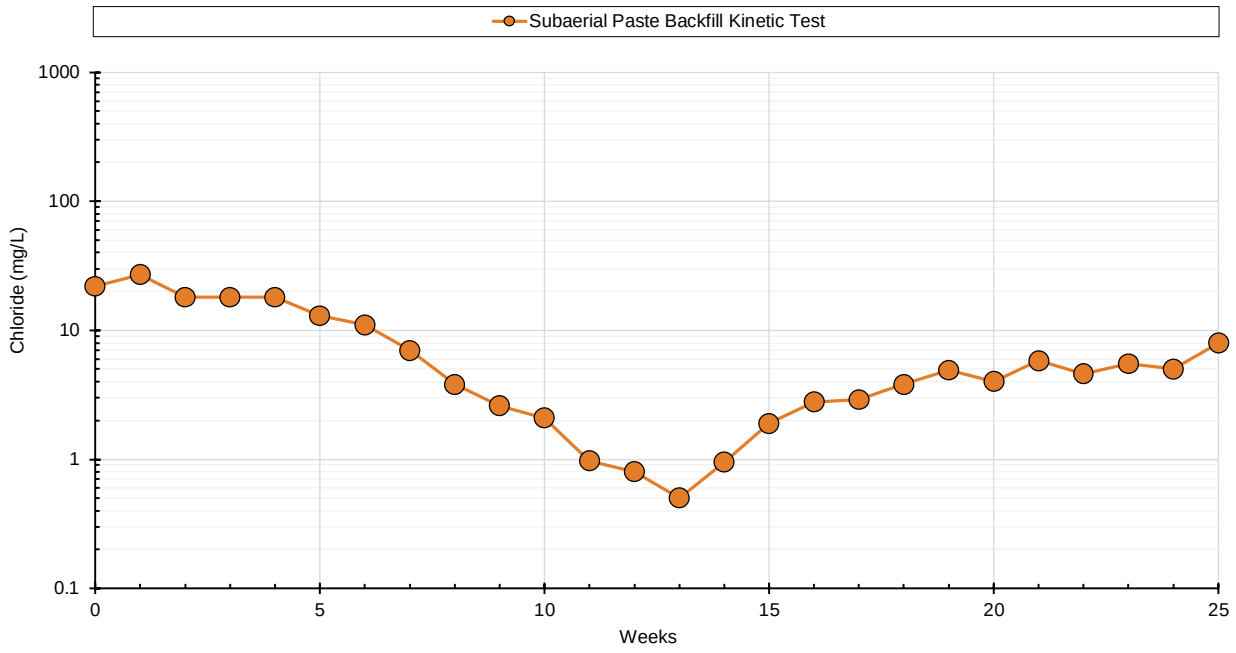

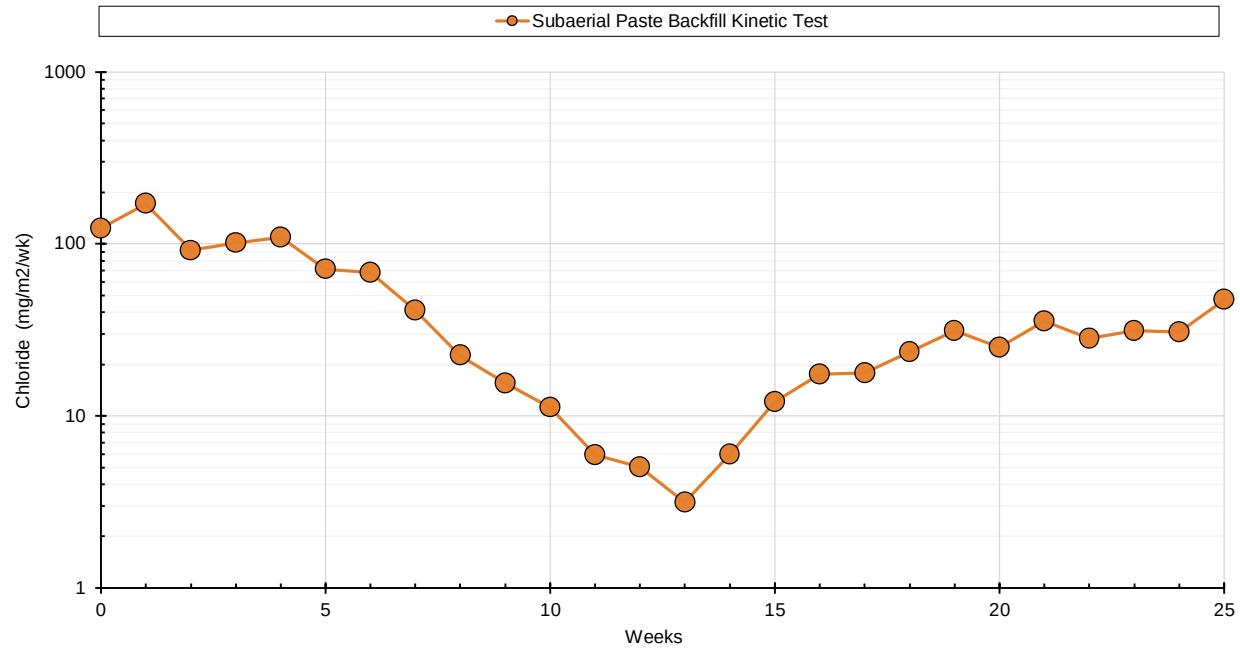

Notes:

Chloride	
Subaerial Paste Backfill Kinetic Test	
Great Bear Project	
Figure Number	K-8
Project Number	OMEMA2303
Date	November 2025
Drawn: SM	Reviewed: JB

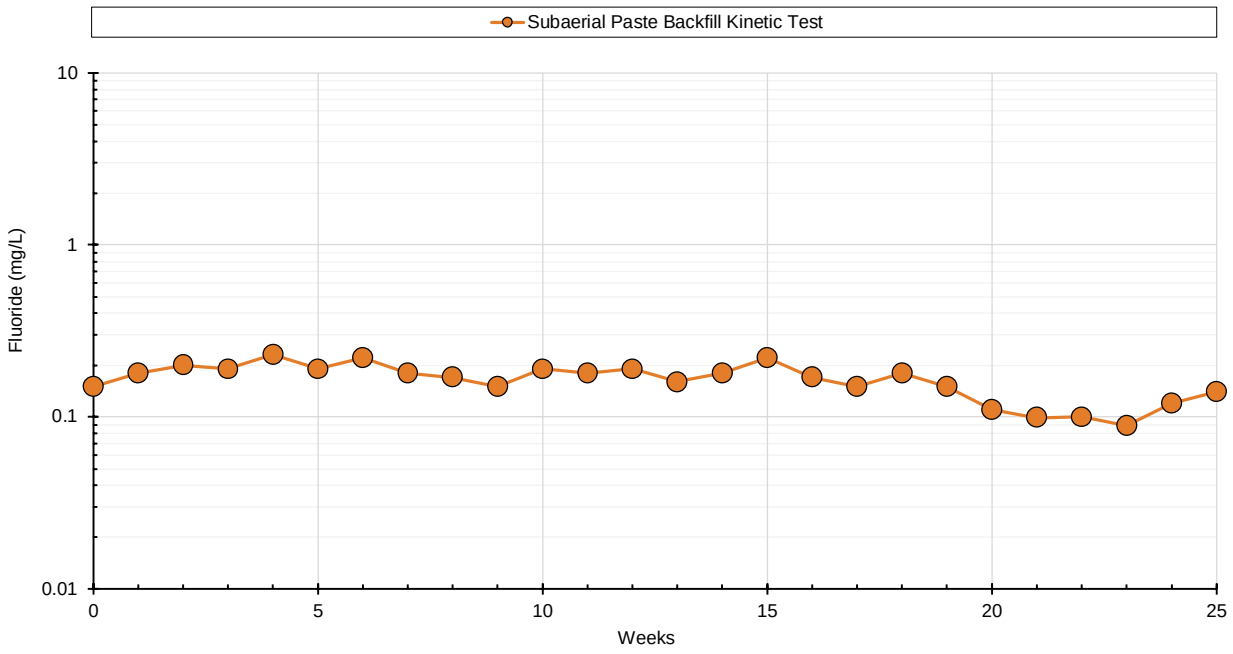

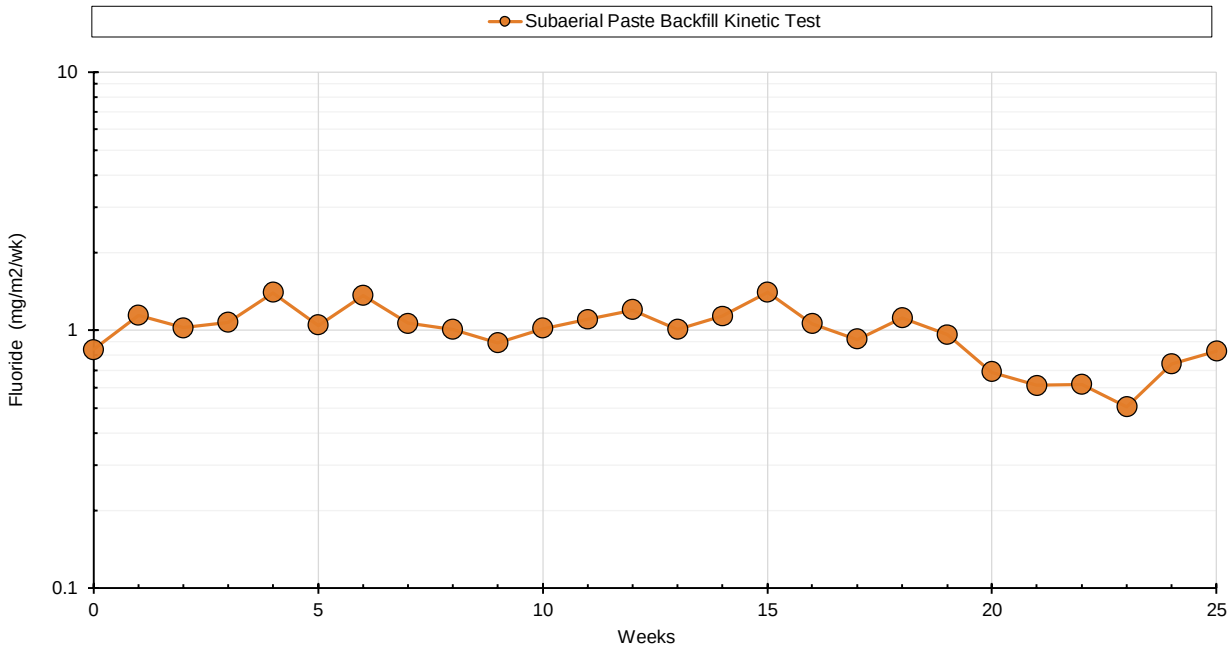

Notes:

Fluoride			
Subaerial Paste Backfill Kinetic Test			
Great Bear Project			
Figure Number		K-9	
Project Number		OMEMA2303	
Date		November 2025	
Drawn	SM	Reviewed	JB

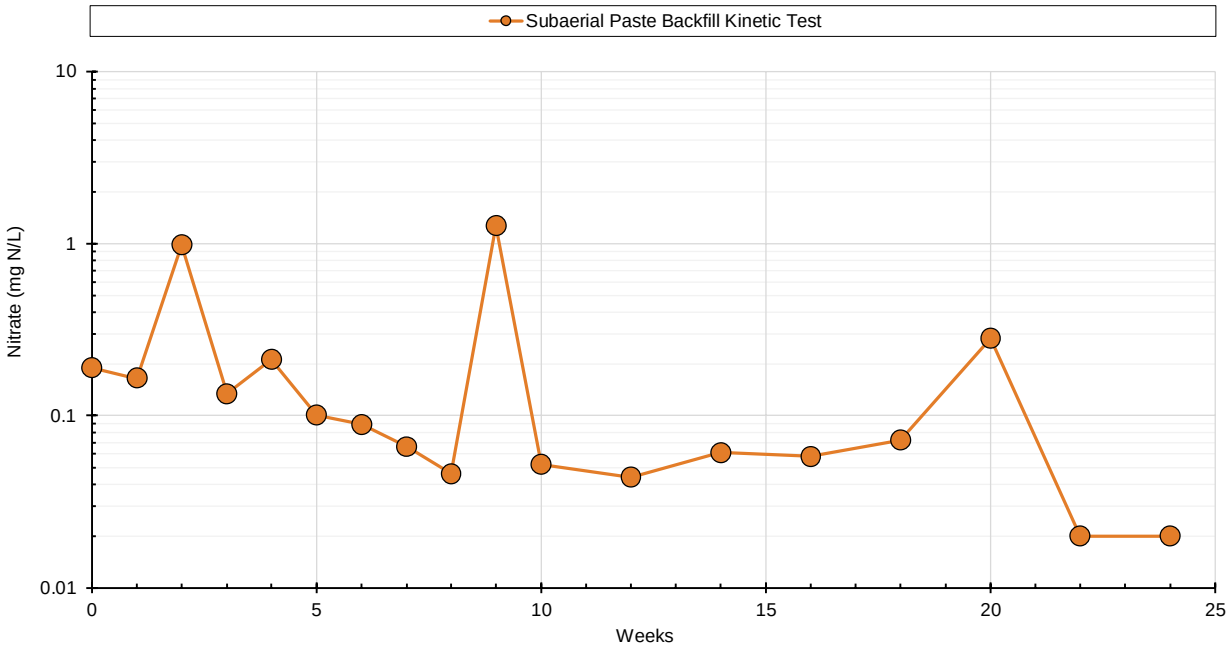

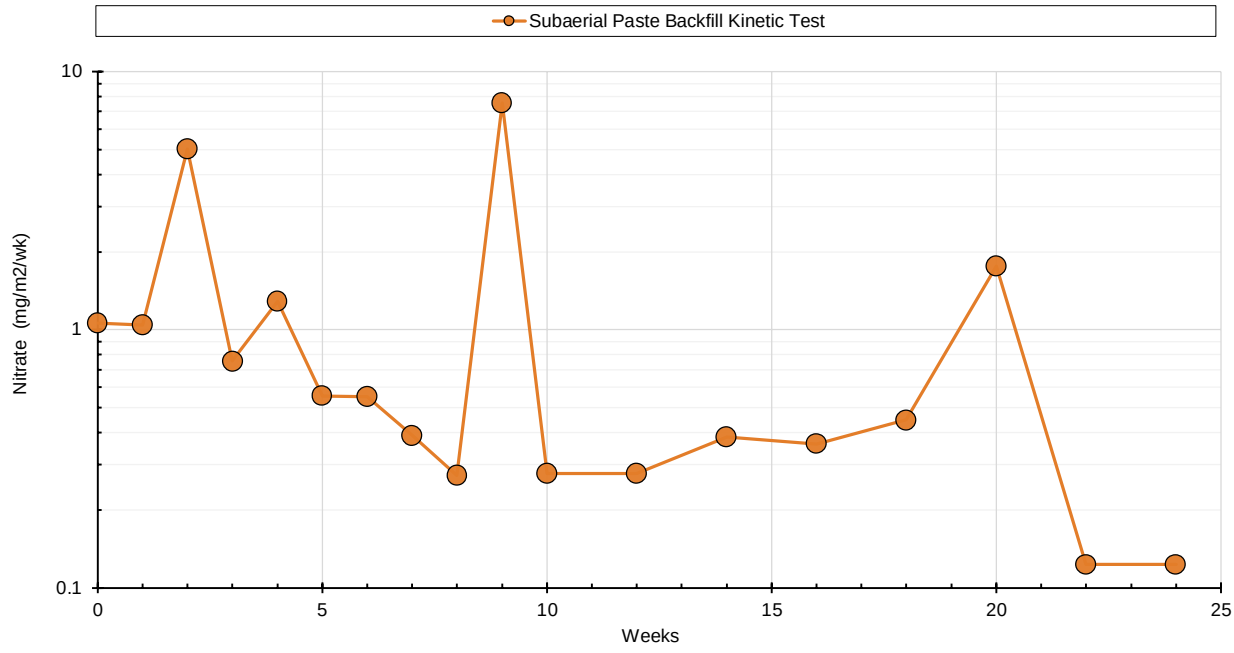

Notes:

Nitrate (NO3 as N)	
Subaerial Paste Backfill Kinetic Test	
Great Bear Project	
Figure Number	K-10
Project Number	OMEMA2303
Date	November 2025
Drawn: SM	Reviewed: JB

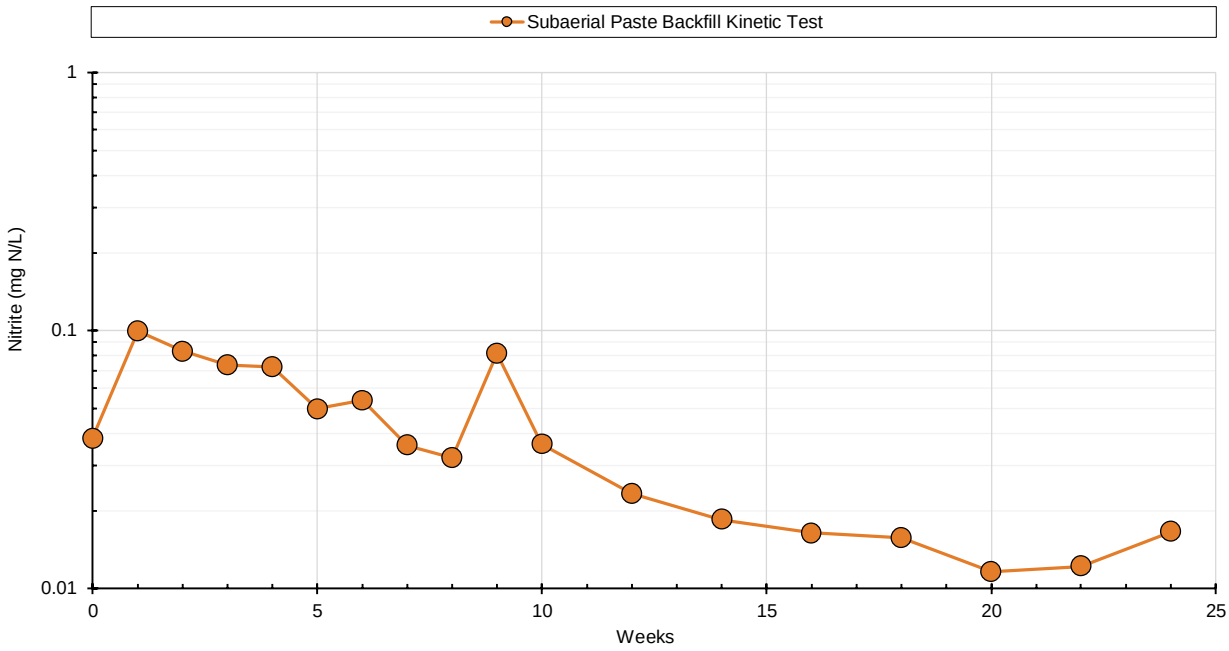

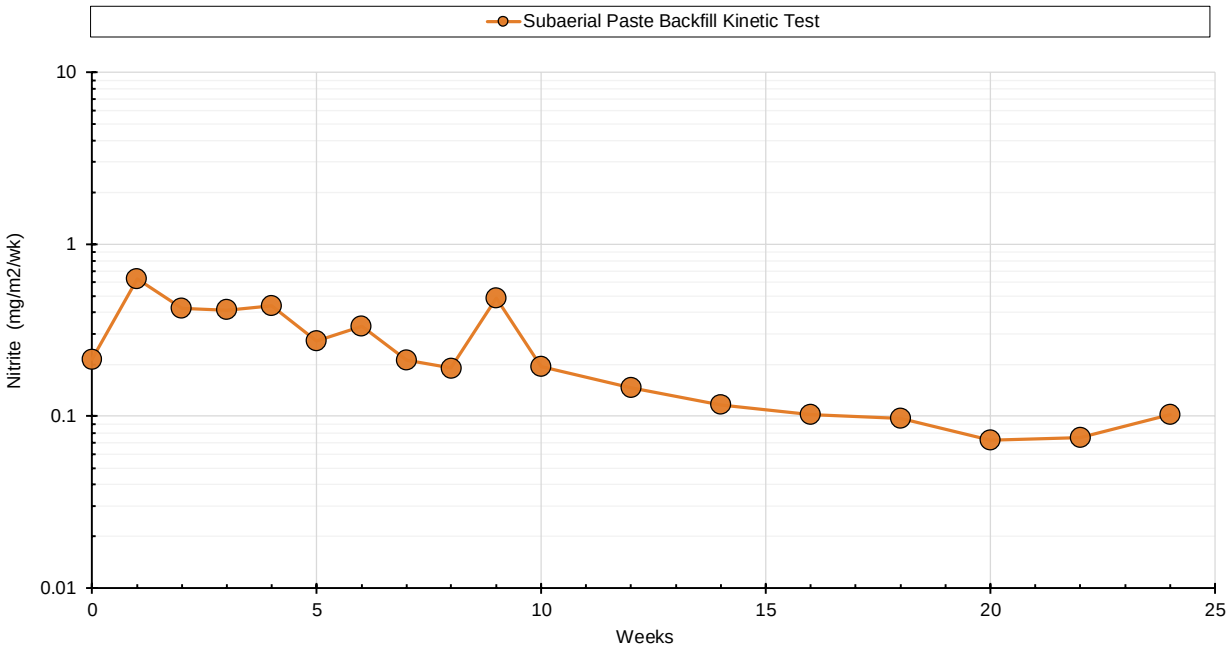

Notes:

Nitrite (NO2 as N)	
Subaerial Paste Backfill Kinetic Test	
Great Bear Project	
Figure Number	K-11
Project Number	OMEMA2303
Date	November 2025
Drawn: SM	Reviewed: JB

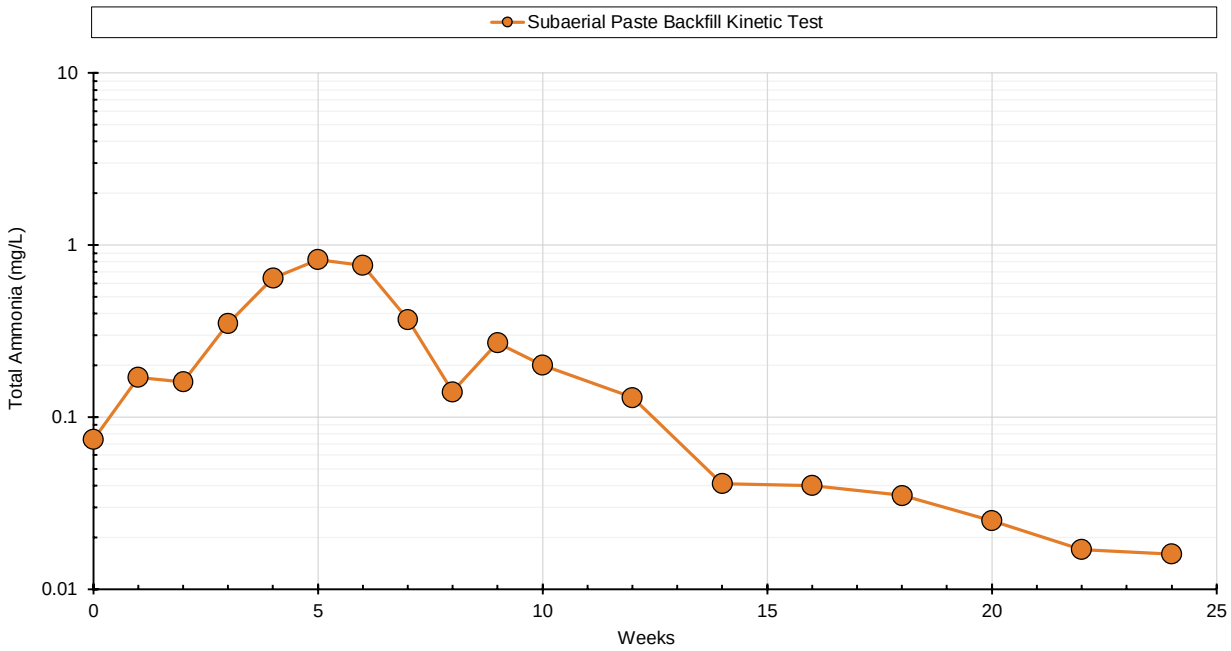

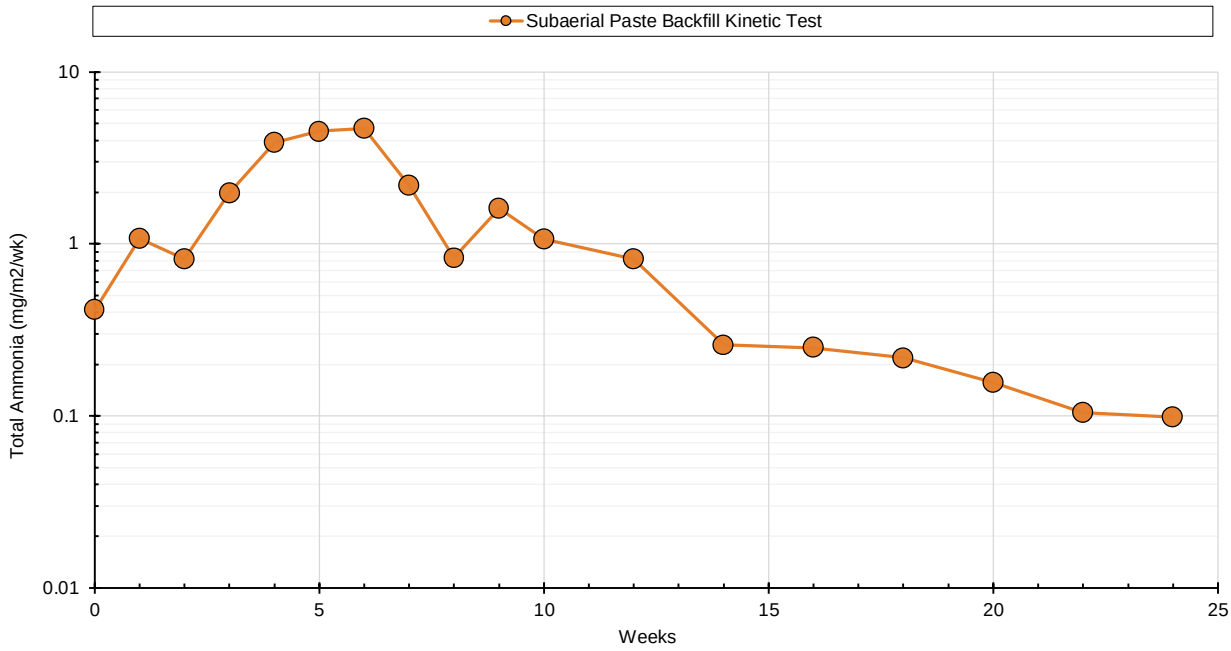

Notes:

Total Ammonia	
Subaerial Paste Backfill Kinetic Test	
Great Bear Project	
Figure Number	K-12
Project Number	OMEMA2303
Date	November 2025
Drawn: SM	Reviewed: JB

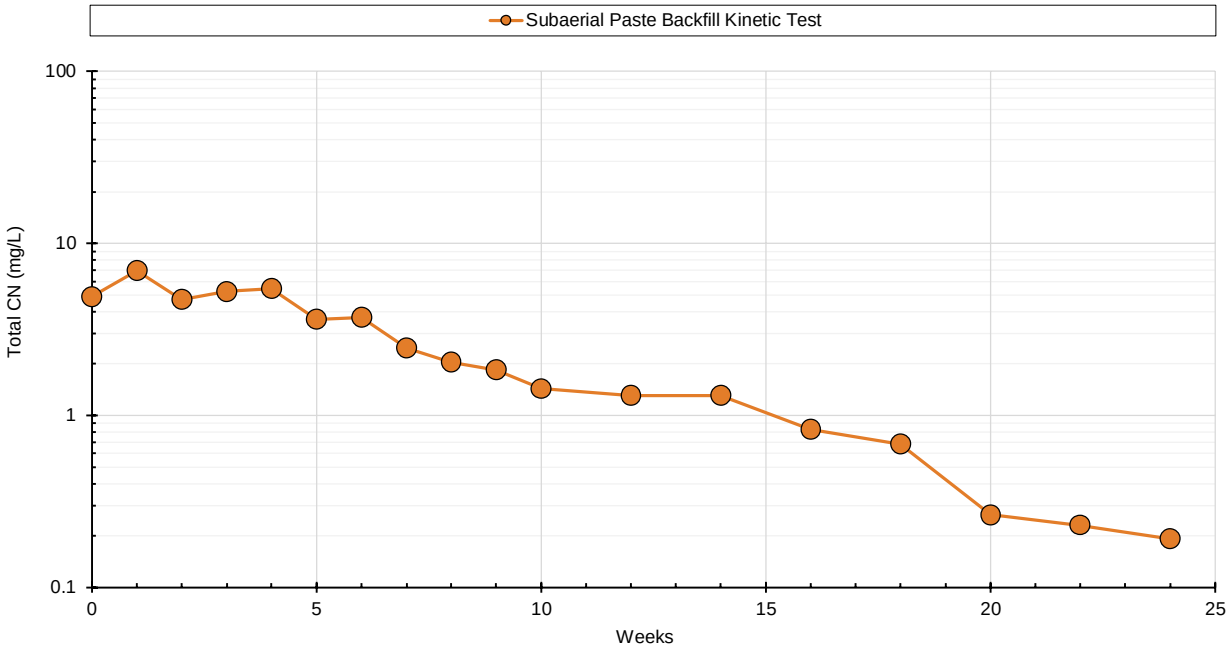

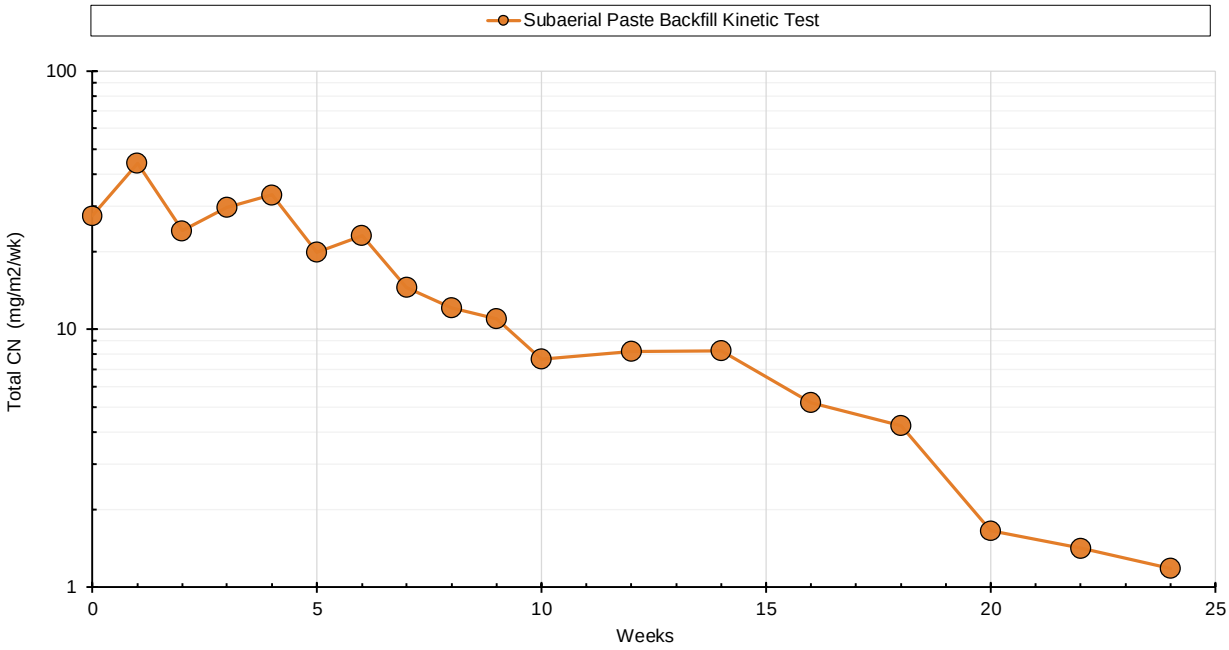

Notes:

Total Cyanide	
Subaerial Paste Backfill Kinetic Test	
Great Bear Project	
Figure Number	K-13
Project Number	OMEMA2303
Date	November 2025
Drawn: SM	Reviewed: JB

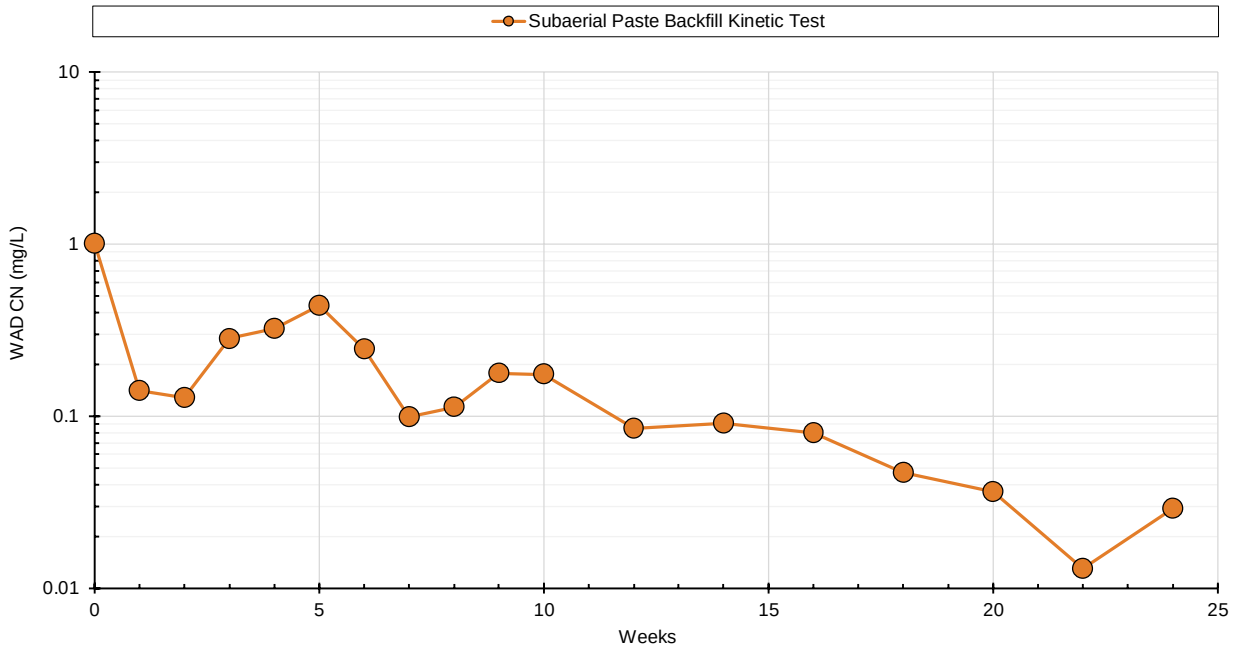

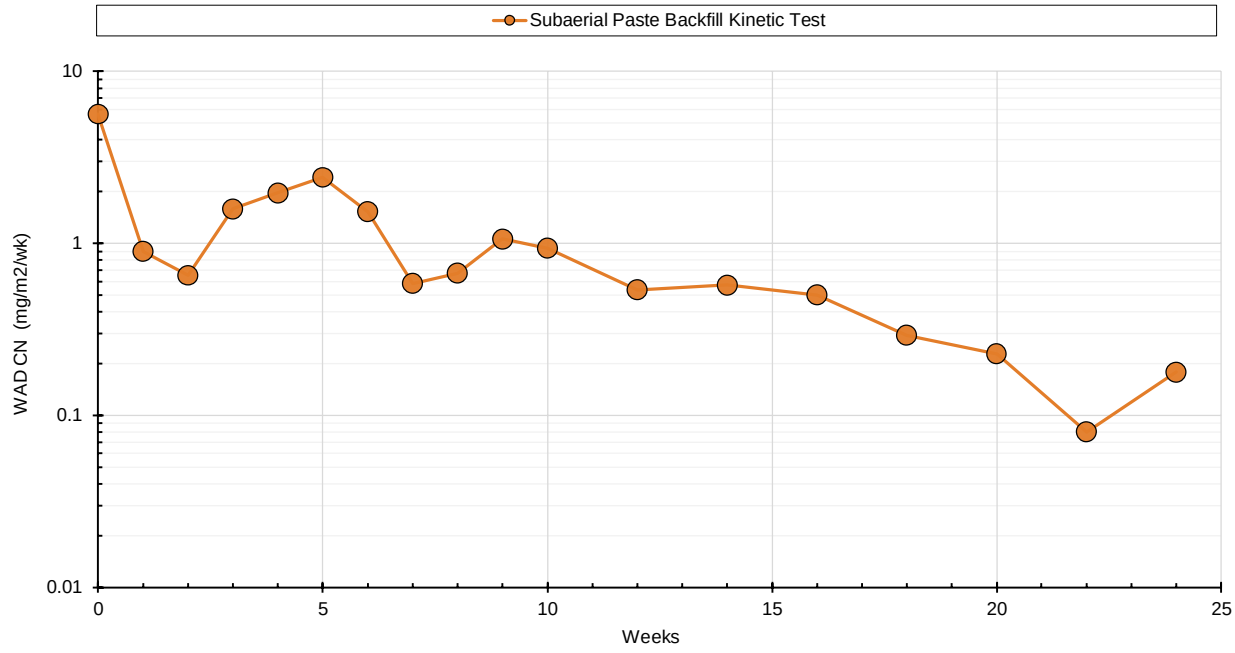

Notes:

WAD Cyanide	
Subaerial Paste Backfill Kinetic Test	
Great Bear Project	
Figure Number	K-14
Project Number	OMEMA2303
Date	November 2025
Drawn: SM	Reviewed: JB

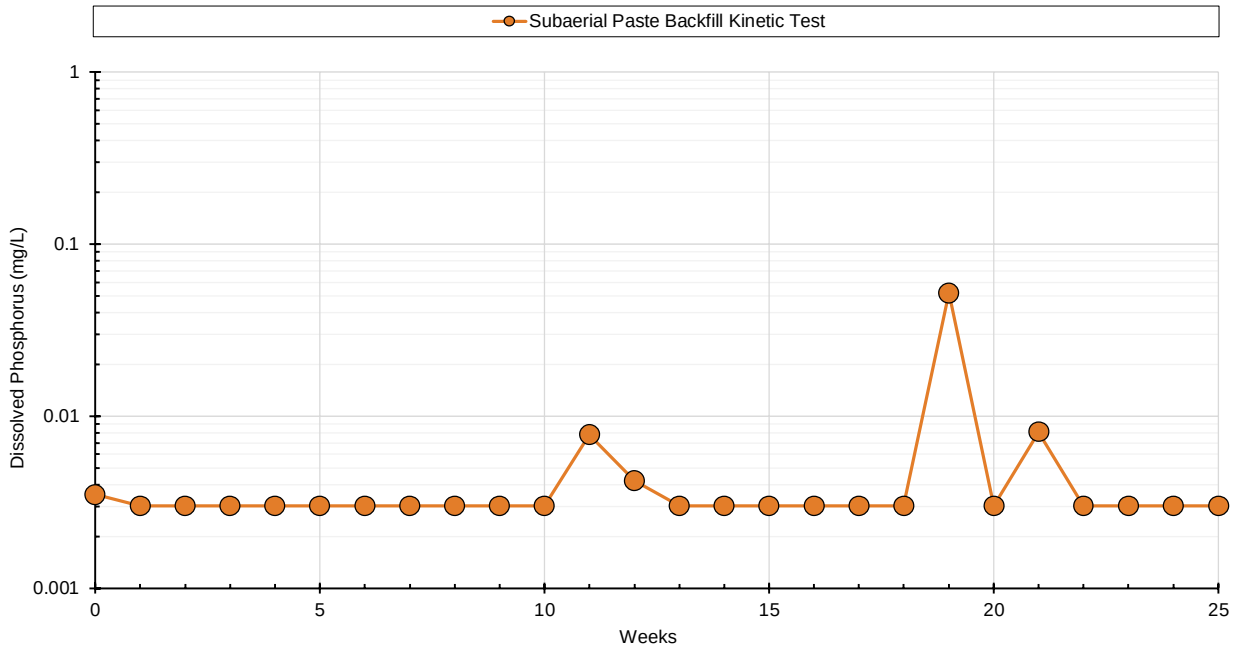

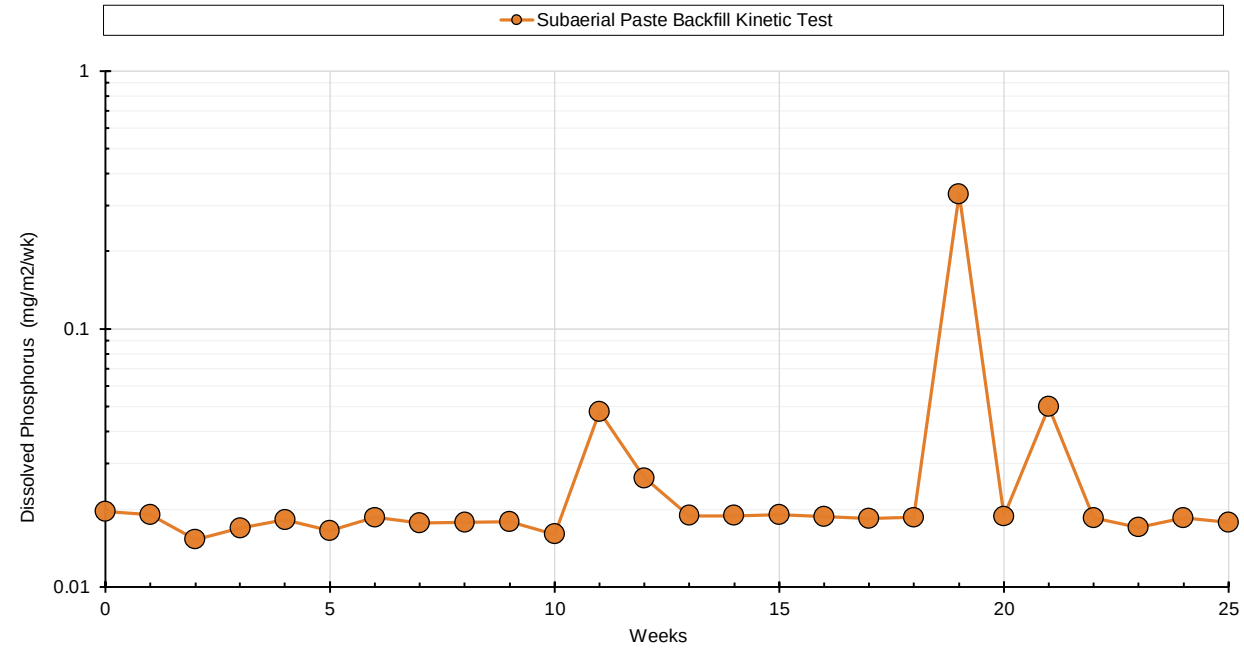

Notes:

Dissolved Phosphorus

Subaerial Paste Backfill Kinetic Test

Great Bear Project

Figure Number		K-15	
Project Number		OMEMA2303	
Date		November 2025	
Drawn	SM	Reviewed	JB

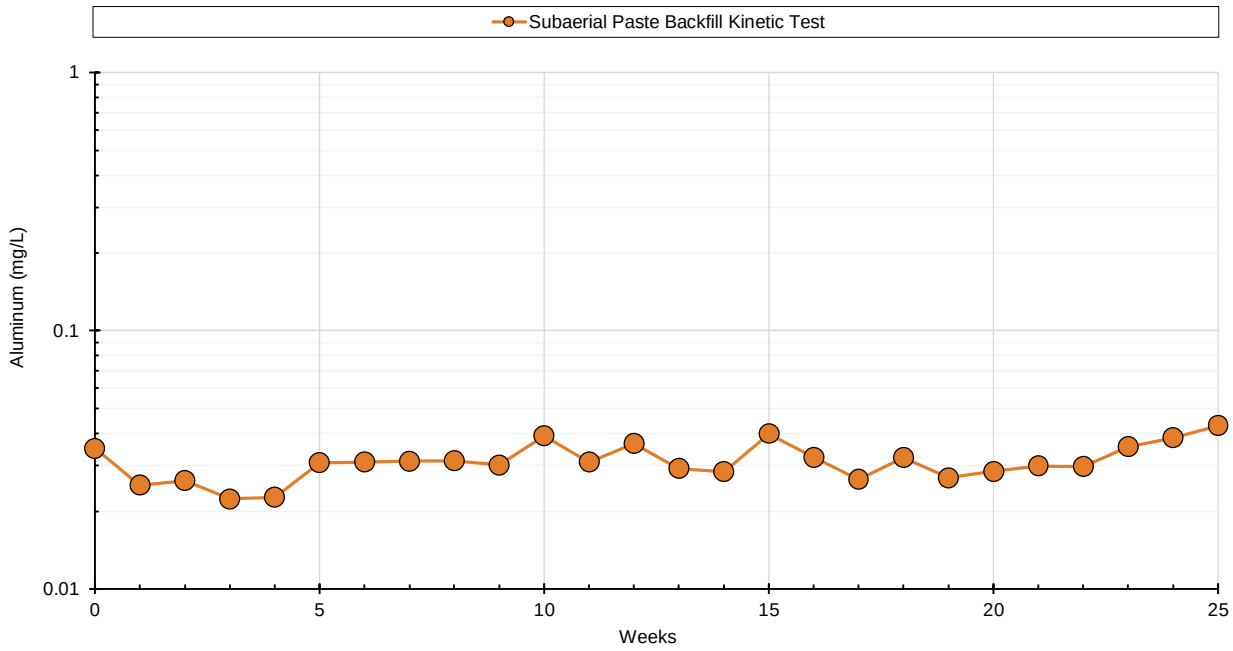

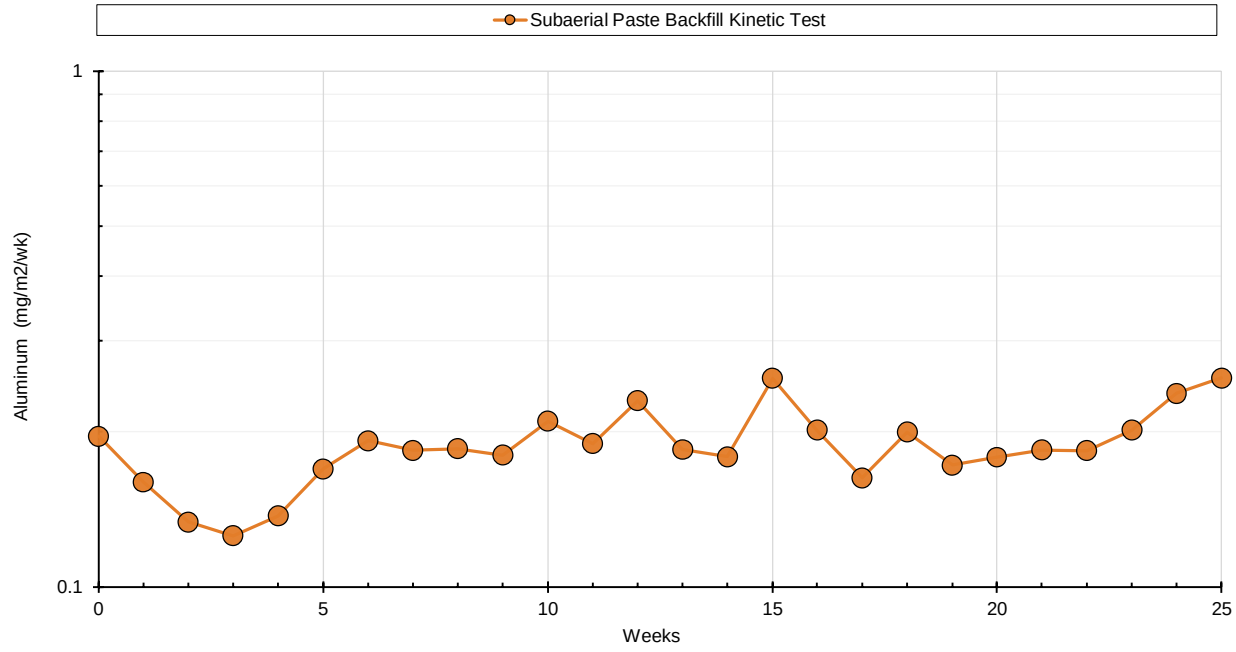

Notes:

Aluminum	
Subaerial Paste Backfill Kinetic Test	
Great Bear Project	
Figure Number	K-16
Project Number	OMEMA2303
Date	November 2025
Drawn: SM	Reviewed: JB

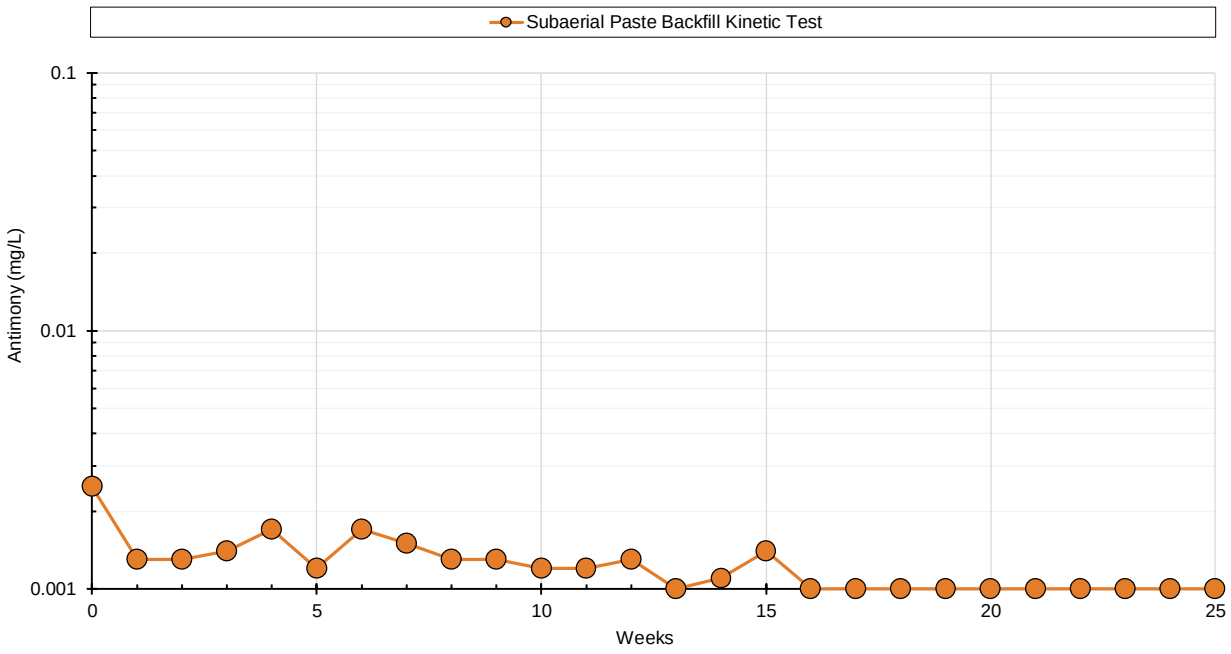

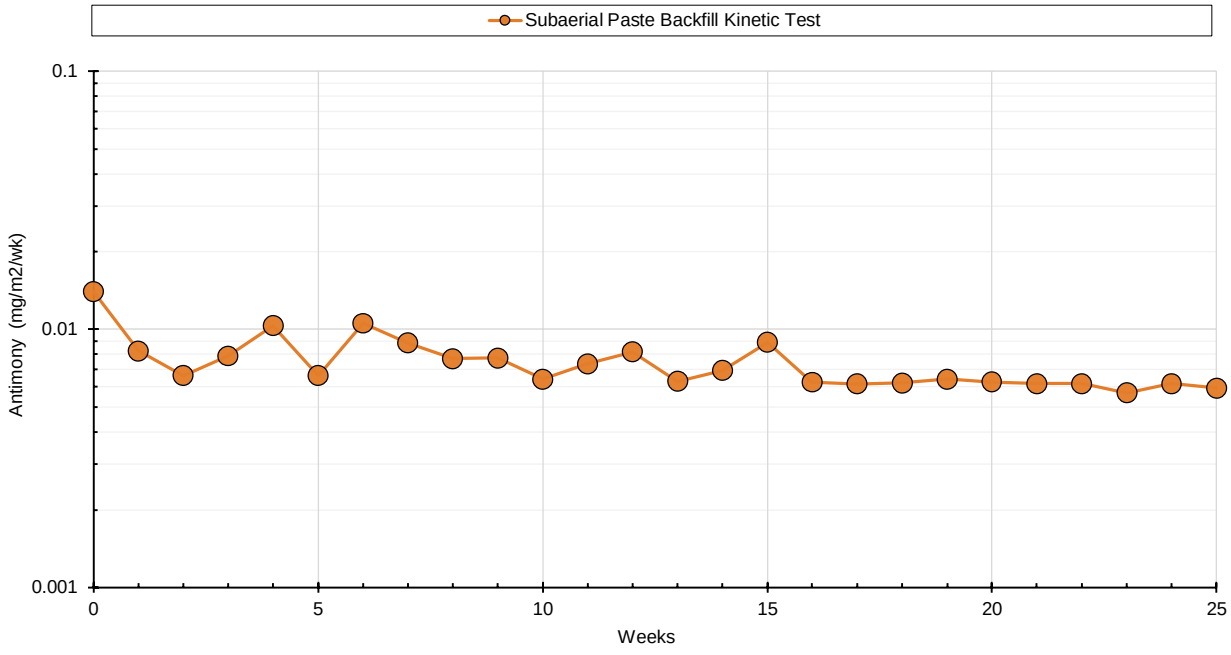

Notes:

Antimony	
Subaerial Paste Backfill Kinetic Test	
Great Bear Project	
Figure Number	K-17
Project Number	OMEMA2303
Date	November 2025
Drawn: SM	Reviewed: JB

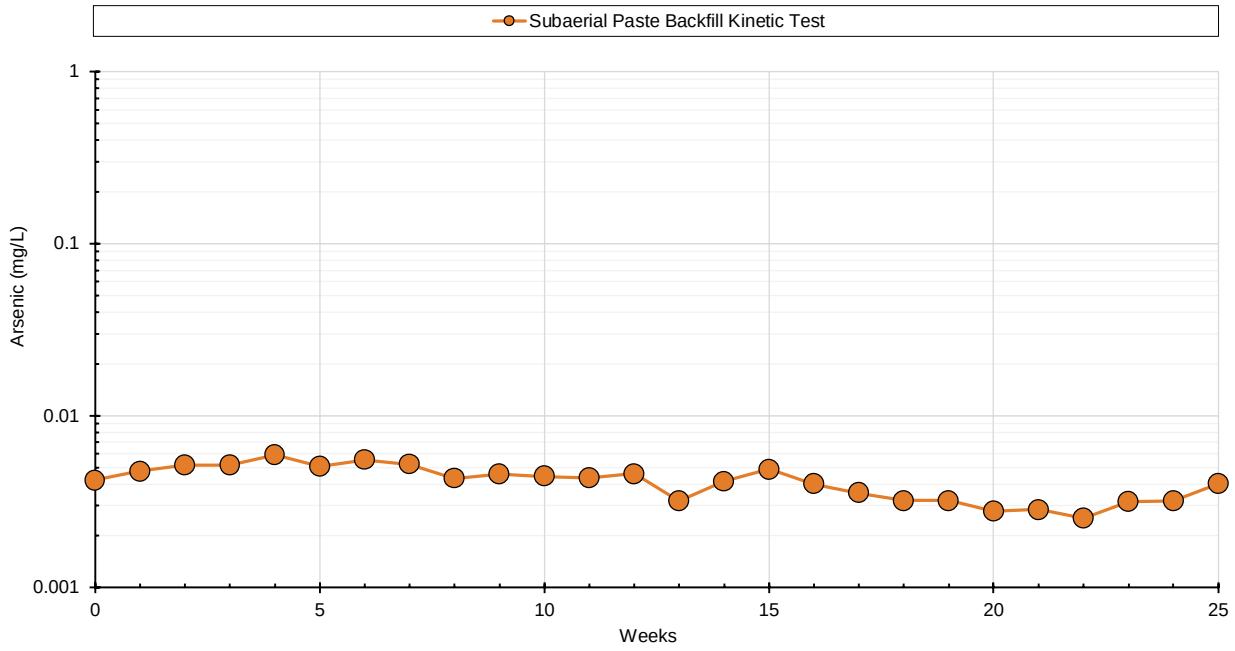

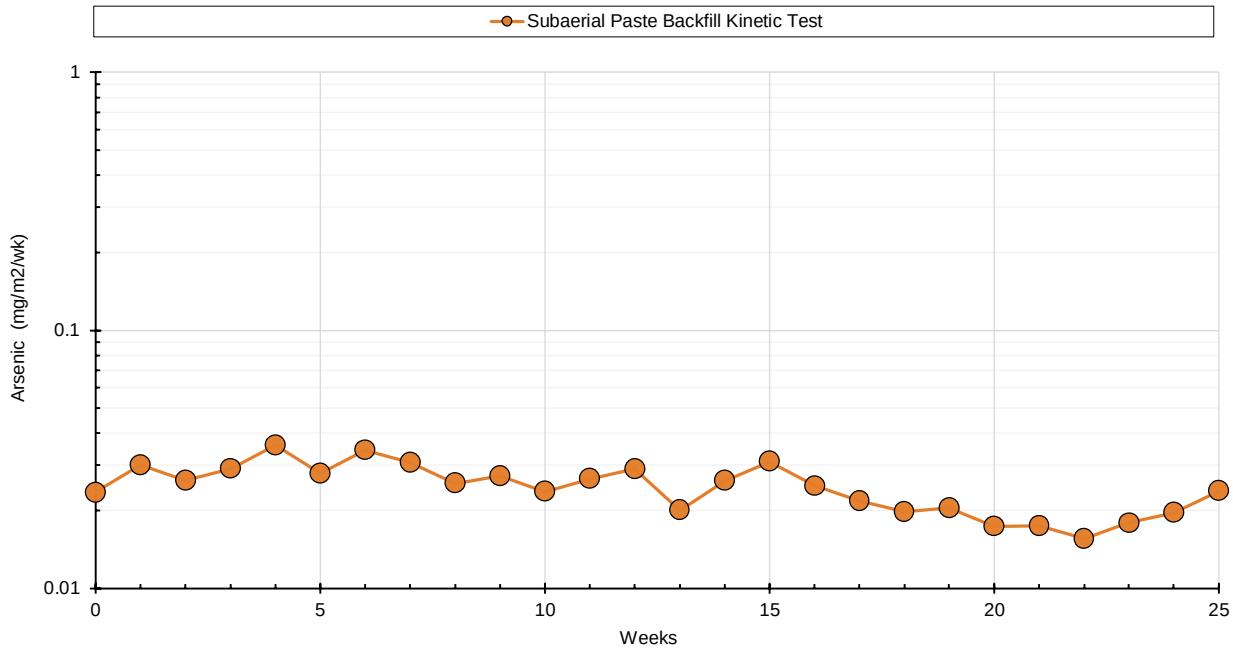

Notes:

Arsenic	
Subaerial Paste Backfill Kinetic Test	
Great Bear Project	
Figure Number	K-18
Project Number	OMEMA2303
Date	November 2025
Drawn: SM	Reviewed: JB

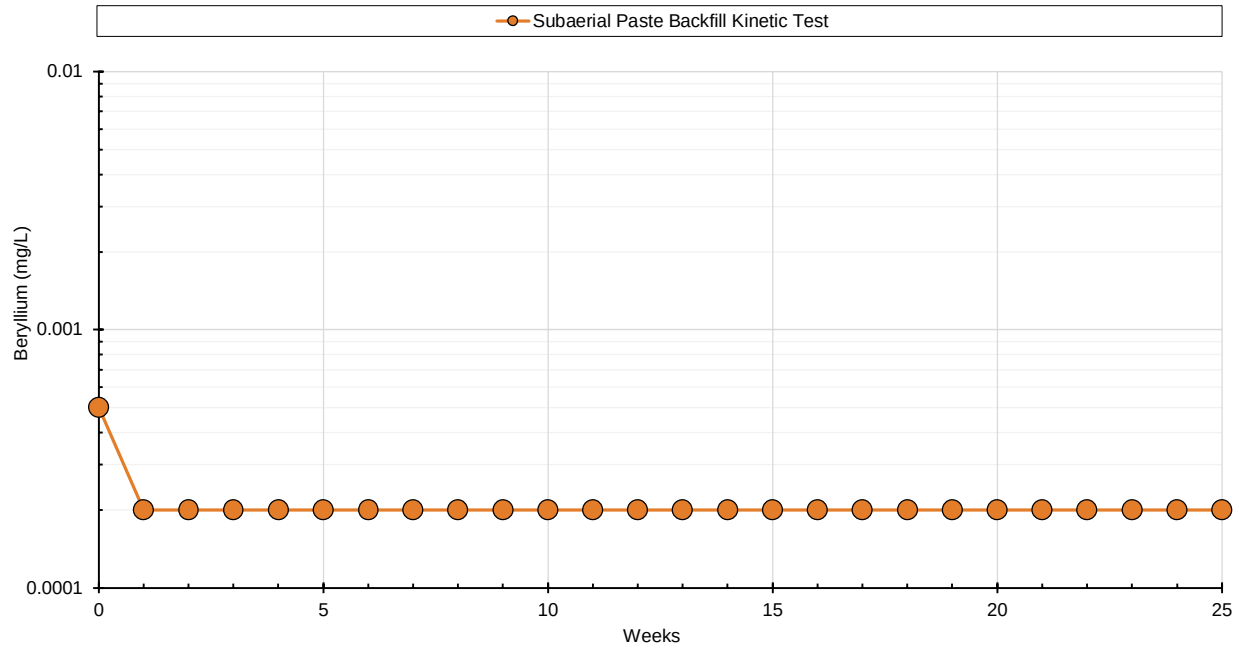

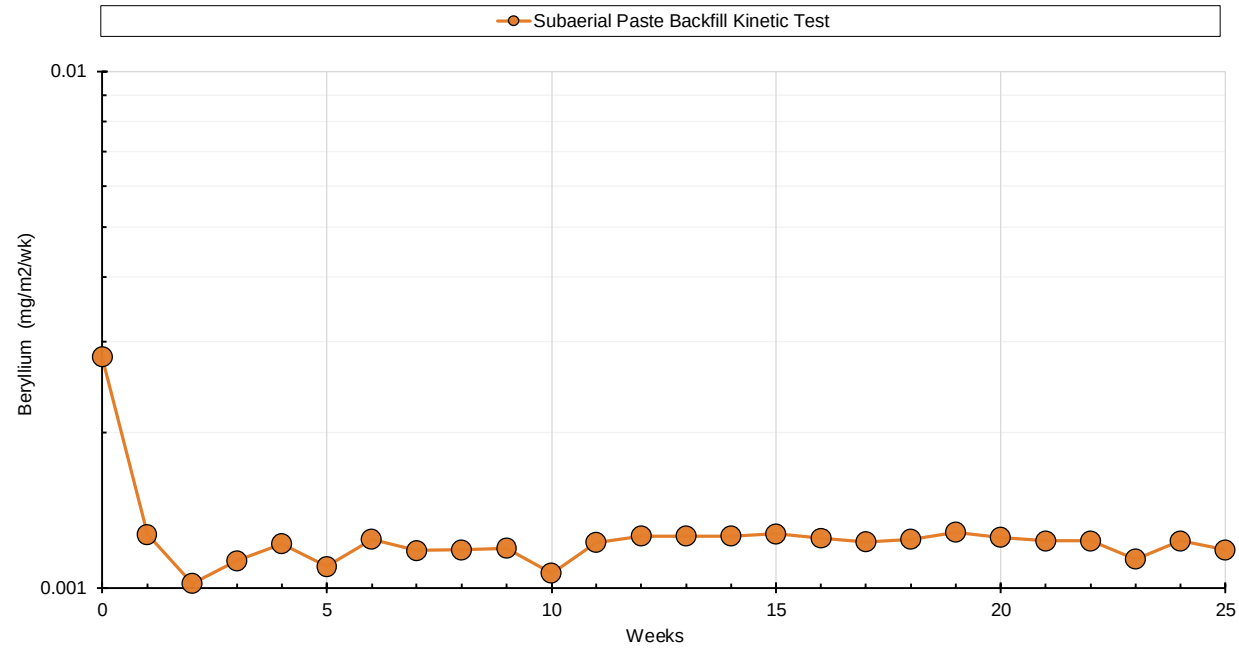

Notes:

Beryllium	
Subaerial Paste Backfill Kinetic Test	
Great Bear Project	
Figure Number	K-19
Project Number	OMEMA2303
Date	November 2025
Drawn: SM	Reviewed: JB

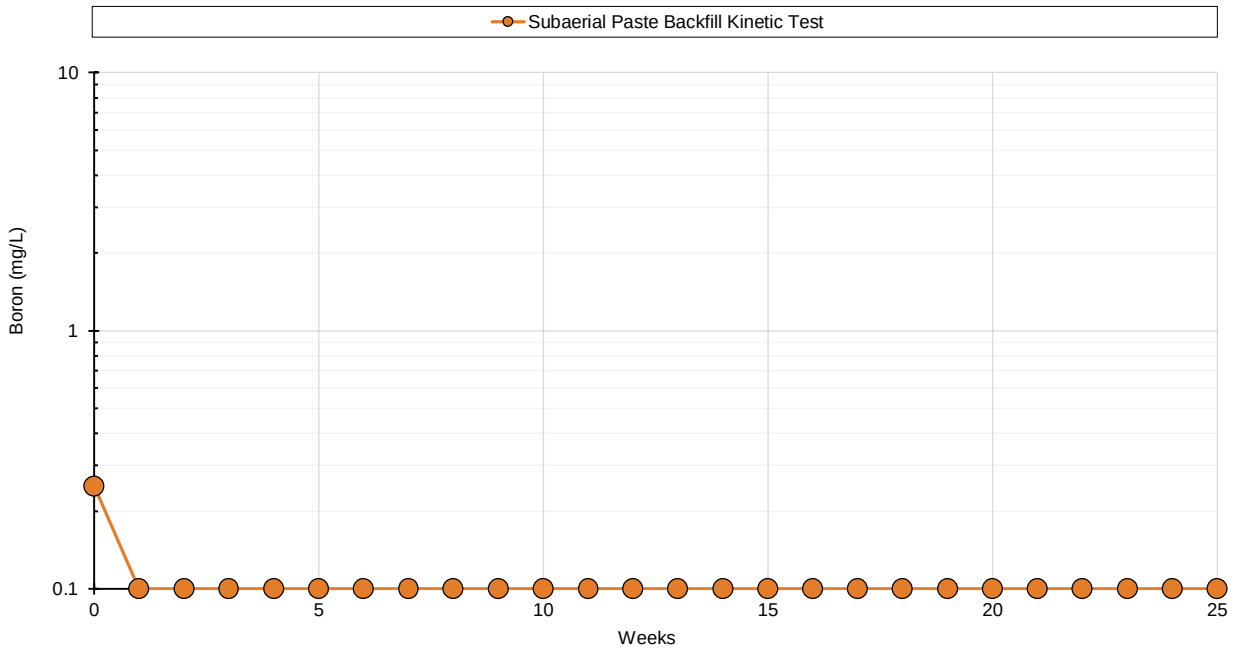

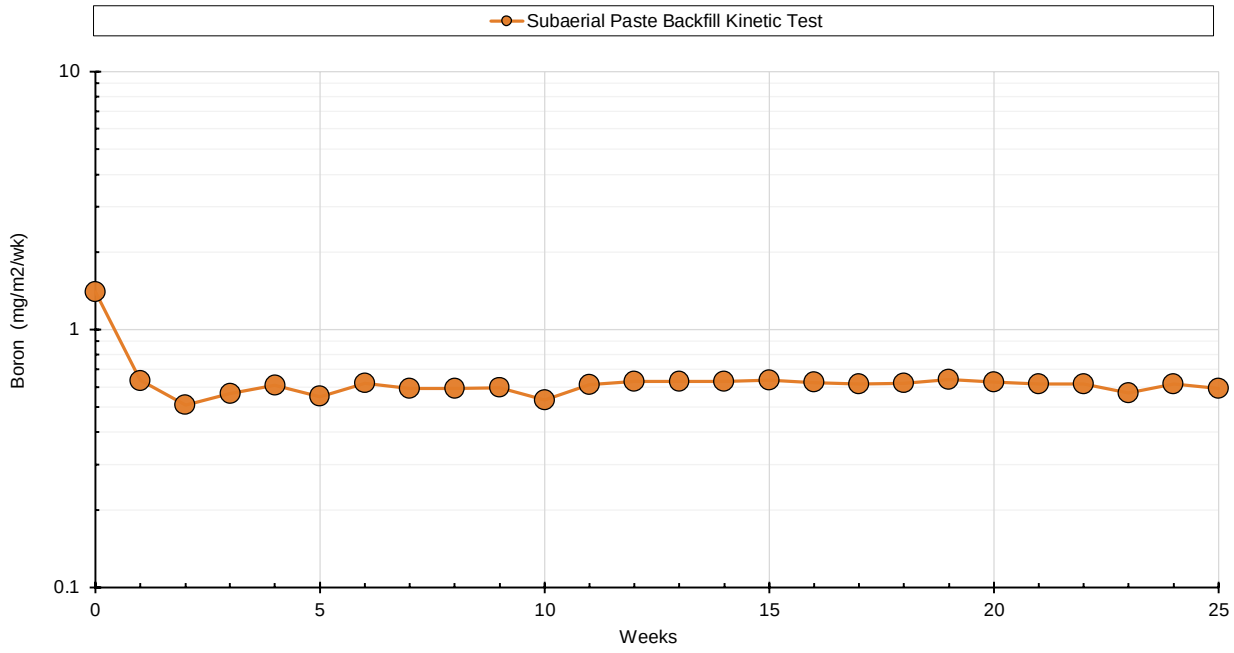

Notes:

Boron			
Subaerial Paste Backfill Kinetic Test			
Great Bear Project			
Figure Number		K-20	
Project Number		OMEMA2303	
Date		November 2025	
Drawn	SM	Reviewed	JB

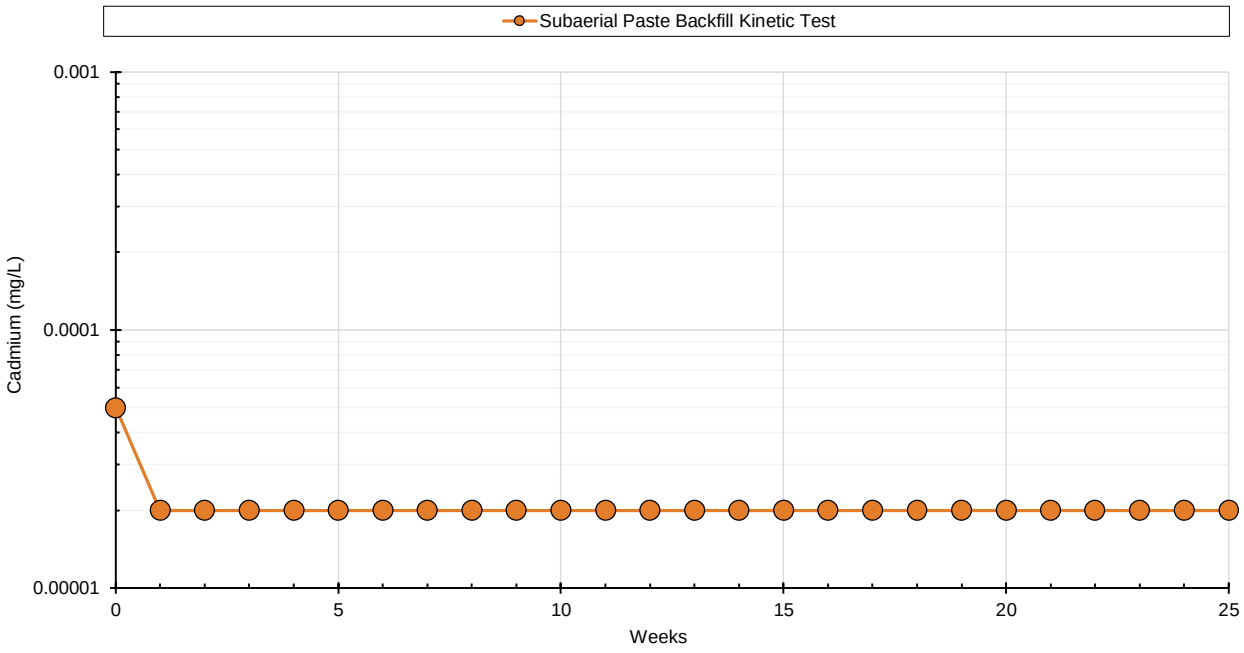

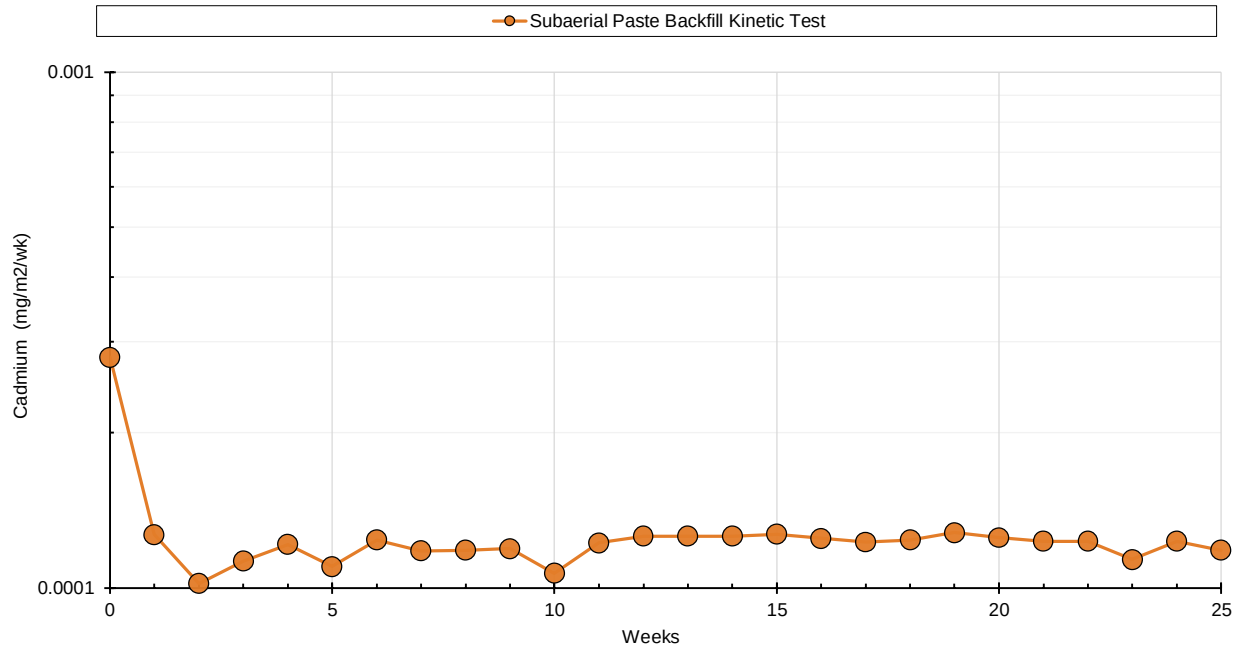

Notes:

Cadmium	
Subaerial Paste Backfill Kinetic Test	
Great Bear Project	
Figure Number	K-21
Project Number	OMEMA2303
Date	November 2025
Drawn: SM	Reviewed: JB

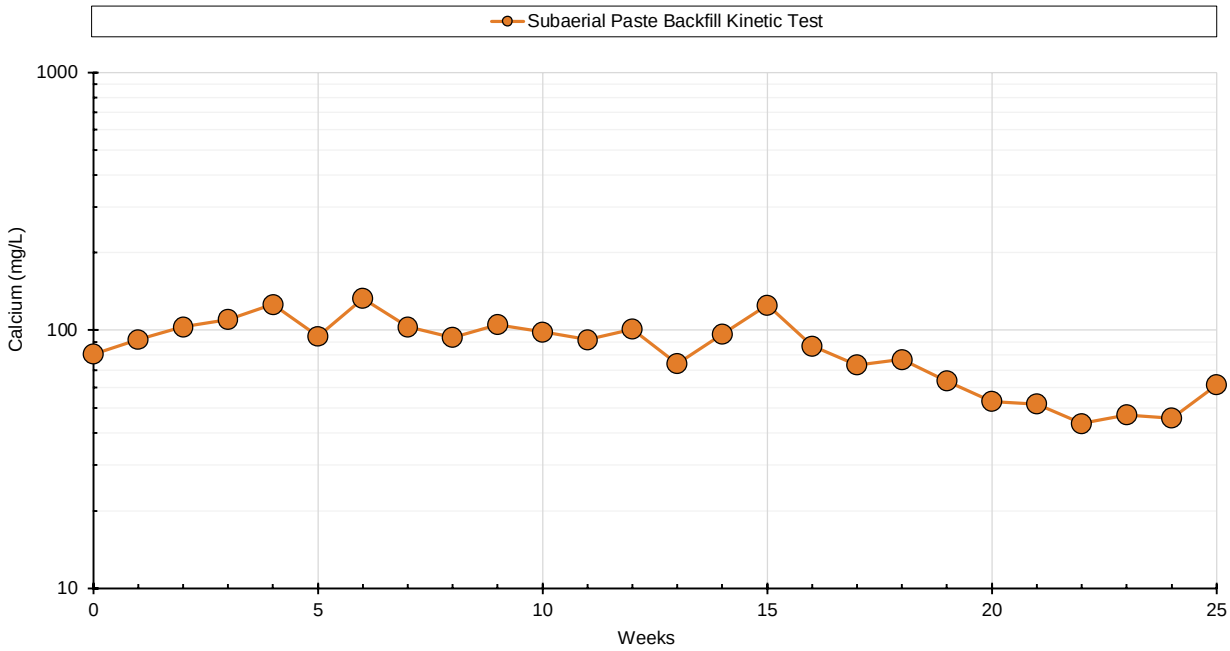

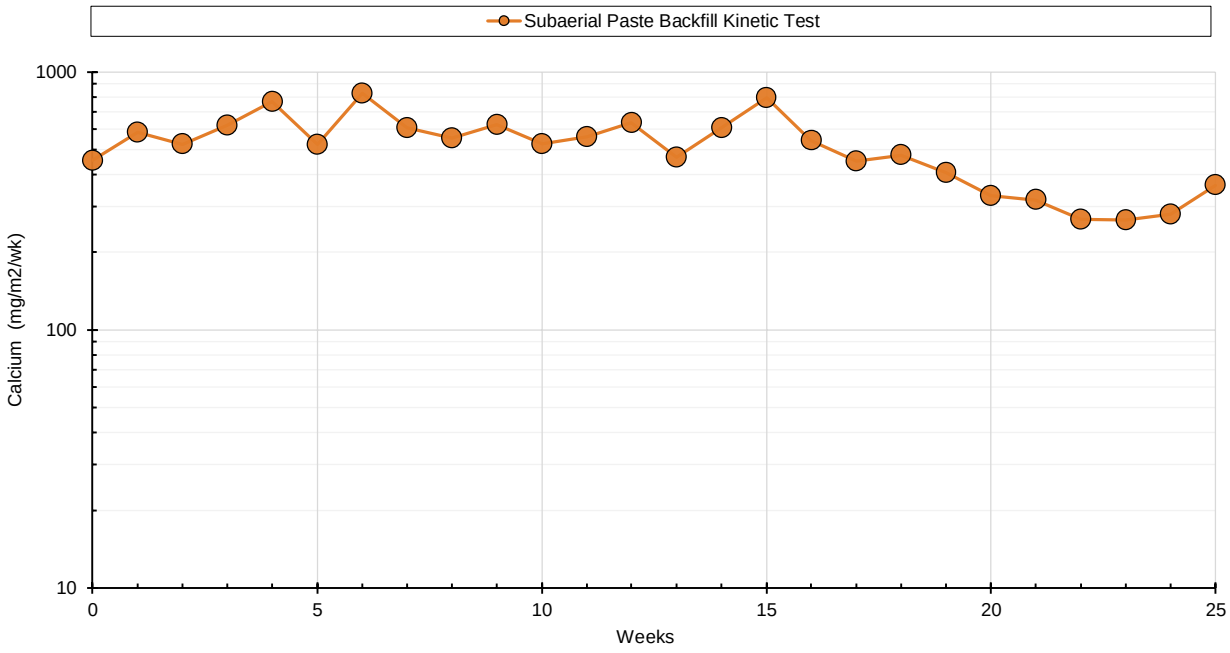

Notes:

Calcium	
Subaerial Paste Backfill Kinetic Test	
Great Bear Project	
Figure Number	K-22
Project Number	OMEMA2303
Date	November 2025
Drawn: SM	Reviewed: JB

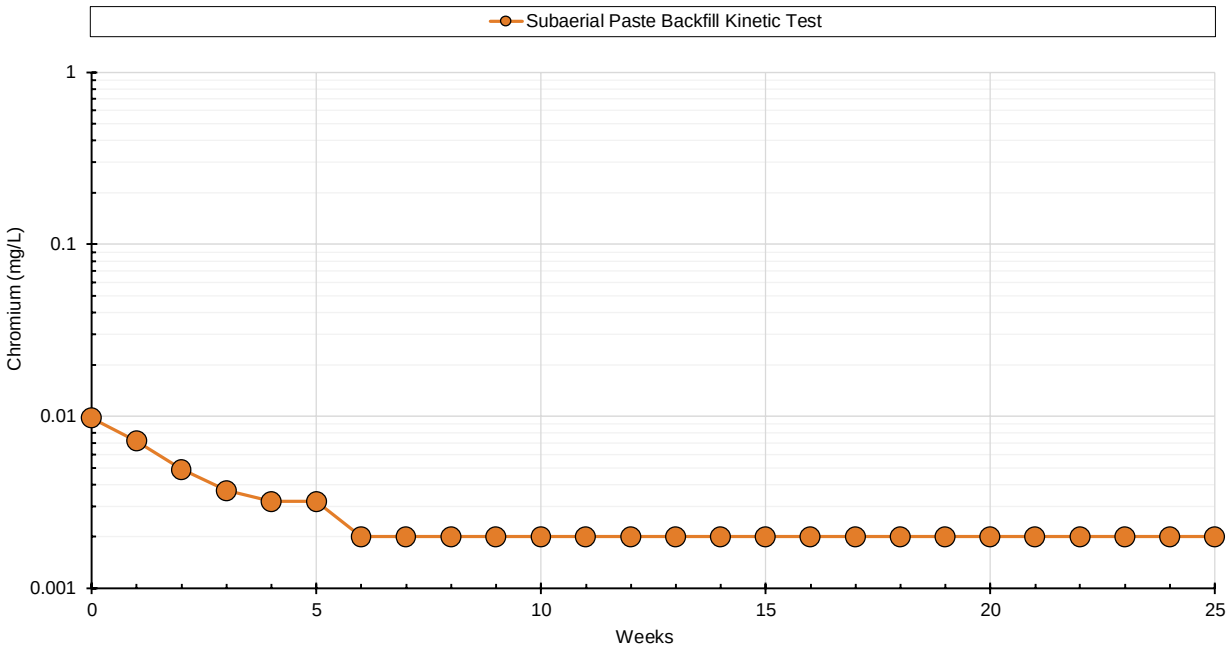

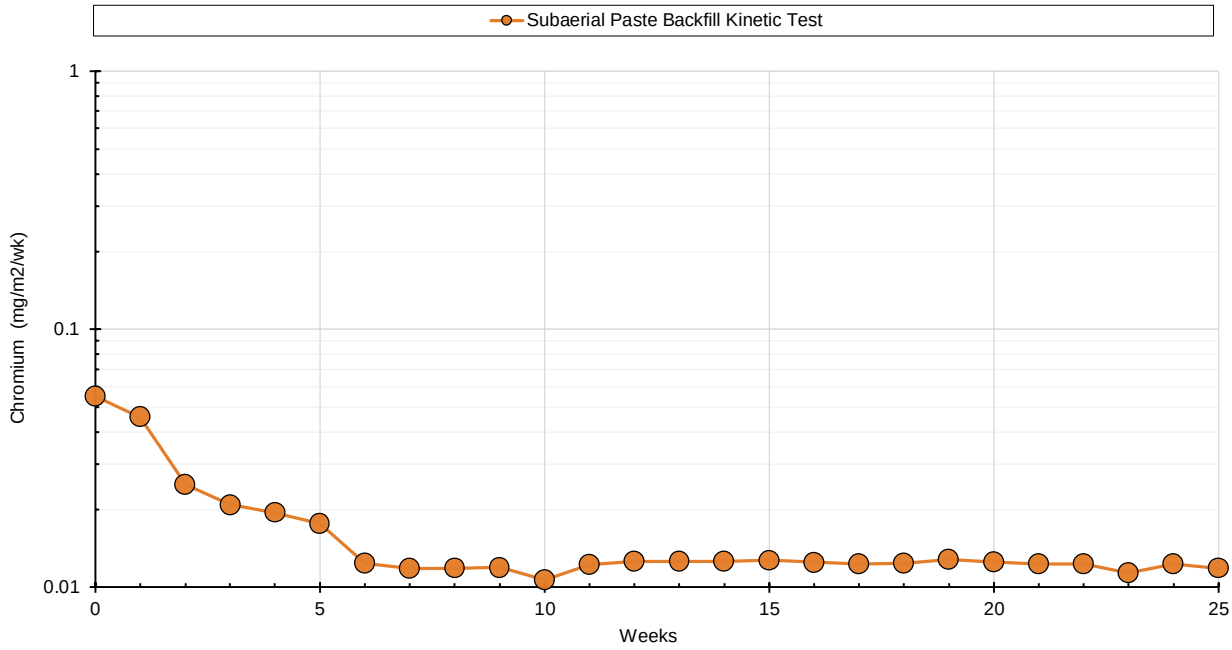

Notes:

Chromium			
Subaerial Paste Backfill Kinetic Test			
Great Bear Project			
Figure Number		K-23	
Project Number		OMEMA2303	
Date		November 2025	
Drawn	SM	Reviewed	JB

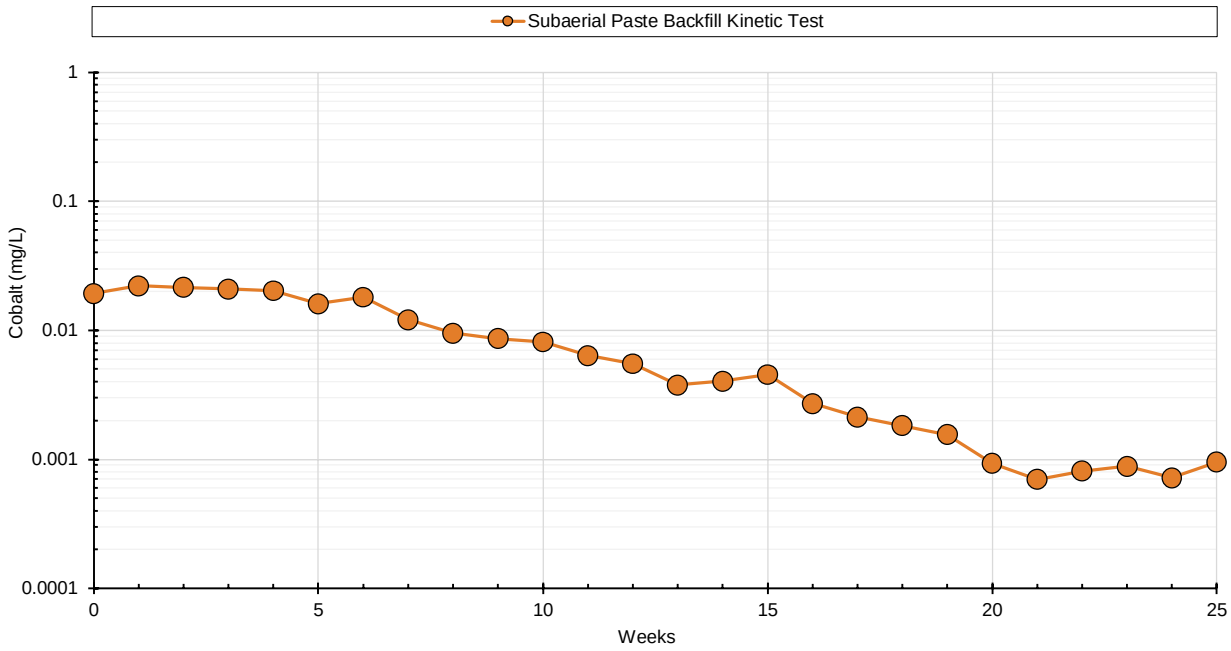

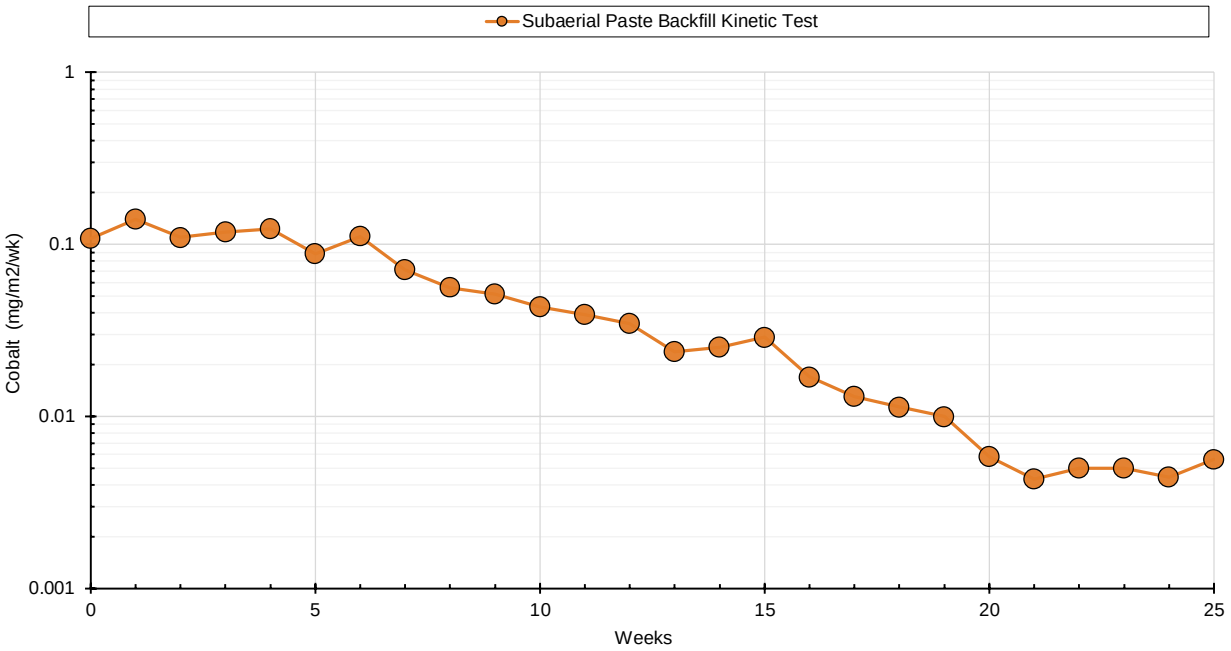

Notes:

Cobalt	
Subaerial Paste Backfill Kinetic Test	
Great Bear Project	
Figure Number	K-24
Project Number	OMEMA2303
Date	November 2025
Drawn: SM	Reviewed: JB

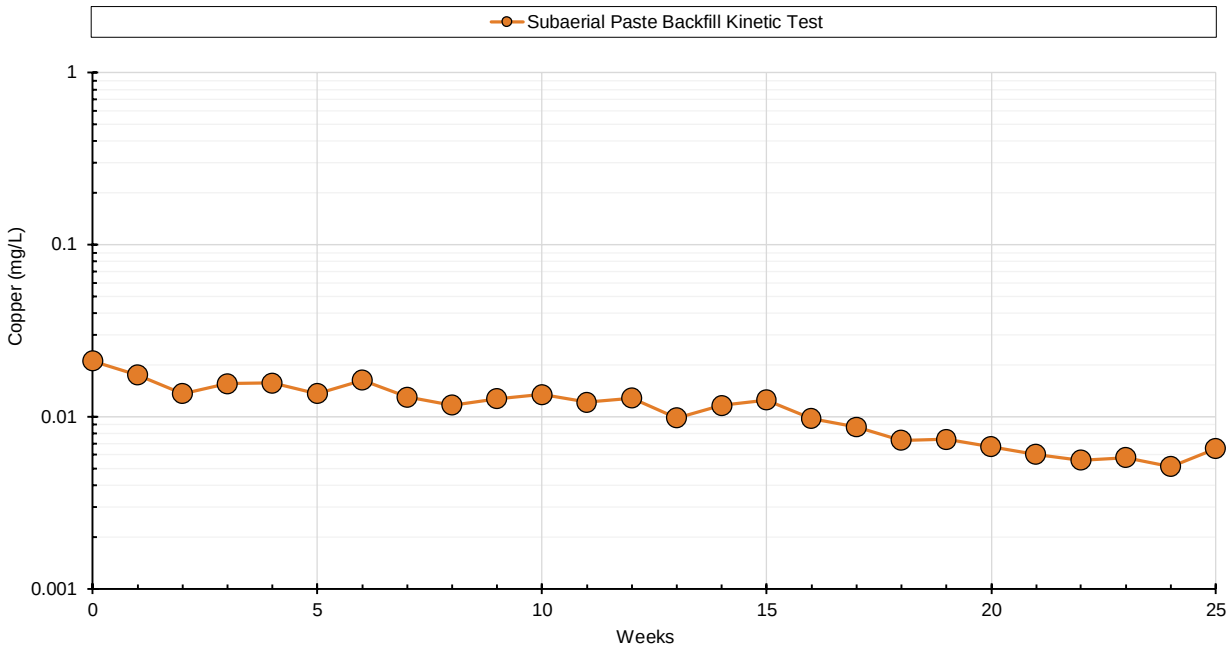

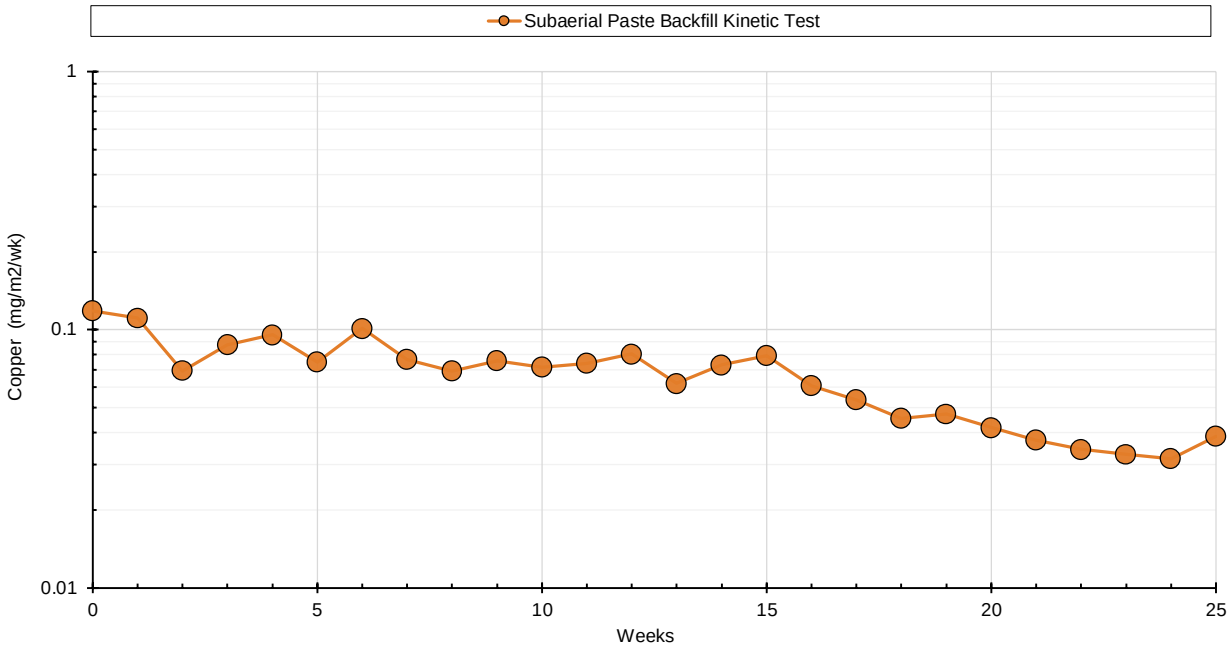

Notes:

Copper	
Subaerial Paste Backfill Kinetic Test	
Great Bear Project	
Figure Number	K-25
Project Number	OMEMA2303
Date	November 2025
Drawn: SM	Reviewed: JB

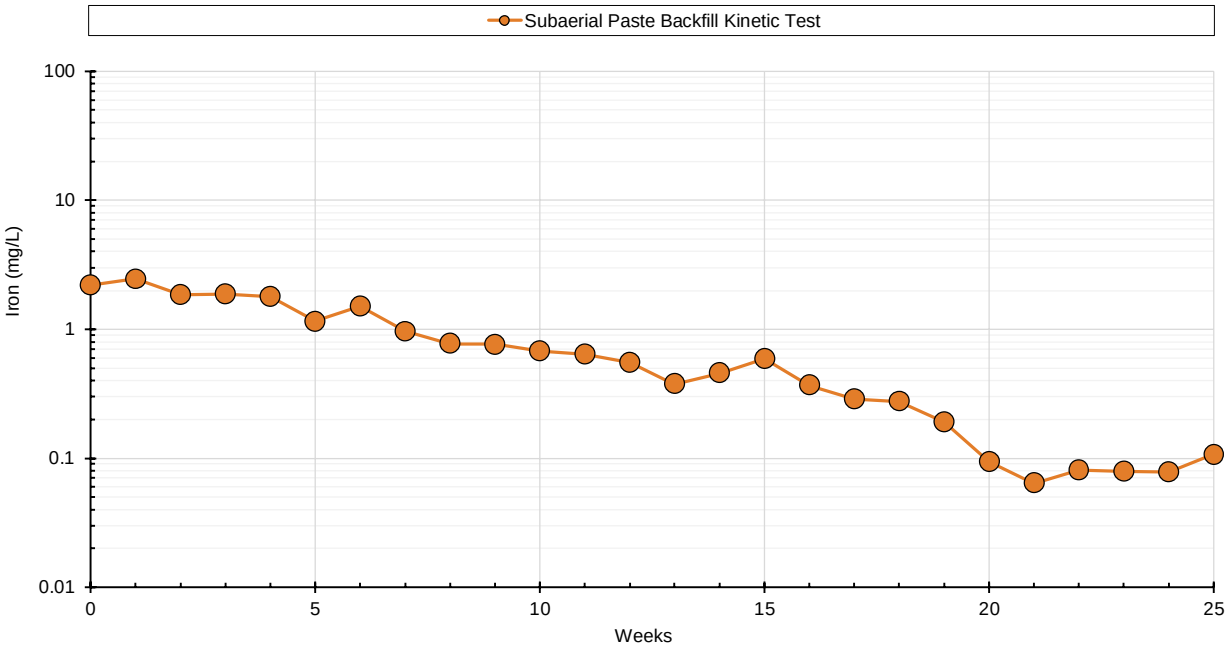

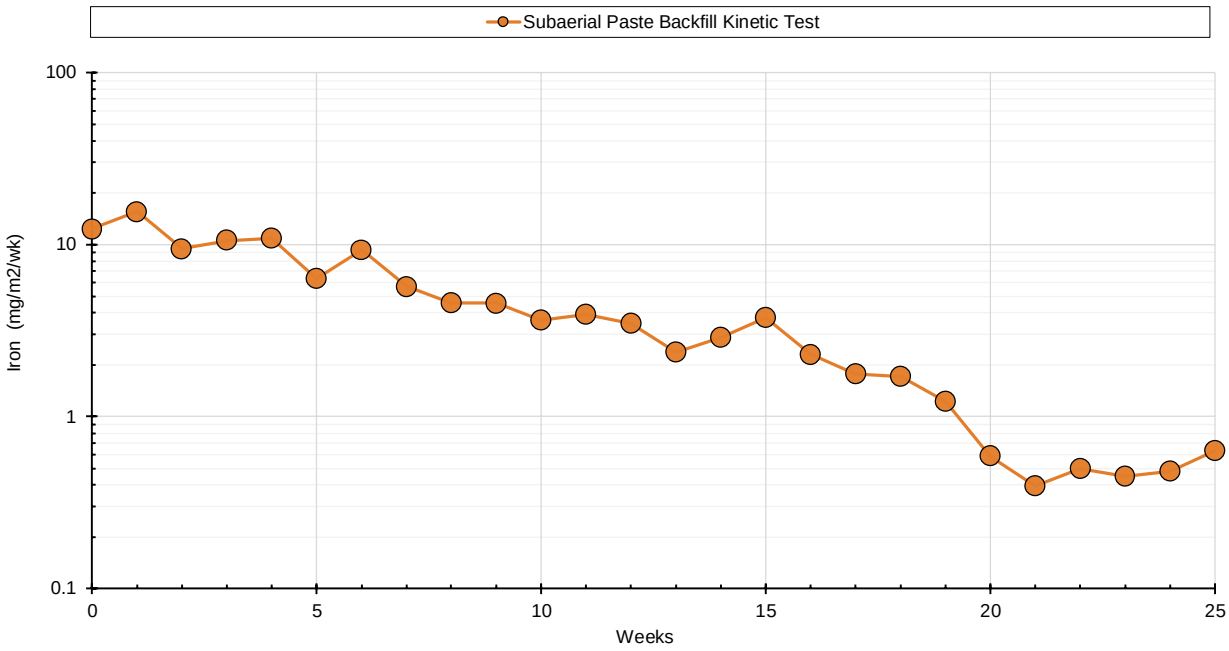

Notes:

Iron			
Subaerial Paste Backfill Kinetic Test			
Great Bear Project			
Figure Number		K-26	
Project Number		OMEMA2303	
Date		November 2025	
Drawn	SM	Reviewed	JB

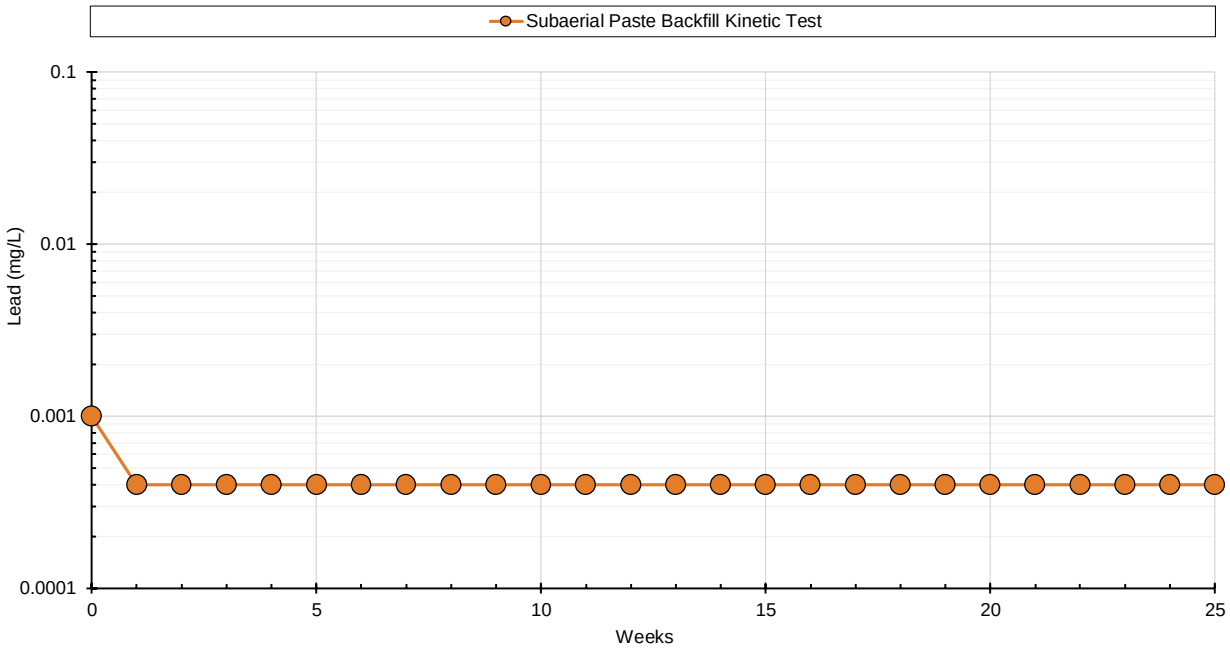

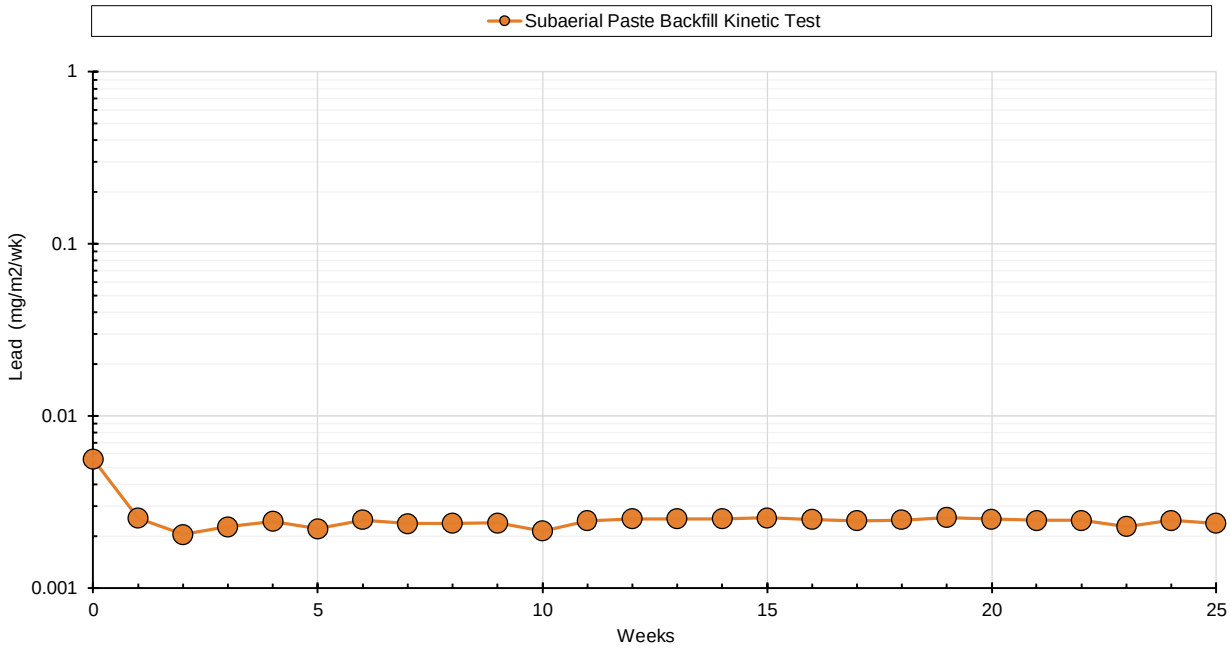

Notes:

Lead	
Subaerial Paste Backfill Kinetic Test	
Great Bear Project	
Figure Number	K-27
Project Number	OMEMA2303
Date	November 2025
Drawn: SM	Reviewed: JB

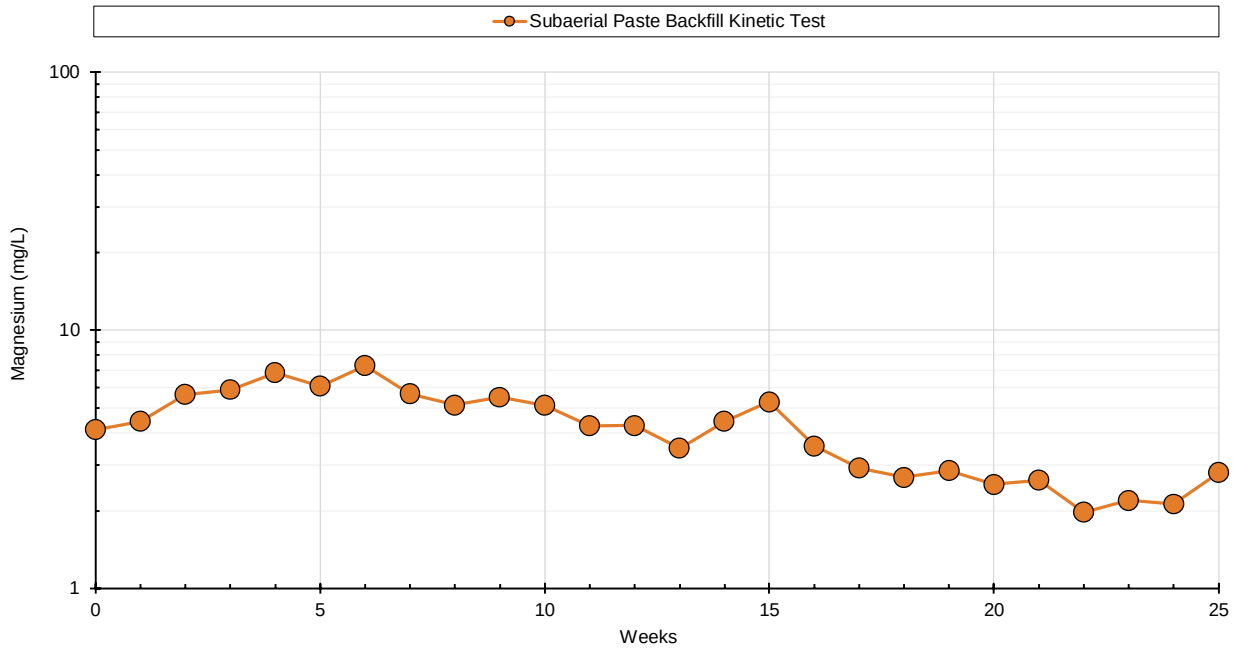

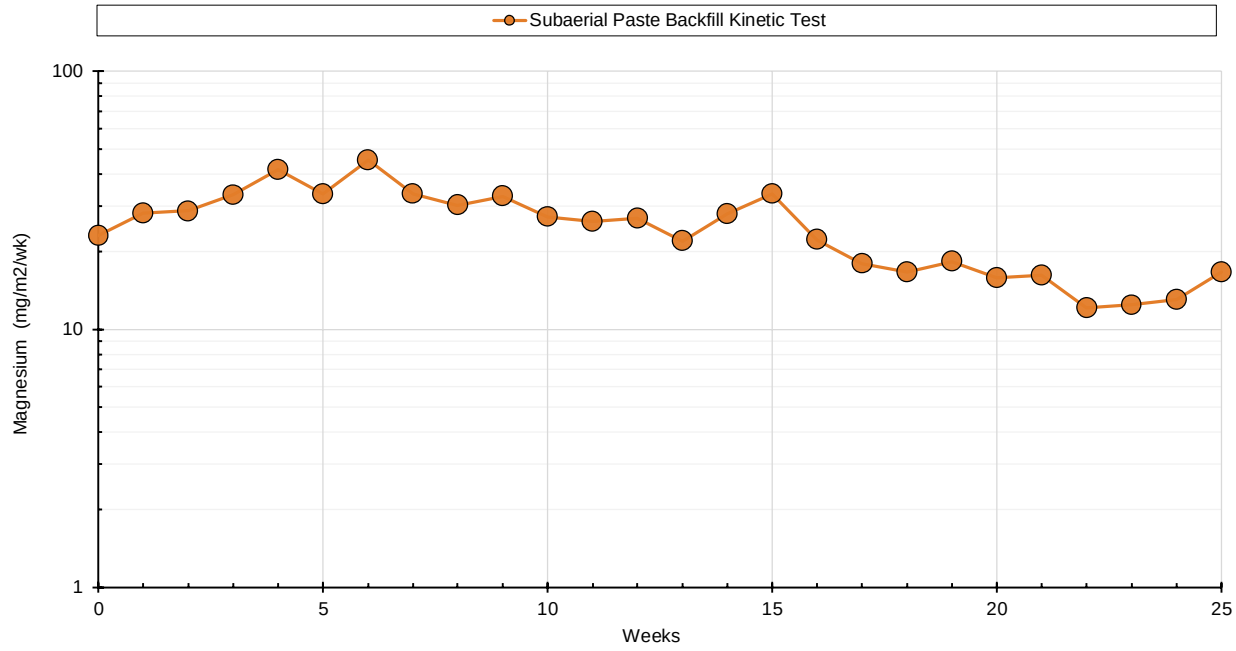

Notes:

Magnesium			
Subaerial Paste Backfill Kinetic Test			
Great Bear Project			
Figure Number		K-28	
Project Number		OMEMA2303	
Date		November 2025	
Drawn	SM	Reviewed	JB

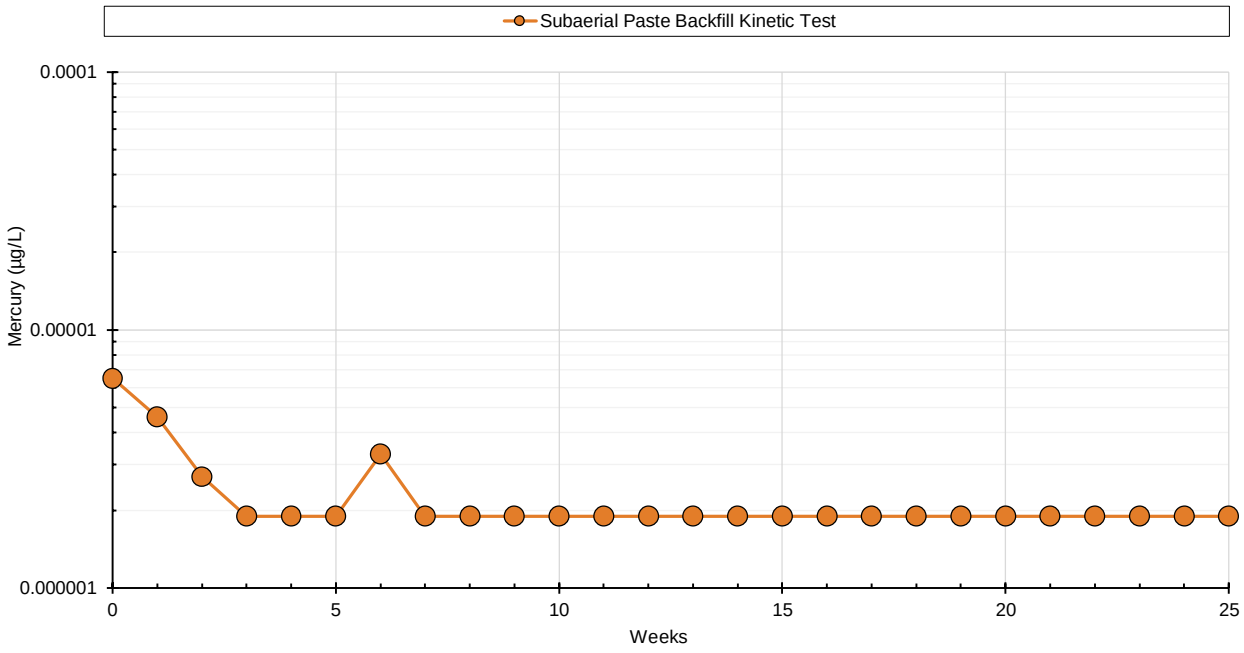

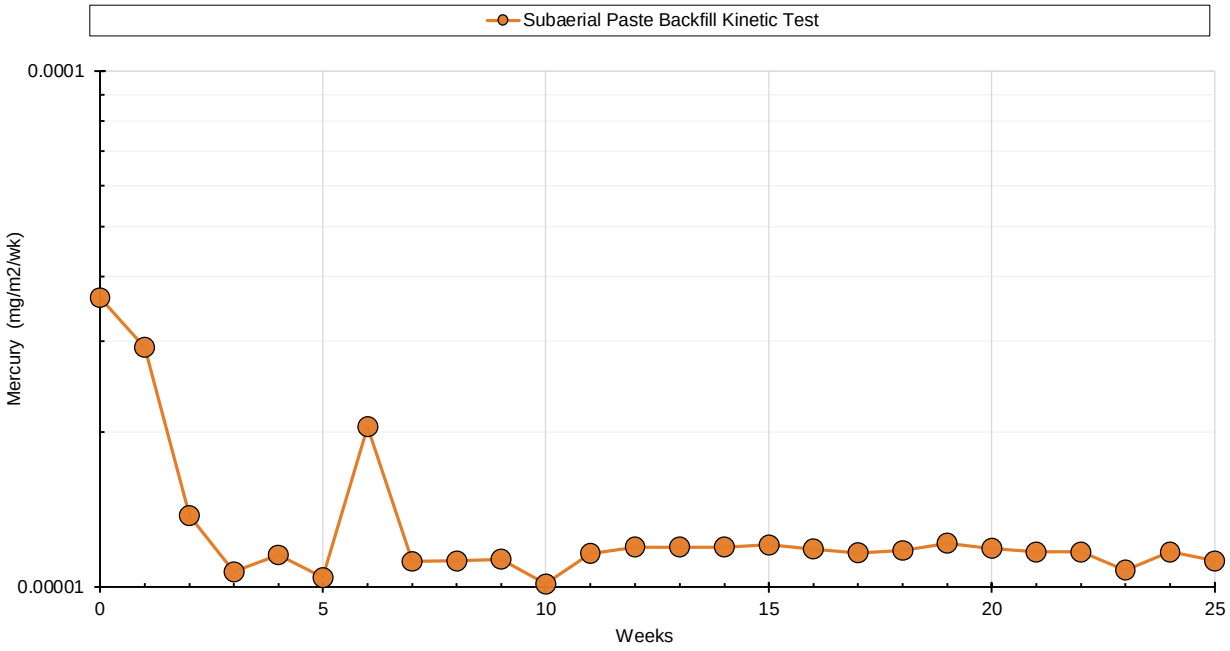

Notes:

Mercury			
Subaerial Paste Backfill Kinetic Test			
Great Bear Project			
Figure Number		K-29	
Project Number		OMEMA2303	
Date		November 2025	
Drawn	SM	Reviewed	JB

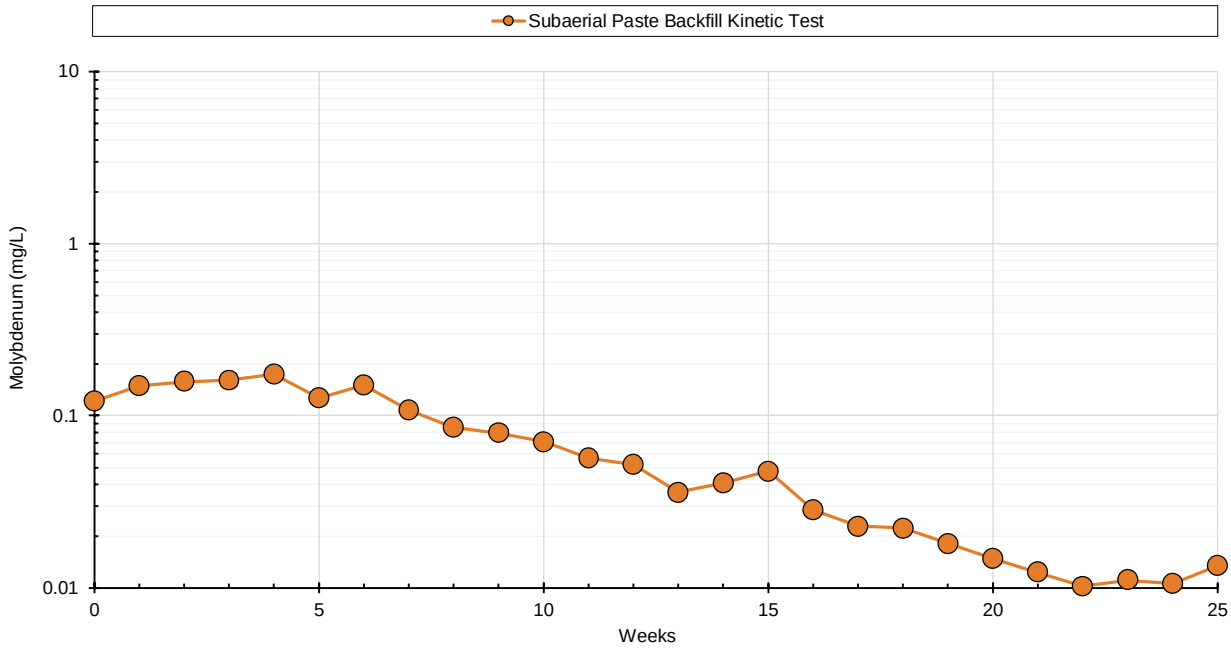

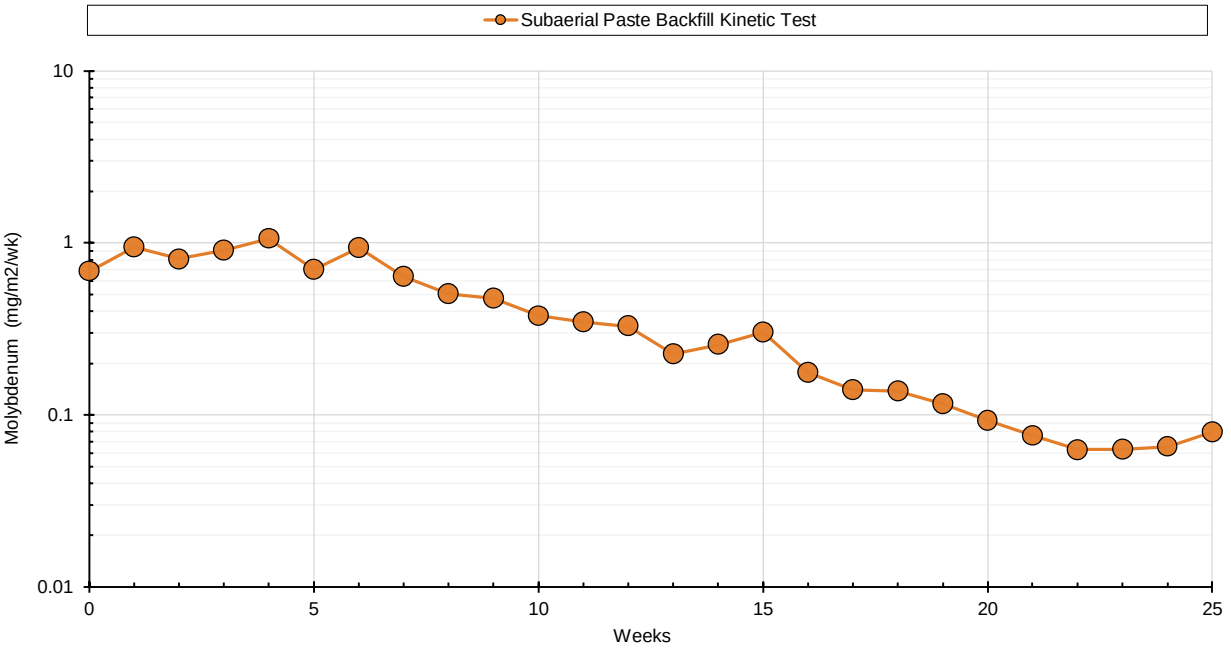

Notes:

Molybdenum

Subaerial Paste Backfill Kinetic Test

Great Bear Project

Figure Number		K-30	
Project Number		OMEMA2303	
Date		November 2025	
Drawn	SM	Reviewed	JB

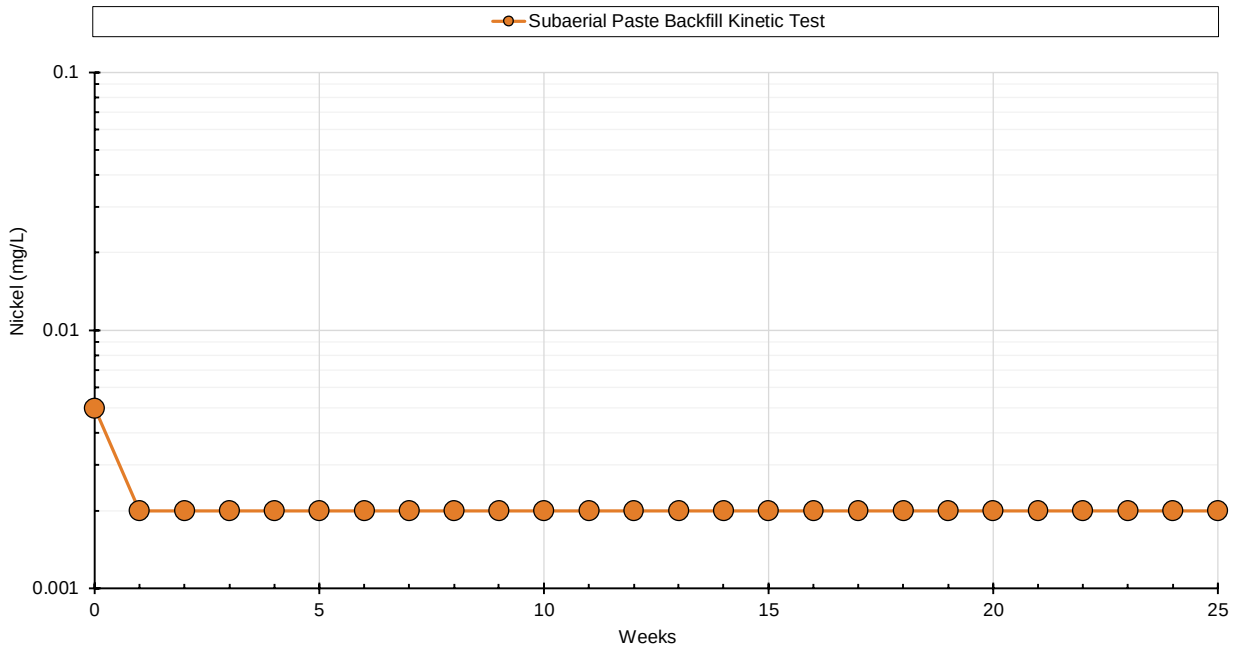

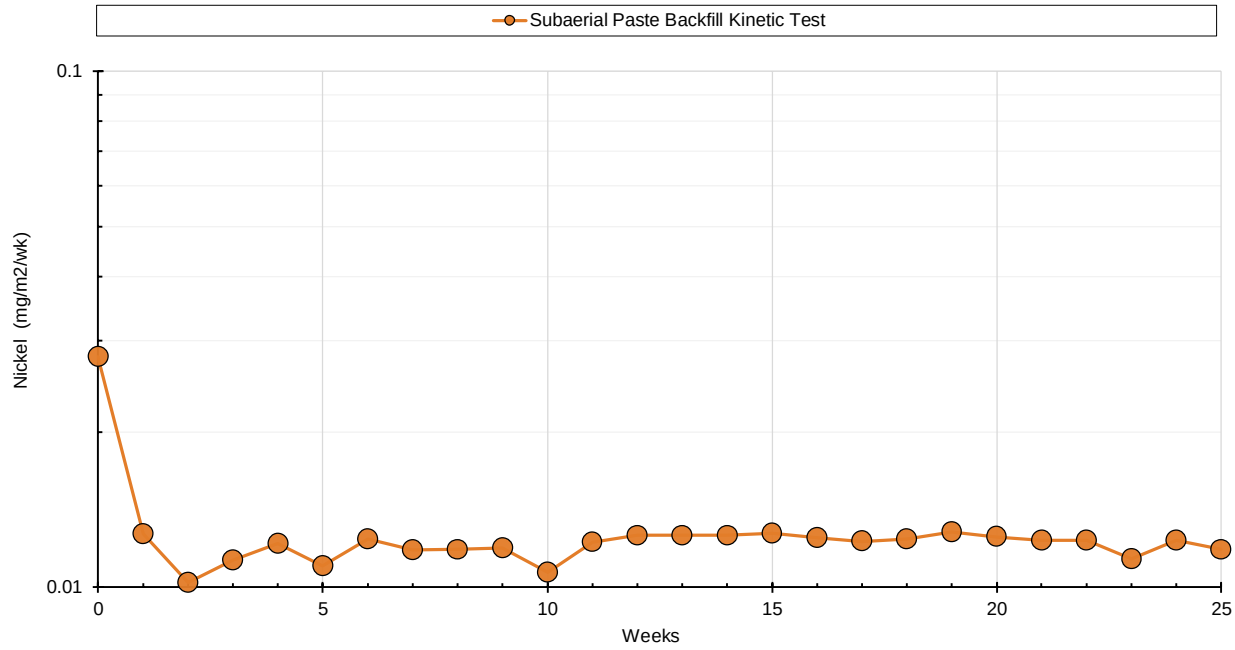

Notes:

Nickel	
Subaerial Paste Backfill Kinetic Test	
Great Bear Project	
Figure Number	K-31
Project Number	OMEMA2303
Date	November 2025
Drawn: SM	Reviewed: JB

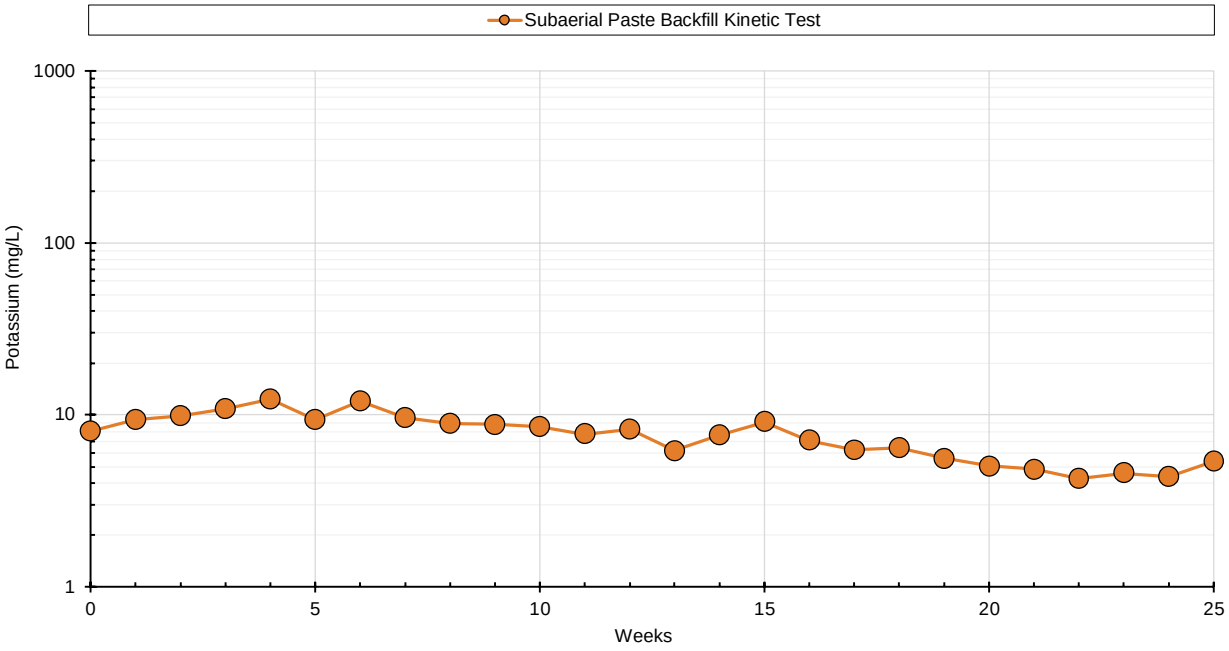

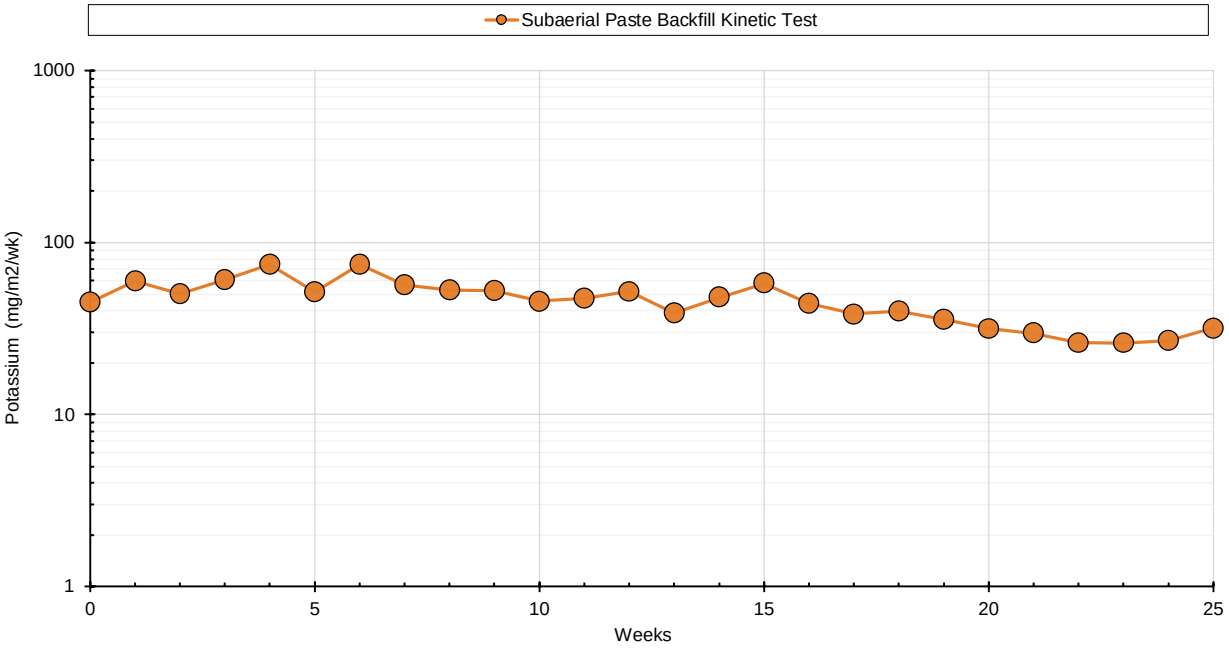

Notes:

Potassium			
Subaerial Paste Backfill Kinetic Test			
Great Bear Project			
Figure Number		K-32	
Project Number		OMEMA2303	
Date		November 2025	
Drawn	SM	Reviewed	JB

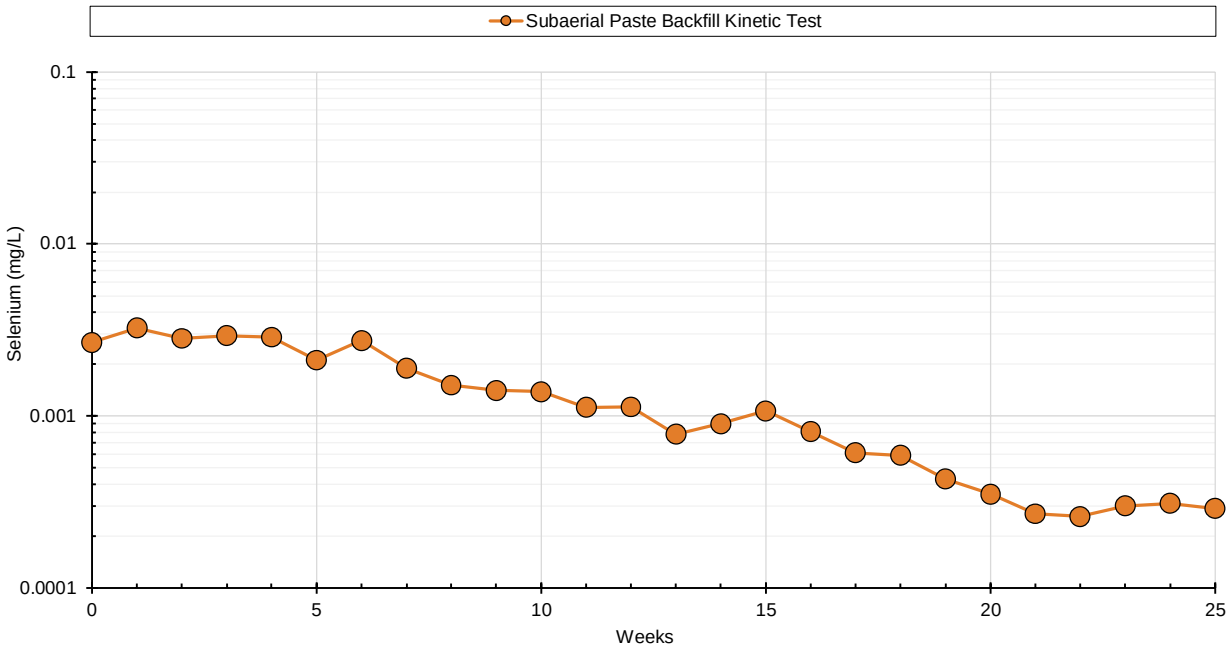

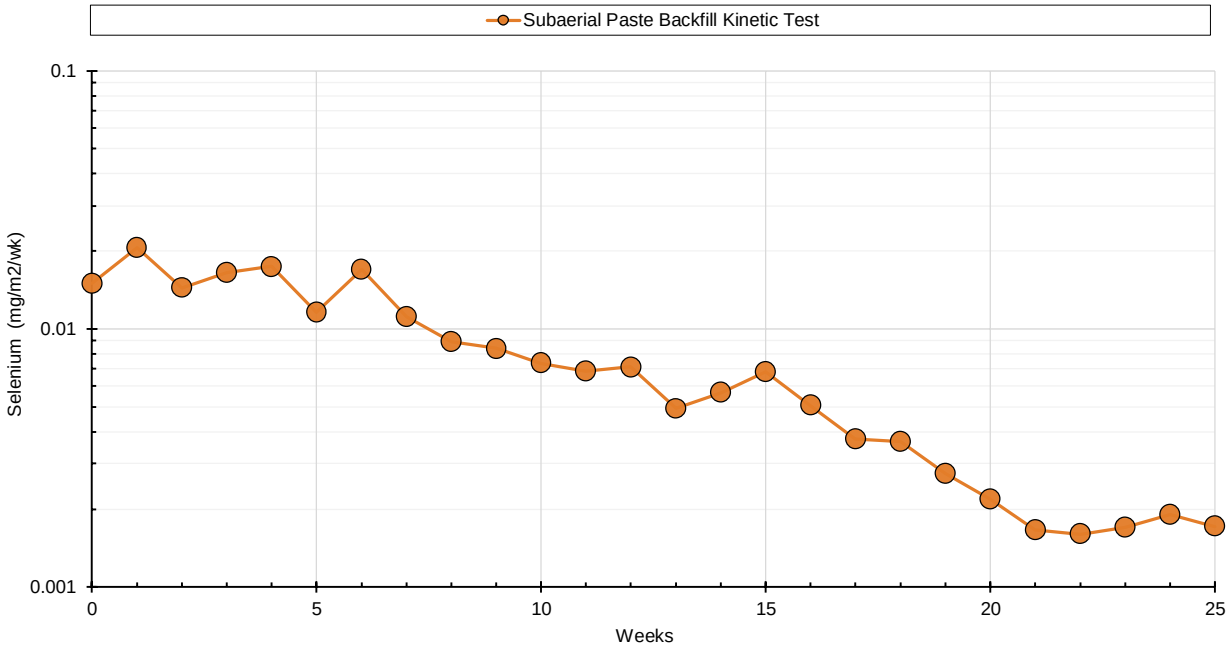

Notes:

Selenium	
Subaerial Paste Backfill Kinetic Test	
Great Bear Project	
Figure Number	K-33
Project Number	OMEMA2303
Date	November 2025
Drawn: SM	Reviewed: JB

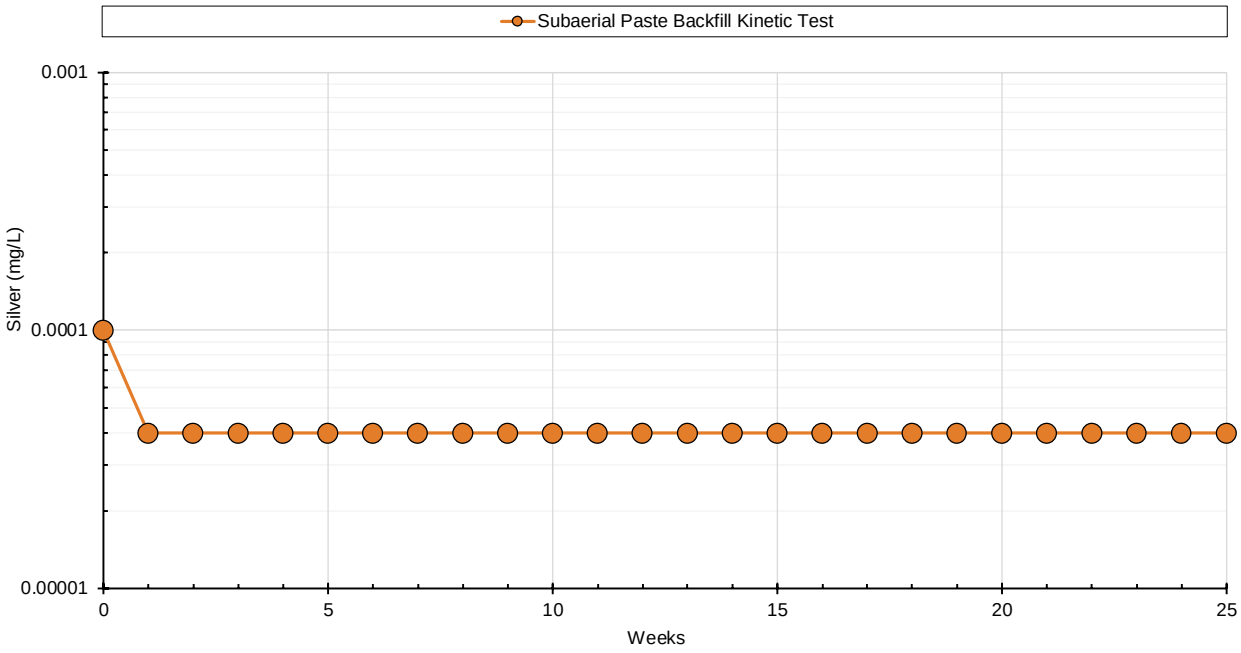

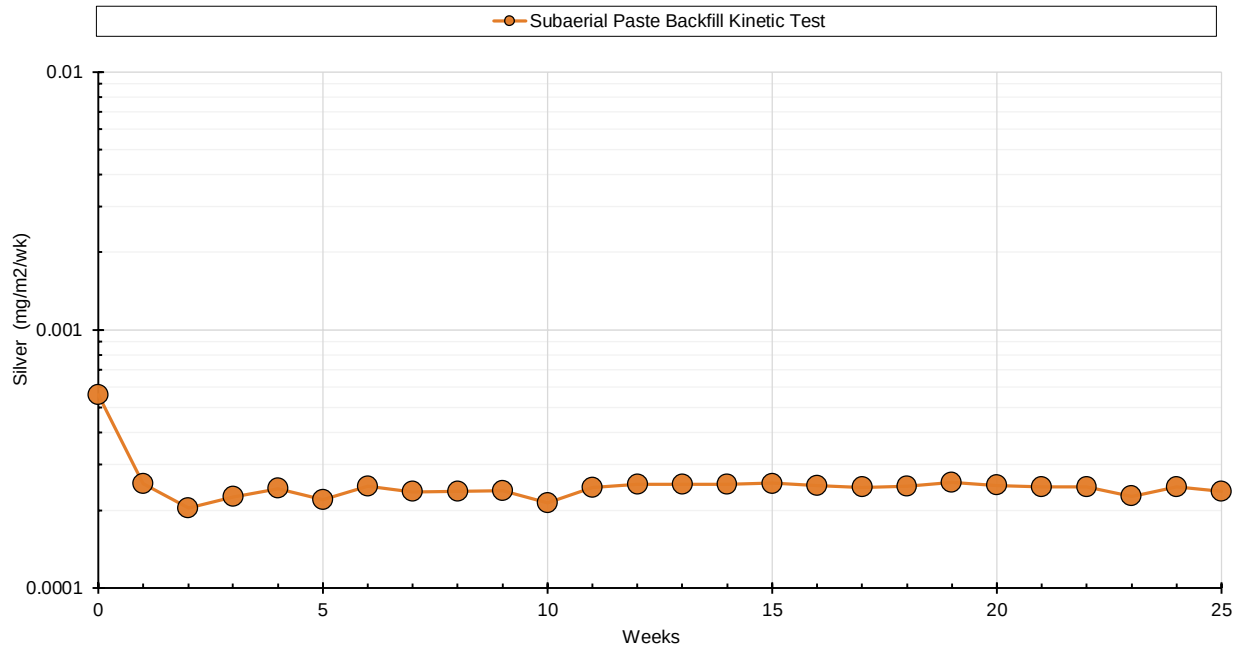

Notes:

Silver	
Subaerial Paste Backfill Kinetic Test	
Great Bear Project	
Figure Number	K-34
Project Number	OMEMA2303
Date	November 2025
Drawn: SM	Reviewed: JB

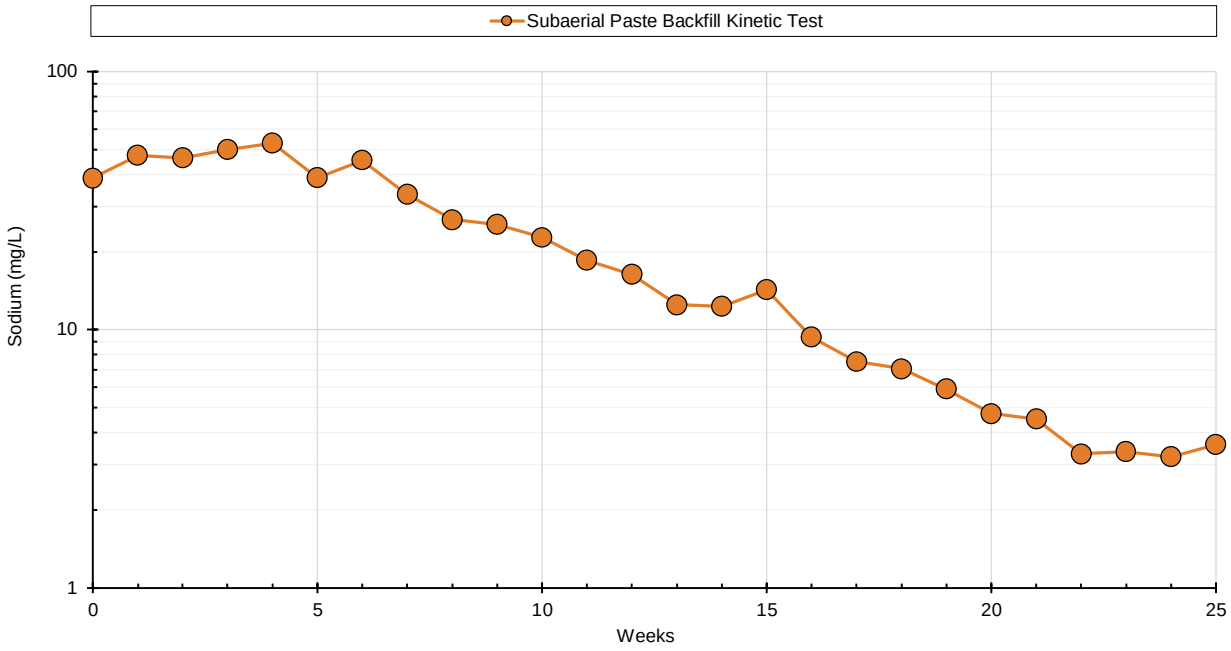

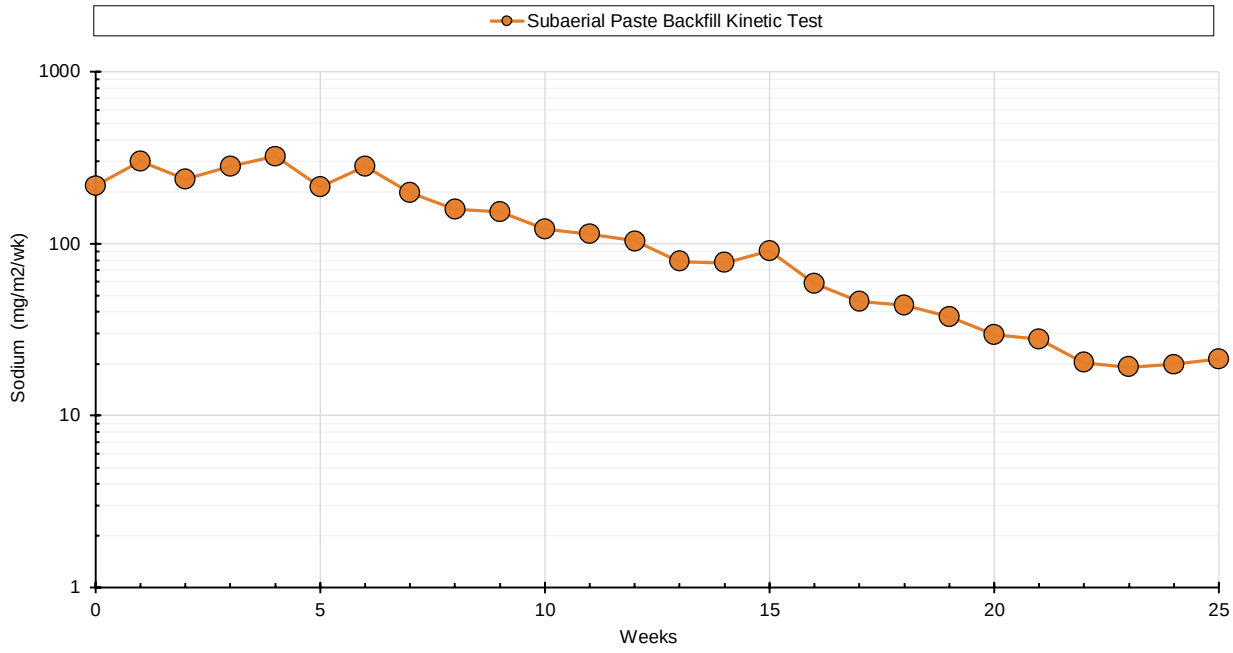

Notes:

Sodium

Subaerial Paste Backfill Kinetic Test

Great Bear Project

Figure Number		K-35	
Project Number		OMEMA2303	
Date		November 2025	
Drawn	SM	Reviewed	JB

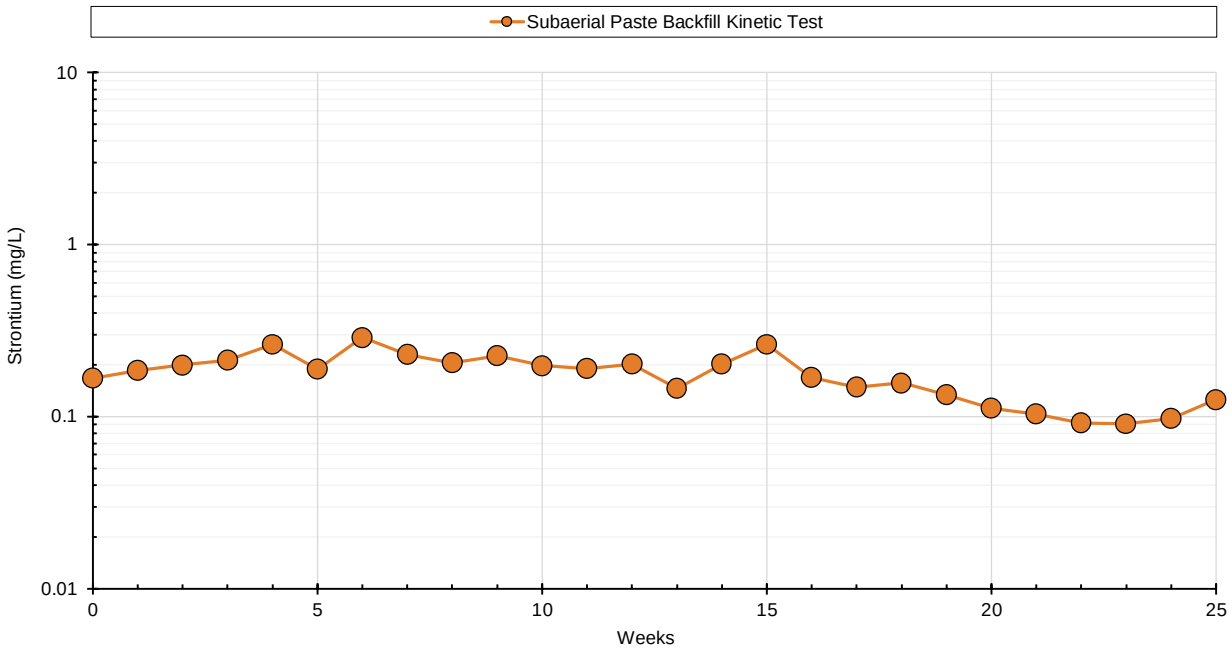

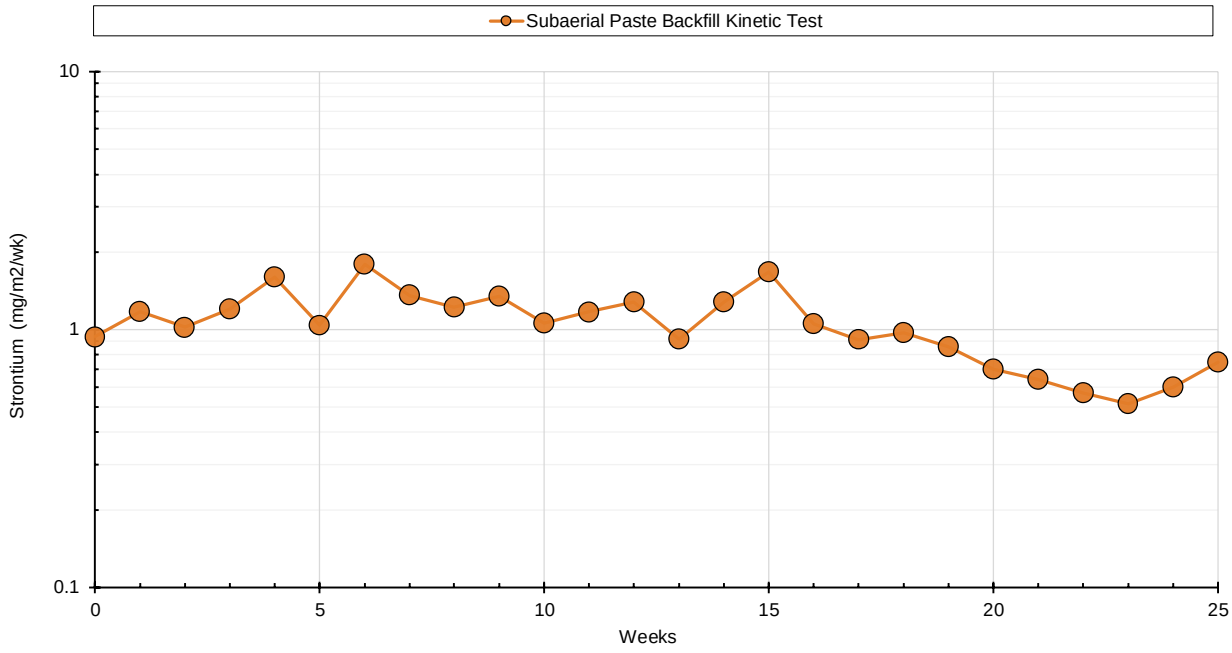

Notes:

Strontium

Subaerial Paste Backfill Kinetic Test

Great Bear Project

Figure Number		K-36	
Project Number		OMEMA2303	
Date		November 2025	
Drawn	SM	Reviewed	JB

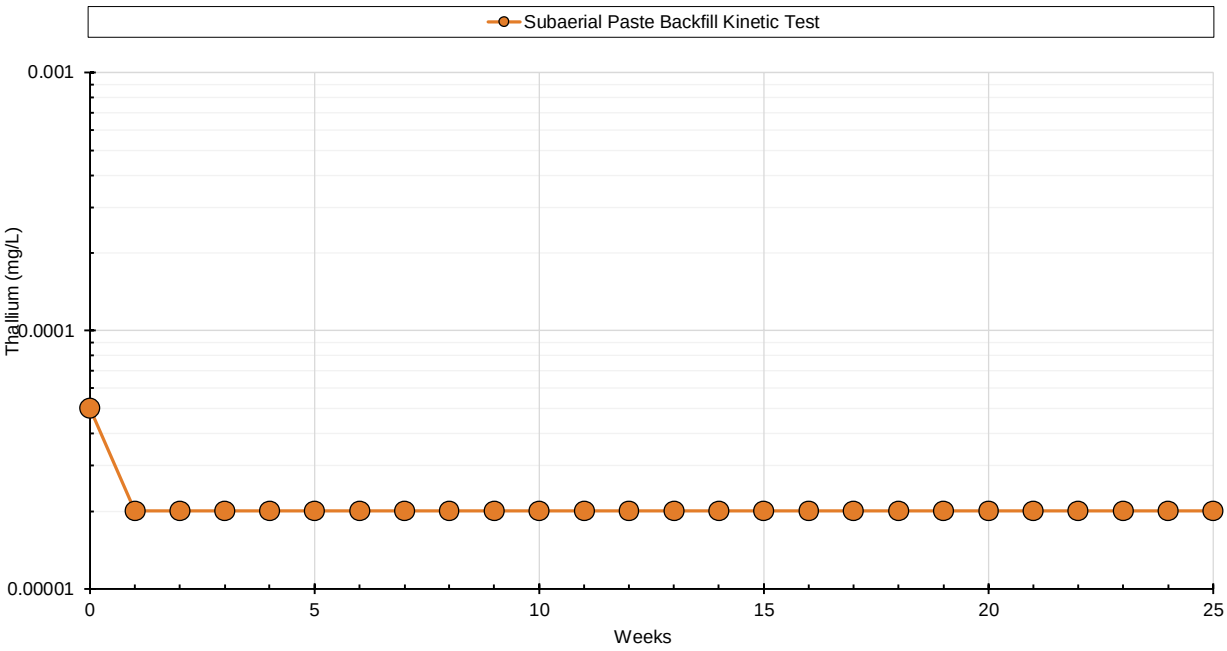

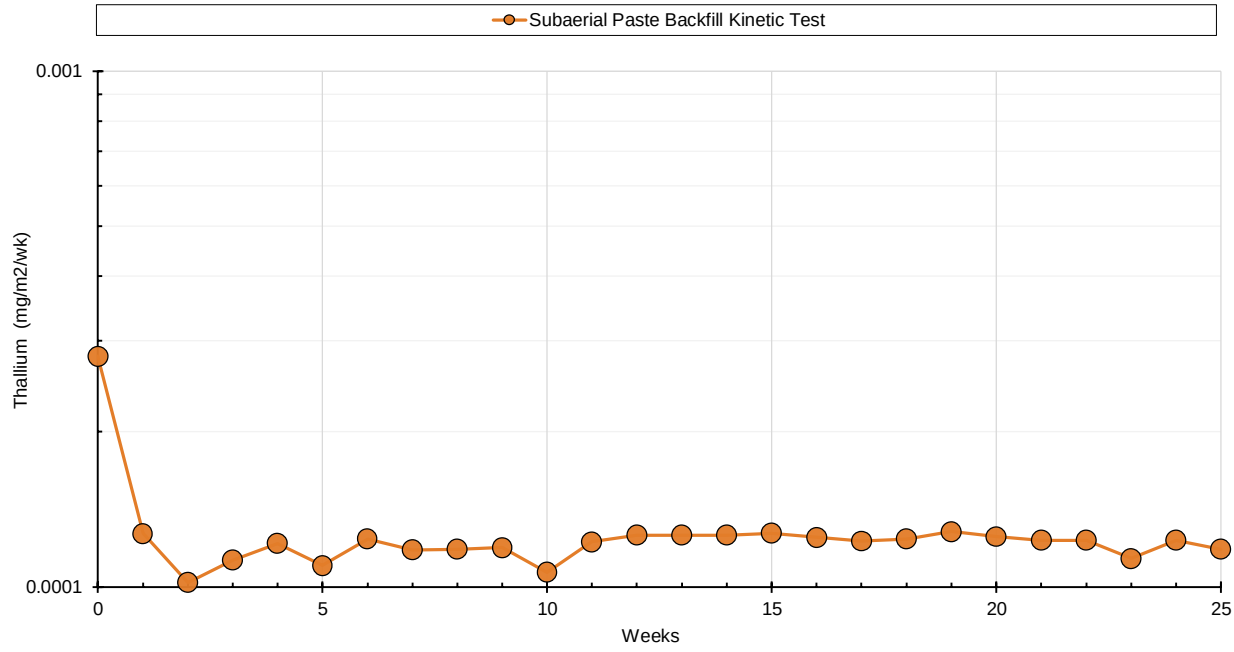

Notes:

Thallium			
Subaerial Paste Backfill Kinetic Test			
Great Bear Project			
Figure Number		K-37	
Project Number		OMEMA2303	
Date		November 2025	
Drawn	SM	Reviewed	JB

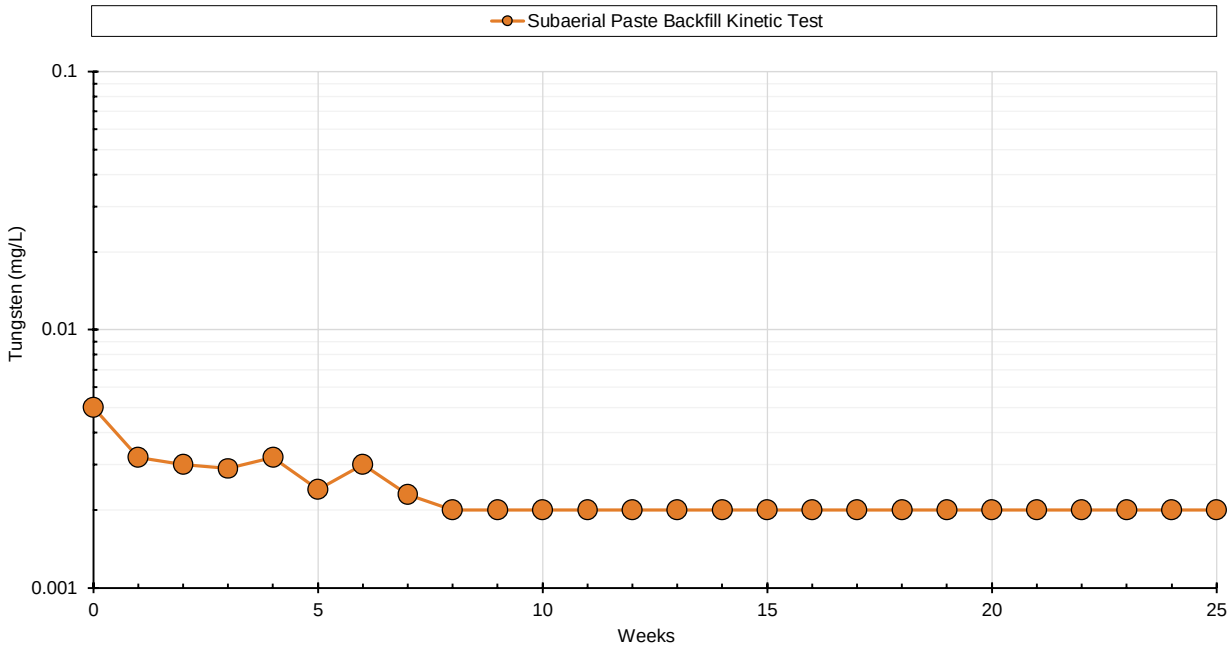

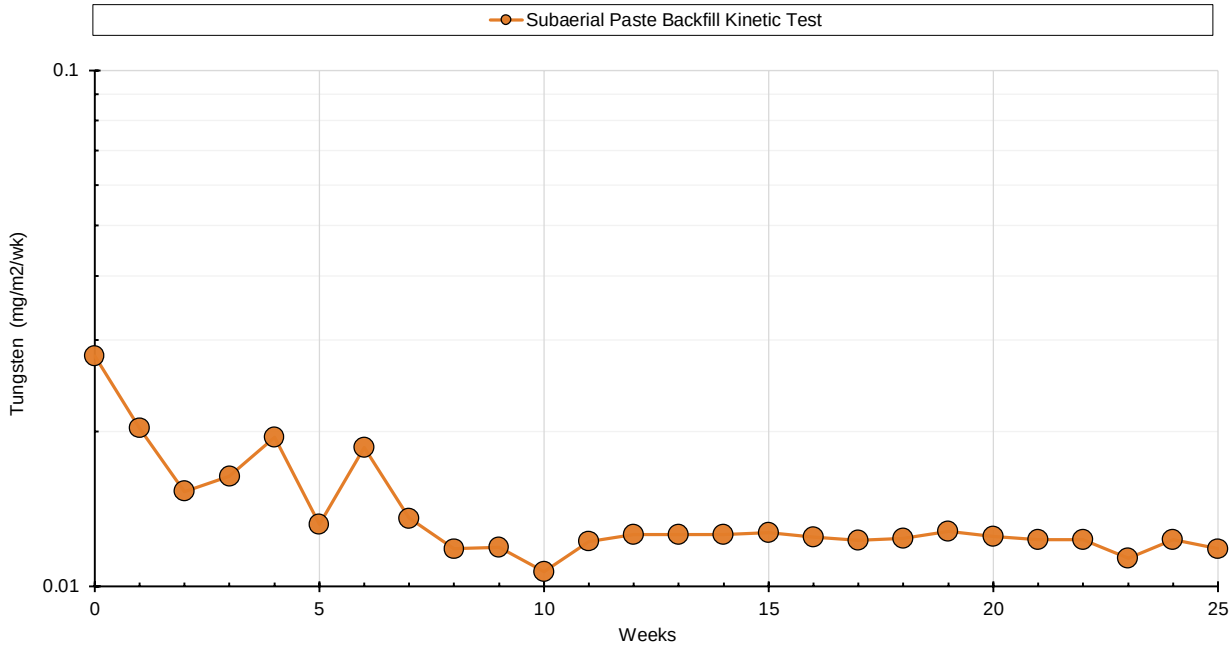

Notes:

Tungsten	
Subaerial Paste Backfill Kinetic Test	
Great Bear Project	
Figure Number	K-38
Project Number	OMEMA2303
Date	November 2025
Drawn: SM	Reviewed: JB

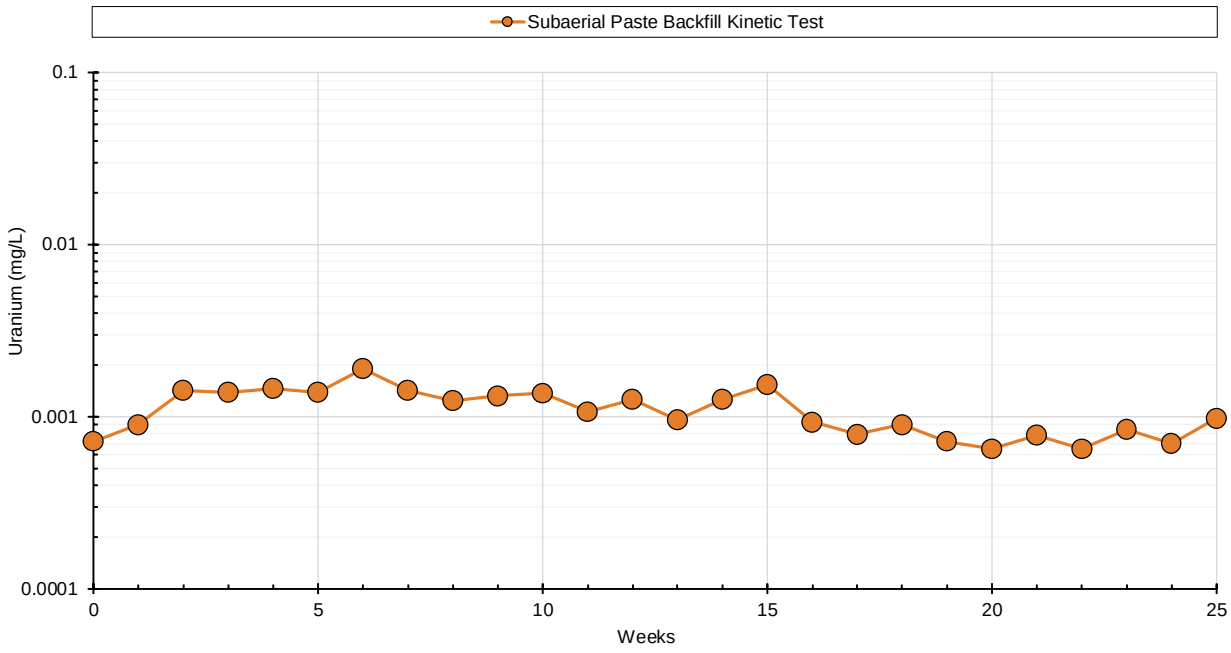

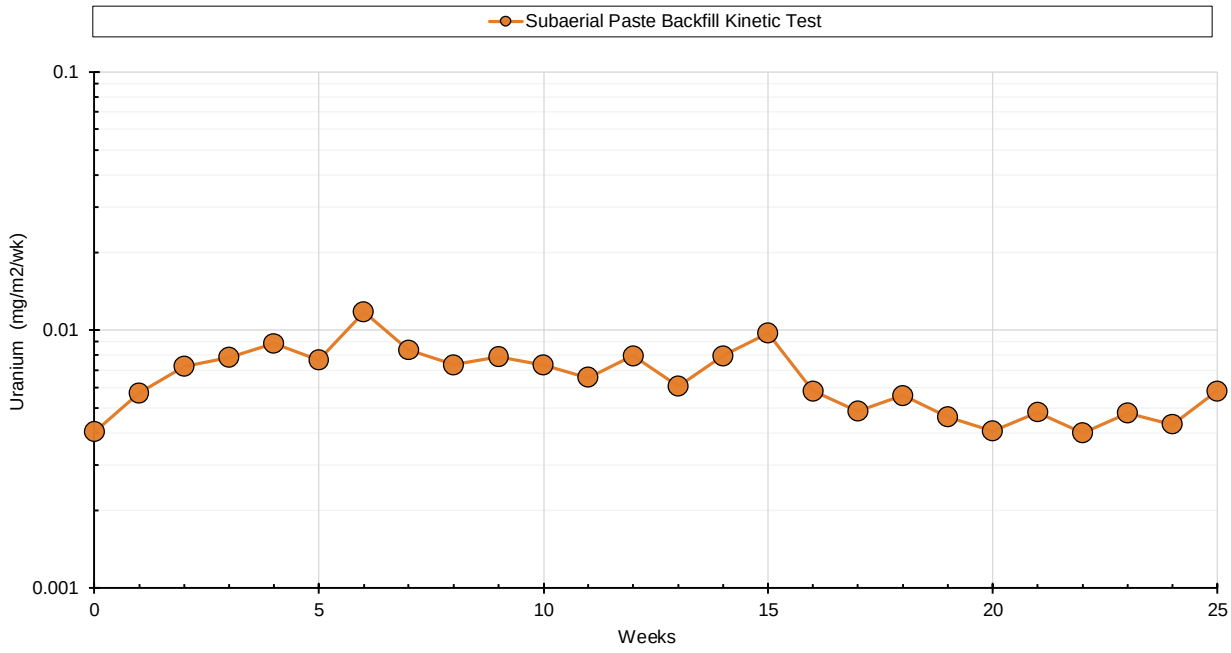

Notes:

Uranium	
Subaerial Paste Backfill Kinetic Test	
Great Bear Project	
Figure Number	K-39
Project Number	OMEMA2303
Date	November 2025
Drawn: SM	Reviewed: JB

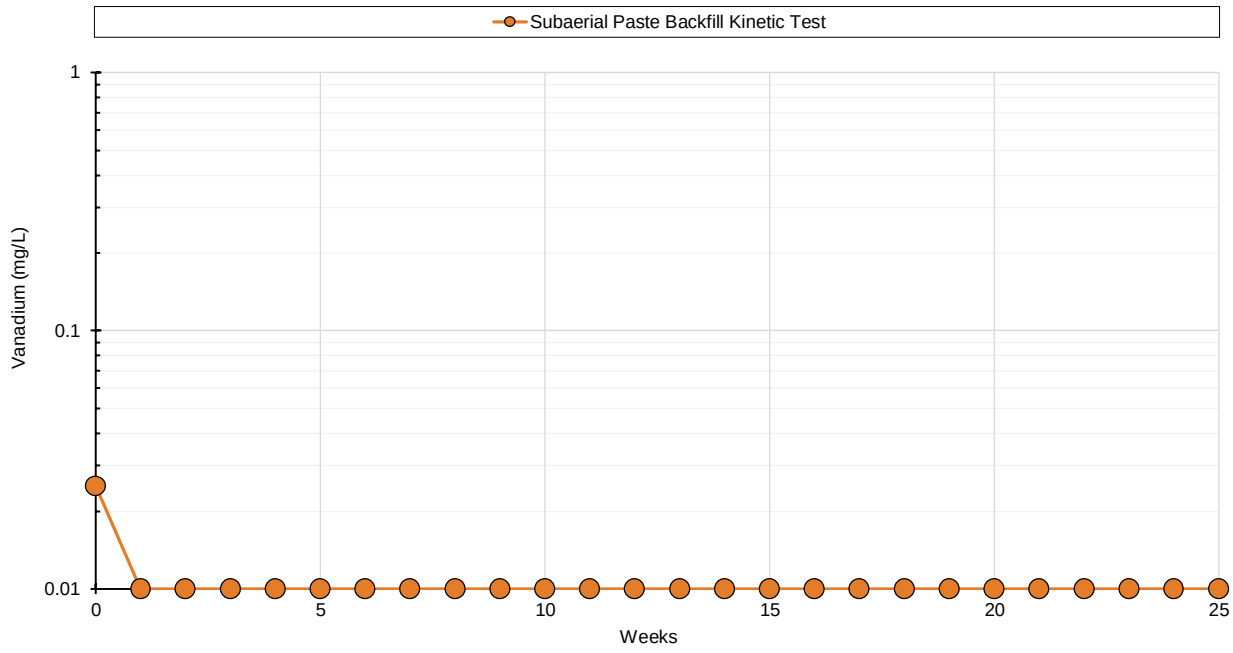

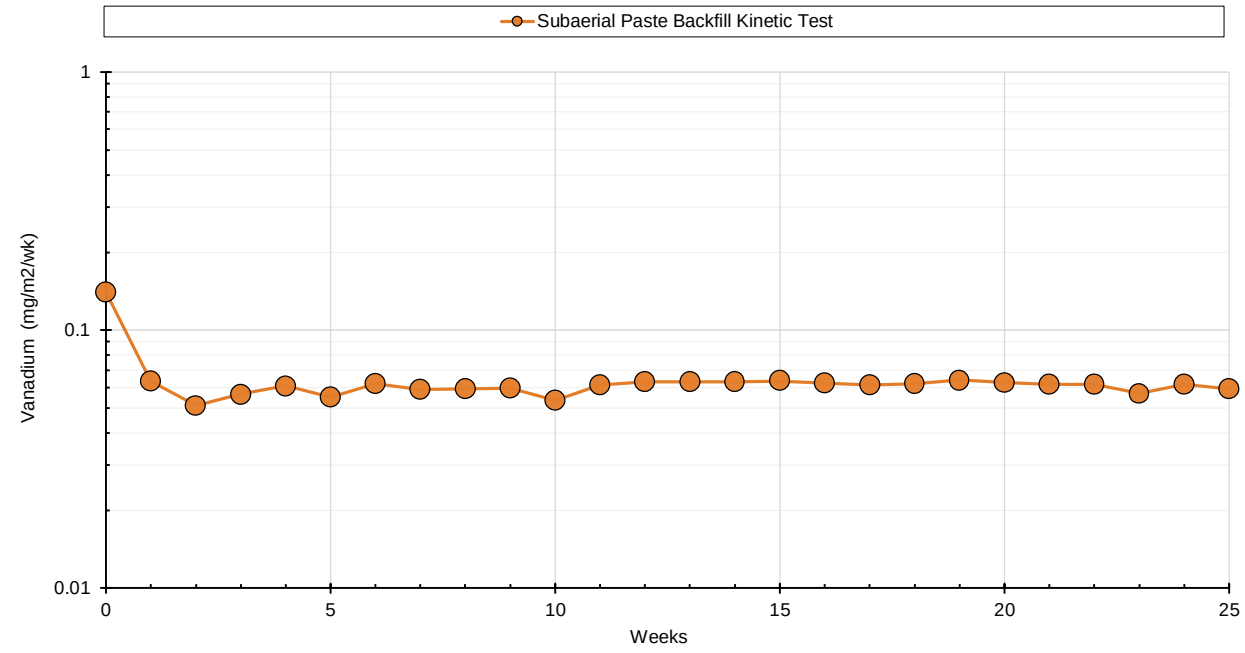

Notes:

Vanadium			
Subaerial Paste Backfill Kinetic Test			
Great Bear Project			
Figure Number		K-40	
Project Number		OMEMA2303	
Date		November 2025	
Drawn	SM	Reviewed	JB

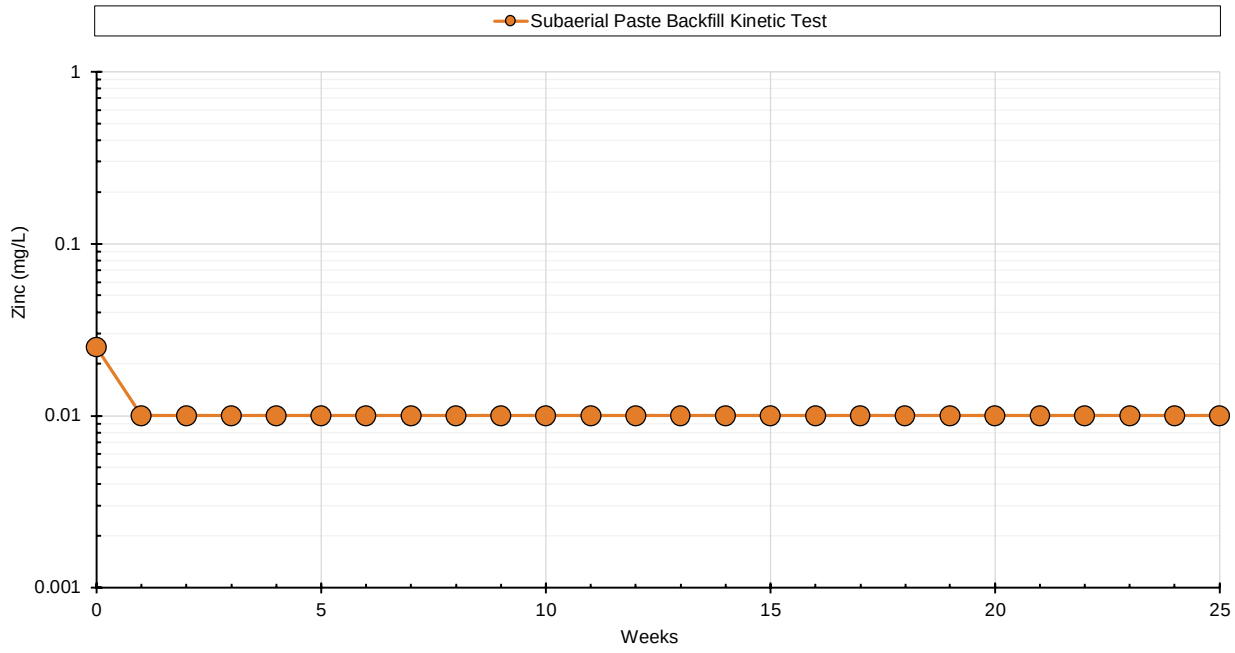

Loading Rate per Surface Area

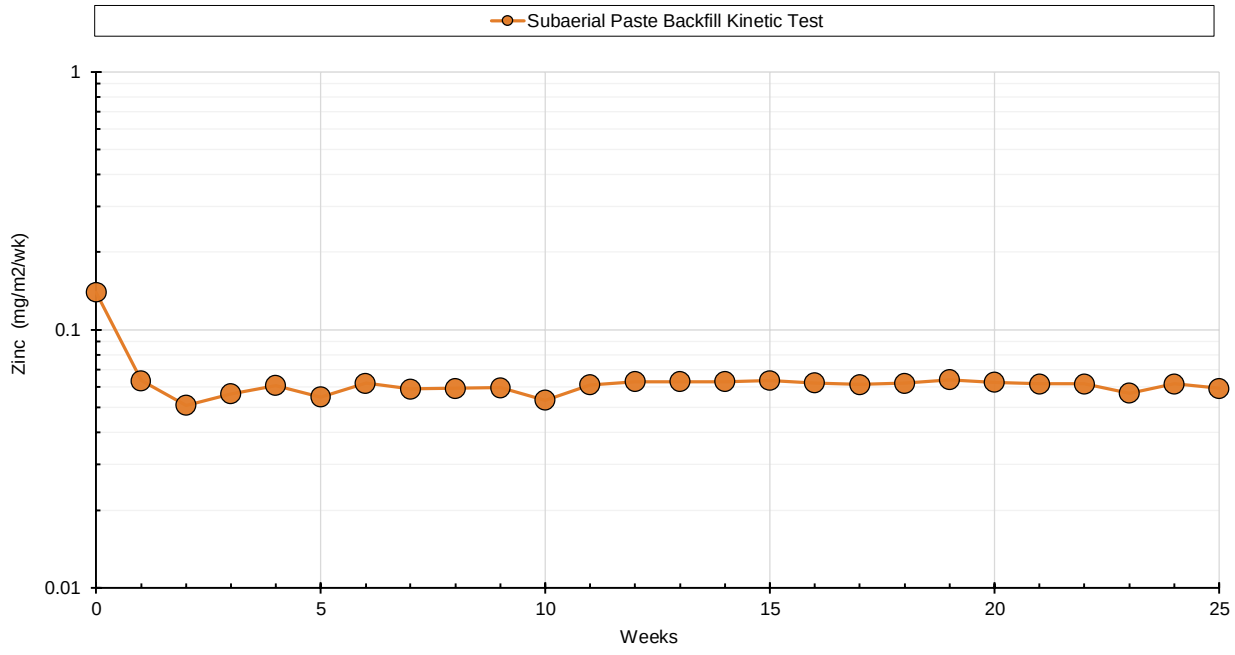

Notes:

Zinc			
Subaerial Paste Backfill Kinetic Test			
Great Bear Project			
Figure Number		K-41	
Project Number		OMEMA2303	
Date		November 2025	
Drawn	SM	Reviewed	JB

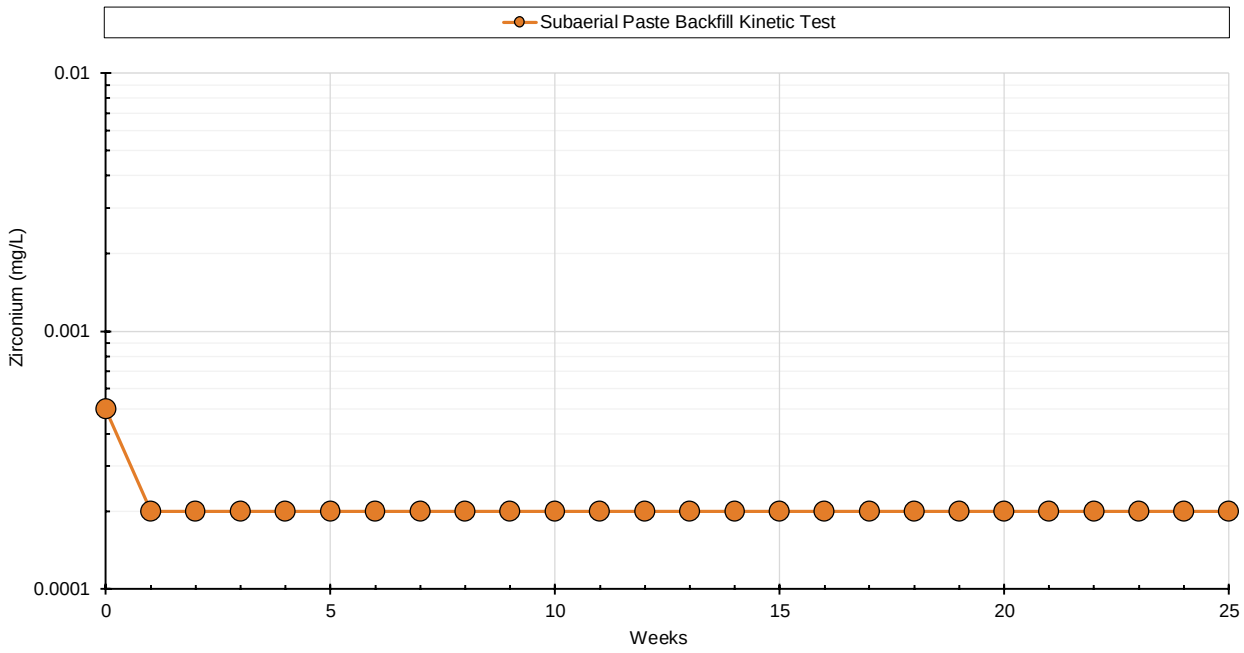

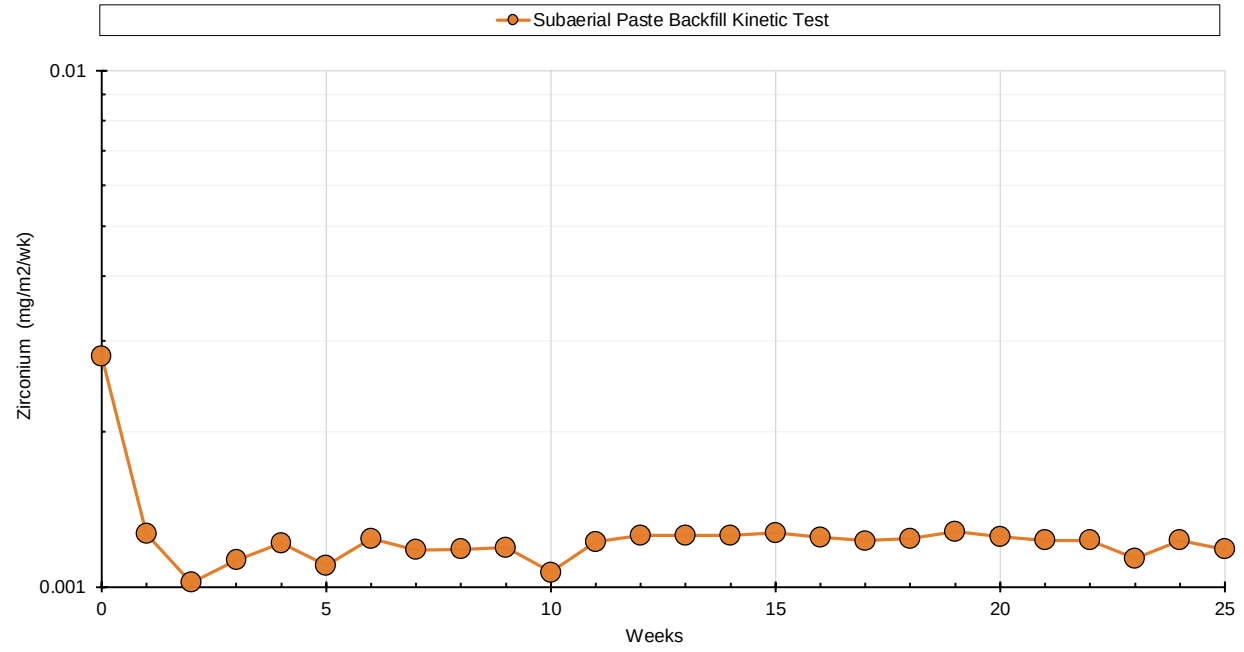

Notes:

Zirconium	
Subaerial Paste Backfill Kinetic Test	
Great Bear Project	
Figure Number	K-42
Project Number	OMEMA2303
Date	November 2025
Drawn: SM	Reviewed: JB

Appendix L
Backfill Subaqueous Kinetic Test

Table L-1: Summary of Physico-Chemical Parameters Measured During the Pre-Leach Period

Date	Pre-Leach Cycle	Volume of DI Water	pH	EC	TDS	Sulphate	Hardness	Aluminum (Al)	Antimony (Sb)	Arsenic (As)	Beryllium (Be)	Boron (B)	Cadmium (Cd)	Calcium (Ca)	Chromium (Cr)	Cobalt (Co)	Copper (Cu)	Iron (Fe)	Lead (Pb)	Magnesium (Mg)
		L		µS/cm	mg/L	mg/L	mg $CaCO_3$/L	mg/L	mg/L	mg/L	mg/L	mg/L	mg/L	mg/L	mg/L	mg/L	mg/L	mg/L	mg/L	mg/L
05-Jul-24	Cycle 1	2.25	7.34	872	437	411	338	0.024	0.0017	0.0066	<0.00001	0.052	<0.00003	124	0.0048	0.0177	0.021	1.9	<0.00005	7.2
06-Jul-24	Cycle 2	2.15	7.31	774	389	341	347	0.025	0.0023	0.010	<0.00001	0.064	<0.00005	127	0.0064	0.0148	0.021	2.2	<0.00005	7.3
07-Jul-24	Cycle 3	2.05	7.4	491	245	183.6	185	0.048	0.0021	0.010	<0.00001	0.053	<0.00002	67.5	0.0050	0.0077	0.021	1.8	<0.00005	4.0
08-Jul-24	Cycle 4	2.05	7.48	286	144	62	102	0.066	0.0019	0.010	<0.00001	0.044	<0.000018	37.3	0.0037	0.0050	0.010	1.4	<0.00005	2.2
09-Jul-24	Cycle 5	2.05	7.59	173.5	86.8	40.4	55.8	0.074	0.0016	0.0098	<0.00001	0.035	<0.00001	20.5	0.0023	0.0030	0.0012	1.2	<0.00005	1.1
10-Jul-24	Cycle 6	2.05	7.78	125.7	61.9	24.8	38.8	0.11	0.0014	0.012	<0.00001	0.029	<0.00001	14.3	0.0013	0.0023	<0.0016	1.1	<0.00005	0.74
11-Jul-24	Cycle 7	2.05	8.07	105.7	52.4	16.7	36.2	0.11	0.0016	0.015	<0.00001	0.030	<0.000008	13.4	0.0010	0.0023	<0.0035	1.2	<0.00005	0.68
22-Jul-25	Cycle 8	2.05	7.11	112.1	100	20.69	68.1	0.056	0.0031	0.025	<0.00001	0.045	<0.000018	25.1	0.0010	0.0050	0.031	1.7	<0.00005	1.3
23-Jul-26	Cycle 9	2.05	7.31	96.5	48.2	12.1	30.5	0.057	0.0016	0.016	<0.00001	0.026	0.0000087	11.2	<0.0005	0.00111	0.012	0.49	<0.00005	0.60

Table L-1: Summary of Physico-Chemical Parameters Measured During the Pre-Leach Period

Date	Pre-Leach Cycle	Volume of DI Water	Mercury (Hg)	Molybdenum (Mo)	Nickel (Ni)	Phosphorus (P)	Potassium (K)	Selenium (Se)	Silver (Ag)	Sodium (Na)	Strontium (Sr)	Sulphur (S)	Thallium (Tl)	Tungsten (W)	Uranium (U)	Vanadium (V)	Zinc (Zn)	Zirconium (Zr)
		L	ug/L	mg/L	mg/L	mg/L	mg/L	mg/L	mg/L	mg/L	mg/L	mg/L	mg/L	mg/L	mg/L	mg/L	mg/L	mg/L
05-Jul-24	Cycle 1	2.25	<0.00002	0.079	0.00066	0.028	10	0.0025	0.00012	45	0.27	140	<0.000004	0.0014	0.00060	0.0011	<0.001	<0.00002
06-Jul-24	Cycle 2	2.15	<0.00002	0.086	0.00043	<0.01	10	0.0024	0.00013	35	0.27	133	<0.000004	0.0022	0.00031	0.0024	0.0011	<0.00002
07-Jul-24	Cycle 3	2.05	<0.00002	0.048	0.00025	<0.01	7.2	0.0016	0.00004	18	0.17	70	<0.000004	0.0018	0.00020	0.0027	<0.001	<0.00002
08-Jul-24	Cycle 4	2.05	<0.00002	0.029	0.00019	0.028	5.1	0.0012	0.00002	9.3	0.11	36	<0.000004	0.0016	0.00015	0.0031	0.0010	<0.00002
09-Jul-24	Cycle 5	2.05	<0.00002	0.016	0.00011	<0.01	3.6	0.0011	<0.00001	5.1	0.068	18	<0.000004	0.0011	0.00011	0.0030	<0.001	<0.00002
10-Jul-24	Cycle 6	2.05	<0.00002	0.010	0.00007	<0.01	3.1	0.0010	<0.00001	3.4	0.053	10	<0.000004	0.00080	0.00012	0.0032	<0.001	<0.00002
11-Jul-24	Cycle 7	2.05	<0.00002	0.009	0.00011	<0.01	3.2	0.0012	0.00001	2.8	0.052	8.5	<0.000004	0.00092	0.00015	0.0039	<0.001	<0.00002
22-Jul-25	Cycle 8	2.05	<0.00002	0.024	0.00020	<0.01	6.5	0.0018	0.00003	3.6	0.096	14	0.0000267	0.0029	0.00075	0.0037	<0.001	<0.00002
23-Jul-26	Cycle 9	2.05	<0.00002	0.0057	0.00006	<0.01	3.1	0.00093	<0.00001	1.7	0.041	5.0	<0.000004	0.00078	0.00024	0.0027	<0.001	<0.00002

Table L-2: Paste Backfill Subaqueous Kinetic Test Results

Sample Date	Week Number	Input Vol. (DI Water)	Output Vol. (Leachate)	pH	EC	ORP	DO	Acidity (to pH 8.3)	Alkalinity (to pH 4.5)	Sulphate	Chloride	Fluoride	Nitrate (NO_3 as N)	Nitrite (NO_2 as N)	Total CN	WAD CN	Total Ammonia	Dissolved Phosphorous	Hardness	Aluminum (Al)	Antimony (Sb)	Arsenic (As)	Barium (Ba)	Beryllium (Be)	Boron (B)	Cadmium (Cd)	Calcium (Ca)
Units:	--	*mL*	*mL*	*pH Units*	*µS/cm*	*mV*	*mg/L*	*mg $CaCO_3$/L*	*mg $CaCO_3$/L*	*mg/L*	*mg/L*	*mg/L*	*mg/L*	*mg/L*	*mg/L*	*mg/L*	*mg/L*	*mg/L*	*mg $CaCO_3$/L*	*mg/L*	*mg/L*	*mg/L*	*mg/L*	*mg/L*	*mg/L*	*mg/L*	*mg/L*
2024-07-31	1	350	350	6.2	138	344	3.5	53	49	16	0.78	0.26	0.027	<0.0050	2.8	0.05	0.12	<0.0030	53	0.066	0.0018	0.023	0.038	<0.00010	<0.050	0.000014	20
2024-08-07	2	350	350	6.1	111	390	4.9	55	47	12	0.9	0.27	<0.020	<0.0050	2.6	0.12	0.1	0.0041	52	0.061	0.0019	0.024	0.041	<0.00010	<0.050	<0.000010	20
2024-08-14	3	350	350	6.1	110	349	3.2	43	48	17	<0.50	0.27	<0.020	<0.0050	2.1	0.073	0.19	0.0042	54	0.048	0.002	0.026	0.04	<0.00010	<0.050	<0.000010	20
2024-08-21	4	350	350	6.0	113	347	2.3	47	46	15	<0.50	0.28	<0.020	<0.0050	1.9	0.078	0.31	<0.0030	58	0.05	0.0021	0.026	0.042	<0.00010	<0.050	<0.000010	21
2024-08-28	5	350	350	6.5	152	352	2.0	36	47	20	<0.50	0.27	<0.020	<0.0050	1.3	0.034	0.097	<0.0030	60	0.043	0.0021	0.025	0.043	<0.00010	<0.050	<0.000010	22
2024-09-04	6	350	350	6.6	161	358	1.6	37	59	20	<0.50	0.26	0.028	<0.0050	1.4	0.094	0.22	<0.0030	70	0.053	0.0022	0.026	0.05	<0.00010	<0.050	0.000011	25
2024-09-11	7	350	350	6.5	147	351	1.7	29	54	26	<0.50	0.29	<0.020	<0.0050	1.0	0.12	0.092	<0.0030	67	0.04	0.0021	0.023	0.051	<0.00010	<0.050	0.000011	25
2024-09-18	8	350	350	6.8	144	358	2.0	21	55	22	3.5	0.3	<0.020	<0.0050	1.1	0.074	0.065	<0.0030	73	0.035	0.0021	0.022	0.052	<0.00010	<0.050	0.00001	27
2024-09-25	9	350	350	6.6	201	402	2.6	29	59	29	1.6	0.27	0.021	<0.0050	0.8	0.051	0.11	<0.0030	77	0.032	0.002	0.022	0.055	<0.00010	<0.050	0.000011	28
2024-10-02	10	350	350	6.9	211	452	2.9	24	62	26	1.9	0.28	<0.020	<0.0050	0.7	0.049	0.065	<0.0030	79	0.029	0.0019	0.019	0.058	<0.00010	<0.050	<0.000010	28
2024-10-09	11	350	350	7.0	199	506	2.5	20	62	30	2.6	0.26	--	--	--	--	--	0.0031	92	0.027	0.0021	0.019	0.064	<0.00010	<0.050	<0.000010	33
2024-10-16	12	350	350	7.4	217	377	2.5	11	65	28	3.1	0.26	0.033	<0.0050	0.4	0.059	0.065	0.005	87	0.031	0.0018	0.018	0.065	<0.00010	<0.050	0.000013	31
2024-10-23	13	350	350	6.8	155	401	2.6	28	67	29	3.2	0.27	--	--	--	--	--	<0.0030	102	0.029	0.0019	0.018	0.069	<0.00010	<0.050	<0.000010	37
2024-10-30	14	350	350	6.8	144	438	2.9	25	68	30	3.6	0.26	0.087	<0.0050	0.29	0.035	0.043	<0.0030	94	0.035	0.0016	0.017	0.069	<0.00010	<0.050	0.000012	34
2024-11-06	15	350	350	6.8	220	512	3.4	25	70	35	3.2	0.29	--	--	--	--	--	<0.0030	102	0.024	0.0016	0.015	0.07	<0.00010	<0.050	0.000012	37
2024-11-13	16	350	350	6.9	206	430	3.1	21	69	29	3.9	0.26	0.059	<0.0050	0.2	0.015	0.066	<0.0030	94	0.019	0.0013	0.014	0.066	<0.00010	<0.050	0.000013	34
2024-11-20	17	350	350	7.0	162	365	2.8	25	70	39	4.5	0.24	--	--	--	--	--	<0.0030	110	0.025	0.0015	0.015	0.073	<0.00010	<0.050	0.000014	40
2024-11-27	18	350	350	6.7	226	420	2.9	38	75	42	5.1	0.24	<0.020	<0.0050	0.15	<0.0025	0.046	<0.0030	112	0.028	0.0014	0.013	0.07	<0.00010	<0.050	0.000017	41
2024-12-04	19	350	350	7.1	201	387	3.0	36	71	41	3.8	0.23	--	--	--	--	--	<0.0030	98	0.02	0.0014	0.012	0.067	<0.00010	<0.050	0.000014	36
2024-12-11	20	350	350	6.9	244	405	3.2	27	72	39	4.3	0.2	<0.020	<0.0050	0.17	0.008	0.11	<0.0030	99	0.016	0.0012	0.013	0.068	<0.00010	<0.050	0.000014	36
2024-12-18	21	350	350	6.93	266	386	2.68	23.1	72.9	42	3.3	0.23	--	--	--	--	--	<0.0030	109	0.0166	0.00136	0.0139	0.0711	<0.00010	<0.050	0.000020	39.3
2024-12-25	22	350	350	7.08	163	431	3.55	13.2	71.8	51	4.0	0.24	<0.020	<0.0050	0.179	0.0082	0.030	<0.0030	102	0.0165	0.00100	0.0126	0.0661	<0.00010	<0.050	0.000014	37.1

Table L-2: Paste Backfill Subaqueous Kinetic Test Results

Sample Date	Week Number	Chromium (Cr)	Cobalt (Co)	Copper (Cu)	Iron (Fe)	Lead (Pb)	Lithium (Li)	Magnesium (Mg)	Mercury (Hg)	Molybdenum (Mo)	Nickel (Ni)	Potassium (K)	Selenium (Se)	Silver (Ag)	Sodium (Na)	Strontium (Sr)	Thallium (Tl)	Thorium (Th)	Tungsten (W)	Uranium (U)	Vanadium (V)	Zinc (Zn)	Zirconium (Zr)
Units:	--	*mg/L*	*mg/L*	*mg/L*	*mg/L*	*mg/L*	*mg/L*	*mg/L*	*ug/L*	*mg/L*	*mg/L*	*mg/L*	*mg/L*	*mg/L*	*mg/L*	*mg/L*	*mg/L*	*mg/L*	*mg/L*	*mg/L*	*mg/L*	*mg/L*	*mg/L*
2024-07-31	1	0.001	0.0024	0.018	0.95	<0.00020	0.0078	0.82	<0.0019	0.0073	<0.0010	4.6	0.0015	0.00003	1.8	0.063	<0.000010	<0.0010	0.0015	0.0006	<0.0050	<0.0050	<0.00010
2024-08-07	2	0.0011	0.0023	0.023	0.84	<0.00020	0.0089	0.88	<0.0019	0.0074	<0.0010	5.3	0.0017	0.000054	1.7	0.07	<0.000010	<0.0010	0.0015	0.00078	<0.0050	<0.0050	<0.00010
2024-08-14	3	<0.0010	0.0024	0.05	0.79	<0.00020	0.0082	0.96	<0.0019	0.0079	<0.0010	5.5	0.0016	0.000035	1.6	0.072	<0.000010	<0.0010	0.0017	0.00086	<0.0050	0.0072	<0.00010
2024-08-21	4	<0.0010	0.0022	0.034	0.69	<0.00020	0.01	1.1	<0.0019	0.0086	<0.0010	6.2	0.0015	0.000031	1.6	0.083	<0.000010	<0.0010	0.0018	0.00089	<0.0050	0.0069	<0.00010
2024-08-28	5	<0.0010	0.0021	0.027	0.57	<0.00020	0.011	1.3	<0.0019	0.0088	<0.0010	6.4	0.0013	0.000023	1.8	0.08	<0.000010	<0.0010	0.0018	0.001	<0.0050	0.0069	<0.00010
2024-09-04	6	<0.0010	0.002	0.032	0.48	<0.00020	0.013	1.6	<0.0019	0.0092	<0.0010	7.3	0.0013	0.000026	1.8	0.10	<0.000010	<0.0010	0.0018	0.0012	<0.0050	<0.0050	<0.00010
2024-09-11	7	<0.0010	0.0021	0.058	0.41	<0.00020	0.011	1.5	<0.0019	0.009	<0.0010	7.2	0.0014	0.000032	1.6	0.095	<0.000010	<0.0010	0.002	0.0012	<0.0050	<0.0050	<0.00010
2024-09-18	8	<0.0010	0.0019	0.035	0.36	<0.00020	0.012	1.6	<0.0019	0.0091	<0.0010	7.4	0.0011	0.000022	1.6	0.1	<0.000010	<0.0010	0.002	0.0012	<0.0050	<0.0050	<0.00010
2024-09-25	9	<0.0010	0.0019	0.034	0.3	<0.00020	0.011	1.7	<0.0019	0.0094	<0.0010	7.4	0.0011	<0.000020	1.6	0.11	<0.000010	<0.0010	0.002	0.0013	<0.0050	<0.0050	<0.00010
2024-10-02	10	<0.0010	0.0017	0.034	0.24	<0.00020	0.012	1.9	<0.0019	0.0093	<0.0010	7.4	0.00096	<0.000020	1.6	0.11	<0.000010	<0.0010	0.0019	0.0012	<0.0050	<0.0050	<0.00010
2024-10-09	11	<0.0010	0.0019	0.0088	0.21	<0.00020	0.013	2.0	<0.0019	0.01	<0.0010	8.1	0.0011	<0.000020	1.6	0.13	<0.000010	<0.0010	0.0021	0.0013	<0.0050	<0.0050	<0.00010
2024-10-16	12	<0.0010	0.0016	0.021	0.16	<0.00020	0.013	2.1	<0.0019	0.0094	<0.0010	7.9	0.00096	<0.000020	1.6	0.13	<0.000010	<0.0010	0.0019	0.0011	<0.0050	<0.0050	<0.00010
2024-10-23	13	<0.0010	0.0017	0.019	0.14	<0.00020	0.014	2.4	<0.0019	0.0096	<0.0010	8.7	0.0011	<0.000020	1.8	0.13	<0.000010	<0.0010	0.002	0.0011	<0.0050	<0.0050	<0.00010
2024-10-30	14	<0.0010	0.0015	0.015	0.11	<0.00020	0.014	2.1	<0.0019	0.0095	<0.0010	8.0	0.00094	<0.000020	1.5	0.14	<0.000010	<0.0010	0.0019	0.00094	<0.0050	<0.0050	<0.00010
2024-11-06	15	<0.0010	0.0014	0.0093	0.094	<0.00020	0.012	2.3	<0.0019	0.0092	<0.0010	8.1	0.0009	<0.000020	1.6	0.14	<0.000010	<0.0010	0.0018	0.00093	<0.0050	<0.0050	<0.00010
2024-11-13	16	<0.0010	0.0014	0.0095	0.075	<0.00020	0.012	2.0	<0.0019	0.0087	<0.0010	7.2	0.00085	<0.000020	1.4	0.13	<0.000010	<0.0010	0.0017	0.00078	<0.0050	<0.0050	<0.00010
2024-11-20	17	<0.0010	0.0014	0.0091	0.071	<0.00020	0.013	2.7	<0.0019	0.01	<0.0010	7.9	0.00091	<0.000020	1.5	0.15	<0.000010	<0.0010	0.0018	0.00086	<0.0050	0.0236	<0.00010
2024-11-27	18	<0.0010	0.0014	0.0085	0.07	<0.00020	0.013	2.5	<0.0019	0.0097	<0.0010	7.6	0.00087	<0.000020	1.5	0.14	<0.000010	<0.0010	0.0017	0.00074	<0.0050	<0.0050	<0.00010
2024-12-04	19	<0.0010	0.0013	0.0077	0.057	<0.00020	0.012	2.2	<0.0019	0.0093	<0.0010	7.3	0.00087	<0.000020	1.3	0.13	<0.000010	<0.0010	0.0017	0.00069	<0.0050	<0.0050	<0.00010
2024-12-11	20	<0.0010	0.0013	0.0078	0.059	<0.00020	0.011	2.3	<0.0019	0.0099	<0.0010	7.1	0.00084	<0.000020	1.4	0.14	<0.000010	<0.0010	0.0017	0.00066	<0.0050	<0.0050	<0.00010
2024-12-18	21	<0.0010	0.00127	0.00710	0.0637	<0.00020	0.0112	2.57	<0.0019	0.0110	<0.0010	7.46	0.00083	<0.000020	1.49	0.144	<0.000010	<0.0010	0.0017	0.00064	<0.0050	<0.0050	<0.00010
2024-12-25	22	<0.0010	0.00113	0.00666	0.0544	<0.00020	0.0113	2.32	<0.0019	0.0105	<0.0010	6.93	0.00076	<0.000020	1.24	0.139	<0.000010	<0.0010	0.0015	0.00046	<0.0050	<0.0050	<0.00010

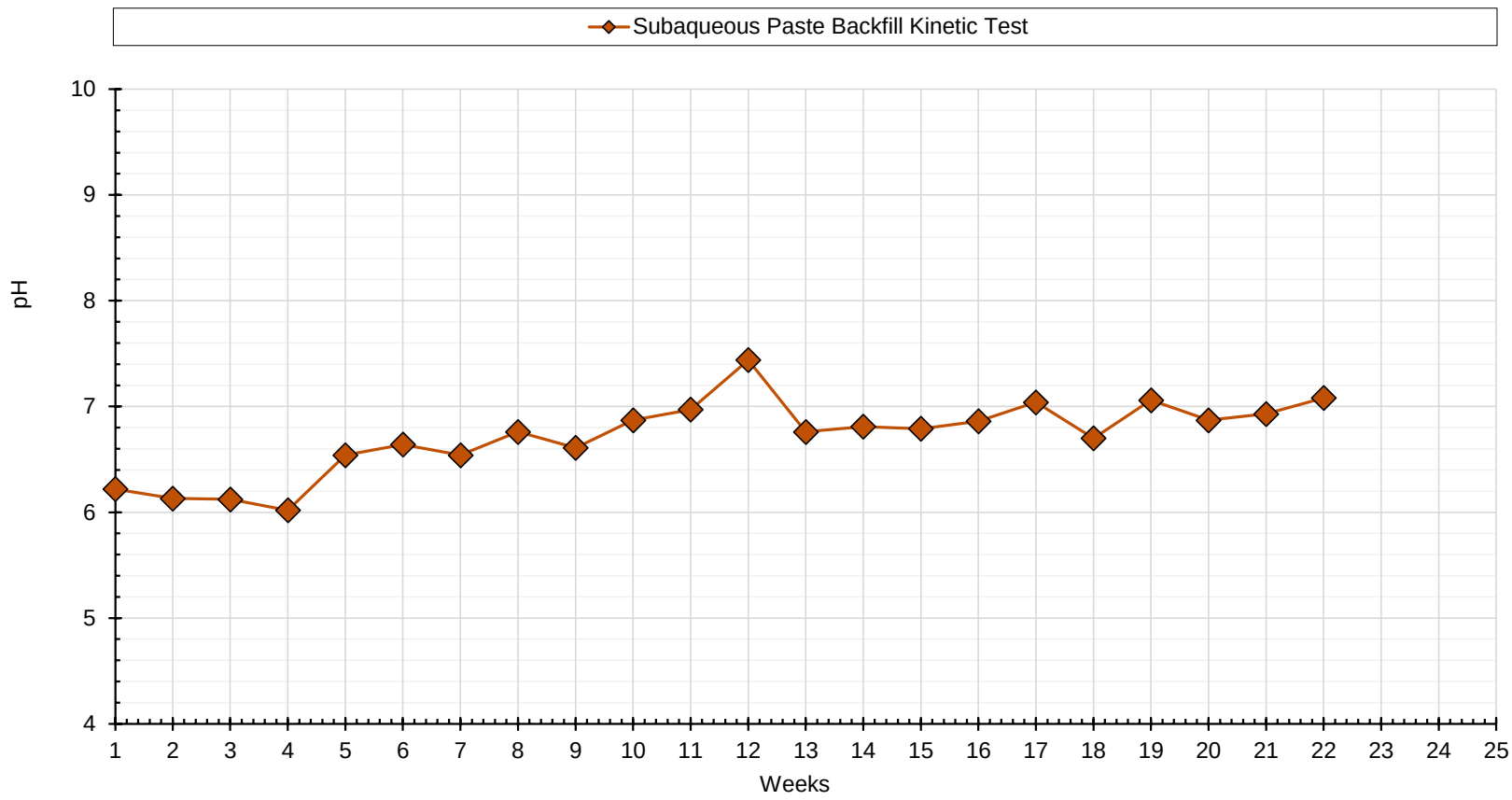

Notes:
Column tests followed nine pre-leach cycles to remove curing by-products and simulate aged backfill at the time of flooding .

pH			
Subaqueous Paste Backfill Kinetic Test			
Great Bear Project			
Figure Number		L-1	
Project Number		OMEMA2303	
Date		November 2025	
Drawn	SM	Reviewed	JB

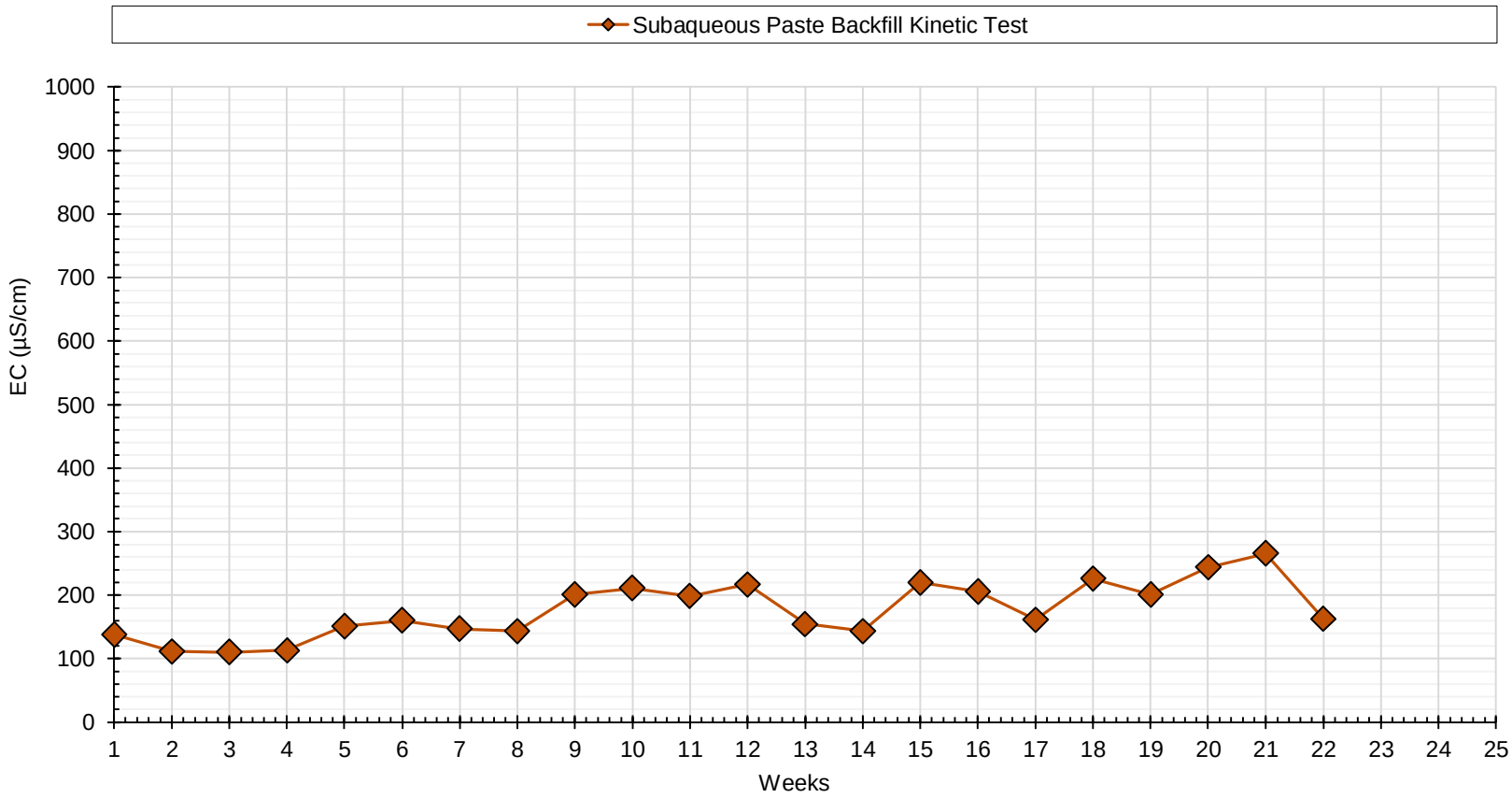

Notes:
Column tests followed nine pre-leach cycles to remove curing by-products and simulate aged backfill at the time of flooding.

KINROSS

Electrical Conductivity			
Subaqueous Paste Backfill Kinetic			
Great Bear Project			
Figure Number		L-2	
Project Number		OMEMA2303	
Date		November 2025	
Drawn	SM	Reviewed	JB

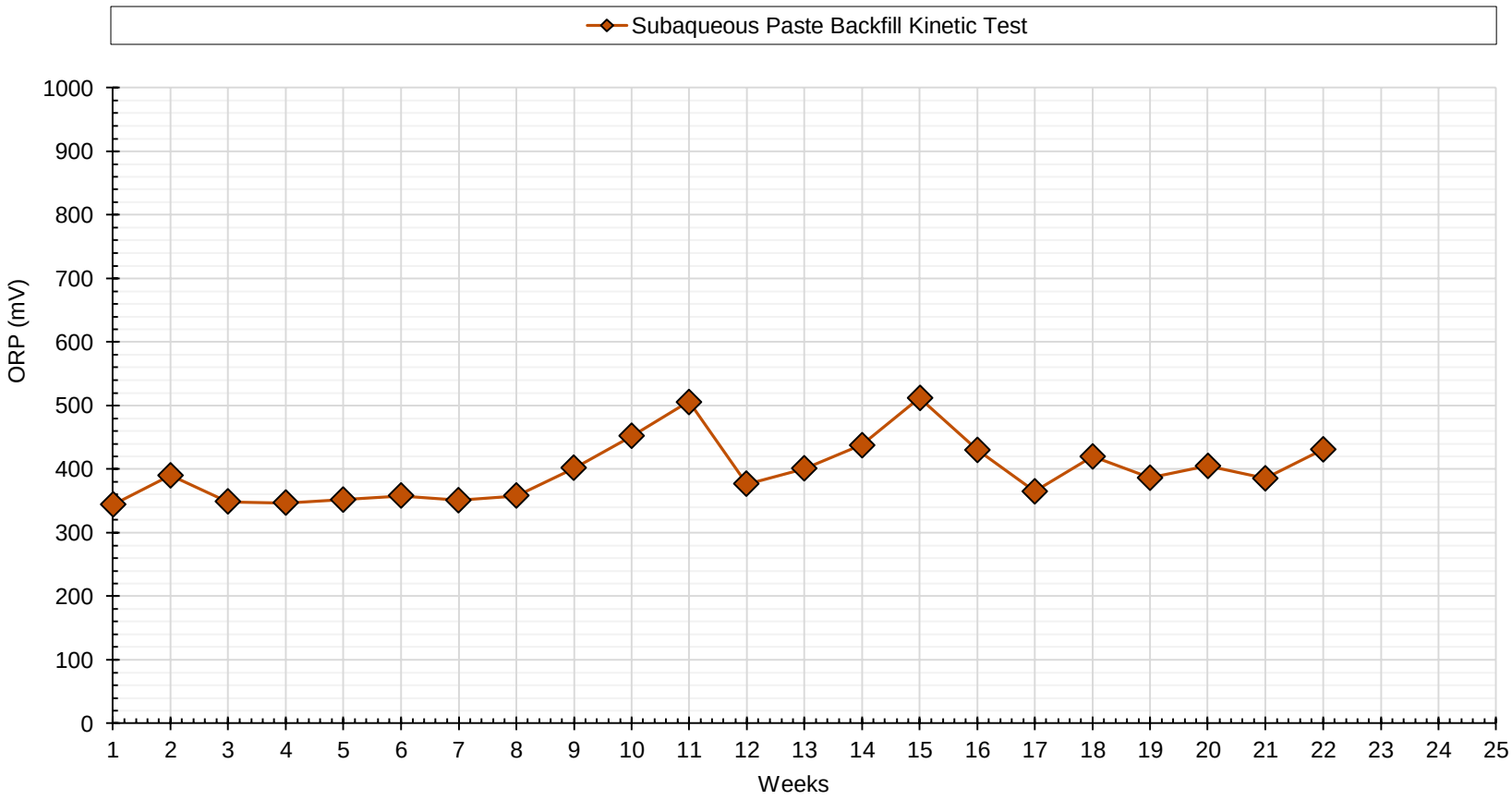

Notes:

Column tests followed nine pre-leach cycles to remove curing by-products and simulate aged backfill at the time of flooding.

ORP values corrected for reference electrode and presented as Eh.

Oxidation-Reduction Potential

Subaqueous Paste Backfill Kinetic

Great Bear Project

Figure Number		L-3	
Project Number		OMEMA2303	
Date		November 2025	
Drawn	SM	Reviewed	JB

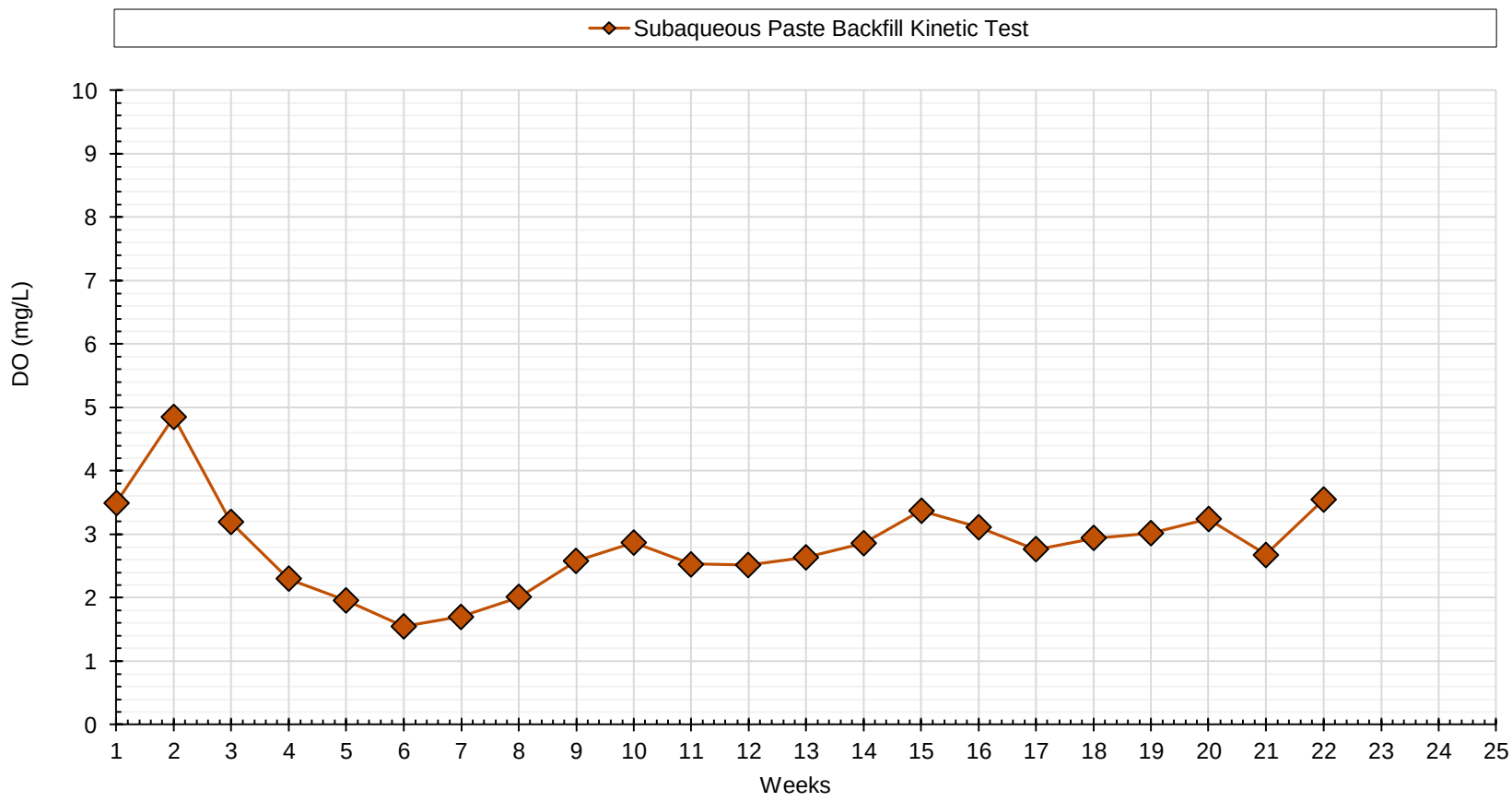

Notes:
Column tests followed nine pre-leach cycles to remove curing by-products and simulate aged backfill at the time of flooding .

Dissolved Oxygen			
Subaqueous Paste Backfill Kinetic			
Great Bear Project			
Figure Number		L-4	
Project Number		OMEMA2303	
Date		November 2025	
Drawn	SM	Reviewed	JB

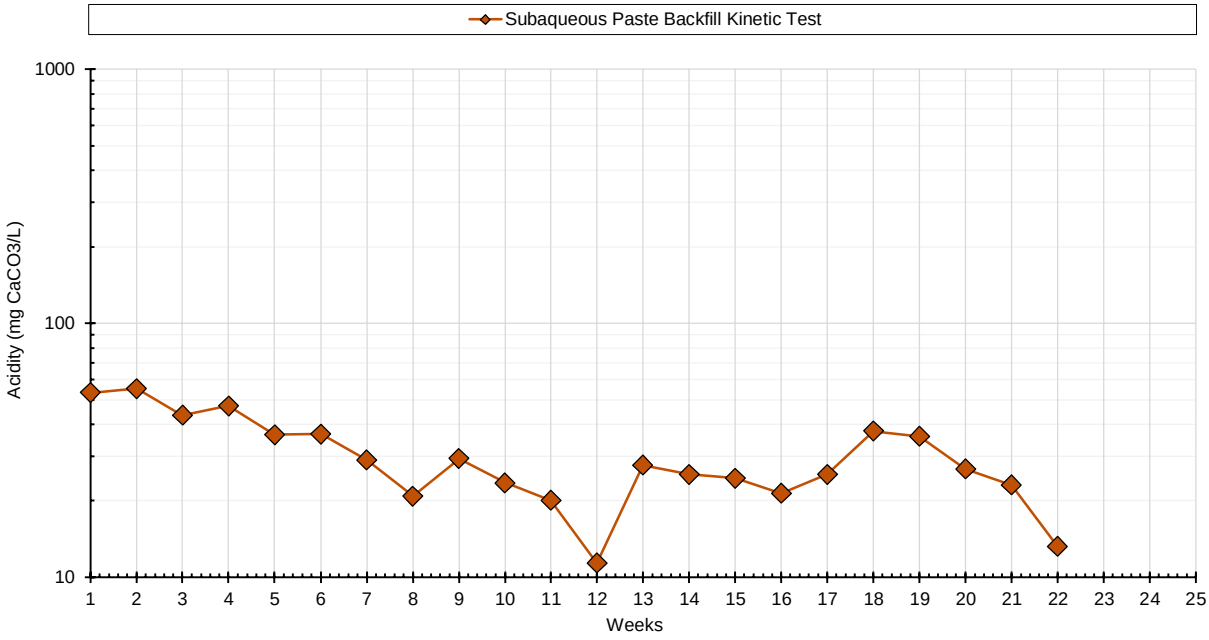

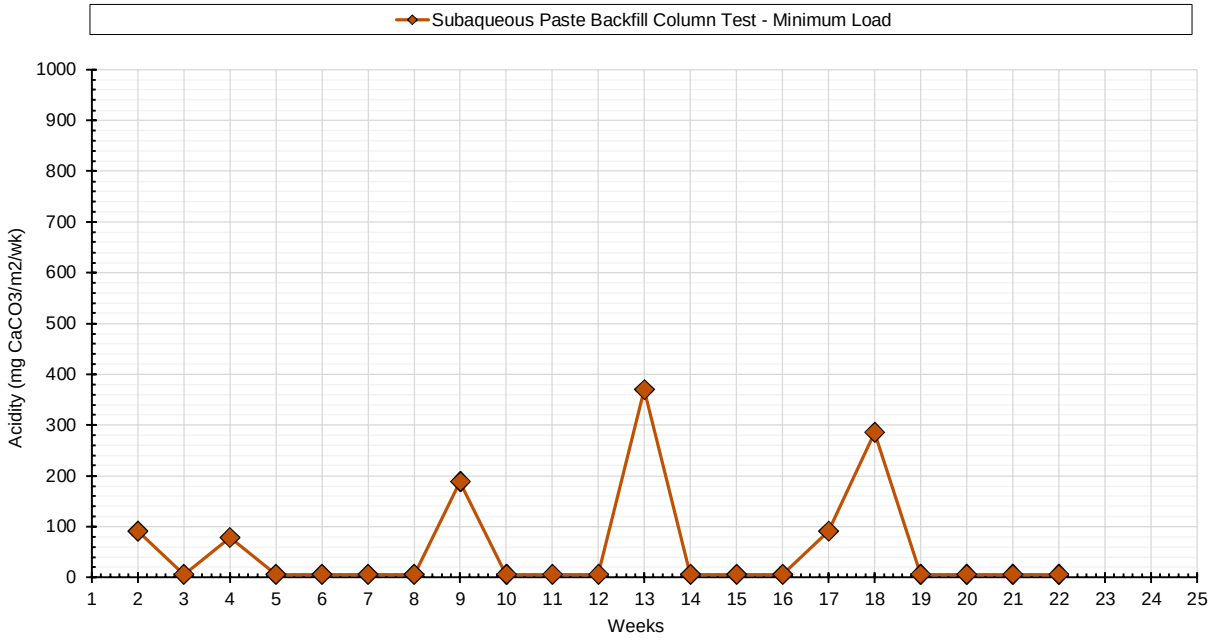

Notes:

Column tests followed nine pre-leach cycles to remove curing by-products and simulate aged backfill at the time of flooding.

Steady and decreasing column concentrations are depicted with a loading rate of zero.

Minimum Load condition uses 1/2 DL to calculate a conservative loading rate.

Acidity (to pH 8.3)			
Subaqueous Paste Backfill Kinetic			
Great Bear Project			
Figure Number		L-5	
Project Number		OMEMA2303	
Date		November 2025	
Drawn	SM	Reviewed	JB

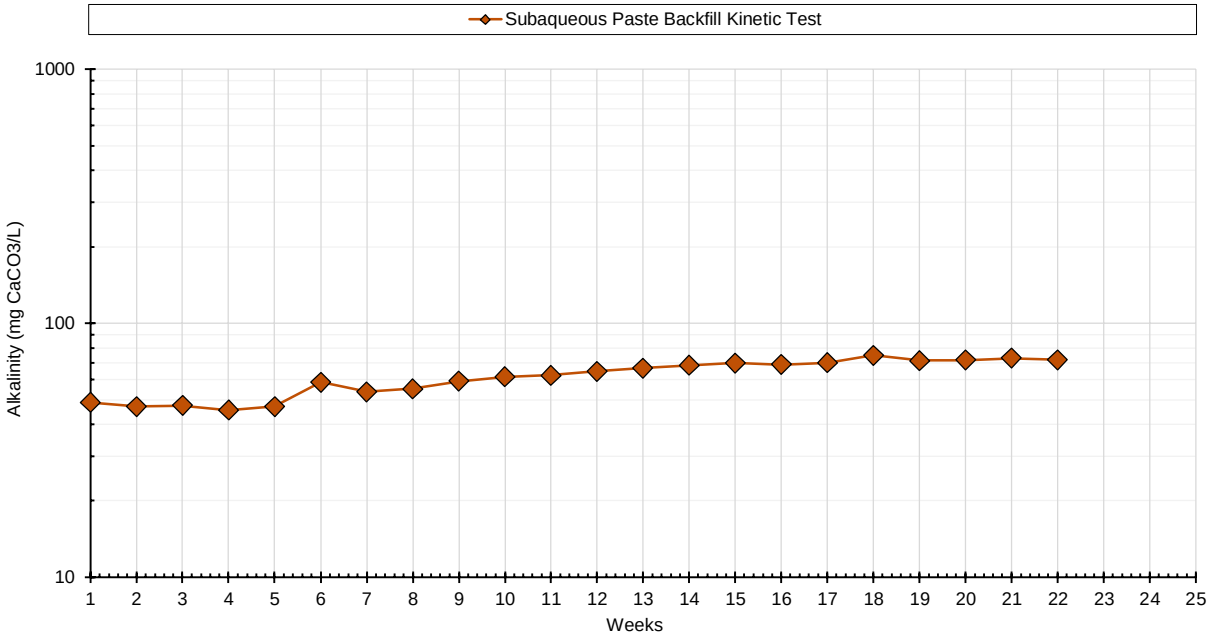

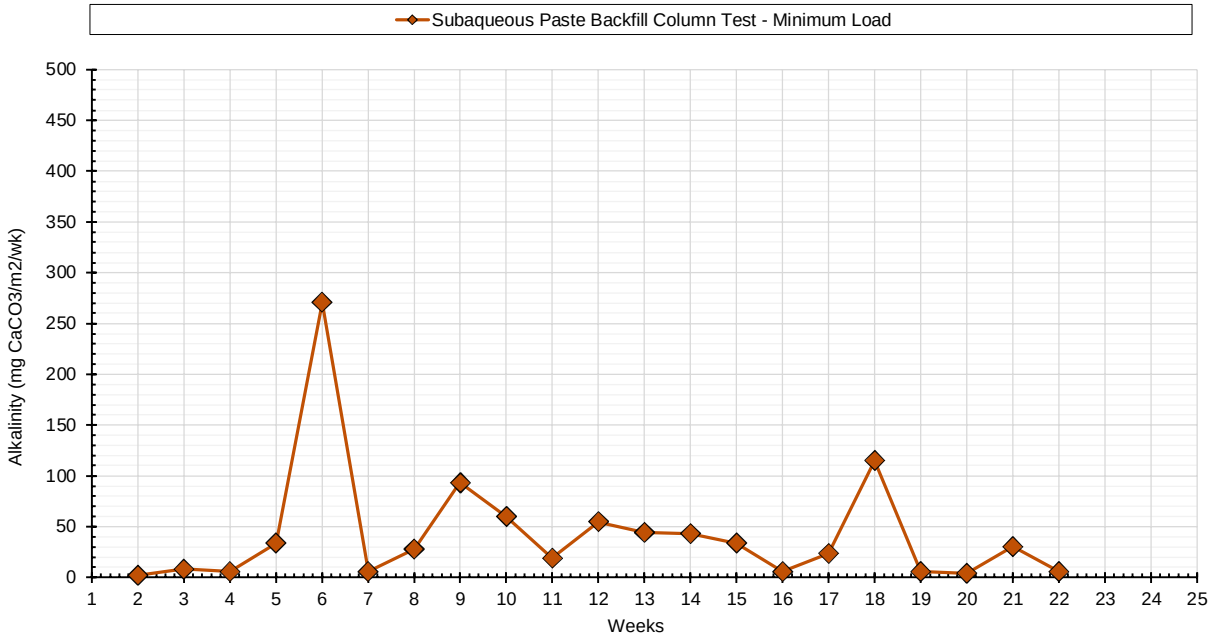

Notes:

Column tests followed nine pre-leach cycles to remove curing by-products and simulate aged backfill at the time of flooding.

Steady and decreasing column concentrations are depicted with a loading rate of zero.

Minimum Load condition uses 1/2 DL to calculate a conservative loading rate.

Alkalinity (to pH 4.5)

Subaqueous Paste Backfill Kinetic

Great Bear Project

Figure Number		L-6	
Project Number		OMEMA2303	
Date		November 2025	
Drawn	SM	Reviewed	JB

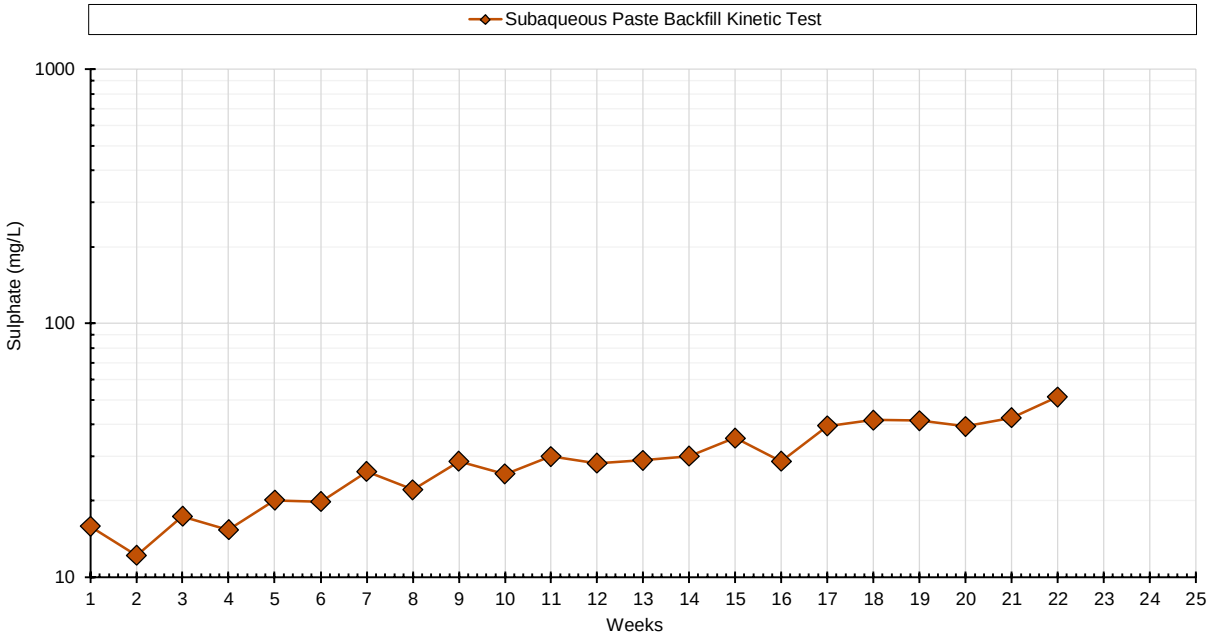

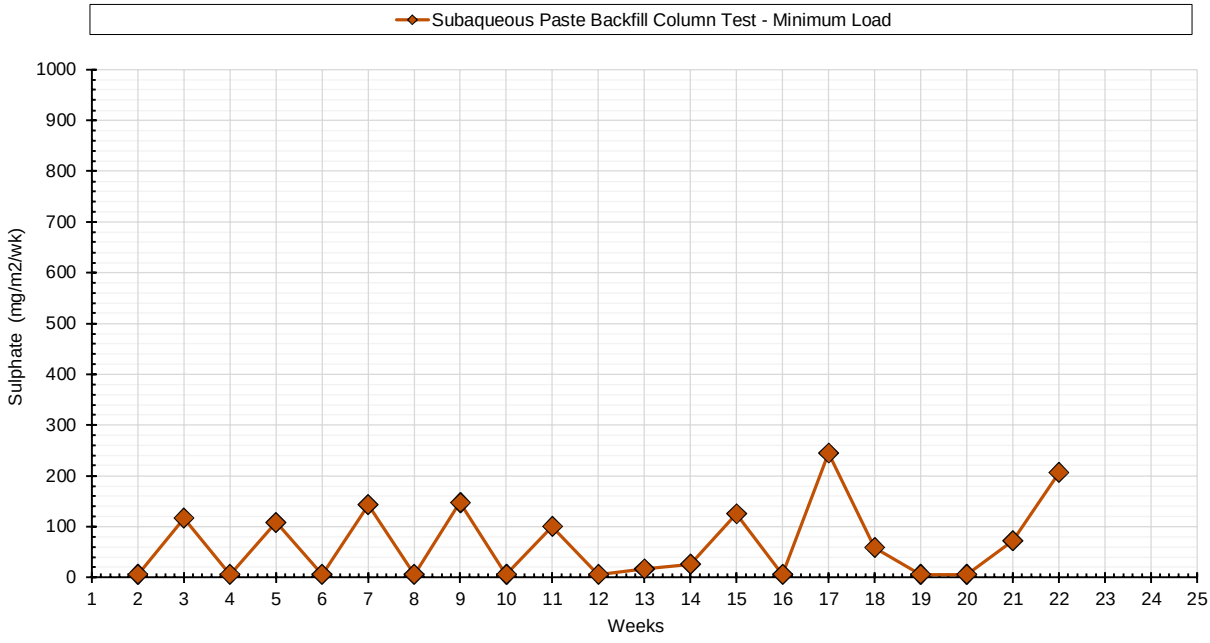

Notes:

Column tests followed nine pre-leach cycles to remove curing by-products and simulate aged backfill at the time of flooding.

Steady and decreasing column concentrations are depicted with a loading rate of zero.

Minimum Load condition uses 1/2 DL to calculate a conservative loading rate.

KINROSS

Sulphate			
Subaqueous Paste Backfill Kinetic			
Great Bear Project			
Figure Number		L-7	
Project Number		OMEMA2303	
Date		November 2025	
Drawn	SM	Reviewed	JB

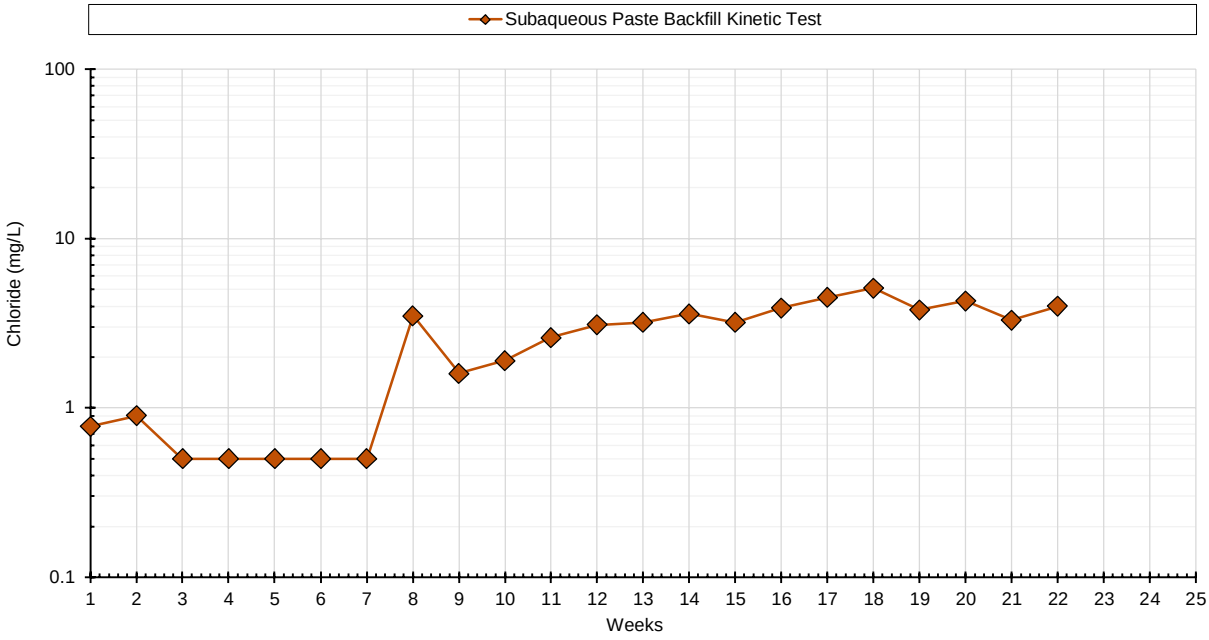

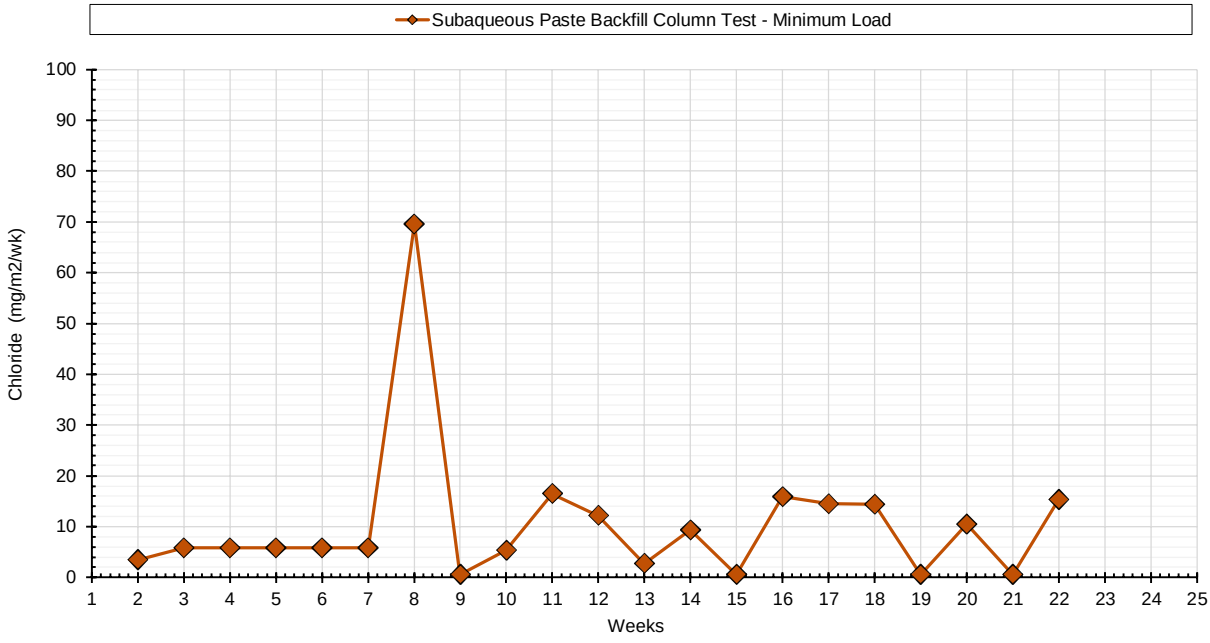

Notes:

Column tests followed nine pre-leach cycles to remove curing by-products and simulate aged backfill at the time of flooding.

Steady and decreasing column concentrations are depicted with a loading rate of zero.

Minimum Load condition uses 1/2 DL to calculate a conservative loading rate.

Chloride			
Subaqueous Paste Backfill Kinetic			
Great Bear Project			
Figure Number		L-8	
Project Number		OMEMA2303	
Date		November 2025	
Drawn	SM	Reviewed	JB

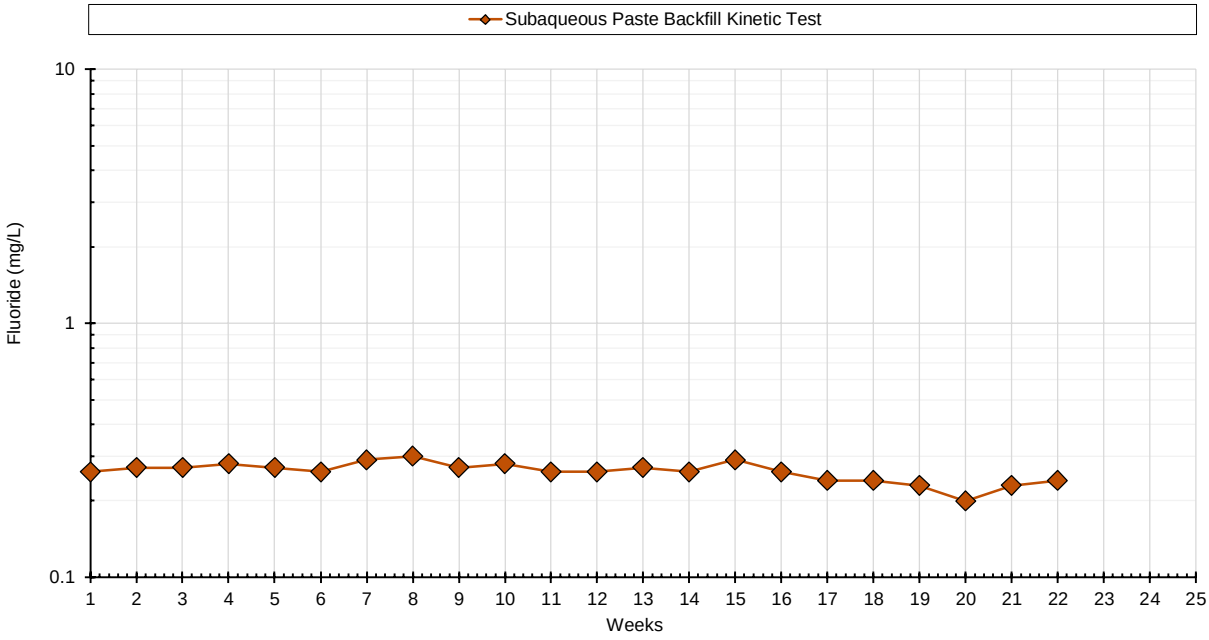

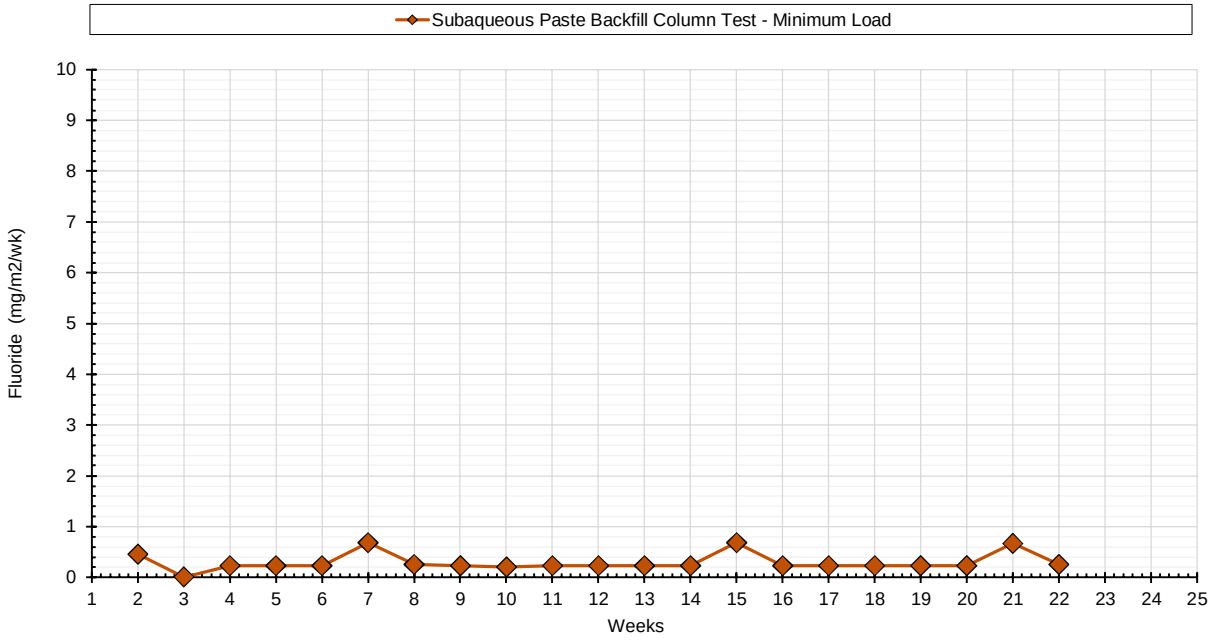

Notes:

Column tests followed nine pre-leach cycles to remove curing by-products and simulate aged backfill at the time of flooding.

Steady and decreasing column concentrations are depicted with a loading rate of zero.

Minimum Load condition uses 1/2 DL to calculate a conservative loading rate.

Fluoride			
Subaqueous Paste Backfill Kinetic			
Great Bear Project			
Figure Number		L-9	
Project Number		OMEMA2303	
Date		November 2025	
Drawn	SM	Reviewed	JB

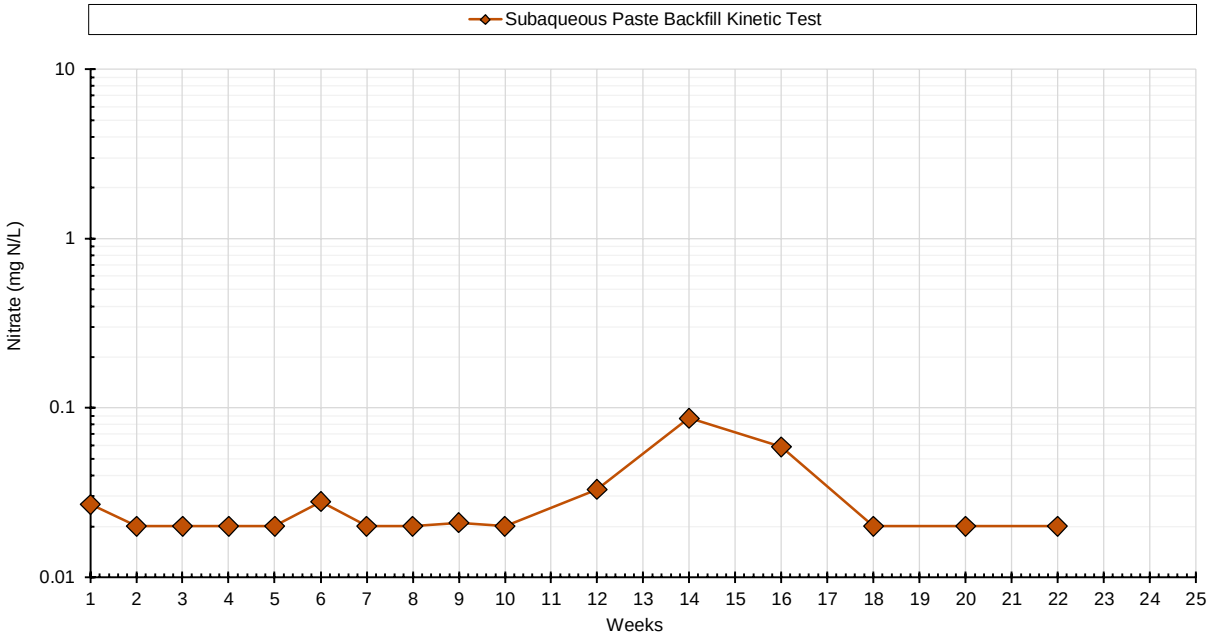

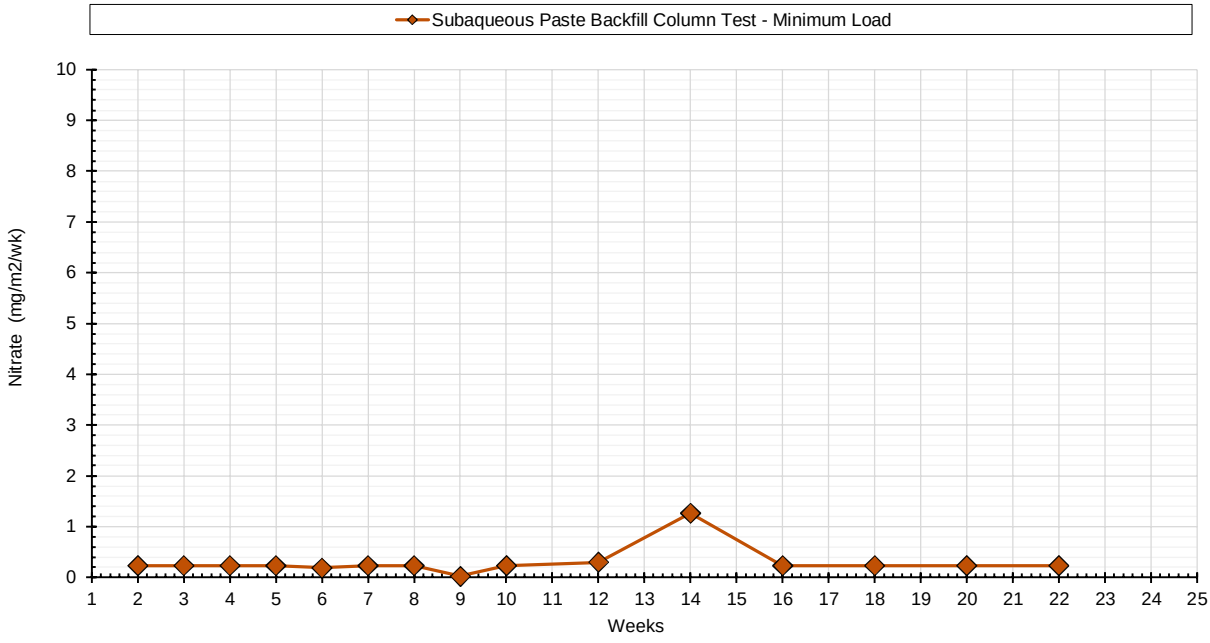

Notes:

Column tests followed nine pre-leach cycles to remove curing by-products and simulate aged backfill at the time of flooding.

Steady and decreasing column concentrations are depicted with a loading rate of zero.

Minimum Load condition uses 1/2 DL to calculate a conservative loading rate.

Nitrate (NO3 as N)			
Subaqueous Paste Backfill Kinetic			
Great Bear Project			
Figure Number		L-10	
Project Number		OMEMA2303	
Date		November 2025	
Drawn	SM	Reviewed	JB

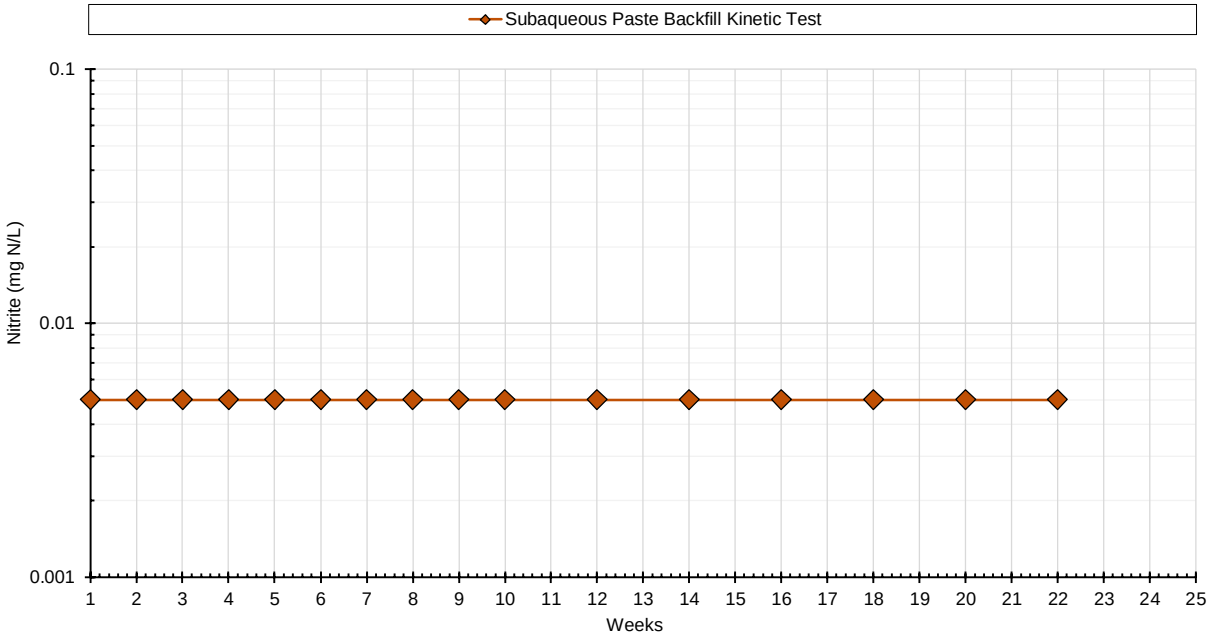

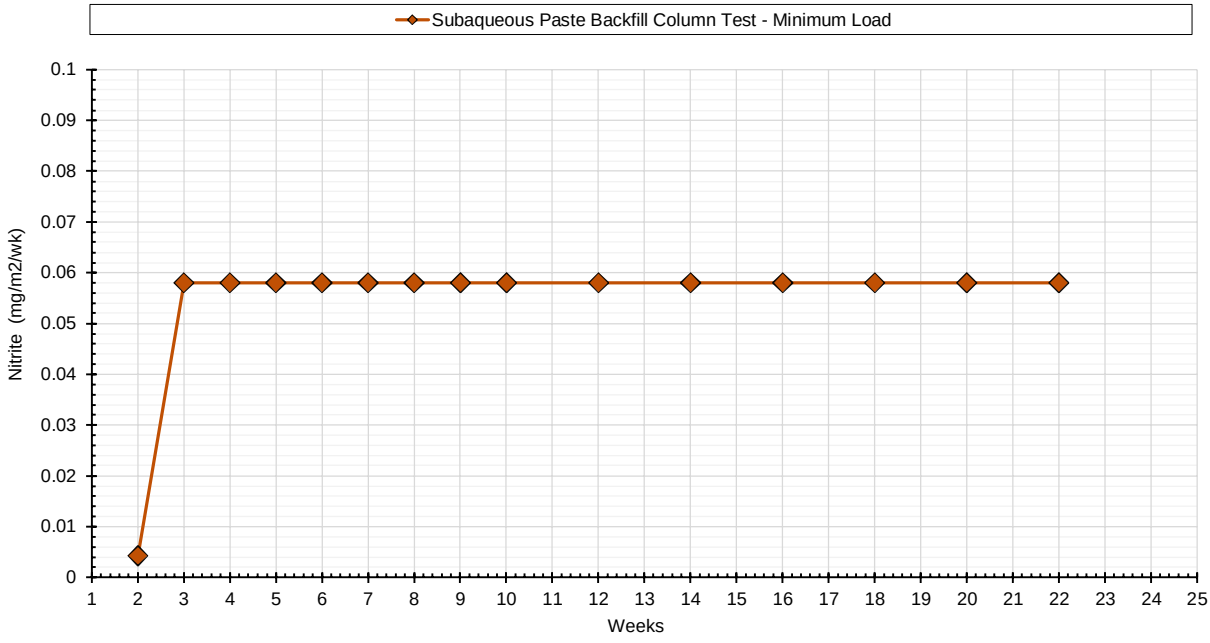

Notes:

Column tests followed nine pre-leach cycles to remove curing by-products and simulate aged backfill at the time of flooding.

Steady and decreasing column concentrations are depicted with a loading rate of zero.

Minimum Load condition uses 1/2 DL to calculate a conservative loading rate.

KINROSS

Nitrite (NO2 as N)			
Subaqueous Paste Backfill Kinetic			
Great Bear Project			
Figure Number		L-11	
Project Number		OMEMA2303	
Date		November 2025	
Drawn	SM	Reviewed	JB

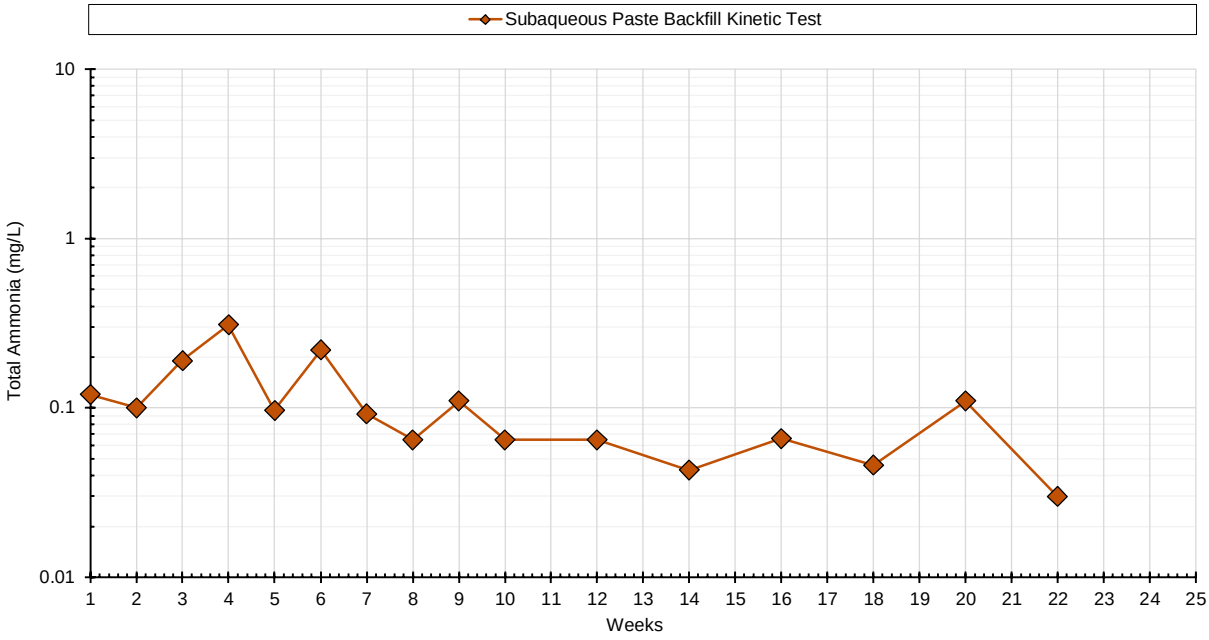

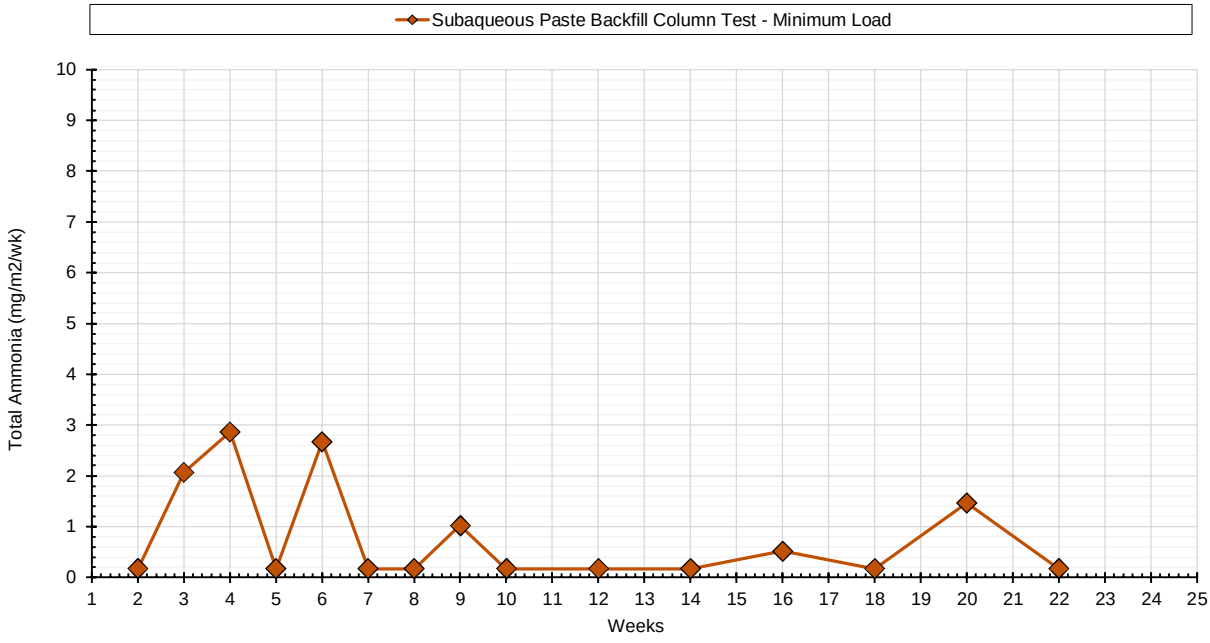

Notes:

Column tests followed nine pre-leach cycles to remove curing by-products and simulate aged backfill at the time of flooding.

Steady and decreasing column concentrations are depicted with a loading rate of zero.

Minimum Load condition uses 1/2 DL to calculate a conservative loading rate.

KINROSS

Total Ammonia			
Subaqueous Paste Backfill Kinetic			
Great Bear Project			
Figure Number		L-12	
Project Number		OMEMA2303	
Date		November 2025	
Drawn	SM	Reviewed	JB

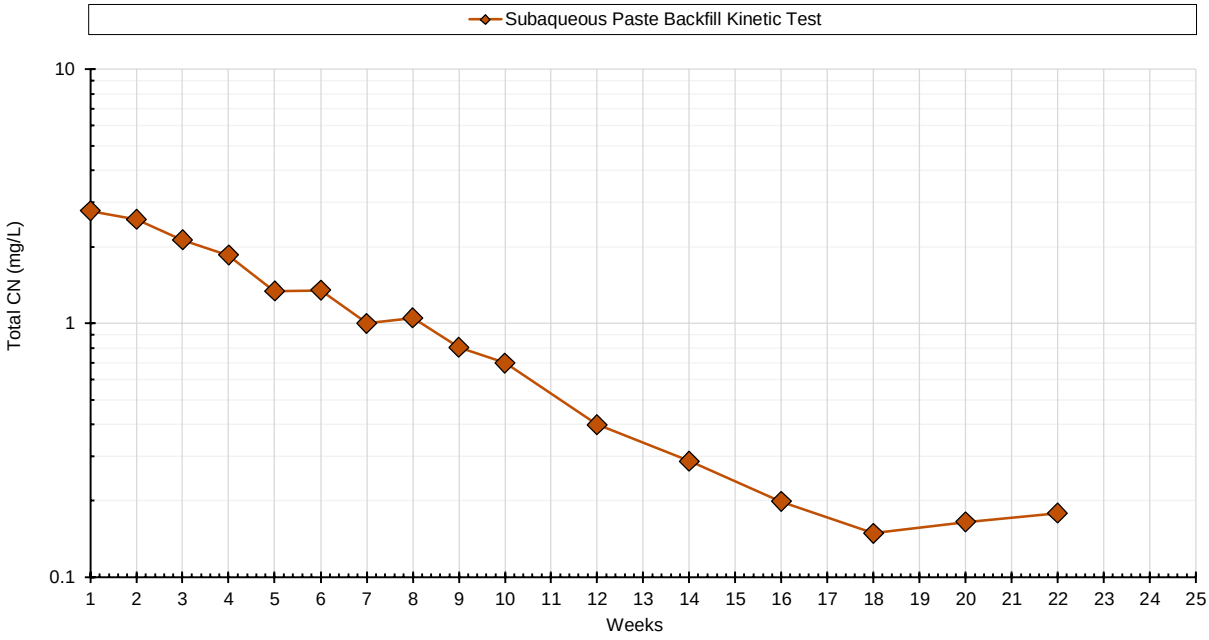

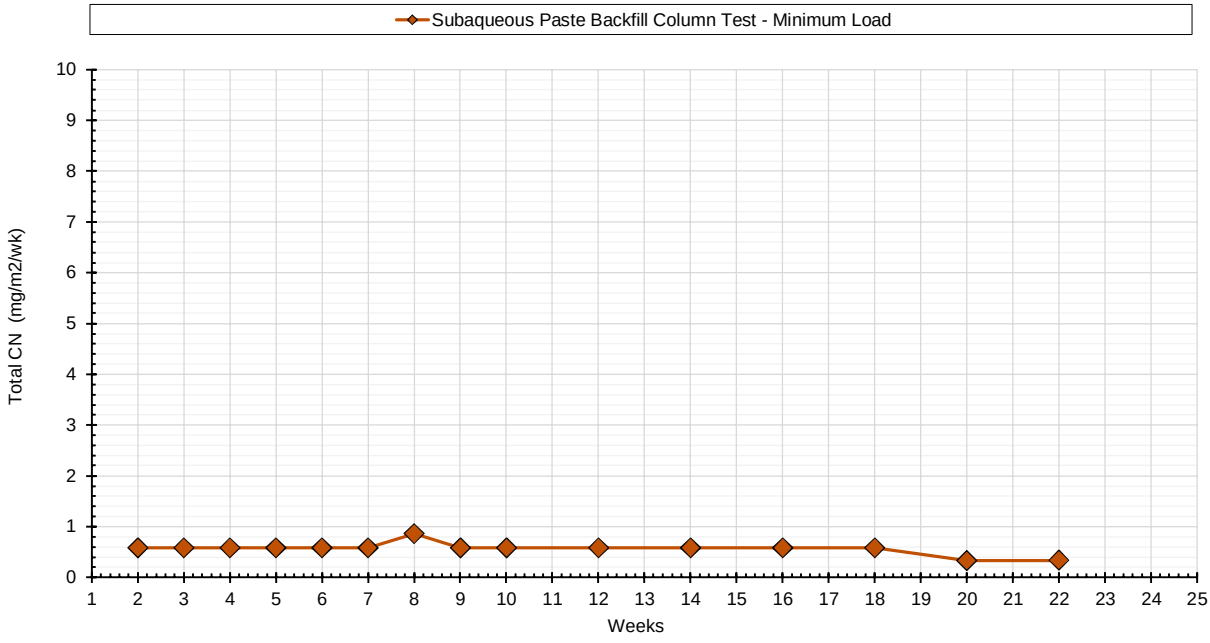

Notes:

Column tests followed nine pre-leach cycles to remove curing by-products and simulate aged backfill at the time of flooding.

Steady and decreasing column concentrations are depicted with a loading rate of zero.

Minimum Load condition uses 1/2 DL to calculate a conservative loading rate.

KINROSS

Total Cyanide			
Subaqueous Paste Backfill Kinetic			
Great Bear Project			
Figure Number		L-13	
Project Number		OMEMA2303	
Date		November 2025	
Drawn	SM	Reviewed	JB

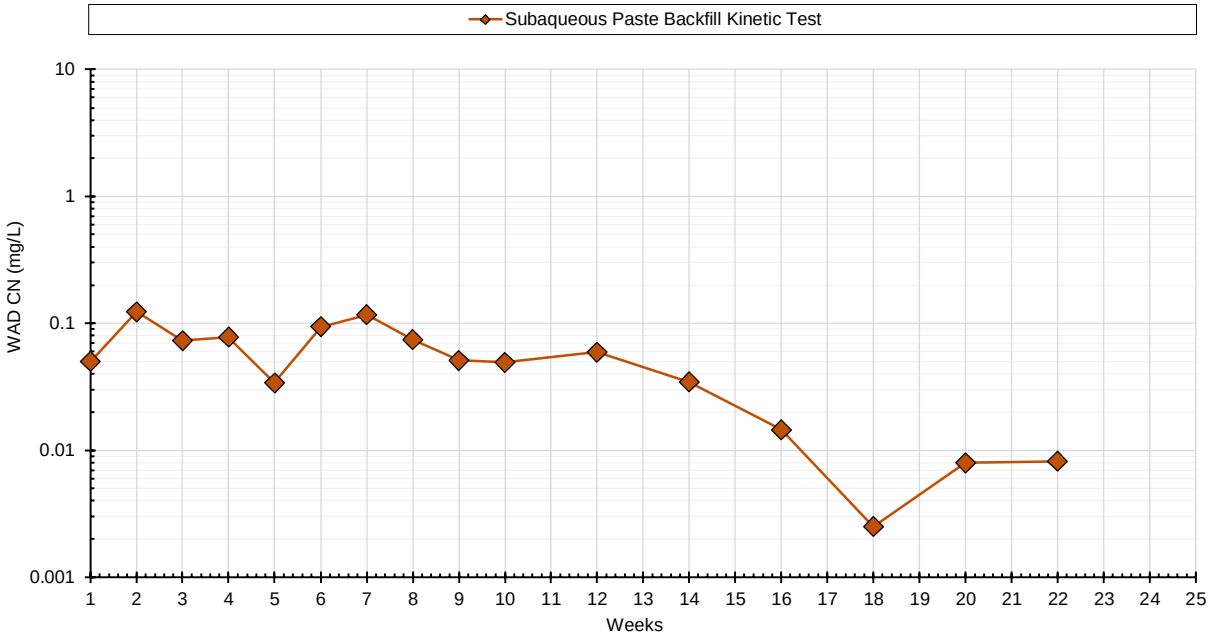

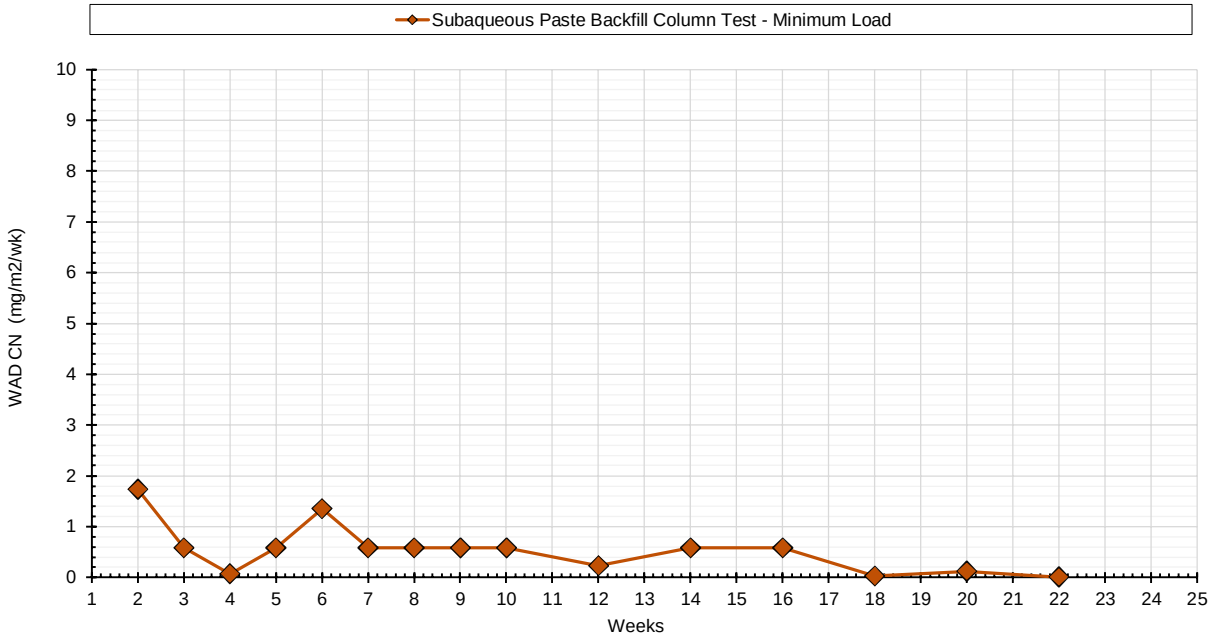

Notes:

Column tests followed nine pre-leach cycles to remove curing by-products and simulate aged backfill at the time of flooding.

Steady and decreasing column concentrations are depicted with a loading rate of zero.

Minimum Load condition uses 1/2 DL to calculate a conservative loading rate.

WAD Cyanide			
Subaqueous Paste Backfill Kinetic			
Great Bear Project			
Figure Number		L-14	
Project Number		OMEMA2303	
Date		November 2025	
Drawn	SM	Reviewed	JB

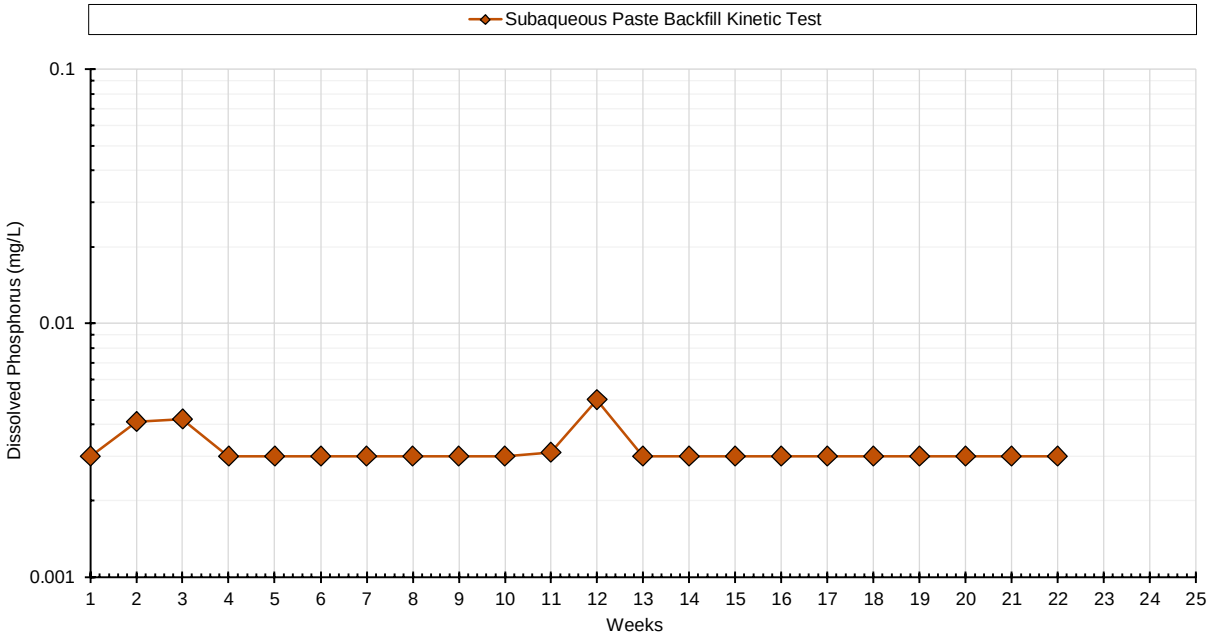

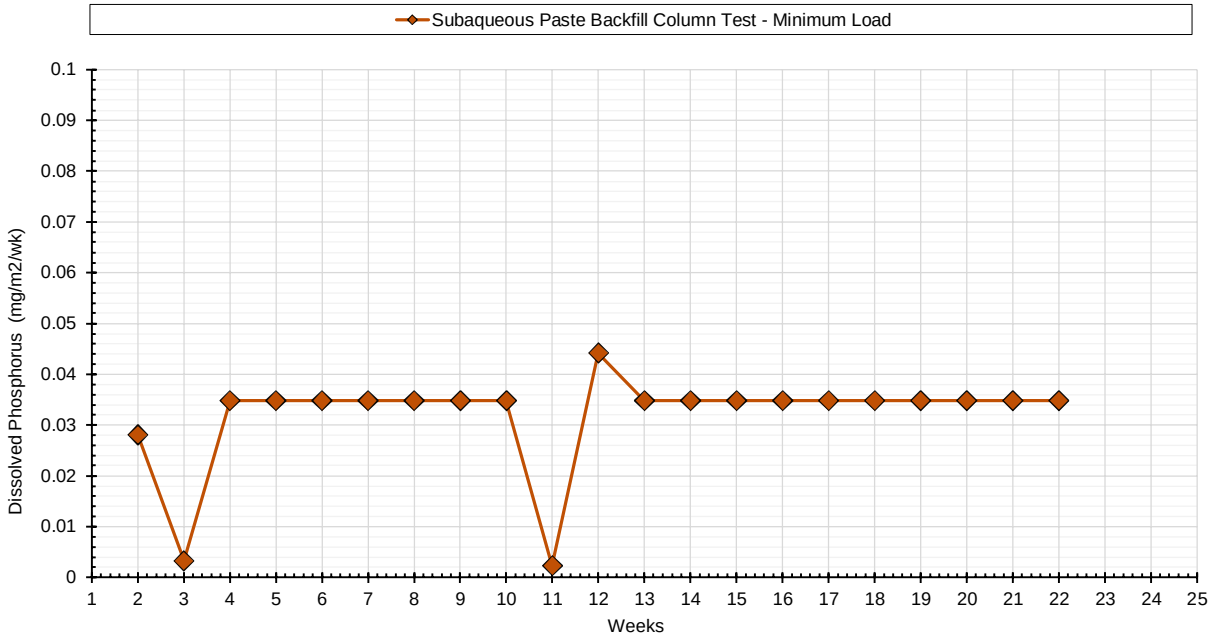

Notes:

Column tests followed nine pre-leach cycles to remove curing by-products and simulate aged backfill at the time of flooding.

Steady and decreasing column concentrations are depicted with a loading rate of zero.

Minimum Load condition uses 1/2 DL to calculate a conservative loading rate.

KINROSS

Dissolved Phosphorus			
Subaqueous Paste Backfill Kinetic			
Great Bear Project			
Figure Number		L-15	
Project Number		OMEMA2303	
Date		November 2025	
Drawn	SM	Reviewed	JB

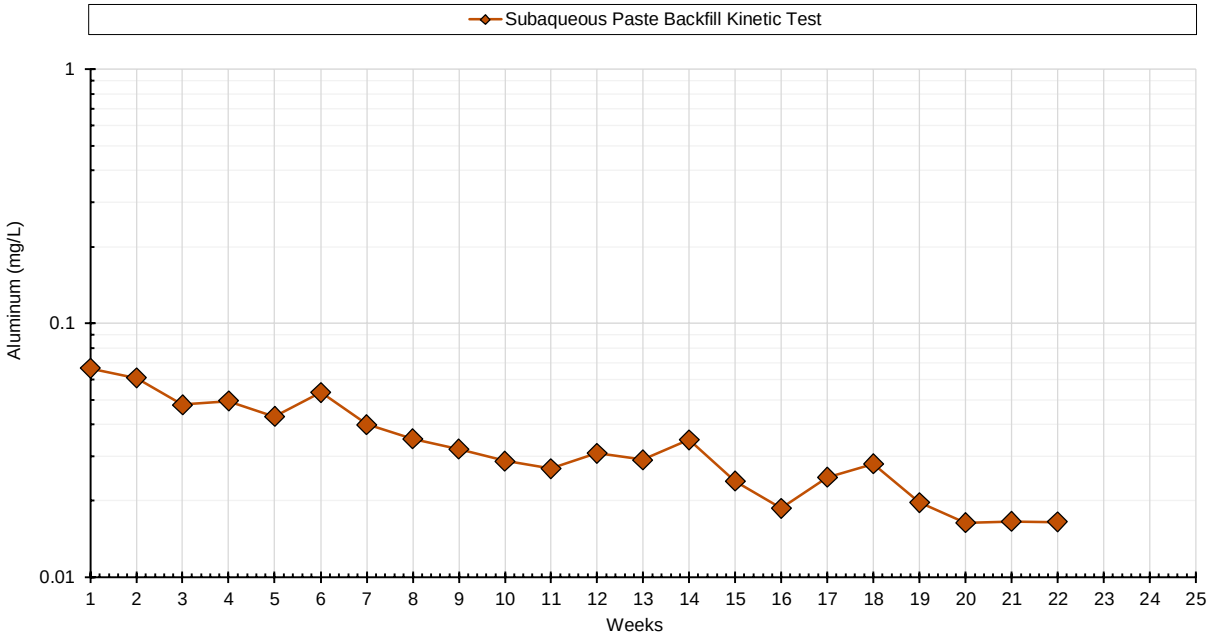

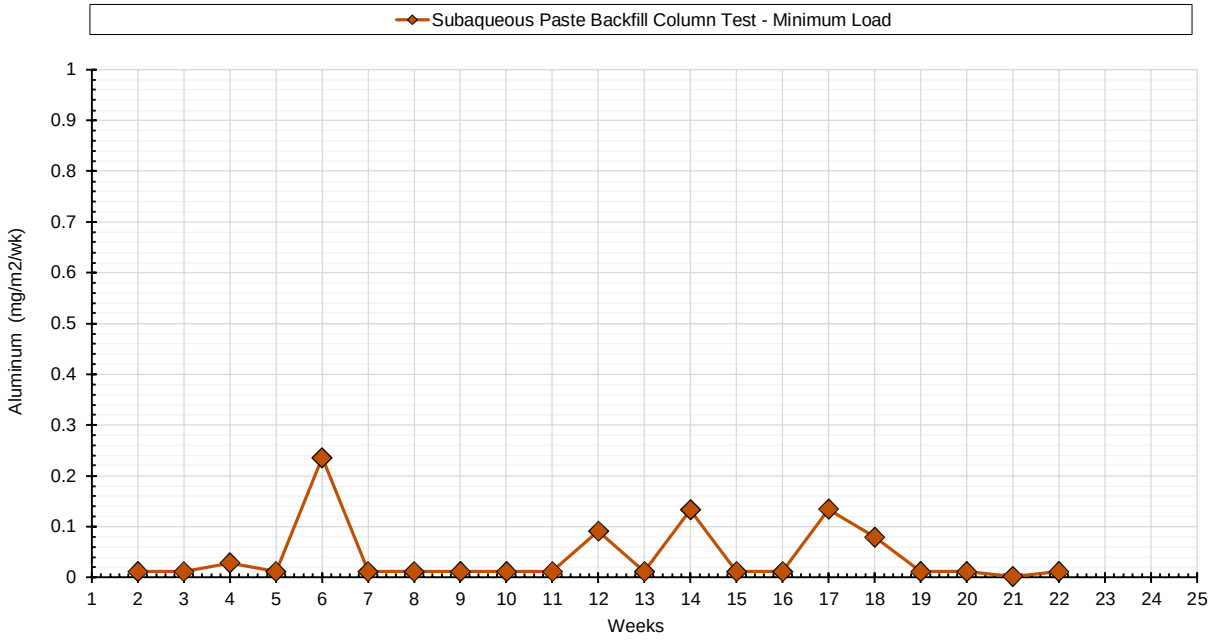

Notes:

Column tests followed nine pre-leach cycles to remove curing by-products and simulate aged backfill at the time of flooding.

Steady and decreasing column concentrations are depicted with a loading rate of zero.

Minimum Load condition uses 1/2 DL to calculate a conservative loading rate.

KINROSS

Aluminum			
Subaqueous Paste Backfill Kinetic			
Great Bear Project			
Figure Number	L-16		
Project Number	OMEMA2303		
Date	November 2025		
Drawn	SM	Reviewed	JB

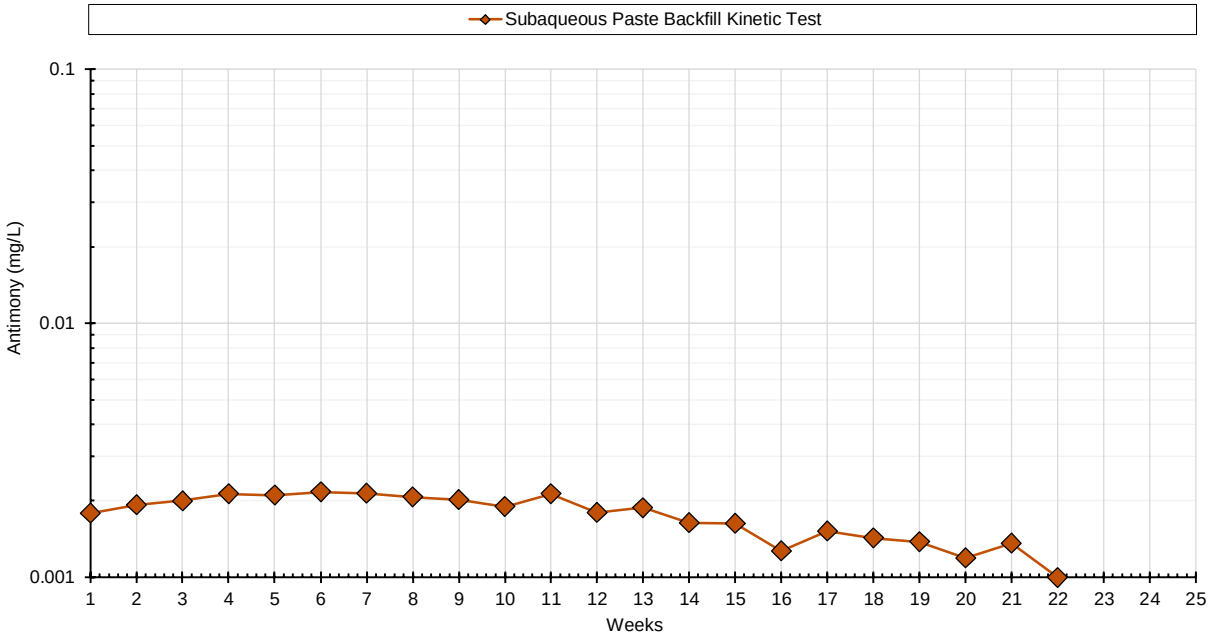

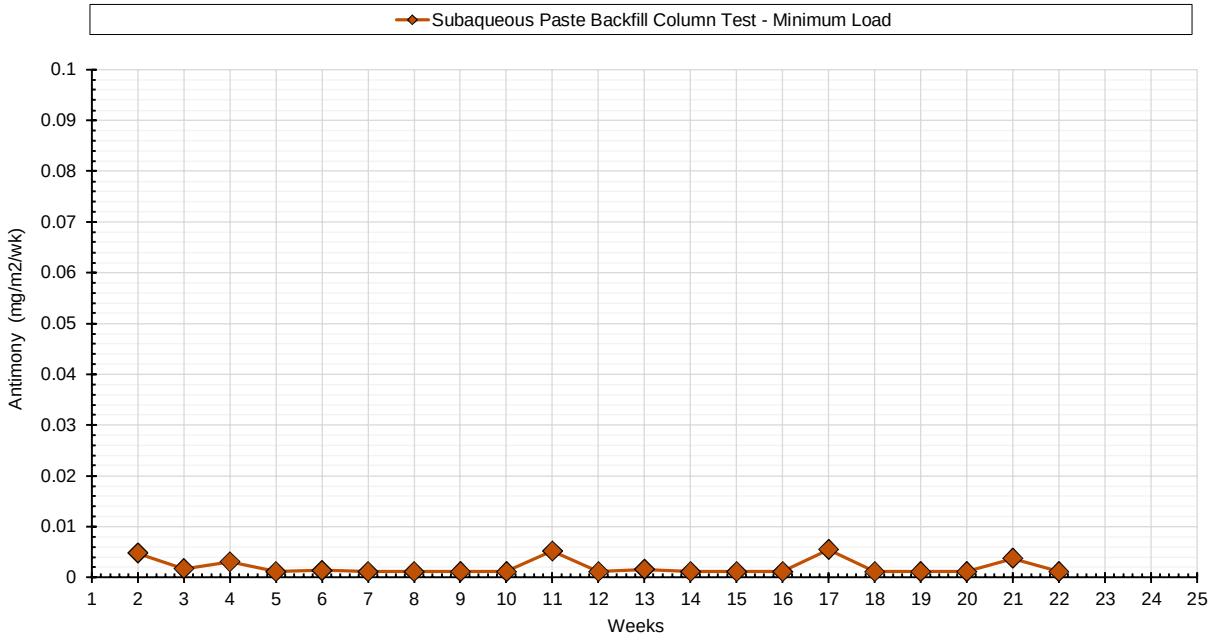

Notes:

Column tests followed nine pre-leach cycles to remove curing by-products and simulate aged backfill at the time of flooding.

Steady and decreasing column concentrations are depicted with a loading rate of zero.

Minimum Load condition uses 1/2 DL to calculate a conservative loading rate.

Antimony			
Subaqueous Paste Backfill Kinetic			
Great Bear Project			
Figure Number		L-17	
Project Number		OMEMA2303	
Date		November 2025	
Drawn	SM	Reviewed	JB

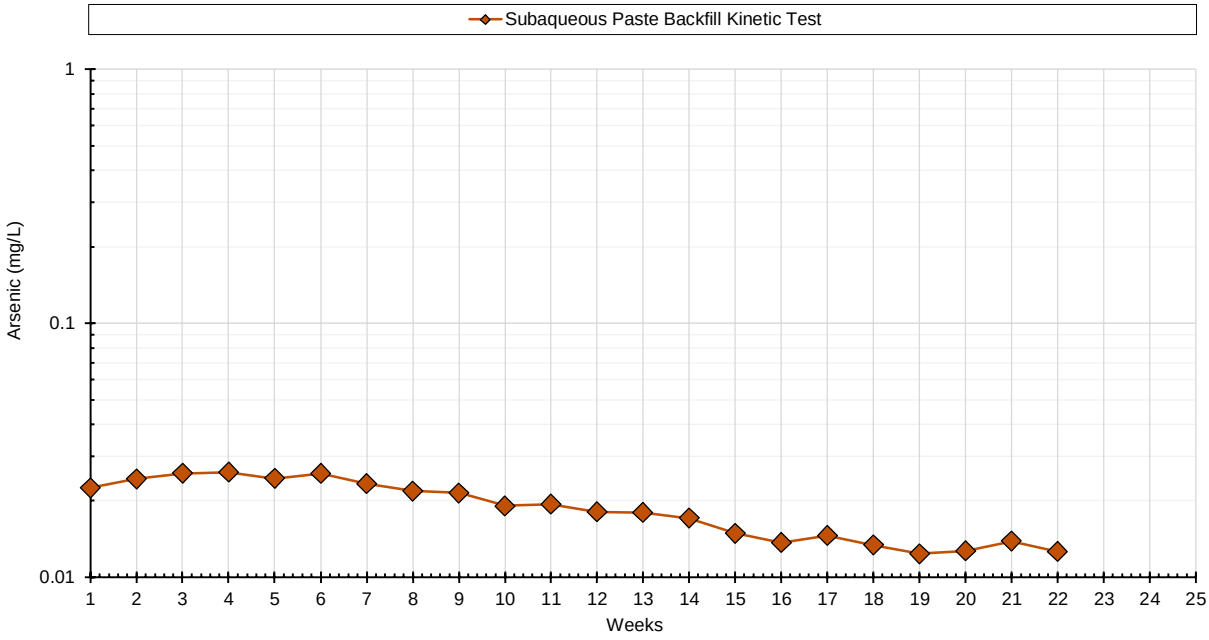

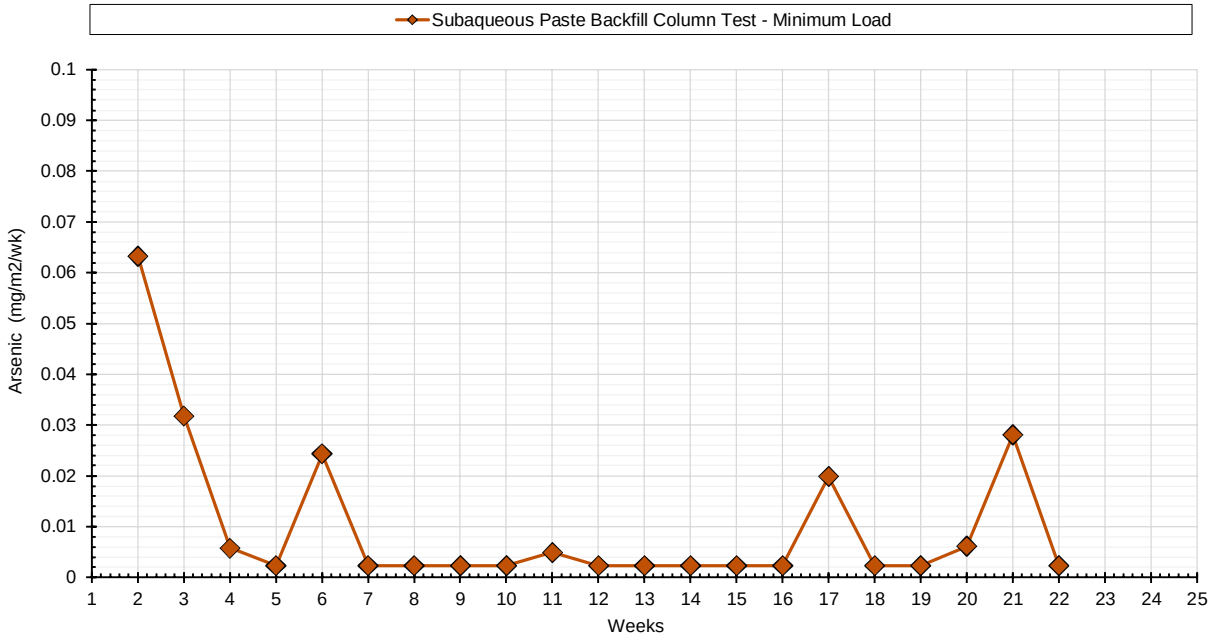

Notes:

Column tests followed nine pre-leach cycles to remove curing by-products and simulate aged backfill at the time of flooding.

Steady and decreasing column concentrations are depicted with a loading rate of zero.

Minimum Load condition uses 1/2 DL to calculate a conservative loading rate.

Arsenic			
Subaqueous Paste Backfill Kinetic			
Great Bear Project			
Figure Number		L-18	
Project Number		OMEMA2303	
Date		November 2025	
Drawn	SM	Reviewed	JB

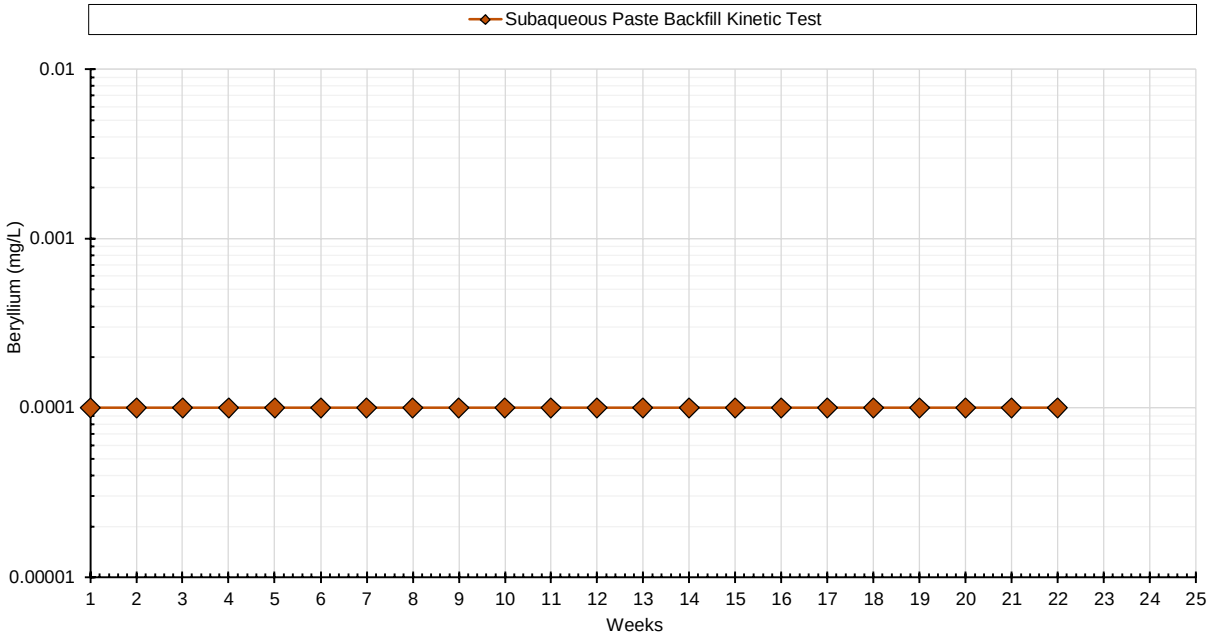

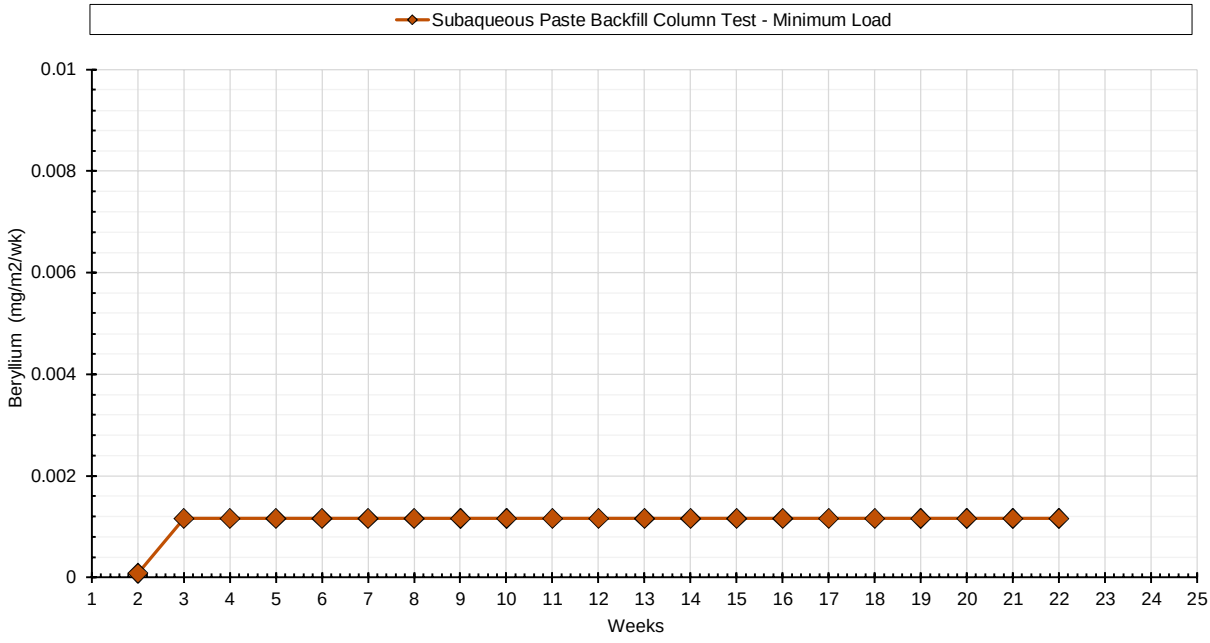

Notes:

Column tests followed nine pre-leach cycles to remove curing by-products and simulate aged backfill at the time of flooding.

Steady and decreasing column concentrations are depicted with a loading rate of zero.

Minimum Load condition uses 1/2 DL to calculate a conservative loading rate.

Beryllium			
Subaqueous Paste Backfill Kinetic			
Great Bear Project			
Figure Number		L-19	
Project Number		OMEMA2303	
Date		November 2025	
Drawn	SM	Reviewed	JB

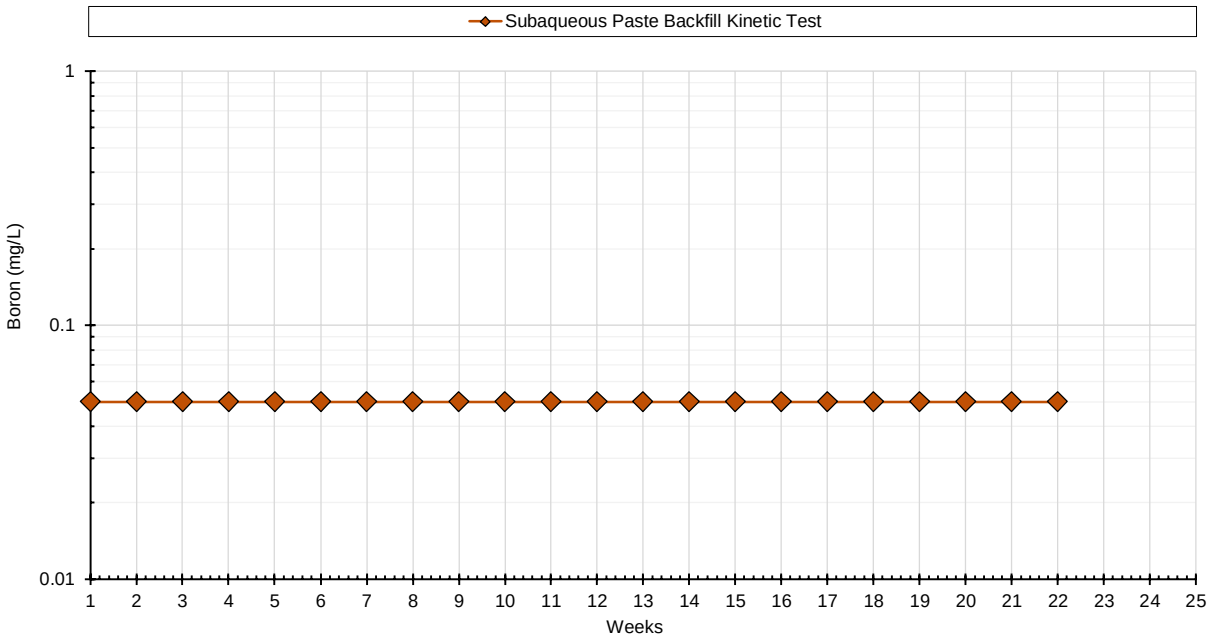

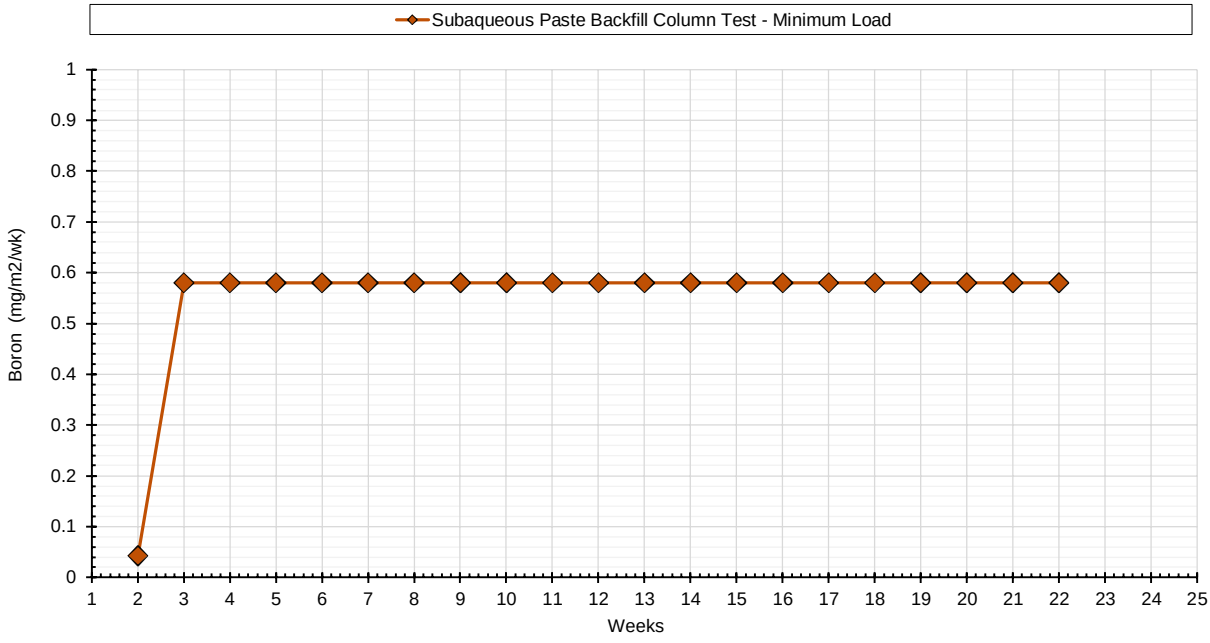

Notes:

Column tests followed nine pre-leach cycles to remove curing by-products and simulate aged backfill at the time of flooding.

Steady and decreasing column concentrations are depicted with a loading rate of zero.

Minimum Load condition uses 1/2 DL to calculate a conservative loading rate.

KINROSS

Boron			
Subaqueous Paste Backfill Kinetic			
Great Bear Project			
Figure Number		L-20	
Project Number		OMEMA2303	
Date		November 2025	
Drawn	SM	Reviewed	JB

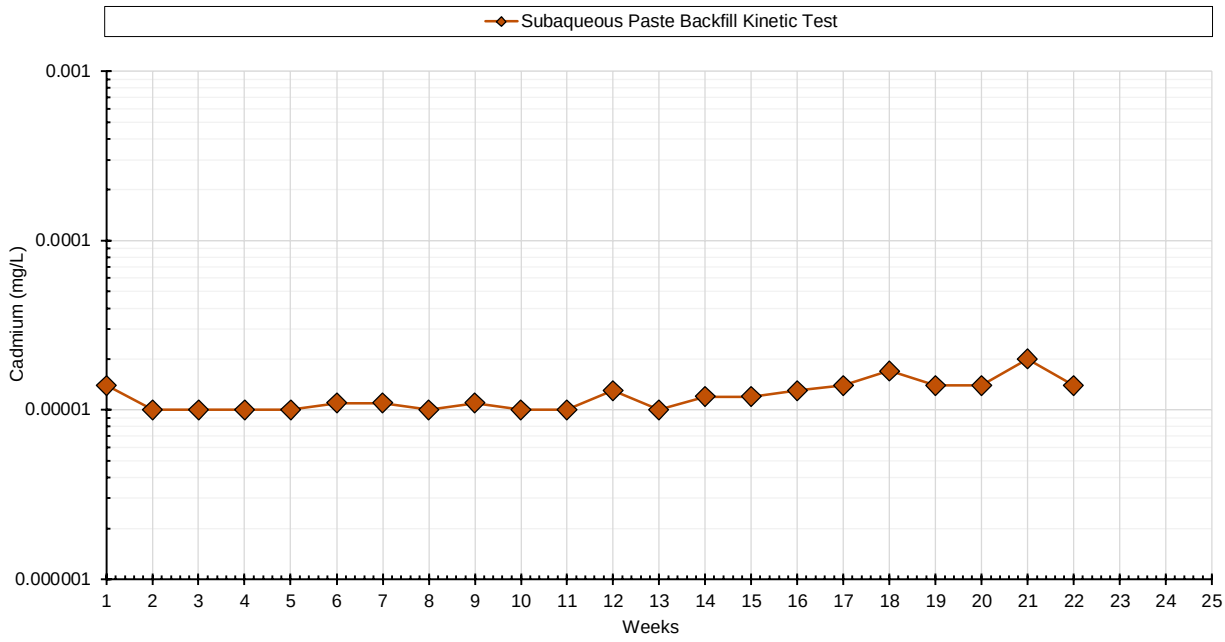

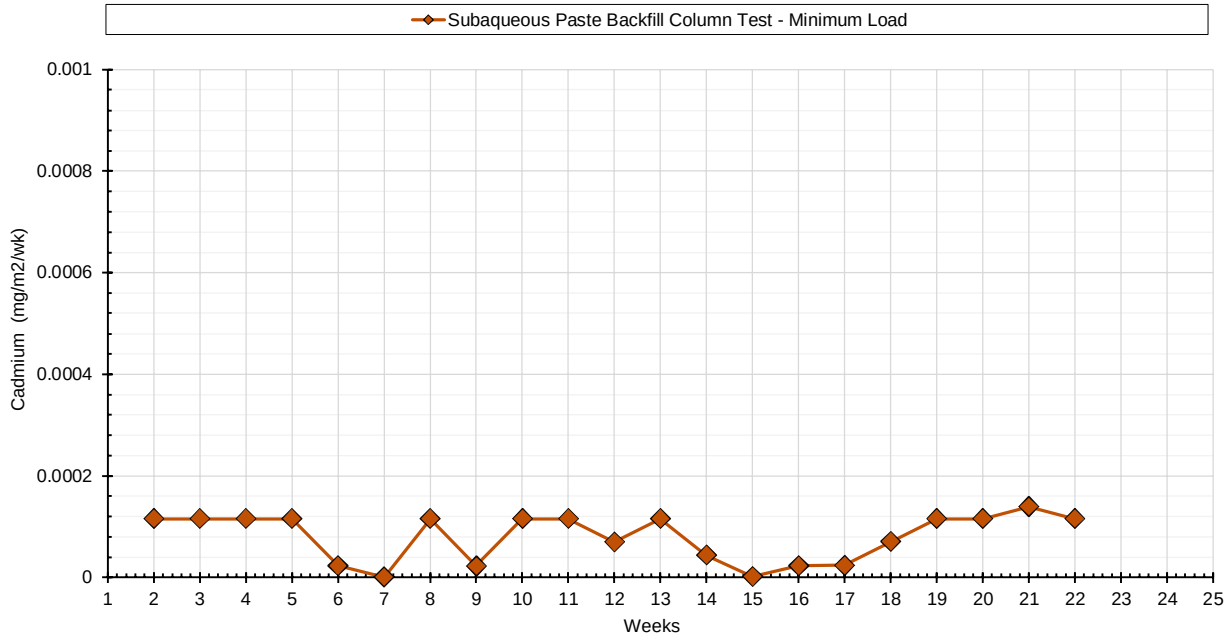

Notes:

Column tests followed nine pre-leach cycles to remove curing by-products and simulate aged backfill at the time of flooding.

Steady and decreasing column concentrations are depicted with a loading rate of zero.

Minimum Load condition uses 1/2 DL to calculate a conservative loading rate.

Cadmium			
Subaqueous Paste Backfill Kinetic			
Great Bear Project			
Figure Number		L-21	
Project Number		OMEMA2303	
Date		November 2025	
Drawn	SM	Reviewed	JB

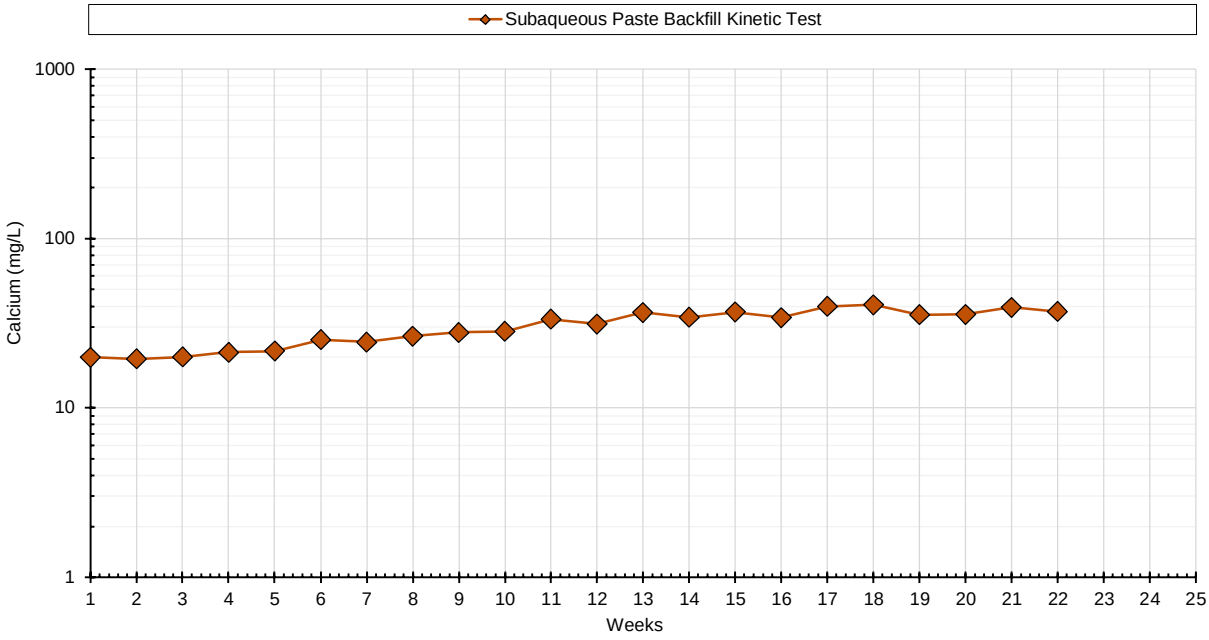

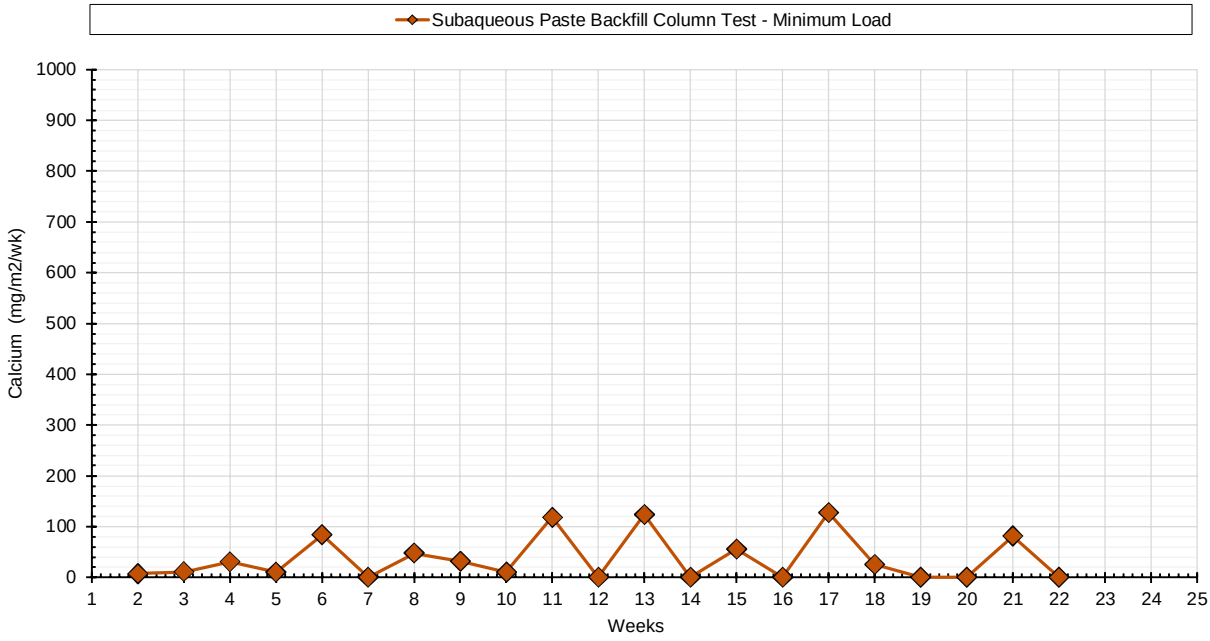

Notes:

Column tests followed nine pre-leach cycles to remove curing by-products and simulate aged backfill at the time of flooding.

Steady and decreasing column concentrations are depicted with a loading rate of zero.

Minimum Load condition uses 1/2 DL to calculate a conservative loading rate.

Calcium			
Subaqueous Paste Backfill Kinetic			
Great Bear Project			
Figure Number		L-22	
Project Number		OMEMA2303	
Date		November 2025	
Drawn	SM	Reviewed	JB

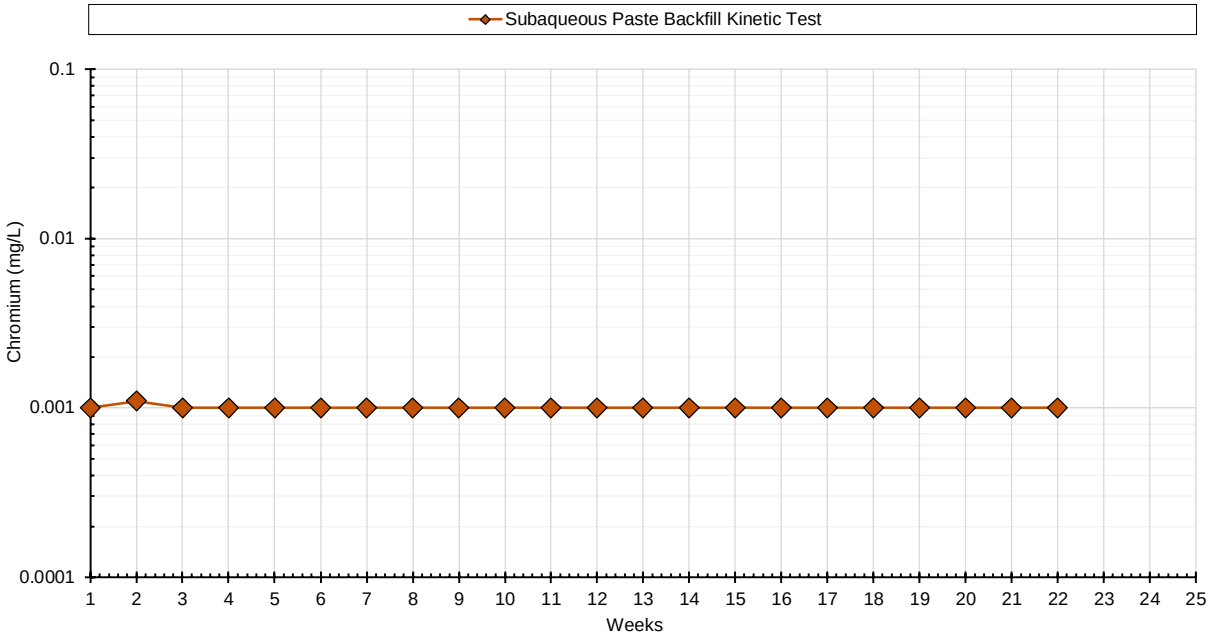

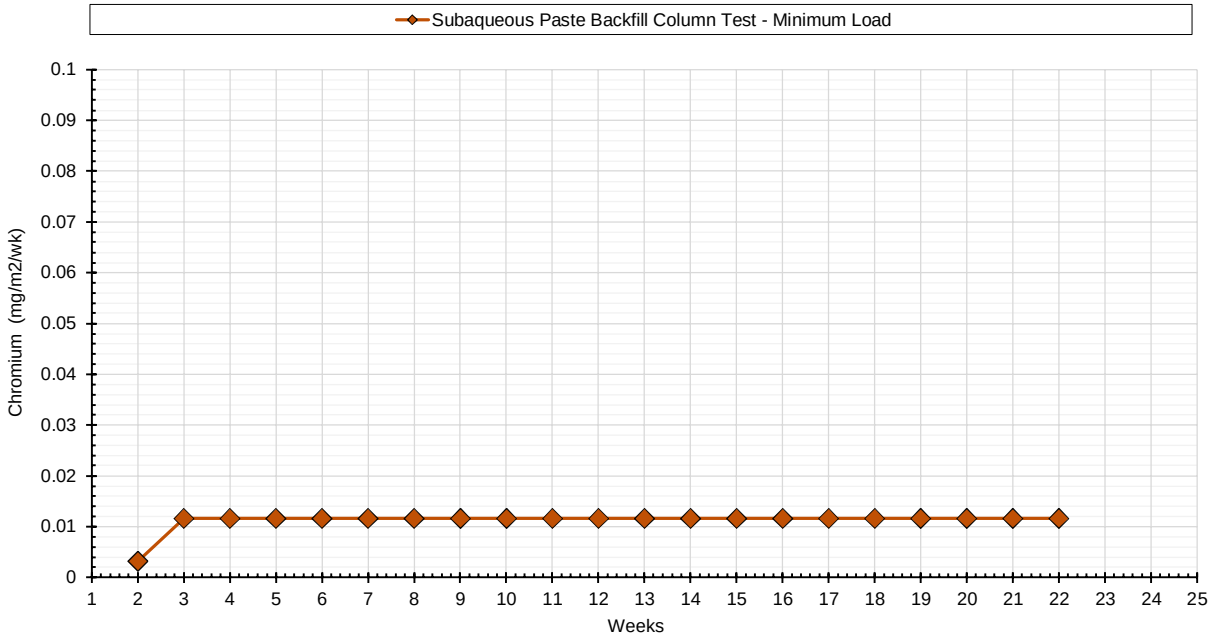

Notes:

Column tests followed nine pre-leach cycles to remove curing by-products and simulate aged backfill at the time of flooding.

Steady and decreasing column concentrations are depicted with a loading rate of zero.

Minimum Load condition uses 1/2 DL to calculate a conservative loading rate.

KINROSS

Chromium			
Subaqueous Paste Backfill Kinetic			
Great Bear Project			
Figure Number		L-23	
Project Number		OMEMA2303	
Date		November 2025	
Drawn	SM	Reviewed	JB

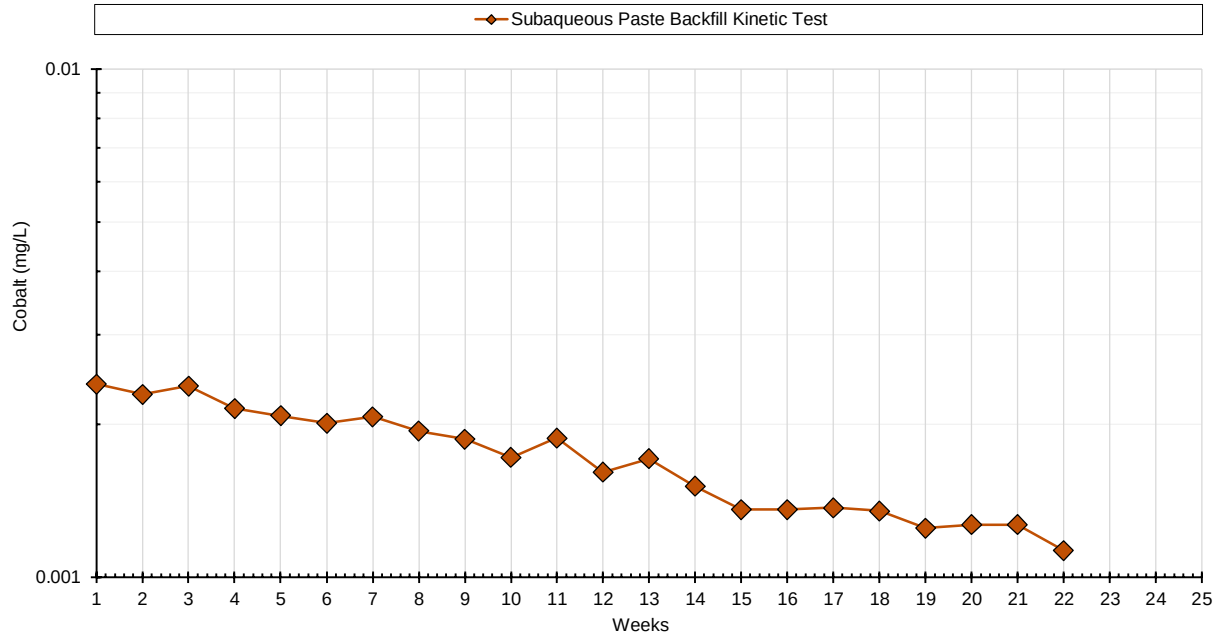

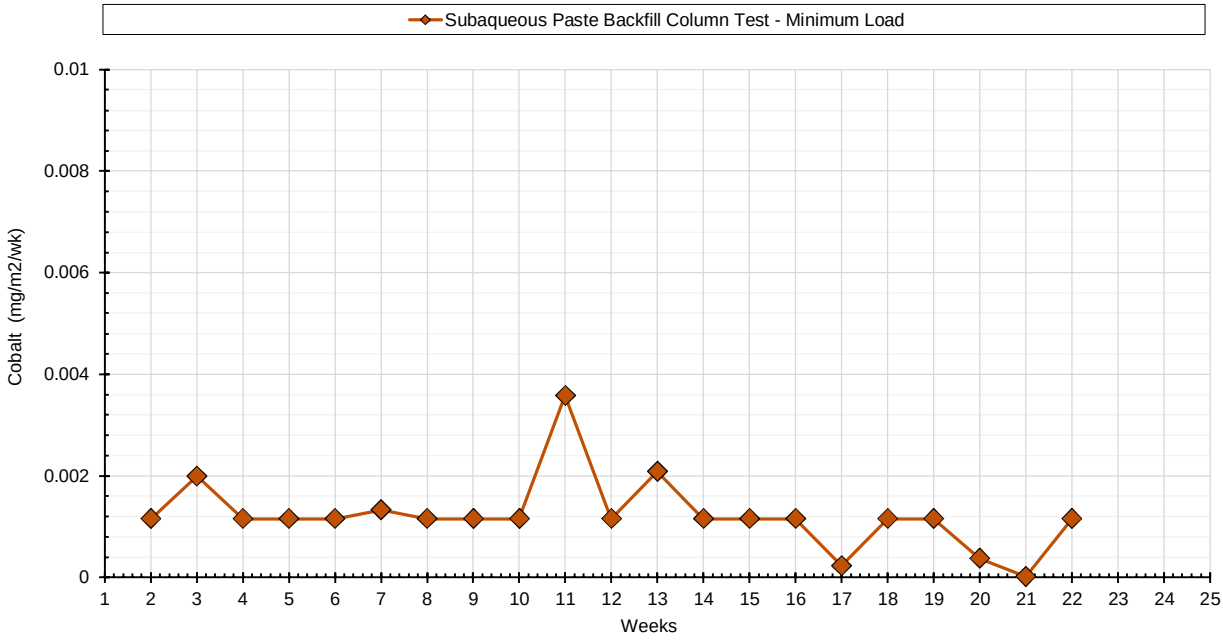

Notes:

Column tests followed nine pre-leach cycles to remove curing by-products and simulate aged backfill at the time of flooding.

Steady and decreasing column concentrations are depicted with a loading rate of zero.

Minimum Load condition uses 1/2 DL to calculate a conservative loading rate.

WSP

KINROSS

Cobalt			
Subaqueous Paste Backfill Kinetic			
Great Bear Project			
Figure Number		L-24	
Project Number		OMEMA2303	
Date		November 2025	
Drawn	SM	Reviewed	JB

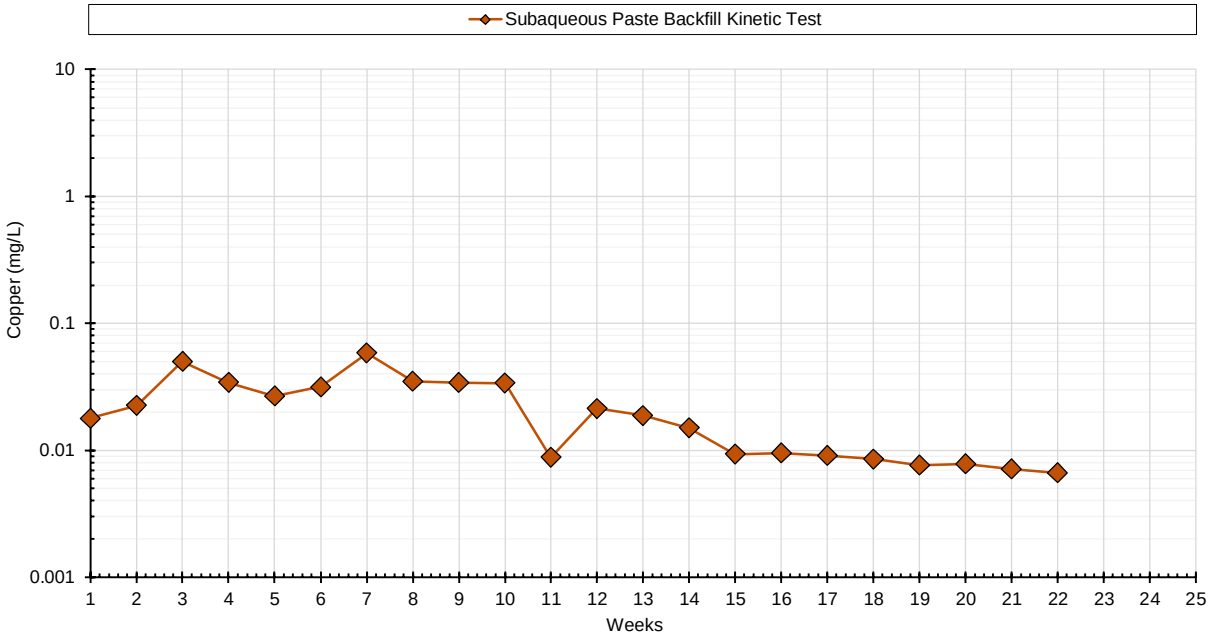

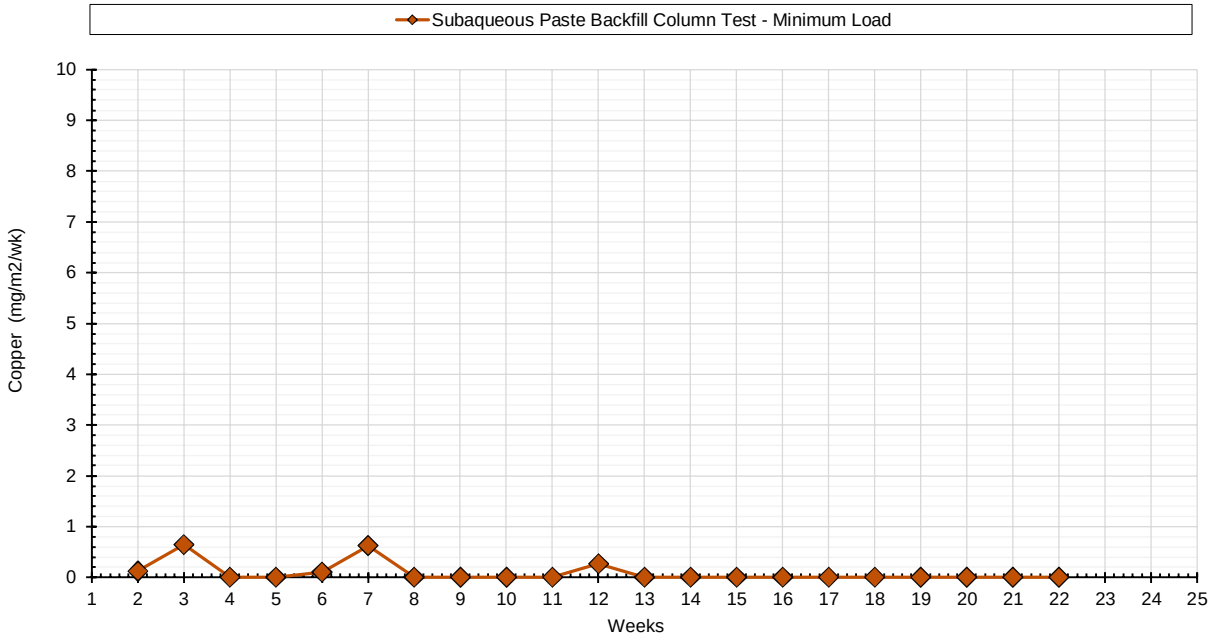

Notes:

Column tests followed nine pre-leach cycles to remove curing by-products and simulate aged backfill at the time of flooding.

Steady and decreasing column concentrations are depicted with a loading rate of zero.

Minimum Load condition uses 1/2 DL to calculate a conservative loading rate.

Copper			
Subaqueous Paste Backfill Kinetic			
Great Bear Project			
Figure Number		L-25	
Project Number		OMEMA2303	
Date		November 2025	
Drawn	SM	Reviewed	JB

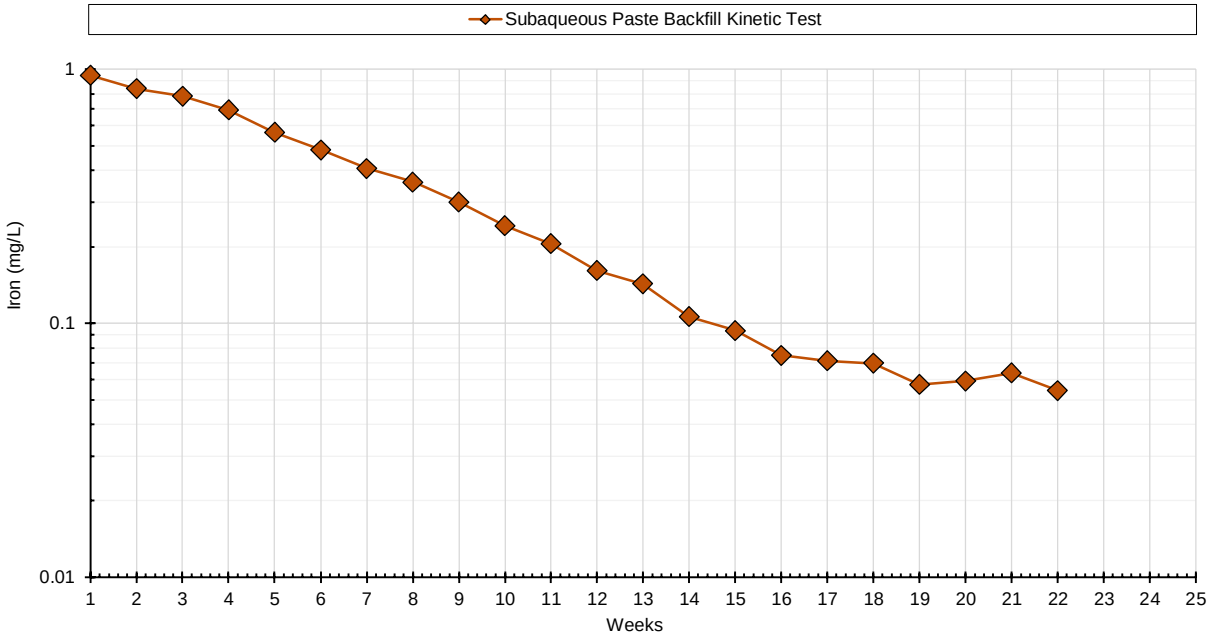

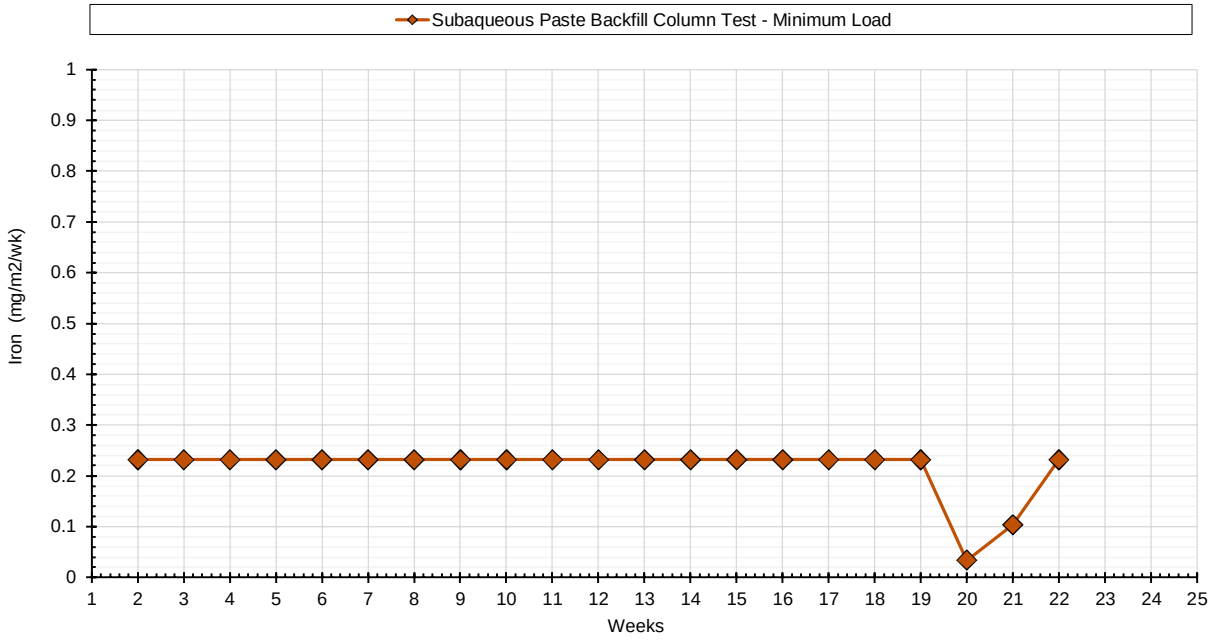

Notes:

Column tests followed nine pre-leach cycles to remove curing by-products and simulate aged backfill at the time of flooding.

Steady and decreasing column concentrations are depicted with a loading rate of zero.

Minimum Load condition uses 1/2 DL to calculate a conservative loading rate.

Iron			
Subaqueous Paste Backfill Kinetic			
Great Bear Project			
Figure Number		L-26	
Project Number		OMEMA2303	
Date		November 2025	
Drawn	SM	Reviewed	JB

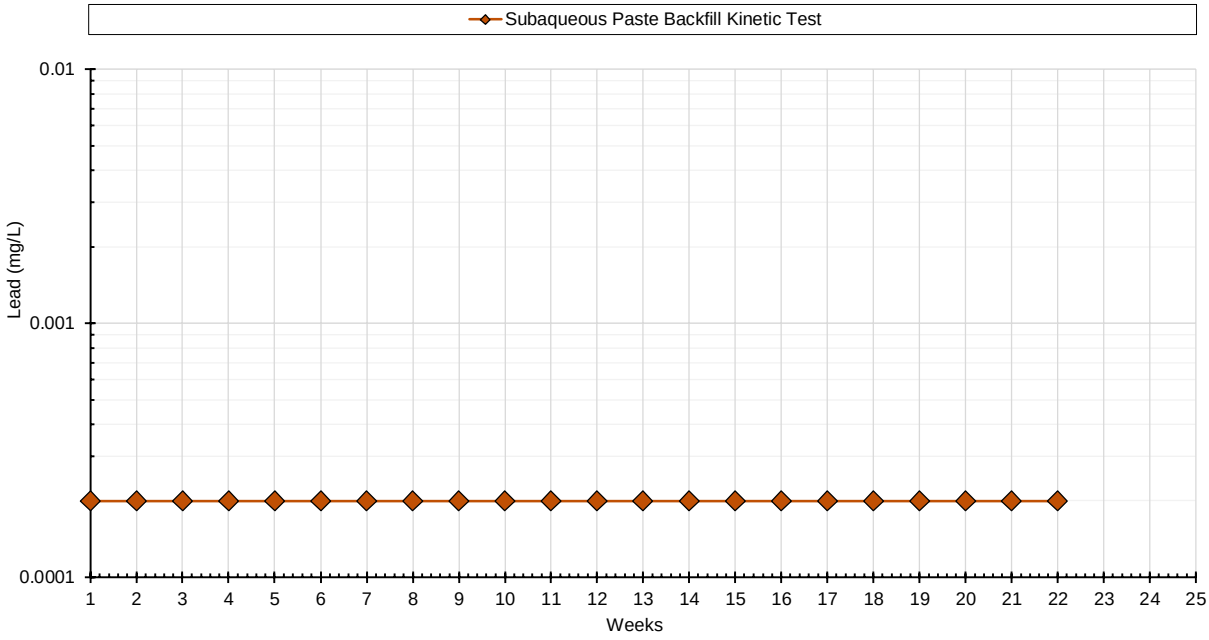

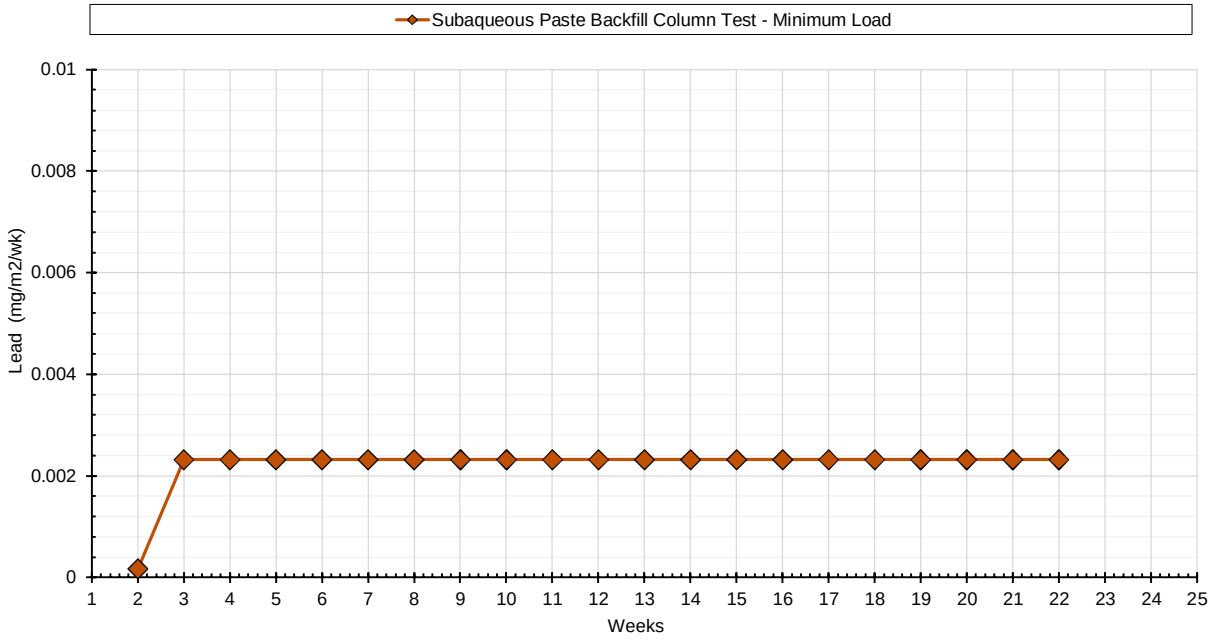

Notes:

Column tests followed nine pre-leach cycles to remove curing by-products and simulate aged backfill at the time of flooding.

Steady and decreasing column concentrations are depicted with a loading rate of zero.

Minimum Load condition uses 1/2 DL to calculate a conservative loading rate.

KINROSS

Lead			
Subaqueous Paste Backfill Kinetic			
Great Bear Project			
Figure Number		L-27	
Project Number		OMEMA2303	
Date		November 2025	
Drawn	SM	Reviewed	JB

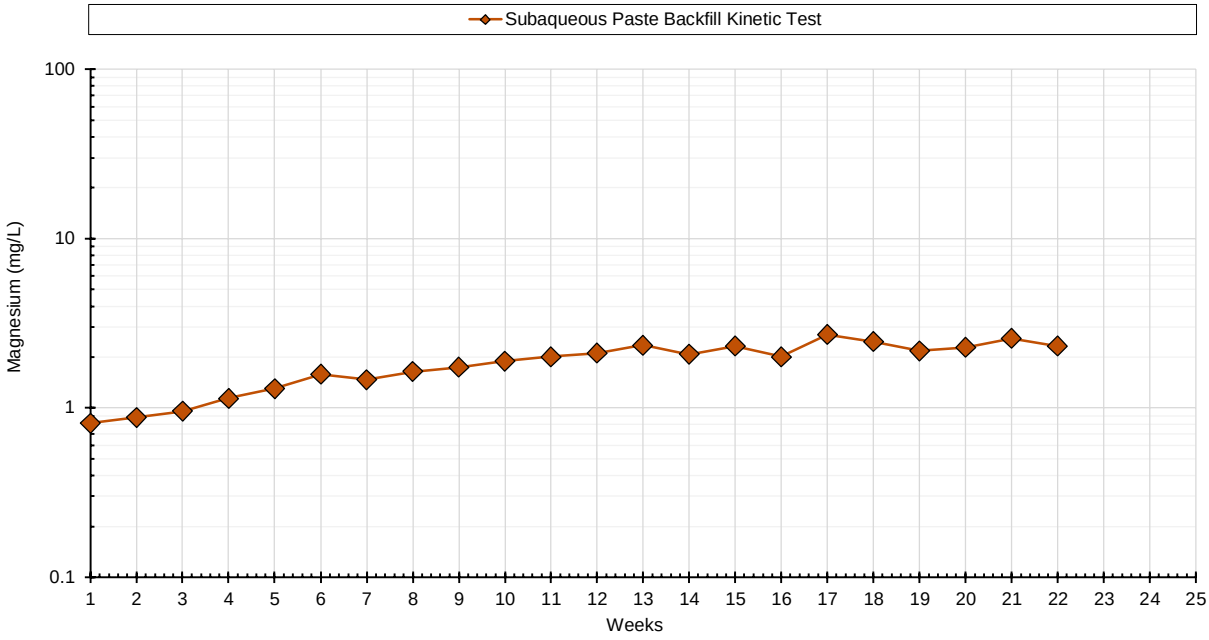

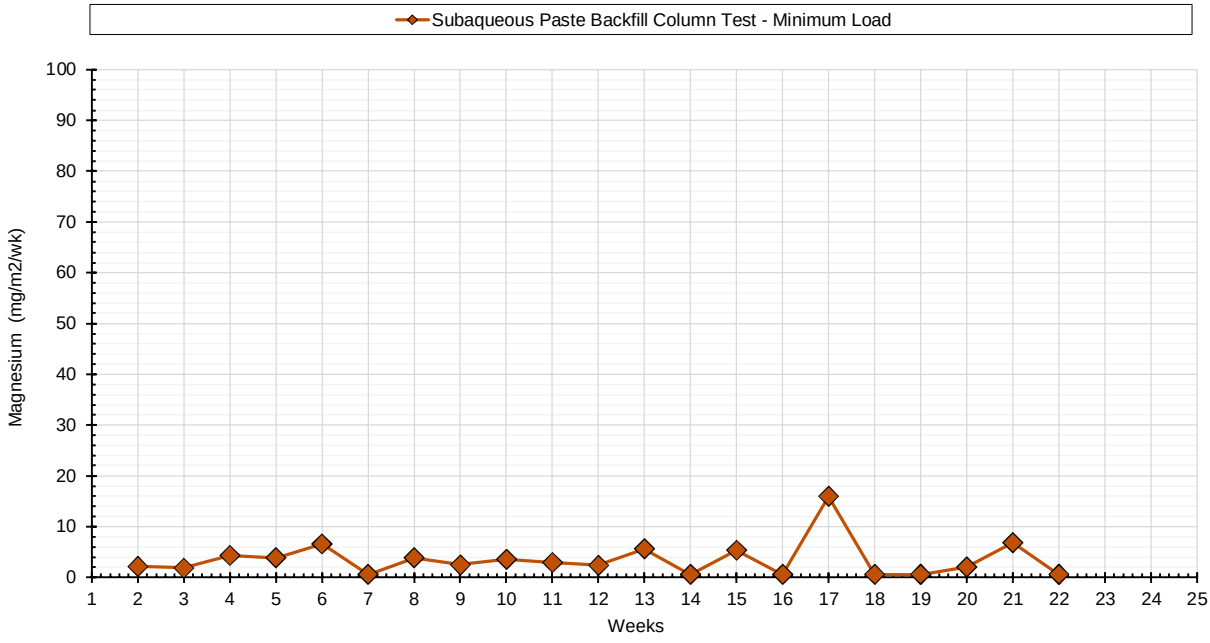

Notes:

Column tests followed nine pre-leach cycles to remove curing by-products and simulate aged backfill at the time of flooding.

Steady and decreasing column concentrations are depicted with a loading rate of zero.

Minimum Load condition uses 1/2 DL to calculate a conservative loading rate.

Magnesium			
Subaqueous Paste Backfill Kinetic			
Great Bear Project			
Figure Number		L-28	
Project Number		OMEMA2303	
Date		November 2025	
Drawn	SM	Reviewed	JB

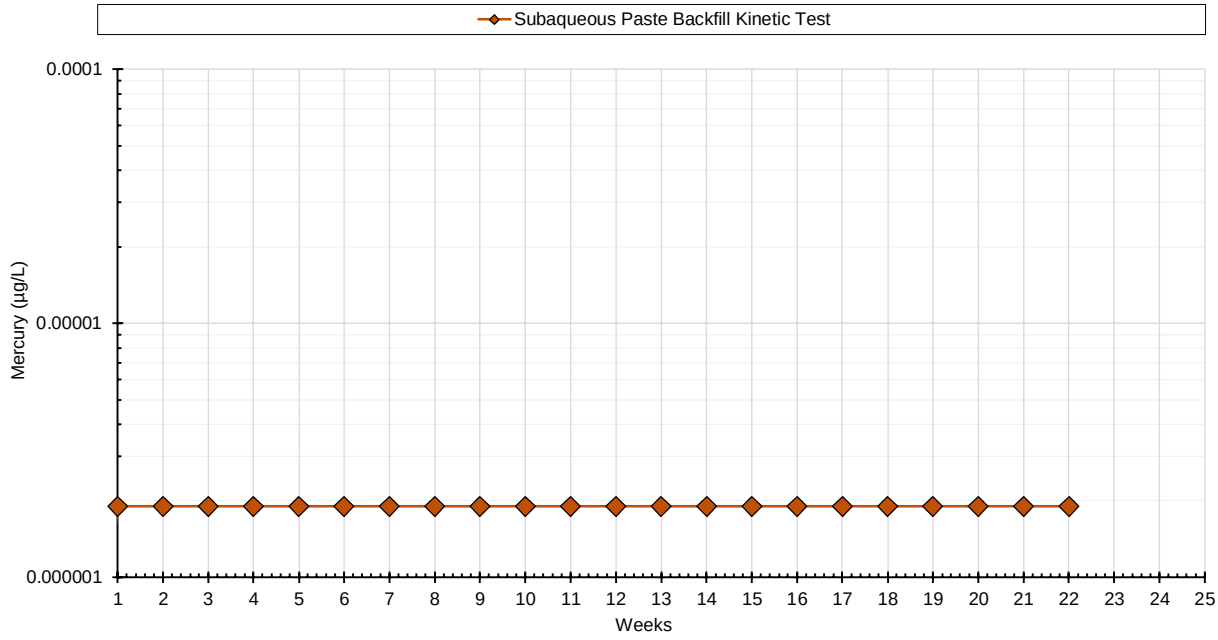

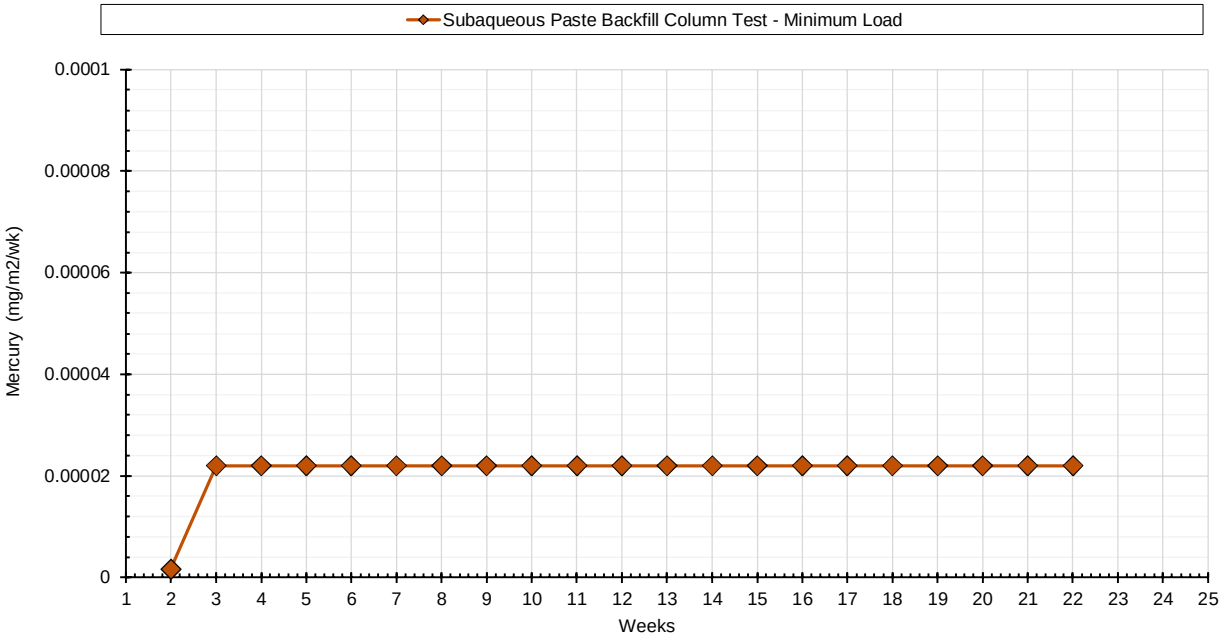

Notes:

Column tests followed nine pre-leach cycles to remove curing by-products and simulate aged backfill at the time of flooding.

Steady and decreasing column concentrations are depicted with a loading rate of zero.

Minimum Load condition uses 1/2 DL to calculate a conservative loading rate.

Mercury			
Subaqueous Paste Backfill Kinetic			
Great Bear Project			
Figure Number		L-29	
Project Number		OMEMA2303	
Date		November 2025	
Drawn	SM	Reviewed	JB

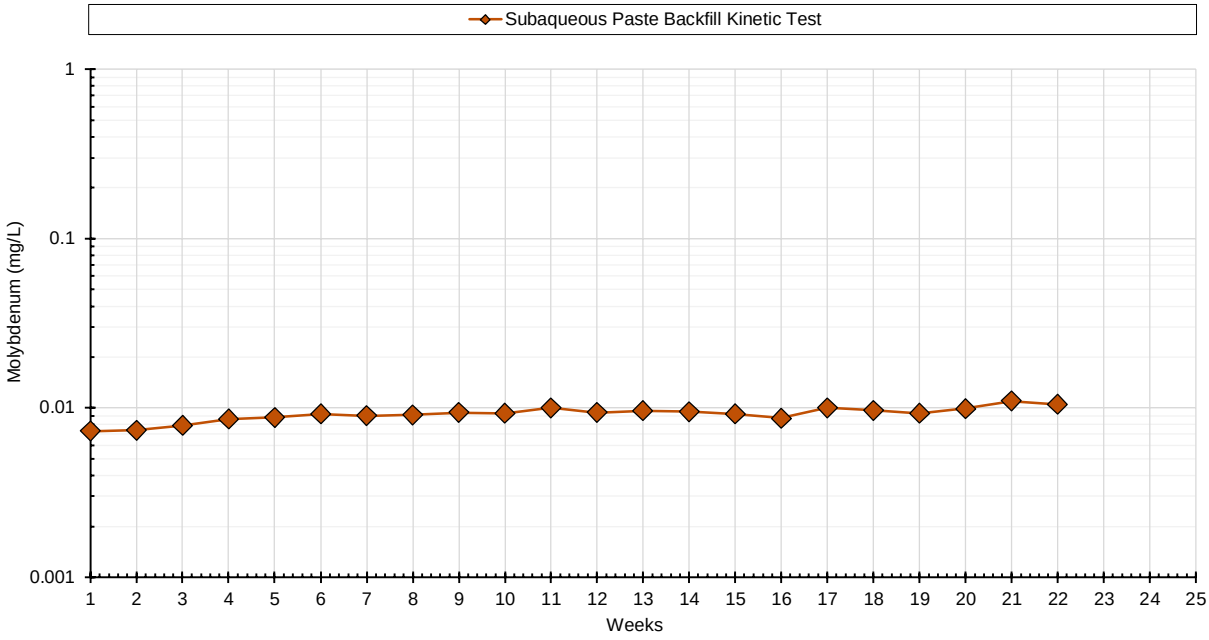

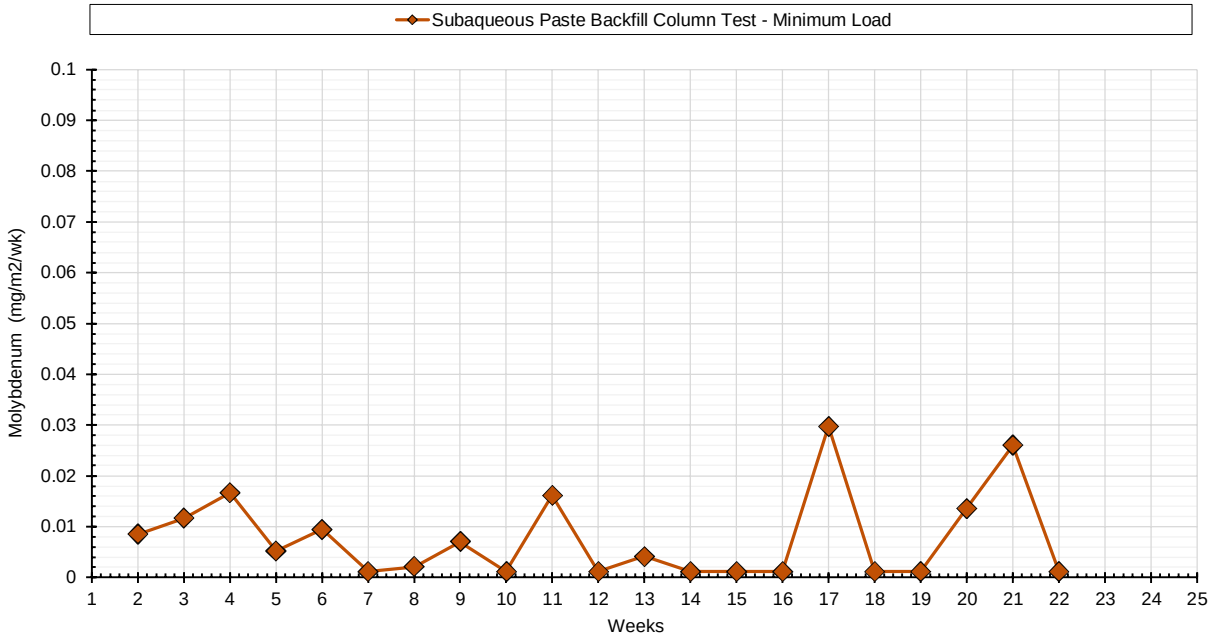

Notes:

Column tests followed nine pre-leach cycles to remove curing by-products and simulate aged backfill at the time of flooding.

Steady and decreasing column concentrations are depicted with a loading rate of zero.

Minimum Load condition uses 1/2 DL to calculate a conservative loading rate.

Molybdenum			
Subaqueous Paste Backfill Kinetic			
Great Bear Project			
Figure Number		L-30	
Project Number		OMEMA2303	
Date		November 2025	
Drawn	SM	Reviewed	JB

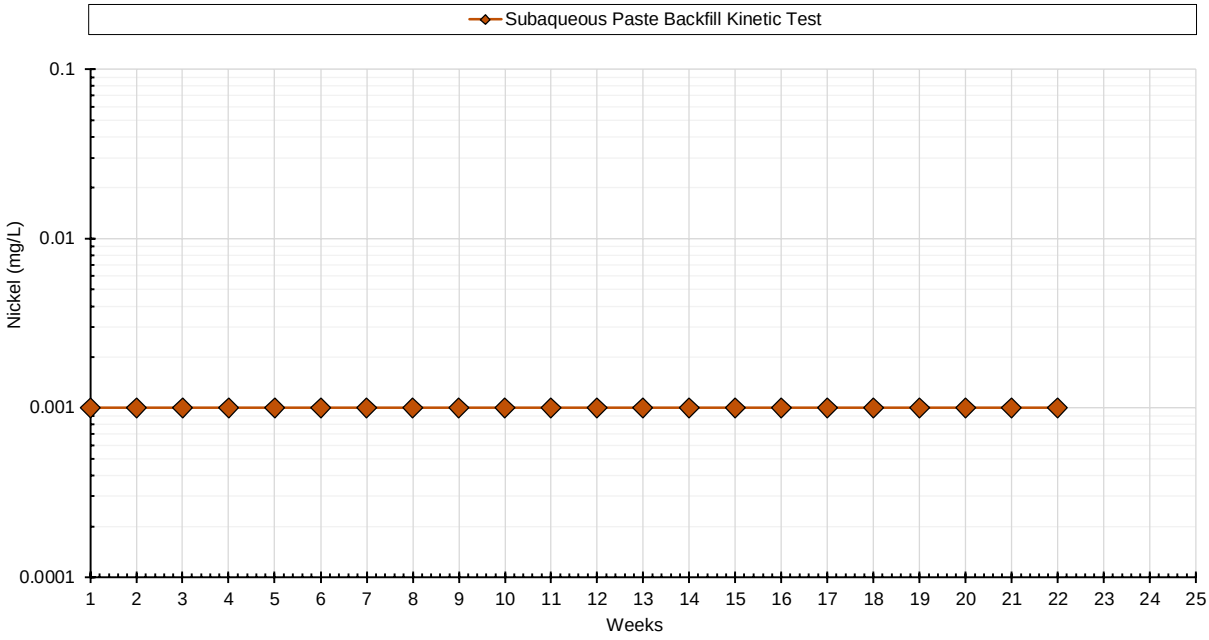

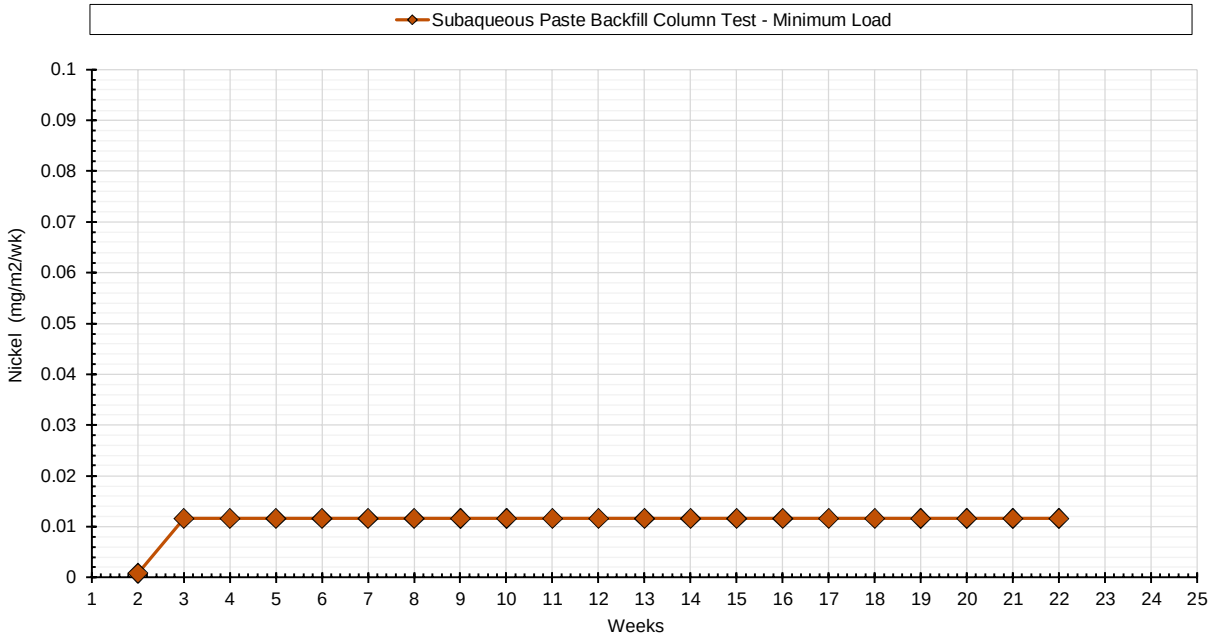

Notes:

Column tests followed nine pre-leach cycles to remove curing by-products and simulate aged backfill at the time of flooding.

Steady and decreasing column concentrations are depicted with a loading rate of zero.

Minimum Load condition uses 1/2 DL to calculate a conservative loading rate.

Nickel			
Subaqueous Paste Backfill Kinetic			
Great Bear Project			
Figure Number		L-31	
Project Number		OMEMA2303	
Date		November 2025	
Drawn	SM	Reviewed	JB

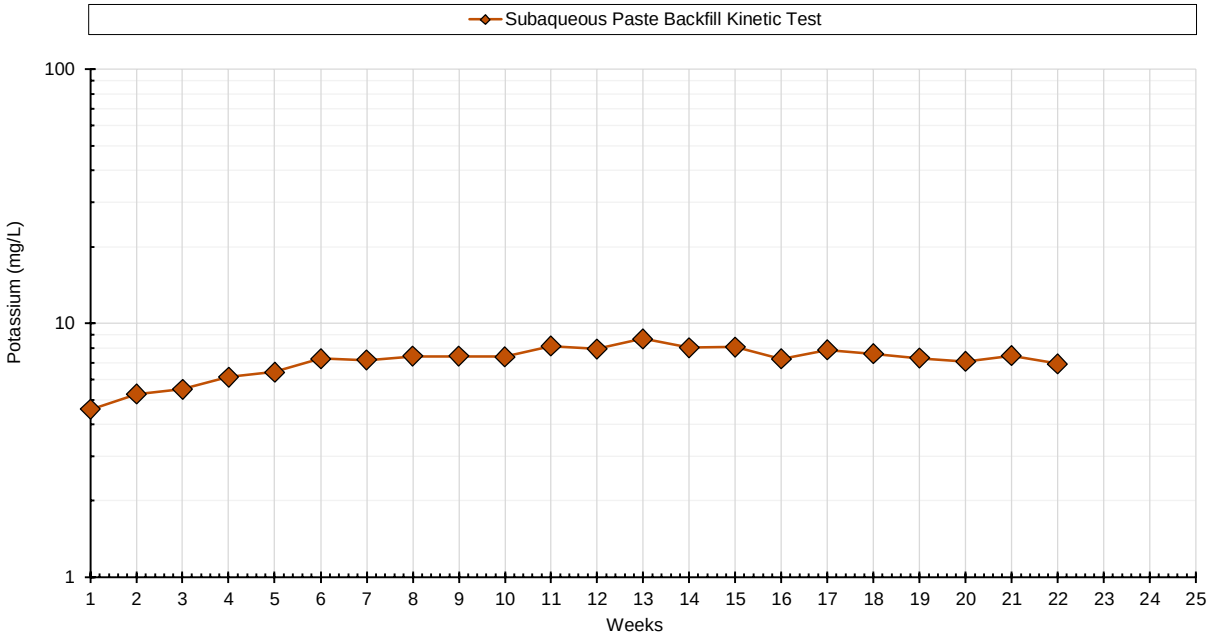

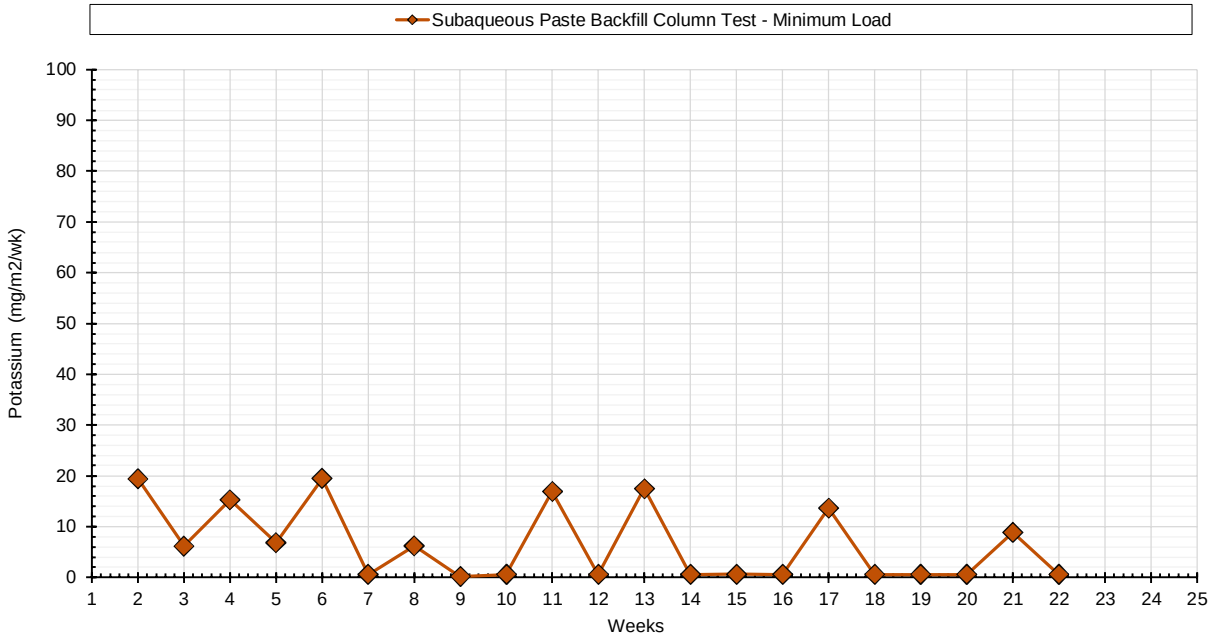

Notes:

Column tests followed nine pre-leach cycles to remove curing by-products and simulate aged backfill at the time of flooding.

Steady and decreasing column concentrations are depicted with a loading rate of zero.

Minimum Load condition uses 1/2 DL to calculate a conservative loading rate.

KINROSS

Potassium			
Subaqueous Paste Backfill Kinetic			
Great Bear Project			
Figure Number		L-32	
Project Number		OMEMA2303	
Date		November 2025	
Drawn	SM	Reviewed	JB

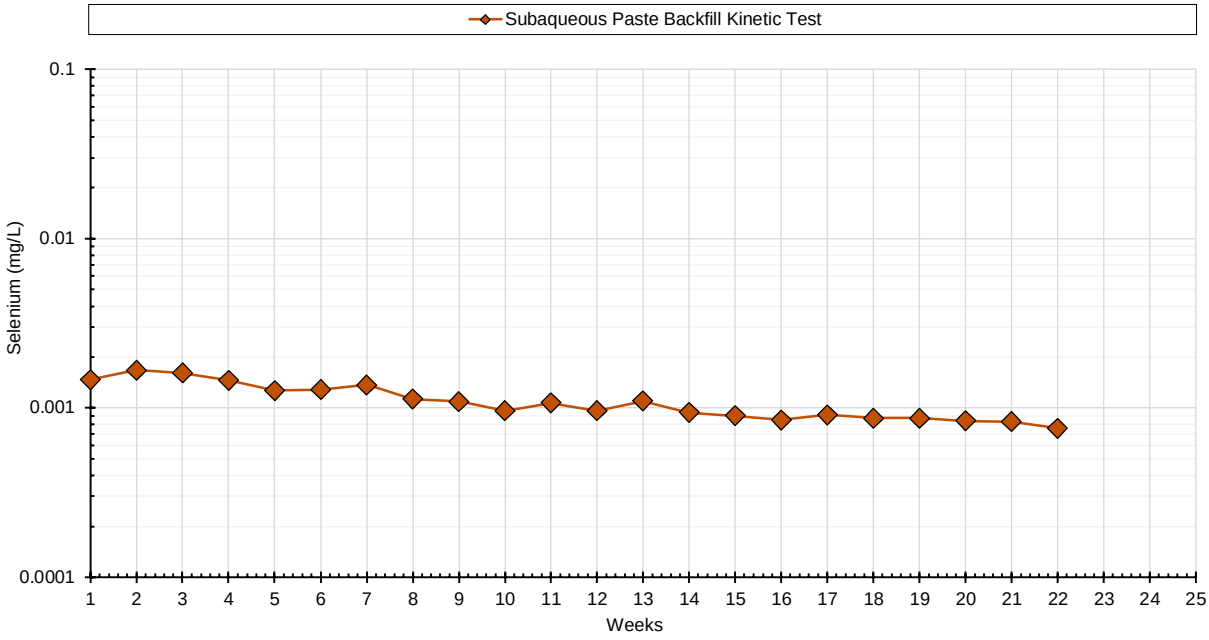

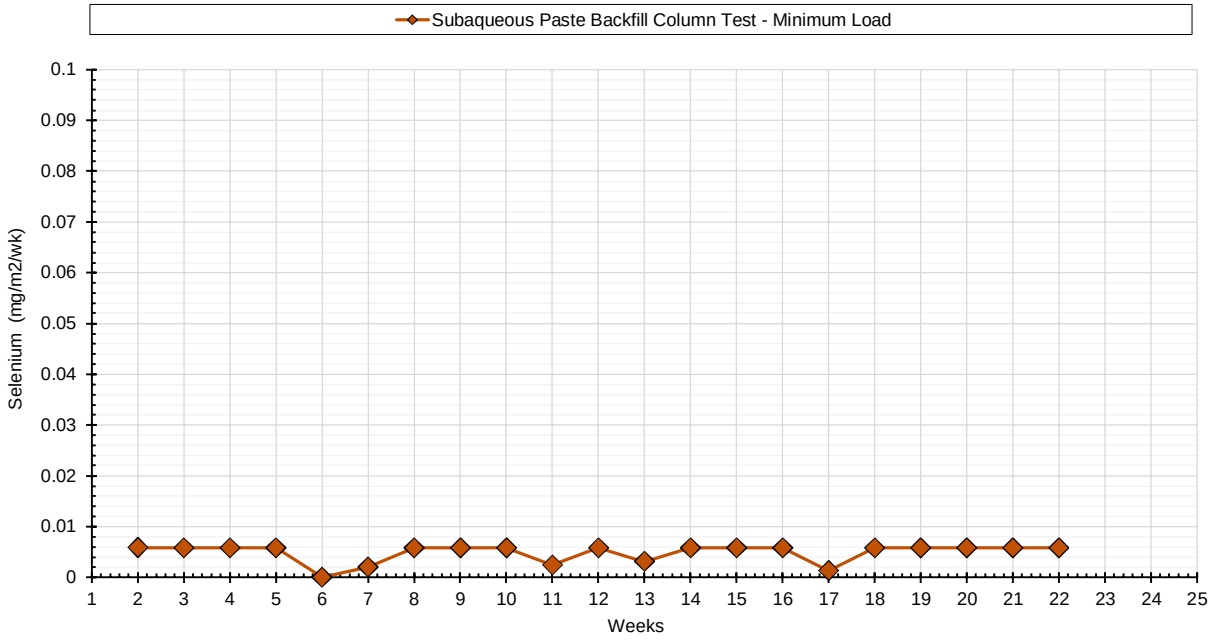

Notes:

Column tests followed nine pre-leach cycles to remove curing by-products and simulate aged backfill at the time of flooding.

Steady and decreasing column concentrations are depicted with a loading rate of zero.

Minimum Load condition uses 1/2 DL to calculate a conservative loading rate.

Selenium			
Subaqueous Paste Backfill Kinetic			
Great Bear Project			
Figure Number		L-33	
Project Number		OMEMA2303	
Date		November 2025	
Drawn	SM	Reviewed	JB

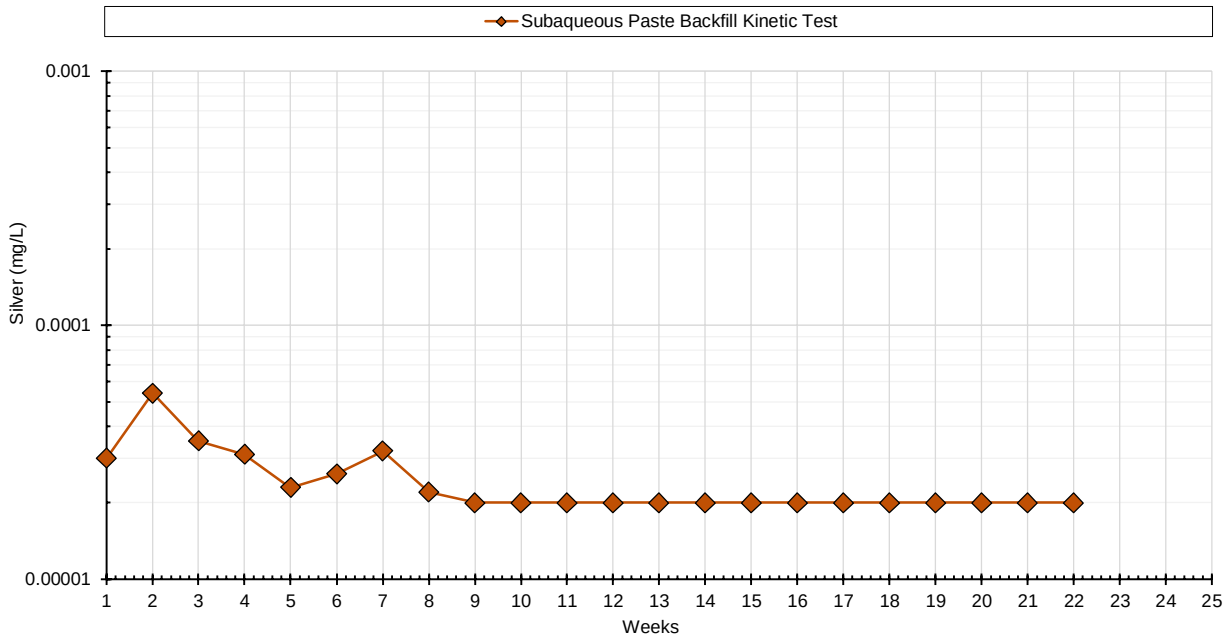

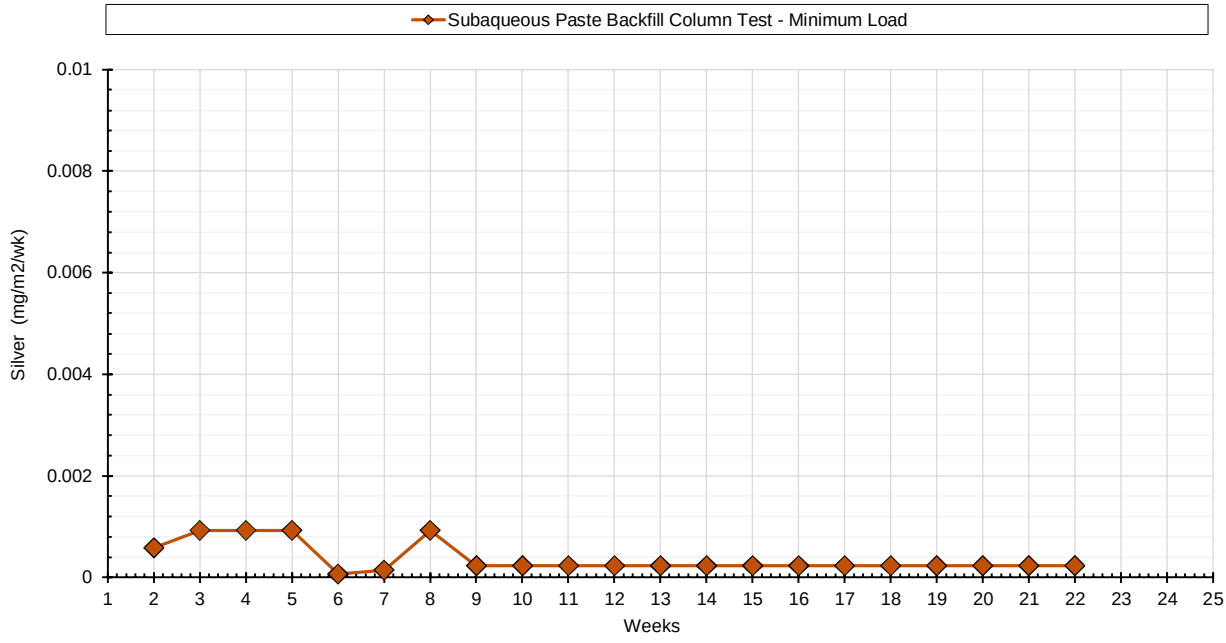

Notes:

Column tests followed nine pre-leach cycles to remove curing by-products and simulate aged backfill at the time of flooding.

Steady and decreasing column concentrations are depicted with a loading rate of zero.

Minimum Load condition uses 1/2 DL to calculate a conservative loading rate.

Silver			
Subaqueous Paste Backfill Kinetic			
Great Bear Project			
Figure Number		L-34	
Project Number		OMEMA2303	
Date		November 2025	
Drawn	SM	Reviewed	JB

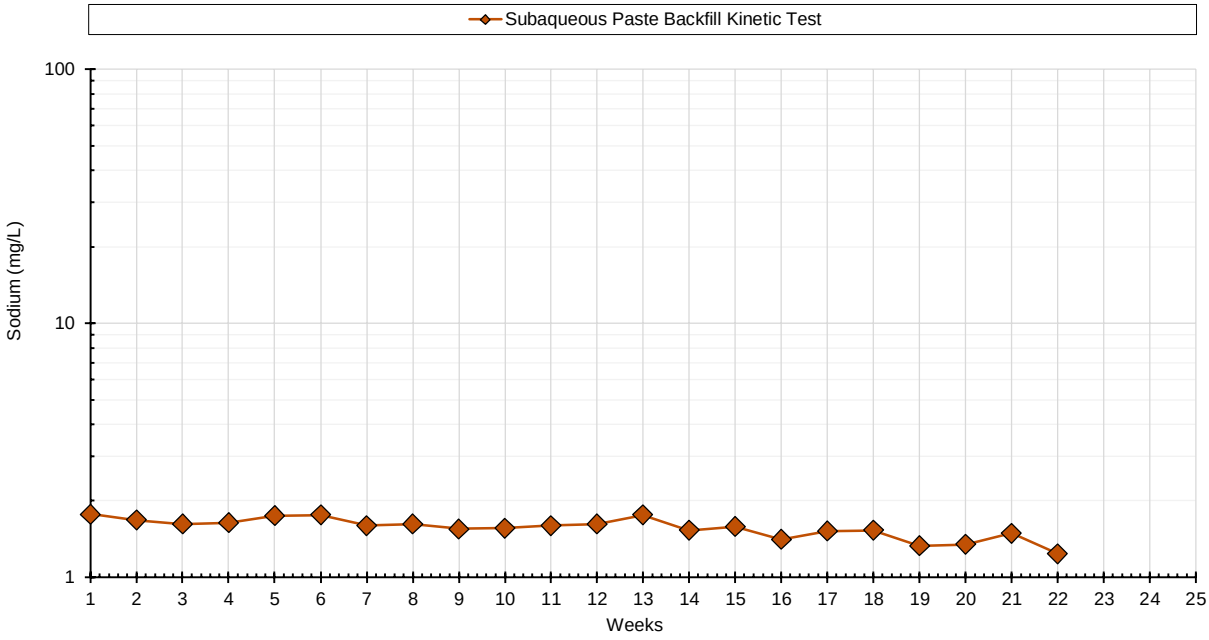

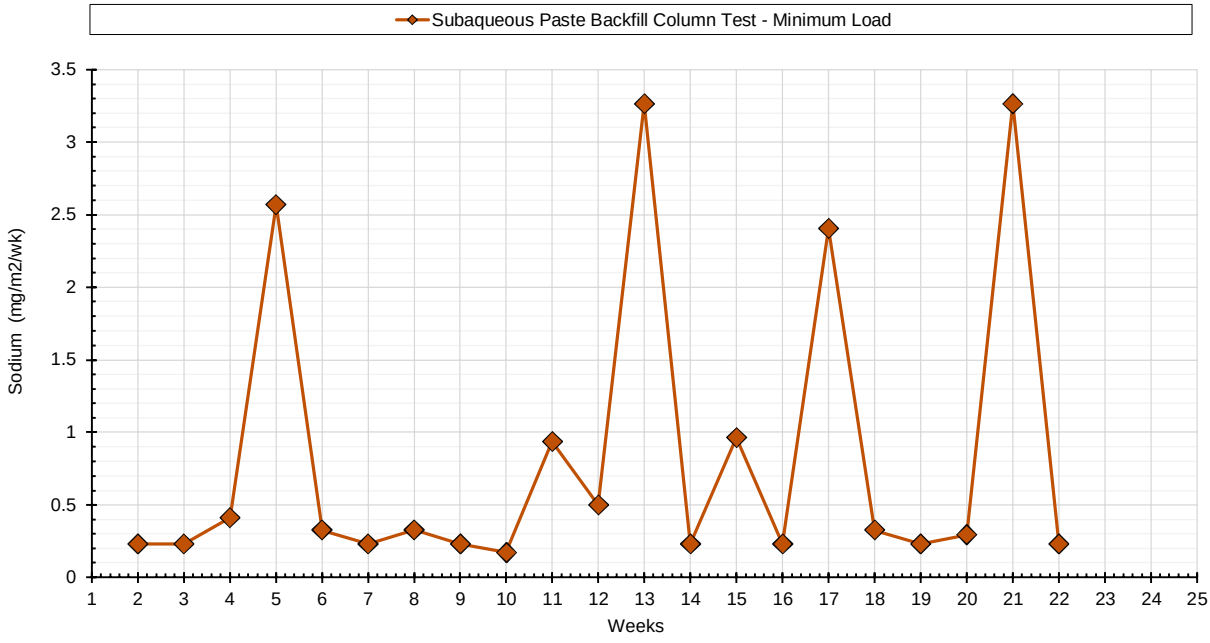

Notes:

Column tests followed nine pre-leach cycles to remove curing by-products and simulate aged backfill at the time of flooding.

Steady and decreasing column concentrations are depicted with a loading rate of zero.

Minimum Load condition uses 1/2 DL to calculate a conservative loading rate.

KINROSS

Sodium			
Subaqueous Paste Backfill Kinetic			
Great Bear Project			
Figure Number		L-35	
Project Number		OMEMA2303	
Date		November 2025	
Drawn	SM	Reviewed	JB

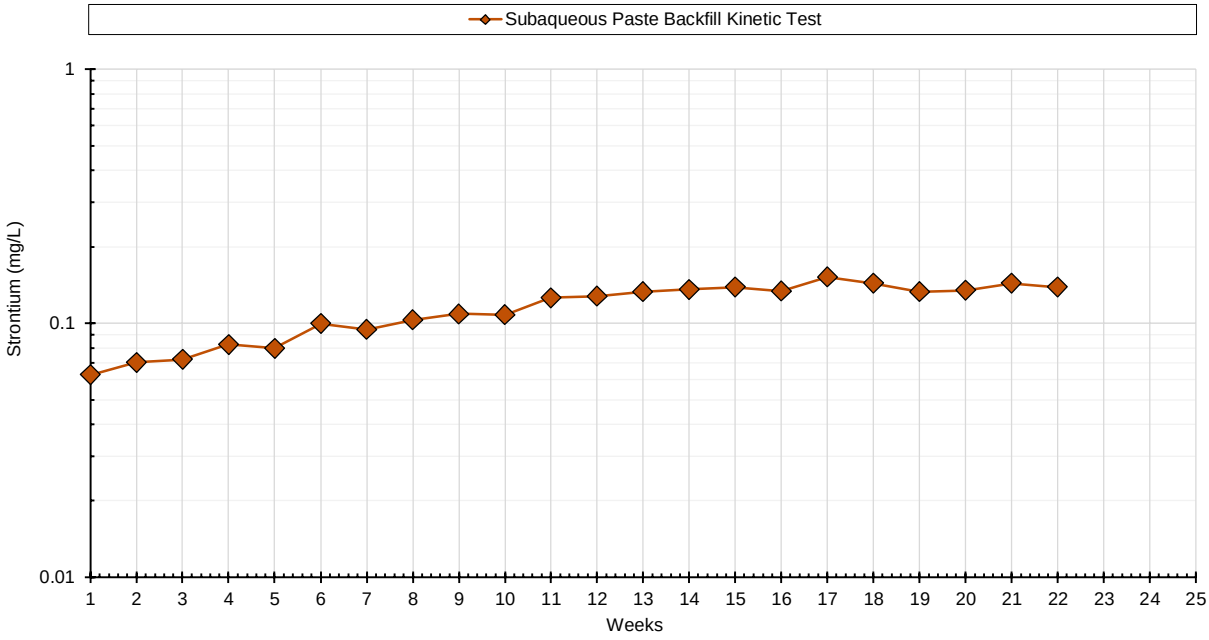

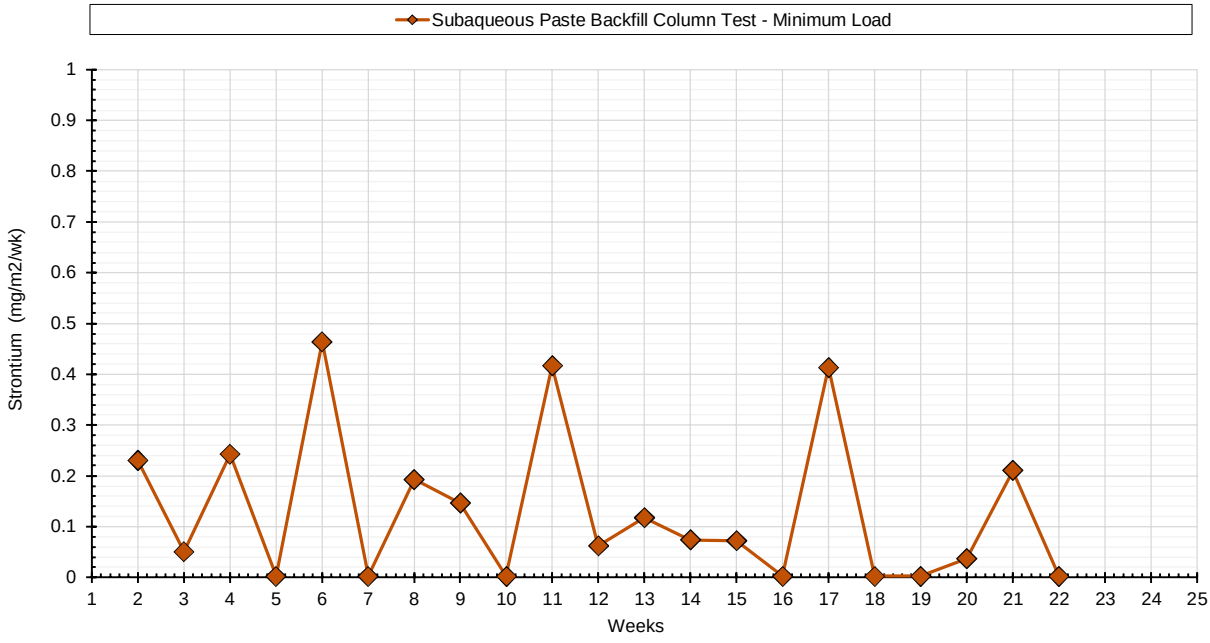

Notes:

Column tests followed nine pre-leach cycles to remove curing by-products and simulate aged backfill at the time of flooding.

Steady and decreasing column concentrations are depicted with a loading rate of zero.

Minimum Load condition uses 1/2 DL to calculate a conservative loading rate.

KINROSS

Strontium			
Subaqueous Paste Backfill Kinetic			
Great Bear Project			
Figure Number		L-36	
Project Number		OMEMA2303	
Date		November 2025	
Drawn	SM	Reviewed	JB

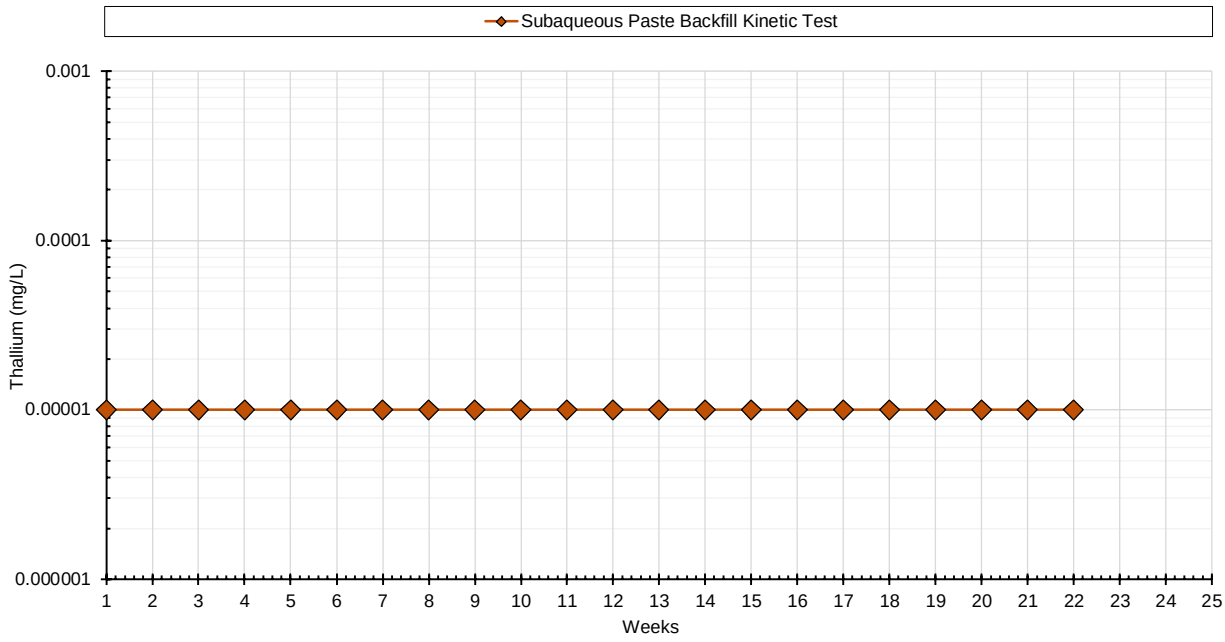

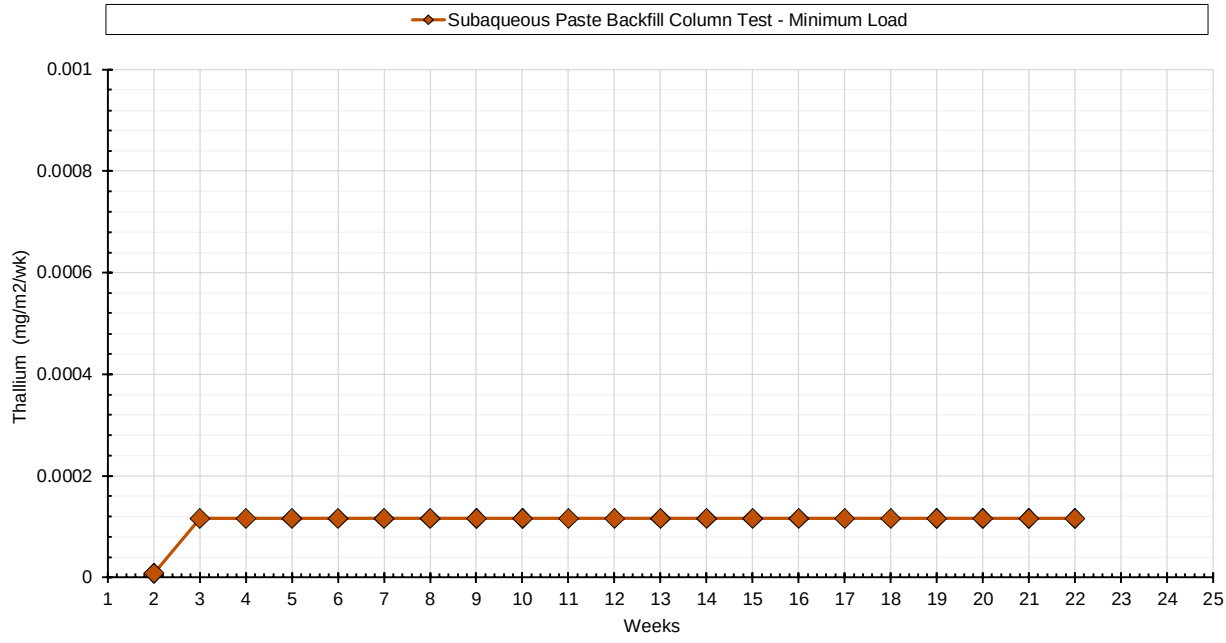

Notes:

Column tests followed nine pre-leach cycles to remove curing by-products and simulate aged backfill at the time of flooding.

Steady and decreasing column concentrations are depicted with a loading rate of zero.

Minimum Load condition uses 1/2 DL to calculate a conservative loading rate.

KINROSS

Thallium			
Subaqueous Paste Backfill Kinetic			
Great Bear Project			
Figure Number		L-37	
Project Number		OMEMA2303	
Date		November 2025	
Drawn	SM	Reviewed	JB

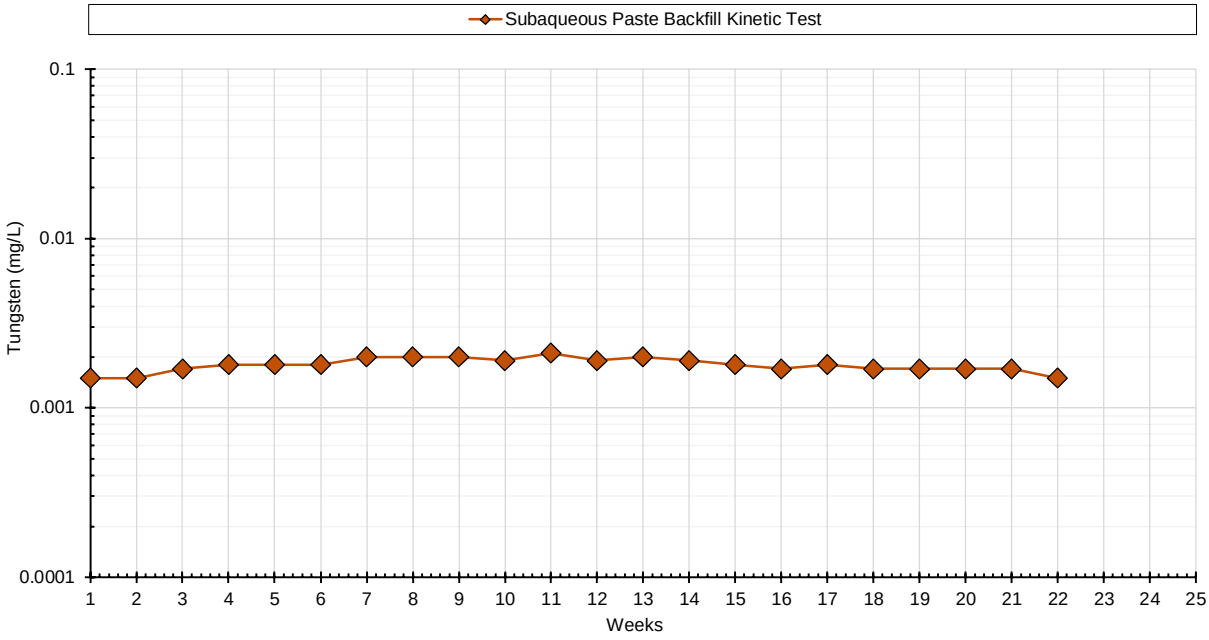

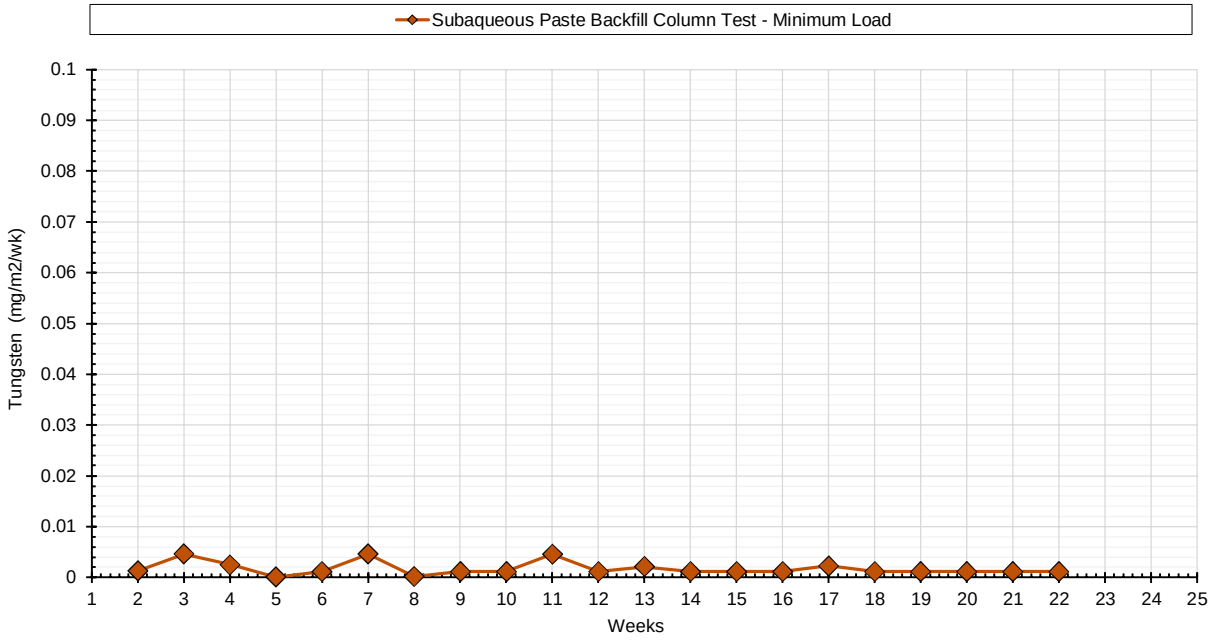

Notes:

Column tests followed nine pre-leach cycles to remove curing by-products and simulate aged backfill at the time of flooding.

Steady and decreasing column concentrations are depicted with a loading rate of zero.

Minimum Load condition uses 1/2 DL to calculate a conservative loading rate.

KINROSS

Tungsten			
Subaqueous Paste Backfill Kinetic			
Great Bear Project			
Figure Number		L-38	
Project Number		OMEMA2303	
Date		November 2025	
Drawn	SM	Reviewed	JB

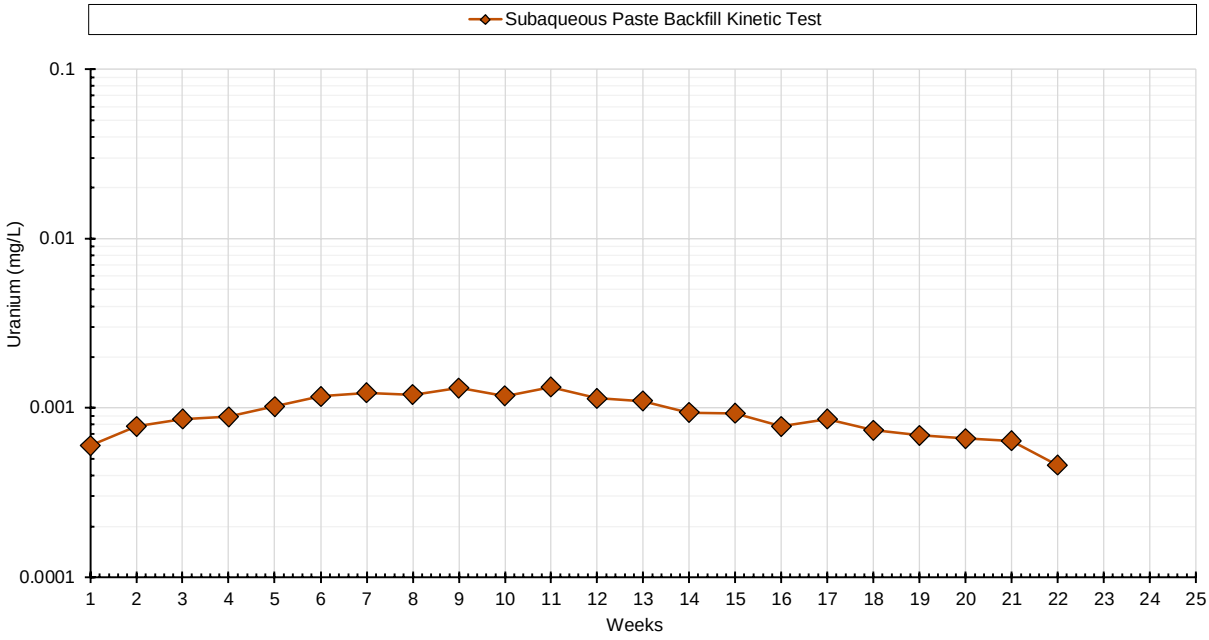

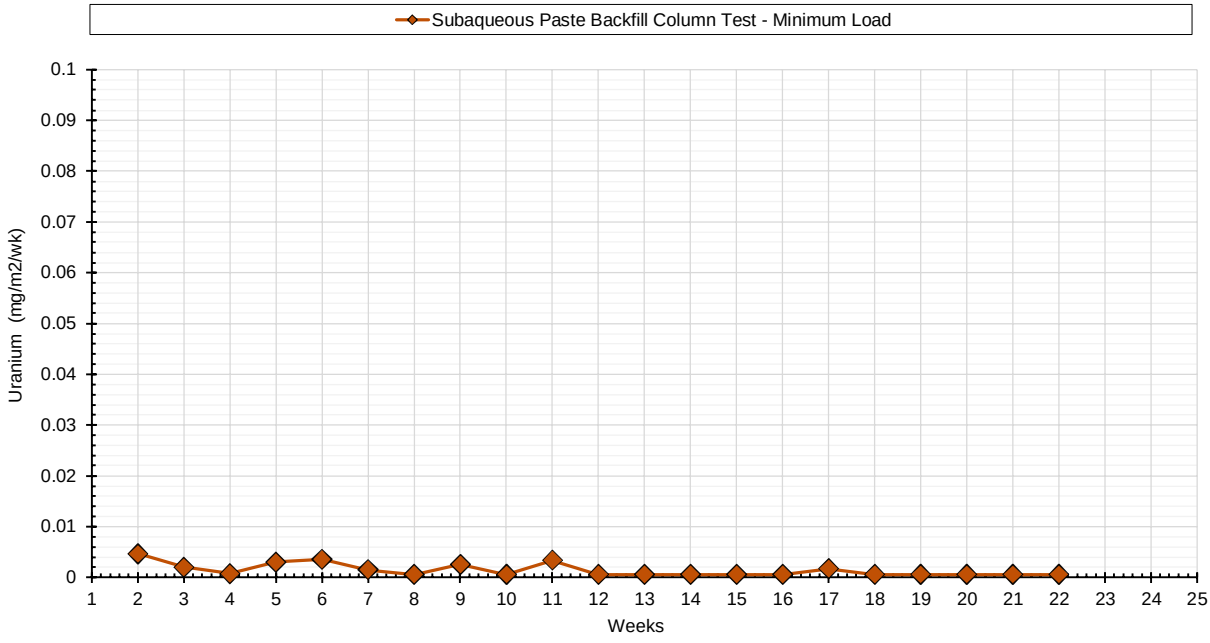

Notes:

Column tests followed nine pre-leach cycles to remove curing by-products and simulate aged backfill at the time of flooding.

Steady and decreasing column concentrations are depicted with a loading rate of zero.

Minimum Load condition uses 1/2 DL to calculate a conservative loading rate.

Uranium			
Subaqueous Paste Backfill Kinetic			
Great Bear Project			
Figure Number		L-39	
Project Number		OMEMA2303	
Date		November 2025	
Drawn	SM	Reviewed	JB

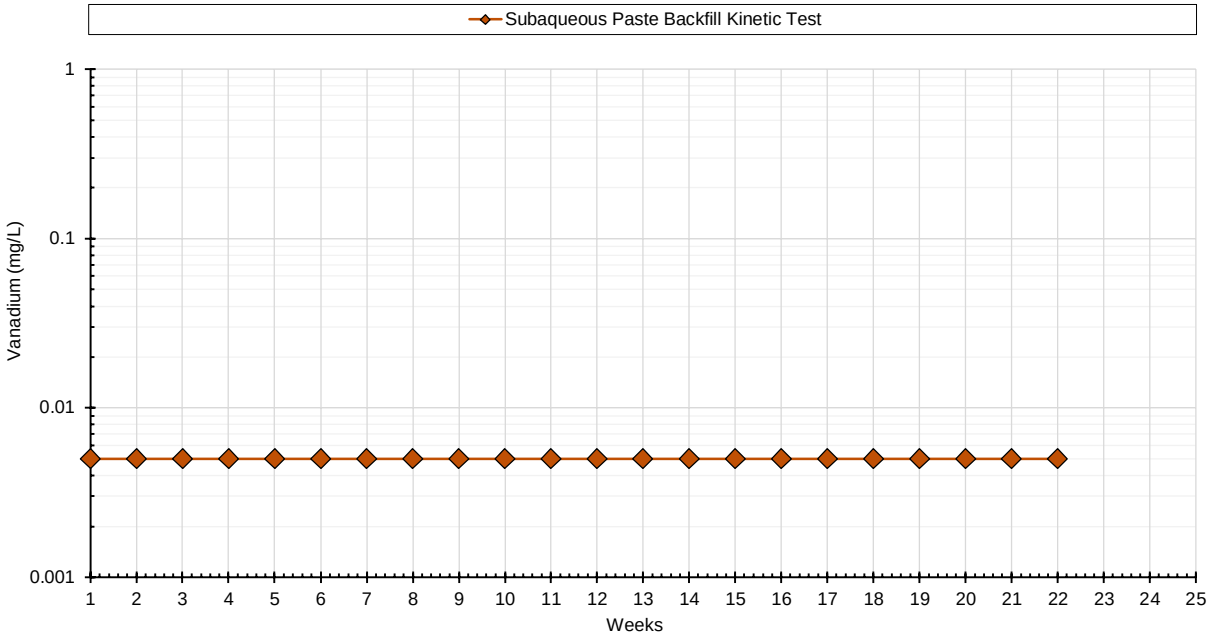

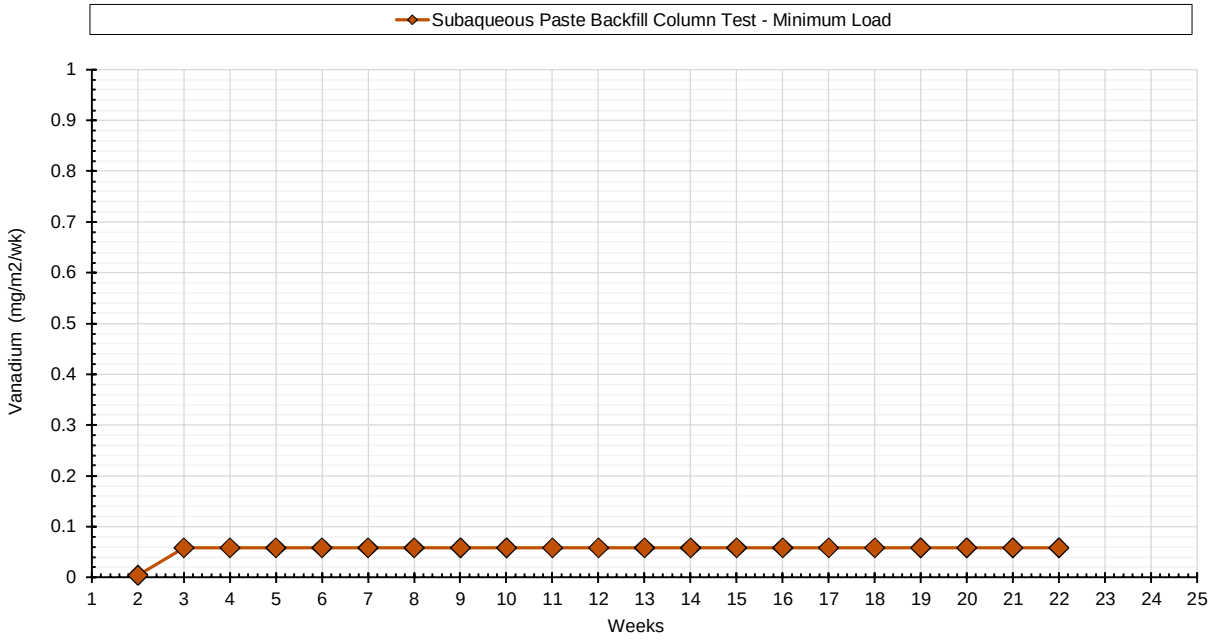

Notes:

Column tests followed nine pre-leach cycles to remove curing by-products and simulate aged backfill at the time of flooding.

Steady and decreasing column concentrations are depicted with a loading rate of zero.

Minimum Load condition uses 1/2 DL to calculate a conservative loading rate.

KINROSS

Vanadium			
Subaqueous Paste Backfill Kinetic			
Great Bear Project			
Figure Number		L-40	
Project Number		OMEMA2303	
Date		November 2025	
Drawn	SM	Reviewed	JB

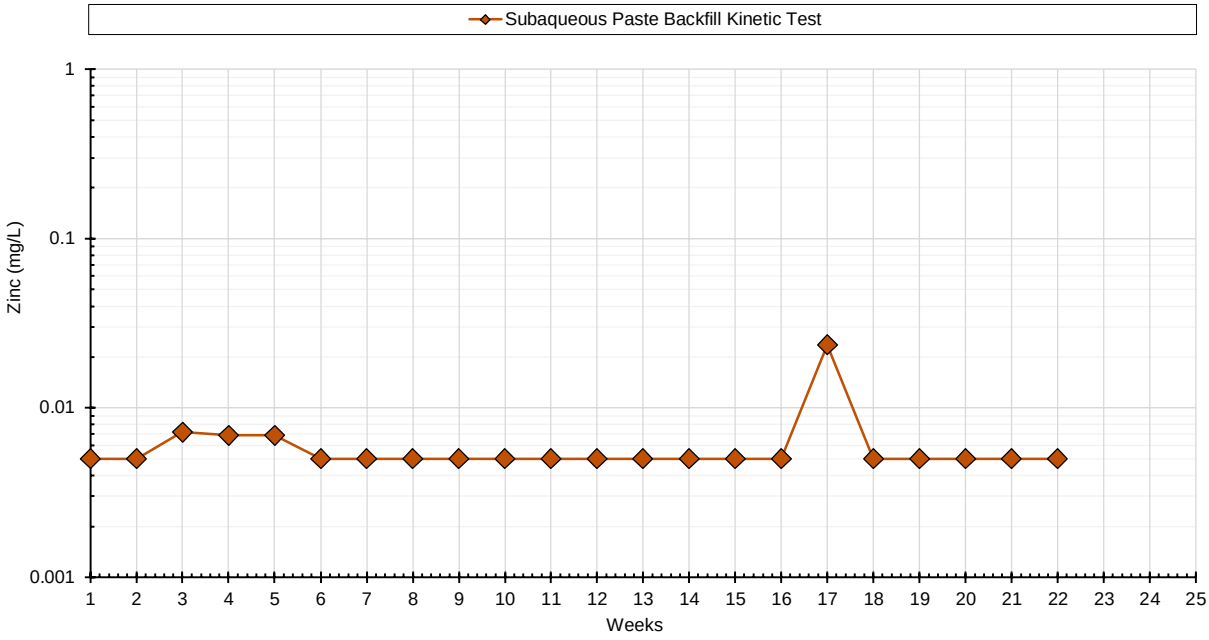

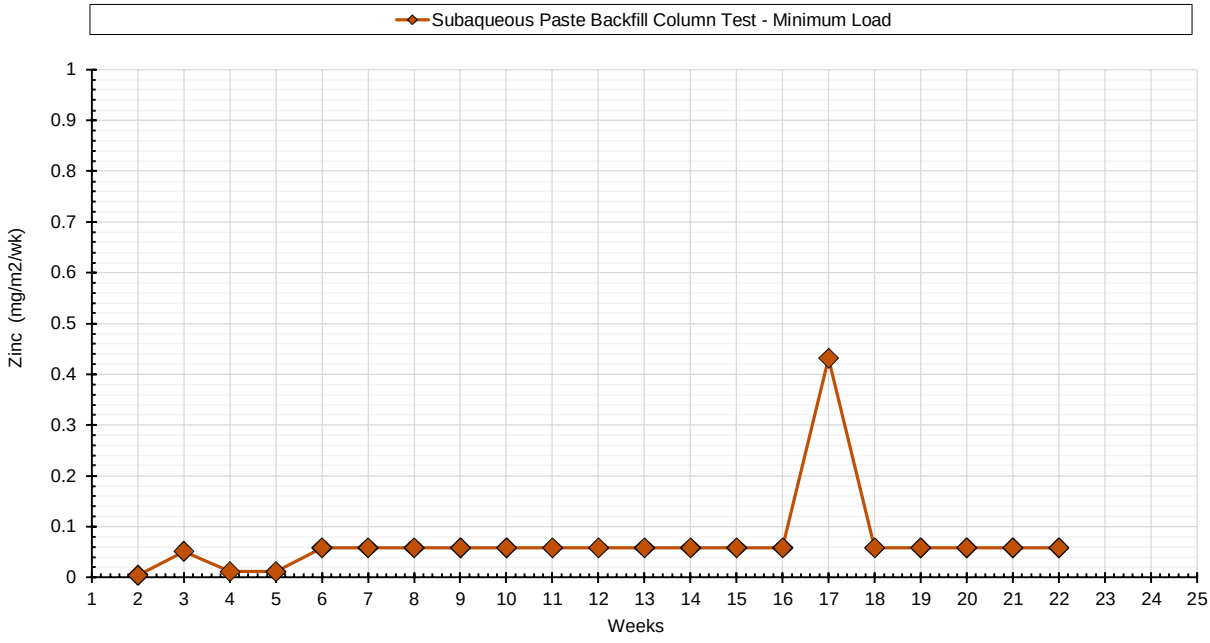

Notes:

Column tests followed nine pre-leach cycles to remove curing by-products and simulate aged backfill at the time of flooding.

Steady and decreasing column concentrations are depicted with a loading rate of zero.

Minimum Load condition uses 1/2 DL to calculate a conservative loading rate.

Zinc			
Subaqueous Paste Backfill Kinetic			
Great Bear Project			
Figure Number		L-41	
Project Number		OMEMA2303	
Date		November 2025	
Drawn	SM	Reviewed	JB

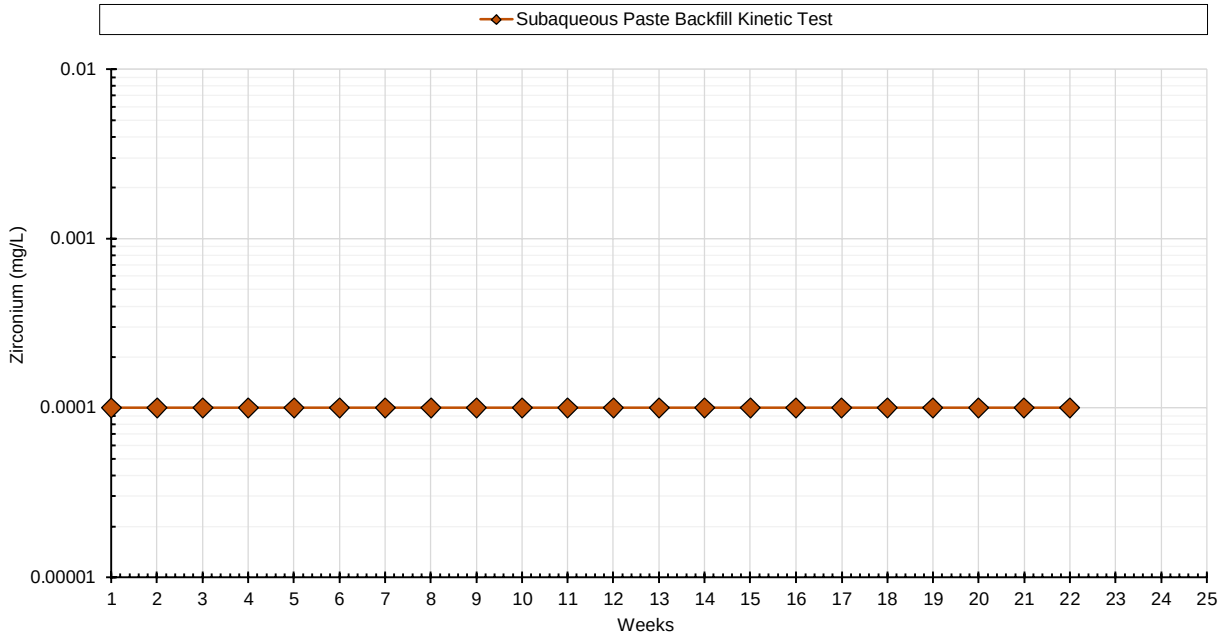

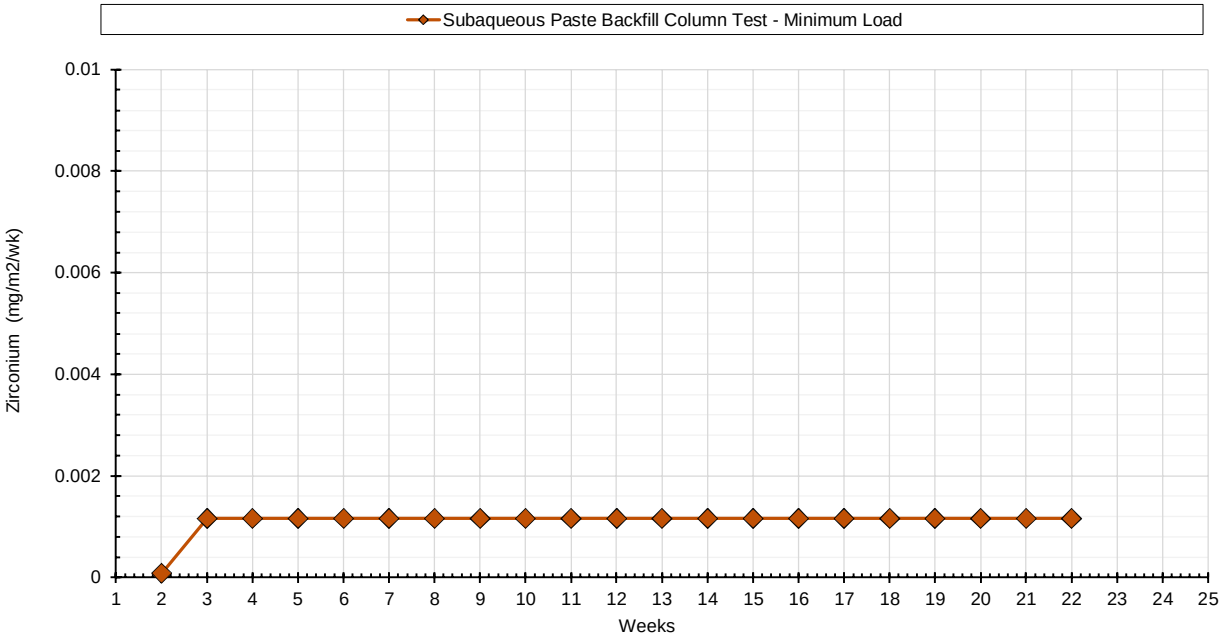

Notes:

Column tests followed nine pre-leach cycles to remove curing by-products and simulate aged backfill at the time of flooding.

Steady and decreasing column concentrations are depicted with a loading rate of zero.

Minimum Load condition uses 1/2 DL to calculate a conservative loading rate.

KINROSS

Zirconium			
Subaqueous Paste Backfill Kinetic			
Great Bear Project			
Figure Number		L-42	
Project Number		OMEMA2303	
Date		November 2025	
Drawn	SM	Reviewed	JB

Appendix M
Overburden Static Testing

Appendix M
M1: Overburden Static Testing Results

Table M-1: Overburden Sample Summary

Sample ID	Project Location	Drillhole ID	From (m)	To (m)	Material Type[1]	Detailed Material Type from Log	BR Interface[2]
WSP 01	Collection Water Pond	BH22-101	0.8	1.4	Glaciolacustrine Upper	Brown to grey silty clay moist to saturated, very soft to firm	
WSP 02	Collection Water Pond	BH22-101	7.6	8.2	Glaciolacustrine Upper	Brown to grey silty clay moist to saturated, very soft to firm	
WSP 03	Collection Water Pond	BH22-101-2	20.4	21	Glacial Till	Till, mostly sand, some silt, trace gravel saturated, compact to very dense	
WSP 04	Open Pit	BH-22-107	4.6	5.2	Glaciolacustrine Upper	Grey silty clay, damp to saturated soft to very soft	X
WSP 05	Stockpile	BH-22-109	6.1	6.7	Glaciofluvial	Brown to grey sand trace silt loose to compact	
WSP 06	Former PPS	BH-22-113	4.6	5.2	Glaciofluvial	Brown to grey sand varying amounts of silt and gravel damp to saturated loose to very dense	
WSP 07	Former PPS	BH-22-113	10.4	11	Glaciofluvial	Brown to grey sand varying amounts of silt and gravel damp to saturated loose to very dense	
WSP 08	Former PPS	BH-22-114	0.6	1.2	Glaciolacustrine Shoreline	Topsoil at surface over brown to grey silt some clay trace organics wet, very loose to compact	
WSP 09	Former PPS	BH-22-114	14.3	15	Glaciofluvial	Grey sand trace silt and gravel wet to saturated, very loose to very dense	X
WSP 10	Sand and Gravel Pit 4	BH-22-115	4.6	4.7	Glacial Till	Grey till mostly sand, gravel and silt possible cobble/boulders wet very dense	X
WSP 11	Stockpile	BH-22-116	5	5.6	Glacial Till	Grey till, mostly sand and gravel, trace silt occ. Cobble/boulders wet, very dense	X
WSP 12	PPS	BH-22-122	3	3.6	Glaciolacustrine Upper	Brown to grey silty clay, damp to saturated, very soft to stiff	X
WSP 13	PPS	BH-22-122	1.5	2.1	Glaciolacustrine Upper	Brown to grey silty clay, damp to saturated, very soft to stiff	X
WSP 14	PPS	BH-22-123	2.1	2.6	Glaciolacustrine Upper	Brown to grey, silty clay moist to wet, very soft to very stiff	
WSP 15	PPS	BH-22-123	0	0.6	Glaciolacustrine Upper	Brown to grey, silty clay moist to wet, very soft to very stiff	
WSP 16	PPS	BH-22-123	7.6	8.2	Glaciolacustrine Lower	Grey sandy silt, trace clay wet to saturated, soft to very stiff	X
WSP 17	TMF	BH-22-201	2.3	2.9	Glaciolacustrine Lower	Brown to grey sandy silt and clay trace gravel moist to wet, stiff to hard	X
WSP 18	TMF	BH-22-201	1.1	1.2	Glaciolacustrine Shoreline	Brown to grey sandy silt and clay trace gravel moist to wet, stiff to hard	X
WSP 19	TMF	BH-22-204	1.5	2.1	Glaciolacustrine Upper	Brown clayey silt/silty clay wet to saturated, soft to firm (organics at surface)	
WSP 20	TMF	BH-22-204	6.1	6.7	Glaciolacustrine Lower	Grey silty sand, saturated, loose	X
WSP 21	Sand and Gravel Pit 3B	BH-22-208	9.7	10.9	Glaciofluvial	Brown sand trace silt and gravel, most tow et compact to very dense	X
WSP 22	Open Pit	PSD-02	5.2	5.8	Glaciolacustrine Upper	Brown silty clay trace sand, gravel wet to saturated (101mm topsoil at surface)	
WSP 23	Open Pit	PSD-02	14.3	18	Glacial Till	Grey till mostly sand and gravel, trace silt/clay occ. Cobble/boulders saturated	X
WSP 24	AEX Program	PTL2 MW1-22 155-3	1.5	2.1	Glaciolacustrine Upper	Brown to grey silty clay damp to wet, firm to very stiff	
WSP 25	Open Pit	BH-22-104	2.3	2.9	Glaciolacustrine Upper	Brown to grey silty sand damp to saturated, firm to stiff	
WSP 26	Stockpile	BH-22-125	2.3	2.9	Glaciolacustrine Upper	Grey till, mostly sand and gravel, trace silt saturated, very dense	
WSP 27	Stockpile	BH-22-126	14.6	15.2	Glacial Till	Grey till mostly sand and gravel, trace silt possible cobble/boulders saturated, compact to dense	X
WSP 28	Stockpile	BH-22-127	3.1	3.6	Glaciolacustrine Upper	Grey silty clay some to trace sand moist to wet, soft to firm	
WSP 29	TMF	BH-22-207	2.29	2.89	Glaciofluvial	Brown sand damp to wet loose to compact	
WSP 30	Open Pit	PSD-04	7.6	8.5	Glacial Till	Grey till mostly sand and gravel, some silt wet	X
WSP 31	Former PPS	BH23-PPS-23	0.6	1.2	Glaciofluvial	SAND - trace to some silt, grey/brown, compact to very dense, grey	
WSP 32	Stockpile	BH23-PPS-25	8.5	8.7	Glaciofluvial	SAND - trace silt, trace gravel, brown, compact	X
WSP 33	Former PPS	BH23-PPS-17	5.1	5.8	Glaciofluvial	SAND - trace organics, trace to some silt, grey/brown, loose to very dense, , grey	
WSP 34	Former PPS	BH23-PPS-17	9.7	11.2	Glaciofluvial	SAND - trace organics, trace to some silt, grey/brown, loose to very dense, occasional cobbles	X
WSP 35	Former PPS	BH23-PPS-18	5.1	6.7	Glaciofluvial	SAND - Gravelly to some gravel, trace silt, brown grey, occasional cobbles	
WSP 36	Former PPS	BH23-PPS-24	6.1	6.7	Glaciofluvial	SAND - some gravel, some silt, brown, loose to dense, trace gravel, trace silt, grey	
WSP 37	Former PPS	BH23-PPS-7	5.1	6.7	Glaciofluvial	SAND & SILT - trace gravel, brown, very loose to dense, brown, trace silt, varved, grey	
WSP 38	Former PPS	BH23-PPS-7	12.8	14.3	Glaciofluvial	SAND - some silt to Silty, trace gravel, grey, very loose to loose; occasional cobbles, very dense	X
WSP 39	AEX Program	23BH-AEX-25	4.2	4.5	Glaciofluvial	Sand and silt - brown/grey, dense to compact	
WSP 40	AEX Program	23BH-AEX-25	6.3	6.6	Glacial Till	SAND - some silt to Silty, trace to some gravel, occasional cobbles, compact, trace rock fragments	
WSP 41	AEX Program	23BH-AEX-29	0.0	0.3	Glaciolacustrine Shoreline	Silt - sandy, trace clay, brown, loose	X
WSP 42	AEX Program	23BH-AEX-29	3.0	3.5	Glacial Till	Sand - silty, gravelly, rock fragments, occasional cobbles, grey, compact	X
WSP 43	AEX Program	BH23-AEX-001	1.5	1.7	Glaciolacustrine Upper	Clay (varved, brown, stiff)	
WSP 44	AEX Program	BH23-AEX-001	2.1	2.3	Glaciolacustrine Lower	Silt - some sand to sandy, occasional clay seam, brown, compact	
WSP 45	AEX Program	BH23-AEX-02	3.6	3.8	Glaciolacustrine Lower	Silt, some sand, brown, compact, occasional clay seam	
WSP 46	AEX Program	BH23-AEX-040	1.8	2.1	Glaciolacustrine Shoreline	Sand, silty, brown, compact to dense	
WSP 47	AEX Program	BH23-AEX-14	3.7	4.0	Glaciolacustrine Shoreline	Sand - trace silt to silty, occasional cobbles, brown/grey, loose to compact	
WSP 48	AEX Program	BH23-AEX-19	0.2	0.6	Glaciolacustrine Shoreline	Sand & silt, trace to some gravel, brown, very loose to compact	X
WSP 49	AEX Program	BH23-AEX-27	0.1	0.6	Glaciolacustrine Upper	Clay - varved, brown/grey, stiff to very stiff	X
WSP 50	AEX Program	BH23-AEX-27	3.0	3.6	Glaciofluvial	Sand - silty, grey, loose to compact	X
WSP 51	AEX Program	BH23-AEX-28	11.4	11.6	Glacial Till	SILT - some gravel, trace sand, grey, dense - - occasional cobbles	X
WSP 52	AEX Program	BH23-AEX-33	3.6	4.2	Glaciofluvial	Sand - silty, grey, loose to compact	X
WSP 53	AEX Program	BH23-AEX-33	6.6	7.0	Glaciofluvial (Ice Contact)	SAND - Silty, grey, loose to compact - - trace gravel - - occasional cobbles	X
WSP 54	AEX Program	BH23-AEX-41	0.2	0.6	Glaciofluvial	Sand - trace silt to silty, grey, loose	
WSP 55	AEX Program	TP23-AEX-01	5.0	5.5	Glaciofluvial	Grey sand trace silt	
WSP 56	AEX Program	TP23-AEX-08	3.0	3.5	Glaciolacustrine Shoreline	Grey/brown sand, trace silt and organics	
WSP 57	AEX Program	TP23-AEX-11	2.5	3.0	Glaciolacustrine Upper	Grey clay trace sand	
WSP 58	AEX Program	TP23-AEX-15	0.4	0.7	Glaciolacustrine Shoreline	Grey/brown sandy silt	X
WSP 59	AEX Program	TP23-AEX-20	4.5	5.0	Glaciolacustrine Lower	Grey silt	
WSP 60	AEX Program	TP23-AEX-21	0.1	0.3	Glacial Till	Brown sand with gravel and silts (cobbles at surface)	X
WSP 61	AEX Program	TP23-AEX-24	6.1	6.4	Glacial Till	Grey sand with gravel trace silt numerous cobbles and boulders	
WSP 62	AEX Program	TP23-AEX-26	4.3	4.7	Glaciofluvial	Grey sand and silt (wat seep at 4m)	X
WSP 63	AEX Program	TP23-AEX-29	0.2	0.5	Glaciofluvial	Brown sand with silt, occasional cobbles	X
WSP 64	PPS	BS1-BH23-001	3.3	3.6	Glacial Till	SAND (coarse) & GRAVEL - trace silt, brown, loose, moist	
WSP 65	PPS	BS#1-BH23-002	0.4	0.6	Glaciofluvial	SAND (fine to coarse) - trace silt, brown, loose, moist	
WSP 66	PPS	BS#1-BH23-002	2.4	2.8	Glaciofluvial	Sand (fine to medium), trace silt, grey, occasional cobbles	
WSP 67	PPS	BS1-TP23-002	1.6	2.1	Glaciofluvial	Brown-grey sand, trace silt, occasional cobbles	
WSP 68	PPS	BS1-TP23-005	0.5	1.0	Glaciofluvial	Brown sand, trace gravel and silts (moist and loose)	
WSP 69	PPS	BS1-TP23-006	0.5	1.2	Glaciofluvial	Brown sand, trace gravel and silts, occasional cobbles (moist and loose)	
WSP 70	PPS	BS1-TP23-006	5.5	6.0	Glaciofluvial	Grey/brown fine-medium sand, trace gravel and silts	
WSP 71	Sand and Gravel Pit 3B	BS3B-TP23-002	4.5	4.9	Glaciofluvial	Brown/grey sand, trace gravel and silt	
WSP 72	Sand and Gravel Pit 3B	BS3B-TP23-008	1.2	1.6	Glaciofluvial	Brown sand trace gravel	
WSP 73	Sand and Gravel Pit 3B	BS3B-TP23-023	1.1	1.4	Glacial Till	Brown gravelly sand with silt	X
WSP 74	Sand and Gravel Pit 3B	BS3B-TP23-026	3.0	3.4	Glaciofluvial	Grey fine sandy silt (moist & loose), water seepage @ 4.0	
WSP 75	Sand and Gravel Pit 3B	BS3B-TP23-026	4.5	4.8	Glacial Till	Brown/grey gravelly sand, trace silt, frequent cobbles	
WSP 76	Sand and Gravel Pit 3B	BS3B-TP23-045	0.1	0.5	Glaciofluvial	Brown gravelly silty sand trace organic frequent cobbles	X
WSP 77	Sand and Gravel Pit 3B	BS3B-TP23-046	1.5	1.8	Glacial Till	Brown gravelly sand with silt, numerous cobbles and boulders (fractured rock)	X
WSP 78	Sand and Gravel Pit 4	BS4-TP23-006	3.0	3.5	Glaciofluvial	Grey fine-medium sand, trace silt (moist and loose)	X
WSP 79	Sand and Gravel Pit 4	BS4-TP23-026	5.0	5.0	Glaciofluvial	Grey gravel sand with silt, numerous cobbles (moist and loose)	
WSP 80	Sand and Gravel Pit 5	BS5-TP23-010	3.0	3.5	Glaciofluvial	Grey fine to medium sand with trace silt	
WSP 81	Sand and Gravel Pit 6	BS6-TP23-004	0.5	1.0	Glaciofluvial	Gray fine sand with silt (moist and loose)	
WSP 82	Sand and Gravel Pit 6	BS6-TP23-004	3.0	3.5	Glacial Till	Grey sand with gravel (moist and loose)	
WSP 83	Sand and Gravel Pit 6	BS6-TP23-027	1	1.5	Glaciofluvial	Grey fine sand with silt (moist and loose)	
WSP 84	Sand and Gravel Pit 6	BS6-TP23-030	2	2.5	Glaciofluvial	Grey sand trace silt, moist and loose	
WSP 85	Sand and Gravel Pit 6	BS6-TP23-021	3.5	4.0	Glaciofluvial	Grey sand, trace silt (moist and loose)	
WSP 86	Open Pit	BH22-101	1.5	2.1	Glaciolacustrine Upper	Clayey silt, varved, moist to saturated, very soft to firm	
WSP 87	Open Pit	BH23-103	5.8	6.4	Glaciolacustrine Upper	Grey/brown to grey silty clay. Saturated, very soft	
WSP 88	Open Pit	BH23-103	8.8	9.4	Glaciolacustrine Upper	Grey clay, some silt, varved, saturated, very soft	
WSP 89	Open Pit	BH23-103	19.5	20.1	Glaciolacustrine Lower	Silt, trace to some sand, clay saturated, firm to stiff	
WSP 90	Open Pit	BH23-103	25.6	26.2	Glacial Till	Grey till, mostly silty sand, trace to some gravel (varying amounts). Occasional cobbles / boulders. Saturated, loose to compact	X
WSP 91	Open Pit	BH23-106	1.5	2.1	Glaciolacustrine Upper	Grey silty clay, wet, firm to very soft	
WSP 92	Open Pit	BH23-106	10.7	11.3	Glaciolacustrine Lower	Grey silty sand, saturated, loose to compact	
WSP 93	Open Pit	TP23-105	2.1	6.7	Glaciolacustrine Lower	Silt, some sand (varved)	

(1) Material type inferred based on bore hole and test pit logs.

(2) Indicates samples taken within 5 m of the bedrock-overburden interface.

(3) Approximate depth based on practical reach of the excavator.

Table M-1: Overburden Sample Summary

Sample ID	Project Location	Drillhole ID	From (m)	To (m)	Material Type[1]	Detailed Material Type from Log	BR Interface[2]
WSP 94	Open Pit	TP23-105	6.1	7.6	Glacial Till	Silty Sand (Till)	
WSP 95	Open Pit	TP23-106	0.3	1.5	Glaciolacustrine Upper	Clayey Silt, tr organics	
WSP 96	Open Pit	TP23-106	1.5	5.8	Glaciolacustrine Lower	Silt, some clay	
WSP 97	Open Pit	TP23-106	5.8	6.1	Glaciolacustrine Lower	Silt, some clay	
WSP 98	Open Pit	TP23-107	0.5	0.9	Glaciolacustrine Shoreline	Sand, some gravel, trace organics	
WSP 99	Open Pit	TP23-107	0.9	1.8	Glacial Till	Sand and Gravel (Till)	
WSP 100	Open Pit	TP23-B2-03	7.0	--	Glaciolacustrine Upper	Clay	
WSP 101	Open Pit	TP23-B2-05	4.0	--	Glaciolacustrine Upper	Silty clay	
WSP 102	Open Pit	TP23-B2-07	2.0	--	Glaciolacustrine Upper	Silty clay	
WSP 103	Open Pit - Viggo	BH23-105	2.3	2.9	Glaciolacustrine Upper	Brown/grey clayey silt (varved), wet to saturated, firm	X
WSP 104	Open Pit - Viggo	BH22-133	2.3	2.9	Glaciolacustrine Upper	Silty clay, moist to wet, stiff to hard	X
WSP 105	Stockpile	TP23-101	0.5	6.1	Glaciofluvial	Sand, some silt	
WSP 106	Stockpile	TP23-102	1.8	6.1	Glaciolacustrine Upper	Silty Clay	
WSP 107	Stockpile	BH23-101	4.6	5.2	Glaciofluvial	Grey sand, some silt, trace gravel. Moist to wet, dense to very dense	
WSP 108	Stockpile	BH23-102A	4.3	4.9	Glaciolacustrine Lower	Silty sand	
WSP 109	Stockpile	BH23-102	12.8	13.4	Glaciolacustrine Lower	Sand and gravel (till)	X
WSP 110	Stockpile	BH23-113	1.5	2.1	Glaciolacustrine Shoreline	Brown to brownish grey silt, some sand (varved). Trace organics (top 0.61m), clay. Moist to wet, firm to stiff	
WSP 111	Stockpile	BH23-118	2.3	2.9	Glaciolacustrine Upper	Silt and Clay (varved)	
WSP 112	Stockpile	BH23-121	0.8	1.4	Glaciolacustrine Upper	Silt and Clay (varved)	X
WSP 113	Stockpile	BH23-122	1.5	2.1	Glaciolacustrine Upper	Light brown clayey silt, wet to saturated, stiff to hard; till at 2.7	
WSP 114	Stockpile	BH23-122	25.3	25.9	Glacial Till	Grey till, mostly sand, silt and gravel, occasional cobbles / boulders. Very dense, saturated	
WSP 115	Stockpile	TP23-B1-03	2.5	--	Glaciolacustrine Shoreline	Silty sand	
WSP 116	Stockpile	TP23-B1-05	2.4	--	Glaciolacustrine Shoreline	Silty sand	
WSP 117	Former PPS	BH23-PPS-18	18.8	20.4	Glacial Till	Sand (gravelly) to some gravel, trace silt, brown, occasional cobbles	X
WSP 118	Former PPS	BH23-PPS-11	20.4	23.5	Glacial Till	Sand - trace gravel to Gravelly, trace to some silt, grey, very dense	
WSP 119	Former PPS	BH23-PPS-11	17.3	20.4	Glaciofluvial	Sand - Trace gravel to gravelly, trace to some silt, grey, very dense	
WSP 120	Former PPS	BH23-PPS-11	23.5	25	Glacial Till	Sand and Gravel - trace to some silt, numerous boulders, grey, very dense	X
WSP 121	Stockpile	BH23-120	21.3	22	Glacial Till	Grey till mostly silty sand, some to trace gravel, saturated, loose to very dense.	
WSP 122	Stockpile	BH23-122	18.3	19.1	Glacial Till	grey till, mostly sand, silt and gravel, occasional cobbles / boulders. Very dense, saturated	
WSP 123	Sand and Gravel Pit 3B	BS3B-TP23-005	1.0		Glaciofluvial	SAND (SP), medium to coarse, some gravel; Brown, contains trace boulders; non-cohesive, moist	
WSP 124	Sand and Gravel Pit 3B	BS3B-TP23-005	4.0		Glaciofluvial	SAND (SP-SM), medium to fine, trace to some silt; light brown to grey; non-cohesive, moist	
WSP 125	Sand and Gravel Pit 3B	BS3B-TP23-017	1.0	--	Glaciofluvial	SAND (SP), medium to coarse, some gravel to gravelly; Brown, contains boulders and cobbles (approx. 30% to 40% by volume); non-cohesive, moist	
WSP 126	Sand and Gravel Pit 3B	BS3B-TP23-017	4.0	--	Glaciofluvial	SAND (SP), medium to coarse, some gravel to gravelly; Brown, contains boulders and cobbles (approx. 30% to 40% by volume); non-cohesive, moist	X
WSP 127	Sand and Gravel Pit 3B	BS3B-TP23-048	1.0	--	Glacial Till	Gravelly SAND (SP), medium to coarse; Brown, contains boulders; non-cohesive, moist	X
WSP 128	Sand and Gravel Pit 3B	BS3B-TP23-052	1.0	--	Glaciofluvial	Gravelly SAND (SP), medium to coarse; Brown, contains boulders; non-cohesive, moist	
WSP 129	Sand and Gravel Pit 3B	BS3B-TP23-052	3.0	--	Glaciofluvial	SAND (SP), medium to coarse; light brown to grey; non-cohesive, moist	
WSP 130	Sand and Gravel Pit 3	BS3-TP23-069	6.0	--	Glacial Till	Gravelly SAND (SP), light greyish brown, contains cobbles and boulders (TILL), non-cohesive, moist	
WSP 131	Sand and Gravel Pit 3	BS3-TP24-048	0.3	--	Glaciofluvial	SAND (SP), medium to coarse; Brown; noncohesive, moist	
WSP 132	Sand and Gravel Pit 3	BS3-TP24-048	4.0	--	Glaciofluvial	SAND (SP-SM), medium to coarse, some silt to silty; light Brown to grey; non-cohesive, moist	
WSP 133	Sand and Gravel Pit 3B	BS3B-TP23-048	3.0	--	Glacial Till	Gravelly SAND (SP-SM), medium to fine, trace to some silt; light greyish Brown, contains cobbles and boulders (TILL); non-cohesive, moist	X
WSP 134	Sand and Gravel Pit 3	BS3-TP24-061	0.6	--	Glaciofluvial	Gravelly SAND (SP), medium to coarse; Brown; noncohesive, moist	
WSP 135	Sand and Gravel Pit 3	BS3-TP24-061	4.0	--	Glaciofluvial	SAND (SP), medium to coarse; Brown; non-cohesive, moist	
WSP 136	Effluent / Fresh Water Pipeline Corridor	BH24-302	0.0	1.37	Glacial Till	sand, few gravel, fine to coarse, sand subangular gravel, brown non cohesive, frozen to wet, compacted, cobbles and boulders present at end of interval	
WSP 137	Sand and Gravel Pit 3	BS3-TP23-026	6.0	7	Glaciofluvial	CLAYEY SAND (SC) to SILTY SAND (SM); Dark brown; non-cohesive, moist to wet	
WSP 138	Sand and Gravel Pit 3	BS3-TP23-069	0.5	--	Glaciolacustrine Shoreline	SAND (SP); brown; non-cohesive, moist	
WSP 139	Stockpile	TP24-106	1.7	2	Glaciofluvial	Poorly graded SAND, brownish grey, fine to coarse grain sand, non-cohesive, moist to wet	
WSP 140	Stockpile	TP24-118	1.0	1.5	Glaciolacustrine Shoreline	Silt, trace clay, trace sand, trace gravel, trace organics, varved, grey, moist to wet, non-plastic. (Glaciolacustrine shoreline)	X
WSP 141	Stockpile	TP24-124	0.6	0.8	Glacial Till	SILTY SAND with GRAVEL (SM), mostly fine to medium-grained sand, some non plastic silt, some fine to coarse-grained gravel, frequent cobbles and boulders; brown, TILL; non-cohesive, frozen to dry, dense to very dense. [Glacial Till]	X
WSP 142	Stockpile	TP24-131	6.5	7	Glaciolacustrine Upper	CLAY, grey to brownish grey, some silt, cohesive, w>PL, rapid dilatancy	
WSP 143	Stockpile	TP24-133	0.8	--	Glacial Till	SAND (SP), medium to fine; brown, contains cobbles and boulders (Approx. 30 to 40% by volume); non-cohesive, moist	X
WSP 144	Stockpile	TP24-141	1.0	1.5	Glaciolacustrine Upper	FAT CLAY, brown, cohesive, w~PL, no dilatancy	X
WSP 145	Stockpile	TP24-146	6.2	6.5	Glaciolacustrine Lower	Sandy LEAN CLAY with SILT (CL), mostly low to medium plasticity clay, some low plasticity silt, some fine-grained sand; grey, GLACIOLACUSTRINE; cohesive, w<PL to w~PL, stiff; sandy silt to silty sand laminations. [Glaciolacustrine Undifferentiated]	
WSP 146	Open Pit	TP24-156	6.0	6.3	Glaciolacustrine Upper	FAT CLAY (CH), mostly medium to high plasticity clay; grey, GLACIOLACUSTRINE; cohesive, w<PL to w~PL, stiff to very stiff. [Glaciolacustrine Deep Water]	
WSP 147	Collection Water Pond	TP24-166	3.2	3.5	Glacial Till	SILTY SAND with GRAVEL (SM), mostly fine to medium-grained sand, some gravel, frequent cobbles and boulders; orangish brown, TILL; non-cohesive, moist, compact to dense. [Glacial Till]	X
WSP 148	Main Collection Channel	TP24-169	1.2	1.4	Glaciolacustrine Upper	LEAN CLAY (CL), mostly low to medium plasticity clay; light brown, GLACIOLACUSTRINE; cohesive, w<PL, stiff to very stiff. [Glaciolacustrine Deep Water]	
WSP 149	Main Collection Channel	TP24-173	0.5	0.8	Glacial Till	Poorly graded SAND, some gravel, fg to mg sand, cohesive fines, non plastic fines, sub angular gravel, some cobbles	X
WSP 150	Main Collection Channel	TP24-176	6.7	7	Glaciolacustrine Upper	Sandy SILT with CLAY (ML), mostly low to medium plasticity silt, some fine-grained sand, some low to medium plasticity clay; light brown, GLACIOLACUSTRINE; cohesive, w<PL, stiff to hard. [Glaciolacustrine Undifferentiated]	
WSP 151	Main Collection Channel	TP24-178	4.9	--	Glaciolacustrine Upper	Silty clay, brown, moist. Bedrock refusal	X
WSP 152	Main Collection Channel	TP24-178	0.6	--	Glaciolacustrine Shoreline	Clay, some silt, trace organics (roots), brown, moist	X
WSP 153	Main Collection Channel	TP24-178	2.0	--	Glaciolacustrine Shoreline	clay, trace oxidation, bedded, light brown to brown beds, moist	X
WSP 154	Open Pit - Viggo	TP24-180	1.0	--	Glaciolacustrine Upper	CLAYEY SILT (CL-ML); brown, contains cobbles and boulders (Approx < 5 % by volume); slightly cohesive, moist	
WSP 155	Open Pit - Viggo	TP24-180	3.0	--	Glaciolacustrine Upper	CLAYEY SILT (CL-ML); brown, contains cobbles and boulders (Approx < 5 % by volume); slightly cohesive, moist	
WSP 156	TMF	TP24-285	1.0	--	Glaciolacustrine Shoreline	SAND (SP), coarse to medium; light brown; non-cohesive, moist	
WSP 157	TMF	TP24-285	3.0	--	Glaciolacustrine Upper	SILTY CLAY (CI) to CLAYEY SILT (CL); grey; cohesive, moist	
WSP 158	Open Pit - Viggo	TP24-B3-01	1.0	--	Glaciolacustrine Upper	SILT (ML), and SAND (SP), fine, some plastic fines; brown; slightly cohesive, moist	X
WSP 159	Open Pit - Viggo	TP24-B3-01	3.0	--	Glacial Till	SILT (ML), and SAND (SP), fine, some plastic fines; brown; slightly cohesive, moist	X
WSP 160	Open Pit - Viggo	TP24-B3-01	6.0	--	Glacial Till	Gravelly SAND (SP-SM); brownish grey, contains cobbles and boulders (Approx 10 to 15% by volume) (TILL); non-cohesive, moist	X
WSP 161	Open Pit - Viggo	TP24-B3-06	1.0	--	Glaciolacustrine Shoreline	SILT (ML), trace sand, fine; light greyish brown, contains cobbles and boulders (Approx < 5 % by volume); non-cohesive, moist	X
WSP 162	Open Pit - Viggo	TP24-B3-06	3.5	--	Glacial Till	Gravelly SILTY SAND (SM); grey, contains cobbles and boulders (Approx 10 to 15 % by volume) (TILL); non-cohesive, moist	X
WSP 163	Open Pit - Viggo	TP24-B3-09	1.0	--	Glaciolacustrine Upper	CLAYEY SILT (CL-ML); brown, contains cobbles and boulders (Approx < 5 % by volume); slightly cohesive, moist, varved at 3.5 m depth	
WSP 164	Open Pit - Viggo	TP24-B3-09	3.5	--	Glaciolacustrine Upper	CLAYEY SILT (CL-ML); brown, contains cobbles and boulders (Approx < 5 % by volume); slightly cohesive, moist, varved at 3.5 m depth	
WSP 165	Open Pit - Viggo	TP24-B2-01	4.5	4.7	Glaciolacustrine Upper	FAT CLAY with SILT (CH), mostly high plasticity clay, some silt; brown, GLACIOLACUSTRINE; cohesive, w~PL, firm to stiff. [Glaciolacustrine Deep Water]; grey	
WSP 166	Open Pit - Viggo	TP24-B2-03	3.6	3.9	Glaciolacustrine Upper	FAT CLAY with SILT (CH), mostly medium to high plasticity clay, some medium plasticity silt, trace fine sand; brown, GLACIOLACUSTRINE; cohesive, w<PL, firm to stiff. [Glaciolacustrine Deep Water] 2.9-6.0 m: w~PL.	
MWP - Average	AEX Program	TP23-B1-05	0.0	6 [3]	Mixed	Mixed material; overburden from test pit was homogenized after excavation.	
TP24-160 - Average	Open Pit	TP24-160	0.0	7.0	Mixed	Mixed material; overburden from test pit was homogenized after excavation.	
TP24-B2-01 - Average	Open Pit	TP24-B2-01	0.0	6.8	Mixed	Mixed material; overburden from test pit was homogenized after excavation.	
TP24-B2-03 - Average	Open Pit	TP24-B2-03	0.0	7.0	Mixed	Mixed material; overburden from test pit was homogenized after excavation.	
TP24-B2-07 - Average	Open Pit	TP24-B2-07	0.0	7.0	Mixed	Mixed material; overburden from test pit was homogenized after excavation.	
TWP - Average	AEX Program	TP23-B1-03	0.0	6 [3]	Mixed	Mixed material; overburden from test pit was homogenized after excavation.	

(1) Material type inferred based on bore hole and test pit logs.
(2) Indicates samples taken within 5 m of the bedrock-overburden interface.
(3) Approximate depth based on practical reach of the excavator.

Table M-2: Overburden ABA Results

Sample ID	Project Location	Dominant Material Type	Drillhole ID	From (m)	To (m)	Paste pH	Fizz Rating	Total S[1]	Sulphate Sulphur[2]	Sulphide Sulphur by difference[3]	AP[4]	MPA[5]	NP[6]	Total Carbon[7]	TIC[8]	CarbNP[9]	NPR [10]	Carb NPR[11]	NAG pH[12]
-			-	m	m	-	-	%	%	%	kgCaCO$_3$/t	kgCaCO$_3$/t	kgCaCO$_3$/t	% C	%C	kgCaCO$_3$/t	NP / AP	Carb NP / MPA	(pH Units)
WSP 01	Open Pit	Glaciolacustrine Upper	BH22-101	0.8	1.4	8.7	2	<0.0050	<0.040	<0.0050	0.16	0.16	10	0.096	0.032	2.7	67	17	-
WSP 02	Open Pit	Glaciolacustrine Upper	BH22-101	7.6	8.2	8.1	2	0.022	<0.040	0.022	0.69	0.69	80	1.2	0.88	73	116	107	-
WSP 03	Open Pit	Glacial Till	BH22-101-2	20.4	21	9.6	2	0.015	<0.040	0.015	0.47	0.47	26	0.22	0.19	16	55	34	-
WSP 04	Open Pit	Glaciolacustrine Upper	BH-22-107	4.6	5.2	9.2	3	<0.0050	<0.040	<0.0050	0.16	0.16	51	0.085	0.050	4.2	327	27	-
WSP 05	Stockpile	Glaciofluvial	BH-22-109	6.1	6.7	9.8	2	<0.0050	<0.040	<0.0050	0.16	0.16	11	0.064	0.044	3.7	68	23	-
WSP 06	Former PPS	Glaciofluvial	BH-22-113	4.6	5.2	9.7	2	<0.0050	<0.040	<0.0050	0.16	0.16	8.7	0.032	0.012	1.0	56	6.4	-
WSP 07	Former PPS	Glaciofluvial	BH-22-113	10.4	11	9.8	2	<0.0050	<0.040	<0.0050	0.16	0.16	12	0.098	0.058	4.8	77	31	-
WSP 08	Former PPS	Glaciolacustrine Shoreline	BH-22-114	0.6	1.2	8.0	2	<0.0050	<0.040	<0.0050	0.16	0.16	7.2	0.075	0.032	2.7	46	17	-
WSP 09	Former PPS	Glaciofluvial	BH-22-114	14.3	15	8.9	2	<0.0050	<0.040	<0.0050	0.16	0.16	4.0	0.020	<0.0080	0.67	26	4.3	-
WSP 10	Sand and Gravel Pit 4	Glacial Till	BH-22-115	4.6	4.7	9.2	2	<0.0050	<0.040	<0.0050	0.16	0.16	10	0.019	<0.0080	0.67	64	4.3	-
WSP 11	Stockpile	Glacial Till	BH-22-116	16.5	18.5	9.3	2	0.0060	<0.040	0.0060	0.19	0.19	40	0.39	0.37	31	211	165	-
WSP 12	PPS	Glaciolacustrine Upper	BH-22-122	3	3.6	9.7	2	<0.0050	<0.040	<0.0050	0.16	0.16	30	0.25	0.23	19	193	121	-
WSP 13	PPS	Glaciolacustrine Upper	BH-22-122	1.5	2.1	8.6	3	<0.0050	<0.040	<0.0050	0.16	0.16	71	0.77	0.73	61	455	389	-
WSP 14	PPS	Glaciolacustrine Upper	BH-22-123	2.1	2.6	8.1	3	<0.0050	<0.040	<0.0050	0.16	0.16	104	1.5	1.12	93	666	597	-
WSP 15	PPS	Glaciolacustrine Upper	BH-22-123	0	0.6	6.3	2	<0.0050	<0.040	<0.0050	0.16	0.16	8.0	0.23	0.092	7.7	51	49	-
WSP 16	PPS	Glaciolacustrine Lower	BH-22-123	7.6	8.2	9.2	2	0.0090	<0.040	0.0090	0.28	0.28	21	0.21	0.18	15	76	54	-
WSP 17	TMF	Glaciolacustrine Lower	BH-22-201	2.3	2.9	7.8	2	<0.0050	<0.040	<0.0050	0.16	0.16	6.6	0.10	0.062	5.2	42	33	-
WSP 18	TMF	Glaciolacustrine Shoreline	BH-22-201	1.1	1.22	7.9	2	<0.0050	<0.040	<0.0050	0.16	0.16	9.0	0.12	0.078	6.5	58	42	-
WSP 19	TMF	Glaciolacustrine Upper	BH-22-204	1.5	2.1	8.2	3	<0.0050	<0.040	<0.0050	0.16	0.16	70	0.72	0.64	53	447	339	-
WSP 20	TMF	Glaciolacustrine Lower	BH-22-204	6.1	6.7	9.5	2	0.011	<0.040	0.011	0.34	0.34	23	0.23	0.21	17	68	50	-
WSP 21	Sand and Gravel Pit 3B	Glaciofluvial	BH-22-208	9.7	10.9	9.4	2	<0.0050	<0.040	<0.0050	0.16	0.16	8.1	0.072	0.056	4.7	52	30	-
WSP 22	Open Pit	Glaciolacustrine Upper	PSD-02	5.2	5.8	8.2	3	0.014	<0.040	0.014	0.44	0.44	109	1.4	1.2	98	249	225	-
WSP 23	Open Pit	Glacial Till	PSD-02	14.3	18	9.1	2	0.011	<0.040	0.011	0.34	0.34	38	0.41	0.37	31	109	89	-
WSP 24	AEX Program	Glaciolacustrine Upper	PTL2 MW1-22 155-3	1.5	2.1	8.0	2	<0.0050	<0.040	<0.0050	0.16	0.16	75	0.85	0.75	62	477	399	-
WSP 25	Open Pit	Glaciolacustrine Upper	BH-22-104	2.29	2.89	8.2	3	<0.0050	<0.040	<0.0050	0.16	0.16	113	1.4	1.3	108	723	693	-
WSP 26	Stockpile	Glaciolacustrine Upper	BH-22-125	2.29	2.89	8.2	3	<0.0050	<0.040	<0.0050	0.16	0.16	68	1.1	0.79	66	433	423	-
WSP 27	Stockpile	Glacial Till	BH-22-126	14.6	15.24	9.5	3	0.016	<0.040	0.016	0.50	0.50	15	0.16	0.14	12	31	24	-
WSP 28	Stockpile	Glaciolacustrine Upper	BH-22-127	3.1	3.6	8.1	3	0.010	<0.040	0.010	0.31	0.31	120	1.7	1.3	108	384	345	-
WSP 29	TMF	Glaciofluvial	BH-22-207	2.29	2.89	8.6	2	<0.0050	<0.040	<0.0050	0.16	0.16	3.9	0.045	0.026	2.2	25	14	-
WSP 30	Open Pit	Glacial Till	PSD-04	7.6	8.5	8.7	3	<0.0050	<0.040	<0.0050	0.16	0.16	57	0.63	0.59	50	364	317	-
WSP 31	Former PPS	Glaciofluvial	BH23-PPS-23	0.6	1.2	8.2	None	0.010	<0.010	0.010	0.31	0.31	4.0	0.08	0.030	2.5	13	8.0	7.30
WSP 32	Former PPS	Glaciofluvial	BH23-PPS-25	8.5	8.7	9.0	None	<0.010	<0.010	<0.010	0.31	0.31	3.4	<0.01	<0.020	<1.7	11	5.3	7.64
WSP 33	Stockpile	Glaciofluvial	BH23-PPS-17	5.1	5.8	8.9	None	0.010	<0.010	0.010	0.31	0.31	3.9	<0.01	<0.020	<1.7	12	5.3	-
WSP 34	Former PPS	Glaciofluvial	BH23-PPS-17	9.7	11.2	8.2	None	0.010	<0.010	0.010	0.31	0.31	3.7	0.01	<0.020	<1.7	12	5.3	7.66
WSP 35	Former PPS	Glaciofluvial	BH23-PPS-18	5.1	6.7	8.6	None	0.010	<0.010	0.010	0.31	0.31	4.6	<0.01	<0.020	<1.7	15	5.3	7.44
WSP 36	Former PPS	Glaciofluvial	BH23-PPS-24	6.1	6.7	8.8	None	0.010	<0.010	0.010	0.31	0.31	3.7	<0.01	<0.020	<1.7	12	5.3	7.24
WSP 37	Former PPS	Glaciofluvial	BH23-PPS-7	5.1	6.7	8.9	None	<0.010	<0.010	<0.010	0.31	0.31	4.1	0.02	<0.020	<1.7	13	5.3	-
WSP 38	Former PPS	Glaciofluvial	BH23-PPS-7	12.8	14.3	8.3	None	0.010	<0.010	0.010	0.31	0.31	4.4	0.04	0.020	1.7	14	5.3	-
WSP 39	AEX Program	Glaciofluvial	23BH-AEX-25	4.2	4.5	8.4	None	<0.010	<0.010	<0.010	0.31	0.31	8.0	0.06	0.050	4.2	26	13	7.75
WSP 40	AEX Program	Glacial Till	23BH-AEX-25	6.3	6.6	8.8	None	0.020	<0.010	0.020	0.63	0.63	13	0.14	0.10	8.3	21	13	-
WSP 41	AEX Program	Glaciolacustrine Shoreline	23BH-AEX-29	0.0	0.3	5.8	None	0.030	0.020	0.010	0.31	0.94	-0.7	0.47	<0.02	<1.7	1.6	1.8	6.6
WSP 42	AEX Program	Glacial Till	23BH-AEX-29	3.0	3.5	7.9	None	0.020	0.010	0.010	0.31	0.63	6.6	0.06	<0.02	<1.7	21	2.7	6.8
WSP 43	AEX Program	Glaciolacustrine Upper	BH23-AEX-001	1.5	1.7	8.0	Slight	0.020	0.020	0.0	0.63	0.63	49	0.62	0.49	41	79	65	-
WSP 44	AEX Program	Glaciolacustrine Lower	BH23-AEX-001	2.1	2.3	8.3	Slight	0.010	0.010	0.0	0.31	0.31	38	0.42	0.31	26	122	83	7.3
WSP 45	AEX Program	Glaciolacustrine Lower	BH23-AEX-02	3.6	3.8	8.4	Slight	0.020	<0.010	0.020	0.63	0.63	29	0.31	0.26	22	46	35	-
WSP 46	AEX Program	Glaciolacustrine Shoreline	BH23-AEX-040	1.8	2.1	7.3	None	0.010	0.010	0.0	0.31	0.31	3.4	0.14	<0.020	<1.7	11	5.3	-
WSP 47	AEX Program	Glaciolacustrine Shoreline	BH23-AEX-14	3.7	4.0	8.1	None	0.010	0.010	0.0	0.31	0.31	4.1	0.02	<0.020	<1.7	13	5.3	6.6
WSP 48	AEX Program	Glaciolacustrine Shoreline	BH23-AEX-19	0.2	0.6	7.7	None	<0.010	<0.010	<0.010	0.31	0.31	1.8	0.11	<0.020	<1.7	5.8	5.3	-
WSP 49	AEX Program	Glaciolacustrine Upper	BH23-AEX-27	0.1	0.6	7.0	None	0.080	0.060	0.020	0.63	2.50	7.8	0.21	<0.020	<1.7	12	0.7	6.3
WSP 50	AEX Program	Glaciofluvial	BH23-AEX-27	3.0	3.6	8.7	None	<0.010	<0.010	<0.010	0.31	0.31	4.3	0.01	<0.020	<1.7	14	5.3	-

(1) Total sulphur determined by Leco analyzer.
(2) Sulphate sulphur determined by HCl leach and Leco.
(3) Sulphide sulphur determined by difference (total sulphur - sulphate sulphur); where sulphate sulphur was less than the analytical detection limit, sulphide sulphur was assumed to be equivalent to total sulphur.
(4) Acid potential calculated as 31.25*sulphide S; where sulphide S was equal to zero, acid potential was calculated as 31.25*total sulphur.
(5) Maximum potential acidity, calculated as 31.25*total S.
(6) NP from MEND 1991 method, based on the 1989 Lawrence Modified NP method
(7) Total Carbon determined by Leco analyzer.
(8) Total inorganic carbon (as C) determined by Leco analyzer and HCl leach.
(9) Carbonate neutralization potential, calculated as TIC*10*(100/12.01).
(10) Neutralization potential ratio, calculated as NP/AP; for samples with negative NP, NP was adjusted to 0.5 kgCaCO$_3$/t for calculation of NPR.
(11) Carbonate neutralization potential ratio, calculated as CarbNP/MPA.
(12) Single addition NAG pH; a NAG pH of 4.5 was used to differentiate between NPAG and PAG samples.
(13) Approximate depth based on practical reach of the excavator.

Table M-2: Overburden ABA Results

Sample ID	Project Location	Dominant Material Type	Drillhole ID	From (m)	To (m)	Paste pH	Fizz Rating	Total S[1]	Sulphate Sulphur[2]	Sulphide Sulphur by difference[3]	AP[4]	MPA[5]	NP[6]	Total Carbon[7]	TIC[8]	CarbNP[9]	NPR [10]	Carb NPR[11]	NAG pH[12]
-			-	m	m	-	-	%	%	%	$kgCaCO_3/t$	$kgCaCO_3/t$	$kgCaCO_3/t$	% C	%C	$kgCaCO_3/t$	NP / AP	Carb NP / MPA	(pH Units)
WSP 51	AEX Program	Glacial Till	BH23-AEX-28	11.4	11.6	8.9	Slight	0.030	0.010	0.020	0.63	0.94	40	0.45	0.39	33	65	35	7.1
WSP 52	AEX Program	Glaciofluvial	BH23-AEX-33	3.6	4.2	8.8	Slight	<0.010	<0.010	<0.010	0.31	0.31	26	0.26	0.24	20	82	64	-
WSP 53	AEX Program	Glaciofluvial (Ice Contact)	BH23-AEX-33	6.6	7.0	8.4	Slight	0.030	0.010	0.020	0.63	0.94	60	0.71	0.62	52	96	55	7.2
WSP 54	AEX Program	Glaciofluvial	BH23-AEX-41	0.2	0.6	8.0	None	<0.010	<0.010	<0.010	0.31	0.31	2.3	0.04	<0.020	<1.7	7.4	5.3	6.5
WSP 55	AEX Program	Glaciofluvial	TP23-AEX-01	5.0	5.5	8.3	None	<0.010	<0.010	<0.010	0.31	0.31	2.1	0.01	<0.020	<1.7	6.7	5.3	-
WSP 56	AEX Program	Glaciolacustrine Shoreline	TP23-AEX-08	3.0	3.5	8.5	None	<0.010	<0.010	<0.010	0.31	0.31	1.7	0.02	<0.020	<1.7	5.4	5.3	6.9
WSP 57	AEX Program	Glaciolacustrine Upper	TP23-AEX-11	2.5	3.0	7.8	None	0.030	0.030	0.0	0.94	0.94	18	0.22	0.11	9.2	19	10	-
WSP 58	AEX Program	Glaciolacustrine Shoreline	TP23-AEX-15	0.4	0.7	6.9	None	0.010	0.010	0.0	0.31	0.31	4.2	0.09	<0.020	<1.7	13	5.3	6.8
WSP 59	AEX Program	Glaciolacustrine Lower	TP23-AEX-20	4.5	5.0	8.1	Slight	0.040	0.020	0.020	0.63	1.25	57	0.68	0.53	44	92	35	-
WSP 60	AEX Program	Glacial Till	TP23-AEX-21	0.1	0.3	5.7	None	0.030	0.020	0.010	0.31	0.94	0.9	0.29	<0.020	<1.7	2.9	1.8	7.7
WSP 61	AEX Program	Glacial Till	TP23-AEX-24	6.1	6.4	8.8	None	<0.010	<0.010	<0.010	0.31	0.31	3.6	<0.01	<0.020	<1.7	12	5.3	6.8
WSP 62	AEX Program	Glaciofluvial	TP23-AEX-26	4.3	4.7	8.1	None	<0.010	<0.010	<0.010	0.31	0.31	3.0	0.02	<0.020	<1.7	10	5.3	7.5
WSP 63	AEX Program	Glaciofluvial	TP23-AEX-29	0.2	0.5	5.6	None	0.030	0.020	0.010	0.31	0.94	0.4	0.56	<0.020	<1.7	1.3	1.8	6.2
WSP 64	PPS	Glacial Till	BS1-BH23-001	3.3	3.6	7.8	None	0.010	<0.010	0.010	0.31	0.31	4.2	0.02	<0.020	<1.7	13	5.3	-
WSP 65	PPS	Glaciofluvial	BS#1-BH23-002	0.4	0.6	7.7	None	<0.010	<0.010	<0.010	0.31	0.31	2.6	0.07	<0.020	<1.7	8.3	5.3	7.0
WSP 66	PPS	Glaciofluvial	BS#1-BH23-002	2.4	2.8	8.4	None	<0.010	<0.010	<0.010	0.31	0.31	3.6	0.03	<0.020	<1.7	12	5.3	-
WSP 67	PPS	Glaciofluvial	BS1-TP23-002	1.6	2.1	8.5	None	<0.010	<0.010	<0.010	0.31	0.31	3.3	0.02	<0.020	<1.7	11	5.3	7.0
WSP 68	PPS	Glaciofluvial	BS1-TP23-005	0.5	1.0	8.3	None	<0.010	<0.010	<0.010	0.31	0.31	3.3	0.02	<0.020	<1.7	11	5.3	-
WSP 69	PPS	Glaciofluvial	BS1-TP23-006	0.5	1.2	7.6	None	0.010	0.010	0.0	0.31	0.31	2.3	0.06	<0.020	<1.7	7.4	5.3	6.5
WSP 70	PPS	Glaciofluvial	BS1-TP23-006	5.5	6.0	9.1	None	<0.010	<0.010	<0.010	0.31	0.31	8.2	0.09	0.030	2.5	26	8.0	-
WSP 71	Sand and Gravel Pit 3B	Glaciofluvial	BS3B-TP23-002	4.5	4.9	8.4	None	<0.010	<0.010	<0.010	0.31	0.31	2.2	0.02	<0.020	<1.7	7.0	5.3	6.3
WSP 72	Sand and Gravel Pit 3B	Glaciofluvial	BS3B-TP23-008	1.2	1.6	8.3	None	<0.010	<0.010	<0.010	0.31	0.31	3.1	0.03	<0.020	<1.7	10	5.3	-
WSP 73	Sand and Gravel Pit 3B	Glacial Till	BS3B-TP23-023	1.1	1.4	7.5	None	0.010	0.010	0.0	0.31	0.31	2.3	0.12	<0.020	<1.7	7.4	5.3	7.2
WSP 74	Sand and Gravel Pit 3B	Glaciofluvial	BS3B-TP23-026	3.0	3.4	7.9	None	<0.010	<0.010	<0.010	0.31	0.31	3.1	0.03	<0.020	<1.7	10	5.3	-
WSP 75	Sand and Gravel Pit 3B	Glacial Till	BS3B-TP23-026	4.5	4.8	8.1	None	<0.010	<0.010	<0.010	0.31	0.31	2.4	0.02	<0.020	<1.7	7.7	5.3	-
WSP 76	Sand and Gravel Pit 3B	Glaciofluvial	BS3B-TP23-045	0.1	0.5	5.7	None	0.020	0.020	0.0	0.63	0.63	0.1	0.47	<0.020	<1.7	0.16	2.7	7.2
WSP 77	Sand and Gravel Pit 3B	Glacial Till	BS3B-TP23-046	1.5	1.8	6.4	None	0.010	0.010	0.0	0.31	0.31	0.8	0.17	<0.020	<1.7	2.6	5.3	7.1
WSP 78	Sand and Gravel Pit 4	Glaciofluvial	BS4-TP23-006	3.0	3.5	7.6	None	<0.010	<0.010	<0.010	0.31	0.31	1.2	0.10	<0.020	<1.7	3.8	5.3	7.3
WSP 79	Sand and Gravel Pit 4	Glaciofluvial	BS4-TP23-026	5.0	5.0	8.3	None	<0.010	<0.010	<0.010	0.31	0.31	3.8	0.03	<0.020	<1.7	12	5.3	-
WSP 80	Sand and Gravel Pit 5	Glaciofluvial	BS5-TP23-010	3.0	3.5	8.1	None	<0.010	<0.010	<0.010	0.31	0.31	2.6	0.03	<0.020	<1.7	8.3	5.3	7.3
WSP 81	Sand and Gravel Pit 6	Glaciofluvial	BS6-TP23-004	0.5	1.0	8.3	None	<0.010	<0.010	<0.010	0.31	0.31	1.6	0.04	<0.020	<1.7	5.1	5.3	6.2
WSP 82	Sand and Gravel Pit 6	Glacial Till	BS6-TP23-004	3.0	3.5	8.5	None	<0.010	<0.010	<0.010	0.31	0.31	2.3	0.03	<0.020	<1.7	7.4	5.3	-
WSP 83	Sand and Gravel Pit 6	Glaciofluvial	BS6-TP23-027	1	1.5	8.4	None	0.010	<0.010	0.010	0.31	0.31	3.0	0.03	<0.020	<1.7	10	5.3	-
WSP 84	Sand and Gravel Pit 6	Glaciofluvial	BS6-TP23-030	2	2.5	8.2	None	<0.010	<0.010	<0.010	0.31	0.31	2.1	0.04	<0.020	<1.7	6.7	5.3	7.1
WSP 85	Sand and Gravel Pit 6	Glaciofluvial	BS6-TP23-021	3.5	4.0	8.7	None	<0.010	<0.010	<0.010	0.31	0.31	3.2	0.03	<0.020	<1.7	10	5.3	-
WSP 86	Open Pit	Glaciolacustrine Upper	BH22-101	1.5	2.1	8.3	None	<0.010	<0.010	<0.010	0.31	0.31	3.0	0.09	<0.020	<1.7	10	5.3	-
WSP 87	Open Pit	Glaciolacustrine Upper	BH23-103	5.8	6.4	8.4	Slight	0.030	0.010	0.020	0.63	0.94	50	0.66	0.48	40	80	43	8.8
WSP 88	Open Pit	Glaciolacustrine Upper	BH23-103	8.8	9.4	8.2	Slight	0.11	0.050	0.060	1.88	3.44	108	1.9	1.0	87	58	25	9.0
WSP 89	Open Pit	Glaciolacustrine Lower	BH23-103	19.5	20.1	8.8	Slight	0.020	<0.010	0.020	0.63	0.63	27	0.30	0.22	18	43	29	-
WSP 90	Open Pit	Glacial Till	BH23-103	25.6	26.2	9.4	Slight	0.020	<0.010	0.020	0.63	0.63	19	0.18	0.11	9.2	30	15	8.7
WSP 91	Open Pit	Glaciolacustrine Upper	BH23-106	1.5	2.1	7.1	None	0.070	0.040	0.030	0.94	2.19	6.8	0.25	<0.020	<1.7	7.3	0.8	6.6
WSP 92	Open Pit	Glaciolacustrine Lower	BH23-106	10.7	11.3	9.0	Slight	0.030	<0.010	0.030	0.94	0.94	16	0.16	0.19	16	17	17	8.6
WSP 93	Open Pit	Glaciolacustrine Lower	TP23-105	2.1	6.7	8.5	Slight	0.020	0.010	0.010	0.31	0.63	51	0.55	0.44	37	162	59	8.8
WSP 94	Open Pit	Glacial Till	TP23-105	6.1	7.6	8.7	Slight	0.010	<0.010	0.010	0.31	0.31	33	0.34	0.26	22	106	69	-
WSP 95	Open Pit	Glaciolacustrine Upper	TP23-106	0.3	1.5	8.1	Moderate	0.070	0.040	0.030	0.94	2.19	102	1.3	1.0	86	109	39	8.0
WSP 96	Open Pit	Glaciolacustrine Lower	TP23-106	1.5	5.8	8.7	Slight	<0.010	<0.010	<0.010	0.31	0.31	53	0.59	0.50	42	171	133	8.9
WSP 97	Open Pit	Glaciolacustrine Lower	TP23-106	5.8	6.1	8.7	Slight	0.030	0.010	0.020	0.63	0.94	55	0.66	0.56	47	87	50	-
WSP 98	Open Pit	Glaciolacustrine Shoreline	TP23-107	0.5	0.9	6.1	None	0.040	0.010	0.030	0.94	1.25	1.7	0.59	<0.020	<1.7	1.8	1.3	7.0
WSP 99	Open Pit	Glacial Till	TP23-107	0.9	1.8	6.9	None	0.020	<0.010	0.020	0.63	0.63	4.8	0.14	<0.020	<1.7	7.7	2.7	-
WSP 100	Open Pit	Glaciolacustrine Upper	TP23-B2-03	7.0	--	8.0	Moderate	0.050	0.020	0.030	0.94	1.56	100	1.3	0.96	80	106	51	8.5

(1) Total sulphur determined by Leco analyzer.
(2) Sulphate sulphur determined by HCl leach and Leco.
(3) Sulphide sulphur determined by difference (total sulphur - sulphate sulphur); where sulphate sulphur was less than the analytical detection limit, sulphide sulphur was assumed to be equivalent to total sulphur.
(4) Acid potential calculated as 31.25*sulphide S; where sulphide S was equal to zero, acid potential was calculated as 31.25*total sulphur.
(5) Maximum potential acidity, calculated as 31.25*total S.
(6) NP from MEND 1991 method, based on the 1989 Lawrence Modified NP method
(7) Total Carbon determined by Leco analyzer.
(8) Total inorganic carbon (as C) determined by Leco analyzer and HCl leach.
(9) Carbonate neutralization potential, calculated as TIC*10*(100/12.01).
(10) Neutralization potential ratio, calculated as NP/AP; for samples with negative NP, NP was adjusted to 0.5 $CaCO_3$/t for calculation of NPR.
(11) Carbonate neutralization potential ratio, calculated as CarbNP/MPA.
(12) Single addition NAG pH; a NAG pH of 4.5 was used to differentiate between NPAG and PAG samples.
(13) Approximate depth based on practical reach of the excavator.

Table M-2: Overburden ABA Results

Sample ID	Project Location	Dominant Material Type	Drillhole ID	From (m)	To (m)	Paste pH	Fizz Rating	Total S[1]	Sulphate Sulphur[2]	Sulphide Sulphur by difference[3]	AP[4]	MPA[5]	NP[6]	Total Carbon[7]	TIC[8]	CarbNP[9]	NPR [10]	Carb NPR[11]	NAG pH[12]
-			-	m	m	-	-	%	%	%	kgCaCO$_3$/t	kgCaCO$_3$/t	kgCaCO$_3$/t	% C	%C	kgCaCO$_3$/t	NP / AP	Carb NP / MPA	(pH Units)
WSP 101	Open Pit	Glaciolacustrine Upper	TP23-B2-05	4.0	--	7.4	Moderate	0.070	0.050	0.020	0.63	2.19	85	1.1	0.85	71	135	32	-
WSP 102	Open Pit	Glaciolacustrine Upper	TP23-B2-07	2.0	--	7.6	None	0.020	0.010	0.010	0.31	0.63	8.5	0.08	<0.020	<1.7	27	2.7	7.2
WSP 103	Open Pit - Viggo	Glaciolacustrine Upper	BH23-105	2.3	2.9	7.9	Moderate	0.070	0.050	0.020	0.63	2.19	111	1.5	1.1	93	178	43	-
WSP 104	Open Pit - Viggo	Glaciolacustrine Upper	BH22-133	2.3	2.9	7.6	Slight	0.070	0.040	0.030	0.94	2.19	65	0.99	0.53	44	69	20	8.5
WSP 105	Stockpile	Glaciofluvial	TP23-101	0.5	6.1	6.1	None	<0.010	<0.010	<0.010	0.31	0.31	-0.7	0.40	<0.020	<1.7	1.6	5.3	7.0
WSP 106	Stockpile	Glaciolacustrine Upper	TP23-102	1.8	6.1	7.6	Moderate	0.070	0.040	0.030	0.94	2.19	95	1.4	0.83	69	101	32	-
WSP 107	Stockpile	Glaciofluvial	BH23-101	4.6	5.2	9.1	None	0.010	<0.010	0.010	0.31	0.31	7.6	0.09	<0.020	<1.7	24	5.3	8.8
WSP 108	Stockpile	Glaciolacustrine Lower	BH23-102A	4.3	4.9	8.6	Slight	0.020	<0.010	0.020	0.63	0.63	34	0.37	0.20	17	55	27	9.7
WSP 109	Stockpile	Glaciolacustrine Lower	BH23-102	12.8	13.4	9.3	None	0.040	0.010	0.030	0.94	1.25	13	0.12	0.09	7.5	14	6.0	-
WSP 110	Stockpile	Glaciolacustrine Shoreline	BH23-113	1.5	2.1	7.5	None	<0.010	<0.010	<0.010	0.31	0.31	5.2	0.08	<0.020	<1.7	17	5.3	8.0
WSP 111	Stockpile	Glaciolacustrine Upper	BH23-118	2.3	2.9	7.8	Slight	0.070	0.030	0.040	1.25	2.19	56	0.72	0.43	36	45	16	8.7
WSP 112	Stockpile	Glaciolacustrine Upper	BH23-121	0.8	1.4	7.7	Slight	0.030	<0.010	0.030	0.94	0.94	58	0.96	0.45	38	62	40	-
WSP 113	Stockpile	Glaciolacustrine Upper	BH23-122	1.5	2.1	8.0	Slight	0.020	0.010	0.010	0.31	0.63	30	0.39	0.16	13	96	21	8.5
WSP 114	Stockpile	Glacial Till	BH23-122	25.3	25.9	8.4	Slight	0.030	0.010	0.020	0.63	0.94	68	0.89	0.64	53	108	57	-
WSP 115	Stockpile	Glaciolacustrine Shoreline	TP23-B1-03	2.5	--	8.1	None	<0.010	<0.010	<0.010	0.31	0.31	4.9	0.04	<0.020	<1.7	16	5.3	7.5
WSP 116	Stockpile	Glaciolacustrine Shoreline	TP23-B1-05	2.4	--	7.9	Slight	0.040	<0.010	0.040	1.25	1.25	76	1.4	0.75	63	61	50	-
WSP 117	Former PPS	Glacial Till	BH23-PPS-18	18.8	20.4	8.7	None	0.04	<0.01	0.040	1.25	1.25	5.8	0.07	0.03	2.5	4.6	2.0	-
WSP 118	Former PPS	Glacial Till	BH23-PPS-11	20.4	23.5	8.8	None	0.05	<0.01	0.050	1.56	1.56	7.3	0.03	0.06	5.0	4.7	3.2	-
WSP 119	Former PPS	Glaciofluvial	BH23-PPS-11	17.3	20.4	9.0	Slight	0.05	0.01	0.040	1.25	1.56	16	0.18	0.14	11.7	13	7.5	-
WSP 120	Former PPS	Glacial Till	BH23-PPS-11	23.5	25	8.3	None	0.04	<0.01	0.040	1.25	1.25	5.7	0.02	0.05	4.2	4.6	3.3	-
WSP 121	Stockpile	Glacial Till	BH23-120	21.3	22	8.2	Slight	0.05	<0.01	0.050	1.56	1.56	49	0.53	0.56	47	31	30	-
WSP 122	Stockpile	Glacial Till	BH23-122	18.3	19.1	8.3	Slight	0.07	0.01	0.060	1.88	2.19	27	0.27	0.24	20	15	9.1	-
WSP 123	Sand and Gravel Pit 3B	Glaciofluvial	BS3B-TP23-005	1.0		5.8	None	0.01	<0.010	0.010	0.31	0.31	1.2	0.14	0.02	1.7	3.8	5.3	6.0
WSP 124	Sand and Gravel Pit 3B	Glaciofluvial	BS3B-TP23-005	4.0		5.8	None	0.01	<0.010	0.010	0.31	0.31	0.7	0.12	0.02	1.7	2.2	5.3	5.9
WSP 125	Sand and Gravel Pit 3B	Glaciofluvial	BS3B-TP23-017	1.0	--	5.7	None	0.01	<0.010	0.010	0.31	0.31	2.8	0.26	0.02	1.7	9.0	5.3	6.6
WSP 126	Sand and Gravel Pit 3B	Glaciofluvial	BS3B-TP23-017	4.0	--	7.0	None	0.01	<0.010	0.010	0.31	0.31	2.5	0.04	<0.020	<1.7	8.0	5.3	6.8
WSP 127	Sand and Gravel Pit 3B	Glacial Till	BS3B-TP23-048	1.0	--	4.8	None	0.01	<0.010	0.010	0.31	0.31	0.8	0.58	<0.020	<1.7	2.6	5.3	6.4
WSP 128	Sand and Gravel Pit 3B	Glaciofluvial	BS3B-TP23-052	1.0	--	5.4	None	0.01	<0.010	0.010	0.31	0.31	0.6	0.23	<0.020	<1.7	1.9	5.3	6.3
WSP 129	Sand and Gravel Pit 3B	Glaciofluvial	BS3B-TP23-052	3.0	--	6.9	None	0.01	<0.010	0.010	0.31	0.31	1.9	0.03	<0.020	<1.7	6.1	5.3	7.0
WSP 130	Sand and Gravel Pit 3	Glacial Till	BS3-TP23-069	6.0	--	7.3	None	0.01	<0.010	0.010	0.31	0.31	4.6	0.07	0.04	3.3	15	11	7.2
WSP 131	Sand and Gravel Pit 3	Glaciofluvial	BS3-TP24-048	0.3	--	5.1	None	0.01	<0.010	0.010	0.31	0.31	1.1	0.34	<0.020	<1.7	3.5	5.3	6.9
WSP 132	Sand and Gravel Pit 3	Glaciofluvial	BS3-TP24-048	4.0	--	7.5	None	0.01	<0.010	0.010	0.31	0.31	3.5	0.04	<0.020	<1.7	11	5.3	6.5
WSP 133	Sand and Gravel Pit 3B	Glacial Till	BS3B-TP23-048	3.0	--	6.3	None	0.01	<0.010	0.010	0.31	0.31	2.4	0.16	0.04	3.3	7.7	11	6.5
WSP 134	Sand and Gravel Pit 3	Glaciofluvial	BS3-TP24-061	0.6	--	6.1	None	0.01	<0.010	0.010	0.31	0.31	3.0	0.08	0.04	3.3	10	11	6.4
WSP 135	Sand and Gravel Pit 3	Glaciofluvial	BS3-TP24-061	4.0	--	7.6	None	0.01	<0.010	0.010	0.31	0.31	3.5	0.04	<0.020	<1.7	11	5.3	6.9
WSP 136	Effluent / Fresh Water Pipeline Corridor	Glacial Till	BH24-302	0.0	1.37	5.3	None	0.01	0.01	0.0	0.31	0.31	2.5	0.88	<0.020	<1.7	8.0	5.3	7.0
WSP 137	Sand and Gravel Pit 3	Glaciofluvial	BS3-TP23-026	6.0	7	6.4	None	0.01	<0.010	0.010	0.31	0.31	3.3	0.06	0.02	1.7	11	5.3	7.1
WSP 138	Sand and Gravel Pit 3	Glaciolacustrine Shoreline	BS3-TP23-069	0.5	--	6.6	None	0.01	<0.010	0.010	0.31	0.31	2.5	0.05	0.02	1.7	8.0	5.3	6.7
WSP 139	Stockpile	Glaciofluvial	TP24-106	1.7	2	7.8	None	0.01	<0.010	0.010	0.31	0.31	3.6	0.04	<0.020	<1.7	12	5.3	7.4
WSP 140	Stockpile	Glaciolacustrine Shoreline	TP24-118	1.0	1.5	6.4	None	0.01	0.01	0.0	0.31	0.31	5.0	0.07	<0.020	<1.7	16	5.3	7.2
WSP 141	Stockpile	Glacial Till	TP24-124	0.6	0.8	5.7	None	0.01	<0.010	0.010	0.31	0.31	1.8	0.18	<0.020	<1.7	5.8	5.3	7.2
WSP 142	Stockpile	Glaciolacustrine Upper	TP24-131	6.5	7	7.6	Slight	0.01	0.01	0.0	0.31	0.31	39	0.39	0.34	28	123	91	8.9
WSP 143	Stockpile	Glacial Till	TP24-133	0.8	--	4.6	None	0.01	0.01	0.0	0.31	0.31	-0.4	0.75	<0.020	<1.7	1.6	5.3	7.0
WSP 144	Stockpile	Glaciolacustrine Upper	TP24-141	1.0	1.5	6.2	None	0.02	0.01	0.010	0.31	0.63	7.8	0.33	<0.020	<1.7	25	2.7	6.4
WSP 145	Stockpile	Glaciolacustrine Lower	TP24-146	6.2	6.5	7.6	Slight	0.02	0.01	0.010	0.31	0.63	63	0.77	0.68	57	202	91	8.3
WSP 146	Open Pit	Glaciolacustrine Upper	TP24-156	6.0	6.3	7.4	Slight	0.02	0.01	0.010	0.31	0.63	54	0.58	0.52	43	171	69	8.1
WSP 147	Collection Water Pond	Glacial Till	TP24-166	3.2	3.5	6.6	None	0.02	<0.010	0.020	0.63	0.63	5.1	0.94	<0.020	<1.7	8.2	2.7	7.0
WSP 148	Main Collection Channel	Glaciolacustrine Upper	TP24-169	1.2	1.4	6.1	None	0.02	<0.010	0.020	0.63	0.63	7.8	0.70	0.02	1.7	12	2.7	6.4
WSP 149	Main Collection Channel	Glacial Till	TP24-173	0.5	0.8	5.7	None	0.01	0.01	0.0	0.31	0.31	5.3	0.17	<0.020	<1.7	17	5.3	7.1
WSP 150	Main Collection Channel	Glaciolacustrine Upper	TP24-176	6.7	7	7.7	Slight	0.01	<0.010	0.010	0.31	0.31	75	0.20	0.78	65	240	208	8.3

(1) Total sulphur determined by Leco analyzer.
(2) Sulphate sulphur determined by HCl leach and Leco.
(3) Sulphide sulphur determined by difference (total sulphur - sulphate sulphur); where sulphate sulphur was less than the analytical detection limit, sulphide sulphur was assumed to be equivalent to total sulphur.
(4) Acid potential calculated as 31.25*sulphide S; where sulphide S was equal to zero, acid potential was calculated as 31.25*total sulphur.
(5) Maximum potential acidity, calculated as 31.25*total S.
(6) NP from MEND 1991 method, based on the 1989 Lawrence Modified NP method
(7) Total Carbon determined by Leco analyzer.
(8) Total inorganic carbon (as C) determined by Leco analyzer and HCl leach.
(9) Carbonate neutralization potential, calculated as TIC*10*(100/12.01).
(10) Neutralization potential ratio, calculated as NP/AP; for samples with negative NP, NP was adjusted to 0.5 kgCaCO$_3$/t for calculation of NPR.
(11) Carbonate neutralization potential ratio, calculated as CarbNP/MPA.
(12) Single addition NAG pH; a NAG pH of 4.5 was used to differentiate between NPAG and PAG samples.
(13) Approximate depth based on practical reach of the excavator.

Table M-2: Overburden ABA Results

Sample ID	Project Location	Dominant Material Type	Drillhole ID	From (m)	To (m)	Paste pH	Fizz Rating	Total S[1]	Sulphate Sulphur[2]	Sulphide Sulphur by difference[3]	AP[4]	MPA[5]	NP[6]	Total Carbon[7]	TIC[8]	CarbNP[9]	NPR[10]	Carb NPR[11]	NAG pH[12]
-			-	m	m	-	-	%	%	%	$kgCaCO_3/t$	$kgCaCO_3/t$	$kgCaCO_3/t$	% C	%C	$kgCaCO_3/t$	NP / AP	Carb NP / MPA	(pH Units)
WSP 151	Main Collection Channel	Glaciolacustrine Upper	TP24-178	4.9	--	7.6	Slight	0.08	<0.010	0.080	2.50	2.50	65	1.4	0.65	54	26	22	8.7
WSP 152	Main Collection Channel	Glaciolacustrine Shoreline	TP24-178	0.6	--	4.9	None	0.01	<0.010	0.010	0.31	0.31	4.2	0.86	<0.020	<1.7	13	5.3	6.3
WSP 153	Main Collection Channel	Glaciolacustrine Shoreline	TP24-178	2.0	--	7.4	Moderate	0.01	0.01	0.0	0.31	0.31	135	0.71	1.5	123	432	395	7.8
WSP 154	Open Pit - Viggo	Glaciolacustrine Upper	TP24-180	1.0	--	7.4	Moderate	0.01	0.01	0.0	0.31	0.31	125	0.45	1.4	118	400	376	7.9
WSP 155	Open Pit - Viggo	Glaciolacustrine Upper	TP24-180	3.0	--	7.6	Moderate	0.01	0.01	0.0	0.31	0.31	123	1.6	1.4	113	395	360	8.1
WSP 156	TMF	Glaciolacustrine Shoreline	TP24-285	1.0	--	6.1	None	0.01	<0.010	0.010	0.31	0.31	1.3	1.6	<0.020	<1.7	4.2	5.3	7.0
WSP 157	TMF	Glaciolacustrine Upper	TP24-285	3.0	--	5.8	None	0.01	<0.010	0.010	0.31	0.31	6.7	1.4	0.05	4.2	21	13	6.4
WSP 158	Open Pit - Viggo	Glaciolacustrine Upper	TP24-B3-01	1.0	--	5.8	None	0.01	<0.010	0.010	0.31	0.31	7.2	0.09	0.04	3.3	23	11	6.7
WSP 159	Open Pit - Viggo	Glacial Till	TP24-B3-01	3.0	--	7.8	Slight	0.03	<0.010	0.030	0.94	0.94	23	0.24	0.20	17	25	18	9.3
WSP 160	Open Pit - Viggo	Glacial Till	TP24-B3-01	6.0	--	8.0	Slight	0.01	<0.010	0.010	0.31	0.31	21	0.13	0.17	14	68	45	9.5
WSP 161	Open Pit - Viggo	Glaciolacustrine Shoreline	TP24-B3-06	1.0	--	7.0	None	0.01	<0.010	0.010	0.31	0.31	8.5	0.23	0.02	1.7	27	5.3	6.9
WSP 162	Open Pit - Viggo	Glacial Till	TP24-B3-06	3.5	--	7.4	None	0.01	<0.010	0.010	0.31	0.31	16	0.17	0.12	10	51	32	9.1
WSP 163	Open Pit - Viggo	Glaciolacustrine Upper	TP24-B3-09	1.0	--	7.3	Moderate	0.01	0.01	0.0	0.31	0.31	125	0.07	1.4	119	400	381	8.0
WSP 164	Open Pit - Viggo	Glaciolacustrine Upper	TP24-B3-09	3.5	--	7.5	Moderate	0.01	0.01	0.0	0.31	0.31	105	0.17	1.1	95	335	304	8.3
WSP 165	Open Pit - Viggo	Glaciolacustrine Upper	TP24-B2-01	4.5	4.7	7.6	Slight	0.01	0.01	0.0	0.31	0.31	47	1.6	0.46	38	149	123	8.2
WSP 166	Open Pit - Viggo	Glaciolacustrine Upper	TP24-B2-03	3.6	3.9	7.5	Slight	0.01	0.01	0.0	0.31	0.31	65	1.3	0.68	57	208	181	8.3
MWP - Average	AEX Program	Mixed	TP23-B1-05	0.0	6[13]	7.2	-	0.01	<0.010	0.0	0.31	0.31	5.5	0.04	0.02	1.9	18	6.2	6.6
TP24-160 - Average	Open Pit	Mixed	TP24-160	0.0	7.0	7.1	-	0.02	0.01	0.007	0.21	0.52	41	0.68	0.43	36	132	69	7.9
TP24-B2-01 - Average	Open Pit	Mixed	TP24-B2-01	0.0	6.8	7.4	-	0.02	0.01	0.010	0.31	0.63	64	0.95	0.73	61	206	97	8.7
TP24-B2-03 - Average	Open Pit	Mixed	TP24-B2-03	0.0	7.0	7.4	-	0.03	0.01	0.013	0.42	0.83	71	1.1	0.81	68	170	81	9.3
TP24-B2-07 - Average	Open Pit	Mixed	TP24-B2-07	0.0	7.0	7.4	-	0.01	0.01	0.0	0.31	0.31	59	0.77	0.65	54	189	174	10
TWP - Average	AEX Program	Mixed	TP23-B1-03	0.0	6[13]	5.8	-	0.01	0.01	0.0	0.31	0.31	3.3	0.40	0.03	2.2	16	7.1	6.6
Triplicate Samples																			
MWP - Rep 1	AEX Program	--	MWP	0.0	6[13]	7.3	None	0.01	<0.010	0.010	0.31	0.31	5.9	0.04	0.03	2.5	19	8.0	6.6
MWP - Rep 2	AEX Program	--	MWP	0.0	6[13]	7.1	None	0.01	<0.010	0.010	0.31	0.31	4.6	0.03	<0.020	<1.7	15	5.3	6.4
MWP - Rep 3	AEX Program	--	MWP	0.0	6[13]	7.2	None	0.01	<0.010	0.010	0.31	0.31	6.1	0.06	0.02	1.7	20	5.3	7.1
TP24-160 - Rep 1	Open Pit	--	TP24-160	0.0	7.0	7.0	Slight	0.01	<0.010	0.010	0.31	0.31	37	0.55	0.37	31	118	99	8.1
TP24-160 - Rep 2	Open Pit	--	TP24-160	0.0	7.0	7.1	Slight	0.02	0.01	0.010	0.31	0.63	42	0.73	0.44	37	135	59	7.7
TP24-160 - Rep 3	Open Pit	--	TP24-160	0.0	7.0	7.2	Slight	0.02	0.01	0.010	0.31	0.63	45	0.75	0.49	41	144	65	8.1
TP24-B2-01 - Rep 1	Open Pit	--	TP24-B2-01	0.0	6.8	7.4	Slight	0.02	0.01	0.010	0.31	0.63	54	0.80	0.61	51	174	81	9.9
TP24-B2-01 - Rep 2	Open Pit	--	TP24-B2-01	0.0	6.8	7.4	Slight	0.02	0.01	0.010	0.31	0.63	67	1.0	0.77	64	215	103	9.3
TP24-B2-01 - Rep 3	Open Pit	--	TP24-B2-01	0.0	6.8	7.4	Slight	0.02	0.01	0.010	0.31	0.63	71	1.0	0.80	67	228	107	8.3
TP24-B2-03 - Rep 1	Open Pit	--	TP24-B2-03	0.0	7.0	7.4	Slight	0.03	0.01	0.020	0.63	0.94	68	1.0	0.79	66	109	70	9.3
TP24-B2-03 - Rep 2	Open Pit	--	TP24-B2-03	0.0	7.0	7.4	Slight	0.03	0.01	0.020	0.63	0.94	84	1.3	0.97	81	135	86	9.0
TP24-B2-03 - Rep 3	Open Pit	--	TP24-B2-03	0.0	7.0	7.3	Slight	0.02	0.02	0.000	0.63	0.63	60	0.85	0.68	57	96	91	9.9
TP24-B2-07 - Rep 1	Open Pit	--	TP24-B2-07	0.0	7.0	7.4	Slight	0.01	0.01	0.000	0.31	0.31	56	0.74	0.61	51	180	163	10
TP24-B2-07 - Rep 2	Open Pit	--	TP24-B2-07	0.0	7.0	7.4	Slight	0.01	0.01	0.000	0.31	0.31	62	0.80	0.69	58	198	184	11
TP24-B2-07 - Rep 3	Open Pit	--	TP24-B2-07	0.0	7.0	7.4	Slight	0.01	0.01	0.000	0.31	0.31	59	0.78	0.66	55	189	176	9.9
TWP - Rep 1	AEX Program	--	TWP	0.0	6[13]	5.7	None	0.01	<0.010	0.010	0.31	0.31	1.9	0.30	<0.020	<1.7	6.1	5.3	6.3
TWP - Rep 2	AEX Program	--	TWP	0.0	6[13]	5.7	None	0.01	<0.010	0.010	0.31	0.31	4.1	0.55	<0.020	<1.7	13	5.3	6.9
TWP - Rep 3	AEX Program	--	TWP	0.0	6[13]	6.6	None	0.01	0.01	0.000	0.31	0.31	3.9	0.35	0.04	3.3	12	11	7.1

(1) Total sulphur determined by Leco analyzer.
(2) Sulphate sulphur determined by HCl leach and Leco.
(3) Sulphide sulphur determined by difference (total sulphur - sulphate sulphur); where sulphate sulphur was less than the analytical detection limit, sulphide sulphur was assumed to be equivalent to total sulphur.
(4) Acid potential calculated as 31.25*sulphide S; where sulphide S was equal to zero, acid potential was calculated as 31.25*total sulphur.
(5) Maximum potential acidity, calculated as 31.25*total S.
(6) NP from MEND 1991 method, based on the 1989 Lawrence Modified NP method
(7) Total Carbon determined by Leco analyzer.
(8) Total inorganic carbon (as C) determined by Leco analyzer and HCl leach.
(9) Carbonate neutralization potential, calculated as TIC*10*(100/12.01).
(10) Neutralization potential ratio, calculated as NP/AP; for samples with negative NP, NP was adjusted to 0.5 $CaCO_3/t$ for calculation of NPR.
(11) Carbonate neutralization potential ratio, calculated as CarbNP/MPA.
(12) Single addition NAG pH; a NAG pH of 4.5 was used to differentiate between NPAG and PAG samples.
(13) Approximate depth based on practical reach of the excavator.

Table M-3: Overburden Elemental Content Results

Sample ID	Drillhole ID	From	To	Project Location	Dominant Material Type	Silver	Aluminum	Arsenic	Boron	Barium	Beryllium	Bismuth	Calcium	Cadmium	Cobalt	Chromium	Copper	Iron	Mercury	Potassium	Magnesium	Manganese	Molybdenum
Original Units		m	m	-	-	ug/g	ug/g	ug/g	ug/g	ug/g	ug/g	ug/g	ug/g	ug/g	ug/g	ug/g	ug/g	ug/g	ug/g	ug/g	ug/g	ug/g	ug/g
Table 1 Ontario Soils Screening (ug/g)[1]		-	-	-	-	0.5	-	18	36	220	2.5	-	-	1.2	21	70	92	-	0.27	-	-	-	2
Crustal Abundance (Price 1997)		-	-	-	-	0.075	-	1.8	10	425	3	0.0085		0.15	25	102	60		0.085			950	1.2
10x Crustal Abundance[2]		-	-	-	-	0.75	--	18	100	4250	30	0.085	--	1.5	250	1020	600	--	0.85	--	--	9500	12
WSP 01	BH22-101	0.8	1.4	Open Pit	Glaciolacustrine Upper	<0.75	6100	1.2	2.0	53	0.18	<0.085	3900	<0.020	3.7	**120**	10	12000	<0.050	1500	2500	160	0.50
WSP 02	BH22-101	7.6	8.2	Open Pit	Glaciolacustrine Upper	<0.75	12000	2.6	6.0	120	0.42	0.22	20000	0.12	9.8	44	26	24000	<0.050	3200	12000	410	0.30
WSP 03	BH22-101-2	20.4	21	Open Pit	Glacial Till	<0.75	5100	1.2	1.0	50	0.14	<0.085	6900	<0.020	3.2	**150**	10	12000	<0.050	1800	3000	120	0.50
WSP 04	BH-22-107	4.6	5.2	Open Pit	Glaciolacustrine Upper	<0.75	5600	1.3	2.0	53	0.15	<0.085	13000	<0.020	3.5	**97**	9.4	13000	<0.050	1600	5700	140	0.50
WSP 05	BH-22-109	6.1	6.7	Stockpile	Glaciofluvial	<0.75	4000	0.80	1.0	45	0.11	<0.085	3300	<0.020	2.0	**170**	9.3	10000	<0.050	1400	1200	81	0.50
WSP 06	BH-22-113	4.6	5.2	Former PPS	Glaciofluvial	<0.75	4600	0.80	1.0	44	0.13	0.094	2500	<0.020	2.6	**190**	8.2	11000	<0.050	1500	1600	110	1.0
WSP 07	BH-22-113	10.4	11	Former PPS	Glaciofluvial	<0.75	5600	0.80	2.0	49	0.14	<0.085	3400	<0.020	2.9	**200**	12	12000	<0.050	1900	2200	130	**2.2**
WSP 08	BH-22-114	0.6	1.2	Former PPS	Glaciolacustrine Shoreline	<0.75	3800	1.2	<1.0	26	0.12	<0.085	2600	<0.020	2.9	29	7.9	9600	<0.050	440	1800	88	0.20
WSP 09	BH-22-114	14.3	15	Former PPS	Glaciofluvial	<0.75	2300	0.60	<1.0	18	0.08	<0.085	1700	<0.020	1.9	66	5.5	8200	<0.050	680	1100	54	0.20
WSP 10	BH-22-115	4.6	4.7	Sand and Gravel Pit 4	Glacial Till	<0.75	4800	0.80	<1.0	33	0.11	0.086	2000	<0.020	3.7	**83**	8.3	12000	<0.050	2100	2800	140	0.20
WSP 11	BH-22-116	16.5	18.5	Stockpile	Glacial Till	<0.75	5200	1.1	1.0	45	0.12	<0.085	9900	<0.020	3.6	**160**	12	13000	<0.050	1600	3900	140	**3.3**
WSP 12	BH-22-122	3	3.6	PPS	Glaciolacustrine Upper	<0.75	4600	1.0	1.0	48	0.13	<0.085	7900	<0.020	2.6	**150**	7.8	12000	<0.050	1400	2900	120	0.60
WSP 13	BH-22-122	1.5	2.1	PPS	Glaciolacustrine Upper	<0.75	6700	1.3	2.0	59	0.17	0.11	17000	<0.020	5.0	38	14	15000	<0.050	1800	8000	210	0.30
WSP 14	BH-22-123	2.1	2.6	PPS	Glaciolacustrine Upper	<0.75	20000	4.3	6.0	170	0.59	0.28	25000	0.11	14	55	32	32000	<0.050	4700	14000	600	0.70
WSP 15	BH-22-123	0	0.6	PPS	Glaciolacustrine Upper	<0.75	11000	2.9	2.0	71	0.38	0.17	3300	0.030	7.4	41	17	20000	<0.050	1600	5400	280	0.20
WSP 16	BH-22-123	7.6	8.2	PPS	Glaciolacustrine Lower	<0.75	2300	0.90	<1.0	21	0.07	<0.085	6000	<0.020	2.1	44	5.7	8200	<0.050	760	2200	68	0.20
WSP 17	BH-22-201	2.3	2.9	TMF	Glaciolacustrine Lower	<0.75	4800	1.0	<1.0	36	0.11	<0.085	2800	<0.020	3.2	16	6.8	13000	<0.050	850	2000	140	0.30
WSP 18	BH-22-201	1.1	1.22	TMF	Glaciolacustrine Shoreline	<0.75	7700	1.1	<1.0	57	0.19	0.097	3500	<0.020	5.6	25	8.4	16000	<0.050	1500	3700	210	0.30
WSP 19	BH-22-204	1.5	2.1	TMF	Glaciolacustrine Upper	<0.75	15000	2.5	5.0	130	0.40	0.21	16000	0.090	11	44	26	26000	<0.050	3800	12000	440	0.40
WSP 20	BH-22-204	6.1	6.7	TMF	Glaciolacustrine Lower	<0.75	3700	1.0	1.0	36	0.10	<0.085	7000	<0.020	2.6	14	7.6	12000	<0.050	1300	2700	110	0.30
WSP 21	BH-22-208	9.7	10.9	Sand and Gravel Pit 3B	Glaciofluvial	<0.75	2900	0.90	<1.0	26	0.09	<0.085	3000	<0.020	2.5	**90**	8.3	8700	<0.050	980	1600	89	0.20
WSP 22	PSD-02	5.2	5.8	Open Pit	Glaciolacustrine Upper	<0.75	12000	2.4	4.0	120	0.33	0.19	26000	0.070	10	47	25	25000	<0.050	3800	14000	420	0.50
WSP 23	PSD-02	14.3	18	Open Pit	Glacial Till	<0.75	4600	1.0	2.0	40	0.17	0.14	9300	0.020	3.2	16	9.1	11000	<0.050	1600	4600	150	0.40
WSP 24	PTL2 MW1-22 155-3	1.5	2.1	AEX Program	Glaciolacustrine Upper	<0.75	17000	3.8	7.0	140	0.62	0.28	17000	0.10	12	47	31	29000	<0.050	3700	13000	560	0.40
WSP 25	BH-22-104	2.29	2.89	Open Pit	Glaciolacustrine Upper	<0.50	18000	3.2	5.0	160	0.57	0.27	28000	0.080	13	54	33	30000	<0.050	4300	16000	480	0.40
WSP 26	BH-22-125	2.29	2.89	Stockpile	Glaciolacustrine Upper	<0.50	9600	2.3	2.0	83	0.24	0.16	16000	0.040	7.7	38	19	19000	<0.050	2200	9900	290	0.30
WSP 27	BH-22-126	14.6	15.24	Stockpile	Glacial Till	<0.50	2500	0.80	<1.0	22	0.07	<0.085	4600	<0.020	2.3	**74**	13	8400	<0.050	840	1700	69	0.70
WSP 28	BH-22-127	3.1	3.6	Stockpile	Glaciolacustrine Upper	<0.50	18000	5.1	5.0	170	0.53	0.29	30000	0.12	13	58	32	33000	<0.050	5200	15000	530	0.50
WSP 29	BH-22-207	2.29	2.89	TMF	Glaciofluvial	<0.50	2000	0.60	<1.0	18	0.06	0.18	1100	<0.020	1.4	**74**	9.0	6200	<0.050	490	800	49	0.50
WSP 30	PSD-04	7.6	8.5	Open Pit	Glacial Till	<0.50	5500	1.5	1.0	50	0.13	0.10	14000	0.020	4.5	30	13	13000	<0.050	1600	7000	170	0.30
WSP 31	BH23-PPS-23	0.6	1.2	Former PPS	Glaciofluvial	0.030	4300	0.60	<10	34	0.13	0.050	2700	0.020	3.1	**125**	6.3	9300	<0.0050	1000	1700	96	0.61
WSP 32	BH23-PPS-25	8.5	8.7	Stockpile	Glaciofluvial	0.020	3500	0.60	<10	26	0.12	0.050	2600	0.020	2.5	**95**	7.2	10000	<0.0050	900	1700	87	0.51
WSP 33	BH23-PPS-17	5.1	5.8	Former PPS	Glaciofluvial	0.040	4700	0.90	<10	29	0.12	0.050	2600	0.020	3.4	**95**	10	9800	<0.0050	1100	2400	119	0.51
WSP 34	BH23-PPS-17	9.7	11.2	Former PPS	Glaciofluvial	0.030	5200	0.70	<10	32	0.13	0.050	2200	0.020	3.3	**84**	8.2	9300	<0.0050	1300	2700	126	0.38
WSP 35	BH23-PPS-18	5.1	6.7	Former PPS	Glaciofluvial	0.030	5200	0.80	<10	33	0.11	0.040	2600	0.020	3.7	**106**	11	9600	<0.0050	1200	2600	128	0.47
WSP 36	BH23-PPS-24	6.1	6.7	Former PPS	Glaciofluvial	0.070	3900	0.60	<10	28	0.11	0.040	2500	<0.010	2.7	**96**	7.1	9700	<0.0050	1000	1900	96	0.54
WSP 37	BH23-PPS-7	5.1	6.7	Former PPS	Glaciofluvial	0.030	3800	0.60	10	28	0.12	0.050	2900	0.010	2.6	**94**	5.9	9100	<0.0050	900	1700	96	0.73
WSP 38	BH23-PPS-7	12.8	14.3	Former PPS	Glaciofluvial	0.020	4700	0.90	<10	31	0.13	0.070	3700	0.020	3.1	**74**	15	10600	<0.0050	1100	2200	116	0.34
WSP 39	23BH-AEX-25	4.2	4.5	AEX Program	Glaciofluvial	0.020	2900	0.90	<10	25	0.09	0.050	4400	0.020	2.5	**74**	5.9	8200	<0.0050	800	1700	83	0.39
WSP 40	23BH-AEX-25	6.3	6.6	AEX Program	Glacial Till	0.050	5000	0.90	11	35	0.20	0.070	6600	0.030	4.1	**101**	12	12000	<0.0050	1500	3400	142	0.71
WSP 41	23BH-AEX-29	0.0	0.3	AEX Program	Glaciolacustrine Shoreline	0.020	7300	1.3	<10	35	0.29	0.070	3000	0.030	3.6	**131**	4.9	13900	0.0080	800	2000	107	0.79
WSP 42	23BH-AEX-29	3.0	3.5	AEX Program	Glacial Till	0.040	7000	0.80	<10	55	0.13	0.070	5200	0.020	4.9	**116**	19	13500	<0.0050	1700	4300	144	0.50
WSP 43	BH23-AEX-001	1.5	1.7	AEX Program	Glaciolacustrine Upper	0.030	10400	1.8	<10	74	0.26	0.10	17000	0.020	6.8	61	15	17500	0.0070	1900	9300	296	0.40
WSP 44	BH23-AEX-001	2.1	2.3	AEX Program	Glaciolacustrine Lower	0.030	6700	1.3	<10	49	0.17	0.070	13100	0.020	4.2	57	10	12800	0.0050	1300	6500	171	0.36
WSP 45	BH23-AEX-02	3.6	3.8	AEX Program	Glaciolacustrine Lower	0.020	4800	1.0	<10	36	0.13	0.060	10700	0.030	3.3	59	7.8	10700	<0.0050	1400	4500	122	0.47
WSP 46	BH23-AEX-040	1.8	2.1	AEX Program	Glaciolacustrine Shoreline	0.020	5800	0.80	<10	39	0.15	0.060	3200	0.010	3.1	**159**	6.7	10900	<0.0050	1100	2000	114	0.79
WSP 47	BH23-AEX-14	3.7	4.0	AEX Program	Glaciolacustrine Shoreline	0.030	7400	1.2	<10	57	0.19	0.080	3800	0.030	5.0	**130**	15	12400	<0.0050	2200	3400	173	0.62
WSP 48	BH23-AEX-19	0.2	0.6	AEX Program	Glaciolacustrine Shoreline	0.020	4300	0.50	<10	27	0.11	0.050	2700	0.020	2.5	**106**	3.9	9200	<0.0050	800	1600	82	0.45
WSP 49	BH23-AEX-27	0.1	0.6	AEX Program	Glaciolacustrine Upper	0.050	29300	4.1	17	204	0.81	0.23	8300	0.040	18	**83**	39	37700	0.019	4300	14900	678	0.31
WSP 50	BH23-AEX-27	3.0	3.6	AEX Program	Glaciofluvial	0.030	5500	1.4	<10	41	0.14	0.090	3800	0.020	4.3	**85**	12	11100	<0.0050	1500	2600	141	0.43
WSP 51	BH23-AEX-28	11.4	11.6	AEX Program	Glacial Till	0.030	6600	1.0	<10	42	0.14	0.060	14900	0.030	5.0	**94**	12	12700	<0.0050	1900	6000	178	0.67
WSP 52	BH23-AEX-33	3.6	4.2	AEX Program	Glaciofluvial	0.020	5500	1.0	<10	41	0.15	0.070	10300	0.030	3.4	**104**	8.0	11500	<0.0050	1300	4400	133	0.46
WSP 53	BH23-AEX-33	6.6	7.0	AEX Program	Glaciofluvial (Ice Contact)	0.030	8000	1.2	<10	51	0.16	0.070	20900	0.040	5.6	**88**	14	13900	0.0060	2000	8200	221	0.60
WSP 54	BH23-AEX-41	0.2	0.6	AEX Program	Glaciofluvial	0.020	4500	0.70	<10	30	0.12	0.050	2300	0.020	2.7	**109**	6.2	8200	<0.0050	900	1800	97	0.48
WSP 55	TP23-AEX-01	5.0	5.5	AEX Program	Glaciofluvial	0.020	3400	0.40	12	28	0.14	0.040	2400	0.020	2.4	**94**	6.6	7600	<0.0050	700	1600	87	0.37
WSP 56	TP23-AEX-08	3.0	3.5	AEX Program	Glaciolacustrine Shoreline	0.030	3200	0.50	<10	26	0.15	0.040	2100	<0.010	2.2	**104**	6.3	6900	<0.0050	700	1400	77	0.46
WSP 57	TP23-AEX-11	2.5	3.0	AEX Program	Glaciolacustrine Upper	0.030	14300	2.7	36	102	0.50	0.15	8500	0.070	9.6	63	24	22200	0.010	2900	8900	427	0.51
WSP 58	TP23-AEX-15	0.4	0.7	AEX Program	Glaciolacustrine Shoreline	0.010	7000	1.0	<10	37	0.18	0.070	4300	0.020	3.6	**80**	7.7	10900	<0.0050	800	2900	134	0.40
WSP 59	TP23-AEX-20	4.5	5.0	AEX Program	Glaciolacustrine Lower	0.040	9500	1.4	15	64	0.23	0.10	19800	0.050	6.4	62	16	17100	0.0080	2600	9900	241	0.86
WSP 60	TP23-AEX-21	0.1	0.3	AEX Program	Glacial Till	0.020	10300	1.9	<10	37	0.26	0.12	2700	0.020	5.1	**94**	14	13500	0.010	1000	3500	136	0.64
WSP 61	TP23-AEX-24	6.1	6.4	AEX Program	Glacial Till	0.030	4700	1.9	<10	36	0.12	0.070	3200	0.030	3.6	**101**	11	9800	<0.0050	1200	2200	131	0.48
WSP 62	TP23-AEX-26	4.3	4.7	AEX Program	Glaciofluvial	0.020	3900	0.90	<10	29	0.12	0.050	3300	0.020	2.6	**81**	6.7	9800	<0.0050	900	1600	101	0.37
WSP 63	TP23-AEX-29	0.2	0.5	AEX Program	Glaciofluvial	0.030	10800	2.2	<10	46	0.20	0.12	2200	0.020	6.0	**86**	10	14400	0.0090	1200	3700	146	0.59

(1) Table 1, Column 2 Ontario Soil Screening Standards.
(2) Based on crustal abundance provided by Price (1997) excluding major elements.
(3) Approximate depth based on practical reach of the excavator.
Bold values indicate concentrations greater than Ontario Soil Screening Standards.
Shaded cells indicate concentrations greater than 10x Crustal Abundance values.

Table M-3: Overburden Elemental Content Results

Sample ID	Drillhole ID	From	To	Project Location	Dominant Material Type	Silver	Aluminum	Arsenic	Boron	Barium	Beryllium	Bismuth	Calcium	Cadmium	Cobalt	Chromium	Copper	Iron	Mercury	Potassium	Magnesium	Manganese	Molybdenum
Original Units		m	m	-	-	ug/g	ug/g	ug/g	ug/g	ug/g	ug/g	ug/g	ug/g	ug/g	ug/g	ug/g	ug/g	ug/g	ug/g	ug/g	ug/g	ug/g	ug/g
Table 1 Ontario Soils Screening (ug/g)[1]		-	-	-	-	0.5	-	18	36	220	2.5	-	-	1.2	21	70	92	-	0.27	-	-	-	2
Crustal Abundance (Price 1997)		-	-	-	-	0.075	-	1.8	10	425	3	0.0085		0.15	25	102	60		0.085			950	1.2
10x Crustal Abundance[2]		-	-	-	-	0.75	--	18	100	4250	30	0.085	--	1.5	250	1020	600	--	0.85	--	--	9500	12
WSP 64	BS1-BH23-001	3.3	3.6	PPS	Glacial Till	0.040	8700	1.1	<10	53	0.21	0.20	3300	0.030	6.3	**94**	20	14900	<0.0050	2600	4800	219	0.44
WSP 65	BS#1-BH23-002	0.4	0.6	PPS	Glaciofluvial	0.020	8000	1.0	10	43	0.19	0.080	3000	0.030	5.1	**108**	13	12700	<0.0050	1700	3900	169	0.49
WSP 66	BS#1-BH23-002	2.4	2.8	PPS	Glaciofluvial	0.030	5700	0.90	<10	36	0.13	0.090	2500	0.030	4.9	**83**	14	10200	<0.0050	1800	3300	153	0.46
WSP 67	BS1-TP23-002	1.6	2.1	PPS	Glaciofluvial	0.040	6800	0.90	10	47	0.16	0.060	3000	0.030	4.8	**106**	16	11600	<0.0050	1900	3500	166	0.47
WSP 68	BS1-TP23-005	0.5	1.0	PPS	Glaciofluvial	0.030	6500	1.0	<10	43	0.15	0.060	2800	0.020	4.8	**93**	13	12000	<0.0050	1800	3400	163	0.42
WSP 69	BS1-TP23-006	0.5	1.2	PPS	Glaciofluvial	0.020	7400	0.90	<10	38	0.17	0.080	2600	0.030	5.0	**86**	15	11800	<0.0050	1400	3800	156	0.41
WSP 70	BS1-TP23-006	5.5	6.0	PPS	Glaciofluvial	0.030	5100	0.90	<10	34	0.12	0.070	4800	0.020	4.0	**99**	12	11200	<0.0050	1400	2800	134	0.46
WSP 71	BS3B-TP23-002	4.5	4.9	Sand and Gravel Pit 3B	Glaciofluvial	0.020	3400	0.50	<10	31	0.10	0.040	2700	0.020	2.1	**90**	5.3	8100	<0.0050	800	1300	76	0.38
WSP 72	BS3B-TP23-008	1.2	1.6	Sand and Gravel Pit 3B	Glaciofluvial	0.030	4300	0.70	<10	31	0.11	0.060	1800	0.020	3.6	**82**	10	7900	<0.0050	1300	2300	113	0.44
WSP 73	BS3B-TP23-023	1.1	1.4	Sand and Gravel Pit 3B	Glacial Till	0.020	4300	0.90	<10	27	0.15	0.16	2300	0.020	3.5	**72**	9.4	9500	<0.0050	1000	2000	113	0.47
WSP 74	BS3B-TP23-026	3.0	3.4	Sand and Gravel Pit 3B	Glaciofluvial	0.020	4400	0.70	<10	33	0.13	0.070	3000	0.020	3.0	**94**	7.5	9600	<0.0050	1100	1800	103	0.43
WSP 75	BS3B-TP23-026	4.5	4.8	Sand and Gravel Pit 3B	Glacial Till	0.040	5700	0.80	<10	40	0.19	0.13	2600	0.030	3.9	**75**	12	10400	<0.0050	1900	2900	155	0.40
WSP 76	BS3B-TP23-045	0.1	0.5	Sand and Gravel Pit 3B	Glaciofluvial	0.010	8400	1.2	19	25	0.36	0.23	2400	0.010	4.1	**99**	16	12500	0.0080	1000	3200	137	0.87
WSP 77	BS3B-TP23-046	1.5	1.8	Sand and Gravel Pit 3B	Glacial Till	0.030	5700	0.50	<10	27	0.22	0.25	2800	0.030	3.6	**93**	10	10600	<0.0050	1200	2500	130	0.48
WSP 78	BS4-TP23-006	3.0	3.5	Sand and Gravel Pit 4	Glaciofluvial	0.020	3700	0.60	<10	24	0.10	0.040	1700	0.010	2.6	**110**	5.9	6500	<0.0050	800	1500	79	0.47
WSP 79	BS4-TP23-026	5.0	5.0	Sand and Gravel Pit 4	Glaciofluvial	0.040	6200	0.90	<10	41	0.15	0.060	2800	0.020	4.7	**94**	15	11800	<0.0050	1800	3200	152	0.50
WSP 80	BS5-TP23-010	3.0	3.5	Sand and Gravel Pit 5	Glaciofluvial	0.030	5700	0.80	<10	37	0.17	0.090	2200	0.030	3.7	**98**	12	9700	<0.0050	1700	2700	140	0.43
WSP 81	BS6-TP23-004	0.5	1.0	Sand and Gravel Pit 6	Glaciofluvial	0.020	3200	0.40	<10	21	0.10	0.030	1600	0.020	1.7	**108**	5.5	5500	<0.0050	600	1100	76	0.46
WSP 82	BS6-TP23-004	3.0	3.5	Sand and Gravel Pit 6	Glacial Till	0.030	4900	0.80	<10	27	0.13	0.050	2400	0.020	3.2	**83**	8.6	8200	<0.0050	1000	2300	116	0.37
WSP 83	BS6-TP23-027	1	1.5	Sand and Gravel Pit 6	Glaciofluvial	0.020	3800	0.70	<10	30	0.11	0.050	2700	0.020	2.7	**100**	6.2	8600	<0.0050	800	1500	87	0.44
WSP 84	BS6-TP23-030	2	2.5	Sand and Gravel Pit 6	Glaciofluvial	0.020	3800	0.50	<10	29	0.11	0.040	2600	0.020	2.3	**93**	5.3	7100	<0.0050	800	1400	82	0.41
WSP 85	BS6-TP23-021	3.5	4.0	Sand and Gravel Pit 6	Glaciofluvial	0.020	3800	0.50	<10	28	0.10	0.040	2300	0.010	2.7	**90**	7.4	7600	<0.0050	900	1700	91	0.41
WSP 86	BH22-101	1.5	2.1	Open Pit	Glaciolacustrine Upper	0.020	3700	0.60	<10	27	0.11	0.050	2300	0.020	3.0	**163**	7.7	9200	<0.0050	800	1400	88	0.73
WSP 87	BH23-103	5.8	6.4	Open Pit	Glaciolacustrine Upper	0.040	9300	2.2	16	72	0.26	0.11	17600	0.060	6.4	**95**	15	17100	<0.0050	2600	9100	276	0.62
WSP 88	BH23-103	8.8	9.4	Open Pit	Glaciolacustrine Upper	0.10	28900	4.6	31	218	1.05	0.27	37500	0.2	18	**82**	39	40400	0.013	7400	21000	735	0.65
WSP 89	BH23-103	19.5	20.1	Open Pit	Glaciolacustrine Lower	0.030	5600	1.4	<10	43	0.15	0.080	10900	0.020	4.1	**111**	10	12900	<0.0050	1600	4800	154	0.91
WSP 90	BH23-103	25.6	26.2	Open Pit	Glacial Till	0.030	5900	1.1	<10	47	0.16	0.070	8100	0.020	4.3	**119**	11	12800	<0.0050	2000	4000	160	0.77
WSP 91	BH23-106	1.5	2.1	Open Pit	Glaciolacustrine Upper	0.080	25200	6.2	16	158	1.0	0.27	6100	0.050	15	64	33	32300	0.024	4000	10000	532	0.38
WSP 92	BH23-106	10.7	11.3	Open Pit	Glaciolacustrine Lower	0.040	4700	1.1	10	36	0.11	0.070	6700	0.020	3.6	**104**	11	8900	<0.0050	1600	3200	117	0.72
WSP 93	TP23-105	2.1	6.7	Open Pit	Glaciolacustrine Lower	0.030	8900	1.4	12	64	0.22	0.090	15900	0.040	5.9	55	13	15200	0.0060	2000	8100	227	0.34
WSP 94	TP23-105	6.1	7.6	Open Pit	Glacial Till	0.040	8500	2.0	<10	70	0.17	0.10	11600	0.040	6.4	**89**	17	15300	<0.0050	2800	6600	217	0.64
WSP 95	TP23-106	0.3	1.5	Open Pit	Glaciolacustrine Upper	0.050	27400	3.9	19	188	0.75	0.22	38600	0.10	17	70	34	36000	0.018	4500	17900	656	0.69
WSP 96	TP23-106	1.5	5.8	Open Pit	Glaciolacustrine Lower	0.030	8900	1.0	<10	59	0.22	0.10	17900	0.0400	5.7	55	13	15500	0.0070	2300	9000	207	0.34
WSP 97	TP23-106	5.8	6.1	Open Pit	Glaciolacustrine Lower	0.030	7400	1.2	<10	48	0.17	0.090	17700	0.0500	5.4	58	13	14100	0.0050	2100	8500	205	0.75
WSP 98	TP23-107	0.5	0.9	Open Pit	Glaciolacustrine Shoreline	0.12	13600	4.6	<10	76	0.23	0.23	2900	0.12	8.8	**107**	13	20400	0.015	2700	6300	224	0.72
WSP 99	TP23-107	0.9	1.8	Open Pit	Glacial Till	0.040	11200	**19**	<10	84	0.15	0.27	3200	0.12	8.6	**88**	23	18700	0.0060	4300	6500	298	0.78
WSP 100	TP23-B2-03	7.0	--	Open Pit	Glaciolacustrine Upper	0.070	22100	3.0	16	151	0.55	0.18	32100	0.14	15	65	29	31100	0.013	5600	18400	487	0.67
WSP 101	TP23-B2-05	4.0	--	Open Pit	Glaciolacustrine Upper	0.050	23300	5.2	18	163	0.71	0.20	27800	0.16	14	61	29	32600	0.019	5000	15900	640	1.1
WSP 102	TP23-B2-07	2.0	--	Open Pit	Glaciolacustrine Upper	0.050	13400	2.6	10	87	0.37	0.13	5800	0.060	8.3	51	20	19600	0.013	2200	6500	321	0.29
WSP 103	BH23-105	2.3	2.9	Open Pit - Viggo	Glaciolacustrine Upper	0.080	28900	4.3	20	205	0.81	0.23	36300	0.15	17	**76**	34	38400	0.016	7000	21700	668	0.67
WSP 104	BH22-133	2.3	2.9	Open Pit - Viggo	Glaciolacustrine Upper	0.070	30600	5.8	19	214	1.0	0.27	22900	0.10	19	**81**	38	39800	0.027	5800	17800	753	0.67
WSP 105	TP23-101	0.5	6.1	Stockpile	Glaciofluvial	0.030	7100	1.5	<10	29	0.20	0.050	1000	0.040	2.2	**71**	3.6	7300	0.010	300	1000	65	0.37
WSP 106	TP23-102	1.8	6.1	Stockpile	Glaciolacustrine Upper	0.090	29000	5.2	18	209	0.86	0.25	33300	0.23	18	**77**	36	39600	0.020	7400	20200	613	0.61
WSP 107	BH23-101	4.6	5.2	Stockpile	Glaciofluvial	0.030	4400	0.60	<10	33	0.12	0.040	4100	0.010	4.7	**127**	14	8800	0.0050	1200	2100	106	1.0
WSP 108	BH23-102A	4.3	4.9	Stockpile	Glaciolacustrine Lower	0.030	5300	1.0	<10	41	0.14	0.070	11700	0.020	3.6	68	8.5	11700	<0.0050	1500	5300	141	0.49
WSP 109	BH23-102	12.8	13.4	Stockpile	Glaciolacustrine Lower	0.040	5600	1.3	11	38	0.15	0.090	6100	0.020	4.3	**82**	13	11400	<0.0050	1900	3500	144	0.59
WSP 110	BH23-113	1.5	2.1	Stockpile	Glaciolacustrine Shoreline	0.020	6800	1.3	<10	33	0.20	0.070	4300	<0.010	3.4	64	8.4	11600	<0.0050	900	2600	126	0.45
WSP 111	BH23-118	2.3	2.9	Stockpile	Glaciolacustrine Upper	0.060	32100	4.7	20	218	1.1	0.26	22300	0.14	19	**81**	38	40700	0.022	6700	17900	683	0.42
WSP 112	BH23-121	0.8	1.4	Stockpile	Glaciolacustrine Upper	0.060	30400	4.8	16	200	0.92	0.24	20600	0.090	18	**76**	37	38800	0.022	6500	17800	695	0.33
WSP 113	BH23-122	1.5	2.1	Stockpile	Glaciolacustrine Upper	0.030	17200	2.3	11	102	0.43	0.14	13100	0.030	9.9	**72**	23	24100	0.015	3100	9800	370	0.35
WSP 114	BH23-122	25.3	25.9	Stockpile	Glacial Till	0.070	7900	1.7	<10	50	0.18	0.060	23200	0.030	5.5	**79**	13	14400	0.006	2000	8100	213	0.52
WSP 115	TP23-B1-03	2.5	--	Stockpile	Glaciolacustrine Shoreline	0.020	5200	0.90	11	31	0.14	0.060	4400	0.010	2.9	**72**	7.8	10000	0.007	900	1900	101	0.56
WSP 116	TP23-B1-05	2.4	--	Stockpile	Glaciolacustrine Shoreline	0.090	25300	3.7	22	175	0.86	0.23	27900	0.23	15	67	33	34200	0.022	5800	18600	549	0.43
WSP 117	BH23-PPS-18	18.8	20.4	Former PPS	Glacial Till	0.040	7100	1.1	<10	39	0.13	0.090	3400	0.030	5.4	**84**	15	13200	<0.0050	2000	4200	202	1.5
WSP 118	BH23-PPS-11	20.4	23.5	Former PPS	Glacial Till	0.040	6700	1.0	<10	39	0.12	0.060	4300	0.030	6.0	**88**	18	14500	<0.0050	1800	4300	184	**2.02**
WSP 119	BH23-PPS-11	17.3	20.4	Former PPS	Glaciofluvial	0.040	6700	1.3	<10	43	0.13	0.060	6900	0.020	5.3	**75**	15	13700	<0.0050	2500	4300	187	1.7
WSP 120	BH23-PPS-11	23.5	25	Former PPS	Glacial Till	0.030	5200	0.80	<10	32	0.11	0.050	2900	0.030	4.7	**75**	14	12100	<0.0050	1500	3200	143	1.4
WSP 121	BH23-120	21.3	22	Stockpile	Glacial Till	0.020	4800	1.1	<10	37	0.11	0.050	15800	0.020	3.5	47	7.7	11200	<0.0050	1400	6400	141	0.55

(1) Table 1, Column 2 Ontario Soil Screening Standards.
(2) Based on crustal abundance provided by Price (1997) excluding major elements.
(3) Approximate depth based on practical reach of the excavator.
Bold values indicate concentrations greater than Ontario Soil Screening Standards.
Shaded cells indicate concentrations greater than 10x Crustal Abundance values.

Table M-3: Overburden Elemental Content Results

Sample ID	Drillhole ID	From	To	Project Location	Dominant Material Type	Silver	Aluminum	Arsenic	Boron	Barium	Beryllium	Bismuth	Calcium	Cadmium	Cobalt	Chromium	Copper	Iron	Mercury	Potassium	Magnesium	Manganese	Molybdenum
Original Units		m	m	-	-	ug/g	ug/g	ug/g	ug/g	ug/g	ug/g	ug/g	ug/g	ug/g	ug/g	ug/g	ug/g	ug/g	ug/g	ug/g	ug/g	ug/g	ug/g
Table 1 Ontario Soils Screening (ug/g)[1]		-	-	-	-	0.5	-	18	36	220	2.5	-	-	1.2	21	70	92	-	0.27	-	-	-	2
Crustal Abundance (Price 1997)		-	-	-	-	0.075	-	1.8	10	425	3	0.0085		0.15	25	102	60		0.085			950	1.2
10x Crustal Abundance[2]		-	-	-	-	0.75	--	18	100	4250	30	0.085	--	1.5	250	1020	600	--	0.85	--	--	9500	12
WSP 122	BH23-122	18.3	19.1	Stockpile	Glacial Till	**7.6**	7100	1.1	<10	48	0.12	0.060	10400	0.020	16	**101**	**125**	18400	0.071	2100	5300	225	**7.3**
WSP 123	BS3B-TP23-005	1.0		Sand and Gravel Pit 3B	Glaciofluvial	0.010	4200	0.60	<10	20	0.13	0.080	1400	0.020	2.5	68	7.3	7900	0.0050	600	1800	90	1.3
WSP 124	BS3B-TP23-005	4.0		Sand and Gravel Pit 3B	Glaciofluvial	0.020	4000	0.50	<10	17	0.12	0.070	2000	0.020	2.3	**76**	5.6	8700	0.0060	500	1600	84	1.4
WSP 125	BS3B-TP23-017	1.0	--	Sand and Gravel Pit 3B	Glaciofluvial	0.030	5800	1.1	<10	33	0.19	0.14	2300	0.030	4.0	65	16	11300	0.0050	1600	3300	163	1.1
WSP 126	BS3B-TP23-017	4.0	--	Sand and Gravel Pit 3B	Glaciofluvial	0.040	4500	1.0	<10	25	0.17	0.16	2300	0.040	3.5	67	16	10000	<0.0050	1300	2500	129	1.3
WSP 127	BS3B-TP23-048	1.0	--	Sand and Gravel Pit 3B	Glacial Till	0.030	7900	1.6	<10	24	0.21	0.17	1800	0.030	3.4	67	14	11500	0.020	800	2300	112	1.3
WSP 128	BS3B-TP23-052	1.0	--	Sand and Gravel Pit 3B	Glaciofluvial	0.020	4900	0.70	<10	18	0.14	0.050	1400	0.020	2.8	**75**	9.8	8700	0.0070	500	1700	77	1.4
WSP 129	BS3B-TP23-052	3.0	--	Sand and Gravel Pit 3B	Glaciofluvial	0.020	3200	0.60	<10	20	0.090	0.050	1500	0.010	2.3	**73**	7.6	6300	<0.0050	600	1500	81	1.3
WSP 130	BS3-TP23-069	6.0	--	Sand and Gravel Pit 3	Glacial Till	0.030	3800	0.70	<10	22	0.10	0.050	2800	0.020	3.2	70	11	8600	<0.0050	900	2200	98	1.3
WSP 131	BS3-TP24-048	0.3	--	Sand and Gravel Pit 3	Glaciofluvial	0.020	6100	1.1	<10	29	0.15	0.060	1600	0.020	3.2	66	5.7	9100	0.0080	600	2100	96	1.3
WSP 132	BS3-TP24-048	4.0	--	Sand and Gravel Pit 3	Glaciofluvial	0.020	3000	0.50	<10	18	0.090	0.040	2200	0.010	2.2	68	6.5	6700	<0.0050	600	1500	78	1.4
WSP 133	BS3B-TP23-048	3.0	--	Sand and Gravel Pit 3B	Glacial Till	0.040	4300	0.70	<10	20	0.15	0.17	2200	0.050	3.3	65	15	9500	<0.0050	1000	2000	109	1.3
WSP 134	BS3-TP24-061	0.6	--	Sand and Gravel Pit 3	Glaciofluvial	0.030	6100	1.1	<10	34	0.15	0.07	2400	0.030	4.6	69	14	11000	<0.0050	1500	3500	147	1.3
WSP 135	BS3-TP24-061	4.0	--	Sand and Gravel Pit 3	Glaciofluvial	0.020	3000	0.50	<10	20	0.090	0.040	2400	0.010	2.4	66	7.4	8200	<0.0050	800	1600	84	1.1
WSP 136	BH24-302	0.0	1.37	Effluent / Fresh Water Pipeline Corridor	Glacial Till	0.030	10400	2.9	<10	47	0.19	0.090	2700	0.040	8.2	**107**	13	16800	0.012	2100	6700	257	1.5
WSP 137	BS3-TP23-026	6.0	7	Sand and Gravel Pit 3	Glaciofluvial	0.030	4900	0.90	<10	34	0.16	0.070	2500	0.040	3.5	62	9.7	9900	0.0080	1000	2400	142	1.2
WSP 138	BS3-TP23-069	0.5	--	Sand and Gravel Pit 3	Glaciolacustrine Shoreline	0.020	3100	0.60	<10	20	0.10	0.040	1800	0.020	2.2	**71**	9.9	7500	<0.0050	600	1400	76	1.2
WSP 139	TP24-106	1.7	2	Stockpile	Glaciofluvial	0.020	2900	0.90	<10	23	0.080	0.050	2700	0.040	1.9	62	4.6	7100	<0.0050	600	1400	78	0.96
WSP 140	TP24-118	1.0	1.5	Stockpile	Glaciolacustrine Shoreline	0.020	5400	0.90	<10	32	0.15	0.11	4200	0.020	3.9	52	13	11700	<0.0050	1100	3000	153	0.65
WSP 141	TP24-124	0.6	0.8	Stockpile	Glacial Till	0.030	7600	1.0	<10	29	0.20	0.19	3200	0.030	5.5	**72**	18	12800	0.0070	1200	3600	144	1.3
WSP 142	TP24-131	6.5	7	Stockpile	Glaciolacustrine Upper	0.030	6300	1.1	<10	40	0.17	0.090	13500	0.040	4.2	38	10	13000	0.0060	1300	6400	185	0.37
WSP 143	TP24-133	0.8	--	Stockpile	Glacial Till	0.050	13000	1.9	<10	39	0.33	0.20	3100	0.020	6.3	63	14	16200	0.016	1200	4600	171	1.3
WSP 144	TP24-141	1.0	1.5	Stockpile	Glaciolacustrine Upper	0.060	29700	5.5	<10	213	1.0	0.31	8300	0.080	20	**80**	47	41100	0.033	5600	13800	813	0.69
WSP 145	TP24-146	6.2	6.5	Stockpile	Glaciolacustrine Lower	0.040	11000	1.6	<10	83	0.26	0.12	21500	0.060	7.2	46	18	19400	0.0090	3100	11500	300	0.52
WSP 146	TP24-156	6.0	6.3	Open Pit	Glaciolacustrine Upper	0.050	12100	2.9	<10	87	0.37	0.14	17600	0.10	8.6	43	21	20200	0.014	2900	11000	331	0.57
WSP 147	TP24-166	3.2	3.5	Collection Water Pond	Glacial Till	0.030	6800	1.8	<10	54	0.14	0.15	3200	0.020	6.0	67	17	13000	0.0050	1600	4100	161	1.1
WSP 148	TP24-169	1.2	1.4	Main Collection Channel	Glaciolacustrine Upper	0.080	26700	7.3	<10	188	1.1	0.32	7300	0.090	19	**71**	47	39100	0.030	5000	11900	812	0.52
WSP 149	TP24-173	0.5	0.8	Main Collection Channel	Glacial Till	0.040	9400	2.0	<10	93	0.24	0.11	5400	0.060	6.9	68	13	15500	0.012	1600	4500	194	1.5
WSP 150	TP24-176	6.7	7	Main Collection Channel	Glaciolacustrine Upper	0.050	13200	2.0	<10	96	0.28	0.14	25800	0.060	9.2	52	23	22300	0.0080	3400	13400	345	0.65
WSP 151	TP24-178	4.9	--	Main Collection Channel	Glaciolacustrine Upper	0.040	11500	1.8	<10	81	0.28	0.13	22200	0.060	8.1	48	22	20100	0.010	3000	11700	302	0.46
WSP 152	TP24-178	0.6	--	Main Collection Channel	Glaciolacustrine Shoreline	0.090	30700	5.6	<10	139	0.85	0.26	4900	0.020	11	70	25	36200	0.029	4500	10600	296	0.64
WSP 153	TP24-178	2.0	--	Main Collection Channel	Glaciolacustrine Shoreline	0.050	25000	4.3	<10	190	0.70	0.25	46500	0.18	17	69	40	36600	0.022	5900	21200	654	0.49
WSP 154	TP24-180	1.0	--	Open Pit - Viggo	Glaciolacustrine Upper	0.070	29900	5.8	<10	219	1.0	0.31	42300	0.21	19	**76**	44	42100	0.022	6400	23200	736	0.60
WSP 155	TP24-180	3.0	--	Open Pit - Viggo	Glaciolacustrine Upper	0.070	20300	3.0	<10	156	0.51	0.20	40800	0.14	14	61	33	31400	0.014	5200	19300	556	0.63
WSP 156	TP24-285	1.0	--	TMF	Glaciolacustrine Shoreline	0.020	4300	0.70	<10	21	0.10	0.040	1800	<0.010	2.2	53	6.5	6400	0.0060	500	1600	64	1.2
WSP 157	TP24-285	3.0	--	TMF	Glaciolacustrine Upper	0.080	19700	2.4	<10	151	0.55	0.20	6400	0.16	16	69	34	31500	0.019	5000	12200	392	0.80
WSP 158	TP24-B3-01	1.0	--	Open Pit - Viggo	Glaciolacustrine Upper	0.040	18500	2.8	<10	115	0.51	0.18	6400	0.020	11	59	26	26600	0.012	3000	8900	406	0.39
WSP 159	TP24-B3-01	3.0	--	Open Pit - Viggo	Glacial Till	0.030	5600	1.0	<10	31	0.12	0.080	9300	0.020	5.2	66	12	12400	<0.0050	1100	5200	149	0.70
WSP 160	TP24-B3-01	6.0	--	Open Pit - Viggo	Glacial Till	0.030	6800	1.5	<10	39	0.13	0.10	8800	0.020	5.5	**76**	20	13600	<0.0050	1600	5400	177	1.0
WSP 161	TP24-B3-06	1.0	--	Open Pit - Viggo	Glaciolacustrine Shoreline	0.040	12100	2.0	<10	79	0.29	0.16	6500	0.030	8.4	50	24	20200	0.013	2200	6800	320	0.32
WSP 162	TP24-B3-06	3.5	--	Open Pit - Viggo	Glacial Till	0.040	8400	1.9	<10	56	0.18	0.10	7000	0.030	7.2	67	21	15800	<0.0050	2000	6100	225	1.2
WSP 163	TP24-B3-09	1.0	--	Open Pit - Viggo	Glaciolacustrine Upper	0.060	30300	5.4	<10	**226**	0.92	0.29	44800	0.17	19	**79**	45	42900	0.022	6800	22400	723	0.41
WSP 164	TP24-B3-09	3.5	--	Open Pit - Viggo	Glaciolacustrine Upper	0.040	18700	2.5	<10	139	0.46	0.17	36000	0.090	12	58	28	29600	0.011	4400	17800	508	0.33
WSP 165	TP24-B2-01	4.5	4.7	Open Pit - Viggo	Glaciolacustrine Upper	0.040	9900	2.4	<10	73	0.30	0.12	15700	0.070	6.5	44	16	17400	0.0070	2500	8700	279	0.67
WSP 166	TP24-B2-03	3.6	3.9	Open Pit - Viggo	Glaciolacustrine Upper	0.060	17200	2.7	<10	122	0.57	0.18	21500	0.15	10	55	26	26500	0.015	4000	13500	391	0.67
MWP_Average	MWP	0.0	6[3]	AEX Program	Mixed	0.030	6700	1.1	10	42	0.17	0.080	4667	0.033	4.8	45	15	13467	0.0053	1500	3733	141	0.43
TP24-160_Average	TP24-160	0.0	7.0	Open Pit	Mixed	0.087	22333	6.9	10	167	0.95	0.26	15267	0.25	14	60	33	33533	0.023	4767	14267	600	0.71
TP24-B2-01_Average	TP24-B2-01	0.0	6.8	Open Pit	Mixed	0.060	15267	3.0	10	116	0.48	0.16	21567	0.13	9.9	51	24	24233	0.012	3700	12433	423	0.82
TP24-B2-03_Average	TP24-B2-03	0.0	7.0	Open Pit	Mixed	0.063	15967	2.8	10	120	0.49	0.18	22767	0.14	11	50	26	25100	0.017	4033	13633	447	0.69
TP24-B2-07_Average	TP24-B2-07	0.0	7.0	Open Pit	Mixed	0.050	13733	2.7	10	101	0.40	0.15	19000	0.15	9.3	47	22	22100	0.012	3300	11167	392	0.68
TWP_Average	TWP	0.0	6[3]	AEX Program	Mixed	0.33	4500	0.97	10	48	0.10	0.047	2700	0.02	2.9	45	6.6	9400	0.0070	467	1500	87	0.94
Triplicate Samples																							
MWP - Rep 1	MWP	--	6[3]	AEX Program	--	0.030	7500	1.2	<10	47	0.19	0.090	5100	0.040	5.1	47	16	14700	<0.0050	1700	4300	158	0.35
MWP - Rep 2	MWP	--	6[3]	AEX Program	--	0.030	5100	0.80	<10	33	0.14	0.060	4000	0.020	3.7	41	8.8	11200	<0.0050	1100	2600	108	0.57
MWP - Rep 3	MWP	--	6[3]	AEX Program	--	0.030	7500	1.2	<10	45	0.17	0.090	4900	0.040	5.7	47	19	14500	0.0060	1700	4300	156	0.36
TP24-160 - Rep 1	TP24-160	--	7.0	Open Pit	--	0.080	20300	6.5	<10	154	0.91	0.25	13100	0.22	13	54	30	30000	0.022	4200	12800	578	0.76
TP24-160 - Rep 2	TP24-160	--	7.0	Open Pit	--	0.090	23800	6.7	<10	174	0.98	0.26	15700	0.21	15	64	35	35300	0.025	5200	15100	611	0.65
TP24-160 - Rep 3	TP24-160	--	7.0	Open Pit	--	0.090	22900	7.6	<10	174	0.95	0.26	17000	0.31	14	62	34	35300	0.021	4900	14900	612	0.73
TP24-B2-01 - Rep 1	TP24-B2-01	--	6.8	Open Pit	--	0.050	12600	2.6	<10	98	0.40	0.14	18000	0.11	8.3	48	20	20800	0.012	3100	10600	379	0.85
TP24-B2-01 - Rep 2	TP24-B2-01	--	6.8	Open Pit	--	0.060	15900	3.1	<10	121	0.48	0.16	23300	0.12	9.8	53	24	25200	0.012	3900	13100	421	0.73
TP24-B2-01 - Rep 3	TP24-B2-01	--	6.8	Open Pit	--	0.070	17300	3.3	10	129	0.55	0.19	23400	0.16	12	52	28	26700	0.013	4100	13600	470	0.89
TP24-B2-03 - Rep 1	TP24-B2-03	--	7.0	Open Pit	--	0.060	15100	2.9	<10	116	0.47	0.18	22000	0.14	10	49	25	24100	0.015	3800	13000	437	0.72
TP24-B2-03 - Rep 2	TP24-B2-03	--	7.0	Open Pit	--	0.080	19500	3.0	10	145	0.59	0.21	27500	0.18	13	57	31	29500	0.023	5000	16400	536	0.72
TP24-B2-03 - Rep 3	TP24-B2-03	--	7.0	Open Pit	--	0.050	13300	2.6	<10	98	0.41	0.16	18800	0.10	9.4	43	22	21700	0.012	3300	11500	369	0.62
TP24-B2-07 - Rep 1	TP24-B2-07	--	7.0	Open Pit	--	0.050	12700	2.7	11	92	0.34	0.15	18000	0.14	8.6	45	21	20900	0.012	3100	10600	338	0.65
TP24-B2-07 - Rep 2	TP24-B2-07	--	7.0	Open Pit	--	0.050	13700	2.3	<10	100	0.42	0.15	19300	0.16	9.4	45	23	21900	0.012	3300	11500	394	0.62
TP24-B2-07 - Rep 3	TP24-B2-07	--	7.0	Open Pit	--	0.050	14800	3.0	<10	112	0.44	0.16	19700	0.14	10	50	23	23500	0.013	3500	11400	445	0.76
TWP - Rep 1	TWP	--	6[3]	AEX Program	--	0.060	4600	0.80	<10	26	0.11	0.050	2000	0.010	2.4	45	4.0	9000	0.0050	400	1300	65	0.97
TWP - Rep 2	TWP	--	6[3]	AEX Program	--	0.11	4000	1.0	<10	37	0.10	0.050	2100	0.020	2.4	45	4.3	8500	0.0080	400	1200	67	1.0
TWP - Rep 3	TWP	--	6[3]	AEX Program		**0.81**	4900	1.1	<10	81	0.10	0.040	4000	0.030	3.8	46	12	10700	0.0080	600	2000	130	0.85

(1) Table 1, Column 2 Ontario Soil Screening Standards.
(2) Based on crustal abundance provided by Price (1997) excluding major elements.
(3) Approximate depth based on practical reach of the excavator.
Bold values indicate concentrations greater than Ontario Soil Screening Standards.
Shaded cells indicate concentrations greater than 10x Crustal Abundance values.

Table M-3: Overburden Elemental Content Results

Sample ID	Drillhole ID	From	To	Project Location	Dominant Material Type	Sodium	Nickel	Phosphorus	Lead	Sulphur	Antimony	Selenium	Tin	Strontium	Thorium	Titanium	Thallium	Uranium	Vanadium	Tungsten	Yttrium	Zinc	Zirconium
Original Units		m	m	-	-	ug/g	ug/g	ug/g	ug/g	ug/g	ug/g	ug/g	ug/g	ug/g	ug/g	ug/g	ug/g	ug/g	ug/g	ug/g	ug/g	ug/g	ug/g
Table 1 Ontario Soils Screening (ug/g)[1]		-	-	-	-	-	82	-	120	-	1.3	1.5	-	-	-	-	1	2.5	86	-	-	290	-
Crustal Abundance (Price 1997)		-	-	-	-		84	1050	14	400	0.2	0.05	2.3	370	9.6	6000	0.9	2.7	120	1.3	33	70	165
10x Crustal Abundance[2]		-	-	-	-	--	840	10500	140	4000	2	0.5	23	3700	96	60000	9	27	1200	13	330	700	1650
WSP 01	BH22-101	0.8	1.4	Open Pit	Glaciolacustrine Upper	970	10	480	3.1	53	<2.0	<0.50	<2.0	23	3.2	770	0.10	0.44	21	0.16	5.0	17	12
WSP 02	BH22-101	7.6	8.2	Open Pit	Glaciolacustrine Upper	370	27	530	7.8	240	<2.0	<0.50	<2.0	29	7.3	1100	0.24	1.1	41	0.19	8.4	54	31
WSP 03	BH22-101-2	20.4	21	Open Pit	Glacial Till	1200	8.0	430	3.0	360	<2.0	<0.50	<2.0	27	3.8	750	0.090	1.4	19	0.19	4.9	14	10
WSP 04	BH-22-107	4.6	5.2	Open Pit	Glaciolacustrine Upper	930	9.3	580	2.8	260	<2.0	<0.50	<2.0	27	4.0	910	0.10	0.65	22	0.14	5.5	17	14
WSP 05	BH-22-109	6.1	6.7	Stockpile	Glaciofluvial	1400	5.0	260	2.2	120	<2.0	<0.50	<2.0	26	2.8	520	0.050	0.39	14	0.071	3.2	9.1	7.3
WSP 06	BH-22-113	4.6	5.2	Former PPS	Glaciofluvial	1300	7.0	200	2.4	120	<2.0	<0.50	<2.0	24	3.2	510	0.070	0.53	14	0.18	3.6	10	7.2
WSP 07	BH-22-113	10.4	11	Former PPS	Glaciofluvial	1300	8.5	170	2.8	150	<2.0	<0.50	<2.0	25	4.2	530	0.090	0.70	13	0.12	3.9	16	8.5
WSP 08	BH-22-114	0.6	1.2	Former PPS	Glaciolacustrine Shoreline	220	6.1	500	2.3	120	<2.0	<0.50	<2.0	12	3.6	670	0.070	0.54	16	0.11	5.6	11	14
WSP 09	BH-22-114	14.3	15	Former PPS	Glaciofluvial	390	4.5	280	1.8	130	<2.0	<0.50	<2.0	9.8	2.7	440	0.050	0.50	12	0.30	3.3	8.2	8.7
WSP 10	BH-22-115	4.6	4.7	Sand and Gravel Pit 4	Glacial Till	470	8.5	290	3.6	190	<2.0	<0.50	<2.0	9.6	5.3	680	0.12	0.98	17	0.22	4.6	21	11
WSP 11	BH-22-116	16.5	18.5	Stockpile	Glacial Till	860	10	310	2.7	140	<2.0	<0.50	<2.0	23	3.6	630	0.080	0.56	17	0.12	4.0	15	10
WSP 12	BH-22-122	3	3.6	PPS	Glaciolacustrine Upper	1200	6.9	500	2.4	110	<2.0	<0.50	<2.0	28	3.5	780	0.060	0.54	18	0.16	4.9	12	12
WSP 13	BH-22-122	1.5	2.1	PPS	Glaciolacustrine Upper	410	14	580	3.5	88	<2.0	<0.50	<2.0	21	4.7	920	0.14	0.61	25	0.15	5.8	27	21
WSP 14	BH-22-123	2.1	2.6	PPS	Glaciolacustrine Upper	460	37	410	10	110	<2.0	<0.50	<2.0	33	9.5	1300	0.36	0.88	57	0.18	9.3	74	36
WSP 15	BH-22-123	0	0.6	PPS	Glaciolacustrine Upper	240	19	500	6.0	160	<2.0	<0.50	<2.0	16	5.9	960	0.18	0.80	34	0.16	6.3	36	21
WSP 16	BH-22-123	7.6	8.2	PPS	Glaciolacustrine Lower	360	4.9	520	1.6	220	<2.0	<0.50	<2.0	12	3.0	540	0.050	0.73	14	0.089	3.9	9.5	11
WSP 17	BH-22-201	2.3	2.9	TMF	Glaciolacustrine Lower	580	6.8	470	2.7	35	<2.0	<0.50	<2.0	16	4.5	750	0.080	0.58	20	0.20	4.2	12	15
WSP 18	BH-22-201	1.1	1.22	TMF	Glaciolacustrine Shoreline	670	12	520	3.5	41	<2.0	<0.50	<2.0	21	4.6	970	0.12	0.60	26	0.22	4.5	21	16
WSP 19	BH-22-204	1.5	2.1	TMF	Glaciolacustrine Upper	530	31	530	7.1	36	<2.0	<0.50	<2.0	26	8.1	1300	0.29	0.78	46	0.16	8.0	57	32
WSP 20	BH-22-204	6.1	6.7	TMF	Glaciolacustrine Lower	820	5.4	550	2.2	180	<2.0	<0.50	<2.0	21	4.3	730	0.060	0.77	18	0.17	4.9	10	14
WSP 21	BH-22-208	9.7	10.9	Sand and Gravel Pit 3B	Glaciofluvial	500	5.8	230	2.4	120	<2.0	<0.50	<2.0	13	3.2	450	0.070	0.61	13	0.24	3.4	13	8.4
WSP 22	PSD-02	5.2	5.8	Open Pit	Glaciolacustrine Upper	450	28	530	6.2	170	<2.0	<0.50	<2.0	32	7.1	1300	0.25	1.2	42	0.17	7.9	55	29
WSP 23	PSD-02	14.3	18	Open Pit	Glacial Till	590	7.9	440	4.1	210	<2.0	<0.50	<2.0	18	4.7	640	0.14	1.9	17	0.20	5.6	18	9.5
WSP 24	PTL2 MW1-22 155-3	1.5	2.1	AEX Program	Glaciolacustrine Upper	390	34	440	9.9	240	<2.0	<0.50	<2.0	25	8.6	1000	0.33	0.90	54	0.18	10	66	34
WSP 25	BH-22-104	2.29	2.89	Open Pit	Glaciolacustrine Upper	430	36	410	9.6	240	<2.0	<0.50	<2.0	34	7.8	1200	0.33	0.92	51	0.16	8.9	71	32
WSP 26	BH-22-125	2.29	2.89	Stockpile	Glaciolacustrine Upper	320	21	510	5.2	240	<2.0	<0.50	<2.0	21	5.7	1000	0.19	0.64	33	0.17	6.2	38	24
WSP 27	BH-22-126	14.6	15.24	Stockpile	Glacial Till	430	6.4	230	2.1	290	<2.0	<0.50	<2.0	12	3.1	400	0.050	1.1	12	2.3	2.9	9.0	6.9
WSP 28	BH-22-127	3.1	3.6	Stockpile	Glaciolacustrine Upper	450	37	500	9.8	230	<2.0	<0.50	<2.0	40	9.9	1400	0.34	1.1	54	0.29	9.8	76	41
WSP 29	BH-22-207	2.29	2.89	TMF	Glaciofluvial	370	4.2	170	1.6	160	<2.0	<0.50	<2.0	8.5	3.4	320	0.030	0.41	8.0	0.40	2.2	5.8	7.3
WSP 30	PSD-04	7.6	8.5	Open Pit	Glacial Till	330	12	600	3.0	190	<2.0	<0.50	<2.0	18	4.6	780	0.12	0.94	23	0.18	5.3	22	17
WSP 31	BH23-PPS-23	0.6	1.2	Former PPS	Glaciofluvial	700	7.2	375	2.1	<100	0.11	<0.20	0.50	18	3.4	710	0.060	0.52	18	0.16	4.1	10	6.0
WSP 32	BH23-PPS-25	8.5	8.7	Former PPS	Glaciofluvial	600	6.4	351	2.1	<100	<0.050	<0.20	0.40	15	3.8	670	0.070	0.57	19	0.35	4.7	11	5.9
WSP 33	BH23-PPS-17	5.1	5.8	Former PPS	Glaciofluvial	600	8.3	275	2.4	<100	<0.050	<0.20	0.40	16	3.9	680	0.080	0.61	18	0.28	4.4	15	6.6
WSP 34	BH23-PPS-17	9.7	11.2	Former PPS	Glaciofluvial	500	8.3	288	2.5	<100	<0.050	<0.20	0.40	14	4.1	680	0.080	0.69	16	0.12	4.8	17	6.8
WSP 35	BH23-PPS-18	5.1	6.7	Former PPS	Glaciofluvial	600	9.3	282	2.5	<100	0.050	<0.20	0.40	17	3.6	690	0.080	0.71	17	0.13	5.6	16	6.7
WSP 36	BH23-PPS-24	6.1	6.7	Former PPS	Glaciofluvial	600	6.9	322	2.1	<100	<0.050	<0.20	0.40	15	4.0	650	0.060	0.56	18	0.13	4.5	12	5.9
WSP 37	BH23-PPS-7	5.1	6.7	Former PPS	Glaciofluvial	700	6.2	385	2.0	<100	<0.050	<0.20	0.40	17	3.5	710	0.060	0.51	18	0.42	4.5	11	6.3
WSP 38	BH23-PPS-7	12.8	14.3	Former PPS	Glaciofluvial	600	7.4	595	3.2	<100	<0.050	<0.20	0.50	18	4.7	910	0.080	1.4	22	0.20	7.3	17	8.9
WSP 39	23BH-AEX-25	4.2	4.5	AEX Program	Glaciofluvial	500	5.7	501	2.0	<100	0.11	<0.20	0.40	17	3.3	650	0.060	0.46	17	0.15	5.1	10	6.4
WSP 40	23BH-AEX-25	6.3	6.6	AEX Program	Glacial Till	500	11	390	3.0	100	0.070	<0.20	0.50	22	5.4	860	0.10	1.1	23	0.31	6.1	18	9.3
WSP 41	23BH-AEX-29	0.0	0.3	AEX Program	Glaciolacustrine Shoreline	400	8.9	607	3.9	<100	0.060	<0.20	0.60	15	5.1	880	0.060	0.67	29	0.2	4.7	18	6.5
WSP 42	23BH-AEX-29	3.0	3.5	AEX Program	Glacial Till	800	16	557	3.1	<100	0.060	<0.20	0.50	20	4.7	1050	0.090	0.82	29	0.73	7.1	19	9.2
WSP 43	BH23-AEX-001	1.5	1.7	AEX Program	Glaciolacustrine Upper	700	16	866	4.0	<100	0.080	<0.20	0.70	30	6.0	1390	0.15	0.65	40	0.24	9.4	30	17
WSP 44	BH23-AEX-001	2.1	2.3	AEX Program	Glaciolacustrine Lower	700	9.7	868	2.9	<100	0.060	<0.20	0.50	26	5.0	1180	0.10	0.56	30	0.16	8.2	19	15
WSP 45	BH23-AEX-02	3.6	3.8	AEX Program	Glaciolacustrine Lower	600	7.5	816	2.6	100	<0.050	<0.20	0.50	22	4.9	1050	0.080	**3.2**	25	0.13	7.4	15	11
WSP 46	BH23-AEX-040	1.8	2.1	AEX Program	Glaciolacustrine Shoreline	800	8.5	464	2.6	<100	<0.050	<0.20	0.50	19	3.8	850	0.070	0.59	22	0.18	4.8	12	5.9
WSP 47	BH23-AEX-14	3.7	4.0	AEX Program	Glaciolacustrine Shoreline	900	12	458	4.6	<100	0.070	<0.20	0.60	24	7.9	980	0.14	1.26	23	0.38	8.0	23	13
WSP 48	BH23-AEX-19	0.2	0.6	AEX Program	Glaciolacustrine Shoreline	600	6.5	537	2.2	<100	<0.050	<0.20	0.40	16	3.1	770	0.040	0.67	19	0.11	4.7	9	6.0
WSP 49	BH23-AEX-27	0.1	0.6	AEX Program	Glaciolacustrine Upper	900	51	743	10	<100	0.16	<0.20	1.20	46	15	2220	0.43	0.97	**87**	0.21	19	79	32
WSP 50	BH23-AEX-27	3.0	3.6	AEX Program	Glaciofluvial	700	9.6	453	3.9	<100	<0.050	<0.20	0.50	19	6.2	900	0.10	0.84	22	0.28	7.4	18	11
WSP 51	BH23-AEX-28	11.4	11.6	AEX Program	Glacial Till	700	12	559	2.8	200	0.060	<0.20	0.60	30	4.6	1140	0.11	0.82	27	0.35	7.7	21	11
WSP 52	BH23-AEX-33	3.6	4.2	AEX Program	Glaciofluvial	900	8.5	782	2.7	100	<0.050	<0.20	0.60	26	4.7	1160	0.080	0.71	25	0.17	7.7	15	12
WSP 53	BH23-AEX-33	6.6	7.0	AEX Program	Glaciofluvial (Ice Contact)	600	14	601	3.0	200	0.070	<0.20	0.50	31	4.4	1100	0.10	0.9	29	0.26	7.4	23	12
WSP 54	BH23-AEX-41	0.2	0.6	AEX Program	Glaciofluvial	600	6.9	288	2.2	<100	<0.050	<0.20	0.40	14	3.3	670	0.050	0.56	16	0.11	3.6	11	5.4
WSP 55	TP23-AEX-01	5.0	5.5	AEX Program	Glaciofluvial	500	6.1	332	1.8	<100	<0.050	<0.20	0.40	16	3.2	630	0.070	0.46	15	0.08	4.3	10	5.4
WSP 56	TP23-AEX-08	3.0	3.5	AEX Program	Glaciolacustrine Shoreline	500	5.8	279	1.8	<100	<0.050	<0.20	0.30	16	2.9	560	0.040	0.46	13	0.09	3.5	8	5.0
WSP 57	TP23-AEX-11	2.5	3.0	AEX Program	Glaciolacustrine Upper	500	26	773	6.5	<100	0.13	<0.20	0.80	29	8.5	1280	0.22	0.74	50	0.24	11	47	23
WSP 58	TP23-AEX-15	0.4	0.7	AEX Program	Glaciolacustrine Shoreline	600	9.4	702	3.0	<100	0.050	<0.20	0.50	24	4.2	1130	0.070	0.53	26	0.14	6.9	16	7.4
WSP 59	TP23-AEX-20	4.5	5.0	AEX Program	Glaciolacustrine Lower	700	16	897	3.9	200	0.070	<0.20	0.70	34	6.4	1480	0.16	**2.6**	39	0.19	9.8	31	18
WSP 60	TP23-AEX-21	0.1	0.3	AEX Program	Glacial Till	400	14	289	6.4	<100	0.060	<0.20	0.60	16	5.2	1100	0.090	1.09	28	0.28	4.9	21	8.9
WSP 61	TP23-AEX-24	6.1	6.4	AEX Program	Glacial Till	700	9.3	362	3.3	<100	0.050	<0.20	0.40	17	4.6	770	0.070	0.70	19	0.32	6.1	14	8.9
WSP 62	TP23-AEX-26	4.3	4.7	AEX Program	Glaciofluvial	700	6.2	525	2.1	<100	<0.050	<0.20	0.40	16	4.3	810	0.050	0.71	20	0.16	5.5	10	6.9
WSP 63	TP23-AEX-29	0.2	0.5	AEX Program	Glaciofluvial	300	15	321	5.2	<100	0.070	<0.20	0.60	16	4.6	1040	0.13	0.69	30	0.23	4.0	25	6.3

(1) Table 1, Column 2 Ontario Soil Screening Standards.
(2) Based on crustal abundance provided by Price (1997) excluding major elements.
(3) Approximate depth based on practical reach of the excavator.
Bold values indicate concentrations greater than Ontario Soil Screening Standards.
Shaded cells indicate concentrations greater than 10x Crustal Abundance values.

Table M-3: Overburden Elemental Content Results

Sample ID	Drillhole ID	From	To	Project Location	Dominant Material Type	Sodium	Nickel	Phosphorus	Lead	Sulphur	Antimony	Selenium	Tin	Strontium	Thorium	Titanium	Thallium	Uranium	Vanadium	Tungsten	Yttrium	Zinc	Zirconium
Original Units		m	m	-	-	ug/g	ug/g	ug/g	ug/g	ug/g	ug/g	ug/g	ug/g	ug/g	ug/g	ug/g	ug/g	ug/g	ug/g	ug/g	ug/g	ug/g	ug/g
Table 1 Ontario Soils Screening (ug/g)[1]		-	-	-	-	-	82	-	120	-	1.3	1.5	-	-	-	-	1	2.5	86	-	-	290	-
Crustal Abundance (Price 1997)		-	-	-	-		84	1050	14	400	0.2	0.05	2.3	370	9.6	6000	0.9	2.7	120	1.3	33	70	165
10x Crustal Abundance[2]		-	-	-	-	--	840	10500	140	4000	2	0.5	23	3700	96	60000	9	27	1200	13	330	700	1650
WSP 64	BS1-BH23-001	3.3	3.6	PPS	Glacial Till	700	14	410	5.3	<100	0.060	<0.20	0.50	19	8.5	1040	0.20	1.6	27	0.25	8.7	33	13
WSP 65	BS#1-BH23-002	0.4	0.6	PPS	Glaciofluvial	700	12	349	3.8	<100	0.050	<0.20	0.50	19	5.9	920	0.12	0.96	23	0.15	4.8	23	10
WSP 66	BS#1-BH23-002	2.4	2.8	PPS	Glaciofluvial	500	12	315	3.6	<100	0.050	<0.20	0.40	20	5.6	710	0.14	0.96	18	0.16	6.2	25	10
WSP 67	BS1-TP23-002	1.6	2.1	PPS	Glaciofluvial	700	12	355	3.9	<100	0.050	<0.20	0.50	21	5.8	850	0.12	1.0	21	0.14	6.5	23	9.7
WSP 68	BS1-TP23-005	0.5	1.0	PPS	Glaciofluvial	600	11	355	3.4	<100	0.050	<0.20	0.40	18	7.2	880	0.12	0.94	22	0.19	5.3	22	8.7
WSP 69	BS1-TP23-006	0.5	1.2	PPS	Glaciofluvial	600	12	331	4.0	<100	0.050	<0.20	0.40	18	5.4	900	0.12	0.91	21	0.13	4.3	22	9.1
WSP 70	BS1-TP23-006	5.5	6.0	PPS	Glaciofluvial	600	9.2	319	2.8	<100	<0.050	<0.20	0.40	18	4.8	770	0.10	0.73	21	0.1	5.0	17	7.8
WSP 71	BS3B-TP23-002	4.5	4.9	Sand and Gravel Pit 3B	Glaciofluvial	600	5.1	452	2.0	<100	<0.050	<0.20	0.40	15	3.5	640	0.040	0.52	17	0.09	4.3	8	5.7
WSP 72	BS3B-TP23-008	1.2	1.6	Sand and Gravel Pit 3B	Glaciofluvial	500	8.6	284	2.9	<100	<0.050	<0.20	0.40	17	4.7	540	0.090	0.74	14	0.11	4.1	18	7.4
WSP 73	BS3B-TP23-023	1.1	1.4	Sand and Gravel Pit 3B	Glacial Till	400	7.4	320	4.6	<100	<0.050	<0.20	0.50	14	8.1	650	0.090	1.7	17	0.14	7.9	19	11
WSP 74	BS3B-TP23-026	3.0	3.4	Sand and Gravel Pit 3B	Glaciofluvial	700	6.6	472	2.4	<100	0.10	<0.20	0.50	15	4.5	800	0.070	0.73	20	0.15	5.5	14	7.8
WSP 75	BS3B-TP23-026	4.5	4.8	Sand and Gravel Pit 3B	Glacial Till	600	8.9	351	5.1	<100	0.050	<0.20	0.60	15	9.8	760	0.14	1.7	18	0.15	7.5	26	15
WSP 76	BS3B-TP23-045	0.1	0.5	Sand and Gravel Pit 3B	Glaciofluvial	400	10	263	7.6	<100	0.060	0.20	0.60	18	11	890	0.10	1.9	23	0.31	6	21	14
WSP 77	BS3B-TP23-046	1.5	1.8	Sand and Gravel Pit 3B	Glacial Till	400	8.7	391	6.5	<100	<0.050	<0.20	0.60	16	8.9	810	0.11	1.3	18	0.13	6.2	19	13
WSP 78	BS4-TP23-006	3.0	3.5	Sand and Gravel Pit 4	Glaciofluvial	500	6.8	231	2.2	<100	<0.050	<0.20	0.30	13	3.5	510	0.040	0.51	11	0.17	2.9	9	5.0
WSP 79	BS4-TP23-026	5.0	5.0	Sand and Gravel Pit 4	Glaciofluvial	600	11	373	3.8	<100	0.050	<0.20	0.40	16	5.5	860	0.12	1.1	22	0.14	5.8	22	9.3
WSP 80	BS5-TP23-010	3.0	3.5	Sand and Gravel Pit 5	Glaciofluvial	600	8.3	289	4.4	<100	<0.050	<0.20	0.50	14	6.6	740	0.13	1.2	17	0.10	6.0	20	9.2
WSP 81	BS6-TP23-004	0.5	1.0	Sand and Gravel Pit 6	Glaciofluvial	500	5.3	171	1.8	<100	<0.050	<0.20	0.30	13	2.3	410	0.030	0.41	9	0.07	3.0	6	4.5
WSP 82	BS6-TP23-004	3.0	3.5	Sand and Gravel Pit 6	Glacial Till	500	7.8	232	2.7	<100	<0.050	<0.20	0.30	15	4.0	630	0.060	0.63	15	0.09	4.4	14	7.2
WSP 83	BS6-TP23-027	1	1.5	Sand and Gravel Pit 6	Glaciofluvial	700	6.1	364	2.1	<100	<0.050	<0.20	0.40	15	3.8	670	0.050	0.54	17	0.15	4.8	9	6
WSP 84	BS6-TP23-030	2	2.5	Sand and Gravel Pit 6	Glaciofluvial	600	5.5	383	1.9	<100	<0.050	<0.20	0.40	15	3.2	640	0.050	0.50	15	0.09	4.1	8	5.5
WSP 85	BS6-TP23-021	3.5	4.0	Sand and Gravel Pit 6	Glaciofluvial	600	6.5	289	2.2	<100	<0.050	<0.20	0.30	15	3.7	610	0.070	0.56	14	0.11	4.2	11	5.9
WSP 86	BH22-101	1.5	2.1	Open Pit	Glaciolacustrine Upper	600	6.9	289	2.1	<100	<0.050	<0.20	0.50	16	3.3	650	0.040	0.55	17	2.75	3.8	10	5.2
WSP 87	BH23-103	5.8	6.4	Open Pit	Glaciolacustrine Upper	700	17	816	4.0	100	0.070	<0.20	0.70	34	6.1	1320	0.15	1.0	37	0.17	8.5	32	15
WSP 88	BH23-103	8.8	9.4	Open Pit	Glaciolacustrine Upper	800	48	647	12	300	0.23	<0.20	1.3	63	14	1820	0.43	1.6	**87**	0.17	15	98	39
WSP 89	BH23-103	19.5	20.1	Open Pit	Glaciolacustrine Lower	700	10	754	2.9	200	0.050	<0.20	0.60	24	4.7	1130	0.090	1.5	28	0.24	7.8	18	11
WSP 90	BH23-103	25.6	26.2	Open Pit	Glacial Till	800	9.3	553	3.2	200	<0.050	<0.20	0.50	21	5.9	1050	0.14	1.4	26	0.77	7.0	20	10
WSP 91	BH23-106	1.5	2.1	Open Pit	Glaciolacustrine Upper	400	39	643	13	<100	0.27	<0.20	1.2	36	15	1200	0.36	1.2	77	0.15	19	73	31
WSP 92	BH23-106	10.7	11.3	Open Pit	Glaciolacustrine Lower	600	9.9	458	2.6	300	0.060	<0.20	0.50	19	4.2	810	0.080	2.0	18	0.63	5.7	15	8.7
WSP 93	TP23-105	2.1	6.7	Open Pit	Glaciolacustrine Lower	700	14	786	3.7	<100	0.070	<0.20	0.60	28	6.0	1280	0.14	0.72	35	0.18	8.8	27	18
WSP 94	TP23-105	6.1	7.6	Open Pit	Glacial Till	700	16	619	3.9	<100	0.070	<0.20	0.60	24	5.7	1200	0.15	0.97	32	0.3	8.0	30	15
WSP 95	TP23-106	0.3	1.5	Open Pit	Glaciolacustrine Upper	700	42	649	10	<100	0.16	<0.20	1.10	48	15	1870	0.42	0.96	81	0.17	14	79	35
WSP 96	TP23-106	1.5	5.8	Open Pit	Glaciolacustrine Lower	600	14	873	3.7	<100	0.060	0.20	0.60	28	6.0	1360	0.14	0.77	35	0.2	8.8	29	17
WSP 97	TP23-106	5.8	6.1	Open Pit	Glaciolacustrine Lower	600	14	808	2.9	200	0.060	<0.20	0.60	27	4.9	1260	0.13	2.0	31	0.21	8.4	25	12
WSP 98	TP23-107	0.5	0.9	Open Pit	Glaciolacustrine Shoreline	400	21	692	5.4	200	0.090	<0.20	0.50	16	4.1	1380	0.15	0.74	41	0.92	3.9	113	8.4
WSP 99	TP23-107	0.9	1.8	Open Pit	Glacial Till	500	18	586	5.7	<100	0.080	<0.20	0.40	15	5.5	1350	0.23	0.85	36	10	5.5	72	14
WSP 100	TP23-B2-03	7.0	--	Open Pit	Glaciolacustrine Upper	700	36	740	7.8	<100	0.12	0.30	1.0	48	11	1920	0.36	1.1	69	0.21	13	76	31
WSP 101	TP23-B2-05	4.0	--	Open Pit	Glaciolacustrine Upper	600	36	676	10	<100	0.16	<0.20	1.0	42	11	1560	0.36	1.2	72	0.14	13	75	33
WSP 102	TP23-B2-07	2.0	--	Open Pit	Glaciolacustrine Upper	500	22	768	5.5	<100	0.10	<0.20	0.70	24	7.4	1300	0.20	0.65	46	0.18	10	41	19
WSP 103	BH23-105	2.3	2.9	Open Pit - Viggo	Glaciolacustrine Upper	800	42	621	11	<100	0.16	<0.20	1.2	53	15	1950	0.43	1.3	83	0.28	14	92	38
WSP 104	BH22-133	2.3	2.9	Open Pit - Viggo	Glaciolacustrine Upper	700	50	541	13	<100	0.23	<0.20	1.2	46	17	1710	0.46	1.1	**89**	0.19	18	90	36
WSP 105	TP23-101	0.5	6.1	Stockpile	Glaciofluvial	300	5.6	353	2.8	<100	0.070	<0.20	0.40	8.1	2.8	460	0.04	0.39	13	0.09	2.1	14	2.7
WSP 106	TP23-102	1.8	6.1	Stockpile	Glaciolacustrine Upper	700	44	682	12	100	0.16	<0.20	1.2	44	16	1930	0.44	1.4	84	0.14	15	98	38
WSP 107	BH23-101	4.6	5.2	Stockpile	Glaciofluvial	700	7.5	264	2.3	<100	0.050	<0.20	0.50	17	3.7	610	0.070	0.58	15	9.1	3.8	17	6.2
WSP 108	BH23-102A	4.3	4.9	Stockpile	Glaciolacustrine Lower	600	8.0	819	2.6	200	<0.050	<0.20	0.50	21	4.9	1090	0.090	0.97	26	0.28	7.1	17	11
WSP 109	BH23-102	12.8	13.4	Stockpile	Glaciolacustrine Lower	600	10	388	3.4	400	0.11	<0.20	0.60	20	6.7	880	0.12	1.6	21	0.21	6.7	21	10
WSP 110	BH23-113	1.5	2.1	Stockpile	Glaciolacustrine Shoreline	600	8.0	753	2.7	<100	<0.050	<0.20	0.50	21	4.7	1110	0.080	0.59	27	0.72	6.1	15	8.9
WSP 111	BH23-118	2.3	2.9	Stockpile	Glaciolacustrine Upper	700	50	687	13	<100	0.23	<0.20	1.3	45	16	1820	0.44	1.0	**93**	0.21	15	102	39
WSP 112	BH23-121	0.8	1.4	Stockpile	Glaciolacustrine Upper	600	46	519	12	<100	0.19	<0.20	1.1	43	13	1800	0.40	0.93	86	0.21	13	88	29
WSP 113	BH23-122	1.5	2.1	Stockpile	Glaciolacustrine Upper	700	26	788	5.3	<100	0.090	<0.20	0.80	34	7.9	1650	0.23	0.79	52	0.52	12	45	19
WSP 114	BH23-122	25.3	25.9	Stockpile	Glacial Till	500	13	588	2.6	300	0.070	<0.20	0.50	32	4.0	1020	0.10	0.74	29	1.3	5.9	24	11
WSP 115	TP23-B1-03	2.5	--	Stockpile	Glaciolacustrine Shoreline	700	6.5	782	2.2	<100	<0.050	<0.20	0.50	18	4.5	1050	0.060	0.79	23	0.17	7.0	11	9.4
WSP 116	TP23-B1-05	2.4	--	Stockpile	Glaciolacustrine Shoreline	600	40	694	11	400	0.19	<0.20	1.1	44	12	1580	0.34	1.4	79	0.16	14	86	30
WSP 117	BH23-PPS-18	18.8	20.4	Former PPS	Glacial Till	500	12	373	4.5	100	0.060	<0.20	0.40	16	6.1	910	0.12	1.1	24	0.27	5.9	29	9.8
WSP 118	BH23-PPS-11	20.4	23.5	Former PPS	Glacial Till	500	13	434	3.4	100	0.060	<0.20	0.50	17	5.0	1000	0.12	1.0	29	0.90	6.2	26	7.7
WSP 119	BH23-PPS-11	17.3	20.4	Former PPS	Glaciofluvial	600	12	377	4.4	100	0.050	<0.20	0.50	19	7.8	950	0.13	1.6	25	1.1	6.2	26	9.5
WSP 120	BH23-PPS-11	23.5	25	Former PPS	Glacial Till	400	9.3	395	3.3	100	<0.050	<0.20	0.40	15	4.8	860	0.11	0.86	24	0.20	5.8	22	7.3
WSP 121	BH23-120	21.3	22	Stockpile	Glacial Till	500	6.9	752	2.4	200	<0.050	<0.20	0.40	28	3.8	1050	0.070	0.76	26	0.21	6.8	15	9.3

(1) Table 1, Column 2 Ontario Soil Screening Standards.
(2) Based on crustal abundance provided by Price (1997) excluding major elements.
(3) Approximate depth based on practical reach of the excavator.
Bold values indicate concentrations greater than Ontario Soil Screening Standards.
Shaded cells indicate concentrations greater than 10x Crustal Abundance values.

Table M-3: Overburden Elemental Content Results

Sample ID	Drillhole ID	From	To	Project Location	Dominant Material Type	Sodium	Nickel	Phosphorus	Lead	Sulphur	Antimony	Selenium	Tin	Strontium	Thorium	Titanium	Thallium	Uranium	Vanadium	Tungsten	Yttrium	Zinc	Zirconium
Original Units		m	m	-	-	ug/g	ug/g	ug/g	ug/g	ug/g	ug/g	ug/g	ug/g	ug/g	ug/g	ug/g	ug/g	ug/g	ug/g	ug/g	ug/g	ug/g	ug/g
Table 1 Ontario Soils Screening (ug/g)[1]		-	-	-	-	-	82	-	120	-	1.3	1.5	-	-	-	-	1	2.5	86	-	-	290	-
Crustal Abundance (Price 1997)		-	-	-	-		84	1050	14	400	0.2	0.05	2.3	370	9.6	6000	0.9	2.7	120	1.3	33	70	165
10x Crustal Abundance[2]		-	-	-	-	--	840	10500	140	4000	2	0.5	23	3700	96	60000	9	27	1200	13	330	700	1650
WSP 122	BH23-122	18.3	19.1	Stockpile	Glacial Till	400	23	405	2.9	400	0.090	<0.20	6.5	22	7.6	940	0.14	1.1	26	159	5.9	78	8.5
WSP 123	BS3B-TP23-005	1.0		Sand and Gravel Pit 3B	Glaciofluvial	200	6.2	231	2.9	100	<0.050	<0.20	0.30	9.4	4.2	480	0.050	0.70	13	0.1	2.9	13	5.3
WSP 124	BS3B-TP23-005	4.0		Sand and Gravel Pit 3B	Glaciofluvial	200	5.8	294	2.2	100	0.78	<0.20	0.30	11	4.4	620	0.040	0.66	15	0.16	3.9	12	5.2
WSP 125	BS3B-TP23-017	1.0	--	Sand and Gravel Pit 3B	Glaciofluvial	200	9.0	323	6.0	100	0.050	<0.20	0.50	12	8.7	730	0.14	1.7	18	0.13	6.8	30	9.8
WSP 126	BS3B-TP23-017	4.0	--	Sand and Gravel Pit 3B	Glaciofluvial	300	7.8	286	6.5	100	<0.050	<0.20	0.50	13	8.2	660	0.11	1.9	16	0.16	7.8	27	11
WSP 127	BS3B-TP23-048	1.0	--	Sand and Gravel Pit 3B	Glacial Till	200	8.1	512	6.1	100	0.060	<0.20	0.40	9.4	9.2	670	0.060	1.1	20	0.14	4.3	26	5.2
WSP 128	BS3B-TP23-052	1.0	--	Sand and Gravel Pit 3B	Glaciofluvial	200	6.1	244	3.2	100	<0.050	<0.20	0.30	9.1	6.7	570	0.040	0.73	15	0.1	3.0	13	4.0
WSP 129	BS3B-TP23-052	3.0	--	Sand and Gravel Pit 3B	Glaciofluvial	200	5.2	231	2.0	100	<0.050	<0.20	0.30	11	3.2	480	0.050	0.59	10	0.09	3.8	11	4.7
WSP 130	BS3-TP23-069	6.0	--	Sand and Gravel Pit 3	Glacial Till	200	7.1	307	2.5	100	<0.050	<0.20	0.30	12	3.9	550	0.060	0.82	15	0.14	4.0	15	5.6
WSP 131	BS3-TP24-048	0.3	--	Sand and Gravel Pit 3	Glaciofluvial	200	7.7	349	3.1	100	<0.050	<0.20	0.40	12	3.9	590	0.060	0.60	16	0.12	2.9	16	4.8
WSP 132	BS3-TP24-048	4.0	--	Sand and Gravel Pit 3	Glaciofluvial	200	5.2	255	1.8	100	<0.050	<0.20	0.30	13	3.4	490	0.040	0.55	12	0.09	4.0	10	5.0
WSP 133	BS3B-TP23-048	3.0	--	Sand and Gravel Pit 3B	Glacial Till	200	7.1	355	5.6	100	<0.050	<0.20	0.40	13	9.1	670	0.090	1.5	16	0.15	6.0	20	10
WSP 134	BS3-TP24-061	0.6	--	Sand and Gravel Pit 3	Glaciofluvial	300	9.8	373	3.7	100	<0.050	<0.20	0.40	15	6.1	790	0.12	0.90	19	0.13	4.5	25	8.6
WSP 135	BS3-TP24-061	4.0	--	Sand and Gravel Pit 3	Glaciofluvial	300	4.8	322	1.8	100	<0.050	<0.20	0.30	11	3.5	540	0.060	0.54	15	0.10	3.9	11	4.8
WSP 136	BH24-302	0.0	1.37	Effluent / Fresh Water Pipeline Corridor	Glacial Till	200	25	471	5.0	100	0.080	<0.20	0.70	14	7.3	900	0.16	1.1	29	3.33	4.5	39	6.5
WSP 137	BS3-TP23-026	6.0	7	Sand and Gravel Pit 3	Glaciofluvial	200	9.0	407	2.6	100	<0.050	<0.20	0.40	13	4.1	610	0.080	0.57	19	0.11	5.1	18	7.8
WSP 138	BS3-TP23-069	0.5	--	Sand and Gravel Pit 3	Glaciolacustrine Shoreline	300	4.7	329	1.7	100	<0.050	<0.20	0.20	10	3.2	520	0.040	0.56	13	0.16	3.5	9	4.1
WSP 139	TP24-106	1.7	2	Stockpile	Glaciofluvial	300	4.8	500	2.0	100	<0.050	<0.20	0.30	11	3.1	540	0.040	0.49	13	0.11	4.4	10	4.6
WSP 140	TP24-118	1.0	1.5	Stockpile	Glaciolacustrine Shoreline	300	9.0	715	3.0	100	<0.050	<0.20	0.40	19	5.1	1000	0.090	0.96	24	0.28	7.3	18	11
WSP 141	TP24-124	0.6	0.8	Stockpile	Glacial Till	300	14	532	5.1	100	<0.050	<0.20	0.50	17	5.9	960	0.10	1.5	24	0.43	5.3	21	8.5
WSP 142	TP24-131	6.5	7	Stockpile	Glaciolacustrine Upper	300	9.8	880	2.8	100	0.050	<0.20	0.50	22	4.9	1110	0.090	0.60	29	0.16	7.3	21	12
WSP 143	TP24-133	0.8	--	Stockpile	Glacial Till	200	16	604	10	100	0.060	0.20	0.60	17	6.9	1100	0.11	1.6	31	0.39	6.0	30	7.6
WSP 144	TP24-141	1.0	1.5	Stockpile	Glaciolacustrine Upper	500	54	599	14	100	0.22	<0.20	1.1	35	14	1740	0.44	1.1	86	0.19	17	86	31
WSP 145	TP24-146	6.2	6.5	Stockpile	Glaciolacustrine Lower	400	19	839	4.0	200	0.070	<0.20	0.60	29	6.2	1380	0.17	1.0	40	0.19	8.3	38	15
WSP 146	TP24-156	6.0	6.3	Open Pit	Glaciolacustrine Upper	400	23	820	5.7	100	0.10	<0.20	0.70	31	7.7	1220	0.20	1.1	42	0.18	9.4	45	19
WSP 147	TP24-166	3.2	3.5	Collection Water Pond	Glacial Till	300	15	475	4.8	100	<0.050	<0.20	0.40	15	6.4	960	0.12	1.1	26	0.16	7.0	23	8.3
WSP 148	TP24-169	1.2	1.4	Main Collection Channel	Glaciolacustrine Upper	400	54	652	14	100	0.28	<0.20	1.20	35	15	1330	0.42	1.2	80	0.34	20	92	37
WSP 149	TP24-173	0.5	0.8	Main Collection Channel	Glacial Till	300	15	678	4.3	900	0.060	<0.20	0.50	21	6.3	1080	0.13	1.4	35	0.22	8.8	33	9.8
WSP 150	TP24-176	6.7	7	Main Collection Channel	Glaciolacustrine Upper	500	24	867	4.8	100	0.090	<0.20	0.70	44	7.1	1580	0.21	1.4	47	0.26	10	44	25
WSP 151	TP24-178	4.9	--	Main Collection Channel	Glaciolacustrine Upper	500	21	876	4.5	100	0.080	<0.20	0.70	36	6.7	1470	0.19	2.2	42	0.25	9.6	41	22
WSP 152	TP24-178	0.6	--	Main Collection Channel	Glaciolacustrine Shoreline	200	32	369	12	100	0.15	0.30	1.2	29	11	1250	0.38	1.2	78	0.16	6.4	74	20
WSP 153	TP24-178	2.0	--	Main Collection Channel	Glaciolacustrine Shoreline	700	46	702	10	100	0.18	<0.20	1.1	66	13	1930	0.43	1.2	76	0.21	14	83	37
WSP 154	TP24-180	1.0	--	Open Pit - Viggo	Glaciolacustrine Upper	600	51	651	14	100	0.25	<0.20	1.2	62	14	1720	0.45	1.3	**87**	0.18	15	99	41
WSP 155	TP24-180	3.0	--	Open Pit - Viggo	Glaciolacustrine Upper	600	38	787	7.9	100	0.13	<0.20	0.90	59	11	1830	0.34	1.6	64	0.22	12	70	32
WSP 156	TP24-285	1.0	--	TMF	Glaciolacustrine Shoreline	200	5.3	276	2.0	100	<0.050	<0.20	0.30	10	3.1	560	0.060	0.52	12	0.09	3.6	9	3.1
WSP 157	TP24-285	3.0	--	TMF	Glaciolacustrine Upper	500	40	822	8.0	200	0.14	<0.20	0.90	31	11	1700	0.33	1.5	63	0.17	13	74	24
WSP 158	TP24-B3-01	1.0	--	Open Pit - Viggo	Glaciolacustrine Upper	500	32	824	6.5	100	0.11	<0.20	0.80	33	9.0	1690	0.26	0.90	56	0.25	14	49	20
WSP 159	TP24-B3-01	3.0	--	Open Pit - Viggo	Glacial Till	300	17	555	3.1	100	0.050	<0.20	0.40	20	4.5	1000	0.080	0.69	25	0.22	6.4	19	8.9
WSP 160	TP24-B3-01	6.0	--	Open Pit - Viggo	Glacial Till	400	16	490	3.1	100	0.060	<0.20	0.40	19	4.8	1000	0.13	0.82	26	0.19	6.9	23	9.7
WSP 161	TP24-B3-06	1.0	--	Open Pit - Viggo	Glaciolacustrine Shoreline	500	22	894	4.7	100	0.090	<0.20	0.70	30	6.9	1550	0.19	0.85	43	0.24	11	36	19
WSP 162	TP24-B3-06	3.5	--	Open Pit - Viggo	Glacial Till	400	17	577	4.6	100	0.070	<0.20	0.50	21	5.6	1140	0.15	0.95	31	0.60	7.7	29	12
WSP 163	TP24-B3-09	1.0	--	Open Pit - Viggo	Glaciolacustrine Upper	700	52	626	13	100	0.21	<0.20	1.2	60	14	1940	0.47	1.1	**87**	0.19	15	96	41
WSP 164	TP24-B3-09	3.5	--	Open Pit - Viggo	Glaciolacustrine Upper	500	32	809	6.4	100	0.11	<0.20	0.70	46	8.7	1700	0.29	0.89	59	0.20	10	63	27
WSP 165	TP24-B2-01	4.5	4.7	Open Pit - Viggo	Glaciolacustrine Upper	300	16	814	4.2	200	0.080	<0.20	0.60	25	5.9	1160	0.15	1.3	37	0.20	8.0	36	15
WSP 166	TP24-B2-03	3.6	3.9	Open Pit - Viggo	Glaciolacustrine Upper	400	28	755	7.3	100	0.14	<0.20	0.80	34	8.6	1320	0.24	1.2	56	0.15	10	60	24
MWP_Average	MWP	--	--	AEX Program	Mixed	333	12	782	2.6	100	0.053	0.20	0.47	18	4.9	1043	0.11	0.78	28	0.17	7.3	23	10
TP24-160_Average	TP24-160	--	--	Open Pit	Mixed	367	38	816	11	100	0.22	0.20	1.0	39	12	1110	0.32	1.2	69	0.15	13	83	29
TP24-B2-01_Average	TP24-B2-01	--	--	Open Pit	Mixed	400	26	726	9.0	167	0.12	0.20	0.70	31	8.1	1263	0.24	1.4	49	0.14	9.6	56	21
TP24-B2-03_Average	TP24-B2-03	--	--	Open Pit	Mixed	433	29	717	9.0	167	0.15	0.20	0.80	34	8.6	1300	0.26	1.5	51	0.12	11	61	22
TP24-B2-07_Average	TP24-B2-07	--	--	Open Pit	Mixed	400	25	715	6.5	100	0.13	0.20	0.70	29	7.7	1193	0.22	0.86	46	0.10	9.6	51	22
TWP_Average	TWP	--	--	AEX Program	Mixed	333	5.9	455	2.2	100	0.050	0.20	0.33	9.0	2.9	657	0.04	0.50	20	1.6	4.0	13	3.5
Triplicate Samples																							
MWP - Rep 1	MWP	--	--	AEX Program	--	400	13	818	2.8	100	0.050	<0.20	0.50	19	5.0	1140	0.11	0.80	30	0.18	7.5	27	11
MWP - Rep 2	MWP	--	--	AEX Program	--	300	8.2	726	2.1	100	<0.050	<0.20	0.40	16	4.7	890	0.080	0.68	23	0.14	6.3	16	8.6
MWP - Rep 3	MWP	--	--	AEX Program	--	300	14	802	3.0	100	0.060	<0.20	0.50	19	5.1	1100	0.13	0.86	30	0.20	8.0	27	11
TP24-160 - Rep 1	TP24-160	--	--	Open Pit	--	300	34	781	11	100	0.21	<0.20	1.0	38	11	960	0.30	1.1	64	0.14	13	76	27
TP24-160 - Rep 2	TP24-160	--	--	Open Pit	--	400	40	832	12	100	0.22	<0.20	1.0	39	12	1220	0.34	1.3	72	0.15	13	88	30
TP24-160 - Rep 3	TP24-160	--	--	Open Pit	--	400	39	836	11	100	0.22	0.20	1.0	40	12	1150	0.32	1.2	70	0.15	13	85	30
TP24-B2-01 - Rep 1	TP24-B2-01	--	--	Open Pit	--	300	22	729	5.5	200	0.10	<0.20	0.60	27	7.0	1130	0.19	1.3	43	0.12	8.5	46	18
TP24-B2-01 - Rep 2	TP24-B2-01	--	--	Open Pit	--	400	26	761	6.5	200	0.11	<0.20	0.70	32	8.1	1330	0.24	1.3	51	0.16	9.3	57	21
TP24-B2-01 - Rep 3	TP24-B2-01	--	--	Open Pit	--	500	31	688	15	100	0.16	<0.20	0.80	34	9.3	1330	0.29	1.6	54	0.15	11	64	25
TP24-B2-03 - Rep 1	TP24-B2-03	--	--	Open Pit	--	400	28	711	10	200	0.15	<0.20	0.80	32	8.3	1250	0.25	1.6	49	0.11	10	58	23
TP24-B2-03 - Rep 2	TP24-B2-03	--	--	Open Pit	--	500	36	713	9.9	200	0.18	0.20	0.90	40	10	1470	0.31	1.6	60	0.15	12	74	26
TP24-B2-03 - Rep 3	TP24-B2-03	--	--	Open Pit	--	400	24	727	6.9	100	0.12	<0.20	0.70	30	7.4	1180	0.22	1.2	44	0.10	9.8	50	16
TP24-B2-07 - Rep 1	TP24-B2-07	--	--	Open Pit	--	400	23	740	6.3	100	0.13	<0.20	0.70	28	7.4	1160	0.20	0.89	43	0.10	9.3	48	21
TP24-B2-07 - Rep 2	TP24-B2-07	--	--	Open Pit	--	400	25	718	6.5	100	0.12	<0.20	0.70	29	7.8	1220	0.22	0.87	46	0.10	9.7	51	23
TP24-B2-07 - Rep 3	TP24-B2-07	--	--	Open Pit	--	400	26	687	6.8	100	0.13	<0.20	0.70	29	8.0	1200	0.23	0.83	48	0.10	9.9	53	23
TWP - Rep 1	TWP	--	--	AEX Program	--	300	5.3	445	2.4	100	<0.050	<0.20	0.40	8.8	2.9	680	0.040	0.53	18	0.30	3.8	9.0	3.8
TWP - Rep 2	TWP	--	--	AEX Program	--	300	5.0	459	2.3	100	<0.050	<0.20	0.30	8.5	3.0	610	0.030	0.49	17	0.69	3.8	9.0	3.2
TWP - Rep 3	TWP	--	--	AEX Program		400	7.5	461	2.0	100	<0.050	<0.20	0.30	9.7	2.7	680	0.040	0.48	24	3.9	4.4	21	3.6

(1) Table 1, Column 2 Ontario Soil Screening Standards.
(2) Based on crustal abundance provided by Price (1997) excluding major elements.
(3) Approximate depth based on practical reach of the excavator.
Bold values indicate concentrations greater than Ontario Soil Screening Standards.
Shaded cells indicate concentrations greater than 10x Crustal Abundance values.

Table M-4: Overburden Shake Flask Extraction Results

Sample ID	Drillhole ID	From	To	Project Location	Sample weight	Volume D.I. Water	pH	Conductivity	Alkalinity	Sulphate	Phosphorus	Aluminum	Antimony	Arsenic	Beryllium	Boron	Cadmium	Calcium	Chromium	Cobalt	Copper	Iron
Original Units		m	m	-	g	mL	-	µS/cm	mg $CaCO_3$/L	mg/L	mg/L	mg/L	mg/L	mg/L	mg/L	mg/L	mg/L	mg/L	mg/L	mg/L	mg/L	mg/L
In-Place PWQO screening value (mg/L)		-	-	-	-	-	6.5-8.5	-	-	-	-	-	-	0.1	0.011	-	0.0002	-	0.001	-	0.005	0.3
Interim PWQO screening value (mg/L)		-	-	-	-	-	-	-	-	-	0.02	0.075	0.02	0.005	-	0.2	0.0001	-	-	0.0009	0.005	-
WSP 31	BH23-PPS-23	0.6	1.2	Former PPS	250	750	6.0	13	3.9	2.0	0.0085	0.045	<0.000050	0.000155	<0.000010	0.0090	<0.0000020	0.53	<0.00050	0.000043	0.00091	0.038
WSP 34	BH23-PPS-17	9.7	11.2	Former PPS	250	750	6.3	7	2.1	1.7	0.0052	0.024	<0.000050	<0.00010	<0.000010	0.0037	<0.0000020	0.63	<0.00050	0.000057	0.00064	0.021
WSP 35	BH23-PPS-18	5.1	6.7	Former PPS	250	750	6.1	7	2.5	1.5	0.010	0.023	<0.000050	<0.00015	<0.000010	0.0044	<0.0000020	0.49	<0.00050	0.000046	0.00079	0.021
WSP 36	BH23-PPS-24	6.1	6.7	Former PPS	250	750	5.9	23	1.6	2.2	0.0095	0.027	<0.000050	<0.00020	<0.000010	0.0046	0.0000031	1.1	<0.00050	0.000090	0.0020	0.030
WSP 37	BH23-PPS-7	5.1	6.7	Former PPS	250	750	6.3	11	6.0	2.1	0.0093	0.039	<0.000050	0.000182	<0.000010	0.0032	<0.0000060	0.75	<0.00050	0.000091	0.0011	0.024
WSP 39	23BH-AEX-25	4.2	4.5	AEX Program	250	750	6.4	47	25	2.5	0.014	**0.10**	<0.000050	0.0013	<0.000010	0.0076	0.0000031	7.6	<0.00050	0.00011	0.00076	0.065
WSP 40	23BH-AEX-25	6.3	6.6	AEX Program	250	750	6.5	48	22	3.1	0.012	0.060	0.000052	0.0011	<0.000010	0.0046	0.0000039	7.3	<0.00050	0.000052	0.0020	0.029
WSP 41	23BH-AEX-29	0.0	0.3	AEX Program	220	660	5.8	14	3.0	5.0	0.018	**0.58**	<0.000050	0.00075	0.000063	0.0044	0.000011	0.69	0.0018	0.00038	0.0031	0.44
WSP 42	23BH-AEX-29	3.0	3.5	AEX Program	250	750	6.4	46	15	6.2	0.016	**0.089**	0.00012	0.0010	<0.000010	0.0049	<0.0000040	6.8	<0.00050	0.000058	**0.0091**	0.051
WSP 43	BH23-AEX-001	1.5	1.7	AEX Program	250	750	6.6	65	31	4.4	**0.025**	**0.15**	<0.000050	0.00065	<0.000010	0.0025	<0.0000020	9.6	<0.00050	0.000068	0.0017	0.113
WSP 44	BH23-AEX-001	2.1	2.3	AEX Program	250	750	6.7	55	31	2.9	0.019	**0.13**	<0.000050	0.00047	<0.000010	0.003	<0.0000020	8.5	<0.00050	0.000056	0.0011	0.105
WSP 45	BH23-AEX-02	3.6	3.8	AEX Program	250	750	6.7	78	33	5.1	0.010	**0.20**	0.000099	0.0012	<0.000010	0.0026	0.0000044	12	<0.00050	0.000075	0.0016	0.081
WSP 46	BH23-AEX-040	1.8	2.1	AEX Program	200	600	6.4	10	2.4	3.9	0.019	**0.51**	<0.000050	<0.00055	0.000037	0.0053	0.0000026	0.26	0.0017	0.00030	0.0039	0.36
WSP 47	BH23-AEX-14	3.7	4.0	AEX Program	250	750	6.2	10	2.9	3.0	0.014	**0.17**	<0.000050	<0.00025	0.000013	0.0036	<0.0000020	0.68	<0.00050	0.00016	0.0027	0.094
WSP 48	BH23-AEX-19	0.2	0.6	AEX Program	250	750	6.3	10	4.4	2.2	**0.094**	0.034	<0.000050	0.00013	<0.000010	0.0026	<0.0000020	1.0	<0.00050	0.00011	0.00040	0.020
WSP 49	BH23-AEX-27	0.1	0.6	AEX Program	200	600	6.5	22	4.3	12.9	**0.065**	**1.9**	0.00013	<0.00087	0.00014	0.0145	0.0000035	0.93	0.0039	0.00056	**0.014**	1.6
WSP 50	BH23-AEX-27	3.0	3.6	AEX Program	250	750	6.5	17	8.4	2.1	0.013	**0.088**	<0.000050	0.0010	<0.000010	0.0021	0.0000023	3.1	<0.00050	0.00014	0.0043	0.069
WSP 51	BH23-AEX-28	11.4	11.6	AEX Program	250	750	6.7	80	36	4.6	**0.024**	**0.16**	<0.000050	0.00062	<0.000010	0.0029	<0.0000040	13	<0.00050	0.000040	0.0016	0.041
WSP 52	BH23-AEX-33	3.6	4.2	AEX Program	250	750	6.7	59	31	2.2	**0.023**	0.068	<0.000050	0.0011	<0.000010	0.0024	0.0000033	9.6	<0.00050	0.000027	0.0013	0.021
WSP 53	BH23-AEX-33	6.6	7.0	AEX Program	250	750	6.8	97	41	6.4	**0.022**	0.049	0.000075	0.0011	<0.000010	0.0034	<0.0000040	16	<0.00050	0.000028	0.0021	0.021
WSP 54	BH23-AEX-41	0.2	0.6	AEX Program	250	750	6.5	7	2.9	1.8	0.0062	0.0076	<0.000050	<0.000050	<0.000010	0.0028	0.0000024	0.67	<0.00050	0.000037	0.0004	0.0033
WSP 55	TP23-AEX-01	5.0	5.5	AEX Program	250	750	6.4	14	3.9	2.6	0.011	**0.14**	<0.000050	<0.00045	0.000014	0.0054	<0.0000020	0.74	<0.00050	0.000080	0.0038	0.091
WSP 56	TP23-AEX-08	3.0	3.5	AEX Program	250	750	6.4	4	1.9	1.6	0.0060	0.020	<0.000050	<0.000050	<0.000010	0.0025	<0.0000020	0.38	<0.00050	0.000036	0.0007	0.0058
WSP 57	TP23-AEX-11	2.5	3.0	AEX Program	250	750	6.4	41	20	4.3	**0.024**	**0.34**	0.000066	0.00052	0.000011	0.0059	0.0000032	4.0	0.00078	0.000087	0.0017	0.25
WSP 58	TP23-AEX-15	0.4	0.7	AEX Program	250	750	5.6	8	1.0	2.6	0.0077	0.062	<0.000050	<0.00015	0.000027	0.0033	<0.0000020	0.38	0.00066	0.000076	0.0028	0.049
WSP 59	TP23-AEX-20	4.5	5.0	AEX Program	250	750	6.4	101	40	9.6	0.019	0.072	0.00021	0.0016	<0.000010	0.0035	<0.0000080	17	<0.00050	0.000054	0.0021	0.025
WSP 60	TP23-AEX-21	0.1	0.3	AEX Program	250	750	5.9	10	3.9	3.2	0.014	**0.22**	0.000056	0.00075	0.000018	0.0043	0.0000037	0.76	0.00064	0.00016	0.0016	0.045
WSP 61	TP23-AEX-24	6.1	6.4	AEX Program	250	750	6.1	17	6.5	2.5	0.0072	0.032	<0.000050	0.00084	<0.000010	0.0029	0.0000033	2.5	<0.00050	0.000073	0.0028	0.026
WSP 62	TP23-AEX-26	4.3	4.7	AEX Program	250	750	6.1	7	4.4	2.7	0.0076	0.060	<0.000050	0.00032	<0.000010	0.0021	<0.0000020	0.80	<0.00050	0.000054	0.0024	0.049
WSP 63	TP23-AEX-29	0.2	0.5	AEX Program	250	750	5.4	10	1.7	4.7	**0.030**	**0.56**	<0.000050	0.0012	0.000032	0.0028	0.0000081	0.56	0.0015	0.00030	0.0024	0.16
WSP 64	BS1-BH23-001	3.3	3.6	PPS	250	750	5.9	19	4.2	4.4	<0.0050	0.043	<0.000050	<0.00025	<0.000010	0.0051	0.0000025	0.95	<0.00050	0.000096	0.0024	0.027
WSP 67	BS1-TP23-002	1.6	2.1	PPS	250	750	6.0	4	3.1	1.9	<0.0050	0.015	<0.000050	<0.00010	<0.000010	0.0023	<0.0000020	0.35	<0.00050	0.000055	0.00077	0.0077
WSP 69	BS1-TP23-006	0.5	1.2	PPS	250	750	5.8	4	2.8	1.9	0.0059	0.054	<0.000050	0.000103	<0.000010	<0.0020	<0.0000020	0.26	<0.00050	0.000056	0.0010	0.011
WSP 71	BS3B-TP23-002	4.5	4.9	Sand and Gravel Pit 3B	250	750	5.6	5	2.9	1.8	<0.0050	0.035	<0.000050	<0.00010	0.000011	0.0037	0.0000027	0.30	<0.00050	0.000047	0.00058	0.012
WSP 73	BS3B-TP23-023	1.1	1.4	Sand and Gravel Pit 3B	250	750	5.7	5	1.8	2.4	0.0060	**0.083**	<0.000050	<0.00021	0.000022	0.0020	0.0000033	0.43	0.00056	0.000041	0.0023	0.060
WSP 77	BS3B-TP23-046	1.5	1.8	Sand and Gravel Pit 3B	250	750	5.4	6	0.73	2.2	<0.0050	**0.23**	<0.000050	0.00022	0.000027	0.0041	0.0000056	0.41	0.00068	0.00026	0.0014	0.0548
WSP 79	BS4-TP23-026	5.0	5.0	Sand and Gravel Pit 4	250	750	5.9	3	3.3	1.7	<0.0050	0.023	<0.000050	<0.00010	<0.000010	0.0021	<0.0000020	0.26	<0.00050	0.000036	0.00055	0.0083
WSP 80	BS5-TP23-010	3.0	3.5	Sand and Gravel Pit 5	250	750	5.6	5	2.1	1.9	<0.0050	0.029	<0.000050	<0.000050	0.000016	<0.0020	0.0000061	0.29	<0.00050	0.000062	0.00040	0.0075
WSP 83	BS6-TP23-027	1	1.5	Sand and Gravel Pit 6	250	750	5.9	4	3.2	2.2	0.0081	0.046	<0.000050	0.00011	<0.000010	0.0025	<0.0000020	0.35	<0.00050	0.000053	0.00082	0.015
WSP 86	BH22-101	1.5	2.1	Open Pit	75	225	6.1	28	10	3.4	<0.0050	**0.093**	<0.000050	0.00045	<0.000010	0.0063	0.0000032	2.3	0.0006	0.00028	**0.0061**	0.038
WSP 87	BH23-103	5.8	6.4	Open Pit	250	750	6.5	99	40	5.7	**0.032**	0.049	0.00025	**0.0071**	<0.000010	0.0099	0.0000052	14	<0.00050	0.000046	0.0039	0.021
WSP 88	BH23-103	8.8	9.4	Open Pit	130	390	6.6	260	54	39.6	0.019	**0.11**	0.00046	0.0012	<0.000010	0.0298	<0.000010	31	<0.00050	0.000088	**0.0054**	0.059
WSP 89	BH23-103	19.5	20.1	Open Pit	200	600	6.6	96	36	9.2	**0.021**	0.066	0.00011	0.0024	<0.000010	0.0049	0.0000042	15	<0.00050	0.000025	0.0023	0.021
WSP 90	BH23-103	25.6	26.2	Open Pit	200	600	6.5	65	26	5.4	0.014	0.074	0.00012	0.0024	<0.000010	0.0047	0.0000037	10	<0.00050	0.000069	0.0032	0.012
WSP 91	BH23-106	1.5	2.1	Open Pit	250	750	6.0	14	4.5	3.9	**0.031**	**0.56**	0.00010	0.00055	0.000029	0.0079	<0.0000020	1.0	0.0012	0.00012	0.0033	0.42
WSP 92	BH23-106	10.7	11.3	Open Pit	100	300	6.4	96	35	12.8	0.0062	0.045	0.00018	0.0014	<0.000010	0.0095	<0.0000040	15	<0.00050	0.000098	0.0019	0.010
WSP 93	TP23-105	2.1	6.7	Open Pit	250	750	6.5	63	37	2.1	0.0077	0.051	<0.000050	0.00057	<0.000010	0.003	<0.0000020	11	<0.00050	0.000016	0.0014	0.025
WSP 94	TP23-105	6.1	7.6	Open Pit	250	750	6.6	58	34	2.0	0.0062	0.042	<0.000050	0.00056	<0.000010	0.003	<0.0000020	10	<0.00050	0.000026	0.00070	0.017
WSP 95	TP23-106	0.3	1.5	Open Pit	250	750	6.7	93	52	2.4	0.0052	0.025	0.000065	0.00057	<0.000010	0.0047	<0.0000020	16	<0.00050	0.000016	0.0014	0.013
WSP 96	TP23-106	1.5	5.8	Open Pit	250	750	6.7	70	41	2.1	<0.0050	0.040	<0.000050	0.00038	<0.000010	0.0026	<0.0000020	12	<0.00050	0.000015	0.00087	0.014
WSP 97	TP23-106	5.8	6.1	Open Pit	250	750	6.7	112	41	16.6	0.0091	0.048	0.00017	0.0022	<0.000010	0.0036	<0.0000060	16	<0.00050	0.000065	0.0021	0.017
WSP 98	TP23-107	0.5	0.9	Open Pit	250	750	6.2	10	3.1	3.8	0.0059	**0.10**	0.000076	0.00069	<0.000010	0.003	0.000017	0.42	0.00059	0.00026	0.0016	0.046
WSP 99	TP23-107	0.9	1.8	Open Pit	250	750	6.2	6.1	2.5	2.4	<0.0050	0.064	<0.000050	0.00050	<0.000010	0.0021	0.0000075	0.35	<0.00050	0.000075	0.0015	0.036
WSP 100	TP23-B2-03	7.0	--	Open Pit	250	750	6.6	98	53	4.1	**0.022**	**0.16**	0.000072	0.00056	<0.000010	0.0078	<0.000010	14	0.00059	0.00010	**0.0064**	0.10
WSP 101	TP23-B2-05	4.0	--	Open Pit	250	750	6.6	99	57	2.6	0.012	0.055	0.00011	0.00048	<0.000010	0.0065	<0.0000060	15	0.00070	0.000018	0.0014	0.033
WSP 102	TP23-B2-07	2.0	--	Open Pit	250	750	6.4	14	7.6	3.8	**0.033**	**0.27**	0.00010	0.00059	<0.000010	0.0064	<0.0000020	1.6	0.00066	0.000064	0.0024	0.18
WSP 103	BH23-105	2.3	2.9	Open Pit - Viggo	200	600	6.8	110	65	4.0	**0.022**	**0.13**	0.00016	0.0012	<0.000010	0.0053	<0.0000060	11	0.00050	0.000035	0.0029	0.076
WSP 104	BH22-133	2.3	2.9	Open Pit - Viggo	75	225	6.8	123	70	3.7	<0.0050	**0.18**	0.00016	0.0015	<0.000010	0.0047	0.0000072	17	0.00076	0.000076	0.0034	0.12
WSP 105	TP23-101	0.5	6.1	Stockpile	250	750	6.1	13	3.3	2.2	0.012	0.064	0.00015	0.00068	<0.000010	0.0038	0.000013	1.8	<0.00050	0.000077	0.0010	0.02
WSP 106	TP23-102	1.8	6.1	Stockpile	250	750	6.7	119	58	7.9	**0.047**	0.031	0.00040	0.0022	<0.000010	0.0079	0.0000093	18	<0.00050	0.000059	**0.0077**	0.02
WSP 109	BH23-102	12.8	13.4	Stockpile	250	750	6.7	49	26	3.1	0.010	**0.14**	0.000072	0.0017	<0.000010	0.0035	<0.0000020	8.6	<0.00050	0.000033	0.00099	0.0083
WSP 111	BH23-118	2.3	2.9	Stockpile	175	525	6.8	100	59	3.0	0.014	**0.12**	0.00014	0.00081	<0.000010	0.0056	0.0000058	15	0.00070	0.000059	0.0025	0.07
WSP 113	BH23-122	1.5	2.1	Stockpile	250	750	6.8	91	53	3.4	**0.020**	**0.16**	0.000059	0.0010	<0.000010	0.0031	<0.0000020	16	0.00052	0.000076	0.0044	0.10
WSP 115	TP23-B1-03	2.5	--	Stockpile	250	750	6.4	13	5.9	3.7	0.0091	**0.21**	<0.000050	<0.00020	0.000012	0.0032	0.0000029	1.4	0.00082	0.000085	0.0033	0.25
WSP 123	BS3B-TP23-005	1.0		Sand and Gravel Pit 3B	250	750	6.0	4.7	3.0	<0.5	0.011	**0.076**	<0.000050	0.00015	0.000015	0.0061	0.0000078	0.24	<0.00050	0.00012	0.00041	0.012
WSP 124	BS3B-TP23-005	4.0		Sand and Gravel Pit 3B	250	750	5.9	5.8	2.5	<0.5	<0.0050	**0.093**	<0.000050	0.00015	0.000013	0.0063	0.0000062	0.30	<0.00050	0.000095	0.00055	0.013
WSP 125	BS3B-TP23-017	1.0	--	Sand and Gravel Pit 3B	250	750	6.1	7.1	2.5	1.1	**0.023**	**0.13**	<0.000050	0.00049	0.000016	0.0075	0.0000050	0.43	<0.00050	0.000097	0.0022	0.037
WSP 126	BS3B-TP23-017	4.0	--	Sand and Gravel Pit 3B	250	750	6.1	5.7	3.0	<0.5	<0.0050	0.035	<0.000050	<0.00015	0.000011	0.0095	0.0000021	0.40	<0.00050	0.000066	0.0014	0.014
WSP 127	BS3B-TP23-048	1.0	--	Sand and Gravel Pit 3B	250	750	5.9	7.1	2.6	0.8	<0.0050	**0.21**	0.000071	0.00060	0.000024	0.0075	0.000019	0.28	<0.00050	0.00026	0.0018	0.030
WSP 128	BS3B-TP23-052	1.0	--	Sand and Gravel Pit 3B	250	750	6.0	5.5	3.2	<0.5	<0.0050	**0.14**	<0.000050	0.00025	0.000023	0.0058	0.0000088	0.27	<0.00050	0.00011	0.0011	0.020

(1) Approximate depth based on practical reach of the excavator.

Shaded cells indicate concentrations greater than the in-place PWQO screening value.

Bold values indicate concentrations greater than the interim PWQO screening value.

Table M-4: Overburden Shake Flask Extraction Results

Sample ID	Drillhole ID	From	To	Project Location	Sample weight	Volume D.I. Water	pH	Conductivity	Alkalinity	Sulphate	Phosphorus	Aluminum	Antimony	Arsenic	Beryllium	Boron	Cadmium	Calcium	Chromium	Cobalt	Copper	Iron
Original Units		m	m	-	g	mL	-	µS/cm	mg $CaCO_3$/L	mg/L	mg/L	mg/L	mg/L	mg/L	mg/L	mg/L	mg/L	mg/L	mg/L	mg/L	mg/L	mg/L
In-Place PWQO screening value (mg/L)		-	-	-	-	-	6.5-8.5	-	-	-	-	-	-	0.1	0.011	-	0.0002	-	0.001	-	0.005	0.3
Interim PWQO screening value (mg/L)		-	-	-	-	-	-	-	-	-	0.02	0.075	0.02	0.005	-	0.2	0.0001	-	-	0.0009	0.005	-
WSP 129	BS3B-TP23-052	3.0	--	Sand and Gravel Pit 3B	250	750	6.0	3.6	2.8	<0.5	<0.0050	0.029	<0.000050	<0.00010	0.000011	0.0028	<0.0000020	0.22	<0.00050	0.000028	0.00050	0.0083
WSP 130	BS3-TP23-069	6.0	--	Sand and Gravel Pit 3	250	750	6.3	19	11	0.8	<0.0050	0.053	<0.000050	0.00031	<0.000010	0.0031	0.0000031	3.1	<0.00050	0.000088	0.0021	0.018
WSP 131	BS3-TP24-048	0.3	--	Sand and Gravel Pit 3	250	750	6.0	5.3	1.1	1.0	<0.0050	**0.12**	<0.000050	0.00031	0.000014	0.0050	0.0000023	0.27	<0.00050	0.000067	0.00070	0.034
WSP 132	BS3-TP24-048	4.0	--	Sand and Gravel Pit 3	250	750	6.2	8.9	5.9	1.3	<0.0050	**0.14**	<0.000050	0.00019	<0.000010	0.0051	0.0000033	1.1	<0.00050	0.000080	0.0018	0.099
WSP 133	BS3B-TP23-048	3.0	--	Sand and Gravel Pit 3B	250	750	6.1	5.2	2.7	<0.5	<0.0050	0.058	<0.000050	0.00012	0.000015	0.0044	0.0000054	0.44	<0.00050	0.000069	0.0013	0.0060
WSP 134	BS3-TP24-061	0.6	--	Sand and Gravel Pit 3	250	750	6.0	6.6	2.9	0.7	0.0073	**0.13**	0.000069	0.00047	0.000017	0.0037	0.0000078	0.49	<0.00050	0.00023	0.0012	0.031
WSP 135	BS3-TP24-061	4.0	--	Sand and Gravel Pit 3	250	750	6.2	14	8.8	<0.5	0.0061	0.059	<0.000050	0.00037	<0.000010	0.0040	<0.0000020	2.1	<0.00050	0.00010	0.0017	0.030
WSP 136	BH24-302	0.0	1.37	Effluent / Fresh Water Pipeline Corridor	250	750	6.1	37	5.5	<0.5	**0.047**	**0.60**	0.00026	0.0022	0.000024	0.017	0.000020	2.3	0.0012	**0.0015**	**0.013**	0.35
WSP 137	BS3-TP23-026	6.0	7	Sand and Gravel Pit 3	250	750	6.3	8.9	4.8	6.9	0.0057	**0.69**	0.000072	0.00045	0.000028	0.0088	0.0000093	0.61	0.0014	0.00031	0.0036	0.69
WSP 138	BS3-TP23-069	0.5	--	Sand and Gravel Pit 3	250	750	6.1	4.0	2.9	<0.5	<0.0050	**0.077**	0.000072	0.00074	0.000073	0.0044	0.000068	0.31	<0.00050	0.00012	0.0014	0.020
WSP 139	TP24-106	1.7	2	Stockpile	250	750	6.3	22	13	1.6	<0.0050	**0.080**	0.000071	0.00063	<0.000010	0.0065	0.0000028	3.8	<0.00050	0.000060	0.0031	0.064
WSP 140	TP24-118	1.0	1.5	Stockpile	250	750	6.0	7.3	3.6	2.9	0.013	**0.26**	<0.000050	0.00055	0.000025	0.0068	0.0000076	0.36	0.00071	0.00014	**0.0061**	0.31
WSP 141	TP24-124	0.6	0.8	Stockpile	250	750	5.8	7.5	3.0	1.2	<0.0050	**0.16**	<0.000050	0.00024	0.000016	0.0064	0.0000035	0.66	<0.00050	0.00018	0.0019	0.026
WSP 142	TP24-131	6.5	7	Stockpile	250	750	6.5	63	37	2.1	<0.0050	**0.25**	<0.000050	0.00092	<0.000010	0.0049	0.0000031	10	<0.00050	0.000059	0.0012	0.15
WSP 143	TP24-133	0.8	--	Stockpile	250	750	5.9	15	3.0	2.9	<0.0050	**0.63**	0.000088	0.00080	0.000047	0.0067	0.0000098	1.2	0.0011	0.00058	0.0028	0.15
WSP 144	TP24-141	1.0	1.5	Stockpile	250	750	7.0	263	48	12	**0.063**	**0.94**	0.00017	0.00081	0.000049	0.016	0.0000099	4.2	0.0023	0.00042	**0.0087**	1.1
WSP 145	TP24-146	6.2	6.5	Stockpile	250	750	6.7	126	52	15	0.011	**0.24**	0.00053	0.0031	<0.000010	0.0082	<0.000010	16	0.00064	0.00023	0.0046	0.25
WSP 146	TP24-156	6.0	6.3	Open Pit	250	750	6.7	121	56	11	**0.020**	**0.26**	0.00089	0.0033	<0.000010	0.024	0.0000094	15	0.00068	0.00022	**0.0082**	0.22
WSP 147	TP24-166	3.2	3.5	Collection Water Pond	250	750	6.2	14	4.5	3.1	0.0062	**0.35**	<0.000050	0.00092	0.000033	0.0058	0.0000070	1.3	0.0013	0.00052	**0.010**	0.36
WSP 148	TP24-169	1.2	1.4	Main Collection Channel	250	750	6.0	16	4.1	2.3	0.015	**0.24**	0.00011	0.00035	0.000015	0.0063	<0.0000020	1.0	0.00083	0.000090	0.0026	0.22
WSP 149	TP24-173	0.5	0.8	Main Collection Channel	250	750	6.1	53	6.6	17	<0.0050	0.073	0.000075	0.00070	0.000017	0.013	0.0000042	6.1	0.00065	0.00042	0.0020	0.085
WSP 150	TP24-176	6.7	7	Main Collection Channel	250	750	6.7	82	46	<0.5	<0.0050	0.041	0.000051	0.00067	<0.000010	0.0045	<0.0000040	7.9	<0.00050	0.0000086	0.0008	0.018
WSP 151	TP24-178	4.9	--	Main Collection Channel	250	750	6.6	79	45	0.55	<0.0050	0.044	0.000072	0.00059	<0.000010	0.0036	<0.0000020	11	<0.00050	0.000011	0.00059	0.020
WSP 152	TP24-178	0.6	--	Main Collection Channel	250	750	6.3	15	7.5	4.0	<0.0050	**0.57**	0.000054	0.00049	0.000031	0.0078	0.0000035	1.2	0.0016	0.00015	0.0027	0.44
WSP 153	TP24-178	2.0	--	Main Collection Channel	250	750	6.7	111	61	0.86	<0.0050	0.041	0.00010	0.00099	<0.000010	0.0047	0.0000033	13	0.00052	0.000014	0.0012	0.022
WSP 154	TP24-180	1.0	--	Open Pit - Viggo	250	750	6.6	126	58	1.0	<0.0050	0.050	0.00018	0.0014	<0.000010	0.0051	0.0000086	13	<0.00050	0.000019	0.0021	0.031
WSP 155	TP24-180	3.0	--	Open Pit - Viggo	250	750	6.7	102	58	0.5	<0.0050	0.041	0.00013	0.00085	<0.000010	0.0058	<0.0000040	9.0	<0.00050	0.000015	0.0013	0.021
WSP 156	TP24-285	1.0	--	TMF	250	750	6.1	6.8	3.1	0.5	<0.0050	**0.097**	<0.000050	<0.00015	<0.000010	0.0036	<0.0000020	0.34	<0.00050	0.000045	0.00070	0.034
WSP 157	TP24-285	3.0	--	TMF	250	750	6.2	37	9.4	7.9	<0.0050	**1.4**	0.00019	0.00066	0.000036	0.0088	0.000015	2.3	0.0024	0.00085	0.0032	0.96
WSP 158	TP24-B3-01	1.0	--	Open Pit - Viggo	250	750	6.2	10	4.8	2.2	<0.0050	**0.48**	0.000050	<0.00040	0.000033	0.0042	0.0000031	0.48	0.0011	0.00012	0.0036	0.42
WSP 159	TP24-B3-01	3.0	--	Open Pit - Viggo	250	750	6.4	48	27	<0.5	<0.0050	**0.077**	<0.000050	0.00067	<0.000010	0.0030	<0.0000020	7.8	<0.00050	0.000013	0.0010	0.020
WSP 160	TP24-B3-01	6.0	--	Open Pit - Viggo	250	750	6.5	38	23	<0.5	<0.0050	**0.077**	<0.000050	0.00070	<0.000010	0.0029	<0.0000020	6.1	<0.00050	0.000013	0.00060	0.021
WSP 161	TP24-B3-06	1.0	--	Open Pit - Viggo	250	750	6.4	18	8.2	1.9	<0.0050	**0.35**	<0.000050	0.00079	0.000013	0.0042	<0.0000020	1.1	0.00082	0.000082	**0.0056**	0.25
WSP 162	TP24-B3-06	3.5	--	Open Pit - Viggo	250	750	6.4	45	25	0.77	<0.0050	0.074	<0.000050	0.00057	<0.000010	0.0031	<0.0000020	6.0	<0.00050	0.000048	0.0026	0.038
WSP 163	TP24-B3-09	1.0	--	Open Pit - Viggo	250	750	6.7	95	55	0.50	<0.0050	0.064	0.000073	0.00094	<0.000010	0.0039	0.0000038	12	<0.00050	0.000020	0.0015	0.037
WSP 164	TP24-B3-09	3.5	--	Open Pit - Viggo	250	750	6.7	98	58	0.84	<0.0050	**0.10**	0.00015	0.0011	<0.000010	0.0061	0.0000031	11	<0.00050	0.000023	0.0012	0.049
WSP 165	TP24-B2-01	4.5	4.7	Open Pit - Viggo	250	750	6.7	107	55	2.7	<0.0050	**0.20**	0.00061	0.0028	<0.000010	0.012	<0.0000060	14	0.00051	0.00016	0.0043	0.11
WSP 166	TP24-B2-03	3.6	3.9	Open Pit - Viggo	250	750	6.7	125	61	7.0	<0.0050	**0.21**	0.00036	0.0011	<0.000010	0.015	0.0000087	14	0.00052	0.00011	**0.0062**	0.13
Triplicate Samples																						
MWP - Rep 1	MWP	--	6 (1)	AEX Program	250	750	6.4	12	6.6	4.6	<0.0050	**0.65**	<0.000050	0.00094	0.000023	0.0053	0.0000072	1.3	0.0013	0.00034	**0.0062**	0.66
MWP - Rep 2	MWP	--	6 (1)	AEX Program	250	750	6.1	7	4.0	1.8	<0.010	**0.28**	<0.000050	0.00041	<0.000010	<0.0020	0.0000022	0.67	0.00055	0.00014	0.0032	0.22
MWP - Rep 3	MWP	--	6 (1)	AEX Program	250	750	6.2	8	4.3	2.3	<0.010	**0.34**	<0.000050	0.00072	<0.000010	<0.0020	0.0000048	0.86	0.00063	0.00015	0.0044	0.28
TP24-160 - Rep 1	TP24-160	--	7.0	Open Pit	250	750	6.4	53	28	6.0	**0.063**	**1.8**	0.00020	0.0014	0.000058	0.014	0.0000098	5.9	0.0027	0.00032	0.0041	1.2
TP24-160 - Rep 2	TP24-160	--	7.0	Open Pit	250	750	6.6	69	34	4.5	**0.091**	**0.58**	0.00023	0.0020	0.000019	0.0085	0.0000067	8.6	0.0011	0.00015	0.0040	0.39
TP24-160 - Rep 3	TP24-160	--	7.0	Open Pit	250	750	6.7	117	60	3.4	**0.11**	**0.41**	0.00032	0.0020	<0.000010	0.012	0.000011	15	0.00083	0.00014	**0.0057**	0.24
TP24-B2-01 - Rep 1	TP24-B2-01	--	6.8	Open Pit	250	750	6.7	100	45	8.3	**0.025**	**0.51**	0.00033	0.0030	0.000014	0.0089	<0.0000080	12	0.0010	0.00020	0.0042	0.33
TP24-B2-01 - Rep 2	TP24-B2-01	--	6.8	Open Pit	250	750	6.6	103	49	14	0.017	**0.29**	0.00031	0.0027	<0.000010	0.0090	<0.0000080	14	0.00058	0.00013	**0.0053**	0.17
TP24-B2-01 - Rep 3	TP24-B2-01	--	6.8	Open Pit	250	750	6.7	107	53	14	0.017	**0.19**	0.00037	0.0032	<0.000010	0.010	<0.0000060	15	0.00051	0.00011	0.0043	0.11
TP24-B2-03 - Rep 1	TP24-B2-03	--	7.0	Open Pit	250	750	6.7	131	56	15	<0.010	**0.25**	0.00067	0.0027	<0.000010	0.016	<0.0000060	14	0.00061	0.00016	**0.0063**	0.13
TP24-B2-03 - Rep 2	TP24-B2-03	--	7.0	Open Pit	250	750	6.7	150	59	19	**0.021**	**0.25**	0.00081	0.0027	<0.000010	0.018	<0.000010	16	<0.00050	0.00015	**0.0072**	0.13
TP24-B2-03 - Rep 3	TP24-B2-03	--	7.0	Open Pit	250	750	6.6	118	54	9.0	**0.024**	**0.24**	0.00051	0.0024	<0.000010	0.014	<0.0000080	14	<0.00050	0.00013	**0.0062**	0.14
TP24-B2-07 - Rep 1	TP24-B2-07	--	7.0	Open Pit	250	750	6.7	87	45	4.0	**0.055**	**0.36**	0.00019	0.0015	<0.000010	0.0096	0.0000083	12	0.00071	0.00013	0.0048	0.22
TP24-B2-07 - Rep 2	TP24-B2-07	--	7.0	Open Pit	250	750	6.7	100	57	3.3	**0.028**	**0.41**	0.00017	0.0010	0.000013	0.010	0.0000088	13	0.00082	0.00013	0.0041	0.28
TP24-B2-07 - Rep 3	TP24-B2-07	--	7.0	Open Pit	250	750	6.6	91	51	2.8	**0.024**	**0.31**	0.00007	0.00089	0.000012	0.0079	0.0000049	13	0.00059	0.000082	0.0028	0.20
TWP - Rep 1	TWP	--	6 (1)	AEX Program	250	750	6.2	14	3.9	0.7	<0.010	0.042	<0.000050	0.00052	<0.000010	0.0034	<0.0000020	0.51	<0.00050	0.00012	0.00058	0.029
TWP - Rep 2	TWP	--	6 (1)	AEX Program	250	750	6.3	25	8.2	1.6	<0.010	0.064	<0.000050	0.00080	<0.000010	0.0048	0.0000033	1.8	<0.00050	0.00022	0.0011	0.049
TWP - Rep 3	TWP	--	6 (1)	AEX Program	250	750	6.7	93	47	1.8	<0.010	**0.081**	0.000060	0.00074	<0.000010	0.0034	<0.0000020	16	<0.00050	0.00010	0.00095	0.014

(1) Approximate depth based on practical reach of the excavator.

Shaded cells indicate concentrations greater than the in-place PWQO screening value.

Bold values indicate concentrations greater than the interim PWQO screening value.

Table M-4: Overburden Shake Flask Extraction Results

Sample ID	Drillhole ID	From	To	Project Location	Sample weight	Volume D.I. Water	Lead	Magnesium	Mercury	Molybdenum	Nickel	Potassium	Selenium	Silver	Sodium	Strontium	Thallium	Tungsten	Uranium	Vanadium	Zinc	Zirconium
Original Units		m	m	-	g	mL	mg/L	mg/L	mg/L	mg/L	mg/L	mg/L	mg/L	mg/L	mg/L	mg/L	mg/L	mg/L	mg/L	mg/L	mg/L	mg/L
In-Place PWQO screening value (mg/L)		-	-	-	-	-	0.005	-	0.0002	-	0.025	-	0.1	0.0001	-	-	-	-	-	-	0.03	-
Interim PWQO screening value (mg/L)		-	-	-	-	-	0.001	-	-	0.04	-	-	-	-	-	-	0.0003	0.03	0.005	0.006	0.02	0.004
WSP 31	BH23-PPS-23	0.6	1.2	Former PPS	250	750	0.000085	0.14	<0.0000050	0.00055	0.000132	0.71	<0.00010	0.000040	1.5	0.0068	0.0000060	0.00044	0.000048	<0.0010	0.0012	0.00013
WSP 34	BH23-PPS-17	9.7	11.2	Former PPS	250	750	0.000067	0.22	<0.0000050	0.000298	0.00014	0.15	<0.00010	0.000058	0.20	0.0025	0.0000084	<0.00020	0.000074	<0.0010	0.0014	0.000089
WSP 35	BH23-PPS-18	5.1	6.7	Former PPS	250	750	0.000070	0.10	<0.0000050	0.000520	0.00012	0.18	<0.00010	0.000039	0.72	0.0051	<0.0000040	0.00029	0.000057	<0.0010	<0.0010	0.000056
WSP 36	BH23-PPS-24	6.1	6.7	Former PPS	250	750	0.000083	0.19	<0.0000050	0.0024	0.00020	0.48	<0.00010	0.000066	3.1	0.0044	0.0000066	0.00022	0.000041	<0.0010	0.0013	0.000055
WSP 37	BH23-PPS-7	5.1	6.7	Former PPS	250	750	<0.000050	0.12	<0.0000050	0.026	0.00015	0.34	<0.00010	0.000026	1.8	0.0060	<0.0000040	0.0011	0.000016	<0.0010	0.0016	0.000039
WSP 39	23BH-AEX-25	4.2	4.5	AEX Program	250	750	0.00010	0.97	<0.0000050	0.00050	0.00012	0.71	<0.00010	0.00012	0.65	0.0090	<0.0000040	0.0021	0.000084	0.0019	0.0011	0.000089
WSP 40	23BH-AEX-25	6.3	6.6	AEX Program	250	750	0.00018	1.1	<0.0000050	0.00085	0.00048	1.1	0.00036	0.000222	0.63	0.0092	<0.0000040	0.0014	0.0013	0.0027	0.0015	0.00011
WSP 41	23BH-AEX-29	0.0	0.3	AEX Program	220	660	0.00017	0.26	<0.0000050	0.00003	0.00099	0.63	0.00012	0.000015	1.05	0.0036	0.00029	<0.00020	0.00019	<0.0010	0.0017	0.0017
WSP 42	23BH-AEX-29	3.0	3.5	AEX Program	250	750	0.00014	0.62	<0.0000050	0.00286	0.00040	1.6	0.00201	0.000011	0.74	0.0085	<0.0000040	0.00059	0.00017	0.0054	<0.0010	0.00047
WSP 43	BH23-AEX-001	1.5	1.7	AEX Program	250	750	0.000090	1.9	<0.0000050	0.00060	0.00025	0.59	<0.00010	<0.000010	1.5	0.0112	<0.0000040	0.00023	0.000069	0.0032	0.0010	0.00036
WSP 44	BH23-AEX-001	2.1	2.3	AEX Program	250	750	0.000068	1.6	<0.0000050	0.00036	0.00015	0.62	<0.00010	0.000011	1.0	0.0088	<0.0000040	0.00028	0.000096	0.0027	<0.0010	0.00028
WSP 45	BH23-AEX-02	3.6	3.8	AEX Program	250	750	0.000097	1.3	<0.0000050	0.00268	0.00035	1.7	0.0010	0.00001	1.1	0.0135	0.000022	0.00032	**0.026**	0.0043	0.0010	0.00021
WSP 46	BH23-AEX-040	1.8	2.1	AEX Program	200	600	0.00061	0.14	<0.0000050	0.00134	0.00099	0.60	0.00011	0.00002	1.7	0.0026	0.000060	0.00020	0.00019	0.0011	0.0058	0.0017
WSP 47	BH23-AEX-14	3.7	4.0	AEX Program	250	750	0.00016	0.13	<0.0000050	0.00036	0.00036	0.45	<0.00010	0.000015	1.1	0.0061	0.0000071	<0.00020	0.000093	<0.0010	0.0018	0.00019
WSP 48	BH23-AEX-19	0.2	0.6	AEX Program	250	750	<0.000050	0.36	<0.0000050	0.00017	0.00010	0.27	<0.00010	0.00003	0.17	0.0067	<0.0000040	<0.00020	0.000026	<0.0010	0.0012	0.00002
WSP 49	BH23-AEX-27	0.1	0.6	AEX Program	200	600	0.00081	0.78	0.0000066	0.00017	0.0069	0.64	0.00016	0.000586	4.3	0.0054	0.000030	0.00029	0.00025	0.0055	0.0062	**0.0048**
WSP 50	BH23-AEX-27	3.0	3.6	AEX Program	250	750	0.00021	0.13	<0.0000050	0.00038	0.00030	0.50	<0.00010	0.000016	0.27	0.0031	<0.0000040	0.00041	0.000058	0.0011	0.0018	0.00028
WSP 51	BH23-AEX-28	11.4	11.6	AEX Program	250	750	<0.000050	0.88	<0.0000050	0.0020	0.00021	2.2	0.00059	0.000026	1.6	0.015	0.000017	0.00084	0.00068	0.0048	0.0011	0.000089
WSP 52	BH23-AEX-33	3.6	4.2	AEX Program	250	750	<0.000050	1.3	<0.0000050	0.0010	0.00011	0.73	<0.00010	0.000097	0.71	0.0099	<0.0000040	0.00036	0.00012	0.0029	0.0013	0.000061
WSP 53	BH23-AEX-33	6.6	7.0	AEX Program	250	750	<0.000050	1.5	<0.0000050	0.0023	0.00023	3.1	0.00076	0.000017	1.1	0.020	0.0000211	0.00058	0.0021	**0.0073**	0.0012	0.000029
WSP 54	BH23-AEX-41	0.2	0.6	AEX Program	250	750	<0.000050	0.16	<0.0000050	0.000082	0.000050	0.25	<0.00010	0.000016	0.25	0.0059	0.000021	<0.00020	0.000011	<0.0010	0.0010	<0.000020
WSP 55	TP23-AEX-01	5.0	5.5	AEX Program	250	750	0.00011	0.24	<0.0000050	0.00018	0.00036	0.45	<0.00010	0.000011	1.6	0.0055	0.000006	<0.00020	0.000057	<0.0010	<0.0010	0.00041
WSP 56	TP23-AEX-08	3.0	3.5	AEX Program	250	750	<0.000050	0.08	<0.0000050	0.00004	<0.000040	0.24	<0.00010	<0.000010	0.13	0.0031	0.000015	<0.00020	0.000018	<0.0010	0.0010	0.00003
WSP 57	TP23-AEX-11	2.5	3.0	AEX Program	250	750	0.00013	1.7	<0.0000050	0.00051	0.00052	1.2	<0.00010	0.000021	1.2	0.0061	0.0000059	0.00031	0.000063	0.0023	0.0013	0.00102
WSP 58	TP23-AEX-15	0.4	0.7	AEX Program	250	750	0.000051	0.10	<0.0000050	0.000030	0.00036	0.15	<0.00010	0.000023	0.86	0.0037	0.000012	<0.00020	0.000070	<0.0010	0.0017	0.00046
WSP 59	TP23-AEX-20	4.5	5.0	AEX Program	250	750	<0.000050	2.5	<0.0000050	0.022	0.00048	2.3	0.00102	<0.000010	1.2	0.0199	0.000024	0.00034	**0.019**	0.0050	<0.0010	0.00007
WSP 60	TP23-AEX-21	0.1	0.3	AEX Program	250	750	0.000094	0.27	<0.0000050	0.000071	0.00025	0.54	0.00017	0.000012	0.48	0.0082	0.000018	<0.00020	0.00043	<0.0010	0.0021	0.00032
WSP 61	TP23-AEX-24	6.1	6.4	AEX Program	250	750	0.000083	0.18	<0.0000050	0.00025	0.00033	0.54	<0.00010	0.000037	0.40	0.0034	<0.0000040	0.00036	0.00002	<0.0010	0.0017	0.00007
WSP 62	TP23-AEX-26	4.3	4.7	AEX Program	250	750	0.000072	0.11	<0.0000050	0.00017	0.00025	0.30	<0.00010	0.000857	0.35	0.0032	<0.0000040	<0.00020	0.00016	<0.0010	<0.0010	0.00023
WSP 63	TP23-AEX-29	0.2	0.5	AEX Program	250	750	0.00010	0.22	0.0000067	0.000032	0.00050	0.57	0.00018	0.000013	0.52	0.0069	0.000019	<0.00020	0.00019	<0.0010	0.0013	0.00091
WSP 64	BS1-BH23-001	3.3	3.6	PPS	250	750	0.000066	0.21	<0.0000050	0.00027	0.00016	0.72	<0.00010	0.0143	2.3	0.0091	0.0000088	<0.00020	0.00015	<0.0010	0.0012	0.00019
WSP 67	BS1-TP23-002	1.6	2.1	PPS	250	750	0.00005	0.051	<0.0000050	0.000029	0.000091	0.28	<0.00010	0.00007	0.10	0.0023	0.0000080	<0.00020	0.0000676	<0.0010	<0.0010	0.00007
WSP 69	BS1-TP23-006	0.5	1.2	PPS	250	750	0.00011	0.065	<0.0000050	0.000014	0.00010	0.15	<0.00010	0.000018	0.13	0.0029	0.000015	<0.00020	0.0000757	<0.0010	0.0011	0.00014
WSP 71	BS3B-TP23-002	4.5	4.9	Sand and Gravel Pit 3B	250	750	<0.000050	0.048	<0.0000050	0.000053	0.000096	0.12	<0.00010	0.00024	0.37	0.0034	0.0000056	0.00032	0.0000564	<0.0010	0.0021	0.00011
WSP 73	BS3B-TP23-023	1.1	1.4	Sand and Gravel Pit 3B	250	750	0.000072	0.026	<0.0000050	0.000060	0.00023	0.22	<0.00010	0.000299	0.28	0.0015	0.000010	0.00022	0.000874	<0.0010	0.0020	0.00040
WSP 77	BS3B-TP23-046	1.5	1.8	Sand and Gravel Pit 3B	250	750	0.000061	0.12	<0.0000050	0.000020	0.00048	0.24	<0.00010	0.000018	0.29	0.0029	0.000019	<0.00020	0.000242	<0.0010	0.0015	0.00032
WSP 79	BS4-TP23-026	5.0	5.0	Sand and Gravel Pit 4	250	750	<0.000050	0.050	<0.0000050	0.000045	0.000046	0.16	<0.00010	0.000107	0.18	0.0031	0.0000074	<0.00020	0.000086	<0.0010	<0.0010	0.00011
WSP 80	BS5-TP23-010	3.0	3.5	Sand and Gravel Pit 5	250	750	<0.000050	0.050	<0.0000050	<0.000010	0.000068	0.17	<0.00010	<0.000010	0.11	0.0027	0.000027	<0.00020	0.000082	<0.0010	<0.0010	0.000068
WSP 83	BS6-TP23-027	1	1.5	Sand and Gravel Pit 6	250	750	<0.000050	0.067	<0.0000050	0.000039	0.00012	0.22	<0.00010	<0.000010	0.15	0.0038	0.0000046	<0.00020	0.000039	<0.0010	<0.0010	0.000080
WSP 86	BH22-101	1.5	2.1	Open Pit	75	225	<0.000050	0.90	<0.0000050	0.0019	0.00036	0.74	<0.00010	0.000131	2.2	0.0068	<0.0000040	**0.080**	0.00012	<0.0010	0.0024	0.00028
WSP 87	BH23-103	5.8	6.4	Open Pit	250	750	<0.000050	2.0	<0.0000050	0.0034	0.00059	2.6	0.0014	0.000162	3.4	0.0290	0.000017	0.0022	0.0012	**0.0066**	<0.0010	0.00006
WSP 88	BH23-103	8.8	9.4	Open Pit	130	390	0.000066	6.4	<0.0000050	0.015	0.00072	5.1	0.0032	0.000109	9.5	0.1000	0.000029	0.0014	0.0010	0.0030	0.0011	0.00016
WSP 89	BH23-103	19.5	20.1	Open Pit	200	600	<0.000050	1.4	<0.0000050	0.0028	0.00039	2.8	0.00065	0.000025	1.1	0.0185	0.000019	0.0011	**0.0066**	0.0032	<0.0010	0.00004
WSP 90	BH23-103	25.6	26.2	Open Pit	200	600	<0.000050	0.89	<0.0000050	0.0025	0.00039	1.5	0.00029	0.000103	1.3	0.0128	0.0000098	0.0030	0.0027	0.0018	<0.0010	0.00005
WSP 91	BH23-106	1.5	2.1	Open Pit	250	750	0.00021	0.48	<0.0000050	0.00027	0.0015	0.75	0.00011	0.000104	1.4	0.0039	0.0000086	0.00038	0.000066	0.0028	0.0022	0.00119
WSP 92	BH23-106	10.7	11.3	Open Pit	100	300	<0.000050	1.8	<0.0000050	0.0051	0.00096	2.3	0.00061	0.000135	2.3	0.021	0.000082	0.0215	**0.044**	0.0015	0.0015	0.00004
WSP 93	TP23-105	2.1	6.7	Open Pit	250	750	<0.000050	1.4	<0.0000050	0.00060	0.00016	0.66	<0.00010	0.000514	1.1	0.013	<0.0000040	0.00078	0.00080	0.0028	0.0013	0.00007
WSP 94	TP23-105	6.1	7.6	Open Pit	250	750	<0.000050	1.1	<0.0000050	0.00090	0.00015	0.87	<0.00010	0.000879	0.55	0.009	<0.0000040	0.00055	0.0021	0.0012	<0.0010	0.00004
WSP 95	TP23-106	0.3	1.5	Open Pit	250	750	<0.000050	2.7	<0.0000050	0.0078	0.00020	0.81	<0.00010	0.00007	1.2	0.012	<0.0000040	0.00103	0.00035	0.0030	0.0011	0.00006
WSP 96	TP23-106	1.5	5.8	Open Pit	250	750	<0.000050	1.7	<0.0000050	0.0018	0.00014	1.1	<0.00010	0.000105	0.67	0.014	<0.0000040	0.0010	0.00053	0.0020	0.0014	0.000034
WSP 97	TP23-106	5.8	6.1	Open Pit	250	750	<0.000050	4.2	<0.0000050	0.0109	0.00079	2.7	0.0017	0.000017	1.0	0.025	0.000035	0.0006	**0.014**	0.0045	0.0011	0.000033
WSP 98	TP23-107	0.5	0.9	Open Pit	250	750	<0.000050	0.21	<0.0000050	0.000079	0.00032	1.2	0.00010	0.000028	0.45	0.004	0.000020	<0.00020	0.000041	<0.0010	0.0024	0.000090
WSP 99	TP23-107	0.9	1.8	Open Pit	250	750	<0.000050	0.15	<0.0000050	0.00022	0.00014	0.54	<0.00010	0.000011	0.30	0.004	0.000020	<0.00020	0.000096	<0.0010	0.0017	0.00022
WSP 100	TP23-B2-03	7.0	--	Open Pit	250	750	0.00006	3.0	<0.0000050	0.0089	0.0011	2.3	0.0061	0.000076	3.5	0.024	<0.0000040	0.00043	0.0011	0.0027	0.0012	0.00032
WSP 101	TP23-B2-05	4.0	--	Open Pit	250	750	<0.000050	3.6	<0.0000050	0.019	0.00021	2.1	<0.00010	0.000035	2.4	0.027	<0.0000040	0.00030	0.0011	0.0014	<0.0010	0.00008
WSP 102	TP23-B2-07	2.0	--	Open Pit	250	750	0.00011	0.54	<0.0000050	0.00037	0.00067	0.53	<0.00010	0.000036	1.1	0.004	<0.0000040	0.00027	0.000044	0.0029	0.0018	0.00075
WSP 103	BH23-105	2.3	2.9	Open Pit - Viggo	200	600	0.000058	6.2	<0.0000050	0.012	0.00038	2.4	<0.00010	0.000049	4.9	0.029	0.0000041	0.0026	0.0018	0.0045	0.0013	0.00023
WSP 104	BH22-133	2.3	2.9	Open Pit - Viggo	75	225	0.00010	6.2	<0.0000050	0.00216	0.00065	1.3	0.00026	0.00116	3.6	0.035	0.0000047	0.00071	0.00042	0.0041	0.0016	0.00037
WSP 105	TP23-101	0.5	6.1	Stockpile	250	750	<0.000050	0.25	<0.0000050	0.000035	0.00009	0.36	0.00020	0.000094	0.27	0.011	0.0000079	<0.00020	0.000029	<0.0010	0.0011	0.00010
WSP 106	TP23-102	1.8	6.1	Stockpile	250	750	<0.000050	3.3	<0.0000050	0.0051	0.00060	5.1	0.022	0.000068	2.9	0.026	<0.0000040	0.00049	0.0014	**0.011**	0.0011	0.000071
WSP 109	BH23-102	12.8	13.4	Stockpile	250	750	<0.000050	0.79	<0.0000050	0.00099	0.00021	1.4	0.00010	0.000057	0.68	0.012	0.000013	0.00074	0.0015	0.0011	<0.0010	0.000028
WSP 111	BH23-118	2.3	2.9	Stockpile	175	525	0.000082	3.9	<0.0000050	0.0027	0.00042	1.9	<0.00010	0.000018	2.5	0.015	<0.0000040	0.00081	0.000085	0.0031	0.0013	0.00024
WSP 113	BH23-122	1.5	2.1	Stockpile	250	750	0.000092	3.2	<0.0000050	0.0017	0.00059	1.1	0.00033	0.000056	2.5	0.021	0.0000044	0.0016	0.00041	0.0030	0.0015	0.00059
WSP 115	TP23-B1-03	2.5	--	Stockpile	250	750	0.00018	0.36	<0.0000050	0.00020	0.00034	0.43	<0.00010	0.00095	0.76	0.0041	0.0000054	0.00052	0.000091	<0.0010	0.0015	0.00042
WSP 123	BS3B-TP23-005	1.0		Sand and Gravel Pit 3B	250	750	<0.000050	0.12	<0.0000050	0.000016	0.00021	0.25	<0.00010	<0.000010	0.22	0.0031	0.0000089	<0.00020	0.000052	<0.0010	0.0010	0.000089
WSP 124	BS3B-TP23-005	4.0		Sand and Gravel Pit 3B	250	750	<0.000050	0.11	<0.0000050	0.000015	0.00012	0.31	<0.00010	<0.000010	0.32	0.0035	0.000012	<0.00020	0.000060	<0.0010	<0.0010	0.00017
WSP 125	BS3B-TP23-017	1.0	--	Sand and Gravel Pit 3B	250	750	0.00010	0.13	<0.0000050	0.000058	0.00013	0.70	<0.00010	<0.000010	0.34	0.0047	0.000014	<0.00020	0.00029	<0.0010	0.0011	0.00052
WSP 126	BS3B-TP23-017	4.0	--	Sand and Gravel Pit 3B	250	750	0.000085	0.090	<0.0000050	0.00012	0.00015	0.29	<0.00010	<0.000010	0.33	0.0034	0.0000077	<0.00020	0.00019	<0.0010	0.0018	0.000066
WSP 127	BS3B-TP23-048	1.0	--	Sand and Gravel Pit 3B	250	750	0.000069	0.14	<0.0000050	0.000012	0.00037	0.73	0.00021	<0.000010	0.39	0.0023	0.000020	<0.00020	0.00012	<0.0010	0.0018	0.00026
WSP 128	BS3B-TP23-052	1.0	--	Sand and Gravel Pit 3B	250	750	<0.000050	0.17	<0.0000050	0.000019	0.00016	0.34	<0.00010	<0.000010	0.29	0.0025	0.0000085	<0.00020	0.00011	<0.0010	0.0014	0.00022

(1) Approximate depth based on practical reach of the excavator.

Shaded cells indicate concentrations greater than the in-place PWQO screening value.

Bold values indicate concentrations greater than the interim PWQO screening value.

Table M-4: Overburden Shake Flask Extraction Results

Sample ID	Drillhole ID	From	To	Project Location	Sample weight	Volume D.I. Water	Lead	Magnesium	Mercury	Molybdenum	Nickel	Potassium	Selenium	Silver	Sodium	Strontium	Thallium	Tungsten	Uranium	Vanadium	Zinc	Zirconium
Original Units		m	m	-	g	mL	mg/L	mg/L	mg/L	mg/L	mg/L	mg/L	mg/L	mg/L	mg/L	mg/L	mg/L	mg/L	mg/L	mg/L	mg/L	mg/L
In-Place PWQO screening value (mg/L)		-	-	-	-	-	0.005	-	0.0002	-	0.025	-	0.1	0.0001	-	-	-	-	-	-	0.03	-
Interim PWQO screening value (mg/L)		-	-	-	-	-	0.001	-	-	0.04	-	-	-	-	-	-	0.0003	0.03	0.005	0.006	0.02	0.004
WSP 129	BS3B-TP23-052	3.0	--	Sand and Gravel Pit 3B	250	750	<0.000050	0.051	<0.0000050	0.000054	0.000054	0.15	<0.00010	<0.000010	0.26	0.0034	0.0000069	<0.00020	0.000054	<0.0010	<0.0010	0.000068
WSP 130	BS3-TP23-069	6.0	--	Sand and Gravel Pit 3	250	750	<0.000050	0.50	<0.0000050	0.00022	0.00011	0.27	<0.00010	0.000012	0.16	0.0058	0.0000074	<0.00020	0.00010	<0.0010	<0.0010	0.00012
WSP 131	BS3-TP24-048	0.3	--	Sand and Gravel Pit 3	250	750	<0.000050	0.11	<0.0000050	0.000039	0.00013	0.45	<0.00010	0.000011	0.27	0.0036	0.0000058	<0.00020	0.000048	<0.0010	<0.0010	0.00025
WSP 132	BS3-TP24-048	4.0	--	Sand and Gravel Pit 3	250	750	0.00010	0.20	<0.0000050	0.00012	0.00027	0.34	<0.00010	0.000092	0.42	0.0066	0.0000055	<0.00020	0.000025	<0.0010	0.0021	0.00028
WSP 133	BS3B-TP23-048	3.0	--	Sand and Gravel Pit 3B	250	750	<0.000050	0.077	<0.0000050	0.000035	0.00013	0.19	<0.00010	<0.000010	0.23	0.0017	0.000012	<0.00020	0.00015	<0.0010	0.0010	0.00019
WSP 134	BS3-TP24-061	0.6	--	Sand and Gravel Pit 3	250	750	<0.000050	0.18	<0.0000050	0.000028	0.00027	0.40	<0.00010	<0.000010	0.28	0.0048	0.000012	<0.00020	0.00010	<0.0010	<0.0010	0.00025
WSP 135	BS3-TP24-061	4.0	--	Sand and Gravel Pit 3	250	750	0.000083	0.28	<0.0000050	0.00011	0.00012	0.31	<0.00010	0.000013	0.30	0.0075	0.0000085	<0.00020	0.000045	<0.0010	<0.0010	0.00015
WSP 136	BH24-302	0.0	1.37	Effluent / Fresh Water Pipeline Corridor	250	750	0.00015	0.67	0.0000097	0.00062	0.018	3.5	0.00024	0.000014	2.7	0.0077	0.000012	0.00075	0.000092	<0.0010	0.0047	0.00054
WSP 137	BS3-TP23-026	6.0	7	Sand and Gravel Pit 3	250	750	0.00036	0.37	<0.0000050	0.00015	0.0016	0.82	<0.00010	0.000026	0.91	0.0043	0.000011	<0.00020	0.000050	0.0023	0.0060	0.00051
WSP 138	BS3-TP23-069	0.5	--	Sand and Gravel Pit 3	250	750	0.000078	0.083	<0.0000050	0.000077	0.00017	0.23	0.00060	0.000065	0.18	0.0032	0.000063	<0.00020	0.00017	<0.0010	0.0031	0.00018
WSP 139	TP24-106	1.7	2	Stockpile	250	750	0.000075	0.48	<0.0000050	0.00028	0.00033	0.41	0.00022	<0.000010	0.33	0.0051	0.000012	<0.00020	0.000015	0.0028	0.0012	0.00013
WSP 140	TP24-118	1.0	1.5	Stockpile	250	750	0.00023	0.19	<0.0000050	0.00033	0.00078	0.38	<0.00010	0.00024	0.98	0.0022	0.0000094	<0.00020	0.00013	0.0016	0.0034	0.00039
WSP 141	TP24-124	0.6	0.8	Stockpile	250	750	0.000053	0.18	<0.0000050	0.000069	0.00038	0.32	0.00012	<0.000010	0.30	0.0055	0.000012	<0.00020	0.00034	<0.0010	0.0016	0.00018
WSP 142	TP24-131	6.5	7	Stockpile	250	750	0.000086	1.8	<0.0000050	0.0012	0.00027	1.0	<0.00010	0.000015	0.80	0.011	0.0000082	0.00034	0.000054	0.0033	<0.0010	0.00041
WSP 143	TP24-133	0.8	--	Stockpile	250	750	0.00027	0.36	0.0000050	0.000034	0.00085	0.68	0.00016	<0.000010	0.73	0.010	0.000020	<0.00020	0.00071	<0.0010	0.0018	0.00076
WSP 144	TP24-141	1.0	1.5	Stockpile	250	750	0.00054	1.5	0.000024	0.00062	0.0037	1.0	0.00019	0.000061	1.9	0.0073	0.000017	<0.00020	0.000063	0.0043	0.010	0.0014
WSP 145	TP24-146	6.2	6.5	Stockpile	250	750	0.00015	5.0	<0.0000050	0.019	0.0017	3.6	0.00177	0.000030	3.0	0.031	0.000024	0.00065	0.0028	**0.0072**	0.0025	0.00037
WSP 146	TP24-156	6.0	6.3	Open Pit	250	750	0.00019	3.6	<0.0000050	0.026	0.0012	3.2	0.00212	0.000049	4.3	0.038	0.000028	0.00050	0.0016	0.0043	0.0024	0.00042
WSP 147	TP24-166	3.2	3.5	Collection Water Pond	250	750	0.00034	0.19	<0.0000050	0.00012	0.0013	0.60	0.00020	0.000023	1.0	0.0058	0.000020	<0.00020	0.00098	<0.0010	0.0016	0.0019
WSP 148	TP24-169	1.2	1.4	Main Collection Channel	250	750	0.00012	0.39	<0.0000050	0.00040	0.0011	0.71	<0.00010	0.000021	1.2	0.0025	0.0000052	<0.00020	0.000030	0.0020	0.0022	0.00040
WSP 149	TP24-173	0.5	0.8	Main Collection Channel	250	750	0.000055	0.73	<0.0000050	0.0039	0.00067	2.5	0.00028	<0.000010	0.73	0.016	0.0000051	<0.00020	0.000094	0.0048	0.0014	0.00054
WSP 150	TP24-176	6.7	7	Main Collection Channel	250	750	<0.000050	4.9	<0.0000050	0.0090	0.000097	1.2	<0.00010	<0.000010	2.4	0.024	<0.0000040	0.00041	**0.0054**	0.0033	<0.0010	0.00036
WSP 151	TP24-178	4.9	--	Main Collection Channel	250	750	<0.000050	2.7	<0.0000050	0.0020	0.000085	1.5	<0.00010	<0.000010	1.6	0.020	<0.0000040	0.00041	**0.016**	0.0025	<0.0010	0.000071
WSP 152	TP24-178	0.6	--	Main Collection Channel	250	750	0.00022	0.53	<0.0000050	0.00016	0.0012	0.77	0.00025	0.000015	1.2	0.0036	0.0000084	<0.00020	0.00015	0.0018	0.0026	0.0025
WSP 153	TP24-178	2.0	--	Main Collection Channel	250	750	<0.000050	4.4	<0.0000050	0.0037	0.00020	1.7	0.00010	<0.000010	2.9	0.029	0.0000042	0.00027	0.00059	0.0051	<0.0010	0.000047
WSP 154	TP24-180	1.0	--	Open Pit - Viggo	250	750	<0.000050	6.5	<0.0000050	0.0066	0.00023	1.8	<0.00010	<0.000010	2.7	0.030	0.0000048	0.00031	0.00067	0.0045	0.0010	0.000075
WSP 155	TP24-180	3.0	--	Open Pit - Viggo	250	750	<0.000050	6.0	<0.0000050	0.012	0.00015	1.6	<0.00010	<0.000010	2.9	0.027	<0.0000040	0.00032	0.0039	0.0042	0.0055	0.000052
WSP 156	TP24-285	1.0	--	TMF	250	750	<0.000050	0.13	<0.0000050	0.000052	0.00011	0.18	<0.00010	<0.000010	0.49	0.0035	0.000011	<0.00020	0.00011	<0.0010	<0.0010	0.00029
WSP 157	TP24-285	3.0	--	TMF	250	750	0.00045	1.4	<0.0000050	0.00017	0.0027	2.3	0.0022	0.000012	2.0	0.012	0.000023	<0.00020	0.000074	0.0029	0.0037	0.0025
WSP 158	TP24-B3-01	1.0	--	Open Pit - Viggo	250	750	0.00019	0.30	<0.0000050	0.000060	0.0016	0.37	0.00012	0.000037	1.3	0.0028	0.0000068	<0.00020	0.000092	0.0022	0.0025	0.0013
WSP 159	TP24-B3-01	3.0	--	Open Pit - Viggo	250	750	<0.000050	0.80	<0.0000050	0.00013	0.000097	0.42	<0.00010	<0.000010	0.47	0.0058	0.0000062	<0.00020	0.00034	0.0030	<0.0010	0.00010
WSP 160	TP24-B3-01	6.0	--	Open Pit - Viggo	250	750	<0.000050	0.68	<0.0000050	0.00012	0.000085	0.38	<0.00010	<0.000010	0.34	0.0045	0.000014	<0.00020	0.00028	0.0019	<0.0010	0.000069
WSP 161	TP24-B3-06	1.0	--	Open Pit - Viggo	250	750	0.00014	0.58	<0.0000050	0.00011	0.0010	0.32	0.00013	<0.000010	2.4	0.0031	0.000011	0.00023	0.000057	0.0046	0.0017	0.0013
WSP 162	TP24-B3-06	3.5	--	Open Pit - Viggo	250	750	<0.000050	1.2	<0.0000050	0.00042	0.00026	0.54	0.00011	<0.000010	0.89	0.0065	<0.0000040	<0.00020	0.00025	0.0020	0.0011	0.00016
WSP 163	TP24-B3-09	1.0	--	Open Pit - Viggo	250	750	<0.000050	3.1	<0.0000050	0.0015	0.00017	1.4	<0.00010	<0.000010	3.3	0.022	<0.0000040	<0.00020	0.00036	0.0046	<0.0010	0.00011
WSP 164	TP24-B3-09	3.5	--	Open Pit - Viggo	250	750	<0.000050	3.7	<0.0000050	0.0018	0.00019	1.3	<0.00010	<0.000010	3.9	0.024	0.0000045	0.00031	0.00066	0.0056	<0.0010	0.00071
WSP 165	TP24-B2-01	4.5	4.7	Open Pit - Viggo	250	750	0.000083	3.4	<0.0000050	0.015	0.0011	2.7	0.0013	<0.000010	2.7	0.036	0.000021	0.00041	0.0050	0.0047	0.0014	0.00032
WSP 166	TP24-B2-03	3.6	3.9	Open Pit - Viggo	250	750	0.000088	4.2	<0.0000050	0.0069	0.00067	2.8	0.0063	<0.000010	3.9	0.036	0.000015	0.00041	0.0022	0.0046	0.0014	0.00032
Triplicate Samples																						
MWP - Rep 1	MWP	--	6 (1)	AEX Program	250	750	0.00036	0.31	<0.0000050	0.00036	0.0013	0.89	0.00027	<0.000010	0.62	0.0036	0.0000064	<0.00020	0.000090	0.0035	0.0030	0.00081
MWP - Rep 2	MWP	--	6 (1)	AEX Program	250	750	0.00013	0.16	<0.0000050	0.00019	0.00041	0.49	<0.00010	<0.000010	0.37	0.0022	<0.0000040	<0.00020	0.000080	0.0017	0.0014	0.00043
MWP - Rep 3	MWP	--	6 (1)	AEX Program	250	750	0.00016	0.20	<0.0000050	0.00012	0.00052	0.55	<0.00010	<0.000010	0.32	0.0023	0.0000041	<0.00020	0.000056	0.0026	0.0016	0.00050
TP24-160 - Rep 1	TP24-160	--	7.0	Open Pit	250	750	0.00066	2.2	<0.0000050	0.0076	0.0015	2.5	<0.00010	0.000024	1.9	0.016	0.000017	0.00023	0.00011	0.0052	0.0038	**0.0041**
TP24-160 - Rep 2	TP24-160	--	7.0	Open Pit	250	750	0.00021	2.1	<0.0000050	0.0037	0.00082	2.5	0.0014	<0.000010	1.6	0.019	0.0000096	<0.00020	0.00013	0.0049	0.0018	0.0014
TP24-160 - Rep 3	TP24-160	--	7.0	Open Pit	250	750	0.00016	3.6	<0.0000050	0.0096	0.00095	3.8	0.012	<0.000010	2.7	0.034	0.000007	0.00032	0.00026	0.0043	0.0015	0.00057
TP24-B2-01 - Rep 1	TP24-B2-01	--	6.8	Open Pit	250	750	0.00016	3.2	<0.0000050	0.013	0.00083	2.2	0.0015	<0.000010	2.2	0.028	0.000017	<0.00020	0.0026	0.0055	0.0017	0.00091
TP24-B2-01 - Rep 2	TP24-B2-01	--	6.8	Open Pit	250	750	0.000096	3.4	<0.0000050	0.010	0.00068	2.7	0.0028	<0.000010	2.4	0.029	0.000010	0.00049	0.0023	0.0056	0.0012	0.00059
TP24-B2-01 - Rep 3	TP24-B2-01	--	6.8	Open Pit	250	750	0.000069	3.9	<0.0000050	0.016	0.00060	2.7	0.0017	<0.000010	2.4	0.029	0.0000094	0.00028	0.0034	0.0049	0.0011	0.00024
TP24-B2-03 - Rep 1	TP24-B2-03	--	7.0	Open Pit	250	750	0.000085	4.6	<0.0000050	0.014	0.00095	3.7	0.0029	<0.000010	3.8	0.039	0.000018	0.00041	0.0049	**0.0067**	0.0013	0.00031
TP24-B2-03 - Rep 2	TP24-B2-03	--	7.0	Open Pit	250	750	0.000085	6.1	<0.0000050	0.020	0.0010	4.5	0.0042	<0.000010	5.0	0.048	0.000020	0.00042	**0.0051**	**0.0065**	0.0010	0.00030
TP24-B2-03 - Rep 3	TP24-B2-03	--	7.0	Open Pit	250	750	0.000078	4.6	<0.0000050	0.011	0.00079	3.5	0.0031	<0.000010	3.6	0.037	0.000016	0.00031	0.0031	0.0052	0.0011	0.00036
TP24-B2-07 - Rep 1	TP24-B2-07	--	7.0	Open Pit	250	750	0.00013	2.8	<0.0000050	0.0037	0.00078	2.5	0.0021	<0.000010	2.5	0.022	0.0000074	0.00028	0.00045	**0.0084**	0.0013	0.00056
TP24-B2-07 - Rep 2	TP24-B2-07	--	7.0	Open Pit	250	750	0.00014	3.2	<0.0000050	0.0075	0.00085	2.7	0.0034	<0.000010	3.1	0.024	0.0000063	0.00035	0.00070	0.0046	0.0015	0.00059
TP24-B2-07 - Rep 3	TP24-B2-07	--	7.0	Open Pit	250	750	0.00011	2.8	<0.0000050	0.0057	0.00053	2.2	0.00087	<0.000010	2.5	0.020	<0.0000040	0.00026	0.00033	0.0031	0.0011	0.00063
TWP - Rep 1	TWP	--	6 (1)	AEX Program	250	750	<0.000050	0.10	<0.0000050	0.00020	0.000086	0.23	<0.00010	<0.000010	2.1	0.0028	<0.0000040	<0.00020	0.000032	<0.0010	<0.0010	0.000098
TWP - Rep 2	TWP	--	6 (1)	AEX Program	250	750	<0.000050	0.32	<0.0000050	0.00037	0.00027	0.85	0.00015	<0.000010	2.5	0.0070	<0.0000040	0.0015	0.000046	<0.0010	0.0011	0.00021
TWP - Rep 3	TWP	--	6 (1)	AEX Program	250	750	<0.000050	0.85	<0.0000050	0.00089	0.00031	2.0	0.00014	<0.000010	2.3	0.030	0.0000094	0.017	0.000078	<0.0010	<0.0010	0.000061

(1) Approximate depth based on practical reach of the excavator.

Shaded cells indicate concentrations greater than the in-place PWQO screening value.

Bold values indicate concentrations greater than the interim PWQO screening value.

Table M-5: Overburden R-XRD Results

Sample ID	Carbonates		Feldspars		Oxides		Phyllosilicates							Inosilicates		Sorosilicates	Neosilicates	Phosphates
	Calcite	Dolomite - Ankerite	Plagioclase	K-feldspar	Quartz	Magnetite	Illite - Muscovite 2M1	Illite - Smectite (mixed layer)	Biotite	Clinochlore	Kaolinite	Montmorillonite	Vermiculite	Amphibole	Actinolite	Clinozoisite	Titanite	Apatite
	CaCO	$CaMg(CO_3)_2$ - $Ca(Fe^{2+},Mg,Mn)(CO_3)_2$	$NaAlSi_3O_8$ - $CaAl_2Si_2O_8$	$KAlSi_3O_8$	SiO_2	$Fe^{2+}Fe^{3+}{}_2O_4$	$K_{0.65}Al_{2.0}(Al_{0.65}Si_{3.35}O_{10})(OH)_2$ - $KAl_2AlSi_3O_{10}(OH)_2$	$K_{0.65}Al_{2.6}(Al_{0.65}Si_{3.35}O_{10})(OH)_2$ - $(Na,Ca)_{0.3}(Al,Mg)_2Si_4O_{10}$ $(OH)_2{\cdot}nH_2O$	$K(Mg,Fe)_3(AlSi_3O_{10})(OH)_8$	$(Mg,Fe^{2+})_5Al(Si_3Al)O_{10}(OH)_8$	$Al_2Si_2O_5(OH)$	$(Na,Ca)_{0.3}(Al,Mg)_2Si_4O_{10}(OH)_2{\cdot}nH_2O$	$(Mg,Fe^{2+},Al)_3(Si,Al)_4O_{10}(OH)_2{\cdot}4H_2O$	$AB_2C_5((Si,Al,Ti)_8O_{22})(OH,F,Cl,O)_2$ A = □, Na, K, Ca, Pb^{2+} B = Li, Na, Mg, Fe^{2+}, Mn^{2+}, Ca C = Li, Na, Mg, Fe^{2+}, Mn^{2+}, Zn, Co, Ni, Al, Fe^{3+}, Cr^{3+}, Mn^{3+}, V^{3+}, Ti, Zr	$Ca_2(Mg,Fe^{2+})_5Si_8O_{22}(OH)_2$	$Ca_2Al_3(SiO_4)_3(OH)$	$CaTiSiO_5$	$Ca_5(PO_4)_3(F,Cl,OH)$
WSP 34			43	14	34	0.43 (?)	2.3		1.4	1.7				1.9		1.8		
WSP 36			40	13	39	0.64	2.3			1.2				2.1		1.4		
WSP 41			36	13	42		3.0			1.0				3.1		1.3		
WSP 45	0.52 (?)	1.8	36	12	38	0.76	1.9		1.6	0.7				3.7		2.3		
WSP 47			38	14	36	0.39 (?)	2.3		2.2	1.4				3.1		2.1		
WSP 48			38	11	43	0.70	1.2		0.8	0.9				2.7		1.3		
WSP 49			28	12	19		7.6	4.3	2.1	4.0	0.98 (?)	15.1	1.5 (?)	4.0		1.0 (?)		
WSP 60			37	13	37		2.1		1.2	1.5		1.6		3.4		2.5		
WSP 61			39	11	41	0.51	1.6		1.2	1.0				2.6		2.0		
WSP 62			37	12	42	0.73	1.4		0.8	0.5				3.2		1.6		
WSP 63			36	12	36		2.1	3.0	1.4	1.8		1.7		4.2		1.9		
WSP 67			43	14	31	0.38 (?)	2.7		2.1	1.9				2.1		2.3		
WSP 84			37	12	43	0.45 (?)	1.4		0.7	0.6				2.6		1.4		
WSP 90	0.45 (?)	0.68 (?)	39	13	36	0.64	1.7		1.6	1.2				3.4		2.4		
WSP 91			20	10	22		6.5	5.7	2.7	2.8	3.9	22.2	1.3 (?)	1.9		0.70 (?)		
WSP 97	1.2	3.7	35	12	33	0.50	2.4		2.4	1.7				5.3		2.5		
WSP 98			38	10	32		1.9	3.8	3.6	2.4		1.8		4.8		2.8		
WSP 100	4.0	5.7	27	12	18		4.7	5.9	4.5	3.9		11.0		3.6				
WSP 102			33	13	30	0.18 (?)	2.6	3.7	1.6	2.4		6.6		4.5		1.7	0.46 (?)	
WSP 103	5.4	5.8	20	10	14		6.0	7.2	4.8	4.9	1.2 (?)	17.1		2.3			0.32 (?)	
WSP 104	2.1	3.4	18	10	14		7.4	3.8	4.6	6.1	1.3 (?)	26.1		2.1			0.38 (?)	
WSP 105			36	12	44	0.48 (?)	2.2			0.8		1.0 (?)		2.0		1.1		
WSP 113	0.50 (?)	1.3	35	10	28		3.6	3.1	1.7	2.4		7.5		4.6		1.8	0.52 (?)	
WSP 59	1.2	3.8	35	12	32	0.52	1.9	2.7	2.3	1.7				4.4		2.3		
WSP 106	3.8	5.6	20	10	15		5.7	7.5	5.3	4.8	1.5	19		2.0			0.51 (?)	
MWP - Average			38	12	37	0.32 (?)	2.3	1.0 (?)		1.1		1.0 (?)	0.24 (?)		5.1	1.9	0.57 (?)	
TP24-160 - Average	0.3	3.1	20	10	22		9.7	4.8 (?)	3.4	2.7	2.8	18	0.87 (?)		2.1			
TP24-B2-01 - Average	2.2	4.2	29	11	26	0.13 (?)	6.3	2.9 (?)	2.9	2.2	1.3	7.3	0.55 (?)		3.1		0.59 (?)	0.17 (?)
TP24-B2-03 - Average	2.2	4.6	28	11	25	0.13 (?)	6.7	2.4 (?)	3.6	2.4	1.5	8.1	0.80 (?)		3.4		0.59 (?)	0.18 (?)
TP24-B2-07 - Average	1.7	4.1	30	11	28	0.17 (?)	5.5	2.6 (?)	3.1	1.9	1.1	6.3	0.58 (?)		3.4		0.61 (?)	0.25 (?)
TWP - Average			37	12	42	0.36 (?)	2.3			0.6		0.23 (?)			3.9	1.4	0.42 (?)	
Triplicate Samples																		
MWP - Rep 1			37	12	36	0.28 (?)	2.8	1.0 (?)		1.3		1.2 (?)	0.21 (?)		5.3	1.9	0.65 (?)	
MWP - Rep 2			38	12	39	0.39 (?)	2.2	0.58 (?)		0.7		0.68 (?)	0.12 (?)		4.4	1.6	0.43 (?)	
MWP - Rep 3			38	12	36	0.28 (?)	1.9	1.5 (?)		1.4		1.2 (?)	0.39 (?)		5.5	2.1	0.63 (?)	
TP24-160 - Rep 1		3.1	21	10	24		9.8	5.1 (?)	3.0	2.1	2.8	17.0	0.70 (?)		2.0			
TP24-160 - Rep 2	0.38	3.0	20	10	20		9.2	5.2 (?)	3.8	3.1	2.7	18.8	0.91 (?)		2.3			
TP24-160 - Rep 3	0.61	3.2	20	10	21		10	4.2 (?)	3.3	2.9	2.8	18.4	1.0 (?)		2.1			
TP24-B2-01 - Rep 1	1.6	3.6	31	11	30	0.21 (?)	5.5	2.9 (?)	2.7	1.7	1.1	4.2	0.45 (?)		3.4		0.59 (?)	0.21 (?)
TP24-B2-01 - Rep 2	2.3	4.3	29	11	26	0.09 (?)	6.2	3.2 (?)	3.1	2.3	1.3	7.4	0.48 (?)		3.2		0.60 (?)	0.19 (?)
TP24-B2-01 - Rep 3	2.6	4.6	27	10	24	0.09 (?)	7.2	2.6 (?)	3.0	2.6	1.6	10.2	0.72 (?)		2.8		0.58 (?)	0.12 (?)
TP24-B2-03 - Rep 1	2.2	4.4	29	11	25	0.14 (?)	6.4	2.4 (?)	3.4	2.3	1.4	7.8	0.73 (?)		3.3		0.56 (?)	0.19 (?)
TP24-B2-03 - Rep 2	3.0	5.2	25	10	21	0.06 (?)	7.5	2.5 (?)	4.3	3.0	1.9	11.4	0.85 (?)		3.1		0.59 (?)	0.16 (?)
TP24-B2-03 - Rep 3	1.5	4.2	30	11	28	0.19 (?)	6.1	2.3 (?)	3.1	1.8	1.2	5.1	0.81 (?)		3.7		0.61 (?)	0.19 (?)
TP24-B2-07 - Rep 1	1.5	4.0	31	11	29	0.21 (?)	5.1	1.8 (?)	3.2	1.8	1.0	5.8	0.62 (?)		3.5		0.58 (?)	0.28 (?)
TP24-B2-07 - Rep 2	1.6	4.4	30	11	27	0.13 (?)	5.5	2.5 (?)	3.3	1.9	1.0	6.6	0.63 (?)		3.6		0.60 (?)	0.26 (?)
TP24-B2-07 - Rep 3	1.9	4.0	29	11	28	0.16 (?)	5.8	3.5 (?)	2.7	1.9	1.2	6.6	0.48 (?)		3.0		0.64 (?)	0.22 (?)
TWP - Rep 1			37	12	42	0.39 (?)	2.4			0.6		0.3 (?)			3.6	1.5	0.48 (?)	
TWP - Rep 2			37	12	42	0.36 (?)	2.2			0.5		0.2 (?)			3.2	1.4	0.34 (?)	
TWP - Rep 3			37	11	41	0.32 (?)	2.3			0.6		0.2 (?)			5.0	1.2	0.43 (?)	

(?) symbol indicates that the presence of the given mineral could not be fully resolved by the analyst.

Appendix M
M2: Overburden QA/QC Results

Table M-6: SFE Re-Analysis Results

Sample ID	Original/ Re-run	Analytical Lab	Sample weight	Volume D.I. Water	pH	Conductivity	Alkalinity	Sulphate	Phosphorus	Aluminum	Antimony	Arsenic	Beryllium	Boron	Cadmium	Calcium	Chromium	Cobalt	Copper	Iron	Lead	Magnesium
Units					**pH units**	**µS/cm**	**mg $CaCO_3$/L**	**mg/L**	**mg/L**	**mg/L**	**mg/L**	**mg/L**	**mg/L**	**mg/L**	**mg/L**	**mg/L**	**mg/L**	**mg/L**	**mg/L**	**mg/L**	**mg/L**	**mg/L**
WSP 02	Original	SGS	71	211	9.04	152	77	2	0.042	0.396	0.0009	0.0036	0.000008	0.127	0.000009	13.1	0.0014	0.000088	0.002	0.245	0.00018	2.58
WSP 03	Original	SGS	40	120	7.74	98	32	6.2	0.043	0.466	0.0009	0.0046	0.000012	0.004	0.000003	11.8	0.0009	0.000319	0.0032	0.467	0.00038	2.01
WSP 04	Original	SGS	40	120	7.83	96	45	2	0.03	0.194	0.0009	0.0012	0.000007	0.006	0.000011	11.4	0.0012	0.000121	0.0027	0.189	0.0004	3.6
WSP 05	Original	SGS	40	120	7.7	87	33	<2.0	0.024	0.27	<0.00090	0.0018	<0.0000070	0.0050	0.0000050	9.1	0.00035	0.000088	0.0024	0.13	0.00012	1.6
WSP 05	Re-run	Global ARD	125	375	6.7	58	28.2	2.6	0.0070	0.0602	0.000092	0.00078	<0.000010	0.0046	0.0000021	10	<0.00050	0.000025	0.0011	0.026	<0.00005	1.1
WSP 06	Original	SGS	40	120	7.4	31	12	<2.0	0.026	0.83	<0.00090	0.0012	0.000019	0.0050	0.000010	1.7	0.0024	0.0011	0.0073	0.71	0.00081	0.42
WSP 06	Re-run	Global ARD	125	375	5.6	14	4.4	2.1	0.0131	0.0385	<0.00005	0.00056	<0.000010	0.0076	<0.000002	0.70	<0.00050	0.000074	0.0019	0.026	0.000083	0.12
WSP 07	Original	SGS	40	120	7.7	70	31	<2.0	<0.003	0.34	<0.00090	0.00060	<0.0000070	0.0040	0.0000030	9.6	0.00028	0.00014	0.0018	0.12	0.00019	0.89
WSP 07	Re-run	Global ARD	70	210	5.2	45	8.7	3.3	<0.0050	0.0337	0.000058	0.00019	<0.000010	0.0096	0.0000046	7.1	<0.00050	0.000057	0.0020	0.017	0.000051	0.60
WSP 08	Original	SGS	40	120	8.0	130	62	<2.0	0.023	0.23	<0.00090	0.0010	<0.0000070	0.0060	0.0000030	22	0.00051	0.00016	0.0032	0.19	0.00013	2.2
WSP 08	Re-run	Global ARD	125	375	6.8	61	30.2	3.1	0.040	0.142	0.000091	0.0013	<0.000010	0.0035	<0.000002	10	0.00050	0.000107	0.0036	0.10	0.000077	1.3
WSP 09	Original	SGS	40	120	6.6	9	3	<2.0	0.010	0.83	<0.00090	0.00060	0.000032	0.0060	0.0000030	0.44	0.0011	0.00079	0.0086	0.80	0.0013	0.20
WSP 09	Re-run	Global ARD	125	375	5.1	7	2.1	1.8	0.0060	0.044	<0.00005	<0.00015	<0.000010	0.0046	0.0000057	0.39	<0.00050	0.000085	0.0031	0.030	0.000065	0.10
WSP 10	Original	SGS	40	120	7.21	26	10	2	0.026	1.14	0.0009	0.0013	0.000026	0.008	0.000011	0.83	0.0016	0.000969	0.0132	0.994	0.00161	0.479
WSP 11	Original	SGS	40	120	7.9	100	47	<2.0	0.11	0.25	<0.00090	0.0015	<0.0000070	0.010	<0.0000030	11	0.00062	0.00017	0.0028	0.23	0.00015	2.4
WSP 11	Re-run	Global ARD	100	300	7.2	102	56.0	1.6	0.027	0.037	0.000060	0.0030	<0.000010	0.0045	0.000011	16	0.00055	0.000045	0.0011	0.016	0.000077	2.4
WSP 12	Original	SGS	40	120	7.8	83	40	<2.0	0.024	0.39	<0.00090	0.0034	0.000010	0.020	0.0000060	11	0.00072	0.00028	0.0050	0.38	0.00027	3.9
WSP 12	Re-run	Global ARD	70	210	7.5	100	58.2	1.7	<0.0050	0.0406	0.00012	0.00079	<0.000010	0.0039	0.0000057	18	<0.00050	0.000039	0.0017	0.019	<0.00005	2.4
WSP 13	Original	SGS	78	234	8.91	247	66	33	0.039	0.496	0.0009	0.0059	0.000016	0.209	0.000012	22.5	0.0010	0.000143	0.006	0.257	0.0002	4.67
WSP 14	Original	SGS	40	120	8.2	147	71	2.9	0.064	1.3	<0.00090	0.0028	0.000036	0.37	0.000011	7.6	0.0050	0.00034	0.0032	1.1	0.00061	3.0
WSP 14	Re-run	Global ARD	100	300	7.5	127	69.2	3.9	0.0171	0.30	0.00019	0.00085	<0.000010	0.0080	0.0000070	16	0.0010	0.00018	0.0042	0.20	0.00011	5.5
WSP 15	Original	SGS	208	624	8.99	88	39	6.2	0.03	0.882	0.0009	0.0048	0.000039	0.047	0.000015	5.84	0.0020	0.00108	0.012	0.747	0.00199	1.23
WSP 16	Original	SGS	40	120	7.2	28	9	8.6	0.24	2.4	<0.00090	0.0022	0.000066	0.33	0.000055	12	0.0081	0.00093	0.0074	2.1	0.00104	5.1
WSP 16	Re-run	Global ARD	125	375	7.6	133	44.7	20.8	0.026	0.11	0.00014	0.0018	<0.000010	0.0033	0.0000058	20	<0.00050	0.00006	0.0027	0.062	0.000061	3.9
WSP 17	Original	SGS	40	120	7.5	48	22	2.1	0.13	4.3	<0.00090	0.0016	0.000128	0.54	0.000044	1.6	0.0086	0.0022	0.015	3.9	0.0023	1.1
WSP 17	Re-run	Global ARD	100	300	5.0	14	2.7	4.2	0.0094	0.48	<0.00005	<0.00085	0.000068	0.0050	0.0000033	1.0	0.0017	0.00025	0.0097	0.33	0.00020	0.25
WSP 18	Original	SGS	40	120	8.0	77	36	3.0	0.29	2.6	<0.00090	0.0018	0.000072	0.57	0.000021	0.77	0.0066	0.0014	0.0098	2.7	0.0016	0.59
WSP 18	Re-run	Global ARD	75	225	5.1	16	4.2	5.2	0.0150	0.41	0.000052	<0.00060	0.000050	0.0090	0.0000028	1.1	0.0020	0.00030	0.0071	0.45	0.00020	0.34
WSP 19	Original	SGS	40	120	8.19	132	63	2.8	0.067	0.864	0.0009	0.011	0.000028	0.336	0.000023	8.08	0.0040	0.000742	0.0037	0.859	0.0005	2.81
WSP 20	Original	SGS	40	120	8.38	156	68	11	0.144	3.63	0.0009	0.0034	0.00013	0.09	0.000055	11.3	0.0085	0.00267	0.0127	4.09	0.00334	3.36
WSP 21	Original	SGS	40	120	9.3	197	90	7.4	0.071	1.3	<0.00090	0.0035	0.000036	0.15	0.000035	2.2	0.0031	0.0013	0.020	0.88	0.0013	0.41
WSP 21	Re-run	Global ARD	125	375	7.5	70	35.2	3.8	0.0180	0.13	0.000099	0.001	0.000010	0.0035	0.0000032	5.6	<0.00050	0.000040	0.0017	0.028	0.000055	0.43
WSP 22	Original	SGS	105	315	8.98	256	72	44	0.022	0.316	0.0009	0.0104	0.000007	0.225	0.000007	21.8	0.0009	0.000093	0.003	0.204	0.00015	6.77
WSP 23	Original	SGS	40	120	8.5	237	90	28	0.060	1.7	0.0013	0.0037	0.000043	0.20	0.000025	10	0.0041	0.00063	0.0070	1.02	0.0017	4.3
WSP 23	Re-run	Global ARD	70	210	7.1	150	61.4	17.2	0.0056	0.0425	0.00034	0.0019	0.000010	0.0078	<0.0000082	21	<0.00050	0.000039	0.0038	0.018	<0.00005	5.1
WSP 24	Original	SGS	40	120	8.82	200	92	3.2	0.003	1.83	0.0033	0.0269	0.000007	0.041	0.000003	5.34	0.0001	0.000004	0.0014	0.008	0.00009	7.44
WSP 25	Original	SGS	249	750	9.36	225	108	3.1	0.016	0.469	0.0009	0.0075	0.000011	0.275	0.000011	8.25	0.0022	0.000135	0.002	0.306	0.0002	3.43
WSP 26	Original	SGS	250	750	9.2	155	66	<2.0	0.025	0.17	<0.00090	0.0021	<0.0000070	0.10	0.0000030	13	0.00093	0.00011	0.0034	0.11	0.00012	5.0
WSP 26	Re-run	Global ARD	250	750	7.5	104	44.3	3.8	0.019	0.0663	0.000074	0.0019	0.000010	0.0028	0.0000049	16	<0.00050	0.000092	0.0037	0.038	<0.00005	3.5
WSP 27	Original	SGS	193	577	8.44	96	45	2	0.172	2.95	0.0009	0.0165	0.000127	0.859	0.000028	1.72	0.0057	0.000916	0.011	2.12	0.00133	0.933
WSP 28	Original	SGS	249	750	9.15	225	83	24	0.077	0.485	0.0009	0.0097	0.000012	0.327	0.000008	15.1	0.0014	0.000207	0.004	0.314	0.00023	2.99
WSP 29	Original	SGS	145	435	8.14	36	15	2	0.027	1.38	0.0009	0.0033	0.000031	0.132	0.000006	0.27	0.0026	0.000808	0.003	0.564	0.00091	0.1
WSP 30	Original	SGS	251	750	9.1	118	62	2.2	0.015	0.38	<0.00090	0.0024	0.000008	0.14	0.0000040	7.1	0.0013	0.000098	<0.0020	0.26	0.00017	3.0
WSP 30	Re-run	Bureau Veritas	249	746	9.0	44	22	<0.5	0.028	0.18	0.000046	0.0036	<0.000010	<0.050	<0.0000050	5.2	0.00022	0.000038	0.00065	0.094	0.000054	1.4
WSP 30	Re-run	Global ARD	250	750	6.2	61	30.3	3.0	0.019	0.10	0.000079	0.0014	<0.000010	0.0038	<0.0000020	7.2	<0.00050	0.000033	0.0014	0.057	<0.000050	2.8
WSP 34	Original	Global ARD	250	750	6.3	7	2.1	1.7	0.0052	0.024	<0.000050	<0.00010	<0.000010	0.0037	<0.0000020	0.63	<0.00050	0.000057	0.00064	0.021	0.000067	0.22
WSP 34	Re-run	Bureau Veritas	249	748	6.7	6.0	1.9	<0.5	0.011	0.04	<0.000020	0.0001	<0.000010	<0.050	<0.0000050	0.5	<0.00010	0.000048	0.00033	0.023	0.000068	0.1
WSP 40	Original	Global ARD	250	750	6.5	48	22	3.1	0.012	0.060	0.000052	0.0011	<0.000010	0.0046	0.0000039	7.3	<0.00050	0.000052	0.0020	0.029	0.00018	1.1
WSP 40	Re-run	Global ARD	250	750	5.7	37	15.7	3.9	<0.0050	0.0736	0.000067	0.0022	<0.000010	0.0062	0.0000025	5.9	<0.00050	0.000028	0.0023	0.014	<0.000050	0.91
WSP 44	Original	Global ARD	250	750	6.7	55	31	2.9	0.019	0.13	<0.000050	0.00047	<0.000010	0.0030	<0.0000020	8.5	<0.00050	0.000056	0.0011	0.105	0.000068	1.6
WSP 44	Re-run	Bureau Veritas	249	747	8.9	54	27	1	0.038	0.12	0.000047	0.0010	<0.000010	<0.050	<0.0000050	7.1	0.00011	0.000037	0.00095	0.056	0.000038	1.3
WSP 44	Re-run	SGS	124	375	9.1	106	61	<2.0	0.063	0.35	<0.00090	0.0010	<0.0000070	0.10	0.0000030	9.9	0.00097	0.000085	0.0010	0.263	0.00015	2.4
WSP 45	Original	Global ARD	250	750	6.7	78	33	5.1	0.010	0.20	0.000099	0.0012	<0.000010	0.0026	0.0000044	12	<0.00050	0.000075	0.0016	0.081	0.000097	1.3
WSP 45	Re-run	Bureau Veritas	249	748	9.2	57	17	6	0.033	0.22	0.000098	0.0015	<0.000010	<0.050	<0.0000050	7.4	0.00013	0.000041	0.00121	0.046	0.000043	1.0
WSP 55	Original	Global ARD	250	750	6.4	14	3.9	2.6	0.011	0.14	<0.000050	<0.00045	0.000014	0.0054	<0.0000020	0.74	<0.00050	0.000080	0.0038	0.091	0.00011	0.24
WSP 55	Re-run	Bureau Veritas	249	747	7.7	10	2	<0.5	0.023	0.20	<0.000020	0.0004	<0.000010	<0.050	0.000010	0.6	0.00113	0.000078	0.00180	0.147	0.000124	0.2
WSP 55	Re-run	Global ARD	250	750	5.8	15	4.3	2.2	<0.0050	0.0686	<0.000050	0.00048	<0.000010	0.016	0.0000040	0.90	<0.00050	0.000059	0.0052	0.047	0.00017	0.28
WSP 55	Re-run	SGS	124	375	8.6	51	27	<2.0	0.112	2.54	<0.00090	0.0022	0.000143	0.15	0.00035	1.9	0.0033	0.0019	0.020	2.05	0.0048	0.75
WSP 56	Original	Global ARD	250	750	6.4	4	1.9	1.6	0.0060	0.020	<0.000050	<0.000050	<0.000010	0.0025	<0.0000020	0.38	<0.00050	0.000036	0.00067	0.0058	<0.000050	0.08
WSP 56	Re-run	Bureau Veritas	249	748	6.5	3	1	<0.5	0.009	0.01	<0.000020	0.0001	<0.000010	<0.050	<0.0000050	0.2	<0.00010	0.000014	0.00009	0.004	0.000008	<0.050
WSP 56	Re-run	Global ARD	250	750	5.9	11	7.2	1.5	<0.0050	0.0516	<0.000050	0.00017	<0.000010	0.0055	0.000014	2.1	<0.00050	0.000029	0.00060	0.0051	0.00012	0.09
WSP 59	Original	Global ARD	250	750	6.4	101	40	9.6	0.019	0.072	0.00021	0.0016	<0.000010	0.0035	<0.0000080	17	<0.00050	0.000054	0.0021	0.025	<0.000050	2.5
WSP 59	Re-run	Bureau Veritas	249	748	8.8	70	25	9	0.049	0.22	0.000142	0.0019	<0.000010	<0.050	<0.0000050	8.7	0.00018	0.000058	0.00185	0.075	0.000058	1.7

Table M-6: SFE Re-Analysis Results

Sample ID	Original/ Re-run	Analytical Lab	Sample weight	Volume D.I. Water	pH	Conductivity	Alkalinity	Sulphate	Phosphorus	Aluminum	Antimony	Arsenic	Beryllium	Boron	Cadmium	Calcium	Chromium	Cobalt	Copper	Iron	Lead	Magnesium
Units					**pH units**	**µS/cm**	**mg $CaCO_3$/L**	**mg/L**	**mg/L**	**mg/L**	**mg/L**	**mg/L**	**mg/L**	**mg/L**	**mg/L**	**mg/L**	**mg/L**	**mg/L**	**mg/L**	**mg/L**	**mg/L**	**mg/L**
WSP 59	Re-run	SGS	124	375	9.0	154	60	23	0.071	0.33	0.0009	0.0021	<0.0000070	0.12	0.000045	16	0.00073	0.00015	0.0050	0.237	0.00039	4.1
WSP 60	Original	Global ARD	250	750	5.9	10	3.9	3.2	0.014	0.22	0.000056	0.00075	0.000018	0.0043	0.0000037	0.76	0.00064	0.00016	0.0016	0.045	0.000094	0.27
WSP 60	Re-run	Bureau Veritas	249	747	6.3	8	2	<0.5	0.013	0.14	0.000042	0.0007	<0.000010	<0.050	<0.0000050	0.6	0.00038	0.000107	0.00093	0.041	0.000042	0.2
WSP 60	Re-run	Global ARD	250	750	4.8	14	2.6	3.4	<0.0050	0.21	0.000057	0.00099	0.000018	0.014	0.000018	0.79	0.0008	0.00018	0.0026	0.046	0.00019	0.30
WSP 60	Re-run	SGS	123	375	8.2	51	25	<2.0	0.079	2.1	<0.00090	0.0020	0.000041	0.25	0.0000050	0.76	0.00191	0.00032	0.0050	0.76	0.00083	0.21
WSP 61	Original	Global ARD	250	750	6.1	17	6.5	2.5	0.0072	0.032	<0.000050	0.00084	<0.000010	0.0029	0.0000033	2.5	<0.00050	0.000073	0.0028	0.026	0.000083	0.18
WSP 61	Re-run	Global ARD	250	750	5.8	20	8.3	2.3	<0.0050	0.0614	<0.000050	0.0013	<0.000010	0.0029	<0.0000020	3.3	<0.00050	0.000051	0.0022	0.026	0.000062	0.19
WSP 61	Re-run	SGS	124	375	9.10	64	32	2.0	0.071	1.2	<0.00090	0.0054	0.000032	0.13	0.000026	3.8	0.0021	0.00279	0.016	1.54	0.00389	0.54
WSP 62	Original	Global ARD	250	750	6.1	7	4.4	2.7	0.0076	0.060	<0.000050	0.00032	<0.000010	0.0021	<0.0000020	0.80	<0.00050	0.000054	0.0024	0.049	0.000072	0.11
WSP 62	Re-run	Bureau Veritas	250	749	6.7	5	2	<0.5	0.020	0.12	0.000046	0.0071	0.000020	<0.050	0.000010	0.6	0.00033	0.000061	0.00135	0.164	0.000129	0.1
WSP 63	Original	Global ARD	250	750	5.4	10	1.7	4.7	0.030	0.56	<0.000050	0.0012	0.000032	0.0028	0.0000081	0.56	0.0015	0.00030	0.0024	0.16	0.00010	0.22
WSP 63	Re-run	Global ARD	250	750	4.5	14	1.3	5.6	0.0117	0.57	<0.000050	0.0016	0.000033	0.0037	0.000016	0.72	0.0016	0.00036	0.0041	0.15	0.00011	0.27
WSP 67	Original	Global ARD	250	750	6.0	4	3.1	1.9	<0.0050	0.015	<0.000050	<0.00010	<0.000010	0.0023	<0.0000020	0.35	<0.00050	0.000055	0.00077	0.0077	0.00005	0.051
WSP 67	Re-run	Bureau Veritas	249	748	6.2	2	1	<0.5	0.017	0.08	0.000041	0.0071	0.000010	<0.050	0.0000062	0.2	0.00031	0.000058	0.00065	0.149	0.000139	0.1
WSP 67	Re-run	Global ARD	250	750	5.8	3	2.2	1.9	<0.0050	0.0193	<0.000050	<0.000100	<0.000010	0.0049	0.000015	0.19	<0.00050	0.000025	0.00074	0.0072	0.00011	0.039
WSP 69	Original	Global ARD	250	750	5.8	4	2.8	1.9	0.0059	0.054	<0.000050	0.00010	<0.000010	<0.0020	<0.0000020	0.26	<0.00050	0.000056	0.0010	0.011	0.00011	0.065
WSP 69	Re-run	Global ARD	250	750	5.6	4	1.7	2.0	<0.0050	0.0611	<0.000050	0.00027	<0.000010	0.0051	0.0000026	0.29	<0.00050	0.000057	0.0015	0.010	<0.000050	0.073
WSP 71	Original	Global ARD	250	750	5.6	5	2.9	1.8	<0.0050	0.035	<0.000050	<0.00010	0.000011	0.0037	0.0000027	0.30	<0.00050	0.000047	0.00058	0.012	<0.000050	0.048
WSP 71	Re-run	Bureau Veritas	250	749	6.2	3	<0.5	<0.5	0.012	0.02	<0.000020	0.0001	0.000011	<0.050	<0.0000050	0.1	<0.00010	0.000042	0.00016	0.006	0.000010	<0.050
WSP 71	Re-run	Global ARD	250	750	4.6	8	0.6	1.6	<0.0050	0.0281	<0.000050	<0.000100	<0.000010	0.0032	<0.0000020	0.31	<0.00050	0.000035	0.0012	0.0050	<0.000050	0.051
WSP 73	Original	Global ARD	250	750	5.7	5	1.8	2.4	0.0060	0.083	<0.000050	<0.00021	0.000022	0.0020	0.0000033	0.43	0.00056	0.000041	0.0023	0.060	0.000072	0.026
WSP 73	Re-run	Bureau Veritas	249	748	6.1	4	1	<0.5	0.018	0.11	<0.000020	0.0003	0.000017	<0.050	<0.0000050	0.4	0.00022	0.000051	0.0012	0.089	0.000091	<0.050
WSP 73	Re-run	Global ARD	250	750	5.5	6	2.0	2.7	<0.0050	0.09	<0.000050	<0.00040	0.000023	0.0048	0.0000035	0.64	0.00050	0.000051	0.0038	0.067	0.000068	0.039
WSP 77	Original	Global ARD	250	750	5.4	6	0.73	2.2	<0.0050	0.23	<0.000050	0.00022	0.000027	0.0041	0.0000056	0.41	0.00068	0.00026	0.0014	0.055	0.000061	0.12
WSP 77	Re-run	Bureau Veritas	249	748	5.7	5	<0.5	<0.5	0.014	0.10	<0.000020	0.0002	0.000024	<0.050	0.000014	0.3	0.00018	0.000169	0.00058	0.038	0.000038	0.1
WSP 77	Re-run	Global ARD	250	750	5.4	8	1.1	2.4	<0.0050	0.22	<0.000050	0.00041	0.000024	0.0035	0.0000059	0.47	0.00057	0.00032	0.0024	0.055	0.000079	0.15
WSP 77	Re-run	SGS	124	375	8.6	48	25	<2.0	0.070	2.52	<0.00090	0.0013	0.000038	0.21	0.000006	0.45	0.0017	0.00040	0.003	0.64	0.00096	0.12
WSP 79	Original	Global ARD	250	750	5.9	3	3.3	1.7	<0.0050	0.023	<0.000050	<0.00010	<0.000010	0.0021	<0.0000020	0.26	<0.00050	0.000036	0.00055	0.0083	<0.000050	0.050
WSP 79	Re-run	Global ARD	250	750	5.6	4	1.9	1.8	<0.0050	0.0339	<0.000050	<0.000150	<0.000010	<0.0020	0.000016	0.28	<0.00050	0.00015	0.0013	0.032	0.00020	0.057
WSP 80	Original	Global ARD	250	750	5.6	5	2.1	1.9	<0.0050	0.029	<0.000050	<0.000050	0.000016	<0.0020	0.0000061	0.29	<0.00050	0.000062	0.00040	0.0075	<0.000050	0.050
WSP 80	Re-run	Global ARD	250	750	5.5	6	2.0	1.9	<0.0050	0.037	<0.000050	0.00028	0.000013	0.004	0.0000072	0.38	<0.00050	0.000080	0.0015	0.0044	<0.000050	0.069
WSP 83	Original	Global ARD	250	750	5.9	4	3.2	2.2	0.0081	0.046	<0.000050	0.00011	<0.000010	0.0025	<0.0000020	0.35	<0.00050	0.000053	0.00082	0.015	<0.000050	0.067
WSP 83	Re-run	Bureau Veritas	249	748	6.2	3	1	<0.5	0.016	0.06	<0.000020	0.0001	<0.000010	<0.050	0.0000066	0.2	<0.00010	0.000045	0.00040	0.020	0.000037	<0.050
WSP 83	Re-run	Global ARD	250	750	5.7	5	2.3	1.9	<0.0050	0.0518	<0.000050	0.00018	<0.000010	0.002	0.0000176	0.42	<0.00050	0.000045	0.0016	0.017	0.00032	0.081
WSP 83	Re-run	SGS	123	375	8.2	40	21	<2.0	0.12	3.5	<0.00090	0.0021	0.000079	0.11	0.000023	0.83	0.0017	0.0032	0.016	1.2	0.0031	0.30
WSP 91	Original	Global ARD	250	750	6.0	14	4.5	3.9	0.031	0.56	0.00010	0.00055	0.000029	0.0079	<0.0000020	1.0	0.0012	0.00012	0.0033	0.42	0.00021	0.48
WSP 91	Re-run	Bureau Veritas	249	748	6.5	11	3	<0.5	0.039	0.22	0.000095	0.0006	0.000014	<0.050	<0.0000050	0.7	0.00054	0.000057	0.0018	0.161	0.000088	0.3
WSP 96	Original	Global ARD	250	750	6.7	70	41	2.1	<0.0050	0.040	<0.000050	0.00038	<0.000010	0.0026	<0.0000020	12	<0.00050	0.000015	0.00087	0.014	<0.000050	1.7
WSP 96	Re-run	Bureau Veritas	249	748	8.9	56	27	<0.5	0.036	0.15	0.000042	0.0008	<0.000010	<0.050	<0.0000050	8.0	0.00028	0.000036	0.00063	0.066	0.000049	1.5
WSP 96	Re-run	SGS	125	375	9.2	112	64	<2.0	0.030	0.31	<0.00090	0.0007	<0.0000070	0.12	0.000018	9.5	0.00091	0.000094	0.0020	0.23	0.00018	3.4
WSP 100	Original	Global ARD	250	750	6.6	98	53	4.1	0.022	0.16	0.000072	0.00056	<0.000010	0.0078	<0.000010	14	0.00059	0.00010	0.0064	0.10	0.00006	3.0
WSP 100	Re-run	Bureau Veritas	250	749	8.9	60	29	<0.5	0.047	0.16	0.000052	0.0041	<0.000010	<0.050	<0.0000050	7.2	0.00029	0.000048	0.00262	0.114	0.000074	1.7
WSP 101	Original	Global ARD	250	750	6.6	99	57	2.6	0.012	0.055	0.00011	0.00048	<0.000010	0.0065	<0.0000060	15	0.00070	0.000018	0.0014	0.033	<0.000050	3.6
WSP 101	Re-run	Bureau Veritas	249	748	9.0	57	27	<0.5	0.041	0.09	0.000058	0.0007	<0.000010	<0.050	<0.0000050	6.7	0.00024	0.000019	0.00045	0.040	0.000021	1.8
WSP 101	Re-run	SGS	125	375	9.6	255	154	2.6	0.068	0.52	<0.00090	0.0008	0.000012	0.29	0.000040	15	0.0021	0.00013	0.0020	0.39	0.00069	4.7
WSP 102	Original	Global ARD	250	750	6.4	14	7.6	3.8	0.033	0.27	0.00010	0.00059	<0.000010	0.0064	<0.0000020	1.6	0.00066	0.000064	0.0024	0.18	0.00011	0.54
WSP 102	Re-run	Bureau Veritas	250	749	8.0	13	5	<0.5	0.049	0.22	0.000072	0.0007	<0.000010	<0.050	<0.0000050	1.2	0.00030	0.000045	0.00092	0.127	0.000077	0.4
WSP 109	Original	Global ARD	250	750	6.7	49	26	3.1	0.010	0.14	0.000072	0.0017	<0.000010	0.0035	<0.0000020	8.6	<0.00050	0.000033	0.00099	0.0083	<0.000050	0.79
WSP 109	Re-run	Bureau Veritas	250	749	9.6	36	13	2	0.031	0.23	0.000032	0.0010	<0.000010	<0.050	<0.0000050	5.0	<0.00010	0.000017	0.00038	0.021	0.000050	0.3
WSP 115	Original	Global ARD	250	750	6.4	13	5.9	3.7	0.0091	0.21	<0.000050	<0.00020	0.000012	0.0032	0.0000029	1.4	0.00082	0.000085	0.0033	0.25	0.00018	0.36
WSP 115	Re-run	Bureau Veritas	250	749	7.6	11	4	<0.5	0.033	0.18	0.000035	0.0027	<0.000010	<0.050	<0.0000050	1.1	0.00047	0.000069	0.0012	0.25	0.00015	0.3
WSP 115	Re-run	Global ARD	250	750	5.8	15	6.4	2.3	<0.0050	0.0517	<0.000050	<0.00015	<0.000010	0.0033	<0.0000020	1.7	0.00053	0.000037	0.0023	0.075	0.000059	0.50
WSP 115	Re-run	SGS	124	375	8.6	58	30	<2.0	0.048	1.31	<0.00090	0.0007	0.000078	0.19	0.000017	1.4	0.0038	0.00041	0.0050	1.6	0.00208	0.47

Table M-6: SFE Re-Analysis Results

Sample ID	Original/ Re-run	Analytical Lab	Sample weight	Volume D.I. Water	Mercury	Molybdenum	Nickel	Potassium	Selenium	Silver	Sodium	Strontium	Thallium	Tungsten	Uranium	Vanadium	Zinc	Zirconium
Units					mg/L	mg/L	mg/L	mg/L	mg/L	mg/L	mg/L	mg/L	mg/L	mg/L	mg/L	mg/L	mg/L	mg/L
WSP 02	Original	SGS	71	211	0.00001	0.0179	0.0006	0.977	0.00015	0.00005	18.5	0.0154	0.000005	0.00176	0.000738	0.00484	0.002	-
WSP 03	Original	SGS	40	120	0.00001	0.00454	0.0016	7.37	0.0008	0.00005	1.26	0.017	0.000005	0.00016	0.0265	0.00858	0.003	-
WSP 04	Original	SGS	40	120	0.00001	0.00658	0.0016	2.65	0.00042	0.00005	1.94	0.0154	0.000005	0.00025	0.00248	0.00298	0.004	-
WSP 05	Original	SGS	40	120	<0.000010	0.0057	0.0014	8.2	<0.000040	<0.000050	1.4	0.010	<0.0000050	0.00034	0.00041	0.0044	0.0020	-
WSP 05	Re-run	Global ARD	125	375	<0.0000050	0.0024	0.00016	0.51	<0.00010	0.000041	1.1	0.0098	0.0000046	0.00027	0.000058	<0.0018	0.0022	0.000090
WSP 06	Original	SGS	40	120	<0.000010	0.0078	0.0019	1.8	0.00011	<0.000050	3.5	0.0087	<0.0000050	0.00051	0.00014	0.0017	0.0040	-
WSP 06	Re-run	Global ARD	125	375	<0.0000050	0.0022	0.00019	0.31	<0.00010	0.000037	2.2	0.0040	<0.000004	0.00043	0.000041	<0.0010	0.0013	0.000049
WSP 07	Original	SGS	40	120	<0.000010	0.0029	0.00060	4.2	<0.000040	<0.000050	0.91	0.020	<0.0000050	0.00061	0.00041	0.0007	0.0020	-
WSP 07	Re-run	Global ARD	70	210	<0.0000050	0.0013	0.00028	0.79	<0.00010	0.0011	0.76	0.016	0.0000042	0.00029	0.000018	<0.0010	0.0021	<0.000020
WSP 08	Original	SGS	40	120	<0.000010	0.0094	0.0016	1.8	0.00012	<0.000050	2.0	0.078	<0.0000050	0.00024	0.00060	0.0015	<0.0020	-
WSP 08	Re-run	Global ARD	125	375	<0.0000050	0.0040	0.00035	0.55	<0.00023	0.00087	1.8	0.0469	0.000015	0.00026	0.00009	<0.0021	0.0012	0.00024
WSP 09	Original	SGS	40	120	<0.000010	0.0004	0.0019	0.90	0.00062	<0.000050	0.78	0.003	<0.0000050	0.000060	0.00026	0.0022	0.0040	-
WSP 09	Re-run	Global ARD	125	375	<0.0000050	0.000046	0.00020	0.46	<0.00060	0.000032	0.55	0.0019	0.000012	<0.00020	0.00006	<0.0010	0.0013	0.00014
WSP 10	Original	SGS	40	120	0.00001	0.00193	0.0031	2.62	0.00008	0.00005	3.34	0.00355	0.000005	0.00097	0.000259	0.00333	0.005	-
WSP 11	Original	SGS	40	120	<0.000010	0.0033	0.0016	1.7	0.00013	<0.000050	1.7	0.013	<0.0000050	0.0012	0.0017	0.0045	<0.0020	-
WSP 11	Re-run	Global ARD	100	300	<0.0000050	0.0019	0.00017	1.8	<0.00013	0.00038	2.4	0.030	0.0000040	0.00050	0.00063	<0.0058	0.0012	0.000037
WSP 12	Original	SGS	40	120	<0.000010	0.0073	0.0020	8.6	0.00066	<0.000050	1.5	0.021	<0.0000050	0.00019	0.0076	0.0063	0.0040	-
WSP 12	Re-run	Global ARD	70	210	<0.0000050	0.0019	0.00019	0.98	<0.00011	0.00070	1.3	0.019	<0.0000040	0.00093	0.00130	<0.0027	0.0017	0.000071
WSP 13	Original	SGS	78	234	0.00001	0.0112	0.001	3.18	0.0111	0.00005	21.1	0.0618	0.000005	0.00047	0.00103	0.00837	0.002	-
WSP 14	Original	SGS	40	120	<0.000010	0.0070	0.0019	4.2	0.00031	<0.000050	42	0.0094	<0.0000050	0.00066	0.00017	0.0092	0.0050	-
WSP 14	Re-run	Global ARD	100	300	<0.0000050	0.022	0.00069	2.2	<0.00019	0.00013	5.1	0.030	<0.000004	0.00048	0.00046	<0.0033	0.0018	0.00048
WSP 15	Original	SGS	208	624	0.00001	0.0059	0.003	1.68	0.00041	0.00007	11.5	0.0097	0.000011	0.113	0.00884	0.00916	0.004	-
WSP 16	Original	SGS	40	120	<0.000010	0.030	0.0046	1.5	0.00024	<0.000050	40	0.021	0.000013	0.00051	0.00059	0.0099	0.0080	-
WSP 16	Re-run	Global ARD	125	375	<0.0000050	0.0029	0.00037	2.8	<0.00021	0.00029	1.2	0.030	0.000015	0.00026	0.0040	<0.0044	0.0013	0.00015
WSP 17	Original	SGS	40	120	<0.000010	0.00043	0.0053	1.2	0.00026	<0.000050	18	0.011	0.000060	0.00019	0.00070	0.011	0.010	-
WSP 17	Re-run	Global ARD	100	300	<0.0000050	0.00026	0.0013	0.42	<0.00011	0.00025	2.0	0.0082	0.000021	<0.00020	0.00038	<0.0011	0.0020	0.0028
WSP 18	Original	SGS	40	120	<0.000010	0.00066	0.0038	0.51	0.00021	<0.000050	21	0.0044	0.000020	0.00031	0.00030	0.0081	0.0060	-
WSP 18	Re-run	Global ARD	75	225	<0.0000050	0.00030	0.0020	0.38	<0.00015	0.00064	2.3	0.0082	0.000013	<0.00020	0.00035	<0.0014	0.0025	0.0020
WSP 19	Original	SGS	40	120	0.00001	0.0198	0.0031	2.87	0.00012	0.00005	37.9	0.00928	0.000005	0.00117	0.00044	0.00704	0.005	-
WSP 20	Original	SGS	40	120	0.00001	0.0036	0.007	4.33	0.00109	0.00005	21.3	0.0188	0.000045	0.00011	0.0119	0.0152	0.014	-
WSP 21	Original	SGS	40	120	<0.000010	0.0035	0.0024	0.82	0.00053	<0.000050	42	0.0075	<0.0000050	0.0021	0.00097	0.0059	0.0070	-
WSP 21	Re-run	Global ARD	125	375	<0.0000050	0.0010	0.00012	0.64	<0.00021	0.00011	11	0.018	0.0000045	0.0012	0.00031	<0.0016	0.0011	0.000065
WSP 22	Original	SGS	105	315	0.00001	0.0053	0.0007	3.73	0.00997	0.00005	20	0.0618	0.000005	0.00061	0.0018	0.013	0.002	-
WSP 23	Original	SGS	40	120	<0.000010	0.021	0.0024	2.6	0.0052	<0.000050	32	0.020	<0.0000050	0.00091	0.0076	0.0096	0.0040	-
WSP 23	Re-run	Global ARD	70	210	<0.0000050	0.0096	0.00040	4.9	<0.0020	0.00011	1.9	0.039	0.000017	0.00064	0.00777	<0.0058	0.0015	0.000073
WSP 24	Original	SGS	40	120	0.00001	0.00094	0.0006	0.679	0.00013	0.00005	0.19	0.0788	0.000005	0.00026	0.000045	0.00314	0.002	-
WSP 25	Original	SGS	249	750	0.00001	0.0214	0.0008	0.594	0.00017	0.00005	40	0.0115	0.000005	0.00096	0.00065	0.00775	0.002	-
WSP 26	Original	SGS	250	750	<0.000010	0.0042	0.00060	0.73	0.00011	<0.000050	14	0.022	<0.0000050	0.00092	0.00097	0.0047	<0.0020	-
WSP 26	Re-run	Global ARD	250	750	<0.0000050	0.0013	0.00037	0.85	<0.00010	0.00030	2.0	0.022	0.0000053	0.00027	0.00033	<0.0045	<0.0010	0.00022
WSP 27	Original	SGS	193	577	0.00001	0.0005	0.0036	0.576	0.00021	0.00005	20.8	0.00651	0.000016	0.0003	0.0005	0.0113	0.009	-
WSP 28	Original	SGS	249	750	0.00001	0.0032	0.0009	1.56	0.0233	0.00005	30.6	0.0366	0.000005	0.00078	0.000313	0.0149	0.002	-
WSP 29	Original	SGS	145	435	0.00001	0.0026	0.0008	0.296	0.0001	0.00005	8.06	0.00174	0.000005	0.00284	0.000268	0.00215	0.002	-
WSP 30	Original	SGS	251	750	<0.000010	0.0071	0.00050	0.87	0.000070	<0.000050	15	0.013	<0.0000050	0.00076	0.0021	0.0073	<0.0020	-
WSP 30	Re-run	Bureau Veritas	249	746	<0.00002	0.0026	0.00029	0.67	<0.000040	<0.0000050	1.1	0.0091	0.0000045	0.00035	0.00073	0.0048	0.00033	0.00023
WSP 30	Re-run	Global ARD	250	750	<0.0000050	0.0041	0.00014	1.2	<0.00010	0.000019	2.5	0.014	<0.0000040	0.00045	0.0026	0.0062	0.0015	0.00017
WSP 34	Original	Global ARD	250	750	<0.0000050	0.000298	0.00014	0.15	<0.00010	0.000058	0.20	0.0025	0.0000084	<0.00020	0.000074	<0.0010	0.0014	0.000089
WSP 34	Re-run	Bureau Veritas	249	748	<0.00002	0.0002	0.00023	0.13	<0.000040	<0.0000050	0.2	0.0019	0.0000128	0.000086	0.00005	<0.00020	0.00056	0.00014
WSP 40	Original	Global ARD	250	750	<0.0000050	0.00085	0.00048	1.1	0.00036	0.000222	0.63	0.0092	<0.0000040	0.0014	0.0013	0.0027	0.0015	0.00011
WSP 40	Re-run	Global ARD	250	750	<0.0000050	0.0012	0.00042	1.1	0.00050	0.00001	0.72	0.0083	0.0000044	0.0020	0.0012	0.0043	0.0011	0.000069
WSP 44	Original	Global ARD	250	750	<0.0000050	0.00036	0.00015	0.62	<0.00010	0.000011	1.0	0.0088	<0.0000040	0.00028	0.000096	0.0027	<0.0010	0.00028
WSP 44	Re-run	Bureau Veritas	249	747	<0.00002	0.0008	0.00031	0.53	0.000051	<0.0000050	1.3	0.0070	0.0000042	0.00033	0.00004	0.0049	0.00337	0.00021
WSP 44	Re-run	SGS	124	375	<0.000010	0.0011	0.0004	0.68	0.00010	<0.000050	12	0.011	<0.0000050	0.0010	0.00036	0.0044	<0.0020	<0.0020
WSP 45	Original	Global ARD	250	750	<0.0000050	0.00268	0.00035	1.7	0.0010	0.00001	1.1	0.0135	0.000022	0.00032	0.026	0.0043	0.0010	0.00021
WSP 45	Re-run	Bureau Veritas	249	748	<0.00002	0.0030	0.00031	1.54	0.00091	<0.0000050	1.0	0.0095	0.0000194	0.00071	0.015	0.0053	0.00034	0.00013
WSP 55	Original	Global ARD	250	750	<0.0000050	0.00018	0.00036	0.45	<0.00010	0.000011	1.64	0.0055	0.0000063	<0.00020	0.000057	<0.0010	<0.0010	0.00041
WSP 55	Re-run	Bureau Veritas	249	747	<0.00002	0.0001	0.00078	0.28	<0.000040	<0.0000050	1.0	0.0035	0.0000052	0.00010	0.00004	0.0011	0.00272	0.00044
WSP 55	Re-run	Global ARD	250	750	<0.0000050	0.00021	0.00031	0.41	<0.00010	0.000039	1.86	0.0059	<0.0000040	<0.00020	0.000040	0.0013	0.0016	0.00036
WSP 55	Re-run	SGS	124	375	<0.000010	<0.00040	0.0023	0.57	0.00041	<0.000050	11	0.011	0.000037	<0.00020	0.00093	0.0077	0.0080	0.0030
WSP 56	Original	Global ARD	250	750	<0.0000050	0.000044	<0.000040	0.24	<0.00010	<0.000010	0.13	0.0031	0.000015	<0.00020	0.000018	<0.0010	0.0010	0.000034
WSP 56	Re-run	Bureau Veritas	249	748	<0.00002	<0.000050	0.00018	0.14	<0.000040	<0.0000050	0.1	0.0015	0.0000046	0.00002	0.00001	<0.00020	0.0022	<0.00010
WSP 56	Re-run	Global ARD	250	750	<0.0000050	0.000037	0.00014	0.24	<0.00010	0.0022	0.16	0.0057	0.0000081	<0.00020	0.000011	<0.0010	0.0024	0.000029
WSP 59	Original	Global ARD	250	750	<0.0000050	0.022	0.00048	2.3	0.0010	<0.000010	1.21	0.020	0.000024	0.00034	0.019	0.0050	<0.0010	0.000065
WSP 59	Re-run	Bureau Veritas	249	748	<0.00002	0.0148	0.00067	1.77	0.00098	<0.0000050	0.8	0.0117	0.0000245	0.00054	0.0068	0.0064	0.00512	0.00021

Table M-6: SFE Re-Analysis Results

Sample ID	Original/ Re-run	Analytical Lab	Sample weight	Volume D.I. Water	Mercury	Molybdenum	Nickel	Potassium	Selenium	Silver	Sodium	Strontium	Thallium	Tungsten	Uranium	Vanadium	Zinc	Zirconium
Units					**mg/L**	**mg/L**	**mg/L**	**mg/L**	**mg/L**	**mg/L**	**mg/L**	**mg/L**	**mg/L**	**mg/L**	**mg/L**	**mg/L**	**mg/L**	**mg/L**
WSP 59	Re-run	SGS	124	375	0.000010	0.037	0.0010	2.8	0.0021	<0.000050	13	0.024	0.000008	0.00090	0.034	0.0069	<0.0020	<0.0020
WSP 60	Original	Global ARD	250	750	<0.0000050	0.000071	0.00025	0.54	0.00017	0.000012	0.48	0.0082	0.000018	<0.00020	0.00043	<0.0010	0.0021	0.00032
WSP 60	Re-run	Bureau Veritas	249	747	<0.00002	0.0001	0.00033	0.38	0.00011	<0.0000050	0.3	0.0060	0.0000087	0.00003	0.00025	0.0004	0.00090	0.00019
WSP 60	Re-run	Global ARD	250	750	0.0000053	0.000063	0.00039	0.58	0.00017	0.00041	0.52	0.0093	0.000015	<0.00020	0.00038	<0.0010	0.0018	0.00034
WSP 60	Re-run	SGS	123	375	0.000010	<0.00040	0.0008	0.42	0.00024	<0.000050	12	0.0023	0.0000060	<0.00020	0.00054	0.0028	<0.0020	<0.0020
WSP 61	Original	Global ARD	250	750	<0.0000050	0.00025	0.00033	0.54	<0.00010	0.000037	0.40	0.0034	<0.0000040	0.00036	0.000016	<0.0010	0.0017	0.000074
WSP 61	Re-run	Global ARD	250	750	<0.0000050	0.00034	0.00017	0.60	<0.00010	<0.000010	0.45	0.0042	<0.0000040	0.00039	0.000023	<0.0010	0.0012	0.000067
WSP 61	Re-run	SGS	124	375	0.000010	0.0013	0.0034	0.86	0.00013	<0.000050	12	0.0058	0.000016	0.0011	0.00023	0.0043	0.0060	0.0020
WSP 62	Original	Global ARD	250	750	<0.0000050	0.00017	0.00025	0.30	<0.00010	0.000857	0.35	0.0032	<0.0000040	<0.00020	0.00016	<0.0010	<0.0010	0.00023
WSP 62	Re-run	Bureau Veritas	250	749	<0.00002	0.0001	0.00049	0.25	<0.000040	0.0000060	0.2	0.0025	0.0000060	0.00006	0.00010	0.0008	0.00112	0.00042
WSP 63	Original	Global ARD	250	750	0.0000067	0.000032	0.00050	0.57	0.00018	0.000013	0.52	0.0069	0.000019	<0.00020	0.00019	<0.0010	0.0013	0.00091
WSP 63	Re-run	Global ARD	250	750	0.0000075	0.000024	0.00064	0.62	0.00021	0.000031	0.64	0.0088	0.000022	<0.00020	0.00023	<0.0010	0.0028	0.00083
WSP 67	Original	Global ARD	250	750	<0.0000050	0.000029	0.000091	0.28	<0.00010	0.00007	0.10	0.0023	0.0000080	<0.00020	0.000068	<0.0010	<0.0010	0.000072
WSP 67	Re-run	Bureau Veritas	249	748	<0.00002	<0.000050	0.00028	0.25	<0.000040	0.0000055	0.1	0.0015	0.0000146	0.00002	0.00006	0.0003	0.00033	0.00012
WSP 67	Re-run	Global ARD	250	750	<0.0000050	0.000036	0.000061	0.30	<0.00010	0.000017	0.17	0.0016	0.000014	<0.00020	0.000073	<0.0010	0.0029	0.00009
WSP 69	Original	Global ARD	250	750	<0.0000050	0.000014	0.00010	0.15	<0.00010	0.000018	0.13	0.0029	0.000015	<0.00020	0.000076	<0.0010	0.0011	0.00014
WSP 69	Re-run	Global ARD	250	750	<0.0000050	0.000029	0.00032	0.19	<0.00010	0.000085	0.25	0.0031	0.0000076	<0.00020	0.000099	<0.00100	0.0017	0.00018
WSP 71	Original	Global ARD	250	750	<0.0000050	0.000053	0.000096	0.12	<0.00010	0.00024	0.37	0.0034	0.0000056	0.00032	0.000056	<0.0010	0.0021	0.00011
WSP 71	Re-run	Bureau Veritas	250	749	<0.00002	<0.000050	0.00015	0.08	<0.000040	<0.0000050	0.2	0.0013	0.0000039	0.00001	0.00003	<0.00020	0.00049	<0.00010
WSP 71	Re-run	Global ARD	250	750	<0.0000050	0.000025	0.000054	0.14	<0.00010	0.00011	0.39	0.0030	0.0000042	<0.00020	0.000051	<0.0010	0.0010	0.00011
WSP 73	Original	Global ARD	250	750	<0.0000050	0.000060	0.00023	0.22	<0.00010	0.00030	0.28	0.0015	0.000010	0.00022	0.00087	<0.0010	0.0020	0.00040
WSP 73	Re-run	Bureau Veritas	249	748	<0.00002	0.0001	0.00026	0.19	<0.000040	<0.0000050	0.2	0.0013	0.0000127	0.00002	0.00064	0.0003	0.00226	0.00038
WSP 73	Re-run	Global ARD	250	750	<0.0000050	0.000090	0.00015	0.29	<0.00010	0.00030	0.44	0.0021	0.000014	<0.00020	0.0011	<0.0010	0.0023	0.00055
WSP 77	Original	Global ARD	250	750	<0.0000050	0.000020	0.00048	0.24	<0.00010	0.000018	0.29	0.0029	0.000019	<0.00020	0.00024	<0.0010	0.0015	0.00032
WSP 77	Re-run	Bureau Veritas	249	748	<0.00002	<0.000050	0.00044	0.16	0.000044	<0.0000050	0.2	0.0017	0.0000163	0.000014	0.00012	<0.00020	0.00067	0.00017
WSP 77	Re-run	Global ARD	250	750	<0.0000050	0.000021	0.00049	0.30	<0.00010	<0.000010	0.32	0.0034	0.000024	<0.00020	0.00024	<0.0010	0.0023	0.00033
WSP 77	Re-run	SGS	124	375	0.000010	0.0013	0.0007	0.36	0.00018	<0.000050	12	0.0011	0.000008	<0.00020	0.00062	0.00126	<0.0020	<0.0020
WSP 79	Original	Global ARD	250	750	<0.0000050	0.000045	0.000046	0.16	<0.00010	0.00011	0.18	0.0031	0.0000074	<0.00020	0.000086	<0.0010	<0.0010	0.00011
WSP 79	Re-run	Global ARD	250	750	<0.0000050	0.000081	0.000063	0.23	<0.00010	<0.000010	0.24	0.0034	0.0000095	<0.00020	0.00010	<0.0010	0.0054	0.00018
WSP 80	Original	Global ARD	250	750	<0.0000050	<0.000010	0.000068	0.17	<0.00010	<0.000010	0.11	0.0027	0.000027	<0.00020	0.000082	<0.0010	<0.0010	0.000068
WSP 80	Re-run	Global ARD	250	750	<0.0000050	0.000015	0.00013	0.25	<0.00010	<0.000010	0.22	0.0033	0.000037	<0.00020	0.00015	<0.0010	0.0016	0.00014
WSP 83	Original	Global ARD	250	750	<0.0000050	0.000039	0.00012	0.22	<0.00010	<0.000010	0.15	0.0038	0.0000046	<0.00020	0.000039	<0.0010	<0.0010	0.000080
WSP 83	Re-run	Bureau Veritas	249	748	<0.00002	<0.000050	0.00019	0.15	<0.000040	<0.0000050	0.1	0.0022	0.0000050	0.00005	0.00003	0.0002	0.0019	<0.00010
WSP 83	Re-run	Global ARD	250	750	<0.0000050	0.000060	0.000074	0.28	<0.00010	0.000027	0.27	0.0045	0.0000074	0.00021	0.000042	<0.0010	0.0020	0.00010
WSP 83	Re-run	SGS	123	375	0.000010	0.0033	0.0017	0.40	0.00023	<0.000050	8.2	0.0080	0.000030	<0.00020	0.00053	0.0029	0.0050	0.0020
WSP 91	Original	Global ARD	250	750	<0.0000050	0.00027	0.0015	0.75	0.00011	0.00010	1.4	0.0039	0.0000086	0.00038	0.000066	0.0028	0.0022	0.00119
WSP 91	Re-run	Bureau Veritas	249	748	<0.00002	0.0002	0.00092	0.49	0.000099	0.0000057	0.9	0.0020	0.0000032	0.00011	0.00004	0.0031	0.0020	0.00077
WSP 96	Original	Global ARD	250	750	<0.0000050	0.0018	0.00014	1.1	<0.00010	0.00011	0.67	0.014	<0.0000040	0.0010	0.00053	0.0020	0.0014	0.000034
WSP 96	Re-run	Bureau Veritas	249	748	<0.00002	0.0057	0.00030	0.63	<0.000040	<0.0000050	0.7	0.0061	0.0000026	0.00024	0.00013	0.0050	0.00034	0.00020
WSP 96	Re-run	SGS	125	375	<0.000010	0.0051	0.0007	1.9	0.00019	<0.000050	12	0.017	<0.0000050	0.00080	0.00090	0.0032	<0.0020	<0.0020
WSP 100	Original	Global ARD	250	750	<0.0000050	0.0089	0.0011	2.3	0.0061	0.000076	3.5	0.024	<0.0000040	0.00043	0.0011	0.0027	0.0012	0.00032
WSP 100	Re-run	Bureau Veritas	250	749	<0.00002	0.0047	0.00048	1.53	0.0031	<0.0000050	1.8	0.0121	0.0000035	0.00020	0.00032	0.0037	0.00031	0.00019
WSP 101	Original	Global ARD	250	750	<0.0000050	0.019	0.00021	2.1	<0.00010	0.000035	2.4	0.027	<0.0000040	0.00030	0.0011	0.0014	<0.0010	0.000079
WSP 101	Re-run	Bureau Veritas	249	748	<0.00002	0.012	0.00019	1.36	<0.000040	<0.0000050	1.0	0.0114	<0.0000020	0.00020	0.00024	0.0022	0.00023	0.00018
WSP 101	Re-run	SGS	125	375	<0.000010	0.0532	0.0008	1.3	0.00011	<0.000050	30	0.025	0.0000070	0.00040	0.0020	0.0030	<0.0020	<0.0020
WSP 102	Original	Global ARD	250	750	<0.0000050	0.00037	0.00067	0.53	<0.00010	0.000036	1.1	0.004	<0.0000040	0.00027	0.000044	0.0029	0.0018	0.00075
WSP 102	Re-run	Bureau Veritas	250	749	<0.00002	0.00034	0.00038	0.42	0.000053	<0.0000050	0.6	0.0027	0.0000032	0.00017	0.00001	0.0029	0.00046	0.00113
WSP 109	Original	Global ARD	250	750	<0.0000050	0.00099	0.00021	1.4	0.00010	0.000057	0.68	0.012	0.000013	0.00074	0.0015	0.0011	<0.0010	0.000028
WSP 109	Re-run	Bureau Veritas	250	749	<0.00002	0.00062	0.00017	0.97	0.000069	<0.0000050	0.4	0.0063	0.0000094	0.00036	0.00039	0.0008	0.0037	<0.00010
WSP 115	Original	Global ARD	250	750	<0.0000050	0.00020	0.00034	0.43	<0.00010	0.00095	0.76	0.0041	0.0000054	0.00052	0.000091	<0.0010	0.0015	0.00042
WSP 115	Re-run	Bureau Veritas	250	749	<0.00002	0.00016	0.00034	0.35	<0.000040	<0.0000050	0.5	0.0029	0.0000051	0.00015	0.000053	0.0012	0.0059	0.00036
WSP 115	Re-run	Global ARD	250	750	<0.0000050	0.00022	0.00019	0.45	<0.00010	0.0014	0.91	0.0047	0.0000042	<0.00020	0.000050	<0.0010	0.0015	0.00021
WSP 115	Re-run	SGS	124	375	<0.000010	0.0005	0.0012	0.37	0.00025	<0.000050	13	0.0039	0.000017	<0.00020	0.0011	0.0078	0.0030	<0.0020

Appendix N
Overburden Column Tests

Appendix N
N1: Overburden Columns
Static Testing Results

Table N-1: Overburden Column ABA Results

Column ID	Sample ID	Project Location	Drillhole ID	From (m)	To (m)	Paste pH	Fizz Rating	Total S[1]	Sulphate Sulphur[2]	Sulphide Sulphur by difference[3]	AP[4]	MPA[5]	NP[6]	Total Carbon[7]	TIC[8]	CarbNP[9]	NPR[10]	CarbNPR[11]
Units	-	-	-	m	m	pH units	-	%	%	%	kg $CaCO_3$/t	kg $CaCO_3$/t	kg $CaCO_3$/t	%C	%C	kg $CaCO_3$/t	NP / AP	CarbNP / MPA
COL-1	WSP-25 / WSP-28	Open Pit / Stockpile	BH-22-104 / BH-22-127	2.3 / 3.1	2.9 / 3.6	8.0	Slight	0.057	0.040	0.017	0.54	1.8	89	1.6	1.0	85	166	48
COL-2	WSP 61	AEX site	TP23-AEX-24	6.1	6.4	8.8	None	<0.010	<0.010	<0.01	0.31	0.31	3.6	0.01	<0.02	1.7	12	5.3
COL-3	WSP 63	AEX site	TP23-AEX-29	0.2	0.5	5.6	None	0.03	0.02	0.01	0.31	0.94	0.4	0.56	<0.02	1.7	1.3	1.8
COL-4	WSP 93 / WSP 97	Open Pit	TP23-105 / TP23-106	2.1 / 5.8	6.7 / 6.1	7.7	Slight	0.02	<0.010	0.02	0.63	0.63	53	0.58	0.57	48	84	76
COL-6	WSP 30	Open Pit	PSD-04	7.6	8.5	8.7	3	<0.0050	<0.040	<0.0050	0.16	0.16	56.9	0.63	0.59	50	364	317
COL-7	WSP 38	Other	BH23-PPS-7	12.8	14.3	8.3	None	0.010	<0.010	0.010	0.31	0.31	4.4	0.04	0.02	1.7	14	5.3
COL-8	WSP 57	AEX Program	TP23-AEX-11	2.5	3.0	7.8	None	0.030	0.030	0.0	0.94	0.94	18.1	0.22	0.11	9.2	19	10
COL-9	WSP 62	AEX Program	TP23-AEX-26	4.3	4.7	8.1	None	<0.010	<0.010	<0.010	0.31	0.31	3.0	0.02	<0.02	1.7	10	5.3
COL-10	WSP 100	Open Pit	TP23-B2-03	7.0	--	8.0	Moderate	0.050	0.020	0.030	0.94	1.6	100	1.3	0.96	80	106	51
COL-12	WSP 102	Open Pit	TP23-B2-07	2.0	--	7.6	None	0.020	0.010	0.010	0.31	0.63	8.5	0.08	<0.02	1.7	27	2.7
COL-13	WSP 105	Stockpile	TP23-101	0.5	6.1	6.1	None	<0.010	<0.010	<0.010	0.31	0.31	-0.7	0.40	<0.02	1.7	1.6	5.3
COL-14	WSP 119 / WSP 120	Other	BH23-PPS-11	17.3 / 23.5	20.4 / 25.0	8.3	None	0.04	<0.01	0.04	1.3	1.3	9.8	0.06	0.04	3.3	7.8	2.7
COL-15	WSP 49 / WSP 91	AEX Program / Open Pit / Stockpile	BH23-AEX-27 / BH23-106	0.1 / 1.5	0.6 / 2.1	5.3	None	0.05	0.01	0.04	1.3	1.6	4.8	0.39	<0.02	1.7	3.8	1.1
COL-16	WSP 51 / WSP 109	AEX / Open Pit	BH23-AEX-28 / BH23-102	11.4 / 12.8	11.6 / 13.4	8.0	None	0.06	<0.01	0.06	1.9	1.9	11	0.09	0.08	6.7	5.6	3.6

(1) Total sulphur determined by Leco analyzer.
(2) Sulphate sulphur determined by HCl leach.
(3) Sulphide sulphur determined by difference (total sulphur - sulphate sulphur); where sulphate sulphur was less than the analytical detection limit, sulphide sulphur was assumed to be equivalent to total sulphur.
(4) Acid potential calculated as 31.25*sulphide S; where sulphide S was equal to zero, acid potential was calculated as 31.25*total sulphur.
(5) Maximum potential acidity, calculated as 31.25*total S.
(6) NP from MEND 1991 method, based on the 1989 Lawrence Modified NP method
(7) Total Carbon determined by Leco analyzer.
(8) Total inorganic carbon (as C) determined by Leco analyzer and HCl leach.
(9) Carbonate neutralization potential, calculated as TIC*10*(100/12.01).
(10) Neutralization potential ratio, calculated as NP/AP; for samples with negative NP, NP was adjusted to reflect the detection limit of 0.5 $CaCO_3$/t for calculation of NPR.
(11) Carbonate neutralization potential ratio, calculated as CarbNP/MPA.

Table N-2: Overburden Column Elemental Content Results

Column ID	Sample ID	Project Location	Drillhole ID	From (m)	To (m)	Silver	Aluminum	Arsenic	Boron	Barium	Beryllium	Bismuth	Calcium	Cadmium	Cobalt	Chromium	Copper	Iron	Mercury	Potassium	Magnesium	Manganese	Molybdenum	Sodium	Nickel	Phosphorus
Units	-	-	-	m	m	ug/g	ug/g	ug/g	ug/g	ug/g	ug/g	ug/g	ug/g	ug/g	ug/g	ug/g	ug/g	ug/g	ug/g	ug/g	ug/g	ug/g	ug/g	ug/g	ug/g	ug/g
Table 1 Ontario Soils Screening (ug/g)[1]						0.5	-	18	36	220	2.5	-	-	1.2	21	70	92	-	0.27	-	-	-	2	-	82	-
Crustal Abundance (Price 1997)						0.075		1.8	10	425	3	0.0085		0.15	25	102	60		0.085			950	1.2		84	1050
10x Crustal Abundance[2]						0.75	--	18	100	4250	30	0.085	--	1.5	250	1020	600	--	0.85	--	--	9500	12	--	840	10500
COL-1	COMP (WSP-25 / WSP-28)	Open Pit / Stockpile	BH-22-104 / BH-22-127	2.3 / 3.1	2.9 / 3.6	0.070	27300	4.5	19	188	0.96	0.25	37200	0.17	18	**71**	38	38200	0.023	6500	20300	675	0.76	600	44	620
COL-2	WSP 61	AEX site	TP23-AEX-24	6.1	6.4	0.030	4700	1.9	<10	36	0.12	0.07	3200	0.03	3.6	**101**	11	9800	<0.0050	1200	2200	131	0.48	700	9.3	362
COL-3	WSP 63	AEX site	TP23-AEX-29	0.2	0.5	0.030	10800	2.2	<10	46	0.20	0.12	2200	0.02	6.0	**86**	9.8	14400	0.0090	1200	3700	146	0.59	300	15	321
COL-4	COMP (WSP 93 / WSP 97)	Open Pit	TP23-105 / TP23-106	2.1 / 5.8	6.7 / 6.1	0.040	7600	1.3	<10	54	0.18	0.09	17200	0.04	5.4	48	14	14400	0.0090	2100	8900	213	0.57	600	13	878
COL-6	WSP 30	Open Pit	PSD-04	7.6	8.5	<0.50	5500	1.5	1.0	50	0.13	0.10	14000	0.02	4.5	30	13	13000	<0.050	1600	7000	170	0.30	330	12	600
COL-7	WSP 38	Other	BH23-PPS-7	12.8	14.3	0.020	4700	0.90	<10	31	0.13	0.070	3700	0.02	3.1	**74**	15	10600	<0.0050	1100	2200	116	0.34	600	7	595
COL-8	WSP 57	AEX Program	TP23-AEX-11	2.5	3.0	0.030	14300	2.7	36	102	0.50	0.15	8500	0.07	9.6	63	24	22200	0.01	2900	8900	427	0.51	500	26	773
COL-9	WSP 62	AEX Program	TP23-AEX-26	4.3	4.7	0.020	3900	0.9	<10	29	0.12	0.05	3300	0.02	2.6	**81**	7	9800	<0.0050	900	1600	101	0.37	700	6	525
COL-10	WSP 100	Open Pit	TP23-B2-03	7.0	--	0.070	22100	3.0	16	151	0.55	0.18	32100	0.14	14.6	65	29	31100	0.01	5600	18400	487	0.67	700	36	740
COL-12	WSP 102	Open Pit	TP23-B2-07	2.0	--	0.050	13400	2.6	10	87	0.37	0.13	5800	0.06	8.3	51	20	19600	0.01	2200	6500	321	0.29	500	22	768
COL-13	WSP 105	Stockpile	TP23-101	0.5	6.1	0.030	7100	1.5	<10	29	0.20	0.05	1000	0.04	2.2	**71**	4	7300	0.01	300	1000	65	0.37	300	6	353
COL-14	WSP 119 / WSP 120	Other	BH23-PPS-11	17.3 / 23.5	20.4 / 25.0	0.03	5900	1.2	<10	38	0.16	0.08	4700	0.03	5.1	67	15	12300	<0.005	2100	3900	171	1.42	400	11	395
COL-15	WSP 49 / WSP 91	AEX Program / Open Pit / Stockpile	BH23-AEX-27 / BH23-106	0.1 / 1.5	0.6 / 2.1	0.11	17200	5.3	<10	111	0.71	0.24	4100	0.06	11.7	**73**	26	25400	0.02	3100	7700	399	0.99	400	30	619
COL-16	WSP 51 / WSP 109	AEX / Open Pit	BH23-AEX-28 / BH23-102	11.4 / 12.8	11.6 / 13.4	0.12	5100	0.7	<10	34	0.17	0.06	4800	0.02	4.0	**77**	11	10500	<0.005	1600	3400	143	1.26	400	9	368

(1) Table 1, Column 2 Ontario Soil Screening Standards.

(2) Based on crustal abundance provided by Price (1997) excluding major elements.

Bold values indicate concentrations greater than Ontario Soil Screening Standards.

Shading indicates concentrations greater than 10x Crustal Abundance values.

Table N-2: Overburden Column Elemental Content Results

Column ID	Sample ID	Project Location	Drillhole ID	From (m)	To (m)	Lead	Sulfur	Antimony	Selenium	Tin	Strontium	Thorium	Titanium	Thallium	Uranium	Vanadium	Tungsten	Yttrium	Zinc	Zirconium
Units	-	-	-	m	m	ug/g	ug/g	ug/g	ug/g	ug/g	ug/g	ug/g	ug/g	ug/g	ug/g	ug/g	ug/g	ug/g	ug/g	ug/g
Table 1 Ontario Soils Screening (ug/g)[1]						120	-	1.3	1.5	-	-	-	-	1	2.5	86	-	-	290	-
Crustal Abundance (Price 1997)						14	400	0.2	0.05	2.3	370	9.6	6000	0.9	2.7	120	1.3	33	70	165
10x Crustal Abundance[2]						140	4000	2	0.5	23	3700	96	60000	9	27	1200	13	330	700	1650
COL-1	COMP (WSP-25 / WSP-28)	Open Pit / Stockpile	BH-22-104 / BH-22-127	2.3 / 3.1	2.9 / 3.6	12	<100	0.18	<0.20	1.2	53	13	1920	0.42	1.2	76	0.17	13	89	36
COL-2	WSP 61	AEX site	TP23-AEX-24	6.1	6.4	3.3	<100	0.05	<0.20	0.40	17	4.6	770	0.07	0.70	19	0.32	6.1	14	8.9
COL-3	WSP 63	AEX site	TP23-AEX-29	0.2	0.5	5.2	<100	0.07	<0.20	0.60	16	4.6	1040	0.13	0.69	30	0.23	4.0	25	6.3
COL-4	COMP (WSP 93 / WSP 97)	Open Pit	TP23-105 / TP23-106	2.1 / 5.8	6.7 / 6.1	4.0	<200	0.06	<0.20	0.50	26	5.2	1290	0.12	1.5	33	0.23	7.7	25	14
COL-6	WSP 30	Open Pit	PSD-04	7.6	8.5	3.0	190	**<2.0**	<0.50	<2.0	18	4.6	780	0.12	0.9	23	0.18	5.3	22	17
COL-7	WSP 38	Other	BH23-PPS-7	12.8	14.3	3.2	<100	<0.050	<0.20	0.50	18	4.7	910	0.08	1.4	22	0.20	7.3	17	8.9
COL-8	WSP 57	AEX Program	TP23-AEX-11	2.5	3.0	6.5	<100	0.13	<0.20	0.8	29.2	8.5	1280	0.22	0.7	50	0.24	10.64	47	23.4
COL-9	WSP 62	AEX Program	TP23-AEX-26	4.3	4.7	2.1	<100	<0.050	<0.20	0.4	15.7	4.3	810	0.05	0.7	20	0.16	5.52	10	6.9
COL-10	WSP 100	Open Pit	TP23-B2-03	7.0	--	7.8	<100	0.12	0.3	1	47.8	11.0	1920	0.36	1.1	69	0.21	12.81	76	30.9
COL-12	WSP 102	Open Pit	TP23-B2-07	2.0	--	5.5	<100	0.1	<0.20	0.7	24.1	7.4	1300	0.2	0.7	46	0.18	10.12	41	19.1
COL-13	WSP 105	Stockpile	TP23-101	0.5	6.1	2.8	<100	0.07	<0.20	0.4	8.1	2.8	460	0.04	0.4	13	0.09	2.10	14	2.7
COL-14	WSP 119 / WSP 120	Other	BH23-PPS-11	17.3 / 23.5	20.4 / 25.0	3.6	<100	0.06	<0.20	0.4	15.8	6.9	720	0.14	1.3	20	0.86	5.77	26	9.9
COL-15	WSP 49 / WSP 91	AEX Program / Open Pit / Stockpile	BH23-AEX-27 / BH23-106	0.1 / 1.5	0.6 / 2.1	9.0	<100	0.2	<0.20	0.9	24.6	10.1	1080	0.25	1.0	50	0.24	12.33	83	23.5
COL-16	WSP 51 / WSP 109	AEX / Open Pit	BH23-AEX-28 / BH23-102	11.4 / 12.8	11.6 / 13.4	2.9	<200	0.05	<0.20	0.4	16	6.3	660	0.1	1.2	18	0.2	5.88	22	9.7

(1) Table 1, Column 2 Ontario Soil Screening Standards.

(2) Based on crustal abundance provided by Price (1997) excluding major elements.

Bold values indicate concentrations greater than Ontario Soil Screening Standards.

Shading indicates concentrations greater than 10x Crustal Abundance values.

Table N-3: Overburden Column Mineralogy (R-XRD) Results

Sample ID	Carbonates			Feldpars						Oxides		Phyllosilicates							Inosilicates		Sorosilicates	Neosilicates	Phosphates	
	Calcite	Dolomite	Dolomite-Ankerite	Plagioclase	Albite	Albite, calcian	K-feldspar	Orthoclase	Microcline	Quartz	Magnetite	Illite-Muscovite	Illite-Smectite (mixed layer)*	Biotite	Clinochlore	Kaolinite	Montmorillonite	Vermiculite	Amphibole	Actinolite	Clinozoisite	Titanite	Apatite	Fluorapatite
	$CaCO_3$	$CaMg(CO_3)_2$	$CaMg(CO_3)_2$ – $Ca(Fe^{2+},Mg,Mn)(CO_3)_2$	$NaAlSi_3O_8$ – $CaAl_2Si_2O_8$	$NaAlSi_3O_8$	$CaAl_2Si_2O_8$	$KAlSi_3O_8$	$KAlSi_3O_8$	$KAlSi_3O_8$	SiO_2	$Fe^{2+}Fe^{3+}{}_2O_4$	$\sim K_{0.65}Al_{2.0}(Al_{0.65}Si_{3.35}O_{10})(OH)_2 - KAl_2(AlSi_3O_{10})(OH)_2$	$\sim K_{0.65}Al_{2.0}(Al_{0.65}Si_{3.35}O_{10})(OH)_2 - (Na,Ca)_{0.3}(Al,Mg)_2Si_4O_{10}(OH)_2 \cdot nH_2O$	$K(Mg,Fe)_3(AlSi_3O_{10})(OH)_2$	$(Mg,Fe^{2+})_5Al(Si_3Al)O_{10}(OH)_8$	$Al_2Si_2O_5(OH)$	$(Na,Ca)_{0.3}(Al,Mg)_2Si_4O_{10}(OH)_2 \cdot nH_2O$	$(Mg,Fe^{2+},Al)_3(Si,Al)_4O_{10}(OH)_2 \cdot 4H_2O$	$\square\{Ca_2\}\{Mg_{4.5-2.5}Fe_{0.5-2.5}\}(Si_8O_{22})(OH)_2$	$\square Ca_2(Mg_{4.5-2.5}Fe_{0.5-2.5})Si_8O_{22}(OH)_2$	$Ca_2Al_3(SiO_4)_3(OH)$	$CaTiSiO_5$	$Ca_5(PO_4)_3(F,Cl,OH)$	$Ca_5(PO_4)_3(F)$
COL-1	5.1	5.6			9.9	11		2.8	7.1	15		5.8	7.7	4.1	4.1	2.8	15	1.0 (?)		2.2		0.63 (?)		0.12 (?)
COL-2				39.2			12.3			39.5	0.14 (?)	2.2		1.1	0.9				2.8		1.8			
COL-3				35.8			12.1			35.8		2.1	3.0	1.4	1.8		1.7 (?)		4.2		1.9			
COL-4	1.4		3.3	36.1			12.3			33.2	0.27 (?)	2.8		1.7	1.5				5.1		1.8		0.36 (?)	
COL-6	1.4		3.4	35.4			11.8			32.5	0.3 (?)	2.3		2.0	1.3		2.1 (?)	0.2 (?)		4.9	1.7	0.6 (?)	0.3 (?)	
COL-7				37.8			12.1			39.6	0.7	1.6		2.0	0.7					3.6	1.6		0.3 (?)	
COL-8			1.1	31.4			11.5			29.9		4.4		2.2	2.0		9.6	0.4 (?)		4.0	1.5	0.7 (?)	0.3 (?)	
COL-9				37.4			11.8			42.5	0.7	1.4		0.8	0.5				3.2		1.6			
COL-10	4.0		5.7	26.9			11.7			18.1		4.7	5.9	4.5	3.9		11.0		3.6					
COL-12				33.3			12.5			30.5		2.6	3.7	1.6	2.4		6.6		4.5			0.5 (?)	1.7	
COL-13				36.2			12.5			43.8	0.5 (?)	2.2			0.8		1.0 (?)		2.0				1.1	
COL-14	0.6 (?)			43.2			13.4			29.9	0.2 (?)	3.1		2.4	1.5					3.1	2.1	0.5 (?)		
COL-15				28.6			9.9			26.8		5.9		2.6	2.2		15.6	0.8 (?)		3.4	1.6	0.6 (?)		
COL-16	0.4 (?)			40.5			13.8			34.2	0.2 (?)	2.6		1.8	1.2					2.4	2.4	0.4 (?)		

(?) symbol indicates that the presence of the given mineral could not be fully resolved by the analyst.
Mineralogical analysis was on COL-1 residue after termination to preserve sample mass for column testing.

Table N-4: Terminated Overburden Column ABA Results (Column Residue)

Column ID	Sample ID	Location	Drillhole ID	From (m)	To (m)	Paste pH	Fizz Rating	Total S[(1)]	Sulphate Sulphur[(2)]	Sulphide Sulphur by difference[(3)]	AP[(4)]	MPA[(5)]	NP[(6)]	Total Carbon[(7)]	TIC[(8)]	CarbNP[(9)]	NPR [(10)]	CarbNPR[(11)]
COL-1	WSP-25 / WSP-28	Open Pit / Stockpile	BH-22-104 / BH-22-127	2.3 / 3.1	2.9 / 3.6	7.5	Moderate	0.040	<0.01	0.040	1.3	1.3	105	1.5	1.2	96	84	77
COL-3	WSP 63	AEX site	TP23-AEX-29	0.2	0.5	4.5	None	0.030	<0.01	0.030	0.94	0.94	-0.4	0.50	<0.02	1.7	0.53	1.8

(1) Total sulphur determined by Leco analyzer.
(2) Sulphate sulphur determined by HCl leach.
(3) Sulphide sulphur determined by difference (total sulphur - sulphate sulphur); where sulphate sulphur was less than the analytical detection limit, sulphide sulphur was assumed to be equivalent to total sulphur.
(4) Acid potential calculated as 31.25*sulphide S; where sulphide S was equal to zero, acid potential was calculated as 31.25*total sulphur.
(5) Maximum potential acidity, calculated as 31.25*total S.
(6) NP from MEND 1991 method, based on the 1989 Lawrence Modified NP method
(7) Total Carbon determined by Leco analyzer.
(8) Total inorganic carbon (as C) determined by Leco analyzer and HCl leach.
(9) Carbonate neutralization potential, calculated as TIC*10*(100/12.01).
(10) Neutralization potential ratio, calculated as NP/AP; for samples with negative NP, NP was adjusted to reflect the detection limit of 0.5 $CaCO_3$/t for calculation of NPR.
(11) Carbonate neutralization potential ratio, calculated as CarbNP/MPA.

Table N-5: Terminated Overburden Column Elemental Content Results (Column Residue)

Column ID	Sample ID	Project Location	Drillhole ID	From (m)	To (m)	Silver	Aluminum	Arsenic	Boron	Barium	Beryllium	Bismuth	Calcium	Cadmium	Cobalt	Chromium	Copper	Iron	Mercury	Potassium	Magnesium	Manganese	Molybdenum	Sodium	Nickel	Phosphorus
Units	-	-	-	m	m	ug/g	ug/g	ug/g	ug/g	ug/g	ug/g	ug/g	ug/g	ug/g	ug/g	ug/g	ug/g	ug/g	ug/g	ug/g	ug/g	ug/g	ug/g	ug/g	ug/g	ug/g
Table 1 Ontario Soils Screening (ug/g)[1]						0.5	-	18	36	220	2.5	-	-	1.2	21	70	92	-	0.27	-	-	-	2	-	82	-
Crustal Abundance (Price 1997)						0.075		1.8	10	425	3	0.0085		0.15	25	102	60		0.085			950	1.2		84	1050
10x Crustal Abundance[2]						0.75	--	18	100	4250	30	0.085	--	1.5	250	1020	600	--	0.85	--	--	9500	12	--	840	10500
COL-1	COMP (WSP-25 / WSP-28)	Open Pit / Stockpile	BH-22-104 / BH-22-127	2.3 / 3.1	2.9 / 3.6	0.07	27800	4.4	<10	198	0.83	0.26	37800	0.17	17	**74**	37	39300	0.021	6500	20800	684	0.68	700	44	639
COL-3	WSP 63	AEX site	TP23-AEX-29	0.2	0.5	0.03	10800	2.2	<10	47	0.22	0.10	2200	0.0200	5.6	56	9.4	14700	0.011	1100	4000	159	0.93	200	13	330

(1) Table 1, Column 2 Ontario Soil Screening Standards.

(2) Based on crustal abundance provided by Price (1997) excluding major elements.

Bold values indicate concentrations greater than Ontario Soil Screening Standards.

Shading indicates concentrations greater than 10x Crustal Abundance values.

Table N-5: Terminated Overburden Column Elemental Content Results (Column Residue)

Column ID	Sample ID	Project Location	Drillhole ID	From (m)	To (m)	Lead	Sulfur	Antimony	Selenium	Tin	Strontium	Thorium	Titanium	Thallium	Uranium	Vanadium	Tungsten	Yttrium	Zinc	Zirconium
Units	-	-	-	m	m	ug/g	ug/g	ug/g	ug/g	ug/g	ug/g	ug/g	ug/g	ug/g	ug/g	ug/g	ug/g	ug/g	ug/g	ug/g
Table 1 Ontario Soils Screening (ug/g)[1]						120	-	1.3	1.5	-	-	-	-	1	2.5	86	-	-	290	-
Crustal Abundance (Price 1997)						14	400	0.2	0.05	2.3	370	9.6	6000	0.9	2.7	120	1.3	33	70	165
10x Crustal Abundance[2]						140	4000	2	0.5	23	3700	96	60000	9	27	1200	13	330	700	1650
COL-1	COMP (WSP-25 / WSP-28)	Open Pit / Stockpile	BH-22-104 / BH-22-127	2.3 / 3.1	2.9 / 3.6	12	<100	0.18	<0.2	9.3	52	13	1970	0.41	1.1	81	0.20	13	90	35
COL-3	WSP 63	AEX site	TP23-AEX-29	0.2	0.5	5.2	<100	0.06	<0.2	5.0	13	4.5	1090	0.12	0.63	30	0.22	3.5	24	5.6

(1) Table 1, Column 2 Ontario Soil Screening Standards.

(2) Based on crustal abundance provided by Price (1997) excluding major elements.

Bold values indicate concentrations greater than Ontario Soil Screening Standards.

Shading indicates concentrations greater than 10x Crustal Abundance values.

Table N-6: Terminated Overburden Column SFE Results (Column Residue)

Sample ID	Drillhole ID	From	To	Analytical Lab	Sample weight	Volume D.I. Water	pH	Conductivity	Alkalinity	Sulphate	Phosphorus	Aluminum	Antimony	Arsenic	Beryllium	Boron	Cadmium	Calcium	Chromium	Cobalt	Copper	Iron
Original Units		m	m		g	mL	-	µS/cm	mg $CaCO_3$/L	mg/L	mg/L	mg/L	mg/L	mg/L	mg/L	mg/L	mg/L	mg/L	mg/L	mg/L	mg/L	mg/L
e PWQO screening value (mg/L)		-	-	-	-	-	6.5-8.5	-	-	-	-	-	-	0.1	0.011	-	0.0002	-	0.001	-	0.005	0.3
ı PWQO screening value (mg/L)		-	-	-	-	-	-	-	-	-	0.02	0.075	0.02	0.005	-	0.2	0.0001	-	-	0.0009	0.005	-
Col-1	BH-22-127	2.3 / 3.1	2.9 / 3.6	Global ARD	250	750	6.6	98	56.3	1.8	<0.0050	0.043	0.00016	0.0013	<0.000010	0.0087	0.0000030	15.1	<0.00050	0.000029	0.0025	0.0206
Col-3	TP23-AEX-29	0.2	0.5	Global ARD	250	750	6.2	16	7.3	2.0	<0.0050	**0.29**	<0.000050	0.0012	0.000024	0.0068	0.0000098	2.0	0.0010	0.00044	0.0023	0.14

Shaded cells indicate concentrations greater than the in-place PWQO screening value.
Bold values indicate concentrations greater than the interim PWQO screening value.

Table N-6: Terminated Overburden Column SFE Results (Column Residue)

Sample ID	Drillhole ID	From	To	Analytical Lab	Sample weight	Volume D.I. Water	Lead	Magnesium	Mercury	Molybdenum	Nickel	Potassium	Selenium	Silver	Sodium	Strontium	Thallium	Tungsten	Uranium	Vanadium	Zinc	Zirconium
Original Units		m	m		g	mL	mg/L	mg/L	mg/L	mg/L	mg/L	mg/L	mg/L	mg/L	mg/L	mg/L	mg/L	mg/L	mg/L	mg/L	mg/L	mg/L
ce PWQO screening value (mg/L)		-	-	-	-	-	0.005	-	0.0002	-	0.025	-	0.1	0.0001	-	-	-	-	-	-	0.03	-
n PWQO screening value (mg/L)		-	-	-	-	-	0.001	-	-	0.04	-	-	-	-	-	-	0.0003	0.03	0.005	0.006	0.02	0.004
Col-1	BH-22-127	2.3 / 3.1	2.9 / 3.6	Global ARD	250	750	<0.000050	4.0	<0.0050	0.0015	0.00030	2.9	0.00016	<0.000010	0.66	0.026	<0.0000040	0.00049	0.00050	0.0033	<0.0010	0.000053
Col-3	TP23-AEX-29	0.2	0.5	Global ARD	250	750	0.000054	0.52	<0.0050	0.000017	0.00051	0.52	0.00016	<0.000010	0.23	0.013	<0.000018	<0.00020	0.00011	<0.0010	0.0014	0.00065

Shaded cells indicate concentrations greater than the in-place PWQO screening value.
Bold values indicate concentrations greater than the interim PWQO screening value.

Appendix N
N2: Overburden Column Results

Table N-7: Overburden COL-1 Results

Sample Date	Week Number	Input Volume	Output Volume	pH	EC	ORP*	DO	Acidity (to pH 8.3)	Alkalinity (to pH 4.5)	Sulphate	Chloride	Fluoride	Nitrate (NO_3 as N)	Nitrite (NO_2 as N)	Dissolved Phosphorous	Hardness	Aluminum (Al)	Antimony (Sb)	Arsenic (As)	Beryllium (Be)	Boron (B)	Cadmium (Cd)	Calcium (Ca)	Chromium (Cr)
Units:	--	mL	mL	pH Units	µS/cm	mV	mg/L	mg $CaCO_3$/L	mg $CaCO_3$/L	mg/L	mg/L	mg/L	mg/L	mg/L	mg/L	mg $CaCO_3$/L	mg/L	mg/L	mg/L	mg/L	mg/L	mg/L	mg/L	mg/L
2024-05-23	0	350	157	7.4	650	438	4.7	23	148	66	3.5	0.31	--	--	<0.0050	302	0.0066	0.00043	0.0034	<0.000010	0.016	<0.0000300	76	0.0016
2024-05-30	1	350	327	7.5	280	461	5.1	28	181	9.9	0.75	0.78	--	--	<0.0050	187	0.0054	0.00034	0.0026	<0.000010	0.025	<0.0000140	46	0.00057
2024-06-06	2	350	337	7.7	196	464	5.3	16	166	3.4	0.36	0.88	--	--	<0.0050	158	0.004	0.00033	0.0021	<0.000010	0.023	<0.0000180	39	<0.00050
2024-06-13	3	350	320	7.5	218	346	5.6	17	157	2.8	0.3	1.1	--	--	0.0055	146	0.0047	0.00031	0.0017	<0.000010	0.021	<0.0000120	35	<0.00050
2024-06-20	4	350	341	7.2	280	441	5.4	31	148	3.0	0.37	1.1	--	--	<0.0050	136	0.005	0.00024	0.0016	<0.000010	0.02	<0.0000100	34	0.00052
2024-06-27	5	350	347	7.1	224	437	5.0	37	145	2.2	0.22	1.1	--	--	0.014	134	0.004	0.00025	0.0014	<0.000010	0.021	<0.0000080	32	<0.00050
2024-07-04	6	350	344	6.8	215	372	5.1	42	146	2.9	0.33	0.97	--	--	0.0067	141	0.003	0.00022	0.0014	<0.000010	0.021	<0.0000080	35	<0.00050
2024-07-11	7	350	357	7.1	196	460	5.2	38	138	2.6	0.15	0.95	--	--	0.017	137	0.004	0.00021	0.0012	<0.000010	0.018	<0.0000060	33	<0.00050
2024-07-18	8	350	336	7.0	256	464	4.1	44	148	2.4	0.18	0.3	--	--	0.0069	138	0.0058	0.00023	0.0012	<0.000010	0.016	<0.0000040	35	<0.00050
2024-07-25	9	350	318	6.9	198	358	5.0	46	140	6.4	0.15	0.89	--	--	<0.0050	133	0.0036	0.00021	0.0011	<0.000010	0.014	<0.0000040	33	<0.00050
2024-08-01	10	350	278	7.3	283	343	4.9	48	103	2.3	0.3	0.79	--	--	<0.0050	129	0.0039	0.00022	0.0011	<0.000010	0.014	<0.0000060	32	0.00052
2024-08-08	11	350	336	7.0	198	447	4.5	48	132	2.5	0.24	0.96	--	--	<0.0050	130	0.0057	0.0002	0.0011	<0.000010	0.014	<0.0000040	32	<0.00050
2024-08-15	12	350	336	6.7	178	422	4.7	43	125	2.8	0.12	0.88	--	--	<0.0050	129	0.0058	0.0002	0.0011	<0.000010	0.012	<0.0000040	33	0.00052
2024-08-22	13	350	330	6.8	182	506	4.6	43	127	3.3	<0.10	0.83	--	--	0.011	131	0.0084	0.0002	0.0011	<0.000010	0.011	<0.0000040	32	<0.00050
2024-08-29	14	350	346	7.1	231	450	4.6	38	128	3.4	0.17	1.1	--	--	0.013	130	0.0061	0.00018	0.00097	<0.000010	0.01	<0.0000020	33	<0.00050
2024-09-05	15	180	185	7.7	237	367	4.2	17	139	3.8	0.38	0.91	--	--	<0.0050	132	0.0061	0.00017	0.00097	<0.000010	0.011	<0.0000020	33	0.00059
2024-09-12	16	180	162	7.0	298	470	4.1	27	141	3.6	0.73	0.9	0.32	<0.010	<0.0050	149	0.0061	0.00019	0.001	<0.000010	0.01	<0.0000040	39	0.00065
2024-09-19	17	180	173	7.1	323	366	3.8	40	167	3.9	0.96	0.71	0.96	<0.010	<0.0050	174	0.0036	0.00017	0.00095	<0.000010	0.012	<0.0000020	44	0.00062
2024-09-26	18	180	184	7.2	227	367	4.1	3.0	160	4.0	1.2	0.64	<0.010	<0.010	<0.0050	163	0.0034	0.0002	0.00084	<0.000010	0.012	<0.0000020	43	0.00063
2024-10-03	19	180	177	7.9	222	465	4.5	2.5	149	3.4	1.7	0.48	0.12	<0.010	<0.0050	154	0.0035	0.00017	0.00078	<0.000010	0.01	<0.0000020	40	0.00072
2024-10-10	20	180	182	7.5	281	480	4.3	<0.5	148	3.4	2.6	0.48	<0.010	<0.010	<0.0050	156	0.0043	0.00018	0.0008	<0.000010	0.01	<0.0000040	40	0.00078
2024-10-17	21	180	207	7.2	280	487	4.7	<0.5	151	3.4	2.1	0.62	<0.010	<0.010	<0.0050	160	0.0046	0.00016	0.00082	<0.000010	0.0099	<0.0000040	41	0.00082
2024-10-24	22	180	170	7.4	297	442	4.2	42	147	3.3	2.9	0.57	0.02	<0.010	<0.0050	148	0.0062	0.00016	0.00078	<0.000010	0.011	<0.0000020	38	0.00074
2024-10-31	23	180	180	7.1	291	475	4.1	38	143	3.2	2.5	0.47	0.028	<0.010	<0.0050	155	0.0038	0.00015	0.00079	<0.000010	0.0094	<0.0000020	41	0.00074
2024-11-07	24	180	186	7.2	306	455	4.7	35	147	2.9	3.0	0.35	0.01	<0.010	<0.0050	147	0.0052	<0.000250	0.0008	<0.000050	0.011	<0.0000100	38	<0.00250
2024-11-14	25	180	181	7.8	279	360	5.1	8.3	130	3.0	2.4	0.4	<0.010	<0.010	0.0058	132	0.011	<0.000250	0.00086	<0.000050	<0.0100	<0.0000100	34	<0.00250
2024-11-21	26	180	180	7.9	302	334	5.0	3.3	128	2.7	3.9	0.47	0.034	<0.010	<0.0050	142	0.013	<0.000250	0.00078	<0.000050	<0.0100	<0.0000100	37	<0.00250
2024-11-28	27	180	170	7.6	200	469	4.6	35	90	1.2	3.0	0.26	0.99	<0.010	<0.0050	138	0.009	<0.000250	0.00058	<0.000050	<0.0100	<0.0000100	35	<0.00250
2024-12-05	28	180	187	7.4	212	422	4.7	8.5	129	2.9	3.7	0.15	0.098	<0.010	<0.0050	126	<0.0050	<0.000250	0.0007	<0.000050	<0.0100	<0.0000100	34	<0.00250
2024-12-12	29	180	178	7.6	251	431	4.7	17	128	3.4	3.3	0.44	0.014	<0.010	<0.0050	136	0.0033	0.00014	0.00079	<0.000010	0.0069	<0.0000020	36	0.00061
2024-12-19	30	180	177	7.2	263	469	4.7	30	133	3.7	2.7	<0.10	0.01	<0.010	<0.0050	136	0.0039	0.00014	0.00079	<0.000010	0.0073	0.0000024	35	0.00073
2024-12-26	31	180	184	7.4	275	416	4.5	20	143	3.8	2.9	0.24	<0.010	<0.010	<0.0050	154	0.0069	0.00014	0.00084	<0.000010	0.0048	<0.0000020	40	0.00067
2025-01-02	32	180	185	7.5	208	442	4.7	100	130	3.8	3.0	0.12	<0.010	<0.010	<0.0050	134	0.0041	0.00013	0.00082	<0.000010	0.0053	<0.0000020	35	0.00068
2025-01-09	33	180	173	7.3	205	484	4.2	75	135	2.2	2.5	0.4	<0.010	<0.010	<0.0050	138	0.004	0.00013	0.0008	<0.000010	0.0064	0.0000022	35	0.00066
2025-01-16	34	180	173	7.5	295	453	4.1	73	131	4.2	3.1	0.16	0.01	<0.010	<0.0050	138	0.0035	0.00015	0.00083	<0.000010	0.0068	<0.0000020	36	0.00072
2025-01-23	35	180	219	7.7	290	464	5.3	10	135	3.6	2.6	0.16	0.049	<0.010	<0.0050	130	0.0033	0.00014	0.0008	<0.000010	0.006	0.000004	34	0.00067
2025-01-30	36	180	211	7.9	192	471	4.1	65	120	4.6	2.4	0.3	<0.010	<0.010	<0.0050	128	0.0046	0.00014	0.00075	<0.000010	0.0066	<0.0000020	34	0.00079
2025-02-06	37	180	168	8.0	290	462	5.3	5.0	128	3.3	2.8	0.2	0.024	<0.010	<0.0050	133	0.0034	0.00014	0.00077	<0.000010	0.0064	<0.0000020	33	0.00059
2025-02-13	38	180	190	7.9	222	488	5.3	5.5	114	3.7	1.7	<0.10	0.021	<0.010	<0.0050	124	0.004	0.00015	0.00078	<0.000010	0.0049	0.0000036	32	0.00053
2025-02-20	39	180	170	7.6	235	528	4.9	10	133	3.1	2.1	0.22	0.035	<0.010	<0.0050	123	0.0026	0.00013	0.00076	<0.000010	0.0051	0.0000026	33	0.00058
2025-02-27	40	180	172	7.8	237	571	4.2	10	128	2.8	2.3	0.2	0.052	<0.010	<0.0050	121	0.0037	0.00014	0.00077	<0.000010	0.0063	<0.0000020	32	0.00068
2025-03-06	41	180	158	7.6	190	462	4.6	12	116	5.2	3.1	<0.10	0.088	<0.010	0.012	121	0.0036	0.00015	0.00079	<0.000010	0.0056	<0.0000020	31	0.00066
2025-03-13	42	180	185	7.7	68	462	4.8	10	115	1.9	1.9	<0.10	<0.010	<0.010	<0.0050	124	0.0088	0.00014	0.00082	<0.000010	0.0055	<0.0000020	33	0.0010
2025-03-20	43	180	171	7.9	237	456	4.8	5.0	128	1.5	2.0	0.42	0.033	<0.010	<0.0050	117	0.0041	0.00012	0.00079	<0.000010	0.0047	0.0000027	31	0.00080
2025-03-27	44	180	162	7.9	249	459	5.0	10	135	4.2	2.5	0.15	0.036	<0.010	<0.0050	120	0.0049	0.00014	0.00079	<0.000010	0.0075	<0.0000020	31	0.00080
2025-04-03	45	180	182	7.5	245	440	4.5	18	130	0.77	2.4	<0.10	0.019	<0.010	<0.0050	120	0.016	0.00014	0.00077	<0.000010	0.0072	<0.0000020	32	0.0013
2025-04-10	46	180	169	7.1	159	487	5.0	28	123	0.99	2.6	0.12	0.39	<0.010	<0.0050	129	0.013	0.00017	0.00066	<0.000010	0.013	0.0000033	34	0.00068
2025-04-17	47	180	155	7.5	176	483	4.8	25	145	1.9	5.1	0.13	0.13	<0.010	<0.0050	138	0.035	0.00017	0.00062	<0.000010	0.0078	<0.0000020	38	0.00086

*ORP values corrected for reference electrode and presented as Eh.

~ : Result below the methods ML.

Table N-7: Overburden COL-1 Results

Sample Date	Week Number	Cobalt (Co)	Copper (Cu)	Iron (Fe)	Lead (Pb)	Magnesium (Mg)	Mercury (Hg)	Molybdenum (Mo)	Nickel (Ni)	Potassium (K)	Selenium (Se)	Silver (Ag)	Sodium (Na)	Strontium (Sr)	Thallium (Tl)	Tungsten (W)	Uranium (U)	Vanadium (V)	Zinc (Zn)	Zirconium (Zr)	Ultra Trace Mercury (Hg)
Units:	--	mg/L	mg/L	mg/L	mg/L	mg/L	ug/L	mg/L	mg/L	mg/L	mg/L	mg/L	mg/L	mg/L	mg/L	mg/L	mg/L	mg/L	mg/L	mg/L	ng/L
2024-05-23	0	0.00028	0.011	0.0048	<0.000050	27	<0.0050	0.031	0.0015	7.2	0.048	<0.000010	16	0.19	0.000011	0.00021	0.0033	0.0027	0.0044	0.00016	--
2024-05-30	1	0.00015	0.0084	<0.0020	<0.000050	18	<0.0050	0.03	0.0011	4.5	0.0095	<0.000010	13	0.11	<0.0000040	<0.00020	0.0039	0.0037	0.0021	0.00017	--
2024-06-06	2	0.000083	0.0067	<0.0020	<0.000050	15	<0.0050	0.036	0.0011	4.0	0.00065	<0.000010	11	0.087	<0.0000040	<0.00020	0.0032	0.0036	0.0019	0.00012	--
2024-06-13	3	0.000052	0.0054	<0.0020	<0.000050	14	<0.0050	0.031	0.0012	3.8	0.00015	<0.000010	9.9	0.087	<0.0000040	<0.00020	0.0025	0.0043	0.0017	0.000086	--
2024-06-20	4	0.000034	0.0044	<0.0020	<0.000050	12	<0.0050	0.03	0.001	3.5	0.00028	<0.000010	7.8	0.076	<0.0000040	<0.00020	0.002	0.0039	0.0015	0.000056	--
2024-06-27	5	0.000032	0.0041	<0.0020	<0.000050	13	<0.0050	0.025	0.00086	3.4	0.00016	<0.000010	6.7	0.075	<0.0000040	<0.00020	0.002	0.0039	0.0016	0.000077	--
2024-07-04	6	0.000025	0.0041	<0.0020	<0.000050	13	<0.0050	0.024	0.00087	3.5	0.00033	<0.000010	5.6	0.079	<0.0000040	<0.00020	0.002	0.0038	0.0013	0.00009	--
2024-07-11	7	0.00002	0.0036	<0.0020	<0.000050	13	<0.0050	0.017	0.00075	3.2	0.00022	<0.000010	4.8	0.073	<0.0000040	<0.00020	0.0015	0.0034	0.0016	0.000063	--
2024-07-18	8	0.00002	0.0034	<0.0020	<0.000050	13	<0.0050	0.016	0.00075	3.4	0.00014	<0.000010	4.1	0.076	<0.0000040	<0.00020	0.0017	0.0035	0.0018	0.000045	--
2024-07-25	9	0.000019	0.0031	<0.0020	<0.000050	12	<0.0050	0.014	0.00065	3.1	0.0001	<0.000010	3.2	0.074	<0.0000040	<0.00020	0.0016	0.0034	0.0017	0.000049	--
2024-08-01	10	0.000021	0.0037	<0.0020	<0.000050	12	<0.0050	0.013	0.00077	3.1	0.00014	<0.000010	2.9	0.072	<0.0000040	0.00021	0.0015	0.0035	0.011	0.000053	--
2024-08-08	11	0.000019	0.0023	<0.0020	<0.000050	12	<0.0050	0.0096	0.00058	3.0	0.00014	<0.000010	2.4	0.068	<0.0000040	<0.00020	0.0013	0.0035	0.0056	0.000057	--
2024-08-15	12	0.000019	0.0029	<0.0020	<0.000050	11	<0.0050	0.0095	0.00066	2.9	0.00014	<0.000010	2.1	0.066	<0.0000040	<0.00020	0.0012	0.0035	0.0064	0.000027	--
2024-08-22	13	0.000017	0.0027	0.0029	<0.000050	12	<0.0050	0.0085	0.00058	3.1	0.00027	<0.000010	2.1	0.07	<0.0000040	<0.00020	0.0012	0.0035	0.0054	0.000045	--
2024-08-29	14	0.000016	0.0023	0.0041	<0.000050	12	<0.0050	0.0071	0.00053	2.9	0.00013	<0.000010	1.7	0.07	<0.0000040	<0.00020	0.0012	0.0033	0.0061	0.000047	--
2024-09-05	15	0.000015	0.0022	0.0026	<0.000050	12	<0.0050	0.0075	0.0016	2.8	0.00015	<0.000010	1.6	0.069	<0.0000040	<0.00020	0.0014	0.0034	0.0019	0.000055	--
2024-09-12	16	0.000018	0.0027	<0.0020	<0.000050	13	<0.0050	0.0066	0.00047	2.9	0.00047	<0.000010	1.6	0.08	<0.0000040	<0.00020	0.0016	0.0033	0.0019	0.000022	--
2024-09-19	17	0.000017	0.0025	<0.0020	<0.000050	15	<0.0050	0.0054	0.00043	3.1	0.00031	<0.000010	1.7	0.094	<0.0000040	<0.00020	0.0019	0.0036	0.0021	0.000027	--
2024-09-26	18	0.000021	0.0024	<0.0020	<0.000050	14	<0.0050	0.0049	0.00034	3.0	0.0002	<0.000010	1.6	0.086	<0.0000040	<0.00020	0.0017	0.003	0.002	0.000021	--
2024-10-03	19	0.000015	0.0022	<0.0020	<0.000050	13	<0.0050	0.0048	0.00044	2.9	0.00014	<0.000010	1.4	0.079	<0.0000040	<0.00020	0.0015	0.003	0.002	0.000029	--
2024-10-10	20	0.000017	0.0026	0.0024	<0.000050	14	<0.0050	0.0045	0.00036	3.0	0.0002	<0.000010	1.4	0.087	<0.0000040	<0.00020	0.0016	0.0031	0.0019	0.000033	--
2024-10-17	21	0.000015	0.0023	<0.0020	<0.000050	14	<0.0050	0.0046	0.00039	2.9	0.00016	<0.000010	1.4	0.081	<0.0000040	<0.00020	0.0017	0.003	0.002	<0.000020	--
2024-10-24	22	0.000027	0.0017	0.0039	<0.000050	13	<0.0050	0.0042	0.0007	3.1	0.0001	<0.000010	1.3	0.081	<0.0000040	<0.00020	0.0016	0.0032	0.0024	0.000028	--
2024-10-31	23	0.000017	0.0021	<0.0020	<0.000050	13	<0.0050	0.0039	0.00033	2.9	<0.00010	<0.000010	1.1	0.08	<0.0000040	<0.00020	0.0015	0.0031	0.0018	0.000025	--
2024-11-07	24	<0.0000250	0.002	<0.0100	<0.000250	12	<0.0050	0.0036	0.0005	2.8	<0.00050	<0.000050	1.2	0.076	<0.0000200	<0.00100	0.0014	<0.00500	<0.0050	<0.000100	--
2024-11-14	25	0.000028	0.0018	<0.0100	<0.000250	11	<0.0050	0.0035	0.00082	2.7	<0.00050	<0.000050	1.1	0.072	<0.0000200	<0.00100	0.0014	<0.00500	0.0013	<0.000100	--
2024-11-21	26	<0.0000250	0.0018	<0.0100	<0.000250	12	<0.0050	0.0033	0.00061	2.7	<0.00050	<0.000050	0.98	0.075	<0.0000200	<0.00100	0.0014	<0.00500	<0.0050	<0.000100	--
2024-11-28	27	<0.0000250	0.0027	<0.0100	<0.000250	12	<0.0050	0.0032	0.00032	2.5	<0.00050	<0.000050	0.94	0.074	<0.0000200	<0.00100	0.0012	<0.00500	<0.0050	<0.000100	--
2024-12-05	28	<0.0000250	0.0015	<0.0100	<0.000250	10	<0.0050	0.0027	0.00027	2.1	<0.00050	<0.000050	0.78	0.067	<0.0000200	<0.00100	0.0012	<0.00500	<0.0050	<0.000100	--
2024-12-12	29	0.000012	0.0018	<0.0020	<0.000050	11	<0.0050	0.0026	0.00031	2.5	0.00013	<0.000010	0.87	0.072	<0.0000040	<0.00020	0.0013	0.0025	0.0016	<0.000020	--
2024-12-19	30	0.000016	0.0019	<0.0020	<0.000050	12	<0.0050	0.0027	0.00039	2.6	<0.00010	<0.000010	0.83	0.071	<0.0000040	<0.00020	0.0013	0.0029	0.0019	<0.000020	--
2024-12-26	31	0.0000099	0.0022	<0.0020	<0.000050	13	<0.0050	0.0026	0.00024	2.8	<0.00010	<0.000010	0.95	0.068	<0.0000040	<0.00020	0.0013	0.003	0.0016	0.000023	--
2025-01-02	32	0.000012	0.0017	<0.0020	<0.000050	11	<0.0050	0.0025	0.00019	2.4	<0.00010	<0.000010	0.82	0.07	<0.0000040	<0.00020	0.0013	0.0027	0.0015	0.000023	--
2025-01-09	33	0.000011	0.0015	<0.0020	<0.000050	12	<0.0050	0.0023	0.00022	2.5	<0.00010	<0.000010	0.82	0.07	<0.0000040	<0.00020	0.0013	0.0028	0.0015	0.000022	--
2025-01-16	34	0.000011	0.0017	<0.0020	<0.000050	12	<0.0050	0.0024	0.00024	2.5	<0.00010	<0.000010	0.8	0.071	<0.0000040	<0.00020	0.0013	0.0028	0.0023	0.000027	--
2025-01-23	35	0.000012	0.0019	0.002	<0.000050	11	<0.0050	0.0021	0.00022	2.2	<0.00010	<0.000010	0.72	0.067	<0.0000040	<0.00020	0.0012	0.0027	0.0016	0.000023	--
2025-01-30	36	0.0000095	0.0016	<0.0020	<0.000050	10	<0.0050	0.0021	0.00021	2.3	0.00012	<0.000010	0.72	0.065	<0.0000040	<0.00020	0.0011	0.0028	0.0016	<0.000020	--
2025-02-06	37	0.000011	0.0014	0.0030	<0.000050	12	<0.0050	0.0023	0.00018	2.3	<0.00010	<0.000010	0.78	0.069	<0.0000040	<0.00020	0.0012	0.0025	0.0016	<0.000020	--
2025-02-13	38	0.000010	0.0015	0.0052	<0.000050	11	<0.0050	0.002	0.00019	2.2	<0.00010	<0.000010	0.71	0.064	<0.0000040	<0.00020	0.0011	0.0025	0.0015	0.000024	--
2025-02-20	39	0.0000086	0.0018	0.0026	<0.000050	9.9	<0.0050	0.002	0.00015	2.1	<0.00010	<0.000010	0.66	0.062	<0.0000040	<0.00020	0.0011	0.0025	0.0014	<0.000020	--
2025-02-27	40	0.000009	0.0012	<0.0020	<0.000050	10	<0.0050	0.002	0.00019	2.1	<0.00010	<0.000010	0.65	0.062	<0.0000040	<0.00020	0.0011	0.0027	0.0014	<0.000020	--
2025-03-06	41	0.000013	0.0011	<0.0020	<0.000050	11	<0.0100	0.002	0.00019	2.1	<0.00010	<0.000010	0.67	0.062	<0.0000040	<0.00020	0.0011	0.0026	0.0014	<0.000020	--
2025-03-13	42	0.000014	0.0012	0.034	<0.000050	10	<0.0050	0.002	0.00051	2.2	<0.00010	<0.000010	0.68	0.063	<0.0000040	<0.00020	0.0011	0.0029	0.0030	0.000050	--
2025-03-20	43	0.000010	0.0011	0.0093	<0.000050	9.5	<0.0050	0.0019	0.00045	2.0	<0.00010	<0.000010	0.63	0.062	<0.0000040	<0.00020	0.0011	0.0027	0.0022	0.000022	--
2025-03-27	44	0.0000099	0.0015	<0.0020	<0.000050	10	<0.0050	0.0020	0.00055	2.2	<0.00010	<0.000010	0.68	0.061	<0.0000040	<0.00020	0.0011	0.0027	0.0027	<0.000020	--
2025-04-03	45	0.000011	0.0016	0.012	<0.000050	9.9	<0.0050	0.0020	0.00040	2.1	<0.00010	<0.000010	0.64	0.059	<0.0000040	<0.00020	0.0011	0.0027	0.0022	0.000024	--
2025-04-10	46	0.000015	0.0018	0.0049	<0.000050	11	<0.0050	0.0026	0.00080	2.3	<0.00010	<0.000010	0.75	0.068	<0.0000040	<0.00020	0.0012	0.0026	0.011	0.000021	--
2025-04-17	47	0.000027	0.0019	0.018	<0.000050	11	<0.0050	0.0023	0.00042	2.1	<0.00010	<0.000010	0.69	0.069	<0.0000040	<0.00020	0.0011	0.0027	0.0016	0.000067	--

*ORP values corrected for reference electrode and presented as Eh.

~ : Result below the methods ML.

Table N-8: Overburden COL-2 Results

Sample Date	Week Number	Input Volume	Output Volume	pH	EC	ORP*	DO	Acidity (to pH 8.3)	Alkalinity (to pH 4.5)	Sulphate	Chloride	Fluoride	Nitrate (NO_3 as N)	Nitrite (NO_2 as N)	Dissolved Phosphorous	Hardness	Aluminum (Al)	Antimony (Sb)	Arsenic (As)	Beryllium (Be)	Boron (B)	Cadmium (Cd)	Calcium (Ca)	Chromium (Cr)
Units:	--	mL	mL	pH Units	µS/cm	mV	mg/L	mg $CaCO_3$/L	mg $CaCO_3$/L	mg/L	mg/L	mg/L	mg/L	mg/L	mg/L	mg $CaCO_3$/L	mg/L	mg/L	mg/L	mg/L	mg/L	mg/L	mg/L	mg/L
2024-10-17	0	426	213	6.9	110	414	2.4	15	48	7.5	5.9	0.62	0.21	<0.010	<0.0050	63	0.0073	0.00029	0.0024	<0.000010	0.017	0.0000087	23	0.00066
2024-10-24	1	350	343	6.1	95	476	4.3	23	38	3.0	0.48	0.46	0.022	<0.010	0.0096	42	0.027	0.00038	0.0022	<0.000010	0.0094	<0.0000020	15	<0.00050
2024-10-31	2	350	336	6.7	53	388	4.4	21	42	2.9	0.24	0.24	<0.010	<0.010	0.029	40	0.016	0.00031	0.002	<0.000010	0.0062	<0.0000020	15	0.00051
2024-11-07	3	350	334	6.8	72	477	4.7	16	38	2.8	0.18	0.14	0.031	<0.010	0.027	34	0.030	<0.000250	0.0017	<0.000050	<0.0100	<0.0000100	12	<0.00250
2024-11-14	4	350	345	6.7	58	349	5.1	20	33	2.7	0.10	<0.10	0.019	<0.010	0.022	30	0.031	<0.000250	0.002	<0.000050	<0.0100	<0.0000100	11	<0.00250
2024-11-21	5	350	339	6.8	43	317	5.1	20	33	2.7	0.15	<0.10	0.024	<0.010	<0.0050	29	0.058	<0.000250	0.0019	<0.000050	<0.0100	<0.0000100	11	<0.00250
2024-11-28	6	350	345	6.5	51	459	4.9	36	29	3.5	0.12	<0.10	0.036	<0.010	<0.0100	25	0.15	<0.000250	0.0019	<0.000050	<0.0100	<0.0000100	9.0	<0.00250
2024-12-05	7	350	331	6.5	48	410	5.1	26	30	3.1	0.12	<0.10	0.047	<0.010	0.0052	27	0.078	<0.000250	0.002	<0.000050	<0.0100	<0.0000100	9.4	<0.00250
2024-12-12	8	350	341	6.8	55	442	4.4	24	28	3.3	0.13	<0.10	0.046	<0.010	0.013	25	0.075	<0.000250	0.0019	<0.000050	<0.0100	<0.0000100	8.7	<0.00250
2024-12-19	9	350	341	6.8	51	376	4.4	25	26	3.7	<0.10	<0.10	0.024	<0.010	0.0089	23	0.10	<0.000250	0.0021	<0.000050	<0.0100	<0.0000100	8.0	<0.00250
2024-12-26	10	350	341	6.8	30	435	4.6	24	24	4.4	<0.10	<0.10	0.017	<0.010	0.0092	21	0.12	<0.000250	0.0019	<0.000050	<0.0100	<0.0000100	7.4	<0.00250
2025-01-02	11	350	345	6.9	43	492	4.8	32	16	3.6	<0.10	<0.10	0.015	<0.010	0.0084	21	0.16	<0.000250	0.0019	<0.000050	<0.0100	<0.0000100	7.3	<0.00250
2025-01-09	12	350	347	6.8	28	435	4.1	25	22	2.8	<0.10	<0.10	0.012	<0.010	<0.0050	20	0.11	0.00015	0.002	<0.000010	<0.0020	<0.0000020	6.8	<0.00050
2025-01-16	13	350	355	6.8	33	444	5.2	25	22	2.9	<0.10	<0.10	0.12	<0.010	<0.0050	20	0.081	0.00013	0.0021	<0.000010	0.0024	<0.0000020	6.9	<0.00050
2025-01-23	14	350	373	6.9	22	447	4.5	24	16	2.4	<0.10	<0.10	0.016	0.01	<0.0050	16	0.073	0.00013	0.0019	<0.000010	<0.0020	<0.0000020	5.5	0.00054
2025-01-30	15	350	378	6.8	28	409	5.1	25	15	2.3	<0.10	<0.10	<0.010	<0.010	0.0088	14	0.068	0.00012	0.0022	<0.000010	<0.0020	0.0000022	4.8	<0.00050
2025-02-06	16	350	339	6.5	23	454	5.0	9.8	14	2.9	0.11	<0.10	0.021	0.016	<0.0050	14	0.062	0.00011	0.0023	<0.000010	<0.0020	<0.0000020	4.5	<0.00050
2025-02-13	17	350	325	6.7	27	480	5.3	5.5	14	2.6	0.15	<0.10	0.024	0.014	<0.0050	12	0.031	0.00011	0.0024	<0.000010	<0.0020	0.0000022	4.1	<0.00050
2025-02-20	18	180	173	6.7	22	467	5.1	6.0	12	2.5	0.22	<0.10	0.024	0.015	<0.0050	12	0.066	0.00012	0.0026	<0.000010	<0.0020	<0.0000020	3.9	<0.00050
2025-02-27	19	180	183	6.4	35	554	4.4	7.5	25	2.6	0.34	<0.10	0.046	0.026	0.0057	15	0.061	0.0001	0.0023	<0.000010	0.0022	<0.0000020	5.0	0.00058
2025-03-06	20	180	170	6.8	44	484	4.6	6.2	19	0.86	0.59	<0.10	0.056	0.014	0.0060	17	0.056	0.000094	0.0019	<0.000010	<0.0020	<0.0000020	5.7	0.00066
2025-03-13	21	180	182	6.7	37	439	4.7	9.3	19	0.7	0.45	<0.10	0.082	0.012	<0.0050	18	0.067	0.00012	0.0021	<0.000010	<0.0020	0.0000022	5.9	0.00089
2025-03-20	22	180	176	5.9	36	469	5.0	10	23	0.52	0.44	<0.10	0.078	<0.010	<0.0050	16	0.092	0.00011	0.0021	<0.000010	0.0032	<0.0000020	5.3	0.00072
2025-03-27	23	180	180	6.7	24	486	4.7	6.8	15	0.59	0.55	<0.10	0.16	<0.010	<0.0050	16	0.09	0.000098	0.0022	<0.000010	0.0047	0.0000022	5.3	0.00096
2025-04-03	24	180	175	6.6	27	399	4.7	11	17	0.69	0.43	<0.10	0.12	<0.010	<0.0050	16	0.069	0.00011	0.0022	<0.000010	<0.0020	<0.0000020	5.5	0.00069
2025-04-10	25	180	182	6.2	35	464	5.0	13	13	0.83	0.44	<0.10	0.12	<0.010	<0.0050	15	0.062	0.00012	0.0023	<0.000010	0.002	<0.0000020	4.9	<0.00050
2025-04-17	26	180	183	6.2	46	449	4.6	23	18	<0.5	0.89	<0.10	0.21	<0.010	<0.0050	17	0.061	0.00014	0.0025	<0.000020	0.0064	<0.0000040	5.6	<0.00100
2025-04-24	27	180	185	6.5	32	422	4.7	11	17	1.4	0.55	0.10	0.14	<0.010	<0.0050	14	0.085	0.00015	0.0024	<0.000020	<0.0040	<0.0000040	4.7	<0.00100
2025-05-01	28	180	200	6.1	27	474	5.0	13	15	<0.5	0.28	<0.10	0.10	<0.010	<0.0050	12	0.065	0.00013	0.0023	<0.000020	<0.0040	<0.0000040	4.0	<0.00100
2025-05-08	29	180	172	6.7	36	483	5.1	13	15	<0.5	0.30	<0.10	0.09	<0.010	<0.0050	14	0.081	0.00011	0.0024	<0.000020	<0.0040	<0.0000040	4.6	<0.00100
2025-05-15	30	180	190	6.4	27	561	5.1	11	16	0.84	1.3	<0.10	0.47	<0.010	--	16	0.10	0.00011	0.0024	<0.000010	<0.0020	<0.0000020	5.4	0.00078
2025-05-22	31	180	238	6.3	28	438	4.7	11	15	0.52	0.32	<0.10	0.12	<0.010	--	13	0.067	0.00012	0.0026	<0.000010	<0.0020	0.0000022	4.3	0.00061
2025-05-29	32	180	187	6.4	24	455	5.1	9.7	12	0.75	0.32	<0.10	0.074	<0.010	--	11	0.051	<0.000100	0.0029	<0.000020	0.0051	<0.0000040	3.6	<0.00100
2025-06-05	33	180	175	6.2	32	514	4.6	12	16	<0.5	0.53	<0.10	0.17	<0.010	--	13	0.10	0.00011	0.0026	<0.000020	<0.0040	<0.0000040	4.3	<0.00100
2025-06-12	34	180	173	6.6	31	--	4.7	--	4.2	1.9	0.31	<0.10	0.095	<0.010	--	13	0.080	0.00015	0.0028	<0.000020	<0.0040	<0.0000040	4.6	<0.00100
2025-06-19	35	180	184	6.4	25	515	5.3	8.6	13	0.55	0.38	<0.10	0.11	<0.010	--	11	0.054	0.00011	0.0028	<0.000020	<0.0040	<0.0000040	3.5	<0.00100
2025-06-26	36	180	175	6.3	31	471	4.4	33	15	<0.5	0.38	<0.10	0.12	<0.010	--	11	0.062	0.00011	0.0023	<0.000020	<0.0040	<0.0000040	3.8	<0.00100
2025-07-03	37	180	180	6.2	26	737	4.9	8.9	13	<0.5	0.21	<0.10	0.061	<0.010	--	11	0.054	0.00013	0.0026	<0.000020	<0.0040	<0.0000040	3.8	<0.00100

*ORP values corrected for reference electrode and presented as Eh.

~ : Result below the methods ML.

Table N-8: Overburden COL-2 Results

Sample Date	Week Number	Cobalt (Co)	Copper (Cu)	Iron (Fe)	Lead (Pb)	Magnesium (Mg)	Mercury (Hg)	Molybdenum (Mo)	Nickel (Ni)	Potassium (K)	Selenium (Se)	Silver (Ag)	Sodium (Na)	Strontium (Sr)	Thallium (Tl)	Tungsten (W)	Uranium (U)	Vanadium (V)	Zinc (Zn)	Zirconium (Zr)	Ultra Trace Mercury (Hg)
Units:	--	mg/L	mg/L	mg/L	mg/L	mg/L	ug/L	mg/L	mg/L	mg/L	mg/L	mg/L	mg/L	mg/L	mg/L	mg/L	mg/L	mg/L	mg/L	mg/L	ng/L
2024-10-17	0	0.00057	0.013	0.0035	<0.000050	1.4	<0.0050	0.0043	0.0012	1.6	0.00021	<0.000010	4.4	0.024	<0.0000040	0.0025	0.00024	<0.00100	0.004	0.00012	--
2024-10-24	1	0.00006	0.005	0.016	<0.000050	0.91	<0.0050	0.003	0.00057	1.9	<0.00010	<0.000010	2.1	0.017	<0.0000040	0.0028	0.00028	0.0013	0.0037	0.00010	--
2024-10-31	2	0.000041	0.0029	0.0083	<0.000050	0.93	<0.0050	0.0017	0.00047	2.1	<0.00010	<0.000010	1.0	0.016	<0.0000040	0.0029	0.00021	0.0014	0.0017	0.000051	--
2024-11-07	3	0.000047	0.0021	0.015	<0.000250	0.85	<0.0050	0.00082	0.00049	1.8	<0.00050	<0.000050	0.6	0.013	<0.0000200	0.0025	0.00018	<0.00500	<0.0050	<0.000100	--
2024-11-14	4	0.00005	0.0021	0.016	<0.000250	0.79	<0.0050	0.0006	0.00035	1.7	<0.00050	<0.000050	0.43	0.012	<0.0000200	0.0025	0.00012	<0.00500	<0.0050	<0.000100	--
2024-11-21	5	0.000054	0.0018	0.034	<0.000250	0.78	<0.0050	0.00044	0.00051	1.7	<0.00050	<0.000050	0.33	0.012	<0.0000200	0.0021	0.000088	<0.00500	<0.0050	<0.000100	--
2024-11-28	6	0.00012	0.0023	0.10	<0.000250	0.73	<0.0050	0.0003	0.00029	1.5	<0.00050	<0.000050	0.31	0.010	<0.0000200	0.0020	0.000057	<0.00500	<0.0050	0.00020	--
2024-12-05	7	0.000065	0.0039	0.052	0.00038	0.77	<0.0050	0.00029	0.00033	1.5	<0.00050	<0.000050	0.23	0.010	<0.0000200	0.0020	0.000062	<0.00500	<0.0050	0.00012	--
2024-12-12	8	0.000059	0.0017	0.043	<0.000250	0.79	<0.0050	0.00023	0.00037	1.5	<0.00050	<0.000050	0.24	0.010	<0.0000200	0.0019	0.000061	<0.00500	<0.0050	<0.000100	--
2024-12-19	9	0.000074	0.0017	0.067	<0.000250	0.75	0.13	0.00022	0.00034	1.6	<0.00050	<0.000050	0.22	0.0091	<0.0000200	0.0019	0.000039	<0.00500	<0.0050	0.00015	--
2024-12-26	10	0.000062	0.0018	0.066	<0.000250	0.68	<0.0050	0.00018	0.00028	1.3	<0.00050	<0.000050	0.15	0.0078	<0.0000200	0.0015	0.000036	<0.00500	<0.0050	0.00013	--
2025-01-02	11	0.00011	0.002	0.11	<0.000250	0.75	<0.0050	0.00021	0.00025	1.4	<0.00050	<0.000050	0.19	0.0087	<0.0000200	0.0015	0.000042	<0.00500	<0.0050	0.00023	--
2025-01-09	12	0.000076	0.0017	0.063	0.00011	0.74	<0.0050	0.00017	0.00033	1.4	<0.00010	<0.000010	0.20	0.0080	<0.0000040	0.0015	0.000029	0.0013	<0.0010	0.00016	--
2025-01-16	13	0.000065	0.0015	0.050	0.000094	0.74	<0.0050	0.00019	0.00029	1.4	<0.00010	<0.000010	0.18	0.0077	<0.0000040	0.0014	0.000025	0.0012	0.0021	0.00012	--
2025-01-23	14	0.000068	0.0016	0.063	0.000079	0.57	<0.0050	0.00015	0.00034	1.1	<0.00010	<0.000010	0.14	0.0063	<0.0000040	0.0013	0.000019	0.0011	0.0013	0.00012	--
2025-01-30	15	0.000057	0.0016	0.045	0.000072	0.51	<0.0050	0.00013	0.0003	1.0	<0.00010	<0.000010	0.13	0.0054	<0.0000040	0.0012	0.000015	0.0013	<0.0010	0.000091	--
2025-02-06	16	0.000056	0.0014	0.040	0.000066	0.55	<0.0050	0.00012	0.00027	0.99	<0.00010	<0.000010	0.12	0.0052	<0.0000040	0.0011	0.000016	0.0011	0.0011	0.000075	--
2025-02-13	17	0.000032	0.0011	0.019	<0.000050	0.47	<0.0050	0.00011	0.00019	0.85	<0.00010	<0.000010	0.11	0.0046	<0.0000040	0.0010	0.000012	0.0011	0.0011	0.000044	--
2025-02-20	18	0.000052	0.0016	0.046	0.000084	0.42	<0.0050	0.000076	0.00028	0.79	<0.00010	<0.000010	0.11	0.0043	<0.0000040	0.00080	0.000012	0.0011	0.0018	0.00015	--
2025-02-27	19	0.000047	0.001	0.046	0.00010	0.57	<0.0050	0.00019	0.00021	0.89	<0.00010	<0.000010	0.12	0.0055	<0.0000040	0.00077	0.000015	0.0011	0.0023	0.00008	--
2025-03-06	20	0.000053	0.0011	0.036	0.000057	0.69	<0.0100	0.00019	0.00027	0.99	<0.00010	<0.000010	0.13	0.0065	<0.0000040	0.00085	0.000017	0.0010	0.0019	0.00010	--
2025-03-13	21	0.000059	0.0012	0.050	0.000097	0.69	<0.0050	0.00018	0.00055	1.0	<0.00010	<0.000010	0.14	0.0065	<0.0000040	0.00089	0.000016	0.0012	0.0027	0.000080	--
2025-03-20	22	0.000063	0.0013	0.058	0.00011	0.59	<0.0050	0.00016	0.00055	0.89	<0.00010	<0.000010	0.14	0.0061	<0.0000040	0.00086	0.000016	<0.00100	0.0024	0.00011	--
2025-03-27	23	0.000077	0.0012	0.061	0.00011	0.64	<0.0050	0.00016	0.00069	0.96	<0.00010	<0.000010	0.16	0.0060	<0.0000040	0.00086	0.000016	0.0012	0.0030	0.00014	--
2025-04-03	24	0.000081	0.002	0.050	0.000087	0.60	<0.0050	0.00016	0.00037	0.92	<0.00010	<0.000010	0.14	0.0058	<0.0000040	0.00084	0.000014	0.0012	0.0022	0.000097	--
2025-04-10	25	0.000058	0.0017	0.038	0.000072	0.60	<0.0050	0.00017	0.00044	0.93	<0.00010	<0.000010	0.15	0.0058	<0.0000040	0.00076	0.000014	0.0012	0.0024	0.000066	--
2025-04-17	26	0.000069	0.0011	0.041	<0.000100	0.63	<0.0050	0.00018	0.00029	0.99	<0.00020	<0.000020	0.16	0.0060	<0.0000080	0.00086	0.000012	<0.00200	<0.0020	0.000079	--
2025-04-24	27	0.000087	0.0014	0.060	0.00011	0.51	<0.0050	0.00016	0.00043	0.81	<0.00020	<0.000020	0.15	0.0051	<0.0000080	0.00072	0.000014	<0.00200	0.0022	0.00011	--
2025-05-01	28	0.000066	0.0013	0.041	<0.000100	0.45	<0.0050	0.00015	0.00031	0.84	<0.00020	<0.000020	0.13	0.0044	<0.0000080	0.00075	0.000011	<0.00200	<0.0020	0.000082	--
2025-05-08	29	0.00008	0.0011	0.054	<0.000100	0.48	<0.0050	0.00016	0.00039	0.92	<0.00020	<0.000020	0.17	0.0050	<0.0000080	0.00080	0.000013	<0.00200	0.0033	0.000074	--
2025-05-15	30	0.000084	0.0015	0.062	0.00014	0.57	--	0.00018	0.00033	1.1	<0.00010	<0.000010	0.18	0.0063	<0.0000040	0.00077	0.000013	0.0013	0.0026	0.00011	0.98
2025-05-22	31	0.000062	0.0011	0.040	0.000073	0.52	--	0.00014	0.00028	0.96	<0.00010	<0.000010	0.14	0.0051	<0.0000040	0.00062	0.000011	<0.00100	0.0018	0.000082	0.88
2025-05-29	32	0.000049	0.0011	0.034	<0.000100	0.42	--	0.00012	0.00025	0.88	<0.00020	<0.000020	0.17	0.0041	<0.0000080	0.00069	0.0000083	<0.00200	<0.0020	0.000057	0.76
2025-06-05	33	0.000086	0.0025	0.068	0.00014	0.53	--	0.00018	0.00036	1.1	<0.00020	<0.000020	0.15	0.0051	<0.0000080	0.00068	0.000015	<0.00200	0.0029	0.00011	0.86
2025-06-12	34	0.000076	0.0012	0.047	<0.000100	0.50	--	0.00018	0.00034	0.97	<0.00020	<0.000020	0.16	0.0050	<0.0000080	0.00069	0.000012	<0.00200	0.0021	0.000083	0.79
2025-06-19	35	0.000069	0.001	0.032	<0.000100	0.46	--	0.00015	0.00042	0.95	<0.00020	<0.000020	0.19	0.0043	<0.0000080	0.00064	0.0000090	<0.00200	<0.0020	0.000053	--
2025-06-26	36	0.000066	0.0012	0.036	<0.000100	0.45	0.0011	--	0.00015	0.00033	<0.00020	<0.000020	0.14	0.0041	<0.0000080	0.00060	0.0000087	<0.00200	<0.0020	0.00014	--
2025-07-03	37	0.000071	0.00091	0.032	<0.000100	0.40	0.0011	--	0.00016	0.00036	<0.00020	<0.000020	0.13	0.0043	<0.0000080	0.00066	0.0000085	<0.00200	0.0020	0.000069	--

*ORP values corrected for reference electrode and presented as Eh.

~ : Result below the methods ML.

Table N-9: Overburden COL-3 Results

Sample Date	Week Number	Input Volume	Output Volume	pH	EC	ORP*	DO	Acidity (to pH 8.3)	Alkalinity (to pH 4.5)	Sulphate	Chloride	Fluoride	Nitrate (NO_3 as N)	Nitrite (NO_2 as N)	Dissolved Phosphorous	Hardness	Aluminum (Al)	Antimony (Sb)	Arsenic (As)	Beryllium (Be)	Boron (B)	Cadmium (Cd)	Calcium (Ca)	Chromium (Cr)
Units:	--	mL	mL	pH Units	µS/cm	mV	mg/L	mg $CaCO_3$/L	mg $CaCO_3$/L	mg/L	mg/L	mg/L	mg/L	mg/L	mg/L	mg $CaCO_3$/L	mg/L	mg/L	mg/L	mg/L	mg/L	mg/L	mg/L	mg/L
2024-10-17	0	450	294	4.9	68	450	0.79	64	9.9	11	2.9	<0.10	0.92	0.34	<0.0050	28	3.0	0.00026	0.0066	0.00021	0.018	0.000070	6.5	0.0084
2024-10-24	1	350	341	4.7	47	461	2.3	45	2.0	12	0.18	<0.10	0.048	<0.010	0.019	14	2.6	0.00016	0.0063	0.00014	0.014	0.00004	3.3	0.0081
2024-10-31	2	350	340	5.6	21	425	3.7	47	5.1	12	0.21	<0.10	0.028	<0.010	0.022	12	2.6	0.00027	0.0068	0.00014	0.0086	0.000045	2.9	0.0082
2024-11-07	3	350	334	5.7	27	521	4.3	42	3.5	10	0.24	<0.10	0.054	<0.010	0.045	9.7	2.4	<0.000250	0.0068	0.00013	<0.0100	0.000033	2.4	0.0070
2024-11-14	4	350	341	5.8	21	457	4.8	35	4.3	10	0.12	<0.10	0.043	<0.010	0.026	7.8	2.0	<0.000250	0.0052	0.00012	<0.0100	0.000037	1.9	0.0061
2024-11-21	5	350	347	5.7	14	368	4.9	31	4.5	8.9	0.23	<0.10	0.020	<0.010	0.016	7.1	1.7	<0.000250	0.0039	0.00011	<0.0100	0.000016	1.8	0.0052
2024-11-28	6	350	348	5.2	18	514	4.1	45	5.5	9.0	0.20	<0.10	0.032	<0.010	0.0089	6.5	1.7	<0.000250	0.0033	0.000084	<0.0100	0.000019	1.6	0.0050
2024-12-05	7	350	341	5.7	15	475	5.0	21	3.4	8.3	0.21	<0.10	0.030	<0.010	0.0096	5.7	1.4	<0.000250	0.0027	0.000082	<0.0100	0.000019	1.4	0.0041
2024-12-12	8	350	346	5.4	18	468	4.1	21	3.0	8.1	0.24	<0.10	0.082	<0.010	0.013	6.1	1.4	0.000062	0.0028	0.0000800	0.0029	0.000027	1.5	0.0043
2024-12-19	9	350	347	5.7	17	418	5.1	14	4.1	8.1	0.17	<0.10	0.031	<0.010	0.014	5.7	1.4	0.000071	0.0026	0.000076	0.0031	0.000024	1.4	0.0041
2024-12-26	10	350	339	5.7	9.7	472	4.5	12	2.9	8.4	0.17	<0.10	0.027	<0.010	0.02	5.7	1.4	0.000068	0.0022	0.000073	0.0023	0.000023	1.4	0.0040
2025-01-02	11	350	341	5.7	12	452	4.6	11	2.5	7.2	0.18	<0.10	0.028	<0.010	<0.0050	4.8	1.1	<0.000050	0.0021	0.000062	0.0032	0.000016	1.2	0.0035
2025-01-09	12	350	340	5.4	11	498	4.3	14	3.1	6.1	0.18	<0.10	0.39	<0.010	0.0057	4.8	1.1	<0.000050	0.0020	0.000069	<0.0020	0.000017	1.2	0.0034
2025-01-16	13	350	347	5.7	11	470	5.1	13	2.5	6.4	0.20	<0.10	0.032	<0.010	0.0082	4.7	1.0	<0.000050	0.0020	0.000061	0.0029	0.000014	1.2	0.0033
2025-01-23	14	350	377	5.8	8.5	479	4.1	11	3.1	5.7	0.24	<0.10	0.022	<0.010	<0.0050	4.3	0.91	<0.000050	0.0017	0.000048	<0.0020	0.000015	1.1	0.0032
2025-01-30	15	350	368	5.7	11	414	5.3	11	1.5	5.7	0.22	<0.10	0.019	<0.010	0.0085	4.3	0.84	<0.000050	0.0018	0.000052	0.0022	0.000013	1.1	0.0029
2025-02-06	16	350	338	5.5	8.8	472	5.0	11	2.6	5.4	0.24	<0.10	0.025	<0.010	0.0055	3.7	0.75	<0.000050	0.0018	0.000041	<0.0020	0.000012	0.86	0.0026
2025-02-13	17	350	342	5.8	11	527	5.1	10	2.5	5.3	0.24	<0.10	0.024	<0.010	<0.0050	3.4	0.67	<0.000050	0.0016	0.000037	<0.0020	0.000013	0.81	0.0023
2025-02-20	18	180	181	5.9	10	498	4.9	9.9	2.5	5.0	0.24	<0.10	0.017	<0.010	<0.0050	3.9	0.72	<0.000050	0.0011	0.000043	<0.0020	0.000010	1.0	0.0026
2025-02-27	19	180	176	5.9	13	595	4.4	18	5.0	3.1	0.42	<0.10	0.012	<0.010	<0.0050	3.9	0.8	<0.000050	0.0012	0.000045	0.0033	0.000011	0.98	0.0028
2025-03-06	20	180	155	5.8	13	492	4.6	11	1.7	3.6	0.55	<0.10	<0.010	<0.010	0.0059	3.8	0.77	0.000057	0.0010	0.000049	0.0025	0.000012	0.9	0.0030
2025-03-13	21	180	191	4.6	9.0	471	4.6	30	2.5	3.0	0.45	<0.10	0.010	<0.010	<0.0050	4.7	0.74	<0.000050	0.0015	0.000044	<0.0020	0.000013	1.2	0.0031
2025-03-20	22	180	185	4.7	14	486	4.9	20	5.0	3.0	0.44	<0.10	0.017	<0.010	<0.0050	4.5	0.82	<0.000050	0.0012	0.000049	0.0029	0.000017	1.2	0.0031
2025-03-27	23	180	189	5.6	8.7	461	4.3	10	2.6	2.9	0.42	<0.10	0.012	<0.010	<0.0050	4.4	0.86	<0.000050	0.0011	0.000054	0.0035	0.000014	1.1	0.0032
2025-04-03	24	180	210	5.6	10	400	4.3	12	3.0	4.2	0.42	<0.10	0.048	<0.010	<0.0050	4.6	1.1	<0.000050	0.0013	0.000061	0.0021	0.000016	1.1	0.0033
2025-04-10	25	180	191	4.5	15	466	5.2	30	<0.5	3.8	0.42	<0.10	0.028	<0.010	<0.0050	4.5	1.1	<0.000050	0.0013	0.000052	0.0033	0.000016	1.1	0.0032
2025-04-17	26	180	168	5.4	20	505	4.4	23	13	<0.5	0.67	<0.10	0.044	<0.010	<0.0050	4.8	0.94	<0.000050	0.0013	0.000064	0.0032	0.000019	1.2	0.0034

*ORP values corrected for reference electrode and presented as Eh.

~ : Result below the methods ML.

Table N-9: Overburden COL-3 Results

Sample Date	Week Number	Cobalt (Co)	Copper (Cu)	Iron (Fe)	Lead (Pb)	Magnesium (Mg)	Mercury (Hg)	Molybdenum (Mo)	Nickel (Ni)	Potassium (K)	Selenium (Se)	Silver (Ag)	Sodium (Na)	Strontium (Sr)	Thallium (Tl)	Tungsten (W)	Uranium (U)	Vanadium (V)	Zinc (Zn)	Zirconium (Zr)	Ultra Trace Mercury (Hg)
Units:	--	mg/L	mg/L	mg/L	mg/L	mg/L	ug/L	mg/L	mg/L	mg/L	mg/L	mg/L	mg/L	mg/L	mg/L	mg/L	mg/L	mg/L	mg/L	mg/L	ng/L
2024-10-17	0	0.0025	0.0094	0.73	0.00029	2.8	0.012	0.000036	0.0032	2.0	0.0021	<0.000010	6.4	0.087	0.000073	<0.00020	0.00087	0.0014	0.028	0.0055	--
2024-10-24	1	0.0018	0.0052	0.62	0.00022	1.3	0.013	0.000015	0.0025	1.6	0.00095	<0.000010	3.9	0.047	0.000059	<0.00020	0.00084	0.0012	0.0086	0.0056	--
2024-10-31	2	0.0017	0.0059	0.52	0.00035	1.1	0.028	0.000018	0.0029	1.4	0.0012	0.00001	2.3	0.039	0.000049	<0.00020	0.00097	0.0014	0.0056	0.0060	--
2024-11-07	3	0.0015	0.0044	0.42	0.00034	0.89	0.021	<0.000050	0.0029	1.2	0.00092	<0.000050	1.4	0.033	0.000049	<0.00100	0.00084	<0.00500	0.0051	0.0053	--
2024-11-14	4	0.0013	0.0051	0.38	0.00025	0.71	0.012	<0.000050	0.0027	1.0	0.00073	<0.000050	0.88	0.028	0.000042	<0.00100	0.00082	<0.00500	<0.0050	0.0043	--
2024-11-21	5	0.0012	0.0034	0.37	0.00031	0.63	0.0092	<0.000050	0.0023	0.88	0.00063	<0.000050	0.59	0.024	0.000031	<0.00100	0.00065	<0.00500	<0.0050	0.0038	--
2024-11-28	6	0.0011	0.0032	0.31	<0.000250	0.59	0.0067	<0.000050	0.0022	0.81	0.00061	<0.000050	0.51	0.024	0.0000299	<0.00100	0.00063	<0.00500	<0.0050	0.0035	--
2024-12-05	7	0.0010	0.0028	0.29	<0.000250	0.52	0.0089	<0.000050	0.0020	0.65	<0.00050	<0.000050	0.36	0.021	0.000027	<0.00100	0.00055	<0.00500	<0.0050	0.0030	--
2024-12-12	8	0.0011	0.0035	0.34	0.00094	0.54	0.0065	0.000014	0.0018	0.72	0.00045	<0.000010	0.35	0.021	0.000034	<0.00020	0.00081	0.0015	0.0034	0.0030	--
2024-12-19	9	0.0011	0.0039	0.34	0.00017	0.51	0.015	0.000013	0.0018	0.71	0.00044	<0.000010	0.33	0.02	0.000035	<0.00020	0.00052	0.0015	0.0034	0.0027	--
2024-12-26	10	0.00099	0.0030	0.33	0.00016	0.53	0.0059	0.000013	0.0016	0.72	0.00036	<0.000010	0.32	0.017	0.000035	<0.00020	0.00049	0.0011	0.0025	0.0026	--
2025-01-02	11	0.00094	0.0025	0.43	0.00038	0.43	0.006	0.000017	0.0013	0.60	0.00037	<0.000010	0.25	0.016	0.000028	<0.00020	0.00057	0.0011	0.0021	0.0023	--
2025-01-09	12	0.00095	0.0024	0.38	0.00013	0.45	<0.0050	0.000017	0.0014	0.60	0.00032	<0.000010	0.29	0.016	0.000029	<0.00020	0.00039	0.0010	0.0026	0.0022	--
2025-01-16	13	0.00094	0.0020	0.46	0.00011	0.42	<0.0050	0.000015	0.0014	0.58	0.00033	<0.000010	0.25	0.015	0.000026	<0.00020	0.00037	<0.00100	0.0027	0.0022	--
2025-01-23	14	0.00097	0.0018	0.46	0.000095	0.39	<0.0050	0.000016	0.0013	0.50	0.0003	<0.000010	0.21	0.016	0.000027	<0.00020	0.00033	<0.00100	0.0024	0.0020	--
2025-01-30	15	0.0010	0.0020	0.61	0.000075	0.37	<0.0050	0.000021	0.0012	0.48	0.00029	<0.000010	0.21	0.014	0.000021	<0.00020	0.00028	<0.00100	0.0020	0.0019	--
2025-02-06	16	0.0011	0.0014	0.43	0.000054	0.37	<0.0050	0.000021	0.00090	0.39	0.00025	<0.000010	0.18	0.012	0.000015	<0.00020	0.00024	<0.00100	0.0022	0.0015	--
2025-02-13	17	0.0011	0.0018	0.59	0.000052	0.33	<0.0050	0.000022	0.00098	0.38	0.00024	<0.000010	0.18	0.011	0.000018	<0.00020	0.00023	<0.00100	0.0015	0.0015	--
2025-02-20	18	0.00075	0.0021	0.29	0.000075	0.33	<0.0050	0.000023	0.0010	0.40	0.00023	<0.000010	0.19	0.013	0.000021	<0.00020	0.00026	<0.00100	0.0026	0.0015	--
2025-02-27	19	0.00083	0.0019	0.31	0.000081	0.36	<0.0050	<0.000010	0.0011	0.43	0.00023	<0.000010	0.19	0.014	0.000024	<0.00020	0.00028	<0.00100	0.0031	0.0018	--
2025-03-06	20	0.0008	0.0018	0.36	0.000076	0.36	<0.0050	<0.000010	0.0012	0.42	0.00025	<0.000010	0.19	0.014	0.000021	<0.00020	0.00027	<0.00100	0.0035	0.0018	--
2025-03-13	21	0.0011	0.0017	0.43	0.000065	0.44	<0.0050	0.000021	0.0015	0.46	0.00024	<0.000010	0.20	0.015	0.000020	<0.00020	0.00027	<0.00100	0.0040	0.0017	--
2025-03-20	22	0.0010	0.0017	0.39	0.000094	0.39	<0.0050	<0.000010	0.0015	0.40	0.00024	<0.000010	0.19	0.015	0.000021	<0.00020	0.00028	<0.00100	0.0067	0.0018	--
2025-03-27	23	0.0010	0.0021	0.39	0.000093	0.41	<0.0050	0.000021	0.0014	0.43	0.00026	<0.000010	0.21	0.015	0.000022	<0.00020	0.00029	<0.00100	0.0040	0.0019	--
2025-04-03	24	0.0012	0.0030	0.62	0.00017	0.43	<0.0050	<0.000010	0.0015	0.44	0.00024	<0.000010	0.22	0.015	0.000027	<0.00020	0.00034	<0.00100	0.0043	0.0021	--
2025-04-10	25	0.0011	0.0030	0.49	0.00014	0.44	<0.0050	0.000010	0.0016	0.42	0.00028	<0.000010	0.23	0.016	0.000026	<0.00020	0.00031	<0.00100	0.0031	0.0020	--
2025-04-17	26	0.0012	0.0020	0.38	0.000097	0.45	<0.0050	<0.000010	0.0016	0.44	0.00025	<0.000010	0.23	0.016	0.000024	<0.00020	0.00031	<0.00100	0.0046	0.0020	--

*ORP values corrected for reference electrode and presented as Eh.

~ : Result below the methods ML.

Table N-10: Overburden COL-4 Results

Sample Date	Week Number	Input Volume	Output Volume	pH	EC	ORP*	DO	Acidity (to pH 8.3)	Alkalinity (to pH 4.5)	Sulphate	Chloride	Fluoride	Nitrate (NO_3 as N)	Nitrite (NO_2 as N)	Dissolved Phosphorous	Hardness	Aluminum (Al)	Antimony (Sb)	Arsenic (As)	Beryllium (Be)	Boron (B)	Cadmium (Cd)	Calcium (Ca)	Chromium (Cr)
Units:	--	mL	mL	pH Units	µS/cm	mV	mg/L	mg $CaCO_3$/L	mg $CaCO_3$/L	mg/L	mg/L	mg/L	mg/L	mg/L	mg/L	mg $CaCO_3$/L	mg/L	mg/L	mg/L	mg/L	mg/L	mg/L	mg/L	mg/L
2024-10-17	0	493	309	6.4	514	464	1.0	27	130	190	2.2	0.6	0.28	0.23	<0.0050	327	0.0077	0.00061	0.0015	<0.000010	0.024	<0.0000320	77	0.0011
2024-10-24	1	350	337	7.4	230	426	4.3	22	116	4.3	0.14	1.2	<0.010	<0.010	0.051	106	0.0083	0.00065	0.0014	<0.000010	0.018	<0.0000120	25	0.0005
2024-10-31	2	350	347	7.2	120	394	4.1	22	99	3.3	0.21	1.1	<0.010	<0.010	0.039	95	0.0073	0.0005	0.0013	<0.000010	0.012	<0.0000060	23	<0.00050
2024-11-07	3	350	330	7.2	171	473	4.8	19	89	2.9	0.21	0.8	0.03	<0.010	0.037	84	0.011	0.00049	0.0014	<0.000050	0.011	<0.0000200	21	<0.00250
2024-11-14	4	350	352	7.1	144	453	4.9	19	84	2.9	<0.10	0.36	0.06	<0.010	0.021	80	0.016	0.00051	0.0014	<0.000050	<0.0100	<0.0000100	20	<0.00250
2024-11-21	5	350	319	7.1	109	285	4.9	17	85	3.3	0.13	0.48	<0.010	<0.010	<0.0050	79	0.013	0.00037	0.0013	<0.000050	<0.0100	<0.0000100	21	<0.00250
2024-11-28	6	350	370	6.7	142	452	3.9	36	81	3.1	0.13	0.19	0.013	<0.010	0.0065	76	0.014	0.00043	0.0013	<0.000050	<0.0100	<0.0000100	20	<0.00250
2024-12-05	7	350	344	7.2	128	442	4.7	16	78	3.0	0.12	0.2	0.012	<0.010	0.0097	74	0.0093	0.0004	0.0013	<0.000050	<0.0100	<0.0000100	20	<0.00250
2024-12-12	8	350	338	7.1	158	448	4.4	19	77	3.3	0.55	0.17	0.11	<0.010	0.0074	73	0.007	0.00038	0.0013	<0.000050	<0.0100	<0.0000100	19	<0.00250
2024-12-19	9	350	352	7.2	161	394	4.7	15	76	3.8	0.1	<0.10	<0.010	<0.010	0.0056	77	0.011	0.00033	0.0014	<0.000050	<0.0100	<0.0000100	21	<0.00250
2024-12-26	10	350	347	7.3	98	441	4.6	13	76	4.3	0.12	<0.10	<0.010	<0.010	0.0059	78	0.014	0.00037	0.0015	<0.000050	<0.0100	<0.0000100	21	<0.00250
2025-01-02	11	350	345	7.2	127	439	4.8	13	77	3.9	0.22	<0.10	0.01	<0.010	<0.0050	72	0.011	0.00035	0.0013	<0.000050	<0.0100	<0.0000100	20	<0.00250
2025-01-09	12	350	330	7.2	95	507	3.9	16	70	2.9	0.44	<0.10	0.046	<0.010	<0.0050	76	0.012	0.00037	0.0015	<0.000010	<0.0020	<0.0000020	20	0.0013
2025-01-16	13	350	338	7.1	118	454	4.6	17	72	3.4	1.5	<0.10	0.082	<0.010	<0.0050	75	0.0095	0.00034	0.0014	<0.000010	0.0029	<0.0000020	20	0.0016
2025-01-23	14	350	377	7.2	89	467	4.5	15	66	2.8	1.9	<0.10	0.044	<0.010	<0.0050	70	0.011	0.00033	0.0016	<0.000010	0.0022	<0.0000020	19	0.0012
2025-01-30	15	350	335	7.3	117	438	5.6	17	63	2.6	2.2	<0.10	0.044	<0.010	0.0088	66	0.012	0.00031	0.0016	<0.000010	0.0027	<0.0000020	18	0.0012
2025-02-06	16	350	331	6.9	101	455	5.1	16	62	3.5	2.5	<0.10	0.065	<0.010	0.006	66	0.01	0.00032	0.0016	<0.000010	<0.0020	<0.0000020	17	0.0013
2025-02-13	17	350	305	7.2	131	483	5.1	7.4	60	2.8	2.3	<0.10	0.028	<0.010	<0.0050	65	0.011	0.0003	0.0017	<0.000010	<0.0020	<0.0000020	17	0.0011
2025-02-20	18	180	195	7.1	103	475	4.7	10	56	2.7	2.2	<0.10	0.024	<0.010	<0.0050	60	0.0077	0.00027	0.0017	<0.000010	<0.0020	<0.0000020	17	0.00095
2025-02-27	19	180	177	7.7	142	562	4.5	10	68	1.2	2.7	<0.10	0.052	<0.010	<0.0050	63	0.0073	0.00027	0.0016	<0.000010	0.0027	<0.0000020	17	0.0016
2025-03-06	20	180	187	7.5	178	488	4.5	6.9	70	1.6	5.3	<0.10	0.075	<0.010	<0.0050	77	0.0053	0.00024	0.0013	<0.000010	0.0022	<0.0000020	21	0.0020
2025-03-13	21	180	183	7.1	138	456	4.9	17	69	1.3	3.0	<0.10	0.085	<0.010	<0.0050	71	0.0060	0.00026	0.0014	<0.000010	<0.0020	<0.0000020	19	0.0019
2025-03-20	22	180	179	7.1	153	458	4.6	30	70	1.1	2.8	<0.10	0.092	<0.010	<0.0050	72	0.0085	0.00029	0.0015	<0.000010	0.0024	<0.0000020	20	0.0019
2025-03-27	23	180	181	7.1	99	443	4.4	13	65	0.99	3.0	<0.10	0.1	<0.010	<0.0050	71	0.0058	0.00027	0.0014	<0.000010	0.0037	<0.0000020	19	0.0020
2025-04-03	24	180	207	6.9	108	390	4.4	24	68	0.8	2.8	<0.10	0.13	<0.010	<0.0050	73	0.014	0.00025	0.0014	<0.000010	<0.0020	<0.0000020	20	0.0017
2025-04-10	25	180	208	6.8	170	465	4.7	18	70	1.0	2.4	<0.10	0.11	<0.010	<0.0050	70	0.018	0.00027	0.0014	<0.000010	0.0026	<0.0000020	19	0.0016
2025-04-17	26	180	184	7.0	162	449	4.2	18	80	3.6	2.9	<0.10	0.15	<0.010	<0.0050	71	0.088	0.00021	0.00071	<0.000010	0.0031	<0.0000020	21	0.0016
2025-04-24	27	180	191	7.0	135	447	4.7	23	73	2.7	3.0	<0.10	0.19	<0.010	<0.0050	67	0.087	0.00015	0.00051	<0.000010	0.0021	0.0000022	21	0.0017
2025-05-01	28	180	187	6.7	166	478	4.9	34	93	1.7	2.9	<0.10	0.19	<0.010	<0.0050	86	0.017	0.00026	0.00075	<0.000020	<0.0040	<0.0000040	26	0.0019
2025-05-08	29	180	186	7.0	198	511	4.9	23	90	0.64	2.2	<0.10	0.14	<0.010	0.0060	81	0.033	0.00025	0.0011	<0.000020	<0.0040	<0.0000040	24	0.0019
2025-05-15	30	180	184	6.9	112	553	5.0	18	83	2.0	3.0	<0.10	0.18	0.016	--	85	0.042	0.00026	0.0012	<0.000020	<0.0040	<0.0000040	25	0.0021
2025-05-22	31	180	176	6.9	154	460	4.9	20	83	1.7	2.4	<0.10	0.15	<0.010	--	78	0.027	0.00025	0.0011	<0.000010	0.0021	0.0000030	23	0.0017
2025-05-29	32	180	211	6.8	132	541	4.0	23	70	1.4	1.5	<0.10	0.16	<0.010	--	64	0.068	0.00018	0.00087	<0.000020	<0.0040	<0.0000040	19	0.0012
2025-06-05	33	180	170	6.8	163	520	4.9	32	88	1.7	3.2	<0.10	0.17	<0.010	--	80	0.049	0.00027	0.0013	<0.000010	0.0024	<0.0000020	23	0.0021
2025-06-12	34	180	193	6.7	141	462	4.4	34	87	1.3	2.3	<0.10	0.23	<0.010	--	76	0.054	0.00023	0.0013	<0.000020	0.0041	<0.0000040	22	0.0018
2025-06-19	35	180	184	6.8	138	506	4.9	20	77	0.88	2.2	<0.10	0.17	<0.010	--	153	0.11	0.00053	0.0028	<0.000020	0.0084	<0.0000040	43	0.0032
2025-06-26	36	180	180	6.9	165	465	4.1	22	77	1.1	2.2	<0.10	0.18	<0.010	--	76	0.018	0.00025	0.0013	<0.000020	<0.0040	<0.0000040	22	0.0016
2025-07-03	37	180	180	6.8	146	713	4.8	26	77	<0.5	1.2	<0.10	0.11	<0.010	--	67	0.038	0.00028	0.0013	<0.000020	<0.0040	<0.0000040	19	0.0014

*ORP values corrected for reference electrode and presented as Eh.

~ : Result below the methods ML.

Table N-10: Overburden COL-4 Results

Sample Date	Week Number	Cobalt (Co)	Copper (Cu)	Iron (Fe)	Lead (Pb)	Magnesium (Mg)	Mercury (Hg)	Molybdenum (Mo)	Nickel (Ni)	Potassium (K)	Selenium (Se)	Silver (Ag)	Sodium (Na)	Strontium (Sr)	Thallium (Tl)	Tungsten (W)	Uranium (U)	Vanadium (V)	Zinc (Zn)	Zirconium (Zr)	Ultra Trace Mercury (Hg)
Units:	--	mg/L	mg/L	mg/L	mg/L	mg/L	ug/L	mg/L	mg/L	mg/L	mg/L	mg/L	mg/L	mg/L	mg/L	mg/L	mg/L	mg/L	mg/L	mg/L	ng/L
2024-10-17	0	0.00033	0.0091	<0.0020	<0.000050	33	<0.0050	0.09	0.0032	6.2	0.013	<0.000010	15	0.15	0.000030	0.0018	0.075	0.0027	0.019	0.000070	--
2024-10-24	1	0.00012	0.0039	0.0021	<0.000050	11	<0.0050	0.033	0.0014	5.0	0.00058	<0.000010	6.4	0.058	0.0000074	0.0022	0.068	0.0039	0.0060	0.000035	--
2024-10-31	2	0.000035	0.0029	<0.0020	<0.000050	9.1	<0.0050	0.018	0.00086	4.8	0.00046	<0.000010	3.1	0.05	<0.0000040	0.0022	0.054	0.0042	0.0030	0.000027	--
2024-11-07	3	<0.0000250	0.0014	<0.0100	<0.000250	7.8	<0.0050	0.007	0.00075	4.3	<0.00050	<0.000050	1.9	0.043	<0.0000200	0.0020	0.042	<0.00500	<0.0050	<0.000100	--
2024-11-14	4	<0.0000250	0.0016	<0.0100	<0.000250	7.2	<0.0050	0.004	0.00071	4.0	<0.00050	<0.000050	1.3	0.044	<0.0000200	0.0024	0.036	<0.00500	<0.0050	<0.000100	--
2024-11-21	5	<0.0000250	0.0013	<0.0100	<0.000250	6.6	<0.0050	0.003	0.00057	3.8	<0.00050	<0.000050	0.87	0.04	<0.0000200	0.0023	0.033	<0.00500	<0.0050	<0.000100	--
2024-11-28	6	0.000034	0.0013	<0.0100	<0.000250	6.5	<0.0050	0.0019	0.00063	3.7	<0.00050	<0.000050	0.77	0.039	<0.0000200	0.0023	0.029	<0.00500	<0.0050	<0.000100	--
2024-12-05	7	<0.0000250	0.0014	<0.0100	<0.000250	5.9	<0.0050	0.0019	0.00045	3.4	<0.00050	<0.000050	0.57	0.038	<0.0000200	0.0021	0.028	<0.00500	<0.0050	<0.000100	--
2024-12-12	8	<0.0000250	0.0013	<0.0100	<0.000250	6.0	<0.0050	0.0015	0.00034	3.4	<0.00050	<0.000050	0.51	0.037	<0.0000200	0.0017	0.027	<0.00500	<0.0050	<0.000100	--
2024-12-19	9	<0.0000250	0.0012	<0.0100	<0.000250	6.1	<0.0050	0.0013	0.00052	3.7	<0.00050	<0.000050	0.50	0.039	<0.0000200	0.0015	0.025	<0.00500	<0.0050	<0.000100	--
2024-12-26	10	<0.0000250	0.0014	<0.0100	<0.000250	6.1	<0.0050	0.0011	0.0004	3.5	<0.00050	<0.000050	0.38	0.039	<0.0000200	0.0013	0.025	<0.00500	<0.0050	<0.000100	--
2025-01-02	11	<0.0000250	0.0011	<0.0100	<0.000250	5.7	<0.0050	0.001	<0.000200	3.3	<0.00050	<0.000050	0.38	0.035	<0.0000200	0.0011	0.023	<0.00500	<0.0050	<0.000100	--
2025-01-09	12	0.000021	0.0012	<0.0020	<0.000050	6.1	<0.0050	0.00089	0.00029	3.6	0.00037	<0.000010	0.41	0.035	<0.0000040	0.0013	0.023	0.0041	0.0014	<0.000020	--
2025-01-16	13	0.000018	0.00086	<0.0020	<0.000050	5.8	<0.0050	0.00099	0.00032	3.4	0.00035	<0.000010	0.37	0.036	<0.0000040	0.0012	0.022	0.0040	0.0018	<0.000020	--
2025-01-23	14	0.00002	0.0011	0.0026	<0.000050	5.4	<0.0050	0.00069	0.00031	3.3	0.00028	<0.000010	0.34	0.034	<0.0000040	0.0012	0.021	0.0043	0.0012	<0.000020	--
2025-01-30	15	0.000016	0.0012	0.002	<0.000050	5.1	<0.0050	0.0006	0.00027	3.3	0.00037	<0.000010	0.32	0.031	0.0000042	0.0011	0.018	0.0042	0.0015	<0.000020	--
2025-02-06	16	0.000026	0.00098	<0.0020	<0.000050	5.6	<0.0050	0.00065	0.00029	3.2	0.00032	<0.000010	0.32	0.031	<0.0000040	0.0011	0.020	0.0040	0.0017	<0.000020	--
2025-02-13	17	0.000024	0.00091	0.0024	<0.000050	5.2	<0.0050	0.00052	0.00024	3.2	0.00023	<0.000010	0.30	0.031	<0.0000040	0.0011	0.019	0.0041	0.0010	<0.000020	--
2025-02-20	18	0.000016	0.0011	<0.0020	<0.000050	4.5	<0.0050	0.00044	0.00023	3.0	0.00024	<0.000010	0.28	0.027	<0.0000040	0.00099	0.016	0.0042	0.0015	<0.000020	--
2025-02-27	19	0.000019	0.00067	0.0028	<0.000050	4.8	<0.0050	0.00071	0.00022	3.1	0.00035	<0.000010	0.27	0.030	<0.0000040	0.00098	0.018	0.0039	0.0017	<0.000020	--
2025-03-06	20	0.000024	0.0008	<0.0020	<0.000050	5.8	<0.0050	0.00094	0.00026	3.6	0.00045	<0.000010	0.30	0.035	0.0000043	0.00085	0.021	0.0036	0.0020	<0.000020	--
2025-03-13	21	0.000018	0.00079	<0.0020	<0.000050	5.4	<0.0050	0.00099	0.00052	3.8	0.00025	<0.000010	0.30	0.034	<0.0000040	0.00092	0.021	0.0038	0.0025	<0.000020	--
2025-03-20	22	0.000019	0.00082	<0.0020	<0.000050	5.5	<0.0050	0.00082	0.00050	3.8	0.00027	<0.000010	0.31	0.036	<0.0000040	0.00091	0.021	0.0038	0.0040	<0.000020	--
2025-03-27	23	0.000022	0.00092	<0.0020	<0.000050	5.6	<0.0050	0.00078	0.00061	4.0	0.00026	<0.000010	0.32	0.033	<0.0000040	0.00088	0.020	0.0038	0.0030	<0.000020	--
2025-04-03	24	0.000018	0.00094	0.0037	<0.000050	5.5	<0.0050	0.00083	0.00032	3.8	0.00027	<0.000010	0.30	0.033	0.0000046	0.00086	0.019	0.0040	0.0022	<0.000020	--
2025-04-10	25	0.000029	0.00097	0.0055	<0.000050	5.4	<0.0050	0.00083	0.00031	3.9	0.00019	<0.000010	0.32	0.035	0.0000044	0.00086	0.019	0.0039	0.0026	<0.000020	--
2025-04-17	26	0.000064	0.0011	0.074	<0.000050	4.7	<0.0050	0.0007	0.00034	3.4	0.00022	<0.000010	0.30	0.030	0.000013	0.00055	0.015	0.0019	0.0013	0.00014	--
2025-04-24	27	0.000053	0.00089	0.062	0.000057	3.8	<0.0050	0.00066	0.00037	2.7	0.00015	0.000024	0.28	0.027	0.000010	0.00038	0.010	0.0014	0.0019	0.00016	--
2025-05-01	28	0.000031	0.0018	0.0071	<0.000100	5.2	<0.0050	0.001	0.00032	4.0	<0.00020	<0.000020	0.32	0.037	0.000012	0.00074	0.019	0.0020	<0.0020	<0.000040	--
2025-05-08	29	0.000035	0.0010	0.020	<0.000100	5.1	<0.0050	0.0011	0.00034	4.0	0.00023	<0.000020	0.31	0.035	<0.0000080	0.00079	0.017	0.0030	<0.0020	0.000048	--
2025-05-15	30	0.000041	0.0010	0.026	<0.000100	5.5	--	0.00094	0.00036	4.1	0.00020	<0.000020	0.34	0.037	<0.0000080	0.00079	0.018	0.0034	<0.0020	0.000043	0.36
2025-05-22	31	0.000034	0.00085	<0.014	<0.000050	5.3	--	0.00083	0.00030	3.8	0.00017	<0.000010	0.33	0.036	0.0000081	0.00080	0.019	0.0030	0.0012	0.000033	0.32
2025-05-29	32	0.000042	0.00096	0.051	<0.000100	4.1	--	0.00049	0.00032	3.3	<0.00020	<0.000020	0.30	0.029	0.0000099	0.00064	0.013	0.0025	<0.0020	0.00012	0.32
2025-06-05	33	0.000041	0.0012	0.033	<0.000050	5.4	--	0.00089	0.00031	3.9	0.00025	<0.000010	0.30	0.037	0.0000091	0.00079	0.018	0.0037	0.0016	0.000079	0.35
2025-06-12	34	0.000037	0.0013	0.029	<0.000100	5.2	--	0.00083	0.00029	3.9	<0.00020	<0.000020	0.34	0.035	<0.0000080	0.00081	0.017	0.0041	0.0020	0.000081	0.32
2025-06-19	35	0.000096	0.0021	0.064	<0.000100	11	--	0.0015	0.00067	7.7	0.00028	<0.000020	0.66	0.073	0.000019	0.0016	0.035	0.0080	0.0025	0.00013	--
2025-06-26	36	0.000046	0.00097	0.0080	<0.000100	5.4	--	0.00074	0.00029	3.8	<0.00020	<0.000020	0.37	0.035	<0.0000080	0.00081	0.017	0.0040	<0.0020	<0.000040	--
2025-07-03	37	0.000052	0.00086	0.028	<0.000100	4.6	--	0.00061	0.00039	3.0	<0.00020	<0.000020	0.28	0.031	<0.0000080	0.00076	0.014	0.0040	<0.0020	0.000051	--

*ORP values corrected for reference electrode and presented as Eh.

~ : Result below the methods ML.

Table N-11: Overburden COL-5 Results

Sample Date	Week Number	Input Volume	Output Volume	pH	EC	ORP*	DO	Acidity (to pH 8.3)	Alkalinity (to pH 4.5)	Sulphate	Chloride	Fluoride	Nitrate (NO_3 as N)	Nitrite (NO_2 as N)	Dissolved Phosphorous	Hardness	Aluminum (Al)	Antimony (Sb)	Arsenic (As)	Beryllium (Be)	Boron (B)	Cadmium (Cd)	Calcium (Ca)	Chromium (Cr)
Units:	--	mL	mL	pH Units	µS/cm	mV	mg/L	mg $CaCO_3$/L	mg $CaCO_3$/L	mg/L	mg/L	mg/L	mg/L	mg/L	mg/L	mg $CaCO_3$/L	mg/L	mg/L	mg/L	mg/L	mg/L	mg/L	mg/L	mg/L
2024-10-17	0	300	286	6.0	254	517	5.3	<0.5	73	2.3	<0.10	<0.10	0.011	<0.010	<0.0050	0.2	0.0015	<0.000050	<0.000050	<0.000010	<0.0020	0.000003	0.079	<0.00050
2024-10-24	1	350	348	4.8	1.4	433	4.2	8.4	1.0	2.4	0.12	<0.10	<0.010	<0.010	<0.0050	<0.125	<0.0010	<0.000050	<0.000050	<0.000010	<0.0020	<0.0000020	<0.050	<0.00050
2024-10-31	2	350	336	6.3	0.99	375	4.9	4.6	1.5	2.5	<0.10	<0.10	<0.010	<0.010	<0.0050	<0.125	<0.0010	<0.000050	<0.000050	<0.000010	<0.0020	<0.0000020	<0.050	<0.00050
2024-11-07	3	350	352	6.2	1.9	512	4.7	4.0	3.6	2.4	<0.10	<0.10	0.021	<0.010	0.025	<0.625	<0.0050	<0.000250	<0.000250	<0.000050	<0.0100	<0.0000100	<0.250	<0.00250
2024-11-14	4	350	350	6.3	1.5	504	5.0	4.5	2.8	2.5	<0.10	<0.10	<0.010	<0.010	0.015	<0.625	<0.0050	<0.000250	<0.000250	<0.000050	<0.0100	<0.0000100	<0.250	<0.00250
2024-11-21	5	350	340	6.1	1.0	375	4.8	4.4	3.2	2.3	<0.10	<0.10	<0.010	<0.010	<0.0050	<0.125	<0.0010	<0.000050	<0.000050	<0.000010	<0.0020	<0.0000020	<0.050	<0.00050
2024-11-28	6	350	345	5.8	1.4	479	5.0	5.6	2.3	2.4	<0.10	<0.10	<0.010	<0.010	<0.0050	<0.125	0.0011	<0.000050	<0.000050	<0.000010	<0.0020	<0.0000020	<0.050	<0.00050
2024-12-05	7	350	349	5.5	1.2	492	4.7	3.0	2.7	2.4	<0.10	<0.10	<0.010	<0.010	0.01	<0.125	<0.0010	<0.000050	<0.000050	<0.000010	<0.0020	<0.0000020	<0.050	<0.00050
2024-12-12	8	350	345	6.0	1.4	492	4.7	3.8	1.3	2.7	<0.10	<0.10	<0.010	<0.010	0.011	<0.125	<0.0010	<0.000050	<0.000050	<0.000010	<0.0020	<0.0000020	<0.050	<0.00050
2024-12-19	9	350	345	5.3	1.5	431	5.1	2.9	2.9	3.0	<0.10	<0.10	<0.010	<0.010	0.0068	<0.125	0.0018	<0.000050	<0.000050	<0.000010	<0.0020	<0.0000020	<0.050	<0.00050
2024-12-26	10	350	345	6.0	1.0	485	4.9	2.8	1.2	3.6	<0.10	<0.10	<0.010	<0.010	<0.0050	<0.125	<0.0010	<0.000050	<0.000050	<0.000010	<0.0020	<0.0000020	<0.050	<0.00050
2025-01-02	11	350	350	6.0	1.1	413	4.8	2.3	<0.5	2.7	<0.10	<0.10	<0.010	<0.010	0.0071	<0.125	<0.0010	<0.000050	<0.000050	<0.000010	<0.0020	0.0000025	<0.050	<0.00050
2025-01-09	12	350	346	5.9	1.0	534	4.1	3.0	0.73	2.4	<0.10	<0.10	<0.010	<0.010	<0.0050	<0.125	<0.0010	<0.000050	<0.000050	<0.000010	<0.0020	<0.0000020	<0.050	<0.00050
2025-01-16	13	350	344	5.9	1.2	486	4.1	3.9	1.9	2.4	<0.10	<0.10	0.012	<0.010	<0.0050	<0.125	<0.0010	<0.000050	<0.000050	<0.000010	<0.0020	<0.0000020	<0.050	<0.00050
2025-01-23	14	350	348	5.8	1.3	500	5.2	3.3	0.89	2.0	<0.10	<0.10	<0.010	<0.010	<0.0050	<0.125	<0.0010	<0.000050	<0.000050	<0.000010	<0.0020	<0.0000020	<0.050	<0.00050
2025-01-30	15	350	345	5.8	1.3	427	5.1	3.6	1.2	2.1	0.14	<0.10	<0.010	<0.010	0.0051	<0.125	<0.0010	<0.000050	<0.000050	<0.000010	<0.0020	<0.0000020	<0.050	<0.00050
2025-02-06	16	350	331	5.9	1.4	402	4.7	3.7	<0.5	2.3	<0.10	<0.10	<0.010	<0.010	<0.0050	<0.125	<0.0010	<0.000050	<0.000050	<0.000010	<0.0020	<0.0000020	<0.050	<0.00050
2025-02-13	17	350	345	5.9	1.9	538	5.1	3.7	0.99	2.2	<0.10	<0.10	<0.010	<0.010	<0.0050	<0.125	<0.0010	<0.000050	<0.000050	<0.000010	<0.0020	<0.0000020	<0.050	<0.00050
2025-02-20	18	350	348	5.9	1.5	517	5.0	3.5	0.85	2.2	<0.10	<0.10	<0.010	<0.010	0.0058	<0.125	<0.0010	<0.000050	<0.000050	<0.000010	<0.0020	<0.0000020	<0.050	<0.00050
2025-02-27	19	350	349	5.8	1.3	614	5.0	3.7	1.2	<0.5	<0.10	<0.10	<0.010	<0.010	<0.0050	<0.125	<0.0010	<0.000050	<0.000050	<0.000010	<0.0020	<0.0000020	<0.050	<0.00050
2025-03-06	20	350	345	5.9	1.7	533	5.0	3.3	1.3	0.64	<0.10	<0.10	<0.010	<0.010	<0.0050	<0.125	<0.0010	<0.000050	<0.000050	<0.000010	<0.0020	<0.0000020	<0.050	<0.00050
2025-03-13	21	350	347	5.5	1.6	654	5.0	4.3	1.4	<0.5	<0.10	<0.10	<0.010	<0.010	<0.0050	<0.125	<0.0010	<0.000050	<0.000050	<0.000010	<0.0020	<0.0000020	<0.050	<0.00050
2025-03-20	22	350	350	5.4	1.4	486	4.5	4.1	1.5	<0.5	<0.10	<0.10	<0.010	<0.010	<0.0050	<0.125	0.0020	<0.000050	<0.000050	<0.000010	<0.0020	<0.0000020	<0.050	<0.00050
2025-03-27	23	350	356	5.9	1.1	443	4.7	3.4	1.4	<0.5	<0.10	<0.10	<0.010	<0.010	<0.0050	<0.125	<0.0010	<0.000050	<0.000050	<0.000010	<0.0020	<0.0000020	<0.050	<0.00050
2025-04-03	24	180	180	5.2	1.6	490	4.1	3.4	2.5	<0.5	<0.10	<0.10	<0.010	<0.010	<0.0050	<0.125	<0.0010	<0.000050	<0.000050	<0.000010	<0.0020	<0.0000020	<0.050	0.00054
2025-04-10	25	180	180	5.1	2.0	431	4.0	5.4	2.5	<0.5	<0.10	<0.10	<0.010	<0.010	<0.0050	<0.125	<0.0010	<0.000050	<0.000050	<0.000010	<0.0020	<0.0000020	<0.050	<0.00050
2025-04-17	26	180	178	5.5	1.7	415	3.9	4.3	2.5	<0.5	<0.10	0.12	<0.010	<0.010	<0.0050	<0.125	0.0017	<0.000050	<0.000050	<0.000010	<0.0020	<0.0000020	<0.050	0.00051
2025-04-24	27	180	180	5.4	1.2	425	4.0	3.6	2.2	1.1	<0.10	0.10	<0.010	<0.010	<0.0050	<0.125	<0.0010	<0.000050	<0.000050	<0.000010	<0.0020	<0.0000020	<0.050	<0.00050
2025-05-01	28	180	186	5.5	1.6	490	4.7	4.0	3.5	<0.5	<0.10	<0.10	<0.010	<0.010	<0.0050	<0.125	<0.0010	<0.000050	<0.000050	<0.000010	<0.0020	<0.0000020	<0.050	<0.00050
2025-05-08	29	180	182	5.8	1.3	415	4.6	3.0	<0.5	<0.5	<0.10	<0.10	<0.010	<0.010	0.012	<0.125	<0.0010	<0.000050	<0.000050	<0.000010	<0.0020	<0.0000020	<0.050	<0.00050
2025-05-15	30	180	175	5.9	1.1	588	4.8	3.7	2.3	0.64	<0.10	<0.10	<0.010	0.018	--	<0.125	<0.0010	<0.000050	<0.000050	<0.000010	<0.0020	<0.0000020	<0.050	<0.00050
2025-05-22	31	180	195	5.7	2.7	423	4.6	3.3	2.7	<0.5	<0.10	<0.10	<0.010	<0.010	--	<0.125	<0.0010	<0.000050	<0.000050	<0.000010	<0.0020	<0.0000020	<0.050	<0.00050
2025-05-29	32	180	179	5.6	1.9	556	5.2	3.8	1.2	<0.5	<0.10	<0.10	<0.010	<0.010	--	<0.125	0.0023	<0.000050	<0.000050	<0.000010	<0.0020	<0.0000020	<0.050	<0.00050
2025-06-05	33	180	178	5.3	1.3	525	4.7	4.6	3.2	<0.5	<0.10	<0.10	<0.010	<0.010	--	<0.125	0.0012	<0.000050	<0.000050	<0.000010	<0.0020	<0.0000020	<0.050	0.00054
2025-06-12	34	180	194	5.3	1.8	519	4.5	4.1	3.1	<0.5	<0.10	<0.10	<0.010	<0.010	--	<0.125	<0.0010	<0.000050	<0.000050	<0.000010	<0.0020	<0.0000020	<0.050	<0.00050
2025-06-19	35	180	172	5.8	1.3	558	4.8	2.5	2.5	<0.5	<0.10	<0.10	<0.010	<0.010	--	<0.125	<0.0010	<0.000050	<0.000050	<0.000010	<0.0020	<0.0000020	<0.050	<0.00050
2025-06-26	36	180	175	5.5	2.8	477	4.0	5.0	7.5	<0.5	<0.10	<0.10	0.012	<0.010	--	<0.125	<0.0010	<0.000050	<0.000050	<0.000010	<0.0020	<0.0000020	<0.050	<0.00050
2025-07-03	37	180	185	5.5	1.5	767	4.7	3.1	2.7	<0.5	<0.10	<0.10	<0.010	<0.010	--	<0.125	<0.0010	<0.000050	<0.000050	<0.000010	<0.0020	<0.0000020	<0.050	<0.00050

*ORP values corrected for reference electrode and presented as Eh.

~ : Result below the methods ML.

Table N-11: Overburden COL-5 Results

Sample Date	Week Number	Cobalt (Co)	Copper (Cu)	Iron (Fe)	Lead (Pb)	Magnesium (Mg)	Mercury (Hg)	Molybdenum (Mo)	Nickel (Ni)	Potassium (K)	Selenium (Se)	Silver (Ag)	Sodium (Na)	Strontium (Sr)	Thallium (Tl)	Tungsten (W)	Uranium (U)	Vanadium (V)	Zinc (Zn)	Zirconium (Zr)	Ultra Trace Mercury (Hg)
Units:	--	mg/L	mg/L	mg/L	mg/L	mg/L	ug/L	mg/L	mg/L	mg/L	mg/L	mg/L	mg/L	mg/L	mg/L	mg/L	mg/L	mg/L	mg/L	mg/L	ng/L
2024-10-17	0	0.0000081	0.00038	<0.0020	0.000051	<0.0050	<0.0050	0.000012	0.0005	0.038	<0.00010	<0.000010	0.051	0.00023	<0.0000040	<0.00020	0.000001	<0.00100	0.012	<0.000020	--
2024-10-24	1	<0.0000050	0.00021	<0.0020	<0.000050	<0.0050	<0.0050	<0.000010	0.00021	<0.020	<0.00010	<0.000010	0.047	<0.00010	<0.0000040	<0.00020	<0.0000010	<0.00100	0.0074	<0.000020	--
2024-10-31	2	<0.0000050	0.0002	<0.0020	<0.000050	<0.0050	<0.0050	<0.000010	0.00017	<0.020	<0.00010	<0.000010	<0.020	<0.00010	<0.0000040	<0.00020	<0.0000010	<0.00100	0.0084	<0.000020	--
2024-11-07	3	<0.0000250	<0.00050	<0.0100	<0.000250	<0.0250	<0.0050	<0.000050	<0.000200	0.11	<0.00050	<0.000050	<0.100	<0.00050	<0.0000200	<0.00100	<0.0000050	<0.00500	<0.0050	<0.000100	--
2024-11-14	4	<0.0000250	<0.00050	<0.0100	<0.000250	<0.0250	<0.0050	<0.000050	<0.000200	<0.100	<0.00050	<0.000050	<0.100	<0.00050	<0.0000200	<0.00100	0.0000084	<0.00500	<0.0050	0.00021	--
2024-11-21	5	<0.0000050	0.00027	<0.0020	<0.000050	<0.0050	<0.0050	<0.000010	0.000057	0.021	<0.00010	<0.000010	<0.020	<0.00010	<0.0000040	<0.00020	0.000002	<0.00100	0.0037	<0.000020	--
2024-11-28	6	<0.0000050	<0.00010	<0.0020	<0.000050	<0.0050	<0.0050	<0.000010	<0.000040	<0.020	<0.00010	<0.000010	<0.020	<0.00010	<0.0000040	<0.00020	<0.0000010	<0.00100	0.0021	<0.000020	--
2024-12-05	7	<0.0000050	0.00038	<0.0020	<0.000050	<0.0050	<0.0050	<0.000010	<0.000040	<0.020	<0.00010	<0.000010	<0.020	<0.00010	<0.0000040	<0.00020	<0.0000010	<0.00100	0.0021	<0.000020	--
2024-12-12	8	<0.0000050	0.00013	<0.0020	<0.000050	<0.0050	<0.0050	<0.000010	<0.000040	<0.020	<0.00010	<0.000010	<0.020	<0.00010	<0.0000040	<0.00020	<0.0000010	<0.00100	0.0017	<0.000020	--
2024-12-19	9	<0.0000050	0.0003	<0.0020	<0.000050	<0.0050	<0.0050	<0.000010	0.00015	<0.020	<0.00010	<0.000010	0.022	<0.00010	<0.0000040	<0.00020	<0.0000010	<0.00100	0.0021	<0.000020	--
2024-12-26	10	<0.0000050	<0.00010	<0.0020	<0.000050	<0.0050	<0.0050	<0.000010	<0.000040	<0.020	<0.00010	<0.000010	<0.020	<0.00010	<0.0000040	<0.00020	<0.0000010	<0.00100	0.0017	<0.000020	--
2025-01-02	11	<0.0000050	<0.00010	<0.0020	<0.000050	<0.0050	<0.0050	<0.000010	<0.000040	<0.020	<0.00010	<0.000010	<0.020	<0.00010	<0.0000040	<0.00020	<0.0000010	<0.00100	0.0015	<0.000020	--
2025-01-09	12	<0.0000050	0.00012	<0.0020	<0.000050	<0.0050	<0.0050	<0.000010	<0.000040	<0.020	<0.00010	<0.000010	<0.020	<0.00010	<0.0000040	<0.00020	<0.0000010	<0.00100	0.0016	<0.000020	--
2025-01-16	13	<0.0000050	0.00033	<0.0020	<0.000050	<0.0050	<0.0050	<0.000010	<0.000040	<0.020	<0.00010	<0.000010	<0.020	<0.00010	<0.0000040	<0.00020	<0.0000010	<0.00100	0.0018	<0.000020	--
2025-01-23	14	<0.0000050	0.00016	<0.0020	<0.000050	<0.0050	<0.0050	<0.000010	<0.000040	<0.020	<0.00010	<0.000010	<0.020	<0.00010	<0.0000040	<0.00020	<0.0000010	<0.00100	0.0042	<0.000020	--
2025-01-30	15	<0.0000050	0.00016	<0.0020	<0.000050	<0.0050	<0.0050	<0.000010	<0.000040	<0.020	<0.00010	<0.000010	<0.020	<0.00010	<0.0000040	<0.00020	<0.0000010	<0.00100	0.0013	<0.000020	--
2025-02-06	16	<0.0000050	<0.00010	<0.0020	<0.000050	<0.0050	<0.0050	<0.000010	0.000047	<0.020	<0.00010	<0.000010	<0.020	<0.00010	<0.0000040	<0.00020	<0.0000010	<0.00100	<0.0010	<0.000020	--
2025-02-13	17	<0.0000050	0.00029	<0.0020	<0.000050	<0.0050	<0.0050	<0.000010	0.00022	<0.020	<0.00010	<0.000010	<0.020	<0.00010	<0.0000040	<0.00020	<0.0000010	<0.00100	0.0014	<0.000020	--
2025-02-20	18	<0.0000050	<0.00010	<0.0020	<0.000050	<0.0050	<0.0050	<0.000010	<0.000040	<0.020	<0.00010	<0.000010	<0.020	<0.00010	<0.0000040	<0.00020	<0.0000010	<0.00100	<0.0010	<0.000020	--
2025-02-27	19	<0.0000050	<0.00010	<0.0020	<0.000050	<0.0050	<0.0050	<0.000010	<0.000040	<0.020	<0.00010	<0.000010	<0.020	<0.00010	<0.0000040	<0.00020	<0.0000010	<0.00100	<0.0010	<0.000020	--
2025-03-06	20	<0.0000050	<0.00010	<0.0020	<0.000050	<0.0050	<0.0050	<0.000010	<0.000040	<0.020	<0.00010	<0.000010	<0.020	<0.00010	<0.0000040	<0.00020	<0.0000010	<0.00100	<0.0010	<0.000020	--
2025-03-13	21	<0.0000050	<0.00010	<0.0020	<0.000050	<0.0050	<0.0050	<0.000010	0.00019	<0.020	<0.00010	<0.000010	<0.020	<0.00010	<0.0000040	<0.00020	<0.0000010	<0.00100	0.0012	<0.000020	--
2025-03-20	22	<0.0000050	<0.00010	<0.0020	<0.000050	<0.0050	<0.0050	<0.000010	0.00019	<0.020	<0.00010	<0.000010	<0.020	<0.00010	<0.0000040	<0.00020	<0.0000010	<0.00100	0.0016	<0.000020	--
2025-03-27	23	<0.0000050	<0.00010	<0.0020	<0.000050	<0.0050	<0.0050	<0.000010	0.00016	<0.020	<0.00010	<0.000010	<0.020	<0.00010	<0.0000040	<0.00020	<0.0000010	<0.00100	<0.0010	<0.000020	--
2025-04-03	24	<0.0000050	<0.00010	<0.0020	<0.000050	<0.0050	<0.0050	<0.000010	<0.000040	<0.020	<0.00010	<0.000010	<0.020	<0.00010	<0.0000040	<0.00020	<0.0000010	<0.00100	0.0015	<0.000020	--
2025-04-10	25	<0.0000050	<0.00010	<0.0020	<0.000050	<0.0050	<0.0050	<0.000010	<0.000040	<0.020	<0.00010	<0.000010	<0.020	<0.00010	<0.0000040	<0.00020	<0.0000010	<0.00100	0.0014	<0.000020	--
2025-04-17	26	<0.0000050	<0.00010	0.0024	<0.000050	<0.0050	<0.0050	<0.000010	<0.000040	<0.020	<0.00010	<0.000010	0.029	<0.00010	<0.0000040	<0.00020	<0.0000010	<0.00100	0.0017	<0.000020	--
2025-04-24	27	<0.0000050	<0.00010	<0.0020	<0.000050	<0.0050	<0.0050	<0.000010	<0.000040	<0.020	<0.00010	<0.000010	<0.020	<0.00010	<0.0000040	<0.00020	<0.0000010	<0.00100	<0.0010	<0.000020	--
2025-05-01	28	<0.0000050	<0.00010	<0.0020	<0.000050	<0.0050	<0.0050	<0.000010	<0.000040	<0.020	<0.00010	<0.000010	<0.020	<0.00010	<0.0000040	<0.00020	<0.0000010	<0.00100	<0.0010	<0.000020	--
2025-05-08	29	<0.0000050	<0.00010	<0.0020	<0.000050	<0.0050	<0.0050	<0.000010	<0.000040	<0.020	<0.00010	0.000045	<0.020	<0.00010	<0.0000040	<0.00020	<0.0000010	<0.00100	<0.0010	<0.000020	--
2025-05-15	30	<0.0000050	<0.00010	<0.0020	<0.000050	<0.0050	--	<0.000010	<0.000040	<0.020	<0.00010	<0.000010	<0.020	<0.00010	<0.0000040	<0.00020	<0.0000010	<0.00100	0.0013	<0.000020	0.28
2025-05-22	31	<0.0000050	<0.00010	<0.0020	<0.000050	<0.0050	--	<0.000010	<0.000040	<0.020	<0.00010	<0.000010	<0.020	<0.00010	<0.0000040	<0.00020	<0.0000010	<0.00100	<0.0010	<0.000020	0.24
2025-05-29	32	<0.0000050	0.00013	<0.0020	<0.000050	<0.0050	--	<0.000010	<0.000040	<0.020	<0.00010	<0.000010	<0.020	<0.00010	<0.0000040	<0.00020	<0.0000010	<0.00100	0.0011	<0.000020	0.20
2025-06-05	33	<0.0000050	<0.00010	<0.0020	<0.000050	<0.0050	--	<0.000010	<0.000040	<0.020	<0.00010	<0.000010	<0.020	<0.00010	<0.0000040	<0.00020	<0.0000010	<0.00100	0.0016	<0.000020	~0.09
2025-06-12	34	<0.0000050	<0.00010	<0.0020	<0.000050	<0.0050	--	<0.000010	<0.000040	<0.020	<0.00010	<0.000010	<0.020	<0.00010	<0.0000040	<0.00020	<0.0000010	<0.00100	0.0014	<0.000020	~0.14
2025-06-19	35	<0.0000050	<0.00010	<0.0020	<0.000050	<0.0050	--	<0.000010	<0.000040	<0.020	<0.00010	<0.000010	<0.020	<0.00010	<0.0000040	<0.00020	<0.0000010	<0.00100	0.0015	<0.000020	--
2025-06-26	36	<0.0000050	<0.00010	<0.0020	<0.000050	<0.0050	--	<0.000010	<0.000040	<0.020	<0.00010	<0.000010	<0.020	<0.00010	<0.0000040	<0.00020	<0.0000010	<0.00100	0.0010	<0.000020	--
2025-07-03	37	<0.0000050	<0.00010	<0.0020	<0.000050	<0.0050	--	<0.000010	<0.000040	<0.020	<0.00010	<0.000010	<0.020	<0.00010	<0.0000040	<0.00020	<0.0000010	<0.00100	<0.0010	<0.000020	--

*ORP values corrected for reference electrode and presented as Eh.

~ : Result below the methods ML.

Table N-12: Overburden COL-6 Results

Sample Date	Week Number	Input Volume	Output Volume	pH	EC	ORP*	DO	Acidity (to pH 8.3)	Alkalinity (to pH 4.5)	Sulphate	Chloride	Fluoride	Nitrate (NO_3 as N)	Nitrite (NO_2 as N)	Dissolved Phosphorous	Hardness	Aluminum (Al)	Antimony (Sb)	Arsenic (As)	Beryllium (Be)	Boron (B)	Cadmium (Cd)	Calcium (Ca)	Chromium (Cr)
Units:	--	mL	mL	pH Units	µS/cm	mV	mg/L	mg $CaCO_3$/L	mg $CaCO_3$/L	mg/L	mg/L	mg/L	mg/L	mg/L	mg/L	mg $CaCO_3$/L	mg/L	mg/L	mg/L	mg/L	mg/L	mg/L	mg/L	mg/L
2025-04-10	0	353	86	7.0	170	365	--	27	86	13	1.4	0.11	0.23	0.063	0.02	94	0.0076	0.0003	0.0011	<0.000010	0.015	<0.0000080	21	<0.00050
2025-04-17	1	350	362	7.6	214	442	6.0	8.7	119	<0.5	0.13	0.49	0.012	<0.010	0.0097	98	0.0058	0.00033	0.00078	<0.000010	0.015	<0.0000080	21	0.0007
2025-04-24	2	350	353	7.2	145	487	3.5	20	101	1.2	0.13	0.27	0.021	<0.010	0.018	86	0.0054	0.00019	0.00079	<0.000010	0.011	<0.0000040	19	0.0014
2025-05-01	3	350	349	6.8	154	452	5.5	38	100	<0.5	<0.10	0.5	<0.010	<0.010	0.02	84	0.0075	0.00018	0.0008	<0.000010	0.0074	<0.0000040	19	0.00087
2025-05-08	4	350	348	7.1	145	448	4.9	14	84	0.72	0.13	0.25	0.016	<0.010	0.018	77	0.0080	0.00019	0.00086	<0.000010	0.0060	<0.0000020	18	0.00087
2025-05-15	5	350	352	6.9	112	487	5.9	17	76	<0.5	0.23	0.37	0.044	0.019	<0.0050	72	0.0097	0.00016	0.00081	<0.000010	<0.0020	<0.0000020	17	0.00099
2025-05-22	6	350	356	6.7	119	459	4.7	20	70	<0.5	0.15	0.22	0.025	<0.010	<0.0050	61	0.018	0.00016	0.00095	<0.000010	0.0030	<0.0000020	14	0.00059
2025-05-29	7	350	347	6.7	114	529	5.4	23	70	<0.5	0.14	0.16	0.031	<0.010	<0.0050	64	0.017	0.00016	0.0010	<0.000010	0.0023	<0.0000020	15	0.00074
2025-06-05	8	350	350	6.6	113	538	5.5	30	71	<0.5	<0.10	0.11	<0.010	<0.010	0.017	67	0.018	0.00016	0.0011	<0.000010	0.0029	<0.0000020	16	0.00072
2025-06-12	9	350	351	6.8	126	465	5.0	15	67	<0.5	<0.10	<0.10	0.013	<0.010	0.0097	64	0.019	0.00018	0.0011	<0.000010	0.0027	<0.0000020	16	0.00079
2025-06-19	10	350	346	6.7	107	461	5.4	20	64	0.77	0.11	0.12	0.048	<0.010	0.0084	61	0.019	0.00017	0.0011	<0.000010	0.0022	<0.0000020	15	0.00091
2025-06-26	11	350	350	6.6	89	481	5.6	23	62	0.78	0.12	<0.10	0.033	<0.010	<0.0050	58	0.021	0.00016	0.0012	<0.000010	0.0026	<0.0000020	14	0.00055
2025-07-03	12	350	352	6.6	104	558	5.8	25	63	<0.5	0.11	<0.10	0.020	<0.010	<0.0050	55	0.019	0.00017	0.0012	<0.000010	0.0026	0.0000022	14	0.00061

*ORP values corrected for reference electrode and presented as Eh.

~ : Result below the methods ML.

Table N-12: Overburden COL-6 Results

Sample Date	Week Number	Cobalt (Co)	Copper (Cu)	Iron (Fe)	Lead (Pb)	Magnesium (Mg)	Mercury (Hg)	Molybdenum (Mo)	Nickel (Ni)	Potassium (K)	Selenium (Se)	Silver (Ag)	Sodium (Na)	Strontium (Sr)	Thallium (Tl)	Tungsten (W)	Uranium (U)	Vanadium (V)	Zinc (Zn)	Zirconium (Zr)	Ultra Trace Mercury (Hg)
Units:	--	mg/L	mg/L	mg/L	mg/L	mg/L	ug/L	mg/L	mg/L	mg/L	mg/L	mg/L	mg/L	mg/L	mg/L	mg/L	mg/L	mg/L	mg/L	mg/L	ng/L
2025-04-10	0	0.000086	0.0055	<0.0020	<0.000050	10	<0.0050	0.03	0.00072	2.4	0.0002	<0.000010	12	0.053	<0.0000040	0.014	0.014	0.0032	0.0066	0.000043	--
2025-04-17	1	0.000022	0.0023	<0.0020	<0.000050	11	<0.0050	0.023	0.00043	2.5	0.0001	<0.000010	9.2	0.057	<0.0000040	0.017	0.022	0.0032	0.0016	0.000023	--
2025-04-24	2	0.000013	0.0014	<0.0020	<0.000050	9.4	<0.0050	0.011	0.00018	2.2	<0.00010	<0.000010	4.8	0.048	<0.0000040	0.015	0.017	0.0035	0.0013	<0.000020	--
2025-05-01	3	0.0000099	0.0012	<0.0020	<0.000050	8.8	<0.0050	0.0057	0.00013	2.1	<0.00010	<0.000010	2.7	0.046	<0.0000040	0.013	0.016	0.0035	0.0013	<0.000020	--
2025-05-08	4	0.0000084	0.0011	0.0021	<0.000050	7.6	<0.0050	0.0034	0.00017	2.0	<0.00010	<0.000010	1.8	0.043	<0.0000040	0.011	0.013	0.0038	0.0015	<0.000020	--
2025-05-15	5	0.000007	0.00096	0.0033	<0.000050	7.1	<0.0050	0.0022	0.00054	1.7	<0.00010	<0.000010	1.2	0.038	<0.0000040	0.0082	0.012	0.0034	0.0021	<0.000020	0.84
2025-05-22	6	0.0000071	0.0012	0.0067	<0.000050	6.0	<0.0050	0.0011	0.00011	1.4	<0.00010	<0.000010	0.81	0.032	<0.0000040	0.007	0.01	0.0037	0.0016	0.000023	0.75
2025-05-29	7	0.0000061	0.00084	0.0057	<0.000050	6.2	<0.0050	0.0012	0.000079	1.6	<0.00010	<0.000010	0.71	0.033	<0.0000040	0.0073	0.0092	0.0041	0.0012	0.000039	0.69
2025-06-05	8	0.0000061	0.00072	0.0057	<0.000050	6.6	<0.0050	0.0012	0.000089	1.7	<0.00010	<0.000010	0.70	0.032	<0.0000040	0.0063	0.0089	0.0046	<0.0010	0.000022	0.74
2025-06-12	9	<0.0000050	0.00099	0.0061	<0.000050	5.9	<0.0050	0.0014	0.000086	1.6	<0.00010	<0.000010	0.63	0.033	<0.0000040	0.0064	0.0084	0.0048	0.0014	<0.000020	0.65
2025-06-19	10	0.000013	0.00097	0.0069	<0.000050	5.9	<0.0050	0.00096	0.00047	1.6	<0.00010	<0.000010	0.56	0.032	<0.0000040	0.0053	0.008	0.0048	0.0017	<0.000020	--
2025-06-26	11	0.0000056	0.00070	0.0068	<0.000050	5.5	<0.0050	0.00065	0.000050	1.5	<0.00010	<0.000010	0.50	0.030	<0.0000040	0.0043	0.0074	0.0048	<0.0010	0.000042	--
2025-07-03	12	0.0000073	0.00088	0.0059	<0.000050	4.9	<0.0050	0.00064	0.000070	1.4	<0.00010	<0.000010	0.46	0.030	<0.0000040	0.0039	0.0066	0.0053	0.0011	<0.000020	--

*ORP values corrected for reference electrode and presented as Eh.

~ : Result below the methods ML.

Table N-13: Overburden COL-7 Results

Sample Date	Week Number	Input Volume	Output Volume	pH	EC	ORP*	DO	Acidity (to pH 8.3)	Alkalinity (to pH 4.5)	Sulphate	Chloride	Fluoride	Nitrate (NO_3 as N)	Nitrite (NO_2 as N)	Dissolved Phosphorous	Hardness	Aluminum (Al)	Antimony (Sb)	Arsenic (As)	Beryllium (Be)	Boron (B)	Cadmium (Cd)	Calcium (Ca)	Chromium (Cr)
Units:	--	mL	mL	pH Units	µS/cm	mV	mg/L	mg $CaCO_3$/L	mg $CaCO_3$/L	mg/L	mg/L	mg/L	mg/L	mg/L	mg/L	mg $CaCO_3$/L	mg/L	mg/L	mg/L	mg/L	mg/L	mg/L	mg/L	mg/L
2025-04-10	0	318	119	6.4	38	357	--	13	12	1.9	1.5	<0.10	0.24	<0.010	0.015	14	0.12	0.000098	<0.000600	0.000012	0.014	0.0000095	4.4	<0.00050
2025-04-17	1	350	345	6.6	32	422	5.6	6.7	15	0.87	0.19	0.54	0.019	<0.010	0.008	7.8	0.17	0.00011	0.00049	0.000019	0.011	0.000005	2.3	<0.00050
2025-04-24	2	350	343	6.4	15	464	3.6	6.6	8.6	1.5	0.15	0.35	0.017	<0.010	0.026	3.9	0.036	0.000093	0.00045	0.000011	0.0041	<0.0000020	1.2	0.00075
2025-05-01	3	350	348	6.2	15	436	4.5	12	9.6	<0.5	<0.10	0.46	<0.010	<0.010	0.018	4.1	0.06	0.000064	0.00038	0.000012	0.003	<0.0000020	1.2	<0.00050
2025-05-08	4	350	343	6.4	13	421	4.9	4.5	6.9	0.56	<0.10	0.3	0.016	<0.010	0.017	3.3	0.056	0.000053	0.00036	<0.000010	0.0026	<0.0000020	0.98	<0.00050
2025-05-15	5	350	348	6.3	10	470	5.8	4.6	5.9	0.7	0.13	<0.10	0.029	<0.010	0.0059	3.1	0.073	<0.000050	0.00024	<0.000010	<0.0020	<0.0000020	0.9	0.00086
2025-05-22	6	350	343	6.3	8.6	435	5.0	5.0	6.3	0.68	<0.10	0.18	<0.010	<0.010	<0.0050	2.2	0.052	<0.000050	0.00024	<0.000010	<0.0020	<0.0000020	0.65	<0.00050
2025-05-29	7	350	342	6.4	9.1	519	5.3	4.9	7.0	2.0	<0.10	0.15	<0.010	<0.010	<0.0050	2.7	0.063	0.000056	0.00024	<0.000010	<0.0020	<0.0000020	0.8	<0.00050
2025-06-05	8	350	352	6.0	8.1	547	5.4	5.8	6.7	0.52	<0.10	<0.10	<0.010	<0.010	0.017	2.7	0.053	<0.000050	0.00021	<0.000010	0.002	<0.0000020	0.8	<0.00050
2025-06-12	9	350	343	6.5	9.3	456	5.5	4.3	6.0	<0.5	<0.10	<0.10	<0.010	<0.010	0.0082	2.3	0.036	0.000053	0.00021	<0.000010	<0.0020	<0.0000020	0.69	<0.00050
2025-06-19	10	350	351	6.4	7.4	445	5.2	5.6	5.3	0.79	0.24	<0.10	0.049	<0.010	<0.0050	2.1	0.044	<0.000050	0.00021	<0.000010	<0.0020	<0.0000020	0.63	<0.00050
2025-06-26	11	350	345	6.4	6.0	490	5.5	4.8	4.3	<0.5	0.36	<0.10	0.087	<0.010	<0.0050	1.8	0.036	<0.000050	0.00021	<0.000010	<0.0020	<0.0000020	0.54	<0.00050
2025-07-03	12	350	349	6.3	6.4	549	5.0	5.1	5.3	<0.5	<0.10	<0.10	<0.010	<0.010	<0.0050	1.5	0.037	<0.000050	0.000202	<0.000010	<0.0020	<0.0000020	0.46	<0.00050

*ORP values corrected for reference electrode and presented as Eh.

~ : Result below the methods ML.

Table N-13: Overburden COL-7 Results

Sample Date	Week Number	Cobalt (Co)	Copper (Cu)	Iron (Fe)	Lead (Pb)	Magnesium (Mg)	Mercury (Hg)	Molybdenum (Mo)	Nickel (Ni)	Potassium (K)	Selenium (Se)	Silver (Ag)	Sodium (Na)	Strontium (Sr)	Thallium (Tl)	Tungsten (W)	Uranium (U)	Vanadium (V)	Zinc (Zn)	Zirconium (Zr)	Ultra Trace Mercury (Hg)
Units:	--	mg/L	mg/L	mg/L	mg/L	mg/L	ug/L	mg/L	mg/L	mg/L	mg/L	mg/L	mg/L	mg/L	mg/L	mg/L	mg/L	mg/L	mg/L	mg/L	ng/L
2025-04-10	0	0.00029	0.015	0.093	0.000097	0.82	<0.0050	0.0044	0.002	1.6	<0.00010	<0.000010	4.3	0.029	0.000013	0.0018	0.00031	<0.00100	0.023	0.00025	--
2025-04-17	1	0.00018	0.0065	0.083	0.00011	0.50	0.0072	0.0038	0.0013	1.2	<0.00010	<0.000010	3.0	0.017	0.0000078	0.0011	0.00029	0.0010	0.0043	0.00024	--
2025-04-24	2	0.000084	0.0045	0.021	<0.000050	0.24	<0.0050	0.0023	0.0004	0.87	<0.00010	<0.000010	1.4	0.0083	0.0000047	0.0012	0.0002	<0.00100	0.0021	0.000061	--
2025-05-01	3	0.000077	0.0036	0.035	<0.000050	0.24	<0.0050	0.0014	0.00033	0.87	<0.00010	<0.000010	0.99	0.0085	0.0000043	0.001	0.00017	<0.00100	0.0023	0.000089	--
2025-05-08	4	0.000062	0.003	0.041	0.000054	0.21	<0.0050	0.00099	0.00029	0.84	<0.00010	<0.000010	0.69	0.0076	0.0000065	0.00097	0.00013	<0.00100	0.0017	0.000081	--
2025-05-15	5	0.000053	0.0028	0.053	0.000079	0.20	<0.0050	0.00071	0.00029	0.76	<0.00010	<0.000010	0.5	0.007	<0.0000040	0.00074	0.00011	<0.00100	0.0024	0.00010	1.5
2025-05-22	6	0.000038	0.0023	0.038	0.000051	0.14	<0.0050	0.00046	0.00021	0.66	<0.00010	<0.000010	0.34	0.005	<0.0000040	0.0007	0.000098	<0.00100	0.0020	0.000079	1.5
2025-05-29	7	0.000033	0.0022	0.045	<0.000050	0.16	<0.0050	0.00046	0.00023	0.69	<0.00010	<0.000010	0.32	0.0054	<0.0000040	0.0007	0.000092	<0.00100	0.0017	0.000080	1.4
2025-06-05	8	0.000026	0.0018	0.034	<0.000050	0.18	<0.0050	0.00045	0.00019	0.77	<0.00010	<0.000010	0.35	0.0052	0.0000051	0.00061	0.000082	<0.00100	0.0015	0.000064	1.2
2025-06-12	9	0.000018	0.0015	0.02	<0.000050	0.15	<0.0050	0.00051	0.00015	0.67	<0.00010	<0.000010	0.29	0.0053	0.0000045	0.00071	0.000073	<0.00100	0.0016	0.000058	1.1
2025-06-19	10	0.000024	0.0015	0.028	<0.000050	0.13	<0.0050	0.00042	0.00022	0.64	<0.00010	<0.000010	0.24	0.0046	<0.0000040	0.00062	0.000081	<0.00100	0.0015	0.000056	--
2025-06-26	11	0.000014	0.0013	0.021	<0.000050	0.12	<0.0050	0.000306	0.00012	0.59	<0.00010	<0.000010	0.21	0.0040	<0.0000040	0.00055	0.000071	<0.00100	<0.0010	0.000055	--
2025-07-03	12	0.000015	0.0013	0.021	<0.000050	0.098	<0.0050	0.000278	0.00014	0.52	<0.00010	<0.000010	0.20	0.0038	0.0000049	0.00059	0.000063	<0.00100	0.0015	0.000056	--

*ORP values corrected for reference electrode and presented as Eh.

~ : Result below the methods ML.

Table N-14: Overburden COL-8 Results

Sample Date	Week Number	Input Volume	Output Volume	pH	EC	ORP*	DO	Acidity (to pH 8.3)	Alkalinity (to pH 4.5)	Sulphate	Chloride	Fluoride	Nitrate (NO_3 as N)	Nitrite (NO_2 as N)	Dissolved Phosphorous	Hardness	Aluminum (Al)	Antimony (Sb)	Arsenic (As)	Beryllium (Be)	Boron (B)	Cadmium (Cd)	Calcium (Ca)	Chromium (Cr)
Units:	--	mL	mL	pH Units	µS/cm	mV	mg/L	mg $CaCO_3$/L	mg $CaCO_3$/L	mg/L	mg/L	mg/L	mg/L	mg/L	mg/L	mg $CaCO_3$/L	mg/L	mg/L	mg/L	mg/L	mg/L	mg/L	mg/L	mg/L
2025-04-10	0	346	125	7.0	155	367	--	26	78	1.5	1.0	<0.10	0.18	0.05	0.056	98	0.042	0.0002	0.00064	<0.000010	0.018	0.0000076	24	0.00059
2025-04-17	1	350	346	7.6	187	428	4.9	8.7	107	<0.5	0.13	0.23	0.03	<0.010	0.0096	92	0.0043	0.00021	0.00055	<0.000010	0.026	0.0000036	21	<0.00050
2025-04-24	2	350	348	7.2	138	482	4.4	21	100	1.5	<0.10	0.24	<0.010	<0.010	0.045	83	0.023	0.00016	0.00056	<0.000010	0.021	<0.0000020	20	0.00065
2025-05-01	3	350	348	6.7	139	464	4.7	34	87	<0.5	<0.10	0.24	0.099	<0.010	0.019	74	0.073	0.00016	0.00058	<0.000010	0.014	0.0000024	18	0.00056
2025-05-08	4	350	335	7.1	133	444	4.7	14	79	0.86	<0.10	0.16	<0.010	<0.010	0.034	73	0.027	0.00015	0.00066	<0.000010	0.013	<0.0000020	18	<0.00050
2025-05-15	5	350	332	6.9	110	483	5.7	17	74	<0.5	0.14	0.36	<0.010	0.016	0.0058	70	0.034	0.00016	0.00064	<0.000010	0.0072	<0.0000020	17	0.00057
2025-05-22	6	350	364	6.8	118	460	5.2	20	71	1.0	<0.10	0.2	0.018	<0.010	<0.0050	64	0.12	0.00010	0.00060	<0.000010	0.0082	0.0000024	16	0.00068
2025-05-29	7	350	367	6.7	106	471	6.0	23	66	<0.5	0.11	0.18	0.022	<0.010	0.027	61	0.49	0.00012	0.00061	0.000016	0.0065	0.0000020	14	0.0013
2025-06-05	8	350	281	6.8	115	457	6.1	18	70	0.53	0.98	0.19	0.025	<0.010	<0.0050	66	0.027	0.00024	0.00043	<0.000010	0.0074	<0.0000020	16	0.0008

*ORP values corrected for reference electrode and presented as Eh.

~ : Result below the methods ML.

Table N-14: Overburden COL-8 Results

Sample Date	Week Number	Cobalt (Co)	Copper (Cu)	Iron (Fe)	Lead (Pb)	Magnesium (Mg)	Mercury (Hg)	Molybdenum (Mo)	Nickel (Ni)	Potassium (K)	Selenium (Se)	Silver (Ag)	Sodium (Na)	Strontium (Sr)	Thallium (Tl)	Tungsten (W)	Uranium (U)	Vanadium (V)	Zinc (Zn)	Zirconium (Zr)	Ultra Trace Mercury (Hg)
Units:	--	mg/L	mg/L	mg/L	mg/L	mg/L	ug/L	mg/L	mg/L	mg/L	mg/L	mg/L	mg/L	mg/L	mg/L	mg/L	mg/L	mg/L	mg/L	mg/L	ng/L
2025-04-10	0	0.00004	0.0028	0.022	<0.000050	9.3	<0.0050	0.003	0.00054	2.8	0.00021	<0.000010	6.2	0.034	<0.0000040	0.00059	0.00012	0.002	0.0019	0.00008	--
2025-04-17	1	0.000011	0.0015	0.0021	<0.000050	9.4	<0.0050	0.003	0.00037	2.1	<0.00010	<0.000010	5.8	0.031	<0.0000040	0.00068	0.0002	0.0027	0.0013	<0.000020	--
2025-04-24	2	0.000015	0.00091	0.016	<0.000050	8.1	<0.0050	0.0029	0.00031	1.7	<0.00010	<0.000010	4.2	0.027	<0.0000040	0.00056	0.00016	0.0029	<0.0010	0.000055	--
2025-05-01	3	0.000018	0.001	0.044	<0.000050	7.2	<0.0050	0.0019	0.00031	1.5	<0.00010	<0.000010	2.5	0.024	<0.0000040	0.00045	0.00011	0.0029	0.0031	0.00014	--
2025-05-08	4	0.0000064	0.00075	0.015	<0.000050	6.9	<0.0050	0.0017	0.0003	1.5	<0.00010	<0.000010	2.2	0.024	<0.0000040	0.0005	0.000095	0.0033	<0.0010	0.000044	--
2025-05-15	5	0.000010	0.0014	0.019	<0.000050	6.7	<0.0050	0.0013	0.00029	1.2	<0.00010	<0.000010	1.8	0.022	<0.0000040	0.00046	0.000089	0.0028	0.0017	0.000041	1.0
2025-05-22	6	0.000045	0.00089	0.11	0.000074	6.2	<0.0050	0.0011	0.00039	1.1	<0.00010	<0.000010	1.3	0.02	<0.0000040	0.00033	0.000082	0.0028	0.0017	0.00024	1.0
2025-05-29	7	0.00014	0.0015	0.41	0.00016	6.1	<0.0050	0.00096	0.00067	1.2	<0.00010	<0.000010	1.1	0.019	0.0000044	0.00021	0.000084	0.0035	0.0022	0.00088	0.98
2025-06-05	8	0.000011	0.00089	0.011	<0.000050	6.7	<0.0050	0.0011	0.0002	0.97	<0.00010	<0.000010	1.0	0.021	<0.0000040	0.00037	0.00009	0.0021	<0.0010	0.00004	1.1

*ORP values corrected for reference electrode and presented as Eh.

~ : Result below the methods ML.

Table N-15: Overburden COL-9 Results

Sample Date	Week Number	Input Volume	Output Volume	pH	EC	ORP*	DO	Acidity (to pH 8.3)	Alkalinity (to pH 4.5)	Sulphate	Chloride	Fluoride	Nitrate (NO_3 as N)	Nitrite (NO_2 as N)	Dissolved Phosphorous	Hardness	Aluminum (Al)	Antimony (Sb)	Arsenic (As)	Beryllium (Be)	Boron (B)	Cadmium (Cd)	Calcium (Ca)	Chromium (Cr)
Units:	--	mL	mL	pH Units	µS/cm	mV	mg/L	mg $CaCO_3$/L	mg $CaCO_3$/L	mg/L	mg/L	mg/L	mg/L	mg/L	mg/L	mg $CaCO_3$/L	mg/L	mg/L	mg/L	mg/L	mg/L	mg/L	mg/L	mg/L
2025-04-10	0	224	79	6.4	24	356	--	10	11	1.4	0.69	0.25	0.034	<0.010	0.013	11	0.049	0.00021	<0.000900	0.000013	0.0057	<0.0000020	3.5	<0.00050
2025-04-17	1	350	353	6.6	37	413	5.7	8.4	18	<0.5	0.12	0.24	0.012	<0.010	<0.0050	15	0.047	0.00015	0.00045	<0.000010	0.0052	<0.0000020	4.8	<0.00050
2025-04-24	2	350	346	6.4	15	464	3.2	8.7	9.3	1.8	<0.10	0.26	<0.010	<0.010	0.0099	6.9	0.039	0.00014	<0.000450	<0.000010	0.0029	<0.0000020	2.2	0.00053
2025-05-01	3	350	355	6.2	14	449	5.2	9.9	9.5	<0.5	<0.10	0.19	<0.010	<0.010	0.010	5.5	0.077	0.00012	<0.000350	<0.000010	0.0021	<0.0000020	1.8	0.00051
2025-05-08	4	350	342	6.4	11	417	4.7	4.5	6.2	1.1	<0.10	0.15	<0.010	<0.010	0.0087	4.4	0.055	0.00013	0.00034	<0.000010	<0.0020	<0.0000020	1.4	0.0006
2025-05-15	5	350	349	6.4	8.1	481	5.3	4.3	6.0	0.68	<0.10	0.16	<0.010	0.018	<0.0050	3.5	0.062	0.00011	0.00028	<0.000010	<0.0020	<0.0000020	1.2	0.00065
2025-05-22	6	350	354	6.3	7.2	424	5.0	4.5	4.5	0.84	<0.10	<0.10	<0.010	<0.010	<0.0050	2.1	0.049	0.000083	0.00029	<0.000010	<0.0020	<0.0000020	0.67	<0.00050
2025-05-29	7	350	349	6.4	8.0	522	5.1	5.5	6.2	1.5	<0.10	<0.10	<0.010	<0.010	<0.0050	3.0	0.047	0.000097	0.00023	<0.000010	<0.0020	<0.0000020	0.98	0.00056
2025-06-05	8	350	351	6.2	7.9	551	5.2	5.4	5.7	<0.5	<0.10	<0.10	0.022	<0.010	0.011	3.0	0.058	0.000081	0.00021	<0.000010	<0.0020	<0.0000020	0.93	<0.00050
2025-06-12	9	350	356	6.4	8.7	465	4.6	4.4	4.7	<0.5	<0.10	<0.10	<0.010	<0.010	<0.0050	3.1	0.077	0.000081	0.00022	<0.000010	<0.0020	<0.0000020	1.0	<0.00050
2025-06-19	10	350	348	6.3	7.7	459	5.7	4.0	4.8	0.74	0.13	<0.10	<0.010	<0.010	<0.0050	2.9	0.075	0.000081	0.00022	<0.000010	<0.0020	<0.0000020	0.92	<0.00050
2025-06-26	11	350	357	6.2	6.4	494	5.2	4.1	5.4	<0.5	<0.10	<0.10	0.014	<0.010	<0.0050	2.4	0.078	0.000069	0.00024	<0.000010	<0.0020	<0.0000020	0.74	<0.00050
2025-07-03	12	350	342	6.1	6.0	556	5.7	3.9	4.0	<0.5	<0.10	<0.10	<0.010	<0.010	<0.0050	1.7	0.067	0.000058	0.00022	<0.000010	<0.0020	<0.0000020	0.54	0.00051

*ORP values corrected for reference electrode and presented as Eh.
~ : Result below the methods ML.

Table N-15: Overburden COL-9 Results

Sample Date	Week Number	Cobalt (Co)	Copper (Cu)	Iron (Fe)	Lead (Pb)	Magnesium (Mg)	Mercury (Hg)	Molybdenum (Mo)	Nickel (Ni)	Potassium (K)	Selenium (Se)	Silver (Ag)	Sodium (Na)	Strontium (Sr)	Thallium (Tl)	Tungsten (W)	Uranium (U)	Vanadium (V)	Zinc (Zn)	Zirconium (Zr)	Ultra Trace Mercury (Hg)
Units:	--	mg/L	mg/L	mg/L	mg/L	mg/L	ug/L	mg/L	mg/L	mg/L	mg/L	mg/L	mg/L	mg/L	mg/L	mg/L	mg/L	mg/L	mg/L	mg/L	ng/L
2025-04-10	0	0.00014	0.0072	0.044	<0.000050	0.5	<0.0050	0.00081	0.00060	0.65	0.00013	<0.000010	2.1	0.012	<0.0000040	0.00055	0.00042	0.001	0.0026	0.00055	--
2025-04-17	1	0.000060	0.0036	0.036	<0.000050	0.63	<0.0050	0.00061	0.00059	0.91	<0.00010	<0.000010	1.1	0.017	<0.0000040	0.00029	0.00018	<0.00100	0.0016	0.00025	--
2025-04-24	2	0.000037	0.0027	0.029	<0.000050	0.33	<0.0050	0.00047	0.00031	0.85	<0.00010	<0.000010	0.47	0.0083	<0.0000040	0.00027	0.00017	<0.00100	0.0013	0.00019	--
2025-05-01	3	0.000042	0.0025	0.057	<0.000050	0.26	<0.0050	0.00031	0.00029	0.78	<0.00010	<0.000010	0.26	0.0066	<0.0000040	0.00028	0.00014	<0.00100	0.0015	0.00020	--
2025-05-08	4	0.000039	0.0021	0.048	<0.000050	0.19	<0.0050	0.00025	0.00021	0.74	<0.00010	<0.000010	0.21	0.0052	<0.0000040	0.00027	0.00011	<0.00100	0.0017	0.00018	--
2025-05-15	5	0.000040	0.0016	0.054	0.000081	0.16	<0.0050	0.00017	0.00020	0.61	<0.00010	<0.000010	0.16	0.0040	<0.0000040	0.00020	0.000087	<0.00100	0.0016	0.00012	0.79
2025-05-22	6	0.000038	0.0016	0.064	0.000054	0.11	<0.0050	0.00011	0.00018	0.53	<0.00010	<0.000010	0.12	0.0030	<0.0000040	<0.00020	0.000078	<0.00100	0.0010	0.00011	0.63
2025-05-29	7	0.000029	0.0014	0.045	<0.000050	0.14	<0.0050	0.00012	0.00014	0.61	<0.00010	<0.000010	0.12	0.0036	<0.0000040	<0.00020	0.000079	<0.00100	0.0013	0.00010	0.79
2025-06-05	8	0.000026	0.0012	0.046	<0.000050	0.16	<0.0050	0.000088	0.00013	0.66	<0.00010	<0.000010	0.14	0.0036	<0.0000040	<0.00020	0.000066	<0.00100	<0.0010	0.00010	0.67
2025-06-12	9	0.000030	0.0012	0.057	0.000064	0.14	<0.0050	0.000092	0.00019	0.62	<0.00010	<0.000010	0.13	0.0039	<0.0000040	<0.00020	0.000069	<0.00100	0.0012	0.00013	0.77
2025-06-19	10	0.000033	0.00099	0.063	0.000064	0.14	<0.0050	0.000081	0.00021	0.61	<0.00010	<0.000010	0.12	0.0036	<0.0000040	<0.00020	0.000072	<0.00100	0.0012	0.00012	--
2025-06-26	11	0.000035	0.0011	0.066	0.000061	0.12	<0.0050	0.000063	0.00014	0.533	<0.00010	<0.000010	0.12	0.0030	<0.0000040	<0.00020	0.000070	<0.00100	0.0010	0.00012	--
2025-07-03	12	0.000037	0.00093	0.060	0.000064	0.090	<0.0050	0.000060	0.00010	0.433	<0.00010	<0.000010	0.10	0.0025	<0.0000040	<0.00020	0.000056	<0.00100	0.0014	0.00010	--

*ORP values corrected for reference electrode and presented as Eh.

~ : Result below the methods ML.

Table N-16: Overburden COL-10 Results

Sample Date	Week Number	Input Volume	Output Volume	pH	EC	ORP*	DO	Acidity (to pH 8.3)	Alkalinity (to pH 4.5)	Sulphate	Chloride	Fluoride	Nitrate (NO_3 as N)	Nitrite (NO_2 as N)	Dissolved Phosphorous	Hardness	Aluminum (Al)	Antimony (Sb)	Arsenic (As)	Beryllium (Be)	Boron (B)	Cadmium (Cd)	Calcium (Ca)	Chromium (Cr)
Units:	--	mL	mL	pH Units	µS/cm	mV	mg/L	mg $CaCO_3$/L	mg $CaCO_3$/L	mg/L	mg/L	mg/L	mg/L	mg/L	mg/L	mg $CaCO_3$/L	mg/L	mg/L	mg/L	mg/L	mg/L	mg/L	mg/L	mg/L
2025-04-10	0	439	115	7.1	194	322	--	27	110	14	1.2	0.17	0.11	0.12	0.061	117	0.0038	0.00036	0.00070	<0.000010	0.021	<0.0000180	32	<0.00050
2025-04-17	1	350	352	7.8	243	427	5.8	7.9	141	1.6	0.14	0.55	<0.010	<0.010	0.0096	114	0.0044	0.00026	0.00053	<0.000010	0.032	<0.0000180	30	<0.00050
2025-04-24	2	350	355	7.4	177	487	3.7	20	127	1.6	0.19	0.89	0.026	<0.010	0.036	95	0.0036	0.00017	0.00047	<0.000010	0.03	<0.0000180	25	0.00052
2025-05-01	3	350	356	7.0	200	467	4.6	37	129	1.0	<0.10	0.79	<0.010	<0.010	0.031	102	0.013	0.00017	0.00045	<0.000010	0.027	<0.0000140	28	<0.00050
2025-05-08	4	350	349	7.4	188	448	4.7	12	113	1.3	<0.10	<0.10	<0.010	<0.010	0.044	97	0.0095	0.00013	0.00043	<0.000010	0.023	<0.0000100	26	<0.00050
2025-05-15	5	350	355	7.2	154	486	5.6	15	105	0.70	<0.10	0.76	<0.010	<0.010	0.0098	96	0.0065	0.00011	0.00037	<0.000010	0.014	<0.0000080	27	<0.00050
2025-05-22	6	350	354	7.0	169	456	5.3	19	101	0.90	<0.10	0.93	<0.010	<0.010	<0.0050	90	0.012	0.00011	0.00036	<0.000010	0.016	0.0000077	24	<0.00050
2025-05-29	7	350	345	7.0	175	519	6.2	23	106	<0.5	0.11	0.80	<0.100	<0.010	0.026	99	0.062	0.00013	0.00037	<0.000010	0.015	0.0000093	27	0.00059
2025-06-05	8	350	354	6.8	167	539	5.2	34	101	2.0	<0.10	0.61	0.015	<0.010	0.028	100	0.0062	0.00010	0.00037	<0.000010	0.013	0.0000058	27	<0.00050
2025-06-12	9	350	347	7.1	186	479	5.6	13	99	0.71	<0.10	0.54	0.047	<0.010	0.015	95	0.0088	0.00012	0.00038	<0.000010	0.012	0.0000067	27	<0.00050
2025-06-19	10	350	344	6.9	154	472	5.8	20	97	0.84	<0.10	0.80	0.015	<0.010	<0.0050	94	0.0057	0.00010	0.00032	<0.000010	0.011	0.0000048	26	0.00067
2025-06-26	11	350	358	6.8	139	492	5.3	24	93	<0.5	0.13	0.71	0.040	<0.010	<0.0050	91	0.0058	0.000092	0.00036	<0.000010	0.0101	0.0000054	25	<0.00050
2025-07-03	12	350	351	6.8	144	551	5.0	28	89	0.65	<0.10	0.40	<0.010	<0.010	<0.0050	80	0.0072	0.00012	0.00037	<0.000010	0.0097	0.0000029	23	0.00057

*ORP values corrected for reference electrode and presented as Eh.
~ : Result below the methods ML.

Table N-16: Overburden COL-10 Results

Sample Date	Week Number	Cobalt (Co)	Copper (Cu)	Iron (Fe)	Lead (Pb)	Magnesium (Mg)	Mercury (Hg)	Molybdenum (Mo)	Nickel (Ni)	Potassium (K)	Selenium (Se)	Silver (Ag)	Sodium (Na)	Strontium (Sr)	Thallium (Tl)	Tungsten (W)	Uranium (U)	Vanadium (V)	Zinc (Zn)	Zirconium (Zr)	Ultra Trace Mercury (Hg)
Units:	--	mg/L	mg/L	mg/L	mg/L	mg/L	ug/L	mg/L	mg/L	mg/L	mg/L	mg/L	mg/L	mg/L	mg/L	mg/L	mg/L	mg/L	mg/L	mg/L	ng/L
2025-04-10	0	0.00019	0.013	<0.0020	<0.000050	9.2	<0.0050	0.039	0.0017	4.3	0.036	<0.000010	14	0.066	<0.0000040	0.0011	0.0043	0.0017	0.0021	0.000077	--
2025-04-17	1	0.00010	0.0084	<0.0020	<0.000050	9.7	<0.0050	0.034	0.0014	2.9	0.0038	<0.000010	12	0.067	<0.0000040	0.001	0.0057	0.0019	0.001	0.000052	--
2025-04-24	2	0.000075	0.0067	<0.0020	<0.000050	8.0	<0.0050	0.029	0.0011	2.3	0.0023	<0.000010	9.3	0.056	<0.0000040	0.0008	0.0041	0.0021	0.0013	0.000021	--
2025-05-01	3	0.000078	0.0061	0.0040	<0.000050	8.1	<0.0050	0.023	0.00092	2.4	0.0024	<0.000010	7.9	0.058	<0.0000040	0.0008	0.0038	0.002	0.0014	0.000027	--
2025-05-08	4	0.000074	0.0054	0.0039	<0.000050	7.5	<0.0050	0.018	0.00091	2.3	0.0023	<0.000010	6.4	0.058	<0.0000040	0.00072	0.003	0.0022	0.0011	0.000021	--
2025-05-15	5	0.000051	0.0046	0.0024	<0.000050	7.3	<0.0050	0.012	0.00067	2.0	0.0022	<0.000010	4.9	0.052	<0.0000040	0.00054	0.0029	0.002	0.0013	<0.000020	0.46
2025-05-22	6	0.000048	0.0043	0.0052	<0.000050	6.9	<0.0050	0.0080	0.00069	2.0	0.0021	<0.000010	3.6	0.05	<0.0000040	0.00045	0.0025	0.002	0.001	<0.000020	0.49
2025-05-29	7	0.000076	0.0044	0.051	<0.000050	7.6	<0.0050	0.0060	0.00075	2.2	0.0024	<0.000010	3.1	0.053	<0.0000040	0.00049	0.0025	0.0024	0.001	0.00006	0.51
2025-06-05	8	0.000033	0.0039	<0.0020	<0.000050	7.9	<0.0050	0.0042	0.00056	2.2	0.0024	<0.000010	2.5	0.049	<0.0000040	0.00047	0.0023	0.0023	<0.0010	<0.000020	0.34
2025-06-12	9	0.000038	0.0042	<0.0020	<0.000050	6.8	<0.0050	0.0036	0.00059	1.9	0.0036	<0.000010	2.0	0.053	<0.0000040	0.00049	0.0023	0.0023	0.0017	0.000021	0.40
2025-06-19	10	0.000035	0.0035	<0.0020	<0.000050	7.2	<0.0050	0.0030	0.00061	2.0	0.0027	<0.000010	1.6	0.050	<0.0000040	0.00041	0.0022	0.0023	0.0015	<0.000020	--
2025-06-26	11	0.000029	0.0031	<0.0020	<0.000050	6.9	<0.0050	0.0024	0.00047	1.9	0.0023	<0.000010	1.4	0.049	<0.0000040	0.00039	0.0020	0.0023	<0.0010	<0.000020	--
2025-07-03	12	0.000028	0.0032	<0.0020	<0.000050	5.5	<0.0050	0.0020	0.00045	1.6	0.0025	<0.000010	1.2	0.044	<0.0000040	0.00049	0.0016	0.0025	0.0013	<0.000020	--

*ORP values corrected for reference electrode and presented as Eh.
~ : Result below the methods ML.

Table N-17: Overburden COL-11 Results

Sample Date	Week Number	Input Volume	Output Volume	pH	EC	ORP*	DO	Acidity (to pH 8.3)	Alkalinity (to pH 4.5)	Sulphate	Chloride	Fluoride	Nitrate (NO_3 as N)	Nitrite (NO_2 as N)	Dissolved Phosphorous	Hardness	Aluminum (Al)	Antimony (Sb)	Arsenic (As)	Beryllium (Be)	Boron (B)	Cadmium (Cd)	Calcium (Ca)	Chromium (Cr)
Units:	--	mL	mL	pH Units	µS/cm	mV	mg/L	mg $CaCO_3$/L	mg $CaCO_3$/L	mg/L	mg/L	mg/L	mg/L	mg/L	mg/L	mg $CaCO_3$/L	mg/L	mg/L	mg/L	mg/L	mg/L	mg/L	mg/L	mg/L
2025-04-10	0	350	350	6.0	1.4	417	--	4.4	2.5	<0.5	<0.10	0.16	<0.010	<0.010	<0.0050	<0.125	<0.0010	<0.000050	<0.000050	<0.000010	<0.0020	<0.0000020	<0.050	<0.00050
2025-04-17	1	350	334	6.1	1.7	388	3.6	3.4	1.5	<0.5	<0.10	0.11	<0.010	<0.010	<0.0050	<0.125	<0.0010	<0.000050	<0.000050	<0.000010	<0.0020	<0.0000020	<0.050	<0.00050
2025-04-24	2	350	345	5.7	1.2	467	3.6	4.3	2.6	1.1	<0.10	0.2	<0.010	<0.010	<0.0050	<0.125	<0.0010	<0.000050	<0.000050	<0.000010	<0.0020	<0.0000020	<0.050	<0.00050
2025-05-01	3	350	345	5.3	1.3	453	4.7	4.7	3.3	<0.5	<0.10	<0.10	<0.010	<0.010	<0.0050	<0.125	<0.0010	<0.000050	<0.000050	<0.000010	<0.0020	<0.0000020	<0.050	<0.00050
2025-05-08	4	350	351	5.4	1.1	423	4.7	4.2	4.8	<0.5	<0.10	0.26	<0.010	<0.010	<0.0050	<0.125	<0.0010	<0.000050	<0.000050	<0.000010	<0.0020	<0.0000020	<0.050	<0.00050
2025-05-15	5	350	348	5.7	1.3	546	5.0	3.3	1.6	<0.5	<0.10	0.15	0.016	<0.010	<0.0050	<0.125	<0.0010	0.000076	<0.000050	<0.000010	<0.0020	<0.0000020	<0.050	<0.00050
2025-05-22	6	350	349	5.7	1.3	467	4.7	3.1	2.1	<0.5	<0.10	<0.10	<0.010	<0.010	<0.0050	<0.125	<0.0010	<0.000050	<0.000050	<0.000010	<0.0020	<0.0000020	<0.050	<0.00050
2025-05-29	7	350	340	5.9	1.4	516	4.9	3.5	1.6	<0.5	<0.10	<0.10	<0.010	<0.010	<0.0050	<0.125	<0.0010	<0.000050	<0.000050	<0.000010	<0.0020	<0.0000020	<0.050	<0.00050
2025-06-05	8	350	345	5.5	1.3	587	4.6	3.7	4.1	<0.5	<0.10	<0.10	<0.010	<0.010	0.081	<0.125	<0.0010	<0.000050	<0.000050	<0.000010	<0.0020	<0.0000020	<0.050	<0.00050
2025-06-12	9	350	346	6.0	1.4	502	4.5	2.6	2.2	<0.5	<0.10	<0.10	<0.010	<0.010	<0.0050	<0.125	<0.0010	<0.000050	<0.000050	<0.000010	<0.0020	<0.0000020	<0.050	<0.00050
2025-06-19	10	350	349	5.7	2.0	467	4.5	3.1	1.1	<0.5	<0.10	<0.10	<0.010	<0.010	<0.0050	<0.125	<0.0010	<0.000050	<0.000050	<0.000010	<0.0020	<0.0000020	<0.050	<0.00050
2025-06-26	11	350	358	5.9	1.3	502	4.40	3.8	1.9	<0.5	<0.10	<0.10	0.010	<0.010	<0.0050	<0.125	<0.0010	<0.000050	<0.000050	<0.000010	<0.0020	<0.0000020	<0.050	<0.00050
2025-07-03	12	350	346	5.6	1.4	552	4.18	3.7	1.8	<0.5	<0.10	<0.10	<0.010	<0.010	<0.0050	<0.125	<0.0010	<0.000050	<0.000050	<0.000010	<0.0020	<0.0000020	<0.050	<0.00050

*ORP values corrected for reference electrode and presented as Eh.
~ : Result below the methods ML.

Table N-17: Overburden COL-11 Results

Sample Date	Week Number	Cobalt (Co)	Copper (Cu)	Iron (Fe)	Lead (Pb)	Magnesium (Mg)	Mercury (Hg)	Molybdenum (Mo)	Nickel (Ni)	Potassium (K)	Selenium (Se)	Silver (Ag)	Sodium (Na)	Strontium (Sr)	Thallium (Tl)	Tungsten (W)	Uranium (U)	Vanadium (V)	Zinc (Zn)	Zirconium (Zr)	Ultra Trace Mercury (Hg)
Units:	--	mg/L	mg/L	mg/L	mg/L	mg/L	ug/L	mg/L	mg/L	mg/L	mg/L	mg/L	mg/L	mg/L	mg/L	mg/L	mg/L	mg/L	mg/L	mg/L	ng/L
2025-04-10	0	<0.0000050	<0.00010	<0.0020	<0.000050	<0.0050	<0.0050	<0.000010	0.00011	<0.020	<0.00010	<0.000010	<0.020	<0.00010	<0.0000040	<0.00020	<0.0000010	<0.00100	<0.0010	<0.000020	--
2025-04-17	1	<0.0000050	<0.00010	<0.0020	<0.000050	<0.0050	<0.0050	<0.000010	<0.000040	<0.020	<0.00010	<0.000010	<0.020	<0.00010	<0.0000040	<0.00020	<0.0000010	<0.00100	<0.0010	<0.000020	--
2025-04-24	2	<0.0000050	<0.00010	<0.0020	<0.000050	<0.0050	<0.0050	<0.000010	<0.000040	<0.020	<0.00010	<0.000010	<0.020	<0.00010	<0.0000040	<0.00020	<0.0000010	<0.00100	<0.0010	<0.000020	--
2025-05-01	3	<0.0000050	<0.00010	<0.0020	<0.000050	<0.0050	<0.0050	<0.000010	<0.000040	<0.020	<0.00010	<0.000010	<0.020	<0.00010	<0.0000040	<0.00020	<0.0000010	<0.00100	<0.0010	<0.000020	--
2025-05-08	4	<0.0000050	0.00010	<0.0020	<0.000050	<0.0050	<0.0050	<0.000010	<0.000040	<0.020	<0.00010	<0.000010	<0.020	<0.00010	<0.0000040	<0.00020	<0.0000010	<0.00100	0.0017	<0.000020	--
2025-05-15	5	<0.0000050	<0.00010	<0.0020	<0.000050	<0.0050	<0.0050	<0.000010	<0.000040	<0.020	<0.00010	<0.000010	<0.020	<0.00010	<0.0000040	<0.00020	<0.0000010	<0.00100	0.0013	<0.000020	~0.14
2025-05-22	6	<0.0000050	<0.00010	<0.0020	<0.000050	<0.0050	<0.0050	<0.000010	<0.000040	<0.020	<0.00010	<0.000010	0.026	<0.00010	<0.0000040	<0.00020	<0.0000010	<0.00100	0.0010	<0.000020	~0.11
2025-05-29	7	<0.0000050	0.00015	<0.0020	<0.000050	<0.0050	<0.0050	<0.000010	<0.000040	<0.020	<0.00010	<0.000010	<0.020	<0.00010	<0.0000040	<0.00020	<0.0000010	<0.00100	0.0015	<0.000020	~0.19
2025-06-05	8	<0.0000050	<0.00010	<0.0020	<0.000050	<0.0050	<0.0050	<0.000010	<0.000040	<0.020	<0.00010	<0.000010	<0.020	<0.00010	<0.0000040	<0.00020	<0.0000010	<0.00100	0.0013	<0.000020	~0.08
2025-06-12	9	<0.0000050	0.00010	<0.0020	<0.000050	<0.0050	<0.0050	<0.000010	<0.000040	<0.020	<0.00010	<0.000010	0.021	<0.00010	<0.0000040	<0.00020	<0.0000010	<0.00100	0.0014	<0.000020	~0.13
2025-06-19	10	<0.0000050	0.00036	<0.0020	<0.000050	<0.0050	<0.0050	<0.000010	0.000067	<0.020	<0.00010	<0.000010	<0.020	<0.00010	<0.0000040	<0.00020	<0.0000010	<0.00100	0.0013	<0.000020	--
2025-06-26	11	<0.0000050	<0.00010	<0.0020	<0.000050	<0.0050	<0.0050	<0.000010	<0.000040	<0.020	<0.00010	<0.000010	<0.020	<0.00010	<0.0000040	<0.00020	<0.0000010	<0.00100	0.0012	<0.000020	--
2025-07-03	12	<0.0000050	<0.00010	<0.0020	<0.000050	<0.0050	<0.0050	<0.000010	<0.000040	<0.020	<0.00010	<0.000010	<0.020	<0.00010	<0.0000040	<0.00020	<0.0000010	<0.00100	0.0018	<0.000020	--

*ORP values corrected for reference electrode and presented as Eh.
~ : Result below the methods ML.

Table N-18: Overburden COL-12 Results

Sample Date	Week Number	Input Volume	Output Volume	pH	EC	ORP*	DO	Acidity (to pH 8.3)	Alkalinity (to pH 4.5)	Sulphate	Chloride	Fluoride	Nitrate (NO_3 as N)	Nitrite (NO_2 as N)	Dissolved Phosphorous	Hardness	Aluminum (Al)	Antimony (Sb)	Arsenic (As)	Beryllium (Be)	Boron (B)	Cadmium (Cd)	Calcium (Ca)	Chromium (Cr)
Units:	--	mL	mL	pH Units	µS/cm	mV	mg/L	mg $CaCO_3$/L	mg $CaCO_3$/L	mg/L	mg/L	mg/L	mg/L	mg/L	mg/L	mg $CaCO_3$/L	mg/L	mg/L	mg/L	mg/L	mg/L	mg/L	mg/L	mg/L
2025-04-10	0	362	131	6.7	78	362	--	22	38	3.1	0.65	<0.10	0.14	0.076	0.041	46	0.25	0.00043	0.0011	<0.000010	0.013	0.0000057	12	0.00058
2025-04-17	1	350	351	7.1	119	424	4.9	13	65	0.62	0.11	0.13	0.024	<0.010	0.023	50	0.083	0.00037	0.00067	<0.000010	0.019	0.0000024	12	<0.00050
2025-04-24	2	350	356	6.7	69	483	3.1	21	45	1.8	<0.10	0.24	<0.010	<0.010	0.048	35	0.1	0.00032	0.00088	<0.000010	0.016	0.0000028	8.6	0.00074
2025-05-01	3	350	355	6.5	70	461	4.7	28	44	1.1	<0.10	0.14	<0.010	<0.010	0.055	33	0.13	0.00032	0.0019	<0.000010	0.014	0.000003	8.3	0.00058
2025-05-08	4	350	356	6.6	58	433	4.3	12	33	2.6	<0.10	0.11	<0.010	<0.010	0.089	27	0.6	0.00031	0.0025	0.000018	0.012	0.0000044	6.9	0.00096
2025-05-15	5	350	361	6.4	43	495	5.2	13	27	3.7	<0.10	<0.10	<0.010	<0.010	0.016	24	0.53	0.00024	0.0018	0.000016	0.0051	<0.0000020	6.3	0.0012
2025-05-22	6	350	361	6.4	38	444	4.9	16	22	6.7	<0.10	0.26	<0.010	<0.010	0.031	20	2.0	0.00026	0.0018	0.000057	0.0082	0.0000071	4.9	0.0027
2025-05-29	7	350	358	6.4	39	520	5.7	16	23	4.1	<0.10	0.23	<0.010	<0.010	0.087	20	1.2	0.00027	0.0015	0.000032	0.0072	0.0000045	5.1	0.0018
2025-06-05	8	350	358	6.3	39	550	5.3	18	24	4.1	<0.10	0.18	0.022	<0.010	0.073	24	1.5	0.00024	0.0013	0.000037	0.0093	0.0000033	5.7	0.0021
2025-06-12	9	350	357	6.4	43	477	5.7	11	23	4.0	<0.10	0.15	<0.010	<0.010	0.093	22	1.2	0.00025	0.0013	0.000028	0.0081	0.0000052	5.5	0.0017
2025-06-19	10	350	359	6.4	32	477	5.7	14	18	6.1	<0.10	0.21	<0.010	<0.010	0.0055	18	0.73	0.00024	0.0012	0.000027	0.0058	0.0000049	4.5	0.0014
2025-06-26	11	350	349	6.3	27	506	5.1	13	16	4.3	<0.10	0.18	0.027	<0.010	<0.0050	17	2.3	0.00026	0.0014	0.000075	0.0073	0.0000086	4.0	0.0031
2025-07-03	12	350	357	6.2	33	555	4.7	15	18	7.6	<0.10	0.11	<0.010	<0.010	<0.0050	16	1.7	0.00025	0.0015	0.000051	0.0066	0.0000070	4.0	0.0026

*ORP values corrected for reference electrode and presented as Eh.

~ : Result below the methods ML.

Table N-18: Overburden COL-12 Results

Sample Date	Week Number	Cobalt (Co)	Copper (Cu)	Iron (Fe)	Lead (Pb)	Magnesium (Mg)	Mercury (Hg)	Molybdenum (Mo)	Nickel (Ni)	Potassium (K)	Selenium (Se)	Silver (Ag)	Sodium (Na)	Strontium (Sr)	Thallium (Tl)	Tungsten (W)	Uranium (U)	Vanadium (V)	Zinc (Zn)	Zirconium (Zr)	Ultra Trace Mercury (Hg)
Units:	--	mg/L	mg/L	mg/L	mg/L	mg/L	ug/L	mg/L	mg/L	mg/L	mg/L	mg/L	mg/L	mg/L	mg/L	mg/L	mg/L	mg/L	mg/L	mg/L	ng/L
2025-04-10	0	0.00012	0.0055	0.16	0.00016	4.1	0.0085	0.0016	0.0011	1.2	0.00044	<0.000010	3.9	0.024	0.0000091	0.00057	0.00004	0.0026	0.003	0.00064	--
2025-04-17	1	0.000028	0.0025	0.039	0.000051	4.8	0.0056	0.0016	0.0012	0.91	0.00010	<0.000010	4.1	0.026	<0.0000040	0.00036	0.000035	0.0027	0.0016	0.00019	--
2025-04-24	2	0.000026	0.0022	0.056	0.000075	3.2	<0.0050	0.0022	0.00093	0.70	0.00010	<0.000010	3.2	0.018	<0.0000040	0.00036	0.000024	0.0031	0.0017	0.00018	--
2025-05-01	3	0.000034	0.0024	0.071	0.00011	2.9	<0.0050	0.0029	0.0012	0.71	<0.00010	<0.000010	2.8	0.018	<0.0000040	0.00045	0.000033	0.0033	0.0015	0.00034	--
2025-05-08	4	0.000095	0.0022	0.35	0.00030	2.4	<0.0050	0.0029	0.0017	0.79	<0.00010	<0.000010	2.4	0.017	0.0000055	0.00043	0.000057	0.0044	0.0017	0.0012	--
2025-05-15	5	0.00011	0.0022	0.4	0.00034	2.0	<0.0050	0.0022	0.0017	0.62	<0.00010	<0.000010	1.9	0.015	<0.0000040	0.00024	0.000060	0.0038	0.0023	0.00073	4.5
2025-05-22	6	0.00030	0.0031	1.2	0.00088	1.8	<0.0050	0.0017	0.0026	0.98	<0.00010	0.000011	1.7	0.016	0.000018	0.00031	0.00014	0.0062	0.0035	0.0048	5.9
2025-05-29	7	0.00019	0.0024	0.75	0.00050	1.8	<0.0050	0.0012	0.0017	0.82	<0.00010	<0.000010	1.3	0.015	0.0000098	0.00022	0.000085	0.0051	0.0024	0.0026	6.7
2025-06-05	8	0.00020	0.0025	0.81	0.00055	2.2	<0.0050	0.00089	0.0016	0.95	<0.00010	<0.000010	1.5	0.015	0.000012	<0.00020	0.000087	0.0054	0.0023	0.0029	5.4
2025-06-12	9	0.00019	0.0025	0.75	0.00048	1.9	<0.0050	0.00050	0.0017	0.75	0.00016	<0.000010	1.2	0.015	0.0000081	<0.00020	0.000079	0.0052	0.0026	0.00076	5.2
2025-06-19	10	0.00018	0.0022	0.55	0.00043	1.7	<0.0050	0.00049	0.0014	0.58	<0.00010	<0.000010	0.85	0.011	0.0000090	<0.00020	0.000065	0.0045	0.0029	0.0012	--
2025-06-26	11	0.00035	0.0031	1.4	0.00088	1.7	0.0061	0.00054	0.0022	1.0	<0.00010	0.000017	1.1	0.016	0.000023	<0.00020	0.00013	0.0070	0.0041	0.0047	--
2025-07-03	12	0.00031	0.0028	1.2	0.00076	1.5	<0.0050	0.00045	0.0018	0.76	<0.00010	0.000013	0.91	0.014	0.000016	<0.00020	0.00011	0.0059	0.0039	0.0033	--

*ORP values corrected for reference electrode and presented as Eh.
~ : Result below the methods ML.

Table N-19: Overburden COL-13 Results

Sample Date	Week Number	Input Volume	Output Volume	pH	EC	ORP*	DO	Acidity (to pH 8.3)	Alkalinity (to pH 4.5)	Sulphate	Chloride	Fluoride	Nitrate (NO_3 as N)	Nitrite (NO_2 as N)	Dissolved Phosphorous	Hardness	Aluminum (Al)	Antimony (Sb)	Arsenic (As)	Beryllium (Be)	Boron (B)	Cadmium (Cd)	Calcium (Ca)	Chromium (Cr)
Units:	--	mL	mL	pH Units	µS/cm	mV	mg/L	mg $CaCO_3$/L	mg $CaCO_3$/L	mg/L	mg/L	mg/L	mg/L	mg/L	mg/L	mg $CaCO_3$/L	mg/L	mg/L	mg/L	mg/L	mg/L	mg/L	mg/L	mg/L
2025-04-10	0	264	86	6.4	58	359	--	19	11	1.2	0.76	<0.10	3.8	<0.010	0.016	30	0.14	0.00031	0.0033	0.00001	0.0071	0.000066	9.8	<0.00050
2025-04-17	1	350	353	6.5	31	426	5.2	8.9	11	1.4	0.15	<0.10	0.059	<0.010	0.0061	12	0.14	0.00065	0.0027	<0.000010	0.006	0.000031	3.8	0.00063
2025-04-24	2	350	348	6.4	23	481	2.7	12	12	2.1	<0.10	<0.10	0.02	<0.010	<0.0050	9.5	0.14	0.00052	0.0023	<0.000010	0.0067	0.000027	2.9	0.00085
2025-05-01	3	350	353	6.2	28	466	3.9	15	14	<0.5	<0.10	<0.10	0.014	<0.010	<0.0050	10	0.14	0.00036	0.0037	0.000011	0.0061	0.000026	3.2	0.00060
2025-05-08	4	350	343	6.4	23	457	3.7	7.3	11	2.4	<0.10	<0.10	0.011	<0.010	0.0076	9.7	0.095	0.00033	0.0052	0.000011	0.0065	0.000012	3.1	0.00058
2025-05-15	5	350	343	6.3	17	485	4.5	7.1	10.0	1.8	<0.10	<0.10	<0.010	<0.010	<0.0050	8.0	0.06	0.00017	0.0032	<0.000010	<0.0020	0.0000093	2.6	0.00066
2025-05-22	6	350	360	6.2	16	463	4.4	7.0	8.4	0.83	<0.10	<0.10	0.023	<0.010	<0.0050	6.0	0.051	0.00013	0.0035	<0.000010	0.004	0.0000073	1.9	<0.00050
2025-05-29	7	350	353	6.3	18	532	3.5	8.3	11	0.53	<0.10	<0.10	<0.010	<0.010	<0.0050	7.8	0.016	0.00012	0.0021	<0.000010	0.0035	0.0000088	2.5	<0.00050
2025-06-05	8	350	354	6.2	17	564	4.1	9.1	10	<0.5	<0.10	<0.10	<0.010	<0.010	0.0078	7.0	0.01	0.00012	0.0019	<0.000010	0.0037	0.0000065	2.3	<0.00050
2025-06-12	9	350	355	5.7	20	515	3.9	6.8	5.4	<0.5	<0.10	2.8	0.015	<0.010	<0.0050	8.0	0.015	0.000079	0.0022	<0.000010	0.0033	0.000013	2.7	<0.00050
2025-06-19	10	350	357	6.3	15	490	4.0	7.4	6.6	0.56	<0.10	0.97	0.027	<0.010	<0.0050	6.7	0.015	0.000082	0.0022	<0.000010	0.003	0.0000088	2.2	<0.00050
2025-06-26	11	350	340	6.3	12	520	4.5	7.0	8.1	<0.5	<0.10	<0.10	0.015	<0.010	<0.0050	5.6	0.012	0.000061	0.0018	<0.000010	0.0033	0.0000052	1.86	<0.00050
2025-07-03	12	350	346	6.2	13	565	4.4	5.5	7.2	<0.5	<0.10	<0.10	0.014	<0.010	<0.0050	5.2	0.0053	0.000072	0.0013	<0.000010	0.0036	0.0000035	1.75	<0.00050

*ORP values corrected for reference electrode and presented as Eh.
~ : Result below the methods ML.

Table N-19: Overburden COL-13 Results

Sample Date	Week Number	Cobalt (Co)	Copper (Cu)	Iron (Fe)	Lead (Pb)	Magnesium (Mg)	Mercury (Hg)	Molybdenum (Mo)	Nickel (Ni)	Potassium (K)	Selenium (Se)	Silver (Ag)	Sodium (Na)	Strontium (Sr)	Thallium (Tl)	Tungsten (W)	Uranium (U)	Vanadium (V)	Zinc (Zn)	Zirconium (Zr)	Ultra Trace Mercury (Hg)
Units:	--	mg/L	mg/L	mg/L	mg/L	mg/L	ug/L	mg/L	mg/L	mg/L	mg/L	mg/L	mg/L	mg/L	mg/L	mg/L	mg/L	mg/L	mg/L	mg/L	ng/L
2025-04-10	0	0.00028	0.0021	0.026	<0.000050	1.4	<0.0050	0.000025	0.00069	1.1	0.00055	<0.000010	1.5	0.058	0.00002	<0.00020	0.000068	<0.00100	0.0089	0.00026	--
2025-04-17	1	0.00056	0.0014	0.15	<0.000050	0.54	0.011	0.000044	0.0007	0.6	0.00046	<0.000010	0.55	0.023	0.000014	<0.00020	0.000058	<0.00100	0.0020	0.00032	--
2025-04-24	2	0.00071	0.0011	0.48	<0.000050	0.57	0.014	0.000036	0.00038	0.59	0.00037	<0.000010	0.39	0.022	0.000014	<0.00020	0.000052	<0.00100	0.0020	0.00028	--
2025-05-01	3	0.00097	0.00099	0.95	0.000061	0.52	0.012	0.000037	0.00029	0.56	0.0003	<0.000010	0.27	0.021	0.000015	<0.00020	0.000043	<0.00100	0.0019	0.00027	--
2025-05-08	4	0.0013	0.00090	1.7	0.000061	0.47	0.0086	0.000045	0.00029	0.48	0.00032	<0.000010	0.22	0.019	0.000011	<0.00020	0.000026	<0.00100	0.0018	0.00024	--
2025-05-15	5	0.00084	0.00085	1.3	<0.000050	0.38	<0.0050	0.000035	0.00023	0.36	0.00018	<0.000010	0.17	0.016	0.000005	<0.00020	0.000017	<0.00100	0.0016	0.00013	5.9
2025-05-22	6	0.00074	0.00072	1.5	<0.000050	0.30	<0.0050	0.000049	0.00018	0.32	0.00013	<0.000010	0.13	0.013	0.0000072	<0.00020	0.000013	<0.00100	0.0016	0.00012	4.4
2025-05-29	7	0.00093	0.00058	0.18	<0.000050	0.36	<0.0050	0.000011	0.00011	0.38	0.00011	<0.000010	0.12	0.017	0.0000067	<0.00020	0.0000064	<0.00100	0.0013	0.000058	3.0
2025-06-05	8	0.00088	0.00037	0.086	<0.000050	0.33	<0.0050	<0.000010	0.00014	0.33	<0.00010	<0.000010	0.091	0.016	0.0000083	<0.00020	0.0000054	<0.00100	0.0012	0.000039	1.9
2025-06-12	9	0.0013	0.00052	0.014	<0.000050	0.32	<0.0050	<0.000010	0.00019	0.34	0.00011	<0.000010	0.097	0.018	0.000012	<0.00020	0.0000047	<0.00100	0.0020	0.000025	1.8
2025-06-19	10	0.00095	0.00027	0.22	<0.000050	0.29	<0.0050	0.000010	0.00029	0.34	<0.00010	<0.000010	0.088	0.015	0.0000074	<0.00020	0.0000056	<0.00100	0.0019	0.000040	--
2025-06-26	11	0.00062	0.00037	0.16	<0.000050	0.24	<0.0050	0.000010	0.000097	0.30	<0.00010	<0.000010	0.082	0.013	0.0000057	<0.00020	0.0000042	<0.00100	0.0011	0.000042	--
2025-07-03	12	0.00023	0.00030	0.027	<0.000050	0.19	<0.0050	<0.000010	0.00011	0.26	<0.00010	<0.000010	0.077	0.012	0.0000062	<0.00020	0.0000024	<0.00100	0.0015	0.000021	--

*ORP values corrected for reference electrode and presented as Eh.
~ : Result below the methods ML.

Table N-20: Overburden COL-14 Results

Sample Date	Week Number	Input Volume	Output Volume	pH	EC	ORP*	DO	Acidity (to pH 8.3)	Alkalinity (to pH 4.5)	Sulphate	Chloride	Fluoride	Nitrate (NO_3 as N)	Nitrite (NO_2 as N)	Dissolved Phosphorous	Hardness	Aluminum (Al)	Antimony (Sb)	Arsenic (As)	Beryllium (Be)	Boron (B)	Cadmium (Cd)	Calcium (Ca)	Chromium (Cr)
Units:	--	mL	mL	pH Units	µS/cm	mV	mg/L	mg $CaCO_3$/L	mg $CaCO_3$/L	mg/L	mg/L	mg/L	mg/L	mg/L	mg/L	mg $CaCO_3$/L	mg/L	mg/L	mg/L	mg/L	mg/L	mg/L	mg/L	mg/L
2025-05-08	0	273	95	6.9	174	441	5.2	15	66	11	7.1	0.35	0.076	0.065	0.025	31	0.26	0.00023	0.0033	<0.000010	0.016	<0.0000080	9.5	<0.00050
2025-05-15	1	350	352	7.0	123	476	5.0	15	77	1.9	0.54	0.40	<0.010	0.010	<0.0050	40	0.15	0.0007	0.0017	<0.000010	0.011	<0.0000040	13	0.00062
2025-05-22	2	350	362	6.7	99	439	4.9	18	57	0.90	<0.10	0.39	<0.010	<0.010	<0.0050	31	0.16	0.00036	0.0019	<0.000010	0.0075	<0.0000022	9.9	<0.00050
2025-05-29	3	350	347	6.7	103	524	5.0	21	60	0.84	<0.10	0.40	<0.010	<0.010	<0.0050	40	0.14	0.00033	0.0022	<0.000010	0.0072	<0.0000020	13	<0.00050
2025-06-05	4	350	359	6.6	91	541	5.2	25	55	<0.5	<0.10	0.26	<0.010	<0.010	0.0066	36	0.11	0.00027	0.0026	<0.000010	0.0050	<0.0000020	12	<0.00050
2025-06-12	5	350	339	6.7	97	475	5.1	15	48	<0.5	0.12	0.30	0.063	<0.010	<0.0050	37	0.15	0.00022	0.0030	<0.000010	0.0051	<0.0000020	12	0.00053
2025-06-19	6	350	340	6.6	79	468	5.5	18	45	0.51	<0.10	0.33	<0.010	<0.010	<0.0050	35	0.17	0.00016	0.0031	<0.000010	0.0033	<0.0000020	11	<0.00050
2025-06-26	7	350	358	6.5	66	505	5.3	20	41	<0.5	<0.10	0.26	0.013	<0.010	<0.0050	32	0.23	0.00011	0.0033	<0.000010	0.0032	<0.0000020	10.3	<0.00050
2025-07-03	8	350	359	6.5	77	533	5.2	21	40	0.64	<0.10	0.16	<0.010	<0.010	<0.0050	30	0.20	0.000088	0.0032	<0.000010	0.0027	<0.0000020	9.80	0.00052

*ORP values corrected for reference electrode and presented as Eh.

~ : Result below the methods ML.

Table N-20: Overburden COL-14 Results

Sample Date	Week Number	Cobalt (Co)	Copper (Cu)	Iron (Fe)	Lead (Pb)	Magnesium (Mg)	Mercury (Hg)	Molybdenum (Mo)	Nickel (Ni)	Potassium (K)	Selenium (Se)	Silver (Ag)	Sodium (Na)	Strontium (Sr)	Thallium (Tl)	Tungsten (W)	Uranium (U)	Vanadium (V)	Zinc (Zn)	Zirconium (Zr)	Ultra Trace Mercury (Hg)
Units:	--	mg/L	mg/L	mg/L	mg/L	mg/L	ug/L	mg/L	mg/L	mg/L	mg/L	mg/L	mg/L	mg/L	mg/L	mg/L	mg/L	mg/L	mg/L	mg/L	ng/L
2025-05-08	0	0.00021	0.0071	0.087	0.00029	1.8	<0.0050	0.030	0.0014	6.5	0.00013	0.000013	26	0.023	0.0000065	0.016	0.020	0.0026	0.0016	0.00041	--
2025-05-15	1	0.00010	0.0025	0.045	0.00013	1.9	<0.0050	0.021	0.00027	5.2	<0.00010	<0.000010	15	0.026	<0.0000040	0.017	0.025	0.0017	0.0013	0.0002	1.6
2025-05-22	2	0.000081	0.0013	0.052	0.00016	1.7	<0.0050	0.0065	0.00020	4.2	<0.00010	<0.000010	7.5	0.021	<0.0000040	0.012	0.013	0.0021	0.0012	0.0002	0.97
2025-05-29	3	0.000059	0.0011	0.0295	0.000053	2.0	<0.0050	0.0063	0.00010	4.5	<0.00010	<0.000010	5.9	0.025	<0.0000040	0.014	0.011	0.0023	<0.0010	0.00012	0.70
2025-06-05	4	0.000040	0.0009	0.015	<0.000050	1.8	<0.0050	0.0043	0.00011	3.8	<0.00010	<0.000010	4.0	0.023	<0.0000040	0.013	0.0097	0.0027	<0.0010	0.000064	0.50
2025-06-12	5	0.000043	0.0010	0.028	0.000096	1.7	<0.0050	0.0043	0.000082	4.0	<0.00010	<0.000010	3.4	0.023	<0.0000040	0.013	0.0072	0.00303	0.0016	0.00010	0.73
2025-06-19	6	0.000045	0.00081	0.033	0.000101	1.7	<0.0050	0.0031	0.00015	3.7	<0.00010	<0.000010	2.6	0.021	<0.0000040	0.012	0.0057	0.0032	0.0012	0.00011	--
2025-06-26	7	0.000052	0.00075	0.049	0.00015	1.6	<0.0050	0.0021	0.00012	3.3	<0.00010	<0.000010	2.0	0.020	<0.0000040	0.0080	0.0044	0.0034	0.0010	0.00010	--
2025-07-03	8	0.000033	0.00061	0.031	0.00011	1.3	<0.0050	0.0019	0.00010	3.2	<0.00010	<0.000010	1.7	0.018	<0.0000040	0.0069	0.0035	0.0035	0.0016	0.000089	--

*ORP values corrected for reference electrode and presented as Eh.
~ : Result below the methods ML.

Table N-21: Overburden COL-15 Results

Sample Date	Week Number	Input Volume	Output Volume	pH	EC	ORP*	DO	Acidity (to pH 8.3)	Alkalinity (to pH 4.5)	Sulphate	Chloride	Fluoride	Nitrate (NO_3 as N)	Nitrite (NO_2 as N)	Dissolved Phosphorous	Hardness	Aluminum (Al)	Antimony (Sb)	Arsenic (As)	Beryllium (Be)	Boron (B)	Cadmium (Cd)	Calcium (Ca)	Chromium (Cr)
Units:	--	mL	mL	pH Units	µS/cm	mV	mg/L	mg $CaCO_3$/L	mg $CaCO_3$/L	mg/L	mg/L	mg/L	mg/L	mg/L	mg/L	mg $CaCO_3$/L	mg/L	mg/L	mg/L	mg/L	mg/L	mg/L	mg/L	mg/L
2025-04-10	0	379	140	6.5	73	384	--	23	26	8.4	1.1	<0.10	0.4	<0.010	0.039	37	0.25	0.00056	0.0022	0.000035	0.031	0.00002	8.5	0.0013
2025-04-17	1	350	335	6.4	49	432	4.7	14	9.1	8.1	0.21	<0.10	0.017	<0.010	0.025	16	1.2	0.00071	0.0024	0.000070	0.029	0.0000089	3.9	0.0031
2025-04-24	2	350	348	6.4	41	481	3.9	19	13	7.3	0.11	0.15	0.021	<0.010	0.021	16	0.29	0.00034	0.0025	0.000044	0.032	0.0000050	3.8	0.0024
2025-05-01	3	350	350	6.3	42	463	4.1	20	14	5.8	0.11	0.14	0.02	<0.010	0.034	13	0.59	0.00028	0.0024	0.000054	0.026	0.0000066	3.1	0.0025
2025-05-08	4	350	339	6.5	34	432	4.2	11	10	6.7	0.13	0.11	0.012	<0.010	0.046	13	0.92	0.00064	0.0024	0.000063	0.023	0.0000077	3.1	0.0027
2025-05-15	5	350	353	6.4	27	469	5.2	9.4	11	5.7	0.13	0.13	<0.010	<0.010	0.0077	11	0.75	0.00032	0.0020	0.000060	0.013	0.0000088	2.8	0.0025
2025-05-22	6	350	358	6.5	25	433	4.8	9.6	11	4.6	0.11	0.16	0.018	<0.010	<0.0050	8.9	0.67	0.00023	0.0017	0.000051	0.013	0.0000051	2.1	0.0023
2025-05-29	7	350	352	6.4	28	518	5.0	12	11	8.3	0.37	0.18	<0.010	<0.010	<0.0050	10	1.5	0.00022	0.0018	0.000064	0.012	0.0000061	2.4	0.0031
2025-06-05	8	350	346	6.3	30	550	4.9	17	14	4.1	1.0	0.13	<0.010	<0.010	0.040	12	0.86	0.00023	0.0017	0.000046	0.011	0.0000058	2.6	0.0021
2025-06-12	9	350	344	6.4	36	475	5.0	10	12	2.8	1.6	0.11	<0.010	<0.010	0.032	12	0.80	0.00021	0.0016	0.000050	0.012	0.0000047	2.9	0.0019
2025-06-19	10	350	351	6.4	28	470	4.6	12	10	4.2	2.1	0.16	<0.010	<0.010	<0.0050	11	0.48	0.00022	0.0014	0.000048	0.011	0.0000072	2.5	0.0018
2025-06-26	11	350	356	6.31	25	511	5.1	14	10	2.4	2.0	0.17	0.013	<0.010	<0.0050	11	0.76	0.00018	0.0013	0.000052	0.0098	0.0000047	2.4	0.0018
2025-07-03	12	350	347	6.28	31	541	5.2	13	11	2.8	2.1	0.10	<0.010	<0.010	<0.0050	10	0.33	0.00019	0.0011	0.000034	0.0085	0.0000035	2.5	0.0015

*ORP values corrected for reference electrode and presented as Eh.
~ : Result below the methods ML.

Table N-21: Overburden COL-15 Results

Sample Date	Week Number	Cobalt (Co)	Copper (Cu)	Iron (Fe)	Lead (Pb)	Magnesium (Mg)	Mercury (Hg)	Molybdenum (Mo)	Nickel (Ni)	Potassium (K)	Selenium (Se)	Silver (Ag)	Sodium (Na)	Strontium (Sr)	Thallium (Tl)	Tungsten (W)	Uranium (U)	Vanadium (V)	Zinc (Zn)	Zirconium (Zr)	Ultra Trace Mercury (Hg)
Units:	--	mg/L	mg/L	mg/L	mg/L	mg/L	ug/L	mg/L	mg/L	mg/L	mg/L	mg/L	mg/L	mg/L	mg/L	mg/L	mg/L	mg/L	mg/L	mg/L	ng/L
2025-04-10	0	0.00034	0.0064	0.14	0.00011	3.7	0.0058	0.00013	0.0035	1.9	0.00042	<0.000010	6.4	0.025	0.000013	<0.00020	0.00011	0.0016	0.0043	0.001	--
2025-04-17	1	0.00036	0.0084	0.81	0.00051	1.5	0.0092	0.00029	0.0042	1.2	0.00036	0.000013	3.9	0.014	0.000012	<0.00020	0.00020	0.0046	0.0034	0.0046	--
2025-04-24	2	0.00019	0.0070	0.16	0.000085	1.6	0.012	0.00023	0.0044	1.1	0.00033	<0.000010	3.8	0.01	0.0000049	0.00026	0.00015	0.0028	0.0019	0.0018	--
2025-05-01	3	0.00024	0.0073	0.38	0.00022	1.3	0.012	0.00026	0.0045	0.99	0.00031	<0.000010	3.2	0.0095	0.0000066	<0.00020	0.00017	0.0034	0.0025	0.0023	--
2025-05-08	4	0.00027	0.0072	0.60	0.00033	1.2	0.0098	0.00029	0.0048	1.1	0.00032	0.000013	3.3	0.0097	0.0000082	<0.00020	0.00018	0.0041	0.0024	0.0035	--
2025-05-15	5	0.00026	0.0067	0.60	0.00035	1.1	0.0095	0.00023	0.0044	0.91	0.00021	0.000017	2.8	0.0083	0.0000074	<0.00020	0.00014	0.0036	0.0031	0.0022	13
2025-05-22	6	0.00021	0.0056	0.49	0.00026	0.88	0.0050	0.00030	0.0038	0.86	0.00023	0.000015	2.4	0.0074	0.0000095	<0.00020	0.00014	0.0037	0.0027	0.0026	8.9
2025-05-29	7	0.00032	0.0062	1.0	0.00053	1.1	0.0067	0.00027	0.0044	1.1	0.00021	0.000012	2.5	0.0094	0.000014	<0.00020	0.00017	0.0049	0.0038	0.0038	10
2025-06-05	8	0.00021	0.0050	0.57	0.00048	1.2	0.0070	0.00022	0.0038	1.0	0.0002	0.000011	2.5	0.0094	0.000012	<0.00020	0.00020	0.0038	0.0022	0.0026	7.0
2025-06-12	9	0.00025	0.0041	0.53	0.00030	1.3	0.0065	0.00023	0.0037	1.0	0.00018	0.000013	2.5	0.0096	0.0000068	<0.00020	0.00012	0.0037	0.0018	0.0024	7.0
2025-06-19	10	0.00017	0.0039	0.39	0.00024	1.1	0.0071	0.00022	0.0036	0.91	0.00017	0.000013	2.1	0.0075	0.0000061	<0.00020	0.00010	0.0033	0.0033	0.0014	--
2025-06-26	11	0.00015	0.0037	0.48	0.00025	1.1	0.0054	0.00023	0.0034	0.96	0.00013	0.000012	2.0	0.0081	0.0000079	<0.00020	0.00010	0.0035	0.0023	0.0020	--
2025-07-03	12	0.00011	0.0031	0.27	0.00020	0.99	<0.0050	0.00022	0.0028	0.79	0.00011	0.000010	1.9	0.0080	0.0000057	<0.00020	0.00008	0.0031	0.0025	0.00094	--

*ORP values corrected for reference electrode and presented as Eh.

~ : Result below the methods ML.

Table N-22: Overburden COL-16 Results

Sample Date	Week Number	Input Volume	Output Volume	pH	EC	ORP*	DO	Acidity (to pH 8.3)	Alkalinity (to pH 4.5)	Sulphate	Chloride	Fluoride	Nitrate (NO_3 as N)	Nitrite (NO_2 as N)	Dissolved Phosphorous	Hardness	Aluminum (Al)	Antimony (Sb)	Arsenic (As)	Beryllium (Be)	Boron (B)	Cadmium (Cd)	Calcium (Ca)	Chromium (Cr)
Units:	--	mL	mL	pH Units	µS/cm	mV	mg/L	mg $CaCO_3$/L	mg $CaCO_3$/L	mg/L	mg/L	mg/L	mg/L	mg/L	mg/L	mg $CaCO_3$/L	mg/L	mg/L	mg/L	mg/L	mg/L	mg/L	mg/L	mg/L
2025-04-10	0	232	116	6.8	126	367	--	25	63	15	1.3	<0.10	<0.010	<0.010	0.012	76	0.076	0.0026	0.0011	<0.000010	0.0076	0.0000060	24	<0.00050
2025-04-17	1	350	357	7.1	145	436	5.1	15	78	1.5	0.2	<0.10	0.016	<0.010	0.0083	65	0.11	0.0012	0.00084	<0.000010	0.0071	0.000011	21	<0.00050
2025-04-24	2	350	358	6.9	101	487	4.3	22	68	1.7	0.11	0.15	0.011	<0.010	0.015	59	0.1	0.00054	0.00079	<0.000010	0.0060	0.0000023	20	<0.00050
2025-05-01	3	350	347	6.7	123	467	5.1	32	70	<0.5	<0.10	0.12	<0.010	<0.010	0.012	55	0.16	0.00041	0.00082	<0.000010	0.0039	0.0000030	19	0.00050
2025-05-08	4	350	325	6.9	109	451	4.8	13	63	1.0	<0.10	<0.10	<0.010	<0.010	0.012	56	0.11	0.00052	0.00089	<0.000010	0.0032	<0.0000020	20	<0.00050
2025-05-15	5	350	353	6.7	81	479	5.0	17	53	<0.5	<0.10	0.11	0.016	<0.010	<0.0050	46	0.099	0.00023	0.00081	<0.000010	<0.0020	<0.0000020	17	<0.00050
2025-05-22	6	350	359	6.6	76	448	4.5	18	44	<0.5	<0.10	<0.10	<0.010	<0.010	<0.0050	35	0.14	0.00015	0.00085	<0.000010	<0.0020	<0.0000020	12	<0.00050
2025-05-29	7	350	344	6.7	100	528	4.8	23	57	<0.5	<0.10	<0.10	<0.010	<0.010	<0.0050	47	0.11	0.00020	0.00089	<0.000010	<0.0020	<0.0000020	17	<0.00050
2025-06-05	8	350	352	6.5	84	548	4.8	25	49	<0.5	<0.10	<0.10	0.017	<0.010	0.0079	40	0.13	0.00014	0.00087	<0.000010	<0.0020	<0.0000020	15	0.00055
2025-06-12	9	350	355	6.7	90	476	4.8	12	46	<0.5	<0.10	<0.10	<0.010	<0.010	<0.0050	42	0.14	0.00018	0.00097	<0.000010	<0.0020	<0.0000020	15	<0.00050
2025-06-19	10	350	342	6.6	85	472	5.2	19	49	<0.5	0.14	<0.10	<0.010	<0.010	<0.0050	43	0.13	0.00020	0.0010	<0.000010	<0.0020	<0.0000020	16	<0.00050
2025-06-26	11	350	357	6.6	69	511	5.2	20	43	<0.5	0.20	<0.10	0.022	<0.010	<0.0050	38	0.16	0.00012	0.0012	<0.000010	<0.0020	<0.0000020	14	<0.00050
2025-07-03	12	350	346	6.5	74	549	5.2	21	40	<0.5	0.34	<0.10	<0.010	<0.010	<0.0050	34	0.17	0.000095	0.0011	<0.000010	<0.0020	<0.0000020	12	<0.00050

*ORP values corrected for reference electrode and presented as Eh.
~ : Result below the methods ML.

Table N-22: Overburden COL-16 Results

Sample Date	Week Number	Cobalt (Co)	Copper (Cu)	Iron (Fe)	Lead (Pb)	Magnesium (Mg)	Mercury (Hg)	Molybdenum (Mo)	Nickel (Ni)	Potassium (K)	Selenium (Se)	Silver (Ag)	Sodium (Na)	Strontium (Sr)	Thallium (Tl)	Tungsten (W)	Uranium (U)	Vanadium (V)	Zinc (Zn)	Zirconium (Zr)	Ultra Trace Mercury (Hg)
Units:	--	mg/L	mg/L	mg/L	mg/L	mg/L	ug/L	mg/L	mg/L	mg/L	mg/L	mg/L	mg/L	mg/L	mg/L	mg/L	mg/L	mg/L	mg/L	mg/L	ng/L
2025-04-10	0	0.00015	0.0059	0.0036	<0.000050	3.8	<0.0050	0.0064	0.00092	3.4	0.00081	<0.000010	5.3	0.045	0.000029	0.0033	0.0066	0.0022	0.0016	0.00011	--
2025-04-17	1	0.000073	0.0032	0.023	<0.000050	3.1	<0.0050	0.0059	0.00051	4.0	0.00013	<0.000010	2.3	0.041	0.000037	0.0028	0.010	0.0019	<0.0010	0.00014	--
2025-04-24	2	0.000041	0.0020	0.012	<0.000050	2.3	<0.0050	0.0025	0.00026	3.8	<0.00010	<0.000010	1.1	0.034	0.000029	0.0027	0.0072	0.0021	<0.0010	0.000069	--
2025-05-01	3	0.000046	0.0017	0.032	<0.000050	1.9	<0.0050	0.0018	0.00016	3.8	<0.00010	<0.000010	0.74	0.031	0.000033	0.0024	0.0061	0.0021	0.0011	0.00011	--
2025-05-08	4	0.000030	0.0015	0.012	<0.000050	1.6	<0.0050	0.0015	0.00019	3.8	<0.00010	<0.000010	0.55	0.032	0.000026	0.0023	0.0049	0.0023	0.0010	0.000058	--
2025-05-15	5	0.000023	0.0011	0.0073	<0.000050	1.3	<0.0050	0.0014	0.00009	2.9	<0.00010	<0.000010	0.34	0.024	0.000021	0.0018	0.0035	0.0017	0.0016	0.000033	3.2
2025-05-22	6	0.000015	0.00097	0.0053	<0.000050	0.94	<0.0050	0.00095	0.000092	2.3	<0.00010	<0.000010	0.25	0.019	0.000019	0.0011	0.0025	0.0017	0.0012	0.000026	0.43
2025-05-29	7	0.000021	0.0013	0.0034	<0.000050	1.2	<0.0050	0.0015	0.000092	3.0	<0.00010	<0.000010	0.29	0.024	0.000022	0.0015	0.0030	0.0015	0.0013	0.000037	0.32
2025-06-05	8	0.000018	0.0011	0.0076	<0.000050	0.95	<0.0050	0.00088	0.000054	2.6	<0.00010	<0.000010	0.24	0.022	0.000016	0.0011	0.0029	0.0018	0.0013	0.000026	0.28
2025-06-12	9	0.000014	0.00094	0.0040	<0.000050	0.89	<0.0050	0.00092	0.000056	2.6	<0.00010	<0.000010	0.24	0.020	0.000026	0.0013	0.0025	0.0020	0.0011	0.000022	0.34
2025-06-19	10	0.000015	0.00084	0.0033	<0.000050	0.99	<0.0050	0.00075	0.000078	2.9	<0.00010	<0.000010	0.24	0.021	0.000021	0.0013	0.0025	0.0020	0.0016	<0.000020	--
2025-06-26	11	0.000011	0.00079	0.0049	<0.000050	0.88	<0.0050	0.000531	0.000047	2.4	<0.00010	<0.000010	0.20	0.018	0.000018	0.00096	0.0019	0.0022	<0.0010	0.000023	--
2025-07-03	12	0.000012	0.00071	0.0059	<0.000050	0.75	<0.0050	0.000560	0.000071	2.1	<0.00010	<0.000010	0.18	0.016	0.000020	0.00087	0.0015	0.0022	0.0014	<0.000020	--

*ORP values corrected for reference electrode and presented as Eh.
~ : Result below the methods ML.

Table N-23: Overburden COL-17 Results

Sample Date	Week Number	Input Volume	Output Volume	pH	EC	ORP*	DO	Acidity (to pH 8.3)	Alkalinity (to pH 4.5)	Sulphate	Chloride	Fluoride	Nitrate (NO_3 as N)	Nitrite (NO_2 as N)	Dissolved Phosphorous	Hardness	Aluminum (Al)	Antimony (Sb)	Arsenic (As)	Beryllium (Be)	Boron (B)	Cadmium (Cd)	Calcium (Ca)	Chromium (Cr)
Units:	--	mL	mL	pH Units	µS/cm	mV	mg/L	mg $CaCO_3$/L	mg $CaCO_3$/L	mg/L	mg/L	mg/L	mg/L	mg/L	mg/L	mg $CaCO_3$/L	mg/L	mg/L	mg/L	mg/L	mg/L	mg/L	mg/L	mg/L
2025-04-10	0	350	350	5.7	1.3	384	--	4.4	3.3	<0.5	<0.10	<0.10	<0.010	<0.010	<0.0050	<0.125	<0.0010	<0.000050	<0.000050	<0.000010	<0.0020	<0.0000020	<0.050	<0.00050
2025-04-17	1	350	345	5.9	1.5	417	3.8	3.5	0.99	<0.5	<0.10	<0.10	<0.010	<0.010	<0.0050	<0.125	<0.0010	<0.000050	<0.000050	<0.000010	<0.0020	<0.0000020	<0.050	<0.00050
2025-04-24	2	350	348	5.6	1.3	485	3.7	4.1	1.8	0.77	<0.10	<0.10	<0.010	<0.010	<0.0050	<0.125	<0.0010	<0.000050	<0.000050	<0.000010	<0.0020	<0.0000020	<0.050	<0.00050
2025-05-01	3	350	345	5.4	1.5	459	4.8	4.3	3.3	<0.5	<0.10	<0.10	<0.010	<0.010	<0.0050	<0.125	<0.0010	<0.000050	<0.000050	<0.000010	<0.0020	<0.0000020	<0.050	<0.00050
2025-05-08	4	350	348	5.5	1.1	443	4.5	4.6	<0.5	<0.5	<0.10	0.10	<0.010	<0.010	<0.0050	<0.125	<0.0010	<0.000050	<0.000050	<0.000010	<0.0020	<0.0000020	<0.050	<0.00050
2025-05-15	5	350	395	5.7	1.2	524	4.9	2.9	1.3	<0.5	<0.10	0.12	<0.010	0.019	<0.0050	<0.125	<0.0010	<0.000050	<0.000050	<0.000010	<0.0020	<0.0000020	<0.050	<0.00050
2025-05-22	6	350	397	5.7	1.3	434	4.7	3.5	2.7	<0.5	<0.10	<0.10	<0.010	<0.010	<0.0050	<0.125	<0.0010	<0.000050	<0.000050	<0.000010	<0.0020	<0.0000020	<0.050	<0.00050
2025-05-29	7	350	347	5.7	1.6	545	4.9	3.5	1.8	<0.5	<0.10	<0.10	<0.010	<0.010	<0.0050	<0.125	<0.0010	<0.000050	<0.000050	<0.000010	<0.0020	<0.0000020	<0.050	<0.00050
2025-06-05	8	350	338	5.5	1.3	600	4.3	4.1	3.8	<0.5	<0.10	<0.10	<0.010	<0.010	0.0077	<0.125	<0.0010	<0.000050	<0.000050	<0.000010	<0.0020	<0.0000020	<0.050	<0.00050
2025-06-12	9	350	337	5.8	1.5	490	4.2	2.9	1.6	<0.5	<0.10	<0.10	<0.010	<0.010	<0.0050	<0.125	<0.0010	<0.000050	<0.000050	<0.000010	<0.0020	<0.0000020	<0.050	<0.00050
2025-06-19	10	350	340	5.8	1.5	470	5.4	3.1	1.8	<0.5	<0.10	<0.10	<0.010	<0.010	<0.0050	<0.125	<0.0010	<0.000050	<0.000050	<0.000010	<0.0020	<0.0000020	<0.050	<0.00050
2025-06-26	11	350	346	5.6	1.3	516	4.4	3.5	1.3	<0.5	<0.10	<0.10	0.012	<0.010	<0.0050	<0.125	<0.0010	<0.000050	<0.000050	<0.000010	<0.0020	<0.0000020	<0.050	<0.00050
2025-07-03	12	350	337	5.7	1.7	548	4.2	3.6	2.1	<0.5	<0.10	<0.10	<0.010	<0.010	<0.0050	<0.125	<0.0010	<0.000050	<0.000050	<0.000010	<0.0020	<0.0000020	<0.050	<0.00050

*ORP values corrected for reference electrode and presented as Eh.
~ : Result below the methods ML.

Table N-23: Overburden COL-17 Results

Sample Date	Week Number	Cobalt (Co)	Copper (Cu)	Iron (Fe)	Lead (Pb)	Magnesium (Mg)	Mercury (Hg)	Molybdenum (Mo)	Nickel (Ni)	Potassium (K)	Selenium (Se)	Silver (Ag)	Sodium (Na)	Strontium (Sr)	Thallium (Tl)	Tungsten (W)	Uranium (U)	Vanadium (V)	Zinc (Zn)	Zirconium (Zr)	Ultra Trace Mercury (Hg)
Units:	--	mg/L	mg/L	mg/L	mg/L	mg/L	ug/L	mg/L	mg/L	mg/L	mg/L	mg/L	mg/L	mg/L	mg/L	mg/L	mg/L	mg/L	mg/L	mg/L	ng/L
2025-04-10	0	<0.0000050	<0.00010	<0.0020	<0.000050	<0.0050	<0.0050	<0.000010	0.000095	<0.020	<0.00010	<0.000010	0.031	<0.00010	<0.0000040	<0.00020	<0.0000010	<0.00100	<0.0010	<0.000020	--
2025-04-17	1	<0.0000050	<0.00010	<0.0020	<0.000050	<0.0050	<0.0050	<0.000010	<0.000040	<0.020	<0.00010	<0.000010	<0.020	<0.00010	<0.0000040	<0.00020	<0.0000010	<0.00100	<0.0010	<0.000020	--
2025-04-24	2	<0.0000050	<0.00010	<0.0020	<0.000050	<0.0050	<0.0050	<0.000010	<0.000040	<0.020	<0.00010	<0.000010	<0.020	<0.00010	<0.0000040	<0.00020	<0.0000010	<0.00100	<0.0010	<0.000020	--
2025-05-01	3	<0.0000050	<0.00010	<0.0020	<0.000050	<0.0050	<0.0050	<0.000010	<0.000040	<0.020	<0.00010	<0.000010	<0.020	<0.00010	<0.0000040	<0.00020	<0.0000010	<0.00100	<0.0010	<0.000020	--
2025-05-08	4	<0.0000050	<0.00010	<0.0020	<0.000050	<0.0050	<0.0050	<0.000010	<0.000040	<0.020	<0.00010	<0.000010	<0.020	<0.00010	<0.0000040	<0.00020	<0.0000010	<0.00100	<0.0010	<0.000020	--
2025-05-15	5	<0.0000050	<0.00010	<0.0020	<0.000050	<0.0050	<0.0050	<0.000010	<0.000040	<0.020	<0.00010	<0.000010	<0.020	<0.00010	<0.0000040	<0.00020	<0.0000010	<0.00100	0.0016	<0.000020	2.0
2025-05-22	6	<0.0000050	<0.00010	<0.0020	<0.000050	<0.0050	<0.0050	<0.000010	<0.000040	<0.020	<0.00010	<0.000010	0.027	<0.00010	<0.0000040	<0.00020	<0.0000010	<0.00100	0.0013	<0.000020	~0.09
2025-05-29	7	<0.0000050	0.00023	0.016	<0.000050	<0.0050	<0.0050	<0.000010	0.000055	<0.020	<0.00010	<0.000010	<0.020	<0.00010	<0.0000040	<0.00020	<0.0000010	<0.00100	0.0016	<0.000020	~0.10
2025-06-05	8	<0.0000050	0.00012	<0.0020	<0.000050	<0.0050	<0.0050	<0.000010	<0.000040	<0.020	<0.00010	<0.000010	<0.020	<0.00010	<0.0000040	<0.00020	<0.0000010	<0.00100	0.0011	<0.000020	~0.07
2025-06-12	9	<0.0000050	<0.00010	<0.0020	<0.000050	<0.0050	<0.0050	<0.000010	<0.000040	<0.020	<0.00010	<0.000010	0.023	<0.00010	<0.0000040	<0.00020	<0.0000010	<0.00100	<0.0010	<0.000020	~0.12
2025-06-19	10	<0.0000050	<0.00010	<0.0020	<0.000050	<0.0050	<0.0050	<0.000010	<0.000040	<0.020	<0.00010	<0.000010	<0.020	<0.00010	<0.0000040	<0.00020	<0.0000010	<0.00100	0.0013	<0.000020	--
2025-06-26	11	<0.0000050	<0.00010	<0.0020	<0.000050	<0.0050	<0.0050	<0.000010	<0.000040	<0.020	<0.00010	<0.000010	<0.020	<0.00010	<0.0000040	<0.00020	<0.0000010	<0.00100	0.0012	<0.000020	--
2025-07-03	12	<0.0000050	<0.00010	<0.0020	<0.000050	<0.0050	<0.0050	<0.000010	<0.000040	<0.020	<0.00010	<0.000010	<0.020	<0.00010	<0.0000040	<0.00020	<0.0000010	<0.00100	<0.0010	<0.000020	--

*ORP values corrected for reference electrode and presented as Eh.
~ : Result below the methods ML.

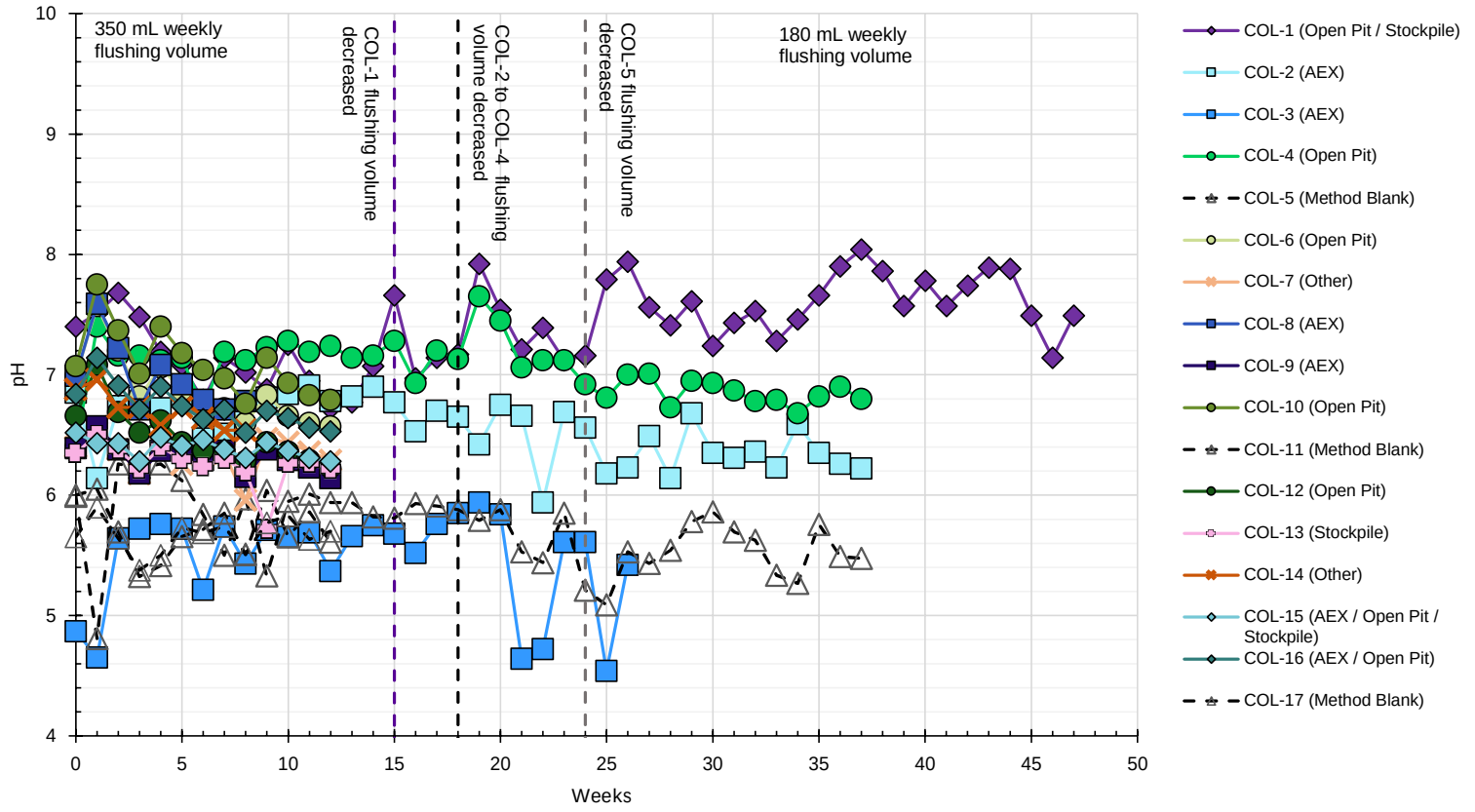

Notes:
The weekly flushing volume was decreased from 350 mL to 180 mL in week 15 for COL-1, in week 18 for COL-2 through COL-4, and in week 24 for COL-5 (method blank).

KINROSS

pH			
Overburden Kinetic Testing			
Kinross Great Bear Project			
Figure Number		N2-1	
Project Number		OMEMA2303	
Date		November 2025	
Drawn	SM	Reviewed By	JB

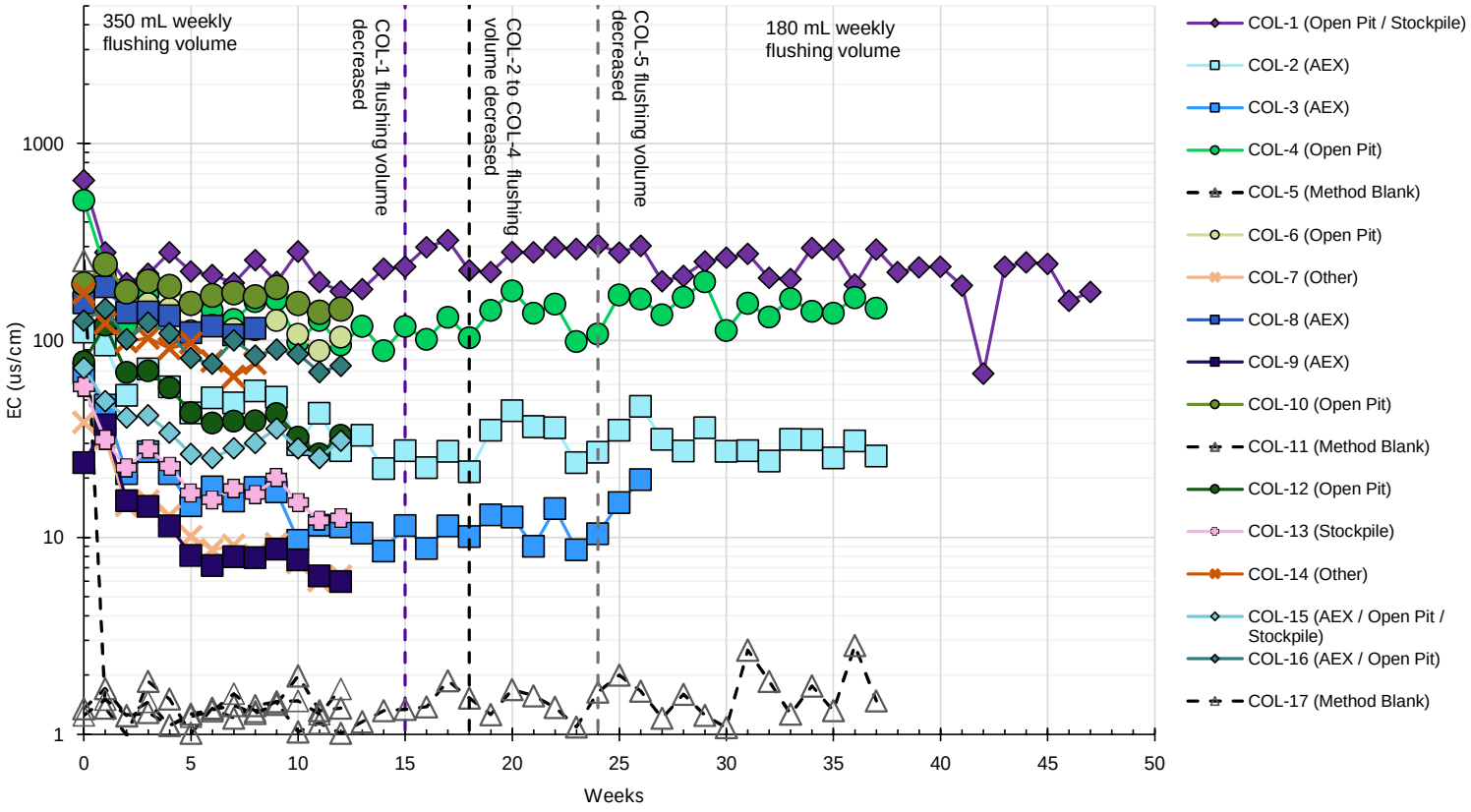

Notes:
The weekly flushing volume was decreased from 350 mL to 180 mL in week 15 for COL-1, in week 18 for COL-2 through COL-4, and in week 24 for COL-5 (method blank).

KINROSS

Conductivity			
Overburden Kinetic Testing			
Kinross Great Bear Project			
Figure Number		N2-2	
Project Number		OMEMA2303	
Date		November 2025	
Drawn	SM	Reviewed By	JB

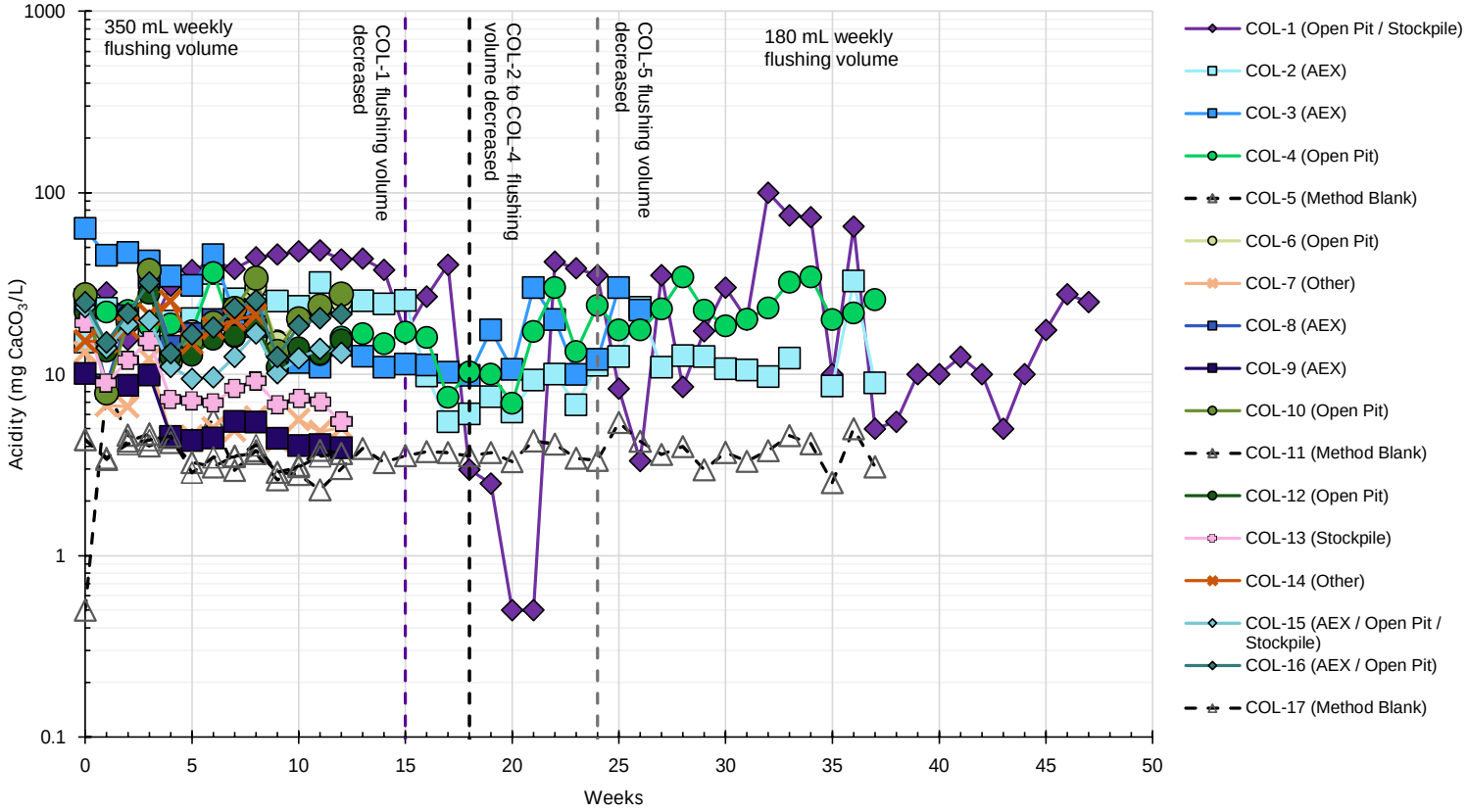

Notes:
The weekly flushing volume was decreased from 350 mL to 180 mL in week 15 for COL-1, in week 18 for COL-2 through COL-4, and in week 24 for COL-5 (method blank).

KINROSS

Acidity to pH 8.3			
Overburden Kinetic Testing			
Kinross Great Bear Project			
Figure Number	N2-3		
Project Number	OMEMA2303		
Date	November 2025		
Drawn	SM	Reviewed By	JB

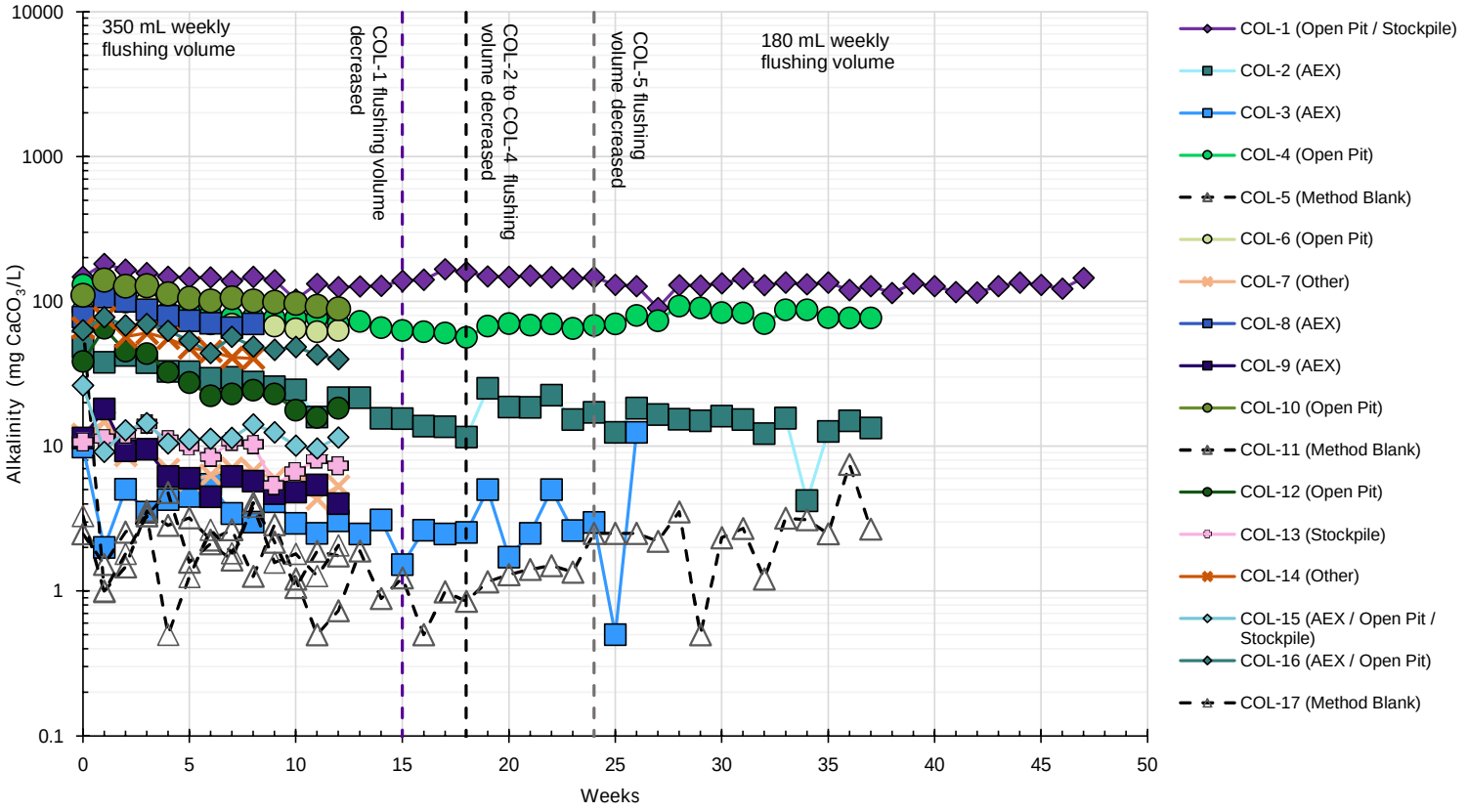

Notes:
The weekly flushing volume was decreased from 350 mL to 180 mL in week 15 for COL-1, in week 18 for COL-2 through COL-4, and in week 24 for COL-5 (method blank).

KINROSS

Alkalinity to pH 4.5			
Overburden Kinetic Testing			
Kinross Great Bear Project			
Figure Number		N2-4	
Project Number		OMEMA2303	
Date		November 2025	
Drawn	SM	Reviewed By	JB

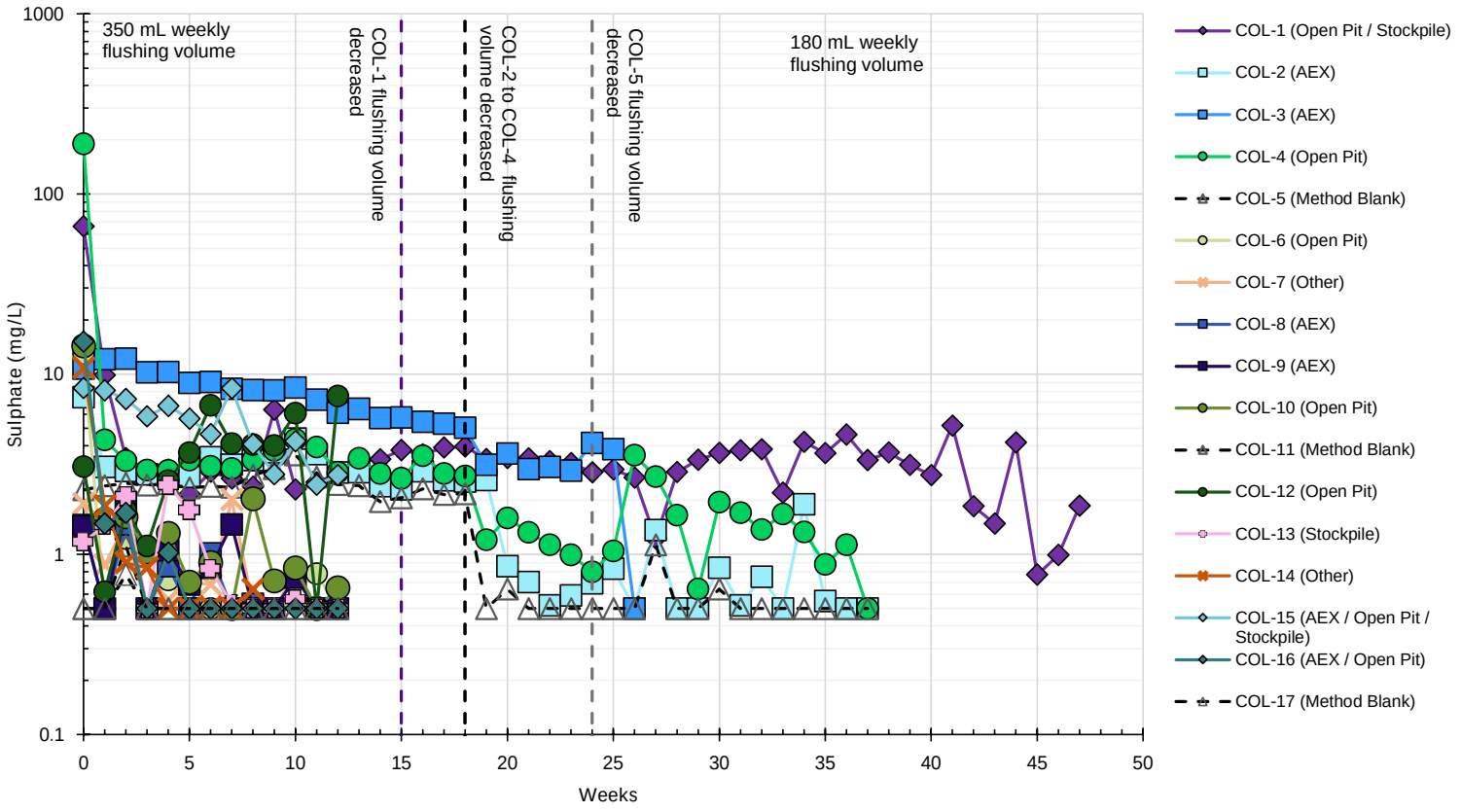

Notes:
The weekly flushing volume was decreased from 350 mL to 180 mL in week 15 for COL-1, in week 18 for COL-2 through COL-4, and in week 24 for COL-5 (method blank).

KINROSS

Sulphate			
Overburden Kinetic Testing			
Kinross Great Bear Project			
Figure Number	N2-5		
Project Number	OMEMA2303		
Date	November 2025		
Drawn	SM	Reviewed By	JB

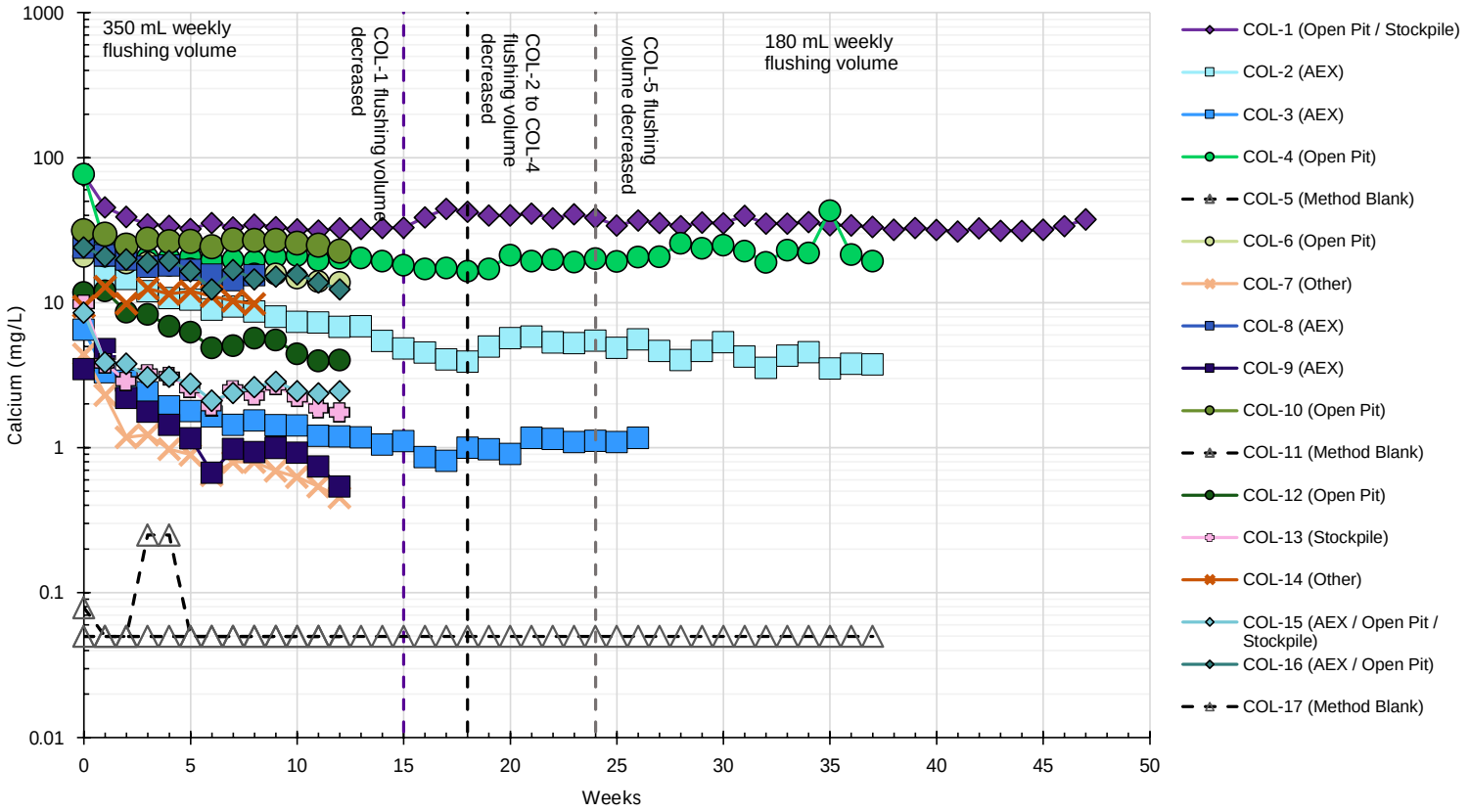

Notes:
The weekly flushing volume was decreased from 350 mL to 180 mL in week 15 for COL-1, in week 18 for COL-2 through COL-4, and in week 24 for COL-5 (method blank).

Dissolved Calcium			
Overburden Kinetic Testing			
Kinross Great Bear Project			
Figure Number	N2-6		
Project Number	OMEMA2303		
Date	November 2025		
Drawn	SM	Reviewed By	JB

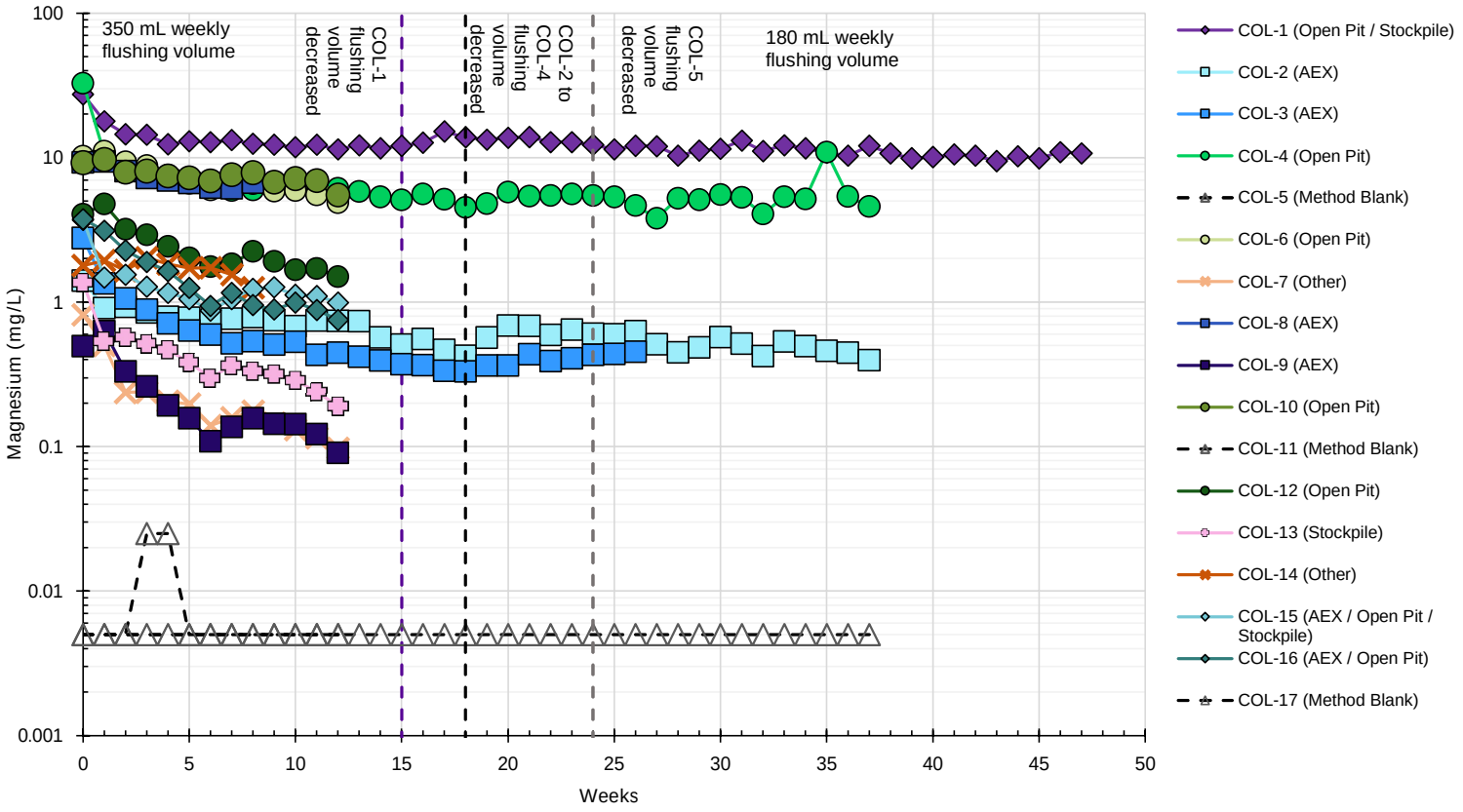

Notes:
The weekly flushing volume was decreased from 350 mL to 180 mL in week 15 for COL-1, in week 18 for COL-2 through COL-4, and in week 24 for COL-5 (method blank).

KINROSS

Dissolved Magnesium			
Overburden Kinetic Testing			
Kinross Great Bear Project			
Figure Number		N2-7	
Project Number		OMEMA2303	
Date		November 2025	
Drawn	SM	Reviewed By	JB

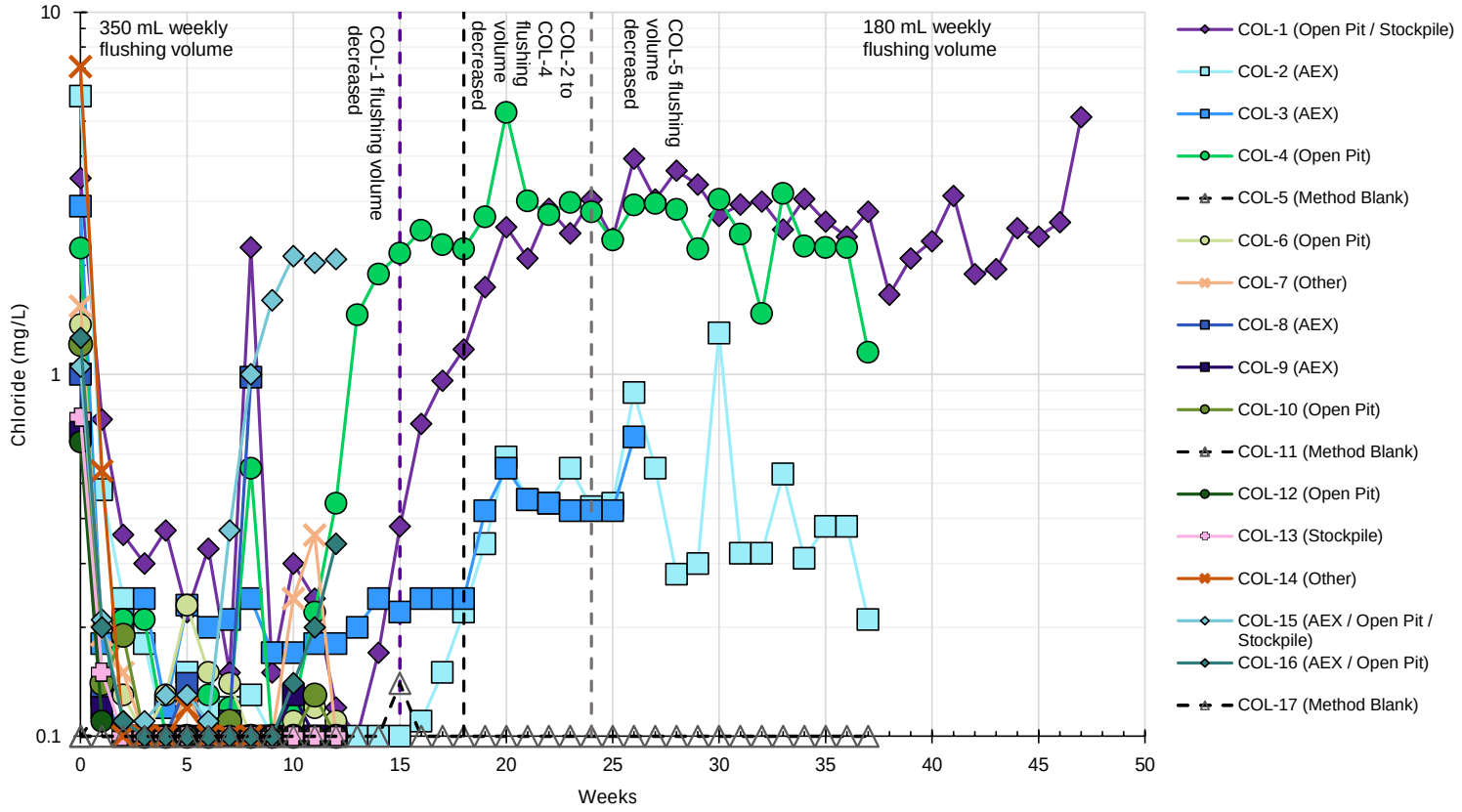

Notes:
The weekly flushing volume was decreased from 350 mL to 180 mL in week 15 for COL-1, in week 18 for COL-2 through COL-4, and in week 24 for COL-5 (method blank).

Dissolved Chloride			
Overburden Kinetic Testing			
Kinross Great Bear Project			
Figure Number		N2-8	
Project Number		OMEMA2303	
Date		November 2025	
Drawn	SM	Reviewed By	JB

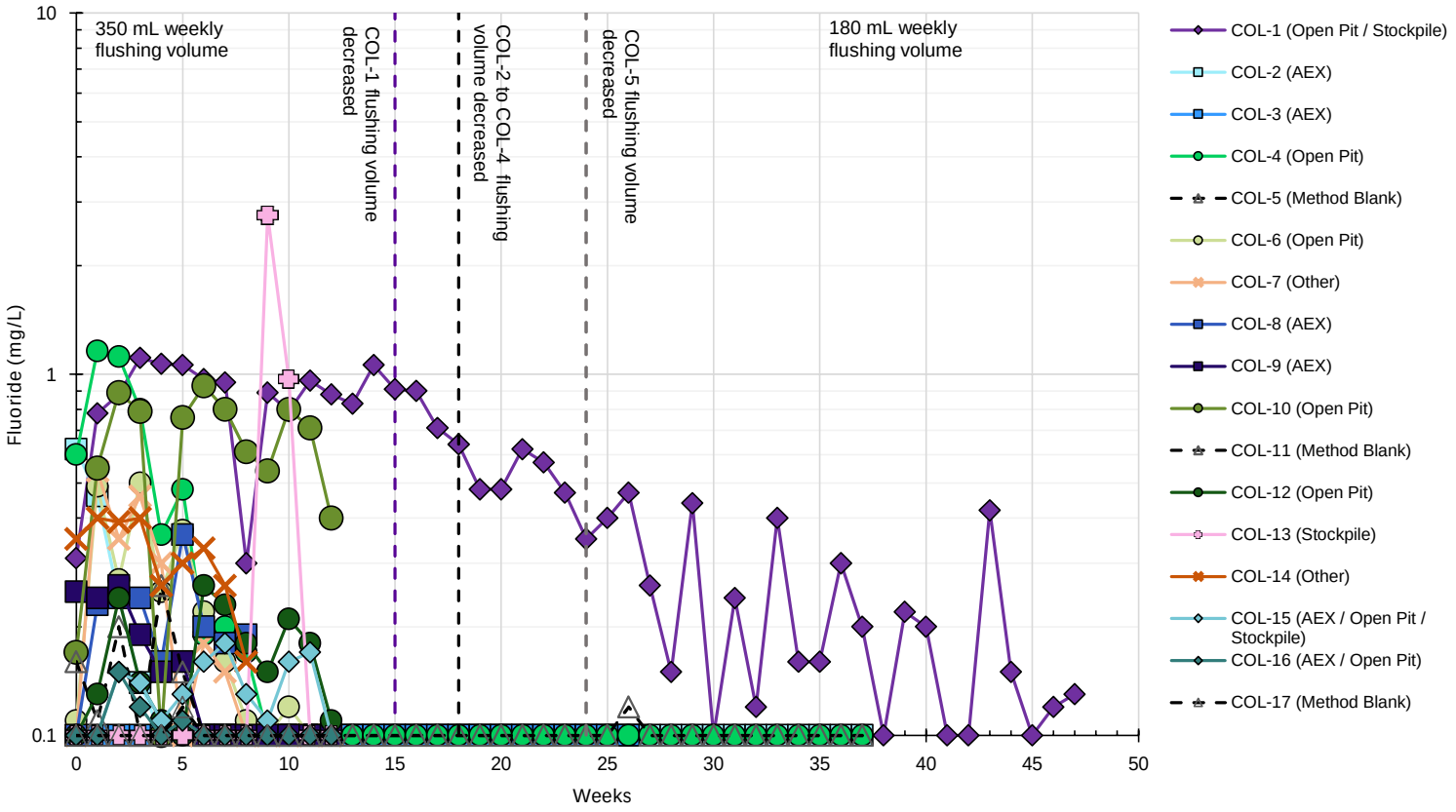

Notes:
The weekly flushing volume was decreased from 350 mL to 180 mL in week 15 for COL-1, in week 18 for COL-2 through COL-4, and in week 24 for COL-5 (method blank).

Dissolved Fluoride			
Overburden Kinetic Testing			
Kinross Great Bear Project			
Figure Number		N2-9	
Project Number		OMEMA2303	
Date		November 2025	
Drawn	SM	Reviewed By	JB

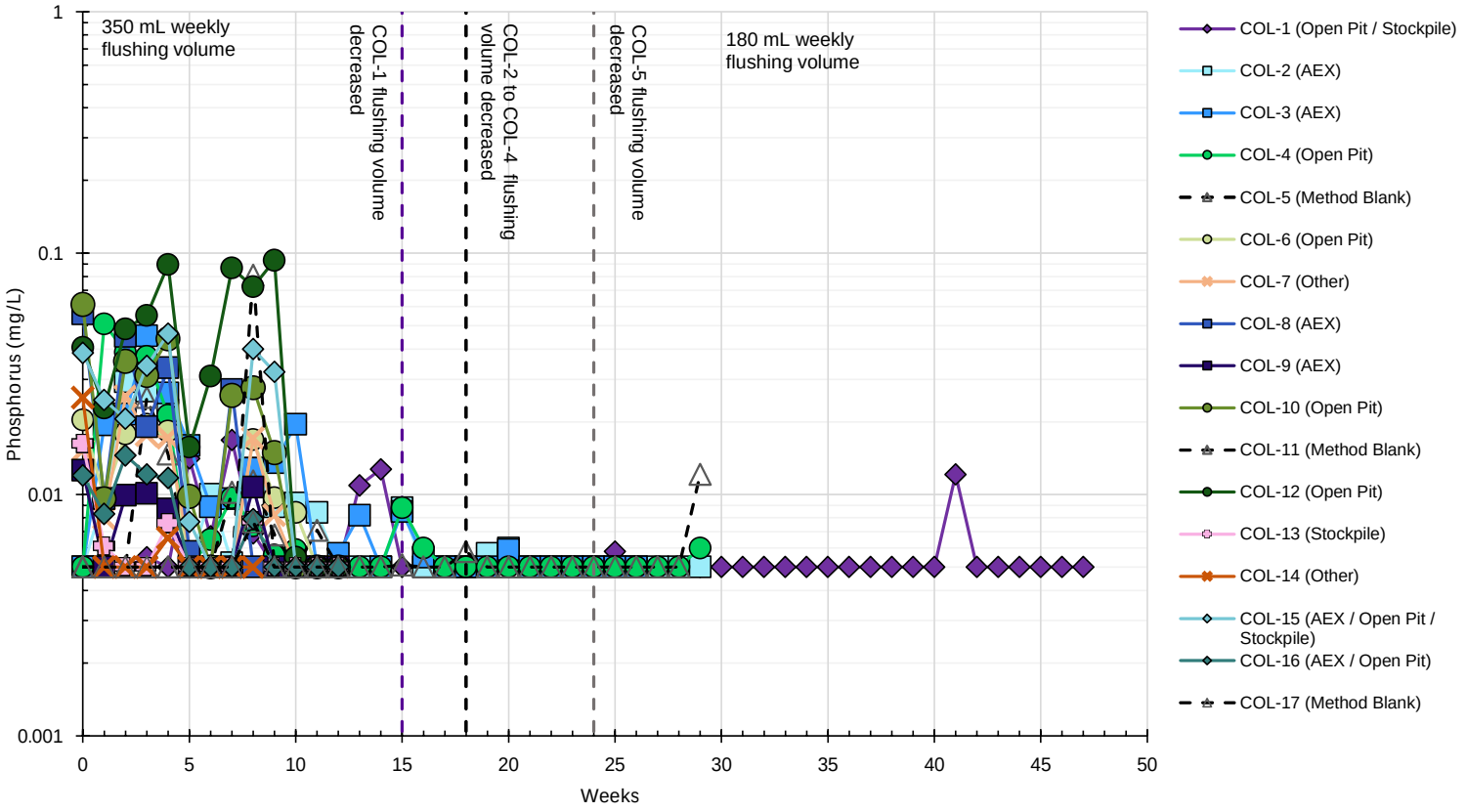

Notes:
The weekly flushing volume was decreased from 350 mL to 180 mL in week 15 for COL-1, in week 18 for COL-2 through COL-4, and in week 24 for COL-5 (method blank).

Phosphorous - Colourimetry			
Overburden Kinetic Testing			
Kinross Great Bear Project			
Figure Number		N2-10	
Project Number		OMEMA2303	
Date		November 2025	
Drawn	SM	Reviewed By	JB

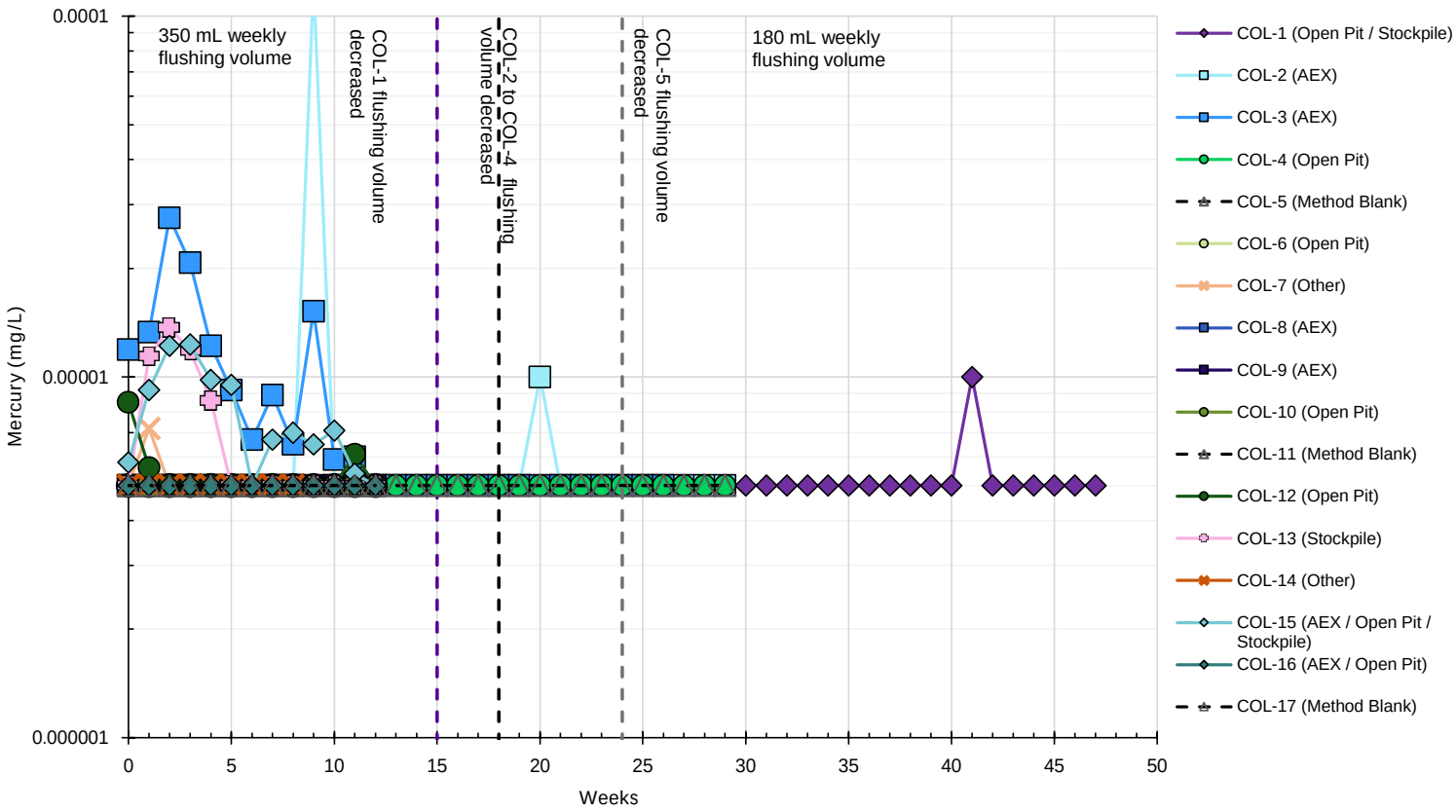

Notes:
The weekly flushing volume was decreased from 350 mL to 180 mL in week 15 for COL-1, in week 18 for COL-2 through COL-4, and in week 24 for COL-5 (method blank).

KINROSS

Dissolved Mercury - CVAA			
Overburden Kinetic Testing			
Kinross Great Bear Project			
Figure Number	N2-11		
Project Number	OMEMA2303		
Date	November 2025		
Drawn	SM	Reviewed By	JB

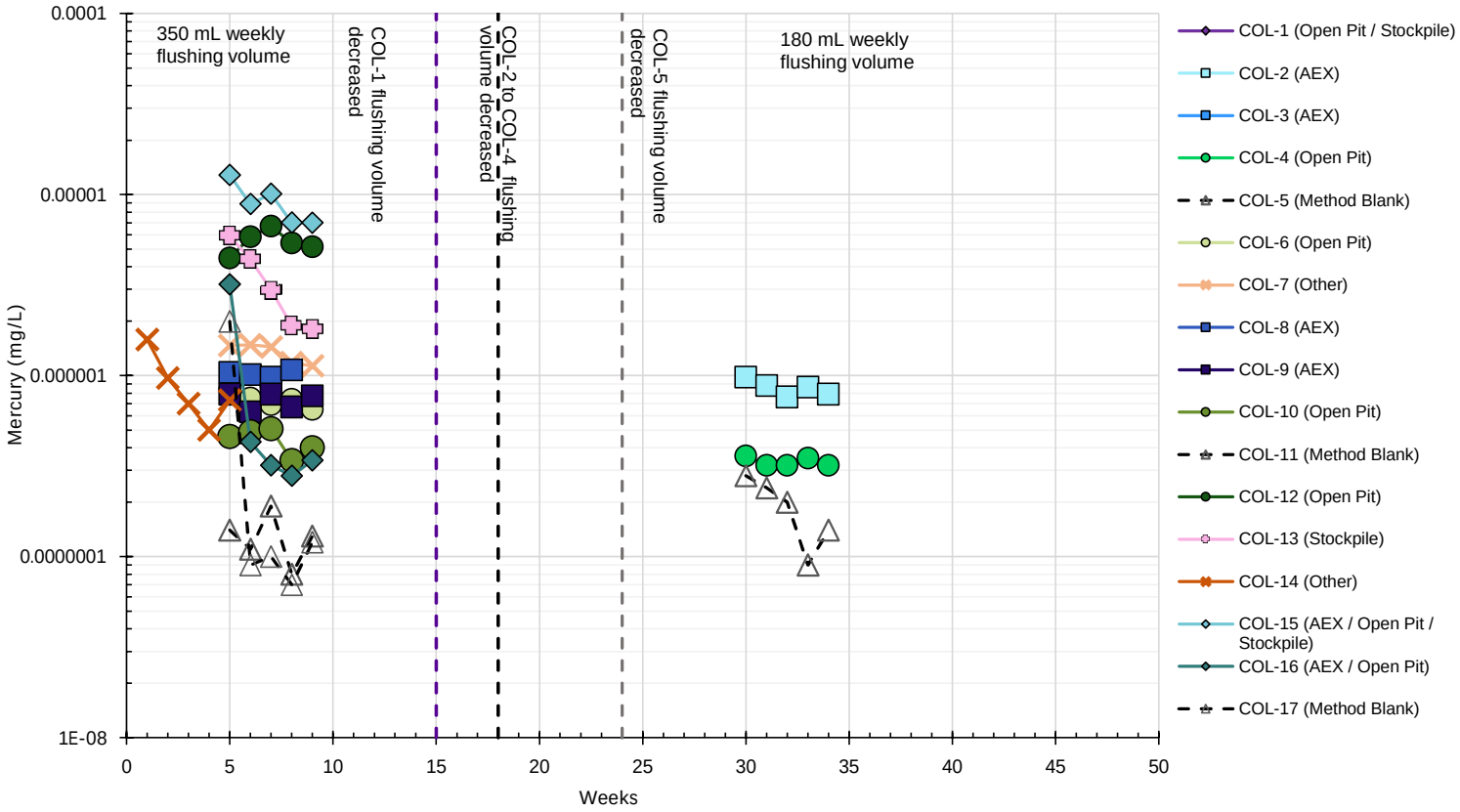

Notes:

The weekly flushing volume was decreased from 350 mL to 180 mL in week 15 for COL-1, in week 18 for COL-2 through COL-4, and in week 24 for COL-5 (method blank).

The ultra trace mercury monitoring program was initated in May 2025.

KINROSS

Dissolved Mercury - Ultra Trace Analysis			
Overburden Kinetic Testing			
Kinross Great Bear Project			
Figure Number		N2-12	
Project Number		OMEMA2303	
Date		November 2025	
Drawn	SM	Reviewed By	JB

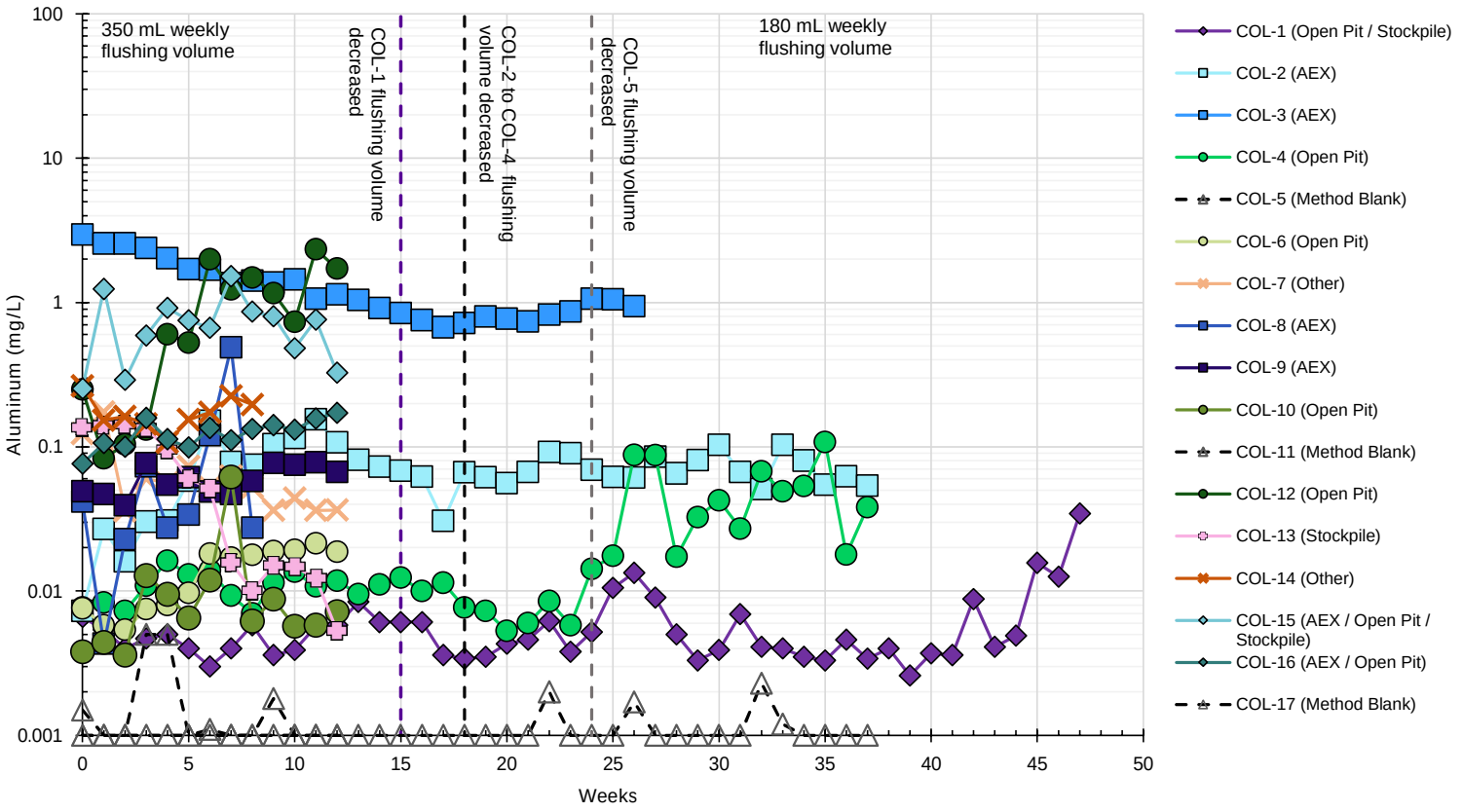

Notes:
The weekly flushing volume was decreased from 350 mL to 180 mL in week 15 for COL-1, in week 18 for COL-2 through COL-4, and in week 24 for COL-5 (method blank).

KINROSS

Dissolved Aluminum			
Overburden Kinetic Testing			
Kinross Great Bear Project			
Figure Number		N2-13	
Project Number		OMEMA2303	
Date		November 2025	
Drawn	SM	Reviewed By	JB

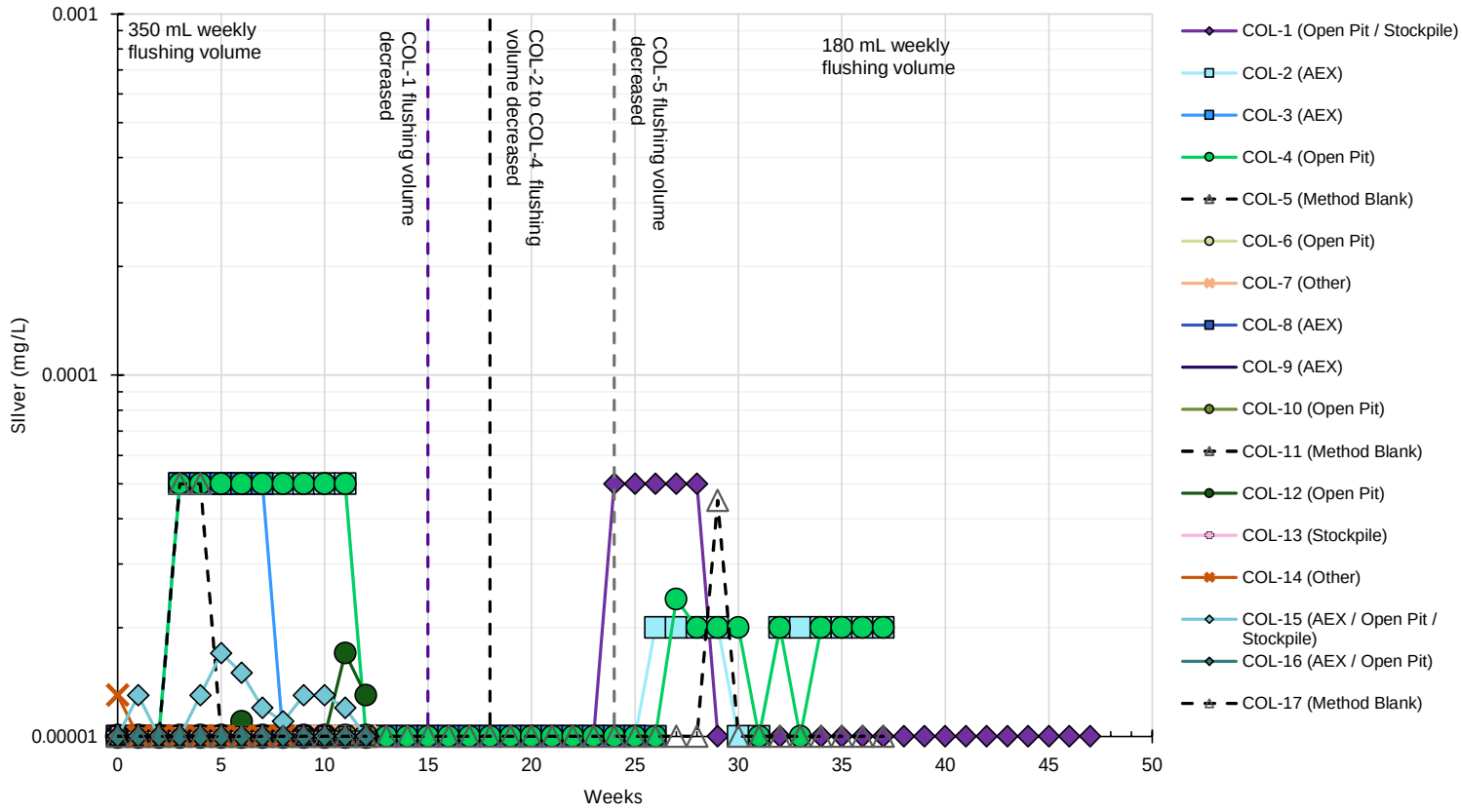

Notes:
The weekly flushing volume was decreased from 350 mL to 180 mL in week 15 for COL-1, in week 18 for COL-2 through COL-4, and in week 24 for COL-5 (method blank).

Dissolved Silver			
Overburden Kinetic Testing			
Kinross Great Bear Project			
Figure Number		N2-14	
Project Number		OMEMA2303	
Date		November 2025	
Drawn	SM	Reviewed By	JB

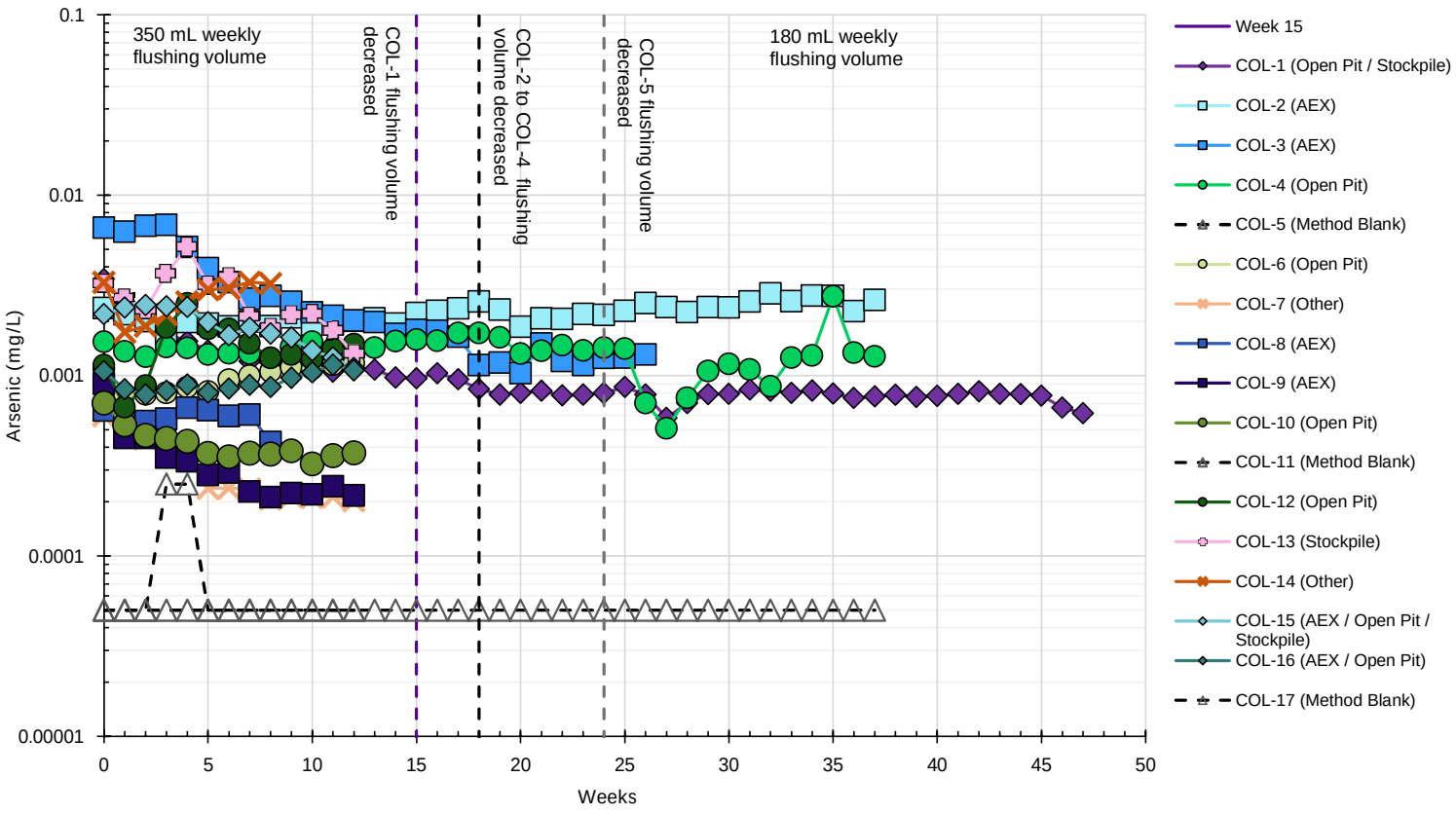

Notes:
The weekly flushing volume was decreased from 350 mL to 180 mL in week 15 for COL-1, in week 18 for COL-2 through COL-4, and in week 24 for COL-5 (method blank).

Dissolved Arsenic			
Overburden Kinetic Testing			
Kinross Great Bear Project			
Figure Number		N2-15	
Project Number		OMEMA2303	
Date		November 2025	
Drawn	SM	Reviewed By	JB

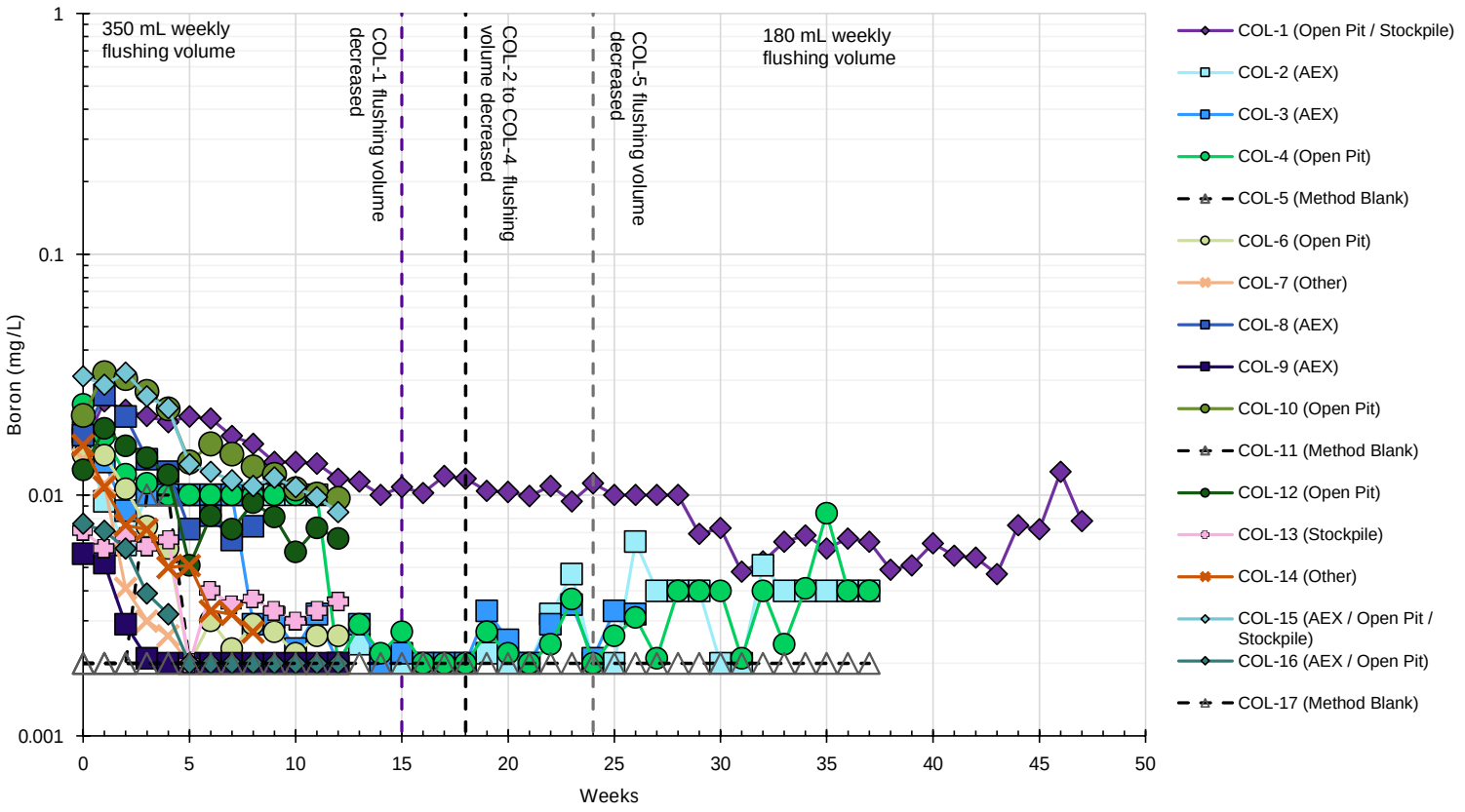

Notes:
The weekly flushing volume was decreased from 350 mL to 180 mL in week 15 for COL-1, in week 18 for COL-2 through COL-4, and in week 24 for COL-5 (method blank).

KINROSS

Dissolved Boron			
Overburden Kinetic Testing			
Kinross Great Bear Project			
Figure Number		N2-16	
Project Number		OMEMA2303	
Date		November 2025	
Drawn	SM	Reviewed By	JB

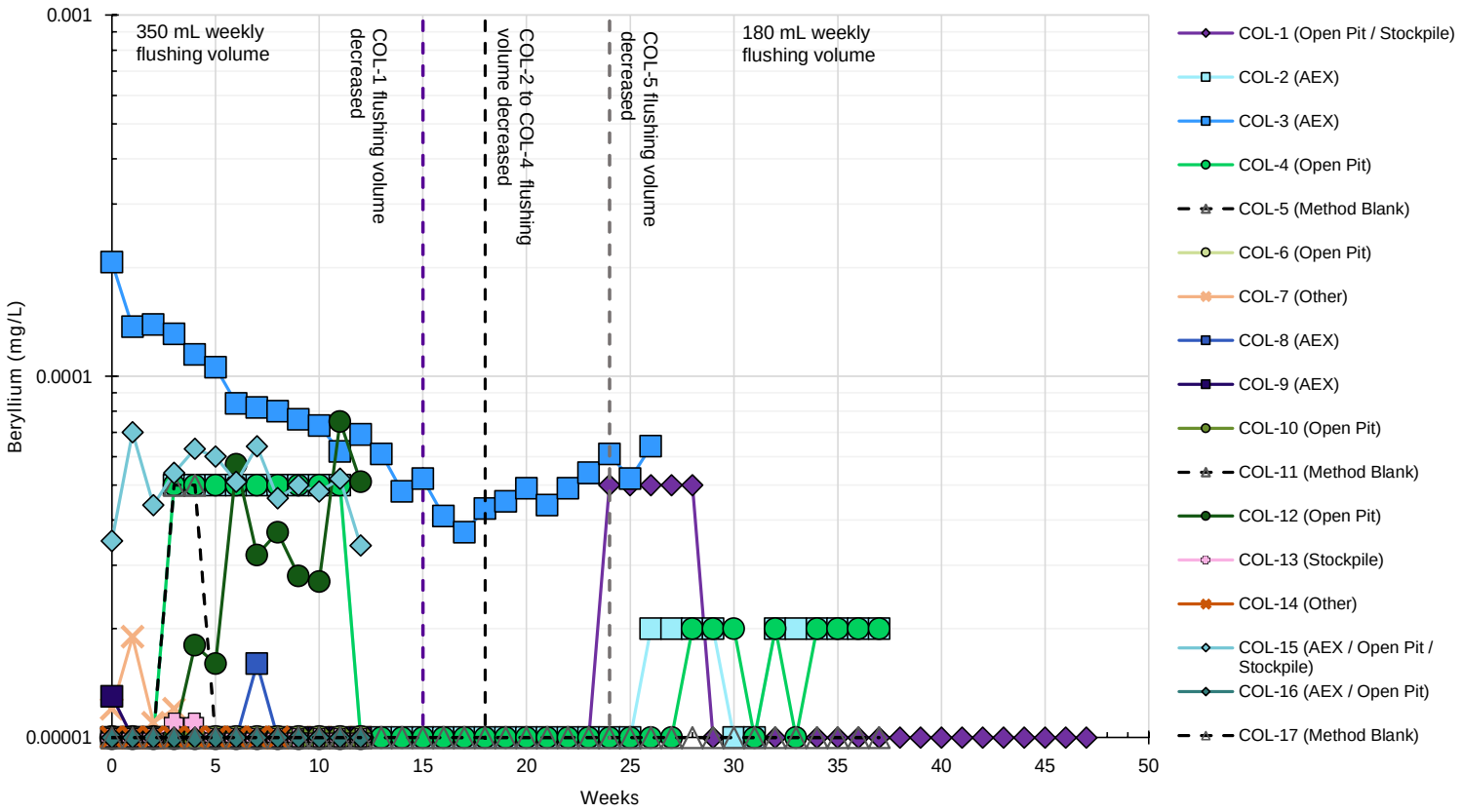

Notes:
The weekly flushing volume was decreased from 350 mL to 180 mL in week 15 for COL-1, in week 18 for COL-2 through COL-4, and in week 24 for COL-5 (method blank).

Dissolved Beryllium			
Overburden Kinetic Testing			
Kinross Great Bear Project			
Figure Number		N2-17	
Project Number		OMEMA2303	
Date		November 2025	
Drawn	SM	Reviewed By	JB

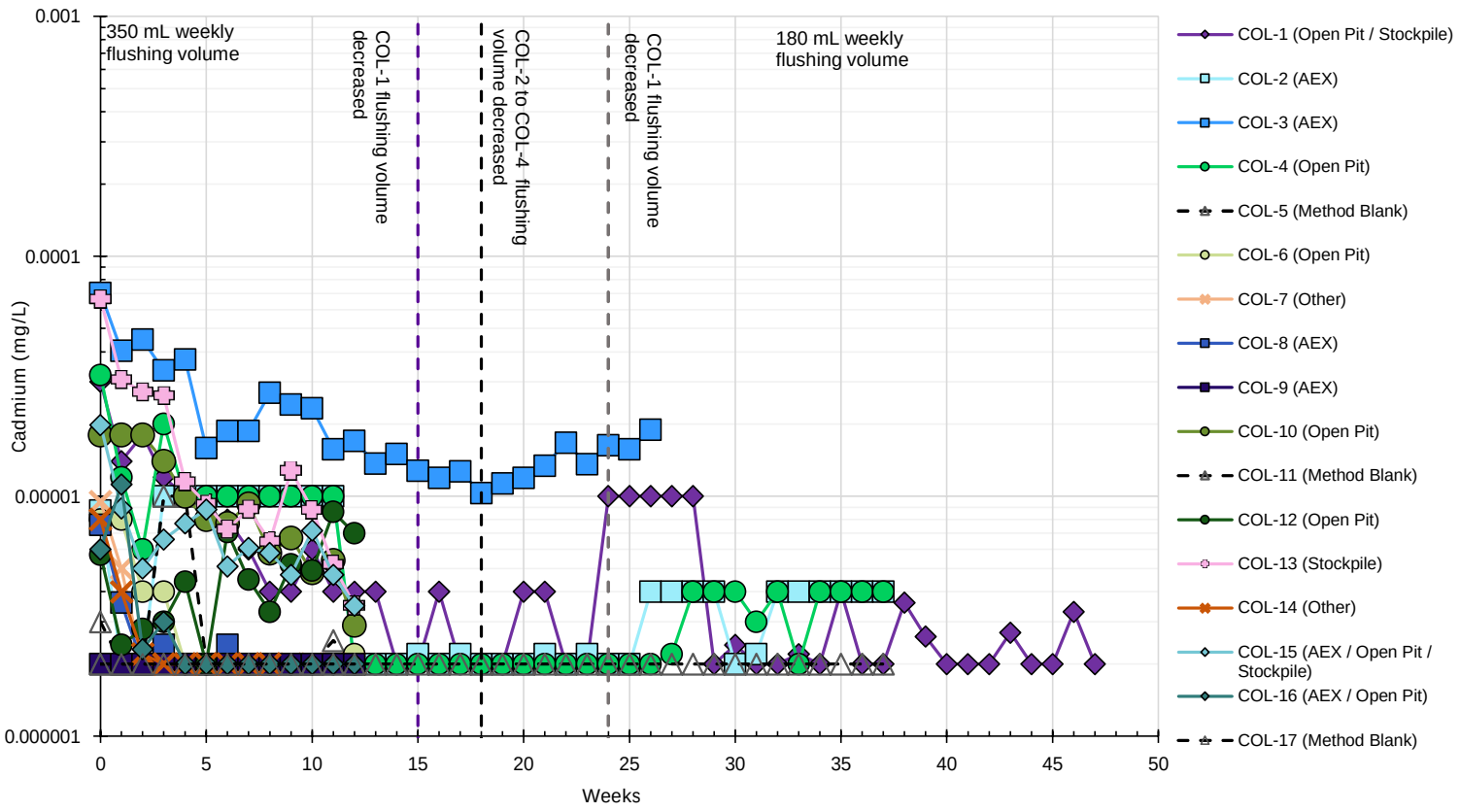

Notes:
The weekly flushing volume was decreased from 350 mL to 180 mL in week 15 for COL-1, in week 18 for COL-2 through COL-4, and in week 24 for COL-5 (method blank).

Dissolved Cadmium			
Overburden Kinetic Testing			
Kinross Great Bear Project			
Figure Number		N2-18	
Project Number		OMEMA2303	
Date		November 2025	
Drawn	SM	Reviewed By	JB

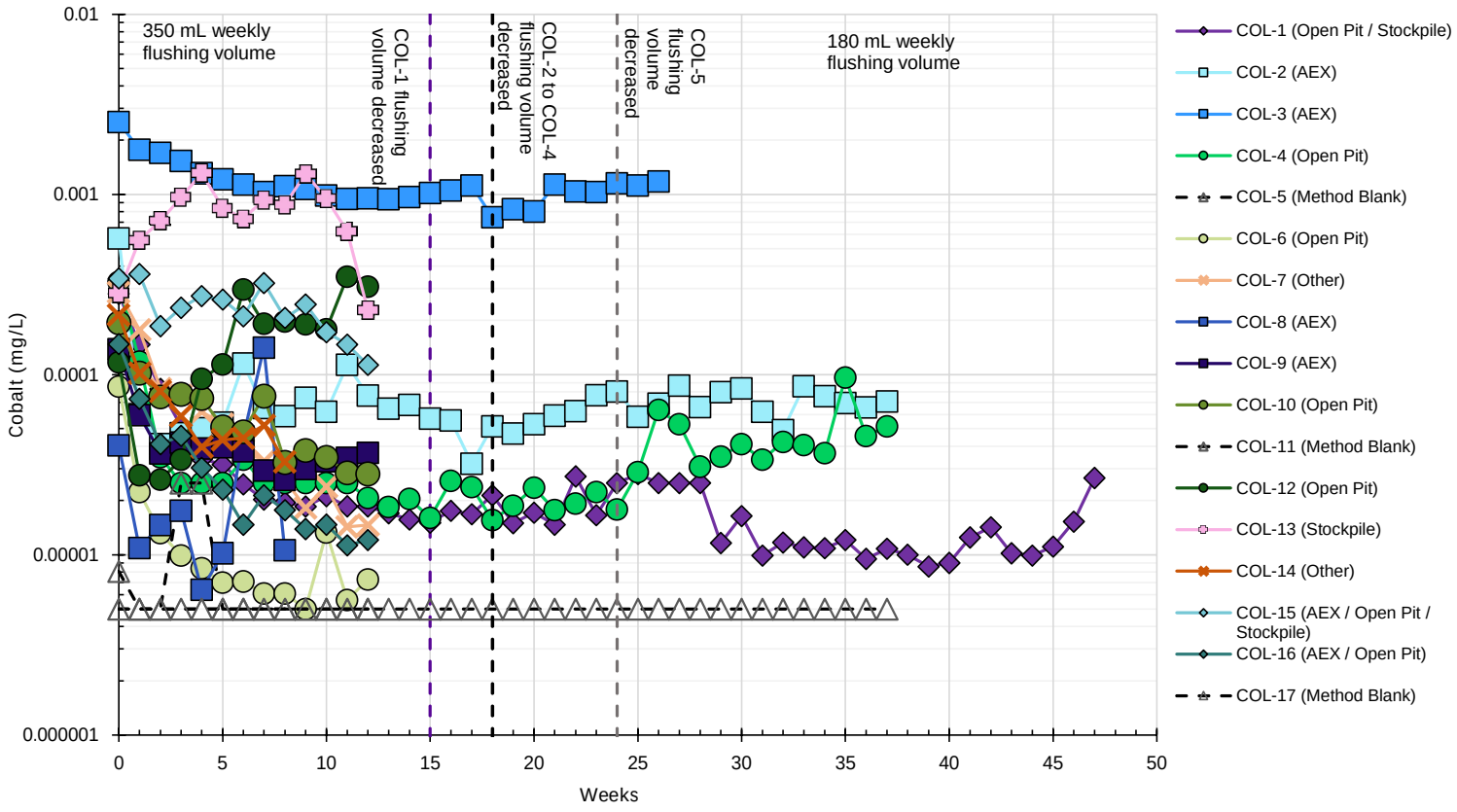

Notes:
The weekly flushing volume was decreased from 350 mL to 180 mL in week 15 for COL-1, in week 18 for COL-2 through COL-4, and in week 24 for COL-5 (method blank).

Dissolved Cobalt			
Overburden Kinetic Testing			
Kinross Great Bear Project			
Figure Number		N2-19	
Project Number		OMEMA2303	
Date		November 2025	
Drawn	SM	Reviewed By	JB

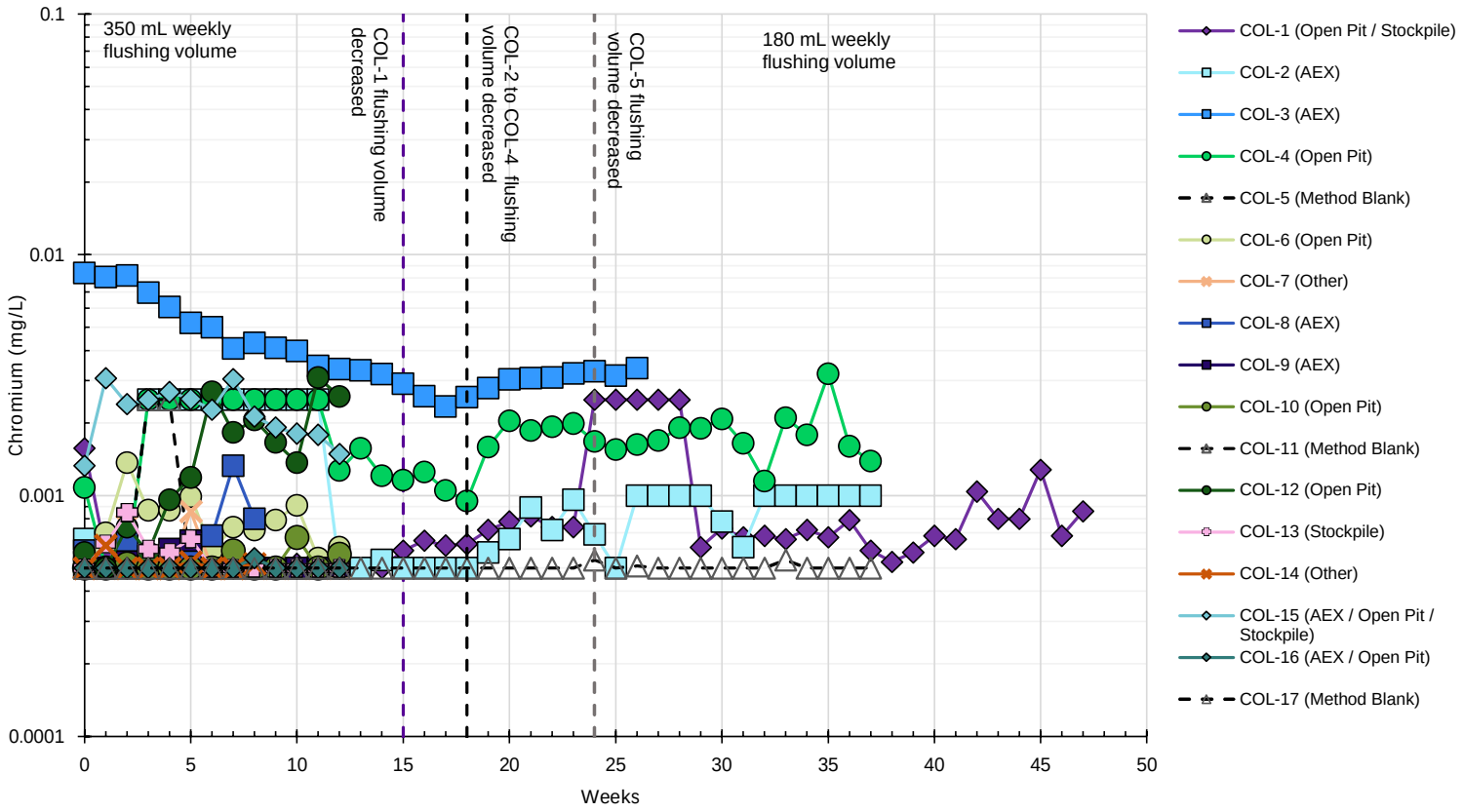

Notes:
The weekly flushing volume was decreased from 350 mL to 180 mL in week 15 for COL-1, in week 18 for COL-2 through COL-4, and in week 24 for COL-5 (method blank).

KINROSS

Dissolved Chromium			
Overburden Kinetic Testing			
Kinross Great Bear Project			
Figure Number		N2-20	
Project Number		OMEMA2303	
Date		November 2025	
Drawn	SM	Reviewed By	JB

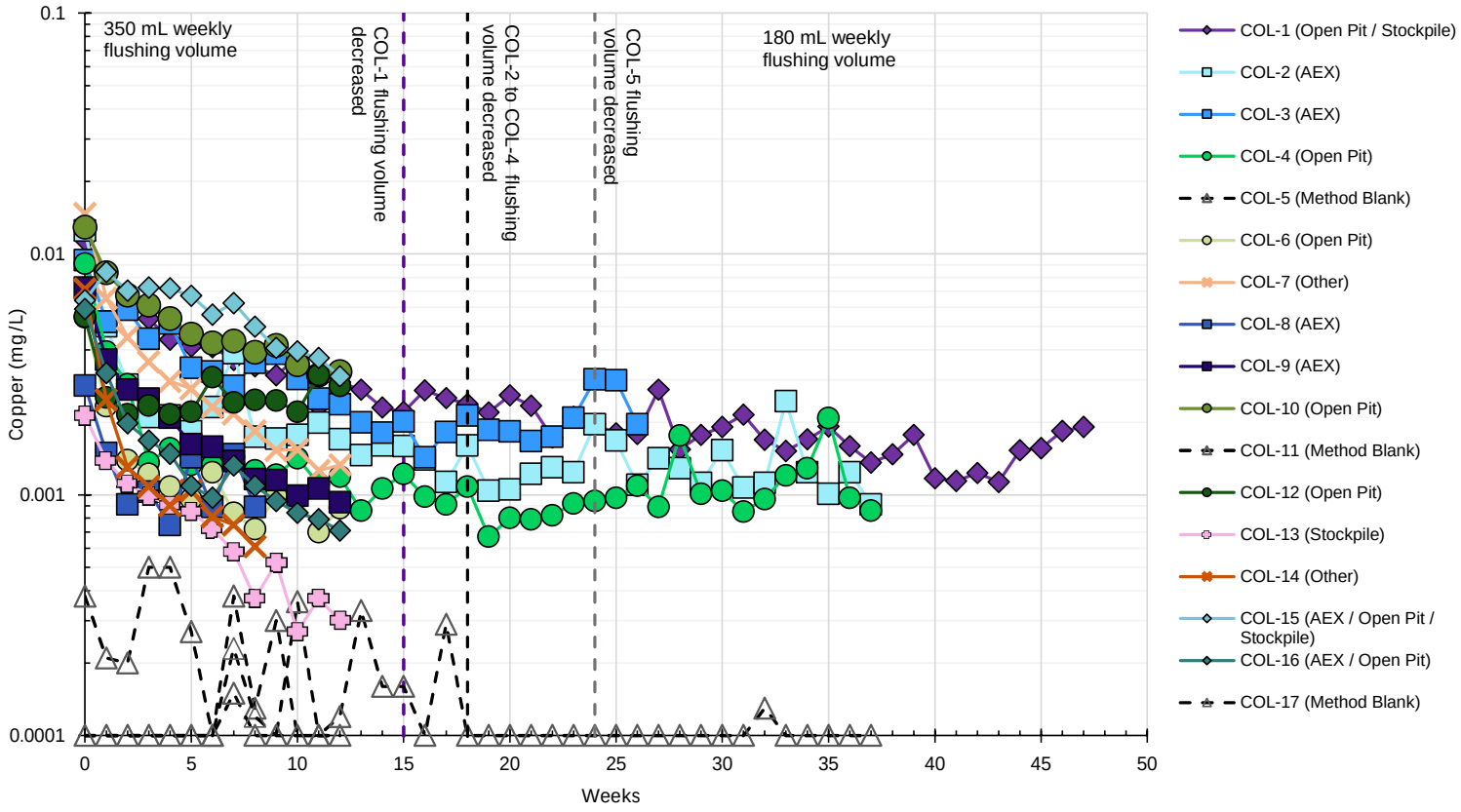

Notes:
The weekly flushing volume was decreased from 350 mL to 180 mL in week 15 for COL-1, in week 18 for COL-2 through COL-4, and in week 24 for COL-5 (method blank).

KINROSS

Dissolved Copper			
Overburden Kinetic Testing			
Kinross Great Bear Project			
Figure Number		N2-21	
Project Number		OMEMA2303	
Date		November 2025	
Drawn	SM	Reviewed By	JB

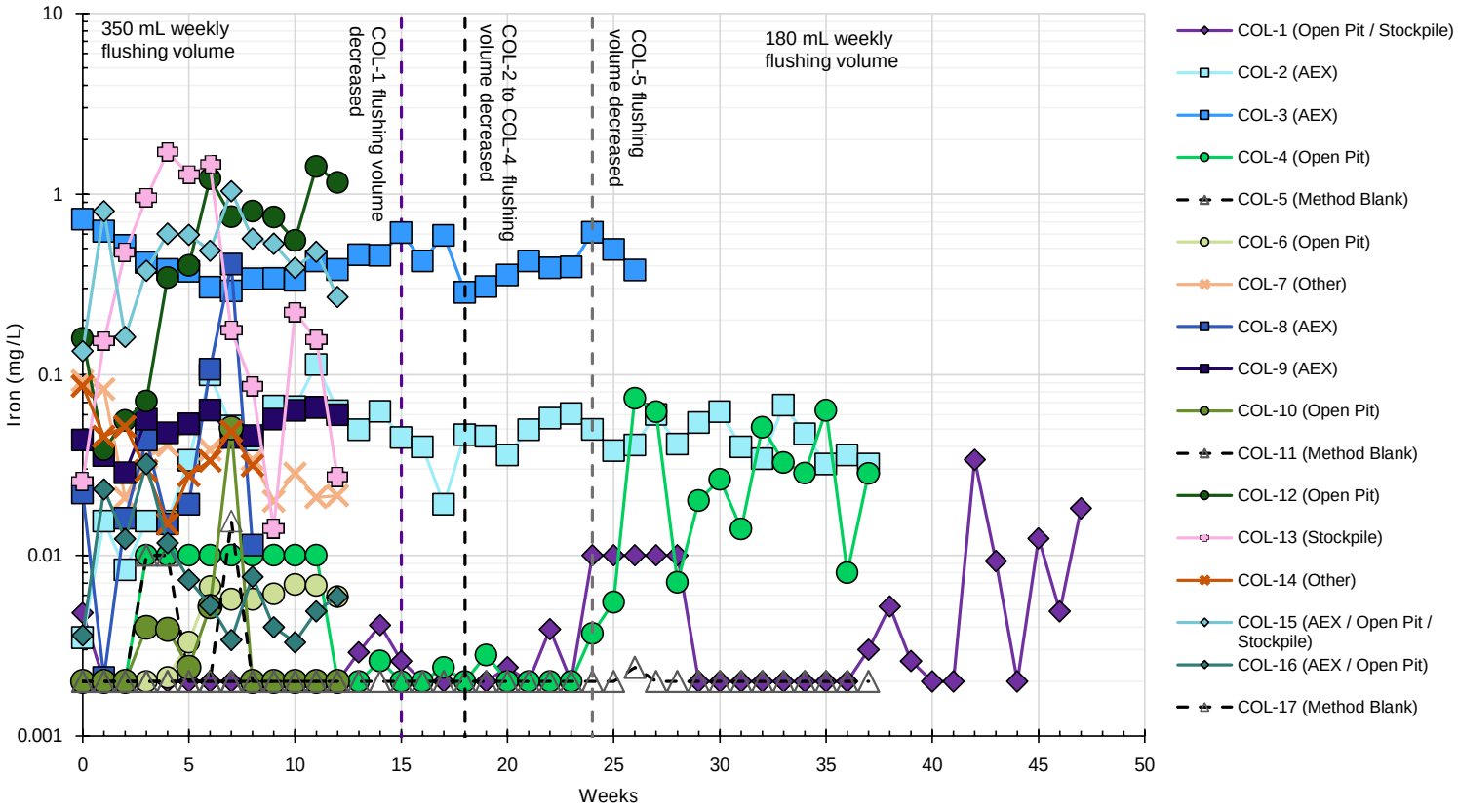

Notes:
The weekly flushing volume was decreased from 350 mL to 180 mL in week 15 for COL-1, in week 18 for COL-2 through COL-4, and in week 24 for COL-5 (method blank).

KINROSS

Dissolved Iron			
Overburden Kinetic Testing			
Kinross Great Bear Project			
Figure Number	N2-22		
Project Number	OMEMA2303		
Date	November 2025		
Drawn	SM	Reviewed By	JB

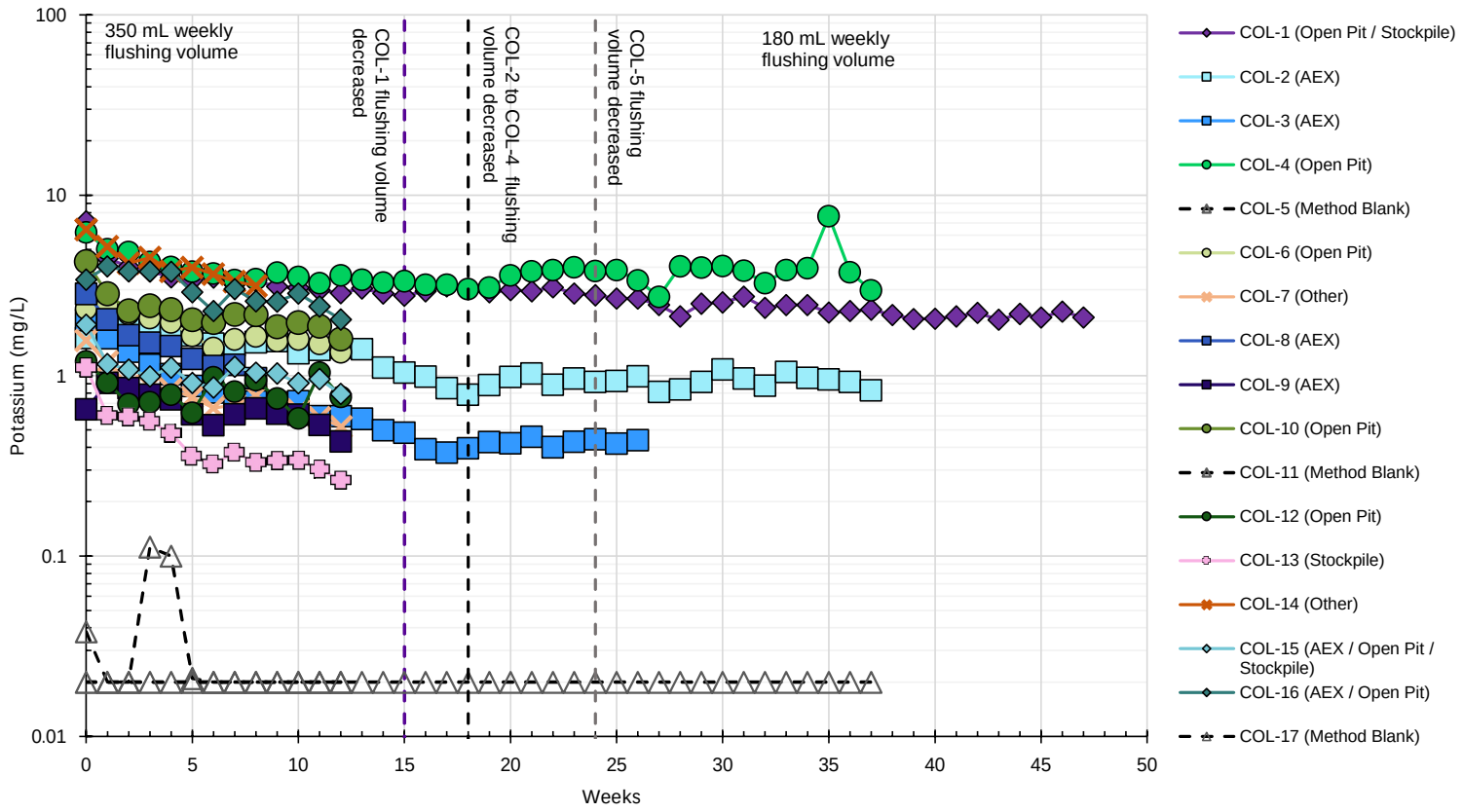

Notes:
The weekly flushing volume was decreased from 350 mL to 180 mL in week 15 for COL-1, in week 18 for COL-2 through COL-4, and in week 24 for COL-5 (method blank).

Dissolved Potassium			
Overburden Kinetic Testing			
Kinross Great Bear Project			
Figure Number		N2-23	
Project Number		OMEMA2303	
Date		November 2025	
Drawn	SM	Reviewed By	JB

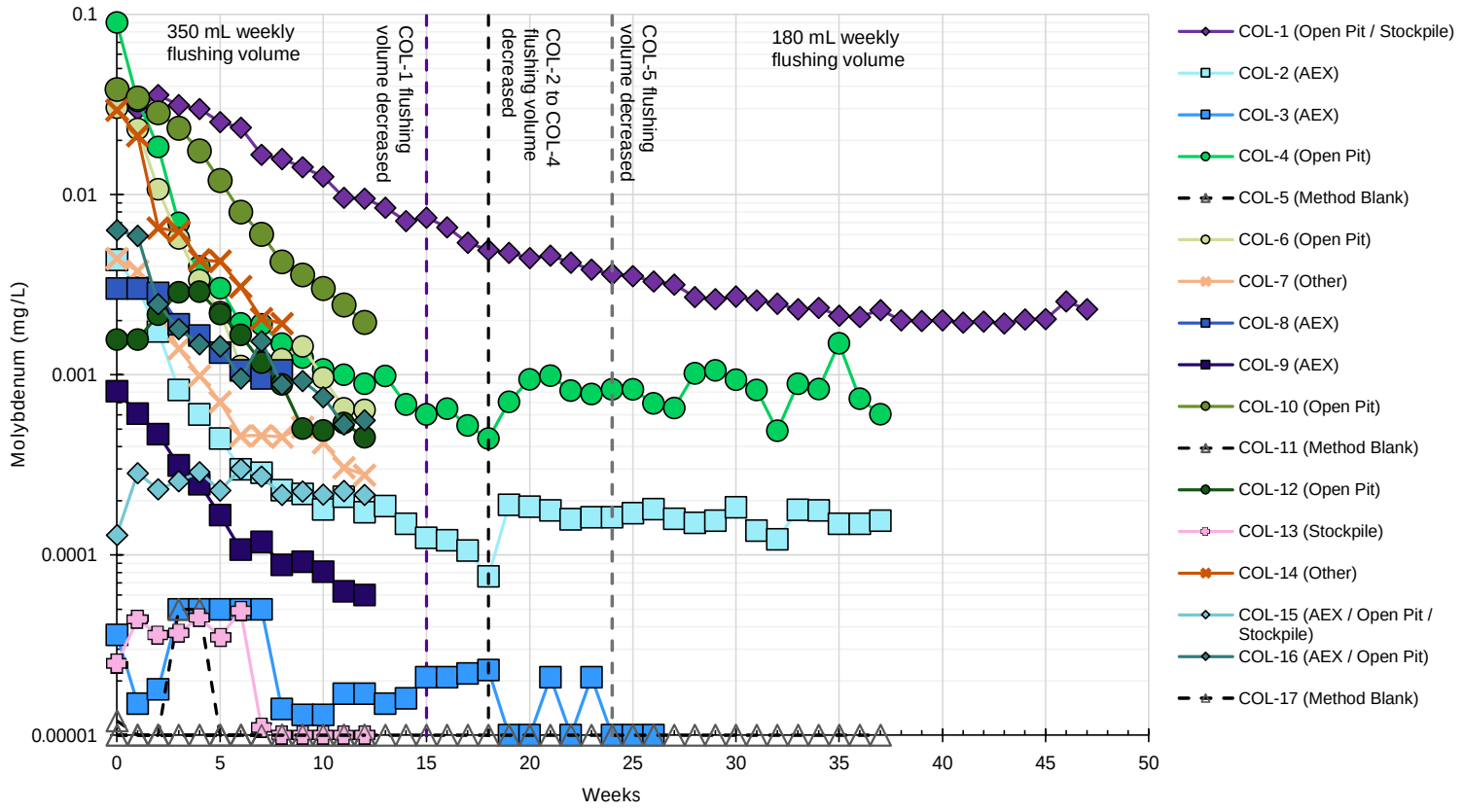

Notes:
The weekly flushing volume was decreased from 350 mL to 180 mL in week 15 for COL-1, in week 18 for COL-2 through COL-4, and in week 24 for COL-5 (method blank).

Dissolved Molybdenum			
Overburden Kinetic Testing			
Kinross Great Bear Project			
Figure Number		N2-24	
Project Number		OMEMA2303	
Date		November 2025	
Drawn	SM	Reviewed By	JB

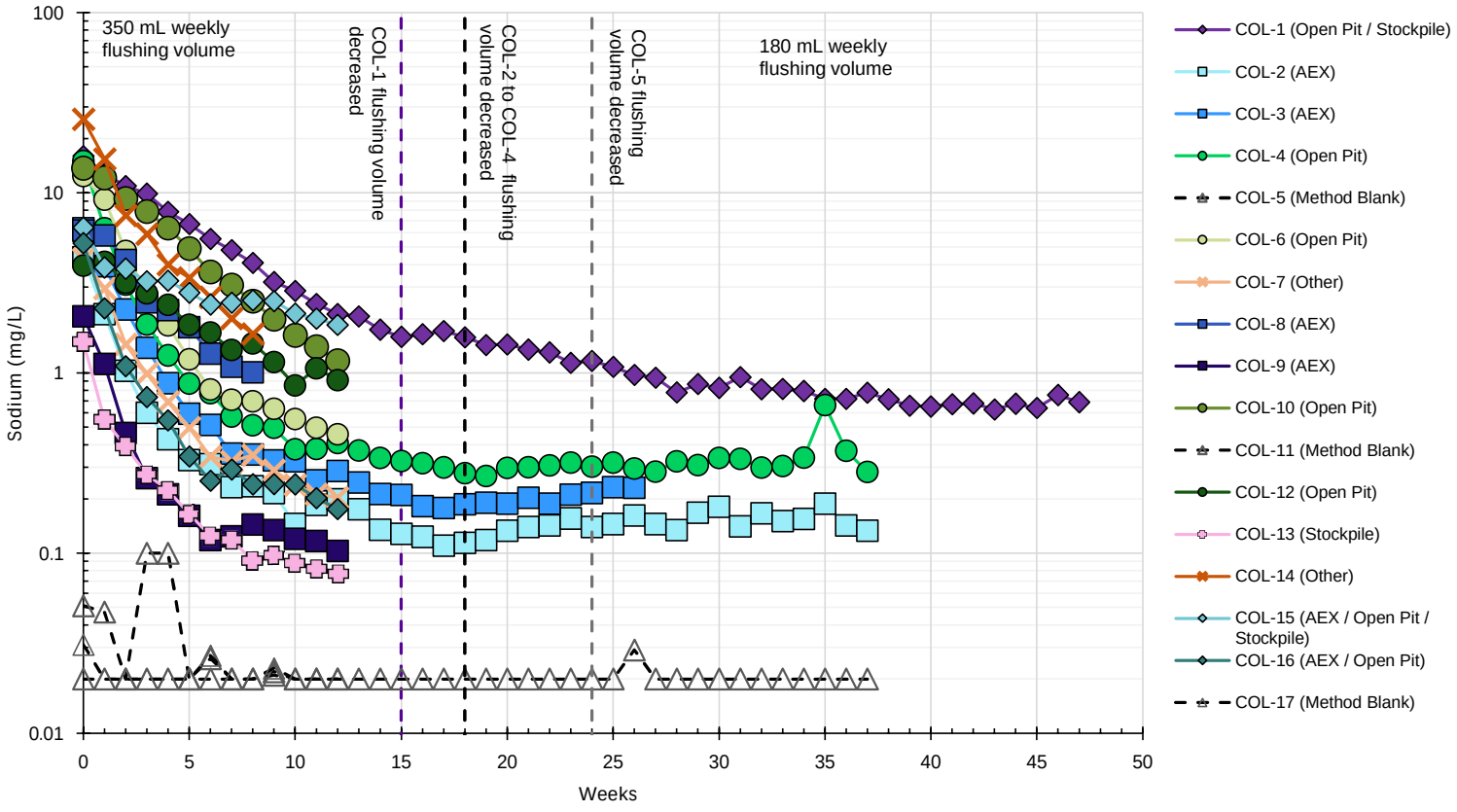

Notes:
The weekly flushing volume was decreased from 350 mL to 180 mL in week 15 for COL-1, in week 18 for COL-2 through COL-4, and in week 24 for COL-5 (method blank).

KINROSS

Dissolved Sodium			
Overburden Kinetic Testing			
Kinross Great Bear Project			
Figure Number		N2-25	
Project Number		OMEMA2303	
Date		November 2025	
Drawn	SM	Reviewed By	JB

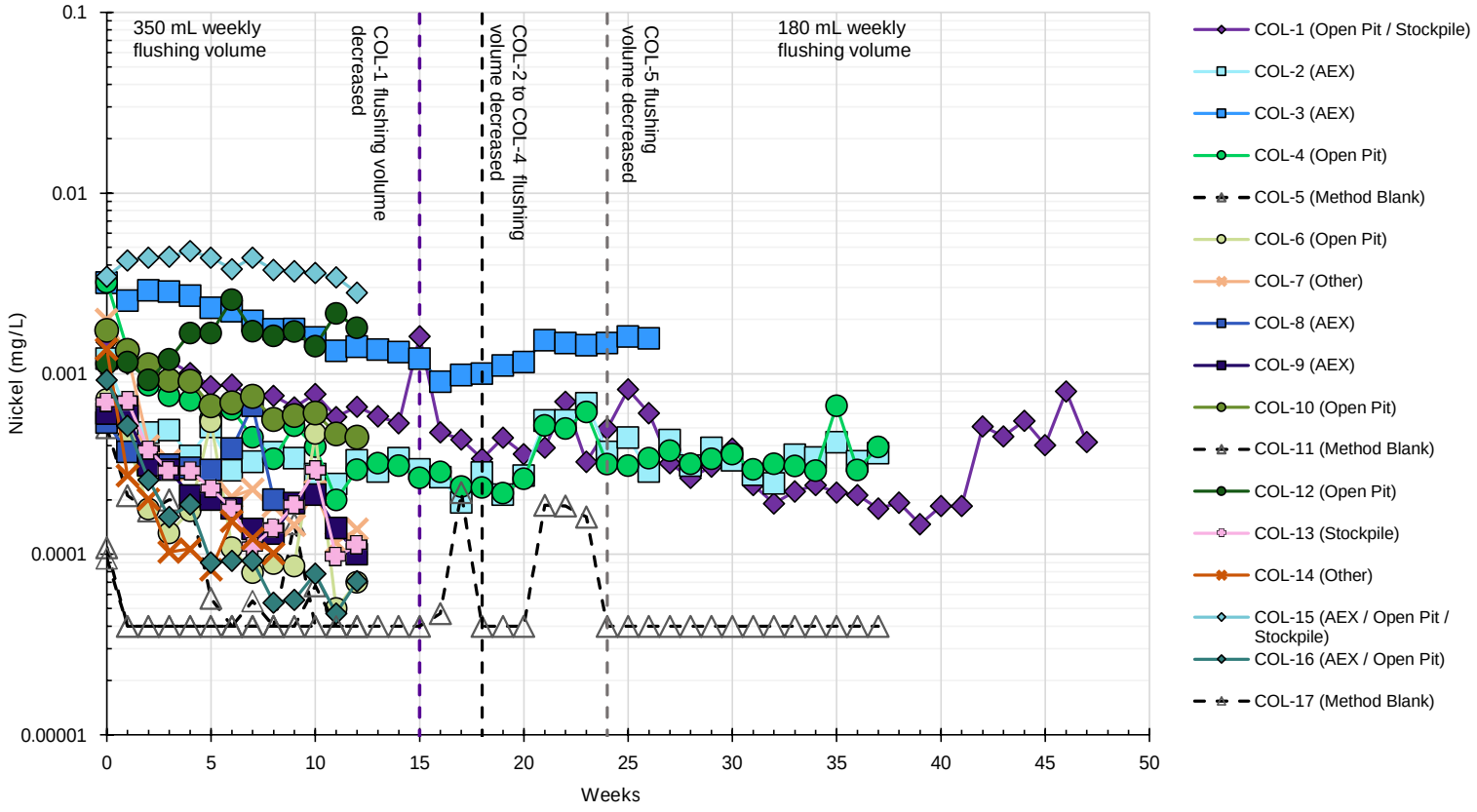

Notes:
The weekly flushing volume was decreased from 350 mL to 180 mL in week 15 for COL-1, in week 18 for COL-2 through COL-4, and in week 24 for COL-5 (method blank).

KINROSS

Dissolved Nickel			
Overburden Kinetic Testing			
Kinross Great Bear Project			
Figure Number	N2-26		
Project Number	OMEMA2303		
Date	November 2025		
Drawn	SM	Reviewed By	JB

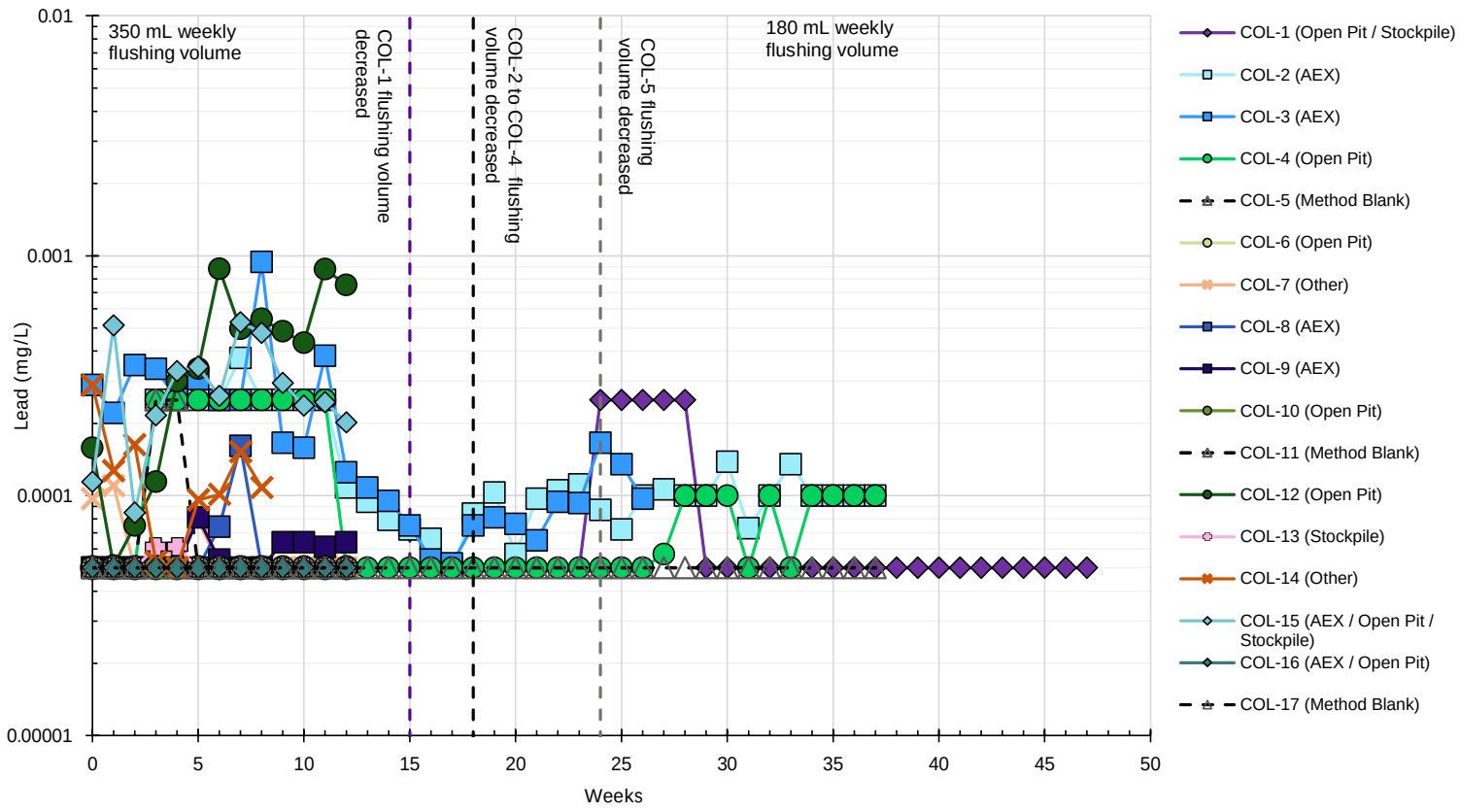

Notes:
The weekly flushing volume was decreased from 350 mL to 180 mL in week 15 for COL-1, in week 18 for COL-2 through COL-4, and in week 24 for COL-5 (method blank).

KINROSS

Dissolved Lead			
Overburden Kinetic Testing			
Kinross Great Bear Project			
Figure Number		N2-27	
Project Number		OMEMA2303	
Date		November 2025	
Drawn	SM	Reviewed By	JB

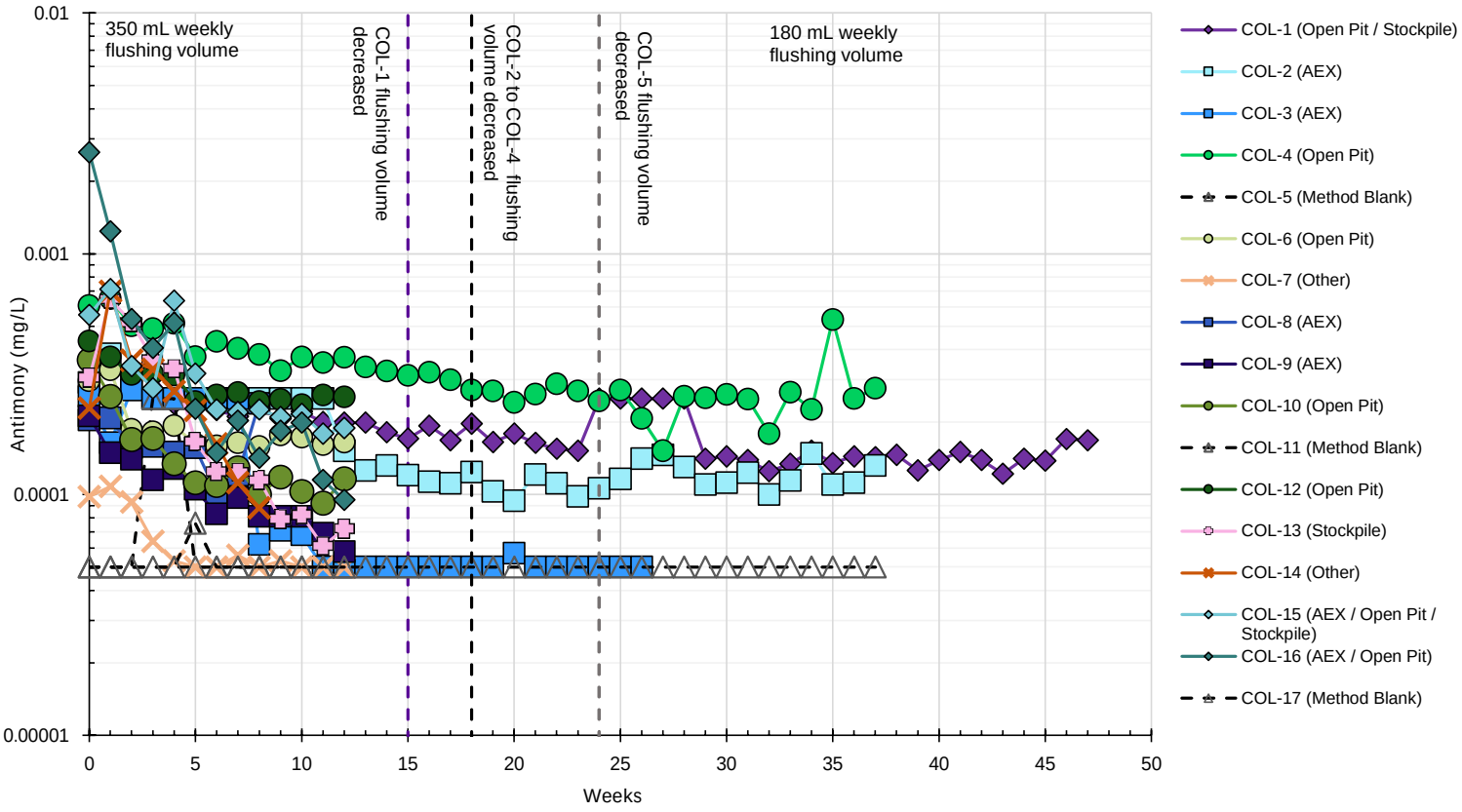

Notes:
The weekly flushing volume was decreased from 350 mL to 180 mL in week 15 for COL-1, in week 18 for COL-2 through COL-4, and in week 24 for COL-5 (method blank).

KINROSS

Dissolved Antimony			
Overburden Kinetic Testing			
Kinross Great Bear Project			
Figure Number		N2-28	
Project Number		OMEMA2303	
Date		November 2025	
Drawn	SM	Reviewed By	JB

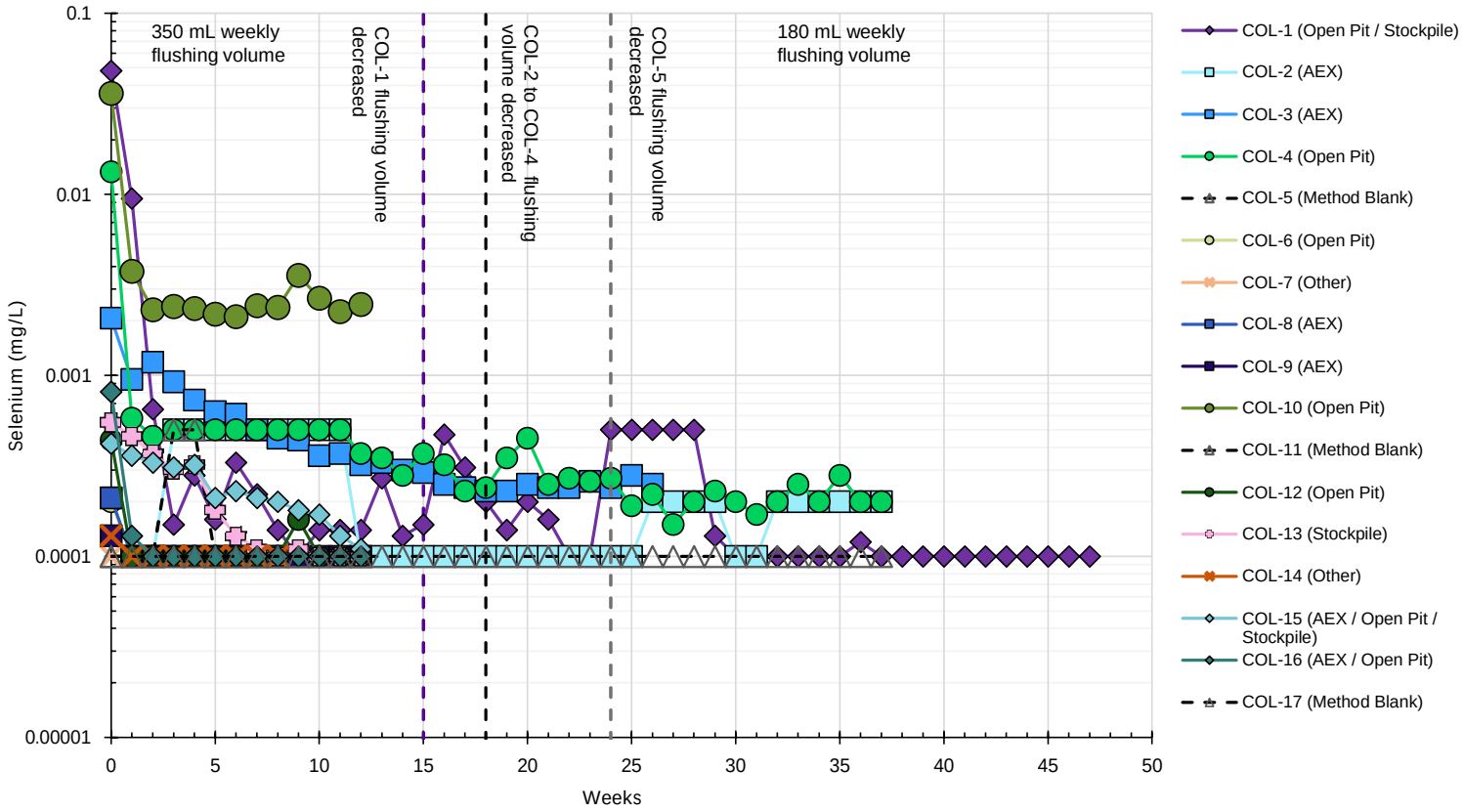

Notes:
The weekly flushing volume was decreased from 350 mL to 180 mL in week 15 for COL-1, in week 18 for COL-2 through COL-4, and in week 24 for COL-5 (method blank).

Dissolved Selenium			
Overburden Kinetic Testing			
Kinross Great Bear Project			
Figure Number		N2-29	
Project Number		OMEMA2303	
Date		November 2025	
Drawn	SM	Reviewed By	JB

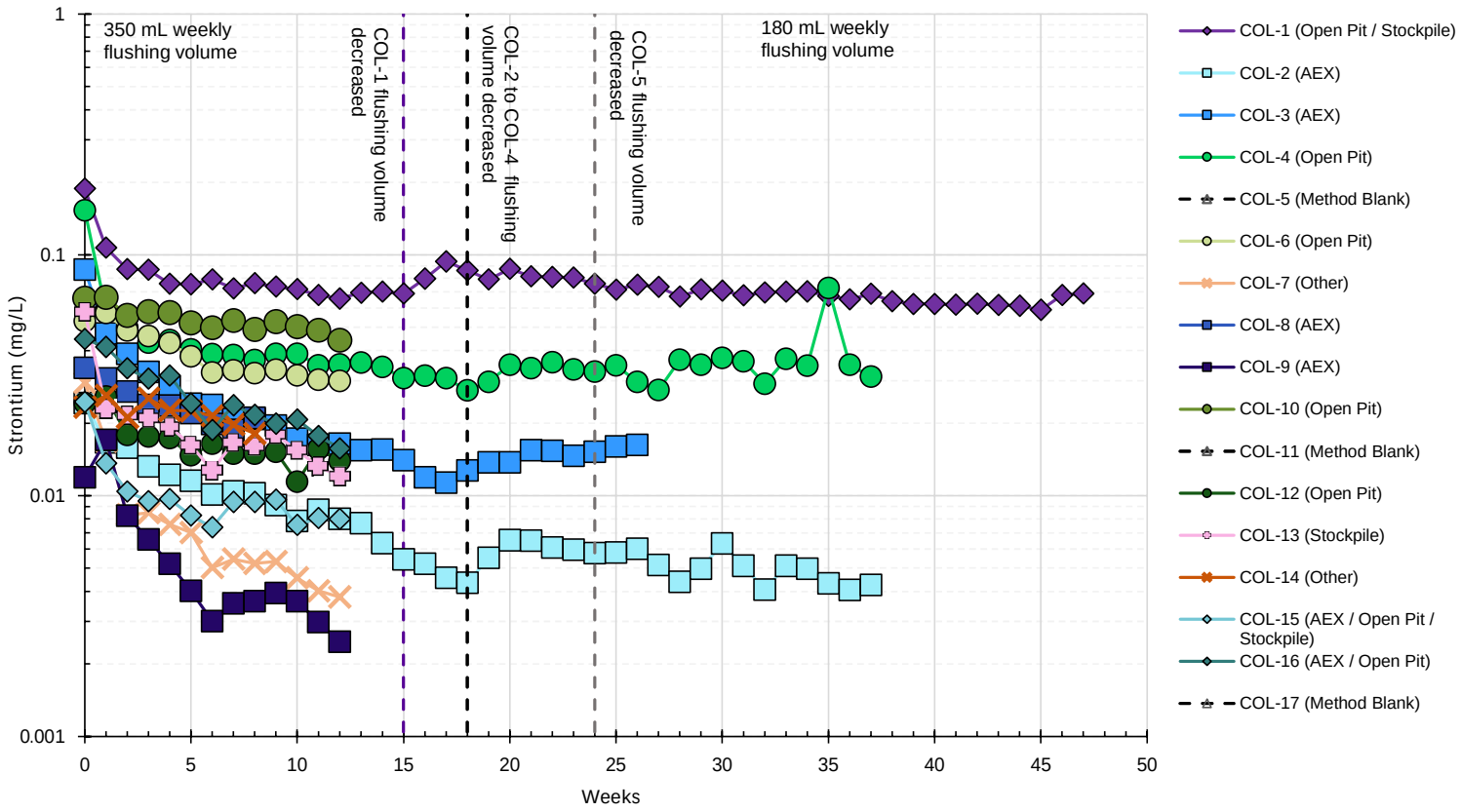

Notes:
The weekly flushing volume was decreased from 350 mL to 180 mL in week 15 for COL-1, in week 18 for COL-2 through COL-4, and in week 24 for COL-5 (method blank).

KINROSS

Dissolved Strontium			
Overburden Kinetic Testing			
Kinross Great Bear Project			
Figure Number	N2-30		
Project Number	OMEMA2303		
Date	November 2025		
Drawn	SM	Reviewed By	JB

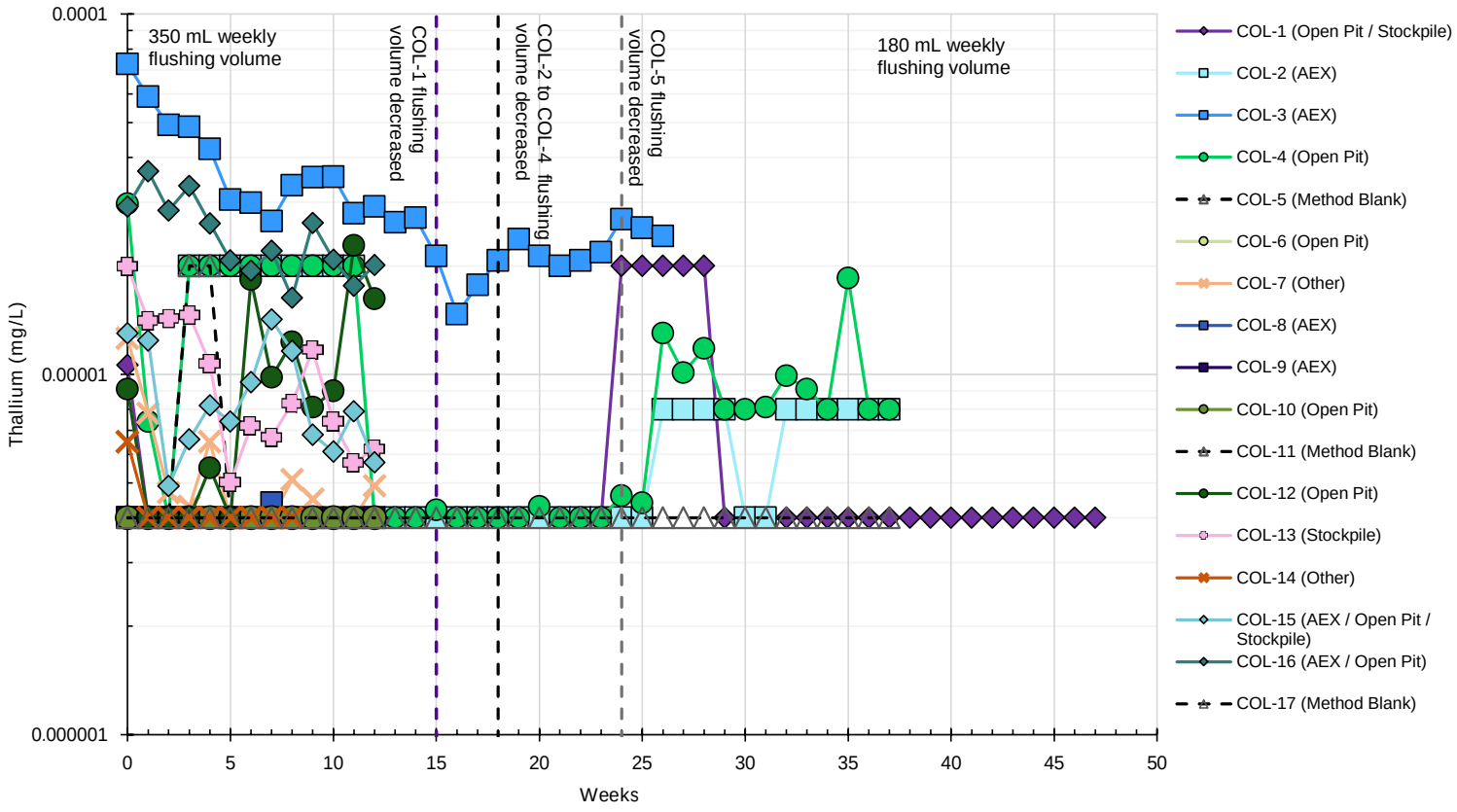

Notes:
The weekly flushing volume was decreased from 350 mL to 180 mL in week 15 for COL-1, in week 18 for COL-2 through COL-4, and in week 24 for COL-5 (method blank).

KINROSS

Dissolved Thallium			
Overburden Kinetic Testing			
Kinross Great Bear Project			
Figure Number		N2-31	
Project Number		OMEMA2303	
Date		November 2025	
Drawn	SM	Reviewed By	JB

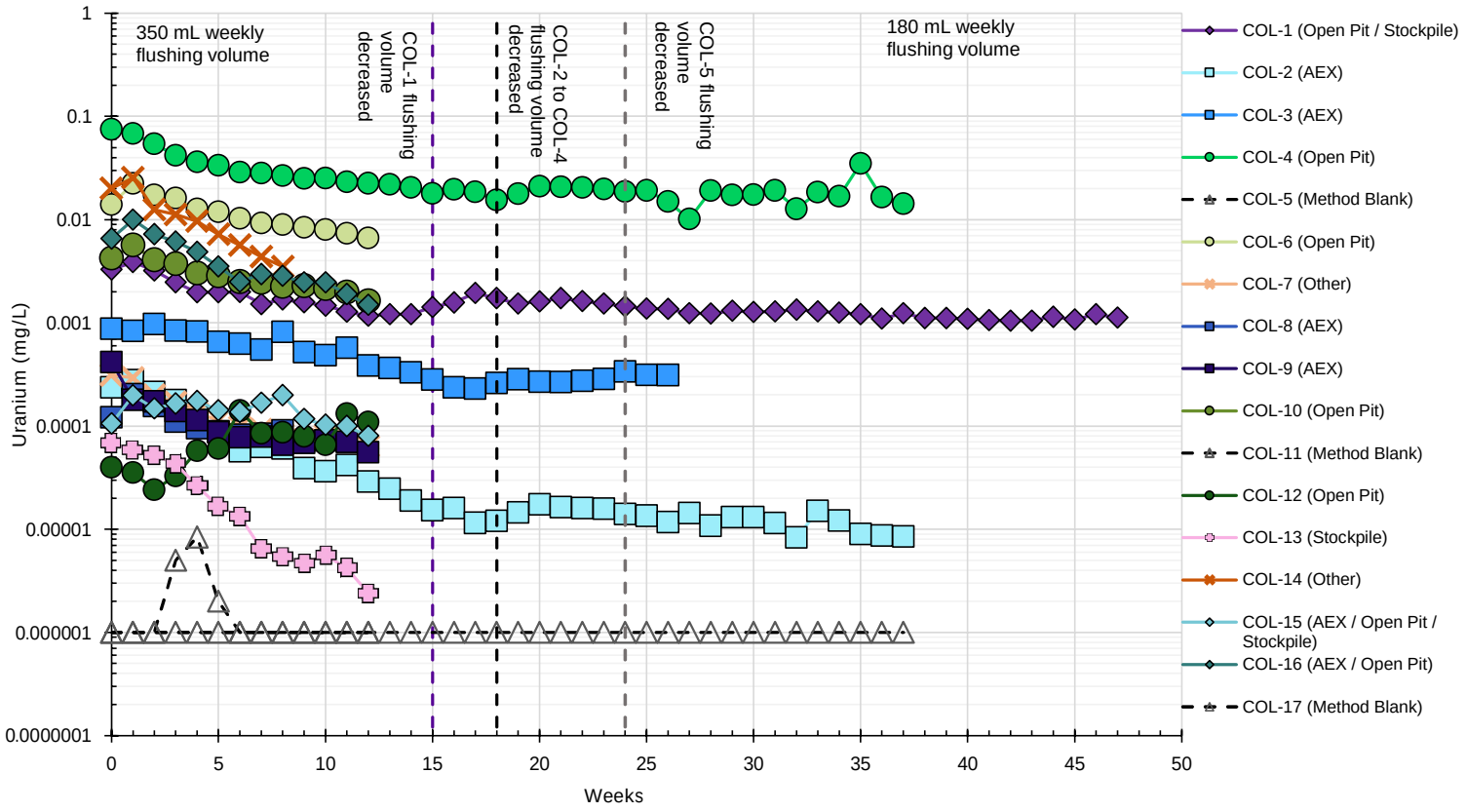

Notes:
The weekly flushing volume was decreased from 350 mL to 180 mL in week 15 for COL-1, in week 18 for COL-2 through COL-4, and in week 24 for COL-5 (method blank).

KINROSS

Dissolved Uranium			
Overburden Kinetic Testing			
Kinross Great Bear Project			
Figure Number		N2-32	
Project Number		OMEMA2303	
Date		November 2025	
Drawn	SM	Reviewed By	JB

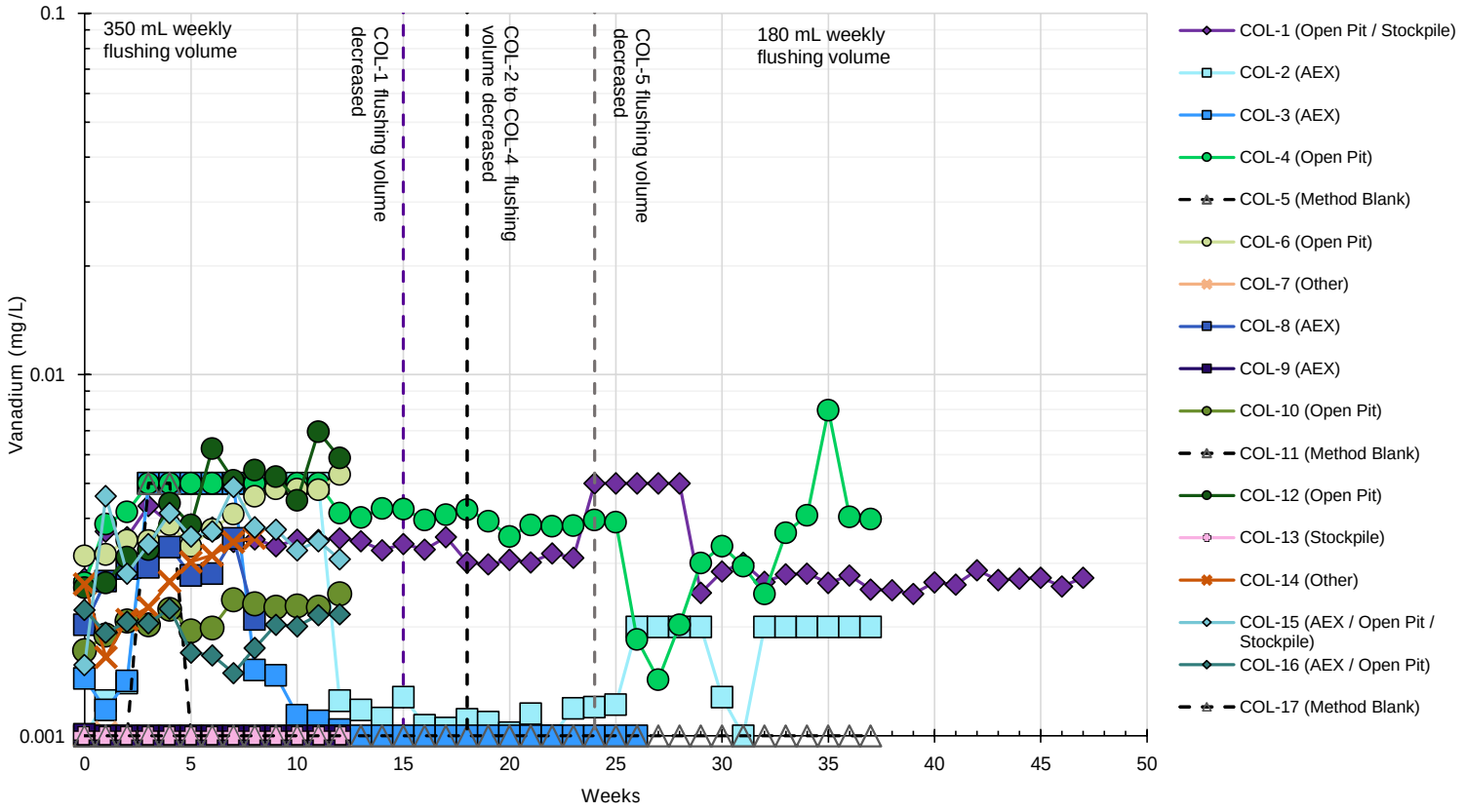

Notes:
The weekly flushing volume was decreased from 350 mL to 180 mL in week 15 for COL-1, in week 18 for COL-2 through COL-4, and in week 24 for COL-5 (method blank).

KINROSS

Dissolved Vanadium			
Overburden Kinetic Testing			
Kinross Great Bear Project			
Figure Number		N2-33	
Project Number		OMEMA2303	
Date		November 2025	
Drawn	SM	Reviewed By	JB

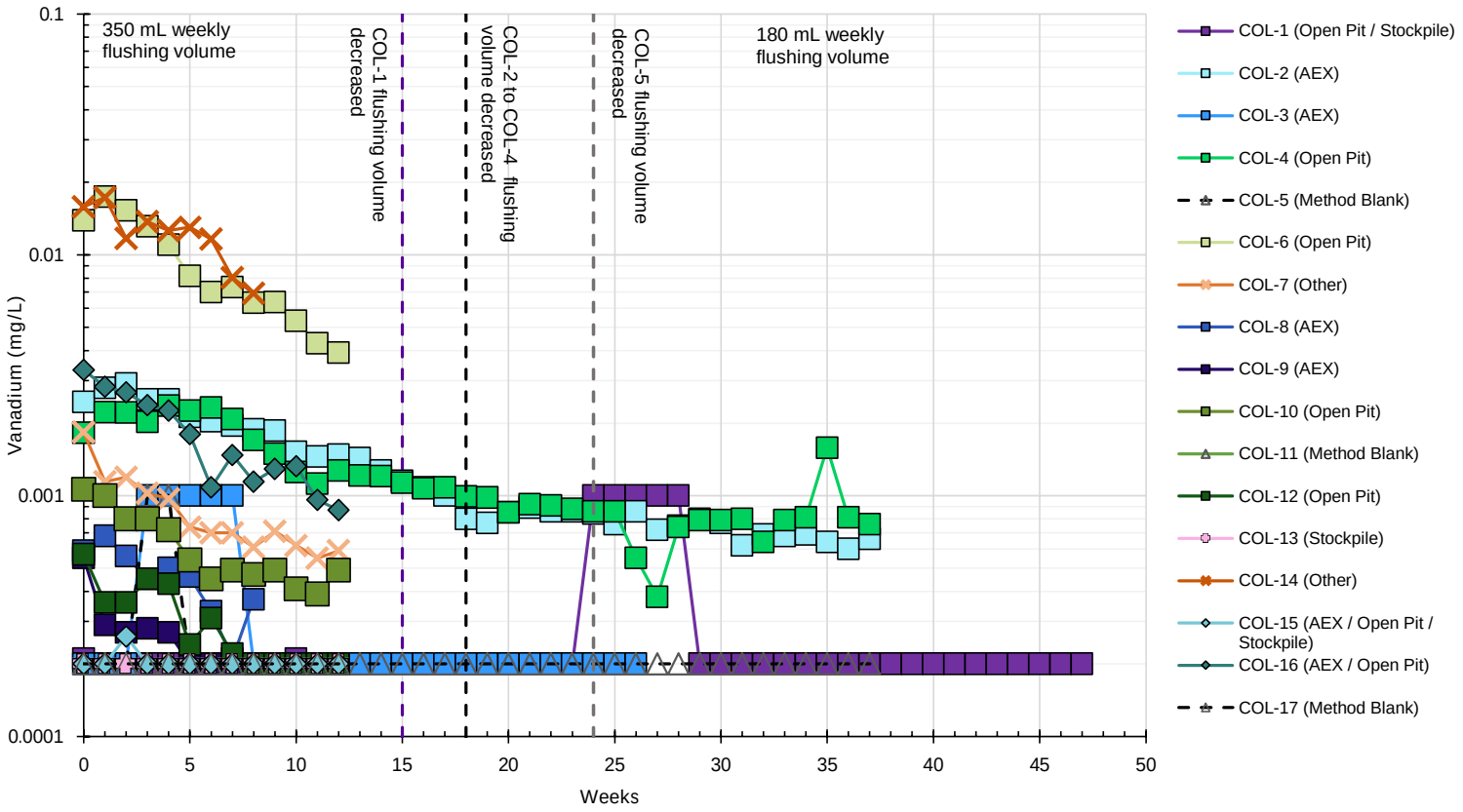

Notes:
The weekly flushing volume was decreased from 350 mL to 180 mL in week 15 for COL-1, in week 18 for COL-2 through COL-4, and in week 24 for COL-5 (method blank).

KINROSS

Dissolved Tungsten			
Overburden Kinetic Testing			
Kinross Great Bear Project			
Figure Number		N2-34	
Project Number		OMEMA2303	
Date		November 2025	
Drawn	SM	Reviewed By	JB

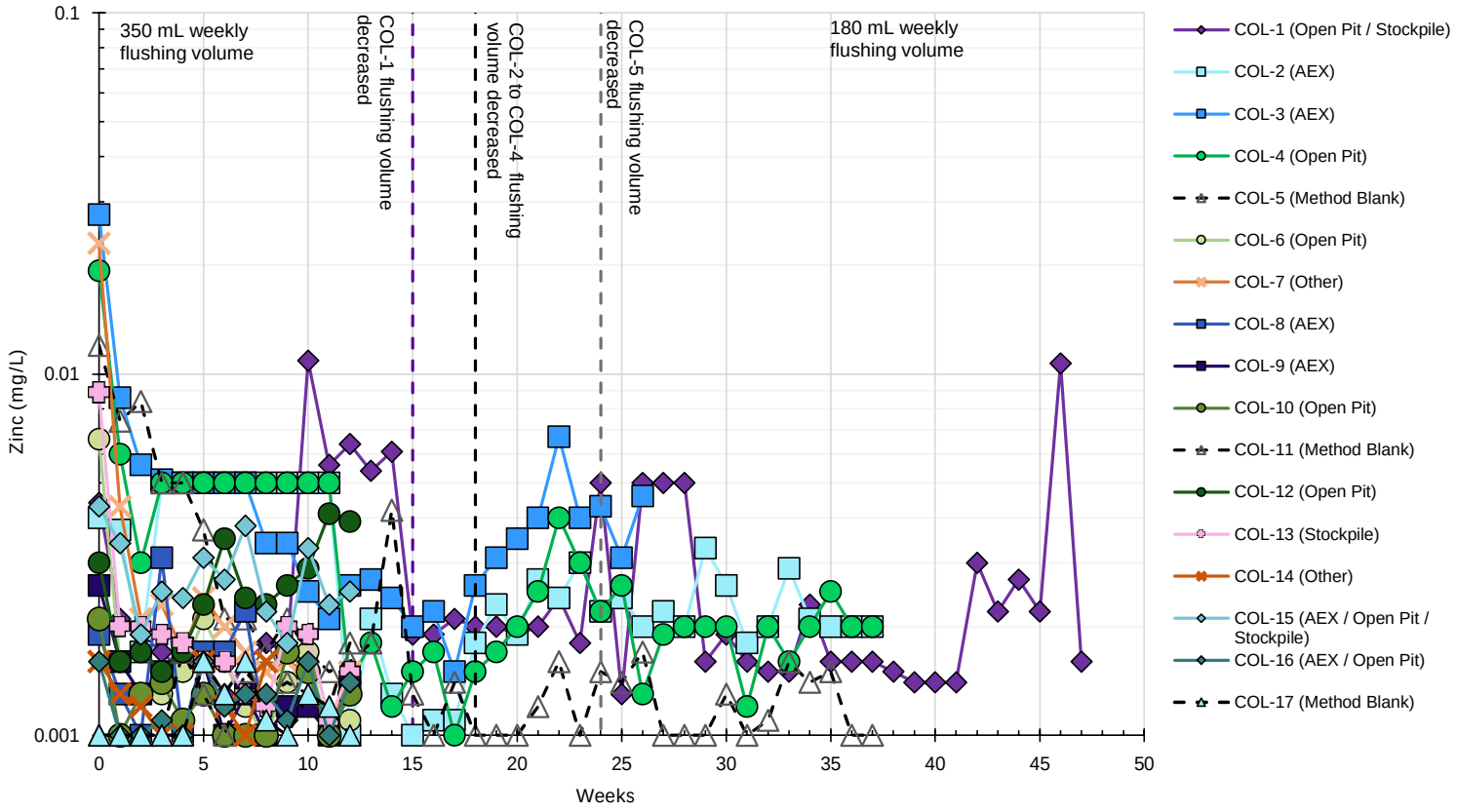

Notes:
The weekly flushing volume was decreased from 350 mL to 180 mL in week 15 for COL-1, in week 18 for COL-2 through COL-4, and in week 24 for COL-5 (method blank).

KINROSS

Dissolved Zirconium			
Overburden Kinetic Testing			
Kinross Great Bear Project			
Figure Number		N2-36	
Project Number		OMEMA2303	
Date		November 2025	
Drawn	SM	Reviewed By	JB

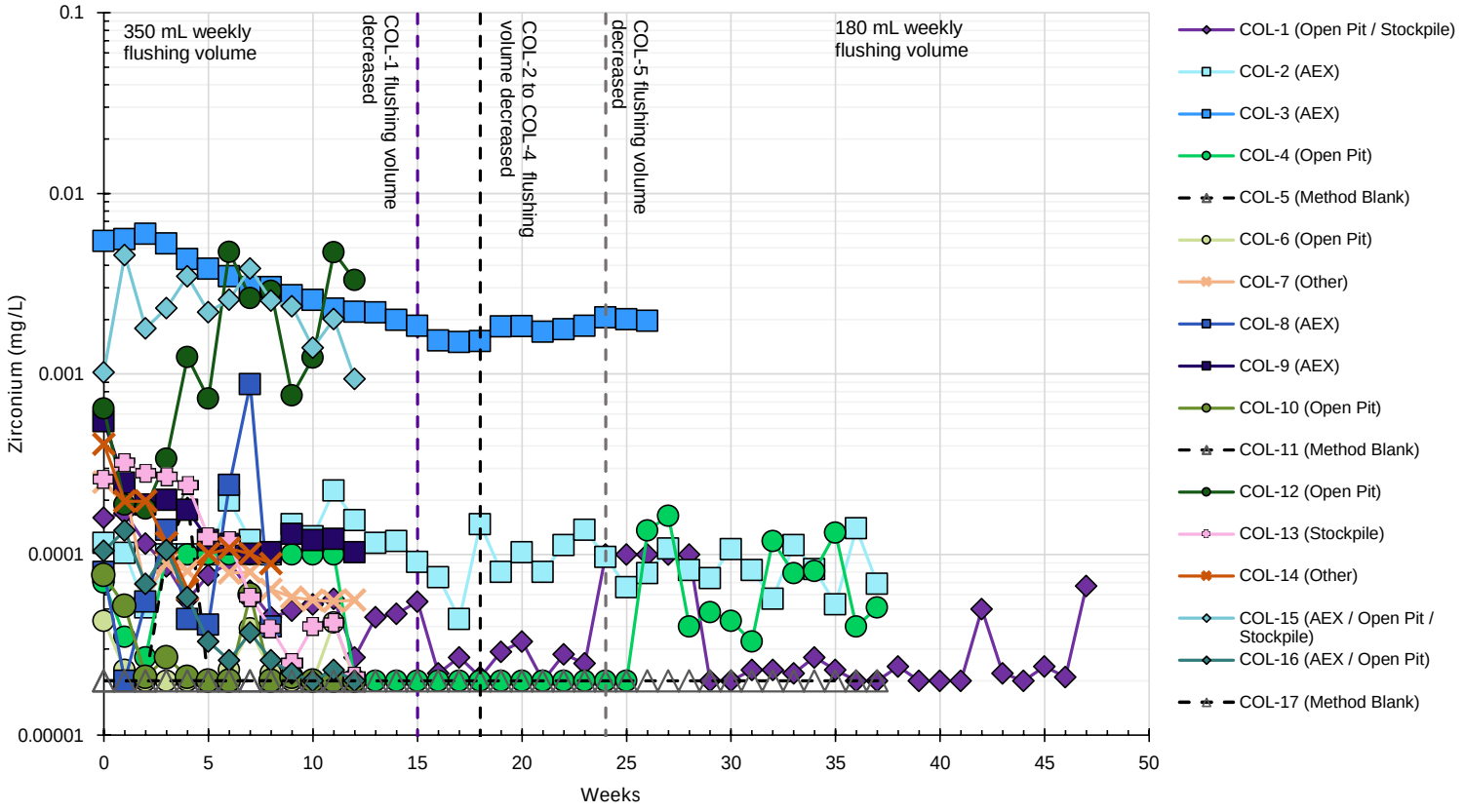

Notes:
The weekly flushing volume was decreased from 350 mL to 180 mL in week 15 for COL-1, in week 18 for COL-2 through COL-4, and in week 24 for COL-5 (method blank).

Dissolved Zirconium

Overburden Kinetic Testing

Kinross Great Bear Project

Figure Number		N2-36	
Project Number		OMEMA2303	
Date		November 2025	
Drawn	SM	Reviewed By	JB

Appendix N
N3: Comparison of Overburden Column Leachate to Surface Water Quality

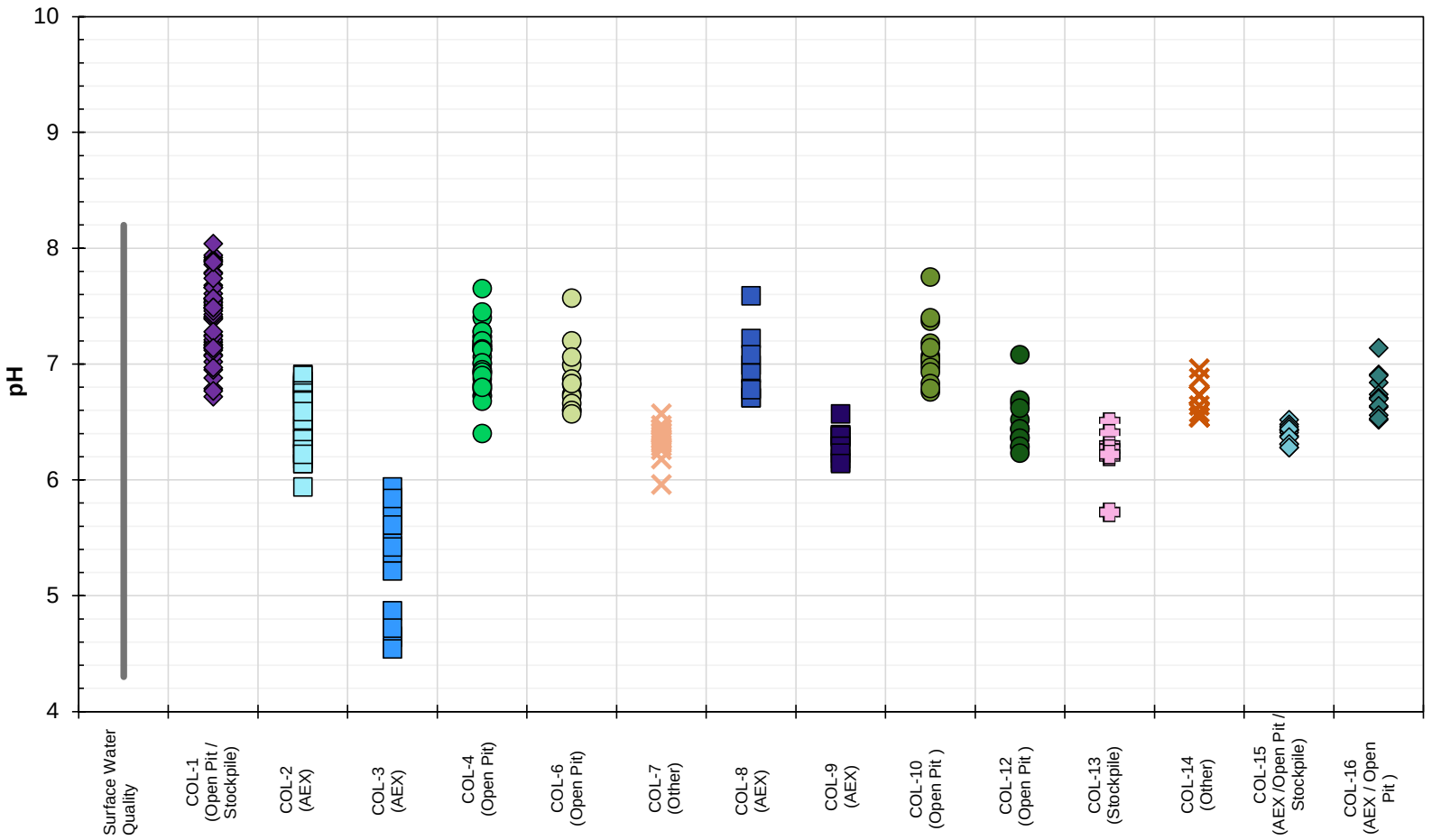

Notes:

KINROSS

pH			
Overburden Column Leachate vs. Baseline Surface Water Quality			
Kinross Great Bear Project			
Figure Number		N3-1	
Project Number		OMEMA2303	
Date		November 2025	
Drawn	SM	Reviewed By	JB

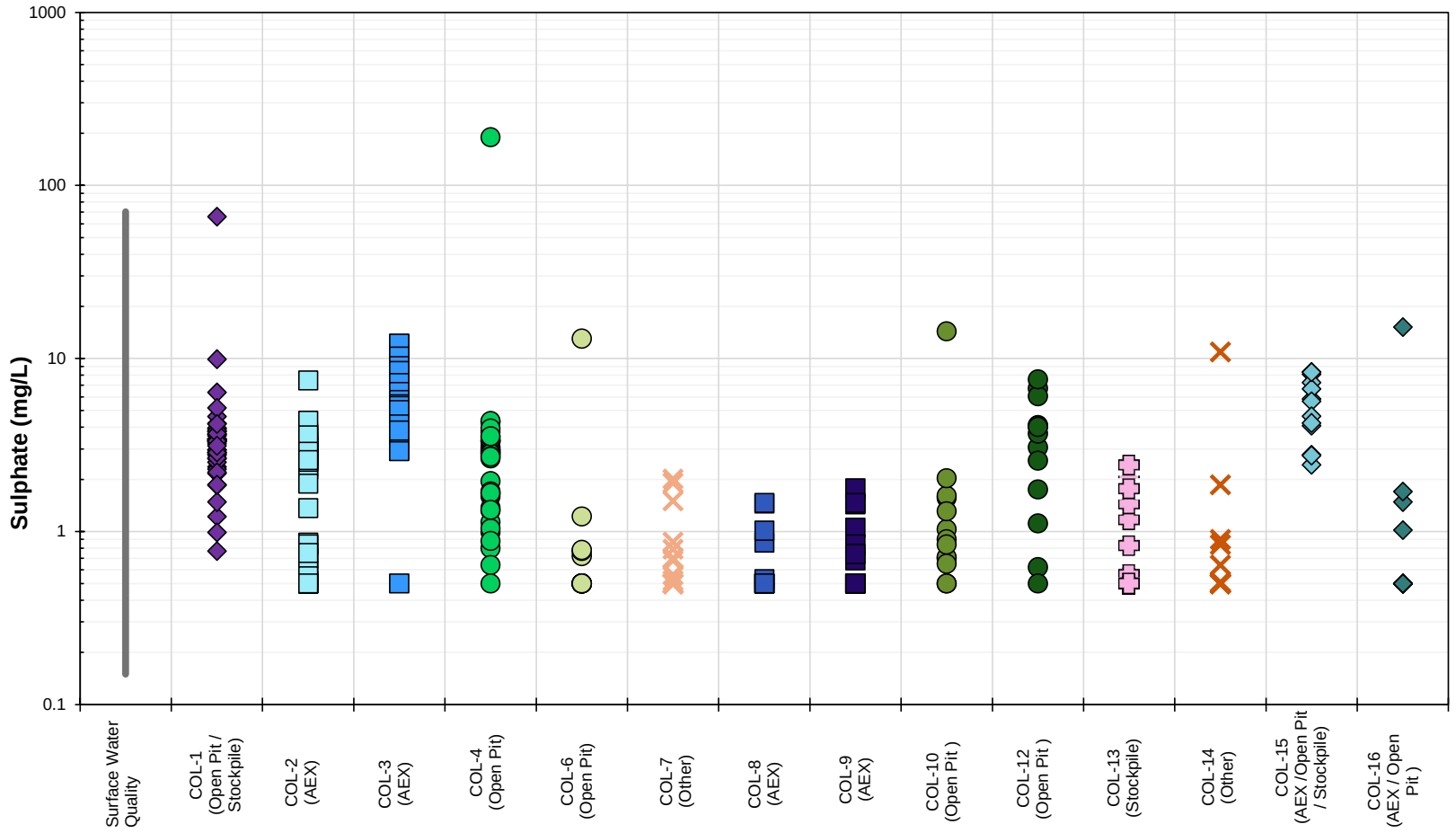

Notes:

Sulphate			
Overburden Column Leachate vs. Baseline Surface Water Quality			
Kinross Great Bear Project			
Figure Number		N3-2	
Project Number		OMEMA2303	
Date		November 2025	
Drawn	SM	Reviewed By	JB

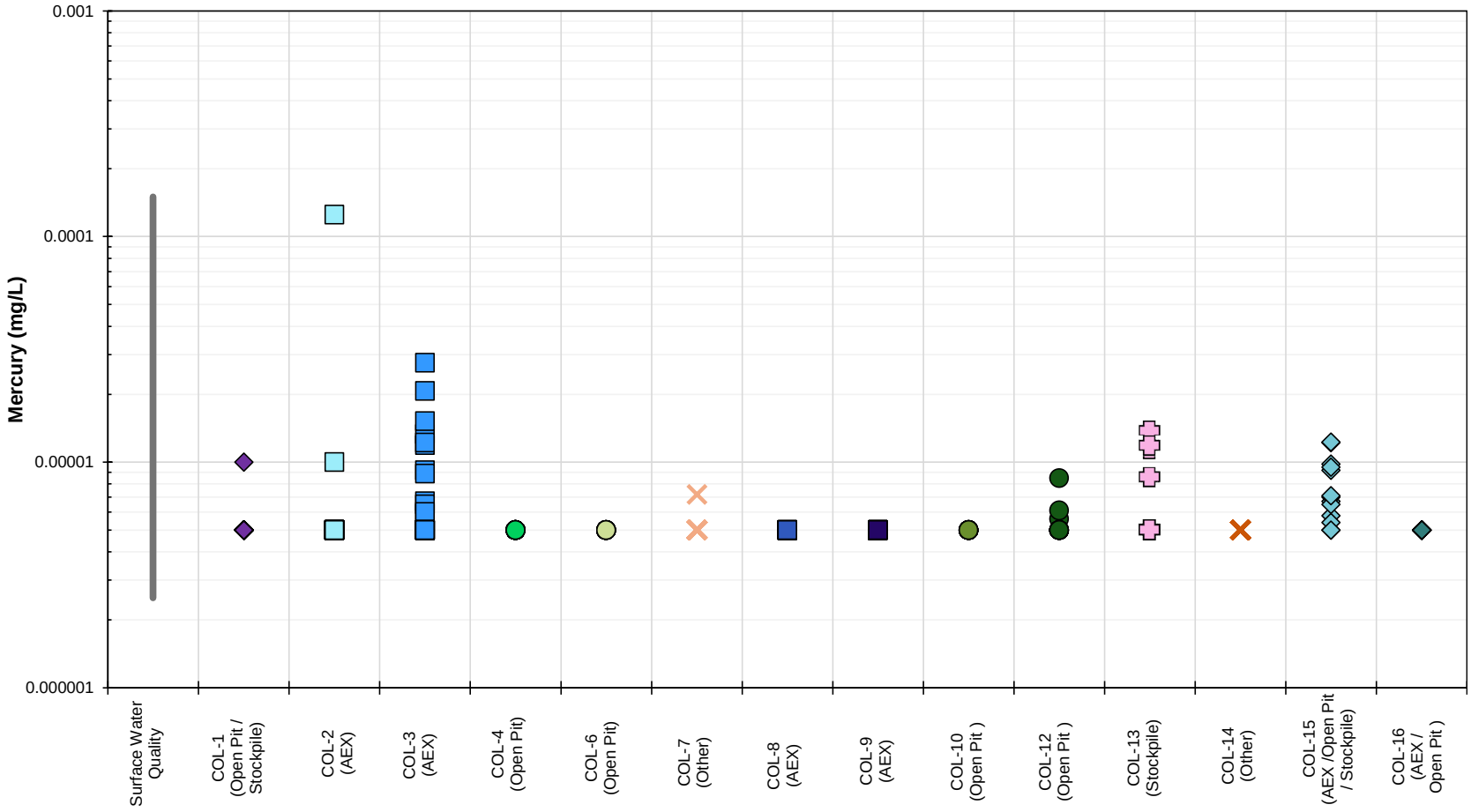

Notes:

Mercury			
Overburden Column Leachate vs. Baseline Surface Water Quality			
Kinross Great Bear Project			
Figure Number		N3-3	
Project Number		OMEMA2303	
Date		November 2025	
Drawn	SM	Reviewed By	JB

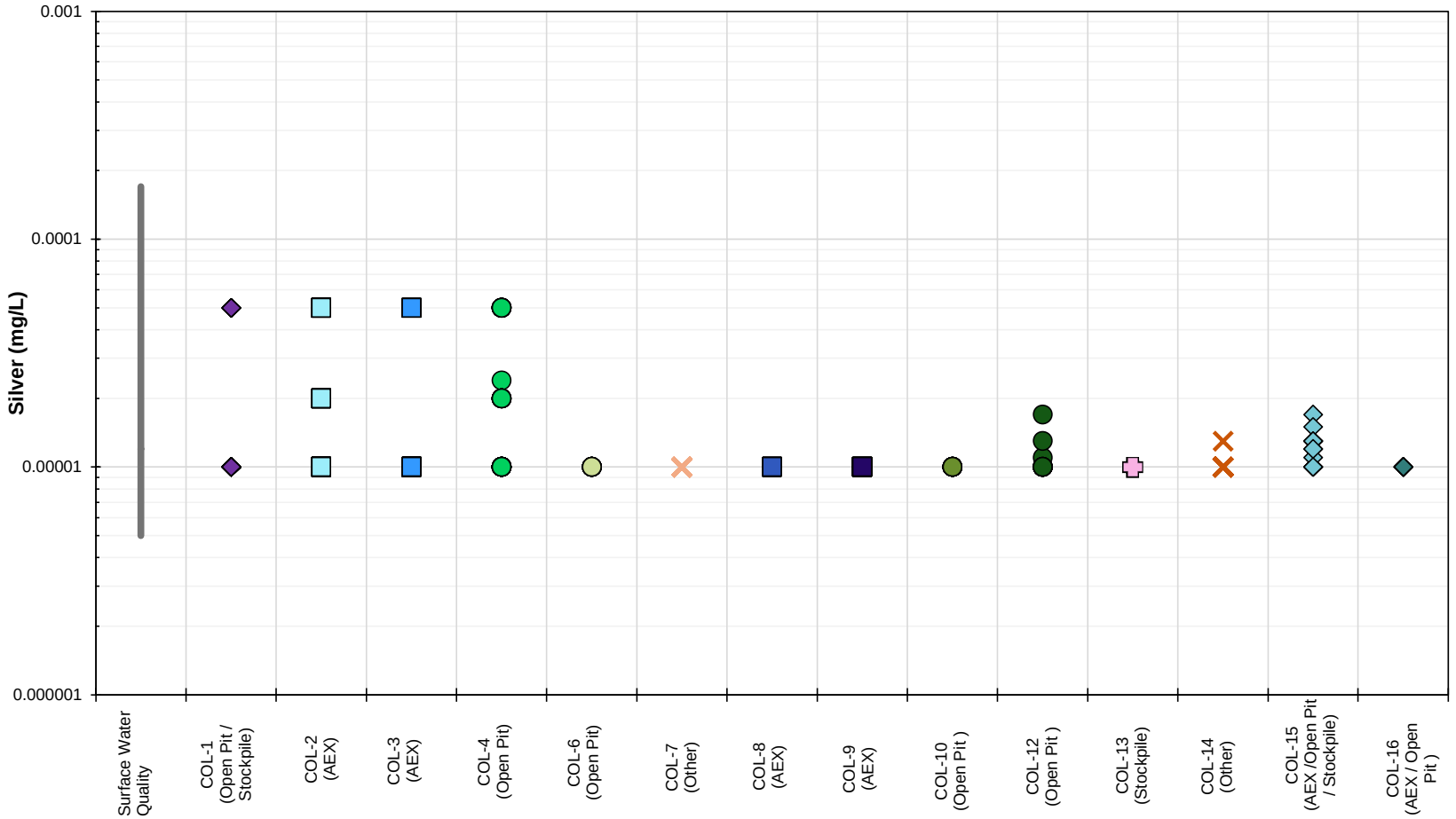

Notes:

Silver			
Overburden Column Leachate vs. Baseline Surface Water Quality			
Kinross Great Bear Project			
Figure Number		N3-4	
Project Number		OMEMA2303	
Date		November 2025	
Drawn	SM	Reviewed By	JB

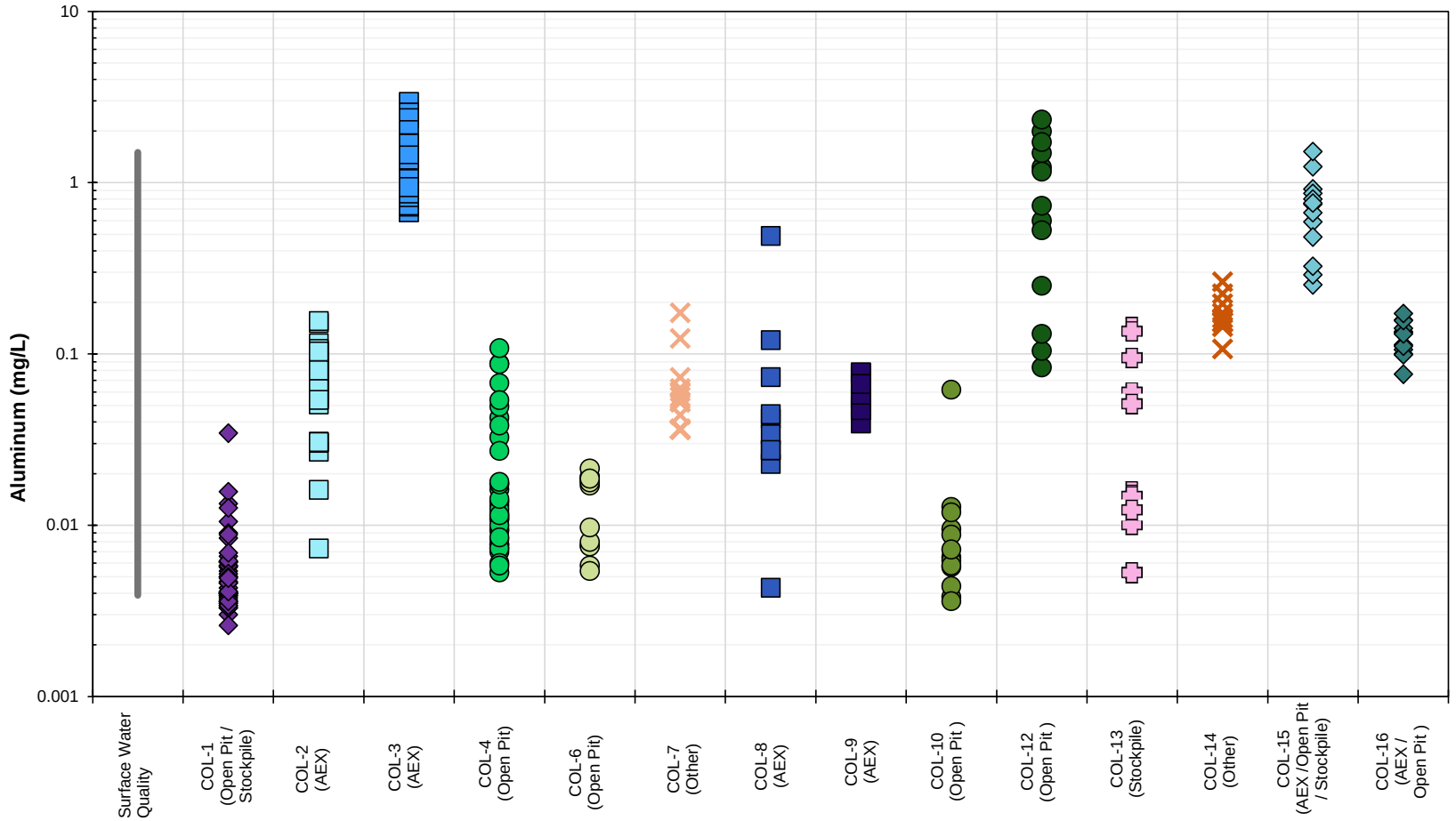

Notes:

Aluminum			
Overburden Column Leachate vs. Baseline Surface Water Quality			
Kinross Great Bear Project			
Figure Number		N3-5	
Project Number		OMEMA2303	
Date		November 2025	
Drawn	SM	Reviewed By	JB

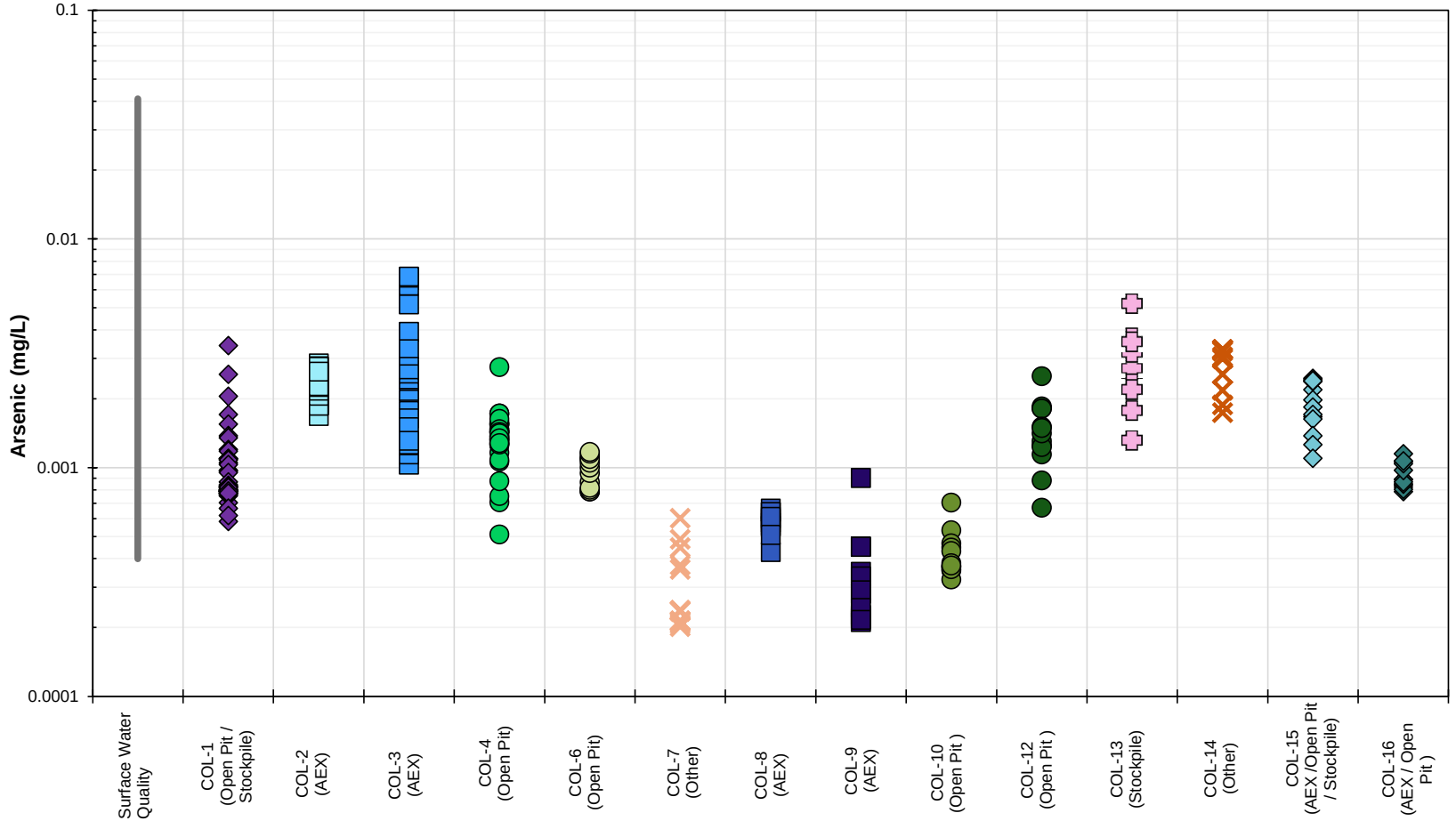

Notes:

Arsenic			
Overburden Column Leachate vs. Baseline Surface Water Quality			
Kinross Great Bear Project			
Figure Number		N3-6	
Project Number		OMEMA2303	
Date		November 2025	
Drawn	SM	Reviewed By	JB

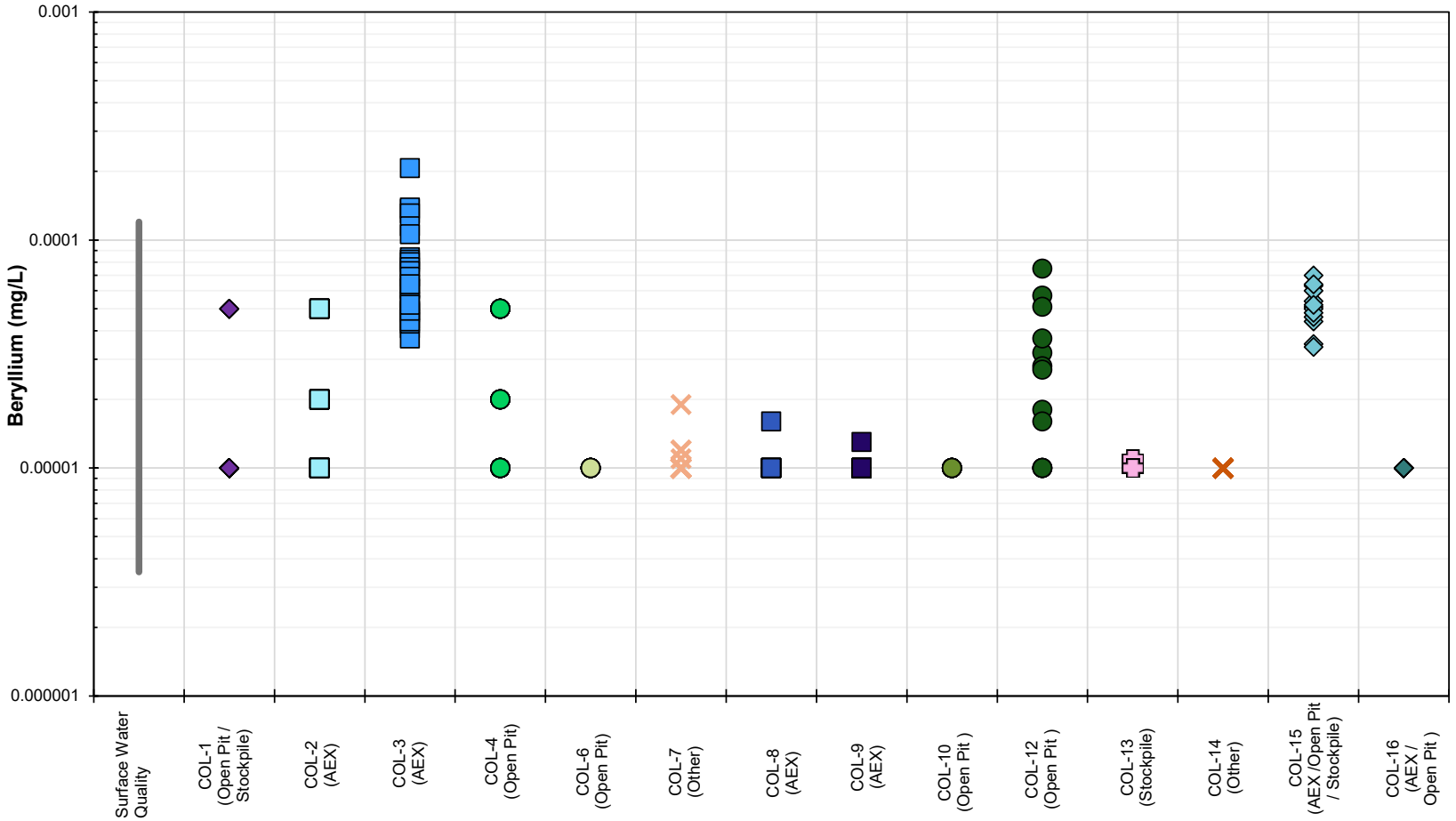

Notes:

Beryllium

Overburden Column Leachate vs. Baseline Surface Water Quality

Kinross Great Bear Project

Figure Number		N3-7	
Project Number		OMEMA2303	
Date		November 2025	
Drawn	SM	Reviewed By	JB

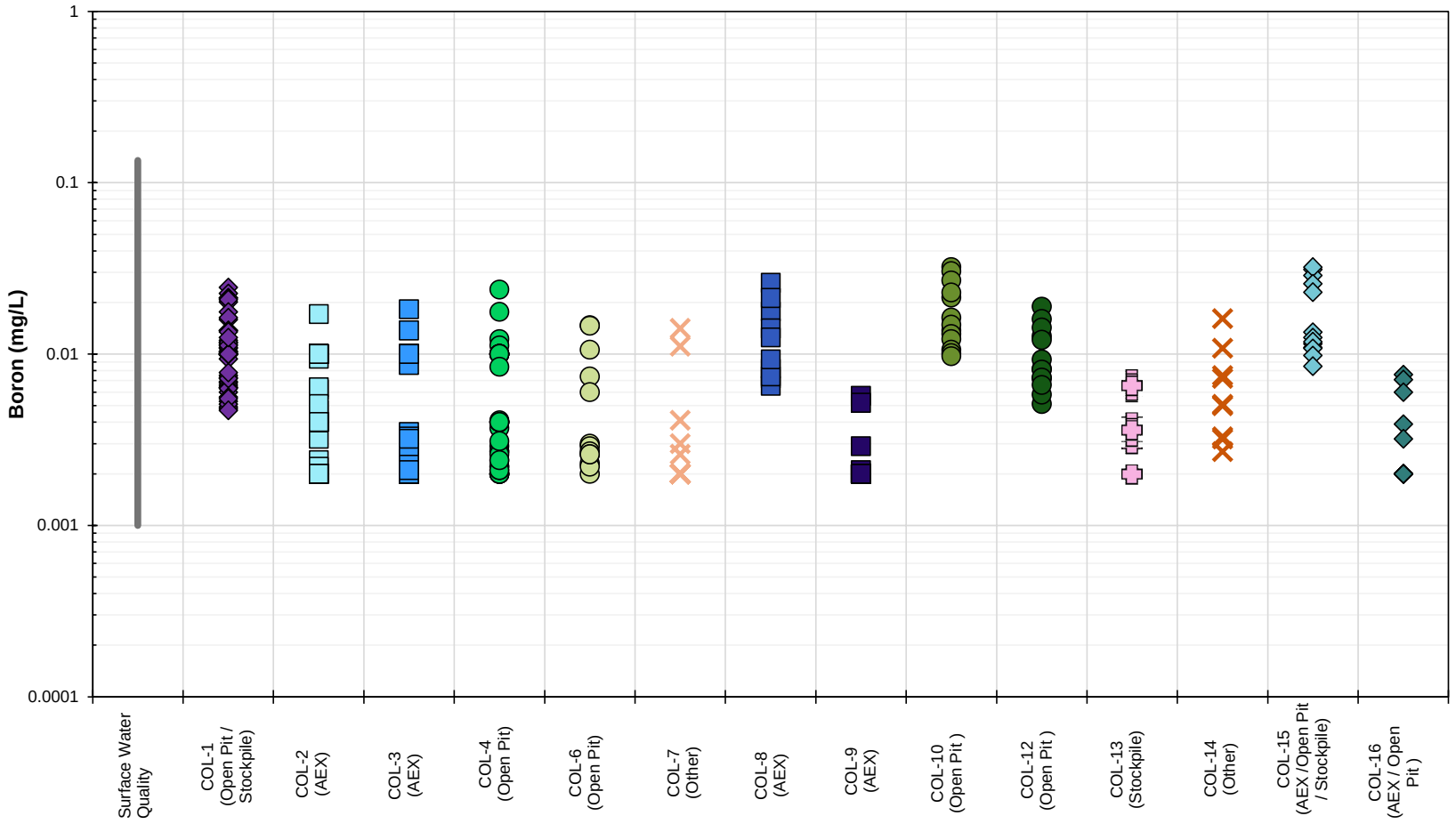

Notes:

Boron			
Overburden Column Leachate vs. Baseline Surface Water Quality			
Kinross Great Bear Project			
Figure Number		N3-8	
Project Number		OMEMA2303	
Date		November 2025	
Drawn	SM	Reviewed By	JB

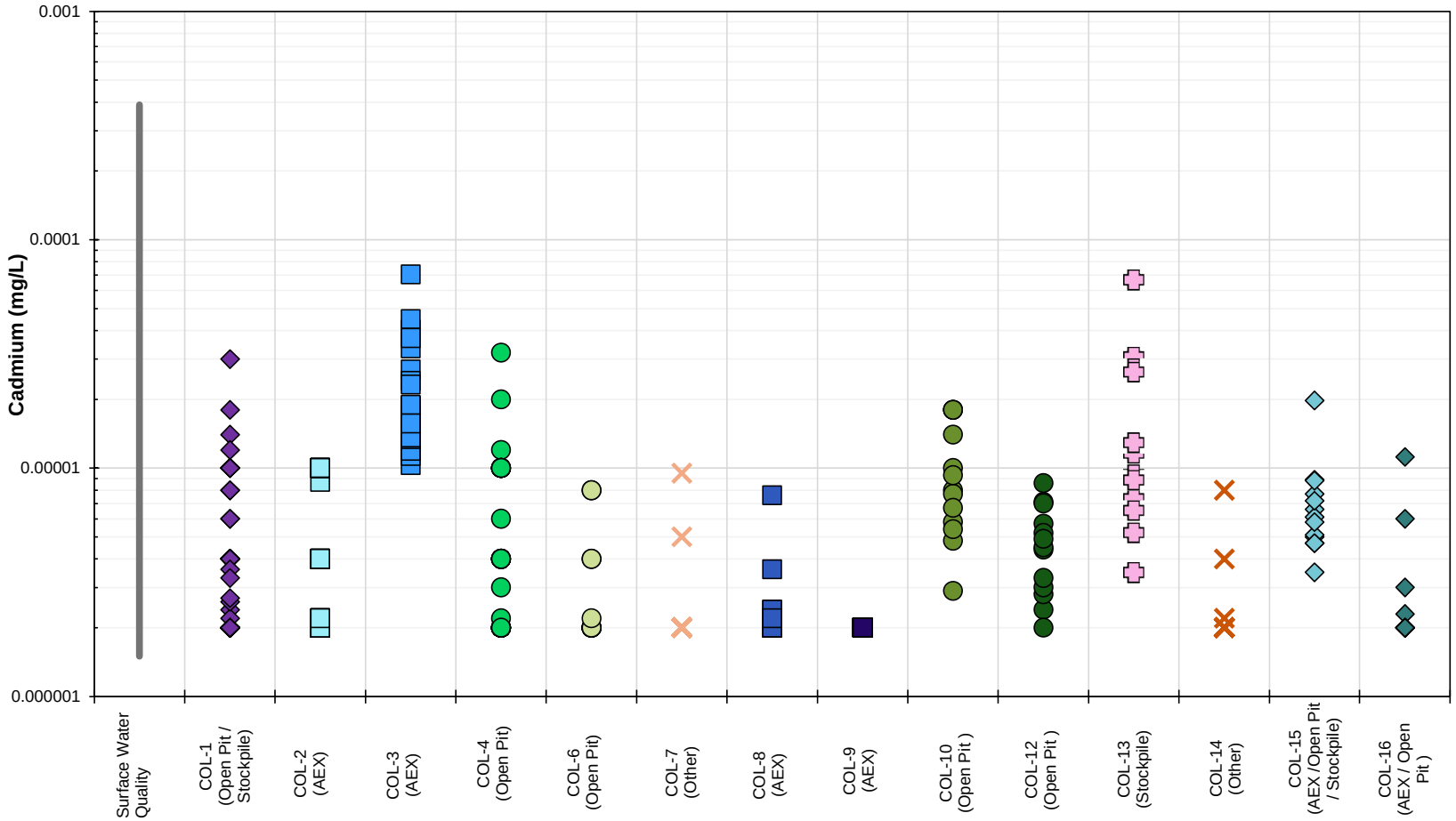

Notes:

KINROSS

Cadmium			
Overburden Column Leachate vs. Baseline Surface Water Quality			
Kinross Great Bear Project			
Figure Number		N3-9	
Project Number		OMEMA2303	
Date		November 2025	
Drawn	SM	Reviewed By	JB

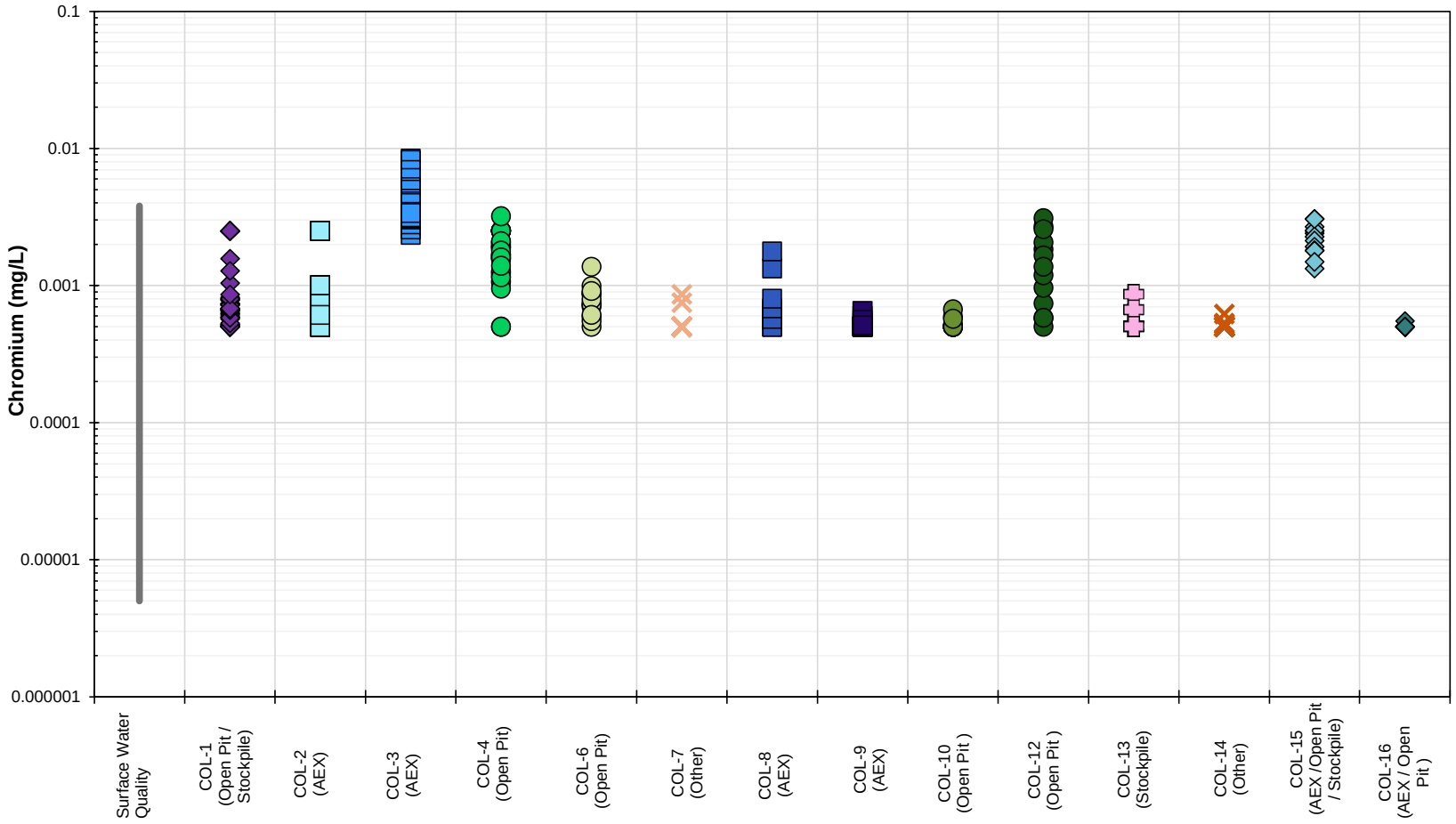

Notes:

Chromium			
Overburden Column Leachate vs. Baseline Surface Water Quality			
Kinross Great Bear Project			
Figure Number		N3-10	
Project Number		OMEMA2303	
Date		November 2025	
Drawn	SM	Reviewed By	JB

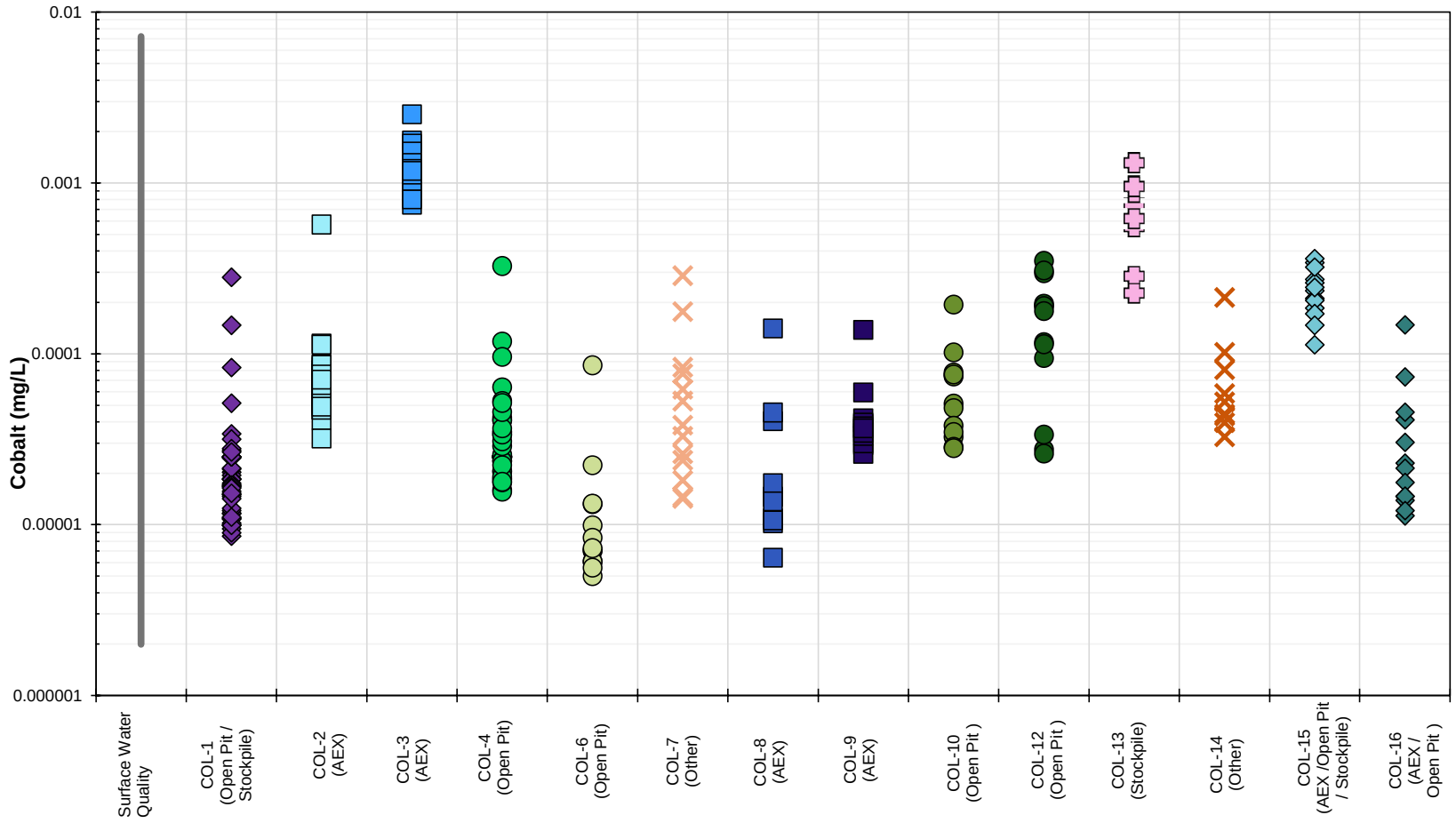

Notes:

KINROSS

Cobalt			
Overburden Column Leachate vs. Baseline Surface Water Quality			
Kinross Great Bear Project			
Figure Number		N3-11	
Project Number		OMEMA2303	
Date		November 2025	
Drawn	SM	Reviewed By	JB

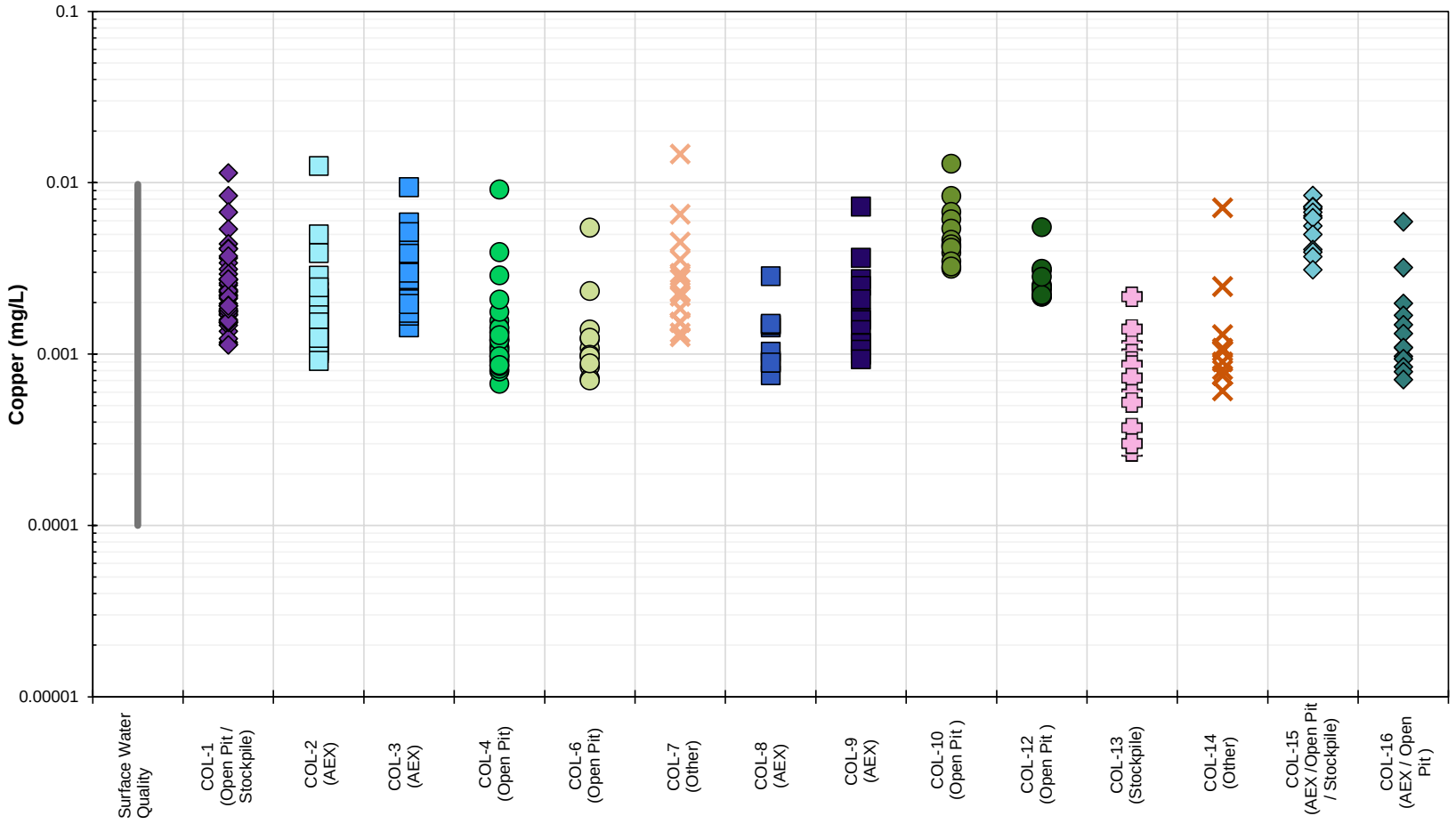

Notes:

KINROSS

Copper			
Overburden Column Leachate vs. Baseline Surface Water Quality			
Kinross Great Bear Project			
Figure Number		N3-12	
Project Number		OMEMA2303	
Date		November 2025	
Drawn	SM	Reviewed By	JB

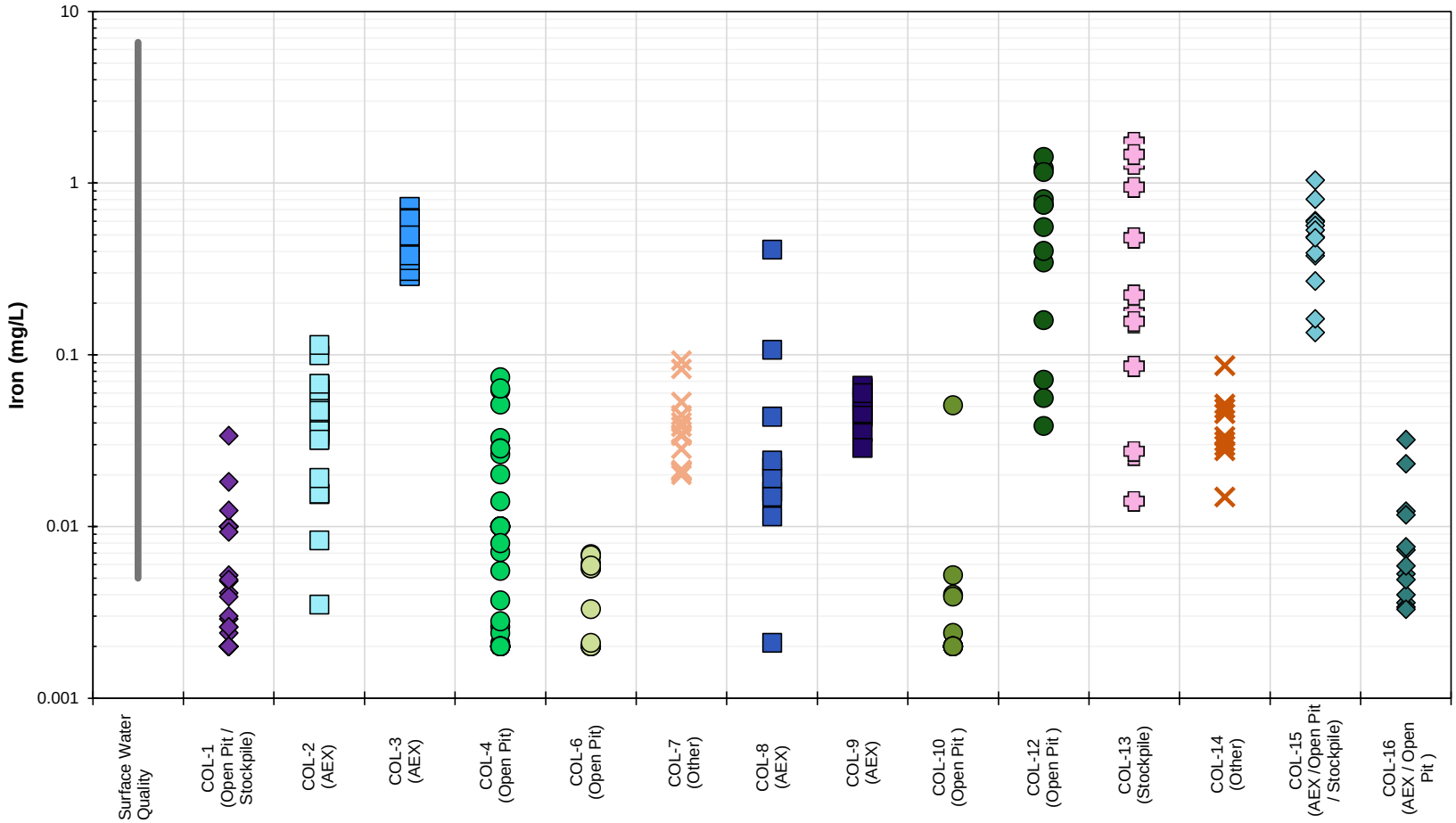

Notes:

KINROSS

Iron			
Overburden Column Leachate vs. Baseline Surface Water Quality			
Kinross Great Bear Project			
Figure Number		N3-13	
Project Number		OMEMA2303	
Date		November 2025	
Drawn	SM	Reviewed By	JB

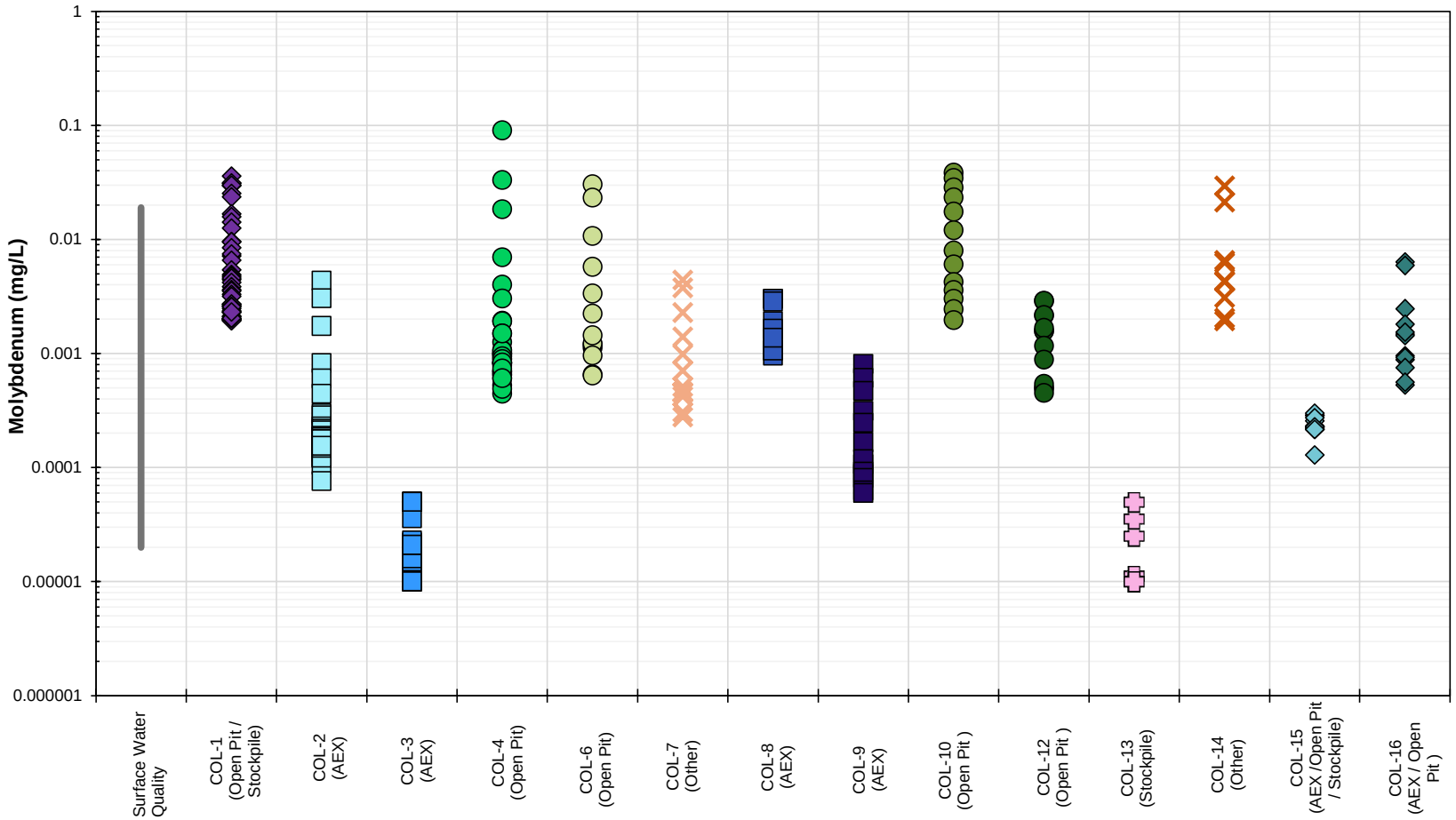

Notes:

KINROSS

Molybdenum			
Overburden Column Leachate vs. Baseline Surface Water Quality			
Kinross Great Bear Project			
Figure Number		N3-14	
Project Number		OMEMA2303	
Date		November 2025	
Drawn	SM	Reviewed By	JB

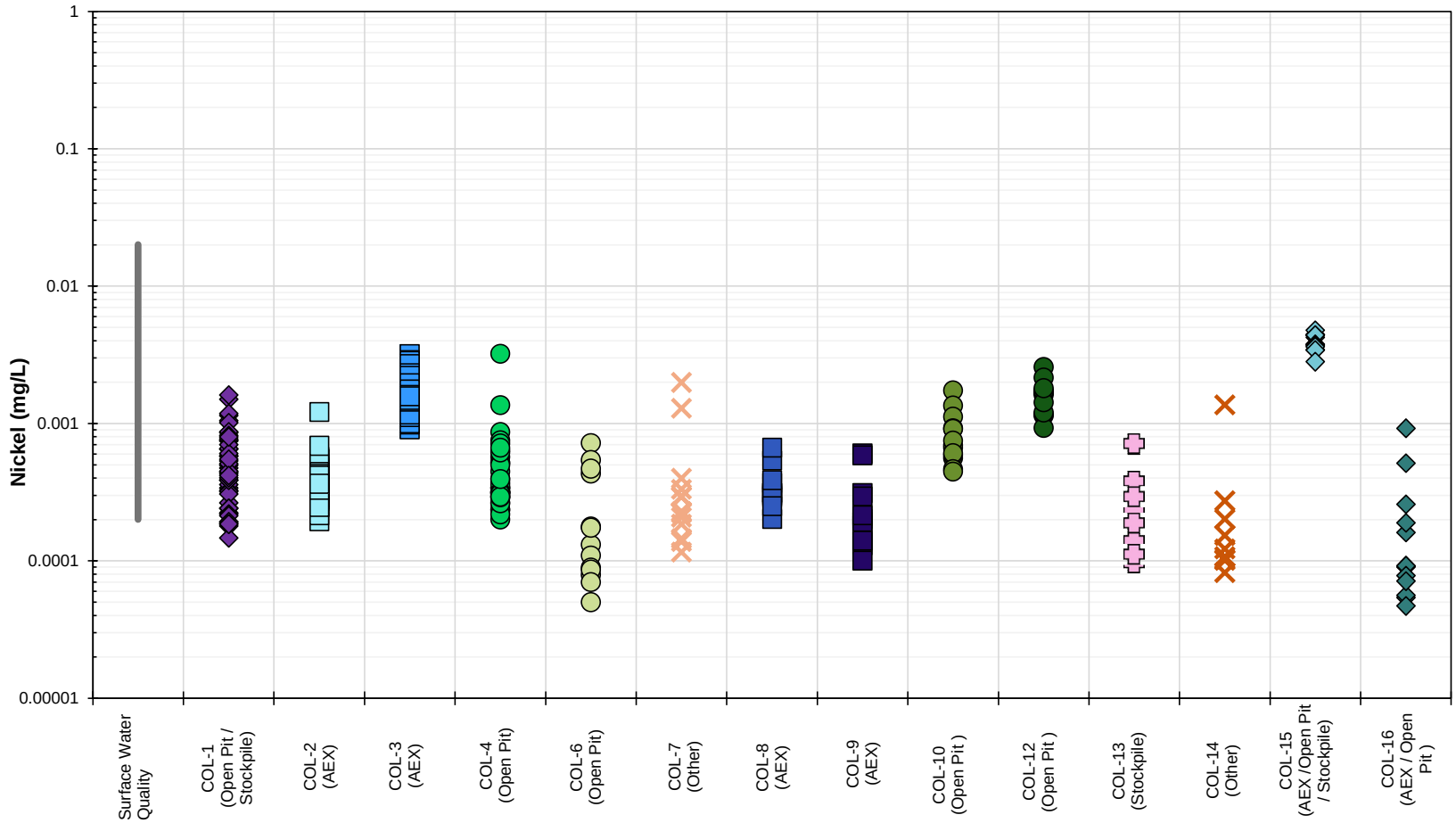

Notes:

Nickel			
Overburden Column Leachate vs. Baseline Surface Water Quality			
Kinross Great Bear Project			
Figure Number		N3-15	
Project Number		OMEMA2303	
Date		November 2025	
Drawn	SM	Reviewed By	JB

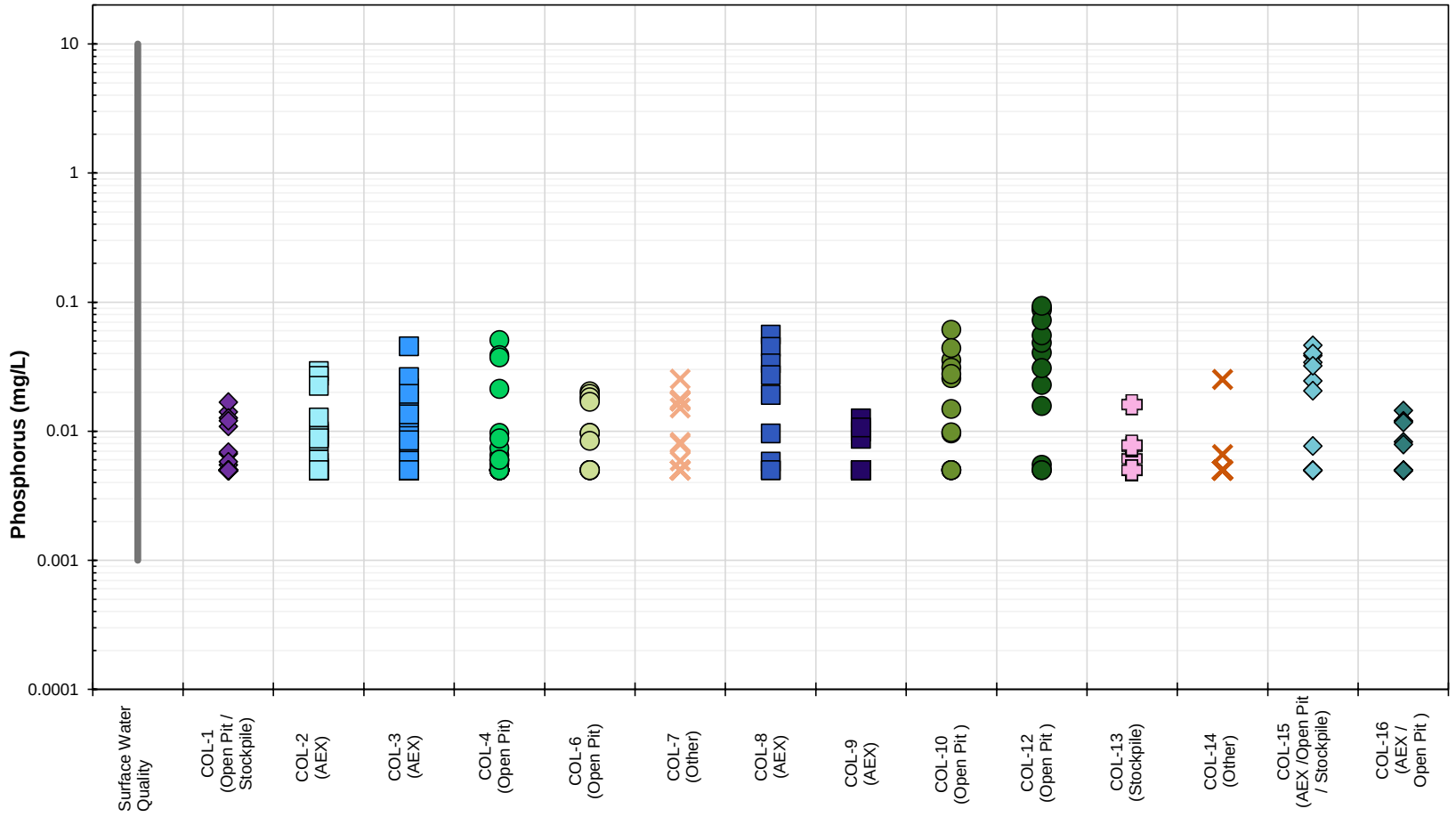

Notes:

Phosphorus			
Overburden Column Leachate vs. Baseline Surface Water Quality			
Kinross Great Bear Project			
Figure Number		N3-16	
Project Number		OMEMA2303	
Date		November 2025	
Drawn	SM	Reviewed By	JB

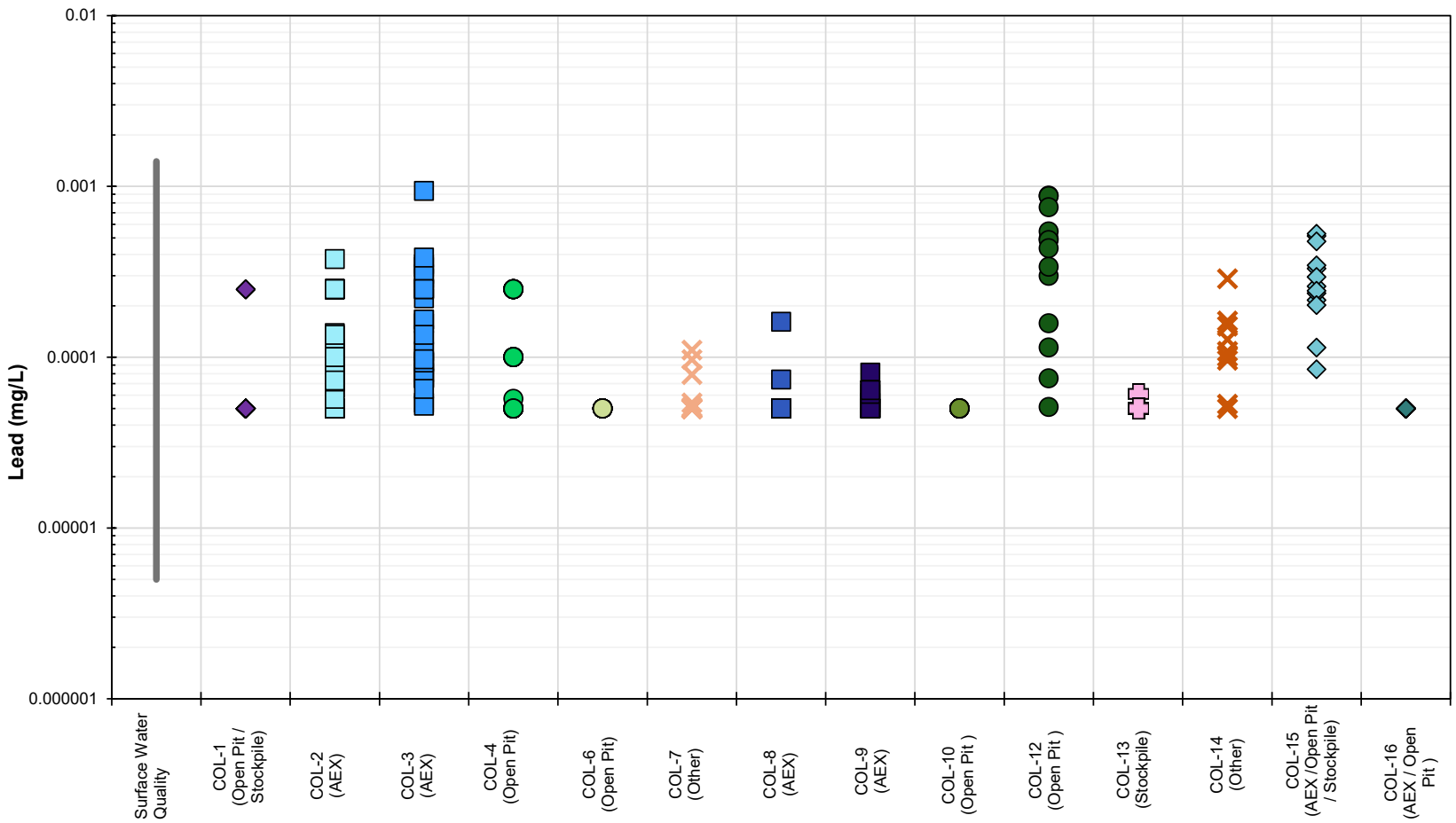

Notes:

KINROSS

Lead			
Overburden Column Leachate vs. Baseline Surface Water Quality			
Kinross Great Bear Project			
Figure Number		N3-17	
Project Number		OMEMA2303	
Date		November 2025	
Drawn	SM	Reviewed By	JB

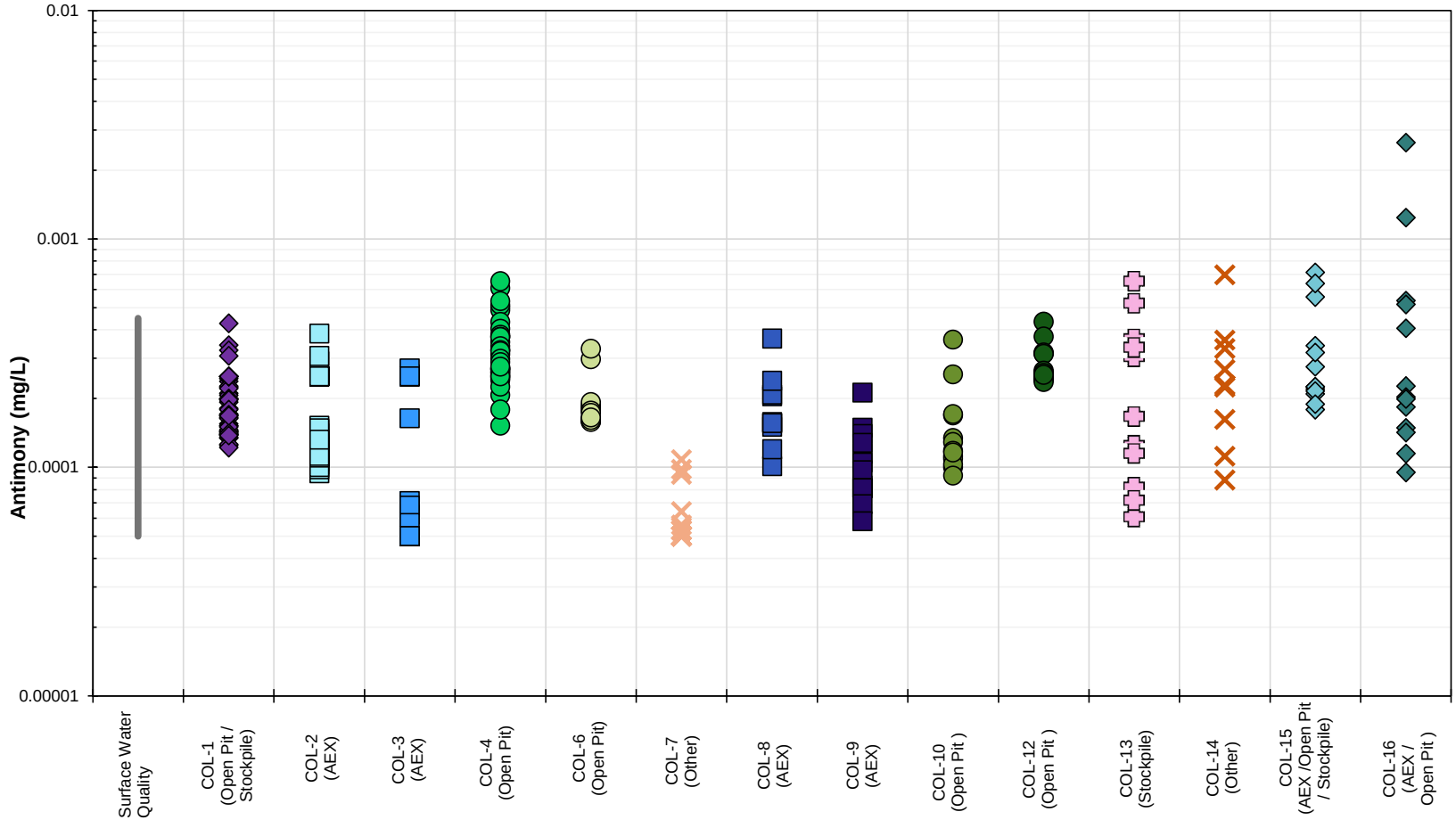

Notes:

KINROSS

Antimony			
Overburden Column Leachate vs. Baseline Surface Water Quality			
Kinross Great Bear Project			
Figure Number		N3-18	
Project Number		OMEMA2303	
Date		November 2025	
Drawn	SM	Reviewed By	JB

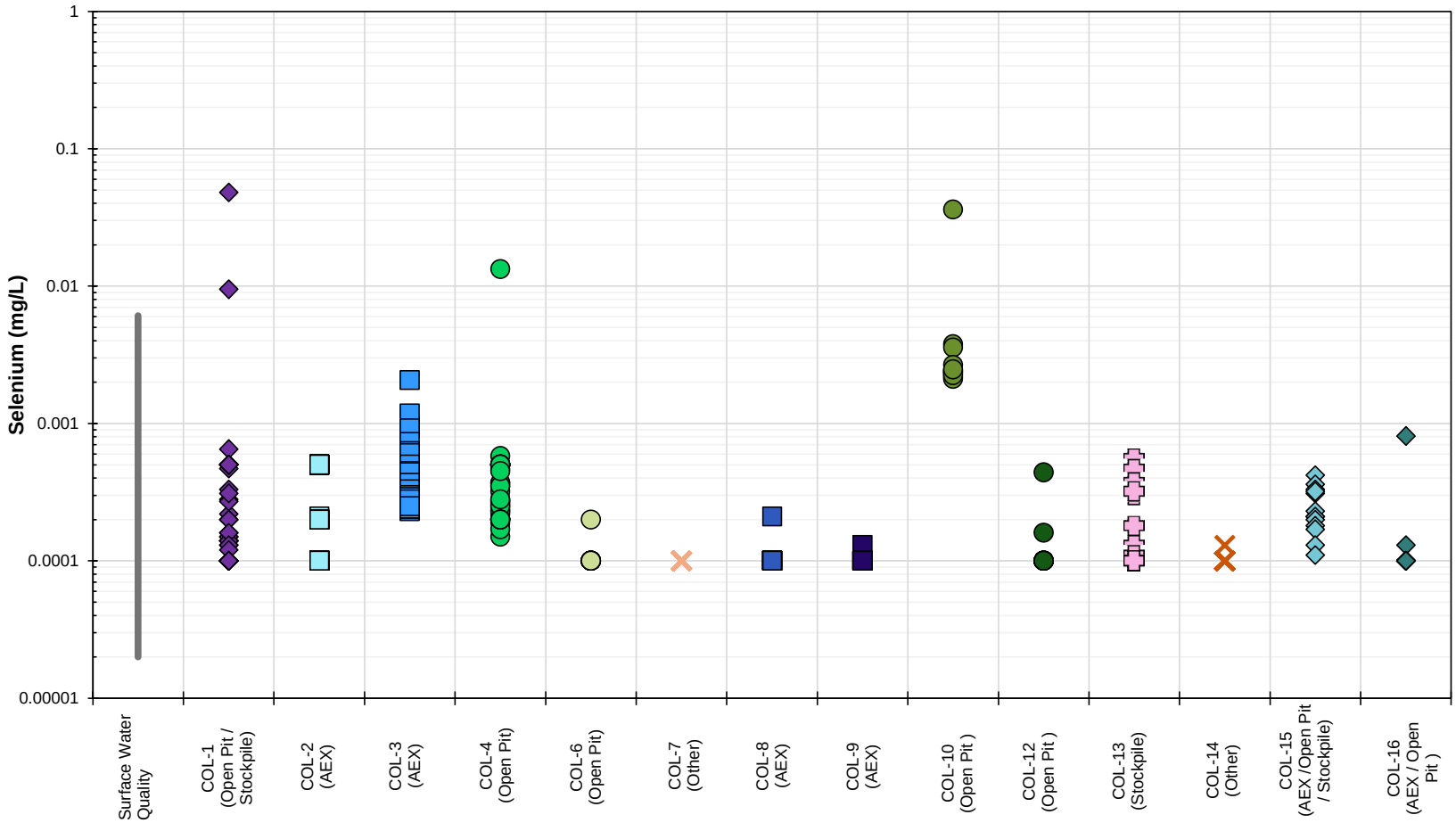

Notes:

Selenium			
Overburden Column Leachate vs. Baseline Surface Water Quality			
Kinross Great Bear Project			
Figure Number		N3-19	
Project Number		OMEMA2303	
Date		November 2025	
Drawn	SM	Reviewed By	JB

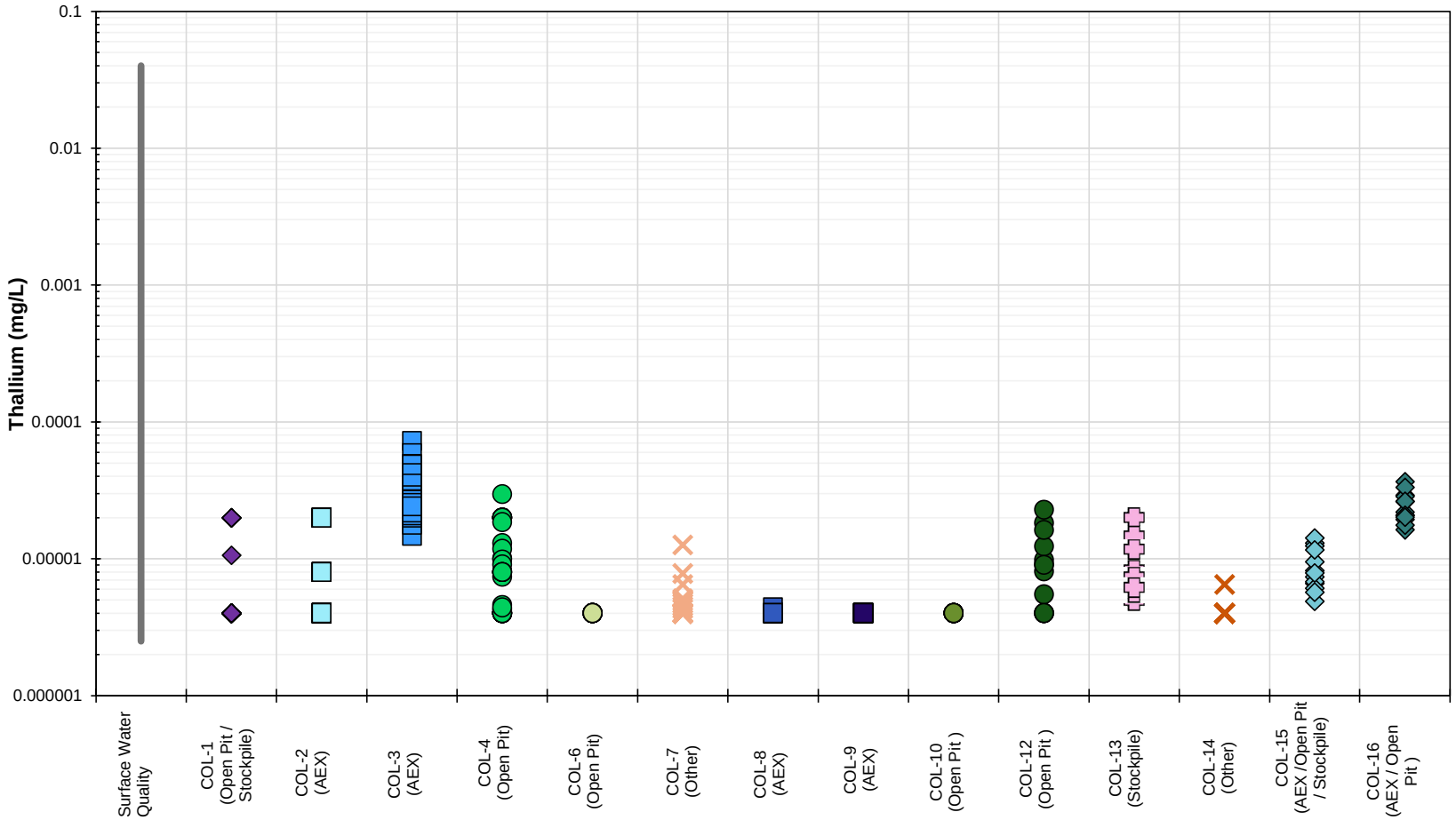

Notes:

Thallium			
Overburden Column Leachate vs. Baseline Surface Water Quality			
Kinross Great Bear Project			
Figure Number		N3-20	
Project Number		OMEMA2303	
Date		November 2025	
Drawn	SM	Reviewed By	JB

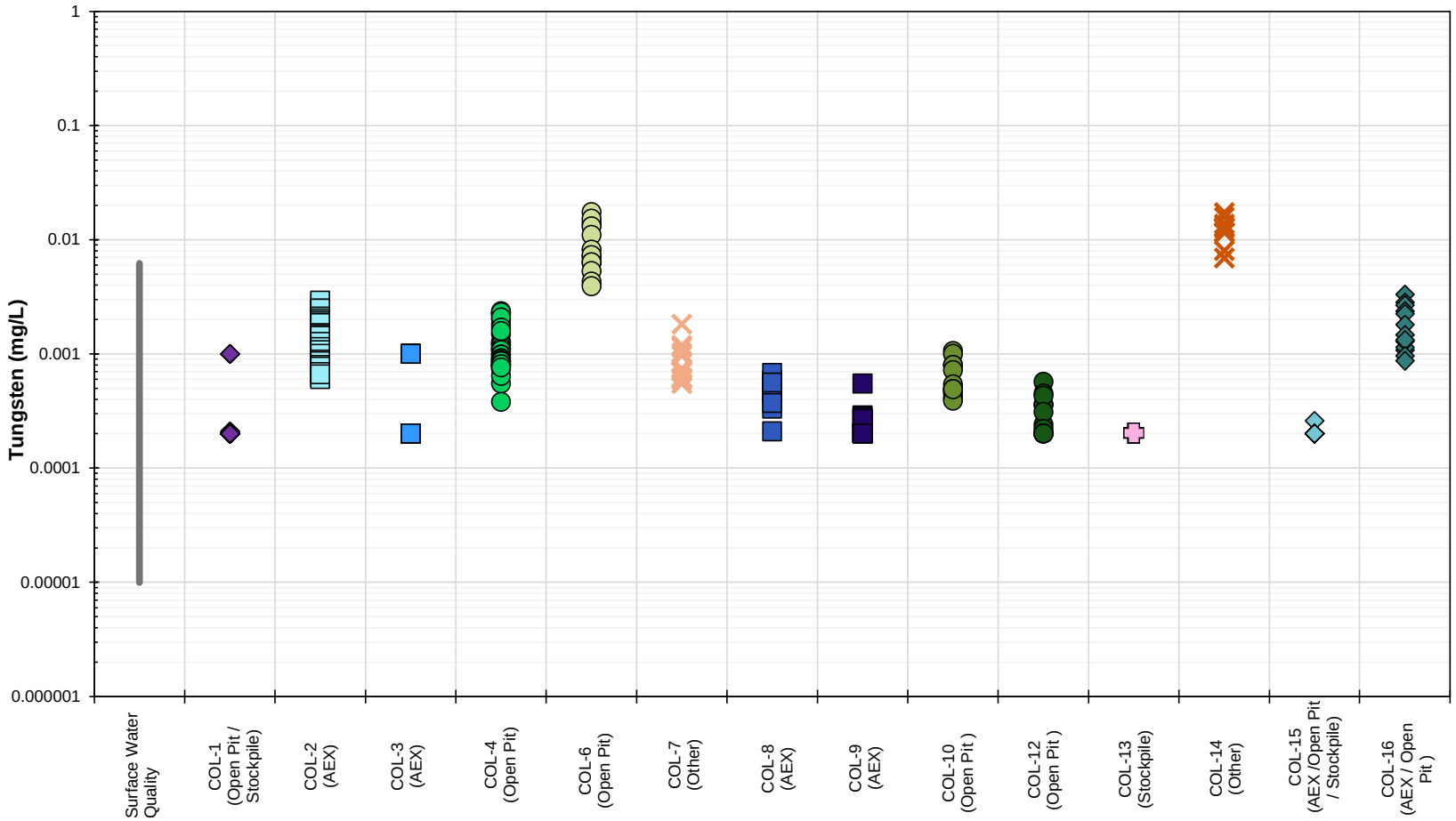

Notes:

KINROSS

Tungsten			
Overburden Column Leachate vs. Baseline Surface Water Quality			
Kinross Great Bear Project			
Figure Number		N3-21	
Project Number		OMEMA2303	
Date		November 2025	
Drawn	SM	Reviewed By	JB

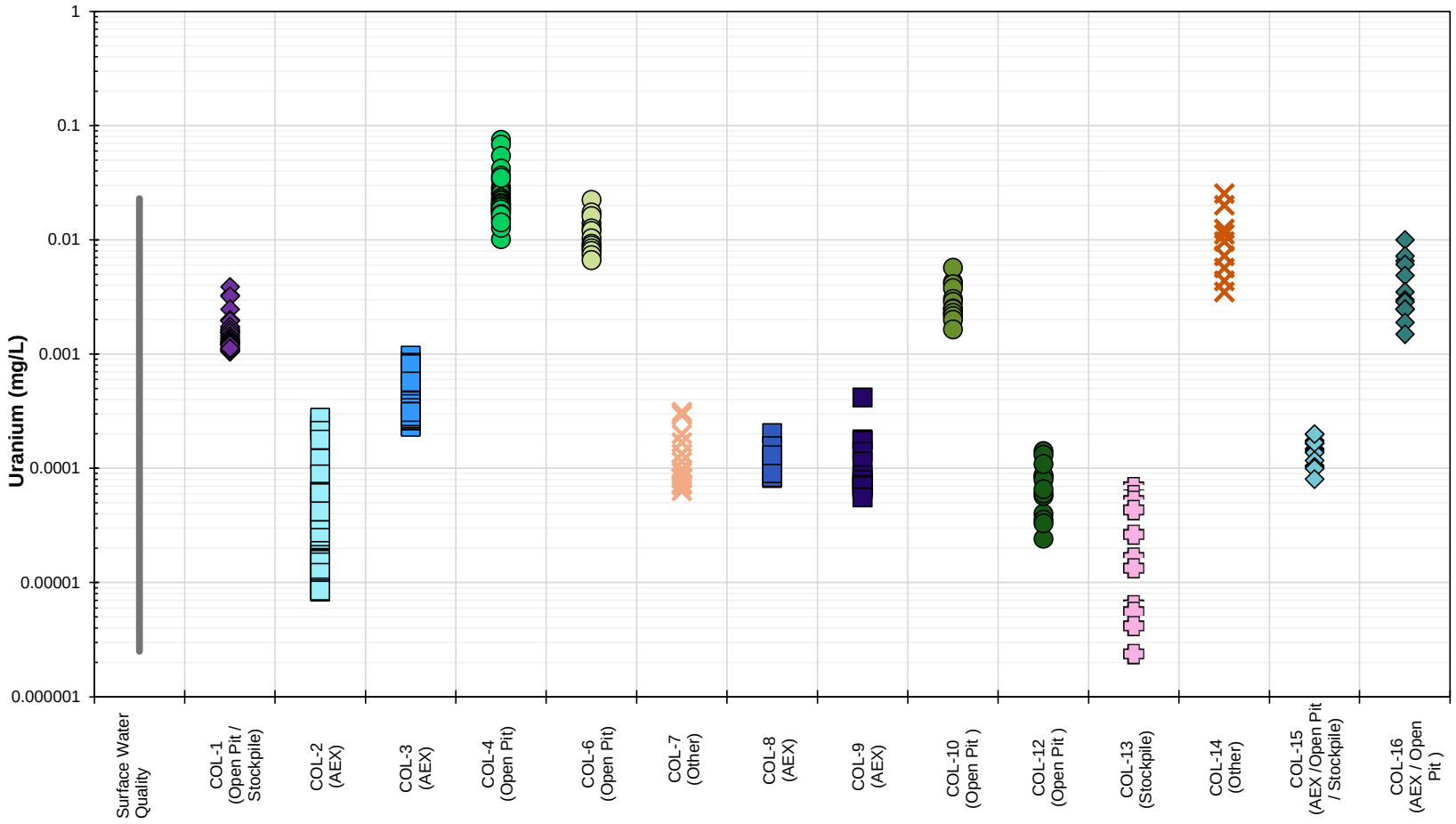

Notes:

KINROSS

Uranium			
Overburden Column Leachate vs. Baseline Surface Water Quality			
Kinross Great Bear Project			
Figure Number		N3-22	
Project Number		OMEMA2303	
Date		November 2025	
Drawn	SM	Reviewed By	JB

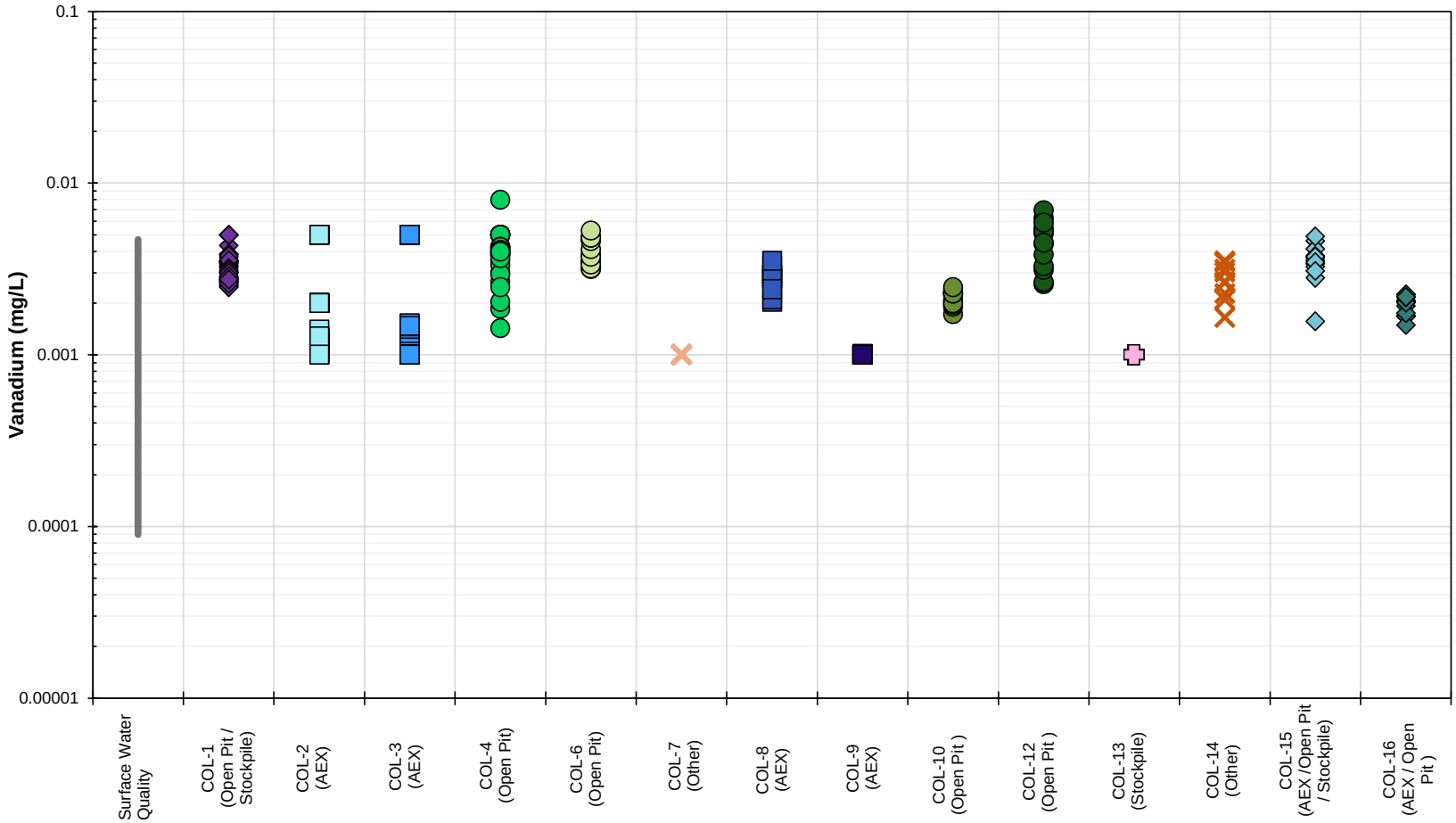

Notes:

KINROSS

Vanadium			
Overburden Column Leachate vs. Baseline Surface Water Quality			
Kinross Great Bear Project			
Figure Number		N3-23	
Project Number		OMEMA2303	
Date		November 2025	
Drawn	SM	Reviewed By	JB

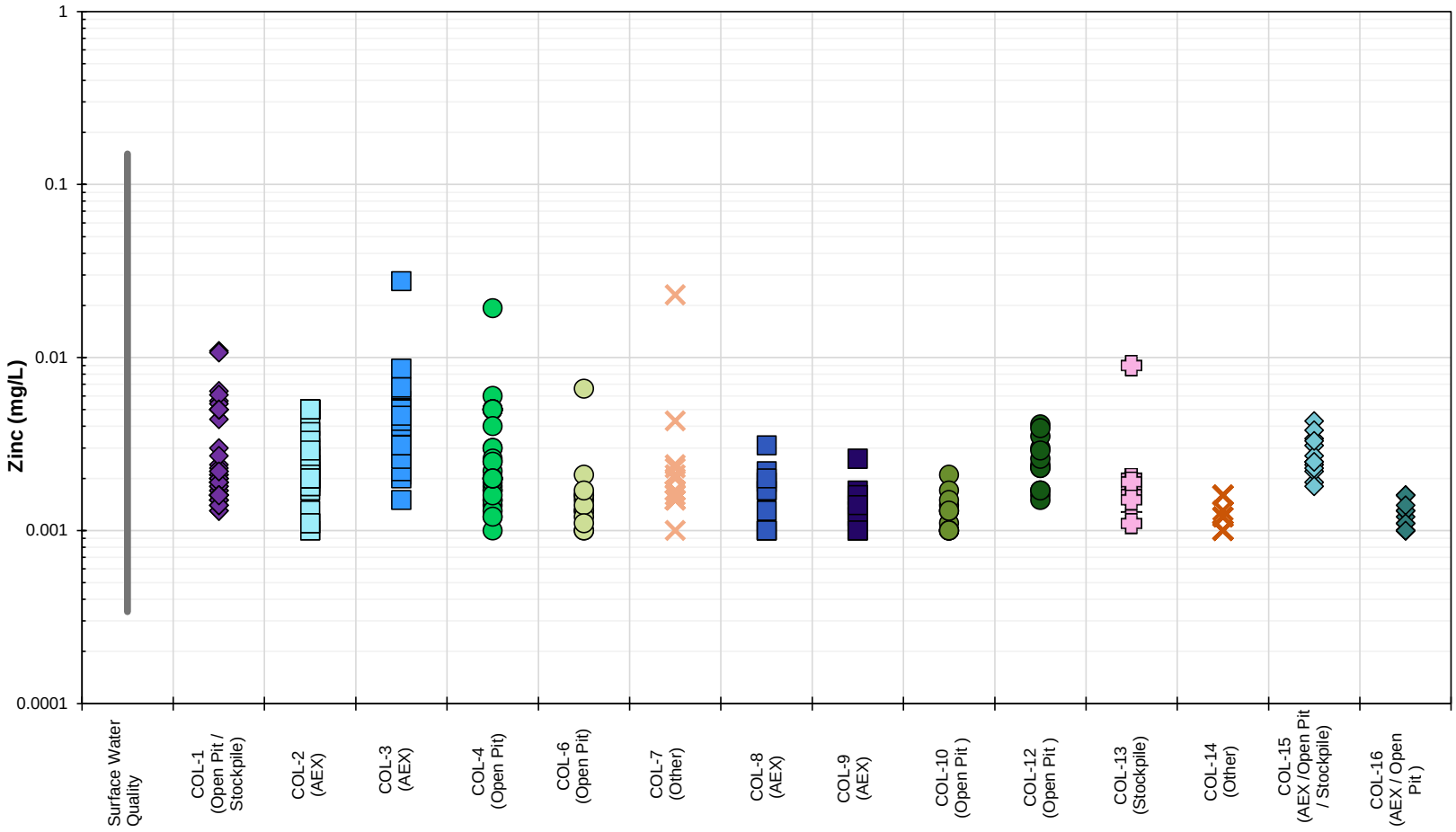

Notes:

Zinc			
Overburden Column Leachate vs. Baseline Surface Water Quality			
Kinross Great Bear Project			
Figure Number		N3-24	
Project Number		OMEMA2303	
Date		November 2025	
Drawn	SM	Reviewed By	JB

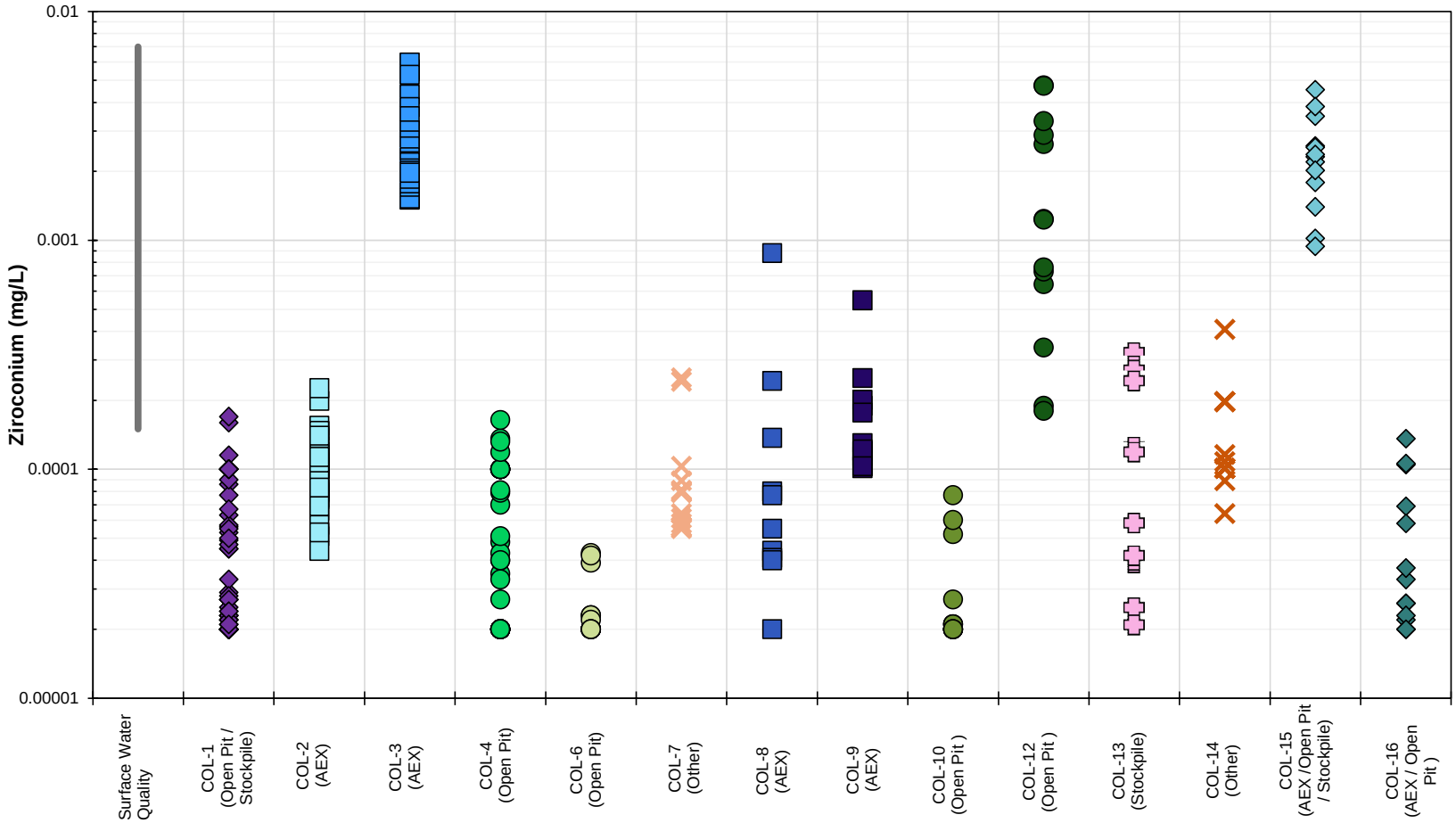

Notes:

Zirconium			
Overburden Column Leachate vs. Baseline Surface Water Quality			
Kinross Great Bear Project			
Figure Number		N3-25	
Project Number		OMEMA2303	
Date		November 2025	
Drawn	SM	Reviewed By	JB

Appendix O
Certificates of Analysis

Quality Analysis ... *Innovative Technologies*

Report No.: **A24-10645-Revised**
Report Date: **03-Dec-24**
Date Submitted: **10-Sep-24**
Your Reference: **GBR_3449**

Great Bear Resources Ltd.
25 York Street
Toronto ON M5J 2V5
Canada

ATTN: Jamie Kristoff (Results)

CERTIFICATE OF ANALYSIS

2796 Pulp samples were submitted for analysis.

The following analytical package(s) were requested:		Testing Date:
1F2-Tbay	QOP Total (Total Digestion ICPOES)	2024-09-18 14:22:07
8-4 Acid-Tbay Total Digestion	QOP Total Assay (Code 8-4 Acid Total Digestion Assays)	

REPORT **A24-10645-Revised**

This report may be reproduced without our consent. If only selected portions of the report are reproduced, permission must be obtained. If no instructions were given at time of sample submittal regarding excess material, it will be discarded within 90 days of this report. Our liability is limited solely to the analytical cost of these analyses. Test results are representative only of material submitted for analysis.

Notes:

Values which exceed the upper limit should be assayed for accurate numbers.
Footnote: The following samples are sand-like consistency: DX758102, DX758108, DX758116, and DX758122.
Footnote: The following samples are of "sand-like" consistency: A0964058, A0964060, A0963846, A0964537, A0963708, and A0964763. Also the following samples were missing and removed from client job: A0965601 and A0964720.
Footnote: The following samples are of "sand-like" consistency: A0962838, A0962849, and A0964175.
Footnote: The following sample are of "sand-like" consistency: A0962972, A0963762, and A0964647. Also the following samples were missing and removed from client job: A0963563 and A0964300.
Footnote: A0964671 is of “sand-like” consistency.

Refer to the Scope of Accreditation for information on accredited elements.

SCC Accredited LAB Accrédité CCN TM

CERTIFIED BY:

Mark Vandergeest
Quality Control Coordinator

ACTIVATION LABORATORIES LTD.
1201 Walsh Street West, Thunder Bay, Ontario, Canada, P7E 4X6
TELEPHONE +807 622-6707 or +1.888.228.5227 FAX +1.905.648.9613
E-MAIL Tbay@actlabs.com ACTLABS GROUP WEBSITE www.actlabs.com

Report No.: **A24-10645-Revised**
Report Date: **03-Dec-24**
Date Submitted: **10-Sep-24**
Your Reference: **GBR_3449**

Great Bear Resources Ltd.
25 York Street
Toronto ON M5J 2V5
Canada

ATTN: Jamie Kristoff (Results)

CERTIFICATE OF ANALYSIS

2796 Pulp samples were submitted for analysis.

The following analytical package(s) were requested:		Testing Date:
8-4 Acid Total Digestion	QOP Total Assay (Code 8-4 Acid Total Digestion Assays)	2024-10-11 15:55:46

REPORT **A24-10645-Revised**

This report may be reproduced without our consent. If only selected portions of the report are reproduced, permission must be obtained. If no instructions were given at time of sample submittal regarding excess material, it will be discarded within 90 days of this report. Our liability is limited solely to the analytical cost of these analyses. Test results are representative only of material submitted for analysis.

Notes:

Values which exceed the upper limit should be assayed for accurate numbers.
Footnote: The following samples are sand-like consistency: DX758102, DX758108, DX758116, and DX758122.
Footnote: The following samples are of "sand-like" consistency: A0964058, A0964060, A0963846, A0964537, A0963708, and A0964763. Also the following samples were missing and removed from client job: A0965601 and A0964720.
Footnote: The following samples are of "sand-like" consistency: A0962838, A0962849, and A0964175.
Footnote: The following sample are of "sand-like" consistency: A0962972, A0963762, and A0964647. Also the following samples were missing and removed from client job: A0963563 and A0964300.
Footnote: A0964671 is of “sand-like” consistency.

Refer to the Scope of Accreditation for information on accredited elements.

SCC Accredited LAB Accrédité CCN TM

CERTIFIED BY:

Mark Vandergeest
Quality Control Coordinator

ACTIVATION LABORATORIES LTD.
41 Bittern Street, Ancaster, Ontario, Canada, L9G 4V5
TELEPHONE +905 648-9611 or +1.888.228.5227 FAX +1.905.648.9613
E-MAIL Ancaster@actlabs.com ACTLABS GROUP WEBSITE www.actlabs.com

Analyte Symbol	Ag	Al	As	Ba	Be	Bi	Ca	Cd	Co	Cr	Cu	Fe	Ga	K	Mg	Li	Mn	Mo	Na	Ni	P	Pb	Sb
Unit Symbol	ppm	%	ppm	ppm	ppm	ppm	%	ppm	ppm	ppm	ppm	%	ppm	%	%	ppm	ppm	ppm	%	ppm	%	ppm	ppm
Lower Limit	0.3	0.01	3	7	1	2	0.01	0.3	1	1	1	0.01	1	0.01	0.01	1	1	1	0.01	1	0.001	3	5
Method Code	TD-ICP	TD-ICP	TD-ICP	TD-ICP	TD-ICP	TD-ICP	TD-ICP	TD-ICP	TD-ICP	TD-ICP	TD-ICP	TD-ICP	TD-ICP	TD-ICP	TD-ICP	TD-ICP	TD-ICP	TD-ICP	TD-ICP	TD-ICP	TD-ICP	TD-ICP	TD-ICP
A0963125	1.1	5.97	22	171	1	< 2	0.27	< 0.3	2	27	28	2.17	17	2.82	0.37	13	339	1	0.17	1	0.015	21	< 5
A0963126	1.4	6.77	39	208	< 1	3	1.40	< 0.3	2	11	44	2.48	17	2.73	0.28	12	888	< 1	0.65	1	0.017	27	< 5
A0963127	1.2	7.56	34	242	< 1	< 2	2.07	1.2	6	17	7	2.08	19	2.15	0.50	13	803	< 1	2.41	11	0.036	21	< 5
A0963128	1.1	7.73	27	322	< 1	< 2	1.85	0.7	4	35	6	1.92	19	2.36	0.46	15	754	1	2.39	7	0.036	15	< 5
A0963129	0.8	6.87	35	216	< 1	< 2	1.48	2.0	2	9	11	1.89	17	1.50	0.25	9	556	1	3.74	2	0.016	35	< 5
A0963130	0.6	6.07	40	176	< 1	< 2	1.09	< 0.3	2	7	6	2.48	14	2.45	0.37	9	438	2	2.21	1	0.014	34	< 5
A0963135	9.0	6.85	95	213	< 1	67	1.97	0.9	2	9	19	2.20	18	1.49	0.28	7	774	1	5.08	2	0.026	225	< 5
A0963131	2.8	7.17	88	129	< 1	4	2.88	1.6	11	32	6	3.59	17	1.35	0.98	16	1200	1	4.55	21	0.071	203	< 5
A0963132	1.2	4.33	98	330	< 1	< 2	2.75	0.4	10	35	105	2.98	15	0.69	0.88	10	2110	27	4.94	20	0.052	39	< 5
A0963133	0.7	6.62	44	91	< 1	< 2	2.41	< 0.3	9	32	7	2.78	24	0.32	0.88	6	1260	2	7.11	16	0.095	11	< 5
A0963134	0.9	7.90	190	219	1	< 2	1.77	0.8	16	63	69	8.22	18	3.08	1.28	24	1340	2	2.93	43	0.056	15	< 5
A0963136	1.0	7.43	18	572	< 1	< 2	2.63	0.5	10	14	91	2.51	17	1.61	0.73	14	691	1	3.46	12	0.062	46	< 5
A0963137	0.8	5.74	11	495	< 1	< 2	1.73	1.6	5	15	76	1.92	14	0.98	0.57	10	446	2	3.07	10	0.050	76	< 5
A0963138	0.6	7.74	29	655	1	< 2	2.37	0.3	8	17	86	2.58	18	1.55	0.84	14	578	2	3.71	16	0.071	20	< 5
A0963139	0.6	7.91	40	362	1	< 2	2.36	< 0.3	11	17	17	2.99	22	2.82	0.80	17	514	2	2.72	15	0.069	10	< 5
A0963140	0.3	7.18	14	375	< 1	< 2	2.12	< 0.3	7	28	28	2.32	17	1.20	0.69	15	445	2	3.97	12	0.056	11	< 5
A0963141	0.3	7.52	12	627	1	< 2	2.19	< 0.3	9	28	40	2.50	18	1.62	0.74	15	441	2	3.66	13	0.063	13	< 5
A0963142	1.5	3.76	17	411	1	< 2	2.26	0.6	11	38	147	2.63	14	0.92	0.95	14	745	2	4.28	17	0.070	152	< 5
A0963143	1.6	5.58	35	184	< 1	< 2	2.62	0.4	9	26	122	2.38	14	0.26	0.73	4	874	2	4.87	12	0.073	58	< 5
A0963144	0.4	8.20	18	663	1	< 2	2.58	< 0.3	9	20	36	2.71	20	2.13	0.86	17	517	1	3.55	16	0.073	15	< 5
A0963145	0.6	7.71	15	548	1	< 2	2.58	< 0.3	10	17	63	2.94	18	1.75	0.85	16	522	1	3.37	16	0.070	20	< 5
A0963146	0.3	7.54	19	565	< 1	< 2	3.02	< 0.3	9	17	20	2.55	18	1.81	0.83	15	595	2	3.19	13	0.067	13	< 5
A0963147	0.4	7.69	20	628	1	< 2	2.71	0.6	8	36	28	2.60	19	2.33	0.80	16	950	2	2.94	14	0.065	10	< 5
A0963148	0.4	6.46	24	179	1	< 2	0.86	< 0.3	3	12	3	2.99	16	2.88	0.32	14	327	3	1.02	3	0.016	9	< 5
A0963149	0.8	6.84	24	105	< 1	< 2	2.08	< 0.3	37	16	2	4.72	16	1.92	0.62	13	179	1	1.13	18	0.010	14	< 5
A0963150	0.6	6.58	23	311	< 1	< 2	0.49	< 0.3	2	12	3	2.94	17	3.33	0.32	12	216	< 1	0.63	2	0.018	9	< 5
A0963045	1.0	7.09	54	233	< 1	4	1.61	0.6	14	32	19	5.46	17	2.40	0.80	13	564	1	2.15	28	0.077	33	< 5
A0963046	1.9	6.49	42	158	< 1	10	2.10	< 0.3	13	30	61	4.04	18	2.13	1.11	18	929	< 1	2.92	23	0.075	20	< 5
A0963047	1.3	7.34	87	324	< 1	< 2	2.22	1.4	9	24	41	3.98	18	1.81	0.78	14	1190	9	3.51	19	0.052	33	< 5
A0963151	4.8	7.87	402	624	< 1	5	2.47	< 0.3	20	37	448	6.42	18	2.51	1.11	27	1270	< 1	2.45	26	0.060	34	< 5
A0963152	0.6	8.67	45	> 1000	1	< 2	1.33	< 0.3	21	97	65	4.62	19	2.24	1.51	29	664	3	3.94	71	0.050	22	< 5
A0963153	0.6	8.73	308	606	1	< 2	1.26	< 0.3	23	79	51	4.74	20	3.05	1.52	27	985	1	2.01	69	0.049	13	< 5
A0963154	0.7	8.53	31	949	1	< 2	2.12	< 0.3	17	69	55	3.66	20	1.87	1.16	19	829	1	3.38	47	0.046	15	< 5
A0963155	0.4	8.23	19	656	< 1	< 2	2.80	0.9	11	26	20	3.31	19	3.06	1.03	32	1130	< 1	1.88	18	0.082	14	< 5
A0963156	0.4	7.16	18	315	< 1	< 2	2.23	< 0.3	7	25	13	2.56	18	0.83	0.69	12	504	2	4.65	13	0.062	9	< 5
A0963157	0.6	8.69	13	544	1	< 2	3.68	< 0.3	16	14	24	5.27	19	1.85	1.49	26	1040	< 1	3.77	9	0.119	13	< 5
A0963158	0.5	8.77	192	438	1	< 2	1.55	1.0	15	78	20	7.75	19	2.33	1.32	27	925	1	1.28	47	0.062	12	< 5
A0963159	0.6	8.90	6	820	1	< 2	2.82	< 0.3	11	21	34	2.88	21	2.08	1.02	29	350	3	2.11	19	0.058	13	< 5
A0963160	0.4	7.63	7	481	< 1	< 2	2.44	< 0.3	9	20	14	2.64	17	1.71	0.79	16	374	< 1	2.68	13	0.051	7	< 5
A0963161	0.3	7.80	6	459	< 1	< 2	2.41	< 0.3	8	16	17	2.46	19	2.15	0.78	17	369	< 1	2.68	13	0.052	7	< 5
A0963162	0.4	7.74	16	524	< 1	< 2	2.40	< 0.3	8	17	22	2.44	19	2.41	0.70	17	391	1	2.27	13	0.050	9	< 5
A0963163	0.5	7.28	5	164	< 1	< 2	2.93	< 0.3	8	26	156	2.45	19	1.35	0.66	11	476	16	3.60	15	0.061	9	< 5
A0963164	0.5	7.29	7	113	< 1	< 2	1.07	< 0.3	10	19	4	4.00	15	2.25	0.66	17	212	4	1.99	16	0.062	7	< 5
A0963165	0.4	7.55	8	125	1	< 2	1.64	< 0.3	9	22	26	2.65	18	1.55	0.93	18	169	2	2.77	19	0.066	9	< 5
A0963166	0.4	3.37	6	145	< 1	< 2	0.97	< 0.3	11	22	12	3.33	17	1.36	0.76	14	197	4	2.43	18	0.060	12	< 5
A0963167	0.8	6.10	5	135	< 1	< 2	1.75	< 0.3	9	27	67	2.83	18	1.05	0.90	14	202	2	3.26	19	0.070	10	< 5
A0963168	0.4	7.27	10	94	< 1	< 2	1.72	< 0.3	10	27	89	3.03	19	1.26	1.00	19	200	7	3.25	19	0.069	12	< 5
A0963169	0.5	6.95	11	108	< 1	< 2	1.81	< 0.3	8	23	153	2.56	17	1.16	0.90	17	208	16	2.87	18	0.064	10	< 5
A0963170	0.4	7.61	5	166	1	< 2	2.06	< 0.3	8	61	21	2.77	18	1.22	0.89	15	250	2	3.35	18	0.070	12	< 5
A0963171	0.9	7.03	6	178	< 1	< 2	1.99	< 0.3	9	20	256	2.57	18	1.59	0.75	16	296	46	2.83	15	0.055	7	< 5
A0963172	0.7	7.00	6	262	< 1	< 2	1.77	< 0.3	8	21	128	2.53	17	1.59	0.76	15	182	26	2.90	14	0.054	7	< 5

Analyte Symbol	Ag	Al	As	Ba	Be	Bi	Ca	Cd	Co	Cr	Cu	Fe	Ga	K	Mg	Li	Mn	Mo	Na	Ni	P	Pb	Sb
Unit Symbol	ppm	%	ppm	ppm	ppm	ppm	%	ppm	ppm	ppm	ppm	%	ppm	%	%	ppm	ppm	ppm	%	ppm	%	ppm	ppm
Lower Limit	0.3	0.01	3	7	1	2	0.01	0.3	1	1	1	0.01	1	0.01	0.01	1	1	1	0.01	1	0.001	3	5
Method Code	TD-ICP	TD-ICP	TD-ICP	TD-ICP	TD-ICP	TD-ICP	TD-ICP	TD-ICP	TD-ICP	TD-ICP	TD-ICP	TD-ICP	TD-ICP	TD-ICP	TD-ICP	TD-ICP	TD-ICP	TD-ICP	TD-ICP	TD-ICP	TD-ICP	TD-ICP	TD-ICP
A0963173	0.4	8.66	9	356	1	< 2	2.55	< 0.3	11	54	72	3.44	19	1.57	1.34	26	410	7	2.64	25	0.073	11	< 5
A0963174	0.8	7.23	6	152	1	< 2	1.96	< 0.3	9	20	154	2.54	17	1.52	0.80	16	279	11	2.92	15	0.056	9	< 5
A0963175	1.3	4.17	5	521	< 1	< 2	1.58	< 0.3	8	39	294	2.30	16	1.28	0.68	16	322	14	2.86	14	0.051	9	< 5
A0963176	1.1	7.82	9	105	1	< 2	2.05	0.5	9	21	51	4.29	17	1.86	0.66	17	555	4	1.91	14	0.059	33	< 5
A0963177	0.7	6.89	14	169	1	< 2	1.85	< 0.3	5	25	< 1	2.30	18	2.68	0.50	12	393	3	2.37	7	0.039	15	< 5
A0963178	0.5	7.98	17	191	1	< 2	2.00	< 0.3	4	11	3	2.28	19	2.49	0.52	13	361	2	3.02	6	0.041	9	< 5
A0963179	1.5	7.01	6	117	< 1	< 2	1.83	< 0.3	9	18	148	2.82	17	2.11	0.78	17	235	15	2.69	14	0.061	10	< 5
A0963180	0.8	7.22	41	253	1	< 2	2.30	< 0.3	6	20	40	2.71	18	1.94	0.69	14	585	2	2.74	12	0.061	11	< 5
A0963181	0.5	7.66	26	464	< 1	< 2	2.40	< 0.3	8	21	23	2.45	19	2.09	0.77	16	565	2	3.02	13	0.066	14	< 5
A0963182	1.7	7.03	26	583	< 1	< 2	2.32	0.7	8	24	192	2.42	16	1.39	0.72	13	462	< 1	3.78	14	0.062	176	< 5
A0963183	2.0	7.51	23	607	< 1	< 2	2.43	0.3	9	18	62	2.48	19	2.07	0.79	15	378	2	3.27	15	0.073	173	< 5
A0963184	0.6	4.70	26	551	< 1	< 2	2.03	< 0.3	8	29	25	2.35	18	1.68	0.73	15	548	1	3.38	14	0.065	11	< 5
A0963185	1.6	5.21	235	133	< 1	3	0.96	< 0.3	9	16	9	4.17	14	2.39	0.40	11	297	2	1.76	6	0.032	13	< 5
A0963186	1.0	6.96	140	178	1	2	0.44	< 0.3	8	13	8	4.80	18	3.43	0.48	14	227	< 1	1.23	8	0.032	23	< 5
A0963187	2.0	6.96	132	450	< 1	5	1.69	< 0.3	14	38	52	6.81	16	3.73	1.03	18	1350	1	1.09	29	0.052	61	< 5
A0963188	0.8	7.88	347	358	< 1	< 2	1.77	1.5	16	56	130	4.68	17	2.74	1.13	14	1100	1	4.28	41	0.049	25	< 5
A0963189	1.2	8.36	766	420	1	< 2	1.12	0.4	19	113	77	5.94	20	2.83	1.54	27	1010	2	3.94	76	0.057	18	< 5
A0963190	0.4	7.55	67	444	< 1	< 2	2.35	< 0.3	8	24	11	2.54	17	0.77	0.73	11	503	1	4.97	14	0.051	12	< 5
A0963191	0.7	6.76	777	411	< 1	< 2	2.59	< 0.3	10	42	57	4.12	16	0.84	0.85	10	598	2	4.27	27	0.055	13	< 5
A0962716	0.3	8.69	4	466	< 1	< 2	1.03	< 0.3	17	81	33	4.77	20	2.67	1.50	30	481	< 1	1.66	49	0.060	7	< 5
A0962717	0.4	7.60	6	509	1	< 2	2.20	< 0.3	11	33	56	2.73	15	2.17	0.90	11	311	1	3.25	18	0.061	10	< 5
A0962718	0.5	7.89	7	412	< 1	< 2	2.44	< 0.3	9	22	19	2.54	19	1.98	0.79	18	424	< 1	2.44	14	0.052	9	< 5
A0962719	0.5	7.67	6	113	< 1	< 2	1.84	< 0.3	8	22	44	2.57	19	1.46	0.81	15	203	6	3.08	18	0.062	9	< 5
A0962720	0.4	7.94	9	124	1	< 2	1.75	< 0.3	10	30	23	3.09	20	1.44	0.92	17	234	1	3.13	16	0.071	10	< 5
A0962715	0.5	5.65	8	152	< 1	< 2	0.31	< 0.3	9	26	15	2.41	13	2.42	0.47	12	103	2	0.41	20	0.056	4	< 5
A0962721	0.4	8.17	11	168	1	< 2	1.69	< 0.3	12	23	11	3.15	20	1.26	1.21	21	226	2	3.16	25	0.069	12	< 5
A0962722	0.5	7.56	10	116	< 1	< 2	1.25	< 0.3	8	22	20	2.74	20	2.13	0.80	20	159	14	1.91	16	0.061	7	< 5
A0962723	0.6	7.88	8	104	1	< 2	2.01	< 0.3	10	21	98	3.29	22	2.40	0.84	23	271	32	2.03	17	0.062	10	< 5
A0962724	0.6	7.62	6	269	< 1	< 2	1.95	< 0.3	8	17	113	2.69	19	2.17	0.84	21	266	32	2.60	16	0.061	11	< 5
A0962725	0.3	4.64	5	197	< 1	< 2	1.35	< 0.3	9	32	92	2.24	17	1.85	0.76	20	216	85	2.32	16	0.056	9	< 5
A0963510	0.4	6.33	33	341	< 1	3	0.63	< 0.3	12	22	< 1	6.94	14	2.61	0.74	19	421	< 1	0.41	20	0.052	12	< 5
A0963511	1.3	6.53	51	212	1	4	0.33	< 0.3	19	23	6	7.34	15	2.23	0.94	11	237	1	0.48	25	0.056	31	< 5
A0963509	2.4	6.15	126	206	< 1	16	0.18	< 0.3	5	19	5	4.36	17	3.24	0.33	14	185	1	0.34	3	0.016	66	< 5
A0963517	1.8	6.11	51	137	< 1	11	0.09	< 0.3	3	13	8	3.49	16	3.48	0.29	14	117	< 1	0.28	2	0.014	37	< 5
A0963512	1.2	7.29	416	243	< 1	4	1.42	< 0.3	16	49	32	6.21	14	3.99	0.85	14	920	1	0.83	34	0.035	37	< 5
A0963513	1.0	8.17	1450	328	1	< 2	1.67	1.5	15	63	58	6.78	18	3.65	1.55	23	1010	2	2.86	46	0.052	16	< 5
A0963514	1.3	5.68	877	175	1	< 2	3.01	1.8	10	60	80	9.42	13	1.93	1.47	22	793	< 1	2.10	39	0.073	26	6
A0963515	0.9	7.13	42	525	1	< 2	1.45	0.6	2	16	5	1.89	19	1.48	0.18	15	670	2	2.43	< 1	0.018	40	< 5
A0963516	0.8	4.15	26	556	< 1	< 2	1.00	< 0.3	2	7	3	1.43	15	1.45	0.14	11	587	< 1	2.55	1	0.013	24	< 5
A0963518	0.3	7.27	35	158	< 1	< 2	2.21	< 0.3	12	30	13	3.70	18	2.22	1.02	19	1010	1	2.10	23	0.071	14	< 5
A0963519	0.9	7.02	32	222	1	< 2	0.87	< 0.3	6	14	17	4.21	18	2.54	0.60	20	728	< 1	0.99	9	0.035	10	< 5
A0963520	< 0.3	6.90	14	464	1	< 2	1.66	< 0.3	4	17	12	2.29	17	2.49	0.51	14	759	< 1	1.41	7	0.034	9	< 5
A0963521	1.7	5.26	141	86	< 1	13	0.33	< 0.3	58	85	21	17.7	10	2.09	0.55	12	1080	7	0.37	20	0.043	42	9
A0963542	1.1	6.73	60	182	< 1	< 2	0.17	< 0.3	14	33	23	8.77	15	3.68	0.87	20	1070	1	0.11	20	0.062	27	< 5
A0963522	1.1	8.09	61	316	< 1	< 2	1.88	< 0.3	13	26	16	5.44	19	3.15	1.21	21	1790	1	1.90	29	0.078	26	< 5
A0963523	1.5	6.45	31	233	< 1	3	0.59	< 0.3	2	31	63	2.22	17	3.65	0.32	15	469	< 1	0.71	2	0.015	33	< 5
A0963524	1.8	6.81	27	164	1	8	0.60	< 0.3	3	11	10	2.36	18	3.75	0.27	13	300	< 1	0.81	2	0.016	26	< 5
A0963525	0.4	6.84	17	277	1	< 2	0.06	< 0.3	3	10	57	1.75	19	3.42	0.32	11	105	1	0.12	65	0.015	13	< 5
A0963526	1.2	4.34	115	156	< 1	3	0.27	< 0.3	7	21	24	5.63	17	2.69	0.50	21	799	1	0.11	17	0.048	15	< 5
A0963527	0.9	5.89	36	163	1	< 2	1.04	2.7	2	20	20	2.10	15	2.43	0.30	12	508	< 1	0.82	1	0.013	16	< 5
A0963541	1.7	6.32	51	398	1	6	0.13	0.3	4	9	3	4.03	16	3.27	0.33	14	132	2	0.14	2	0.014	30	< 5

Analyte Symbol	Ag	Al	As	Ba	Be	Bi	Ca	Cd	Co	Cr	Cu	Fe	Ga	K	Mg	Li	Mn	Mo	Na	Ni	P	Pb	Sb
Unit Symbol	ppm	%	ppm	ppm	ppm	ppm	%	ppm	ppm	ppm	ppm	%	ppm	%	%	ppm	ppm	ppm	%	ppm	%	ppm	ppm
Lower Limit	0.3	0.01	3	7	1	2	0.01	0.3	1	1	1	0.01	1	0.01	0.01	1	1	1	0.01	1	0.001	3	5
Method Code	TD-ICP	TD-ICP	TD-ICP	TD-ICP	TD-ICP	TD-ICP	TD-ICP	TD-ICP	TD-ICP	TD-ICP	TD-ICP	TD-ICP	TD-ICP	TD-ICP	TD-ICP	TD-ICP	TD-ICP	TD-ICP	TD-ICP	TD-ICP	TD-ICP	TD-ICP	TD-ICP
A0963528	1.6	7.03	62	478	1	3	0.66	< 0.3	4	16	12	3.81	18	3.51	0.53	15	742	2	0.31	9	0.032	22	< 5
A0963529	3.1	7.79	112	239	1	10	1.30	1.2	18	47	61	7.40	20	3.89	1.30	20	1180	2	0.85	48	0.089	46	< 5
A0963530	0.9	5.93	44	162	< 1	< 2	1.84	5.3	7	18	7	2.24	13	0.42	0.57	7	1140	5	4.25	13	0.045	11	< 5
A0963531	1.3	7.78	244	272	< 1	< 2	5.06	2.4	15	54	23	3.63	24	0.95	1.70	17	2790	8	5.47	35	0.048	40	< 5
A0963532	0.9	7.77	206	295	< 1	< 2	3.89	< 0.3	12	37	22	5.39	22	1.95	1.32	23	2140	7	5.03	28	0.045	32	< 5
A0963533	1.1	8.93	63	366	1	< 2	1.99	< 0.3	24	71	62	6.40	21	2.16	1.69	25	1030	1	3.83	48	0.075	26	< 5
A0963544	0.7	8.54	58	200	2	< 2	2.06	20.2	20	79	57	4.57	23	1.96	1.20	21	1420	2	2.35	56	0.050	19	< 5
A0963534	0.8	8.83	54	122	2	< 2	1.38	15.9	25	78	77	5.04	19	1.89	1.13	29	1360	1	2.03	64	0.048	13	< 5
A0963535	1.3	6.88	32	419	< 1	< 2	3.91	29.8	20	95	59	6.03	21	1.75	1.37	18	1820	3	3.12	59	0.046	23	< 5
A0963536	1.5	8.89	48	663	1	< 2	1.95	18.2	21	79	118	8.61	20	1.89	1.64	22	1430	1	4.27	51	0.056	32	< 5
A0963537	0.7	7.83	3	536	< 1	< 2	1.77	< 0.3	22	126	90	3.99	18	1.71	1.31	18	875	2	2.79	69	0.045	24	< 5
A0963538	0.7	8.94	120	551	1	< 2	1.28	< 0.3	20	91	43	4.01	23	2.82	1.50	21	800	2	1.72	74	0.055	11	< 5
A0963539	0.6	7.75	176	326	1	< 2	1.94	22.7	14	63	24	8.20	16	1.95	1.39	28	1940	< 1	0.88	44	0.065	14	< 5
A0963540	0.7	8.60	14	531	< 1	< 2	2.99	< 0.3	10	26	13	2.69	20	2.76	0.89	28	843	1	2.38	19	0.060	13	< 5
A0963543	0.6	5.12	8	368	< 1	< 2	0.86	< 0.3	9	21	24	3.15	18	1.76	0.61	30	510	< 1	1.55	19	0.024	9	< 5
A0964376	0.4	6.52	5	311	< 1	< 2	1.44	< 0.3	6	76	8	2.14	16	2.01	0.68	17	285	1	2.06	12	0.056	9	< 5
A0964377	0.6	7.29	6	122	< 1	< 2	1.55	< 0.3	8	17	87	2.74	17	1.91	0.72	17	234	3	2.16	13	0.054	9	< 5
A0964378	0.4	7.43	3	125	< 1	< 2	1.11	< 0.3	10	24	9	2.44	17	2.09	0.75	15	175	5	2.77	18	0.059	16	< 5
A0964379	0.4	7.32	4	148	< 1	< 2	0.61	< 0.3	8	19	7	2.48	17	2.53	0.67	17	110	4	1.45	16	0.058	7	< 5
A0964380	0.4	7.78	5	262	< 1	< 2	0.99	< 0.3	10	25	21	1.88	19	1.91	0.79	14	212	3	2.44	17	0.068	10	< 5
A0964381	0.4	6.94	7	41	< 1	< 2	0.37	< 0.3	7	21	21	3.87	15	2.86	0.41	13	83	3	0.94	12	0.047	6	< 5
A0964382	0.4	7.70	4	88	< 1	< 2	1.45	< 0.3	10	18	80	2.76	20	2.00	0.80	21	183	5	2.54	16	0.071	8	< 5
A0964383	0.4	7.45	6	122	< 1	< 2	1.76	< 0.3	11	25	107	2.79	19	1.61	1.03	18	185	25	2.89	21	0.080	8	< 5
A0964384	0.6	7.94	8	265	< 1	< 2	2.71	< 0.3	13	36	134	3.39	19	1.45	1.39	24	470	16	3.20	33	0.083	7	< 5
A0964385	0.6	4.80	5	387	< 1	< 2	1.29	< 0.3	8	24	37	2.28	17	1.66	0.82	15	221	65	3.04	19	0.075	11	< 5
A0964386	0.7	7.21	5	83	< 1	< 2	2.04	< 0.3	10	19	136	2.85	17	1.29	0.88	17	195	22	2.81	19	0.065	9	< 5
117448	< 0.3	8.31	< 3	572	< 1	< 2	1.50	< 0.3	13	31	43	2.41	17	2.58	0.84	29	323	< 1	1.63	26	0.039	8	< 5
117449	< 0.3	8.38	< 3	494	< 1	< 2	1.98	< 0.3	9	14	19	2.56	20	2.36	0.44	17	332	< 1	2.56	14	0.049	8	< 5
A0964839	< 0.3	7.62	< 3	492	< 1	< 2	1.86	< 0.3	8	21	21	2.36	18	2.17	0.42	16	328	< 1	2.43	13	0.044	8	< 5
117450	0.4	7.68	< 3	525	< 1	< 2	2.15	< 0.3	9	15	20	2.81	19	1.56	0.70	23	403	< 1	2.68	15	0.053	8	< 5
117064	< 0.3	8.12	< 3	404	1	< 2	2.47	< 0.3	9	16	29	2.55	20	1.59	0.59	19	384	< 1	2.93	15	0.052	8	< 5
117065	< 0.3	8.21	3	557	< 1	< 2	2.39	< 0.3	9	18	18	2.59	20	2.54	0.62	20	365	< 1	2.63	15	0.052	10	< 5
117066	< 0.3	8.41	4	750	< 1	< 2	2.37	< 0.3	10	23	18	2.77	19	2.21	0.75	23	405	< 1	2.82	14	0.052	8	< 5
117067	< 0.3	8.10	< 3	461	1	< 2	2.35	< 0.3	9	22	10	2.87	20	2.06	0.77	21	373	< 1	2.90	16	0.054	7	< 5
117068	< 0.3	5.77	3	499	< 1	< 2	3.15	< 0.3	13	38	20	3.22	20	2.08	1.11	30	499	< 1	2.81	30	0.122	8	< 5
117069	0.3	6.82	< 3	430	< 1	< 2	2.12	< 0.3	8	18	11	2.31	17	2.07	0.61	19	320	< 1	2.40	13	0.046	6	< 5
117070	< 0.3	7.86	3	449	< 1	< 2	2.41	< 0.3	8	18	23	2.57	19	2.06	0.76	21	374	< 1	2.79	15	0.048	8	< 5
117071	0.4	8.00	3	378	< 1	< 2	2.46	< 0.3	9	16	14	2.62	19	1.82	0.78	20	379	< 1	3.02	14	0.052	8	< 5
117072	< 0.3	9.53	< 3	556	1	< 2	3.34	< 0.3	11	21	10	3.31	21	2.43	1.28	36	522	< 1	2.98	14	0.053	7	< 5
117073	0.5	8.57	< 3	461	1	< 2	2.40	< 0.3	9	44	14	2.63	21	2.13	0.80	24	370	< 1	2.86	15	0.066	9	< 5
117074	< 0.3	8.05	< 3	528	< 1	< 2	2.35	< 0.3	9	17	15	2.41	19	2.15	0.83	23	346	< 1	2.72	14	0.048	9	< 5
117075	< 0.3	7.87	3	443	< 1	< 2	2.43	< 0.3	8	17	13	2.46	20	2.15	0.82	21	364	< 1	2.78	14	0.050	8	< 5
117076	0.3	7.88	< 3	629	1	< 2	2.26	< 0.3	8	19	24	2.49	19	1.70	0.76	21	340	< 1	2.95	14	0.051	8	< 5
117077	< 0.3	7.52	< 3	543	< 1	< 2	2.25	< 0.3	8	16	4	2.41	18	1.56	0.75	16	347	< 1	2.93	13	0.048	8	< 5
117078	< 0.3	7.80	< 3	514	1	< 2	2.38	< 0.3	8	23	18	2.52	18	2.22	0.82	19	358	< 1	2.68	14	0.047	6	< 5
117079	< 0.3	7.96	< 3	500	< 1	< 2	2.38	< 0.3	9	19	18	2.51	20	2.14	0.80	19	372	< 1	2.73	17	0.049	9	< 5
117080	< 0.3	7.73	< 3	487	< 1	< 2	2.36	< 0.3	8	18	13	2.51	18	2.14	0.60	17	357	< 1	2.51	13	0.044	8	< 5
117081	0.4	7.31	< 3	439	< 1	< 2	2.37	< 0.3	9	19	19	2.77	19	1.99	0.77	19	435	< 1	2.52	15	0.081	7	< 5
117082	0.4	7.70	< 3	440	1	< 2	2.40	< 0.3	9	23	13	2.41	20	1.84	0.60	14	392	< 1	2.63	15	0.055	9	< 5
117083	0.4	7.45	3	477	1	< 2	2.53	< 0.3	8	13	24	2.25	19	1.66	0.52	12	392	< 1	2.47	13	0.050	9	< 5
117084	0.3	7.22	< 3	411	< 1	< 2	2.79	< 0.3	8	17	17	2.46	18	1.45	0.81	19	401	< 1	2.45	13	0.051	10	< 5

Analyte Symbol	Ag	Al	As	Ba	Be	Bi	Ca	Cd	Co	Cr	Cu	Fe	Ga	K	Mg	Li	Mn	Mo	Na	Ni	P	Pb	Sb
Unit Symbol	ppm	%	ppm	ppm	ppm	ppm	%	ppm	ppm	ppm	ppm	%	ppm	%	%	ppm	ppm	ppm	%	ppm	%	ppm	ppm
Lower Limit	0.3	0.01	3	7	1	2	0.01	0.3	1	1	1	0.01	1	0.01	0.01	1	1	1	0.01	1	0.001	3	5
Method Code	TD-ICP	TD-ICP	TD-ICP	TD-ICP	TD-ICP	TD-ICP	TD-ICP	TD-ICP	TD-ICP	TD-ICP	TD-ICP	TD-ICP	TD-ICP	TD-ICP	TD-ICP	TD-ICP	TD-ICP	TD-ICP	TD-ICP	TD-ICP	TD-ICP	TD-ICP	TD-ICP
117085	0.4	7.39	3	462	< 1	< 2	2.13	< 0.3	8	14	10	2.30	18	1.86	0.37	12	354	< 1	2.42	12	0.049	9	< 5
117086	< 0.3	7.36	5	467	< 1	< 2	2.08	< 0.3	8	24	19	2.49	18	1.89	0.45	12	361	< 1	2.49	13	0.051	8	< 5
117087	< 0.3	8.12	4	555	< 1	< 2	2.33	< 0.3	9	30	22	2.72	20	2.41	0.50	17	409	< 1	2.38	15	0.052	9	< 5
117088	0.5	8.47	6	676	1	< 2	2.13	< 0.3	9	19	28	2.70	21	2.36	0.62	23	369	< 1	2.46	15	0.059	8	< 5
117089	0.4	5.00	< 3	489	< 1	< 2	1.99	< 0.3	9	22	17	2.36	18	1.02	0.47	17	387	< 1	2.38	13	0.048	9	< 5
117090	0.5	9.14	4	483	1	< 2	2.86	< 0.3	10	39	24	2.86	22	2.00	0.70	23	464	1	3.15	15	0.061	10	< 5
117091	< 0.3	8.38	< 3	505	1	< 2	2.10	< 0.3	8	14	20	2.57	19	2.18	0.63	22	356	< 1	2.77	13	0.049	9	< 5
117092	< 0.3	7.84	< 3	457	< 1	< 2	2.43	< 0.3	9	20	7	2.44	19	2.00	0.71	23	374	< 1	2.71	13	0.048	8	< 5
117093	0.3	7.24	< 3	477	< 1	< 2	2.03	< 0.3	8	13	9	2.26	18	1.96	0.72	24	318	< 1	2.45	12	0.043	7	< 5
117094	0.4	7.14	6	444	< 1	< 2	2.22	< 0.3	8	18	17	2.27	17	1.86	0.67	17	346	< 1	2.38	12	0.046	8	< 5
117095	< 0.3	8.32	5	741	1	< 2	2.54	< 0.3	9	18	11	2.62	20	2.02	0.84	22	399	< 1	2.92	15	0.054	9	< 5
117096	< 0.3	7.98	4	515	< 1	< 2	2.82	< 0.3	11	35	23	3.00	19	2.05	1.13	17	455	< 1	2.67	24	0.059	8	< 5
117097	0.3	7.97	9	496	< 1	< 2	2.51	< 0.3	9	18	17	2.48	19	2.34	0.81	18	392	< 1	2.50	13	0.051	7	< 5
117098	0.4	4.08	5	303	< 1	< 2	1.15	< 0.3	8	21	5	2.44	16	1.10	0.64	14	254	4	2.46	15	0.060	10	< 5
117099	0.5	7.42	7	141	< 1	< 2	2.21	< 0.3	10	40	78	3.01	18	1.50	1.00	19	288	6	2.76	22	0.078	7	< 5
117100	0.5	7.53	8	123	< 1	< 2	2.06	< 0.3	11	16	90	3.07	19	1.44	0.97	16	315	7	2.90	19	0.082	9	< 5
A0963951	0.5	8.17	6	218	1	< 2	2.06	< 0.3	9	22	148	2.34	20	1.96	0.83	17	244	4	2.91	16	0.066	7	< 5
A0963952	0.4	7.16	6	113	1	< 2	1.34	< 0.3	9	23	80	3.35	17	2.91	0.91	28	253	16	1.87	17	0.061	8	< 5
A0963953	0.6	7.41	12	205	1	< 2	1.87	< 0.3	5	18	12	2.31	18	1.80	0.45	13	267	4	2.98	7	0.040	16	< 5
A0963954	0.4	8.02	6	596	1	< 2	3.68	< 0.3	18	47	17	5.62	18	2.32	1.90	33	1130	< 1	2.80	13	0.080	20	< 5
A0963955	0.5	9.56	17	807	1	< 2	3.05	< 0.3	11	27	27	3.15	23	1.91	1.04	19	534	< 1	4.36	20	0.085	15	< 5
A0963956	0.6	9.39	18	680	1	< 2	2.82	0.5	10	22	52	2.75	23	1.53	0.90	15	661	3	4.80	16	0.081	30	< 5
117146	0.8	5.00	8	539	< 1	< 2	1.35	< 0.3	6	16	13	2.09	19	1.63	0.62	14	373	5	3.56	11	0.055	20	< 5
117147	0.5	7.06	8	167	1	< 2	1.35	0.6	5	16	5	2.24	18	2.26	0.53	16	422	2	1.19	7	0.038	10	< 5
117148	0.6	7.20	10	104	< 1	< 2	2.05	< 0.3	10	17	22	2.91	17	2.60	0.98	17	730	2	2.19	19	0.074	11	< 5
117205	0.4	6.51	24	69	< 1	< 2	1.57	< 0.3	5	17	13	2.89	16	2.14	0.56	14	419	1	2.15	10	0.036	11	< 5
117149	0.7	6.84	18	297	1	< 2	1.05	< 0.3	5	17	22	3.58	15	3.53	0.57	21	403	< 1	0.63	3	0.026	20	< 5
117144	0.7	6.49	24	76	< 1	2	0.06	< 0.3	2	24	3	3.66	17	3.13	0.27	11	99	2	0.10	2	0.015	7	< 5
117150	0.7	6.83	28	102	< 1	9	0.20	< 0.3	2	13	< 1	2.54	17	3.41	0.35	11	169	1	0.21	4	0.022	7	< 5
117201	1.4	6.63	34	108	1	8	0.63	< 0.3	2	17	36	2.73	18	2.96	0.37	20	372	2	0.94	4	0.015	21	< 5
117145	0.7	6.51	37	38	< 1	3	0.18	< 0.3	2	11	8	3.82	18	4.10	0.38	14	145	1	0.34	2	0.017	22	< 5
117202	0.7	7.46	47	107	< 1	< 2	2.00	< 0.3	7	22	15	3.52	17	3.37	0.82	18	918	1	0.88	16	0.057	11	< 5
117203	1.3	6.97	41	68	1	< 2	0.98	< 0.3	4	39	13	3.66	23	2.81	0.44	28	470	2	1.01	15	0.042	18	< 5
117204	0.9	6.06	27	176	1	< 2	1.74	< 0.3	2	14	24	2.36	17	2.45	0.33	12	624	1	1.71	3	0.014	22	< 5
117206	0.7	8.08	8	449	1	< 2	2.77	< 0.3	18	96	56	4.67	23	1.86	1.47	18	531	3	3.56	52	0.077	11	< 5
117207	0.5	8.05	8	440	1	< 2	1.12	< 0.3	19	89	32	8.33	22	2.11	1.48	43	544	1	1.58	58	0.070	14	< 5
117164	0.6	7.98	4	408	1	< 2	1.05	< 0.3	19	104	31	10.1	23	1.61	1.60	97	784	2	1.11	60	0.081	18	< 5
117208	0.6	8.89	14	516	1	< 2	0.96	< 0.3	19	102	28	6.29	21	2.41	1.45	84	484	< 1	1.23	57	0.059	14	< 5
117209	0.5	7.96	4	469	1	< 2	2.84	< 0.3	10	20	18	3.25	24	2.07	0.83	24	376	< 1	2.72	18	0.080	11	< 5
117210	0.5	8.47	5	500	1	< 2	2.57	< 0.3	11	35	21	3.06	25	2.30	0.87	30	406	1	2.87	20	0.083	14	< 5
117211	0.3	5.72	4	380	< 1	< 2	1.41	< 0.3	9	23	35	2.89	17	1.41	0.72	24	382	1	2.19	16	0.051	10	< 5
117212	0.5	6.27	13	552	1	< 2	1.96	< 0.3	9	27	23	2.97	22	2.08	0.67	24	366	< 1	2.44	18	0.058	13	< 5
117213	0.5	7.10	8	455	1	< 2	2.55	< 0.3	12	63	23	3.21	21	1.66	0.88	20	415	< 1	2.65	28	0.052	10	< 5
117214	0.4	7.15	4	464	1	< 2	2.65	< 0.3	9	20	20	2.71	20	2.03	0.53	19	389	< 1	2.31	14	0.051	10	< 5
117215	0.4	8.00	3	594	1	< 2	1.97	< 0.3	9	21	23	2.92	24	3.33	0.52	18	326	< 1	2.59	22	0.056	13	< 5
117216	0.8	7.87	4	508	1	< 2	2.33	< 0.3	11	18	31	2.81	22	2.42	0.52	21	375	2	2.25	15	0.055	13	< 5
117217	0.5	7.51	4	430	1	< 2	2.45	< 0.3	9	20	17	2.87	22	1.95	0.48	15	383	< 1	2.39	14	0.054	11	< 5
117218	0.5	7.66	8	541	1	< 2	2.60	< 0.3	9	23	21	3.03	23	2.35	0.75	15	440	2	2.59	15	0.057	12	< 5
117219	0.5	7.19	4	117	1	< 2	1.30	< 0.3	11	31	6	3.59	19	2.74	1.01	25	290	4	2.56	23	0.070	5	< 5
117165	0.6	4.76	6	172	< 1	< 2	1.55	< 0.3	9	27	40	4.06	19	1.81	0.71	20	528	1	1.91	19	0.059	9	< 5
117220	0.5	7.07	5	219	1	< 2	2.38	< 0.3	10	31	27	3.01	20	1.96	0.91	15	385	2	2.60	19	0.067	11	< 5

Analyte Symbol	Ag	Al	As	Ba	Be	Bi	Ca	Cd	Co	Cr	Cu	Fe	Ga	K	Mg	Li	Mn	Mo	Na	Ni	P	Pb	Sb
Unit Symbol	ppm	%	ppm	ppm	ppm	ppm	%	ppm	ppm	ppm	ppm	%	ppm	%	%	ppm	ppm	ppm	%	ppm	%	ppm	ppm
Lower Limit	0.3	0.01	3	7	1	2	0.01	0.3	1	1	1	0.01	1	0.01	0.01	1	1	1	0.01	1	0.001	3	5
Method Code	TD-ICP	TD-ICP	TD-ICP	TD-ICP	TD-ICP	TD-ICP	TD-ICP	TD-ICP	TD-ICP	TD-ICP	TD-ICP	TD-ICP	TD-ICP	TD-ICP	TD-ICP	TD-ICP	TD-ICP	TD-ICP	TD-ICP	TD-ICP	TD-ICP	TD-ICP	TD-ICP
117222	0.7	7.70	5	80	1	< 2	2.54	< 0.3	11	20	12	3.80	22	1.71	0.86	16	364	2	2.89	22	0.074	12	< 5
117221	0.5	7.21	4	94	1	< 2	1.80	< 0.3	10	20	11	3.66	21	2.51	0.89	21	413	1	1.87	20	0.066	10	< 5
117223	0.6	7.93	8	195	1	< 2	2.45	< 0.3	9	35	28	2.76	23	2.10	0.90	19	402	2	3.13	17	0.071	9	< 5
117224	0.5	7.75	8	227	1	< 2	2.50	< 0.3	10	25	4	2.82	23	2.06	0.90	21	491	2	2.80	21	0.073	8	< 5
117225	0.3	7.26	9	160	< 1	< 2	2.22	< 0.3	9	24	57	2.54	18	1.74	0.89	19	463	2	2.35	18	0.066	8	< 5
117226	0.4	7.09	11	119	1	< 2	2.27	< 0.3	8	23	3	2.34	22	1.91	0.69	14	372	1	2.65	14	0.071	9	< 5
117227	0.6	8.53	20	86	1	< 2	3.26	< 0.3	18	34	8	4.97	23	1.60	1.01	22	457	3	3.17	31	0.090	12	< 5
117228	0.5	4.57	19	251	1	< 2	1.42	< 0.3	9	16	< 1	2.68	20	1.77	0.69	18	445	2	2.47	13	0.067	9	< 5
117229	0.5	7.39	26	160	1	< 2	2.45	< 0.3	10	18	3	2.92	21	2.43	0.78	17	473	2	2.63	15	0.069	12	< 5
117230	0.4	7.78	18	303	1	< 2	2.09	< 0.3	9	17	5	1.85	20	1.90	0.83	18	421	1	2.67	13	0.063	9	< 5
117231	< 0.3	7.47	11	117	1	< 2	2.27	< 0.3	9	14	4	2.68	18	1.55	0.80	16	315	21	2.63	14	0.067	10	< 5
117232	0.5	8.44	9	212	1	< 2	2.54	< 0.3	10	22	11	3.00	20	1.90	0.93	17	321	28	3.21	16	0.076	11	< 5
117233	< 0.3	7.26	12	132	< 1	< 2	2.71	< 0.3	9	17	10	2.93	18	1.67	0.89	13	346	15	2.33	16	0.068	8	< 5
117234	0.4	9.21	11	223	1	< 2	2.16	< 0.3	12	25	13	3.47	22	2.58	1.08	20	294	27	2.42	18	0.081	12	< 5
117235	0.5	7.53	8	303	1	< 2	2.37	< 0.3	9	25	10	2.55	20	2.43	1.04	16	366	8	1.75	22	0.068	10	< 5
117236	0.4	7.91	10	159	< 1	< 2	2.09	< 0.3	7	19	5	2.21	19	1.96	0.88	17	299	5	2.86	13	0.072	11	< 5
117237	0.6	7.20	13	202	< 1	< 2	2.13	< 0.3	7	21	39	2.11	17	2.04	0.68	15	408	2	2.51	10	0.055	9	< 5
117238	0.4	7.22	9	103	< 1	< 2	1.65	< 0.3	10	18	3	3.43	17	1.72	0.71	16	309	3	1.87	14	0.066	8	< 5
117239	0.6	7.68	8	89	< 1	< 2	1.22	< 0.3	9	19	28	3.22	20	2.72	0.85	22	203	2	0.93	19	0.059	5	< 5
117240	0.4	7.74	14	86	1	< 2	1.94	0.5	9	53	7	3.50	19	1.98	0.95	16	377	3	2.11	22	0.061	8	< 5
117241	0.3	7.41	20	77	< 1	< 2	2.13	< 0.3	9	19	6	3.00	18	1.89	0.87	13	270	2	2.42	18	0.054	7	< 5
117242	0.3	7.37	27	56	1	< 2	1.74	< 0.3	10	20	4	3.78	19	1.57	0.98	13	246	4	2.59	19	0.060	10	< 5
117243	0.6	5.74	31	134	< 1	< 2	2.01	< 0.3	10	19	13	2.33	16	1.91	0.73	13	511	2	2.49	15	0.065	8	< 5
117244	0.4	7.56	35	300	1	< 2	2.32	< 0.3	9	21	4	2.59	18	2.51	0.82	14	446	1	2.44	17	0.064	14	< 5
117245	0.6	5.21	18	540	< 1	< 2	2.31	1.3	11	20	36	2.36	15	1.78	0.75	14	610	2	2.47	17	0.061	23	< 5
117246	0.4	6.11	23	740	< 1	< 2	1.42	< 0.3	2	11	4	1.24	15	2.37	0.36	9	268	4	2.31	2	0.015	9	< 5
117247	0.4	7.48	23	326	< 1	< 2	2.04	< 0.3	7	16	8	2.40	19	2.23	0.86	16	514	2	2.48	16	0.061	15	< 5
117248	0.5	7.51	30	111	< 1	< 2	2.34	< 0.3	10	21	19	2.94	18	2.23	0.94	13	493	1	2.20	20	0.078	28	< 5
117249	0.9	7.24	17	132	1	< 2	1.97	0.7	9	26	10	3.09	17	1.85	0.88	15	705	1	2.38	20	0.078	80	< 5
117250	0.6	8.06	17	97	1	< 2	2.10	< 0.3	11	22	10	4.15	19	2.87	0.98	17	762	2	2.43	22	0.081	25	< 5
117151	0.5	7.60	20	81	< 1	< 2	1.94	< 0.3	10	25	19	3.31	18	3.45	1.09	25	737	1	1.98	19	0.079	23	< 5
117152	1.0	7.26	34	28	1	3	0.34	< 0.3	12	19	1	5.99	19	4.12	0.77	31	328	2	0.35	17	0.053	8	< 5
117153	0.6	8.38	46	128	1	< 2	1.23	< 0.3	22	73	8	5.11	19	3.42	1.27	40	1510	2	0.93	45	0.061	11	< 5
117154	1.6	8.02	144	75	1	3	0.80	< 0.3	19	61	22	7.24	18	4.14	1.12	25	1130	2	1.33	41	0.059	15	< 5
117155	1.0	4.40	108	56	< 1	2	0.50	< 0.3	15	61	17	5.40	13	2.83	0.76	18	900	1	1.02	30	0.043	12	< 5
117156	0.9	5.91	121	297	< 1	< 2	1.33	< 0.3	10	39	74	4.80	12	3.46	0.80	12	1050	1	2.04	18	0.039	27	< 5
117157	0.4	7.23	174	680	< 1	< 2	2.46	< 0.3	11	25	28	3.15	18	1.13	0.90	13	569	2	4.52	19	0.081	18	< 5
117158	0.8	6.11	104	213	< 1	< 2	1.56	0.4	10	23	34	2.26	15	0.40	0.52	5	421	3	4.17	217	0.060	27	< 5
117159	< 0.3	7.94	43	452	< 1	< 2	2.31	< 0.3	7	15	13	2.18	20	1.91	0.69	14	362	1	3.01	12	0.069	14	< 5
117160	0.8	9.35	1160	940	1	< 2	1.32	< 0.3	12	48	33	3.19	22	2.67	0.80	20	323	2	3.92	29	0.070	11	< 5
117161	0.6	7.22	28	652	< 1	< 2	2.11	< 0.3	8	14	76	2.67	16	2.07	0.69	20	720	1	2.52	11	0.051	28	< 5
117162	0.8	7.19	26	310	1	< 2	1.34	< 0.3	2	35	9	1.94	18	2.02	0.18	14	521	2	2.96	1	0.017	19	< 5
117163	0.8	7.09	15	727	< 1	< 2	1.57	< 0.3	2	15	< 1	1.99	16	2.41	0.22	13	729	1	2.44	< 1	0.015	28	< 5
A0963240	< 0.3	7.22	< 3	449	< 1	< 2	2.28	< 0.3	8	16	13	2.26	17	1.91	0.72	21	343	< 1	2.60	13	0.043	8	< 5
A0963241	0.3	5.55	< 3	590	< 1	< 2	2.23	< 0.3	8	23	19	2.31	18	2.03	0.57	19	378	< 1	2.58	13	0.047	7	< 5
A0963242	0.3	6.79	< 3	477	< 1	< 2	2.19	< 0.3	8	25	12	2.17	16	1.63	0.65	18	330	< 1	2.41	11	0.044	5	< 5
A0963243	< 0.3	7.34	3	456	< 1	< 2	2.18	< 0.3	8	13	3	2.41	18	1.88	0.73	20	345	< 1	2.66	13	0.047	7	< 5
A0963244	0.6	8.67	4	522	1	< 2	1.91	< 0.3	11	29	17	2.51	20	3.06	0.52	18	335	< 1	2.71	14	0.058	7	< 5
A0963117	< 0.3	7.67	5	421	< 1	< 2	2.25	< 0.3	8	14	13	2.44	18	2.12	0.48	13	348	< 1	2.56	13	0.049	6	< 5
A0963245	0.4	7.96	3	454	1	< 2	2.13	< 0.3	9	17	26	2.49	19	2.14	0.47	14	312	< 1	2.72	14	0.053	8	< 5
A0963246	< 0.3	7.27	< 3	485	< 1	< 2	2.21	< 0.3	8	14	14	2.27	17	2.12	0.55	16	340	< 1	2.39	13	0.043	8	< 5

Analyte Symbol	Ag	Al	As	Ba	Be	Bi	Ca	Cd	Co	Cr	Cu	Fe	Ga	K	Mg	Li	Mn	Mo	Na	Ni	P	Pb	Sb
Unit Symbol	ppm	%	ppm	ppm	ppm	ppm	%	ppm	ppm	ppm	ppm	%	ppm	%	%	ppm	ppm	ppm	%	ppm	%	ppm	ppm
Lower Limit	0.3	0.01	3	7	1	2	0.01	0.3	1	1	1	0.01	1	0.01	0.01	1	1	1	0.01	1	0.001	3	5
Method Code	TD-ICP	TD-ICP	TD-ICP	TD-ICP	TD-ICP	TD-ICP	TD-ICP	TD-ICP	TD-ICP	TD-ICP	TD-ICP	TD-ICP	TD-ICP	TD-ICP	TD-ICP	TD-ICP	TD-ICP	TD-ICP	TD-ICP	TD-ICP	TD-ICP	TD-ICP	TD-ICP
A0963247	< 0.3	7.51	< 3	510	< 1	< 2	2.15	< 0.3	8	25	11	2.45	18	2.11	0.56	15	338	< 1	2.57	13	0.049	8	< 5
A0963248	< 0.3	7.52	< 3	487	< 1	< 2	2.30	< 0.3	8	14	15	2.47	17	2.34	0.73	17	391	< 1	2.32	12	0.042	7	< 5
A0963249	< 0.3	8.13	< 3	498	1	< 2	2.53	< 0.3	9	26	17	2.46	19	1.90	0.75	19	369	< 1	2.89	16	0.053	7	< 5
A0963250	< 0.3	7.83	3	496	< 1	< 2	1.79	< 0.3	9	10	14	2.61	19	2.11	0.63	17	326	< 1	2.63	14	0.049	7	< 5
A0963101	0.5	8.28	3	510	< 1	< 2	2.90	< 0.3	6	15	4	2.64	19	2.40	0.59	18	331	< 1	2.75	13	0.049	3	< 5
A0963102	< 0.3	8.53	< 3	584	< 1	< 2	2.18	< 0.3	9	24	17	2.72	19	2.36	0.63	19	382	< 1	2.83	14	0.051	7	< 5
A0963103	< 0.3	8.09	4	463	< 1	< 2	2.71	< 0.3	9	21	16	2.47	20	2.06	0.69	17	387	< 1	2.83	13	0.050	7	< 5
A0963104	0.3	8.08	3	444	< 1	< 2	2.48	< 0.3	11	20	16	2.51	19	1.87	0.69	20	364	< 1	2.81	20	0.054	6	< 5
A0963118	< 0.3	8.07	< 3	479	< 1	< 2	2.78	< 0.3	8	20	16	2.74	19	2.05	0.69	20	393	< 1	2.88	13	0.052	6	< 5
A0963105	< 0.3	8.48	< 3	528	< 1	< 2	3.68	< 0.3	9	19	12	2.75	18	2.16	1.17	28	386	< 1	2.84	13	0.044	6	< 5
A0963106	0.6	8.39	< 3	474	< 1	< 2	2.67	< 0.3	9	39	17	2.74	21	2.25	0.58	18	410	< 1	3.04	16	0.056	9	< 5
A0963107	0.4	7.73	< 3	501	< 1	< 2	2.00	< 0.3	8	20	7	2.35	19	2.69	0.46	15	353	< 1	2.36	13	0.051	8	< 5
A0963108	< 0.3	7.73	4	599	1	< 2	3.25	< 0.3	16	37	43	3.65	20	2.17	1.55	33	510	< 1	2.69	45	0.129	12	< 5
A0963109	< 0.3	6.46	< 3	391	< 1	< 2	4.94	< 0.3	10	29	18	2.80	15	1.65	0.98	24	636	1	2.09	27	0.068	6	< 5
A0963110	0.4	7.92	3	524	< 1	< 2	2.30	< 0.3	8	16	17	2.64	19	2.00	0.66	19	368	< 1	2.74	14	0.054	7	< 5
A0963111	0.3	7.89	< 3	479	< 1	< 2	2.49	< 0.3	8	16	17	2.40	19	1.91	0.83	20	370	< 1	2.93	15	0.049	9	< 5
A0963112	0.4	7.72	< 3	633	< 1	< 2	2.04	< 0.3	8	23	12	2.32	18	2.20	0.66	15	348	< 1	2.65	13	0.050	8	< 5
A0963113	0.5	8.60	4	562	1	< 2	2.77	< 0.3	12	30	33	3.78	20	1.91	0.81	31	548	< 1	2.59	22	0.099	9	< 5
A0963114	0.3	8.42	3	520	< 1	< 2	2.91	< 0.3	12	23	24	3.49	18	1.74	0.94	32	507	< 1	2.94	22	0.084	8	< 5
A0963115	< 0.3	7.61	< 3	565	< 1	< 2	2.79	< 0.3	13	53	20	3.77	19	1.61	0.59	22	622	1	2.22	25	0.118	7	< 5
A0963116	0.6	6.95	13	131	< 1	2	0.55	2.6	20	21	8	9.40	15	1.09	0.53	15	437	2	0.29	14	0.059	7	10
A0963119	0.9	6.97	29	122	< 1	4	0.23	< 0.3	10	21	21	7.24	17	3.15	0.51	15	501	1	0.15	15	0.063	6	< 5
A0963545	0.7	6.72	1430	208	1	< 2	0.27	< 0.3	3	18	2	1.97	18	2.94	0.43	17	120	3	0.25	3	0.019	8	< 5
DX758102	0.6	6.13	24	243	< 1	< 2	1.39	2.1	2	13	6	1.71	15	2.63	0.27	10	359	4	1.52	2	0.023	22	< 5
DX758103	2.7	6.20	31	170	< 1	7	1.13	< 0.3	2	17	2	1.96	14	1.72	0.23	6	406	2	2.58	2	0.014	70	< 5
DX758104	0.9	7.41	45	662	< 1	< 2	2.41	0.4	8	18	32	2.78	18	2.73	0.68	15	1390	1	1.73	13	0.063	28	< 5
DX758105	1.1	7.32	51	87	< 1	3	1.02	< 0.3	9	23	12	5.18	17	2.70	0.89	20	1570	2	0.29	18	0.062	16	< 5
DX758106	2.1	8.74	78	165	< 1	7	0.25	< 0.3	18	91	21	6.78	20	4.08	1.24	21	885	4	0.26	56	0.070	22	< 5
DX758107	2.0	7.32	87	53	1	17	0.33	< 0.3	17	47	22	6.45	18	3.50	0.87	19	687	2	0.33	33	0.058	22	< 5
DX758108	1.5	4.48	48	157	< 1	< 2	0.51	< 0.3	16	73	52	4.91	17	2.64	0.95	22	1460	< 1	0.50	37	0.053	30	< 5
DX758109	0.8	8.30	29	723	< 1	< 2	1.74	< 0.3	15	90	31	3.89	18	2.77	1.20	21	1510	< 1	1.30	39	0.056	14	< 5
DX758110	0.9	8.16	88	144	1	< 2	1.71	2.5	24	72	31	5.79	18	3.00	1.29	17	2010	2	1.60	53	0.064	15	< 5
DX758111	0.8	8.39	87	207	1	< 2	1.76	2.5	25	63	30	5.88	18	3.05	1.32	18	1970	2	1.65	52	0.065	13	< 5
DX758112	25.5	6.99	284	316	< 1	59	0.67	0.9	7	21	85	6.12	17	3.22	0.86	14	845	2	2.41	14	0.059	568	< 5
DX758113	0.7	8.42	49	489	2	< 2	1.60	< 0.3	20	97	65	4.34	21	2.86	1.33	25	1000	2	3.06	70	0.049	16	< 5
DX758114	1.1	6.83	141	404	< 1	< 2	1.34	0.9	3	10	11	2.10	18	0.86	0.20	7	617	2	3.67	2	0.018	116	< 5
DX758115	0.7	8.99	7	724	1	< 2	1.66	< 0.3	24	124	77	4.78	22	2.97	1.64	29	1270	3	2.09	85	0.055	19	< 5
DX758116	0.6	8.73	1170	439	1	< 2	1.99	< 0.3	25	152	57	4.86	20	2.06	1.82	20	1690	1	1.72	86	0.052	12	< 5
DX758117	0.7	8.58	38	536	1	< 2	1.32	< 0.3	19	87	55	3.96	20	2.28	1.50	22	532	< 1	1.69	66	0.046	19	< 5
DX758118	0.9	8.31	61	645	< 1	< 2	0.93	8.1	17	81	104	6.23	18	2.63	1.31	27	2070	2	0.85	55	0.048	9	< 5
DX758119	0.6	8.76	111	448	1	< 2	1.55	< 0.3	18	90	28	8.24	19	2.13	1.43	26	1140	1	1.16	48	0.069	14	< 5
DX758120	0.8	7.60	5	676	< 1	< 2	1.62	12.4	14	88	68	5.26	18	2.66	1.59	32	1300	1	1.62	34	0.048	16	< 5
DX758121	0.7	7.57	6	528	< 1	< 2	2.30	15.0	9	23	26	4.03	17	2.52	0.85	19	1680	< 1	1.68	18	0.060	20	< 5
DX758122	0.7	8.25	6	592	< 1	< 2	1.58	4.2	6	21	25	2.51	20	2.85	0.66	19	775	1	1.36	12	0.040	14	< 5
DX758123	0.6	8.68	5	272	< 1	< 2	1.72	< 0.3	19	37	21	7.10	18	1.49	1.02	30	1050	< 1	1.77	36	0.049	8	< 5
DX758124	0.4	4.94	< 3	320	< 1	< 2	2.04	< 0.3	14	53	35	5.54	17	0.88	0.80	22	1150	< 1	2.51	33	0.121	8	< 5
A0964076	0.4	7.22	7	258	< 1	3	1.18	3.6	9	23	15	7.08	18	2.43	0.79	18	462	6	0.80	19	0.067	7	< 5
A0964077	0.5	7.66	17	125	< 1	< 2	2.44	0.4	12	17	10	3.58	19	1.67	1.09	20	439	2	2.11	21	0.086	7	< 5
A0964078	0.4	8.05	12	130	< 1	< 2	2.51	< 0.3	8	19	6	2.60	20	1.39	0.89	16	474	2	2.71	18	0.072	7	< 5
A0964079	0.5	7.45	22	188	< 1	< 2	1.89	< 0.3	8	18	2	3.89	19	1.70	0.78	17	449	16	1.95	14	0.069	6	< 5
A0964080	0.5	7.78	23	111	< 1	2	2.15	< 0.3	11	27	< 1	4.43	19	2.28	1.03	26	654	1	1.28	21	0.095	8	< 5

Analyte Symbol	Ag	Al	As	Ba	Be	Bi	Ca	Cd	Co	Cr	Cu	Fe	Ga	K	Mg	Li	Mn	Mo	Na	Ni	P	Pb	Sb
Unit Symbol	ppm	%	ppm	ppm	ppm	ppm	%	ppm	ppm	ppm	ppm	%	ppm	%	%	ppm	ppm	ppm	%	ppm	%	ppm	ppm
Lower Limit	0.3	0.01	3	7	1	2	0.01	0.3	1	1	1	0.01	1	0.01	0.01	1	1	1	0.01	1	0.001	3	5
Method Code	TD-ICP	TD-ICP	TD-ICP	TD-ICP	TD-ICP	TD-ICP	TD-ICP	TD-ICP	TD-ICP	TD-ICP	TD-ICP	TD-ICP	TD-ICP	TD-ICP	TD-ICP	TD-ICP	TD-ICP	TD-ICP	TD-ICP	TD-ICP	TD-ICP	TD-ICP	TD-ICP
A0964081	0.5	7.69	7	93	< 1	< 2	2.05	< 0.3	10	20	15	3.25	20	1.56	1.01	18	404	11	2.38	15	0.072	10	< 5
A0964082	0.5	7.65	8	95	< 1	< 2	1.82	< 0.3	9	21	7	2.91	19	1.84	0.90	15	367	4	1.84	13	0.071	10	< 5
A0964083	0.4	7.16	11	128	< 1	< 2	2.25	0.9	7	23	9	2.63	17	1.51	0.75	13	403	1	2.09	14	0.061	7	< 5
A0964084	0.5	3.87	16	528	< 1	< 2	1.96	< 0.3	8	21	12	2.29	17	1.30	0.75	10	831	2	2.01	16	0.062	8	< 5
A0964085	0.4	6.83	16	342	1	< 2	2.40	< 0.3	11	21	27	2.74	19	2.21	0.89	14	853	2	2.02	19	0.066	8	< 5
A0964086	0.6	7.78	13	156	1	< 2	2.36	< 0.3	11	16	14	2.69	19	2.14	0.66	11	550	2	2.34	12	0.067	10	< 5
A0964087	0.5	7.50	9	78	1	< 2	1.10	< 0.3	9	16	4	3.43	18	2.49	0.92	14	383	3	1.28	19	0.083	9	< 5
A0964088	0.6	7.69	17	58	1	< 2	1.71	< 0.3	10	18	2	4.27	19	1.90	0.97	16	479	2	1.83	20	0.081	12	< 5
A0964089	0.6	7.60	24	82	1	< 2	1.60	< 0.3	10	23	< 1	3.93	19	2.07	0.94	17	434	2	1.59	18	0.084	8	< 5
A0964090	0.6	6.81	22	138	< 1	3	0.93	< 0.3	10	15	3	7.08	16	1.99	0.64	18	344	1	0.76	19	0.075	8	< 5
A0964091	0.6	7.32	18	128	1	< 2	2.58	< 0.3	13	52	18	4.56	18	2.15	1.27	14	626	1	1.48	31	0.084	12	< 5
A0964092	0.7	7.50	27	122	< 1	3	0.27	< 0.3	19	29	7	7.00	17	3.38	0.63	15	301	1	0.10	18	0.078	8	< 5
A0964093	0.7	3.55	31	55	1	3	1.13	< 0.3	11	22	< 1	5.03	16	0.91	0.66	17	794	< 1	0.69	17	0.056	8	< 5
A0964094	0.5	7.00	21	126	< 1	< 2	2.25	< 0.3	12	32	2	4.36	18	2.02	0.95	13	765	2	1.68	20	0.078	12	< 5
A0964095	0.5	6.90	44	151	1	< 2	2.08	< 0.3	6	23	2	3.04	18	2.59	0.84	13	1010	1	1.41	15	0.068	10	< 5
A0964096	0.6	7.38	42	162	1	< 2	2.41	< 0.3	10	16	15	3.08	18	2.09	0.82	17	926	2	2.46	17	0.069	12	< 5
A0964097	1.2	7.29	27	242	1	< 2	1.93	< 0.3	10	19	15	4.76	17	3.09	0.84	16	1300	1	0.66	18	0.066	18	< 5
A0964098	0.5	7.60	32	439	1	< 2	2.52	< 0.3	8	22	4	3.22	18	2.18	0.87	21	1290	2	1.61	16	0.065	13	< 5
A0964099	0.5	7.61	40	170	1	< 2	2.37	< 0.3	10	45	4	3.01	19	2.19	0.92	14	635	< 1	1.89	20	0.080	12	< 5
A0964100	0.7	7.48	35	258	1	5	1.20	< 0.3	10	24	< 1	6.03	18	2.94	0.78	22	641	1	0.63	20	0.079	11	< 5
A0963801	0.5	6.85	7	85	< 1	3	0.41	< 0.3	5	20	2	3.82	17	2.92	0.42	18	209	1	0.84	6	0.039	8	< 5
A0963802	0.7	7.44	16	184	1	< 2	2.22	< 0.3	10	24	16	3.52	20	2.72	1.06	20	642	2	1.36	21	0.082	17	< 5
A0963803	1.1	6.84	21	213	1	< 2	1.48	< 0.3	3	11	12	2.03	16	2.09	0.33	9	497	1	2.53	3	0.020	54	< 5
A0963804	1.1	5.98	35	120	< 1	< 2	0.51	0.3	2	16	7	2.61	16	3.82	0.30	11	199	3	0.75	3	0.015	86	< 5
A0963805	2.6	5.70	36	72	< 1	4	0.14	< 0.3	2	8	< 1	2.94	15	2.75	0.31	11	173	< 1	0.17	3	0.014	25	< 5
A0963806	0.9	7.38	42	60	1	< 2	2.15	< 0.3	11	20	40	3.98	18	2.91	0.87	15	934	1	1.60	36	0.063	15	< 5
A0963807	1.2	7.93	31	112	< 1	3	1.80	1.6	11	27	9	3.29	19	2.38	1.01	26	946	2	1.46	21	0.069	14	< 5
A0963808	0.9	6.05	44	83	< 1	3	0.63	0.4	3	16	7	2.64	17	2.53	0.39	22	410	< 1	0.81	4	0.023	15	< 5
A0963809	0.8	5.95	41	80	1	< 2	0.36	< 0.3	3	14	12	2.83	16	2.88	0.32	17	202	1	0.33	4	0.016	11	< 5
A0963810	2.1	6.30	19	152	1	3	0.14	2.0	4	15	81	3.11	16	2.95	0.36	26	506	< 1	0.16	3	0.015	21	< 5
A0963811	0.9	4.42	57	196	1	< 2	1.25	< 0.3	17	94	39	4.75	17	2.39	1.07	23	1180	2	1.29	40	0.056	33	< 5
A0963812	0.9	6.70	265	234	< 1	3	1.21	< 0.3	15	61	76	6.04	15	2.94	0.88	8	629	2	1.64	40	0.036	20	< 5
A0963813	0.7	7.98	124	204	1	< 2	3.27	0.7	13	39	58	3.22	20	0.33	1.12	7	828	2	5.40	33	0.083	31	< 5
A0963814	0.8	7.77	88	121	< 1	< 2	3.70	< 0.3	12	26	47	3.26	19	0.51	1.05	8	1100	2	5.63	24	0.089	11	< 5
A0963815	0.5	6.43	164	617	1	< 2	1.41	< 0.3	6	20	15	1.88	16	1.82	0.60	14	364	2	3.44	10	0.031	16	< 5
A0963816	1.8	8.54	152	159	1	< 2	1.17	< 0.3	19	120	55	6.13	22	2.64	1.48	33	1190	2	3.90	69	0.053	25	< 5
A0963817	1.7	7.48	227	347	< 1	< 2	1.29	< 0.3	9	43	33	2.50	21	0.65	0.62	13	783	2	5.26	20	0.044	23	< 5
A0963818	2.2	7.00	1950	133	< 1	< 2	1.62	< 0.3	2	11	23	1.87	18	0.18	0.19	4	602	4	5.69	1	0.018	50	< 5
A0963819	1.2	6.52	87	631	1	< 2	1.58	0.7	2	12	7	1.89	19	1.91	0.22	18	756	2	3.18	1	0.018	97	< 5
A0963820	1.2	6.34	44	766	1	< 2	1.32	< 0.3	2	12	5	1.82	18	1.93	0.19	13	498	< 1	3.46	1	0.017	15	< 5
A0963821	1.1	7.85	129	627	1	< 2	1.50	< 0.3	18	133	46	4.25	21	1.61	1.22	27	734	2	4.78	50	0.056	28	< 5
A0963822	2.2	7.10	372	217	1	< 2	1.14	152	7	22	223	3.04	18	1.28	0.46	16	689	2	2.71	7	0.032	782	< 5
A0963823	0.8	6.38	759	457	< 1	< 2	1.46	< 0.3	21	108	55	4.14	20	2.13	1.18	24	681	2	2.31	59	0.047	16	< 5
A0963824	0.9	8.06	74	501	1	< 2	1.40	< 0.3	16	81	24	6.76	19	2.24	1.30	24	1210	1	1.39	45	0.065	17	< 5
A0964859	0.9	7.63	25	70	1	< 2	1.32	< 0.3	14	27	10	5.27	18	2.80	0.78	25	553	1	1.09	16	0.063	6	< 5
A0964852	0.7	6.69	19	112	1	< 2	0.96	< 0.3	2	12	5	2.55	18	2.63	0.36	17	302	< 1	0.84	2	0.017	7	< 5
A0964853	0.9	8.06	49	113	1	< 2	0.75	< 0.3	2	15	4	3.35	20	3.04	0.87	31	755	2	0.66	12	0.055	9	< 5
A0964854	1.0	6.75	47	174	< 1	< 2	0.82	< 0.3	3	19	5	1.55	19	2.45	0.27	7	201	1	3.47	2	0.016	15	< 5
A0964855	1.2	7.29	34	158	1	19	1.35	< 0.3	3	20	2	2.17	18	2.47	0.47	26	935	3	0.82	4	0.019	13	< 5
A0964856	1.4	8.77	83	144	1	2	0.54	< 0.3	22	85	41	5.66	19	3.52	1.39	32	1050	2	0.44	49	0.065	15	< 5
A0964857	1.7	7.91	105	133	1	7	0.63	< 0.3	21	77	22	6.77	18	2.85	1.21	35	831	1	0.66	41	0.060	19	< 5

Analyte Symbol	Ag	Al	As	Ba	Be	Bi	Ca	Cd	Co	Cr	Cu	Fe	Ga	K	Mg	Li	Mn	Mo	Na	Ni	P	Pb	Sb
Unit Symbol	ppm	%	ppm	ppm	ppm	ppm	%	ppm	ppm	ppm	ppm	%	ppm	%	%	ppm	ppm	ppm	%	ppm	%	ppm	ppm
Lower Limit	0.3	0.01	3	7	1	2	0.01	0.3	1	1	1	0.01	1	0.01	0.01	1	1	1	0.01	1	0.001	3	5
Method Code	TD-ICP	TD-ICP	TD-ICP	TD-ICP	TD-ICP	TD-ICP	TD-ICP	TD-ICP	TD-ICP	TD-ICP	TD-ICP	TD-ICP	TD-ICP	TD-ICP	TD-ICP	TD-ICP	TD-ICP	TD-ICP	TD-ICP	TD-ICP	TD-ICP	TD-ICP	TD-ICP
A0964858	1.7	6.63	379	42	< 1	3	1.31	< 0.3	17	68	115	8.60	15	3.06	0.83	14	714	3	2.55	43	0.053	31	6
A0963930	0.8	6.39	28	88	1	< 2	1.49	< 0.3	10	28	2	3.51	18	1.72	0.87	20	400	1	2.07	20	0.082	11	< 5
A0963938	0.9	7.41	22	57	< 1	2	1.11	< 0.3	10	23	5	6.02	18	2.51	0.92	26	465	1	0.98	21	0.076	10	< 5
A0963931	0.9	7.59	18	106	< 1	2	1.60	< 0.3	10	20	7	5.29	18	2.44	0.80	18	544	1	1.30	19	0.079	16	< 5
A0963932	0.8	8.20	43	87	1	< 2	1.81	< 0.3	10	17	10	3.19	20	2.34	0.97	19	454	1	2.43	20	0.086	9	< 5
A0963933	1.1	6.67	39	124	< 1	7	0.56	< 0.3	6	28	6	7.54	14	2.91	0.43	18	147	1	0.89	10	0.031	12	< 5
A0963934	0.9	7.75	18	106	< 1	< 2	2.08	< 0.3	10	22	6	3.36	20	2.35	1.00	22	676	1	1.85	21	0.083	16	< 5
A0963935	1.2	8.02	51	88	1	< 2	2.58	< 0.3	12	23	26	3.52	19	2.71	1.07	21	1030	2	1.80	22	0.088	22	< 5
A0963936	1.0	7.21	25	130	< 1	< 2	1.67	2.3	2	21	11	1.68	17	1.63	0.21	9	428	< 1	3.22	2	0.015	16	< 5
A0963937	1.5	4.08	40	113	< 1	2	1.22	2.2	7	28	116	3.20	17	2.04	0.67	20	811	1	0.46	18	0.050	7	< 5
A0964028	1.2	7.16	31	187	< 1	< 2	2.48	2.3	6	26	16	2.50	18	1.50	0.62	16	972	2	2.96	17	0.066	13	< 5
A0964029	1.0	6.75	23	151	1	< 2	0.85	< 0.3	2	10	10	1.92	18	2.56	0.31	19	509	1	1.01	2	0.016	11	< 5
A0964030	2.8	6.57	45	104	< 1	15	0.20	< 0.3	3	10	3	3.06	18	2.69	0.29	14	202	5	0.15	4	0.016	11	< 5
A0964031	1.5	6.76	24	158	1	3	1.65	< 0.3	3	17	37	2.27	17	2.50	0.32	12	808	1	1.06	3	0.018	17	< 5
A0964032	1.6	6.39	53	121	1	4	0.20	< 0.3	3	14	34	3.28	16	3.12	0.30	20	192	1	0.29	2	0.014	19	< 5
A0964033	1.0	8.41	40	446	1	< 2	1.57	< 0.3	15	62	39	3.87	17	2.55	1.09	29	1440	1	1.79	38	0.055	11	< 5
A0964034	3.1	8.08	26	120	< 1	3	0.32	< 0.3	20	90	39	7.33	17	3.92	1.13	33	1440	1	0.53	44	0.057	30	< 5
A0964035	1.6	6.08	2140	79	< 1	4	2.58	< 0.3	10	35	25	4.62	18	0.87	1.05	12	1240	3	4.16	25	0.018	29	< 5
A0964036	0.7	6.68	40	112	< 1	< 2	2.77	< 0.3	6	18	9	2.40	18	0.45	0.90	4	1310	1	5.11	10	0.061	9	< 5
A0964037	2.1	5.94	404	190	< 1	< 2	0.54	23.1	11	25	66	6.78	13	3.27	0.67	10	468	1	1.19	14	0.044	88	< 5
A0964038	1.0	6.50	277	190	< 1	< 2	2.09	< 0.3	9	26	11	2.68	15	0.75	0.47	7	824	1	4.74	14	0.060	14	< 5
A0964039	0.7	6.80	47	206	< 1	< 2	1.63	< 0.3	7	18	16	2.41	13	1.10	0.64	12	642	< 1	4.59	12	0.046	11	< 5
A0964040	0.4	4.27	51	68	< 1	< 2	2.06	< 0.3	7	29	17	2.51	12	0.17	0.78	2	776	2	3.23	16	0.031	11	< 5
A0964041	1.3	7.31	158	156	< 1	< 2	1.62	0.5	6	12	25	2.49	20	0.30	0.44	4	802	3	5.33	8	0.060	49	< 5
A0964042	1.1	6.95	23	598	1	< 2	1.66	1.7	2	11	9	1.97	17	1.88	0.20	12	1180	2	2.73	1	0.020	91	< 5
A0964043	1.7	7.59	33	654	1	< 2	1.53	0.5	2	8	7	2.10	20	2.42	0.22	16	1060	1	2.79	1	0.017	114	< 5
A0964044	1.1	7.23	18	714	1	< 2	1.38	0.5	2	6	12	1.87	19	2.49	0.22	19	692	2	2.24	< 1	0.018	144	< 5
A0964045	1.1	6.54	207	831	1	< 2	2.05	< 0.3	16	89	54	3.71	20	2.04	1.16	25	1010	2	3.51	50	0.043	26	< 5
A0964046	1.3	7.00	3000	325	1	< 2	2.17	50.3	18	85	201	4.62	23	2.00	0.98	20	1070	4	2.95	45	0.023	30	< 5
A0964047	1.1	9.02	80	604	1	< 2	0.81	< 0.3	21	73	44	4.59	21	2.49	1.77	46	975	1	1.23	59	0.051	18	< 5
A0964048	0.8	9.39	521	480	1	< 2	1.10	< 0.3	20	68	30	7.65	20	2.48	1.36	31	760	< 1	1.39	48	0.056	14	< 5
A0964049	0.8	8.60	7	498	1	< 2	1.67	< 0.3	9	19	23	2.39	21	2.43	0.65	21	498	1	2.32	14	0.053	10	< 5
A0964050	0.6	7.12	4	394	< 1	< 2	0.88	< 0.3	27	23	89	6.76	16	1.68	0.97	26	1010	< 1	1.70	36	0.010	9	< 5
A0963986	0.5	8.77	< 3	411	< 1	< 2	1.68	< 0.3	9	37	25	3.00	22	1.65	0.69	32	423	< 1	2.23	18	0.070	9	< 5
A0963987	0.8	8.20	4	266	< 1	< 2	2.18	< 0.3	16	44	22	7.12	18	1.14	0.69	24	1130	< 1	3.12	36	0.153	8	< 5
A0963988	0.8	7.26	18	270	< 1	< 2	2.32	< 0.3	16	49	42	6.99	17	1.46	0.72	26	1240	< 1	1.99	34	0.093	6	< 5
A0963989	0.7	6.34	< 3	527	1	< 2	0.12	< 0.3	10	39	58	2.84	26	2.28	0.52	33	165	1	0.88	30	0.008	61	< 5
A0963990	0.7	8.76	3	526	2	< 2	0.68	< 0.3	12	60	49	3.40	28	2.37	0.96	33	276	< 1	1.52	38	0.032	18	< 5
A0963991	1.1	7.94	62	404	1	< 2	1.94	< 0.3	15	84	42	9.00	16	2.07	1.42	25	1560	2	1.24	44	0.066	13	6
A0963992	1.7	8.02	5	529	1	< 2	2.52	5.4	9	20	24	3.21	19	2.24	0.78	19	1390	1	1.82	16	0.059	15	< 5
A0963993	0.9	8.77	134	457	1	< 2	1.57	< 0.3	14	30	30	3.67	21	2.73	0.90	31	662	< 1	1.96	29	0.070	14	< 5
A0963994	1.0	8.05	7	443	< 1	< 2	2.27	< 0.3	7	17	44	3.50	20	2.19	0.61	18	672	< 1	2.66	7	0.038	11	< 5
A0963995	0.9	7.61	6	560	1	< 2	2.08	14.1	5	12	34	2.67	19	2.45	0.50	20	2270	1	1.19	7	0.036	33	< 5
A0963996	0.8	8.30	7	454	1	< 2	2.44	< 0.3	6	31	27	1.96	21	1.64	0.62	17	463	1	2.93	9	0.049	20	< 5
A0963997	0.6	9.10	< 3	394	< 1	< 2	1.38	< 0.3	15	30	26	4.66	22	2.24	0.80	28	655	< 1	2.45	27	0.077	10	< 5
A0963998	0.8	4.05	6	288	< 1	< 2	2.65	< 0.3	9	21	30	2.41	16	1.04	0.47	18	561	< 1	1.71	14	0.118	11	< 5
A0963999	0.9	7.89	< 3	302	< 1	< 2	2.17	< 0.3	16	41	28	6.18	18	1.37	0.70	24	1300	2	2.77	29	0.105	9	< 5
A0964000	0.3	7.06	5	552	< 1	< 2	1.87	< 0.3	10	30	29	3.58	18	1.89	0.52	21	536	3	1.83	24	0.089	9	< 5
A0964872	0.7	7.72	19	79	< 1	< 2	2.29	< 0.3	11	18	39	4.22	19	2.42	0.89	16	351	20	2.19	20	0.069	9	< 5
A0964873	0.7	7.91	12	95	1	< 2	2.59	< 0.3	9	22	33	2.66	20	1.90	0.93	20	311	16	2.47	20	0.070	8	< 5
A0964874	0.7	7.35	8	134	< 1	< 2	0.67	< 0.3	11	23	8	3.87	17	3.09	0.66	29	163	27	0.77	20	0.063	6	< 5

Analyte Symbol	Ag	Al	As	Ba	Be	Bi	Ca	Cd	Co	Cr	Cu	Fe	Ga	K	Mg	Li	Mn	Mo	Na	Ni	P	Pb	Sb
Unit Symbol	ppm	%	ppm	ppm	ppm	ppm	%	ppm	ppm	ppm	ppm	%	ppm	%	%	ppm	ppm	ppm	%	ppm	%	ppm	ppm
Lower Limit	0.3	0.01	3	7	1	2	0.01	0.3	1	1	1	0.01	1	0.01	0.01	1	1	1	0.01	1	0.001	3	5
Method Code	TD-ICP	TD-ICP	TD-ICP	TD-ICP	TD-ICP	TD-ICP	TD-ICP	TD-ICP	TD-ICP	TD-ICP	TD-ICP	TD-ICP	TD-ICP	TD-ICP	TD-ICP	TD-ICP	TD-ICP	TD-ICP	TD-ICP	TD-ICP	TD-ICP	TD-ICP	TD-ICP
A0964875	1.0	7.27	9	92	< 1	< 2	1.99	< 0.3	7	20	15	4.16	16	2.21	0.52	18	296	51	1.33	14	0.058	7	< 5
A0964876	0.8	7.00	7	70	< 1	< 2	2.05	< 0.3	9	19	39	2.93	19	2.04	0.79	14	331	20	2.43	14	0.074	21	< 5
A0964877	0.5	7.73	< 3	766	< 1	< 2	0.40	< 0.3	< 1	19	4	0.49	16	3.07	0.39	21	95	20	0.53	3	0.050	4	< 5
A0964878	0.6	7.14	17	79	1	< 2	2.03	< 0.3	8	21	32	2.96	19	1.45	0.82	15	327	15	2.91	13	0.069	33	< 5
A0964879	0.8	7.94	13	129	1	< 2	2.08	< 0.3	7	19	29	2.58	20	2.12	0.70	21	359	2	2.62	11	0.070	10	< 5
A0964880	0.7	6.22	10	111	< 1	< 2	1.51	< 0.3	6	14	21	1.88	15	1.10	0.64	13	305	1	3.15	11	0.055	9	< 5
A0964881	0.9	7.68	7	80	1	< 2	1.93	< 0.3	10	14	7	2.74	20	1.95	0.78	17	382	3	2.86	20	0.074	8	< 5
A0964882	0.8	7.80	6	124	1	< 2	2.45	< 0.3	10	28	49	2.91	19	1.77	0.94	19	289	12	2.92	23	0.066	7	< 5
A0964634	0.7	8.32	5	379	< 1	< 2	2.17	< 0.3	17	32	52	5.14	20	1.49	0.95	28	804	1	2.88	35	0.086	9	< 5
A0964635	0.9	7.66	7	146	< 1	< 2	1.74	< 0.3	19	50	59	5.90	19	0.53	0.92	24	908	< 1	2.53	48	0.072	7	< 5
A0964636	0.8	7.63	5	397	< 1	< 2	1.57	< 0.3	9	45	32	1.44	19	2.80	0.39	28	144	< 1	1.47	23	0.069	10	< 5
A0964637	0.9	8.00	7	401	< 1	< 2	2.50	< 0.3	20	39	60	2.86	20	1.75	0.31	17	378	< 1	2.74	35	0.063	8	< 5
A0963003	0.7	5.68	< 3	509	< 1	< 2	2.15	< 0.3	10	25	20	2.49	18	1.90	0.55	22	412	< 1	2.72	19	0.054	8	< 5
A0963004	0.7	8.01	< 3	456	< 1	< 2	2.23	< 0.3	8	19	13	2.44	19	2.07	0.74	29	359	< 1	2.72	14	0.055	10	< 5
A0963005	< 0.3	8.06	< 3	426	1	< 2	2.50	< 0.3	9	15	13	2.54	19	1.93	0.70	28	368	< 1	2.93	15	0.049	10	< 5
A0963006	0.6	8.42	31	270	1	< 2	4.94	< 0.3	33	95	84	6.08	19	1.94	3.78	26	943	1	0.64	124	0.194	11	< 5
A0963007	0.6	11.4	187	480	2	< 2	2.02	< 0.3	25	98	37	4.96	29	2.73	2.01	39	499	< 1	1.41	82	0.070	18	< 5
A0963008	0.9	8.67	5	446	1	< 2	2.91	< 0.3	15	57	37	4.08	22	1.95	1.13	27	653	< 1	1.73	33	0.104	14	< 5
A0963009	0.6	8.18	4	483	1	< 2	2.91	< 0.3	16	35	31	4.16	21	1.71	0.89	38	607	< 1	2.37	31	0.113	8	< 5
A0963010	0.8	8.46	4	331	1	< 2	2.58	< 0.3	16	55	33	4.84	22	1.73	1.15	39	614	2	2.48	37	0.113	12	< 5
A0963011	0.6	7.75	< 3	297	1	< 2	1.92	< 0.3	19	77	48	7.49	17	1.73	1.22	36	604	1	1.80	40	0.065	9	< 5
A0963012	0.8	6.29	4	515	< 1	< 2	3.68	< 0.3	17	64	33	4.55	21	1.95	1.45	38	714	2	2.20	41	0.135	9	< 5
A0963013	0.5	7.59	5	377	1	< 2	2.18	< 0.3	11	44	25	2.85	20	1.82	0.87	24	368	2	2.75	23	0.056	11	< 5
A0963014	0.8	8.08	5	420	< 1	< 2	2.63	< 0.3	9	25	19	2.54	20	1.86	0.76	24	389	1	2.80	17	0.054	9	< 5
A0963015	0.5	7.93	6	407	1	< 2	2.44	< 0.3	8	23	16	2.51	19	2.03	0.83	25	363	1	2.60	14	0.054	10	< 5
A0963016	0.8	8.99	6	550	1	< 2	1.40	< 0.3	20	79	62	5.27	20	2.56	1.52	35	481	< 1	1.62	51	0.062	12	< 5
A0963017	0.7	7.52	10	415	< 1	< 2	2.44	< 0.3	7	29	16	2.47	19	1.96	0.66	18	415	1	2.41	12	0.050	10	< 5
A0963018	0.6	7.98	9	509	1	< 2	2.49	< 0.3	8	22	19	2.59	20	1.91	0.66	20	389	< 1	2.73	14	0.057	11	< 5
A0963019	0.8	7.32	19	78	< 1	< 2	1.93	< 0.3	8	21	16	2.90	20	2.29	0.83	17	447	3	1.93	15	0.084	13	< 5
A0963020	1.3	7.63	17	67	1	< 2	1.60	0.5	9	22	23	2.97	21	2.00	0.66	14	379	2	1.45	16	0.066	27	< 5
A0963021	1.0	7.64	20	87	1	< 2	1.98	< 0.3	10	19	33	2.94	20	2.57	0.82	23	350	1	2.01	16	0.067	18	< 5
A0963022	1.2	4.81	8	177	1	< 2	2.03	0.6	9	22	46	3.07	18	1.93	0.87	19	698	3	2.12	17	0.069	12	< 5
A0963023	0.9	7.50	8	127	1	< 2	1.89	< 0.3	10	24	26	2.85	20	1.50	0.92	20	525	3	2.71	17	0.084	8	< 5
A0963024	0.8	8.24	9	77	1	< 2	1.72	< 0.3	12	19	8	3.51	22	1.97	0.86	20	348	2	2.34	19	0.088	9	< 5
A0963025	0.8	8.03	9	86	1	< 2	1.73	< 0.3	10	25	19	3.93	19	2.28	1.01	27	412	2	1.35	24	0.079	7	< 5
A0963026	0.8	7.81	26	107	1	< 2	1.37	< 0.3	10	25	6	3.51	19	2.60	1.11	30	481	1	1.16	24	0.071	6	< 5
A0963027	1.2	7.34	26	103	< 1	9	0.68	< 0.3	11	22	< 1	7.06	18	3.29	0.70	21	418	2	0.25	19	0.079	8	< 5
A0963028	1.2	7.20	43	88	< 1	5	0.91	< 0.3	8	23	3	5.22	18	2.73	0.73	24	472	1	0.35	15	0.061	8	< 5
A0963029	0.8	7.79	34	51	1	3	1.75	< 0.3	10	22	8	4.84	21	2.07	0.66	19	640	1	0.55	20	0.089	10	< 5
A0963030	0.8	8.74	31	72	1	2	2.40	< 0.3	11	25	9	3.53	22	1.96	1.11	23	798	2	1.55	23	0.096	11	< 5
A0963031	0.8	7.61	32	62	1	3	1.95	< 0.3	11	20	8	5.36	18	2.53	0.84	22	712	1	1.09	19	0.079	9	< 5
A0963032	0.9	7.59	33	251	1	3	0.70	< 0.3	11	23	1	6.72	17	3.13	0.73	28	390	1	0.32	20	0.080	9	< 5
A0963033	0.8	7.54	40	215	< 1	4	1.42	< 0.3	11	19	2	5.38	21	3.08	0.89	23	550	2	0.67	21	0.078	8	< 5
A0963034	1.5	7.85	29	418	1	< 2	2.69	1.8	6	24	52	3.47	19	2.51	0.86	17	1690	1	1.82	19	0.069	9	< 5
A0963035	0.7	7.53	25	142	< 1	< 2	1.09	< 0.3	11	22	2	5.34	19	3.44	1.06	32	743	1	0.46	17	0.066	12	< 5
A0963036	1.1	7.80	17	449	1	< 2	2.96	< 0.3	8	21	31	3.96	19	2.86	0.81	15	1720	2	1.12	16	0.072	17	< 5
A0963037	1.1	7.55	34	108	< 1	2	1.80	< 0.3	14	29	5	5.79	18	3.56	0.96	26	1070	2	0.82	21	0.079	15	< 5
A0963038	0.9	7.73	13	255	1	< 2	2.49	< 0.3	11	22	10	3.09	19	2.57	0.87	18	786	2	1.83	13	0.061	11	< 5
A0963044	1.2	5.59	62	175	1	< 2	0.70	< 0.3	9	19	2	4.25	17	2.90	0.75	32	595	1	0.38	13	0.051	12	< 5
A0963039	1.5	8.04	35	153	1	7	1.89	< 0.3	10	21	14	3.79	19	2.88	0.94	26	1050	1	0.73	14	0.056	10	< 5
A0964703	1.2	8.09	92	174	1	2	1.77	< 0.3	11	21	5	4.33	18	3.32	0.83	26	1060	1	0.81	13	0.056	18	< 5

Analyte Symbol	Ag	Al	As	Ba	Be	Bi	Ca	Cd	Co	Cr	Cu	Fe	Ga	K	Mg	Li	Mn	Mo	Na	Ni	P	Pb	Sb
Unit Symbol	ppm	%	ppm	ppm	ppm	ppm	%	ppm	ppm	ppm	ppm	%	ppm	%	%	ppm	ppm	ppm	%	ppm	%	ppm	ppm
Lower Limit	0.3	0.01	3	7	1	2	0.01	0.3	1	1	1	0.01	1	0.01	0.01	1	1	1	0.01	1	0.001	3	5
Method Code	TD-ICP	TD-ICP	TD-ICP	TD-ICP	TD-ICP	TD-ICP	TD-ICP	TD-ICP	TD-ICP	TD-ICP	TD-ICP	TD-ICP	TD-ICP	TD-ICP	TD-ICP	TD-ICP	TD-ICP	TD-ICP	TD-ICP	TD-ICP	TD-ICP	TD-ICP	TD-ICP
A0964704	2.8	5.18	144	154	< 1	4	1.80	1.7	6	22	63	2.80	12	2.79	0.63	11	994	2	1.72	11	0.036	160	< 5
A0964705	1.0	7.73	1330	445	< 1	< 2	2.89	< 0.3	9	15	12	2.70	18	1.06	0.75	11	1000	1	5.27	14	0.061	12	< 5
A0963040	0.9	7.94	28	620	1	< 2	2.32	< 0.3	9	15	10	2.51	19	1.68	0.71	14	700	< 1	3.71	14	0.058	15	< 5
A0963041	0.8	7.42	15	765	1	< 2	2.17	0.4	8	17	24	2.51	20	3.16	0.87	21	926	1	2.45	13	0.058	59	< 5
A0963042	0.7	7.17	21	691	1	< 2	2.31	< 0.3	8	18	8	2.35	20	2.91	0.76	22	924	< 1	2.41	13	0.056	12	< 5
A0963043	0.7	7.73	4	485	< 1	< 2	2.88	< 0.3	7	22	19	2.44	20	2.00	0.55	18	402	< 1	2.69	13	0.055	7	< 5
A0963369	1.7	6.57	37	226	< 1	7	0.08	< 0.3	6	8	3	3.40	17	3.28	0.37	18	203	2	0.11	2	0.016	15	< 5
A0963370	3.4	5.27	31	82	< 1	4	0.23	< 0.3	17	23	15	6.61	17	3.20	0.68	20	896	1	0.17	21	0.063	53	< 5
A0963371	58.4	7.25	35	190	1	167	0.35	0.5	11	21	29	5.50	18	3.42	0.71	19	759	< 1	0.20	15	0.053	1710	< 5
A0963372	3.9	6.61	25	171	< 1	16	0.12	2.9	5	13	4	3.18	17	3.07	0.39	19	170	< 1	0.21	3	0.018	26	< 5
A0963374	1.7	7.54	51	359	< 1	3	0.22	< 0.3	17	70	31	5.89	16	3.17	0.94	26	809	1	0.31	43	0.053	17	< 5
A0963375	1.6	7.59	34	159	1	< 2	0.71	< 0.3	17	80	32	5.54	16	2.89	1.11	27	1750	< 1	0.68	42	0.058	17	< 5
A0963376	2.2	7.00	86	176	< 1	9	0.62	< 0.3	17	64	16	6.89	16	2.99	0.79	24	727	1	0.29	37	0.049	28	< 5
A0963377	1.4	7.53	15	446	1	< 2	0.55	< 0.3	17	86	15	5.52	17	2.82	1.07	29	1430	< 1	0.68	42	0.053	13	< 5
A0963378	1.6	8.29	20	528	< 1	2	0.23	< 0.3	14	103	7	7.65	18	2.71	1.22	34	2220	1	0.28	43	0.059	10	< 5
A0963373	1.8	6.96	135	176	1	6	0.26	< 0.3	15	24	3	10.2	14	3.05	0.66	25	477	< 1	0.35	20	0.047	26	7
A0963379	1.7	5.85	19	556	< 1	< 2	0.79	< 0.3	13	24	30	6.80	16	2.45	0.84	29	1720	1	0.78	17	0.050	20	< 5
A0963380	1.8	9.25	78	123	1	< 2	1.94	< 0.3	26	109	49	8.61	20	2.59	1.65	43	1980	1	2.08	57	0.087	16	< 5
A0963381	1.7	8.26	348	197	< 1	< 2	2.27	< 0.3	21	74	103	8.14	17	3.09	1.29	18	1570	2	3.82	52	0.069	38	< 5
A0963382	1.1	8.36	110	199	1	< 2	1.72	< 0.3	20	86	61	4.72	19	1.96	1.27	19	1350	2	4.13	57	0.063	22	< 5
A0962895	4.5	5.78	36	278	< 1	7	0.79	2.5	4	13	45	3.05	13	4.53	0.35	8	523	< 1	0.33	2	0.013	501	< 5
A0962896	1.9	6.51	32	184	1	5	0.26	< 0.3	7	20	17	4.21	17	3.21	0.42	20	585	1	0.17	5	0.021	15	< 5
A0962897	1.5	6.35	29	293	1	3	0.90	< 0.3	2	17	53	3.07	17	2.63	0.35	14	940	1	0.93	5	0.017	26	< 5
A0962898	1.6	6.39	29	289	1	< 2	0.89	< 0.3	2	21	53	3.04	17	2.45	0.35	13	923	1	0.92	5	0.017	26	< 5
A0962899	1.4	7.53	43	161	1	3	1.72	1.4	8	18	19	3.89	18	2.60	0.77	20	1220	2	0.84	15	0.054	64	< 5
A0962705	1.3	7.02	105	207	< 1	4	0.17	< 0.3	10	21	2	6.75	16	3.36	0.46	24	232	< 1	0.12	15	0.051	13	< 5
A0962900	1.9	8.06	46	393	< 1	< 2	0.81	< 0.3	14	52	33	5.29	18	2.81	1.01	27	1300	1	0.57	29	0.061	16	< 5
A0962701	1.2	7.78	56	411	< 1	< 2	1.49	< 0.3	15	66	9	4.38	18	1.54	1.11	30	1200	1	0.91	42	0.060	16	< 5
A0962702	1.7	7.79	77	167	1	3	0.66	< 0.3	17	77	46	5.55	17	3.07	1.31	32	1240	1	0.41	43	0.061	124	< 5
A0962703	1.4	7.53	83	368	1	< 2	1.46	< 0.3	13	49	36	4.82	19	3.69	0.96	31	1330	2	0.61	30	0.057	20	< 5
A0962704	2.2	6.64	75	303	< 1	< 2	1.94	< 0.3	9	20	30	4.07	16	2.09	0.75	19	1190	< 1	1.67	15	0.052	24	< 5
A0963674	0.8	8.41	7	444	< 1	< 2	2.31	< 0.3	10	21	23	2.79	20	2.16	0.81	20	377	1	2.90	17	0.080	22	< 5
A0963675	0.7	6.69	9	395	1	< 2	2.50	< 0.3	8	19	16	2.53	19	1.94	0.74	15	456	2	2.55	14	0.056	11	< 5
A0963676	0.9	7.65	16	109	< 1	< 2	2.33	< 0.3	8	12	5	2.43	20	1.56	0.73	15	533	2	2.77	14	0.070	10	< 5
A0963677	0.8	7.79	7	124	< 1	< 2	1.70	< 0.3	9	23	16	2.85	20	1.40	0.71	14	328	3	1.70	16	0.060	11	< 5
A0963678	0.9	7.34	4	425	1	< 2	1.66	< 0.3	5	21	40	1.56	21	1.77	0.81	16	285	4	1.49	15	0.051	8	< 5
A0963679	0.8	7.39	4	172	< 1	< 2	0.76	< 0.3	7	19	10	2.90	20	2.85	0.86	21	246	5	0.66	14	0.092	5	< 5
A0963680	0.8	7.25	7	177	< 1	< 2	0.65	< 0.3	8	21	5	2.31	19	2.45	0.71	15	175	27	0.83	14	0.058	5	< 5
A0963681	0.8	7.38	4	261	< 1	< 2	0.90	< 0.3	7	24	7	2.14	19	2.83	0.66	16	290	8	0.62	13	0.057	5	< 5
A0963682	0.9	6.95	6	140	< 1	< 2	0.82	< 0.3	7	20	74	2.56	20	2.58	0.76	18	272	12	0.86	13	0.055	6	< 5
A0963683	0.8	7.85	7	113	1	< 2	1.19	< 0.3	9	29	6	3.21	21	1.99	0.83	17	352	2	1.58	15	0.068	9	< 5
A0963684	1.2	7.68	13	128	< 1	< 2	1.79	< 0.3	18	51	33	5.60	19	2.10	1.08	20	1070	4	0.62	39	0.113	7	< 5
A0963685	0.6	7.79	6	136	< 1	< 2	1.03	< 0.3	12	37	11	4.00	19	2.59	1.01	24	339	2	0.42	19	0.080	6	< 5
A0963686	0.7	7.10	6	179	< 1	< 2	0.29	< 0.3	5	19	3	6.56	16	2.83	0.50	15	148	4	0.34	11	0.059	7	< 5
A0963687	0.8	7.77	6	85	1	< 2	1.81	< 0.3	10	17	7	3.09	20	2.18	0.96	19	409	2	1.54	18	0.086	8	< 5
A0963688	0.8	7.60	12	115	1	< 2	1.49	< 0.3	12	19	5	3.46	20	2.23	0.84	17	468	3	1.38	20	0.083	8	< 5
A0963689	0.9	7.69	12	113	1	< 2	2.59	< 0.3	9	21	20	3.56	20	1.23	0.96	18	597	2	2.45	20	0.085	10	< 5
A0963690	0.7	7.33	11	177	1	< 2	2.56	1.0	10	21	21	2.62	20	1.42	0.93	17	728	2	2.26	20	0.086	12	< 5
A0963691	0.6	7.74	20	220	1	< 2	2.80	< 0.3	10	23	18	2.77	20	1.11	0.96	16	540	1	2.73	20	0.084	11	< 5
A0963692	0.7	8.05	15	146	1	< 2	2.59	< 0.3	10	25	24	2.97	20	1.86	0.93	15	450	2	2.60	20	0.086	9	< 5
A0963693	1.1	7.41	18	72	< 1	< 2	2.64	< 0.3	11	28	16	4.79	17	1.65	0.83	15	607	6	1.90	17	0.074	10	< 5

Analyte Symbol	Ag	Al	As	Ba	Be	Bi	Ca	Cd	Co	Cr	Cu	Fe	Ga	K	Mg	Li	Mn	Mo	Na	Ni	P	Pb	Sb
Unit Symbol	ppm	%	ppm	ppm	ppm	ppm	%	ppm	ppm	ppm	ppm	%	ppm	%	%	ppm	ppm	ppm	%	ppm	%	ppm	ppm
Lower Limit	0.3	0.01	3	7	1	2	0.01	0.3	1	1	1	0.01	1	0.01	0.01	1	1	1	0.01	1	0.001	3	5
Method Code	TD-ICP	TD-ICP	TD-ICP	TD-ICP	TD-ICP	TD-ICP	TD-ICP	TD-ICP	TD-ICP	TD-ICP	TD-ICP	TD-ICP	TD-ICP	TD-ICP	TD-ICP	TD-ICP	TD-ICP	TD-ICP	TD-ICP	TD-ICP	TD-ICP	TD-ICP	TD-ICP
A0963694	1.2	7.37	52	129	1	4	0.89	< 0.3	13	22	9	7.01	18	2.55	0.75	21	715	< 1	0.27	19	0.074	11	< 5
A0963695	1.1	7.05	35	347	< 1	4	0.28	< 0.3	16	23	12	8.09	16	3.41	0.63	16	368	1	0.14	21	0.074	10	< 5
A0963696	0.8	7.84	22	100	1	< 2	2.17	< 0.3	10	24	2	3.75	19	1.75	1.02	21	740	< 1	1.60	20	0.083	13	< 5
A0963697	2.6	6.64	31	461	< 1	6	1.00	< 0.3	11	19	9	5.91	16	3.12	0.76	23	652	1	0.58	18	0.072	73	< 5
A0963698	1.2	7.49	34	262	< 1	< 2	1.06	< 0.3	12	25	3	5.64	17	3.11	0.83	29	694	< 1	0.27	19	0.077	15	< 5
A0963699	39.1	7.14	51	290	< 1	336	0.52	< 0.3	23	21	21	7.52	16	3.01	0.66	26	470	< 1	0.18	20	0.075	138	< 5
A0963700	1.4	7.45	36	316	1	2	1.68	< 0.3	12	22	19	6.79	20	2.08	0.78	24	1290	1	0.54	19	0.066	18	< 5
DX758001	1.5	7.63	89	258	< 1	< 2	0.84	< 0.3	11	18	8	5.66	18	2.64	0.88	34	1040	1	0.48	17	0.069	18	< 5
DX758002	2.0	7.47	85	383	< 1	< 2	1.64	< 0.3	12	20	27	5.54	17	3.36	0.93	29	1490	2	0.39	17	0.070	52	< 5
DX758003	1.2	6.81	32	239	1	3	0.42	< 0.3	3	8	14	2.24	18	3.47	0.44	24	396	< 1	0.34	2	0.016	25	< 5
DX758004	1.7	6.29	38	277	1	3	0.06	1.9	6	14	21	4.14	16	3.06	0.42	23	380	1	0.09	3	0.016	199	< 5
DX758005	1.1	6.61	24	226	1	< 2	0.12	< 0.3	5	11	2	3.52	16	3.25	0.47	28	558	1	0.12	3	0.021	20	< 5
DX758251	1.5	6.86	92	269	1	2	0.76	< 0.3	9	17	22	5.32	17	3.60	0.70	31	674	2	0.86	15	0.051	34	< 5
DX758006	4.2	6.58	211	184	< 1	9	0.76	< 0.3	16	21	25	7.69	14	4.48	0.59	11	434	< 1	0.94	17	0.047	39	< 5
A0962707	1.7	6.83	71	285	< 1	4	1.38	< 0.3	10	22	19	3.39	14	4.73	0.76	12	578	1	1.28	19	0.056	18	< 5
A0962706	2.0	7.48	111	129	1	4	0.44	< 0.3	16	110	13	5.35	19	4.53	0.93	36	695	2	0.39	39	0.056	65	< 5
A0964101	0.9	7.34	6	450	< 1	4	0.63	< 0.3	11	19	4	8.09	16	3.05	0.46	23	268	1	0.43	21	0.075	8	< 5
A0964102	0.9	7.40	15	97	< 1	< 2	0.84	< 0.3	9	17	< 1	5.28	19	2.75	0.69	22	346	2	0.53	15	0.078	6	< 5
A0964103	0.9	7.71	13	229	< 1	< 2	2.68	1.6	8	19	49	2.51	20	1.74	0.74	16	1320	1	2.37	13	0.071	8	< 5
A0964104	0.9	7.42	17	341	< 1	3	0.61	< 0.3	11	20	3	6.31	18	3.13	0.80	21	456	3	0.34	17	0.067	6	< 5
A0964105	0.8	8.17	9	95	1	< 2	1.88	< 0.3	11	23	3	3.53	20	1.84	0.94	16	441	4	1.64	18	0.069	10	< 5
A0964106	1.0	7.70	20	224	1	3	2.41	< 0.3	10	21	12	3.77	19	2.04	0.98	19	884	2	0.76	20	0.086	12	< 5
A0964107	1.0	7.67	41	183	1	< 2	1.58	< 0.3	11	18	3	2.98	20	2.26	0.86	17	511	1	1.17	17	0.066	8	< 5
A0964108	1.0	7.71	20	249	1	6	1.81	< 0.3	11	20	2	4.52	18	2.17	1.07	21	1090	3	0.58	20	0.085	11	< 5
A0964109	0.9	7.59	49	183	1	3	2.18	< 0.3	8	21	4	3.61	19	1.94	0.79	14	717	1	1.02	15	0.064	8	< 5
A0964110	0.8	8.22	20	289	1	4	1.82	< 0.3	10	23	3	3.81	20	2.60	0.96	20	644	2	1.22	20	0.083	9	< 5
A0964111	2.1	7.40	26	86	1	16	1.93	< 0.3	10	27	3	4.67	19	1.93	0.90	19	764	1	1.89	20	0.085	9	< 5
A0964112	0.9	7.90	21	136	1	< 2	2.51	< 0.3	10	27	< 1	2.87	20	1.73	1.00	14	705	1	2.40	21	0.087	9	< 5
A0964113	0.9	10.1	35	127	1	< 2	2.65	< 0.3	9	22	3	4.40	28	2.59	0.96	21	741	3	1.49	22	0.090	9	< 5
A0964114	0.8	8.16	24	163	1	< 2	2.45	< 0.3	10	16	14	3.12	20	2.22	0.92	16	957	2	2.06	19	0.072	7	< 5
A0964115	1.0	7.89	29	570	1	< 2	2.62	< 0.3	8	18	57	2.96	20	2.16	0.79	16	1220	2	2.09	14	0.073	8	< 5
A0964116	1.0	7.28	46	231	< 1	5	0.89	< 0.3	12	19	5	7.47	18	2.74	0.55	18	346	1	0.66	18	0.077	9	< 5
A0964117	0.9	7.83	30	180	< 1	< 2	3.06	4.5	12	18	23	3.45	19	2.47	0.99	16	1560	2	1.57	22	0.080	11	< 5
A0964118	7.0	5.93	26	173	< 1	10	1.55	1.7	8	18	33	2.73	14	1.26	0.51	11	547	1	2.35	14	0.054	583	< 5
A0964119	1.0	7.91	23	236	1	4	1.83	0.6	11	26	1	4.82	18	2.33	0.82	17	629	< 1	1.81	21	0.085	12	< 5
A0964120	2.4	7.52	28	184	1	14	2.76	1.9	9	26	70	3.12	19	1.55	0.89	14	1100	1	0.77	17	0.058	16	< 5
A0964121	1.0	7.94	32	156	1	< 2	2.25	< 0.3	9	25	14	3.59	19	2.53	0.84	15	1330	1	1.15	15	0.061	13	< 5
A0964122	5.2	6.85	34	159	< 1	< 2	2.11	< 0.3	9	12	99	2.93	14	1.76	0.79	24	1190	< 1	2.46	11	0.064	49	< 5
A0964123	1.2	7.96	26	221	1	< 2	1.81	< 0.3	7	11	34	3.54	19	3.48	0.79	22	1130	1	1.45	10	0.058	12	< 5
A0964124	1.4	7.59	22	345	1	< 2	1.84	< 0.3	5	21	15	2.29	19	2.31	0.50	17	818	1	1.91	6	0.043	20	< 5
A0964125	2.8	6.76	44	291	1	3	2.05	3.2	5	13	30	2.00	15	1.69	0.36	12	787	2	2.76	6	0.040	198	< 5
A0964126	0.9	7.42	23	553	1	< 2	1.93	< 0.3	5	17	12	1.91	19	2.71	0.47	17	901	1	1.99	6	0.043	19	< 5
A0964127	1.3	7.33	43	273	1	< 2	1.37	2.8	5	14	27	2.23	20	2.66	0.47	24	850	1	1.35	7	0.045	42	< 5
A0964128	1.6	7.49	21	410	< 1	< 2	1.77	5.2	8	18	70	3.89	18	2.74	0.65	17	1360	1	1.51	10	0.043	12	< 5
A0964129	1.2	5.14	75	79	< 1	< 2	2.00	0.5	5	12	9	3.05	14	0.83	0.62	4	608	< 1	3.22	8	0.032	19	< 5
A0964130	1.3	7.92	25	270	1	< 2	1.56	6.4	7	18	102	3.71	20	3.16	0.72	21	1180	1	1.30	11	0.051	19	< 5
A0964131	1.0	8.43	162	768	1	< 2	2.65	2.5	9	17	29	2.85	21	2.89	0.77	18	1240	2	2.46	14	0.064	12	< 5
A0964132	1.2	7.36	122	590	< 1	< 2	2.20	< 0.3	7	18	12	1.69	16	1.45	0.43	8	514	< 1	4.31	12	0.043	10	< 5
A0964133	1.9	6.67	131	567	< 1	< 2	1.83	0.8	6	23	20	1.76	17	1.54	0.51	11	564	3	3.15	17	0.041	21	< 5
A0964134	1.0	7.51	341	612	1	< 2	3.16	0.6	6	20	14	1.99	18	2.39	0.72	15	925	< 1	2.69	12	0.044	58	< 5
A0964135	1.2	7.47	59	694	1	< 2	2.38	6.8	8	18	36	1.88	19	3.31	0.66	23	649	2	2.19	12	0.046	24	< 5

Analyte Symbol	Ag	Al	As	Ba	Be	Bi	Ca	Cd	Co	Cr	Cu	Fe	Ga	K	Mg	Li	Mn	Mo	Na	Ni	P	Pb	Sb
Unit Symbol	ppm	%	ppm	ppm	ppm	ppm	%	ppm	ppm	ppm	ppm	%	ppm	%	%	ppm	ppm	ppm	%	ppm	%	ppm	ppm
Lower Limit	0.3	0.01	3	7	1	2	0.01	0.3	1	1	1	0.01	1	0.01	0.01	1	1	1	0.01	1	0.001	3	5
Method Code	TD-ICP	TD-ICP	TD-ICP	TD-ICP	TD-ICP	TD-ICP	TD-ICP	TD-ICP	TD-ICP	TD-ICP	TD-ICP	TD-ICP	TD-ICP	TD-ICP	TD-ICP	TD-ICP	TD-ICP	TD-ICP	TD-ICP	TD-ICP	TD-ICP	TD-ICP	TD-ICP
A0964136	0.8	7.70	17	852	< 1	< 2	2.67	< 0.3	9	14	15	2.64	18	2.19	0.86	21	849	2	2.71	14	0.056	15	< 5
A0964137	0.9	7.88	107	448	1	< 2	2.07	< 0.3	10	17	20	2.62	18	2.30	0.76	18	620	2	2.76	16	0.076	12	< 5
A0964138	1.4	4.18	183	49	< 1	< 2	0.41	< 0.3	2	9	18	1.29	10	0.09	0.10	< 1	152	4	3.44	2	0.023	17	< 5
A0964139	1.2	7.13	466	400	1	< 2	1.36	0.4	3	9	12	1.91	19	1.15	0.27	12	427	2	3.68	3	0.022	56	< 5
A0964140	1.2	6.82	199	608	1	< 2	1.53	< 0.3	2	7	8	1.68	18	1.70	0.20	14	316	3	2.82	2	0.017	22	< 5
A0964141	0.9	9.18	1290	684	1	< 2	1.42	< 0.3	20	83	42	5.75	22	3.12	1.45	25	739	2	1.50	50	0.066	13	< 5
A0964142	0.8	7.67	89	417	1	< 2	1.32	< 0.3	15	66	40	7.02	18	2.10	1.35	30	829	2	1.45	45	0.061	10	< 5
DX758125	0.8	7.63	15	177	1	4	1.40	< 0.3	7	19	2	2.98	18	1.91	0.73	17	733	3	1.38	14	0.056	13	< 5
DX758126	0.7	8.65	4	500	2	< 2	1.75	< 0.3	7	19	4	2.17	24	2.77	0.69	36	631	2	2.22	16	0.046	18	< 5
A0964260	0.5	7.48	4	426	< 1	< 2	2.35	< 0.3	10	20	26	2.55	19	1.88	0.85	25	436	2	2.29	19	0.061	16	< 5
A0964261	0.7	8.20	3	485	1	< 2	2.39	< 0.3	10	17	20	2.58	20	1.82	0.84	25	429	1	2.61	17	0.059	12	< 5
A0964262	0.6	6.67	< 3	420	< 1	< 2	2.15	< 0.3	9	26	18	2.28	19	2.00	0.72	28	355	< 1	2.36	14	0.051	10	< 5
A0964264	0.4	6.30	< 3	285	2	< 2	0.49	< 0.3	< 1	10	1	0.52	19	2.13	0.11	10	228	2	1.61	1	0.008	15	< 5
A0964263	0.5	7.93	4	471	1	< 2	2.58	< 0.3	10	20	18	2.74	19	2.04	0.91	40	396	1	2.70	19	0.075	9	< 5
A0964265	0.7	7.87	3	471	1	< 2	2.12	< 0.3	9	32	16	2.45	20	2.14	0.74	29	349	< 1	2.41	15	0.051	10	< 5
A0964266	0.4	6.89	5	267	2	< 2	0.47	< 0.3	< 1	8	1	0.80	18	2.05	0.16	11	290	2	2.62	2	0.012	14	< 5
A0964267	0.4	7.07	15	325	2	< 2	0.82	< 0.3	< 1	11	2	0.55	19	2.03	0.16	10	253	1	2.43	1	0.009	18	< 5
A0964268	0.9	8.74	46	544	1	< 2	2.60	< 0.3	14	31	44	3.63	24	2.00	0.79	26	563	< 1	2.30	23	0.132	10	< 5
A0964269	0.8	8.71	< 3	488	1	< 2	2.98	< 0.3	16	31	22	4.38	22	1.69	1.07	39	763	< 1	2.47	28	0.147	8	< 5
A0964270	0.9	8.62	4	656	< 1	< 2	3.52	< 0.3	15	42	26	4.13	21	1.93	1.20	39	610	< 1	2.28	26	0.133	9	< 5
A0964271	0.7	8.62	< 3	548	< 1	< 2	3.05	< 0.3	15	64	32	4.40	21	1.90	1.28	32	585	< 1	2.25	30	0.100	10	< 5
A0964272	0.7	6.73	< 3	592	< 1	< 2	3.22	< 0.3	14	54	37	4.45	18	1.74	1.21	35	623	1	2.01	26	0.107	7	< 5
A0964273	0.7	8.20	4	428	< 1	< 2	2.40	< 0.3	9	30	17	2.44	20	1.89	0.78	25	364	1	2.66	15	0.055	9	< 5
A0964274	0.7	8.27	6	495	1	< 2	2.55	< 0.3	9	16	18	2.46	20	1.84	0.81	22	363	< 1	2.75	15	0.056	9	< 5
A0964275	< 0.3	6.66	5	318	2	< 2	0.55	< 0.3	< 1	8	2	0.56	18	1.66	0.09	8	219	2	2.70	< 1	0.014	13	< 5
A0964276	0.7	7.91	6	428	1	< 2	2.50	< 0.3	8	21	17	2.37	20	1.80	0.74	23	342	< 1	2.65	16	0.056	10	< 5
A0964277	1.0	7.75	11	586	1	< 2	4.35	< 0.3	19	75	30	3.96	19	1.58	2.14	32	650	< 1	2.57	68	0.223	9	< 5
A0964278	0.7	8.10	10	452	1	< 2	2.49	< 0.3	8	23	18	2.45	20	1.88	0.78	23	380	< 1	2.58	15	0.056	9	< 5
A0964279	0.6	8.37	4	602	< 1	< 2	2.03	< 0.3	12	40	30	3.88	21	2.25	1.37	30	436	< 1	1.85	26	0.053	10	< 5
A0964280	0.9	7.39	30	371	< 1	< 2	1.20	< 0.3	10	22	17	5.18	18	3.03	0.80	17	591	< 1	0.43	20	0.077	15	< 5
A0964285	0.8	8.00	38	116	1	3	2.66	< 0.3	11	16	3	3.53	19	2.10	0.85	17	815	2	1.04	15	0.072	10	< 5
A0964281	0.8	8.09	20	253	1	< 2	2.93	< 0.3	7	15	14	2.99	20	2.16	0.89	14	1050	2	1.76	18	0.071	8	< 5
A0964282	0.9	7.48	24	454	1	2	0.85	< 0.3	9	16	6	5.34	17	3.17	0.63	16	693	2	0.56	11	0.063	9	< 5
A0964283	1.2	7.39	33	203	1	< 2	2.08	< 0.3	12	23	7	5.80	18	2.82	0.90	19	1230	1	0.95	21	0.078	56	< 5
A0964284	1.3	6.91	45	119	< 1	5	0.31	< 0.3	10	21	9	6.60	16	3.45	0.67	23	315	3	0.17	20	0.079	36	< 5
A0964286	1.0	7.43	35	189	1	< 2	1.98	< 0.3	11	22	7	3.73	18	1.97	0.97	19	868	< 1	2.07	19	0.079	15	< 5
A0964287	1.0	7.39	45	262	1	2	1.59	< 0.3	11	23	5	4.77	18	2.33	0.84	18	820	1	0.59	20	0.082	16	< 5
A0964288	0.9	6.33	35	91	1	< 2	2.01	< 0.3	9	14	13	3.37	15	1.82	0.68	13	1170	1	1.65	13	0.059	32	< 5
A0964289	1.2	5.92	71	137	1	< 2	1.54	0.4	5	17	6	3.23	18	2.60	0.45	15	918	1	0.32	11	0.034	19	< 5
A0964706	0.8	8.22	22	719	1	< 2	2.61	< 0.3	10	33	31	3.23	19	2.23	0.95	17	1690	2	2.11	19	0.081	9	< 5
117391	0.7	7.93	7	537	1	< 2	2.77	< 0.3	9	23	18	2.98	19	2.30	0.87	20	963	2	2.36	18	0.075	11	< 5
117392	1.1	7.48	17	413	< 1	< 2	3.10	< 0.3	9	18	19	2.85	18	2.43	0.88	21	1230	3	2.00	15	0.053	20	< 5
117393	1.6	7.92	37	152	< 1	< 2	2.21	< 0.3	12	42	11	4.21	18	2.26	0.85	15	1190	1	1.71	20	0.058	34	< 5
117394	0.7	8.14	11	749	1	< 2	2.94	4.0	12	28	26	3.34	19	2.38	0.95	23	1610	2	2.28	19	0.086	8	< 5
117395	0.9	7.89	9	749	1	< 2	3.03	0.9	12	39	27	3.39	19	2.55	1.16	23	1460	2	2.22	22	0.098	8	< 5
117396	1.0	7.37	4	657	< 1	< 2	1.86	40.7	12	22	102	3.22	18	2.61	0.82	15	1200	1	2.06	16	0.069	7	< 5
117397	0.7	7.90	6	970	< 1	< 2	1.60	< 0.3	9	21	38	3.68	20	3.25	0.99	19	1530	2	1.73	18	0.072	7	< 5
117398	1.7	7.56	56	351	1	< 2	1.37	< 0.3	14	27	267	5.71	18	2.65	0.87	16	1210	2	2.04	21	0.076	26	< 5
117399	1.4	6.58	20	560	1	< 2	2.10	6.6	10	26	18	3.79	17	2.33	0.79	17	1430	2	2.19	14	0.055	25	< 5
117400	1.4	7.99	8	304	1	< 2	1.57	20.4	12	26	145	5.50	19	2.85	1.01	23	2190	2	0.65	20	0.089	11	< 5
117401	1.5	7.71	31	114	1	< 2	0.65	0.6	9	18	51	6.91	18	3.08	0.85	20	1420	1	0.46	14	0.050	13	< 5

Analyte Symbol	Ag	Al	As	Ba	Be	Bi	Ca	Cd	Co	Cr	Cu	Fe	Ga	K	Mg	Li	Mn	Mo	Na	Ni	P	Pb	Sb
Unit Symbol	ppm	%	ppm	ppm	ppm	ppm	%	ppm	ppm	ppm	ppm	%	ppm	%	%	ppm	ppm	ppm	%	ppm	%	ppm	ppm
Lower Limit	0.3	0.01	3	7	1	2	0.01	0.3	1	1	1	0.01	1	0.01	0.01	1	1	1	0.01	1	0.001	3	5
Method Code	TD-ICP	TD-ICP	TD-ICP	TD-ICP	TD-ICP	TD-ICP	TD-ICP	TD-ICP	TD-ICP	TD-ICP	TD-ICP	TD-ICP	TD-ICP	TD-ICP	TD-ICP	TD-ICP	TD-ICP	TD-ICP	TD-ICP	TD-ICP	TD-ICP	TD-ICP	TD-ICP
117402	2.0	6.86	175	328	< 1	2	0.98	0.8	11	15	50	5.66	16	3.27	0.67	11	976	2	1.84	11	0.043	39	< 5
117403	1.3	5.81	232	88	< 1	< 2	1.79	< 0.3	9	19	186	2.79	13	1.46	0.48	6	702	2	3.37	16	0.072	14	< 5
117404	1.3	7.80	51	428	2	< 2	1.75	3.5	7	15	121	2.30	20	2.63	0.60	14	854	2	2.52	12	0.049	67	< 5
117405	0.8	7.82	33	665	1	< 2	1.81	1.1	6	18	47	2.17	19	3.13	0.53	16	962	< 1	1.21	11	0.044	33	< 5
117406	0.7	7.62	14	474	1	< 2	2.49	< 0.3	8	23	20	2.38	19	1.90	0.72	18	638	1	2.47	12	0.058	15	< 5
117407	0.6	8.67	354	440	2	< 2	2.01	< 0.3	17	100	44	4.10	19	2.87	1.51	27	802	1	1.34	48	0.069	25	< 5
117408	0.8	6.10	79	636	1	< 2	2.03	< 0.3	9	31	27	2.39	20	2.43	0.72	19	829	< 1	2.19	15	0.057	17	< 5
117409	0.8	7.53	80	465	< 1	< 2	2.38	< 0.3	8	25	27	2.29	17	1.48	0.66	15	570	2	3.63	13	0.067	15	< 5
117410	2.1	6.85	226	688	< 1	< 2	1.69	0.8	8	16	34	2.42	16	1.17	0.61	13	498	2	3.87	12	0.065	115	< 5
117411	1.6	6.94	84	117	1	< 2	0.98	< 0.3	18	83	83	5.18	17	1.54	1.17	18	506	2	3.77	57	0.048	32	< 5
117412	0.8	7.87	225	649	1	< 2	2.58	< 0.3	10	24	9	2.73	22	2.29	0.85	21	687	2	2.76	21	0.071	21	< 5
117413	1.7	7.27	223	433	< 1	< 2	1.49	< 0.3	3	14	15	1.86	19	0.71	0.27	7	388	2	4.47	3	0.025	50	< 5
117414	0.6	8.28	314	577	1	< 2	1.58	< 0.3	23	89	56	5.11	20	2.32	1.32	33	601	< 1	2.26	58	0.049	9	< 5
117415	1.2	8.48	35	174	< 1	< 2	3.53	< 0.3	20	95	57	5.19	24	0.33	1.37	5	914	10	5.71	65	0.026	11	< 5
117416	0.8	9.21	190	> 1000	1	< 2	1.33	< 0.3	22	119	74	5.68	21	2.25	1.45	36	728	4	3.72	71	0.056	15	< 5
117417	1.0	8.05	55	118	2	< 2	0.94	< 0.3	4	15	3	2.72	22	1.65	0.28	14	200	3	3.79	4	0.031	14	< 5
117418	0.8	9.01	6	383	1	< 2	0.87	< 0.3	21	82	36	7.54	20	3.82	1.54	42	644	2	1.07	55	0.083	10	< 5
117419	0.6	9.31	438	912	2	< 2	0.71	< 0.3	22	87	48	6.18	21	3.47	1.50	41	458	1	0.82	58	0.052	9	< 5
117420	0.8	7.63	36	529	< 1	< 2	2.04	< 0.3	3	13	8	2.11	20	0.88	0.44	10	504	2	4.62	3	0.031	14	< 5
117421	0.9	6.99	53	473	< 1	< 2	1.66	< 0.3	3	11	27	1.96	18	1.01	0.36	10	410	2	3.93	3	0.027	25	< 5
117422	0.9	6.75	61	215	< 1	< 2	1.67	< 0.3	3	16	13	1.98	14	0.39	0.35	6	406	3	4.62	3	0.026	18	< 5
117423	1.2	7.22	96	467	1	< 2	0.68	< 0.3	2	10	11	1.83	20	2.46	0.21	15	186	2	1.96	< 1	0.018	24	< 5
117424	1.3	6.38	167	412	< 1	< 2	1.51	< 0.3	2	12	4	1.72	18	1.88	0.22	13	328	2	2.75	2	0.017	16	< 5
117425	0.6	6.97	270	303	1	< 2	1.10	< 0.3	2	19	3	2.12	20	2.07	0.23	14	244	5	2.38	1	0.018	34	< 5
A0964891	1.0	8.16	19	557	1	< 2	2.75	2.8	10	22	29	3.37	20	2.41	0.88	18	1990	1	1.60	19	0.072	53	< 5
A0964892	0.7	8.09	18	441	1	< 2	2.73	2.9	16	94	43	3.84	19	2.44	1.67	28	1050	1	2.28	30	0.061	57	< 5
A0964893	0.8	7.94	44	498	1	< 2	1.74	0.5	9	15	19	2.76	21	2.79	0.73	18	522	1	2.11	15	0.058	75	< 5
A0964894	0.7	8.03	8	511	1	< 2	2.93	< 0.3	8	22	13	2.61	19	2.39	0.77	19	1160	< 1	1.96	12	0.059	45	< 5
A0964895	0.7	8.10	11	537	1	< 2	2.51	< 0.3	9	20	11	2.60	19	2.25	0.80	22	804	1	2.42	12	0.058	23	< 5
A0964896	0.9	8.05	12	622	1	< 2	2.61	< 0.3	9	14	20	2.61	21	2.49	0.78	18	948	1	2.24	16	0.061	26	< 5
A0964897	1.1	7.86	132	484	1	< 2	2.61	< 0.3	7	15	9	2.01	21	1.93	0.48	15	598	1	2.79	11	0.062	13	< 5
A0964898	0.9	6.17	111	423	< 1	< 2	1.87	< 0.3	3	17	4	1.66	17	2.07	0.27	13	375	2	2.51	2	0.020	20	< 5
A0964899	1.0	6.97	103	306	1	< 2	1.23	< 0.3	2	18	6	1.98	18	1.96	0.21	10	289	2	2.45	< 1	0.018	14	< 5
A0964900	0.6	7.97	25	368	1	< 2	2.72	< 0.3	12	42	22	3.09	20	2.02	0.99	18	459	1	2.77	20	0.097	7	< 5
A0964901	0.5	8.30	14	391	1	< 2	2.29	< 0.3	12	19	21	3.20	21	2.04	0.99	16	427	2	2.84	24	0.093	11	< 5
A0964902	0.9	7.15	38	424	< 1	< 2	1.50	< 0.3	2	11	3	1.86	18	1.26	0.21	8	357	2	3.55	< 1	0.018	8	< 5
A0964903	0.9	6.95	88	356	1	< 2	1.62	< 0.3	8	82	14	2.18	18	1.10	0.86	10	348	1	3.52	43	0.032	9	< 5
A0964904	0.8	7.19	59	380	1	< 2	1.36	< 0.3	2	7	3	1.77	19	1.57	0.20	11	337	2	3.31	< 1	0.018	10	< 5
A0964905	0.9	7.10	56	352	< 1	< 2	1.34	< 0.3	3	9	4	1.82	18	1.28	0.26	9	273	2	3.39	2	0.018	18	< 5
A0964021	1.1	7.31	51	195	1	4	0.20	< 0.3	14	17	4	6.35	18	3.44	0.69	27	329	2	0.14	14	0.045	14	< 5
A0964022	1.1	7.27	53	56	1	3	0.91	< 0.3	13	16	1	6.14	18	2.20	0.88	23	835	5	0.22	15	0.067	11	< 5
A0964023	0.9	7.72	21	600	< 1	< 2	2.82	< 0.3	9	28	107	2.87	18	2.38	0.83	16	1690	2	2.27	17	0.069	34	< 5
A0964024	1.2	7.27	27	471	< 1	< 2	2.53	< 0.3	9	22	40	2.53	17	2.15	0.79	18	1290	2	2.16	16	0.067	59	< 5
A0964025	0.9	7.83	32	723	< 1	< 2	2.47	< 0.3	9	16	53	2.88	19	3.13	0.87	18	1560	2	1.25	17	0.072	23	< 5
A0964026	1.2	7.84	16	974	< 1	< 2	2.58	< 0.3	10	17	22	3.07	19	3.07	0.92	16	1690	2	1.83	20	0.080	13	< 5
A0964027	1.2	5.67	30	263	< 1	< 2	2.79	1.0	7	13	88	2.56	13	3.65	0.55	7	1380	1	1.89	13	0.063	39	< 5
A0964561	0.6	9.03	< 3	426	< 1	< 2	2.03	< 0.3	7	20	12	2.11	22	1.23	0.75	14	286	5	3.61	11	0.040	12	< 5
A0964562	0.7	9.65	4	617	1	< 2	1.48	< 0.3	17	65	42	3.79	23	2.66	1.19	21	560	1	1.82	36	0.071	13	< 5
A0964563	0.5	8.46	3	512	< 1	< 2	2.04	< 0.3	8	23	21	2.01	20	1.93	0.60	15	247	< 1	2.62	14	0.038	11	< 5
A0964564	0.6	8.21	4	464	< 1	< 2	2.11	< 0.3	12	27	30	2.50	20	2.02	0.57	21	407	< 1	2.60	19	0.068	13	< 5
A0964565	0.8	8.70	3	508	1	< 2	2.19	< 0.3	11	34	53	2.61	21	1.88	0.67	23	461	1	2.95	20	0.061	15	< 5

Analyte Symbol	Ag	Al	As	Ba	Be	Bi	Ca	Cd	Co	Cr	Cu	Fe	Ga	K	Mg	Li	Mn	Mo	Na	Ni	P	Pb	Sb
Unit Symbol	ppm	%	ppm	ppm	ppm	ppm	%	ppm	ppm	ppm	ppm	%	ppm	%	%	ppm	ppm	ppm	%	ppm	%	ppm	ppm
Lower Limit	0.3	0.01	3	7	1	2	0.01	0.3	1	1	1	0.01	1	0.01	0.01	1	1	1	0.01	1	0.001	3	5
Method Code	TD-ICP	TD-ICP	TD-ICP	TD-ICP	TD-ICP	TD-ICP	TD-ICP	TD-ICP	TD-ICP	TD-ICP	TD-ICP	TD-ICP	TD-ICP	TD-ICP	TD-ICP	TD-ICP	TD-ICP	TD-ICP	TD-ICP	TD-ICP	TD-ICP	TD-ICP	TD-ICP
A0964566	0.7	8.45	< 3	406	< 1	< 2	2.13	< 0.3	8	15	19	2.15	21	2.08	0.62	22	412	2	2.49	13	0.043	9	< 5
A0964567	0.4	7.07	< 3	334	< 1	< 2	1.68	< 0.3	7	14	23	1.84	17	1.53	0.39	16	291	2	2.10	8	0.033	7	< 5
A0964568	0.3	7.81	< 3	482	< 1	< 2	1.80	< 0.3	7	29	17	2.06	20	1.92	0.36	17	406	< 1	1.85	12	0.045	8	< 5
A0964569	< 0.3	8.31	< 3	483	< 1	< 2	2.79	< 0.3	11	19	18	3.12	20	1.85	1.02	36	484	< 1	2.67	21	0.078	8	< 5
A0964570	0.4	8.01	< 3	448	< 1	< 2	2.41	< 0.3	11	41	30	2.91	20	1.67	0.63	22	555	< 1	2.57	26	0.073	7	< 5
A0964571	0.6	8.26	< 3	553	< 1	< 2	2.66	< 0.3	12	35	26	2.85	20	1.93	0.77	24	405	< 1	2.26	29	0.075	7	< 5
A0964572	0.4	8.43	< 3	510	< 1	< 2	2.97	< 0.3	12	33	20	2.91	21	1.91	0.82	26	530	< 1	2.43	27	0.072	12	< 5
A0964573	0.6	6.57	< 3	492	< 1	< 2	2.97	< 0.3	12	37	24	3.18	20	1.80	0.90	31	525	< 1	2.20	29	0.084	6	< 5
A0964574	0.6	8.53	< 3	532	< 1	< 2	1.96	< 0.3	11	25	23	3.00	21	1.95	0.92	36	381	< 1	2.61	24	0.084	9	< 5
A0964575	0.5	8.20	3	551	< 1	< 2	1.97	< 0.3	14	38	34	3.06	20	2.16	1.14	52	494	< 1	2.30	31	0.081	9	< 5
A0964576	0.6	7.90	< 3	463	1	< 2	2.29	< 0.3	16	58	41	3.40	18	1.54	0.97	29	525	2	2.59	41	0.064	17	< 5
A0964577	0.5	7.87	< 3	328	< 1	< 2	2.41	< 0.3	8	21	17	2.33	18	1.82	0.64	19	438	< 1	2.19	12	0.035	9	< 5
A0964578	0.4	9.77	< 3	510	1	< 2	3.05	< 0.3	12	15	15	3.34	23	1.88	1.11	33	602	< 1	2.99	15	0.075	10	< 5
A0964579	0.5	8.19	< 3	340	< 1	< 2	2.48	< 0.3	5	14	13	1.78	20	1.51	0.55	21	341	< 1	2.72	7	0.032	8	< 5
A0964580	0.3	8.77	< 3	443	< 1	< 2	2.48	< 0.3	8	18	12	2.29	21	1.67	0.79	28	429	< 1	2.84	9	0.055	8	< 5
A0964581	0.6	7.06	< 3	664	2	< 2	2.88	< 0.3	14	80	46	3.25	19	1.75	1.15	39	598	< 1	2.41	28	0.080	8	< 5
A0964582	0.5	8.59	< 3	590	1	< 2	1.58	< 0.3	22	109	59	4.13	21	1.68	1.43	49	463	3	2.29	57	0.064	14	< 5
A0964583	0.4	7.70	< 3	692	< 1	< 2	1.39	< 0.3	16	55	40	2.65	19	1.44	1.01	41	286	< 1	1.78	38	0.046	10	< 5
A0964584	0.5	7.62	< 3	511	1	< 2	2.64	< 0.3	9	16	16	2.59	20	1.61	0.65	26	421	< 1	3.00	16	0.056	9	< 5
A0964585	0.4	6.42	< 3	418	1	< 2	2.19	< 0.3	9	29	23	2.59	19	1.01	0.31	15	372	< 1	3.08	15	0.048	10	< 5
A0964586	0.5	6.27	4	477	1	< 2	1.73	< 0.3	8	18	13	2.45	18	1.88	0.36	13	335	< 1	3.10	14	0.052	8	< 5
A0964616	< 0.3	6.64	< 3	438	1	< 2	2.15	< 0.3	8	30	19	2.53	18	1.71	0.55	13	384	< 1	3.16	15	0.052	5	< 5
A0964587	0.4	6.82	< 3	441	1	< 2	2.27	< 0.3	9	25	10	2.53	19	1.85	0.52	15	401	< 1	2.85	15	0.057	10	< 5
A0964588	0.4	2.65	< 3	489	1	< 2	1.41	< 0.3	10	18	13	2.27	15	1.04	0.61	16	357	< 1	2.47	14	0.049	6	< 5
A0964589	0.6	6.18	< 3	584	< 1	< 2	1.99	< 0.3	9	18	18	2.55	18	1.31	0.48	15	381	< 1	3.48	15	0.052	9	< 5
A0964590	0.5	7.96	< 3	600	1	< 2	2.22	< 0.3	9	16	21	2.79	20	1.99	0.71	21	399	2	3.29	15	0.056	11	< 5
A0964591	0.4	7.52	< 3	469	< 1	< 2	2.17	< 0.3	8	36	13	2.56	18	1.70	0.46	17	369	< 1	2.93	14	0.051	10	< 5
A0964592	0.4	7.64	< 3	512	1	< 2	2.26	< 0.3	9	16	14	2.63	19	1.64	0.44	18	391	< 1	2.96	15	0.054	10	< 5
A0964593	0.5	7.89	< 3	509	1	< 2	2.21	< 0.3	9	15	18	2.68	19	1.73	0.49	23	387	< 1	2.73	15	0.053	9	< 5
A0964594	0.6	8.11	< 3	433	1	< 2	2.97	< 0.3	14	27	34	3.95	21	1.85	0.82	31	609	< 1	2.77	23	0.133	10	< 5
A0964595	0.8	8.81	4	584	1	< 2	3.21	< 0.3	19	76	66	4.76	22	1.93	1.57	43	650	< 1	2.36	53	0.158	12	< 5
A0964596	0.7	8.96	< 3	460	1	< 2	1.15	< 0.3	24	124	57	5.65	22	1.78	1.75	49	763	1	0.99	79	0.061	22	< 5
A0964597	0.6	2.59	< 3	467	< 1	< 2	2.04	< 0.3	18	71	36	4.26	17	1.27	1.14	33	599	< 1	2.05	50	0.135	10	< 5
A0964598	0.7	4.88	< 3	484	< 1	< 2	2.82	< 0.3	15	43	27	4.05	19	1.29	0.84	36	833	2	2.35	29	0.132	7	< 5
A0964599	0.5	7.91	< 3	488	< 1	< 2	2.93	< 0.3	12	37	23	3.93	22	1.79	0.91	42	697	< 1	2.03	24	0.133	9	< 5
A0964600	0.5	7.52	< 3	386	< 1	< 2	2.55	< 0.3	9	16	21	2.68	18	1.34	0.85	25	373	< 1	3.00	17	0.057	8	< 5
A0964601	0.4	7.27	< 3	530	< 1	< 2	2.21	< 0.3	8	10	23	2.56	18	1.49	0.79	26	365	1	2.73	16	0.054	8	< 5
A0964602	0.6	7.70	< 3	608	1	< 2	1.78	< 0.3	14	45	41	3.80	19	1.84	1.27	35	395	< 1	2.34	36	0.051	23	< 5
A0964603	0.5	7.75	3	625	1	< 2	2.55	< 0.3	9	16	17	2.57	19	1.81	0.88	27	389	< 1	2.79	16	0.056	12	< 5
A0964604	0.5	8.11	4	511	1	< 2	2.54	< 0.3	9	11	31	2.67	20	1.74	0.81	25	386	< 1	3.10	18	0.057	10	< 5
A0964605	0.6	7.95	4	432	1	< 2	2.47	< 0.3	9	16	19	2.54	20	1.82	0.77	27	380	< 1	2.92	16	0.053	13	< 5
A0964606	0.4	2.91	5	413	< 1	< 2	1.85	< 0.3	8	24	16	2.20	17	1.15	0.55	22	403	< 1	2.59	14	0.046	10	< 5
A0964607	0.6	6.32	4	533	1	< 2	2.25	< 0.3	9	26	25	2.69	19	2.36	0.64	16	418	1	2.79	14	0.052	11	< 5
A0964608	0.5	7.66	6	533	1	< 2	3.02	< 0.3	9	20	20	2.68	19	1.61	0.89	21	434	1	2.79	12	0.063	9	< 5
A0964609	0.5	7.47	7	463	1	< 2	2.45	< 0.3	9	19	17	2.50	20	1.87	0.75	21	384	1	2.51	15	0.055	12	< 5
A0964617	0.6	7.52	18	232	1	< 2	1.95	< 0.3	8	14	28	2.47	20	2.37	0.46	17	323	2	2.87	14	0.054	15	< 5
A0964610	1.0	7.57	14	238	1	< 2	2.44	< 0.3	10	19	42	2.85	19	1.90	0.89	18	564	2	2.96	21	0.061	13	< 5
A0964611	0.8	7.15	11	66	< 1	< 2	1.80	< 0.3	9	19	5	3.36	19	2.29	1.06	28	505	1	1.54	23	0.071	11	< 5
A0964612	1.0	7.57	26	65	1	8	1.98	< 0.3	10	18	59	4.81	20	2.29	1.05	21	738	2	1.22	20	0.073	10	< 5
A0964613	0.8	7.55	18	81	1	4	2.37	< 0.3	8	17	5	3.61	19	2.29	1.01	17	787	2	1.46	19	0.076	11	< 5
A0964614	1.3	7.52	20	120	1	< 2	1.23	< 0.3	10	19	1	4.49	19	3.53	0.88	24	505	2	0.95	21	0.078	34	< 5

Analyte Symbol	Ag	Al	As	Ba	Be	Bi	Ca	Cd	Co	Cr	Cu	Fe	Ga	K	Mg	Li	Mn	Mo	Na	Ni	P	Pb	Sb
Unit Symbol	ppm	%	ppm	ppm	ppm	ppm	%	ppm	ppm	ppm	ppm	%	ppm	%	%	ppm	ppm	ppm	%	ppm	%	ppm	ppm
Lower Limit	0.3	0.01	3	7	1	2	0.01	0.3	1	1	1	0.01	1	0.01	0.01	1	1	1	0.01	1	0.001	3	5
Method Code	TD-ICP	TD-ICP	TD-ICP	TD-ICP	TD-ICP	TD-ICP	TD-ICP	TD-ICP	TD-ICP	TD-ICP	TD-ICP	TD-ICP	TD-ICP	TD-ICP	TD-ICP	TD-ICP	TD-ICP	TD-ICP	TD-ICP	TD-ICP	TD-ICP	TD-ICP	TD-ICP
A0964615	0.7	7.53	23	101	1	< 2	1.75	< 0.3	7	15	2	2.71	19	2.06	0.80	22	531	1	1.49	12	0.065	11	< 5
117426	0.6	7.72	13	524	1	< 2	2.33	< 0.3	9	21	20	2.58	19	1.43	0.84	19	370	2	2.97	19	0.054	16	< 5
117427	0.6	6.92	207	434	< 1	< 2	2.37	< 0.3	8	14	19	2.41	16	1.28	0.76	12	417	2	3.94	16	0.058	18	< 5
117428	1.7	7.26	87	612	1	< 2	2.16	< 0.3	8	21	36	2.46	19	1.28	0.81	16	448	1	3.56	18	0.050	17	< 5
117429	0.6	7.81	97	585	1	< 2	2.63	< 0.3	10	16	27	2.96	20	1.86	0.95	22	549	1	2.94	18	0.080	31	< 5
117430	0.8	6.70	165	474	1	< 2	0.53	< 0.3	2	11	16	2.04	18	2.32	0.23	15	141	2	1.98	< 1	0.017	36	< 5
117431	0.8	7.83	236	491	1	< 2	2.57	< 0.3	12	24	49	3.44	19	2.60	1.03	22	977	1	2.20	27	0.091	25	< 5
117432	0.7	6.56	178	345	1	< 2	1.20	< 0.3	2	11	7	2.00	18	1.69	0.22	12	277	1	2.54	< 1	0.018	15	< 5
117433	1.0	2.99	87	407	1	< 2	1.05	< 0.3	4	33	14	1.84	17	0.91	0.40	11	415	2	3.08	6	0.036	13	< 5
117434	1.2	4.92	184	211	< 1	< 2	1.03	< 0.3	3	11	7	1.65	11	1.34	0.28	10	252	2	2.95	5	0.021	12	< 5
117435	0.9	6.86	198	367	< 1	< 2	1.46	< 0.3	2	11	5	1.92	13	1.82	0.24	14	351	< 1	2.91	< 1	0.012	21	< 5
117436	< 0.3	2.33	82	131	< 1	< 2	0.47	< 0.3	4	10	12	1.60	5	0.78	0.10	5	141	< 1	0.95	3	0.007	6	< 5
117437	0.8	6.99	152	323	< 1	< 2	1.24	< 0.3	2	11	7	1.81	17	1.93	0.27	16	257	1	3.02	< 1	0.016	15	< 5
117438	0.8	6.82	312	391	1	< 2	1.68	< 0.3	4	26	10	2.21	17	1.79	0.53	16	310	2	3.17	6	0.027	13	< 5
117439	0.9	7.18	124	406	1	< 2	1.25	< 0.3	2	9	4	2.01	19	1.68	0.22	12	312	1	3.58	< 1	0.017	13	< 5
117440	0.8	6.73	214	387	< 1	< 2	1.28	< 0.3	2	13	3	1.89	17	1.67	0.20	13	308	< 1	3.32	< 1	0.015	15	< 5
117441	0.9	6.86	89	230	1	< 2	1.61	< 0.3	2	8	2	1.99	18	1.90	0.19	13	396	2	3.24	< 1	0.017	12	< 5
117442	0.7	3.19	48	267	1	< 2	0.67	< 0.3	2	9	2	1.58	16	1.48	0.19	14	325	4	3.19	< 1	0.016	9	< 5
117443	0.9	6.26	58	348	1	< 2	1.89	< 0.3	2	11	2	1.96	20	1.42	0.32	14	441	2	3.91	3	0.020	19	< 5
117444	0.8	6.68	42	144	1	< 2	1.35	< 0.3	2	9	< 1	2.07	18	2.46	0.25	18	363	2	1.97	< 1	0.017	12	< 5
117445	0.8	6.73	25	405	1	< 2	1.28	< 0.3	1	5	2	1.76	18	1.84	0.23	16	254	1	2.55	< 1	0.017	16	< 5
117446	1.0	6.73	54	610	1	< 2	2.54	< 0.3	2	29	4	1.85	18	1.99	0.25	13	607	1	2.21	< 1	0.017	11	< 5
117447	0.6	6.95	47	166	1	< 2	1.23	< 0.3	2	15	2	1.98	19	3.48	0.29	22	397	2	0.49	< 1	0.018	10	< 5
A0964680	1.0	7.18	75	599	1	< 2	1.65	< 0.3	2	6	7	2.09	19	2.24	0.24	13	428	1	2.78	< 1	0.017	10	< 5
117195	0.9	7.89	9	570	1	< 2	3.02	0.6	11	22	36	3.93	19	2.96	1.01	20	1460	2	1.34	22	0.068	23	< 5
117196	0.9	8.62	18	323	1	< 2	3.24	< 0.3	11	31	9	3.26	21	2.23	1.18	26	1470	3	2.83	28	0.074	26	< 5
117166	0.6	3.29	19	352	< 1	< 2	2.03	< 0.3	9	28	17	2.29	17	1.08	0.73	16	1080	1	2.26	19	0.050	22	< 5
117167	0.8	6.32	26	265	1	< 2	1.69	< 0.3	9	28	6	2.55	20	2.76	0.70	18	867	2	2.00	19	0.055	33	< 5
117197	1.0	7.78	19	407	< 1	< 2	3.18	0.3	9	18	27	2.91	19	2.08	0.98	17	1750	1	2.15	20	0.059	21	< 5
117168	2.7	7.36	42	146	1	2	0.81	37.1	13	31	107	6.60	17	3.69	0.98	22	2030	1	0.45	19	0.049	81	< 5
117198	0.9	7.77	12	585	< 1	< 2	2.37	< 0.3	8	17	29	2.45	19	1.72	0.78	21	870	1	3.19	15	0.070	14	< 5
117199	1.2	7.31	50	318	< 1	< 2	3.77	2.2	8	18	19	3.17	18	1.92	0.96	22	1820	1	2.54	13	0.075	34	< 5
117169	1.1	7.44	38	115	< 1	< 2	1.95	16.1	11	24	60	3.31	19	2.31	0.91	22	1150	1	1.46	16	0.055	20	< 5
117170	0.7	7.78	46	223	1	< 2	2.08	0.8	9	21	7	3.00	20	2.07	0.79	20	869	3	2.71	17	0.072	24	< 5
117200	0.8	7.57	43	393	1	< 2	3.20	< 0.3	10	20	21	2.88	19	3.75	0.94	21	1160	1	1.35	21	0.070	38	< 5
117258	1.7	7.88	50	240	1	< 2	2.11	6.9	9	18	195	4.21	20	2.20	0.94	17	1260	1	2.21	19	0.066	141	< 5
117171	0.8	8.20	163	316	1	< 2	2.67	0.5	11	20	23	3.22	21	1.84	1.03	17	1080	1	3.39	17	0.088	21	< 5
117172	0.7	7.64	12	693	1	< 2	2.44	< 0.3	9	20	17	2.74	20	1.83	1.03	17	825	< 1	2.52	18	0.057	23	< 5
117173	0.8	7.78	23	456	1	< 2	2.76	1.6	9	16	16	2.88	19	2.40	0.88	21	1230	< 1	1.79	20	0.057	17	< 5
117251	0.6	7.60	16	584	1	< 2	2.60	< 0.3	9	18	12	2.92	18	2.29	0.93	22	1060	< 1	2.25	18	0.055	10	< 5
117252	0.9	7.38	28	461	1	< 2	3.62	2.7	10	20	15	2.98	20	2.66	0.94	21	1750	< 1	1.21	19	0.062	14	< 5
117174	0.7	7.86	21	679	1	< 2	2.82	< 0.3	12	20	19	3.11	20	2.43	1.07	24	596	1	2.47	22	0.073	10	< 5
117253	0.8	7.96	44	604	1	< 2	2.34	< 0.3	11	33	18	2.88	19	1.57	0.97	23	740	1	2.93	23	0.077	31	< 5
117175	0.7	7.62	28	748	1	< 2	1.63	< 0.3	7	13	15	2.04	20	2.01	0.58	20	675	< 1	2.57	11	0.043	14	< 5
117176	0.7	5.09	25	612	1	< 2	2.30	< 0.3	10	25	18	2.57	20	1.36	0.86	27	1210	< 1	3.12	18	0.062	31	< 5
117177	0.7	7.61	7	539	1	< 2	2.69	< 0.3	9	17	15	2.58	18	1.77	0.92	25	1190	< 1	2.15	15	0.055	38	< 5
117178	0.4	6.49	8	283	< 1	< 2	2.30	< 0.3	6	15	12	2.06	15	1.30	0.66	16	422	< 1	2.86	11	0.046	7	< 5
117179	0.7	8.33	41	509	1	< 2	1.33	< 0.3	19	60	69	3.83	18	2.23	1.26	23	491	1	1.93	47	0.056	21	< 5
117180	0.5	7.90	63	586	1	< 2	1.41	< 0.3	17	65	44	3.58	18	1.98	1.14	20	364	< 1	2.23	44	0.056	14	< 5
117181	0.8	8.88	128	530	1	< 2	1.37	< 0.3	21	86	47	6.97	19	2.27	1.82	45	624	1	1.84	55	0.071	13	< 5
117254	0.7	8.22	11	483	1	< 2	2.65	< 0.3	11	17	26	3.16	20	1.71	1.07	20	501	1	2.91	21	0.085	14	< 5

Analyte Symbol	Ag	Al	As	Ba	Be	Bi	Ca	Cd	Co	Cr	Cu	Fe	Ga	K	Mg	Li	Mn	Mo	Na	Ni	P	Pb	Sb
Unit Symbol	ppm	%	ppm	ppm	ppm	ppm	%	ppm	ppm	ppm	ppm	%	ppm	%	%	ppm	ppm	ppm	%	ppm	%	ppm	ppm
Lower Limit	0.3	0.01	3	7	1	2	0.01	0.3	1	1	1	0.01	1	0.01	0.01	1	1	1	0.01	1	0.001	3	5
Method Code	TD-ICP	TD-ICP	TD-ICP	TD-ICP	TD-ICP	TD-ICP	TD-ICP	TD-ICP	TD-ICP	TD-ICP	TD-ICP	TD-ICP	TD-ICP	TD-ICP	TD-ICP	TD-ICP	TD-ICP	TD-ICP	TD-ICP	TD-ICP	TD-ICP	TD-ICP	TD-ICP
117182	1.0	9.09	356	694	1	< 2	1.27	< 0.3	21	88	64	4.40	20	2.37	1.44	32	476	1	1.84	57	0.067	37	< 5
117183	0.9	9.26	367	529	1	< 2	0.81	< 0.3	21	130	80	8.54	21	2.84	2.22	78	871	< 1	0.88	67	0.086	30	< 5
117184	0.8	3.11	< 3	427	< 1	< 2	0.56	< 0.3	18	116	85	7.01	18	1.30	1.36	32	640	< 1	0.81	61	0.079	11	< 5
117185	0.7	7.56	41	415	1	< 2	1.37	< 0.3	17	118	32	4.26	19	1.08	1.33	28	456	2	2.39	56	0.058	17	< 5
117186	0.6	7.99	9	568	1	< 2	2.21	< 0.3	13	26	24	3.02	20	1.72	1.02	22	495	1	2.69	21	0.082	27	< 5
117255	0.6	7.68	9	483	< 1	< 2	2.57	< 0.3	11	24	20	2.95	19	1.54	1.01	24	429	1	3.10	21	0.075	10	< 5
117256	0.7	7.49	26	433	< 1	< 2	2.76	< 0.3	12	18	23	3.10	18	2.59	1.07	22	480	1	2.61	22	0.098	36	< 5
117187	0.6	7.52	6	506	< 1	< 2	2.51	< 0.3	10	19	19	2.88	19	1.81	0.97	22	460	1	2.87	21	0.075	8	< 5
117188	0.7	8.60	6	605	1	< 2	1.59	< 0.3	19	73	46	4.32	21	1.83	1.40	33	502	1	2.26	51	0.066	15	< 5
117189	0.5	7.98	12	541	< 1	< 2	2.45	< 0.3	11	23	21	3.20	19	1.95	1.04	24	483	< 1	2.97	23	0.078	13	< 5
117190	1.7	7.45	421	204	1	< 2	1.68	< 0.3	14	110	67	6.78	18	2.57	1.16	29	504	2	1.73	39	0.059	10	< 5
117191	0.8	6.89	29	416	< 1	< 2	0.83	< 0.3	2	12	4	1.96	18	2.45	0.33	23	168	2	2.23	1	0.016	12	< 5
117192	0.8	4.74	55	395	< 1	< 2	0.82	< 0.3	2	11	5	1.77	17	1.97	0.29	17	256	2	2.43	2	0.019	11	< 5
117257	0.8	6.69	161	448	1	< 2	1.15	< 0.3	2	13	4	1.97	18	2.19	0.23	12	268	1	3.36	1	0.017	16	< 5
117193	1.0	7.20	133	465	1	< 2	1.74	< 0.3	2	12	4	2.07	18	1.93	0.26	16	306	2	3.15	2	0.019	13	< 5
117194	0.6	5.54	72	320	< 1	< 2	3.68	< 0.3	29	241	13	5.18	14	2.15	3.47	55	1060	< 1	1.09	71	0.038	10	< 5
117259	0.9	7.80	38	625	1	< 2	2.49	1.1	9	17	21	2.82	19	2.49	0.86	22	1950	< 1	2.07	15	0.059	161	< 5
117260	0.6	7.94	17	456	1	< 2	2.72	< 0.3	11	15	16	3.22	19	1.81	1.07	24	649	1	3.31	22	0.091	9	< 5
117261	0.7	8.81	113	620	1	< 2	1.40	< 0.3	20	78	54	4.66	20	2.35	1.47	27	504	< 1	1.80	53	0.066	15	< 5
117262	1.3	7.67	1190	108	1	< 2	1.25	< 0.3	22	74	101	7.34	18	1.43	1.63	32	485	2	1.90	58	0.061	21	< 5
117263	0.7	8.48	38	615	1	< 2	1.53	< 0.3	18	80	47	5.08	19	2.02	1.38	28	521	1	2.37	48	0.070	13	< 5
117264	0.6	8.80	91	544	1	< 2	1.40	< 0.3	21	99	71	4.80	20	1.76	1.48	26	445	1	1.91	57	0.070	13	< 5
117295	0.6	8.55	294	530	1	< 2	1.30	< 0.3	19	92	43	6.34	18	2.15	1.44	30	503	1	1.68	55	0.068	14	< 5
117265	0.7	8.44	67	298	1	< 2	0.79	< 0.3	20	88	57	7.82	18	2.69	1.71	44	542	1	1.07	58	0.071	14	< 5
117266	0.7	8.66	78	626	1	< 2	1.32	< 0.3	21	90	60	5.41	21	1.89	1.72	29	502	1	1.78	70	0.069	16	< 5
117267	0.5	8.79	27	536	1	< 2	1.46	< 0.3	20	84	54	4.10	20	2.00	1.26	23	397	< 1	2.26	54	0.062	15	< 5
117268	0.6	9.29	50	597	1	< 2	1.17	< 0.3	22	97	62	5.08	22	1.98	1.64	27	531	2	1.82	67	0.071	16	< 5
117269	0.7	8.78	87	575	1	< 2	1.78	< 0.3	22	113	60	7.70	19	2.40	1.90	27	710	1	1.54	65	0.072	14	< 5
117270	1.1	7.60	5	247	1	< 2	0.99	< 0.3	17	75	55	5.92	19	3.06	1.45	32	413	1	1.98	46	0.064	11	< 5
117271	0.6	3.76	7	481	1	< 2	2.04	< 0.3	11	27	22	2.81	18	1.02	0.93	24	514	1	2.69	21	0.070	11	< 5
117272	0.8	6.95	4	502	1	< 2	1.76	< 0.3	24	149	76	5.16	21	2.03	1.80	37	706	2	2.19	73	0.051	14	< 5
117273	0.7	8.28	56	500	1	< 2	1.91	< 0.3	16	85	53	3.96	21	1.82	1.23	27	505	2	2.00	52	0.051	12	< 5
117274	0.6	7.98	27	444	1	< 2	2.85	< 0.3	11	24	25	3.17	20	2.06	1.04	23	524	1	2.30	24	0.075	8	< 5
117275	0.7	7.50	306	473	1	< 2	1.33	< 0.3	3	11	4	2.16	19	2.29	0.35	15	249	1	3.27	3	0.023	12	< 5
117276	0.5	6.71	113	325	< 1	< 2	0.35	< 0.3	2	10	7	2.33	17	1.81	0.20	20	108	2	3.27	1	0.016	15	< 5
117277	0.8	7.07	487	401	1	< 2	1.39	< 0.3	2	11	3	1.93	18	1.94	0.24	14	297	1	3.17	< 1	0.017	14	< 5
117278	0.7	6.28	167	217	< 1	< 2	0.39	< 0.3	2	19	5	1.79	19	1.62	0.17	16	80	2	3.73	< 1	0.016	14	< 5
117279	0.6	6.65	162	125	< 1	< 2	0.77	< 0.3	5	39	4	2.29	18	1.88	0.54	19	173	2	3.47	8	0.021	17	< 5
117280	0.9	6.98	228	285	1	< 2	1.33	< 0.3	2	13	9	2.03	17	1.74	0.22	14	256	2	3.51	< 1	0.017	14	< 5
117281	0.8	4.21	157	471	< 1	< 2	1.23	< 0.3	4	16	11	1.96	15	1.24	0.46	17	376	4	3.61	6	0.027	13	< 5
117282	0.8	7.19	85	657	1	< 2	1.27	< 0.3	2	6	8	1.95	18	2.11	0.26	11	259	2	3.57	2	0.021	12	< 5
117283	0.6	7.69	53	653	1	< 2	2.37	< 0.3	9	13	16	3.00	19	2.03	0.83	20	507	2	2.21	16	0.073	11	< 5
117284	0.7	6.86	110	360	< 1	< 2	1.10	< 0.3	2	7	1	1.80	17	1.92	0.20	14	217	3	3.06	< 1	0.017	14	< 5
117285	0.8	6.55	236	437	< 1	< 2	0.97	< 0.3	2	11	4	1.43	17	1.93	0.27	20	213	1	2.12	< 1	0.016	18	< 5
117286	0.7	6.08	300	367	1	< 2	0.88	< 0.3	4	15	7	2.25	17	2.45	0.40	20	186	2	1.58	4	0.026	24	< 5
117287	0.4	5.92	164	364	< 1	< 2	0.95	< 0.3	2	12	6	1.52	17	2.24	0.20	15	486	< 1	1.84	< 1	0.015	55	< 5
117294	0.9	6.22	869	197	1	< 2	0.23	< 0.3	2	13	2	1.61	18	3.00	0.21	14	52	1	1.17	< 1	0.015	101	< 5
117288	0.8	6.95	178	496	1	< 2	1.31	< 0.3	2	33	5	1.95	19	2.52	0.23	16	316	< 1	2.01	< 1	0.017	19	< 5
117289	0.7	4.17	187	307	1	< 2	1.10	< 0.3	2	9	2	1.81	15	1.40	0.22	11	307	1	3.22	< 1	0.017	8	< 5
117290	0.7	6.88	222	259	1	< 2	1.78	< 0.3	2	6	< 1	1.93	19	2.57	0.22	11	462	2	2.34	< 1	0.017	16	< 5
117291	0.8	7.10	111	247	1	< 2	1.47	< 0.3	2	6	2	2.14	18	2.07	0.23	14	351	1	2.99	< 1	0.018	13	< 5

Analyte Symbol	Ag	Al	As	Ba	Be	Bi	Ca	Cd	Co	Cr	Cu	Fe	Ga	K	Mg	Li	Mn	Mo	Na	Ni	P	Pb	Sb
Unit Symbol	ppm	%	ppm	ppm	ppm	ppm	%	ppm	ppm	ppm	ppm	%	ppm	%	%	ppm	ppm	ppm	%	ppm	%	ppm	ppm
Lower Limit	0.3	0.01	3	7	1	2	0.01	0.3	1	1	1	0.01	1	0.01	0.01	1	1	1	0.01	1	0.001	3	5
Method Code	TD-ICP	TD-ICP	TD-ICP	TD-ICP	TD-ICP	TD-ICP	TD-ICP	TD-ICP	TD-ICP	TD-ICP	TD-ICP	TD-ICP	TD-ICP	TD-ICP	TD-ICP	TD-ICP	TD-ICP	TD-ICP	TD-ICP	TD-ICP	TD-ICP	TD-ICP	TD-ICP
117292	0.9	7.01	55	531	1	< 2	1.54	< 0.3	2	5	2	1.92	18	1.92	0.22	12	364	2	3.15	< 1	0.017	10	< 5
117293	0.8	7.12	65	120	1	< 2	0.63	< 0.3	2	11	< 1	2.41	19	3.38	0.25	16	164	< 1	1.33	< 1	0.018	15	< 5
117296	< 0.3	8.33	< 3	587	< 1	2	2.51	< 0.3	14	24	29	3.29	20	1.98	1.14	57	584	< 1	2.58	37	0.072	9	< 5
117297	0.7	6.97	3	554	3	< 2	4.66	< 0.3	34	168	58	6.33	20	1.01	4.60	79	968	< 1	1.38	222	0.236	7	< 5
117298	< 0.3	7.89	< 3	437	1	< 2	2.84	< 0.3	9	26	3	2.36	21	1.80	1.24	36	258	< 1	2.23	27	0.078	8	< 5
117299	0.4	8.31	< 3	351	< 1	< 2	2.56	< 0.3	9	11	13	2.54	20	1.84	0.83	22	563	< 1	2.35	11	0.056	9	< 5
117300	0.6	8.75	< 3	385	1	< 2	2.15	< 0.3	10	25	22	2.89	21	2.07	0.79	26	460	2	2.46	17	0.051	16	< 5
A0963051	0.4	7.76	< 3	368	< 1	< 2	2.70	< 0.3	7	12	19	2.00	19	1.77	0.47	17	425	1	2.67	11	0.035	16	< 5
A0963052	0.5	8.16	< 3	885	1	< 2	2.62	< 0.3	11	16	20	3.15	20	1.65	0.69	22	574	< 1	3.15	16	0.091	9	< 5
A0963053	0.6	8.56	< 3	497	1	< 2	1.51	< 0.3	16	69	39	7.37	19	1.39	1.55	35	641	2	1.76	49	0.065	10	< 5
A0963054	0.5	8.63	4	493	1	< 2	1.48	< 0.3	20	85	48	4.64	20	1.59	1.20	30	369	2	1.40	56	0.055	13	< 5
A0963055	0.5	8.19	< 3	725	< 1	< 2	1.97	< 0.3	7	24	18	2.06	20	1.53	0.52	19	357	< 1	2.57	12	0.049	10	< 5
A0963056	0.6	8.91	5	380	1	< 2	2.00	< 0.3	12	56	54	3.58	21	1.53	1.08	26	436	1	3.01	32	0.051	13	< 5
A0963057	0.4	5.05	< 3	271	2	< 2	0.50	< 0.3	3	23	9	0.97	18	1.93	0.15	16	231	2	1.95	6	0.014	15	< 5
A0963058	0.5	7.74	3	357	1	< 2	2.22	< 0.3	8	24	15	2.64	20	2.13	0.75	25	419	2	2.85	15	0.055	13	< 5
A0963059	0.5	7.64	< 3	489	< 1	< 2	2.05	< 0.3	8	100	13	2.49	19	1.56	0.80	31	397	< 1	3.24	15	0.053	10	< 5
A0963060	0.5	7.80	< 3	496	1	< 2	2.15	< 0.3	9	13	17	2.60	20	1.84	0.95	30	348	1	2.76	16	0.055	11	< 5
A0963061	0.5	7.83	< 3	501	1	< 2	2.40	< 0.3	9	15	15	2.52	19	1.70	0.88	30	397	< 1	2.87	15	0.054	10	< 5
A0963091	0.6	9.32	3	464	1	< 2	2.65	< 0.3	10	17	20	3.09	21	1.69	1.06	36	364	1	3.43	17	0.063	13	< 5
A0963062	0.4	8.15	3	525	1	< 2	2.21	< 0.3	8	15	18	2.72	20	1.92	0.98	32	346	< 1	2.71	15	0.056	11	< 5
A0963063	0.5	7.91	< 3	507	< 1	< 2	2.44	< 0.3	9	21	18	2.60	19	1.69	0.97	34	389	< 1	2.63	15	0.055	10	< 5
A0963064	0.5	8.65	< 3	477	1	< 2	3.01	< 0.3	12	22	15	3.21	22	2.07	1.02	36	511	< 1	2.78	19	0.064	12	< 5
A0963065	< 0.3	0.81	< 3	44	< 1	< 2	0.27	< 0.3	1	24	8	0.51	2	0.20	0.10	4	64	< 1	0.30	2	0.006	< 3	< 5
A0963066	0.5	6.86	< 3	288	1	< 2	2.06	< 0.3	9	27	21	2.52	19	1.63	0.74	17	455	1	2.50	16	0.051	10	< 5
A0963067	< 0.3	6.94	3	361	2	< 2	0.71	< 0.3	< 1	3	1	0.62	19	1.75	0.15	12	341	2	3.01	< 1	0.009	16	< 5
A0963068	0.5	9.59	4	434	1	< 2	1.19	< 0.3	21	87	87	6.48	22	2.62	1.87	28	627	< 1	0.84	71	0.071	13	< 5
A0963069	0.6	9.88	3	518	1	< 2	4.01	< 0.3	15	25	45	4.62	23	2.04	1.05	31	739	< 1	2.61	26	0.138	11	< 5
A0963070	0.5	8.06	< 3	478	< 1	< 2	2.81	< 0.3	16	33	44	4.26	20	1.85	1.33	38	552	< 1	2.56	29	0.100	9	< 5
A0963071	0.6	8.73	< 3	469	< 1	< 2	3.11	< 0.3	15	43	27	4.73	21	1.65	1.38	37	643	< 1	2.05	34	0.105	11	< 5
A0963072	0.5	6.92	< 3	479	< 1	< 2	2.81	< 0.3	12	42	12	3.48	17	1.64	1.04	31	498	< 1	2.12	19	0.094	9	< 5
A0963073	0.4	7.55	3	365	< 1	< 2	2.50	< 0.3	9	16	22	2.65	19	1.65	0.88	26	374	< 1	2.62	17	0.057	10	< 5
A0963092	0.5	5.78	4	384	1	< 2	3.11	< 0.3	16	66	25	3.74	19	1.61	1.76	33	628	< 1	2.68	40	0.071	9	< 5
A0963074	0.6	7.58	3	393	< 1	< 2	2.57	< 0.3	8	16	18	2.42	19	1.39	0.81	23	398	< 1	2.80	14	0.053	10	< 5
A0963075	0.5	7.51	5	177	< 1	< 2	1.88	< 0.3	11	28	23	2.98	18	2.31	0.99	27	335	1	2.21	23	0.057	9	< 5
A0963093	0.5	7.91	3	508	1	< 2	2.49	< 0.3	9	15	18	2.66	19	1.58	0.84	28	390	1	3.07	17	0.060	10	< 5
A0963076	0.5	7.29	4	446	1	< 2	1.52	< 0.3	15	55	42	3.22	18	1.58	1.02	24	376	1	2.21	42	0.057	13	< 5
A0963077	0.7	9.28	4	706	1	< 2	1.24	< 0.3	22	89	68	5.82	24	2.49	1.85	43	531	2	2.08	66	0.060	14	< 5
A0963078	0.6	7.67	< 3	524	< 1	< 2	2.26	< 0.3	10	27	23	2.87	19	1.79	0.88	26	405	< 1	2.84	20	0.054	11	< 5
A0963079	0.6	7.83	5	563	< 1	< 2	2.22	< 0.3	8	20	18	2.77	19	1.72	0.77	30	360	< 1	2.72	17	0.056	15	< 5
A0963080	0.6	7.65	< 3	481	< 1	< 2	1.67	< 0.3	16	76	40	3.35	17	1.82	1.15	34	413	1	2.32	39	0.054	24	< 5
A0963094	0.5	6.67	8	578	2	< 2	4.80	< 0.3	35	300	52	5.84	18	2.10	4.49	58	1280	< 1	1.27	220	0.222	8	5
A0963081	0.6	8.48	3	547	1	< 2	2.67	< 0.3	17	69	43	3.98	21	0.50	1.46	31	493	3	3.53	42	0.077	12	< 5
A0963082	0.9	8.39	5	626	1	< 2	1.24	< 0.3	18	78	52	3.96	21	2.42	1.47	47	356	1	1.55	53	0.066	18	< 5
A0963083	0.6	7.57	16	545	< 1	< 2	1.62	0.3	12	41	49	3.01	18	2.15	0.89	26	429	2	2.20	27	0.059	19	< 5
A0963095	0.9	7.49	14	305	< 1	< 2	2.53	< 0.3	10	18	14	2.95	18	1.56	0.97	24	577	2	3.30	20	0.068	18	< 5
A0963084	0.8	7.00	12	451	1	< 2	3.36	0.5	10	15	20	3.32	18	2.21	1.14	23	1170	2	0.91	19	0.081	11	< 5
A0963096	1.3	9.28	13	359	1	< 2	4.50	2.0	27	139	56	6.34	22	3.15	2.78	33	1940	< 1	0.55	78	0.097	15	< 5
A0963097	0.9	7.43	19	122	< 1	< 2	1.94	0.4	10	17	15	3.54	20	0.72	0.87	18	996	1	0.86	19	0.061	10	< 5
A0963085	0.8	8.07	7	548	< 1	< 2	3.04	< 0.3	8	22	6	3.62	19	1.69	0.93	19	1410	< 1	1.21	17	0.059	11	< 5
A0963098	0.8	4.89	7	481	< 1	< 2	2.78	< 0.3	8	23	3	3.39	18	1.54	0.72	18	1480	< 1	1.19	17	0.056	11	< 5
A0963099	0.6	6.38	21	332	< 1	< 2	2.38	< 0.3	7	24	17	2.35	17	1.46	0.80	23	806	2	2.96	13	0.068	8	< 5

Analyte Symbol	Ag	Al	As	Ba	Be	Bi	Ca	Cd	Co	Cr	Cu	Fe	Ga	K	Mg	Li	Mn	Mo	Na	Ni	P	Pb	Sb
Unit Symbol	ppm	%	ppm	ppm	ppm	ppm	%	ppm	ppm	ppm	ppm	%	ppm	%	%	ppm	ppm	ppm	%	ppm	%	ppm	ppm
Lower Limit	0.3	0.01	3	7	1	2	0.01	0.3	1	1	1	0.01	1	0.01	0.01	1	1	1	0.01	1	0.001	3	5
Method Code	TD-ICP	TD-ICP	TD-ICP	TD-ICP	TD-ICP	TD-ICP	TD-ICP	TD-ICP	TD-ICP	TD-ICP	TD-ICP	TD-ICP	TD-ICP	TD-ICP	TD-ICP	TD-ICP	TD-ICP	TD-ICP	TD-ICP	TD-ICP	TD-ICP	TD-ICP	TD-ICP
A0963086	1.4	7.76	37	121	1	4	1.90	3.6	10	14	37	4.35	20	3.56	0.79	19	1100	1	1.50	16	0.072	16	< 5
A0963087	0.9	7.29	149	334	1	< 2	2.75	2.5	11	17	39	3.38	20	2.66	0.88	14	1240	1	2.28	23	0.068	66	< 5
A0963088	0.6	7.29	278	488	1	< 2	2.53	< 0.3	9	18	49	2.48	17	1.87	0.84	12	863	< 1	2.68	16	0.052	9	< 5
A0963089	0.6	7.34	29	533	< 1	< 2	3.02	< 0.3	13	39	167	3.19	19	1.51	1.32	15	932	1	2.79	40	0.073	17	< 5
A0963100	0.7	7.86	17	578	< 1	< 2	3.00	< 0.3	13	44	34	3.08	20	1.77	1.38	16	809	< 1	2.22	44	0.077	21	< 5
A0963001	0.9	9.60	30	620	1	< 2	3.40	< 0.3	12	36	23	3.66	24	2.30	1.36	23	1100	1	3.50	21	0.101	18	< 5
A0963090	0.7	7.84	12	549	1	< 2	2.56	0.5	10	27	20	2.77	20	1.98	0.77	13	1180	2	2.27	19	0.060	15	< 5
A0963002	0.9	5.46	39	503	1	< 2	2.44	< 0.3	9	22	86	2.53	20	0.94	0.86	16	1170	< 1	3.09	17	0.065	21	< 5
DX758007	0.9	7.37	12	596	< 1	< 2	2.89	< 0.3	5	32	12	2.37	20	1.48	0.84	18	1140	< 1	2.23	15	0.048	10	< 5
DX758008	1.1	7.72	11	517	< 1	< 2	3.21	0.9	10	43	14	3.68	19	1.69	1.30	28	1920	1	1.54	35	0.074	8	< 5
DX758009	0.8	8.05	12	751	1	< 2	3.49	4.8	11	27	61	2.98	20	2.58	0.71	13	1640	1	1.54	20	0.082	10	< 5
DX758010	0.7	7.53	9	539	< 1	< 2	2.70	< 0.3	7	18	11	3.15	18	1.46	0.99	18	1500	1	2.28	17	0.056	11	< 5
DX758011	0.9	8.10	14	656	1	< 2	2.55	< 0.3	10	24	20	3.08	20	1.77	1.03	20	1020	2	2.40	19	0.060	16	< 5
DX758012	0.6	7.84	18	508	< 1	< 2	2.48	0.5	10	17	10	2.88	19	1.51	0.95	19	1190	< 1	2.52	17	0.058	15	< 5
DX758013	0.8	7.80	23	549	< 1	< 2	2.59	< 0.3	9	19	15	2.72	19	1.58	0.90	20	1180	< 1	2.26	18	0.058	31	< 5
DX758014	0.9	7.80	19	663	1	< 2	2.86	0.4	10	18	42	2.85	19	2.28	0.93	19	1440	2	1.93	18	0.067	49	< 5
DX758015	0.7	4.58	12	582	< 1	< 2	2.61	4.9	9	23	33	2.79	18	2.27	0.48	15	1360	1	1.16	22	0.073	20	< 5
DX758016	0.8	7.66	10	750	1	< 2	2.43	7.2	9	23	36	3.17	18	2.17	0.95	21	1800	1	1.87	16	0.078	12	< 5
DX758017	0.9	7.92	16	563	1	< 2	2.65	0.8	9	29	33	2.76	20	2.51	0.85	23	1040	1	2.46	20	0.058	26	< 5
DX758018	0.8	7.55	18	665	1	< 2	2.87	< 0.3	10	21	30	3.08	19	1.81	1.18	26	1280	1	2.93	27	0.068	12	< 5
DX758019	1.6	7.21	20	124	< 1	< 2	0.71	0.3	11	16	50	5.86	17	4.10	1.02	23	985	1	0.50	18	0.051	16	< 5
DX758020	5.5	6.29	92	69	< 1	6	3.62	2.6	16	26	208	10.0	17	1.56	1.28	21	1760	4	1.59	36	0.047	36	< 5
DX758021	1.3	7.48	45	104	< 1	< 2	1.43	1.9	12	20	59	5.55	18	3.15	0.93	19	1380	2	1.84	21	0.076	21	< 5
DX758022	0.8	7.94	37	223	1	< 2	2.86	< 0.3	9	15	21	3.52	19	2.30	0.80	20	1670	2	2.91	12	0.065	12	< 5
DX758023	0.8	7.48	31	244	< 1	< 2	2.69	0.4	9	15	78	2.79	14	1.54	0.90	22	1660	< 1	3.36	16	0.058	12	< 5
DX758024	1.1	7.78	43	176	1	< 2	2.42	12.0	13	23	38	3.90	20	3.18	1.17	20	1520	2	1.66	27	0.081	21	< 5
DX758025	0.7	7.98	89	897	1	< 2	2.86	< 0.3	9	29	21	2.88	20	2.30	0.93	17	1230	2	3.60	20	0.068	9	< 5
DX758026	1.0	7.22	492	91	< 1	< 2	2.14	2.6	9	12	33	3.34	19	1.87	0.73	12	906	2	4.27	15	0.066	28	< 5
DX758027	2.1	6.29	1230	148	< 1	< 2	2.10	0.9	7	16	78	2.63	13	3.56	0.56	9	883	1	2.65	19	0.062	37	< 5
DX758028	0.8	6.18	1800	150	< 1	< 2	1.90	< 0.3	8	19	40	2.33	17	0.69	0.62	8	685	2	4.41	15	0.054	13	< 5
DX758029	0.6	7.47	29	508	< 1	< 2	2.49	< 0.3	9	26	15	2.72	19	1.80	0.95	19	568	1	2.67	21	0.070	13	< 5
DX758030	0.5	7.51	24	629	< 1	< 2	2.64	< 0.3	10	20	26	2.89	18	2.24	1.04	21	742	1	2.71	21	0.067	22	< 5
DX758031	0.7	7.59	11	426	< 1	< 2	2.58	0.4	9	16	29	2.70	19	1.41	0.96	21	1030	1	2.73	15	0.063	16	< 5
DX758032	0.6	7.89	11	513	< 1	< 2	3.04	< 0.3	10	17	20	2.94	19	1.57	0.99	24	1030	1	1.70	22	0.070	30	< 5
DX758033	0.6	5.26	12	467	< 1	< 2	2.16	< 0.3	10	59	21	2.70	18	2.07	0.90	23	865	1	1.86	21	0.072	53	< 5
DX758034	0.6	7.75	13	563	< 1	< 2	3.02	< 0.3	10	21	17	3.12	19	1.81	1.11	28	761	1	2.51	21	0.069	26	< 5
DX758035	0.6	7.19	19	566	1	< 2	2.50	< 0.3	9	19	21	2.80	18	2.03	0.92	21	629	2	2.10	20	0.065	33	< 5
DX758036	1.2	7.63	102	194	1	< 2	1.88	3.1	9	25	38	3.08	20	3.18	0.76	16	830	3	1.98	18	0.061	154	< 5
DX758037	0.6	7.46	20	633	1	< 2	2.87	< 0.3	8	11	13	2.66	19	1.91	0.97	17	984	< 1	1.58	14	0.058	43	< 5
DX758038	0.7	9.11	15	744	2	< 2	1.80	< 0.3	21	100	54	5.05	23	2.52	1.71	33	722	2	2.31	64	0.074	17	< 5
DX758039	0.9	8.79	4	635	1	< 2	0.93	< 0.3	21	106	89	5.31	20	3.54	1.69	30	526	1	1.52	61	0.068	16	< 5
DX758040	0.6	7.66	17	646	1	< 2	2.16	< 0.3	10	26	21	2.79	21	1.86	0.87	16	603	10	2.65	22	0.076	19	< 5
DX758041	0.5	7.80	15	501	1	< 2	2.84	< 0.3	10	16	18	2.91	20	1.71	1.01	21	485	1	2.73	21	0.086	9	< 5
DX758042	0.8	6.37	358	607	1	< 2	1.20	< 0.3	24	119	70	6.46	19	1.35	1.63	28	717	< 1	1.73	59	0.083	12	< 5
DX758043	0.7	7.78	227	339	< 1	< 2	0.99	< 0.3	17	115	55	11.9	17	1.59	1.88	24	835	< 1	1.07	51	0.090	11	7
DX758044	0.6	8.82	264	587	1	< 2	1.00	< 0.3	23	108	54	4.55	22	2.08	1.56	27	498	2	1.76	68	0.068	15	< 5
DX758045	0.6	8.82	239	480	1	< 2	1.45	< 0.3	22	106	57	4.47	20	2.27	1.50	24	471	1	2.07	60	0.065	16	< 5
DX758046	0.7	8.01	24	523	1	< 2	2.52	< 0.3	10	17	30	3.07	19	1.78	1.00	19	557	1	2.55	19	0.082	12	< 5
DX758047	0.4	8.11	389	428	1	< 2	1.05	< 0.3	18	95	45	6.26	19	2.00	1.61	22	565	1	1.30	60	0.067	12	< 5
DX758048	0.7	8.43	220	466	1	< 2	1.46	< 0.3	20	104	54	4.84	20	1.67	1.61	29	570	1	1.89	62	0.064	17	< 5
DX758049	0.5	8.77	289	427	1	< 2	1.34	< 0.3	21	114	54	7.61	20	2.23	1.85	50	712	1	1.51	73	0.073	15	< 5

Analyte Symbol	Ag	Al	As	Ba	Be	Bi	Ca	Cd	Co	Cr	Cu	Fe	Ga	K	Mg	Li	Mn	Mo	Na	Ni	P	Pb	Sb
Unit Symbol	ppm	%	ppm	ppm	ppm	ppm	%	ppm	ppm	ppm	ppm	%	ppm	%	%	ppm	ppm	ppm	%	ppm	%	ppm	ppm
Lower Limit	0.3	0.01	3	7	1	2	0.01	0.3	1	1	1	0.01	1	0.01	0.01	1	1	1	0.01	1	0.001	3	5
Method Code	TD-ICP	TD-ICP	TD-ICP	TD-ICP	TD-ICP	TD-ICP	TD-ICP	TD-ICP	TD-ICP	TD-ICP	TD-ICP	TD-ICP	TD-ICP	TD-ICP	TD-ICP	TD-ICP	TD-ICP	TD-ICP	TD-ICP	TD-ICP	TD-ICP	TD-ICP	TD-ICP
DX758050	0.7	9.19	6	565	1	< 2	1.26	< 0.3	23	89	60	4.71	22	2.07	1.48	32	479	2	1.69	69	0.070	17	< 5
DX758051	0.7	8.93	12	634	1	< 2	2.45	< 0.3	12	30	22	3.69	22	1.65	1.20	25	469	2	3.05	26	0.076	16	< 5
DX758052	0.9	6.18	5	361	1	< 2	1.40	< 0.3	15	63	47	5.71	21	1.44	1.34	34	493	1	2.53	36	0.059	13	< 5
DX758053	1.0	8.36	5	475	1	< 2	1.27	< 0.3	24	141	124	5.94	20	2.61	1.57	39	627	2	2.44	76	0.058	12	< 5
A0962709	0.8	7.12	220	394	1	< 2	1.40	< 0.3	2	8	7	1.87	18	1.80	0.26	17	276	2	2.96	1	0.016	13	< 5
A0962710	0.7	7.05	192	323	1	< 2	1.43	< 0.3	2	6	5	2.02	17	1.92	0.23	13	234	< 1	2.80	< 1	0.016	13	< 5
A0962711	0.7	7.20	286	433	1	< 2	1.41	< 0.3	3	7	5	2.18	18	2.06	0.28	13	285	2	3.23	3	0.021	11	< 5
A0962712	0.7	5.86	238	168	< 1	< 2	0.44	< 0.3	2	10	2	2.07	16	1.70	0.21	14	99	2	2.93	< 1	0.016	48	< 5
A0962708	1.3	5.22	1740	96	< 1	< 2	0.24	< 0.3	2	10	2	2.46	16	2.80	0.20	16	74	2	1.79	2	0.011	248	< 5
A0962713	0.5	7.74	25	461	1	< 2	2.89	< 0.3	11	18	28	3.10	19	1.69	1.02	22	515	< 1	2.48	22	0.089	20	< 5
A0962714	0.7	7.20	113	294	1	< 2	1.45	< 0.3	2	6	< 1	2.11	20	0.57	0.19	11	313	2	3.43	< 1	0.021	16	< 5
DX758127	< 0.3	7.30	< 3	422	2	< 2	0.44	< 0.3	< 1	10	3	0.74	20	1.82	0.11	11	311	2	2.90	1	0.004	16	< 5
DX758128	0.5	8.33	< 3	529	1	< 2	2.88	< 0.3	14	29	31	4.01	21	1.58	0.84	30	593	< 1	2.29	25	0.109	11	< 5
DX758129	0.4	8.22	< 3	441	1	< 2	2.73	< 0.3	15	22	30	4.27	21	1.64	1.02	38	688	< 1	2.35	28	0.117	10	< 5
DX758130	0.5	8.38	< 3	460	1	< 2	3.24	< 0.3	16	32	41	4.46	21	1.91	1.37	40	633	< 1	2.11	31	0.118	10	< 5
DX758131	0.6	8.44	4	473	1	< 2	3.89	< 0.3	15	30	38	4.46	21	1.66	1.31	35	682	< 1	2.10	28	0.117	11	< 5
DX758132	0.4	7.83	< 3	348	< 1	< 2	2.63	< 0.3	9	14	20	2.68	19	1.57	0.91	28	405	< 1	2.76	16	0.058	9	< 5
A0964865	0.6	7.89	4	455	< 1	< 2	2.44	< 0.3	9	17	20	2.53	20	1.27	0.89	26	369	< 1	2.60	17	0.055	10	< 5
A0964866	0.5	7.75	< 3	522	1	< 2	2.54	< 0.3	8	16	19	2.77	19	1.67	0.84	27	421	< 1	2.77	17	0.055	9	< 5
A0964867	0.6	5.21	< 3	403	< 1	< 2	2.09	< 0.3	10	24	19	2.53	18	1.37	0.76	22	404	1	2.74	19	0.054	9	< 5
A0964868	0.5	7.93	< 3	557	1	< 2	1.26	< 0.3	21	119	57	4.20	20	1.79	1.39	30	464	1	2.40	54	0.066	14	< 5
A0964869	0.5	8.03	3	528	< 1	< 2	2.59	< 0.3	10	21	22	2.75	20	1.44	0.86	22	399	< 1	2.72	17	0.061	11	< 5
A0964870	0.4	7.87	3	422	1	< 2	2.27	< 0.3	12	41	29	3.52	18	1.57	0.98	23	454	1	2.42	30	0.061	12	< 5
A0964871	0.5	8.02	4	416	< 1	< 2	2.24	< 0.3	8	17	18	2.80	19	1.48	0.53	21	378	< 1	3.15	16	0.054	9	< 5
A0964177	0.5	8.15	4	501	1	< 2	2.65	< 0.3	9	18	15	2.72	20	1.90	0.83	26	403	1	2.89	16	0.058	10	< 5
A0964178	0.5	7.35	5	427	< 1	< 2	2.43	< 0.3	8	16	16	2.45	20	1.57	0.80	19	368	1	2.61	16	0.056	10	< 5
A0964179	0.6	8.17	4	457	1	< 2	2.06	< 0.3	12	33	36	3.07	20	1.65	1.05	22	356	2	3.27	26	0.060	13	< 5
A0964180	0.6	8.37	4	622	1	< 2	2.25	< 0.3	17	59	33	3.98	20	1.57	1.62	32	533	< 1	2.49	42	0.069	11	< 5
A0964181	0.6	9.01	13	628	1	< 2	1.05	< 0.3	23	84	71	4.53	21	1.43	1.45	24	419	1	1.83	61	0.066	14	< 5
A0964182	0.6	6.23	< 3	569	1	< 2	1.25	< 0.3	20	108	58	4.44	19	1.19	1.26	28	421	1	2.21	52	0.064	14	< 5
A0964183	0.5	7.69	< 3	479	1	< 2	2.19	< 0.3	10	39	27	2.99	18	1.69	0.85	22	397	1	2.74	20	0.053	10	< 5
A0964184	0.6	7.55	6	408	< 1	< 2	2.17	< 0.3	5	10	15	1.69	19	1.63	0.48	19	192	< 1	3.06	7	0.037	8	< 5
A0964185	0.6	7.91	5	641	< 1	< 2	2.34	< 0.3	9	15	26	2.64	19	1.47	0.63	22	345	< 1	2.67	16	0.060	12	< 5
A0964186	0.4	5.86	3	512	< 1	< 2	0.85	< 0.3	13	57	44	2.78	14	1.94	1.00	29	277	2	1.03	36	0.038	8	< 5
A0964187	0.5	7.98	9	531	< 1	< 2	2.22	< 0.3	9	32	20	2.87	19	2.07	0.51	17	390	1	2.84	16	0.059	11	< 5
A0964188	0.6	7.42	30	374	1	< 2	2.75	< 0.3	10	21	37	3.51	20	2.21	1.01	25	892	2	2.66	13	0.087	18	< 5
A0964189	0.7	7.91	17	534	< 1	< 2	2.99	< 0.3	7	21	22	2.78	19	1.71	0.92	24	943	< 1	2.46	18	0.059	7	< 5
A0964190	0.9	8.10	20	91	1	9	2.63	< 0.3	11	14	13	3.92	20	1.95	1.14	25	928	3	2.27	19	0.088	11	< 5
A0964191	0.7	4.74	17	496	< 1	< 2	2.88	0.4	10	22	14	2.96	18	0.87	0.89	19	1330	1	2.45	21	0.071	9	< 5
A0964192	0.8	7.98	20	523	1	< 2	3.24	0.9	10	26	14	3.18	19	1.55	1.01	24	1250	2	2.74	21	0.076	10	< 5
A0964193	0.7	7.56	16	526	< 1	< 2	2.86	< 0.3	9	18	26	2.87	19	1.31	0.83	23	1020	1	2.61	14	0.084	10	< 5
A0964194	0.8	8.45	13	589	1	< 2	3.14	< 0.3	11	47	27	3.28	22	1.81	1.32	28	1090	1	2.68	25	0.079	10	< 5
A0964195	1.0	7.27	20	268	1	< 2	2.33	0.7	8	15	54	3.26	19	2.30	0.81	18	1150	1	1.83	15	0.072	10	< 5
A0964196	0.9	7.46	14	330	< 1	< 2	2.57	1.0	9	16	4	3.86	18	2.73	0.93	21	1480	1	1.59	19	0.058	12	< 5
A0964197	1.3	7.96	23	141	1	< 2	2.60	3.7	11	25	43	4.35	19	2.42	1.02	19	1730	1	0.83	21	0.075	14	< 5
A0964198	0.8	7.92	32	635	1	< 2	3.43	1.2	9	18	16	3.47	19	3.54	0.99	17	1990	2	0.57	21	0.070	40	< 5
A0964702	1.2	6.32	171	220	< 1	< 2	2.32	< 0.3	9	20	40	2.72	15	0.50	0.80	7	997	1	4.56	19	0.051	18	< 5
A0964701	0.8	7.09	124	570	< 1	< 2	2.63	< 0.3	9	17	21	2.76	18	2.71	0.84	17	704	1	2.58	15	0.066	22	< 5
A0964199	0.6	7.90	17	557	1	< 2	2.73	< 0.3	10	17	14	2.83	19	1.83	0.90	18	725	2	2.76	17	0.085	14	< 5
A0964200	0.6	7.96	10	520	1	< 2	3.05	< 0.3	12	16	37	3.42	19	1.90	1.19	23	795	1	2.87	23	0.099	9	< 5
A0964201	0.6	7.38	9	486	< 1	< 2	2.91	< 0.3	12	33	17	3.05	19	1.49	1.11	23	868	2	2.37	23	0.093	17	< 5

Analyte Symbol	Ag	Al	As	Ba	Be	Bi	Ca	Cd	Co	Cr	Cu	Fe	Ga	K	Mg	Li	Mn	Mo	Na	Ni	P	Pb	Sb
Unit Symbol	ppm	%	ppm	ppm	ppm	ppm	%	ppm	ppm	ppm	ppm	%	ppm	%	%	ppm	ppm	ppm	%	ppm	%	ppm	ppm
Lower Limit	0.3	0.01	3	7	1	2	0.01	0.3	1	1	1	0.01	1	0.01	0.01	1	1	1	0.01	1	0.001	3	5
Method Code	TD-ICP	TD-ICP	TD-ICP	TD-ICP	TD-ICP	TD-ICP	TD-ICP	TD-ICP	TD-ICP	TD-ICP	TD-ICP	TD-ICP	TD-ICP	TD-ICP	TD-ICP	TD-ICP	TD-ICP	TD-ICP	TD-ICP	TD-ICP	TD-ICP	TD-ICP	TD-ICP
A0964202	0.7	7.67	9	535	< 1	< 2	2.88	< 0.3	12	22	23	3.33	19	1.67	1.19	24	1030	1	2.32	23	0.089	32	< 5
A0964203	0.9	7.80	25	456	1	< 2	2.48	8.4	10	17	33	3.22	19	2.22	0.90	19	1290	< 1	2.05	19	0.059	39	< 5
A0964204	0.7	6.79	17	540	1	< 2	1.90	< 0.3	6	18	15	2.02	19	1.18	0.56	13	512	< 1	2.90	11	0.043	11	< 5
A0964205	1.7	3.72	73	206	1	< 2	0.65	2.4	7	16	8	2.20	21	1.82	0.39	18	673	2	1.45	12	0.040	138	< 5
A0964206	0.6	7.38	14	588	1	< 2	2.61	< 0.3	9	24	20	2.67	20	1.82	0.87	19	792	1	2.81	18	0.060	12	< 5
A0964207	0.6	7.78	14	666	1	< 2	2.36	< 0.3	9	30	18	2.64	20	1.50	0.83	15	669	< 1	2.81	16	0.057	12	< 5
A0964208	0.5	7.82	11	632	< 1	< 2	1.70	< 0.3	8	14	12	2.32	19	1.78	0.68	17	389	1	3.41	14	0.059	9	< 5
A0964209	0.7	8.51	5	541	1	< 2	1.31	< 0.3	19	74	63	5.33	19	1.89	1.58	31	485	1	1.91	54	0.070	13	< 5
A0964210	0.6	7.65	9	451	1	< 2	2.57	< 0.3	11	23	24	3.11	20	1.59	1.00	21	464	1	2.46	23	0.079	10	< 5
A0964211	0.9	9.44	3	513	2	< 2	2.02	< 0.3	22	100	69	6.58	22	2.83	1.81	37	635	3	2.54	73	0.075	19	< 5
A0964212	0.6	8.53	9	597	1	< 2	0.89	< 0.3	25	102	87	6.37	20	2.77	1.57	29	458	1	1.94	67	0.068	14	< 5
A0964213	0.6	8.75	< 3	707	1	< 2	1.34	< 0.3	22	103	51	5.58	20	2.29	1.51	37	418	1	2.89	56	0.068	17	< 5
A0964214	0.5	5.29	< 3	317	1	< 2	1.20	< 0.3	19	91	49	4.54	19	1.46	1.27	38	537	1	1.57	54	0.061	14	< 5
A0964215	0.5	7.61	4	416	1	< 2	2.26	< 0.3	9	21	18	2.67	19	1.80	0.81	25	374	< 1	2.60	16	0.055	9	< 5
A0964216	0.5	7.94	4	488	1	< 2	2.46	< 0.3	9	18	21	2.60	20	1.68	0.90	24	378	2	2.94	17	0.056	11	< 5
A0964218	0.5	7.89	4	415	1	< 2	2.59	< 0.3	9	14	19	2.61	20	1.44	0.93	26	377	1	2.88	16	0.055	10	< 5
A0964219	0.5	7.68	5	425	1	< 2	2.44	< 0.3	9	15	17	2.63	19	1.73	0.76	24	380	< 1	2.58	16	0.054	10	< 5
A0964220	0.5	8.18	3	591	1	< 2	1.50	< 0.3	20	89	52	3.68	19	1.59	1.38	30	371	1	2.47	57	0.070	15	< 5
A0964221	0.6	7.60	3	378	1	< 2	2.33	< 0.3	8	21	18	2.63	20	1.42	0.64	18	381	< 1	2.77	15	0.056	11	< 5
A0964222	0.5	7.78	5	491	1	< 2	2.39	< 0.3	10	24	23	2.80	19	1.71	0.86	21	406	1	3.04	17	0.058	11	< 5
A0964223	0.7	8.23	9	407	1	< 2	1.74	< 0.3	16	84	44	3.92	20	1.31	1.33	31	396	2	2.60	51	0.062	13	< 5
A0964217	0.4	3.64	< 3	452	1	< 2	1.32	< 0.3	9	20	13	2.35	18	0.79	0.61	23	321	< 1	2.55	15	0.051	9	< 5
A0964224	0.6	7.12	< 3	467	1	< 2	1.63	< 0.3	16	73	45	3.27	19	1.77	1.12	27	404	2	2.45	40	0.059	13	< 5
A0964225	0.5	8.45	< 3	699	1	< 2	1.10	< 0.3	17	72	43	4.08	21	2.38	1.31	35	360	2	1.65	49	0.056	12	< 5
A0964226	0.5	7.78	4	572	< 1	< 2	2.48	< 0.3	9	20	18	2.69	19	1.60	0.80	22	385	< 1	2.33	19	0.057	11	< 5
A0964227	0.5	8.38	< 3	506	1	< 2	1.38	< 0.3	17	66	54	3.60	19	1.84	1.31	29	380	1	2.23	45	0.061	13	< 5
A0964228	0.6	7.80	9	317	1	< 2	1.60	< 0.3	16	56	41	3.54	19	2.57	1.12	25	375	1	2.25	38	0.053	11	< 5
A0964229	0.9	7.55	18	85	1	5	2.32	< 0.3	11	21	11	4.11	19	2.73	1.11	22	1200	2	1.82	22	0.074	14	< 5
A0964230	0.9	7.55	24	71	1	< 2	2.20	< 0.3	9	23	9	3.12	19	1.65	0.80	18	714	2	2.09	16	0.078	12	< 5
A0964231	0.7	7.76	33	75	1	3	1.90	< 0.3	11	20	14	3.86	19	0.58	1.05	31	891	2	1.78	15	0.091	11	< 5
A0964232	1.0	7.55	37	65	1	2	2.30	< 0.3	10	22	17	3.18	19	0.53	0.99	19	686	2	1.94	19	0.068	14	< 5
A0964233	1.6	7.65	27	297	< 1	< 2	2.67	10.7	11	25	107	3.20	19	2.21	1.01	20	1200	1	1.61	22	0.072	52	< 5
A0964234	1.1	7.74	31	147	1	2	1.88	< 0.3	9	17	13	3.15	19	0.85	1.06	21	930	2	1.61	18	0.060	28	< 5
A0964235	1.3	7.77	30	75	1	3	1.58	0.7	9	16	9	3.80	19	2.86	0.99	22	765	2	1.74	18	0.060	34	< 5
A0964236	2.0	7.35	42	211	1	3	1.65	6.2	10	16	26	3.70	19	3.65	0.94	21	892	2	2.01	18	0.068	34	< 5
A0964237	1.5	7.73	32	151	< 1	< 2	2.80	2.7	12	25	52	3.52	20	3.18	1.14	21	1400	1	1.19	22	0.076	56	< 5
A0964238	2.4	7.57	30	138	< 1	2	2.60	12.1	9	18	115	3.31	20	3.29	1.02	19	1430	2	1.37	20	0.076	72	< 5
A0964239	0.9	7.28	20	494	< 1	< 2	2.44	2.6	9	16	41	2.96	18	2.56	0.90	19	1060	1	2.07	15	0.069	18	< 5
A0964240	0.7	7.59	14	608	1	< 2	2.67	1.6	8	20	33	2.74	20	1.65	0.85	20	1120	2	2.17	16	0.073	15	< 5
A0964241	1.2	2.92	7	631	< 1	2	2.33	5.2	8	26	54	2.82	17	0.84	0.67	17	1290	2	1.48	17	0.066	22	< 5
A0964242	0.8	6.41	17	308	< 1	< 2	2.35	2.1	10	26	4	3.29	18	2.15	0.81	18	1190	2	1.88	15	0.068	14	< 5
A0964243	1.6	7.29	50	93	< 1	6	1.70	< 0.3	18	67	42	7.50	17	2.68	1.63	28	1630	1	0.49	52	0.075	15	< 5
A0964246	1.5	7.42	39	96	< 1	4	1.77	38.3	15	40	45	6.14	18	3.11	1.04	23	1350	2	0.51	26	0.071	23	< 5
A0964244	1.0	7.51	22	216	< 1	< 2	2.02	0.6	9	15	30	3.73	18	2.48	0.91	25	1020	1	1.46	14	0.071	34	< 5
A0964245	0.7	7.67	15	651	1	< 2	2.72	1.1	9	16	13	2.90	19	2.12	0.91	19	1180	1	2.06	19	0.058	9	< 5
A0964247	1.7	7.50	22	90	< 1	18	1.84	0.4	12	19	163	4.72	20	1.15	1.01	24	1190	1	1.10	19	0.058	50	< 5
A0964248	1.7	7.72	15	120	< 1	< 2	1.16	2.1	11	23	190	5.49	19	3.49	1.07	26	1380	2	0.63	20	0.056	13	< 5
A0964249	1.3	6.79	79	93	< 1	< 2	1.13	2.2	12	20	57	6.01	18	3.03	0.89	22	881	1	1.56	18	0.047	14	< 5
A0964250	1.7	7.85	56	148	1	< 2	1.36	9.2	11	30	63	5.08	19	4.21	1.12	30	1520	2	0.96	16	0.072	74	< 5
A0964251	0.6	2.89	27	501	< 1	< 2	2.09	< 0.3	11	23	34	3.00	18	0.87	0.88	16	1040	1	2.31	21	0.073	15	< 5
A0964252	0.7	6.14	25	499	< 1	< 2	2.57	< 0.3	9	27	20	2.63	19	1.81	0.97	16	722	< 1	2.31	19	0.058	20	< 5

Analyte Symbol	Ag	Al	As	Ba	Be	Bi	Ca	Cd	Co	Cr	Cu	Fe	Ga	K	Mg	Li	Mn	Mo	Na	Ni	P	Pb	Sb
Unit Symbol	ppm	%	ppm	ppm	ppm	ppm	%	ppm	ppm	ppm	ppm	%	ppm	%	%	ppm	ppm	ppm	%	ppm	%	ppm	ppm
Lower Limit	0.3	0.01	3	7	1	2	0.01	0.3	1	1	1	0.01	1	0.01	0.01	1	1	1	0.01	1	0.001	3	5
Method Code	TD-ICP	TD-ICP	TD-ICP	TD-ICP	TD-ICP	TD-ICP	TD-ICP	TD-ICP	TD-ICP	TD-ICP	TD-ICP	TD-ICP	TD-ICP	TD-ICP	TD-ICP	TD-ICP	TD-ICP	TD-ICP	TD-ICP	TD-ICP	TD-ICP	TD-ICP	TD-ICP
A0964253	0.5	7.47	37	565	< 1	< 2	2.76	< 0.3	10	29	17	2.80	19	1.99	0.97	18	675	1	2.29	19	0.065	11	< 5
A0964254	0.5	6.59	14	551	< 1	< 2	2.57	< 0.3	10	30	26	2.78	19	1.79	0.92	17	743	1	2.52	20	0.065	15	< 5
A0964255	0.6	7.70	13	462	< 1	< 2	2.41	< 0.3	10	24	27	2.73	20	1.85	0.91	22	535	1	2.82	21	0.072	19	< 5
A0964256	1.0	7.07	14	504	< 1	< 2	2.31	0.9	14	32	48	3.18	20	1.86	0.96	27	849	2	1.59	23	0.070	83	< 5
A0964257	1.0	5.27	11	496	< 1	< 2	0.83	1.6	8	23	72	1.96	16	1.90	0.76	20	538	1	1.54	16	0.055	166	< 5
A0964258	2.7	6.23	57	283	1	< 2	1.81	6.5	8	23	135	3.68	19	1.77	0.72	22	1130	3	1.44	16	0.049	293	< 5
A0964259	1.1	6.17	16	499	1	< 2	2.24	1.2	9	83	18	2.45	20	1.99	0.70	19	1010	1	2.46	16	0.056	471	< 5
A0964770	0.8	5.57	9	478	1	< 2	1.35	< 0.3	9	28	37	2.33	20	1.59	0.78	24	453	2	2.89	20	0.055	21	< 5
A0964771	0.8	4.01	190	355	1	< 2	0.65	< 0.3	23	147	65	5.22	20	1.76	1.37	39	604	2	1.50	75	0.058	30	< 5
A0964772	1.0	7.88	81	741	1	< 2	1.58	< 0.3	3	15	8	2.05	23	1.99	0.29	17	340	1	3.71	2	0.022	16	< 5
A0964773	0.8	6.48	60	366	1	< 2	1.45	< 0.3	3	13	6	2.60	18	1.79	0.26	15	355	2	2.41	4	0.021	17	< 5
A0964774	0.8	7.32	110	245	1	< 2	1.31	< 0.3	2	8	10	1.94	19	1.78	0.18	13	238	3	3.34	< 1	0.017	13	< 5
A0964775	0.9	7.05	334	346	< 1	< 2	1.53	< 0.3	2	10	3	2.10	18	1.55	0.28	12	266	2	3.31	1	0.016	29	< 5
A0964776	0.8	7.18	261	296	< 1	< 2	1.67	< 0.3	2	13	4	2.01	18	1.34	0.21	10	272	1	3.51	< 1	0.016	11	< 5
A0964777	0.7	8.08	150	603	1	< 2	2.42	< 0.3	8	23	17	2.49	21	1.85	0.78	22	433	1	2.79	18	0.050	18	< 5
A0964778	0.6	7.33	216	325	1	< 2	1.10	< 0.3	2	21	3	1.87	19	1.86	0.24	12	235	2	3.35	< 1	0.017	23	< 5
A0964779	0.7	6.98	1430	330	1	< 2	0.76	< 0.3	2	12	3	2.04	20	1.85	0.23	18	159	1	1.78	< 1	0.017	19	< 5
A0964780	0.6	3.14	342	297	1	< 2	0.69	< 0.3	2	10	2	1.40	17	1.27	0.21	14	369	1	2.40	< 1	0.016	21	< 5
A0964781	0.7	6.63	433	380	1	< 2	1.11	< 0.3	2	11	2	2.02	20	2.01	0.23	15	340	4	2.35	< 1	0.017	25	< 5
A0964782	0.7	6.90	> 5000	265	1	< 2	0.22	< 0.3	2	18	1	2.34	20	1.78	0.23	20	83	2	2.26	< 1	0.017	10	8
A0964783	0.7	5.10	> 5000	291	< 1	< 2	0.40	< 0.3	2	14	6	2.27	16	0.87	0.14	7	101	3	3.09	< 1	0.014	23	8
A0964784	0.8	6.67	1490	261	1	< 2	0.58	< 0.3	2	7	1	2.05	20	1.68	0.24	17	193	1	1.67	< 1	0.016	73	< 5
A0964785	0.8	6.72	104	154	1	< 2	0.63	< 0.3	2	10	1	2.17	20	1.87	0.21	13	167	1	1.38	< 1	0.018	52	< 5
A0964786	0.9	6.92	96	137	1	< 2	1.21	< 0.3	2	9	< 1	2.02	19	1.51	0.18	13	255	2	2.94	< 1	0.017	13	< 5
A0964744	0.9	7.87	44	115	2	< 2	0.64	< 0.3	2	10	< 1	2.42	20	1.95	0.33	20	198	2	0.27	< 1	0.018	13	< 5
A0964745	0.9	7.22	148	619	1	< 2	1.38	< 0.3	2	9	13	1.92	19	1.79	0.26	16	319	1	2.86	< 1	0.017	14	< 5
A0964746	1.0	2.93	177	556	1	< 2	0.65	< 0.3	2	11	6	1.45	16	1.23	0.24	14	585	2	2.33	2	0.021	21	< 5
A0964747	0.9	6.84	68	850	1	< 2	1.49	< 0.3	2	11	6	1.90	21	1.88	0.34	20	809	1	2.90	2	0.022	23	< 5
A0964748	1.2	7.48	70	712	1	< 2	1.46	< 0.3	2	7	4	1.89	20	1.87	0.26	15	424	2	3.04	< 1	0.017	14	< 5
A0964749	0.8	7.44	88	170	1	< 2	1.24	< 0.3	2	13	1	2.19	20	1.84	0.22	15	251	1	2.96	< 1	0.018	27	< 5
A0964750	0.7	6.83	177	132	1	< 2	1.40	< 0.3	3	40	4	2.43	18	1.64	0.46	20	389	< 1	2.66	12	0.021	19	< 5
A0964751	0.9	7.48	204	536	1	< 2	1.49	< 0.3	2	59	22	2.01	20	1.77	0.23	13	508	1	2.95	< 1	0.018	15	< 5
A0962901	0.6	7.95	4	527	< 1	< 2	2.51	< 0.3	9	23	21	2.76	20	1.63	0.81	30	359	1	2.35	17	0.057	10	< 5
A0962902	0.6	8.52	3	556	1	< 2	1.98	< 0.3	9	20	19	2.73	21	1.70	0.85	31	351	1	2.61	15	0.060	9	< 5
A0962903	0.6	8.22	3	496	1	< 2	2.28	< 0.3	9	25	19	2.75	21	1.86	0.88	26	384	2	2.32	15	0.059	13	< 5
A0962904	0.6	9.40	3	583	1	< 2	1.29	< 0.3	19	99	55	4.68	22	1.69	1.60	38	466	1	1.82	51	0.064	12	< 5
A0962905	0.5	8.43	< 3	481	1	< 2	1.66	< 0.3	14	55	35	3.54	21	1.87	1.03	28	401	2	2.56	31	0.060	11	< 5
A0962906	0.5	8.36	8	504	1	< 2	1.50	< 0.3	16	73	58	3.59	19	1.78	1.18	32	409	1	2.33	40	0.059	12	< 5
A0962907	0.8	8.88	4	503	1	< 2	1.48	< 0.3	17	67	42	3.66	20	1.98	1.07	34	493	2	2.39	38	0.063	23	< 5
A0962908	0.6	7.45	4	527	< 1	< 2	1.44	0.3	16	70	40	3.29	18	1.57	1.09	34	489	2	2.09	39	0.060	53	< 5
A0962924	0.4	8.51	6	618	1	< 2	3.32	< 0.3	19	73	39	4.33	21	1.76	1.50	41	693	2	1.82	38	0.059	11	< 5
A0962909	0.3	7.20	22	249	< 1	< 2	1.98	< 0.3	8	23	19	2.59	18	1.58	0.35	18	354	< 1	2.48	14	0.050	9	< 5
A0962910	0.7	9.26	3	471	1	< 2	1.54	< 0.3	21	103	55	4.32	21	1.76	1.43	33	443	1	1.76	55	0.061	13	< 5
A0962911	0.4	8.04	4	510	< 1	< 2	1.99	< 0.3	8	20	20	2.77	19	1.78	0.54	28	386	1	2.12	12	0.054	9	< 5
A0962912	0.5	4.49	6	469	< 1	< 2	1.21	< 0.3	10	27	20	2.52	19	2.03	0.61	30	343	< 1	2.00	17	0.056	9	< 5
A0962925	0.4	6.74	22	401	1	< 2	1.90	< 0.3	9	21	16	2.53	20	1.88	0.55	21	299	< 1	2.42	15	0.059	10	< 5
A0962926	0.5	8.47	8	516	1	< 2	3.03	< 0.3	10	20	19	3.06	21	1.97	1.00	26	457	< 1	2.62	16	0.061	10	< 5
A0962913	0.5	7.58	7	412	< 1	< 2	2.43	< 0.3	10	16	22	2.74	19	1.74	0.75	24	358	< 1	2.44	15	0.057	9	< 5
A0962927	0.5	7.93	22	433	< 1	< 2	2.93	< 0.3	9	30	19	2.62	21	1.83	1.03	25	426	1	2.29	20	0.057	9	< 5
A0962914	0.6	8.62	47	260	1	< 2	2.83	< 0.3	10	29	21	2.94	21	1.87	0.89	21	381	1	2.82	21	0.058	9	< 5
A0962915	0.5	8.19	36	167	1	< 2	1.91	< 0.3	9	20	26	2.85	20	1.89	0.65	21	272	2	2.39	16	0.060	9	< 5

Analyte Symbol	Ag	Al	As	Ba	Be	Bi	Ca	Cd	Co	Cr	Cu	Fe	Ga	K	Mg	Li	Mn	Mo	Na	Ni	P	Pb	Sb
Unit Symbol	ppm	%	ppm	ppm	ppm	ppm	%	ppm	ppm	ppm	ppm	%	ppm	%	%	ppm	ppm	ppm	%	ppm	%	ppm	ppm
Lower Limit	0.3	0.01	3	7	1	2	0.01	0.3	1	1	1	0.01	1	0.01	0.01	1	1	1	0.01	1	0.001	3	5
Method Code	TD-ICP	TD-ICP	TD-ICP	TD-ICP	TD-ICP	TD-ICP	TD-ICP	TD-ICP	TD-ICP	TD-ICP	TD-ICP	TD-ICP	TD-ICP	TD-ICP	TD-ICP	TD-ICP	TD-ICP	TD-ICP	TD-ICP	TD-ICP	TD-ICP	TD-ICP	TD-ICP
A0962928	1.5	8.31	34	297	1	< 2	4.56	< 0.3	13	37	8	4.03	26	1.40	1.28	34	1400	6	1.79	25	0.057	39	< 5
A0962929	0.6	5.76	23	434	< 1	< 2	2.38	< 0.3	7	17	12	2.12	13	1.87	0.65	14	729	1	1.40	14	0.032	12	< 5
A0962916	1.1	4.14	23	490	1	< 2	2.31	0.5	8	28	19	2.69	18	1.12	0.79	18	1370	2	2.24	14	0.064	26	< 5
A0962917	0.7	8.01	16	560	< 1	< 2	2.36	< 0.3	9	21	28	2.81	20	1.97	0.76	17	710	2	2.99	12	0.080	9	< 5
A0962930	0.9	8.27	28	468	< 1	< 2	2.73	1.8	10	24	41	3.03	20	1.87	0.84	15	1110	< 1	2.15	17	0.057	27	< 5
A0962931	0.7	8.04	16	503	< 1	< 2	3.12	0.8	9	22	18	2.92	20	1.73	0.91	16	1350	< 1	2.04	17	0.059	17	< 5
A0962918	0.8	7.79	21	552	1	< 2	2.82	< 0.3	8	22	15	2.47	19	1.79	0.85	15	1350	1	1.93	14	0.053	57	< 5
A0962919	0.6	7.25	21	398	< 1	< 2	2.18	< 0.3	9	24	22	2.64	19	1.62	0.78	17	678	1	2.54	19	0.051	13	< 5
A0962920	0.9	8.35	61	258	1	< 2	3.12	3.5	11	26	21	3.61	22	1.89	1.04	20	1890	< 1	1.55	19	0.063	37	< 5
A0962921	0.7	7.70	32	629	1	< 2	2.46	4.0	10	65	28	2.85	20	2.14	0.85	17	1090	2	2.22	23	0.057	54	< 5
A0962922	0.8	8.14	35	606	1	< 2	3.01	< 0.3	11	33	19	3.06	21	2.96	1.05	19	617	1	2.06	22	0.073	15	< 5
A0962923	0.8	4.07	74	444	< 1	< 2	2.37	< 0.3	10	33	21	2.84	19	1.33	0.90	20	972	< 1	2.46	19	0.067	17	< 5
A0962932	0.6	7.00	< 3	417	1	< 2	2.09	< 0.3	12	52	28	3.06	20	1.86	0.70	34	431	< 1	2.69	33	0.068	7	< 5
A0962933	0.5	8.50	3	492	1	< 2	2.66	< 0.3	11	45	22	3.28	21	1.74	0.76	37	483	< 1	3.01	31	0.072	8	< 5
A0962934	0.5	8.44	3	771	1	< 2	1.92	< 0.3	10	42	27	2.62	21	1.89	0.49	30	374	< 1	2.38	28	0.068	7	< 5
A0962935	0.3	8.13	< 3	699	1	< 2	3.24	< 0.3	18	80	34	4.58	21	1.71	1.22	33	661	< 1	1.95	65	0.077	9	< 5
A0962936	0.6	9.41	3	665	1	< 2	0.62	< 0.3	16	97	72	5.74	23	1.74	1.19	38	917	3	0.79	50	0.072	10	< 5
A0962937	0.5	8.53	< 3	500	1	< 2	1.52	< 0.3	12	25	19	2.96	19	1.85	0.71	27	417	< 1	2.02	17	0.046	14	< 5
A0962938	0.6	10.7	< 3	> 1000	1	< 2	2.33	< 0.3	11	30	33	3.09	28	2.27	0.74	32	384	< 1	1.99	28	0.080	9	< 5
A0962939	0.5	8.57	< 3	535	1	< 2	2.49	< 0.3	10	34	18	3.10	21	1.89	0.85	31	396	< 1	2.61	22	0.063	8	< 5
A0962940	0.4	8.02	< 3	483	< 1	< 2	2.46	< 0.3	10	20	40	2.81	20	2.38	0.77	24	379	< 1	2.38	21	0.060	11	< 5
A0962941	0.3	6.86	< 3	485	< 1	< 2	1.68	< 0.3	5	14	9	1.57	17	1.53	0.41	17	211	< 1	2.08	7	0.032	7	< 5
A0962942	0.7	8.46	< 3	478	< 1	< 2	2.22	< 0.3	8	28	31	2.46	21	1.58	0.49	21	400	1	2.49	17	0.040	9	< 5
A0962943	0.5	8.04	< 3	397	< 1	< 2	2.12	< 0.3	7	21	20	1.93	20	1.70	0.52	20	302	1	2.30	13	0.036	10	< 5
A0962944	0.5	8.36	< 3	483	< 1	< 2	2.99	< 0.3	10	25	18	3.04	21	1.58	0.81	25	731	< 1	2.27	20	0.058	11	< 5
A0962945	0.7	7.83	< 3	350	1	< 2	2.78	< 0.3	13	43	65	3.33	18	1.51	0.77	30	507	2	1.94	29	0.091	28	< 5
A0962946	0.3	5.44	< 3	142	< 1	< 2	1.70	< 0.3	10	30	92	2.26	12	0.89	0.52	16	242	5	1.60	16	0.045	9	< 5
A0962947	0.5	8.19	< 3	597	< 1	< 2	2.18	< 0.3	10	26	31	2.57	21	1.86	0.74	32	384	< 1	2.34	20	0.058	9	< 5
A0962948	0.4	7.58	< 3	343	< 1	< 2	3.08	< 0.3	12	37	33	3.21	20	1.69	0.98	27	542	< 1	2.16	32	0.083	8	< 5
A0962949	0.4	5.26	< 3	599	< 1	< 2	2.26	< 0.3	14	39	30	3.19	20	1.36	0.92	32	394	< 1	2.84	34	0.088	6	< 5
A0962950	0.7	8.66	3	441	1	< 2	3.20	< 0.3	14	45	38	3.44	22	1.68	1.05	28	430	2	2.80	35	0.098	11	< 5
A0964487	0.6	7.68	16	283	1	< 2	2.43	< 0.3	8	21	15	2.57	19	1.84	0.85	20	1140	1	1.83	16	0.055	34	< 5
A0964488	10.4	7.67	117	126	1	< 2	0.87	4.3	9	15	36	2.76	20	1.72	0.55	20	437	1	1.63	13	0.067	256	< 5
A0964489	1.0	8.48	11	533	1	< 2	2.72	1.0	10	31	32	2.93	22	1.84	0.96	22	857	1	1.74	15	0.072	63	< 5
A0964490	0.9	7.58	20	493	1	< 2	3.39	< 0.3	9	21	24	2.85	19	1.59	0.85	23	1040	1	2.05	13	0.076	41	< 5
A0964491	0.7	7.74	11	444	< 1	< 2	2.53	< 0.3	10	22	17	2.71	19	1.65	0.92	25	676	< 1	2.27	17	0.054	24	< 5
A0964492	0.7	7.54	13	532	< 1	< 2	2.46	< 0.3	9	14	15	2.96	20	1.86	0.76	19	479	1	2.75	11	0.074	14	< 5
A0964493	0.7	7.67	27	523	1	< 2	2.46	< 0.3	10	17	16	2.75	20	2.50	0.85	23	682	< 1	2.35	16	0.058	17	< 5
A0964494	0.6	5.26	94	476	1	< 2	2.01	< 0.3	9	23	15	2.43	20	1.78	0.86	28	1280	1	2.28	17	0.059	17	< 5
A0964495	0.8	7.51	445	687	1	< 2	2.46	< 0.3	9	29	24	2.42	20	1.76	0.84	22	519	< 1	2.72	21	0.056	23	< 5
A0964496	1.1	8.61	444	228	2	< 2	1.55	< 0.3	20	102	92	5.15	23	1.98	1.34	25	804	1	2.64	53	0.064	19	< 5
A0964497	0.6	8.25	265	502	2	< 2	1.33	< 0.3	19	92	47	3.50	20	1.53	1.13	34	427	3	1.97	49	0.055	12	< 5
A0964498	0.9	7.71	28	421	< 1	< 2	2.29	< 0.3	9	15	23	2.82	20	1.44	0.76	27	652	2	2.67	12	0.078	29	< 5
A0964499	7.9	7.10	36	388	1	3	1.62	2.0	8	24	78	2.60	19	1.72	0.70	21	380	2	2.66	19	0.063	550	< 5
A0964500	0.7	9.16	83	449	2	< 2	1.60	< 0.3	22	101	30	6.34	22	2.56	1.89	43	539	1	1.56	56	0.087	22	< 5
A0964051	0.5	9.14	56	502	1	< 2	1.62	< 0.3	22	118	45	7.96	21	2.65	1.66	35	623	1	1.70	65	0.074	14	< 5
A0964052	0.7	9.47	76	438	1	< 2	1.46	< 0.3	22	108	62	5.24	22	2.82	1.67	38	650	1	1.79	72	0.056	17	< 5
A0964053	0.7	8.24	100	451	< 1	< 2	1.40	< 0.3	18	78	43	6.24	19	2.39	1.49	32	604	3	1.53	48	0.063	13	< 5
A0964054	0.6	5.11	13	494	< 1	< 2	1.69	< 0.3	15	71	46	3.07	19	1.74	1.04	25	462	2	2.31	46	0.052	12	< 5
A0964055	0.7	9.10	369	557	1	< 2	1.38	< 0.3	15	66	23	5.88	22	1.77	1.42	28	592	1	1.91	38	0.059	10	< 5
A0964056	0.8	8.44	131	456	1	< 2	2.38	< 0.3	13	39	20	5.11	20	1.66	1.29	29	614	1	2.28	29	0.080	10	< 5

Analyte Symbol	Ag	Al	As	Ba	Be	Bi	Ca	Cd	Co	Cr	Cu	Fe	Ga	K	Mg	Li	Mn	Mo	Na	Ni	P	Pb	Sb
Unit Symbol	ppm	%	ppm	ppm	ppm	ppm	%	ppm	ppm	ppm	ppm	%	ppm	%	%	ppm	ppm	ppm	%	ppm	%	ppm	ppm
Lower Limit	0.3	0.01	3	7	1	2	0.01	0.3	1	1	1	0.01	1	0.01	0.01	1	1	1	0.01	1	0.001	3	5
Method Code	TD-ICP	TD-ICP	TD-ICP	TD-ICP	TD-ICP	TD-ICP	TD-ICP	TD-ICP	TD-ICP	TD-ICP	TD-ICP	TD-ICP	TD-ICP	TD-ICP	TD-ICP	TD-ICP	TD-ICP	TD-ICP	TD-ICP	TD-ICP	TD-ICP	TD-ICP	TD-ICP
A0964057	3.2	6.62	84	131	1	< 2	0.58	< 0.3	3	10	6	2.65	18	1.67	0.18	15	122	3	2.00	2	0.017	27	< 5
A0964058	0.7	7.03	3380	305	1	< 2	0.65	< 0.3	3	7	6	1.89	19	1.58	0.23	19	115	2	1.53	2	0.021	18	< 5
A0964059	0.7	6.93	693	227	1	< 2	0.17	< 0.3	2	11	8	2.08	21	1.64	0.22	15	38	2	1.58	1	0.018	20	< 5
A0964060	0.8	7.25	36	157	1	< 2	0.89	< 0.3	3	9	6	2.61	19	1.79	0.51	14	294	2	1.33	< 1	0.018	12	< 5
A0963825	0.6	8.43	25	447	1	< 2	2.54	< 0.3	10	93	26	2.58	21	2.19	1.00	26	358	1	2.05	21	0.058	18	< 5
A0963826	0.6	8.27	3	450	1	< 2	1.76	< 0.3	17	63	41	3.93	18	2.20	1.21	35	582	2	2.20	37	0.057	12	< 5
A0963827	0.6	8.40	19	294	1	< 2	2.21	< 0.3	10	21	9	2.70	21	2.09	1.05	25	335	2	2.42	15	0.060	12	< 5
A0963828	0.6	8.57	27	156	1	< 2	2.50	< 0.3	10	16	22	2.91	21	1.97	0.78	22	409	1	2.17	14	0.060	12	< 5
A0963829	0.6	8.29	36	222	1	< 2	2.48	< 0.3	10	19	19	2.86	20	1.39	1.03	21	374	1	1.87	14	0.056	12	< 5
A0963830	1.0	7.78	56	166	1	< 2	2.40	2.9	9	19	38	3.32	19	1.83	0.86	23	930	1	1.97	15	0.058	27	< 5
A0963831	0.7	8.33	24	300	1	< 2	2.69	0.3	9	22	8	2.93	22	1.64	0.89	19	1030	1	2.33	18	0.060	23	< 5
A0963832	0.7	7.65	24	389	< 1	< 2	2.60	< 0.3	9	21	11	2.67	19	1.66	0.85	20	812	< 1	2.16	16	0.056	9	< 5
A0963833	0.5	7.94	49	259	1	< 2	2.20	< 0.3	9	26	6	2.69	21	2.67	0.82	16	703	2	2.43	16	0.059	13	< 5
A0963834	0.8	7.86	17	537	< 1	< 2	2.86	< 0.3	8	14	22	2.76	20	1.90	0.81	19	904	1	2.59	11	0.073	48	< 5
A0963835	0.6	6.19	9	548	< 1	< 2	2.22	< 0.3	9	16	17	2.59	19	1.84	0.72	19	538	2	2.59	11	0.074	15	< 5
A0963836	0.8	8.55	11	643	1	< 2	2.85	< 0.3	12	22	20	4.07	22	1.96	1.35	27	1220	2	1.96	13	0.103	35	< 5
A0963837	0.6	7.62	13	358	< 1	< 2	1.41	< 0.3	8	16	29	2.59	18	1.55	0.79	22	383	3	3.35	10	0.074	11	< 5
A0963838	0.8	8.22	38	441	< 1	< 2	2.36	< 0.3	9	35	39	2.79	20	1.63	0.72	16	412	2	3.25	11	0.076	16	< 5
A0963839	0.7	8.26	89	422	< 1	< 2	2.45	< 0.3	8	15	32	2.81	20	1.65	0.77	16	466	3	3.38	11	0.080	9	< 5
A0963840	0.7	7.67	157	394	< 1	< 2	1.98	< 0.3	8	14	30	2.65	20	1.60	0.74	13	449	2	3.60	11	0.073	10	< 5
A0963841	0.8	7.46	317	447	< 1	< 2	2.34	< 0.3	8	13	30	2.73	20	1.88	0.72	15	517	2	3.32	11	0.078	14	< 5
A0963842	1.3	7.14	139	199	1	< 2	1.86	1.7	9	20	18	2.70	21	2.95	0.67	15	832	1	2.08	15	0.060	303	< 5
A0963843	0.8	7.00	130	553	< 1	< 2	2.50	< 0.3	9	15	23	2.77	18	2.48	0.75	15	540	1	2.54	12	0.080	11	< 5
A0963844	0.6	7.91	52	575	< 1	< 2	2.62	< 0.3	9	16	21	3.05	20	2.31	0.78	18	565	1	2.91	11	0.082	18	< 5
A0963845	0.7	5.67	175	499	< 1	< 2	2.16	< 0.3	8	24	22	2.49	19	1.56	0.76	16	651	1	3.94	12	0.079	33	< 5
A0963846	0.6	8.18	13	294	< 1	< 2	3.23	< 0.3	12	23	24	3.32	20	1.76	1.18	24	600	1	2.64	23	0.094	11	< 5
A0963847	0.9	7.32	68	389	< 1	< 2	2.15	< 0.3	8	16	34	2.50	19	1.78	0.74	17	457	2	2.58	12	0.071	30	< 5
A0963848	0.6	7.69	66	374	1	< 2	2.64	< 0.3	12	36	25	3.42	19	1.53	1.15	24	648	1	2.71	15	0.094	16	< 5
A0963849	0.6	8.70	34	602	1	< 2	2.68	< 0.3	11	24	18	3.05	23	1.54	1.10	26	568	< 1	2.91	21	0.064	8	< 5
A0963850	0.6	9.04	7	549	1	< 2	1.48	< 0.3	20	92	44	3.98	22	2.31	1.29	39	404	3	2.33	52	0.071	18	< 5
A0963851	0.5	10.5	26	488	1	< 2	1.14	< 0.3	27	131	51	6.28	23	2.74	1.82	33	665	< 1	1.71	83	0.055	15	< 5
A0963602	0.7	9.05	4	645	1	< 2	1.69	< 0.3	22	114	75	4.99	21	2.69	1.41	34	554	2	2.26	68	0.050	12	< 5
A0963603	0.6	7.65	33	571	1	< 2	1.67	< 0.3	3	7	6	1.84	20	2.27	0.34	19	285	1	2.21	2	0.021	11	< 5
A0963604	1.0	5.73	> 5000	469	1	< 2	1.47	< 0.3	9	30	17	2.68	19	1.96	0.86	22	759	1	1.85	18	0.054	12	< 5
A0963605	0.8	6.73	127	348	1	< 2	0.43	< 0.3	2	9	2	2.09	19	1.98	0.20	19	90	2	2.13	< 1	0.017	33	< 5
A0963606	0.9	7.39	69	164	1	< 2	1.32	< 0.3	2	9	5	2.10	20	1.88	0.24	17	267	2	2.38	< 1	0.017	14	< 5
A0963607	0.8	7.34	33	174	1	< 2	1.51	< 0.3	2	12	2	2.06	20	1.98	0.21	16	267	2	2.33	< 1	0.017	13	< 5
A0963608	0.8	7.43	29	411	1	< 2	1.55	< 0.3	3	20	15	2.02	20	1.73	0.41	16	278	2	2.90	3	0.019	14	< 5
A0963609	0.8	7.27	43	195	1	< 2	1.73	< 0.3	3	13	12	2.07	19	1.64	0.31	14	306	2	3.17	2	0.020	10	< 5
A0963610	0.5	8.04	14	418	< 1	< 2	2.67	< 0.3	10	26	18	2.87	21	1.40	0.94	24	394	2	3.00	20	0.074	11	< 5
A0963611	0.8	7.67	15	409	1	< 2	2.55	< 0.3	9	20	18	2.58	20	2.52	0.81	21	621	1	2.15	16	0.056	14	< 5
A0963612	0.8	7.87	23	500	1	< 2	2.36	< 0.3	10	29	17	2.82	20	1.87	1.01	24	504	< 1	2.89	22	0.072	11	< 5
A0963613	0.6	8.10	9	438	1	< 2	1.99	< 0.3	9	16	15	2.58	19	1.91	0.86	25	372	< 1	2.43	15	0.055	18	< 5
A0963614	0.7	8.50	16	440	1	< 2	2.06	< 0.3	11	28	20	3.21	21	1.72	1.17	28	643	< 1	2.55	24	0.078	12	< 5
A0963615	0.5	7.68	9	445	1	< 2	1.28	< 0.3	8	15	16	2.55	20	1.72	0.86	23	441	< 1	2.57	14	0.060	24	< 5
A0963616	0.5	8.28	11	394	1	< 2	1.84	< 0.3	10	21	14	2.88	20	1.70	0.96	24	386	< 1	2.90	18	0.065	11	< 5
A0963617	0.7	9.27	18	381	< 1	< 2	1.68	< 0.3	10	33	9	2.95	20	1.85	1.14	25	449	1	4.15	20	0.077	14	< 5
A0963618	0.5	9.73	136	569	1	< 2	0.97	< 0.3	23	115	49	4.54	23	2.95	1.61	31	410	1	1.62	63	0.062	11	< 5
A0963619	0.5	9.43	82	552	1	< 2	0.90	< 0.3	24	111	59	5.14	23	2.65	1.76	30	490	< 1	1.63	70	0.062	13	< 5
A0963620	0.9	6.03	18	666	< 1	< 2	3.02	< 0.3	14	44	25	3.87	19	1.66	1.15	22	720	1	2.79	27	0.063	8	< 5
A0963621	0.6	8.80	5	687	1	< 2	1.36	< 0.3	24	127	65	5.25	20	1.95	1.43	33	489	2	1.72	64	0.051	14	< 5

Analyte Symbol	Ag	Al	As	Ba	Be	Bi	Ca	Cd	Co	Cr	Cu	Fe	Ga	K	Mg	Li	Mn	Mo	Na	Ni	P	Pb	Sb
Unit Symbol	ppm	%	ppm	ppm	ppm	ppm	%	ppm	ppm	ppm	ppm	%	ppm	%	%	ppm	ppm	ppm	%	ppm	%	ppm	ppm
Lower Limit	0.3	0.01	3	7	1	2	0.01	0.3	1	1	1	0.01	1	0.01	0.01	1	1	1	0.01	1	0.001	3	5
Method Code	TD-ICP	TD-ICP	TD-ICP	TD-ICP	TD-ICP	TD-ICP	TD-ICP	TD-ICP	TD-ICP	TD-ICP	TD-ICP	TD-ICP	TD-ICP	TD-ICP	TD-ICP	TD-ICP	TD-ICP	TD-ICP	TD-ICP	TD-ICP	TD-ICP	TD-ICP	TD-ICP
A0963622	0.6	8.19	9	510	1	< 2	3.00	< 0.3	13	26	31	3.58	21	1.57	1.16	24	467	2	2.60	24	0.101	12	< 5
A0963623	0.7	8.21	9	487	1	< 2	2.94	< 0.3	13	22	28	3.53	20	1.26	1.16	19	454	1	2.61	23	0.098	13	< 5
A0963624	0.6	8.37	80	531	1	< 2	1.37	< 0.3	19	87	47	3.81	19	1.86	1.19	24	341	1	2.07	47	0.055	13	< 5
A0963625	0.5	8.18	5	433	1	< 2	2.18	< 0.3	9	23	19	2.66	21	1.78	0.90	24	491	2	3.27	19	0.057	7	< 5
A0963626	0.6	8.64	4	745	1	< 2	1.58	< 0.3	17	89	42	5.87	20	2.61	1.26	35	385	1	1.89	45	0.060	13	< 5
A0963627	0.4	8.29	101	575	1	< 2	0.93	< 0.3	18	105	45	5.45	20	3.28	1.50	35	305	3	1.33	55	0.065	7	< 5
A0963628	0.5	9.43	108	723	1	< 2	1.41	< 0.3	20	103	44	4.81	23	2.36	1.52	29	487	< 1	1.53	60	0.063	13	< 5
A0963629	0.7	6.21	39	710	1	< 2	1.57	< 0.3	17	94	66	3.77	21	1.62	0.90	26	437	2	2.79	50	0.044	12	< 5
A0963630	0.5	9.19	< 3	503	1	< 2	1.06	< 0.3	16	80	28	7.73	21	1.85	1.33	39	492	1	2.24	48	0.065	10	< 5
A0963631	0.6	9.18	158	596	1	< 2	1.14	< 0.3	16	73	30	7.49	20	1.84	1.31	33	863	2	1.37	46	0.051	10	< 5
A0963632	0.3	6.19	230	506	2	< 2	2.52	< 0.3	11	56	11	12.9	13	1.90	1.41	29	1060	< 1	1.08	38	0.077	9	6
A0963633	0.7	5.80	13	507	< 1	< 2	1.20	< 0.3	2	14	13	1.89	15	1.72	0.21	14	362	3	1.41	2	0.019	5	< 5
A0963634	0.9	7.74	67	910	2	< 2	1.95	< 0.3	4	28	23	2.17	19	1.70	0.51	18	335	1	3.06	5	0.038	11	< 5
A0963635	0.7	7.41	29	492	1	< 2	1.55	< 0.3	2	58	7	2.06	20	2.07	0.22	16	362	1	2.83	2	0.018	12	< 5
A0963636	0.8	6.64	78	373	< 1	< 2	1.25	< 0.3	2	12	10	1.71	18	1.54	0.20	13	212	2	3.26	< 1	0.016	11	< 5
A0963637	0.8	7.02	73	246	< 1	< 2	1.16	< 0.3	2	8	6	1.90	18	1.65	0.17	13	191	2	3.20	< 1	0.016	12	< 5
A0963638	0.8	5.28	140	519	1	< 2	1.10	< 0.3	2	12	17	1.67	18	1.83	0.22	16	250	2	2.66	1	0.021	9	< 5
A0963639	0.8	6.74	84	413	1	< 2	1.16	< 0.3	2	13	5	1.58	20	1.82	0.19	13	201	2	3.40	< 1	0.017	14	< 5
A0963640	1.0	7.59	59	448	< 1	< 2	1.91	< 0.3	3	20	11	1.89	19	1.57	0.33	13	392	3	3.46	2	0.022	15	< 5
A0963641	0.9	7.88	55	387	1	< 2	2.10	< 0.3	4	45	11	2.26	21	1.82	0.59	21	557	2	2.65	8	0.030	11	< 5
A0963642	0.8	6.74	75	295	1	< 2	3.35	< 0.3	2	15	3	2.11	17	1.65	0.18	13	439	3	2.46	< 1	0.016	10	< 5
A0963643	0.6	7.16	23	330	< 1	< 2	3.97	< 0.3	19	163	34	3.98	19	1.82	2.56	27	717	< 1	2.05	67	0.052	10	< 5
A0962976	0.9	7.45	36	300	< 1	< 2	2.72	< 0.3	8	20	17	2.98	19	2.04	0.83	14	1190	< 1	1.66	17	0.056	26	< 5
A0962977	0.8	7.91	15	483	1	< 2	2.51	1.2	9	17	23	2.86	20	2.51	0.95	18	844	1	2.00	17	0.082	33	< 5
A0962978	0.5	7.89	14	535	< 1	< 2	2.68	0.3	9	21	24	2.75	20	2.40	0.93	19	1180	< 1	2.14	18	0.059	14	< 5
A0962979	0.8	8.25	10	546	< 1	< 2	1.98	1.5	9	22	29	2.78	21	2.16	0.96	22	1160	6	2.29	17	0.059	42	< 5
A0962980	0.7	8.21	35	365	< 1	< 2	2.50	< 0.3	9	31	16	2.68	20	1.55	0.85	18	909	1	3.30	19	0.056	19	< 5
A0962981	1.2	8.27	13	715	1	< 2	2.73	< 0.3	10	20	35	2.73	21	1.86	0.91	19	1190	< 1	2.60	18	0.058	29	< 5
A0962982	0.8	8.04	38	468	1	< 2	2.93	< 0.3	11	20	22	2.96	20	1.55	1.06	19	605	1	2.39	20	0.071	23	< 5
A0962983	0.9	7.84	22	401	1	< 2	2.66	< 0.3	10	20	24	3.04	21	1.78	0.99	20	496	1	2.47	22	0.074	29	< 5
A0962984	0.8	7.69	18	517	1	< 2	2.65	< 0.3	10	44	22	2.99	19	1.99	0.93	20	594	1	2.27	16	0.065	29	< 5
A0962985	0.6	8.01	14	578	1	< 2	2.48	< 0.3	10	23	20	2.76	21	2.71	0.85	21	457	< 1	2.32	17	0.058	36	< 5
A0962986	0.7	8.14	16	557	1	< 2	2.07	< 0.3	7	19	16	2.38	21	2.17	0.60	17	331	1	3.13	12	0.050	13	< 5
A0962987	0.6	7.99	11	469	< 1	< 2	2.50	< 0.3	10	31	18	3.07	21	1.85	1.02	25	400	1	2.68	21	0.078	8	< 5
A0962988	0.6	6.11	10	455	1	< 2	2.02	< 0.3	10	26	17	2.74	19	1.93	0.90	25	456	2	2.97	18	0.079	8	< 5
A0962989	0.6	8.18	10	740	1	< 2	2.78	< 0.3	12	21	22	3.17	22	1.83	1.12	27	599	2	2.46	22	0.087	7	< 5
A0962990	0.5	9.49	< 3	646	1	< 2	1.26	< 0.3	22	112	49	4.84	21	1.80	1.56	41	474	< 1	2.00	63	0.060	12	< 5
A0962991	0.5	9.48	3	609	1	< 2	1.42	< 0.3	22	106	45	5.04	22	1.83	1.65	36	520	< 1	1.91	63	0.062	13	< 5
A0962992	0.5	9.39	< 3	688	1	< 2	1.34	< 0.3	19	103	44	4.37	22	2.23	1.45	34	453	< 1	1.94	54	0.059	12	< 5
A0962993	0.4	10.3	181	680	2	< 2	1.34	< 0.3	24	120	59	5.31	25	3.61	1.69	35	623	2	1.89	74	0.063	13	< 5
A0964533	1.6	7.62	133	533	1	7	1.43	< 0.3	2	8	16	2.03	20	2.20	0.23	14	299	3	2.70	< 1	0.017	22	< 5
A0964534	0.4	7.94	84	492	1	< 2	2.98	< 0.3	14	73	21	3.46	20	2.57	1.57	27	737	1	2.14	42	0.088	12	< 5
A0964535	0.8	7.09	29	212	1	< 2	0.26	< 0.3	2	9	< 1	1.96	18	1.97	0.22	13	64	2	1.90	< 1	0.018	12	< 5
A0964536	0.8	5.63	222	342	< 1	< 2	0.86	< 0.3	2	9	10	1.85	18	1.92	0.20	13	306	2	2.61	< 1	0.017	18	< 5
A0964537	1.2	6.42	781	209	1	< 2	0.20	< 0.3	2	6	2	1.77	17	1.82	0.23	10	51	1	0.55	< 1	0.014	37	< 5
A0964538	0.9	7.49	320	235	1	< 2	1.28	< 0.3	2	16	5	2.03	20	1.81	0.25	16	286	1	1.83	< 1	0.017	12	< 5
A0964539	0.7	7.43	54	272	1	< 2	1.65	< 0.3	8	70	8	2.54	22	1.76	1.00	23	333	2	2.19	34	0.033	23	< 5
A0964540	1.0	7.63	43	463	1	< 2	1.52	< 0.3	2	16	7	1.94	19	1.59	0.26	11	307	2	3.37	2	0.018	12	< 5
A0964541	0.8	7.13	31	421	1	< 2	1.70	< 0.3	2	12	6	1.99	18	1.76	0.28	12	335	2	2.53	< 1	0.018	13	< 5
A0964542	1.0	7.09	78	492	1	< 2	1.58	< 0.3	2	9	8	1.97	19	2.24	0.30	14	496	2	2.30	1	0.017	11	< 5
A0963701	0.4	7.27	< 3	311	1	< 2	1.73	< 0.3	6	22	15	2.01	20	2.26	0.59	23	315	1	2.32	9	0.033	10	< 5

Analyte Symbol	Ag	Al	As	Ba	Be	Bi	Ca	Cd	Co	Cr	Cu	Fe	Ga	K	Mg	Li	Mn	Mo	Na	Ni	P	Pb	Sb
Unit Symbol	ppm	%	ppm	ppm	ppm	ppm	%	ppm	ppm	ppm	ppm	%	ppm	%	%	ppm	ppm	ppm	%	ppm	%	ppm	ppm
Lower Limit	0.3	0.01	3	7	1	2	0.01	0.3	1	1	1	0.01	1	0.01	0.01	1	1	1	0.01	1	0.001	3	5
Method Code	TD-ICP	TD-ICP	TD-ICP	TD-ICP	TD-ICP	TD-ICP	TD-ICP	TD-ICP	TD-ICP	TD-ICP	TD-ICP	TD-ICP	TD-ICP	TD-ICP	TD-ICP	TD-ICP	TD-ICP	TD-ICP	TD-ICP	TD-ICP	TD-ICP	TD-ICP	TD-ICP
A0963702	0.5	8.29	11	158	1	< 2	1.17	< 0.3	9	22	5	2.80	20	2.33	0.55	25	285	2	1.62	15	0.053	10	< 5
A0963703	0.5	6.18	< 3	420	1	< 2	2.17	< 0.3	9	21	19	2.47	20	1.47	0.74	25	358	1	2.66	16	0.052	12	< 5
A0963704	0.5	8.79	< 3	492	1	< 2	1.92	< 0.3	16	86	41	3.44	20	1.76	1.18	33	427	1	2.39	38	0.059	12	< 5
A0963705	0.5	7.23	4	363	< 1	< 2	2.22	< 0.3	8	15	16	2.47	19	1.77	0.66	23	340	1	2.34	14	0.051	9	< 5
A0963706	0.5	8.15	< 3	462	1	< 2	1.19	< 0.3	16	80	36	3.54	19	1.73	1.26	39	405	1	1.92	44	0.060	10	< 5
A0963707	0.4	8.45	4	458	1	< 2	2.01	< 0.3	11	20	23	2.65	21	1.73	0.62	29	404	6	2.48	21	0.061	11	< 5
A0963708	0.4	8.42	10	424	< 1	< 2	2.67	< 0.3	9	24	17	2.87	21	1.89	1.02	36	388	1	2.88	20	0.065	9	< 5
A0963709	0.5	8.23	< 3	646	1	< 2	1.79	< 0.3	11	33	44	3.21	19	2.07	0.87	27	408	4	1.74	20	0.053	10	< 5
A0963710	0.5	8.26	< 3	461	1	< 2	2.20	< 0.3	10	18	26	2.61	21	1.86	0.53	25	337	1	2.93	16	0.054	12	< 5
A0963711	0.4	8.34	< 3	434	1	< 2	2.54	< 0.3	9	16	18	2.81	21	2.01	0.61	26	409	1	2.49	17	0.058	11	< 5
A0963712	0.6	8.27	7	530	1	< 2	2.08	< 0.3	9	23	19	2.56	21	1.82	0.75	25	355	2	2.28	16	0.049	11	< 5
A0963713	0.5	6.55	5	491	< 1	< 2	1.59	< 0.3	10	30	33	2.65	17	1.61	0.65	24	289	5	1.59	20	0.053	9	< 5
A0963714	0.6	7.50	10	300	< 1	< 2	2.20	< 0.3	9	43	20	2.57	19	1.55	0.80	22	354	3	2.53	14	0.051	9	< 5
A0963715	0.6	8.37	8	471	1	< 2	2.47	< 0.3	10	19	18	2.75	20	1.64	0.80	22	382	2	1.99	17	0.054	10	< 5
A0963716	0.6	7.90	17	281	2	< 2	2.89	< 0.3	13	49	28	3.71	20	1.76	1.31	26	552	3	1.73	24	0.083	11	< 5
A0963717	0.6	8.78	12	264	1	< 2	2.39	< 0.3	11	22	22	3.00	21	1.89	0.82	19	391	2	2.72	17	0.062	10	< 5
A0963718	0.5	8.10	25	225	1	< 2	2.47	< 0.3	9	23	21	2.78	20	1.85	0.80	19	405	2	2.17	14	0.056	10	< 5
A0963719	0.7	8.39	30	467	1	< 2	3.06	< 0.3	11	26	28	3.07	22	2.03	1.04	18	555	1	2.40	20	0.072	13	< 5
A0963720	0.8	8.02	17	423	1	< 2	2.75	< 0.3	10	33	27	2.88	22	1.71	0.97	18	662	2	2.41	23	0.063	18	< 5
A0963721	0.7	5.93	20	451	< 1	< 2	2.31	0.4	9	31	12	2.48	19	1.88	0.74	18	818	1	2.27	18	0.052	18	< 5
A0963722	0.7	7.41	22	294	1	< 2	2.36	1.2	8	22	15	2.61	20	1.75	0.72	13	651	1	2.14	19	0.056	38	< 5
A0963723	0.7	9.11	32	463	< 1	< 2	2.45	< 0.3	10	22	20	2.85	23	1.93	0.81	15	665	< 1	2.84	18	0.062	24	< 5
A0963724	0.6	8.05	423	242	1	< 2	2.07	< 0.3	9	16	25	2.85	21	1.83	0.71	12	689	1	3.17	18	0.058	24	< 5
A0963725	0.3	7.72	5	483	< 1	< 2	1.70	< 0.3	9	27	21	2.67	20	1.62	0.67	25	363	1	2.35	19	0.059	10	< 5
A0963726	0.5	8.97	< 3	599	1	< 2	1.64	< 0.3	10	38	42	2.72	22	2.26	0.80	32	330	2	2.35	23	0.057	13	< 5
A0963727	0.3	8.80	< 3	556	1	< 2	1.37	< 0.3	19	92	43	3.86	21	2.90	1.28	39	413	< 1	1.72	51	0.064	20	< 5
A0963728	0.4	8.42	3	533	1	< 2	1.65	< 0.3	13	47	27	3.15	20	2.41	0.74	31	383	< 1	2.05	27	0.056	18	< 5
A0963729	0.5	8.31	8	541	1	< 2	1.83	< 0.3	9	21	24	2.72	22	2.33	0.68	30	349	1	2.00	18	0.060	10	< 5
A0963730	0.5	5.91	17	495	< 1	< 2	2.75	< 0.3	13	37	21	3.11	20	1.86	1.20	30	497	2	2.14	25	0.062	10	< 5
A0963731	0.4	8.01	13	515	1	< 2	1.98	< 0.3	10	27	21	2.69	20	1.84	0.84	25	384	2	2.07	17	0.056	14	< 5
A0963732	0.4	7.02	9	349	< 1	< 2	3.90	< 0.3	28	205	31	5.98	17	2.04	3.19	53	843	< 1	1.44	80	0.095	6	< 5
A0963733	0.6	7.77	38	152	1	< 2	1.83	< 0.3	10	20	18	2.66	21	1.71	0.68	17	331	1	2.09	17	0.061	13	< 5
A0963734	0.7	8.18	36	273	1	< 2	2.78	< 0.3	9	21	17	2.77	20	1.98	0.88	18	913	1	2.17	16	0.062	21	< 5
A0963735	0.7	8.04	15	511	1	< 2	2.75	< 0.3	9	20	16	2.83	20	2.37	0.88	19	828	2	2.29	16	0.063	13	< 5
A0963736	0.5	7.75	18	531	< 1	< 2	2.66	< 0.3	9	17	30	2.95	19	2.00	0.79	19	921	2	3.05	11	0.074	8	< 5
A0963737	1.0	7.02	16	491	< 1	< 2	2.49	4.0	9	19	43	2.96	19	2.51	0.84	13	1020	< 1	1.96	16	0.054	23	< 5
A0963738	2.6	8.09	26	184	< 1	< 2	1.55	20.7	11	22	184	4.60	20	1.78	1.02	21	1180	< 1	1.43	18	0.060	56	< 5
A0963739	15.4	7.06	19	78	< 1	32	0.62	21.0	11	18	429	6.76	17	3.78	1.02	20	1170	1	0.46	16	0.050	198	< 5
A0963740	3.0	6.91	33	187	1	< 2	2.50	9.3	13	72	158	4.13	20	1.91	1.42	23	1260	< 1	1.31	28	0.074	52	< 5
A0963741	0.8	7.99	17	531	1	< 2	2.75	< 0.3	9	31	15	2.67	21	1.90	0.88	16	823	1	2.45	16	0.072	11	< 5
A0963742	0.6	8.02	24	531	1	< 2	2.97	< 0.3	10	19	22	2.86	20	1.56	0.97	17	1140	1	1.95	17	0.066	41	< 5
A0963743	0.7	8.38	19	482	1	< 2	2.85	< 0.3	10	24	22	2.86	22	1.97	1.00	17	766	2	2.41	19	0.070	19	< 5
A0963744	1.0	7.86	59	98	2	< 2	2.84	38.7	10	23	17	3.13	25	1.68	0.80	12	1400	2	1.79	15	0.061	25	< 5
A0963745	0.6	7.08	35	56	< 1	< 2	3.65	< 0.3	10	18	5	2.64	19	0.15	1.05	4	1330	< 1	5.40	18	0.077	6	< 5
A0963746	0.7	7.93	102	347	< 1	< 2	2.61	< 0.3	11	29	29	2.90	21	1.19	1.01	14	520	1	4.34	26	0.075	14	< 5
A0963747	1.5	7.00	64	499	< 1	< 2	2.33	4.2	9	19	29	2.87	18	2.80	0.75	14	1390	< 1	1.41	16	0.052	510	< 5
A0963748	0.8	7.82	44	492	1	< 2	2.81	0.6	9	18	18	2.88	20	1.90	0.83	18	1420	< 1	1.75	18	0.059	77	< 5
A0964907	0.8	6.67	5	311	1	< 2	0.98	< 0.3	1	8	3	1.20	19	1.57	0.08	10	46	3	2.44	< 1	0.010	14	< 5
A0964908	0.9	7.26	5	235	1	< 2	0.94	< 0.3	2	12	7	1.82	19	1.55	0.16	14	135	3	2.59	< 1	0.012	12	< 5
A0964906	0.6	6.05	3	329	1	< 2	0.89	< 0.3	4	11	9	3.02	15	1.67	0.37	16	541	2	1.34	3	0.012	10	< 5
A0964909	0.4	8.03	< 3	460	1	< 2	2.60	< 0.3	9	18	38	2.97	20	1.64	0.88	24	463	2	2.26	16	0.055	10	< 5

Analyte Symbol	Ag	Al	As	Ba	Be	Bi	Ca	Cd	Co	Cr	Cu	Fe	Ga	K	Mg	Li	Mn	Mo	Na	Ni	P	Pb	Sb
Unit Symbol	ppm	%	ppm	ppm	ppm	ppm	%	ppm	ppm	ppm	ppm	%	ppm	%	%	ppm	ppm	ppm	%	ppm	%	ppm	ppm
Lower Limit	0.3	0.01	3	7	1	2	0.01	0.3	1	1	1	0.01	1	0.01	0.01	1	1	1	0.01	1	0.001	3	5
Method Code	TD-ICP	TD-ICP	TD-ICP	TD-ICP	TD-ICP	TD-ICP	TD-ICP	TD-ICP	TD-ICP	TD-ICP	TD-ICP	TD-ICP	TD-ICP	TD-ICP	TD-ICP	TD-ICP	TD-ICP	TD-ICP	TD-ICP	TD-ICP	TD-ICP	TD-ICP	TD-ICP
A0964910	0.3	7.76	< 3	497	< 1	< 2	2.29	< 0.3	8	33	15	2.43	20	1.75	0.81	26	359	< 1	2.58	15	0.054	9	< 5
A0964911	0.3	8.23	< 3	459	< 1	< 2	2.95	< 0.3	13	36	18	3.22	21	2.28	1.31	39	472	< 1	2.58	33	0.073	7	< 5
A0964912	0.4	8.38	3	433	< 1	< 2	3.25	< 0.3	14	36	29	3.57	21	2.82	1.47	41	528	< 1	2.43	40	0.073	16	< 5
A0964913	< 0.3	7.13	< 3	286	2	< 2	0.69	< 0.3	< 1	5	2	0.65	20	2.58	0.21	18	239	2	1.73	< 1	0.003	17	< 5
A0964914	0.7	6.38	< 3	343	1	< 2	1.25	< 0.3	20	113	47	5.77	24	1.47	1.46	54	587	2	1.04	65	0.065	10	< 5
A0964915	0.4	7.80	< 3	429	< 1	< 2	2.17	< 0.3	8	25	15	2.41	20	1.74	0.73	32	330	1	2.23	15	0.054	9	< 5
A0964916	0.6	8.43	< 3	502	1	< 2	2.49	< 0.3	9	19	18	2.67	21	1.75	0.88	31	375	1	2.24	16	0.056	10	< 5
A0964917	0.3	8.32	4	444	1	< 2	2.84	< 0.3	10	21	15	3.03	20	1.62	0.86	33	400	1	2.54	16	0.062	9	< 5
A0964918	0.5	8.41	< 3	662	< 1	< 2	2.76	< 0.3	11	27	15	3.22	21	1.70	1.15	37	474	1	2.69	23	0.084	9	< 5
A0964919	0.5	7.81	< 3	462	< 1	< 2	2.23	< 0.3	9	20	14	2.48	19	1.99	0.77	26	363	< 1	2.34	13	0.054	9	< 5
A0964920	0.4	8.32	< 3	532	1	< 2	1.79	< 0.3	11	36	23	2.81	20	2.25	0.88	31	331	1	2.25	20	0.056	9	< 5
A0964921	0.5	8.11	5	465	1	< 2	1.84	< 0.3	9	17	15	2.51	21	1.99	0.74	27	319	1	2.46	15	0.061	12	< 5
A0964922	0.4	7.99	3	379	< 1	< 2	2.70	< 0.3	11	23	22	2.94	19	1.77	0.88	34	434	< 1	2.73	19	0.064	8	< 5
A0964923	0.5	7.61	20	495	< 1	< 2	2.69	< 0.3	9	21	18	2.65	20	1.96	0.86	28	355	2	2.51	19	0.065	9	< 5
A0964924	0.6	6.32	< 3	501	< 1	< 2	1.57	< 0.3	11	35	22	2.70	19	1.59	0.55	26	390	< 1	2.29	20	0.054	10	< 5
A0964925	0.6	8.13	17	226	< 1	< 2	1.71	< 0.3	12	39	25	3.13	20	1.59	0.48	26	405	< 1	2.27	23	0.057	11	< 5
A0964926	0.5	8.33	12	469	1	< 2	2.29	< 0.3	9	18	19	2.69	20	1.81	0.79	26	401	1	2.46	16	0.057	11	< 5
A0964927	0.6	8.56	6	469	1	< 2	2.14	< 0.3	11	21	27	2.92	22	1.57	0.88	29	438	1	2.61	18	0.063	11	< 5
A0964928	0.5	8.32	12	484	1	< 2	2.52	< 0.3	10	20	21	2.77	20	1.60	1.00	25	407	1	2.18	17	0.057	10	< 5
A0964929	0.5	8.03	42	404	1	< 2	2.69	< 0.3	10	18	18	2.86	20	1.66	0.81	24	410	< 1	2.45	16	0.060	9	< 5
A0964930	0.6	7.40	31	300	< 1	< 2	2.95	< 0.3	12	42	21	3.33	20	2.11	1.22	22	456	1	2.17	27	0.056	10	< 5
A0964931	0.5	8.16	5	524	2	< 2	2.67	< 0.3	13	61	26	3.55	20	2.63	1.53	32	541	1	2.13	22	0.097	11	< 5
A0964932	0.5	8.30	22	428	1	< 2	1.93	< 0.3	8	25	22	2.51	21	2.13	0.78	21	367	3	2.23	15	0.054	12	< 5
A0964933	0.6	6.05	24	173	1	< 2	1.72	< 0.3	10	25	18	2.75	21	1.79	0.72	24	533	3	1.88	18	0.061	11	< 5
A0964934	0.6	8.38	40	415	< 1	< 2	2.57	< 0.3	9	21	25	2.68	22	1.95	0.97	22	452	< 1	2.44	16	0.062	11	< 5
A0964935	0.6	7.64	11	395	1	< 2	3.24	< 0.3	16	93	26	3.73	20	1.64	1.74	26	592	1	1.98	40	0.073	11	< 5
A0964752	0.7	7.67	32	344	1	< 2	2.71	0.6	9	27	17	2.80	20	1.80	0.86	20	1260	2	1.90	19	0.056	32	< 5
A0964753	0.7	7.90	16	470	< 1	< 2	2.86	< 0.3	9	27	15	2.69	21	1.69	0.88	17	1010	< 1	3.07	17	0.060	16	< 5
A0964754	1.0	8.19	52	486	1	< 2	2.84	< 0.3	9	30	19	3.08	20	2.57	0.98	23	3520	< 1	1.11	21	0.061	99	< 5
A0964755	0.6	7.95	9	515	1	< 2	1.95	< 0.3	9	22	16	2.87	19	2.61	0.99	27	528	< 1	2.15	16	0.057	21	< 5
A0964756	0.6	8.20	6	567	1	< 2	2.29	< 0.3	9	20	17	2.75	21	2.63	0.81	20	422	1	2.26	15	0.058	11	< 5
A0964757	0.4	8.10	9	413	1	< 2	2.84	< 0.3	10	36	19	2.99	21	1.68	1.13	29	439	2	2.38	25	0.074	10	< 5
A0964758	0.6	7.92	7	446	1	< 2	2.55	< 0.3	10	31	17	3.03	21	1.59	1.02	20	452	1	2.66	26	0.077	8	< 5
A0964759	0.7	8.53	9	441	1	< 2	2.22	< 0.3	11	27	22	2.97	21	1.79	0.91	22	432	< 1	2.72	19	0.059	9	< 5
A0964760	0.8	9.22	< 3	399	1	< 2	1.57	< 0.3	22	112	63	7.09	20	2.00	1.83	36	542	1	2.15	53	0.077	14	< 5
A0964761	0.5	6.56	5	398	< 1	< 2	2.62	< 0.3	9	27	20	2.56	19	1.64	0.98	20	401	1	2.25	19	0.072	18	< 5
A0964762	0.7	8.38	63	512	1	< 2	1.14	< 0.3	20	110	60	8.36	19	2.05	1.71	26	635	2	1.21	58	0.077	10	5
A0964763	0.5	8.78	181	687	1	< 2	1.68	< 0.3	20	95	51	6.40	20	2.43	1.39	34	608	< 1	2.01	58	0.063	11	< 5
A0964764	0.7	9.28	452	593	1	< 2	1.33	< 0.3	22	116	78	6.33	23	2.70	1.42	32	586	2	1.36	72	0.063	11	5
A0964765	0.5	5.81	< 3	482	< 1	< 2	2.45	< 0.3	10	26	23	3.04	19	1.74	0.88	22	427	2	2.39	20	0.067	11	< 5
A0964766	0.7	8.31	17	485	1	< 2	2.11	< 0.3	12	54	28	3.26	20	1.68	1.04	24	501	2	2.87	28	0.056	9	< 5
A0964767	0.5	9.54	6	525	1	< 2	1.34	< 0.3	20	112	58	5.22	22	1.82	1.50	42	497	2	1.99	51	0.067	14	< 5
A0964768	0.5	8.26	5	392	< 1	< 2	2.50	< 0.3	13	32	22	3.70	19	1.51	1.14	24	500	2	2.69	23	0.100	9	< 5
A0964769	0.9	8.65	91	93	1	< 2	0.95	< 0.3	30	106	112	8.10	20	2.47	1.39	33	528	2	1.32	75	0.074	9	< 5
A0964721	0.7	7.81	137	598	2	< 2	1.98	< 0.3	17	87	32	10.1	17	2.63	1.51	30	857	2	1.25	53	0.072	7	< 5
A0964722	0.8	7.23	48	218	1	< 2	1.71	< 0.3	2	10	6	2.04	19	1.69	0.21	11	409	2	3.14	1	0.017	12	< 5
A0964723	0.8	7.27	57	780	1	< 2	1.52	< 0.3	2	8	8	1.97	19	1.90	0.29	15	322	2	3.05	2	0.023	8	< 5
A0964724	0.8	6.67	39	462	1	< 2	0.97	< 0.3	2	14	6	1.86	19	1.92	0.21	14	213	1	2.54	1	0.017	15	< 5
A0964725	0.8	5.63	41	533	1	< 2	0.99	< 0.3	2	12	9	1.91	18	1.84	0.23	16	270	2	2.77	< 1	0.016	10	< 5
A0964726	0.8	7.30	45	374	1	< 2	1.24	< 0.3	2	10	23	1.96	19	1.75	0.21	14	256	2	2.79	1	0.017	13	< 5
A0964727	0.8	7.44	75	341	1	< 2	1.08	< 0.3	2	16	12	1.98	19	1.63	0.20	13	224	< 1	3.27	< 1	0.017	9	< 5

Analyte Symbol	Ag	Al	As	Ba	Be	Bi	Ca	Cd	Co	Cr	Cu	Fe	Ga	K	Mg	Li	Mn	Mo	Na	Ni	P	Pb	Sb
Unit Symbol	ppm	%	ppm	ppm	ppm	ppm	%	ppm	ppm	ppm	ppm	%	ppm	%	%	ppm	ppm	ppm	%	ppm	%	ppm	ppm
Lower Limit	0.3	0.01	3	7	1	2	0.01	0.3	1	1	1	0.01	1	0.01	0.01	1	1	1	0.01	1	0.001	3	5
Method Code	TD-ICP	TD-ICP	TD-ICP	TD-ICP	TD-ICP	TD-ICP	TD-ICP	TD-ICP	TD-ICP	TD-ICP	TD-ICP	TD-ICP	TD-ICP	TD-ICP	TD-ICP	TD-ICP	TD-ICP	TD-ICP	TD-ICP	TD-ICP	TD-ICP	TD-ICP	TD-ICP
A0964728	0.7	5.44	878	177	< 1	< 2	0.45	< 0.3	2	12	11	1.57	14	0.63	0.16	6	131	1	3.38	1	0.012	8	< 5
A0964729	0.8	7.21	193	387	1	< 2	1.50	< 0.3	2	8	7	1.99	20	1.62	0.24	18	343	2	2.29	1	0.017	11	< 5
A0964730	0.8	6.94	52	470	1	< 2	1.37	< 0.3	2	15	6	1.85	19	1.78	0.20	12	304	2	2.60	< 1	0.017	10	< 5
A0964731	0.8	7.80	86	515	1	< 2	2.87	< 0.3	12	31	22	3.29	20	2.87	1.23	27	536	2	1.85	26	0.072	11	< 5
A0964732	0.8	6.64	114	298	< 1	< 2	1.82	< 0.3	2	11	1	1.89	18	1.45	0.18	6	329	7	2.82	< 1	0.018	11	< 5
A0964733	0.8	6.63	96	315	1	< 2	1.49	< 0.3	2	12	9	1.81	17	1.89	0.19	11	293	1	2.02	< 1	0.016	10	< 5
A0964734	0.8	6.17	36	463	1	< 2	1.76	< 0.3	5	46	13	2.19	19	1.72	0.67	14	408	1	2.60	13	0.025	10	< 5
A0964735	0.9	7.24	123	526	1	< 2	1.76	< 0.3	3	19	5	2.01	18	1.78	0.35	12	474	1	2.30	5	0.018	9	< 5
A0964736	0.7	7.25	424	476	1	< 2	1.56	< 0.3	2	13	7	1.91	19	1.55	0.28	11	331	1	2.52	2	0.019	10	< 5
A0964737	0.8	7.27	247	513	1	< 2	1.15	< 0.3	2	18	3	1.82	20	1.76	0.30	21	289	1	2.04	< 1	0.017	12	< 5
A0964738	0.8	7.01	125	496	1	< 2	1.38	< 0.3	2	7	3	2.03	18	1.57	0.26	11	331	2	2.42	2	0.021	10	< 5
A0964739	0.9	7.43	6	371	1	< 2	1.43	< 0.3	4	25	21	2.60	19	1.42	0.41	15	249	2	2.52	8	0.021	12	< 5
A0964740	0.6	8.37	5	608	1	< 2	1.64	< 0.3	8	30	14	3.76	21	2.28	0.96	33	423	3	2.32	19	0.041	14	< 5
A0964741	0.6	8.74	136	704	1	< 2	1.70	< 0.3	15	65	51	6.39	20	2.70	1.41	33	556	2	1.78	53	0.073	10	< 5
A0964742	1.8	6.60	49	363	1	< 2	0.65	< 0.3	2	7	5	2.01	18	1.99	0.21	14	120	2	2.87	< 1	0.017	13	< 5
A0964743	0.7	7.13	34	577	1	< 2	1.38	< 0.3	2	7	4	1.85	18	2.07	0.23	15	337	1	2.63	< 1	0.016	9	< 5
A0964826	0.7	7.28	69	905	1	< 2	1.34	< 0.3	2	10	9	1.98	18	1.68	0.21	14	341	3	2.76	< 1	0.017	11	< 5
A0964827	0.8	7.49	91	305	1	< 2	1.23	< 0.3	2	15	25	2.07	20	1.76	0.18	15	241	2	2.58	< 1	0.018	15	< 5
A0964828	0.7	7.28	67	583	1	< 2	1.27	< 0.3	2	15	4	1.98	18	1.62	0.21	14	299	2	2.88	1	0.016	9	< 5
A0964829	0.7	6.78	171	130	1	< 2	1.19	< 0.3	2	14	16	2.61	17	1.64	0.18	14	238	2	2.52	1	0.017	8	< 5
A0964830	0.7	7.13	41	177	1	< 2	1.22	< 0.3	2	11	22	1.99	19	2.03	0.18	12	254	2	2.60	< 1	0.017	11	< 5
A0964831	0.6	7.60	64	518	< 1	< 2	3.02	< 0.3	11	26	20	3.37	20	2.74	1.03	21	500	2	2.13	20	0.071	12	< 5
A0964832	0.8	7.37	45	363	1	< 2	1.41	< 0.3	3	11	26	2.10	20	2.14	0.30	13	344	2	2.54	3	0.027	11	< 5
A0964833	0.7	6.48	39	277	< 1	< 2	0.85	< 0.3	1	13	3	1.87	18	1.54	0.18	12	155	2	2.36	< 1	0.016	12	< 5
A0964834	0.9	5.04	110	424	< 1	< 2	1.20	< 0.3	2	9	3	1.75	17	1.66	0.23	11	366	1	2.87	1	0.017	8	< 5
A0964835	0.7	6.44	59	93	< 1	< 2	0.97	< 0.3	2	15	15	2.05	15	0.40	0.32	5	293	< 1	3.93	2	0.017	9	< 5
A0964836	0.7	7.43	260	251	1	< 2	1.37	< 0.3	2	12	3	2.10	19	1.74	0.36	19	388	1	1.78	1	0.021	11	< 5
A0964837	0.6	8.31	69	678	1	< 2	2.67	< 0.3	10	21	21	3.03	20	1.71	0.96	18	476	2	2.54	18	0.079	10	< 5
A0964838	2.1	8.08	919	493	1	< 2	2.16	< 0.3	8	25	14	3.26	22	1.97	1.24	33	527	2	1.19	14	0.066	7	< 5
A0964697	0.7	6.34	56	292	< 1	< 2	0.72	< 0.3	2	18	9	1.73	17	1.61	0.14	11	164	1	3.12	< 1	0.015	11	< 5
A0964698	0.6	6.81	102	419	1	< 2	1.10	< 0.3	2	9	5	1.85	19	1.84	0.21	14	248	2	2.86	< 1	0.016	12	< 5
A0964699	1.0	7.79	40	> 1000	1	< 2	1.34	< 0.3	2	7	6	2.05	21	2.01	0.22	14	351	2	3.35	< 1	0.017	18	< 5
A0964700	0.6	5.53	47	322	< 1	< 2	1.13	< 0.3	1	7	7	1.53	16	1.51	0.21	12	289	2	2.46	< 1	0.015	8	< 5
A0964618	0.9	6.66	78	546	1	< 2	1.30	< 0.3	2	8	6	1.74	17	1.65	0.22	13	357	2	3.33	< 1	0.017	14	< 5
A0964619	0.8	6.80	205	319	1	< 2	1.55	< 0.3	2	7	5	1.87	17	1.83	0.22	15	403	2	2.81	< 1	0.017	10	< 5
A0964620	0.7	6.03	574	345	1	< 2	1.02	< 0.3	2	7	3	1.85	17	1.78	0.19	13	306	1	2.15	< 1	0.015	10	< 5
A0964621	0.8	5.94	54	300	< 1	< 2	1.40	< 0.3	2	25	2	1.82	16	1.82	0.22	10	256	2	2.21	2	0.015	10	< 5
A0964622	0.8	5.91	22	292	1	< 2	1.23	< 0.3	2	12	2	1.90	16	1.45	0.23	12	317	1	2.19	< 1	0.017	12	< 5
A0964623	0.7	5.76	36	319	< 1	< 2	1.45	< 0.3	4	36	3	1.91	16	1.76	0.50	14	316	2	1.80	9	0.019	10	< 5
A0964624	0.8	5.76	52	244	1	< 2	1.36	< 0.3	2	18	4	1.93	17	1.96	0.26	12	313	1	2.05	2	0.020	10	< 5
A0964625	0.6	4.29	109	345	< 1	< 2	1.01	< 0.3	3	20	8	1.78	15	1.57	0.40	13	287	1	2.12	4	0.019	9	< 5
A0964626	0.6	5.28	490	398	< 1	< 2	1.06	< 0.3	1	10	3	1.73	16	1.65	0.20	12	340	1	2.15	< 1	0.015	8	< 5
A0964627	1.1	5.51	> 5000	340	1	< 2	0.43	< 0.3	2	13	5	1.76	14	1.74	0.25	10	81	1	0.73	3	0.013	29	6
A0964628	0.6	6.85	103	518	1	< 2	1.42	< 0.3	1	5	1	1.99	17	1.74	0.24	13	434	< 1	2.43	< 1	0.017	8	< 5
A0964629	0.8	6.91	207	146	1	< 2	0.81	< 0.3	2	7	< 1	2.15	19	1.88	0.36	20	273	2	1.30	< 1	0.017	10	< 5
A0964630	0.7	5.65	1020	253	< 1	< 2	1.05	< 0.3	1	11	1	1.70	15	1.56	0.17	9	270	1	2.26	< 1	0.015	8	< 5
A0964631	1.0	6.45	755	432	< 1	< 2	1.09	< 0.3	2	9	4	1.80	17	1.87	0.23	18	300	1	1.78	< 1	0.016	9	< 5
A0964632	0.7	6.02	51	409	< 1	< 2	1.02	< 0.3	1	7	2	1.64	17	1.58	0.22	14	257	2	2.02	< 1	0.017	8	< 5
A0964633	< 0.3	5.95	223	394	1	< 2	1.07	< 0.3	3	12	10	1.92	16	1.71	0.35	18	322	2	1.45	2	0.028	15	< 5
117134	0.9	5.71	20	478	< 1	< 2	3.90	< 0.3	17	83	30	4.11	17	1.83	1.94	31	702	1	2.04	43	0.087	8	< 5
117135	0.8	5.48	54	258	< 1	< 2	1.45	< 0.3	3	33	6	1.88	16	1.75	0.51	15	317	1	1.51	7	0.021	11	< 5

Analyte Symbol	Ag	Al	As	Ba	Be	Bi	Ca	Cd	Co	Cr	Cu	Fe	Ga	K	Mg	Li	Mn	Mo	Na	Ni	P	Pb	Sb
Unit Symbol	ppm	%	ppm	ppm	ppm	ppm	%	ppm	ppm	ppm	ppm	%	ppm	%	%	ppm	ppm	ppm	%	ppm	%	ppm	ppm
Lower Limit	0.3	0.01	3	7	1	2	0.01	0.3	1	1	1	0.01	1	0.01	0.01	1	1	1	0.01	1	0.001	3	5
Method Code	TD-ICP	TD-ICP	TD-ICP	TD-ICP	TD-ICP	TD-ICP	TD-ICP	TD-ICP	TD-ICP	TD-ICP	TD-ICP	TD-ICP	TD-ICP	TD-ICP	TD-ICP	TD-ICP	TD-ICP	TD-ICP	TD-ICP	TD-ICP	TD-ICP	TD-ICP	TD-ICP
117136	1.0	6.19	201	305	1	< 2	1.29	< 0.3	2	22	5	1.88	17	1.80	0.20	15	477	2	2.18	< 1	0.016	9	< 5
117137	0.7	6.38	33	316	< 1	< 2	1.20	< 0.3	1	8	4	1.81	15	1.83	0.27	17	363	2	1.64	< 1	0.015	10	< 5
117138	0.8	6.22	21	213	1	< 2	1.56	< 0.3	1	62	7	1.84	16	1.47	0.23	10	434	1	2.64	< 1	0.016	10	< 5
117133	0.9	6.48	30	192	< 1	< 2	0.21	< 0.3	2	11	< 1	2.00	17	1.95	0.21	13	96	1	0.76	< 1	0.016	15	< 5
117139	0.6	5.99	12	502	< 1	< 2	1.56	< 0.3	2	6	1	1.66	15	1.47	0.25	10	275	1	2.43	< 1	0.015	8	< 5
117140	0.7	7.00	38	454	1	< 2	1.54	< 0.3	1	9	1	1.37	17	1.84	0.24	13	157	1	2.61	5	0.017	8	< 5
117141	0.9	5.57	161	411	< 1	< 2	1.67	< 0.3	2	9	3	1.71	14	1.93	0.30	16	305	1	0.94	1	0.015	10	< 5
117142	0.6	4.74	168	508	1	< 2	2.00	< 0.3	10	18	12	2.46	17	1.71	0.80	15	593	1	2.12	18	0.081	9	< 5
117143	0.5	5.84	36	286	< 1	< 2	2.32	< 0.3	9	19	18	2.55	16	1.19	0.88	15	442	< 1	2.08	16	0.073	7	< 5
A0963308	0.4	7.44	< 3	513	< 1	< 2	2.51	< 0.3	11	29	13	3.28	19	1.97	1.08	26	537	< 1	2.50	29	0.089	< 3	< 5
A0963309	0.5	7.53	< 3	687	1	< 2	0.78	< 0.3	2	9	3	1.03	18	1.90	0.16	12	102	1	2.60	1	0.008	7	< 5
A0963310	0.6	7.51	< 3	784	1	< 2	0.68	< 0.3	3	6	4	1.88	19	1.93	0.31	22	241	2	1.27	2	0.012	5	< 5
A0963311	0.7	7.56	4	682	1	< 2	0.69	< 0.3	3	11	12	1.82	19	2.08	0.38	31	262	2	1.18	4	0.017	15	< 5
A0963312	0.7	6.23	4	802	1	< 2	1.43	< 0.3	3	10	10	1.67	17	1.61	0.42	18	272	4	2.01	4	0.016	22	< 5
A0963313	0.5	6.49	< 3	575	< 1	< 2	2.10	< 0.3	8	21	22	2.41	16	1.74	0.59	19	343	< 1	2.08	14	0.053	8	< 5
A0963314	0.6	7.90	< 3	648	< 1	< 2	2.49	< 0.3	9	20	27	2.71	18	1.88	0.82	26	397	< 1	2.64	15	0.059	9	< 5
A0963315	0.5	7.75	< 3	401	< 1	< 2	2.56	< 0.3	9	23	24	2.76	18	1.62	0.82	22	410	< 1	2.97	14	0.060	8	< 5
A0963316	0.5	7.43	< 3	489	< 1	< 2	2.37	< 0.3	9	18	18	2.62	21	1.70	0.86	25	384	< 1	2.58	16	0.064	10	< 5
A0963317	0.5	9.71	4	618	1	< 2	3.29	< 0.3	11	21	23	3.34	22	1.83	1.12	33	515	< 1	3.47	17	0.070	11	< 5
A0963318	0.4	7.72	< 3	412	< 1	< 2	2.59	< 0.3	9	18	23	2.45	18	1.68	0.82	26	370	< 1	2.59	14	0.064	9	< 5
A0963319	0.7	8.08	< 3	497	1	< 2	2.71	< 0.3	11	19	29	2.93	18	1.91	1.22	30	450	2	2.25	15	0.060	9	< 5
A0963320	0.6	7.20	3	455	< 1	< 2	2.12	< 0.3	8	13	17	2.45	18	1.63	0.77	31	347	< 1	2.41	14	0.057	8	< 5
A0963321	0.5	7.78	< 3	484	< 1	< 2	2.22	< 0.3	9	20	20	2.58	19	1.80	0.70	28	392	< 1	2.63	14	0.067	8	< 5
A0963322	0.6	7.80	< 3	545	1	< 2	2.38	< 0.3	10	20	19	2.69	20	1.55	0.83	34	406	< 1	1.99	17	0.060	12	< 5
A0963323	0.5	7.65	< 3	548	1	< 2	2.54	< 0.3	9	17	15	2.60	17	1.67	0.80	36	361	< 1	2.56	15	0.058	9	< 5
A0963324	0.3	4.87	< 3	307	< 1	< 2	1.63	< 0.3	8	18	17	2.21	15	1.40	0.49	23	357	< 1	2.47	12	0.052	7	< 5
A0963325	0.9	7.98	8	484	< 1	< 2	2.92	< 0.3	11	27	24	2.97	19	1.92	1.03	29	416	1	2.89	20	0.065	9	< 5
A0963326	0.5	8.58	3	617	< 1	< 2	2.94	< 0.3	11	24	13	3.15	19	1.95	1.09	40	476	1	3.01	21	0.080	9	< 5
A0963363	0.7	8.78	< 3	570	1	< 2	2.59	< 0.3	11	21	28	2.94	19	2.10	0.67	30	418	7	2.34	16	0.062	10	< 5
A0963364	0.5	8.54	41	448	< 1	< 2	2.91	< 0.3	10	47	23	3.02	20	1.62	1.11	36	480	2	3.03	19	0.068	11	< 5
A0963327	0.6	7.73	21	379	< 1	< 2	2.78	< 0.3	10	30	25	2.81	18	1.55	0.90	28	457	1	2.82	18	0.064	9	< 5
A0963328	< 0.3	6.49	3	280	< 1	< 2	1.60	< 0.3	7	14	13	2.17	16	1.46	0.40	21	334	< 1	2.53	11	0.047	7	< 5
A0963365	0.5	6.92	4	392	1	< 2	2.41	< 0.3	8	21	19	2.52	17	1.44	0.80	26	393	1	2.70	15	0.055	7	< 5
A0963329	0.5	8.05	5	449	1	< 2	2.73	< 0.3	10	27	23	2.93	19	1.89	0.91	30	445	1	3.10	17	0.061	8	< 5
A0963330	0.5	5.79	< 3	484	1	< 2	1.89	< 0.3	9	37	40	2.42	18	1.87	0.85	30	355	3	2.37	17	0.051	11	< 5
A0963331	0.7	7.47	4	418	< 1	< 2	2.88	< 0.3	9	25	24	2.89	19	1.76	0.93	28	472	< 1	3.02	13	0.059	9	< 5
A0963332	0.5	7.31	6	449	< 1	< 2	2.63	< 0.3	8	18	17	2.49	17	1.55	0.84	22	377	1	2.28	12	0.053	8	< 5
A0963366	0.6	7.36	4	451	< 1	< 2	2.60	< 0.3	8	16	17	2.34	17	1.75	0.82	21	366	1	2.24	12	0.052	8	< 5
A0963367	0.7	7.12	9	325	< 1	< 2	2.57	< 0.3	11	23	20	2.74	17	1.45	0.92	21	403	< 1	2.57	16	0.059	8	< 5
A0963368	0.6	7.66	6	420	< 1	< 2	2.37	< 0.3	8	17	19	2.43	18	1.66	0.77	22	349	3	2.80	12	0.052	9	< 5
A0963333	0.5	7.25	12	456	< 1	< 2	2.44	< 0.3	9	24	20	2.74	18	1.86	0.84	21	441	2	2.45	14	0.054	10	< 5
A0963334	0.4	6.33	32	399	< 1	< 2	2.55	< 0.3	8	25	7	2.25	18	2.04	0.72	20	557	1	2.39	15	0.074	14	< 5
A0963356	0.6	7.02	41	469	< 1	< 2	2.76	< 0.3	9	21	16	2.55	18	2.30	0.84	21	788	2	2.32	16	0.060	14	< 5
A0963335	0.5	5.40	15	395	< 1	< 2	2.35	< 0.3	8	33	17	2.39	19	1.82	0.76	16	585	1	2.74	14	0.080	14	< 5
A0963336	0.5	8.34	25	594	< 1	< 2	2.12	< 0.3	7	21	17	2.43	21	2.23	0.66	15	532	1	3.54	10	0.058	32	< 5
A0963357	< 0.3	7.48	52	455	< 1	< 2	2.31	< 0.3	6	25	28	1.89	19	1.83	0.59	13	528	< 1	2.61	9	0.054	14	< 5
A0963337	1.2	10.4	36	541	1	< 2	3.05	6.2	12	30	42	3.71	24	2.50	1.03	20	1160	1	2.69	19	0.079	113	< 5
A0963338	0.8	8.64	40	568	1	< 2	2.92	< 0.3	10	21	24	2.90	21	1.79	0.98	18	1110	< 1	2.73	18	0.071	35	< 5
A0963358	0.8	8.46	118	485	< 1	< 2	3.11	< 0.3	10	28	23	3.19	20	1.85	0.95	18	959	2	2.88	17	0.065	19	< 5
A0963339	0.9	7.29	48	209	1	< 2	1.03	< 0.3	6	15	3	2.15	20	2.33	0.47	19	647	1	0.55	9	0.052	88	< 5
A0963340	0.5	6.96	39	495	1	< 2	2.31	< 0.3	8	19	18	2.58	19	2.61	0.77	13	732	1	1.89	15	0.069	17	< 5

Analyte Symbol	Ag	Al	As	Ba	Be	Bi	Ca	Cd	Co	Cr	Cu	Fe	Ga	K	Mg	Li	Mn	Mo	Na	Ni	P	Pb	Sb
Unit Symbol	ppm	%	ppm	ppm	ppm	ppm	%	ppm	ppm	ppm	ppm	%	ppm	%	%	ppm	ppm	ppm	%	ppm	%	ppm	ppm
Lower Limit	0.3	0.01	3	7	1	2	0.01	0.3	1	1	1	0.01	1	0.01	0.01	1	1	1	0.01	1	0.001	3	5
Method Code	TD-ICP	TD-ICP	TD-ICP	TD-ICP	TD-ICP	TD-ICP	TD-ICP	TD-ICP	TD-ICP	TD-ICP	TD-ICP	TD-ICP	TD-ICP	TD-ICP	TD-ICP	TD-ICP	TD-ICP	TD-ICP	TD-ICP	TD-ICP	TD-ICP	TD-ICP	TD-ICP
A0963341	0.9	8.34	106	473	1	< 2	2.56	0.3	9	25	50	2.54	21	3.17	0.83	18	859	1	2.82	15	0.071	48	< 5
A0963342	0.9	8.08	45	574	1	< 2	2.79	< 0.3	10	24	24	2.92	22	3.50	0.98	17	1020	1	2.55	18	0.075	32	< 5
A0963343	0.6	6.23	35	377	1	< 2	2.15	< 0.3	7	37	11	1.99	16	1.55	0.67	13	1180	1	1.71	13	0.052	22	< 5
A0963344	0.5	6.44	75	387	1	< 2	1.98	< 0.3	7	29	15	2.21	16	1.73	0.63	13	439	2	1.89	13	0.057	10	< 5
A0963359	0.6	7.30	49	364	< 1	< 2	2.53	< 0.3	8	28	18	2.41	18	1.56	0.77	16	570	2	2.58	15	0.061	12	< 5
A0963345	0.5	6.53	56	340	< 1	< 2	2.80	< 0.3	8	19	10	2.44	17	1.72	0.80	14	713	2	2.15	18	0.056	13	< 5
A0963346	1.0	6.94	71	517	1	< 2	2.50	< 0.3	9	26	26	2.43	19	2.48	0.80	14	625	< 1	2.57	20	0.057	24	< 5
A0963347	0.7	5.95	316	180	< 1	< 2	2.18	< 0.3	7	14	19	2.29	14	0.55	0.73	7	572	1	4.65	15	0.054	7	< 5
A0963348	0.5	6.54	2880	423	< 1	< 2	1.58	< 0.3	7	18	9	2.23	15	1.57	0.57	14	438	1	3.37	13	0.052	32	< 5
A0963349	1.1	6.52	2400	353	1	< 2	1.77	2.9	8	19	16	2.70	16	1.62	0.56	9	542	3	3.36	14	0.057	27	< 5
A0963350	0.7	5.13	546	755	1	< 2	1.53	< 0.3	9	25	20	2.37	17	1.87	0.71	19	497	1	2.43	16	0.058	16	< 5
A0963351	< 0.3	4.69	4540	79	< 1	< 2	1.29	< 0.3	5	14	10	1.58	11	0.29	0.31	4	261	< 1	3.46	9	0.036	6	< 5
A0963360	0.5	8.92	34	383	1	< 2	2.56	< 0.3	11	23	16	2.88	20	1.93	0.94	21	462	< 1	2.83	18	0.058	9	< 5
A0963361	0.5	6.73	71	255	< 1	< 2	2.16	< 0.3	8	23	16	2.29	17	1.55	0.72	19	331	< 1	2.33	17	0.055	8	< 5
A0963352	0.3	6.18	31	251	< 1	< 2	1.98	< 0.3	7	11	12	1.99	15	1.77	0.66	15	300	< 1	1.88	11	0.051	6	< 5
A0963362	0.5	8.41	34	344	1	< 2	2.94	< 0.3	10	19	23	3.07	20	2.71	0.99	25	565	< 1	1.94	16	0.065	9	< 5
A0963353	0.5	6.87	11	362	< 1	< 2	2.04	< 0.3	12	17	20	3.31	16	2.88	0.91	19	416	< 1	2.27	10	0.096	9	< 5
A0963354	0.5	6.94	19	387	1	< 2	2.59	< 0.3	12	22	18	3.36	18	2.55	0.93	21	504	< 1	2.15	11	0.115	7	< 5
A0963355	0.4	7.43	24	331	< 1	< 2	2.30	< 0.3	9	24	20	2.50	19	2.48	0.77	18	353	1	2.56	18	0.060	8	< 5
A0964012	0.6	5.63	4	442	< 1	< 2	2.60	< 0.3	11	24	30	3.10	18	1.69	0.61	25	522	< 1	2.43	20	0.069	10	< 5
A0962765	0.5	7.40	< 3	470	< 1	< 2	1.74	< 0.3	8	15	21	2.61	17	2.31	0.95	27	430	< 1	2.01	12	0.059	< 3	< 5
A0962766	0.6	8.82	6	453	1	< 2	1.00	< 0.3	20	101	53	4.27	21	1.85	1.53	43	408	2	1.76	55	0.067	19	< 5
A0962767	0.5	8.87	< 3	501	1	< 2	1.20	< 0.3	19	90	51	3.80	18	1.97	1.30	33	353	2	2.40	49	0.059	13	< 5
A0962768	0.5	6.78	5	315	< 1	< 2	1.32	< 0.3	14	60	41	2.70	17	1.58	0.99	26	302	2	2.21	38	0.055	13	< 5
A0964013	0.5	7.03	28	424	< 1	< 2	2.54	< 0.3	9	20	20	2.71	19	2.12	0.81	30	375	1	2.69	17	0.064	7	< 5
A0962769	0.7	7.68	5	446	1	< 2	2.41	< 0.3	9	20	22	2.78	20	2.30	0.71	27	399	1	2.76	16	0.061	17	< 5
A0962770	0.4	7.56	< 3	378	< 1	< 2	2.24	< 0.3	9	21	18	2.55	19	2.19	0.61	28	398	< 1	2.72	15	0.058	10	< 5
A0962771	0.5	8.14	< 3	397	< 1	< 2	2.41	< 0.3	9	26	20	2.90	20	2.50	0.58	27	434	< 1	2.39	14	0.060	17	< 5
A0962772	0.5	7.81	15	431	1	< 2	2.45	< 0.3	9	37	18	2.99	20	2.38	0.55	27	439	2	2.23	16	0.065	10	< 5
A0962773	0.5	6.45	3	491	< 1	< 2	2.40	< 0.3	10	41	20	2.76	20	2.14	0.88	31	494	1	2.28	15	0.067	11	< 5
A0962774	0.6	7.60	6	454	< 1	< 2	2.52	< 0.3	9	45	19	2.77	19	1.97	0.94	28	420	2	2.42	26	0.065	9	< 5
A0962775	0.6	7.73	4	421	< 1	< 2	2.21	< 0.3	8	24	16	2.49	19	1.95	0.62	30	369	< 1	2.27	12	0.063	26	< 5
A0962776	0.8	8.30	7	477	< 1	< 2	2.50	< 0.3	9	19	19	2.69	19	2.07	0.91	33	417	1	2.38	13	0.064	79	< 5
A0962777	0.4	7.13	10	191	< 1	< 2	1.33	< 0.3	10	30	17	2.77	18	1.92	0.74	32	314	3	1.36	17	0.060	9	< 5
A0962778	0.5	6.82	6	430	< 1	< 2	2.32	< 0.3	8	25	21	2.50	18	1.54	0.81	31	351	2	2.89	17	0.061	7	< 5
A0962779	0.7	7.46	4	451	< 1	< 2	2.28	0.3	9	13	83	2.51	19	2.84	0.98	37	423	< 1	1.71	13	0.062	47	< 5
A0962780	0.4	7.39	4	522	< 1	< 2	2.59	< 0.3	10	21	24	2.89	19	2.21	0.76	24	417	1	2.23	14	0.065	9	< 5
A0962781	0.6	7.92	10	477	< 1	< 2	1.47	< 0.3	9	24	18	2.59	19	2.45	0.58	26	363	1	1.34	12	0.062	8	< 5
A0962782	0.6	8.66	14	347	1	< 2	2.48	< 0.3	10	32	19	2.93	19	2.05	0.85	23	452	4	2.32	17	0.074	10	< 5
A0964014	0.5	7.54	30	217	< 1	< 2	2.57	< 0.3	10	26	15	2.79	19	1.79	0.87	21	488	< 1	2.17	18	0.074	9	< 5
A0962783	0.6	7.67	19	382	< 1	< 2	2.41	0.5	9	21	21	2.81	19	1.86	0.90	24	528	3	2.19	17	0.070	18	< 5
A0964015	0.7	7.75	22	378	< 1	< 2	2.77	0.6	9	27	17	2.72	18	1.76	0.82	18	822	2	2.39	18	0.060	11	< 5
A0964016	0.6	7.54	25	450	1	< 2	2.68	< 0.3	9	27	17	3.02	19	1.82	0.85	17	802	1	3.10	15	0.063	36	< 5
A0964017	0.7	7.46	18	487	< 1	< 2	3.22	< 0.3	9	18	18	2.76	19	2.45	1.01	19	739	1	2.79	16	0.059	18	< 5
A0962784	0.7	7.12	18	516	< 1	< 2	1.93	< 0.3	8	27	24	2.47	19	2.62	0.83	17	656	1	2.57	17	0.062	28	< 5
A0962785	0.5	7.47	25	479	1	< 2	2.43	< 0.3	9	29	24	2.70	19	2.68	0.83	15	511	2	2.35	18	0.062	9	< 5
A0962786	0.7	6.01	18	484	< 1	< 2	2.48	< 0.3	9	19	25	2.77	19	2.04	0.87	17	722	2	2.82	17	0.066	22	< 5
A0962787	0.5	7.85	35	454	< 1	< 2	2.68	< 0.3	9	32	20	2.80	19	2.16	0.87	16	539	2	2.67	16	0.078	11	< 5
A0962788	0.5	7.86	26	442	< 1	< 2	2.84	< 0.3	9	23	18	2.58	19	1.90	0.85	15	594	1	2.55	16	0.079	12	< 5
A0964018	0.6	7.56	28	435	< 1	< 2	3.08	< 0.3	10	22	21	2.98	17	1.96	0.81	17	699	1	2.42	16	0.077	17	< 5
A0962789	1.1	7.81	42	416	< 1	< 2	2.55	3.3	6	26	20	2.33	18	2.19	0.60	14	1020	< 1	1.77	10	0.053	91	< 5

Analyte Symbol	Ag	Al	As	Ba	Be	Bi	Ca	Cd	Co	Cr	Cu	Fe	Ga	K	Mg	Li	Mn	Mo	Na	Ni	P	Pb	Sb
Unit Symbol	ppm	%	ppm	ppm	ppm	ppm	%	ppm	ppm	ppm	ppm	%	ppm	%	%	ppm	ppm	ppm	%	ppm	%	ppm	ppm
Lower Limit	0.3	0.01	3	7	1	2	0.01	0.3	1	1	1	0.01	1	0.01	0.01	1	1	1	0.01	1	0.001	3	5
Method Code	TD-ICP	TD-ICP	TD-ICP	TD-ICP	TD-ICP	TD-ICP	TD-ICP	TD-ICP	TD-ICP	TD-ICP	TD-ICP	TD-ICP	TD-ICP	TD-ICP	TD-ICP	TD-ICP	TD-ICP	TD-ICP	TD-ICP	TD-ICP	TD-ICP	TD-ICP	TD-ICP
A0964019	0.5	7.48	10	461	1	< 2	3.13	< 0.3	10	21	31	3.11	18	2.41	0.91	13	800	1	1.70	16	0.078	32	< 5
A0962790	0.6	6.62	49	302	1	< 2	2.90	< 0.3	9	33	4	2.88	18	3.37	0.73	10	1230	2	1.71	15	0.058	54	< 5
A0962791	0.9	7.38	46	491	1	< 2	2.36	< 0.3	9	20	19	2.72	19	3.18	0.82	15	756	2	2.64	17	0.064	19	< 5
A0962792	11.8	5.93	119	301	< 1	< 2	0.93	0.9	7	14	105	2.53	14	1.71	0.46	10	303	3	3.02	12	0.035	151	< 5
A0962793	1.1	8.54	29	627	1	< 2	2.25	< 0.3	10	20	34	2.79	22	2.56	0.86	17	530	< 1	3.42	18	0.068	33	< 5
A0962794	0.6	5.89	88	376	1	< 2	2.09	< 0.3	9	21	19	2.47	19	2.08	0.76	17	445	1	2.85	15	0.067	8	< 5
A0962795	0.8	8.39	92	536	1	< 2	2.41	< 0.3	9	22	17	2.72	20	2.25	0.88	18	520	1	2.99	15	0.067	11	< 5
A0962796	0.7	6.47	58	355	< 1	< 2	1.56	< 0.3	8	16	53	2.24	16	1.75	0.60	15	380	3	2.51	13	0.053	52	< 5
A0962797	0.8	8.54	86	429	1	< 2	2.08	< 0.3	10	20	25	2.91	22	2.58	0.86	20	647	< 1	1.61	18	0.071	81	< 5
A0962798	0.9	6.88	3210	259	< 1	< 2	2.52	< 0.3	11	15	11	2.62	14	1.55	0.79	13	572	1	3.87	18	0.083	9	< 5
A0962799	5.1	7.39	148	819	1	< 2	1.64	< 0.3	7	30	155	2.07	18	2.14	0.62	12	483	2	2.99	11	0.051	290	< 5
A0962800	0.7	7.12	135	366	1	< 2	3.34	< 0.3	12	17	29	3.42	19	2.19	1.20	22	586	< 1	2.15	18	0.125	13	< 5
A0964020	1.2	7.65	59	317	1	< 2	3.35	< 0.3	14	18	49	3.80	20	2.66	1.26	23	495	1	2.54	20	0.148	42	< 5
A0964001	0.7	8.69	5	341	1	< 2	1.39	< 0.3	20	91	47	4.80	18	2.49	1.54	29	480	< 1	2.53	46	0.068	16	< 5
A0964002	0.6	5.89	17	361	1	< 2	1.82	< 0.3	9	29	24	2.42	20	1.74	0.80	20	551	1	2.81	19	0.064	11	< 5
A0964003	0.9	7.76	7	465	1	< 2	1.77	< 0.3	18	87	56	4.04	19	2.09	1.12	29	464	3	2.33	47	0.072	17	< 5
A0964004	0.6	8.63	15	503	1	< 2	2.52	< 0.3	9	22	20	2.82	20	2.47	0.76	18	380	3	2.40	14	0.074	12	< 5
A0964005	0.4	7.62	16	491	1	< 2	1.81	< 0.3	7	14	12	2.18	19	2.01	0.58	21	396	< 1	2.56	9	0.069	8	< 5
A0964006	0.7	7.90	37	381	1	< 2	1.00	< 0.3	19	97	50	7.15	17	2.24	1.57	42	502	1	2.17	48	0.076	9	< 5
A0964007	0.6	8.74	53	437	1	< 2	1.20	< 0.3	20	99	55	6.30	18	2.19	1.61	32	558	1	1.79	53	0.077	11	< 5
A0964008	0.4	9.06	137	461	1	< 2	1.62	< 0.3	22	100	67	4.89	21	2.83	1.46	32	538	< 1	2.41	60	0.068	13	< 5
A0964009	0.5	7.72	89	417	1	< 2	1.25	< 0.3	20	92	50	4.87	19	2.88	1.36	33	510	< 1	2.13	57	0.062	18	< 5
A0964010	0.7	8.43	18	432	1	< 2	1.66	< 0.3	20	93	56	5.60	19	1.88	1.61	33	637	1	2.13	57	0.067	12	< 5
A0964011	0.5	8.77	50	381	< 1	< 2	1.32	< 0.3	22	108	68	4.71	19	1.87	1.50	31	650	2	1.91	68	0.058	13	< 5
A0964458	0.8	7.68	38	390	1	< 2	2.96	< 0.3	9	27	17	2.67	18	1.83	0.88	19	982	< 1	1.76	15	0.061	44	< 5
A0964459	0.6	7.67	30	453	1	< 2	2.06	< 0.3	9	16	25	2.85	18	2.59	0.97	33	1040	2	1.18	15	0.063	38	< 5
A0964460	0.8	7.07	23	374	< 1	< 2	2.54	< 0.3	8	37	24	2.74	17	1.87	0.75	17	702	1	2.01	10	0.079	33	< 5
A0964461	0.8	7.57	31	494	1	< 2	2.06	< 0.3	8	27	37	2.52	19	2.46	0.71	15	498	3	2.87	20	0.060	15	< 5
A0964462	0.4	4.75	36	142	< 1	< 2	2.38	0.7	6	14	24	2.13	9	0.86	0.70	12	614	1	2.06	10	0.066	19	< 5
A0964463	0.6	7.78	57	509	1	< 2	2.81	< 0.3	9	23	21	2.89	18	2.33	0.93	23	615	< 1	2.42	18	0.059	49	< 5
A0964464	9.5	3.16	3020	57	< 1	< 2	0.48	< 0.3	3	14	19	1.59	8	0.11	0.18	2	188	2	2.59	5	0.022	65	< 5
A0964465	0.6	6.95	> 5000	340	2	< 2	3.30	< 0.3	14	20	36	4.09	19	2.09	1.27	26	780	1	2.80	16	0.171	11	< 5
A0964466	0.9	7.76	133	342	1	< 2	2.78	< 0.3	13	18	41	3.89	18	1.73	1.45	27	486	< 1	2.68	15	0.146	32	< 5
A0964467	0.6	6.49	243	344	1	< 2	2.16	< 0.3	8	21	18	2.59	16	1.68	0.75	22	404	2	2.23	11	0.074	10	< 5
A0964468	< 0.3	7.65	440	398	1	< 2	0.94	< 0.3	17	93	37	3.40	17	2.03	1.20	31	377	1	1.58	49	0.058	11	< 5
A0964469	0.4	6.57	14	377	< 1	< 2	1.50	< 0.3	7	23	20	2.10	16	2.10	0.67	16	419	2	2.16	15	0.053	8	< 5
A0964470	1.0	7.60	35	320	1	< 2	3.10	< 0.3	10	31	54	4.13	18	2.12	1.09	26	537	4	2.85	25	0.059	11	< 5
A0964471	0.6	8.75	129	401	1	< 2	1.32	< 0.3	19	98	50	4.93	19	3.51	1.44	37	455	1	1.55	48	0.073	17	< 5
A0964472	0.9	7.99	41	381	1	< 2	2.48	< 0.3	11	32	25	3.36	19	2.39	0.92	29	612	2	2.72	18	0.082	27	< 5
A0964473	0.8	5.67	140	430	< 1	< 2	1.97	< 0.3	8	18	20	2.68	17	2.09	0.71	27	440	2	2.68	10	0.082	9	< 5
A0964474	0.5	5.04	26	293	< 1	< 2	1.39	< 0.3	6	22	10	2.00	13	1.65	0.53	18	406	2	1.33	10	0.052	12	< 5
A0964475	0.6	9.21	93	454	1	< 2	1.33	< 0.3	22	102	55	4.76	21	2.07	1.57	29	503	2	1.60	59	0.069	24	< 5
A0964476	0.7	8.58	170	437	1	< 2	1.42	< 0.3	20	146	58	6.53	19	2.15	1.55	38	500	2	1.83	55	0.074	20	< 5
A0964477	0.6	8.81	905	455	1	< 2	1.27	< 0.3	24	110	58	5.67	20	1.94	1.60	31	695	2	1.67	65	0.055	21	< 5
A0964478	0.5	8.53	10	591	< 1	< 2	1.43	< 0.3	17	72	46	4.47	19	2.34	1.28	28	498	< 1	2.45	50	0.059	10	< 5
A0964479	0.6	8.95	204	561	1	< 2	1.48	< 0.3	23	129	65	4.96	20	2.52	1.47	30	528	1	1.46	76	0.055	12	< 5
A0964480	0.5	8.70	85	582	1	< 2	1.33	< 0.3	15	53	27	6.32	19	3.19	1.33	31	636	1	1.58	40	0.065	11	< 5
A0964481	0.8	6.71	1520	136	< 1	< 2	2.44	< 0.3	15	22	134	9.98	13	2.14	0.90	24	494	< 1	1.76	43	0.066	9	8
A0964482	1.1	4.53	> 5000	241	< 1	< 2	1.92	< 0.3	11	35	8	3.05	15	2.06	0.68	16	655	1	1.44	19	0.078	15	11
A0964483	0.8	6.11	35	304	< 1	< 2	1.18	< 0.3	2	27	3	1.88	16	1.54	0.20	10	262	4	2.87	< 1	0.018	9	< 5
A0964484	0.8	6.69	24	192	1	< 2	1.54	< 0.3	2	7	3	1.94	16	1.88	0.23	13	352	1	2.52	< 1	0.018	9	< 5

Analyte Symbol	Ag	Al	As	Ba	Be	Bi	Ca	Cd	Co	Cr	Cu	Fe	Ga	K	Mg	Li	Mn	Mo	Na	Ni	P	Pb	Sb
Unit Symbol	ppm	%	ppm	ppm	ppm	ppm	%	ppm	ppm	ppm	ppm	%	ppm	%	%	ppm	ppm	ppm	%	ppm	%	ppm	ppm
Lower Limit	0.3	0.01	3	7	1	2	0.01	0.3	1	1	1	0.01	1	0.01	0.01	1	1	1	0.01	1	0.001	3	5
Method Code	TD-ICP	TD-ICP	TD-ICP	TD-ICP	TD-ICP	TD-ICP	TD-ICP	TD-ICP	TD-ICP	TD-ICP	TD-ICP	TD-ICP	TD-ICP	TD-ICP	TD-ICP	TD-ICP	TD-ICP	TD-ICP	TD-ICP	TD-ICP	TD-ICP	TD-ICP	TD-ICP
A0964485	0.8	6.71	133	433	< 1	< 2	1.62	< 0.3	1	13	< 1	1.94	16	2.13	0.36	14	418	1	2.29	< 1	0.018	12	< 5
A0964486	0.6	7.77	149	686	< 1	< 2	2.74	< 0.3	9	31	13	2.98	18	2.11	0.94	20	479	1	2.15	17	0.072	8	< 5
A0964061	0.7	8.52	28	588	< 1	< 2	1.93	< 0.3	14	53	30	3.87	19	2.15	1.18	31	495	< 1	2.24	34	0.062	13	< 5
A0964062	< 0.3	8.79	56	445	1	< 2	1.63	< 0.3	23	116	60	4.80	20	2.59	1.57	24	691	< 1	1.65	78	0.055	14	< 5
A0964063	0.6	9.15	82	515	1	< 2	1.31	< 0.3	20	90	48	5.68	20	2.84	1.83	26	597	< 1	2.37	55	0.060	11	< 5
A0964064	0.7	7.76	377	409	1	< 2	1.84	< 0.3	14	51	28	4.94	17	2.20	1.32	23	463	2	2.26	30	0.066	9	< 5
A0964065	1.0	6.62	81	381	< 1	< 2	0.28	< 0.3	2	19	15	1.96	17	2.71	0.30	13	103	2	1.20	4	0.021	10	< 5
A0964066	0.7	6.83	471	298	1	< 2	1.83	< 0.3	2	6	9	1.89	17	1.51	0.21	8	424	1	2.89	< 1	0.018	9	< 5
A0964067	1.0	6.60	30	224	< 1	< 2	1.14	< 0.3	2	7	3	2.01	17	1.76	0.21	14	394	2	1.94	< 1	0.018	11	< 5
A0964068	0.7	5.70	25	169	< 1	< 2	1.37	< 0.3	1	10	2	1.75	14	1.53	0.25	11	292	1	2.21	< 1	0.016	9	< 5
A0964069	0.7	6.93	22	279	1	< 2	1.56	< 0.3	2	8	9	1.99	17	1.90	0.26	12	342	1	2.39	1	0.022	10	< 5
A0964070	0.5	6.32	73	412	< 1	< 2	2.07	< 0.3	7	14	14	2.40	16	2.26	0.74	17	493	1	2.22	10	0.079	8	< 5
117326	0.7	6.15	164	463	1	< 2	2.56	< 0.3	10	12	41	3.13	17	2.48	1.00	17	646	< 1	2.64	14	0.134	11	< 5
117327	0.8	7.05	1970	347	1	< 2	2.75	< 0.3	14	47	33	3.92	17	2.54	1.31	28	551	< 1	2.66	16	0.154	8	< 5
A0964071	0.6	7.12	306	450	1	< 2	2.71	< 0.3	19	83	67	4.20	17	2.37	1.63	27	628	< 1	2.59	39	0.067	13	< 5
117328	0.6	5.50	63	333	< 1	< 2	1.65	< 0.3	9	34	26	2.32	18	1.94	0.75	25	395	2	2.39	19	0.060	10	< 5
117329	0.7	7.46	74	389	< 1	< 2	2.36	< 0.3	8	22	17	2.77	18	2.20	0.83	28	578	2	2.26	10	0.085	17	< 5
A0964072	0.7	7.75	63	353	1	< 2	2.75	< 0.3	11	31	22	3.10	18	2.00	1.12	31	523	1	2.20	23	0.077	10	< 5
117330	0.5	8.84	23	482	1	< 2	1.79	< 0.3	20	101	31	6.51	19	2.04	1.42	27	605	< 1	1.86	55	0.074	11	< 5
117331	0.4	8.71	56	422	1	< 2	1.71	< 0.3	21	106	45	4.32	19	2.26	1.48	27	473	< 1	2.13	53	0.065	12	< 5
117332	< 0.3	8.42	307	446	1	< 2	1.85	< 0.3	21	76	38	5.23	20	2.55	1.51	27	643	< 1	1.87	49	0.077	12	< 5
117333	0.5	7.76	4	428	< 1	< 2	2.31	< 0.3	10	37	21	3.04	18	2.52	1.14	25	401	< 1	2.50	20	0.057	11	< 5
117334	0.8	6.91	175	357	< 1	< 2	1.27	< 0.3	2	16	8	1.90	17	2.18	0.22	15	300	2	2.42	< 1	0.018	10	< 5
A0964073	0.8	7.01	66	257	1	< 2	2.02	< 0.3	7	34	10	2.65	17	2.23	0.81	20	387	2	2.35	11	0.029	11	< 5
117335	0.9	4.45	33	389	1	< 2	0.88	< 0.3	1	10	4	1.76	16	1.81	0.25	13	308	2	2.46	< 1	0.018	15	< 5
117336	0.6	6.02	30	316	< 1	< 2	0.82	< 0.3	2	34	1	1.93	17	2.06	0.42	16	183	1	2.07	6	0.025	9	< 5
A0964074	0.8	5.89	26	228	1	< 2	0.35	< 0.3	2	20	1	1.83	16	1.77	0.37	16	122	2	1.28	4	0.020	11	< 5
117337	0.6	6.89	189	266	1	< 2	1.78	< 0.3	2	8	2	1.95	17	1.94	0.40	15	382	2	2.39	< 1	0.020	10	< 5
117338	0.6	6.62	356	403	1	< 2	1.60	< 0.3	2	7	2	1.94	16	1.89	0.24	11	326	1	2.42	< 1	0.018	8	< 5
117339	0.7	6.18	1430	393	< 1	< 2	0.77	< 0.3	2	7	2	1.78	17	2.19	0.23	11	243	2	1.40	< 1	0.019	8	< 5
A0964075	0.7	7.81	47	618	1	< 2	2.96	< 0.3	12	22	26	3.56	19	3.05	1.14	22	586	1	2.28	21	0.108	12	< 5
117340	0.6	6.49	37	510	< 1	< 2	1.42	< 0.3	2	14	2	1.83	17	1.77	0.21	9	274	1	2.89	1	0.019	8	< 5
A0963852	0.6	7.19	19	486	< 1	< 2	2.29	< 0.3	9	28	21	2.43	17	2.45	0.90	19	704	1	2.35	21	0.060	17	< 5
A0963853	0.7	4.54	45	421	< 1	< 2	2.01	< 0.3	9	22	12	2.55	17	1.52	0.69	15	782	1	2.01	13	0.077	26	< 5
A0963854	0.8	7.42	27	433	< 1	< 2	2.54	< 0.3	8	17	13	2.56	17	2.14	0.81	17	818	1	2.40	13	0.069	24	< 5
A0963855	0.4	6.79	11	374	< 1	< 2	2.28	< 0.3	7	16	17	2.35	16	1.93	0.71	15	681	< 1	2.04	13	0.056	25	< 5
A0963856	0.8	6.74	18	292	< 1	< 2	2.26	< 0.3	7	18	11	2.30	17	1.89	0.72	14	726	< 1	1.90	12	0.057	55	< 5
A0963857	0.7	7.76	13	493	< 1	< 2	2.46	< 0.3	10	31	19	2.75	18	1.89	1.00	19	758	1	2.36	20	0.065	23	< 5
A0963858	0.6	7.50	12	454	< 1	< 2	2.63	< 0.3	8	25	17	2.50	17	1.97	0.88	19	590	< 1	2.32	14	0.060	10	< 5
A0963859	0.5	7.62	20	514	< 1	< 2	2.15	< 0.3	5	30	14	1.81	18	2.71	0.51	13	411	< 1	2.61	7	0.048	18	< 5
A0963860	0.9	7.18	13	440	< 1	< 2	2.56	< 0.3	10	21	24	2.60	18	2.54	0.81	18	783	2	2.37	15	0.059	26	< 5
A0963861	0.5	6.21	14	431	< 1	< 2	2.24	< 0.3	7	17	16	2.32	16	2.53	0.73	15	586	< 1	1.75	13	0.054	10	< 5
A0963862	0.6	7.61	10	454	< 1	< 2	2.50	< 0.3	9	15	18	2.63	18	2.51	0.84	18	620	2	2.40	14	0.060	10	< 5
A0963863	0.5	6.50	13	333	< 1	< 2	2.17	< 0.3	8	29	16	2.47	16	1.68	0.87	16	698	< 1	1.92	16	0.060	13	< 5
A0963864	0.5	6.33	16	280	< 1	< 2	2.37	< 0.3	7	18	10	2.30	16	1.68	0.69	12	884	< 1	1.72	13	0.055	22	< 5
A0963865	0.7	7.32	26	281	< 1	< 2	1.21	1.0	5	13	2	1.98	18	2.32	0.43	22	431	1	0.79	9	0.047	49	< 5
A0963866	0.7	6.68	17	442	< 1	< 2	2.05	< 0.3	7	17	15	2.20	17	1.90	0.63	12	810	3	1.91	13	0.053	33	< 5
A0963867	1.1	7.57	22	200	1	< 2	2.61	1.4	10	16	12	3.08	19	2.20	0.86	17	1250	2	1.58	18	0.066	190	< 5
A0963868	0.6	6.70	45	377	< 1	< 2	2.55	< 0.3	7	16	19	2.62	16	1.84	0.81	24	854	1	2.81	10	0.082	21	< 5
A0963869	0.5	6.63	39	419	< 1	< 2	2.06	< 0.3	8	17	20	2.36	18	2.65	0.73	18	683	1	1.18	14	0.060	83	< 5
A0963870	0.7	7.42	16	464	1	< 2	1.93	< 0.3	9	24	20	2.41	19	2.48	0.74	19	422	11	1.86	14	0.062	21	< 5

Analyte Symbol	Ag	Al	As	Ba	Be	Bi	Ca	Cd	Co	Cr	Cu	Fe	Ga	K	Mg	Li	Mn	Mo	Na	Ni	P	Pb	Sb
Unit Symbol	ppm	%	ppm	ppm	ppm	ppm	%	ppm	ppm	ppm	ppm	%	ppm	%	%	ppm	ppm	ppm	%	ppm	%	ppm	ppm
Lower Limit	0.3	0.01	3	7	1	2	0.01	0.3	1	1	1	0.01	1	0.01	0.01	1	1	1	0.01	1	0.001	3	5
Method Code	TD-ICP	TD-ICP	TD-ICP	TD-ICP	TD-ICP	TD-ICP	TD-ICP	TD-ICP	TD-ICP	TD-ICP	TD-ICP	TD-ICP	TD-ICP	TD-ICP	TD-ICP	TD-ICP	TD-ICP	TD-ICP	TD-ICP	TD-ICP	TD-ICP	TD-ICP	TD-ICP
A0963871	0.8	6.15	43	439	< 1	< 2	1.91	< 0.3	8	14	33	2.14	17	2.02	0.71	16	602	1	2.46	12	0.062	48	< 5
A0963872	0.7	7.40	40	460	< 1	< 2	1.99	< 0.3	8	26	48	2.17	17	1.28	0.71	17	450	< 1	3.85	15	0.063	22	< 5
A0963873	0.6	6.71	37	370	< 1	< 2	1.46	< 0.3	7	24	37	2.16	17	1.97	0.60	14	421	4	1.88	13	0.057	51	< 5
A0963874	0.7	7.62	772	392	2	< 2	3.21	< 0.3	13	22	33	3.56	19	2.07	1.36	22	672	3	2.51	17	0.159	19	< 5
A0963875	0.7	7.03	220	375	1	< 2	2.12	< 0.3	8	18	20	2.45	17	1.75	0.74	23	411	1	2.67	10	0.083	37	< 5
A0963876	0.6	7.42	211	449	1	< 2	1.40	< 0.3	13	56	36	3.05	18	2.38	1.22	36	421	2	1.72	30	0.054	14	< 5
A0963877	0.5	6.25	43	353	2	< 2	1.61	< 0.3	14	79	52	2.89	16	2.03	0.93	22	362	4	2.31	37	0.049	15	< 5
A0963878	0.8	7.63	27	392	1	< 2	1.99	< 0.3	9	21	20	2.38	18	2.61	0.86	25	479	< 1	2.69	17	0.060	7	< 5
A0963879	0.5	7.48	33	286	1	< 2	1.50	< 0.3	17	73	34	3.54	18	2.34	1.28	31	458	< 1	1.68	49	0.059	11	< 5
A0963880	0.7	5.13	48	246	< 1	< 2	1.06	< 0.3	14	138	39	4.27	14	1.72	1.13	23	467	1	1.85	41	0.055	9	< 5
A0963881	0.9	7.78	4	182	2	< 2	1.59	< 0.3	74	93	119	5.05	18	1.92	1.05	30	449	1	2.32	76	0.062	13	< 5
A0963882	0.5	8.44	328	455	1	< 2	1.18	< 0.3	18	92	48	4.01	20	1.93	1.32	31	398	1	1.39	47	0.069	12	< 5
A0963883	0.9	7.75	3300	396	1	< 2	1.74	< 0.3	9	15	20	2.99	18	1.76	0.71	19	455	2	2.28	13	0.080	35	< 5
A0963884	0.4	9.24	180	455	1	< 2	1.43	< 0.3	23	110	62	5.23	20	2.58	1.63	34	561	< 1	1.60	64	0.067	14	< 5
A0963885	0.5	8.65	54	485	1	< 2	1.57	< 0.3	24	105	63	6.25	20	2.50	1.69	34	753	< 1	1.82	65	0.064	13	< 5
A0963886	< 0.3	7.15	34	377	< 1	< 2	0.97	< 0.3	17	85	41	4.52	16	1.90	1.16	24	428	< 1	1.89	50	0.057	10	< 5
A0963887	0.5	8.02	1480	476	1	< 2	1.19	< 0.3	15	54	31	4.82	19	3.16	1.25	23	482	2	1.46	40	0.056	8	< 5
A0963888	0.7	6.59	204	498	< 1	< 2	2.65	< 0.3	8	23	28	4.23	17	2.56	0.98	25	522	1	1.69	22	0.089	9	< 5
A0963889	0.8	5.95	3040	308	< 1	< 2	0.28	< 0.3	1	7	6	1.80	16	2.05	0.17	10	82	1	1.08	< 1	0.015	15	5
A0963890	0.7	4.27	107	387	1	< 2	0.79	< 0.3	1	8	6	1.63	15	1.73	0.20	13	288	2	1.77	1	0.017	13	< 5
A0963891	0.7	6.71	21	469	1	< 2	2.83	< 0.3	8	13	11	2.69	18	1.75	0.84	17	716	1	2.01	14	0.080	9	< 5
A0963892	0.5	6.91	29	289	1	< 2	1.53	< 0.3	2	13	2	1.87	17	2.02	0.33	16	310	2	2.25	3	0.020	10	< 5
A0963893	0.5	7.36	18	508	1	< 2	3.57	< 0.3	17	93	45	4.42	17	2.22	2.02	40	794	< 1	2.18	26	0.070	9	< 5
A0963894	0.8	6.99	13	296	< 1	< 2	1.46	< 0.3	2	17	31	2.09	16	0.50	0.28	7	443	2	4.22	< 1	0.019	11	< 5
A0963895	0.7	6.20	12	350	< 1	< 2	1.33	< 0.3	2	19	16	1.67	16	1.40	0.32	8	378	1	2.54	4	0.018	7	< 5
A0963896	0.6	5.68	86	449	1	< 2	1.01	< 0.3	1	5	< 1	1.66	16	2.36	0.22	14	192	1	1.58	< 1	0.018	7	< 5
A0963897	1.0	6.49	48	401	2	< 2	2.31	< 0.3	6	13	12	2.78	16	1.92	0.74	16	462	2	2.36	4	0.052	10	< 5
A0963922	0.3	6.79	< 3	370	< 1	< 2	2.34	< 0.3	8	20	15	2.30	16	1.59	0.80	23	371	< 1	2.38	16	0.057	8	< 5
A0963923	0.6	7.78	4	323	< 1	< 2	2.84	< 0.3	11	28	30	3.05	18	1.63	1.12	34	472	1	2.70	24	0.083	8	< 5
A0963924	< 0.3	7.42	< 3	412	1	< 2	2.21	< 0.3	11	33	36	3.05	17	1.78	0.83	24	382	2	2.17	21	0.067	11	< 5
A0963925	0.4	6.74	< 3	494	< 1	< 2	2.94	< 0.3	14	127	20	3.38	16	1.86	1.70	25	502	< 1	2.09	52	0.079	7	< 5
A0963926	0.4	6.93	< 3	345	< 1	< 2	1.61	< 0.3	7	17	22	2.49	16	1.88	0.28	14	544	1	1.94	12	0.052	8	< 5
A0963927	0.5	6.69	< 3	776	1	< 2	0.96	< 0.3	2	8	6	1.38	17	1.99	0.21	20	223	2	2.38	2	0.019	15	< 5
A0963928	0.6	7.44	< 3	545	< 1	< 2	2.23	< 0.3	10	31	21	2.36	18	1.81	0.58	22	297	1	2.65	22	0.076	7	< 5
A0963929	< 0.3	7.71	< 3	447	< 1	< 2	1.80	< 0.3	12	38	21	2.99	18	1.84	0.70	22	446	< 1	2.63	28	0.084	3	< 5
A0964522	0.9	6.94	52	230	1	< 2	1.46	< 0.3	2	8	5	2.11	17	1.58	0.28	13	358	1	2.89	2	0.027	9	< 5
A0964523	1.0	5.64	30	421	< 1	< 2	1.00	< 0.3	1	11	2	1.74	17	1.87	0.22	14	252	1	2.70	< 1	0.019	8	< 5
A0964524	0.6	5.77	31	200	1	< 2	1.15	< 0.3	3	10	3	1.85	16	1.77	0.42	13	212	2	1.29	2	0.032	8	< 5
A0964525	0.6	7.87	414	293	1	< 2	2.31	< 0.3	11	21	16	3.22	19	2.14	0.92	17	762	1	0.79	20	0.084	13	< 5
A0964526	0.4	6.42	115	534	1	< 2	2.54	< 0.3	10	20	17	2.86	17	1.87	0.94	16	455	1	1.83	17	0.084	8	< 5
A0964527	1.0	7.20	82	147	2	< 2	0.13	< 0.3	2	9	2	2.01	19	2.69	0.27	10	57	2	0.22	< 1	0.019	6	< 5
A0964528	0.7	6.52	109	376	< 1	< 2	1.17	< 0.3	2	8	3	1.79	17	1.87	0.21	9	222	2	2.77	< 1	0.017	9	< 5
A0964529	0.5	7.19	58	357	1	< 2	2.80	< 0.3	11	16	23	3.13	17	2.94	1.04	17	615	< 1	1.76	17	0.095	8	< 5
A0964530	0.7	7.44	142	613	< 1	< 2	2.74	< 0.3	11	24	18	2.91	18	2.89	0.95	17	510	1	2.00	20	0.081	10	< 5
A0964531	0.6	6.92	67	599	< 1	< 2	1.79	< 0.3	4	12	11	2.54	18	2.44	0.49	11	340	2	2.37	6	0.035	9	< 5
A0964532	0.8	7.05	230	372	< 1	< 2	2.63	< 0.3	7	12	13	2.62	17	1.70	0.65	14	415	3	2.47	11	0.055	9	< 5
A0964511	0.4	5.79	10	329	< 1	< 2	2.25	< 0.3	10	20	18	2.91	17	2.04	1.00	19	477	1	2.33	19	0.080	9	< 5
A0964512	0.8	6.63	50	202	1	< 2	1.34	< 0.3	3	18	12	2.17	15	1.82	0.38	16	270	2	1.69	3	0.027	11	< 5
A0964513	1.2	6.52	24	216	< 1	< 2	0.40	< 0.3	2	8	21	2.11	16	2.06	0.21	11	125	2	0.95	< 1	0.019	11	< 5
A0964514	1.0	6.82	97	372	1	< 2	1.55	< 0.3	2	13	4	2.01	17	1.89	0.23	14	392	1	2.28	< 1	0.017	11	< 5
A0964515	0.8	6.80	112	500	< 1	< 2	1.90	< 0.3	7	29	24	2.47	17	1.93	0.64	15	340	2	1.75	12	0.053	10	< 5

Analyte Symbol	Ag	Al	As	Ba	Be	Bi	Ca	Cd	Co	Cr	Cu	Fe	Ga	K	Mg	Li	Mn	Mo	Na	Ni	P	Pb	Sb
Unit Symbol	ppm	%	ppm	ppm	ppm	ppm	%	ppm	ppm	ppm	ppm	%	ppm	%	%	ppm	ppm	ppm	%	ppm	%	ppm	ppm
Lower Limit	0.3	0.01	3	7	1	2	0.01	0.3	1	1	1	0.01	1	0.01	0.01	1	1	1	0.01	1	0.001	3	5
Method Code	TD-ICP	TD-ICP	TD-ICP	TD-ICP	TD-ICP	TD-ICP	TD-ICP	TD-ICP	TD-ICP	TD-ICP	TD-ICP	TD-ICP	TD-ICP	TD-ICP	TD-ICP	TD-ICP	TD-ICP	TD-ICP	TD-ICP	TD-ICP	TD-ICP	TD-ICP	TD-ICP
A0964516	0.7	6.91	108	456	1	< 2	1.67	< 0.3	2	7	7	2.20	17	2.17	0.34	16	337	2	2.65	1	0.026	8	< 5
A0964517	1.0	6.57	57	519	< 1	< 2	1.33	< 0.3	2	7	2	1.96	17	2.43	0.30	16	374	1	2.23	< 1	0.018	9	< 5
A0964518	0.5	7.28	27	371	1	< 2	2.52	< 0.3	12	22	20	3.09	18	2.36	0.99	19	442	1	1.68	18	0.084	9	< 5
A0964519	0.7	6.44	42	270	1	< 2	0.51	< 0.3	2	11	3	1.84	17	1.63	0.21	12	124	2	1.58	< 1	0.017	7	< 5
A0964520	0.6	5.06	23	382	< 1	< 2	0.73	< 0.3	3	15	5	1.86	16	1.58	0.27	10	198	1	2.32	2	0.027	8	< 5
A0964521	0.5	6.78	74	518	< 1	< 2	2.11	< 0.3	9	21	16	2.63	16	1.95	0.80	16	364	1	1.55	16	0.070	8	< 5
117341	0.5	7.72	3	358	< 1	< 2	2.30	< 0.3	9	21	27	2.68	18	1.83	0.85	24	397	2	2.29	15	0.059	9	< 5
117342	0.5	8.85	4	512	1	< 2	2.83	< 0.3	11	37	26	3.26	20	1.97	0.95	30	456	< 1	2.74	19	0.065	10	< 5
117343	0.9	7.67	4	398	< 1	< 2	2.09	< 0.3	9	22	21	2.71	18	2.30	0.63	27	386	< 1	2.10	13	0.058	13	< 5
117344	< 0.3	6.67	< 3	400	< 1	< 2	1.93	< 0.3	8	18	18	2.54	17	2.05	0.59	25	360	< 1	1.87	13	0.055	9	< 5
117345	< 0.3	6.43	4	381	< 1	< 2	1.85	< 0.3	8	14	14	2.27	16	1.91	0.56	29	332	2	2.17	13	0.053	8	< 5
117369	0.4	6.94	4	403	< 1	< 2	2.57	< 0.3	9	23	20	2.59	18	1.99	0.83	27	382	1	2.26	18	0.057	8	< 5
117370	0.5	7.48	6	434	< 1	< 2	2.63	< 0.3	9	25	18	2.83	18	1.78	0.88	29	387	< 1	2.47	18	0.058	7	< 5
117346	< 0.3	6.76	< 3	463	< 1	< 2	1.49	< 0.3	11	43	32	3.02	16	1.66	0.89	34	351	1	1.61	27	0.054	9	< 5
117347	0.4	7.33	7	332	1	< 2	2.33	< 0.3	10	33	16	2.82	19	1.79	0.82	29	397	1	2.67	17	0.070	9	< 5
117371	0.4	7.25	7	397	< 1	< 2	2.71	< 0.3	9	29	17	2.70	18	1.96	0.98	28	415	2	2.14	18	0.071	8	< 5
117348	0.4	7.55	< 3	479	< 1	< 2	2.64	< 0.3	8	24	16	2.49	18	1.86	0.84	26	358	< 1	2.56	16	0.063	8	< 5
117349	0.5	7.39	9	407	< 1	< 2	2.78	< 0.3	9	22	20	2.99	18	2.25	1.00	26	450	< 1	1.97	16	0.075	8	< 5
117350	< 0.3	7.43	9	424	< 1	< 2	2.27	< 0.3	8	18	25	2.81	18	2.39	0.87	27	434	2	1.89	12	0.062	9	< 5
117351	0.5	7.71	32	242	1	< 2	2.27	< 0.3	9	18	17	2.71	19	2.05	0.74	22	448	3	1.77	13	0.066	11	< 5
117352	0.6	5.36	10	366	< 1	< 2	2.04	< 0.3	7	25	13	2.24	16	1.79	0.68	16	713	< 1	1.96	15	0.052	19	< 5
117372	0.7	7.46	15	364	< 1	< 2	2.62	< 0.3	9	23	19	2.89	19	1.74	0.84	19	774	1	2.25	17	0.061	21	< 5
117373	0.6	7.70	27	277	< 1	< 2	2.66	< 0.3	8	25	18	2.81	19	1.96	0.80	18	631	1	2.79	17	0.059	13	< 5
117374	0.7	7.24	32	265	< 1	< 2	2.94	< 0.3	10	22	6	3.36	18	2.22	0.93	17	1150	2	1.88	18	0.059	16	< 5
117375	0.7	6.88	12	423	< 1	< 2	2.42	< 0.3	8	22	23	2.52	18	2.18	0.77	16	564	1	2.41	16	0.056	17	< 5
117353	0.5	6.87	12	388	< 1	< 2	2.33	< 0.3	8	20	16	2.56	18	2.27	0.78	18	485	< 1	2.64	13	0.077	17	< 5
117354	0.5	7.08	28	548	< 1	< 2	2.09	< 0.3	5	16	15	1.86	19	2.56	0.56	16	433	1	2.56	8	0.048	10	< 5
117355	0.4	6.98	15	483	< 1	< 2	2.09	< 0.3	5	22	14	1.88	18	2.33	0.52	14	442	< 1	2.59	8	0.048	12	< 5
117356	0.5	7.76	31	507	< 1	< 2	2.35	< 0.3	7	19	16	2.31	19	2.00	0.67	15	476	4	2.55	11	0.058	17	< 5
117376	0.5	6.18	14	362	< 1	< 2	3.27	< 0.3	9	82	36	3.76	16	2.22	1.51	20	1070	1	2.08	25	0.059	15	< 5
117357	0.5	7.67	14	423	< 1	< 2	2.58	< 0.3	9	20	20	2.69	17	2.01	0.83	16	796	< 1	2.47	14	0.062	23	< 5
117377	0.7	8.15	23	520	< 1	< 2	2.85	< 0.3	8	22	21	2.39	20	1.97	0.62	14	602	< 1	2.61	15	0.055	17	< 5
117378	< 0.3	7.28	43	393	< 1	< 2	2.37	< 0.3	5	46	15	1.94	18	1.86	0.53	14	507	1	2.69	8	0.050	9	< 5
117379	0.8	7.22	35	374	1	< 2	3.10	< 0.3	9	22	16	2.85	18	2.45	0.80	15	1310	1	1.47	17	0.062	35	< 5
117380	0.5	6.28	35	358	< 1	< 2	2.74	< 0.3	9	22	21	2.82	17	1.78	0.84	13	1300	1	1.18	15	0.076	37	< 5
117381	8.4	7.51	97	65	2	5	2.61	38.3	12	25	158	5.15	18	2.93	1.02	19	1870	2	0.70	20	0.102	428	< 5
117382	0.7	6.74	44	229	< 1	< 2	2.67	1.5	8	18	16	2.54	17	3.55	0.76	12	2150	2	0.48	15	0.063	210	< 5
117358	0.8	6.29	50	359	1	< 2	2.99	< 0.3	7	14	14	2.22	17	1.77	0.68	14	997	1	2.18	12	0.057	37	< 5
117359	0.9	6.02	39	362	< 1	< 2	2.32	< 0.3	8	22	16	2.29	16	1.95	0.73	16	747	< 1	2.09	14	0.059	24	< 5
117383	1.0	7.50	68	467	1	< 2	1.86	< 0.3	9	16	36	2.81	18	1.97	0.74	14	751	1	3.04	14	0.061	61	< 5
117384	0.8	6.95	65	450	< 1	< 2	2.00	< 0.3	9	18	24	2.37	16	1.99	0.72	15	371	< 1	2.65	13	0.056	9	< 5
117385	0.5	6.61	81	317	< 1	< 2	2.43	< 0.3	9	18	15	2.72	17	1.68	0.85	17	409	1	2.47	15	0.080	10	< 5
117386	0.7	7.24	42	340	1	< 2	3.07	< 0.3	11	19	21	3.22	18	2.40	1.03	21	886	1	2.51	17	0.089	21	< 5
117360	0.7	6.75	101	229	1	< 2	1.59	< 0.3	9	21	14	2.64	19	3.15	0.62	12	486	1	2.27	15	0.058	94	< 5
117387	0.7	6.96	184	387	< 1	< 2	2.37	0.6	9	25	35	2.76	19	2.04	0.83	18	538	1	2.87	18	0.062	19	< 5
117388	0.4	7.14	39	235	< 1	< 2	2.84	< 0.3	12	17	33	3.32	18	2.16	1.13	22	484	< 1	2.54	20	0.106	21	< 5
117389	0.6	7.01	46	301	< 1	< 2	2.82	< 0.3	12	15	23	3.31	18	2.33	1.02	20	506	1	2.43	12	0.118	10	< 5
117361	0.7	6.59	81	322	1	< 2	2.33	< 0.3	9	18	27	2.77	18	1.53	0.82	17	409	< 1	2.57	12	0.095	12	< 5
117390	0.7	7.41	92	332	< 1	< 2	2.57	< 0.3	11	12	26	3.26	17	1.77	0.96	19	632	< 1	2.75	10	0.111	11	< 5
117362	0.5	7.14	168	345	1	< 2	1.62	< 0.3	16	67	40	3.78	17	1.82	1.04	24	365	1	1.94	40	0.069	10	< 5
117363	0.6	8.42	212	405	1	< 2	1.37	< 0.3	19	88	49	4.51	19	2.56	1.18	29	404	2	1.75	47	0.068	11	< 5

Analyte Symbol	Ag	Al	As	Ba	Be	Bi	Ca	Cd	Co	Cr	Cu	Fe	Ga	K	Mg	Li	Mn	Mo	Na	Ni	P	Pb	Sb
Unit Symbol	ppm	%	ppm	ppm	ppm	ppm	%	ppm	ppm	ppm	ppm	%	ppm	%	%	ppm	ppm	ppm	%	ppm	%	ppm	ppm
Lower Limit	0.3	0.01	3	7	1	2	0.01	0.3	1	1	1	0.01	1	0.01	0.01	1	1	1	0.01	1	0.001	3	5
Method Code	TD-ICP	TD-ICP	TD-ICP	TD-ICP	TD-ICP	TD-ICP	TD-ICP	TD-ICP	TD-ICP	TD-ICP	TD-ICP	TD-ICP	TD-ICP	TD-ICP	TD-ICP	TD-ICP	TD-ICP	TD-ICP	TD-ICP	TD-ICP	TD-ICP	TD-ICP	TD-ICP
117364	0.5	8.62	118	435	1	< 2	1.09	< 0.3	20	99	57	5.39	19	2.95	1.54	33	472	1	1.82	50	0.076	10	< 5
117365	0.3	9.65	47	433	1	< 2	1.25	< 0.3	23	115	61	5.17	21	2.59	1.69	29	615	< 1	1.91	67	0.068	12	< 5
117366	0.4	8.50	35	476	< 1	< 2	1.60	< 0.3	19	84	47	5.43	19	2.16	1.48	31	601	< 1	2.28	53	0.066	12	< 5
117367	0.5	8.43	202	362	< 1	< 2	1.69	< 0.3	18	76	51	4.35	19	1.95	1.27	27	582	< 1	2.07	50	0.065	12	< 5
117368	0.6	8.96	71	378	1	< 2	1.42	< 0.3	22	111	64	5.21	19	1.82	1.52	29	642	1	2.04	70	0.061	14	< 5
117041	0.6	4.67	< 3	544	< 1	< 2	0.98	< 0.3	3	5	7	2.37	15	1.64	0.26	16	362	2	2.11	< 1	0.010	7	< 5
117042	0.5	6.57	< 3	> 1000	1	< 2	1.11	< 0.3	2	10	6	1.81	17	1.81	0.22	15	257	< 1	2.44	1	0.015	14	< 5
117043	0.5	6.55	< 3	644	< 1	< 2	0.95	< 0.3	5	10	14	2.03	17	1.81	0.38	21	239	1	1.69	1	0.011	8	< 5
117044	0.5	7.28	3	719	1	< 2	1.29	< 0.3	2	6	8	2.17	18	1.93	0.29	18	340	1	2.57	1	0.019	11	< 5
117045	0.7	6.81	3	251	1	< 2	0.99	< 0.3	3	7	5	2.43	17	1.91	0.15	15	326	< 1	2.39	< 1	0.014	8	< 5
117046	0.8	7.35	12	108	< 1	< 2	1.52	< 0.3	12	67	16	3.81	18	2.16	1.13	20	308	3	2.12	38	0.023	11	< 5
117047	0.7	6.47	10	78	1	< 2	0.82	< 0.3	3	10	3	2.84	17	1.92	0.23	14	263	3	2.38	< 1	0.007	7	< 5
A0963492	0.6	8.28	5	347	< 1	< 2	2.73	< 0.3	11	26	13	3.29	20	2.04	1.03	24	435	1	2.87	23	0.091	10	< 5
117048	0.7	7.28	3	356	1	< 2	1.64	< 0.3	8	12	20	2.98	17	1.82	0.54	16	404	1	2.46	9	0.032	11	< 5
117049	0.5	5.12	< 3	493	< 1	< 2	1.31	< 0.3	7	17	15	2.18	17	1.89	0.43	18	352	2	1.92	9	0.039	9	< 5
117050	0.8	6.98	12	360	1	< 2	2.27	< 0.3	9	23	24	2.48	19	1.48	0.67	25	377	1	2.74	19	0.061	28	< 5
117051	0.5	7.44	4	503	1	< 2	1.89	< 0.3	10	82	23	2.62	20	1.84	0.63	24	380	6	2.12	18	0.057	10	< 5
117052	0.6	7.26	< 3	508	1	< 2	2.09	< 0.3	8	21	16	2.32	21	1.97	0.44	23	313	< 1	3.25	16	0.056	9	< 5
117053	0.6	6.35	4	213	1	< 2	1.90	< 0.3	9	19	18	2.38	19	2.13	0.69	27	395	2	2.54	15	0.054	12	< 5
117054	0.5	6.26	< 3	519	1	< 2	1.95	< 0.3	8	18	14	2.44	20	2.15	0.63	23	383	1	2.33	14	0.060	13	< 5
117055	1.7	6.31	3	605	1	< 2	2.30	< 0.3	8	20	13	2.55	20	2.32	0.65	23	417	2	2.06	14	0.058	12	< 5
117056	0.6	7.24	< 3	430	1	< 2	2.41	< 0.3	9	23	18	2.75	21	1.98	0.66	26	405	< 1	2.87	15	0.058	9	< 5
117057	0.5	5.96	< 3	592	1	< 2	2.26	< 0.3	9	15	15	2.61	19	1.33	0.64	27	367	< 1	2.48	14	0.054	8	< 5
117058	0.5	4.29	< 3	543	1	< 2	1.51	< 0.3	8	25	24	2.27	19	1.65	0.59	24	357	< 1	2.59	15	0.055	6	< 5
117059	0.5	7.50	< 3	551	1	< 2	1.97	< 0.3	9	28	19	3.09	20	2.24	0.68	27	473	< 1	2.47	15	0.059	4	< 5
117060	0.5	7.74	4	424	1	< 2	2.37	< 0.3	8	19	16	2.73	20	1.86	0.68	29	438	3	2.06	14	0.061	11	< 5
117061	0.5	8.07	< 3	594	1	< 2	2.42	< 0.3	10	19	22	2.85	20	2.05	0.76	27	463	2	2.39	15	0.061	8	< 5
117062	0.6	7.61	4	497	1	< 2	2.08	< 0.3	9	19	20	2.58	20	2.17	0.74	35	367	2	1.87	15	0.061	24	< 5
117063	0.7	8.07	3	503	1	< 2	1.48	< 0.3	9	29	17	2.64	20	2.11	0.64	28	375	2	3.19	16	0.059	5	< 5
A0963449	0.6	7.68	< 3	510	1	< 2	2.41	< 0.3	8	19	18	2.50	20	1.83	0.67	25	375	< 1	2.43	15	0.061	10	< 5
A0963450	0.7	7.73	3	652	< 1	< 2	1.92	< 0.3	10	18	43	2.68	20	1.86	0.53	20	341	1	2.95	14	0.064	10	< 5
A0963451	0.5	7.43	3	426	1	< 2	2.06	< 0.3	9	16	25	2.60	20	1.45	0.63	23	363	2	3.34	14	0.060	12	< 5
A0963493	0.7	4.87	7	292	2	< 2	3.82	< 0.3	20	209	52	3.98	20	1.23	2.30	54	604	2	3.04	103	0.114	11	< 5
A0963452	0.5	6.90	6	459	1	< 2	1.53	< 0.3	9	22	19	2.52	19	1.84	0.67	29	384	2	2.54	16	0.057	11	< 5
A0963453	0.5	7.89	4	525	1	< 2	2.25	< 0.3	9	21	17	2.55	21	1.37	0.74	31	393	2	2.52	17	0.063	9	< 5
A0963454	0.6	7.70	4	446	1	< 2	2.05	< 0.3	8	18	19	2.40	20	1.54	0.67	28	371	1	2.40	12	0.058	15	< 5
A0963455	0.5	7.56	6	436	1	< 2	2.53	< 0.3	8	15	24	2.55	20	1.84	0.97	32	475	2	2.16	13	0.059	15	< 5
A0963456	< 0.3	2.66	< 3	134	< 1	< 2	0.82	< 0.3	3	12	8	1.25	6	0.74	0.29	12	171	2	0.75	6	0.020	5	< 5
A0963457	0.6	7.82	5	448	1	< 2	2.30	< 0.3	10	28	24	3.01	21	2.13	0.79	31	401	2	2.26	17	0.063	13	< 5
A0963494	0.8	7.76	29	218	< 1	< 2	2.76	< 0.3	10	23	27	3.01	21	1.98	1.06	29	456	1	2.25	21	0.074	9	< 5
A0963495	0.6	7.88	13	325	1	< 2	1.98	< 0.3	9	29	15	2.56	21	2.28	0.59	23	361	1	2.20	14	0.062	10	< 5
A0963458	0.5	4.93	4	416	1	< 2	1.35	< 0.3	8	28	20	2.33	19	1.65	0.71	32	364	1	2.08	14	0.057	13	< 5
A0963459	0.7	7.04	12	523	< 1	< 2	1.27	< 0.3	9	19	18	2.60	20	2.15	0.71	33	477	2	1.46	15	0.060	13	< 5
A0963460	< 0.3	2.68	7	140	< 1	< 2	0.85	< 0.3	5	40	13	1.33	7	0.66	0.25	9	164	1	0.93	7	0.020	8	< 5
A0963461	< 0.3	3.20	5	156	< 1	< 2	1.12	< 0.3	4	14	13	1.33	8	0.65	0.37	11	205	1	1.12	7	0.024	6	< 5
A0963462	0.6	7.74	12	394	1	< 2	2.69	< 0.3	11	35	24	2.83	19	1.60	0.99	24	474	2	2.99	22	0.068	11	< 5
A0963496	0.6	7.61	26	457	< 1	< 2	2.65	< 0.3	8	17	17	2.50	21	2.06	0.82	17	482	1	2.56	14	0.056	12	< 5
A0963497	0.5	7.28	95	438	1	< 2	2.48	< 0.3	8	21	14	2.58	20	1.99	0.82	19	526	< 1	2.28	15	0.063	21	< 5
A0963463	< 0.3	1.51	13	114	< 1	< 2	0.49	< 0.3	1	16	7	0.85	4	0.48	0.14	4	148	1	0.48	3	0.013	17	< 5
A0963464	0.7	7.75	32	335	1	< 2	2.62	< 0.3	9	25	14	2.84	21	2.38	0.74	17	553	2	2.69	15	0.076	43	< 5
A0963498	0.6	7.62	21	484	1	< 2	2.56	< 0.3	9	28	25	2.44	21	2.10	0.83	14	551	< 1	2.53	19	0.060	17	< 5

Analyte Symbol	Ag	Al	As	Ba	Be	Bi	Ca	Cd	Co	Cr	Cu	Fe	Ga	K	Mg	Li	Mn	Mo	Na	Ni	P	Pb	Sb
Unit Symbol	ppm	%	ppm	ppm	ppm	ppm	%	ppm	ppm	ppm	ppm	%	ppm	%	%	ppm	ppm	ppm	%	ppm	%	ppm	ppm
Lower Limit	0.3	0.01	3	7	1	2	0.01	0.3	1	1	1	0.01	1	0.01	0.01	1	1	1	0.01	1	0.001	3	5
Method Code	TD-ICP	TD-ICP	TD-ICP	TD-ICP	TD-ICP	TD-ICP	TD-ICP	TD-ICP	TD-ICP	TD-ICP	TD-ICP	TD-ICP	TD-ICP	TD-ICP	TD-ICP	TD-ICP	TD-ICP	TD-ICP	TD-ICP	TD-ICP	TD-ICP	TD-ICP	TD-ICP
A0963465	0.7	7.39	20	403	1	< 2	2.81	< 0.3	10	22	10	2.91	20	1.93	0.94	21	952	2	2.52	19	0.084	31	< 5
A0963466	0.6	7.19	14	423	1	< 2	2.75	< 0.3	11	34	34	2.86	19	1.75	1.02	18	486	2	3.08	23	0.083	13	< 5
A0963499	0.7	8.62	24	205	1	< 2	3.06	< 0.3	15	66	32	3.80	21	2.78	1.81	25	1010	< 1	1.35	38	0.076	42	< 5
A0963500	0.7	8.24	20	385	1	< 2	2.96	< 0.3	11	25	27	2.82	20	1.89	0.92	16	534	2	2.62	19	0.062	63	< 5
A0963467	0.9	8.09	37	379	1	< 2	1.92	4.4	7	21	18	2.43	21	1.08	0.60	17	595	< 1	1.55	13	0.054	87	< 5
A0962801	0.7	7.06	19	503	1	< 2	2.92	< 0.3	16	51	26	3.80	19	2.28	1.44	23	816	< 1	1.96	29	0.074	32	< 5
A0963468	2.0	6.95	44	366	< 1	< 2	1.26	1.8	7	22	80	2.18	19	2.51	0.50	14	284	2	1.36	15	0.068	592	< 5
A0963469	4.3	6.62	27	365	< 1	2	1.70	5.0	8	18	72	2.70	17	2.29	0.66	13	514	2	1.59	16	0.069	1020	< 5
A0963470	0.8	3.97	32	265	< 1	< 2	1.29	0.3	7	22	61	2.00	14	1.76	0.53	11	449	1	1.19	13	0.054	67	< 5
A0962802	0.7	7.53	19	452	1	< 2	2.33	< 0.3	9	23	24	2.53	21	1.85	0.74	15	504	1	2.27	17	0.062	20	< 5
A0963471	0.7	8.80	23	567	1	< 2	2.80	< 0.3	10	21	30	2.87	23	2.04	0.93	18	594	1	2.48	19	0.066	23	< 5
A0963488	0.6	7.62	36	491	1	< 2	2.81	< 0.3	9	23	20	2.56	20	1.89	0.79	16	506	< 1	2.05	17	0.059	20	< 5
A0962803	0.9	8.61	54	373	2	< 2	3.60	< 0.3	17	47	46	4.36	21	2.49	1.64	26	910	2	2.11	24	0.116	22	< 5
A0963489	0.6	7.50	32	508	1	< 2	2.49	< 0.3	8	20	17	2.49	20	2.02	0.81	16	582	1	2.19	17	0.060	17	< 5
A0962804	0.8	6.77	51	300	1	< 2	3.27	< 0.3	8	22	52	1.98	17	1.64	0.69	13	611	1	2.40	15	0.056	12	< 5
A0962805	0.7	6.84	47	404	< 1	< 2	2.81	< 0.3	8	20	30	2.90	18	2.22	0.88	15	623	1	2.15	17	0.056	14	< 5
A0963490	0.8	7.36	47	446	1	< 2	2.97	< 0.3	9	29	29	2.62	21	1.98	0.87	15	421	< 1	2.40	21	0.059	18	< 5
A0963472	0.6	5.14	62	392	1	< 2	2.33	< 0.3	10	29	21	2.68	20	2.23	0.77	16	512	< 1	2.11	18	0.059	15	< 5
A0963473	0.6	7.83	110	491	1	< 2	1.89	< 0.3	10	24	12	2.50	21	2.39	0.72	17	494	1	1.86	19	0.065	16	< 5
A0963474	0.5	5.52	95	380	< 1	< 2	1.22	< 0.3	6	27	6	1.66	16	1.81	0.45	11	267	< 1	1.04	13	0.042	15	< 5
A0963475	0.6	7.13	117	134	2	< 2	1.09	< 0.3	8	24	2	2.65	20	2.63	0.62	21	326	1	0.67	17	0.058	15	< 5
A0963476	3.4	4.96	121	266	1	< 2	1.31	< 0.3	6	20	20	2.45	15	2.31	0.51	13	529	2	0.63	12	0.035	123	< 5
A0962806	0.6	7.73	360	433	1	< 2	2.68	< 0.3	10	20	20	2.63	22	2.67	0.85	19	572	2	1.99	17	0.059	21	< 5
A0963477	1.4	5.96	111	248	1	< 2	1.65	< 0.3	8	16	18	2.20	16	2.17	0.59	15	435	< 1	1.40	14	0.047	25	< 5
A0963478	0.9	7.66	197	669	1	< 2	1.85	< 0.3	14	64	48	3.19	21	2.19	1.09	23	433	3	2.66	39	0.055	11	< 5
A0963479	1.1	8.15	751	440	2	< 2	1.89	< 0.3	22	104	120	4.96	22	2.37	1.41	28	652	2	2.12	63	0.065	33	< 5
A0963480	1.1	4.87	6	419	1	< 2	2.09	< 0.3	15	92	70	2.93	17	2.21	1.09	20	469	1	1.87	42	0.050	25	< 5
A0963481	0.6	7.63	6	524	1	< 2	1.85	< 0.3	9	33	37	2.38	20	1.94	0.75	25	413	2	2.21	18	0.066	13	< 5
A0963482	0.7	8.51	17	367	1	< 2	2.66	< 0.3	10	21	19	2.88	22	2.32	0.84	24	376	2	2.35	19	0.074	9	< 5
A0963483	0.7	8.51	62	535	1	< 2	1.42	< 0.3	21	105	55	5.83	22	2.22	1.62	34	603	2	2.26	59	0.073	14	< 5
A0963484	0.5	8.99	375	489	1	< 2	1.46	< 0.3	23	132	58	5.22	24	2.38	1.77	28	628	< 1	2.18	68	0.072	15	< 5
A0963491	0.7	8.31	51	479	1	< 2	2.80	< 0.3	10	27	18	3.20	21	1.49	0.96	20	439	3	2.95	18	0.088	11	< 5
A0963485	0.4	8.55	20	513	1	< 2	1.83	< 0.3	20	105	54	4.96	22	2.12	1.64	32	592	< 1	1.99	62	0.068	13	< 5
A0963486	0.8	8.62	77	553	1	< 2	1.49	< 0.3	21	115	50	6.09	21	2.55	1.44	34	580	2	1.73	71	0.062	11	< 5
A0963487	0.7	7.40	52	379	1	< 2	1.95	< 0.3	8	19	23	2.42	21	1.79	0.75	18	379	1	1.97	14	0.064	12	< 5
A0962807	1.8	6.61	246	83	1	< 2	0.52	1.4	9	24	52	3.10	17	2.75	0.46	21	131	2	0.49	17	0.053	197	< 5
A0962808	1.0	8.03	169	443	1	< 2	2.82	< 0.3	9	26	20	2.79	21	1.97	0.92	22	552	2	2.09	19	0.060	9	< 5
A0962809	0.6	7.78	61	352	1	< 2	2.33	< 0.3	10	25	20	2.62	22	2.21	0.92	21	467	2	1.27	20	0.090	11	< 5
A0962810	0.7	7.98	108	469	2	< 2	2.26	< 0.3	9	26	20	2.77	22	2.43	1.16	32	702	1	0.39	21	0.066	24	< 5
A0964707	85.2	2.89	> 5000	115	< 1	< 2	0.13	0.8	4	12	6	1.72	6	1.95	0.08	7	50	1	0.60	7	0.008	521	6
A0962811	0.6	9.65	22	496	1	< 2	1.43	< 0.3	22	127	55	5.61	22	1.86	1.62	31	561	< 1	2.06	61	0.073	17	< 5
A0962812	0.6	8.56	144	515	1	< 2	1.94	< 0.3	21	106	54	4.61	23	1.95	1.58	33	529	< 1	1.87	65	0.068	15	< 5
A0962851	0.7	6.96	47	374	< 1	< 2	4.04	< 0.3	13	21	16	3.64	20	2.19	1.39	25	1120	1	2.26	31	0.067	16	< 5
A0962813	0.9	7.53	36	296	1	< 2	1.62	< 0.3	7	17	8	2.46	20	2.34	0.61	23	391	< 1	2.25	10	0.067	31	< 5
A0962814	0.9	5.61	48	177	1	< 2	1.29	4.0	7	20	7	2.91	20	1.61	0.70	30	731	1	1.38	10	0.071	71	< 5
A0962815	1.6	6.89	138	51	1	< 2	1.26	41.6	9	23	62	4.10	20	2.54	0.62	23	557	2	1.33	17	0.081	174	< 5
A0962852	1.2	6.48	31	222	< 1	< 2	3.17	0.4	9	21	7	3.22	17	1.98	1.14	18	912	1	2.19	16	0.075	267	< 5
A0962853	0.6	7.49	17	420	1	< 2	2.94	< 0.3	10	22	34	3.05	20	2.02	0.92	19	649	2	2.32	18	0.079	25	< 5
A0962816	0.7	7.38	22	79	2	< 2	1.87	< 0.3	7	18	5	2.39	20	0.90	0.68	15	388	1	1.97	10	0.069	21	< 5
A0962817	0.6	8.07	21	102	1	< 2	1.63	< 0.3	9	18	8	2.71	23	1.07	0.76	22	407	1	1.60	12	0.075	12	< 5
A0962818	0.6	7.21	18	449	1	< 2	2.35	< 0.3	7	18	14	2.32	20	2.20	0.62	15	368	1	2.32	11	0.065	25	< 5

Analyte Symbol	Ag	Al	As	Ba	Be	Bi	Ca	Cd	Co	Cr	Cu	Fe	Ga	K	Mg	Li	Mn	Mo	Na	Ni	P	Pb	Sb
Unit Symbol	ppm	%	ppm	ppm	ppm	ppm	%	ppm	ppm	ppm	ppm	%	ppm	%	%	ppm	ppm	ppm	%	ppm	%	ppm	ppm
Lower Limit	0.3	0.01	3	7	1	2	0.01	0.3	1	1	1	0.01	1	0.01	0.01	1	1	1	0.01	1	0.001	3	5
Method Code	TD-ICP	TD-ICP	TD-ICP	TD-ICP	TD-ICP	TD-ICP	TD-ICP	TD-ICP	TD-ICP	TD-ICP	TD-ICP	TD-ICP	TD-ICP	TD-ICP	TD-ICP	TD-ICP	TD-ICP	TD-ICP	TD-ICP	TD-ICP	TD-ICP	TD-ICP	TD-ICP
A0962854	0.9	7.35	25	154	1	< 2	2.54	< 0.3	11	48	15	3.26	22	2.01	0.93	18	730	2	1.89	15	0.105	58	< 5
A0962819	0.7	7.11	9	370	< 1	< 2	2.58	< 0.3	10	23	23	2.53	19	2.07	0.94	20	646	2	2.20	19	0.081	32	< 5
A0962820	1.5	4.84	10	495	< 1	< 2	1.42	10.9	10	34	34	2.68	18	1.41	0.76	22	1020	1	1.08	17	0.076	248	< 5
A0962821	1.1	7.92	9	517	1	< 2	2.49	2.2	10	22	26	3.27	21	2.23	1.07	30	994	2	1.94	19	0.088	279	< 5
A0962822	0.5	5.34	8	264	1	< 2	2.21	< 0.3	10	25	35	2.64	13	1.00	0.95	22	542	1	1.69	20	0.049	22	< 5
A0962823	0.7	7.81	6	465	1	< 2	2.66	< 0.3	11	27	37	3.13	21	1.99	1.09	24	709	2	2.49	21	0.084	58	< 5
A0962824	0.7	7.92	21	304	1	< 2	2.98	< 0.3	9	19	16	2.78	22	2.28	1.06	20	517	3	2.46	18	0.065	19	< 5
A0962855	0.7	7.62	25	494	1	< 2	2.47	< 0.3	9	23	16	2.64	21	2.47	0.85	18	723	< 1	2.22	18	0.061	18	< 5
A0962825	0.6	7.81	12	467	1	< 2	2.74	< 0.3	9	19	20	2.81	21	2.21	0.85	19	454	2	2.75	18	0.064	13	< 5
A0962826	1.0	7.59	15	392	1	< 2	2.88	< 0.3	9	31	22	2.78	21	2.03	0.94	22	809	1	2.74	18	0.067	48	< 5
A0962827	0.8	7.68	16	523	1	< 2	2.30	< 0.3	9	21	17	2.49	20	2.53	0.80	20	534	< 1	2.44	16	0.058	25	< 5
A0962828	0.8	8.07	17	413	1	< 2	2.56	< 0.3	9	26	21	2.77	21	2.12	0.93	21	474	1	2.85	18	0.064	22	< 5
A0962856	0.6	5.52	31	369	1	< 2	2.49	< 0.3	9	21	18	2.41	18	1.32	0.94	19	655	1	2.36	17	0.074	15	< 5
A0962829	0.5	7.87	14	371	1	< 2	1.91	< 0.3	9	33	21	2.49	20	1.74	0.78	17	457	1	2.65	18	0.072	10	< 5
A0962830	0.5	7.57	21	412	1	< 2	2.09	< 0.3	9	19	18	2.50	21	1.96	0.84	18	392	1	2.47	16	0.060	11	< 5
A0962831	0.7	8.32	101	482	1	< 2	2.05	< 0.3	9	27	16	2.56	21	2.00	0.81	20	450	1	3.01	18	0.059	12	< 5
A0962832	0.5	7.09	56	314	1	< 2	1.98	< 0.3	10	18	13	2.80	20	1.74	0.79	20	473	1	1.73	19	0.067	16	< 5
A0962833	0.9	7.80	76	220	1	< 2	1.40	2.8	11	19	22	3.33	22	1.61	0.71	24	367	1	1.07	20	0.068	30	< 5
A0962834	0.7	7.46	25	359	1	< 2	2.46	< 0.3	10	18	20	2.85	20	2.03	0.97	20	480	1	2.45	19	0.085	31	< 5
A0962857	0.8	8.17	25	356	1	< 2	2.28	< 0.3	10	21	89	2.59	20	1.94	0.83	20	518	2	3.28	19	0.082	22	< 5
A0962835	1.0	7.92	108	383	1	< 2	1.80	< 0.3	10	21	20	2.69	22	2.98	0.84	24	398	1	1.50	19	0.063	23	< 5
A0962836	0.7	6.91	133	409	1	< 2	2.36	< 0.3	8	19	18	2.22	18	1.87	0.84	22	571	< 1	1.64	15	0.055	24	< 5
A0962837	0.7	7.81	142	623	1	< 2	2.34	< 0.3	10	22	21	2.60	21	2.34	0.90	24	504	< 1	2.14	19	0.071	12	< 5
A0962838	2.3	5.19	105	154	1	< 2	1.12	< 0.3	11	18	45	2.14	14	2.34	0.62	22	173	2	0.89	17	0.056	23	< 5
A0962839	1.4	7.48	220	300	2	< 2	1.70	< 0.3	9	20	11	2.42	22	1.26	0.81	25	463	< 1	1.84	17	0.061	88	< 5
A0962840	1.1	6.13	229	356	1	< 2	1.35	< 0.3	8	23	17	2.21	17	1.97	0.60	14	368	1	2.35	14	0.042	53	< 5
A0962858	2.2	6.30	303	757	1	< 2	2.07	< 0.3	7	18	61	1.99	17	2.78	0.72	20	543	< 1	2.08	15	0.049	112	< 5
A0962841	0.7	6.21	144	99	1	< 2	1.09	< 0.3	8	19	7	2.36	20	2.76	0.60	23	415	1	0.58	15	0.053	19	< 5
A0962843	16.2	2.04	> 5000	305	< 1	3	0.28	< 0.3	3	18	34	1.30	5	0.53	0.13	4	104	3	1.09	9	0.003	82	< 5
A0962842	1.7	6.27	3170	365	2	< 2	1.57	< 0.3	15	83	57	3.63	19	2.57	1.00	20	399	2	2.68	41	0.050	21	< 5
A0962844	6.8	1.66	2090	291	< 1	< 2	0.69	< 0.3	4	34	30	1.04	4	0.45	0.26	6	156	2	0.74	13	0.014	55	< 5
A0962845	1.1	6.48	1330	105	1	< 2	1.46	< 0.3	10	35	23	2.86	19	2.88	0.72	16	479	2	1.55	22	0.061	85	< 5
A0962846	0.8	6.70	566	122	1	< 2	1.44	< 0.3	9	26	14	2.48	20	3.64	0.72	19	422	3	1.65	20	0.060	24	< 5
A0962847	4.7	5.83	288	220	< 1	< 2	1.44	0.8	7	17	82	2.42	16	2.62	0.53	16	443	2	1.85	10	0.064	326	< 5
A0962848	0.7	8.77	7	470	2	< 2	4.77	< 0.3	31	307	44	6.82	22	1.61	4.13	31	1240	< 1	1.82	80	0.116	14	< 5
A0962849	0.5	8.51	83	497	1	< 2	1.32	< 0.3	19	102	49	4.87	21	1.92	1.38	24	420	2	2.10	52	0.070	13	< 5
A0962850	0.7	7.46	16	440	1	< 2	1.90	< 0.3	8	23	18	2.52	21	2.33	0.87	22	338	1	2.78	14	0.077	10	< 5
A0962726	0.6	8.11	< 3	420	1	< 2	2.21	< 0.3	12	53	18	3.21	21	2.02	0.93	23	439	< 1	2.51	36	0.081	10	< 5
A0962727	0.5	8.10	< 3	563	1	< 2	2.20	< 0.3	12	43	21	3.30	21	2.21	0.82	19	443	< 1	2.56	36	0.075	11	< 5
A0962728	0.6	6.28	< 3	436	1	< 2	2.15	< 0.3	10	40	24	2.75	19	1.82	0.57	20	453	< 1	2.45	21	0.065	9	< 5
A0962729	0.4	8.04	3	448	1	< 2	2.33	< 0.3	10	23	16	2.83	21	1.98	0.53	21	465	< 1	2.70	21	0.067	10	< 5
A0962730	< 0.3	7.97	3	459	1	< 2	1.60	< 0.3	9	25	15	2.71	21	2.00	0.42	21	405	1	2.08	20	0.070	10	< 5
A0962731	0.6	7.99	< 3	399	1	< 2	1.45	< 0.3	9	23	17	2.56	21	1.86	0.38	19	364	1	1.97	21	0.072	10	< 5
A0962732	0.4	8.17	< 3	743	1	< 2	2.16	< 0.3	11	25	12	3.16	21	1.97	0.34	18	483	< 1	2.75	22	0.069	10	< 5
A0962733	0.5	7.35	< 3	358	1	< 2	1.49	< 0.3	5	46	15	2.24	20	1.48	0.43	23	354	1	1.98	11	0.044	12	< 5
A0962734	0.5	6.94	< 3	623	1	< 2	1.40	< 0.3	6	20	13	2.57	19	2.12	0.39	23	649	1	2.02	10	0.050	13	< 5
A0962735	0.6	7.16	< 3	463	1	< 2	1.23	< 0.3	5	115	15	2.37	20	1.96	0.26	16	624	2	2.30	8	0.039	19	< 5
A0962736	0.5	7.35	3	409	1	< 2	1.63	< 0.3	4	13	12	1.91	20	1.94	0.24	16	347	2	2.31	7	0.029	21	< 5
DX758054	0.6	6.46	6	404	1	< 2	2.21	< 0.3	9	25	17	2.54	21	1.79	0.46	29	447	< 1	2.32	17	0.058	14	< 5
DX758055	0.6	9.36	4	533	1	< 2	2.30	< 0.3	11	25	25	3.26	24	2.19	0.76	31	450	1	1.84	18	0.070	12	< 5
DX758056	0.7	7.99	5	517	1	< 2	1.63	< 0.3	8	19	16	2.40	22	1.94	0.50	25	279	2	2.35	17	0.060	10	< 5

Analyte Symbol	Ag	Al	As	Ba	Be	Bi	Ca	Cd	Co	Cr	Cu	Fe	Ga	K	Mg	Li	Mn	Mo	Na	Ni	P	Pb	Sb
Unit Symbol	ppm	%	ppm	ppm	ppm	ppm	%	ppm	ppm	ppm	ppm	%	ppm	%	%	ppm	ppm	ppm	%	ppm	%	ppm	ppm
Lower Limit	0.3	0.01	3	7	1	2	0.01	0.3	1	1	1	0.01	1	0.01	0.01	1	1	1	0.01	1	0.001	3	5
Method Code	TD-ICP	TD-ICP	TD-ICP	TD-ICP	TD-ICP	TD-ICP	TD-ICP	TD-ICP	TD-ICP	TD-ICP	TD-ICP	TD-ICP	TD-ICP	TD-ICP	TD-ICP	TD-ICP	TD-ICP	TD-ICP	TD-ICP	TD-ICP	TD-ICP	TD-ICP	TD-ICP
DX758057	0.5	7.91	6	76	1	< 2	3.44	< 0.3	9	21	18	2.81	22	0.56	0.37	21	452	2	2.01	16	0.061	13	< 5
DX758058	0.4	7.71	4	356	1	< 2	1.66	< 0.3	7	15	20	2.39	21	2.20	0.58	23	333	2	2.17	15	0.060	9	< 5
DX758059	0.6	8.03	5	436	1	< 2	1.91	< 0.3	10	17	16	2.59	21	2.34	0.46	26	291	2	2.10	18	0.059	9	< 5
DX758060	< 0.3	2.51	< 3	144	< 1	< 2	0.78	< 0.3	4	17	14	1.25	7	0.63	0.22	10	154	< 1	0.73	7	0.018	13	< 5
DX758061	0.5	7.04	< 3	517	1	< 2	2.42	< 0.3	9	30	19	2.41	20	2.13	0.75	29	410	1	2.05	20	0.055	10	< 5
DX758062	0.5	7.08	5	572	< 1	< 2	2.26	< 0.3	9	16	63	2.05	17	2.00	0.63	23	308	1	2.36	14	0.060	8	< 5
DX758063	0.6	6.98	3	392	< 1	< 2	2.24	< 0.3	8	22	23	2.43	19	1.83	0.69	28	384	1	2.20	15	0.054	25	< 5
DX758064	0.6	7.59	8	475	1	< 2	1.97	< 0.3	9	20	17	2.46	21	2.56	0.99	36	342	1	1.88	18	0.064	16	< 5
DX758065	0.5	7.78	6	517	1	< 2	2.70	< 0.3	9	23	22	2.47	21	2.10	0.96	30	393	1	2.17	18	0.064	27	< 5
DX758066	0.7	7.51	7	453	1	< 2	1.70	< 0.3	8	19	17	2.44	20	2.36	0.85	30	391	1	1.61	12	0.060	16	< 5
DX758067	0.6	7.50	14	408	1	< 2	2.18	< 0.3	8	20	20	2.58	20	2.46	0.71	27	436	1	2.05	12	0.060	12	< 5
DX758068	0.7	8.24	16	416	1	< 2	2.41	< 0.3	9	26	16	2.63	21	2.01	0.87	28	427	2	2.47	14	0.063	20	< 5
DX758069	0.4	7.66	5	409	1	< 2	3.18	< 0.3	10	18	23	2.94	22	1.33	1.01	34	441	2	2.63	19	0.066	13	< 5
DX758070	0.6	6.32	38	297	< 1	< 2	2.55	< 0.3	10	24	20	2.71	20	2.16	0.90	30	456	3	1.98	21	0.071	9	< 5
DX758071	0.6	7.73	9	475	1	< 2	1.84	< 0.3	8	22	16	2.43	20	1.90	0.69	31	373	2	2.20	13	0.060	11	< 5
DX758072	0.8	7.68	6	415	1	< 2	1.78	0.3	9	19	22	2.97	20	2.08	1.15	44	482	2	2.15	15	0.060	16	< 5
DX758073	0.6	7.30	11	468	1	< 2	2.79	< 0.3	9	17	21	2.64	19	1.91	0.90	23	636	1	2.34	16	0.073	19	< 5
DX758074	0.6	7.67	14	783	1	< 2	2.71	< 0.3	7	16	15	2.30	20	2.29	0.68	21	559	< 1	2.39	11	0.065	18	< 5
DX758075	0.6	8.40	11	611	2	< 2	2.72	< 0.3	11	40	22	3.00	22	2.63	1.11	21	525	2	2.74	20	0.076	16	< 5
DX758076	0.6	7.19	14	462	< 1	< 2	3.11	< 0.3	10	23	26	2.90	20	1.85	0.91	21	618	1	2.63	18	0.077	13	< 5
DX758077	0.8	8.15	13	463	1	< 2	2.72	< 0.3	10	22	18	2.75	22	2.30	0.95	21	537	3	2.86	19	0.081	26	< 5
DX758078	0.8	7.68	19	478	1	< 2	2.81	< 0.3	10	28	19	2.75	20	2.20	0.99	20	578	< 1	2.53	19	0.064	20	< 5
DX758079	0.5	6.21	9	446	< 1	< 2	2.11	< 0.3	9	24	21	2.45	20	2.29	0.78	16	438	< 1	2.31	18	0.059	10	< 5
DX758080	0.8	7.81	20	333	1	< 2	2.63	< 0.3	9	26	15	2.75	20	2.04	0.92	19	691	< 1	2.20	17	0.060	24	< 5
DX758081	0.6	8.03	14	495	1	< 2	2.77	< 0.3	9	25	13	2.53	22	1.99	0.84	18	478	2	2.61	19	0.064	15	< 5
DX758082	0.6	7.47	27	345	1	< 2	1.95	< 0.3	6	15	12	1.93	20	2.22	0.57	15	397	< 1	2.42	9	0.052	22	< 5
DX758083	0.7	7.38	22	390	< 1	< 2	2.33	< 0.3	5	53	12	1.84	20	2.10	0.52	13	623	< 1	2.35	9	0.047	44	< 5
DX758084	0.8	7.33	31	413	1	< 2	2.75	< 0.3	7	18	6	2.27	20	2.58	0.65	18	1070	2	1.49	13	0.053	96	< 5
DX758085	0.7	7.90	14	495	1	< 2	2.97	< 0.3	11	23	24	3.09	21	2.54	0.98	23	863	2	2.31	18	0.085	56	< 5
DX758086	0.6	7.37	11	420	< 1	< 2	2.61	< 0.3	10	21	12	2.89	20	2.15	0.95	22	823	1	2.31	19	0.083	30	< 5
DX758087	0.8	7.55	12	464	1	< 2	2.74	< 0.3	11	23	20	2.99	21	2.30	0.98	21	664	1	2.23	18	0.087	31	< 5
DX758088	0.8	6.33	29	475	< 1	< 2	1.95	< 0.3	10	25	42	2.82	19	2.48	0.85	22	1080	1	1.59	17	0.075	51	< 5
DX758089	0.9	8.01	59	170	1	< 2	1.67	< 0.3	10	29	16	2.83	21	2.54	0.91	19	924	< 1	1.76	22	0.067	102	< 5
DX758090	0.6	7.38	70	238	1	< 2	1.32	< 0.3	9	22	28	2.59	19	2.76	0.72	17	653	< 1	1.09	18	0.058	91	< 5
DX758091	0.6	7.47	32	312	1	< 2	1.47	< 0.3	9	20	34	2.58	20	2.60	0.79	16	683	< 1	1.46	17	0.063	94	< 5
DX758092	0.8	7.49	28	452	1	< 2	2.09	2.0	9	18	24	2.72	19	2.41	0.83	16	798	< 1	1.65	17	0.059	171	< 5
DX758093	0.9	8.51	42	439	1	< 2	2.59	< 0.3	9	26	28	2.80	21	2.36	0.93	18	876	< 1	2.15	18	0.065	44	< 5
DX758094	0.9	7.21	60	247	1	< 2	1.92	1.5	8	25	60	2.73	19	1.53	0.80	15	536	< 1	1.86	16	0.056	136	< 5
DX758095	0.7	7.43	17	422	1	< 2	2.13	< 0.3	9	20	39	2.61	20	2.34	0.92	16	571	< 1	2.17	17	0.061	57	< 5
DX758096	0.6	7.56	11	455	1	< 2	2.51	< 0.3	8	20	27	2.42	21	2.06	0.87	16	623	< 1	2.47	16	0.062	23	< 5
DX758097	1.1	7.22	176	93	1	< 2	1.24	0.7	9	18	14	3.66	20	3.12	0.67	21	290	1	0.74	16	0.054	186	< 5
DX758098	1.0	5.95	133	232	1	< 2	0.92	1.1	8	18	7	2.73	16	2.44	0.49	17	241	1	0.52	14	0.058	204	< 5
DX758099	0.7	7.99	104	459	1	< 2	2.70	< 0.3	9	36	13	2.60	20	2.29	0.91	15	553	1	1.98	17	0.061	12	< 5
DX758100	0.8	7.85	228	431	1	< 2	2.47	< 0.3	9	20	10	2.68	21	2.52	0.82	14	570	< 1	1.88	17	0.063	22	< 5
DX758101	1.0	6.43	282	87	1	< 2	1.27	< 0.3	7	19	8	3.37	18	2.83	0.63	16	361	1	0.54	14	0.051	174	< 5
A0963501	0.6	8.94	48	579	1	< 2	1.39	< 0.3	20	112	62	5.49	22	2.16	1.54	28	476	1	2.15	58	0.074	15	< 5
A0963502	0.6	8.57	84	421	1	< 2	1.51	< 0.3	20	105	54	4.55	21	1.83	1.40	26	570	1	2.20	61	0.066	12	< 5
A0963503	0.7	8.32	90	451	1	< 2	1.50	< 0.3	24	115	60	5.42	23	2.07	1.45	29	613	2	1.83	72	0.057	12	< 5
A0963504	0.8	8.04	5	371	< 1	< 2	2.48	< 0.3	8	15	16	2.93	21	2.05	0.77	25	464	< 1	2.50	12	0.086	11	< 5
A0963505	0.7	7.10	326	429	1	< 2	1.39	< 0.3	22	151	48	4.88	22	2.13	1.54	27	583	2	1.52	79	0.062	10	< 5
A0963506	0.7	7.31	25	403	1	< 2	1.90	< 0.3	9	29	19	2.39	19	1.95	0.71	16	382	1	1.53	19	0.058	11	< 5

Analyte Symbol	Ag	Al	As	Ba	Be	Bi	Ca	Cd	Co	Cr	Cu	Fe	Ga	K	Mg	Li	Mn	Mo	Na	Ni	P	Pb	Sb
Unit Symbol	ppm	%	ppm	ppm	ppm	ppm	%	ppm	ppm	ppm	ppm	%	ppm	%	%	ppm	ppm	ppm	%	ppm	%	ppm	ppm
Lower Limit	0.3	0.01	3	7	1	2	0.01	0.3	1	1	1	0.01	1	0.01	0.01	1	1	1	0.01	1	0.001	3	5
Method Code	TD-ICP	TD-ICP	TD-ICP	TD-ICP	TD-ICP	TD-ICP	TD-ICP	TD-ICP	TD-ICP	TD-ICP	TD-ICP	TD-ICP	TD-ICP	TD-ICP	TD-ICP	TD-ICP	TD-ICP	TD-ICP	TD-ICP	TD-ICP	TD-ICP	TD-ICP	TD-ICP
A0963507	0.9	6.86	65	101	1	< 2	1.48	< 0.3	2	11	5	1.91	19	2.02	0.31	15	290	1	2.26	2	0.019	11	< 5
A0963508	0.8	7.89	41	497	2	< 2	2.88	< 0.3	13	56	31	3.52	20	2.70	1.56	31	577	1	1.95	18	0.055	12	< 5
A0964143	0.7	7.62	16	402	1	< 2	1.95	< 0.3	9	15	17	2.53	20	2.47	0.49	26	335	2	2.31	14	0.060	41	< 5
A0964144	0.6	8.09	< 3	510	1	< 2	2.10	< 0.3	10	15	37	2.62	21	2.37	0.64	27	409	< 1	2.19	15	0.062	14	< 5
A0964145	0.5	7.42	5	441	1	< 2	2.05	< 0.3	8	23	21	2.38	20	1.48	0.50	23	377	< 1	3.03	15	0.059	15	< 5
A0964146	0.7	7.93	5	380	1	< 2	2.48	< 0.3	10	34	22	2.64	22	2.16	0.70	28	438	1	2.28	23	0.062	16	< 5
A0964147	0.5	7.56	< 3	450	1	< 2	2.29	< 0.3	8	23	15	2.49	20	1.66	0.61	28	398	< 1	2.49	14	0.057	13	< 5
A0964148	0.7	6.35	15	349	1	< 2	2.29	< 0.3	9	25	25	2.68	20	2.19	0.85	27	428	< 1	1.99	20	0.070	9	< 5
A0964149	0.6	7.74	5	397	1	< 2	2.42	< 0.3	8	15	20	2.52	21	1.87	0.75	30	416	1	2.01	13	0.062	11	< 5
A0964150	0.7	7.65	7	428	1	< 2	1.37	< 0.3	10	15	18	2.67	20	2.72	0.53	31	297	6	1.76	16	0.062	32	< 5
A0964151	0.6	7.77	4	494	1	< 2	1.73	< 0.3	8	19	17	2.47	20	2.01	0.53	25	381	1	2.31	13	0.062	56	< 5
A0964152	0.7	8.72	21	99	1	< 2	1.78	< 0.3	10	21	13	2.92	23	1.75	0.71	31	514	2	1.41	16	0.072	141	< 5
A0964153	0.7	7.79	11	535	1	< 2	1.87	< 0.3	8	14	16	2.67	21	2.69	0.78	28	756	3	1.48	13	0.063	75	< 5
A0964158	0.7	7.80	13	509	1	< 2	2.17	< 0.3	8	22	16	2.44	20	2.12	0.66	18	355	< 1	2.55	12	0.061	13	< 5
A0964154	0.5	7.40	8	425	1	< 2	2.45	< 0.3	9	28	19	2.55	20	2.19	0.90	22	418	1	2.43	18	0.060	16	< 5
A0964155	0.6	7.33	6	410	2	< 2	3.54	< 0.3	16	130	38	3.90	19	2.20	2.05	30	809	< 1	2.17	38	0.111	25	< 5
A0964156	0.8	5.99	6	465	1	< 2	2.48	< 0.3	9	23	27	2.48	20	2.33	0.88	22	563	< 1	1.85	17	0.058	26	< 5
A0964157	0.7	7.97	10	455	1	< 2	2.78	< 0.3	9	25	41	2.67	20	1.60	0.92	18	628	< 1	2.48	18	0.063	67	< 5
A0964159	0.8	7.85	11	380	1	< 2	1.56	< 0.3	9	27	41	2.37	21	2.02	0.79	16	366	< 1	2.88	17	0.061	50	< 5
A0964160	2.1	6.81	76	171	< 1	< 2	0.89	2.4	10	21	27	2.84	18	2.71	0.34	12	142	1	2.40	17	0.054	433	< 5
A0964161	0.7	7.37	13	381	1	< 2	2.35	< 0.3	9	47	23	2.42	19	1.98	0.85	19	443	< 1	2.19	17	0.059	13	< 5
A0964162	0.7	6.74	14	533	< 1	< 2	1.91	< 0.3	20	17	33	2.98	18	2.92	1.10	34	551	3	1.49	19	0.063	22	< 5
A0964163	0.6	7.32	53	412	1	< 2	2.11	< 0.3	8	24	13	2.40	20	1.51	0.81	22	361	< 1	2.40	14	0.076	9	< 5
A0964164	0.5	5.33	9	395	< 1	< 2	1.58	< 0.3	8	17	23	1.98	15	1.02	0.56	15	301	2	1.39	12	0.046	14	< 5
A0964165	0.8	7.80	14	381	1	< 2	2.65	< 0.3	8	20	23	2.58	21	2.25	0.87	21	620	1	2.63	14	0.086	45	< 5
A0964166	0.8	7.75	22	518	1	< 2	2.57	< 0.3	10	22	30	3.05	21	2.07	0.87	23	661	3	2.38	14	0.088	43	< 5
A0964167	0.7	7.20	12	390	1	< 2	2.35	< 0.3	8	21	16	2.42	19	1.84	0.83	17	596	7	2.19	16	0.060	21	< 5
A0964168	0.6	7.84	7	510	1	< 2	2.64	< 0.3	10	26	17	2.85	21	2.05	0.97	25	471	1	2.31	19	0.065	14	< 5
A0964169	0.6	7.40	12	414	1	< 2	3.28	< 0.3	22	77	34	4.51	20	2.49	2.09	32	694	< 1	1.81	49	0.092	19	< 5
A0964170	0.6	7.45	21	409	1	< 2	1.79	< 0.3	8	15	15	2.29	19	2.37	0.82	23	451	< 1	2.09	15	0.060	18	< 5
A0964171	0.6	8.00	15	393	1	< 2	2.44	< 0.3	11	37	31	2.89	20	1.98	1.05	20	465	< 1	2.53	18	0.072	24	< 5
A0964172	0.6	7.99	21	421	1	< 2	2.60	< 0.3	9	20	22	2.65	21	1.98	0.85	18	440	< 1	2.54	17	0.065	14	< 5
A0964173	0.5	7.44	142	450	1	< 2	2.02	< 0.3	9	33	18	2.29	20	2.07	0.76	16	303	2	2.19	17	0.059	13	< 5
A0964174	2.3	6.42	169	382	1	< 2	1.29	< 0.3	8	23	246	1.69	17	1.09	0.46	12	299	2	3.17	14	0.067	137	< 5
A0964175	1.0	6.50	138	297	2	< 2	1.70	< 0.3	8	18	19	2.63	20	2.71	0.74	20	379	1	1.57	15	0.083	33	< 5
A0964176	0.6	8.44	150	502	1	< 2	1.21	< 0.3	18	101	44	4.98	21	2.19	1.33	27	448	2	2.14	54	0.067	12	< 5
117301	1.3	7.73	47	362	1	< 2	1.73	< 0.3	9	22	44	2.54	21	2.66	0.80	30	732	2	1.11	18	0.078	162	< 5
A0964638	0.9	7.81	47	388	1	< 2	2.69	< 0.3	9	25	28	2.54	20	2.29	0.91	19	792	< 1	2.04	18	0.062	21	< 5
A0964639	0.8	7.51	8	376	< 1	< 2	2.60	< 0.3	9	18	11	2.45	20	1.85	0.82	20	896	< 1	2.46	16	0.060	21	< 5
117302	0.7	7.82	29	450	1	< 2	2.33	< 0.3	9	20	15	2.75	21	2.52	0.76	19	427	2	2.10	18	0.062	16	< 5
117303	0.6	8.64	11	668	1	< 2	1.92	< 0.3	10	25	24	2.80	25	2.94	0.87	20	571	1	2.42	19	0.074	16	< 5
117304	0.6	7.22	15	403	< 1	< 2	1.89	< 0.3	8	22	19	2.49	20	2.46	0.77	17	516	3	2.06	16	0.062	14	< 5
117305	0.6	8.37	25	446	< 1	< 2	1.82	< 0.3	12	26	35	3.18	22	2.67	0.91	20	521	2	2.52	21	0.091	13	< 5
117306	0.6	6.18	22	355	< 1	< 2	1.82	< 0.3	10	19	20	2.41	20	2.20	0.79	19	508	1	2.14	18	0.076	11	< 5
A0964640	0.9	8.62	45	503	1	< 2	2.39	< 0.3	10	23	33	2.84	23	1.89	0.91	18	797	< 1	2.72	19	0.049	47	< 5
117307	0.7	8.47	39	507	1	< 2	2.60	< 0.3	9	24	24	2.68	22	2.11	0.92	20	558	1	2.54	19	0.065	19	< 5
117308	0.7	7.42	46	422	1	< 2	2.49	< 0.3	9	21	18	2.51	20	1.83	0.83	19	397	< 1	2.24	20	0.058	12	< 5
117309	0.6	7.87	106	438	1	< 2	1.61	< 0.3	9	22	6	2.20	23	3.36	0.79	26	334	1	0.67	19	0.066	11	< 5
A0964714	0.7	6.84	277	127	2	< 2	1.29	< 0.3	8	18	20	2.35	23	3.65	0.64	24	322	2	0.96	15	0.060	22	< 5
A0964715	6.7	6.29	792	501	1	< 2	1.59	< 0.3	7	20	46	1.92	18	2.04	0.57	14	387	< 1	2.27	14	0.052	30	< 5
A0964716	1.1	7.53	1480	164	2	< 2	1.52	< 0.3	10	20	15	3.04	25	3.99	0.83	25	541	1	0.90	19	0.072	44	< 5

Analyte Symbol	Ag	Al	As	Ba	Be	Bi	Ca	Cd	Co	Cr	Cu	Fe	Ga	K	Mg	Li	Mn	Mo	Na	Ni	P	Pb	Sb
Unit Symbol	ppm	%	ppm	ppm	ppm	ppm	%	ppm	ppm	ppm	ppm	%	ppm	%	%	ppm	ppm	ppm	%	ppm	%	ppm	ppm
Lower Limit	0.3	0.01	3	7	1	2	0.01	0.3	1	1	1	0.01	1	0.01	0.01	1	1	1	0.01	1	0.001	3	5
Method Code	TD-ICP	TD-ICP	TD-ICP	TD-ICP	TD-ICP	TD-ICP	TD-ICP	TD-ICP	TD-ICP	TD-ICP	TD-ICP	TD-ICP	TD-ICP	TD-ICP	TD-ICP	TD-ICP	TD-ICP	TD-ICP	TD-ICP	TD-ICP	TD-ICP	TD-ICP	TD-ICP
A0964717	0.7	6.63	938	95	2	< 2	0.94	< 0.3	8	19	11	2.36	21	3.57	0.69	27	327	1	0.46	18	0.062	25	< 5
A0964718	0.7	6.25	2390	646	1	< 2	2.02	< 0.3	7	18	25	2.33	18	3.01	0.75	20	541	1	1.55	15	0.049	13	< 5
117310	0.6	6.71	146	486	1	< 2	1.73	< 0.3	7	26	19	2.33	20	1.92	0.64	21	288	2	2.66	13	0.065	11	< 5
117311	0.6	8.83	500	499	1	< 2	2.41	< 0.3	21	115	32	5.37	22	2.09	1.71	34	509	1	2.17	64	0.092	15	< 5
117312	0.5	9.57	52	481	1	< 2	1.34	< 0.3	22	143	56	5.50	23	1.77	1.61	30	600	5	1.67	75	0.070	16	< 5
117313	0.8	8.04	10	381	1	< 2	2.57	< 0.3	10	19	20	3.05	21	1.47	0.93	21	408	< 1	2.36	17	0.099	12	< 5
117314	0.8	8.63	2080	389	1	< 2	1.40	< 0.3	22	102	63	4.80	22	1.49	1.40	28	590	2	1.46	68	0.056	14	6
117316	0.6	8.02	10	361	1	< 2	2.27	< 0.3	8	27	16	2.41	21	2.19	0.79	22	392	< 1	2.42	12	0.063	11	< 5
117317	0.7	8.95	165	475	1	< 2	1.62	< 0.3	18	112	50	4.39	23	1.35	1.44	27	595	4	1.85	61	0.062	17	< 5
A0964641	0.8	6.87	23	392	< 1	< 2	3.28	< 0.3	22	304	25	3.81	19	2.14	3.12	20	606	1	1.48	109	0.050	9	< 5
117318	1.0	6.86	81	118	1	< 2	1.31	< 0.3	2	8	2	1.84	19	2.38	0.21	15	241	2	1.90	< 1	0.019	12	< 5
117319	0.7	7.33	41	273	1	< 2	1.60	< 0.3	4	41	6	2.34	20	2.47	0.39	14	294	2	1.93	6	0.042	11	< 5
117315	1.0	7.14	65	475	1	< 2	1.58	< 0.3	2	11	4	1.82	20	2.05	0.24	14	293	2	2.44	1	0.018	9	< 5
117320	0.8	6.93	1760	515	1	< 2	1.15	< 0.3	2	8	5	2.10	18	2.37	0.25	15	298	2	1.81	1	0.017	12	< 5
117321	0.8	6.82	29	627	1	< 2	1.35	< 0.3	1	7	4	1.69	18	1.76	0.24	11	316	2	2.60	1	0.017	8	< 5
A0964642	0.5	7.61	38	530	1	< 2	2.64	< 0.3	10	24	21	2.93	21	1.84	0.93	17	442	1	2.14	20	0.076	9	< 5
117322	0.9	6.89	40	531	1	< 2	1.28	< 0.3	2	7	8	1.79	20	2.00	0.22	11	342	1	2.62	1	0.017	10	< 5
117323	1.1	7.28	64	612	1	< 2	1.26	< 0.3	2	12	13	2.00	20	1.89	0.24	9	332	2	3.19	1	0.018	14	< 5
A0964643	0.8	7.82	469	463	2	< 2	2.70	< 0.3	13	50	29	3.64	21	2.81	1.19	18	572	2	1.18	25	0.095	12	< 5
117324	0.6	7.99	82	473	2	< 2	0.98	< 0.3	15	73	21	6.99	21	2.12	1.19	18	486	2	0.85	50	0.060	9	< 5
117325	0.7	7.62	6	430	1	< 2	1.60	< 0.3	5	45	12	2.19	21	1.77	0.57	12	283	2	2.01	8	0.032	12	< 5
A0962994	0.6	9.48	108	626	1	< 2	1.42	< 0.3	24	126	63	5.33	24	2.14	1.56	33	577	1	1.86	87	0.059	12	< 5
A0962995	0.9	8.24	19	428	1	< 2	2.08	< 0.3	8	36	20	2.41	21	1.93	0.74	19	377	1	2.35	14	0.068	11	< 5
A0962996	0.9	6.88	21	68	1	< 2	2.39	< 0.3	12	83	58	6.10	18	1.74	1.63	20	694	3	2.31	45	0.063	12	< 5
A0962997	0.6	8.21	17	514	1	< 2	2.89	< 0.3	11	41	27	3.24	22	2.12	1.08	22	597	2	2.40	24	0.085	11	< 5
A0962998	1.0	7.08	64	309	1	< 2	1.01	< 0.3	2	14	2	2.21	21	2.93	0.46	20	387	2	0.92	1	0.019	18	< 5
A0962999	0.6	7.76	44	601	1	< 2	3.11	< 0.3	14	68	28	3.50	21	2.35	1.70	30	794	2	1.18	34	0.086	12	< 5
A0963000	0.7	7.19	168	547	1	< 2	2.28	< 0.3	6	18	10	2.27	20	2.50	0.69	18	450	2	1.76	12	0.053	13	< 5
A0964501	0.5	6.55	> 5000	185	< 1	< 2	1.70	< 0.3	11	24	11	3.66	17	2.90	0.78	20	597	2	0.25	18	0.113	7	18
A0964502	1.8	5.78	388	421	1	< 2	0.59	< 0.3	2	14	4	1.85	17	1.79	0.20	12	154	2	2.51	1	0.018	11	< 5
A0964503	1.0	7.27	36	450	1	< 2	1.05	< 0.3	2	9	4	1.89	20	2.11	0.28	13	231	2	2.69	< 1	0.018	11	< 5
A0964504	0.9	7.29	14	850	1	< 2	1.25	< 0.3	2	15	8	1.93	20	2.24	0.26	12	285	1	1.94	1	0.019	13	< 5
A0964505	0.8	6.76	18	652	1	< 2	1.14	< 0.3	2	8	6	1.86	18	2.23	0.23	11	295	2	2.13	1	0.017	11	< 5
A0964506	0.8	8.18	170	597	1	< 2	2.71	< 0.3	10	51	22	3.28	21	2.25	1.08	25	469	2	1.94	21	0.080	9	< 5
A0964507	0.6	7.38	12	599	1	< 2	2.46	< 0.3	10	23	19	2.74	20	1.21	0.92	22	530	< 1	1.28	19	0.075	10	< 5
A0964508	0.8	7.07	5	584	1	< 2	1.00	< 0.3	3	12	9	1.97	20	2.69	0.31	20	241	3	0.98	3	0.028	10	< 5
A0964509	0.7	6.95	< 3	489	< 1	< 2	0.60	< 0.3	2	9	13	1.80	18	2.04	0.24	21	261	1	0.72	2	0.023	11	< 5
A0964510	0.7	7.04	3	421	< 1	< 2	1.10	< 0.3	2	10	15	2.07	19	1.82	0.25	15	300	2	0.88	2	0.025	10	< 5
A0962968	3.2	5.96	379	116	1	< 2	0.17	1.3	8	18	38	3.63	20	2.59	0.28	20	84	< 1	0.35	15	0.051	419	< 5
A0964958	0.8	7.72	201	440	1	< 2	2.60	< 0.3	10	26	21	2.76	22	2.01	0.99	23	566	1	1.63	20	0.082	13	< 5
A0964957	0.8	6.56	168	237	1	< 2	1.32	< 0.3	2	7	< 1	1.75	18	2.25	0.22	13	265	2	1.98	< 1	0.018	14	< 5
A0964956	0.9	6.92	112	264	1	< 2	1.15	< 0.3	2	14	8	1.88	19	2.27	0.25	13	301	2	1.77	1	0.018	13	< 5
A0964955	0.8	6.66	131	302	1	< 2	0.40	< 0.3	2	5	1	1.58	19	2.83	0.26	14	102	1	0.75	< 1	0.018	15	< 5
A0964954	0.8	7.10	90	486	1	< 2	2.80	< 0.3	6	22	16	2.65	21	1.98	0.73	16	613	2	1.99	13	0.058	11	< 5
A0964953	0.7	7.40	99	488	1	< 2	2.74	< 0.3	11	24	20	2.86	21	2.28	1.00	20	448	2	1.87	21	0.080	10	< 5
A0964952	0.6	7.47	150	332	1	< 2	2.60	< 0.3	11	22	20	3.04	21	1.10	0.98	17	473	1	1.62	22	0.079	20	< 5
A0964951	0.7	7.03	155	210	1	< 2	1.09	< 0.3	2	16	< 1	1.95	20	1.95	0.22	11	260	< 1	2.57	< 1	0.019	10	< 5
A0964950	0.6	7.81	62	628	1	< 2	3.16	< 0.3	11	25	20	2.89	20	1.92	1.04	18	676	1	1.85	21	0.079	9	< 5
A0964949	0.9	7.28	30	547	1	< 2	0.92	< 0.3	2	15	7	1.51	19	2.42	0.30	13	150	2	2.73	2	0.020	9	< 5
A0964948	0.7	7.63	57	848	1	< 2	2.56	< 0.3	10	21	45	2.89	21	2.28	1.07	24	442	< 1	2.29	20	0.082	8	< 5
A0964947	0.7	7.66	108	629	1	< 2	2.93	< 0.3	10	24	19	2.92	21	2.54	1.00	18	480	2	1.88	20	0.078	10	< 5

Analyte Symbol	Ag	Al	As	Ba	Be	Bi	Ca	Cd	Co	Cr	Cu	Fe	Ga	K	Mg	Li	Mn	Mo	Na	Ni	P	Pb	Sb
Unit Symbol	ppm	%	ppm	ppm	ppm	ppm	%	ppm	ppm	ppm	ppm	%	ppm	%	%	ppm	ppm	ppm	%	ppm	%	ppm	ppm
Lower Limit	0.3	0.01	3	7	1	2	0.01	0.3	1	1	1	0.01	1	0.01	0.01	1	1	1	0.01	1	0.001	3	5
Method Code	TD-ICP	TD-ICP	TD-ICP	TD-ICP	TD-ICP	TD-ICP	TD-ICP	TD-ICP	TD-ICP	TD-ICP	TD-ICP	TD-ICP	TD-ICP	TD-ICP	TD-ICP	TD-ICP	TD-ICP	TD-ICP	TD-ICP	TD-ICP	TD-ICP	TD-ICP	TD-ICP
A0964946	0.6	6.96	126	558	2	< 2	3.02	< 0.3	12	62	27	3.68	20	2.46	1.20	20	614	1	1.75	21	0.098	12	< 5
A0964945	0.8	7.15	36	415	< 1	< 2	1.39	< 0.3	2	14	9	1.80	20	1.76	0.28	9	296	6	2.97	2	0.021	10	< 5
A0964944	1.0	7.32	41	348	< 1	< 2	1.70	< 0.3	4	9	9	2.17	20	1.71	0.42	11	351	3	3.00	5	0.034	8	< 5
A0964943	0.6	6.26	64	450	1	< 2	1.81	< 0.3	5	17	6	2.20	20	2.54	0.51	18	342	1	1.79	8	0.040	12	< 5
A0964942	0.6	7.88	94	481	1	< 2	2.50	< 0.3	12	21	22	3.16	21	1.71	1.07	24	476	2	1.87	21	0.080	8	< 5
A0964941	0.6	7.84	113	480	1	< 2	2.56	< 0.3	11	26	21	2.98	21	2.19	0.99	19	407	2	1.91	22	0.088	11	< 5
A0964940	0.6	7.70	26	615	1	< 2	2.48	< 0.3	10	18	16	3.09	21	2.25	1.07	19	506	1	1.90	19	0.093	8	< 5
A0964939	0.7	7.47	131	541	1	< 2	2.54	< 0.3	11	25	24	3.03	20	2.69	0.98	16	543	1	1.99	20	0.098	11	< 5
A0964938	1.0	6.71	176	561	1	< 2	1.18	< 0.3	1	14	2	1.81	20	2.04	0.27	12	269	2	2.45	< 1	0.019	12	< 5
A0964937	0.9	6.52	95	491	< 1	< 2	1.22	< 0.3	1	17	4	1.83	18	1.42	0.23	9	245	1	3.16	1	0.018	14	< 5
A0964936	1.0	6.99	39	682	1	< 2	1.08	< 0.3	2	12	4	1.92	21	1.96	0.22	11	279	1	3.10	2	0.019	9	< 5
A0963048	0.5	8.03	4	383	1	< 2	2.07	< 0.3	7	19	17	2.41	20	1.68	0.37	16	366	1	3.19	15	0.060	11	< 5
A0963303	0.5	6.57	4	433	1	< 2	2.39	< 0.3	9	26	39	2.75	19	1.74	0.59	18	479	1	2.45	16	0.055	10	< 5
A0963049	0.7	8.10	< 3	504	1	< 2	2.10	< 0.3	9	30	22	2.63	21	1.67	0.55	20	361	< 1	2.14	17	0.060	10	< 5
A0963304	0.7	7.96	8	424	1	< 2	2.31	< 0.3	8	23	19	2.85	21	2.17	0.53	19	383	< 1	2.45	15	0.061	13	< 5
A0963050	0.5	6.84	4	441	1	< 2	1.73	< 0.3	7	37	16	2.22	18	1.73	0.43	15	313	2	2.04	13	0.054	9	< 5
A0963251	0.5	7.69	11	426	1	< 2	1.88	< 0.3	8	22	18	2.41	20	1.79	0.54	18	353	< 1	2.81	12	0.062	12	< 5
A0963252	0.5	7.16	< 3	371	1	< 2	2.35	< 0.3	8	14	19	2.41	21	1.74	0.57	19	374	1	2.60	11	0.059	10	< 5
A0963305	0.6	7.03	6	478	1	< 2	2.28	< 0.3	7	22	58	2.33	20	1.60	0.52	18	332	1	2.92	12	0.061	11	< 5
A0963253	0.5	7.01	4	375	1	< 2	2.15	< 0.3	7	15	19	2.40	20	1.93	0.59	19	365	1	2.42	12	0.061	9	< 5
A0963254	0.7	8.45	15	530	1	< 2	1.84	< 0.3	8	18	19	2.54	22	1.85	0.52	23	350	8	1.88	13	0.064	12	< 5
A0963255	0.6	6.85	< 3	452	1	< 2	2.09	< 0.3	8	21	19	2.54	20	1.94	0.48	23	370	< 1	2.56	13	0.061	11	< 5
A0963256	0.6	8.05	3	408	1	< 2	2.56	< 0.3	9	20	18	2.70	21	1.71	0.78	25	382	2	2.50	17	0.065	10	< 5
A0963257	0.4	8.10	4	487	1	< 2	2.33	< 0.3	8	15	18	2.44	21	2.21	0.76	23	360	< 1	1.86	16	0.057	11	< 5
A0963258	0.4	7.82	< 3	470	1	< 2	2.23	< 0.3	8	17	13	2.62	21	1.93	0.71	27	379	< 1	2.63	16	0.056	10	< 5
A0963259	0.4	8.10	< 3	473	1	< 2	2.12	< 0.3	8	18	13	2.46	21	1.99	0.70	27	372	< 1	2.92	15	0.056	9	< 5
A0963260	0.6	7.91	3	449	1	< 2	2.52	< 0.3	8	20	13	2.43	21	1.41	0.73	25	400	< 1	3.01	16	0.058	9	< 5
A0963261	0.4	7.84	< 3	706	1	< 2	2.52	< 0.3	9	20	23	2.44	21	2.23	0.82	28	378	< 1	2.33	18	0.061	9	< 5
A0963262	0.7	7.81	7	430	1	< 2	2.14	< 0.3	10	23	21	2.74	21	2.03	0.80	21	355	< 1	2.52	19	0.076	11	< 5
A0963263	0.5	7.95	< 3	486	1	< 2	2.84	< 0.3	10	32	20	2.89	21	2.00	0.89	31	423	< 1	2.33	22	0.072	9	< 5
A0963264	0.6	8.35	< 3	468	1	< 2	2.39	< 0.3	9	19	17	2.65	21	1.68	0.40	23	454	1	2.47	14	0.065	11	< 5
A0963265	0.5	7.77	4	432	1	< 2	1.94	< 0.3	9	16	18	2.70	20	1.72	0.39	21	406	1	2.75	13	0.062	13	< 5
A0963266	0.5	7.86	4	478	1	< 2	2.09	< 0.3	9	14	17	2.68	21	1.63	0.50	26	424	< 1	2.48	16	0.062	12	< 5
A0963267	0.6	8.18	4	391	1	< 2	2.10	< 0.3	9	18	23	2.54	21	1.67	0.43	21	350	2	2.98	16	0.065	12	< 5
A0963268	0.5	7.42	4	407	1	< 2	2.54	< 0.3	8	21	17	2.42	20	1.75	0.58	22	628	1	2.36	13	0.060	15	< 5
A0963269	0.8	7.66	5	500	< 1	< 2	1.96	< 0.3	8	20	19	2.57	21	2.53	0.45	24	660	2	1.54	14	0.064	15	< 5
A0963270	0.6	7.27	9	390	1	< 2	1.95	< 0.3	9	22	16	2.43	20	1.94	0.46	20	438	2	2.24	15	0.061	28	< 5
A0963271	0.6	7.99	< 3	500	1	< 2	2.85	< 0.3	9	17	19	2.83	20	1.68	0.70	23	471	1	2.47	15	0.059	13	< 5
A0963306	0.7	8.13	4	587	1	< 2	2.73	< 0.3	8	23	21	2.78	21	1.81	0.76	21	602	2	2.32	15	0.062	31	< 5
A0963272	0.6	7.41	4	488	1	< 2	2.22	< 0.3	9	18	20	2.80	20	2.21	0.41	19	506	2	2.23	14	0.061	13	< 5
A0963273	0.7	8.29	4	695	1	< 2	1.65	< 0.3	10	22	19	2.75	22	2.03	0.44	22	340	2	2.14	18	0.060	10	< 5
A0963274	0.5	7.83	10	540	1	< 2	2.14	< 0.3	8	17	19	2.54	21	1.92	0.78	27	618	< 1	1.93	16	0.060	28	< 5
A0963275	1.2	7.28	74	253	1	< 2	1.03	0.5	7	37	36	2.24	20	2.83	0.55	25	320	2	1.13	15	0.058	161	< 5
A0963276	0.8	7.42	76	350	1	< 2	1.78	< 0.3	8	20	55	2.37	20	1.94	0.58	19	564	5	2.17	14	0.060	71	< 5
A0963307	0.9	8.20	47	332	2	< 2	3.19	< 0.3	12	46	33	3.43	21	2.27	1.11	21	912	< 1	2.14	20	0.095	78	< 5
A0963277	0.8	8.00	11	365	2	< 2	2.33	< 0.3	12	43	22	3.04	21	2.67	1.04	17	425	2	1.80	32	0.126	25	< 5
A0963278	0.6	8.25	9	529	1	< 2	2.59	< 0.3	9	26	26	2.63	22	1.99	0.60	18	428	< 1	2.54	17	0.063	16	< 5
A0963279	0.6	7.85	5	506	1	< 2	2.16	< 0.3	9	25	20	2.52	20	1.92	0.75	16	387	< 1	2.41	20	0.062	12	< 5
A0963280	0.5	7.69	8	338	2	< 2	3.68	< 0.3	18	73	12	3.89	23	1.72	1.65	24	670	< 1	2.86	37	0.083	15	< 5
A0963281	0.5	6.84	6	373	1	< 2	2.25	< 0.3	8	26	17	2.40	18	1.12	0.81	17	380	< 1	2.38	16	0.052	10	< 5
A0963282	0.5	7.28	5	352	< 1	< 2	2.00	< 0.3	9	27	17	2.53	18	1.64	0.63	13	345	1	2.36	17	0.053	11	< 5

Analyte Symbol	Ag	Al	As	Ba	Be	Bi	Ca	Cd	Co	Cr	Cu	Fe	Ga	K	Mg	Li	Mn	Mo	Na	Ni	P	Pb	Sb
Unit Symbol	ppm	%	ppm	ppm	ppm	ppm	%	ppm	ppm	ppm	ppm	%	ppm	%	%	ppm	ppm	ppm	%	ppm	%	ppm	ppm
Lower Limit	0.3	0.01	3	7	1	2	0.01	0.3	1	1	1	0.01	1	0.01	0.01	1	1	1	0.01	1	0.001	3	5
Method Code	TD-ICP	TD-ICP	TD-ICP	TD-ICP	TD-ICP	TD-ICP	TD-ICP	TD-ICP	TD-ICP	TD-ICP	TD-ICP	TD-ICP	TD-ICP	TD-ICP	TD-ICP	TD-ICP	TD-ICP	TD-ICP	TD-ICP	TD-ICP	TD-ICP	TD-ICP	TD-ICP
A0963283	0.6	7.85	15	671	1	< 2	2.65	< 0.3	9	31	13	2.83	19	1.42	0.89	21	425	< 1	2.63	18	0.057	13	< 5
A0963284	0.5	6.73	14	321	1	< 2	2.02	< 0.3	8	24	21	2.37	18	1.52	0.78	19	391	< 1	2.38	15	0.052	8	< 5
A0963299	0.3	5.70	33	307	< 1	< 2	1.93	< 0.3	7	16	14	2.02	15	1.42	0.58	14	313	< 1	1.91	12	0.043	8	< 5
A0963285	0.4	6.58	60	399	< 1	< 2	2.35	< 0.3	8	29	9	2.42	18	1.86	0.84	18	384	< 1	2.17	15	0.052	7	< 5
A0963300	0.5	6.55	50	445	1	< 2	2.20	< 0.3	9	32	25	2.39	19	1.49	0.81	17	348	< 1	2.49	16	0.052	9	< 5
A0963286	0.5	7.01	19	340	1	< 2	2.38	< 0.3	11	23	21	2.71	20	1.59	0.87	19	418	< 1	2.72	15	0.056	10	< 5
A0963287	0.6	6.26	31	348	1	< 2	2.48	< 0.3	11	55	26	2.96	19	1.55	1.16	20	494	< 1	2.31	26	0.076	12	< 5
A0963288	0.4	7.66	13	394	1	< 2	2.49	< 0.3	10	24	23	2.90	20	1.38	1.05	25	436	< 1	2.39	16	0.067	9	< 5
A0963289	0.6	7.62	68	388	< 1	< 2	1.62	< 0.3	8	19	19	2.54	20	1.99	0.73	15	410	< 1	1.65	14	0.056	14	< 5
A0963290	0.6	7.81	16	396	1	< 2	2.32	< 0.3	8	23	27	2.49	19	1.69	0.88	19	406	< 1	2.60	16	0.055	10	< 5
A0963291	0.6	8.09	29	396	1	< 2	2.55	< 0.3	11	44	24	2.90	21	1.52	1.10	22	460	< 1	1.97	25	0.091	13	< 5
A0963301	0.5	7.99	50	364	1	< 2	2.59	< 0.3	9	18	19	2.65	20	1.43	0.91	21	403	< 1	2.17	16	0.056	8	< 5
A0963292	0.6	7.55	56	305	< 1	< 2	2.37	< 0.3	8	18	17	2.59	19	1.29	0.81	19	408	< 1	2.17	15	0.054	9	< 5
A0963302	0.6	8.35	13	362	1	< 2	3.35	< 0.3	20	152	39	3.88	19	1.62	2.21	23	591	< 1	2.43	56	0.072	15	< 5
A0963293	0.6	7.77	6	546	1	< 2	2.20	< 0.3	9	20	23	2.79	20	1.47	0.83	17	306	1	2.71	16	0.060	16	< 5
A0963294	0.8	6.34	< 3	506	< 1	< 2	1.69	< 0.3	21	104	58	4.08	17	1.78	1.31	26	570	1	1.76	56	0.056	11	< 5
A0963295	0.6	9.14	97	467	1	< 2	1.19	< 0.3	21	122	54	5.13	22	1.81	1.60	26	520	1	1.60	61	0.068	14	< 5
A0963296	0.6	8.38	23	335	1	< 2	1.09	< 0.3	21	116	54	4.62	21	1.70	1.59	23	523	1	1.61	65	0.059	13	< 5
A0963297	0.6	9.45	52	473	1	< 2	1.61	< 0.3	21	98	61	4.54	21	1.98	1.45	23	564	2	1.91	61	0.060	12	< 5
A0963298	1.4	6.61	42	349	1	5	1.01	< 0.3	3	15	7	1.89	18	1.81	0.40	17	159	2	1.24	5	0.018	19	< 5
A0962859	0.4	7.72	< 3	448	< 1	< 2	2.13	< 0.3	8	30	16	2.47	19	1.69	0.55	25	374	1	2.43	13	0.054	11	< 5
A0962860	0.4	7.23	< 3	456	1	< 2	1.90	< 0.3	9	27	16	2.46	19	1.93	0.48	23	335	2	1.82	14	0.054	10	< 5
A0962861	0.5	7.61	< 3	424	1	< 2	1.93	< 0.3	9	20	21	2.25	19	1.76	0.51	22	325	1	2.40	15	0.051	10	< 5
A0962862	0.5	7.90	5	398	1	< 2	2.37	< 0.3	8	23	30	2.53	19	1.45	0.71	25	375	2	2.49	13	0.057	23	< 5
A0962863	0.4	5.80	< 3	383	< 1	< 2	1.46	< 0.3	8	35	22	2.27	18	1.66	0.65	29	372	< 1	2.13	15	0.052	10	< 5
A0962864	0.6	7.67	3	572	1	< 2	2.31	< 0.3	8	36	13	2.67	19	1.46	1.00	35	408	1	2.39	13	0.051	11	< 5
A0962865	0.6	8.25	17	377	1	< 2	2.52	< 0.3	9	23	18	2.64	20	1.96	0.80	29	428	2	1.66	16	0.059	12	< 5
A0962866	0.5	7.55	9	458	1	< 2	2.42	< 0.3	8	18	21	2.57	19	1.25	1.00	28	456	1	2.07	13	0.054	8	< 5
A0962867	0.5	7.50	10	286	1	< 2	2.19	< 0.3	9	22	15	2.76	19	1.34	0.93	32	396	1	2.09	17	0.064	10	< 5
A0963673	0.5	7.14	5	426	< 1	< 2	1.93	< 0.3	8	19	43	2.45	18	1.25	0.75	23	410	2	2.23	15	0.056	10	< 5
A0962871	0.5	6.83	4	574	1	< 2	1.48	< 0.3	8	16	18	2.47	17	1.66	0.61	19	368	2	1.78	13	0.052	10	< 5
A0962872	0.5	7.49	8	504	1	< 2	1.63	< 0.3	8	18	24	2.42	19	1.83	0.72	19	511	1	2.59	13	0.053	9	< 5
A0962873	0.5	7.80	6	478	1	< 2	2.55	< 0.3	9	18	19	2.68	19	1.65	0.84	23	790	1	2.60	13	0.055	11	< 5
A0962874	0.7	8.40	27	163	1	< 2	1.53	< 0.3	10	16	5	3.01	22	2.85	0.92	24	584	3	1.01	16	0.064	20	< 5
A0962875	0.5	7.28	16	343	1	< 2	4.18	< 0.3	21	249	27	4.03	18	1.59	3.32	40	773	< 1	1.94	106	0.105	12	< 5
A0962876	0.4	7.51	18	280	1	< 2	1.86	< 0.3	8	18	13	2.52	18	1.98	0.82	25	467	< 1	2.03	14	0.067	43	< 5
A0962877	0.5	7.52	35	212	1	< 2	0.88	< 0.3	7	19	3	2.61	20	2.27	0.57	29	241	< 1	1.88	10	0.063	14	< 5
A0962878	0.6	7.55	35	198	1	< 2	1.24	< 0.3	10	29	12	3.06	20	2.69	0.89	27	339	< 1	1.99	17	0.067	36	< 5
A0962879	0.5	7.20	33	201	1	< 2	1.91	< 0.3	7	16	2	2.54	19	2.44	0.62	16	393	< 1	2.15	9	0.058	19	< 5
A0962880	0.4	6.31	28	354	< 1	< 2	2.20	< 0.3	7	18	9	2.53	17	1.93	0.86	17	702	1	1.72	12	0.054	19	< 5
A0962881	0.6	7.40	9	469	1	< 2	2.65	< 0.3	9	19	20	2.62	20	2.25	0.91	17	608	< 1	2.33	18	0.057	30	< 5
A0962882	0.7	7.79	25	333	1	< 2	2.53	< 0.3	9	19	17	2.74	20	2.05	0.80	16	677	1	1.84	15	0.070	77	< 5
A0962883	0.8	7.00	23	578	1	< 2	1.90	< 0.3	7	16	12	2.29	21	2.59	0.76	20	628	< 1	1.53	9	0.072	38	< 5
A0962884	0.6	7.89	17	488	1	< 2	2.67	< 0.3	10	23	23	2.88	20	1.61	1.00	18	549	2	1.88	17	0.069	16	< 5
A0962885	0.7	8.20	37	165	< 1	< 2	1.69	< 0.3	9	17	12	3.23	21	2.20	0.74	18	606	2	1.27	17	0.049	140	< 5
A0962886	0.6	7.65	11	391	1	< 2	1.80	< 0.3	9	21	18	2.52	19	1.99	0.80	16	432	< 1	2.70	16	0.055	9	< 5
A0962887	0.6	7.56	25	440	< 1	< 2	1.95	< 0.3	8	20	19	2.38	19	2.21	0.71	15	380	< 1	2.18	15	0.054	11	< 5
A0962888	0.5	7.85	15	394	< 1	< 2	1.76	< 0.3	9	18	27	2.42	19	2.39	0.76	16	418	< 1	2.86	15	0.054	9	< 5
A0962889	2.4	6.77	150	103	1	< 2	0.95	1.4	9	17	16	3.69	18	2.90	0.50	21	228	1	0.87	17	0.065	235	< 5
A0964708	0.7	6.58	110	738	2	< 2	1.94	< 0.3	8	17	11	2.38	19	2.84	0.79	15	456	< 1	0.87	14	0.049	28	< 5
A0964709	2.5	6.98	59	627	1	< 2	1.59	0.8	9	18	94	2.31	20	2.23	0.68	19	461	1	1.54	16	0.052	105	< 5

Analyte Symbol	Ag	Al	As	Ba	Be	Bi	Ca	Cd	Co	Cr	Cu	Fe	Ga	K	Mg	Li	Mn	Mo	Na	Ni	P	Pb	Sb
Unit Symbol	ppm	%	ppm	ppm	ppm	ppm	%	ppm	ppm	ppm	ppm	%	ppm	%	%	ppm	ppm	ppm	%	ppm	%	ppm	ppm
Lower Limit	0.3	0.01	3	7	1	2	0.01	0.3	1	1	1	0.01	1	0.01	0.01	1	1	1	0.01	1	0.001	3	5
Method Code	TD-ICP	TD-ICP	TD-ICP	TD-ICP	TD-ICP	TD-ICP	TD-ICP	TD-ICP	TD-ICP	TD-ICP	TD-ICP	TD-ICP	TD-ICP	TD-ICP	TD-ICP	TD-ICP	TD-ICP	TD-ICP	TD-ICP	TD-ICP	TD-ICP	TD-ICP	TD-ICP
A0964710	0.8	6.19	55	479	1	< 2	2.03	< 0.3	9	24	20	2.51	19	1.90	0.71	19	422	1	1.79	17	0.051	12	< 5
A0964711	3.0	7.78	97	482	1	< 2	1.75	< 0.3	15	79	71	3.36	20	2.05	1.06	27	527	1	2.07	44	0.054	32	< 5
A0964712	0.7	9.35	163	490	1	< 2	1.47	< 0.3	19	104	60	4.86	21	2.14	1.29	31	499	2	1.65	55	0.066	19	< 5
A0962890	0.7	8.14	< 3	424	1	< 2	1.66	< 0.3	21	77	54	5.06	18	1.72	1.04	23	350	2	2.21	47	0.068	12	< 5
A0962891	0.5	9.05	87	424	1	< 2	1.90	< 0.3	22	95	82	5.13	21	2.38	1.65	28	672	< 1	1.95	62	0.066	13	< 5
A0962892	0.5	7.97	152	473	1	< 2	1.83	< 0.3	21	106	56	5.48	19	2.46	1.36	24	616	< 1	1.64	66	0.053	12	< 5
A0962893	0.4	8.72	123	552	1	< 2	1.39	< 0.3	22	110	60	4.55	22	2.73	1.45	27	589	< 1	1.86	70	0.055	14	< 5
A0962894	0.4	9.12	7	571	1	< 2	1.92	< 0.3	11	74	21	4.47	21	3.24	1.43	45	435	< 1	1.45	48	0.054	10	< 5
A0963547	0.6	7.43	24	395	1	< 2	1.99	< 0.3	8	18	23	2.27	19	1.83	0.72	16	391	< 1	1.77	14	0.053	24	< 5
A0963548	0.5	5.97	14	368	1	< 2	2.04	< 0.3	9	21	21	2.56	19	1.73	0.66	15	400	2	2.60	16	0.053	16	< 5
A0963549	0.5	7.31	15	329	1	< 2	1.77	< 0.3	8	20	25	2.52	18	1.70	0.80	16	374	< 1	2.41	15	0.054	12	< 5
A0963550	0.7	7.54	60	335	< 1	< 2	0.71	< 0.3	12	19	40	2.54	21	2.79	0.43	23	221	< 1	0.75	16	0.054	21	< 5
A0963551	0.5	7.37	18	356	1	< 2	1.84	< 0.3	8	19	14	2.25	19	2.05	0.74	19	321	< 1	1.88	12	0.053	10	< 5
A0963552	0.6	7.45	49	310	< 1	< 2	2.22	< 0.3	7	14	23	2.14	19	1.85	0.71	19	350	< 1	2.21	13	0.052	10	< 5
A0963553	0.6	7.94	90	326	1	< 2	2.06	< 0.3	10	24	20	2.81	20	2.15	0.90	19	448	1	2.09	14	0.062	15	< 5
A0963554	0.5	7.61	19	359	1	< 2	1.91	< 0.3	7	17	15	2.08	19	2.35	0.71	16	368	< 1	2.11	9	0.063	10	< 5
A0963555	0.5	7.45	35	301	1	< 2	2.18	< 0.3	9	20	16	2.60	19	2.32	0.82	18	397	< 1	2.00	16	0.067	9	< 5
A0963556	0.5	7.14	47	269	< 1	< 2	2.15	< 0.3	9	33	13	2.52	18	2.31	0.82	18	427	1	2.20	16	0.052	8	< 5
A0963557	0.5	6.23	46	261	< 1	< 2	1.73	< 0.3	7	22	11	2.08	16	1.73	0.88	21	372	< 1	1.56	12	0.048	11	< 5
A0963558	0.7	7.40	23	403	< 1	< 2	1.69	< 0.3	8	19	21	2.47	18	1.91	0.87	27	282	< 1	1.29	14	0.052	43	< 5
A0963559	0.6	9.16	7	643	1	< 2	1.41	< 0.3	20	98	58	4.33	20	2.15	1.47	33	434	1	1.97	55	0.058	12	< 5
A0963560	0.5	8.76	274	371	1	< 2	1.55	< 0.3	26	136	89	6.41	21	2.37	2.29	38	771	1	1.24	84	0.066	13	< 5
A0963561	0.7	6.78	44	225	1	< 2	0.78	< 0.3	2	11	8	1.82	17	2.76	0.31	17	167	3	0.33	1	0.016	10	< 5
A0963562	0.8	6.70	31	383	1	< 2	1.47	< 0.3	2	24	8	1.64	17	1.87	0.26	12	354	2	2.29	5	0.015	8	< 5
A0963546	0.4	7.94	21	475	1	< 2	2.04	< 0.3	8	39	20	2.28	21	2.64	0.67	16	310	< 1	2.34	15	0.049	12	< 5
A0963564	0.8	6.66	23	142	1	< 2	0.57	< 0.3	3	11	5	1.95	17	3.12	0.44	12	269	1	0.25	2	0.024	7	< 5
A0963565	0.8	6.58	22	449	1	< 2	1.12	< 0.3	1	6	18	1.61	17	1.84	0.28	17	303	1	2.06	< 1	0.016	9	< 5
A0963566	0.6	5.32	10	932	1	< 2	0.87	< 0.3	3	11	10	1.79	17	1.97	0.35	19	321	2	1.93	3	0.023	9	< 5
A0963567	0.7	7.02	24	858	1	< 2	1.33	< 0.3	1	16	6	1.70	18	1.99	0.34	16	316	3	1.78	< 1	0.016	10	< 5
A0963568	0.8	7.11	37	447	< 1	< 2	1.13	< 0.3	2	7	8	1.64	17	0.94	0.23	11	267	3	3.87	1	0.015	12	< 5
A0963569	0.8	6.73	49	689	< 1	< 2	1.19	< 0.3	2	15	16	1.86	16	1.18	0.20	8	362	3	3.37	< 1	0.016	15	< 5
A0963570	0.6	6.73	26	401	< 1	< 2	1.24	< 0.3	2	14	5	1.79	17	1.02	0.20	8	366	2	3.84	< 1	0.015	8	< 5
A0964290	0.5	7.52	5	414	< 1	< 2	2.29	< 0.3	10	16	19	2.49	19	2.02	0.75	23	462	< 1	2.35	14	0.052	13	< 5
A0964291	0.9	7.09	6	428	< 1	< 2	2.83	< 0.3	8	20	23	2.44	19	2.45	0.61	19	875	< 1	1.52	13	0.053	22	< 5
A0964292	0.5	8.15	< 3	598	1	< 2	1.86	< 0.3	11	37	25	3.09	20	2.47	0.91	31	387	1	2.26	20	0.056	10	< 5
A0964293	0.5	7.66	4	395	< 1	< 2	2.58	< 0.3	9	22	23	2.64	19	1.68	0.64	22	510	2	2.49	13	0.056	17	< 5
A0964294	0.6	6.17	5	483	< 1	< 2	1.70	< 0.3	12	18	20	2.76	18	1.62	0.41	18	323	5	2.60	15	0.052	9	< 5
A0964295	0.4	7.50	5	389	1	< 2	2.45	< 0.3	8	20	25	2.74	18	1.58	0.59	16	650	1	2.19	13	0.054	22	< 5
A0964296	0.4	7.88	4	422	< 1	< 2	1.80	< 0.3	9	24	19	2.48	19	1.80	0.66	23	325	1	2.21	14	0.054	11	< 5
A0964297	0.6	7.93	4	442	1	< 2	2.07	< 0.3	9	15	17	2.82	19	1.85	0.39	17	375	2	2.62	13	0.056	10	< 5
A0964298	0.7	6.89	80	293	< 1	< 2	1.72	< 0.3	7	15	36	2.61	17	1.89	0.70	16	807	< 1	2.06	13	0.049	41	< 5
A0964301	0.5	7.34	18	425	< 1	< 2	2.53	< 0.3	8	21	18	2.46	18	2.28	0.65	20	598	< 1	2.13	14	0.053	23	< 5
A0964302	0.5	7.07	8	395	< 1	< 2	2.96	< 0.3	9	21	18	2.58	18	1.99	0.74	16	706	< 1	2.08	15	0.052	16	< 5
A0964303	0.4	7.03	6	431	< 1	< 2	2.27	< 0.3	8	21	18	2.60	18	1.85	0.74	17	470	< 1	2.29	17	0.052	12	< 5
A0964304	0.8	7.85	6	649	1	< 2	2.51	0.3	9	23	35	2.68	20	3.08	0.86	18	1230	< 1	1.54	19	0.068	118	< 5
A0964305	0.6	7.82	12	452	1	< 2	2.65	< 0.3	10	23	19	2.74	19	1.70	0.78	16	469	< 1	2.44	18	0.055	11	< 5
A0964299	0.5	6.22	3	436	1	< 2	2.24	< 0.3	9	31	27	2.43	19	1.76	0.70	15	453	< 1	2.45	19	0.053	14	< 5
A0964306	0.6	7.58	8	481	1	< 2	2.03	< 0.3	9	22	14	2.50	19	1.73	0.76	13	367	< 1	2.51	16	0.055	16	< 5
A0964307	0.5	7.70	8	413	1	< 2	2.28	< 0.3	8	19	18	2.50	19	1.94	0.79	15	400	< 1	2.30	16	0.054	15	< 5
A0964308	0.5	8.03	15	451	1	< 2	2.68	< 0.3	11	27	31	3.00	20	2.08	1.11	19	575	2	2.25	19	0.072	16	< 5
A0964309	0.9	8.24	55	424	1	< 2	1.81	< 0.3	10	23	68	2.63	20	2.41	0.93	20	583	3	2.37	18	0.078	37	< 5

Analyte Symbol	Ag	Al	As	Ba	Be	Bi	Ca	Cd	Co	Cr	Cu	Fe	Ga	K	Mg	Li	Mn	Mo	Na	Ni	P	Pb	Sb
Unit Symbol	ppm	%	ppm	ppm	ppm	ppm	%	ppm	ppm	ppm	ppm	%	ppm	%	%	ppm	ppm	ppm	%	ppm	%	ppm	ppm
Lower Limit	0.3	0.01	3	7	1	2	0.01	0.3	1	1	1	0.01	1	0.01	0.01	1	1	1	0.01	1	0.001	3	5
Method Code	TD-ICP	TD-ICP	TD-ICP	TD-ICP	TD-ICP	TD-ICP	TD-ICP	TD-ICP	TD-ICP	TD-ICP	TD-ICP	TD-ICP	TD-ICP	TD-ICP	TD-ICP	TD-ICP	TD-ICP	TD-ICP	TD-ICP	TD-ICP	TD-ICP	TD-ICP	TD-ICP
A0964310	0.5	7.51	20	352	1	< 2	2.12	< 0.3	9	20	23	2.50	19	2.55	0.76	16	511	< 1	2.21	14	0.053	13	< 5
A0964311	0.5	7.12	78	307	< 1	< 2	1.59	< 0.3	8	14	16	2.28	19	2.30	0.65	18	431	< 1	2.12	13	0.049	15	< 5
A0964312	0.5	7.13	50	311	< 1	< 2	1.98	< 0.3	7	23	14	2.39	19	2.27	0.76	16	435	1	2.32	14	0.069	11	< 5
A0964313	0.5	7.70	8	395	< 1	< 2	2.19	< 0.3	7	15	17	2.27	19	2.25	0.75	16	348	1	2.24	13	0.054	9	< 5
A0964314	0.4	7.68	11	323	1	< 2	2.42	< 0.3	8	16	15	2.50	19	1.67	0.83	21	376	< 1	2.32	12	0.053	7	< 5
A0964315	0.4	7.19	8	438	1	< 2	1.71	< 0.3	8	15	17	2.38	17	1.84	0.90	25	350	< 1	2.22	12	0.053	4	< 5
A0964316	0.5	7.53	13	476	1	< 2	1.65	< 0.3	9	16	17	2.32	19	1.81	0.81	20	380	< 1	2.56	14	0.051	16	< 5
A0964317	0.5	7.52	31	382	1	< 2	1.58	< 0.3	8	17	22	2.44	19	2.18	0.77	20	378	< 1	1.93	15	0.054	25	< 5
A0964318	0.9	7.07	29	386	1	< 2	2.06	0.4	9	23	51	2.26	18	2.30	0.87	19	515	< 1	2.17	19	0.069	62	< 5
A0964319	0.6	7.67	10	397	< 1	< 2	2.26	< 0.3	9	19	21	2.69	19	2.29	0.93	21	405	< 1	2.45	17	0.062	12	< 5
A0964320	0.4	7.52	28	421	< 1	< 2	2.12	< 0.3	8	15	12	2.37	19	1.84	0.77	15	333	< 1	2.56	13	0.054	9	< 5
A0964321	0.6	7.52	17	359	< 1	< 2	2.22	< 0.3	9	16	19	2.79	19	2.02	0.92	19	424	< 1	2.40	17	0.061	9	< 5
A0964322	0.5	6.31	16	375	1	< 2	2.19	< 0.3	10	21	19	2.58	19	1.66	0.78	19	421	3	2.11	15	0.054	10	< 5
A0964323	0.6	7.65	11	395	1	< 2	2.14	< 0.3	8	20	24	2.69	19	1.98	0.85	21	465	< 1	2.07	16	0.062	20	< 5
A0964324	0.5	7.79	28	374	1	< 2	2.38	< 0.3	10	17	21	2.70	19	1.95	0.91	24	420	< 1	1.77	18	0.063	15	< 5
A0964325	1.0	7.42	18	594	1	< 2	2.36	< 0.3	10	31	26	2.77	19	1.93	0.96	24	440	< 1	1.74	24	0.078	12	< 5
A0964326	0.4	7.32	23	522	1	< 2	2.16	< 0.3	8	19	17	2.41	19	2.25	0.83	22	338	< 1	1.45	16	0.055	9	< 5
A0964328	0.6	8.18	93	519	1	< 2	1.28	< 0.3	19	99	54	4.82	19	2.08	1.46	27	415	2	2.62	52	0.074	14	< 5
A0964327	0.5	8.06	58	651	1	< 2	1.54	< 0.3	19	188	44	6.44	18	1.91	1.73	29	586	1	2.08	64	0.066	14	< 5
A0964329	0.6	8.84	68	473	1	< 2	1.37	< 0.3	22	107	60	4.92	22	2.39	1.60	25	580	1	1.94	65	0.060	15	< 5
A0964330	1.7	8.29	1370	454	1	< 2	1.81	< 0.3	18	96	43	5.32	20	2.54	1.35	25	526	2	1.95	50	0.065	14	< 5
A0964331	0.7	7.20	40	405	1	< 2	1.07	< 0.3	3	9	24	2.13	18	2.03	0.40	15	258	2	1.46	3	0.016	9	< 5
A0964332	0.5	7.84	1250	450	1	< 2	1.62	< 0.3	23	108	47	4.77	21	1.90	1.25	27	743	2	0.64	60	0.050	8	< 5
A0964334	0.8	7.44	37	130	1	< 2	1.97	< 0.3	11	46	38	5.10	17	2.30	1.06	19	656	2	1.02	28	0.056	10	< 5
A0964333	1.0	6.39	35	310	< 1	< 2	3.11	< 0.3	2	8	10	1.69	16	1.63	1.32	17	568	2	2.02	< 1	0.018	11	< 5
A0964335	0.7	7.98	37	416	1	< 2	1.60	< 0.3	11	22	23	2.97	20	3.03	0.99	23	544	1	0.70	21	0.078	10	< 5
A0964336	0.7	7.15	292	300	1	< 2	1.47	< 0.3	2	12	2	1.85	18	2.07	0.28	13	406	< 1	2.31	< 1	0.016	9	< 5
A0964337	0.7	7.40	45	922	1	< 2	1.54	< 0.3	2	10	8	1.88	19	2.27	0.35	16	367	2	2.53	< 1	0.016	10	< 5
A0964338	0.7	6.88	133	198	1	< 2	0.46	< 0.3	2	10	5	1.71	18	3.16	0.47	19	297	1	0.30	< 1	0.018	9	< 5
A0964339	0.4	7.17	9	457	< 1	< 2	2.18	< 0.3	7	15	22	2.27	18	2.23	0.79	17	400	< 1	2.19	12	0.053	10	< 5
A0964340	0.6	7.60	63	345	1	< 2	2.10	< 0.3	13	31	34	3.35	19	2.52	1.20	24	535	< 1	1.80	21	0.063	19	< 5
A0964341	0.8	6.03	59	321	< 1	< 2	1.55	< 0.3	9	17	30	2.50	17	1.56	0.68	16	586	1	2.47	13	0.047	39	< 5
A0964342	0.4	8.33	7	558	1	< 2	1.64	< 0.3	9	19	13	2.62	19	2.13	1.01	22	368	< 1	2.68	14	0.057	7	< 5
A0964343	0.8	7.71	16	468	1	< 2	1.58	< 0.3	8	15	59	2.37	19	1.83	0.76	19	371	2	2.48	13	0.054	22	< 5
A0964344	0.5	7.66	14	336	< 1	< 2	2.27	< 0.3	8	19	19	2.42	19	1.62	0.88	22	345	< 1	2.41	14	0.053	18	< 5
A0964345	0.5	7.54	5	442	< 1	< 2	2.17	< 0.3	9	20	17	2.47	18	2.34	0.90	24	384	< 1	2.18	15	0.056	28	< 5
A0964346	0.4	7.76	11	381	1	< 2	2.49	< 0.3	11	32	20	3.45	19	2.05	1.11	25	580	< 1	2.59	12	0.060	8	< 5
A0964347	0.6	7.70	117	438	1	< 2	2.50	< 0.3	10	31	19	2.83	19	2.47	0.97	24	491	< 1	2.13	16	0.066	17	< 5
A0964348	0.4	7.20	89	317	< 1	< 2	1.64	< 0.3	8	20	13	2.32	18	1.99	0.60	16	363	< 1	2.69	15	0.054	13	< 5
A0964349	0.8	7.47	60	384	1	< 2	2.05	< 0.3	8	19	39	2.48	19	1.87	0.74	18	437	< 1	2.29	16	0.054	37	< 5
A0964350	0.6	7.79	48	361	1	< 2	2.23	< 0.3	9	21	19	2.59	19	1.93	0.80	20	376	< 1	1.86	16	0.055	15	< 5
A0964351	0.9	7.89	26	404	2	< 2	1.90	< 0.3	9	33	23	2.68	19	2.37	0.83	20	455	< 1	2.28	16	0.055	33	< 5
A0964352	0.7	7.36	30	425	1	< 2	2.14	< 0.3	8	21	26	2.35	19	2.49	0.86	21	644	< 1	1.81	15	0.051	24	< 5
A0964353	1.2	7.46	73	457	2	< 2	1.36	< 0.3	7	17	11	2.17	20	3.04	0.65	29	350	< 1	1.04	12	0.046	31	< 5
A0964354	0.6	7.89	92	500	1	< 2	1.83	< 0.3	9	25	19	2.53	20	3.17	0.86	28	431	< 1	1.13	18	0.057	33	< 5
A0964355	1.5	6.84	50	517	1	< 2	2.65	< 0.3	9	26	19	2.50	17	1.89	0.79	17	380	1	2.80	17	0.052	18	< 5
A0964356	0.4	8.93	69	447	1	< 2	1.68	< 0.3	22	121	50	4.63	21	2.05	1.78	24	567	< 1	1.62	68	0.059	12	< 5
A0964357	0.7	7.53	40	401	1	< 2	1.21	< 0.3	22	126	62	4.71	20	1.66	1.40	20	492	1	1.39	66	0.057	12	< 5
A0964358	0.9	9.49	110	458	1	< 2	2.40	< 0.3	24	133	63	5.83	21	1.83	1.84	26	738	1	1.71	75	0.062	16	< 5
A0964359	0.5	8.44	68	367	1	< 2	1.48	< 0.3	22	141	49	6.78	20	1.73	1.91	29	796	< 1	1.50	71	0.058	11	< 5
A0964360	0.5	8.51	65	561	1	< 2	1.23	< 0.3	13	65	28	6.21	19	1.70	1.45	35	468	1	0.97	41	0.057	8	< 5

Analyte Symbol	Ag	Al	As	Ba	Be	Bi	Ca	Cd	Co	Cr	Cu	Fe	Ga	K	Mg	Li	Mn	Mo	Na	Ni	P	Pb	Sb
Unit Symbol	ppm	%	ppm	ppm	ppm	ppm	%	ppm	ppm	ppm	ppm	%	ppm	%	%	ppm	ppm	ppm	%	ppm	%	ppm	ppm
Lower Limit	0.3	0.01	3	7	1	2	0.01	0.3	1	1	1	0.01	1	0.01	0.01	1	1	1	0.01	1	0.001	3	5
Method Code	TD-ICP	TD-ICP	TD-ICP	TD-ICP	TD-ICP	TD-ICP	TD-ICP	TD-ICP	TD-ICP	TD-ICP	TD-ICP	TD-ICP	TD-ICP	TD-ICP	TD-ICP	TD-ICP	TD-ICP	TD-ICP	TD-ICP	TD-ICP	TD-ICP	TD-ICP	TD-ICP
A0964361	0.9	7.37	19	159	1	< 2	1.74	< 0.3	4	24	28	2.28	18	3.22	0.77	21	371	2	0.60	3	0.032	8	< 5
A0964362	0.8	7.39	90	422	1	< 2	1.60	< 0.3	2	19	9	1.77	19	2.40	0.33	17	307	1	2.24	< 1	0.017	13	< 5
A0964363	0.9	6.79	117	401	1	< 2	1.71	< 0.3	3	13	12	2.13	17	1.48	0.51	12	349	2	2.99	2	0.030	13	< 5
A0964364	0.9	6.67	66	251	1	< 2	0.71	< 0.3	3	18	10	2.05	19	2.54	0.43	16	232	2	1.39	2	0.016	13	< 5
A0964365	0.8	7.09	51	569	1	< 2	0.46	< 0.3	2	60	7	1.79	18	2.96	0.33	17	163	2	0.40	1	0.018	9	< 5
A0964366	0.8	6.55	38	416	1	< 2	0.32	< 0.3	2	8	9	1.58	18	2.36	0.35	15	174	2	0.17	1	0.017	11	< 5
A0964367	0.8	7.16	144	451	1	6	1.39	< 0.3	2	12	8	1.63	18	2.01	0.41	17	215	2	1.35	< 1	0.017	8	< 5
A0964368	0.6	7.31	25	575	1	< 2	1.50	< 0.3	3	14	23	2.08	19	1.94	0.32	13	348	2	2.54	3	0.025	9	< 5
A0964369	0.8	7.39	27	747	1	< 2	1.39	< 0.3	2	8	11	2.19	18	1.39	0.30	12	376	3	3.52	2	0.019	8	< 5
A0964370	0.8	6.88	1120	452	< 1	< 2	0.98	< 0.3	3	12	15	2.10	17	1.82	0.28	14	235	2	2.85	3	0.022	9	< 5
A0964371	0.7	7.62	209	539	1	< 2	2.71	< 0.3	11	23	27	2.81	20	2.11	0.96	16	434	2	2.62	21	0.072	10	< 5
A0964372	0.6	8.39	400	621	1	< 2	1.84	< 0.3	17	82	49	6.43	20	2.51	1.39	20	734	3	1.56	48	0.051	11	< 5
A0964373	0.6	8.17	48	497	1	< 2	0.97	< 0.3	21	109	41	9.86	18	2.59	1.70	30	513	2	1.66	60	0.071	8	6
A0964374	0.3	9.43	67	421	1	< 2	1.06	< 0.3	23	103	57	5.22	23	2.78	1.57	21	645	< 1	1.26	76	0.047	10	< 5
A0964375	0.7	6.58	197	487	1	< 2	1.92	< 0.3	3	20	10	2.21	18	1.42	0.34	13	430	3	2.18	3	0.026	14	< 5
A0963898	0.6	8.02	31	454	1	< 2	1.82	< 0.3	9	22	37	2.69	19	2.36	1.05	34	469	< 1	2.55	17	0.056	26	< 5
A0963899	0.7	8.13	123	501	1	< 2	1.94	< 0.3	9	20	42	2.85	20	2.41	0.94	28	457	< 1	2.38	17	0.058	73	< 5
A0963900	2.1	7.11	176	368	1	< 2	1.83	< 0.3	8	20	79	2.27	18	2.23	0.70	22	379	< 1	2.48	15	0.049	59	< 5
A0963901	0.6	7.73	114	398	1	< 2	2.52	< 0.3	9	25	23	2.83	19	2.34	0.92	23	431	< 1	2.12	17	0.055	15	< 5
A0963902	0.8	7.72	192	439	1	< 2	2.53	< 0.3	10	21	32	3.07	19	2.21	0.95	23	493	< 1	2.44	17	0.065	51	< 5
A0963903	0.8	7.87	99	400	< 1	< 2	1.51	< 0.3	17	111	69	11.6	16	2.42	1.88	32	910	1	1.45	51	0.079	8	5
A0963904	0.6	7.99	3	448	1	< 2	1.49	< 0.3	7	15	16	2.34	20	2.50	0.73	18	324	2	1.48	10	0.063	15	< 5
A0963905	0.7	9.11	245	452	1	< 2	1.47	< 0.3	23	115	72	4.89	22	2.87	1.45	24	672	2	1.50	73	0.053	13	< 5
A0963906	0.8	8.49	63	633	1	< 2	2.83	< 0.3	11	41	26	3.05	21	2.80	1.27	25	527	3	1.90	23	0.069	10	< 5
A0963907	0.7	7.04	29	437	1	< 2	1.21	< 0.3	2	7	13	1.69	18	2.04	0.32	16	267	2	1.97	1	0.018	10	< 5
A0963908	1.0	7.39	53	470	2	< 2	1.48	< 0.3	4	14	9	2.35	19	2.41	0.66	20	386	2	1.63	2	0.033	11	< 5
A0963909	0.8	7.01	70	269	1	< 2	0.88	< 0.3	2	10	4	1.89	19	2.85	0.34	18	213	2	1.54	2	0.018	10	< 5
A0963910	0.8	7.35	61	500	1	< 2	1.56	< 0.3	2	10	10	1.74	20	2.73	0.48	19	344	2	1.11	2	0.023	11	< 5
A0963911	0.8	7.33	177	569	1	< 2	1.54	< 0.3	4	27	13	2.58	19	2.98	0.73	18	464	2	1.18	6	0.025	11	< 5
A0963912	0.7	7.18	24	552	1	< 2	1.74	< 0.3	3	20	247	2.12	19	2.35	0.49	15	460	1	1.94	5	0.022	12	< 5
A0963913	0.7	7.22	109	588	1	< 2	1.32	< 0.3	2	9	9	1.80	19	2.40	0.27	14	360	2	2.15	< 1	0.017	9	< 5
A0963914	0.9	8.37	94	656	1	< 2	2.90	< 0.3	12	22	25	3.34	22	2.78	1.06	20	591	2	2.19	23	0.085	15	< 5
A0963915	0.7	6.83	4	529	1	< 2	1.36	< 0.3	3	12	22	2.04	19	1.92	0.50	14	420	4	2.23	3	0.025	9	< 5
A0963916	0.6	7.57	< 3	562	1	< 2	1.48	< 0.3	6	18	40	2.91	19	1.87	0.61	17	342	3	1.91	6	0.028	9	< 5
A0963917	0.7	9.22	96	426	1	< 2	1.01	< 0.3	24	102	59	5.03	24	2.27	1.67	24	531	< 1	1.68	77	0.051	11	< 5
A0963918	0.6	9.58	105	541	1	< 2	1.26	< 0.3	24	107	63	7.07	21	2.86	1.71	28	700	< 1	1.84	67	0.062	15	< 5
A0963919	0.5	7.58	5	589	1	< 2	1.45	< 0.3	3	60	8	2.18	20	2.37	0.34	14	338	1	1.27	3	0.027	11	< 5
A0963920	0.5	9.13	< 3	416	1	< 2	1.50	< 0.3	8	24	100	2.75	24	2.74	0.93	24	271	2	1.20	20	0.024	9	< 5
A0963921	0.8	8.50	77	503	1	< 2	1.34	< 0.3	5	13	14	2.01	22	2.72	0.46	18	286	2	1.07	8	0.028	12	< 5
A0963644	0.7	7.81	19	459	< 1	< 2	2.23	< 0.3	9	24	23	2.78	20	2.46	0.90	18	520	1	2.61	17	0.057	15	< 5
A0963645	0.7	7.37	21	482	1	< 2	3.97	< 0.3	17	73	39	3.96	20	1.97	2.08	31	663	< 1	2.74	66	0.201	12	< 5
A0963646	0.7	7.84	10	480	3	< 2	3.65	< 0.3	16	62	41	4.39	20	2.26	1.90	31	862	< 1	2.56	26	0.126	22	< 5
A0963647	0.7	7.27	9	376	< 1	< 2	2.08	< 0.3	8	20	19	2.39	18	1.77	0.81	17	499	< 1	2.14	16	0.054	62	< 5
A0963648	0.8	10.1	8	560	1	< 2	2.76	< 0.3	11	31	24	3.33	23	2.40	1.10	22	697	< 1	2.99	20	0.064	39	< 5
A0963649	0.7	9.35	6	569	1	< 2	2.72	< 0.3	10	25	20	2.95	23	2.36	1.08	26	512	< 1	2.73	17	0.065	23	< 5
A0963650	0.8	8.14	9	510	1	< 2	2.77	< 0.3	11	17	29	3.31	20	2.68	1.13	25	554	< 1	2.19	14	0.092	21	< 5
A0962951	0.7	8.57	10	415	< 1	< 2	2.57	< 0.3	9	24	21	2.88	20	2.31	0.93	24	517	1	2.65	14	0.081	17	< 5
A0962952	0.5	7.03	8	355	< 1	< 2	2.19	< 0.3	8	21	16	2.33	18	1.93	0.79	16	390	1	2.34	16	0.053	13	< 5
A0962953	< 0.3	4.02	10	312	< 1	< 2	1.99	< 0.3	4	15	16	1.61	11	1.47	0.36	7	250	< 1	0.63	9	0.044	6	< 5
A0962954	0.7	7.21	10	428	< 1	< 2	3.16	< 0.3	8	21	23	2.89	19	2.19	1.00	18	744	1	2.10	14	0.067	14	< 5
A0962955	0.6	6.87	10	497	1	< 2	2.42	< 0.3	10	22	23	2.76	19	1.75	0.94	21	523	< 1	2.05	17	0.069	16	< 5

Analyte Symbol	Ag	Al	As	Ba	Be	Bi	Ca	Cd	Co	Cr	Cu	Fe	Ga	K	Mg	Li	Mn	Mo	Na	Ni	P	Pb	Sb
Unit Symbol	ppm	%	ppm	ppm	ppm	ppm	%	ppm	ppm	ppm	ppm	%	ppm	%	%	ppm	ppm	ppm	%	ppm	%	ppm	ppm
Lower Limit	0.3	0.01	3	7	1	2	0.01	0.3	1	1	1	0.01	1	0.01	0.01	1	1	1	0.01	1	0.001	3	5
Method Code	TD-ICP	TD-ICP	TD-ICP	TD-ICP	TD-ICP	TD-ICP	TD-ICP	TD-ICP	TD-ICP	TD-ICP	TD-ICP	TD-ICP	TD-ICP	TD-ICP	TD-ICP	TD-ICP	TD-ICP	TD-ICP	TD-ICP	TD-ICP	TD-ICP	TD-ICP	TD-ICP
A0962956	0.4	7.56	8	451	< 1	< 2	2.50	< 0.3	8	19	21	2.51	19	1.44	0.92	19	477	1	2.34	15	0.053	13	< 5
A0962957	0.4	7.46	9	472	1	< 2	2.28	< 0.3	9	18	28	2.50	19	1.38	0.84	16	464	< 1	2.45	15	0.055	9	< 5
A0962958	0.6	7.37	11	410	1	< 2	2.09	< 0.3	9	33	45	2.76	19	2.18	1.07	27	477	< 1	2.06	18	0.057	19	< 5
A0962959	0.5	7.59	8	390	1	< 2	2.17	< 0.3	8	17	39	2.31	18	2.21	0.77	17	425	< 1	2.47	15	0.053	18	< 5
A0962960	0.5	7.74	17	412	1	< 2	2.29	< 0.3	8	24	61	2.54	19	2.39	0.77	17	439	< 1	2.27	15	0.055	14	< 5
A0962961	0.5	8.75	27	700	1	< 2	1.78	< 0.3	10	25	24	2.42	20	2.67	0.87	18	344	2	2.42	16	0.059	23	< 5
A0962962	0.6	7.85	33	410	1	< 2	2.49	< 0.3	9	35	19	2.70	19	2.48	0.95	18	467	2	2.19	19	0.055	12	< 5
A0962963	0.6	7.79	48	403	1	< 2	2.23	< 0.3	9	20	23	2.41	20	2.45	0.79	17	416	< 1	2.34	16	0.056	30	< 5
A0962964	1.2	7.25	152	113	1	< 2	0.84	< 0.3	9	18	25	3.84	21	3.28	0.51	22	268	1	1.08	16	0.058	56	< 5
A0962965	1.3	2.12	102	206	< 1	< 2	0.23	1.6	3	8	35	1.07	6	1.19	0.10	8	59	< 1	0.33	5	0.009	84	< 5
A0962966	1.9	7.95	366	137	2	< 2	0.67	< 0.3	10	18	20	4.01	22	3.20	0.51	26	316	1	0.86	16	0.056	142	< 5
A0962967	1.9	7.05	359	76	1	< 2	0.32	0.5	9	21	10	4.64	20	3.12	0.35	23	193	< 1	0.55	18	0.054	156	< 5
A0962969	1.3	6.89	392	251	1	< 2	1.31	0.5	10	17	79	3.30	18	2.28	0.65	19	457	1	1.87	16	0.066	112	< 5
A0962970	0.5	7.19	513	269	1	< 2	0.98	< 0.3	10	20	25	3.34	19	2.53	0.53	19	351	1	1.72	17	0.070	112	< 5
A0962971	0.6	7.81	184	295	1	< 2	2.65	< 0.3	10	20	17	3.10	20	2.18	1.03	23	526	< 1	2.44	18	0.081	14	< 5
A0962972	1.1	7.10	25	404	1	< 2	0.73	< 0.3	8	16	19	2.79	18	3.47	0.50	23	195	< 1	0.39	17	0.060	48	< 5
A0962973	0.9	6.67	107	286	< 1	< 2	1.71	< 0.3	11	14	11	3.32	19	2.93	0.71	20	473	1	0.75	15	0.063	41	< 5
A0962974	0.7	7.33	39	487	1	< 2	2.47	0.8	10	25	84	2.67	23	2.14	0.83	24	613	< 1	1.04	16	0.060	45	< 5
A0962975	0.7	7.97	22	682	2	< 2	1.91	< 0.3	9	24	30	2.57	19	1.90	0.82	23	347	1	2.50	18	0.057	16	< 5
A0963939	0.5	8.77	87	804	1	< 2	1.37	< 0.3	23	98	58	6.91	20	2.09	1.44	25	500	1	1.88	59	0.073	13	< 5
A0963940	0.6	9.21	90	515	1	< 2	1.54	< 0.3	20	101	51	4.90	22	2.07	1.46	26	489	< 1	2.28	58	0.069	13	< 5
A0963941	0.5	8.73	119	626	1	< 2	1.35	< 0.3	20	113	49	8.43	19	1.89	1.64	24	696	1	1.52	61	0.071	11	< 5
A0963942	0.6	10.1	92	466	1	< 2	1.51	< 0.3	26	134	67	7.21	22	2.38	1.96	29	882	1	1.57	77	0.061	14	< 5
A0963943	0.8	7.41	141	410	< 1	< 2	1.28	< 0.3	17	103	84	4.74	18	1.54	1.09	15	402	2	1.59	59	0.042	10	< 5
A0963944	0.6	9.24	133	505	1	< 2	1.20	< 0.3	24	112	62	5.34	22	3.18	1.53	26	715	< 1	1.29	69	0.053	13	< 5
A0963945	0.8	7.74	48	152	1	< 2	1.51	< 0.3	3	14	32	2.22	19	2.66	0.50	24	355	7	2.07	5	0.021	16	< 5
A0963946	0.8	7.31	28	517	1	< 2	2.79	< 0.3	10	30	26	2.95	20	1.83	0.97	22	511	1	2.38	19	0.076	11	< 5
A0963947	1.1	8.04	37	573	1	< 2	2.46	2.1	8	13	17	3.00	20	1.55	0.88	22	515	2	2.54	11	0.087	27	< 5
A0963948	0.9	6.56	248	530	1	< 2	0.31	< 0.3	3	10	20	1.92	17	2.22	0.30	18	135	2	0.89	1	0.016	5	< 5
A0963949	0.6	7.34	20	972	1	< 2	1.36	< 0.3	2	11	8	1.94	18	2.07	0.26	18	339	1	2.39	< 1	0.017	7	< 5
A0963950	0.5	7.47	9	736	1	< 2	1.57	< 0.3	4	22	12	2.24	19	2.07	0.50	17	418	1	2.56	5	0.023	10	< 5
A0964840	0.3	8.07	9	397	1	< 2	2.36	< 0.3	9	21	18	2.73	20	2.33	1.05	24	386	2	2.32	16	0.061	10	< 5
A0964841	0.5	7.45	258	534	< 1	< 2	1.83	< 0.3	12	62	31	3.31	19	2.99	1.28	33	407	1	0.93	29	0.057	34	< 5
A0964842	0.6	8.06	72	488	1	< 2	1.89	< 0.3	9	20	19	2.51	20	3.26	0.93	29	337	1	1.13	16	0.057	11	< 5
A0964843	0.7	9.65	233	417	1	< 2	2.10	< 0.3	22	131	42	5.70	20	2.65	1.76	36	737	1	1.62	62	0.060	17	< 5
A0964844	0.5	8.27	50	411	1	< 2	1.46	< 0.3	20	116	68	4.45	21	2.48	1.49	25	515	< 1	1.94	64	0.053	17	< 5
A0964845	0.8	6.60	53	114	1	< 2	0.10	< 0.3	3	120	24	2.10	20	1.92	0.28	14	88	3	0.24	1	0.017	8	< 5
A0964846	0.8	7.77	52	698	1	< 2	1.48	< 0.3	8	21	15	2.73	19	2.41	1.24	40	487	1	0.68	13	0.057	15	< 5
A0964847	0.7	7.15	43	361	1	< 2	1.30	< 0.3	3	8	9	1.98	18	2.67	0.59	28	345	2	1.32	3	0.022	11	< 5
A0964848	< 0.3	7.83	48	714	1	< 2	1.76	< 0.3	9	19	15	2.79	20	2.67	0.89	22	400	1	1.12	13	0.070	11	< 5
A0964849	0.6	7.17	13	980	1	< 2	1.22	< 0.3	2	9	8	1.98	18	2.32	0.31	16	414	1	2.05	1	0.016	9	< 5
A0964850	0.7	6.59	7	736	1	< 2	1.07	< 0.3	2	8	7	1.94	16	2.45	0.56	25	316	2	1.48	2	0.016	8	< 5
A0964851	0.8	6.93	118	619	1	< 2	1.29	< 0.3	3	14	21	1.75	17	1.59	0.38	10	246	4	3.26	4	0.021	9	< 5
A0963596	0.7	8.02	105	110	1	< 2	1.76	< 0.3	19	88	14	4.64	20	2.94	1.12	25	347	1	1.33	61	0.051	18	< 5
A0963597	0.8	6.86	29	120	1	< 2	0.22	< 0.3	2	9	5	1.97	18	3.29	0.34	14	58	1	0.21	1	0.019	17	< 5
A0963598	0.6	6.46	36	331	1	< 2	0.84	< 0.3	6	21	19	2.10	16	2.42	0.51	18	232	1	0.35	16	0.029	9	< 5
A0963599	0.7	7.14	33	676	1	< 2	1.42	< 0.3	2	9	12	2.03	18	2.37	0.41	24	344	2	1.69	1	0.019	29	< 5
A0963600	0.7	7.30	7	720	1	< 2	1.59	< 0.3	3	10	39	1.98	19	1.72	0.52	17	296	1	2.77	5	0.023	11	< 5
A0963749	0.7	7.05	18	682	1	7	1.20	< 0.3	2	8	8	1.90	18	2.30	0.29	22	368	3	2.22	1	0.019	20	< 5
A0963750	0.8	7.02	67	> 1000	1	< 2	1.02	< 0.3	2	24	9	1.77	19	2.60	0.21	18	346	2	2.03	1	0.015	19	< 5
A0963751	0.6	6.99	115	747	1	< 2	1.39	< 0.3	4	14	20	2.05	19	2.44	0.37	19	390	2	1.57	7	0.030	14	< 5

Analyte Symbol	Ag	Al	As	Ba	Be	Bi	Ca	Cd	Co	Cr	Cu	Fe	Ga	K	Mg	Li	Mn	Mo	Na	Ni	P	Pb	Sb
Unit Symbol	ppm	%	ppm	ppm	ppm	ppm	%	ppm	ppm	ppm	ppm	%	ppm	%	%	ppm	ppm	ppm	%	ppm	%	ppm	ppm
Lower Limit	0.3	0.01	3	7	1	2	0.01	0.3	1	1	1	0.01	1	0.01	0.01	1	1	1	0.01	1	0.001	3	5
Method Code	TD-ICP	TD-ICP	TD-ICP	TD-ICP	TD-ICP	TD-ICP	TD-ICP	TD-ICP	TD-ICP	TD-ICP	TD-ICP	TD-ICP	TD-ICP	TD-ICP	TD-ICP	TD-ICP	TD-ICP	TD-ICP	TD-ICP	TD-ICP	TD-ICP	TD-ICP	TD-ICP
A0963752	< 0.3	8.57	827	671	2	< 2	0.91	0.9	22	132	64	6.08	20	1.99	1.42	42	441	2	1.57	72	0.064	14	< 5
A0963753	0.4	9.27	26	484	1	< 2	1.43	0.8	22	108	76	4.44	21	2.32	1.65	29	359	< 1	2.10	66	0.064	12	< 5
A0963754	0.4	6.61	21	235	< 1	< 2	0.82	1.2	24	115	94	7.35	19	1.14	2.04	39	515	1	2.17	63	0.078	12	< 5
A0963755	0.6	8.64	55	370	1	< 2	0.99	0.8	24	114	62	5.63	21	1.73	1.68	51	613	1	1.67	71	0.059	13	< 5
A0963756	0.5	8.22	5	349	2	< 2	2.57	1.0	18	73	115	6.99	18	1.60	1.63	39	728	4	1.91	55	0.067	8	< 5
A0963757	0.4	7.77	82	385	1	< 2	1.49	0.4	11	20	17	3.37	19	2.25	1.20	42	390	< 1	1.02	20	0.044	8	< 5
A0963758	0.6	7.34	18	392	< 1	< 2	0.94	< 0.3	5	25	14	2.20	19	2.41	0.58	17	280	2	0.60	23	0.028	11	< 5
A0963759	< 0.3	8.62	< 3	420	< 1	< 2	1.13	0.4	10	26	27	3.35	23	2.06	0.67	47	359	< 1	1.79	21	0.051	10	< 5
A0963760	0.5	7.90	42	434	< 1	< 2	1.57	1.2	11	43	30	6.79	18	2.00	0.82	32	954	2	1.67	39	0.059	7	< 5
A0963761	0.3	7.56	6	449	< 1	< 2	2.24	< 0.3	8	16	16	2.49	18	2.33	0.81	21	376	1	2.20	13	0.056	8	< 5
A0963762	0.4	8.02	6	441	< 1	< 2	2.40	< 0.3	10	23	21	2.39	20	2.48	0.98	21	349	2	1.67	17	0.057	11	< 5
A0963763	0.3	7.61	35	415	1	< 2	1.69	0.5	16	61	38	3.04	17	2.23	1.06	28	399	< 1	2.14	38	0.053	18	< 5
A0963764	0.4	6.80	35	441	< 1	< 2	2.01	0.3	8	20	13	2.32	18	2.15	0.90	25	283	1	0.87	15	0.055	11	< 5
A0963765	0.5	7.74	19	409	1	< 2	2.47	0.3	9	24	38	2.72	19	1.54	0.92	22	367	2	2.81	17	0.085	9	< 5
A0963766	1.0	7.05	108	459	1	< 2	1.08	< 0.3	3	16	12	1.94	18	2.31	0.33	17	288	2	1.69	3	0.020	17	< 5
A0963767	0.8	7.42	52	317	1	< 2	0.91	< 0.3	2	13	18	1.97	20	2.90	0.38	18	222	2	0.61	3	0.022	17	< 5
A0963768	0.6	7.65	70	566	< 1	< 2	2.47	0.3	8	19	16	2.70	20	2.56	0.80	28	464	2	2.17	12	0.074	10	< 5
A0963769	0.9	6.97	15	532	1	< 2	0.69	0.4	3	11	11	2.07	18	2.99	0.24	21	243	3	1.72	1	0.019	10	< 5
A0963770	0.9	6.77	16	718	1	< 2	0.75	< 0.3	2	8	7	1.84	18	3.09	0.21	21	227	4	1.86	1	0.016	12	< 5
A0963771	1.1	7.03	17	857	1	< 2	1.19	< 0.3	2	7	6	1.80	19	1.95	0.23	15	263	3	2.82	< 1	0.017	15	< 5
A0963772	0.7	7.11	16	667	1	< 2	1.42	0.5	2	6	18	1.96	19	2.34	0.31	20	370	4	1.96	2	0.018	18	< 5
A0963773	0.9	5.28	34	480	1	< 2	0.96	< 0.3	2	12	7	1.72	17	1.16	0.19	14	327	2	2.23	1	0.016	8	< 5
A0963774	0.8	6.98	242	514	1	< 2	1.10	< 0.3	2	7	18	1.94	18	2.04	0.29	20	507	< 1	1.73	1	0.017	10	< 5
A0963775	0.4	8.03	8	478	1	< 2	2.30	0.4	10	22	26	2.95	20	2.06	1.05	31	397	2	2.34	20	0.076	10	< 5
A0963776	< 0.3	9.63	42	448	1	< 2	1.67	0.9	25	103	64	5.30	22	2.71	1.64	36	546	< 1	1.47	76	0.056	15	< 5
A0963777	< 0.3	8.76	3	568	1	< 2	1.67	2.1	23	153	70	6.06	21	2.15	1.95	38	583	< 1	2.71	78	0.077	26	< 5
A0963778	0.4	8.95	41	460	1	< 2	1.06	1.3	23	120	54	8.65	20	1.88	1.80	40	710	< 1	1.82	74	0.065	11	< 5
A0963779	0.3	8.97	17	602	1	< 2	1.26	1.0	21	103	50	6.30	21	2.62	1.58	31	833	1	1.72	66	0.058	13	< 5
A0964543	< 0.3	7.59	< 3	462	< 1	< 2	2.23	< 0.3	8	21	15	2.54	19	2.07	0.45	26	402	1	2.49	13	0.055	8	< 5
A0964544	< 0.3	6.02	< 3	311	< 1	< 2	1.33	< 0.3	8	26	17	2.15	16	1.48	0.34	19	284	1	1.89	14	0.046	8	< 5
A0964545	< 0.3	7.91	4	471	< 1	< 2	2.27	0.3	10	19	16	2.91	19	1.83	0.57	25	419	< 1	2.69	18	0.059	8	< 5
A0964546	0.4	7.67	6	137	< 1	< 2	1.67	0.5	11	19	14	3.47	19	1.91	0.32	22	230	1	2.50	20	0.057	13	< 5
A0964547	0.3	8.12	8	452	< 1	< 2	2.37	< 0.3	10	24	21	2.57	20	1.74	0.44	19	438	< 1	2.95	16	0.061	8	< 5
A0964548	0.4	7.56	9	522	< 1	< 2	1.87	< 0.3	9	22	17	1.91	20	2.55	0.23	19	205	2	1.97	13	0.057	12	< 5
A0964549	0.6	7.83	39	516	1	< 2	1.79	0.6	11	34	31	2.91	21	3.07	0.80	31	367	3	2.02	19	0.070	22	< 5
A0964550	0.9	7.09	123	307	< 1	< 2	1.39	0.5	10	32	37	2.69	17	3.11	0.76	21	413	2	1.02	21	0.060	30	< 5
A0964551	0.8	8.62	30	285	< 1	< 2	1.15	0.4	11	22	17	2.95	21	3.45	0.78	27	347	1	0.87	23	0.071	22	< 5
A0964552	0.6	5.43	172	351	< 1	< 2	1.51	0.3	8	23	35	2.24	13	2.04	0.65	15	316	1	1.38	19	0.050	13	< 5
A0964553	0.6	7.73	119	428	< 1	< 2	2.58	0.3	9	19	21	2.65	20	1.45	0.94	20	445	2	2.23	21	0.074	17	< 5
A0964554	0.4	7.68	100	450	< 1	< 2	2.46	< 0.3	9	18	17	2.51	19	1.95	0.82	19	385	< 1	2.17	16	0.058	10	< 5
A0964555	0.6	7.71	37	427	< 1	< 2	2.28	< 0.3	9	20	19	2.59	19	2.28	0.75	16	365	1	2.16	18	0.057	10	< 5
A0964556	0.3	6.21	25	266	< 1	< 2	2.15	< 0.3	7	22	29	2.20	15	1.64	0.66	14	318	1	2.00	16	0.050	16	< 5
A0964557	0.4	7.67	22	426	< 1	< 2	2.55	< 0.3	9	18	15	2.61	19	1.91	0.73	19	389	< 1	2.67	17	0.058	9	< 5
A0964558	0.5	7.99	14	361	< 1	< 2	2.27	0.3	10	22	20	2.86	19	2.20	0.94	23	411	< 1	2.59	17	0.072	8	< 5
A0964559	0.5	7.32	53	415	< 1	< 2	1.44	< 0.3	7	16	14	1.98	20	2.70	0.56	19	317	1	2.00	12	0.056	18	< 5
A0964560	0.5	7.34	76	360	< 1	< 2	1.92	0.6	9	21	18	2.79	18	2.58	0.76	23	371	2	1.68	16	0.064	27	< 5
A0964672	0.4	6.51	21	306	< 1	< 2	2.43	0.3	8	23	16	2.47	19	1.77	0.75	22	409	< 1	2.34	16	0.057	10	< 5
A0964673	0.5	7.48	19	363	1	< 2	2.29	0.3	8	24	18	2.57	19	1.66	0.75	21	380	1	2.23	15	0.057	9	< 5
A0964674	< 0.3	7.44	11	447	1	< 2	1.90	< 0.3	8	38	23	1.95	19	2.26	0.88	24	293	< 1	1.43	17	0.045	13	< 5
A0964675	0.4	7.84	8	456	< 1	< 2	2.66	0.4	11	32	27	3.01	19	2.20	0.95	20	411	< 1	2.28	17	0.065	11	< 5
A0964676	0.5	8.11	7	480	1	< 2	2.29	< 0.3	8	15	15	2.39	19	2.56	0.79	20	366	< 1	2.09	14	0.054	9	< 5

Analyte Symbol	Ag	Al	As	Ba	Be	Bi	Ca	Cd	Co	Cr	Cu	Fe	Ga	K	Mg	Li	Mn	Mo	Na	Ni	P	Pb	Sb
Unit Symbol	ppm	%	ppm	ppm	ppm	ppm	%	ppm	ppm	ppm	ppm	%	ppm	%	%	ppm	ppm	ppm	%	ppm	%	ppm	ppm
Lower Limit	0.3	0.01	3	7	1	2	0.01	0.3	1	1	1	0.01	1	0.01	0.01	1	1	1	0.01	1	0.001	3	5
Method Code	TD-ICP	TD-ICP	TD-ICP	TD-ICP	TD-ICP	TD-ICP	TD-ICP	TD-ICP	TD-ICP	TD-ICP	TD-ICP	TD-ICP	TD-ICP	TD-ICP	TD-ICP	TD-ICP	TD-ICP	TD-ICP	TD-ICP	TD-ICP	TD-ICP	TD-ICP	TD-ICP
A0964677	0.5	7.17	8	516	< 1	< 2	1.92	< 0.3	7	17	20	2.39	19	2.74	0.71	20	364	1	1.57	13	0.050	10	< 5
A0964678	0.4	7.77	12	306	< 1	< 2	3.14	0.4	9	24	16	2.79	20	2.20	0.99	20	506	< 1	2.21	18	0.060	9	< 5
A0964679	0.4	7.13	44	411	< 1	< 2	2.19	< 0.3	9	18	18	2.26	18	3.20	0.94	24	335	< 1	0.91	16	0.053	9	< 5
A0964681	0.6	7.65	51	335	1	< 2	2.34	< 0.3	8	18	18	2.52	19	2.58	0.70	19	409	< 1	1.65	16	0.059	44	< 5
A0964682	0.5	6.95	38	351	1	< 2	2.05	< 0.3	9	19	16	2.61	20	1.65	0.70	21	411	< 1	2.13	17	0.059	10	< 5
A0964683	< 0.3	7.39	15	355	1	< 2	3.23	0.5	16	53	36	3.79	19	1.47	1.57	37	580	< 1	2.20	26	0.080	10	< 5
A0964684	0.5	7.45	117	375	< 1	< 2	2.13	0.4	10	22	19	2.60	19	2.47	0.91	24	439	< 1	1.70	21	0.069	16	< 5
A0964685	0.5	7.67	26	295	< 1	< 2	2.20	< 0.3	8	22	20	2.50	18	2.21	0.72	20	373	< 1	2.31	15	0.056	11	< 5
A0964686	1.1	7.44	102	270	1	< 2	0.89	0.3	8	15	15	2.38	19	2.91	0.54	20	225	< 1	0.82	15	0.055	50	< 5
A0964687	< 0.3	8.01	22	474	< 1	< 2	2.30	< 0.3	9	24	14	2.56	19	2.38	0.73	22	361	< 1	2.47	14	0.056	10	< 5
A0964688	< 0.3	7.55	8	355	< 1	< 2	1.87	0.3	9	19	18	2.67	19	2.18	0.97	25	442	< 1	2.01	13	0.055	12	< 5
A0964689	0.3	7.73	4	419	< 1	< 2	2.29	< 0.3	9	25	16	2.39	20	2.29	0.78	20	357	< 1	2.55	15	0.055	9	< 5
A0964690	0.4	7.93	12	514	< 1	< 2	2.37	< 0.3	9	33	15	2.44	19	2.79	0.96	19	376	2	1.36	17	0.064	9	< 5
A0964691	0.4	7.53	9	461	< 1	< 2	1.52	0.5	16	73	45	3.17	17	2.10	1.08	27	438	1	2.36	41	0.051	11	< 5
A0964692	0.6	8.10	7	588	1	< 2	1.93	0.4	14	52	37	3.00	19	1.97	1.06	25	350	1	1.83	34	0.061	13	< 5
A0964693	0.7	6.74	31	350	1	< 2	0.79	< 0.3	2	8	13	1.90	18	2.38	0.20	12	195	2	1.51	< 1	0.016	14	< 5
A0964694	1.4	6.91	2720	179	1	< 2	0.38	< 0.3	2	7	14	2.04	18	3.00	0.28	14	108	2	0.45	3	0.018	76	6
A0964695	1.3	7.27	1750	489	1	< 2	1.71	< 0.3	8	15	19	2.52	18	2.83	0.76	28	738	1	0.51	11	0.075	20	< 5
A0964696	1.1	6.98	22	939	1	< 2	0.71	< 0.3	2	8	18	1.69	18	1.62	0.21	11	256	1	3.78	2	0.015	10	< 5
A0964644	< 0.3	7.38	26	420	< 1	< 2	2.29	< 0.3	8	20	21	2.40	18	2.49	1.01	21	262	< 1	1.60	14	0.053	10	< 5
A0964645	0.6	8.48	163	589	1	< 2	1.64	0.5	17	85	54	3.71	18	2.66	1.34	28	381	1	1.52	46	0.059	12	< 5
A0964646	1.4	7.14	1040	427	1	< 2	0.31	< 0.3	3	13	11	1.94	19	2.45	0.34	19	190	2	0.38	3	0.028	41	< 5
A0964647	0.8	5.74	445	260	1	< 2	0.22	< 0.3	2	13	19	1.61	18	1.45	0.33	15	75	2	0.19	2	0.022	68	< 5
A0964648	1.1	6.35	2070	325	1	< 2	0.67	< 0.3	2	7	9	1.94	17	2.21	0.28	17	202	2	0.22	1	0.017	9	5
A0964649	0.6	7.22	38	976	1	< 2	1.37	< 0.3	2	12	6	1.75	19	2.11	0.23	19	395	2	1.97	< 1	0.018	12	< 5
A0964650	0.6	7.26	29	531	1	< 2	1.28	< 0.3	4	9	13	2.04	19	2.07	0.38	23	387	2	1.78	4	0.034	10	< 5
A0963584	< 0.3	7.98	< 3	559	1	< 2	2.22	< 0.3	8	20	21	2.29	19	1.56	0.49	29	362	< 1	3.01	14	0.055	9	< 5
A0963585	0.5	7.99	4	411	< 1	< 2	2.03	< 0.3	9	20	17	2.45	20	1.90	0.70	27	369	< 1	2.51	16	0.059	9	< 5
A0963586	0.4	7.50	< 3	420	< 1	< 2	2.68	0.3	8	17	17	2.78	18	1.86	0.71	31	473	< 1	2.46	15	0.052	9	< 5
A0963587	0.3	8.04	< 3	508	< 1	< 2	2.33	< 0.3	8	16	15	2.41	20	1.83	0.66	32	348	< 1	2.52	16	0.056	8	< 5
A0963588	0.6	7.50	4	481	< 1	< 2	2.17	0.5	9	20	17	2.83	17	1.92	0.69	27	410	2	2.33	16	0.051	8	< 5
A0963589	0.5	8.08	4	558	1	< 2	2.42	0.5	10	17	23	2.80	20	1.87	0.72	27	405	< 1	3.08	17	0.056	9	< 5
A0963590	0.7	7.72	4	475	1	< 2	2.17	0.5	10	18	18	2.93	19	1.95	0.65	27	427	1	2.67	16	0.060	9	< 5
A0963591	0.6	7.64	4	423	1	< 2	2.31	0.5	10	18	24	2.83	19	1.90	0.58	23	399	< 1	2.84	17	0.058	11	< 5
A0963592	0.8	8.13	3	523	1	< 2	2.25	0.5	9	38	23	2.83	20	2.13	0.81	26	385	1	2.45	20	0.056	11	< 5
A0963593	0.7	8.38	7	469	1	< 2	2.59	0.5	11	24	19	3.14	20	2.06	0.75	28	476	< 1	2.75	18	0.059	11	< 5
A0963594	0.7	7.38	45	407	2	< 2	3.10	0.6	13	56	20	3.33	18	2.13	1.36	29	603	1	2.24	20	0.084	16	< 5
A0963120	0.7	8.73	12	536	1	< 2	1.98	1.1	24	138	15	5.17	23	1.88	1.64	18	904	2	3.82	78	0.065	10	< 5
A0963121	1.0	6.10	181	480	1	< 2	1.24	0.9	24	97	61	4.58	20	2.02	1.34	29	709	1	2.48	58	0.050	11	< 5
A0963122	0.9	7.78	79	471	1	< 2	1.29	1.1	21	132	75	4.41	20	2.18	1.45	24	659	2	2.03	80	0.047	30	< 5
A0963123	0.7	8.75	33	615	2	< 2	1.86	1.2	21	116	23	6.68	20	2.26	2.05	26	580	1	2.57	42	0.077	14	< 5
A0963124	0.6	7.90	40	295	1	< 2	1.08	1.4	16	67	45	7.03	18	2.00	1.25	30	826	1	1.64	49	0.058	9	< 5
A0963214	0.6	8.13	< 3	821	1	< 2	1.19	0.8	19	94	52	4.16	19	2.59	1.32	30	489	1	2.36	49	0.065	14	< 5
A0963215	0.7	8.06	4	685	1	< 2	1.69	0.8	20	93	64	3.77	17	2.33	1.27	39	490	3	2.48	45	0.061	22	< 5
A0963216	0.7	7.74	4	555	1	< 2	1.73	0.8	18	78	66	3.37	17	1.77	1.00	25	435	2	3.18	39	0.067	26	< 5
A0963217	< 0.3	7.96	< 3	560	< 1	< 2	2.30	0.4	8	22	22	2.60	19	1.56	0.82	21	364	1	2.91	16	0.075	11	< 5
A0963218	0.6	8.36	4	446	1	< 2	2.37	0.4	9	21	21	2.65	20	2.07	0.85	26	374	< 1	2.80	14	0.069	10	< 5
A0963219	0.6	5.50	< 3	379	< 1	< 2	2.18	0.4	9	19	18	2.67	18	1.74	0.78	27	420	1	3.00	13	0.057	9	< 5
A0963220	0.8	7.85	< 3	596	1	< 2	3.26	0.6	16	92	34	3.58	19	2.35	2.08	51	498	1	2.28	73	0.102	9	< 5
A0963221	1.2	7.77	22	275	< 1	< 2	2.33	2.2	10	20	20	2.99	19	1.91	0.95	24	1030	1	2.85	15	0.068	48	< 5
A0963222	1.3	7.49	8	518	1	< 2	1.75	1.2	15	68	45	3.48	17	2.15	1.06	26	1130	2	2.02	36	0.055	28	< 5

Analyte Symbol	Ag	Al	As	Ba	Be	Bi	Ca	Cd	Co	Cr	Cu	Fe	Ga	K	Mg	Li	Mn	Mo	Na	Ni	P	Pb	Sb
Unit Symbol	ppm	%	ppm	ppm	ppm	ppm	%	ppm	ppm	ppm	ppm	%	ppm	%	%	ppm	ppm	ppm	%	ppm	%	ppm	ppm
Lower Limit	0.3	0.01	3	7	1	2	0.01	0.3	1	1	1	0.01	1	0.01	0.01	1	1	1	0.01	1	0.001	3	5
Method Code	TD-ICP	TD-ICP	TD-ICP	TD-ICP	TD-ICP	TD-ICP	TD-ICP	TD-ICP	TD-ICP	TD-ICP	TD-ICP	TD-ICP	TD-ICP	TD-ICP	TD-ICP	TD-ICP	TD-ICP	TD-ICP	TD-ICP	TD-ICP	TD-ICP	TD-ICP	TD-ICP
A0963223	1.8	7.70	25	388	1	< 2	1.30	5.5	17	73	37	3.46	18	2.48	1.02	29	631	2	2.13	40	0.051	24	< 5
A0963224	2.4	8.37	15	144	1	< 2	1.66	0.8	11	16	247	4.36	20	2.75	1.08	32	731	2	1.98	17	0.067	15	< 5
A0963225	1.2	9.84	7	311	2	< 2	4.14	0.7	21	175	55	4.01	22	1.51	1.99	29	839	< 1	4.12	48	0.067	33	< 5
A0963226	0.7	6.27	6	459	1	< 2	4.99	1.2	39	813	119	6.38	16	2.33	6.01	37	1380	< 1	1.14	186	0.081	11	8
A0963227	1.7	7.42	34	271	1	< 2	1.84	0.7	16	57	43	3.33	18	2.40	1.19	17	1360	5	1.77	36	0.057	22	< 5
A0963228	2.0	5.00	27	536	1	6	1.74	0.7	15	62	38	3.09	16	1.98	1.16	18	1520	3	1.70	38	0.058	30	< 5
A0963229	1.5	7.21	33	155	1	< 2	2.85	2.5	9	28	21	3.21	18	2.48	0.87	19	2550	1	1.83	18	0.065	24	< 5
A0963230	0.4	7.67	8	550	1	< 2	2.21	0.4	8	17	17	2.51	20	1.72	0.72	19	434	2	3.19	14	0.065	12	< 5
A0963231	< 0.3	7.65	7	614	1	< 2	2.26	0.4	7	18	28	2.52	19	2.06	0.71	21	450	2	3.04	13	0.064	10	< 5
A0963232	0.6	7.71	10	525	1	< 2	2.66	0.6	13	44	41	3.39	19	2.09	1.25	30	856	2	2.93	30	0.072	23	< 5
A0963233	0.7	6.61	10	242	2	< 2	6.70	1.4	37	156	64	6.20	17	1.35	4.56	25	1180	< 1	1.99	141	0.128	11	< 5
A0963234	1.9	8.01	33	96	1	4	1.50	2.5	18	118	63	4.41	19	1.87	1.50	24	544	3	2.96	48	0.060	25	< 5
A0963235	0.5	7.81	10	462	1	< 2	5.10	1.5	34	122	43	7.53	19	2.42	3.90	52	1410	< 1	0.83	64	0.126	15	< 5
A0963236	1.3	8.01	19	120	1	< 2	1.84	1.0	18	65	58	3.57	19	2.14	1.12	20	492	2	2.07	42	0.056	31	< 5
A0963237	0.8	7.67	8	184	< 1	< 2	0.51	0.4	11	43	4	2.53	19	2.11	0.77	21	184	3	2.39	22	0.046	7	< 5
A0963238	1.0	7.06	15	211	1	< 2	1.18	0.7	5	25	8	1.99	17	1.80	0.52	19	252	2	2.73	7	0.040	16	< 5
A0963239	0.9	8.56	7	61	1	3	1.55	1.0	23	100	43	4.99	18	2.19	1.57	27	370	1	2.42	65	0.064	16	< 5
A0963434	0.8	7.30	4	185	1	< 2	1.66	1.2	6	17	25	2.18	19	2.39	0.59	16	765	3	2.30	10	0.042	29	< 5
A0963435	2.8	6.58	17	122	1	3	2.77	2.6	6	17	62	2.54	17	1.89	0.59	12	1160	13	2.75	10	0.037	311	< 5
A0963436	0.9	7.66	17	251	1	< 2	1.86	4.1	7	21	60	2.61	19	1.96	0.61	16	680	8	3.02	10	0.042	17	< 5
A0963437	1.0	6.60	8	179	1	< 2	2.08	0.9	8	35	92	2.44	19	0.88	0.72	15	595	42	4.15	15	0.058	16	< 5
A0963438	1.2	7.07	14	645	< 1	< 2	2.41	4.3	8	20	179	2.76	17	2.52	0.67	16	988	81	2.30	14	0.049	19	< 5
A0963439	1.3	6.05	9	570	< 1	< 2	1.49	1.2	4	21	198	1.78	14	1.16	0.40	8	408	23	2.88	5	0.014	25	< 5
A0963440	1.4	5.26	11	807	1	< 2	1.45	1.8	4	15	178	1.62	15	1.22	0.41	10	401	26	3.35	4	0.026	20	< 5
A0963441	0.9	7.12	12	398	1	< 2	2.05	2.9	10	28	189	3.06	18	2.12	0.82	16	642	3	2.78	17	0.063	13	< 5
A0963442	0.8	7.31	10	209	1	< 2	2.58	0.8	9	26	17	2.95	18	1.02	0.82	13	498	1	4.23	16	0.067	15	< 5
A0963443	0.8	7.85	10	167	2	< 2	2.04	0.8	9	21	59	3.67	20	2.16	0.83	20	594	2	2.58	14	0.068	13	< 5
A0963444	0.7	7.64	9	193	1	< 2	2.44	0.5	9	23	18	3.06	19	0.85	0.85	14	377	3	4.40	19	0.069	25	< 5
A0963445	1.0	5.13	7	174	< 1	< 2	1.02	0.5	5	13	196	2.26	14	1.49	0.25	10	242	18	2.13	3	0.011	8	< 5
A0963446	0.9	6.72	6	230	1	< 2	1.62	0.6	6	20	172	2.18	17	2.50	0.66	16	260	14	2.58	10	0.045	8	< 5
A0963447	0.8	7.67	6	362	1	< 2	1.29	1.3	18	99	78	7.15	18	2.11	1.48	30	619	1	3.31	51	0.068	9	< 5
A0963448	2.5	7.74	155	99	1	10	1.95	1.6	35	89	126	7.25	20	0.71	1.27	13	823	3	4.06	75	0.031	17	< 5
A0963655	0.8	5.94	4	360	1	< 2	1.43	0.9	6	19	4	1.97	18	1.62	0.64	17	316	21	2.77	9	0.048	16	< 5
A0963656	0.8	7.65	7	112	1	< 2	1.98	6.1	8	22	10	2.41	19	1.17	0.82	14	385	2	3.65	13	0.066	20	< 5
A0963657	0.9	7.51	5	94	1	< 2	2.08	0.8	10	34	29	3.46	18	2.33	0.92	15	327	1	2.88	17	0.068	20	< 5
A0963658	0.9	7.53	5	165	1	< 2	1.61	1.0	5	20	6	2.08	18	2.48	0.65	18	618	4	2.77	9	0.046	19	< 5
A0963659	0.7	7.34	4	228	1	< 2	1.53	0.8	4	16	10	2.01	20	2.10	0.61	15	461	8	2.48	8	0.042	21	< 5
A0963660	0.8	7.37	4	107	< 1	< 2	1.59	1.2	9	21	9	2.69	19	1.68	0.70	12	562	9	3.04	11	0.042	29	< 5
A0963661	5.2	5.89	18	363	< 1	6	3.19	10.0	5	23	131	1.97	14	0.98	0.57	13	683	15	2.82	8	0.033	1050	< 5
A0963662	0.7	7.06	11	125	1	< 2	1.62	0.6	6	26	23	1.95	18	1.78	0.63	13	417	19	3.33	10	0.042	15	< 5
A0963663	0.9	7.28	15	387	< 1	< 2	2.07	1.6	7	16	67	2.38	18	2.41	0.64	18	695	30	2.04	10	0.041	17	< 5
A0963664	4.8	4.76	25	121	< 1	8	2.14	171	5	22	605	2.97	14	2.27	0.51	17	665	18	1.22	17	0.031	28	< 5
A0963665	1.1	7.17	15	535	1	< 2	2.45	1.0	8	23	98	2.33	18	1.99	0.70	17	739	23	2.38	14	0.052	22	< 5
A0963666	1.0	7.05	14	481	< 1	< 2	2.36	1.9	8	22	131	2.38	18	2.15	0.69	21	606	29	2.26	14	0.050	22	< 5
A0963667	1.1	7.30	11	554	< 1	< 2	2.50	0.7	7	20	131	2.13	18	2.39	0.71	18	715	23	2.11	14	0.053	16	< 5
A0963668	1.1	7.15	9	> 1000	1	< 2	2.12	9.0	5	20	132	2.41	16	2.86	0.73	20	1310	18	1.39	14	0.051	36	< 5
A0963669	1.0	7.23	14	559	1	< 2	2.08	1.4	7	17	74	2.29	18	1.10	0.62	10	612	19	4.09	11	0.057	26	< 5
A0963670	1.7	6.29	261	114	< 1	< 2	2.03	89.8	14	24	263	3.57	16	0.81	0.64	8	795	36	3.43	13	0.054	27	< 5
A0963671	0.7	7.51	12	598	1	< 2	2.65	0.6	9	24	19	2.63	19	2.19	0.91	16	804	3	3.15	21	0.069	19	< 5
A0963672	0.8	7.15	11	514	1	< 2	2.41	0.5	9	26	48	2.52	19	1.46	0.80	15	550	2	3.58	17	0.065	10	< 5
A0963969	2.2	9.43	68	85	2	< 2	1.57	1.9	20	64	12	4.69	22	2.64	1.00	31	880	3	1.56	44	0.060	40	< 5

Analyte Symbol	Ag	Al	As	Ba	Be	Bi	Ca	Cd	Co	Cr	Cu	Fe	Ga	K	Mg	Li	Mn	Mo	Na	Ni	P	Pb	Sb
Unit Symbol	ppm	%	ppm	ppm	ppm	ppm	%	ppm	ppm	ppm	ppm	%	ppm	%	%	ppm	ppm	ppm	%	ppm	%	ppm	ppm
Lower Limit	0.3	0.01	3	7	1	2	0.01	0.3	1	1	1	0.01	1	0.01	0.01	1	1	1	0.01	1	0.001	3	5
Method Code	TD-ICP	TD-ICP	TD-ICP	TD-ICP	TD-ICP	TD-ICP	TD-ICP	TD-ICP	TD-ICP	TD-ICP	TD-ICP	TD-ICP	TD-ICP	TD-ICP	TD-ICP	TD-ICP	TD-ICP	TD-ICP	TD-ICP	TD-ICP	TD-ICP	TD-ICP	TD-ICP
A0963970	32.4	8.00	18	319	< 1	15	1.21	6.1	18	89	152	4.38	637	2.54	1.23	30	1640	1	1.57	45	0.062	31	< 5
A0963971	0.8	7.61	19	335	1	< 2	3.98	1.0	26	127	45	5.40	18	2.13	2.96	47	2010	< 1	1.90	65	0.082	7	< 5
A0963972	1.2	7.43	19	309	< 1	< 2	2.61	0.7	10	25	40	2.85	18	2.00	1.01	17	971	2	2.81	26	0.061	27	< 5
A0963973	1.7	7.94	28	127	1	< 2	2.22	48.7	9	34	19	3.53	19	2.21	0.99	17	1710	1	1.70	20	0.064	63	< 5
A0963974	0.6	7.36	11	562	1	< 2	2.42	0.6	7	19	11	2.47	19	2.05	0.70	16	617	1	2.71	14	0.065	12	< 5
A0963975	1.3	7.73	17	328	1	< 2	2.16	8.5	18	80	88	3.35	19	1.60	1.18	26	801	4	2.69	45	0.062	57	< 5
A0963976	2.2	8.39	19	40	< 1	3	0.60	0.7	21	84	5	3.94	20	4.11	1.12	28	460	2	0.77	55	0.062	17	< 5
A0963977	1.8	8.26	29	165	2	4	1.56	0.9	20	89	31	3.89	19	2.01	1.46	26	665	1	1.56	50	0.071	34	< 5
A0963978	0.9	6.05	16	108	< 1	< 2	0.54	0.7	28	164	38	3.66	19	2.12	1.21	25	455	1	0.87	51	0.061	17	< 5
A0963979	1.0	7.32	17	271	1	< 2	0.92	0.4	5	14	10	2.10	19	2.24	0.52	20	239	3	2.53	7	0.042	11	< 5
A0963980	1.1	8.71	4	132	1	< 2	1.24	1.2	21	92	75	6.11	20	2.69	1.64	22	1030	1	1.64	57	0.070	12	< 5
A0963981	0.8	8.34	6	590	1	< 2	2.88	0.8	12	20	46	3.73	20	2.15	1.12	27	662	1	2.49	23	0.087	16	< 5
A0963982	1.1	7.82	15	153	1	3	1.02	1.5	20	90	28	7.79	18	2.75	1.57	23	487	1	2.17	59	0.068	15	< 5
A0963983	2.3	7.44	10	180	1	6	1.30	2.3	15	46	68	7.27	16	2.40	0.69	14	690	3	0.98	33	0.055	36	< 5
A0963984	1.1	7.66	4	117	1	< 2	1.92	19.6	7	34	9	2.72	19	2.27	0.81	18	754	2	1.94	14	0.046	33	< 5
A0963985	0.9	8.40	14	79	1	< 2	1.29	1.2	22	92	53	4.50	22	2.74	1.44	25	838	2	2.58	65	0.062	23	< 5
A0964890	0.7	8.25	347	558	1	< 2	1.32	1.2	22	102	54	4.66	20	2.75	1.45	29	867	< 1	2.36	70	0.050	30	< 5
A0964889	0.9	6.98	87	700	1	< 2	0.89	1.4	21	111	39	4.59	20	2.42	1.45	39	852	2	2.31	55	0.060	37	< 5
A0964888	0.7	7.58	98	554	1	< 2	1.14	0.8	20	108	25	4.49	18	2.13	1.28	22	560	1	2.69	54	0.046	8	< 5
A0964887	0.8	8.07	134	628	1	< 2	1.52	2.0	20	107	56	3.97	20	1.75	1.28	22	783	2	3.73	68	0.045	37	< 5
A0964886	0.9	8.01	6	595	1	< 2	1.16	0.8	20	106	46	3.74	18	2.59	1.24	26	626	2	1.79	61	0.053	18	< 5
A0964885	0.6	8.80	46	658	1	< 2	1.02	0.9	21	110	57	4.88	20	2.99	1.59	25	531	< 1	1.72	65	0.059	15	< 5
A0964884	0.6	9.08	90	569	1	< 2	1.00	1.2	21	99	56	5.38	22	3.01	1.52	26	465	< 1	2.35	56	0.065	20	< 5
A0964883	2.1	9.07	> 5000	712	1	< 2	1.67	5.8	12	38	31	3.39	24	3.65	0.92	21	1050	2	0.96	32	0.052	287	< 5
A0963651	0.6	8.62	64	494	1	< 2	1.03	1.2	19	100	49	6.00	21	2.71	1.48	22	659	1	2.26	55	0.065	18	< 5
A0963652	0.8	7.78	97	411	1	< 2	2.65	0.8	12	41	22	4.36	19	1.90	1.00	18	580	1	1.96	32	0.054	24	< 5
A0963653	0.9	8.71	< 3	356	1	< 2	1.23	0.7	12	50	26	3.72	20	2.24	0.73	26	729	< 1	2.16	22	0.043	23	< 5
A0963654	1.4	6.81	3	450	< 1	< 2	2.51	0.7	14	37	44	4.07	18	1.58	0.62	26	1000	1	2.50	24	0.084	17	< 5
A0963197	1.2	7.54	6	147	< 1	< 2	0.36	3.3	7	20	16	2.50	19	2.99	0.63	23	270	2	0.29	11	0.044	8	< 5
A0963198	0.8	7.69	5	143	1	< 2	1.74	0.7	7	18	7	2.32	18	2.35	0.72	18	367	3	3.00	12	0.059	13	< 5
A0963199	1.2	7.13	5	164	1	< 2	1.42	0.7	6	22	87	2.26	19	2.75	0.63	19	361	6	0.99	13	0.045	13	< 5
A0963200	0.8	7.06	4	92	< 1	< 2	2.15	0.7	9	19	59	3.77	16	2.35	0.86	17	556	87	2.19	15	0.064	12	< 5
A0963201	1.0	7.26	4	124	< 1	< 2	1.75	1.3	9	27	84	2.92	18	2.53	0.47	11	245	4	2.55	16	0.045	28	< 5
A0963202	1.2	7.40	7	155	< 1	< 2	2.01	0.6	9	26	136	2.72	18	2.63	0.47	15	306	18	2.29	13	0.044	22	< 5
A0963203	1.0	5.57	4	244	< 1	< 2	1.58	1.8	6	17	61	2.41	14	1.41	0.61	15	284	14	2.34	12	0.057	37	< 5
A0963204	0.7	7.14	5	159	< 1	< 2	2.02	0.7	6	15	104	2.04	19	2.02	0.46	14	300	25	3.00	10	0.041	19	9
A0963205	0.8	6.81	4	144	< 1	< 2	1.26	0.5	7	23	120	2.48	17	2.82	0.64	18	187	107	2.33	15	0.051	11	< 5
A0963206	0.9	6.79	8	100	< 1	< 2	2.79	0.5	8	25	65	2.71	16	1.00	0.84	15	443	30	4.28	18	0.059	9	< 5
A0963207	1.2	7.14	5	135	< 1	< 2	2.39	1.0	8	24	247	2.44	18	1.84	0.82	17	345	14	3.36	17	0.060	19	< 5
A0963208	0.9	7.60	4	438	1	< 2	2.55	0.7	12	25	308	2.91	19	1.34	1.07	23	361	13	3.86	21	0.073	14	< 5
A0963209	4.4	4.46	8	210	< 1	6	2.96	3.3	5	19	260	2.03	13	0.64	0.66	11	620	10	2.94	14	0.038	390	< 5
A0963210	1.8	7.27	26	144	1	< 2	5.40	4.9	10	19	36	2.57	18	1.41	0.85	14	933	2	3.31	20	0.067	34	< 5
A0963211	0.9	6.90	11	267	1	< 2	2.23	0.6	8	20	117	2.40	18	1.66	0.73	16	351	7	3.27	15	0.060	13	< 5
A0963212	1.6	7.58	14	230	1	< 2	2.27	0.8	9	23	131	2.64	19	1.96	0.83	18	329	8	3.18	18	0.069	43	< 5
A0963213	1.0	7.45	15	563	1	< 2	2.20	0.5	7	23	21	2.52	19	1.82	0.70	12	403	1	2.98	14	0.056	13	< 5
A0963192	1.5	7.34	16	115	1	< 2	3.37	1.7	8	19	88	3.19	18	1.57	0.87	18	766	5	3.38	14	0.065	41	< 5
A0963193	1.1	7.06	14	244	1	< 2	2.09	0.6	9	23	123	2.90	18	2.11	0.78	13	453	2	2.77	17	0.064	11	< 5
A0963194	1.3	6.70	19	166	1	< 2	2.53	0.6	9	16	209	3.16	18	0.92	0.75	14	565	11	3.67	13	0.062	12	< 5
A0963195	1.0	6.32	120	302	< 1	< 2	2.36	1.9	6	22	141	2.90	16	1.38	0.69	16	421	28	3.17	14	0.051	73	< 5
A0963196	1.1	6.70	17	157	1	< 2	1.79	1.1	7	16	151	2.40	17	2.15	0.60	16	360	29	2.59	12	0.052	10	< 5
A0963957	0.5	8.00	< 3	610	1	< 2	2.37	0.5	9	18	22	2.67	19	2.49	0.76	26	395	< 1	2.78	15	0.051	10	< 5

Analyte Symbol	Ag	Al	As	Ba	Be	Bi	Ca	Cd	Co	Cr	Cu	Fe	Ga	K	Mg	Li	Mn	Mo	Na	Ni	P	Pb	Sb
Unit Symbol	ppm	%	ppm	ppm	ppm	ppm	%	ppm	ppm	ppm	ppm	%	ppm	%	%	ppm	ppm	ppm	%	ppm	%	ppm	ppm
Lower Limit	0.3	0.01	3	7	1	2	0.01	0.3	1	1	1	0.01	1	0.01	0.01	1	1	1	0.01	1	0.001	3	5
Method Code	TD-ICP	TD-ICP	TD-ICP	TD-ICP	TD-ICP	TD-ICP	TD-ICP	TD-ICP	TD-ICP	TD-ICP	TD-ICP	TD-ICP	TD-ICP	TD-ICP	TD-ICP	TD-ICP	TD-ICP	TD-ICP	TD-ICP	TD-ICP	TD-ICP	TD-ICP	TD-ICP
A0963958	0.6	8.06	< 3	491	1	< 2	2.44	0.5	9	20	18	2.76	20	2.07	0.80	24	373	< 1	2.92	15	0.054	10	< 5
A0963959	0.5	7.66	< 3	522	1	< 2	1.85	0.4	8	17	23	2.56	19	2.54	0.79	26	328	< 1	2.50	14	0.051	7	< 5
A0963960	< 0.3	7.81	< 3	501	1	< 2	2.17	0.4	8	19	15	2.76	19	2.47	0.75	26	341	< 1	2.76	14	0.047	8	< 5
A0963961	0.6	7.52	< 3	612	1	< 2	2.37	0.4	8	18	21	2.73	19	1.68	0.63	23	388	< 1	2.65	14	0.051	9	< 5
A0963962	0.7	8.39	< 3	556	1	< 2	1.69	0.9	18	74	44	3.75	20	2.65	1.09	33	505	2	2.25	44	0.064	28	< 5
A0963963	0.3	10.5	3	655	1	< 2	1.07	0.8	24	118	58	4.59	25	3.32	1.74	55	481	< 1	1.44	66	0.064	18	< 5
A0963964	0.5	8.54	< 3	540	1	< 2	3.23	0.8	13	34	26	4.42	21	2.10	0.97	34	732	< 1	2.42	21	0.133	9	< 5
A0963965	0.7	7.38	5	293	< 1	< 2	2.44	0.5	8	23	17	2.56	19	1.49	0.76	20	392	< 1	3.13	16	0.062	12	< 5
A0963966	0.8	8.62	8	477	1	< 2	3.51	0.7	14	31	23	4.26	22	2.04	1.46	31	653	< 1	2.47	24	0.128	11	< 5
A0963967	1.7	8.57	31	46	< 1	3	0.48	1.3	8	90	98	4.69	21	4.59	0.77	21	710	3	0.24	15	0.093	14	< 5
A0963968	1.2	7.52	35	296	2	< 2	1.77	0.9	22	136	34	4.39	17	2.58	1.90	35	1030	1	1.42	62	0.087	15	< 5
A0963571	< 0.3	7.12	< 3	358	< 1	< 2	2.24	0.4	8	19	16	2.44	18	1.83	0.51	22	336	< 1	2.67	13	0.043	8	< 5
A0963572	0.5	7.46	< 3	409	< 1	< 2	2.59	0.5	9	20	19	2.79	18	1.67	0.67	24	392	< 1	2.79	15	0.053	9	< 5
A0963573	< 0.3	7.55	< 3	524	1	< 2	2.04	0.4	9	19	17	2.63	19	2.03	0.79	24	309	< 1	2.89	17	0.052	9	< 5
A0963574	0.3	7.38	< 3	388	1	< 2	2.36	0.4	8	16	15	2.54	18	2.04	0.76	26	361	< 1	2.73	14	0.048	8	< 5
A0963575	0.3	7.91	< 3	460	1	< 2	2.59	0.4	8	21	15	2.62	19	2.12	0.76	26	380	< 1	2.87	14	0.050	8	< 5
A0963576	0.5	7.37	< 3	386	< 1	< 2	1.81	0.5	8	20	20	2.78	18	2.06	0.78	28	333	2	2.78	14	0.046	9	< 5
A0963577	0.6	7.45	< 3	563	< 1	< 2	2.52	0.4	8	19	17	2.51	18	2.40	0.95	29	366	< 1	2.50	13	0.049	9	< 5
A0963578	0.6	7.93	4	530	1	< 2	2.47	0.5	9	24	22	2.71	20	2.25	0.81	28	408	< 1	2.77	15	0.054	9	< 5
A0963579	0.5	7.39	< 3	448	1	< 2	2.36	0.4	8	16	10	2.37	20	2.16	0.73	25	358	< 1	2.55	14	0.054	8	< 5
A0963580	0.5	8.19	< 3	476	< 1	< 2	1.81	0.5	10	18	23	2.87	20	2.51	0.87	25	320	2	2.53	15	0.064	12	< 5
A0963581	0.7	8.33	4	518	1	< 2	4.08	0.7	15	29	37	4.13	20	2.09	1.29	37	794	< 1	2.22	22	0.109	8	< 5
A0963582	0.4	8.47	< 3	546	1	< 2	3.46	0.7	13	31	51	4.05	19	1.80	0.93	28	563	< 1	2.68	20	0.101	12	< 5
A0963583	< 0.3	3.89	3	265	< 1	< 2	2.27	0.4	7	23	14	2.31	10	0.98	0.61	18	353	< 1	0.76	12	0.064	4	< 5
A0964824	0.8	7.75	10	144	1	< 2	2.42	0.5	7	23	7	2.68	20	1.70	0.75	14	524	2	3.72	15	0.073	10	< 5
A0964825	1.1	6.88	14	105	1	< 2	1.66	0.7	6	18	15	3.00	19	1.12	0.48	9	317	3	3.31	8	0.032	32	< 5
A0964860	1.3	7.89	56	121	< 1	< 2	0.83	2.0	18	83	43	5.17	22	1.41	1.43	20	674	2	4.93	48	0.060	13	< 5
A0964861	0.6	8.57	4	659	1	< 2	1.90	1.5	22	165	80	7.43	20	2.14	2.09	31	741	1	2.86	61	0.082	11	< 5
A0964862	1.5	8.16	27	377	1	< 2	1.57	1.3	23	118	102	6.71	18	1.74	1.63	27	810	1	3.55	52	0.069	9	< 5
A0964863	1.1	9.33	203	607	1	< 2	1.19	1.1	23	137	60	4.97	22	2.95	1.70	32	618	2	1.82	77	0.058	17	< 5
A0964864	0.9	9.02	19	493	1	< 2	1.61	1.1	22	105	65	4.76	21	2.40	1.46	26	585	2	2.10	66	0.051	18	< 5
A0964787	0.8	8.61	36	514	1	< 2	1.42	0.9	20	100	63	3.94	20	2.59	1.46	29	462	< 1	1.88	63	0.052	19	< 5
A0964788	1.7	9.36	50	517	2	< 2	1.81	2.1	18	97	49	8.93	21	2.43	1.82	33	937	2	1.29	61	0.072	26	< 5
A0964789	0.9	8.12	12	532	< 1	< 2	1.94	0.5	4	17	12	2.02	20	2.64	0.49	21	819	2	2.01	7	0.038	33	< 5
A0963780	1.0	7.14	11	558	1	< 2	2.20	0.6	8	20	92	2.51	18	1.60	0.71	14	387	19	3.48	14	0.067	11	< 5
A0963781	0.8	7.42	17	300	1	< 2	1.90	0.5	9	26	22	2.80	20	1.68	0.82	15	374	3	3.01	17	0.071	25	< 5
A0963782	1.3	6.78	16	540	1	< 2	4.16	0.9	7	26	297	2.36	17	1.69	0.67	15	701	13	2.87	14	0.048	24	< 5
A0963783	0.7	6.55	8	136	1	< 2	1.68	0.4	5	17	56	2.52	18	1.67	0.47	12	296	14	2.72	6	0.035	8	< 5
A0963784	0.9	6.54	14	398	< 1	< 2	1.49	0.6	3	13	111	1.45	16	2.06	0.32	13	314	56	2.81	4	0.023	29	< 5
A0963785	0.8	7.36	16	96	< 1	< 2	2.41	0.5	8	20	19	2.84	18	0.85	0.69	11	488	3	4.62	14	0.067	13	< 5
A0963786	1.0	6.96	8	116	< 1	< 2	1.75	1.0	11	22	12	3.30	17	2.53	0.90	20	371	2	2.87	19	0.069	15	< 5
A0963787	0.8	6.31	87	214	< 1	< 2	1.82	1.6	4	12	32	2.46	15	0.42	0.30	6	498	2	4.64	5	0.027	7	< 5
A0963788	1.0	8.36	6	919	1	< 2	1.59	2.0	18	88	54	5.22	18	2.50	1.29	26	1260	2	2.70	42	0.059	15	< 5
A0963789	0.9	9.22	3	753	1	< 2	1.30	2.0	19	108	78	6.13	22	3.35	1.58	31	935	2	2.09	59	0.075	11	< 5
A0963790	0.7	8.85	71	551	1	< 2	1.36	1.5	21	126	56	7.82	20	1.93	1.70	24	732	2	2.33	69	0.070	9	< 5
A0963791	1.0	8.28	17	458	1	< 2	1.42	1.0	22	94	55	5.06	20	2.50	1.25	23	633	2	4.10	60	0.048	9	< 5
A0963792	0.9	7.92	61	878	1	< 2	1.37	1.1	18	108	51	4.34	18	2.64	1.30	23	576	2	4.00	58	0.052	25	< 5
A0963793	0.7	7.94	156	447	1	< 2	1.41	0.8	18	107	54	3.81	18	1.82	1.16	24	473	2	2.52	63	0.041	15	< 5
A0963794	0.9	8.55	8	459	1	< 2	2.19	0.7	16	81	51	3.92	20	1.97	1.17	23	458	1	2.65	49	0.050	14	< 5
A0963795	1.3	8.15	10	440	1	< 2	1.38	1.4	21	136	85	7.81	18	2.25	1.75	21	723	1	1.76	61	0.063	29	< 5
A0963796	0.6	7.51	5	657	1	< 2	2.50	1.7	8	21	75	2.68	19	1.48	0.78	18	523	< 1	3.49	17	0.065	41	< 5

Analyte Symbol	Ag	Al	As	Ba	Be	Bi	Ca	Cd	Co	Cr	Cu	Fe	Ga	K	Mg	Li	Mn	Mo	Na	Ni	P	Pb	Sb
Unit Symbol	ppm	%	ppm	ppm	ppm	ppm	%	ppm	ppm	ppm	ppm	%	ppm	%	%	ppm	ppm	ppm	%	ppm	%	ppm	ppm
Lower Limit	0.3	0.01	3	7	1	2	0.01	0.3	1	1	1	0.01	1	0.01	0.01	1	1	1	0.01	1	0.001	3	5
Method Code	TD-ICP	TD-ICP	TD-ICP	TD-ICP	TD-ICP	TD-ICP	TD-ICP	TD-ICP	TD-ICP	TD-ICP	TD-ICP	TD-ICP	TD-ICP	TD-ICP	TD-ICP	TD-ICP	TD-ICP	TD-ICP	TD-ICP	TD-ICP	TD-ICP	TD-ICP	TD-ICP
A0963797	1.8	8.10	27	157	1	< 2	2.34	1.9	10	26	60	3.19	19	2.34	1.04	19	697	3	2.94	21	0.072	23	< 5
A0963798	1.4	7.97	56	253	< 1	< 2	2.76	0.5	11	29	17	2.36	20	2.07	0.98	17	563	2	3.44	21	0.076	27	< 5
A0963799	4.2	7.37	27	318	< 1	4	1.74	0.8	7	24	17	2.27	19	1.78	0.72	14	414	1	3.26	15	0.059	23	< 5
A0963800	12.0	7.70	16	435	< 1	25	1.65	1.0	6	27	81	2.26	19	1.00	0.75	13	399	2	4.04	14	0.059	30	< 5
A0964790	0.7	7.57	12	586	1	< 2	2.35	0.5	8	21	43	2.60	19	1.76	0.76	16	508	2	3.62	15	0.071	14	< 5
A0964791	1.0	7.67	15	582	1	< 2	3.19	1.9	8	43	91	2.85	18	0.91	0.76	13	689	2	4.08	15	0.068	18	< 5
A0964792	0.7	7.72	13	145	1	< 2	2.50	0.6	11	43	36	3.30	19	1.89	1.22	22	633	2	3.27	39	0.083	9	< 5
A0964793	0.9	7.36	16	87	1	< 2	2.57	0.7	10	23	80	3.67	18	1.24	0.90	15	546	18	3.60	21	0.069	14	< 5
A0964794	1.0	7.34	21	236	1	< 2	1.64	0.6	5	16	12	2.47	19	2.00	0.48	15	311	3	3.29	7	0.041	21	< 5
A0964795	1.0	6.46	49	203	< 1	< 2	1.41	1.0	3	15	28	2.12	16	0.61	0.24	9	206	2	4.47	3	0.024	25	< 5
A0964796	1.0	5.57	356	66	< 1	< 2	2.50	4.3	5	30	31	2.12	15	0.13	0.40	4	856	2	4.43	11	0.038	27	< 5
A0964797	1.3	9.19	16	246	1	< 2	2.04	2.5	21	105	66	5.68	20	1.84	1.38	24	1010	1	3.86	61	0.069	11	< 5
A0964798	0.9	8.44	11	482	1	< 2	1.32	1.1	19	112	59	5.61	20	1.35	1.42	20	626	2	4.99	57	0.061	9	< 5
A0964799	0.6	8.43	130	683	1	< 2	1.44	0.8	19	89	40	4.55	19	1.72	1.26	22	647	2	4.54	52	0.054	8	< 5
A0964800	1.0	8.00	5	315	< 1	< 2	1.61	1.2	19	101	72	4.32	19	1.27	1.20	17	552	1	4.24	54	0.051	13	< 5
A0964801	0.7	8.25	< 3	556	< 1	< 2	1.89	0.8	17	80	52	3.80	20	2.08	1.20	29	510	2	2.63	51	0.049	14	< 5
117101	1.7	9.60	1320	678	1	< 2	1.33	1.5	23	135	94	6.66	21	3.36	1.94	32	2030	2	2.03	64	0.063	24	< 5
117102	0.7	9.33	106	490	1	< 2	2.16	0.9	22	132	51	4.51	21	2.50	1.91	24	613	< 1	2.06	67	0.053	17	< 5
117103	0.9	8.41	63	459	1	< 2	1.86	0.8	19	94	63	4.26	20	2.18	1.27	23	596	< 1	2.41	60	0.045	22	< 5
117104	0.7	8.63	584	570	1	< 2	1.59	1.0	24	110	67	4.97	20	2.58	1.40	28	729	2	2.19	73	0.049	17	< 5
117105	1.1	7.81	36	523	1	< 2	2.39	0.6	9	26	14	3.11	19	2.75	0.79	19	787	< 1	2.39	16	0.056	13	< 5
117106	0.8	7.67	40	133	< 1	< 2	2.55	0.7	15	68	34	3.54	20	0.71	1.09	12	1240	2	5.71	41	0.060	11	< 5
117107	0.9	8.81	29	183	1	< 2	3.17	1.8	11	118	34	3.46	24	0.78	1.01	12	1460	2	6.88	25	0.077	15	< 5
117108	0.7	6.92	14	193	< 1	< 2	2.86	0.6	8	26	39	2.72	14	0.64	0.88	11	1450	1	4.98	17	0.064	8	< 5
117109	0.7	7.30	8	98	1	< 2	2.55	0.7	10	35	13	3.51	18	2.27	1.10	20	596	2	2.49	20	0.086	9	< 5
117110	0.5	6.68	4	74	< 1	< 2	2.24	0.6	9	26	10	3.08	16	2.08	0.80	17	552	2	2.20	18	0.065	8	< 5
117111	1.6	7.38	15	196	1	8	1.41	0.7	8	25	23	3.53	18	2.56	0.67	12	553	1	2.84	13	0.051	27	< 5
117112	2.2	6.99	21	116	1	44	0.50	2.5	8	25	51	13.3	15	3.81	0.53	27	392	2	0.42	14	0.047	18	< 5
117113	1.0	8.17	5	266	1	< 2	1.80	0.6	10	24	169	3.00	21	1.00	0.82	16	424	2	4.73	17	0.057	9	< 5
117114	0.7	7.85	6	123	1	< 2	2.07	0.9	9	32	38	2.81	19	2.33	0.75	15	462	4	2.75	15	0.055	10	< 5
117115	0.8	7.22	8	159	1	< 2	2.04	0.7	10	38	18	3.80	17	2.80	0.67	20	496	21	2.05	18	0.052	9	< 5
117116	0.7	6.55	10	120	< 1	2	1.59	0.6	7	22	14	3.66	17	2.27	0.67	15	366	21	1.93	15	0.050	12	< 5
117117	0.7	7.20	5	228	< 1	< 2	1.58	0.3	8	27	57	2.00	17	2.52	0.34	12	145	37	2.17	12	0.052	10	< 5
117118	1.0	7.23	10	224	1	< 2	2.23	0.5	6	20	146	2.41	18	1.66	0.66	17	299	8	2.66	12	0.055	8	< 5
117119	0.8	6.67	14	234	< 1	< 2	2.24	0.8	5	24	34	4.43	17	2.41	0.65	15	611	15	1.99	14	0.061	24	< 5
117120	0.7	7.54	15	122	1	< 2	1.82	0.4	6	27	13	2.54	20	1.66	0.50	12	214	2	3.28	10	0.048	9	< 5
117121	2.2	6.96	11	128	< 1	2	1.78	0.8	8	20	603	2.57	18	2.63	0.92	21	355	15	2.42	15	0.059	11	< 5
117122	0.7	7.54	14	118	1	< 2	1.96	0.5	6	17	34	2.55	18	1.74	0.62	13	270	4	3.00	11	0.047	14	7
117123	1.1	6.80	5	230	< 1	< 2	2.28	0.8	10	23	271	2.71	17	1.71	0.81	17	399	25	3.08	17	0.061	12	< 5
117124	1.0	7.02	4	487	< 1	< 2	1.98	0.6	10	29	276	2.97	16	1.79	0.76	19	377	19	2.84	19	0.059	11	< 5
117125	1.2	7.09	7	178	< 1	< 2	2.04	0.7	7	26	283	2.55	17	1.58	0.76	15	215	26	3.00	15	0.060	22	< 5
117126	0.7	6.19	5	378	< 1	< 2	1.87	0.4	8	21	133	2.20	16	1.44	0.58	14	239	8	2.41	12	0.048	8	< 5
117127	0.6	6.99	5	435	< 1	< 2	2.09	0.5	7	23	99	2.68	17	1.45	0.68	17	355	7	2.73	14	0.055	12	< 5
117128	0.9	7.69	9	115	1	< 2	1.98	0.6	9	29	118	2.94	19	1.97	0.78	14	239	8	3.10	19	0.059	14	< 5
117129	0.7	7.00	6	144	< 1	< 2	1.78	0.5	8	24	77	2.50	18	1.88	0.71	18	220	11	2.79	15	0.058	13	< 5
117130	0.8	7.57	7	110	1	< 2	2.41	0.5	8	30	198	2.53	20	1.85	0.74	16	213	6	3.13	15	0.061	21	< 5
117131	0.8	7.29	6	324	< 1	< 2	1.88	0.4	6	32	223	2.18	18	0.77	0.84	14	199	54	4.07	19	0.059	12	< 5
117132	0.8	7.46	8	113	< 1	< 2	1.81	0.6	10	25	123	2.93	18	1.31	0.70	14	137	39	3.46	17	0.069	12	< 5
A0963383	< 0.3	7.72	< 3	493	1	< 2	2.41	0.4	9	26	12	2.72	19	1.88	0.75	23	360	< 1	2.97	14	0.049	8	< 5
A0963384	0.6	7.30	< 3	588	< 1	< 2	3.21	0.6	12	30	17	3.90	21	1.58	1.12	34	565	< 1	3.47	15	0.098	9	< 5
A0963385	0.5	8.71	< 3	599	< 1	< 2	3.17	0.7	14	25	23	3.90	21	2.05	1.33	40	533	< 1	2.84	17	0.094	8	< 5

Analyte Symbol	Ag	Al	As	Ba	Be	Bi	Ca	Cd	Co	Cr	Cu	Fe	Ga	K	Mg	Li	Mn	Mo	Na	Ni	P	Pb	Sb
Unit Symbol	ppm	%	ppm	ppm	ppm	ppm	%	ppm	ppm	ppm	ppm	%	ppm	%	%	ppm	ppm	ppm	%	ppm	%	ppm	ppm
Lower Limit	0.3	0.01	3	7	1	2	0.01	0.3	1	1	1	0.01	1	0.01	0.01	1	1	1	0.01	1	0.001	3	5
Method Code	TD-ICP	TD-ICP	TD-ICP	TD-ICP	TD-ICP	TD-ICP	TD-ICP	TD-ICP	TD-ICP	TD-ICP	TD-ICP	TD-ICP	TD-ICP	TD-ICP	TD-ICP	TD-ICP	TD-ICP	TD-ICP	TD-ICP	TD-ICP	TD-ICP	TD-ICP	TD-ICP
A0963386	< 0.3	7.69	< 3	454	< 1	< 2	2.50	0.4	9	25	8	2.57	18	1.69	0.65	21	362	< 1	2.74	14	0.045	8	< 5
A0963387	< 0.3	8.28	3	496	< 1	< 2	2.99	0.6	13	22	17	3.85	20	1.72	1.28	36	508	< 1	2.95	17	0.092	8	< 5
A0963388	< 0.3	7.63	< 3	424	< 1	< 2	2.48	0.4	9	14	12	2.57	18	1.96	0.74	23	370	< 1	2.85	14	0.046	7	< 5
A0963389	< 0.3	7.67	< 3	425	1	< 2	2.34	0.4	8	20	16	2.67	19	2.09	0.68	20	340	< 1	2.80	14	0.046	8	< 5
A0963390	0.3	7.72	< 3	602	< 1	< 2	2.59	0.5	11	36	40	3.22	18	1.95	0.94	23	414	< 1	2.84	25	0.053	8	< 5
A0963391	0.4	7.74	< 3	474	1	< 2	2.32	0.4	8	24	9	2.64	19	2.25	0.78	20	340	< 1	2.69	14	0.052	8	< 5
A0963392	< 0.3	7.36	< 3	387	1	< 2	2.48	0.5	9	29	20	2.54	18	1.78	0.87	21	386	< 1	2.91	24	0.050	7	< 5
A0963393	0.5	6.53	< 3	396	< 1	< 2	2.41	0.4	8	24	9	2.54	18	2.07	0.76	20	385	< 1	2.77	13	0.053	7	< 5
A0963394	0.5	8.29	< 3	534	1	< 2	2.46	0.4	9	30	29	2.78	20	2.21	0.82	24	373	< 1	2.87	14	0.058	9	< 5
A0963395	0.4	8.09	< 3	459	1	< 2	2.46	0.4	9	22	12	2.73	19	1.96	0.84	23	402	< 1	3.10	14	0.053	8	< 5
A0963396	0.3	8.11	< 3	576	1	< 2	2.37	0.4	9	17	20	2.80	20	2.18	0.83	23	369	< 1	2.90	15	0.050	8	< 5
A0963397	0.5	8.91	< 3	581	1	< 2	3.37	0.5	10	18	18	2.97	22	2.20	1.05	29	455	< 1	3.21	16	0.054	9	< 5
A0963398	0.5	7.11	< 3	411	< 1	< 2	2.32	0.4	8	25	12	2.54	17	1.85	0.74	23	338	< 1	2.55	13	0.045	7	< 5
A0963399	0.6	7.88	< 3	449	1	< 2	2.34	0.4	9	25	14	2.74	19	2.14	0.86	26	384	< 1	2.81	15	0.053	8	< 5
A0963400	0.5	8.09	3	535	1	< 2	2.38	0.4	9	26	15	2.73	20	2.24	0.75	22	376	< 1	2.84	15	0.056	8	< 5
A0963401	0.7	7.96	< 3	517	1	< 2	2.46	0.4	9	23	17	2.62	20	2.15	0.82	26	383	< 1	2.79	14	0.055	9	< 5
A0963402	0.4	8.38	< 3	489	1	< 2	2.31	0.5	9	18	17	2.78	20	2.02	0.59	21	361	< 1	3.01	15	0.052	10	< 5
A0963403	0.6	7.32	< 3	491	< 1	< 2	2.15	0.5	9	22	19	2.55	19	2.04	0.46	17	384	< 1	2.97	14	0.053	10	< 5
A0963404	0.3	8.05	< 3	515	1	< 2	2.31	0.4	9	17	16	2.54	19	2.04	0.58	22	399	< 1	2.83	13	0.051	10	< 5
A0963405	0.6	8.04	< 3	364	1	< 2	2.51	0.4	9	19	15	2.69	19	1.93	0.75	23	369	1	2.54	15	0.067	10	< 5
A0963406	< 0.3	7.91	< 3	471	1	< 2	2.70	0.5	10	18	16	2.83	18	2.02	0.69	24	421	< 1	2.56	14	0.046	10	< 5
A0963407	0.4	8.19	< 3	564	1	< 2	2.26	0.5	9	17	18	2.82	20	2.65	0.63	22	359	< 1	2.20	15	0.053	11	< 5
A0963408	0.5	8.07	4	482	1	< 2	2.31	0.5	9	21	15	2.77	20	2.24	0.58	21	381	< 1	2.81	15	0.055	11	< 5
A0963409	0.6	7.95	< 3	589	1	< 2	2.42	0.5	9	19	12	2.70	20	2.06	0.71	23	377	< 1	2.75	16	0.055	10	< 5
A0963410	0.6	8.00	5	439	1	< 2	2.54	0.5	9	24	17	2.76	20	2.18	0.81	24	407	< 1	2.68	15	0.057	12	< 5
A0963411	< 0.3	8.18	< 3	506	1	< 2	2.29	0.4	9	21	15	2.73	19	2.16	0.80	25	365	< 1	2.90	14	0.048	10	< 5
A0963412	< 0.3	7.40	< 3	440	< 1	< 2	2.28	0.4	8	16	14	2.45	18	1.82	0.76	24	354	< 1	2.81	13	0.046	7	< 5
A0963413	0.5	8.47	7	528	1	< 2	2.60	1.1	9	19	19	3.02	20	1.96	0.81	21	484	2	3.02	14	0.063	13	< 5
A0963414	0.3	7.68	4	457	1	< 2	2.69	0.5	8	17	13	2.62	19	1.99	0.78	21	384	< 1	2.68	13	0.052	9	< 5
A0963415	0.6	7.49	5	482	1	< 2	2.40	0.5	8	19	33	2.39	19	2.16	0.75	17	350	< 1	2.57	14	0.051	15	< 5
A0963416	0.6	8.08	3	504	1	< 2	2.57	0.5	9	27	18	2.72	20	2.11	0.80	17	385	< 1	2.77	15	0.055	9	< 5
A0963417	0.8	7.69	17	125	1	< 2	2.15	0.6	8	26	13	2.48	20	2.01	0.68	15	255	2	2.80	13	0.065	12	< 5
A0963418	0.6	7.68	5	129	1	< 2	1.96	0.6	8	18	9	2.53	20	2.25	0.69	17	178	< 1	2.39	13	0.066	17	< 5
A0963419	0.9	7.70	4	86	< 1	< 2	2.21	0.8	9	20	6	2.94	19	1.48	0.80	19	306	2	2.76	14	0.072	11	< 5
A0963420	0.7	6.92	< 3	313	1	< 2	0.83	0.4	8	22	9	2.16	16	2.14	0.66	22	149	2	2.09	13	0.055	10	< 5
A0963421	0.5	7.42	< 3	99	1	< 2	1.04	0.6	8	24	2	3.07	17	2.39	0.69	21	166	5	1.69	13	0.058	8	< 5
A0963422	0.6	8.22	6	102	1	< 2	1.74	0.7	8	20	14	3.37	21	1.76	0.71	25	181	4	2.42	16	0.068	9	< 5
A0963423	0.7	7.88	10	64	1	< 2	1.89	0.6	10	16	47	3.23	21	1.91	0.98	22	233	3	2.92	15	0.075	9	< 5
A0963424	0.6	7.68	7	72	< 1	< 2	2.44	0.6	12	21	28	3.18	18	0.81	0.83	13	195	7	3.89	17	0.074	18	< 5
A0963425	0.6	7.42	6	101	1	< 2	2.10	0.6	7	29	62	2.78	20	1.92	0.80	16	190	4	2.90	17	0.066	13	< 5
A0963426	0.7	7.51	7	126	1	< 2	2.01	0.5	7	19	67	2.56	20	1.96	0.77	19	149	6	2.95	15	0.063	12	< 5
A0963427	0.7	7.69	7	123	1	< 2	2.18	0.7	8	26	53	2.37	22	2.09	1.10	18	217	3	2.71	22	0.084	17	< 5
A0963428	1.0	7.52	5	385	< 1	< 2	2.00	0.7	10	29	141	2.75	19	1.98	0.74	19	275	25	3.18	16	0.063	11	< 5
A0963429	1.1	7.29	6	163	< 1	< 2	2.07	0.6	7	29	299	2.49	19	1.73	0.75	17	266	57	3.03	16	0.062	18	< 5
A0963430	0.9	6.48	6	129	< 1	< 2	1.48	0.6	8	19	236	2.48	18	1.72	0.71	16	137	99	2.76	15	0.057	8	< 5
A0963431	0.9	7.28	4	131	< 1	< 2	2.36	0.6	11	34	181	2.73	18	1.64	1.00	19	245	83	2.98	25	0.067	9	< 5
A0963432	1.1	8.06	28	85	1	< 2	1.43	0.7	12	97	40	3.29	22	2.52	0.77	15	169	2	2.56	22	0.065	11	13
A0963433	1.1	6.96	6	68	< 1	< 2	2.51	0.8	10	33	374	3.55	17	1.42	0.83	17	203	52	3.14	19	0.071	10	< 5
A0964713	2.0	6.96	10	140	< 1	< 2	1.76	1.7	8	37	96	3.62	17	3.22	0.73	13	600	46	2.17	17	0.051	245	< 5
A0962738	0.8	7.53	10	83	1	< 2	2.46	0.6	8	18	18	2.79	19	2.00	0.71	18	582	3	2.56	14	0.057	11	< 5
A0962739	1.1	6.36	12	124	< 1	3	1.30	1.1	7	31	5	5.65	15	2.61	0.57	18	465	2	1.72	16	0.056	24	< 5

Analyte Symbol	Ag	Al	As	Ba	Be	Bi	Ca	Cd	Co	Cr	Cu	Fe	Ga	K	Mg	Li	Mn	Mo	Na	Ni	P	Pb	Sb
Unit Symbol	ppm	%	ppm	ppm	ppm	ppm	%	ppm	ppm	ppm	ppm	%	ppm	%	%	ppm	ppm	ppm	%	ppm	%	ppm	ppm
Lower Limit	0.3	0.01	3	7	1	2	0.01	0.3	1	1	1	0.01	1	0.01	0.01	1	1	1	0.01	1	0.001	3	5
Method Code	TD-ICP	TD-ICP	TD-ICP	TD-ICP	TD-ICP	TD-ICP	TD-ICP	TD-ICP	TD-ICP	TD-ICP	TD-ICP	TD-ICP	TD-ICP	TD-ICP	TD-ICP	TD-ICP	TD-ICP	TD-ICP	TD-ICP	TD-ICP	TD-ICP	TD-ICP	TD-ICP
A0962740	0.8	7.39	7	79	1	< 2	2.39	0.5	9	106	5	2.93	19	2.54	0.87	17	443	3	2.27	19	0.067	11	< 5
A0962741	0.8	7.38	8	101	1	< 2	2.21	0.7	6	28	7	2.92	17	2.22	0.92	20	460	3	2.38	18	0.072	10	< 5
A0962742	0.9	7.65	8	105	< 1	< 2	2.53	0.7	10	41	4	3.23	18	1.78	0.89	19	560	3	2.45	18	0.066	8	< 5
A0962743	0.8	7.56	8	97	1	< 2	2.36	0.7	9	30	11	2.84	19	2.13	0.86	18	553	1	2.89	18	0.066	9	< 5
A0962744	0.8	6.64	7	129	< 1	< 2	0.17	0.5	2	23	3	2.37	18	3.42	0.29	15	118	1	0.23	2	0.019	5	< 5
A0962745	1.1	6.87	20	110	1	< 2	0.86	0.5	2	22	2	2.55	18	2.80	0.43	17	152	1	1.10	2	0.020	13	< 5
A0962746	1.2	7.00	15	119	< 1	< 2	1.59	1.0	2	16	26	2.17	17	1.93	0.35	10	412	2	2.89	2	0.020	12	< 5
A0962747	1.6	6.42	21	168	1	3	1.08	7.9	2	11	31	2.24	18	2.85	0.50	24	497	2	0.85	2	0.020	10	< 5
A0962748	1.4	6.51	24	223	< 1	2	1.27	0.6	3	13	7	2.17	18	2.05	0.39	10	309	1	1.84	2	0.020	20	< 5
A0962749	1.4	6.63	51	126	1	< 2	1.98	0.9	1	14	5	2.45	18	2.62	0.43	11	740	1	2.50	2	0.018	82	< 5
A0962750	1.0	7.26	138	103	1	< 2	2.09	2.3	9	25	8	2.85	18	2.98	0.83	16	868	1	1.84	18	0.064	19	< 5
A0962751	1.1	7.00	70	104	1	< 2	2.37	0.7	8	25	9	2.87	17	2.82	0.82	15	901	1	1.34	18	0.065	14	< 5
A0962752	2.2	7.53	30	141	1	6	1.67	0.9	7	23	51	3.86	18	2.55	0.65	18	913	1	2.03	13	0.056	88	< 5
A0962753	1.8	8.33	35	86	1	3	1.43	1.0	11	24	115	5.17	20	1.24	0.94	24	1140	2	1.80	16	0.059	62	< 5
A0962737	3.2	7.06	55	40	1	4	0.43	1.4	10	17	337	5.33	20	3.93	0.80	23	767	1	0.74	13	0.053	97	< 5
A0962754	4.7	7.10	34	205	< 1	7	7.51	4.4	7	18	25	3.16	20	0.40	0.63	6	2440	4	5.38	12	0.050	363	< 5
A0962755	1.2	7.02	50	91	< 1	< 2	3.40	2.2	10	22	106	3.84	21	0.29	0.99	6	2170	3	5.48	18	0.059	20	< 5
A0962756	1.0	9.08	39	240	< 1	< 2	2.37	0.6	9	24	23	3.08	22	0.49	0.78	10	1120	3	6.77	17	0.091	11	< 5
A0962757	0.9	6.62	1180	299	1	< 2	0.76	3.4	16	118	58	6.30	16	2.66	1.06	26	1340	2	1.63	58	0.045	7	< 5
A0962758	1.1	7.97	258	108	< 1	< 2	3.26	0.9	14	73	40	4.22	23	0.28	1.23	7	1140	3	5.93	44	0.040	19	< 5
A0962759	1.1	7.66	> 5000	150	2	< 2	2.12	1.3	17	87	66	5.68	20	2.69	1.07	23	1130	3	2.85	45	0.041	30	6
A0962760	3.9	7.75	> 5000	166	< 1	2	3.38	8.4	11	26	105	5.33	23	0.56	1.39	13	1430	1	5.33	13	0.050	21	< 5
A0962761	1.4	8.15	2770	125	< 1	< 2	1.79	0.7	7	23	16	2.16	25	0.21	0.57	4	550	4	6.38	14	0.059	65	< 5
A0962762	1.8	8.47	25	646	1	< 2	2.06	1.3	22	117	74	4.79	20	1.28	1.46	19	1160	2	3.91	71	0.048	27	< 5
A0962763	1.0	8.06	42	466	1	< 2	1.86	0.9	19	93	68	4.34	19	1.92	1.30	22	697	< 1	2.27	57	0.050	18	< 5
A0962764	0.9	8.15	19	462	1	< 2	2.17	0.7	13	61	45	3.36	20	1.77	1.10	21	489	2	2.53	41	0.052	21	< 5
A0964387	1.0	7.40	5	154	< 1	< 2	2.12	0.6	9	26	264	2.81	19	1.39	0.79	16	293	23	3.12	16	0.061	16	< 5
A0964388	0.9	6.67	5	258	< 1	< 2	1.82	0.6	8	31	198	2.45	16	1.32	0.83	18	370	20	3.66	15	0.062	17	< 5
A0964389	1.0	6.09	5	88	< 1	< 2	1.94	1.1	10	24	279	3.28	15	1.50	0.77	18	290	52	2.60	17	0.056	15	< 5
A0964390	1.1	7.31	5	164	1	< 2	2.54	0.7	9	22	200	3.12	17	2.05	0.97	22	516	8	2.89	19	0.077	18	< 5
A0964391	1.4	6.94	7	60	< 1	< 2	2.62	0.8	10	20	246	3.41	18	1.67	0.99	18	411	11	2.58	22	0.080	10	< 5
A0964392	0.5	4.19	12	136	< 1	< 2	1.64	0.6	6	30	23	2.55	11	0.76	0.55	13	300	2	1.88	12	0.043	8	< 5
A0964393	< 0.3	2.87	7	227	< 1	< 2	0.98	0.4	6	14	13	2.03	7	0.59	0.43	9	196	5	1.24	11	0.035	5	< 5
A0964394	1.2	4.43	7	227	< 1	< 2	1.82	0.6	7	26	290	2.53	12	0.89	0.65	13	361	11	2.07	14	0.052	8	< 5
A0964395	2.7	6.29	9	98	< 1	< 2	1.88	0.8	9	18	665	3.06	16	1.21	0.84	17	318	15	2.83	15	0.058	11	< 5
A0964396	1.7	5.06	6	202	< 1	3	4.52	0.7	7	24	96	2.65	12	1.02	0.70	13	816	25	2.42	14	0.046	56	< 5
A0964397	1.1	6.58	9	72	< 1	< 2	2.24	0.7	9	20	133	3.70	15	1.58	0.69	14	450	28	3.04	16	0.059	20	< 5
A0964398	1.4	7.29	7	190	< 1	< 2	2.53	0.6	9	29	212	2.78	19	1.90	0.75	18	474	38	3.02	15	0.065	8	< 5
A0964399	0.8	5.06	10	286	< 1	< 2	1.48	0.4	7	101	102	2.06	13	1.06	0.64	14	279	18	2.16	11	0.043	9	< 5
A0964400	1.3	7.73	12	91	1	< 2	2.27	0.7	9	31	217	3.82	19	1.83	0.98	23	383	70	3.06	19	0.075	11	< 5
A0964401	0.8	7.34	10	77	< 1	4	2.20	0.7	7	26	96	4.08	18	1.61	0.81	17	346	27	3.07	15	0.063	12	< 5
A0964402	0.8	7.47	7	119	1	< 2	2.29	0.6	9	22	73	3.02	18	2.31	0.75	14	388	22	2.33	16	0.053	15	< 5
A0964403	0.8	8.00	5	148	1	< 2	2.02	0.6	9	28	64	3.20	20	2.54	0.78	22	468	22	2.23	18	0.059	8	< 5
A0964404	0.6	7.90	11	228	< 1	< 2	2.65	0.5	8	24	18	2.56	22	1.10	0.85	15	538	20	4.62	18	0.066	8	< 5
A0964405	0.7	7.99	6	151	1	< 2	2.26	0.6	8	26	10	2.78	19	2.43	0.76	15	471	14	2.52	14	0.055	11	< 5
A0964406	0.9	6.89	12	252	< 1	< 2	2.19	0.6	9	22	19	2.56	18	1.10	0.75	14	408	1	3.72	19	0.065	19	< 5
A0964407	1.6	7.28	50	87	1	< 2	2.98	0.8	8	18	38	3.61	18	1.97	0.77	15	863	3	2.82	15	0.071	17	< 5
A0964408	0.9	5.64	11	118	< 1	< 2	2.02	0.6	7	19	40	2.59	14	1.11	0.61	12	417	2	2.73	14	0.050	13	< 5
A0964409	0.9	7.41	23	172	1	3	1.08	1.0	11	22	5	5.41	18	2.58	0.70	21	373	1	1.41	14	0.050	13	< 5
A0964410	0.9	7.21	21	147	1	< 2	2.39	0.7	8	23	24	3.25	18	2.57	0.78	19	520	< 1	2.02	13	0.062	34	< 5
A0964411	0.9	6.78	10	273	1	< 2	1.65	< 0.3	2	14	5	1.60	17	2.77	0.38	19	404	4	1.53	1	0.020	34	< 5

Analyte Symbol	Ag	Al	As	Ba	Be	Bi	Ca	Cd	Co	Cr	Cu	Fe	Ga	K	Mg	Li	Mn	Mo	Na	Ni	P	Pb	Sb
Unit Symbol	ppm	%	ppm	ppm	ppm	ppm	%	ppm	ppm	ppm	ppm	%	ppm	%	%	ppm	ppm	ppm	%	ppm	%	ppm	ppm
Lower Limit	0.3	0.01	3	7	1	2	0.01	0.3	1	1	1	0.01	1	0.01	0.01	1	1	1	0.01	1	0.001	3	5
Method Code	TD-ICP	TD-ICP	TD-ICP	TD-ICP	TD-ICP	TD-ICP	TD-ICP	TD-ICP	TD-ICP	TD-ICP	TD-ICP	TD-ICP	TD-ICP	TD-ICP	TD-ICP	TD-ICP	TD-ICP	TD-ICP	TD-ICP	TD-ICP	TD-ICP	TD-ICP	TD-ICP
A0964412	2.2	6.73	19	218	1	3	1.47	1.7	2	9	39	1.76	18	2.67	0.29	15	336	1	1.85	1	0.020	114	5
A0964413	2.4	6.68	33	190	< 1	2	3.61	0.9	4	20	167	2.68	15	1.86	0.40	8	1210	2	3.85	7	0.025	49	< 5
A0964414	1.4	8.39	35	136	1	< 2	0.62	1.6	20	144	58	7.09	18	3.56	1.55	28	1320	2	2.43	73	0.056	16	< 5
A0964415	1.0	7.30	46	219	1	< 2	1.30	1.7	17	80	68	8.44	17	1.31	1.26	21	953	1	3.50	47	0.046	8	< 5
A0964416	0.9	5.81	98	134	1	2	1.86	4.6	12	78	61	11.9	12	1.43	1.35	23	2600	< 1	1.30	37	0.071	18	< 5
A0964417	1.0	7.70	7	88	1	< 2	2.05	1.4	9	23	22	2.55	19	1.71	0.91	22	309	8	2.60	17	0.070	22	< 5
A0964418	0.7	7.81	4	209	1	< 2	2.27	0.5	13	42	31	2.68	18	2.05	1.10	17	299	5	3.36	21	0.083	6	< 5
A0964419	0.7	7.62	6	103	1	< 2	1.64	0.6	10	21	44	2.62	19	2.17	0.94	29	214	4	2.75	19	0.070	11	< 5
A0964420	0.8	7.49	5	88	< 1	< 2	2.35	0.7	9	35	101	2.64	18	1.78	0.88	18	281	15	3.15	17	0.071	13	< 5
A0964421	1.1	7.57	3	88	1	< 2	1.82	0.5	7	14	114	2.45	19	1.53	0.79	16	318	2	2.81	13	0.069	10	< 5
A0964422	1.0	8.26	10	69	1	< 2	1.45	0.7	9	18	22	2.91	21	1.91	0.88	20	288	6	2.97	15	0.073	12	< 5
A0964423	1.2	7.69	26	76	< 1	< 2	1.88	1.6	12	27	18	3.21	19	2.32	1.25	21	451	2	1.95	27	0.077	26	< 5
A0964424	0.7	6.99	8	80	1	< 2	1.08	< 0.3	11	34	234	2.69	18	1.16	0.93	13	202	45	3.42	20	0.081	14	< 5
A0964425	1.0	7.99	11	56	1	2	2.79	< 0.3	15	20	77	4.06	21	1.25	1.08	17	396	15	2.54	26	0.085	20	6
A0964426	1.1	7.48	4	61	1	< 2	1.94	< 0.3	11	28	334	2.93	20	1.28	0.90	16	244	79	2.87	17	0.073	14	< 5
A0964427	1.3	7.35	7	101	1	< 2	2.18	< 0.3	10	25	292	2.94	20	1.16	0.79	17	305	55	2.88	18	0.065	13	< 5
A0964428	0.7	7.50	25	68	1	< 2	3.29	< 0.3	12	36	29	3.55	21	1.64	1.08	16	459	2	1.38	20	0.070	18	< 5
A0964429	1.0	6.45	9	88	1	< 2	2.34	1.3	9	26	92	2.30	20	1.12	0.74	12	401	28	2.60	14	0.062	20	< 5
A0964430	7.3	6.80	6	235	< 1	8	6.67	12.2	8	23	237	2.34	18	1.36	0.71	14	1120	8	2.72	12	0.053	2070	< 5
A0964431	0.8	6.30	6	97	1	< 2	2.23	< 0.3	7	25	46	2.24	18	1.52	0.71	14	263	55	2.57	13	0.055	32	< 5
A0964432	1.3	2.93	6	293	1	< 2	1.52	< 0.3	9	21	245	2.12	18	1.09	0.69	13	328	13	3.08	15	0.058	44	< 5
A0964433	1.3	4.53	6	110	< 1	2	0.85	1.0	8	26	131	2.30	17	1.75	0.57	14	195	23	1.65	14	0.055	32	< 5
A0964434	3.1	5.53	5	263	< 1	< 2	1.87	2.1	7	28	255	1.79	17	1.32	0.59	11	280	14	2.24	11	0.051	835	< 5
A0964435	0.9	7.37	6	183	< 1	< 2	2.15	< 0.3	7	23	169	2.18	19	1.66	0.74	14	240	10	2.46	14	0.055	15	< 5
A0964436	0.8	7.91	6	206	1	< 2	2.39	< 0.3	9	28	159	2.58	21	1.81	0.82	16	414	13	2.49	16	0.066	16	< 5
A0964437	0.8	7.20	8	191	1	< 2	2.43	< 0.3	8	22	116	2.36	20	1.45	0.75	15	361	11	2.54	14	0.061	16	< 5
A0964438	0.9	7.75	6	362	1	< 2	2.53	< 0.3	9	31	236	2.52	20	1.86	0.87	16	410	35	2.84	17	0.067	21	< 5
A0964439	3.5	6.40	4	191	< 1	4	5.06	2.1	8	28	198	2.47	15	0.77	0.77	10	833	34	3.43	16	0.055	575	< 5
A0964440	1.2	7.66	5	229	1	< 2	2.33	< 0.3	10	37	352	2.80	20	2.02	0.90	18	332	23	2.76	20	0.069	12	< 5
A0964441	1.3	4.88	7	418	1	< 2	2.30	< 0.3	11	42	277	2.91	19	1.14	1.18	19	438	29	2.93	33	0.084	14	6
A0964442	1.0	4.71	5	251	< 1	< 2	1.86	< 0.3	10	26	282	2.30	17	1.37	0.82	15	428	30	2.69	17	0.063	12	< 5
A0964443	1.3	5.93	7	193	1	< 2	2.52	< 0.3	10	31	315	2.89	19	1.22	1.07	17	628	23	2.92	26	0.081	14	< 5
A0964444	1.3	7.06	5	133	< 1	< 2	2.56	< 0.3	11	33	335	3.02	18	1.57	1.12	17	512	29	2.44	26	0.083	13	8
A0964445	1.0	7.74	6	254	1	< 2	2.72	< 0.3	11	26	275	3.02	19	1.68	1.12	19	538	14	2.54	23	0.085	14	< 5
A0964446	1.2	7.55	6	161	1	< 2	2.72	< 0.3	12	20	333	3.16	20	1.57	1.07	20	547	27	2.72	23	0.083	12	< 5
A0964447	1.4	6.79	12	80	< 1	< 2	3.92	< 0.3	7	19	74	2.36	17	1.00	0.62	10	504	18	2.86	10	0.047	86	< 5
A0964448	1.0	7.69	11	279	1	< 2	3.03	< 0.3	9	25	196	2.44	20	1.77	0.92	15	551	29	2.30	16	0.072	10	< 5
A0964449	1.1	7.81	12	107	1	< 2	2.55	< 0.3	9	28	288	3.08	21	1.79	0.70	13	296	15	2.50	16	0.068	11	< 5
A0964450	1.2	4.12	12	392	1	< 2	1.92	< 0.3	6	21	210	2.68	18	1.15	0.71	10	352	14	2.62	14	0.060	17	< 5
A0964451	0.7	5.73	40	180	1	< 2	2.65	< 0.3	10	49	37	2.62	19	1.10	1.03	15	442	3	2.72	19	0.067	15	< 5
A0964452	1.1	6.98	25	75	1	< 2	3.07	< 0.3	9	30	16	2.90	20	1.87	0.61	12	479	10	2.01	13	0.063	76	< 5
A0964453	2.0	7.49	15	73	1	< 2	2.35	< 0.3	11	28	39	4.66	18	2.01	0.83	16	390	34	2.46	18	0.066	24	< 5
A0964454	0.4	8.02	14	78	1	< 2	2.53	< 0.3	12	23	26	3.80	20	1.81	0.91	15	404	4	2.52	21	0.074	10	< 5
A0964455	0.8	8.16	17	89	< 1	< 2	2.86	< 0.3	13	27	20	3.58	25	1.12	0.94	14	559	4	3.66	20	0.097	7	< 5
A0964456	0.7	7.38	22	56	< 1	< 2	2.43	< 0.3	11	30	7	4.04	19	1.19	0.89	11	529	3	3.35	19	0.074	9	< 5
A0964457	0.6	7.99	10	139	1	< 2	2.77	< 0.3	11	33	37	3.04	22	1.87	1.00	15	440	5	2.60	20	0.096	9	< 5
A0964671	3.6	7.04	109	49	1	12	0.58	4.5	9	15	93	5.00	19	2.72	0.54	24	688	2	0.59	5	0.030	84	< 5
A0964652	1.2	8.30	54	200	< 1	< 2	3.73	1.2	7	23	66	2.36	27	0.69	0.93	8	2060	2	5.61	12	0.073	20	< 5
A0964653	1.2	6.78	185	117	< 1	< 2	1.70	1.0	9	24	313	6.13	14	1.98	0.81	15	1330	3	2.15	16	0.045	24	< 5
A0964654	0.8	7.01	230	320	< 1	< 2	2.11	0.5	10	32	60	4.63	16	2.07	0.76	10	949	1	2.83	17	0.049	14	< 5
A0964655	0.8	9.31	168	221	1	< 2	2.06	0.8	23	125	33	5.03	22	1.55	1.35	19	1370	2	4.82	70	0.059	13	< 5

Analyte Symbol	Ag	Al	As	Ba	Be	Bi	Ca	Cd	Co	Cr	Cu	Fe	Ga	K	Mg	Li	Mn	Mo	Na	Ni	P	Pb	Sb
Unit Symbol	ppm	%	ppm	ppm	ppm	ppm	%	ppm	ppm	ppm	ppm	%	ppm	%	%	ppm	ppm	ppm	%	ppm	%	ppm	ppm
Lower Limit	0.3	0.01	3	7	1	2	0.01	0.3	1	1	1	0.01	1	0.01	0.01	1	1	1	0.01	1	0.001	3	5
Method Code	TD-ICP	TD-ICP	TD-ICP	TD-ICP	TD-ICP	TD-ICP	TD-ICP	TD-ICP	TD-ICP	TD-ICP	TD-ICP	TD-ICP	TD-ICP	TD-ICP	TD-ICP	TD-ICP	TD-ICP	TD-ICP	TD-ICP	TD-ICP	TD-ICP	TD-ICP	TD-ICP
A0964656	0.9	7.73	69	113	1	< 2	3.48	< 0.3	10	25	15	2.92	20	0.89	1.03	13	1630	1	5.38	17	0.099	10	< 5
A0964657	0.7	7.93	11	523	1	< 2	2.53	< 0.3	13	36	26	3.16	21	1.63	0.89	18	531	1	2.46	29	0.070	10	< 5
A0964658	0.5	7.98	7	541	1	< 2	1.53	< 0.3	21	120	48	4.57	22	1.27	1.35	25	617	2	2.29	66	0.054	13	< 5
A0964659	1.3	8.00	6	643	1	< 2	1.85	< 0.3	22	125	79	4.25	21	1.92	1.27	23	1050	2	1.90	75	0.050	25	< 5
A0964660	0.6	7.81	28	569	1	< 2	2.69	0.4	10	35	19	2.58	22	1.87	0.96	16	903	1	2.35	20	0.065	27	< 5
A0964661	0.6	5.29	142	601	1	< 2	1.45	< 0.3	20	106	62	3.74	20	1.77	1.14	21	527	2	2.11	63	0.048	14	< 5
A0964662	0.7	6.01	62	528	1	< 2	1.91	< 0.3	16	84	46	3.22	22	0.89	1.11	20	441	2	2.07	45	0.055	15	< 5
A0964663	0.6	9.95	356	609	1	< 2	1.31	< 0.3	28	167	61	5.59	27	1.79	1.83	24	658	2	1.84	92	0.067	20	< 5
A0964664	0.7	8.68	9	529	2	< 2	1.78	< 0.3	18	92	11	9.53	20	1.62	1.23	29	758	1	1.13	54	0.069	12	< 5
A0964665	1.8	6.89	17	163	1	< 2	2.83	< 0.3	11	67	46	10.7	15	1.24	1.21	19	1780	< 1	1.58	43	0.072	35	6
A0964666	1.0	8.07	7	579	1	< 2	3.00	< 0.3	12	34	25	3.21	21	1.78	1.06	24	1020	5	2.15	25	0.072	24	< 5
A0964667	1.1	7.41	10	557	1	< 2	3.17	< 0.3	11	27	20	2.92	20	1.68	0.89	24	1810	1	2.17	20	0.064	36	< 5
A0964668	1.4	8.19	15	545	1	< 2	2.74	0.6	8	29	25	3.10	22	2.24	0.77	21	1170	1	1.57	15	0.052	49	< 5
A0964669	0.8	7.36	23	701	< 1	< 2	1.57	0.6	7	21	34	2.26	21	2.30	0.45	20	387	4	0.98	9	0.044	34	< 5
A0964670	0.4	4.72	< 3	220	< 1	< 2	1.17	< 0.3	12	31	23	4.54	20	1.16	0.79	51	579	< 1	1.91	21	0.065	8	< 5
A0964802	0.8	4.93	4	220	1	< 2	1.39	0.5	8	29	81	2.01	18	0.91	0.97	22	664	4	1.52	18	0.059	9	< 5
A0964811	0.7	6.92	7	172	1	< 2	2.27	< 0.3	9	30	101	2.67	21	1.19	0.94	19	576	3	2.21	19	0.061	12	< 5
A0964803	0.7	7.48	6	67	1	< 2	2.43	< 0.3	9	28	35	2.86	19	1.78	0.81	15	424	5	2.29	16	0.061	11	< 5
A0964804	1.3	6.20	14	135	< 1	3	1.91	< 0.3	7	22	61	2.50	16	0.65	0.64	11	462	5	3.06	14	0.049	39	< 5
A0964805	1.5	5.19	17	318	< 1	4	2.10	0.5	5	19	23	2.08	13	0.64	0.45	7	476	2	2.78	10	0.040	38	< 5
A0964806	1.1	6.72	169	80	< 1	< 2	3.50	6.2	6	36	36	2.35	18	0.12	0.67	4	1160	2	4.47	10	0.066	14	< 5
A0964807	0.9	7.29	52	464	1	4	2.01	1.1	7	34	44	2.51	21	1.00	0.61	13	716	4	3.02	15	0.062	32	< 5
A0964808	0.8	8.30	8	768	1	< 2	1.52	< 0.3	20	101	50	3.76	22	2.59	1.24	24	941	1	2.10	49	0.064	13	< 5
A0964809	1.2	5.99	7	782	1	< 2	1.47	< 0.3	24	142	75	6.03	21	1.97	1.78	30	1170	3	1.99	70	0.077	25	< 5
A0964810	0.5	6.52	3	718	1	< 2	1.40	< 0.3	21	118	47	4.37	20	1.55	1.24	24	939	1	2.51	56	0.058	13	< 5
A0964812	1.0	8.04	6	475	1	< 2	3.03	< 0.3	31	312	72	6.71	23	1.53	2.92	22	1100	2	3.36	87	0.033	12	6
A0964813	0.6	9.07	269	586	1	< 2	1.20	< 0.3	23	138	70	4.65	22	1.83	1.55	18	721	2	1.87	79	0.059	15	< 5
A0964814	0.9	9.01	74	630	2	< 2	1.27	< 0.3	22	133	62	4.58	22	1.76	1.54	20	602	2	2.98	78	0.053	20	< 5
A0964815	0.9	10.5	51	836	2	< 2	1.70	< 0.3	26	140	69	6.30	25	2.24	1.86	26	787	2	3.35	83	0.068	12	< 5
A0964816	0.7	6.55	85	274	1	< 2	1.38	< 0.3	16	96	49	3.44	16	1.35	0.98	17	439	2	1.69	52	0.050	23	< 5
A0964817	1.1	9.17	85	511	1	< 2	1.87	< 0.3	23	118	64	4.83	23	2.07	1.49	24	859	< 1	2.22	68	0.056	22	< 5
A0964818	0.7	8.30	8	549	1	< 2	2.55	< 0.3	13	45	31	3.29	23	1.77	1.23	19	540	< 1	2.31	28	0.057	15	< 5
A0964819	1.0	8.52	61	428	1	< 2	1.71	< 0.3	23	128	77	4.21	22	1.45	1.34	19	740	< 1	2.30	70	0.059	24	< 5
A0964820	0.8	8.57	19	502	1	< 2	1.53	< 0.3	21	125	67	4.16	22	1.82	1.37	22	523	2	2.26	71	0.060	18	< 5
A0964821	0.7	9.17	708	533	2	< 2	1.46	< 0.3	20	92	58	9.18	20	1.66	1.34	23	992	1	1.57	55	0.074	15	< 5
A0964822	0.9	6.36	162	368	1	< 2	2.89	< 0.3	12	211	69	10.8	15	1.51	1.29	22	898	< 1	1.23	35	0.074	14	6
A0964823	1.1	8.60	5	630	1	< 2	3.18	< 0.3	11	34	18	3.33	22	1.91	1.11	26	1860	< 1	2.21	33	0.073	15	< 5

Analyte Symbol	S	Sc	Sr	Te	Ti	Tl	U	V	W	Y	Zn	Zr	As	Zn
Unit Symbol	%	ppm	ppm	ppm	%	ppm	ppm	ppm	ppm	ppm	ppm	ppm	%	%
Lower Limit	0.01	4	1	2	0.01	5	10	2	5	1	1	5	0.01	0.001
Method Code	TD-ICP	TD-ICP	TD-ICP	TD-ICP	TD-ICP	TD-ICP	TD-ICP	TD-ICP	TD-ICP	TD-ICP	TD-ICP	TD-ICP	4Acid ICPOES	4Acid ICPOES
A0963125	1.69	< 4	25	< 2	0.11	< 5	< 10	10	< 5	11	39	165		
A0963126	1.75	< 4	73	< 2	0.12	< 5	< 10	7	< 5	13	43	176		
A0963127	1.52	< 4	230	< 2	0.15	< 5	< 10	28	6	5	293	127		
A0963128	1.30	< 4	261	< 2	0.15	< 5	< 10	27	5	5	190	131		
A0963129	1.24	< 4	207	< 2	0.11	< 5	< 10	9	8	11	470	158		
A0963130	1.82	< 4	122	< 2	0.09	< 5	< 10	12	8	10	34	139		
A0963135	1.48	< 4	212	6	0.11	< 5	< 10	14	8	11	254	170		
A0963131	2.27	7	364	2	0.25	< 5	< 10	53	11	10	405	121		
A0963132	1.68	4	232	< 2	0.21	< 5	< 10	19	17	6	123	112		
A0963133	1.75	4	292	< 2	0.26	< 5	< 10	19	11	7	61	161		
A0963134	3.71	12	204	< 2	0.31	< 5	< 10	87	7	15	238	122		
A0963136	0.71	6	409	< 2	0.23	< 5	< 10	46	11	9	186	130		
A0963137	0.59	4	305	< 2	0.18	< 5	< 10	39	8	7	320	96		
A0963138	0.58	6	406	< 2	0.25	< 5	< 10	53	7	10	153	124		
A0963139	1.42	6	227	< 2	0.26	< 5	< 10	56	17	10	82	137		
A0963140	0.78	5	267	< 2	0.21	< 5	< 10	42	21	8	69	121		
A0963141	0.44	6	370	< 2	0.24	< 5	< 10	48	6	10	71	122		
A0963142	0.88	< 4	288	< 2	0.23	< 5	< 10	55	16	5	217	105		
A0963143	1.16	5	382	< 2	0.23	< 5	< 10	38	68	8	157	107		
A0963144	0.52	6	400	< 2	0.25	< 5	< 10	55	32	10	97	131		
A0963145	0.50	6	361	< 2	0.25	< 5	< 10	51	8	10	77	127		
A0963146	0.36	6	352	< 2	0.24	< 5	< 10	49	< 5	10	76	118		
A0963147	0.81	6	338	< 2	0.24	< 5	< 10	49	7	10	197	131		
A0963148	2.47	< 4	85	< 2	0.11	< 5	< 10	9	< 5	11	32	154		
A0963149	3.90	< 4	790	< 2	0.09	< 5	< 10	13	< 5	14	20	192		
A0963150	2.50	< 4	60	< 2	0.11	< 5	< 10	9	< 5	13	30	173		
A0963045	5.20	7	289	< 2	0.26	< 5	< 10	63	8	9	44	124		
A0963046	2.62	7	291	3	0.33	< 5	< 10	65	< 5	10	55	128		
A0963047	2.74	6	393	< 2	0.22	< 5	< 10	48	21	8	348	121		
A0963151	1.05	8	259	< 2	0.26	< 5	< 10	60	8	9	138	122		
A0963152	0.54	15	272	< 2	0.35	< 5	< 10	99	6	15	118	144		
A0963153	0.28	15	198	< 2	0.33	< 5	< 10	100	< 5	14	107	138		
A0963154	0.40	11	297	< 2	0.31	< 5	< 10	82	< 5	11	105	143		
A0963155	0.26	7	316	< 2	0.23	< 5	< 10	45	< 5	11	224	114		
A0963156	0.69	5	387	< 2	0.23	< 5	< 10	41	14	8	45	123		
A0963157	0.47	10	693	< 2	0.37	< 5	< 10	102	6	14	87	111		
A0963158	0.51	13	169	< 2	0.31	< 5	< 10	88	< 5	14	90	130		
A0963159	0.39	7	351	< 2	0.26	< 5	< 10	56	< 5	9	47	147		
A0963160	0.32	7	309	< 2	0.23	< 5	< 10	48	< 5	9	51	119		
A0963161	0.34	6	275	< 2	0.23	< 5	< 10	47	< 5	9	54	127		
A0963162	0.45	6	229	< 2	0.24	< 5	< 10	47	< 5	9	47	119		
A0963163	1.90	6	326	< 2	0.20	< 5	< 10	44	6	8	60	130		
A0963164	4.01	5	214	< 2	0.19	< 5	< 10	44	< 5	8	29	112		
A0963165	2.29	6	298	< 2	0.22	< 5	< 10	47	< 5	9	59	114		
A0963166	3.62	< 4	221	< 2	0.20	< 5	< 10	46	< 5	5	62	114		
A0963167	2.34	5	286	< 2	0.23	< 5	< 10	48	< 5	7	44	124		
A0963168	2.48	7	337	< 2	0.24	< 5	< 10	50	< 5	9	40	122		
A0963169	2.11	6	283	< 2	0.23	< 5	< 10	48	< 5	9	53	117		
A0963170	2.13	6	428	< 2	0.25	< 5	< 10	46	< 5	9	56	120		

Analyte Symbol	S	Sc	Sr	Te	Ti	Tl	U	V	W	Y	Zn	Zr	As	Zn
Unit Symbol	%	ppm	ppm	ppm	%	ppm	ppm	ppm	ppm	ppm	ppm	ppm	%	%
Lower Limit	0.01	4	1	2	0.01	5	10	2	5	1	1	5	0.01	0.001
Method Code	TD-ICP	TD-ICP	TD-ICP	TD-ICP	TD-ICP	TD-ICP	TD-ICP	TD-ICP	TD-ICP	TD-ICP	TD-ICP	TD-ICP	4Acid ICPOES	4Acid ICPOES
A0963171	1.98	5	296	< 2	0.20	< 5	< 10	42	10	7	47	117		
A0963172	1.98	5	288	< 2	0.20	< 5	< 10	41	7	8	32	110		
A0963173	1.98	9	506	< 2	0.24	< 5	< 10	61	< 5	10	45	132		
A0963174	2.02	6	330	< 2	0.21	< 5	< 10	42	< 5	8	36	118		
A0963175	1.87	< 4	245	< 2	0.20	< 5	< 10	40	7	5	49	111		
A0963176	3.53	6	227	2	0.19	< 5	< 10	39	< 5	9	53	140		
A0963177	2.00	< 4	249	< 2	0.15	< 5	< 10	27	18	6	31	140		
A0963178	1.75	< 4	282	< 2	0.17	< 5	< 10	27	< 5	8	20	147		
A0963179	2.63	5	276	2	0.21	< 5	< 10	40	7	8	33	119		
A0963180	1.80	5	325	< 2	0.20	< 5	< 10	43	< 5	9	43	134		
A0963181	0.84	6	312	< 2	0.24	< 5	< 10	48	6	10	71	134		
A0963182	0.70	5	358	< 2	0.20	< 5	< 10	48	12	8	253	109		
A0963183	0.76	6	326	< 2	0.24	< 5	< 10	52	10	10	157	123		
A0963184	0.55	< 4	298	< 2	0.24	< 5	< 10	49	7	5	75	110		
A0963185	3.73	< 4	98	3	0.10	< 5	< 10	22	7	6	16	111		
A0963186	4.36	< 4	76	< 2	0.13	< 5	< 10	28	8	5	37	122		
A0963187	4.70	9	126	< 2	0.22	< 5	< 10	66	12	10	82	115		
A0963188	1.33	11	312	< 2	0.27	< 5	< 10	85	9	9	397	109		
A0963189	2.34	16	249	< 2	0.38	< 5	< 10	116	15	11	227	119		
A0963190	0.43	6	334	< 2	0.20	< 5	< 10	49	5	8	71	124		
A0963191	1.06	8	329	2	0.24	< 5	< 10	45	19	9	43	101		
A0962716	0.25	13	250	< 2	0.29	< 5	< 10	89	< 5	11	67	123		
A0962717	0.52	7	632	< 2	0.24	< 5	< 10	49	< 5	10	45	125		
A0962718	0.31	6	282	< 2	0.22	< 5	< 10	48	< 5	9	55	130		
A0962719	2.16	6	313	< 2	0.21	< 5	< 10	45	< 5	8	33	129		
A0962720	2.55	7	309	< 2	0.22	< 5	< 10	51	< 5	9	96	130		
A0962715	2.18	5	78	< 2	0.18	< 5	< 10	39	< 5	6	15	87		
A0962721	2.88	8	327	< 2	0.26	< 5	< 10	57	< 5	10	37	133		
A0962722	2.34	5	240	< 2	0.20	< 5	< 10	43	< 5	8	32	127		
A0962723	3.04	6	257	< 2	0.21	< 5	< 10	47	5	9	39	126		
A0962724	1.99	6	344	< 2	0.22	< 5	< 10	49	14	9	40	126		
A0962725	2.11	< 4	238	< 2	0.22	< 5	< 10	44	13	5	38	119		
A0963510	6.47	6	74	< 2	0.20	< 5	< 10	44	7	7	22	81		
A0963511	7.09	6	90	< 2	0.17	< 5	< 10	48	7	8	45	100		
A0963509	4.16	< 4	44	< 2	0.09	< 5	< 10	14	6	10	23	145		
A0963517	3.00	< 4	51	< 2	0.09	< 5	< 10	12	< 5	10	20	143		
A0963512	5.50	9	140	< 2	0.19	< 5	< 10	63	13	9	57	113		
A0963513	2.18	13	298	< 2	0.29	< 5	< 10	78	< 5	15	380	105		
A0963514	5.41	8	231	3	0.23	< 5	< 10	58	13	9	137	82		
A0963515	0.86	< 4	175	< 2	0.13	< 5	< 10	3	< 5	15	120	225		
A0963516	0.23	< 4	128	< 2	0.11	< 5	< 10	3	< 5	8	71	186		
A0963518	2.13	7	266	< 2	0.26	< 5	< 10	59	52	10	39	116		
A0963519	2.90	< 4	116	< 2	0.14	< 5	< 10	25	< 5	6	40	117		
A0963520	1.24	< 4	191	< 2	0.14	< 5	< 10	26	< 5	5	31	117		
A0963521	17.7	4	71	< 2	0.15	< 5	< 10	27	6	11	33	82		
A0963542	5.92	6	29	< 2	0.23	< 5	< 10	50	7	9	77	112		
A0963522	2.24	8	145	< 2	0.32	< 5	< 10	66	8	11	79	130		
A0963523	1.34	< 4	67	< 2	0.10	< 5	< 10	11	7	11	44	154		
A0963524	1.77	< 4	58	< 2	0.11	< 5	< 10	8	< 5	11	23	162		
A0963525	0.97	< 4	19	< 2	0.11	< 5	< 10	9	< 5	9	16	161		

Analyte Symbol	S	Sc	Sr	Te	Ti	Tl	U	V	W	Y	Zn	Zr	As	Zn
Unit Symbol	%	ppm	ppm	ppm	%	ppm	ppm	ppm	ppm	ppm	ppm	ppm	%	%
Lower Limit	0.01	4	1	2	0.01	5	10	2	5	1	1	5	0.01	0.001
Method Code	TD-ICP	TD-ICP	TD-ICP	TD-ICP	TD-ICP	TD-ICP	TD-ICP	TD-ICP	TD-ICP	TD-ICP	TD-ICP	TD-ICP	4Acid ICPOES	4Acid ICPOES
A0963526	3.81	5	32	< 2	0.23	< 5	< 10	46	6	5	60	123		
A0963527	1.39	< 4	73	< 2	0.09	< 5	< 10	9	14	10	555	134		
A0963541	3.56	< 4	36	< 2	0.08	< 5	< 10	11	5	10	85	142		
A0963528	1.98	< 4	47	< 2	0.15	< 5	< 10	25	63	11	58	150		
A0963529	5.65	10	79	6	0.30	< 5	< 10	86	18	12	341	115		
A0963530	1.24	5	224	< 2	0.18	< 5	< 10	20	12	7	738	95		
A0963531	1.80	11	432	2	0.26	< 5	< 10	53	25	12	639	119		
A0963532	4.13	9	368	3	0.22	< 5	< 10	32	19	10	57	101		
A0963533	1.19	18	382	< 2	0.49	< 5	< 10	139	11	19	160	156		
A0963544	2.09	12	276	< 2	0.30	< 5	< 10	87	7	13	3100	155		
A0963534	2.54	18	165	< 2	0.40	< 5	< 10	110	5	19	2770	140		
A0963535	1.52	11	405	< 2	0.38	< 5	< 10	60	26	14	5210	181		
A0963536	2.41	14	344	3	0.29	< 5	< 10	103	21	14	3300	129		
A0963537	0.40	12	260	< 2	0.29	< 5	< 10	76	< 5	12	154	147		
A0963538	0.19	14	194	< 2	0.31	< 5	< 10	105	< 5	13	142	148		
A0963539	0.70	12	176	< 2	0.28	< 5	< 10	75	< 5	13	3120	117		
A0963540	0.36	7	280	< 2	0.25	< 5	< 10	53	< 5	10	97	138		
A0963543	0.44	< 4	148	< 2	0.20	< 5	< 10	36	< 5	4	111	108		
A0964376	1.74	4	231	< 2	0.19	< 5	< 10	38	6	6	45	125		
A0964377	2.20	5	251	< 2	0.19	< 5	< 10	37	< 5	8	49	117		
A0964378	2.33	5	217	< 2	0.21	< 5	< 10	46	< 5	8	37	126		
A0964379	2.30	5	184	< 2	0.19	< 5	< 10	38	< 5	7	24	114		
A0964380	1.80	6	254	< 2	0.23	< 5	< 10	50	< 5	9	46	132		
A0964381	3.92	5	119	< 2	0.17	< 5	< 10	36	< 5	7	15	116		
A0964382	2.64	7	281	< 2	0.23	< 5	< 10	50	< 5	10	64	132		
A0964383	2.45	7	352	< 2	0.25	< 5	< 10	58	< 5	9	49	129		
A0964384	2.08	9	373	< 2	0.27	< 5	< 10	64	6	10	105	123		
A0964385	2.17	4	267	< 2	0.26	< 5	< 10	54	8	6	55	130		
A0964386	2.25	6	323	< 2	0.23	< 5	< 10	47	< 5	10	57	109		
117448	< 0.01	7	250	< 2	0.20	< 5	< 10	48	< 5	10	61	48		
117449	< 0.01	6	268	< 2	0.14	< 5	< 10	35	< 5	9	52	92		
A0964839	< 0.01	6	242	< 2	0.13	< 5	< 10	32	< 5	8	48	73		
117450	0.05	6	271	< 2	0.23	< 5	< 10	45	< 5	9	57	125		
117064	0.01	6	278	< 2	0.13	< 5	< 10	33	< 5	9	53	93		
117065	0.02	6	308	< 2	0.14	< 5	< 10	33	< 5	9	55	102		
117066	0.01	6	311	< 2	0.18	< 5	< 10	40	< 5	9	57	113		
117067	< 0.01	6	280	< 2	0.20	< 5	< 10	44	< 5	9	54	125		
117068	0.03	6	331	< 2	0.31	< 5	< 10	66	< 5	7	63	152		
117069	< 0.01	5	231	< 2	0.18	< 5	< 10	42	< 5	7	47	115		
117070	< 0.01	6	269	< 2	0.20	< 5	< 10	43	< 5	9	52	44		
117071	< 0.01	6	279	< 2	0.21	< 5	< 10	44	< 5	8	54	118		
117072	0.02	6	393	< 2	0.12	< 5	< 10	28	< 5	9	58	101		
117073	0.01	6	278	< 2	0.23	< 5	< 10	45	< 5	8	60	132		
117074	< 0.01	6	264	< 2	0.13	< 5	< 10	33	< 5	9	52	88		
117075	< 0.01	6	261	< 2	0.12	< 5	< 10	31	< 5	8	52	101		
117076	0.03	6	343	< 2	0.19	< 5	< 10	43	< 5	8	48	122		
117077	0.02	6	314	< 2	0.18	< 5	< 10	41	< 5	8	50	106		
117078	0.02	6	294	< 2	0.20	< 5	< 10	42	< 5	9	48	83		
117079	0.01	6	286	< 2	0.12	< 5	< 10	36	< 5	9	54	83		

Analyte Symbol	S	Sc	Sr	Te	Ti	Tl	U	V	W	Y	Zn	Zr	As	Zn
Unit Symbol	%	ppm	ppm	ppm	%	ppm	ppm	ppm	ppm	ppm	ppm	ppm	%	%
Lower Limit	0.01	4	1	2	0.01	5	10	2	5	1	1	5	0.01	0.001
Method Code	TD-ICP	TD-ICP	TD-ICP	TD-ICP	TD-ICP	TD-ICP	TD-ICP	TD-ICP	TD-ICP	TD-ICP	TD-ICP	TD-ICP	4Acid ICPOES	4Acid ICPOES
117080	< 0.01	6	285	< 2	0.09	< 5	< 10	23	< 5	9	50	65		
117081	0.19	6	305	< 2	0.24	< 5	< 10	49	< 5	10	61	144		
117082	0.02	6	262	< 2	0.19	< 5	< 10	46	< 5	8	53	128		
117083	0.04	6	299	< 2	0.20	< 5	< 10	45	< 5	8	48	121		
117084	0.09	6	268	< 2	0.21	< 5	< 10	45	< 5	8	52	122		
117085	0.02	6	251	< 2	0.20	< 5	< 10	43	< 5	8	48	112		
117086	0.05	6	278	< 2	0.18	< 5	< 10	41	< 5	8	49	115		
117087	0.05	6	298	< 2	0.19	< 5	< 10	42	< 5	9	58	112		
117088	0.13	6	273	< 2	0.24	< 5	< 10	51	< 5	9	56	135		
117089	0.07	< 4	231	< 2	0.23	< 5	< 10	48	< 5	5	52	121		
117090	0.25	7	335	< 2	0.27	< 5	< 10	55	< 5	10	60	146		
117091	0.01	6	296	< 2	0.21	< 5	< 10	43	< 5	9	54	28		
117092	0.01	6	280	< 2	0.14	< 5	< 10	35	< 5	9	49	95		
117093	0.03	5	262	< 2	0.09	< 5	< 10	29	< 5	8	49	72		
117094	0.12	5	254	< 2	0.17	< 5	< 10	39	< 5	8	48	105		
117095	0.06	6	312	< 2	0.18	< 5	< 10	42	< 5	9	55	116		
117096	0.19	8	309	< 2	0.26	< 5	< 10	60	< 5	9	59	120		
117097	0.27	6	264	< 2	0.21	< 5	< 10	43	< 5	9	70	114		
117098	2.42	< 4	240	< 2	0.21	< 5	< 10	44	5	5	29	124		
117099	2.07	7	319	< 2	0.24	< 5	< 10	55	< 5	9	37	123		
117100	2.28	7	305	< 2	0.26	< 5	< 10	58	< 5	10	70	122		
A0963951	1.89	6	351	< 2	0.23	< 5	< 10	45	< 5	9	32	125		
A0963952	2.69	5	237	< 2	0.21	< 5	< 10	45	7	8	33	120		
A0963953	1.90	< 4	280	< 2	0.15	< 5	< 10	24	5	7	25	139		
A0963954	0.13	17	684	< 2	0.29	< 5	< 10	96	< 5	21	97	97		
A0963955	0.44	8	474	< 2	0.29	< 5	< 10	62	6	12	90	137		
A0963956	0.58	7	505	< 2	0.30	< 5	< 10	59	11	11	231	170		
117146	2.04	< 4	276	< 2	0.21	< 5	< 10	38	13	6	69	151		
117147	1.93	< 4	208	< 2	0.16	< 5	< 10	27	14	6	166	147		
117148	2.53	6	357	< 2	0.25	< 5	< 10	50	53	9	89	120		
117205	2.59	4	216	< 2	0.14	< 5	< 10	27	66	9	20	130		
117149	2.15	5	128	< 2	0.16	< 5	< 10	36	5	13	33	141		
117144	3.42	< 4	16	< 2	0.10	< 5	< 10	7	< 5	11	27	153		
117150	2.06	< 4	30	4	0.12	< 5	< 10	13	< 5	10	26	150		
117201	1.86	< 4	64	< 2	0.10	< 5	< 10	11	7	10	31	156		
117145	3.49	< 4	58	< 2	0.11	< 5	< 10	12	11	11	33	152		
117202	2.30	6	159	< 2	0.21	< 5	< 10	43	56	8	37	119		
117203	3.21	5	99	< 2	0.17	< 5	< 10	33	16	13	107	174		
117204	1.36	< 4	155	< 2	0.11	< 5	< 10	13	8	11	26	151		
117206	0.38	12	546	< 2	0.31	< 5	< 10	93	< 5	13	63	145		
117207	0.23	15	251	< 2	0.25	< 5	< 10	96	< 5	13	62	105		
117164	0.22	14	199	< 2	0.31	< 5	< 10	109	< 5	12	82	125		
117208	0.19	16	203	< 2	0.33	< 5	< 10	102	< 5	14	79	119		
117209	0.29	7	379	< 2	0.24	< 5	< 10	54	< 5	9	60	150		
117210	0.28	7	386	< 2	0.26	< 5	< 10	60	< 5	10	68	158		
117211	0.18	4	232	< 2	0.22	< 5	< 10	46	< 5	7	55	116		
117212	0.66	5	280	< 2	0.25	< 5	< 10	60	< 5	7	41	145		
117213	0.37	8	348	< 2	0.27	< 5	< 10	63	< 5	10	56	129		
117214	0.43	6	278	< 2	0.25	< 5	< 10	49	< 5	9	53	132		
117215	0.24	7	292	< 2	0.20	< 5	< 10	49	< 5	10	54	139		

Analyte Symbol	S	Sc	Sr	Te	Ti	Tl	U	V	W	Y	Zn	Zr	As	Zn
Unit Symbol	%	ppm	ppm	ppm	%	ppm	ppm	ppm	ppm	ppm	ppm	ppm	%	%
Lower Limit	0.01	4	1	2	0.01	5	10	2	5	1	1	5	0.01	0.001
Method Code	TD-ICP	TD-ICP	TD-ICP	TD-ICP	TD-ICP	TD-ICP	TD-ICP	TD-ICP	TD-ICP	TD-ICP	TD-ICP	TD-ICP	4Acid ICPOES	4Acid ICPOES
117216	0.37	6	293	< 2	0.25	< 5	< 10	53	< 5	9	86	139		
117217	0.19	6	297	< 2	0.20	< 5	< 10	44	< 5	9	55	132		
117218	0.48	6	317	< 2	0.26	< 5	< 10	55	< 5	9	49	144		
117219	2.36	6	165	< 2	0.24	< 5	< 10	54	< 5	9	66	122		
117165	3.06	4	244	< 2	0.24	< 5	< 10	52	< 5	5	47	116		
117220	2.21	6	366	< 2	0.24	< 5	< 10	54	< 5	8	52	120		
117222	3.54	6	355	< 2	0.24	< 5	< 10	55	< 5	9	47	137		
117221	2.97	7	275	< 2	0.24	< 5	< 10	52	< 5	9	47	114		
117223	2.24	6	394	< 2	0.25	< 5	< 10	51	< 5	9	59	143		
117224	2.28	7	390	< 2	0.24	< 5	< 10	57	< 5	9	50	127		
117225	1.86	6	356	< 2	0.21	< 5	< 10	48	< 5	9	50	104		
117226	2.04	5	396	< 2	0.22	< 5	< 10	49	< 5	9	37	149		
117227	4.68	8	543	< 2	0.29	< 5	< 10	60	< 5	10	73	156		
117228	2.29	< 4	302	< 2	0.27	< 5	< 10	49	< 5	6	38	158		
117229	2.29	5	397	< 2	0.27	< 5	< 10	49	< 5	9	38	149		
117230	1.13	6	352	< 2	0.22	< 5	< 10	45	< 5	10	40	130		
117231	2.16	5	351	< 2	0.22	< 5	< 10	45	< 5	9	36	129		
117232	2.41	7	389	< 2	0.26	< 5	< 10	52	21	10	44	145		
117233	2.54	6	303	< 2	0.22	< 5	< 10	48	13	9	85	119		
117234	2.92	7	342	< 2	0.27	< 5	< 10	56	< 5	11	63	159		
117235	2.10	7	290	< 2	0.23	< 5	< 10	60	5	8	73	147		
117236	1.67	6	344	< 2	0.23	< 5	< 10	50	< 5	9	58	127		
117237	1.63	4	333	2	0.20	< 5	< 10	37	< 5	8	118	123		
117238	3.10	6	262	< 2	0.20	< 5	< 10	47	7	8	96	124		
117239	3.13	6	165	< 2	0.21	< 5	< 10	51	< 5	8	64	129		
117240	3.28	6	264	< 2	0.22	< 5	< 10	50	< 5	9	128	133		
117241	2.62	7	280	< 2	0.21	< 5	< 10	46	< 5	8	47	118		
117242	3.57	6	257	< 2	0.21	< 5	< 10	51	5	9	70	129		
117243	1.97	5	282	< 2	0.24	< 5	< 10	46	< 5	7	43	112		
117244	1.80	6	263	< 2	0.22	< 5	< 10	51	< 5	9	44	106		
117245	1.36	< 4	298	< 2	0.20	< 5	< 10	45	96	7	427	92		
117246	0.64	< 4	206	< 2	0.10	< 5	< 10	10	< 5	10	25	142		
117247	1.11	6	246	< 2	0.22	< 5	< 10	53	< 5	8	41	98		
117248	2.63	7	337	< 2	0.24	< 5	< 10	54	10	9	39	123		
117249	2.92	6	281	< 2	0.25	< 5	< 10	53	43	8	143	121		
117250	3.47	7	280	< 2	0.25	< 5	< 10	55	18	10	47	129		
117151	2.79	7	261	< 2	0.25	< 5	< 10	53	8	10	43	116		
117152	5.95	5	50	< 2	0.20	< 5	< 10	44	21	7	24	123		
117153	3.35	12	135	< 2	0.27	< 5	< 10	87	11	12	46	128		
117154	4.30	11	118	< 2	0.25	< 5	< 10	92	7	12	61	140		
117155	3.08	6	71	< 2	0.22	< 5	< 10	70	< 5	6	46	103		
117156	2.54	5	147	< 2	0.16	< 5	< 10	55	13	6	63	97		
117157	0.43	7	422	< 2	0.26	< 5	< 10	69	9	9	68	133		
117158	0.65	4	248	4	0.19	< 5	< 10	40	20	7	131	94		
117159	0.33	5	344	< 2	0.21	< 5	< 10	41	< 5	9	55	136		
117160	0.69	11	254	< 2	0.40	< 5	< 10	83	8	14	63	210		
117161	0.42	6	260	< 2	0.22	< 5	< 10	35	< 5	12	126	149		
117162	0.68	5	183	< 2	0.12	< 5	< 10	3	< 5	16	59	215		
117163	0.23	4	194	< 2	0.12	< 5	< 10	3	< 5	15	109	197		

Analyte Symbol	S	Sc	Sr	Te	Ti	Tl	U	V	W	Y	Zn	Zr	As	Zn
Unit Symbol	%	ppm	ppm	ppm	%	ppm	ppm	ppm	ppm	ppm	ppm	ppm	%	%
Lower Limit	0.01	4	1	2	0.01	5	10	2	5	1	1	5	0.01	0.001
Method Code	TD-ICP	TD-ICP	TD-ICP	TD-ICP	TD-ICP	TD-ICP	TD-ICP	TD-ICP	TD-ICP	TD-ICP	TD-ICP	TD-ICP	4Acid ICPOES	4Acid ICPOES
A0963240	< 0.01	5	268	< 2	0.11	< 5	< 10	24	< 5	7	50	83		
A0963241	0.01	< 4	266	< 2	0.21	< 5	< 10	48	< 5	5	51	114		
A0963242	0.03	5	252	< 2	0.20	< 5	< 10	40	< 5	7	45	109		
A0963243	< 0.01	5	261	< 2	0.19	< 5	< 10	40	< 5	8	47	110		
A0963244	0.39	7	271	< 2	0.25	< 5	< 10	52	< 5	10	43	130		
A0963117	0.22	6	273	< 2	0.19	< 5	< 10	41	< 5	8	43	119		
A0963245	0.22	6	274	< 2	0.19	< 5	< 10	39	< 5	9	48	123		
A0963246	< 0.01	5	271	< 2	0.09	< 5	< 10	23	< 5	8	45	77		
A0963247	< 0.01	6	260	< 2	0.21	< 5	< 10	42	< 5	8	51	111		
A0963248	0.01	6	274	< 2	0.10	< 5	< 10	22	< 5	8	49	77		
A0963249	0.01	6	307	< 2	0.21	< 5	< 10	48	< 5	9	46	130		
A0963250	0.02	6	287	< 2	0.20	< 5	< 10	43	< 5	9	47	59		
A0963101	0.02	6	376	< 2	0.21	< 5	< 10	44	< 5	9	33	116		
A0963102	0.08	6	291	< 2	0.19	< 5	< 10	42	< 5	10	53	110		
A0963103	0.01	6	276	< 2	0.13	< 5	< 10	34	< 5	9	50	93		
A0963104	0.03	6	298	< 2	0.21	< 5	< 10	44	< 5	9	49	126		
A0963118	< 0.01	6	277	< 2	0.21	< 5	< 10	43	< 5	9	46	113		
A0963105	< 0.01	6	285	< 2	0.13	< 5	< 10	30	< 5	9	53	90		
A0963106	0.01	6	311	< 2	0.22	< 5	< 10	47	< 5	9	50	137		
A0963107	< 0.01	6	246	< 2	0.23	< 5	< 10	46	< 5	9	50	119		
A0963108	0.04	9	637	< 2	0.27	< 5	< 10	73	< 5	13	64	109		
A0963109	0.12	6	289	< 2	0.21	< 5	< 10	45	< 5	10	52	89		
A0963110	0.05	6	283	< 2	0.21	< 5	< 10	47	< 5	8	51	117		
A0963111	< 0.01	6	277	< 2	0.13	< 5	< 10	31	< 5	8	52	100		
A0963112	0.02	6	283	< 2	0.15	< 5	< 10	37	< 5	9	51	112		
A0963113	0.04	9	472	< 2	0.30	< 5	< 10	62	< 5	11	71	152		
A0963114	0.03	8	476	< 2	0.31	< 5	< 10	57	< 5	11	69	118		
A0963115	0.05	8	482	< 2	0.19	< 5	< 10	46	< 5	12	67	100		
A0963116	9.28	5	69	< 2	0.19	< 5	< 10	38	< 5	7	142	109		
A0963119	6.21	6	50	< 2	0.22	< 5	< 10	47	< 5	9	35	105		
A0963545	1.50	4	40	< 2	0.12	< 5	< 10	7	< 5	18	41	204		
DX758102	1.11	< 4	146	< 2	0.08	< 5	< 10	10	112	9	524	135		
DX758103	1.63	< 4	175	< 2	0.08	< 5	< 10	12	6	10	38	144		
DX758104	0.78	6	178	< 2	0.22	< 5	< 10	51	97	8	143	132		
DX758105	3.35	6	64	< 2	0.23	< 5	< 10	47	5	9	40	130		
DX758106	4.59	14	45	< 2	0.27	< 5	< 10	102	5	13	79	145		
DX758107	4.89	8	51	8	0.22	< 5	< 10	65	6	9	49	129		
DX758108	2.47	7	50	< 2	0.26	< 5	< 10	74	11	5	99	118		
DX758109	0.96	11	174	< 2	0.26	< 5	< 10	81	< 5	11	58	131		
DX758110	3.21	13	192	< 2	0.24	< 5	< 10	95	6	12	565	123		
DX758111	3.24	13	199	< 2	0.25	< 5	< 10	99	7	13	586	127		
DX758112	2.19	5	104	3	0.21	< 5	< 10	62	9	7	184	104		
DX758113	1.00	14	256	< 2	0.34	< 5	< 10	111	9	16	92	144		
DX758114	1.26	4	227	< 2	0.12	< 5	< 10	10	8	13	212	213		
DX758115	0.30	17	261	< 2	0.36	< 5	< 10	122	< 5	15	166	153		
DX758116	0.25	16	176	< 2	0.38	< 5	< 10	115	< 5	18	221	140		
DX758117	0.22	14	183	< 2	0.25	< 5	< 10	83	< 5	12	86	134		
DX758118	0.42	13	103	< 2	0.32	< 5	< 10	86	< 5	13	1640	141		
DX758119	0.26	15	204	< 2	0.30	< 5	< 10	94	< 5	15	97	125		
DX758120	0.49	11	230	< 2	0.23	< 5	< 10	68	< 5	11	2190	138		

Analyte Symbol	S	Sc	Sr	Te	Ti	Tl	U	V	W	Y	Zn	Zr	As	Zn
Unit Symbol	%	ppm	ppm	ppm	%	ppm	ppm	ppm	ppm	ppm	ppm	ppm	%	%
Lower Limit	0.01	4	1	2	0.01	5	10	2	5	1	1	5	0.01	0.001
Method Code	TD-ICP	TD-ICP	TD-ICP	TD-ICP	TD-ICP	TD-ICP	TD-ICP	TD-ICP	TD-ICP	TD-ICP	TD-ICP	TD-ICP	4Acid ICPOES	4Acid ICPOES
DX758121	0.51	7	209	< 2	0.24	< 5	< 10	50	< 5	9	2450	120		
DX758122	0.23	5	177	< 2	0.21	< 5	< 10	36	< 5	6	730	153		
DX758123	0.87	7	253	< 2	0.28	< 5	< 10	49	< 5	9	212	118		
DX758124	0.22	5	309	< 2	0.29	< 5	< 10	62	< 5	5	73	115		
A0964076	7.19	6	135	< 2	0.19	< 5	< 10	47	< 5	9	46	123		
A0964077	3.25	7	337	< 2	0.26	< 5	< 10	61	< 5	10	124	144		
A0964078	2.11	6	392	< 2	0.23	< 5	< 10	53	< 5	10	99	126		
A0964079	3.89	6	265	< 2	0.21	< 5	< 10	47	< 5	5	46	127		
A0964080	4.05	8	216	< 2	0.28	< 5	< 10	61	< 5	11	61	137		
A0964081	2.93	6	289	< 2	0.23	< 5	< 10	54	< 5	9	82	138		
A0964082	2.47	7	280	< 2	0.22	< 5	< 10	52	< 5	9	70	130		
A0964083	2.47	5	294	< 2	0.20	< 5	< 10	41	< 5	8	167	117		
A0964084	1.74	< 4	255	< 2	0.21	< 5	< 10	47	< 5	5	65	115		
A0964085	1.43	6	330	2	0.23	< 5	< 10	55	< 5	8	97	110		
A0964086	2.28	5	383	2	0.22	< 5	< 10	43	< 5	8	40	147		
A0964087	3.19	7	300	< 2	0.24	< 5	< 10	53	< 5	10	37	133		
A0964088	3.94	7	253	< 2	0.23	< 5	< 10	52	< 5	10	47	132		
A0964089	3.47	6	261	< 2	0.24	< 5	< 10	54	< 5	10	37	138		
A0964090	7.52	6	78	< 2	0.18	< 5	< 10	46	< 5	8	22	120		
A0964091	2.95	8	314	< 2	0.24	< 5	< 10	66	< 5	10	46	127		
A0964092	6.03	7	38	< 2	0.22	< 5	< 10	49	5	8	43	130		
A0964093	4.88	5	92	< 2	0.22	< 5	< 10	49	< 5	3	26	135		
A0964094	3.35	7	240	< 2	0.25	< 5	< 10	57	< 5	9	39	125		
A0964095	1.82	6	176	< 2	0.22	< 5	< 10	49	< 5	9	46	118		
A0964096	2.00	6	361	< 2	0.22	< 5	< 10	49	< 5	9	68	114		
A0964097	2.13	6	132	< 2	0.23	< 5	< 10	50	< 5	9	59	107		
A0964098	1.07	6	238	< 2	0.23	< 5	< 10	50	< 5	9	58	111		
A0964099	2.68	7	333	< 2	0.24	< 5	< 10	54	< 5	10	35	124		
A0964100	5.56	6	103	2	0.22	< 5	< 10	54	48	9	31	120		
A0963801	3.72	< 4	72	< 2	0.15	< 5	< 10	24	< 5	7	22	134		
A0963802	3.34	7	338	< 2	0.25	< 5	< 10	57	12	10	69	138		
A0963803	1.61	< 4	210	< 2	0.11	< 5	< 10	14	< 5	10	38	155		
A0963804	2.49	< 4	86	< 2	0.10	< 5	< 10	26	5	10	31	151		
A0963805	2.72	< 4	34	< 2	0.09	< 5	< 10	11	< 5	10	25	137		
A0963806	3.02	7	202	< 2	0.24	< 5	< 10	58	58	9	132	133		
A0963807	2.71	8	211	< 2	0.26	< 5	< 10	62	7	9	378	138		
A0963808	2.24	< 4	79	< 2	0.11	< 5	< 10	15	< 5	10	86	148		
A0963809	2.49	< 4	76	< 2	0.10	< 5	< 10	12	< 5	10	23	142		
A0963810	1.37	< 4	26	< 2	0.10	< 5	< 10	10	< 5	10	144	145		
A0963811	2.86	7	179	< 2	0.27	< 5	< 10	91	5	6	56	119		
A0963812	5.07	10	133	< 2	0.19	< 5	< 10	85	23	11	26	109		
A0963813	1.36	8	246	< 2	0.32	< 5	< 10	43	6	13	193	153		
A0963814	1.54	7	291	< 2	0.33	< 5	< 10	34	9	12	104	131		
A0963815	0.50	4	211	< 2	0.15	< 5	< 10	31	< 5	9	78	134		
A0963816	2.35	14	233	< 2	0.41	< 5	< 10	123	25	12	144	144		
A0963817	0.78	8	234	< 2	0.33	< 5	< 10	53	11	11	99	171		
A0963818	0.87	< 4	201	3	0.13	< 5	< 10	9	9	12	125	178		
A0963819	0.85	4	223	< 2	0.13	< 5	< 10	5	7	14	236	229		
A0963820	0.32	< 4	180	< 2	0.13	< 5	< 10	3	< 5	13	46	210		

Analyte Symbol	S	Sc	Sr	Te	Ti	Tl	U	V	W	Y	Zn	Zr	As	Zn
Unit Symbol	%	ppm	ppm	ppm	%	ppm	ppm	ppm	ppm	ppm	ppm	ppm	%	%
Lower Limit	0.01	4	1	2	0.01	5	10	2	5	1	1	5	0.01	0.001
Method Code	TD-ICP	TD-ICP	TD-ICP	TD-ICP	TD-ICP	TD-ICP	TD-ICP	TD-ICP	TD-ICP	TD-ICP	TD-ICP	TD-ICP	4Acid ICPOES	4Acid ICPOES
A0963821	0.51	11	291	< 2	0.35	< 5	< 10	96	12	9	79	137		
A0963822	1.76	< 4	126	< 2	0.13	< 5	< 10	25	< 5	4	> 10000	118		2.71
A0963823	0.20	10	173	< 2	0.37	< 5	< 10	96	< 5	8	115	142		
A0963824	0.46	13	169	< 2	0.36	< 5	< 10	89	< 5	13	97	129		
A0964859	4.63	6	115	< 2	0.24	< 5	< 10	45	13	8	70	125		
A0964852	2.45	< 4	114	< 2	0.12	< 5	< 10	11	47	12	24	167		
A0964853	2.18	6	91	< 2	0.24	< 5	< 10	42	9	8	48	126		
A0964854	1.27	< 4	182	< 2	0.11	< 5	< 10	18	< 5	10	43	164		
A0964855	1.52	< 4	129	10	0.13	< 5	< 10	11	< 5	12	143	158		
A0964856	3.81	14	69	< 2	0.34	< 5	< 10	101	13	12	71	129		
A0964857	5.18	11	77	< 2	0.29	< 5	< 10	77	9	10	58	122		
A0964858	7.98	10	117	< 2	0.31	< 5	< 10	62	24	11	48	134		
A0963930	3.70	6	279	< 2	0.23	< 5	< 10	54	< 5	7	51	117		
A0963938	6.08	6	135	< 2	0.25	< 5	< 10	51	< 5	9	34	122		
A0963931	5.50	7	186	< 2	0.24	< 5	< 10	52	6	9	48	123		
A0963932	2.87	7	322	< 2	0.25	< 5	< 10	58	< 5	10	93	130		
A0963933	7.89	< 4	159	3	0.14	< 5	< 10	26	< 5	6	18	119		
A0963934	3.46	7	239	< 2	0.25	< 5	< 10	56	17	9	54	123		
A0963935	3.33	8	298	< 2	0.30	< 5	< 10	60	9	10	66	135		
A0963936	1.37	< 4	228	< 2	0.11	< 5	< 10	11	9	10	723	152		
A0963937	3.10	< 4	87	< 2	0.24	< 5	< 10	46	< 5	3	655	127		
A0964028	2.21	5	240	< 2	0.23	< 5	< 10	35	144	7	707	124		
A0964029	1.71	< 4	88	< 2	0.12	< 5	< 10	8	< 5	10	28	162		
A0964030	3.13	< 4	26	< 2	0.11	< 5	< 10	10	305	11	22	150		
A0964031	1.73	< 4	158	< 2	0.12	< 5	< 10	12	< 5	12	54	149		
A0964032	2.89	< 4	55	< 2	0.11	< 5	< 10	9	6	11	26	145		
A0964033	1.21	10	149	< 2	0.28	< 5	< 10	71	< 5	10	66	125		
A0964034	2.11	11	63	< 2	0.30	< 5	< 10	76	< 5	10	98	115		
A0964035	3.45	9	266	5	0.18	< 5	< 10	31	28	7	40	58		
A0964036	1.22	4	277	< 2	0.16	< 5	< 10	16	6	7	11	97		
A0964037	4.76	5	78	< 2	0.17	< 5	< 10	48	5	6	4230	101		
A0964038	1.97	4	238	< 2	0.19	< 5	< 10	22	11	8	141	113		
A0964039	1.16	5	267	< 2	0.18	< 5	< 10	35	9	7	82	101		
A0964040	1.38	5	242	< 2	0.15	< 5	< 10	34	23	6	18	61		
A0964041	0.73	5	238	< 2	0.20	< 5	< 10	21	32	12	211	157		
A0964042	0.52	4	244	< 2	0.13	< 5	< 10	3	< 5	14	372	194		
A0964043	0.28	5	223	< 2	0.14	< 5	< 10	4	12	16	248	218		
A0964044	0.23	4	189	< 2	0.13	< 5	< 10	3	5	15	220	217		
A0964045	0.47	8	309	< 2	0.35	< 5	< 10	83	10	7	97	142		
A0964046	1.81	9	302	< 2	0.31	< 5	< 10	66	36	9	9170	142		
A0964047	0.21	14	150	< 2	0.32	< 5	< 10	94	< 5	16	154	132		
A0964048	0.32	15	176	< 2	0.32	< 5	< 10	86	< 5	15	79	125		
A0964049	0.18	7	274	< 2	0.28	< 5	< 10	46	< 5	7	72	134		
A0964050	1.06	6	196	< 2	0.27	< 5	< 10	46	< 5	7	234	105		
A0963986	0.12	8	380	< 2	0.20	< 5	< 10	50	< 5	8	58	101		
A0963987	0.19	9	339	< 2	0.40	< 5	< 10	64	< 5	10	92	140		
A0963988	0.23	8	240	< 2	0.34	< 5	< 10	62	< 5	9	98	128		
A0963989	0.22	7	113	< 2	0.41	< 5	< 10	86	< 5	2	103	126		
A0963990	0.27	11	316	< 2	0.38	< 5	< 10	97	< 5	8	89	136		
A0963991	0.53	13	257	< 2	0.33	< 5	< 10	79	< 5	15	131	119		

Analyte Symbol	S	Sc	Sr	Te	Ti	Tl	U	V	W	Y	Zn	Zr	As	Zn
Unit Symbol	%	ppm	ppm	ppm	%	ppm	ppm	ppm	ppm	ppm	ppm	ppm	%	%
Lower Limit	0.01	4	1	2	0.01	5	10	2	5	1	1	5	0.01	0.001
Method Code	TD-ICP	TD-ICP	TD-ICP	TD-ICP	TD-ICP	TD-ICP	TD-ICP	TD-ICP	TD-ICP	TD-ICP	TD-ICP	TD-ICP	4Acid ICPOES	4Acid ICPOES
A0963992	0.51	7	263	< 2	0.26	< 5	< 10	51	< 5	8	1050	125		
A0963993	0.24	11	218	< 2	0.27	< 5	< 10	60	< 5	12	104	151		
A0963994	0.32	< 4	264	< 2	0.18	< 5	< 10	29	< 5	5	77	117		
A0963995	0.31	< 4	144	< 2	0.16	< 5	< 10	27	< 5	5	2490	124		
A0963996	0.15	5	322	< 2	0.19	< 5	< 10	40	< 5	5	62	117		
A0963997	0.26	9	285	< 2	0.31	< 5	< 10	61	< 5	9	86	114		
A0963998	0.45	< 4	239	< 2	0.24	< 5	< 10	47	< 5	5	54	94		
A0963999	0.20	8	328	< 2	0.36	< 5	< 10	65	< 5	10	109	134		
A0964000	0.26	7	281	< 2	0.31	< 5	< 10	56	< 5	8	80	39		
A0964872	4.20	7	299	< 2	0.23	< 5	< 10	52	< 5	8	41	121		
A0964873	2.54	6	317	< 2	0.27	< 5	< 10	50	5	9	62	130		
A0964874	4.25	6	97	< 2	0.25	< 5	< 10	50	7	7	23	124		
A0964875	4.40	5	200	< 2	0.21	< 5	< 10	45	6	7	16	117		
A0964876	3.14	6	285	< 2	0.23	< 5	< 10	49	13	8	44	122		
A0964877	0.17	6	84	< 2	0.26	< 5	< 10	52	18	7	13	122		
A0964878	2.82	5	329	< 2	0.23	< 5	< 10	44	10	8	62	121		
A0964879	2.56	5	342	< 2	0.23	< 5	< 10	42	< 5	9	46	140		
A0964880	1.49	4	263	< 2	0.17	< 5	< 10	33	< 5	8	33	105		
A0964881	2.89	6	309	< 2	0.23	< 5	< 10	47	23	10	34	131		
A0964882	2.58	6	320	< 2	0.26	< 5	< 10	47	17	8	42	125		
A0964634	0.23	8	295	< 2	0.28	< 5	< 10	60	< 5	9	97	109		
A0964635	0.39	9	256	< 2	0.31	< 5	< 10	60	< 5	9	81	153		
A0964636	0.65	8	152	< 2	0.26	< 5	< 10	59	< 5	8	52	147		
A0964637	0.26	9	267	< 2	0.23	< 5	< 10	42	< 5	7	28	131		
A0963003	0.12	5	283	< 2	0.26	< 5	< 10	54	< 5	6	55	117		
A0963004	0.01	6	273	< 2	0.22	< 5	< 10	44	< 5	8	56	123		
A0963005	< 0.01	6	314	< 2	0.22	< 5	< 10	42	< 5	9	56	20		
A0963006	0.08	20	355	2	0.34	< 5	< 10	130	< 5	21	103	54		
A0963007	0.14	21	440	< 2	0.21	< 5	< 10	107	< 5	13	109	127		
A0963008	0.32	11	392	< 2	0.28	< 5	< 10	59	< 5	13	97	147		
A0963009	0.11	10	405	< 2	0.32	< 5	< 10	65	< 5	12	85	146		
A0963010	0.26	11	393	< 2	0.39	< 5	< 10	88	< 5	12	85	165		
A0963011	0.47	11	298	< 2	0.24	< 5	< 10	74	< 5	10	68	109		
A0963012	0.29	7	376	< 2	0.43	< 5	< 10	85	< 5	8	82	147		
A0963013	0.37	7	315	< 2	0.26	< 5	< 10	62	< 5	9	53	131		
A0963014	0.36	6	318	< 2	0.25	< 5	< 10	47	< 5	9	60	139		
A0963015	0.51	6	287	< 2	0.24	< 5	< 10	47	< 5	8	54	127		
A0963016	0.51	13	220	< 2	0.34	< 5	< 10	92	< 5	11	91	122		
A0963017	0.84	5	258	< 2	0.21	< 5	< 10	40	< 5	7	63	125		
A0963018	0.64	6	297	< 2	0.25	< 5	< 10	49	< 5	9	59	127		
A0963019	3.17	6	315	< 2	0.21	< 5	< 10	49	7	8	88	122		
A0963020	2.94	6	280	< 2	0.24	< 5	< 10	47	6	8	220	127		
A0963021	2.92	6	282	< 2	0.23	< 5	< 10	46	< 5	8	89	131		
A0963022	3.14	4	234	< 2	0.26	< 5	< 10	51	9	5	225	119		
A0963023	2.79	6	301	< 2	0.28	< 5	< 10	53	< 5	8	130	133		
A0963024	3.58	6	273	< 2	0.25	< 5	< 10	56	< 5	9	102	136		
A0963025	3.94	7	226	< 2	0.23	< 5	< 10	54	< 5	9	110	132		
A0963026	3.72	7	165	< 2	0.22	< 5	< 10	51	< 5	9	48	122		
A0963027	7.94	6	69	4	0.23	< 5	< 10	50	< 5	8	28	125		

Analyte Symbol	S	Sc	Sr	Te	Ti	Tl	U	V	W	Y	Zn	Zr	As	Zn
Unit Symbol	%	ppm	ppm	ppm	%	ppm	ppm	ppm	ppm	ppm	ppm	ppm	%	%
Lower Limit	0.01	4	1	2	0.01	5	10	2	5	1	1	5	0.01	0.001
Method Code	TD-ICP	TD-ICP	TD-ICP	TD-ICP	TD-ICP	TD-ICP	TD-ICP	TD-ICP	TD-ICP	TD-ICP	TD-ICP	TD-ICP	4Acid ICPOES	4Acid ICPOES
A0963028	5.40	5	79	< 2	0.22	< 5	< 10	41	< 5	8	45	116		
A0963029	4.32	7	210	2	0.26	< 5	< 10	59	< 5	11	49	126		
A0963030	3.17	7	311	< 2	0.27	< 5	< 10	61	181	11	82	141		
A0963031	5.02	6	198	2	0.24	< 5	< 10	50	< 5	10	84	119		
A0963032	6.91	6	86	< 2	0.26	< 5	< 10	50	< 5	11	43	117		
A0963033	5.29	7	155	2	0.25	< 5	< 10	52	< 5	9	88	118		
A0963034	1.30	6	340	< 2	0.25	< 5	< 10	52	36	9	491	106		
A0963035	4.60	6	87	< 2	0.24	< 5	< 10	46	< 5	9	66	99		
A0963036	1.11	6	275	< 2	0.26	< 5	< 10	49	200	10	206	119		
A0963037	4.99	7	127	< 2	0.26	< 5	< 10	55	< 5	10	44	123		
A0963038	1.81	7	258	< 2	0.26	< 5	< 10	61	< 5	10	87	125		
A0963044	3.34	5	50	< 2	0.23	< 5	< 10	50	13	4	50	113		
A0963039	2.47	7	126	2	0.26	< 5	< 10	49	< 5	9	61	121		
A0964703	2.45	6	106	< 2	0.26	< 5	< 10	49	9	9	75	118		
A0964704	1.92	4	144	< 2	0.13	< 5	< 10	26	11	6	483	78		
A0964705	1.32	6	339	2	0.21	< 5	< 10	29	7	8	118	102		
A0963040	0.83	6	311	< 2	0.26	< 5	< 10	52	6	9	81	131		
A0963041	0.29	6	212	< 2	0.26	< 5	< 10	52	6	8	212	118		
A0963042	0.39	5	221	< 2	0.25	< 5	< 10	51	19	7	65	122		
A0963043	0.07	6	274	< 2	0.24	< 5	< 10	48	< 5	9	48	120		
A0963369	2.69	< 4	21	< 2	0.11	< 5	< 10	10	8	10	19	147		
A0963370	4.06	6	28	< 2	0.29	< 5	< 10	57	13	3	119	132		
A0963371	3.45	5	43	10	0.22	< 5	< 10	47	10	7	122	118		
A0963372	2.09	< 4	39	< 2	0.12	< 5	< 10	12	6	11	411	147		
A0963374	3.65	10	50	< 2	0.24	< 5	< 10	74	< 5	10	136	123		
A0963375	1.59	10	76	< 2	0.28	< 5	< 10	75	< 5	11	71	115		
A0963376	5.90	9	54	< 2	0.24	< 5	< 10	67	5	10	50	116		
A0963377	1.01	10	69	< 2	0.27	< 5	< 10	73	< 5	10	62	116		
A0963378	0.95	11	38	< 2	0.29	< 5	< 10	78	6	11	81	135		
A0963373	8.78	7	49	< 2	0.21	< 5	< 10	49	10	6	37	108		
A0963379	1.30	5	70	< 2	0.24	< 5	< 10	47	< 5	5	77	113		
A0963380	3.94	13	358	< 2	0.33	< 5	< 10	95	< 5	15	218	136		
A0963381	6.15	14	186	< 2	0.32	< 5	< 10	59	12	12	229	120		
A0963382	2.09	15	296	< 2	0.37	< 5	< 10	106	10	13	148	131		
A0962895	2.18	< 4	146	< 2	0.09	< 5	< 10	27	85	10	723	128		
A0962896	2.97	< 4	45	< 2	0.13	< 5	< 10	14	< 5	10	38	140		
A0962897	2.06	< 4	215	< 2	0.12	< 5	< 10	10	< 5	11	27	149		
A0962898	2.05	< 4	218	< 2	0.11	< 5	< 10	10	< 5	11	27	149		
A0962899	2.31	5	106	< 2	0.22	< 5	< 10	40	9	8	386	125		
A0962705	6.75	5	36	< 2	0.20	< 5	< 10	36	8	7	26	111		
A0962900	3.02	8	77	< 2	0.26	< 5	< 10	60	< 5	10	58	129		
A0962701	4.07	10	111	< 2	0.25	< 5	< 10	79	6	11	57	133		
A0962702	3.77	11	70	< 2	0.28	< 5	< 10	86	19	12	111	122		
A0962703	2.80	9	106	< 2	0.26	< 5	< 10	80	12	9	68	121		
A0962704	2.13	6	166	< 2	0.22	< 5	< 10	61	15	7	69	115		
A0963674	0.48	6	322	< 2	0.28	< 5	< 10	55	< 5	9	125	138		
A0963675	1.72	5	309	< 2	0.25	< 5	< 10	48	< 5	6	57	128		
A0963676	2.46	6	459	< 2	0.25	< 5	< 10	46	< 5	9	163	135		
A0963677	2.62	6	289	< 2	0.22	< 5	< 10	45	< 5	7	87	125		
A0963678	1.27	5	202	< 2	0.21	< 5	< 10	45	< 5	7	74	124		

Analyte Symbol	S	Sc	Sr	Te	Ti	Tl	U	V	W	Y	Zn	Zr	As	Zn
Unit Symbol	%	ppm	ppm	ppm	%	ppm	ppm	ppm	ppm	ppm	ppm	ppm	%	%
Lower Limit	0.01	4	1	2	0.01	5	10	2	5	1	1	5	0.01	0.001
Method Code	TD-ICP	TD-ICP	TD-ICP	TD-ICP	TD-ICP	TD-ICP	TD-ICP	TD-ICP	TD-ICP	TD-ICP	TD-ICP	TD-ICP	4Acid ICPOES	4Acid ICPOES
A0963679	2.42	6	106	< 2	0.28	< 5	< 10	57	< 5	10	58	143		
A0963680	1.98	5	124	< 2	0.20	< 5	< 10	43	< 5	7	54	128		
A0963681	1.77	5	116	< 2	0.20	< 5	< 10	43	< 5	7	55	130		
A0963682	2.27	5	139	< 2	0.18	< 5	< 10	40	< 5	7	61	128		
A0963683	2.92	5	180	< 2	0.19	< 5	< 10	42	< 5	8	65	131		
A0963684	3.51	10	164	< 2	0.32	< 5	< 10	75	6	12	45	149		
A0963685	3.20	7	137	< 2	0.26	< 5	< 10	60	< 5	9	40	119		
A0963686	7.72	5	62	< 2	0.18	< 5	< 10	37	< 5	6	20	122		
A0963687	3.11	7	266	< 2	0.27	< 5	< 10	55	< 5	9	49	127		
A0963688	3.54	7	219	< 2	0.23	< 5	< 10	53	< 5	10	41	138		
A0963689	3.23	6	342	< 2	0.23	< 5	< 10	54	< 5	9	68	123		
A0963690	2.37	6	373	< 2	0.24	< 5	< 10	55	< 5	9	311	127		
A0963691	2.15	7	462	< 2	0.26	< 5	< 10	61	< 5	10	153	121		
A0963692	2.26	7	371	< 2	0.24	< 5	< 10	55	< 5	10	56	130		
A0963693	4.51	6	296	< 2	0.25	< 5	< 10	48	< 5	9	129	120		
A0963694	6.19	6	71	< 2	0.25	< 5	< 10	48	8	8	79	127		
A0963695	7.55	6	38	< 2	0.24	< 5	< 10	45	< 5	8	43	112		
A0963696	3.54	6	262	< 2	0.21	< 5	< 10	52	< 5	10	40	122		
A0963697	5.81	6	79	< 2	0.23	< 5	< 10	49	11	8	56	108		
A0963698	5.21	6	92	< 2	0.27	< 5	< 10	50	5	9	42	123		
A0963699	7.20	6	53	9	0.24	< 5	< 10	48	< 5	7	40	106		
A0963700	5.55	7	149	< 2	0.24	< 5	< 10	52	< 5	9	56	122		
DX758001	3.76	6	87	< 2	0.26	< 5	< 10	48	9	9	56	113		
DX758002	2.95	6	152	< 2	0.24	< 5	< 10	52	7	9	188	95		
DX758003	1.45	< 4	59	< 2	0.12	< 5	< 10	9	7	10	38	155		
DX758004	3.21	< 4	18	< 2	0.11	< 5	< 10	10	< 5	10	378	147		
DX758005	2.45	< 4	18	< 2	0.12	< 5	< 10	13	< 5	11	97	151		
DX758251	4.65	5	84	< 2	0.21	< 5	< 10	48	8	7	61	111		
DX758006	7.89	6	69	2	0.18	< 5	< 10	64	< 5	8	30	114		
A0962707	2.07	6	98	< 2	0.21	< 5	< 10	59	5	9	28	116		
A0962706	4.31	11	55	< 2	0.28	< 5	< 10	106	11	11	86	126		
A0964101	9.28	7	61	< 2	0.22	< 5	< 10	52	< 5	8	21	124		
A0964102	5.73	6	102	< 2	0.25	< 5	< 10	49	< 5	8	27	141		
A0964103	1.67	6	352	< 2	0.26	< 5	< 10	47	< 5	10	494	137		
A0964104	6.67	7	99	< 2	0.24	< 5	< 10	57	< 5	9	48	126		
A0964105	3.30	7	275	< 2	0.25	< 5	< 10	56	< 5	9	83	128		
A0964106	3.18	7	196	< 2	0.23	< 5	< 10	55	< 5	10	89	130		
A0964107	3.08	6	187	< 2	0.24	< 5	< 10	45	< 5	8	63	119		
A0964108	3.84	6	131	4	0.24	< 5	< 10	54	< 5	10	52	129		
A0964109	3.36	5	237	2	0.21	< 5	< 10	43	< 5	9	69	122		
A0964110	3.74	7	204	3	0.26	< 5	< 10	54	< 5	10	56	120		
A0964111	4.43	7	277	4	0.25	< 5	< 10	53	< 5	9	70	129		
A0964112	2.30	7	307	< 2	0.26	< 5	< 10	57	< 5	10	59	135		
A0964113	3.51	8	344	< 2	0.31	< 5	< 10	75	6	13	120	157		
A0964114	1.81	7	341	< 2	0.26	< 5	< 10	54	< 5	9	166	114		
A0964115	1.09	6	367	< 2	0.27	< 5	< 10	47	< 5	9	136	137		
A0964116	7.87	6	148	< 2	0.22	< 5	< 10	48	< 5	9	57	114		
A0964117	1.99	8	359	< 2	0.33	< 5	< 10	67	< 5	10	1070	124		
A0964118	2.21	4	270	< 2	0.16	< 5	< 10	32	8	6	507	87		

Analyte Symbol	S	Sc	Sr	Te	Ti	Tl	U	V	W	Y	Zn	Zr	As	Zn
Unit Symbol	%	ppm	ppm	ppm	%	ppm	ppm	ppm	ppm	ppm	ppm	ppm	%	%
Lower Limit	0.01	4	1	2	0.01	5	10	2	5	1	1	5	0.01	0.001
Method Code	TD-ICP	TD-ICP	TD-ICP	TD-ICP	TD-ICP	TD-ICP	TD-ICP	TD-ICP	TD-ICP	TD-ICP	TD-ICP	TD-ICP	4Acid ICPOES	4Acid ICPOES
A0964119	4.58	7	262	< 2	0.25	< 5	< 10	53	< 5	10	253	124		
A0964120	1.94	6	164	< 2	0.25	< 5	< 10	54	13	9	573	132		
A0964121	2.14	6	182	< 2	0.25	< 5	< 10	51	< 5	9	121	128		
A0964122	1.58	7	345	< 2	0.23	< 5	< 10	57	22	8	81	118		
A0964123	1.43	6	206	< 2	0.23	< 5	< 10	45	14	8	106	145		
A0964124	1.16	< 4	262	< 2	0.18	< 5	< 10	28	12	7	54	143		
A0964125	1.33	< 4	290	< 2	0.14	< 5	< 10	33	9	6	875	125		
A0964126	0.89	< 4	252	< 2	0.17	< 5	< 10	31	40	7	145	145		
A0964127	1.21	< 4	166	< 2	0.18	< 5	< 10	29	41	6	798	143		
A0964128	1.25	4	186	< 2	0.18	< 5	< 10	32	< 5	6	722	120		
A0964129	2.61	< 4	125	< 2	0.10	< 5	< 10	14	< 5	5	213	62		
A0964130	1.17	5	176	< 2	0.21	< 5	< 10	39	9	7	999	125		
A0964131	0.69	7	216	< 2	0.26	< 5	< 10	51	12	9	564	134		
A0964132	0.95	< 4	283	< 2	0.15	< 5	< 10	33	224	6	91	116		
A0964133	0.66	4	226	< 2	0.17	< 5	< 10	42	13	5	158	117		
A0964134	0.63	< 4	270	< 2	0.18	< 5	< 10	37	47	6	236	117		
A0964135	0.72	4	216	< 2	0.19	< 5	< 10	35	10	6	1220	125		
A0964136	0.43	6	223	< 2	0.25	< 5	< 10	49	< 5	10	68	120		
A0964137	0.79	6	232	< 2	0.27	< 5	< 10	50	19	10	80	144		
A0964138	0.93	< 4	123	< 2	0.08	< 5	< 10	5	< 5	6	58	118		
A0964139	1.12	5	203	< 2	0.13	< 5	< 10	11	5	13	222	180		
A0964140	0.53	4	221	< 2	0.12	< 5	< 10	4	< 5	14	48	202		
A0964141	0.57	16	236	< 2	0.36	< 5	< 10	109	< 5	14	92	134		
A0964142	0.42	12	211	< 2	0.32	< 5	< 10	83	< 5	13	69	122		
DX758125	2.59	5	128	2	0.15	< 5	< 10	35	< 5	10	53	94		
DX758126	< 0.01	6	222	< 2	0.19	< 5	< 10	40	< 5	10	80	112		
A0964260	0.22	7	273	< 2	0.25	< 5	< 10	55	< 5	9	64	109		
A0964261	0.28	7	304	< 2	0.20	< 5	< 10	43	< 5	9	56	113		
A0964262	0.03	5	251	< 2	0.24	< 5	< 10	48	< 5	7	56	134		
A0964264	< 0.01	< 4	101	< 2	0.02	< 5	< 10	< 2	< 5	9	36	40		
A0964263	0.15	7	352	< 2	0.28	< 5	< 10	55	< 5	10	63	111		
A0964265	0.04	6	269	< 2	0.13	< 5	< 10	33	< 5	8	55	89		
A0964266	0.20	< 4	102	< 2	0.04	< 5	< 10	4	< 5	9	49	44		
A0964267	< 0.01	< 4	258	< 2	0.03	< 5	< 10	< 2	< 5	9	42	41		
A0964268	0.10	10	368	< 2	0.39	< 5	< 10	77	< 5	12	74	200		
A0964269	0.04	10	434	< 2	0.42	< 5	< 10	71	< 5	14	92	168		
A0964270	0.06	10	623	< 2	0.38	< 5	< 10	74	< 5	13	85	165		
A0964271	0.17	10	429	< 2	0.19	< 5	< 10	54	< 5	12	81	99		
A0964272	0.15	8	380	< 2	0.39	< 5	< 10	75	< 5	10	84	142		
A0964273	0.32	6	284	< 2	0.25	< 5	< 10	47	< 5	8	59	126		
A0964274	0.54	6	277	< 2	0.26	< 5	< 10	50	< 5	9	64	123		
A0964275	0.01	< 4	156	< 2	0.02	< 5	< 10	< 2	< 5	10	31	26		
A0964276	0.36	6	277	< 2	0.25	< 5	< 10	48	< 5	8	58	123		
A0964277	0.51	10	709	< 2	0.44	< 5	< 10	87	< 5	15	74	174		
A0964278	0.30	6	312	< 2	0.23	< 5	< 10	51	< 5	9	56	133		
A0964279	0.13	9	300	< 2	0.27	< 5	< 10	68	< 5	9	77	129		
A0964280	4.92	6	109	< 2	0.25	< 5	< 10	52	< 5	8	46	116		
A0964285	2.74	6	233	3	0.25	< 5	< 10	46	83	10	54	140		
A0964281	1.41	6	316	< 2	0.26	< 5	< 10	52	< 5	9	63	114		
A0964282	3.91	5	71	< 2	0.24	< 5	< 10	42	5	11	46	130		

Analyte Symbol	S	Sc	Sr	Te	Ti	Tl	U	V	W	Y	Zn	Zr	As	Zn
Unit Symbol	%	ppm	ppm	ppm	%	ppm	ppm	ppm	ppm	ppm	ppm	ppm	%	%
Lower Limit	0.01	4	1	2	0.01	5	10	2	5	1	1	5	0.01	0.001
Method Code	TD-ICP	TD-ICP	TD-ICP	TD-ICP	TD-ICP	TD-ICP	TD-ICP	TD-ICP	TD-ICP	TD-ICP	TD-ICP	TD-ICP	4Acid ICPOES	4Acid ICPOES
A0964283	3.57	7	131	< 2	0.31	< 5	< 10	61	39	12	89	123		
A0964284	6.87	6	50	< 2	0.22	< 5	< 10	49	11	8	130	112		
A0964286	2.96	7	277	< 2	0.28	< 5	< 10	57	113	10	41	135		
A0964287	3.58	6	126	< 2	0.25	< 5	< 10	53	8	10	41	123		
A0964288	2.63	5	265	< 2	0.21	< 5	< 10	40	10	8	45	111		
A0964289	2.77	5	109	< 2	0.18	< 5	< 10	43	20	7	187	138		
A0964706	0.61	7	369	< 2	0.31	< 5	< 10	56	< 5	9	162	115		
117391	0.39	6	377	< 2	0.26	< 5	< 10	53	< 5	10	83	112		
117392	1.15	6	333	< 2	0.23	< 5	< 10	54	106	9	106	120		
117393	2.24	7	213	< 2	0.25	< 5	< 10	57	9	10	82	118		
117394	0.48	7	401	< 2	0.33	< 5	< 10	58	8	10	912	125		
117395	0.38	8	382	< 2	0.29	< 5	< 10	71	7	10	282	117		
117396	0.73	6	223	< 2	0.26	< 5	< 10	49	< 5	8	7580	103		
117397	0.52	6	170	< 2	0.27	< 5	< 10	52	7	9	228	112		
117398	3.54	6	167	< 2	0.28	< 5	< 10	59	10	9	64	113		
117399	1.27	5	252	< 2	0.26	< 5	< 10	49	66	7	1150	117		
117400	1.19	7	102	< 2	0.34	< 5	< 10	58	5	10	3630	124		
117401	3.20	5	85	< 2	0.20	< 5	< 10	40	7	8	299	120		
117402	4.36	5	105	< 2	0.16	< 5	< 10	56	8	7	279	108		
117403	2.15	5	173	< 2	0.16	< 5	< 10	21	11	7	94	95		
117404	1.19	5	169	< 2	0.20	< 5	< 10	41	11	6	730	120		
117405	0.76	4	126	< 2	0.19	< 5	< 10	34	< 5	6	319	118		
117406	0.34	6	301	< 2	0.23	< 5	< 10	48	< 5	9	98	115		
117407	0.41	12	194	< 2	0.30	< 5	< 10	89	< 5	13	96	121		
117408	0.44	5	176	< 2	0.25	< 5	< 10	51	< 5	6	73	134		
117409	0.66	5	264	< 2	0.24	< 5	< 10	47	12	9	57	118		
117410	0.76	5	256	< 2	0.20	< 5	< 10	51	13	7	280	120		
117411	1.98	12	203	< 2	0.32	< 5	< 10	103	11	13	113	113		
117412	0.60	6	259	< 2	0.25	< 5	< 10	57	43	9	101	132		
117413	1.11	5	245	< 2	0.13	< 5	< 10	16	11	15	136	221		
117414	0.28	15	214	< 2	0.32	< 5	< 10	98	< 5	15	92	132		
117415	1.50	13	481	< 2	0.37	< 5	< 10	75	74	14	76	122		
117416	0.39	18	271	< 2	0.44	< 5	< 10	122	< 5	16	132	148		
117417	1.58	5	210	< 2	0.17	< 5	< 10	14	9	15	66	197		
117418	1.09	16	103	< 2	0.30	< 5	< 10	104	< 5	15	122	124		
117419	0.37	17	95	< 2	0.34	< 5	< 10	104	< 5	16	67	119		
117420	0.95	5	274	< 2	0.18	< 5	< 10	16	12	13	25	178		
117421	0.85	5	248	< 2	0.15	< 5	< 10	12	8	12	37	156		
117422	0.81	4	294	< 2	0.15	< 5	< 10	15	7	11	36	153		
117423	1.16	5	126	< 2	0.13	< 5	< 10	5	7	15	140	194		
117424	0.60	4	187	< 2	0.13	< 5	< 10	4	< 5	12	72	205		
117425	1.51	4	139	< 2	0.12	< 5	< 10	4	< 5	13	75	163		
A0964891	0.86	7	224	< 2	0.27	< 5	< 10	56	< 5	10	637	144		
A0964892	0.62	12	218	< 2	0.31	< 5	< 10	80	< 5	10	675	112		
A0964893	1.25	7	151	< 2	0.25	< 5	< 10	52	7	9	253	130		
A0964894	0.40	6	242	< 2	0.25	< 5	< 10	49	< 5	9	89	128		
A0964895	0.49	6	289	< 2	0.25	< 5	< 10	49	< 5	9	67	124		
A0964896	0.56	6	268	< 2	0.26	< 5	< 10	51	< 5	9	111	119		
A0964897	0.68	7	249	< 2	0.23	< 5	< 10	35	77	14	146	189		

Analyte Symbol	S	Sc	Sr	Te	Ti	Tl	U	V	W	Y	Zn	Zr	As	Zn
Unit Symbol	%	ppm	ppm	ppm	%	ppm	ppm	ppm	ppm	ppm	ppm	ppm	%	%
Lower Limit	0.01	4	1	2	0.01	5	10	2	5	1	1	5	0.01	0.001
Method Code	TD-ICP	TD-ICP	TD-ICP	TD-ICP	TD-ICP	TD-ICP	TD-ICP	TD-ICP	TD-ICP	TD-ICP	TD-ICP	TD-ICP	4Acid ICPOES	4Acid ICPOES
A0964898	0.75	< 4	220	< 2	0.13	< 5	< 10	7	< 5	12	55	187		
A0964899	0.88	4	149	< 2	0.13	< 5	< 10	3	< 5	13	76	208		
A0964900	0.46	7	347	< 2	0.32	< 5	< 10	64	< 5	11	59	133		
A0964901	0.29	8	381	< 2	0.30	< 5	< 10	62	< 5	11	71	129		
A0964902	0.53	4	186	< 2	0.13	< 5	< 10	3	< 5	15	50	200		
A0964903	0.50	6	248	< 2	0.15	< 5	< 10	15	< 5	14	52	193		
A0964904	0.29	4	193	< 2	0.13	< 5	< 10	3	< 5	15	60	207		
A0964905	1.20	5	211	< 2	0.12	< 5	< 10	5	< 5	14	50	201		
A0964021	5.82	6	33	< 2	0.21	< 5	< 10	41	9	8	38	133		
A0964022	5.21	7	76	< 2	0.27	< 5	< 10	52	8	8	50	135		
A0964023	0.85	6	336	< 2	0.25	< 5	< 10	50	53	9	67	112		
A0964024	0.85	6	315	< 2	0.24	< 5	< 10	51	54	8	100	110		
A0964025	0.59	6	192	< 2	0.27	< 5	< 10	50	7	10	132	123		
A0964026	0.51	7	217	< 2	0.27	< 5	< 10	56	248	10	71	113		
A0964027	1.73	4	257	< 2	0.16	< 5	< 10	34	22	7	320	94		
A0964561	0.05	5	479	< 2	0.20	< 5	< 10	42	< 5	5	54	124		
A0964562	0.26	14	387	< 2	0.33	< 5	< 10	101	< 5	13	85	151		
A0964563	0.08	6	407	< 2	0.19	< 5	< 10	40	< 5	7	58	108		
A0964564	0.16	7	388	< 2	0.21	< 5	< 10	45	< 5	10	80	122		
A0964565	0.12	7	441	< 2	0.30	< 5	< 10	59	< 5	9	74	141		
A0964566	0.13	5	318	< 2	0.23	< 5	< 10	39	< 5	7	54	127		
A0964567	0.15	< 4	288	< 2	0.17	< 5	< 10	29	< 5	4	48	93		
A0964568	0.02	5	321	< 2	0.13	< 5	< 10	28	< 5	5	50	79		
A0964569	0.02	7	455	< 2	0.17	< 5	< 10	42	< 5	10	64	100		
A0964570	0.01	8	346	< 2	0.10	< 5	< 10	29	< 5	9	67	82		
A0964571	< 0.01	8	334	< 2	0.12	< 5	< 10	35	< 5	10	73	81		
A0964572	0.01	9	339	< 2	0.13	< 5	< 10	34	< 5	11	71	77		
A0964573	0.01	7	294	< 2	0.35	< 5	< 10	66	< 5	7	73	111		
A0964574	< 0.01	8	389	< 2	0.30	< 5	< 10	63	< 5	9	67	120		
A0964575	< 0.01	9	317	< 2	0.16	< 5	< 10	42	< 5	10	76	104		
A0964576	0.32	9	389	< 2	0.31	< 5	< 10	71	< 5	12	93	134		
A0964577	0.10	5	305	< 2	0.20	< 5	< 10	37	< 5	6	53	103		
A0964578	0.07	9	408	< 2	0.11	< 5	< 10	27	< 5	11	77	74		
A0964579	0.03	< 4	299	< 2	0.17	< 5	< 10	27	< 5	5	48	107		
A0964580	0.04	7	358	< 2	0.16	< 5	< 10	28	< 5	8	66	82		
A0964581	0.10	9	408	< 2	0.29	< 5	< 10	73	< 5	10	74	123		
A0964582	0.12	14	438	< 2	0.35	< 5	< 10	104	< 5	9	95	133		
A0964583	0.03	8	347	< 2	0.25	< 5	< 10	64	< 5	8	74	122		
A0964584	0.03	6	349	< 2	0.24	< 5	< 10	46	< 5	9	64	130		
A0964585	< 0.01	4	222	< 2	0.25	< 5	< 10	47	< 5	7	58	127		
A0964586	0.17	5	247	< 2	0.25	< 5	< 10	46	< 5	7	49	133		
A0964616	0.03	5	447	< 2	0.24	< 5	< 10	45	< 5	7	46	123		
A0964587	< 0.01	5	266	< 2	0.25	< 5	< 10	46	< 5	8	56	129		
A0964588	0.31	< 4	177	< 2	0.24	< 5	< 10	46	< 5	3	51	110		
A0964589	< 0.01	4	257	< 2	0.26	< 5	< 10	47	< 5	6	59	127		
A0964590	0.01	6	337	< 2	0.26	< 5	< 10	49	< 5	9	61	132		
A0964591	0.01	6	277	< 2	0.24	< 5	< 10	43	< 5	9	57	121		
A0964592	0.01	6	276	< 2	0.23	< 5	< 10	44	< 5	9	61	121		
A0964593	0.02	6	287	< 2	0.24	< 5	< 10	46	< 5	9	61	127		
A0964594	0.02	9	371	< 2	0.40	< 5	< 10	71	< 5	13	86	171		

Analyte Symbol	S	Sc	Sr	Te	Ti	Tl	U	V	W	Y	Zn	Zr	As	Zn
Unit Symbol	%	ppm	ppm	ppm	%	ppm	ppm	ppm	ppm	ppm	ppm	ppm	%	%
Lower Limit	0.01	4	1	2	0.01	5	10	2	5	1	1	5	0.01	0.001
Method Code	TD-ICP	TD-ICP	TD-ICP	TD-ICP	TD-ICP	TD-ICP	TD-ICP	TD-ICP	TD-ICP	TD-ICP	TD-ICP	TD-ICP	4Acid ICPOES	4Acid ICPOES
A0964595	0.06	12	592	< 2	0.45	< 5	< 10	89	< 5	16	96	192		
A0964596	0.14	17	226	< 2	0.37	< 5	< 10	114	< 5	16	101	139		
A0964597	0.26	< 4	277	< 2	0.37	< 5	< 10	84	< 5	4	91	133		
A0964598	0.07	5	418	< 2	0.47	< 5	< 10	78	< 5	7	89	160		
A0964599	0.04	9	389	< 2	0.41	< 5	< 10	76	< 5	12	78	184		
A0964600	0.16	6	288	< 2	0.25	< 5	< 10	49	< 5	9	53	135		
A0964601	0.11	6	260	< 2	0.25	< 5	< 10	49	< 5	8	53	131		
A0964602	0.33	9	287	< 2	0.28	< 5	< 10	70	< 5	9	95	130		
A0964603	0.12	6	347	< 2	0.25	< 5	< 10	47	< 5	9	59	130		
A0964604	0.18	6	331	< 2	0.25	< 5	< 10	48	< 5	9	61	137		
A0964605	0.19	6	321	< 2	0.25	< 5	< 10	46	< 5	9	67	141		
A0964606	0.27	< 4	207	< 2	0.22	< 5	< 10	45	< 5	3	66	113		
A0964607	0.34	4	261	< 2	0.25	< 5	< 10	48	< 5	6	56	130		
A0964608	0.24	6	333	< 2	0.25	< 5	< 10	48	< 5	9	70	134		
A0964609	0.51	6	267	< 2	0.25	< 5	< 10	47	< 5	9	63	131		
A0964617	1.53	6	280	< 2	0.24	< 5	< 10	44	6	8	76	138		
A0964610	1.71	6	281	< 2	0.24	< 5	< 10	50	25	8	128	134		
A0964611	3.13	6	217	< 2	0.23	< 5	< 10	51	< 5	8	63	129		
A0964612	3.87	7	266	4	0.21	< 5	< 10	55	< 5	10	54	126		
A0964613	2.83	6	295	3	0.26	< 5	< 10	50	< 5	9	63	129		
A0964614	3.78	6	157	< 2	0.26	< 5	< 10	52	7	9	31	117		
A0964615	2.14	5	209	< 2	0.24	< 5	< 10	44	61	11	40	148		
117426	0.23	6	301	< 2	0.24	< 5	< 10	46	< 5	9	72	139		
117427	0.44	5	301	< 2	0.22	< 5	< 10	45	5	8	77	100		
117428	0.43	6	324	< 2	0.23	< 5	< 10	48	9	7	71	126		
117429	0.41	6	316	< 2	0.28	< 5	< 10	56	9	10	111	146		
117430	1.06	4	101	< 2	0.13	< 5	< 10	3	< 5	13	61	176		
117431	0.73	8	232	< 2	0.30	< 5	< 10	64	< 5	12	157	141		
117432	0.90	4	151	< 2	0.12	< 5	< 10	3	< 5	15	68	139		
117433	0.72	< 4	142	< 2	0.18	< 5	< 10	20	6	7	73	210		
117434	0.68	< 4	147	< 2	0.11	< 5	< 10	9	< 5	8	42	145		
117435	0.62	4	167	< 2	0.13	< 5	< 10	2	< 5	15	84	155		
117436	0.74	< 4	65	< 2	0.05	< 5	< 10	2	< 5	5	24	66		
117437	0.60	4	165	< 2	0.13	< 5	< 10	3	< 5	14	37	192		
117438	0.81	6	233	< 2	0.15	< 5	< 10	17	< 5	14	46	193		
117439	0.55	5	200	< 2	0.13	< 5	< 10	3	< 5	14	61	216		
117440	0.89	< 4	194	< 2	0.12	< 5	< 10	3	< 5	14	53	197		
117441	1.37	4	194	< 2	0.12	< 5	< 10	3	< 5	14	65	209		
117442	1.48	< 4	126	< 2	0.13	< 5	< 10	3	< 5	6	58	206		
117443	1.47	< 4	247	< 2	0.13	< 5	< 10	6	< 5	12	79	226		
117444	1.65	4	171	< 2	0.13	< 5	< 10	3	< 5	14	70	207		
117445	0.84	4	215	< 2	0.12	< 5	< 10	3	< 5	14	43	211		
117446	0.68	4	252	< 2	0.12	< 5	< 10	3	< 5	16	52	201		
117447	1.56	4	125	< 2	0.13	< 5	< 10	3	< 5	15	52	214		
A0964680	0.61	5	181	< 2	0.13	< 5	< 10	4	< 5	15	59	215		
117195	0.79	7	292	< 2	0.26	< 5	< 10	52	< 5	9	271	107		
117196	1.22	7	331	< 2	0.30	< 5	< 10	56	< 5	11	188	149		
117166	1.28	< 4	217	< 2	0.24	< 5	< 10	46	< 5	3	89	118		
117167	1.59	5	213	< 2	0.26	< 5	< 10	49	< 5	7	103	134		

Analyte Symbol	S	Sc	Sr	Te	Ti	Tl	U	V	W	Y	Zn	Zr	As	Zn
Unit Symbol	%	ppm	ppm	ppm	%	ppm	ppm	ppm	ppm	ppm	ppm	ppm	%	%
Lower Limit	0.01	4	1	2	0.01	5	10	2	5	1	1	5	0.01	0.001
Method Code	TD-ICP	TD-ICP	TD-ICP	TD-ICP	TD-ICP	TD-ICP	TD-ICP	TD-ICP	TD-ICP	TD-ICP	TD-ICP	TD-ICP	4Acid ICPOES	4Acid ICPOES
117197	1.18	6	236	< 2	0.25	< 5	< 10	47	< 5	10	172	135		
117168	4.60	6	82	< 2	0.23	< 5	< 10	43	< 5	9	4830	119		
117198	0.53	5	326	< 2	0.26	< 5	< 10	47	< 5	9	106	132		
117199	1.53	5	273	< 2	0.24	< 5	< 10	37	7	9	491	126		
117169	1.72	6	179	< 2	0.23	< 5	< 10	47	5	8	3160	123		
117170	1.52	6	239	< 2	0.26	< 5	< 10	53	< 5	9	206	140		
117200	1.01	6	252	< 2	0.26	< 5	< 10	54	< 5	9	127	117		
117258	1.42	6	220	< 2	0.27	< 5	< 10	53	15	9	1150	138		
117171	1.14	7	237	< 2	0.32	< 5	< 10	63	34	11	172	151		
117172	0.34	6	255	< 2	0.27	< 5	< 10	51	5	9	79	130		
117173	0.89	6	218	< 2	0.27	< 5	< 10	50	7	9	323	137		
117251	0.49	6	231	< 2	0.26	< 5	< 10	48	6	9	67	127		
117252	0.89	6	208	< 2	0.26	< 5	< 10	53	12	10	617	131		
117174	0.44	7	330	< 2	0.29	< 5	< 10	60	< 5	10	64	132		
117253	0.51	7	306	< 2	0.29	< 5	< 10	57	16	9	81	133		
117175	0.54	4	224	< 2	0.19	< 5	< 10	37	5	6	113	133		
117176	0.63	< 4	237	< 2	0.28	< 5	< 10	58	< 5	6	101	154		
117177	0.30	6	251	< 2	0.25	< 5	< 10	47	< 5	9	84	133		
117178	0.27	5	251	< 2	0.19	< 5	< 10	34	35	7	30	106		
117179	0.22	10	283	< 2	0.29	< 5	< 10	78	< 5	9	135	130		
117180	0.31	10	363	< 2	0.28	< 5	< 10	78	< 5	9	84	126		
117181	0.49	14	310	< 2	0.33	< 5	< 10	97	< 5	14	92	130		
117254	0.28	7	440	< 2	0.29	< 5	< 10	55	< 5	12	70	137		
117182	0.59	13	288	< 2	0.35	< 5	< 10	97	< 5	13	125	137		
117183	0.92	17	124	< 2	0.37	< 5	< 10	113	< 5	15	173	135		
117184	0.80	6	90	< 2	0.31	< 5	< 10	106	< 5	4	108	112		
117185	0.19	11	328	< 2	0.34	< 5	< 10	95	< 5	9	100	133		
117186	0.47	7	336	< 2	0.30	< 5	< 10	59	< 5	10	110	143		
117255	0.25	6	419	< 2	0.28	< 5	< 10	54	< 5	10	64	131		
117256	0.89	7	267	< 2	0.31	< 5	< 10	56	< 5	12	92	128		
117187	0.29	6	363	< 2	0.28	< 5	< 10	54	< 5	9	57	131		
117188	0.41	12	277	< 2	0.33	< 5	< 10	97	< 5	12	97	130		
117189	0.30	7	292	< 2	0.27	< 5	< 10	47	< 5	11	55	124		
117190	1.53	9	225	< 2	0.27	< 5	< 10	64	< 5	12	68	127		
117191	0.79	4	178	< 2	0.13	< 5	< 10	4	< 5	14	52	216		
117192	0.43	< 4	169	< 2	0.14	< 5	< 10	6	< 5	10	50	211		
117257	0.80	4	173	< 2	0.13	< 5	< 10	5	< 5	13	53	199		
117193	0.73	4	179	< 2	0.14	< 5	< 10	6	< 5	15	52	213		
117194	0.26	19	132	< 2	0.26	< 5	< 10	101	< 5	18	152	105		
117259	0.69	6	211	< 2	0.27	< 5	< 10	52	30	10	318	129		
117260	0.65	7	346	< 2	0.30	< 5	< 10	60	18	11	46	137		
117261	0.30	12	257	< 2	0.30	< 5	< 10	85	< 5	11	107	125		
117262	2.33	13	167	< 2	0.29	< 5	< 10	92	< 5	13	63	110		
117263	0.48	12	332	< 2	0.33	< 5	< 10	97	< 5	11	95	126		
117264	0.44	14	309	< 2	0.34	< 5	< 10	99	< 5	11	96	134		
117295	0.46	13	296	< 2	0.32	< 5	< 10	91	< 5	13	81	133		
117265	1.30	15	188	< 2	0.34	< 5	< 10	98	< 5	13	104	121		
117266	0.39	15	328	< 2	0.34	< 5	< 10	103	< 5	12	87	130		
117267	0.32	13	391	< 2	0.32	< 5	< 10	89	< 5	9	92	134		
117268	0.36	16	272	< 2	0.37	< 5	< 10	114	< 5	11	106	137		

Analyte Symbol	S	Sc	Sr	Te	Ti	Tl	U	V	W	Y	Zn	Zr	As	Zn
Unit Symbol	%	ppm	ppm	ppm	%	ppm	ppm	ppm	ppm	ppm	ppm	ppm	%	%
Lower Limit	0.01	4	1	2	0.01	5	10	2	5	1	1	5	0.01	0.001
Method Code	TD-ICP	TD-ICP	TD-ICP	TD-ICP	TD-ICP	TD-ICP	TD-ICP	TD-ICP	TD-ICP	TD-ICP	TD-ICP	TD-ICP	4Acid ICPOES	4Acid ICPOES
117269	0.61	15	280	< 2	0.35	< 5	< 10	106	< 5	13	95	126		
117270	1.30	12	214	< 2	0.30	< 5	< 10	85	< 5	11	86	126		
117271	0.33	< 4	211	< 2	0.30	< 5	< 10	59	< 5	4	76	125		
117272	0.44	14	275	< 2	0.42	< 5	< 10	117	< 5	11	116	138		
117273	0.22	11	217	< 2	0.34	< 5	< 10	82	< 5	11	81	149		
117274	0.25	7	272	< 2	0.30	< 5	< 10	56	< 5	10	65	144		
117275	0.80	5	190	< 2	0.15	< 5	< 10	10	< 5	14	55	179		
117276	1.07	< 4	98	< 2	0.11	< 5	< 10	3	< 5	12	53	109		
117277	0.75	4	172	< 2	0.13	< 5	< 10	3	< 5	15	66	169		
117278	1.22	< 4	105	< 2	0.13	< 5	< 10	4	< 5	12	83	172		
117279	1.24	6	116	< 2	0.14	< 5	< 10	15	< 5	12	95	129		
117280	1.02	4	187	< 2	0.13	< 5	< 10	4	< 5	15	89	206		
117281	0.69	< 4	159	< 2	0.15	< 5	< 10	19	< 5	7	46	176		
117282	0.69	5	173	< 2	0.14	< 5	< 10	7	< 5	15	58	214		
117283	0.49	7	224	< 2	0.27	< 5	< 10	45	< 5	13	65	167		
117284	1.13	4	150	< 2	0.12	< 5	< 10	3	< 5	14	86	205		
117285	0.86	4	126	< 2	0.11	< 5	< 10	3	< 5	13	51	193		
117286	1.35	5	112	< 2	0.13	< 5	< 10	13	< 5	14	66	166		
117287	0.71	4	101	< 2	0.10	< 5	< 10	3	< 5	16	75	165		
117294	1.22	< 4	56	< 2	0.12	< 5	< 10	5	< 5	11	168	183		
117288	0.85	4	152	< 2	0.12	< 5	< 10	3	< 5	16	63	159		
117289	1.57	< 4	115	< 2	0.11	< 5	< 10	4	< 5	10	42	198		
117290	1.57	5	147	< 2	0.12	< 5	< 10	3	< 5	14	61	206		
117291	1.75	4	142	< 2	0.12	< 5	< 10	3	< 5	15	51	208		
117292	0.34	4	176	< 2	0.13	< 5	< 10	3	< 5	14	49	209		
117293	1.99	4	102	< 2	0.14	< 5	< 10	3	< 5	15	54	216		
117296	0.01	9	334	< 2	0.15	< 5	< 10	39	< 5	11	120	86		
117297	0.07	16	536	< 2	0.51	< 5	< 10	113	< 5	25	111	158		
117298	0.02	8	337	< 2	0.16	< 5	< 10	44	< 5	10	38	105		
117299	0.11	7	272	< 2	0.25	< 5	< 10	33	< 5	9	46	111		
117300	0.18	8	358	< 2	0.28	< 5	< 10	56	< 5	9	71	118		
A0963051	0.12	4	327	< 2	0.20	< 5	< 10	35	< 5	5	79	112		
A0963052	0.10	8	322	< 2	0.32	< 5	< 10	62	< 5	10	77	132		
A0963053	0.30	13	253	< 2	0.32	< 5	< 10	86	< 5	13	80	118		
A0963054	0.14	13	278	< 2	0.31	< 5	< 10	95	< 5	13	73	128		
A0963055	0.04	5	348	< 2	0.22	< 5	< 10	36	< 5	7	50	118		
A0963056	0.26	9	375	< 2	0.26	< 5	< 10	61	< 5	9	63	121		
A0963057	0.05	< 4	156	< 2	0.08	< 5	< 10	14	< 5	6	44	64		
A0963058	0.11	6	236	< 2	0.25	< 5	< 10	48	< 5	9	68	136		
A0963059	0.04	6	287	< 2	0.25	< 5	< 10	46	< 5	8	54	125		
A0963060	0.13	6	249	< 2	0.25	< 5	< 10	49	< 5	9	60	132		
A0963061	0.17	6	275	< 2	0.24	< 5	< 10	46	< 5	9	90	123		
A0963091	0.31	6	358	< 2	0.26	< 5	< 10	45	< 5	10	70	132		
A0963062	0.05	6	220	< 2	0.23	< 5	< 10	45	< 5	9	62	127		
A0963063	0.08	6	262	< 2	0.24	< 5	< 10	47	< 5	9	61	129		
A0963064	0.26	7	284	< 2	0.24	< 5	< 10	50	< 5	10	66	142		
A0963065	0.03	< 4	34	< 2	0.03	< 5	< 10	6	< 5	1	8	17		
A0963066	0.29	5	174	< 2	0.25	< 5	< 10	48	< 5	8	58	125		
A0963067	< 0.01	< 4	176	< 2	0.03	< 5	< 10	< 2	< 5	10	48	44		

Analyte Symbol	S	Sc	Sr	Te	Ti	Tl	U	V	W	Y	Zn	Zr	As	Zn
Unit Symbol	%	ppm	ppm	ppm	%	ppm	ppm	ppm	ppm	ppm	ppm	ppm	%	%
Lower Limit	0.01	4	1	2	0.01	5	10	2	5	1	1	5	0.01	0.001
Method Code	TD-ICP	TD-ICP	TD-ICP	TD-ICP	TD-ICP	TD-ICP	TD-ICP	TD-ICP	TD-ICP	TD-ICP	TD-ICP	TD-ICP	4Acid ICPOES	4Acid ICPOES
A0963068	0.22	17	200	< 2	0.26	< 5	< 10	94	< 5	16	149	104		
A0963069	0.09	10	475	< 2	0.24	< 5	< 10	62	< 5	15	90	145		
A0963070	0.09	9	449	< 2	0.22	< 5	< 10	61	< 5	12	85	119		
A0963071	0.08	10	408	< 2	0.29	< 5	< 10	67	< 5	13	87	149		
A0963072	0.05	7	451	< 2	0.30	< 5	< 10	54	< 5	10	71	136		
A0963073	0.25	6	271	< 2	0.22	< 5	< 10	42	< 5	9	59	124		
A0963092	0.35	7	317	< 2	0.31	< 5	< 10	76	< 5	8	75	122		
A0963074	0.31	6	270	< 2	0.25	< 5	< 10	46	< 5	9	60	132		
A0963075	1.35	7	297	< 2	0.26	< 5	< 10	57	< 5	10	59	131		
A0963093	0.35	6	356	< 2	0.25	< 5	< 10	50	< 5	9	65	131		
A0963076	0.40	9	349	< 2	0.26	< 5	< 10	73	< 5	10	79	139		
A0963077	0.42	16	282	< 2	0.39	< 5	< 10	113	< 5	12	111	154		
A0963078	0.25	6	330	< 2	0.24	< 5	< 10	47	< 5	9	60	125		
A0963079	0.54	6	341	< 2	0.25	< 5	< 10	47	< 5	9	84	146		
A0963080	0.49	9	351	< 2	0.28	< 5	< 10	71	< 5	10	109	118		
A0963094	0.55	16	617	< 2	0.40	< 5	< 10	116	< 5	21	114	122		
A0963081	0.88	11	949	< 2	0.36	< 5	< 10	85	< 5	14	65	144		
A0963082	0.60	13	231	< 2	0.32	< 5	< 10	99	< 5	13	107	137		
A0963083	0.76	7	242	< 2	0.26	< 5	< 10	58	< 5	9	154	142		
A0963095	1.25	6	286	< 2	0.27	< 5	< 10	50	31	9	125	138		
A0963084	0.94	6	244	< 2	0.25	< 5	< 10	56	< 5	10	303	115		
A0963096	1.78	13	375	< 2	0.45	< 5	< 10	107	< 5	17	591	145		
A0963097	1.39	6	160	< 2	0.25	< 5	< 10	54	< 5	9	181	122		
A0963085	0.66	6	209	< 2	0.27	< 5	< 10	48	< 5	10	137	123		
A0963098	0.62	< 4	175	< 2	0.26	< 5	< 10	49	< 5	5	130	116		
A0963099	0.73	5	285	< 2	0.22	< 5	< 10	45	< 5	7	102	120		
A0963086	2.03	5	195	3	0.25	< 5	< 10	45	< 5	9	790	124		
A0963087	0.87	6	282	< 2	0.24	< 5	< 10	55	215	8	493	116		
A0963088	0.52	6	234	< 2	0.22	< 5	< 10	47	< 5	8	95	119		
A0963089	0.47	7	376	< 2	0.29	< 5	< 10	59	47	10	65	125		
A0963100	0.42	8	353	< 2	0.31	< 5	< 10	62	7	10	100	134		
A0963001	0.72	8	390	< 2	0.36	< 5	< 10	67	< 5	13	169	167		
A0963090	0.56	6	224	< 2	0.27	< 5	< 10	52	< 5	9	165	135		
A0963002	0.66	< 4	229	< 2	0.29	< 5	< 10	56	< 5	6	170	129		
DX758007	0.32	5	313	< 2	0.20	< 5	< 10	38	< 5	6	174	126		
DX758008	0.83	8	259	< 2	0.30	< 5	< 10	61	< 5	10	463	151		
DX758009	0.52	7	394	< 2	0.29	< 5	< 10	57	< 5	10	1080	112		
DX758010	0.32	6	392	< 2	0.24	< 5	< 10	46	< 5	9	163	114		
DX758011	0.65	7	414	< 2	0.27	< 5	< 10	54	< 5	10	178	134		
DX758012	0.48	6	345	< 2	0.26	< 5	< 10	49	< 5	9	240	126		
DX758013	0.59	6	268	< 2	0.26	< 5	< 10	50	< 5	9	162	124		
DX758014	0.63	6	303	< 2	0.26	< 5	< 10	48	< 5	9	231	118		
DX758015	0.96	< 4	197	< 2	0.27	< 5	< 10	54	7	5	760	112		
DX758016	0.49	6	305	< 2	0.28	< 5	< 10	49	< 5	10	1360	124		
DX758017	0.88	6	284	< 2	0.25	< 5	< 10	49	< 5	9	246	135		
DX758018	0.68	7	337	< 2	0.28	< 5	< 10	60	< 5	9	164	142		
DX758019	2.23	6	57	< 2	0.23	< 5	< 10	44	6	8	288	111		
DX758020	6.97	8	289	6	0.35	< 5	< 10	31	< 5	13	569	168		
DX758021	2.87	7	193	< 2	0.28	< 5	< 10	54	7	9	410	129		
DX758022	1.70	5	279	< 2	0.24	< 5	< 10	44	< 5	9	157	144		

Analyte Symbol	S	Sc	Sr	Te	Ti	Tl	U	V	W	Y	Zn	Zr	As	Zn
Unit Symbol	%	ppm	ppm	ppm	%	ppm	ppm	ppm	ppm	ppm	ppm	ppm	%	%
Lower Limit	0.01	4	1	2	0.01	5	10	2	5	1	1	5	0.01	0.001
Method Code	TD-ICP	TD-ICP	TD-ICP	TD-ICP	TD-ICP	TD-ICP	TD-ICP	TD-ICP	TD-ICP	TD-ICP	TD-ICP	TD-ICP	4Acid ICPOES	4Acid ICPOES
DX758023	1.36	6	258	< 2	0.23	< 5	< 10	38	< 5	9	117	123		
DX758024	1.75	7	254	< 2	0.29	< 5	< 10	61	< 5	10	2340	145		
DX758025	0.55	6	322	< 2	0.26	< 5	< 10	53	11	9	153	138		
DX758026	1.75	5	261	< 2	0.20	< 5	< 10	36	14	7	498	105		
DX758027	1.53	5	172	< 2	0.16	< 5	< 10	40	15	8	245	101		
DX758028	1.05	4	211	< 2	0.17	< 5	< 10	38	34	7	105	75		
DX758029	0.43	6	240	< 2	0.25	< 5	< 10	52	< 5	9	78	112		
DX758030	0.54	6	217	< 2	0.27	< 5	< 10	53	17	9	80	108		
DX758031	0.39	5	301	< 2	0.26	< 5	< 10	45	< 5	9	125	131		
DX758032	0.41	6	194	< 2	0.28	< 5	< 10	52	< 5	9	80	114		
DX758033	0.60	< 4	173	< 2	0.27	< 5	< 10	54	< 5	6	117	121		
DX758034	0.51	6	348	< 2	0.26	< 5	< 10	52	< 5	10	82	116		
DX758035	0.54	6	278	< 2	0.25	< 5	< 10	50	< 5	9	107	105		
DX758036	1.38	6	193	< 2	0.24	< 5	< 10	50	10	9	603	136		
DX758037	0.43	6	250	< 2	0.24	< 5	< 10	48	8	9	86	128		
DX758038	0.54	16	248	< 2	0.38	< 5	< 10	116	< 5	13	58	139		
DX758039	0.64	16	243	< 2	0.37	< 5	< 10	108	< 5	13	122	123		
DX758040	0.48	7	264	< 2	0.28	< 5	< 10	61	15	10	73	136		
DX758041	0.48	7	343	< 2	0.29	< 5	< 10	58	6	11	58	134		
DX758042	0.64	11	224	< 2	0.36	< 5	< 10	113	< 5	9	102	123		
DX758043	0.85	14	169	< 2	0.31	< 5	< 10	94	< 5	14	83	111		
DX758044	0.25	15	221	< 2	0.38	< 5	< 10	115	< 5	14	95	141		
DX758045	0.23	14	298	< 2	0.31	< 5	< 10	95	< 5	14	92	130		
DX758046	0.31	6	337	< 2	0.29	< 5	< 10	55	< 5	12	56	137		
DX758047	0.59	15	191	< 2	0.35	< 5	< 10	107	< 5	13	93	122		
DX758048	0.28	14	305	< 2	0.34	< 5	< 10	99	< 5	13	81	132		
DX758049	0.52	18	265	< 2	0.39	< 5	< 10	115	< 5	17	90	129		
DX758050	0.33	16	307	< 2	0.39	< 5	< 10	115	< 5	12	86	141		
DX758051	0.35	8	423	< 2	0.32	< 5	< 10	66	< 5	11	93	149		
DX758052	1.29	7	245	< 2	0.29	< 5	< 10	69	< 5	6	89	146		
DX758053	0.99	15	309	< 2	0.42	< 5	< 10	108	< 5	14	119	145		
A0962709	0.45	5	174	< 2	0.13	< 5	< 10	3	< 5	15	77	207		
A0962710	0.62	4	193	< 2	0.13	< 5	< 10	3	< 5	15	52	168		
A0962711	0.57	5	186	< 2	0.14	< 5	< 10	7	< 5	15	54	174		
A0962712	1.58	< 4	97	< 2	0.11	< 5	< 10	3	12	12	76	181		
A0962708	1.97	< 4	62	< 2	0.09	< 5	< 10	6	< 5	11	254	172		
A0962713	0.28	7	328	< 2	0.26	< 5	< 10	52	< 5	11	72	119		
A0962714	1.78	4	186	< 2	0.12	< 5	< 10	3	< 5	14	54	216		
DX758127	< 0.01	< 4	176	< 2	0.03	< 5	< 10	< 2	< 5	10	45	45		
DX758128	0.07	9	337	< 2	0.27	< 5	< 10	61	< 5	12	91	147		
DX758129	0.06	9	308	< 2	0.19	< 5	< 10	55	< 5	13	91	98		
DX758130	0.10	10	458	< 2	0.29	< 5	< 10	67	< 5	13	148	134		
DX758131	0.21	10	472	< 2	0.29	< 5	< 10	65	< 5	14	90	120		
DX758132	0.18	6	279	< 2	0.20	< 5	< 10	42	< 5	9	60	121		
A0964865	0.21	6	302	< 2	0.23	< 5	< 10	45	< 5	9	57	132		
A0964866	0.08	6	283	< 2	0.23	< 5	< 10	45	< 5	8	58	130		
A0964867	0.34	< 4	274	< 2	0.24	< 5	< 10	53	< 5	5	60	126		
A0964868	0.36	12	311	< 2	0.33	< 5	< 10	101	< 5	11	97	139		
A0964869	0.19	6	405	< 2	0.26	< 5	< 10	53	< 5	10	65	135		

Analyte Symbol	S	Sc	Sr	Te	Ti	Tl	U	V	W	Y	Zn	Zr	As	Zn
Unit Symbol	%	ppm	ppm	ppm	%	ppm	ppm	ppm	ppm	ppm	ppm	ppm	%	%
Lower Limit	0.01	4	1	2	0.01	5	10	2	5	1	1	5	0.01	0.001
Method Code	TD-ICP	TD-ICP	TD-ICP	TD-ICP	TD-ICP	TD-ICP	TD-ICP	TD-ICP	TD-ICP	TD-ICP	TD-ICP	TD-ICP	4Acid ICPOES	4Acid ICPOES
A0964870	0.28	8	330	< 2	0.27	< 5	< 10	65	< 5	11	64	131		
A0964871	0.30	6	303	< 2	0.24	< 5	< 10	44	< 5	9	67	129		
A0964177	0.42	6	308	< 2	0.25	< 5	< 10	47	< 5	9	57	133		
A0964178	0.48	5	308	< 2	0.24	< 5	< 10	47	< 5	8	56	134		
A0964179	0.36	7	464	< 2	0.26	< 5	< 10	58	< 5	10	67	136		
A0964180	0.18	11	367	< 2	0.32	< 5	< 10	83	< 5	13	83	130		
A0964181	0.35	15	280	< 2	0.34	< 5	< 10	108	< 5	11	98	138		
A0964182	0.49	9	311	< 2	0.33	< 5	< 10	98	< 5	6	100	125		
A0964183	0.36	7	329	< 2	0.25	< 5	< 10	51	< 5	9	64	128		
A0964184	0.94	< 4	282	< 2	0.15	< 5	< 10	25	< 5	5	49	129		
A0964185	0.33	6	327	< 2	0.26	< 5	< 10	48	< 5	9	57	133		
A0964186	0.23	9	177	< 2	0.22	< 5	< 10	65	< 5	8	68	91		
A0964187	0.87	6	304	< 2	0.25	< 5	< 10	47	< 5	9	56	128		
A0964188	1.29	8	444	< 2	0.30	< 5	< 10	68	< 5	13	121	159		
A0964189	0.66	6	282	< 2	0.26	< 5	< 10	50	< 5	9	143	131		
A0964190	2.26	7	330	5	0.29	< 5	< 10	61	< 5	11	99	144		
A0964191	0.80	< 4	335	< 2	0.28	< 5	< 10	52	< 5	5	290	123		
A0964192	0.72	7	432	< 2	0.29	< 5	< 10	54	< 5	10	352	141		
A0964193	0.45	6	416	< 2	0.28	< 5	< 10	52	< 5	9	176	127		
A0964194	0.50	7	412	< 2	0.30	< 5	< 10	64	< 5	10	220	139		
A0964195	1.08	5	253	< 2	0.24	< 5	< 10	45	< 5	8	272	130		
A0964196	1.30	6	219	< 2	0.25	< 5	< 10	47	< 5	9	271	118		
A0964197	1.36	6	162	< 2	0.27	< 5	< 10	54	< 5	9	773	128		
A0964198	0.76	7	167	< 2	0.27	< 5	< 10	53	< 5	10	344	114		
A0964702	1.64	5	201	< 2	0.22	< 5	< 10	29	6	8	123	102		
A0964701	0.85	6	242	< 2	0.25	< 5	< 10	49	32	9	133	128		
A0964199	0.60	6	303	< 2	0.28	< 5	< 10	54	< 5	8	67	143		
A0964200	0.55	8	349	< 2	0.32	< 5	< 10	67	6	12	76	141		
A0964201	0.49	7	311	< 2	0.30	< 5	< 10	64	< 5	11	97	134		
A0964202	0.40	7	298	< 2	0.32	< 5	< 10	63	< 5	11	127	134		
A0964203	0.90	6	241	< 2	0.27	< 5	< 10	51	< 5	9	1350	127		
A0964204	0.45	< 4	246	< 2	0.18	< 5	< 10	33	7	5	59	118		
A0964205	1.37	< 4	146	< 2	0.20	< 5	< 10	56	13	2	463	124		
A0964206	0.42	6	275	< 2	0.25	< 5	< 10	53	172	9	59	141		
A0964207	0.33	6	333	< 2	0.26	< 5	< 10	50	6	9	63	127		
A0964208	0.49	6	303	< 2	0.25	< 5	< 10	48	< 5	8	24	131		
A0964209	0.47	13	270	< 2	0.33	< 5	< 10	93	< 5	12	78	130		
A0964210	0.34	7	310	< 2	0.28	< 5	< 10	55	< 5	10	71	139		
A0964211	0.74	16	391	< 2	0.40	< 5	< 10	116	< 5	14	112	144		
A0964212	0.77	15	210	< 2	0.37	< 5	< 10	107	< 5	12	97	129		
A0964213	0.62	13	387	< 2	0.35	< 5	< 10	97	< 5	12	97	132		
A0964214	0.21	8	213	< 2	0.33	< 5	< 10	97	< 5	7	92	123		
A0964215	0.49	6	259	< 2	0.24	< 5	< 10	47	< 5	8	66	132		
A0964216	0.55	6	309	< 2	0.25	< 5	< 10	49	< 5	9	55	140		
A0964218	0.36	6	300	< 2	0.24	< 5	< 10	47	< 5	9	60	129		
A0964219	0.39	6	296	< 2	0.24	< 5	< 10	47	< 5	9	58	137		
A0964220	0.32	12	318	< 2	0.30	< 5	< 10	75	< 5	11	96	131		
A0964221	0.61	6	314	< 2	0.24	< 5	< 10	48	< 5	9	60	127		
A0964222	0.59	6	334	< 2	0.26	< 5	< 10	51	< 5	9	56	127		
A0964223	1.10	10	420	< 2	0.28	< 5	< 10	80	< 5	12	67	136		

Analyte Symbol	S	Sc	Sr	Te	Ti	Tl	U	V	W	Y	Zn	Zr	As	Zn
Unit Symbol	%	ppm	ppm	ppm	%	ppm	ppm	ppm	ppm	ppm	ppm	ppm	%	%
Lower Limit	0.01	4	1	2	0.01	5	10	2	5	1	1	5	0.01	0.001
Method Code	TD-ICP	TD-ICP	TD-ICP	TD-ICP	TD-ICP	TD-ICP	TD-ICP	TD-ICP	TD-ICP	TD-ICP	TD-ICP	TD-ICP	4Acid ICPOES	4Acid ICPOES
A0964217	0.20	< 4	289	< 2	0.25	< 5	< 10	49	< 5	4	32	128		
A0964224	0.33	8	333	< 2	0.29	< 5	< 10	74	< 5	9	83	129		
A0964225	0.29	11	244	< 2	0.31	< 5	< 10	86	< 5	11	93	133		
A0964226	0.23	6	320	< 2	0.25	< 5	< 10	47	< 5	9	64	132		
A0964227	0.44	12	308	< 2	0.31	< 5	< 10	86	< 5	11	86	134		
A0964228	1.15	10	296	< 2	0.27	< 5	< 10	73	< 5	10	67	130		
A0964229	3.29	7	274	3	0.27	< 5	< 10	56	7	9	69	136		
A0964230	2.59	5	288	< 2	0.25	< 5	< 10	48	< 5	9	129	130		
A0964231	2.84	6	232	< 2	0.30	< 5	< 10	56	< 5	11	146	136		
A0964232	2.72	6	281	< 2	0.25	< 5	< 10	53	< 5	9	57	139		
A0964233	1.41	7	245	< 2	0.26	< 5	< 10	54	< 5	9	1520	127		
A0964234	2.21	6	191	< 2	0.26	< 5	< 10	50	< 5	9	52	129		
A0964235	2.89	6	173	< 2	0.26	< 5	< 10	52	< 5	10	186	146		
A0964236	2.71	6	184	< 2	0.25	< 5	< 10	50	40	8	1060	128		
A0964237	2.00	7	204	< 2	0.29	< 5	< 10	57	6	10	517	126		
A0964238	1.82	6	190	< 2	0.27	< 5	< 10	54	< 5	9	2470	122		
A0964239	1.11	5	262	< 2	0.23	< 5	< 10	46	< 5	8	606	119		
A0964240	0.74	5	270	< 2	0.26	< 5	< 10	46	< 5	9	444	126		
A0964241	0.84	< 4	204	< 2	0.23	< 5	< 10	44	372	3	949	108		
A0964242	1.13	4	254	< 2	0.24	< 5	< 10	45	< 5	7	543	125		
A0964243	3.96	8	109	< 2	0.33	< 5	< 10	59	< 5	10	420	136		
A0964246	3.62	7	92	< 2	0.28	< 5	< 10	51	7	9	6560	122		
A0964244	1.41	5	224	< 2	0.26	< 5	< 10	44	7	9	271	117		
A0964245	0.64	6	290	< 2	0.27	< 5	< 10	50	5	9	382	128		
A0964247	2.16	6	167	2	0.25	< 5	< 10	50	< 5	8	200	112		
A0964248	1.94	6	100	< 2	0.25	< 5	< 10	47	< 5	9	591	120		
A0964249	3.92	5	111	< 2	0.22	< 5	< 10	45	13	7	424	122		
A0964250	2.26	6	130	< 2	0.27	< 5	< 10	49	9	9	1780	138		
A0964251	0.53	< 4	193	< 2	0.30	< 5	< 10	61	5	3	110	117		
A0964252	0.40	5	262	< 2	0.26	< 5	< 10	52	< 5	6	79	134		
A0964253	0.53	6	258	< 2	0.27	< 5	< 10	55	< 5	8	64	112		
A0964254	0.44	5	298	< 2	0.27	< 5	< 10	56	< 5	7	62	108		
A0964255	0.53	6	244	< 2	0.28	< 5	< 10	56	< 5	9	77	117		
A0964256	0.65	6	162	< 2	0.27	< 5	< 10	62	< 5	9	234	114		
A0964257	0.42	4	129	< 2	0.22	< 5	< 10	46	< 5	7	363	105		
A0964258	1.45	5	156	< 2	0.26	< 5	< 10	54	6	7	1250	128		
A0964259	0.43	4	241	< 2	0.26	< 5	< 10	52	< 5	7	315	127		
A0964770	0.47	< 4	193	< 2	0.26	< 5	< 10	51	< 5	6	152	137		
A0964771	0.63	7	106	< 2	0.39	< 5	< 10	115	< 5	5	127	137		
A0964772	0.50	5	232	< 2	0.17	< 5	< 10	8	< 5	17	58	261		
A0964773	0.97	4	161	< 2	0.14	< 5	< 10	9	< 5	14	58	202		
A0964774	1.29	5	166	< 2	0.13	< 5	< 10	3	< 5	16	79	219		
A0964775	1.09	4	202	< 2	0.12	< 5	< 10	6	< 5	14	63	186		
A0964776	0.86	4	195	< 2	0.12	< 5	< 10	3	< 5	14	52	211		
A0964777	0.33	7	247	< 2	0.24	< 5	< 10	48	< 5	11	78	158		
A0964778	0.94	5	138	< 2	0.12	< 5	< 10	4	< 5	14	68	147		
A0964779	1.25	4	99	< 2	0.13	< 5	< 10	3	< 5	13	53	153		
A0964780	0.91	< 4	91	< 2	0.12	< 5	< 10	3	< 5	9	68	154		
A0964781	1.19	4	128	< 2	0.13	< 5	< 10	3	< 5	14	80	159		

Analyte Symbol	S	Sc	Sr	Te	Ti	Tl	U	V	W	Y	Zn	Zr	As	Zn
Unit Symbol	%	ppm	ppm	ppm	%	ppm	ppm	ppm	ppm	ppm	ppm	ppm	%	%
Lower Limit	0.01	4	1	2	0.01	5	10	2	5	1	1	5	0.01	0.001
Method Code	TD-ICP	TD-ICP	TD-ICP	TD-ICP	TD-ICP	TD-ICP	TD-ICP	TD-ICP	TD-ICP	TD-ICP	TD-ICP	TD-ICP	4Acid ICPOES	4Acid ICPOES
A0964782	1.48	4	68	< 2	0.13	< 5	< 10	4	< 5	12	75	191	0.94	
A0964783	1.21	< 4	83	< 2	0.10	< 5	< 10	9	< 5	10	37	203	0.97	
A0964784	1.65	4	67	< 2	0.12	< 5	< 10	3	< 5	13	168	208		
A0964785	1.99	4	78	< 2	0.12	< 5	< 10	3	< 5	13	25	217		
A0964786	1.73	4	173	< 2	0.12	< 5	< 10	3	< 5	14	51	209		
A0964744	1.78	5	74	< 2	0.15	< 5	< 10	3	< 5	17	50	216		
A0964745	0.52	5	192	< 2	0.13	< 5	< 10	3	< 5	14	80	210		
A0964746	0.70	< 4	111	< 2	0.13	< 5	< 10	7	< 5	7	50	176		
A0964747	0.37	< 4	253	< 2	0.15	< 5	< 10	8	< 5	13	87	219		
A0964748	0.21	5	210	< 2	0.13	< 5	< 10	4	< 5	14	57	218		
A0964749	1.80	5	266	< 2	0.13	< 5	< 10	3	< 5	15	149	218		
A0964750	1.91	5	189	< 2	0.12	< 5	< 10	11	< 5	14	39	190		
A0964751	0.57	5	182	< 2	0.13	< 5	< 10	3	< 5	15	57	216		
A0962901	0.28	6	338	< 2	0.25	< 5	< 10	53	< 5	9	54	131		
A0962902	0.26	6	254	< 2	0.26	< 5	< 10	53	< 5	10	59	138		
A0962903	0.50	6	257	< 2	0.25	< 5	< 10	53	< 5	9	65	133		
A0962904	0.41	13	255	< 2	0.33	< 5	< 10	101	< 5	13	105	138		
A0962905	0.39	9	263	< 2	0.28	< 5	< 10	74	< 5	10	68	133		
A0962906	0.57	10	492	< 2	0.28	< 5	< 10	80	< 5	11	65	124		
A0962907	0.64	10	355	< 2	0.30	< 5	< 10	79	< 5	12	100	139		
A0962908	0.59	10	291	< 2	0.26	< 5	< 10	76	< 5	11	149	117		
A0962924	0.58	12	424	< 2	0.32	< 5	< 10	102	< 5	14	71	122		
A0962909	1.25	5	233	< 2	0.23	< 5	< 10	43	< 5	8	55	122		
A0962910	0.47	14	280	< 2	0.33	< 5	< 10	104	< 5	12	100	129		
A0962911	0.32	6	246	< 2	0.25	< 5	< 10	49	< 5	10	59	123		
A0962912	0.55	< 4	198	< 2	0.26	< 5	< 10	58	< 5	5	60	139		
A0962925	1.20	5	273	< 2	0.25	< 5	< 10	53	< 5	8	55	130		
A0962926	0.51	7	346	< 2	0.27	< 5	< 10	55	< 5	10	61	123		
A0962913	0.38	6	316	< 2	0.25	< 5	< 10	51	< 5	8	55	129		
A0962927	0.80	6	292	< 2	0.24	< 5	< 10	52	< 5	8	66	146		
A0962914	1.48	7	331	< 2	0.27	< 5	< 10	50	< 5	9	62	140		
A0962915	1.94	6	273	< 2	0.25	< 5	< 10	54	< 5	9	47	131		
A0962928	1.32	7	359	< 2	0.33	< 5	< 10	76	< 5	9	111	164		
A0962929	0.76	4	191	< 2	0.18	< 5	< 10	38	< 5	7	37	95		
A0962916	1.11	< 4	221	< 2	0.24	< 5	< 10	54	< 5	5	154	142		
A0962917	0.45	6	395	< 2	0.28	< 5	< 10	54	< 5	11	80	159		
A0962930	0.86	6	221	< 2	0.27	< 5	< 10	52	< 5	9	339	141		
A0962931	0.64	6	216	< 2	0.25	< 5	< 10	51	< 5	9	246	132		
A0962918	0.47	5	250	< 2	0.22	< 5	< 10	42	< 5	7	137	128		
A0962919	0.91	6	254	< 2	0.23	< 5	< 10	48	< 5	7	122	125		
A0962920	1.48	7	244	< 2	0.30	< 5	< 10	65	7	11	696	136		
A0962921	0.79	6	243	< 2	0.26	< 5	< 10	54	< 5	9	648	126		
A0962922	0.55	7	310	< 2	0.29	< 5	< 10	60	< 5	10	67	145		
A0962923	0.87	< 4	224	< 2	0.27	< 5	< 10	61	7	5	57	129		
A0962932	0.01	7	277	< 2	0.30	< 5	< 10	65	< 5	9	61	148		
A0962933	0.01	8	323	< 2	0.28	< 5	< 10	63	< 5	10	61	142		
A0962934	0.01	8	287	< 2	0.29	< 5	< 10	65	< 5	11	47	145		
A0962935	0.02	11	426	< 2	0.28	< 5	< 10	72	< 5	13	74	114		
A0962936	0.16	16	175	< 2	0.37	< 5	< 10	116	< 5	15	82	144		
A0962937	0.21	6	331	< 2	0.26	< 5	< 10	45	< 5	10	76	128		

Analyte Symbol	S	Sc	Sr	Te	Ti	Tl	U	V	W	Y	Zn	Zr	As	Zn
Unit Symbol	%	ppm	ppm	ppm	%	ppm	ppm	ppm	ppm	ppm	ppm	ppm	%	%
Lower Limit	0.01	4	1	2	0.01	5	10	2	5	1	1	5	0.01	0.001
Method Code	TD-ICP	TD-ICP	TD-ICP	TD-ICP	TD-ICP	TD-ICP	TD-ICP	TD-ICP	TD-ICP	TD-ICP	TD-ICP	TD-ICP	4Acid ICPOES	4Acid ICPOES
A0962938	0.05	9	458	< 2	0.29	< 5	< 10	71	< 5	10	51	168		
A0962939	0.02	7	333	< 2	0.18	< 5	< 10	44	< 5	10	63	114		
A0962940	0.02	6	306	< 2	0.18	< 5	< 10	41	< 5	10	61	117		
A0962941	0.03	< 4	304	< 2	0.16	< 5	< 10	27	< 5	4	38	89		
A0962942	0.15	5	360	< 2	0.22	< 5	< 10	41	< 5	6	52	118		
A0962943	0.08	5	325	< 2	0.20	< 5	< 10	37	< 5	6	51	108		
A0962944	0.17	6	378	< 2	0.26	< 5	< 10	53	< 5	7	85	110		
A0962945	0.55	7	320	< 2	0.33	< 5	< 10	61	< 5	8	110	119		
A0962946	0.26	5	183	< 2	0.16	< 5	< 10	40	< 5	7	35	77		
A0962947	0.07	7	279	< 2	0.19	< 5	< 10	46	< 5	9	42	110		
A0962948	0.15	9	267	< 2	0.21	< 5	< 10	54	< 5	10	58	106		
A0962949	0.04	5	397	< 2	0.38	< 5	< 10	72	< 5	6	62	139		
A0962950	0.22	9	375	< 2	0.39	< 5	< 10	74	< 5	11	77	155		
A0964487	0.95	6	170	< 2	0.25	< 5	< 10	51	< 5	9	105	112		
A0964488	1.95	6	112	< 2	0.26	< 5	< 10	54	7	9	940	154		
A0964489	0.47	6	198	< 2	0.28	< 5	< 10	57	< 5	10	231	155		
A0964490	0.64	6	231	< 2	0.28	< 5	< 10	51	< 5	12	107	151		
A0964491	0.32	6	226	< 2	0.26	< 5	< 10	50	< 5	9	115	126		
A0964492	0.43	5	376	< 2	0.27	< 5	< 10	51	< 5	10	72	152		
A0964493	0.52	5	239	< 2	0.26	< 5	< 10	53	10	8	66	126		
A0964494	0.60	< 4	202	< 2	0.26	< 5	< 10	54	7	6	74	137		
A0964495	0.42	6	305	< 2	0.25	< 5	< 10	50	8	8	81	147		
A0964496	1.59	14	220	< 2	0.34	< 5	< 10	113	6	14	167	95		
A0964497	0.41	10	216	< 2	0.29	< 5	< 10	85	19	12	84	134		
A0964498	0.62	6	303	< 2	0.28	< 5	< 10	53	14	11	96	158		
A0964499	0.91	6	199	< 2	0.25	< 5	< 10	53	7	9	443	146		
A0964500	0.35	16	266	< 2	0.37	< 5	< 10	119	< 5	14	116	123		
A0964051	0.36	16	203	< 2	0.37	< 5	< 10	108	< 5	15	99	124		
A0964052	0.34	16	194	< 2	0.27	< 5	< 10	84	< 5	13	129	109		
A0964053	0.38	13	172	< 2	0.32	< 5	< 10	91	< 5	13	90	121		
A0964054	0.17	5	215	< 2	0.29	< 5	< 10	72	< 5	6	98	140		
A0964055	0.61	12	185	< 2	0.35	< 5	< 10	87	< 5	12	82	136		
A0964056	0.42	10	262	< 2	0.32	< 5	< 10	76	< 5	12	81	131		
A0964057	2.21	4	97	< 2	0.12	< 5	< 10	3	< 5	15	45	205		
A0964058	1.07	4	94	< 2	0.13	< 5	< 10	6	< 5	13	52	172		
A0964059	1.59	4	75	< 2	0.13	< 5	< 10	5	< 5	13	58	202		
A0964060	1.92	5	128	< 2	0.13	< 5	< 10	8	< 5	16	56	204		
A0963825	1.01	6	329	< 2	0.26	< 5	< 10	53	< 5	9	76	140		
A0963826	0.34	10	295	< 2	0.27	< 5	< 10	73	< 5	12	95	120		
A0963827	1.26	7	505	< 2	0.26	< 5	< 10	57	< 5	9	37	147		
A0963828	1.86	7	353	< 2	0.26	< 5	< 10	55	< 5	10	66	141		
A0963829	1.59	6	291	< 2	0.26	< 5	< 10	51	< 5	10	63	139		
A0963830	1.71	6	231	< 2	0.24	< 5	< 10	51	7	9	457	127		
A0963831	1.10	6	259	< 2	0.27	< 5	< 10	57	< 5	9	166	158		
A0963832	1.08	6	208	< 2	0.25	< 5	< 10	51	< 5	9	49	125		
A0963833	1.65	6	221	< 2	0.23	< 5	< 10	51	< 5	9	39	128		
A0963834	0.42	6	364	< 2	0.27	< 5	< 10	51	< 5	10	125	147		
A0963835	0.36	4	342	< 2	0.27	< 5	< 10	51	< 5	9	66	147		
A0963836	0.63	7	257	< 2	0.36	< 5	< 10	71	< 5	11	115	157		

Analyte Symbol	S	Sc	Sr	Te	Ti	Tl	U	V	W	Y	Zn	Zr	As	Zn
Unit Symbol	%	ppm	ppm	ppm	%	ppm	ppm	ppm	ppm	ppm	ppm	ppm	%	%
Lower Limit	0.01	4	1	2	0.01	5	10	2	5	1	1	5	0.01	0.001
Method Code	TD-ICP	TD-ICP	TD-ICP	TD-ICP	TD-ICP	TD-ICP	TD-ICP	TD-ICP	TD-ICP	TD-ICP	TD-ICP	TD-ICP	4Acid ICPOES	4Acid ICPOES
A0963837	0.63	5	255	< 2	0.25	< 5	< 10	47	< 5	10	72	144		
A0963838	0.60	6	294	< 2	0.27	< 5	< 10	52	< 5	11	72	155		
A0963839	0.60	6	290	< 2	0.28	< 5	< 10	53	5	11	70	153		
A0963840	0.95	6	312	< 2	0.26	< 5	< 10	52	7	10	64	143		
A0963841	0.75	5	348	< 2	0.24	< 5	< 10	55	< 5	10	78	159		
A0963842	1.41	5	175	< 2	0.22	< 5	< 10	54	< 5	8	392	136		
A0963843	0.46	6	340	< 2	0.27	< 5	< 10	53	11	11	157	138		
A0963844	0.85	6	370	< 2	0.29	< 5	< 10	54	< 5	11	88	158		
A0963845	1.05	4	294	< 2	0.27	< 5	< 10	54	11	9	127	160		
A0963846	0.34	8	265	< 2	0.30	< 5	< 10	73	14	11	70	130		
A0963847	0.69	5	231	< 2	0.24	< 5	< 10	49	7	10	220	150		
A0963848	0.82	9	293	< 2	0.30	< 5	< 10	71	< 5	12	80	144		
A0963849	0.35	7	253	< 2	0.27	< 5	< 10	62	< 5	10	61	152		
A0963850	0.32	12	275	< 2	0.32	< 5	< 10	101	11	13	96	135		
A0963851	0.25	20	198	< 2	0.21	< 5	< 10	91	< 5	19	104	85		
A0963602	0.83	16	234	< 2	0.41	< 5	< 10	110	< 5	14	92	154		
A0963603	0.23	4	223	< 2	0.14	< 5	< 10	10	< 5	13	54	194		
A0963604	0.62	4	208	< 2	0.26	< 5	< 10	57	< 5	7	59	128	0.78	
A0963605	1.44	4	115	< 2	0.13	< 5	< 10	3	< 5	13	94	191		
A0963606	1.46	5	193	< 2	0.13	< 5	< 10	3	< 5	15	66	220		
A0963607	1.66	5	213	< 2	0.13	< 5	< 10	3	< 5	15	50	216		
A0963608	0.96	5	189	< 2	0.14	< 5	< 10	9	< 5	16	77	215		
A0963609	1.29	5	208	< 2	0.13	< 5	< 10	9	< 5	15	52	213		
A0963610	0.46	6	325	< 2	0.28	< 5	< 10	57	< 5	9	62	131		
A0963611	0.54	6	250	< 2	0.25	< 5	< 10	52	< 5	9	60	129		
A0963612	0.51	7	359	< 2	0.28	< 5	< 10	58	8	10	57	138		
A0963613	0.34	6	256	< 2	0.25	< 5	< 10	50	< 5	9	70	127		
A0963614	0.53	7	276	< 2	0.30	< 5	< 10	61	9	10	80	139		
A0963615	0.26	6	247	< 2	0.24	< 5	< 10	51	20	8	80	130		
A0963616	0.45	7	284	< 2	0.27	< 5	< 10	55	< 5	9	58	133		
A0963617	0.48	7	369	< 2	0.29	< 5	< 10	52	10	10	76	149		
A0963618	0.18	16	183	< 2	0.27	< 5	< 10	100	< 5	11	46	120		
A0963619	0.33	17	192	< 2	0.34	< 5	< 10	108	< 5	12	79	123		
A0963620	0.95	6	330	< 2	0.30	< 5	< 10	73	7	8	39	129		
A0963621	0.54	16	248	< 2	0.41	< 5	< 10	116	< 5	14	136	138		
A0963622	0.70	8	396	< 2	0.33	< 5	< 10	78	< 5	11	71	144		
A0963623	0.65	8	539	< 2	0.33	< 5	< 10	74	< 5	11	55	136		
A0963624	0.34	11	259	< 2	0.29	< 5	< 10	86	< 5	11	91	132		
A0963625	0.27	6	250	< 2	0.24	< 5	< 10	51	< 5	8	52	140		
A0963626	0.46	13	229	< 2	0.32	< 5	< 10	89	< 5	11	86	129		
A0963627	0.46	13	146	< 2	0.33	< 5	< 10	105	< 5	10	56	125		
A0963628	0.32	15	229	< 2	0.25	< 5	< 10	84	< 5	12	94	112		
A0963629	0.37	9	280	< 2	0.33	< 5	< 10	87	< 5	8	77	169		
A0963630	0.84	14	225	< 2	0.35	< 5	< 10	93	< 5	12	74	126		
A0963631	0.65	13	175	< 2	0.36	< 5	< 10	87	< 5	15	78	130		
A0963632	0.48	8	201	< 2	0.23	< 5	< 10	54	< 5	11	72	60		
A0963633	0.28	< 4	120	< 2	0.10	< 5	< 10	5	< 5	12	32	171		
A0963634	0.40	6	252	< 2	0.16	< 5	< 10	20	< 5	15	47	215		
A0963635	0.51	5	180	< 2	0.14	< 5	< 10	6	< 5	15	69	217		
A0963636	1.02	4	168	< 2	0.11	< 5	< 10	4	< 5	14	60	203		

Analyte Symbol	S	Sc	Sr	Te	Ti	Tl	U	V	W	Y	Zn	Zr	As	Zn
Unit Symbol	%	ppm	ppm	ppm	%	ppm	ppm	ppm	ppm	ppm	ppm	ppm	%	%
Lower Limit	0.01	4	1	2	0.01	5	10	2	5	1	1	5	0.01	0.001
Method Code	TD-ICP	TD-ICP	TD-ICP	TD-ICP	TD-ICP	TD-ICP	TD-ICP	TD-ICP	TD-ICP	TD-ICP	TD-ICP	TD-ICP	4Acid ICPOES	4Acid ICPOES
A0963637	1.18	4	157	< 2	0.12	< 5	< 10	4	< 5	13	55	208		
A0963638	0.44	< 4	157	< 2	0.13	< 5	< 10	5	< 5	10	59	189		
A0963639	1.00	< 4	153	< 2	0.12	< 5	< 10	4	< 5	13	78	217		
A0963640	0.85	5	190	< 2	0.15	< 5	< 10	9	< 5	15	99	211		
A0963641	0.83	7	134	< 2	0.17	< 5	< 10	15	< 5	18	131	213		
A0963642	1.14	4	217	< 2	0.11	< 5	< 10	3	< 5	15	50	184		
A0963643	0.82	14	357	< 2	0.25	< 5	< 10	91	< 5	13	76	129		
A0962976	1.24	6	191	< 2	0.23	< 5	< 10	51	< 5	8	59	122		
A0962977	0.90	6	247	< 2	0.27	< 5	< 10	57	< 5	9	279	128		
A0962978	0.50	6	205	< 2	0.26	< 5	< 10	55	< 5	9	160	119		
A0962979	0.45	6	211	< 2	0.26	< 5	< 10	54	< 5	9	395	132		
A0962980	0.96	6	290	< 2	0.24	< 5	< 10	50	7	8	128	139		
A0962981	0.41	6	244	< 2	0.27	< 5	< 10	56	25	9	89	139		
A0962982	0.57	7	313	< 2	0.27	< 5	< 10	60	6	10	73	129		
A0962983	0.60	6	274	< 2	0.27	< 5	< 10	63	5	8	70	132		
A0962984	0.54	6	290	< 2	0.28	< 5	< 10	56	22	9	93	129		
A0962985	0.39	6	276	< 2	0.27	< 5	< 10	54	28	9	82	130		
A0962986	0.76	5	327	< 2	0.21	< 5	< 10	42	< 5	6	57	139		
A0962987	0.53	7	323	< 2	0.28	< 5	< 10	61	< 5	10	58	138		
A0962988	0.41	5	282	< 2	0.30	< 5	< 10	60	< 5	7	54	129		
A0962989	0.31	7	315	< 2	0.32	< 5	< 10	69	< 5	11	51	145		
A0962990	0.26	16	258	< 2	0.35	< 5	< 10	110	< 5	13	101	135		
A0962991	0.25	16	282	< 2	0.34	< 5	< 10	109	< 5	12	98	130		
A0962992	0.31	13	298	< 2	0.32	< 5	< 10	101	< 5	11	99	137		
A0962993	0.41	19	263	< 2	0.35	< 5	< 10	109	< 5	15	109	127		
A0964533	0.30	5	171	< 2	0.14	< 5	< 10	3	< 5	16	54	220		
A0964534	0.59	9	236	< 2	0.30	< 5	< 10	76	< 5	11	70	120		
A0964535	1.38	< 4	91	< 2	0.13	< 5	< 10	3	< 5	15	58	205		
A0964536	0.92	< 4	116	< 2	0.13	< 5	< 10	3	< 5	11	71	155		
A0964537	1.40	4	59	< 2	0.12	< 5	< 10	4	< 5	9	113	168		
A0964538	1.34	5	138	< 2	0.13	< 5	< 10	4	< 5	16	68	205		
A0964539	1.19	7	243	< 2	0.20	< 5	< 10	27	< 5	14	87	199		
A0964540	0.81	5	210	< 2	0.13	< 5	< 10	4	< 5	16	46	204		
A0964541	1.00	4	285	< 2	0.12	< 5	< 10	3	< 5	16	29	189		
A0964542	0.91	4	194	< 2	0.13	< 5	< 10	3	< 5	15	53	196		
A0963701	0.24	5	200	< 2	0.18	< 5	< 10	29	< 5	10	52	132		
A0963702	1.93	6	210	< 2	0.27	< 5	< 10	48	< 5	9	53	131		
A0963703	0.34	4	317	< 2	0.25	< 5	< 10	51	< 5	6	62	129		
A0963704	0.26	9	253	< 2	0.29	< 5	< 10	78	< 5	11	76	129		
A0963705	0.45	5	266	< 2	0.21	< 5	< 10	45	< 5	7	50	123		
A0963706	0.25	11	229	< 2	0.29	< 5	< 10	89	< 5	11	84	123		
A0963707	0.21	7	273	< 2	0.28	< 5	< 10	57	< 5	9	64	136		
A0963708	0.28	7	299	< 2	0.27	< 5	< 10	55	< 5	9	67	119		
A0963709	0.30	7	220	< 2	0.25	< 5	< 10	56	< 5	10	69	120		
A0963710	0.35	6	305	< 2	0.24	< 5	< 10	48	< 5	8	56	130		
A0963711	0.35	6	307	< 2	0.24	< 5	< 10	45	< 5	9	64	115		
A0963712	0.79	7	343	< 2	0.23	< 5	< 10	49	< 5	11	64	136		
A0963713	0.67	6	255	< 2	0.21	< 5	< 10	53	< 5	8	44	108		
A0963714	0.83	6	292	< 2	0.23	< 5	< 10	50	< 5	9	48	124		

Analyte Symbol	S	Sc	Sr	Te	Ti	Tl	U	V	W	Y	Zn	Zr	As	Zn
Unit Symbol	%	ppm	ppm	ppm	%	ppm	ppm	ppm	ppm	ppm	ppm	ppm	%	%
Lower Limit	0.01	4	1	2	0.01	5	10	2	5	1	1	5	0.01	0.001
Method Code	TD-ICP	TD-ICP	TD-ICP	TD-ICP	TD-ICP	TD-ICP	TD-ICP	TD-ICP	TD-ICP	TD-ICP	TD-ICP	TD-ICP	4Acid ICPOES	4Acid ICPOES
A0963715	0.68	7	297	< 2	0.26	< 5	< 10	52	< 5	10	59	124		
A0963716	1.25	9	329	< 2	0.29	< 5	< 10	77	< 5	11	48	119		
A0963717	1.30	7	381	< 2	0.28	< 5	< 10	58	< 5	10	51	142		
A0963718	1.52	6	287	< 2	0.26	< 5	< 10	52	< 5	10	56	131		
A0963719	1.10	7	331	< 2	0.28	< 5	< 10	64	< 5	10	80	147		
A0963720	0.88	6	288	< 2	0.26	< 5	< 10	57	17	9	96	153		
A0963721	1.12	4	298	< 2	0.24	< 5	< 10	48	< 5	6	161	128		
A0963722	1.05	5	264	< 2	0.22	< 5	< 10	49	< 5	8	299	133		
A0963723	0.80	7	245	< 2	0.28	< 5	< 10	64	< 5	9	76	149		
A0963724	1.40	6	236	< 2	0.22	< 5	< 10	51	< 5	8	121	120		
A0963725	0.54	7	302	< 2	0.25	< 5	< 10	57	< 5	9	88	132		
A0963726	0.44	7	326	< 2	0.25	< 5	< 10	57	< 5	10	64	122		
A0963727	0.21	13	264	< 2	0.24	< 5	< 10	87	< 5	10	94	117		
A0963728	0.22	9	243	< 2	0.23	< 5	< 10	59	< 5	10	82	108		
A0963729	0.61	7	249	< 2	0.26	< 5	< 10	58	< 5	10	62	143		
A0963730	0.91	5	304	< 2	0.28	< 5	< 10	71	< 5	6	65	124		
A0963731	0.87	6	248	< 2	0.27	< 5	< 10	56	< 5	9	71	140		
A0963732	0.90	16	391	< 2	0.46	< 5	< 10	123	< 5	14	88	94		
A0963733	1.69	6	235	< 2	0.24	< 5	< 10	55	7	9	62	142		
A0963734	1.32	6	271	< 2	0.27	< 5	< 10	52	< 5	10	107	145		
A0963735	0.68	7	297	< 2	0.28	< 5	< 10	56	< 5	9	74	136		
A0963736	0.53	6	390	< 2	0.29	< 5	< 10	47	< 5	10	71	147		
A0963737	0.89	5	206	< 2	0.24	< 5	< 10	50	< 5	8	771	116		
A0963738	1.66	6	163	< 2	0.26	< 5	< 10	54	< 5	9	3450	125		
A0963739	3.10	6	65	< 2	0.23	< 5	< 10	46	< 5	8	3700	119		
A0963740	1.80	8	173	< 2	0.27	< 5	< 10	67	< 5	9	1510	128		
A0963741	0.66	6	354	< 2	0.27	< 5	< 10	53	< 5	8	79	138		
A0963742	0.64	7	285	< 2	0.28	< 5	< 10	59	< 5	9	121	129		
A0963743	0.85	7	269	< 2	0.28	< 5	< 10	63	< 5	10	93	135		
A0963744	2.15	6	200	< 2	0.26	< 5	< 10	59	9	8	6180	148		
A0963745	1.04	6	269	< 2	0.27	< 5	< 10	33	11	9	82	123		
A0963746	0.70	6	367	< 2	0.28	< 5	< 10	58	< 5	8	68	144		
A0963747	0.62	6	183	< 2	0.22	< 5	< 10	48	< 5	8	721	122		
A0963748	0.39	6	224	< 2	0.25	< 5	< 10	53	115	9	244	129		
A0964907	0.79	4	185	< 2	0.12	< 5	< 10	4	< 5	13	38	218		
A0964908	1.10	5	187	< 2	0.12	< 5	< 10	4	< 5	15	63	216		
A0964906	0.18	4	126	< 2	0.10	< 5	< 10	8	< 5	12	72	155		
A0964909	0.09	7	247	< 2	0.26	< 5	< 10	52	< 5	10	61	130		
A0964910	0.07	6	243	< 2	0.20	< 5	< 10	45	< 5	8	53	115		
A0964911	0.03	8	327	< 2	0.12	< 5	< 10	36	< 5	10	65	86		
A0964912	0.02	9	317	< 2	0.12	< 5	< 10	39	< 5	11	71	91		
A0964913	< 0.01	< 4	74	< 2	0.02	< 5	< 10	< 2	< 5	9	48	42		
A0964914	0.37	11	147	< 2	0.36	< 5	< 10	118	< 5	8	119	133		
A0964915	0.06	5	258	< 2	0.24	< 5	< 10	48	< 5	8	55	130		
A0964916	0.14	6	304	< 2	0.25	< 5	< 10	51	< 5	9	60	125		
A0964917	0.15	6	417	< 2	0.27	< 5	< 10	53	< 5	9	60	115		
A0964918	0.14	8	420	< 2	0.29	< 5	< 10	62	< 5	11	66	132		
A0964919	0.23	6	271	< 2	0.24	< 5	< 10	46	< 5	8	55	118		
A0964920	0.35	7	247	< 2	0.27	< 5	< 10	55	< 5	10	64	134		
A0964921	0.71	6	295	< 2	0.25	< 5	< 10	53	< 5	9	53	127		

Analyte Symbol	S	Sc	Sr	Te	Ti	Tl	U	V	W	Y	Zn	Zr	As	Zn
Unit Symbol	%	ppm	ppm	ppm	%	ppm	ppm	ppm	ppm	ppm	ppm	ppm	%	%
Lower Limit	0.01	4	1	2	0.01	5	10	2	5	1	1	5	0.01	0.001
Method Code	TD-ICP	TD-ICP	TD-ICP	TD-ICP	TD-ICP	TD-ICP	TD-ICP	TD-ICP	TD-ICP	TD-ICP	TD-ICP	TD-ICP	4Acid ICPOES	4Acid ICPOES
A0964922	0.41	7	308	< 2	0.25	< 5	< 10	53	< 5	10	57	119		
A0964923	0.56	6	311	< 2	0.25	< 5	< 10	53	< 5	9	43	123		
A0964924	0.14	5	222	< 2	0.26	< 5	< 10	59	< 5	7	69	129		
A0964925	1.46	7	242	< 2	0.26	< 5	< 10	61	< 5	10	98	133		
A0964926	0.68	7	301	< 2	0.25	< 5	< 10	54	< 5	10	60	127		
A0964927	0.54	7	348	< 2	0.27	< 5	< 10	58	< 5	10	64	155		
A0964928	0.33	7	317	< 2	0.26	< 5	< 10	54	< 5	10	62	137		
A0964929	1.06	6	306	< 2	0.26	< 5	< 10	54	< 5	9	59	136		
A0964930	1.33	7	333	< 2	0.29	< 5	< 10	63	< 5	8	62	118		
A0964931	0.35	10	385	< 2	0.26	< 5	< 10	69	< 5	13	87	111		
A0964932	0.85	6	298	< 2	0.25	< 5	< 10	52	< 5	10	57	139		
A0964933	2.19	5	224	< 2	0.28	< 5	< 10	56	< 5	7	63	140		
A0964934	1.10	6	276	< 2	0.27	< 5	< 10	56	< 5	9	67	139		
A0964935	0.68	9	359	< 2	0.33	< 5	< 10	80	< 5	11	69	122		
A0964752	1.04	6	227	< 2	0.23	< 5	< 10	50	10	8	183	135		
A0964753	0.70	6	231	< 2	0.27	< 5	< 10	58	< 5	9	64	142		
A0964754	0.64	7	196	< 2	0.27	< 5	< 10	56	< 5	10	159	134		
A0964755	0.30	6	259	< 2	0.25	< 5	< 10	47	< 5	9	81	126		
A0964756	0.43	6	259	< 2	0.27	< 5	< 10	53	< 5	9	56	132		
A0964757	0.33	7	313	< 2	0.30	< 5	< 10	60	< 5	10	66	127		
A0964758	0.62	7	325	< 2	0.28	< 5	< 10	62	6	9	54	140		
A0964759	0.31	7	251	< 2	0.27	< 5	< 10	60	< 5	10	72	138		
A0964760	0.80	14	211	< 2	0.34	< 5	< 10	100	< 5	12	80	124		
A0964761	0.66	6	286	< 2	0.25	< 5	< 10	59	< 5	8	64	129		
A0964762	0.58	16	191	< 2	0.35	< 5	< 10	111	< 5	15	88	117		
A0964763	0.34	15	225	< 2	0.31	< 5	< 10	89	< 5	14	94	107		
A0964764	0.75	18	175	< 2	0.42	< 5	< 10	125	< 5	17	99	138		
A0964765	0.43	4	294	< 2	0.29	< 5	< 10	58	< 5	6	62	135		
A0964766	0.30	8	288	< 2	0.27	< 5	< 10	64	< 5	10	69	138		
A0964767	0.32	14	210	< 2	0.34	< 5	< 10	103	< 5	13	112	131		
A0964768	0.36	8	349	< 2	0.36	< 5	< 10	82	< 5	11	71	127		
A0964769	2.86	16	152	< 2	0.36	< 5	< 10	113	< 5	12	66	123		
A0964721	0.72	13	180	< 2	0.34	< 5	< 10	85	< 5	14	54	113		
A0964722	1.11	5	207	< 2	0.12	< 5	< 10	3	< 5	15	90	214		
A0964723	0.33	4	202	< 2	0.14	< 5	< 10	7	< 5	14	46	212		
A0964724	0.76	4	140	< 2	0.12	< 5	< 10	4	< 5	13	74	209		
A0964725	0.76	< 4	146	< 2	0.14	< 5	< 10	4	< 5	10	49	211		
A0964726	0.81	5	166	< 2	0.13	< 5	< 10	3	< 5	15	53	213		
A0964727	0.87	4	147	< 2	0.13	< 5	< 10	3	< 5	14	51	210		
A0964728	0.95	< 4	94	< 2	0.09	< 5	< 10	3	< 5	10	8	137		
A0964729	0.61	4	149	< 2	0.13	< 5	< 10	3	< 5	15	64	207		
A0964730	0.75	4	167	< 2	0.12	< 5	< 10	3	< 5	13	60	202		
A0964731	0.81	7	261	< 2	0.30	< 5	< 10	63	< 5	10	97	125		
A0964732	1.45	4	165	< 2	0.11	< 5	< 10	3	< 5	13	42	190		
A0964733	1.04	4	166	< 2	0.11	< 5	< 10	4	< 5	14	44	186		
A0964734	0.86	5	230	< 2	0.16	< 5	< 10	17	< 5	13	49	195		
A0964735	0.62	5	185	< 2	0.13	< 5	< 10	7	< 5	15	52	194		
A0964736	0.33	5	195	< 2	0.14	< 5	< 10	6	< 5	15	52	163		
A0964737	0.67	4	152	< 2	0.13	< 5	< 10	3	< 5	14	105	165		

Analyte Symbol	S	Sc	Sr	Te	Ti	Tl	U	V	W	Y	Zn	Zr	As	Zn
Unit Symbol	%	ppm	ppm	ppm	%	ppm	ppm	ppm	ppm	ppm	ppm	ppm	%	%
Lower Limit	0.01	4	1	2	0.01	5	10	2	5	1	1	5	0.01	0.001
Method Code	TD-ICP	TD-ICP	TD-ICP	TD-ICP	TD-ICP	TD-ICP	TD-ICP	TD-ICP	TD-ICP	TD-ICP	TD-ICP	TD-ICP	4Acid ICPOES	4Acid ICPOES
A0964738	0.29	4	173	< 2	0.13	< 5	< 10	6	< 5	14	49	188		
A0964739	1.00	6	202	< 2	0.16	< 5	< 10	18	< 5	15	55	196		
A0964740	0.16	7	209	< 2	0.22	< 5	< 10	43	< 5	13	65	179		
A0964741	0.60	12	270	< 2	0.34	< 5	< 10	90	< 5	14	54	129		
A0964742	1.13	4	131	< 2	0.13	< 5	< 10	4	< 5	14	34	204		
A0964743	0.25	4	157	< 2	0.13	< 5	< 10	3	< 5	15	51	202		
A0964826	0.25	5	181	< 2	0.13	< 5	< 10	3	< 5	15	53	205		
A0964827	1.05	5	192	< 2	0.13	< 5	< 10	3	< 5	15	61	225		
A0964828	0.31	4	183	< 2	0.13	< 5	< 10	3	< 5	15	54	204		
A0964829	2.08	< 4	135	< 2	0.11	< 5	< 10	3	< 5	14	42	187		
A0964830	1.55	4	185	< 2	0.13	< 5	< 10	3	< 5	14	51	204		
A0964831	0.84	6	274	< 2	0.26	< 5	< 10	58	< 5	9	68	124		
A0964832	1.36	5	181	< 2	0.15	< 5	< 10	11	< 5	14	60	196		
A0964833	1.17	4	166	< 2	0.12	< 5	< 10	3	< 5	14	67	189		
A0964834	0.84	< 4	144	< 2	0.13	< 5	< 10	5	< 5	10	51	190		
A0964835	1.35	< 4	172	< 2	0.11	< 5	< 10	5	< 5	12	32	176		
A0964836	1.21	5	163	< 2	0.13	< 5	< 10	6	< 5	16	46	174		
A0964837	0.33	7	345	< 2	0.29	< 5	< 10	57	< 5	12	66	141		
A0964838	0.55	7	157	< 2	0.28	< 5	< 10	57	< 5	10	65	138		
A0964697	1.04	< 4	135	< 2	0.12	< 5	< 10	3	< 5	13	110	203		
A0964698	0.75	4	149	< 2	0.13	< 5	< 10	4	< 5	14	57	209		
A0964699	0.44	5	202	< 2	0.14	< 5	< 10	3	< 5	17	72	236		
A0964700	0.41	< 4	129	< 2	0.11	< 5	< 10	3	< 5	11	44	200		
A0964618	0.76	< 4	159	< 2	0.13	< 5	< 10	3	< 5	13	88	208		
A0964619	1.08	< 4	146	< 2	0.14	< 5	< 10	3	< 5	14	69	201		
A0964620	1.17	< 4	103	< 2	0.11	< 5	< 10	3	< 5	12	51	187		
A0964621	1.47	< 4	177	< 2	0.12	< 5	< 10	4	< 5	12	16	198		
A0964622	1.57	< 4	194	< 2	0.12	< 5	< 10	3	< 5	12	41	204		
A0964623	1.20	5	169	< 2	0.13	< 5	< 10	14	< 5	11	42	196		
A0964624	1.40	< 4	148	< 2	0.14	< 5	< 10	7	< 5	12	52	206		
A0964625	0.66	< 4	121	< 2	0.14	< 5	< 10	12	< 5	8	50	178		
A0964626	0.37	< 4	125	< 2	0.12	< 5	< 10	3	< 5	10	52	168		
A0964627	0.88	< 4	104	< 2	0.11	< 5	< 10	4	< 5	11	53	163	0.79	
A0964628	0.23	< 4	152	< 2	0.13	< 5	< 10	3	< 5	15	43	203		
A0964629	1.79	4	96	< 2	0.13	< 5	< 10	3	< 5	15	47	207		
A0964630	1.16	< 4	124	< 2	0.10	< 5	< 10	3	< 5	12	36	153		
A0964631	0.51	< 4	130	< 2	0.13	< 5	< 10	3	< 5	13	41	171		
A0964632	0.22	< 4	142	< 2	0.12	< 5	< 10	3	< 5	12	50	207		
A0964633	0.63	4	137	< 2	0.13	< 5	< 10	14	< 5	13	64	139		
117134	0.41	7	227	< 2	0.33	< 5	< 10	78	< 5	9	89	118		
117135	1.39	< 4	108	< 2	0.13	< 5	< 10	10	< 5	13	60	197		
117136	0.44	< 4	122	< 2	0.13	< 5	< 10	3	< 5	13	52	194		
117137	1.03	< 4	103	< 2	0.12	< 5	< 10	3	< 5	14	51	195		
117138	1.40	< 4	141	< 2	0.12	< 5	< 10	3	< 5	13	46	202		
117133	1.56	< 4	49	< 2	0.13	< 5	< 10	3	< 5	13	44	207		
117139	0.58	< 4	140	< 2	0.11	< 5	< 10	2	< 5	12	35	181		
117140	0.59	< 4	145	< 2	0.12	< 5	< 10	3	< 5	13	19	208		
117141	0.77	< 4	120	< 2	0.10	< 5	< 10	4	< 5	10	14	152		
117142	0.50	< 4	141	< 2	0.27	< 5	< 10	55	< 5	5	32	122		
117143	0.26	5	158	< 2	0.27	< 5	< 10	50	< 5	8	54	117		

Analyte Symbol	S	Sc	Sr	Te	Ti	Tl	U	V	W	Y	Zn	Zr	As	Zn
Unit Symbol	%	ppm	ppm	ppm	%	ppm	ppm	ppm	ppm	ppm	ppm	ppm	%	%
Lower Limit	0.01	4	1	2	0.01	5	10	2	5	1	1	5	0.01	0.001
Method Code	TD-ICP	TD-ICP	TD-ICP	TD-ICP	TD-ICP	TD-ICP	TD-ICP	TD-ICP	TD-ICP	TD-ICP	TD-ICP	TD-ICP	4Acid ICPOES	4Acid ICPOES
A0963308	0.03	8	354	< 2	0.34	< 5	< 10	63	< 5	9	49	138		
A0963309	0.02	< 4	231	< 2	0.12	< 5	< 10	5	< 5	12	22	149		
A0963310	0.02	4	101	< 2	0.17	< 5	< 10	6	< 5	14	41	220		
A0963311	0.30	5	108	< 2	0.17	< 5	< 10	12	< 5	16	71	229		
A0963312	0.41	< 4	153	< 2	0.12	< 5	< 10	9	< 5	12	45	210		
A0963313	0.10	5	197	< 2	0.23	< 5	< 10	45	< 5	7	51	124		
A0963314	0.09	6	253	< 2	0.26	< 5	< 10	51	< 5	9	55	141		
A0963315	0.38	6	209	< 2	0.27	< 5	< 10	50	< 5	9	52	141		
A0963316	0.10	5	221	< 2	0.27	< 5	< 10	56	< 5	8	59	156		
A0963317	0.12	7	337	< 2	0.33	< 5	< 10	59	< 5	11	72	166		
A0963318	0.10	6	299	< 2	0.24	< 5	< 10	49	< 5	9	55	135		
A0963319	0.44	6	285	< 2	0.27	< 5	< 10	51	< 5	9	52	150		
A0963320	0.08	5	261	< 2	0.23	< 5	< 10	49	< 5	8	52	131		
A0963321	0.17	6	284	< 2	0.24	< 5	< 10	49	< 5	8	58	136		
A0963322	0.03	6	273	< 2	0.27	< 5	< 10	52	< 5	9	53	133		
A0963323	0.03	6	276	< 2	0.25	< 5	< 10	48	< 5	8	58	138		
A0963324	0.18	< 4	197	< 2	0.24	< 5	< 10	45	< 5	5	55	119		
A0963325	0.68	7	333	< 2	0.29	< 5	< 10	57	< 5	9	63	147		
A0963326	0.04	7	364	< 2	0.31	< 5	< 10	60	< 5	11	66	154		
A0963363	0.28	7	265	< 2	0.29	< 5	< 10	55	< 5	10	62	152		
A0963364	0.58	7	289	< 2	0.27	< 5	< 10	55	< 5	10	78	154		
A0963327	0.81	6	271	< 2	0.26	< 5	< 10	52	< 5	9	60	144		
A0963328	0.19	5	200	< 2	0.21	< 5	< 10	40	< 5	7	47	117		
A0963365	0.38	5	282	< 2	0.24	< 5	< 10	50	< 5	7	53	127		
A0963329	0.42	6	321	< 2	0.28	< 5	< 10	56	< 5	8	60	146		
A0963330	0.18	5	306	< 2	0.28	< 5	< 10	52	< 5	8	47	149		
A0963331	0.26	5	291	< 2	0.28	< 5	< 10	52	< 5	9	70	141		
A0963332	0.48	6	252	< 2	0.25	< 5	< 10	48	< 5	8	46	136		
A0963366	0.47	5	254	< 2	0.25	< 5	< 10	47	< 5	9	44	141		
A0963367	1.04	6	248	< 2	0.26	< 5	< 10	50	< 5	8	59	133		
A0963368	0.40	5	269	< 2	0.24	< 5	< 10	47	< 5	9	45	133		
A0963333	0.54	5	207	< 2	0.23	< 5	< 10	49	< 5	8	60	135		
A0963334	0.90	4	223	< 2	0.22	< 5	< 10	50	< 5	7	36	133		
A0963356	0.37	5	290	< 2	0.23	< 5	< 10	47	< 5	8	51	134		
A0963335	0.37	< 4	265	< 2	0.25	< 5	< 10	50	< 5	5	62	147		
A0963336	0.47	< 4	292	< 2	0.22	< 5	< 10	37	< 5	6	58	153		
A0963357	0.37	< 4	247	< 2	0.18	< 5	< 10	34	< 5	6	149	140		
A0963337	1.21	7	249	< 2	0.34	< 5	< 10	63	< 5	11	1300	169		
A0963338	0.67	7	224	< 2	0.27	< 5	< 10	56	< 5	10	109	153		
A0963358	0.35	6	229	< 2	0.28	< 5	< 10	53	< 5	9	80	147		
A0963339	1.58	< 4	98	< 2	0.20	< 5	< 10	33	6	6	142	142		
A0963340	0.75	5	166	< 2	0.22	< 5	< 10	46	6	8	51	126		
A0963341	0.37	5	209	< 2	0.25	< 5	< 10	46	19	8	154	146		
A0963342	0.44	6	185	< 2	0.29	< 5	< 10	59	< 5	8	118	150		
A0963343	0.41	5	142	< 2	0.21	< 5	< 10	42	7	7	64	122		
A0963344	0.33	4	168	< 2	0.19	< 5	< 10	37	22	7	45	104		
A0963359	0.30	5	207	< 2	0.23	< 5	< 10	43	29	8	53	135		
A0963345	0.55	5	185	< 2	0.21	< 5	< 10	46	143	8	45	122		
A0963346	0.48	5	190	< 2	0.23	< 5	< 10	48	69	6	68	147		

Analyte Symbol	S	Sc	Sr	Te	Ti	Tl	U	V	W	Y	Zn	Zr	As	Zn
Unit Symbol	%	ppm	ppm	ppm	%	ppm	ppm	ppm	ppm	ppm	ppm	ppm	%	%
Lower Limit	0.01	4	1	2	0.01	5	10	2	5	1	1	5	0.01	0.001
Method Code	TD-ICP	TD-ICP	TD-ICP	TD-ICP	TD-ICP	TD-ICP	TD-ICP	TD-ICP	TD-ICP	TD-ICP	TD-ICP	TD-ICP	4Acid ICPOES	4Acid ICPOES
A0963347	0.73	4	208	< 2	0.21	< 5	< 10	26	< 5	6	50	97		
A0963348	1.15	4	163	< 2	0.18	< 5	< 10	50	< 5	6	97	98		
A0963349	1.24	5	178	< 2	0.21	< 5	< 10	40	6	7	777	92		
A0963350	0.98	< 4	140	< 2	0.23	< 5	< 10	51	34	5	52	117		
A0963351	0.57	< 4	108	< 2	0.13	< 5	< 10	15	< 5	4	24	60		
A0963360	0.20	7	189	< 2	0.30	< 5	< 10	56	< 5	10	70	156		
A0963361	0.10	5	186	< 2	0.22	< 5	< 10	42	< 5	7	49	136		
A0963352	0.38	4	152	< 2	0.20	< 5	< 10	40	< 5	7	36	109		
A0963362	0.21	6	209	< 2	0.26	< 5	< 10	50	< 5	9	64	139		
A0963353	0.27	6	203	< 2	0.26	< 5	< 10	55	< 5	9	58	117		
A0963354	0.41	6	206	< 2	0.31	< 5	< 10	61	< 5	9	51	136		
A0963355	0.29	5	212	< 2	0.19	< 5	< 10	37	< 5	8	57	125		
A0964012	0.47	4	172	< 2	0.29	< 5	< 10	56	< 5	6	62	128		
A0962765	0.13	6	143	< 2	0.24	< 5	< 10	48	< 5	10	32	133		
A0962766	0.23	13	173	< 2	0.37	< 5	< 10	100	< 5	14	117	144		
A0962767	0.29	11	250	< 2	0.33	< 5	< 10	82	< 5	10	86	144		
A0962768	0.31	8	195	< 2	0.23	< 5	< 10	68	< 5	9	77	138		
A0964013	0.78	5	261	< 2	0.26	< 5	< 10	51	< 5	7	54	143		
A0962769	0.52	5	263	< 2	0.27	< 5	< 10	50	< 5	8	76	150		
A0962770	0.27	5	237	< 2	0.23	< 5	< 10	40	< 5	8	66	122		
A0962771	0.22	5	240	< 2	0.22	< 5	< 10	40	< 5	9	69	117		
A0962772	1.14	6	247	< 2	0.26	< 5	< 10	52	< 5	9	57	142		
A0962773	0.34	5	221	< 2	0.28	< 5	< 10	58	< 5	7	65	140		
A0962774	0.71	6	272	< 2	0.25	< 5	< 10	52	< 5	8	60	160		
A0962775	0.38	5	228	< 2	0.24	< 5	< 10	49	< 5	8	77	133		
A0962776	0.61	6	264	< 2	0.24	< 5	< 10	50	< 5	10	134	146		
A0962777	1.94	6	171	< 2	0.23	< 5	< 10	53	< 5	9	58	143		
A0962778	0.91	5	277	< 2	0.22	< 5	< 10	47	< 5	6	54	140		
A0962779	0.22	5	206	< 2	0.16	< 5	< 10	35	< 5	8	129	113		
A0962780	0.56	5	233	< 2	0.25	< 5	< 10	52	< 5	9	61	134		
A0962781	0.89	6	175	< 2	0.25	< 5	< 10	50	< 5	9	55	131		
A0962782	1.23	7	406	< 2	0.27	< 5	< 10	54	< 5	10	59	144		
A0964014	1.64	6	272	< 2	0.25	< 5	< 10	56	< 5	9	59	145		
A0962783	1.13	6	275	< 2	0.26	< 5	< 10	55	< 5	9	220	138		
A0964015	1.17	5	270	< 2	0.23	< 5	< 10	47	< 5	8	200	143		
A0964016	1.29	5	235	< 2	0.26	< 5	< 10	53	< 5	8	84	139		
A0964017	0.53	5	229	< 2	0.23	< 5	< 10	48	< 5	7	56	134		
A0962784	0.34	5	221	< 2	0.22	< 5	< 10	47	< 5	7	32	133		
A0962785	0.49	5	229	< 2	0.23	< 5	< 10	49	< 5	8	50	134		
A0962786	0.58	4	217	< 2	0.26	< 5	< 10	53	< 5	6	85	133		
A0962787	0.61	6	313	< 2	0.25	< 5	< 10	53	< 5	9	86	132		
A0962788	0.65	6	312	< 2	0.24	< 5	< 10	52	< 5	9	77	146		
A0964018	0.63	6	290	< 2	0.24	< 5	< 10	49	< 5	10	63	124		
A0962789	1.18	< 4	156	< 2	0.19	< 5	< 10	32	44	6	682	141		
A0964019	0.42	6	236	< 2	0.27	< 5	< 10	53	< 5	9	95	113		
A0962790	1.43	5	188	< 2	0.23	< 5	< 10	49	33	7	99	128		
A0962791	0.76	5	191	< 2	0.25	< 5	< 10	52	< 5	8	76	143		
A0962792	1.53	< 4	162	< 2	0.17	< 5	< 10	40	< 5	5	223	98		
A0962793	0.85	6	196	< 2	0.28	< 5	< 10	58	25	8	96	152		
A0962794	0.32	< 4	183	< 2	0.25	< 5	< 10	46	6	5	60	128		

Analyte Symbol	S	Sc	Sr	Te	Ti	Tl	U	V	W	Y	Zn	Zr	As	Zn
Unit Symbol	%	ppm	ppm	ppm	%	ppm	ppm	ppm	ppm	ppm	ppm	ppm	%	%
Lower Limit	0.01	4	1	2	0.01	5	10	2	5	1	1	5	0.01	0.001
Method Code	TD-ICP	TD-ICP	TD-ICP	TD-ICP	TD-ICP	TD-ICP	TD-ICP	TD-ICP	TD-ICP	TD-ICP	TD-ICP	TD-ICP	4Acid ICPOES	4Acid ICPOES
A0962795	0.70	6	219	< 2	0.27	< 5	< 10	53	112	10	60	151		
A0962796	0.82	5	164	< 2	0.20	< 5	< 10	42	25	7	125	112		
A0962797	1.19	7	128	< 2	0.27	< 5	< 10	55	8	9	151	150		
A0962798	1.27	5	219	< 2	0.20	< 5	< 10	45	15	8	45	103		
A0962799	0.59	4	180	< 2	0.19	< 5	< 10	41	9	6	140	105		
A0962800	0.48	6	172	< 2	0.31	< 5	< 10	74	53	10	41	132		
A0964020	0.70	7	244	< 2	0.38	< 5	< 10	87	< 5	10	87	156		
A0964001	0.29	12	229	< 2	0.27	< 5	< 10	86	< 5	10	96	124		
A0964002	0.31	4	181	< 2	0.25	< 5	< 10	52	6	6	61	149		
A0964003	0.62	10	228	< 2	0.31	< 5	< 10	83	< 5	13	88	150		
A0964004	0.44	6	269	< 2	0.26	< 5	< 10	47	6	9	51	154		
A0964005	0.34	5	179	< 2	0.22	< 5	< 10	42	< 5	9	36	145		
A0964006	1.10	12	189	< 2	0.31	< 5	< 10	91	6	10	85	124		
A0964007	0.47	13	204	< 2	0.34	< 5	< 10	99	< 5	12	88	129		
A0964008	0.37	14	277	< 2	0.27	< 5	< 10	84	< 5	11	101	116		
A0964009	0.21	12	215	< 2	0.23	< 5	< 10	84	< 5	9	91	112		
A0964010	0.15	14	218	< 2	0.34	< 5	< 10	99	< 5	13	99	132		
A0964011	0.29	13	186	< 2	0.38	< 5	< 10	97	< 5	13	100	153		
A0964458	0.98	6	191	< 2	0.25	< 5	< 10	48	8	9	71	133		
A0964459	0.89	6	143	< 2	0.24	< 5	< 10	49	< 5	9	110	128		
A0964460	0.67	5	200	< 2	0.25	< 5	< 10	47	< 5	9	109	153		
A0964461	0.76	6	210	< 2	0.23	< 5	< 10	50	8	8	84	141		
A0964462	0.75	< 4	144	< 2	0.15	< 5	< 10	22	< 5	6	170	79		
A0964463	0.76	6	202	< 2	0.23	< 5	< 10	46	9	8	161	129		
A0964464	0.85	< 4	70	3	0.11	< 5	< 10	9	< 5	3	53	50		
A0964465	1.46	7	266	< 2	0.47	< 5	< 10	102	182	13	56	133	1.05	
A0964466	0.62	7	254	< 2	0.38	< 5	< 10	91	6	12	198	144		
A0964467	0.42	5	208	< 2	0.22	< 5	< 10	46	12	9	58	145		
A0964468	0.28	12	182	< 2	0.29	< 5	< 10	93	< 5	11	81	114		
A0964469	0.22	5	151	< 2	0.19	< 5	< 10	42	< 5	7	40	121		
A0964470	1.13	6	230	< 2	0.26	< 5	< 10	50	167	8	63	139		
A0964471	0.61	13	172	< 2	0.33	< 5	< 10	97	< 5	11	96	130		
A0964472	0.46	8	267	< 2	0.29	< 5	< 10	61	< 5	12	97	159		
A0964473	0.75	4	203	< 2	0.27	< 5	< 10	47	9	7	65	151		
A0964474	0.18	< 4	122	< 2	0.18	< 5	< 10	37	< 5	7	54	112		
A0964475	0.28	14	206	< 2	0.37	< 5	< 10	112	< 5	11	118	141		
A0964476	0.64	13	223	< 2	0.35	< 5	< 10	97	< 5	12	117	134		
A0964477	0.31	15	198	< 2	0.35	< 5	< 10	107	< 5	15	119	135		
A0964478	0.26	11	192	< 2	0.23	< 5	< 10	67	< 5	11	96	122		
A0964479	0.40	15	178	< 2	0.32	< 5	< 10	87	< 5	12	120	117		
A0964480	0.31	11	155	< 2	0.32	< 5	< 10	76	< 5	13	73	128		
A0964481	2.51	6	208	< 2	0.24	< 5	< 10	43	< 5	9	57	102		
A0964482	0.99	4	114	< 2	0.24	< 5	< 10	52	< 5	5	101	113	1.10	
A0964483	1.52	< 4	134	< 2	0.12	< 5	< 10	5	< 5	13	29	200		
A0964484	1.48	< 4	148	< 2	0.11	< 5	< 10	3	< 5	15	51	198		
A0964485	0.38	< 4	125	< 2	0.12	< 5	< 10	3	< 5	14	50	195		
A0964486	0.43	7	199	< 2	0.25	< 5	< 10	50	< 5	10	63	129		
A0964061	0.19	9	244	< 2	0.24	< 5	< 10	64	< 5	11	85	134		
A0964062	0.29	14	212	< 2	0.22	< 5	< 10	70	< 5	13	105	98		

Analyte Symbol	S	Sc	Sr	Te	Ti	Tl	U	V	W	Y	Zn	Zr	As	Zn
Unit Symbol	%	ppm	ppm	ppm	%	ppm	ppm	ppm	ppm	ppm	ppm	ppm	%	%
Lower Limit	0.01	4	1	2	0.01	5	10	2	5	1	1	5	0.01	0.001
Method Code	TD-ICP	TD-ICP	TD-ICP	TD-ICP	TD-ICP	TD-ICP	TD-ICP	TD-ICP	TD-ICP	TD-ICP	TD-ICP	TD-ICP	4Acid ICPOES	4Acid ICPOES
A0964063	0.34	14	199	< 2	0.29	< 5	< 10	79	< 5	11	100	120		
A0964064	0.43	9	208	< 2	0.28	< 5	< 10	71	< 5	10	69	129		
A0964065	1.05	4	87	< 2	0.12	< 5	< 10	8	< 5	13	54	203		
A0964066	0.95	< 4	145	< 2	0.12	< 5	< 10	3	< 5	15	55	149		
A0964067	1.51	4	133	< 2	0.12	< 5	< 10	3	< 5	15	47	214		
A0964068	1.62	< 4	126	< 2	0.10	< 5	< 10	3	< 5	12	40	177		
A0964069	1.36	4	175	< 2	0.13	< 5	< 10	8	< 5	14	47	203		
A0964070	0.51	5	175	< 2	0.23	< 5	< 10	45	5	9	49	142		
117326	1.00	5	239	< 2	0.34	< 5	< 10	81	10	9	57	114		
117327	1.08	6	271	< 2	0.42	< 5	< 10	86	19	10	89	131		
A0964071	0.82	10	262	< 2	0.31	< 5	< 10	93	12	12	93	114		
117328	0.16	4	163	< 2	0.25	< 5	< 10	49	< 5	6	67	134		
117329	0.48	6	206	< 2	0.27	< 5	< 10	50	< 5	10	78	161		
A0964072	0.29	6	241	< 2	0.27	< 5	< 10	56	< 5	9	70	127		
117330	0.22	15	213	< 2	0.32	< 5	< 10	100	< 5	13	88	126		
117331	0.24	13	224	< 2	0.23	< 5	< 10	83	< 5	11	94	117		
117332	0.25	15	321	< 2	0.24	< 5	< 10	87	< 5	14	96	90		
117333	0.18	7	225	< 2	0.21	< 5	< 10	50	< 5	9	68	117		
117334	0.82	< 4	109	< 2	0.12	< 5	< 10	3	< 5	14	52	207		
A0964073	1.71	6	196	< 2	0.16	< 5	< 10	25	< 5	15	61	196		
117335	1.69	< 4	119	< 2	0.12	< 5	< 10	3	< 5	8	61	203		
117336	1.54	< 4	120	< 2	0.13	< 5	< 10	7	< 5	12	51	208		
A0964074	1.54	< 4	72	< 2	0.12	< 5	< 10	5	< 5	12	46	190		
117337	1.43	< 4	160	< 2	0.12	< 5	< 10	3	< 5	15	48	204		
117338	0.29	< 4	135	< 2	0.12	< 5	< 10	3	< 5	13	45	186		
117339	0.83	< 4	88	< 2	0.12	< 5	< 10	4	< 5	11	59	159		
A0964075	0.45	7	264	< 2	0.30	< 5	< 10	67	< 5	11	87	139		
117340	0.25	< 4	204	< 2	0.13	< 5	< 10	3	< 5	13	45	207		
A0963852	0.81	5	219	< 2	0.22	< 5	< 10	48	< 5	8	73	130		
A0963853	1.52	< 4	169	< 2	0.26	< 5	< 10	50	< 5	5	68	131		
A0963854	0.96	5	207	< 2	0.25	< 5	< 10	50	< 5	9	61	128		
A0963855	0.80	5	163	< 2	0.21	< 5	< 10	44	< 5	8	79	121		
A0963856	1.11	5	163	< 2	0.20	< 5	< 10	43	< 5	8	82	118		
A0963857	0.77	6	207	< 2	0.26	< 5	< 10	52	< 5	9	71	127		
A0963858	0.61	6	193	< 2	0.23	< 5	< 10	45	< 5	9	52	124		
A0963859	0.45	< 4	223	< 2	0.17	< 5	< 10	29	< 5	5	45	140		
A0963860	0.69	5	177	< 2	0.24	< 5	< 10	48	< 5	8	67	132		
A0963861	0.63	4	160	< 2	0.19	< 5	< 10	43	< 5	7	39	113		
A0963862	0.59	6	202	< 2	0.24	< 5	< 10	48	< 5	8	51	131		
A0963863	0.98	5	194	< 2	0.22	< 5	< 10	49	< 5	8	40	120		
A0963864	1.09	5	159	< 2	0.20	< 5	< 10	43	< 5	7	74	115		
A0963865	1.33	< 4	112	< 2	0.17	< 5	< 10	28	< 5	6	277	136		
A0963866	0.88	5	189	< 2	0.19	< 5	< 10	42	< 5	6	97	124		
A0963867	1.59	6	185	< 2	0.26	< 5	< 10	54	< 5	8	398	138		
A0963868	0.83	5	231	< 2	0.25	< 5	< 10	45	< 5	8	75	141		
A0963869	0.84	5	126	< 2	0.21	< 5	< 10	47	< 5	8	153	127		
A0963870	0.65	6	169	< 2	0.23	< 5	< 10	47	< 5	9	59	128		
A0963871	0.67	< 4	146	< 2	0.22	< 5	< 10	41	< 5	7	160	133		
A0963872	0.79	5	227	< 2	0.23	< 5	< 10	41	< 5	8	77	124		
A0963873	0.70	5	130	< 2	0.21	< 5	< 10	44	< 5	7	160	122		

Analyte Symbol	S	Sc	Sr	Te	Ti	Tl	U	V	W	Y	Zn	Zr	As	Zn
Unit Symbol	%	ppm	ppm	ppm	%	ppm	ppm	ppm	ppm	ppm	ppm	ppm	%	%
Lower Limit	0.01	4	1	2	0.01	5	10	2	5	1	1	5	0.01	0.001
Method Code	TD-ICP	TD-ICP	TD-ICP	TD-ICP	TD-ICP	TD-ICP	TD-ICP	TD-ICP	TD-ICP	TD-ICP	TD-ICP	TD-ICP	4Acid ICPOES	4Acid ICPOES
A0963874	1.15	7	223	< 2	0.41	< 5	< 10	85	16	11	98	141		
A0963875	0.83	5	257	< 2	0.24	< 5	< 10	46	162	10	84	149		
A0963876	0.42	8	170	< 2	0.26	< 5	< 10	67	< 5	9	72	122		
A0963877	0.99	7	198	< 2	0.21	< 5	< 10	69	< 5	9	71	120		
A0963878	0.25	5	203	< 2	0.22	< 5	< 10	45	< 5	8	62	140		
A0963879	0.22	10	190	< 2	0.23	< 5	< 10	75	< 5	11	78	109		
A0963880	0.79	8	191	< 2	0.24	< 5	< 10	72	< 5	6	67	103		
A0963881	2.42	12	221	< 2	0.31	< 5	< 10	90	< 5	11	67	124		
A0963882	0.57	12	159	< 2	0.30	< 5	< 10	100	7	11	86	134		
A0963883	0.70	6	204	< 2	0.25	< 5	< 10	48	5	11	89	155		
A0963884	0.28	15	221	< 2	0.27	< 5	< 10	93	< 5	13	101	113		
A0963885	0.28	16	218	< 2	0.34	< 5	< 10	105	< 5	17	99	125		
A0963886	0.24	12	179	< 2	0.19	< 5	< 10	60	< 5	10	78	72		
A0963887	0.48	11	145	< 2	0.31	< 5	< 10	86	< 5	11	74	131		
A0963888	0.64	6	197	< 2	0.28	< 5	< 10	60	< 5	9	54	119		
A0963889	1.02	< 4	43	< 2	0.11	< 5	< 10	3	< 5	11	47	193		
A0963890	1.39	< 4	91	< 2	0.10	< 5	< 10	3	< 5	8	49	190		
A0963891	0.73	6	132	< 2	0.25	< 5	< 10	47	< 5	12	93	162		
A0963892	1.27	< 4	149	< 2	0.13	< 5	< 10	5	< 5	14	50	204		
A0963893	0.88	13	378	< 2	0.30	< 5	< 10	97	< 5	15	64	132		
A0963894	1.79	< 4	179	< 2	0.13	< 5	< 10	4	< 5	14	65	204		
A0963895	0.50	< 4	138	< 2	0.12	< 5	< 10	8	< 5	13	42	188		
A0963896	0.55	< 4	106	< 2	0.11	< 5	< 10	3	< 5	12	33	190		
A0963897	1.01	5	257	< 2	0.18	< 5	< 10	38	< 5	12	49	179		
A0963922	0.01	5	311	< 2	0.17	< 5	< 10	35	< 5	8	53	111		
A0963923	0.03	7	285	< 2	0.28	< 5	< 10	60	22	9	61	141		
A0963924	0.16	7	322	< 2	0.25	< 5	< 10	53	< 5	9	49	85		
A0963925	0.03	8	344	< 2	0.25	< 5	< 10	64	< 5	9	57	104		
A0963926	0.16	4	198	< 2	0.21	< 5	< 10	34	< 5	6	53	106		
A0963927	0.34	< 4	208	< 2	0.11	< 5	< 10	7	< 5	10	52	167		
A0963928	0.09	6	235	< 2	0.25	< 5	< 10	50	< 5	9	41	130		
A0963929	0.04	7	292	< 2	0.15	< 5	< 10	37	< 5	9	60	106		
A0964522	1.48	4	168	< 2	0.13	< 5	< 10	9	< 5	14	56	210		
A0964523	1.51	< 4	130	< 2	0.13	< 5	< 10	3	< 5	10	43	215		
A0964524	1.29	4	146	< 2	0.13	< 5	< 10	16	< 5	12	85	184		
A0964525	1.24	7	147	< 2	0.27	< 5	< 10	59	< 5	9	131	134		
A0964526	0.60	6	237	< 2	0.24	< 5	< 10	59	< 5	9	50	118		
A0964527	1.55	4	51	< 2	0.13	< 5	< 10	4	< 5	14	34	210		
A0964528	0.58	< 4	173	< 2	0.12	< 5	< 10	3	< 5	13	43	205		
A0964529	0.29	6	194	< 2	0.24	< 5	< 10	52	< 5	10	69	112		
A0964530	0.41	6	227	< 2	0.27	< 5	< 10	56	< 5	9	62	130		
A0964531	0.60	5	215	< 2	0.16	< 5	< 10	20	< 5	11	69	196		
A0964532	0.66	5	268	< 2	0.21	< 5	< 10	34	< 5	10	55	142		
A0964511	0.15	4	207	< 2	0.26	< 5	< 10	55	< 5	6	72	130		
A0964512	1.56	4	130	< 2	0.14	< 5	< 10	11	< 5	14	44	190		
A0964513	1.80	< 4	81	< 2	0.13	< 5	< 10	3	< 5	14	47	203		
A0964514	1.09	< 4	130	< 2	0.12	< 5	< 10	3	< 5	14	55	207		
A0964515	0.67	5	168	< 2	0.20	< 5	< 10	35	< 5	10	59	145		
A0964516	0.75	4	155	< 2	0.13	< 5	< 10	9	< 5	14	43	212		

Analyte Symbol	S	Sc	Sr	Te	Ti	Tl	U	V	W	Y	Zn	Zr	As	Zn
Unit Symbol	%	ppm	ppm	ppm	%	ppm	ppm	ppm	ppm	ppm	ppm	ppm	%	%
Lower Limit	0.01	4	1	2	0.01	5	10	2	5	1	1	5	0.01	0.001
Method Code	TD-ICP	TD-ICP	TD-ICP	TD-ICP	TD-ICP	TD-ICP	TD-ICP	TD-ICP	TD-ICP	TD-ICP	TD-ICP	TD-ICP	4Acid ICPOES	4Acid ICPOES
A0964517	0.30	< 4	130	< 2	0.12	< 5	< 10	3	< 5	14	45	202		
A0964518	1.04	6	221	< 2	0.29	< 5	< 10	62	< 5	10	62	126		
A0964519	1.32	< 4	89	< 2	0.12	< 5	< 10	3	< 5	13	52	207		
A0964520	1.21	< 4	129	< 2	0.13	< 5	< 10	12	< 5	10	38	197		
A0964521	0.47	5	184	< 2	0.24	< 5	< 10	49	< 5	8	53	117		
117341	0.23	6	244	< 2	0.23	< 5	< 10	47	< 5	9	55	129		
117342	0.21	7	332	< 2	0.26	< 5	< 10	58	< 5	9	71	150		
117343	0.26	5	217	< 2	0.20	< 5	< 10	39	< 5	8	63	213		
117344	0.22	5	188	< 2	0.14	< 5	< 10	32	< 5	8	53	100		
117345	0.30	4	198	< 2	0.21	< 5	< 10	39	< 5	7	50	116		
117369	0.46	5	253	< 2	0.22	< 5	< 10	48	7	7	58	132		
117370	0.32	6	291	< 2	0.22	< 5	< 10	46	< 5	8	57	139		
117346	0.24	7	183	< 2	0.22	< 5	< 10	59	< 5	9	65	125		
117347	0.74	6	301	< 2	0.24	< 5	< 10	53	< 5	8	54	142		
117371	0.85	6	285	< 2	0.24	< 5	< 10	53	< 5	8	57	132		
117348	0.17	5	271	< 2	0.19	< 5	< 10	40	< 5	8	59	125		
117349	1.25	5	284	< 2	0.25	< 5	< 10	52	< 5	8	61	138		
117350	0.69	5	241	< 2	0.27	< 5	< 10	48	< 5	8	69	139		
117351	1.67	6	251	< 2	0.24	< 5	< 10	52	< 5	9	60	138		
117352	0.82	< 4	167	< 2	0.20	< 5	< 10	41	< 5	5	84	126		
117372	1.19	6	217	< 2	0.23	< 5	< 10	48	< 5	8	87	139		
117373	1.33	5	221	< 2	0.24	< 5	< 10	45	< 5	8	69	137		
117374	1.74	5	218	< 2	0.24	< 5	< 10	46	8	8	97	139		
117375	0.52	5	223	< 2	0.22	< 5	< 10	45	< 5	7	102	134		
117353	0.37	4	268	< 2	0.23	< 5	< 10	44	< 5	7	64	127		
117354	0.36	< 4	226	< 2	0.18	< 5	< 10	31	< 5	5	36	140		
117355	0.33	< 4	238	< 2	0.17	< 5	< 10	29	< 5	5	46	132		
117356	0.57	4	236	< 2	0.20	< 5	< 10	41	< 5	7	43	134		
117376	0.49	6	195	< 2	0.29	< 5	< 10	53	< 5	7	118	107		
117357	0.32	5	202	< 2	0.24	< 5	< 10	48	< 5	9	69	133		
117377	0.60	5	273	< 2	0.23	< 5	< 10	46	< 5	6	35	144		
117378	0.37	< 4	283	< 2	0.19	< 5	< 10	31	< 5	6	33	130		
117379	1.15	5	212	< 2	0.23	< 5	< 10	48	< 5	8	62	131		
117380	1.12	5	141	< 2	0.28	< 5	< 10	54	< 5	7	137	126		
117381	4.59	6	157	< 2	0.27	< 5	< 10	87	11	11	7570	162		
117382	1.28	5	123	< 2	0.24	< 5	< 10	48	< 5	8	350	136		
117358	1.00	4	160	< 2	0.19	< 5	< 10	44	8	9	94	119		
117359	0.53	4	145	< 2	0.22	< 5	< 10	45	5	6	64	123		
117383	0.91	6	174	< 2	0.23	< 5	< 10	51	< 5	8	121	132		
117384	0.54	5	176	< 2	0.21	< 5	< 10	42	13	8	64	118		
117385	0.44	5	248	< 2	0.23	< 5	< 10	52	7	9	56	117		
117386	0.53	6	184	< 2	0.29	< 5	< 10	60	5	9	81	127		
117360	1.43	5	106	< 2	0.22	< 5	< 10	48	11	7	136	131		
117387	0.73	5	201	< 2	0.23	< 5	< 10	57	25	7	260	133		
117388	0.39	7	231	< 2	0.25	< 5	< 10	50	< 5	10	83	118		
117389	0.59	6	253	< 2	0.34	< 5	< 10	69	12	9	65	138		
117361	0.77	6	220	< 2	0.26	< 5	< 10	57	14	8	55	133		
117390	0.53	6	214	< 2	0.31	< 5	< 10	67	6	11	55	133		
117362	0.33	9	241	< 2	0.26	< 5	< 10	76	< 5	11	78	132		
117363	0.44	11	206	< 2	0.32	< 5	< 10	89	< 5	11	77	139		

Analyte Symbol	S	Sc	Sr	Te	Ti	Tl	U	V	W	Y	Zn	Zr	As	Zn
Unit Symbol	%	ppm	ppm	ppm	%	ppm	ppm	ppm	ppm	ppm	ppm	ppm	%	%
Lower Limit	0.01	4	1	2	0.01	5	10	2	5	1	1	5	0.01	0.001
Method Code	TD-ICP	TD-ICP	TD-ICP	TD-ICP	TD-ICP	TD-ICP	TD-ICP	TD-ICP	TD-ICP	TD-ICP	TD-ICP	TD-ICP	4Acid ICPOES	4Acid ICPOES
117364	0.44	13	165	< 2	0.32	< 5	< 10	97	< 5	10	90	130		
117365	0.29	16	228	< 2	0.23	< 5	< 10	91	< 5	13	103	101		
117366	0.30	13	248	< 2	0.20	< 5	< 10	59	< 5	13	90	87		
117367	0.22	13	214	< 2	0.28	< 5	< 10	86	< 5	13	96	139		
117368	0.34	14	187	< 2	0.36	< 5	< 10	97	< 5	13	101	138		
117041	0.16	< 4	95	< 2	0.12	< 5	< 10	5	< 5	8	57	160		
117042	0.18	< 4	150	< 2	0.14	< 5	< 10	6	< 5	12	74	188		
117043	0.23	< 4	125	< 2	0.14	< 5	< 10	6	< 5	12	52	191		
117044	0.25	4	158	< 2	0.15	< 5	< 10	8	< 5	14	70	189		
117045	1.44	4	135	< 2	0.15	< 5	< 10	6	< 5	14	55	193		
117046	2.13	7	167	< 2	0.20	< 5	< 10	27	< 5	13	56	177		
117047	2.63	< 4	137	< 2	0.15	< 5	< 10	5	< 5	13	56	187		
A0963492	1.30	7	316	< 2	0.29	< 5	< 10	61	< 5	10	67	153		
117048	0.92	5	203	< 2	0.18	< 5	< 10	26	< 5	11	67	155		
117049	0.80	< 4	174	< 2	0.22	< 5	< 10	30	< 5	8	62	160		
117050	0.50	5	300	< 2	0.25	< 5	< 10	49	< 5	8	260	139		
117051	0.17	6	241	< 2	0.24	< 5	< 10	53	< 5	9	56	132		
117052	0.02	5	290	< 2	0.25	< 5	< 10	48	< 5	8	51	130		
117053	0.41	5	231	< 2	0.25	< 5	< 10	48	< 5	7	56	133		
117054	0.05	5	257	< 2	0.26	< 5	< 10	55	< 5	6	59	142		
117055	0.04	5	279	< 2	0.25	< 5	< 10	54	< 5	7	55	129		
117056	0.01	6	308	< 2	0.26	< 5	< 10	53	< 5	7	57	134		
117057	0.03	4	208	< 2	0.24	< 5	< 10	49	< 5	6	54	130		
117058	0.08	< 4	217	< 2	0.25	< 5	< 10	51	< 5	5	43	132		
117059	0.06	6	247	< 2	0.27	< 5	< 10	54	< 5	8	36	130		
117060	0.15	6	257	< 2	0.26	< 5	< 10	52	< 5	9	57	134		
117061	0.22	6	269	< 2	0.26	< 5	< 10	54	< 5	10	51	134		
117062	0.69	6	228	< 2	0.26	< 5	< 10	53	< 5	9	102	134		
117063	0.26	6	232	< 2	0.26	< 5	< 10	50	< 5	8	103	139		
A0963449	0.15	6	284	< 2	0.24	< 5	< 10	48	< 5	8	55	131		
A0963450	0.43	6	320	< 2	0.26	< 5	< 10	53	< 5	10	52	130		
A0963451	0.87	6	417	< 2	0.26	< 5	< 10	52	< 5	9	45	132		
A0963493	0.85	5	510	< 2	0.34	< 5	< 10	89	< 5	6	65	139		
A0963452	0.85	6	274	< 2	0.26	< 5	< 10	53	< 5	8	56	126		
A0963453	0.45	6	274	< 2	0.26	< 5	< 10	52	< 5	8	53	134		
A0963454	0.44	6	233	< 2	0.25	< 5	< 10	51	< 5	9	69	126		
A0963455	0.46	6	278	< 2	0.24	< 5	< 10	51	< 5	8	70	128		
A0963456	0.25	< 4	94	< 2	0.09	< 5	< 10	18	< 5	3	24	47		
A0963457	0.82	7	270	< 2	0.26	< 5	< 10	58	< 5	10	65	132		
A0963494	1.55	7	301	< 2	0.27	< 5	< 10	61	< 5	9	64	141		
A0963495	1.16	6	259	< 2	0.26	< 5	< 10	55	< 5	9	48	141		
A0963458	0.42	< 4	176	< 2	0.26	< 5	< 10	53	< 5	5	51	133		
A0963459	0.65	6	164	< 2	0.26	< 5	< 10	53	< 5	8	59	137		
A0963460	0.32	< 4	104	< 2	0.09	< 5	< 10	18	< 5	3	24	41		
A0963461	0.24	< 4	119	< 2	0.11	< 5	< 10	21	< 5	4	25	51		
A0963462	0.87	7	369	< 2	0.26	< 5	< 10	56	16	8	69	138		
A0963496	0.65	5	222	< 2	0.24	< 5	< 10	51	< 5	8	56	128		
A0963497	0.48	5	248	< 2	0.24	< 5	< 10	50	< 5	8	88	136		
A0963463	0.14	< 4	58	< 2	0.05	< 5	< 10	10	< 5	2	33	25		

Analyte Symbol	S	Sc	Sr	Te	Ti	Tl	U	V	W	Y	Zn	Zr	As	Zn
Unit Symbol	%	ppm	ppm	ppm	%	ppm	ppm	ppm	ppm	ppm	ppm	ppm	%	%
Lower Limit	0.01	4	1	2	0.01	5	10	2	5	1	1	5	0.01	0.001
Method Code	TD-ICP	TD-ICP	TD-ICP	TD-ICP	TD-ICP	TD-ICP	TD-ICP	TD-ICP	TD-ICP	TD-ICP	TD-ICP	TD-ICP	4Acid ICPOES	4Acid ICPOES
A0963464	1.25	5	279	< 2	0.26	< 5	< 10	50	< 5	9	60	141		
A0963498	0.65	6	248	< 2	0.26	< 5	< 10	54	< 5	9	64	134		
A0963465	0.99	6	263	< 2	0.28	< 5	< 10	61	< 5	10	58	132		
A0963466	0.56	7	392	< 2	0.27	< 5	< 10	68	< 5	10	57	129		
A0963499	1.46	9	298	< 2	0.31	< 5	< 10	79	< 5	10	108	124		
A0963500	1.16	7	364	< 2	0.26	< 5	< 10	56	< 5	10	78	137		
A0963467	1.57	5	187	< 2	0.22	< 5	< 10	41	< 5	7	811	141		
A0962801	0.62	9	247	< 2	0.33	< 5	< 10	82	< 5	10	80	112		
A0963468	1.17	5	149	< 2	0.23	< 5	< 10	50	5	8	422	123		
A0963469	1.17	5	135	< 2	0.22	< 5	< 10	45	5	8	949	115		
A0963470	0.76	< 4	91	< 2	0.20	< 5	< 10	41	< 5	5	165	96		
A0962802	0.43	6	201	< 2	0.26	< 5	< 10	54	< 5	8	54	140		
A0963471	0.45	7	237	< 2	0.29	< 5	< 10	59	< 5	10	73	144		
A0963488	0.34	6	195	< 2	0.25	< 5	< 10	52	< 5	8	53	132		
A0962803	1.20	12	311	< 2	0.37	< 5	< 10	99	< 5	14	107	141		
A0963489	0.31	6	199	< 2	0.24	< 5	< 10	51	< 5	8	89	129		
A0962804	0.55	5	191	< 2	0.22	< 5	< 10	47	< 5	9	90	126		
A0962805	0.98	5	161	< 2	0.24	< 5	< 10	48	< 5	8	67	117		
A0963490	0.38	6	262	< 2	0.24	< 5	< 10	52	< 5	8	58	140		
A0963472	0.59	< 4	137	< 2	0.27	< 5	< 10	55	8	5	70	135		
A0963473	1.06	6	151	< 2	0.28	< 5	< 10	57	8	9	41	139		
A0963474	0.46	4	99	< 2	0.19	< 5	< 10	44	5	6	26	99		
A0963475	1.83	6	84	< 2	0.25	< 5	< 10	51	9	8	27	126		
A0963476	1.00	4	104	< 2	0.17	< 5	< 10	75	< 5	6	101	91		
A0962806	0.88	6	154	< 2	0.24	< 5	< 10	54	32	9	66	134		
A0963477	0.69	5	105	< 2	0.19	< 5	< 10	41	7	7	53	90		
A0963478	0.57	9	211	< 2	0.28	< 5	< 10	81	< 5	10	66	138		
A0963479	1.02	15	283	< 2	0.40	< 5	< 10	119	< 5	13	133	132		
A0963480	0.45	6	249	< 2	0.25	< 5	< 10	74	6	7	73	120		
A0963481	0.34	6	248	< 2	0.27	< 5	< 10	54	11	9	66	142		
A0963482	1.08	6	332	< 2	0.29	< 5	< 10	56	< 5	9	57	146		
A0963483	0.51	14	302	< 2	0.36	< 5	< 10	111	< 5	13	85	139		
A0963484	0.27	16	322	< 2	0.35	< 5	< 10	121	< 5	13	96	128		
A0963491	0.34	7	378	< 2	0.30	< 5	< 10	64	< 5	9	54	143		
A0963485	0.28	14	308	< 2	0.21	< 5	< 10	78	< 5	12	89	99		
A0963486	0.50	16	187	< 2	0.39	< 5	< 10	115	< 5	14	131	127		
A0963487	0.25	5	206	< 2	0.20	< 5	< 10	38	< 5	8	53	129		
A0962807	2.45	6	59	< 2	0.24	< 5	< 10	49	5	7	481	129		
A0962808	0.82	6	163	< 2	0.26	< 5	< 10	54	< 5	9	84	139		
A0962809	0.46	7	122	< 2	0.28	< 5	< 10	64	5	10	44	131		
A0962810	0.63	6	95	< 2	0.27	< 5	< 10	54	9	9	87	121		
A0964707	1.23	< 4	33	5	0.09	< 5	< 10	23	15	2	282	50	0.81	
A0962811	0.31	15	293	< 2	0.29	< 5	< 10	91	< 5	13	92	116		
A0962812	0.39	15	263	< 2	0.29	< 5	< 10	94	< 5	13	100	114		
A0962851	1.58	7	241	< 2	0.27	< 5	< 10	63	< 5	9	64	118		
A0962813	1.47	5	208	< 2	0.23	< 5	< 10	44	< 5	9	81	149		
A0962814	2.28	< 4	117	< 2	0.26	< 5	< 10	46	< 5	6	780	149		
A0962815	3.82	6	124	< 2	0.24	< 5	< 10	56	< 5	9	7010	125		
A0962852	1.48	6	237	< 2	0.24	< 5	< 10	54	< 5	9	181	117		
A0962853	0.74	6	236	< 2	0.29	< 5	< 10	57	< 5	10	99	115		

Analyte Symbol	S	Sc	Sr	Te	Ti	Tl	U	V	W	Y	Zn	Zr	As	Zn
Unit Symbol	%	ppm	ppm	ppm	%	ppm	ppm	ppm	ppm	ppm	ppm	ppm	%	%
Lower Limit	0.01	4	1	2	0.01	5	10	2	5	1	1	5	0.01	0.001
Method Code	TD-ICP	TD-ICP	TD-ICP	TD-ICP	TD-ICP	TD-ICP	TD-ICP	TD-ICP	TD-ICP	TD-ICP	TD-ICP	TD-ICP	4Acid ICPOES	4Acid ICPOES
A0962816	1.80	5	233	< 2	0.24	< 5	< 10	43	< 5	9	60	150		
A0962817	1.79	5	158	< 2	0.27	< 5	< 10	51	< 5	10	54	148		
A0962818	1.11	5	260	< 2	0.23	< 5	< 10	44	< 5	8	50	148		
A0962854	1.89	6	204	< 2	0.33	< 5	< 10	69	6	10	103	149		
A0962819	0.59	6	231	< 2	0.28	< 5	< 10	57	< 5	9	82	125		
A0962820	1.33	4	147	< 2	0.27	< 5	< 10	56	< 5	6	1780	128		
A0962821	0.91	7	249	< 2	0.31	< 5	< 10	63	< 5	11	523	138		
A0962822	0.49	5	231	< 2	0.20	< 5	< 10	42	< 5	7	81	82		
A0962823	0.45	7	287	< 2	0.30	< 5	< 10	63	< 5	11	111	138		
A0962824	1.35	6	284	< 2	0.27	< 5	< 10	57	< 5	8	71	140		
A0962855	0.95	6	234	< 2	0.26	< 5	< 10	54	< 5	9	52	136		
A0962825	0.70	6	290	< 2	0.27	< 5	< 10	56	< 5	8	57	131		
A0962826	0.68	6	255	< 2	0.28	< 5	< 10	57	< 5	8	97	135		
A0962827	0.69	6	235	< 2	0.25	< 5	< 10	51	< 5	8	54	127		
A0962828	0.42	6	243	< 2	0.26	< 5	< 10	53	< 5	9	96	129		
A0962856	0.61	4	200	< 2	0.26	< 5	< 10	57	< 5	6	67	126		
A0962829	0.43	6	245	< 2	0.26	< 5	< 10	54	< 5	9	55	137		
A0962830	0.53	6	222	< 2	0.25	< 5	< 10	53	< 5	8	54	131		
A0962831	0.76	7	217	< 2	0.26	< 5	< 10	55	< 5	9	37	144		
A0962832	1.23	6	156	< 2	0.26	< 5	< 10	56	7	9	103	122		
A0962833	1.79	6	119	< 2	0.27	< 5	< 10	59	6	9	749	132		
A0962834	0.43	6	226	< 2	0.27	< 5	< 10	56	< 5	10	84	132		
A0962857	0.44	6	266	< 2	0.28	< 5	< 10	57	< 5	9	154	127		
A0962835	1.20	6	103	< 2	0.26	< 5	< 10	56	< 5	9	73	140		
A0962836	0.54	5	128	< 2	0.23	< 5	< 10	48	6	8	52	123		
A0962837	0.69	7	168	< 2	0.28	< 5	< 10	60	19	9	35	140		
A0962838	1.21	4	123	< 2	0.19	< 5	< 10	55	11	5	42	88		
A0962839	1.12	6	124	< 2	0.24	< 5	< 10	55	11	8	45	129		
A0962840	1.17	4	147	< 2	0.18	< 5	< 10	52	7	6	50	84		
A0962858	0.78	5	171	< 2	0.20	< 5	< 10	54	12	7	181	116		
A0962841	1.45	5	88	< 2	0.22	< 5	< 10	54	19	7	28	96		
A0962843	0.56	< 4	57	8	0.05	< 5	< 10	16	< 5	2	49	21	0.77	
A0962842	1.27	9	237	< 2	0.29	< 5	< 10	102	19	9	64	114		
A0962844	0.38	< 4	96	5	0.08	< 5	< 10	18	< 5	2	33	34		
A0962845	1.88	7	148	< 2	0.24	< 5	< 10	72	11	9	102	116		
A0962846	1.77	6	153	< 2	0.21	< 5	< 10	52	5	8	52	120		
A0962847	1.32	4	136	< 2	0.22	< 5	< 10	51	6	9	279	116		
A0962848	0.17	22	490	< 2	0.43	< 5	< 10	161	< 5	31	99	137		
A0962849	0.37	13	273	< 2	0.33	< 5	< 10	99	< 5	9	77	127		
A0962850	0.75	5	311	< 2	0.26	< 5	< 10	50	< 5	8	44	132		
A0962726	0.01	8	288	< 2	0.27	< 5	< 10	60	< 5	10	59	147		
A0962727	0.02	8	255	< 2	0.14	< 5	< 10	41	< 5	10	60	110		
A0962728	0.03	5	303	< 2	0.26	< 5	< 10	51	< 5	7	57	142		
A0962729	0.05	6	283	< 2	0.25	< 5	< 10	52	< 5	9	62	144		
A0962730	0.07	6	245	< 2	0.27	< 5	< 10	57	< 5	9	52	80		
A0962731	0.09	6	244	< 2	0.27	< 5	< 10	56	< 5	9	52	135		
A0962732	0.03	7	327	< 2	0.22	< 5	< 10	49	< 5	10	62	140		
A0962733	0.14	5	208	< 2	0.19	< 5	< 10	33	< 5	9	42	134		
A0962734	0.24	5	228	< 2	0.20	< 5	< 10	29	< 5	9	74	136		

Analyte Symbol	S	Sc	Sr	Te	Ti	Tl	U	V	W	Y	Zn	Zr	As	Zn
Unit Symbol	%	ppm	ppm	ppm	%	ppm	ppm	ppm	ppm	ppm	ppm	ppm	%	%
Lower Limit	0.01	4	1	2	0.01	5	10	2	5	1	1	5	0.01	0.001
Method Code	TD-ICP	TD-ICP	TD-ICP	TD-ICP	TD-ICP	TD-ICP	TD-ICP	TD-ICP	TD-ICP	TD-ICP	TD-ICP	TD-ICP	4Acid ICPOES	4Acid ICPOES
A0962735	0.26	4	236	< 2	0.18	< 5	< 10	25	< 5	10	67	153		
A0962736	0.17	< 4	259	< 2	0.16	< 5	< 10	20	< 5	9	82	148		
DX758054	0.53	5	206	< 2	0.27	< 5	< 10	52	< 5	7	52	148		
DX758055	0.27	7	278	< 2	0.30	< 5	< 10	59	< 5	10	70	156		
DX758056	0.45	6	228	< 2	0.27	< 5	< 10	52	< 5	8	47	145		
DX758057	1.71	6	295	< 2	0.26	< 5	< 10	52	< 5	9	25	138		
DX758058	1.10	6	297	< 2	0.25	< 5	< 10	51	< 5	8	61	132		
DX758059	1.12	6	246	< 2	0.26	< 5	< 10	50	< 5	8	46	134		
DX758060	0.28	< 4	90	< 2	0.08	< 5	< 10	19	< 5	3	14	46		
DX758061	0.47	6	308	< 2	0.24	< 5	< 10	50	< 5	7	53	129		
DX758062	0.50	5	178	< 2	0.24	< 5	< 10	44	< 5	9	35	133		
DX758063	0.43	5	257	< 2	0.24	< 5	< 10	49	< 5	8	64	126		
DX758064	0.90	6	266	< 2	0.25	< 5	< 10	51	< 5	8	66	145		
DX758065	0.69	6	327	< 2	0.25	< 5	< 10	52	< 5	8	69	138		
DX758066	0.66	6	212	< 2	0.25	< 5	< 10	51	< 5	8	76	128		
DX758067	1.09	6	254	< 2	0.25	< 5	< 10	52	< 5	8	65	133		
DX758068	0.84	6	341	< 2	0.25	< 5	< 10	54	< 5	8	77	139		
DX758069	0.51	7	323	< 2	0.29	< 5	< 10	63	< 5	8	60	144		
DX758070	1.53	5	304	< 2	0.28	< 5	< 10	61	< 5	7	57	137		
DX758071	0.72	6	276	< 2	0.25	< 5	< 10	53	< 5	8	60	137		
DX758072	0.45	6	219	< 2	0.26	< 5	< 10	55	< 5	9	286	135		
DX758073	0.49	6	326	< 2	0.27	< 5	< 10	54	< 5	9	53	124		
DX758074	0.40	5	365	< 2	0.24	< 5	< 10	41	< 5	9	133	153		
DX758075	0.64	8	382	< 2	0.29	< 5	< 10	66	< 5	10	54	143		
DX758076	0.57	6	323	< 2	0.28	< 5	< 10	57	< 5	10	57	115		
DX758077	0.55	6	361	< 2	0.29	< 5	< 10	58	< 5	9	65	143		
DX758078	0.65	6	257	< 2	0.26	< 5	< 10	57	< 5	8	48	134		
DX758079	0.49	5	207	< 2	0.26	< 5	< 10	53	< 5	7	43	137		
DX758080	1.05	6	201	< 2	0.25	< 5	< 10	53	< 5	9	78	137		
DX758081	0.49	6	349	< 2	0.25	< 5	< 10	55	< 5	8	43	142		
DX758082	0.97	< 4	269	< 2	0.20	< 5	< 10	33	< 5	6	41	132		
DX758083	0.92	< 4	249	< 2	0.19	< 5	< 10	31	< 5	6	57	135		
DX758084	1.21	5	200	< 2	0.22	< 5	< 10	41	< 5	7	101	126		
DX758085	0.74	6	287	< 2	0.30	< 5	< 10	60	< 5	10	107	129		
DX758086	0.60	6	250	< 2	0.28	< 5	< 10	59	< 5	10	70	132		
DX758087	0.47	6	280	< 2	0.30	< 5	< 10	64	< 5	10	74	138		
DX758088	0.92	5	154	< 2	0.29	< 5	< 10	60	< 5	8	100	130		
DX758089	1.71	7	191	< 2	0.27	< 5	< 10	59	< 5	10	118	134		
DX758090	1.46	6	123	< 2	0.24	< 5	< 10	51	< 5	9	170	132		
DX758091	1.06	6	133	< 2	0.26	< 5	< 10	53	< 5	9	110	127		
DX758092	0.79	6	140	< 2	0.24	< 5	< 10	50	< 5	8	405	127		
DX758093	0.53	6	177	< 2	0.28	< 5	< 10	55	< 5	9	74	143		
DX758094	1.36	6	158	< 2	0.23	< 5	< 10	48	< 5	8	409	118		
DX758095	0.56	6	168	< 2	0.25	< 5	< 10	53	< 5	9	107	128		
DX758096	0.38	6	212	< 2	0.25	< 5	< 10	52	< 5	8	90	127		
DX758097	2.51	6	95	< 2	0.24	< 5	< 10	46	< 5	8	301	113		
DX758098	1.58	5	81	< 2	0.23	< 5	< 10	43	< 5	7	350	101		
DX758099	0.59	6	177	< 2	0.27	< 5	< 10	52	< 5	9	37	133		
DX758100	0.87	6	144	< 2	0.26	< 5	< 10	54	< 5	9	23	138		
DX758101	2.59	5	79	< 2	0.21	< 5	< 10	44	< 5	7	177	108		

Analyte Symbol	S	Sc	Sr	Te	Ti	Tl	U	V	W	Y	Zn	Zr	As	Zn
Unit Symbol	%	ppm	ppm	ppm	%	ppm	ppm	ppm	ppm	ppm	ppm	ppm	%	%
Lower Limit	0.01	4	1	2	0.01	5	10	2	5	1	1	5	0.01	0.001
Method Code	TD-ICP	TD-ICP	TD-ICP	TD-ICP	TD-ICP	TD-ICP	TD-ICP	TD-ICP	TD-ICP	TD-ICP	TD-ICP	TD-ICP	4Acid ICPOES	4Acid ICPOES
A0963501	0.40	14	264	< 2	0.36	< 5	< 10	110	< 5	11	83	133		
A0963502	0.32	14	253	< 2	0.36	< 5	< 10	110	< 5	12	84	133		
A0963503	0.26	16	247	< 2	0.42	< 5	< 10	124	< 5	14	90	147		
A0963504	0.30	6	289	< 2	0.25	< 5	< 10	44	< 5	11	61	151		
A0963505	0.31	13	203	< 2	0.39	< 5	< 10	120	< 5	9	92	134		
A0963506	0.30	6	172	< 2	0.24	< 5	< 10	50	< 5	8	62	126		
A0963507	1.73	4	130	< 2	0.13	< 5	< 10	5	< 5	14	48	211		
A0963508	0.80	11	374	< 2	0.28	< 5	< 10	77	< 5	16	49	165		
A0964143	0.84	6	234	< 2	0.26	< 5	< 10	53	< 5	8	98	136		
A0964144	0.24	6	270	< 2	0.24	< 5	< 10	47	< 5	9	65	130		
A0964145	0.37	5	256	< 2	0.24	< 5	< 10	48	< 5	8	61	131		
A0964146	0.66	6	280	< 2	0.27	< 5	< 10	56	< 5	8	73	143		
A0964147	0.24	5	268	< 2	0.20	< 5	< 10	39	< 5	8	69	115		
A0964148	1.37	5	254	< 2	0.27	< 5	< 10	60	< 5	7	62	137		
A0964149	0.41	6	265	< 2	0.26	< 5	< 10	54	< 5	9	52	141		
A0964150	1.06	6	205	< 2	0.27	< 5	< 10	54	< 5	9	64	133		
A0964151	0.53	6	229	< 2	0.25	< 5	< 10	52	< 5	8	141	131		
A0964152	1.77	7	215	< 2	0.29	< 5	< 10	63	< 5	9	181	149		
A0964153	1.01	6	221	< 2	0.26	< 5	< 10	54	< 5	9	81	139		
A0964158	0.48	5	247	< 2	0.24	< 5	< 10	46	< 5	8	58	139		
A0964154	0.47	6	239	< 2	0.26	< 5	< 10	53	< 5	8	58	129		
A0964155	0.64	12	375	< 2	0.32	< 5	< 10	90	< 5	12	95	120		
A0964156	0.32	5	202	< 2	0.27	< 5	< 10	55	< 5	6	71	133		
A0964157	0.53	6	245	< 2	0.27	< 5	< 10	55	< 5	9	100	132		
A0964159	0.65	6	207	< 2	0.24	< 5	< 10	52	< 5	8	98	143		
A0964160	2.24	6	159	< 2	0.22	< 5	< 10	45	< 5	9	598	127		
A0964161	0.38	6	223	< 2	0.24	< 5	< 10	50	< 5	8	54	120		
A0964162	0.83	5	190	< 2	0.25	< 5	< 10	51	< 5	8	64	116		
A0964163	0.41	5	260	< 2	0.24	< 5	< 10	49	< 5	8	61	130		
A0964164	0.22	< 4	198	< 2	0.17	< 5	< 10	39	< 5	6	31	78		
A0964165	0.35	5	272	< 2	0.28	< 5	< 10	52	< 5	9	126	138		
A0964166	0.96	6	279	< 2	0.29	< 5	< 10	57	< 5	8	92	128		
A0964167	0.61	6	212	< 2	0.25	< 5	< 10	51	< 5	8	76	126		
A0964168	0.23	7	236	< 2	0.28	< 5	< 10	59	< 5	9	53	129		
A0964169	0.53	11	350	< 2	0.37	< 5	< 10	102	< 5	12	84	102		
A0964170	0.51	6	161	< 2	0.24	< 5	< 10	50	< 5	9	64	122		
A0964171	0.39	8	289	< 2	0.28	< 5	< 10	61	< 5	9	70	119		
A0964172	0.33	6	249	< 2	0.22	< 5	< 10	41	< 5	9	58	124		
A0964173	0.37	6	219	< 2	0.24	< 5	< 10	51	< 5	8	51	124		
A0964174	0.43	6	249	< 2	0.22	< 5	< 10	56	9	8	191	103		
A0964175	1.39	5	123	< 2	0.25	< 5	< 10	53	20	9	73	139		
A0964176	0.38	13	267	< 2	0.35	< 5	< 10	103	< 5	10	87	134		
117301	1.11	6	142	< 2	0.26	< 5	< 10	56	< 5	9	135	121		
A0964638	1.11	6	258	< 2	0.25	< 5	< 10	52	< 5	9	70	132		
A0964639	0.46	6	251	< 2	0.24	< 5	< 10	51	< 5	9	48	123		
117302	1.25	6	256	< 2	0.25	< 5	< 10	53	< 5	8	55	130		
117303	0.35	7	227	< 2	0.28	< 5	< 10	66	< 5	10	62	143		
117304	0.43	6	192	< 2	0.24	< 5	< 10	52	< 5	8	61	120		
117305	0.87	7	224	< 2	0.32	< 5	< 10	66	< 5	11	76	133		

Analyte Symbol	S	Sc	Sr	Te	Ti	Tl	U	V	W	Y	Zn	Zr	As	Zn
Unit Symbol	%	ppm	ppm	ppm	%	ppm	ppm	ppm	ppm	ppm	ppm	ppm	%	%
Lower Limit	0.01	4	1	2	0.01	5	10	2	5	1	1	5	0.01	0.001
Method Code	TD-ICP	TD-ICP	TD-ICP	TD-ICP	TD-ICP	TD-ICP	TD-ICP	TD-ICP	TD-ICP	TD-ICP	TD-ICP	TD-ICP	4Acid ICPOES	4Acid ICPOES
117306	0.46	5	174	< 2	0.28	< 5	< 10	57	< 5	7	52	123		
A0964640	0.63	7	216	< 2	0.27	< 5	< 10	59	< 5	9	103	156		
117307	0.55	7	227	< 2	0.28	< 5	< 10	56	< 5	9	53	140		
117308	0.26	6	244	< 2	0.23	< 5	< 10	46	< 5	8	56	135		
117309	0.85	6	95	< 2	0.27	< 5	< 10	57	6	8	24	144		
A0964714	1.30	6	104	< 2	0.23	< 5	< 10	67	13	8	86	94		
A0964715	0.77	5	142	< 2	0.20	< 5	< 10	52	7	8	70	103		
A0964716	1.69	6	79	< 2	0.26	< 5	< 10	63	17	8	50	99		
A0964717	1.63	5	67	< 2	0.22	< 5	< 10	53	13	7	57	82		
A0964718	0.55	5	132	< 2	0.21	< 5	< 10	58	7	7	41	113		
117310	0.26	5	210	< 2	0.25	< 5	< 10	52	< 5	7	45	138		
117311	0.32	14	392	< 2	0.38	< 5	< 10	113	< 5	13	64	144		
117312	0.29	16	222	< 2	0.27	< 5	< 10	92	< 5	12	88	106		
117313	0.30	7	338	< 2	0.30	< 5	< 10	60	< 5	10	59	131		
117314	0.48	17	212	< 2	0.42	< 5	< 10	123	< 5	14	90	143		
117316	0.19	5	223	< 2	0.21	< 5	< 10	42	< 5	9	61	132		
117317	0.36	13	231	< 2	0.33	< 5	< 10	95	< 5	12	104	135		
A0964641	1.00	15	315	< 2	0.23	< 5	< 10	80	< 5	13	60	142		
117318	1.76	4	142	< 2	0.13	< 5	< 10	3	< 5	14	63	217		
117319	1.24	5	181	< 2	0.18	< 5	< 10	21	< 5	12	55	191		
117315	0.39	4	201	< 2	0.13	< 5	< 10	3	< 5	15	53	216		
117320	0.67	4	122	< 2	0.13	< 5	< 10	3	< 5	14	50	180		
117321	0.28	4	146	< 2	0.13	< 5	< 10	3	< 5	14	41	203		
A0964642	0.42	6	246	< 2	0.29	< 5	< 10	57	< 5	9	58	128		
117322	0.35	4	177	< 2	0.13	< 5	< 10	4	< 5	14	50	213		
117323	0.67	4	211	< 2	0.13	< 5	< 10	5	< 5	14	51	229		
A0964643	0.81	9	234	< 2	0.31	< 5	< 10	78	< 5	11	64	134		
117324	0.22	12	115	< 2	0.35	< 5	< 10	93	< 5	12	43	137		
117325	0.33	5	213	< 2	0.19	< 5	< 10	24	< 5	10	49	166		
A0962994	0.38	18	212	< 2	0.40	< 5	< 10	125	< 5	13	105	138		
A0962995	0.23	6	212	< 2	0.27	< 5	< 10	53	< 5	9	50	145		
A0962996	2.83	10	294	< 2	0.23	< 5	< 10	63	< 5	14	58	137		
A0962997	0.50	7	317	< 2	0.33	< 5	< 10	65	< 5	10	64	139		
A0962998	1.53	4	100	< 2	0.13	< 5	< 10	3	< 5	16	66	216		
A0962999	0.56	10	247	< 2	0.29	< 5	< 10	85	< 5	10	78	119		
A0963000	0.58	6	160	< 2	0.22	< 5	< 10	37	< 5	10	68	165		
A0964501	1.70	6	77	< 2	0.25	< 5	< 10	58	< 5	10	47	89	2.10	
A0964502	1.34	< 4	126	< 2	0.12	< 5	< 10	4	< 5	11	129	201		
A0964503	0.84	4	175	< 2	0.14	< 5	< 10	3	< 5	16	48	223		
A0964504	0.25	4	187	< 2	0.14	< 5	< 10	3	< 5	15	50	226		
A0964505	0.47	4	173	< 2	0.13	< 5	< 10	3	< 5	14	49	207		
A0964506	0.49	7	271	< 2	0.30	< 5	< 10	64	< 5	10	57	146		
A0964507	0.36	6	230	< 2	0.28	< 5	< 10	56	< 5	9	56	118		
A0964508	0.32	5	149	< 2	0.17	< 5	< 10	12	< 5	13	49	163		
A0964509	0.17	4	147	< 2	0.15	< 5	< 10	5	< 5	11	45	192		
A0964510	0.23	4	149	< 2	0.15	< 5	< 10	6	< 5	12	48	201		
A0962968	3.61	5	46	< 2	0.23	< 5	< 10	47	6	6	429	76		
A0964958	0.82	7	205	< 2	0.30	< 5	< 10	62	< 5	10	64	145		
A0964957	1.47	4	117	< 2	0.12	< 5	< 10	3	< 5	14	48	209		
A0964956	1.18	4	104	< 2	0.12	< 5	< 10	3	< 5	14	49	207		

Analyte Symbol	S	Sc	Sr	Te	Ti	Tl	U	V	W	Y	Zn	Zr	As	Zn
Unit Symbol	%	ppm	ppm	ppm	%	ppm	ppm	ppm	ppm	ppm	ppm	ppm	%	%
Lower Limit	0.01	4	1	2	0.01	5	10	2	5	1	1	5	0.01	0.001
Method Code	TD-ICP	TD-ICP	TD-ICP	TD-ICP	TD-ICP	TD-ICP	TD-ICP	TD-ICP	TD-ICP	TD-ICP	TD-ICP	TD-ICP	4Acid ICPOES	4Acid ICPOES
A0964955	1.32	4	64	< 2	0.12	< 5	< 10	3	< 5	13	107	198		
A0964954	0.85	6	180	< 2	0.22	< 5	< 10	37	< 5	12	53	160		
A0964953	0.93	7	240	< 2	0.29	< 5	< 10	62	< 5	10	60	128		
A0964952	1.33	7	228	< 2	0.28	< 5	< 10	62	< 5	9	63	131		
A0964951	1.57	4	116	< 2	0.13	< 5	< 10	3	< 5	14	45	213		
A0964950	0.45	7	218	< 2	0.29	< 5	< 10	61	< 5	10	55	135		
A0964949	0.65	4	178	< 2	0.14	< 5	< 10	6	< 5	13	50	215		
A0964948	0.29	7	249	< 2	0.26	< 5	< 10	54	< 5	10	67	123		
A0964947	0.47	7	246	< 2	0.29	< 5	< 10	62	< 5	9	57	131		
A0964946	0.39	8	300	< 2	0.32	< 5	< 10	81	< 5	9	65	118		
A0964945	0.41	4	183	< 2	0.15	< 5	< 10	8	< 5	14	38	214		
A0964944	0.43	5	181	< 2	0.18	< 5	< 10	15	< 5	13	51	203		
A0964943	1.09	5	156	< 2	0.19	< 5	< 10	25	< 5	10	26	181		
A0964942	0.51	7	194	< 2	0.32	< 5	< 10	65	< 5	10	61	134		
A0964941	0.70	7	242	< 2	0.30	< 5	< 10	66	< 5	10	53	141		
A0964940	0.38	7	251	< 2	0.29	< 5	< 10	57	< 5	12	46	145		
A0964939	0.61	7	254	< 2	0.30	< 5	< 10	64	< 5	11	60	134		
A0964938	0.51	4	159	< 2	0.13	< 5	< 10	3	< 5	12	43	207		
A0964937	0.36	< 4	205	< 2	0.13	< 5	< 10	3	< 5	12	53	205		
A0964936	0.32	4	212	< 2	0.14	< 5	< 10	3	5	14	45	223		
A0963048	0.42	6	271	< 2	0.25	< 5	< 10	47	< 5	8	50	132		
A0963303	0.66	5	253	< 2	0.25	< 5	< 10	48	< 5	7	58	125		
A0963049	0.42	6	251	< 2	0.27	< 5	< 10	53	< 5	9	56	138		
A0963304	1.00	6	231	< 2	0.27	< 5	< 10	54	< 5	9	57	137		
A0963050	0.77	5	231	< 2	0.23	< 5	< 10	47	< 5	7	45	122		
A0963251	0.91	6	233	< 2	0.25	< 5	< 10	52	< 5	8	56	130		
A0963252	0.11	5	281	< 2	0.24	< 5	< 10	50	< 5	8	52	122		
A0963305	0.82	5	352	< 2	0.24	< 5	< 10	51	< 5	7	44	123		
A0963253	0.29	5	249	< 2	0.24	< 5	< 10	50	< 5	8	51	121		
A0963254	0.55	6	273	< 2	0.27	< 5	< 10	53	< 5	9	54	133		
A0963255	0.21	5	253	< 2	0.26	< 5	< 10	51	< 5	7	54	134		
A0963256	0.24	6	269	< 2	0.28	< 5	< 10	53	< 5	9	58	136		
A0963257	0.05	6	279	< 2	0.16	< 5	< 10	39	< 5	9	56	106		
A0963258	0.02	5	292	< 2	0.17	< 5	< 10	37	< 5	8	57	113		
A0963259	0.02	6	286	< 2	0.20	< 5	< 10	39	< 5	8	55	120		
A0963260	0.06	6	319	< 2	0.23	< 5	< 10	47	< 5	8	52	127		
A0963261	0.03	6	289	< 2	0.21	< 5	< 10	43	< 5	8	55	125		
A0963262	0.82	6	298	< 2	0.28	< 5	< 10	62	< 5	9	58	140		
A0963263	0.26	6	287	< 2	0.24	< 5	< 10	53	< 5	9	57	127		
A0963264	0.28	6	290	< 2	0.27	< 5	< 10	54	< 5	9	54	143		
A0963265	0.26	6	293	< 2	0.25	< 5	< 10	52	< 5	9	55	138		
A0963266	0.15	6	303	< 2	0.24	< 5	< 10	51	< 5	9	56	134		
A0963267	0.33	6	301	< 2	0.28	< 5	< 10	53	< 5	9	54	147		
A0963268	0.38	6	256	< 2	0.25	< 5	< 10	51	< 5	8	58	130		
A0963269	0.62	6	204	< 2	0.26	< 5	< 10	55	< 5	8	55	139		
A0963270	0.95	6	270	< 2	0.25	< 5	< 10	52	< 5	8	62	129		
A0963271	0.24	6	275	< 2	0.24	< 5	< 10	50	< 5	9	65	129		
A0963306	0.51	6	302	< 2	0.26	< 5	< 10	55	< 5	9	76	136		
A0963272	0.41	6	250	< 2	0.27	< 5	< 10	54	< 5	8	64	134		

Analyte Symbol	S	Sc	Sr	Te	Ti	Tl	U	V	W	Y	Zn	Zr	As	Zn
Unit Symbol	%	ppm	ppm	ppm	%	ppm	ppm	ppm	ppm	ppm	ppm	ppm	%	%
Lower Limit	0.01	4	1	2	0.01	5	10	2	5	1	1	5	0.01	0.001
Method Code	TD-ICP	TD-ICP	TD-ICP	TD-ICP	TD-ICP	TD-ICP	TD-ICP	TD-ICP	TD-ICP	TD-ICP	TD-ICP	TD-ICP	4Acid ICPOES	4Acid ICPOES
A0963273	0.47	7	260	< 2	0.27	< 5	< 10	58	< 5	10	52	146		
A0963274	0.35	6	201	< 2	0.25	< 5	< 10	50	< 5	8	59	123		
A0963275	1.34	6	135	< 2	0.23	< 5	< 10	49	< 5	6	267	118		
A0963276	1.10	6	166	< 2	0.25	< 5	< 10	50	< 5	8	88	119		
A0963307	1.17	9	304	< 2	0.31	< 5	< 10	76	< 5	11	196	125		
A0963277	0.95	7	430	< 2	0.31	< 5	< 10	61	17	10	48	142		
A0963278	0.36	6	262	< 2	0.27	< 5	< 10	54	< 5	9	55	136		
A0963279	0.22	6	269	< 2	0.25	< 5	< 10	54	< 5	8	54	135		
A0963280	0.42	8	439	< 2	0.35	< 5	< 10	87	< 5	9	101	143		
A0963281	0.25	6	327	< 2	0.21	< 5	< 10	48	< 5	8	52	130		
A0963282	0.32	6	271	< 2	0.22	< 5	< 10	48	< 5	8	49	131		
A0963283	0.13	6	418	< 2	0.24	< 5	< 10	53	< 5	8	57	135		
A0963284	0.24	5	228	< 2	0.22	< 5	< 10	49	< 5	7	44	127		
A0963299	0.12	4	186	< 2	0.18	< 5	< 10	40	< 5	6	41	102		
A0963285	0.33	5	218	< 2	0.21	< 5	< 10	49	< 5	7	29	120		
A0963300	0.19	5	275	< 2	0.22	< 5	< 10	50	< 5	7	41	129		
A0963286	0.24	5	265	< 2	0.24	< 5	< 10	52	< 5	8	54	135		
A0963287	0.57	6	307	< 2	0.25	< 5	< 10	66	< 5	8	57	125		
A0963288	0.20	6	276	< 2	0.24	< 5	< 10	60	< 5	9	58	129		
A0963289	0.81	6	167	< 2	0.22	< 5	< 10	52	< 5	9	51	120		
A0963290	0.31	6	327	< 2	0.23	< 5	< 10	49	< 5	9	62	123		
A0963291	0.56	7	305	< 2	0.26	< 5	< 10	61	< 5	11	71	140		
A0963301	0.18	6	266	< 2	0.23	< 5	< 10	53	< 5	9	60	134		
A0963292	0.28	5	194	< 2	0.22	< 5	< 10	48	< 5	8	59	128		
A0963302	0.39	11	398	< 2	0.29	< 5	< 10	89	< 5	11	70	126		
A0963293	0.33	6	296	< 2	0.23	< 5	< 10	54	< 5	8	57	139		
A0963294	0.34	10	229	< 2	0.30	< 5	< 10	94	6	11	95	136		
A0963295	0.21	15	234	< 2	0.32	< 5	< 10	113	< 5	13	94	133		
A0963296	0.25	15	205	< 2	0.33	< 5	< 10	121	< 5	11	93	136		
A0963297	0.29	15	249	< 2	0.32	< 5	< 10	112	< 5	12	94	139		
A0963298	1.06	4	138	< 2	0.11	< 5	< 10	7	< 5	14	38	205		
A0962859	0.19	6	237	< 2	0.22	< 5	< 10	50	< 5	9	60	125		
A0962860	0.29	6	210	< 2	0.21	< 5	< 10	49	< 5	8	56	129		
A0962861	0.28	6	244	< 2	0.21	< 5	< 10	47	< 5	8	51	134		
A0962862	0.36	6	268	< 2	0.23	< 5	< 10	49	< 5	9	67	127		
A0962863	0.16	4	209	< 2	0.23	< 5	< 10	47	< 5	6	57	130		
A0962864	0.21	6	263	< 2	0.23	< 5	< 10	51	< 5	9	72	133		
A0962865	1.04	6	257	< 2	0.23	< 5	< 10	53	< 5	9	63	137		
A0962866	0.59	6	296	< 2	0.22	< 5	< 10	51	< 5	8	55	129		
A0962867	1.28	6	290	< 2	0.23	< 5	< 10	56	< 5	8	59	133		
A0963673	0.57	6	267	< 2	0.22	< 5	< 10	51	< 5	8	59	127		
A0962871	0.59	5	288	< 2	0.20	< 5	< 10	46	< 5	7	50	116		
A0962872	0.55	6	273	< 2	0.22	< 5	< 10	50	< 5	8	45	131		
A0962873	0.44	6	274	< 2	0.22	< 5	< 10	52	< 5	9	64	134		
A0962874	1.80	6	152	< 2	0.25	< 5	< 10	60	6	10	81	155		
A0962875	1.00	13	516	< 2	0.29	< 5	< 10	87	< 5	12	64	136		
A0962876	1.41	5	244	< 2	0.22	< 5	< 10	45	< 5	8	81	125		
A0962877	1.72	5	127	< 2	0.22	< 5	< 10	43	< 5	10	30	145		
A0962878	1.81	6	183	< 2	0.23	< 5	< 10	54	< 5	10	72	137		
A0962879	1.83	5	206	< 2	0.21	< 5	< 10	40	< 5	8	24	146		

Analyte Symbol	S	Sc	Sr	Te	Ti	Tl	U	V	W	Y	Zn	Zr	As	Zn
Unit Symbol	%	ppm	ppm	ppm	%	ppm	ppm	ppm	ppm	ppm	ppm	ppm	%	%
Lower Limit	0.01	4	1	2	0.01	5	10	2	5	1	1	5	0.01	0.001
Method Code	TD-ICP	TD-ICP	TD-ICP	TD-ICP	TD-ICP	TD-ICP	TD-ICP	TD-ICP	TD-ICP	TD-ICP	TD-ICP	TD-ICP	4Acid ICPOES	4Acid ICPOES
A0962880	1.29	5	180	< 2	0.19	< 5	< 10	41	< 5	7	136	114		
A0962881	0.51	5	231	< 2	0.23	< 5	< 10	54	< 5	8	68	131		
A0962882	1.45	5	209	< 2	0.25	< 5	< 10	50	6	9	139	137		
A0962883	1.23	5	171	< 2	0.24	< 5	< 10	46	5	9	112	144		
A0962884	0.67	7	230	< 2	0.27	< 5	< 10	62	< 5	10	60	142		
A0962885	1.66	6	170	< 2	0.24	< 5	< 10	55	5	9	147	136		
A0962886	0.29	6	213	< 2	0.22	< 5	< 10	50	< 5	9	54	125		
A0962887	0.26	6	186	< 2	0.21	< 5	< 10	49	< 5	8	60	123		
A0962888	0.23	6	182	< 2	0.21	< 5	< 10	46	< 5	9	69	126		
A0962889	2.70	5	95	< 2	0.21	< 5	< 10	49	< 5	8	540	111		
A0964708	0.46	5	117	< 2	0.19	< 5	< 10	61	15	7	52	104		
A0964709	0.83	6	154	< 2	0.21	< 5	< 10	65	16	8	288	129		
A0964710	0.59	5	142	< 2	0.22	< 5	< 10	51	23	7	49	124		
A0964711	0.91	10	252	< 2	0.27	< 5	< 10	79	6	12	57	137		
A0964712	0.53	13	241	< 2	0.31	< 5	< 10	100	< 5	12	109	145		
A0962890	0.92	9	325	< 2	0.26	< 5	< 10	76	< 5	10	78	129		
A0962891	0.29	15	301	< 2	0.25	< 5	< 10	87	< 5	15	90	108		
A0962892	0.27	14	193	< 2	0.21	< 5	< 10	71	< 5	13	95	98		
A0962893	0.25	16	250	< 2	0.23	< 5	< 10	89	< 5	14	103	109		
A0962894	0.16	13	183	< 2	0.23	< 5	< 10	81	< 5	14	56	119		
A0963547	0.45	5	179	< 2	0.21	< 5	< 10	48	5	8	78	120		
A0963548	0.63	4	241	< 2	0.22	< 5	< 10	53	< 5	6	176	127		
A0963549	0.60	5	213	< 2	0.22	< 5	< 10	49	< 5	9	56	119		
A0963550	1.15	6	116	< 2	0.22	< 5	< 10	55	7	8	70	127		
A0963551	0.40	5	187	< 2	0.21	< 5	< 10	48	< 5	8	51	122		
A0963552	0.29	5	208	< 2	0.20	< 5	< 10	47	< 5	8	49	111		
A0963553	0.61	6	174	< 2	0.23	< 5	< 10	56	< 5	9	63	134		
A0963554	0.36	5	187	< 2	0.21	< 5	< 10	43	< 5	9	49	134		
A0963555	0.41	6	198	< 2	0.22	< 5	< 10	53	9	9	52	126		
A0963556	0.46	6	176	< 2	0.21	< 5	< 10	49	< 5	8	42	130		
A0963557	0.26	5	164	< 2	0.18	< 5	< 10	44	< 5	8	63	103		
A0963558	0.72	5	155	< 2	0.21	< 5	< 10	49	< 5	9	103	118		
A0963559	0.34	13	222	< 2	0.30	< 5	< 10	98	< 5	11	102	146		
A0963560	0.40	18	194	< 2	0.33	< 5	< 10	115	< 5	18	103	115		
A0963561	1.42	4	89	< 2	0.11	< 5	< 10	4	< 5	14	40	203		
A0963562	0.38	4	156	< 2	0.11	< 5	< 10	3	< 5	14	45	199		
A0963546	0.31	5	221	< 2	0.20	< 5	< 10	44	< 5	6	53	120		
A0963564	1.39	5	74	< 2	0.14	< 5	< 10	11	< 5	14	57	196		
A0963565	0.75	4	150	< 2	0.11	< 5	< 10	3	< 5	14	50	200		
A0963566	0.49	< 4	168	< 2	0.13	< 5	< 10	11	< 5	11	35	198		
A0963567	0.22	4	178	< 2	0.11	< 5	< 10	3	< 5	15	59	207		
A0963568	0.34	5	222	< 2	0.12	< 5	< 10	6	< 5	13	34	220		
A0963569	0.29	< 4	212	< 2	0.11	< 5	< 10	5	< 5	14	49	200		
A0963570	0.29	4	192	< 2	0.11	< 5	< 10	4	< 5	14	62	201		
A0964290	0.38	6	260	< 2	0.22	< 5	< 10	52	< 5	8	58	124		
A0964291	0.60	5	234	< 2	0.21	< 5	< 10	50	< 5	8	58	126		
A0964292	0.25	7	249	< 2	0.21	< 5	< 10	53	< 5	10	68	126		
A0964293	0.31	6	309	< 2	0.22	< 5	< 10	51	< 5	9	64	135		
A0964294	0.88	5	215	< 2	0.23	< 5	< 10	51	< 5	7	47	124		

Analyte Symbol	S	Sc	Sr	Te	Ti	Tl	U	V	W	Y	Zn	Zr	As	Zn
Unit Symbol	%	ppm	ppm	ppm	%	ppm	ppm	ppm	ppm	ppm	ppm	ppm	%	%
Lower Limit	0.01	4	1	2	0.01	5	10	2	5	1	1	5	0.01	0.001
Method Code	TD-ICP	TD-ICP	TD-ICP	TD-ICP	TD-ICP	TD-ICP	TD-ICP	TD-ICP	TD-ICP	TD-ICP	TD-ICP	TD-ICP	4Acid ICPOES	4Acid ICPOES
A0964295	0.35	5	249	< 2	0.22	< 5	< 10	49	< 5	8	75	128		
A0964296	0.34	6	244	< 2	0.23	< 5	< 10	51	< 5	9	55	132		
A0964297	0.33	6	266	< 2	0.22	< 5	< 10	51	< 5	9	58	130		
A0964298	1.52	5	150	< 2	0.20	< 5	< 10	44	< 5	8	72	115		
A0964301	0.31	5	208	< 2	0.21	< 5	< 10	48	< 5	8	71	120		
A0964302	0.59	5	227	< 2	0.21	< 5	< 10	48	< 5	8	54	115		
A0964303	0.21	5	216	< 2	0.20	< 5	< 10	45	< 5	8	53	117		
A0964304	0.34	7	174	< 2	0.25	< 5	< 10	61	< 5	9	242	138		
A0964305	0.48	6	227	< 2	0.24	< 5	< 10	53	< 5	9	53	133		
A0964299	0.23	4	209	< 2	0.23	< 5	< 10	52	< 5	7	64	130		
A0964306	0.36	6	274	< 2	0.23	< 5	< 10	52	< 5	8	62	137		
A0964307	0.24	6	261	< 2	0.22	< 5	< 10	50	< 5	8	57	134		
A0964308	0.47	8	251	< 2	0.26	< 5	< 10	68	< 5	10	60	130		
A0964309	1.08	7	194	< 2	0.26	< 5	< 10	60	< 5	11	102	148		
A0964310	0.37	6	168	< 2	0.22	< 5	< 10	50	< 5	8	74	119		
A0964311	0.96	5	156	< 2	0.21	< 5	< 10	46	< 5	8	31	121		
A0964312	0.71	5	178	< 2	0.22	< 5	< 10	47	< 5	8	62	126		
A0964313	0.21	6	194	< 2	0.20	< 5	< 10	47	< 5	9	51	127		
A0964314	0.27	5	208	< 2	0.22	< 5	< 10	48	< 5	8	48	119		
A0964315	0.32	5	198	< 2	0.21	< 5	< 10	45	< 5	9	35	125		
A0964316	0.47	6	223	< 2	0.22	< 5	< 10	51	< 5	8	41	128		
A0964317	0.60	6	149	< 2	0.22	< 5	< 10	49	6	9	94	127		
A0964318	0.63	6	233	< 2	0.23	< 5	< 10	51	7	8	232	123		
A0964319	0.22	6	264	< 2	0.23	< 5	< 10	55	< 5	9	57	126		
A0964320	0.34	5	233	< 2	0.21	< 5	< 10	49	< 5	8	50	120		
A0964321	0.23	6	227	< 2	0.22	< 5	< 10	53	< 5	8	56	126		
A0964322	0.17	5	228	< 2	0.23	< 5	< 10	55	< 5	7	54	123		
A0964323	0.28	6	219	< 2	0.24	< 5	< 10	55	< 5	8	116	130		
A0964324	0.30	6	180	< 2	0.23	< 5	< 10	56	< 5	9	55	129		
A0964325	0.42	6	340	< 2	0.24	< 5	< 10	51	6	8	55	131		
A0964326	0.29	6	194	< 2	0.21	< 5	< 10	49	7	8	51	121		
A0964328	0.65	12	338	< 2	0.29	< 5	< 10	102	< 5	10	85	129		
A0964327	0.21	14	355	< 2	0.28	< 5	< 10	96	< 5	12	83	114		
A0964329	0.26	16	257	< 2	0.34	< 5	< 10	120	< 5	13	98	134		
A0964330	0.73	13	233	< 2	0.33	< 5	< 10	103	< 5	13	74	138		
A0964331	0.30	4	125	< 2	0.12	< 5	< 10	4	< 5	14	41	209		
A0964332	0.26	13	112	< 2	0.34	< 5	< 10	101	< 5	14	80	148		
A0964334	2.65	9	146	< 2	0.23	< 5	< 10	59	< 5	12	148	132		
A0964333	0.95	< 4	171	< 2	0.10	< 5	< 10	3	< 5	13	64	189		
A0964335	0.79	7	127	< 2	0.27	< 5	< 10	63	< 5	10	77	140		
A0964336	0.18	4	127	< 2	0.12	< 5	< 10	4	< 5	15	46	194		
A0964337	0.26	4	188	< 2	0.12	< 5	< 10	5	< 5	15	48	213		
A0964338	1.30	4	50	< 2	0.12	< 5	< 10	3	< 5	14	45	206		
A0964339	0.27	5	211	< 2	0.21	< 5	< 10	46	< 5	8	48	119		
A0964340	1.08	8	219	< 2	0.26	< 5	< 10	68	< 5	10	102	124		
A0964341	1.15	5	152	< 2	0.21	< 5	< 10	45	6	6	62	120		
A0964342	0.26	6	292	< 2	0.25	< 5	< 10	52	< 5	10	43	133		
A0964343	0.65	6	241	< 2	0.22	< 5	< 10	51	8	9	71	126		
A0964344	0.34	6	247	< 2	0.22	< 5	< 10	49	< 5	9	67	123		
A0964345	0.17	6	277	< 2	0.19	< 5	< 10	48	< 5	8	105	121		

Analyte Symbol	S	Sc	Sr	Te	Ti	Tl	U	V	W	Y	Zn	Zr	As	Zn
Unit Symbol	%	ppm	ppm	ppm	%	ppm	ppm	ppm	ppm	ppm	ppm	ppm	%	%
Lower Limit	0.01	4	1	2	0.01	5	10	2	5	1	1	5	0.01	0.001
Method Code	TD-ICP	TD-ICP	TD-ICP	TD-ICP	TD-ICP	TD-ICP	TD-ICP	TD-ICP	TD-ICP	TD-ICP	TD-ICP	TD-ICP	4Acid ICPOES	4Acid ICPOES
A0964346	0.19	8	364	< 2	0.18	< 5	< 10	47	< 5	13	66	98		
A0964347	0.39	6	177	< 2	0.26	< 5	< 10	60	6	9	59	132		
A0964348	0.74	6	141	< 2	0.20	< 5	< 10	47	< 5	8	47	116		
A0964349	0.41	6	184	< 2	0.22	< 5	< 10	51	< 5	8	116	128		
A0964350	0.25	6	191	< 2	0.22	< 5	< 10	50	< 5	9	53	128		
A0964351	0.53	6	162	< 2	0.22	< 5	< 10	50	< 5	9	67	131		
A0964352	0.30	6	150	< 2	0.21	< 5	< 10	49	9	9	96	119		
A0964353	0.81	5	105	< 2	0.20	< 5	< 10	43	23	7	103	120		
A0964354	0.70	6	134	< 2	0.24	< 5	< 10	53	11	9	94	130		
A0964355	0.54	5	281	< 2	0.20	< 5	< 10	49	10	8	42	122		
A0964356	0.27	15	242	< 2	0.21	< 5	< 10	79	< 5	12	89	98		
A0964357	0.28	13	200	< 2	0.33	< 5	< 10	111	< 5	12	99	128		
A0964358	0.32	17	261	< 2	0.38	< 5	< 10	115	< 5	16	104	143		
A0964359	0.28	17	165	< 2	0.35	< 5	< 10	112	< 5	17	92	129		
A0964360	0.67	13	136	< 2	0.30	< 5	< 10	90	< 5	13	39	123		
A0964361	1.43	6	143	< 2	0.15	< 5	< 10	16	< 5	16	67	193		
A0964362	1.00	4	141	< 2	0.12	< 5	< 10	3	< 5	15	63	216		
A0964363	0.97	5	190	< 2	0.13	< 5	< 10	18	< 5	14	48	192		
A0964364	0.98	5	102	< 2	0.12	< 5	< 10	8	< 5	14	56	194		
A0964365	0.58	4	58	< 2	0.12	< 5	< 10	5	< 5	14	46	197		
A0964366	0.87	< 4	43	< 2	0.12	< 5	< 10	4	< 5	14	40	199		
A0964367	0.17	4	113	< 2	0.11	< 5	< 10	4	< 5	15	24	208		
A0964368	0.15	4	177	< 2	0.13	< 5	< 10	10	< 5	15	47	199		
A0964369	0.40	5	219	< 2	0.13	< 5	< 10	8	< 5	15	55	209		
A0964370	0.61	4	158	< 2	0.13	< 5	< 10	11	< 5	15	27	196		
A0964371	0.75	6	332	< 2	0.27	< 5	< 10	60	< 5	9	62	124		
A0964372	0.33	14	197	< 2	0.33	< 5	< 10	94	8	18	108	159		
A0964373	0.21	17	180	< 2	0.35	< 5	< 10	110	< 5	17	62	121		
A0964374	0.14	18	163	< 2	0.19	< 5	< 10	87	< 5	15	85	91		
A0964375	0.30	4	189	< 2	0.16	< 5	< 10	10	< 5	13	76	170		
A0963898	0.29	6	204	< 2	0.24	< 5	< 10	52	15	10	90	136		
A0963899	0.40	6	207	< 2	0.23	< 5	< 10	55	35	9	88	143		
A0963900	0.57	5	145	< 2	0.20	< 5	< 10	47	11	8	58	114		
A0963901	0.26	6	209	< 2	0.23	< 5	< 10	50	< 5	9	62	130		
A0963902	0.47	6	209	< 2	0.25	< 5	< 10	61	19	9	107	132		
A0963903	0.90	14	153	< 2	0.30	< 5	< 10	90	< 5	14	86	108		
A0963904	0.31	5	208	< 2	0.22	< 5	< 10	42	< 5	9	52	145		
A0963905	0.30	17	151	< 2	0.37	< 5	< 10	121	< 5	15	113	155		
A0963906	0.35	7	187	< 2	0.23	< 5	< 10	56	< 5	10	66	138		
A0963907	0.63	4	136	< 2	0.12	< 5	< 10	4	< 5	15	52	211		
A0963908	0.95	6	169	< 2	0.15	< 5	< 10	22	< 5	16	60	205		
A0963909	0.91	5	116	< 2	0.12	< 5	< 10	4	< 5	14	48	214		
A0963910	0.43	5	123	< 2	0.13	< 5	< 10	8	< 5	14	54	211		
A0963911	0.54	6	151	< 2	0.14	< 5	< 10	19	< 5	15	66	180		
A0963912	0.20	5	197	< 2	0.13	< 5	< 10	13	< 5	15	51	205		
A0963913	0.21	4	177	< 2	0.12	< 5	< 10	4	< 5	15	51	218		
A0963914	0.65	7	252	< 2	0.30	< 5	< 10	67	< 5	11	72	145		
A0963915	0.24	5	186	< 2	0.14	< 5	< 10	12	< 5	13	72	203		
A0963916	0.22	5	209	< 2	0.16	< 5	< 10	17	< 5	14	52	186		

Analyte Symbol	S	Sc	Sr	Te	Ti	Tl	U	V	W	Y	Zn	Zr	As	Zn
Unit Symbol	%	ppm	ppm	ppm	%	ppm	ppm	ppm	ppm	ppm	ppm	ppm	%	%
Lower Limit	0.01	4	1	2	0.01	5	10	2	5	1	1	5	0.01	0.001
Method Code	TD-ICP	TD-ICP	TD-ICP	TD-ICP	TD-ICP	TD-ICP	TD-ICP	TD-ICP	TD-ICP	TD-ICP	TD-ICP	TD-ICP	4Acid ICPOES	4Acid ICPOES
A0963917	0.16	18	210	< 2	0.21	< 5	< 10	97	< 5	14	72	127		
A0963918	0.30	18	212	< 2	0.28	< 5	< 10	87	< 5	18	89	103		
A0963919	0.23	5	170	< 2	0.16	< 5	< 10	10	< 5	14	59	173		
A0963920	0.25	6	281	< 2	0.21	< 5	< 10	45	< 5	6	81	126		
A0963921	0.22	5	132	< 2	0.19	< 5	< 10	22	< 5	11	143	192		
A0963644	0.81	6	228	< 2	0.22	< 5	< 10	53	< 5	9	61	135		
A0963645	0.79	9	566	< 2	0.40	< 5	< 10	82	< 5	14	79	177		
A0963646	0.75	11	391	< 2	0.33	< 5	< 10	104	< 5	12	92	136		
A0963647	0.48	6	205	< 2	0.22	< 5	< 10	50	< 5	8	75	127		
A0963648	0.47	8	281	< 2	0.30	< 5	< 10	61	< 5	11	152	153		
A0963649	0.31	7	319	< 2	0.27	< 5	< 10	65	< 5	9	81	165		
A0963650	0.76	7	274	< 2	0.32	< 5	< 10	66	< 5	10	80	141		
A0962951	0.31	6	256	< 2	0.26	< 5	< 10	50	< 5	10	79	139		
A0962952	0.29	5	237	< 2	0.22	< 5	< 10	49	< 5	8	56	118		
A0962953	0.44	< 4	140	< 2	0.14	< 5	< 10	31	< 5	6	31	61		
A0962954	0.40	6	241	< 2	0.24	< 5	< 10	54	< 5	9	60	131		
A0962955	0.44	6	269	< 2	0.26	< 5	< 10	58	< 5	8	69	132		
A0962956	0.27	5	249	< 2	0.23	< 5	< 10	48	< 5	9	61	116		
A0962957	0.35	6	302	< 2	0.22	< 5	< 10	53	< 5	8	47	133		
A0962958	0.29	6	259	< 2	0.22	< 5	< 10	55	< 5	9	70	128		
A0962959	0.19	6	225	< 2	0.19	< 5	< 10	41	< 5	8	80	114		
A0962960	0.21	6	230	< 2	0.17	< 5	< 10	38	< 5	8	60	119		
A0962961	0.50	7	303	< 2	0.25	< 5	< 10	62	< 5	10	58	129		
A0962962	0.53	6	204	< 2	0.23	< 5	< 10	53	6	9	56	136		
A0962963	0.33	6	194	< 2	0.22	< 5	< 10	50	< 5	9	69	135		
A0962964	2.85	6	92	< 2	0.22	< 5	< 10	52	10	7	61	116		
A0962965	0.82	< 4	32	< 2	0.05	< 5	< 10	18	< 5	3	461	21		
A0962966	2.60	7	91	< 2	0.25	< 5	< 10	57	15	8	189	76		
A0962967	3.68	6	70	< 2	0.22	< 5	< 10	50	9	7	264	69		
A0962969	1.93	6	94	< 2	0.20	< 5	< 10	52	7	9	239	75		
A0962970	1.81	6	109	< 2	0.21	< 5	< 10	55	8	9	99	74		
A0962971	0.37	7	227	< 2	0.26	< 5	< 10	61	62	11	60	125		
A0962972	1.08	6	70	< 2	0.23	< 5	< 10	53	11	8	203	121		
A0962973	1.54	5	109	< 2	0.21	< 5	< 10	51	11	8	76	110		
A0962974	0.50	5	186	< 2	0.23	< 5	< 10	57	9	8	432	137		
A0962975	0.36	6	348	< 2	0.23	< 5	< 10	53	7	10	62	139		
A0963939	0.58	14	250	< 2	0.31	< 5	< 10	108	< 5	13	76	129		
A0963940	0.31	14	280	< 2	0.26	< 5	< 10	86	< 5	11	98	115		
A0963941	0.37	16	194	< 2	0.34	< 5	< 10	105	< 5	14	84	121		
A0963942	0.31	20	217	< 2	0.36	< 5	< 10	118	< 5	17	101	127		
A0963943	1.11	14	188	< 2	0.31	< 5	< 10	105	< 5	11	61	106		
A0963944	0.28	18	157	< 2	0.33	< 5	< 10	114	< 5	16	97	132		
A0963945	1.77	5	168	< 2	0.15	< 5	< 10	12	< 5	16	184	214		
A0963946	0.45	6	277	< 2	0.27	< 5	< 10	59	< 5	9	66	144		
A0963947	0.23	6	303	< 2	0.28	< 5	< 10	56	< 5	12	299	166		
A0963948	0.64	4	44	< 2	0.11	< 5	< 10	5	< 5	11	111	177		
A0963949	0.12	4	178	< 2	0.12	< 5	< 10	3	< 5	15	52	209		
A0963950	0.15	6	241	< 2	0.14	< 5	< 10	16	< 5	16	58	206		
A0964840	0.25	6	296	< 2	0.21	< 5	< 10	46	< 5	9	51	121		
A0964841	0.87	8	184	< 2	0.24	< 5	< 10	65	< 5	8	77	104		

Analyte Symbol	S	Sc	Sr	Te	Ti	Tl	U	V	W	Y	Zn	Zr	As	Zn
Unit Symbol	%	ppm	ppm	ppm	%	ppm	ppm	ppm	ppm	ppm	ppm	ppm	%	%
Lower Limit	0.01	4	1	2	0.01	5	10	2	5	1	1	5	0.01	0.001
Method Code	TD-ICP	TD-ICP	TD-ICP	TD-ICP	TD-ICP	TD-ICP	TD-ICP	TD-ICP	TD-ICP	TD-ICP	TD-ICP	TD-ICP	4Acid ICPOES	4Acid ICPOES
A0964842	0.58	6	164	< 2	0.24	< 5	< 10	54	< 5	9	48	132		
A0964843	0.27	15	274	< 2	0.34	< 5	< 10	105	< 5	15	95	130		
A0964844	0.33	16	227	< 2	0.30	< 5	< 10	98	< 5	14	115	127		
A0964845	1.78	4	42	< 2	0.13	< 5	< 10	4	< 5	14	37	229		
A0964846	0.50	6	112	< 2	0.21	< 5	< 10	41	< 5	12	86	168		
A0964847	1.08	5	155	< 2	0.12	< 5	< 10	9	31	14	138	206		
A0964848	0.41	6	203	< 2	0.25	< 5	< 10	53	< 5	11	46	25		
A0964849	0.40	4	173	< 2	0.12	< 5	< 10	3	< 5	15	57	200		
A0964850	0.15	< 4	135	< 2	0.11	< 5	< 10	4	< 5	16	33	195		
A0964851	0.33	4	194	< 2	0.13	< 5	< 10	16	< 5	14	46	205		
A0963596	3.39	15	141	< 2	0.32	< 5	< 10	110	< 5	16	33	138		
A0963597	1.42	5	49	< 2	0.12	< 5	< 10	8	< 5	13	95	204		
A0963598	1.02	5	83	7	0.18	< 5	< 10	18	< 5	12	62	176		
A0963599	0.66	5	167	7	0.16	< 5	< 10	5	< 5	15	63	211		
A0963600	0.30	5	340	7	0.16	< 5	< 10	10	< 5	15	39	218		
A0963749	0.19	4	165	6	0.16	< 5	< 10	5	< 5	14	64	216		
A0963750	0.25	4	158	6	0.13	< 5	< 10	3	< 5	14	49	219		
A0963751	0.11	5	177	7	0.18	< 5	< 10	21	< 5	14	53	196		
A0963752	0.23	15	145	17	0.42	< 5	< 10	108	< 5	12	104	133		
A0963753	0.18	17	230	13	0.32	< 5	< 10	98	< 5	13	105	114		
A0963754	0.50	12	179	21	0.37	< 5	< 10	113	< 5	12	73	128		
A0963755	0.21	16	201	15	0.46	< 5	< 10	126	< 5	15	82	144		
A0963756	0.92	12	497	22	0.35	< 5	< 10	83	< 5	13	50	121		
A0963757	0.20	7	152	10	0.31	< 5	< 10	48	< 5	9	69	121		
A0963758	0.20	5	120	7	0.20	< 5	< 10	12	< 5	14	64	196		
A0963759	0.11	9	226	10	0.16	< 5	< 10	48	< 5	10	88	128		
A0963760	0.31	8	185	22	0.27	< 5	< 10	52	< 5	9	102	134		
A0963761	0.27	6	211	9	0.29	< 5	< 10	48	< 5	9	53	127		
A0963762	0.19	7	255	9	0.28	< 5	< 10	53	< 5	9	43	132		
A0963763	0.28	9	239	11	0.25	< 5	< 10	55	< 5	12	94	114		
A0963764	0.31	5	143	8	0.28	< 5	< 10	49	< 5	8	37	130		
A0963765	0.60	6	383	10	0.31	< 5	< 10	58	< 5	10	50	139		
A0963766	0.51	5	137	7	0.16	< 5	< 10	10	< 5	15	50	192		
A0963767	1.30	5	106	7	0.16	< 5	< 10	8	< 5	15	67	220		
A0963768	0.29	6	192	9	0.33	< 5	< 10	48	< 5	11	61	167		
A0963769	0.79	4	142	6	0.14	< 5	< 10	6	< 5	15	89	211		
A0963770	0.45	4	143	6	0.16	< 5	< 10	4	< 5	15	67	208		
A0963771	0.23	4	198	6	0.15	< 5	< 10	4	< 5	15	43	217		
A0963772	0.21	4	159	7	0.14	< 5	< 10	4	< 5	15	128	217		
A0963773	0.10	< 4	133	5	0.14	< 5	< 10	4	< 5	11	54	210		
A0963774	0.14	4	156	6	0.16	< 5	< 10	5	< 5	15	67	213		
A0963775	0.22	7	384	11	0.33	< 5	< 10	60	< 5	10	70	139		
A0963776	0.15	19	215	15	0.14	< 5	< 10	86	< 5	14	113	86		
A0963777	0.29	16	436	18	0.27	< 5	< 10	79	< 5	14	518	98		
A0963778	0.24	17	191	24	0.37	< 5	< 10	104	< 5	18	87	122		
A0963779	0.18	16	215	17	0.36	< 5	< 10	111	< 5	15	111	138		
A0964543	0.19	6	285	9	0.26	< 5	< 10	49	< 5	9	53	129		
A0964544	0.53	5	197	7	0.24	< 5	< 10	43	< 5	8	40	109		
A0964545	0.15	7	289	10	0.28	< 5	< 10	54	< 5	9	57	132		

Analyte Symbol	S	Sc	Sr	Te	Ti	Tl	U	V	W	Y	Zn	Zr	As	Zn
Unit Symbol	%	ppm	ppm	ppm	%	ppm	ppm	ppm	ppm	ppm	ppm	ppm	%	%
Lower Limit	0.01	4	1	2	0.01	5	10	2	5	1	1	5	0.01	0.001
Method Code	TD-ICP	TD-ICP	TD-ICP	TD-ICP	TD-ICP	TD-ICP	TD-ICP	TD-ICP	TD-ICP	TD-ICP	TD-ICP	TD-ICP	4Acid ICPOES	4Acid ICPOES
A0964546	2.44	7	246	11	0.30	< 5	< 10	53	< 5	9	73	138		
A0964547	0.49	7	282	10	0.29	< 5	< 10	57	< 5	9	53	147		
A0964548	0.94	6	238	7	0.28	< 5	< 10	52	< 5	8	42	128		
A0964549	0.90	8	262	9	0.28	< 5	< 10	64	< 5	10	100	140		
A0964550	1.03	7	100	8	0.28	< 5	< 10	51	7	9	102	89		
A0964551	1.20	8	96	9	0.33	< 5	< 10	60	10	10	71	115		
A0964552	0.54	5	141	7	0.21	< 5	< 10	38	< 5	6	49	107		
A0964553	0.40	7	262	10	0.27	< 5	< 10	56	< 5	9	64	153		
A0964554	0.27	6	244	10	0.26	< 5	< 10	50	< 5	8	53	133		
A0964555	0.50	6	229	9	0.29	< 5	< 10	50	< 5	9	52	134		
A0964556	0.27	5	207	8	0.22	< 5	< 10	43	< 5	7	46	112		
A0964557	0.43	6	301	10	0.26	< 5	< 10	52	< 5	8	54	134		
A0964558	0.27	6	259	10	0.28	< 5	< 10	52	< 5	9	58	137		
A0964559	0.71	4	179	7	0.23	< 5	< 10	40	< 5	8	62	143		
A0964560	1.14	6	168	10	0.27	< 5	< 10	50	< 5	9	138	129		
A0964672	0.36	5	205	9	0.25	< 5	< 10	51	< 5	7	55	130		
A0964673	0.42	6	217	9	0.28	< 5	< 10	49	< 5	9	54	138		
A0964674	0.26	5	187	8	0.25	< 5	< 10	44	< 5	6	49	117		
A0964675	0.27	8	308	11	0.29	< 5	< 10	60	< 5	12	51	121		
A0964676	0.23	6	247	8	0.25	< 5	< 10	47	< 5	9	51	128		
A0964677	0.40	5	182	8	0.25	< 5	< 10	43	< 5	7	38	123		
A0964678	0.42	6	221	10	0.34	< 5	< 10	55	< 5	9	53	131		
A0964679	0.34	6	159	9	0.23	< 5	< 10	47	< 5	9	51	123		
A0964681	0.57	6	146	10	0.27	< 5	< 10	51	< 5	8	61	120		
A0964682	0.53	6	177	9	0.30	< 5	< 10	52	< 5	8	47	141		
A0964683	0.56	10	350	14	0.38	< 5	< 10	88	< 5	12	69	125		
A0964684	0.79	7	181	9	0.26	< 5	< 10	55	< 5	9	59	136		
A0964685	0.49	6	173	9	0.27	< 5	< 10	48	< 5	9	57	128		
A0964686	1.33	6	119	7	0.24	< 5	< 10	51	< 5	8	86	122		
A0964687	0.20	6	258	9	0.19	< 5	< 10	40	< 5	9	56	117		
A0964688	0.21	6	259	9	0.24	< 5	< 10	45	< 5	10	67	111		
A0964689	0.21	6	247	9	0.22	< 5	< 10	43	< 5	9	54	116		
A0964690	0.25	6	179	9	0.24	< 5	< 10	41	< 5	10	55	129		
A0964691	0.31	10	286	9	0.28	< 5	< 10	73	< 5	10	85	122		
A0964692	0.47	9	247	11	0.29	< 5	< 10	70	6	11	53	133		
A0964693	1.11	4	124	6	0.15	< 5	< 10	4	< 5	15	46	215		
A0964694	1.43	4	56	6	0.15	< 5	< 10	7	< 5	13	195	188		
A0964695	0.68	6	141	9	0.29	< 5	< 10	47	< 5	12	112	141		
A0964696	0.47	4	186	5	0.15	< 5	< 10	6	< 5	13	75	216		
A0964644	0.28	6	179	9	0.27	< 5	< 10	47	< 5	9	44	117		
A0964645	0.36	12	239	10	0.34	< 5	< 10	88	< 5	12	85	130		
A0964646	0.94	5	53	6	0.16	< 5	< 10	13	< 5	14	148	183		
A0964647	1.08	4	39	5	0.13	< 5	< 10	9	< 5	13	121	198		
A0964648	0.91	4	67	7	0.13	< 5	< 10	4	< 5	14	66	197		
A0964649	0.24	4	162	6	0.13	< 5	< 10	3	< 5	16	69	217		
A0964650	0.20	5	127	6	0.19	< 5	< 10	17	< 5	13	60	195		
A0963584	0.01	6	330	9	0.25	< 5	< 10	45	< 5	9	53	125		
A0963585	0.53	7	216	9	0.31	< 5	< 10	54	< 5	9	54	141		
A0963586	0.17	6	260	10	0.26	< 5	< 10	45	< 5	8	48	125		
A0963587	0.03	6	305	9	0.27	< 5	< 10	49	< 5	9	56	125		

Analyte Symbol	S	Sc	Sr	Te	Ti	Tl	U	V	W	Y	Zn	Zr	As	Zn
Unit Symbol	%	ppm	ppm	ppm	%	ppm	ppm	ppm	ppm	ppm	ppm	ppm	%	%
Lower Limit	0.01	4	1	2	0.01	5	10	2	5	1	1	5	0.01	0.001
Method Code	TD-ICP	TD-ICP	TD-ICP	TD-ICP	TD-ICP	TD-ICP	TD-ICP	TD-ICP	TD-ICP	TD-ICP	TD-ICP	TD-ICP	4Acid ICPOES	4Acid ICPOES
A0963588	0.07	6	309	6	0.27	< 5	< 10	48	< 5	8	53	122		
A0963589	0.09	7	327	6	0.26	< 5	< 10	53	< 5	10	59	101		
A0963590	0.29	7	256	7	0.26	< 5	< 10	54	< 5	10	53	133		
A0963591	0.45	6	295	7	0.26	< 5	< 10	53	< 5	9	58	127		
A0963592	0.30	6	269	6	0.26	< 5	< 10	51	< 5	8	74	142		
A0963593	0.31	7	299	7	0.29	< 5	< 10	57	< 5	10	64	141		
A0963594	0.31	8	330	8	0.30	< 5	< 10	72	< 5	10	75	124		
A0963120	0.44	16	518	12	0.40	< 5	< 10	126	< 5	16	109	143		
A0963121	0.23	11	237	10	0.46	< 5	< 10	116	< 5	9	86	152		
A0963122	0.17	13	205	10	0.37	< 5	< 10	98	< 5	13	128	149		
A0963123	0.27	16	332	15	0.37	< 5	< 10	117	< 5	19	102	141		
A0963124	0.46	13	159	16	0.32	< 5	< 10	87	< 5	14	62	121		
A0963214	0.29	12	372	9	0.31	< 5	< 10	98	< 5	12	93	135		
A0963215	0.34	11	440	8	0.28	< 5	< 10	88	< 5	12	96	119		
A0963216	0.41	10	560	7	0.31	< 5	< 10	79	< 5	11	99	123		
A0963217	0.17	5	388	6	0.26	< 5	< 10	45	< 5	10	57	33		
A0963218	0.27	6	399	6	0.26	< 5	< 10	52	< 5	10	57	140		
A0963219	0.13	< 4	330	6	0.28	< 5	< 10	50	< 5	5	62	134		
A0963220	0.29	9	791	8	0.30	< 5	< 10	69	< 5	14	65	144		
A0963221	1.53	7	296	7	0.26	< 5	< 10	56	< 5	9	344	131		
A0963222	0.61	9	213	7	0.27	< 5	< 10	72	< 5	11	215	118		
A0963223	1.23	10	200	8	0.26	< 5	< 10	76	< 5	11	462	128		
A0963224	2.13	7	288	9	0.28	< 5	< 10	59	< 5	11	114	126		
A0963225	1.19	10	1140	9	0.31	< 5	< 10	73	< 5	15	113	144		
A0963226	0.19	23	383	15	0.35	< 5	< 10	136	< 5	21	132	94		
A0963227	1.32	8	213	9	0.27	< 5	< 10	75	< 5	11	122	128		
A0963228	1.02	6	198	8	0.26	< 5	< 10	66	12	7	119	112		
A0963229	2.16	6	245	9	0.24	< 5	< 10	47	< 5	9	454	122		
A0963230	0.25	5	373	6	0.24	< 5	< 10	43	< 5	10	89	88		
A0963231	0.23	5	366	6	0.23	< 5	< 10	41	< 5	9	85	73		
A0963232	0.39	7	331	8	0.29	< 5	< 10	61	29	11	121	55		
A0963233	0.57	27	652	17	0.41	< 5	< 10	153	< 5	22	121	84		
A0963234	3.01	11	554	11	0.25	< 5	< 10	86	< 5	12	379	125		
A0963235	0.34	22	675	18	0.30	< 5	< 10	121	< 5	22	139	53		
A0963236	2.74	10	414	8	0.25	< 5	< 10	74	< 5	11	129	134		
A0963237	2.17	6	206	5	0.20	< 5	< 10	49	< 5	7	46	121		
A0963238	1.65	< 4	305	4	0.17	< 5	< 10	27	5	7	81	132		
A0963239	4.30	13	342	11	0.29	< 5	< 10	91	< 5	12	104	124		
A0963434	1.79	< 4	231	5	0.18	< 5	< 10	33	5	5	160	123		
A0963435	1.82	< 4	329	7	0.15	< 5	< 10	35	43	5	448	115		
A0963436	1.57	4	290	6	0.18	< 5	< 10	33	< 5	6	573	122		
A0963437	1.18	5	319	6	0.17	< 5	< 10	37	10	7	125	108		
A0963438	0.79	5	255	7	0.21	< 5	< 10	38	< 5	7	634	113		
A0963439	0.65	< 4	296	4	0.10	< 5	< 10	14	< 5	10	163	131		
A0963440	0.68	< 4	245	4	0.14	< 5	< 10	22	7	8	261	156		
A0963441	1.18	6	303	7	0.25	< 5	< 10	46	7	8	399	127		
A0963442	1.54	6	419	7	0.26	< 5	< 10	50	11	10	96	117		
A0963443	1.69	6	393	9	0.26	< 5	< 10	52	< 5	10	70	121		
A0963444	2.06	6	476	5	0.26	< 5	< 10	52	422	10	104	121		

Analyte Symbol	S	Sc	Sr	Te	Ti	Tl	U	V	W	Y	Zn	Zr	As	Zn
Unit Symbol	%	ppm	ppm	ppm	%	ppm	ppm	ppm	ppm	ppm	ppm	ppm	%	%
Lower Limit	0.01	4	1	2	0.01	5	10	2	5	1	1	5	0.01	0.001
Method Code	TD-ICP	TD-ICP	TD-ICP	TD-ICP	TD-ICP	TD-ICP	TD-ICP	TD-ICP	TD-ICP	TD-ICP	TD-ICP	TD-ICP	4Acid ICPOES	4Acid ICPOES
A0963445	1.46	< 4	160	5	0.09	< 5	< 10	14	5	8	32	129		
A0963446	1.50	< 4	256	5	0.19	< 5	< 10	29	8	8	50	119		
A0963447	1.13	14	285	16	0.33	< 5	< 10	104	< 5	13	95	114		
A0963448	2.84	14	375	29	0.35	< 5	< 10	87	27	13	115	128		
A0963655	1.68	< 4	258	4	0.19	< 5	< 10	34	5	6	102	147		
A0963656	2.12	5	356	5	0.25	< 5	< 10	45	9	9	979	139		
A0963657	2.73	6	475	8	0.25	< 5	< 10	52	< 5	10	70	131		
A0963658	1.81	4	289	4	0.19	< 5	< 10	31	7	8	122	138		
A0963659	1.61	< 4	307	4	0.18	< 5	< 10	31	< 5	6	104	133		
A0963660	2.57	< 4	229	6	0.17	< 5	< 10	32	< 5	6	104	121		
A0963661	1.32	< 4	342	6	0.11	< 5	< 10	23	123	5	2510	97		
A0963662	1.47	4	250	4	0.16	< 5	< 10	33	< 5	5	76	122		
A0963663	1.30	< 4	266	6	0.17	< 5	< 10	31	< 5	5	242	117		
A0963664	3.28	< 4	211	10	0.14	< 5	< 10	27	< 5	5	> 10000	74		3.00
A0963665	0.94	5	298	6	0.21	< 5	< 10	41	7	7	134	125		
A0963666	1.02	5	269	6	0.21	< 5	< 10	38	< 5	7	185	117		
A0963667	0.59	5	289	5	0.21	< 5	< 10	40	5	8	118	114		
A0963668	0.47	5	217	6	0.21	< 5	< 10	41	< 5	7	1460	107		
A0963669	0.85	5	378	5	0.21	< 5	< 10	38	13	7	208	123		
A0963670	2.32	5	287	11	0.19	< 5	< 10	38	22	7	> 10000	108		1.54
A0963671	0.89	6	350	7	0.25	< 5	< 10	51	< 5	9	86	127		
A0963672	1.08	6	398	7	0.23	< 5	< 10	49	10	9	67	135		
A0963969	3.00	11	202	11	0.30	< 5	< 10	85	6	12	285	150		
A0963970	1.43	11	160	33	0.30	< 5	< 10	87	< 5	13	969	118		
A0963971	0.41	14	247	13	0.39	< 5	< 10	114	60	12	173	84		
A0963972	1.24	7	358	7	0.26	< 5	< 10	60	17	9	121	128		
A0963973	2.80	7	207	9	0.25	< 5	< 10	55	< 5	9	8300	137		
A0963974	0.54	5	336	7	0.23	< 5	< 10	43	< 5	8	103	134		
A0963975	1.37	11	447	9	0.28	< 5	< 10	91	7	12	1330	123		
A0963976	3.42	12	141	11	0.29	< 5	< 10	93	< 5	12	100	135		
A0963977	2.27	12	263	11	0.28	< 5	< 10	90	< 5	10	114	132		
A0963978	2.57	11	120	8	0.32	< 5	< 10	101	< 5	7	116	129		
A0963979	1.83	< 4	227	5	0.18	< 5	< 10	27	< 5	7	37	151		
A0963980	2.64	15	274	14	0.35	< 5	< 10	112	< 5	13	131	125		
A0963981	0.24	8	400	9	0.31	< 5	< 10	64	< 5	12	127	121		
A0963982	6.91	14	275	18	0.27	< 5	< 10	98	< 5	13	64	116		
A0963983	7.05	8	255	17	0.20	< 5	< 10	64	< 5	9	124	117		
A0963984	2.49	5	262	6	0.18	< 5	< 10	38	< 5	7	2750	121		
A0963985	2.69	15	271	11	0.36	< 5	< 10	116	< 5	13	110	145		
A0964890	0.23	15	238	11	0.25	< 5	< 10	88	< 5	15	140	111		
A0964889	0.17	11	260	10	0.36	< 5	< 10	101	11	12	195	132		
A0964888	0.12	14	246	10	0.30	< 5	< 10	92	< 5	11	55	120		
A0964887	0.28	12	263	9	0.33	< 5	< 10	93	< 5	12	247	134		
A0964886	0.46	12	222	8	0.34	< 5	< 10	88	< 5	11	122	148		
A0964885	0.33	15	207	11	0.28	< 5	< 10	77	< 5	12	98	108		
A0964884	0.31	16	225	13	0.27	< 5	< 10	89	< 5	13	78	113		
A0964883	0.61	9	175	7	0.34	< 5	< 10	69	< 5	12	991	176	0.73	
A0963651	0.35	16	225	14	0.33	< 5	< 10	111	< 5	13	73	127		
A0963652	0.32	8	293	10	0.27	< 5	< 10	58	< 5	10	67	135		
A0963653	0.23	8	264	8	0.26	< 5	< 10	47	< 5	9	82	103		

Analyte Symbol	S	Sc	Sr	Te	Ti	Tl	U	V	W	Y	Zn	Zr	As	Zn
Unit Symbol	%	ppm	ppm	ppm	%	ppm	ppm	ppm	ppm	ppm	ppm	ppm	%	%
Lower Limit	0.01	4	1	2	0.01	5	10	2	5	1	1	5	0.01	0.001
Method Code	TD-ICP	TD-ICP	TD-ICP	TD-ICP	TD-ICP	TD-ICP	TD-ICP	TD-ICP	TD-ICP	TD-ICP	TD-ICP	TD-ICP	4Acid ICPOES	4Acid ICPOES
A0963654	0.26	7	432	9	0.37	< 5	< 10	67	< 5	7	65	129		
A0963197	2.00	4	62	6	0.19	< 5	< 10	34	< 5	7	518	124		
A0963198	2.08	5	388	5	0.22	< 5	< 10	38	< 5	8	88	137		
A0963199	1.71	5	183	6	0.19	< 5	< 10	37	< 5	6	105	127		
A0963200	3.27	6	268	8	0.23	< 5	< 10	44	< 5	9	71	112		
A0963201	2.46	5	297	7	0.20	< 5	< 10	41	6	7	135	127		
A0963202	2.06	5	273	6	0.19	< 5	< 10	40	< 5	7	43	119		
A0963203	1.90	5	232	6	0.20	< 5	< 10	42	< 5	7	215	104		
A0963204	1.79	< 4	269	5	0.17	< 5	< 10	31	19	5	73	120		
A0963205	1.90	6	213	6	0.23	< 5	< 10	54	13	8	41	124		
A0963206	2.05	6	502	7	0.22	< 5	< 10	41	25	9	33	120		
A0963207	1.51	6	403	6	0.24	< 5	< 10	45	6	9	128	128		
A0963208	1.16	7	370	7	0.30	< 5	< 10	57	< 5	10	70	122		
A0963209	1.21	4	407	7	0.13	< 5	< 10	29	15	6	629	62		
A0963210	2.01	6	829	9	0.24	< 5	< 10	54	527	7	1250	107		
A0963211	1.29	5	334	7	0.22	< 5	< 10	42	7	8	58	114		
A0963212	1.49	6	385	8	0.26	< 5	< 10	51	9	9	117	124		
A0963213	0.96	5	343	7	0.23	< 5	< 10	40	6	9	63	125		
A0963192	1.89	6	470	9	0.24	< 5	< 10	50	179	10	312	120		
A0963193	1.53	6	293	8	0.25	< 5	< 10	49	5	9	46	110		
A0963194	1.74	5	312	8	0.24	< 5	< 10	46	16	8	41	121		
A0963195	1.32	4	275	7	0.20	< 5	< 10	36	21	7	260	107		
A0963196	1.72	5	276	6	0.20	< 5	< 10	36	5	7	137	119		
A0963957	< 0.01	6	277	6	0.18	< 5	< 10	36	< 5	9	55	106		
A0963958	0.01	6	292	6	0.23	< 5	< 10	44	< 5	9	56	122		
A0963959	0.02	6	279	6	0.20	< 5	< 10	40	< 5	8	47	111		
A0963960	0.01	6	277	7	0.23	< 5	< 10	46	< 5	8	53	36		
A0963961	0.06	6	334	6	0.25	< 5	< 10	47	< 5	8	54	129		
A0963962	0.27	12	306	9	0.32	< 5	< 10	88	< 5	13	96	136		
A0963963	0.17	19	271	9	0.18	< 5	< 10	85	< 5	14	94	96		
A0963964	0.10	10	514	11	0.33	< 5	< 10	71	< 5	14	75	139		
A0963965	0.27	5	329	6	0.24	< 5	< 10	45	< 5	8	60	119		
A0963966	0.12	9	411	10	0.40	< 5	< 10	76	< 5	13	75	193		
A0963967	3.64	6	74	11	0.27	< 5	< 10	53	< 5	8	151	142		
A0963968	1.49	12	271	10	0.25	< 5	< 10	93	< 5	12	89	123		
A0963571	< 0.01	5	252	6	0.19	< 5	< 10	40	< 5	8	50	33		
A0963572	0.02	6	333	6	0.24	< 5	< 10	48	< 5	9	55	123		
A0963573	0.02	6	299	6	0.24	< 5	< 10	45	< 5	9	55	53		
A0963574	< 0.01	6	277	6	0.23	< 5	< 10	45	< 5	8	53	73		
A0963575	< 0.01	6	263	6	0.23	< 5	< 10	46	< 5	9	53	90		
A0963576	0.05	5	255	6	0.22	< 5	< 10	44	< 5	7	55	115		
A0963577	< 0.01	5	245	6	0.21	< 5	< 10	43	< 5	8	53	118		
A0963578	0.01	6	278	6	0.23	< 5	< 10	47	< 5	9	57	130		
A0963579	0.02	5	255	7	0.21	< 5	< 10	45	< 5	8	49	123		
A0963580	0.19	6	283	6	0.27	< 5	< 10	50	< 5	10	70	76		
A0963581	0.20	9	465	10	0.36	< 5	< 10	64	< 5	13	79	35		
A0963582	0.22	9	514	9	0.30	< 5	< 10	41	< 5	13	92	35		
A0963583	0.05	5	189	6	0.22	< 5	< 10	40	< 5	6	40	32		
A0964824	2.13	5	359	7	0.24	< 5	< 10	46	< 5	8	38	130		

Analyte Symbol	S	Sc	Sr	Te	Ti	Tl	U	V	W	Y	Zn	Zr	As	Zn
Unit Symbol	%	ppm	ppm	ppm	%	ppm	ppm	ppm	ppm	ppm	ppm	ppm	%	%
Lower Limit	0.01	4	1	2	0.01	5	10	2	5	1	1	5	0.01	0.001
Method Code	TD-ICP	TD-ICP	TD-ICP	TD-ICP	TD-ICP	TD-ICP	TD-ICP	TD-ICP	TD-ICP	TD-ICP	TD-ICP	TD-ICP	4Acid ICPOES	4Acid ICPOES
A0964825	2.31	5	265	7	0.17	< 5	< 10	26	26	13	53	177		
A0964860	1.82	12	308	12	0.30	< 5	< 10	98	7	11	289	129		
A0964861	0.31	17	446	17	0.36	< 5	< 10	116	< 5	15	121	120		
A0964862	1.19	13	331	14	0.33	< 5	< 10	97	6	12	116	119		
A0964863	0.47	15	183	10	0.41	< 5	< 10	112	6	13	121	147		
A0964864	0.24	14	264	10	0.37	< 5	< 10	95	< 5	12	124	145		
A0964787	0.30	13	252	9	0.26	< 5	< 10	64	< 5	10	120	118		
A0964788	0.79	16	251	20	0.39	< 5	< 10	109	< 5	15	97	136		
A0964789	0.20	4	218	5	0.20	< 5	< 10	34	< 5	5	68	132		
A0963780	0.80	5	383	6	0.24	< 5	< 10	43	7	9	67	115		
A0963781	1.42	6	363	8	0.24	< 5	< 10	49	8	9	58	124		
A0963782	0.82	5	509	7	0.19	< 5	< 10	38	15	8	135	112		
A0963783	1.75	5	264	6	0.20	< 5	< 10	26	7	10	30	152		
A0963784	0.96	< 4	255	4	0.14	< 5	< 10	15	< 5	10	79	146		
A0963785	2.20	5	362	6	0.23	< 5	< 10	41	10	9	34	128		
A0963786	2.89	6	276	7	0.26	< 5	< 10	48	22	9	115	123		
A0963787	1.15	< 4	259	6	0.15	< 5	< 10	19	9	11	208	159		
A0963788	0.56	11	264	11	0.30	< 5	< 10	85	< 5	12	344	127		
A0963789	0.64	15	213	13	0.36	< 5	< 10	116	6	13	183	142		
A0963790	0.26	17	231	18	0.38	< 5	< 10	118	< 5	16	91	131		
A0963791	0.79	15	272	11	0.42	< 5	< 10	112	6	15	97	144		
A0963792	0.63	12	259	9	0.31	< 5	< 10	94	< 5	12	115	126		
A0963793	0.20	11	265	8	0.34	< 5	< 10	83	< 5	10	105	136		
A0963794	0.25	10	313	9	0.30	< 5	< 10	72	< 5	10	83	137		
A0963795	1.49	15	328	16	0.32	< 5	< 10	107	< 5	14	102	112		
A0963796	0.73	6	369	7	0.23	< 5	< 10	47	19	9	275	107		
A0963797	1.95	7	333	9	0.27	< 5	< 10	55	< 5	10	324	132		
A0963798	1.40	7	441	7	0.28	< 5	< 10	56	< 5	10	61	128		
A0963799	1.26	5	319	11	0.22	< 5	< 10	42	< 5	9	102	118		
A0963800	0.97	6	376	25	0.23	< 5	< 10	47	6	7	158	123		
A0964790	0.75	5	386	7	0.25	< 5	< 10	44	9	9	65	122		
A0964791	0.86	5	565	7	0.25	< 5	< 10	46	43	9	359	126		
A0964792	1.72	7	461	8	0.26	< 5	< 10	52	< 5	9	59	132		
A0964793	2.79	7	378	8	0.25	< 5	< 10	50	7	10	45	114		
A0964794	1.88	5	316	5	0.19	< 5	< 10	34	12	10	61	156		
A0964795	1.44	< 4	253	5	0.14	< 5	< 10	14	< 5	12	125	168		
A0964796	0.81	< 4	272	6	0.14	< 5	< 10	15	21	9	839	102		
A0964797	1.69	12	345	13	0.32	< 5	< 10	97	< 5	11	282	137		
A0964798	1.00	15	361	12	0.34	< 5	< 10	105	14	14	107	127		
A0964799	0.30	14	259	9	0.34	< 5	< 10	98	< 5	13	77	128		
A0964800	0.69	13	273	10	0.36	< 5	< 10	98	10	14	204	139		
A0964801	0.25	11	264	8	0.32	< 5	< 10	79	< 5	10	98	137		
117101	0.99	17	212	14	0.39	< 5	< 10	119	< 5	17	219	141		
117102	0.20	16	295	9	0.18	< 5	< 10	68	< 5	13	99	88		
117103	0.30	12	242	9	0.28	< 5	< 10	68	< 5	12	103	117		
117104	0.32	16	248	11	0.35	< 5	< 10	100	< 5	14	117	139		
117105	0.72	6	227	7	0.23	< 5	< 10	52	< 5	9	49	135		
117106	1.25	9	333	9	0.32	< 5	< 10	39	26	11	46	129		
117107	1.37	7	382	9	0.28	< 5	< 10	25	10	10	267	147		
117108	0.72	6	397	7	0.26	< 5	< 10	36	11	9	76	100		

Analyte Symbol	S	Sc	Sr	Te	Ti	Tl	U	V	W	Y	Zn	Zr	As	Zn
Unit Symbol	%	ppm	ppm	ppm	%	ppm	ppm	ppm	ppm	ppm	ppm	ppm	%	%
Lower Limit	0.01	4	1	2	0.01	5	10	2	5	1	1	5	0.01	0.001
Method Code	TD-ICP	TD-ICP	TD-ICP	TD-ICP	TD-ICP	TD-ICP	TD-ICP	TD-ICP	TD-ICP	TD-ICP	TD-ICP	TD-ICP	4Acid ICPOES	4Acid ICPOES
117109	2.64	7	327	9	0.29	< 5	< 10	60	< 5	10	58	115		
117110	2.61	6	311	7	0.24	< 5	< 10	46	112	9	63	103		
117111	2.11	6	167	12	0.22	< 5	< 10	46	7	8	42	119		
117112	12.9	6	39	50	0.20	< 5	< 10	46	6	7	31	103		
117113	1.69	6	419	7	0.24	< 5	< 10	49	5	9	83	131		
117114	2.24	6	362	6	0.23	< 5	< 10	48	< 5	9	108	124		
117115	3.32	5	216	9	0.22	< 5	< 10	46	44	8	42	124		
117116	3.05	5	220	9	0.22	< 5	< 10	43	7	7	37	121		
117117	1.43	6	319	4	0.23	< 5	< 10	51	8	7	18	125		
117118	1.51	5	318	6	0.21	< 5	< 10	39	< 5	8	41	120		
117119	3.62	5	209	10	0.21	< 5	< 10	55	12	7	47	103		
117120	2.29	5	322	6	0.18	< 5	< 10	36	6	5	23	134		
117121	2.14	5	302	8	0.20	< 5	< 10	43	< 5	8	74	126		
117122	2.16	4	317	6	0.18	< 5	< 10	34	38	5	42	129		
117123	1.53	6	307	7	0.23	< 5	< 10	48	7	8	91	125		
117124	0.70	6	300	7	0.24	< 5	< 10	48	< 5	9	61	122		
117125	1.75	6	322	6	0.23	< 5	< 10	42	< 5	8	70	121		
117126	1.21	4	270	6	0.18	< 5	< 10	38	< 5	7	45	103		
117127	0.99	5	358	6	0.21	< 5	< 10	40	< 5	8	49	109		
117128	2.08	5	393	7	0.23	< 5	< 10	43	8	8	60	120		
117129	2.00	5	312	6	0.21	< 5	< 10	42	< 5	8	53	112		
117130	2.02	5	350	6	0.23	< 5	< 10	43	8	8	53	127		
117131	1.55	5	315	4	0.23	< 5	< 10	42	211	7	53	122		
117132	2.42	6	286	7	0.25	< 5	< 10	48	< 5	9	36	121		
A0963383	0.02	6	312	7	0.24	< 5	< 10	47	< 5	8	54	35		
A0963384	0.05	5	770	9	0.37	< 5	< 10	71	< 5	6	74	112		
A0963385	0.03	8	651	9	0.26	< 5	< 10	60	< 5	9	74	101		
A0963386	0.01	6	298	6	0.23	< 5	< 10	44	< 5	9	53	22		
A0963387	0.04	7	655	9	0.23	< 5	< 10	57	< 5	8	74	58		
A0963388	< 0.01	6	259	6	0.21	< 5	< 10	41	< 5	9	54	29		
A0963389	0.01	6	284	6	0.15	< 5	< 10	34	< 5	9	54	47		
A0963390	0.02	7	344	8	0.21	< 5	< 10	47	< 5	10	57	93		
A0963391	< 0.01	6	289	6	0.20	< 5	< 10	39	< 5	9	52	115		
A0963392	0.03	6	285	6	0.18	< 5	< 10	41	< 5	9	50	37		
A0963393	0.01	5	274	6	0.24	< 5	< 10	47	< 5	6	52	122		
A0963394	0.02	6	318	7	0.25	< 5	< 10	49	< 5	9	60	102		
A0963395	0.01	6	306	6	0.24	< 5	< 10	47	< 5	9	54	106		
A0963396	0.04	6	279	6	0.24	< 5	< 10	48	< 5	9	55	36		
A0963397	0.04	7	304	7	0.19	< 5	< 10	44	< 5	10	62	99		
A0963398	0.03	5	267	6	0.15	< 5	< 10	33	< 5	7	48	88		
A0963399	0.01	6	265	7	0.21	< 5	< 10	42	< 5	8	57	119		
A0963400	0.01	6	296	6	0.23	< 5	< 10	47	< 5	9	56	123		
A0963401	0.02	6	307	6	0.23	< 5	< 10	45	< 5	9	57	124		
A0963402	0.02	6	287	6	0.18	< 5	< 10	39	< 5	9	57	72		
A0963403	0.03	5	267	6	0.23	< 5	< 10	45	< 5	8	52	120		
A0963404	0.03	6	310	6	0.24	< 5	< 10	47	< 5	9	58	66		
A0963405	0.08	6	295	6	0.26	< 5	< 10	51	< 5	9	55	87		
A0963406	0.01	6	284	6	0.19	< 5	< 10	36	< 5	9	60	34		
A0963407	0.04	6	264	6	0.16	< 5	< 10	39	< 5	9	57	84		

Analyte Symbol	S	Sc	Sr	Te	Ti	Tl	U	V	W	Y	Zn	Zr	As	Zn
Unit Symbol	%	ppm	ppm	ppm	%	ppm	ppm	ppm	ppm	ppm	ppm	ppm	%	%
Lower Limit	0.01	4	1	2	0.01	5	10	2	5	1	1	5	0.01	0.001
Method Code	TD-ICP	TD-ICP	TD-ICP	TD-ICP	TD-ICP	TD-ICP	TD-ICP	TD-ICP	TD-ICP	TD-ICP	TD-ICP	TD-ICP	4Acid ICPOES	4Acid ICPOES
A0963408	0.02	6	288	6	0.21	< 5	< 10	44	< 5	9	57	118		
A0963409	0.07	6	305	7	0.25	< 5	< 10	51	< 5	9	57	135		
A0963410	0.09	6	309	7	0.25	< 5	< 10	50	< 5	8	60	133		
A0963411	0.03	6	312	6	0.16	< 5	< 10	37	< 5	9	57	54		
A0963412	0.03	5	268	6	0.23	< 5	< 10	43	< 5	8	51	34		
A0963413	0.27	6	389	7	0.28	< 5	< 10	50	< 5	10	177	77		
A0963414	0.07	6	280	6	0.23	< 5	< 10	46	< 5	9	53	80		
A0963415	0.17	6	248	6	0.18	< 5	< 10	33	< 5	8	74	114		
A0963416	0.16	6	263	6	0.22	< 5	< 10	45	< 5	9	57	119		
A0963417	1.94	5	318	7	0.21	< 5	< 10	44	< 5	9	36	136		
A0963418	2.27	6	302	6	0.23	< 5	< 10	45	< 5	9	50	139		
A0963419	2.76	6	278	8	0.25	< 5	< 10	48	24	9	70	124		
A0963420	1.80	5	223	4	0.23	< 5	< 10	38	< 5	7	37	121		
A0963421	2.75	5	246	6	0.21	< 5	< 10	41	< 5	7	37	118		
A0963422	3.43	5	320	7	0.25	< 5	< 10	48	27	8	33	140		
A0963423	3.05	6	309	7	0.28	< 5	< 10	53	< 5	10	46	136		
A0963424	2.64	7	347	8	0.27	< 5	< 10	43	10	9	31	124		
A0963425	2.61	5	320	7	0.23	< 5	< 10	45	< 5	8	48	125		
A0963426	2.20	5	322	6	0.22	< 5	< 10	43	< 5	8	49	129		
A0963427	2.30	7	364	6	0.28	< 5	< 10	66	< 5	11	78	139		
A0963428	1.36	6	314	7	0.26	< 5	< 10	49	6	9	63	131		
A0963429	1.88	6	361	7	0.24	< 5	< 10	46	10	8	73	125		
A0963430	2.36	5	276	6	0.21	< 5	< 10	41	< 5	7	44	119		
A0963431	2.26	7	337	7	0.28	< 5	< 10	56	11	9	57	123		
A0963432	3.11	8	340	8	0.25	< 5	< 10	55	7	11	37	141		
A0963433	3.45	6	332	9	0.25	< 5	< 10	50	< 5	8	53	119		
A0964713	2.75	6	276	9	0.21	< 5	< 10	51	60	7	306	123		
A0962738	2.34	6	342	8	0.22	< 5	< 10	48	7	9	52	130		
A0962739	5.21	5	171	13	0.18	< 5	< 10	40	6	8	35	107		
A0962740	2.47	6	289	7	0.25	< 5	< 10	50	5	9	37	134		
A0962741	2.34	7	264	7	0.26	< 5	< 10	50	7	9	68	125		
A0962742	2.89	6	309	7	0.25	< 5	< 10	43	8	8	54	130		
A0962743	2.42	6	383	7	0.24	< 5	< 10	49	5	8	58	131		
A0962744	1.77	< 4	44	5	0.13	< 5	< 10	8	< 5	11	27	175		
A0962745	2.02	< 4	168	6	0.13	< 5	< 10	8	< 5	12	36	188		
A0962746	1.87	< 4	202	6	0.13	< 5	< 10	9	< 5	12	162	188		
A0962747	1.85	< 4	100	5	0.13	< 5	< 10	8	< 5	13	1660	177		
A0962748	1.93	< 4	122	5	0.12	< 5	< 10	10	112	12	57	179		
A0962749	1.80	< 4	133	5	0.12	< 5	< 10	15	6	13	106	175		
A0962750	2.54	6	222	8	0.24	< 5	< 10	48	< 5	8	458	124		
A0962751	2.41	6	226	7	0.24	< 5	< 10	46	< 5	8	92	115		
A0962752	1.98	4	267	9	0.21	< 5	< 10	42	23	7	100	125		
A0962753	2.59	6	179	12	0.26	< 5	< 10	52	8	10	93	139		
A0962737	3.22	5	70	13	0.21	< 5	< 10	46	8	9	157	120		
A0962754	2.44	< 4	678	12	0.17	< 5	< 10	35	69	7	798	104		
A0962755	2.17	6	331	10	0.23	< 5	< 10	27	30	8	331	116		
A0962756	1.42	6	347	7	0.29	< 5	< 10	29	17	9	64	155		
A0962757	1.24	9	121	14	0.28	< 5	< 10	76	5	11	436	124		
A0962758	1.53	10	419	11	0.32	< 5	< 10	52	60	12	64	118		
A0962759	2.35	11	215	28	0.33	< 5	< 10	79	26	13	220	109	1.57	

Analyte Symbol	S	Sc	Sr	Te	Ti	Tl	U	V	W	Y	Zn	Zr	As	Zn
Unit Symbol	%	ppm	ppm	ppm	%	ppm	ppm	ppm	ppm	ppm	ppm	ppm	%	%
Lower Limit	0.01	4	1	2	0.01	5	10	2	5	1	1	5	0.01	0.001
Method Code	TD-ICP	TD-ICP	TD-ICP	TD-ICP	TD-ICP	TD-ICP	TD-ICP	TD-ICP	TD-ICP	TD-ICP	TD-ICP	TD-ICP	4Acid ICPOES	4Acid ICPOES
A0962760	1.86	6	324	19	0.26	< 5	< 10	46	23	10	1510	135	1.22	
A0962761	0.55	5	293	12	0.20	< 5	< 10	32	38	7	135	93		
A0962762	0.59	13	352	13	0.38	< 5	< 10	102	11	15	167	159		
A0962763	0.30	12	255	9	0.28	< 5	< 10	75	< 5	13	106	126		
A0962764	0.17	9	282	8	0.26	< 5	< 10	66	< 5	9	81	133		
A0964387	1.70	5	293	6	0.23	< 5	< 10	45	< 5	9	61	121		
A0964388	1.36	6	385	5	0.24	< 5	< 10	44	12	9	68	113		
A0964389	2.59	5	231	8	0.23	< 5	< 10	43	< 5	7	104	114		
A0964390	1.58	6	373	7	0.27	< 5	< 10	51	15	9	87	121		
A0964391	2.73	7	326	9	0.27	< 5	< 10	57	< 5	9	63	119		
A0964392	1.84	< 4	200	6	0.15	< 5	< 10	28	< 5	4	55	80		
A0964393	1.53	< 4	164	5	0.11	< 5	< 10	22	< 5	3	42	53		
A0964394	1.68	4	207	6	0.16	< 5	< 10	35	10	5	53	77		
A0964395	2.42	5	307	8	0.20	< 5	< 10	43	< 5	6	76	101		
A0964396	1.73	< 4	404	7	0.16	< 5	< 10	32	270	6	116	86		
A0964397	2.98	5	329	9	0.23	< 5	< 10	43	95	7	54	107		
A0964398	1.65	5	345	6	0.25	< 5	< 10	47	7	8	52	119		
A0964399	1.18	4	257	5	0.17	< 5	< 10	35	< 5	5	44	83		
A0964400	2.83	6	351	10	0.27	< 5	< 10	53	< 5	9	46	130		
A0964401	3.29	6	306	11	0.24	< 5	< 10	45	< 5	9	46	112		
A0964402	2.47	6	304	7	0.23	< 5	< 10	44	< 5	8	44	126		
A0964403	2.39	6	299	7	0.26	< 5	< 10	50	6	9	57	138		
A0964404	2.03	6	306	7	0.25	< 5	< 10	48	8	9	46	138		
A0964405	2.19	6	334	7	0.23	< 5	< 10	47	< 5	8	53	124		
A0964406	1.85	6	269	6	0.22	< 5	< 10	41	8	9	62	100		
A0964407	2.97	5	237	10	0.23	< 5	< 10	43	12	9	68	124		
A0964408	1.97	4	273	7	0.19	< 5	< 10	34	< 5	7	55	80		
A0964409	4.79	6	154	13	0.21	< 5	< 10	44	< 5	9	35	120		
A0964410	2.65	6	272	8	0.26	< 5	< 10	52	7	9	69	120		
A0964411	1.22	< 4	142	4	0.14	< 5	< 10	9	6	13	38	179		
A0964412	1.51	< 4	150	5	0.13	< 5	< 10	10	6	12	319	183		
A0964413	1.94	4	350	8	0.14	< 5	< 10	23	19	12	123	178		
A0964414	1.68	14	159	16	0.39	< 5	< 10	107	15	13	172	145		
A0964415	1.60	12	227	20	0.30	< 5	< 10	85	< 5	11	100	109		
A0964416	2.31	9	137	25	0.25	< 5	< 10	59	< 5	11	672	91		
A0964417	2.19	6	319	6	0.25	< 5	< 10	49	< 5	9	212	128		
A0964418	1.56	8	360	7	0.28	< 5	< 10	61	< 5	10	68	126		
A0964419	2.10	6	317	6	0.25	< 5	< 10	48	< 5	9	68	130		
A0964420	1.98	6	401	7	0.28	< 5	< 10	51	< 5	9	65	122		
A0964421	2.13	5	332	7	0.24	< 5	< 10	47	< 5	9	39	121		
A0964422	2.71	6	330	7	0.27	< 5	< 10	50	< 5	9	67	145		
A0964423	3.09	8	273	8	0.30	< 5	< 10	64	< 5	8	201	141		
A0964424	2.43	6	287	< 2	0.39	< 5	< 10	55	16	8	94	140		
A0964425	3.88	7	350	< 2	0.29	< 5	< 10	62	< 5	10	107	134		
A0964426	2.65	6	341	< 2	0.25	< 5	< 10	52	< 5	9	83	139		
A0964427	1.84	6	299	< 2	0.23	< 5	< 10	52	5	8	56	130		
A0964428	2.81	7	370	< 2	0.24	< 5	< 10	60	< 5	9	89	120		
A0964429	2.00	5	318	< 2	0.22	< 5	< 10	48	< 5	6	205	129		
A0964430	1.39	5	529	5	0.19	< 5	< 10	40	176	8	2780	112		

Analyte Symbol	S	Sc	Sr	Te	Ti	Tl	U	V	W	Y	Zn	Zr	As	Zn
Unit Symbol	%	ppm	ppm	ppm	%	ppm	ppm	ppm	ppm	ppm	ppm	ppm	%	%
Lower Limit	0.01	4	1	2	0.01	5	10	2	5	1	1	5	0.01	0.001
Method Code	TD-ICP	TD-ICP	TD-ICP	TD-ICP	TD-ICP	TD-ICP	TD-ICP	TD-ICP	TD-ICP	TD-ICP	TD-ICP	TD-ICP	4Acid ICPOES	4Acid ICPOES
A0964431	1.92	4	301	< 2	0.18	< 5	< 10	43	29	6	98	109		
A0964432	1.74	< 4	205	< 2	0.22	< 5	< 10	43	13	3	102	115		
A0964433	2.21	< 4	207	< 2	0.22	< 5	< 10	49	11	4	179	112		
A0964434	1.40	< 4	264	< 2	0.17	< 5	< 10	41	59	6	520	110		
A0964435	1.43	5	342	< 2	0.20	< 5	< 10	42	< 5	8	95	111		
A0964436	1.45	6	347	< 2	0.26	< 5	< 10	50	< 5	9	63	122		
A0964437	1.36	5	317	< 2	0.26	< 5	< 10	47	7	8	54	123		
A0964438	1.02	6	361	< 2	0.25	< 5	< 10	52	7	9	63	129		
A0964439	1.89	5	746	< 2	0.21	< 5	< 10	39	127	8	566	106		
A0964440	1.56	6	341	< 2	0.26	< 5	< 10	55	8	9	80	135		
A0964441	1.94	4	302	< 2	0.34	< 5	< 10	64	14	5	66	124		
A0964442	1.44	< 4	240	< 2	0.31	< 5	< 10	52	< 5	6	78	127		
A0964443	2.03	6	311	< 2	0.35	< 5	< 10	63	9	8	87	137		
A0964444	1.85	7	363	< 2	0.27	< 5	< 10	63	6	9	89	112		
A0964445	1.33	7	448	< 2	0.26	< 5	< 10	61	< 5	10	93	130		
A0964446	1.56	7	411	< 2	0.28	< 5	< 10	63	7	9	96	132		
A0964447	1.96	< 4	419	< 2	0.21	< 5	< 10	34	179	6	57	113		
A0964448	1.25	6	321	< 2	0.31	< 5	< 10	53	6	9	58	122		
A0964449	2.37	6	318	< 2	0.23	< 5	< 10	59	< 5	9	61	118		
A0964450	2.17	< 4	272	< 2	0.22	< 5	< 10	44	5	4	51	106		
A0964451	1.67	5	359	< 2	0.25	< 5	< 10	59	5	7	35	131		
A0964452	2.70	5	359	< 2	0.20	< 5	< 10	52	21	8	93	125		
A0964453	4.28	6	313	< 2	0.23	< 5	< 10	52	26	9	51	128		
A0964454	3.02	7	378	< 2	0.24	< 5	< 10	56	15	10	34	107		
A0964455	2.62	6	323	< 2	0.22	< 5	< 10	45	12	10	31	124		
A0964456	3.44	6	441	< 2	0.21	< 5	< 10	57	18	10	25	97		
A0964457	2.47	6	405	< 2	0.28	< 5	< 10	63	< 5	10	47	137		
A0964671	4.07	< 4	80	2	0.16	< 5	< 10	28	8	11	1050	152		
A0964652	1.08	5	290	< 2	0.26	< 5	< 10	28	14	8	324	129		
A0964653	3.82	5	206	< 2	0.24	< 5	< 10	43	10	8	241	125		
A0964654	3.29	6	207	< 2	0.18	< 5	< 10	33	< 5	8	197	117		
A0964655	1.07	15	394	< 2	0.38	< 5	< 10	120	19	16	194	167		
A0964656	1.07	7	405	< 2	0.26	< 5	< 10	42	11	10	34	119		
A0964657	0.40	8	305	< 2	0.35	< 5	< 10	70	< 5	11	58	174		
A0964658	0.60	14	275	< 2	0.35	< 5	< 10	110	5	14	87	149		
A0964659	0.69	13	260	< 2	0.37	< 5	< 10	100	6	14	119	156		
A0964660	0.49	6	309	< 2	0.24	< 5	< 10	56	< 5	9	185	149		
A0964661	0.23	8	206	< 2	0.33	< 5	< 10	92	< 5	6	97	133		
A0964662	0.24	6	256	< 2	0.31	< 5	< 10	84	< 5	6	94	138		
A0964663	0.32	19	243	< 2	0.42	< 5	< 10	144	< 5	12	124	164		
A0964664	0.43	14	235	< 2	0.29	< 5	< 10	93	< 5	15	61	121		
A0964665	1.77	9	241	< 2	0.30	< 5	< 10	61	< 5	11	144	106		
A0964666	0.28	7	298	< 2	0.26	< 5	< 10	66	< 5	9	94	132		
A0964667	0.30	6	314	< 2	0.23	< 5	< 10	56	8	9	91	121		
A0964668	0.23	5	285	< 2	0.20	< 5	< 10	45	< 5	7	238	142		
A0964669	0.33	5	187	< 2	0.21	< 5	< 10	41	< 5	5	182	124		
A0964670	0.16	5	255	< 2	0.33	< 5	< 10	66	< 5	3	61	108		
A0964802	1.71	< 4	187	< 2	0.26	< 5	< 10	51	< 5	5	129	127		
A0964811	2.33	5	296	< 2	0.24	< 5	< 10	55	8	7	67	144		
A0964803	2.41	6	333	< 2	0.21	< 5	< 10	45	5	8	142	116		

Analyte Symbol	S	Sc	Sr	Te	Ti	Tl	U	V	W	Y	Zn	Zr	As	Zn
Unit Symbol	%	ppm	ppm	ppm	%	ppm	ppm	ppm	ppm	ppm	ppm	ppm	%	%
Lower Limit	0.01	4	1	2	0.01	5	10	2	5	1	1	5	0.01	0.001
Method Code	TD-ICP	TD-ICP	TD-ICP	TD-ICP	TD-ICP	TD-ICP	TD-ICP	TD-ICP	TD-ICP	TD-ICP	TD-ICP	TD-ICP	4Acid ICPOES	4Acid ICPOES
A0964804	1.64	5	278	2	0.22	< 5	< 10	39	9	7	86	112		
A0964805	1.50	< 4	249	< 2	0.12	< 5	< 10	25	14	6	162	95		
A0964806	1.17	4	472	< 2	0.20	< 5	< 10	24	24	9	698	136		
A0964807	1.11	5	278	3	0.26	< 5	< 10	42	34	8	311	129		
A0964808	0.23	12	262	< 2	0.26	< 5	< 10	100	< 5	10	143	135		
A0964809	0.66	11	209	< 2	0.34	< 5	< 10	127	9	6	239	125		
A0964810	0.22	11	248	< 2	0.31	< 5	< 10	109	11	6	167	125		
A0964812	0.72	23	327	< 2	0.40	< 5	< 10	147	5	21	150	138		
A0964813	0.33	17	187	< 2	0.48	< 5	< 10	116	< 5	13	125	141		
A0964814	0.41	16	245	< 2	0.51	< 5	< 10	114	< 5	13	105	152		
A0964815	0.58	19	328	< 2	0.43	< 5	< 10	137	6	15	97	158		
A0964816	0.14	9	204	< 2	0.24	< 5	< 10	71	< 5	9	97	94		
A0964817	0.34	15	293	< 2	0.29	< 5	< 10	92	< 5	15	106	141		
A0964818	0.18	8	341	< 2	0.32	< 5	< 10	65	< 5	8	75	131		
A0964819	0.43	13	282	< 2	0.31	< 5	< 10	98	< 5	12	116	145		
A0964820	0.28	14	286	< 2	0.44	< 5	< 10	102	< 5	12	105	153		
A0964821	0.42	15	252	< 2	0.42	< 5	< 10	97	< 5	16	70	129		
A0964822	0.98	8	232	< 2	0.22	< 5	< 10	59	< 5	11	59	108		
A0964823	0.29	8	289	< 2	0.27	< 5	< 10	64	< 5	10	93	155		

Analyte Symbol	Ag	Al	As	Ba	Be	Bi	Ca	Cd	Co	Cr	Cu	Fe	Ga	K	Mg	Li	Mn	Mo	Na	Ni	P	Pb	Sb
Unit Symbol	ppm	%	ppm	ppm	ppm	ppm	%	ppm	ppm	ppm	ppm	%	ppm	%	%	ppm	ppm	ppm	%	ppm	%	ppm	ppm
Lower Limit	0.3	0.01	3	7	1	2	0.01	0.3	1	1	1	0.01	1	0.01	0.01	1	1	1	0.01	1	0.001	3	5
Method Code	TD-ICP	TD-ICP	TD-ICP	TD-ICP	TD-ICP	TD-ICP	TD-ICP	TD-ICP	TD-ICP	TD-ICP	TD-ICP	TD-ICP	TD-ICP	TD-ICP	TD-ICP	TD-ICP	TD-ICP	TD-ICP	TD-ICP	TD-ICP	TD-ICP	TD-ICP	TD-ICP
GXR-4 Meas																							
GXR-4 Cert																							
GXR-4 Meas																							
GXR-4 Cert																							
GXR-4 Meas																							
GXR-4 Cert																							
GXR-4 Meas																							
GXR-4 Cert																							
GXR-4 Meas																							
GXR-4 Cert																							
CD-1 Meas																							
CD-1 Cert																							
CD-1 Meas																							
CD-1 Cert																							
GBW 07238 (NCS DC 70006) Meas																							
GBW 07238 (NCS DC 70006) Cert																							
GBW 07238 (NCS DC 70006) Meas																							
GBW 07238 (NCS DC 70006) Cert																							
GBW 07238 (NCS DC 70006) Meas																							
GBW 07238 (NCS DC 70006) Cert																							
GBW 07238 (NCS DC 70006) Meas																							
GBW 07238 (NCS DC 70006) Cert																							
GBW 07238 (NCS DC 70006) Meas																							
GBW 07238 (NCS DC 70006) Cert																							
Oreas 72a (4 Acid) Meas			3						148	181	315	9.80								6290			
Oreas 72a (4 Acid) Cert			14.7						157	228	316	9.63								6930			
Oreas 72a (4 Acid) Meas			< 3						150	182	320	9.90								6320			
Oreas 72a (4 Acid) Cert			14.7						157	228	316	9.63								6930			
Oreas 72a (4 Acid) Meas			10						153	228	317	9.44								6730			
Oreas 72a (4 Acid) Cert			14.7						157	228	316	9.63								6930			
Oreas 72a (4 Acid) Meas			8						145	214	318	9.56								6360			
Oreas 72a (4 Acid) Cert			14.7						157	228	316	9.63								6930			
Oreas 72a (4 Acid) Meas			7						156	211	314	10.2								6730			
Oreas 72a (4 Acid) Cert			14.7						157	228	316	9.63								6930			
Oreas 72a (4 Acid) Meas			6						148	214	336	9.44								6500			

Analyte Symbol	Ag	Al	As	Ba	Be	Bi	Ca	Cd	Co	Cr	Cu	Fe	Ga	K	Mg	Li	Mn	Mo	Na	Ni	P	Pb	Sb
Unit Symbol	ppm	%	ppm	ppm	ppm	ppm	%	ppm	ppm	ppm	ppm	%	ppm	%	%	ppm	ppm	ppm	%	ppm	%	ppm	ppm
Lower Limit	0.3	0.01	3	7	1	2	0.01	0.3	1	1	1	0.01	1	0.01	0.01	1	1	1	0.01	1	0.001	3	5
Method Code	TD-ICP	TD-ICP	TD-ICP	TD-ICP	TD-ICP	TD-ICP	TD-ICP	TD-ICP	TD-ICP	TD-ICP	TD-ICP	TD-ICP	TD-ICP	TD-ICP	TD-ICP	TD-ICP	TD-ICP	TD-ICP	TD-ICP	TD-ICP	TD-ICP	TD-ICP	TD-ICP
Oreas 72a (4 Acid) Cert			14.7						157	228	316	9.63								6930			
Oreas 72a (4 Acid) Meas			5						149	235	333	9.59								6420			
Oreas 72a (4 Acid) Cert			14.7						157	228	316	9.63								6930			
Oreas 72a (4 Acid) Meas			9						152	267	320	10.3								6790			
Oreas 72a (4 Acid) Cert			14.7						157	228	316	9.63								6930			
Oreas 72a (4 Acid) Meas			5						140	201	305	9.44								6250			
Oreas 72a (4 Acid) Cert			14.7						157	228	316	9.63								6930			
Oreas 72a (4 Acid) Meas			5						143	204	303	9.40								6280			
Oreas 72a (4 Acid) Cert			14.7						157	228	316	9.63								6930			
Oreas 72a (4 Acid) Meas			< 3						149	198	309	9.96								6400			
Oreas 72a (4 Acid) Cert			14.7						157	228	316	9.63								6930			
Oreas 72a (4 Acid) Meas			3						153	199	320	10.00								6360			
Oreas 72a (4 Acid) Cert			14.7						157	228	316	9.63								6930			
Oreas 72a (4 Acid) Meas			6						142	182	313	9.63								6270			
Oreas 72a (4 Acid) Cert			14.7						157	228	316	9.63								6930			
Oreas 72a (4 Acid) Meas			< 3						145	182	312	9.32								6210			
Oreas 72a (4 Acid) Cert			14.7						157	228	316	9.63								6930			
Oreas 72a (4 Acid) Meas			9						154	230	337	9.43								6920			
Oreas 72a (4 Acid) Cert			14.7						157	228	316	9.63								6930			
Oreas 72a (4 Acid) Meas			6						145	191	315	9.05								6700			
Oreas 72a (4 Acid) Cert			14.7						157	228	316	9.63								6930			
Oreas 72a (4 Acid) Meas			5						140	190	302	9.00								6370			
Oreas 72a (4 Acid) Cert			14.7						157	228	316	9.63								6930			
Oreas 72a (4 Acid) Meas			11						154	261	329	10.3								6580			
Oreas 72a (4 Acid) Cert			14.7						157	228	316	9.63								6930			
Oreas 72a (4 Acid) Meas			5						153	190	314	9.85								6330			
Oreas 72a (4 Acid) Cert			14.7						157	228	316	9.63								6930			
Oreas 72a (4 Acid) Meas			5						152	200	319	9.23								6330			
Oreas 72a (4 Acid) Cert			14.7						157	228	316	9.63								6930			

Analyte Symbol	Ag	Al	As	Ba	Be	Bi	Ca	Cd	Co	Cr	Cu	Fe	Ga	K	Mg	Li	Mn	Mo	Na	Ni	P	Pb	Sb
Unit Symbol	ppm	%	ppm	ppm	ppm	ppm	%	ppm	ppm	ppm	ppm	%	ppm	%	%	ppm	ppm	ppm	%	ppm	%	ppm	ppm
Lower Limit	0.3	0.01	3	7	1	2	0.01	0.3	1	1	1	0.01	1	0.01	0.01	1	1	1	0.01	1	0.001	3	5
Method Code	TD-ICP	TD-ICP	TD-ICP	TD-ICP	TD-ICP	TD-ICP	TD-ICP	TD-ICP	TD-ICP	TD-ICP	TD-ICP	TD-ICP	TD-ICP	TD-ICP	TD-ICP	TD-ICP	TD-ICP	TD-ICP	TD-ICP	TD-ICP	TD-ICP	TD-ICP	TD-ICP
Oreas 72a (4 Acid) Meas			9						138	218	291	9.05								6260			
Oreas 72a (4 Acid) Cert			14.7						157	228	316	9.63								6930			
Oreas 72a (4 Acid) Meas			5						154	223	321	9.64								6560			
Oreas 72a (4 Acid) Cert			14.7						157	228	316	9.63								6930			
MP-1b Meas																							
MP-1b Cert																							
MP-1b Meas																							
MP-1b Cert																							
MP-1b Meas																							
MP-1b Cert																							
MP-1b Meas																							
MP-1b Cert																							
MP-1b Meas																							
MP-1b Cert																							
MP-1b Meas																							
MP-1b Cert																							
MP-1b Meas																							
MP-1b Cert																							
OREAS 101b (4 Acid) Meas									44		402	9.92		2.17	1.19		881	19		10	0.107	28	
OREAS 101b (4 Acid) Cert									45		412	10.7		2.36	1.23		927	20.1		8.2	0.1118	23	
OREAS 101b (4 Acid) Meas									45		412	10.7		2.31	1.23		946	19		10	0.108	25	
OREAS 101b (4 Acid) Cert									45		412	10.7		2.36	1.23		927	20.1		8.2	0.1118	23	
OREAS 101b (4 Acid) Meas									42		392	9.59		1.79	1.18		902	19		9	0.114	24	
OREAS 101b (4 Acid) Cert									45		412	10.7		2.36	1.23		927	20.1		8.2	0.1118	23	
OREAS 101b (4 Acid) Meas									42		393	9.68		1.85	1.17		908	18		9	0.106	24	
OREAS 101b (4 Acid) Cert									45		412	10.7		2.36	1.23		927	20.1		8.2	0.1118	23	
OREAS 101b (4 Acid) Meas									45		380	10.3		1.29	1.14		838	19		17	0.106	26	
OREAS 101b (4 Acid) Cert									45		412	10.7		2.36	1.23		927	20.1		8.2	0.1118	23	
OREAS 101b (4 Acid) Meas									46		450	9.86		1.62	1.23		987	19		15	0.103	25	
OREAS 101b (4 Acid) Cert									45		412	10.7		2.36	1.23		927	20.1		8.2	0.1118	23	
OREAS 101b (4 Acid) Meas									44		420	9.47		1.66	1.18		987	18		10	0.109	25	
OREAS 101b (4 Acid) Cert									45		412	10.7		2.36	1.23		927	20.1		8.2	0.1118	23	
OREAS 101b (4 Acid) Meas									48		431	10.6		1.76	1.11		1020	21		11	0.122	29	
OREAS 101b (4 Acid) Cert									45		412	10.7		2.36	1.23		927	20.1		8.2	0.1118	23	
OREAS 101b (4 Acid) Meas									42		380	9.68		2.21	1.14		840	19		11	0.111	25	

Analyte Symbol	Ag	Al	As	Ba	Be	Bi	Ca	Cd	Co	Cr	Cu	Fe	Ga	K	Mg	Li	Mn	Mo	Na	Ni	P	Pb	Sb
Unit Symbol	ppm	%	ppm	ppm	ppm	ppm	%	ppm	ppm	ppm	ppm	%	ppm	%	%	ppm	ppm	ppm	%	ppm	%	ppm	ppm
Lower Limit	0.3	0.01	3	7	1	2	0.01	0.3	1	1	1	0.01	1	0.01	0.01	1	1	1	0.01	1	0.001	3	5
Method Code	TD-ICP	TD-ICP	TD-ICP	TD-ICP	TD-ICP	TD-ICP	TD-ICP	TD-ICP	TD-ICP	TD-ICP	TD-ICP	TD-ICP	TD-ICP	TD-ICP	TD-ICP	TD-ICP	TD-ICP	TD-ICP	TD-ICP	TD-ICP	TD-ICP	TD-ICP	TD-ICP
OREAS 101b (4 Acid) Cert									45		412	10.7		2.36	1.23		927	20.1		8.2	0.1118	23	
OREAS 101b (4 Acid) Meas									45		414	10.6		2.37	1.23		898	20		9	0.107	26	
OREAS 101b (4 Acid) Cert									45		412	10.7		2.36	1.23		927	20.1		8.2	0.1118	23	
OREAS 101b (4 Acid) Meas									44		394	10.1		2.11	1.18		860	18		16	0.104	25	
OREAS 101b (4 Acid) Cert									45		412	10.7		2.36	1.23		927	20.1		8.2	0.1118	23	
OREAS 101b (4 Acid) Meas									42		374	10.0		2.03	1.12		821	17		10	0.100	23	
OREAS 101b (4 Acid) Cert									45		412	10.7		2.36	1.23		927	20.1		8.2	0.1118	23	
OREAS 101b (4 Acid) Meas									44		399	10.6		2.16	1.18		882	19		11	0.106	24	
OREAS 101b (4 Acid) Cert									45		412	10.7		2.36	1.23		927	20.1		8.2	0.1118	23	
OREAS 101b (4 Acid) Meas									43		398	10.3		1.88	1.21		878	19		19	0.108	26	
OREAS 101b (4 Acid) Cert									45		412	10.7		2.36	1.23		927	20.1		8.2	0.1118	23	
OREAS 101b (4 Acid) Meas									44		415	10.7		1.97	1.24		924	19		11	0.110	27	
OREAS 101b (4 Acid) Cert									45		412	10.7		2.36	1.23		927	20.1		8.2	0.1118	23	
OREAS 101b (4 Acid) Meas									41		385	9.33		1.63	1.15		870	17		10	0.095	24	
OREAS 101b (4 Acid) Cert									45		412	10.7		2.36	1.23		927	20.1		8.2	0.1118	23	
OREAS 101b (4 Acid) Meas									46		425	10.4		1.79	1.24		918	20		14	0.114	25	
OREAS 101b (4 Acid) Cert									45		412	10.7		2.36	1.23		927	20.1		8.2	0.1118	23	
OREAS 101b (4 Acid) Meas									43		396	9.72		1.84	1.17		890	19		11	0.116	25	
OREAS 101b (4 Acid) Cert									45		412	10.7		2.36	1.23		927	20.1		8.2	0.1118	23	
OREAS 101b (4 Acid) Meas									42		396	10.3		1.90	1.16		892	18		27	0.111	23	
OREAS 101b (4 Acid) Cert									45		412	10.7		2.36	1.23		927	20.1		8.2	0.1118	23	
OREAS 101b (4 Acid) Meas									43		400	10.1		2.00	1.20		926	20		10	0.124	24	
OREAS 101b (4 Acid) Cert									45		412	10.7		2.36	1.23		927	20.1		8.2	0.1118	23	
OREAS 101b (4 Acid) Meas									44		412	10.2		1.85	1.21		958	20		11	0.121	24	
OREAS 101b (4 Acid) Cert									45		412	10.7		2.36	1.23		927	20.1		8.2	0.1118	23	
OREAS 101b (4 Acid) Meas									44		382	9.56		1.39	1.17		859	20		15	0.107	26	
OREAS 101b (4 Acid) Cert									45		412	10.7		2.36	1.23		927	20.1		8.2	0.1118	23	
OREAS 101b (4 Acid) Meas									45		393	9.93		1.80	1.20		904	20		11	0.110	26	
OREAS 101b (4 Acid) Cert									45		412	10.7		2.36	1.23		927	20.1		8.2	0.1118	23	

Analyte Symbol	Ag	Al	As	Ba	Be	Bi	Ca	Cd	Co	Cr	Cu	Fe	Ga	K	Mg	Li	Mn	Mo	Na	Ni	P	Pb	Sb
Unit Symbol	ppm	%	ppm	ppm	ppm	ppm	%	ppm	ppm	ppm	ppm	%	ppm	%	%	ppm	ppm	ppm	%	ppm	%	ppm	ppm
Lower Limit	0.3	0.01	3	7	1	2	0.01	0.3	1	1	1	0.01	1	0.01	0.01	1	1	1	0.01	1	0.001	3	5
Method Code	TD-ICP	TD-ICP	TD-ICP	TD-ICP	TD-ICP	TD-ICP	TD-ICP	TD-ICP	TD-ICP	TD-ICP	TD-ICP	TD-ICP	TD-ICP	TD-ICP	TD-ICP	TD-ICP	TD-ICP	TD-ICP	TD-ICP	TD-ICP	TD-ICP	TD-ICP	TD-ICP
OREAS 101b (4 Acid) Meas									45		400	10.5		1.64	1.22		922	20		11	0.113	24	
OREAS 101b (4 Acid) Cert									45		412	10.7		2.36	1.23		927	20.1		8.2	0.1118	23	
OREAS 101b (4 Acid) Meas									46		440	11.1		1.74	1.29		979	19		14	0.109	27	
OREAS 101b (4 Acid) Cert									45		412	10.7		2.36	1.23		927	20.1		8.2	0.1118	23	
OREAS 101b (4 Acid) Meas									44		419	10.6		1.84	1.23		914	18		11	0.112	24	
OREAS 101b (4 Acid) Cert									45		412	10.7		2.36	1.23		927	20.1		8.2	0.1118	23	
OREAS 101b (4 Acid) Meas									45		421	10.7		2.04	1.25		973	19		11	0.110	26	
OREAS 101b (4 Acid) Cert									45		412	10.7		2.36	1.23		927	20.1		8.2	0.1118	23	
OREAS 101b (4 Acid) Meas									46		408	9.89		1.84	1.17		925	18		26	0.108	26	
OREAS 101b (4 Acid) Cert									45		412	10.7		2.36	1.23		927	20.1		8.2	0.1118	23	
OREAS 101b (4 Acid) Meas									46		406	9.40		2.06	1.16		920	19		11	0.108	26	
OREAS 101b (4 Acid) Cert									45		412	10.7		2.36	1.23		927	20.1		8.2	0.1118	23	
OREAS 101b (4 Acid) Meas									46		413	9.71		2.16	1.20		963	19		12	0.117	25	
OREAS 101b (4 Acid) Cert									45		412	10.7		2.36	1.23		927	20.1		8.2	0.1118	23	
OREAS 101b (4 Acid) Meas									47		421	10.4		2.36	1.26		967	19		12	0.118	26	
OREAS 101b (4 Acid) Cert									45		412	10.7		2.36	1.23		927	20.1		8.2	0.1118	23	
OREAS 101b (4 Acid) Meas									41		370	9.26		2.17	1.14		858	17		10	0.099	22	
OREAS 101b (4 Acid) Cert									45		412	10.7		2.36	1.23		927	20.1		8.2	0.1118	23	
CCU-1d Meas																							
CCU-1d Cert																							
CZN-4 Meas																							
CZN-4 Cert																							
CZN-4 Meas																							
CZN-4 Cert																							
CZN-4 Meas																							
CZN-4 Cert																							
OREAS 903 (4 Acid) Meas	0.8	5.70	48	198	5	7	0.63	< 0.3	136	80	6430	4.34	15	2.75	0.75	18	654	4	0.04	51	0.098	10	< 5
OREAS 903 (4 Acid) Cert	0.432	5.89	49.7	197	4.42	8.90	0.625	0.200	131	73.0	6520	4.16	15.0	3.31	0.714	18.3	690	4.32	0.0300	54.0	0.107	11.3	1.57
OREAS 903 (4 Acid) Meas	1.1	5.71	48	201	5	7	0.63	< 0.3	136	82	6530	4.07	15	3.30	0.75	18	683	5	0.04	52	0.107	10	< 5
OREAS 903 (4 Acid) Cert	0.432	5.89	49.7	197	4.42	8.90	0.625	0.200	131	73.0	6520	4.16	15.0	3.31	0.714	18.3	690	4.32	0.0300	54.0	0.107	11.3	1.57
OREAS 903 (4 Acid) Meas	0.8	5.72	60	201	5	7	0.63	< 0.3	136	73	6310	4.15	17	1.80	0.74	19	635	4	0.04	53	0.113	12	< 5
OREAS 903 (4 Acid) Cert	0.432	5.89	49.7	197	4.42	8.90	0.625	0.200	131	73.0	6520	4.16	15.0	3.31	0.714	18.3	690	4.32	0.0300	54.0	0.107	11.3	1.57
OREAS 903 (4	1.0	5.77	50	190	5	7	0.59	< 0.3	128	71	6290	4.29	14	3.15	0.71	18	630	4	0.04	49	0.094	9	< 5

Analyte Symbol	Ag	Al	As	Ba	Be	Bi	Ca	Cd	Co	Cr	Cu	Fe	Ga	K	Mg	Li	Mn	Mo	Na	Ni	P	Pb	Sb
Unit Symbol	ppm	%	ppm	ppm	ppm	ppm	%	ppm	ppm	ppm	ppm	%	ppm	%	%	ppm	ppm	ppm	%	ppm	%	ppm	ppm
Lower Limit	0.3	0.01	3	7	1	2	0.01	0.3	1	1	1	0.01	1	0.01	0.01	1	1	1	0.01	1	0.001	3	5
Method Code	TD-ICP	TD-ICP	TD-ICP	TD-ICP	TD-ICP	TD-ICP	TD-ICP	TD-ICP	TD-ICP	TD-ICP	TD-ICP	TD-ICP	TD-ICP	TD-ICP	TD-ICP	TD-ICP	TD-ICP	TD-ICP	TD-ICP	TD-ICP	TD-ICP	TD-ICP	TD-ICP
Acid) Meas																							
OREAS 903 (4 Acid) Cert	0.432	5.89	49.7	197	4.42	8.90	0.625	0.200	131	73.0	6520	4.16	15.0	3.31	0.714	18.3	690	4.32	0.0300	54.0	0.107	11.3	1.57
OREAS 903 (4 Acid) Meas	1.2	5.80	49	191	5	5	0.60	< 0.3	130	95	6320	4.18	15	3.11	0.72	19	640	4	0.04	49	0.096	9	< 5
OREAS 903 (4 Acid) Cert	0.432	5.89	49.7	197	4.42	8.90	0.625	0.200	131	73.0	6520	4.16	15.0	3.31	0.714	18.3	690	4.32	0.0300	54.0	0.107	11.3	1.57
OREAS 903 (4 Acid) Meas	1.3	5.66	52	140	5	6	0.65	< 0.3	145	81	6600	4.24	16	1.63	0.75	20	707	4	0.04	56	0.109	12	< 5
OREAS 903 (4 Acid) Cert	0.432	5.89	49.7	197	4.42	8.90	0.625	0.200	131	73.0	6520	4.16	15.0	3.31	0.714	18.3	690	4.32	0.0300	54.0	0.107	11.3	1.57
OREAS 903 (4 Acid) Meas	0.9	6.06	50	203	5	8	0.62	0.6	136	85	6340	4.13	15	3.15	0.74	19	660	4	0.04	56	0.108	9	5
OREAS 903 (4 Acid) Cert	0.432	5.89	49.7	197	4.42	8.90	0.625	0.200	131	73.0	6520	4.16	15.0	3.31	0.714	18.3	690	4.32	0.0300	54.0	0.107	11.3	1.57
OREAS 903 (4 Acid) Meas	0.9	6.24	52	206	5	5	0.63	0.6	139	82	6740	4.25	15	3.44	0.77	20	672	5	0.04	58	0.106	10	5
OREAS 903 (4 Acid) Cert	0.432	5.89	49.7	197	4.42	8.90	0.625	0.200	131	73.0	6520	4.16	15.0	3.31	0.714	18.3	690	4.32	0.0300	54.0	0.107	11.3	1.57
OREAS 903 (4 Acid) Meas	1.1	5.89	49	182	5	5	0.63	1.0	138	77	6460	4.30	15	2.71	0.75	20	634	4	0.04	55	0.099	10	< 5
OREAS 903 (4 Acid) Cert	0.432	5.89	49.7	197	4.42	8.90	0.625	0.200	131	73.0	6520	4.16	15.0	3.31	0.714	18.3	690	4.32	0.0300	54.0	0.107	11.3	1.57
OREAS 903 (4 Acid) Meas	1.7	5.75	50	192	5	6	0.61	0.9	134	75	6250	4.24	15	3.45	0.73	19	621	4	0.04	55	0.105	10	< 5
OREAS 903 (4 Acid) Cert	0.432	5.89	49.7	197	4.42	8.90	0.625	0.200	131	73.0	6520	4.16	15.0	3.31	0.714	18.3	690	4.32	0.0300	54.0	0.107	11.3	1.57
OREAS 903 (4 Acid) Meas	1.0	5.78	50	197	5	7	0.62	0.9	136	80	6410	4.39	15	3.51	0.74	20	651	4	0.04	57	0.104	10	< 5
OREAS 903 (4 Acid) Cert	0.432	5.89	49.7	197	4.42	8.90	0.625	0.200	131	73.0	6520	4.16	15.0	3.31	0.714	18.3	690	4.32	0.0300	54.0	0.107	11.3	1.57
OREAS 903 (4 Acid) Meas	0.6	5.76	49	160	5	6	0.61	0.8	130	66	6220	3.96	15	2.12	0.73	21	645	4	0.04	57	0.098	10	< 5
OREAS 903 (4 Acid) Cert	0.432	5.89	49.7	197	4.42	8.90	0.625	0.200	131	73.0	6520	4.16	15.0	3.31	0.714	18.3	690	4.32	0.0300	54.0	0.107	11.3	1.57
OREAS 903 (4 Acid) Meas	1.0	6.18	50	204	5	5	0.64	< 0.3	136	81	6560	4.19	16	2.79	0.77	19	685	4	0.04	59	0.108	10	< 5
OREAS 903 (4 Acid) Cert	0.432	5.89	49.7	197	4.42	8.90	0.625	0.200	131	73.0	6520	4.16	15.0	3.31	0.714	18.3	690	4.32	0.0300	54.0	0.107	11.3	1.57
OREAS 903 (4 Acid) Meas	1.3	5.96	51	178	5	8	0.63	< 0.3	136	75	6610	4.07	16	1.95	0.74	19	656	4	0.04	58	0.106	11	< 5
OREAS 903 (4 Acid) Cert	0.432	5.89	49.7	197	4.42	8.90	0.625	0.200	131	73.0	6520	4.16	15.0	3.31	0.714	18.3	690	4.32	0.0300	54.0	0.107	11.3	1.57
OREAS 903 (4 Acid) Meas	0.9	5.59	49	190	5	7	0.61	< 0.3	128	76	6160	4.06	16	2.89	0.71	18	632	4	0.04	56	0.110	10	< 5
OREAS 903 (4 Acid) Cert	0.432	5.89	49.7	197	4.42	8.90	0.625	0.200	131	73.0	6520	4.16	15.0	3.31	0.714	18.3	690	4.32	0.0300	54.0	0.107	11.3	1.57
OREAS 903 (4 Acid) Meas	0.4	6.00	51	200	5	6	0.65	< 0.3	138	78	6710	4.18	16	2.46	0.76	20	678	4	0.04	60	0.106	11	< 5
OREAS 903 (4 Acid) Cert	0.432	5.89	49.7	197	4.42	8.90	0.625	0.200	131	73.0	6520	4.16	15.0	3.31	0.714	18.3	690	4.32	0.0300	54.0	0.107	11.3	1.57
OREAS 903 (4 Acid) Meas	0.3	5.85	46	155	4	7	0.63	< 0.3	133	73	6540	4.25	14	2.05	0.75	19	666	4	0.04	50	0.106	9	< 5
OREAS 903 (4 Acid) Cert	0.432	5.89	49.7	197	4.42	8.90	0.625	0.200	131	73.0	6520	4.16	15.0	3.31	0.714	18.3	690	4.32	0.0300	54.0	0.107	11.3	1.57
OREAS 903 (4 Acid) Meas	0.7	5.72	47	176	4	4	0.62	< 0.3	131	65	6470	4.06	14	2.65	0.73	19	656	4	0.04	51	0.109	10	< 5
OREAS 903 (4	0.432	5.89	49.7	197	4.42	8.90	0.625	0.200	131	73.0	6520	4.16	15.0	3.31	0.714	18.3	690	4.32	0.0300	54.0	0.107	11.3	1.57

Analyte Symbol	Ag	Al	As	Ba	Be	Bi	Ca	Cd	Co	Cr	Cu	Fe	Ga	K	Mg	Li	Mn	Mo	Na	Ni	P	Pb	Sb
Unit Symbol	ppm	%	ppm	ppm	ppm	ppm	%	ppm	ppm	ppm	ppm	%	ppm	%	%	ppm	ppm	ppm	%	ppm	%	ppm	ppm
Lower Limit	0.3	0.01	3	7	1	2	0.01	0.3	1	1	1	0.01	1	0.01	0.01	1	1	1	0.01	1	0.001	3	5
Method Code	TD-ICP	TD-ICP	TD-ICP	TD-ICP	TD-ICP	TD-ICP	TD-ICP	TD-ICP	TD-ICP	TD-ICP	TD-ICP	TD-ICP	TD-ICP	TD-ICP	TD-ICP	TD-ICP	TD-ICP	TD-ICP	TD-ICP	TD-ICP	TD-ICP	TD-ICP	TD-ICP
Acid) Cert																							
OREAS 903 (4 Acid) Meas	1.1	5.92	51	172	5	6	0.62	< 0.3	133	70	6190	4.09	16	2.18	0.73	19	640	4	0.04	56	0.099	10	< 5
OREAS 903 (4 Acid) Cert	0.432	5.89	49.7	197	4.42	8.90	0.625	0.200	131	73.0	6520	4.16	15.0	3.31	0.714	18.3	690	4.32	0.0300	54.0	0.107	11.3	1.57
OREAS 903 (4 Acid) Meas	1.6	6.04	51	187	5	6	0.63	< 0.3	140	73	6390	4.46	15	2.45	0.74	20	668	4	0.04	57	0.102	11	< 5
OREAS 903 (4 Acid) Cert	0.432	5.89	49.7	197	4.42	8.90	0.625	0.200	131	73.0	6520	4.16	15.0	3.31	0.714	18.3	690	4.32	0.0300	54.0	0.107	11.3	1.57
OREAS 903 (4 Acid) Meas	< 0.3	5.92	48	207	5	5	0.64	< 0.3	140	71	6970	4.42	15	1.64	0.78	19	687	4	0.04	59	0.098	11	< 5
OREAS 903 (4 Acid) Cert	0.432	5.89	49.7	197	4.42	8.90	0.625	0.200	131	73.0	6520	4.16	15.0	3.31	0.714	18.3	690	4.32	0.0300	54.0	0.107	11.3	1.57
OREAS 903 (4 Acid) Meas	1.1	5.95	50	205	5	6	0.63	< 0.3	140	77	6920	4.46	15	1.72	0.78	19	697	4	0.05	62	0.102	11	< 5
OREAS 903 (4 Acid) Cert	0.432	5.89	49.7	197	4.42	8.90	0.625	0.200	131	73.0	6520	4.16	15.0	3.31	0.714	18.3	690	4.32	0.0300	54.0	0.107	11.3	1.57
OREAS 903 (4 Acid) Meas	0.7	5.87	49	203	5	6	0.62	< 0.3	137	72	6890	4.54	15	1.73	0.76	19	669	4	0.04	60	0.096	11	< 5
OREAS 903 (4 Acid) Cert	0.432	5.89	49.7	197	4.42	8.90	0.625	0.200	131	73.0	6520	4.16	15.0	3.31	0.714	18.3	690	4.32	0.0300	54.0	0.107	11.3	1.57
OREAS 903 (4 Acid) Meas	1.1	5.73	47	183	4	6	0.59	< 0.3	134	74	6130	4.27	14	2.52	0.68	17	615	4	0.04	52	0.095	9	< 5
OREAS 903 (4 Acid) Cert	0.432	5.89	49.7	197	4.42	8.90	0.625	0.200	131	73.0	6520	4.16	15.0	3.31	0.714	18.3	690	4.32	0.0300	54.0	0.107	11.3	1.57
OREAS 903 (4 Acid) Meas	1.1	5.99	50	202	5	6	0.62	< 0.3	140	78	6440	4.01	15	3.24	0.71	18	640	4	0.04	56	0.102	10	< 5
OREAS 903 (4 Acid) Cert	0.432	5.89	49.7	197	4.42	8.90	0.625	0.200	131	73.0	6520	4.16	15.0	3.31	0.714	18.3	690	4.32	0.0300	54.0	0.107	11.3	1.57
OREAS 903 (4 Acid) Meas	1.3	5.99	51	201	5	4	0.62	< 0.3	138	82	6380	4.18	15	3.32	0.72	19	673	4	0.05	56	0.108	10	< 5
OREAS 903 (4 Acid) Cert	0.432	5.89	49.7	197	4.42	8.90	0.625	0.200	131	73.0	6520	4.16	15.0	3.31	0.714	18.3	690	4.32	0.0300	54.0	0.107	11.3	1.57
OREAS 903 (4 Acid) Meas	1.6	5.67	50	201	4	6	0.64	< 0.3	142	89	6050	4.21	16	3.56	0.70	18	660	4	0.04	55	0.103	11	< 5
OREAS 903 (4 Acid) Cert	0.432	5.89	49.7	197	4.42	8.90	0.625	0.200	131	73.0	6520	4.16	15.0	3.31	0.714	18.3	690	4.32	0.0300	54.0	0.107	11.3	1.57
OREAS 903 (4 Acid) Meas	1.8	5.72	48	160	4	4	0.60	< 0.3	130	78	6180	3.92	14	2.06	0.72	17	658	4	0.04	53	0.102	10	< 5
OREAS 903 (4 Acid) Cert	0.432	5.89	49.7	197	4.42	8.90	0.625	0.200	131	73.0	6520	4.16	15.0	3.31	0.714	18.3	690	4.32	0.0300	54.0	0.107	11.3	1.57
PTC-1b Meas																							
PTC-1b Cert																							
PTC-1b Meas																							
PTC-1b Cert																							
PTC-1b Meas																							
PTC-1b Cert																							
PTC-1b Meas																							
PTC-1b Cert																							
PTC-1b Meas																							
PTC-1b Cert																							
PTC-1b Meas																							
PTC-1b Cert																							
PTC-1b Meas																							
PTC-1b Cert																							
OREAS 923 (4	2.0	7.14	9	438	2	18	0.47	< 0.3	22	78	4280	6.47	19	2.47	1.79	32	936	1	0.32	35	0.063	87	6

Analyte Symbol	Ag	Al	As	Ba	Be	Bi	Ca	Cd	Co	Cr	Cu	Fe	Ga	K	Mg	Li	Mn	Mo	Na	Ni	P	Pb	Sb
Unit Symbol	ppm	%	ppm	ppm	ppm	ppm	%	ppm	ppm	ppm	ppm	%	ppm	%	%	ppm	ppm	ppm	%	ppm	%	ppm	ppm
Lower Limit	0.3	0.01	3	7	1	2	0.01	0.3	1	1	1	0.01	1	0.01	0.01	1	1	1	0.01	1	0.001	3	5
Method Code	TD-ICP	TD-ICP	TD-ICP	TD-ICP	TD-ICP	TD-ICP	TD-ICP	TD-ICP	TD-ICP	TD-ICP	TD-ICP	TD-ICP	TD-ICP	TD-ICP	TD-ICP	TD-ICP	TD-ICP	TD-ICP	TD-ICP	TD-ICP	TD-ICP	TD-ICP	TD-ICP
Acid) Meas																							
OREAS 923 (4 Acid) Cert	1.60	7.29	7.61	434	2.42	21.4	0.473	0.420	23.1	71.0	4230	6.43	20.3	2.51	1.69	31.4	950	0.930	0.324	35.8	0.0630	83.0	1.29
OREAS 923 (4 Acid) Meas	2.1	7.03	10	431	2	20	0.46	< 0.3	22	80	4210	6.09	21	2.52	1.77	32	929	< 1	0.32	34	0.067	95	5
OREAS 923 (4 Acid) Cert	1.60	7.29	7.61	434	2.42	21.4	0.473	0.420	23.1	71.0	4230	6.43	20.3	2.51	1.69	31.4	950	0.930	0.324	35.8	0.0630	83.0	1.29
OREAS 923 (4 Acid) Meas	2.2	7.72	10	437	2	16	0.47	< 0.3	23	76	4380	6.64	18	2.50	1.78	35	923	< 1	0.35	35	0.062	86	< 5
OREAS 923 (4 Acid) Cert	1.60	7.29	7.61	434	2.42	21.4	0.473	0.420	23.1	71.0	4230	6.43	20.3	2.51	1.69	31.4	950	0.930	0.324	35.8	0.0630	83.0	1.29
OREAS 923 (4 Acid) Meas	4.1	7.13	10	362	2	13	0.44	< 0.3	21	76	4000	6.04	17	1.83	1.68	33	889	< 1	0.33	32	0.058	77	< 5
OREAS 923 (4 Acid) Cert	1.60	7.29	7.61	434	2.42	21.4	0.473	0.420	23.1	71.0	4230	6.43	20.3	2.51	1.69	31.4	950	0.930	0.324	35.8	0.0630	83.0	1.29
OREAS 923 (4 Acid) Meas	2.1	7.34	10	423	2	19	0.48	< 0.3	23	82	4210	6.57	20	1.49	1.76	34	929	< 1	0.34	37	0.065	89	< 5
OREAS 923 (4 Acid) Cert	1.60	7.29	7.61	434	2.42	21.4	0.473	0.420	23.1	71.0	4230	6.43	20.3	2.51	1.69	31.4	950	0.930	0.324	35.8	0.0630	83.0	1.29
OREAS 923 (4 Acid) Meas	1.9	7.73	10	390	2	19	0.49	< 0.3	24	101	4410	6.94	20	1.50	1.79	29	977	< 1	0.35	39	0.067	85	5
OREAS 923 (4 Acid) Cert	1.60	7.29	7.61	434	2.42	21.4	0.473	0.420	23.1	71.0	4230	6.43	20.3	2.51	1.69	31.4	950	0.930	0.324	35.8	0.0630	83.0	1.29
OREAS 923 (4 Acid) Meas	1.7	7.74	9	435	2	12	0.46	1.1	22	80	4240	6.33	19	2.58	1.74	34	897	1	0.33	38	0.064	85	5
OREAS 923 (4 Acid) Cert	1.60	7.29	7.61	434	2.42	21.4	0.473	0.420	23.1	71.0	4230	6.43	20.3	2.51	1.69	31.4	950	0.930	0.324	35.8	0.0630	83.0	1.29
OREAS 923 (4 Acid) Meas	2.2	7.31	10	425	2	14	0.47	1.5	23	79	4200	6.30	19	2.56	1.75	33	860	< 1	0.35	37	0.061	83	< 5
OREAS 923 (4 Acid) Cert	1.60	7.29	7.61	434	2.42	21.4	0.473	0.420	23.1	71.0	4230	6.43	20.3	2.51	1.69	31.4	950	0.930	0.324	35.8	0.0630	83.0	1.29
OREAS 923 (4 Acid) Meas	3.5	7.18	9	407	2	16	0.45	1.5	22	74	4110	6.23	18	2.23	1.70	33	874	< 1	0.34	36	0.059	79	< 5
OREAS 923 (4 Acid) Cert	1.60	7.29	7.61	434	2.42	21.4	0.473	0.420	23.1	71.0	4230	6.43	20.3	2.51	1.69	31.4	950	0.930	0.324	35.8	0.0630	83.0	1.29
OREAS 923 (4 Acid) Meas	2.2	7.62	10	436	2	16	0.47	1.4	22	79	4260	6.32	19	2.59	1.80	38	917	< 1	0.35	39	0.064	84	5
OREAS 923 (4 Acid) Cert	1.60	7.29	7.61	434	2.42	21.4	0.473	0.420	23.1	71.0	4230	6.43	20.3	2.51	1.69	31.4	950	0.930	0.324	35.8	0.0630	83.0	1.29
OREAS 923 (4 Acid) Meas	1.8	7.68	10	431	2	13	0.47	< 0.3	22	94	4390	6.31	20	2.46	1.80	32	964	< 1	0.34	40	0.062	84	< 5
OREAS 923 (4 Acid) Cert	1.60	7.29	7.61	434	2.42	21.4	0.473	0.420	23.1	71.0	4230	6.43	20.3	2.51	1.69	31.4	950	0.930	0.324	35.8	0.0630	83.0	1.29
OREAS 923 (4 Acid) Meas	2.0	7.22	7	417	2	16	0.46	< 0.3	21	79	4210	6.03	20	2.41	1.73	31	903	< 1	0.33	38	0.067	82	< 5
OREAS 923 (4 Acid) Cert	1.60	7.29	7.61	434	2.42	21.4	0.473	0.420	23.1	71.0	4230	6.43	20.3	2.51	1.69	31.4	950	0.930	0.324	35.8	0.0630	83.0	1.29
OREAS 923 (4 Acid) Meas	1.9	7.02	8	409	2	19	0.45	< 0.3	21	84	4090	6.01	19	2.25	1.69	31	866	< 1	0.33	37	0.064	83	< 5
OREAS 923 (4 Acid) Cert	1.60	7.29	7.61	434	2.42	21.4	0.473	0.420	23.1	71.0	4230	6.43	20.3	2.51	1.69	31.4	950	0.930	0.324	35.8	0.0630	83.0	1.29
OREAS 923 (4 Acid) Meas	2.2	7.36	9	408	2	19	0.47	< 0.3	21	77	4280	6.53	20	2.02	1.75	33	909	< 1	0.35	39	0.066	86	< 5
OREAS 923 (4 Acid) Cert	1.60	7.29	7.61	434	2.42	21.4	0.473	0.420	23.1	71.0	4230	6.43	20.3	2.51	1.69	31.4	950	0.930	0.324	35.8	0.0630	83.0	1.29
OREAS 923 (4 Acid) Meas	16.9	7.33	9	408	2	19	0.47	< 0.3	22	72	4240	6.78	17	2.64	1.75	34	922	< 1	0.34	33	0.066	71	6
OREAS 923 (4	1.60	7.29	7.61	434	2.42	21.4	0.473	0.420	23.1	71.0	4230	6.43	20.3	2.51	1.69	31.4	950	0.930	0.324	35.8	0.0630	83.0	1.29

Analyte Symbol	Ag	Al	As	Ba	Be	Bi	Ca	Cd	Co	Cr	Cu	Fe	Ga	K	Mg	Li	Mn	Mo	Na	Ni	P	Pb	Sb
Unit Symbol	ppm	%	ppm	ppm	ppm	ppm	%	ppm	ppm	ppm	ppm	%	ppm	%	%	ppm	ppm	ppm	%	ppm	%	ppm	ppm
Lower Limit	0.3	0.01	3	7	1	2	0.01	0.3	1	1	1	0.01	1	0.01	0.01	1	1	1	0.01	1	0.001	3	5
Method Code	TD-ICP	TD-ICP	TD-ICP	TD-ICP	TD-ICP	TD-ICP	TD-ICP	TD-ICP	TD-ICP	TD-ICP	TD-ICP	TD-ICP	TD-ICP	TD-ICP	TD-ICP	TD-ICP	TD-ICP	TD-ICP	TD-ICP	TD-ICP	TD-ICP	TD-ICP	TD-ICP
Acid) Cert																							
OREAS 923 (4 Acid) Meas	2.0	7.44	9	407	2	16	0.47	< 0.3	22	81	4360	6.83	17	2.22	1.79	35	957	< 1	0.35	34	0.067	74	< 5
OREAS 923 (4 Acid) Cert	1.60	7.29	7.61	434	2.42	21.4	0.473	0.420	23.1	71.0	4230	6.43	20.3	2.51	1.69	31.4	950	0.930	0.324	35.8	0.0630	83.0	1.29
OREAS 923 (4 Acid) Meas	2.3	7.44	10	362	2	15	0.47	< 0.3	23	86	4700	6.76	18	1.83	1.80	35	972	< 1	0.35	37	0.066	90	6
OREAS 923 (4 Acid) Cert	1.60	7.29	7.61	434	2.42	21.4	0.473	0.420	23.1	71.0	4230	6.43	20.3	2.51	1.69	31.4	950	0.930	0.324	35.8	0.0630	83.0	1.29
OREAS 923 (4 Acid) Meas	1.9	7.74	8	420	2	15	0.48	< 0.3	22	86	4150	6.53	20	1.88	1.78	34	913	< 1	0.34	38	0.063	82	< 5
OREAS 923 (4 Acid) Cert	1.60	7.29	7.61	434	2.42	21.4	0.473	0.420	23.1	71.0	4230	6.43	20.3	2.51	1.69	31.4	950	0.930	0.324	35.8	0.0630	83.0	1.29
OREAS 923 (4 Acid) Meas	2.4	7.68	9	411	2	13	0.47	< 0.3	22	77	4160	6.66	20	1.80	1.79	34	910	< 1	0.34	38	0.063	89	< 5
OREAS 923 (4 Acid) Cert	1.60	7.29	7.61	434	2.42	21.4	0.473	0.420	23.1	71.0	4230	6.43	20.3	2.51	1.69	31.4	950	0.930	0.324	35.8	0.0630	83.0	1.29
OREAS 923 (4 Acid) Meas	1.9	7.84	9	384	2	21	0.48	< 0.3	23	79	4260	6.46	20	1.76	1.80	36	935	< 1	0.35	39	0.064	87	5
OREAS 923 (4 Acid) Cert	1.60	7.29	7.61	434	2.42	21.4	0.473	0.420	23.1	71.0	4230	6.43	20.3	2.51	1.69	31.4	950	0.930	0.324	35.8	0.0630	83.0	1.29
OREAS 923 (4 Acid) Meas	2.5	7.30	9	440	2	18	0.47	< 0.3	22	73	4430	6.67	19	1.81	1.82	32	921	< 1	0.35	40	0.063	87	< 5
OREAS 923 (4 Acid) Cert	1.60	7.29	7.61	434	2.42	21.4	0.473	0.420	23.1	71.0	4230	6.43	20.3	2.51	1.69	31.4	950	0.930	0.324	35.8	0.0630	83.0	1.29
OREAS 923 (4 Acid) Meas	2.1	7.38	8	445	2	19	0.47	< 0.3	23	70	4510	6.86	18	1.97	1.85	34	948	1	0.37	40	0.062	86	< 5
OREAS 923 (4 Acid) Cert	1.60	7.29	7.61	434	2.42	21.4	0.473	0.420	23.1	71.0	4230	6.43	20.3	2.51	1.69	31.4	950	0.930	0.324	35.8	0.0630	83.0	1.29
OREAS 923 (4 Acid) Meas	2.9	7.40	8	427	2	18	0.45	< 0.3	22	138	4120	6.15	18	2.35	1.66	31	887	1	0.34	36	0.061	76	< 5
OREAS 923 (4 Acid) Cert	1.60	7.29	7.61	434	2.42	21.4	0.473	0.420	23.1	71.0	4230	6.43	20.3	2.51	1.69	31.4	950	0.930	0.324	35.8	0.0630	83.0	1.29
OREAS 923 (4 Acid) Meas	2.5	7.66	9	443	2	15	0.47	< 0.3	23	77	4230	6.58	19	2.47	1.72	33	954	< 1	0.35	39	0.065	86	< 5
OREAS 923 (4 Acid) Cert	1.60	7.29	7.61	434	2.42	21.4	0.473	0.420	23.1	71.0	4230	6.43	20.3	2.51	1.69	31.4	950	0.930	0.324	35.8	0.0630	83.0	1.29
OREAS 923 (4 Acid) Meas	2.8	7.66	9	431	2	15	0.46	< 0.3	23	79	4260	6.45	19	2.29	1.72	35	902	< 1	0.37	38	0.064	81	< 5
OREAS 923 (4 Acid) Cert	1.60	7.29	7.61	434	2.42	21.4	0.473	0.420	23.1	71.0	4230	6.43	20.3	2.51	1.69	31.4	950	0.930	0.324	35.8	0.0630	83.0	1.29
OREAS 923 (4 Acid) Meas	2.0	7.36	8	426	2	18	0.46	< 0.3	22	71	4130	6.30	18	2.49	1.77	32	897	< 1	0.34	36	0.060	81	< 5
OREAS 923 (4 Acid) Cert	1.60	7.29	7.61	434	2.42	21.4	0.473	0.420	23.1	71.0	4230	6.43	20.3	2.51	1.69	31.4	950	0.930	0.324	35.8	0.0630	83.0	1.29
Oreas 72b (4 Acid) Meas																							
Oreas 72b (4 Acid) Cert																							
Oreas 72b (4 Acid) Meas																							
Oreas 72b (4 Acid) Cert																							
Oreas 72b (4 Acid) Meas																							
Oreas 72b (4 Acid) Cert																							
Oreas 72b (4																							

Analyte Symbol	Ag	Al	As	Ba	Be	Bi	Ca	Cd	Co	Cr	Cu	Fe	Ga	K	Mg	Li	Mn	Mo	Na	Ni	P	Pb	Sb
Unit Symbol	ppm	%	ppm	ppm	ppm	ppm	%	ppm	ppm	ppm	ppm	%	ppm	%	%	ppm	ppm	ppm	%	ppm	%	ppm	ppm
Lower Limit	0.3	0.01	3	7	1	2	0.01	0.3	1	1	1	0.01	1	0.01	0.01	1	1	1	0.01	1	0.001	3	5
Method Code	TD-ICP	TD-ICP	TD-ICP	TD-ICP	TD-ICP	TD-ICP	TD-ICP	TD-ICP	TD-ICP	TD-ICP	TD-ICP	TD-ICP	TD-ICP	TD-ICP	TD-ICP	TD-ICP	TD-ICP	TD-ICP	TD-ICP	TD-ICP	TD-ICP	TD-ICP	TD-ICP
Acid) Meas																							
Oreas 72b (4 Acid) Cert																							
Oreas 72b (4 Acid) Meas																							
Oreas 72b (4 Acid) Cert																							
OREAS 683 (4 Acid) Meas	< 0.3	7.46		181	< 1	6	4.80	< 0.3	77	8160	397	7.08	21	0.52	8.51	7	1210	1	1.06	1090	0.049	10	
OREAS 683 (4 Acid) Cert	0.172	7.15		188	0.56	0.16	5.23	0.072	85	7710	404	7.32	13.8	0.507	8.63	6.51	1200	1.00	1.03	1180	0.050	10.2	
OREAS 683 (4 Acid) Meas	< 0.3	7.71		184	< 1	5	4.95	< 0.3	80	8680	413	7.49	21	0.53	8.81	8	1270	1	1.11	1120	0.049	9	
OREAS 683 (4 Acid) Cert	0.172	7.15		188	0.56	0.16	5.23	0.072	85	7710	404	7.32	13.8	0.507	8.63	6.51	1200	1.00	1.03	1180	0.050	10.2	
OREAS 683 (4 Acid) Meas	0.4	7.76		201	< 1	8	5.14	< 0.3	88	9720	418	8.02	25	0.54	8.84	8	1300	1	1.17	1230	0.054	11	
OREAS 683 (4 Acid) Cert	0.172	7.15		188	0.56	0.16	5.23	0.072	85	7710	404	7.32	13.8	0.507	8.63	6.51	1200	1.00	1.03	1180	0.050	10.2	
OREAS 683 (4 Acid) Meas	0.3	7.65		197	< 1	7	4.84	< 0.3	83	8780	414	7.79	23	0.51	8.33	7	1270	1	1.02	1220	0.054	11	
OREAS 683 (4 Acid) Cert	0.172	7.15		188	0.56	0.16	5.23	0.072	85	7710	404	7.32	13.8	0.507	8.63	6.51	1200	1.00	1.03	1180	0.050	10.2	
OREAS 683 (4 Acid) Meas	< 0.3	8.06		192	< 1	7	5.02	0.6	84	8860	421	7.56	23	0.56	9.00	8	1300	2	1.12	1240	0.054	11	
OREAS 683 (4 Acid) Cert	0.172	7.15		188	0.56	0.16	5.23	0.072	85	7710	404	7.32	13.8	0.507	8.63	6.51	1200	1.00	1.03	1180	0.050	10.2	
OREAS 683 (4 Acid) Meas	< 0.3	7.52		179	< 1	6	4.73	0.5	79	8600	395	7.14	21	0.52	8.53	7	1210	1	1.04	1150	0.049	10	
OREAS 683 (4 Acid) Cert	0.172	7.15		188	0.56	0.16	5.23	0.072	85	7710	404	7.32	13.8	0.507	8.63	6.51	1200	1.00	1.03	1180	0.050	10.2	
OREAS 683 (4 Acid) Meas	0.3	7.83		192	< 1	7	5.02	1.1	85	9350	431	7.78	22	0.55	8.92	8	1260	1	1.17	1210	0.051	10	
OREAS 683 (4 Acid) Cert	0.172	7.15		188	0.56	0.16	5.23	0.072	85	7710	404	7.32	13.8	0.507	8.63	6.51	1200	1.00	1.03	1180	0.050	10.2	
OREAS 683 (4 Acid) Meas	0.4	7.68		191	< 1	7	4.96	1.1	84	8420	412	7.77	22	0.54	8.82	8	1240	1	1.15	1210	0.051	11	
OREAS 683 (4 Acid) Cert	0.172	7.15		188	0.56	0.16	5.23	0.072	85	7710	404	7.32	13.8	0.507	8.63	6.51	1200	1.00	1.03	1180	0.050	10.2	
OREAS 683 (4 Acid) Meas	0.3	7.72		189	< 1	7	5.09	1.1	85	8830	417	7.80	22	0.55	9.07	8	1260	1	1.18	1240	0.052	12	
OREAS 683 (4 Acid) Cert	0.172	7.15		188	0.56	0.16	5.23	0.072	85	7710	404	7.32	13.8	0.507	8.63	6.51	1200	1.00	1.03	1180	0.050	10.2	
OREAS 683 (4 Acid) Meas	< 0.3	7.77		190	< 1	5	4.94	0.7	81	8700	412	7.31	21	0.56	8.98	8	1260	1	1.16	1170	0.049	10	
OREAS 683 (4 Acid) Cert	0.172	7.15		188	0.56	0.16	5.23	0.072	85	7710	404	7.32	13.8	0.507	8.63	6.51	1200	1.00	1.03	1180	0.050	10.2	
OREAS 683 (4 Acid) Meas	< 0.3	7.40		177	< 1	8	4.73	< 0.3	77	8280	393	6.94	21	0.49	8.44	7	1200	1	1.06	1150	0.048	10	
OREAS 683 (4 Acid) Cert	0.172	7.15		188	0.56	0.16	5.23	0.072	85	7710	404	7.32	13.8	0.507	8.63	6.51	1200	1.00	1.03	1180	0.050	10.2	
OREAS 683 (4 Acid) Meas	< 0.3	7.43		180	< 1	6	4.87	< 0.3	80	8730	407	6.72	23	0.51	8.51	7	1230	1	1.10	1200	0.053	11	
OREAS 683 (4 Acid) Cert	0.172	7.15		188	0.56	0.16	5.23	0.072	85	7710	404	7.32	13.8	0.507	8.63	6.51	1200	1.00	1.03	1180	0.050	10.2	
OREAS 683 (4 Acid) Meas	< 0.3	7.32		177	< 1	7	4.84	< 0.3	79	8560	405	6.89	22	0.49	8.50	7	1210	1	1.09	1210	0.052	11	
OREAS 683 (4	0.172	7.15		188	0.56	0.16	5.23	0.072	85	7710	404	7.32	13.8	0.507	8.63	6.51	1200	1.00	1.03	1180	0.050	10.2	

Analyte Symbol	Ag	Al	As	Ba	Be	Bi	Ca	Cd	Co	Cr	Cu	Fe	Ga	K	Mg	Li	Mn	Mo	Na	Ni	P	Pb	Sb
Unit Symbol	ppm	%	ppm	ppm	ppm	ppm	%	ppm	ppm	ppm	ppm	%	ppm	%	%	ppm	ppm	ppm	%	ppm	%	ppm	ppm
Lower Limit	0.3	0.01	3	7	1	2	0.01	0.3	1	1	1	0.01	1	0.01	0.01	1	1	1	0.01	1	0.001	3	5
Method Code	TD-ICP	TD-ICP	TD-ICP	TD-ICP	TD-ICP	TD-ICP	TD-ICP	TD-ICP	TD-ICP	TD-ICP	TD-ICP	TD-ICP	TD-ICP	TD-ICP	TD-ICP	TD-ICP	TD-ICP	TD-ICP	TD-ICP	TD-ICP	TD-ICP	TD-ICP	TD-ICP
Acid) Cert																							
OREAS 683 (4 Acid) Meas	< 0.3	7.63		185	< 1	6	5.19	< 0.3	83	7270	426	7.75	19	0.58	9.03	8	1300	1	1.14	1070	0.055	9	
OREAS 683 (4 Acid) Cert	0.172	7.15		188	0.56	0.16	5.23	0.072	85	7710	404	7.32	13.8	0.507	8.63	6.51	1200	1.00	1.03	1180	0.050	10.2	
OREAS 683 (4 Acid) Meas	< 0.3	7.44		179	< 1	6	5.01	< 0.3	80	7600	410	7.32	20	0.54	8.75	8	1270	1	1.11	1070	0.054	10	
OREAS 683 (4 Acid) Cert	0.172	7.15		188	0.56	0.16	5.23	0.072	85	7710	404	7.32	13.8	0.507	8.63	6.51	1200	1.00	1.03	1180	0.050	10.2	
OREAS 683 (4 Acid) Meas	< 0.3	7.04		169	< 1	7	4.70	< 0.3	76	7510	392	7.19	20	0.52	8.27	7	1200	1	1.05	1090	0.056	10	
OREAS 683 (4 Acid) Cert	0.172	7.15		188	0.56	0.16	5.23	0.072	85	7710	404	7.32	13.8	0.507	8.63	6.51	1200	1.00	1.03	1180	0.050	10.2	
OREAS 683 (4 Acid) Meas	< 0.3	7.55		183	< 1	6	4.87	< 0.3	80	8090	388	7.40	21	0.52	8.56	8	1190	1	1.09	1160	0.048	11	
OREAS 683 (4 Acid) Cert	0.172	7.15		188	0.56	0.16	5.23	0.072	85	7710	404	7.32	13.8	0.507	8.63	6.51	1200	1.00	1.03	1180	0.050	10.2	
OREAS 683 (4 Acid) Meas	< 0.3	7.53		181	< 1	6	4.85	< 0.3	81	8360	389	7.45	21	0.52	8.48	8	1200	1	1.11	1130	0.046	10	
OREAS 683 (4 Acid) Cert	0.172	7.15		188	0.56	0.16	5.23	0.072	85	7710	404	7.32	13.8	0.507	8.63	6.51	1200	1.00	1.03	1180	0.050	10.2	
OREAS 683 (4 Acid) Meas	< 0.3	7.28		188	< 1	7	4.75	< 0.3	80	8160	418	7.46	20	0.54	8.86	7	1260	1	1.14	1190	0.049	11	
OREAS 683 (4 Acid) Cert	0.172	7.15		188	0.56	0.16	5.23	0.072	85	7710	404	7.32	13.8	0.507	8.63	6.51	1200	1.00	1.03	1180	0.050	10.2	
OREAS 683 (4 Acid) Meas	< 0.3	7.81		190	< 1	7	4.97	< 0.3	86	9490	419	7.36	21	0.51	8.49	7	1290	1	1.14	1170	0.050	10	
OREAS 683 (4 Acid) Cert	0.172	7.15		188	0.56	0.16	5.23	0.072	85	7710	404	7.32	13.8	0.507	8.63	6.51	1200	1.00	1.03	1180	0.050	10.2	
OREAS 683 (4 Acid) Meas	0.3	7.62		189	< 1	6	4.95	< 0.3	84	8400	409	7.49	21	0.51	8.48	7	1280	1	1.13	1180	0.052	11	
OREAS 683 (4 Acid) Cert	0.172	7.15		188	0.56	0.16	5.23	0.072	85	7710	404	7.32	13.8	0.507	8.63	6.51	1200	1.00	1.03	1180	0.050	10.2	
OREAS 683 (4 Acid) Meas	0.4	7.50		184	< 1	5	4.85	< 0.3	82	8420	402	6.95	21	0.52	8.36	7	1250	1	1.16	1180	0.051	11	
OREAS 683 (4 Acid) Cert	0.172	7.15		188	0.56	0.16	5.23	0.072	85	7710	404	7.32	13.8	0.507	8.63	6.51	1200	1.00	1.03	1180	0.050	10.2	
OREAS 683 (4 Acid) Meas	0.3	7.78		208	< 1	5	5.62	< 0.3	95	9760	433	8.55	22	0.60	9.16	9	1360	< 1	1.18	1290	0.056	12	
OREAS 683 (4 Acid) Cert	0.172	7.15		188	0.56	0.16	5.23	0.072	85	7710	404	7.32	13.8	0.507	8.63	6.51	1200	1.00	1.03	1180	0.050	10.2	
OREAS 683 (4 Acid) Meas	< 0.3	7.72		191	< 1	7	5.11	< 0.3	83	8930	413	7.48	22	0.54	9.11	8	1300	1	1.14	1180	0.050	10	
OREAS 683 (4 Acid) Cert	0.172	7.15		188	0.56	0.16	5.23	0.072	85	7710	404	7.32	13.8	0.507	8.63	6.51	1200	1.00	1.03	1180	0.050	10.2	
OREAS 681 (4 Acid) Meas	< 0.3	8.03		439	1	< 2	5.65		49	1420	262	7.78	21	1.32	5.42	13	1340	1	1.52	460	0.147	10	14
OREAS 681 (4 Acid) Cert	0.118	7.91		442	1.41	0.0980	5.98		51.0	1640	264	7.47	17.6	1.35	5.19	13.0	1310	1.38	1.61	503	0.141	10.2	0.240
OREAS 681 (4 Acid) Meas	0.4	8.15		437	1	< 2	5.77		49	1390	257	7.59	20	1.42	5.31	15	1320	< 1	1.65	478	0.142	11	15
OREAS 681 (4 Acid) Cert	0.118	7.91		442	1.41	0.0980	5.98		51.0	1640	264	7.47	17.6	1.35	5.19	13.0	1310	1.38	1.61	503	0.141	10.2	0.240
OREAS 681 (4 Acid) Meas	0.3	7.77		404	1	< 2	5.32		45	1430	251	7.48	17	1.30	4.98	13	1260	1	1.59	438	0.132	8	15
OREAS 681 (4 Acid) Cert	0.118	7.91		442	1.41	0.0980	5.98		51.0	1640	264	7.47	17.6	1.35	5.19	13.0	1310	1.38	1.61	503	0.141	10.2	0.240
OREAS 681 (4	0.9	8.38		430	1	< 2	5.65		48	1930	266	7.84	18	1.42	5.36	15	1370	1	1.74	471	0.135	9	21

Analyte Symbol	Ag	Al	As	Ba	Be	Bi	Ca	Cd	Co	Cr	Cu	Fe	Ga	K	Mg	Li	Mn	Mo	Na	Ni	P	Pb	Sb
Unit Symbol	ppm	%	ppm	ppm	ppm	ppm	%	ppm	ppm	ppm	ppm	%	ppm	%	%	ppm	ppm	ppm	%	ppm	%	ppm	ppm
Lower Limit	0.3	0.01	3	7	1	2	0.01	0.3	1	1	1	0.01	1	0.01	0.01	1	1	1	0.01	1	0.001	3	5
Method Code	TD-ICP	TD-ICP	TD-ICP	TD-ICP	TD-ICP	TD-ICP	TD-ICP	TD-ICP	TD-ICP	TD-ICP	TD-ICP	TD-ICP	TD-ICP	TD-ICP	TD-ICP	TD-ICP	TD-ICP	TD-ICP	TD-ICP	TD-ICP	TD-ICP	TD-ICP	TD-ICP
Acid) Meas																							
OREAS 681 (4 Acid) Cert	0.118	7.91		442	1.41	0.0980	5.98		51.0	1640	264	7.47	17.6	1.35	5.19	13.0	1310	1.38	1.61	503	0.141	10.2	0.240
OREAS 681 (4 Acid) Meas	0.4	8.25		452	1	< 2	5.94		52	1640	263	7.70	20	1.41	5.39	15	1320	1	1.72	506	0.146	10	21
OREAS 681 (4 Acid) Cert	0.118	7.91		442	1.41	0.0980	5.98		51.0	1640	264	7.47	17.6	1.35	5.19	13.0	1310	1.38	1.61	503	0.141	10.2	0.240
OREAS 681 (4 Acid) Meas	0.6	8.45		463	1	< 2	5.61		50	1960	267	8.19	20	1.34	5.10	13	1360	1	1.59	510	0.149	11	22
OREAS 681 (4 Acid) Cert	0.118	7.91		442	1.41	0.0980	5.98		51.0	1640	264	7.47	17.6	1.35	5.19	13.0	1310	1.38	1.61	503	0.141	10.2	0.240
OREAS 681 (4 Acid) Meas	0.4	8.78		447	1	< 2	5.81		51	1720	271	7.72	20	1.47	5.55	15	1370	1	1.72	530	0.153	10	22
OREAS 681 (4 Acid) Cert	0.118	7.91		442	1.41	0.0980	5.98		51.0	1640	264	7.47	17.6	1.35	5.19	13.0	1310	1.38	1.61	503	0.141	10.2	0.240
OREAS 681 (4 Acid) Meas	< 0.3	8.44		432	1	< 2	5.66		50	1680	265	7.42	18	1.48	5.34	15	1320	< 1	1.74	496	0.124	10	21
OREAS 681 (4 Acid) Cert	0.118	7.91		442	1.41	0.0980	5.98		51.0	1640	264	7.47	17.6	1.35	5.19	13.0	1310	1.38	1.61	503	0.141	10.2	0.240
OREAS 681 (4 Acid) Meas	0.5	8.51		444	1	< 2	5.87		51	1520	270	8.25	19	1.45	5.50	15	1310	< 1	1.75	511	0.132	11	17
OREAS 681 (4 Acid) Cert	0.118	7.91		442	1.41	0.0980	5.98		51.0	1640	264	7.47	17.6	1.35	5.19	13.0	1310	1.38	1.61	503	0.141	10.2	0.240
OREAS 681 (4 Acid) Meas	0.6	8.30		433	1	< 2	5.77		49	1330	255	7.79	19	1.42	5.33	15	1300	1	1.72	497	0.141	10	16
OREAS 681 (4 Acid) Cert	0.118	7.91		442	1.41	0.0980	5.98		51.0	1640	264	7.47	17.6	1.35	5.19	13.0	1310	1.38	1.61	503	0.141	10.2	0.240
OREAS 681 (4 Acid) Meas	0.3	8.02		418	1	< 2	5.50		48	1770	256	7.69	18	1.39	5.09	15	1270	< 1	1.74	483	0.123	10	18
OREAS 681 (4 Acid) Cert	0.118	7.91		442	1.41	0.0980	5.98		51.0	1640	264	7.47	17.6	1.35	5.19	13.0	1310	1.38	1.61	503	0.141	10.2	0.240
OREAS 681 (4 Acid) Meas	1.0	8.04		420	1	< 2	5.48		46	1400	250	7.40	18	1.41	5.19	15	1270	2	1.66	491	0.140	9	14
OREAS 681 (4 Acid) Cert	0.118	7.91		442	1.41	0.0980	5.98		51.0	1640	264	7.47	17.6	1.35	5.19	13.0	1310	1.38	1.61	503	0.141	10.2	0.240
OREAS 681 (4 Acid) Meas	0.3	8.38		428	1	< 2	5.60		47	1480	257	7.68	18	1.33	5.34	14	1310	1	1.70	475	0.136	9	14
OREAS 681 (4 Acid) Cert	0.118	7.91		442	1.41	0.0980	5.98		51.0	1640	264	7.47	17.6	1.35	5.19	13.0	1310	1.38	1.61	503	0.141	10.2	0.240
OREAS 681 (4 Acid) Meas	0.4	8.55		437	1	< 2	5.75		48	1770	265	7.88	19	1.36	5.38	14	1370	1	1.75	491	0.134	10	16
OREAS 681 (4 Acid) Cert	0.118	7.91		442	1.41	0.0980	5.98		51.0	1640	264	7.47	17.6	1.35	5.19	13.0	1310	1.38	1.61	503	0.141	10.2	0.240
OREAS 681 (4 Acid) Meas	0.4	8.11		417	1	< 2	5.64		48	1560	261	7.39	21	1.35	5.25	14	1300	1	1.65	517	0.154	10	14
OREAS 681 (4 Acid) Cert	0.118	7.91		442	1.41	0.0980	5.98		51.0	1640	264	7.47	17.6	1.35	5.19	13.0	1310	1.38	1.61	503	0.141	10.2	0.240
OREAS 681 (4 Acid) Meas	0.5	8.38		431	1	< 2	5.84		49	1700	268	7.56	19	1.39	5.39	14	1340	1	1.72	499	0.145	9	18
OREAS 681 (4 Acid) Cert	0.118	7.91		442	1.41	0.0980	5.98		51.0	1640	264	7.47	17.6	1.35	5.19	13.0	1310	1.38	1.61	503	0.141	10.2	0.240
OREAS 681 (4 Acid) Meas	0.4	8.02		412	1	< 2	5.56		48	1960	263	7.13	20	1.35	5.18	14	1290	1	1.72	506	0.144	10	19
OREAS 681 (4 Acid) Cert	0.118	7.91		442	1.41	0.0980	5.98		51.0	1640	264	7.47	17.6	1.35	5.19	13.0	1310	1.38	1.61	503	0.141	10.2	0.240
OREAS 681 (4 Acid) Meas	< 0.3	8.33		420	1	< 2	5.90		49	1490	268	8.30	17	1.48	5.44	14	1380	1	1.71	451	0.152	9	18
OREAS 681 (4	0.118	7.91		442	1.41	0.0980	5.98		51.0	1640	264	7.47	17.6	1.35	5.19	13.0	1310	1.38	1.61	503	0.141	10.2	0.240

Analyte Symbol	Ag	Al	As	Ba	Be	Bi	Ca	Cd	Co	Cr	Cu	Fe	Ga	K	Mg	Li	Mn	Mo	Na	Ni	P	Pb	Sb
Unit Symbol	ppm	%	ppm	ppm	ppm	ppm	%	ppm	ppm	ppm	ppm	%	ppm	%	%	ppm	ppm	ppm	%	ppm	%	ppm	ppm
Lower Limit	0.3	0.01	3	7	1	2	0.01	0.3	1	1	1	0.01	1	0.01	0.01	1	1	1	0.01	1	0.001	3	5
Method Code	TD-ICP	TD-ICP	TD-ICP	TD-ICP	TD-ICP	TD-ICP	TD-ICP	TD-ICP	TD-ICP	TD-ICP	TD-ICP	TD-ICP	TD-ICP	TD-ICP	TD-ICP	TD-ICP	TD-ICP	TD-ICP	TD-ICP	TD-ICP	TD-ICP	TD-ICP	TD-ICP
Acid) Cert																							
OREAS 681 (4 Acid) Meas	0.6	8.37		426	1	< 2	5.96		49	1500	270	7.84	17	1.50	5.52	15	1380	1	1.75	437	0.145	8	16
OREAS 681 (4 Acid) Cert	0.118	7.91		442	1.41	0.0980	5.98		51.0	1640	264	7.47	17.6	1.35	5.19	13.0	1310	1.38	1.61	503	0.141	10.2	0.240
OREAS 681 (4 Acid) Meas	< 0.3	8.51		428	1	< 2	6.14		51	1830	276	8.22	17	1.50	5.59	15	1430	< 1	1.75	456	0.137	9	23
OREAS 681 (4 Acid) Cert	0.118	7.91		442	1.41	0.0980	5.98		51.0	1640	264	7.47	17.6	1.35	5.19	13.0	1310	1.38	1.61	503	0.141	10.2	0.240
OREAS 681 (4 Acid) Meas	0.3	8.35		419	1	< 2	5.60		48	1520	248	7.43	19	1.34	5.22	14	1280	2	1.62	492	0.134	9	18
OREAS 681 (4 Acid) Cert	0.118	7.91		442	1.41	0.0980	5.98		51.0	1640	264	7.47	17.6	1.35	5.19	13.0	1310	1.38	1.61	503	0.141	10.2	0.240
OREAS 681 (4 Acid) Meas	0.4	8.48		430	1	< 2	5.62		49	1960	252	7.79	19	1.39	5.17	15	1310	< 1	1.74	478	0.132	10	20
OREAS 681 (4 Acid) Cert	0.118	7.91		442	1.41	0.0980	5.98		51.0	1640	264	7.47	17.6	1.35	5.19	13.0	1310	1.38	1.61	503	0.141	10.2	0.240
OREAS 681 (4 Acid) Meas	0.9	8.35		436	1	< 2	5.63		49	1460	261	7.67	18	1.32	5.09	13	1350	1	1.72	487	0.143	9	14
OREAS 681 (4 Acid) Cert	0.118	7.91		442	1.41	0.0980	5.98		51.0	1640	264	7.47	17.6	1.35	5.19	13.0	1310	1.38	1.61	503	0.141	10.2	0.240
OREAS 681 (4 Acid) Meas	1.7	8.41		436	1	< 2	5.65		50	1390	261	7.63	19	1.35	5.17	14	1340	1	1.74	493	0.145	10	13
OREAS 681 (4 Acid) Cert	0.118	7.91		442	1.41	0.0980	5.98		51.0	1640	264	7.47	17.6	1.35	5.19	13.0	1310	1.38	1.61	503	0.141	10.2	0.240
OREAS 681 (4 Acid) Meas	< 0.3	8.06		421	1	< 2	5.60		47	1420	254	7.39	19	1.33	5.25	12	1320	1	1.61	493	0.141	9	13
OREAS 681 (4 Acid) Cert	0.118	7.91		442	1.41	0.0980	5.98		51.0	1640	264	7.47	17.6	1.35	5.19	13.0	1310	1.38	1.61	503	0.141	10.2	0.240
OREAS 681 (4 Acid) Meas	< 0.3	8.40		440	1	< 2	5.76		49	1450	259	7.86	18	1.40	5.44	13	1350	1	1.70	473	0.137	9	13
OREAS 681 (4 Acid) Cert	0.118	7.91		442	1.41	0.0980	5.98		51.0	1640	264	7.47	17.6	1.35	5.19	13.0	1310	1.38	1.61	503	0.141	10.2	0.240
OREAS 681 (4 Acid) Meas	< 0.3	8.02		422	1	< 2	5.54		48	1520	255	7.35	17	1.40	5.28	14	1310	< 1	1.69	472	0.118	9	16
OREAS 681 (4 Acid) Cert	0.118	7.91		442	1.41	0.0980	5.98		51.0	1640	264	7.47	17.6	1.35	5.19	13.0	1310	1.38	1.61	503	0.141	10.2	0.240
OREAS 247 (4 Acid) Meas	2.6	6.34	3060	568	2	< 2	0.89	< 0.3	13	93	46	3.59	19	2.21	1.36	34	377	< 1	0.49	47	0.052	36	459
OREAS 247 (4 Acid) Cert	2.16	6.08	3510	550	2.23	0.580	0.826	0.0650	12.0	97.0	42.2	3.32	16.3	2.45	1.22	31.8	360	1.76	0.499	45.9	0.0480	31.9	3300
OREAS 247 (4 Acid) Meas	2.5	4.66	2560	450	2	< 2	0.72	< 0.3	12	94	39	3.24	15	1.72	1.18	31	335	< 1	0.44	42	0.042	29	344
OREAS 247 (4 Acid) Cert	2.16	6.08	3510	550	2.23	0.580	0.826	0.0650	12.0	97.0	42.2	3.32	16.3	2.45	1.22	31.8	360	1.76	0.499	45.9	0.0480	31.9	3300
OREAS 247 (4 Acid) Meas	2.6	6.23	3150	543	2	< 2	0.86	< 0.3	13	92	41	3.53	16	1.91	1.30	34	364	< 1	0.50	47	0.044	33	319
OREAS 247 (4 Acid) Cert	2.16	6.08	3510	550	2.23	0.580	0.826	0.0650	12.0	97.0	42.2	3.32	16.3	2.45	1.22	31.8	360	1.76	0.499	45.9	0.0480	31.9	3300
OREAS 247 (4 Acid) Meas	2.3	5.96	3000	523	2	< 2	0.79	< 0.3	11	85	40	3.20	15	2.41	1.21	33	353	< 1	0.48	43	0.043	29	386
OREAS 247 (4 Acid) Cert	2.16	6.08	3510	550	2.23	0.580	0.826	0.0650	12.0	97.0	42.2	3.32	16.3	2.45	1.22	31.8	360	1.76	0.499	45.9	0.0480	31.9	3300
OREAS 247 (4 Acid) Meas	2.5	5.51	2990	424	2	< 2	0.76	< 0.3	11	116	41	3.19	15	1.60	1.22	35	361	< 1	0.49	43	0.044	30	281
OREAS 247 (4 Acid) Cert	2.16	6.08	3510	550	2.23	0.580	0.826	0.0650	12.0	97.0	42.2	3.32	16.3	2.45	1.22	31.8	360	1.76	0.499	45.9	0.0480	31.9	3300
OREAS 247 (4	2.4	5.68	2860	524	2	< 2	0.80	< 0.3	12	102	37	3.15	16	1.81	1.19	32	326	< 1	0.47	45	0.043	31	470

Analyte Symbol	Ag	Al	As	Ba	Be	Bi	Ca	Cd	Co	Cr	Cu	Fe	Ga	K	Mg	Li	Mn	Mo	Na	Ni	P	Pb	Sb
Unit Symbol	ppm	%	ppm	ppm	ppm	ppm	%	ppm	ppm	ppm	ppm	%	ppm	%	%	ppm	ppm	ppm	%	ppm	%	ppm	ppm
Lower Limit	0.3	0.01	3	7	1	2	0.01	0.3	1	1	1	0.01	1	0.01	0.01	1	1	1	0.01	1	0.001	3	5
Method Code	TD-ICP	TD-ICP	TD-ICP	TD-ICP	TD-ICP	TD-ICP	TD-ICP	TD-ICP	TD-ICP	TD-ICP	TD-ICP	TD-ICP	TD-ICP	TD-ICP	TD-ICP	TD-ICP	TD-ICP	TD-ICP	TD-ICP	TD-ICP	TD-ICP	TD-ICP	TD-ICP
Acid) Meas																							
OREAS 247 (4 Acid) Cert	2.16	6.08	3510	550	2.23	0.580	0.826	0.0650	12.0	97.0	42.2	3.32	16.3	2.45	1.22	31.8	360	1.76	0.499	45.9	0.0480	31.9	3300
OREAS 247 (4 Acid) Meas	2.6	6.17	2960	450	2	< 2	0.85	< 0.3	12	114	42	3.44	17	1.42	1.30	30	363	< 1	0.50	49	0.045	34	231
OREAS 247 (4 Acid) Cert	2.16	6.08	3510	550	2.23	0.580	0.826	0.0650	12.0	97.0	42.2	3.32	16.3	2.45	1.22	31.8	360	1.76	0.499	45.9	0.0480	31.9	3300
OREAS 247 (4 Acid) Meas	2.5	6.37	2920	549	2	< 2	0.81	< 0.3	12	96	40	3.27	16	2.41	1.26	35	348	< 1	0.49	46	0.045	30	402
OREAS 247 (4 Acid) Cert	2.16	6.08	3510	550	2.23	0.580	0.826	0.0650	12.0	97.0	42.2	3.32	16.3	2.45	1.22	31.8	360	1.76	0.499	45.9	0.0480	31.9	3300
OREAS 247 (4 Acid) Meas	2.5	6.24	2810	516	2	< 2	0.82	< 0.3	12	103	41	3.30	16	2.18	1.28	36	352	< 1	0.50	47	0.041	31	276
OREAS 247 (4 Acid) Cert	2.16	6.08	3510	550	2.23	0.580	0.826	0.0650	12.0	97.0	42.2	3.32	16.3	2.45	1.22	31.8	360	1.76	0.499	45.9	0.0480	31.9	3300
OREAS 247 (4 Acid) Meas	2.7	6.09	3050	535	2	< 2	0.83	0.5	12	94	41	3.56	16	2.53	1.27	33	341	< 1	0.50	48	0.046	32	435
OREAS 247 (4 Acid) Cert	2.16	6.08	3510	550	2.23	0.580	0.826	0.0650	12.0	97.0	42.2	3.32	16.3	2.45	1.22	31.8	360	1.76	0.499	45.9	0.0480	31.9	3300
OREAS 247 (4 Acid) Meas	2.6	6.02	2700	526	2	< 2	0.83	0.5	12	93	40	3.42	16	2.24	1.28	35	357	< 1	0.52	48	0.038	31	243
OREAS 247 (4 Acid) Cert	2.16	6.08	3510	550	2.23	0.580	0.826	0.0650	12.0	97.0	42.2	3.32	16.3	2.45	1.22	31.8	360	1.76	0.499	45.9	0.0480	31.9	3300
OREAS 247 (4 Acid) Meas	2.5	6.24	3020	546	2	< 2	0.83	< 0.3	12	91	40	3.27	16	2.61	1.28	38	340	< 1	0.51	49	0.047	31	473
OREAS 247 (4 Acid) Cert	2.16	6.08	3510	550	2.23	0.580	0.826	0.0650	12.0	97.0	42.2	3.32	16.3	2.45	1.22	31.8	360	1.76	0.499	45.9	0.0480	31.9	3300
OREAS 247 (4 Acid) Meas	2.4	5.98	2720	526	2	< 2	0.79	< 0.3	11	87	39	3.23	16	2.33	1.22	30	335	< 1	0.48	45	0.043	30	406
OREAS 247 (4 Acid) Cert	2.16	6.08	3510	550	2.23	0.580	0.826	0.0650	12.0	97.0	42.2	3.32	16.3	2.45	1.22	31.8	360	1.76	0.499	45.9	0.0480	31.9	3300
OREAS 247 (4 Acid) Meas	2.6	6.12	2660	480	2	< 2	0.83	< 0.3	12	106	42	3.35	16	1.46	1.31	33	372	< 1	0.52	48	0.043	31	246
OREAS 247 (4 Acid) Cert	2.16	6.08	3510	550	2.23	0.580	0.826	0.0650	12.0	97.0	42.2	3.32	16.3	2.45	1.22	31.8	360	1.76	0.499	45.9	0.0480	31.9	3300
OREAS 247 (4 Acid) Meas	2.7	5.98	3060	513	2	< 2	0.83	< 0.3	11	100	38	3.37	17	2.45	1.27	32	356	< 1	0.49	50	0.050	33	589
OREAS 247 (4 Acid) Cert	2.16	6.08	3510	550	2.23	0.580	0.826	0.0650	12.0	97.0	42.2	3.32	16.3	2.45	1.22	31.8	360	1.76	0.499	45.9	0.0480	31.9	3300
OREAS 247 (4 Acid) Meas	2.6	5.93	3040	519	2	< 2	0.81	< 0.3	11	89	39	3.13	17	2.15	1.23	32	341	< 1	0.49	49	0.048	32	483
OREAS 247 (4 Acid) Cert	2.16	6.08	3510	550	2.23	0.580	0.826	0.0650	12.0	97.0	42.2	3.32	16.3	2.45	1.22	31.8	360	1.76	0.499	45.9	0.0480	31.9	3300
OREAS 247 (4 Acid) Meas	2.7	5.68	2910	493	2	< 2	0.80	< 0.3	12	104	41	3.35	17	1.64	1.26	34	356	< 1	0.51	49	0.047	33	308
OREAS 247 (4 Acid) Cert	2.16	6.08	3510	550	2.23	0.580	0.826	0.0650	12.0	97.0	42.2	3.32	16.3	2.45	1.22	31.8	360	1.76	0.499	45.9	0.0480	31.9	3300
OREAS 247 (4 Acid) Meas	2.4	5.90	2780	493	2	< 2	0.81	< 0.3	11	85	40	3.28	15	2.54	1.23	33	344	< 1	0.48	42	0.048	27	475
OREAS 247 (4 Acid) Cert	2.16	6.08	3510	550	2.23	0.580	0.826	0.0650	12.0	97.0	42.2	3.32	16.3	2.45	1.22	31.8	360	1.76	0.499	45.9	0.0480	31.9	3300
OREAS 247 (4 Acid) Meas	2.3	6.12	2880	519	2	< 2	0.85	< 0.3	12	86	45	3.41	16	2.65	1.28	34	356	< 1	0.51	44	0.049	29	331
OREAS 247 (4 Acid) Cert	2.16	6.08	3510	550	2.23	0.580	0.826	0.0650	12.0	97.0	42.2	3.32	16.3	2.45	1.22	31.8	360	1.76	0.499	45.9	0.0480	31.9	3300
OREAS 247 (4 Acid) Meas	2.5	5.51	2580	441	2	< 2	0.80	< 0.3	11	88	39	3.21	15	1.71	1.24	33	353	< 1	0.47	43	0.041	29	242
OREAS 247 (4	2.16	6.08	3510	550	2.23	0.580	0.826	0.0650	12.0	97.0	42.2	3.32	16.3	2.45	1.22	31.8	360	1.76	0.499	45.9	0.0480	31.9	3300

Analyte Symbol	Ag	Al	As	Ba	Be	Bi	Ca	Cd	Co	Cr	Cu	Fe	Ga	K	Mg	Li	Mn	Mo	Na	Ni	P	Pb	Sb
Unit Symbol	ppm	%	ppm	ppm	ppm	ppm	%	ppm	ppm	ppm	ppm	%	ppm	%	%	ppm	ppm	ppm	%	ppm	%	ppm	ppm
Lower Limit	0.3	0.01	3	7	1	2	0.01	0.3	1	1	1	0.01	1	0.01	0.01	1	1	1	0.01	1	0.001	3	5
Method Code	TD-ICP	TD-ICP	TD-ICP	TD-ICP	TD-ICP	TD-ICP	TD-ICP	TD-ICP	TD-ICP	TD-ICP	TD-ICP	TD-ICP	TD-ICP	TD-ICP	TD-ICP	TD-ICP	TD-ICP	TD-ICP	TD-ICP	TD-ICP	TD-ICP	TD-ICP	TD-ICP
Acid) Cert																							
OREAS 247 (4 Acid) Meas	2.6	6.35	3100	546	2	< 2	0.85	< 0.3	12	92	39	3.56	17	2.41	1.28	34	347	< 1	0.50	49	0.045	32	361
OREAS 247 (4 Acid) Cert	2.16	6.08	3510	550	2.23	0.580	0.826	0.0650	12.0	97.0	42.2	3.32	16.3	2.45	1.22	31.8	360	1.76	0.499	45.9	0.0480	31.9	3300
OREAS 247 (4 Acid) Meas	2.4	5.95	2940	492	2	< 2	0.79	< 0.3	11	88	40	3.34	17	1.96	1.21	32	331	< 1	0.47	47	0.042	31	368
OREAS 247 (4 Acid) Cert	2.16	6.08	3510	550	2.23	0.580	0.826	0.0650	12.0	97.0	42.2	3.32	16.3	2.45	1.22	31.8	360	1.76	0.499	45.9	0.0480	31.9	3300
OREAS 247 (4 Acid) Meas	2.6	5.35	2920	484	2	< 2	0.75	< 0.3	12	104	38	3.34	16	1.71	1.20	34	334	< 1	0.49	48	0.044	31	273
OREAS 247 (4 Acid) Cert	2.16	6.08	3510	550	2.23	0.580	0.826	0.0650	12.0	97.0	42.2	3.32	16.3	2.45	1.22	31.8	360	1.76	0.499	45.9	0.0480	31.9	3300
OREAS 247 (4 Acid) Meas	2.6	5.90	2970	540	2	< 2	0.80	< 0.3	12	77	45	3.47	16	1.97	1.26	31	337	< 1	0.49	51	0.045	32	451
OREAS 247 (4 Acid) Cert	2.16	6.08	3510	550	2.23	0.580	0.826	0.0650	12.0	97.0	42.2	3.32	16.3	2.45	1.22	31.8	360	1.76	0.499	45.9	0.0480	31.9	3300
OREAS 247 (4 Acid) Meas	2.6	6.09	2910	559	2	< 2	0.83	< 0.3	12	83	42	3.63	16	1.94	1.31	32	351	< 1	0.52	51	0.045	32	417
OREAS 247 (4 Acid) Cert	2.16	6.08	3510	550	2.23	0.580	0.826	0.0650	12.0	97.0	42.2	3.32	16.3	2.45	1.22	31.8	360	1.76	0.499	45.9	0.0480	31.9	3300
OREAS 247 (4 Acid) Meas	2.6	5.57	2860	493	2	< 2	0.77	< 0.3	12	94	40	3.35	15	1.81	1.24	32	351	< 1	0.50	51	0.043	32	397
OREAS 247 (4 Acid) Cert	2.16	6.08	3510	550	2.23	0.580	0.826	0.0650	12.0	97.0	42.2	3.32	16.3	2.45	1.22	31.8	360	1.76	0.499	45.9	0.0480	31.9	3300
OREAS 247 (4 Acid) Meas	2.7	6.16	2960	533	2	< 2	0.80	< 0.3	12	92	40	3.19	16	2.32	1.19	31	345	< 1	0.49	47	0.046	31	460
OREAS 247 (4 Acid) Cert	2.16	6.08	3510	550	2.23	0.580	0.826	0.0650	12.0	97.0	42.2	3.32	16.3	2.45	1.22	31.8	360	1.76	0.499	45.9	0.0480	31.9	3300
OREAS 247 (4 Acid) Meas	2.7	5.89	2940	521	2	< 2	0.78	< 0.3	11	97	43	3.02	16	2.27	1.15	30	341	< 1	0.47	46	0.045	31	526
OREAS 247 (4 Acid) Cert	2.16	6.08	3510	550	2.23	0.580	0.826	0.0650	12.0	97.0	42.2	3.32	16.3	2.45	1.22	31.8	360	1.76	0.499	45.9	0.0480	31.9	3300
OREAS 247 (4 Acid) Meas	2.8	5.80	3010	541	2	< 2	0.80	< 0.3	13	111	42	3.31	17	2.34	1.25	37	364	< 1	0.55	48	0.046	31	389
OREAS 247 (4 Acid) Cert	2.16	6.08	3510	550	2.23	0.580	0.826	0.0650	12.0	97.0	42.2	3.32	16.3	2.45	1.22	31.8	360	1.76	0.499	45.9	0.0480	31.9	3300
OREAS 247 (4 Acid) Meas	2.3	6.20	2820	528	2	< 2	0.82	< 0.3	12	104	39	3.31	16	2.13	1.28	34	354	< 1	0.51	47	0.043	31	277
OREAS 247 (4 Acid) Cert	2.16	6.08	3510	550	2.23	0.580	0.826	0.0650	12.0	97.0	42.2	3.32	16.3	2.45	1.22	31.8	360	1.76	0.499	45.9	0.0480	31.9	3300
OREAS 147 (4 Acid) Meas		5.20	52	> 1000	36	9	1.14		8	76	321	3.22	27	1.72	0.58	2240	404	4	1.02	22	0.106	33	< 5
OREAS 147 (4 Acid) Cert		4.90	36.0	1940	31.2	12.5	1.09		6.90	57.0	298	3.23	22.6	1.60	0.535	2260	390	7.99	0.948	21.2	0.155	27.8	10.6
OREAS 147 (4 Acid) Meas		4.79	49	> 1000	32	7	1.05		8	52	291	3.08	24	1.55	0.53	2080	383	5	0.95	20	0.090	29	< 5
OREAS 147 (4 Acid) Cert		4.90	36.0	1940	31.2	12.5	1.09		6.90	57.0	298	3.23	22.6	1.60	0.535	2260	390	7.99	0.948	21.2	0.155	27.8	10.6
OREAS 147 (4 Acid) Meas		4.95	48	> 1000	34	7	1.08		8	57	288	3.06	24	1.70	0.54	2180	381	4	1.02	23	0.088	29	< 5
OREAS 147 (4 Acid) Cert		4.90	36.0	1940	31.2	12.5	1.09		6.90	57.0	298	3.23	22.6	1.60	0.535	2260	390	7.99	0.948	21.2	0.155	27.8	10.6
OREAS 147 (4 Acid) Meas		4.92	48	> 1000	32	7	1.05		7	47	295	3.00	23	1.62	0.53	2260	388	4	1.03	19	0.082	26	< 5
OREAS 147 (4 Acid) Cert		4.90	36.0	1940	31.2	12.5	1.09		6.90	57.0	298	3.23	22.6	1.60	0.535	2260	390	7.99	0.948	21.2	0.155	27.8	10.6
OREAS 147 (4		4.99	55	> 1000	33	6	1.04		7	53	292	2.92	24	1.64	0.53	2250	384	5	1.05	22	0.094	29	< 5

Analyte Symbol	Ag	Al	As	Ba	Be	Bi	Ca	Cd	Co	Cr	Cu	Fe	Ga	K	Mg	Li	Mn	Mo	Na	Ni	P	Pb	Sb
Unit Symbol	ppm	%	ppm	ppm	ppm	ppm	%	ppm	ppm	ppm	ppm	%	ppm	%	%	ppm	ppm	ppm	%	ppm	%	ppm	ppm
Lower Limit	0.3	0.01	3	7	1	2	0.01	0.3	1	1	1	0.01	1	0.01	0.01	1	1	1	0.01	1	0.001	3	5
Method Code	TD-ICP	TD-ICP	TD-ICP	TD-ICP	TD-ICP	TD-ICP	TD-ICP	TD-ICP	TD-ICP	TD-ICP	TD-ICP	TD-ICP	TD-ICP	TD-ICP	TD-ICP	TD-ICP	TD-ICP	TD-ICP	TD-ICP	TD-ICP	TD-ICP	TD-ICP	TD-ICP
Acid) Meas																							
OREAS 147 (4 Acid) Cert		4.90	36.0	1940	31.2	12.5	1.09		6.90	57.0	298	3.23	22.6	1.60	0.535	2260	390	7.99	0.948	21.2	0.155	27.8	10.6
OREAS 147 (4 Acid) Meas		4.68	54	> 1000	34	6	1.05		8	53	277	2.95	25	1.49	0.51	2100	363	5	1.00	21	0.090	28	< 5
OREAS 147 (4 Acid) Cert		4.90	36.0	1940	31.2	12.5	1.09		6.90	57.0	298	3.23	22.6	1.60	0.535	2260	390	7.99	0.948	21.2	0.155	27.8	10.6
OREAS 147 (4 Acid) Meas		5.19	50	> 1000	31	6	1.05		7	58	292	3.11	23	1.67	0.53	2250	369	3	1.00	22	0.091	29	< 5
OREAS 147 (4 Acid) Cert		4.90	36.0	1940	31.2	12.5	1.09		6.90	57.0	298	3.23	22.6	1.60	0.535	2260	390	7.99	0.948	21.2	0.155	27.8	10.6
OREAS 147 (4 Acid) Meas		5.06	52	> 1000	33	6	1.04		7	52	287	2.92	25	1.66	0.53	2220	367	5	1.00	22	0.092	29	< 5
OREAS 147 (4 Acid) Cert		4.90	36.0	1940	31.2	12.5	1.09		6.90	57.0	298	3.23	22.6	1.60	0.535	2260	390	7.99	0.948	21.2	0.155	27.8	10.6
OREAS 147 (4 Acid) Meas		4.90	53	> 1000	33	9	1.08		8	58	293	3.09	24	1.69	0.54	2300	364	3	1.04	23	0.108	29	< 5
OREAS 147 (4 Acid) Cert		4.90	36.0	1940	31.2	12.5	1.09		6.90	57.0	298	3.23	22.6	1.60	0.535	2260	390	7.99	0.948	21.2	0.155	27.8	10.6
OREAS 147 (4 Acid) Meas		4.48	49	> 1000	31	6	0.98		7	41	275	2.97	23	1.59	0.50	2170	356	5	0.99	21	0.075	27	< 5
OREAS 147 (4 Acid) Cert		4.90	36.0	1940	31.2	12.5	1.09		6.90	57.0	298	3.23	22.6	1.60	0.535	2260	390	7.99	0.948	21.2	0.155	27.8	10.6
OREAS 147 (4 Acid) Meas		4.94	46	> 1000	31	6	1.05		7	51	287	2.94	23	1.64	0.54	2410	368	3	1.02	22	0.084	29	< 5
OREAS 147 (4 Acid) Cert		4.90	36.0	1940	31.2	12.5	1.09		6.90	57.0	298	3.23	22.6	1.60	0.535	2260	390	7.99	0.948	21.2	0.155	27.8	10.6
OREAS 147 (4 Acid) Meas		5.15	48	> 1000	32	7	1.08		7	57	296	3.09	24	1.59	0.54	2100	390	3	1.04	21	0.091	29	< 5
OREAS 147 (4 Acid) Cert		4.90	36.0	1940	31.2	12.5	1.09		6.90	57.0	298	3.23	22.6	1.60	0.535	2260	390	7.99	0.948	21.2	0.155	27.8	10.6
OREAS 147 (4 Acid) Meas		4.83	54	> 1000	34	8	1.04		7	65	286	2.90	25	1.56	0.52	2150	375	6	1.01	24	0.125	29	< 5
OREAS 147 (4 Acid) Cert		4.90	36.0	1940	31.2	12.5	1.09		6.90	57.0	298	3.23	22.6	1.60	0.535	2260	390	7.99	0.948	21.2	0.155	27.8	10.6
OREAS 147 (4 Acid) Meas		4.98	45	> 1000	34	8	1.08		7	50	297	2.99	25	1.61	0.54	2180	380	4	1.04	22	0.081	27	< 5
OREAS 147 (4 Acid) Cert		4.90	36.0	1940	31.2	12.5	1.09		6.90	57.0	298	3.23	22.6	1.60	0.535	2260	390	7.99	0.948	21.2	0.155	27.8	10.6
OREAS 147 (4 Acid) Meas		4.72	53	> 1000	34	7	1.05		7	57	284	3.00	25	1.60	0.52	2170	372	6	1.02	23	0.098	28	< 5
OREAS 147 (4 Acid) Cert		4.90	36.0	1940	31.2	12.5	1.09		6.90	57.0	298	3.23	22.6	1.60	0.535	2260	390	7.99	0.948	21.2	0.155	27.8	10.6
OREAS 147 (4 Acid) Meas		4.87	47	> 1000	31	6	1.08		7	46	293	3.02	23	1.67	0.53	2180	378	3	1.01	20	0.103	28	< 5
OREAS 147 (4 Acid) Cert		4.90	36.0	1940	31.2	12.5	1.09		6.90	57.0	298	3.23	22.6	1.60	0.535	2260	390	7.99	0.948	21.2	0.155	27.8	10.6
OREAS 147 (4 Acid) Meas		4.82	45	> 1000	29	6	1.05		6	45	290	3.00	22	1.65	0.52	2170	374	4	1.00	19	0.092	25	< 5
OREAS 147 (4 Acid) Cert		4.90	36.0	1940	31.2	12.5	1.09		6.90	57.0	298	3.23	22.6	1.60	0.535	2260	390	7.99	0.948	21.2	0.155	27.8	10.6
OREAS 147 (4 Acid) Meas		4.42	53	> 1000	30	5	0.99		6	45	266	2.64	22	1.41	0.49	2030	353	6	0.93	20	0.101	27	< 5
OREAS 147 (4 Acid) Cert		4.90	36.0	1940	31.2	12.5	1.09		6.90	57.0	298	3.23	22.6	1.60	0.535	2260	390	7.99	0.948	21.2	0.155	27.8	10.6
OREAS 147 (4 Acid) Meas		5.24	51	> 1000	34	7	1.11		7	61	296	3.33	26	1.53	0.55	2280	387	4	1.05	24	0.093	29	< 5
OREAS 147 (4		4.90	36.0	1940	31.2	12.5	1.09		6.90	57.0	298	3.23	22.6	1.60	0.535	2260	390	7.99	0.948	21.2	0.155	27.8	10.6

Analyte Symbol	Ag	Al	As	Ba	Be	Bi	Ca	Cd	Co	Cr	Cu	Fe	Ga	K	Mg	Li	Mn	Mo	Na	Ni	P	Pb	Sb
Unit Symbol	ppm	%	ppm	ppm	ppm	ppm	%	ppm	ppm	ppm	ppm	%	ppm	%	%	ppm	ppm	ppm	%	ppm	%	ppm	ppm
Lower Limit	0.3	0.01	3	7	1	2	0.01	0.3	1	1	1	0.01	1	0.01	0.01	1	1	1	0.01	1	0.001	3	5
Method Code	TD-ICP	TD-ICP	TD-ICP	TD-ICP	TD-ICP	TD-ICP	TD-ICP	TD-ICP	TD-ICP	TD-ICP	TD-ICP	TD-ICP	TD-ICP	TD-ICP	TD-ICP	TD-ICP	TD-ICP	TD-ICP	TD-ICP	TD-ICP	TD-ICP	TD-ICP	TD-ICP
Acid) Cert																							
OREAS 147 (4 Acid) Meas		5.11	53	> 1000	33	7	1.06		7	52	285	3.18	25	1.47	0.53	2210	377	5	1.03	22	0.093	29	< 5
OREAS 147 (4 Acid) Cert		4.90	36.0	1940	31.2	12.5	1.09		6.90	57.0	298	3.23	22.6	1.60	0.535	2260	390	7.99	0.948	21.2	0.155	27.8	10.6
OREAS 147 (4 Acid) Meas		4.99	60	> 1000	34	8	1.04		7	57	281	3.07	25	1.43	0.52	2210	372	6	1.03	23	0.105	29	< 5
OREAS 147 (4 Acid) Cert		4.90	36.0	1940	31.2	12.5	1.09		6.90	57.0	298	3.23	22.6	1.60	0.535	2260	390	7.99	0.948	21.2	0.155	27.8	10.6
OREAS 147 (4 Acid) Meas		4.89	49	> 1000	31	7	1.04		7	49	302	3.13	23	1.36	0.55	2080	378	4	1.04	23	0.087	29	< 5
OREAS 147 (4 Acid) Cert		4.90	36.0	1940	31.2	12.5	1.09		6.90	57.0	298	3.23	22.6	1.60	0.535	2260	390	7.99	0.948	21.2	0.155	27.8	10.6
OREAS 147 (4 Acid) Meas		4.88	51	> 1000	32	6	1.05		8	43	307	3.25	24	1.45	0.55	2150	378	3	1.07	23	0.093	30	< 5
OREAS 147 (4 Acid) Cert		4.90	36.0	1940	31.2	12.5	1.09		6.90	57.0	298	3.23	22.6	1.60	0.535	2260	390	7.99	0.948	21.2	0.155	27.8	10.6
OREAS 147 (4 Acid) Meas		4.82	53	> 1000	32	6	1.02		6	46	297	3.12	24	1.53	0.53	2110	384	6	1.06	23	0.089	29	< 5
OREAS 147 (4 Acid) Cert		4.90	36.0	1940	31.2	12.5	1.09		6.90	57.0	298	3.23	22.6	1.60	0.535	2260	390	7.99	0.948	21.2	0.155	27.8	10.6
OREAS 147 (4 Acid) Meas		5.03	51	> 1000	33	6	1.05		7	54	290	2.93	24	1.52	0.51	2120	387	4	1.03	23	0.105	30	< 5
OREAS 147 (4 Acid) Cert		4.90	36.0	1940	31.2	12.5	1.09		6.90	57.0	298	3.23	22.6	1.60	0.535	2260	390	7.99	0.948	21.2	0.155	27.8	10.6
OREAS 147 (4 Acid) Meas		5.19	50	> 1000	32	7	1.06		7	60	295	2.97	24	1.57	0.52	2170	389	4	1.05	22	0.118	28	< 5
OREAS 147 (4 Acid) Cert		4.90	36.0	1940	31.2	12.5	1.09		6.90	57.0	298	3.23	22.6	1.60	0.535	2260	390	7.99	0.948	21.2	0.155	27.8	10.6
OREAS 147 (4 Acid) Meas		4.93	49	> 1000	32	6	1.04		7	48	284	2.93	24	1.58	0.52	2210	379	4	1.07	22	0.086	29	< 5
OREAS 147 (4 Acid) Cert		4.90	36.0	1940	31.2	12.5	1.09		6.90	57.0	298	3.23	22.6	1.60	0.535	2260	390	7.99	0.948	21.2	0.155	27.8	10.6
OREAS 147 (4 Acid) Meas		5.02	51	> 1000	32	7	1.07		7	54	290	2.98	24	1.60	0.54	2050	375	3	1.01	23	0.089	28	< 5
OREAS 147 (4 Acid) Cert		4.90	36.0	1940	31.2	12.5	1.09		6.90	57.0	298	3.23	22.6	1.60	0.535	2260	390	7.99	0.948	21.2	0.155	27.8	10.6
OREAS 147 (4 Acid) Meas		5.07	50	> 1000	32	7	1.07		7	46	295	3.06	24	1.66	0.55	2130	378	4	1.05	22	0.080	25	< 5
OREAS 147 (4 Acid) Cert		4.90	36.0	1940	31.2	12.5	1.09		6.90	57.0	298	3.23	22.6	1.60	0.535	2260	390	7.99	0.948	21.2	0.155	27.8	10.6
OREAS 352 (4-Acid) Meas																							
OREAS 352 (4-Acid) Cert																							
OREAS 352 (4-Acid) Meas																							
OREAS 352 (4-Acid) Cert																							
OREAS 352 (4-Acid) Meas																							
OREAS 352 (4-Acid) Cert																							
OREAS 352 (4-Acid) Meas																							
OREAS 352 (4-Acid) Cert																							
NCS DC73520																							

Analyte Symbol	Ag	Al	As	Ba	Be	Bi	Ca	Cd	Co	Cr	Cu	Fe	Ga	K	Mg	Li	Mn	Mo	Na	Ni	P	Pb	Sb
Unit Symbol	ppm	%	ppm	ppm	ppm	ppm	%	ppm	ppm	ppm	ppm	%	ppm	%	%	ppm	ppm	ppm	%	ppm	%	ppm	ppm
Lower Limit	0.3	0.01	3	7	1	2	0.01	0.3	1	1	1	0.01	1	0.01	0.01	1	1	1	0.01	1	0.001	3	5
Method Code	TD-ICP	TD-ICP	TD-ICP	TD-ICP	TD-ICP	TD-ICP	TD-ICP	TD-ICP	TD-ICP	TD-ICP	TD-ICP	TD-ICP	TD-ICP	TD-ICP	TD-ICP	TD-ICP	TD-ICP	TD-ICP	TD-ICP	TD-ICP	TD-ICP	TD-ICP	TD-ICP
Meas																							
NCS DC73520 Cert																							
NCS DC73520 Meas																							
NCS DC73520 Cert																							
NCS DC73520 Meas																							
NCS DC73520 Cert																							
NCS DC73520 Meas																							
NCS DC73520 Cert																							
NCS DC73520 Meas																							
NCS DC73520 Cert																							
Oreas 521 (4 Acid) Meas	1.9	4.83	290		< 1	7	3.69		370	40	5850	19.4	15	3.24	1.18	19	3210	126	1.01	70	0.083	16	9
Oreas 521 (4 Acid) Cert	0.89	4.77	336		0.9	6	3.86		386	31	6070	20.7	17	3.16	1.13	16	3210	138	0.978	73	0.081	9.4	6
Oreas 521 (4 Acid) Meas	2.4	4.91	287		< 1	5	3.59		355	61	5920	20.5	12	3.13	1.17	18	3240	133	1.02	69	0.076	12	11
Oreas 521 (4 Acid) Cert	0.89	4.77	336		0.9	6	3.86		386	31	6070	20.7	17	3.16	1.13	16	3210	138	0.978	73	0.081	9.4	5.7
Oreas 521 (4 Acid) Meas	1.5	4.58	197		< 1	8	3.60		375	42	5640	20.1	13	2.11	1.12	18	3030	111	0.99	72	0.073	14	9
Oreas 521 (4 Acid) Cert	0.89	4.77	336		0.9	6	3.86		386	31	6070	20.7	17	3.16	1.13	16	3210	138	0.98	73	0.081	9.4	6
Oreas 521 (4 Acid) Meas	1.8	4.75	307		< 1	9	3.73		383	43	5880	20.4	13	3.16	1.17	19	3210	139	1.04	73	0.080	12	9
Oreas 521 (4 Acid) Cert	0.89	4.77	336		0.9	6	3.86		386	31	6070	20.7	20	3.16	1.13	16	3210	138	0.978	73	0.081	9.4	5.7
Oreas 521 (4 Acid) Meas	2.1	4.97	292		< 1	7	3.64		360	46	5880	20.9	10	3.17	1.19	18	3190	144	1.01	73	0.080	13	11
Oreas 521 (4 Acid) Cert	0.89	4.77	336		0.9	6	3.86		386	31	6070	20.7	17	3.16	1.13	16	3210	138	0.978	73	0.081	9.4	5.7
Oreas 521 (4 Acid) Meas	2.4	4.94	299		< 1	8	3.63		373	46	5920	20.1	12	2.76	1.19	19	3330	149	1.07	76	0.081	12	14
Oreas 521 (4 Acid) Cert	0.89	4.77	336		0.9	6	3.86		386	31	6070	20.7	17	3.16	1.13	16	3210	138	0.978	73	0.081	9.4	5.7
Oreas 521 (4 Acid) Meas	2.1	5.20	293		< 1	5	3.88		397	48	6380	22.1	13	2.92	1.26	21	3370	135	1.12	76	0.083	13	12
Oreas 521 (4 Acid) Cert	0.89	4.77	336		0.9	6	3.86		386	31	6070	20.7	17	3.16	1.13	16	3210	138	0.978	73	0.081	9.4	5.7
Oreas 521 (4 Acid) Meas	2.5	4.73	306		< 1	6	3.64		364	45	5900	21.3	13	3.21	1.17	18	3120	141	1.04	76	0.081	13	12
Oreas 521 (4 Acid) Cert	0.89	4.77	336		0.9	6	3.86		386	31	6070	20.7	17	3.16	1.13	16	3210	138	0.978	73	0.081	9.4	5.7
Oreas 521 (4 Acid) Meas	1.9	5.05	318		< 1	8	3.85		390	43	6240	21.9	13	3.40	1.25	20	3290	146	1.10	79	0.084	15	10
Oreas 521 (4 Acid) Cert	0.89	4.77	336		0.9	6	3.86		386	31	6070	20.7	17	3.16	1.13	16	3210	138	0.978	73	0.081	9.4	6
Oreas 521 (4 Acid) Meas	1.4	4.83	254		< 1	8	3.60		348	38	5830	20.4	11	2.69	1.17	20	3040	121	1.02	74	0.077	13	12
Oreas 521 (4	0.89	4.77	336		0.9	6	3.86		386	31	6070	20.7	17	3.16	1.13	16	3210	138	0.978	73	0.081	9.4	5.7

Analyte Symbol	Ag	Al	As	Ba	Be	Bi	Ca	Cd	Co	Cr	Cu	Fe	Ga	K	Mg	Li	Mn	Mo	Na	Ni	P	Pb	Sb
Unit Symbol	ppm	%	ppm	ppm	ppm	ppm	%	ppm	ppm	ppm	ppm	%	ppm	%	%	ppm	ppm	ppm	%	ppm	%	ppm	ppm
Lower Limit	0.3	0.01	3	7	1	2	0.01	0.3	1	1	1	0.01	1	0.01	0.01	1	1	1	0.01	1	0.001	3	5
Method Code	TD-ICP	TD-ICP	TD-ICP	TD-ICP	TD-ICP	TD-ICP	TD-ICP	TD-ICP	TD-ICP	TD-ICP	TD-ICP	TD-ICP	TD-ICP	TD-ICP	TD-ICP	TD-ICP	TD-ICP	TD-ICP	TD-ICP	TD-ICP	TD-ICP	TD-ICP	TD-ICP
Acid) Cert																							
Oreas 521 (4 Acid) Meas	2.4	4.90	289		< 1	6	3.66		359	39	5880	20.7	12	3.13	1.19	20	3200	138	1.04	73	0.078	12	12
Oreas 521 (4 Acid) Cert	0.89	4.77	336		0.9	6	3.86		386	31	6070	20.7	17	3.16	1.13	16	3210	138	0.978	73	0.081	9.4	5.7
Oreas 521 (4 Acid) Meas	1.8	4.88	274		< 1	7	3.56		349	44	5840	19.6	13	3.04	1.17	17	3160	128	1.03	72	0.075	14	8
Oreas 521 (4 Acid) Cert	0.89	4.77	336		0.9	6	3.86		386	31	6070	20.7	17	3.16	1.13	16	3210	138	0.978	73	0.081	9.4	6
Oreas 521 (4 Acid) Meas	2.0	4.78	289		< 1	5	3.68		361	49	5960	20.4	14	2.63	1.17	18	3240	138	1.03	75	0.085	15	9
Oreas 521 (4 Acid) Cert	0.89	4.77	336		0.9	6	3.86		386	31	6070	20.7	17	3.16	1.13	16	3210	138	0.978	73	0.081	9.4	6
Oreas 521 (4 Acid) Meas	1.7	4.82	315		< 1	8	3.79		368	48	6080	20.3	15	2.22	1.21	18	3270	145	1.05	77	0.086	14	11
Oreas 521 (4 Acid) Cert	0.89	4.77	336		0.9	6	3.86		386	31	6070	20.7	17	3.16	1.13	16	3210	138	0.978	73	0.081	9.4	5.7
Oreas 521 (4 Acid) Meas	1.9	4.90	281		< 1	6	3.76		369	43	6100	20.6	14	2.24	1.20	19	3250	136	1.07	74	0.081	13	11
Oreas 521 (4 Acid) Cert	0.89	4.77	336		0.9	6	3.86		386	31	6070	20.7	17	3.16	1.13	16	3210	138	0.978	73	0.081	9.4	5.7
Oreas 521 (4 Acid) Meas	0.9	4.81	223		< 1	6	3.73		356	38	5970	20.8	10	1.65	1.18	18	3220	101	1.00	65	0.081	13	15
Oreas 521 (4 Acid) Cert	0.9	4.77	336		0.9	6	3.86		386	31	6070	20.7	20	3.16	1.13	16	3210	138	0.978	73	0.081	9.4	5.7
Oreas 521 (4 Acid) Meas	2.3	4.73	280		< 1	5	3.65		351	44	5920	20.8	10	3.28	1.17	18	3320	136	1.01	66	0.085	11	12
Oreas 521 (4 Acid) Cert	0.89	4.77	336		0.9	6	3.86		386	31	6070	20.7	17	3.16	1.13	16	3210	138	0.978	73	0.081	9.4	5.7
Oreas 521 (4 Acid) Meas	2.3	4.60	274		< 1	5	3.63		347	36	5770	20.6	11	2.79	1.15	17	3150	133	1.00	65	0.082	11	14
Oreas 521 (4 Acid) Cert	0.89	4.77	336		0.9	6	3.86		386	31	6070	20.7	17	3.16	1.13	16	3210	138	0.98	73	0.081	9.4	5.7
Oreas 521 (4 Acid) Meas	1.5	5.09	297		< 1	7	3.80		385	48	6010	21.6	13	1.85	1.22	19	3400	137	1.06	74	0.078	12	11
Oreas 521 (4 Acid) Cert	0.89	4.77	336		0.9	6	3.86		386	31	6070	20.7	17	3.16	1.13	16	3210	138	0.978	73	0.081	9.4	5.7
Oreas 521 (4 Acid) Meas	1.3	4.85	276		< 1	6	3.63		363	36	5680	19.4	13	2.99	1.17	18	3180	131	1.01	72	0.076	14	11
Oreas 521 (4 Acid) Cert	0.89	4.77	336		0.9	6	3.86		386	31	6070	20.7	17	3.16	1.13	16	3210	138	0.978	73	0.081	9.4	5.7
Oreas 521 (4 Acid) Meas	1.4	5.10	283		< 1	7	3.74		377	39	5900	20.9	13	2.57	1.20	19	3250	134	1.05	73	0.077	13	11
Oreas 521 (4 Acid) Cert	0.89	4.77	336		0.9	6	3.86		386	31	6070	20.7	17	3.16	1.13	16	3210	138	0.978	73	0.081	9.4	5.7
Oreas 521 (4 Acid) Meas	1.6	4.88	281		< 1	6	3.65		368	45	6300	21.8	12	1.95	1.22	18	3340	128	1.06	77	0.077	12	9
Oreas 521 (4 Acid) Cert	0.89	4.77	336		0.9	6	3.86		386	31	6070	20.7	17	3.16	1.13	16	3210	138	0.978	73	0.081	9.4	6
Oreas 521 (4 Acid) Meas	1.4	5.02	293		< 1	8	3.74		381	43	6390	22.9	11	3.47	1.26	19	3430	133	1.10	78	0.080	16	11
Oreas 521 (4 Acid) Cert	0.89	4.77	336		0.9	6	3.86		386	31	6070	20.7	17	3.16	1.13	16	3210	138	0.978	73	0.081	9.4	5.7
Oreas 521 (4 Acid) Meas	1.8	5.10	296		< 1	6	3.76		383	59	6120	20.6	11	2.27	1.18	18	3360	134	1.07	76	0.081	14	9
Oreas 521 (4 Acid) Cert	0.89	4.77	336		0.9	6	3.86		386	31	6070	20.7	17	3.16	1.13	16	3210	138	0.978	73	0.081	9.4	6
Oreas 521 (4	2.0	5.10	317		< 1	9	3.81		388	49	6170	21.8	11	3.04	1.19	18	3440	140	1.10	75	0.083	15	7

Analyte Symbol	Ag	Al	As	Ba	Be	Bi	Ca	Cd	Co	Cr	Cu	Fe	Ga	K	Mg	Li	Mn	Mo	Na	Ni	P	Pb	Sb
Unit Symbol	ppm	%	ppm	ppm	ppm	ppm	%	ppm	ppm	ppm	ppm	%	ppm	%	%	ppm	ppm	ppm	%	ppm	%	ppm	ppm
Lower Limit	0.3	0.01	3	7	1	2	0.01	0.3	1	1	1	0.01	1	0.01	0.01	1	1	1	0.01	1	0.001	3	5
Method Code	TD-ICP	TD-ICP	TD-ICP	TD-ICP	TD-ICP	TD-ICP	TD-ICP	TD-ICP	TD-ICP	TD-ICP	TD-ICP	TD-ICP	TD-ICP	TD-ICP	TD-ICP	TD-ICP	TD-ICP	TD-ICP	TD-ICP	TD-ICP	TD-ICP	TD-ICP	TD-ICP
Acid) Meas																							
Oreas 521 (4 Acid) Cert	0.89	4.77	336		0.9	6	3.86		386	31	6070	20.7	17	3.16	1.13	16	3210	138	0.978	73	0.081	9.4	6
Oreas 521 (4 Acid) Meas	1.6	4.89	311		< 1	8	3.65		372	45	5940	20.4	11	3.07	1.15	18	3320	137	1.08	73	0.081	14	13
Oreas 521 (4 Acid) Cert	0.89	4.77	336		0.9	6	3.86		386	31	6070	20.7	17	3.16	1.13	16	3210	138	0.978	73	0.081	9.4	5.7
Oreas 521 (4 Acid) Meas	1.3	4.68	294		< 1	7	3.45		346	45	5620	19.3	13	2.65	1.12	16	3180	128	0.98	72	0.077	13	10
Oreas 521 (4 Acid) Cert	0.89	4.77	336		0.9	6	3.86		386	31	6070	20.7	17	3.16	1.13	16	3210	138	0.98	73	0.081	9.4	6
Oreas 521 (4 Acid) Meas	2.0	4.91	283		< 1	7	3.76		363	43	5910	21.1	11	3.16	1.22	17	3270	123	1.03	71	0.075	13	7
Oreas 521 (4 Acid) Cert	0.89	4.77	336		0.9	6	3.86		386	31	6070	20.7	17	3.16	1.13	16	3210	138	0.978	73	0.081	9.4	6
HV-2a Meas																							
HV-2a Cert																							
HV-2a Meas																							
HV-2a Cert																							
OREAS 70b (4 Acid) Meas																							
OREAS 70b (4 Acid) Cert																							
OREAS 70b (4 Acid) Meas																							
OREAS 70b (4 Acid) Cert																							
OREAS 70b (4 Acid) Meas																							
OREAS 70b (4 Acid) Cert																							
OREAS 70b (4 Acid) Meas																							
OREAS 70b (4 Acid) Cert																							
OREAS 70b (4 Acid) Meas																							
OREAS 70b (4 Acid) Cert																							
OREAS 620 (4 Acid) Meas	39.9	6.60	42	74	2	< 2	1.62	153	12	26	1700	3.02	23	2.09	0.36	20	383	8	1.77	14	0.034	> 5000	17
OREAS 620 (4 Acid) Cert	38.5	6.72	50	2500	2	2	1.60	163	12	22	1730	2.94	24	2.63	0.34	20	440	9	1.94	15	0.035	7740	76
OREAS 620 (4 Acid) Meas	39.1	6.78	51	92	2	< 2	1.65	172	13	27	1630	2.92	25	1.09	0.36	21	391	8	1.88	14	0.037	> 5000	15
OREAS 620 (4 Acid) Cert	38.5	6.72	50	2500	2	2	1.60	163	12	22	1730	2.94	24	2.63	0.34	20	440	9	1.94	15	0.035	7740	76
OREAS 620 (4 Acid) Meas	38.9	6.63	48	97	2	< 2	1.57	154	12	23	1620	3.02	22	1.71	0.34	21	397	8	1.85	14	0.033	> 5000	16
OREAS 620 (4 Acid) Cert	38.5	6.72	50	2500	2	2	1.60	163	12	22	1730	2.94	24	2.63	0.34	20	440	9	1.94	15	0.035	7740	76
OREAS 620 (4 Acid) Meas	40.4	6.90	54	168	3	< 2	1.72	178	14	29	1720	3.16	26	1.18	0.36	22	402	9	1.96	16	0.037	> 5000	21
OREAS 620 (4 Acid) Cert	38.5	6.72	50	2490	2	2	1.60	163	12	22	1730	2.94	24	2.63	0.34	20	440	9	1.94	15	0.035	7740	76
OREAS 620 (4 Acid) Meas	39.8	6.92	52	84	3	< 2	1.80	184	13	26	1750	3.18	27	2.15	0.38	18	423	9	1.67	17	0.039	> 5000	16
OREAS 620 (4	38.5	6.72	50	2500	2	2	1.60	163	12	22	1730	2.94	24	2.63	0.34	20	440	9	1.94	15	0.035	7740	76

Analyte Symbol	Ag	Al	As	Ba	Be	Bi	Ca	Cd	Co	Cr	Cu	Fe	Ga	K	Mg	Li	Mn	Mo	Na	Ni	P	Pb	Sb
Unit Symbol	ppm	%	ppm	ppm	ppm	ppm	%	ppm	ppm	ppm	ppm	%	ppm	%	%	ppm	ppm	ppm	%	ppm	%	ppm	ppm
Lower Limit	0.3	0.01	3	7	1	2	0.01	0.3	1	1	1	0.01	1	0.01	0.01	1	1	1	0.01	1	0.001	3	5
Method Code	TD-ICP	TD-ICP	TD-ICP	TD-ICP	TD-ICP	TD-ICP	TD-ICP	TD-ICP	TD-ICP	TD-ICP	TD-ICP	TD-ICP	TD-ICP	TD-ICP	TD-ICP	TD-ICP	TD-ICP	TD-ICP	TD-ICP	TD-ICP	TD-ICP	TD-ICP	TD-ICP
Acid) Cert																							
OREAS 620 (4 Acid) Meas	38.0	6.97	48	106	2	< 2	1.57	159	12	31	1630	2.97	24	0.94	0.35	21	383	9	1.82	16	0.036	> 5000	17
OREAS 620 (4 Acid) Cert	38.5	6.72	50	2490	2	2	1.60	163	12	22	1730	2.94	24	2.6	0.34	20	440	9	1.94	15	0.035	7740	76
OREAS 620 (4 Acid) Meas	41.4	7.31	47	185	2	< 2	1.72	165	13	32	1750	3.28	24	2.63	0.37	23	389	9	2.03	17	0.037	> 5000	18
OREAS 620 (4 Acid) Cert	38.5	6.72	50	2490	2	2	1.60	163	12	22	1730	2.94	24	2.63	0.34	20	440	9	1.94	15	0.035	7740	76
OREAS 620 (4 Acid) Meas	41.7	7.35	47	270	2	< 2	1.72	166	14	38	1750	3.29	24	2.86	0.38	23	401	9	2.08	17	0.036	> 5000	34
OREAS 620 (4 Acid) Cert	38.5	6.72	50	2490	2	2	1.60	163	12	22	1730	2.94	24	2.63	0.34	20	440	9	1.94	15	0.035	7740	76
OREAS 620 (4 Acid) Meas	39.9	7.08	43	346	2	< 2	1.60	157	12	27	1630	3.00	23	2.25	0.35	23	384	9	1.90	16	0.035	> 5000	25
OREAS 620 (4 Acid) Cert	38.5	6.72	50	2490	2	2	1.60	163	12	22	1730	2.94	24	2.63	0.34	20	440	9	1.94	15	0.035	7740	76
OREAS 620 (4 Acid) Meas	39.7	6.85	45	264	2	< 2	1.59	156	12	24	1610	2.99	23	2.36	0.35	23	382	9	1.87	16	0.036	> 5000	24
OREAS 620 (4 Acid) Cert	38.5	6.72	50	2490	2	2	1.60	163	12	22	1730	2.94	24	2.63	0.34	20	440	9	1.94	15	0.035	7740	76
OREAS 620 (4 Acid) Meas	39.0	6.80	43	95	2	< 2	1.62	169	13	34	1690	3.03	25	2.53	0.35	21	409	8	1.92	17	0.038	> 5000	16
OREAS 620 (4 Acid) Cert	38.5	6.72	50	2500	2	2	1.60	163	12	22	1730	2.94	24	2.63	0.34	20	440	9	1.94	15	0.035	7740	76
OREAS 620 (4 Acid) Meas	38.3	6.66	44	101	2	< 2	1.60	165	13	34	1660	2.87	24	1.45	0.34	20	368	8	1.84	16	0.036	> 5000	16
OREAS 620 (4 Acid) Cert	38.5	6.72	50	2490	2	2	1.60	163	12	22	1730	2.94	24	2.63	0.34	20	440	9	1.94	15	0.035	7740	76
OREAS 620 (4 Acid) Meas	37.3	6.64	45	102	2	< 2	1.58	162	12	27	1620	3.00	24	1.80	0.34	20	381	8	1.85	15	0.035	> 5000	15
OREAS 620 (4 Acid) Cert	38.5	6.72	50	2490	2	2	1.60	163	12	22	1730	2.94	24	2.63	0.34	20	440	9	1.94	15	0.035	7740	76
OREAS 620 (4 Acid) Meas	38.9	6.84	40	208	2	< 2	1.64	146	12	32	1700	3.03	22	2.02	0.36	21	416	8	1.87	15	0.038	> 5000	17
OREAS 620 (4 Acid) Cert	38.5	6.72	50	2490	2	2	1.60	163	12	22	1730	2.94	24	2.63	0.34	20	440	9	1.94	15	0.035	7740	76
OREAS 620 (4 Acid) Meas	40.3	6.77	43	130	2	< 2	1.69	153	13	40	1730	3.05	23	2.77	0.36	21	402	8	1.92	16	0.039	> 5000	18
OREAS 620 (4 Acid) Cert	38.5	6.72	50	2490	2	2	1.60	163	12	22	1730	2.94	24	2.63	0.34	20	440	9	1.94	15	0.035	7740	76
OREAS 620 (4 Acid) Meas	41.8	7.26	47	163	2	< 2	1.76	162	13	28	1810	3.25	24	2.71	0.38	23	434	9	2.03	15	0.042	> 5000	21
OREAS 620 (4 Acid) Cert	38.5	6.72	50	2490	2	2	1.60	163	12	22	1730	2.94	24	2.63	0.34	20	440	9	1.94	15	0.035	7740	76
OREAS 620 (4 Acid) Meas	39.4	6.29	46	90	2	< 2	1.58	158	13	38	1640	3.07	24	1.25	0.34	21	428	8	1.86	17	0.034	> 5000	21
OREAS 620 (4 Acid) Cert	38.5	6.72	50	2500	2	2	1.60	163	12	22	1730	2.94	24	2.63	0.34	20	440	9	1.94	15	0.035	7740	76
OREAS 620 (4 Acid) Meas	40.8	7.29	50	118	2	< 2	1.68	168	13	28	1660	3.20	26	1.54	0.36	22	399	9	1.95	17	0.038	> 5000	20
OREAS 620 (4 Acid) Cert	38.5	6.72	50	2490	2	2	1.60	163	12	22	1730	2.94	24	2.63	0.34	20	440	9	1.94	15	0.035	7740	76
OREAS 620 (4 Acid) Meas	40.2	7.35	48	141	2	< 2	1.67	162	13	30	1690	3.17	24	1.86	0.36	22	402	8	1.96	14	0.035	> 5000	17
OREAS 620 (4 Acid) Cert	38.5	6.72	50	2490	2	2	1.60	163	12	22	1730	2.94	24	2.63	0.34	20	440	9	1.94	15	0.035	7740	76
OREAS 620 (4	39.3	6.71	45	108	2	< 2	1.59	159	13	34	1750	3.11	23	0.69	0.36	20	429	8	1.95	17	0.036	> 5000	20

Analyte Symbol	Ag	Al	As	Ba	Be	Bi	Ca	Cd	Co	Cr	Cu	Fe	Ga	K	Mg	Li	Mn	Mo	Na	Ni	P	Pb	Sb
Unit Symbol	ppm	%	ppm	ppm	ppm	ppm	%	ppm	ppm	ppm	ppm	%	ppm	%	%	ppm	ppm	ppm	%	ppm	%	ppm	ppm
Lower Limit	0.3	0.01	3	7	1	2	0.01	0.3	1	1	1	0.01	1	0.01	0.01	1	1	1	0.01	1	0.001	3	5
Method Code	TD-ICP	TD-ICP	TD-ICP	TD-ICP	TD-ICP	TD-ICP	TD-ICP	TD-ICP	TD-ICP	TD-ICP	TD-ICP	TD-ICP	TD-ICP	TD-ICP	TD-ICP	TD-ICP	TD-ICP	TD-ICP	TD-ICP	TD-ICP	TD-ICP	TD-ICP	TD-ICP
Acid) Meas																							
OREAS 620 (4 Acid) Cert	38.5	6.72	50	2490	2	2	1.60	163	12	22	1730	2.94	24	2.6	0.34	20	440	9	1.94	15	0.035	7740	76
OREAS 620 (4 Acid) Meas	40.7	7.10	46	136	2	< 2	1.67	157	13	26	1830	3.22	24	2.56	0.38	21	397	8	2.04	17	0.036	> 5000	19
OREAS 620 (4 Acid) Cert	38.5	6.72	50	2490	2	2	1.60	163	12	22	1730	2.94	24	2.63	0.34	20	440	9	1.94	15	0.035	7740	76
OREAS 620 (4 Acid) Meas	42.7	7.25	48	112	2	< 2	1.73	170	14	25	1850	3.35	24	2.93	0.40	23	418	9	2.14	19	0.039	> 5000	21
OREAS 620 (4 Acid) Cert	38.5	6.72	50	2490	2	2	1.60	163	12	22	1730	2.94	24	2.63	0.34	20	440	9	1.94	15	0.035	7740	76
OREAS 620 (4 Acid) Meas	38.5	5.67	49	94	2	< 2	1.46	161	13	34	1620	2.75	24	2.15	0.32	20	428	8	1.86	17	0.037	> 5000	20
OREAS 620 (4 Acid) Cert	38.5	6.72	50	2500	2	2	1.60	163	12	22	1730	2.94	24	2.63	0.34	20	440	9	1.94	15	0.035	7740	76
OREAS 620 (4 Acid) Meas	38.9	7.03	47	379	2	< 2	1.61	155	13	30	1680	2.91	23	1.72	0.34	20	390	8	1.93	16	0.035	> 5000	21
OREAS 620 (4 Acid) Cert	38.5	6.72	50	2490	2	2	1.60	163	12	22	1730	2.94	24	2.63	0.34	20	440	9	1.94	15	0.035	7740	76
OREAS 620 (4 Acid) Meas	39.8	7.26	50	240	2	< 2	1.64	161	13	33	1700	3.01	24	1.84	0.35	21	395	8	2.01	16	0.037	> 5000	19
OREAS 620 (4 Acid) Cert	38.5	6.72	50	2490	2	2	1.60	163	12	22	1730	2.94	24	2.63	0.34	20	440	9	1.94	15	0.035	7740	76
OREAS 620 (4 Acid) Meas	37.1	6.96	46	151	2	< 2	1.61	158	13	24	1630	2.85	24	2.63	0.35	19	380	8	1.85	17	0.035	> 5000	15
OREAS 620 (4 Acid) Cert	38.5	6.72	50	2490	2	2	1.60	163	12	22	1730	2.94	24	2.63	0.34	20	440	9	1.94	15	0.035	7740	76
OREAS 620 (4 Acid) Meas	37.3	6.96	48	221	2	< 2	1.63	165	13	33	1670	2.93	25	2.69	0.36	20	397	9	1.90	20	0.036	> 5000	19
OREAS 620 (4 Acid) Cert	38.5	6.72	50	2490	2	2	1.60	163	12	22	1730	2.94	24	2.63	0.34	20	440	9	1.94	15	0.035	7740	76
OREAS 86 (4 Acid) Meas																							
OREAS 86 (4 Acid) Cert																							
OREAS 86 (4 Acid) Meas																							
OREAS 86 (4 Acid) Cert																							
OREAS 86 (4 Acid) Meas																							
OREAS 86 (4 Acid) Cert																							
OREAS 86 (4 Acid) Meas																							
OREAS 86 (4 Acid) Cert																							
OREAS 86 (4 Acid) Meas																							
OREAS 86 (4 Acid) Cert																							
OREAS 86 (4 Acid) Meas																							
OREAS 86 (4 Acid) Cert																							
OREAS 86 (4 Acid) Meas																							
OREAS 86 (4 Acid) Cert																							
OREAS 86 (4 Acid) Meas																							
OREAS 86 (4																							

Analyte Symbol	Ag	Al	As	Ba	Be	Bi	Ca	Cd	Co	Cr	Cu	Fe	Ga	K	Mg	Li	Mn	Mo	Na	Ni	P	Pb	Sb
Unit Symbol	ppm	%	ppm	ppm	ppm	ppm	%	ppm	ppm	ppm	ppm	%	ppm	%	%	ppm	ppm	ppm	%	ppm	%	ppm	ppm
Lower Limit	0.3	0.01	3	7	1	2	0.01	0.3	1	1	1	0.01	1	0.01	0.01	1	1	1	0.01	1	0.001	3	5
Method Code	TD-ICP	TD-ICP	TD-ICP	TD-ICP	TD-ICP	TD-ICP	TD-ICP	TD-ICP	TD-ICP	TD-ICP	TD-ICP	TD-ICP	TD-ICP	TD-ICP	TD-ICP	TD-ICP	TD-ICP	TD-ICP	TD-ICP	TD-ICP	TD-ICP	TD-ICP	TD-ICP
Acid) Cert																							
OREAS 86 (4 Acid) Meas																							
OREAS 86 (4 Acid) Cert																							
OREAS 86 (4 Acid) Meas																							
OREAS 86 (4 Acid) Cert																							
OREAS 86 (4 Acid) Meas																							
OREAS 86 (4 Acid) Cert																							
OREAS 86 (4 Acid) Meas																							
OREAS 86 (4 Acid) Cert																							
OREAS 86 (4 Acid) Meas																							
OREAS 86 (4 Acid) Cert																							
OREAS 86 (4 Acid) Meas																							
OREAS 86 (4 Acid) Cert																							
OREAS 86 (4 Acid) Meas																							
OREAS 86 (4 Acid) Cert																							
OREAS 86 (4 Acid) Meas																							
OREAS 86 (4 Acid) Cert																							
OREAS 86 (4 Acid) Meas																							
OREAS 86 (4 Acid) Cert																							
OREAS 86 (4 Acid) Meas																							
OREAS 86 (4 Acid) Cert																							
OREAS 86 (4 Acid) Meas																							
OREAS 86 (4 Acid) Cert																							
OREAS 86 (4 Acid) Meas																							
OREAS 86 (4 Acid) Cert																							
OREAS 86 (4 Acid) Meas																							
OREAS 86 (4 Acid) Cert																							
OREAS 86 (4 Acid) Meas																							
OREAS 86 (4 Acid) Cert																							
OREAS 86 (4 Acid) Meas																							
OREAS 86 (4 Acid) Cert																							
OREAS 86 (4																							

Analyte Symbol	Ag	Al	As	Ba	Be	Bi	Ca	Cd	Co	Cr	Cu	Fe	Ga	K	Mg	Li	Mn	Mo	Na	Ni	P	Pb	Sb
Unit Symbol	ppm	%	ppm	ppm	ppm	ppm	%	ppm	ppm	ppm	ppm	%	ppm	%	%	ppm	ppm	ppm	%	ppm	%	ppm	ppm
Lower Limit	0.3	0.01	3	7	1	2	0.01	0.3	1	1	1	0.01	1	0.01	0.01	1	1	1	0.01	1	0.001	3	5
Method Code	TD-ICP	TD-ICP	TD-ICP	TD-ICP	TD-ICP	TD-ICP	TD-ICP	TD-ICP	TD-ICP	TD-ICP	TD-ICP	TD-ICP	TD-ICP	TD-ICP	TD-ICP	TD-ICP	TD-ICP	TD-ICP	TD-ICP	TD-ICP	TD-ICP	TD-ICP	TD-ICP
Acid) Meas																							
OREAS 86 (4 Acid) Cert																							
OREAS 86 (4 Acid) Meas																							
OREAS 86 (4 Acid) Cert																							
OREAS 601c (4 acid) Meas	53.3	6.70	405		3	22	0.99	2.7	5	23	1150	2.44	26	2.63	0.18	28	216	4	1.74	7	0.042	376	14
OREAS 601c (4 acid) Cert	50.3	7.06	390.000		2.46	21.1	0.953	2.77	4.99	17.5	1160.000	2.41	23.5	2.72	0.169	26.7	230.000	3.66	1.94	6.83	0.039	328	37.2
OREAS 601c (4 acid) Meas	53.2	7.00	426		3	21	1.02	2.7	5	20	1160	2.49	25	2.09	0.18	30	226	4	1.88	13	0.041	353	12
OREAS 601c (4 acid) Cert	50.3	7.06	390.000		2.46	21.1	0.953	2.77	4.99	17.5	1160.000	2.41	23.5	2.72	0.169	26.7	230.000	3.66	1.94	6.83	0.039	328	37.2
OREAS 601c (4 acid) Meas	53.9	7.24	439		3	22	1.05	2.8	5	19	1180	2.53	25	2.54	0.19	30	218	4	1.93	8	0.042	371	13
OREAS 601c (4 acid) Cert	50.3	7.06	390.000		2.46	21.1	0.953	2.77	4.99	17.5	1160.000	2.41	23.5	2.72	0.169	26.7	230.000	3.66	1.94	6.83	0.039	328	37.2
OREAS 601c (4 acid) Meas	51.4	6.69	376		2	19	0.92	2.3	5	17	1110	2.34	22	2.63	0.17	28	239	3	1.79	7	0.036	319	11
OREAS 601c (4 acid) Cert	50.3	7.06	390.000		2.46	21.1	0.953	2.77	4.99	17.5	1160.000	2.41	23.5	2.72	0.169	26.7	230.000	3.66	1.94	6.83	0.039	328	37.2
OREAS 601c (4 acid) Meas	52.6	6.59	395		3	20	1.00	2.6	5	26	1140	2.57	23	1.73	0.18	29	218	3	1.88	10	0.038	346	11
OREAS 601c (4 acid) Cert	50.3	7.06	390.000		2.46	21.1	0.953	2.77	4.99	17.5	1160.000	2.41	23.5	2.72	0.169	26.7	230.000	3.66	1.94	6.83	0.039	328	37.2
OREAS 601c (4 acid) Meas	53.8	6.77	387		2	20	1.01	2.6	5	21	1150	2.56	23	2.54	0.18	30	223	3	1.90	8	0.037	339	10
OREAS 601c (4 acid) Cert	50.3	7.06	390.000		2.46	21.1	0.953	2.77	4.99	17.5	1160.000	2.41	23.5	2.72	0.169	26.7	230.000	3.66	1.94	6.83	0.039	328	37.2
OREAS 601c (4 acid) Meas	52.6	7.20	398		3	21	1.03	2.6	5	38	1290	2.55	< 1	1.70	0.18	28	244	3	1.89	9	0.039	339	12
OREAS 601c (4 acid) Cert	50.3	7.06	390.000		2.46	21.1	0.953	2.77	4.99	17.5	1160.000	2.41	23.5	2.72	0.169	26.7	230.000	3.66	1.94	6.83	0.039	328	37.2
OREAS 601c (4 acid) Meas	50.1	6.58	357		2	18	0.94	3.0	5	34	1080	2.42	21	2.60	0.17	28	201	3	1.79	10	0.036	308	14
OREAS 601c (4 acid) Cert	50.3	7.06	390.000		2.46	21.1	0.953	2.77	4.99	17.5	1160.000	2.41	23.5	2.72	0.169	26.7	230.000	3.66	1.94	6.83	0.039	328	37.2
OREAS 601c (4 acid) Meas	51.3	6.57	387		2	20	0.94	3.2	5	23	1090	2.44	23	2.74	0.17	28	203	4	1.83	8	0.039	337	13
OREAS 601c (4 acid) Cert	50.3	7.06	390.000		2.46	21.1	0.953	2.77	4.99	17.5	1160.000	2.41	23.5	2.72	0.169	26.7	230.000	3.66	1.94	6.83	0.039	328	37.2
OREAS 601c (4 acid) Meas	50.1	6.65	373		2	18	0.94	3.1	5	24	1100	2.43	23	2.72	0.17	28	189	3	1.83	8	0.037	314	10
OREAS 601c (4 acid) Cert	50.3	7.06	390.000		2.46	21.1	0.953	2.77	4.99	17.5	1160.000	2.41	23.5	2.72	0.169	26.7	230.000	3.66	1.94	6.83	0.039	328	37.2
OREAS 601c (4 acid) Meas	51.6	6.72	358		2	17	0.94	2.8	5	18	1090	2.32	22	2.03	0.17	31	202	3	1.78	10	0.036	312	11
OREAS 601c (4 acid) Cert	50.3	7.06	390.000		2.46	21.1	0.953	2.77	4.99	17.5	1160.000	2.41	23.5	2.72	0.169	26.7	230.000	3.66	1.94	6.83	0.039	328	37.2
OREAS 601c (4 acid) Meas	51.4	6.61	365		2	19	0.92	3.0	5	20	1060	2.29	23	2.73	0.17	31	200	4	1.78	8	0.037	334	12
OREAS 601c (4 acid) Cert	50.3	7.06	390.000		2.46	21.1	0.953	2.77	4.99	17.5	1160.000	2.41	23.5	2.72	0.169	26.7	230.000	3.66	1.94	6.83	0.039	328	37.2
OREAS 601c (4 acid) Meas	51.6	6.81	365		2	20	0.97	2.4	5	94	1140	2.39	23	2.45	0.17	27	225	4	1.84	8	0.040	324	14
OREAS 601c (4	50.3	7.06	390.000		2.46	21.1	0.953	2.77	4.99	17.5	1160.00	2.41	23.5	2.72	0.169	26.7	230.000	3.66	1.94	6.83	0.039	328	37.2

Analyte Symbol	Ag	Al	As	Ba	Be	Bi	Ca	Cd	Co	Cr	Cu	Fe	Ga	K	Mg	Li	Mn	Mo	Na	Ni	P	Pb	Sb
Unit Symbol	ppm	%	ppm	ppm	ppm	ppm	%	ppm	ppm	ppm	ppm	%	ppm	%	%	ppm	ppm	ppm	%	ppm	%	ppm	ppm
Lower Limit	0.3	0.01	3	7	1	2	0.01	0.3	1	1	1	0.01	1	0.01	0.01	1	1	1	0.01	1	0.001	3	5
Method Code	TD-ICP	TD-ICP	TD-ICP	TD-ICP	TD-ICP	TD-ICP	TD-ICP	TD-ICP	TD-ICP	TD-ICP	TD-ICP	TD-ICP	TD-ICP	TD-ICP	TD-ICP	TD-ICP	TD-ICP	TD-ICP	TD-ICP	TD-ICP	TD-ICP	TD-ICP	TD-ICP
acid) Cert											0												
OREAS 601c (4 acid) Meas	51.6	6.72	378		3	20	0.98	2.5	5	18	1130	2.39	24	2.66	0.17	27	209	4	1.86	8	0.041	332	11
OREAS 601c (4 acid) Cert	50.3	7.06	390.000		2.46	21.1	0.953	2.77	4.99	17.5	1160.000	2.41	23.5	2.72	0.169	26.7	230.000	3.66	1.94	6.83	0.039	328	37.2
OREAS 601c (4 acid) Meas	49.8	6.52	363		2	19	0.94	2.5	5	18	1090	2.30	23	2.66	0.17	27	198	3	1.82	7	0.038	321	11
OREAS 601c (4 acid) Cert	50.3	7.06	390.000		2.46	21.1	0.953	2.77	4.99	17.5	1160.000	2.41	23.5	2.72	0.169	26.7	230.000	3.66	1.94	6.83	0.039	328	37.2
OREAS 601c (4 acid) Meas	48.8	6.28	333		2	16	0.93	2.1	4	33	1080	2.29	20	1.95	0.17	27	213	3	1.73	9	0.038	283	13
OREAS 601c (4 acid) Cert	50.3	7.06	390.000		2.46	21.1	0.953	2.77	4.99	17.5	1160.000	2.41	23.5	2.72	0.169	26.7	230.000	3.66	1.94	6.83	0.039	328	37.2
OREAS 601c (4 acid) Meas	48.3	5.93	342		2	17	0.88	2.2	4	23	1060	2.22	20	2.67	0.16	26	192	3	1.70	6	0.039	267	11
OREAS 601c (4 acid) Cert	50.3	7.06	390.000		2.46	21.1	0.953	2.77	4.99	17.5	1160.000	2.41	23.5	2.72	0.169	26.7	230.000	3.66	1.94	6.83	0.039	328	37.2
OREAS 601c (4 acid) Meas	54.4	6.68	371		2	18	0.98	2.4	5	25	1200	2.52	22	3.10	0.18	31	217	3	1.97	7	0.041	309	12
OREAS 601c (4 acid) Cert	50.3	7.06	390.000		2.46	21.1	0.953	2.77	4.99	17.5	1160.000	2.41	23.5	2.72	0.169	26.7	230.000	3.66	1.94	6.83	0.039	328	37.2
OREAS 601c (4 acid) Meas	52.7	6.85	392		2	20	0.95	2.5	5	29	1110	2.49	24	1.63	0.18	28	231	4	1.83	8	0.039	337	15
OREAS 601c (4 acid) Cert	50.3	7.06	390.000		2.46	21.1	0.953	2.77	4.99	17.5	1160.000	2.41	23.5	2.72	0.169	26.7	230.000	3.66	1.94	6.83	0.039	328	37.2
OREAS 601c (4 acid) Meas	53.6	6.97	386		2	19	0.98	2.5	5	19	1120	2.51	24	2.50	0.18	29	216	3	1.86	7	0.038	330	10
OREAS 601c (4 acid) Cert	50.3	7.06	390.000		2.46	21.1	0.953	2.77	4.99	17.5	1160.000	2.41	23.5	2.72	0.169	26.7	230.000	3.66	1.94	6.83	0.039	328	37.2
OREAS 601c (4 acid) Meas	50.4	6.83	369		2	18	0.95	2.4	5	23	1070	2.43	23	1.76	0.17	28	209	3	1.79	7	0.036	315	13
OREAS 601c (4 acid) Cert	50.3	7.06	390.000		2.46	21.1	0.953	2.77	4.99	17.5	1160.000	2.41	23.5	2.72	0.169	26.7	230.000	3.66	1.94	6.83	0.039	328	37.2
OREAS 601c (4 acid) Meas	51.4	6.81	361		2	19	0.94	2.4	5	20	1170	2.50	22	2.31	0.18	27	222	3	1.87	8	0.037	319	11
OREAS 601c (4 acid) Cert	50.3	7.06	390.000		2.46	21.1	0.953	2.77	4.99	17.5	1160.000	2.41	23.5	2.72	0.169	26.7	230.000	3.66	1.94	6.83	0.039	328	37.2
OREAS 601c (4 acid) Meas	53.4	6.93	378		2	20	0.97	2.5	5	22	1210	2.58	23	2.99	0.18	28	210	3	1.94	8	0.038	339	12
OREAS 601c (4 acid) Cert	50.3	7.06	390.000		2.46	21.1	0.953	2.77	4.99	17.5	1160.000	2.41	23.5	2.72	0.169	26.7	230.000	3.66	1.94	6.83	0.039	328	37.2
OREAS 601c (4 acid) Meas	50.2	6.51	374		2	19	0.92	2.5	5	24	1130	2.44	23	2.86	0.17	27	214	4	1.87	8	0.037	335	12
OREAS 601c (4 acid) Cert	50.3	7.06	390.000		2.46	21.1	0.953	2.77	4.99	17.5	1160.000	2.41	23.5	2.72	0.169	26.7	230.000	3.66	1.94	6.83	0.039	328	37.2
OREAS 601c (4 acid) Meas	50.0	6.58	374		2	17	0.92	2.3	5	31	1050	2.30	23	1.94	0.16	26	209	3	1.76	7	0.037	320	15
OREAS 601c (4 acid) Cert	50.3	7.06	390.000		2.46	21.1	0.953	2.77	4.99	17.5	1160.000	2.41	23.5	2.72	0.169	26.7	230.000	3.66	1.94	6.83	0.039	328	37.2
OREAS 601c (4 acid) Meas	50.9	6.67	388		2	18	0.94	2.4	5	24	1080	2.33	23	2.51	0.16	28	215	3	1.85	8	0.038	335	14
OREAS 601c (4 acid) Cert	50.3	7.06	390.000		2.46	21.1	0.953	2.77	4.99	17.5	1160.000	2.41	23.5	2.72	0.169	26.7	230.000	3.66	1.94	6.83	0.039	328	37.2
OREAS 601c (4 acid) Meas	48.5	6.85	389		2	19	0.95	2.7	5	21	1100	2.36	23	2.64	0.17	26	231	3	1.79	11	0.038	325	10
OREAS 601c (4 acid) Cert	50.3	7.06	390.000		2.46	21.1	0.953	2.77	4.99	17.5	1160.000	2.41	23.5	2.72	0.169	26.7	230.000	3.66	1.94	6.83	0.039	328	37.2
OREAS 601c (4	49.1	7.07	372		2	18	0.97	2.9	5	17	1120	2.40	23	2.77	0.18	27	211	3	1.81	7	0.037	319	9

Analyte Symbol	Ag	Al	As	Ba	Be	Bi	Ca	Cd	Co	Cr	Cu	Fe	Ga	K	Mg	Li	Mn	Mo	Na	Ni	P	Pb	Sb
Unit Symbol	ppm	%	ppm	ppm	ppm	ppm	%	ppm	ppm	ppm	ppm	%	ppm	%	%	ppm	ppm	ppm	%	ppm	%	ppm	ppm
Lower Limit	0.3	0.01	3	7	1	2	0.01	0.3	1	1	1	0.01	1	0.01	0.01	1	1	1	0.01	1	0.001	3	5
Method Code	TD-ICP	TD-ICP	TD-ICP	TD-ICP	TD-ICP	TD-ICP	TD-ICP	TD-ICP	TD-ICP	TD-ICP	TD-ICP	TD-ICP	TD-ICP	TD-ICP	TD-ICP	TD-ICP	TD-ICP	TD-ICP	TD-ICP	TD-ICP	TD-ICP	TD-ICP	TD-ICP
acid) Meas																							
OREAS 601c (4 acid) Cert	50.3	7.06	390.000		2.46	21.1	0.953	2.77	4.99	17.5	1160.000	2.41	23.5	2.72	0.169	26.7	230.000	3.66	1.94	6.83	0.039	328	37.2
A0963134 Orig	0.9	7.90	190	219	1	< 2	1.77	0.8	16	63	69	8.22	18	3.08	1.28	24	1340	2	2.93	43	0.056	15	< 5
A0963134 Dup	1.1	7.84	167	510	1	< 2	1.71	0.7	15	60	68	7.69	17	3.66	1.24	23	1300	2	2.87	42	0.054	15	< 5
A0963149 Orig	0.8	6.84	24	105	< 1	< 2	2.08	< 0.3	37	16	2	4.72	16	1.92	0.62	13	179	1	1.13	18	0.010	14	< 5
A0963149 Dup	0.6	6.77	29	105	< 1	2	2.03	< 0.3	36	16	1	4.68	16	1.88	0.61	13	173	< 1	1.10	18	0.011	14	< 5
A0963167 Orig	0.8	6.10	5	135	< 1	< 2	1.75	< 0.3	9	27	67	2.83	18	1.05	0.90	14	202	2	3.26	19	0.070	10	< 5
A0963167 Dup	0.3	7.39	7	75	< 1	< 2	1.91	< 0.3	9	21	67	2.95	19	1.09	0.94	15	194	2	3.28	20	0.075	10	< 5
A0963178 Orig	0.5	7.98	17	191	1	< 2	2.00	< 0.3	4	11	3	2.28	19	2.49	0.52	13	361	2	3.02	6	0.041	9	< 5
A0963178 Dup	0.4	7.09	16	166	1	< 2	1.79	< 0.3	4	13	14	2.02	18	2.19	0.47	11	322	2	2.68	7	0.038	9	< 5
A0963514 Orig	1.3	5.68	877	175	1	< 2	3.01	1.8	10	60	80	9.42	13	1.93	1.47	22	793	< 1	2.10	39	0.073	26	6
A0963514 Dup	1.6	5.55	909	131	< 1	< 2	2.92	1.9	10	56	78	9.68	13	1.87	1.42	21	782	< 1	2.03	40	0.074	26	11
A0963531 Orig	1.3	7.78	244	272	< 1	< 2	5.06	2.4	15	54	23	3.63	24	0.95	1.70	17	2790	8	5.47	35	0.048	40	< 5
A0963531 Dup	1.4	7.73	237	272	< 1	< 2	5.09	2.4	15	52	23	3.57	24	0.95	1.68	17	2790	8	5.50	37	0.050	40	< 5
A0964379 Orig	0.4	7.32	4	148	< 1	< 2	0.61	< 0.3	8	19	7	2.48	17	2.53	0.67	17	110	4	1.45	16	0.058	7	< 5
A0964379 Dup	< 0.3	7.38	4	78	< 1	< 2	0.62	< 0.3	8	23	8	2.41	18	2.67	0.69	17	116	4	1.49	15	0.060	7	< 5
117074 Orig	< 0.3	8.05	< 3	528	< 1	< 2	2.35	< 0.3	9	17	15	2.41	19	2.15	0.83	23	346	< 1	2.72	14	0.048	9	< 5
117074 Dup	< 0.3	7.47	3	496	< 1	< 2	2.21	< 0.3	8	22	14	2.46	18	2.02	0.79	21	331	< 1	2.56	13	0.044	8	< 5
117091 Orig	< 0.3	8.38	< 3	505	1	< 2	2.10	< 0.3	8	14	20	2.57	19	2.18	0.63	22	356	< 1	2.77	13	0.049	9	< 5
117091 Dup	< 0.3	8.87	3	536	1	< 2	2.23	< 0.3	9	18	21	2.74	20	2.29	0.66	24	375	< 1	2.94	16	0.051	10	< 5
A0963955 Orig	0.5	9.56	17	807	1	< 2	3.05	< 0.3	11	27	27	3.15	23	1.91	1.04	19	534	< 1	4.36	20	0.085	15	< 5
A0963955 Dup	0.7	9.32	17	794	1	< 2	2.97	< 0.3	10	32	26	3.16	23	1.90	1.02	18	519	< 1	4.37	20	0.087	15	< 5
117212 Orig	0.5	6.27	13	552	1	< 2	1.96	< 0.3	9	27	23	2.97	22	2.08	0.67	24	366	< 1	2.44	18	0.058	13	< 5
117212 Dup	0.6	7.87	13	574	1	< 2	2.23	< 0.3	9	27	28	3.04	21	2.18	0.71	25	366	< 1	2.52	17	0.054	12	< 5
117221 Orig	0.5	7.21	4	94	1	< 2	1.80	< 0.3	10	20	11	3.66	21	2.51	0.89	21	413	1	1.87	20	0.066	10	< 5
117221 Dup	0.3	7.13	5	101	< 1	< 2	1.63	< 0.3	9	17	10	3.23	18	2.11	0.87	18	413	1	1.82	21	0.062	9	< 5
117153 Orig	0.6	8.38	46	128	1	< 2	1.23	< 0.3	22	73	8	5.11	19	3.42	1.27	40	1510	2	0.93	45	0.061	11	< 5
117153 Dup	0.5	7.46	41	127	< 1	< 2	1.11	< 0.3	19	63	9	4.50	17	2.89	1.15	36	1320	2	0.84	39	0.054	9	< 5
A0963246 Orig	< 0.3	7.27	< 3	485	< 1	< 2	2.21	< 0.3	8	14	14	2.27	17	2.12	0.55	16	340	< 1	2.39	13	0.043	8	< 5
A0963246 Dup	0.3	8.15	3	541	< 1	< 2	2.46	< 0.3	8	18	17	2.72	20	2.33	0.62	18	387	< 1	2.61	14	0.054	9	< 5
A0963110 Orig	0.4	7.92	3	524	< 1	< 2	2.30	< 0.3	8	16	17	2.64	19	2.00	0.66	19	368	< 1	2.74	14	0.054	7	< 5
A0963110 Dup	< 0.3	7.67	< 3	502	< 1	< 2	2.20	< 0.3	8	21	14	2.59	18	1.97	0.62	18	358	< 1	2.62	14	0.049	7	< 5
DX758114 Orig	1.1	6.83	141	404	< 1	< 2	1.34	0.9	3	10	11	2.10	18	0.86	0.20	7	617	2	3.67	2	0.018	116	< 5
DX758114 Dup	1.3	7.02	142	353	< 1	< 2	1.37	0.9	3	10	13	2.17	18	0.88	0.20	7	658	2	3.74	3	0.017	118	< 5
A0964077 Orig	0.5	7.66	17	125	< 1	< 2	2.44	0.4	12	17	10	3.58	19	1.67	1.09	20	439	2	2.11	21	0.086	7	< 5
A0964077 Dup	0.4	7.79	18	118	< 1	< 2	2.43	0.4	12	15	9	3.59	20	1.65	1.09	19	421	2	2.10	21	0.086	7	< 5
A0964091 Orig	0.6	7.32	18	128	1	< 2	2.58	< 0.3	13	52	18	4.56	18	2.15	1.27	14	626	1	1.48	31	0.084	12	< 5
A0964091 Dup	0.4	7.36	17	168	1	< 2	2.61	< 0.3	14	44	18	4.57	19	2.15	1.28	14	638	1	1.50	31	0.086	12	< 5
A0963804 Orig	1.1	5.98	35	120	< 1	< 2	0.51	0.3	2	16	7	2.61	16	3.82	0.30	11	199	3	0.75	3	0.015	86	< 5
A0963804 Dup	1.0	6.19	33	117	< 1	< 2	0.53	< 0.3	2	11	7	2.66	16	4.09	0.31	12	199	3	0.78	2	0.015	84	< 5
A0963812 Orig	0.9	6.70	265	234	< 1	3	1.21	< 0.3	15	61	76	6.04	15	2.94	0.88	8	629	2	1.64	40	0.036	20	< 5
A0963812 Dup	0.8	6.13	229	214	< 1	3	1.12	< 0.3	14	52	67	5.43	14	2.65	0.80	8	580	1	1.49	35	0.033	19	< 5
A0964859 Orig	0.9	7.63	25	70	1	< 2	1.32	< 0.3	14	27	10	5.27	18	2.80	0.78	25	553	1	1.09	16	0.063	6	< 5
A0964859 Dup	0.9	7.75	24	69	1	< 2	1.32	< 0.3	14	21	10	4.89	19	2.43	0.78	25	537	1	1.09	16	0.063	5	< 5
A0963935 Orig	1.2	8.02	51	88	1	< 2	2.58	< 0.3	12	23	26	3.52	19	2.71	1.07	21	1030	2	1.80	22	0.088	22	< 5
A0963935 Dup	1.2	8.07	52	95	1	< 2	2.61	< 0.3	12	22	25	3.36	19	2.60	1.07	21	1020	2	1.79	22	0.088	22	< 5
A0964046 Orig	1.3	7.00	3000	325	1	< 2	2.17	50.3	18	85	201	4.62	23	2.00	0.98	20	1070	4	2.95	45	0.023	30	< 5
A0964046 Dup	1.5	7.93	3010	255	1	< 2	2.23	50.7	18	82	201	4.81	24	2.03	1.01	20	1050	4	2.94	44	0.023	28	< 5
A0963992 Orig	1.7	8.02	5	529	1	< 2	2.52	5.4	9	20	24	3.21	19	2.24	0.78	19	1390	1	1.82	16	0.059	15	< 5
A0963992 Dup	1.7	8.45	6	562	1	< 2	2.61	5.5	10	25	24	3.39	19	2.53	0.81	20	1460	1	1.92	17	0.060	15	< 5

Analyte Symbol	Ag	Al	As	Ba	Be	Bi	Ca	Cd	Co	Cr	Cu	Fe	Ga	K	Mg	Li	Mn	Mo	Na	Ni	P	Pb	Sb
Unit Symbol	ppm	%	ppm	ppm	ppm	ppm	%	ppm	ppm	ppm	ppm	%	ppm	%	%	ppm	ppm	ppm	%	ppm	%	ppm	ppm
Lower Limit	0.3	0.01	3	7	1	2	0.01	0.3	1	1	1	0.01	1	0.01	0.01	1	1	1	0.01	1	0.001	3	5
Method Code	TD-ICP	TD-ICP	TD-ICP	TD-ICP	TD-ICP	TD-ICP	TD-ICP	TD-ICP	TD-ICP	TD-ICP	TD-ICP	TD-ICP	TD-ICP	TD-ICP	TD-ICP	TD-ICP	TD-ICP	TD-ICP	TD-ICP	TD-ICP	TD-ICP	TD-ICP	TD-ICP
A0963010 Orig	0.8	8.46	4	331	1	< 2	2.58	< 0.3	16	55	33	4.84	22	1.73	1.15	39	614	2	2.48	37	0.113	12	< 5
A0963010 Dup	0.7	9.12	3	347	1	< 2	2.73	< 0.3	17	63	36	4.98	22	1.85	1.22	42	645	1	2.61	37	0.111	13	< 5
A0963028 Orig	1.2	7.20	43	88	< 1	5	0.91	< 0.3	8	23	3	5.22	18	2.73	0.73	24	472	1	0.35	15	0.061	8	< 5
A0963028 Dup	1.0	7.12	45	85	< 1	4	0.89	< 0.3	8	24	< 1	5.06	18	2.37	0.72	23	480	1	0.34	14	0.060	7	< 5
A0964705 Orig	1.0	7.73	1330	445	< 1	< 2	2.89	< 0.3	9	15	12	2.70	18	1.06	0.75	11	1000	1	5.27	14	0.061	12	< 5
A0964705 Dup	1.0	7.64	1330	508	< 1	< 2	2.88	< 0.3	9	16	13	2.54	19	1.06	0.76	11	1010	2	5.24	15	0.063	13	< 5
A0962897 Orig	1.5	6.35	29	293	1	3	0.90	< 0.3	2	17	53	3.07	17	2.63	0.35	14	940	1	0.93	5	0.017	26	< 5
A0962897 Dup	1.5	6.45	29	262	1	3	0.90	< 0.3	2	15	53	3.12	17	2.66	0.36	14	943	1	0.92	5	0.017	25	< 5
A0963677 Orig	0.8	7.79	7	124	< 1	< 2	1.70	< 0.3	9	23	16	2.85	20	1.40	0.71	14	328	3	1.70	16	0.060	11	< 5
A0963677 Dup	0.7	7.65	6	101	< 1	< 2	1.69	< 0.3	9	21	16	2.77	21	2.19	0.70	14	324	3	1.67	16	0.060	11	< 5
A0963691 Orig	0.6	7.74	20	220	1	< 2	2.80	< 0.3	10	23	18	2.77	20	1.11	0.96	16	540	1	2.73	20	0.084	11	< 5
A0963691 Dup	0.8	7.82	17	214	1	< 2	2.84	< 0.3	10	21	14	2.69	20	1.12	0.97	16	577	1	2.70	20	0.085	10	< 5
A0964103 Orig	0.9	7.71	13	229	< 1	< 2	2.68	1.6	8	19	49	2.51	20	1.74	0.74	16	1320	1	2.37	13	0.071	8	< 5
A0964103 Dup	0.9	7.90	14	195	1	< 2	2.72	1.6	8	14	47	2.56	20	1.77	0.75	16	1270	2	2.41	14	0.072	8	< 5
A0964114 Orig	0.8	8.16	24	163	1	< 2	2.45	< 0.3	10	16	14	3.12	20	2.22	0.92	16	957	2	2.06	19	0.072	7	< 5
A0964114 Dup	1.0	8.24	25	202	1	< 2	2.50	< 0.3	10	22	13	3.35	21	2.24	0.94	16	985	2	2.06	19	0.073	7	< 5
A0964260 Orig	0.5	7.48	4	426	< 1	< 2	2.35	< 0.3	10	20	26	2.55	19	1.88	0.85	25	436	2	2.29	19	0.061	16	< 5
A0964260 Dup	0.7	7.79	4	436	< 1	< 2	2.45	< 0.3	10	21	18	2.62	19	1.94	0.89	26	456	2	2.37	19	0.061	16	< 5
A0964278 Orig	0.7	8.10	10	452	1	< 2	2.49	< 0.3	8	23	18	2.45	20	1.88	0.78	23	380	< 1	2.58	15	0.056	9	< 5
A0964278 Dup	1.0	8.26	10	455	1	< 2	2.49	< 0.3	8	22	18	2.49	21	1.87	0.78	23	371	< 1	2.53	15	0.056	9	< 5
117393 Orig	1.6	7.92	37	152	< 1	< 2	2.21	< 0.3	12	42	11	4.21	18	2.26	0.85	15	1190	1	1.71	20	0.058	34	< 5
117393 Dup	1.4	7.66	35	132	< 1	< 2	2.15	< 0.3	12	30	15	3.87	19	3.01	0.84	15	1200	1	1.67	20	0.058	35	< 5
117414 Orig	0.6	8.28	314	577	1	< 2	1.58	< 0.3	23	89	56	5.11	20	2.32	1.32	33	601	< 1	2.26	58	0.049	9	< 5
117414 Dup	0.8	8.10	328	571	1	< 2	1.58	< 0.3	23	86	58	5.24	19	2.29	1.32	33	598	< 1	2.27	57	0.049	9	< 5
A0964891 Orig	1.0	8.16	19	557	1	< 2	2.75	2.8	10	22	29	3.37	20	2.41	0.88	18	1990	1	1.60	19	0.072	53	< 5
A0964891 Dup	1.0	8.04	16	554	1	< 2	2.69	2.9	10	20	29	3.47	20	2.52	0.85	17	1900	1	1.58	19	0.070	52	< 5
A0964905 Orig	0.9	7.10	56	352	< 1	< 2	1.34	< 0.3	3	9	4	1.82	18	1.28	0.26	9	273	2	3.39	2	0.018	18	< 5
A0964905 Dup	1.0	7.22	56	364	< 1	< 2	1.35	< 0.3	3	19	4	1.90	19	1.30	0.26	10	278	2	3.45	2	0.019	18	< 5
A0964580 Orig	0.3	8.77	< 3	443	< 1	< 2	2.48	< 0.3	8	18	12	2.29	21	1.67	0.79	28	429	< 1	2.84	9	0.055	8	< 5
A0964580 Dup	0.5	8.68	< 3	435	< 1	< 2	2.43	< 0.3	7	14	13	2.26	21	1.65	0.77	27	419	< 1	2.84	9	0.054	8	< 5
A0964590 Orig	0.5	7.96	< 3	600	1	< 2	2.22	< 0.3	9	16	21	2.79	20	1.99	0.71	21	399	2	3.29	15	0.056	11	< 5
A0964590 Dup	0.5	8.26	< 3	602	1	< 2	2.23	< 0.3	9	16	21	2.73	20	1.81	0.72	21	397	1	3.34	15	0.056	11	< 5
A0964604 Orig	0.5	8.11	4	511	1	< 2	2.54	< 0.3	9	11	31	2.67	20	1.74	0.81	25	386	< 1	3.10	18	0.057	10	< 5
A0964604 Dup	0.6	7.99	4	502	1	< 2	2.54	< 0.3	9	12	21	2.65	20	1.66	0.81	25	384	< 1	3.05	15	0.056	10	< 5
117434 Orig	1.2	4.92	184	211	< 1	< 2	1.03	< 0.3	3	11	7	1.65	11	1.34	0.28	10	252	2	2.95	5	0.021	12	< 5
117434 Dup	0.6	5.55	180	212	< 1	< 2	1.12	< 0.3	3	11	7	1.68	12	1.32	0.28	10	246	1	2.95	5	0.021	13	< 5
117445 Orig	0.8	6.73	25	405	1	< 2	1.28	< 0.3	1	5	2	1.76	18	1.84	0.23	16	254	1	2.55	< 1	0.017	16	< 5
117445 Dup	0.9	7.06	26	555	1	< 2	1.35	< 0.3	2	10	1	1.89	18	2.19	0.24	17	268	1	2.69	< 1	0.018	12	< 5
117182 Orig	1.0	9.09	356	694	1	< 2	1.27	< 0.3	21	88	64	4.40	20	2.37	1.44	32	476	1	1.84	57	0.067	37	< 5
117182 Dup	1.5	9.04	371	696	1	< 2	1.27	< 0.3	22	98	63	4.49	20	2.64	1.43	32	488	1	1.80	56	0.067	38	< 5
117261 Orig	0.7	8.81	113	620	1	< 2	1.40	< 0.3	20	78	54	4.66	20	2.35	1.47	27	504	< 1	1.80	53	0.066	15	< 5
117261 Dup	0.7	8.95	107	638	1	< 2	1.41	< 0.3	21	80	54	4.83	19	2.23	1.49	28	521	< 1	1.85	50	0.063	14	< 5
117275 Orig	0.7	7.50	306	473	1	< 2	1.33	< 0.3	3	11	4	2.16	19	2.29	0.35	15	249	1	3.27	3	0.023	12	< 5
117275 Dup	0.7	7.43	308	473	1	< 2	1.31	< 0.3	3	10	4	2.01	19	2.02	0.34	14	248	1	3.26	4	0.023	12	< 5
117297 Orig	0.7	6.97	3	554	3	< 2	4.66	< 0.3	34	168	58	6.33	20	1.01	4.60	79	968	< 1	1.38	222	0.236	7	< 5
117297 Dup	0.6	7.05	< 3	560	3	< 2	4.76	< 0.3	33	172	59	6.53	20	1.75	4.67	81	991	< 1	1.39	221	0.235	7	< 5
A0963059 Orig	0.5	7.64	< 3	489	< 1	< 2	2.05	< 0.3	8	100	13	2.49	19	1.56	0.80	31	397	< 1	3.24	15	0.053	10	< 5
A0963059 Dup	< 0.3	7.72	< 3	497	< 1	< 2	2.05	< 0.3	8	12	17	2.50	18	1.52	0.80	31	374	< 1	3.28	14	0.050	9	< 5
A0963072 Orig	0.5	6.92	< 3	479	< 1	< 2	2.81	< 0.3	12	42	12	3.48	17	1.64	1.04	31	498	< 1	2.12	19	0.094	9	< 5
A0963072 Dup	0.4	6.43	< 3	447	< 1	< 2	2.67	< 0.3	11	23	11	3.36	16	1.59	0.97	29	468	< 1	1.97	18	0.091	7	< 5
A0963099 Orig	0.6	6.38	21	332	< 1	< 2	2.38	< 0.3	7	24	17	2.35	17	1.46	0.80	23	806	2	2.96	13	0.068	8	< 5

Analyte Symbol	Ag	Al	As	Ba	Be	Bi	Ca	Cd	Co	Cr	Cu	Fe	Ga	K	Mg	Li	Mn	Mo	Na	Ni	P	Pb	Sb
Unit Symbol	ppm	%	ppm	ppm	ppm	ppm	%	ppm	ppm	ppm	ppm	%	ppm	%	%	ppm	ppm	ppm	%	ppm	%	ppm	ppm
Lower Limit	0.3	0.01	3	7	1	2	0.01	0.3	1	1	1	0.01	1	0.01	0.01	1	1	1	0.01	1	0.001	3	5
Method Code	TD-ICP	TD-ICP	TD-ICP	TD-ICP	TD-ICP	TD-ICP	TD-ICP	TD-ICP	TD-ICP	TD-ICP	TD-ICP	TD-ICP	TD-ICP	TD-ICP	TD-ICP	TD-ICP	TD-ICP	TD-ICP	TD-ICP	TD-ICP	TD-ICP	TD-ICP	TD-ICP
A0963099 Dup	0.8	6.78	21	344	< 1	< 2	2.51	< 0.3	8	15	18	2.50	16	1.53	0.84	24	821	2	3.09	13	0.067	8	< 5
DX758009 Orig	0.8	8.05	12	751	1	< 2	3.49	4.8	11	27	61	2.98	20	2.58	0.71	13	1640	1	1.54	20	0.082	10	< 5
DX758009 Dup	0.7	8.01	12	806	1	< 2	3.48	4.6	11	23	61	3.16	19	2.21	0.71	13	1600	2	1.54	20	0.080	9	< 5
DX758040 Orig	0.6	7.66	17	646	1	< 2	2.16	< 0.3	10	26	21	2.79	21	1.86	0.87	16	603	10	2.65	22	0.076	19	< 5
DX758040 Dup	0.8	8.15	17	687	1	< 2	2.31	< 0.3	11	20	21	3.08	21	1.94	0.93	18	660	11	2.82	23	0.077	19	< 5
A0962708 Orig	1.3	5.22	1740	96	< 1	< 2	0.24	< 0.3	2	10	2	2.46	16	2.80	0.20	16	74	2	1.79	2	0.011	248	< 5
A0962708 Dup	1.3	5.61	1740	108	< 1	< 2	0.26	< 0.3	2	12	2	2.63	15	2.90	0.21	17	78	2	1.93	2	0.011	247	< 5
A0964871 Orig	0.5	8.02	4	416	< 1	< 2	2.24	< 0.3	8	17	18	2.80	19	1.48	0.53	21	378	< 1	3.15	16	0.054	9	< 5
A0964871 Dup	0.4	7.42	4	381	< 1	< 2	2.10	< 0.3	8	16	15	2.60	19	1.40	0.50	20	353	< 1	2.90	15	0.054	9	< 5
A0964197 Orig	1.3	7.96	23	141	1	< 2	2.60	3.7	11	25	43	4.35	19	2.42	1.02	19	1730	1	0.83	21	0.075	14	< 5
A0964197 Dup	1.2	7.38	21	154	1	< 2	2.41	3.5	10	18	47	3.84	19	2.89	0.94	18	1660	1	0.77	20	0.073	13	< 5
A0964207 Orig	0.6	7.78	14	666	1	< 2	2.36	< 0.3	9	30	18	2.64	20	1.50	0.83	15	669	< 1	2.81	16	0.057	12	< 5
A0964207 Dup	0.6	8.10	17	693	1	< 2	2.44	< 0.3	9	14	18	2.88	20	1.85	0.86	16	657	< 1	2.91	17	0.058	12	< 5
A0964222 Orig	0.5	7.78	5	491	1	< 2	2.39	< 0.3	10	24	23	2.80	19	1.71	0.86	21	406	1	3.04	17	0.058	11	< 5
A0964222 Dup	0.5	7.68	6	483	< 1	< 2	2.36	< 0.3	10	23	22	2.76	19	1.65	0.84	21	398	< 1	2.96	17	0.059	10	< 5
A0964773 Orig	0.8	6.48	60	366	1	< 2	1.45	< 0.3	3	13	6	2.60	18	1.79	0.26	15	355	2	2.41	4	0.021	17	< 5
A0964773 Dup	0.8	6.89	60	361	1	< 2	1.50	< 0.3	3	12	5	2.66	18	1.81	0.27	16	343	2	2.45	4	0.022	17	< 5
A0964744 Orig	0.9	7.87	44	115	2	< 2	0.64	< 0.3	2	10	< 1	2.42	20	1.95	0.33	20	198	2	0.27	< 1	0.018	13	< 5
A0964744 Dup	0.8	7.84	44	120	2	< 2	0.63	< 0.3	2	9	< 1	2.35	22	1.98	0.33	19	189	2	0.27	< 1	0.020	14	< 5
A0962925 Orig	0.4	6.74	22	401	1	< 2	1.90	< 0.3	9	21	16	2.53	20	1.88	0.55	21	299	< 1	2.42	15	0.059	10	< 5
A0962925 Dup	0.4	8.20	24	294	1	< 2	2.14	< 0.3	9	21	18	2.73	20	1.88	0.60	23	319	< 1	2.64	16	0.060	10	< 5
A0962931 Orig	0.7	8.04	16	503	< 1	< 2	3.12	0.8	9	22	18	2.92	20	1.73	0.91	16	1350	< 1	2.04	17	0.059	17	< 5
A0962931 Dup	0.8	8.09	16	499	< 1	< 2	3.09	0.7	9	26	18	2.80	20	1.72	0.91	16	1340	< 1	2.04	17	0.056	17	< 5
A0964492 Orig	0.7	7.54	13	532	< 1	< 2	2.46	< 0.3	9	14	15	2.96	20	1.86	0.76	19	479	1	2.75	11	0.074	14	< 5
A0964492 Dup	0.6	8.23	14	548	< 1	< 2	2.55	< 0.3	9	25	17	3.05	20	2.13	0.79	19	496	2	2.79	11	0.079	15	< 5
A0964060 Orig	0.8	7.25	36	157	1	< 2	0.89	< 0.3	3	9	6	2.61	19	1.79	0.51	14	294	2	1.33	< 1	0.018	12	< 5
A0964060 Dup	0.9	7.06	36	148	1	< 2	0.90	< 0.3	2	7	4	2.69	19	2.00	0.53	14	292	4	1.32	< 1	0.017	12	< 5
A0963839 Orig	0.7	8.26	89	422	< 1	< 2	2.45	< 0.3	8	15	32	2.81	20	1.65	0.77	16	466	3	3.38	11	0.080	9	< 5
A0963839 Dup	0.7	7.58	97	397	< 1	< 2	2.28	< 0.3	8	21	30	2.59	19	1.33	0.71	15	437	3	3.16	11	0.075	8	< 5
A0963610 Orig	0.5	8.04	14	418	< 1	< 2	2.67	< 0.3	10	26	18	2.87	21	1.40	0.94	24	394	2	3.00	20	0.074	11	< 5
A0963610 Dup	0.6	7.85	12	420	< 1	< 2	2.71	< 0.3	10	29	18	2.86	20	1.73	0.94	24	405	1	3.03	19	0.070	11	< 5
A0963622 Orig	0.6	8.19	9	510	1	< 2	3.00	< 0.3	13	26	31	3.58	21	1.57	1.16	24	467	2	2.60	24	0.101	12	< 5
A0963622 Dup	0.7	8.55	14	465	1	< 2	3.11	< 0.3	14	22	31	3.58	21	1.49	1.20	24	475	2	2.64	23	0.102	13	< 5
A0963636 Orig	0.8	6.64	78	373	< 1	< 2	1.25	< 0.3	2	12	10	1.71	18	1.54	0.20	13	212	2	3.26	< 1	0.016	11	< 5
A0963636 Dup	0.8	6.10	76	301	< 1	< 2	1.17	< 0.3	2	10	5	1.58	17	1.43	0.18	12	187	2	3.06	< 1	0.015	10	< 5
A0962989 Orig	0.6	8.18	10	740	1	< 2	2.78	< 0.3	12	21	22	3.17	22	1.83	1.12	27	599	2	2.46	22	0.087	7	< 5
A0962989 Dup	0.6	8.84	8	759	1	< 2	2.82	< 0.3	11	21	19	3.17	22	1.77	1.12	27	587	2	2.46	22	0.080	7	< 5
A0964539 Orig	0.7	7.43	54	272	1	< 2	1.65	< 0.3	8	70	8	2.54	22	1.76	1.00	23	333	2	2.19	34	0.033	23	< 5
A0964539 Dup	0.8	7.69	53	251	1	< 2	1.71	< 0.3	7	77	9	2.61	22	1.94	1.02	24	349	2	2.26	36	0.033	24	< 5
A0963728 Orig	0.4	8.42	3	533	1	< 2	1.65	< 0.3	13	47	27	3.15	20	2.41	0.74	31	383	< 1	2.05	27	0.056	18	< 5
A0963728 Dup	0.5	8.58	< 3	546	1	< 2	1.68	< 0.3	13	129	28	3.19	20	2.34	0.75	31	390	1	2.09	28	0.059	18	< 5
A0963746 Orig	0.7	7.93	102	347	< 1	< 2	2.61	< 0.3	11	29	29	2.90	21	1.19	1.01	14	520	1	4.34	26	0.075	14	< 5
A0963746 Dup	0.5	8.03	96	353	< 1	< 2	2.66	< 0.3	11	36	30	3.04	20	1.21	1.04	14	537	2	4.43	25	0.074	14	< 5
A0964918 Orig	0.5	8.41	< 3	662	< 1	< 2	2.76	< 0.3	11	27	15	3.22	21	1.70	1.15	37	474	1	2.69	23	0.084	9	< 5
A0964918 Dup	0.5	8.61	< 3	680	< 1	< 2	2.80	< 0.3	11	26	15	3.37	20	1.75	1.17	37	485	1	2.73	22	0.083	8	< 5
A0964755 Orig	0.6	7.95	9	515	1	< 2	1.95	< 0.3	9	22	16	2.87	19	2.61	0.99	27	528	< 1	2.15	16	0.057	21	< 5
A0964755 Dup	0.7	8.21	8	533	1	< 2	2.01	< 0.3	9	27	16	2.92	20	2.69	1.02	27	542	< 1	2.19	17	0.060	21	< 5
A0964767 Orig	0.5	9.54	6	525	1	< 2	1.34	< 0.3	20	112	58	5.22	22	1.82	1.50	42	497	2	1.99	51	0.067	14	< 5
A0964767 Dup	0.7	8.84	6	489	1	< 2	1.24	< 0.3	18	91	55	4.99	20	1.87	1.40	38	461	1	1.84	47	0.063	12	< 5
A0964732 Orig	0.8	6.64	114	298	< 1	< 2	1.82	< 0.3	2	11	1	1.89	18	1.45	0.18	6	329	7	2.82	< 1	0.018	11	< 5
A0964732 Dup	0.8	6.89	128	238	< 1	< 2	1.83	< 0.3	2	15	1	1.92	18	1.44	0.19	6	339	6	2.82	1	0.018	11	< 5

Analyte Symbol	Ag	Al	As	Ba	Be	Bi	Ca	Cd	Co	Cr	Cu	Fe	Ga	K	Mg	Li	Mn	Mo	Na	Ni	P	Pb	Sb
Unit Symbol	ppm	%	ppm	ppm	ppm	ppm	%	ppm	ppm	ppm	ppm	%	ppm	%	%	ppm	ppm	ppm	%	ppm	%	ppm	ppm
Lower Limit	0.3	0.01	3	7	1	2	0.01	0.3	1	1	1	0.01	1	0.01	0.01	1	1	1	0.01	1	0.001	3	5
Method Code	TD-ICP	TD-ICP	TD-ICP	TD-ICP	TD-ICP	TD-ICP	TD-ICP	TD-ICP	TD-ICP	TD-ICP	TD-ICP	TD-ICP	TD-ICP	TD-ICP	TD-ICP	TD-ICP	TD-ICP	TD-ICP	TD-ICP	TD-ICP	TD-ICP	TD-ICP	TD-ICP
A0964835 Orig	0.7	6.44	59	93	< 1	< 2	0.97	< 0.3	2	15	15	2.05	15	0.40	0.32	5	293	< 1	3.93	2	0.017	9	< 5
A0964835 Dup	0.7	6.36	61	91	< 1	< 2	0.94	< 0.3	2	13	12	2.00	15	0.40	0.31	5	270	< 1	3.87	2	0.018	9	< 5
A0964627 Orig	1.1	5.51	> 5000	340	1	< 2	0.43	< 0.3	2	13	5	1.76	14	1.74	0.25	10	81	1	0.73	3	0.013	29	6
A0964627 Dup	0.9	5.93	> 5000	344	1	< 2	0.45	< 0.3	2	14	5	1.87	15	1.85	0.27	10	77	1	0.77	5	0.014	30	8
117140 Orig	0.7	7.00	38	454	1	< 2	1.54	< 0.3	1	9	1	1.37	17	1.84	0.24	13	157	1	2.61	5	0.017	8	< 5
117140 Dup	0.8	6.97	35	452	1	< 2	1.54	< 0.3	1	6	< 1	1.38	17	1.83	0.24	13	154	< 1	2.63	< 1	0.017	8	< 5
A0963325 Orig	0.9	7.98	8	484	< 1	< 2	2.92	< 0.3	11	27	24	2.97	19	1.92	1.03	29	416	1	2.89	20	0.065	9	< 5
A0963325 Dup	0.6	8.16	7	509	< 1	< 2	3.01	< 0.3	12	39	26	3.17	20	2.00	1.06	31	437	1	3.03	21	0.066	9	< 5
A0963366 Orig	0.6	7.36	4	451	< 1	< 2	2.60	< 0.3	8	16	17	2.34	17	1.75	0.82	21	366	1	2.24	12	0.052	8	< 5
A0963366 Dup	0.3	7.04	4	427	< 1	< 2	2.48	< 0.3	7	14	16	2.25	18	1.50	0.77	20	338	1	2.07	12	0.058	8	< 5
A0963354 Orig	0.5	6.94	19	387	1	< 2	2.59	< 0.3	12	22	18	3.36	18	2.55	0.93	21	504	< 1	2.15	11	0.115	7	< 5
A0963354 Dup	0.6	7.32	18	410	1	< 2	2.77	< 0.3	13	17	20	3.66	20	2.74	1.01	23	549	< 1	2.31	12	0.127	8	< 5
A0962779 Orig	0.7	7.46	4	451	< 1	< 2	2.28	0.3	9	13	83	2.51	19	2.84	0.98	37	423	< 1	1.71	13	0.062	47	< 5
A0962779 Dup	0.5	7.63	4	469	1	< 2	2.37	0.3	10	14	87	2.77	19	2.98	1.02	38	435	< 1	1.77	13	0.062	47	< 5
A0962789 Orig	1.1	7.81	42	416	< 1	< 2	2.55	3.3	6	26	20	2.33	18	2.19	0.60	14	1020	< 1	1.77	10	0.053	91	< 5
A0962789 Dup	0.9	7.47	38	462	< 1	< 2	2.45	3.1	6	27	19	2.33	17	2.07	0.58	13	965	< 1	1.69	9	0.050	88	< 5
A0964008 Orig	0.4	9.06	137	461	1	< 2	1.62	< 0.3	22	100	67	4.89	21	2.83	1.46	32	538	< 1	2.41	60	0.068	13	< 5
A0964008 Dup	0.5	8.69	142	447	1	< 2	1.60	< 0.3	21	99	65	4.96	21	2.71	1.43	31	518	< 1	2.32	59	0.068	13	< 5
A0964466 Orig	0.9	7.76	133	342	1	< 2	2.78	< 0.3	13	18	41	3.89	18	1.73	1.45	27	486	< 1	2.68	15	0.146	32	< 5
A0964466 Dup	1.0	7.93	133	352	1	< 2	2.81	< 0.3	13	21	42	3.90	18	1.93	1.45	28	472	< 1	2.70	15	0.137	32	< 5
A0964480 Orig	0.5	8.70	85	582	1	< 2	1.33	< 0.3	15	53	27	6.32	19	3.19	1.33	31	636	1	1.58	40	0.065	11	< 5
A0964480 Dup	0.5	8.48	88	566	1	< 2	1.30	< 0.3	14	62	26	6.19	19	3.14	1.29	30	618	1	1.54	39	0.064	10	< 5
117329 Orig	0.7	7.46	74	389	< 1	< 2	2.36	< 0.3	8	22	17	2.77	18	2.20	0.83	28	578	2	2.26	10	0.085	17	< 5
117329 Dup	0.8	6.52	77	340	< 1	< 2	2.04	< 0.3	7	12	15	2.36	17	1.88	0.71	23	479	1	1.97	9	0.077	15	< 5
117337 Orig	0.6	6.89	189	266	1	< 2	1.78	< 0.3	2	8	2	1.95	17	1.94	0.40	15	382	2	2.39	< 1	0.020	10	< 5
117337 Dup	0.8	6.67	179	264	1	< 2	1.72	< 0.3	2	6	1	1.98	16	1.96	0.39	15	369	2	2.31	< 1	0.020	9	< 5
A0963878 Orig	0.8	7.63	27	392	1	< 2	1.99	< 0.3	9	21	20	2.38	18	2.61	0.86	25	479	< 1	2.69	17	0.060	7	< 5
A0963878 Dup	0.6	7.74	28	395	1	< 2	2.02	< 0.3	9	23	20	2.46	19	2.64	0.87	25	477	< 1	2.70	17	0.060	7	< 5
A0963896 Orig	0.6	5.68	86	449	1	< 2	1.01	< 0.3	1	5	< 1	1.66	16	2.36	0.22	14	192	1	1.58	< 1	0.018	7	< 5
A0963896 Dup	0.5	5.83	87	462	1	< 2	1.05	< 0.3	1	8	< 1	1.69	17	2.42	0.23	15	204	1	1.61	< 1	0.018	8	< 5
A0964527 Orig	1.0	7.20	82	147	2	< 2	0.13	< 0.3	2	9	2	2.01	19	2.69	0.27	10	57	2	0.22	< 1	0.019	6	< 5
A0964527 Dup	0.8	7.21	78	165	1	< 2	0.13	< 0.3	2	10	< 1	2.05	19	3.19	0.28	11	59	2	0.23	< 1	0.018	6	< 5
117345 Orig	< 0.3	6.43	4	381	< 1	< 2	1.85	< 0.3	8	14	14	2.27	16	1.91	0.56	29	332	2	2.17	13	0.053	8	< 5
117345 Dup	0.5	7.11	4	427	< 1	< 2	2.11	< 0.3	8	17	17	2.36	18	2.13	0.62	33	383	2	2.41	13	0.058	8	< 5
117373 Orig	0.6	7.70	27	277	< 1	< 2	2.66	< 0.3	8	25	18	2.81	19	1.96	0.80	18	631	1	2.79	17	0.059	13	< 5
117373 Dup	0.5	6.91	25	282	< 1	< 2	2.47	< 0.3	7	20	17	2.58	18	1.69	0.73	16	570	1	2.53	16	0.056	12	< 5
117382 Orig	0.7	6.74	44	229	< 1	< 2	2.67	1.5	8	18	16	2.54	17	3.55	0.76	12	2150	2	0.48	15	0.063	210	< 5
117382 Dup	0.8	6.66	42	226	< 1	< 2	2.56	1.4	8	17	15	2.54	17	2.90	0.74	11	2070	2	0.47	14	0.059	202	< 5
117042 Orig	0.5	6.57	< 3	> 1000	1	< 2	1.11	< 0.3	2	10	6	1.81	17	1.81	0.22	15	257	< 1	2.44	1	0.015	14	< 5
117042 Dup	0.7	6.37	< 3	965	< 1	< 2	1.08	< 0.3	2	7	6	1.76	16	1.79	0.22	15	244	< 1	2.35	< 1	0.014	14	< 5
117060 Orig	0.5	7.74	4	424	1	< 2	2.37	< 0.3	8	19	16	2.73	20	1.86	0.68	29	438	3	2.06	14	0.061	11	< 5
117060 Dup	0.5	8.03	4	440	1	< 2	2.41	< 0.3	8	22	17	2.69	20	2.04	0.69	29	446	3	2.10	17	0.062	10	< 5
A0963494 Orig	0.8	7.76	29	218	< 1	< 2	2.76	< 0.3	10	23	27	3.01	21	1.98	1.06	29	456	1	2.25	21	0.074	9	< 5
A0963494 Dup	0.9	8.09	30	230	1	< 2	2.84	< 0.3	10	23	28	3.16	22	2.06	1.09	29	467	1	2.27	23	0.077	9	< 5
A0962802 Orig	0.7	7.53	19	452	1	< 2	2.33	< 0.3	9	23	24	2.53	21	1.85	0.74	15	504	1	2.27	17	0.062	20	< 5
A0962802 Dup	0.7	8.23	22	475	1	< 2	2.42	< 0.3	9	25	27	2.58	21	1.67	0.77	16	506	1	2.34	17	0.062	20	< 5
A0963475 Orig	0.6	7.13	117	134	2	< 2	1.09	< 0.3	8	24	2	2.65	20	2.63	0.62	21	326	1	0.67	17	0.058	15	< 5
A0963475 Dup	0.5	7.30	123	125	2	< 2	1.11	< 0.3	8	23	3	2.80	21	3.06	0.64	21	335	1	0.68	18	0.059	15	< 5
A0962854 Orig	0.9	7.35	25	154	1	< 2	2.54	< 0.3	11	48	15	3.26	22	2.01	0.93	18	730	2	1.89	15	0.105	58	< 5
A0962854 Dup	0.8	7.18	24	160	1	< 2	2.52	< 0.3	11	21	15	3.22	21	2.16	0.92	18	729	1	1.86	15	0.102	56	< 5
A0962834 Orig	0.7	7.46	25	359	1	< 2	2.46	< 0.3	10	18	20	2.85	20	2.03	0.97	20	480	1	2.45	19	0.085	31	< 5

Analyte Symbol	Ag	Al	As	Ba	Be	Bi	Ca	Cd	Co	Cr	Cu	Fe	Ga	K	Mg	Li	Mn	Mo	Na	Ni	P	Pb	Sb
Unit Symbol	ppm	%	ppm	ppm	ppm	ppm	%	ppm	ppm	ppm	ppm	%	ppm	%	%	ppm	ppm	ppm	%	ppm	%	ppm	ppm
Lower Limit	0.3	0.01	3	7	1	2	0.01	0.3	1	1	1	0.01	1	0.01	0.01	1	1	1	0.01	1	0.001	3	5
Method Code	TD-ICP	TD-ICP	TD-ICP	TD-ICP	TD-ICP	TD-ICP	TD-ICP	TD-ICP	TD-ICP	TD-ICP	TD-ICP	TD-ICP	TD-ICP	TD-ICP	TD-ICP	TD-ICP	TD-ICP	TD-ICP	TD-ICP	TD-ICP	TD-ICP	TD-ICP	TD-ICP
A0962834 Dup	0.8	7.30	25	360	1	< 2	2.45	< 0.3	10	18	20	2.84	20	2.13	0.96	20	478	2	2.43	18	0.085	31	< 5
A0962847 Orig	4.7	5.83	288	220	< 1	< 2	1.44	0.8	7	17	82	2.42	16	2.62	0.53	16	443	2	1.85	10	0.064	326	< 5
A0962847 Dup	5.0	5.64	284	259	< 1	< 2	1.37	0.8	6	13	79	2.43	16	2.54	0.51	15	417	2	1.81	10	0.063	315	< 5
DX758060 Orig	< 0.3	2.51	< 3	144	< 1	< 2	0.78	< 0.3	4	17	14	1.25	7	0.63	0.22	10	154	< 1	0.73	7	0.018	13	< 5
DX758060 Dup	< 0.3	2.46	< 3	141	< 1	< 2	0.77	< 0.3	3	10	12	1.23	7	0.62	0.22	9	147	< 1	0.72	7	0.018	12	< 5
DX758072 Orig	0.8	7.68	6	415	1	< 2	1.78	0.3	9	19	22	2.97	20	2.08	1.15	44	482	2	2.15	15	0.060	16	< 5
DX758072 Dup	0.7	7.68	7	414	1	< 2	1.75	0.3	9	20	21	2.77	20	1.61	1.15	44	471	2	2.13	15	0.059	16	< 5
DX758086 Orig	0.6	7.37	11	420	< 1	< 2	2.61	< 0.3	10	21	12	2.89	20	2.15	0.95	22	823	1	2.31	19	0.083	30	< 5
DX758086 Dup	0.8	7.51	11	425	< 1	< 2	2.62	< 0.3	10	19	13	2.88	20	2.16	0.96	22	831	1	2.34	18	0.084	30	< 5
A0963506 Orig	0.7	7.31	25	403	1	< 2	1.90	< 0.3	9	29	19	2.39	19	1.95	0.71	16	382	1	1.53	19	0.058	11	< 5
A0963506 Dup	0.6	7.72	30	438	1	< 2	2.04	< 0.3	9	25	21	2.57	20	2.26	0.76	18	396	1	1.63	20	0.060	11	< 5
A0964151 Orig	0.6	7.77	4	494	1	< 2	1.73	< 0.3	8	19	17	2.47	20	2.01	0.53	25	381	1	2.31	13	0.062	56	< 5
A0964151 Dup	0.6	8.02	4	507	1	< 2	1.79	< 0.3	9	16	17	2.53	21	2.25	0.55	25	397	1	2.34	13	0.063	59	< 5
117304 Orig	0.6	7.22	15	403	< 1	< 2	1.89	< 0.3	8	22	19	2.49	20	2.46	0.77	17	516	3	2.06	16	0.062	14	< 5
117304 Dup	0.7	7.80	15	439	1	< 2	2.05	< 0.3	9	22	18	2.70	21	2.67	0.83	18	563	3	2.25	17	0.068	16	< 5
117317 Orig	0.7	8.95	165	475	1	< 2	1.62	< 0.3	18	112	50	4.39	23	1.35	1.44	27	595	4	1.85	61	0.062	17	< 5
117317 Dup	0.6	9.11	166	481	1	< 2	1.64	< 0.3	19	99	49	4.38	22	2.69	1.45	27	593	2	1.86	59	0.062	16	< 5
A0962996 Orig	0.9	6.88	21	68	1	< 2	2.39	< 0.3	12	83	58	6.10	18	1.74	1.63	20	694	3	2.31	45	0.063	12	< 5
A0962996 Dup	1.0	6.91	19	65	1	< 2	2.43	< 0.3	12	87	57	5.84	19	1.75	1.66	20	718	3	2.33	45	0.064	12	< 5
A0964953 Orig	0.7	7.40	99	488	1	< 2	2.74	< 0.3	11	24	20	2.86	21	2.28	1.00	20	448	2	1.87	21	0.080	10	< 5
A0964953 Dup	0.7	7.23	109	475	1	< 2	2.68	< 0.3	10	26	21	3.02	20	0.72	0.97	20	463	2	1.85	20	0.076	10	< 5
A0964941 Orig	0.6	7.84	113	480	1	< 2	2.56	< 0.3	11	26	21	2.98	21	2.19	0.99	19	407	2	1.91	22	0.088	11	< 5
A0964941 Dup	0.7	7.45	120	617	1	< 2	2.53	< 0.3	11	27	20	2.87	21	2.41	0.97	18	407	2	1.87	21	0.086	11	< 5
A0963253 Orig	0.5	7.01	4	375	1	< 2	2.15	< 0.3	7	15	19	2.40	20	1.93	0.59	19	365	1	2.42	12	0.061	9	< 5
A0963253 Dup	0.5	7.71	4	394	1	< 2	2.24	< 0.3	8	15	25	2.43	21	1.55	0.63	20	370	< 1	2.55	12	0.063	11	< 5
A0963273 Orig	0.7	8.29	4	695	1	< 2	1.65	< 0.3	10	22	19	2.75	22	2.03	0.44	22	340	2	2.14	18	0.060	10	< 5
A0963273 Dup	0.6	8.00	5	675	1	< 2	1.58	< 0.3	10	37	19	2.55	21	2.15	0.42	21	333	1	2.06	17	0.058	10	< 5
A0963289 Orig	0.6	7.62	68	388	< 1	< 2	1.62	< 0.3	8	19	19	2.54	20	1.99	0.73	15	410	< 1	1.65	14	0.056	14	< 5
A0963289 Dup	0.6	7.69	69	378	< 1	< 2	1.62	< 0.3	8	17	20	2.57	20	1.94	0.72	15	402	< 1	1.63	14	0.055	14	< 5
A0962861 Orig	0.5	7.61	< 3	424	1	< 2	1.93	< 0.3	9	20	21	2.25	19	1.76	0.51	22	325	1	2.40	15	0.051	10	< 5
A0962861 Dup	0.5	7.76	3	430	1	< 2	2.01	< 0.3	9	17	21	2.30	20	1.76	0.53	23	346	1	2.48	15	0.053	10	< 5
A0962884 Orig	0.6	7.89	17	488	1	< 2	2.67	< 0.3	10	23	23	2.88	20	1.61	1.00	18	549	2	1.88	17	0.069	16	< 5
A0962884 Dup	0.6	7.66	16	478	1	< 2	2.46	< 0.3	9	19	21	2.69	19	1.77	0.92	16	495	2	1.72	16	0.063	15	< 5
A0962890 Orig	0.7	8.14	< 3	424	1	< 2	1.66	< 0.3	21	77	54	5.06	18	1.72	1.04	23	350	2	2.21	47	0.068	12	< 5
A0962890 Dup	0.7	7.91	< 3	440	1	< 2	1.68	< 0.3	21	73	54	4.95	18	1.70	1.05	22	367	1	2.21	48	0.067	12	< 5
A0964292 Orig	0.5	8.15	< 3	598	1	< 2	1.86	< 0.3	11	37	25	3.09	20	2.47	0.91	31	387	1	2.26	20	0.056	10	< 5
A0964292 Dup	0.5	7.42	3	548	< 1	< 2	1.73	< 0.3	10	27	24	2.94	19	2.30	0.84	29	367	1	2.08	20	0.054	9	< 5
A0964311 Orig	0.5	7.12	78	307	< 1	< 2	1.59	< 0.3	8	14	16	2.28	19	2.30	0.65	18	431	< 1	2.12	13	0.049	15	< 5
A0964311 Dup	0.5	6.81	77	299	< 1	< 2	1.56	< 0.3	8	15	17	2.12	19	2.26	0.64	17	425	< 1	2.06	13	0.049	15	< 5
A0964326 Orig	0.4	7.32	23	522	1	< 2	2.16	< 0.3	8	19	17	2.41	19	2.25	0.83	22	338	< 1	1.45	16	0.055	9	< 5
A0964326 Dup	0.6	7.44	25	528	1	< 2	2.18	< 0.3	8	23	15	2.45	18	2.45	0.84	22	348	< 1	1.47	15	0.053	9	< 5
A0964347 Orig	0.6	7.70	117	438	1	< 2	2.50	< 0.3	10	31	19	2.83	19	2.47	0.97	24	491	< 1	2.13	16	0.066	17	< 5
A0964347 Dup	0.6	7.59	122	436	1	< 2	2.50	< 0.3	10	16	19	2.89	19	2.54	0.97	23	500	< 1	2.14	17	0.068	18	< 5
A0964359 Orig	0.5	8.44	68	367	1	< 2	1.48	< 0.3	22	141	49	6.78	20	1.73	1.91	29	796	< 1	1.50	71	0.058	11	< 5
A0964359 Dup	0.4	9.41	65	420	1	< 2	1.64	< 0.3	24	130	55	7.72	21	2.29	2.09	32	887	< 1	1.68	80	0.062	13	< 5
A0964373 Orig	0.6	8.17	48	497	1	< 2	0.97	< 0.3	21	109	41	9.86	18	2.59	1.70	30	513	2	1.66	60	0.071	8	6
A0964373 Dup	0.6	8.34	48	503	1	< 2	0.97	< 0.3	21	109	41	10.7	18	2.62	1.74	31	520	2	1.70	63	0.076	9	< 5
A0963916 Orig	0.6	7.57	< 3	562	1	< 2	1.48	< 0.3	6	18	40	2.91	19	1.87	0.61	17	342	3	1.91	6	0.028	9	< 5
A0963916 Dup	0.7	7.97	3	580	1	< 2	1.52	< 0.3	6	18	41	3.04	19	1.98	0.62	18	344	3	1.97	6	0.028	10	< 5
A0963649 Orig	0.7	9.35	6	569	1	< 2	2.72	< 0.3	10	25	20	2.95	23	2.36	1.08	26	512	< 1	2.73	17	0.065	23	< 5
A0963649 Dup	0.8	10.9	7	679	2	< 2	3.19	< 0.3	12	30	24	3.44	27	2.65	1.29	31	609	< 1	3.24	20	0.077	31	< 5

Analyte Symbol	Ag	Al	As	Ba	Be	Bi	Ca	Cd	Co	Cr	Cu	Fe	Ga	K	Mg	Li	Mn	Mo	Na	Ni	P	Pb	Sb
Unit Symbol	ppm	%	ppm	ppm	ppm	ppm	%	ppm	ppm	ppm	ppm	%	ppm	%	%	ppm	ppm	ppm	%	ppm	%	ppm	ppm
Lower Limit	0.3	0.01	3	7	1	2	0.01	0.3	1	1	1	0.01	1	0.01	0.01	1	1	1	0.01	1	0.001	3	5
Method Code	TD-ICP	TD-ICP	TD-ICP	TD-ICP	TD-ICP	TD-ICP	TD-ICP	TD-ICP	TD-ICP	TD-ICP	TD-ICP	TD-ICP	TD-ICP	TD-ICP	TD-ICP	TD-ICP	TD-ICP	TD-ICP	TD-ICP	TD-ICP	TD-ICP	TD-ICP	TD-ICP
A0963944 Orig	0.6	9.24	133	505	1	< 2	1.20	< 0.3	24	112	62	5.34	22	3.18	1.53	26	715	< 1	1.29	69	0.053	13	< 5
A0963944 Dup	0.7	8.90	138	487	1	< 2	1.16	< 0.3	23	112	60	5.29	23	3.02	1.49	26	718	< 1	1.24	72	0.055	15	< 5
A0964851 Orig	0.8	6.93	118	619	1	< 2	1.29	< 0.3	3	14	21	1.75	17	1.59	0.38	10	246	4	3.26	4	0.021	9	< 5
A0964851 Dup	0.7	6.48	115	582	1	< 2	1.22	< 0.3	3	9	22	1.65	16	1.50	0.35	10	235	4	3.05	4	0.020	9	< 5
A0963758 Orig	0.6	7.34	18	392	< 1	< 2	0.94	< 0.3	5	25	14	2.20	19	2.41	0.58	17	280	2	0.60	23	0.028	11	< 5
A0963758 Dup	0.6	7.38	18	400	< 1	< 2	0.94	< 0.3	5	21	14	2.26	19	2.74	0.57	17	273	2	0.61	23	0.028	13	< 5
A0963779 Orig	0.3	8.97	17	602	1	< 2	1.26	1.0	21	103	50	6.30	21	2.62	1.58	31	833	1	1.72	66	0.058	13	< 5
A0963779 Dup	0.4	9.04	17	597	1	< 2	1.27	1.0	21	103	50	6.38	21	2.67	1.58	31	839	1	1.71	65	0.058	13	< 5
A0964554 Orig	0.4	7.68	100	450	< 1	< 2	2.46	< 0.3	9	18	17	2.51	19	1.95	0.82	19	385	< 1	2.17	16	0.058	10	< 5
A0964554 Dup	0.4	7.87	101	459	1	< 2	2.53	< 0.3	9	20	18	2.63	19	2.10	0.83	19	388	< 1	2.18	16	0.059	9	< 5
A0964679 Orig	0.4	7.13	44	411	< 1	< 2	2.19	< 0.3	9	18	18	2.26	18	3.20	0.94	24	335	< 1	0.91	16	0.053	9	< 5
A0964679 Dup	0.4	7.21	44	426	< 1	< 2	2.23	< 0.3	9	22	19	2.35	18	3.38	0.96	24	331	< 1	0.93	16	0.055	10	< 5
A0964648 Orig	1.1	6.35	2070	325	1	< 2	0.67	< 0.3	2	7	9	1.94	17	2.21	0.28	17	202	2	0.22	1	0.017	9	5
A0964648 Dup	0.9	6.70	2070	304	1	< 2	0.69	< 0.3	2	15	8	2.04	17	2.11	0.27	17	195	2	0.22	2	0.017	9	6
A0963123 Orig	0.7	8.75	33	615	2	< 2	1.86	1.2	21	116	23	6.68	20	2.26	2.05	26	580	1	2.57	42	0.077	14	< 5
A0963123 Dup	0.8	8.46	38	602	2	< 2	1.83	1.2	20	113	23	6.47	20	2.22	2.00	26	568	1	2.49	42	0.075	14	< 5
A0963226 Orig	0.7	6.27	6	459	1	< 2	4.99	1.2	39	813	119	6.38	16	2.33	6.01	37	1380	< 1	1.14	186	0.081	11	8
A0963226 Dup	0.6	6.30	5	468	1	< 2	5.05	1.2	39	768	118	6.19	16	2.34	6.03	37	1400	< 1	1.15	190	0.080	12	10
A0963441 Orig	0.9	7.12	12	398	1	< 2	2.05	2.9	10	28	189	3.06	18	2.12	0.82	16	642	3	2.78	17	0.063	13	< 5
A0963441 Dup	1.1	7.42	12	449	1	< 2	2.15	3.0	10	22	195	3.12	18	2.17	0.85	17	662	3	2.84	18	0.066	14	< 5
A0963658 Orig	0.9	7.53	5	165	1	< 2	1.61	1.0	5	20	6	2.08	18	2.48	0.65	18	618	4	2.77	9	0.046	19	< 5
A0963658 Dup	0.8	7.37	6	173	1	< 2	1.58	1.0	5	17	7	2.09	18	2.52	0.64	18	598	4	2.70	8	0.046	19	< 5
A0963985 Orig	0.9	8.40	14	79	1	< 2	1.29	1.2	22	92	53	4.50	22	2.74	1.44	25	838	2	2.58	65	0.062	23	< 5
A0963985 Dup	0.9	8.47	14	88	1	< 2	1.26	1.2	21	96	51	4.59	21	2.33	1.42	25	831	3	2.55	64	0.060	22	< 5
A0963202 Orig	1.2	7.40	7	155	< 1	< 2	2.01	0.6	9	26	136	2.72	18	2.63	0.47	15	306	18	2.29	13	0.044	22	< 5
A0963202 Dup	1.1	7.08	7	151	< 1	< 2	1.95	0.5	8	38	132	2.66	18	2.68	0.46	15	289	18	2.23	13	0.044	21	< 5
A0963195 Orig	1.0	6.32	120	302	< 1	< 2	2.36	1.9	6	22	141	2.90	16	1.38	0.69	16	421	28	3.17	14	0.051	73	< 5
A0963195 Dup	1.0	6.09	122	320	< 1	< 2	2.26	1.8	6	18	139	2.68	15	1.32	0.66	15	424	29	3.08	14	0.049	72	< 5
A0963578 Orig	0.6	7.93	4	530	1	< 2	2.47	0.5	9	24	22	2.71	20	2.25	0.81	28	408	< 1	2.77	15	0.054	9	< 5
A0963578 Dup	0.6	7.91	< 3	525	< 1	< 2	2.43	0.4	9	19	21	2.63	20	2.22	0.81	27	404	< 1	2.76	14	0.053	8	< 5
A0964864 Orig	0.9	9.02	19	493	1	< 2	1.61	1.1	22	105	65	4.76	21	2.40	1.46	26	585	2	2.10	66	0.051	18	< 5
A0964864 Dup	0.8	8.84	18	490	1	< 2	1.61	1.1	22	104	65	4.54	20	2.42	1.45	26	603	< 1	2.11	67	0.049	18	< 5
A0963790 Orig	0.7	8.85	71	551	1	< 2	1.36	1.5	21	126	56	7.82	20	1.93	1.70	24	732	2	2.33	69	0.070	9	< 5
A0963790 Dup	0.8	9.06	82	566	1	< 2	1.43	1.6	23	113	59	8.25	21	1.99	1.75	25	757	2	2.38	71	0.072	8	< 5
A0964800 Orig	1.0	8.00	5	315	< 1	< 2	1.61	1.2	19	101	72	4.32	19	1.27	1.20	17	552	1	4.24	54	0.051	13	< 5
A0964800 Dup	1.0	8.09	5	321	< 1	< 2	1.63	1.2	20	98	72	4.35	19	1.29	1.22	17	542	1	4.32	53	0.051	12	< 5
117110 Orig	0.5	6.68	4	74	< 1	< 2	2.24	0.6	9	26	10	3.08	16	2.08	0.80	17	552	2	2.20	18	0.065	8	< 5
117110 Dup	0.7	7.37	5	125	1	< 2	2.46	0.7	10	25	12	3.37	18	2.30	0.88	18	620	2	2.45	19	0.071	8	< 5
A0963391 Orig	0.4	7.74	< 3	474	1	< 2	2.32	0.4	8	24	9	2.64	19	2.25	0.78	20	340	< 1	2.69	14	0.052	8	< 5
A0963391 Dup	0.4	8.07	< 3	488	1	< 2	2.40	0.4	9	30	9	2.59	19	2.32	0.81	21	350	< 1	2.79	14	0.052	8	< 5
A0963409 Orig	0.6	7.95	< 3	589	1	< 2	2.42	0.5	9	19	12	2.70	20	2.06	0.71	23	377	< 1	2.75	16	0.055	10	< 5
A0963409 Dup	0.6	7.77	< 3	577	1	< 2	2.42	0.5	9	26	12	2.68	20	2.04	0.71	23	392	< 1	2.70	16	0.056	10	< 5
A0963424 Orig	0.6	7.68	7	72	< 1	< 2	2.44	0.6	12	21	28	3.18	18	0.81	0.83	13	195	7	3.89	17	0.074	18	< 5
A0963424 Dup	0.7	7.62	8	100	< 1	< 2	2.42	0.6	12	23	29	3.15	18	0.80	0.82	12	193	7	3.85	18	0.076	18	< 5
A0962748 Orig	1.4	6.51	24	223	< 1	2	1.27	0.6	3	13	7	2.17	18	2.05	0.39	10	309	1	1.84	2	0.020	20	< 5
A0962748 Dup	1.2	6.36	24	151	< 1	8	1.24	0.6	3	13	9	2.10	18	1.99	0.38	9	303	1	1.77	2	0.020	20	< 5
A0962759 Orig	1.1	7.66	> 5000	150	2	< 2	2.12	1.3	17	87	66	5.68	20	2.69	1.07	23	1130	3	2.85	45	0.041	30	6
A0962759 Dup	1.0	7.75	> 5000	178	1	< 2	2.12	1.3	17	66	66	6.08	19	3.16	1.08	23	1140	3	2.91	45	0.041	30	5
A0964395 Orig	2.7	6.29	9	98	< 1	< 2	1.88	0.8	9	18	665	3.06	16	1.21	0.84	17	318	15	2.83	15	0.058	11	< 5
A0964395 Dup	2.6	5.94	8	88	< 1	< 2	1.78	0.7	9	25	635	2.74	15	1.15	0.80	17	301	13	2.70	14	0.053	10	< 5
A0964416 Orig	0.9	5.81	98	134	1	2	1.86	4.6	12	78	61	11.9	12	1.43	1.35	23	2600	< 1	1.30	37	0.071	18	< 5

Analyte Symbol	Ag	Al	As	Ba	Be	Bi	Ca	Cd	Co	Cr	Cu	Fe	Ga	K	Mg	Li	Mn	Mo	Na	Ni	P	Pb	Sb
Unit Symbol	ppm	%	ppm	ppm	ppm	ppm	%	ppm	ppm	ppm	ppm	%	ppm	%	%	ppm	ppm	ppm	%	ppm	%	ppm	ppm
Lower Limit	0.3	0.01	3	7	1	2	0.01	0.3	1	1	1	0.01	1	0.01	0.01	1	1	1	0.01	1	0.001	3	5
Method Code	TD-ICP	TD-ICP	TD-ICP	TD-ICP	TD-ICP	TD-ICP	TD-ICP	TD-ICP	TD-ICP	TD-ICP	TD-ICP	TD-ICP	TD-ICP	TD-ICP	TD-ICP	TD-ICP	TD-ICP	TD-ICP	TD-ICP	TD-ICP	TD-ICP	TD-ICP	TD-ICP
A0964416 Dup	0.9	6.03	100	149	1	< 2	1.92	4.6	13	62	64	11.9	12	1.50	1.40	24	2700	< 1	1.37	37	0.072	19	< 5
A0964434 Orig	3.1	5.53	5	263	< 1	< 2	1.87	2.1	7	28	255	1.79	17	1.32	0.59	11	280	14	2.24	11	0.051	835	< 5
A0964434 Dup	3.1	6.62	5	152	< 1	< 2	2.08	2.0	7	26	274	1.98	18	1.55	0.63	12	304	15	2.34	12	0.053	851	< 5
A0964448 Orig	1.0	7.69	11	279	1	< 2	3.03	< 0.3	9	25	196	2.44	20	1.77	0.92	15	551	29	2.30	16	0.072	10	< 5
A0964448 Dup	1.0	7.32	12	209	1	< 2	2.94	< 0.3	9	23	184	2.45	20	1.56	0.89	14	527	30	2.17	15	0.072	10	< 5
A0964662 Orig	0.7	6.01	62	528	1	< 2	1.91	< 0.3	16	84	46	3.22	22	0.89	1.11	20	441	2	2.07	45	0.055	15	< 5
A0964662 Dup	1.0	7.34	66	627	1	< 2	2.31	< 0.3	17	95	52	3.71	22	1.68	1.31	23	517	2	2.38	52	0.055	15	< 5
A0964803 Orig	0.7	7.48	6	67	1	< 2	2.43	< 0.3	9	28	35	2.86	19	1.78	0.81	15	424	5	2.29	16	0.061	11	< 5
A0964803 Dup	0.6	7.78	7	70	1	< 2	2.55	< 0.3	9	22	36	2.92	21	1.86	0.85	16	433	5	2.38	17	0.068	13	< 5
Method Blank	< 0.3	< 0.01	< 3	< 7	< 1	< 2	< 0.01	< 0.3	< 1	9	< 1	< 0.01	< 1	< 0.01	< 0.01	< 1	2	< 1	< 0.01	< 1	< 0.001	< 3	< 5
Method Blank	< 0.3	< 0.01	< 3	< 7	< 1	< 2	< 0.01	< 0.3	< 1	10	< 1	< 0.01	< 1	< 0.01	< 0.01	< 1	5	< 1	< 0.01	< 1	< 0.001	< 3	< 5
Method Blank	< 0.3	< 0.01	< 3	< 7	< 1	< 2	< 0.01	< 0.3	< 1		< 1	< 0.01	< 1	< 0.01	< 0.01	< 1	4	< 1	< 0.01	< 1	< 0.001	< 3	< 5
Method Blank	< 0.3	< 0.01	< 3	< 7	< 1	< 2	< 0.01	< 0.3	< 1		< 1	< 0.01	< 1	< 0.01	< 0.01	< 1	3	< 1	< 0.01	< 1	< 0.001	< 3	< 5
Method Blank	< 0.3	< 0.01	< 3	< 7	< 1	< 2	< 0.01	< 0.3	< 1	< 1	< 1	< 0.01	< 1	< 0.01	< 0.01	< 1	< 1	< 1	< 0.01	< 1	< 0.001	< 3	< 5
Method Blank	< 0.3	< 0.01	< 3	< 7	< 1	< 2	< 0.01	< 0.3	< 1	< 1	< 1	< 0.01	< 1	< 0.01	< 0.01	< 1	< 1	< 1	< 0.01	< 1	< 0.001	< 3	< 5
Method Blank	< 0.3	< 0.01	< 3	< 7	< 1	< 2	< 0.01	< 0.3	< 1		< 1	< 0.01	< 1	< 0.01	< 0.01	< 1	4	< 1	< 0.01	2	< 0.001	< 3	< 5
Method Blank	< 0.3	< 0.01	< 3	< 7	< 1	< 2	< 0.01	< 0.3	< 1		< 1	< 0.01	< 1	< 0.01	< 0.01	< 1	4	< 1	< 0.01	< 1	< 0.001	< 3	< 5
Method Blank	< 0.3	< 0.01	< 3	< 7	< 1	< 2	< 0.01	< 0.3	< 1	8	< 1	< 0.01	< 1	< 0.01	< 0.01	< 1	4	< 1	< 0.01	< 1	< 0.001	< 3	< 5
Method Blank	< 0.3	< 0.01	< 3	< 7	< 1	< 2	< 0.01	< 0.3	< 1	5	< 1	< 0.01	< 1	< 0.01	< 0.01	< 1	5	< 1	< 0.01	1	< 0.001	< 3	< 5
Method Blank	< 0.3	< 0.01	< 3	< 7	< 1	< 2	< 0.01	< 0.3	< 1		< 1	< 0.01	< 1	< 0.01	< 0.01	< 1		< 1	< 0.01	< 1	< 0.001	< 3	< 5
Method Blank	< 0.3	< 0.01	< 3	< 7	< 1	< 2	< 0.01	< 0.3	< 1	8	< 1	< 0.01	< 1	< 0.01	< 0.01	< 1		< 1	< 0.01	< 1	< 0.001	< 3	< 5
Method Blank	< 0.3	< 0.01	< 3	< 7	< 1	< 2	< 0.01	< 0.3	< 1		< 1	< 0.01	< 1	< 0.01	< 0.01	< 1		< 1	< 0.01	< 1	< 0.001	< 3	< 5
Method Blank	< 0.3	< 0.01	< 3	< 7	< 1	< 2	< 0.01	< 0.3	< 1	7	< 1	< 0.01	< 1	< 0.01	< 0.01	< 1		< 1	< 0.01	< 1	< 0.001	< 3	< 5
Method Blank	< 0.3	< 0.01	< 3	< 7	< 1	< 2	< 0.01	< 0.3	< 1	8	< 1	< 0.01	< 1	< 0.01	< 0.01	< 1	8	< 1	< 0.01	< 1	< 0.001		< 5
Method Blank	< 0.3	< 0.01	< 3	< 7	< 1	< 2	< 0.01	< 0.3	< 1	< 1	< 1	< 0.01	< 1	< 0.01	< 0.01	< 1	< 1	< 1	< 0.01	< 1	< 0.001	< 3	< 5
Method Blank	< 0.3	< 0.01	< 3	< 7	< 1	< 2	< 0.01	< 0.3	< 1		< 1	< 0.01	< 1	< 0.01	< 0.01	< 1		< 1	< 0.01	< 1	< 0.001	< 3	< 5
Method Blank	< 0.3	< 0.01	< 3	< 7	< 1	< 2	< 0.01	< 0.3	< 1	8	< 1	< 0.01	< 1	< 0.01	< 0.01	< 1		< 1	< 0.01	< 1	< 0.001	< 3	< 5
Method Blank	< 0.3	< 0.01	< 3	< 7	< 1	< 2	< 0.01	< 0.3	< 1	9	< 1	< 0.01	< 1	< 0.01	< 0.01	< 1		< 1	< 0.01	< 1	< 0.001		< 5
Method Blank	< 0.3	< 0.01	< 3	< 7	< 1	< 2	< 0.01	< 0.3	< 1	6	< 1	< 0.01	< 1	< 0.01	< 0.01	< 1	8	< 1	< 0.01	< 1	< 0.001	< 3	< 5
Method Blank	< 0.3	< 0.01	< 3	< 7	< 1	< 2	< 0.01	< 0.3	< 1	8	< 1	< 0.01	< 1	< 0.01	< 0.01	< 1		< 1	< 0.01	< 1	< 0.001	< 3	< 5
Method Blank	< 0.3	< 0.01	< 3	< 7	< 1	< 2	< 0.01	< 0.3	< 1	6	< 1	< 0.01	< 1	< 0.01	< 0.01	< 1		< 1	< 0.01	< 1	< 0.001	< 3	< 5
Method Blank	< 0.3	< 0.01	< 3	< 7	< 1	< 2	< 0.01	< 0.3	< 1	6	< 1	< 0.01	< 1	< 0.01	< 0.01	< 1		< 1	< 0.01	< 1	< 0.001	< 3	< 5
Method Blank	< 0.3	< 0.01	< 3	< 7	< 1	< 2	< 0.01	< 0.3	< 1		< 1	< 0.01	< 1	< 0.01	< 0.01	< 1		< 1	< 0.01	< 1	< 0.001	< 3	< 5
Method Blank	< 0.3	< 0.01	< 3	< 7	< 1	< 2	< 0.01	< 0.3	< 1		< 1	< 0.01	< 1	< 0.01	< 0.01	< 1	4	< 1	< 0.01	< 1	< 0.001	< 3	< 5
Method Blank	< 0.3	< 0.01	< 3	< 7	< 1	< 2	< 0.01	< 0.3	< 1	6	< 1	< 0.01	< 1	< 0.01	< 0.01	< 1	4	< 1	< 0.01	< 1	< 0.001	< 3	< 5
Method Blank	< 0.3	< 0.01	< 3	< 7	< 1	< 2	< 0.01	< 0.3	< 1	10	< 1	< 0.01	< 1	< 0.01	< 0.01	< 1		< 1	< 0.01	< 1	< 0.001	< 3	< 5
Method Blank	< 0.3	< 0.01	< 3	< 7	< 1	< 2	< 0.01	< 0.3	< 1		< 1	< 0.01	< 1	< 0.01	< 0.01	< 1	6	< 1	< 0.01	< 1	< 0.001	< 3	< 5
Method Blank	< 0.3	< 0.01	< 3	< 7	< 1	< 2	< 0.01	< 0.3	< 1	9	< 1	< 0.01	< 1	< 0.01	< 0.01	< 1	6	< 1	< 0.01	< 1	< 0.001	< 3	< 5
Method Blank	< 0.3	< 0.01	< 3	< 7	< 1	< 2	< 0.01	< 0.3	< 1	7	< 1	< 0.01	< 1	< 0.01	< 0.01	< 1	6	< 1	< 0.01	< 1	< 0.001	< 3	< 5
Method Blank	< 0.3	< 0.01	< 3	< 7	< 1	< 2	< 0.01	< 0.3	< 1	7	< 1	< 0.01	< 1	< 0.01	< 0.01	< 1	5	< 1	< 0.01	< 1	< 0.001	< 3	< 5
Method Blank	< 0.3	< 0.01	< 3	< 7	< 1	< 2	< 0.01	< 0.3	< 1		< 1	< 0.01	< 1	< 0.01	< 0.01	< 1		< 1	< 0.01	< 1	< 0.001	< 3	< 5
Method Blank	< 0.3	0.02	< 3	< 7	< 1	< 2	< 0.01	< 0.3	< 1		< 1	< 0.01	< 1	< 0.01	< 0.01	< 1	5	< 1	< 0.01	< 1	< 0.001	< 3	< 5
Method Blank	< 0.3	0.01	< 3	< 7	< 1	< 2	< 0.01	< 0.3	< 1	8	< 1	< 0.01	< 1	< 0.01	< 0.01	< 1	8	< 1	< 0.01	< 1	< 0.001	< 3	< 5
Method Blank	< 0.3	< 0.01	< 3	< 7	< 1	< 2	< 0.01	< 0.3	< 1		< 1	< 0.01	< 1	< 0.01	< 0.01	< 1	6	< 1	< 0.01	< 1	< 0.001		< 5
Method Blank	< 0.3	< 0.01	< 3	< 7	< 1	< 2	< 0.01	< 0.3	< 1	6	< 1	< 0.01	< 1	< 0.01	< 0.01	< 1		< 1	< 0.01	< 1	< 0.001	< 3	< 5
Method Blank	< 0.3	< 0.01	< 3	< 7	< 1	< 2	< 0.01	< 0.3	< 1	6	< 1	< 0.01	< 1	< 0.01	< 0.01	< 1	7	< 1	< 0.01	< 1	< 0.001	< 3	< 5
Method Blank	< 0.3	0.04	< 3	< 7	< 1	< 2	< 0.01	< 0.3	< 1		< 1	< 0.01	< 1	< 0.01	< 0.01	< 1	5	< 1	< 0.01	< 1	< 0.001	< 3	< 5
Method Blank	< 0.3	< 0.01	< 3	< 7	< 1	< 2	< 0.01	< 0.3	< 1		< 1	< 0.01	< 1	< 0.01	< 0.01	< 1		< 1	< 0.01	< 1	< 0.001		< 5
Method Blank	< 0.3	0.01	< 3	< 7	< 1	< 2	< 0.01	< 0.3	< 1		< 1	< 0.01	< 1	< 0.01	< 0.01	< 1		< 1	< 0.01	< 1	< 0.001	< 3	< 5
Method Blank	< 0.3	< 0.01	< 3	< 7	< 1	< 2	< 0.01	< 0.3	< 1	8	< 1	< 0.01	< 1	< 0.01	< 0.01	< 1	7	< 1	< 0.01	< 1	< 0.001	< 3	< 5
Method Blank	< 0.3	< 0.01	< 3	< 7	< 1	< 2	< 0.01	< 0.3	< 1		< 1	< 0.01	< 1	< 0.01	< 0.01	< 1	5	< 1	< 0.01	< 1	< 0.001	< 3	< 5

Analyte Symbol	Ag	Al	As	Ba	Be	Bi	Ca	Cd	Co	Cr	Cu	Fe	Ga	K	Mg	Li	Mn	Mo	Na	Ni	P	Pb	Sb
Unit Symbol	ppm	%	ppm	ppm	ppm	ppm	%	ppm	ppm	ppm	ppm	%	ppm	%	%	ppm	ppm	ppm	%	ppm	%	ppm	ppm
Lower Limit	0.3	0.01	3	7	1	2	0.01	0.3	1	1	1	0.01	1	0.01	0.01	1	1	1	0.01	1	0.001	3	5
Method Code	TD-ICP	TD-ICP	TD-ICP	TD-ICP	TD-ICP	TD-ICP	TD-ICP	TD-ICP	TD-ICP	TD-ICP	TD-ICP	TD-ICP	TD-ICP	TD-ICP	TD-ICP	TD-ICP	TD-ICP	TD-ICP	TD-ICP	TD-ICP	TD-ICP	TD-ICP	TD-ICP
Method Blank	< 0.3	< 0.01	< 3	< 7	< 1	< 2	< 0.01	< 0.3	< 1	7	< 1	< 0.01	< 1	< 0.01	< 0.01	< 1		< 1	< 0.01	< 1	< 0.001	< 3	< 5
Method Blank	< 0.3	< 0.01	< 3	< 7	< 1	< 2	< 0.01	< 0.3	< 1	< 1	< 1	< 0.01	< 1	< 0.01	< 0.01	< 1	< 1	< 1	< 0.01	< 1	< 0.001	< 3	< 5
Method Blank	< 0.3	< 0.01	< 3	< 7	< 1	< 2	< 0.01	< 0.3	< 1		< 1	< 0.01	< 1	< 0.01	< 0.01	< 1		< 1	< 0.01	< 1	< 0.001	< 3	< 5
Method Blank	< 0.3	< 0.01	< 3	< 7	< 1	< 2	< 0.01	< 0.3	< 1	5	1	< 0.01	< 1	< 0.01	< 0.01	< 1		< 1	< 0.01	< 1	< 0.001	< 3	< 5
Method Blank	< 0.3	< 0.01	< 3	< 7	< 1	< 2	< 0.01	< 0.3	< 1		< 1	< 0.01	< 1	< 0.01	< 0.01	< 1		< 1	< 0.01	< 1	< 0.001	< 3	< 5
Method Blank	< 0.3	< 0.01	< 3	< 7	< 1	< 2	< 0.01	< 0.3	< 1	6	< 1	< 0.01	< 1	< 0.01	< 0.01	< 1	8	< 1	< 0.01	< 1	< 0.001	< 3	< 5
Method Blank	< 0.3	< 0.01	< 3	< 7	< 1	< 2	< 0.01	< 0.3	< 1		< 1	< 0.01	< 1	< 0.01	< 0.01	< 1		< 1	< 0.01	< 1	< 0.001	< 3	< 5
Method Blank	< 0.3	< 0.01	< 3	< 7	< 1	< 2	< 0.01	< 0.3	< 1	7	2	< 0.01	< 1	< 0.01	< 0.01	< 1	4	< 1	< 0.01	< 1	< 0.001	< 3	< 5
Method Blank	< 0.3	< 0.01	< 3	< 7	< 1	< 2	< 0.01	< 0.3	< 1		< 1	< 0.01	< 1	< 0.01	< 0.01	< 1	5	< 1	< 0.01	< 1	< 0.001	< 3	< 5
Method Blank	< 0.3	< 0.01	< 3	< 7	< 1	< 2	< 0.01	< 0.3	< 1	5	< 1	< 0.01	< 1	< 0.01	< 0.01	< 1	6	< 1	< 0.01	< 1	< 0.001	< 3	< 5
Method Blank	< 0.3	< 0.01	< 3	< 7	< 1	< 2	< 0.01	< 0.3	< 1	8	< 1	< 0.01	< 1	< 0.01	< 0.01	< 1	8	< 1	< 0.01	< 1	< 0.001	< 3	< 5
Method Blank	< 0.3	< 0.01	< 3	< 7	< 1	< 2	< 0.01	< 0.3	< 1		< 1	< 0.01	< 1	< 0.01	< 0.01	< 1	9	< 1	< 0.01	< 1	< 0.001	< 3	< 5
Method Blank	< 0.3	< 0.01	< 3	< 7	< 1	< 2	< 0.01	< 0.3	< 1	7	< 1	< 0.01	< 1	< 0.01	< 0.01	< 1		< 1	< 0.01	< 1	< 0.001		< 5
Method Blank	< 0.3	< 0.01	< 3	< 7	< 1	< 2	< 0.01	< 0.3	< 1	8	< 1	< 0.01	< 1	< 0.01	< 0.01	< 1		< 1	< 0.01	< 1	< 0.001	< 3	< 5
Method Blank		0.02	< 3	< 7	< 1	< 2	< 0.01	< 0.3	< 1	5	2	< 0.01	< 1	< 0.01	< 0.01	< 1		< 1	< 0.01	< 1	< 0.001	< 3	< 5
Method Blank	< 0.3	0.01	< 3	< 7	< 1	< 2	< 0.01	< 0.3	< 1	6	< 1	< 0.01	< 1	< 0.01	< 0.01	< 1		< 1	< 0.01	< 1	< 0.001	< 3	< 5
Method Blank	< 0.3	< 0.01	< 3	< 7	< 1	< 2	< 0.01	< 0.3	< 1	7	< 1	< 0.01	< 1	< 0.01	< 0.01	< 1		< 1	< 0.01	< 1	< 0.001	< 3	< 5
Method Blank		< 0.01	< 3	< 7	< 1	< 2	< 0.01	< 0.3	< 1		2	< 0.01	< 1	< 0.01	< 0.01	< 1		< 1	< 0.01	< 1	< 0.001	< 3	< 5
Method Blank	< 0.3	< 0.01	< 3	< 7	< 1	< 2	< 0.01	< 0.3	< 1	9	< 1	< 0.01	< 1	< 0.01	< 0.01	< 1		< 1	< 0.01	< 1	< 0.001	< 3	< 5
Method Blank	< 0.3	< 0.01	< 3	< 7	< 1	< 2	< 0.01	< 0.3	< 1	7	< 1	< 0.01	< 1	< 0.01	< 0.01	< 1		< 1	< 0.01	< 1	< 0.001	< 3	< 5
Method Blank	< 0.3	< 0.01	< 3	< 7	< 1	< 2	< 0.01	< 0.3	< 1	5	2	< 0.01	< 1	< 0.01	< 0.01	< 1	9	< 1	< 0.01	< 1	< 0.001	< 3	< 5
Method Blank	< 0.3	< 0.01	< 3	< 7	< 1	< 2	< 0.01	< 0.3	< 1	8	< 1	< 0.01	< 1	< 0.01	< 0.01	< 1		< 1	< 0.01	< 1	< 0.001	< 3	< 5
Method Blank	< 0.3	< 0.01	< 3	< 7	< 1	< 2	< 0.01	< 0.3	< 1	10	< 1	< 0.01	< 1	< 0.01	< 0.01	< 1		< 1	< 0.01	< 1	< 0.001	< 3	< 5
Method Blank	< 0.3	< 0.01	< 3	< 7	< 1	< 2	< 0.01	< 0.3	< 1	8	< 1	< 0.01	< 1	< 0.01	< 0.01	< 1	8	< 1	< 0.01	< 1	< 0.001	< 3	< 5
Method Blank	< 0.3	< 0.01	< 3	< 7	< 1	< 2	< 0.01	< 0.3	< 1	7	1	< 0.01	< 1	< 0.01	< 0.01	< 1	10	< 1	< 0.01	< 1	< 0.001	< 3	< 5
Method Blank	< 0.3	< 0.01	< 3	< 7	< 1	< 2	< 0.01	< 0.3	< 1	10	< 1	< 0.01	< 1	< 0.01	< 0.01	< 1		< 1	< 0.01	< 1	< 0.001	< 3	< 5
Method Blank	< 0.3	< 0.01	< 3	< 7	< 1	< 2	< 0.01	< 0.3	< 1	7	< 1	< 0.01	< 1	< 0.01	< 0.01	< 1	9	< 1	< 0.01	< 1	< 0.001	< 3	< 5
Method Blank	< 0.3	< 0.01	< 3	< 7	< 1	< 2	< 0.01	< 0.3	< 1	6	< 1	< 0.01	< 1	< 0.01	< 0.01	< 1	7	< 1	< 0.01	< 1	< 0.001	< 3	< 5
Method Blank	< 0.3	< 0.01	< 3	< 7	< 1	< 2	< 0.01	< 0.3	< 1		< 1	< 0.01	< 1	< 0.01	< 0.01	< 1		< 1	< 0.01	< 1	< 0.001	< 3	< 5
Method Blank	< 0.3	0.03	< 3	< 7	< 1	< 2	< 0.01	< 0.3	< 1		< 1	< 0.01	< 1	< 0.01	< 0.01	< 1	5	< 1	< 0.01	< 1	< 0.001	< 3	< 5
Method Blank	< 0.3	< 0.01	< 3	< 7	< 1	< 2	< 0.01	< 0.3	< 1		< 1	< 0.01	< 1	< 0.01	< 0.01	< 1	7	< 1	< 0.01	< 1	< 0.001	< 3	< 5
Method Blank	< 0.3	< 0.01	< 3	< 7	< 1	< 2	< 0.01	< 0.3	< 1	8	< 1	< 0.01	< 1	< 0.01	< 0.01	< 1		< 1	< 0.01	< 1	< 0.001	< 3	< 5
Method Blank	< 0.3	< 0.01	< 3	< 7	< 1	< 2	< 0.01	< 0.3	< 1	8	< 1	< 0.01	< 1	< 0.01	< 0.01	< 1	5	< 1	< 0.01	< 1	< 0.001	< 3	< 5
Method Blank	< 0.3	< 0.01	< 3	< 7	< 1	< 2	< 0.01	< 0.3	< 1	7	< 1	< 0.01	< 1	< 0.01	< 0.01	< 1		< 1	< 0.01	< 1	< 0.001	< 3	< 5
Method Blank	< 0.3	< 0.01	< 3	< 7	< 1	< 2	< 0.01	< 0.3	< 1	6	< 1	< 0.01	< 1	< 0.01	< 0.01	< 1	10	< 1	< 0.01	< 1	< 0.001	< 3	< 5
Method Blank	< 0.3	< 0.01	< 3	< 7	< 1	< 2	< 0.01	< 0.3	< 1	7	< 1	< 0.01	< 1	< 0.01	< 0.01	< 1		< 1	< 0.01	< 1	< 0.001	< 3	< 5
Method Blank	< 0.3	< 0.01	< 3	< 7	< 1	< 2	< 0.01	< 0.3	< 1	10	< 1	< 0.01	< 1	< 0.01	< 0.01	< 1		< 1	< 0.01	< 1	< 0.001	< 3	< 5
Method Blank	< 0.3	< 0.01	< 3	< 7	< 1	< 2	< 0.01	< 0.3	< 1	10	< 1	< 0.01	< 1	< 0.01	< 0.01	< 1		< 1	< 0.01	< 1	< 0.001	< 3	< 5
Method Blank	< 0.3	< 0.01	< 3	< 7	< 1	< 2	< 0.01	< 0.3	< 1	5	< 1	< 0.01	< 1	< 0.01	< 0.01	< 1	9	< 1	< 0.01	< 1	< 0.001	< 3	< 5
Method Blank	< 0.3	< 0.01	< 3	< 7	< 1	< 2	< 0.01	< 0.3	< 1	8	1	< 0.01	< 1	< 0.01	< 0.01	< 1	6	< 1	< 0.01	< 1	< 0.001	< 3	< 5
Method Blank	< 0.3	< 0.01	< 3	< 7	< 1	< 2	< 0.01	< 0.3	< 1	8	< 1	< 0.01	< 1	< 0.01	< 0.01	< 1		< 1	< 0.01	< 1	< 0.001	< 3	< 5
Method Blank	< 0.3	< 0.01	< 3	< 7	< 1	< 2	< 0.01	< 0.3	< 1	7	< 1	< 0.01	< 1	< 0.01	< 0.01	< 1	7	< 1	< 0.01	< 1	< 0.001	< 3	< 5
Method Blank	< 0.3	< 0.01	< 3	< 7	< 1	< 2	< 0.01	< 0.3	< 1		< 1	< 0.01	< 1	< 0.01	< 0.01	< 1		< 1	< 0.01	< 1	< 0.001	< 3	< 5
Method Blank	< 0.3	< 0.01	< 3	< 7	< 1	< 2	< 0.01	< 0.3	< 1	10	< 1	< 0.01	< 1	< 0.01	< 0.01	< 1		< 1	< 0.01	< 1	< 0.001	< 3	< 5
Method Blank	< 0.3	< 0.01	< 3	< 7	< 1	< 2	< 0.01	< 0.3	< 1		< 1	< 0.01	< 1	< 0.01	< 0.01	< 1	7	< 1	< 0.01	< 1	< 0.001	< 3	< 5
Method Blank																							
Method Blank																							
Method Blank																							
Method Blank																							
Method Blank																							
Method Blank																							

Analyte Symbol	Ag	Al	As	Ba	Be	Bi	Ca	Cd	Co	Cr	Cu	Fe	Ga	K	Mg	Li	Mn	Mo	Na	Ni	P	Pb	Sb
Unit Symbol	ppm	%	ppm	ppm	ppm	ppm	%	ppm	ppm	ppm	ppm	%	ppm	%	%	ppm	ppm	ppm	%	ppm	%	ppm	ppm
Lower Limit	0.3	0.01	3	7	1	2	0.01	0.3	1	1	1	0.01	1	0.01	0.01	1	1	1	0.01	1	0.001	3	5
Method Code	TD-ICP	TD-ICP	TD-ICP	TD-ICP	TD-ICP	TD-ICP	TD-ICP	TD-ICP	TD-ICP	TD-ICP	TD-ICP	TD-ICP	TD-ICP	TD-ICP	TD-ICP	TD-ICP	TD-ICP	TD-ICP	TD-ICP	TD-ICP	TD-ICP	TD-ICP	TD-ICP
Method Blank																							
Method Blank																							
Method Blank																							
Method Blank																							
Method Blank																							
Method Blank																							
Method Blank																							
Method Blank																							
Method Blank																							
Method Blank																							
Method Blank																							
Method Blank																							
Method Blank																							
Method Blank	< 0.3	< 0.01	< 3	< 7	< 1	< 2	< 0.01	< 0.3	< 1	10	< 1	< 0.01	< 1	< 0.01	< 0.01	< 1	4	< 1	< 0.01	< 1	< 0.001	< 3	< 5
Method Blank	< 0.3	< 0.01	< 3	< 7	< 1	< 2	< 0.01	< 0.3	< 1		< 1	< 0.01	< 1	0.02	< 0.01	< 1	7	< 1	< 0.01	< 1	< 0.001	< 3	< 5
Method Blank	< 0.3	< 0.01	< 3	< 7	< 1	< 2	< 0.01	< 0.3	< 1	4	< 1	< 0.01	< 1	0.02	< 0.01	< 1	3	< 1	< 0.01	< 1	< 0.001	< 3	< 5
Method Blank	< 0.3	< 0.01	< 3	< 7	< 1	< 2	< 0.01	< 0.3	< 1	< 1	< 1	< 0.01	< 1	< 0.01	< 0.01	< 1	< 1	< 1	< 0.01	< 1	< 0.001	< 3	< 5
Method Blank	< 0.3	< 0.01	< 3	< 7	< 1	< 2	< 0.01	< 0.3	< 1	8	< 1	< 0.01	< 1	< 0.01	< 0.01	< 1		< 1	< 0.01	< 1	< 0.001	< 3	< 5
Method Blank	< 0.3	< 0.01	< 3	< 7	< 1	< 2	< 0.01	< 0.3	< 1	5	< 1	< 0.01	< 1	< 0.01	< 0.01	< 1	5	< 1	< 0.01	< 1	< 0.001	< 3	< 5
Method Blank	< 0.3	< 0.01	< 3	< 7	< 1	< 2	< 0.01	< 0.3	< 1	8	< 1	< 0.01	< 1	< 0.01	< 0.01	< 1	7	< 1	< 0.01	< 1	< 0.001	< 3	< 5
Method Blank	< 0.3	< 0.01	< 3	< 7	< 1	< 2	< 0.01	< 0.3	< 1	6	< 1	< 0.01	< 1	< 0.01	< 0.01	< 1	5	< 1	< 0.01	< 1	< 0.001	< 3	< 5
Method Blank	< 0.3	< 0.01	< 3	< 7	< 1	< 2	< 0.01	< 0.3	< 1		2	< 0.01	< 1	< 0.01	< 0.01	< 1		< 1	< 0.01	< 1	< 0.001		< 5
Method Blank	< 0.3	< 0.01	< 3	< 7	< 1	< 2	< 0.01	< 0.3	< 1		< 1	< 0.01	< 1	< 0.01	< 0.01	< 1	5	< 1	< 0.01	< 1	< 0.001	< 3	< 5
Method Blank	< 0.3	< 0.01	< 3	< 7	< 1	< 2	< 0.01	< 0.3	< 1	6	< 1	< 0.01	< 1	< 0.01	< 0.01	< 1	3	< 1	< 0.01	< 1	< 0.001	< 3	< 5
Method Blank	< 0.3	< 0.01	< 3	< 7	< 1	< 2	< 0.01	< 0.3	< 1	7	2	< 0.01	< 1	< 0.01	< 0.01	< 1		< 1	< 0.01	< 1	< 0.001	< 3	< 5
Method Blank	< 0.3	< 0.01	< 3	< 7	< 1	< 2	< 0.01	< 0.3	< 1	6	< 1	< 0.01	< 1	< 0.01	< 0.01	< 1		< 1	< 0.01	< 1	< 0.001	< 3	< 5
Method Blank	< 0.3	< 0.01	< 3	< 7	< 1	< 2	< 0.01	< 0.3	< 1	5		< 0.01	< 1	< 0.01	< 0.01	< 1		< 1	< 0.01	< 1	< 0.001	< 3	< 5
Method Blank	< 0.3	< 0.01	< 3	< 7	< 1	< 2	< 0.01	< 0.3	< 1	4	< 1	< 0.01	< 1	< 0.01	< 0.01	< 1		< 1	< 0.01	< 1	< 0.001	< 3	< 5
Method Blank	< 0.3	< 0.01	< 3	< 7	< 1	< 2	< 0.01	< 0.3	< 1	4	2	< 0.01	< 1	< 0.01	< 0.01	< 1		< 1	< 0.01	< 1	< 0.001	< 3	< 5
Method Blank	< 0.3	< 0.01	< 3	< 7	< 1	< 2	< 0.01	< 0.3	< 1	6	< 1	< 0.01	< 1	< 0.01	< 0.01	< 1		< 1	< 0.01	< 1	< 0.001	< 3	< 5
Method Blank	< 0.3	< 0.01	< 3	< 7	< 1	< 2	< 0.01	< 0.3	< 1		< 1	< 0.01	< 1	< 0.01	< 0.01	< 1		< 1	< 0.01	< 1	< 0.001		< 5
Method Blank	< 0.3	< 0.01	< 3	< 7	< 1	< 2	< 0.01	< 0.3	< 1	8	< 1	< 0.01	< 1	< 0.01	< 0.01	< 1		< 1	< 0.01	< 1	< 0.001		< 5
Method Blank	< 0.3	< 0.01	< 3	< 7	< 1	< 2	< 0.01	< 0.3	< 1	7	< 1	< 0.01	< 1	< 0.01	< 0.01	< 1	7	< 1	< 0.01	< 1	< 0.001	< 3	< 5
Method Blank																							
Method Blank	< 0.3	< 0.01	< 3	< 7	< 1	< 2	< 0.01	< 0.3	< 1	7	< 1	< 0.01	< 1	< 0.01	< 0.01	< 1		< 1	< 0.01	< 1	< 0.001	< 3	< 5
Method Blank	< 0.3	< 0.01	< 3	< 7	< 1	< 2	< 0.01	< 0.3	< 1		< 1	< 0.01	< 1	< 0.01	< 0.01	< 1		< 1	< 0.01	< 1	< 0.001	< 3	< 5
Method Blank	< 0.3	< 0.01	< 3	< 7	< 1	< 2	< 0.01	< 0.3	< 1		< 1	< 0.01	< 1	< 0.01	< 0.01	< 1	9	< 1	< 0.01	< 1	< 0.001	< 3	< 5
Method Blank	< 0.3	< 0.01	< 3	< 7	< 1	< 2	< 0.01	< 0.3	< 1		< 1	< 0.01	< 1	< 0.01	< 0.01	< 1	7	< 1	< 0.01	< 1	< 0.001	< 3	< 5
Method Blank	< 0.3	< 0.01	< 3	< 7	< 1	< 2	< 0.01	< 0.3	< 1		< 1	< 0.01	< 1	< 0.01	< 0.01	< 1		< 1	< 0.01	< 1	< 0.001	< 3	< 5
Method Blank	< 0.3	< 0.01	< 3	< 7	< 1	< 2	< 0.01	< 0.3	< 1	5	< 1	< 0.01	< 1	< 0.01	< 0.01	< 1		< 1	< 0.01	< 1	< 0.001	< 3	< 5
Method Blank	< 0.3	< 0.01	< 3	< 7	< 1	< 2	< 0.01	< 0.3	< 1	8	< 1	< 0.01	< 1	< 0.01	< 0.01	< 1		< 1	< 0.01	< 1	< 0.001	< 3	< 5
Method Blank	< 0.3	< 0.01	< 3	< 7	< 1	< 2	< 0.01	< 0.3	< 1	6	1	< 0.01	< 1	< 0.01	< 0.01	< 1		< 1	< 0.01	< 1	< 0.001	< 3	< 5
Method Blank	< 0.3	< 0.01	< 3	< 7	< 1	< 2	< 0.01	< 0.3	< 1		< 1	< 0.01	< 1	< 0.01	< 0.01	< 1		< 1	< 0.01	< 1	< 0.001	< 3	< 5
Method Blank	< 0.3	< 0.01	< 3	< 7	< 1	< 2	< 0.01	< 0.3	< 1		3	< 0.01	< 1	< 0.01	< 0.01	< 1		< 1	< 0.01	< 1	< 0.001	< 3	< 5
Method Blank																							
Method Blank																							

Analyte Symbol	S	Sc	Sr	Te	Ti	Tl	U	V	W	Y	Zn	Zr	As	Zn
Unit Symbol	%	ppm	ppm	ppm	%	ppm	ppm	ppm	ppm	ppm	ppm	ppm	%	%
Lower Limit	0.01	4	1	2	0.01	5	10	2	5	1	1	5	0.01	0.001
Method Code	TD-ICP	TD-ICP	TD-ICP	TD-ICP	TD-ICP	TD-ICP	TD-ICP	TD-ICP	TD-ICP	TD-ICP	TD-ICP	TD-ICP	4Acid ICPOES	4Acid ICPOES
GXR-4 Meas													0.02	0.009
GXR-4 Cert													0.00980	0.00730
GXR-4 Meas													0.01	
GXR-4 Cert													0.00980	
GXR-4 Meas													< 0.01	
GXR-4 Cert													0.00980	
GXR-4 Meas													0.02	
GXR-4 Cert													0.00980	
GXR-4 Meas													0.02	
GXR-4 Cert													0.00980	
CD-1 Meas													0.67	
CD-1 Cert													0.660	
CD-1 Meas													0.64	
CD-1 Cert													0.660	
GBW 07238 (NCS DC 70006) Meas													< 0.01	
GBW 07238 (NCS DC 70006) Cert													0.000160	
GBW 07238 (NCS DC 70006) Meas													< 0.01	
GBW 07238 (NCS DC 70006) Cert													0.000160	
GBW 07238 (NCS DC 70006) Meas													< 0.01	
GBW 07238 (NCS DC 70006) Cert													0.000160	
GBW 07238 (NCS DC 70006) Meas													< 0.01	
GBW 07238 (NCS DC 70006) Cert													0.000160	
GBW 07238 (NCS DC 70006) Meas													< 0.01	
GBW 07238 (NCS DC 70006) Cert													0.000160	
Oreas 72a (4 Acid) Meas	1.80													
Oreas 72a (4 Acid) Cert	1.74													
Oreas 72a (4 Acid) Meas	1.82													
Oreas 72a (4 Acid) Cert	1.74													
Oreas 72a (4 Acid) Meas	1.91													
Oreas 72a (4 Acid) Cert	1.74													
Oreas 72a (4 Acid) Meas	1.68													
Oreas 72a (4 Acid) Cert	1.74													
Oreas 72a (4 Acid) Meas	1.66													
Oreas 72a (4 Acid) Cert	1.74													
Oreas 72a (4	1.82													

Analyte Symbol	S	Sc	Sr	Te	Ti	Tl	U	V	W	Y	Zn	Zr	As	Zn
Unit Symbol	%	ppm	ppm	ppm	%	ppm	ppm	ppm	ppm	ppm	ppm	ppm	%	%
Lower Limit	0.01	4	1	2	0.01	5	10	2	5	1	1	5	0.01	0.001
Method Code	TD-ICP	TD-ICP	TD-ICP	TD-ICP	TD-ICP	TD-ICP	TD-ICP	TD-ICP	TD-ICP	TD-ICP	TD-ICP	TD-ICP	4Acid ICPOES	4Acid ICPOES
Acid) Meas														
Oreas 72a (4 Acid) Cert	1.74													
Oreas 72a (4 Acid) Meas	1.86													
Oreas 72a (4 Acid) Cert	1.74													
Oreas 72a (4 Acid) Meas	1.66													
Oreas 72a (4 Acid) Cert	1.74													
Oreas 72a (4 Acid) Meas	1.71													
Oreas 72a (4 Acid) Cert	1.74													
Oreas 72a (4 Acid) Meas	1.71													
Oreas 72a (4 Acid) Cert	1.74													
Oreas 72a (4 Acid) Meas	1.64													
Oreas 72a (4 Acid) Cert	1.74													
Oreas 72a (4 Acid) Meas	1.65													
Oreas 72a (4 Acid) Cert	1.74													
Oreas 72a (4 Acid) Meas	1.62													
Oreas 72a (4 Acid) Cert	1.74													
Oreas 72a (4 Acid) Meas	1.61													
Oreas 72a (4 Acid) Cert	1.74													
Oreas 72a (4 Acid) Meas	1.81													
Oreas 72a (4 Acid) Cert	1.74													
Oreas 72a (4 Acid) Meas	1.75													
Oreas 72a (4 Acid) Cert	1.74													
Oreas 72a (4 Acid) Meas	1.66													
Oreas 72a (4 Acid) Cert	1.74													
Oreas 72a (4 Acid) Meas	1.80													
Oreas 72a (4 Acid) Cert	1.74													
Oreas 72a (4 Acid) Meas	1.72													
Oreas 72a (4 Acid) Cert	1.74													
Oreas 72a (4 Acid) Meas	1.71													

Analyte Symbol	S	Sc	Sr	Te	Ti	Tl	U	V	W	Y	Zn	Zr	As	Zn
Unit Symbol	%	ppm	ppm	ppm	%	ppm	ppm	ppm	ppm	ppm	ppm	ppm	%	%
Lower Limit	0.01	4	1	2	0.01	5	10	2	5	1	1	5	0.01	0.001
Method Code	TD-ICP	TD-ICP	TD-ICP	TD-ICP	TD-ICP	TD-ICP	TD-ICP	TD-ICP	TD-ICP	TD-ICP	TD-ICP	TD-ICP	4Acid ICPOES	4Acid ICPOES
Oreas 72a (4 Acid) Cert	1.74													
Oreas 72a (4 Acid) Meas	1.63													
Oreas 72a (4 Acid) Cert	1.74													
Oreas 72a (4 Acid) Meas	1.67													
Oreas 72a (4 Acid) Cert	1.74													
MP-1b Meas													2.28	16.4
MP-1b Cert													2.30	16.7
MP-1b Meas													2.32	
MP-1b Cert													2.30	
MP-1b Meas													2.29	
MP-1b Cert													2.30	
MP-1b Meas													2.32	
MP-1b Cert													2.30	
MP-1b Meas													2.28	
MP-1b Cert													2.30	
MP-1b Meas													2.32	
MP-1b Cert													2.30	
MP-1b Meas													2.22	
MP-1b Cert													2.30	
OREAS 101b (4 Acid) Meas					0.28		370	65		128				
OREAS 101b (4 Acid) Cert					0.35		387	77		133				
OREAS 101b (4 Acid) Meas					0.34		340	63		133				
OREAS 101b (4 Acid) Cert					0.35		387	77		133				
OREAS 101b (4 Acid) Meas					0.32		360	65		127				
OREAS 101b (4 Acid) Cert					0.35		387	77		133				
OREAS 101b (4 Acid) Meas					0.33		330	62		126				
OREAS 101b (4 Acid) Cert					0.35		387	77		133				
OREAS 101b (4 Acid) Meas					0.33		320	65		129				
OREAS 101b (4 Acid) Cert					0.35		387	77		133				
OREAS 101b (4 Acid) Meas					0.36		850	66		134				
OREAS 101b (4 Acid) Cert					0.35		387	77		133				
OREAS 101b (4 Acid) Meas					0.34		800	64		130				
OREAS 101b (4 Acid) Cert					0.35		387	77		133				
OREAS 101b (4 Acid) Meas					0.32		350	71		125				
OREAS 101b (4					0.35		387	77		133				

Analyte Symbol	S	Sc	Sr	Te	Ti	Tl	U	V	W	Y	Zn	Zr	As	Zn
Unit Symbol	%	ppm	ppm	ppm	%	ppm	ppm	ppm	ppm	ppm	ppm	ppm	%	%
Lower Limit	0.01	4	1	2	0.01	5	10	2	5	1	1	5	0.01	0.001
Method Code	TD-ICP	TD-ICP	TD-ICP	TD-ICP	TD-ICP	TD-ICP	TD-ICP	TD-ICP	TD-ICP	TD-ICP	TD-ICP	TD-ICP	4Acid ICPOES	4Acid ICPOES
Acid) Cert														
OREAS 101b (4 Acid) Meas					0.31		330	63		128				
OREAS 101b (4 Acid) Cert					0.35		387	77		133				
OREAS 101b (4 Acid) Meas					0.32		360	63		136				
OREAS 101b (4 Acid) Cert					0.35		387	77		133				
OREAS 101b (4 Acid) Meas					0.34		290	63		133				
OREAS 101b (4 Acid) Cert					0.35		387	77		133				
OREAS 101b (4 Acid) Meas					0.32		280	61		126				
OREAS 101b (4 Acid) Cert					0.35		387	77		133				
OREAS 101b (4 Acid) Meas					0.34		300	65		134				
OREAS 101b (4 Acid) Cert					0.35		387	77		133				
OREAS 101b (4 Acid) Meas					0.36		380	66		134				
OREAS 101b (4 Acid) Cert					0.35		387	77		133				
OREAS 101b (4 Acid) Meas					0.33		390	68		136				
OREAS 101b (4 Acid) Cert					0.35		387	77		133				
OREAS 101b (4 Acid) Meas					0.31		340	60		125				
OREAS 101b (4 Acid) Cert					0.35		387	77		133				
OREAS 101b (4 Acid) Meas					0.34		340	70		132				
OREAS 101b (4 Acid) Cert					0.35		387	77		133				
OREAS 101b (4 Acid) Meas					0.33		320	67		128				
OREAS 101b (4 Acid) Cert					0.35		387	77		133				
OREAS 101b (4 Acid) Meas					0.32		370	58		124				
OREAS 101b (4 Acid) Cert					0.35		387	77		133				
OREAS 101b (4 Acid) Meas					0.32		360	60		127				
OREAS 101b (4 Acid) Cert					0.35		387	77		133				
OREAS 101b (4 Acid) Meas					0.36		340	61		131				
OREAS 101b (4 Acid) Cert					0.35		387	77		133				
OREAS 101b (4 Acid) Meas					0.34		350	66		132				
OREAS 101b (4 Acid) Cert					0.35		387	77		133				

Analyte Symbol	S	Sc	Sr	Te	Ti	Tl	U	V	W	Y	Zn	Zr	As	Zn
Unit Symbol	%	ppm	ppm	ppm	%	ppm	ppm	ppm	ppm	ppm	ppm	ppm	%	%
Lower Limit	0.01	4	1	2	0.01	5	10	2	5	1	1	5	0.01	0.001
Method Code	TD-ICP	TD-ICP	TD-ICP	TD-ICP	TD-ICP	TD-ICP	TD-ICP	TD-ICP	TD-ICP	TD-ICP	TD-ICP	TD-ICP	4Acid ICPOES	4Acid ICPOES
OREAS 101b (4 Acid) Meas					0.35		340	66		132				
OREAS 101b (4 Acid) Cert					0.35		387	77		133				
OREAS 101b (4 Acid) Meas					0.35		330	67		138				
OREAS 101b (4 Acid) Cert					0.35		387	77		133				
OREAS 101b (4 Acid) Meas					0.36		340	65		139				
OREAS 101b (4 Acid) Cert					0.35		387	77		133				
OREAS 101b (4 Acid) Meas					0.35		330	64		131				
OREAS 101b (4 Acid) Cert					0.35		387	77		133				
OREAS 101b (4 Acid) Meas					0.35		320	64		134				
OREAS 101b (4 Acid) Cert					0.35		387	77		133				
OREAS 101b (4 Acid) Meas					0.33		360	63		134				
OREAS 101b (4 Acid) Cert					0.35		387	77		133				
OREAS 101b (4 Acid) Meas					0.31		370	64		135				
OREAS 101b (4 Acid) Cert					0.35		387	77		133				
OREAS 101b (4 Acid) Meas					0.34		370	64		134				
OREAS 101b (4 Acid) Cert					0.35		387	77		133				
OREAS 101b (4 Acid) Meas					0.34		340	68		145				
OREAS 101b (4 Acid) Cert					0.35		387	77		133				
OREAS 101b (4 Acid) Meas					0.30		290	60		128				
OREAS 101b (4 Acid) Cert					0.35		387	77		133				
CCU-1d Meas														2.59
CCU-1d Cert														2.63
CZN-4 Meas													0.03	
CZN-4 Cert													0.0356	
CZN-4 Meas													0.02	
CZN-4 Cert													0.0356	
CZN-4 Meas													0.02	
CZN-4 Cert													0.0356	
OREAS 903 (4 Acid) Meas	0.48	10	81		0.29	< 5	< 10	74		22	24	60		
OREAS 903 (4 Acid) Cert	0.500	10.2	77.0		0.192	0.620	7.58	74.0		22.5	24.3	152		
OREAS 903 (4 Acid) Meas	0.50	10	81		0.29	< 5	< 10	76		23	23	173		
OREAS 903 (4 Acid) Cert	0.500	10.2	77.0		0.192	0.620	7.58	74.0		22.5	24.3	152		

Analyte Symbol	S	Sc	Sr	Te	Ti	Tl	U	V	W	Y	Zn	Zr	As	Zn
Unit Symbol	%	ppm	ppm	ppm	%	ppm	ppm	ppm	ppm	ppm	ppm	ppm	%	%
Lower Limit	0.01	4	1	2	0.01	5	10	2	5	1	1	5	0.01	0.001
Method Code	TD-ICP	TD-ICP	TD-ICP	TD-ICP	TD-ICP	TD-ICP	TD-ICP	TD-ICP	TD-ICP	TD-ICP	TD-ICP	TD-ICP	4Acid ICPOES	4Acid ICPOES
OREAS 903 (4 Acid) Meas	0.56	10	80		0.27	< 5	< 10	82		23	25	32		
OREAS 903 (4 Acid) Cert	0.500	10.2	77.0		0.192	0.620	7.58	74.0		22.5	24.3	152		
OREAS 903 (4 Acid) Meas	0.47	10	77		0.28	< 5	< 10	72		22	23	24		
OREAS 903 (4 Acid) Cert	0.500	10.2	77.0		0.192	0.620	7.58	74.0		22.5	24.3	152		
OREAS 903 (4 Acid) Meas	0.47	10	78		0.29	< 5	< 10	72		22	23	52		
OREAS 903 (4 Acid) Cert	0.500	10.2	77.0		0.192	0.620	7.58	74.0		22.5	24.3	152		
OREAS 903 (4 Acid) Meas	0.47	10	84		0.31	< 5	< 10	75		23	23	171		
OREAS 903 (4 Acid) Cert	0.500	10.2	77.0		0.192	0.620	7.58	74.0		22.5	24.3	152		
OREAS 903 (4 Acid) Meas	0.48	10	80		0.29	< 5	< 10	73		23	25	168		
OREAS 903 (4 Acid) Cert	0.500	10.2	77.0		0.192	0.620	7.58	74.0		22.5	24.3	152		
OREAS 903 (4 Acid) Meas	0.50	11	82		0.32	< 5	< 10	75		23	26	104		
OREAS 903 (4 Acid) Cert	0.500	10.2	77.0		0.192	0.620	7.58	74.0		22.5	24.3	152		
OREAS 903 (4 Acid) Meas	0.46	10	83		0.29	< 5	< 10	73		24	25	29		
OREAS 903 (4 Acid) Cert	0.500	10.2	77.0		0.192	0.620	7.58	74.0		22.5	24.3	152		
OREAS 903 (4 Acid) Meas	0.46	10	80		0.28	< 5	< 10	74		22	24	155		
OREAS 903 (4 Acid) Cert	0.500	10.2	77.0		0.192	0.620	7.58	74.0		22.5	24.3	152		
OREAS 903 (4 Acid) Meas	0.46	10	82		0.29	< 5	< 10	75		22	24	151		
OREAS 903 (4 Acid) Cert	0.500	10.2	77.0		0.192	0.620	7.58	74.0		22.5	24.3	152		
OREAS 903 (4 Acid) Meas	0.46	10	77		0.29	< 5	< 10	73		22	23	36		
OREAS 903 (4 Acid) Cert	0.500	10.2	77.0		0.192	0.620	7.58	74.0		22.5	24.3	152		
OREAS 903 (4 Acid) Meas	0.47	10	83		0.27	< 5	< 10	76		23	26	168		
OREAS 903 (4 Acid) Cert	0.500	10.2	77.0		0.192	0.620	7.58	74.0		22.5	24.3	152		
OREAS 903 (4 Acid) Meas	0.49	10	82		0.30	< 5	< 10	78		22	24	16		
OREAS 903 (4 Acid) Cert	0.500	10.2	77.0		0.192	0.620	7.58	74.0		22.5	24.3	152		
OREAS 903 (4 Acid) Meas	0.46	10	77		0.28	< 5	< 10	75		20	23	160		
OREAS 903 (4 Acid) Cert	0.500	10.2	77.0		0.192	0.620	7.58	74.0		22.5	24.3	152		
OREAS 903 (4 Acid) Meas	0.49	10	84		0.31	< 5	< 10	79		22	25	59		
OREAS 903 (4 Acid) Cert	0.500	10.2	77.0		0.192	0.620	7.58	74.0		22.5	24.3	152		
OREAS 903 (4	0.49	9	73		0.27	< 5	< 10	70		22	25	33		

Analyte Symbol	S	Sc	Sr	Te	Ti	Tl	U	V	W	Y	Zn	Zr	As	Zn
Unit Symbol	%	ppm	ppm	ppm	%	ppm	ppm	ppm	ppm	ppm	ppm	ppm	%	%
Lower Limit	0.01	4	1	2	0.01	5	10	2	5	1	1	5	0.01	0.001
Method Code	TD-ICP	TD-ICP	TD-ICP	TD-ICP	TD-ICP	TD-ICP	TD-ICP	TD-ICP	TD-ICP	TD-ICP	TD-ICP	TD-ICP	4Acid ICPOES	4Acid ICPOES
Acid) Meas														
OREAS 903 (4 Acid) Cert	0.500	10.2	77.0		0.192	0.620	7.58	74.0		22.5	24.3	152		
OREAS 903 (4 Acid) Meas	0.50	9	71		0.27	< 5	< 10	71		21	25	33		
OREAS 903 (4 Acid) Cert	0.500	10.2	77.0		0.192	0.620	7.58	74.0		22.5	24.3	152		
OREAS 903 (4 Acid) Meas	0.47	10	79		0.28	< 5	< 10	76		23	25	31		
OREAS 903 (4 Acid) Cert	0.500	10.2	77.0		0.192	0.620	7.58	74.0		22.5	24.3	152		
OREAS 903 (4 Acid) Meas	0.47	10	82		0.29	< 5	< 10	76		23	26	97		
OREAS 903 (4 Acid) Cert	0.500	10.2	77.0		0.192	0.620	7.58	74.0		22.5	24.3	152		
OREAS 903 (4 Acid) Meas	0.47	10	83		0.30	< 5	< 10	72		23	29	27		
OREAS 903 (4 Acid) Cert	0.500	10.2	77.0		0.192	0.620	7.58	74.0		22.5	24.3	152		
OREAS 903 (4 Acid) Meas	0.47	10	84		0.29	< 5	< 10	75		24	28	60		
OREAS 903 (4 Acid) Cert	0.500	10.2	77.0		0.192	0.620	7.58	74.0		22.5	24.3	152		
OREAS 903 (4 Acid) Meas	0.47	10	83		0.29	< 5	< 10	72		22	28	25		
OREAS 903 (4 Acid) Cert	0.500	10.2	77.0		0.192	0.620	7.58	74.0		22.5	24.3	152		
OREAS 903 (4 Acid) Meas	0.46	10	79		0.28	< 5	< 10	71		21	24	22		
OREAS 903 (4 Acid) Cert	0.500	10.2	77.0		0.192	0.620	7.58	74.0		22.5	24.3	152		
OREAS 903 (4 Acid) Meas	0.49	10	81		0.30	< 5	< 10	73		22	25	45		
OREAS 903 (4 Acid) Cert	0.500	10.2	77.0		0.192	0.620	7.58	74.0		22.5	24.3	152		
OREAS 903 (4 Acid) Meas	0.49	10	81		0.29	< 5	< 10	75		22	25	163		
OREAS 903 (4 Acid) Cert	0.500	10.2	77.0		0.192	0.620	7.58	74.0		22.5	24.3	152		
OREAS 903 (4 Acid) Meas	0.46	11	84		0.28	< 5	< 10	79		23	23	168		
OREAS 903 (4 Acid) Cert	0.500	10.2	77.0		0.192	0.620	7.58	74.0		22.5	24.3	152		
OREAS 903 (4 Acid) Meas	0.44	10	79		0.24	< 5	< 10	71		22	23	146		
OREAS 903 (4 Acid) Cert	0.500	10.2	77.0		0.192	0.620	7.58	74.0		22.5	24.3	152		
PTC-1b Meas													< 0.01	0.219
PTC-1b Cert													0.02	0.2083
PTC-1b Meas													< 0.01	
PTC-1b Cert													0.02	
PTC-1b Meas													0.02	
PTC-1b Cert													0.02	
PTC-1b Meas													< 0.01	
PTC-1b Cert													0.02	

Analyte Symbol	S	Sc	Sr	Te	Ti	Tl	U	V	W	Y	Zn	Zr	As	Zn
Unit Symbol	%	ppm	ppm	ppm	%	ppm	ppm	ppm	ppm	ppm	ppm	ppm	%	%
Lower Limit	0.01	4	1	2	0.01	5	10	2	5	1	1	5	0.01	0.001
Method Code	TD-ICP	TD-ICP	TD-ICP	TD-ICP	TD-ICP	TD-ICP	TD-ICP	TD-ICP	TD-ICP	TD-ICP	TD-ICP	TD-ICP	4Acid ICPOES	4Acid ICPOES
PTC-1b Meas													< 0.01	
PTC-1b Cert													0.02	
PTC-1b Meas													< 0.01	
PTC-1b Cert													0.02	
PTC-1b Meas													0.02	
PTC-1b Cert													0.02	
OREAS 923 (4 Acid) Meas	0.73	13	48		0.40	< 5	< 10	86	5	27	340	134		
OREAS 923 (4 Acid) Cert	0.691	13.1	43.0		0.405	0.860	3.06	91.0	4.85	26.4	345	116		
OREAS 923 (4 Acid) Meas	0.77	13	48		0.39	< 5	< 10	91	< 5	26	325	144		
OREAS 923 (4 Acid) Cert	0.691	13.1	43.0		0.405	0.860	3.06	91.0	4.85	26.4	345	116		
OREAS 923 (4 Acid) Meas	0.70	13	47		0.37	< 5	< 10	83	< 5	27	332	127		
OREAS 923 (4 Acid) Cert	0.691	13.1	43.0		0.405	0.860	3.06	91.0	4.85	26.4	345	116		
OREAS 923 (4 Acid) Meas	0.64	12	44		0.37	< 5	< 10	80	< 5	25	314	121		
OREAS 923 (4 Acid) Cert	0.691	13.1	43.0		0.405	0.860	3.06	91.0	4.85	26.4	345	116		
OREAS 923 (4 Acid) Meas	0.71	13	50		0.40	< 5	< 10	88	< 5	27	325	135		
OREAS 923 (4 Acid) Cert	0.691	13.1	43.0		0.405	0.860	3.06	91.0	4.85	26.4	345	116		
OREAS 923 (4 Acid) Meas	0.70	14	52		0.38	< 5	< 10	92	< 5	28	346	131		
OREAS 923 (4 Acid) Cert	0.691	13.1	43.0		0.405	0.860	3.06	91.0	4.85	26.4	345	116		
OREAS 923 (4 Acid) Meas	0.72	13	47		0.40	< 5	< 10	84	< 5	26	334	134		
OREAS 923 (4 Acid) Cert	0.691	13.1	43.0		0.405	0.860	3.06	91.0	4.85	26.4	345	116		
OREAS 923 (4 Acid) Meas	0.67	13	48		0.41	< 5	< 10	84	< 5	27	333	125		
OREAS 923 (4 Acid) Cert	0.691	13.1	43.0		0.405	0.860	3.06	91.0	4.85	26.4	345	116		
OREAS 923 (4 Acid) Meas	0.65	12	47		0.38	< 5	< 10	81	< 5	25	319	124		
OREAS 923 (4 Acid) Cert	0.691	13.1	43.0		0.405	0.860	3.06	91.0	4.85	26.4	345	116		
OREAS 923 (4 Acid) Meas	0.69	13	47		0.46	< 5	< 10	85	< 5	27	331	139		
OREAS 923 (4 Acid) Cert	0.691	13.1	43.0		0.405	0.860	3.06	91.0	4.85	26.4	345	116		
OREAS 923 (4 Acid) Meas	0.69	13	47		0.36	< 5	< 10	85	5	26	346	132		
OREAS 923 (4 Acid) Cert	0.691	13.1	43.0		0.405	0.860	3.06	91.0	4.85	26.4	345	116		
OREAS 923 (4 Acid) Meas	0.69	12	46		0.40	< 5	< 10	88	< 5	25	331	128		
OREAS 923 (4 Acid) Cert	0.691	13.1	43.0		0.405	0.860	3.06	91.0	4.85	26.4	345	116		
OREAS 923 (4 Acid) Meas	0.67	12	45		0.39	< 5	< 10	84	< 5	24	313	124		

Analyte Symbol	S	Sc	Sr	Te	Ti	Tl	U	V	W	Y	Zn	Zr	As	Zn
Unit Symbol	%	ppm	ppm	ppm	%	ppm	ppm	ppm	ppm	ppm	ppm	ppm	%	%
Lower Limit	0.01	4	1	2	0.01	5	10	2	5	1	1	5	0.01	0.001
Method Code	TD-ICP	TD-ICP	TD-ICP	TD-ICP	TD-ICP	TD-ICP	TD-ICP	TD-ICP	TD-ICP	TD-ICP	TD-ICP	TD-ICP	4Acid ICPOES	4Acid ICPOES
OREAS 923 (4 Acid) Cert	0.691	13.1	43.0		0.405	0.860	3.06	91.0	4.85	26.4	345	116		
OREAS 923 (4 Acid) Meas	0.71	12	43		0.40	< 5	< 10	89	< 5	25	329	130		
OREAS 923 (4 Acid) Cert	0.691	13.1	43.0		0.405	0.860	3.06	91.0	4.85	26.4	345	116		
OREAS 923 (4 Acid) Meas	0.70	11	42		0.36	< 5	< 10	75	5	25	339	126		
OREAS 923 (4 Acid) Cert	0.691	13.1	43.0		0.405	0.860	3.06	91.0	4.85	26.4	345	116		
OREAS 923 (4 Acid) Meas	0.72	12	43		0.40	< 5	< 10	78	< 5	26	351	132		
OREAS 923 (4 Acid) Cert	0.691	13.1	43.0		0.405	0.860	3.06	91.0	4.85	26.4	345	116		
OREAS 923 (4 Acid) Meas	0.76	11	43		0.38	< 5	< 10	85	6	26	355	145		
OREAS 923 (4 Acid) Cert	0.691	13.1	43.0		0.405	0.860	3.06	91.0	4.85	26.4	345	116		
OREAS 923 (4 Acid) Meas	0.69	13	48		0.39	< 5	< 10	88	< 5	26	353	130		
OREAS 923 (4 Acid) Cert	0.691	13.1	43.0		0.405	0.860	3.06	91.0	4.85	26.4	345	116		
OREAS 923 (4 Acid) Meas	0.70	13	48		0.40	< 5	< 10	86	< 5	27	346	128		
OREAS 923 (4 Acid) Cert	0.691	13.1	43.0		0.405	0.860	3.06	91.0	4.85	26.4	345	116		
OREAS 923 (4 Acid) Meas	0.71	13	49		0.41	< 5	< 10	87	< 5	27	349	135		
OREAS 923 (4 Acid) Cert	0.691	13.1	43.0		0.405	0.860	3.06	91.0	4.85	26.4	345	116		
OREAS 923 (4 Acid) Meas	0.66	13	48		0.40	< 5	< 10	81	< 5	27	354	125		
OREAS 923 (4 Acid) Cert	0.691	13.1	43.0		0.405	0.860	3.06	91.0	4.85	26.4	345	116		
OREAS 923 (4 Acid) Meas	0.68	13	49		0.41	< 5	< 10	82	< 5	27	356	128		
OREAS 923 (4 Acid) Cert	0.691	13.1	43.0		0.405	0.860	3.06	91.0	4.85	26.4	345	116		
OREAS 923 (4 Acid) Meas	0.66	13	47		0.39	< 5	< 10	82	< 5	25	339	124		
OREAS 923 (4 Acid) Cert	0.691	13.1	43.0		0.405	0.860	3.06	91.0	4.85	26.4	345	116		
OREAS 923 (4 Acid) Meas	0.71	13	48		0.40	< 5	< 10	86	6	27	351	131		
OREAS 923 (4 Acid) Cert	0.691	13.1	43.0		0.405	0.860	3.06	91.0	4.85	26.4	345	116		
OREAS 923 (4 Acid) Meas	0.72	13	48		0.40	< 5	< 10	83	< 5	27	346	126		
OREAS 923 (4 Acid) Cert	0.691	13.1	43.0		0.405	0.860	3.06	91.0	4.85	26.4	345	116		
OREAS 923 (4 Acid) Meas	0.65	13	47		0.36	< 5	< 10	84	< 5	27	324	131		
OREAS 923 (4 Acid) Cert	0.691	13.1	43.0		0.405	0.860	3.06	91.0	4.85	26.4	345	116		
Oreas 72b (4 Acid) Meas													< 0.01	
Oreas 72b (4													0.0146	

Analyte Symbol	S	Sc	Sr	Te	Ti	Tl	U	V	W	Y	Zn	Zr	As	Zn
Unit Symbol	%	ppm	ppm	ppm	%	ppm	ppm	ppm	ppm	ppm	ppm	ppm	%	%
Lower Limit	0.01	4	1	2	0.01	5	10	2	5	1	1	5	0.01	0.001
Method Code	TD-ICP	TD-ICP	TD-ICP	TD-ICP	TD-ICP	TD-ICP	TD-ICP	TD-ICP	TD-ICP	TD-ICP	TD-ICP	TD-ICP	4Acid ICPOES	4Acid ICPOES
Acid) Cert														
Oreas 72b (4 Acid) Meas													< 0.01	
Oreas 72b (4 Acid) Cert													0.0146	
Oreas 72b (4 Acid) Meas													< 0.01	
Oreas 72b (4 Acid) Cert													0.0146	
Oreas 72b (4 Acid) Meas													< 0.01	
Oreas 72b (4 Acid) Cert													0.0146	
Oreas 72b (4 Acid) Meas													0.02	
Oreas 72b (4 Acid) Cert													0.0146	
OREAS 683 (4 Acid) Meas	0.19	19	249		0.24		< 10	154	< 5	8	81	25		0.009
OREAS 683 (4 Acid) Cert	0.205	19.7	276		0.263		0.58	187	1.23	8.02	92	26		0.0092
OREAS 683 (4 Acid) Meas	0.19	20	256		0.25		< 10	152	< 5	8	82	29		0.009
OREAS 683 (4 Acid) Cert	0.205	19.7	276		0.263		0.58	187	1.23	8.02	92	26		0.0092
OREAS 683 (4 Acid) Meas	0.20	20	283		0.25		< 10	167	< 5	9	82	31		
OREAS 683 (4 Acid) Cert	0.205	19.7	276		0.263		0.58	187	1.23	8.02	92	26		
OREAS 683 (4 Acid) Meas	0.19	20	271		0.22		< 10	169	< 5	8	84	29		
OREAS 683 (4 Acid) Cert	0.205	19.7	276		0.263		0.58	187	1.23	8.02	92	26		
OREAS 683 (4 Acid) Meas	0.20	19	269		0.26		< 10	161	< 5	8	91	31		
OREAS 683 (4 Acid) Cert	0.205	19.7	276		0.263		0.58	187	1.23	8.02	92	26		
OREAS 683 (4 Acid) Meas	0.19	18	250		0.24		< 10	146	< 5	8	86	29		
OREAS 683 (4 Acid) Cert	0.205	19.7	276		0.263		0.58	187	1.23	8.02	92	26		
OREAS 683 (4 Acid) Meas	0.20	20	270		0.25		< 10	159	< 5	9	86	28		
OREAS 683 (4 Acid) Cert	0.205	19.7	276		0.263		0.58	187	1.23	8.02	92	26		
OREAS 683 (4 Acid) Meas	0.19	20	268		0.25		< 10	162	< 5	9	85	27		
OREAS 683 (4 Acid) Cert	0.205	19.7	276		0.263		0.58	187	1.23	8.02	92	26		
OREAS 683 (4 Acid) Meas	0.20	20	271		0.25		< 10	165	< 5	9	87	29		
OREAS 683 (4 Acid) Cert	0.205	19.7	276		0.263		0.58	187	1.23	8.02	92	26		
OREAS 683 (4 Acid) Meas	0.20	19	257		0.26		< 10	150	< 5	9	82	28		
OREAS 683 (4 Acid) Cert	0.205	19.7	276		0.263		0.58	187	1.23	8.02	92	26		

Analyte Symbol	S	Sc	Sr	Te	Ti	Tl	U	V	W	Y	Zn	Zr	As	Zn
Unit Symbol	%	ppm	ppm	ppm	%	ppm	ppm	ppm	ppm	ppm	ppm	ppm	%	%
Lower Limit	0.01	4	1	2	0.01	5	10	2	5	1	1	5	0.01	0.001
Method Code	TD-ICP	TD-ICP	TD-ICP	TD-ICP	TD-ICP	TD-ICP	TD-ICP	TD-ICP	TD-ICP	TD-ICP	TD-ICP	TD-ICP	4Acid ICPOES	4Acid ICPOES
OREAS 683 (4 Acid) Meas	0.18	18	243		0.24		< 10	151	< 5	8	82	29		
OREAS 683 (4 Acid) Cert	0.205	19.7	276		0.263		0.58	187	1.23	8.02	92	26		
OREAS 683 (4 Acid) Meas	0.20	19	257		0.25		< 10	162	< 5	8	84	29		
OREAS 683 (4 Acid) Cert	0.205	19.7	276		0.263		0.58	187	1.23	8.02	92	26		
OREAS 683 (4 Acid) Meas	0.20	18	252		0.24		< 10	161	< 5	8	83	26		
OREAS 683 (4 Acid) Cert	0.205	19.7	276		0.263		0.58	187	1.23	8.02	92	26		
OREAS 683 (4 Acid) Meas	0.20	18	238		0.26		< 10	143	< 5	8	91	28		
OREAS 683 (4 Acid) Cert	0.205	19.7	276		0.263		0.58	187	1.23	8.02	92	26		
OREAS 683 (4 Acid) Meas	0.20	17	234		0.24		< 10	144	< 5	8	87	26		
OREAS 683 (4 Acid) Cert	0.205	19.7	276		0.263		0.58	187	1.23	8.02	92	26		
OREAS 683 (4 Acid) Meas	0.20	16	218		0.23		< 10	140	< 5	8	82	27		
OREAS 683 (4 Acid) Cert	0.205	19.7	276		0.263		0.58	187	1.23	8.02	92	26		
OREAS 683 (4 Acid) Meas	0.19	19	255		0.25		< 10	155	< 5	8	84	26		
OREAS 683 (4 Acid) Cert	0.205	19.7	276		0.263		0.58	187	1.23	8.02	92	26		
OREAS 683 (4 Acid) Meas	0.18	19	253		0.25		< 10	151	< 5	8	88	27		
OREAS 683 (4 Acid) Cert	0.205	19.7	276		0.263		0.58	187	1.23	8.02	92	26		
OREAS 683 (4 Acid) Meas	0.18	18	258		0.24		< 10	146	< 5	8	88	26		
OREAS 683 (4 Acid) Cert	0.205	19.7	276		0.263		0.58	187	1.23	8.02	92	26		
OREAS 683 (4 Acid) Meas	0.19	20	268		0.25		< 10	153	< 5	8	92	28		
OREAS 683 (4 Acid) Cert	0.205	19.7	276		0.263		0.58	187	1.23	8.02	92	26		
OREAS 683 (4 Acid) Meas	0.19	19	263		0.26		< 10	155	< 5	8	87	27		
OREAS 683 (4 Acid) Cert	0.205	19.7	276		0.263		0.58	187	1.23	8.02	92	26		
OREAS 683 (4 Acid) Meas	0.19	19	254		0.25		< 10	156	< 5	8	87	29		
OREAS 683 (4 Acid) Cert	0.205	19.7	276		0.263		0.58	187	1.23	8.02	92	26		
OREAS 683 (4 Acid) Meas	0.21	22	292		0.27		< 10	185	< 5	9	92	31		
OREAS 683 (4 Acid) Cert	0.205	19.7	276		0.263		0.58	187	1.23	8.02	92	26		
OREAS 683 (4 Acid) Meas	0.18	20	266		0.23		< 10	158	< 5	9	84	27		
OREAS 683 (4 Acid) Cert	0.205	19.7	276		0.263		0.58	187	1.23	8.02	92	26		
OREAS 681 (4	0.11	27	453		0.56		< 10	243	< 5	18	76	67		

Analyte Symbol	S	Sc	Sr	Te	Ti	Tl	U	V	W	Y	Zn	Zr	As	Zn
Unit Symbol	%	ppm	ppm	ppm	%	ppm	ppm	ppm	ppm	ppm	ppm	ppm	%	%
Lower Limit	0.01	4	1	2	0.01	5	10	2	5	1	1	5	0.01	0.001
Method Code	TD-ICP	TD-ICP	TD-ICP	TD-ICP	TD-ICP	TD-ICP	TD-ICP	TD-ICP	TD-ICP	TD-ICP	TD-ICP	TD-ICP	4Acid ICPOES	4Acid ICPOES
Acid) Meas														
OREAS 681 (4 Acid) Cert	0.109	27.7	478		0.588		1.44	253	1.09	17.5	88.0	58.0		
OREAS 681 (4 Acid) Meas	0.11	27	453		0.44		< 10	209	< 5	18	86	57		
OREAS 681 (4 Acid) Cert	0.109	27.7	478		0.588		1.44	253	1.09	17.5	88.0	58.0		
OREAS 681 (4 Acid) Meas	0.10	26	419		0.55		< 10	222	< 5	16	76	60		
OREAS 681 (4 Acid) Cert	0.109	27.7	478		0.588		1.44	253	1.09	17.5	88.0	58.0		
OREAS 681 (4 Acid) Meas	0.10	27	446		0.51		< 10	221	< 5	17	82	60		
OREAS 681 (4 Acid) Cert	0.109	27.7	478		0.588		1.44	253	1.09	17.5	88.0	58.0		
OREAS 681 (4 Acid) Meas	0.11	28	473		0.56		< 10	237	< 5	18	78	69		
OREAS 681 (4 Acid) Cert	0.109	27.7	478		0.588		1.44	253	1.09	17.5	88.0	58.0		
OREAS 681 (4 Acid) Meas	0.10	29	476		0.61		< 10	244	< 5	18	82	74		
OREAS 681 (4 Acid) Cert	0.109	27.7	478		0.588		1.44	253	1.09	17.5	88.0	58.0		
OREAS 681 (4 Acid) Meas	0.11	27	465		0.58		< 10	237	< 5	18	87	73		
OREAS 681 (4 Acid) Cert	0.109	27.7	478		0.588		1.44	253	1.09	17.5	88.0	58.0		
OREAS 681 (4 Acid) Meas	0.10	26	448		0.19		< 10	140	< 5	18	86	37		
OREAS 681 (4 Acid) Cert	0.109	27.7	478		0.588		1.44	253	1.09	17.5	88.0	58.0		
OREAS 681 (4 Acid) Meas	0.10	28	470		0.28		< 10	166	< 5	18	84	36		
OREAS 681 (4 Acid) Cert	0.109	27.7	478		0.588		1.44	253	1.09	17.5	88.0	58.0		
OREAS 681 (4 Acid) Meas	0.10	28	460		0.54		< 10	233	< 5	18	82	62		
OREAS 681 (4 Acid) Cert	0.109	27.7	478		0.588		1.44	253	1.09	17.5	88.0	58.0		
OREAS 681 (4 Acid) Meas	0.09	26	445		0.34		< 10	185	< 5	17	80	47		
OREAS 681 (4 Acid) Cert	0.109	27.7	478		0.588		1.44	253	1.09	17.5	88.0	58.0		
OREAS 681 (4 Acid) Meas	0.10	26	425		0.66		< 10	224	< 5	17	77	68		
OREAS 681 (4 Acid) Cert	0.109	27.7	478		0.588		1.44	253	1.09	17.5	88.0	58.0		
OREAS 681 (4 Acid) Meas	0.10	26	441		0.51		< 10	225	< 5	17	82	67		
OREAS 681 (4 Acid) Cert	0.109	27.7	478		0.588		1.44	253	1.09	17.5	88.0	58.0		
OREAS 681 (4 Acid) Meas	0.10	27	452		0.50		< 10	228	< 5	18	85	64		
OREAS 681 (4 Acid) Cert	0.109	27.7	478		0.588		1.44	253	1.09	17.5	88.0	58.0		
OREAS 681 (4 Acid) Meas	0.11	27	441		0.55		< 10	241	< 5	17	80	67		

Analyte Symbol	S	Sc	Sr	Te	Ti	Tl	U	V	W	Y	Zn	Zr	As	Zn
Unit Symbol	%	ppm	ppm	ppm	%	ppm	ppm	ppm	ppm	ppm	ppm	ppm	%	%
Lower Limit	0.01	4	1	2	0.01	5	10	2	5	1	1	5	0.01	0.001
Method Code	TD-ICP	TD-ICP	TD-ICP	TD-ICP	TD-ICP	TD-ICP	TD-ICP	TD-ICP	TD-ICP	TD-ICP	TD-ICP	TD-ICP	4Acid ICPOES	4Acid ICPOES
OREAS 681 (4 Acid) Cert	0.109	27.7	478		0.588		1.44	253	1.09	17.5	88.0	58.0		
OREAS 681 (4 Acid) Meas	0.11	27	454		0.59		< 10	236	< 5	17	83	60		
OREAS 681 (4 Acid) Cert	0.109	27.7	478		0.588		1.44	253	1.09	17.5	88.0	58.0		
OREAS 681 (4 Acid) Meas	0.11	26	439		0.55		< 10	231	< 5	17	79	61		
OREAS 681 (4 Acid) Cert	0.109	27.7	478		0.588		1.44	253	1.09	17.5	88.0	58.0		
OREAS 681 (4 Acid) Meas	0.11	23	407		0.50		< 10	205	< 5	17	86	62		
OREAS 681 (4 Acid) Cert	0.109	27.7	478		0.588		1.44	253	1.09	17.5	88.0	58.0		
OREAS 681 (4 Acid) Meas	0.10	25	413		0.54		< 10	207	< 5	18	86	61		
OREAS 681 (4 Acid) Cert	0.109	27.7	478		0.588		1.44	253	1.09	17.5	88.0	58.0		
OREAS 681 (4 Acid) Meas	0.10	25	421		0.57		< 10	212	< 5	18	89	63		
OREAS 681 (4 Acid) Cert	0.109	27.7	478		0.588		1.44	253	1.09	17.5	88.0	58.0		
OREAS 681 (4 Acid) Meas	0.10	26	438		0.55		< 10	220	< 5	17	82	59		
OREAS 681 (4 Acid) Cert	0.109	27.7	478		0.588		1.44	253	1.09	17.5	88.0	58.0		
OREAS 681 (4 Acid) Meas	0.10	27	454		0.51		< 10	214	< 5	17	85	60		
OREAS 681 (4 Acid) Cert	0.109	27.7	478		0.588		1.44	253	1.09	17.5	88.0	58.0		
OREAS 681 (4 Acid) Meas	0.10	27	450		0.57		< 10	226	< 5	18	85	63		
OREAS 681 (4 Acid) Cert	0.109	27.7	478		0.588		1.44	253	1.09	17.5	88.0	58.0		
OREAS 681 (4 Acid) Meas	0.10	27	449		0.57		< 10	228	< 5	18	86	61		
OREAS 681 (4 Acid) Cert	0.109	27.7	478		0.588		1.44	253	1.09	17.5	88.0	58.0		
OREAS 681 (4 Acid) Meas	0.10	26	443		0.52		< 10	237	< 5	18	77	65		
OREAS 681 (4 Acid) Cert	0.109	27.7	478		0.588		1.44	253	1.09	17.5	88.0	58.0		
OREAS 681 (4 Acid) Meas	0.09	27	456		0.52		< 10	227	< 5	18	79	59		
OREAS 681 (4 Acid) Cert	0.109	27.7	478		0.588		1.44	253	1.09	17.5	88.0	58.0		
OREAS 681 (4 Acid) Meas	0.09	27	442		0.25		< 10	157	< 5	18	77	36		
OREAS 681 (4 Acid) Cert	0.109	27.7	478		0.588		1.44	253	1.09	17.5	88.0	58.0		
OREAS 247 (4 Acid) Meas	0.81	12	106		0.38	< 5	< 10	73	< 5	20	83	146		
OREAS 247 (4 Acid) Cert	0.714	11.4	96.0		0.390	0.800	2.53	82.0	7.88	13.1	86.0	125		
OREAS 247 (4 Acid) Meas	0.66	9	86		0.32	< 5	< 10	65	< 5	14	74	142		
OREAS 247 (4	0.714	11.4	96.0		0.390	0.800	2.53	82.0	7.88	13.1	86.0	125		

Analyte Symbol	S	Sc	Sr	Te	Ti	Tl	U	V	W	Y	Zn	Zr	As	Zn
Unit Symbol	%	ppm	ppm	ppm	%	ppm	ppm	ppm	ppm	ppm	ppm	ppm	%	%
Lower Limit	0.01	4	1	2	0.01	5	10	2	5	1	1	5	0.01	0.001
Method Code	TD-ICP	TD-ICP	TD-ICP	TD-ICP	TD-ICP	TD-ICP	TD-ICP	TD-ICP	TD-ICP	TD-ICP	TD-ICP	TD-ICP	4Acid ICPOES	4Acid ICPOES
Acid) Cert														
OREAS 247 (4 Acid) Meas	0.70	12	101		0.32	< 5	< 10	64	< 5	18	86	118		
OREAS 247 (4 Acid) Cert	0.714	11.4	96.0		0.390	0.800	2.53	82.0	7.88	13.1	86.0	125		
OREAS 247 (4 Acid) Meas	0.66	12	93		0.34	< 5	< 10	65	< 5	16	76	110		
OREAS 247 (4 Acid) Cert	0.714	11.4	96.0		0.390	0.800	2.53	82.0	7.88	13.1	86.0	125		
OREAS 247 (4 Acid) Meas	0.67	11	90		0.33	< 5	< 10	70	< 5	15	78	144		
OREAS 247 (4 Acid) Cert	0.714	11.4	96.0		0.390	0.800	2.53	82.0	7.88	13.1	86.0	125		
OREAS 247 (4 Acid) Meas	0.65	11	98		0.33	< 5	< 10	67	< 5	16	74	117		
OREAS 247 (4 Acid) Cert	0.714	11.4	96.0		0.390	0.800	2.53	82.0	7.88	13.1	86.0	125		
OREAS 247 (4 Acid) Meas	0.66	12	101		0.30	< 5	< 10	74	< 5	18	82	146		
OREAS 247 (4 Acid) Cert	0.714	11.4	96.0		0.390	0.800	2.53	82.0	7.88	13.1	86.0	125		
OREAS 247 (4 Acid) Meas	0.67	12	99		0.34	< 5	< 10	62	< 5	18	84	124		
OREAS 247 (4 Acid) Cert	0.714	11.4	96.0		0.390	0.800	2.53	82.0	7.88	13.1	86.0	125		
OREAS 247 (4 Acid) Meas	0.67	11	99		0.32	< 5	< 10	67	< 5	18	85	132		
OREAS 247 (4 Acid) Cert	0.714	11.4	96.0		0.390	0.800	2.53	82.0	7.88	13.1	86.0	125		
OREAS 247 (4 Acid) Meas	0.67	12	100		0.35	< 5	< 10	72	< 5	17	76	141		
OREAS 247 (4 Acid) Cert	0.714	11.4	96.0		0.390	0.800	2.53	82.0	7.88	13.1	86.0	125		
OREAS 247 (4 Acid) Meas	0.62	12	100		0.30	< 5	< 10	67	< 5	18	81	132		
OREAS 247 (4 Acid) Cert	0.714	11.4	96.0		0.390	0.800	2.53	82.0	7.88	13.1	86.0	125		
OREAS 247 (4 Acid) Meas	0.69	12	97		0.36	< 5	< 10	67	< 5	18	79	138		
OREAS 247 (4 Acid) Cert	0.714	11.4	96.0		0.390	0.800	2.53	82.0	7.88	13.1	86.0	125		
OREAS 247 (4 Acid) Meas	0.64	11	94		0.30	< 5	< 10	68	< 5	16	80	123		
OREAS 247 (4 Acid) Cert	0.714	11.4	96.0		0.390	0.800	2.53	82.0	7.88	13.1	86.0	125		
OREAS 247 (4 Acid) Meas	0.65	11	97		0.31	< 5	< 10	70	< 5	17	87	145		
OREAS 247 (4 Acid) Cert	0.714	11.4	96.0		0.390	0.800	2.53	82.0	7.88	13.1	86.0	125		
OREAS 247 (4 Acid) Meas	0.70	11	97		0.36	< 5	< 10	76	< 5	16	76	143		
OREAS 247 (4 Acid) Cert	0.714	11.4	96.0		0.390	0.800	2.53	82.0	7.88	13.1	86.0	125		
OREAS 247 (4 Acid) Meas	0.70	11	95		0.36	< 5	< 10	71	< 5	17	78	124		
OREAS 247 (4 Acid) Cert	0.714	11.4	96.0		0.390	0.800	2.53	82.0	7.88	13.1	86.0	125		

Analyte Symbol	S	Sc	Sr	Te	Ti	Tl	U	V	W	Y	Zn	Zr	As	Zn
Unit Symbol	%	ppm	ppm	ppm	%	ppm	ppm	ppm	ppm	ppm	ppm	ppm	%	%
Lower Limit	0.01	4	1	2	0.01	5	10	2	5	1	1	5	0.01	0.001
Method Code	TD-ICP	TD-ICP	TD-ICP	TD-ICP	TD-ICP	TD-ICP	TD-ICP	TD-ICP	TD-ICP	TD-ICP	TD-ICP	TD-ICP	4Acid ICPOES	4Acid ICPOES
OREAS 247 (4 Acid) Meas	0.70	11	94		0.34	< 5	< 10	72	< 5	16	81	147		
OREAS 247 (4 Acid) Cert	0.714	11.4	96.0		0.390	0.800	2.53	82.0	7.88	13.1	86.0	125		
OREAS 247 (4 Acid) Meas	0.68	10	86		0.32	< 5	< 10	63	< 5	16	81	134		
OREAS 247 (4 Acid) Cert	0.714	11.4	96.0		0.390	0.800	2.53	82.0	7.88	13.1	86.0	125		
OREAS 247 (4 Acid) Meas	0.72	11	89		0.34	< 5	< 10	65	< 5	17	84	114		
OREAS 247 (4 Acid) Cert	0.714	11.4	96.0		0.390	0.800	2.53	82.0	7.88	13.1	86.0	125		
OREAS 247 (4 Acid) Meas	0.64	10	82		0.33	< 5	< 10	65	< 5	15	82	143		
OREAS 247 (4 Acid) Cert	0.714	11.4	96.0		0.390	0.800	2.53	82.0	7.88	13.1	86.0	125		
OREAS 247 (4 Acid) Meas	0.68	11	100		0.36	< 5	< 10	71	< 5	17	84	126		
OREAS 247 (4 Acid) Cert	0.714	11.4	96.0		0.390	0.800	2.53	82.0	7.88	13.1	86.0	125		
OREAS 247 (4 Acid) Meas	0.65	11	94		0.32	< 5	< 10	66	< 5	17	82	126		
OREAS 247 (4 Acid) Cert	0.714	11.4	96.0		0.390	0.800	2.53	82.0	7.88	13.1	86.0	125		
OREAS 247 (4 Acid) Meas	0.66	10	89		0.34	< 5	< 10	72	< 5	15	83	144		
OREAS 247 (4 Acid) Cert	0.714	11.4	96.0		0.390	0.800	2.53	82.0	7.88	13.1	86.0	125		
OREAS 247 (4 Acid) Meas	0.67	11	97		0.34	< 5	< 10	67	< 5	17	86	114		
OREAS 247 (4 Acid) Cert	0.714	11.4	96.0		0.390	0.800	2.53	82.0	7.88	13.1	86.0	125		
OREAS 247 (4 Acid) Meas	0.67	11	100		0.36	< 5	< 10	67	< 5	18	87	117		
OREAS 247 (4 Acid) Cert	0.714	11.4	96.0		0.390	0.800	2.53	82.0	7.88	13.1	86.0	125		
OREAS 247 (4 Acid) Meas	0.66	11	94		0.32	< 5	< 10	66	< 5	16	85	139		
OREAS 247 (4 Acid) Cert	0.714	11.4	96.0		0.390	0.800	2.53	82.0	7.88	13.1	86.0	125		
OREAS 247 (4 Acid) Meas	0.68	11	97		0.35	< 5	< 10	69	< 5	16	81	136		
OREAS 247 (4 Acid) Cert	0.714	11.4	96.0		0.390	0.800	2.53	82.0	7.88	13.1	86.0	125		
OREAS 247 (4 Acid) Meas	0.66	11	93		0.34	< 5	< 10	69	< 5	17	74	135		
OREAS 247 (4 Acid) Cert	0.714	11.4	96.0		0.390	0.800	2.53	82.0	7.88	13.1	86.0	125		
OREAS 247 (4 Acid) Meas	0.70	11	96		0.35	< 5	< 10	71	< 5	16	86	147		
OREAS 247 (4 Acid) Cert	0.714	11.4	96.0		0.390	0.800	2.53	82.0	7.88	13.1	86.0	125		
OREAS 247 (4 Acid) Meas	0.64	12	98		0.30	< 5	< 10	68	< 5	18	78	142		
OREAS 247 (4 Acid) Cert	0.714	11.4	96.0		0.390	0.800	2.53	82.0	7.88	13.1	86.0	125		
OREAS 147 (4	0.02	10	324		0.23	8	< 10	49		28	139	34		

Analyte Symbol	S	Sc	Sr	Te	Ti	Tl	U	V	W	Y	Zn	Zr	As	Zn
Unit Symbol	%	ppm	ppm	ppm	%	ppm	ppm	ppm	ppm	ppm	ppm	ppm	%	%
Lower Limit	0.01	4	1	2	0.01	5	10	2	5	1	1	5	0.01	0.001
Method Code	TD-ICP	TD-ICP	TD-ICP	TD-ICP	TD-ICP	TD-ICP	TD-ICP	TD-ICP	TD-ICP	TD-ICP	TD-ICP	TD-ICP	4Acid ICPOES	4Acid ICPOES
Acid) Meas														
OREAS 147 (4 Acid) Cert	0.0300	10.7	299		0.470	10.8	15.8	60.0		26.3	138	105		
OREAS 147 (4 Acid) Meas	0.02	9	300		0.30	7	< 10	53		25	128	21		
OREAS 147 (4 Acid) Cert	0.0300	10.7	299		0.470	10.8	15.8	60.0		26.3	138	105		
OREAS 147 (4 Acid) Meas	0.02	10	303		0.29	8	< 10	54		27	140	13		
OREAS 147 (4 Acid) Cert	0.0300	10.7	299		0.470	10.8	15.8	60.0		26.3	138	105		
OREAS 147 (4 Acid) Meas	0.02	10	290		0.28	8	20	48		25	131	14		
OREAS 147 (4 Acid) Cert	0.0300	10.7	299		0.470	10.8	15.8	60.0		26.3	138	105		
OREAS 147 (4 Acid) Meas	0.02	10	294		0.34	7	10	56		25	135	21		
OREAS 147 (4 Acid) Cert	0.0300	10.7	299		0.470	10.8	15.8	60.0		26.3	138	105		
OREAS 147 (4 Acid) Meas	0.02	10	304		0.31	8	< 10	53		26	124	19		
OREAS 147 (4 Acid) Cert	0.0300	10.7	299		0.470	10.8	15.8	60.0		26.3	138	105		
OREAS 147 (4 Acid) Meas	0.02	10	305		0.27	8	< 10	46		26	140	16		
OREAS 147 (4 Acid) Cert	0.0300	10.7	299		0.470	10.8	15.8	60.0		26.3	138	105		
OREAS 147 (4 Acid) Meas	0.02	10	297		0.30	8	< 10	52		26	137	21		
OREAS 147 (4 Acid) Cert	0.0300	10.7	299		0.470	10.8	15.8	60.0		26.3	138	105		
OREAS 147 (4 Acid) Meas	0.02	10	309		0.18	9	< 10	37		27	136	15		
OREAS 147 (4 Acid) Cert	0.0300	10.7	299		0.470	10.8	15.8	60.0		26.3	138	105		
OREAS 147 (4 Acid) Meas	0.02	9	284		0.29	8	< 10	52		24	127	11		
OREAS 147 (4 Acid) Cert	0.0300	10.7	299		0.470	10.8	15.8	60.0		26.3	138	105		
OREAS 147 (4 Acid) Meas	0.02	10	294		0.26	8	< 10	44		27	132	15		
OREAS 147 (4 Acid) Cert	0.0300	10.7	299		0.470	10.8	15.8	60.0		26.3	138	105		
OREAS 147 (4 Acid) Meas	0.02	9	301		0.18	8	< 10	41		26	140	19		
OREAS 147 (4 Acid) Cert	0.0300	10.7	299		0.470	10.8	15.8	60.0		26.3	138	105		
OREAS 147 (4 Acid) Meas	0.03	9	291		0.29	7	< 10	52		25	131	73		
OREAS 147 (4 Acid) Cert	0.0300	10.7	299		0.470	10.8	15.8	60.0		26.3	138	105		
OREAS 147 (4 Acid) Meas	0.02	9	303		0.26	9	< 10	51		25	135	11		
OREAS 147 (4 Acid) Cert	0.0300	10.7	299		0.470	10.8	15.8	60.0		26.3	138	105		
OREAS 147 (4 Acid) Meas	0.02	9	292		0.34	7	< 10	58		25	130	16		

Analyte Symbol	S	Sc	Sr	Te	Ti	Tl	U	V	W	Y	Zn	Zr	As	Zn
Unit Symbol	%	ppm	ppm	ppm	%	ppm	ppm	ppm	ppm	ppm	ppm	ppm	%	%
Lower Limit	0.01	4	1	2	0.01	5	10	2	5	1	1	5	0.01	0.001
Method Code	TD-ICP	TD-ICP	TD-ICP	TD-ICP	TD-ICP	TD-ICP	TD-ICP	TD-ICP	TD-ICP	TD-ICP	TD-ICP	TD-ICP	4Acid ICPOES	4Acid ICPOES
OREAS 147 (4 Acid) Cert	0.0300	10.7	299		0.470	10.8	15.8	60.0		26.3	138	105		
OREAS 147 (4 Acid) Meas	0.02	9	269		0.21	8	< 10	40		26	137	24		
OREAS 147 (4 Acid) Cert	0.0300	10.7	299		0.470	10.8	15.8	60.0		26.3	138	105		
OREAS 147 (4 Acid) Meas	0.02	8	263		0.26	7	< 10	46		24	139	19		
OREAS 147 (4 Acid) Cert	0.0300	10.7	299		0.470	10.8	15.8	60.0		26.3	138	105		
OREAS 147 (4 Acid) Meas	0.02	8	245		0.34	8	< 10	54		22	126	28		
OREAS 147 (4 Acid) Cert	0.0300	10.7	299		0.470	10.8	15.8	60.0		26.3	138	105		
OREAS 147 (4 Acid) Meas	0.02	10	314		0.27	8	< 10	52		27	146	20		
OREAS 147 (4 Acid) Cert	0.0300	10.7	299		0.470	10.8	15.8	60.0		26.3	138	105		
OREAS 147 (4 Acid) Meas	0.02	10	305		0.30	7	< 10	55		27	142	19		
OREAS 147 (4 Acid) Cert	0.0300	10.7	299		0.470	10.8	15.8	60.0		26.3	138	105		
OREAS 147 (4 Acid) Meas	0.02	9	299		0.36	7	< 10	61		26	140	26		
OREAS 147 (4 Acid) Cert	0.0300	10.7	299		0.470	10.8	15.8	60.0		26.3	138	105		
OREAS 147 (4 Acid) Meas	0.02	9	300		0.27	7	< 10	49		26	141	17		
OREAS 147 (4 Acid) Cert	0.0300	10.7	299		0.470	10.8	15.8	60.0		26.3	138	105		
OREAS 147 (4 Acid) Meas	0.02	9	305		0.24	7	< 10	46		26	146	20		
OREAS 147 (4 Acid) Cert	0.0300	10.7	299		0.470	10.8	15.8	60.0		26.3	138	105		
OREAS 147 (4 Acid) Meas	0.02	9	297		0.32	7	< 10	54		26	142	22		
OREAS 147 (4 Acid) Cert	0.0300	10.7	299		0.470	10.8	15.8	60.0		26.3	138	105		
OREAS 147 (4 Acid) Meas	0.02	10	303		0.21	8	< 10	43		26	141	31		
OREAS 147 (4 Acid) Cert	0.0300	10.7	299		0.470	10.8	15.8	60.0		26.3	138	105		
OREAS 147 (4 Acid) Meas	0.03	10	309		0.23	9	< 10	42		27	145	51		
OREAS 147 (4 Acid) Cert	0.0300	10.7	299		0.470	10.8	15.8	60.0		26.3	138	105		
OREAS 147 (4 Acid) Meas	0.02	10	297		0.29	8	< 10	52		26	139	14		
OREAS 147 (4 Acid) Cert	0.0300	10.7	299		0.470	10.8	15.8	60.0		26.3	138	105		
OREAS 147 (4 Acid) Meas	0.02	10	304		0.17	8	< 10	39		27	135	19		
OREAS 147 (4 Acid) Cert	0.0300	10.7	299		0.470	10.8	15.8	60.0		26.3	138	105		
OREAS 147 (4 Acid) Meas	0.01	10	304		0.25	8	< 10	52		27	132	16		
OREAS 147 (4	0.0300	10.7	299		0.470	10.8	15.8	60.0		26.3	138	105		

Analyte Symbol	S	Sc	Sr	Te	Ti	Tl	U	V	W	Y	Zn	Zr	As	Zn
Unit Symbol	%	ppm	ppm	ppm	%	ppm	ppm	ppm	ppm	ppm	ppm	ppm	%	%
Lower Limit	0.01	4	1	2	0.01	5	10	2	5	1	1	5	0.01	0.001
Method Code	TD-ICP	TD-ICP	TD-ICP	TD-ICP	TD-ICP	TD-ICP	TD-ICP	TD-ICP	TD-ICP	TD-ICP	TD-ICP	TD-ICP	4Acid ICPOES	4Acid ICPOES
Acid) Cert														
OREAS 352 (4-Acid) Meas													< 0.01	
OREAS 352 (4-Acid) Cert													0.01	
OREAS 352 (4-Acid) Meas													< 0.01	
OREAS 352 (4-Acid) Cert													0.01	
OREAS 352 (4-Acid) Meas													< 0.01	
OREAS 352 (4-Acid) Cert													0.01	
OREAS 352 (4-Acid) Meas													0.02	
OREAS 352 (4-Acid) Cert													0.01	
NCS DC73520 Meas													< 0.01	
NCS DC73520 Cert													0.0005	
NCS DC73520 Meas													< 0.01	
NCS DC73520 Cert													0.0005	
NCS DC73520 Meas													< 0.01	
NCS DC73520 Cert													0.0005	
NCS DC73520 Meas													< 0.01	
NCS DC73520 Cert													0.0005	
NCS DC73520 Meas													< 0.01	
NCS DC73520 Cert													0.0005	
Oreas 521 (4 Acid) Meas	1.88	14	113	3	0.33	< 5	30	165	31	20	25	121		
Oreas 521 (4 Acid) Cert	1.80	14	158	0.8	0.39	0.3	30	209	92	20	24	123		
Oreas 521 (4 Acid) Meas	1.70	14	105	4	0.36	< 5	< 10	157	60	19	23	121		
Oreas 521 (4 Acid) Cert	1.80	14	158	0.8	0.39	0.3	30	209	92	20	24	123		
Oreas 521 (4 Acid) Meas	1.66	13	86	4	0.26	< 5	20	143	13	19	23	113		
Oreas 521 (4 Acid) Cert	1.80	14	160	0.8	0.39	0.3	30	209	92	20	24	123		
Oreas 521 (4 Acid) Meas	1.73	14	107	3	0.37	< 5	20	163	72	20	23	125		
Oreas 521 (4 Acid) Cert	1.80	14	158	0.8	0.39	0.3	31	209	92	20	24	123		
Oreas 521 (4 Acid) Meas	1.75	13	95	5	0.35	< 5	20	150	68	19	24	128		
Oreas 521 (4 Acid) Cert	1.80	14	160	0.8	0.39	0.3	30	209	92	20	24	123		

Analyte Symbol	S	Sc	Sr	Te	Ti	Tl	U	V	W	Y	Zn	Zr	As	Zn
Unit Symbol	%	ppm	ppm	ppm	%	ppm	ppm	ppm	ppm	ppm	ppm	ppm	%	%
Lower Limit	0.01	4	1	2	0.01	5	10	2	5	1	1	5	0.01	0.001
Method Code	TD-ICP	TD-ICP	TD-ICP	TD-ICP	TD-ICP	TD-ICP	TD-ICP	TD-ICP	TD-ICP	TD-ICP	TD-ICP	TD-ICP	4Acid ICPOES	4Acid ICPOES
Oreas 521 (4 Acid) Meas	1.80	13	82	5	0.37	< 5	10	153	88	20	25	131		
Oreas 521 (4 Acid) Cert	1.80	14	160	0.8	0.39	0.3	30	209	92	20	24	123		
Oreas 521 (4 Acid) Meas	1.73	15	100	50	0.42	< 5	30	164	55	22	25	122		
Oreas 521 (4 Acid) Cert	1.80	14	158	0.76	0.39	0.3	30	209	92	20	24	123		
Oreas 521 (4 Acid) Meas	1.73	14	106	50	0.38	< 5	30	166	82	19	23	124		
Oreas 521 (4 Acid) Cert	1.80	14	158	0.76	0.39	0.3	30	209	92	20	24	123		
Oreas 521 (4 Acid) Meas	1.80	14	103	52	0.39	< 5	30	169	71	21	25	129		
Oreas 521 (4 Acid) Cert	1.80	14	158	0.76	0.39	0.3	30	209	92	20	24	123		
Oreas 521 (4 Acid) Meas	1.67	13	84	59	0.37	< 5	10	146	22	19	23	121		
Oreas 521 (4 Acid) Cert	1.80	14	160	0.76	0.39	0.3	30	209	92	20	24	123		
Oreas 521 (4 Acid) Meas	1.68	14	91	60	0.44	< 5	20	153	86	20	23	127		
Oreas 521 (4 Acid) Cert	1.80	14	160	0.76	0.39	0.3	30	209	92	20	24	123		
Oreas 521 (4 Acid) Meas	1.64	13	95	< 2	0.35	< 5	20	154	60	19	24	119		
Oreas 521 (4 Acid) Cert	1.80	14	160	0.8	0.39	0.3	30	209	92	20	24	123		
Oreas 521 (4 Acid) Meas	1.75	13	95	2	0.40	< 5	30	168	70	19	23	122		
Oreas 521 (4 Acid) Cert	1.80	14	160	0.8	0.39	0.3	30	209	92	20	24	123		
Oreas 521 (4 Acid) Meas	1.77	13	99	3	0.40	< 5	30	174	90	19	24	125		
Oreas 521 (4 Acid) Cert	1.80	14	160	0.8	0.39	0.3	30	209	92	20	24	123		
Oreas 521 (4 Acid) Meas	1.70	13	107	3	0.38	< 5	20	168	56	19	24	121		
Oreas 521 (4 Acid) Cert	1.80	14	158	0.8	0.39	0.3	30	209	92	20	24	123		
Oreas 521 (4 Acid) Meas	1.73	12	80	< 2	0.31	< 5	20	128	14	18	25	111		
Oreas 521 (4 Acid) Cert	1.80	14	160	0.8	0.39	0.3	30	209	92	20	24	123		
Oreas 521 (4 Acid) Meas	1.78	12	89	< 2	0.37	< 5	20	139	84	19	25	119		
Oreas 521 (4 Acid) Cert	1.80	14	160	0.8	0.39	0.3	30	209	92	20	24	123		
Oreas 521 (4 Acid) Meas	1.75	12	100	2	0.37	< 5	20	139	74	18	24	118		
Oreas 521 (4 Acid) Cert	1.80	14	160	0.8	0.39	0.3	30	209	92	20	24	123		
Oreas 521 (4 Acid) Meas	1.71	14	92	3	0.42	< 5	30	159	84	20	25	116		
Oreas 521 (4 Acid) Cert	1.80	14	160	0.8	0.39	0.3	30	209	92	20	24	123		
Oreas 521 (4	1.65	13	101	3	0.36	< 5	30	154	59	20	24	114		

Analyte Symbol	S	Sc	Sr	Te	Ti	Tl	U	V	W	Y	Zn	Zr	As	Zn
Unit Symbol	%	ppm	ppm	ppm	%	ppm	ppm	ppm	ppm	ppm	ppm	ppm	%	%
Lower Limit	0.01	4	1	2	0.01	5	10	2	5	1	1	5	0.01	0.001
Method Code	TD-ICP	TD-ICP	TD-ICP	TD-ICP	TD-ICP	TD-ICP	TD-ICP	TD-ICP	TD-ICP	TD-ICP	TD-ICP	TD-ICP	4Acid ICPOES	4Acid ICPOES
Acid) Meas														
Oreas 521 (4 Acid) Cert	1.80	14	158	0.8	0.39	0.3	30	209	92	20	24	123		
Oreas 521 (4 Acid) Meas	1.71	14	104	2	0.39	< 5	30	157	59	20	25	117		
Oreas 521 (4 Acid) Cert	1.80	14	158	0.8	0.39	0.3	30	209	92	20	24	123		
Oreas 521 (4 Acid) Meas	1.66	13	93	2	0.40	< 5	30	151	69	20	26	117		
Oreas 521 (4 Acid) Cert	1.80	14	160	0.8	0.39	0.3	30	209	92	20	24	123		
Oreas 521 (4 Acid) Meas	1.67	14	109	3	0.39	< 5	30	156	75	21	26	122		
Oreas 521 (4 Acid) Cert	1.80	14	158	0.8	0.39	0.3	30	209	92	20	24	123		
Oreas 521 (4 Acid) Meas	1.75	13	106	3	0.39	< 5	20	157	82	19	25	122		
Oreas 521 (4 Acid) Cert	1.80	14	158	0.8	0.39	0.3	30	209	92	20	24	123		
Oreas 521 (4 Acid) Meas	1.80	14	105	3	0.40	< 5	20	160	90	20	25	126		
Oreas 521 (4 Acid) Cert	1.80	14	158	0.8	0.39	0.3	30	209	92	20	24	123		
Oreas 521 (4 Acid) Meas	1.77	14	103	3	0.36	< 5	20	156	93	19	25	122		
Oreas 521 (4 Acid) Cert	1.80	14	158	0.8	0.39	0.3	30	209	92	20	24	123		
Oreas 521 (4 Acid) Meas	1.62	13	87	3	0.33	< 5	20	155	75	19	22	121		
Oreas 521 (4 Acid) Cert	1.80	14	160	0.8	0.39	0.3	30	209	92	20	24	123		
Oreas 521 (4 Acid) Meas	1.58	14	94	3	0.36	< 5	20	153	71	20	23	117		
Oreas 521 (4 Acid) Cert	1.80	14	160	0.8	0.39	0.3	30	209	92	20	24	123		
HV-2a Meas													< 0.01	
HV-2a Cert													0.001	
HV-2a Meas													< 0.01	
HV-2a Cert													0.001	
OREAS 70b (4 Acid) Meas													< 0.01	
OREAS 70b (4 Acid) Cert													0.01	
OREAS 70b (4 Acid) Meas													< 0.01	
OREAS 70b (4 Acid) Cert													0.01	
OREAS 70b (4 Acid) Meas													< 0.01	
OREAS 70b (4 Acid) Cert													0.01	
OREAS 70b (4 Acid) Meas													< 0.01	
OREAS 70b (4 Acid) Cert													0.01	
OREAS 70b (4													0.02	

Analyte Symbol	S	Sc	Sr	Te	Ti	Tl	U	V	W	Y	Zn	Zr	As	Zn
Unit Symbol	%	ppm	ppm	ppm	%	ppm	ppm	ppm	ppm	ppm	ppm	ppm	%	%
Lower Limit	0.01	4	1	2	0.01	5	10	2	5	1	1	5	0.01	0.001
Method Code	TD-ICP	TD-ICP	TD-ICP	TD-ICP	TD-ICP	TD-ICP	TD-ICP	TD-ICP	TD-ICP	TD-ICP	TD-ICP	TD-ICP	4Acid ICPOES	4Acid ICPOES
Acid) Meas														
OREAS 70b (4 Acid) Cert													0.01	
OREAS 620 (4 Acid) Meas	2.48	5	120		0.15	< 5	< 10	21	13	14	> 10000	210		
OREAS 620 (4 Acid) Cert	2.47	5	131		0.14	2	4	21	2.2	12	31500	202		
OREAS 620 (4 Acid) Meas	2.59	5	118		0.14	< 5	< 10	22	< 5	14	> 10000	205		
OREAS 620 (4 Acid) Cert	2.47	5	131		0.14	2	4	21	2	12	31500	202		
OREAS 620 (4 Acid) Meas	2.24	5	112		0.14	< 5	< 10	21	< 5	12	> 10000	194		
OREAS 620 (4 Acid) Cert	2.47	5	131		0.14	2	4	21	2	12	31500	202		
OREAS 620 (4 Acid) Meas	2.43	5	129		0.16	< 5	< 10	23	< 5	13	> 10000	226		
OREAS 620 (4 Acid) Cert	2.47	5	131		0.14	2	4	21	2	12	31500	202		
OREAS 620 (4 Acid) Meas	2.52	5	125		0.17	< 5	< 10	25	< 5	13	> 10000	225		
OREAS 620 (4 Acid) Cert	2.47	5	131		0.14	2	4	21	2	12	31500	202		
OREAS 620 (4 Acid) Meas	2.45	5	115		0.14	< 5	< 10	21	< 5	13	> 10000	213		
OREAS 620 (4 Acid) Cert	2.47	5	131		0.14	2	4	21	2	12	31500	202		
OREAS 620 (4 Acid) Meas	2.49	6	127		0.16	< 5	< 10	22	< 5	14	> 10000	217		
OREAS 620 (4 Acid) Cert	2.47	5	131		0.14	2	4	21	2	12	31500	202		
OREAS 620 (4 Acid) Meas	2.48	6	134		0.16	< 5	< 10	22	< 5	14	> 10000	219		
OREAS 620 (4 Acid) Cert	2.47	5	131		0.14	2	4	21	2	12	31500	202		
OREAS 620 (4 Acid) Meas	2.38	5	117		0.17	< 5	< 10	22	< 5	14	> 10000	214		
OREAS 620 (4 Acid) Cert	2.47	5	131		0.14	2	4	21	2	12	31500	202		
OREAS 620 (4 Acid) Meas	2.41	5	114		0.17	< 5	< 10	21	11	14	> 10000	213		
OREAS 620 (4 Acid) Cert	2.47	5	131		0.14	2	4	21	2.2	12	31500	202		
OREAS 620 (4 Acid) Meas	2.45	5	116		0.15	< 5	< 10	22	< 5	13	> 10000	214		
OREAS 620 (4 Acid) Cert	2.47	5	131		0.14	2	4	21	2	12	31500	202		
OREAS 620 (4 Acid) Meas	2.33	5	116		0.15	< 5	< 10	22	7	13	> 10000	209		
OREAS 620 (4 Acid) Cert	2.47	5	131		0.14	2	4	21	2	12	31500	202		
OREAS 620 (4 Acid) Meas	2.32	5	113		0.15	< 5	< 10	21	< 5	12	> 10000	205		
OREAS 620 (4 Acid) Cert	2.47	5	131		0.14	2	4	21	2	12	31500	202		
OREAS 620 (4 Acid) Meas	2.46	5	105		0.14	< 5	< 10	20	31	13	> 10000	207		

Analyte Symbol	S	Sc	Sr	Te	Ti	Tl	U	V	W	Y	Zn	Zr	As	Zn
Unit Symbol	%	ppm	ppm	ppm	%	ppm	ppm	ppm	ppm	ppm	ppm	ppm	%	%
Lower Limit	0.01	4	1	2	0.01	5	10	2	5	1	1	5	0.01	0.001
Method Code	TD-ICP	TD-ICP	TD-ICP	TD-ICP	TD-ICP	TD-ICP	TD-ICP	TD-ICP	TD-ICP	TD-ICP	TD-ICP	TD-ICP	4Acid ICPOES	4Acid ICPOES
OREAS 620 (4 Acid) Cert	2.47	5	131		0.14	2	4	21	2.2	12	31500	202		
OREAS 620 (4 Acid) Meas	2.54	5	108		0.15	< 5	< 10	21	33	13	> 10000	217		
OREAS 620 (4 Acid) Cert	2.47	5	131		0.14	2	4	21	2.2	12	31500	202		
OREAS 620 (4 Acid) Meas	2.77	5	115		0.16	< 5	< 10	22	13	14	> 10000	232		
OREAS 620 (4 Acid) Cert	2.47	5	131		0.14	2	4	21	2.2	12	31500	202		
OREAS 620 (4 Acid) Meas	2.41	4	116		0.16	< 5	< 10	22	14	11	> 10000	202		
OREAS 620 (4 Acid) Cert	2.47	5	131		0.14	2	4	21	2.2	12	31500	202		
OREAS 620 (4 Acid) Meas	2.57	6	125		0.15	< 5	< 10	23	15	14	> 10000	216		
OREAS 620 (4 Acid) Cert	2.47	5	131		0.14	2	4	21	2.2	12	31500	202		
OREAS 620 (4 Acid) Meas	2.39	5	119		0.16	< 5	< 10	22	9	13	> 10000	207		
OREAS 620 (4 Acid) Cert	2.47	5	131		0.14	2	4	21	2	12	31500	202		
OREAS 620 (4 Acid) Meas	2.43	5	111		0.15	< 5	< 10	21	< 5	14	> 10000	212		
OREAS 620 (4 Acid) Cert	2.47	5	131		0.14	2	4	21	2	12	31500	202		
OREAS 620 (4 Acid) Meas	2.45	6	123		0.16	< 5	< 10	21	< 5	14	> 10000	216		
OREAS 620 (4 Acid) Cert	2.47	5	131		0.14	2	4	21	2	12	31500	202		
OREAS 620 (4 Acid) Meas	2.59	6	125		0.17	< 5	< 10	22	< 5	15	> 10000	226		
OREAS 620 (4 Acid) Cert	2.47	5	131		0.14	2	4	21	2	12	31500	202		
OREAS 620 (4 Acid) Meas	2.48	< 4	105		0.15	< 5	< 10	22	< 5	10	> 10000	210		
OREAS 620 (4 Acid) Cert	2.47	5	131		0.14	2	4	21	2	10	31500	202		
OREAS 620 (4 Acid) Meas	2.35	5	121		0.15	< 5	< 10	21	< 5	14	> 10000	205		
OREAS 620 (4 Acid) Cert	2.47	5	131		0.14	2	4	21	2	12	31500	202		
OREAS 620 (4 Acid) Meas	2.39	6	119		0.15	< 5	< 10	22	< 5	14	> 10000	214		
OREAS 620 (4 Acid) Cert	2.47	5	131		0.14	2	4	21	2	12	31500	202		
OREAS 620 (4 Acid) Meas	2.27	6	115		0.14	< 5	< 10	21	7	14	> 10000	213		
OREAS 620 (4 Acid) Cert	2.47	5	131		0.14	2	4	21	2	12	31500	202		
OREAS 620 (4 Acid) Meas	2.34	6	123		0.14	< 5	< 10	22	11	14	> 10000	218		
OREAS 620 (4 Acid) Cert	2.47	5	131		0.14	2	4	21	2.2	12	31500	202		
OREAS 86 (4 Acid) Meas													0.03	0.009
OREAS 86 (4													0.0008	0.008

Analyte Symbol	S	Sc	Sr	Te	Ti	Tl	U	V	W	Y	Zn	Zr	As	Zn
Unit Symbol	%	ppm	ppm	ppm	%	ppm	ppm	ppm	ppm	ppm	ppm	ppm	%	%
Lower Limit	0.01	4	1	2	0.01	5	10	2	5	1	1	5	0.01	0.001
Method Code	TD-ICP	TD-ICP	TD-ICP	TD-ICP	TD-ICP	TD-ICP	TD-ICP	TD-ICP	TD-ICP	TD-ICP	TD-ICP	TD-ICP	4Acid ICPOES	4Acid ICPOES
Acid) Cert														
OREAS 86 (4 Acid) Meas													< 0.01	
OREAS 86 (4 Acid) Cert													0.0008	
OREAS 86 (4 Acid) Meas													< 0.01	
OREAS 86 (4 Acid) Cert													0.0008	
OREAS 86 (4 Acid) Meas													< 0.01	
OREAS 86 (4 Acid) Cert													0.0008	
OREAS 86 (4 Acid) Meas													< 0.01	
OREAS 86 (4 Acid) Cert													0.0008	
OREAS 86 (4 Acid) Meas													< 0.01	
OREAS 86 (4 Acid) Cert													0.0008	
OREAS 86 (4 Acid) Meas													< 0.01	
OREAS 86 (4 Acid) Cert													0.0008	
OREAS 86 (4 Acid) Meas													< 0.01	
OREAS 86 (4 Acid) Cert													0.0008	
OREAS 86 (4 Acid) Meas													< 0.01	
OREAS 86 (4 Acid) Cert													0.0008	
OREAS 86 (4 Acid) Meas													< 0.01	
OREAS 86 (4 Acid) Cert													0.0008	
OREAS 86 (4 Acid) Meas													< 0.01	
OREAS 86 (4 Acid) Cert													0.0008	
OREAS 86 (4 Acid) Meas													0.03	
OREAS 86 (4 Acid) Cert													0.0008	
OREAS 86 (4 Acid) Meas													< 0.01	
OREAS 86 (4 Acid) Cert													0.0008	
OREAS 86 (4 Acid) Meas													< 0.01	
OREAS 86 (4 Acid) Cert													0.0008	
OREAS 86 (4 Acid) Meas													< 0.01	
OREAS 86 (4 Acid) Cert													0.0008	

Analyte Symbol	S	Sc	Sr	Te	Ti	Tl	U	V	W	Y	Zn	Zr	As	Zn
Unit Symbol	%	ppm	ppm	ppm	%	ppm	ppm	ppm	ppm	ppm	ppm	ppm	%	%
Lower Limit	0.01	4	1	2	0.01	5	10	2	5	1	1	5	0.01	0.001
Method Code	TD-ICP	TD-ICP	TD-ICP	TD-ICP	TD-ICP	TD-ICP	TD-ICP	TD-ICP	TD-ICP	TD-ICP	TD-ICP	TD-ICP	4Acid ICPOES	4Acid ICPOES
OREAS 86 (4 Acid) Meas													< 0.01	
OREAS 86 (4 Acid) Cert													0.0008	
OREAS 86 (4 Acid) Meas													< 0.01	
OREAS 86 (4 Acid) Cert													0.0008	
OREAS 86 (4 Acid) Meas													< 0.01	
OREAS 86 (4 Acid) Cert													0.0008	
OREAS 86 (4 Acid) Meas													< 0.01	
OREAS 86 (4 Acid) Cert													0.0008	
OREAS 86 (4 Acid) Meas													< 0.01	
OREAS 86 (4 Acid) Cert													0.0008	
OREAS 86 (4 Acid) Meas													< 0.01	
OREAS 86 (4 Acid) Cert													0.0008	
OREAS 86 (4 Acid) Meas													< 0.01	
OREAS 86 (4 Acid) Cert													0.0008	
OREAS 86 (4 Acid) Meas													< 0.01	
OREAS 86 (4 Acid) Cert													0.0008	
OREAS 601c (4 acid) Meas	1.82	< 4	219	5	0.14	< 5	< 10	18	< 5	12	396	219		
OREAS 601c (4 acid) Cert	1.58	4.01	230	7.50	0.135	1.75	4.40	15.5	4.67	11.5	425	178		
OREAS 601c (4 acid) Meas	1.70	4	219	6	0.14	< 5	< 10	16	< 5	12	444	192		
OREAS 601c (4 acid) Cert	1.58	4.01	230	7.50	0.135	1.75	4.40	15.5	4.67	11.5	425	178		
OREAS 601c (4 acid) Meas	1.74	4	230	6	0.14	< 5	< 10	17	< 5	13	452	198		
OREAS 601c (4 acid) Cert	1.58	4.01	230	7.50	0.135	1.75	4.40	15.5	4.67	11.5	425	178		
OREAS 601c (4 acid) Meas	1.52	< 4	204	5	0.14	< 5	< 10	16	< 5	11	397	185		
OREAS 601c (4 acid) Cert	1.58	4.01	230	7.50	0.135	1.75	4.40	15.5	4.67	11.5	425	178		
OREAS 601c (4 acid) Meas	1.56	4	225	5	0.15	< 5	< 10	16	< 5	12	400	198		
OREAS 601c (4 acid) Cert	1.58	4.01	230	7.50	0.135	1.75	4.40	15.5	4.67	11.5	425	178		
OREAS 601c (4 acid) Meas	1.52	4	228	5	0.15	< 5	< 10	16	< 5	12	405	193		
OREAS 601c (4 acid) Cert	1.58	4.01	230	7.50	0.135	1.75	4.40	15.5	4.67	11.5	425	178		
OREAS 601c (4	1.79	4	223	6	0.15	< 5	110	17	< 5	12	449	191		

Analyte Symbol	S	Sc	Sr	Te	Ti	Tl	U	V	W	Y	Zn	Zr	As	Zn
Unit Symbol	%	ppm	ppm	ppm	%	ppm	ppm	ppm	ppm	ppm	ppm	ppm	%	%
Lower Limit	0.01	4	1	2	0.01	5	10	2	5	1	1	5	0.01	0.001
Method Code	TD-ICP	TD-ICP	TD-ICP	TD-ICP	TD-ICP	TD-ICP	TD-ICP	TD-ICP	TD-ICP	TD-ICP	TD-ICP	TD-ICP	4Acid ICPOES	4Acid ICPOES
acid) Meas														
OREAS 601c (4 acid) Cert	1.58	4.01	230	7.50	0.135	1.75	4.40	15.5	4.67	11.5	425	178		
OREAS 601c (4 acid) Meas	1.42	< 4	209	10	0.13	< 5	< 10	15	< 5	11	393	178		
OREAS 601c (4 acid) Cert	1.58	4.01	230	7.50	0.135	1.75	4.40	15.5	4.67	11.5	425	178		
OREAS 601c (4 acid) Meas	1.54	< 4	204	10	0.13	< 5	< 10	16	< 5	11	396	190		
OREAS 601c (4 acid) Cert	1.58	4.01	230	7.50	0.135	1.75	4.40	15.5	4.67	11.5	425	178		
OREAS 601c (4 acid) Meas	1.50	< 4	210	10	0.13	< 5	< 10	16	< 5	11	399	186		
OREAS 601c (4 acid) Cert	1.58	4.01	230	7.50	0.135	1.75	4.40	15.5	4.67	11.5	425	178		
OREAS 601c (4 acid) Meas	1.48	< 4	205	12	0.15	< 5	< 10	15	< 5	11	388	180		
OREAS 601c (4 acid) Cert	1.58	4.01	230	7.50	0.135	1.75	4.40	15.5	4.67	11.5	425	178		
OREAS 601c (4 acid) Meas	1.52	< 4	200	13	0.14	< 5	< 10	16	< 5	11	387	189		
OREAS 601c (4 acid) Cert	1.58	4.01	230	7.50	0.135	1.75	4.40	15.5	4.67	11.5	425	178		
OREAS 601c (4 acid) Meas	1.53	< 4	209	5	0.14	< 5	< 10	16	< 5	11	404	185		
OREAS 601c (4 acid) Cert	1.58	4.01	230	7.50	0.135	1.75	4.40	15.5	4.67	11.5	425	178		
OREAS 601c (4 acid) Meas	1.59	< 4	210	4	0.14	< 5	< 10	17	< 5	11	398	194		
OREAS 601c (4 acid) Cert	1.58	4.01	230	7.50	0.135	1.75	4.40	15.5	4.67	11.5	425	178		
OREAS 601c (4 acid) Meas	1.51	< 4	206	4	0.14	< 5	< 10	16	< 5	11	390	186		
OREAS 601c (4 acid) Cert	1.58	4.01	230	7.50	0.135	1.75	4.40	15.5	4.67	11.5	425	178		
OREAS 601c (4 acid) Meas	1.51	< 4	179	5	0.13	< 5	< 10	14	< 5	11	402	174		
OREAS 601c (4 acid) Cert	1.58	4.01	230	7.50	0.135	1.75	4.40	15.5	4.67	11.5	425	178		
OREAS 601c (4 acid) Meas	1.55	< 4	175	4	0.13	< 5	< 10	14	< 5	10	391	179		
OREAS 601c (4 acid) Cert	1.58	4.01	230	7.50	0.135	1.75	4.40	15.5	4.67	11.5	425	178		
OREAS 601c (4 acid) Meas	1.66	< 4	201	4	0.14	< 5	< 10	16	< 5	11	441	196		
OREAS 601c (4 acid) Cert	1.58	4.01	230	7.50	0.135	1.75	4.40	15.5	4.67	11.5	425	178		
OREAS 601c (4 acid) Meas	1.59	< 4	207	5	0.14	< 5	< 10	17	< 5	12	427	190		
OREAS 601c (4 acid) Cert	1.58	4.01	230	7.50	0.135	1.75	4.40	15.5	4.67	11.5	425	178		
OREAS 601c (4 acid) Meas	1.56	< 4	218	5	0.14	< 5	< 10	16	< 5	12	435	187		
OREAS 601c (4 acid) Cert	1.58	4.01	230	7.50	0.135	1.75	4.40	15.5	4.67	11.5	425	178		
OREAS 601c (4 acid) Meas	1.48	< 4	210	5	0.13	< 5	< 10	16	< 5	11	416	180		

Analyte Symbol	S	Sc	Sr	Te	Ti	Tl	U	V	W	Y	Zn	Zr	As	Zn
Unit Symbol	%	ppm	ppm	ppm	%	ppm	ppm	ppm	ppm	ppm	ppm	ppm	%	%
Lower Limit	0.01	4	1	2	0.01	5	10	2	5	1	1	5	0.01	0.001
Method Code	TD-ICP	TD-ICP	TD-ICP	TD-ICP	TD-ICP	TD-ICP	TD-ICP	TD-ICP	TD-ICP	TD-ICP	TD-ICP	TD-ICP	4Acid ICPOES	4Acid ICPOES
OREAS 601c (4 acid) Cert	1.58	4.01	230	7.50	0.135	1.75	4.40	15.5	4.67	11.5	425	178		
OREAS 601c (4 acid) Meas	1.48	< 4	214	6	0.14	< 5	< 10	15	< 5	11	436	183		
OREAS 601c (4 acid) Cert	1.58	4.01	230	7.50	0.135	1.75	4.40	15.5	4.67	11.5	425	178		
OREAS 601c (4 acid) Meas	1.54	< 4	218	4	0.14	< 5	< 10	16	< 5	12	448	192		
OREAS 601c (4 acid) Cert	1.58	4.01	230	7.50	0.135	1.75	4.40	15.5	4.67	11.5	425	178		
OREAS 601c (4 acid) Meas	1.52	< 4	209	5	0.14	< 5	< 10	15	< 5	11	424	191		
OREAS 601c (4 acid) Cert	1.58	4.01	230	7.50	0.135	1.75	4.40	15.5	4.67	11.5	425	178		
OREAS 601c (4 acid) Meas	1.53	< 4	200	5	0.13	< 5	< 10	17	< 5	11	409	181		
OREAS 601c (4 acid) Cert	1.58	4.01	230	7.50	0.135	1.75	4.40	15.5	4.67	11.5	425	178		
OREAS 601c (4 acid) Meas	1.59	< 4	207	5	0.14	< 5	< 10	16	< 5	11	415	185		
OREAS 601c (4 acid) Cert	1.58	4.01	230	7.50	0.135	1.75	4.40	15.5	4.67	11.5	425	178		
OREAS 601c (4 acid) Meas	1.48	< 4	213	5	0.12	< 5	< 10	16	< 5	12	391	191		
OREAS 601c (4 acid) Cert	1.58	4.01	230	7.50	0.135	1.75	4.40	15.5	4.67	11.5	425	178		
OREAS 601c (4 acid) Meas	1.46	< 4	215	4	0.13	< 5	< 10	16	< 5	12	398	187		
OREAS 601c (4 acid) Cert	1.58	4.01	230	7.50	0.135	1.75	4.40	15.5	4.67	11.5	425	178		
A0963134 Orig	3.71	12	204	< 2	0.31	< 5	< 10	87	7	15	238	122		
A0963134 Dup	3.51	12	216	< 2	0.31	< 5	< 10	85	7	15	232	116		
A0963149 Orig	3.90	< 4	790	< 2	0.09	< 5	< 10	13	< 5	14	20	192		
A0963149 Dup	3.99	< 4	782	< 2	0.09	< 5	< 10	13	< 5	14	18	200		
A0963167 Orig	2.34	5	286	< 2	0.23	< 5	< 10	48	< 5	7	44	124		
A0963167 Dup	2.47	6	319	< 2	0.24	< 5	< 10	49	< 5	9	45	123		
A0963178 Orig	1.75	< 4	282	< 2	0.17	< 5	< 10	27	< 5	8	20	147		
A0963178 Dup	1.64	< 4	251	< 2	0.15	< 5	< 10	25	< 5	7	18	141		
A0963514 Orig	5.41	8	231	3	0.23	< 5	< 10	58	13	9	137	82		
A0963514 Dup	5.43	8	225	4	0.20	< 5	< 10	58	13	9	132	81		
A0963531 Orig	1.80	11	432	2	0.26	< 5	< 10	53	25	12	639	119		
A0963531 Dup	1.80	11	431	3	0.27	< 5	< 10	53	21	13	642	116		
A0964379 Orig	2.30	5	184	< 2	0.19	< 5	< 10	38	< 5	7	24	114		
A0964379 Dup	2.44	5	186	< 2	0.20	< 5	< 10	40	< 5	8	24	119		
117074 Orig	< 0.01	6	264	< 2	0.13	< 5	< 10	33	< 5	9	52	88		
117074 Dup	< 0.01	5	247	< 2	0.12	< 5	< 10	28	< 5	8	49	95		
117091 Orig	0.01	6	296	< 2	0.21	< 5	< 10	43	< 5	9	54	28		
117091 Dup	0.01	7	310	< 2	0.24	< 5	< 10	48	< 5	10	56	36		
A0963955 Orig	0.44	8	474	< 2	0.29	< 5	< 10	62	6	12	90	137		
A0963955 Dup	0.46	7	466	< 2	0.29	< 5	< 10	63	5	12	88	153		
117212 Orig	0.66	5	280	< 2	0.25	< 5	< 10	60	< 5	7	41	145		
117212 Dup	0.62	7	325	< 2	0.26	< 5	< 10	55	< 5	10	43	137		
117221 Orig	2.97	7	275	< 2	0.24	< 5	< 10	52	< 5	9	47	114		

Analyte Symbol	S	Sc	Sr	Te	Ti	Tl	U	V	W	Y	Zn	Zr	As	Zn
Unit Symbol	%	ppm	ppm	ppm	%	ppm	ppm	ppm	ppm	ppm	ppm	ppm	%	%
Lower Limit	0.01	4	1	2	0.01	5	10	2	5	1	1	5	0.01	0.001
Method Code	TD-ICP	TD-ICP	TD-ICP	TD-ICP	TD-ICP	TD-ICP	TD-ICP	TD-ICP	TD-ICP	TD-ICP	TD-ICP	TD-ICP	4Acid ICPOES	4Acid ICPOES
117221 Dup	2.64	6	253	< 2	0.22	< 5	< 10	46	< 5	8	45	107		
117153 Orig	3.35	12	135	< 2	0.27	< 5	< 10	87	11	12	46	128		
117153 Dup	2.89	11	121	< 2	0.24	< 5	< 10	78	8	11	42	117		
A0963246 Orig	< 0.01	5	271	< 2	0.09	< 5	< 10	23	< 5	8	45	77		
A0963246 Dup	< 0.01	6	302	< 2	0.17	< 5	< 10	39	< 5	9	52	116		
A0963110 Orig	0.05	6	283	< 2	0.21	< 5	< 10	47	< 5	8	51	117		
A0963110 Dup	0.05	6	272	< 2	0.18	< 5	< 10	40	< 5	8	49	116		
DX758114 Orig	1.26	4	227	< 2	0.12	< 5	< 10	10	8	13	212	213		
DX758114 Dup	1.25	4	233	< 2	0.12	< 5	< 10	10	7	14	216	215		
A0964077 Orig	3.25	7	337	< 2	0.26	< 5	< 10	61	< 5	10	124	144		
A0964077 Dup	3.23	8	333	< 2	0.26	< 5	< 10	61	< 5	10	122	137		
A0964091 Orig	2.95	8	314	< 2	0.24	< 5	< 10	66	< 5	10	46	127		
A0964091 Dup	3.00	8	315	< 2	0.24	< 5	< 10	68	< 5	10	46	135		
A0963804 Orig	2.49	< 4	86	< 2	0.10	< 5	< 10	26	5	10	31	151		
A0963804 Dup	2.47	< 4	89	< 2	0.10	< 5	< 10	26	6	10	32	150		
A0963812 Orig	5.07	10	133	< 2	0.19	< 5	< 10	85	23	11	26	109		
A0963812 Dup	4.65	9	116	< 2	0.19	< 5	< 10	80	21	9	24	97		
A0964859 Orig	4.63	6	115	< 2	0.24	< 5	< 10	45	13	8	70	125		
A0964859 Dup	4.78	6	115	< 2	0.25	< 5	< 10	45	12	9	69	127		
A0963935 Orig	3.33	8	298	< 2	0.30	< 5	< 10	60	9	10	66	135		
A0963935 Dup	3.27	8	297	2	0.30	< 5	< 10	60	8	10	66	141		
A0964046 Orig	1.81	9	302	< 2	0.31	< 5	< 10	66	36	9	9170	142		
A0964046 Dup	1.86	10	315	< 2	0.32	< 5	< 10	67	37	11	9310	143		
A0963992 Orig	0.51	7	263	< 2	0.26	< 5	< 10	51	< 5	8	1050	125		
A0963992 Dup	0.50	7	275	< 2	0.26	< 5	< 10	52	< 5	9	1090	119		
A0963010 Orig	0.26	11	393	< 2	0.39	< 5	< 10	88	< 5	12	85	165		
A0963010 Dup	0.25	12	419	< 2	0.26	< 5	< 10	65	< 5	14	92	134		
A0963028 Orig	5.40	5	79	< 2	0.22	< 5	< 10	41	< 5	8	45	116		
A0963028 Dup	5.28	5	77	< 2	0.20	< 5	< 10	41	< 5	8	44	104		
A0964705 Orig	1.32	6	339	2	0.21	< 5	< 10	29	7	8	118	102		
A0964705 Dup	1.39	6	338	2	0.21	< 5	< 10	30	10	8	120	105		
A0962897 Orig	2.06	< 4	215	< 2	0.12	< 5	< 10	10	< 5	11	27	149		
A0962897 Dup	2.03	< 4	219	< 2	0.11	< 5	< 10	10	< 5	11	27	148		
A0963677 Orig	2.62	6	289	< 2	0.22	< 5	< 10	45	< 5	7	87	125		
A0963677 Dup	2.63	6	282	< 2	0.22	< 5	< 10	46	< 5	8	86	129		
A0963691 Orig	2.15	7	462	< 2	0.26	< 5	< 10	61	< 5	10	153	121		
A0963691 Dup	2.16	7	470	< 2	0.25	< 5	< 10	61	< 5	10	151	123		
A0964103 Orig	1.67	6	352	< 2	0.26	< 5	< 10	47	< 5	10	494	137		
A0964103 Dup	1.69	6	356	< 2	0.25	< 5	< 10	48	< 5	10	502	135		
A0964114 Orig	1.81	7	341	< 2	0.26	< 5	< 10	54	< 5	9	166	114		
A0964114 Dup	1.85	7	347	< 2	0.26	< 5	< 10	55	< 5	9	168	121		
A0964260 Orig	0.22	7	273	< 2	0.25	< 5	< 10	55	< 5	9	64	109		
A0964260 Dup	0.22	7	283	< 2	0.24	< 5	< 10	53	< 5	9	66	119		
A0964278 Orig	0.30	6	312	< 2	0.23	< 5	< 10	51	< 5	9	56	133		
A0964278 Dup	0.31	6	315	< 2	0.24	< 5	< 10	50	< 5	9	56	137		
117393 Orig	2.24	7	213	< 2	0.25	< 5	< 10	57	9	10	82	118		
117393 Dup	2.26	7	210	< 2	0.26	< 5	< 10	58	8	10	80	120		
117414 Orig	0.28	15	214	< 2	0.32	< 5	< 10	98	< 5	15	92	132		
117414 Dup	0.28	15	212	< 2	0.40	< 5	< 10	105	< 5	15	90	144		
A0964891 Orig	0.86	7	224	< 2	0.27	< 5	< 10	56	< 5	10	637	144		

Analyte Symbol	S	Sc	Sr	Te	Ti	Tl	U	V	W	Y	Zn	Zr	As	Zn
Unit Symbol	%	ppm	ppm	ppm	%	ppm	ppm	ppm	ppm	ppm	ppm	ppm	%	%
Lower Limit	0.01	4	1	2	0.01	5	10	2	5	1	1	5	0.01	0.001
Method Code	TD-ICP	TD-ICP	TD-ICP	TD-ICP	TD-ICP	TD-ICP	TD-ICP	TD-ICP	TD-ICP	TD-ICP	TD-ICP	TD-ICP	4Acid ICPOES	4Acid ICPOES
A0964891 Dup	0.84	7	221	< 2	0.28	< 5	< 10	55	< 5	10	620	137		
A0964905 Orig	1.20	5	211	< 2	0.12	< 5	< 10	5	< 5	14	50	201		
A0964905 Dup	1.26	5	213	< 2	0.13	< 5	< 10	5	< 5	14	50	208		
A0964580 Orig	0.04	7	358	< 2	0.16	< 5	< 10	28	< 5	8	66	82		
A0964580 Dup	0.04	7	353	< 2	0.17	< 5	< 10	29	< 5	8	65	92		
A0964590 Orig	0.01	6	337	< 2	0.26	< 5	< 10	49	< 5	9	61	132		
A0964590 Dup	< 0.01	6	341	< 2	0.25	< 5	< 10	47	< 5	9	62	136		
A0964604 Orig	0.18	6	331	< 2	0.25	< 5	< 10	48	< 5	9	61	137		
A0964604 Dup	0.18	6	328	< 2	0.26	< 5	< 10	47	< 5	9	60	136		
117434 Orig	0.68	< 4	147	< 2	0.11	< 5	< 10	9	< 5	8	42	145		
117434 Dup	0.71	< 4	156	< 2	0.11	< 5	< 10	9	< 5	9	43	144		
117445 Orig	0.84	4	215	< 2	0.12	< 5	< 10	3	< 5	14	43	211		
117445 Dup	0.87	4	226	< 2	0.13	< 5	< 10	3	< 5	15	46	216		
117182 Orig	0.59	13	288	< 2	0.35	< 5	< 10	97	< 5	13	125	137		
117182 Dup	0.59	14	286	< 2	0.35	< 5	< 10	98	< 5	13	127	133		
117261 Orig	0.30	12	257	< 2	0.30	< 5	< 10	85	< 5	11	107	125		
117261 Dup	0.28	13	262	< 2	0.29	< 5	< 10	80	< 5	12	110	120		
117275 Orig	0.80	5	190	< 2	0.15	< 5	< 10	10	< 5	14	55	179		
117275 Dup	0.80	5	187	< 2	0.14	< 5	< 10	10	< 5	14	54	180		
117297 Orig	0.07	16	536	< 2	0.51	< 5	< 10	113	< 5	25	111	158		
117297 Dup	0.07	17	544	< 2	0.52	< 5	< 10	110	< 5	25	112	153		
A0963059 Orig	0.04	6	287	< 2	0.25	< 5	< 10	46	< 5	8	54	125		
A0963059 Dup	0.04	6	293	< 2	0.23	< 5	< 10	43	< 5	8	55	75		
A0963072 Orig	0.05	7	451	< 2	0.30	< 5	< 10	54	< 5	10	71	136		
A0963072 Dup	0.05	7	417	< 2	0.32	< 5	< 10	56	< 5	10	66	136		
A0963099 Orig	0.73	5	285	< 2	0.22	< 5	< 10	45	< 5	7	102	120		
A0963099 Dup	0.73	5	301	< 2	0.23	< 5	< 10	44	< 5	8	106	120		
DX758009 Orig	0.52	7	394	< 2	0.29	< 5	< 10	57	< 5	10	1080	112		
DX758009 Dup	0.50	7	396	< 2	0.29	< 5	< 10	55	< 5	10	1090	117		
DX758040 Orig	0.48	7	264	< 2	0.28	< 5	< 10	61	15	10	73	136		
DX758040 Dup	0.51	7	284	< 2	0.30	< 5	< 10	62	14	10	76	142		
A0962708 Orig	1.97	< 4	62	< 2	0.09	< 5	< 10	6	< 5	11	254	172		
A0962708 Dup	1.96	4	67	< 2	0.10	< 5	< 10	6	< 5	12	270	176		
A0964871 Orig	0.30	6	303	< 2	0.24	< 5	< 10	44	< 5	9	67	129		
A0964871 Dup	0.29	5	284	< 2	0.23	< 5	< 10	44	< 5	8	59	124		
A0964197 Orig	1.36	6	162	< 2	0.27	< 5	< 10	54	< 5	9	773	128		
A0964197 Dup	1.31	6	153	< 2	0.26	< 5	< 10	52	< 5	9	720	120		
A0964207 Orig	0.33	6	333	< 2	0.26	< 5	< 10	50	6	9	63	127		
A0964207 Dup	0.34	6	344	< 2	0.26	< 5	< 10	50	7	9	65	128		
A0964222 Orig	0.59	6	334	< 2	0.26	< 5	< 10	51	< 5	9	56	127		
A0964222 Dup	0.59	6	331	< 2	0.25	< 5	< 10	51	< 5	9	55	130		
A0964773 Orig	0.97	4	161	< 2	0.14	< 5	< 10	9	< 5	14	58	202		
A0964773 Dup	0.97	4	169	< 2	0.14	< 5	< 10	9	< 5	14	57	203		
A0964744 Orig	1.78	5	74	< 2	0.15	< 5	< 10	3	< 5	17	50	216		
A0964744 Dup	1.94	5	74	< 2	0.14	< 5	< 10	3	< 5	16	52	233		
A0962925 Orig	1.20	5	273	< 2	0.25	< 5	< 10	53	< 5	8	55	130		
A0962925 Dup	1.22	6	309	< 2	0.26	< 5	< 10	53	< 5	9	60	133		
A0962931 Orig	0.64	6	216	< 2	0.25	< 5	< 10	51	< 5	9	246	132		
A0962931 Dup	0.64	6	214	< 2	0.26	< 5	< 10	49	< 5	9	237	129		

Analyte Symbol	S	Sc	Sr	Te	Ti	Tl	U	V	W	Y	Zn	Zr	As	Zn
Unit Symbol	%	ppm	ppm	ppm	%	ppm	ppm	ppm	ppm	ppm	ppm	ppm	%	%
Lower Limit	0.01	4	1	2	0.01	5	10	2	5	1	1	5	0.01	0.001
Method Code	TD-ICP	TD-ICP	TD-ICP	TD-ICP	TD-ICP	TD-ICP	TD-ICP	TD-ICP	TD-ICP	TD-ICP	TD-ICP	TD-ICP	4Acid ICPOES	4Acid ICPOES
A0964492 Orig	0.43	5	376	< 2	0.27	< 5	< 10	51	< 5	10	72	152		
A0964492 Dup	0.45	6	393	< 2	0.29	< 5	< 10	52	< 5	12	73	157		
A0964060 Orig	1.92	5	128	< 2	0.13	< 5	< 10	8	< 5	16	56	204		
A0964060 Dup	1.99	5	128	< 2	0.13	< 5	< 10	7	< 5	17	58	195		
A0963839 Orig	0.60	6	290	< 2	0.28	< 5	< 10	53	5	11	70	153		
A0963839 Dup	0.56	6	269	< 2	0.26	< 5	< 10	50	< 5	10	65	151		
A0963610 Orig	0.46	6	325	< 2	0.28	< 5	< 10	57	< 5	9	62	131		
A0963610 Dup	0.45	6	325	< 2	0.28	< 5	< 10	56	< 5	9	63	124		
A0963622 Orig	0.70	8	396	< 2	0.33	< 5	< 10	78	< 5	11	71	144		
A0963622 Dup	0.67	8	407	< 2	0.33	< 5	< 10	78	< 5	12	73	143		
A0963636 Orig	1.02	4	168	< 2	0.11	< 5	< 10	4	< 5	14	60	203		
A0963636 Dup	0.94	< 4	155	< 2	0.11	< 5	< 10	4	< 5	13	56	186		
A0962989 Orig	0.31	7	315	< 2	0.32	< 5	< 10	69	< 5	11	51	145		
A0962989 Dup	0.29	8	325	< 2	0.28	< 5	< 10	66	< 5	12	52	140		
A0964539 Orig	1.19	7	243	< 2	0.20	< 5	< 10	27	< 5	14	87	199		
A0964539 Dup	1.21	7	252	< 2	0.20	< 5	< 10	27	< 5	15	93	202		
A0963728 Orig	0.22	9	243	< 2	0.23	< 5	< 10	59	< 5	10	82	108		
A0963728 Dup	0.22	9	245	< 2	0.29	< 5	< 10	70	< 5	10	84	130		
A0963746 Orig	0.70	6	367	< 2	0.28	< 5	< 10	58	< 5	8	68	144		
A0963746 Dup	0.68	6	370	< 2	0.29	< 5	< 10	57	< 5	9	69	132		
A0964918 Orig	0.14	8	420	< 2	0.29	< 5	< 10	62	< 5	11	66	132		
A0964918 Dup	0.14	8	424	< 2	0.31	< 5	< 10	63	< 5	11	66	128		
A0964755 Orig	0.30	6	259	< 2	0.25	< 5	< 10	47	< 5	9	81	126		
A0964755 Dup	0.32	6	267	< 2	0.23	< 5	< 10	46	< 5	9	83	129		
A0964767 Orig	0.32	14	210	< 2	0.34	< 5	< 10	103	< 5	13	112	131		
A0964767 Dup	0.31	13	195	< 2	0.31	< 5	< 10	98	< 5	12	105	124		
A0964732 Orig	1.45	4	165	< 2	0.11	< 5	< 10	3	< 5	13	42	190		
A0964732 Dup	1.48	4	169	< 2	0.11	< 5	< 10	3	< 5	14	41	188		
A0964835 Orig	1.35	< 4	172	< 2	0.11	< 5	< 10	5	< 5	12	32	176		
A0964835 Dup	1.38	< 4	170	< 2	0.10	< 5	< 10	5	< 5	12	33	178		
A0964627 Orig	0.88	< 4	104	< 2	0.11	< 5	< 10	4	< 5	11	53	163		
A0964627 Dup	0.93	< 4	111	< 2	0.12	< 5	< 10	5	< 5	12	56	172		
117140 Orig	0.59	< 4	145	< 2	0.12	< 5	< 10	3	< 5	13	19	208		
117140 Dup	0.60	< 4	145	< 2	0.13	< 5	< 10	3	< 5	13	18	210		
A0963325 Orig	0.68	7	333	< 2	0.29	< 5	< 10	57	< 5	9	63	147		
A0963325 Dup	0.70	7	344	< 2	0.30	< 5	< 10	60	< 5	9	66	142		
A0963366 Orig	0.47	5	254	< 2	0.25	< 5	< 10	47	< 5	9	44	141		
A0963366 Dup	0.50	5	241	< 2	0.22	< 5	< 10	47	< 5	8	42	130		
A0963354 Orig	0.41	6	206	< 2	0.31	< 5	< 10	61	< 5	9	51	136		
A0963354 Dup	0.44	6	220	< 2	0.34	< 5	< 10	68	< 5	10	55	152		
A0962779 Orig	0.22	5	206	< 2	0.16	< 5	< 10	35	< 5	8	129	113		
A0962779 Dup	0.22	5	216	< 2	0.17	< 5	< 10	34	< 5	8	135	109		
A0962789 Orig	1.18	< 4	156	< 2	0.19	< 5	< 10	32	44	6	682	141		
A0962789 Dup	1.10	< 4	150	< 2	0.18	< 5	< 10	31	42	6	654	129		
A0964008 Orig	0.37	14	277	< 2	0.27	< 5	< 10	84	< 5	11	101	116		
A0964008 Dup	0.35	13	268	< 2	0.30	< 5	< 10	85	< 5	10	98	118		
A0964466 Orig	0.62	7	254	< 2	0.38	< 5	< 10	91	6	12	198	144		
A0964466 Dup	0.56	7	259	< 2	0.34	< 5	< 10	92	6	12	201	132		
A0964480 Orig	0.31	11	155	< 2	0.32	< 5	< 10	76	< 5	13	73	128		
A0964480 Dup	0.31	11	150	< 2	0.32	< 5	< 10	81	< 5	13	71	135		

Analyte Symbol	S	Sc	Sr	Te	Ti	Tl	U	V	W	Y	Zn	Zr	As	Zn
Unit Symbol	%	ppm	ppm	ppm	%	ppm	ppm	ppm	ppm	ppm	ppm	ppm	%	%
Lower Limit	0.01	4	1	2	0.01	5	10	2	5	1	1	5	0.01	0.001
Method Code	TD-ICP	TD-ICP	TD-ICP	TD-ICP	TD-ICP	TD-ICP	TD-ICP	TD-ICP	TD-ICP	TD-ICP	TD-ICP	TD-ICP	4Acid ICPOES	4Acid ICPOES
117329 Orig	0.48	6	206	< 2	0.27	< 5	< 10	50	< 5	10	78	161		
117329 Dup	0.44	5	179	< 2	0.23	< 5	< 10	45	< 5	9	66	150		
117337 Orig	1.43	< 4	160	< 2	0.12	< 5	< 10	3	< 5	15	48	204		
117337 Dup	1.37	< 4	156	< 2	0.11	< 5	< 10	3	< 5	14	46	199		
A0963878 Orig	0.25	5	203	< 2	0.22	< 5	< 10	45	< 5	8	62	140		
A0963878 Dup	0.27	5	204	< 2	0.21	< 5	< 10	42	< 5	8	64	124		
A0963896 Orig	0.55	< 4	106	< 2	0.11	< 5	< 10	3	< 5	12	33	190		
A0963896 Dup	0.57	< 4	109	< 2	0.12	< 5	< 10	3	< 5	12	33	202		
A0964527 Orig	1.55	4	51	< 2	0.13	< 5	< 10	4	< 5	14	34	210		
A0964527 Dup	1.55	4	51	< 2	0.13	< 5	< 10	4	< 5	14	40	205		
117345 Orig	0.30	4	198	< 2	0.21	< 5	< 10	39	< 5	7	50	116		
117345 Dup	0.32	5	220	< 2	0.23	< 5	< 10	45	< 5	7	56	129		
117373 Orig	1.33	5	221	< 2	0.24	< 5	< 10	45	< 5	8	69	137		
117373 Dup	1.27	5	201	< 2	0.20	< 5	< 10	43	< 5	7	63	131		
117382 Orig	1.28	5	123	< 2	0.24	< 5	< 10	48	< 5	8	350	136		
117382 Dup	1.25	5	120	< 2	0.21	< 5	< 10	46	< 5	8	335	117		
117042 Orig	0.18	< 4	150	< 2	0.14	< 5	< 10	6	< 5	12	74	188		
117042 Dup	0.18	< 4	144	< 2	0.13	< 5	< 10	6	< 5	12	69	180		
117060 Orig	0.15	6	257	< 2	0.26	< 5	< 10	52	< 5	9	57	134		
117060 Dup	0.15	6	264	< 2	0.26	< 5	< 10	53	< 5	9	58	135		
A0963494 Orig	1.55	7	301	< 2	0.27	< 5	< 10	61	< 5	9	64	141		
A0963494 Dup	1.60	7	312	< 2	0.29	< 5	< 10	64	< 5	9	65	153		
A0962802 Orig	0.43	6	201	< 2	0.26	< 5	< 10	54	< 5	8	54	140		
A0962802 Dup	0.43	6	214	< 2	0.26	< 5	< 10	54	< 5	9	56	138		
A0963475 Orig	1.83	6	84	< 2	0.25	< 5	< 10	51	9	8	27	126		
A0963475 Dup	1.91	6	85	< 2	0.25	< 5	< 10	52	9	8	29	126		
A0962854 Orig	1.89	6	204	< 2	0.33	< 5	< 10	69	6	10	103	149		
A0962854 Dup	1.85	6	199	< 2	0.32	< 5	< 10	67	7	9	101	149		
A0962834 Orig	0.43	6	226	< 2	0.27	< 5	< 10	56	< 5	10	84	132		
A0962834 Dup	0.42	6	223	< 2	0.28	< 5	< 10	60	< 5	10	82	139		
A0962847 Orig	1.32	4	136	< 2	0.22	< 5	< 10	51	6	9	279	116		
A0962847 Dup	1.27	4	131	< 2	0.22	< 5	< 10	49	6	9	268	117		
DX758060 Orig	0.28	< 4	90	< 2	0.08	< 5	< 10	19	< 5	3	14	46		
DX758060 Dup	0.29	< 4	89	< 2	0.08	< 5	< 10	18	< 5	3	15	44		
DX758072 Orig	0.45	6	219	< 2	0.26	< 5	< 10	55	< 5	9	286	135		
DX758072 Dup	0.44	6	218	< 2	0.25	< 5	< 10	54	< 5	9	283	127		
DX758086 Orig	0.60	6	250	< 2	0.28	< 5	< 10	59	< 5	10	70	132		
DX758086 Dup	0.61	6	255	< 2	0.29	< 5	< 10	59	< 5	10	71	127		
A0963506 Orig	0.30	6	172	< 2	0.24	< 5	< 10	50	< 5	8	62	126		
A0963506 Dup	0.31	6	183	< 2	0.25	< 5	< 10	52	< 5	8	67	134		
A0964151 Orig	0.53	6	229	< 2	0.25	< 5	< 10	52	< 5	8	141	131		
A0964151 Dup	0.55	6	237	< 2	0.26	< 5	< 10	53	< 5	8	146	134		
117304 Orig	0.43	6	192	< 2	0.24	< 5	< 10	52	< 5	8	61	120		
117304 Dup	0.47	6	207	< 2	0.26	< 5	< 10	56	< 5	9	66	131		
117317 Orig	0.36	13	231	< 2	0.33	< 5	< 10	95	< 5	12	104	135		
117317 Dup	0.36	14	233	< 2	0.35	< 5	< 10	100	< 5	12	103	137		
A0962996 Orig	2.83	10	294	< 2	0.23	< 5	< 10	63	< 5	14	58	137		
A0962996 Dup	2.86	10	296	< 2	0.25	< 5	< 10	63	< 5	14	59	137		
A0964953 Orig	0.93	7	240	< 2	0.29	< 5	< 10	62	< 5	10	60	128		

Analyte Symbol	S	Sc	Sr	Te	Ti	Tl	U	V	W	Y	Zn	Zr	As	Zn
Unit Symbol	%	ppm	ppm	ppm	%	ppm	ppm	ppm	ppm	ppm	ppm	ppm	%	%
Lower Limit	0.01	4	1	2	0.01	5	10	2	5	1	1	5	0.01	0.001
Method Code	TD-ICP	TD-ICP	TD-ICP	TD-ICP	TD-ICP	TD-ICP	TD-ICP	TD-ICP	TD-ICP	TD-ICP	TD-ICP	TD-ICP	4Acid ICPOES	4Acid ICPOES
A0964953 Dup	0.89	7	235	< 2	0.27	< 5	< 10	60	< 5	9	59	125		
A0964941 Orig	0.70	7	242	< 2	0.30	< 5	< 10	66	< 5	10	53	141		
A0964941 Dup	0.68	7	236	< 2	0.30	< 5	< 10	64	< 5	10	52	141		
A0963253 Orig	0.29	5	249	< 2	0.24	< 5	< 10	50	< 5	8	51	121		
A0963253 Dup	0.31	5	265	< 2	0.23	< 5	< 10	46	< 5	9	53	120		
A0963273 Orig	0.47	7	260	< 2	0.27	< 5	< 10	58	< 5	10	52	146		
A0963273 Dup	0.46	7	250	< 2	0.27	< 5	< 10	56	< 5	10	50	143		
A0963289 Orig	0.81	6	167	< 2	0.22	< 5	< 10	52	< 5	9	51	120		
A0963289 Dup	0.79	6	166	< 2	0.22	< 5	< 10	50	< 5	9	51	110		
A0962861 Orig	0.28	6	244	< 2	0.21	< 5	< 10	47	< 5	8	51	134		
A0962861 Dup	0.29	6	252	< 2	0.23	< 5	< 10	49	< 5	8	53	135		
A0962884 Orig	0.67	7	230	< 2	0.27	< 5	< 10	62	< 5	10	60	142		
A0962884 Dup	0.61	6	219	< 2	0.25	< 5	< 10	57	< 5	9	55	131		
A0962890 Orig	0.92	9	325	< 2	0.26	< 5	< 10	76	< 5	10	78	129		
A0962890 Dup	0.82	9	322	< 2	0.26	< 5	< 10	75	< 5	10	78	131		
A0964292 Orig	0.25	7	249	< 2	0.21	< 5	< 10	53	< 5	10	68	126		
A0964292 Dup	0.24	7	229	< 2	0.21	< 5	< 10	56	< 5	9	64	129		
A0964311 Orig	0.96	5	156	< 2	0.21	< 5	< 10	46	< 5	8	31	121		
A0964311 Dup	0.97	5	153	< 2	0.21	< 5	< 10	46	< 5	7	30	122		
A0964326 Orig	0.29	6	194	< 2	0.21	< 5	< 10	49	7	8	51	121		
A0964326 Dup	0.26	6	195	< 2	0.22	< 5	< 10	49	5	8	52	128		
A0964347 Orig	0.39	6	177	< 2	0.26	< 5	< 10	60	6	9	59	132		
A0964347 Dup	0.40	6	174	< 2	0.26	< 5	< 10	60	6	9	58	136		
A0964359 Orig	0.28	17	165	< 2	0.35	< 5	< 10	112	< 5	17	92	129		
A0964359 Dup	0.29	18	182	< 2	0.23	< 5	< 10	79	< 5	18	101	85		
A0964373 Orig	0.21	17	180	< 2	0.35	< 5	< 10	110	< 5	17	62	121		
A0964373 Dup	0.22	17	183	< 2	0.36	< 5	< 10	111	< 5	17	64	126		
A0963916 Orig	0.22	5	209	< 2	0.16	< 5	< 10	17	< 5	14	52	186		
A0963916 Dup	0.22	6	217	< 2	0.16	< 5	< 10	18	< 5	15	54	191		
A0963649 Orig	0.31	7	319	< 2	0.27	< 5	< 10	65	< 5	9	81	165		
A0963649 Dup	0.36	8	374	< 2	0.31	< 5	< 10	72	< 5	11	95	180		
A0963944 Orig	0.28	18	157	< 2	0.33	< 5	< 10	114	< 5	16	97	132		
A0963944 Dup	0.27	18	152	< 2	0.31	< 5	< 10	115	< 5	16	94	134		
A0964851 Orig	0.33	4	194	< 2	0.13	< 5	< 10	16	< 5	14	46	205		
A0964851 Dup	0.32	4	181	< 2	0.12	< 5	< 10	16	< 5	13	44	194		
A0963758 Orig	0.20	5	120	7	0.20	< 5	< 10	12	< 5	14	64	196		
A0963758 Dup	0.20	5	118	7	0.17	< 5	< 10	12	< 5	14	64	200		
A0963779 Orig	0.18	16	215	17	0.36	< 5	< 10	111	< 5	15	111	138		
A0963779 Dup	0.18	17	215	18	0.44	< 5	< 10	115	< 5	16	111	142		
A0964554 Orig	0.27	6	244	10	0.26	< 5	< 10	50	< 5	8	53	133		
A0964554 Dup	0.27	6	247	9	0.27	< 5	< 10	51	< 5	9	54	134		
A0964679 Orig	0.34	6	159	9	0.23	< 5	< 10	47	< 5	9	51	123		
A0964679 Dup	0.36	6	160	9	0.27	< 5	< 10	48	< 5	8	53	117		
A0964648 Orig	0.91	4	67	7	0.13	< 5	< 10	4	< 5	14	66	197		
A0964648 Dup	0.91	4	69	6	0.14	< 5	< 10	4	< 5	14	66	199		
A0963123 Orig	0.27	16	332	15	0.37	< 5	< 10	117	< 5	19	102	141		
A0963123 Dup	0.27	16	325	14	0.37	< 5	< 10	115	< 5	19	100	142		
A0963226 Orig	0.19	23	383	15	0.35	< 5	< 10	136	< 5	21	132	94		
A0963226 Dup	0.19	23	386	15	0.29	< 5	< 10	124	< 5	21	134	82		
A0963441 Orig	1.18	6	303	7	0.25	< 5	< 10	46	7	8	399	127		

Analyte Symbol	S	Sc	Sr	Te	Ti	Tl	U	V	W	Y	Zn	Zr	As	Zn
Unit Symbol	%	ppm	ppm	ppm	%	ppm	ppm	ppm	ppm	ppm	ppm	ppm	%	%
Lower Limit	0.01	4	1	2	0.01	5	10	2	5	1	1	5	0.01	0.001
Method Code	TD-ICP	TD-ICP	TD-ICP	TD-ICP	TD-ICP	TD-ICP	TD-ICP	TD-ICP	TD-ICP	TD-ICP	TD-ICP	TD-ICP	4Acid ICPOES	4Acid ICPOES
A0963441 Dup	1.22	6	318	7	0.25	< 5	< 10	47	7	9	419	130		
A0963658 Orig	1.81	4	289	4	0.19	< 5	< 10	31	7	8	122	138		
A0963658 Dup	1.81	< 4	284	5	0.19	< 5	< 10	31	6	8	120	138		
A0963985 Orig	2.69	15	271	11	0.36	< 5	< 10	116	< 5	13	110	145		
A0963985 Dup	2.62	15	268	10	0.34	< 5	< 10	113	< 5	12	108	144		
A0963202 Orig	2.06	5	273	6	0.19	< 5	< 10	40	< 5	7	43	119		
A0963202 Dup	2.04	5	265	6	0.20	< 5	< 10	40	< 5	7	42	124		
A0963195 Orig	1.32	4	275	7	0.20	< 5	< 10	36	21	7	260	107		
A0963195 Dup	1.28	4	265	7	0.18	< 5	< 10	34	21	7	249	101		
A0963578 Orig	0.01	6	278	6	0.23	< 5	< 10	47	< 5	9	57	130		
A0963578 Dup	0.01	6	276	6	0.23	< 5	< 10	46	< 5	9	56	123		
A0964864 Orig	0.24	14	264	10	0.37	< 5	< 10	95	< 5	12	124	145		
A0964864 Dup	0.24	14	262	9	0.26	< 5	< 10	71	< 5	13	124	114		
A0963790 Orig	0.26	17	231	18	0.38	< 5	< 10	118	< 5	16	91	131		
A0963790 Dup	0.28	18	237	18	0.39	< 5	< 10	121	< 5	17	94	137		
A0964800 Orig	0.69	13	273	10	0.36	< 5	< 10	98	10	14	204	139		
A0964800 Dup	0.68	14	274	10	0.37	< 5	< 10	98	9	15	204	138		
117110 Orig	2.61	6	311	7	0.24	< 5	< 10	46	112	9	63	103		
117110 Dup	2.89	6	342	7	0.26	< 5	< 10	50	123	10	70	111		
A0963391 Orig	< 0.01	6	289	6	0.20	< 5	< 10	39	< 5	9	52	115		
A0963391 Dup	< 0.01	6	300	6	0.19	< 5	< 10	37	< 5	9	54	106		
A0963409 Orig	0.07	6	305	7	0.25	< 5	< 10	51	< 5	9	57	135		
A0963409 Dup	0.07	6	301	6	0.25	< 5	< 10	51	< 5	9	57	133		
A0963424 Orig	2.64	7	347	8	0.27	< 5	< 10	43	10	9	31	124		
A0963424 Dup	2.69	7	343	7	0.28	< 5	< 10	44	10	9	30	129		
A0962748 Orig	1.93	< 4	122	5	0.12	< 5	< 10	10	112	12	57	179		
A0962748 Dup	1.89	< 4	118	5	0.12	< 5	< 10	9	108	12	59	177		
A0962759 Orig	2.35	11	215	28	0.33	< 5	< 10	79	26	13	220	109		
A0962759 Dup	2.33	12	218	26	0.33	< 5	< 10	79	25	13	222	112		
A0964395 Orig	2.42	5	307	8	0.20	< 5	< 10	43	< 5	6	76	101		
A0964395 Dup	2.23	5	290	7	0.20	< 5	< 10	40	< 5	6	72	96		
A0964416 Orig	2.31	9	137	25	0.25	< 5	< 10	59	< 5	11	672	91		
A0964416 Dup	2.25	10	143	25	0.26	< 5	< 10	59	< 5	12	699	89		
A0964434 Orig	1.40	< 4	264	< 2	0.17	< 5	< 10	41	59	6	520	110		
A0964434 Dup	1.48	5	295	2	0.19	< 5	< 10	41	54	7	529	111		
A0964448 Orig	1.25	6	321	< 2	0.31	< 5	< 10	53	6	9	58	122		
A0964448 Dup	1.29	6	306	< 2	0.30	< 5	< 10	54	6	8	56	123		
A0964662 Orig	0.24	6	256	< 2	0.31	< 5	< 10	84	< 5	6	94	138		
A0964662 Dup	0.23	8	300	< 2	0.36	< 5	< 10	85	< 5	8	105	140		
A0964803 Orig	2.41	6	333	< 2	0.21	< 5	< 10	45	5	8	142	116		
A0964803 Dup	2.64	6	348	< 2	0.22	< 5	< 10	50	6	8	148	130		
Method Blank	< 0.01	< 4	< 1	< 2	< 0.01	< 5	< 10	< 2	< 5	< 1	< 1	< 5		
Method Blank	< 0.01	< 4	< 1	< 2	< 0.01	< 5	< 10	< 2	< 5	< 1	< 1	< 5		
Method Blank	< 0.01	< 4	< 1	< 2	< 0.01	< 5	< 10	< 2	< 5	< 1	< 1	< 5		
Method Blank	< 0.01	< 4	< 1	< 2	< 0.01	< 5	< 10	< 2	< 5	< 1	< 1	< 5		
Method Blank	< 0.01	< 4	< 1	< 2	< 0.01	< 5	< 10	< 2	< 5	< 1	< 1	< 5		
Method Blank	< 0.01	< 4	< 1	< 2	< 0.01	< 5	< 10	< 2	< 5	< 1	< 1	< 5		
Method Blank	< 0.01	< 4	< 1	< 2	< 0.01	< 5	< 10	< 2	< 5	< 1	< 1	< 5		
Method Blank	< 0.01	< 4	< 1	< 2	< 0.01	< 5	< 10	< 2	< 5	< 1	< 1	< 5		

Analyte Symbol	S	Sc	Sr	Te	Ti	Tl	U	V	W	Y	Zn	Zr	As	Zn
Unit Symbol	%	ppm	ppm	ppm	%	ppm	ppm	ppm	ppm	ppm	ppm	ppm	%	%
Lower Limit	0.01	4	1	2	0.01	5	10	2	5	1	1	5	0.01	0.001
Method Code	TD-ICP	TD-ICP	TD-ICP	TD-ICP	TD-ICP	TD-ICP	TD-ICP	TD-ICP	TD-ICP	TD-ICP	TD-ICP	TD-ICP	4Acid ICPOES	4Acid ICPOES
Method Blank	< 0.01	< 4	< 1	< 2	< 0.01	< 5	< 10	< 2	< 5	< 1	6	< 5		
Method Blank	< 0.01	< 4	< 1	< 2	< 0.01	< 5	< 10	< 2	< 5	< 1	< 1	< 5		
Method Blank	< 0.01	< 4	< 1	< 2	< 0.01	< 5	< 10	< 2	< 5	< 1	< 1	< 5		
Method Blank	< 0.01	< 4	< 1	< 2	< 0.01	< 5	< 10	< 2	< 5	< 1	< 1	< 5		
Method Blank	< 0.01	< 4	< 1	< 2	< 0.01	< 5	< 10	< 2	< 5	< 1	< 1	< 5		
Method Blank	< 0.01	< 4	< 1	< 2	< 0.01	< 5	< 10	< 2	< 5	< 1	< 1	< 5		
Method Blank	< 0.01	< 4	< 1	< 2	< 0.01	< 5	< 10	< 2	< 5	< 1		< 5		
Method Blank	< 0.01	< 4	< 1	< 2	< 0.01	< 5	< 10	< 2	< 5	< 1	< 1	< 5		
Method Blank	< 0.01	< 4	< 1	< 2	< 0.01	< 5	< 10	< 2	< 5	< 1	< 1	< 5		
Method Blank	< 0.01	< 4	< 1	< 2	< 0.01	< 5	< 10	< 2	< 5	< 1	< 1	< 5		
Method Blank	< 0.01	< 4	< 1	< 2	< 0.01	< 5	< 10	< 2	< 5	< 1		< 5		
Method Blank	< 0.01	< 4	< 1	< 2	< 0.01	< 5	< 10	< 2	< 5	< 1	< 1	< 5		
Method Blank	< 0.01	< 4	< 1	< 2	< 0.01	< 5	< 10	< 2	< 5	< 1	< 1	< 5		
Method Blank	< 0.01	< 4	< 1	< 2	< 0.01	< 5	< 10	< 2	< 5	< 1	1	< 5		
Method Blank	< 0.01	< 4	< 1	< 2	< 0.01	< 5	< 10	< 2	< 5	< 1	< 1	< 5		
Method Blank	< 0.01	< 4	< 1	< 2	< 0.01	< 5	< 10	< 2	< 5	< 1	2	< 5		
Method Blank	< 0.01	< 4	< 1	< 2	< 0.01	< 5	< 10	< 2	< 5	< 1	< 1	< 5		
Method Blank	< 0.01	< 4	< 1	< 2	< 0.01	< 5	< 10	< 2	< 5	< 1	< 1	< 5		
Method Blank	< 0.01	< 4	< 1	< 2	< 0.01	< 5	< 10	< 2	< 5	< 1	< 1	< 5		
Method Blank	< 0.01	< 4	< 1	< 2	< 0.01	< 5	< 10	< 2	< 5	< 1	2	< 5		
Method Blank	< 0.01	< 4	< 1	< 2	< 0.01	< 5	< 10	< 2	< 5	< 1	< 1	< 5		
Method Blank	< 0.01	< 4	< 1	< 2	< 0.01	< 5	< 10	< 2	< 5	< 1	< 1	< 5		
Method Blank	< 0.01	< 4	< 1	< 2	< 0.01	< 5	< 10	< 2	< 5	< 1	< 1	< 5		
Method Blank	< 0.01	< 4	< 1	< 2	< 0.01	< 5	< 10	< 2	< 5	< 1	1	< 5		
Method Blank	< 0.01	< 4	< 1	< 2	< 0.01	< 5	< 10	< 2	< 5	< 1	< 1	< 5		
Method Blank	< 0.01	< 4	< 1	< 2	< 0.01	< 5	< 10	< 2	< 5	< 1		< 5		
Method Blank	< 0.01	< 4	< 1	< 2	< 0.01	< 5	< 10	< 2	< 5	< 1	< 1	< 5		
Method Blank	< 0.01	< 4	< 1	< 2	< 0.01	< 5	< 10	< 2	< 5	< 1	< 1	< 5		
Method Blank	< 0.01	< 4	< 1	< 2	< 0.01	< 5	< 10	< 2	< 5	< 1	< 1	< 5		
Method Blank	< 0.01	< 4	< 1	< 2	< 0.01	< 5	< 10	< 2	< 5	< 1		< 5		
Method Blank	< 0.01	< 4	< 1	< 2	< 0.01	< 5	< 10	< 2	< 5	< 1	< 1	< 5		
Method Blank	< 0.01	< 4	< 1	< 2	< 0.01	< 5	< 10	< 2	< 5	< 1	< 1	< 5		
Method Blank	< 0.01	< 4	< 1	< 2	< 0.01	< 5	< 10	< 2	< 5	< 1	< 1	< 5		
Method Blank	< 0.01	< 4	< 1	< 2	< 0.01	< 5	< 10	< 2	< 5	< 1	< 1	< 5		
Method Blank	< 0.01	< 4	< 1	< 2	< 0.01	< 5	< 10	< 2	< 5	< 1		< 5		
Method Blank	< 0.01	< 4	< 1	< 2	< 0.01	< 5	< 10	< 2	< 5	< 1	< 1	< 5		
Method Blank	< 0.01	< 4	< 1	< 2	< 0.01	< 5	< 10	< 2	< 5	< 1	< 1	< 5		
Method Blank	< 0.01	< 4	< 1	< 2	< 0.01	< 5	< 10	< 2	< 5	< 1	< 1	< 5		
Method Blank	< 0.01	< 4	< 1	< 2	< 0.01	< 5	< 10	< 2	< 5	< 1	4	< 5		
Method Blank	< 0.01	< 4	< 1	< 2	< 0.01	< 5	< 10	< 2	< 5	< 1	< 1	< 5		
Method Blank	< 0.01	< 4	< 1	< 2	< 0.01	< 5	< 10	< 2	< 5	< 1	< 1	< 5		
Method Blank	< 0.01	< 4	< 1	< 2	< 0.01	< 5	< 10	< 2	< 5	< 1	< 1	< 5		
Method Blank	< 0.01	< 4	< 1	< 2	< 0.01	< 5	< 10	< 2	< 5	< 1	< 1	< 5		
Method Blank	< 0.01	< 4	< 1	< 2	< 0.01	< 5	< 10	< 2	< 5	< 1	< 1	< 5		
Method Blank	< 0.01	< 4	< 1	< 2	< 0.01	< 5	< 10	< 2	< 5	< 1		< 5		
Method Blank	< 0.01	< 4	< 1	< 2	< 0.01	< 5	< 10	< 2	< 5	< 1	< 1	< 5		
Method Blank	< 0.01	< 4	< 1	< 2	< 0.01	< 5	< 10	< 2	< 5	< 1	< 1	< 5		
Method Blank	< 0.01	< 4	< 1	< 2	< 0.01	< 5	< 10	< 2	< 5	< 1	< 1	< 5		

Analyte Symbol	S	Sc	Sr	Te	Ti	Tl	U	V	W	Y	Zn	Zr	As	Zn
Unit Symbol	%	ppm	ppm	ppm	%	ppm	ppm	ppm	ppm	ppm	ppm	ppm	%	%
Lower Limit	0.01	4	1	2	0.01	5	10	2	5	1	1	5	0.01	0.001
Method Code	TD-ICP	TD-ICP	TD-ICP	TD-ICP	TD-ICP	TD-ICP	TD-ICP	TD-ICP	TD-ICP	TD-ICP	TD-ICP	TD-ICP	4Acid ICPOES	4Acid ICPOES
Method Blank	< 0.01	< 4	< 1	< 2	< 0.01	< 5	< 10	< 2	< 5	< 1		< 5		
Method Blank	< 0.01	< 4	< 1	< 2	< 0.01	< 5	< 10	< 2	< 5	< 1	< 1

Analyte Symbol	S	Sc	Sr	Te	Ti	Tl	U	V	W	Y	Zn	Zr	As	Zn
Unit Symbol	%	ppm	ppm	ppm	%	ppm	ppm	ppm	ppm	ppm	ppm	ppm	%	%
Lower Limit	0.01	4	1	2	0.01	5	10	2	5	1	1	5	0.01	0.001
Method Code	TD-ICP	TD-ICP	TD-ICP	TD-ICP	TD-ICP	TD-ICP	TD-ICP	TD-ICP	TD-ICP	TD-ICP	TD-ICP	TD-ICP	4Acid ICPOES	4Acid ICPOES
Method Blank	< 0.01	< 4	< 1	< 2	< 0.01	< 5	< 10	< 2	< 5	< 1	< 1	< 5		
Method Blank	< 0.01	< 4	< 1	< 2	< 0.01	< 5	< 10	< 2	< 5	< 1	< 1	< 5		
Method Blank	< 0.01	< 4	< 1	< 2	< 0.01	< 5	< 10	< 2	< 5	< 1	< 1	< 5		
Method Blank	< 0.01	< 4	< 1	< 2	< 0.01	< 5	< 10	< 2	< 5	< 1	< 1	< 5		
Method Blank	< 0.01	< 4	< 1	< 2	< 0.01	< 5	< 10	< 2	< 5	< 1	< 1	< 5		
Method Blank	< 0.01	< 4	< 1	< 2	< 0.01	< 5	< 10	< 2	< 5	< 1	< 1	< 5		
Method Blank	< 0.01	< 4	< 1	< 2	< 0.01	< 5	< 10	< 2	< 5	< 1	< 1	< 5		
Method Blank	< 0.01	< 4	< 1	< 2	< 0.01	< 5	< 10	< 2	< 5	< 1	< 1	< 5		
Method Blank	< 0.01	< 4	< 1	< 2	< 0.01	< 5	< 10	< 2	< 5	< 1		< 5		
Method Blank	< 0.01	< 4	< 1	< 2	< 0.01	< 5	< 10	< 2	< 5	< 1	< 1	< 5		
Method Blank	< 0.01	< 4	< 1	< 2	< 0.01	< 5	< 10	< 2	< 5	< 1	< 1	< 5		
Method Blank	< 0.01	< 4	< 1	< 2	< 0.01	< 5	< 10	< 2	< 5	< 1	< 1	< 5		
Method Blank	< 0.01	< 4	< 1	< 2	< 0.01	< 5	< 10	< 2	< 5	< 1	< 1	< 5		
Method Blank	< 0.01	< 4	< 1	< 2	< 0.01	< 5	< 10	< 2	< 5	< 1	1	< 5		
Method Blank	< 0.01	< 4	< 1	< 2	< 0.01	< 5	< 10	< 2	< 5	< 1	< 1	< 5		
Method Blank	< 0.01	< 4	< 1	< 2	< 0.01	< 5	< 10	< 2	< 5	< 1	1	< 5		
Method Blank	< 0.01	< 4	< 1	< 2	< 0.01	< 5	< 10	< 2	< 5	< 1		< 5		
Method Blank	< 0.01	< 4	< 1	< 2	< 0.01	< 5	< 10	< 2	< 5	< 1		< 5		
Method Blank	< 0.01	< 4	< 1	< 2	< 0.01	< 5	< 10	< 2	< 5	< 1	< 1	< 5		
Method Blank													< 0.01	< 0.001
Method Blank	< 0.01	< 4	< 1	< 2	< 0.01	< 5	< 10	< 2	< 5	< 1		< 5		
Method Blank	< 0.01	< 4	< 1	< 2	< 0.01	< 5	< 10	< 2	< 5	< 1	< 1	< 5		
Method Blank	< 0.01	< 4	< 1	< 2	< 0.01	< 5	< 10	< 2	< 5	< 1	< 1	< 5		
Method Blank	< 0.01	< 4	< 1	< 2	< 0.01	< 5	< 10	< 2	< 5	< 1	< 1	< 5		
Method Blank	< 0.01	< 4	< 1	< 2	< 0.01	< 5	< 10	< 2	< 5	< 1	5	< 5		
Method Blank	< 0.01	< 4	< 1	< 2	< 0.01	< 5	< 10	< 2	< 5	< 1	4	< 5		
Method Blank	< 0.01	< 4	< 1	< 2	< 0.01	< 5	< 10	< 2	< 5	< 1	< 1	< 5		
Method Blank	< 0.01	< 4	< 1	< 2	< 0.01	< 5	< 10	< 2	< 5	< 1	7	< 5		
Method Blank	< 0.01	< 4	< 1	< 2	< 0.01	< 5	< 10	< 2	< 5	< 1	7	< 5		
Method Blank	< 0.01	< 4	< 1	< 2	< 0.01	< 5	< 10	< 2	< 5	< 1	< 1	< 5		
Method Blank													< 0.01	
Method Blank													< 0.01	

Quality Analysis ... *Innovative Technologies*

Report No.: **A24-14358**
Report Date: **11-Dec-24**
Date Submitted: **20-Nov-24**
Your Reference: **GBR_3556**

Great Bear Resources Ltd.
25 York Street
Toronto ON M5J 2V5
Canada

ATTN: Jamie Kristoff (Results)

CERTIFICATE OF ANALYSIS

37 Pulp samples were submitted for analysis.

The following analytical package(s) were requested:		Testing Date:
1F2-Tbay	QOP Total (Total Digestion ICPOES)	2024-12-02 14:19:21

REPORT **A24-14358**

This report may be reproduced without our consent. If only selected portions of the report are reproduced, permission must be obtained. If no instructions were given at time of sample submittal regarding excess material, it will be discarded within 90 days of this report. Our liability is limited solely to the analytical cost of these analyses. Test results are representative only of material submitted for analysis.

Notes:

Values which exceed the upper limit should be assayed for accurate numbers.

Refer to the Scope of Accreditation for information on accredited elements.

SCC Accredited LAB Accrédité CCN TM

CERTIFIED BY:

Elitsa Hrischeva, Ph.D.
Quality Control Coordinator

ACTIVATION LABORATORIES LTD.
1201 Walsh Street West, Thunder Bay, Ontario, Canada, P7E 4X6
TELEPHONE +807 622-6707 or +1.888.228.5227 FAX +1.905.648.9613
E-MAIL Tbay@actlabs.com ACTLABS GROUP WEBSITE www.actlabs.com

Analyte Symbol	Ag	Al	As	Ba	Be	Bi	Ca	Cd	Co	Cr	Cu	Fe	Ga	K	Mg	Li	Mn	Mo	Na	Ni	P	Pb	Sb
Unit Symbol	ppm	%	ppm	ppm	ppm	ppm	%	ppm	ppm	ppm	ppm	%	ppm	%	%	ppm	ppm	ppm	%	ppm	%	ppm	ppm
Lower Limit	0.3	0.01	3	7	1	2	0.01	0.3	1	1	1	0.01	1	0.01	0.01	1	1	1	0.01	1	0.001	3	5
Method Code	TD-ICP	TD-ICP	TD-ICP	TD-ICP	TD-ICP	TD-ICP	TD-ICP	TD-ICP	TD-ICP	TD-ICP	TD-ICP	TD-ICP	TD-ICP	TD-ICP	TD-ICP	TD-ICP	TD-ICP	TD-ICP	TD-ICP	TD-ICP	TD-ICP	TD-ICP	TD-ICP
DX758401	0.5	7.00	10	417	< 1	< 2	2.25	< 0.3	8	20	19	2.31	16	2.13	0.73	20	535	1	2.15	14	0.049	16	< 5
DX758402	0.6	7.31	10	480	< 1	< 2	2.49	< 0.3	10	18	26	2.49	18	2.95	0.85	16	608	1	1.89	16	0.054	36	< 5
DX758403	0.5	7.41	11	479	< 1	< 2	2.74	< 0.3	11	26	25	3.00	20	2.85	0.99	19	642	2	1.94	18	0.063	23	< 5
DX758404	0.6	7.03	18	453	1	< 2	2.39	< 0.3	9	16	15	2.54	18	2.92	0.91	20	841	< 1	1.54	15	0.049	98	< 5
DX758405	0.4	5.79	19	499	< 1	< 2	1.95	< 0.3	9	20	28	2.36	16	1.87	0.67	15	518	4	2.08	15	0.049	12	< 5
DX758406	0.6	7.13	25	465	1	< 2	2.25	< 0.3	9	17	29	2.45	16	2.01	0.78	16	513	< 1	1.94	15	0.048	16	< 5
DX758407	0.5	7.76	20	470	1	< 2	2.40	< 0.3	8	19	30	2.26	18	2.32	0.81	13	603	1	1.80	15	0.052	20	< 5
DX758408	0.6	7.61	48	500	1	< 2	2.34	< 0.3	9	20	33	2.68	18	2.54	0.74	14	481	2	2.03	17	0.052	20	< 5
DX758409	0.4	6.40	34	409	< 1	< 2	1.97	< 0.3	9	43	25	2.14	15	2.14	0.61	11	315	3	1.61	14	0.043	16	< 5
DX758410	0.5	6.83	190	138	1	< 2	1.26	< 0.3	9	18	4	2.88	16	3.39	0.57	16	303	< 1	0.53	16	0.046	30	< 5
DX758411	0.4	4.93	170	229	< 1	< 2	1.49	< 0.3	6	14	7	2.73	12	2.48	0.60	15	306	< 1	0.21	11	0.033	22	< 5
DX758412	1.2	7.95	396	484	1	< 2	2.58	< 0.3	9	22	18	2.89	22	3.60	0.99	19	779	1	1.09	19	0.059	80	< 5
DX758451	0.3	7.54	< 3	394	< 1	< 2	2.25	< 0.3	8	18	22	2.54	17	2.00	0.52	17	369	< 1	2.40	13	0.044	7	< 5
DX758452	0.4	5.50	< 3	434	< 1	< 2	2.02	< 0.3	9	18	15	2.44	18	1.73	0.38	16	374	< 1	2.50	13	0.047	7	< 5
DX758453	0.7	6.60	27	71	< 1	< 2	2.18	< 0.3	9	29	7	3.61	14	2.06	0.86	21	1190	1	1.90	23	0.061	27	< 5
DX758454	0.9	7.35	60	32	1	4	0.48	< 0.3	18	64	37	6.35	17	2.96	0.93	25	381	4	0.56	35	0.045	14	< 5
DX758455	0.5	7.51	6	432	< 1	< 2	2.61	< 0.3	10	15	20	2.75	18	1.98	0.83	17	390	< 1	2.25	16	0.060	9	< 5
DX758456	0.5	7.17	8	451	< 1	< 2	2.42	< 0.3	9	47	21	2.52	16	1.96	0.80	18	391	2	2.28	16	0.054	8	< 5
DX758457	0.5	7.58	12	523	< 1	< 2	2.22	< 0.3	9	19	18	2.66	18	2.52	0.92	22	387	< 1	2.05	17	0.056	13	< 5
DX758458	0.5	7.22	122	426	1	< 2	2.25	< 0.3	10	29	48	2.75	17	2.66	0.97	25	489	< 1	1.98	16	0.059	16	< 5
DX758459	0.5	7.78	44	526	< 1	< 2	3.00	< 0.3	10	22	22	2.85	20	2.40	1.05	14	663	1	2.48	20	0.073	19	< 5
DX758460	< 0.3	7.63	4	451	< 1	< 2	2.21	< 0.3	8	16	13	2.56	17	1.97	0.52	19	362	< 1	2.52	13	0.048	8	< 5
DX758461	0.6	7.76	25	76	< 1	< 2	1.44	< 0.3	14	22	< 1	4.88	17	3.57	0.97	23	631	< 1	0.50	18	0.081	13	< 5
DX758462	0.4	7.24	25	742	< 1	< 2	2.15	< 0.3	8	21	28	2.35	18	2.92	0.78	15	755	1	2.22	13	0.052	41	< 5
DX758463	0.4	8.90	4	466	1	< 2	0.94	< 0.3	21	77	60	4.82	20	2.94	1.22	23	501	< 1	1.34	55	0.050	11	< 5
DX758464	0.6	7.74	4	407	< 1	< 2	2.25	< 0.3	7	18	13	2.62	18	2.56	0.84	26	374	2	1.99	13	0.051	10	< 5
DX758465	0.6	8.40	16	475	< 1	< 2	2.96	< 0.3	10	37	20	2.82	19	2.10	1.14	26	429	< 1	2.22	21	0.054	9	< 5
DX758466	0.4	7.26	15	355	< 1	< 2	2.67	< 0.3	8	21	23	2.41	18	1.98	0.82	14	407	< 1	2.17	14	0.052	9	< 5
DX758467	0.6	6.43	2230	104	< 1	< 2	4.11	< 0.3	12	51	122	5.92	20	0.43	1.60	6	1220	6	4.29	27	0.062	15	< 5
DX758468	1.1	5.61	847	251	< 1	< 2	4.26	< 0.3	15	84	92	7.55	17	0.97	1.84	11	1140	2	4.05	40	0.063	13	< 5
DX758469	0.6	6.90	361	570	1	< 2	1.86	0.8	5	18	27	2.23	16	1.57	0.47	12	748	1	2.98	7	0.030	12	< 5
DX758470	0.6	7.55	14	395	< 1	< 2	1.74	< 0.3	7	16	25	2.02	19	2.30	0.61	17	287	1	1.96	12	0.047	13	< 5
DX758471	0.6	6.46	9	684	2	4	1.65	< 0.3	4	19	19	1.67	15	2.24	0.50	16	358	2	1.78	3	0.029	11	< 5
DX758472	< 0.3	7.30	8	522	< 1	< 2	2.30	< 0.3	11	21	29	2.98	17	2.79	0.99	18	440	1	1.91	20	0.068	7	< 5
DX758473	0.5	7.19	19	502	1	< 2	2.27	< 0.3	10	14	20	2.22	16	2.77	0.60	20	718	< 1	1.40	13	0.049	29	< 5
DX758474	0.6	8.38	10	426	1	< 2	2.20	< 0.3	10	27	27	2.84	20	2.50	0.81	17	422	1	2.29	18	0.057	15	< 5
DX758475	0.7	8.40	32	603	< 1	< 2	2.37	1.1	6	17	14	1.81	22	2.19	0.54	13	451	5	2.92	8	0.045	25	< 5

Analyte Symbol	S	Sc	Sr	Te	Ti	Tl	U	V	W	Y	Zn	Zr
Unit Symbol	%	ppm	ppm	ppm	%	ppm	ppm	ppm	ppm	ppm	ppm	ppm
Lower Limit	0.01	4	1	2	0.01	5	10	2	5	1	1	5
Method Code	TD-ICP	TD-ICP	TD-ICP	TD-ICP	TD-ICP	TD-ICP	TD-ICP	TD-ICP	TD-ICP	TD-ICP	TD-ICP	TD-ICP
DX758401	0.64	6	254	< 2	0.22	< 5	< 10	45	< 5	8	74	116
DX758402	0.52	6	246	< 2	0.25	< 5	< 10	49	6	8	192	115
DX758403	0.62	6	253	< 2	0.27	< 5	< 10	57	< 5	8	96	127
DX758404	1.34	6	216	< 2	0.22	< 5	< 10	51	< 5	8	246	121
DX758405	0.61	5	192	< 2	0.24	< 5	< 10	48	< 5	7	54	124
DX758406	0.34	6	206	< 2	0.23	< 5	< 10	46	< 5	8	83	119
DX758407	0.50	7	203	< 2	0.24	< 5	< 10	48	< 5	9	90	119
DX758408	0.66	6	205	< 2	0.23	< 5	< 10	48	< 5	8	60	120
DX758409	0.78	5	169	< 2	0.19	< 5	< 10	40	< 5	7	46	109
DX758410	2.14	6	80	< 2	0.22	< 5	< 10	42	6	8	35	102
DX758411	1.77	< 4	58	< 2	0.15	< 5	< 10	30	< 5	6	35	70
DX758412	0.93	6	131	< 2	0.23	< 5	< 10	52	24	8	125	121
DX758451	0.01	6	266	< 2	0.13	< 5	< 10	27	< 5	8	57	84
DX758452	< 0.01	5	245	< 2	0.24	< 5	< 10	47	< 5	6	57	121
DX758453	2.37	6	194	< 2	0.23	< 5	< 10	48	20	7	43	88
DX758454	5.20	11	186	< 2	0.23	< 5	< 10	66	10	12	48	119
DX758455	0.27	7	303	< 2	0.26	< 5	< 10	57	< 5	9	64	128
DX758456	0.35	6	332	< 2	0.23	< 5	< 10	46	< 5	9	50	103
DX758457	0.19	6	277	< 2	0.15	< 5	< 10	35	< 5	9	62	92
DX758458	0.53	7	197	< 2	0.24	< 5	< 10	56	< 5	9	120	110
DX758459	0.36	7	344	< 2	0.28	< 5	< 10	58	< 5	9	68	127
DX758460	0.01	6	296	< 2	0.24	< 5	< 10	45	< 5	9	56	116
DX758461	3.92	7	118	< 2	0.26	< 5	< 10	50	< 5	10	69	119
DX758462	0.68	6	183	< 2	0.24	< 5	< 10	53	7	9	190	112
DX758463	0.19	15	252	< 2	0.28	< 5	< 10	88	< 5	14	92	103
DX758464	0.55	6	246	< 2	0.23	< 5	< 10	46	< 5	9	61	125
DX758465	1.00	7	380	< 2	0.25	< 5	< 10	52	< 5	9	65	142
DX758466	1.27	6	262	< 2	0.24	< 5	< 10	49	< 5	8	57	111
DX758467	2.38	10	342	4	0.26	< 5	< 10	64	62	11	37	84
DX758468	3.14	10	411	2	0.30	< 5	< 10	73	21	9	67	74
DX758469	0.73	4	201	< 2	0.17	< 5	< 10	32	18	4	227	107
DX758470	0.38	5	238	< 2	0.21	< 5	< 10	40	< 5	7	100	120
DX758471	0.19	6	212	< 2	0.14	< 5	< 10	19	< 5	14	48	167
DX758472	0.24	7	263	< 2	0.26	< 5	< 10	50	< 5	10	62	107
DX758473	0.42	6	209	< 2	0.23	< 5	< 10	44	< 5	8	89	108
DX758474	0.48	7	397	< 2	0.27	< 5	< 10	53	< 5	10	101	137
DX758475	0.63	4	332	< 2	0.19	< 5	< 10	36	< 5	6	370	149

Analyte Symbol	Ag	Al	As	Ba	Be	Bi	Ca	Cd	Co	Cr	Cu	Fe	Ga	K	Mg	Li	Mn	Mo	Na	Ni	P	Pb	Sb
Unit Symbol	ppm	%	ppm	ppm	ppm	ppm	%	ppm	ppm	ppm	ppm	%	ppm	%	%	ppm	ppm	ppm	%	ppm	%	ppm	ppm
Lower Limit	0.3	0.01	3	7	1	2	0.01	0.3	1	1	1	0.01	1	0.01	0.01	1	1	1	0.01	1	0.001	3	5
Method Code	TD-ICP	TD-ICP	TD-ICP	TD-ICP	TD-ICP	TD-ICP	TD-ICP	TD-ICP	TD-ICP	TD-ICP	TD-ICP	TD-ICP	TD-ICP	TD-ICP	TD-ICP	TD-ICP	TD-ICP	TD-ICP	TD-ICP	TD-ICP	TD-ICP	TD-ICP	TD-ICP
OREAS 101b (4 Acid) Meas									46		424	10.7		1.92	1.19		892	19		10	0.102	26	
OREAS 101b (4 Acid) Cert									45		412	10.7		2.36	1.23		927	20.1		8.2	0.1118	23	
OREAS 101b (4 Acid) Meas									44		409	9.98		2.09	1.15		900	17		9	0.093	23	
OREAS 101b (4 Acid) Cert									45		412	10.7		2.36	1.23		927	20.1		8.2	0.1118	23	
OREAS 101b (4 Acid) Meas									47		440	10.9		2.33	1.26		976	20		10	0.112	26	
OREAS 101b (4 Acid) Cert									45		412	10.7		2.36	1.23		927	20.1		8.2	0.1118	23	
OREAS 903 (4 Acid) Meas	1.4	5.72	43	167	4	6	0.58	< 0.3	130	65	6340	4.10	13	2.21	0.70	17	612	4	0.04	51	0.087	9	< 5
OREAS 903 (4 Acid) Cert	0.432	5.89	49.7	197	4.42	8.90	0.625	0.200	131	73.0	6520	4.16	15.0	3.31	0.714	18.3	690	4.32	0.0300	54.0	0.107	11.3	1.57
OREAS 903 (4 Acid) Meas	0.9	5.82	45	193	5	4	0.60	< 0.3	134	70	6600	4.01	14	3.38	0.71	18	636	4	0.04	52	0.094	10	< 5
OREAS 903 (4 Acid) Cert	0.432	5.89	49.7	197	4.42	8.90	0.625	0.200	131	73.0	6520	4.16	15.0	3.31	0.714	18.3	690	4.32	0.0300	54.0	0.107	11.3	1.57
OREAS 903 (4 Acid) Meas	1.7	5.90	49	196	5	5	0.61	< 0.3	136	79	6640	4.34	15	3.00	0.74	19	656	4	0.05	53	0.104	10	< 5
OREAS 903 (4 Acid) Cert	0.432	5.89	49.7	197	4.42	8.90	0.625	0.200	131	73.0	6520	4.16	15.0	3.31	0.714	18.3	690	4.32	0.0300	54.0	0.107	11.3	1.57
OREAS 923 (4 Acid) Meas	2.2	6.98	8	396	2	15	0.43	< 0.3	21	69	4040	6.25	16	2.45	1.64	30	830	< 1	0.30	33	0.054	74	< 5
OREAS 923 (4 Acid) Cert	1.60	7.29	7.61	434	2.42	21.4	0.473	0.420	23.1	71.0	4230	6.43	20.3	2.51	1.69	31.4	950	0.930	0.324	35.8	0.0630	83.0	1.29
OREAS 923 (4 Acid) Meas	2.0	7.38	8	416	2	17	0.45	< 0.3	23	71	4290	6.33	17	2.67	1.72	32	907	< 1	0.32	35	0.056	76	< 5
OREAS 923 (4 Acid) Cert	1.60	7.29	7.61	434	2.42	21.4	0.473	0.420	23.1	71.0	4230	6.43	20.3	2.51	1.69	31.4	950	0.930	0.324	35.8	0.0630	83.0	1.29
OREAS 923 (4 Acid) Meas	2.1	6.80	6	383	2	12	0.41	< 0.3	21	71	4060	5.66	16	2.32	1.61	31	829	< 1	0.31	33	0.051	70	< 5
OREAS 923 (4 Acid) Cert	1.60	7.29	7.61	434	2.42	21.4	0.473	0.420	23.1	71.0	4230	6.43	20.3	2.51	1.69	31.4	950	0.930	0.324	35.8	0.0630	83.0	1.29
OREAS 683 (4 Acid) Meas	< 0.3	7.83		185	< 1	6	4.99	< 0.3	86	8170	434	7.81	19	0.57	9.00	7	1270	1	1.11	1180	0.045	10	
OREAS 683 (4 Acid) Cert	0.172	7.15		188	0.56	0.16	5.23	0.072	85	7710	404	7.32	13.8	0.507	8.63	6.51	1200	1.00	1.03	1180	0.050	10.2	
OREAS 681 (4 Acid) Meas	0.4	7.36		422	1	< 2	5.53		49	1260	267	7.47	18	1.44	5.16	14	1300	1	1.52	476	0.130	9	12
OREAS 681 (4 Acid) Cert	0.118	7.91		442	1.41	0.0980	5.98		51.0	1640	264	7.47	17.6	1.35	5.19	13.0	1310	1.38	1.61	503	0.141	10.2	0.240
OREAS 247 (4 Acid) Meas	2.2	5.92	2580	511	2	< 2	0.78	< 0.3	11	86	39	3.10	14	2.51	1.19	30	322	< 1	0.43	43	0.040	28	336
OREAS 247 (4 Acid) Cert	2.16	6.08	3510	550	2.23	0.580	0.826	0.0650	12.0	97.0	42.2	3.32	16.3	2.45	1.22	31.8	360	1.76	0.499	45.9	0.0480	31.9	3300
OREAS 247 (4 Acid) Meas	2.1	5.57	2330	478	2	< 2	0.75	< 0.3	11	75	45	3.02	15	2.45	1.14	30	312	< 1	0.41	42	0.039	28	274
OREAS 247 (4 Acid) Cert	2.16	6.08	3510	550	2.23	0.580	0.826	0.0650	12.0	97.0	42.2	3.32	16.3	2.45	1.22	31.8	360	1.76	0.499	45.9	0.0480	31.9	3300
OREAS 247 (4 Acid) Meas	2.0	5.45	2250	444	2	< 2	0.71	< 0.3	11	80	36	3.26	14	1.78	1.13	29	319	< 1	0.43	40	0.039	29	330
OREAS 247 (4 Acid) Cert	2.16	6.08	3510	550	2.23	0.580	0.826	0.0650	12.0	97.0	42.2	3.32	16.3	2.45	1.22	31.8	360	1.76	0.499	45.9	0.0480	31.9	3300
OREAS 147 (4 Acid) Meas		4.86	41	> 1000	29	6	1.01		7	48	285	2.85	21	1.70	0.51	2110	354	3	0.92	21	0.076	26	< 5

Analyte Symbol	Ag	Al	As	Ba	Be	Bi	Ca	Cd	Co	Cr	Cu	Fe	Ga	K	Mg	Li	Mn	Mo	Na	Ni	P	Pb	Sb
Unit Symbol	ppm	%	ppm	ppm	ppm	ppm	%	ppm	ppm	ppm	ppm	%	ppm	%	%	ppm	ppm	ppm	%	ppm	%	ppm	ppm
Lower Limit	0.3	0.01	3	7	1	2	0.01	0.3	1	1	1	0.01	1	0.01	0.01	1	1	1	0.01	1	0.001	3	5
Method Code	TD-ICP	TD-ICP	TD-ICP	TD-ICP	TD-ICP	TD-ICP	TD-ICP	TD-ICP	TD-ICP	TD-ICP	TD-ICP	TD-ICP	TD-ICP	TD-ICP	TD-ICP	TD-ICP	TD-ICP	TD-ICP	TD-ICP	TD-ICP	TD-ICP	TD-ICP	TD-ICP
OREAS 147 (4 Acid) Cert		4.90	36.0	1940	31.2	12.5	1.09		6.90	57.0	298	3.23	22.6	1.60	0.535	2260	390	7.99	0.948	21.2	0.155	27.8	10.6
OREAS 147 (4 Acid) Meas		4.70	38	> 1000	30	7	0.98		7	39	277	2.77	21	1.63	0.49	1970	339	2	0.88	20	0.071	22	< 5
OREAS 147 (4 Acid) Cert		4.90	36.0	1940	31.2	12.5	1.09		6.90	57.0	298	3.23	22.6	1.60	0.535	2260	390	7.99	0.948	21.2	0.155	27.8	10.6
Oreas 521 (4 Acid) Meas	1.6	4.92	174		< 1	4	3.51		363	42	6060	20.5	11	3.18	1.14	17	3200	102	0.94	78	0.069	13	8
Oreas 521 (4 Acid) Cert	0.89	4.77	336		0.9	6	3.86		386	31	6070	20.7	17	3.16	1.13	16	3210	138	0.98	73	0.081	9.4	6
Oreas 521 (4 Acid) Meas	1.5	4.80	247		< 1	4	3.42		367	40	6010	18.7	10	3.30	1.11	17	3190	125	0.89	70	0.068	11	12
Oreas 521 (4 Acid) Cert	0.89	4.77	336		0.9	6	3.86		386	31	6070	20.7	17	3.16	1.13	16	3210	138	0.98	73	0.081	9.4	5.7
Oreas 521 (4 Acid) Meas	1.2	4.94	242		< 1	8	3.58		375	47	6160	19.8	12	3.41	1.15	18	3260	132	0.95	73	0.076	14	13
Oreas 521 (4 Acid) Cert	0.89	4.77	336		0.9	6	3.86		386	31	6070	20.7	17	3.16	1.13	16	3210	138	0.98	73	0.081	9.4	5.7
OREAS 620 (4 Acid) Meas	36.6	6.59	34	80	2	< 2	1.52	150	13	23	1670	3.06	22	2.65	0.34	20	368	7	1.69	15	0.032	> 5000	13
OREAS 620 (4 Acid) Cert	38.5	6.72	50	2500	2	2	1.60	163	12	22	1730	2.94	24	2.63	0.34	20	440	9	1.94	15	0.035	7740	76
OREAS 620 (4 Acid) Meas	36.0	6.64	38	71	2	< 2	1.54	149	13	30	1680	2.90	22	2.74	0.33	20	360	8	1.64	14	0.031	> 5000	15
OREAS 620 (4 Acid) Cert	38.5	6.72	50	2500	2	2	1.60	163	12	22	1730	2.94	24	2.63	0.34	20	440	9	1.94	15	0.035	7740	76
OREAS 620 (4 Acid) Meas	36.5	6.58	41	82	2	< 2	1.55	154	12	25	1700	2.75	23	2.78	0.34	20	372	8	1.65	15	0.034	> 5000	13
OREAS 620 (4 Acid) Cert	38.5	6.72	50	2500	2	2	1.60	163	12	22	1730	2.94	24	2.63	0.34	20	440	9	1.94	15	0.035	7740	76
OREAS 601c (4 acid) Meas	47.0	6.69	339		2	18	0.91	2.1	5	25	1140	2.36	22	1.93	0.17	26	217	3	1.59	10	0.036	315	10
OREAS 601c (4 acid) Cert	50.3	7.06	390.000		2.46	21.1	0.953	2.77	4.99	17.5	1160.000	2.41	23.5	2.72	0.169	26.7	230.000	3.66	1.94	6.83	0.039	328	37.2
OREAS 601c (4 acid) Meas	45.8	6.43	325		2	17	0.88	2.0	5	25	1080	2.24	21	2.72	0.16	26	178	3	1.54	7	0.033	302	8
OREAS 601c (4 acid) Cert	50.3	7.06	390.000		2.46	21.1	0.953	2.77	4.99	17.5	1160.000	2.41	23.5	2.72	0.169	26.7	230.000	3.66	1.94	6.83	0.039	328	37.2
OREAS 601c (4 acid) Meas	49.4	6.76	338		2	17	0.95	2.1	5	18	1170	2.41	21	2.98	0.17	28	203	3	1.69	8	0.033	297	10
OREAS 601c (4 acid) Cert	50.3	7.06	390.000		2.46	21.1	0.953	2.77	4.99	17.5	1160.000	2.41	23.5	2.72	0.169	26.7	230.000	3.66	1.94	6.83	0.039	328	37.2
DX758459 Orig	0.5	7.78	44	526	< 1	< 2	3.00	< 0.3	10	22	22	2.85	20	2.40	1.05	14	663	1	2.48	20	0.073	19	< 5
DX758459 Dup	0.5	6.86	39	476	< 1	< 2	2.66	< 0.3	10	24	21	2.63	19	2.33	0.93	14	650	1	2.21	20	0.067	20	< 5
DX758471 Orig	0.6	6.46	9	684	2	4	1.65	< 0.3	4	19	19	1.67	15	2.24	0.50	16	358	2	1.78	3	0.029	11	< 5
DX758471 Dup	0.5	6.71	9	684	2	< 2	1.71	< 0.3	4	16	20	1.72	16	2.12	0.54	17	364	2	1.84	3	0.033	11	< 5
Method Blank	< 0.3	< 0.01	< 3	< 7	< 1	< 2	< 0.01	< 0.3	< 1	6	< 1	< 0.01	< 1	< 0.01	< 0.01	< 1	7	< 1	< 0.01	< 1	< 0.001	< 3	< 5
Method Blank	< 0.3	< 0.01	< 3	< 7	< 1	< 2	< 0.01	< 0.3	< 1	7	< 1	< 0.01	< 1	< 0.01	< 0.01	< 1	5	< 1	< 0.01	< 1	< 0.001	4	< 5
Method Blank	< 0.3	< 0.01	< 3	< 7	< 1	< 2	< 0.01	< 0.3	< 1	7	< 1	< 0.01	< 1	< 0.01	< 0.01	< 1	8	< 1	< 0.01	< 1	< 0.001	< 3	< 5
Method Blank	< 0.3	< 0.01	< 3	< 7	< 1	< 2	< 0.01	< 0.3	< 1	8	< 1	< 0.01	< 1	< 0.01	< 0.01	< 1	2	< 1	< 0.01	< 1	< 0.001	< 3	< 5
Method Blank	< 0.3	< 0.01	< 3	< 7	< 1	< 2	< 0.01	< 0.3	< 1		< 1	< 0.01	< 1	< 0.01	< 0.01	< 1		< 1	< 0.01	< 1	< 0.001	< 3	< 5
Method Blank	< 0.3	< 0.01	< 3	< 7	< 1	< 2	< 0.01	< 0.3	< 1	5	< 1	< 0.01	< 1	< 0.01	< 0.01	< 1	5	< 1	< 0.01	< 1	< 0.001	< 3	< 5
Method Blank	< 0.3	< 0.01	< 3	< 7	< 1	< 2	< 0.01	< 0.3	< 1	7	< 1	< 0.01	< 1	< 0.01	< 0.01	< 1	4	< 1	< 0.01	< 1	< 0.001	< 3	< 5
Method Blank	< 0.3	< 0.01	< 3	< 7	< 1	< 2	< 0.01	< 0.3	< 1	5	< 1	< 0.01	< 1	< 0.01	< 0.01	< 1	8	< 1	< 0.01	< 1	< 0.001	< 3	< 5
Method Blank	< 0.3	< 0.01	< 3	< 7	< 1	< 2	< 0.01	< 0.3	< 1		< 1	< 0.01	< 1	< 0.01	< 0.01	< 1		< 1	< 0.01	< 1	< 0.001	< 3	< 5
Method Blank	< 0.3	< 0.01	< 3	< 7	< 1	< 2	< 0.01	< 0.3	< 1	5	< 1	< 0.01	< 1	< 0.01	< 0.01	< 1	9	< 1	< 0.01	< 1	< 0.001	< 3	< 5

Analyte Symbol	S	Sc	Sr	Te	Ti	Tl	U	V	W	Y	Zn	Zr
Unit Symbol	%	ppm	ppm	ppm	%	ppm	ppm	ppm	ppm	ppm	ppm	ppm
Lower Limit	0.01	4	1	2	0.01	5	10	2	5	1	1	5
Method Code	TD-ICP	TD-ICP	TD-ICP	TD-ICP	TD-ICP	TD-ICP	TD-ICP	TD-ICP	TD-ICP	TD-ICP	TD-ICP	TD-ICP
OREAS 101b (4 Acid) Meas					0.32		390	63		133		
OREAS 101b (4 Acid) Cert					0.35		387	77		133		
OREAS 101b (4 Acid) Meas					0.33		330	59		129		
OREAS 101b (4 Acid) Cert					0.35		387	77		133		
OREAS 101b (4 Acid) Meas					0.36		350	64		136		
OREAS 101b (4 Acid) Cert					0.35		387	77		133		
OREAS 903 (4 Acid) Meas	0.48	10	79		0.26	< 5	< 10	70		21	24	26
OREAS 903 (4 Acid) Cert	0.500	10.2	77.0		0.192	0.620	7.58	74.0		22.5	24.3	152
OREAS 903 (4 Acid) Meas	0.50	10	80		0.27	< 5	< 10	70		21	25	105
OREAS 903 (4 Acid) Cert	0.500	10.2	77.0		0.192	0.620	7.58	74.0		22.5	24.3	152
OREAS 903 (4 Acid) Meas	0.54	10	82		0.28	< 5	< 10	75		23	26	135
OREAS 903 (4 Acid) Cert	0.500	10.2	77.0		0.192	0.620	7.58	74.0		22.5	24.3	152
OREAS 923 (4 Acid) Meas	0.68	12	45		0.35	< 5	< 10	76	< 5	24	325	115
OREAS 923 (4 Acid) Cert	0.691	13.1	43.0		0.405	0.860	3.06	91.0	4.85	26.4	345	116
OREAS 923 (4 Acid) Meas	0.70	12	48		0.37	< 5	< 10	77	< 5	26	338	119
OREAS 923 (4 Acid) Cert	0.691	13.1	43.0		0.405	0.860	3.06	91.0	4.85	26.4	345	116
OREAS 923 (4 Acid) Meas	0.64	12	45		0.34	< 5	< 10	73	< 5	24	328	110
OREAS 923 (4 Acid) Cert	0.691	13.1	43.0		0.405	0.860	3.06	91.0	4.85	26.4	345	116
OREAS 683 (4 Acid) Meas	0.20	20	270		0.24		< 10	145	< 5	8	94	27
OREAS 683 (4 Acid) Cert	0.205	19.7	276		0.263		0.58	187	1.23	8.02	92	26
OREAS 681 (4 Acid) Meas	0.11	23	445		0.52		< 10	218	< 5	16	85	58
OREAS 681 (4 Acid) Cert	0.109	27.7	478		0.588		1.44	253	1.09	17.5	88.0	58.0
OREAS 247 (4 Acid) Meas	0.69	11	96		0.32	< 5	< 10	62	< 5	16	81	115
OREAS 247 (4 Acid) Cert	0.714	11.4	96.0		0.390	0.800	2.53	82.0	7.88	13.1	86.0	125
OREAS 247 (4 Acid) Meas	0.69	11	91		0.31	< 5	< 10	62	< 5	16	78	109
OREAS 247 (4 Acid) Cert	0.714	11.4	96.0		0.390	0.800	2.53	82.0	7.88	13.1	86.0	125
OREAS 247 (4 Acid) Meas	0.69	10	88		0.29	< 5	< 10	60	< 5	15	76	114
OREAS 247 (4 Acid) Cert	0.714	11.4	96.0		0.390	0.800	2.53	82.0	7.88	13.1	86.0	125
OREAS 147 (4 Acid) Meas	0.02	10	293		0.24	6	< 10	43		25	137	16

Analyte Symbol	S	Sc	Sr	Te	Ti	Tl	U	V	W	Y	Zn	Zr
Unit Symbol	%	ppm	ppm	ppm	%	ppm	ppm	ppm	ppm	ppm	ppm	ppm
Lower Limit	0.01	4	1	2	0.01	5	10	2	5	1	1	5
Method Code	TD-ICP	TD-ICP	TD-ICP	TD-ICP	TD-ICP	TD-ICP	TD-ICP	TD-ICP	TD-ICP	TD-ICP	TD-ICP	TD-ICP
OREAS 147 (4 Acid) Cert	0.0300	10.7	299		0.470	10.8	15.8	60.0		26.3	138	105
OREAS 147 (4 Acid) Meas	0.02	9	286		0.19	8	10	40		25	132	12
OREAS 147 (4 Acid) Cert	0.0300	10.7	299		0.470	10.8	15.8	60.0		26.3	138	105
Oreas 521 (4 Acid) Meas	1.81	14	97	3	0.25	< 5	10	135	10	20	25	110
Oreas 521 (4 Acid) Cert	1.80	14	160	0.8	0.39	0.3	30	209	92	20	24	123
Oreas 521 (4 Acid) Meas	1.70	14	98	< 2	0.37	< 5	< 10	137	67	20	25	111
Oreas 521 (4 Acid) Cert	1.80	14	160	0.8	0.39	0.3	30	209	92	20	24	123
Oreas 521 (4 Acid) Meas	1.92	14	103	< 2	0.32	< 5	< 10	148	38	20	26	123
Oreas 521 (4 Acid) Cert	1.80	14	158	0.8	0.39	0.3	30	209	92	20	24	123
OREAS 620 (4 Acid) Meas	2.54	5	116		0.14	< 5	< 10	21	< 5	12	> 10000	201
OREAS 620 (4 Acid) Cert	2.47	5	131		0.14	2	4	21	2	12	31500	202
OREAS 620 (4 Acid) Meas	2.47	5	120		0.14	< 5	< 10	20	< 5	13	> 10000	197
OREAS 620 (4 Acid) Cert	2.47	5	131		0.14	2	4	21	2	12	31500	202
OREAS 620 (4 Acid) Meas	2.66	5	117		0.14	< 5	< 10	21	< 5	13	> 10000	206
OREAS 620 (4 Acid) Cert	2.47	5	131		0.14	2	4	21	2	12	31500	202
OREAS 601c (4 acid) Meas	1.65	< 4	209	5	0.13	< 5	< 10	15	< 5	11	423	177
OREAS 601c (4 acid) Cert	1.58	4.01	230	7.50	0.135	1.75	4.40	15.5	4.67	11.5	425	178
OREAS 601c (4 acid) Meas	1.56	< 4	206	4	0.12	< 5	< 10	15	< 5	11	399	169
OREAS 601c (4 acid) Cert	1.58	4.01	230	7.50	0.135	1.75	4.40	15.5	4.67	11.5	425	178
OREAS 601c (4 acid) Meas	1.59	< 4	222	4	0.13	< 5	< 10	15	< 5	11	429	172
OREAS 601c (4 acid) Cert	1.58	4.01	230	7.50	0.135	1.75	4.40	15.5	4.67	11.5	425	178
DX758459 Orig	0.36	7	344	< 2	0.28	< 5	< 10	58	< 5	9	68	127
DX758459 Dup	0.38	6	334	< 2	0.25	< 5	< 10	54	< 5	8	65	130
DX758471 Orig	0.19	6	212	< 2	0.14	< 5	< 10	19	< 5	14	48	167
DX758471 Dup	0.19	6	224	< 2	0.15	< 5	< 10	21	< 5	14	55	156
Method Blank	< 0.01	< 4	< 1	< 2	< 0.01	< 5	< 10	< 2	< 5	< 1	< 1	< 5
Method Blank	< 0.01	< 4	< 1	< 2	< 0.01	< 5	< 10	< 2	< 5	< 1	< 1	< 5
Method Blank	< 0.01	< 4	< 1	< 2	< 0.01	< 5	< 10	< 2	< 5	< 1	< 1	< 5
Method Blank	< 0.01	< 4	< 1	< 2	< 0.01	< 5	< 10	< 2	< 5	< 1	< 1	< 5
Method Blank	< 0.01	< 4	< 1	< 2	< 0.01	< 5	< 10	< 2	< 5	< 1	1	< 5
Method Blank	< 0.01	< 4	< 1	< 2	< 0.01	< 5	< 10	< 2	< 5	< 1	< 1	< 5
Method Blank	< 0.01	< 4	< 1	< 2	< 0.01	< 5	< 10	< 2	< 5	< 1	< 1	< 5
Method Blank	< 0.01	< 4	< 1	< 2	< 0.01	< 5	< 10	< 2	< 5	< 1	< 1	< 5
Method Blank	< 0.01	< 4	< 1	< 2	< 0.01	< 5	< 10	< 2	< 5	< 1	1	< 5
Method Blank	< 0.01	< 4	< 1	< 2	< 0.01	< 5	< 10	< 2	< 5	< 1	< 1	< 5

Quality Analysis ... *Innovative Technologies*

Report No.: **A24-14361**
Report Date: **10-Dec-24**
Date Submitted: **20-Nov-24**
Your Reference: **GBR_3557**

Great Bear Resources Ltd.
25 York Street
Toronto ON M5J 2V5
Canada

ATTN: Jamie Kristoff (Results)

CERTIFICATE OF ANALYSIS

38 Pulp samples were submitted for analysis.

The following analytical package(s) were requested:		Testing Date:
1F2-Tbay	QOP Total (Total Digestion ICPOES)	2024-11-28 11:10:41

REPORT **A24-14361**

This report may be reproduced without our consent. If only selected portions of the report are reproduced, permission must be obtained. If no instructions were given at time of sample submittal regarding excess material, it will be discarded within 90 days of this report. Our liability is limited solely to the analytical cost of these analyses. Test results are representative only of material submitted for analysis.

Notes:

Values which exceed the upper limit should be assayed for accurate numbers.

Refer to the Scope of Accreditation for information on accredited elements.

SCC Accredited LAB Accrédité CCN TM

CERTIFIED BY:

Mark Vandergeest
Quality Control Coordinator

ACTIVATION LABORATORIES LTD.
1201 Walsh Street West, Thunder Bay, Ontario, Canada, P7E 4X6
TELEPHONE +807 622-6707 or +1.888.228.5227 FAX +1.905.648.9613
E-MAIL Tbay@actlabs.com ACTLABS GROUP WEBSITE www.actlabs.com

Analyte Symbol	Ag	Al	As	Ba	Be	Bi	Ca	Cd	Co	Cr	Cu	Fe	Ga	K	Mg	Li	Mn	Mo	Na	Ni	P	Pb	Sb
Unit Symbol	ppm	%	ppm	ppm	ppm	ppm	%	ppm	ppm	ppm	ppm	%	ppm	%	%	ppm	ppm	ppm	%	ppm	%	ppm	ppm
Lower Limit	0.3	0.01	3	7	1	2	0.01	0.3	1	1	1	0.01	1	0.01	0.01	1	1	1	0.01	1	0.001	3	5
Method Code	TD-ICP	TD-ICP	TD-ICP	TD-ICP	TD-ICP	TD-ICP	TD-ICP	TD-ICP	TD-ICP	TD-ICP	TD-ICP	TD-ICP	TD-ICP	TD-ICP	TD-ICP	TD-ICP	TD-ICP	TD-ICP	TD-ICP	TD-ICP	TD-ICP	TD-ICP	TD-ICP
DX758204	0.9	6.54	8	143	< 1	< 2	2.29	< 0.3	7	22	113	3.12	16	2.10	0.74	16	530	33	2.23	13	0.060	8	< 5
DX758205	0.9	7.21	59	143	1	< 2	2.30	< 0.3	8	12	31	3.30	16	2.69	0.79	18	852	1	1.95	12	0.065	22	< 5
DX758206	7.8	6.13	15	172	1	11	1.69	8.4	2	6	70	1.61	15	2.32	0.80	13	534	1	1.18	1	0.016	686	< 5
DX758207	0.7	7.70	10	402	< 1	< 2	2.70	< 0.3	8	18	24	2.36	19	1.77	0.94	26	482	1	2.33	17	0.056	35	< 5
DX758209	0.8	7.41	124	559	< 1	< 2	2.47	< 0.3	10	15	55	2.88	16	2.02	0.81	20	712	1	3.03	15	0.059	38	< 5
DX758210	0.7	7.48	25	588	1	< 2	2.41	< 0.3	9	24	19	2.64	19	2.26	0.83	12	700	3	2.10	16	0.058	17	< 5
DX758211	0.7	6.57	29	296	< 1	6	1.35	< 0.3	13	17	6	7.08	14	2.81	0.62	16	491	1	0.65	17	0.068	13	< 5
DX758216	0.8	7.15	258	501	1	< 2	1.57	< 0.3	9	20	37	2.47	19	2.69	0.68	18	490	1	2.06	16	0.063	64	< 5
DX758221	0.8	7.08	22	146	< 1	2	3.37	< 0.3	11	20	7	3.33	18	2.29	0.95	14	1010	3	1.83	21	0.083	11	< 5
DX758222	1.4	8.37	50	487	1	6	2.14	< 0.3	10	24	9	4.50	20	4.12	0.98	18	969	2	1.37	21	0.063	19	< 5
DX758223	1.8	5.71	166	73	< 1	< 2	2.19	2.6	2	12	18	1.88	15	0.20	0.22	2	816	5	4.64	1	0.024	53	< 5
DX758224	1.1	6.31	159	132	< 1	< 2	1.97	< 0.3	2	10	10	1.75	14	0.30	0.22	4	478	4	4.50	< 1	0.016	14	< 5
DX758413	1.5	7.46	158	500	2	< 2	2.36	< 0.3	9	21	26	2.24	18	2.09	0.86	20	402	< 1	1.72	16	0.053	9	< 5
DX758414	0.7	7.37	29	477	< 1	< 2	3.37	< 0.3	9	18	15	2.99	19	2.54	1.03	15	706	2	2.11	18	0.063	17	< 5
DX758415	0.5	7.05	19	372	< 1	< 2	2.63	< 0.3	9	14	30	2.60	15	1.50	0.83	16	476	1	2.99	16	0.066	13	< 5
DX758416	0.9	8.16	83	435	< 1	< 2	2.88	< 0.3	9	19	17	2.72	19	2.29	0.92	17	511	< 1	2.00	16	0.060	17	< 5
DX758417	1.0	7.75	159	529	1	< 2	2.27	< 0.3	8	16	14	2.14	20	2.73	0.78	16	520	< 1	1.99	15	0.062	13	< 5
DX758418	0.8	7.79	9	401	1	< 2	2.46	< 0.3	7	21	13	2.22	20	2.14	0.68	19	519	1	2.53	11	0.053	16	< 5
DX758419	0.7	7.72	11	418	< 1	< 2	2.66	< 0.3	9	18	16	2.69	19	2.01	0.90	23	395	1	2.44	13	0.085	7	< 5
DX758420	1.7	7.24	124	540	< 1	< 2	1.78	< 0.3	15	54	89	3.71	17	3.17	1.01	15	741	2	3.09	36	0.059	14	< 5
DX758421	1.0	6.73	108	470	< 1	< 2	1.39	1.3	4	12	42	1.70	17	2.08	0.41	16	573	1	1.88	6	0.042	52	< 5
DX758422	1.3	7.39	13	430	1	< 2	2.18	1.5	9	21	38	2.71	18	1.96	0.83	20	1090	1	1.80	16	0.058	157	< 5
DX758423	0.7	7.09	9	388	1	< 2	1.90	< 0.3	8	17	21	2.43	17	1.71	0.72	16	560	1	1.98	12	0.062	36	< 5
DX758424	1.0	9.02	13	785	1	< 2	2.74	< 0.3	10	17	19	2.86	22	2.97	0.90	23	1270	1	2.08	14	0.067	83	< 5
DX758425	0.9	8.05	17	553	1	< 2	2.94	< 0.3	8	15	16	2.60	19	2.18	0.90	23	1260	1	2.04	14	0.058	53	< 5
DX758426	0.7	8.80	797	503	1	< 2	1.17	< 0.3	21	88	62	5.24	21	2.87	1.55	32	589	1	1.39	60	0.073	19	< 5
DX758427	0.7	7.76	30	475	< 1	< 2	2.33	< 0.3	8	27	17	2.54	18	2.17	0.86	21	453	1	2.53	17	0.053	14	< 5
DX758428	0.7	7.96	17	496	< 1	< 2	2.49	< 0.3	9	25	17	2.35	19	1.99	0.83	19	457	1	2.90	19	0.055	10	< 5
DX758429	0.6	7.57	8	423	< 1	< 2	2.46	< 0.3	9	20	19	2.49	18	1.64	0.84	19	372	1	2.88	18	0.051	10	< 5
DX758430	1.1	7.83	79	787	2	< 2	1.53	< 0.3	12	63	38	5.77	24	1.78	1.11	37	634	3	3.49	38	0.058	16	< 5
DX758431	0.8	8.25	10	718	< 1	< 2	1.30	< 0.3	9	41	30	3.27	21	2.08	0.88	26	427	2	2.15	21	0.049	10	< 5
DX758432	1.0	6.74	88	410	< 1	< 2	0.82	< 0.3	2	9	2	1.74	18	2.34	0.23	22	154	1	1.89	< 1	0.017	22	< 5
DX758433	0.9	7.62	88	489	1	< 2	1.83	< 0.3	2	14	18	2.01	21	2.00	0.27	15	296	1	3.11	< 1	0.019	14	< 5
DX758434	0.7	7.82	4	292	1	< 2	3.65	< 0.3	10	25	16	2.96	20	1.70	1.08	18	605	1	2.26	23	0.077	11	< 5
DX758435	0.8	7.32	38	111	1	< 2	2.53	< 0.3	7	46	6	3.12	18	1.60	0.73	15	1010	2	1.71	12	0.061	9	< 5
DX758436	1.1	6.83	76	82	1	4	0.64	< 0.3	7	34	2	5.76	18	2.45	0.87	16	352	2	0.71	19	0.074	29	< 5
DX758437	1.2	7.16	56	222	1	5	1.35	< 0.3	9	70	5	4.82	18	2.84	0.81	24	904	1	1.03	16	0.062	18	< 5
DX758438	0.8	6.56	68	161	< 1	< 2	2.75	< 0.3	11	32	33	2.81	16	0.46	1.06	6	781	2	4.27	30	0.097	13	< 5

Analyte Symbol	S	Sc	Sr	Te	Ti	Tl	U	V	W	Y	Zn	Zr
Unit Symbol	%	ppm	ppm	ppm	%	ppm	ppm	ppm	ppm	ppm	ppm	ppm
Lower Limit	0.01	4	1	2	0.01	5	10	2	5	1	1	5
Method Code	TD-ICP	TD-ICP	TD-ICP	TD-ICP	TD-ICP	TD-ICP	TD-ICP	TD-ICP	TD-ICP	TD-ICP	TD-ICP	TD-ICP
DX758204	2.50	5	252	< 2	0.21	< 5	< 10	43	5	8	48	111
DX758205	1.96	6	280	< 2	0.27	< 5	< 10	47	< 5	10	120	125
DX758206	1.13	< 4	144	3	0.13	< 5	< 10	7	12	15	2260	159
DX758207	0.56	6	311	< 2	0.25	< 5	< 10	49	< 5	9	176	140
DX758209	0.57	6	315	< 2	0.25	< 5	< 10	46	< 5	8	138	113
DX758210	0.60	7	255	< 2	0.26	< 5	< 10	53	< 5	9	68	141
DX758211	6.44	6	118	3	0.23	< 5	< 10	45	5	8	62	108
DX758216	1.20	6	173	< 2	0.21	< 5	< 10	54	6	10	122	108
DX758221	2.45	7	212	< 2	0.28	< 5	< 10	61	158	11	74	135
DX758222	3.52	7	159	3	0.27	< 5	< 10	59	7	10	106	146
DX758223	1.12	< 4	234	< 2	0.11	< 5	< 10	11	14	13	583	181
DX758224	1.15	4	283	< 2	0.13	< 5	< 10	9	8	12	29	211
DX758413	0.51	6	153	< 2	0.24	< 5	< 10	46	172	9	56	109
DX758414	1.09	7	218	2	0.25	< 5	< 10	56	< 5	9	64	133
DX758415	0.68	6	320	< 2	0.27	< 5	< 10	49	< 5	9	62	106
DX758416	0.42	7	166	< 2	0.27	< 5	< 10	52	< 5	10	78	139
DX758417	0.69	7	155	< 2	0.25	< 5	< 10	55	8	9	28	157
DX758418	0.39	5	286	< 2	0.22	< 5	< 10	41	< 5	7	66	150
DX758419	0.43	6	379	< 2	0.31	< 5	< 10	55	< 5	10	58	143
DX758420	2.19	10	181	< 2	0.27	< 5	< 10	99	5	11	47	140
DX758421	0.67	< 4	150	< 2	0.18	< 5	< 10	25	5	7	306	153
DX758422	0.85	6	168	< 2	0.25	< 5	< 10	51	< 5	9	356	135
DX758423	0.52	5	212	< 2	0.24	< 5	< 10	47	< 5	8	148	113
DX758424	0.74	7	245	< 2	0.30	< 5	< 10	58	17	10	228	158
DX758425	0.41	6	276	< 2	0.27	< 5	< 10	52	14	9	107	139
DX758426	0.63	15	191	< 2	0.37	< 5	< 10	108	< 5	14	98	149
DX758427	0.26	6	288	< 2	0.25	< 5	< 10	46	< 5	9	90	137
DX758428	0.35	7	306	< 2	0.25	< 5	< 10	48	< 5	9	55	135
DX758429	0.26	6	331	< 2	0.21	< 5	< 10	41	< 5	8	51	139
DX758430	0.83	12	249	< 2	0.38	< 5	< 10	96	< 5	9	79	164
DX758431	0.56	8	184	< 2	0.27	< 5	< 10	60	7	9	53	151
DX758432	1.44	5	126	< 2	0.12	< 5	< 10	4	< 5	14	71	233
DX758433	0.95	5	235	< 2	0.14	< 5	< 10	4	< 5	16	44	260
DX758434	0.30	8	333	< 2	0.27	< 5	< 10	56	< 5	11	66	151
DX758435	1.58	5	229	< 2	0.24	< 5	< 10	44	11	9	47	136
DX758436	5.90	6	90	< 2	0.19	< 5	< 10	59	13	8	68	105
DX758437	3.93	6	102	< 2	0.25	< 5	< 10	47	7	9	36	135
DX758438	1.20	7	410	3	0.30	< 5	< 10	42	32	10	40	147

Analyte Symbol	Ag	Al	As	Ba	Be	Bi	Ca	Cd	Co	Cr	Cu	Fe	Ga	K	Mg	Li	Mn	Mo	Na	Ni	P	Pb	Sb
Unit Symbol	ppm	%	ppm	ppm	ppm	ppm	%	ppm	ppm	ppm	ppm	%	ppm	%	%	ppm	ppm	ppm	%	ppm	%	ppm	ppm
Lower Limit	0.3	0.01	3	7	1	2	0.01	0.3	1	1	1	0.01	1	0.01	0.01	1	1	1	0.01	1	0.001	3	5
Method Code	TD-ICP	TD-ICP	TD-ICP	TD-ICP	TD-ICP	TD-ICP	TD-ICP	TD-ICP	TD-ICP	TD-ICP	TD-ICP	TD-ICP	TD-ICP	TD-ICP	TD-ICP	TD-ICP	TD-ICP	TD-ICP	TD-ICP	TD-ICP	TD-ICP	TD-ICP	TD-ICP
Oreas 72a (4 Acid) Meas			9						146	235	316	9.98								6340			
Oreas 72a (4 Acid) Cert			14.7						157	228	316	9.63								6930			
Oreas 72a (4 Acid) Meas			5						151	219	328	9.93								6630			
Oreas 72a (4 Acid) Cert			14.7						157	228	316	9.63								6930			
Oreas 72a (4 Acid) Meas			9						139	213	298	9.37								6290			
Oreas 72a (4 Acid) Cert			14.7						157	228	316	9.63								6930			
Oreas 72a (4 Acid) Meas			4						138	196	296	8.95								6220			
Oreas 72a (4 Acid) Cert			14.7						157	228	316	9.63								6930			
Oreas 72a (4 Acid) Meas			4						145	208	313	9.02								6550			
Oreas 72a (4 Acid) Cert			14.7						157	228	316	9.63								6930			
OREAS 101b (4 Acid) Meas									41		380	9.69		1.77	1.20		808	19		11	0.104	25	
OREAS 101b (4 Acid) Cert									45		412	10.7		2.36	1.23		927	20.1		8.2	0.1118	23	
OREAS 101b (4 Acid) Meas									40		373	9.88		1.81	1.19		818	19		8	0.109	24	
OREAS 101b (4 Acid) Cert									45		412	10.7		2.36	1.23		927	20.1		8.2	0.1118	23	
OREAS 101b (4 Acid) Meas									40		374	10.1		1.70	1.17		805	19		8	0.105	26	
OREAS 101b (4 Acid) Cert									45		412	10.7		2.36	1.23		927	20.1		8.2	0.1118	23	
OREAS 101b (4 Acid) Meas									42		386	9.76		1.69	1.12		883	18		9	0.096	23	
OREAS 101b (4 Acid) Cert									45		412	10.7		2.36	1.23		927	20.1		8.2	0.1118	23	
OREAS 101b (4 Acid) Meas									43		397	9.24		1.89	1.19		924	19		9	0.111	24	
OREAS 101b (4 Acid) Cert									45		412	10.7		2.36	1.23		927	20.1		8.2	0.1118	23	
OREAS 101b (4 Acid) Meas									39		374	9.21		1.68	1.10		840	18		8	0.101	23	
OREAS 101b (4 Acid) Cert									45		412	10.7		2.36	1.23		927	20.1		8.2	0.1118	23	
OREAS 903 (4 Acid) Meas	0.8	5.87	46	187	5	4	0.61	< 0.3	127	69	6270	4.18	15	3.01	0.76	18	614	4	0.04	49	0.090	10	< 5
OREAS 903 (4 Acid) Cert	0.432	5.89	49.7	197	4.42	8.90	0.625	0.200	131	73.0	6520	4.16	15.0	3.31	0.714	18.3	690	4.32	0.0300	54.0	0.107	11.3	1.57
OREAS 903 (4 Acid) Meas	1.7	5.68	48	191	5	8	0.59	< 0.3	125	78	6070	4.08	15	3.38	0.74	18	594	4	0.04	49	0.103	10	< 5
OREAS 903 (4 Acid) Cert	0.432	5.89	49.7	197	4.42	8.90	0.625	0.200	131	73.0	6520	4.16	15.0	3.31	0.714	18.3	690	4.32	0.0300	54.0	0.107	11.3	1.57
OREAS 903 (4 Acid) Meas	0.9	5.76	48	186	5	6	0.60	< 0.3	127	70	6160	4.04	15	3.12	0.75	19	584	4	0.04	49	0.094	10	< 5
OREAS 903 (4 Acid) Cert	0.432	5.89	49.7	197	4.42	8.90	0.625	0.200	131	73.0	6520	4.16	15.0	3.31	0.714	18.3	690	4.32	0.0300	54.0	0.107	11.3	1.57
OREAS 903 (4 Acid) Meas	1.5	5.82	50	188	5	5	0.64	< 0.3	135	67	6650	4.14	15	2.06	0.74	19	667	5	0.05	54	0.101	10	< 5

Analyte Symbol	Ag	Al	As	Ba	Be	Bi	Ca	Cd	Co	Cr	Cu	Fe	Ga	K	Mg	Li	Mn	Mo	Na	Ni	P	Pb	Sb
Unit Symbol	ppm	%	ppm	ppm	ppm	ppm	%	ppm	ppm	ppm	ppm	%	ppm	%	%	ppm	ppm	ppm	%	ppm	%	ppm	ppm
Lower Limit	0.3	0.01	3	7	1	2	0.01	0.3	1	1	1	0.01	1	0.01	0.01	1	1	1	0.01	1	0.001	3	5
Method Code	TD-ICP	TD-ICP	TD-ICP	TD-ICP	TD-ICP	TD-ICP	TD-ICP	TD-ICP	TD-ICP	TD-ICP	TD-ICP	TD-ICP	TD-ICP	TD-ICP	TD-ICP	TD-ICP	TD-ICP	TD-ICP	TD-ICP	TD-ICP	TD-ICP	TD-ICP	TD-ICP
OREAS 903 (4 Acid) Cert	0.432	5.89	49.7	197	4.42	8.90	0.625	0.200	131	73.0	6520	4.16	15.0	3.31	0.714	18.3	690	4.32	0.0300	54.0	0.107	11.3	1.57
OREAS 903 (4 Acid) Meas	1.3	5.84	48	199	4	5	0.64	< 0.3	134	74	6410	4.26	15	2.75	0.75	19	678	4	0.05	53	0.105	10	< 5
OREAS 903 (4 Acid) Cert	0.432	5.89	49.7	197	4.42	8.90	0.625	0.200	131	73.0	6520	4.16	15.0	3.31	0.714	18.3	690	4.32	0.0300	54.0	0.107	11.3	1.57
OREAS 903 (4 Acid) Meas	1.4	5.41	49	185	5	7	0.59	< 0.3	124	72	5920	3.94	16	2.36	0.69	18	630	4	0.04	50	0.110	10	< 5
OREAS 903 (4 Acid) Cert	0.432	5.89	49.7	197	4.42	8.90	0.625	0.200	131	73.0	6520	4.16	15.0	3.31	0.714	18.3	690	4.32	0.0300	54.0	0.107	11.3	1.57
OREAS 923 (4 Acid) Meas	2.0	7.67	9	421	2	13	0.47	< 0.3	21	78	4240	6.91	19	2.16	1.85	32	880	< 1	0.34	34	0.061	80	< 5
OREAS 923 (4 Acid) Cert	1.60	7.29	7.61	434	2.42	21.4	0.473	0.420	23.1	71.0	4230	6.43	20.3	2.51	1.69	31.4	950	0.930	0.324	35.8	0.0630	83.0	1.29
OREAS 923 (4 Acid) Meas	2.0	7.67	8	427	2	19	0.47	< 0.3	22	75	4250	6.38	20	2.41	1.86	34	875	< 1	0.35	35	0.063	82	< 5
OREAS 923 (4 Acid) Cert	1.60	7.29	7.61	434	2.42	21.4	0.473	0.420	23.1	71.0	4230	6.43	20.3	2.51	1.69	31.4	950	0.930	0.324	35.8	0.0630	83.0	1.29
OREAS 923 (4 Acid) Meas	1.9	7.59	9	408	2	20	0.47	< 0.3	22	80	4330	6.64	20	1.87	1.88	35	895	< 1	0.35	35	0.064	85	5
OREAS 923 (4 Acid) Cert	1.60	7.29	7.61	434	2.42	21.4	0.473	0.420	23.1	71.0	4230	6.43	20.3	2.51	1.69	31.4	950	0.930	0.324	35.8	0.0630	83.0	1.29
OREAS 923 (4 Acid) Meas	1.9	7.32	9	431	2	16	0.47	< 0.3	22	75	4370	6.55	18	1.55	1.75	34	920	< 1	0.34	36	0.063	81	< 5
OREAS 923 (4 Acid) Cert	1.60	7.29	7.61	434	2.42	21.4	0.473	0.420	23.1	71.0	4230	6.43	20.3	2.51	1.69	31.4	950	0.930	0.324	35.8	0.0630	83.0	1.29
OREAS 923 (4 Acid) Meas	2.4	7.79	9	458	2	18	0.51	< 0.3	23	79	4550	6.61	19	2.53	1.89	36	982	< 1	0.37	40	0.065	84	< 5
OREAS 923 (4 Acid) Cert	1.60	7.29	7.61	434	2.42	21.4	0.473	0.420	23.1	71.0	4230	6.43	20.3	2.51	1.69	31.4	950	0.930	0.324	35.8	0.0630	83.0	1.29
OREAS 923 (4 Acid) Meas	2.2	7.14	8	424	2	14	0.46	< 0.3	21	80	4390	6.13	18	2.27	1.72	34	922	< 1	0.33	35	0.061	79	< 5
OREAS 923 (4 Acid) Cert	1.60	7.29	7.61	434	2.42	21.4	0.473	0.420	23.1	71.0	4230	6.43	20.3	2.51	1.69	31.4	950	0.930	0.324	35.8	0.0630	83.0	1.29
OREAS 683 (4 Acid) Meas	< 0.3	7.43		181	< 1	6	4.76	< 0.3	76	7650	391	7.13	21	0.52	8.78	7	1140	1	1.08	1060	0.049	11	
OREAS 683 (4 Acid) Cert	0.172	7.15		188	0.56	0.16	5.23	0.072	85	7710	404	7.32	13.8	0.507	8.63	6.51	1200	1.00	1.03	1180	0.050	10.2	
OREAS 683 (4 Acid) Meas	< 0.3	6.98		176	< 1	6	4.75	< 0.3	77	8090	389	6.75	19	0.50	8.09	7	1210	2	1.00	1120	0.045	9	
OREAS 683 (4 Acid) Cert	0.172	7.15		188	0.56	0.16	5.23	0.072	85	7710	404	7.32	13.8	0.507	8.63	6.51	1200	1.00	1.03	1180	0.050	10.2	
OREAS 683 (4 Acid) Meas	< 0.3	7.11		179	< 1	6	4.90	< 0.3	78	7320	400	7.23	20	0.51	8.53	7	1230	1	1.02	1130	0.050	10	
OREAS 683 (4 Acid) Cert	0.172	7.15		188	0.56	0.16	5.23	0.072	85	7710	404	7.32	13.8	0.507	8.63	6.51	1200	1.00	1.03	1180	0.050	10.2	
OREAS 683 (4 Acid) Meas	< 0.3	7.32		184	< 1	5	5.17	< 0.3	81	7750	411	7.68	19	0.53	8.96	8	1290	1	1.07	1160	0.048	10	
OREAS 683 (4 Acid) Cert	0.172	7.15		188	0.56	0.16	5.23	0.072	85	7710	404	7.32	13.8	0.507	8.63	6.51	1200	1.00	1.03	1180	0.050	10.2	
OREAS 681 (4 Acid) Meas	< 0.3	7.83		402	1	< 2	5.39		44	1290	244	7.12	18	1.36	5.22	14	1190	1	1.60	431	0.130	9	16
OREAS 681 (4 Acid) Cert	0.118	7.91		442	1.41	0.0980	5.98		51.0	1640	264	7.47	17.6	1.35	5.19	13.0	1310	1.38	1.61	503	0.141	10.2	0.240
OREAS 681 (4 Acid) Meas	< 0.3	8.47		434	1	< 2	5.71		48	1740	266	7.90	19	1.49	5.61	15	1300	< 1	1.79	472	0.129	10	18
OREAS 681 (4 Acid) Cert	0.118	7.91		442	1.41	0.0980	5.98		51.0	1640	264	7.47	17.6	1.35	5.19	13.0	1310	1.38	1.61	503	0.141	10.2	0.240

Analyte Symbol	Ag	Al	As	Ba	Be	Bi	Ca	Cd	Co	Cr	Cu	Fe	Ga	K	Mg	Li	Mn	Mo	Na	Ni	P	Pb	Sb
Unit Symbol	ppm	%	ppm	ppm	ppm	ppm	%	ppm	ppm	ppm	ppm	%	ppm	%	%	ppm	ppm	ppm	%	ppm	%	ppm	ppm
Lower Limit	0.3	0.01	3	7	1	2	0.01	0.3	1	1	1	0.01	1	0.01	0.01	1	1	1	0.01	1	0.001	3	5
Method Code	TD-ICP	TD-ICP	TD-ICP	TD-ICP	TD-ICP	TD-ICP	TD-ICP	TD-ICP	TD-ICP	TD-ICP	TD-ICP	TD-ICP	TD-ICP	TD-ICP	TD-ICP	TD-ICP	TD-ICP	TD-ICP	TD-ICP	TD-ICP	TD-ICP	TD-ICP	TD-ICP
OREAS 681 (4 Acid) Meas	0.7	7.82		418	1	< 2	5.64		47	1330	263	7.48	17	1.36	5.14	13	1330	1	1.58	473	0.133	9	16
OREAS 681 (4 Acid) Cert	0.118	7.91		442	1.41	0.0980	5.98		51.0	1640	264	7.47	17.6	1.35	5.19	13.0	1310	1.38	1.61	503	0.141	10.2	0.240
OREAS 681 (4 Acid) Meas	1.4	8.23		444	1	< 2	6.04		49	1380	272	7.90	18	1.45	5.48	15	1430	1	1.67	500	0.140	10	15
OREAS 681 (4 Acid) Cert	0.118	7.91		442	1.41	0.0980	5.98		51.0	1640	264	7.47	17.6	1.35	5.19	13.0	1310	1.38	1.61	503	0.141	10.2	0.240
OREAS 681 (4 Acid) Meas	0.4	8.40		450	1	< 2	6.13		51	1710	279	8.17	19	1.51	5.60	16	1450	1	1.76	518	0.142	11	19
OREAS 681 (4 Acid) Cert	0.118	7.91		442	1.41	0.0980	5.98		51.0	1640	264	7.47	17.6	1.35	5.19	13.0	1310	1.38	1.61	503	0.141	10.2	0.240
OREAS 247 (4 Acid) Meas	2.5	6.21	2850	543	2	< 2	0.83	< 0.3	12	116	40	3.52	17	2.55	1.33	32	323	< 1	0.49	44	0.043	32	334
OREAS 247 (4 Acid) Cert	2.16	6.08	3510	550	2.23	0.580	0.826	0.0650	12.0	97.0	42.2	3.32	16.3	2.45	1.22	31.8	360	1.76	0.499	45.9	0.0480	31.9	3300
OREAS 147 (4 Acid) Meas		4.69	49	> 1000	32	6	1.01		6	57	269	2.89	24	1.58	0.53	1980	335	4	0.97	19	0.091	27	< 5
OREAS 147 (4 Acid) Cert		4.90	36.0	1940	31.2	12.5	1.09		6.90	57.0	298	3.23	22.6	1.60	0.535	2260	390	7.99	0.948	21.2	0.155	27.8	10.6
OREAS 147 (4 Acid) Meas		4.98	46	> 1000	34	7	1.05		7	50	287	3.02	25	1.71	0.55	2160	340	4	1.04	21	0.084	29	< 5
OREAS 147 (4 Acid) Cert		4.90	36.0	1940	31.2	12.5	1.09		6.90	57.0	298	3.23	22.6	1.60	0.535	2260	390	7.99	0.948	21.2	0.155	27.8	10.6
OREAS 147 (4 Acid) Meas		5.05	52	> 1000	34	6	1.05		7	55	285	3.13	25	1.58	0.55	2200	355	5	1.06	20	0.100	28	< 5
OREAS 147 (4 Acid) Cert		4.90	36.0	1940	31.2	12.5	1.09		6.90	57.0	298	3.23	22.6	1.60	0.535	2260	390	7.99	0.948	21.2	0.155	27.8	10.6
OREAS 147 (4 Acid) Meas		5.01	49	> 1000	32	7	1.12		7	50	297	3.08	23	1.68	0.54	2300	388	4	1.06	22	0.095	28	< 5
OREAS 147 (4 Acid) Cert		4.90	36.0	1940	31.2	12.5	1.09		6.90	57.0	298	3.23	22.6	1.60	0.535	2260	390	7.99	0.948	21.2	0.155	27.8	10.6
OREAS 147 (4 Acid) Meas		4.88	46	> 1000	30	6	1.09		8	45	289	2.93	22	1.61	0.53	2230	381	4	1.04	21	0.088	26	< 5
OREAS 147 (4 Acid) Cert		4.90	36.0	1940	31.2	12.5	1.09		6.90	57.0	298	3.23	22.6	1.60	0.535	2260	390	7.99	0.948	21.2	0.155	27.8	10.6
Oreas 521 (4 Acid) Meas	1.4	5.07	279		< 1	5	3.62		362	45	5940	19.9	13	2.55	1.22	18	3120	136	1.02	69	0.079	12	9
Oreas 521 (4 Acid) Cert	0.89	4.77	336		0.9	6	3.86		386	31	6070	20.7	17	3.16	1.13	16	3210	138	0.978	73	0.081	9.4	6
Oreas 521 (4 Acid) Meas	1.6	4.81	291		< 1	3	3.56		344	41	5720	19.5	14	3.13	1.19	17	3000	138	0.98	66	0.078	12	12
Oreas 521 (4 Acid) Cert	0.89	4.77	336		0.9	6	3.86		386	31	6070	20.7	17	3.16	1.13	16	3210	138	0.98	73	0.081	9.4	5.7
Oreas 521 (4 Acid) Meas	1.3	5.10	282		< 1	8	3.72		367	40	5970	20.8	13	3.35	1.24	19	3120	139	1.06	70	0.079	11	7
Oreas 521 (4 Acid) Cert	0.89	4.77	336		0.9	6	3.86		386	31	6070	20.7	17	3.16	1.13	16	3210	138	0.978	73	0.081	9.4	6
Oreas 521 (4 Acid) Meas	1.9	4.95	202		< 1	8	3.75		368	40	6090	21.0	10	3.16	1.17	19	3350	119	1.01	73	0.071	12	10
Oreas 521 (4 Acid) Cert	0.89	4.77	336		0.9	6	3.86		386	31	6070	20.7	17	3.16	1.13	16	3210	138	0.978	73	0.081	9.4	5.7
Oreas 521 (4 Acid) Meas	2.5	4.90	262		< 1	< 2	3.73		360	48	5980	21.6	10	3.17	1.16	18	3350	136	1.02	72	0.075	11	8
Oreas 521 (4 Acid) Cert	0.89	4.77	336		0.9	6	3.86		386	31	6070	20.7	17	3.16	1.13	16	3210	138	0.978	73	0.081	9.4	6
Oreas 521 (4 Acid) Meas	1.8	4.69	288		< 1	6	3.64		348	44	5800	20.3	11	3.08	1.15	18	3200	145	1.02	70	0.080	12	11

Analyte Symbol	Ag	Al	As	Ba	Be	Bi	Ca	Cd	Co	Cr	Cu	Fe	Ga	K	Mg	Li	Mn	Mo	Na	Ni	P	Pb	Sb
Unit Symbol	ppm	%	ppm	ppm	ppm	ppm	%	ppm	ppm	ppm	ppm	%	ppm	%	%	ppm	ppm	ppm	%	ppm	%	ppm	ppm
Lower Limit	0.3	0.01	3	7	1	2	0.01	0.3	1	1	1	0.01	1	0.01	0.01	1	1	1	0.01	1	0.001	3	5
Method Code	TD-ICP	TD-ICP	TD-ICP	TD-ICP	TD-ICP	TD-ICP	TD-ICP	TD-ICP	TD-ICP	TD-ICP	TD-ICP	TD-ICP	TD-ICP	TD-ICP	TD-ICP	TD-ICP	TD-ICP	TD-ICP	TD-ICP	TD-ICP	TD-ICP	TD-ICP	TD-ICP
Oreas 521 (4 Acid) Cert	0.89	4.77	336		0.9	6	3.86		386	31	6070	20.7	17	3.16	1.13	16	3210	138	0.978	73	0.081	9.4	5.7
OREAS 620 (4 Acid) Meas	39.5	7.16	46	240	2	< 2	1.64	163	13	33	1660	3.16	25	2.18	0.37	22	383	9	1.95	15	0.036	> 5000	29
OREAS 620 (4 Acid) Cert	38.5	6.72	50	2490	2	2	1.60	163	12	22	1730	2.94	24	2.63	0.34	20	440	9	1.94	15	0.035	7740	76
OREAS 620 (4 Acid) Meas	40.5	6.95	45	163	2	< 2	1.71	167	13	25	1730	3.07	24	2.73	0.36	22	421	9	1.88	16	0.036	> 5000	21
OREAS 620 (4 Acid) Cert	38.5	6.72	50	2490	2	2	1.60	163	12	22	1730	2.94	24	2.63	0.34	20	440	9	1.94	15	0.035	7740	76
OREAS 601c (4 acid) Meas	49.7	6.46	356		2	18	0.91	2.5	4	20	1070	2.38	23	1.99	0.17	26	204	4	1.75	7	0.036	319	11
OREAS 601c (4 acid) Cert	50.3	7.06	390.000		2.46	21.1	0.953	2.77	4.99	17.5	1160.000	2.41	23.5	2.72	0.169	26.7	230.000	3.66	1.94	6.83	0.039	328	37.2
OREAS 601c (4 acid) Meas	50.4	6.58	365		2	19	0.92	2.5	4	20	1080	2.39	23	2.71	0.18	26	191	3	1.77	7	0.037	331	14
OREAS 601c (4 acid) Cert	50.3	7.06	390.000		2.46	21.1	0.953	2.77	4.99	17.5	1160.000	2.41	23.5	2.72	0.169	26.7	230.000	3.66	1.94	6.83	0.039	328	37.2
OREAS 601c (4 acid) Meas	52.0	6.94	391		2	20	1.00	2.5	5	18	1110	2.42	24	2.80	0.18	29	208	4	1.78	7	0.040	343	12
OREAS 601c (4 acid) Cert	50.3	7.06	390.000		2.46	21.1	0.953	2.77	4.99	17.5	1160.000	2.41	23.5	2.72	0.169	26.7	230.000	3.66	1.94	6.83	0.039	328	37.2
DX758415 Orig	0.5	7.05	19	372	< 1	< 2	2.63	< 0.3	9	14	30	2.60	15	1.50	0.83	16	476	1	2.99	16	0.066	13	< 5
DX758415 Dup	0.7	7.25	25	377	< 1	< 2	2.69	< 0.3	9	15	28	2.64	16	1.55	0.86	16	483	2	3.09	16	0.069	14	< 5
DX758436 Orig	1.1	6.83	76	82	1	4	0.64	< 0.3	7	34	2	5.76	18	2.45	0.87	16	352	2	0.71	19	0.074	29	< 5
DX758436 Dup	1.1	6.48	74	57	1	< 2	0.62	< 0.3	7	31	3	5.81	18	2.32	0.86	15	356	2	0.70	19	0.076	29	< 5
Method Blank	< 0.3	< 0.01	< 3	< 7	< 1	< 2	< 0.01	< 0.3	< 1		< 1	< 0.01	< 1	< 0.01	< 0.01	< 1	7	< 1	< 0.01	< 1	< 0.001	< 3	< 5
Method Blank	< 0.3	< 0.01	< 3	< 7	< 1	< 2	< 0.01	< 0.3	< 1	6	< 1	< 0.01	< 1	< 0.01	< 0.01	< 1	6	< 1	< 0.01	< 1	< 0.001	< 3	< 5
Method Blank	< 0.3	< 0.01	< 3	< 7	< 1	< 2	< 0.01	< 0.3	< 1	9	2	< 0.01	< 1	< 0.01	< 0.01	< 1		< 1	< 0.01	< 1	< 0.001	< 3	< 5
Method Blank	< 0.3	< 0.01	< 3	< 7	< 1	< 2	< 0.01	< 0.3	< 1		< 1	< 0.01	< 1	< 0.01	< 0.01	< 1	4	< 1	< 0.01	< 1	< 0.001	< 3	< 5
Method Blank	< 0.3	< 0.01	< 3	< 7	< 1	< 2	< 0.01	< 0.3	< 1		< 1	< 0.01	< 1	< 0.01	< 0.01	< 1		< 1	< 0.01	< 1	< 0.001	< 3	< 5
Method Blank	< 0.3	< 0.01	< 3	< 7	< 1	< 2	< 0.01	< 0.3	< 1		< 1	< 0.01	< 1	< 0.01	< 0.01	< 1		< 1	< 0.01	< 1	< 0.001	< 3	< 5
Method Blank	< 0.3	< 0.01	< 3	< 7	< 1	< 2	< 0.01	< 0.3	< 1		< 1	< 0.01	< 1	< 0.01	< 0.01	< 1		< 1	< 0.01	< 1	< 0.001	< 3	< 5
Method Blank	< 0.3	< 0.01	< 3	< 7	< 1	< 2	< 0.01	< 0.3	< 1	8	1	< 0.01	< 1	< 0.01	< 0.01	< 1		< 1	< 0.01	< 1	< 0.001	< 3	< 5
Method Blank	< 0.3	< 0.01	< 3	< 7	< 1	< 2	< 0.01	< 0.3	< 1		< 1	< 0.01	< 1	< 0.01	< 0.01	< 1		< 1	< 0.01	< 1	< 0.001	< 3	< 5
Method Blank	< 0.3	< 0.01	< 3	< 7	< 1	< 2	< 0.01	< 0.3	< 1	8	2	< 0.01	< 1	< 0.01	< 0.01	< 1		< 1	< 0.01	< 1	< 0.001	< 3	< 5
Method Blank	< 0.3	< 0.01	< 3	< 7	< 1	< 2	< 0.01	< 0.3	< 1	4	< 1	< 0.01	< 1	< 0.01	< 0.01	< 1	8	< 1	< 0.01	< 1	< 0.001	< 3	< 5
Method Blank	< 0.3	< 0.01	< 3	< 7	< 1	< 2	< 0.01	< 0.3	< 1	9	3	< 0.01	< 1	< 0.01	< 0.01	< 1	4	< 1	< 0.01	< 1	< 0.001	< 3	< 5
Method Blank	< 0.3	< 0.01	< 3	< 7	< 1	< 2	< 0.01	< 0.3	< 1	4	2	< 0.01	< 1	< 0.01	< 0.01	< 1	3	< 1	< 0.01	< 1	< 0.001	< 3	< 5
Method Blank	< 0.3	< 0.01	< 3	< 7	< 1	< 2	< 0.01	< 0.3	< 1	4	< 1	< 0.01	< 1	< 0.01	< 0.01	< 1		< 1	< 0.01	< 1	< 0.001	< 3	< 5
Method Blank	< 0.3	< 0.01	< 3	< 7	< 1	< 2	< 0.01	< 0.3	< 1	9	< 1	< 0.01	< 1	< 0.01	< 0.01	< 1	4	< 1	< 0.01	< 1	< 0.001	< 3	< 5
Method Blank	< 0.3	< 0.01	< 3	< 7	< 1	< 2	< 0.01	< 0.3	< 1		< 1	< 0.01	< 1	< 0.01	< 0.01	< 1	4	< 1	< 0.01	< 1	< 0.001	< 3	< 5
Method Blank	< 0.3	< 0.01	< 3	< 7	< 1	< 2	< 0.01	< 0.3	< 1	6	< 1	< 0.01	< 1	< 0.01	< 0.01	< 1	3	< 1	< 0.01	< 1	< 0.001	< 3	< 5
Method Blank	< 0.3	< 0.01	< 3	< 7	< 1	< 2	< 0.01	< 0.3	< 1	6	< 1	< 0.01	< 1	< 0.01	< 0.01	< 1	6	< 1	< 0.01	< 1	< 0.001	< 3	< 5
Method Blank	< 0.3	< 0.01	< 3	< 7	< 1	< 2	< 0.01	< 0.3	< 1		< 1	< 0.01	< 1	< 0.01	< 0.01	< 1	4	< 1	< 0.01	< 1	< 0.001	< 3	< 5

Analyte Symbol	S	Sc	Sr	Te	Ti	Tl	U	V	W	Y	Zn	Zr
Unit Symbol	%	ppm	ppm	ppm	%	ppm	ppm	ppm	ppm	ppm	ppm	ppm
Lower Limit	0.01	4	1	2	0.01	5	10	2	5	1	1	5
Method Code	TD-ICP	TD-ICP	TD-ICP	TD-ICP	TD-ICP	TD-ICP	TD-ICP	TD-ICP	TD-ICP	TD-ICP	TD-ICP	TD-ICP
Oreas 72a (4 Acid) Meas	1.70											
Oreas 72a (4 Acid) Cert	1.74											
Oreas 72a (4 Acid) Meas	1.77											
Oreas 72a (4 Acid) Cert	1.74											
Oreas 72a (4 Acid) Meas	1.61											
Oreas 72a (4 Acid) Cert	1.74											
Oreas 72a (4 Acid) Meas	1.50											
Oreas 72a (4 Acid) Cert	1.74											
Oreas 72a (4 Acid) Meas	1.70											
Oreas 72a (4 Acid) Cert	1.74											
OREAS 101b (4 Acid) Meas					0.32		320	66		123		
OREAS 101b (4 Acid) Cert					0.35		387	77		133		
OREAS 101b (4 Acid) Meas					0.34		310	66		123		
OREAS 101b (4 Acid) Cert					0.35		387	77		133		
OREAS 101b (4 Acid) Meas					0.32		300	65		120		
OREAS 101b (4 Acid) Cert					0.35		387	77		133		
OREAS 101b (4 Acid) Meas					0.33		310	60		131		
OREAS 101b (4 Acid) Cert					0.35		387	77		133		
OREAS 101b (4 Acid) Meas					0.33		320	65		131		
OREAS 101b (4 Acid) Cert					0.35		387	77		133		
OREAS 101b (4 Acid) Meas					0.31		300	60		122		
OREAS 101b (4 Acid) Cert					0.35		387	77		133		
OREAS 903 (4 Acid) Meas	0.44	10	76		0.27	< 5	< 10	73		22	24	30
OREAS 903 (4 Acid) Cert	0.500	10.2	77.0		0.192	0.620	7.58	74.0		22.5	24.3	152
OREAS 903 (4 Acid) Meas	0.46	9	75		0.27	< 5	< 10	75		21	24	160
OREAS 903 (4 Acid) Cert	0.500	10.2	77.0		0.192	0.620	7.58	74.0		22.5	24.3	152
OREAS 903 (4 Acid) Meas	0.47	9	76		0.29	< 5	< 10	74		21	25	30
OREAS 903 (4 Acid) Cert	0.500	10.2	77.0		0.192	0.620	7.58	74.0		22.5	24.3	152
OREAS 903 (4 Acid) Meas	0.50	10	80		0.30	< 5	< 10	75		22	25	22

Analyte Symbol	S	Sc	Sr	Te	Ti	Tl	U	V	W	Y	Zn	Zr
Unit Symbol	%	ppm	ppm	ppm	%	ppm	ppm	ppm	ppm	ppm	ppm	ppm
Lower Limit	0.01	4	1	2	0.01	5	10	2	5	1	1	5
Method Code	TD-ICP	TD-ICP	TD-ICP	TD-ICP	TD-ICP	TD-ICP	TD-ICP	TD-ICP	TD-ICP	TD-ICP	TD-ICP	TD-ICP
OREAS 903 (4 Acid) Cert	0.500	10.2	77.0		0.192	0.620	7.58	74.0		22.5	24.3	152
OREAS 903 (4 Acid) Meas	0.48	10	80		0.30	< 5	< 10	72		23	25	167
OREAS 903 (4 Acid) Cert	0.500	10.2	77.0		0.192	0.620	7.58	74.0		22.5	24.3	152
OREAS 903 (4 Acid) Meas	0.50	10	74		0.27	< 5	< 10	78		21	24	179
OREAS 903 (4 Acid) Cert	0.500	10.2	77.0		0.192	0.620	7.58	74.0		22.5	24.3	152
OREAS 923 (4 Acid) Meas	0.68	13	47		0.40	< 5	< 10	85	< 5	26	345	127
OREAS 923 (4 Acid) Cert	0.691	13.1	43.0		0.405	0.860	3.06	91.0	4.85	26.4	345	116
OREAS 923 (4 Acid) Meas	0.71	12	47		0.40	< 5	< 10	87	< 5	26	347	133
OREAS 923 (4 Acid) Cert	0.691	13.1	43.0		0.405	0.860	3.06	91.0	4.85	26.4	345	116
OREAS 923 (4 Acid) Meas	0.71	12	43		0.41	< 5	< 10	90	< 5	26	351	135
OREAS 923 (4 Acid) Cert	0.691	13.1	43.0		0.405	0.860	3.06	91.0	4.85	26.4	345	116
OREAS 923 (4 Acid) Meas	0.73	13	47		0.41	< 5	< 10	84	< 5	26	340	140
OREAS 923 (4 Acid) Cert	0.691	13.1	43.0		0.405	0.860	3.06	91.0	4.85	26.4	345	116
OREAS 923 (4 Acid) Meas	0.72	14	50		0.43	< 5	< 10	89	< 5	29	371	143
OREAS 923 (4 Acid) Cert	0.691	13.1	43.0		0.405	0.860	3.06	91.0	4.85	26.4	345	116
OREAS 923 (4 Acid) Meas	0.70	13	46		0.39	< 5	< 10	85	< 5	26	337	139
OREAS 923 (4 Acid) Cert	0.691	13.1	43.0		0.405	0.860	3.06	91.0	4.85	26.4	345	116
OREAS 683 (4 Acid) Meas	0.19	18	244		0.24		< 10	154	< 5	8	83	27
OREAS 683 (4 Acid) Cert	0.205	19.7	276		0.263		0.58	187	1.23	8.02	92	26
OREAS 683 (4 Acid) Meas	0.17	19	244		0.24		< 10	144	< 5	8	85	28
OREAS 683 (4 Acid) Cert	0.205	19.7	276		0.263		0.58	187	1.23	8.02	92	26
OREAS 683 (4 Acid) Meas	0.19	19	248		0.25		< 10	159	< 5	8	85	30
OREAS 683 (4 Acid) Cert	0.205	19.7	276		0.263		0.58	187	1.23	8.02	92	26
OREAS 683 (4 Acid) Meas	0.19	20	255		0.26		< 10	154	< 5	8	88	30
OREAS 683 (4 Acid) Cert	0.205	19.7	276		0.263		0.58	187	1.23	8.02	92	26
OREAS 681 (4 Acid) Meas	0.10	25	415		0.53		< 10	224	< 5	16	79	60
OREAS 681 (4 Acid) Cert	0.109	27.7	478		0.588		1.44	253	1.09	17.5	88.0	58.0
OREAS 681 (4 Acid) Meas	0.10	26	451		0.35		< 10	185	< 5	17	88	51
OREAS 681 (4 Acid) Cert	0.109	27.7	478		0.588		1.44	253	1.09	17.5	88.0	58.0

Analyte Symbol	S	Sc	Sr	Te	Ti	Tl	U	V	W	Y	Zn	Zr
Unit Symbol	%	ppm	ppm	ppm	%	ppm	ppm	ppm	ppm	ppm	ppm	ppm
Lower Limit	0.01	4	1	2	0.01	5	10	2	5	1	1	5
Method Code	TD-ICP	TD-ICP	TD-ICP	TD-ICP	TD-ICP	TD-ICP	TD-ICP	TD-ICP	TD-ICP	TD-ICP	TD-ICP	TD-ICP
OREAS 681 (4 Acid) Meas	0.10	27	423		0.57		< 10	216	< 5	18	84	63
OREAS 681 (4 Acid) Cert	0.109	27.7	478		0.588		1.44	253	1.09	17.5	88.0	58.0
OREAS 681 (4 Acid) Meas	0.10	28	457		0.59		< 10	231	< 5	19	87	67
OREAS 681 (4 Acid) Cert	0.109	27.7	478		0.588		1.44	253	1.09	17.5	88.0	58.0
OREAS 681 (4 Acid) Meas	0.11	29	468		0.45		< 10	206	< 5	19	91	63
OREAS 681 (4 Acid) Cert	0.109	27.7	478		0.588		1.44	253	1.09	17.5	88.0	58.0
OREAS 247 (4 Acid) Meas	0.68	11	96		0.34	< 5	< 10	69	< 5	17	83	123
OREAS 247 (4 Acid) Cert	0.714	11.4	96.0		0.390	0.800	2.53	82.0	7.88	13.1	86.0	125
OREAS 147 (4 Acid) Meas	0.02	9	275		0.29	8	< 10	54		24	129	18
OREAS 147 (4 Acid) Cert	0.0300	10.7	299		0.470	10.8	15.8	60.0		26.3	138	105
OREAS 147 (4 Acid) Meas	0.02	9	290		0.25	7	< 10	54		25	138	15
OREAS 147 (4 Acid) Cert	0.0300	10.7	299		0.470	10.8	15.8	60.0		26.3	138	105
OREAS 147 (4 Acid) Meas	0.02	9	289		0.31	8	< 10	56		25	137	23
OREAS 147 (4 Acid) Cert	0.0300	10.7	299		0.470	10.8	15.8	60.0		26.3	138	105
OREAS 147 (4 Acid) Meas	0.02	10	303		0.25	8	< 10	46		27	143	17
OREAS 147 (4 Acid) Cert	0.0300	10.7	299		0.470	10.8	15.8	60.0		26.3	138	105
OREAS 147 (4 Acid) Meas	0.02	10	295		0.30	8	< 10	48		26	140	17
OREAS 147 (4 Acid) Cert	0.0300	10.7	299		0.470	10.8	15.8	60.0		26.3	138	105
Oreas 521 (4 Acid) Meas	1.74	13	90	3	0.39	< 5	30	163	73	19	24	120
Oreas 521 (4 Acid) Cert	1.80	14	160	0.8	0.39	0.3	30	209	92	20	24	123
Oreas 521 (4 Acid) Meas	1.75	12	94	3	0.37	< 5	30	163	74	19	24	120
Oreas 521 (4 Acid) Cert	1.80	14	160	0.8	0.39	0.3	30	209	92	20	24	123
Oreas 521 (4 Acid) Meas	1.78	14	115	3	0.38	< 5	30	163	68	20	26	121
Oreas 521 (4 Acid) Cert	1.80	14	158	0.8	0.39	0.3	30	209	92	20	24	123
Oreas 521 (4 Acid) Meas	1.65	14	95	3	0.32	< 5	10	139	11	20	25	120
Oreas 521 (4 Acid) Cert	1.80	14	160	0.8	0.39	0.3	30	209	92	20	24	123
Oreas 521 (4 Acid) Meas	1.67	14	102	4	0.41	< 5	10	154	64	20	25	126
Oreas 521 (4 Acid) Cert	1.80	14	158	0.8	0.39	0.3	30	209	92	20	24	123
Oreas 521 (4 Acid) Meas	1.79	14	100	3	0.39	< 5	10	157	81	19	24	131

Analyte Symbol	S	Sc	Sr	Te	Ti	Tl	U	V	W	Y	Zn	Zr
Unit Symbol	%	ppm	ppm	ppm	%	ppm	ppm	ppm	ppm	ppm	ppm	ppm
Lower Limit	0.01	4	1	2	0.01	5	10	2	5	1	1	5
Method Code	TD-ICP	TD-ICP	TD-ICP	TD-ICP	TD-ICP	TD-ICP	TD-ICP	TD-ICP	TD-ICP	TD-ICP	TD-ICP	TD-ICP
Oreas 521 (4 Acid) Cert	1.80	14	160	0.8	0.39	0.3	30	209	92	20	24	123
OREAS 620 (4 Acid) Meas	2.45	5	112		0.15	< 5	< 10	23	10	13	> 10000	219
OREAS 620 (4 Acid) Cert	2.47	5	131		0.14	2	4	21	2.2	12	31500	202
OREAS 620 (4 Acid) Meas	2.49	5	121		0.16	< 5	< 10	23	< 5	14	> 10000	225
OREAS 620 (4 Acid) Cert	2.47	5	131		0.14	2	4	21	2	12	31500	202
OREAS 601c (4 acid) Meas	1.51	< 4	191	5	0.13	< 5	< 10	17	< 5	11	397	183
OREAS 601c (4 acid) Cert	1.58	4.01	230	7.50	0.135	1.75	4.40	15.5	4.67	11.5	425	178
OREAS 601c (4 acid) Meas	1.57	< 4	197	5	0.13	< 5	< 10	17	< 5	11	400	189
OREAS 601c (4 acid) Cert	1.58	4.01	230	7.50	0.135	1.75	4.40	15.5	4.67	11.5	425	178
OREAS 601c (4 acid) Meas	1.68	4	215	6	0.15	< 5	< 10	17	< 5	12	423	209
OREAS 601c (4 acid) Cert	1.58	4.01	230	7.50	0.135	1.75	4.40	15.5	4.67	11.5	425	178
DX758415 Orig	0.68	6	320	< 2	0.27	< 5	< 10	49	< 5	9	62	106
DX758415 Dup	0.71	7	331	< 2	0.27	< 5	< 10	52	< 5	10	64	116
DX758436 Orig	5.90	6	90	< 2	0.19	< 5	< 10	59	13	8	68	105
DX758436 Dup	6.00	6	79	< 2	0.21	< 5	< 10	59	13	8	67	114
Method Blank	< 0.01	< 4	< 1	< 2	< 0.01	< 5	< 10	< 2	< 5	< 1	< 1	< 5
Method Blank	< 0.01	< 4	< 1	< 2	< 0.01	< 5	< 10	< 2	< 5	< 1	< 1	< 5
Method Blank	< 0.01	< 4	< 1	< 2	< 0.01	< 5	< 10	< 2	< 5	< 1	< 1	< 5
Method Blank	< 0.01	< 4	< 1	< 2	< 0.01	< 5	< 10	< 2	< 5	< 1	< 1	< 5
Method Blank	< 0.01	< 4	< 1	< 2	< 0.01	< 5	< 10	< 2	< 5	< 1	< 1	< 5
Method Blank	< 0.01	< 4	< 1	< 2	< 0.01	< 5	< 10	< 2	< 5	< 1	2	< 5
Method Blank	< 0.01	< 4	< 1	< 2	< 0.01	< 5	< 10	< 2	< 5	< 1	< 1	< 5
Method Blank	< 0.01	< 4	< 1	< 2	< 0.01	< 5	< 10	< 2	< 5	< 1	1	< 5
Method Blank	< 0.01	< 4	< 1	< 2	< 0.01	< 5	< 10	< 2	< 5	< 1	< 1	< 5
Method Blank	< 0.01	< 4	< 1	< 2	< 0.01	< 5	< 10	< 2	< 5	< 1	1	< 5
Method Blank	< 0.01	< 4	< 1	< 2	< 0.01	< 5	< 10	< 2	< 5	< 1	< 1	< 5
Method Blank	< 0.01	< 4	< 1	< 2	< 0.01	< 5	< 10	< 2	< 5	< 1	< 1	< 5
Method Blank	< 0.01	< 4	< 1	< 2	< 0.01	< 5	< 10	< 2	< 5	< 1	< 1	< 5
Method Blank	< 0.01	< 4	< 1	< 2	< 0.01	< 5	< 10	< 2	< 5	< 1	1	< 5
Method Blank	< 0.01	< 4	< 1	< 2	< 0.01	< 5	< 10	< 2	< 5	< 1	< 1	< 5
Method Blank	< 0.01	< 4	< 1	< 2	< 0.01	< 5	< 10	< 2	< 5	< 1	< 1	< 5
Method Blank	< 0.01	< 4	< 1	< 2	< 0.01	< 5	< 10	< 2	< 5	< 1	2	< 5
Method Blank	< 0.01	< 4	< 1	< 2	< 0.01	< 5	< 10	< 2	< 5	< 1	< 1	< 5

Quality Analysis ... *Innovative Technologies*

Report No.: **A24-14366-TD**
Report Date: **02-Dec-24**
Date Submitted: **20-Nov-24**
Your Reference: **GBR_3558**

Great Bear Resources Ltd.
25 York Street
Toronto ON M5J 2V5
Canada

ATTN: Jamie Kristoff (Results)

CERTIFICATE OF ANALYSIS

38 Pulp samples were submitted for analysis.

The following analytical package(s) were requested:		Testing Date:
1F2-Tbay	QOP Total (Total Digestion ICPOES)	2024-11-28 11:10:41

REPORT **A24-14366-TD**

This report may be reproduced without our consent. If only selected portions of the report are reproduced, permission must be obtained. If no instructions were given at time of sample submittal regarding excess material, it will be discarded within 90 days of this report. Our liability is limited solely to the analytical cost of these analyses. Test results are representative only of material submitted for analysis.

Notes:

Values which exceed the upper limit should be assayed for accurate numbers.

Refer to the Scope of Accreditation for information on accredited elements.

SCC Accredited LAB Accrédité CCN TM

CERTIFIED BY:

Mark Vandergeest
Quality Control Coordinator

ACTIVATION LABORATORIES LTD.
1201 Walsh Street West, Thunder Bay, Ontario, Canada, P7E 4X6
TELEPHONE +807 622-6707 or +1.888.228.5227 FAX +1.905.648.9613
E-MAIL Tbay@actlabs.com ACTLABS GROUP WEBSITE www.actlabs.com

Analyte Symbol	Ag	Al	As	Ba	Be	Bi	Ca	Cd	Co	Cr	Cu	Fe	Ga	K	Mg	Li	Mn	Mo	Na	Ni	P	Pb	Sb
Unit Symbol	ppm	%	ppm	ppm	ppm	ppm	%	ppm	ppm	ppm	ppm	%	ppm	%	%	ppm	ppm	ppm	%	ppm	%	ppm	ppm
Lower Limit	0.3	0.01	3	7	1	2	0.01	0.3	1	1	1	0.01	1	0.01	0.01	1	1	1	0.01	1	0.001	3	5
Method Code	TD-ICP	TD-ICP	TD-ICP	TD-ICP	TD-ICP	TD-ICP	TD-ICP	TD-ICP	TD-ICP	TD-ICP	TD-ICP	TD-ICP	TD-ICP	TD-ICP	TD-ICP	TD-ICP	TD-ICP	TD-ICP	TD-ICP	TD-ICP	TD-ICP	TD-ICP	TD-ICP
DX758201	0.6	8.28	11	460	< 1	< 2	2.42	< 0.3	20	56	39	5.70	18	2.39	1.89	39	588	< 1	1.92	36	0.093	8	< 5
DX758202	0.5	7.13	32	458	1	< 2	1.92	< 0.3	8	31	24	2.74	16	2.19	0.74	19	413	1	2.76	11	0.065	18	< 5
DX758203	0.8	8.37	21	551	1	< 2	2.34	< 0.3	13	26	49	3.25	21	2.10	1.30	28	361	< 1	2.61	25	0.060	20	< 5
DX758208	1.0	8.00	5	513	1	< 2	3.32	2.6	11	27	26	3.11	20	1.93	1.07	23	1350	1	2.30	25	0.070	67	< 5
DX758212	0.8	7.89	9	562	< 1	< 2	3.06	< 0.3	8	21	20	2.56	18	2.35	0.88	20	1200	2	2.08	17	0.054	45	< 5
DX758213	0.9	6.53	56	331	1	< 2	1.66	< 0.3	2	7	2	1.83	17	1.43	0.23	11	315	2	2.52	< 1	0.018	11	< 5
DX758214	0.7	6.74	15	125	< 1	< 2	1.12	< 0.3	1	7	25	1.89	18	2.18	0.22	15	352	1	2.25	< 1	0.016	10	< 5
DX758215	0.9	8.15	347	699	2	< 2	2.95	< 0.3	14	28	37	3.88	22	2.68	1.16	28	874	1	3.20	18	0.137	28	< 5
DX758217	1.4	7.12	15	411	1	< 2	1.42	< 0.3	2	20	43	1.94	18	1.57	0.30	18	304	2	2.38	< 1	0.018	13	< 5
DX758218	0.8	7.62	101	480	< 1	< 2	2.46	< 0.3	10	23	20	3.03	20	2.42	0.93	13	441	1	1.90	19	0.078	12	< 5
DX758219	0.7	8.27	269	518	< 1	< 2	2.66	< 0.3	11	22	20	2.95	20	2.45	1.03	13	438	2	2.06	20	0.077	11	< 5
DX758220	0.6	6.87	96	421	< 1	< 2	0.44	< 0.3	3	11	5	2.19	17	2.34	0.27	16	152	1	1.67	< 1	0.026	14	< 5
DX758225	3.0	7.25	107	846	1	< 2	2.10	< 0.3	2	9	4	1.69	18	2.35	0.24	16	1040	1	2.54	< 1	0.017	32	< 5
DX758226	1.4	6.68	167	161	< 1	< 2	1.94	< 0.3	2	10	19	1.76	15	0.36	0.20	6	578	3	4.35	< 1	0.017	33	< 5
DX758227	0.6	8.57	152	536	1	< 2	1.06	< 0.3	15	64	27	6.54	19	2.38	1.23	16	637	1	0.80	46	0.052	11	< 5
DX758228	0.8	8.48	29	433	1	< 2	1.64	< 0.3	11	45	49	3.02	22	2.00	0.96	19	364	< 1	2.21	32	0.045	13	< 5
DX758229	3.1	6.42	116	512	< 1	< 2	2.20	3.7	8	17	13	2.56	15	2.45	0.72	13	1380	< 1	1.46	13	0.047	405	< 5
DX758230	0.8	7.15	67	143	< 1	< 2	2.44	< 0.3	8	24	13	2.36	18	0.62	0.79	8	501	1	4.57	14	0.055	18	< 5
DX758231	0.8	7.39	33	434	< 1	< 2	2.03	< 0.3	8	21	12	2.49	16	1.93	0.74	18	501	2	2.77	11	0.073	9	< 5
DX758232	0.8	7.64	35	431	< 1	< 2	2.41	< 0.3	8	16	19	2.58	19	2.19	0.77	18	492	2	2.83	13	0.068	9	< 5
DX758233	4.7	8.61	118	204	2	< 2	2.42	16.1	10	20	44	3.49	22	3.44	0.90	17	1790	2	1.85	18	0.067	2010	8
DX758234	0.9	7.89	37	550	< 1	< 2	2.62	< 0.3	9	13	15	2.79	19	2.26	0.73	17	559	1	2.71	10	0.084	9	< 5
DX758235	0.5	8.34	162	479	1	< 2	1.46	< 0.3	21	99	52	7.88	19	1.59	1.57	29	668	1	1.59	61	0.067	16	< 5
DX758236	0.7	7.86	34	559	1	< 2	2.55	< 0.3	9	23	23	2.55	20	3.37	0.86	17	1160	5	1.64	15	0.062	57	< 5
DX758237	0.7	7.49	165	264	1	< 2	2.15	< 0.3	9	20	16	2.79	16	1.98	0.80	15	465	1	3.34	18	0.052	15	< 5
DX758238	0.8	6.61	356	458	< 1	< 2	1.17	< 0.3	21	119	60	4.86	18	1.85	1.33	30	620	2	1.68	71	0.047	11	< 5
DX758239	1.1	6.48	19	95	< 1	< 2	3.37	< 0.3	9	15	13	3.00	15	2.06	0.69	12	974	2	1.38	14	0.044	42	< 5
DX758240	1.5	3.81	29	271	< 1	< 2	0.86	0.4	2	19	5	1.61	8	1.57	0.11	5	299	2	1.56	2	0.010	135	< 5
DX758241	0.8	6.66	32	195	< 1	< 2	1.43	2.4	3	17	10	2.04	16	3.24	0.26	10	288	8	1.59	3	0.014	16	< 5
DX758242	1.4	8.03	46	254	< 1	2	0.41	< 0.3	19	86	33	6.56	16	3.75	1.25	32	1360	1	0.51	46	0.052	16	< 5
DX758243	1.3	7.51	50	393	1	< 2	1.19	< 0.3	12	27	32	6.29	17	3.04	0.91	28	1650	3	1.10	21	0.055	18	< 5
DX758244	1.2	6.03	119	137	< 1	< 2	2.48	< 0.3	12	71	34	3.49	13	0.32	0.84	3	900	3	4.06	36	0.034	15	< 5
DX758245	0.9	6.94	13	686	1	< 2	1.66	< 0.3	2	10	11	1.94	17	1.62	0.29	12	319	2	2.65	1	0.016	11	< 5
DX758246	1.2	7.95	44	981	< 1	< 2	1.41	< 0.3	2	14	8	2.05	20	2.03	0.23	13	340	2	3.71	1	0.019	10	< 5
DX758247	1.7	7.29	136	418	< 1	< 2	2.19	< 0.3	10	18	37	3.00	17	2.04	0.90	21	549	1	2.86	18	0.070	177	< 5
DX758248	1.0	7.37	131	344	1	< 2	1.38	< 0.3	2	13	7	2.13	19	1.87	0.25	15	397	2	2.20	1	0.020	16	< 5
DX758333	1.0	7.39	35	367	< 1	< 2	1.89	< 0.3	16	67	48	3.32	17	1.78	1.10	20	1470	2	1.79	42	0.051	17	< 5
DX758334	0.9	8.33	10	600	1	< 2	1.88	< 0.3	19	76	54	3.94	18	2.11	1.34	31	1540	1	1.99	45	0.059	27	< 5

Analyte Symbol	S	Sc	Sr	Te	Ti	Tl	U	V	W	Y	Zn	Zr
Unit Symbol	%	ppm	ppm	ppm	%	ppm	ppm	ppm	ppm	ppm	ppm	ppm
Lower Limit	0.01	4	1	2	0.01	5	10	2	5	1	1	5
Method Code	TD-ICP	TD-ICP	TD-ICP	TD-ICP	TD-ICP	TD-ICP	TD-ICP	TD-ICP	TD-ICP	TD-ICP	TD-ICP	TD-ICP
DX758201	0.50	12	408	< 2	0.43	< 5	< 10	99	< 5	11	96	105
DX758202	0.68	6	296	< 2	0.26	< 5	< 10	44	5	11	62	110
DX758203	0.21	8	282	< 2	0.24	< 5	< 10	57	< 5	10	84	132
DX758208	0.34	8	316	< 2	0.27	< 5	< 10	59	< 5	10	514	153
DX758212	0.65	6	241	< 2	0.24	< 5	< 10	50	< 5	9	119	136
DX758213	1.41	4	212	< 2	0.12	< 5	< 10	3	< 5	15	41	218
DX758214	1.53	5	137	< 2	0.13	< 5	< 10	3	< 5	15	62	207
DX758215	1.18	8	334	< 2	0.41	< 5	< 10	92	10	11	83	169
DX758217	1.28	5	175	< 2	0.13	< 5	< 10	3	< 5	16	51	221
DX758218	0.70	7	241	< 2	0.29	< 5	< 10	61	< 5	10	63	137
DX758219	0.51	8	279	< 2	0.32	< 5	< 10	63	< 5	11	61	141
DX758220	0.91	5	128	< 2	0.16	< 5	< 10	12	< 5	12	64	191
DX758225	0.53	4	183	< 2	0.14	< 5	< 10	4	< 5	17	82	239
DX758226	0.79	< 4	224	< 2	0.12	< 5	< 10	10	11	12	82	195
DX758227	0.37	15	160	< 2	0.36	< 5	< 10	92	< 5	15	64	136
DX758228	0.20	9	308	< 2	0.19	< 5	< 10	47	< 5	9	69	132
DX758229	1.06	5	139	< 2	0.21	< 5	< 10	42	< 5	8	764	118
DX758230	1.12	6	235	< 2	0.25	< 5	< 10	37	19	9	90	143
DX758231	0.60	6	237	< 2	0.28	< 5	< 10	46	< 5	11	43	148
DX758232	0.74	6	263	< 2	0.27	< 5	< 10	50	55	10	43	173
DX758233	2.29	7	177	< 2	0.26	< 5	< 10	59	< 5	11	2610	162
DX758234	0.49	6	298	< 2	0.30	< 5	< 10	53	< 5	11	76	169
DX758235	0.33	16	193	< 2	0.34	< 5	< 10	99	< 5	14	92	125
DX758236	1.20	7	174	< 2	0.26	< 5	< 10	54	7	9	109	150
DX758237	1.29	6	219	< 2	0.22	< 5	< 10	52	8	8	41	128
DX758238	0.24	13	198	< 2	0.43	< 5	< 10	105	< 5	10	105	135
DX758239	2.60	4	278	< 2	0.18	< 5	< 10	34	287	7	134	107
DX758240	1.28	< 4	128	< 2	0.07	< 5	< 10	11	8	6	151	103
DX758241	1.69	< 4	182	< 2	0.11	< 5	< 10	14	9	10	659	171
DX758242	2.31	13	58	< 2	0.31	< 5	< 10	89	5	10	68	119
DX758243	2.32	7	109	< 2	0.25	< 5	< 10	49	< 5	9	61	134
DX758244	1.69	7	291	3	0.24	< 5	< 10	42	68	9	55	106
DX758245	0.37	4	213	< 2	0.13	< 5	< 10	4	< 5	15	63	217
DX758246	0.63	5	188	< 2	0.15	< 5	< 10	4	< 5	16	50	248
DX758247	1.15	6	273	< 2	0.25	< 5	< 10	52	162	9	124	130
DX758248	1.47	5	179	< 2	0.14	< 5	< 10	5	< 5	16	62	233
DX758333	1.16	10	190	< 2	0.29	< 5	< 10	74	< 5	13	126	137
DX758334	0.60	12	197	< 2	0.31	< 5	< 10	85	69	13	110	146

Analyte Symbol	Ag	Al	As	Ba	Be	Bi	Ca	Cd	Co	Cr	Cu	Fe	Ga	K	Mg	Li	Mn	Mo	Na	Ni	P	Pb	Sb
Unit Symbol	ppm	%	ppm	ppm	ppm	ppm	%	ppm	ppm	ppm	ppm	%	ppm	%	%	ppm	ppm	ppm	%	ppm	%	ppm	ppm
Lower Limit	0.3	0.01	3	7	1	2	0.01	0.3	1	1	1	0.01	1	0.01	0.01	1	1	1	0.01	1	0.001	3	5
Method Code	TD-ICP	TD-ICP	TD-ICP	TD-ICP	TD-ICP	TD-ICP	TD-ICP	TD-ICP	TD-ICP	TD-ICP	TD-ICP	TD-ICP	TD-ICP	TD-ICP	TD-ICP	TD-ICP	TD-ICP	TD-ICP	TD-ICP	TD-ICP	TD-ICP	TD-ICP	TD-ICP
Oreas 72a (4 Acid) Meas			9						139	213	298	9.37								6290			
Oreas 72a (4 Acid) Cert			14.7						157	228	316	9.63								6930			
Oreas 72a (4 Acid) Meas			4						138	196	296	8.95								6220			
Oreas 72a (4 Acid) Cert			14.7						157	228	316	9.63								6930			
Oreas 72a (4 Acid) Meas			4						145	208	313	9.02								6550			
Oreas 72a (4 Acid) Cert			14.7						157	228	316	9.63								6930			
OREAS 101b (4 Acid) Meas									42		386	9.76		1.69	1.12		883	18		9	0.096	23	
OREAS 101b (4 Acid) Cert									45		412	10.7		2.36	1.23		927	20.1		8.2	0.1118	23	
OREAS 101b (4 Acid) Meas									43		397	9.24		1.89	1.19		924	19		9	0.111	24	
OREAS 101b (4 Acid) Cert									45		412	10.7		2.36	1.23		927	20.1		8.2	0.1118	23	
OREAS 101b (4 Acid) Meas									39		374	9.21		1.68	1.10		840	18		8	0.101	23	
OREAS 101b (4 Acid) Cert									45		412	10.7		2.36	1.23		927	20.1		8.2	0.1118	23	
OREAS 903 (4 Acid) Meas	1.5	5.82	50	188	5	5	0.64	< 0.3	135	67	6650	4.14	15	2.06	0.74	19	667	5	0.05	54	0.101	10	< 5
OREAS 903 (4 Acid) Cert	0.432	5.89	49.7	197	4.42	8.90	0.625	0.200	131	73.0	6520	4.16	15.0	3.31	0.714	18.3	690	4.32	0.0300	54.0	0.107	11.3	1.57
OREAS 903 (4 Acid) Meas	1.3	5.84	48	199	4	5	0.64	< 0.3	134	74	6410	4.26	15	2.75	0.75	19	678	4	0.05	53	0.105	10	< 5
OREAS 903 (4 Acid) Cert	0.432	5.89	49.7	197	4.42	8.90	0.625	0.200	131	73.0	6520	4.16	15.0	3.31	0.714	18.3	690	4.32	0.0300	54.0	0.107	11.3	1.57
OREAS 903 (4 Acid) Meas	1.4	5.41	49	185	5	7	0.59	< 0.3	124	72	5920	3.94	16	2.36	0.69	18	630	4	0.04	50	0.110	10	< 5
OREAS 903 (4 Acid) Cert	0.432	5.89	49.7	197	4.42	8.90	0.625	0.200	131	73.0	6520	4.16	15.0	3.31	0.714	18.3	690	4.32	0.0300	54.0	0.107	11.3	1.57
OREAS 923 (4 Acid) Meas	1.9	7.32	9	431	2	16	0.47	< 0.3	22	75	4370	6.55	18	1.55	1.75	34	920	< 1	0.34	36	0.063	81	< 5
OREAS 923 (4 Acid) Cert	1.60	7.29	7.61	434	2.42	21.4	0.473	0.420	23.1	71.0	4230	6.43	20.3	2.51	1.69	31.4	950	0.930	0.324	35.8	0.0630	83.0	1.29
OREAS 923 (4 Acid) Meas	2.4	7.79	9	458	2	18	0.51	< 0.3	23	79	4550	6.61	19	2.53	1.89	36	982	< 1	0.37	40	0.065	84	< 5
OREAS 923 (4 Acid) Cert	1.60	7.29	7.61	434	2.42	21.4	0.473	0.420	23.1	71.0	4230	6.43	20.3	2.51	1.69	31.4	950	0.930	0.324	35.8	0.0630	83.0	1.29
OREAS 923 (4 Acid) Meas	2.2	7.14	8	424	2	14	0.46	< 0.3	21	80	4390	6.13	18	2.27	1.72	34	922	< 1	0.33	35	0.061	79	< 5
OREAS 923 (4 Acid) Cert	1.60	7.29	7.61	434	2.42	21.4	0.473	0.420	23.1	71.0	4230	6.43	20.3	2.51	1.69	31.4	950	0.930	0.324	35.8	0.0630	83.0	1.29
OREAS 683 (4 Acid) Meas	< 0.3	6.98		176	< 1	6	4.75	< 0.3	77	8090	389	6.75	19	0.50	8.09	7	1210	2	1.00	1120	0.045	9	
OREAS 683 (4 Acid) Cert	0.172	7.15		188	0.56	0.16	5.23	0.072	85	7710	404	7.32	13.8	0.507	8.63	6.51	1200	1.00	1.03	1180	0.050	10.2	
OREAS 683 (4 Acid) Meas	< 0.3	7.11		179	< 1	6	4.90	< 0.3	78	7320	400	7.23	20	0.51	8.53	7	1230	1	1.02	1130	0.050	10	
OREAS 683 (4 Acid) Cert	0.172	7.15		188	0.56	0.16	5.23	0.072	85	7710	404	7.32	13.8	0.507	8.63	6.51	1200	1.00	1.03	1180	0.050	10.2	
OREAS 683 (4 Acid) Meas	< 0.3	7.32		184	< 1	5	5.17	< 0.3	81	7750	411	7.68	19	0.53	8.96	8	1290	1	1.07	1160	0.048	10	

Analyte Symbol	Ag	Al	As	Ba	Be	Bi	Ca	Cd	Co	Cr	Cu	Fe	Ga	K	Mg	Li	Mn	Mo	Na	Ni	P	Pb	Sb
Unit Symbol	ppm	%	ppm	ppm	ppm	ppm	%	ppm	ppm	ppm	ppm	%	ppm	%	%	ppm	ppm	ppm	%	ppm	%	ppm	ppm
Lower Limit	0.3	0.01	3	7	1	2	0.01	0.3	1	1	1	0.01	1	0.01	0.01	1	1	1	0.01	1	0.001	3	5
Method Code	TD-ICP	TD-ICP	TD-ICP	TD-ICP	TD-ICP	TD-ICP	TD-ICP	TD-ICP	TD-ICP	TD-ICP	TD-ICP	TD-ICP	TD-ICP	TD-ICP	TD-ICP	TD-ICP	TD-ICP	TD-ICP	TD-ICP	TD-ICP	TD-ICP	TD-ICP	TD-ICP
OREAS 683 (4 Acid) Cert	0.172	7.15		188	0.56	0.16	5.23	0.072	85	7710	404	7.32	13.8	0.507	8.63	6.51	1200	1.00	1.03	1180	0.050	10.2	
OREAS 681 (4 Acid) Meas	0.7	7.82		418	1	< 2	5.64		47	1330	263	7.48	17	1.36	5.14	13	1330	1	1.58	473	0.133	9	16
OREAS 681 (4 Acid) Cert	0.118	7.91		442	1.41	0.0980	5.98		51.0	1640	264	7.47	17.6	1.35	5.19	13.0	1310	1.38	1.61	503	0.141	10.2	0.240
OREAS 681 (4 Acid) Meas	1.4	8.23		444	1	< 2	6.04		49	1380	272	7.90	18	1.45	5.48	15	1430	1	1.67	500	0.140	10	15
OREAS 681 (4 Acid) Cert	0.118	7.91		442	1.41	0.0980	5.98		51.0	1640	264	7.47	17.6	1.35	5.19	13.0	1310	1.38	1.61	503	0.141	10.2	0.240
OREAS 681 (4 Acid) Meas	0.4	8.40		450	1	< 2	6.13		51	1710	279	8.17	19	1.51	5.60	16	1450	1	1.76	518	0.142	11	19
OREAS 681 (4 Acid) Cert	0.118	7.91		442	1.41	0.0980	5.98		51.0	1640	264	7.47	17.6	1.35	5.19	13.0	1310	1.38	1.61	503	0.141	10.2	0.240
OREAS 147 (4 Acid) Meas		5.01	49	> 1000	32	7	1.12		7	50	297	3.08	23	1.68	0.54	2300	388	4	1.06	22	0.095	28	< 5
OREAS 147 (4 Acid) Cert		4.90	36.0	1940	31.2	12.5	1.09		6.90	57.0	298	3.23	22.6	1.60	0.535	2260	390	7.99	0.948	21.2	0.155	27.8	10.6
OREAS 147 (4 Acid) Meas		4.88	46	> 1000	30	6	1.09		8	45	289	2.93	22	1.61	0.53	2230	381	4	1.04	21	0.088	26	< 5
OREAS 147 (4 Acid) Cert		4.90	36.0	1940	31.2	12.5	1.09		6.90	57.0	298	3.23	22.6	1.60	0.535	2260	390	7.99	0.948	21.2	0.155	27.8	10.6
Oreas 521 (4 Acid) Meas	1.9	4.95	202		< 1	8	3.75		368	40	6090	21.0	10	3.16	1.17	19	3350	119	1.01	73	0.071	12	10
Oreas 521 (4 Acid) Cert	0.89	4.77	336		0.9	6	3.86		386	31	6070	20.7	17	3.16	1.13	16	3210	138	0.978	73	0.081	9.4	5.7
Oreas 521 (4 Acid) Meas	2.5	4.90	262		< 1	< 2	3.73		360	48	5980	21.6	10	3.17	1.16	18	3350	136	1.02	72	0.075	11	8
Oreas 521 (4 Acid) Cert	0.89	4.77	336		0.9	6	3.86		386	31	6070	20.7	17	3.16	1.13	16	3210	138	0.978	73	0.081	9.4	6
Oreas 521 (4 Acid) Meas	1.8	4.69	288		< 1	6	3.64		348	44	5800	20.3	11	3.08	1.15	18	3200	145	1.02	70	0.080	12	11
Oreas 521 (4 Acid) Cert	0.89	4.77	336		0.9	6	3.86		386	31	6070	20.7	17	3.16	1.13	16	3210	138	0.978	73	0.081	9.4	5.7
OREAS 620 (4 Acid) Meas	40.5	6.95	45	163	2	< 2	1.71	167	13	25	1730	3.07	24	2.73	0.36	22	421	9	1.88	16	0.036	> 5000	21
OREAS 620 (4 Acid) Cert	38.5	6.72	50	2490	2	2	1.60	163	12	22	1730	2.94	24	2.63	0.34	20	440	9	1.94	15	0.035	7740	76
OREAS 601c (4 acid) Meas	52.0	6.94	391		2	20	1.00	2.5	5	18	1110	2.42	24	2.80	0.18	29	208	4	1.78	7	0.040	343	12
OREAS 601c (4 acid) Cert	50.3	7.06	390.000		2.46	21.1	0.953	2.77	4.99	17.5	1160.000	2.41	23.5	2.72	0.169	26.7	230.000	3.66	1.94	6.83	0.039	328	37.2
DX758218 Orig	0.8	7.62	101	480	< 1	< 2	2.46	< 0.3	10	23	20	3.03	20	2.42	0.93	13	441	1	1.90	19	0.078	12	< 5
DX758218 Dup	0.8	7.74	103	495	< 1	< 2	2.46	< 0.3	11	33	20	2.95	20	2.59	0.93	13	440	2	1.91	20	0.075	12	< 5
DX758236 Orig	0.7	7.86	34	559	1	< 2	2.55	< 0.3	9	23	23	2.55	20	3.37	0.86	17	1160	5	1.64	15	0.062	57	< 5
DX758236 Dup	0.8	8.21	35	598	1	< 2	2.70	< 0.3	10	26	22	2.75	22	3.39	0.91	18	1200	6	1.68	18	0.068	63	< 5
Method Blank	< 0.3	< 0.01	< 3	< 7	< 1	< 2	< 0.01	< 0.3	< 1		< 1	< 0.01	< 1	< 0.01	< 0.01	< 1	7	< 1	< 0.01	< 1	< 0.001	< 3	< 5
Method Blank	< 0.3	< 0.01	< 3	< 7	< 1	< 2	< 0.01	< 0.3	< 1	6	< 1	< 0.01	< 1	< 0.01	< 0.01	< 1	6	< 1	< 0.01	< 1	< 0.001	< 3	< 5
Method Blank	< 0.3	< 0.01	< 3	< 7	< 1	< 2	< 0.01	< 0.3	< 1	9	2	< 0.01	< 1	< 0.01	< 0.01	< 1		< 1	< 0.01	< 1	< 0.001	< 3	< 5
Method Blank	< 0.3	< 0.01	< 3	< 7	< 1	< 2	< 0.01	< 0.3	< 1		< 1	< 0.01	< 1	< 0.01	< 0.01	< 1	4	< 1	< 0.01	< 1	< 0.001	< 3	< 5
Method Blank	< 0.3	< 0.01	< 3	< 7	< 1	< 2	< 0.01	< 0.3	< 1		< 1	< 0.01	< 1	< 0.01	< 0.01	< 1		< 1	< 0.01	< 1	< 0.001	< 3	< 5
Method Blank	< 0.3	< 0.01	< 3	< 7	< 1	< 2	< 0.01	< 0.3	< 1		< 1	< 0.01	< 1	< 0.01	< 0.01	< 1		< 1	< 0.01	< 1	< 0.001	< 3	< 5
Method Blank	< 0.3	< 0.01	< 3	< 7	< 1	< 2	< 0.01	< 0.3	< 1		< 1	< 0.01	< 1	< 0.01	< 0.01	< 1		< 1	< 0.01	< 1	< 0.001	< 3	< 5
Method Blank	< 0.3	< 0.01	< 3	< 7	< 1	< 2	< 0.01	< 0.3	< 1	8	1	< 0.01	< 1	< 0.01	< 0.01	< 1		< 1	< 0.01	< 1	< 0.001	< 3	< 5
Method Blank	< 0.3	< 0.01	< 3	< 7	< 1	< 2	< 0.01	< 0.3	< 1		< 1	< 0.01	< 1	< 0.01	< 0.01	< 1		< 1	< 0.01	< 1	< 0.001	< 3	< 5
Method Blank	< 0.3	< 0.01	< 3	< 7	< 1	< 2	< 0.01	< 0.3	< 1	8	2	< 0.01	< 1	< 0.01	< 0.01	< 1		< 1	< 0.01	< 1	< 0.001	< 3	< 5

Analyte Symbol	S	Sc	Sr	Te	Ti	Tl	U	V	W	Y	Zn	Zr
Unit Symbol	%	ppm	ppm	ppm	%	ppm	ppm	ppm	ppm	ppm	ppm	ppm
Lower Limit	0.01	4	1	2	0.01	5	10	2	5	1	1	5
Method Code	TD-ICP	TD-ICP	TD-ICP	TD-ICP	TD-ICP	TD-ICP	TD-ICP	TD-ICP	TD-ICP	TD-ICP	TD-ICP	TD-ICP
Oreas 72a (4 Acid) Meas	1.61											
Oreas 72a (4 Acid) Cert	1.74											
Oreas 72a (4 Acid) Meas	1.50											
Oreas 72a (4 Acid) Cert	1.74											
Oreas 72a (4 Acid) Meas	1.70											
Oreas 72a (4 Acid) Cert	1.74											
OREAS 101b (4 Acid) Meas					0.33		310	60		131		
OREAS 101b (4 Acid) Cert					0.35		387	77		133		
OREAS 101b (4 Acid) Meas					0.33		320	65		131		
OREAS 101b (4 Acid) Cert					0.35		387	77		133		
OREAS 101b (4 Acid) Meas					0.31		300	60		122		
OREAS 101b (4 Acid) Cert					0.35		387	77		133		
OREAS 903 (4 Acid) Meas	0.50	10	80		0.30	< 5	< 10	75		22	25	22
OREAS 903 (4 Acid) Cert	0.500	10.2	77.0		0.192	0.620	7.58	74.0		22.5	24.3	152
OREAS 903 (4 Acid) Meas	0.48	10	80		0.30	< 5	< 10	72		23	25	167
OREAS 903 (4 Acid) Cert	0.500	10.2	77.0		0.192	0.620	7.58	74.0		22.5	24.3	152
OREAS 903 (4 Acid) Meas	0.50	10	74		0.27	< 5	< 10	78		21	24	179
OREAS 903 (4 Acid) Cert	0.500	10.2	77.0		0.192	0.620	7.58	74.0		22.5	24.3	152
OREAS 923 (4 Acid) Meas	0.73	13	47		0.41	< 5	< 10	84	< 5	26	340	140
OREAS 923 (4 Acid) Cert	0.691	13.1	43.0		0.405	0.860	3.06	91.0	4.85	26.4	345	116
OREAS 923 (4 Acid) Meas	0.72	14	50		0.43	< 5	< 10	89	< 5	29	371	143
OREAS 923 (4 Acid) Cert	0.691	13.1	43.0		0.405	0.860	3.06	91.0	4.85	26.4	345	116
OREAS 923 (4 Acid) Meas	0.70	13	46		0.39	< 5	< 10	85	< 5	26	337	139
OREAS 923 (4 Acid) Cert	0.691	13.1	43.0		0.405	0.860	3.06	91.0	4.85	26.4	345	116
OREAS 683 (4 Acid) Meas	0.17	19	244		0.24		< 10	144	< 5	8	85	28
OREAS 683 (4 Acid) Cert	0.205	19.7	276		0.263		0.58	187	1.23	8.02	92	26
OREAS 683 (4 Acid) Meas	0.19	19	248		0.25		< 10	159	< 5	8	85	30
OREAS 683 (4 Acid) Cert	0.205	19.7	276		0.263		0.58	187	1.23	8.02	92	26
OREAS 683 (4 Acid) Meas	0.19	20	255		0.26		< 10	154	< 5	8	88	30

Analyte Symbol	S	Sc	Sr	Te	Ti	Tl	U	V	W	Y	Zn	Zr
Unit Symbol	%	ppm	ppm	ppm	%	ppm	ppm	ppm	ppm	ppm	ppm	ppm
Lower Limit	0.01	4	1	2	0.01	5	10	2	5	1	1	5
Method Code	TD-ICP	TD-ICP	TD-ICP	TD-ICP	TD-ICP	TD-ICP	TD-ICP	TD-ICP	TD-ICP	TD-ICP	TD-ICP	TD-ICP
OREAS 683 (4 Acid) Cert	0.205	19.7	276		0.263		0.58	187	1.23	8.02	92	26
OREAS 681 (4 Acid) Meas	0.10	27	423		0.57		< 10	216	< 5	18	84	63
OREAS 681 (4 Acid) Cert	0.109	27.7	478		0.588		1.44	253	1.09	17.5	88.0	58.0
OREAS 681 (4 Acid) Meas	0.10	28	457		0.59		< 10	231	< 5	19	87	67
OREAS 681 (4 Acid) Cert	0.109	27.7	478		0.588		1.44	253	1.09	17.5	88.0	58.0
OREAS 681 (4 Acid) Meas	0.11	29	468		0.45		< 10	206	< 5	19	91	63
OREAS 681 (4 Acid) Cert	0.109	27.7	478		0.588		1.44	253	1.09	17.5	88.0	58.0
OREAS 147 (4 Acid) Meas	0.02	10	303		0.25	8	< 10	46		27	143	17
OREAS 147 (4 Acid) Cert	0.0300	10.7	299		0.470	10.8	15.8	60.0		26.3	138	105
OREAS 147 (4 Acid) Meas	0.02	10	295		0.30	8	< 10	48		26	140	17
OREAS 147 (4 Acid) Cert	0.0300	10.7	299		0.470	10.8	15.8	60.0		26.3	138	105
Oreas 521 (4 Acid) Meas	1.65	14	95	3	0.32	< 5	10	139	11	20	25	120
Oreas 521 (4 Acid) Cert	1.80	14	160	0.8	0.39	0.3	30	209	92	20	24	123
Oreas 521 (4 Acid) Meas	1.67	14	102	4	0.41	< 5	10	154	64	20	25	126
Oreas 521 (4 Acid) Cert	1.80	14	158	0.8	0.39	0.3	30	209	92	20	24	123
Oreas 521 (4 Acid) Meas	1.79	14	100	3	0.39	< 5	10	157	81	19	24	131
Oreas 521 (4 Acid) Cert	1.80	14	160	0.8	0.39	0.3	30	209	92	20	24	123
OREAS 620 (4 Acid) Meas	2.49	5	121		0.16	< 5	< 10	23	< 5	14	> 10000	225
OREAS 620 (4 Acid) Cert	2.47	5	131		0.14	2	4	21	2	12	31500	202
OREAS 601c (4 acid) Meas	1.68	4	215	6	0.15	< 5	< 10	17	< 5	12	423	209
OREAS 601c (4 acid) Cert	1.58	4.01	230	7.50	0.135	1.75	4.40	15.5	4.67	11.5	425	178
DX758218 Orig	0.70	7	241	< 2	0.29	< 5	< 10	61	< 5	10	63	137
DX758218 Dup	0.67	7	243	< 2	0.29	< 5	< 10	60	< 5	10	63	142
DX758236 Orig	1.20	7	174	< 2	0.26	< 5	< 10	54	7	9	109	150
DX758236 Dup	1.36	7	182	< 2	0.27	< 5	< 10	59	7	10	115	166
Method Blank	< 0.01	< 4	< 1	< 2	< 0.01	< 5	< 10	< 2	< 5	< 1	< 1	< 5
Method Blank	< 0.01	< 4	< 1	< 2	< 0.01	< 5	< 10	< 2	< 5	< 1	< 1	< 5
Method Blank	< 0.01	< 4	< 1	< 2	< 0.01	< 5	< 10	< 2	< 5	< 1	< 1	< 5
Method Blank	< 0.01	< 4	< 1	< 2	< 0.01	< 5	< 10	< 2	< 5	< 1	< 1	< 5
Method Blank	< 0.01	< 4	< 1	< 2	< 0.01	< 5	< 10	< 2	< 5	< 1	< 1	< 5
Method Blank	< 0.01	< 4	< 1	< 2	< 0.01	< 5	< 10	< 2	< 5	< 1	< 1	< 5
Method Blank	< 0.01	< 4	< 1	< 2	< 0.01	< 5	< 10	< 2	< 5	< 1	2	< 5
Method Blank	< 0.01	< 4	< 1	< 2	< 0.01	< 5	< 10	< 2	< 5	< 1	< 1	< 5
Method Blank	< 0.01	< 4	< 1	< 2	< 0.01	< 5	< 10	< 2	< 5	< 1	1	< 5
Method Blank	< 0.01	< 4	< 1	< 2	< 0.01	< 5	< 10	< 2	< 5	< 1	< 1	< 5

Quality Analysis ... *Innovative Technologies*

Report No.: **A24-14377-TD**
Report Date: **02-Dec-24**
Date Submitted: **20-Nov-24**
Your Reference: **GBR_3559**

Great Bear Resources Ltd.
25 York Street
Toronto ON M5J 2V5
Canada

ATTN: Jamie Kristoff (Results)

CERTIFICATE OF ANALYSIS

6 Pulp samples were submitted for analysis.

The following analytical package(s) were requested:		Testing Date:
1F2-Tbay	QOP Total (Total Digestion ICPOES)	2024-11-28 11:10:41

REPORT **A24-14377-TD**

This report may be reproduced without our consent. If only selected portions of the report are reproduced, permission must be obtained. If no instructions were given at time of sample submittal regarding excess material, it will be discarded within 90 days of this report. Our liability is limited solely to the analytical cost of these analyses. Test results are representative only of material submitted for analysis.

Notes:

Values which exceed the upper limit should be assayed for accurate numbers.

Refer to the Scope of Accreditation for information on accredited elements.

SCC Accredited LAB Accrédité CCN TM

CERTIFIED BY:

Mark Vandergeest
Quality Control Coordinator

ACTIVATION LABORATORIES LTD.
1201 Walsh Street West, Thunder Bay, Ontario, Canada, P7E 4X6
TELEPHONE +807 622-6707 or +1.888.228.5227 FAX +1.905.648.9613
E-MAIL Tbay@actlabs.com ACTLABS GROUP WEBSITE www.actlabs.com

Analyte Symbol	Ag	Al	As	Ba	Be	Bi	Ca	Cd	Co	Cr	Cu	Fe	Ga	K	Mg	Li	Mn	Mo	Na	Ni	P	Pb	Sb
Unit Symbol	ppm	%	ppm	ppm	ppm	ppm	%	ppm	ppm	ppm	ppm	%	ppm	%	%	ppm	ppm	ppm	%	ppm	%	ppm	ppm
Lower Limit	0.3	0.01	3	7	1	2	0.01	0.3	1	1	1	0.01	1	0.01	0.01	1	1	1	0.01	1	0.001	3	5
Method Code	TD-ICP	TD-ICP	TD-ICP	TD-ICP	TD-ICP	TD-ICP	TD-ICP	TD-ICP	TD-ICP	TD-ICP	TD-ICP	TD-ICP	TD-ICP	TD-ICP	TD-ICP	TD-ICP	TD-ICP	TD-ICP	TD-ICP	TD-ICP	TD-ICP	TD-ICP	TD-ICP
DX758326	0.5	7.71	27	399	1	< 2	2.22	< 0.3	7	14	23	2.29	19	1.92	0.65	17	375	2	2.22	12	0.058	15	< 5
DX758327	0.8	6.45	256	335	< 1	< 2	1.13	< 0.3	2	6	2	1.61	16	1.83	0.22	11	282	3	2.35	< 1	0.015	19	< 5
DX758328	0.5	8.25	8	581	1	< 2	2.78	< 0.3	10	23	11	2.82	21	2.00	1.04	26	511	1	2.46	22	0.080	10	< 5
DX758329	0.7	5.24	20	339	< 1	< 2	1.33	< 0.3	1	68	9	1.57	12	1.28	0.17	7	253	1	2.26	< 1	0.012	9	< 5
DX758330	0.7	6.97	21	532	1	< 2	1.57	< 0.3	3	7	10	2.02	18	1.72	0.44	14	406	2	2.67	3	0.032	10	< 5
DX758331	0.9	5.62	16	349	1	< 2	1.23	< 0.3	2	6	8	1.89	18	1.58	0.27	11	295	1	2.95	1	0.019	12	< 5

Analyte Symbol	S	Sc	Sr	Te	Ti	Tl	U	V	W	Y	Zn	Zr
Unit Symbol	%	ppm	ppm	ppm	%	ppm	ppm	ppm	ppm	ppm	ppm	ppm
Lower Limit	0.01	4	1	2	0.01	5	10	2	5	1	1	5
Method Code	TD-ICP	TD-ICP	TD-ICP	TD-ICP	TD-ICP	TD-ICP	TD-ICP	TD-ICP	TD-ICP	TD-ICP	TD-ICP	TD-ICP
DX758326	0.41	5	229	< 2	0.23	< 5	< 10	40	< 5	8	62	128
DX758327	0.79	< 4	122	< 2	0.10	< 5	< 10	2	< 5	14	69	137
DX758328	0.42	7	261	< 2	0.30	< 5	< 10	61	< 5	10	48	148
DX758329	0.55	< 4	148	< 2	0.10	< 5	< 10	3	< 5	11	37	160
DX758330	0.24	6	226	< 2	0.16	< 5	< 10	19	< 5	15	55	189
DX758331	1.61	4	166	< 2	0.13	< 5	< 10	8	< 5	12	55	236

Analyte Symbol	Ag	Al	As	Ba	Be	Bi	Ca	Cd	Co	Cr	Cu	Fe	Ga	K	Mg	Li	Mn	Mo	Na	Ni	P	Pb	Sb
Unit Symbol	ppm	%	ppm	ppm	ppm	ppm	%	ppm	ppm	ppm	ppm	%	ppm	%	%	ppm	ppm	ppm	%	ppm	%	ppm	ppm
Lower Limit	0.3	0.01	3	7	1	2	0.01	0.3	1	1	1	0.01	1	0.01	0.01	1	1	1	0.01	1	0.001	3	5
Method Code	TD-ICP	TD-ICP	TD-ICP	TD-ICP	TD-ICP	TD-ICP	TD-ICP	TD-ICP	TD-ICP	TD-ICP	TD-ICP	TD-ICP	TD-ICP	TD-ICP	TD-ICP	TD-ICP	TD-ICP	TD-ICP	TD-ICP	TD-ICP	TD-ICP	TD-ICP	TD-ICP
Oreas 72a (4 Acid) Meas			9						139	213	298	9.37								6290			
Oreas 72a (4 Acid) Cert			14.7						157	228	316	9.63								6930			
Oreas 72a (4 Acid) Meas			4						138	196	296	8.95								6220			
Oreas 72a (4 Acid) Cert			14.7						157	228	316	9.63								6930			
Oreas 72a (4 Acid) Meas			4						145	208	313	9.02								6550			
Oreas 72a (4 Acid) Cert			14.7						157	228	316	9.63								6930			
OREAS 101b (4 Acid) Meas									42		386	9.76		1.69	1.12		883	18		9	0.096	23	
OREAS 101b (4 Acid) Cert									45		412	10.7		2.36	1.23		927	20.1		8.2	0.1118	23	
OREAS 101b (4 Acid) Meas									43		397	9.24		1.89	1.19		924	19		9	0.111	24	
OREAS 101b (4 Acid) Cert									45		412	10.7		2.36	1.23		927	20.1		8.2	0.1118	23	
OREAS 101b (4 Acid) Meas									39		374	9.21		1.68	1.10		840	18		8	0.101	23	
OREAS 101b (4 Acid) Cert									45		412	10.7		2.36	1.23		927	20.1		8.2	0.1118	23	
OREAS 903 (4 Acid) Meas	1.5	5.82	50	188	5	5	0.64	< 0.3	135	67	6650	4.14	15	2.06	0.74	19	667	5	0.05	54	0.101	10	< 5
OREAS 903 (4 Acid) Cert	0.432	5.89	49.7	197	4.42	8.90	0.625	0.200	131	73.0	6520	4.16	15.0	3.31	0.714	18.3	690	4.32	0.0300	54.0	0.107	11.3	1.57
OREAS 903 (4 Acid) Meas	1.3	5.84	48	199	4	5	0.64	< 0.3	134	74	6410	4.26	15	2.75	0.75	19	678	4	0.05	53	0.105	10	< 5
OREAS 903 (4 Acid) Cert	0.432	5.89	49.7	197	4.42	8.90	0.625	0.200	131	73.0	6520	4.16	15.0	3.31	0.714	18.3	690	4.32	0.0300	54.0	0.107	11.3	1.57
OREAS 903 (4 Acid) Meas	1.4	5.41	49	185	5	7	0.59	< 0.3	124	72	5920	3.94	16	2.36	0.69	18	630	4	0.04	50	0.110	10	< 5
OREAS 903 (4 Acid) Cert	0.432	5.89	49.7	197	4.42	8.90	0.625	0.200	131	73.0	6520	4.16	15.0	3.31	0.714	18.3	690	4.32	0.0300	54.0	0.107	11.3	1.57
OREAS 923 (4 Acid) Meas	1.9	7.32	9	431	2	16	0.47	< 0.3	22	75	4370	6.55	18	1.55	1.75	34	920	< 1	0.34	36	0.063	81	< 5
OREAS 923 (4 Acid) Cert	1.60	7.29	7.61	434	2.42	21.4	0.473	0.420	23.1	71.0	4230	6.43	20.3	2.51	1.69	31.4	950	0.930	0.324	35.8	0.0630	83.0	1.29
OREAS 923 (4 Acid) Meas	2.4	7.79	9	458	2	18	0.51	< 0.3	23	79	4550	6.61	19	2.53	1.89	36	982	< 1	0.37	40	0.065	84	< 5
OREAS 923 (4 Acid) Cert	1.60	7.29	7.61	434	2.42	21.4	0.473	0.420	23.1	71.0	4230	6.43	20.3	2.51	1.69	31.4	950	0.930	0.324	35.8	0.0630	83.0	1.29
OREAS 923 (4 Acid) Meas	2.2	7.14	8	424	2	14	0.46	< 0.3	21	80	4390	6.13	18	2.27	1.72	34	922	< 1	0.33	35	0.061	79	< 5
OREAS 923 (4 Acid) Cert	1.60	7.29	7.61	434	2.42	21.4	0.473	0.420	23.1	71.0	4230	6.43	20.3	2.51	1.69	31.4	950	0.930	0.324	35.8	0.0630	83.0	1.29
OREAS 683 (4 Acid) Meas	< 0.3	6.98		176	< 1	6	4.75	< 0.3	77	8090	389	6.75	19	0.50	8.09	7	1210	2	1.00	1120	0.045	9	
OREAS 683 (4 Acid) Cert	0.172	7.15		188	0.56	0.16	5.23	0.072	85	7710	404	7.32	13.8	0.507	8.63	6.51	1200	1.00	1.03	1180	0.050	10.2	
OREAS 683 (4 Acid) Meas	< 0.3	7.11		179	< 1	6	4.90	< 0.3	78	7320	400	7.23	20	0.51	8.53	7	1230	1	1.02	1130	0.050	10	
OREAS 683 (4 Acid) Cert	0.172	7.15		188	0.56	0.16	5.23	0.072	85	7710	404	7.32	13.8	0.507	8.63	6.51	1200	1.00	1.03	1180	0.050	10.2	
OREAS 683 (4 Acid) Meas	< 0.3	7.32		184	< 1	5	5.17	< 0.3	81	7750	411	7.68	19	0.53	8.96	8	1290	1	1.07	1160	0.048	10	

Analyte Symbol	Ag	Al	As	Ba	Be	Bi	Ca	Cd	Co	Cr	Cu	Fe	Ga	K	Mg	Li	Mn	Mo	Na	Ni	P	Pb	Sb
Unit Symbol	ppm	%	ppm	ppm	ppm	ppm	%	ppm	ppm	ppm	ppm	%	ppm	%	%	ppm	ppm	ppm	%	ppm	%	ppm	ppm
Lower Limit	0.3	0.01	3	7	1	2	0.01	0.3	1	1	1	0.01	1	0.01	0.01	1	1	1	0.01	1	0.001	3	5
Method Code	TD-ICP	TD-ICP	TD-ICP	TD-ICP	TD-ICP	TD-ICP	TD-ICP	TD-ICP	TD-ICP	TD-ICP	TD-ICP	TD-ICP	TD-ICP	TD-ICP	TD-ICP	TD-ICP	TD-ICP	TD-ICP	TD-ICP	TD-ICP	TD-ICP	TD-ICP	TD-ICP
OREAS 683 (4 Acid) Cert	0.172	7.15		188	0.56	0.16	5.23	0.072	85	7710	404	7.32	13.8	0.507	8.63	6.51	1200	1.00	1.03	1180	0.050	10.2	
OREAS 681 (4 Acid) Meas	0.7	7.82		418	1	< 2	5.64		47	1330	263	7.48	17	1.36	5.14	13	1330	1	1.58	473	0.133	9	16
OREAS 681 (4 Acid) Cert	0.118	7.91		442	1.41	0.0980	5.98		51.0	1640	264	7.47	17.6	1.35	5.19	13.0	1310	1.38	1.61	503	0.141	10.2	0.240
OREAS 681 (4 Acid) Meas	1.4	8.23		444	1	< 2	6.04		49	1380	272	7.90	18	1.45	5.48	15	1430	1	1.67	500	0.140	10	15
OREAS 681 (4 Acid) Cert	0.118	7.91		442	1.41	0.0980	5.98		51.0	1640	264	7.47	17.6	1.35	5.19	13.0	1310	1.38	1.61	503	0.141	10.2	0.240
OREAS 681 (4 Acid) Meas	0.4	8.40		450	1	< 2	6.13		51	1710	279	8.17	19	1.51	5.60	16	1450	1	1.76	518	0.142	11	19
OREAS 681 (4 Acid) Cert	0.118	7.91		442	1.41	0.0980	5.98		51.0	1640	264	7.47	17.6	1.35	5.19	13.0	1310	1.38	1.61	503	0.141	10.2	0.240
OREAS 147 (4 Acid) Meas		5.01	49	> 1000	32	7	1.12		7	50	297	3.08	23	1.68	0.54	2300	388	4	1.06	22	0.095	28	< 5
OREAS 147 (4 Acid) Cert		4.90	36.0	1940	31.2	12.5	1.09		6.90	57.0	298	3.23	22.6	1.60	0.535	2260	390	7.99	0.948	21.2	0.155	27.8	10.6
OREAS 147 (4 Acid) Meas		4.88	46	> 1000	30	6	1.09		8	45	289	2.93	22	1.61	0.53	2230	381	4	1.04	21	0.088	26	< 5
OREAS 147 (4 Acid) Cert		4.90	36.0	1940	31.2	12.5	1.09		6.90	57.0	298	3.23	22.6	1.60	0.535	2260	390	7.99	0.948	21.2	0.155	27.8	10.6
Oreas 521 (4 Acid) Meas	1.8	4.69	288		< 1	6	3.64		348	44	5800	20.3	11	3.08	1.15	18	3200	145	1.02	70	0.080	12	11
Oreas 521 (4 Acid) Cert	0.89	4.77	336		0.9	6	3.86		386	31	6070	20.7	17	3.16	1.13	16	3210	138	0.978	73	0.081	9.4	5.7
OREAS 620 (4 Acid) Meas	40.5	6.95	45	163	2	< 2	1.71	167	13	25	1730	3.07	24	2.73	0.36	22	421	9	1.88	16	0.036	> 5000	21
OREAS 620 (4 Acid) Cert	38.5	6.72	50	2490	2	2	1.60	163	12	22	1730	2.94	24	2.63	0.34	20	440	9	1.94	15	0.035	7740	76
OREAS 601c (4 acid) Meas	52.0	6.94	391		2	20	1.00	2.5	5	18	1110	2.42	24	2.80	0.18	29	208	4	1.78	7	0.040	343	12
OREAS 601c (4 acid) Cert	50.3	7.06	390.000		2.46	21.1	0.953	2.77	4.99	17.5	1160.000	2.41	23.5	2.72	0.169	26.7	230.000	3.66	1.94	6.83	0.039	328	37.2
Method Blank	< 0.3	< 0.01	< 3	< 7	< 1	< 2	< 0.01	< 0.3	< 1		< 1	< 0.01	< 1	< 0.01	< 0.01	< 1	7	< 1	< 0.01	< 1	< 0.001	< 3	< 5
Method Blank	< 0.3	< 0.01	< 3	< 7	< 1	< 2	< 0.01	< 0.3	< 1	6	< 1	< 0.01	< 1	< 0.01	< 0.01	< 1	6	< 1	< 0.01	< 1	< 0.001	< 3	< 5
Method Blank	< 0.3	< 0.01	< 3	< 7	< 1	< 2	< 0.01	< 0.3	< 1	9	2	< 0.01	< 1	< 0.01	< 0.01	< 1		< 1	< 0.01	< 1	< 0.001	< 3	< 5
Method Blank	< 0.3	< 0.01	< 3	< 7	< 1	< 2	< 0.01	< 0.3	< 1		< 1	< 0.01	< 1	< 0.01	< 0.01	< 1	4	< 1	< 0.01	< 1	< 0.001	< 3	< 5
Method Blank	< 0.3	< 0.01	< 3	< 7	< 1	< 2	< 0.01	< 0.3	< 1		< 1	< 0.01	< 1	< 0.01	< 0.01	< 1		< 1	< 0.01	< 1	< 0.001	< 3	< 5
Method Blank	< 0.3	< 0.01	< 3	< 7	< 1	< 2	< 0.01	< 0.3	< 1		< 1	< 0.01	< 1	< 0.01	< 0.01	< 1		< 1	< 0.01	< 1	< 0.001	< 3	< 5
Method Blank	< 0.3	< 0.01	< 3	< 7	< 1	< 2	< 0.01	< 0.3	< 1	8	1	< 0.01	< 1	< 0.01	< 0.01	< 1		< 1	< 0.01	< 1	< 0.001	< 3	< 5
Method Blank	< 0.3	< 0.01	< 3	< 7	< 1	< 2	< 0.01	< 0.3	< 1		< 1	< 0.01	< 1	< 0.01	< 0.01	< 1		< 1	< 0.01	< 1	< 0.001	< 3	< 5
Method Blank	< 0.3	< 0.01	< 3	< 7	< 1	< 2	< 0.01	< 0.3	< 1	8	2	< 0.01	< 1	< 0.01	< 0.01	< 1		< 1	< 0.01	< 1	< 0.001	< 3	< 5

Analyte Symbol	S	Sc	Sr	Te	Ti	Tl	U	V	W	Y	Zn	Zr
Unit Symbol	%	ppm	ppm	ppm	%	ppm	ppm	ppm	ppm	ppm	ppm	ppm
Lower Limit	0.01	4	1	2	0.01	5	10	2	5	1	1	5
Method Code	TD-ICP	TD-ICP	TD-ICP	TD-ICP	TD-ICP	TD-ICP	TD-ICP	TD-ICP	TD-ICP	TD-ICP	TD-ICP	TD-ICP
Oreas 72a (4 Acid) Meas	1.61											
Oreas 72a (4 Acid) Cert	1.74											
Oreas 72a (4 Acid) Meas	1.50											
Oreas 72a (4 Acid) Cert	1.74											
Oreas 72a (4 Acid) Meas	1.70											
Oreas 72a (4 Acid) Cert	1.74											
OREAS 101b (4 Acid) Meas					0.33		310	60		131		
OREAS 101b (4 Acid) Cert					0.35		387	77		133		
OREAS 101b (4 Acid) Meas					0.33		320	65		131		
OREAS 101b (4 Acid) Cert					0.35		387	77		133		
OREAS 101b (4 Acid) Meas					0.31		300	60		122		
OREAS 101b (4 Acid) Cert					0.35		387	77		133		
OREAS 903 (4 Acid) Meas	0.50	10	80		0.30	< 5	< 10	75		22	25	22
OREAS 903 (4 Acid) Cert	0.500	10.2	77.0		0.192	0.620	7.58	74.0		22.5	24.3	152
OREAS 903 (4 Acid) Meas	0.48	10	80		0.30	< 5	< 10	72		23	25	167
OREAS 903 (4 Acid) Cert	0.500	10.2	77.0		0.192	0.620	7.58	74.0		22.5	24.3	152
OREAS 903 (4 Acid) Meas	0.50	10	74		0.27	< 5	< 10	78		21	24	179
OREAS 903 (4 Acid) Cert	0.500	10.2	77.0		0.192	0.620	7.58	74.0		22.5	24.3	152
OREAS 923 (4 Acid) Meas	0.73	13	47		0.41	< 5	< 10	84	< 5	26	340	140
OREAS 923 (4 Acid) Cert	0.691	13.1	43.0		0.405	0.860	3.06	91.0	4.85	26.4	345	116
OREAS 923 (4 Acid) Meas	0.72	14	50		0.43	< 5	< 10	89	< 5	29	371	143
OREAS 923 (4 Acid) Cert	0.691	13.1	43.0		0.405	0.860	3.06	91.0	4.85	26.4	345	116
OREAS 923 (4 Acid) Meas	0.70	13	46		0.39	< 5	< 10	85	< 5	26	337	139
OREAS 923 (4 Acid) Cert	0.691	13.1	43.0		0.405	0.860	3.06	91.0	4.85	26.4	345	116
OREAS 683 (4 Acid) Meas	0.17	19	244		0.24		< 10	144	< 5	8	85	28
OREAS 683 (4 Acid) Cert	0.205	19.7	276		0.263		0.58	187	1.23	8.02	92	26
OREAS 683 (4 Acid) Meas	0.19	19	248		0.25		< 10	159	< 5	8	85	30
OREAS 683 (4 Acid) Cert	0.205	19.7	276		0.263		0.58	187	1.23	8.02	92	26
OREAS 683 (4 Acid) Meas	0.19	20	255		0.26		< 10	154	< 5	8	88	30

Analyte Symbol	S	Sc	Sr	Te	Ti	Tl	U	V	W	Y	Zn	Zr
Unit Symbol	%	ppm	ppm	ppm	%	ppm	ppm	ppm	ppm	ppm	ppm	ppm
Lower Limit	0.01	4	1	2	0.01	5	10	2	5	1	1	5
Method Code	TD-ICP	TD-ICP	TD-ICP	TD-ICP	TD-ICP	TD-ICP	TD-ICP	TD-ICP	TD-ICP	TD-ICP	TD-ICP	TD-ICP
OREAS 683 (4 Acid) Cert	0.205	19.7	276		0.263		0.58	187	1.23	8.02	92	26
OREAS 681 (4 Acid) Meas	0.10	27	423		0.57		< 10	216	< 5	18	84	63
OREAS 681 (4 Acid) Cert	0.109	27.7	478		0.588		1.44	253	1.09	17.5	88.0	58.0
OREAS 681 (4 Acid) Meas	0.10	28	457		0.59		< 10	231	< 5	19	87	67
OREAS 681 (4 Acid) Cert	0.109	27.7	478		0.588		1.44	253	1.09	17.5	88.0	58.0
OREAS 681 (4 Acid) Meas	0.11	29	468		0.45		< 10	206	< 5	19	91	63
OREAS 681 (4 Acid) Cert	0.109	27.7	478		0.588		1.44	253	1.09	17.5	88.0	58.0
OREAS 147 (4 Acid) Meas	0.02	10	303		0.25	8	< 10	46		27	143	17
OREAS 147 (4 Acid) Cert	0.0300	10.7	299		0.470	10.8	15.8	60.0		26.3	138	105
OREAS 147 (4 Acid) Meas	0.02	10	295		0.30	8	< 10	48		26	140	17
OREAS 147 (4 Acid) Cert	0.0300	10.7	299		0.470	10.8	15.8	60.0		26.3	138	105
Oreas 521 (4 Acid) Meas	1.79	14	100	3	0.39	< 5	10	157	81	19	24	131
Oreas 521 (4 Acid) Cert	1.80	14	160	0.8	0.39	0.3	30	209	92	20	24	123
OREAS 620 (4 Acid) Meas	2.49	5	121		0.16	< 5	< 10	23	< 5	14	> 10000	225
OREAS 620 (4 Acid) Cert	2.47	5	131		0.14	2	4	21	2	12	31500	202
OREAS 601c (4 acid) Meas	1.68	4	215	6	0.15	< 5	< 10	17	< 5	12	423	209
OREAS 601c (4 acid) Cert	1.58	4.01	230	7.50	0.135	1.75	4.40	15.5	4.67	11.5	425	178
Method Blank	< 0.01	< 4	< 1	< 2	< 0.01	< 5	< 10	< 2	< 5	< 1	< 1	< 5
Method Blank	< 0.01	< 4	< 1	< 2	< 0.01	< 5	< 10	< 2	< 5	< 1	< 1	< 5
Method Blank	< 0.01	< 4	< 1	< 2	< 0.01	< 5	< 10	< 2	< 5	< 1	< 1	< 5
Method Blank	< 0.01	< 4	< 1	< 2	< 0.01	< 5	< 10	< 2	< 5	< 1	< 1	< 5
Method Blank	< 0.01	< 4	< 1	< 2	< 0.01	< 5	< 10	< 2	< 5	< 1	< 1	< 5
Method Blank	< 0.01	< 4	< 1	< 2	< 0.01	< 5	< 10	< 2	< 5	< 1	< 1	< 5
Method Blank	< 0.01	< 4	< 1	< 2	< 0.01	< 5	< 10	< 2	< 5	< 1	2	< 5
Method Blank	< 0.01	< 4	< 1	< 2	< 0.01	< 5	< 10	< 2	< 5	< 1	< 1	< 5
Method Blank	< 0.01	< 4	< 1	< 2	< 0.01	< 5	< 10	< 2	< 5	< 1	1	< 5
Method Blank	< 0.01	< 4	< 1	< 2	< 0.01	< 5	< 10	< 2	< 5	< 1	< 1	< 5

Quality Analysis ... *Innovative Technologies*

Report No.: **A24-14425**
Report Date: **20-Dec-24**
Date Submitted: **21-Nov-24**
Your Reference: **GBR**

Great Bear Resources Ltd.
25 York Street
Toronto ON M5J 2V5
Canada

ATTN: Jamie Kristoff (Results)

CERTIFICATE OF ANALYSIS

40 Pulp samples were submitted for analysis.

The following analytical package(s) were requested:		Testing Date:
1F2-Tbay	QOP Total (Total Digestion ICPOES)	2024-12-02 14:19:21
8-4 Acid-Tbay Total Digestion	QOP Total Assay (Code 8-4 Acid Total Digestion Assays)	2024-12-18 16:28:50

REPORT **A24-14425**

This report may be reproduced without our consent. If only selected portions of the report are reproduced, permission must be obtained. If no instructions were given at time of sample submittal regarding excess material, it will be discarded within 90 days of this report. Our liability is limited solely to the analytical cost of these analyses. Test results are representative only of material submitted for analysis.

Notes:

Values which exceed the upper limit should be assayed for accurate numbers.

Refer to the Scope of Accreditation for information on accredited elements.

SCC Accredited LAB Accrédité CCN TM

CERTIFIED BY:

Mark Vandergeest
Quality Control Coordinator

ACTIVATION LABORATORIES LTD.
1201 Walsh Street West, Thunder Bay, Ontario, Canada, P7E 4X6
TELEPHONE +807 622-6707 or +1.888.228.5227 FAX +1.905.648.9613
E-MAIL Tbay@actlabs.com ACTLABS GROUP WEBSITE www.actlabs.com

Analyte Symbol	Ag	Al	As	Ba	Be	Bi	Ca	Cd	Co	Cr	Cu	Fe	Ga	K	Mg	Li	Mn	Mo	Na	Ni	P	Pb	Sb
Unit Symbol	ppm	%	ppm	ppm	ppm	ppm	%	ppm	ppm	ppm	ppm	%	ppm	%	%	ppm	ppm	ppm	%	ppm	%	ppm	ppm
Lower Limit	0.3	0.01	3	7	1	2	0.01	0.3	1	1	1	0.01	1	0.01	0.01	1	1	1	0.01	1	0.001	3	5
Method Code	TD-ICP	TD-ICP	TD-ICP	TD-ICP	TD-ICP	TD-ICP	TD-ICP	TD-ICP	TD-ICP	TD-ICP	TD-ICP	TD-ICP	TD-ICP	TD-ICP	TD-ICP	TD-ICP	TD-ICP	TD-ICP	TD-ICP	TD-ICP	TD-ICP	TD-ICP	TD-ICP
DX758249	0.6	8.46	89	505	1	< 2	1.11	< 0.3	16	80	49	8.97	17	3.41	1.48	32	853	1	1.26	50	0.063	8	< 5
DX758250	0.6	4.97	99	473	< 1	< 2	2.91	< 0.3	14	162	16	3.49	16	2.12	1.69	28	661	1	1.13	33	0.044	8	< 5
DX758301	1.2	6.94	99	473	1	< 2	1.19	< 0.3	3	10	8	2.07	18	2.17	0.24	11	288	3	2.34	2	0.015	9	< 5
DX758302	0.5	7.63	365	629	1	< 2	2.68	< 0.3	11	28	22	3.24	18	2.55	1.02	17	463	1	1.17	19	0.072	9	< 5
DX758303	0.4	8.24	276	449	1	< 2	1.23	< 0.3	14	73	66	8.73	16	2.86	1.32	24	588	2	1.26	41	0.065	7	< 5
DX758304	1.9	6.21	1920	410	< 1	< 2	1.82	1.0	10	23	72	2.80	15	2.15	0.77	17	415	2	1.95	20	0.052	201	< 5
DX758305	1.1	6.80	31	565	1	< 2	1.81	< 0.3	8	17	24	2.32	15	2.86	0.79	19	632	4	1.24	14	0.055	23	< 5
DX758306	0.5	8.56	33	642	1	< 2	1.72	< 0.3	27	119	76	6.02	20	2.88	2.24	27	619	1	1.20	96	0.068	13	< 5
DX758307	0.6	8.43	15	517	1	< 2	0.52	< 0.3	12	31	20	3.45	21	2.55	0.40	16	403	< 1	1.69	19	0.016	7	< 5
DX758308	0.6	7.10	19	337	< 1	< 2	2.59	< 0.3	10	20	17	2.72	17	2.00	1.03	15	930	3	2.13	18	0.061	18	< 5
DX758309	1.1	5.46	378	453	< 1	< 2	2.25	< 0.3	11	24	27	2.63	17	1.53	0.87	18	1190	1	2.72	21	0.061	26	< 5
DX758310	0.5	7.01	10	505	< 1	< 2	2.49	< 0.3	9	18	17	2.77	16	2.09	0.85	18	1100	< 1	2.09	17	0.049	23	< 5
DX758311	< 0.3	5.13	8	313	< 1	< 2	1.85	< 0.3	6	14	15	1.74	12	1.57	0.57	12	579	< 1	1.49	11	0.035	16	< 5
DX758312	0.7	7.29	7	51	< 1	< 2	1.49	< 0.3	8	17	85	3.54	18	2.43	0.85	19	367	2	1.57	14	0.060	5	< 5
DX758313	> 100	8.36	34	62	< 1	415	0.97	4.1	14	21	2170	7.71	19	3.07	1.08	31	986	8	0.74	15	0.049	485	< 5
DX758439	1.3	6.86	211	129	< 1	< 2	1.17	< 0.3	9	24	89	4.58	14	3.56	0.82	20	1040	1	1.84	19	0.051	45	< 5
DX758439-QC	1.2	6.63	204	130	< 1	< 2	1.22	< 0.3	9	26	79	4.27	14	3.48	0.79	20	1030	1	1.80	19	0.049	42	< 5
DX758440	0.9	7.90	< 3	522	< 1	< 2	3.10	6.1	10	25	36	3.98	19	2.63	1.02	27	1620	< 1	1.49	20	0.065	12	< 5
DX758441	0.5	8.54	21	387	1	< 2	2.29	< 0.3	9	43	21	2.89	21	1.80	0.82	23	453	1	3.25	15	0.071	12	< 5
DX758442	0.4	7.53	4	379	1	< 2	1.78	< 0.3	11	23	19	3.36	17	2.28	0.81	31	669	< 1	1.72	19	0.061	10	< 5
DX758443	0.9	7.86	17	285	1	< 2	1.16	< 0.3	20	44	23	3.44	19	1.62	0.70	32	377	1	1.76	39	0.052	15	< 5
DX758444	0.6	7.67	28	460	< 1	< 2	2.25	1.3	8	17	16	2.52	18	2.60	0.69	16	846	2	2.30	13	0.065	12	< 5
DX758445	1.5	7.86	46	261	1	< 2	1.51	2.7	19	81	110	4.60	16	3.51	1.27	24	1400	2	1.35	43	0.054	23	< 5
DX758446	0.9	6.37	42	239	< 1	< 2	1.63	< 0.3	5	15	101	2.02	14	1.37	0.45	15	692	1	2.60	9	0.038	11	< 5
DX758447	0.9	7.44	432	79	< 1	< 2	1.28	2.3	18	60	28	6.63	16	3.95	0.93	15	1030	1	2.52	38	0.047	23	< 5
DX758314	0.7	6.88	74	555	1	< 2	2.30	< 0.3	8	17	20	2.28	17	2.13	0.77	14	699	< 1	2.47	15	0.049	13	< 5
DX758315	0.5	7.16	136	535	1	< 2	2.12	< 0.3	8	23	18	2.42	19	2.51	0.73	17	458	1	2.54	17	0.046	10	< 5
DX758316	0.5	7.24	77	466	1	< 2	2.19	< 0.3	9	21	25	2.65	17	2.52	0.85	17	472	1	2.25	11	0.061	22	< 5
DX758317	0.5	4.49	43	371	< 1	< 2	0.61	< 0.3	7	23	12	1.85	15	1.78	0.40	18	219	2	0.95	10	0.041	9	< 5
DX758318	0.5	7.51	161	392	1	< 2	3.07	< 0.3	15	49	19	3.28	19	2.08	1.52	28	587	< 1	2.12	33	0.074	14	< 5
DX758319	0.5	7.37	5	374	< 1	< 2	2.02	< 0.3	8	29	12	2.34	16	1.94	0.77	18	252	< 1	1.51	12	0.048	7	< 5
DX758320	0.9	6.74	61	783	< 1	< 2	1.22	< 0.3	2	6	27	1.76	17	2.13	0.24	10	257	2	2.49	1	0.015	12	< 5
DX758321	0.7	6.90	21	220	< 1	< 2	1.67	< 0.3	5	12	16	2.04	17	2.61	0.42	10	705	< 1	2.19	6	0.031	12	< 5
DX758322	1.5	7.21	40	120	1	< 2	1.79	< 0.3	7	15	17	2.54	17	2.40	0.58	10	630	1	2.47	10	0.042	147	< 5
DX758323	0.8	7.50	27	370	< 1	< 2	2.37	< 0.3	10	28	18	2.91	18	1.71	0.90	24	417	1	2.65	16	0.073	11	< 5
DX758324	0.7	7.57	17	524	< 1	< 2	2.18	< 0.3	9	25	20	2.44	18	2.09	0.84	16	737	1	2.02	17	0.052	24	< 5
DX758448	0.5	7.72	< 3	432	< 1	< 2	1.54	< 0.3	12	37	33	2.90	19	1.93	0.85	20	363	< 1	2.49	23	0.054	9	< 5
DX758449	< 0.3	3.86	< 3	375	< 1	< 2	1.89	< 0.3	7	12	10	2.14	14	1.46	0.48	19	332	< 1	1.88	11	0.037	7	< 5
DX758450	0.5	6.52	10	435	< 1	< 2	2.52	0.4	10	26	18	2.48	15	1.47	0.84	15	1110	1	2.85	20	0.054	19	< 5
DX758325	0.6	7.13	106	411	< 1	< 2	1.92	< 0.3	10	23	24	2.27	17	1.80	0.76	18	463	< 1	1.65	18	0.052	19	< 5

Analyte Symbol	S	Sc	Sr	Te	Ti	Tl	U	V	W	Y	Zn	Zr	Ag
Unit Symbol	%	ppm	ppm	ppm	%	ppm	ppm	ppm	ppm	ppm	ppm	ppm	ppm
Lower Limit	0.01	4	1	2	0.01	5	10	2	5	1	1	5	3
Method Code	TD-ICP	TD-ICP	TD-ICP	TD-ICP	TD-ICP	TD-ICP	TD-ICP	TD-ICP	TD-ICP	TD-ICP	TD-ICP	TD-ICP	4Acid ICPOES
DX758249	1.02	14	134	< 2	0.32	< 5	< 10	86	< 5	15	74	118	
DX758250	0.74	7	167	< 2	0.24	< 5	< 10	64	< 5	9	74	129	
DX758301	0.95	4	155	< 2	0.13	< 5	< 10	6	< 5	13	50	208	
DX758302	0.82	7	263	< 2	0.27	< 5	< 10	62	< 5	10	64	110	
DX758303	0.43	13	171	< 2	0.30	< 5	< 10	84	< 5	14	58	112	
DX758304	1.05	7	228	< 2	0.23	< 5	< 10	55	< 5	8	345	97	
DX758305	0.79	6	135	< 2	0.22	< 5	< 10	43	< 5	8	82	105	
DX758306	0.34	16	287	< 2	0.35	< 5	< 10	97	< 5	15	66	124	
DX758307	0.16	7	233	< 2	0.30	< 5	< 10	54	< 5	7	75	142	
DX758308	1.13	6	314	< 2	0.24	< 5	< 10	53	< 5	8	97	122	
DX758309	1.09	4	237	< 2	0.25	< 5	< 10	63	958	6	106	131	
DX758310	0.37	6	242	< 2	0.24	< 5	< 10	45	< 5	8	121	119	
DX758311	0.21	4	172	< 2	0.17	< 5	< 10	34	< 5	6	67	85	
DX758312	3.36	6	191	< 2	0.23	< 5	< 10	43	< 5	8	33	123	
DX758313	5.50	6	113	10	0.28	< 5	< 10	50	6	8	844	133	142
DX758439	1.86	6	203	< 2	0.23	< 5	< 10	58	8	8	105	106	
DX758439-QC	1.75	6	204	< 2	0.22	< 5	< 10	57	8	8	100	99	
DX758440	0.38	7	225	< 2	0.28	< 5	< 10	55	< 5	10	1240	127	
DX758441	0.41	6	414	< 2	0.27	< 5	< 10	47	< 5	10	94	139	
DX758442	0.17	7	259	< 2	0.23	< 5	< 10	45	< 5	8	73	89	
DX758443	0.40	9	270	< 2	0.32	< 5	< 10	63	< 5	9	90	137	
DX758444	1.30	5	260	< 2	0.23	< 5	< 10	43	13	8	372	126	
DX758445	1.51	11	185	< 2	0.28	< 5	< 10	84	12	11	383	114	
DX758446	1.26	< 4	215	< 2	0.15	< 5	< 10	38	< 5	5	51	102	
DX758447	5.12	10	209	< 2	0.24	< 5	< 10	77	7	10	648	108	
DX758314	0.43	6	241	< 2	0.21	< 5	< 10	47	< 5	8	61	126	
DX758315	0.81	6	204	< 2	0.21	< 5	< 10	48	15	7	48	119	
DX758316	0.59	6	206	< 2	0.24	< 5	< 10	55	10	9	61	128	
DX758317	0.88	< 4	152	< 2	0.18	< 5	< 10	34	< 5	4	34	113	
DX758318	0.57	8	448	< 2	0.28	< 5	< 10	68	< 5	10	82	120	
DX758319	0.32	6	166	< 2	0.23	< 5	< 10	43	< 5	8	35	108	
DX758320	0.36	4	150	< 2	0.12	< 5	< 10	5	< 5	15	69	195	
DX758321	1.55	< 4	203	< 2	0.14	< 5	< 10	25	< 5	5	28	113	
DX758322	2.12	5	240	< 2	0.18	< 5	< 10	37	< 5	6	184	120	
DX758323	0.39	7	372	< 2	0.26	< 5	< 10	53	< 5	9	64	112	
DX758324	0.50	6	270	< 2	0.22	< 5	< 10	47	< 5	8	96	119	
DX758448	0.15	8	337	< 2	0.21	< 5	< 10	56	< 5	8	69	117	
DX758449	0.02	< 4	203	< 2	0.18	< 5	< 10	37	< 5	4	48	88	
DX758450	0.51	5	373	< 2	0.23	< 5	< 10	51	9	7	237	120	
DX758325	0.54	6	170	< 2	0.24	< 5	< 10	49	< 5	9	63	111	

Analyte Symbol	Ag	Al	As	Ba	Be	Bi	Ca	Cd	Co	Cr	Cu	Fe	Ga	K	Mg	Li	Mn	Mo	Na	Ni	P	Pb	Sb
Unit Symbol	ppm	%	ppm	ppm	ppm	ppm	%	ppm	ppm	ppm	ppm	%	ppm	%	%	ppm	ppm	ppm	%	ppm	%	ppm	ppm
Lower Limit	0.3	0.01	3	7	1	2	0.01	0.3	1	1	1	0.01	1	0.01	0.01	1	1	1	0.01	1	0.001	3	5
Method Code	TD-ICP	TD-ICP	TD-ICP	TD-ICP	TD-ICP	TD-ICP	TD-ICP	TD-ICP	TD-ICP	TD-ICP	TD-ICP	TD-ICP	TD-ICP	TD-ICP	TD-ICP	TD-ICP	TD-ICP	TD-ICP	TD-ICP	TD-ICP	TD-ICP	TD-ICP	TD-ICP
MP-1b Meas																							
MP-1b Cert																							
OREAS 101b (4 Acid) Meas									41		380	9.26		1.31	1.13		827	18		24	0.089	24	
OREAS 101b (4 Acid) Cert									45		412	10.7		2.36	1.23		927	20.1		8.2	0.1118	23	
OREAS 101b (4 Acid) Meas									44		404	9.62		1.30	1.20		918	18		9	0.090	23	
OREAS 101b (4 Acid) Cert									45		412	10.7		2.36	1.23		927	20.1		8.2	0.1118	23	
OREAS 101b (4 Acid) Meas									42		393	10.00		1.50	1.17		886	19		9	0.106	25	
OREAS 101b (4 Acid) Cert									45		412	10.7		2.36	1.23		927	20.1		8.2	0.1118	23	
OREAS 101b (4 Acid) Meas									46		424	10.7		1.92	1.19		892	19		10	0.102	26	
OREAS 101b (4 Acid) Cert									45		412	10.7		2.36	1.23		927	20.1		8.2	0.1118	23	
OREAS 101b (4 Acid) Meas									44		409	9.98		2.09	1.15		900	17		9	0.093	23	
OREAS 101b (4 Acid) Cert									45		412	10.7		2.36	1.23		927	20.1		8.2	0.1118	23	
OREAS 101b (4 Acid) Meas									47		440	10.9		2.33	1.26		976	20		10	0.112	26	
OREAS 101b (4 Acid) Cert									45		412	10.7		2.36	1.23		927	20.1		8.2	0.1118	23	
OREAS 903 (4 Acid) Meas	0.4	5.99	44	179	5	7	0.63	< 0.3	134	75	6560	4.06	15	1.97	0.74	19	656	4	0.04	52	0.085	10	< 5
OREAS 903 (4 Acid) Cert	0.432	5.89	49.7	197	4.42	8.90	0.625	0.200	131	73.0	6520	4.16	15.0	3.31	0.714	18.3	690	4.32	0.0300	54.0	0.107	11.3	1.57
OREAS 903 (4 Acid) Meas	1.5	5.65	43	192	4	7	0.60	< 0.3	127	74	6110	3.92	14	2.51	0.71	18	620	4	0.04	51	0.094	10	< 5
OREAS 903 (4 Acid) Cert	0.432	5.89	49.7	197	4.42	8.90	0.625	0.200	131	73.0	6520	4.16	15.0	3.31	0.714	18.3	690	4.32	0.0300	54.0	0.107	11.3	1.57
OREAS 903 (4 Acid) Meas	0.8	5.91	46	189	5	5	0.61	< 0.3	130	99	6270	4.01	14	2.51	0.73	19	659	4	0.05	51	0.091	10	< 5
OREAS 903 (4 Acid) Cert	0.432	5.89	49.7	197	4.42	8.90	0.625	0.200	131	73.0	6520	4.16	15.0	3.31	0.714	18.3	690	4.32	0.0300	54.0	0.107	11.3	1.57
OREAS 903 (4 Acid) Meas	1.4	5.72	43	167	4	6	0.58	< 0.3	130	65	6340	4.10	13	2.21	0.70	17	612	4	0.04	51	0.087	9	< 5
OREAS 903 (4 Acid) Cert	0.432	5.89	49.7	197	4.42	8.90	0.625	0.200	131	73.0	6520	4.16	15.0	3.31	0.714	18.3	690	4.32	0.0300	54.0	0.107	11.3	1.57
OREAS 903 (4 Acid) Meas	0.9	5.82	45	193	5	4	0.60	< 0.3	134	70	6600	4.01	14	3.38	0.71	18	636	4	0.04	52	0.094	10	< 5
OREAS 903 (4 Acid) Cert	0.432	5.89	49.7	197	4.42	8.90	0.625	0.200	131	73.0	6520	4.16	15.0	3.31	0.714	18.3	690	4.32	0.0300	54.0	0.107	11.3	1.57
OREAS 903 (4 Acid) Meas	1.7	5.90	49	196	5	5	0.61	< 0.3	136	79	6640	4.34	15	3.00	0.74	19	656	4	0.05	53	0.104	10	< 5
OREAS 903 (4 Acid) Cert	0.432	5.89	49.7	197	4.42	8.90	0.625	0.200	131	73.0	6520	4.16	15.0	3.31	0.714	18.3	690	4.32	0.0300	54.0	0.107	11.3	1.57
PTC-1b Meas																							
PTC-1b Cert																							
CCU-1e Meas																							
CCU-1e Cert																							
OREAS 923 (4 Acid) Meas	2.0	7.27	7	363	2	14	0.45	< 0.3	21	82	4090	6.11	16	1.49	1.68	32	878	< 1	0.33	33	0.051	72	< 5
OREAS 923 (4 Acid) Cert	1.60	7.29	7.61	434	2.42	21.4	0.473	0.420	23.1	71.0	4230	6.43	20.3	2.51	1.69	31.4	950	0.930	0.324	35.8	0.0630	83.0	1.29

Analyte Symbol	Ag	Al	As	Ba	Be	Bi	Ca	Cd	Co	Cr	Cu	Fe	Ga	K	Mg	Li	Mn	Mo	Na	Ni	P	Pb	Sb
Unit Symbol	ppm	%	ppm	ppm	ppm	ppm	%	ppm	ppm	ppm	ppm	%	ppm	%	%	ppm	ppm	ppm	%	ppm	%	ppm	ppm
Lower Limit	0.3	0.01	3	7	1	2	0.01	0.3	1	1	1	0.01	1	0.01	0.01	1	1	1	0.01	1	0.001	3	5
Method Code	TD-ICP	TD-ICP	TD-ICP	TD-ICP	TD-ICP	TD-ICP	TD-ICP	TD-ICP	TD-ICP	TD-ICP	TD-ICP	TD-ICP	TD-ICP	TD-ICP	TD-ICP	TD-ICP	TD-ICP	TD-ICP	TD-ICP	TD-ICP	TD-ICP	TD-ICP	TD-ICP
OREAS 923 (4 Acid) Meas	2.1	7.19	7	408	2	15	0.45	< 0.3	21	75	4070	5.92	18	2.04	1.68	31	881	< 1	0.34	33	0.053	73	< 5
OREAS 923 (4 Acid) Cert	1.60	7.29	7.61	434	2.42	21.4	0.473	0.420	23.1	71.0	4230	6.43	20.3	2.51	1.69	31.4	950	0.930	0.324	35.8	0.0630	83.0	1.29
OREAS 923 (4 Acid) Meas	1.9	6.96	8	353	2	17	0.43	< 0.3	20	81	3850	5.79	17	1.32	1.62	31	854	< 1	0.32	31	0.055	79	< 5
OREAS 923 (4 Acid) Cert	1.60	7.29	7.61	434	2.42	21.4	0.473	0.420	23.1	71.0	4230	6.43	20.3	2.51	1.69	31.4	950	0.930	0.324	35.8	0.0630	83.0	1.29
OREAS 923 (4 Acid) Meas	2.2	6.98	8	396	2	15	0.43	< 0.3	21	69	4040	6.25	16	2.45	1.64	30	830	< 1	0.30	33	0.054	74	< 5
OREAS 923 (4 Acid) Cert	1.60	7.29	7.61	434	2.42	21.4	0.473	0.420	23.1	71.0	4230	6.43	20.3	2.51	1.69	31.4	950	0.930	0.324	35.8	0.0630	83.0	1.29
OREAS 923 (4 Acid) Meas	2.0	7.38	8	416	2	17	0.45	< 0.3	23	71	4290	6.33	17	2.67	1.72	32	907	< 1	0.32	35	0.056	76	< 5
OREAS 923 (4 Acid) Cert	1.60	7.29	7.61	434	2.42	21.4	0.473	0.420	23.1	71.0	4230	6.43	20.3	2.51	1.69	31.4	950	0.930	0.324	35.8	0.0630	83.0	1.29
OREAS 923 (4 Acid) Meas	2.1	6.80	6	383	2	12	0.41	< 0.3	21	71	4060	5.66	16	2.32	1.61	31	829	< 1	0.31	33	0.051	70	< 5
OREAS 923 (4 Acid) Cert	1.60	7.29	7.61	434	2.42	21.4	0.473	0.420	23.1	71.0	4230	6.43	20.3	2.51	1.69	31.4	950	0.930	0.324	35.8	0.0630	83.0	1.29
OREAS 683 (4 Acid) Meas	0.4	7.26		179	< 1	8	4.70	< 0.3	77	8240	388	6.78	21	0.48	8.11	7	1200	1	1.05	1060	0.043	10	
OREAS 683 (4 Acid) Cert	0.172	7.15		188	0.56	0.16	5.23	0.072	85	7710	404	7.32	13.8	0.507	8.63	6.51	1200	1.00	1.03	1180	0.050	10.2	
OREAS 683 (4 Acid) Meas	0.4	7.25		179	< 1	7	4.77	< 0.3	76	7550	384	6.76	20	0.48	8.33	7	1180	1	1.05	1050	0.043	10	
OREAS 683 (4 Acid) Cert	0.172	7.15		188	0.56	0.16	5.23	0.072	85	7710	404	7.32	13.8	0.507	8.63	6.51	1200	1.00	1.03	1180	0.050	10.2	
OREAS 683 (4 Acid) Meas	< 0.3	7.56		185	< 1	7	4.82	< 0.3	78	8240	397	7.03	21	0.50	8.47	8	1210	1	1.10	1080	0.047	10	
OREAS 683 (4 Acid) Cert	0.172	7.15		188	0.56	0.16	5.23	0.072	85	7710	404	7.32	13.8	0.507	8.63	6.51	1200	1.00	1.03	1180	0.050	10.2	
OREAS 683 (4 Acid) Meas	< 0.3	7.83		185	< 1	6	4.99	< 0.3	86	8170	434	7.81	19	0.57	9.00	7	1270	1	1.11	1180	0.045	10	
OREAS 683 (4 Acid) Cert	0.172	7.15		188	0.56	0.16	5.23	0.072	85	7710	404	7.32	13.8	0.507	8.63	6.51	1200	1.00	1.03	1180	0.050	10.2	
OREAS 681 (4 Acid) Meas	0.6	7.95		414	1	< 2	5.53		47	1670	255	7.12	17	1.00	5.08	14	1290	1	1.65	455	0.118	9	18
OREAS 681 (4 Acid) Cert	0.118	7.91		442	1.41	0.0980	5.98		51.0	1640	264	7.47	17.6	1.35	5.19	13.0	1310	1.38	1.61	503	0.141	10.2	0.240
OREAS 681 (4 Acid) Meas	0.6	7.87		416	1	< 2	5.48		45	1310	248	7.39	17	1.27	5.03	13	1280	1	1.60	437	0.121	8	16
OREAS 681 (4 Acid) Cert	0.118	7.91		442	1.41	0.0980	5.98		51.0	1640	264	7.47	17.6	1.35	5.19	13.0	1310	1.38	1.61	503	0.141	10.2	0.240
OREAS 681 (4 Acid) Meas	0.4	8.24		422	1	< 2	5.55		47	1680	256	7.20	18	1.29	5.13	14	1310	< 1	1.70	455	0.130	10	18
OREAS 681 (4 Acid) Cert	0.118	7.91		442	1.41	0.0980	5.98		51.0	1640	264	7.47	17.6	1.35	5.19	13.0	1310	1.38	1.61	503	0.141	10.2	0.240
OREAS 681 (4 Acid) Meas	0.4	7.36		422	1	< 2	5.53		49	1260	267	7.47	18	1.44	5.16	14	1300	1	1.52	476	0.130	9	12
OREAS 681 (4 Acid) Cert	0.118	7.91		442	1.41	0.0980	5.98		51.0	1640	264	7.47	17.6	1.35	5.19	13.0	1310	1.38	1.61	503	0.141	10.2	0.240
OREAS 147 (4 Acid) Meas		4.72	51	> 1000	29	5	1.02		6	58	273	2.73	22	1.08	0.51	2040	364	6	0.99	20	0.095	27	< 5
OREAS 147 (4 Acid) Cert		4.90	36.0	1940	31.2	12.5	1.09		6.90	57.0	298	3.23	22.6	1.60	0.535	2260	390	7.99	0.948	21.2	0.155	27.8	10.6
OREAS 147 (4 Acid) Meas		4.86	45	> 1000	30	5	1.04		6	49	282	2.68	22	1.49	0.51	2060	358	4	1.01	19	0.078	27	< 5

Analyte Symbol	Ag	Al	As	Ba	Be	Bi	Ca	Cd	Co	Cr	Cu	Fe	Ga	K	Mg	Li	Mn	Mo	Na	Ni	P	Pb	Sb
Unit Symbol	ppm	%	ppm	ppm	ppm	ppm	%	ppm	ppm	ppm	ppm	%	ppm	%	%	ppm	ppm	ppm	%	ppm	%	ppm	ppm
Lower Limit	0.3	0.01	3	7	1	2	0.01	0.3	1	1	1	0.01	1	0.01	0.01	1	1	1	0.01	1	0.001	3	5
Method Code	TD-ICP	TD-ICP	TD-ICP	TD-ICP	TD-ICP	TD-ICP	TD-ICP	TD-ICP	TD-ICP	TD-ICP	TD-ICP	TD-ICP	TD-ICP	TD-ICP	TD-ICP	TD-ICP	TD-ICP	TD-ICP	TD-ICP	TD-ICP	TD-ICP	TD-ICP	TD-ICP
OREAS 147 (4 Acid) Cert		4.90	36.0	1940	31.2	12.5	1.09		6.90	57.0	298	3.23	22.6	1.60	0.535	2260	390	7.99	0.948	21.2	0.155	27.8	10.6
OREAS 147 (4 Acid) Meas		4.88	51	> 1000	32	7	1.04		7	56	295	2.99	23	1.17	0.52	2140	379	6	1.04	22	0.098	28	< 5
OREAS 147 (4 Acid) Cert		4.90	36.0	1940	31.2	12.5	1.09		6.90	57.0	298	3.23	22.6	1.60	0.535	2260	390	7.99	0.948	21.2	0.155	27.8	10.6
OREAS 147 (4 Acid) Meas		4.86	41	> 1000	29	6	1.01		7	48	285	2.85	21	1.70	0.51	2110	354	3	0.92	21	0.076	26	< 5
OREAS 147 (4 Acid) Cert		4.90	36.0	1940	31.2	12.5	1.09		6.90	57.0	298	3.23	22.6	1.60	0.535	2260	390	7.99	0.948	21.2	0.155	27.8	10.6
OREAS 147 (4 Acid) Meas		4.70	38	> 1000	30	7	0.98		7	39	277	2.77	21	1.63	0.49	1970	339	2	0.88	20	0.071	22	< 5
OREAS 147 (4 Acid) Cert		4.90	36.0	1940	31.2	12.5	1.09		6.90	57.0	298	3.23	22.6	1.60	0.535	2260	390	7.99	0.948	21.2	0.155	27.8	10.6
Oreas 521 (4 Acid) Meas	1.7	4.88	233		< 1	6	3.56		353	39	5790	19.8	11	1.72	1.13	18	3160	130	0.99	68	0.068	11	9
Oreas 521 (4 Acid) Cert	0.89	4.77	336		0.9	6	3.86		386	31	6070	20.7	17	3.16	1.13	16	3210	138	0.98	73	0.081	9.4	6
Oreas 521 (4 Acid) Meas	1.6	4.95	243		< 1	7	3.53		357	44	5750	18.7	12	2.98	1.12	18	3190	131	1.00	67	0.069	13	9
Oreas 521 (4 Acid) Cert	0.89	4.77	336		0.9	6	3.86		386	31	6070	20.7	17	3.16	1.13	16	3210	138	0.98	73	0.081	9.4	6
Oreas 521 (4 Acid) Meas	1.5	4.84	223		< 1	6	3.61		353	47	5740	19.3	11	3.01	1.13	18	3160	126	1.00	67	0.066	11	11
Oreas 521 (4 Acid) Cert	0.89	4.77	336		0.9	6	3.86		386	31	6070	20.7	17	3.16	1.13	16	3210	138	0.98	73	0.081	9.4	5.7
Oreas 521 (4 Acid) Meas	1.6	4.92	174		< 1	4	3.51		363	42	6060	20.5	11	3.18	1.14	17	3200	102	0.94	78	0.069	13	8
Oreas 521 (4 Acid) Cert	0.89	4.77	336		0.9	6	3.86		386	31	6070	20.7	17	3.16	1.13	16	3210	138	0.98	73	0.081	9.4	6
Oreas 521 (4 Acid) Meas	1.5	4.80	247		< 1	4	3.42		367	40	6010	18.7	10	3.30	1.11	17	3190	125	0.89	70	0.068	11	12
Oreas 521 (4 Acid) Cert	0.89	4.77	336		0.9	6	3.86		386	31	6070	20.7	17	3.16	1.13	16	3210	138	0.98	73	0.081	9.4	5.7
Oreas 521 (4 Acid) Meas	1.2	4.94	242		< 1	8	3.58		375	47	6160	19.8	12	3.41	1.15	18	3260	132	0.95	73	0.076	14	13
Oreas 521 (4 Acid) Cert	0.89	4.77	336		0.9	6	3.86		386	31	6070	20.7	17	3.16	1.13	16	3210	138	0.98	73	0.081	9.4	5.7
OREAS 620 (4 Acid) Meas	38.6	6.73	36	97	2	< 2	1.57	149	12	29	1620	2.86	22	1.87	0.34	20	383	8	1.84	14	0.030	> 5000	15
OREAS 620 (4 Acid) Cert	38.5	6.72	50	2500	2	2	1.60	163	12	22	1730	2.94	24	2.63	0.34	20	440	9	1.94	15	0.035	7740	76
OREAS 620 (4 Acid) Meas	38.6	6.85	37	145	2	< 2	1.59	150	12	34	1620	2.89	22	1.60	0.34	20	385	8	1.82	13	0.031	> 5000	23
OREAS 620 (4 Acid) Cert	38.5	6.72	50	2490	2	2	1.60	163	12	22	1730	2.94	24	2.63	0.34	20	440	9	1.94	15	0.035	7740	76
OREAS 620 (4 Acid) Meas	36.6	6.59	34	80	2	< 2	1.52	150	13	23	1670	3.06	22	2.65	0.34	20	368	7	1.69	15	0.032	> 5000	13
OREAS 620 (4 Acid) Cert	38.5	6.72	50	2500	2	2	1.60	163	12	22	1730	2.94	24	2.63	0.34	20	440	9	1.94	15	0.035	7740	76
OREAS 620 (4 Acid) Meas	36.0	6.64	38	71	2	< 2	1.54	149	13	30	1680	2.90	22	2.74	0.33	20	360	8	1.64	14	0.031	> 5000	15
OREAS 620 (4 Acid) Cert	38.5	6.72	50	2500	2	2	1.60	163	12	22	1730	2.94	24	2.63	0.34	20	440	9	1.94	15	0.035	7740	76
OREAS 620 (4 Acid) Meas	36.5	6.58	41	82	2	< 2	1.55	154	12	25	1700	2.75	23	2.78	0.34	20	372	8	1.65	15	0.034	> 5000	13
OREAS 620 (4 Acid) Cert	38.5	6.72	50	2500	2	2	1.60	163	12	22	1730	2.94	24	2.63	0.34	20	440	9	1.94	15	0.035	7740	76

Analyte Symbol	Ag	Al	As	Ba	Be	Bi	Ca	Cd	Co	Cr	Cu	Fe	Ga	K	Mg	Li	Mn	Mo	Na	Ni	P	Pb	Sb
Unit Symbol	ppm	%	ppm	ppm	ppm	ppm	%	ppm	ppm	ppm	ppm	%	ppm	%	%	ppm	ppm	ppm	%	ppm	%	ppm	ppm
Lower Limit	0.3	0.01	3	7	1	2	0.01	0.3	1	1	1	0.01	1	0.01	0.01	1	1	1	0.01	1	0.001	3	5
Method Code	TD-ICP	TD-ICP	TD-ICP	TD-ICP	TD-ICP	TD-ICP	TD-ICP	TD-ICP	TD-ICP	TD-ICP	TD-ICP	TD-ICP	TD-ICP	TD-ICP	TD-ICP	TD-ICP	TD-ICP	TD-ICP	TD-ICP	TD-ICP	TD-ICP	TD-ICP	TD-ICP
OREAS 601c (4 acid) Meas	50.0	6.42	312		2	18	0.91	2.2	4	17	1050	2.25	21	1.61	0.17	26	194	3	1.76	8	0.031	298	13
OREAS 601c (4 acid) Cert	50.3	7.06	390.000		2.46	21.1	0.953	2.77	4.99	17.5	1160.000	2.41	23.5	2.72	0.169	26.7	230.000	3.66	1.94	6.83	0.039	328	37.2
OREAS 601c (4 acid) Meas	50.6	6.35	313		2	17	0.90	2.3	4	21	1060	2.20	20	2.53	0.16	26	200	3	1.75	6	0.031	298	10
OREAS 601c (4 acid) Cert	50.3	7.06	390.000		2.46	21.1	0.953	2.77	4.99	17.5	1160.000	2.41	23.5	2.72	0.169	26.7	230.000	3.66	1.94	6.83	0.039	328	37.2
OREAS 601c (4 acid) Meas	50.6	6.49	316		2	17	0.92	2.3	4	26	1110	2.24	21	1.83	0.17	27	212	3	1.76	6	0.032	303	13
OREAS 601c (4 acid) Cert	50.3	7.06	390.000		2.46	21.1	0.953	2.77	4.99	17.5	1160.000	2.41	23.5	2.72	0.169	26.7	230.000	3.66	1.94	6.83	0.039	328	37.2
OREAS 601c (4 acid) Meas	47.0	6.69	339		2	18	0.91	2.1	5	25	1140	2.36	22	1.93	0.17	26	217	3	1.59	10	0.036	315	10
OREAS 601c (4 acid) Cert	50.3	7.06	390.000		2.46	21.1	0.953	2.77	4.99	17.5	1160.000	2.41	23.5	2.72	0.169	26.7	230.000	3.66	1.94	6.83	0.039	328	37.2
OREAS 601c (4 acid) Meas	45.8	6.43	325		2	17	0.88	2.0	5	25	1080	2.24	21	2.72	0.16	26	178	3	1.54	7	0.033	302	8
OREAS 601c (4 acid) Cert	50.3	7.06	390.000		2.46	21.1	0.953	2.77	4.99	17.5	1160.000	2.41	23.5	2.72	0.169	26.7	230.000	3.66	1.94	6.83	0.039	328	37.2
OREAS 601c (4 acid) Meas	49.4	6.76	338		2	17	0.95	2.1	5	18	1170	2.41	21	2.98	0.17	28	203	3	1.69	8	0.033	297	10
OREAS 601c (4 acid) Cert	50.3	7.06	390.000		2.46	21.1	0.953	2.77	4.99	17.5	1160.000	2.41	23.5	2.72	0.169	26.7	230.000	3.66	1.94	6.83	0.039	328	37.2
DX758308 Orig	0.6	7.10	19	337	< 1	< 2	2.59	< 0.3	10	20	17	2.72	17	2.00	1.03	15	930	3	2.13	18	0.061	18	< 5
DX758308 Dup	0.9	7.17	18	439	< 1	< 2	2.63	< 0.3	10	19	18	2.70	17	2.02	1.03	15	954	2	2.22	19	0.057	18	< 5
DX758313 Orig	> 100	8.36	34	62	< 1	415	0.97	4.1	14	21	2170	7.71	19	3.07	1.08	31	986	8	0.74	15	0.049	485	< 5
DX758313 Dup	> 100	8.21	31	45	< 1	405	0.94	4.2	14	20	2110	7.39	19	1.90	1.05	30	971	8	0.72	14	0.049	488	6
DX758319 Orig	0.5	7.37	5	374	< 1	< 2	2.02	< 0.3	8	29	12	2.34	16	1.94	0.77	18	252	< 1	1.51	12	0.048	7	< 5
DX758319 Dup	0.5	7.53	5	387	< 1	< 2	2.10	< 0.3	9	33	13	2.53	18	2.05	0.79	19	288	2	1.53	13	0.053	8	< 5
Method Blank	< 0.3	< 0.01	< 3	< 7	< 1	< 2	< 0.01	< 0.3	< 1	6	< 1	< 0.01	< 1	< 0.01	< 0.01	< 1	7	< 1	< 0.01	< 1	< 0.001	< 3	< 5
Method Blank	< 0.3	< 0.01	< 3	< 7	< 1	< 2	< 0.01	< 0.3	< 1	7	< 1	< 0.01	< 1	< 0.01	< 0.01	< 1	5	< 1	< 0.01	< 1	< 0.001	4	< 5
Method Blank	< 0.3	< 0.01	< 3	< 7	< 1	< 2	< 0.01	< 0.3	< 1	7	< 1	< 0.01	< 1	< 0.01	< 0.01	< 1	8	< 1	< 0.01	< 1	< 0.001	< 3	< 5
Method Blank	< 0.3	< 0.01	< 3	< 7	< 1	< 2	< 0.01	< 0.3	< 1	8	< 1	< 0.01	< 1	< 0.01	< 0.01	< 1	2	< 1	< 0.01	< 1	< 0.001	< 3	< 5
Method Blank	< 0.3	< 0.01	< 3	< 7	< 1	< 2	< 0.01	< 0.3	< 1		< 1	< 0.01	< 1	< 0.01	< 0.01	< 1		< 1	< 0.01	< 1	< 0.001	< 3	< 5
Method Blank	< 0.3	< 0.01	< 3	< 7	< 1	< 2	< 0.01	< 0.3	< 1	5	< 1	< 0.01	< 1	< 0.01	< 0.01	< 1	5	< 1	< 0.01	< 1	< 0.001	< 3	< 5
Method Blank	< 0.3	< 0.01	< 3	< 7	< 1	< 2	< 0.01	< 0.3	< 1	7	< 1	< 0.01	< 1	< 0.01	< 0.01	< 1	4	< 1	< 0.01	< 1	< 0.001	< 3	< 5
Method Blank	< 0.3	< 0.01	< 3	< 7	< 1	< 2	< 0.01	< 0.3	< 1	5	< 1	< 0.01	< 1	< 0.01	< 0.01	< 1	8	< 1	< 0.01	< 1	< 0.001	< 3	< 5
Method Blank	< 0.3	< 0.01	< 3	< 7	< 1	< 2	< 0.01	< 0.3	< 1		< 1	< 0.01	< 1	< 0.01	< 0.01	< 1		< 1	< 0.01	< 1	< 0.001	< 3	< 5
Method Blank	< 0.3	< 0.01	< 3	< 7	< 1	< 2	< 0.01	< 0.3	< 1	5	< 1	< 0.01	< 1	< 0.01	< 0.01	< 1	9	< 1	< 0.01	< 1	< 0.001	< 3	< 5
Method Blank	< 0.3	< 0.01	< 3	< 7	< 1	< 2	< 0.01	< 0.3	< 1		< 1	< 0.01	< 1	< 0.01	< 0.01	< 1	4	< 1	< 0.01	< 1	< 0.001	< 3	< 5
Method Blank	< 0.3	< 0.01	< 3	< 7	< 1	< 2	< 0.01	< 0.3	< 1		< 1	< 0.01	< 1	< 0.01	< 0.01	< 1	3	< 1	< 0.01	< 1	< 0.001	< 3	< 5
Method Blank	< 0.3	< 0.01	< 3	< 7	< 1	< 2	< 0.01	< 0.3	< 1	7	< 1	< 0.01	< 1	< 0.01	< 0.01	< 1		< 1	< 0.01	< 1	< 0.001	< 3	< 5
Method Blank	< 0.3	< 0.01	< 3	< 7	< 1	< 2	< 0.01	< 0.3	< 1	8	< 1	< 0.01	< 1	< 0.01	< 0.01	< 1		< 1	< 0.01	< 1	< 0.001	< 3	< 5
Method Blank	< 0.3	< 0.01	< 3	< 7	< 1	< 2	< 0.01	< 0.3	< 1	5	2	< 0.01	< 1	< 0.01	< 0.01	< 1		< 1	< 0.01	< 1	< 0.001	< 3	< 5
Method Blank	< 0.3	< 0.01	< 3	< 7	< 1	< 2	< 0.01	< 0.3	< 1	10	< 1	< 0.01	< 1	< 0.01	< 0.01	< 1		< 1	< 0.01	< 1	< 0.001	< 3	< 5
Method Blank	< 0.3	< 0.01	< 3	< 7	< 1	< 2	< 0.01	< 0.3	< 1		1	< 0.01	< 1	< 0.01	< 0.01	< 1		< 1	< 0.01	< 1	< 0.001	< 3	< 5
Method Blank																							

Analyte Symbol	S	Sc	Sr	Te	Ti	Tl	U	V	W	Y	Zn	Zr	Ag
Unit Symbol	%	ppm	ppm	ppm	%	ppm	ppm	ppm	ppm	ppm	ppm	ppm	ppm
Lower Limit	0.01	4	1	2	0.01	5	10	2	5	1	1	5	3
Method Code	TD-ICP	TD-ICP	TD-ICP	TD-ICP	TD-ICP	TD-ICP	TD-ICP	TD-ICP	TD-ICP	TD-ICP	TD-ICP	TD-ICP	4Acid ICPOES
MP-1b Meas													43
MP-1b Cert													47
OREAS 101b (4 Acid) Meas					0.34		310	61		121			
OREAS 101b (4 Acid) Cert					0.35		387	77		133			
OREAS 101b (4 Acid) Meas					0.37		330	62		129			
OREAS 101b (4 Acid) Cert					0.35		387	77		133			
OREAS 101b (4 Acid) Meas					0.37		330	63		126			
OREAS 101b (4 Acid) Cert					0.35		387	77		133			
OREAS 101b (4 Acid) Meas					0.32		390	63		133			
OREAS 101b (4 Acid) Cert					0.35		387	77		133			
OREAS 101b (4 Acid) Meas					0.33		330	59		129			
OREAS 101b (4 Acid) Cert					0.35		387	77		133			
OREAS 101b (4 Acid) Meas					0.36		350	64		136			
OREAS 101b (4 Acid) Cert					0.35		387	77		133			
OREAS 903 (4 Acid) Meas	0.46	10	80		0.30	< 5	< 10	73		22	26	17	
OREAS 903 (4 Acid) Cert	0.500	10.2	77.0		0.192	0.620	7.58	74.0		22.5	24.3	152	
OREAS 903 (4 Acid) Meas	0.46	10	76		0.29	< 5	< 10	72		21	25	166	
OREAS 903 (4 Acid) Cert	0.500	10.2	77.0		0.192	0.620	7.58	74.0		22.5	24.3	152	
OREAS 903 (4 Acid) Meas	0.49	10	78		0.30	< 5	< 10	71		22	25	42	
OREAS 903 (4 Acid) Cert	0.500	10.2	77.0		0.192	0.620	7.58	74.0		22.5	24.3	152	
OREAS 903 (4 Acid) Meas	0.48	10	79		0.26	< 5	< 10	70		21	24	26	
OREAS 903 (4 Acid) Cert	0.500	10.2	77.0		0.192	0.620	7.58	74.0		22.5	24.3	152	
OREAS 903 (4 Acid) Meas	0.50	10	80		0.27	< 5	< 10	70		21	25	105	
OREAS 903 (4 Acid) Cert	0.500	10.2	77.0		0.192	0.620	7.58	74.0		22.5	24.3	152	
OREAS 903 (4 Acid) Meas	0.54	10	82		0.28	< 5	< 10	75		23	26	135	
OREAS 903 (4 Acid) Cert	0.500	10.2	77.0		0.192	0.620	7.58	74.0		22.5	24.3	152	
PTC-1b Meas													47
PTC-1b Cert													53
CCU-1e Meas													199
CCU-1e Cert													205
OREAS 923 (4 Acid) Meas	0.61	12	45		0.39	< 5	< 10	77	< 5	24	343	120	

Analyte Symbol	S	Sc	Sr	Te	Ti	Tl	U	V	W	Y	Zn	Zr	Ag
Unit Symbol	%	ppm	ppm	ppm	%	ppm	ppm	ppm	ppm	ppm	ppm	ppm	ppm
Lower Limit	0.01	4	1	2	0.01	5	10	2	5	1	1	5	3
Method Code	TD-ICP	TD-ICP	TD-ICP	TD-ICP	TD-ICP	TD-ICP	TD-ICP	TD-ICP	TD-ICP	TD-ICP	TD-ICP	TD-ICP	4Acid ICPOES
OREAS 923 (4 Acid) Cert	0.691	13.1	43.0		0.405	0.860	3.06	91.0	4.85	26.4	345	116	
OREAS 923 (4 Acid) Meas	0.65	12	45		0.39	< 5	< 10	80	< 5	25	333	126	
OREAS 923 (4 Acid) Cert	0.691	13.1	43.0		0.405	0.860	3.06	91.0	4.85	26.4	345	116	
OREAS 923 (4 Acid) Meas	0.67	11	41		0.37	< 5	< 10	77	< 5	24	318	124	
OREAS 923 (4 Acid) Cert	0.691	13.1	43.0		0.405	0.860	3.06	91.0	4.85	26.4	345	116	
OREAS 923 (4 Acid) Meas	0.68	12	45		0.35	< 5	< 10	76	< 5	24	325	115	
OREAS 923 (4 Acid) Cert	0.691	13.1	43.0		0.405	0.860	3.06	91.0	4.85	26.4	345	116	
OREAS 923 (4 Acid) Meas	0.70	12	48		0.37	< 5	< 10	77	< 5	26	338	119	
OREAS 923 (4 Acid) Cert	0.691	13.1	43.0		0.405	0.860	3.06	91.0	4.85	26.4	345	116	
OREAS 923 (4 Acid) Meas	0.64	12	45		0.34	< 5	< 10	73	< 5	24	328	110	
OREAS 923 (4 Acid) Cert	0.691	13.1	43.0		0.405	0.860	3.06	91.0	4.85	26.4	345	116	
OREAS 683 (4 Acid) Meas	0.18	18	242		0.26		< 10	146	< 5	7	86	28	< 3
OREAS 683 (4 Acid) Cert	0.205	19.7	276		0.263		0.58	187	1.23	8.02	92	26	0.172
OREAS 683 (4 Acid) Meas	0.19	18	240		0.25		< 10	149	< 5	8	84	26	< 3
OREAS 683 (4 Acid) Cert	0.205	19.7	276		0.263		0.58	187	1.23	8.02	92	26	0.172
OREAS 683 (4 Acid) Meas	0.21	19	249		0.25		< 10	149	< 5	8	88	28	
OREAS 683 (4 Acid) Cert	0.205	19.7	276		0.263		0.58	187	1.23	8.02	92	26	
OREAS 683 (4 Acid) Meas	0.20	20	270		0.24		< 10	145	< 5	8	94	27	
OREAS 683 (4 Acid) Cert	0.205	19.7	276		0.263		0.58	187	1.23	8.02	92	26	
OREAS 681 (4 Acid) Meas	0.10	24	429		0.57		< 10	212	< 5	16	84	62	
OREAS 681 (4 Acid) Cert	0.109	27.7	478		0.588		1.44	253	1.09	17.5	88.0	58.0	
OREAS 681 (4 Acid) Meas	0.10	25	416		0.56		< 10	218	< 5	16	81	60	
OREAS 681 (4 Acid) Cert	0.109	27.7	478		0.588		1.44	253	1.09	17.5	88.0	58.0	
OREAS 681 (4 Acid) Meas	0.11	26	433		0.54		< 10	217	< 5	17	85	65	
OREAS 681 (4 Acid) Cert	0.109	27.7	478		0.588		1.44	253	1.09	17.5	88.0	58.0	
OREAS 681 (4 Acid) Meas	0.11	23	445		0.52		< 10	218	< 5	16	85	58	
OREAS 681 (4 Acid) Cert	0.109	27.7	478		0.588		1.44	253	1.09	17.5	88.0	58.0	
OREAS 147 (4 Acid) Meas	0.02	9	278		0.36	7	< 10	55		24	134	77	
OREAS 147 (4	0.0300	10.7	299		0.470	10.8	15.8	60.0		26.3	138	105	

Analyte Symbol	S	Sc	Sr	Te	Ti	Tl	U	V	W	Y	Zn	Zr	Ag
Unit Symbol	%	ppm	ppm	ppm	%	ppm	ppm	ppm	ppm	ppm	ppm	ppm	ppm
Lower Limit	0.01	4	1	2	0.01	5	10	2	5	1	1	5	3
Method Code	TD-ICP	TD-ICP	TD-ICP	TD-ICP	TD-ICP	TD-ICP	TD-ICP	TD-ICP	TD-ICP	TD-ICP	TD-ICP	TD-ICP	4Acid ICPOES
Acid) Cert													
OREAS 147 (4 Acid) Meas	0.02	9	282		0.29	8	< 10	50		24	136	21	
OREAS 147 (4 Acid) Cert	0.0300	10.7	299		0.470	10.8	15.8	60.0		26.3	138	105	
OREAS 147 (4 Acid) Meas	0.03	9	285		0.34	7	< 10	53		25	138	35	
OREAS 147 (4 Acid) Cert	0.0300	10.7	299		0.470	10.8	15.8	60.0		26.3	138	105	
OREAS 147 (4 Acid) Meas	0.02	10	293		0.24	6	< 10	43		25	137	16	
OREAS 147 (4 Acid) Cert	0.0300	10.7	299		0.470	10.8	15.8	60.0		26.3	138	105	
OREAS 147 (4 Acid) Meas	0.02	9	286		0.19	8	10	40		25	132	12	
OREAS 147 (4 Acid) Cert	0.0300	10.7	299		0.470	10.8	15.8	60.0		26.3	138	105	
Oreas 521 (4 Acid) Meas	1.65	13	88	3	0.40	< 5	20	152	69	18	25	117	
Oreas 521 (4 Acid) Cert	1.80	14	160	0.8	0.39	0.3	30	209	92	20	24	123	
Oreas 521 (4 Acid) Meas	1.68	13	101	3	0.35	< 5	20	152	50	19	25	122	
Oreas 521 (4 Acid) Cert	1.80	14	158	0.8	0.39	0.3	30	209	92	20	24	123	
Oreas 521 (4 Acid) Meas	1.63	13	99	< 2	0.36	< 5	20	148	43	18	25	117	
Oreas 521 (4 Acid) Cert	1.80	14	160	0.8	0.39	0.3	30	209	92	20	24	123	
Oreas 521 (4 Acid) Meas	1.81	14	97	3	0.25	< 5	10	135	10	20	25	110	
Oreas 521 (4 Acid) Cert	1.80	14	160	0.8	0.39	0.3	30	209	92	20	24	123	
Oreas 521 (4 Acid) Meas	1.70	14	98	< 2	0.37	< 5	< 10	137	67	20	25	111	
Oreas 521 (4 Acid) Cert	1.80	14	160	0.8	0.39	0.3	30	209	92	20	24	123	
Oreas 521 (4 Acid) Meas	1.92	14	103	< 2	0.32	< 5	< 10	148	38	20	26	123	
Oreas 521 (4 Acid) Cert	1.80	14	158	0.8	0.39	0.3	30	209	92	20	24	123	
OREAS 620 (4 Acid) Meas	2.26	5	106		0.16	< 5	< 10	20	< 5	12	> 10000	206	
OREAS 620 (4 Acid) Cert	2.47	5	131		0.14	2	4	21	2	12	31500	202	
OREAS 620 (4 Acid) Meas	2.34	5	111		0.15	< 5	< 10	21	11	13	> 10000	207	
OREAS 620 (4 Acid) Cert	2.47	5	131		0.14	2	4	21	2.2	12	31500	202	
OREAS 620 (4 Acid) Meas	2.54	5	116		0.14	< 5	< 10	21	< 5	12	> 10000	201	
OREAS 620 (4 Acid) Cert	2.47	5	131		0.14	2	4	21	2	12	31500	202	
OREAS 620 (4 Acid) Meas	2.47	5	120		0.14	< 5	< 10	20	< 5	13	> 10000	197	
OREAS 620 (4 Acid) Cert	2.47	5	131		0.14	2	4	21	2	12	31500	202	

Analyte Symbol	S	Sc	Sr	Te	Ti	Tl	U	V	W	Y	Zn	Zr	Ag
Unit Symbol	%	ppm	ppm	ppm	%	ppm	ppm	ppm	ppm	ppm	ppm	ppm	ppm
Lower Limit	0.01	4	1	2	0.01	5	10	2	5	1	1	5	3
Method Code	TD-ICP	TD-ICP	TD-ICP	TD-ICP	TD-ICP	TD-ICP	TD-ICP	TD-ICP	TD-ICP	TD-ICP	TD-ICP	TD-ICP	4Acid ICPOES
OREAS 620 (4 Acid) Meas	2.66	5	117		0.14	< 5	< 10	21	< 5	13	> 10000	206	
OREAS 620 (4 Acid) Cert	2.47	5	131		0.14	2	4	21	2	12	31500	202	
OREAS 601c (4 acid) Meas	1.42	< 4	192	4	0.13	< 5	< 10	15	< 5	10	399	181	
OREAS 601c (4 acid) Cert	1.58	4.01	230	7.50	0.135	1.75	4.40	15.5	4.67	11.5	425	178	
OREAS 601c (4 acid) Meas	1.43	< 4	191	4	0.13	< 5	< 10	14	< 5	10	406	182	
OREAS 601c (4 acid) Cert	1.58	4.01	230	7.50	0.135	1.75	4.40	15.5	4.67	11.5	425	178	
OREAS 601c (4 acid) Meas	1.47	< 4	192	4	0.14	< 5	< 10	15	< 5	11	412	182	
OREAS 601c (4 acid) Cert	1.58	4.01	230	7.50	0.135	1.75	4.40	15.5	4.67	11.5	425	178	
OREAS 601c (4 acid) Meas	1.65	< 4	209	5	0.13	< 5	< 10	15	< 5	11	423	177	
OREAS 601c (4 acid) Cert	1.58	4.01	230	7.50	0.135	1.75	4.40	15.5	4.67	11.5	425	178	
OREAS 601c (4 acid) Meas	1.56	< 4	206	4	0.12	< 5	< 10	15	< 5	11	399	169	
OREAS 601c (4 acid) Cert	1.58	4.01	230	7.50	0.135	1.75	4.40	15.5	4.67	11.5	425	178	
OREAS 601c (4 acid) Meas	1.59	< 4	222	4	0.13	< 5	< 10	15	< 5	11	429	172	
OREAS 601c (4 acid) Cert	1.58	4.01	230	7.50	0.135	1.75	4.40	15.5	4.67	11.5	425	178	
DX758308 Orig	1.13	6	314	< 2	0.24	< 5	< 10	53	< 5	8	97	122	
DX758308 Dup	1.07	6	315	< 2	0.25	< 5	< 10	51	< 5	8	98	118	
DX758313 Orig	5.50	6	113	10	0.28	< 5	< 10	50	6	8	844	133	
DX758313 Dup	5.48	6	111	11	0.27	< 5	< 10	50	6	8	829	128	
DX758319 Orig	0.32	6	166	< 2	0.23	< 5	< 10	43	< 5	8	35	108	
DX758319 Dup	0.34	6	170	< 2	0.24	< 5	< 10	48	< 5	8	36	118	
Method Blank	< 0.01	< 4	< 1	< 2	< 0.01	< 5	< 10	< 2	< 5	< 1	< 1	< 5	
Method Blank	< 0.01	< 4	< 1	< 2	< 0.01	< 5	< 10	< 2	< 5	< 1	< 1	< 5	
Method Blank	< 0.01	< 4	< 1	< 2	< 0.01	< 5	< 10	< 2	< 5	< 1	< 1	< 5	
Method Blank	< 0.01	< 4	< 1	< 2	< 0.01	< 5	< 10	< 2	< 5	< 1	< 1	< 5	
Method Blank	< 0.01	< 4	< 1	< 2	< 0.01	< 5	< 10	< 2	< 5	< 1	1	< 5	
Method Blank	< 0.01	< 4	< 1	< 2	< 0.01	< 5	< 10	< 2	< 5	< 1	< 1	< 5	
Method Blank	< 0.01	< 4	< 1	< 2	< 0.01	< 5	< 10	< 2	< 5	< 1	< 1	< 5	
Method Blank	< 0.01	< 4	< 1	< 2	< 0.01	< 5	< 10	< 2	< 5	< 1	< 1	< 5	
Method Blank	< 0.01	< 4	< 1	< 2	< 0.01	< 5	< 10	< 2	< 5	< 1	1	< 5	
Method Blank	< 0.01	< 4	< 1	< 2	< 0.01	< 5	< 10	< 2	< 5	< 1	< 1	< 5	
Method Blank	< 0.01	< 4	< 1	< 2	< 0.01	< 5	< 10	< 2	< 5	< 1	1	< 5	
Method Blank	< 0.01	< 4	< 1	< 2	< 0.01	< 5	< 10	< 2	< 5	< 1	< 1	< 5	
Method Blank	< 0.01	< 4	< 1	< 2	< 0.01	< 5	< 10	< 2	< 5	< 1	< 1	< 5	
Method Blank	< 0.01	< 4	< 1	< 2	< 0.01	< 5	< 10	< 2	< 5	< 1	< 1	< 5	
Method Blank	< 0.01	< 4	< 1	< 2	< 0.01	< 5	< 10	< 2	< 5	< 1	< 1	< 5	
Method Blank	< 0.01	< 4	< 1	< 2	< 0.01	< 5	< 10	< 2	< 5	< 1	< 1	< 5	
Method Blank	< 0.01	< 4	< 1	< 2	< 0.01	< 5	< 10	< 2	< 5	< 1	< 1	< 5	
Method Blank	< 0.01	< 4	< 1	< 2	< 0.01	< 5	< 10	< 2	< 5	< 1	< 1	< 5	
Method Blank													< 3

Client: Bureau Veritas Commodities Canada Ltd.

Table 1: ABA Test Results for project KINROSS GOLD

BV Labs Sample No	Sample ID	Mod. ABA Neutralization Potential	Fizz Rating
	Units	kg CaCO3/T	N/A
CUS279	A0963693	16.5	SLIGHT
CUS280	A0963698	5.9	NONE
CUS281	DX758004	-0.5	NONE
CUS282	A0962706	6.7	NONE
CUS283	A0964104	4.2	NONE
CUS284	A0964116	3.6	NONE
CUS285	A0964122	24.1	SLIGHT
CUS286	A0964128	14.0	SLIGHT
CUS287	A0964135	42.5	MODERATE
CUS288	A0964141	9.2	NONE
CUS289	DX758125	3.0	NONE
CUS290	A0964262	20.3	SLIGHT
CUS291	A0964266	2.8	NONE
CUS292	A0964271	23.4	SLIGHT
CUS293	A0964277	42.3	SLIGHT
CUS294	A0964282	4.2	NONE
CUS295	A0964288	14.7	SLIGHT
Detection Limits		*N/A*	*N/A*
Bureau Veritas SOP #		*BBY0SOP-00020*	*OP-00020 / BBY0SOP-00023*

Notes:

Price, W.A. 2009. Prediction Manual for Drainage Chemistry from Sulphidic Geologic Materials. MEND Report 1.20.1

Price, WA. MEND Prediction Manual 1.20.1 (2009)EPA 600/2-78-054 p. 47-50

References:

Fizz Rating - Reference method used is based on NP method.

Mod. ABA Neutralization Potential - MEND Acid Rock Drainage Prediction Manual, MEND Project 1.16.1b (pages 6.2-11 to 17), March 1991.

Table 2: ABA QAQC Test Results for project KINROSS GOLD

	Duplicate QC				
BV Labs Sample No	**Sample ID**	Mod. ABA Neutralization Potential Reported	**Mod. ABA Neutralization Potential Dup**	Fizz Rating Reported	**Fizz Rating Dup**
	Units	Kg CaCO3/T	Kg CaCO3/T	N/A	N/A
CUS279 Dup	A0963693	16.5	17.5	SLIGHT	SLIGHT
CUS292 Dup	A0964271	23.4	22.9	SLIGHT	SLIGHT

Reference Material QC	
	Mod. ABA Neutralization Potential Reported
Units	Kg CaCO3/T
Reference Material	
KZK-1ModS Slight (B530863) (58.9 Kg CaCO3/T)	58.2

Blank QC	
Method Blank (B530863) (0.1N HCl) (+/-2.5kg CaCO3/T)	-0.80

Table 3: Sample Summary for project KINROSS GOLD

Date Samples Rec'd by BV Labs:	17 samples were rec'd on 5-Sep-24
Sample Prep Conducted by BV Labs:	No, samples were rec'd as dry pulps
Date of Analysis:	NP-MABA: 19/20-Sep-24
Date Reported:	14-Nov-24

Client:	Bureau Veritas Commodities Canada Ltd.
Client Project Name:	KINROSS GOLD
Client Project No:	TIM24000337
ARD Project #:	N/A
BV Labs Job No:	C469235
Contact Person:	CLIENT SERVICES
E-mail Address:	clientservices.minerals@bureauveritas.com

Data Validated by:	Tim O'Hearn
Position:	Senior Scientific Specialist, ARD

Table 1: ABA Test Results for project KINROSS GOLD CORP

BV Labs Sample No	Sample ID	Mod. ABA Neutralization Potential	Fizz Rating
	Units	**Kg CaCO3/T**	**N/A**
CVY576	A0964611	8.2	NONE
CVY577	117430	2.8	NONE
CVY578	117438	27.5	SLIGHT
CVY579	117445	15.6	SLIGHT
CVY580	117168	5.2	NONE
CVY581	117172	16.3	SLIGHT
CVY582	117175	10.4	SLIGHT
CVY583	117254	14.8	SLIGHT
CVY584	117191	4.0	NONE
CVY585	117262	17.9	SLIGHT
CVY586	117276	2.0	NONE
Detection Limits		*N/A*	*N/A*
Bureau Veritas SOP #		*BBY0SOP-00020*	*OP-00020 / BBY0SOP-00023*

Notes:

Price, W.A. 2009. Prediction Manual for Drainage Chemistry from Sulphidic Geologic Materials. MEND Report 1.20.1

Price, WA. MEND Prediction Manual 1.20.1 (2009)EPA 600/2-78-054 p. 47-50

References:

Fizz Rating - Reference method used is based on NP method.

Mod. ABA Neutralization Potential - MEND Acid Rock Drainage Prediction Manual, MEND Project 1.16.1b (pages 6.2-11 to 17), March 1991.

Table 2: ABA QAQC Test Results for project KINROSS GOLD CORP

	Duplicate QC				
BV Labs Sample No	**Sample ID**	Mod. ABA Neutralization Potential Reported	**Mod. ABA Neutralization Potential Dup**	Fizz Rating Reported	**Fizz Rating Dup**
	Units	Kg CaCO3/T	Kg CaCO3/T	N/A	N/A
CVY576 Dup	A0964611	8.2	7.2	NONE	NONE

Reference Material QC	Mod. ABA Neutralization Potential Reported
Units	Kg CaCO3/T
Reference Material	
KZK-1ModS Slight (B612688) (58.9 Kg CaCO3/T)	58.0

Blank QC	
Method Blank (B612688) (0.1N HCl) (+/-2.5kg CaCO3/T)	-1.5

Table 3: Sample Summary for project KINROSS GOLD

Bureau Veritas Commodities Canada Ltd.

Date Samples Rec'd by BV Labs:	11 samples were rec'd on 23-Sep-24
Sample Prep Conducted by BV Labs:	No, samples were rec'd as dry pulps
Date of Analysis:	NP-MABA: 14/15-Nov-24
Date Reported:	25-Nov-24

Client:	Bureau Veritas Commodities Canada Ltd.
Client Project Name:	KINROSS GOLD
Client Project No:	TIM24000339
ARD Project #:	N/A
BV Labs Job No:	C474759
Contact Person:	CLIENT SERVICES
E-mail Address:	clientservices.minerals@bureauveritas.com erin.miller@bureauveritas.com

Data Validated by:	Vivian Ferrera
Position:	Senior Scientific Specialist/Supervisor, ARD

Client: Bureau Veritas Commodities Canada Ltd.

Table 1: ABA Test Results for project KINROSS GOLD

BV Labs Sample No	Sample ID	Mod. ABA Neutralization Potential	Fizz Rating
	Units	Kg CaCO3/T	N/A
CUU762	A0964080	10.0	NONE
CUU763	A0964090	4.2	NONE
CUU764	A0964092	2.0	NONE
CUU765	A0964097	15.9	SLIGHT
CUU766	A0963805	2.5	NONE
CUU767	A0963812	30.3	SLIGHT
CUU768	A0963936	22.2	SLIGHT
CUU769	A0963816	20.2	SLIGHT
CUU770	A0964853	5.8	NONE
CUU771	A0964858	33.8	SLIGHT
CUU772	A0963932	7.3	NONE
CUU773	A0964029	11.5	SLIGHT
CUU774	A0964034	5.8	NONE
CUU775	A0964043	12.3	SLIGHT
CUU776	A0964047	7.0	NONE
CUU777	A0963988	13.0	SLIGHT
CUU778	A0963992	9.3	SLIGHT
CUU779	A0963995	10.4	SLIGHT
Detection Limits		*N/A*	*N/A*
Bureau Veritas SOP #		*BBY0SOP-00020*	*OP-00020 / BBY0SOP-00023*

Notes:

Price, W.A. 2009. Prediction Manual for Drainage Chemistry from Sulphidic Geologic Materials. MEND Report 1.20.1

Price, WA. MEND Prediction Manual 1.20.1 (2009)EPA 600/2-78-054 p. 47-50

References:

Fizz Rating - Reference method used is based on NP method.

Mod. ABA Neutralization Potential - MEND Acid Rock Drainage Prediction Manual, MEND Project 1.16.1b (pages 6.2-11 to 17), March 1991.

Table 2: ABA QAQC Test Results for project KINROSS GOLD

	Duplicate QC				
BV Labs Sample No	**Sample ID**	Mod. ABA Neutralization Potential Reported	**Mod. ABA Neutralization Potential Dup**	Fizz Rating Reported	Fizz Rating Dup
	Units	Kg CaCO3/T	Kg CaCO3/T	N/A	N/A
CUU762 Dup	A0964080	10.0	10.0	NONE	NONE
CUU775 Dup	A0964043	12.3	12.5	SLIGHT	SLIGHT

Reference Material QC	
	Mod. ABA Neutralization Potential Reported
Units	Kg CaCO3/T
Reference Material	
KZK-1ModS Slight (B535449) (58.9 Kg CaCO3/T)	57.9

Blank QC	
Method Blank (B535449) (0.1N HCl) (+/-2.5kg CaCO3/T)	-1.0

Table 3: Sample Summary for project KINROSS GOLD

Bureau Veritas Commodities Canada Ltd.

Date Samples Rec'd by BV Labs:	18 samples were rec'd on 6-Sep-24
Sample Prep Conducted by BV Labs:	No, samples were rec'd as dry pulps
Date of Analysis:	NP-MABA: 23/24-Sep-24
Date Reported:	13-Nov-24

Client:	Bureau Veritas Commodities Canada Ltd.
Client Project Name:	KINROSS GOLD
Client Project No:	TIM24000335
ARD Project #:	N/A
BV Labs Job No:	C469675
Contact Person:	CLIENT SERVICES
E-mail Address:	clientservices.minerals@bureauveritas.com

Data Validated by:	Tim O'Hearn
Position:	Senior Scientific Specialist, ARD

Table 1: ABA Test Results for project KINROSS GOLD

BV Labs Sample No	Sample ID	Mod. ABA Neutralization Potential	Fizz Rating
	Units	**Kg CaCO3/T**	**N/A**
CUY388	A0964756	14.5	SLIGHT
CUY389	A0964762	9.8	NONE
CUY390	A0964768	21.2	SLIGHT
CUY391	A0964724	9.7	SLIGHT
CUY392	A0964730	19.6	SLIGHT
CUY393	A0964736	13.4	SLIGHT
CUY394	A0964742	3.9	NONE
CUY395	A0964830	14.1	SLIGHT
CUY396	A0964836	13.5	SLIGHT
CUY397	A0964700	19.0	SLIGHT
CUY398	A0964623	15.3	SLIGHT
CUY399	A0964629	6.3	NONE
CUY400	117135	12.4	SLIGHT
CUY401	117140	14.8	SLIGHT
CUY402	A0963310	12.0	NONE
CUY403	A0963316	26.5	SLIGHT
Detection Limits		*N/A*	*N/A*
Bureau Veritas SOP #		*BBY0SOP-00020*	*OP-00020 / BBY0SOP-00023*

Notes:

Price, W.A. 2009. Prediction Manual for Drainage Chemistry from Sulphidic Geologic Materials. MEND Report 1.20.1

Price, WA. MEND Prediction Manual 1.20.1 (2009)EPA 600/2-78-054 p. 47-50

References:

Fizz Rating - Reference method used is based on NP method.

Mod. ABA Neutralization Potential - MEND Acid Rock Drainage Prediction Manual, MEND Project 1.16.1b (pages 6.2-11 to 17), March 1991.

Table 2: ABA QAQC Test Results for project KINROSS GOLD

	Duplicate QC				
BV Labs Sample No	**Sample ID**	Mod. ABA Neutralization Potential Reported	**Mod. ABA Neutralization Potential Dup**	Fizz Rating Reported	**Fizz Rating Dup**
	Units	Kg CaCO3/T	Kg CaCO3/T	N/A	N/A
CUY388 Dup	A0964756	14.5	15.0	SLIGHT	SLIGHT
CUY401 Dup	117140	14.8	14.0	SLIGHT	SLIGHT

Reference Material QC	
	Mod. ABA Neutralization Potential Reported
Units	Kg CaCO3/T
Reference Material	
KZK-1ModS Slight (B540456) (58.9 Kg CaCO3/T)	59.4

Blank QC	
Method Blank (B540456) (0.1N HCl) (+/-2.5 kg CaCO3/T)	-1.0

Table 3: Sample Summary for project K

Date Samples Rec'd by BV Labs:

Sample Prep Conducted by BV Labs:

Date of Analysis:

Date Reported:

Client:
Client Project Name:
Client Project No:
ARD Project #:
BV Labs Job No:

Contact Person:

E-mail Address:

Data Validated by:
Position:

16 samples were rec'd on 9-Sep-24

No, samples were rec'd as dry pulps

NP-MABA: 24/25-Sep-24

14-Nov-24

Bureau Veritas Commodities Canada Ltd.
KINROSS GOLD
TIM24000345
N/A
C470293

CLIENT SERVICES: clientservices.minerals@bureauveritas.com

CLIENT SERVICES: clientservices.minerals@bureauveritas.com

Tim O'Hearn
Senior Scientific Specialist, ARD

Client: Bureau Veritas Commodities Canada Ltd.

Table 1: ABA Test Results for project KINROSS GOLD

BV Labs Sample No	Sample ID	Mod. ABA Neutralization Potential	Fizz Rating
	Units	Kg CaCO3/T	N/A
CUY691	A0963125	4.1	NONE
CUY692	A0963127	18.1	SLIGHT
CUY693	A0963130	18.0	SLIGHT
CUY694	A0963133	64.1	SLIGHT
CUY695	A0963137	33.4	SLIGHT
CUY696	A0963143	67.7	SLIGHT
CUY697	A0963148	7.5	NONE
CUY698	A0963153	7.4	NONE
CUY699	A0963158	8.5	NONE
CUY700	A0963160	55.5	SLIGHT
CUY701	A0963165	10.4	SLIGHT
CUY702	A0963176	10.3	SLIGHT
CUY703	A0963179	24.3	SLIGHT
CUY704	A0963186	7.4	SLIGHT
CUY705	A0963189	17.3	SLIGHT
CUY706	A0962717	29.0	SLIGHT
CUY707	A0962715	3.8	NONE
CUY708	A0962724	16.8	SLIGHT
CUY709	A0963511	2.8	NONE
CUY710	A0963517	1.3	NONE
CUY711	A0963514	79.6	MODERATE
CUY712	A0963520	10.6	SLIGHT
CUY713	A0963542	4.3	NONE
CUY714	A0963525	1.0	NONE
Detection Limits		*N/A*	*N/A*
Bureau Veritas SOP #		*BBY0SOP-00020*	*OP-00020 / BBY0SOP-00023*

Notes:

Price, W.A. 2009. Prediction Manual for Drainage Chemistry from Sulphidic Geologic Materials. MEND Report 1.20.1

Price, WA. MEND Prediction Manual 1.20.1 (2009)EPA 600/2-78-054 p. 47-50

References:

Fizz Rating - Reference method used is based on NP method.

Mod. ABA Neutralization Potential - MEND Acid Rock Drainage Prediction Manual, MEND Project 1.16.1b (pages 6.2-11 to 17), March 1991.

Table 2: ABA QAQC Test Results for project KINROSS GOLD

	Duplicate QC				
BV Labs Sample No	**Sample ID**	Mod. ABA Neutralization Potential Reported	**Mod. ABA Neutralization Potential Dup**	Fizz Rating Reported	**Fizz Rating Dup**
	Units	Kg CaCO3/T	Kg CaCO3/T	N/A	N/A
CUY691 Dup	A0963125	4.1	5.3	NONE	NONE
CUY704 Dup	A0963186	7.4	6.9	SLIGHT	SLIGHT
CUY711 Dup	A0963514	79.6	77.1	MODERATE	MODERATE

Reference Material QC	
	Mod. ABA Neutralization Potential Reported
Units	Kg CaCO3/T
Reference Material	
KZK-1ModS Slight (B530863) (58.9 Kg CaCO3/T)	58.2
KZK-1ModS Slight (B530900) (58.9 Kg CaCO3/T)	57.7
KZK-1ModS moderate (B530934) (61.6 Kg CaCO3/T)	59.9

Blank QC	
Method Blank	-0.8
Method Blank	0.0
Method Blank	-3.8

Table 3: Sample Summary for project KINROSS GOLD

Bureau Veritas Commodities Canada Ltd.

Date Samples Rec'd by BV Labs:	24 samples were rec'd on 9-Sep-24
Sample Prep Conducted by BV Labs:	No, samples were rec'd as dry pulps
Date of Analysis:	NP-MABA: 19/20-Sep-24
Date Reported:	14-Nov-24

Client:	Bureau Veritas Commodities Canada Ltd.
Client Project Name:	KINROSS GOLD
Client Project No:	TIM24000332
ARD Project #:	N/A
BV Labs Job No:	C470341
Contact Person:	CLIENT SERVICES
E-mail Address:	clientservices.minerals@bureauveritas.com

Data Validated by:	Vivian Ferrera
Position:	Senior Scientific Specialist/Supervisor, ARD

Client: Bureau Veritas Commodities Canada Ltd.

Table 1: ABA Test Results for project KINROSS GOLD

BV Labs Sample No	Sample ID	Mod. ABA Neutralization Potential	Fizz Rating
	Units	Kg CaCO3/T	N/A
CUY753	A0964000	16.5	SLIGHT
CUY754	A0964874	4.7	NONE
CUY755	A0964878	11.4	SLIGHT
CUY756	A0964635	8.5	NONE
CUY757	A0963004	16.0	SLIGHT
CUY758	A0963009	17.3	SLIGHT
CUY759	A0963016	9.7	SLIGHT
CUY760	A0963024	8.7	SLIGHT
CUY761	A0963032	4.3	SLIGHT
CUY762	A0963044	5.0	NONE
CUY763	A0963039	10.1	NONE
CUY764	A0963042	32.6	SLIGHT
CUY765	A0963372	1.8	NONE
CUY766	A0963376	13.1	SLIGHT
CUY767	A0963373	3.7	NONE
CUY768	A0963381	57.1	SLIGHT
CUY769	A0962896	4.0	NONE
CUY770	A0962702	7.9	NONE
CUY771	A0963676	25.9	SLIGHT
CUY772	A0963684	27.6	SLIGHT
Detection Limits		*N/A*	*N/A*
Bureau Veritas SOP #		*BBY0SOP-00020*	*OP-00020 / BBY0SOP-00023*

Notes:

Price, W.A. 2009. Prediction Manual for Drainage Chemistry from Sulphidic Geologic Materials. MEND Report 1.20.1

Price, WA. MEND Prediction Manual 1.20.1 (2009)EPA 600/2-78-054 p. 47-50

References:

Fizz Rating - Reference method used is based on NP method.

Mod. ABA Neutralization Potential - MEND Acid Rock Drainage Prediction Manual, MEND Project 1.16.1b (pages 6.2-11 to 17), March 1991.

Table 2: ABA QAQC Test Results for project KINROSS GOLD

	Duplicate QC				
BV Labs Sample No	**Sample ID**	Mod. ABA Neutralization Potential Reported	**Mod. ABA Neutralization Potential Dup**	Fizz Rating Reported	**Fizz Rating Dup**
	Units	Kg CaCO3/T	Kg CaCO3/T	N/A	N/A
CUY753 Dup	A0964000	16.5	15.5	SLIGHT	SLIGHT
CUY766 Dup	A0963376	13.1	14.1	SLIGHT	SLIGHT

Reference Material QC	Mod. ABA Neutralization Potential Reported
Units	Kg CaCO3/T
Reference Material	
KZK-1ModS Slight (B540485) (58.9 Kg CaCO3/T)	62.0

Blank QC	
Method Blank (B540485) (0.1N HCl) (+/-2.5 kg CaCO3/T)	-0.3

Table 3: Sample Summary for project KINROSS GOLD

Date Samples Rec'd by BV Labs:	20 samples were rec'd on 9-Sep-24
Sample Prep Conducted by BV Labs:	No, samples were rec'd as dry pulps
Date of Analysis:	NP-MABA: 24/25-Sep-24
Date Reported:	14-Nov-24

Client:	Bureau Veritas Commodities Canada Ltd.
Client Project Name:	KINROSS GOLD
Client Project No:	TIM24000336
ARD Project #:	N/A
BV Labs Job No:	C470350
Contact Person:	CLIENT SERVICES: clientservices.minerals@bureauveritas.com
E-mail Address:	**CLIENT SERVICES: clientservices.minerals@bureauveritas.com**

Data Validated by:	Vivian Ferrera
Position:	Senior Scientific Specialist/Supervisor, ARD

Client: Bureau Veritas Commodities Canada Ltd.

Table 1: ABA Test Results for project KINROSS GOLD

BV Labs Sample No	Sample ID	Mod. ABA Neutralization Potential	Fizz Rating
	Units	**Kg CaCO3/T**	**N/A**
CUZ936	A0964010	10.1	NONE
CUZ937	A0964462	40.6	SLIGHT
CUZ938	A0964468	6.5	NONE
CUZ939	A0964474	11.7	SLIGHT
CUZ940	A0964480	7.7	NONE
CUZ941	A0964486	24.6	SLIGHT
CUZ942	A0964066	2.3	NONE
CUZ943	117327	35.6	SLIGHT
CUZ944	117331	9.3	NONE
CUZ945	117336	8.2	SLIGHT
CUZ946	117340	22.5	SLIGHT
CUZ947	A0963857	18.8	SLIGHT
CUZ948	A0963863	21.4	SLIGHT
CUZ949	A0963869	14.0	SLIGHT
CUZ950	A0963875	30.5	SLIGHT
CUZ951	A0963881	6.2	NONE
CUZ952	A0963887	9.2	NONE
Detection Limits		*N/A*	*N/A*
Bureau Veritas SOP #		*BBY0SOP-00020*	*OP-00020 / BBY0SOP-00023*

Notes:

Price, W.A. 2009. Prediction Manual for Drainage Chemistry from Sulphidic Geologic Materials. MEND Report 1.20.1

Price, WA. MEND Prediction Manual 1.20.1 (2009)EPA 600/2-78-054 p. 47-50

References:

Fizz Rating - Reference method used is based on NP method.

Mod. ABA Neutralization Potential - MEND Acid Rock Drainage Prediction Manual, MEND Project 1.16.1b (pages 6.2-11 to 17), March 1991.

Table 2: ABA QAQC Test Results for project KINROSS GOLD

	Duplicate QC				
BV Labs Sample No	**Sample ID**	Mod. ABA Neutralization Potential Reported	**Mod. ABA Neutralization Potential Dup**	Fizz Rating Reported	**Fizz Rating Dup**
	Units	Kg CaCO3/T	Kg CaCO3/T	N/A	N/A
CUZ936 Dup	A0964010	10.1	9.3	NONE	NONE
CUZ949 Dup	A0963869	14.0	13.5	SLIGHT	SLIGHT

Reference Material QC	Mod. ABA Neutralization Potential Reported
Units	Kg CaCO3/T
Reference Material	
KZK-1ModS Slight (B545815) (58.9 Kg CaCO3/T)	61.7

Blank QC	
Method Blank (B545815) (0.1N HCl) (+/-2.5kg CaCO3/T)	-1.0

Table 3: Sample Summary for project KINROSS GOLD

Bureau Veritas Commodities Canada Ltd.

Date Samples Rec'd by BV Labs:	17 Samples were rec'd on 10-Sep-24
Sample Prep Conducted by BV Labs:	No, samples were rec'd as dry pulps
Date of Analysis:	NP-MABA: 25/26-Sep-24
Date Reported:	15-Nov-24

Client:	Bureau Veritas Commodities Canada Ltd.
Client Project Name:	KINROSS GOLD
Client Project No:	TIM24000347
ARD Project #:	N/A
BV Labs Job No:	C470557
Contact Person:	CLIENT SERVICES
E-mail Address:	clientservices.minerals@bureauveritas.com

Data Validated by:	Vivian Ferrera
Position:	Senior Scientific Specialist/Supervisor, ARD

Client: Bureau Veritas Commodities Canada Ltd.

Table 1: ABA Test Results for project KINROSS GOLD

BV Labs Sample No	Sample ID	Mod. ABA Neutralization Potential	Fizz Rating
	Units	**Kg CaCO3/T**	**N/A**
CVA110	117284	11.6	NONE
CVA111	117291	16.4	SLIGHT
CVA112	117297	58.7	MODERATE
CVA113	A0963057	1.8	NONE
CVA114	A0963066	14.9	SLIGHT
CVA115	A0963070	18.4	SLIGHT
CVA116	A0963077	7.8	NONE
CVA117	A0963095	28.4	SLIGHT
CVA118	A0963087	54.0	MODERATE
CVA119	A0963001	39.5	SLIGHT
CVA120	DX758011	9.6	NONE
CVA121	DX758019	12.3	SLIGHT
CVA122	DX758030	38.2	SLIGHT
Detection Limits		*N/A*	*N/A*
Bureau Veritas SOP #		*BBY0SOP-00020*	*OP-00020 / BBY0SOP-00023*

Notes:

Price, W.A. 2009. Prediction Manual for Drainage Chemistry from Sulphidic Geologic Materials. MEND Report 1.20.1

Price, WA. MEND Prediction Manual 1.20.1 (2009)EPA 600/2-78-054 p. 47-50

References:

Fizz Rating - Reference method used is based on NP method.

Mod. ABA Neutralization Potential - MEND Acid Rock Drainage Prediction Manual, MEND Project 1.16.1b (pages 6.2-11 to 17), March 1991.

Table 2: ABA QAQC Test Results for project KINROSS GOLD

	Duplicate QC				
BV Labs Sample No	**Sample ID**	Mod. ABA Neutralization Potential Reported	**Mod. ABA Neutralization Potential Dup**	Fizz Rating Reported	**Fizz Rating Dup**
	Units	Kg CaCO3/T	Kg CaCO3/T	N/A	N/A
CVA110 Dup	117284	11.6	12.1	NONE	NONE

Reference Material QC	
	Mod. ABA Neutralization Potential Reported
Units	Kg CaCO3/T
Reference Material	
KZK-1ModS Slight (B545876) (58.9 Kg CaCO3/T)	62.2

Blank QC	
Method Blank (B545876) (0.1N HCl) (+/-2.5kg CaCO3/T)	0.0

Table 3: Sample Summary for project KINROSS GOLD

Date Samples Rec'd by BV Labs:	13 samples were rec'd on 10-Sep-24
Sample Prep Conducted by BV Labs:	No, samples were rec'd as dry pulps
Date of Analysis:	NP-MABA: 25/26-Sept-24
Date Reported:	3-Dec-24

Client:	Bureau Veritas Commodities Canada Ltd.
Client Project Name:	KINROSS GOLD
Client Project No:	TIM24000340
ARD Project #:	N/A
BV Labs Job No:	C470588
Contact Person:	CLIENT SERVICES
E-mail Address:	clientservices.minerals@bureauveritas.com

Data Validated by:	Vivian Ferrera
Position:	Senior Scientific Specialist/Supervisor, ARD

Client: Bureau Veritas Commodities Canada Ltd.

Table 1: ABA Test Results for project KINROSS GOLD

BV Labs Sample No	Sample ID	Mod. ABA Neutralization Potential	Fizz Rating
	Units	**Kg CaCO3/T**	**N/A**
CVA290	A0964234	5.3	NONE
CVA291	A0964246	8.6	NONE
CVA292	A0964250	12.8	SLIGHT
CVA293	A0964257	7.0	NONE
CVA294	A0964773	15.8	SLIGHT
CVA295	A0964777	32.3	SLIGHT
CVA296	A0964782	2.0	NONE
CVA297	A0964784	4.3	NONE
CVA298	A0964746	11.6	SLIGHT
CVA299	A0962902	11.9	SLIGHT
CVA300	A0962924	24.5	SLIGHT
CVA301	A0962926	26.4	SLIGHT
CVA302	A0962929	29.0	SLIGHT
CVA303	A0962919	27.0	SLIGHT
CVA304	A0962933	24.4	SLIGHT
CVA305	A0962939	16.0	SLIGHT
CVA306	A0962945	12.9	SLIGHT
Detection Limits		*N/A*	*N/A*
Bureau Veritas SOP #		*BBY0SOP-00020*	*OP-00020 / BBY0SOP-00023*

Notes:

Price, W.A. 2009. Prediction Manual for Drainage Chemistry from Sulphidic Geologic Materials. MEND Report 1.20.1

Price, WA. MEND Prediction Manual 1.20.1 (2009)EPA 600/2-78-054 p. 47-50

References:

Fizz Rating - Reference method used is based on NP method.

Mod. ABA Neutralization Potential - MEND Acid Rock Drainage Prediction Manual, MEND Project 1.16.1b (pages 6.2-11 to 17), March 1991.

Table 2: ABA QAQC Test Results for project KINROSS GOLD

	Duplicate QC				
BV Labs Sample No	**Sample ID**	Mod. ABA Neutralization Potential Reported	**Mod. ABA Neutralization Potential Dup**	Fizz Rating Reported	**Fizz Rating Dup**
	Units	Kg CaCO3/T	Kg CaCO3/T	N/A	N/A
CVA290 Dup	A0964234	5.3	5.5	MODERATE	NONE
CVA303 Dup	A0962919	27.0	27.3	SLIGHT	SLIGHT

Reference Material QC	
	Mod. ABA Neutralization Potential Reported
Units	Kg CaCO3/T
Reference Material	
KZK-1ModS Slight (B545292) (58.9 Kg CaCO3/T)	60.7

Blank QC	
Method Blank (B545292) (0.1N HCl) (+/-2.5kg CaCO3/T)	-1.00

Table 3: Sample Summary for project KINROSS GOLD

Date Samples Rec'd by BV Labs:	17 samples were rec'd on 10-Sept-22
Sample Prep Conducted by BV Labs:	No, samples were rec'd as dry pulps
Date of Analysis:	NP-MABA: 26/27-Sep-24
Date Reported:	3-Dec-24

Client:	Bureau Veritas Commodities Canada Ltd.
Client Project Name:	KINROSS GOLD
Client Project No:	TIM24000342
ARD Project #:	N/A
BV Labs Job No:	C470634
Contact Person:	CLIENT SERVICES
E-mail Address:	clientservices.minerals@bureauveritas.com

Data Validated by:	Vivian Ferrera
Position:	Senior Scientific Specialist/Supervisor, ARD

Client: Bureau Veritas Commodities Canada Ltd.

Table 1: ABA Test Results for project KINROSS GOLD CORP

BV Labs Sample No	Sample ID	Mod. ABA Neutralization Potential	Fizz Rating
	Units	**Kg CaCO3/T**	**N/A**
CVY535	117393	12.9	SLIGHT
CVY536	117402	17.8	SLIGHT
CVY537	117406	25.5	SLIGHT
CVY538	117415	56.3	SLIGHT
CVY539	117421	36.3	SLIGHT
CVY540	A0964894	17.1	SLIGHT
CVY541	A0964897	38.9	SLIGHT
CVY542	A0964903	31.3	SLIGHT
CVY543	A0964021	2.0	NONE
CVY544	A0964026	20.9	SLIGHT
CVY545	A0964562	7.3	NONE
CVY546	A0964564	14.2	SLIGHT
CVY547	A0964571	15.8	SLIGHT
CVY548	A0964586	28.1	SLIGHT
CVY549	A0964599	13.4	NONE
Detection Limits		*N/A*	*N/A*
Bureau Veritas SOP #		*BBY0SOP-00020*	*BBY0SOP-00020 / BBY0SOP-00023*

Notes:

Price, W.A. 2009. Prediction Manual for Drainage Chemistry from Sulphidic Geologic Materials. MEND Report 1.20.1

Price, WA. MEND Prediction Manual 1.20.1 (2009)EPA 600/2-78-054 p. 47-50

References:

Fizz Rating - Reference method used is based on NP method.

Mod. ABA Neutralization Potential - MEND Acid Rock Drainage Prediction Manual, MEND Project 1.16.1b (pages 6.2-11 to 17), March 1991.

Table 2: ABA QAQC Test Results for project KINROSS GOLD CORP

	Duplicate QC				
BV Labs Sample No	**Sample ID**	Mod. ABA Neutralization Potential Reported	**Mod. ABA Neutralization Potential Dup**	Fizz Rating Reported	**Fizz Rating Dup**
	Units	Kg CaCO3/T	Kg CaCO3/T	N/A	N/A
CVY535 Dup	117393	12.9	12.9	SLIGHT	SLIGHT
CVY548 Dup	A0964586	28.1	28.1	SLIGHT	SLIGHT

Reference Material QC	
	Mod. ABA Neutralization Potential Reported
Units	Kg CaCO3/T
Reference Material	
KZK-1ModS Slight (B611259) (58.9 Kg CaCO3/T)	57.4

Blank QC	
Method Blank (B611259) (0.1N HCl) (+/-2.5kg CaCO3/T)	-1.0

Table 3: Sample Summary for project KINROSS GOLD

Bureau Veritas Commodities Canada Ltd.

Date Samples Rec'd by BV Labs:	15 samples were rec'd on 23-Sep-24
Sample Prep Conducted by BV Labs:	No, samples were rec'd as dry pulps
Date of Analysis:	NP-MABA: 14/15-Nov-24
Date Reported:	25-Nov-24

Client:	Bureau Veritas Commodities Canada Ltd.
Client Project Name:	KINROSS GOLD
Client Project No:	TIM24000338
ARD Project #:	N/A
BV Labs Job No:	C474754
Contact Person:	CLIENT SERVICES
E-mail Address:	clientservices.minerals@bureauveritas.com erin.miller@bureauveritas.com:

Data Validated by:	Vivian Ferrera
Position:	Senior Scientific Specialist/Supervisor, ARD

Table 1: ABA Test Results for project KINROSS GOLD CORP

BV Labs Sample No	Sample ID	Mod. ABA Neutralization Potential	Fizz Rating
	Units	Kg CaCO3/T	N/A
CVY996	117225	18.9	SLIGHT
CVY997	117236	13.1	SLIGHT
CVY998	117246	14.2	SLIGHT
CVY999	117155	9.5	NONE
CVZ000	117160	13.9	SLIGHT
CVZ001	A0963244	19.3	SLIGHT
CVZ002	A0963104	28.0	SLIGHT
CVZ003	A0963112	25.2	SLIGHT
CVZ004	A0963119	2.5	NONE
CVZ005	DX758103	18.9	SLIGHT
CVZ006	DX758112	6.6	NONE
CVZ007	DX758118	9.8	NONE
CVZ008	DX758124	13.6	NONE
Detection Limits		N/A	N/A
Bureau Veritas SOP #		BBY0SOP-00020	BBY0SOP-00020 / BBY0SOP-00023

Notes:

Price, W.A. 2009. Prediction Manual for Drainage Chemistry from Sulphidic Geologic Materials. MEND Report 1.20.1

Price, WA. MEND Prediction Manual 1.20.1 (2009)EPA 600/2-78-054 p. 47-50

References:

Fizz Rating - Reference method used is based on NP method.

Mod. ABA Neutralization Potential - MEND Acid Rock Drainage Prediction Manual, MEND Project 1.16.1b (pages 6.2-11 to 17), March 1991.

Table 2: ABA QAQC Test Results for project KINROSS GOLD CORP

	Duplicate QC				
BV Labs Sample No	**Sample ID**	Mod. ABA Neutralization Potential Reported	**Mod. ABA Neutralization Potential Dup**	Fizz Rating Reported	**Fizz Rating Dup**
	Units	Kg CaCO3/T	Kg CaCO3/T	N/A	N/A
CVY996 Dup	117225	18.9	18.9	SLIGHT	SLIGHT

Reference Material QC	
	Mod. ABA Neutralization Potential Reported
Units	Kg CaCO3/T
Reference Material	
KZK-1ModS Slight (B623439) (58.9 Kg CaCO3/T)	58.9

Blank QC	
Method Blank (B623439) (0.1N HCl) (+/-2.5kg CaCO3/T)	-1.5

Table 3: Sample Summary for project KINROSS GOLD CORP

Date Samples Rec'd by BV Labs:	13 sample were rec'd on 23-Sep-2024.
Sample Prep Conducted by BV Labs:	No, samples were rec'd as dry pulps
Date of Analysis:	NP-MABA: 19/20-Nov-24
Date Reported:	17-Dec-2024

Client:	Bureau Veritas Commodities Canada Ltd.
Client Project Name:	KINROSS GOLD CORP
Client Project No:	TIM24000334
BV Labs Job No:	C474769
Contact Person:	CLIENT SERVICES
E-mail Address:	**clientservices.minerals@bureauveritas.com**

Data Validated by:	Vivian Ferrera
Position:	Senior Scientific Specialist, ARD

Table 1: ABA Test Results for project KINROSS GOLD CORP

BV Labs Sample No	Sample ID	Mod. ABA Neutralization Potential	Fizz Rating
	Units	**Kg CaCO3/T**	**N/A**
CVZ097	A0964487	15.7	SLIGHT
CVZ098	A0964493	15.9	SLIGHT
CVZ099	A0964499	14.4	SLIGHT
CVZ100	A0964055	5.4	SLIGHT
CVZ101	A0964825	13.7	SLIGHT
CVZ102	A0964831	16.1	SLIGHT
CVZ103	A0964837	11.9	SLIGHT
CVZ104	A0964843	38.1	SLIGHT
CVZ105	A0964849	30.5	SLIGHT
CVZ106	A0964604	22.8	SLIGHT
CVZ107	A0964610	35.4	SLIGHT
CVZ108	A0964616	11.6	SLIGHT
CVZ109	A0964622	22.2	SLIGHT
CVZ110	A0964628	9.4	NONE
CVZ111	A0964634	22.9	SLIGHT
CVZ112	A0964640	27.8	SLIGHT
CVZ113	A0964978	26.3	SLIGHT
Detection Limits		*N/A*	*N/A*
Bureau Veritas SOP #		*BBY0SOP-00020*	*BBY0SOP-00020 / BBY0SOP-00023*

Notes:

Price, W.A. 2009. Prediction Manual for Drainage Chemistry from Sulphidic Geologic Materials. MEND Report 1.20.1
Price, WA. MEND Prediction Manual 1.20.1 (2009)EPA 600/2-78-054 p. 47-50

References:

Fizz Rating - Reference method used is based on NP method.
Mod. ABA Neutralization Potential - MEND Acid Rock Drainage Prediction Manual, MEND Project 1.16.1b (pages 6.2-11 to 17), March 1991.

Table 2: ABA QAQC Test Results for project KINROSS GOLD CORP

	Duplicate QC				
BV Labs Sample No	**Sample ID**	Mod. ABA Neutralization Potential Reported	**Mod. ABA Neutralization Potential Dup**	Fizz Rating Reported	**Fizz Rating Dup**
	Units	Kg CaCO3/T	Kg CaCO3/T	N/A	N/A
CVZ097 Dup	A0964487	15.7	17.3	SLIGHT	SLIGHT
CVZ110 Dup	A0964628	9.4	9.2	NONE	NONE

Reference Material QC	Mod. ABA Neutralization Potential Reported
Units	Kg CaCO3/T
Reference Material	
KZK-1ModS Slight (B623182) (58.9 Kg CaCO3/T)	58.7

Blank QC	
Method Blank (B623182) (0.1N HCl) (+/-2.5kg CaCO3/T)	-1.0

Table 3: Sample Summary for project KINROSS GOLD CORP

Date Samples Rec'd by BV Labs:	17 sample were rec'd on 23-Sep-2024.
Sample Prep Conducted by BV Labs:	No, samples were rec'd as dry pulps
Date of Analysis:	NP-MABA: 18/19-Nov-24
Date Reported:	16-Dec-24

Client:	Bureau Veritas Commodities Canada Ltd.
Client Project Name:	KINROSS GOLD CORP
Client Project No:	TIM24000343
BV Labs Job No:	C474783
Contact Person:	CLIENT SERVICES
E-mail Address:	**clientservices.minerals@bureauveritas.com**

Data Validated by:	Vivian Ferrera
Position:	Senior Scientific Specialist/Supervisor, ARD

Table 1: ABA Test Results for project KINROSS GOLD CORP

BV Labs Sample No	Sample ID	Mod. ABA Neutralization Potential	Fizz Rating
	Units	**Kg CaCO3/T**	**N/A**
CVZ141	A0962984	26.8	SLIGHT
CVZ142	A0962900	5.6	NONE
CVZ143	A0964535	1.3	NONE
CVZ144	A0964541	13.3	SLIGHT
CVZ145	A0963705	15.3	SLIGHT
CVZ146	A0963711	14.1	SLIGHT
CVZ147	A0963717	11.3	SLIGHT
CVZ148	A0963723	24.1	SLIGHT
CVZ149	A0963729	7.5	NONE
CVZ150	A0963735	29.6	SLIGHT
CVZ151	A0963739	6.6	NONE
CVZ152	A0963747	17.4	SLIGHT
CVZ153	A0964910	25.3	SLIGHT
CVZ154	A0964916	17.3	SLIGHT
CVZ155	A0964922	26.0	SLIGHT
CVZ156	A0964928	20.1	SLIGHT
CVZ157	A0964934	18.7	SLIGHT
Detection Limits		*N/A*	*N/A*
Bureau Veritas SOP #		*BBY0SOP-00020*	*BBY0SOP-00020 / BBY0SOP-00023*

Notes:

Price, W.A. 2009. Prediction Manual for Drainage Chemistry from Sulphidic Geologic Materials. MEND Report 1.20.1

Price, WA. MEND Prediction Manual 1.20.1 (2009)EPA 600/2-78-054 p. 47-50

References:

Fizz Rating - Reference method used is based on NP method.

Mod. ABA Neutralization Potential - MEND Acid Rock Drainage Prediction Manual, MEND Project 1.16.1b (pages 6.2-11 to 17), March 1991.

Table 2: ABA QAQC Test Results for project KINROSS GOLD CORP

	Duplicate QC				
BV Labs Sample No	**Sample ID**	Mod. ABA Neutralization Potential Reported	**Mod. ABA Neutralization Potential Dup**	Fizz Rating Reported	**Fizz Rating Dup**
	Units	Kg CaCO3/T	Kg CaCO3/T	N/A	N/A
CVZ141 Dup	A0962984	26.8	26.8	SLIGHT	SLIGHT
CVZ154 Dup	A0964916	17.3	16.8	SLIGHT	SLIGHT

Reference Material QC	
	Potential Reported
Units	Kg CaCO3/T
Reference Material	
KZK-1ModS Slight (B623166) (58.9 Kg CaCO3/T)	58.2

Blank QC	
Method Blank (B623166) (0.1N HCl) (+/-2.5kg CaCO3/T)	-1.3

Table 3: Sample Summary for project KINROSS GOLD CORP

Date Samples Rec'd by BV Labs:	17 sample were rec'd on 23-Sep-2024.
Sample Prep Conducted by BV Labs:	No, samples were rec'd as dry pulps
Date of Analysis:	NP-MABA: 18/19-Nov-24
Date Reported:	16-Dec-24

Client:	Bureau Veritas Commodities Canada Ltd.
Client Project Name:	KINROSS GOLD CORP
Client Project No:	TIM24000344
BV Labs Job No:	C474793
Contact Person:	CLIENT SERVICES
E-mail Address:	**clientservices.minerals@bureauveritas.com**

Data Validated by:	Vivian Ferrera
Position:	Senior Scientific Specialist/Supervisor, ARD

Table 1: ABA Test Results for project KINROSS GOLD CORP

BV Labs Sample No	Sample ID	Mod. ABA Neutralization Potential	Fizz Rating
	Units	**Kg CaCO3/T**	**N/A**
CVZ259	DX758033	14.7	SLIGHT
CVZ260	DX758040	14.5	SLIGHT
CVZ261	DX758044	8.9	NONE
CVZ262	DX758049	7.7	NONE
CVZ263	A0962709	21.2	SLIGHT
CVZ264	A0962708	3.3	NONE
CVZ265	DX758127	3.0	NONE
CVZ266	DX758131	30.9	SLIGHT
CVZ267	A0964869	10.7	NONE
CVZ268	A0964180	12.4	SLIGHT
CVZ269	A0964188	35.9	SLIGHT
CVZ270	A0964195	12.9	SLIGHT
CVZ271	A0964701	59.8	SLIGHT
CVZ272	A0964202	35.6	SLIGHT
CVZ273	A0964207	22.8	SLIGHT
CVZ274	A0964212	7.1	NONE
CVZ275	A0964218	30.2	SLIGHT
CVZ276	A0964225	6.6	NONE
Detection Limits		*N/A*	*N/A*
Bureau Veritas SOP #		*BBY0SOP-00020*	*BBY0SOP-00020 / BBY0SOP-00023*

Notes:

Price, W.A. 2009. Prediction Manual for Drainage Chemistry from Sulphidic Geologic Materials. MEND Report 1.20.1

Price, WA. MEND Prediction Manual 1.20.1 (2009)EPA 600/2-78-054 p. 47-50

References:

Fizz Rating - Reference method used is based on NP method.

Mod. ABA Neutralization Potential - MEND Acid Rock Drainage Prediction Manual, MEND Project 1.16.1b (pages 6.2-11 to 17), March 1991.

Table 2: ABA QAQC Test Results for project KINROSS GOLD CORP

	Duplicate QC				
BV Labs Sample No	**Sample ID**	Mod. ABA Neutralization Potential Reported	**Mod. ABA Neutralization Potential Dup**	Fizz Rating Reported	**Fizz Rating Dup**
	Units	Kg CaCO3/T	Kg CaCO3/T	N/A	N/A
CVZ259 Dup	DX758033	14.7	15.5	SLIGHT	SLIGHT
CVZ272 Dup	A0964202	35.6	36.9	SLIGHT	SLIGHT

Reference Material QC	Mod. ABA Neutralization Potential Reported
Units	Kg CaCO3/T
Reference Material	
KZK-1ModS Slight (B623472) (58.9 Kg CaCO3/T)	58.6

Blank QC	
Method Blank (B623472) (0.1N HCl) (+/-2.5kg CaCO3/T)	-1.5

Table 3: Sample Summary for project KINROSS GOLD CORP

Date Samples Rec'd by BV Labs:	18 sample were rec'd on 23-Sep-2024.
Sample Prep Conducted by BV Labs:	No, samples were rec'd as dry pulps
Date of Analysis:	NP-MABA: 19/20-Nov-24
Date Reported:	16-Dec-24

Client:	Bureau Veritas Commodities Canada Ltd.
Client Project Name:	KINROSS GOLD CORP
Client Project No:	TIM24000341
BV Labs Job No:	C474815
Contact Person:	CLIENT SERVICES
E-mail Address:	**clientservices.minerals@bureauveritas.com**

Data Validated by:	Vivian Ferrera
Position:	Senior Scientific Specialist/Supervisor, ARD

Table 1: ABA Test Results for project KINROSS GOLD CORP

BV Labs Sample No	Sample ID	Mod. ABA Neutralization Potential	Fizz Rating
	Units	Kg CaCO3/T	N/A
CWC310	A0963322	15.0	SLIGHT
CWC311	A0963364	20.1	SLIGHT
CWC312	A0963331	15.2	SLIGHT
CWC313	A0963334	41.0	SLIGHT
CWC314	A0963338	33.5	SLIGHT
CWC315	A0963343	25.5	SLIGHT
CWC316	A0963348	34.0	SLIGHT
CWC317	A0963352	18.3	SLIGHT
CWC318	A0962765	31.8	SLIGHT
CWC319	A0962770	17.3	SLIGHT
CWC320	A0962776	17.8	SLIGHT
CWC321	A0962782	8.8	SLIGHT
CWC322	A0962784	26.5	SLIGHT
CWC323	A0962789	17.1	SLIGHT
CWC324	A0962794	27.5	SLIGHT
CWC325	A0962799	13.4	SLIGHT
CWC326	A0964004	12.0	SLIGHT
Detection Limits		N/A	N/A
Bureau Veritas SOP #		BBY0SOP-00020	BBY0SOP-00020 / BBY0SOP-00023

Notes:

Price, W.A. 2009. Prediction Manual for Drainage Chemistry from Sulphidic Geologic Materials. MEND Report 1.20.1
Price, WA. MEND Prediction Manual 1.20.1 (2009)EPA 600/2-78-054 p. 47-50

References:

Fizz Rating - Reference method used is based on NP method.
Mod. ABA Neutralization Potential - MEND Acid Rock Drainage Prediction Manual, MEND Project 1.16.1b (pages 6.2-11 to 17), March 1991.

Table 2: ABA QAQC Test Results for project KINROSS GOLD CORP

	Duplicate QC				
BV Labs Sample No	**Sample ID**	Mod. ABA Neutralization Potential Reported	**Mod. ABA Neutralization Potential Dup**	Fizz Rating Reported	**Fizz Rating Dup**
	Units	Kg CaCO3/T	Kg CaCO3/T	N/A	N/A
CWC310 Dup	A0963322	15.0	14.7	SLIGHT	SLIGHT
CWC323 Dup	A0962789	17.1	17.1	SLIGHT	SLIGHT

Reference Material QC	
	Potential Reported
Units	Kg CaCO3/T
Reference Material	
KZK-1ModS Slight (B623480) (58.9 Kg CaCO3/T)	59.1

Blank QC	
Method Blank (B623480) (0.1N HCl) (+/-2.5kg CaCO3/T)	-1.8

Table 3: Sample Summary for project KINROSS GOLD CORP

Date Samples Rec'd by BV Labs:	17 sample were rec'd on 23-Sep-2024.
Sample Prep Conducted by BV Labs:	No, samples were rec'd as dry pulps
Date of Analysis:	NP-MABA: 29-Nov-24
Date Reported:	16-Dec-24

Client:	Bureau Veritas Commodities Canada Ltd.
Client Project Name:	KINROSS GOLD CORP
Client Project No:	TIM24000346
BV Labs Job No:	C475139
Contact Person:	CLIENT SERVICES
E-mail Address:	**clientservices.minerals@bureauveritas.com**

Data Validated by:	Tim O'Hearn
Position:	Senior Scientific Specialist, ARD

Table 1: ABA Test Results for project KINROSS GOLD CORP

BV Labs Sample No	Sample ID	Mod. ABA Neutralization Potential	Fizz Rating
	Units	**Kg CaCO3/T**	**N/A**
CXH518	A0963383	30.7	SLIGHT
CXH519	A0963390	35.5	SLIGHT
CXH520	A0963397	47.7	SLIGHT
CXH521	A0963403	19.7	SLIGHT
CXH522	A0963409	29.6	SLIGHT
CXH523	A0963417	15.4	SLIGHT
CXH524	A0963423	10.3	SLIGHT
CXH525	A0963429	16.1	SLIGHT
CXH526	A0962738	13.9	SLIGHT
CXH527	A0962744	1.7	NONE
CXH528	A0962750	10.9	SLIGHT
CXH529	A0962755	77.9	MODERATE
CXH530	A0962761	39.3	SLIGHT
CXH531	A0964389	21.0	SLIGHT
CXH532	A0964395	20.0	SLIGHT
CXH533	A0964401	17.8	SLIGHT
Detection Limits		*N/A*	*N/A*
Bureau Veritas SOP #		*BBY0SOP-00020*	*BBY0SOP-00020 / BBY0SOP-00023*

Notes:

Price, W.A. 2009. Prediction Manual for Drainage Chemistry from Sulphidic Geologic Materials. MEND Report 1.20.1

Price, WA. MEND Prediction Manual 1.20.1 (2009)EPA 600/2-78-054 p. 47-50

References:

Fizz Rating - Reference method used is based on NP method.

Mod. ABA Neutralization Potential - MEND Acid Rock Drainage Prediction Manual, MEND Project 1.16.1b (pages 6.2-11 to 17), March 1991.

Table 2: ABA QAQC Test Results for project KINROSS GOLD CORP

	Duplicate QC				
BV Labs Sample No	**Sample ID**	Mod. ABA Neutralization Potential Reported	**Mod. ABA Neutralization Potential Dup**	Fizz Rating Reported	**Fizz Rating Dup**
	Units	Kg CaCO3/T	Kg CaCO3/T	N/A	N/A
CXH518 Dup	A0963383	30.7	31.7	SLIGHT	SLIGHT
CXH531 Dup	A0964389	21.0	20.3	SLIGHT	SLIGHT

Reference Material QC	
	Potential Reported
Units	Kg CaCO3/T
Reference Material	
KZK-1ModS Slight (B612842) (58.9 Kg CaCO3/T)	57.4
KZK-1ModS moderate (B612846) (61.6 Kg CaCO3/T)	58.7

Blank QC	
Method Blank (B612842) (0.1N HCl) (+/-2.5kg CaCO3/T)	-1.8
Method Blank (B612846) (0.5N HCl) (+/-5.0kg CaCO3/T)	-2.5

Table 3: Sample Summary for project KINROSS GOLD CORP

Date Samples Rec'd by BV Labs:	16 sample were rec'd on 8-Oct-2024.
Sample Prep Conducted by BV Labs:	No, samples were rec'd as dry pulps
Date of Analysis:	NP-MABA: 13/14-Nov-24
Date Reported:	16-Dec-24

Client:	Bureau Veritas Commodities Canada Ltd.
Client Project Name:	KINROSS GOLD CORP
Client Project No:	TIM24000358
BV Labs Job No:	C480399
Contact Person:	CLIENT SERVICES
E-mail Address:	**clientservices.minerals@bureauveritas.com**

Data Validated by:	Vivian Ferrera
Position:	Senior Scientific Specialist/Supervisor, ARD

Table 1: ABA Test Results for project KINROSS GOLD CORP

BV Labs Sample No	Sample ID	Mod. ABA Neutralization Potential	Fizz Rating
	Units	**Kg CaCO3/T**	**N/A**
CXH599	A0963760	13.3	SLIGHT
CXH600	A0963768	29.1	SLIGHT
CXH601	A0963774	7.4	SLIGHT
CXH602	A0964544	6.5	SLIGHT
CXH603	A0964552	14.5	SLIGHT
CXH604	A0964558	15.5	SLIGHT
CXH605	A0964676	17.2	SLIGHT
CXH606	A0964684	15.4	SLIGHT
CXH607	A0964686	6.6	NONE
CXH608	A0964691	9.7	NONE
CXH609	A0964645	8.5	NONE
CXH610	A0964647	3.5	NONE
CXH611	A0963585	11.8	SLIGHT
CXH612	A0963593	20.1	SLIGHT
CXH613	A0963124	7.2	NONE
CXH614	A0963220	41.3	SLIGHT
Detection Limits		*N/A*	*N/A*
Bureau Veritas SOP #		*BBY0SOP-00020*	*Y0SOP-00020 / BBY0SOP-00023*

Notes:

Price, W.A. 2009. Prediction Manual for Drainage Chemistry from Sulphidic Geologic Materials. MEND Report 1.20.1

Price, WA. MEND Prediction Manual 1.20.1 (2009)EPA 600/2-78-054 p. 47-50

References:

Fizz Rating - Reference method used is based on NP method.

Mod. ABA Neutralization Potential - MEND Acid Rock Drainage Prediction Manual, MEND Project 1.16.1b (pages 6.2-11 to 17), March 1991.

Table 2: ABA QAQC Test Results for project KINROSS GOLD CORP

	Duplicate QC				
BV Labs Sample No	**Sample ID**	Mod. ABA Neutralization Potential Reported	**Mod. ABA Neutralization Potential Dup**	Fizz Rating Reported	**Fizz Rating Dup**
	Units	Kg CaCO3/T	Kg CaCO3/T	N/A	N/A
CXH599 Dup	A0963760	13.3	11.3	SLIGHT	SLIGHT
CXH612 Dup	A0963593	20.1	19.1	SLIGHT	SLIGHT

Reference Material QC	Mod. ABA Neutralization Potential Reported
Units	Kg CaCO3/T
Reference Material	
KZK-1ModS Slight (B611329) (58.9 Kg CaCO3/T)	57.0

Blank QC	
Method Blank (B611329) (0.1N HCl) (+/-2.5kg CaCO3/T)	-1.5

Table 3: Sample Summary for project KINROSS GOLD

Date Samples Rec'd by BV Labs:	16 samples were rec'd on 8-Oct-24
Sample Prep Conducted by BV Labs:	No, samples were rec'd as dry pulps
Date of Analysis:	NP-MABA: 13/14-Nov-24
Date Reported:	25-Nov-24

Client:	Bureau Veritas Commodities Canada Ltd.
Client Project Name:	KINROSS GOLD
Client Project No:	TIM24000355
ARD Project #:	N/A
BV Labs Job No:	C480416
Contact Person:	CLIENT SERVICES
E-mail Address:	clientservices.minerals@bureauveritas.com

Data Validated by:	Vivian Ferrera
Position:	Senior Scientific Specialist/Supervisor, ARD

Table 1: ABA Test Results for project KINROSS GOLD CORP

BV Labs Sample No	Sample ID	Mod. ABA Neutralization Potential	Fizz Rating
	Units	Kg CaCO3/T	N/A
CXN422	A0962836	26.2	SLIGHT
CXN423	A0962849	6.2	NONE
CXN424	A0962731	4.3	NONE
CXN425	DX758055	6.5	NONE
CXN426	DX758062	29.5	SLIGHT
CXN427	DX758069	34.6	SLIGHT
CXN428	DX758076	44.5	SLIGHT
CXN429	DX758083	19.7	SLIGHT
CXN430	DX758090	7.1	NONE
CXN431	DX758097	7.9	NONE
CXN432	A0963503	13.1	NONE
CXN433	A0964144	11.5	NONE
CXN434	A0964151	10.9	NONE
Detection Limits		*N/A*	*N/A*
Bureau Veritas SOP #		*BBY0SOP-00020*	*BBY0SOP-00020 / BBY0SOP-00023*

Notes:

Price, W.A. 2009. Prediction Manual for Drainage Chemistry from Sulphidic Geologic Materials. MEND Report 1.20.1

Price, WA. MEND Prediction Manual 1.20.1 (2009)EPA 600/2-78-054 p. 47-50

References:

Fizz Rating - Reference method used is based on NP method.

Mod. ABA Neutralization Potential - MEND Acid Rock Drainage Prediction Manual, MEND Project 1.16.1b (pages 6.2-11 to 17), March 1991.

Table 2: ABA QAQC Test Results for project KINROSS GOLD CORP

	Duplicate QC				
BV Labs Sample No	**Sample ID**	Mod. ABA Neutralization Potential Reported	**Mod. ABA Neutralization Potential Dup**	Fizz Rating Reported	**Fizz Rating Dup**
	Units	Kg CaCO3/T	Kg CaCO3/T	N/A	N/A
CXN422 Dup	A0962836	26.2	26.7	SLIGHT	SLIGHT

Reference Material QC	
	Mod. ABA Neutralization Potential Reported
Units	Kg CaCO3/T
Reference Material	
KZK-1ModS Slight (B642659) (58.9 Kg CaCO3/T) (% Recovery)	99.3

Blank QC	
Method Blank (B642659) (0.1N HCl) (+/-2.5kg CaCO3/T)	-1.3

Table 3: Sample Summary for project KINROSS GOLD CORP

Date Samples Rec'd by BV Labs:	13 sample were rec'd on 10-Oct-2024.
Sample Prep Conducted by BV Labs:	No, samples were rec'd as dry pulps
Date of Analysis:	NP-MABA: 16/17-Dec-24
Date Reported:	20-Dec-24

Client:	Bureau Veritas Commodities Canada Ltd.
Client Project Name:	KINROSS GOLD CORP
Client Project No:	TIM24000350
BV Labs Job No:	C481468
Contact Person:	CLIENT SERVICES
E-mail Address:	**clientservices.minerals@bureauveritas.com**
	clientservices.minerals@bureauveritas.com

Data Validated by:	Tim O'Hearn
Position:	Senior Scientific Specialist, ARD

Table 1: ABA Test Results for project KINROSS GOLD CORP

BV Labs Sample No	Sample ID	Mod. ABA Neutralization Potential	Fizz Rating
	Units	Kg CaCO3/T	N/A
CXN525	A0963893	45.2	SLIGHT
CXN526	A0963923	26.4	SLIGHT
CXN527	A0963929	11.6	NONE
CXN528	A0964527	2.0	NONE
CXN529	A0964511	18.4	SLIGHT
CXN530	A0964517	13.6	SLIGHT
CXN531	117341	10.9	SLIGHT
CXN532	117370	30.3	SLIGHT
CXN533	117350	11.5	SLIGHT
CXN534	117375	26.4	SLIGHT
CXN535	117357	32.4	SLIGHT
CXN536	117382	17.9	SLIGHT
CXN537	117360	12.1	SLIGHT
CXN538	117363	5.8	NONE
CXN539	117041	10.1	SLIGHT
CXN540	117047	5.5	NONE
Detection Limits		*N/A*	*N/A*
Bureau Veritas SOP #		*BBY0SOP-00020*	*BBY0SOP-00020 / BBY0SOP-00023*

Notes:

Price, W.A. 2009. Prediction Manual for Drainage Chemistry from Sulphidic Geologic Materials. MEND Report 1.20.1

Price, WA. MEND Prediction Manual 1.20.1 (2009)EPA 600/2-78-054 p. 47-50

References:

Fizz Rating - Reference method used is based on NP method.

Mod. ABA Neutralization Potential - MEND Acid Rock Drainage Prediction Manual, MEND Project 1.16.1b (pages 6.2-11 to 17), March 1991.

Table 2: ABA QAQC Test Results for project KINROSS GOLD CORP

	Duplicate QC				
BV Labs Sample No	**Sample ID**	Mod. ABA Neutralization Potential Reported	**Mod. ABA Neutralization Potential Dup**	Fizz Rating Reported	**Fizz Rating Dup**
	Units	Kg CaCO3/T	Kg CaCO3/T	N/A	N/A
CXN525 Dup	A0963893	45.2	46.2	SLIGHT	SLIGHT
CXN538 Dup	117363	5.80	6.50	NONE	NONE

Reference Material QC	Mod. ABA Neutralization Potential Reported
Units	Kg CaCO3/T
Reference Material	
KZK-1ModS Slight (B611220) (58.9 Kg CaCO3/T)	58.6

Blank QC	
Method Blank (B611220) (0.1N HCl) (+/-2.5kg CaCO3/T)	-1.5

Table 3: Sample Summary for project K

Date Samples Rec'd by BV Labs:

Sample Prep Conducted by BV Labs:

Date of Analysis:

Date Reported:

Client:
Client Project Name:
Client Project No:
ARD Project #:
BV Labs Job No:

Contact Person:

E-mail Address:

Data Validated by:
Position:

16 samples were rec'd on 10-Oct-24

No, samples were rec'd as dry pulps

NP-MABA: 14/15-Nov-24

22-Nov-24

Bureau Veritas Commodities Canada Ltd.
Kinross Gold
TIM24000348
N/A
C481492

CLIENT SERVICES

clientservices.minerals@bureauveritas.com
hilda.diaz@bureauveritas.com

Vivian Ferrera
Senior Scientific Specialist/Supervisor, ARD

Table 1: ABA Test Results for project KINROSS GOLD CORP

BV Labs Sample No	Sample ID	Mod. ABA Neutralization Potential	Fizz Rating
	Units	**Kg CaCO3/T**	**N/A**
CXS553	A0963227	9.8	NONE
CXS554	A0963234	6.0	SLIGHT
CXS555	A0963435	50.5	SLIGHT
CXS556	A0963442	46.7	SLIGHT
CXS557	A0963655	5.3	SLIGHT
CXS558	A0963662	11.3	SLIGHT
CXS559	A0963669	37.2	SLIGHT
CXS560	A0963972	31.1	SLIGHT
CXS561	A0963979	4.0	SLIGHT
CXS562	A0963985	6.1	SLIGHT
CXS563	A0964884	6.3	NONE
CXS564	A0963198	13.4	SLIGHT
CXS565	A0963205	17.3	SLIGHT
CXS566	A0963212	26.6	SLIGHT
Detection Limits		N/A	N/A
Bureau Veritas SOP #		BBY0SOP-00020	BBY0SOP-00020 / BBY0SOP-00023

Notes:

Price, W.A. 2009. Prediction Manual for Drainage Chemistry from Sulphidic Geologic Materials. MEND Report 1.20.1

Price, WA. MEND Prediction Manual 1.20.1 (2009)EPA 600/2-78-054 p. 47-50

References:

Fizz Rating - Reference method used is based on NP method.

Mod. ABA Neutralization Potential - MEND Acid Rock Drainage Prediction Manual, MEND Project 1.16.1b (pages 6.2-11 to 17), March 1991.

Table 2: ABA QAQC Test Results for project KINROSS GOLD CORP

	Duplicate QC				
BV Labs Sample No	**Sample ID**	Mod. ABA Neutralization Potential Reported	**Mod. ABA Neutralization Potential Reported Dup**	Fizz Rating Reported	**Fizz Rating Dup**
	Units	Kg CaCO3/T	Kg CaCO3/T	N/A	N/A
CXS553 Dup	A0963227	9.8	8.5	NONE	NONE
CXS566 Dup	A0963212	26.6	26.4	SLIGHT	SLIGHT

Reference Material QC	Mod. ABA Neutralization Potential Reported
Units	Kg CaCO3/T
Reference Material	
KZK-1ModS Slight (B645128) (58.9 Kg CaCO3/T) (% Recovery)	98.6

Blank QC	
Method Blank (B645128) (0.1N HCl) (+/-2.5kg CaCO3/T)	-1.5

Table 3: Sample Summary for project KINROSS GOLD CORP

Date Samples Rec'd by BV Labs:	14 sample were rec'd on 15-Oct-2024.
Sample Prep Conducted by BV Labs:	No, samples were rec'd as dry pulps
Date of Analysis:	NP-MABA 19/20-Dec-24
Date Reported:	23-Dec-24

Client:	Bureau Veritas Commodities Canada Ltd.
Client Project Name:	KINROSS GOLD CORP
Client Project No:	TIM24000356
BV Labs Job No:	C482333
Contact Person:	CLIENT SERVICES
E-mail Address:	**clientservices.minerals@bureauveritas.com**

Data Validated by:	Tim O'Hearn
Position:	Senior Scientific Specialist, ARD

Table 1: ABA Test Results for project KINROSS GOLD CORP

BV Labs Sample No	Sample ID	Mod. ABA Neutralization Potential	Fizz Rating
	Units	Kg CaCO3/T	N/A
CXS817	A0964156	25.1	SLIGHT
CXS818	A0964164	19.1	SLIGHT
CXS819	A0964170	14.6	SLIGHT
CXS820	117301	14.4	SLIGHT
CXS821	117306	15.3	SLIGHT
CXS822	A0964716	6.0	NONE
CXS823	117314	8.8	NONE
CXS824	117320	6.8	SLIGHT
CXS825	117325	9.0	NONE
CXS826	A0962999	41.0	SLIGHT
CXS827	A0096506	26.4	SLIGHT
CXS828	A0964957	14.1	SLIGHT
CXS829	A0964950	38.3	SLIGHT
CXS830	A0964943	19.8	SLIGHT
CXS831	A0964936	13.6	SLIGHT
Detection Limits		*N/A*	*N/A*
Bureau Veritas SOP #		*BBY0SOP-00020*	*BBY0SOP-00020 / BBY0SOP-00023*

Notes:

Price, W.A. 2009. Prediction Manual for Drainage Chemistry from Sulphidic Geologic Materials. MEND Report 1.20.1

Price, WA. MEND Prediction Manual 1.20.1 (2009)EPA 600/2-78-054 p. 47-50

References:

Fizz Rating - Reference method used is based on NP method.

Mod. ABA Neutralization Potential - MEND Acid Rock Drainage Prediction Manual, MEND Project 1.16.1b (pages 6.2-11 to 17), March 1991.

Table 2: ABA QAQC Test Results for project KINROSS GOLD CORP

	Duplicate QC				
BV Labs Sample No	**Sample ID**	Mod. ABA Neutralization Potential Reported	**Mod. ABA Neutralization Potential Dup**	Fizz Rating Reported	**Fizz Rating Dup**
	Units	Kg CaCO3/T	Kg CaCO3/T	N/A	N/A
CXS817 Dup	A0964156	25.1	25.4	SLIGHT	SLIGHT
CXS830 Dup	A0964943	19.8	20.6	SLIGHT	SLIGHT

Reference Material QC	
	Mod. ABA Neutralization Potential Reported
Units	Kg CaCO3/T
Reference Material	
KZK-1ModS Slight (B644055) (58.9 Kg CaCO3/T) (% Recovery)	99.7

Blank QC	
Method Blank (B644055) (0.1N HCl) (+/-2.5 kg CaCO3/T)	-1.3

Table 3: Sample Summary for project KINROSS GOLD CORP

Date Samples Rec'd by BV Labs:	15 sample were rec'd on 15-Oct-2024.
Sample Prep Conducted by BV Labs:	No, samples were rec'd as dry pulps
Date of Analysis:	NP-MABA: 17/18-Dec-24
Date Reported:	23-Dec-24

Client:	Bureau Veritas Commodities Canada Ltd.
Client Project Name:	KINROSS GOLD CORP
Client Project No:	TIM24000351
BV Labs Job No:	C482340
Contact Person:	CLIENT SERVICES
E-mail Address:	**clientservices.minerals@bureauveritas.com**

Data Validated by:	Tim O'Hearn
Position:	Senior Scientific Specialist, ARD

Table 1: ABA Test Results for project KINROSS GOLD CORP

BV Labs Sample No	Sample ID	Mod. ABA Neutralization Potential	Fizz Rating
	Units	**Kg CaCO3/T**	**N/A**
CXS847	A0963958	23.0	SLIGHT
CXS848	A0963964	22.2	SLIGHT
CXS849	A0963967	5.3	SLIGHT
CXS850	A0963572	28.5	SLIGHT
CXS851	A0963578	23.2	SLIGHT
CXS852	A0964824	34.5	SLIGHT
CXS853	A0964864	6.9	NONE
CXS854	A0963782	86.9	SLIGHT
CXS855	A0963788	7.3	SLIGHT
CXS856	A0963794	9.9	SLIGHT
CXS857	A0963800	15.9	SLIGHT
CXS858	A0964794	21.3	SLIGHT
CXS859	A0964800	19.5	SLIGHT
CXS860	117105	23.6	SLIGHT
CXS861	117111	10.0	SLIGHT
CXS862	117117	8.2	SLIGHT
CXS863	117123	35.2	SLIGHT
CXS864	117129	11.8	SLIGHT
Detection Limits		N/A	N/A
Bureau Veritas SOP #		BBY0SOP-00020	BBY0SOP-00020 / BBY0SOP-00023

Notes:

Price, W.A. 2009. Prediction Manual for Drainage Chemistry from Sulphidic Geologic Materials. MEND Report 1.20.1

Price, WA. MEND Prediction Manual 1.20.1 (2009)EPA 600/2-78-054 p. 47-50

References:

Fizz Rating - Reference method used is based on NP method.

Mod. ABA Neutralization Potential - MEND Acid Rock Drainage Prediction Manual, MEND Project 1.16.1b (pages 6.2-11 to 17), March 1991.

Table 2: ABA QAQC Test Results for project KINROSS GOLD CORP

	Duplicate QC				
BV Labs Sample No	**Sample ID**	Mod. ABA Neutralization Potential Reported	**Mod. ABA Neutralization Potential Reported Dup**	Fizz Rating Reported	**Fizz Rating Dup**
	Units	Kg CaCO3/T	Kg CaCO3/T	N/A	N/A
CXS847 Dup	A0963958	23.0	23.0	SLIGHT	SLIGHT
CXS860 Dup	117105	23.6	23.4	SLIGHT	SLIGHT

Reference Material QC	Mod. ABA Neutralization Potential Reported
Units	Kg CaCO3/T
Reference Material	
KZK-1ModS Slight (B645144) (58.9 Kg CaCO3/T) (%Recovery)	98.80

Blank QC	
Method Blank (B645144) (0.1N HCl) (+/-2.5kg CaCO3/T)	-0.50

Table 3: Sample Summary for project KINROSS GOLD CORP

Date Samples Rec'd by BV Labs:	18 sample were rec'd on 15-Oct-2024.
Sample Prep Conducted by BV Labs:	No, samples were rec'd as dry pulps
Date of Analysis:	NP-MABA 19/20-Dec-24
Date Reported:	23-Dec-24

Client:	Bureau Veritas Commodities Canada Ltd.
Client Project Name:	KINROSS GOLD CORP
Client Project No:	TIM24000357
BV Labs Job No:	C482344
Contact Person:	CLIENT SERVICES
E-mail Address:	**clientservices.minerals@bureauveritas.com**

Data Validated by:	Tim O'Hearn
Position:	Senior Scientific Specialist, ARD

Table 1: ABA Test Results for project KINROSS GOLD CORP

BV Labs Sample No	Sample ID	Mod. ABA Neutralization Potential	Fizz Rating
	Units	Kg CaCO3/T	N/A
CXS865	117054	9.4	SLIGHT
CXS866	117060	14.7	SLIGHT
CXS867	A0963493	65.2	SLIGHT
CXS868	A0963494	16.4	SLIGHT
CXS869	A0963496	26.0	SLIGHT
CXS870	A0963499	37.2	SLIGHT
CXS871	A0962802	12.3	SLIGHT
CXS872	A0963490	25.9	SLIGHT
CXS873	A0963477	13.6	SLIGHT
CXS874	A0963484	7.3	NONE
CXS875	A0962809	11.8	NONE
CXS876	A0962814	9.0	NONE
CXS877	A0962854	17.2	SLIGHT
CXS878	A0962855	15.3	SLIGHT
CXS879	A0962830	18.9	SLIGHT
Detection Limits		*N/A*	*N/A*
Bureau Veritas SOP #		*BBY0SOP-00020*	*BBY0SOP-00020 / BBY0SOP-00023*

Notes:

Price, W.A. 2009. Prediction Manual for Drainage Chemistry from Sulphidic Geologic Materials. MEND Report 1.20.1

Price, WA. MEND Prediction Manual 1.20.1 (2009)EPA 600/2-78-054 p. 47-50

References:

Fizz Rating - Reference method used is based on NP method.

Mod. ABA Neutralization Potential - MEND Acid Rock Drainage Prediction Manual, MEND Project 1.16.1b (pages 6.2-11 to 17), March 1991.

Table 2: ABA QAQC Test Results for project KINROSS GOLD CORP

	Duplicate QC				
BV Labs Sample No	**Sample ID**	Mod. ABA Neutralization Potential Reported	**Mod. ABA Neutralization Potential Dup**	Fizz Rating Reported	**Fizz Rating Dup**
	Units	Kg CaCO3/T	Kg CaCO3/T	N/A	N/A
CXS865 Dup	117054	9.40	9.90	SLIGHT	SLIGHT
CXS878 Dup	A0962855	15.3	15.3	SLIGHT	SLIGHT

Reference Material QC	
	Mod. ABA Neutralization Potential Reported
Units	Kg CaCO3/T
Reference Material	
KZK-1ModS Slight (B644010) (58.9 Kg CaCO3/T) (% Recovery)	97.5

Blank QC	
Method Blank (B644010) (0.1N HCl) (+/-2.5kg CaCO3/T)	-1.0

Table 3: Sample Summary for project KINROSS GOLD CORP

Date Samples Rec'd by BV Labs:	15 sample were rec'd on 15-Oct-2024.
Sample Prep Conducted by BV Labs:	No, samples were rec'd as dry pulps
Date of Analysis:	NP-MABA: 18/19-Dec-24
Date Reported:	23-Dec-24

Client:	Bureau Veritas Commodities Canada Ltd.
Client Project Name:	KINROSS GOLD CORP
Client Project No:	TIM24000349
BV Labs Job No:	C482345
Contact Person:	CLIENT SERVICES
E-mail Address:	**clientservices.minerals@bureauveritas.com**

Data Validated by:	Tim O'Hearn
Position:	Senior Scientific Specialist, ARD

Table 1: ABA Test Results for project KINROSS GOLD CORP.

BV Labs Sample No	Sample ID	Mod. ABA Neutralization Potential	Fizz Rating
	Units	Kg CaCO3/T	N/A
CYC872	A0964366	1.8	NONE
CYC873	A0964374	6.2	NONE
CYC874	A0963902	31.1	SLIGHT
CYC875	A0963909	7.9	SLIGHT
CYC876	A0963916	9.5	NONE
CYC877	A0963645	45.7	SLIGHT
CYC878	A0962952	20.2	SLIGHT
CYC879	A0962959	15.9	SLIGHT
CYC880	A0962966	5.4	NONE
CYC881	A0962974	29.9	SLIGHT
CYC882	A0963944	9.1	NONE
CYC883	A0964840	13.0	SLIGHT
CYC884	A0964847	13.5	SLIGHT
CYC885	A0963598	5.9	NONE
CYC886	A0963753	8.0	NONE
Detection Limits		*N/A*	*N/A*
Bureau Veritas SOP #		*BBY0SOP-00020*	*BBY0SOP-00020 / BBY0SOP-00023*

Notes:

Price, W.A. 2009. Prediction Manual for Drainage Chemistry from Sulphidic Geologic Materials. MEND Report 1.20.1

Price, WA. MEND Prediction Manual 1.20.1 (2009)EPA 600/2-78-054 p. 47-50

References:

Fizz Rating - Reference method used is based on NP method.

Mod. ABA Neutralization Potential - MEND Acid Rock Drainage Prediction Manual, MEND Project 1.16.1b (pages 6.2-11 to 17), March 1991.

Table 2: ABA QAQC Test Results for project KINROSS GOLD CORP.

	Duplicate QC				
BV Labs Sample No	**Sample ID**	Mod. ABA Neutralization Potential Reported	**Mod. ABA Neutralization Potential Dup**	Fizz Rating Reported	**Fizz Rating Dup**
	Units	Kg CaCO3/T	Kg CaCO3/T	N/A	N/A
CYC872 Dup	A0964366	1.8	2.6	NONE	NONE
CYC885 Dup	A0963598	5.9	6.4	NONE	NONE

Reference Material QC	
	Mod. ABA Neutralization Potential Reported
Units	Kg CaCO3/T
Reference Material	
KZK-1ModS Slight (B655023) (58.9 Kg CaCO3/T) (% Recovery)	97.1

Blank QC	
Method Blank (B655023) (0.1N HCl) (+/-2.5kg CaCO3/T)	-1.8

Table 3: Sample Summary for project KINROSS GOLD CORP.

Date Samples Rec'd by BV Labs:	15 sample were rec'd on 18-Oct-2024.
Sample Prep Conducted by BV Labs:	No, samples were rec'd as dry pulps
Date of Analysis:	NP-MABA: 07/08-Jan-25
Date Reported:	15-Jan-25

Client:	Bureau Veritas Commodities Canada Ltd.
Client Project Name:	KINROSS GOLD CORP.
Client Project No:	TIM24000354
BV Labs Job No:	C484001
Contact Person:	CLIENT SERVICES
E-mail Address:	**clientservices.minerals@bureauveritas.com**

Data Validated by:	Tim O'Hearn
Position:	Senior Scientific Specialist, ARD

Table 1: ABA Test Results for project KINROSS GOLD CORP.

BV Labs Sample No	Sample ID	Mod. ABA Neutralization Potential	Fizz Rating
	Units	Kg CaCO3/T	N/A
CYC940	A0963252	13.6	SLIGHT
CYC941	A0963258	17.1	SLIGHT
CYC942	A0963265	15.8	SLIGHT
CYC943	A0963306	14.5	SLIGHT
CYC944	A0963277	11.1	SLIGHT
CYC945	A0963283	20.3	SLIGHT
CYC946	A0963288	26.1	SLIGHT
CYC947	A0963293	14.7	SLIGHT
CYC948	A0962860	12.4	SLIGHT
CYC949	A0962867	15.6	SLIGHT
CYC950	A0962876	15.5	SLIGHT
CYC951	A0962883	13.9	SLIGHT
CYC952	A0964708	10.1	SLIGHT
CYC953	A0962892	-2.3	NONE
Detection Limits		*N/A*	*N/A*
Bureau Veritas SOP #		*BBY0SOP-00020*	*BBY0SOP-00020 / BBY0SOP-00023*

Notes:

Price, W.A. 2009. Prediction Manual for Drainage Chemistry from Sulphidic Geologic Materials. MEND Report 1.20.1

Price, WA. MEND Prediction Manual 1.20.1 (2009)EPA 600/2-78-054 p. 47-50

References:

Fizz Rating - Reference method used is based on NP method.

Mod. ABA Neutralization Potential - MEND Acid Rock Drainage Prediction Manual, MEND Project 1.16.1b (pages 6.2-11 to 17), March 1991.

Table 2: ABA QAQC Test Results for project KINROSS GOLD CORP.

	Duplicate QC				
BV Labs Sample No	**Sample ID**	Mod. ABA Neutralization Potential Reported	**Mod. ABA Neutralization Potential Dup**	Fizz Rating Reported	**Fizz Rating Dup**
	Units	Kg CaCO3/T	Kg CaCO3/T	N/A	N/A
CYC940 Dup	A0963252	13.6	14.4	SLIGHT	SLIGHT
CYC953 Dup	A0962892	-2.3	-2.6	NONE	NONE

Reference Material QC	
	Mod. ABA Neutralization Potential Reported
Units	Kg CaCO3/T
Reference Material	
KZK-1ModS Slight (B655030) (58.9 Kg CaCO3/T) % Recovery	99.2

Blank QC	
Method Blank (B655030) (0.1N HCl) (+/-2.5 kg CaCO3/T)	-1.5

Table 3: Sample Summary for project KINROSS GOLD CORP.

Date Samples Rec'd by BV Labs:	14 sample were rec'd on 18-Oct-2024.
Sample Prep Conducted by BV Labs:	No, samples were rec'd as dry pulps
Date of Analysis:	NP-MABA: 07/08-Jan-25
Date Reported:	13-Jan-25

Client:	Bureau Veritas Commodities Canada Ltd.
Client Project Name:	KINROSS GOLD CORP.
Client Project No:	TIM24000352
BV Labs Job No:	C484013
Contact Person:	CLIENT SERVICES
E-mail Address:	**clientservices.minerals@bureauveritas.com**

Data Validated by:	Tim O'Hearn
Position:	Senior Scientific Specialist, ARD

Table 1: ABA Test Results for project KINROSS GOLD CORP.

BV Labs Sample No	Sample ID	Mod. ABA Neutralization Potential	Fizz Rating
	Units	Kg CaCO3/T	N/A
CYD065	A0964408	38.6	SLIGHT
CYD066	A0964414	11.9	NONE
CYD067	A0964420	21.9	SLIGHT
CYD068	A0964426	9.4	NONE
CYD069	A0964433	8.4	NONE
CYD070	A0964439	87.1	MODERATE
CYD071	A0964445	21.7	SLIGHT
CYD072	A0964451	39.1	SLIGHT
CYD073	A0964457	19.6	SLIGHT
CYD074	A0964656	88.8	SLIGHT
CYD075	A0964662	13.2	SLIGHT
CYD076	A0964668	13.5	SLIGHT
CYD077	A0964804	35.0	SLIGHT
CYD078	A0964812	21.3	SLIGHT
CYD079	A0964818	12.4	SLIGHT
Detection Limits		*N/A*	*N/A*
Bureau Veritas SOP #		*BBY0SOP-00020*	*BBY0SOP-00020 / BBY0SOP-00023*

Notes:

Price, W.A. 2009. Prediction Manual for Drainage Chemistry from Sulphidic Geologic Materials. MEND Report 1.20.1

Price, WA. MEND Prediction Manual 1.20.1 (2009)EPA 600/2-78-054 p. 47-50

References:

Fizz Rating - Reference method used is based on NP method.

Mod. ABA Neutralization Potential - MEND Acid Rock Drainage Prediction Manual, MEND Project 1.16.1b (pages 6.2-11 to 17), March 1991.

Table 2: ABA QAQC Test Results for project KINROSS GOLD CORP.

	Duplicate QC				
BV Labs Sample No	**Sample ID**	Mod. ABA Neutralization Potential Reported	**Mod. ABA Neutralization Potential Dup**	Fizz Rating Reported	**Fizz Rating Dup**
	Units	Kg CaCO3/T	Kg CaCO3/T	N/A	N/A
CYD065 Dup	A0964408	38.6	40.4	SLIGHT	SLIGHT
CYD078 Dup	A0964812	21.3	22.8	SLIGHT	SLIGHT

Reference Material QC	
	Mod. ABA Neutralization Potential Reported
Units	Kg CaCO3/T
Reference Material	
KZK-1ModS moderate (B658215) (61.6 Kg CaCO3/T) % Recovery	101.0
KZK-1ModS Slight (B658233) (58.9 Kg CaCO3/T) % Recovery	97.6

Blank QC	
Method Blank (B658215) (0.5N HCl) (+/-5.0kg CaCO3/T)	-1.3
Method Blank (B658233) (0.1N HCl) (+/-2.5kg CaCO3/T)	-0.5

Table 3: Sample Summary for project KINROSS GOLD CORP.

Date Samples Rec'd by BV Labs:	15 sample were rec'd on 18-Oct-2024.
Sample Prep Conducted by BV Labs:	No, samples were rec'd as dry pulps
Date of Analysis:	NP-MABA: 09/10-Jan-25
Date Reported:	14-Jan-25

Client:	Bureau Veritas Commodities Canada Ltd.
Client Project Name:	KINROSS GOLD CORP.
Client Project No:	TIM24000359
BV Labs Job No:	C484034
Contact Person:	CLIENT SERVICES
E-mail Address:	**clientservices.minerals@bureauveritas.com**

Data Validated by:	Tim O'Hearn
Position:	Senior Scientific Specialist, ARD

Table 1: ABA Test Results for project KINROSS GOLD CORP.

BV Labs Sample No	Sample ID	Mod. ABA Neutralization Potential	Fizz Rating
	Units	Kg CaCO3/T	N/A
CYD179	A0963551	15.2	SLIGHT
CYD180	A0963558	30.3	SLIGHT
CYD181	A0963564	5.6	NONE
CYD182	A0964290	18.1	SLIGHT
CYD183	A0964297	13.0	SLIGHT
CYD184	A0964305	21.2	SLIGHT
CYD185	A0964311	12.1	SLIGHT
CYD186	A0964317	13.1	SLIGHT
CYD187	A0964324	21.0	SLIGHT
CYD188	A0964331	4.9	NONE
CYD189	A0964338	3.7	NONE
CYD190	A0964345	19.7	SLIGHT
CYD191	A0964352	13.5	SLIGHT
CYD192	A0964359	10.7	NONE
Detection Limits		*N/A*	*N/A*
Bureau Veritas SOP #		*BBY0SOP-00020*	*BBY0SOP-00020 / BBY0SOP-00023*

Notes:

Price, W.A. 2009. Prediction Manual for Drainage Chemistry from Sulphidic Geologic Materials. MEND Report 1.20.1

Price, WA. MEND Prediction Manual 1.20.1 (2009)EPA 600/2-78-054 p. 47-50

References:

Fizz Rating - Reference method used is based on NP method.

Mod. ABA Neutralization Potential - MEND Acid Rock Drainage Prediction Manual, MEND Project 1.16.1b (pages 6.2-11 to 17), March 1991.

Table 2: ABA QAQC Test Results for project KINROSS GOLD CORP.

	Duplicate QC				
BV Labs Sample No	**Sample ID**	Mod. ABA Neutralization Potential Reported	**Mod. ABA Neutralization Potential Dup**	Fizz Rating Reported	**Fizz Rating Dup**
	Units	Kg CaCO3/T	Kg CaCO3/T	N/A	N/A
CYD179 Dup	A0963551	15.2	14.0	SLIGHT	SLIGHT
CYD192 Dup	A0964359	10.7	10.2	NONE	NONE

Reference Material QC	
	Mod. ABA Neutralization Potential Reported
Units	Kg CaCO3/T
Reference Material	
KZK-1ModS Slight (B655044) (58.9 Kg CaCO3/T) % Recovery	99.2

Blank QC	
Method Blank (B655044) (0.1N HCl) (+/-2.5kg CaCO3/T)	-1.3

Table 3: Sample Summary for project K

Date Samples Rec'd by BV Labs:

Sample Prep Conducted by BV Labs:

Date of Analysis:

Date Reported:

Client:
Client Project Name:
Client Project No:
BV Labs Job No:

Contact Person:

E-mail Address:

Data Validated by:
Position:

INROSS GOLD CORP.

14 sample were rec'd on 18-Oct-2024.

No, samples were rec'd as dry pulps

NP-MABA: 07/08-Jan-25

13-Jan-25

Bureau Veritas Commodities Canada Ltd.
KINROSS GOLD CORP.
TIM24000353
C484047

CLIENT SERVICES

clientservices.minerals@bureauveritas.com

Tim O'Hearn
Senior Scientific Specialist, ARD

BUREAU VERITAS MINERAL LABORATORIES Canada

www.bvna.com/mining-laboratory-services

Bureau Veritas Commodities Canada Ltd.
9050 Shaughnessy St Vancouver British Columbia V6P 6E5 Canada
PHONE (604) 253-3158

Client: **Kinross Gold Corp.**
25 York St., #17
Toronto Ontario M5J 2V5 Canada

Submitted By:	Matthew Hart
Receiving Lab:	Canada-Timmins
Received:	August 01, 2024
Analysis Start:	August 15, 2024
Report Date:	November 18, 2024
Page:	1 of 5

CERTIFICATE OF ANALYSIS TIM24000332.1

CLIENT JOB INFORMATION

Project:	Great Bear Project
Shipment ID:	
P.O. Number	GTFS002-FPR022-06
Number of Samples:	101

SAMPLE DISPOSAL

STOR-PLP	Store After 90 days Invoice for Storage
STOR-RJT	Store After 60 days Invoice for Storage

Bureau Veritas does not accept responsibility for samples left at the laboratory after 90 days without prior written instructions for sample storage or return.

SAMPLE PREPARATION AND ANALYTICAL PROCEDURES

Procedure Code	Number of Samples	Code Description	Test Wgt (g)	Report Status	Lab
PRP75-1KG	101	Crush, split and pulverize 1kg of sample to 200 mesh		Completed	TIM
SPTPL	101	Splitting of pulp samples for client		Completed	TIM
ARCHIVE	101	Charges for Split Archive			TIM
SHP01	101	Per sample shipping charges for branch shipments			TIM
AQ250_EXT	101	1:1:1 Aqua Regia digestion Ultratrace ICP-MS analysis	0.5	Completed	VAN
TC006	101	15% HClO4 leach, CO2 analysis by Leco	0.2	Completed	VAN
Split ABA	24	Analysis sample split/packet for ABA Analysis			BUB
TC000	24	Analysis by Leco	0.1	Completed	VAN
ABA	24	Modified Sobek Acid Base Accounting		Completed	BUB

ADDITIONAL COMMENTS

Invoice To: Great Bear Resources Ltd.
25 York Street, Unit 1700
Toronto Ontario M5J 2V5
Canada

CC: Kinross Distrubution

TIMOTHY YAO
Data Validation Specialist

This report supersedes all previous preliminary and final reports with this file number dated prior to the date on this certificate. Signature indicates final approval; preliminary reports are unsigned and should be used for reference only.
All results are considered the confidential property of the client. Bureau Veritas assumes the liabilities for actual cost of analysis only. Results apply to samples as submitted.
"*" asterisk indicates that an analytical result could not be provided due to unusually high levels of interference from other elements.

BUREAU VERITAS MINERAL LABORATORIES Canada

www.bvna.com/mining-laboratory-services

Bureau Veritas Commodities Canada Ltd.

9050 Shaughnessy St Vancouver British Columbia V6P 6E5 Canada
PHONE (604) 253-3158

Client: **Kinross Gold Corp.**
25 York St., #17
Toronto Ontario M5J 2V5 Canada

Project: Great Bear Project
Report Date: November 18, 2024

CERTIFICATE OF ANALYSIS TIM24000332.1

	Method	WGHT	AQ250	AQ250	AQ250	AQ250	AQ250	AQ250	AQ250	AQ250	AQ250	AQ250	AQ250	AQ250	AQ250	AQ250	AQ250	AQ250	AQ250	AQ250	AQ250
	Analyte	Wgt	Mo	Cu	Pb	Zn	Ag	Ni	Co	Mn	Fe	As	U	Au	Th	Sr	Cd	Sb	Bi	V	Ca
	Unit	kg	ppm	ppm	ppm	ppm	ppb	ppm	ppm	ppm	%	ppm	ppm	ppb	ppm	ppm	ppm	ppm	ppm	ppm	%
	MDL	0.01	0.01	0.01	0.01	0.1	2	0.1	0.1	1	0.01	0.1	0.1	0.2	0.1	0.5	0.01	0.02	0.02	1	0.01
A0963125	Drill Core	2.13	0.96	28.32	23.13	23.2	864	1.0	2.2	77	1.90	24.4	1.1	54.1	10.4	3.6	0.11	0.07	3.44	<1	0.20
A0963126	Drill Core	2.15	0.47	47.51	25.98	33.8	1010	0.9	2.5	256	2.10	43.2	1.4	100.4	12.5	21.3	0.16	0.12	5.58	<1	0.87
A0963127	Drill Core	2.07	1.01	8.31	13.84	315.2	752	7.0	6.1	525	1.97	35.7	1.4	105.3	6.2	14.4	1.52	0.18	4.61	10	0.86
A0963128	Drill Core	2.01	0.99	6.60	9.65	197.2	524	5.9	3.7	447	1.62	29.7	1.4	54.9	6.4	12.2	0.98	0.14	2.93	6	0.79
A0963129	Drill Core	2.11	1.22	13.10	36.56	519.8	613	1.5	2.1	596	1.75	38.5	1.3	27.5	9.3	21.7	2.34	0.14	1.20	3	1.19
A0963130	Drill Core	2.20	1.80	7.79	32.95	31.8	377	1.1	2.2	371	2.57	40.2	1.6	69.4	10.0	8.4	0.08	0.15	2.07	5	0.71
A0963135	Drill Core	1.41	1.02	22.91	260.91	286.3	11459	1.5	2.4	833	2.13	109.1	2.0	560.9	12.1	39.8	1.21	0.26	75.86	7	1.99
A0963131	Drill Core	2.29	1.17	6.74	227.64	408.3	2583	19.2	10.7	1266	3.14	96.0	1.0	53.3	5.5	89.6	1.73	0.15	8.43	27	2.58
A0963132	Drill Core	2.31	26.90	101.25	40.49	118.6	719	17.4	9.7	1988	2.78	102.2	0.9	49.0	4.8	133.3	0.49	0.16	1.36	14	2.68
A0963133	Drill Core	2.13	1.39	7.41	9.88	50.4	274	13.0	9.1	898	2.36	41.4	1.8	64.8	8.5	102.7	0.21	0.14	1.84	10	2.30
A0963134	Drill Core	2.24	2.14	70.49	5.66	250.8	778	44.2	16.9	1324	7.52	194.5	1.1	327.6	6.1	19.3	1.00	0.12	1.81	89	1.13
A0963136	Drill Core	2.46	1.32	92.43	39.74	195.7	511	11.5	10.8	680	2.33	15.6	1.3	389.0	6.4	35.6	0.68	0.16	0.24	28	2.05
A0963137	Drill Core	1.08	1.87	81.19	73.90	339.9	851	9.6	5.7	468	1.87	8.2	1.1	402.6	5.5	27.2	1.71	0.16	1.33	27	1.33
A0963138	Drill Core	2.31	1.70	85.19	11.43	154.3	410	14.8	8.4	536	2.23	27.1	1.5	129.9	7.1	29.5	0.53	0.13	0.71	35	1.62
A0963139	Drill Core	3.26	1.93	19.49	5.17	85.9	276	14.8	11.6	548	2.71	40.4	1.9	731.4	9.6	16.3	0.17	0.19	0.67	27	1.06
A0963140	Drill Core	1.05	1.79	30.50	5.72	71.2	157	10.8	7.2	450	2.07	10.5	1.4	271.9	6.9	21.7	0.13	0.11	0.32	25	1.47
A0963141	Drill Core	4.00	1.77	43.44	6.79	74.7	179	12.5	8.9	433	2.22	7.7	1.7	104.3	8.1	30.5	0.07	0.12	0.26	32	1.46
A0963142	Drill Core	1.92	1.87	148.20	157.92	227.0	1916	14.6	11.6	686	2.56	14.7	1.4	289.0	6.3	62.1	0.72	0.20	1.89	51	2.35
A0963143	Drill Core	2.37	2.15	118.44	59.94	142.7	1211	11.2	9.6	690	2.09	30.6	1.3	228.9	6.1	124.7	0.56	0.21	2.31	27	2.35
A0963144	Drill Core	3.34	1.27	35.43	6.66	95.2	143	14.2	9.7	481	2.31	15.7	1.7	168.9	8.1	31.8	0.16	0.09	0.16	32	1.70
A0963145	Drill Core	3.91	1.03	45.42	10.95	77.0	208	13.9	10.4	495	2.45	11.6	1.7	81.2	8.0	25.2	0.14	0.11	0.23	34	1.66
A0963146	Drill Core	1.28	1.73	22.94	5.59	76.5	123	12.3	9.1	565	2.24	15.6	1.8	46.3	7.7	40.0	0.14	0.11	0.29	30	2.25
A0963147	Drill Core	3.12	1.36	29.20	3.60	195.0	185	12.4	9.2	960	2.26	18.0	1.6	964.2	7.8	22.9	0.74	0.09	0.31	31	1.56
A0963148	Drill Core	2.28	3.14	3.12	5.39	20.9	212	1.8	2.7	175	2.64	22.1	1.8	26.9	11.3	6.4	0.09	0.06	2.04	1	0.37
A0963149	Drill Core	0.81	1.04	2.81	10.14	10.7	191	18.3	40.8	146	4.38	24.7	1.8	66.5	13.8	249.7	0.02	0.09	2.31	8	1.03
A0963150	Drill Core	2.47	0.97	5.05	6.34	17.6	244	1.5	2.2	121	2.62	21.6	1.5	12.8	11.5	4.7	0.07	0.11	2.98	<1	0.20
A0963045	Drill Core	2.26	1.06	20.86	19.26	42.3	779	25.0	14.7	617	5.25	54.0	1.3	168.8	6.2	13.2	0.05	0.16	6.89	36	0.57
A0963046	Drill Core	2.24	0.92	65.63	13.52	58.6	1475	22.7	14.3	950	3.88	40.3	1.5	103.5	6.8	19.3	0.08	0.16	16.53	40	1.09
A0963047	Drill Core	1.78	8.94	44.60	29.80	363.4	1077	18.9	9.4	1275	3.65	89.5	1.3	246.5	6.4	45.7	1.60	0.43	2.86	24	1.68
A0963151	Drill Core	3.35	0.85	445.53	22.32	141.5	3762	25.1	20.6	992	5.36	423.0	1.3	160.1	5.4	25.0	0.35	0.18	7.82	45	1.58

This report supersedes all previous preliminary and final reports with this file number dated prior to the date on this certificate. Signature indicates final approval; preliminary reports are unsigned and should be used for reference only.

BUREAU VERITAS MINERAL LABORATORIES Canada

www.bvna.com/mining-laboratory-services

Bureau Veritas Commodities Canada Ltd.

9050 Shaughnessy St Vancouver British Columbia V6P 6E5 Canada
PHONE (604) 253-3158

Client: **Kinross Gold Corp.**
25 York St., #17
Toronto Ontario M5J 2V5 Canada

Project: Great Bear Project
Report Date: November 18, 2024

CERTIFICATE OF ANALYSIS TIM24000332.1

	Method	AQ250	AQ250	AQ250	AQ250	AQ250	AQ250	AQ250	AQ250	AQ250	AQ250	AQ250	AQ250	AQ250	AQ250	AQ250	AQ250	AQ250	AQ250	AQ250	AQ250
	Analyte	P	La	Cr	Mg	Ba	Ti	B	Al	Na	K	W	Sc	Tl	S	Hg	Se	Te	Ga	Cs	Ge
	Unit	%	ppm	ppm	%	ppm	%	ppm	%	%	%	ppm	ppm	ppm	%	ppb	ppm	ppm	ppm	ppm	ppm
	MDL	0.001	0.5	0.5	0.01	0.5	0.001	20	0.01	0.001	0.01	0.1	0.1	0.02	0.02	5	0.1	0.02	0.1	0.02	0.1
A0963125	Drill Core	0.016	37.0	2.0	0.04	55.2	0.002	<20	0.36	0.013	0.18	0.4	0.2	0.08	1.96	<5	1.6	0.45	0.8	0.09	<0.1
A0963126	Drill Core	0.017	47.9	2.3	0.04	75.4	0.007	<20	1.12	0.137	0.28	0.5	0.4	0.13	1.94	<5	1.5	0.50	2.4	0.16	<0.1
A0963127	Drill Core	0.038	21.3	7.8	0.32	64.5	0.039	<20	0.70	0.085	0.41	1.3	0.7	0.46	1.62	12	1.1	0.39	2.5	1.12	<0.1
A0963128	Drill Core	0.038	21.5	4.9	0.22	46.1	0.030	<20	0.51	0.056	0.34	1.4	0.5	0.31	1.33	9	0.7	0.42	1.9	0.65	<0.1
A0963129	Drill Core	0.016	43.1	4.3	0.17	74.3	0.020	<20	0.41	0.093	0.25	4.3	0.9	0.19	1.37	27	1.1	0.24	1.7	0.51	<0.1
A0963130	Drill Core	0.014	36.2	3.1	0.26	76.6	0.025	<20	0.46	0.059	0.35	4.8	1.0	0.30	2.17	<5	1.6	0.55	2.0	0.64	<0.1
A0963135	Drill Core	0.027	55.0	3.2	0.23	93.2	0.038	<20	0.46	0.114	0.30	4.9	1.6	0.20	1.62	18	4.9	7.30	2.1	0.66	<0.1
A0963131	Drill Core	0.072	31.5	17.3	0.81	202.2	0.073	<20	0.87	0.077	0.73	3.4	2.6	0.32	2.31	30	4.3	1.56	4.0	1.39	<0.1
A0963132	Drill Core	0.050	22.2	27.3	0.73	256.6	0.130	<20	0.74	0.105	0.61	13.6	4.5	0.20	1.69	<5	2.5	0.26	4.1	1.43	<0.1
A0963133	Drill Core	0.093	38.8	16.2	0.46	62.5	0.046	<20	0.43	0.113	0.25	8.6	1.1	0.14	1.69	<5	2.8	0.27	2.9	1.55	<0.1
A0963134	Drill Core	0.055	28.8	69.0	1.18	136.9	0.243	<20	1.75	0.071	1.55	1.6	10.8	0.66	3.90	<5	7.9	0.78	8.7	2.79	0.1
A0963136	Drill Core	0.065	34.0	12.0	0.61	118.0	0.109	<20	0.97	0.072	0.65	5.2	2.0	0.28	0.77	7	0.9	0.29	4.4	1.34	<0.1
A0963137	Drill Core	0.053	27.3	11.7	0.52	138.2	0.097	<20	0.80	0.096	0.48	3.9	2.2	0.19	0.63	13	1.6	0.42	3.8	1.19	<0.1
A0963138	Drill Core	0.071	33.0	14.1	0.72	148.1	0.111	<20	1.09	0.085	0.62	3.7	2.9	0.26	0.60	5	0.6	0.71	5.4	1.62	<0.1
A0963139	Drill Core	0.075	41.3	12.7	0.66	105.4	0.153	<20	1.03	0.078	0.73	13.3	1.8	0.35	1.56	<5	1.1	0.51	4.7	1.25	<0.1
A0963140	Drill Core	0.055	33.0	11.7	0.59	93.2	0.111	<20	0.78	0.075	0.54	15.1	2.3	0.19	0.79	<5	0.9	0.20	4.2	1.16	<0.1
A0963141	Drill Core	0.063	36.0	14.6	0.64	205.0	0.159	<20	1.15	0.101	0.85	3.9	2.8	0.29	0.47	<5	0.7	0.09	5.1	1.79	<0.1
A0963142	Drill Core	0.072	27.9	30.7	0.96	305.8	0.115	<20	1.15	0.107	0.78	11.1	6.5	0.24	0.95	13	2.6	0.84	5.4	1.93	<0.1
A0963143	Drill Core	0.076	30.5	10.2	0.51	132.8	0.045	<20	0.45	0.105	0.21	59.6	2.7	0.06	1.20	12	2.6	0.46	2.3	0.57	<0.1
A0963144	Drill Core	0.072	37.8	14.1	0.70	150.7	0.161	<20	1.22	0.086	0.92	24.2	2.7	0.34	0.53	<5	0.4	0.14	5.0	1.81	<0.1
A0963145	Drill Core	0.071	35.5	14.3	0.70	110.2	0.153	<20	1.08	0.069	0.68	5.3	3.0	0.26	0.52	<5	0.4	0.12	5.2	1.38	<0.1
A0963146	Drill Core	0.070	32.6	11.3	0.68	133.0	0.135	<20	1.12	0.061	0.78	1.1	2.7	0.29	0.42	<5	0.3	0.05	4.9	1.49	<0.1
A0963147	Drill Core	0.065	35.1	13.0	0.65	87.3	0.137	<20	1.02	0.073	0.76	4.7	2.7	0.42	0.86	<5	0.3	0.12	4.6	1.47	<0.1
A0963148	Drill Core	0.016	42.3	2.9	0.07	119.6	0.008	<20	0.62	0.037	0.38	0.3	0.5	0.18	2.65	<5	2.5	0.42	1.7	0.22	<0.1
A0963149	Drill Core	0.010	38.4	16.8	0.41	62.4	0.033	<20	1.65	0.181	0.33	0.3	1.7	0.25	4.19	<5	2.0	0.70	4.3	0.79	<0.1
A0963150	Drill Core	0.017	43.4	2.3	0.04	110.1	0.007	<20	0.63	0.022	0.41	0.4	0.4	0.15	2.75	<5	1.6	0.79	1.8	0.12	<0.1
A0963045	Drill Core	0.069	26.1	20.8	0.73	90.6	0.127	<20	0.98	0.066	0.77	3.0	2.9	0.42	4.84	<5	3.5	1.30	4.0	1.88	<0.1
A0963046	Drill Core	0.078	34.6	18.2	0.99	133.8	0.189	<20	1.27	0.078	1.02	2.7	3.1	0.55	2.76	<5	2.8	2.27	5.1	2.30	<0.1
A0963047	Drill Core	0.052	26.1	21.9	0.63	144.4	0.114	<20	0.91	0.086	0.60	15.3	2.3	0.22	2.83	22	2.9	0.99	4.7	1.13	<0.1
A0963151	Drill Core	0.059	21.3	27.4	0.95	219.4	0.188	<20	1.72	0.060	1.25	2.8	4.2	0.53	1.50	<5	2.5	1.00	6.7	2.93	<0.1

This report supersedes all previous preliminary and final reports with this file number dated prior to the date on this certificate. Signature indicates final approval; preliminary reports are unsigned and should be used for reference only.

BUREAU VERITAS MINERAL LABORATORIES Canada

www.bvna.com/mining-laboratory-services

Bureau Veritas Commodities Canada Ltd.

9050 Shaughnessy St Vancouver British Columbia V6P 6E5 Canada
PHONE (604) 253-3158

Client: **Kinross Gold Corp.**
25 York St., #17
Toronto Ontario M5J 2V5 Canada

Project: Great Bear Project
Report Date: November 18, 2024

CERTIFICATE OF ANALYSIS TIM24000332.1

Method		AQ250	AQ250	AQ250	AQ250	AQ250	AQ250	AQ250	AQ250	AQ250	AQ250	AQ250	AQ250	AQ250	AQ250	TC006	TC000	TC000
Analyte		Hf	Nb	Rb	Sn	Ta	Zr	Y	Ce	In	Re	Be	Li	Pd	Pt	CO2	TOT/C	TOT/S
Unit		ppm	ppm	ppm	ppm	ppm	ppm	ppm	ppm	ppm	ppb	ppm	ppm	ppb	ppb	%	%	%
MDL		0.02	0.02	0.1	0.1	0.05	0.1	0.01	0.1	0.02	1	0.1	0.1	10	2	0.08	0.02	0.02
A0963125	Drill Core	0.87	0.05	6.7	0.1	<0.05	34.7	5.47	73.6	0.03	<1	0.2	2.1	<10	<2	0.08	0.06	1.90
A0963126	Drill Core	0.94	0.08	10.4	0.1	<0.05	38.1	8.00	93.0	0.07	<1	0.3	2.1	<10	<2	0.31		
A0963127	Drill Core	0.61	0.10	31.5	0.2	<0.05	23.8	2.36	38.4	0.06	<1	<0.1	6.8	<10	<2	0.74	0.22	1.55
A0963128	Drill Core	0.85	0.10	21.2	0.1	<0.05	29.8	2.26	38.4	0.03	<1	<0.1	4.6	<10	2	0.75		
A0963129	Drill Core	1.26	0.09	14.2	0.2	<0.05	47.5	5.16	82.3	0.10	<1	<0.1	2.9	<10	<2	1.26		
A0963130	Drill Core	1.50	0.03	21.9	0.3	<0.05	51.4	4.20	69.5	0.04	<1	0.1	3.7	<10	<2	0.67	0.21	2.05
A0963135	Drill Core	1.52	0.13	15.3	0.3	<0.05	52.9	6.37	105.2	0.07	<1	0.1	3.7	<10	<2	2.07		
A0963131	Drill Core	0.79	<0.02	32.4	0.3	<0.05	26.7	6.61	62.1	0.05	<1	0.3	9.1	<10	<2	2.86		
A0963132	Drill Core	0.63	0.11	22.3	0.5	<0.05	23.1	5.10	40.4	0.03	47	0.2	8.1	<10	<2	2.87		
A0963133	Drill Core	0.87	0.07	12.9	0.3	<0.05	28.2	6.45	76.2	<0.02	1	0.1	4.1	<10	<2	2.43	0.71	1.64
A0963134	Drill Core	0.57	0.13	70.4	1.0	<0.05	21.6	8.30	57.3	0.06	<1	0.2	18.6	<10	<2	1.14		
A0963136	Drill Core	0.53	0.06	30.6	0.4	<0.05	17.4	5.79	64.6	0.03	<1	0.1	8.2	<10	<2	2.06		
A0963137	Drill Core	0.49	0.06	20.8	0.5	<0.05	16.6	4.67	53.3	0.03	<1	0.1	7.0	<10	<2	1.18	0.38	0.64
A0963138	Drill Core	0.63	0.06	29.0	0.6	<0.05	20.6	6.48	64.1	0.02	<1	0.1	8.7	<10	<2	1.63		
A0963139	Drill Core	0.84	0.19	46.0	0.4	<0.05	27.3	6.82	79.6	<0.02	<1	0.1	10.4	<10	<2	0.79		
A0963140	Drill Core	0.52	0.07	26.1	0.4	<0.05	15.7	4.96	65.2	<0.02	<1	0.1	9.9	<10	<2	1.50		
A0963141	Drill Core	0.64	0.08	41.7	0.5	<0.05	20.0	6.57	69.9	<0.02	<1	0.1	10.8	<10	2	1.41		
A0963142	Drill Core	0.66	0.03	33.2	0.9	<0.05	22.0	7.11	55.7	0.03	<1	0.3	12.0	<10	<2	2.49		
A0963143	Drill Core	0.61	0.07	7.7	1.0	<0.05	20.0	6.51	63.2	0.02	<1	0.2	2.7	<10	<2	2.74	0.79	1.28
A0963144	Drill Core	0.60	0.05	49.5	0.4	<0.05	18.3	7.10	74.5	<0.02	<1	0.1	9.3	<10	<2	1.74		
A0963145	Drill Core	0.56	0.06	37.7	0.5	<0.05	16.9	6.93	69.4	<0.02	<1	0.1	10.2	<10	<2	1.63		
A0963146	Drill Core	0.50	0.05	39.6	0.4	<0.05	15.9	7.18	63.4	<0.02	<1	0.1	8.4	<10	<2	2.33		
A0963147	Drill Core	0.63	0.04	46.9	0.4	<0.05	20.3	7.21	69.6	0.03	<1	<0.1	8.2	<10	<2	1.61		
A0963148	Drill Core	1.06	0.08	15.6	0.2	<0.05	44.2	7.94	80.7	0.06	<1	0.1	2.4	<10	<2	0.33	0.13	2.73
A0963149	Drill Core	1.32	0.09	17.3	0.2	<0.05	52.5	10.97	78.8	<0.02	<1	0.2	5.2	<10	2	0.34		
A0963150	Drill Core	1.16	0.07	15.0	0.2	<0.05	49.7	6.13	84.3	0.03	<1	0.1	1.9	<10	<2	0.18		
A0963045	Drill Core	0.79	0.11	40.3	0.6	<0.05	27.7	5.28	51.7	0.03	<1	<0.1	8.6	<10	2	0.38		
A0963046	Drill Core	0.84	0.09	54.5	0.6	<0.05	27.9	6.53	68.5	0.08	<1	<0.1	13.1	<10	<2	0.86		
A0963047	Drill Core	0.67	0.17	24.7	0.4	<0.05	23.9	4.58	50.8	0.07	19	0.2	7.9	<10	<2	1.69		
A0963151	Drill Core	0.29	0.04	63.9	0.5	<0.05	11.3	5.95	42.8	0.03	<1	0.1	15.4	<10	2	1.59		

This report supersedes all previous preliminary and final reports with this file number dated prior to the date on this certificate. Signature indicates final approval; preliminary reports are unsigned and should be used for reference only.

BUREAU VERITAS MINERAL LABORATORIES Canada

www.bvna.com/mining-laboratory-services

Bureau Veritas Commodities Canada Ltd.

9050 Shaughnessy St Vancouver British Columbia V6P 6E5 Canada
PHONE (604) 253-3158

Client: **Kinross Gold Corp.**
25 York St., #17
Toronto Ontario M5J 2V5 Canada

Project: Great Bear Project
Report Date: November 18, 2024

CERTIFICATE OF ANALYSIS TIM24000332.1

	Method	WGHT	AQ250	AQ250	AQ250	AQ250	AQ250	AQ250	AQ250	AQ250	AQ250	AQ250	AQ250	AQ250	AQ250	AQ250	AQ250	AQ250	AQ250	AQ250	AQ250
	Analyte	Wgt	Mo	Cu	Pb	Zn	Ag	Ni	Co	Mn	Fe	As	U	Au	Th	Sr	Cd	Sb	Bi	V	Ca
	Unit	kg	ppm	ppm	ppm	ppm	ppb	ppm	ppm	ppm	%	ppm	ppm	ppb	ppm	ppm	ppm	ppm	ppm	ppm	%
	MDL	0.01	0.01	0.01	0.01	0.1	2	0.1	0.1	1	0.01	0.1	0.1	0.2	0.1	0.5	0.01	0.02	0.02	1	0.01
A0963152	Drill Core	3.70	2.36	68.64	10.25	123.7	285	74.2	22.5	584	4.19	47.7	1.4	51.6	6.2	8.4	0.17	0.11	0.41	93	0.44
A0963153	Drill Core	3.08	1.71	53.39	3.52	113.3	243	67.5	23.6	506	4.14	337.1	1.5	11.7	6.3	8.8	0.14	0.11	0.24	69	0.22
A0963154	Drill Core	3.11	1.40	53.26	5.55	102.7	513	47.4	16.7	676	3.21	27.4	1.1	2017.2	5.2	13.0	0.22	0.09	0.39	68	0.63
A0963155	Drill Core	2.95	1.10	20.60	6.04	214.8	215	16.4	10.5	923	2.78	18.2	1.5	5.4	7.9	31.2	1.06	0.13	0.14	33	1.21
A0963156	Drill Core	3.26	2.18	14.44	5.25	47.4	231	12.9	7.9	503	2.36	16.7	1.7	32.0	7.8	39.7	0.12	0.14	0.29	39	1.67
A0963157	Drill Core	0.64	0.34	24.27	3.33	89.0	214	7.5	16.6	950	4.63	10.2	0.9	11.2	4.6	47.0	0.12	0.11	0.23	101	2.09
A0963158	Drill Core	3.32	1.20	20.81	3.61	66.0	188	42.1	14.1	278	5.22	177.4	1.1	5.8	6.3	14.5	0.06	0.12	0.19	67	0.44
A0963159	Drill Core	1.88	3.33	36.87	5.40	45.9	132	18.0	11.3	304	2.11	2.8	1.8	17.2	9.0	34.4	0.04	0.06	0.21	28	0.90
A0963160	Drill Core	1.97	0.82	14.89	3.36	50.1	54	11.9	9.2	357	2.22	4.3	1.6	1.1	7.6	20.9	0.04	0.07	0.12	34	1.27
A0963161	Drill Core	3.34	0.76	17.62	3.57	52.9	53	12.5	8.7	350	2.12	3.5	1.5	26.2	7.6	19.5	0.05	0.11	0.08	28	1.14
A0963162	Drill Core	3.36	0.86	21.85	5.01	46.7	80	11.9	8.7	370	2.11	13.7	1.7	19.4	8.0	19.9	0.10	0.10	0.13	35	0.87
A0963163	Drill Core	3.03	16.71	153.71	3.85	56.6	415	13.1	8.6	519	2.21	1.7	1.4	33.2	6.8	28.2	0.21	0.06	0.67	12	2.15
A0963164	Drill Core	2.56	4.30	6.45	3.30	20.9	249	14.4	10.3	167	3.61	4.3	0.8	24.0	6.6	4.8	0.09	0.06	2.20	4	0.33
A0963165	Drill Core	2.31	2.40	30.00	4.17	56.1	196	18.8	9.7	177	2.61	4.8	1.1	26.3	6.8	10.8	0.18	0.13	0.95	14	0.51
A0963166	Drill Core	2.72	3.55	14.69	5.49	57.1	195	17.5	12.0	176	3.71	3.6	1.5	16.0	6.9	9.1	0.25	0.07	1.47	9	0.45
A0963167	Drill Core	2.64	2.26	72.05	3.83	48.2	206	18.7	10.2	216	2.89	3.6	1.2	22.1	7.0	15.2	0.13	0.06	1.21	30	0.46
A0963168	Drill Core	2.17	7.53	98.00	4.88	45.6	198	19.1	11.6	236	3.11	8.8	1.7	38.3	6.2	13.6	0.13	0.07	1.09	32	0.38
A0963169	Drill Core	2.98	19.26	177.27	4.19	62.7	362	19.5	10.3	261	2.87	9.8	1.5	57.7	6.2	14.3	0.18	0.11	1.71	33	0.46
A0963170	Drill Core	3.26	2.12	22.23	5.47	56.8	140	16.4	9.1	264	2.67	2.4	1.3	8.9	6.3	15.9	0.09	0.16	1.43	24	0.57
A0963171	Drill Core	3.20	46.16	253.49	3.37	46.0	639	14.1	9.2	311	2.35	3.6	1.4	67.4	6.2	15.2	0.17	0.17	1.65	20	0.72
A0963172	Drill Core	3.19	27.63	134.88	3.01	33.8	346	14.2	8.4	197	2.48	4.1	1.3	78.0	6.1	13.0	0.10	0.19	1.35	22	0.41
A0963173	Drill Core	2.71	6.45	72.24	4.49	44.8	203	22.0	11.1	425	3.03	5.3	1.3	42.8	6.2	28.3	0.07	0.18	1.58	45	0.78
A0963174	Drill Core	3.10	11.37	152.19	4.13	35.3	474	14.2	9.3	295	2.44	3.7	1.3	72.9	6.3	16.8	0.10	0.15	2.44	23	0.50
A0963175	Drill Core	2.07	15.02	313.14	3.97	51.9	872	14.7	9.5	341	2.45	4.0	1.3	79.7	6.1	13.7	0.18	0.20	1.66	22	0.80
A0963176	Drill Core	2.10	3.53	49.03	17.63	47.5	600	13.4	8.7	496	3.75	7.0	1.6	1282.1	7.8	16.2	0.09	0.16	3.37	18	0.56
A0963177	Drill Core	2.09	3.03	2.22	7.92	27.5	182	5.4	4.6	410	2.20	12.4	1.9	23.5	8.3	15.1	0.05	0.16	1.33	10	0.98
A0963178	Drill Core	1.10	1.98	3.90	4.75	18.1	111	5.7	4.2	356	2.09	16.0	2.1	39.9	9.0	13.3	0.04	0.15	0.95	14	0.66
A0963179	Drill Core	0.84	15.38	161.90	5.45	35.8	1105	14.0	9.7	278	2.95	3.3	1.7	2737.0	7.1	22.4	0.73	0.28	2.11	23	0.90
A0963180	Drill Core	2.13	1.76	39.44	5.79	42.6	340	11.2	6.4	627	2.51	41.8	1.6	1405.3	7.8	21.0	0.06	0.30	1.06	22	1.24
A0963181	Drill Core	3.15	1.57	22.79	8.28	69.9	196	11.0	7.8	562	2.18	23.7	1.6	98.9	7.5	23.1	0.11	0.24	0.28	26	1.45

This report supersedes all previous preliminary and final reports with this file number dated prior to the date on this certificate. Signature indicates final approval; preliminary reports are unsigned and should be used for reference only.

BUREAU VERITAS MINERAL LABORATORIES Canada

www.bvna.com/mining-laboratory-services

Bureau Veritas Commodities Canada Ltd.

9050 Shaughnessy St Vancouver British Columbia V6P 6E5 Canada
PHONE (604) 253-3158

Client: **Kinross Gold Corp.**
25 York St., #17
Toronto Ontario M5J 2V5 Canada

Project: Great Bear Project
Report Date: November 18, 2024

CERTIFICATE OF ANALYSIS TIM24000332.1

	Method	AQ250	AQ250	AQ250	AQ250	AQ250	AQ250	AQ250	AQ250	AQ250	AQ250	AQ250	AQ250	AQ250	AQ250	AQ250	AQ250	AQ250	AQ250	AQ250	AQ250
	Analyte	P	La	Cr	Mg	Ba	Ti	B	Al	Na	K	W	Sc	Tl	S	Hg	Se	Te	Ga	Cs	Ge
	Unit	%	ppm	ppm	%	ppm	%	ppm	%	%	%	ppm	ppm	ppm	%	ppb	ppm	ppm	ppm	ppm	ppm
	MDL	0.001	0.5	0.5	0.01	0.5	0.001	20	0.01	0.001	0.01	0.1	0.1	0.02	0.02	5	0.1	0.02	0.1	0.02	0.1
A0963152	Drill Core	0.052	26.2	129.0	1.40	654.2	0.274	<20	2.08	0.058	1.70	2.8	10.9	0.68	0.62	<5	1.4	0.25	9.3	8.24	0.1
A0963153	Drill Core	0.049	23.1	92.4	1.40	186.8	0.194	<20	2.34	0.055	1.51	1.1	6.5	0.59	0.34	<5	0.2	0.10	8.4	4.23	<0.1
A0963154	Drill Core	0.045	21.6	80.3	1.00	464.4	0.204	<20	1.64	0.101	1.19	0.8	6.9	0.42	0.53	<5	0.7	0.14	7.1	2.92	<0.1
A0963155	Drill Core	0.081	35.7	18.1	0.83	74.6	0.169	<20	1.54	0.077	0.71	0.6	2.2	0.38	0.33	<5	<0.1	<0.02	5.7	2.36	<0.1
A0963156	Drill Core	0.070	33.6	17.0	0.66	190.0	0.151	<20	0.99	0.126	0.67	10.8	4.3	0.21	0.87	<5	0.4	0.11	5.9	1.79	<0.1
A0963157	Drill Core	0.116	30.5	11.3	1.38	394.8	0.263	<20	2.06	0.077	1.61	4.4	5.1	0.59	0.58	<5	0.5	0.10	9.2	7.83	0.1
A0963158	Drill Core	0.056	25.7	54.2	1.16	166.3	0.151	<20	2.74	0.082	1.27	0.2	5.4	0.58	0.59	<5	0.2	0.06	9.5	3.87	<0.1
A0963159	Drill Core	0.060	31.4	19.8	0.83	182.4	0.135	<20	1.62	0.100	0.89	0.2	1.9	0.27	0.43	<5	0.2	0.05	5.4	2.96	<0.1
A0963160	Drill Core	0.054	27.2	13.4	0.70	95.1	0.145	<20	1.12	0.057	0.56	0.8	3.0	0.25	0.36	<5	0.1	0.02	5.5	1.61	<0.1
A0963161	Drill Core	0.052	26.8	13.8	0.64	42.5	0.138	<20	1.03	0.057	0.35	1.1	2.6	0.17	0.35	<5	0.1	<0.02	5.1	1.18	<0.1
A0963162	Drill Core	0.051	27.3	11.6	0.60	84.5	0.152	<20	1.29	0.109	0.80	0.9	3.3	0.46	0.50	<5	0.1	0.04	5.6	2.35	<0.1
A0963163	Drill Core	0.060	25.3	10.2	0.48	79.5	0.024	<20	0.58	0.063	0.36	0.4	1.3	0.22	1.90	<5	0.9	0.15	2.5	0.77	<0.1
A0963164	Drill Core	0.063	24.6	2.4	0.33	27.7	0.010	<20	0.38	0.014	0.26	0.2	0.4	0.29	3.97	<5	2.9	0.30	1.1	0.85	<0.1
A0963165	Drill Core	0.069	29.6	11.4	0.69	70.3	0.018	<20	0.81	0.066	0.53	0.2	1.3	0.54	2.49	<5	1.9	0.19	3.2	1.25	<0.1
A0963166	Drill Core	0.063	34.1	6.8	0.58	55.6	0.018	<20	0.63	0.031	0.36	0.1	0.7	0.34	3.94	<5	3.2	0.40	2.3	0.79	<0.1
A0963167	Drill Core	0.075	29.1	18.1	0.87	119.3	0.037	<20	0.99	0.133	0.66	0.2	2.8	0.47	2.58	<5	2.0	0.16	4.5	1.05	<0.1
A0963168	Drill Core	0.073	28.0	18.6	0.97	95.7	0.048	<20	0.90	0.084	0.66	0.2	3.0	0.51	2.69	<5	1.7	0.34	4.5	1.35	<0.1
A0963169	Drill Core	0.076	29.5	18.7	0.92	111.8	0.065	<20	1.01	0.109	0.75	0.4	3.2	0.54	2.52	<5	1.8	0.61	4.5	1.42	<0.1
A0963170	Drill Core	0.073	30.0	16.0	0.78	70.3	0.052	<20	0.74	0.069	0.45	0.3	2.2	0.23	2.23	<5	1.7	0.20	3.5	1.15	<0.1
A0963171	Drill Core	0.057	24.1	14.5	0.60	87.2	0.058	<20	0.79	0.088	0.54	0.9	1.9	0.41	2.01	<5	1.3	0.49	3.4	1.53	<0.1
A0963172	Drill Core	0.059	25.6	15.5	0.67	76.3	0.068	<20	0.83	0.097	0.59	0.8	2.0	0.46	2.12	<5	0.9	0.47	3.6	1.73	<0.1
A0963173	Drill Core	0.064	23.9	63.7	1.17	129.9	0.136	<20	1.30	0.088	0.87	0.8	3.8	0.78	1.85	<5	1.0	0.45	5.3	4.34	<0.1
A0963174	Drill Core	0.058	27.0	15.5	0.66	67.1	0.083	<20	0.81	0.099	0.48	0.7	2.0	0.41	2.12	<5	1.1	0.63	3.8	1.69	<0.1
A0963175	Drill Core	0.058	29.2	15.2	0.66	91.4	0.079	<20	0.74	0.083	0.53	1.0	1.9	0.44	2.13	<5	1.2	0.31	3.2	1.82	<0.1
A0963176	Drill Core	0.056	31.0	11.4	0.53	67.0	0.071	<20	0.96	0.088	0.57	0.6	1.6	0.64	3.46	<5	1.7	1.88	3.3	1.92	<0.1
A0963177	Drill Core	0.039	27.9	5.6	0.34	66.2	0.036	<20	0.48	0.049	0.36	9.8	0.8	0.40	2.12	<5	1.0	0.28	2.1	1.10	<0.1
A0963178	Drill Core	0.042	37.6	6.5	0.39	71.7	0.034	<20	0.63	0.087	0.41	0.5	1.3	0.39	1.83	<5	0.7	0.27	2.8	1.10	<0.1
A0963179	Drill Core	0.066	31.7	11.0	0.69	107.0	0.072	<20	1.14	0.138	0.73	2.2	2.4	0.53	2.92	<5	1.4	2.98	4.6	1.81	<0.1
A0963180	Drill Core	0.060	36.3	10.3	0.55	108.9	0.094	<20	0.88	0.080	0.58	0.4	1.9	0.40	1.84	<5	0.8	0.63	3.6	1.73	<0.1
A0963181	Drill Core	0.064	34.9	10.7	0.62	96.9	0.143	<20	1.08	0.084	0.83	2.6	2.0	0.38	0.87	<5	0.6	0.23	4.4	1.70	<0.1

This report supersedes all previous preliminary and final reports with this file number dated prior to the date on this certificate. Signature indicates final approval; preliminary reports are unsigned and should be used for reference only.

BUREAU VERITAS MINERAL LABORATORIES Canada

www.bvna.com/mining-laboratory-services

Bureau Veritas Commodities Canada Ltd.

9050 Shaughnessy St Vancouver British Columbia V6P 6E5 Canada
PHONE (604) 253-3158

Client: **Kinross Gold Corp.**
25 York St., #17
Toronto Ontario M5J 2V5 Canada

Project: Great Bear Project
Report Date: November 18, 2024

CERTIFICATE OF ANALYSIS TIM24000332.1

Method		AQ250	AQ250	AQ250	AQ250	AQ250	AQ250	AQ250	AQ250	AQ250	AQ250	AQ250	AQ250	AQ250	AQ250	TC006	TC000	TC000
Analyte		Hf	Nb	Rb	Sn	Ta	Zr	Y	Ce	In	Re	Be	Li	Pd	Pt	CO2	TOT/C	TOT/S
Unit		ppm	ppm	ppm	ppm	ppm	ppm	ppm	ppm	ppm	ppb	ppm	ppm	ppb	ppb	%	%	%
MDL		0.02	0.02	0.1	0.1	0.05	0.1	0.01	0.1	0.02	1	0.1	0.1	10	2	0.08	0.02	0.02
A0963152	Drill Core	0.79	0.03	79.5	1.1	<0.05	31.1	9.00	52.2	0.03	1	0.2	22.6	<10	2	0.35		
A0963153	Drill Core	1.01	0.03	68.6	0.6	<0.05	39.4	7.06	47.4	0.02	1	0.2	20.3	<10	3	<0.08	0.05	0.34
A0963154	Drill Core	0.83	0.03	51.5	0.9	<0.05	33.0	6.63	41.6	<0.02	<1	0.1	13.6	<10	3	0.49		
A0963155	Drill Core	0.44	0.11	41.4	0.3	<0.05	17.1	8.02	71.0	<0.02	<1	0.2	16.7	<10	<2	0.82		
A0963156	Drill Core	0.68	0.12	29.8	0.8	<0.05	22.6	6.32	66.2	<0.02	<1	0.1	10.6	<10	<2	1.56		
A0963157	Drill Core	0.52	0.06	74.2	0.7	<0.05	20.7	7.55	63.3	0.02	<1	0.1	21.3	<10	<2	1.85		
A0963158	Drill Core	0.40	0.04	70.4	0.6	<0.05	18.6	6.52	51.7	0.02	<1	0.2	16.2	<10	3	0.14	0.08	0.64
A0963159	Drill Core	0.65	0.03	45.6	0.3	<0.05	25.7	6.02	59.6	<0.02	<1	0.2	20.3	<10	<2	0.46		
A0963160	Drill Core	0.79	0.08	34.1	0.5	<0.05	28.7	6.97	52.2	<0.02	<1	0.1	12.6	<10	<2	1.07	0.34	0.39
A0963161	Drill Core	0.76	0.12	22.2	0.4	<0.05	28.0	6.06	51.0	<0.02	<1	0.1	10.6	<10	<2	0.86		
A0963162	Drill Core	0.84	0.05	54.0	0.6	<0.05	31.2	6.56	52.4	<0.02	<1	0.1	11.1	<10	<2	0.59		
A0963163	Drill Core	0.93	0.02	17.9	0.3	<0.05	32.7	5.21	47.8	<0.02	59	<0.1	6.2	<10	<2	2.10		
A0963164	Drill Core	0.81	<0.02	16.4	0.4	<0.05	25.5	4.34	47.6	<0.02	10	<0.1	5.3	<10	<2	0.14		
A0963165	Drill Core	0.71	0.04	28.3	0.5	<0.05	22.7	5.22	58.5	<0.02	4	<0.1	11.4	<10	<2	0.28	0.11	2.52
A0963166	Drill Core	0.66	<0.02	18.0	0.4	<0.05	20.3	5.28	63.6	<0.02	7	<0.1	8.8	<10	<2	0.21		
A0963167	Drill Core	0.85	0.02	30.0	0.6	<0.05	29.9	5.52	58.3	<0.02	6	<0.1	11.8	<10	<2	0.23		
A0963168	Drill Core	0.90	<0.02	35.8	0.8	<0.05	32.0	5.92	53.9	<0.02	7	<0.1	16.5	<10	<2	0.13		
A0963169	Drill Core	1.03	0.09	42.0	0.8	<0.05	37.9	6.94	57.2	<0.02	21	<0.1	15.7	<10	<2	0.21		
A0963170	Drill Core	0.68	0.08	22.0	0.4	<0.05	24.2	4.97	58.6	<0.02	<1	<0.1	11.7	<10	<2	0.34		
A0963171	Drill Core	0.78	0.17	33.0	0.6	<0.05	29.3	5.00	46.2	0.03	138	<0.1	10.8	<10	<2	0.51		
A0963172	Drill Core	0.89	0.18	36.2	0.8	<0.05	32.0	5.23	49.6	<0.02	74	<0.1	11.9	<10	2	0.22		
A0963173	Drill Core	0.66	0.07	52.5	0.9	<0.05	24.6	5.31	47.3	0.03	9	0.2	20.0	<10	<2	0.47		
A0963174	Drill Core	0.89	0.15	28.6	0.7	<0.05	31.0	4.63	51.2	0.03	18	<0.1	11.4	<10	<2	0.23		
A0963175	Drill Core	0.90	0.11	31.3	0.9	<0.05	32.7	5.13	55.8	0.04	34	<0.1	12.0	<10	<2	0.56		
A0963176	Drill Core	1.28	0.11	38.7	0.7	<0.05	46.2	5.59	60.4	0.03	4	0.1	9.4	<10	<2	0.28	0.12	3.44
A0963177	Drill Core	1.23	0.11	26.9	0.5	<0.05	39.5	3.62	53.2	0.02	3	<0.1	6.8	<10	<2	0.84		
A0963178	Drill Core	1.24	<0.02	28.5	0.4	<0.05	39.8	4.60	70.5	0.02	2	<0.1	7.8	<10	<2	0.50		
A0963179	Drill Core	0.95	0.14	43.0	0.8	<0.05	31.9	5.71	59.9	0.03	30	0.1	13.1	<10	<2	0.61	0.23	2.71
A0963180	Drill Core	0.78	0.05	30.2	0.3	<0.05	27.1	5.79	70.5	0.04	1	<0.1	8.2	<10	2	1.03		
A0963181	Drill Core	0.70	0.09	43.0	0.4	<0.05	23.9	6.35	68.4	<0.02	<1	0.1	10.0	<10	<2	1.24		

This report supersedes all previous preliminary and final reports with this file number dated prior to the date on this certificate. Signature indicates final approval; preliminary reports are unsigned and should be used for reference only.

BUREAU VERITAS MINERAL LABORATORIES Canada

www.bvna.com/mining-laboratory-services

Bureau Veritas Commodities Canada Ltd.

9050 Shaughnessy St Vancouver British Columbia V6P 6E5 Canada
PHONE (604) 253-3158

Client: **Kinross Gold Corp.**
25 York St., #17
Toronto Ontario M5J 2V5 Canada

Project: Great Bear Project
Report Date: November 18, 2024

CERTIFICATE OF ANALYSIS TIM24000332.1

Method		WGHT	AQ250	AQ250	AQ250	AQ250	AQ250	AQ250	AQ250	AQ250	AQ250	AQ250	AQ250	AQ250	AQ250	AQ250	AQ250	AQ250	AQ250	AQ250	AQ250
Analyte		Wgt	Mo	Cu	Pb	Zn	Ag	Ni	Co	Mn	Fe	As	U	Au	Th	Sr	Cd	Sb	Bi	V	Ca
Unit		kg	ppm	ppm	ppm	ppm	ppb	ppm	ppm	ppm	%	ppm	ppm	ppb	ppm	ppm	ppm	ppm	ppm	ppm	%
MDL		0.01	0.01	0.01	0.01	0.1	2	0.1	0.1	1	0.01	0.1	0.1	0.2	0.1	0.5	0.01	0.02	0.02	1	0.01
A0963182	Drill Core	3.16	0.91	204.90	198.82	280.7	2474	14.2	8.7	512	2.37	27.3	1.6	14534.2	7.7	49.4	1.02	0.24	1.66	27	2.11
A0963183	Drill Core	3.26	1.65	63.25	178.44	170.0	1841	13.3	9.4	412	2.27	22.3	1.7	168.0	8.4	28.9	0.59	0.21	4.02	30	1.68
A0963184	Drill Core	3.15	1.45	26.20	5.64	77.9	214	13.9	9.4	521	2.37	28.7	1.5	159.0	7.7	29.7	0.16	0.15	0.19	29	1.77
A0963185	Drill Core	1.29	1.83	10.82	11.95	9.8	1480	5.5	9.5	284	4.22	267.7	1.2	674.4	6.3	6.0	0.03	0.25	5.44	6	0.79
A0963186	Drill Core	2.13	0.92	9.03	23.40	25.3	671	7.3	8.3	164	4.55	166.0	1.3	268.7	5.9	4.8	0.10	0.13	3.27	4	0.32
A0963187	Drill Core	2.02	1.34	54.29	65.02	84.9	1677	27.3	14.6	1328	6.46	155.7	1.2	725.4	5.7	31.7	0.21	0.24	6.71	35	1.55
A0963188	Drill Core	2.17	1.34	120.30	21.61	388.4	574	38.6	15.0	1095	3.91	353.1	1.1	999.0	4.7	61.5	1.69	0.28	0.48	76	1.51
A0963189	Drill Core	2.22	1.89	77.39	10.30	242.0	977	73.9	20.5	948	5.79	905.1	1.8	669.8	6.4	13.0	0.71	0.22	2.70	108	0.56
A0963190	Drill Core	2.26	1.18	12.00	8.39	78.7	119	14.3	9.1	509	2.46	60.6	1.4	207.6	6.9	51.7	0.39	0.21	0.31	46	2.08
A0963191	Drill Core	2.07	1.70	57.76	7.33	43.8	396	27.0	9.8	569	3.85	869.3	1.0	239.4	4.8	51.9	0.13	0.23	0.90	40	2.11
A0962716	Drill Core	2.33	0.98	36.38	2.06	73.1	111	50.1	17.8	431	4.57	2.3	0.9	6.2	5.8	14.8	0.02	0.05	0.61	62	0.29
A0962717	Drill Core	2.08	1.11	57.54	5.60	47.4	148	19.5	11.9	280	2.55	3.9	1.3	4.9	7.4	47.5	0.03	0.12	0.19	42	1.29
A0962718	Drill Core	3.13	0.74	20.63	4.63	55.1	90	12.8	9.0	407	2.27	5.1	1.6	4.2	7.9	18.6	0.05	0.07	0.11	31	0.89
A0962719	Drill Core	1.42	5.85	45.05	3.83	30.7	159	14.5	8.6	212	2.38	2.9	1.3	14.2	6.4	13.5	0.09	0.05	0.69	15	0.62
A0962720	Drill Core	2.90	1.22	22.67	4.63	95.3	148	17.6	10.8	234	2.89	4.7	1.6	13.4	6.9	12.0	0.42	0.06	1.18	13	0.51
A0962715	Drill Core	2.55	2.37	16.06	3.20	11.4	210	15.7	10.4	83	2.48	7.4	0.9	15.3	5.7	7.2	0.06	0.19	2.10	4	0.21
A0962721	Drill Core	1.71	2.51	12.69	4.31	35.1	143	23.9	11.9	222	2.85	8.4	1.5	30.4	6.2	11.3	0.05	0.17	1.50	23	0.32
A0962722	Drill Core	2.12	13.06	19.19	3.76	23.8	144	13.2	8.2	134	2.23	6.8	1.3	25.9	6.3	8.9	0.06	0.09	1.50	5	0.34
A0962723	Drill Core	3.39	30.46	92.80	5.37	33.6	329	14.6	10.4	240	2.94	4.6	1.7	54.4	6.8	13.0	0.16	0.10	3.17	13	0.50
A0962724	Drill Core	2.30	31.89	110.94	7.86	35.0	364	14.7	8.8	232	2.43	3.7	1.2	65.2	7.5	22.0	0.13	0.09	3.21	16	0.79
A0962725	Drill Core	2.02	89.47	96.71	5.37	38.2	274	16.2	9.7	209	2.43	4.3	1.3	71.5	6.3	14.6	0.15	0.14	1.89	16	0.57
A0963510	Drill Core	2.49	1.31	2.09	8.54	15.2	472	21.1	13.6	293	7.30	40.8	1.7	57.4	6.8	11.8	0.03	0.11	4.00	9	0.38
A0963511	Drill Core	2.91	1.61	4.26	27.15	6.3	1114	21.6	18.8	56	6.86	57.6	1.1	166.9	6.2	6.1	0.04	0.12	5.34	4	0.19
A0963509	Drill Core	2.13	1.34	5.48	67.76	10.3	2275	2.0	5.0	99	3.96	144.5	1.8	242.2	11.2	3.3	0.08	0.15	17.84	<1	0.12
A0963517	Drill Core	2.26	0.81	9.98	36.49	10.3	1593	1.2	3.1	51	2.96	54.1	1.8	110.3	10.7	3.1	0.06	0.08	17.22	2	0.06
A0963512	Drill Core	2.22	1.12	31.89	35.92	55.9	852	29.7	15.6	966	5.60	436.1	1.1	1065.6	5.2	48.5	0.16	0.19	4.45	52	1.28
A0963513	Drill Core	2.38	1.61	58.48	9.78	410.4	820	46.3	15.5	963	6.71	1697.5	1.3	214.3	6.6	23.9	1.98	0.33	1.28	81	1.00
A0963514	Drill Core	2.23	1.00	78.59	19.49	139.3	989	36.2	10.1	784	9.14	1020.5	0.9	1905.4	3.7	39.4	0.55	0.29	1.07	61	2.50
A0963515	Drill Core	2.14	1.38	4.74	30.40	109.9	224	0.3	2.1	330	1.39	38.7	1.4	32.0	10.6	13.9	0.54	0.12	0.18	<1	0.74
A0963516	Drill Core	2.14	1.15	3.80	20.33	74.1	219	0.4	2.4	367	1.30	25.0	1.3	29.0	11.3	15.9	0.26	0.14	0.29	<1	0.92

This report supersedes all previous preliminary and final reports with this file number dated prior to the date on this certificate. Signature indicates final approval; preliminary reports are unsigned and should be used for reference only.

BUREAU VERITAS MINERAL LABORATORIES Canada

www.bvna.com/mining-laboratory-services

Bureau Veritas Commodities Canada Ltd.

9050 Shaughnessy St Vancouver British Columbia V6P 6E5 Canada
PHONE (604) 253-3158

Client: **Kinross Gold Corp.**
25 York St., #17
Toronto Ontario M5J 2V5 Canada

Project: Great Bear Project
Report Date: November 18, 2024

CERTIFICATE OF ANALYSIS TIM24000332.1

	Method	AQ250	AQ250	AQ250	AQ250	AQ250	AQ250	AQ250	AQ250	AQ250	AQ250	AQ250	AQ250	AQ250	AQ250	AQ250	AQ250	AQ250	AQ250	AQ250	AQ250
	Analyte	P	La	Cr	Mg	Ba	Ti	B	Al	Na	K	W	Sc	Tl	S	Hg	Se	Te	Ga	Cs	Ge
	Unit	%	ppm	ppm	%	ppm	%	ppm	%	%	%	ppm	ppm	ppm	%	ppb	ppm	ppm	ppm	ppm	ppm
	MDL	0.001	0.5	0.5	0.01	0.5	0.001	20	0.01	0.001	0.01	0.1	0.1	0.02	0.02	5	0.1	0.02	0.1	0.02	0.1
A0963182	Drill Core	0.067	35.1	13.8	0.64	146.8	0.087	<20	0.93	0.075	0.69	5.4	2.1	0.28	0.84	17	2.6	0.44	4.2	2.13	<0.1
A0963183	Drill Core	0.078	38.2	11.0	0.68	133.2	0.152	<20	1.16	0.089	0.91	5.6	2.3	0.33	0.84	<5	2.8	0.82	4.7	1.86	<0.1
A0963184	Drill Core	0.070	35.4	14.2	0.70	115.4	0.129	<20	1.10	0.073	0.79	2.7	2.1	0.31	0.64	<5	0.3	0.51	4.6	1.34	<0.1
A0963185	Drill Core	0.034	15.8	5.5	0.22	34.8	0.019	<20	0.36	0.025	0.11	2.0	0.5	0.06	4.21	<5	4.2	4.02	2.3	0.16	<0.1
A0963186	Drill Core	0.032	10.0	4.6	0.13	80.3	0.012	<20	0.48	0.027	0.35	0.8	0.3	0.21	4.61	<5	2.8	2.25	1.6	0.35	<0.1
A0963187	Drill Core	0.051	24.0	33.3	0.87	109.1	0.129	<20	1.29	0.022	0.93	5.8	2.6	0.61	4.81	<5	4.5	2.22	5.2	2.80	<0.1
A0963188	Drill Core	0.048	16.7	75.3	1.01	103.1	0.127	<20	1.09	0.067	0.91	3.2	8.9	0.39	1.78	9	3.8	0.20	6.3	2.29	<0.1
A0963189	Drill Core	0.057	22.4	149.7	1.48	192.2	0.303	<20	2.12	0.065	1.82	8.7	11.6	0.61	2.45	<5	5.1	1.01	9.3	4.48	0.1
A0963190	Drill Core	0.054	25.2	17.0	0.69	361.7	0.100	<20	0.93	0.105	0.68	3.0	5.4	0.23	0.73	<5	0.7	0.11	5.5	1.59	<0.1
A0963191	Drill Core	0.059	20.4	39.5	0.72	226.0	0.111	<20	0.90	0.096	0.67	12.8	5.8	0.21	1.80	<5	12.8	2.25	5.1	1.14	<0.1
A0962716	Drill Core	0.061	19.7	68.4	1.47	42.0	0.101	<20	2.31	0.037	0.24	0.2	5.3	0.06	0.29	<5	0.4	0.11	9.5	0.65	<0.1
A0962717	Drill Core	0.066	30.2	23.6	0.89	64.2	0.131	<20	1.03	0.073	0.22	1.1	4.5	0.09	0.60	<5	0.3	0.06	6.5	0.86	<0.1
A0962718	Drill Core	0.049	27.7	13.6	0.69	67.3	0.165	<20	1.18	0.073	0.55	0.7	2.6	0.34	0.32	<5	0.1	0.03	5.4	1.84	<0.1
A0962719	Drill Core	0.060	26.3	11.7	0.61	101.6	0.036	<20	0.80	0.088	0.52	0.2	1.3	0.44	2.19	<5	1.9	0.10	3.1	1.52	<0.1
A0962720	Drill Core	0.069	30.6	15.5	0.69	85.1	0.032	<20	0.72	0.063	0.39	0.3	1.1	0.38	2.57	<5	2.1	0.23	3.0	1.16	<0.1
A0962715	Drill Core	0.062	17.3	4.5	0.20	66.8	0.007	<20	0.63	0.021	0.39	0.4	0.5	0.27	2.54	<5	1.9	0.27	1.4	0.53	<0.1
A0962721	Drill Core	0.069	29.2	15.3	0.97	72.2	0.021	<20	1.01	0.082	0.65	0.5	2.5	0.82	2.93	<5	2.5	0.23	4.6	2.19	<0.1
A0962722	Drill Core	0.056	26.0	4.9	0.42	56.8	0.014	<20	0.67	0.041	0.41	0.3	0.6	0.37	2.21	<5	1.8	0.25	2.3	0.76	<0.1
A0962723	Drill Core	0.058	28.2	8.4	0.58	83.9	0.048	<20	0.91	0.066	0.56	0.5	1.3	0.55	2.94	<5	2.3	0.84	3.5	1.33	<0.1
A0962724	Drill Core	0.062	25.0	12.3	0.61	55.7	0.046	<20	0.76	0.054	0.45	2.0	1.5	0.37	2.08	<5	1.3	0.30	3.2	1.12	<0.1
A0962725	Drill Core	0.061	27.4	11.3	0.65	66.0	0.051	<20	0.85	0.075	0.53	1.2	1.6	0.47	2.38	<5	1.6	0.62	3.5	1.28	<0.1
A0963510	Drill Core	0.061	24.9	8.4	0.42	64.6	0.039	<20	0.98	0.043	0.41	1.5	0.8	0.28	7.32	<5	3.5	0.96	2.7	0.72	<0.1
A0963511	Drill Core	0.056	15.0	3.9	0.05	62.3	0.010	<20	0.48	0.015	0.30	0.8	0.5	0.12	7.28	<5	8.6	1.34	1.2	0.20	<0.1
A0963509	Drill Core	0.015	38.7	2.7	0.05	72.2	0.005	<20	0.39	0.011	0.30	0.5	0.3	0.10	4.21	<5	3.6	1.97	1.1	0.13	<0.1
A0963517	Drill Core	0.013	32.7	1.5	0.05	84.4	0.006	<20	0.54	0.012	0.40	0.6	0.4	0.11	3.16	<5	3.2	1.03	1.7	0.20	<0.1
A0963512	Drill Core	0.032	22.2	56.5	0.73	121.8	0.098	<20	0.93	0.021	0.90	8.4	6.1	0.49	5.26	<5	7.4	1.19	5.0	2.29	0.1
A0963513	Drill Core	0.056	22.5	74.4	1.49	169.2	0.209	<20	2.16	0.054	1.27	1.8	10.1	0.59	2.43	<5	4.9	1.14	10.6	4.49	0.2
A0963514	Drill Core	0.068	16.6	63.1	1.38	92.6	0.198	<20	2.03	0.045	1.35	9.1	7.0	0.72	4.80	<5	6.2	1.71	8.5	7.77	0.3
A0963515	Drill Core	0.015	41.9	2.0	0.05	69.4	0.022	<20	0.39	0.056	0.25	0.7	0.8	0.11	0.93	<5	0.2	0.05	1.5	0.37	<0.1
A0963516	Drill Core	0.015	43.3	1.7	0.10	112.9	0.034	<20	0.74	0.091	0.41	1.7	1.2	0.20	0.42	<5	0.2	0.04	2.9	1.13	<0.1

This report supersedes all previous preliminary and final reports with this file number dated prior to the date on this certificate. Signature indicates final approval; preliminary reports are unsigned and should be used for reference only.

BUREAU VERITAS MINERAL LABORATORIES Canada

www.bvna.com/mining-laboratory-services

Bureau Veritas Commodities Canada Ltd.

9050 Shaughnessy St Vancouver British Columbia V6P 6E5 Canada
PHONE (604) 253-3158

Client: **Kinross Gold Corp.**
25 York St., #17
Toronto Ontario M5J 2V5 Canada

Project: Great Bear Project
Report Date: November 18, 2024

CERTIFICATE OF ANALYSIS TIM24000332.1

Method		AQ250	AQ250	AQ250	AQ250	AQ250	AQ250	AQ250	AQ250	AQ250	AQ250	AQ250	AQ250	AQ250	AQ250	TC006	TC000	TC000
Analyte		Hf	Nb	Rb	Sn	Ta	Zr	Y	Ce	In	Re	Be	Li	Pd	Pt	CO2	TOT/C	TOT/S
Unit		ppm	ppm	ppm	ppm	ppm	ppm	ppm	ppm	ppm	ppb	ppm	ppm	ppb	ppb	%	%	%
MDL		0.02	0.02	0.1	0.1	0.05	0.1	0.01	0.1	0.02	1	0.1	0.1	10	2	0.08	0.02	0.02
A0963182	Drill Core	0.62	<0.02	34.2	0.4	<0.05	19.3	6.89	68.6	0.03	<1	0.2	7.7	<10	<2	2.11		
A0963183	Drill Core	0.59	0.06	47.2	0.4	<0.05	19.6	6.59	74.7	0.02	<1	0.1	9.0	<10	<2	0.60		
A0963184	Drill Core	0.50	0.04	41.2	0.3	<0.05	16.8	5.94	68.7	<0.02	<1	0.1	9.6	<10	<2	1.63		
A0963185	Drill Core	0.55	0.13	4.7	0.3	<0.05	20.7	2.90	29.6	<0.02	<1	0.1	3.8	<10	<2	0.62		
A0963186	Drill Core	0.58	<0.02	14.9	0.3	<0.05	21.1	2.24	19.2	<0.02	<1	0.1	3.0	<10	3	0.22	0.10	4.58
A0963187	Drill Core	0.62	0.08	49.9	0.4	<0.05	23.2	5.96	47.0	0.02	<1	0.3	8.3	<10	<2	1.51		
A0963188	Drill Core	0.28	<0.02	41.3	0.5	<0.05	11.4	3.96	32.5	0.08	<1	0.4	11.1	<10	2	1.87		
A0963189	Drill Core	0.34	0.02	70.0	0.8	<0.05	13.1	6.95	45.1	0.05	1	0.3	23.6	<10	3	0.36	0.15	2.47
A0963190	Drill Core	0.65	0.05	27.5	0.8	<0.05	24.7	5.64	48.8	0.03	<1	0.3	10.8	<10	2	2.31		
A0963191	Drill Core	0.25	0.05	25.5	0.5	<0.05	10.1	5.15	40.2	0.02	<1	0.2	8.3	<10	2	2.17		
A0962716	Drill Core	0.35	0.06	9.6	0.3	<0.05	16.5	6.04	40.8	<0.02	<1	0.2	26.8	<10	3	<0.08		
A0962717	Drill Core	0.85	0.11	11.0	0.6	<0.05	31.0	6.38	58.9	<0.02	<1	0.3	10.1	<10	2	1.01	0.31	0.57
A0962718	Drill Core	0.81	0.09	33.2	0.4	<0.05	29.1	6.10	52.2	<0.02	<1	0.1	12.1	<10	<2	0.64		
A0962719	Drill Core	0.89	0.03	28.5	0.4	<0.05	29.6	5.03	51.0	<0.02	<1	<0.1	10.2	<10	<2	0.45		
A0962720	Drill Core	0.77	0.03	23.0	0.3	<0.05	24.8	5.13	59.8	<0.02	1	0.1	11.2	<10	2	0.29		
A0962715	Drill Core	0.65	<0.02	16.5	0.4	<0.05	23.4	3.39	34.4	<0.02	2	<0.1	3.9	<10	3	<0.08	0.05	2.45
A0962721	Drill Core	1.15	<0.02	43.3	0.5	<0.05	40.6	4.86	55.4	<0.02	9	0.1	14.9	<10	2	0.15		
A0962722	Drill Core	0.75	<0.02	20.6	0.3	<0.05	27.2	4.40	50.1	<0.02	40	<0.1	8.4	<10	<2	0.18		
A0962723	Drill Core	0.83	0.10	33.4	0.6	<0.05	29.0	5.22	54.0	0.02	77	<0.1	11.8	<10	<2	0.29		
A0962724	Drill Core	0.84	0.04	25.1	0.7	<0.05	30.2	4.94	48.8	0.02	77	0.1	11.9	<10	<2	0.54	0.19	1.97
A0962725	Drill Core	0.92	0.10	33.5	0.8	<0.05	33.1	5.23	52.6	0.02	315	0.1	13.6	<10	<2	0.25		
A0963510	Drill Core	0.61	0.06	20.1	0.4	<0.05	20.3	5.44	48.2	<0.02	5	0.3	8.2	<10	2	<0.08		
A0963511	Drill Core	0.62	0.03	8.7	0.5	<0.05	20.5	3.56	30.7	<0.02	2	0.2	2.0	<10	<2	<0.08	0.05	7.95
A0963509	Drill Core	0.89	0.04	9.6	0.3	<0.05	35.6	5.30	74.7	<0.02	<1	0.1	1.7	<10	<2	0.12		
A0963517	Drill Core	0.85	0.05	12.4	0.4	<0.05	34.8	4.26	62.6	<0.02	<1	0.2	2.4	<10	<2	<0.08	0.06	3.31
A0963512	Drill Core	0.75	<0.02	48.1	0.6	<0.05	27.5	4.22	42.3	0.03	<1	0.3	11.7	<10	3	1.54		
A0963513	Drill Core	0.52	0.02	57.1	0.9	<0.05	20.6	8.53	44.9	0.13	<1	0.4	20.1	<10	2	0.97		
A0963514	Drill Core	0.16	0.12	62.9	0.9	<0.05	6.3	6.98	33.9	0.03	<1	0.3	19.5	<10	<2	2.81	0.80	5.17
A0963515	Drill Core	1.08	0.15	11.2	0.2	<0.05	45.3	9.64	81.1	<0.02	<1	<0.1	2.4	<10	<2	0.74		
A0963516	Drill Core	1.26	0.18	21.7	0.4	<0.05	52.4	10.39	83.2	<0.02	<1	0.1	4.2	<10	<2	0.87		

This report supersedes all previous preliminary and final reports with this file number dated prior to the date on this certificate. Signature indicates final approval; preliminary reports are unsigned and should be used for reference only.

BUREAU VERITAS MINERAL LABORATORIES Canada

www.bvna.com/mining-laboratory-services

Bureau Veritas Commodities Canada Ltd.

9050 Shaughnessy St Vancouver British Columbia V6P 6E5 Canada
PHONE (604) 253-3158

Client: **Kinross Gold Corp.**
25 York St., #17
Toronto Ontario M5J 2V5 Canada

Project: Great Bear Project
Report Date: November 18, 2024

CERTIFICATE OF ANALYSIS TIM24000332.1

Method		WGHT	AQ250	AQ250	AQ250	AQ250	AQ250	AQ250	AQ250	AQ250	AQ250	AQ250	AQ250	AQ250	AQ250	AQ250	AQ250	AQ250	AQ250	AQ250	AQ250
Analyte		Wgt	Mo	Cu	Pb	Zn	Ag	Ni	Co	Mn	Fe	As	U	Au	Th	Sr	Cd	Sb	Bi	V	Ca
Unit		kg	ppm	ppm	ppm	ppm	ppb	ppm	ppm	ppm	%	ppm	ppm	ppb	ppm	ppm	ppm	ppm	ppm	ppm	%
MDL		0.01	0.01	0.01	0.01	0.1	2	0.1	0.1	1	0.01	0.1	0.1	0.2	0.1	0.5	0.01	0.02	0.02	1	0.01
A0963518	Drill Core	2.17	1.39	13.50	5.75	40.9	247	21.4	12.3	853	3.51	35.4	1.2	133.8	6.7	21.1	0.04	0.13	2.31	45	0.71
A0963519	Drill Core	2.10	0.78	18.54	5.49	37.5	399	6.4	6.0	361	3.76	32.2	1.5	147.3	6.1	5.1	0.04	0.09	2.24	6	0.19
A0963520	Drill Core	2.07	0.77	14.99	4.31	27.5	181	6.5	4.6	427	2.11	14.1	1.5	17.0	6.2	15.0	0.05	0.10	1.59	7	0.51
A0963521	Drill Core	1.96	2.20	20.94	33.24	20.8	1573	17.3	55.2	329	16.42	157.8	1.0	291.4	4.1	3.9	0.06	0.26	11.09	6	0.11
A0963542	Drill Core	2.52	1.44	24.82	23.04	70.3	997	19.1	13.6	595	7.80	67.8	1.3	362.1	5.6	3.5	0.10	0.14	3.65	14	0.15
A0963522	Drill Core	2.39	1.19	15.52	9.61	75.4	652	24.8	12.3	899	4.47	56.8	1.3	62.1	6.8	5.9	0.07	0.10	3.38	46	0.35
A0963523	Drill Core	2.21	0.80	66.69	26.56	29.2	1264	1.1	2.1	192	1.64	29.2	1.9	377.0	11.0	4.4	0.15	0.09	4.90	<1	0.31
A0963524	Drill Core	2.17	0.77	10.82	20.15	9.0	1051	1.0	2.7	104	1.72	24.8	2.0	65.6	11.6	3.1	0.05	0.11	9.55	<1	0.20
A0963525	Drill Core	1.62	0.92	0.91	9.07	1.6	275	0.8	1.4	46	1.14	13.8	1.8	12.4	11.0	2.1	<0.01	0.06	1.68	<1	0.05
A0963526	Drill Core	1.52	1.85	27.41	13.53	54.2	1004	16.0	7.2	342	4.91	122.0	2.3	322.6	7.7	8.0	0.09	0.12	7.09	8	0.24
A0963527	Drill Core	2.30	0.76	24.66	11.99	647.1	829	0.8	2.6	225	1.81	42.8	1.6	132.9	11.8	10.3	3.33	0.10	4.28	2	0.49

This report supersedes all previous preliminary and final reports with this file number dated prior to the date on this certificate. Signature indicates final approval; preliminary reports are unsigned and should be used for reference only.

BUREAU VERITAS MINERAL LABORATORIES Canada

www.bvna.com/mining-laboratory-services

Bureau Veritas Commodities Canada Ltd.

9050 Shaughnessy St Vancouver British Columbia V6P 6E5 Canada
PHONE (604) 253-3158

Client: **Kinross Gold Corp.**
25 York St., #17
Toronto Ontario M5J 2V5 Canada

Project: Great Bear Project
Report Date: November 18, 2024

CERTIFICATE OF ANALYSIS TIM24000332.1

	Method	AQ250	AQ250	AQ250	AQ250	AQ250	AQ250	AQ250	AQ250	AQ250	AQ250	AQ250	AQ250	AQ250	AQ250	AQ250	AQ250	AQ250	AQ250	AQ250	AQ250
	Analyte	P	La	Cr	Mg	Ba	Ti	B	Al	Na	K	W	Sc	Tl	S	Hg	Se	Te	Ga	Cs	Ge
	Unit	%	ppm	ppm	%	ppm	%	ppm	%	%	%	ppm	ppm	ppm	%	ppb	ppm	ppm	ppm	ppm	ppm
	MDL	0.001	0.5	0.5	0.01	0.5	0.001	20	0.01	0.001	0.01	0.1	0.1	0.02	0.02	5	0.1	0.02	0.1	0.02	0.1
A0963518	Drill Core	0.070	31.0	20.5	0.95	139.8	0.152	<20	1.50	0.104	0.95	37.7	4.1	0.66	2.23	<5	1.4	0.55	6.1	2.62	<0.1
A0963519	Drill Core	0.033	20.1	4.0	0.38	90.0	0.042	<20	0.98	0.031	0.48	0.4	0.5	0.27	2.96	<5	1.1	0.52	3.2	0.86	<0.1
A0963520	Drill Core	0.036	19.9	5.1	0.35	75.6	0.061	<20	0.89	0.075	0.50	0.4	0.5	0.39	1.36	<5	0.5	0.23	2.9	1.22	<0.1
A0963521	Drill Core	0.041	18.0	6.9	0.21	28.1	0.039	<20	0.75	0.014	0.47	0.7	0.6	0.24	>10	<5	8.5	2.40	2.0	0.99	<0.1
A0963542	Drill Core	0.063	26.0	11.6	0.60	88.9	0.114	<20	1.35	0.009	0.98	0.6	0.9	0.81	5.94	<5	3.5	1.10	3.3	3.18	<0.1
A0963522	Drill Core	0.070	31.7	22.3	1.00	119.7	0.232	<20	1.65	0.042	1.27	2.6	3.9	0.92	2.13	<5	0.9	0.28	6.9	4.63	<0.1
A0963523	Drill Core	0.014	39.9	2.7	0.05	63.7	0.004	<20	0.36	0.018	0.26	1.8	0.3	0.11	1.38	<5	1.3	0.53	1.0	0.13	<0.1
A0963524	Drill Core	0.013	42.0	1.9	0.03	55.0	0.003	<20	0.33	0.018	0.23	0.6	0.3	0.09	1.74	<5	1.1	0.62	0.9	0.08	<0.1
A0963525	Drill Core	0.013	29.9	3.0	0.01	57.5	0.002	<20	0.36	0.006	0.25	0.3	0.3	0.09	0.95	<5	0.5	0.15	0.9	0.12	<0.1
A0963526	Drill Core	0.052	29.5	6.9	0.41	111.4	0.064	<20	1.24	0.019	0.78	0.6	0.7	0.71	3.94	<5	2.5	1.50	2.9	1.73	<0.1
A0963527	Drill Core	0.015	42.5	1.5	0.11	111.4	0.015	<20	0.80	0.067	0.38	9.9	0.5	0.24	1.70	16	1.2	0.53	2.1	0.37	<0.1

This report supersedes all previous preliminary and final reports with this file number dated prior to the date on this certificate. Signature indicates final approval; preliminary reports are unsigned and should be used for reference only.

BUREAU VERITAS MINERAL LABORATORIES Canada

www.bvna.com/mining-laboratory-services

Bureau Veritas Commodities Canada Ltd.

9050 Shaughnessy St Vancouver British Columbia V6P 6E5 Canada
PHONE (604) 253-3158

Client: **Kinross Gold Corp.**
25 York St., #17
Toronto Ontario M5J 2V5 Canada

Project: Great Bear Project
Report Date: November 18, 2024

CERTIFICATE OF ANALYSIS TIM24000332.1

Method		AQ250	AQ250	AQ250	AQ250	AQ250	AQ250	AQ250	AQ250	AQ250	AQ250	AQ250	AQ250	AQ250	AQ250	TC006	TC000	TC000
Analyte		Hf	Nb	Rb	Sn	Ta	Zr	Y	Ce	In	Re	Be	Li	Pd	Pt	CO2	TOT/C	TOT/S
Unit		ppm	ppm	ppm	ppm	ppm	ppm	ppm	ppm	ppm	ppb	ppm	ppm	ppb	ppb	%	%	%
MDL		0.02	0.02	0.1	0.1	0.05	0.1	0.01	0.1	0.02	1	0.1	0.1	10	2	0.08	0.02	0.02
A0963518	Drill Core	0.69	<0.02	56.2	0.5	<0.05	25.3	6.31	60.2	0.05	<1	0.1	16.4	<10	<2	0.44		
A0963519	Drill Core	0.71	0.07	21.8	0.3	<0.05	26.1	2.68	35.9	0.04	<1	0.2	7.6	<10	2	0.10		
A0963520	Drill Core	0.72	0.03	31.1	0.2	<0.05	26.4	2.40	35.5	0.03	<1	0.2	8.4	<10	<2	0.37	0.13	1.47
A0963521	Drill Core	0.58	0.40	19.1	0.2	<0.05	22.3	5.57	36.4	<0.02	<1	0.1	3.0	<10	<2	<0.08		
A0963542	Drill Core	0.77	0.12	54.6	0.3	<0.05	30.0	5.77	51.2	<0.02	<1	0.2	6.3	<10	<2	<0.08	0.06	6.53
A0963522	Drill Core	0.52	0.06	80.9	0.7	<0.05	18.4	6.66	62.9	0.09	<1	<0.1	14.7	<10	<2	0.17		
A0963523	Drill Core	1.10	<0.02	9.6	0.2	<0.05	46.1	5.85	74.3	0.03	<1	0.1	2.2	<10	<2	0.32		
A0963524	Drill Core	1.11	<0.02	7.6	0.1	<0.05	44.7	5.01	78.7	<0.02	<1	<0.1	1.5	<10	<2	0.17		
A0963525	Drill Core	0.85	<0.02	7.8	0.2	<0.05	37.8	2.99	58.5	<0.02	<1	0.1	0.9	<10	<2	<0.08	0.04	1.03
A0963526	Drill Core	0.92	0.10	46.9	0.2	<0.05	34.2	5.80	53.8	0.03	<1	0.4	5.8	<10	<2	<0.08		
A0963527	Drill Core	1.09	0.04	18.4	0.2	<0.05	45.6	7.57	79.4	0.12	<1	0.2	3.4	<10	<2	0.33		

This report supersedes all previous preliminary and final reports with this file number dated prior to the date on this certificate. Signature indicates final approval; preliminary reports are unsigned and should be used for reference only.

BUREAU VERITAS MINERAL LABORATORIES Canada

www.bvna.com/mining-laboratory-services

Bureau Veritas Commodities Canada Ltd.
9050 Shaughnessy St Vancouver British Columbia V6P 6E5 Canada
PHONE (604) 253-3158

Client: **Kinross Gold Corp.**
25 York St., #17
Toronto Ontario M5J 2V5 Canada

Project: Great Bear Project
Report Date: November 18, 2024

QUALITY CONTROL REPORT TIM24000332.1

	Method	WGHT	AQ250	AQ250	AQ250	AQ250	AQ250	AQ250	AQ250	AQ250	AQ250	AQ250	AQ250	AQ250	AQ250	AQ250	AQ250	AQ250	AQ250	AQ250	AQ250
	Analyte	Wgt	Mo	Cu	Pb	Zn	Ag	Ni	Co	Mn	Fe	As	U	Au	Th	Sr	Cd	Sb	Bi	V	Ca
	Unit	kg	ppm	ppm	ppm	ppm	ppb	ppm	ppm	ppm	%	ppm	ppm	ppb	ppm	ppm	ppm	ppm	ppm	ppm	%
	MDL	0.01	0.01	0.01	0.01	0.1	2	0.1	0.1	1	0.01	0.1	0.1	0.2	0.1	0.5	0.01	0.02	0.02	1	0.01
Pulp Duplicates																					
A0963127	Drill Core	2.07	1.01	8.31	13.84	315.2	752	7.0	6.1	525	1.97	35.7	1.4	105.3	6.2	14.4	1.52	0.18	4.61	10	0.86
REP A0963127	QC																				
A0963133	Drill Core	2.13	1.39	7.41	9.88	50.4	274	13.0	9.1	898	2.36	41.4	1.8	64.8	8.5	102.7	0.21	0.14	1.84	10	2.30
REP A0963133	QC																				
REP A0963140	QC		1.69	29.64	5.93	71.9	182	11.2	7.0	462	2.13	10.7	1.4	343.6	7.2	22.3	0.12	0.11	0.34	26	1.52
A0963187	Drill Core	2.02	1.34	54.29	65.02	84.9	1677	27.3	14.6	1328	6.46	155.7	1.2	725.4	5.7	31.7	0.21	0.24	6.71	35	1.55
REP A0963187	QC																				
REP A0963509	QC		1.28	4.83	63.01	9.4	2105	1.9	4.5	96	3.77	125.7	1.6	261.6	10.7	3.2	0.06	0.13	14.61	<1	0.12
A0963517	Drill Core	2.26	0.81	9.98	36.49	10.3	1593	1.2	3.1	51	2.96	54.1	1.8	110.3	10.7	3.1	0.06	0.08	17.22	2	0.06
REP A0963517	QC																				
A0963526	Drill Core	1.52	1.85	27.41	13.53	54.2	1004	16.0	7.2	342	4.91	122.0	2.3	322.6	7.7	8.0	0.09	0.12	7.09	8	0.24
REP A0963526	QC																				
Core Reject Duplicates																					
A0963140	Drill Core	1.05	1.79	30.50	5.72	71.2	157	10.8	7.2	450	2.07	10.5	1.4	271.9	6.9	21.7	0.13	0.11	0.32	25	1.47
DUP A0963140	QC		1.96	31.23	5.99	73.1	168	11.3	7.5	471	2.17	11.0	1.5	496.5	7.3	23.5	0.12	0.11	0.33	27	1.54
A0963171	Drill Core	3.20	46.16	253.49	3.37	46.0	639	14.1	9.2	311	2.35	3.6	1.4	67.4	6.2	15.2	0.17	0.17	1.65	20	0.72
DUP A0963171	QC		47.38	283.65	3.25	46.1	689	14.0	9.0	308	2.22	3.7	1.3	100.4	5.9	9.2	0.17	0.15	1.71	19	0.72
A0963509	Drill Core	2.13	1.34	5.48	67.76	10.3	2275	2.0	5.0	99	3.96	144.5	1.8	242.2	11.2	3.3	0.08	0.15	17.84	<1	0.12
DUP A0963509	QC		1.30	4.82	62.15	9.3	1993	1.8	4.6	95	3.72	126.2	1.7	231.8	10.7	3.2	0.06	0.14	14.86	<1	0.12
Reference Materials																					
STD BVGEO01	Standard		9.75	4233.36	178.15	1664.0	2409	155.8	23.5	694	3.61	116.0	3.4	206.3	13.7	53.0	5.91	2.42	23.03	69	1.25
STD BVGEO01	Standard		9.47	4112.20	175.00	1607.3	2343	157.3	23.4	668	3.51	117.1	3.3	202.2	12.9	51.4	5.69	2.75	22.13	70	1.23
STD BVGEO01	Standard		9.76	4288.24	187.64	1651.8	2432	158.0	24.4	689	3.67	121.2	3.4	210.6	13.2	52.8	5.69	2.11	22.98	70	1.27
STD BVGEO01	Standard		9.97	4244.54	186.23	1632.4	2437	160.0	23.2	685	3.55	116.4	3.6	214.2	14.1	51.8	5.84	3.08	23.53	71	1.26
STD BVGEO01	Standard		9.87	4310.76	183.61	1681.9	2512	161.6	23.4	705	3.66	116.7	3.4	213.3	13.8	52.6	6.10	2.76	23.89	71	1.25
STD COO2	Standard																				
STD COO2	Standard																				
STD COO2	Standard																				

This report supersedes all previous preliminary and final reports with this file number dated prior to the date on this certificate. Signature indicates final approval; preliminary reports are unsigned and should be used for reference only.

BUREAU VERITAS MINERAL LABORATORIES Canada

www.bvna.com/mining-laboratory-services

Bureau Veritas Commodities Canada Ltd.
9050 Shaughnessy St Vancouver British Columbia V6P 6E5 Canada
PHONE (604) 253-3158

Client: **Kinross Gold Corp.**
25 York St., #17
Toronto Ontario M5J 2V5 Canada

Project: Great Bear Project
Report Date: November 18, 2024

QUALITY CONTROL REPORT TIM24000332.1

		Method	AQ250	AQ250	AQ250	AQ250	AQ250	AQ250	AQ250	AQ250	AQ250	AQ250	AQ250	AQ250	AQ250	AQ250	AQ250	AQ250	AQ250	AQ250	AQ250
		Analyte	P	La	Cr	Mg	Ba	Ti	B	Al	Na	K	W	Sc	Tl	S	Hg	Se	Te	Ga	Cs	Ge
		Unit	%	ppm	ppm	%	ppm	%	ppm	%	%	%	ppm	ppm	ppm	%	ppb	ppm	ppm	ppm	ppm	ppm
		MDL	0.001	0.5	0.5	0.01	0.5	0.001	20	0.01	0.001	0.01	0.1	0.1	0.02	0.02	5	0.1	0.02	0.1	0.02	0.1
Pulp Duplicates																						
A0963127	Drill Core		0.038	21.3	7.8	0.32	64.5	0.039	<20	0.70	0.085	0.41	1.3	0.7	0.46	1.62	12	1.1	0.39	2.5	1.12	<0.1
REP A0963127	QC																					
A0963133	Drill Core		0.093	38.8	16.2	0.46	62.5	0.046	<20	0.43	0.113	0.25	8.6	1.1	0.14	1.69	<5	2.8	0.27	2.9	1.55	<0.1
REP A0963133	QC																					
REP A0963140	QC		0.056	34.3	11.8	0.60	94.8	0.116	<20	0.78	0.075	0.55	16.6	2.4	0.20	0.83	<5	0.9	0.21	4.3	1.18	<0.1
A0963187	Drill Core		0.051	24.0	33.3	0.87	109.1	0.129	<20	1.29	0.022	0.93	5.8	2.6	0.61	4.81	<5	4.5	2.22	5.2	2.80	<0.1
REP A0963187	QC																					
REP A0963509	QC		0.014	36.8	2.5	0.04	66.8	0.004	<20	0.34	0.010	0.27	0.5	0.3	0.09	4.01	<5	3.3	1.98	1.0	0.12	<0.1
A0963517	Drill Core		0.013	32.7	1.5	0.05	84.4	0.006	<20	0.54	0.012	0.40	0.6	0.4	0.11	3.16	<5	3.2	1.03	1.7	0.20	<0.1
REP A0963517	QC																					
A0963526	Drill Core		0.052	29.5	6.9	0.41	111.4	0.064	<20	1.24	0.019	0.78	0.6	0.7	0.71	3.94	<5	2.5	1.50	2.9	1.73	<0.1
REP A0963526	QC																					
Core Reject Duplicates																						
A0963140	Drill Core		0.055	33.0	11.7	0.59	93.2	0.111	<20	0.78	0.075	0.54	15.1	2.3	0.19	0.79	<5	0.9	0.20	4.2	1.16	<0.1
DUP A0963140	QC		0.060	34.4	12.6	0.61	93.7	0.118	<20	0.80	0.076	0.56	16.9	2.4	0.19	0.85	<5	0.9	0.23	4.4	1.21	<0.1
A0963171	Drill Core		0.057	24.1	14.5	0.60	87.2	0.058	<20	0.79	0.088	0.54	0.9	1.9	0.41	2.01	<5	1.3	0.49	3.4	1.53	<0.1
DUP A0963171	QC		0.060	25.4	12.5	0.62	58.3	0.055	<20	0.60	0.034	0.47	0.7	1.5	0.40	2.02	<5	1.3	0.51	2.8	1.62	<0.1
A0963509	Drill Core		0.015	38.7	2.7	0.05	72.2	0.005	<20	0.39	0.011	0.30	0.5	0.3	0.10	4.21	<5	3.6	1.97	1.1	0.13	<0.1
DUP A0963509	QC		0.014	36.5	2.6	0.04	64.2	0.005	<20	0.37	0.010	0.28	0.5	0.3	0.10	3.95	<5	3.3	2.10	1.1	0.13	<0.1
Reference Materials																						
STD BVGEO01	Standard		0.074	26.1	161.6	1.26	331.6	0.230	<20	2.18	0.184	0.84	3.7	5.6	0.59	0.66	89	4.8	0.97	6.7	7.06	<0.1
STD BVGEO01	Standard		0.070	23.9	159.2	1.24	307.0	0.218	<20	2.14	0.180	0.85	3.7	5.4	0.57	0.65	88	4.8	0.99	6.6	6.91	<0.1
STD BVGEO01	Standard		0.073	26.4	154.6	1.25	332.4	0.226	<20	2.20	0.183	0.86	4.0	5.8	0.59	0.66	91	4.9	1.02	6.7	7.15	<0.1
STD BVGEO01	Standard		0.071	25.0	160.9	1.28	317.3	0.220	<20	2.20	0.178	0.86	4.2	5.5	0.61	0.66	103	5.2	1.09	6.8	7.14	<0.1
STD BVGEO01	Standard		0.073	25.8	164.2	1.29	327.3	0.226	<20	2.20	0.183	0.88	3.8	5.6	0.62	0.68	89	5.0	1.04	6.9	7.21	0.1
STD COO2	Standard																					
STD COO2	Standard																					
STD COO2	Standard																					

This report supersedes all previous preliminary and final reports with this file number dated prior to the date on this certificate. Signature indicates final approval; preliminary reports are unsigned and should be used for reference only.

BUREAU VERITAS MINERAL LABORATORIES Canada

www.bvna.com/mining-laboratory-services

Bureau Veritas Commodities Canada Ltd.
9050 Shaughnessy St Vancouver British Columbia V6P 6E5 Canada
PHONE (604) 253-3158

Client: **Kinross Gold Corp.**
25 York St., #17
Toronto Ontario M5J 2V5 Canada

Project: Great Bear Project
Report Date: November 18, 2024

QUALITY CONTROL REPORT TIM24000332.1

	Method	AQ250	AQ250	AQ250	AQ250	AQ250	AQ250	AQ250	AQ250	AQ250	AQ250	AQ250	AQ250	AQ250	AQ250	TC006	TC000	TC000
	Analyte	Hf	Nb	Rb	Sn	Ta	Zr	Y	Ce	In	Re	Be	Li	Pd	Pt	CO2	TOT/C	TOT/S
	Unit	ppm	ppm	ppm	ppm	ppm	ppm	ppm	ppm	ppm	ppb	ppm	ppm	ppb	ppb	%	%	%
	MDL	0.02	0.02	0.1	0.1	0.05	0.1	0.01	0.1	0.02	1	0.1	0.1	10	2	0.08	0.02	0.02
Pulp Duplicates																		
A0963127	Drill Core	0.61	0.10	31.5	0.2	<0.05	23.8	2.36	38.4	0.06	<1	<0.1	6.8	<10	<2	0.74	0.22	1.55
REP A0963127	QC																0.21	1.54
A0963133	Drill Core	0.87	0.07	12.9	0.3	<0.05	28.2	6.45	76.2	<0.02	1	0.1	4.1	<10	<2	2.43	0.71	1.64
REP A0963133	QC															2.38		
REP A0963140	QC	0.54	0.07	26.8	0.5	<0.05	16.0	4.99	66.2	<0.02	<1	0.1	10.0	<10	<2			
A0963187	Drill Core	0.62	0.08	49.9	0.4	<0.05	23.2	5.96	47.0	0.02	<1	0.3	8.3	<10	<2	1.51		
REP A0963187	QC															1.57		
REP A0963509	QC	0.83	0.03	8.7	0.3	<0.05	33.1	5.12	69.8	<0.02	<1	0.1	1.6	<10	<2			
A0963517	Drill Core	0.85	0.05	12.4	0.4	<0.05	34.8	4.26	62.6	<0.02	<1	0.2	2.4	<10	<2	<0.08	0.06	3.31
REP A0963517	QC																0.05	3.26
A0963526	Drill Core	0.92	0.10	46.9	0.2	<0.05	34.2	5.80	53.8	0.03	<1	0.4	5.8	<10	<2	<0.08		
REP A0963526	QC															<0.08		
Core Reject Duplicates																		
A0963140	Drill Core	0.52	0.07	26.1	0.4	<0.05	15.7	4.96	65.2	<0.02	<1	0.1	9.9	<10	<2	1.50		
DUP A0963140	QC	0.55	0.06	27.7	0.5	<0.05	16.6	5.17	66.2	<0.02	<1	0.1	10.4	<10	<2	1.44		
A0963171	Drill Core	0.78	0.17	33.0	0.6	<0.05	29.3	5.00	46.2	0.03	138	<0.1	10.8	<10	<2	0.51		
DUP A0963171	QC	0.63	0.13	32.0	0.5	<0.05	21.9	4.47	48.9	0.03	143	<0.1	10.6	<10	<2	0.50		
A0963509	Drill Core	0.89	0.04	9.6	0.3	<0.05	35.6	5.30	74.7	<0.02	<1	0.1	1.7	<10	<2	0.12		
DUP A0963509	QC	0.90	0.05	9.2	0.3	<0.05	37.2	5.16	68.8	<0.02	<1	0.1	1.7	<10	<2	0.12		
Reference Materials																		
STD BVGEO01	Standard	0.32	0.11	90.1	5.2	<0.05	10.1	13.77	52.0	0.42	4	0.7	20.3	127	182			
STD BVGEO01	Standard	0.28	0.13	91.6	5.0	<0.05	9.3	13.53	48.2	0.41	4	0.6	18.9	129	167			
STD BVGEO01	Standard	0.36	0.13	90.0	5.1	<0.05	10.3	13.58	52.1	0.41	3	0.6	17.5	132	175			
STD BVGEO01	Standard	0.26	0.17	92.6	5.2	<0.05	8.8	14.11	50.9	0.42	5	0.7	19.0	127	186			
STD BVGEO01	Standard	0.21	0.18	92.2	5.4	<0.05	7.9	14.13	51.5	0.43	4	0.7	20.9	130	173			
STD COO2	Standard															3.67		
STD COO2	Standard															3.40		
STD COO2	Standard															3.53		

This report supersedes all previous preliminary and final reports with this file number dated prior to the date on this certificate. Signature indicates final approval; preliminary reports are unsigned and should be used for reference only.

BUREAU VERITAS MINERAL LABORATORIES Canada

www.bvna.com/mining-laboratory-services

Bureau Veritas Commodities Canada Ltd.
9050 Shaughnessy St Vancouver British Columbia V6P 6E5 Canada
PHONE (604) 253-3158

Client: **Kinross Gold Corp.**
25 York St., #17
Toronto Ontario M5J 2V5 Canada

Project: Great Bear Project
Report Date: November 18, 2024

QUALITY CONTROL REPORT TIM24000332.1

		WGHT	AQ250	AQ250	AQ250	AQ250	AQ250	AQ250	AQ250	AQ250	AQ250	AQ250	AQ250	AQ250	AQ250	AQ250	AQ250	AQ250	AQ250	AQ250	AQ250
		Wgt	Mo	Cu	Pb	Zn	Ag	Ni	Co	Mn	Fe	As	U	Au	Th	Sr	Cd	Sb	Bi	V	Ca
		kg	ppm	ppm	ppm	ppm	ppb	ppm	ppm	ppm	%	ppm	ppm	ppb	ppm	ppm	ppm	ppm	ppm	ppm	%
		0.01	0.01	0.01	0.01	0.1	2	0.1	0.1	1	0.01	0.1	0.1	0.2	0.1	0.5	0.01	0.02	0.02	1	0.01
STD COO2	Standard																				
STD GS311-1	Standard																				
STD GS311-1	Standard																				
STD GS910-4	Standard																				
STD GS910-4	Standard																				
STD OREAS279	Standard																				
STD OREAS279	Standard																				
STD OREAS279	Standard																				
STD OREAS262	Standard		0.65	117.02	59.04	161.5	473	65.9	27.4	537	3.34	37.4	1.2	58.4	9.4	35.5	0.64	2.57	1.00	21	2.99
STD OREAS262	Standard		0.66	114.88	58.33	158.9	459	63.5	27.5	531	3.28	37.7	1.1	68.7	8.9	34.8	0.64	4.10	0.97	21	2.93
STD OREAS262	Standard		0.62	119.10	58.06	158.1	454	65.2	27.6	539	3.30	35.4	1.1	58.9	9.1	34.7	0.61	2.48	0.92	20	3.02
STD OREAS279	Standard																				
STD OREAS262	Standard		0.64	112.71	57.07	152.3	456	62.4	26.6	517	3.17	35.7	1.1	75.8	8.9	34.0	0.62	4.50	0.94	21	2.91
STD OREAS262	Standard		0.63	107.03	50.90	144.2	432	58.9	25.5	502	3.06	34.2	1.0	70.9	8.1	31.7	0.57	3.90	0.89	19	2.77
STD COO2 Expected																					
STD OREAS279 Expected																					
STD GS311-1 Expected																					
STD GS910-4 Expected																					
STD BVGEO01 Expected			10.8	4415	187	1712	2530	163	25	706	3.7	121	3.67	214	14.4	55	6.25	2.2	24.3	73	1.3219
STD OREAS262 Expected			0.68	118	56	154	450	62	26.9	530	3.284	35.8	1.22	65	9.33	36	0.61	3.39	1.03	22.5	2.98
BLK	Blank																				
BLK	Blank																				
BLK	Blank																				
BLK	Blank																				
BLK	Blank		<0.01	<0.01	<0.01	<0.1	<2	<0.1	<0.1	<1	<0.01	<0.1	<0.1	<0.2	<0.1	<0.5	<0.01	<0.02	<0.02	<1	<0.01
BLK	Blank		<0.01	<0.01	<0.01	<0.1	<2	<0.1	<0.1	<1	<0.01	<0.1	<0.1	<0.2	<0.1	<0.5	<0.01	<0.02	<0.02	<1	<0.01
BLK	Blank		<0.01	<0.01	0.02	<0.1	<2	<0.1	<0.1	<1	<0.01	<0.1	<0.1	<0.2	<0.1	<0.5	<0.01	<0.02	<0.02	<1	<0.01
BLK	Blank																				
BLK	Blank		<0.01	0.03	0.02	<0.1	<2	<0.1	<0.1	<1	<0.01	0.1	<0.1	<0.2	<0.1	<0.5	<0.01	<0.02	<0.02	<1	<0.01

This report supersedes all previous preliminary and final reports with this file number dated prior to the date on this certificate. Signature indicates final approval; preliminary reports are unsigned and should be used for reference only.

BUREAU VERITAS MINERAL LABORATORIES Canada

www.bvna.com/mining-laboratory-services

Bureau Veritas Commodities Canada Ltd.
9050 Shaughnessy St Vancouver British Columbia V6P 6E5 Canada
PHONE (604) 253-3158

Client: **Kinross Gold Corp.**
25 York St., #17
Toronto Ontario M5J 2V5 Canada

Project: Great Bear Project
Report Date: November 18, 2024

QUALITY CONTROL REPORT TIM24000332.1

		AQ250 P % 0.001	AQ250 La ppm 0.5	AQ250 Cr ppm 0.5	AQ250 Mg % 0.01	AQ250 Ba ppm 0.5	AQ250 Ti % 0.001	AQ250 B ppm 20	AQ250 Al % 0.01	AQ250 Na % 0.001	AQ250 K % 0.01	AQ250 W ppm 0.1	AQ250 Sc ppm 0.1	AQ250 Tl ppm 0.02	AQ250 S % 0.02	AQ250 Hg ppb 5	AQ250 Se ppm 0.1	AQ250 Te ppm 0.02	AQ250 Ga ppm 0.1	AQ250 Cs ppm 0.02	AQ250 Ge ppm 0.1
STD COO2	Standard																				
STD GS311-1	Standard																				
STD GS311-1	Standard																				
STD GS910-4	Standard																				
STD GS910-4	Standard																				
STD OREAS279	Standard																				
STD OREAS279	Standard																				
STD OREAS279	Standard																				
STD OREAS262	Standard	0.040	16.1	43.9	1.20	253.0	0.003	<20	1.23	0.069	0.30	0.1	3.1	0.48	0.28	179	0.7	0.24	3.8	2.39	<0.1
STD OREAS262	Standard	0.040	15.8	41.9	1.20	243.0	0.003	<20	1.19	0.070	0.30	0.2	3.0	0.47	0.27	179	0.6	0.25	3.7	2.60	<0.1
STD OREAS262	Standard	0.040	16.7	40.8	1.19	252.6	0.003	<20	1.23	0.069	0.30	0.1	3.0	0.47	0.27	173	0.7	0.24	3.8	2.43	<0.1
STD OREAS279	Standard																				
STD OREAS262	Standard	0.041	15.9	41.3	1.17	244.9	0.003	<20	1.23	0.067	0.30	0.2	3.0	0.47	0.26	175	0.6	0.23	3.7	2.93	<0.1
STD OREAS262	Standard	0.038	14.7	37.9	1.09	220.4	0.003	<20	1.09	0.064	0.29	0.1	2.8	0.44	0.26	148	0.6	0.22	3.4	2.76	<0.1
STD COO2 Expected																					
STD OREAS279 Expected																					
STD GS311-1 Expected																					
STD GS910-4 Expected																					
STD BVGEO01 Expected		0.0727	25.9	171	1.3175	332	0.233		2.2628	0.1924	0.8669	3.5	5.97	0.62	0.6655	100	4.84	1.02	7.37	7.36	0.15
STD OREAS262 Expected		0.04	15.9	41.7	1.17	248	0.003		1.3	0.071	0.312	0.13	3.24	0.47	0.269	170	0.4	0.23	3.9	2.8	
BLK	Blank																				
BLK	Blank																				
BLK	Blank																				
BLK	Blank																				
BLK	Blank	<0.001	<0.5	<0.5	<0.01	<0.5	<0.001	<20	<0.01	<0.001	<0.01	<0.1	<0.1	<0.02	<0.02	<5	<0.1	<0.02	<0.1	<0.02	<0.1
BLK	Blank	<0.001	<0.5	<0.5	<0.01	<0.5	<0.001	<20	<0.01	<0.001	<0.01	<0.1	<0.1	<0.02	<0.02	<5	<0.1	<0.02	<0.1	<0.02	<0.1
BLK	Blank	<0.001	<0.5	<0.5	<0.01	<0.5	<0.001	<20	<0.01	<0.001	<0.01	<0.1	<0.1	<0.02	<0.02	<5	<0.1	<0.02	<0.1	<0.02	<0.1
BLK	Blank																				
BLK	Blank	<0.001	<0.5	<0.5	<0.01	<0.5	<0.001	<20	<0.01	<0.001	<0.01	<0.1	<0.1	<0.02	<0.02	<5	<0.1	<0.02	<0.1	<0.02	<0.1

This report supersedes all previous preliminary and final reports with this file number dated prior to the date on this certificate. Signature indicates final approval; preliminary reports are unsigned and should be used for reference only.

BUREAU VERITAS MINERAL LABORATORIES Canada

www.bvna.com/mining-laboratory-services

Bureau Veritas Commodities Canada Ltd.
9050 Shaughnessy St Vancouver British Columbia V6P 6E5 Canada
PHONE (604) 253-3158

Client: **Kinross Gold Corp.**
25 York St., #17
Toronto Ontario M5J 2V5 Canada

Project: Great Bear Project
Report Date: November 18, 2024

QUALITY CONTROL REPORT TIM24000332.1

		AQ250 Hf ppm 0.02	AQ250 Nb ppm 0.02	AQ250 Rb ppm 0.1	AQ250 Sn ppm 0.1	AQ250 Ta ppm 0.05	AQ250 Zr ppm 0.1	AQ250 Y ppm 0.01	AQ250 Ce ppm 0.1	AQ250 In ppm 0.02	AQ250 Re ppb 1	AQ250 Be ppm 0.1	AQ250 Li ppm 0.1	AQ250 Pd ppb 10	AQ250 Pt ppb 2	TC006 CO2 % 0.08	TC000 TOT/C % 0.02	TC000 TOT/S % 0.02
STD COO2	Standard															3.52		
STD GS311-1	Standard																1.00	2.39
STD GS311-1	Standard																0.95	2.26
STD GS910-4	Standard																2.66	8.19
STD GS910-4	Standard																2.57	7.66
STD OREAS279	Standard															3.18		
STD OREAS279	Standard															2.99		
STD OREAS279	Standard															3.13		
STD OREAS262	Standard	0.24	<0.02	18.5	0.5	<0.05	10.1	10.85	31.9	0.03	<1	1.1	17.1	<10	<2			
STD OREAS262	Standard	0.24	<0.02	18.9	0.5	<0.05	10.7	10.71	31.7	0.03	<1	1.1	16.6	<10	2			
STD OREAS262	Standard	0.25	<0.02	19.1	0.5	<0.05	10.8	10.91	33.9	0.03	1	1.0	15.9	<10	<2			
STD OREAS279	Standard															3.17		
STD OREAS262	Standard	0.19	<0.02	19.1	0.5	<0.05	9.5	10.44	31.8	0.03	6	1.1	16.4	<10	<2			
STD OREAS262	Standard	0.14	<0.02	17.7	0.5	<0.05	7.4	9.68	29.2	0.03	<1	1.0	16.0	<10	2			
STD COO2 Expected																3.612		
STD OREAS279 Expected																3.29		
STD GS311-1 Expected																	1.02	2.35
STD GS910-4 Expected																	2.65	8.27
STD BVGEO01 Expected		0.32	0.17	95	5.64		9.1	14.5	53	0.45	4	0.69	21.4	134	182			
STD OREAS262 Expected		0.17		18.6	0.5		7.7	11.2	32	0.033		1.14	17.8					
BLK	Blank																<0.02	<0.02
BLK	Blank															<0.08		
BLK	Blank															<0.08		
BLK	Blank															<0.08		
BLK	Blank	<0.02	<0.02	<0.1	<0.1	<0.05	0.2	<0.01	<0.1	<0.02	<1	<0.1	<0.1	<10	<2			
BLK	Blank	<0.02	<0.02	<0.1	<0.1	<0.05	0.1	<0.01	<0.1	<0.02	<1	<0.1	<0.1	<10	<2			
BLK	Blank	<0.02	<0.02	<0.1	<0.1	<0.05	0.2	<0.01	<0.1	<0.02	<1	<0.1	<0.1	<10	<2			
BLK	Blank															<0.08		
BLK	Blank	<0.02	<0.02	<0.1	<0.1	<0.05	<0.1	<0.01	<0.1	<0.02	1	<0.1	<0.1	<10	<2			

This report supersedes all previous preliminary and final reports with this file number dated prior to the date on this certificate. Signature indicates final approval; preliminary reports are unsigned and should be used for reference only.

BUREAU VERITAS MINERAL LABORATORIES Canada

www.bvna.com/mining-laboratory-services

Bureau Veritas Commodities Canada Ltd.
9050 Shaughnessy St Vancouver British Columbia V6P 6E5 Canada
PHONE (604) 253-3158

Client: **Kinross Gold Corp.**
25 York St., #17
Toronto Ontario M5J 2V5 Canada

Project: Great Bear Project
Report Date: November 18, 2024

QUALITY CONTROL REPORT TIM24000332.1

		WGHT Wgt kg 0.01	AQ250 Mo ppm 0.01	AQ250 Cu ppm 0.01	AQ250 Pb ppm 0.01	AQ250 Zn ppm 0.1	AQ250 Ag ppb 2	AQ250 Ni ppm 0.1	AQ250 Co ppm 0.1	AQ250 Mn ppm 1	AQ250 Fe % 0.01	AQ250 As ppm 0.1	AQ250 U ppm 0.1	AQ250 Au ppb 0.2	AQ250 Th ppm 0.1	AQ250 Sr ppm 0.5	AQ250 Cd ppm 0.01	AQ250 Sb ppm 0.02	AQ250 Bi ppm 0.02	AQ250 V ppm 1	AQ250 Ca % 0.01
BLK	Blank																				
BLK	Blank		<0.01	<0.01	0.02	<0.1	<2	<0.1	<0.1	<1	<0.01	<0.1	<0.1	<0.2	<0.1	<0.5	<0.01	<0.02	<0.02	<1	<0.01
Prep Wash																					
ROCK-TIM	Prep Blank		1.25	3.00	0.95	29.9	7	1.8	3.8	519	2.15	0.6	0.4	2.4	2.3	23.2	0.02	0.02	<0.02	22	0.65
ROCK-TIM	Prep Blank		1.08	2.60	0.80	26.9	4	1.0	3.6	537	2.21	0.9	0.4	1.1	2.4	20.1	0.01	0.03	<0.02	21	0.62

This report supersedes all previous preliminary and final reports with this file number dated prior to the date on this certificate. Signature indicates final approval; preliminary reports are unsigned and should be used for reference only.

BUREAU VERITAS MINERAL LABORATORIES Canada

www.bvna.com/mining-laboratory-services

Bureau Veritas Commodities Canada Ltd.

9050 Shaughnessy St Vancouver British Columbia V6P 6E5 Canada

PHONE (604) 253-3158

Client: **Kinross Gold Corp.**
25 York St., #17
Toronto Ontario M5J 2V5 Canada

Project: Great Bear Project
Report Date: November 18, 2024

QUALITY CONTROL REPORT TIM24000332.1

		AQ250 P % 0.001	AQ250 La ppm 0.5	AQ250 Cr ppm 0.5	AQ250 Mg % 0.01	AQ250 Ba ppm 0.5	AQ250 Ti % 0.001	AQ250 B ppm 20	AQ250 Al % 0.01	AQ250 Na % 0.001	AQ250 K % 0.01	AQ250 W ppm 0.1	AQ250 Sc ppm 0.1	AQ250 Tl ppm 0.02	AQ250 S % 0.02	AQ250 Hg ppb 5	AQ250 Se ppm 0.1	AQ250 Te ppm 0.02	AQ250 Ga ppm 0.1	AQ250 Cs ppm 0.02	AQ250 Ge ppm 0.1
BLK	Blank																				
BLK	Blank	<0.001	<0.5	<0.5	<0.01	<0.5	<0.001	<20	<0.01	<0.001	<0.01	<0.1	<0.1	<0.02	<0.02	<5	<0.1	<0.02	<0.1	<0.02	<0.1
Prep Wash																					
ROCK-TIM	Prep Blank	0.043	5.9	7.0	0.49	58.2	0.079	<20	0.94	0.090	0.10	0.1	2.4	<0.02	<0.02	<5	<0.1	<0.02	3.7	0.15	<0.1
ROCK-TIM	Prep Blank	0.043	6.3	5.9	0.47	49.4	0.081	<20	0.86	0.079	0.08	0.1	2.2	<0.02	<0.02	<5	<0.1	<0.02	3.8	0.18	<0.1

This report supersedes all previous preliminary and final reports with this file number dated prior to the date on this certificate. Signature indicates final approval; preliminary reports are unsigned and should be used for reference only.

BUREAU VERITAS MINERAL LABORATORIES Canada

www.bvna.com/mining-laboratory-services

Bureau Veritas Commodities Canada Ltd.
9050 Shaughnessy St Vancouver British Columbia V6P 6E5 Canada
PHONE (604) 253-3158

Client: **Kinross Gold Corp.**
25 York St., #17
Toronto Ontario M5J 2V5 Canada

Project: Great Bear Project
Report Date: November 18, 2024

QUALITY CONTROL REPORT TIM24000332.1

		AQ250 Hf ppm 0.02	AQ250 Nb ppm 0.02	AQ250 Rb ppm 0.1	AQ250 Sn ppm 0.1	AQ250 Ta ppm 0.05	AQ250 Zr ppm 0.1	AQ250 Y ppm 0.01	AQ250 Ce ppm 0.1	AQ250 In ppm 0.02	AQ250 Re ppb 1	AQ250 Be ppm 0.1	AQ250 Li ppm 0.1	AQ250 Pd ppb 10	AQ250 Pt ppb 2	TC006 CO2 % 0.08	TC000 TOT/C % 0.02	TC000 TOT/S % 0.02
BLK	Blank																<0.02	<0.02
BLK	Blank	<0.02	<0.02	<0.1	<0.1	<0.05	<0.1	<0.01	<0.1	<0.02	<1	<0.1	<0.1	<10	<2			
Prep Wash																		
ROCK-TIM	Prep Blank	0.17	0.14	2.4	0.3	<0.05	3.8	8.04	11.8	<0.02	<1	0.2	1.4	<10	<2	0.20		
ROCK-TIM	Prep Blank	0.16	0.13	2.1	0.3	<0.05	3.8	8.42	12.3	<0.02	<1	0.2	1.3	<10	<2	0.19		

This report supersedes all previous preliminary and final reports with this file number dated prior to the date on this certificate. Signature indicates final approval; preliminary reports are unsigned and should be used for reference only.

BUREAU VERITAS MINERAL LABORATORIES Canada

www.bvna.com/mining-laboratory-services

Bureau Veritas Commodities Canada Ltd.
9050 Shaughnessy St Vancouver British Columbia V6P 6E5 Canada
PHONE (604) 253-3158

Client: **Kinross Gold Corp.**
25 York St., #17
Toronto Ontario M5J 2V5 Canada

Submitted By:	Matthew Hart
Receiving Lab:	Canada-Timmins
Received:	August 01, 2024
Analysis Start:	August 15, 2024
Report Date:	November 14, 2024
Page:	1 of 5

CERTIFICATE OF ANALYSIS TIM24000333.1

CLIENT JOB INFORMATION

Project:	Great Bear Project
Shipment ID:	
P.O. Number	GTFS002-FPR022-06
Number of Samples:	101

SAMPLE DISPOSAL

STOR-PLP	Store After 90 days Invoice for Storage
STOR-RJT	Store After 60 days Invoice for Storage

Bureau Veritas does not accept responsibility for samples left at the laboratory after 90 days without prior written instructions for sample storage or return.

SAMPLE PREPARATION AND ANALYTICAL PROCEDURES

Procedure Code	Number of Samples	Code Description	Test Wgt (g)	Report Status	Lab
PRP75-1KG	100	Crush, split and pulverize 1kg of sample to 200 mesh		Completed	TIM
SPTPL	100	Splitting of pulp samples for client		Completed	TIM
ARCHIVE	100	Charges for Split Archive			TIM
SHP01	100	Per sample shipping charges for branch shipments			TIM
AQ250_EXT	100	1:1:1 Aqua Regia digestion Ultratrace ICP-MS analysis	0.5	Completed	VAN
TC006	100	15% HClO4 leach, CO2 analysis by Leco	0.2	Completed	VAN
Split ABA	17	Analysis sample split/packet for ABA Analysis			BUB
TC000	17	Analysis by Leco	0.1	Completed	VAN
ABA	17	Modified Sobek Acid Base Accounting		Completed	BUB

ADDITIONAL COMMENTS

Invoice To: Great Bear Resources Ltd.
25 York Street, Unit 1700
Toronto Ontario M5J 2V5
Canada

CC: Kinross Distrubution

TIMOTHY YAO
Data Validation Specialist

This report supersedes all previous preliminary and final reports with this file number dated prior to the date on this certificate. Signature indicates final approval; preliminary reports are unsigned and should be used for reference only.
All results are considered the confidential property of the client. Bureau Veritas assumes the liabilities for actual cost of analysis only. Results apply to samples as submitted.
"*" asterisk indicates that an analytical result could not be provided due to unusually high levels of interference from other elements.

BUREAU VERITAS MINERAL LABORATORIES Canada

www.bvna.com/mining-laboratory-services

Bureau Veritas Commodities Canada Ltd.

9050 Shaughnessy St Vancouver British Columbia V6P 6E5 Canada
PHONE (604) 253-3158

Client: **Kinross Gold Corp.**
25 York St., #17
Toronto Ontario M5J 2V5 Canada

Project: Great Bear Project
Report Date: November 14, 2024

CERTIFICATE OF ANALYSIS TIM24000333.1

Method		WGHT	AQ250	AQ250	AQ250	AQ250	AQ250	AQ250	AQ250	AQ250	AQ250	AQ250	AQ250	AQ250	AQ250	AQ250	AQ250	AQ250	AQ250	AQ250	AQ250
Analyte		Wgt	Mo	Cu	Pb	Zn	Ag	Ni	Co	Mn	Fe	As	U	Au	Th	Sr	Cd	Sb	Bi	V	Ca
Unit		kg	ppm	ppm	ppm	ppm	ppb	ppm	ppm	ppm	%	ppm	ppm	ppb	ppm	ppm	ppm	ppm	ppm	ppm	%
MDL		0.01	0.01	0.01	0.01	0.1	2	0.1	0.1	1	0.01	0.1	0.1	0.2	0.1	0.5	0.01	0.02	0.02	1	0.01
A0963541	Drill Core	2.23	1.73	2.72	30.00	81.4	1503	1.3	4.6	52	3.42	55.7	2.0	1921.2	11.2	2.6	0.63	0.09	8.37	<1	0.12
A0963528	Drill Core	2.38	1.26	13.04	16.60	43.2	1414	4.9	4.6	275	3.14	31.3	1.7	1536.3	10.3	8.5	0.15	0.12	6.55	8	0.43
A0963529	Drill Core	1.59	1.63	62.30	38.06	331.7	2590	46.8	17.9	820	6.60	127.2	1.4	2458.6	6.4	8.1	1.39	0.15	12.48	32	0.47
A0963530	Drill Core	1.11	5.70	7.34	10.08	792.3	699	13.0	7.1	1094	2.10	41.8	1.1	253.8	5.4	63.0	5.87	0.15	2.59	17	1.73
A0963531	Drill Core	1.66	7.76	24.14	37.20	623.3	933	31.3	15.1	2393	2.95	253.7	1.1	151.0	5.7	174.1	2.65	0.17	2.44	39	4.30
A0963532	Drill Core	2.15	6.60	20.14	30.82	55.7	720	25.9	11.7	2131	4.61	220.2	1.1	230.7	5.0	154.7	0.12	0.16	3.88	29	3.41
A0963533	Drill Core	0.99	1.03	56.43	10.38	160.5	647	42.5	23.2	808	5.53	55.7	0.7	190.7	4.0	15.3	0.14	0.21	0.88	137	0.70
A0963544	Drill Core	2.18	1.66	51.51	9.54	3444.9	250	57.3	20.8	1043	4.06	66.6	1.5	95.2	7.0	13.2	20.98	0.25	1.15	56	0.60
A0963534	Drill Core	1.16	0.80	70.30	6.48	2560.7	363	57.8	21.2	662	3.74	49.3	1.0	34.7	5.3	4.7	14.96	0.22	0.69	34	0.28
A0963535	Drill Core	1.01	2.39	54.76	12.18	5188.4	731	52.5	18.1	1688	5.02	26.3	2.0	82.4	7.9	51.6	28.76	0.16	0.98	51	2.94
A0963536	Drill Core	2.03	1.31	110.21	14.24	3253.5	799	50.3	20.5	1163	7.37	43.6	1.2	150.5	5.7	15.6	18.40	0.11	0.90	108	0.78
A0963537	Drill Core	1.18	1.81	88.83	4.95	123.1	348	66.3	21.0	565	3.59	1.2	2.2	10.1	7.2	4.3	0.12	0.04	0.32	86	0.13
A0963538	Drill Core	2.02	1.81	46.97	3.38	152.2	224	69.4	20.4	330	3.58	122.6	1.3	16.5	5.5	5.0	0.17	0.10	0.28	65	0.20
A0963539	Drill Core	3.08	0.94	27.76	5.92	2893.2	382	41.4	12.8	518	5.50	182.6	0.9	57.6	5.6	31.6	22.85	0.13	0.85	58	0.85
A0963540	Drill Core	2.22	0.83	11.37	6.16	92.0	198	14.8	9.7	750	2.22	11.5	1.6	5.7	7.9	17.1	0.18	0.08	0.17	33	1.44
A0963543	Drill Core	3.30	0.60	24.70	2.67	108.1	295	16.1	9.1	319	2.93	6.3	0.9	7.6	5.0	8.9	0.13	0.04	0.19	13	0.27
A0964376	Drill Core	2.67	1.22	10.45	4.27	44.0	102	12.2	6.4	270	2.10	2.6	0.9	24.7	7.2	13.5	0.11	0.05	0.57	9	0.58
A0964377	Drill Core	0.83	2.55	95.03	4.45	48.9	339	13.6	8.4	244	2.67	2.2	0.9	43.7	6.9	11.6	0.22	0.05	0.74	10	0.57
A0964378	Drill Core	1.01	5.24	9.53	12.06	34.0	208	16.2	10.5	177	2.39	1.1	1.7	12.3	7.1	11.5	0.14	0.05	0.77	11	0.57
A0964379	Drill Core	1.94	4.48	7.28	3.61	15.7	82	15.4	8.7	78	2.53	1.0	0.8	17.6	7.0	5.7	0.04	0.04	0.96	3	0.16
A0964380	Drill Core	2.08	2.59	26.58	4.94	37.7	172	16.2	10.6	167	1.89	2.0	1.4	23.6	6.8	7.4	0.22	0.05	1.36	8	0.19
A0964381	Drill Core	2.81	3.43	22.85	3.26	9.7	210	12.5	7.2	56	3.95	6.0	1.0	38.7	5.4	7.6	0.10	0.38	1.63	4	0.16
A0964382	Drill Core	3.18	4.83	83.92	3.96	61.6	235	15.2	10.8	170	2.68	1.3	1.6	25.0	7.0	9.0	0.36	0.09	2.46	11	0.32
A0964383	Drill Core	2.49	25.93	114.31	3.12	51.6	251	21.7	12.7	206	2.85	2.9	1.1	45.4	5.6	11.4	0.16	0.09	2.00	27	0.32
A0964384	Drill Core	1.74	16.31	128.48	3.46	110.0	292	34.1	14.4	493	3.12	5.5	1.3	57.9	6.1	18.5	0.17	0.15	2.99	48	0.99
A0964385	Drill Core	1.34	68.16	40.57	5.00	59.6	292	19.1	9.5	225	2.59	1.7	1.7	35.8	7.2	16.1	0.15	0.20	2.67	27	0.45
A0964386	Drill Core	3.12	23.63	135.86	3.65	60.1	443	19.7	10.4	217	2.74	3.2	1.5	53.1	6.9	15.2	0.21	0.18	2.26	30	0.48
117448	Drill Core	2.20	0.45	41.72	1.40	57.0	70	24.7	12.9	248	1.83	<0.1	0.9	2.5	5.6	8.4	0.05	0.05	0.04	27	0.27
117449	Drill Core	3.18	0.55	19.25	1.57	45.1	56	11.9	7.7	218	1.94	0.5	1.5	1.1	8.4	15.7	0.01	0.05	<0.02	26	0.63
A0964839	Drill Core	3.53	0.47	24.36	1.56	46.9	35	12.2	8.1	259	1.98	0.3	1.6	1.0	7.8	14.4	0.01	0.04	<0.02	27	0.72

This report supersedes all previous preliminary and final reports with this file number dated prior to the date on this certificate. Signature indicates final approval; preliminary reports are unsigned and should be used for reference only.

BUREAU VERITAS MINERAL LABORATORIES Canada

www.bvna.com/mining-laboratory-services

Bureau Veritas Commodities Canada Ltd.

9050 Shaughnessy St Vancouver British Columbia V6P 6E5 Canada
PHONE (604) 253-3158

Client: **Kinross Gold Corp.**
25 York St., #17
Toronto Ontario M5J 2V5 Canada

Project: Great Bear Project
Report Date: November 14, 2024

CERTIFICATE OF ANALYSIS TIM24000333.1

	Method	AQ250	AQ250	AQ250	AQ250	AQ250	AQ250	AQ250	AQ250	AQ250	AQ250	AQ250	AQ250	AQ250	AQ250	AQ250	AQ250	AQ250	AQ250	AQ250	AQ250
	Analyte	P	La	Cr	Mg	Ba	Ti	B	Al	Na	K	W	Sc	Tl	S	Hg	Se	Te	Ga	Cs	Ge
	Unit	%	ppm	ppm	%	ppm	%	ppm	%	%	%	ppm	ppm	ppm	%	ppb	ppm	ppm	ppm	ppm	ppm
	MDL	0.001	0.5	0.5	0.01	0.5	0.001	20	0.01	0.001	0.01	0.1	0.1	0.02	0.02	5	0.1	0.02	0.1	0.02	0.1
A0963541	Drill Core	0.013	35.6	1.5	0.03	65.8	0.002	<20	0.34	0.006	0.25	0.5	0.2	0.10	3.76	<5	2.5	1.52	0.8	0.10	<0.1
A0963528	Drill Core	0.031	36.3	2.9	0.26	56.0	0.045	<20	0.94	0.055	0.42	41.4	0.5	0.60	2.20	<5	1.6	0.79	2.6	1.24	<0.1
A0963529	Drill Core	0.083	33.3	25.7	1.01	81.2	0.113	<20	1.53	0.054	1.03	5.6	2.0	1.11	5.35	13	4.3	5.46	5.2	3.42	<0.1
A0963530	Drill Core	0.047	22.8	14.7	0.51	137.0	0.056	<20	0.47	0.072	0.38	8.7	3.5	0.16	1.34	44	1.8	0.66	2.6	1.26	<0.1
A0963531	Drill Core	0.048	23.2	66.2	1.14	234.0	0.133	<20	0.99	0.093	0.84	15.6	4.5	0.32	1.74	8	3.4	0.90	6.8	2.79	<0.1
A0963532	Drill Core	0.043	20.0	49.1	1.16	157.5	0.147	<20	1.07	0.090	1.02	15.1	7.2	0.40	3.89	<5	5.8	1.43	7.2	2.19	<0.1
A0963533	Drill Core	0.071	22.3	72.7	1.53	374.3	0.309	<20	2.18	0.055	1.74	8.0	14.8	0.52	1.36	<5	4.4	1.15	10.9	5.93	0.2
A0963544	Drill Core	0.052	26.0	65.8	1.07	173.1	0.184	<20	1.61	0.050	1.19	1.7	5.1	0.60	2.34	146	0.7	0.12	7.2	2.98	<0.1
A0963534	Drill Core	0.044	22.4	48.6	0.73	121.6	0.132	<20	1.07	0.019	0.88	0.5	2.9	0.46	2.37	82	0.4	0.12	3.4	2.07	<0.1
A0963535	Drill Core	0.043	29.5	91.2	1.22	224.9	0.233	<20	1.71	0.067	1.36	17.9	9.0	0.42	2.08	171	5.0	0.69	9.6	2.98	<0.1
A0963536	Drill Core	0.056	25.6	93.6	1.42	43.5	0.257	<20	2.06	0.082	1.67	12.9	11.6	0.64	2.76	53	8.8	2.88	10.7	7.55	0.2
A0963537	Drill Core	0.045	19.4	131.8	1.26	447.9	0.224	<20	1.92	0.037	1.50	0.7	10.5	0.61	0.40	<5	0.4	0.10	9.4	4.20	0.1
A0963538	Drill Core	0.053	19.2	87.6	1.41	150.4	0.166	<20	2.30	0.036	1.37	0.2	5.8	0.65	0.20	<5	0.2	0.05	8.6	3.71	<0.1
A0963539	Drill Core	0.065	21.2	49.5	1.22	133.5	0.144	<20	2.91	0.078	1.02	0.2	4.6	0.64	0.83	<5	0.2	0.08	8.8	3.14	<0.1
A0963540	Drill Core	0.057	28.5	14.3	0.70	57.6	0.142	<20	1.12	0.040	0.46	0.4	2.8	0.27	0.39	<5	<0.1	<0.02	5.5	2.06	<0.1
A0963543	Drill Core	0.024	23.7	6.9	0.52	77.9	0.072	<20	1.37	0.049	0.82	0.1	1.3	0.43	0.55	<5	<0.1	0.03	4.5	3.58	<0.1
A0964376	Drill Core	0.058	31.9	7.2	0.53	100.4	0.022	<20	0.95	0.060	0.50	0.5	0.9	0.46	1.87	<5	2.6	0.08	2.8	0.98	<0.1
A0964377	Drill Core	0.059	29.3	7.8	0.57	98.2	0.026	<20	0.87	0.056	0.52	0.3	0.9	0.56	2.42	<5	1.9	0.20	2.9	1.25	<0.1
A0964378	Drill Core	0.055	24.9	16.8	0.51	101.6	0.020	<20	0.80	0.063	0.41	0.4	1.1	0.37	2.36	<5	1.7	0.14	2.9	0.77	<0.1
A0964379	Drill Core	0.062	25.0	3.2	0.29	53.7	0.007	<20	0.44	0.021	0.29	0.3	0.4	0.29	2.65	<5	2.3	0.21	1.3	0.51	<0.1
A0964380	Drill Core	0.069	25.5	5.4	0.47	42.5	0.011	<20	0.52	0.036	0.20	0.3	0.7	0.22	1.89	<5	1.4	0.20	2.1	0.31	<0.1
A0964381	Drill Core	0.050	12.4	3.9	0.13	73.1	0.004	<20	0.62	0.033	0.36	0.3	0.4	0.23	4.23	<5	3.6	0.24	1.5	0.24	<0.1
A0964382	Drill Core	0.069	29.7	6.3	0.56	94.4	0.026	<20	0.79	0.063	0.55	0.3	1.0	0.58	2.69	<5	1.6	0.17	2.9	0.95	<0.1
A0964383	Drill Core	0.083	25.9	11.3	0.92	70.2	0.051	<20	0.90	0.078	0.71	0.3	2.4	0.74	2.65	<5	1.7	0.28	4.0	1.72	<0.1
A0964384	Drill Core	0.088	31.3	32.1	1.28	179.6	0.147	<20	1.23	0.091	0.89	0.4	4.9	0.67	2.24	<5	1.4	0.97	6.0	2.45	<0.1
A0964385	Drill Core	0.079	28.4	16.1	0.79	46.5	0.039	<20	0.78	0.097	0.44	0.5	2.6	0.34	2.37	<5	1.0	0.40	3.8	1.14	<0.1
A0964386	Drill Core	0.070	31.1	19.4	0.83	96.8	0.058	<20	0.88	0.100	0.63	0.2	2.9	0.46	2.48	<5	1.2	0.45	3.9	1.62	<0.1
117448	Drill Core	0.046	27.6	26.4	0.71	95.4	0.099	<20	1.17	0.030	0.71	0.1	2.3	0.53	<0.02	<5	<0.1	<0.02	4.4	2.90	<0.1
117449	Drill Core	0.055	29.1	11.5	0.32	75.5	0.093	<20	0.90	0.068	0.53	0.1	1.7	0.33	<0.02	<5	0.1	<0.02	4.0	1.84	<0.1
A0964839	Drill Core	0.054	29.1	12.2	0.35	86.6	0.101	<20	0.91	0.073	0.58	0.1	1.8	0.31	<0.02	<5	<0.1	<0.02	4.2	2.03	<0.1

This report supersedes all previous preliminary and final reports with this file number dated prior to the date on this certificate. Signature indicates final approval; preliminary reports are unsigned and should be used for reference only.

BUREAU VERITAS MINERAL LABORATORIES Canada

www.bvna.com/mining-laboratory-services

Bureau Veritas Commodities Canada Ltd.

9050 Shaughnessy St Vancouver British Columbia V6P 6E5 Canada
PHONE (604) 253-3158

Client: **Kinross Gold Corp.**
25 York St., #17
Toronto Ontario M5J 2V5 Canada

Project: Great Bear Project
Report Date: November 14, 2024

CERTIFICATE OF ANALYSIS TIM24000333.1

	Method	AQ250	AQ250	AQ250	AQ250	AQ250	AQ250	AQ250	AQ250	AQ250	AQ250	AQ250	AQ250	AQ250	AQ250	TC006	TC000	TC000
	Analyte	Hf	Nb	Rb	Sn	Ta	Zr	Y	Ce	In	Re	Be	Li	Pd	Pt	CO2	TOT/C	TOT/S
	Unit	ppm	ppm	ppm	ppm	ppm	ppm	ppm	ppm	ppm	ppb	ppm	ppm	ppb	ppb	%	%	%
	MDL	0.02	0.02	0.1	0.1	0.05	0.1	0.01	0.1	0.02	1	0.1	0.1	10	2	0.08	0.02	0.02
A0963541	Drill Core	1.13	0.05	8.2	0.1	<0.05	47.4	5.93	67.8	<0.02	<1	0.1	1.4	<10	2	0.12		
A0963528	Drill Core	1.07	0.08	33.4	0.2	<0.05	39.7	6.09	67.9	<0.02	<1	0.2	3.4	<10	<2	<0.08		
A0963529	Drill Core	0.67	0.10	81.1	0.4	<0.05	24.4	7.14	64.4	0.07	1	0.2	8.6	<10	<2	0.09		
A0963530	Drill Core	0.59	0.04	14.8	0.7	<0.05	20.1	4.70	42.7	0.14	2	0.1	7.1	<10	<2	1.66	0.56	1.41
A0963531	Drill Core	0.70	0.08	33.2	0.5	<0.05	25.6	6.00	41.7	0.10	10	0.2	15.1	<10	2	4.66		
A0963532	Drill Core	0.55	0.08	42.4	0.5	<0.05	20.4	5.68	36.9	0.03	12	0.3	20.3	<10	<2	3.70		
A0963533	Drill Core	0.40	0.02	68.0	1.0	<0.05	16.6	7.73	45.8	0.05	<1	0.2	22.3	<10	<2	0.48		
A0963544	Drill Core	1.14	0.05	67.5	0.6	<0.05	42.9	7.47	49.9	0.23	<1	0.1	13.0	<10	<2	0.34		
A0963534	Drill Core	1.04	0.04	50.1	0.2	<0.05	38.6	6.89	44.7	0.08	<1	0.1	9.7	<10	<2	0.14		
A0963535	Drill Core	0.86	0.10	50.0	0.8	<0.05	32.7	8.31	57.2	0.55	<1	0.1	15.1	<10	2	3.07	0.97	2.34
A0963536	Drill Core	0.62	0.07	73.0	1.4	<0.05	24.7	8.37	52.8	0.13	<1	0.2	20.5	<10	<2	0.55		
A0963537	Drill Core	0.67	0.03	73.9	1.0	<0.05	25.2	6.47	37.4	0.04	<1	<0.1	18.7	<10	<2	<0.08		
A0963538	Drill Core	0.69	<0.02	76.5	0.5	<0.05	26.9	4.61	37.5	0.02	<1	0.1	19.7	<10	2	<0.08	0.07	0.22
A0963539	Drill Core	0.38	0.05	65.5	0.5	<0.05	16.4	4.76	41.7	0.08	<1	0.5	20.5	<10	<2	0.29		
A0963540	Drill Core	0.65	0.06	30.0	0.3	<0.05	23.2	6.54	53.9	<0.02	<1	0.1	16.3	<10	<2	1.17		
A0963543	Drill Core	0.58	<0.02	47.5	0.2	<0.05	23.4	3.99	42.0	<0.02	<1	0.1	16.0	<10	<2	0.13		
A0964376	Drill Core	0.79	<0.02	24.2	0.4	<0.05	27.2	4.21	59.9	<0.02	<1	0.1	10.6	<10	<2	0.29		
A0964377	Drill Core	0.83	<0.02	28.6	0.4	<0.05	28.2	4.50	55.6	<0.02	2	0.1	11.8	<10	<2	0.31	0.15	2.45
A0964378	Drill Core	0.78	<0.02	20.1	0.7	<0.05	27.0	4.17	47.8	<0.02	3	0.1	9.4	<10	<2	0.34		
A0964379	Drill Core	0.74	<0.02	15.4	0.3	<0.05	25.2	3.61	48.2	<0.02	4	<0.1	6.2	<10	<2	<0.08		
A0964380	Drill Core	0.70	<0.02	10.7	0.3	<0.05	24.8	3.99	49.7	<0.02	3	<0.1	7.0	<10	<2	<0.08		
A0964381	Drill Core	0.79	<0.02	11.9	0.6	<0.05	33.3	3.19	23.5	<0.02	8	<0.1	3.4	<10	2	<0.08	0.05	4.23
A0964382	Drill Core	1.08	<0.02	29.5	0.5	<0.05	37.5	5.60	58.2	0.05	10	<0.1	11.9	<10	<2	0.12		
A0964383	Drill Core	1.09	0.03	44.8	0.7	<0.05	42.5	5.50	50.6	<0.02	122	<0.1	15.6	<10	<2	<0.08		
A0964384	Drill Core	1.08	0.08	49.2	1.6	<0.05	40.5	6.29	60.8	0.03	65	<0.1	22.7	<10	<2	0.63		
A0964385	Drill Core	0.95	<0.02	27.0	0.8	<0.05	34.0	6.24	55.7	0.02	215	0.1	14.2	<10	<2	0.14	0.08	2.24
A0964386	Drill Core	0.84	0.03	37.7	0.7	<0.05	28.0	6.82	61.2	0.02	127	<0.1	15.6	<10	<2	0.23		
117448	Drill Core	0.55	<0.02	44.0	0.3	<0.05	22.4	5.92	54.6	<0.02	2	<0.1	24.0	<10	2	0.10		
117449	Drill Core	0.53	0.05	35.0	0.3	<0.05	22.0	6.34	54.9	<0.02	<1	0.1	12.7	<10	<2	0.35		
A0964839	Drill Core	0.67	0.05	40.2	0.3	<0.05	27.0	6.21	54.5	<0.02	<1	<0.1	13.8	<10	<2	0.44		

This report supersedes all previous preliminary and final reports with this file number dated prior to the date on this certificate. Signature indicates final approval; preliminary reports are unsigned and should be used for reference only.

BUREAU VERITAS MINERAL LABORATORIES Canada

www.bvna.com/mining-laboratory-services

Bureau Veritas Commodities Canada Ltd.

9050 Shaughnessy St Vancouver British Columbia V6P 6E5 Canada
PHONE (604) 253-3158

Client: **Kinross Gold Corp.**
25 York St., #17
Toronto Ontario M5J 2V5 Canada

Project: Great Bear Project
Report Date: November 14, 2024

CERTIFICATE OF ANALYSIS TIM24000333.1

	Method	WGHT	AQ250	AQ250	AQ250	AQ250	AQ250	AQ250	AQ250	AQ250	AQ250	AQ250	AQ250	AQ250	AQ250	AQ250	AQ250	AQ250	AQ250	AQ250	AQ250
	Analyte	Wgt	Mo	Cu	Pb	Zn	Ag	Ni	Co	Mn	Fe	As	U	Au	Th	Sr	Cd	Sb	Bi	V	Ca
	Unit	kg	ppm	ppm	ppm	ppm	ppb	ppm	ppm	ppm	%	ppm	ppm	ppb	ppm	ppm	ppm	ppm	ppm	ppm	%
	MDL	0.01	0.01	0.01	0.01	0.1	2	0.1	0.1	1	0.01	0.1	0.1	0.2	0.1	0.5	0.01	0.02	0.02	1	0.01
117450	Drill Core	L.N.R.	L.N.R.	L.N.R.	L.N.R.	L.N.R.	L.N.R.	L.N.R.	L.N.R.	L.N.R.	L.N.R.	L.N.R.	L.N.R.	L.N.R.	L.N.R.	L.N.R.	L.N.R.	L.N.R.	L.N.R.	L.N.R.	L.N.R.
117064	Drill Core	1.61	0.44	32.10	1.45	50.3	62	13.3	8.7	292	2.06	0.3	1.7	1.2	7.8	15.2	0.02	0.04	<0.02	34	0.85
117065	Drill Core	3.28	0.47	18.77	1.57	52.3	73	12.8	8.6	275	2.08	0.4	1.6	2.5	7.8	19.0	<0.01	0.05	0.05	31	0.85
117066	Drill Core	3.41	0.44	12.45	2.25	50.4	37	12.1	8.2	314	2.02	0.4	1.6	1.3	7.5	19.9	0.02	0.05	<0.02	30	0.87
117067	Drill Core	2.96	0.64	11.82	1.36	53.3	22	13.1	8.7	368	2.32	<0.1	1.6	0.7	8.6	19.5	0.02	0.04	<0.02	30	1.35
117068	Drill Core	3.63	0.58	21.58	2.41	59.8	39	25.1	12.1	456	2.64	1.3	1.6	1.6	8.1	38.8	0.03	0.05	0.04	43	2.34
117069	Drill Core	3.05	0.36	13.03	1.25	51.1	24	12.1	8.4	346	2.07	0.1	1.5	0.9	7.7	19.5	0.02	0.03	<0.02	29	1.28
117070	Drill Core	3.39	0.35	12.80	1.31	51.4	28	12.0	8.3	386	2.08	<0.1	1.5	1.1	7.8	18.9	0.03	0.03	0.02	31	1.36
117071	Drill Core	3.47	0.47	15.59	1.59	54.2	40	12.7	8.6	383	2.29	0.4	1.5	1.3	8.0	22.1	0.02	0.03	<0.02	31	1.44
117072	Drill Core	3.24	0.75	11.46	1.19	57.7	27	12.4	10.8	509	2.58	0.5	1.4	0.2	8.3	24.2	0.02	0.04	<0.02	36	1.47
117073	Drill Core	3.31	0.33	15.55	1.97	62.0	48	13.4	9.6	386	2.31	0.4	1.7	1.4	9.0	20.5	0.02	0.04	0.02	35	1.28
117074	Drill Core	3.09	0.40	15.14	1.72	51.0	43	11.8	8.1	337	2.00	0.4	1.6	43.7	8.0	19.4	0.02	0.04	<0.02	30	1.20
117075	Drill Core	3.56	0.48	9.87	1.89	53.4	22	12.0	8.5	365	2.06	0.5	1.6	0.4	8.1	21.5	0.02	0.03	<0.02	32	1.31
117076	Drill Core	2.68	0.80	27.28	1.78	52.8	37	14.2	9.5	328	2.25	0.4	1.8	0.8	8.8	20.7	0.02	0.04	0.03	37	0.91
117077	Drill Core	2.90	0.57	6.22	2.57	56.6	25	12.7	8.8	346	2.18	0.2	1.7	0.4	8.6	26.6	0.03	0.05	0.03	32	1.20
117078	Drill Core	2.53	0.76	20.43	1.59	49.5	26	12.9	8.6	360	2.13	0.4	1.5	0.9	7.6	27.3	0.02	0.06	0.03	28	1.35
117079	Drill Core	3.29	0.51	18.36	2.69	56.4	59	12.8	9.2	379	2.27	0.3	1.6	2.8	8.1	23.5	0.03	0.05	0.03	35	1.20
117080	Drill Core	3.37	0.73	16.26	2.16	54.7	32	13.2	8.7	334	2.22	0.8	1.8	1.8	8.3	19.8	0.02	0.06	0.02	32	1.06
117081	Drill Core	2.68	1.18	21.74	2.50	68.2	85	13.7	9.9	429	2.66	0.8	1.5	240.4	8.4	24.2	0.04	0.05	0.11	41	1.19
117082	Drill Core	3.33	0.38	15.08	2.74	55.1	48	12.4	8.8	357	2.21	0.6	1.6	0.9	8.2	17.5	0.03	0.05	0.03	38	0.92
117083	Drill Core	3.44	0.40	28.55	2.98	52.9	65	12.9	9.1	362	2.28	0.4	1.6	2.3	8.4	26.0	0.04	0.05	0.03	39	0.96
117084	Drill Core	3.42	0.30	17.85	4.01	52.4	183	11.0	7.9	348	1.92	0.7	1.4	1.0	7.0	21.3	0.04	0.05	0.03	28	1.34
117085	Drill Core	3.73	0.68	12.76	3.14	50.5	62	12.0	8.4	293	1.97	1.0	1.6	0.7	8.1	19.6	0.03	0.06	<0.02	31	0.91
117086	Drill Core	3.51	0.57	17.62	3.28	52.7	61	12.6	8.9	325	2.12	0.6	1.6	1.9	7.9	21.4	0.02	0.06	0.02	29	0.90
117087	Drill Core	3.46	0.78	20.76	2.90	57.8	67	13.0	9.1	334	2.20	1.2	1.8	1.6	8.5	25.0	0.03	0.06	0.03	28	0.95
117088	Drill Core	3.36	0.41	28.89	3.40	53.5	56	12.8	9.4	305	2.06	3.2	1.7	1.1	8.7	21.6	0.02	0.06	0.03	24	0.95
117089	Drill Core	2.96	0.39	20.31	3.37	57.4	79	13.5	9.5	353	2.16	0.5	1.7	1.2	8.5	25.2	0.03	0.04	0.02	32	1.04
117090	Drill Core	3.02	1.15	24.64	3.40	59.9	91	13.3	9.6	372	2.25	1.4	1.8	1.7	8.6	23.0	0.04	0.06	0.11	35	1.04
117091	Drill Core	3.09	0.43	22.63	2.41	56.4	40	13.4	8.6	319	2.17	0.7	1.7	0.8	8.8	17.9	0.02	0.04	0.02	33	0.73
117092	Drill Core	3.38	0.73	9.00	2.22	52.9	35	13.4	9.5	359	2.11	0.6	1.8	1.5	8.5	23.0	0.02	0.05	0.04	32	1.10

This report supersedes all previous preliminary and final reports with this file number dated prior to the date on this certificate. Signature indicates final approval; preliminary reports are unsigned and should be used for reference only.

BUREAU VERITAS MINERAL LABORATORIES Canada

www.bvna.com/mining-laboratory-services

Bureau Veritas Commodities Canada Ltd.

9050 Shaughnessy St Vancouver British Columbia V6P 6E5 Canada
PHONE (604) 253-3158

Client: **Kinross Gold Corp.**
25 York St., #17
Toronto Ontario M5J 2V5 Canada

Project: Great Bear Project
Report Date: November 14, 2024

CERTIFICATE OF ANALYSIS TIM24000333.1

		Method	AQ250	AQ250	AQ250	AQ250	AQ250	AQ250	AQ250	AQ250	AQ250	AQ250	AQ250	AQ250	AQ250	AQ250	AQ250	AQ250	AQ250	AQ250	AQ250	AQ250
		Analyte	P	La	Cr	Mg	Ba	Ti	B	Al	Na	K	W	Sc	Tl	S	Hg	Se	Te	Ga	Cs	Ge
		Unit	%	ppm	ppm	%	ppm	%	ppm	%	%	%	ppm	ppm	ppm	%	ppb	ppm	ppm	ppm	ppm	ppm
		MDL	0.001	0.5	0.5	0.01	0.5	0.001	20	0.01	0.001	0.01	0.1	0.1	0.02	0.02	5	0.1	0.02	0.1	0.02	0.1
117450	Drill Core		L.N.R.	L.N.R.	L.N.R.	L.N.R.	L.N.R.	L.N.R.	L.N.R.	L.N.R.	L.N.R.	L.N.R.	L.N.R.	L.N.R.	L.N.R.	L.N.R.	L.N.R.	L.N.R.	L.N.R.	L.N.R.	L.N.R.	L.N.R.
117064	Drill Core		0.056	27.6	14.0	0.49	111.5	0.112	<20	0.97	0.087	0.63	<0.1	2.6	0.23	<0.02	<5	0.1	<0.02	4.8	1.73	<0.1
117065	Drill Core		0.054	27.9	13.5	0.51	111.7	0.126	<20	1.05	0.078	0.71	0.1	2.2	0.32	<0.02	<5	0.1	<0.02	5.0	2.39	<0.1
117066	Drill Core		0.050	26.4	12.3	0.58	183.2	0.140	<20	1.16	0.084	0.78	0.1	2.3	0.29	<0.02	<5	<0.1	<0.02	5.1	2.16	<0.1
117067	Drill Core		0.054	28.0	15.9	0.64	94.7	0.124	<20	1.18	0.079	0.82	0.1	2.5	0.29	<0.02	<5	<0.1	<0.02	5.3	2.29	<0.1
117068	Drill Core		0.122	40.9	25.0	0.97	149.5	0.120	<20	1.46	0.073	0.97	0.1	4.0	0.32	0.03	<5	<0.1	<0.02	5.6	3.23	<0.1
117069	Drill Core		0.051	25.9	12.9	0.56	80.0	0.102	<20	1.07	0.080	0.65	<0.1	2.4	0.23	<0.02	<5	<0.1	<0.02	4.9	1.92	<0.1
117070	Drill Core		0.054	27.8	13.9	0.63	89.5	0.128	<20	1.14	0.080	0.82	0.1	2.6	0.27	<0.02	<5	<0.1	<0.02	5.0	2.39	<0.1
117071	Drill Core		0.051	27.4	15.0	0.66	80.5	0.121	<20	1.17	0.087	0.78	0.1	2.8	0.28	<0.02	<5	0.1	<0.02	5.3	2.22	<0.1
117072	Drill Core		0.054	24.6	14.2	1.09	133.8	0.168	<20	1.72	0.072	1.00	0.1	3.4	0.37	0.02	<5	<0.1	<0.02	7.1	3.33	<0.1
117073	Drill Core		0.068	31.2	14.7	0.71	116.2	0.160	<20	1.32	0.093	0.95	0.1	3.3	0.33	<0.02	<5	<0.1	<0.02	6.1	2.57	<0.1
117074	Drill Core		0.050	28.4	12.7	0.68	119.6	0.123	<20	1.20	0.081	0.79	0.1	2.7	0.27	<0.02	<5	<0.1	<0.02	5.3	2.25	<0.1
117075	Drill Core		0.053	28.6	12.9	0.70	110.2	0.147	<20	1.29	0.088	0.92	0.2	3.0	0.32	<0.02	<5	<0.1	<0.02	5.6	2.68	<0.1
117076	Drill Core		0.056	31.3	15.4	0.72	251.1	0.148	<20	1.30	0.104	0.90	0.3	3.2	0.29	0.03	<5	<0.1	<0.02	6.1	2.97	<0.1
117077	Drill Core		0.057	30.9	13.3	0.72	134.3	0.113	<20	1.14	0.091	0.53	0.2	2.7	0.19	0.02	<5	<0.1	<0.02	5.7	2.07	<0.1
117078	Drill Core		0.053	27.4	15.5	0.73	63.9	0.145	<20	1.10	0.065	0.46	0.3	2.2	0.16	<0.02	<5	0.1	<0.02	5.2	1.53	<0.1
117079	Drill Core		0.054	29.5	14.2	0.72	96.6	0.167	<20	1.29	0.087	0.80	0.2	3.1	0.26	<0.02	<5	<0.1	<0.02	6.0	2.58	<0.1
117080	Drill Core		0.055	32.9	14.7	0.53	96.1	0.139	<20	1.05	0.073	0.72	0.5	2.5	0.23	<0.02	<5	<0.1	<0.02	4.6	2.82	<0.1
117081	Drill Core		0.088	40.1	14.7	0.76	118.4	0.194	<20	1.35	0.082	0.86	1.4	3.6	0.28	0.22	<5	0.1	<0.02	6.2	3.43	<0.1
117082	Drill Core		0.054	30.1	14.1	0.54	136.6	0.157	<20	1.19	0.102	0.88	0.7	3.2	0.36	0.02	<5	<0.1	<0.02	5.6	3.64	<0.1
117083	Drill Core		0.054	29.7	14.9	0.50	146.3	0.146	<20	1.23	0.128	0.77	0.9	3.5	0.26	0.04	<5	<0.1	<0.02	5.7	3.22	<0.1
117084	Drill Core		0.047	25.4	12.2	0.66	109.4	0.141	<20	1.15	0.071	0.86	2.5	2.2	0.31	0.09	<5	<0.1	<0.02	5.0	2.95	<0.1
117085	Drill Core		0.052	28.9	12.7	0.32	93.2	0.111	<20	0.98	0.092	0.59	0.2	2.2	0.26	0.02	<5	<0.1	<0.02	4.4	2.53	<0.1
117086	Drill Core		0.056	30.0	13.8	0.40	74.3	0.117	<20	0.98	0.078	0.38	0.2	2.3	0.15	0.06	<5	<0.1	<0.02	4.9	1.61	<0.1
117087	Drill Core		0.056	30.2	12.5	0.40	120.8	0.129	<20	1.19	0.091	0.71	0.3	2.1	0.35	0.05	<5	<0.1	<0.02	4.9	3.08	<0.1
117088	Drill Core		0.056	28.7	12.0	0.48	130.3	0.122	<20	1.21	0.069	0.54	0.4	1.8	0.23	0.13	<5	<0.1	<0.02	4.7	1.90	<0.1
117089	Drill Core		0.057	31.8	13.8	0.46	108.0	0.149	<20	1.19	0.091	0.65	0.3	2.5	0.30	0.09	<5	0.1	<0.02	5.2	2.43	<0.1
117090	Drill Core		0.056	31.7	14.1	0.55	140.8	0.154	<20	1.26	0.108	0.82	0.2	3.1	0.36	0.24	<5	0.1	0.03	5.8	3.04	<0.1
117091	Drill Core		0.056	30.8	14.6	0.54	132.5	0.160	<20	1.24	0.087	0.90	0.2	2.4	0.40	<0.02	<5	<0.1	<0.02	5.4	3.45	<0.1
117092	Drill Core		0.056	28.2	13.7	0.63	130.2	0.172	<20	1.29	0.093	0.90	0.5	2.2	0.37	<0.02	<5	<0.1	<0.02	5.4	3.45	<0.1

This report supersedes all previous preliminary and final reports with this file number dated prior to the date on this certificate. Signature indicates final approval; preliminary reports are unsigned and should be used for reference only.

BUREAU VERITAS MINERAL LABORATORIES Canada

www.bvna.com/mining-laboratory-services

Bureau Veritas Commodities Canada Ltd.

9050 Shaughnessy St Vancouver British Columbia V6P 6E5 Canada
PHONE (604) 253-3158

Client: **Kinross Gold Corp.**
25 York St., #17
Toronto Ontario M5J 2V5 Canada

Project: Great Bear Project
Report Date: November 14, 2024

CERTIFICATE OF ANALYSIS TIM24000333.1

	Method	AQ250	AQ250	AQ250	AQ250	AQ250	AQ250	AQ250	AQ250	AQ250	AQ250	AQ250	AQ250	AQ250	AQ250	TC006	TC000	TC000
	Analyte	Hf	Nb	Rb	Sn	Ta	Zr	Y	Ce	In	Re	Be	Li	Pd	Pt	CO2	TOT/C	TOT/S
	Unit	ppm	ppm	ppm	ppm	ppm	ppm	ppm	ppm	ppm	ppb	ppm	ppm	ppb	ppb	%	%	%
	MDL	0.02	0.02	0.1	0.1	0.05	0.1	0.01	0.1	0.02	1	0.1	0.1	10	2	0.08	0.02	0.02
117450	Drill Core	L.N.R.	L.N.R.	L.N.R.	L.N.R.	L.N.R.	L.N.R.	L.N.R.	L.N.R.	L.N.R.	L.N.R.	L.N.R.	L.N.R.	L.N.R.	L.N.R.	L.N.R.	L.N.R.	L.N.R.
117064	Drill Core	0.54	<0.02	38.7	0.4	<0.05	22.1	5.90	51.7	<0.02	<1	0.1	15.8	<10	<2	0.63		
117065	Drill Core	0.49	<0.02	51.4	0.4	<0.05	20.4	5.28	53.1	<0.02	<1	<0.1	16.8	<10	<2	0.55		
117066	Drill Core	0.59	<0.02	50.8	0.5	<0.05	23.7	5.55	50.5	<0.02	<1	<0.1	17.5	<10	<2	0.61		
117067	Drill Core	0.48	0.03	51.1	0.4	<0.05	18.7	5.88	54.1	<0.02	<1	0.1	17.3	<10	2	1.20		
117068	Drill Core	0.14	<0.02	56.3	0.4	<0.05	8.7	8.10	83.3	<0.02	<1	0.2	24.0	<10	<2	2.33		
117069	Drill Core	0.30	0.03	41.6	0.4	<0.05	14.0	5.89	50.1	<0.02	<1	0.1	15.5	<10	<2	1.23	0.37	0.02
117070	Drill Core	0.45	0.03	52.0	0.4	<0.05	18.8	6.40	51.9	<0.02	<1	0.1	16.0	<10	2	1.45		
117071	Drill Core	0.29	<0.02	52.3	0.4	<0.05	13.1	6.17	51.9	<0.02	<1	0.1	16.9	<10	<2	1.47		
117072	Drill Core	0.20	0.03	67.5	0.5	<0.05	11.5	6.05	47.4	<0.02	<1	0.2	31.0	<10	<2	1.40		
117073	Drill Core	0.36	<0.02	62.8	0.4	<0.05	16.5	7.03	59.7	<0.02	<1	0.1	18.6	<10	<2	1.22		
117074	Drill Core	0.63	0.03	47.6	0.4	<0.05	24.0	6.67	52.8	<0.02	<1	0.1	17.4	<10	2	1.20		
117075	Drill Core	0.48	0.02	57.5	0.4	<0.05	20.7	6.76	53.2	<0.02	<1	0.1	16.8	<10	<2	1.39		
117076	Drill Core	1.08	0.02	54.3	0.5	<0.05	39.7	7.39	58.8	<0.02	<1	0.1	19.4	<10	2	0.78	0.24	0.05
117077	Drill Core	0.44	0.03	32.5	0.4	<0.05	18.5	6.72	58.3	<0.02	<1	0.1	14.4	<10	<2	1.01		
117078	Drill Core	0.57	0.07	28.9	0.4	<0.05	23.8	6.41	52.4	<0.02	<1	0.2	14.5	<10	<2	1.16		
117079	Drill Core	0.57	0.06	51.1	0.5	<0.05	23.6	7.11	54.8	<0.02	<1	<0.1	15.8	<10	<2	1.04		
117080	Drill Core	0.51	0.06	52.1	0.4	<0.05	21.4	6.96	60.6	<0.02	<1	<0.1	13.6	<10	2	0.98		
117081	Drill Core	0.63	0.08	48.3	0.5	<0.05	24.5	9.24	80.0	<0.02	<1	<0.1	18.6	<10	<2	0.92		
117082	Drill Core	0.68	0.06	61.3	0.5	<0.05	24.4	6.95	56.5	<0.02	<1	<0.1	12.8	<10	<2	0.78	0.25	0.04
117083	Drill Core	0.75	0.07	56.6	0.5	<0.05	27.3	7.05	55.6	<0.02	<1	0.1	11.8	<10	<2	0.73		
117084	Drill Core	0.55	0.04	53.3	0.4	<0.05	20.4	5.65	47.8	<0.02	<1	<0.1	15.3	<10	<2	0.74		
117085	Drill Core	0.37	0.07	42.9	0.3	<0.05	15.2	6.93	54.0	<0.02	<1	<0.1	10.5	<10	<2	0.77		
117086	Drill Core	0.60	0.13	25.3	0.4	<0.05	23.7	7.41	55.8	0.06	<1	0.1	10.2	<10	2	0.72		
117087	Drill Core	0.60	0.08	51.9	0.4	<0.05	24.9	7.55	57.6	<0.02	<1	0.1	11.6	<10	2	0.73		
117088	Drill Core	0.71	0.11	31.8	0.3	<0.05	26.9	7.01	54.7	<0.02	<1	0.2	14.7	<10	2	0.70	0.22	0.15
117089	Drill Core	0.58	0.09	43.3	0.4	<0.05	22.3	7.47	58.9	<0.02	<1	<0.1	13.6	<10	<2	0.75		
117090	Drill Core	0.68	0.07	54.1	0.6	<0.05	25.5	7.45	58.7	<0.02	<1	0.1	16.7	<10	<2	0.86		
117091	Drill Core	0.85	0.06	58.6	0.4	<0.05	25.0	7.46	57.6	<0.02	<1	<0.1	18.2	<10	2	0.57		
117092	Drill Core	0.71	0.06	56.4	0.3	<0.05	26.9	6.87	53.4	<0.02	<1	0.1	19.0	<10	<2	0.90		

This report supersedes all previous preliminary and final reports with this file number dated prior to the date on this certificate. Signature indicates final approval; preliminary reports are unsigned and should be used for reference only.

BUREAU VERITAS MINERAL LABORATORIES Canada

www.bvna.com/mining-laboratory-services

Bureau Veritas Commodities Canada Ltd.

9050 Shaughnessy St Vancouver British Columbia V6P 6E5 Canada
PHONE (604) 253-3158

Client: **Kinross Gold Corp.**
25 York St., #17
Toronto Ontario M5J 2V5 Canada

Project: Great Bear Project
Report Date: November 14, 2024

CERTIFICATE OF ANALYSIS TIM24000333.1

	Method	WGHT	AQ250	AQ250	AQ250	AQ250	AQ250	AQ250	AQ250	AQ250	AQ250	AQ250	AQ250	AQ250	AQ250	AQ250	AQ250	AQ250	AQ250	AQ250	AQ250
	Analyte	Wgt	Mo	Cu	Pb	Zn	Ag	Ni	Co	Mn	Fe	As	U	Au	Th	Sr	Cd	Sb	Bi	V	Ca
	Unit	kg	ppm	ppm	ppm	ppm	ppb	ppm	ppm	ppm	%	ppm	ppm	ppb	ppm	ppm	ppm	ppm	ppm	ppm	%
	MDL	0.01	0.01	0.01	0.01	0.1	2	0.1	0.1	1	0.01	0.1	0.1	0.2	0.1	0.5	0.01	0.02	0.02	1	0.01
117093	Drill Core	3.23	0.81	11.54	1.69	57.7	7	13.2	9.3	359	2.18	0.6	1.7	0.9	7.8	20.6	0.01	0.05	0.03	31	1.06
117094	Drill Core	3.32	0.66	20.26	3.49	54.5	58	12.5	9.0	372	2.02	2.8	1.7	1.1	8.0	21.4	0.03	0.06	0.05	31	1.27
117095	Drill Core	2.09	0.43	12.87	3.16	56.3	44	12.9	9.3	398	2.20	2.0	1.8	0.7	8.6	19.5	0.04	0.05	0.02	33	1.23
117096	Drill Core	3.46	0.55	22.34	3.84	64.7	56	21.7	12.1	450	2.73	2.3	1.5	1.5	7.2	30.2	0.03	0.08	0.07	43	1.56
117097	Drill Core	3.26	0.55	20.05	3.12	81.3	62	13.5	9.6	418	2.32	6.3	1.7	42.7	8.7	21.9	0.10	0.12	0.06	34	1.09
117098	Drill Core	2.29	3.81	7.06	4.28	27.2	120	15.3	9.1	234	2.76	3.1	2.0	16.0	7.4	10.5	0.07	0.10	0.97	10	0.54
117099	Drill Core	2.55	6.23	87.00	3.70	41.4	233	22.1	11.5	323	3.03	4.3	1.4	39.5	7.0	17.3	0.10	0.10	1.53	37	0.64
117100	Drill Core	2.02	6.79	96.15	3.47	79.8	264	18.9	11.5	355	3.00	5.8	1.3	30.6	7.0	15.0	0.12	0.12	1.55	38	0.59
A0963951	Drill Core	2.52	3.79	142.46	2.67	30.8	339	14.3	8.9	258	2.16	2.6	1.5	48.9	7.0	11.0	0.06	0.15	1.59	19	0.38
A0963952	Drill Core	3.58	15.67	83.78	3.50	30.3	324	16.2	9.7	256	3.08	4.0	1.5	90.7	6.7	16.7	0.03	0.35	2.08	19	0.50
A0963953	Drill Core	3.35	4.19	12.73	11.77	22.3	184	5.6	4.9	282	2.06	8.9	2.0	58.2	8.0	13.9	0.07	1.81	1.33	8	0.78
A0963954	Drill Core	1.59	0.33	16.62	4.95	103.9	66	11.3	19.7	1058	5.05	5.1	0.7	18.6	3.4	61.1	0.10	0.13	0.07	120	2.35
A0963955	Drill Core	2.09	0.61	24.65	6.74	79.2	177	16.2	9.4	424	2.38	12.0	1.8	65.5	8.3	32.9	0.09	0.14	0.13	39	1.80
A0963956	Drill Core	2.21	1.72	43.93	15.70	203.8	193	11.9	9.1	494	2.16	13.4	1.6	94.4	7.9	32.9	0.67	0.11	0.26	34	1.71
117146	Drill Core	2.12	5.44	13.90	8.99	68.3	212	10.0	6.6	351	2.25	5.0	1.9	55.3	8.1	14.9	0.19	0.13	1.25	18	0.77
117147	Drill Core	1.89	1.64	7.58	5.96	170.4	293	6.6	5.7	184	2.06	5.9	1.9	23.4	9.2	19.9	0.77	0.13	2.48	4	0.45
117148	Drill Core	2.05	1.88	25.35	4.69	100.3	267	19.7	11.3	700	2.93	7.7	1.5	31.7	7.1	18.6	0.29	0.14	1.46	35	0.59
117205	Drill Core	1.71	0.91	16.22	5.89	14.8	258	8.8	4.8	457	2.78	19.1	1.5	33.7	8.0	19.1	0.04	0.15	2.08	9	1.17
117149	Drill Core	1.50	0.95	23.22	13.28	27.0	374	2.5	5.1	328	2.98	16.6	1.6	65.4	10.1	12.6	0.06	0.16	1.97	23	0.49
117144	Drill Core	2.35	1.94	3.02	6.94	13.5	333	1.2	2.2	24	3.19	23.6	1.7	40.7	10.9	1.6	0.05	0.09	3.71	<1	0.05
117150	Drill Core	2.09	1.17	2.27	6.27	12.2	344	3.4	2.5	59	2.14	28.4	1.8	33.7	11.5	2.9	0.03	0.11	13.19	<1	0.09
117201	Drill Core	1.21	1.91	37.10	20.35	18.8	1046	2.1	2.2	180	2.31	30.9	1.7	65.2	11.5	3.8	0.06	0.10	11.34	2	0.35
117145	Drill Core	2.45	1.05	10.10	17.75	19.8	479	1.6	1.8	78	3.41	36.0	1.9	50.7	11.6	3.0	0.08	0.09	4.07	<1	0.13
117202	Drill Core	2.07	1.51	16.15	6.09	34.3	269	16.5	7.7	637	3.31	54.2	1.6	36.6	7.2	40.9	0.04	0.15	3.80	14	1.21
117203	Drill Core	2.93	1.89	14.37	12.06	102.0	647	12.7	3.8	194	3.03	36.3	1.9	70.5	11.4	6.3	0.45	0.09	4.10	5	0.32
117204	Drill Core	2.26	1.25	27.40	15.02	18.8	452	1.9	2.3	375	1.83	24.4	1.9	29.4	11.2	11.0	0.05	0.14	2.41	4	0.92
117206	Drill Core	1.16	2.97	60.09	3.89	68.6	154	49.8	18.1	474	3.62	6.3	1.4	4.1	7.0	74.5	0.02	0.07	0.23	76	1.69
117207	Drill Core	2.25	1.54	33.27	2.29	42.0	118	52.2	18.3	256	6.02	8.5	1.0	9.5	5.0	10.4	0.03	0.08	0.16	79	0.32
117164	Drill Core	2.49	1.58	31.78	6.37	36.5	104	48.9	15.3	310	7.04	2.0	0.9	2.9	4.5	10.9	0.13	0.06	0.16	78	0.34
117208	Drill Core	2.22	1.27	28.29	6.46	25.1	75	55.5	15.9	224	4.59	14.7	1.0	5.7	5.3	6.9	0.08	0.06	0.12	70	0.21

This report supersedes all previous preliminary and final reports with this file number dated prior to the date on this certificate. Signature indicates final approval; preliminary reports are unsigned and should be used for reference only.

BUREAU VERITAS MINERAL LABORATORIES Canada

www.bvna.com/mining-laboratory-services

Bureau Veritas Commodities Canada Ltd.

9050 Shaughnessy St Vancouver British Columbia V6P 6E5 Canada
PHONE (604) 253-3158

Client: **Kinross Gold Corp.**
25 York St., #17
Toronto Ontario M5J 2V5 Canada

Project: Great Bear Project
Report Date: November 14, 2024

CERTIFICATE OF ANALYSIS TIM24000333.1

	Method	AQ250	AQ250	AQ250	AQ250	AQ250	AQ250	AQ250	AQ250	AQ250	AQ250	AQ250	AQ250	AQ250	AQ250	AQ250	AQ250	AQ250	AQ250	AQ250	AQ250
	Analyte	P	La	Cr	Mg	Ba	Ti	B	Al	Na	K	W	Sc	Tl	S	Hg	Se	Te	Ga	Cs	Ge
	Unit	%	ppm	ppm	%	ppm	%	ppm	%	%	%	ppm	ppm	ppm	%	ppb	ppm	ppm	ppm	ppm	ppm
	MDL	0.001	0.5	0.5	0.01	0.5	0.001	20	0.01	0.001	0.01	0.1	0.1	0.02	0.02	5	0.1	0.02	0.1	0.02	0.1
117093	Drill Core	0.056	28.0	14.5	0.70	146.1	0.176	<20	1.40	0.083	1.01	0.2	2.4	0.38	0.03	<5	<0.1	<0.02	5.7	3.42	<0.1
117094	Drill Core	0.054	28.7	12.4	0.60	133.5	0.166	<20	1.35	0.081	0.93	0.3	2.7	0.39	0.14	<5	0.1	<0.02	5.4	3.06	<0.1
117095	Drill Core	0.055	31.6	13.3	0.73	215.1	0.189	<20	1.32	0.063	1.07	0.3	2.7	0.46	0.06	<5	<0.1	<0.02	5.6	3.94	<0.1
117096	Drill Core	0.060	28.8	35.2	1.06	84.2	0.158	<20	1.50	0.080	0.46	0.8	3.3	0.20	0.21	<5	<0.1	0.02	7.5	2.00	<0.1
117097	Drill Core	0.058	32.6	14.0	0.75	107.0	0.192	<20	1.41	0.103	1.03	2.3	2.6	0.59	0.32	<5	<0.1	0.03	5.7	3.51	<0.1
117098	Drill Core	0.067	30.6	7.4	0.51	47.1	0.048	<20	0.62	0.039	0.36	0.7	0.9	0.36	2.83	<5	2.2	0.23	2.3	1.10	<0.1
117099	Drill Core	0.085	33.4	21.9	0.99	90.4	0.102	<20	1.06	0.088	0.75	0.4	3.3	0.78	2.44	<5	1.5	0.36	4.5	1.72	<0.1
117100	Drill Core	0.086	34.3	15.3	0.92	162.0	0.111	<20	1.10	0.103	0.78	0.4	3.2	0.53	2.57	<5	1.1	0.27	4.5	1.59	<0.1
A0963951	Drill Core	0.062	29.6	13.3	0.69	63.0	0.065	<20	0.79	0.070	0.60	0.5	1.8	0.46	1.89	<5	1.2	0.30	3.5	1.69	<0.1
A0963952	Drill Core	0.057	22.6	17.7	0.73	37.8	0.075	<20	0.87	0.048	0.29	0.9	1.4	0.19	2.67	<5	1.3	0.54	3.9	0.86	<0.1
A0963953	Drill Core	0.037	29.4	6.9	0.30	63.7	0.024	<20	0.51	0.082	0.33	1.3	0.7	0.27	1.87	<5	0.9	0.37	1.8	0.79	<0.1
A0963954	Drill Core	0.086	22.9	46.2	1.83	475.3	0.315	<20	2.66	0.078	2.10	0.7	8.3	0.65	0.14	<5	0.3	0.04	12.1	5.51	0.1
A0963955	Drill Core	0.070	35.0	16.0	0.77	202.7	0.160	<20	1.25	0.093	0.85	2.4	3.5	0.26	0.42	<5	0.5	0.26	5.8	1.98	<0.1
A0963956	Drill Core	0.068	38.2	12.4	0.67	142.0	0.111	<20	1.01	0.068	0.60	5.9	2.7	0.22	0.53	5	0.8	0.16	5.0	1.25	<0.1
117146	Drill Core	0.051	29.6	9.9	0.50	94.4	0.039	<20	0.68	0.095	0.40	6.5	1.6	0.32	2.09	<5	1.3	0.21	3.1	0.92	<0.1
117147	Drill Core	0.039	24.3	4.0	0.15	103.7	0.012	<20	0.68	0.057	0.31	8.2	0.5	0.19	2.03	6	1.0	0.42	2.0	0.31	<0.1
117148	Drill Core	0.080	31.9	17.4	0.92	56.6	0.067	<20	1.03	0.076	0.64	45.6	3.2	0.71	2.77	<5	1.4	0.29	4.9	1.63	<0.1
117205	Drill Core	0.036	59.1	7.8	0.35	106.4	0.029	<20	0.63	0.050	0.42	57.4	1.0	0.29	2.72	<5	1.1	0.75	2.1	0.75	<0.1
117149	Drill Core	0.025	42.8	6.8	0.36	103.8	0.052	<20	0.92	0.036	0.44	1.3	1.6	0.43	2.36	<5	1.5	1.10	2.5	1.04	<0.1
117144	Drill Core	0.013	34.8	1.8	0.02	52.5	0.002	<20	0.25	0.004	0.17	0.2	0.2	0.06	3.54	<5	2.3	0.56	0.6	0.12	<0.1
117150	Drill Core	0.022	40.0	2.3	0.04	74.7	0.004	<20	0.39	0.010	0.26	0.3	0.3	0.11	2.22	<5	1.2	5.43	0.9	0.28	<0.1
117201	Drill Core	0.014	31.9	6.7	0.07	89.7	0.005	<20	0.43	0.025	0.27	0.6	0.4	0.12	1.95	<5	1.5	1.13	1.2	0.20	<0.1
117145	Drill Core	0.016	42.8	2.3	0.06	70.9	0.004	<20	0.39	0.009	0.26	2.5	0.3	0.10	3.64	<5	2.7	0.69	1.0	0.19	<0.1
117202	Drill Core	0.061	30.5	12.9	0.60	60.1	0.071	<20	1.70	0.176	0.61	43.9	1.1	0.67	2.61	<5	1.2	1.28	4.5	1.67	<0.1
117203	Drill Core	0.037	39.3	6.6	0.15	95.4	0.020	<20	0.61	0.032	0.33	7.8	0.7	0.16	2.98	5	2.0	0.59	1.9	0.48	<0.1
117204	Drill Core	0.013	39.0	5.5	0.15	74.3	0.019	<20	0.44	0.052	0.21	4.9	0.6	0.15	1.39	<5	1.0	0.27	1.5	0.41	<0.1
117206	Drill Core	0.074	30.3	136.6	1.50	31.0	0.184	<20	1.74	0.078	0.14	0.8	8.7	0.05	0.37	<5	0.2	0.07	9.4	1.20	<0.1
117207	Drill Core	0.065	17.5	82.5	1.41	76.2	0.097	<20	2.55	0.038	0.56	0.1	7.6	0.24	0.23	<5	0.1	0.05	9.5	2.15	<0.1
117164	Drill Core	0.072	17.0	73.7	1.45	155.6	0.118	<20	2.60	0.038	0.76	0.2	8.4	0.24	0.20	<5	0.2	0.05	8.6	2.52	<0.1
117208	Drill Core	0.061	17.2	70.1	1.34	87.8	0.085	<20	2.41	0.022	0.48	0.1	6.4	0.18	0.20	<5	0.2	0.04	7.3	1.84	<0.1

This report supersedes all previous preliminary and final reports with this file number dated prior to the date on this certificate. Signature indicates final approval; preliminary reports are unsigned and should be used for reference only.

BUREAU VERITAS MINERAL LABORATORIES Canada

www.bvna.com/mining-laboratory-services

Bureau Veritas Commodities Canada Ltd.

9050 Shaughnessy St Vancouver British Columbia V6P 6E5 Canada
PHONE (604) 253-3158

Client: **Kinross Gold Corp.**
25 York St., #17
Toronto Ontario M5J 2V5 Canada

Project: Great Bear Project
Report Date: November 14, 2024

CERTIFICATE OF ANALYSIS TIM24000333.1

	Method	AQ250	AQ250	AQ250	AQ250	AQ250	AQ250	AQ250	AQ250	AQ250	AQ250	AQ250	AQ250	AQ250	AQ250	TC006	TC000	TC000
	Analyte	Hf	Nb	Rb	Sn	Ta	Zr	Y	Ce	In	Re	Be	Li	Pd	Pt	CO2	TOT/C	TOT/S
	Unit	ppm	ppm	ppm	ppm	ppm	ppm	ppm	ppm	ppm	ppb	ppm	ppm	ppb	ppb	%	%	%
	MDL	0.02	0.02	0.1	0.1	0.05	0.1	0.01	0.1	0.02	1	0.1	0.1	10	2	0.08	0.02	0.02
117093	Drill Core	0.60	0.05	60.8	0.4	<0.05	23.3	6.08	52.6	<0.02	<1	0.1	22.3	<10	2	0.88		
117094	Drill Core	0.70	0.06	57.1	0.4	<0.05	26.2	7.01	54.0	<0.02	<1	<0.1	13.9	<10	<2	1.17	0.36	0.16
117095	Drill Core	0.89	0.04	63.0	0.4	<0.05	31.4	7.17	58.4	<0.02	<1	<0.1	18.4	<10	<2	1.13		
117096	Drill Core	0.62	0.06	26.8	0.4	<0.05	25.5	7.90	54.6	<0.02	<1	0.1	14.0	<10	2	1.35		
117097	Drill Core	0.96	0.07	64.7	0.4	<0.05	35.5	7.57	60.4	<0.02	<1	<0.1	16.0	<10	2	0.84		
117098	Drill Core	0.86	0.15	20.0	0.4	<0.05	30.2	5.12	58.6	<0.02	4	<0.1	7.9	<10	<2	0.32		
117099	Drill Core	1.01	0.16	45.6	0.9	<0.05	38.2	6.96	67.2	<0.02	12	<0.1	17.5	<10	2	0.35		
117100	Drill Core	1.08	0.09	39.9	0.8	<0.05	41.3	7.45	67.2	0.03	19	<0.1	14.5	<10	<2	0.34		
A0963951	Drill Core	0.92	0.12	38.6	0.5	<0.05	32.4	6.06	56.5	0.02	9	<0.1	12.2	<10	<2	0.22		
A0963952	Drill Core	0.81	0.27	16.4	0.7	<0.05	28.9	4.88	43.9	<0.02	37	0.3	19.6	<10	<2	0.26	0.10	2.75
A0963953	Drill Core	1.18	0.16	21.2	0.3	<0.05	39.7	4.03	53.7	<0.02	8	<0.1	6.3	<10	2	0.35		
A0963954	Drill Core	0.35	0.05	82.4	0.8	<0.05	16.0	13.93	48.7	0.02	<1	0.2	32.4	<10	<2	2.13		
A0963955	Drill Core	0.61	0.09	37.0	0.5	<0.05	20.0	7.74	70.0	<0.02	<1	0.2	11.2	<10	2	1.49		
A0963956	Drill Core	0.69	0.07	28.2	0.5	<0.05	23.3	7.34	74.3	0.02	<1	0.1	8.5	<10	2	1.51		
117146	Drill Core	1.17	0.08	24.0	0.3	<0.05	39.4	4.50	55.1	<0.02	<1	0.1	8.7	<10	<2	0.48		
117147	Drill Core	0.97	0.09	13.8	0.2	<0.05	34.4	3.38	46.4	0.04	<1	0.2	4.4	<10	2	0.20		
117148	Drill Core	0.93	0.06	45.1	0.4	<0.05	31.5	6.27	63.8	0.03	<1	0.1	14.4	<10	<2	0.34	0.11	2.80
117205	Drill Core	1.19	0.11	20.6	0.4	<0.05	42.5	5.62	112.3	0.02	<1	0.2	7.0	<10	3	1.03		
117149	Drill Core	1.36	0.15	29.5	0.3	<0.05	52.3	7.89	82.8	0.02	<1	0.2	6.3	<10	<2	0.20		
117144	Drill Core	1.20	0.06	5.0	0.1	<0.05	48.3	4.90	68.2	<0.02	<1	<0.1	1.0	<10	<2	0.09	0.02	3.49
117150	Drill Core	1.04	0.04	9.2	0.2	<0.05	44.3	5.88	77.4	<0.02	<1	0.1	1.5	<10	<2	<0.08		
117201	Drill Core	1.21	0.10	10.1	0.3	<0.05	49.6	4.92	61.4	0.03	<1	0.2	3.3	<10	<2	0.30		
117145	Drill Core	1.32	0.08	9.1	0.2	<0.05	50.7	5.05	83.7	<0.02	<1	0.1	2.1	<10	<2	0.11		
117202	Drill Core	0.90	0.14	42.6	0.3	<0.05	33.6	5.46	58.9	0.02	<1	0.4	8.9	<10	2	0.51		
117203	Drill Core	1.51	0.13	14.2	0.3	<0.05	59.0	7.28	77.4	0.04	<1	0.2	4.7	<10	2	0.16	0.07	2.87
117204	Drill Core	1.37	0.18	11.0	0.2	<0.05	48.6	6.05	75.2	0.05	<1	0.1	3.4	<10	3	0.74		
117206	Drill Core	0.62	0.21	8.3	0.7	<0.05	24.3	8.42	61.0	0.03	1	0.2	14.1	<10	3	1.29	0.40	0.32
117207	Drill Core	0.44	0.04	25.4	0.4	<0.05	18.7	5.54	34.4	<0.02	<1	0.3	24.7	<10	<2	0.12		
117164	Drill Core	0.48	0.04	34.2	0.7	<0.05	20.4	5.20	34.4	0.03	1	0.3	27.1	<10	3	<0.08		
117208	Drill Core	0.41	0.02	24.6	0.4	<0.05	17.1	5.32	34.4	<0.02	<1	0.2	27.3	<10	2	<0.08		

This report supersedes all previous preliminary and final reports with this file number dated prior to the date on this certificate. Signature indicates final approval; preliminary reports are unsigned and should be used for reference only.

BUREAU VERITAS MINERAL LABORATORIES Canada

www.bvna.com/mining-laboratory-services

Bureau Veritas Commodities Canada Ltd.

9050 Shaughnessy St Vancouver British Columbia V6P 6E5 Canada
PHONE (604) 253-3158

Client: **Kinross Gold Corp.**
25 York St., #17
Toronto Ontario M5J 2V5 Canada

Project: Great Bear Project
Report Date: November 14, 2024

CERTIFICATE OF ANALYSIS TIM24000333.1

Method		WGHT	AQ250	AQ250	AQ250	AQ250	AQ250	AQ250	AQ250	AQ250	AQ250	AQ250	AQ250	AQ250	AQ250	AQ250	AQ250	AQ250	AQ250	AQ250	AQ250
Analyte		Wgt	Mo	Cu	Pb	Zn	Ag	Ni	Co	Mn	Fe	As	U	Au	Th	Sr	Cd	Sb	Bi	V	Ca
Unit		kg	ppm	ppm	ppm	ppm	ppb	ppm	ppm	ppm	%	ppm	ppm	ppb	ppm	ppm	ppm	ppm	ppm	ppm	%
MDL		0.01	0.01	0.01	0.01	0.1	2	0.1	0.1	1	0.01	0.1	0.1	0.2	0.1	0.5	0.01	0.02	0.02	1	0.01
117209	Drill Core	1.11	0.38	18.82	3.70	65.5	110	15.4	10.5	345	2.55	1.0	1.6	1.7	8.1	24.8	0.05	0.03	0.11	45	0.89
117210	Drill Core	1.06	1.40	21.40	3.89	66.0	83	15.8	10.1	334	2.28	2.2	1.6	3.0	7.5	19.4	0.04	0.08	0.24	38	0.72
117211	Drill Core	1.64	1.26	38.12	5.49	57.9	101	15.6	9.8	327	2.80	3.2	1.6	3.4	7.5	13.4	0.07	0.08	0.12	29	0.48
117212	Drill Core	1.25	0.70	25.52	5.47	38.3	144	14.8	9.5	297	2.35	11.0	1.7	3.4	8.0	21.5	0.06	0.07	0.21	30	0.89
117213	Drill Core	2.13	0.45	26.13	3.98	58.5	87	26.8	12.8	378	2.58	6.2	1.5	2.6	7.6	32.1	0.04	0.08	0.08	44	1.35
117214	Drill Core	2.10	0.42	20.99	4.70	57.0	74	13.7	10.2	371	2.27	2.7	1.8	1.9	8.7	23.6	0.06	0.06	0.06	34	1.11
117215	Drill Core	0.77	0.34	20.86	3.13	57.3	68	14.8	9.4	279	2.32	1.2	1.6	2.0	8.4	13.6	0.02	0.05	0.04	42	0.53
117216	Drill Core	2.42	1.38	21.18	6.45	65.2	106	13.7	10.1	326	2.19	1.5	1.8	5.6	8.7	18.9	0.11	0.07	0.07	24	0.80
117217	Drill Core	2.26	0.87	17.74	3.41	54.5	74	12.5	9.0	328	2.16	1.5	1.6	1.5	8.0	20.7	0.03	0.06	0.03	31	0.74
117218	Drill Core	2.21	1.90	23.35	3.39	47.6	123	13.4	9.6	411	2.23	5.5	1.8	4.6	8.4	19.7	0.03	0.08	0.23	30	0.89
117219	Drill Core	1.99	2.88	4.38	3.56	62.6	227	20.1	10.9	272	2.87	1.6	1.2	9.0	6.7	20.9	0.20	0.06	0.59	14	0.75

This report supersedes all previous preliminary and final reports with this file number dated prior to the date on this certificate. Signature indicates final approval; preliminary reports are unsigned and should be used for reference only.

BUREAU VERITAS MINERAL LABORATORIES Canada

www.bvna.com/mining-laboratory-services

Bureau Veritas Commodities Canada Ltd.

9050 Shaughnessy St Vancouver British Columbia V6P 6E5 Canada
PHONE (604) 253-3158

Client: **Kinross Gold Corp.**
25 York St., #17
Toronto Ontario M5J 2V5 Canada

Project: Great Bear Project
Report Date: November 14, 2024

CERTIFICATE OF ANALYSIS TIM24000333.1

		Method	AQ250	AQ250	AQ250	AQ250	AQ250	AQ250	AQ250	AQ250	AQ250	AQ250	AQ250	AQ250	AQ250	AQ250	AQ250	AQ250	AQ250	AQ250	AQ250
		Analyte	P	La	Cr	Mg	Ba	Ti	B	Al	Na	K	W	Sc	Tl	S	Hg	Se	Te	Ga	Cs	Ge
		Unit	%	ppm	ppm	%	ppm	%	ppm	%	%	%	ppm	ppm	ppm	%	ppb	ppm	ppm	ppm	ppm	ppm
		MDL	0.001	0.5	0.5	0.01	0.5	0.001	20	0.01	0.001	0.01	0.1	0.1	0.02	0.02	5	0.1	0.02	0.1	0.02	0.1
117209	Drill Core		0.077	32.6	17.5	0.79	122.5	0.194	<20	1.43	0.085	0.90	0.3	3.8	0.36	0.31	<5	<0.1	<0.02	6.5	3.35	<0.1
117210	Drill Core		0.072	32.2	17.3	0.73	129.4	0.174	<20	1.35	0.082	0.90	0.3	3.0	0.42	0.24	<5	0.1	0.04	5.7	3.77	<0.1
117211	Drill Core		0.051	26.8	16.0	0.66	110.2	0.109	<20	1.36	0.075	0.71	0.2	2.4	0.35	0.20	<5	<0.1	0.03	5.5	3.29	<0.1
117212	Drill Core		0.052	27.9	15.1	0.61	88.6	0.114	<20	1.22	0.078	0.41	0.3	2.7	0.16	0.62	<5	<0.1	0.02	5.1	1.61	<0.1
117213	Drill Core		0.055	27.0	84.8	0.87	94.8	0.138	<20	1.30	0.074	0.57	0.7	4.2	0.24	0.38	<5	<0.1	<0.02	5.6	3.22	<0.1
117214	Drill Core		0.055	30.6	14.5	0.51	97.9	0.149	<20	1.19	0.092	0.55	0.5	3.0	0.25	0.48	<5	<0.1	<0.02	5.2	2.36	<0.1
117215	Drill Core		0.050	29.1	14.6	0.48	57.3	0.155	<20	1.09	0.073	0.66	0.6	3.3	0.33	0.21	<5	<0.1	<0.02	5.5	2.80	<0.1
117216	Drill Core		0.055	28.6	11.1	0.44	99.2	0.127	<20	1.19	0.074	0.70	0.4	1.8	0.36	0.39	<5	<0.1	0.03	4.4	2.47	<0.1
117217	Drill Core		0.049	27.6	12.3	0.42	102.7	0.140	<20	1.19	0.098	0.67	0.4	2.6	0.34	0.20	<5	<0.1	<0.02	4.7	2.36	<0.1
117218	Drill Core		0.054	29.4	13.6	0.67	102.0	0.161	<20	1.20	0.081	0.82	1.5	2.4	0.40	0.48	<5	<0.1	0.05	4.7	2.15	<0.1
117219	Drill Core		0.065	25.4	13.4	0.76	28.4	0.070	<20	0.86	0.051	0.18	0.4	1.3	0.09	2.21	<5	1.3	0.18	3.3	0.31	<0.1

This report supersedes all previous preliminary and final reports with this file number dated prior to the date on this certificate. Signature indicates final approval; preliminary reports are unsigned and should be used for reference only.

BUREAU VERITAS MINERAL LABORATORIES Canada

www.bvna.com/mining-laboratory-services

Bureau Veritas Commodities Canada Ltd.

9050 Shaughnessy St Vancouver British Columbia V6P 6E5 Canada
PHONE (604) 253-3158

Client: **Kinross Gold Corp.**
25 York St., #17
Toronto Ontario M5J 2V5 Canada

Project: Great Bear Project
Report Date: November 14, 2024

CERTIFICATE OF ANALYSIS TIM24000333.1

Method		AQ250	AQ250	AQ250	AQ250	AQ250	AQ250	AQ250	AQ250	AQ250	AQ250	AQ250	AQ250	AQ250	AQ250	TC006	TC000	TC000
Analyte		Hf	Nb	Rb	Sn	Ta	Zr	Y	Ce	In	Re	Be	Li	Pd	Pt	CO2	TOT/C	TOT/S
Unit		ppm	ppm	ppm	ppm	ppm	ppm	ppm	ppm	ppm	ppb	ppm	ppm	ppb	ppb	%	%	%
MDL		0.02	0.02	0.1	0.1	0.05	0.1	0.01	0.1	0.02	1	0.1	0.1	10	2	0.08	0.02	0.02
117209	Drill Core	0.69	0.06	53.3	0.5	<0.05	27.7	6.99	64.5	<0.02	<1	<0.1	17.5	<10	<2	0.52		
117210	Drill Core	0.68	0.08	58.9	0.4	<0.05	27.4	7.44	61.4	<0.02	<1	0.1	19.8	<10	<2	0.41		
117211	Drill Core	0.81	0.08	44.7	0.5	<0.05	28.8	7.08	50.9	<0.02	1	0.1	19.3	<10	<2	0.30		
117212	Drill Core	0.76	0.08	22.5	0.4	<0.05	28.0	7.16	52.5	<0.02	<1	0.2	15.4	<10	<2	0.60		
117213	Drill Core	0.56	0.08	33.2	0.5	<0.05	21.1	7.86	50.9	<0.02	<1	0.1	16.9	<10	<2	0.97		
117214	Drill Core	0.77	0.13	35.5	0.4	<0.05	27.6	7.53	57.2	<0.02	<1	0.1	13.9	<10	2	0.57		
117215	Drill Core	0.68	0.10	45.8	0.6	<0.05	25.7	7.09	56.2	<0.02	<1	<0.1	13.1	<10	<2	0.29	0.10	0.18
117216	Drill Core	0.64	0.08	46.3	0.4	<0.05	24.8	7.20	55.3	<0.02	<1	0.1	11.7	<10	<2	0.20		
117217	Drill Core	0.60	0.08	43.4	0.4	<0.05	22.4	6.96	52.7	<0.02	<1	<0.1	8.6	<10	<2	0.46		
117218	Drill Core	0.89	0.08	49.4	0.4	<0.05	34.4	7.25	57.2	<0.02	<1	<0.1	10.4	<10	2	0.59		
117219	Drill Core	0.66	0.17	11.3	0.4	<0.05	20.8	4.94	50.7	<0.02	3	0.2	15.3	<10	<2	0.37		

This report supersedes all previous preliminary and final reports with this file number dated prior to the date on this certificate. Signature indicates final approval; preliminary reports are unsigned and should be used for reference only.

BUREAU VERITAS MINERAL LABORATORIES Canada

www.bvna.com/mining-laboratory-services

Bureau Veritas Commodities Canada Ltd.
9050 Shaughnessy St Vancouver British Columbia V6P 6E5 Canada
PHONE (604) 253-3158

Client: **Kinross Gold Corp.**
25 York St., #17
Toronto Ontario M5J 2V5 Canada

Project: Great Bear Project
Report Date: November 14, 2024

QUALITY CONTROL REPORT TIM24000333.1

	Method	WGHT	AQ250	AQ250	AQ250	AQ250	AQ250	AQ250	AQ250	AQ250	AQ250	AQ250	AQ250	AQ250	AQ250	AQ250	AQ250	AQ250	AQ250	AQ250	AQ250
	Analyte	Wgt	Mo	Cu	Pb	Zn	Ag	Ni	Co	Mn	Fe	As	U	Au	Th	Sr	Cd	Sb	Bi	V	Ca
	Unit	kg	ppm	ppm	ppm	ppm	ppb	ppm	ppm	ppm	%	ppm	ppm	ppb	ppm	ppm	ppm	ppm	ppm	ppm	%
	MDL	0.01	0.01	0.01	0.01	0.1	2	0.1	0.1	1	0.01	0.1	0.1	0.2	0.1	0.5	0.01	0.02	0.02	1	0.01
Pulp Duplicates																					
A0964379	Drill Core	1.94	4.48	7.28	3.61	15.7	82	15.4	8.7	78	2.53	1.0	0.8	17.6	7.0	5.7	0.04	0.04	0.96	3	0.16
REP A0964379	QC		4.70	7.02	3.49	15.0	84	14.4	8.1	77	2.40	1.0	0.8	17.6	6.9	5.6	0.04	0.04	0.92	3	0.16
117066	Drill Core	3.41	0.44	12.45	2.25	50.4	37	12.1	8.2	314	2.02	0.4	1.6	1.3	7.5	19.9	0.02	0.05	<0.02	30	0.87
REP 117066	QC																				
117087	Drill Core	3.46	0.78	20.76	2.90	57.8	67	13.0	9.1	334	2.20	1.2	1.8	1.6	8.5	25.0	0.03	0.06	0.03	28	0.95
REP 117087	QC		0.81	21.48	2.99	57.1	65	13.5	9.1	340	2.24	1.4	1.8	0.8	8.8	25.4	0.03	0.06	0.03	28	0.97
A0963951	Drill Core	2.52	3.79	142.46	2.67	30.8	339	14.3	8.9	258	2.16	2.6	1.5	48.9	7.0	11.0	0.06	0.15	1.59	19	0.38
REP A0963951	QC																				
A0963954	Drill Core	1.59	0.33	16.62	4.95	103.9	66	11.3	19.7	1058	5.05	5.1	0.7	18.6	3.4	61.1	0.10	0.13	0.07	120	2.35
REP A0963954	QC																				
117207	Drill Core	2.25	1.54	33.27	2.29	42.0	118	52.2	18.3	256	6.02	8.5	1.0	9.5	5.0	10.4	0.03	0.08	0.16	79	0.32
REP 117207	QC		1.53	33.09	2.28	44.7	117	52.3	18.4	259	6.06	8.7	1.0	9.4	5.1	10.3	0.03	0.08	0.16	80	0.32
Core Reject Duplicates																					
A0964384	Drill Core	1.74	16.31	128.48	3.46	110.0	292	34.1	14.4	493	3.12	5.5	1.3	57.9	6.1	18.5	0.17	0.15	2.99	48	0.99
DUP A0964384	QC		15.64	131.78	3.58	111.4	309	36.0	15.6	489	3.22	5.6	1.4	56.7	6.2	19.0	0.19	0.16	3.45	49	0.98
117091	Drill Core	3.09	0.43	22.63	2.41	56.4	40	13.4	8.6	319	2.17	0.7	1.7	0.8	8.8	17.9	0.02	0.04	0.02	33	0.73
DUP 117091	QC		0.41	22.49	2.28	53.2	54	12.6	8.4	307	2.08	0.7	1.6	0.6	8.4	17.0	0.02	0.04	0.02	31	0.70
117211	Drill Core	1.64	1.26	38.12	5.49	57.9	101	15.6	9.8	327	2.80	3.2	1.6	3.4	7.5	13.4	0.07	0.08	0.12	29	0.48
DUP 117211	QC		1.22	40.51	5.92	59.9	107	16.3	10.4	337	2.86	3.4	1.7	2.2	8.1	13.3	0.07	0.08	0.13	32	0.50
Reference Materials																					
STD BVGEO01	Standard		10.27	4465.28	186.13	1708.1	2455	158.6	24.2	725	3.65	126.2	3.4	210.2	14.1	54.2	5.95	1.90	23.74	71	1.25
STD BVGEO01	Standard		9.58	4236.92	179.14	1630.3	2413	157.3	23.1	693	3.51	117.3	3.3	187.7	13.5	51.0	5.94	2.30	22.75	70	1.24
STD BVGEO01	Standard		9.63	4317.07	180.47	1679.8	2474	164.9	25.1	707	3.68	120.3	3.4	220.4	13.9	55.8	5.75	2.42	23.00	73	1.29
STD COO2	Standard																				
STD COO2	Standard																				
STD COO2	Standard																				
STD COO2	Standard																				
STD GS311-1	Standard																				

This report supersedes all previous preliminary and final reports with this file number dated prior to the date on this certificate. Signature indicates final approval; preliminary reports are unsigned and should be used for reference only.

BUREAU VERITAS MINERAL LABORATORIES Canada

www.bvna.com/mining-laboratory-services

Bureau Veritas Commodities Canada Ltd.
9050 Shaughnessy St Vancouver British Columbia V6P 6E5 Canada
PHONE (604) 253-3158

Client: **Kinross Gold Corp.**
25 York St., #17
Toronto Ontario M5J 2V5 Canada

Project: Great Bear Project
Report Date: November 14, 2024

QUALITY CONTROL REPORT TIM24000333.1

		Method	AQ250	AQ250	AQ250	AQ250	AQ250	AQ250	AQ250	AQ250	AQ250	AQ250	AQ250	AQ250	AQ250	AQ250	AQ250	AQ250	AQ250	AQ250	AQ250
		Analyte	P	La	Cr	Mg	Ba	Ti	B	Al	Na	K	W	Sc	Tl	S	Hg	Se	Te	Ga	Cs	Ge
		Unit	%	ppm	ppm	%	ppm	%	ppm	%	%	%	ppm	ppm	ppm	%	ppb	ppm	ppm	ppm	ppm	ppm
		MDL	0.001	0.5	0.5	0.01	0.5	0.001	20	0.01	0.001	0.01	0.1	0.1	0.02	0.02	5	0.1	0.02	0.1	0.02	0.1
Pulp Duplicates																						
A0964379	Drill Core		0.062	25.0	3.2	0.29	53.7	0.007	<20	0.44	0.021	0.29	0.3	0.4	0.29	2.65	<5	2.3	0.21	1.3	0.51	<0.1
REP A0964379	QC		0.061	24.5	3.1	0.28	52.1	0.007	<20	0.43	0.020	0.28	0.2	0.3	0.28	2.51	<5	2.1	0.22	1.2	0.48	<0.1
117066	Drill Core		0.050	26.4	12.3	0.58	183.2	0.140	<20	1.16	0.084	0.78	0.1	2.3	0.29	<0.02	<5	<0.1	<0.02	5.1	2.16	<0.1
REP 117066	QC																					
117087	Drill Core		0.056	30.2	12.5	0.40	120.8	0.129	<20	1.19	0.091	0.71	0.3	2.1	0.35	0.05	<5	<0.1	<0.02	4.9	3.08	<0.1
REP 117087	QC		0.056	31.5	12.7	0.41	125.4	0.131	<20	1.23	0.093	0.72	0.3	2.1	0.37	0.06	<5	<0.1	<0.02	4.9	3.18	<0.1
A0963951	Drill Core		0.062	29.6	13.3	0.69	63.0	0.065	<20	0.79	0.070	0.60	0.5	1.8	0.46	1.89	<5	1.2	0.30	3.5	1.69	<0.1
REP A0963951	QC																					
A0963954	Drill Core		0.086	22.9	46.2	1.83	475.3	0.315	<20	2.66	0.078	2.10	0.7	8.3	0.65	0.14	<5	0.3	0.04	12.1	5.51	0.1
REP A0963954	QC																					
117207	Drill Core		0.065	17.5	82.5	1.41	76.2	0.097	<20	2.55	0.038	0.56	0.1	7.6	0.24	0.23	<5	0.1	0.05	9.5	2.15	<0.1
REP 117207	QC		0.066	17.3	81.7	1.42	74.9	0.095	<20	2.60	0.038	0.56	0.1	7.5	0.23	0.23	<5	0.2	0.05	9.1	2.10	<0.1
Core Reject Duplicates																						
A0964384	Drill Core		0.088	31.3	32.1	1.28	179.6	0.147	<20	1.23	0.091	0.89	0.4	4.9	0.67	2.24	<5	1.4	0.97	6.0	2.45	<0.1
DUP A0964384	QC		0.091	31.5	33.9	1.33	179.6	0.151	<20	1.28	0.098	0.92	0.4	5.0	0.68	2.37	<5	1.5	1.22	6.2	2.47	<0.1
117091	Drill Core		0.056	30.8	14.6	0.54	132.5	0.160	<20	1.24	0.087	0.90	0.2	2.4	0.40	<0.02	<5	<0.1	<0.02	5.4	3.45	<0.1
DUP 117091	QC		0.056	29.1	13.3	0.52	126.6	0.151	<20	1.21	0.086	0.89	0.2	2.4	0.37	<0.02	<5	<0.1	<0.02	5.2	3.35	<0.1
117211	Drill Core		0.051	26.8	16.0	0.66	110.2	0.109	<20	1.36	0.075	0.71	0.2	2.4	0.35	0.20	<5	<0.1	0.03	5.5	3.29	<0.1
DUP 117211	QC		0.054	29.0	15.8	0.71	116.8	0.115	<20	1.44	0.076	0.75	0.2	2.6	0.37	0.21	<5	<0.1	0.02	6.0	3.50	<0.1
Reference Materials																						
STD BVGEO01	Standard		0.071	25.9	163.5	1.28	332.4	0.231	<20	2.21	0.182	0.88	3.5	5.9	0.61	0.70	100	5.0	1.02	6.9	7.22	<0.1
STD BVGEO01	Standard		0.071	24.8	149.3	1.26	313.9	0.228	<20	2.16	0.177	0.84	4.0	5.4	0.59	0.66	92	4.8	1.01	6.6	6.82	0.1
STD BVGEO01	Standard		0.072	25.5	176.1	1.31	327.5	0.236	<20	2.26	0.192	0.89	4.1	6.2	0.60	0.68	108	4.7	0.99	6.9	7.13	<0.1
STD COO2	Standard																					
STD COO2	Standard																					
STD COO2	Standard																					
STD COO2	Standard																					
STD GS311-1	Standard																					

This report supersedes all previous preliminary and final reports with this file number dated prior to the date on this certificate. Signature indicates final approval; preliminary reports are unsigned and should be used for reference only.

BUREAU VERITAS MINERAL LABORATORIES Canada

www.bvna.com/mining-laboratory-services

Bureau Veritas Commodities Canada Ltd.
9050 Shaughnessy St Vancouver British Columbia V6P 6E5 Canada
PHONE (604) 253-3158

Client: **Kinross Gold Corp.**
25 York St., #17
Toronto Ontario M5J 2V5 Canada

Project: Great Bear Project
Report Date: November 14, 2024

QUALITY CONTROL REPORT TIM24000333.1

	Method	AQ250	AQ250	AQ250	AQ250	AQ250	AQ250	AQ250	AQ250	AQ250	AQ250	AQ250	AQ250	AQ250	AQ250	TC006	TC000	TC000
	Analyte	Hf	Nb	Rb	Sn	Ta	Zr	Y	Ce	In	Re	Be	Li	Pd	Pt	CO2	TOT/C	TOT/S
	Unit	ppm	ppm	ppm	ppm	ppm	ppm	ppm	ppm	ppm	ppb	ppm	ppm	ppb	ppb	%	%	%
	MDL	0.02	0.02	0.1	0.1	0.05	0.1	0.01	0.1	0.02	1	0.1	0.1	10	2	0.08	0.02	0.02
Pulp Duplicates																		
A0964379	Drill Core	0.74	<0.02	15.4	0.3	<0.05	25.2	3.61	48.2	<0.02	4	<0.1	6.2	<10	<2	<0.08		
REP A0964379	QC	0.71	<0.02	14.8	0.4	<0.05	24.0	3.56	46.1	<0.02	6	<0.1	6.1	<10	<2			
117066	Drill Core	0.59	<0.02	50.8	0.5	<0.05	23.7	5.55	50.5	<0.02	<1	<0.1	17.5	<10	<2	0.61		
REP 117066	QC															0.64		
117087	Drill Core	0.60	0.08	51.9	0.4	<0.05	24.9	7.55	57.6	<0.02	<1	0.1	11.6	<10	2	0.73		
REP 117087	QC	0.61	0.08	53.4	0.4	<0.05	24.0	7.67	59.4	<0.02	<1	0.1	11.8	<10	<2			
A0963951	Drill Core	0.92	0.12	38.6	0.5	<0.05	32.4	6.06	56.5	0.02	9	<0.1	12.2	<10	<2	0.22		
REP A0963951	QC															0.19		
A0963954	Drill Core	0.35	0.05	82.4	0.8	<0.05	16.0	13.93	48.7	0.02	<1	0.2	32.4	<10	<2	2.13		
REP A0963954	QC															2.21		
117207	Drill Core	0.44	0.04	25.4	0.4	<0.05	18.7	5.54	34.4	<0.02	<1	0.3	24.7	<10	<2	0.12		
REP 117207	QC	0.42	0.03	24.8	0.5	<0.05	18.7	5.69	34.8	<0.02	<1	0.3	25.0	<10	3			
Core Reject Duplicates																		
A0964384	Drill Core	1.08	0.08	49.2	1.6	<0.05	40.5	6.29	60.8	0.03	65	<0.1	22.7	<10	<2	0.63		
DUP A0964384	QC	1.12	0.09	49.8	1.7	<0.05	42.9	6.44	60.7	0.03	61	<0.1	23.3	<10	2	0.55		
117091	Drill Core	0.85	0.06	58.6	0.4	<0.05	25.0	7.46	57.6	<0.02	<1	<0.1	18.2	<10	2	0.57		
DUP 117091	QC	0.64	0.07	58.2	0.3	<0.05	25.1	7.07	54.3	<0.02	<1	<0.1	17.5	<10	<2	0.50		
117211	Drill Core	0.81	0.08	44.7	0.5	<0.05	28.8	7.08	50.9	<0.02	1	0.1	19.3	<10	<2	0.30		
DUP 117211	QC	0.87	0.05	47.3	0.5	<0.05	30.3	7.57	54.6	<0.02	2	0.1	20.8	<10	2	0.30		
Reference Materials																		
STD BVGEO01	Standard	0.36	0.15	93.0	5.1	<0.05	10.8	14.21	52.5	0.43	4	0.7	20.1	129	170			
STD BVGEO01	Standard	0.33	0.16	89.7	5.2	<0.05	10.0	13.77	48.9	0.42	3	0.7	19.5	123	168			
STD BVGEO01	Standard	0.35	0.15	93.3	5.2	<0.05	10.6	14.30	51.5	0.42	4	0.6	19.3	135	176			
STD COO2	Standard															3.53		
STD COO2	Standard															3.50		
STD COO2	Standard															3.49		
STD COO2	Standard															3.74		
STD GS311-1	Standard																1.00	2.39

This report supersedes all previous preliminary and final reports with this file number dated prior to the date on this certificate. Signature indicates final approval; preliminary reports are unsigned and should be used for reference only.

BUREAU VERITAS MINERAL LABORATORIES Canada

www.bvna.com/mining-laboratory-services

Bureau Veritas Commodities Canada Ltd.
9050 Shaughnessy St Vancouver British Columbia V6P 6E5 Canada
PHONE (604) 253-3158

Client: **Kinross Gold Corp.**
25 York St., #17
Toronto Ontario M5J 2V5 Canada

Project: Great Bear Project
Report Date: November 14, 2024

QUALITY CONTROL REPORT TIM24000333.1

		WGHT	AQ250	AQ250	AQ250	AQ250	AQ250	AQ250	AQ250	AQ250	AQ250	AQ250	AQ250	AQ250	AQ250	AQ250	AQ250	AQ250	AQ250	AQ250	AQ250
		Wgt	Mo	Cu	Pb	Zn	Ag	Ni	Co	Mn	Fe	As	U	Au	Th	Sr	Cd	Sb	Bi	V	Ca
		kg	ppm	ppm	ppm	ppm	ppb	ppm	ppm	ppm	%	ppm	ppm	ppb	ppm	ppm	ppm	ppm	ppm	ppm	%
		0.01	0.01	0.01	0.01	0.1	2	0.1	0.1	1	0.01	0.1	0.1	0.2	0.1	0.5	0.01	0.02	0.02	1	0.01
STD GS311-1	Standard																				
STD GS910-4	Standard																				
STD OREAS279	Standard																				
STD OREAS279	Standard																				
STD OREAS279	Standard																				
STD OREAS279	Standard																				
STD OREAS262	Standard		0.62	119.60	59.08	161.6	464	65.7	28.3	573	3.40	36.9	1.2	62.1	9.3	37.0	0.63	2.30	0.98	22	3.11
STD OREAS279	Standard																				
STD OREAS262	Standard		0.63	114.16	55.42	152.8	457	63.6	26.3	540	3.24	36.1	1.1	58.6	8.8	34.8	0.62	2.52	0.98	20	2.99
STD OREAS262	Standard		0.63	119.38	57.80	160.6	455	66.2	28.1	552	3.36	35.1	1.2	60.5	9.3	35.0	0.63	3.10	0.94	22	3.01
STD GS910-4 Expected																					
STD GS311-1 Expected																					
STD COO2 Expected																					
STD OREAS279 Expected																					
STD BVGEO01 Expected			10.8	4415	187	1712	2530	163	25	706	3.7	121	3.67	214	14.4	55	6.25	2.2	24.3	73	1.3219
STD OREAS262 Expected			0.68	118	56	154	450	62	26.9	530	3.284	35.8	1.22	65	9.33	36	0.61	3.39	1.03	22.5	2.98
BLK	Blank																				
BLK	Blank																				
BLK	Blank																				
BLK	Blank																				
BLK	Blank																				
BLK	Blank		<0.01	<0.01	0.01	<0.1	<2	<0.1	<0.1	<1	<0.01	<0.1	<0.1	<0.2	<0.1	<0.5	<0.01	<0.02	<0.02	<1	<0.01
BLK	Blank																				
BLK	Blank		<0.01	<0.01	0.01	<0.1	<2	<0.1	<0.1	<1	<0.01	<0.1	<0.1	<0.2	<0.1	<0.5	<0.01	<0.02	<0.02	<1	<0.01
BLK	Blank		<0.01	<0.01	0.01	<0.1	<2	<0.1	<0.1	<1	<0.01	<0.1	<0.1	<0.2	<0.1	<0.5	<0.01	<0.02	<0.02	<1	<0.01
Prep Wash																					
ROCK-TIM	Prep Blank		1.09	3.96	0.90	29.2	8	1.4	3.6	485	1.90	0.9	0.4	1.7	2.2	22.1	0.03	0.03	<0.02	22	0.62
ROCK-TIM	Prep Blank		1.01	2.27	0.78	27.2	5	0.8	3.5	490	1.92	0.8	0.4	0.9	2.3	21.1	0.02	0.04	<0.02	20	0.58

This report supersedes all previous preliminary and final reports with this file number dated prior to the date on this certificate. Signature indicates final approval; preliminary reports are unsigned and should be used for reference only.

BUREAU VERITAS MINERAL LABORATORIES Canada

www.bvna.com/mining-laboratory-services

Bureau Veritas Commodities Canada Ltd.
9050 Shaughnessy St Vancouver British Columbia V6P 6E5 Canada
PHONE (604) 253-3158

Client: **Kinross Gold Corp.**
25 York St., #17
Toronto Ontario M5J 2V5 Canada

Project: Great Bear Project
Report Date: November 14, 2024

QUALITY CONTROL REPORT TIM24000333.1

		AQ250 P % 0.001	AQ250 La ppm 0.5	AQ250 Cr ppm 0.5	AQ250 Mg % 0.01	AQ250 Ba ppm 0.5	AQ250 Ti % 0.001	AQ250 B ppm 20	AQ250 Al % 0.01	AQ250 Na % 0.001	AQ250 K % 0.01	AQ250 W ppm 0.1	AQ250 Sc ppm 0.1	AQ250 Tl ppm 0.02	AQ250 S % 0.02	AQ250 Hg ppb 5	AQ250 Se ppm 0.1	AQ250 Te ppm 0.02	AQ250 Ga ppm 0.1	AQ250 Cs ppm 0.02	AQ250 Ge ppm 0.1
STD GS311-1	Standard																				
STD GS910-4	Standard																				
STD OREAS279	Standard																				
STD OREAS279	Standard																				
STD OREAS279	Standard																				
STD OREAS279	Standard																				
STD OREAS262	Standard	0.042	19.2	43.0	1.22	264.8	0.004	<20	1.28	0.072	0.32	0.1	3.1	0.49	0.28	179	0.6	0.25	4.0	2.55	<0.1
STD OREAS279	Standard																				
STD OREAS262	Standard	0.040	15.3	42.2	1.17	246.9	0.003	<20	1.16	0.069	0.29	0.1	2.9	0.46	0.27	161	0.6	0.23	3.6	2.25	<0.1
STD OREAS262	Standard	0.041	18.8	44.5	1.22	251.2	0.003	<20	1.30	0.071	0.33	0.1	3.1	0.48	0.28	171	0.6	0.24	3.9	2.63	<0.1
STD GS910-4 Expected																					
STD GS311-1 Expected																					
STD COO2 Expected																					
STD OREAS279 Expected																					
STD BVGEO01 Expected		0.0727	25.9	171	1.3175	332	0.233		2.2628	0.1924	0.8669	3.5	5.97	0.62	0.6655	100	4.84	1.02	7.37	7.36	0.15
STD OREAS262 Expected		0.04	15.9	41.7	1.17	248	0.003		1.3	0.071	0.312	0.13	3.24	0.47	0.269	170	0.4	0.23	3.9	2.8	
BLK	Blank																				
BLK	Blank																				
BLK	Blank																				
BLK	Blank																				
BLK	Blank																				
BLK	Blank	<0.001	<0.5	<0.5	<0.01	<0.5	<0.001	<20	<0.01	<0.001	<0.01	<0.1	<0.1	<0.02	<0.02	<5	<0.1	<0.02	<0.1	<0.02	<0.1
BLK	Blank																				
BLK	Blank	<0.001	<0.5	<0.5	<0.01	<0.5	<0.001	<20	<0.01	<0.001	<0.01	<0.1	<0.1	<0.02	<0.02	<5	<0.1	<0.02	<0.1	<0.02	<0.1
BLK	Blank	<0.001	<0.5	<0.5	<0.01	<0.5	<0.001	<20	<0.01	<0.001	<0.01	<0.1	<0.1	<0.02	<0.02	<5	<0.1	<0.02	<0.1	<0.02	<0.1
Prep Wash																					
ROCK-TIM	Prep Blank	0.040	5.7	4.7	0.45	63.5	0.076	<20	0.90	0.099	0.10	0.1	2.3	<0.02	<0.02	<5	<0.1	<0.02	3.7	0.13	<0.1
ROCK-TIM	Prep Blank	0.040	5.5	2.5	0.44	59.3	0.069	<20	0.83	0.078	0.08	0.1	2.1	<0.02	<0.02	<5	<0.1	<0.02	3.6	0.15	<0.1

This report supersedes all previous preliminary and final reports with this file number dated prior to the date on this certificate. Signature indicates final approval; preliminary reports are unsigned and should be used for reference only.

BUREAU VERITAS MINERAL LABORATORIES Canada

www.bvna.com/mining-laboratory-services

Bureau Veritas Commodities Canada Ltd.
9050 Shaughnessy St Vancouver British Columbia V6P 6E5 Canada
PHONE (604) 253-3158

Client: **Kinross Gold Corp.**
25 York St., #17
Toronto Ontario M5J 2V5 Canada

Project: Great Bear Project
Report Date: November 14, 2024

QUALITY CONTROL REPORT TIM24000333.1

		AQ250 Hf ppm 0.02	AQ250 Nb ppm 0.02	AQ250 Rb ppm 0.1	AQ250 Sn ppm 0.1	AQ250 Ta ppm 0.05	AQ250 Zr ppm 0.1	AQ250 Y ppm 0.01	AQ250 Ce ppm 0.1	AQ250 In ppm 0.02	AQ250 Re ppb 1	AQ250 Be ppm 0.1	AQ250 Li ppm 0.1	AQ250 Pd ppb 10	AQ250 Pt ppb 2	TC006 CO2 % 0.08	TC000 TOT/C % 0.02	TC000 TOT/S % 0.02
STD GS311-1	Standard																0.98	2.36
STD GS910-4	Standard																2.66	8.19
STD OREAS279	Standard																1.13	1.29
STD OREAS279	Standard															3.13		
STD OREAS279	Standard															3.03		
STD OREAS279	Standard															3.00		
STD OREAS262	Standard	0.23	<0.02	19.5	0.5	<0.05	8.0	11.28	38.4	0.03	<1	1.1	16.5	<10	3			
STD OREAS279	Standard															3.23		
STD OREAS262	Standard	0.26	<0.02	17.5	0.5	<0.05	11.7	10.20	29.8	0.03	<1	1.1	17.8	<10	<2			
STD OREAS262	Standard	0.24	<0.02	20.2	0.5	<0.05	10.9	11.25	38.4	0.03	1	1.1	16.8	<10	2			
STD GS910-4 Expected																	2.65	8.27
STD GS311-1 Expected																	1.02	2.35
STD COO2 Expected																3.612		
STD OREAS279 Expected																3.29	1.13	1.27
STD BVGEO01 Expected		0.32	0.17	95	5.64		9.1	14.5	53	0.45	4	0.69	21.4	134	182			
STD OREAS262 Expected		0.17		18.6	0.5		7.7	11.2	32	0.033		1.14	17.8					
BLK	Blank																<0.02	<0.02
BLK	Blank																<0.02	<0.02
BLK	Blank															<0.08		
BLK	Blank															<0.08		
BLK	Blank															<0.08		
BLK	Blank	<0.02	<0.02	<0.1	<0.1	<0.05	0.1	<0.01	<0.1	<0.02	<1	<0.1	<0.1	<10	<2			
BLK	Blank															<0.08		
BLK	Blank	<0.02	<0.02	<0.1	<0.1	<0.05	<0.1	<0.01	<0.1	<0.02	<1	<0.1	<0.1	<10	<2			
BLK	Blank	<0.02	<0.02	<0.1	<0.1	<0.05	0.2	<0.01	<0.1	<0.02	<1	<0.1	<0.1	<10	<2			
Prep Wash																		
ROCK-TIM	Prep Blank	0.16	0.17	2.7	0.3	<0.05	4.1	7.89	11.2	<0.02	<1	0.2	1.5	<10	<2	0.18		
ROCK-TIM	Prep Blank	0.15	0.12	2.3	0.4	<0.05	3.9	7.78	10.7	<0.02	<1	0.2	1.4	<10	<2	0.21		

This report supersedes all previous preliminary and final reports with this file number dated prior to the date on this certificate. Signature indicates final approval; preliminary reports are unsigned and should be used for reference only.

BUREAU VERITAS MINERAL LABORATORIES Canada

www.bvna.com/mining-laboratory-services

Bureau Veritas Commodities Canada Ltd.
9050 Shaughnessy St Vancouver British Columbia V6P 6E5 Canada
PHONE (604) 253-3158

Client: **Kinross Gold Corp.**
25 York St., #17
Toronto Ontario M5J 2V5 Canada

Submitted By:	Matthew Hart
Receiving Lab:	Canada-Timmins
Received:	August 01, 2024
Analysis Start:	August 16, 2024
Report Date:	November 14, 2024
Page:	1 of 5

CERTIFICATE OF ANALYSIS TIM24000335.1

CLIENT JOB INFORMATION

Project:	Great Bear Project
Shipment ID:	
P.O. Number	GTFS002-FPR022-06
Number of Samples:	100

SAMPLE DISPOSAL

STOR-PLP	Store After 90 days Invoice for Storage
STOR-RJT	Store After 60 days Invoice for Storage

Bureau Veritas does not accept responsibility for samples left at the laboratory after 90 days without prior written instructions for sample storage or return.

SAMPLE PREPARATION AND ANALYTICAL PROCEDURES

Procedure Code	Number of Samples	Code Description	Test Wgt (g)	Report Status	Lab
PRP75-1KG	100	Crush, split and pulverize 1kg of sample to 200 mesh		Completed	TIM
SPTPL	100	Splitting of pulp samples for client		Completed	TIM
ARCHIVE	100	Charges for Split Archive			TIM
SHP01	100	Per sample shipping charges for branch shipments			TIM
AQ250_EXT	100	1:1:1 Aqua Regia digestion Ultratrace ICP-MS analysis	0.5	Completed	VAN
TC006	100	15% HClO4 leach, CO2 analysis by Leco	0.2	Completed	VAN
Split ABA	18	Analysis sample split/packet for ABA Analysis			BUB
TC000	18	Analysis by Leco	0.1	Completed	VAN
ABA	18	Modified Sobek Acid Base Accounting		Completed	BUB

ADDITIONAL COMMENTS

Invoice To: Great Bear Resources Ltd.
25 York Street, Unit 1700
Toronto Ontario M5J 2V5
Canada

CC: Kinross Distrubution

BRITISH COLUMBIA CERTIFIED ASSAYER
MARCUS LAU
Production Manager

This report supersedes all previous preliminary and final reports with this file number dated prior to the date on this certificate. Signature indicates final approval; preliminary reports are unsigned and should be used for reference only.
All results are considered the confidential property of the client. Bureau Veritas assumes the liabilities for actual cost of analysis only. Results apply to samples as submitted.
"*" asterisk indicates that an analytical result could not be provided due to unusually high levels of interference from other elements.

BUREAU VERITAS MINERAL LABORATORIES Canada

www.bvna.com/mining-laboratory-services

Bureau Veritas Commodities Canada Ltd.

9050 Shaughnessy St Vancouver British Columbia V6P 6E5 Canada
PHONE (604) 253-3158

Client: **Kinross Gold Corp.**
25 York St., #17
Toronto Ontario M5J 2V5 Canada

Project: Great Bear Project
Report Date: November 14, 2024

CERTIFICATE OF ANALYSIS TIM24000335.1

Method		WGHT	AQ250	AQ250	AQ250	AQ250	AQ250	AQ250	AQ250	AQ250	AQ250	AQ250	AQ250	AQ250	AQ250	AQ250	AQ250	AQ250	AQ250	AQ250	AQ250
Analyte		Wgt	Mo	Cu	Pb	Zn	Ag	Ni	Co	Mn	Fe	As	U	Au	Th	Sr	Cd	Sb	Bi	V	Ca
Unit		kg	ppm	ppm	ppm	ppm	ppb	ppm	ppm	ppm	%	ppm	ppm	ppb	ppm	ppm	ppm	ppm	ppm	ppm	%
MDL		0.01	0.01	0.01	0.01	0.1	2	0.1	0.1	1	0.01	0.1	0.1	0.2	0.1	0.5	0.01	0.02	0.02	1	0.01
A0964077	Drill Core	2.37	2.43	9.93	3.41	130.3	187	20.1	12.9	418	3.28	14.2	1.3	15.8	6.5	19.8	0.55	0.11	1.57	26	0.69
A0964078	Drill Core	2.00	1.70	7.19	2.77	96.1	121	15.4	8.4	474	2.29	8.2	1.5	9.8	7.2	17.3	0.13	0.06	1.43	23	0.71
A0964079	Drill Core	2.11	14.91	2.75	2.58	41.9	144	11.8	7.7	357	3.63	18.4	1.4	15.4	6.5	12.7	0.04	0.06	1.88	16	0.43
A0964080	Drill Core	1.81	1.26	1.75	4.56	59.7	242	19.9	12.1	575	4.08	20.4	1.6	45.3	8.0	29.0	0.07	0.16	5.19	20	0.64
A0964081	Drill Core	2.06	10.32	15.14	3.90	78.8	229	13.7	10.1	395	2.99	3.9	1.6	15.9	6.6	11.8	0.11	0.11	2.57	17	0.41
A0964082	Drill Core	2.78	3.85	8.23	4.74	58.7	245	12.1	9.4	291	2.51	4.0	1.1	15.8	6.0	13.8	0.09	0.08	3.06	12	0.48
A0964083	Drill Core	1.67	1.10	10.17	3.54	174.2	226	13.0	8.1	345	2.41	8.3	1.6	7.0	7.1	15.3	1.09	0.14	1.33	11	0.85
A0964084	Drill Core	1.95	1.45	13.48	3.57	71.5	216	15.2	8.6	716	2.45	15.2	1.7	25.6	8.4	37.7	0.07	0.10	2.43	30	0.94
A0964085	Drill Core	1.99	1.67	29.37	3.66	101.3	301	17.7	12.0	784	2.54	13.6	1.8	30.3	8.1	27.0	0.11	0.11	2.34	36	0.93
A0964086	Drill Core	1.90	1.90	15.49	3.56	37.5	237	10.8	11.4	509	2.59	10.1	1.6	13.8	8.6	26.6	0.04	0.13	2.14	20	0.69
A0964087	Drill Core	1.69	2.85	3.96	4.76	27.4	246	17.1	9.4	331	3.20	6.2	1.4	13.7	7.6	22.1	0.03	0.13	2.61	8	0.32
A0964088	Drill Core	2.08	1.67	2.56	5.11	41.8	201	16.1	9.5	451	3.73	13.4	1.6	13.7	7.2	13.7	0.02	0.13	2.46	16	0.33
A0964089	Drill Core	1.99	1.49	0.90	3.95	35.5	233	16.7	9.9	411	3.52	15.1	1.6	13.6	8.0	20.6	0.02	0.14	3.17	16	0.35
A0964090	Drill Core	2.37	1.50	3.66	3.98	15.9	306	16.2	10.3	257	6.63	20.6	1.6	30.8	7.3	5.6	0.04	0.15	4.51	11	0.30
A0964091	Drill Core	2.20	1.25	19.47	6.29	44.6	273	27.8	13.5	593	3.77	15.3	1.4	20.2	6.9	44.2	0.05	0.16	3.00	36	0.88
A0964092	Drill Core	2.28	1.52	8.01	6.82	32.9	359	16.1	17.5	233	5.89	29.7	1.7	55.2	7.4	6.2	0.06	0.10	5.43	7	0.22
A0964093	Drill Core	2.15	1.27	0.95	5.62	24.5	262	16.8	11.4	503	5.15	35.0	1.4	59.5	7.0	28.8	0.03	0.12	4.98	12	0.71
A0964094	Drill Core	2.42	1.52	3.39	6.13	40.6	251	19.4	12.5	715	4.09	20.6	1.4	71.8	7.0	27.5	0.03	0.14	3.61	38	0.64
A0964095	Drill Core	2.40	1.26	3.87	4.61	50.6	304	15.1	6.7	865	3.07	46.3	1.7	45.0	7.9	25.2	0.03	0.11	4.33	33	0.83
A0964096	Drill Core	1.52	1.94	17.04	6.51	72.6	373	15.3	11.3	836	2.86	39.3	1.9	119.4	8.6	22.1	0.14	0.13	2.14	30	1.09
A0964097	Drill Core	1.13	1.42	17.62	13.07	57.8	754	15.9	10.1	757	4.07	27.7	1.9	542.7	8.1	49.3	0.05	0.15	2.75	26	1.20
A0964098	Drill Core	2.30	2.03	5.97	6.28	59.0	243	15.5	9.0	842	2.86	31.0	1.9	103.6	8.4	37.8	0.04	0.14	1.29	31	0.97
A0964099	Drill Core	2.20	0.65	4.27	4.91	35.2	228	18.2	10.5	595	2.82	39.2	1.7	33.2	8.0	24.7	0.03	0.21	1.72	23	0.60
A0964100	Drill Core	2.36	1.19	2.01	6.94	21.1	406	16.0	9.3	429	4.86	32.7	1.7	174.4	7.0	15.2	0.02	0.13	7.40	11	0.60
A0963801	Drill Core	2.07	1.06	3.20	5.96	6.0	368	5.8	5.1	53	3.67	5.1	2.3	25.4	7.7	3.7	0.03	0.08	5.00	2	0.15
A0963802	Drill Core	1.90	1.86	17.68	9.37	65.5	440	19.2	10.8	596	3.29	12.6	1.5	993.7	7.6	134.0	0.20	0.18	2.99	26	1.15
A0963803	Drill Core	0.82	0.94	7.80	45.75	34.8	796	2.1	2.6	368	1.91	19.1	1.9	3109.1	11.0	11.1	0.07	0.18	1.36	7	0.71
A0963804	Drill Core	2.14	2.30	7.20	83.74	27.7	754	1.5	2.0	197	2.51	33.7	2.3	183.8	10.2	8.2	0.10	0.14	2.32	8	0.48
A0963805	Drill Core	1.39	0.62	1.65	26.30	12.6	2161	1.1	2.4	40	2.81	39.5	1.8	8271.1	11.1	2.9	0.05	0.05	8.63	<1	0.10
A0963806	Drill Core	2.17	1.17	24.42	6.40	150.5	455	18.6	11.6	729	3.67	43.8	1.0	109.4	6.9	24.5	0.36	0.18	4.38	37	0.87

This report supersedes all previous preliminary and final reports with this file number dated prior to the date on this certificate. Signature indicates final approval; preliminary reports are unsigned and should be used for reference only.

BUREAU VERITAS MINERAL LABORATORIES Canada

www.bvna.com/mining-laboratory-services

Bureau Veritas Commodities Canada Ltd.

9050 Shaughnessy St Vancouver British Columbia V6P 6E5 Canada
PHONE (604) 253-3158

Client: **Kinross Gold Corp.**
25 York St., #17
Toronto Ontario M5J 2V5 Canada

Project: Great Bear Project
Report Date: November 14, 2024

CERTIFICATE OF ANALYSIS TIM24000335.1

	Method	AQ250	AQ250	AQ250	AQ250	AQ250	AQ250	AQ250	AQ250	AQ250	AQ250	AQ250	AQ250	AQ250	AQ250	AQ250	AQ250	AQ250	AQ250	AQ250	AQ250
	Analyte	P	La	Cr	Mg	Ba	Ti	B	Al	Na	K	W	Sc	Tl	S	Hg	Se	Te	Ga	Cs	Ge
	Unit	%	ppm	ppm	%	ppm	%	ppm	%	%	%	ppm	ppm	ppm	%	ppb	ppm	ppm	ppm	ppm	ppm
	MDL	0.001	0.5	0.5	0.01	0.5	0.001	20	0.01	0.001	0.01	0.1	0.1	0.02	0.02	5	0.1	0.02	0.1	0.02	0.1
A0964077	Drill Core	0.085	31.8	11.5	0.91	88.6	0.061	<20	1.14	0.089	0.67	0.2	2.3	0.54	3.30	<5	2.5	0.51	4.2	1.92	<0.1
A0964078	Drill Core	0.067	29.5	12.8	0.74	99.0	0.046	<20	0.90	0.086	0.57	<0.1	2.1	0.46	1.97	<5	1.0	0.45	3.8	1.87	<0.1
A0964079	Drill Core	0.063	15.9	8.4	0.60	86.7	0.031	<20	0.91	0.075	0.57	0.2	1.4	0.53	3.82	<5	1.6	0.47	3.1	2.11	<0.1
A0964080	Drill Core	0.091	36.9	10.3	0.83	119.2	0.074	<20	1.39	0.118	0.71	0.2	1.9	0.75	4.06	<5	1.3	1.31	4.1	2.77	<0.1
A0964081	Drill Core	0.070	29.3	7.5	0.80	100.8	0.032	<20	0.96	0.069	0.60	0.1	1.3	0.67	2.92	<5	1.6	0.53	3.5	2.92	<0.1
A0964082	Drill Core	0.069	28.7	5.9	0.58	73.1	0.025	<20	0.84	0.058	0.50	0.2	1.1	0.53	2.50	<5	1.9	0.79	2.6	2.05	<0.1
A0964083	Drill Core	0.059	29.3	6.6	0.55	86.1	0.032	<20	0.80	0.064	0.38	0.1	1.0	0.34	2.61	<5	1.2	0.42	2.5	1.35	<0.1
A0964084	Drill Core	0.065	35.8	13.6	0.74	79.5	0.091	<20	1.14	0.103	0.63	0.2	2.8	0.51	1.83	<5	0.7	1.15	4.5	2.84	<0.1
A0964085	Drill Core	0.067	32.4	16.3	0.84	66.2	0.137	<20	1.24	0.084	0.47	0.3	3.4	0.39	1.47	<5	0.4	1.36	5.4	2.17	<0.1
A0964086	Drill Core	0.064	35.9	8.0	0.54	58.7	0.072	<20	0.83	0.084	0.49	0.1	1.8	0.42	2.30	<5	1.1	0.99	3.3	1.80	<0.1
A0964087	Drill Core	0.079	35.4	5.8	0.49	52.7	0.038	<20	0.80	0.046	0.53	0.3	0.7	0.56	3.33	<5	2.1	0.41	2.2	1.93	<0.1
A0964088	Drill Core	0.074	31.5	7.6	0.73	61.7	0.064	<20	0.99	0.069	0.65	0.2	1.4	0.66	3.86	<5	2.2	0.54	3.4	2.63	<0.1
A0964089	Drill Core	0.080	33.8	8.4	0.71	74.7	0.070	<20	1.08	0.082	0.73	0.2	1.4	0.81	3.48	<5	1.6	0.57	3.5	3.23	<0.1
A0964090	Drill Core	0.073	26.3	5.8	0.35	80.0	0.037	<20	0.86	0.032	0.54	0.4	1.1	0.47	6.90	<5	3.6	0.93	2.4	1.44	<0.1
A0964091	Drill Core	0.081	29.7	51.3	1.08	96.8	0.132	<20	1.72	0.123	0.81	0.2	2.7	0.74	2.86	<5	1.1	0.85	5.0	3.19	<0.1
A0964092	Drill Core	0.074	31.3	4.3	0.30	71.0	0.041	<20	0.97	0.012	0.56	0.5	0.8	0.42	5.76	<5	3.0	1.35	2.2	1.17	<0.1
A0964093	Drill Core	0.065	29.9	7.5	0.62	81.9	0.062	<20	1.59	0.137	0.67	0.4	1.0	0.68	5.27	<5	2.2	0.99	3.4	2.03	<0.1
A0964094	Drill Core	0.078	33.3	13.6	0.87	90.5	0.117	<20	1.47	0.117	0.73	0.5	3.4	0.59	3.51	<5	1.9	0.70	5.2	2.67	<0.1
A0964095	Drill Core	0.072	33.0	14.4	0.81	86.1	0.142	<20	1.50	0.127	0.74	0.7	2.8	0.56	1.98	<5	0.8	1.70	5.7	2.52	<0.1
A0964096	Drill Core	0.068	34.0	15.9	0.72	107.0	0.143	<20	0.97	0.071	0.68	1.3	2.6	0.46	2.00	<5	1.2	0.68	4.1	2.09	<0.1
A0964097	Drill Core	0.064	32.7	11.7	0.67	129.9	0.133	<20	2.50	0.198	0.85	1.1	1.8	0.75	2.20	<5	1.3	1.22	6.4	2.52	<0.1
A0964098	Drill Core	0.066	31.5	13.4	0.76	173.9	0.160	<20	1.84	0.161	0.98	1.1	2.2	0.82	1.14	<5	0.5	0.30	5.8	2.83	<0.1
A0964099	Drill Core	0.077	31.0	11.2	0.78	45.6	0.071	<20	1.12	0.098	0.64	0.3	2.2	0.60	2.71	<5	1.4	0.65	4.0	1.53	<0.1
A0964100	Drill Core	0.072	29.3	5.9	0.41	75.3	0.047	<20	1.15	0.054	0.63	34.7	1.0	0.66	5.12	<5	3.4	2.47	2.8	1.51	<0.1
A0963801	Drill Core	0.038	24.5	2.1	0.06	66.3	0.006	<20	0.57	0.027	0.36	0.3	0.3	0.19	3.97	<5	2.4	1.17	1.4	0.32	<0.1
A0963802	Drill Core	0.078	31.7	10.9	0.79	72.8	0.057	<20	1.27	0.097	0.62	5.6	2.3	0.69	3.33	<5	1.7	1.17	4.3	1.87	<0.1
A0963803	Drill Core	0.017	37.3	3.5	0.25	102.5	0.034	<20	0.49	0.073	0.31	1.2	1.1	0.31	1.54	<5	1.2	1.12	2.1	0.88	<0.1
A0963804	Drill Core	0.013	28.8	2.4	0.20	123.0	0.016	<20	0.46	0.025	0.35	1.6	0.8	0.15	2.38	<5	2.4	0.57	2.0	0.39	<0.1
A0963805	Drill Core	0.013	42.7	1.5	0.04	62.0	0.002	<20	0.33	0.008	0.22	0.3	0.2	0.08	3.05	<5	2.4	1.79	0.7	0.16	<0.1
A0963806	Drill Core	0.062	29.3	13.5	0.82	62.5	0.139	<20	1.21	0.067	0.34	48.2	3.3	0.31	3.12	<5	1.7	0.99	5.3	0.97	<0.1

This report supersedes all previous preliminary and final reports with this file number dated prior to the date on this certificate. Signature indicates final approval; preliminary reports are unsigned and should be used for reference only.

BUREAU VERITAS MINERAL LABORATORIES Canada

www.bvna.com/mining-laboratory-services

Bureau Veritas Commodities Canada Ltd.

9050 Shaughnessy St Vancouver British Columbia V6P 6E5 Canada
PHONE (604) 253-3158

Client: **Kinross Gold Corp.**
25 York St., #17
Toronto Ontario M5J 2V5 Canada

Project: Great Bear Project
Report Date: November 14, 2024

CERTIFICATE OF ANALYSIS TIM24000335.1

		Method	AQ250	AQ250	AQ250	AQ250	AQ250	AQ250	AQ250	AQ250	AQ250	AQ250	AQ250	AQ250	AQ250	AQ250	TC006	TC000	TC000
		Analyte	Hf	Nb	Rb	Sn	Ta	Zr	Y	Ce	In	Re	Be	Li	Pd	Pt	CO2	TOT/C	TOT/S
		Unit	ppm	ppm	ppm	ppm	ppm	ppm	ppm	ppm	ppm	ppb	ppm	ppm	ppb	ppb	%	%	%
		MDL	0.02	0.02	0.1	0.1	0.05	0.1	0.01	0.1	0.02	1	0.1	0.1	10	2	0.08	0.02	0.02
A0964077	Drill Core		0.99	0.10	31.0	0.4	<0.05	37.8	5.90	67.0	<0.02	<1	0.1	13.8	<10	2	0.35		
A0964078	Drill Core		0.81	0.05	26.4	0.2	<0.05	27.5	6.12	57.2	<0.02	<1	<0.1	11.3	<10	2	0.53		
A0964079	Drill Core		0.81	0.06	27.9	0.4	<0.05	28.6	3.02	31.7	<0.02	17	<0.1	10.9	<10	<2	0.26		
A0964080	Drill Core		1.06	0.12	36.9	0.3	<0.05	39.2	8.18	76.1	0.04	<1	0.2	15.8	<10	3	0.22	0.09	3.84
A0964081	Drill Core		0.97	0.02	31.9	0.3	<0.05	34.2	5.12	58.5	<0.02	4	<0.1	12.6	<10	<2	0.22		
A0964082	Drill Core		1.01	0.04	26.2	0.3	<0.05	38.7	4.68	57.4	<0.02	5	0.1	8.7	<10	<2	0.19		
A0964083	Drill Core		0.75	0.08	18.8	0.2	<0.05	26.1	4.30	58.3	<0.02	<1	0.1	7.4	<10	<2	0.63		
A0964084	Drill Core		0.81	0.04	34.3	0.3	<0.05	28.7	6.91	71.2	0.05	<1	0.1	8.3	<10	2	0.68		
A0964085	Drill Core		0.68	0.07	26.2	0.4	<0.05	22.2	7.48	64.9	0.10	<1	0.2	11.5	<10	<2	0.58		
A0964086	Drill Core		1.02	0.10	28.0	0.2	<0.05	40.8	5.17	71.9	<0.02	<1	<0.1	7.2	<10	<2	0.51		
A0964087	Drill Core		0.93	0.10	29.2	0.2	<0.05	36.7	5.82	72.5	<0.02	<1	0.1	6.1	<10	<2	0.09		
A0964088	Drill Core		0.99	0.11	37.4	0.3	<0.05	37.1	5.83	64.2	0.02	<1	<0.1	9.5	<10	<2	0.10		
A0964089	Drill Core		1.06	0.09	43.5	0.3	<0.05	41.9	5.96	68.1	0.02	<1	0.1	10.4	<10	<2	0.10		
A0964090	Drill Core		1.10	0.17	27.6	0.3	<0.05	37.9	5.77	55.5	0.03	<1	0.1	6.5	<10	2	<0.08	0.05	7.40
A0964091	Drill Core		0.66	0.06	47.6	0.3	<0.05	25.5	6.95	61.2	0.05	<1	0.2	9.7	<10	2	0.38		
A0964092	Drill Core		0.90	0.16	26.1	0.3	<0.05	33.1	6.00	63.0	<0.02	<1	0.1	4.0	<10	2	<0.08	0.04	6.13
A0964093	Drill Core		1.32	0.14	43.3	0.3	<0.05	47.6	6.18	61.6	0.02	<1	0.3	8.8	<10	2	0.19		
A0964094	Drill Core		0.89	0.07	42.8	0.5	<0.05	33.7	7.02	69.2	0.03	<1	0.2	9.7	<10	2	0.10		
A0964095	Drill Core		0.83	0.07	46.1	0.5	<0.05	28.1	7.73	65.1	0.05	<1	0.2	10.8	<10	<2	0.35		
A0964096	Drill Core		0.84	0.15	37.8	0.5	<0.05	24.1	7.03	68.4	0.05	<1	<0.1	12.9	<10	3	0.87		
A0964097	Drill Core		0.39	0.12	52.8	0.3	<0.05	11.6	7.59	64.0	0.08	<1	0.5	9.3	<10	2	0.38	0.13	2.28
A0964098	Drill Core		0.57	0.08	59.4	0.4	<0.05	17.4	7.61	64.2	0.05	<1	0.2	15.2	<10	<2	0.48		
A0964099	Drill Core		0.85	0.05	35.4	0.3	<0.05	29.0	6.84	63.4	0.02	<1	0.1	10.3	<10	<2	0.25		
A0964100	Drill Core		0.82	0.12	32.9	0.4	<0.05	28.2	6.29	60.2	0.02	<1	0.2	8.1	<10	2	0.23		
A0963801	Drill Core		0.89	0.05	13.8	0.2	<0.05	31.3	3.35	46.6	<0.02	<1	0.1	2.9	<10	3	<0.08		
A0963802	Drill Core		1.07	0.06	41.1	0.4	<0.05	37.9	6.09	63.8	0.02	2	0.2	12.7	<10	<2	0.74		
A0963803	Drill Core		1.56	0.04	19.6	0.3	<0.05	53.5	4.97	74.8	0.04	<1	<0.1	4.5	<10	<2	0.61		
A0963804	Drill Core		1.48	0.08	12.6	0.3	<0.05	53.2	5.01	56.3	<0.02	<1	0.2	4.1	<10	2	0.44		
A0963805	Drill Core		1.05	0.06	6.4	0.1	<0.05	40.5	6.66	82.2	<0.02	<1	0.2	2.0	<10	<2	<0.08	0.04	3.06
A0963806	Drill Core		0.94	0.18	22.4	0.5	<0.05	35.1	5.17	58.4	0.07	<1	0.3	12.3	<10	<2	0.34		

This report supersedes all previous preliminary and final reports with this file number dated prior to the date on this certificate. Signature indicates final approval; preliminary reports are unsigned and should be used for reference only.

BUREAU VERITAS MINERAL LABORATORIES Canada

www.bvna.com/mining-laboratory-services

Bureau Veritas Commodities Canada Ltd.

9050 Shaughnessy St Vancouver British Columbia V6P 6E5 Canada
PHONE (604) 253-3158

Client: **Kinross Gold Corp.**
25 York St., #17
Toronto Ontario M5J 2V5 Canada

Project: Great Bear Project
Report Date: November 14, 2024

CERTIFICATE OF ANALYSIS TIM24000335.1

Method		WGHT	AQ250	AQ250	AQ250	AQ250	AQ250	AQ250	AQ250	AQ250	AQ250	AQ250	AQ250	AQ250	AQ250	AQ250	AQ250	AQ250	AQ250	AQ250	AQ250
Analyte		Wgt	Mo	Cu	Pb	Zn	Ag	Ni	Co	Mn	Fe	As	U	Au	Th	Sr	Cd	Sb	Bi	V	Ca
Unit		kg	ppm	ppm	ppm	ppm	ppb	ppm	ppm	ppm	%	ppm	ppm	ppb	ppm	ppm	ppm	ppm	ppm	ppm	%
MDL		0.01	0.01	0.01	0.01	0.1	2	0.1	0.1	1	0.01	0.1	0.1	0.2	0.1	0.5	0.01	0.02	0.02	1	0.01
A0963807	Drill Core	2.24	1.92	9.52	7.20	395.9	589	18.9	11.3	522	2.91	29.8	1.0	62.7	6.3	14.3	1.77	0.12	5.25	20	0.77
A0963808	Drill Core	2.12	0.90	8.94	15.36	94.2	702	3.4	3.3	167	2.42	48.5	1.8	90.4	12.3	7.1	0.61	0.06	6.30	2	0.24
A0963809	Drill Core	2.06	1.08	12.84	8.90	12.3	483	2.2	3.0	82	2.53	41.3	1.7	122.2	11.6	6.8	0.05	0.06	3.82	<1	0.20
A0963810	Drill Core	2.32	0.63	93.80	19.49	150.5	1780	2.3	4.9	224	2.31	18.4	1.8	455.8	12.3	3.9	2.24	0.05	4.17	1	0.10
A0963811	Drill Core	1.41	1.89	38.44	19.90	52.6	694	35.5	16.8	764	4.28	54.5	1.2	413.7	5.7	15.8	0.08	0.25	3.48	41	0.64
A0963812	Drill Core	2.09	1.56	69.60	13.79	25.2	815	34.5	14.4	659	5.34	262.6	1.0	2633.0	4.8	22.0	0.05	0.20	4.93	67	1.06
A0963813	Drill Core	2.04	1.74	54.67	33.19	210.5	309	30.3	13.1	943	3.10	129.0	1.4	138.5	7.1	68.6	0.96	0.36	0.57	36	3.16
A0963814	Drill Core	2.03	1.61	46.23	11.03	104.7	426	21.8	12.2	859	2.96	89.8	1.5	78.3	7.3	84.5	0.33	0.31	0.64	28	3.53
A0963815	Drill Core	2.02	1.44	15.29	11.56	68.9	106	8.3	5.8	328	1.75	153.1	1.5	50.9	9.1	19.4	0.22	0.09	0.16	20	1.09
A0963816	Drill Core	3.31	2.12	51.72	17.02	133.6	916	66.4	17.9	1104	5.58	167.0	1.9	428.2	6.9	14.4	0.30	0.13	0.81	108	0.64
A0963817	Drill Core	1.79	1.81	32.79	19.48	93.4	1063	18.9	9.9	718	2.44	219.6	1.2	98.4	7.2	11.0	0.37	0.28	0.77	39	0.86
A0963818	Drill Core	1.40	3.21	22.73	51.41	115.5	1473	0.5	1.9	491	1.73	2030.0	1.8	510.2	10.9	20.4	0.43	0.31	1.50	6	1.48
A0963819	Drill Core	2.02	1.79	7.14	91.15	220.9	297	0.5	2.1	462	1.51	83.1	1.5	68.8	11.8	17.9	1.08	0.15	0.27	<1	1.11
A0963820	Drill Core	2.31	0.59	4.83	7.63	36.4	137	0.4	1.7	375	1.51	36.3	1.3	47.8	10.4	13.0	0.06	0.14	0.08	<1	0.88
A0963821	Drill Core	1.83	1.55	47.05	13.07	75.1	393	50.5	17.8	527	3.84	112.1	1.4	148.0	6.8	12.0	0.05	0.08	0.23	96	0.33
A0963822	Drill Core	1.01	1.21	215.57	810.01	>10000	1963	6.1	7.0	604	2.50	347.2	1.2	101.7	5.6	8.2	152.43	0.39	1.02	11	0.73
A0963823	Drill Core	2.17	1.38	53.17	3.13	105.1	180	56.3	19.5	222	3.48	736.9	1.0	10.5	3.8	5.5	0.12	0.10	0.21	68	0.18
A0963824	Drill Core	3.45	1.24	23.68	4.42	84.4	231	45.2	15.4	239	4.53	76.2	0.9	5.0	6.0	9.5	0.08	0.18	0.18	57	0.27
A0964859	Drill Core	2.06	1.03	10.96	4.03	62.1	270	14.0	13.9	432	4.45	23.7	1.5	168.4	7.0	9.6	0.40	0.13	2.50	13	0.34
A0964852	Drill Core	1.98	0.68	6.24	4.69	11.4	195	1.2	2.3	138	2.20	15.5	1.7	31.6	11.8	12.8	0.06	0.06	3.10	2	0.42
A0964853	Drill Core	1.74	1.45	4.88	8.47	33.1	346	9.8	1.6	371	2.62	54.0	2.0	221.9	8.5	7.4	0.11	0.09	3.85	4	0.26
A0964854	Drill Core	1.25	1.08	5.66	7.35	38.2	299	1.8	2.6	214	1.40	41.1	1.5	88.3	10.6	8.7	0.21	0.14	1.92	5	0.68
A0964855	Drill Core	1.94	2.86	2.80	6.05	125.2	310	2.9	2.6	276	1.69	32.9	1.7	47.9	12.2	25.0	0.65	0.11	21.27	2	0.58
A0964856	Drill Core	1.36	1.83	41.14	12.00	53.3	711	45.8	21.4	662	4.77	90.1	1.4	168.6	6.4	5.8	0.08	0.17	5.14	21	0.25
A0964857	Drill Core	3.19	1.26	22.89	13.10	45.3	1003	37.0	21.3	646	5.95	115.4	1.3	495.7	6.6	5.4	0.10	0.20	10.02	26	0.23
A0964858	Drill Core	1.82	2.14	116.24	23.98	46.6	1014	40.0	16.8	681	7.93	398.1	1.3	516.4	6.0	22.3	0.11	0.28	3.14	57	1.20
A0963930	Drill Core	2.12	1.02	2.47	5.27	42.2	260	18.8	10.1	347	3.34	25.6	1.4	34.7	7.2	10.5	0.06	0.14	2.54	12	0.41
A0963938	Drill Core	1.62	1.29	4.79	6.61	22.3	339	17.3	9.5	338	5.11	19.8	1.6	69.5	7.2	10.1	0.03	0.13	3.71	8	0.41
A0963931	Drill Core	2.57	1.22	5.81	8.10	29.6	333	17.5	9.3	334	4.79	15.5	1.6	205.4	7.7	14.6	0.04	0.13	4.23	11	0.44
A0963932	Drill Core	1.08	1.14	9.56	3.54	80.8	220	18.8	9.8	472	2.73	41.1	1.4	35.0	7.2	12.3	0.10	0.10	2.93	17	0.32

This report supersedes all previous preliminary and final reports with this file number dated prior to the date on this certificate. Signature indicates final approval; preliminary reports are unsigned and should be used for reference only.

BUREAU VERITAS MINERAL LABORATORIES Canada

Bureau Veritas Commodities Canada Ltd.

9050 Shaughnessy St Vancouver British Columbia V6P 6E5 Canada
PHONE (604) 253-3158

www.bvna.com/mining-laboratory-services

Client: **Kinross Gold Corp.**
25 York St., #17
Toronto Ontario M5J 2V5 Canada

Project: Great Bear Project
Report Date: November 14, 2024

CERTIFICATE OF ANALYSIS TIM24000335.1

Method		AQ250	AQ250	AQ250	AQ250	AQ250	AQ250	AQ250	AQ250	AQ250	AQ250	AQ250	AQ250	AQ250	AQ250	AQ250	AQ250	AQ250	AQ250	AQ250	AQ250
Analyte		P	La	Cr	Mg	Ba	Ti	B	Al	Na	K	W	Sc	Tl	S	Hg	Se	Te	Ga	Cs	Ge
Unit		%	ppm	ppm	%	ppm	%	ppm	%	%	%	ppm	ppm	ppm	%	ppb	ppm	ppm	ppm	ppm	ppm
MDL		0.001	0.5	0.5	0.01	0.5	0.001	20	0.01	0.001	0.01	0.1	0.1	0.02	0.02	5	0.1	0.02	0.1	0.02	0.1
A0963807	Drill Core	0.068	25.3	8.9	0.76	27.8	0.073	<20	1.17	0.041	0.25	1.4	2.0	0.13	2.69	7	1.5	0.73	4.2	0.44	<0.1
A0963808	Drill Core	0.022	39.7	3.2	0.16	74.6	0.012	<20	0.59	0.033	0.31	0.7	0.5	0.15	2.35	<5	1.7	1.24	1.8	0.54	<0.1
A0963809	Drill Core	0.015	40.6	1.9	0.06	66.1	0.005	<20	0.43	0.013	0.28	0.4	0.3	0.13	2.65	<5	2.1	0.99	1.0	0.67	<0.1
A0963810	Drill Core	0.014	40.2	2.2	0.14	109.4	0.011	<20	0.72	0.011	0.41	0.4	0.3	0.19	1.53	<5	1.5	0.90	1.7	0.61	<0.1
A0963811	Drill Core	0.055	24.5	50.9	1.03	106.1	0.143	<20	1.47	0.038	0.57	0.7	3.0	0.48	2.90	<5	1.5	0.70	5.1	2.92	<0.1
A0963812	Drill Core	0.032	18.5	64.2	0.77	50.9	0.045	<20	0.86	0.032	0.19	14.1	4.8	0.05	4.61	<5	7.1	1.60	5.8	0.48	<0.1
A0963813	Drill Core	0.081	14.4	45.2	1.09	24.6	0.075	<20	1.05	0.084	0.04	0.7	5.6	0.04	1.42	<5	3.5	0.27	6.1	0.48	<0.1
A0963814	Drill Core	0.087	25.4	22.3	0.97	68.8	0.095	<20	0.87	0.090	0.30	1.8	5.2	0.16	1.63	<5	3.4	0.53	4.7	1.71	<0.1
A0963815	Drill Core	0.029	30.9	9.6	0.54	41.1	0.034	<20	0.69	0.069	0.13	0.6	1.9	0.04	0.48	<5	0.7	0.16	4.8	0.32	<0.1
A0963816	Drill Core	0.050	22.9	120.4	1.38	154.9	0.283	<20	2.06	0.067	1.61	11.9	9.4	0.95	2.18	<5	4.7	0.75	9.3	5.90	<0.1
A0963817	Drill Core	0.044	25.0	35.2	0.60	23.8	0.097	<20	0.91	0.089	0.04	2.6	4.1	0.03	0.78	<5	1.8	0.46	6.7	0.29	<0.1
A0963818	Drill Core	0.016	38.0	2.2	0.18	29.6	0.018	<20	0.32	0.110	0.04	6.5	2.1	0.02	0.96	<5	7.0	3.13	1.9	0.18	<0.1
A0963819	Drill Core	0.015	45.8	2.0	0.12	68.8	0.027	<20	0.42	0.064	0.22	4.5	1.1	0.10	0.88	<5	1.1	0.20	1.7	0.55	<0.1
A0963820	Drill Core	0.015	41.1	2.0	0.13	57.3	0.038	<20	0.54	0.073	0.16	2.4	1.3	0.06	0.35	<5	0.4	0.07	3.2	0.43	<0.1
A0963821	Drill Core	0.056	27.4	96.6	1.21	487.1	0.216	<20	1.78	0.099	1.44	8.9	11.2	0.46	0.62	<5	1.2	0.18	9.3	6.66	0.1
A0963822	Drill Core	0.030	17.8	6.6	0.36	78.9	0.076	<20	0.77	0.055	0.30	0.9	0.8	0.13	1.57	497	2.4	0.33	4.4	0.93	<0.1
A0963823	Drill Core	0.044	14.0	79.4	1.15	174.3	0.163	<20	2.08	0.054	1.29	0.2	6.8	0.51	0.21	<5	0.2	0.09	8.3	3.38	<0.1
A0963824	Drill Core	0.062	24.8	45.9	1.16	142.8	0.140	<20	2.41	0.052	1.17	0.1	4.5	0.59	0.49	<5	0.3	0.04	8.1	3.98	<0.1
A0964859	Drill Core	0.058	25.8	8.0	0.53	75.0	0.067	<20	1.06	0.048	0.66	5.6	1.2	0.65	4.32	<5	2.8	1.03	3.2	1.80	<0.1
A0964852	Drill Core	0.015	42.9	1.7	0.09	75.8	0.007	<20	0.57	0.033	0.27	31.3	0.4	0.13	2.28	<5	1.5	0.99	1.5	0.23	<0.1
A0964853	Drill Core	0.053	28.9	5.0	0.39	77.4	0.046	<20	0.85	0.026	0.39	0.7	0.4	0.28	2.14	<5	1.1	1.30	2.1	0.82	<0.1
A0964854	Drill Core	0.014	41.6	2.4	0.19	59.4	0.019	<20	0.35	0.074	0.25	0.7	0.8	0.15	1.22	<5	1.2	0.62	1.6	0.48	<0.1
A0964855	Drill Core	0.016	42.8	2.9	0.26	56.8	0.021	<20	1.04	0.102	0.36	0.7	0.5	0.19	1.45	<5	0.8	10.16	2.7	0.58	<0.1
A0964856	Drill Core	0.063	25.9	31.0	0.86	114.2	0.115	<20	1.48	0.019	1.05	0.9	1.5	0.77	3.58	<5	2.6	1.52	3.4	2.46	<0.1
A0964857	Drill Core	0.056	22.0	34.6	0.78	96.3	0.112	<20	1.31	0.025	0.82	1.0	2.3	0.61	4.73	<5	3.3	2.66	4.1	2.15	<0.1
A0964858	Drill Core	0.049	29.8	71.6	0.78	43.0	0.168	<20	1.15	0.042	1.00	11.8	7.3	0.50	7.03	<5	12.3	1.33	5.9	2.42	<0.1
A0963930	Drill Core	0.075	35.9	8.2	0.65	39.9	0.045	<20	0.78	0.042	0.48	0.4	1.1	0.41	3.44	<5	2.5	0.62	2.7	1.50	<0.1
A0963938	Drill Core	0.065	29.3	7.1	0.49	47.0	0.036	<20	0.81	0.034	0.43	0.4	0.7	0.42	5.36	<5	2.8	1.35	2.1	1.45	<0.1
A0963931	Drill Core	0.072	29.6	7.3	0.42	64.8	0.044	<20	0.85	0.055	0.45	0.8	1.2	0.41	5.05	<5	3.5	0.83	2.6	1.24	<0.1
A0963932	Drill Core	0.077	33.6	9.8	0.77	41.2	0.059	<20	0.86	0.046	0.62	0.4	1.4	0.58	2.61	<5	1.4	1.01	3.5	1.72	<0.1

This report supersedes all previous preliminary and final reports with this file number dated prior to the date on this certificate. Signature indicates final approval; preliminary reports are unsigned and should be used for reference only.

BUREAU VERITAS MINERAL LABORATORIES Canada

www.bvna.com/mining-laboratory-services

Bureau Veritas Commodities Canada Ltd.

9050 Shaughnessy St Vancouver British Columbia V6P 6E5 Canada
PHONE (604) 253-3158

Client: **Kinross Gold Corp.**
25 York St., #17
Toronto Ontario M5J 2V5 Canada

Project: Great Bear Project
Report Date: November 14, 2024

CERTIFICATE OF ANALYSIS TIM24000335.1

Method		AQ250	AQ250	AQ250	AQ250	AQ250	AQ250	AQ250	AQ250	AQ250	AQ250	AQ250	AQ250	AQ250	AQ250	TC006	TC000	TC000
Analyte		Hf	Nb	Rb	Sn	Ta	Zr	Y	Ce	In	Re	Be	Li	Pd	Pt	CO2	TOT/C	TOT/S
Unit		ppm	ppm	ppm	ppm	ppm	ppm	ppm	ppm	ppm	ppb	ppm	ppm	ppb	ppb	%	%	%
MDL		0.02	0.02	0.1	0.1	0.05	0.1	0.01	0.1	0.02	1	0.1	0.1	10	2	0.08	0.02	0.02
A0963807	Drill Core	0.89	0.07	12.4	0.3	<0.05	34.5	4.98	52.0	0.05	<1	0.3	13.4	<10	<2	0.11		
A0963808	Drill Core	1.22	0.10	14.1	0.2	<0.05	47.3	6.75	77.0	0.03	<1	0.2	6.4	<10	<2	0.15		
A0963809	Drill Core	0.98	0.07	11.6	0.2	<0.05	39.6	7.21	79.7	<0.02	<1	0.2	2.9	<10	<2	0.15		
A0963810	Drill Core	0.79	0.06	15.5	0.2	<0.05	34.1	6.61	79.8	<0.02	<1	0.2	4.9	<10	<2	<0.08		
A0963811	Drill Core	0.62	0.13	30.6	0.4	<0.05	23.2	8.85	48.6	0.04	8	0.2	11.5	<10	3	0.35		
A0963812	Drill Core	0.52	0.07	5.0	0.4	<0.05	19.0	6.03	36.8	0.04	<1	0.4	5.6	<10	3	1.06	0.32	4.95
A0963813	Drill Core	0.62	0.06	1.8	0.4	<0.05	22.3	7.31	28.6	0.06	<1	0.4	6.3	<10	2	3.27		
A0963814	Drill Core	0.69	0.07	14.5	0.6	<0.05	22.8	8.59	52.3	0.03	<1	0.3	7.1	<10	2	3.66		
A0963815	Drill Core	0.95	0.03	4.4	0.4	<0.05	33.4	6.02	59.8	<0.02	<1	0.4	4.7	<10	2	1.02		
A0963816	Drill Core	0.50	0.07	73.1	1.1	<0.05	17.6	7.28	47.8	0.04	1	0.4	21.6	<10	3	0.48	0.17	2.22
A0963817	Drill Core	0.67	0.13	1.8	0.7	<0.05	24.8	6.42	51.5	<0.02	1	0.2	9.0	<10	<2	0.60		
A0963818	Drill Core	0.78	0.15	1.4	0.4	<0.05	28.5	8.14	75.2	0.02	<1	0.1	2.3	<10	<2	1.52		
A0963819	Drill Core	1.08	0.27	10.3	0.2	<0.05	38.3	10.81	89.1	<0.02	<1	0.1	3.0	<10	2	1.00		
A0963820	Drill Core	1.29	0.26	7.0	0.4	<0.05	47.0	9.21	79.8	<0.02	<1	0.1	3.2	<10	<2	0.74		
A0963821	Drill Core	0.85	0.05	57.3	1.1	<0.05	33.1	9.06	56.2	0.02	1	0.2	20.9	<10	2	0.16		
A0963822	Drill Core	0.68	0.11	14.3	0.3	<0.05	25.1	2.35	33.0	0.13	<1	0.1	4.8	<10	<2	0.63		
A0963823	Drill Core	0.57	0.05	69.0	0.6	<0.05	23.2	4.13	30.0	0.02	<1	<0.1	17.3	<10	2	<0.08		
A0963824	Drill Core	0.45	0.06	71.9	0.4	<0.05	18.4	6.59	51.0	<0.02	<1	0.2	17.0	<10	<2	<0.08		
A0964859	Drill Core	0.84	0.12	42.9	0.3	<0.05	31.0	5.82	48.4	0.05	<1	0.1	11.0	<10	<2	<0.08		
A0964852	Drill Core	1.12	0.07	9.4	0.2	<0.05	45.7	6.56	81.3	0.03	<1	0.1	3.8	<10	<2	0.28		
A0964853	Drill Core	0.74	0.11	18.9	0.2	<0.05	26.4	5.40	54.7	0.03	<1	0.2	9.9	<10	2	0.09	0.03	2.08
A0964854	Drill Core	1.26	0.04	10.4	0.2	<0.05	45.2	4.42	79.6	<0.02	<1	<0.1	3.5	<10	<2	0.61		
A0964855	Drill Core	1.07	0.08	15.7	0.1	<0.05	41.9	7.17	81.6	0.02	<1	0.4	8.3	<10	<2	0.21		
A0964856	Drill Core	0.96	0.07	55.3	0.2	<0.05	37.2	7.71	51.0	0.02	4	0.3	10.0	<10	3	0.10		
A0964857	Drill Core	0.93	0.13	47.2	0.4	<0.05	34.5	6.88	43.5	0.02	1	0.3	11.5	<10	2	<0.08		
A0964858	Drill Core	0.43	0.11	48.3	1.0	<0.05	16.6	6.02	56.9	0.04	<1	0.2	9.4	<10	2	1.13	0.35	7.50
A0963930	Drill Core	0.84	0.10	27.1	0.2	<0.05	28.5	5.93	68.9	<0.02	<1	<0.1	8.6	<10	<2	0.20		
A0963938	Drill Core	0.75	0.12	22.5	0.2	<0.05	25.2	5.06	56.5	<0.02	<1	0.2	7.9	<10	<2	0.15		
A0963931	Drill Core	0.81	0.12	24.4	0.3	<0.05	28.0	5.51	59.1	<0.02	<1	0.1	6.0	<10	<2	0.09		
A0963932	Drill Core	0.79	0.05	34.6	0.2	<0.05	27.6	5.56	65.5	<0.02	<1	<0.1	9.7	<10	<2	0.09	0.04	2.61

This report supersedes all previous preliminary and final reports with this file number dated prior to the date on this certificate. Signature indicates final approval; preliminary reports are unsigned and should be used for reference only.

BUREAU VERITAS MINERAL LABORATORIES Canada

www.bvna.com/mining-laboratory-services

Bureau Veritas Commodities Canada Ltd.

9050 Shaughnessy St Vancouver British Columbia V6P 6E5 Canada
PHONE (604) 253-3158

Client: **Kinross Gold Corp.**
25 York St., #17
Toronto Ontario M5J 2V5 Canada

Project: Great Bear Project
Report Date: November 14, 2024

CERTIFICATE OF ANALYSIS TIM24000335.1

Method		WGHT	AQ250	AQ250	AQ250	AQ250	AQ250	AQ250	AQ250	AQ250	AQ250	AQ250	AQ250	AQ250	AQ250	AQ250	AQ250	AQ250	AQ250	AQ250	AQ250
Analyte		Wgt	Mo	Cu	Pb	Zn	Ag	Ni	Co	Mn	Fe	As	U	Au	Th	Sr	Cd	Sb	Bi	V	Ca
Unit		kg	ppm	ppm	ppm	ppm	ppb	ppm	ppm	ppm	%	ppm	ppm	ppb	ppm	ppm	ppm	ppm	ppm	ppm	%
MDL		0.01	0.01	0.01	0.01	0.1	2	0.1	0.1	1	0.01	0.1	0.1	0.2	0.1	0.5	0.01	0.02	0.02	1	0.01
A0963933	Drill Core	1.17	1.19	6.76	6.32	7.1	415	8.5	5.2	63	6.84	42.0	1.3	105.1	7.0	6.7	0.02	0.05	9.45	5	0.12
A0963934	Drill Core	1.75	1.08	7.32	6.25	50.0	255	20.3	10.5	637	3.20	16.8	1.7	47.4	8.0	16.3	0.05	0.15	3.03	25	0.58
A0963935	Drill Core	1.14	1.82	25.70	9.13	57.8	445	20.7	11.9	668	3.13	51.2	1.4	178.9	7.4	42.5	0.06	0.21	3.79	26	0.80
A0963936	Drill Core	1.96	0.76	11.32	10.21	696.5	269	1.2	2.0	309	1.48	24.8	1.4	42.4	10.9	13.1	2.86	0.16	0.95	3	0.93
A0963937	Drill Core	2.12	1.17	121.31	4.90	609.0	962	16.1	7.0	430	3.08	40.9	1.7	63.2	7.7	50.8	2.46	0.18	4.85	7	1.29
A0964028	Drill Core	1.04	1.57	18.25	4.57	688.3	582	15.7	6.5	663	2.39	30.6	1.5	49.0	7.7	12.7	2.86	0.19	3.48	18	0.98
A0964029	Drill Core	2.06	0.87	11.22	10.57	17.8	464	1.3	1.9	132	1.74	21.1	1.6	59.2	12.7	5.8	0.08	0.07	3.21	<1	0.52
A0964030	Drill Core	2.14	4.56	3.34	8.92	8.7	1784	1.6	2.2	32	2.56	48.5	1.4	76.0	11.2	3.6	0.06	0.12	18.70	<1	0.10
A0964031	Drill Core	1.60	1.36	38.14	8.76	43.9	717	2.7	3.2	283	1.95	23.3	1.8	27.7	11.8	27.3	0.40	0.12	4.96	2	0.61
A0964032	Drill Core	2.39	0.85	35.62	15.10	11.6	1041	1.3	2.6	54	2.74	53.2	1.6	117.9	11.2	3.3	0.06	0.07	5.27	<1	0.06
A0964033	Drill Core	3.46	1.06	38.51	3.76	59.6	285	36.5	13.9	441	3.15	39.9	1.4	42.1	6.3	6.3	0.04	0.15	1.65	37	0.18
A0964034	Drill Core	2.90	1.21	39.34	11.25	87.2	2208	41.6	19.3	426	5.98	27.0	1.5	417.3	5.1	3.7	0.09	0.12	6.32	34	0.14
A0964035	Drill Core	1.62	2.75	24.86	28.57	35.6	1186	23.1	9.4	1181	4.22	2278.3	0.8	735.9	3.4	57.3	0.09	0.23	6.10	27	2.13
A0964036	Drill Core	1.70	1.20	9.26	8.68	8.2	173	8.6	6.1	1162	2.14	35.2	1.1	222.1	4.7	148.0	0.02	0.12	0.82	10	2.54
A0964037	Drill Core	1.71	1.06	67.35	84.86	4094.5	1629	12.6	10.0	477	6.23	447.5	1.6	411.9	6.7	14.6	22.60	0.22	2.82	42	0.49
A0964038	Drill Core	2.28	1.44	11.73	12.60	134.3	352	12.4	8.6	907	2.49	270.1	1.7	128.0	6.9	64.9	0.55	0.12	1.12	17	1.90
A0964039	Drill Core	2.38	0.78	15.91	9.93	76.4	225	11.5	7.3	717	2.29	51.9	1.3	147.8	6.2	54.4	0.24	0.13	0.62	30	1.48
A0964040	Drill Core	1.92	1.77	17.54	11.22	9.2	276	15.1	7.0	556	2.04	54.1	0.8	136.6	3.5	71.9	0.04	0.14	1.38	19	1.63
A0964041	Drill Core	1.54	2.83	27.60	47.52	196.3	877	7.2	6.5	651	2.36	169.2	1.3	488.0	8.7	32.9	0.88	0.19	1.64	14	1.27
A0964042	Drill Core	1.98	1.44	8.71	82.84	357.3	337	0.6	1.9	427	1.51	20.6	1.4	266.4	10.7	16.2	2.14	0.17	0.19	<1	0.72
A0964043	Drill Core	2.52	1.05	6.54	97.06	212.7	789	0.5	1.8	407	1.38	26.7	1.4	144.4	11.4	13.3	0.88	0.12	2.20	<1	0.55
A0964044	Drill Core	1.82	1.50	12.58	120.59	208.1	277	0.7	1.9	328	1.33	13.1	1.4	44.3	11.1	12.3	0.96	0.10	0.40	<1	0.49
A0964045	Drill Core	2.06	1.91	54.23	10.40	91.8	275	47.5	16.1	943	3.52	193.4	1.2	75.9	5.8	17.1	0.14	0.09	0.23	75	0.90
A0964046	Drill Core	1.12	3.12	203.52	18.32	9027.2	786	42.6	18.5	904	4.33	3174.4	1.3	140.9	7.0	12.2	51.24	0.42	1.22	45	0.98
A0964047	Drill Core	1.11	1.90	46.33	9.27	148.8	488	54.1	20.4	631	3.83	80.8	1.2	4.3	7.1	9.4	0.47	0.23	0.18	53	0.32
A0964048	Drill Core	2.29	1.06	28.72	3.95	46.0	153	44.3	18.1	219	4.92	572.7	0.9	6.6	5.7	6.7	0.04	0.30	0.27	58	0.21
A0964049	Drill Core	3.26	1.09	22.80	2.86	58.5	180	11.4	7.6	319	1.84	3.8	1.2	2.9	6.3	11.1	0.07	0.05	0.19	21	0.40
A0964050	Drill Core	1.45	0.60	93.23	1.93	215.2	205	35.0	27.8	250	5.35	3.7	0.8	9.2	4.3	4.9	0.23	0.10	0.30	27	0.08
A0963986	Drill Core	2.21	1.10	26.18	1.61	8.4	98	15.8	8.1	157	2.25	1.1	0.7	1.7	3.6	12.2	0.01	0.10	0.08	31	0.23
A0963987	Drill Core	2.99	0.87	22.25	1.50	73.5	98	31.3	14.8	266	4.63	1.8	0.7	4.6	4.4	12.9	0.02	0.07	0.06	55	0.51

This report supersedes all previous preliminary and final reports with this file number dated prior to the date on this certificate. Signature indicates final approval; preliminary reports are unsigned and should be used for reference only.

BUREAU VERITAS MINERAL LABORATORIES Canada

www.bvna.com/mining-laboratory-services

Bureau Veritas Commodities Canada Ltd.

9050 Shaughnessy St Vancouver British Columbia V6P 6E5 Canada
PHONE (604) 253-3158

Client: **Kinross Gold Corp.**
25 York St., #17
Toronto Ontario M5J 2V5 Canada

Project: Great Bear Project
Report Date: November 14, 2024

CERTIFICATE OF ANALYSIS TIM24000335.1

	Method	AQ250	AQ250	AQ250	AQ250	AQ250	AQ250	AQ250	AQ250	AQ250	AQ250	AQ250	AQ250	AQ250	AQ250	AQ250	AQ250	AQ250	AQ250	AQ250	AQ250
	Analyte	P	La	Cr	Mg	Ba	Ti	B	Al	Na	K	W	Sc	Tl	S	Hg	Se	Te	Ga	Cs	Ge
	Unit	%	ppm	ppm	%	ppm	%	ppm	%	%	%	ppm	ppm	ppm	%	ppb	ppm	ppm	ppm	ppm	ppm
	MDL	0.001	0.5	0.5	0.01	0.5	0.001	20	0.01	0.001	0.01	0.1	0.1	0.02	0.02	5	0.1	0.02	0.1	0.02	0.1
A0963933	Drill Core	0.027	17.2	12.6	0.14	58.2	0.014	<20	0.48	0.021	0.30	0.4	0.3	0.18	7.29	<5	3.5	4.04	1.2	0.44	<0.1
A0963934	Drill Core	0.077	33.7	13.9	0.85	46.3	0.070	<20	1.06	0.076	0.63	8.9	2.2	0.58	3.15	<5	1.4	0.86	4.3	1.74	<0.1
A0963935	Drill Core	0.081	34.8	12.7	0.88	45.8	0.074	<20	1.52	0.157	0.70	3.5	2.4	0.69	3.02	<5	1.5	1.68	5.1	2.07	<0.1
A0963936	Drill Core	0.014	39.2	2.5	0.11	82.5	0.008	<20	0.36	0.080	0.17	5.3	0.8	0.11	1.40	30	1.3	0.18	1.3	0.23	<0.1
A0963937	Drill Core	0.051	27.6	6.0	0.51	44.2	0.040	<20	2.04	0.177	0.55	0.2	0.7	0.63	3.11	20	2.0	1.20	4.3	1.51	<0.1
A0964028	Drill Core	0.064	28.9	14.3	0.53	61.4	0.084	<20	0.72	0.079	0.51	>100	2.3	0.64	2.15	11	1.7	0.68	2.9	1.94	<0.1
A0964029	Drill Core	0.015	32.8	2.6	0.06	55.8	0.006	<20	0.38	0.027	0.24	0.5	0.3	0.14	1.70	<5	1.2	0.41	1.0	0.23	<0.1
A0964030	Drill Core	0.014	32.4	1.1	0.02	45.5	0.002	<20	0.25	0.011	0.15	>100	0.1	0.05	2.86	<5	2.1	0.95	0.5	0.13	<0.1
A0964031	Drill Core	0.017	46.3	3.2	0.17	49.7	0.023	<20	0.86	0.093	0.27	0.9	0.6	0.21	1.68	<5	1.1	0.53	2.4	0.74	<0.1
A0964032	Drill Core	0.013	37.5	2.1	0.04	93.2	0.003	<20	0.45	0.011	0.30	0.7	0.2	0.09	2.81	<5	2.6	0.94	1.0	0.17	<0.1
A0964033	Drill Core	0.051	26.4	46.7	0.96	168.8	0.131	<20	1.65	0.064	1.12	0.3	2.8	1.02	1.16	<5	0.6	0.48	5.5	2.73	<0.1
A0964034	Drill Core	0.052	17.3	49.6	0.94	133.5	0.117	<20	1.80	0.030	1.17	0.3	1.9	0.92	2.22	<5	1.5	1.32	4.8	3.11	<0.1
A0964035	Drill Core	0.016	14.1	43.6	0.88	126.7	0.114	<20	0.92	0.058	0.73	17.8	7.0	0.22	3.07	<5	9.1	4.92	6.2	1.85	<0.1
A0964036	Drill Core	0.056	23.5	10.5	0.57	96.8	0.053	<20	0.53	0.081	0.39	4.4	2.0	0.08	1.18	<5	1.9	0.46	2.8	0.70	<0.1
A0964037	Drill Core	0.040	21.1	13.4	0.61	89.7	0.079	<20	0.81	0.020	0.61	2.2	2.8	0.37	4.71	200	9.6	1.02	4.7	2.27	<0.1
A0964038	Drill Core	0.055	21.4	14.8	0.43	61.1	0.054	<20	0.51	0.084	0.40	6.1	3.7	0.15	1.81	6	3.6	0.45	3.0	0.80	<0.1
A0964039	Drill Core	0.045	23.2	13.3	0.60	135.4	0.091	<20	0.76	0.088	0.59	5.7	3.8	0.20	1.17	<5	1.9	0.28	3.8	1.25	<0.1
A0964040	Drill Core	0.032	15.7	20.3	0.30	51.1	0.057	<20	0.32	0.072	0.12	20.0	1.0	0.04	1.38	<5	3.4	0.68	2.4	0.40	<0.1
A0964041	Drill Core	0.057	35.4	8.8	0.29	70.0	0.079	<20	0.40	0.081	0.16	27.7	2.6	0.04	1.06	<5	5.0	1.68	2.8	0.35	<0.1
A0964042	Drill Core	0.019	41.7	2.7	0.10	57.5	0.032	<20	0.40	0.061	0.22	2.0	1.1	0.14	0.68	10	0.7	0.11	1.7	0.74	<0.1
A0964043	Drill Core	0.015	42.7	2.1	0.13	72.1	0.042	<20	0.52	0.050	0.32	9.0	1.0	0.22	0.35	<5	0.4	0.15	2.3	1.48	<0.1
A0964044	Drill Core	0.016	43.1	2.5	0.13	66.4	0.041	<20	0.60	0.052	0.34	2.2	1.1	0.17	0.37	<5	0.3	0.05	2.6	0.95	<0.1
A0964045	Drill Core	0.043	22.9	89.2	1.18	287.8	0.246	<20	1.74	0.075	1.26	6.1	9.1	0.50	0.56	<5	1.6	0.25	9.1	4.67	<0.1
A0964046	Drill Core	0.022	24.6	65.7	0.92	106.3	0.158	<20	1.41	0.048	0.94	23.7	4.7	0.42	1.92	109	8.2	0.74	7.5	3.86	<0.1
A0964047	Drill Core	0.047	16.8	66.6	1.58	28.0	0.145	<20	2.25	0.012	0.24	0.3	4.2	0.22	0.20	<5	0.2	0.05	7.7	1.33	<0.1
A0964048	Drill Core	0.053	21.0	46.2	1.14	96.4	0.116	<20	2.48	0.029	0.88	0.1	4.4	0.45	0.36	<5	0.2	0.10	8.4	2.85	<0.1
A0964049	Drill Core	0.050	25.3	11.8	0.51	66.3	0.090	<20	1.02	0.049	0.52	0.1	1.9	0.29	0.24	<5	<0.1	<0.02	4.2	1.98	<0.1
A0964050	Drill Core	0.008	21.5	10.0	0.90	89.0	0.082	<20	1.80	0.028	0.70	0.2	2.3	0.18	1.06	<5	<0.1	0.04	7.7	4.72	<0.1
A0963986	Drill Core	0.068	19.2	14.9	0.62	85.9	0.072	<20	1.34	0.054	0.56	<0.1	2.6	0.19	0.14	<5	<0.1	<0.02	4.6	1.14	<0.1
A0963987	Drill Core	0.137	27.1	30.4	0.57	163.2	0.122	<20	1.59	0.066	0.87	0.1	4.7	0.15	0.19	<5	<0.1	0.02	8.8	2.67	<0.1

This report supersedes all previous preliminary and final reports with this file number dated prior to the date on this certificate. Signature indicates final approval; preliminary reports are unsigned and should be used for reference only.

BUREAU VERITAS MINERAL LABORATORIES Canada

www.bvna.com/mining-laboratory-services

Bureau Veritas Commodities Canada Ltd.

9050 Shaughnessy St Vancouver British Columbia V6P 6E5 Canada
PHONE (604) 253-3158

Client: **Kinross Gold Corp.**
25 York St., #17
Toronto Ontario M5J 2V5 Canada

Project: Great Bear Project
Report Date: November 14, 2024

CERTIFICATE OF ANALYSIS TIM24000335.1

	Method	AQ250	AQ250	AQ250	AQ250	AQ250	AQ250	AQ250	AQ250	AQ250	AQ250	AQ250	AQ250	AQ250	AQ250	TC006	TC000	TC000
	Analyte	Hf	Nb	Rb	Sn	Ta	Zr	Y	Ce	In	Re	Be	Li	Pd	Pt	CO2	TOT/C	TOT/S
	Unit	ppm	ppm	ppm	ppm	ppm	ppm	ppm	ppm	ppm	ppb	ppm	ppm	ppb	ppb	%	%	%
	MDL	0.02	0.02	0.1	0.1	0.05	0.1	0.01	0.1	0.02	1	0.1	0.1	10	2	0.08	0.02	0.02
A0963933	Drill Core	0.86	0.11	11.3	0.2	<0.05	28.6	2.78	31.7	<0.02	<1	<0.1	2.7	<10	<2	<0.08		
A0963934	Drill Core	0.88	0.07	37.3	0.3	<0.05	29.6	6.39	66.4	0.02	<1	0.1	11.8	<10	<2	0.28		
A0963935	Drill Core	0.98	0.07	43.7	0.3	<0.05	37.4	5.76	68.7	0.04	<1	0.2	11.4	<10	<2	0.22		
A0963936	Drill Core	1.16	0.04	7.7	0.2	<0.05	43.8	4.69	76.4	0.15	<1	<0.1	2.2	<10	<2	0.75	0.26	1.34
A0963937	Drill Core	0.75	0.05	40.6	0.2	<0.05	26.9	5.09	52.8	0.22	<1	0.5	6.4	<10	<2	0.34		
A0964028	Drill Core	0.83	0.14	39.8	0.6	<0.05	27.8	4.77	55.3	0.06	<1	<0.1	8.7	<10	<2	0.71		
A0964029	Drill Core	1.18	0.08	10.7	0.1	<0.05	45.2	5.77	63.2	<0.02	<1	0.1	3.1	<10	<2	0.42	0.13	1.51
A0964030	Drill Core	0.87	<0.02	4.6	<0.1	<0.05	33.6	6.49	62.1	<0.02	4	0.1	0.8	<10	<2	<0.08		
A0964031	Drill Core	1.16	0.11	13.7	0.1	<0.05	42.5	7.51	88.4	0.03	<1	0.1	3.1	<10	<2	0.27		
A0964032	Drill Core	0.94	0.04	8.7	0.1	<0.05	39.0	6.24	71.8	<0.02	<1	0.1	2.2	<10	2	<0.08		
A0964033	Drill Core	0.67	0.04	73.9	0.3	<0.05	26.2	4.75	50.4	0.05	<1	<0.1	18.2	<10	2	<0.08		
A0964034	Drill Core	0.31	0.05	69.2	0.3	<0.05	12.3	3.96	33.9	0.02	<1	0.2	15.1	<10	2	<0.08	0.03	2.23
A0964035	Drill Core	0.15	0.06	20.9	0.8	<0.05	5.2	3.01	27.5	0.02	<1	0.2	9.0	<10	2	2.38		
A0964036	Drill Core	0.40	0.06	8.5	0.3	<0.05	14.3	5.31	46.5	<0.02	<1	0.2	3.3	<10	2	2.56		
A0964037	Drill Core	0.28	0.06	32.4	0.4	<0.05	9.5	3.41	38.8	0.50	<1	0.2	5.9	<10	<2	0.40		
A0964038	Drill Core	0.28	<0.02	12.6	0.3	<0.05	9.6	4.69	39.6	0.04	<1	0.1	5.0	<10	<2	1.95		
A0964039	Drill Core	0.60	<0.02	21.4	0.3	<0.05	20.3	4.48	42.6	0.02	<1	0.2	8.2	<10	<2	1.49		
A0964040	Drill Core	0.35	0.13	4.8	0.6	<0.05	12.6	3.73	29.7	<0.02	<1	<0.1	1.8	<10	<2	1.52		
A0964041	Drill Core	0.67	0.39	4.3	0.6	<0.05	25.0	6.02	66.3	0.03	<1	<0.1	2.7	<10	2	1.08		
A0964042	Drill Core	0.84	0.29	13.3	0.3	<0.05	32.0	9.49	80.6	0.02	<1	<0.1	2.9	<10	<2	0.59		
A0964043	Drill Core	1.26	0.28	22.2	0.2	<0.05	47.8	9.18	82.7	<0.02	<1	<0.1	3.8	<10	<2	0.47	0.15	0.33
A0964044	Drill Core	1.55	0.29	18.5	0.2	<0.05	67.5	10.67	81.8	<0.02	<1	<0.1	4.6	<10	<2	0.37		
A0964045	Drill Core	0.59	0.04	59.5	0.9	<0.05	22.8	7.56	44.3	0.03	<1	0.1	20.0	<10	<2	0.72		
A0964046	Drill Core	0.61	0.08	45.9	0.7	<0.05	23.0	6.02	47.5	0.63	<1	0.1	12.7	11	<2	0.91		
A0964047	Drill Core	0.51	0.10	13.7	0.3	<0.05	22.3	8.01	34.7	<0.02	1	0.4	33.4	<10	<2	<0.08	0.04	0.19
A0964048	Drill Core	0.49	0.05	58.3	0.4	<0.05	21.9	4.92	43.0	<0.02	<1	0.2	17.6	<10	2	0.09		
A0964049	Drill Core	0.66	0.07	29.6	0.2	<0.05	25.8	5.56	48.9	<0.02	<1	<0.1	9.2	<10	<2	0.23		
A0964050	Drill Core	0.42	0.07	26.1	0.4	<0.05	17.1	2.94	40.3	<0.02	<1	<0.1	16.5	<10	<2	<0.08		
A0963986	Drill Core	0.50	0.10	32.4	0.3	<0.05	21.9	4.39	37.2	<0.02	<1	<0.1	10.6	<10	<2	<0.08		
A0963987	Drill Core	0.41	0.11	33.0	0.7	<0.05	18.3	5.88	53.5	<0.02	<1	<0.1	18.2	<10	<2	0.11		

This report supersedes all previous preliminary and final reports with this file number dated prior to the date on this certificate. Signature indicates final approval; preliminary reports are unsigned and should be used for reference only.

BUREAU VERITAS MINERAL LABORATORIES Canada

www.bvna.com/mining-laboratory-services

Bureau Veritas Commodities Canada Ltd.

9050 Shaughnessy St Vancouver British Columbia V6P 6E5 Canada
PHONE (604) 253-3158

Client: **Kinross Gold Corp.**
25 York St., #17
Toronto Ontario M5J 2V5 Canada

Project: Great Bear Project
Report Date: November 14, 2024

CERTIFICATE OF ANALYSIS TIM24000335.1

Method		WGHT	AQ250	AQ250	AQ250	AQ250	AQ250	AQ250	AQ250	AQ250	AQ250	AQ250	AQ250	AQ250	AQ250	AQ250	AQ250	AQ250	AQ250	AQ250	AQ250
Analyte		Wgt	Mo	Cu	Pb	Zn	Ag	Ni	Co	Mn	Fe	As	U	Au	Th	Sr	Cd	Sb	Bi	V	Ca
Unit		kg	ppm	ppm	ppm	ppm	ppb	ppm	ppm	ppm	%	ppm	ppm	ppb	ppm	ppm	ppm	ppm	ppm	ppm	%
MDL		0.01	0.01	0.01	0.01	0.1	2	0.1	0.1	1	0.01	0.1	0.1	0.2	0.1	0.5	0.01	0.02	0.02	1	0.01
A0963988	Drill Core	3.42	0.55	41.34	1.78	86.6	148	30.1	15.5	372	5.34	21.9	0.8	4.6	4.7	18.9	0.03	0.08	0.10	49	0.66
A0963989	Drill Core	2.10	1.10	60.03	45.46	85.9	149	24.4	9.5	85	1.76	0.9	1.0	2.0	5.8	4.0	0.22	0.23	0.15	10	0.04
A0963990	Drill Core	2.23	0.92	54.63	10.32	77.0	171	30.1	11.9	181	2.26	1.5	1.1	3.2	5.7	12.6	0.07	0.23	0.13	38	0.27
A0963991	Drill Core	2.56	1.75	41.17	3.24	82.7	525	41.3	13.9	337	5.53	80.3	0.8	23.9	4.3	21.5	0.04	0.05	0.34	59	0.59
A0963992	Drill Core	3.11	1.03	23.98	5.93	1007.1	894	15.1	9.8	821	2.84	4.1	1.3	7.8	6.4	28.6	5.77	0.09	0.59	33	1.01
A0963993	Drill Core	2.08	1.74	30.12	3.37	91.7	196	24.0	13.5	351	2.80	173.2	0.9	6.8	5.4	9.0	0.08	0.08	0.21	34	0.35
A0963994	Drill Core	1.59	0.48	42.33	2.61	68.0	357	6.1	6.2	533	2.97	4.9	0.9	8.5	5.0	11.4	0.07	0.06	0.17	17	0.79
A0963995	Drill Core	2.02	1.18	32.62	15.26	2310.0	249	5.4	4.4	599	1.84	4.8	1.5	2.7	6.3	22.8	13.51	0.05	0.16	10	0.71
A0963996	Drill Core	1.00	1.09	26.08	4.13	55.9	236	7.8	5.8	348	1.58	5.4	1.1	5.5	5.2	17.8	0.04	0.06	0.13	24	0.67
A0963997	Drill Core	3.05	0.52	27.88	1.74	69.3	101	25.5	14.7	221	3.91	1.8	0.7	2.6	3.6	7.0	0.02	0.12	0.11	36	0.20

This report supersedes all previous preliminary and final reports with this file number dated prior to the date on this certificate. Signature indicates final approval; preliminary reports are unsigned and should be used for reference only.

BUREAU VERITAS MINERAL LABORATORIES Canada

www.bvna.com/mining-laboratory-services

Bureau Veritas Commodities Canada Ltd.

9050 Shaughnessy St Vancouver British Columbia V6P 6E5 Canada
PHONE (604) 253-3158

Client: **Kinross Gold Corp.**
25 York St., #17
Toronto Ontario M5J 2V5 Canada

Project: Great Bear Project
Report Date: November 14, 2024

CERTIFICATE OF ANALYSIS TIM24000335.1

	Method	AQ250	AQ250	AQ250	AQ250	AQ250	AQ250	AQ250	AQ250	AQ250	AQ250	AQ250	AQ250	AQ250	AQ250	AQ250	AQ250	AQ250	AQ250	AQ250	AQ250
	Analyte	P	La	Cr	Mg	Ba	Ti	B	Al	Na	K	W	Sc	Tl	S	Hg	Se	Te	Ga	Cs	Ge
	Unit	%	ppm	ppm	%	ppm	%	ppm	%	%	%	ppm	ppm	ppm	%	ppb	ppm	ppm	ppm	ppm	ppm
	MDL	0.001	0.5	0.5	0.01	0.5	0.001	20	0.01	0.001	0.01	0.1	0.1	0.02	0.02	5	0.1	0.02	0.1	0.02	0.1
A0963988	Drill Core	0.085	26.6	27.5	0.64	124.3	0.147	<20	1.96	0.089	1.00	0.2	4.9	0.20	0.24	<5	<0.1	0.03	8.5	3.33	<0.1
A0963989	Drill Core	0.007	33.2	6.9	0.41	35.7	0.048	<20	0.87	0.010	0.45	<0.1	0.6	0.26	0.27	<5	0.2	0.06	2.4	1.70	<0.1
A0963990	Drill Core	0.029	33.4	32.6	0.77	82.7	0.081	<20	1.35	0.030	0.73	0.3	4.3	0.33	0.28	<5	0.2	0.06	4.7	2.64	<0.1
A0963991	Drill Core	0.063	19.1	56.0	1.14	189.2	0.174	<20	2.61	0.076	1.48	0.2	5.1	0.63	0.56	<5	0.2	0.11	9.0	4.58	<0.1
A0963992	Drill Core	0.055	28.3	15.9	0.68	92.7	0.136	<20	1.57	0.115	0.92	0.2	2.3	0.57	0.76	7	0.1	<0.02	5.3	3.04	<0.1
A0963993	Drill Core	0.064	28.7	20.6	0.75	100.9	0.137	<20	1.61	0.048	1.17	0.1	3.1	0.64	0.24	<5	0.1	0.06	5.5	4.31	<0.1
A0963994	Drill Core	0.035	21.2	7.8	0.51	97.8	0.097	<20	1.23	0.066	0.77	<0.1	1.4	0.41	0.38	<5	0.1	0.05	5.1	2.74	<0.1
A0963995	Drill Core	0.033	21.3	5.8	0.39	84.5	0.079	<20	1.45	0.113	0.62	0.1	0.6	0.29	0.34	28	<0.1	<0.02	3.9	1.98	<0.1
A0963996	Drill Core	0.046	22.0	18.3	0.54	105.8	0.092	<20	1.04	0.079	0.67	0.1	2.3	0.26	0.17	<5	0.1	0.05	4.1	2.32	<0.1
A0963997	Drill Core	0.072	19.5	17.7	0.74	80.3	0.098	<20	1.67	0.046	0.82	<0.1	2.4	0.34	0.25	<5	0.2	0.04	7.3	3.03	<0.1

This report supersedes all previous preliminary and final reports with this file number dated prior to the date on this certificate. Signature indicates final approval; preliminary reports are unsigned and should be used for reference only.

BUREAU VERITAS MINERAL LABORATORIES Canada

www.bvna.com/mining-laboratory-services

Bureau Veritas Commodities Canada Ltd.

9050 Shaughnessy St Vancouver British Columbia V6P 6E5 Canada
PHONE (604) 253-3158

Client: **Kinross Gold Corp.**
25 York St., #17
Toronto Ontario M5J 2V5 Canada

Project: Great Bear Project
Report Date: November 14, 2024

CERTIFICATE OF ANALYSIS TIM24000335.1

Method		AQ250	AQ250	AQ250	AQ250	AQ250	AQ250	AQ250	AQ250	AQ250	AQ250	AQ250	AQ250	AQ250	AQ250	TC006	TC000	TC000
Analyte		Hf	Nb	Rb	Sn	Ta	Zr	Y	Ce	In	Re	Be	Li	Pd	Pt	CO2	TOT/C	TOT/S
Unit		ppm	ppm	ppm	ppm	ppm	ppm	ppm	ppm	ppm	ppb	ppm	ppm	ppb	ppb	%	%	%
MDL		0.02	0.02	0.1	0.1	0.05	0.1	0.01	0.1	0.02	1	0.1	0.1	10	2	0.08	0.02	0.02
A0963988	Drill Core	0.51	0.06	41.3	0.5	<0.05	21.4	5.99	54.6	<0.02	<1	<0.1	19.7	<10	2	0.26	0.08	0.23
A0963989	Drill Core	0.57	0.07	27.3	0.2	<0.05	19.3	4.44	65.7	<0.02	11	0.1	8.9	<10	<2	<0.08		
A0963990	Drill Core	0.59	0.06	41.4	0.3	<0.05	22.8	6.70	67.4	<0.02	<1	0.2	13.7	<10	<2	0.23		
A0963991	Drill Core	0.40	0.02	89.8	0.6	<0.05	18.5	4.75	39.1	0.02	<1	0.2	16.2	<10	2	0.29		
A0963992	Drill Core	0.46	0.03	57.1	0.3	<0.05	17.6	4.93	54.6	0.02	<1	0.1	10.3	<10	<2	0.62	0.20	0.70
A0963993	Drill Core	0.65	0.04	68.6	0.3	<0.05	31.2	6.90	59.5	<0.02	<1	<0.1	16.8	<10	<2	0.17		
A0963994	Drill Core	0.39	0.04	44.8	0.3	<0.05	14.7	2.44	37.6	<0.02	<1	<0.1	10.6	<10	<2	0.62		
A0963995	Drill Core	0.45	0.06	32.8	0.2	<0.05	16.8	2.10	38.1	<0.02	<1	0.2	7.9	<10	2	0.23	0.10	0.31
A0963996	Drill Core	0.45	<0.02	33.8	0.2	<0.05	17.6	3.00	41.1	<0.02	<1	0.1	9.5	<10	<2	0.28		
A0963997	Drill Core	0.52	0.09	49.7	0.3	<0.05	21.8	4.36	39.3	<0.02	<1	<0.1	19.1	<10	<2	<0.08		

This report supersedes all previous preliminary and final reports with this file number dated prior to the date on this certificate. Signature indicates final approval; preliminary reports are unsigned and should be used for reference only.

BUREAU VERITAS MINERAL LABORATORIES Canada

www.bvna.com/mining-laboratory-services

Bureau Veritas Commodities Canada Ltd.
9050 Shaughnessy St Vancouver British Columbia V6P 6E5 Canada
PHONE (604) 253-3158

Client: **Kinross Gold Corp.**
25 York St., #17
Toronto Ontario M5J 2V5 Canada

Project: Great Bear Project
Report Date: November 14, 2024

QUALITY CONTROL REPORT TIM24000335.1

	Method	WGHT	AQ250	AQ250	AQ250	AQ250	AQ250	AQ250	AQ250	AQ250	AQ250	AQ250	AQ250	AQ250	AQ250	AQ250	AQ250	AQ250	AQ250	AQ250	AQ250
	Analyte	Wgt	Mo	Cu	Pb	Zn	Ag	Ni	Co	Mn	Fe	As	U	Au	Th	Sr	Cd	Sb	Bi	V	Ca
	Unit	kg	ppm	ppm	ppm	ppm	ppb	ppm	ppm	ppm	%	ppm	ppm	ppb	ppm	ppm	ppm	ppm	ppm	ppm	%
	MDL	0.01	0.01	0.01	0.01	0.1	2	0.1	0.1	1	0.01	0.1	0.1	0.2	0.1	0.5	0.01	0.02	0.02	1	0.01
Pulp Duplicates																					
A0963804	Drill Core	2.14	2.30	7.20	83.74	27.7	754	1.5	2.0	197	2.51	33.7	2.3	183.8	10.2	8.2	0.10	0.14	2.32	8	0.48
REP A0963804	QC																				
A0963810	Drill Core	2.32	0.63	93.80	19.49	150.5	1780	2.3	4.9	224	2.31	18.4	1.8	455.8	12.3	3.9	2.24	0.05	4.17	1	0.10
REP A0963810	QC		0.58	91.72	19.74	145.9	1784	2.3	4.8	224	2.35	18.3	1.8	575.0	12.7	3.8	2.23	0.05	4.35	1	0.11
A0964858	Drill Core	1.82	2.14	116.24	23.98	46.6	1014	40.0	16.8	681	7.93	398.1	1.3	516.4	6.0	22.3	0.11	0.28	3.14	57	1.20
REP A0964858	QC																				
A0963936	Drill Core	1.96	0.76	11.32	10.21	696.5	269	1.2	2.0	309	1.48	24.8	1.4	42.4	10.9	13.1	2.86	0.16	0.95	3	0.93
REP A0963936	QC																				
A0964032	Drill Core	2.39	0.85	35.62	15.10	11.6	1041	1.3	2.6	54	2.74	53.2	1.6	117.9	11.2	3.3	0.06	0.07	5.27	<1	0.06
REP A0964032	QC		0.88	37.42	15.80	11.5	1056	1.3	2.6	56	2.81	54.5	1.7	103.1	11.5	3.4	0.06	0.06	5.47	<1	0.06
A0964050	Drill Core	1.45	0.60	93.23	1.93	215.2	205	35.0	27.8	250	5.35	3.7	0.8	9.2	4.3	4.9	0.23	0.10	0.30	27	0.08
REP A0964050	QC		0.62	92.71	1.93	213.8	200	34.1	27.0	247	5.22	1.6	0.8	3.2	4.1	5.0	0.24	0.10	0.30	27	0.07
Core Reject Duplicates																					
A0963802	Drill Core	1.90	1.86	17.68	9.37	65.5	440	19.2	10.8	596	3.29	12.6	1.5	993.7	7.6	134.0	0.20	0.18	2.99	26	1.15
DUP A0963802	QC		1.91	17.11	9.45	67.0	402	18.8	10.5	594	3.26	12.6	1.5	851.3	7.6	135.4	0.18	0.17	3.00	25	1.11
A0963991	Drill Core	2.56	1.75	41.17	3.24	82.7	525	41.3	13.9	337	5.53	80.3	0.8	23.9	4.3	21.5	0.04	0.05	0.34	59	0.59
DUP A0963991	QC		1.85	44.58	3.39	88.8	518	43.7	13.6	344	5.83	65.0	0.8	21.1	4.4	21.8	0.05	0.05	0.39	62	0.61
Reference Materials																					
STD BVGEO01	Standard		10.14	4474.48	185.30	1678.9	2461	157.5	24.4	698	3.68	124.0	3.5	212.5	13.7	53.3	5.93	2.58	24.46	73	1.30
STD BVGEO01	Standard		10.06	4320.25	189.40	1680.0	2427	161.3	23.8	708	3.63	117.3	3.5	207.5	14.0	52.2	6.01	2.28	24.48	71	1.25
STD BVGEO01	Standard		9.93	4343.26	182.94	1643.6	2525	155.4	22.7	675	3.54	120.4	3.4	206.5	13.6	50.7	5.98	2.67	23.19	70	1.24
STD BVGEO01	Standard		9.80	4484.70	194.34	1688.1	2429	164.5	23.8	717	3.66	125.0	3.6	226.1	13.7	54.1	5.86	2.44	25.15	73	1.30
STD COO2	Standard																				
STD COO2	Standard																				
STD COO2	Standard																				
STD COO2	Standard																				
STD COO2	Standard																				
STD COO2	Standard																				

This report supersedes all previous preliminary and final reports with this file number dated prior to the date on this certificate. Signature indicates final approval; preliminary reports are unsigned and should be used for reference only.

BUREAU VERITAS MINERAL LABORATORIES Canada

www.bvna.com/mining-laboratory-services

Bureau Veritas Commodities Canada Ltd.
9050 Shaughnessy St Vancouver British Columbia V6P 6E5 Canada
PHONE (604) 253-3158

Client: **Kinross Gold Corp.**
25 York St., #17
Toronto Ontario M5J 2V5 Canada

Project: Great Bear Project
Report Date: November 14, 2024

QUALITY CONTROL REPORT TIM24000335.1

		Method	AQ250	AQ250	AQ250	AQ250	AQ250	AQ250	AQ250	AQ250	AQ250	AQ250	AQ250	AQ250	AQ250	AQ250	AQ250	AQ250	AQ250	AQ250	AQ250
		Analyte	P	La	Cr	Mg	Ba	Ti	B	Al	Na	K	W	Sc	Tl	S	Hg	Se	Te	Ga	Cs	Ge
		Unit	%	ppm	ppm	%	ppm	%	ppm	%	%	%	ppm	ppm	ppm	%	ppb	ppm	ppm	ppm	ppm	ppm
		MDL	0.001	0.5	0.5	0.01	0.5	0.001	20	0.01	0.001	0.01	0.1	0.1	0.02	0.02	5	0.1	0.02	0.1	0.02	0.1
Pulp Duplicates																						
A0963804	Drill Core		0.013	28.8	2.4	0.20	123.0	0.016	<20	0.46	0.025	0.35	1.6	0.8	0.15	2.38	<5	2.4	0.57	2.0	0.39	<0.1
REP A0963804	QC																					
A0963810	Drill Core		0.014	40.2	2.2	0.14	109.4	0.011	<20	0.72	0.011	0.41	0.4	0.3	0.19	1.53	<5	1.5	0.90	1.7	0.61	<0.1
REP A0963810	QC		0.014	40.4	2.1	0.14	113.1	0.010	<20	0.73	0.011	0.42	0.4	0.3	0.19	1.53	<5	1.4	0.88	1.6	0.62	<0.1
A0964858	Drill Core		0.049	29.8	71.6	0.78	43.0	0.168	<20	1.15	0.042	1.00	11.8	7.3	0.50	7.03	<5	12.3	1.33	5.9	2.42	<0.1
REP A0964858	QC																					
A0963936	Drill Core		0.014	39.2	2.5	0.11	82.5	0.008	<20	0.36	0.080	0.17	5.3	0.8	0.11	1.40	30	1.3	0.18	1.3	0.23	<0.1
REP A0963936	QC																					
A0964032	Drill Core		0.013	37.5	2.1	0.04	93.2	0.003	<20	0.45	0.011	0.30	0.7	0.2	0.09	2.81	<5	2.6	0.94	1.0	0.17	<0.1
REP A0964032	QC		0.013	38.5	2.2	0.04	96.6	0.003	<20	0.46	0.012	0.31	0.7	0.2	0.10	2.85	<5	2.6	0.94	1.1	0.18	<0.1
A0964050	Drill Core		0.008	21.5	10.0	0.90	89.0	0.082	<20	1.80	0.028	0.70	0.2	2.3	0.18	1.06	<5	<0.1	0.04	7.7	4.72	<0.1
REP A0964050	QC		0.008	21.0	10.1	0.88	87.2	0.081	<20	1.77	0.028	0.69	0.2	2.3	0.18	1.07	<5	<0.1	0.04	7.7	4.64	<0.1
Core Reject Duplicates																						
A0963802	Drill Core		0.078	31.7	10.9	0.79	72.8	0.057	<20	1.27	0.097	0.62	5.6	2.3	0.69	3.33	<5	1.7	1.17	4.3	1.87	<0.1
DUP A0963802	QC		0.081	31.1	10.7	0.79	69.4	0.056	<20	1.25	0.093	0.61	4.7	2.2	0.69	3.33	<5	1.7	1.03	4.2	1.90	<0.1
A0963991	Drill Core		0.063	19.1	56.0	1.14	189.2	0.174	<20	2.61	0.076	1.48	0.2	5.1	0.63	0.56	<5	0.2	0.11	9.0	4.58	<0.1
DUP A0963991	QC		0.067	20.0	58.8	1.19	207.6	0.183	<20	2.73	0.077	1.53	0.2	5.4	0.66	0.62	<5	0.3	0.11	9.5	5.12	0.1
Reference Materials																						
STD BVGEO01	Standard		0.073	25.0	168.8	1.29	314.4	0.232	<20	2.24	0.190	0.88	4.1	5.5	0.59	0.68	95	4.8	1.05	6.9	6.87	<0.1
STD BVGEO01	Standard		0.074	25.9	163.4	1.26	336.4	0.235	<20	2.18	0.178	0.86	3.9	5.6	0.62	0.67	96	4.7	1.00	6.8	7.20	<0.1
STD BVGEO01	Standard		0.071	24.7	155.1	1.24	291.1	0.226	<20	2.13	0.174	0.86	4.3	5.3	0.61	0.66	95	5.1	1.00	6.4	7.09	<0.1
STD BVGEO01	Standard		0.073	26.5	172.7	1.29	335.4	0.230	<20	2.28	0.184	0.87	4.1	5.7	0.64	0.68	113	4.9	1.05	6.8	7.45	<0.1
STD COO2	Standard																					
STD COO2	Standard																					
STD COO2	Standard																					
STD COO2	Standard																					
STD COO2	Standard																					
STD COO2	Standard																					

This report supersedes all previous preliminary and final reports with this file number dated prior to the date on this certificate. Signature indicates final approval; preliminary reports are unsigned and should be used for reference only.

BUREAU VERITAS MINERAL LABORATORIES Canada

www.bvna.com/mining-laboratory-services

Bureau Veritas Commodities Canada Ltd.
9050 Shaughnessy St Vancouver British Columbia V6P 6E5 Canada
PHONE (604) 253-3158

Client: **Kinross Gold Corp.**
25 York St., #17
Toronto Ontario M5J 2V5 Canada

Project: Great Bear Project
Report Date: November 14, 2024

QUALITY CONTROL REPORT TIM24000335.1

		Method	AQ250	AQ250	AQ250	AQ250	AQ250	AQ250	AQ250	AQ250	AQ250	AQ250	AQ250	AQ250	AQ250	AQ250	TC006	TC000	TC000
		Analyte	Hf	Nb	Rb	Sn	Ta	Zr	Y	Ce	In	Re	Be	Li	Pd	Pt	CO2	TOT/C	TOT/S
		Unit	ppm	ppm	ppm	ppm	ppm	ppm	ppm	ppm	ppm	ppb	ppm	ppm	ppb	ppb	%	%	%
		MDL	0.02	0.02	0.1	0.1	0.05	0.1	0.01	0.1	0.02	1	0.1	0.1	10	2	0.08	0.02	0.02
Pulp Duplicates																			
A0963804	Drill Core		1.48	0.08	12.6	0.3	<0.05	53.2	5.01	56.3	<0.02	<1	0.2	4.1	<10	2	0.44		
REP A0963804	QC																0.40		
A0963810	Drill Core		0.79	0.06	15.5	0.2	<0.05	34.1	6.61	79.8	<0.02	<1	0.2	4.9	<10	<2	<0.08		
REP A0963810	QC		0.81	0.06	15.4	0.2	<0.05	33.4	6.73	81.8	<0.02	<1	0.2	4.8	<10	<2			
A0964858	Drill Core		0.43	0.11	48.3	1.0	<0.05	16.6	6.02	56.9	0.04	<1	0.2	9.4	<10	2	1.13	0.35	7.50
REP A0964858	QC																	0.35	7.45
A0963936	Drill Core		1.16	0.04	7.7	0.2	<0.05	43.8	4.69	76.4	0.15	<1	<0.1	2.2	<10	<2	0.75	0.26	1.34
REP A0963936	QC																0.81		
A0964032	Drill Core		0.94	0.04	8.7	0.1	<0.05	39.0	6.24	71.8	<0.02	<1	0.1	2.2	<10	2	<0.08		
REP A0964032	QC		1.00	0.03	8.9	0.1	<0.05	40.5	6.67	75.6	<0.02	<1	0.2	2.2	<10	<2			
A0964050	Drill Core		0.42	0.07	26.1	0.4	<0.05	17.1	2.94	40.3	<0.02	<1	<0.1	16.5	<10	<2	<0.08		
REP A0964050	QC		0.39	0.07	26.6	0.4	<0.05	16.9	2.87	39.4	<0.02	<1	<0.1	16.8	<10	<2			
Core Reject Duplicates																			
A0963802	Drill Core		1.07	0.06	41.1	0.4	<0.05	37.9	6.09	63.8	0.02	2	0.2	12.7	<10	<2	0.74		
DUP A0963802	QC		1.05	0.06	41.2	0.4	<0.05	37.5	6.19	61.4	0.02	1	0.2	12.9	<10	<2	0.72		
A0963991	Drill Core		0.40	0.02	89.8	0.6	<0.05	18.5	4.75	39.1	0.02	<1	0.2	16.2	<10	2	0.29		
DUP A0963991	QC		0.43	0.02	94.4	0.6	<0.05	19.7	4.86	40.5	0.02	<1	0.2	16.1	<10	<2	0.28		
Reference Materials																			
STD BVGEO01	Standard		0.34	0.17	91.4	5.1	<0.05	10.5	14.19	51.0	0.41	4	0.7	19.6	138	174			
STD BVGEO01	Standard		0.35	0.16	92.6	5.2	<0.05	10.6	13.88	52.2	0.43	3	0.7	20.0	124	184			
STD BVGEO01	Standard		0.30	0.17	91.9	5.1	<0.05	8.7	13.45	50.6	0.42	4	0.7	20.0	136	177			
STD BVGEO01	Standard		0.37	0.18	91.9	5.2	<0.05	10.4	14.12	54.1	0.42	4	0.6	19.0	140	188			
STD COO2	Standard																3.52		
STD COO2	Standard																3.42		
STD COO2	Standard																3.62		
STD COO2	Standard																3.44		
STD COO2	Standard																3.33		
STD COO2	Standard																3.55		

This report supersedes all previous preliminary and final reports with this file number dated prior to the date on this certificate. Signature indicates final approval; preliminary reports are unsigned and should be used for reference only.

BUREAU VERITAS MINERAL LABORATORIES Canada

www.bvna.com/mining-laboratory-services

Bureau Veritas Commodities Canada Ltd.
9050 Shaughnessy St Vancouver British Columbia V6P 6E5 Canada
PHONE (604) 253-3158

Client: **Kinross Gold Corp.**
25 York St., #17
Toronto Ontario M5J 2V5 Canada

Project: Great Bear Project
Report Date: November 14, 2024

QUALITY CONTROL REPORT TIM24000335.1

		WGHT	AQ250	AQ250	AQ250	AQ250	AQ250	AQ250	AQ250	AQ250	AQ250	AQ250	AQ250	AQ250	AQ250	AQ250	AQ250	AQ250	AQ250	AQ250	AQ250
		Wgt	Mo	Cu	Pb	Zn	Ag	Ni	Co	Mn	Fe	As	U	Au	Th	Sr	Cd	Sb	Bi	V	Ca
		kg	ppm	ppm	ppm	ppm	ppb	ppm	ppm	ppm	%	ppm	ppm	ppb	ppm	ppm	ppm	ppm	ppm	ppm	%
		0.01	0.01	0.01	0.01	0.1	2	0.1	0.1	1	0.01	0.1	0.1	0.2	0.1	0.5	0.01	0.02	0.02	1	0.01
STD GS311-1	Standard																				
STD GS311-1	Standard																				
STD GS910-4	Standard																				
STD OREAS279	Standard																				
STD OREAS279	Standard																				
STD OREAS262	Standard		0.61	117.18	57.95	155.0	461	64.8	28.1	542	3.34	37.4	1.2	64.5	9.6	35.6	0.62	2.87	1.00	22	2.89
STD OREAS262	Standard		0.64	116.25	57.16	155.6	467	65.4	28.7	549	3.30	36.7	1.2	62.4	9.5	34.7	0.64	2.67	1.00	21	2.99
STD OREAS262	Standard		0.58	108.19	56.24	147.7	442	62.2	25.4	502	3.09	33.8	1.1	60.3	8.7	32.9	0.59	3.41	0.92	20	2.77
STD OREAS262	Standard		0.57	108.98	53.54	148.5	449	60.9	26.0	514	3.09	34.2	1.0	61.5	8.5	32.6	0.58	3.44	0.91	20	2.82
STD OREAS279	Standard																				
STD OREAS279	Standard																				
STD OREAS279	Standard																				
STD OREAS279	Standard																				
STD OREAS279	Standard																				
STD GS311-1 Expected																					
STD GS910-4 Expected																					
STD BVGEO01 Expected			10.8	4415	187	1712	2530	163	25	706	3.7	121	3.67	214	14.4	55	6.25	2.2	24.3	73	1.3219
STD OREAS262 Expected			0.68	118	56	154	450	62	26.9	530	3.284	35.8	1.22	65	9.33	36	0.61	3.39	1.03	22.5	2.98
STD COO2 Expected																					
STD OREAS279 Expected																					
BLK	Blank																				
BLK	Blank																				
BLK	Blank																				
BLK	Blank		<0.01	<0.01	<0.01	<0.1	<2	<0.1	<0.1	<1	<0.01	<0.1	<0.1	<0.2	<0.1	<0.5	<0.01	<0.02	<0.02	<1	<0.01
BLK	Blank		<0.01	<0.01	0.01	<0.1	<2	<0.1	<0.1	<1	<0.01	<0.1	<0.1	<0.2	<0.1	<0.5	<0.01	<0.02	<0.02	<1	<0.01
BLK	Blank		<0.01	<0.01	<0.01	<0.1	<2	<0.1	<0.1	<1	<0.01	<0.1	<0.1	<0.2	<0.1	<0.5	<0.01	<0.02	<0.02	<1	<0.01
BLK	Blank		<0.01	<0.01	<0.01	<0.1	<2	<0.1	<0.1	<1	<0.01	<0.1	<0.1	<0.2	<0.1	<0.5	<0.01	<0.02	<0.02	<1	<0.01
BLK	Blank																				
BLK	Blank																				

This report supersedes all previous preliminary and final reports with this file number dated prior to the date on this certificate. Signature indicates final approval; preliminary reports are unsigned and should be used for reference only.

BUREAU VERITAS MINERAL LABORATORIES Canada

www.bvna.com/mining-laboratory-services

Bureau Veritas Commodities Canada Ltd.
9050 Shaughnessy St Vancouver British Columbia V6P 6E5 Canada
PHONE (604) 253-3158

Client: **Kinross Gold Corp.**
25 York St., #17
Toronto Ontario M5J 2V5 Canada

Project: Great Bear Project
Report Date: November 14, 2024

QUALITY CONTROL REPORT TIM24000335.1

		AQ250 P % 0.001	AQ250 La ppm 0.5	AQ250 Cr ppm 0.5	AQ250 Mg % 0.01	AQ250 Ba ppm 0.5	AQ250 Ti % 0.001	AQ250 B ppm 20	AQ250 Al % 0.01	AQ250 Na % 0.001	AQ250 K % 0.01	AQ250 W ppm 0.1	AQ250 Sc ppm 0.1	AQ250 Tl ppm 0.02	AQ250 S % 0.02	AQ250 Hg ppb 5	AQ250 Se ppm 0.1	AQ250 Te ppm 0.02	AQ250 Ga ppm 0.1	AQ250 Cs ppm 0.02	AQ250 Ge ppm 0.1
STD GS311-1	Standard																				
STD GS311-1	Standard																				
STD GS910-4	Standard																				
STD OREAS279	Standard																				
STD OREAS279	Standard																				
STD OREAS262	Standard	0.041	17.9	43.3	1.21	256.0	0.003	<20	1.27	0.072	0.31	0.1	3.0	0.47	0.27	171	0.6	0.25	3.8	2.60	<0.1
STD OREAS262	Standard	0.040	18.2	42.4	1.17	248.0	0.003	<20	1.23	0.071	0.31	0.1	3.1	0.47	0.27	174	0.6	0.24	3.8	2.57	<0.1
STD OREAS262	Standard	0.038	14.1	38.6	1.12	233.3	0.003	<20	1.10	0.067	0.27	0.2	2.8	0.45	0.25	183	0.6	0.23	3.4	2.31	<0.1
STD OREAS262	Standard	0.039	14.4	39.4	1.13	227.5	0.002	<20	1.16	0.067	0.29	0.1	2.9	0.42	0.25	147	0.6	0.25	3.4	2.34	<0.1
STD OREAS279	Standard																				
STD OREAS279	Standard																				
STD OREAS279	Standard																				
STD OREAS279	Standard																				
STD OREAS279	Standard																				
STD GS311-1 Expected																					
STD GS910-4 Expected																					
STD BVGEO01 Expected		0.0727	25.9	171	1.3175	332	0.233		2.2628	0.1924	0.8669	3.5	5.97	0.62	0.6655	100	4.84	1.02	7.37	7.36	0.15
STD OREAS262 Expected		0.04	15.9	41.7	1.17	248	0.003		1.3	0.071	0.312	0.13	3.24	0.47	0.269	170	0.4	0.23	3.9	2.8	
STD COO2 Expected																					
STD OREAS279 Expected																					
BLK	Blank																				
BLK	Blank																				
BLK	Blank																				
BLK	Blank	<0.001	<0.5	<0.5	<0.01	<0.5	<0.001	<20	<0.01	<0.001	<0.01	<0.1	<0.1	<0.02	<0.02	<5	<0.1	<0.02	<0.1	<0.02	<0.1
BLK	Blank	<0.001	<0.5	<0.5	<0.01	<0.5	<0.001	<20	<0.01	<0.001	<0.01	<0.1	<0.1	<0.02	<0.02	<5	<0.1	<0.02	<0.1	<0.02	<0.1
BLK	Blank	<0.001	<0.5	<0.5	<0.01	<0.5	<0.001	<20	<0.01	<0.001	<0.01	<0.1	<0.1	<0.02	<0.02	<5	<0.1	<0.02	<0.1	<0.02	<0.1
BLK	Blank	<0.001	<0.5	<0.5	<0.01	<0.5	<0.001	<20	<0.01	<0.001	<0.01	<0.1	<0.1	<0.02	<0.02	<5	<0.1	<0.02	<0.1	<0.02	<0.1
BLK	Blank																				
BLK	Blank																				

This report supersedes all previous preliminary and final reports with this file number dated prior to the date on this certificate. Signature indicates final approval; preliminary reports are unsigned and should be used for reference only.

BUREAU VERITAS MINERAL LABORATORIES Canada

www.bvna.com/mining-laboratory-services

Bureau Veritas Commodities Canada Ltd.
9050 Shaughnessy St Vancouver British Columbia V6P 6E5 Canada
PHONE (604) 253-3158

Client: **Kinross Gold Corp.**
25 York St., #17
Toronto Ontario M5J 2V5 Canada

Project: Great Bear Project
Report Date: November 14, 2024

QUALITY CONTROL REPORT TIM24000335.1

		AQ250 Hf ppm 0.02	AQ250 Nb ppm 0.02	AQ250 Rb ppm 0.1	AQ250 Sn ppm 0.1	AQ250 Ta ppm 0.05	AQ250 Zr ppm 0.1	AQ250 Y ppm 0.01	AQ250 Ce ppm 0.1	AQ250 In ppm 0.02	AQ250 Re ppb 1	AQ250 Be ppm 0.1	AQ250 Li ppm 0.1	AQ250 Pd ppb 10	AQ250 Pt ppb 2	TC006 CO2 % 0.08	TC000 TOT/C % 0.02	TC000 TOT/S % 0.02
STD GS311-1	Standard																0.96	2.28
STD GS311-1	Standard																0.94	2.23
STD GS910-4	Standard																2.52	8.10
STD OREAS279	Standard																1.08	1.26
STD OREAS279	Standard															3.17		
STD OREAS262	Standard	0.25	<0.02	20.1	0.5	<0.05	11.0	11.21	36.3	0.03	1	1.1	16.3	<10	2			
STD OREAS262	Standard	0.29	<0.02	19.0	0.5	<0.05	11.4	10.82	35.7	0.03	<1	1.1	16.5	<10	2			
STD OREAS262	Standard	0.23	<0.02	16.7	0.5	<0.05	10.2	10.06	28.9	0.03	1	1.1	16.2	<10	<2			
STD OREAS262	Standard	0.20	<0.02	17.4	0.5	<0.05	9.1	10.10	28.8	0.03	<1	1.0	15.3	<10	<2			
STD OREAS279	Standard															3.02		
STD OREAS279	Standard															3.23		
STD OREAS279	Standard															3.00		
STD OREAS279	Standard															3.11		
STD OREAS279	Standard															3.25		
STD GS311-1 Expected																	1.02	2.35
STD GS910-4 Expected																	2.65	8.27
STD BVGEO01 Expected		0.32	0.17	95	5.64		9.1	14.5	53	0.45	4	0.69	21.4	134	182			
STD OREAS262 Expected		0.17		18.6	0.5		7.7	11.2	32	0.033		1.14	17.8					
STD COO2 Expected																3.612		
STD OREAS279 Expected																3.29	1.13	1.27
BLK	Blank																<0.02	0.02
BLK	Blank																<0.02	<0.02
BLK	Blank															<0.08		
BLK	Blank	<0.02	<0.02	<0.1	<0.1	<0.05	0.1	<0.01	<0.1	<0.02	<1	<0.1	<0.1	<10	2			
BLK	Blank	<0.02	<0.02	<0.1	<0.1	<0.05	0.1	<0.01	<0.1	<0.02	<1	<0.1	<0.1	<10	<2			
BLK	Blank	<0.02	<0.02	<0.1	<0.1	<0.05	<0.1	<0.01	<0.1	<0.02	<1	<0.1	<0.1	<10	<2			
BLK	Blank	<0.02	<0.02	<0.1	<0.1	<0.05	<0.1	<0.01	<0.1	<0.02	<1	<0.1	<0.1	<10	<2			
BLK	Blank															<0.08		
BLK	Blank															<0.08		

This report supersedes all previous preliminary and final reports with this file number dated prior to the date on this certificate. Signature indicates final approval; preliminary reports are unsigned and should be used for reference only.

BUREAU VERITAS MINERAL LABORATORIES Canada

www.bvna.com/mining-laboratory-services

Bureau Veritas Commodities Canada Ltd.

9050 Shaughnessy St Vancouver British Columbia V6P 6E5 Canada

PHONE (604) 253-3158

Client: **Kinross Gold Corp.**
25 York St., #17
Toronto Ontario M5J 2V5 Canada

Project: Great Bear Project
Report Date: November 14, 2024

QUALITY CONTROL REPORT TIM24000335.1

		WGHT Wgt kg 0.01	AQ250 Mo ppm 0.01	AQ250 Cu ppm 0.01	AQ250 Pb ppm 0.01	AQ250 Zn ppm 0.1	AQ250 Ag ppb 2	AQ250 Ni ppm 0.1	AQ250 Co ppm 0.1	AQ250 Mn ppm 1	AQ250 Fe % 0.01	AQ250 As ppm 0.1	AQ250 U ppm 0.1	AQ250 Au ppb 0.2	AQ250 Th ppm 0.1	AQ250 Sr ppm 0.5	AQ250 Cd ppm 0.01	AQ250 Sb ppm 0.02	AQ250 Bi ppm 0.02	AQ250 V ppm 1	AQ250 Ca % 0.01
BLK	Blank																				
BLK	Blank																				
BLK	Blank																				
Prep Wash																					
ROCK-TIM	Prep Blank		1.35	2.44	0.79	28.7	5	1.8	3.4	493	2.12	2.3	0.4	<0.2	2.1	21.3	0.01	0.03	<0.02	22	0.58
ROCK-TIM	Prep Blank		1.13	2.14	0.80	28.0	5	1.4	3.4	471	1.92	2.0	0.4	<0.2	2.2	22.5	0.01	0.02	<0.02	21	0.57

This report supersedes all previous preliminary and final reports with this file number dated prior to the date on this certificate. Signature indicates final approval; preliminary reports are unsigned and should be used for reference only.

BUREAU VERITAS MINERAL LABORATORIES Canada

www.bvna.com/mining-laboratory-services

Bureau Veritas Commodities Canada Ltd.
9050 Shaughnessy St Vancouver British Columbia V6P 6E5 Canada
PHONE (604) 253-3158

Client: **Kinross Gold Corp.**
25 York St., #17
Toronto Ontario M5J 2V5 Canada

Project: Great Bear Project
Report Date: November 14, 2024

QUALITY CONTROL REPORT TIM24000335.1

		AQ250 P % 0.001	AQ250 La ppm 0.5	AQ250 Cr ppm 0.5	AQ250 Mg % 0.01	AQ250 Ba ppm 0.5	AQ250 Ti % 0.001	AQ250 B ppm 20	AQ250 Al % 0.01	AQ250 Na % 0.001	AQ250 K % 0.01	AQ250 W ppm 0.1	AQ250 Sc ppm 0.1	AQ250 Tl ppm 0.02	AQ250 S % 0.02	AQ250 Hg ppb 5	AQ250 Se ppm 0.1	AQ250 Te ppm 0.02	AQ250 Ga ppm 0.1	AQ250 Cs ppm 0.02	AQ250 Ge ppm 0.1
BLK	Blank																				
BLK	Blank																				
BLK	Blank																				
Prep Wash																					
ROCK-TIM	Prep Blank	0.040	6.2	7.4	0.47	53.7	0.075	<20	0.83	0.086	0.09	0.1	2.2	<0.02	<0.02	<5	0.1	<0.02	3.5	0.15	<0.1
ROCK-TIM	Prep Blank	0.040	6.6	5.3	0.47	60.4	0.081	<20	0.85	0.095	0.10	<0.1	2.4	<0.02	<0.02	<5	<0.1	<0.02	3.7	0.15	<0.1

This report supersedes all previous preliminary and final reports with this file number dated prior to the date on this certificate. Signature indicates final approval; preliminary reports are unsigned and should be used for reference only.

BUREAU VERITAS MINERAL LABORATORIES Canada

www.bvna.com/mining-laboratory-services

Bureau Veritas Commodities Canada Ltd.
9050 Shaughnessy St Vancouver British Columbia V6P 6E5 Canada
PHONE (604) 253-3158

Client: **Kinross Gold Corp.**
25 York St., #17
Toronto Ontario M5J 2V5 Canada

Project: Great Bear Project
Report Date: November 14, 2024

QUALITY CONTROL REPORT TIM24000335.1

		AQ250 Hf ppm 0.02	AQ250 Nb ppm 0.02	AQ250 Rb ppm 0.1	AQ250 Sn ppm 0.1	AQ250 Ta ppm 0.05	AQ250 Zr ppm 0.1	AQ250 Y ppm 0.01	AQ250 Ce ppm 0.1	AQ250 In ppm 0.02	AQ250 Re ppb 1	AQ250 Be ppm 0.1	AQ250 Li ppm 0.1	AQ250 Pd ppb 10	AQ250 Pt ppb 2	TC006 CO2 % 0.08	TC000 TOT/C % 0.02	TC000 TOT/S % 0.02
BLK	Blank															<0.08		
BLK	Blank															<0.08		
BLK	Blank															<0.08		
Prep Wash																		
ROCK-TIM	Prep Blank	0.14	0.22	2.1	0.3	<0.05	3.5	8.13	12.1	<0.02	<1	0.2	1.3	<10	<2	0.17		
ROCK-TIM	Prep Blank	0.15	0.20	2.4	0.3	<0.05	4.0	8.45	13.0	<0.02	<1	0.2	1.4	<10	<2	0.21		

This report supersedes all previous preliminary and final reports with this file number dated prior to the date on this certificate. Signature indicates final approval; preliminary reports are unsigned and should be used for reference only.

BUREAU VERITAS MINERAL LABORATORIES Canada

www.bvna.com/mining-laboratory-services

Bureau Veritas Commodities Canada Ltd.
9050 Shaughnessy St Vancouver British Columbia V6P 6E5 Canada
PHONE (604) 253-3158

Client: **Kinross Gold Corp.**
25 York St., #17
Toronto Ontario M5J 2V5 Canada

Submitted By:	Matthew Hart
Receiving Lab:	Canada-Timmins
Received:	August 01, 2024
Analysis Start:	August 16, 2024
Report Date:	November 18, 2024
Page:	1 of 5

CERTIFICATE OF ANALYSIS TIM24000336.1

CLIENT JOB INFORMATION

Project:	Great Bear Project
Shipment ID:	
P.O. Number	GTFS002-FPR022-06
Number of Samples:	100

SAMPLE DISPOSAL

STOR-PLP	Store After 90 days Invoice for Storage
STOR-RJT	Store After 60 days Invoice for Storage

Bureau Veritas does not accept responsibility for samples left at the laboratory after 90 days without prior written instructions for sample storage or return.

SAMPLE PREPARATION AND ANALYTICAL PROCEDURES

Procedure Code	Number of Samples	Code Description	Test Wgt (g)	Report Status	Lab
PRP75-1KG	100	Crush, split and pulverize 1kg of sample to 200 mesh		Completed	TIM
SPTPL	100	Splitting of pulp samples for client		Completed	TIM
ARCHIVE	100	Charges for Split Archive			TIM
SHP01	100	Per sample shipping charges for branch shipments			TIM
AQ250_EXT	100	1:1:1 Aqua Regia digestion Ultratrace ICP-MS analysis	0.5	Completed	VAN
TC006	100	15% HClO4 leach, CO2 analysis by Leco	0.2	Completed	VAN
Split ABA	20	Analysis sample split/packet for ABA Analysis			BUB
TC000	20	Analysis by Leco	0.1	Completed	VAN
ABA	20	Modified Sobek Acid Base Accounting		Completed	BUB

ADDITIONAL COMMENTS

Invoice To: Great Bear Resources Ltd.
25 York Street, Unit 1700
Toronto Ontario M5J 2V5
Canada

CC: Kinross Distrubution

TIMOTHY YAO
Data Validation Specialist

This report supersedes all previous preliminary and final reports with this file number dated prior to the date on this certificate. Signature indicates final approval; preliminary reports are unsigned and should be used for reference only.
All results are considered the confidential property of the client. Bureau Veritas assumes the liabilities for actual cost of analysis only. Results apply to samples as submitted.
"*" asterisk indicates that an analytical result could not be provided due to unusually high levels of interference from other elements.

BUREAU VERITAS MINERAL LABORATORIES Canada

www.bvna.com/mining-laboratory-services

Bureau Veritas Commodities Canada Ltd.

9050 Shaughnessy St Vancouver British Columbia V6P 6E5 Canada
PHONE (604) 253-3158

Client: **Kinross Gold Corp.**
25 York St., #17
Toronto Ontario M5J 2V5 Canada

Project: Great Bear Project
Report Date: November 18, 2024

CERTIFICATE OF ANALYSIS TIM24000336.1

	Method	WGHT	AQ250	AQ250	AQ250	AQ250	AQ250	AQ250	AQ250	AQ250	AQ250	AQ250	AQ250	AQ250	AQ250	AQ250	AQ250	AQ250	AQ250	AQ250	AQ250
	Analyte	Wgt	Mo	Cu	Pb	Zn	Ag	Ni	Co	Mn	Fe	As	U	Au	Th	Sr	Cd	Sb	Bi	V	Ca
	Unit	kg	ppm	ppm	ppm	ppm	ppb	ppm	ppm	ppm	%	ppm	ppm	ppb	ppm	ppm	ppm	ppm	ppm	ppm	%
	MDL	0.01	0.01	0.01	0.01	0.1	2	0.1	0.1	1	0.01	0.1	0.1	0.2	0.1	0.5	0.01	0.02	0.02	1	0.01
A0963998	Drill Core	2.82	0.87	30.26	4.65	48.3	223	12.0	8.0	337	2.10	4.5	0.8	23.0	5.3	33.4	0.05	0.06	0.14	28	1.12
A0963999	Drill Core	3.21	1.98	27.24	1.80	96.1	152	26.3	15.5	432	4.95	0.7	0.8	3.3	4.9	12.0	0.02	0.07	0.09	57	0.53
A0964000	Drill Core	1.96	2.44	23.70	2.81	75.8	1507	21.8	10.1	380	3.05	2.6	0.9	8.7	5.2	22.0	0.04	0.06	0.13	32	0.64
A0964872	Drill Core	3.05	19.60	38.76	3.34	36.7	224	18.5	11.5	382	4.02	17.4	1.4	49.9	6.7	20.0	0.09	0.49	2.06	27	0.79
A0964873	Drill Core	2.04	14.70	31.05	3.19	56.3	164	17.4	9.8	335	2.46	9.2	1.3	37.5	7.5	21.6	0.10	0.28	1.05	29	0.75
A0964874	Drill Core	2.26	25.57	7.94	5.12	10.6	244	17.6	10.5	94	3.83	4.4	1.4	30.8	6.9	5.8	0.08	0.12	2.63	4	0.25
A0964875	Drill Core	2.05	49.87	14.52	4.06	6.6	271	11.7	6.7	233	4.01	5.8	1.1	49.6	6.5	41.8	0.08	0.24	1.96	7	0.97
A0964876	Drill Core	2.46	19.15	40.58	9.35	40.6	290	12.3	9.8	354	2.82	4.1	1.5	44.5	6.5	13.8	0.09	0.29	1.38	23	0.56
A0964877	Drill Core	2.97	19.43	2.45	2.29	3.6	25	1.4	0.9	35	0.33	0.8	1.3	7.3	7.4	4.8	0.02	0.08	0.17	4	0.15
A0964878	Drill Core	2.25	14.49	32.61	19.06	60.3	183	11.9	8.8	366	2.85	14.0	1.7	84.8	7.4	11.9	0.08	0.24	1.18	23	0.61
A0964879	Drill Core	2.29	1.75	29.16	5.43	39.6	258	9.4	6.3	328	2.50	8.9	1.7	18.4	8.7	16.3	0.11	0.18	2.47	18	0.66
A0964880	Drill Core	2.28	1.17	21.69	4.89	30.0	126	9.5	6.0	342	1.80	6.7	1.4	11.0	6.9	16.1	0.08	0.24	2.53	11	0.96
A0964881	Drill Core	2.01	2.24	6.39	4.12	30.8	131	15.2	9.8	400	2.75	4.9	2.0	18.3	8.1	13.0	0.04	0.23	3.64	20	0.55
A0964882	Drill Core	2.56	11.44	48.50	3.17	36.9	179	17.4	9.6	304	2.82	3.8	1.4	39.8	6.9	12.4	0.07	0.30	1.37	26	0.80
A0964634	Drill Core	1.83	1.04	48.76	2.48	92.6	106	28.4	15.7	367	4.59	1.2	1.0	1.1	5.0	13.9	0.02	0.08	0.19	58	0.40
A0964635	Drill Core	3.03	0.64	61.45	3.51	82.3	129	42.4	19.4	528	5.42	5.4	0.5	28.9	4.2	12.1	0.05	0.09	0.23	48	0.35
A0964636	Drill Core	1.25	0.53	31.63	8.13	43.1	174	17.0	8.1	114	1.17	3.5	0.5	6.5	3.6	10.6	0.22	0.07	0.06	9	0.81
A0964637	Drill Core	2.62	0.83	57.04	2.17	24.6	223	29.4	19.5	252	2.27	6.0	0.6	2.2	4.7	13.6	<0.01	0.10	0.11	31	0.81
A0963003	Drill Core	3.09	0.85	21.74	2.76	50.0	91	16.8	10.1	320	2.17	0.8	1.5	1.1	7.7	25.2	0.03	0.04	0.06	37	1.00
A0963004	Drill Core	3.20	0.48	14.37	3.43	51.9	61	12.6	8.6	323	2.11	0.3	1.5	0.7	7.6	19.5	0.03	0.04	0.03	35	0.67
A0963005	Drill Core	3.13	0.32	13.86	3.01	51.3	66	12.8	8.5	363	2.21	0.3	1.5	1.0	7.9	20.3	0.03	0.04	0.07	32	1.16
A0963006	Drill Core	2.16	1.37	76.81	4.81	74.9	172	96.0	27.3	430	4.20	49.6	1.2	2.0	7.8	86.7	0.15	0.28	0.23	85	2.75
A0963007	Drill Core	3.33	1.63	38.24	6.55	68.2	92	71.9	25.0	337	4.26	233.2	1.5	5.9	7.6	73.6	0.08	0.37	0.15	78	0.93
A0963008	Drill Core	2.13	1.16	37.69	6.46	90.8	134	28.6	14.9	368	3.60	5.4	0.9	16.3	6.3	57.2	0.05	0.07	0.14	60	0.98
A0963009	Drill Core	3.53	0.82	31.52	2.29	83.9	74	22.6	14.9	445	3.71	0.8	0.8	0.4	5.1	45.4	0.04	0.06	0.05	67	0.89
A0963010	Drill Core	3.24	2.21	34.53	4.05	90.3	102	34.2	16.9	347	4.51	0.6	0.9	1.3	5.9	24.5	0.05	0.06	0.17	80	0.56
A0963011	Drill Core	3.48	1.08	45.70	2.30	42.8	111	35.6	16.8	254	5.88	0.8	0.9	3.6	4.0	17.1	0.03	0.08	0.23	59	0.44
A0963012	Drill Core	1.93	1.42	32.94	3.00	78.9	74	38.1	16.2	525	3.82	1.3	1.0	1.1	6.8	44.3	0.03	0.05	0.12	62	1.45
A0963013	Drill Core	2.85	1.90	25.61	3.72	48.9	137	21.3	11.1	337	2.66	2.7	1.3	3.2	7.2	15.8	0.05	0.04	1.58	45	0.66
A0963014	Drill Core	3.24	0.91	17.60	3.29	57.8	125	13.3	8.8	374	2.31	2.3	1.5	1.2	7.9	16.0	0.05	0.06	0.20	35	1.15

This report supersedes all previous preliminary and final reports with this file number dated prior to the date on this certificate. Signature indicates final approval; preliminary reports are unsigned and should be used for reference only.

BUREAU VERITAS MINERAL LABORATORIES Canada

www.bvna.com/mining-laboratory-services

Bureau Veritas Commodities Canada Ltd.

9050 Shaughnessy St Vancouver British Columbia V6P 6E5 Canada
PHONE (604) 253-3158

Client: **Kinross Gold Corp.**
25 York St., #17
Toronto Ontario M5J 2V5 Canada

Project: Great Bear Project
Report Date: November 18, 2024

CERTIFICATE OF ANALYSIS TIM24000336.1

	Method	AQ250	AQ250	AQ250	AQ250	AQ250	AQ250	AQ250	AQ250	AQ250	AQ250	AQ250	AQ250	AQ250	AQ250	AQ250	AQ250	AQ250	AQ250	AQ250	AQ250
	Analyte	P	La	Cr	Mg	Ba	Ti	B	Al	Na	K	W	Sc	Tl	S	Hg	Se	Te	Ga	Cs	Ge
	Unit	%	ppm	ppm	%	ppm	%	ppm	%	%	%	ppm	ppm	ppm	%	ppb	ppm	ppm	ppm	ppm	ppm
	MDL	0.001	0.5	0.5	0.01	0.5	0.001	20	0.01	0.001	0.01	0.1	0.1	0.02	0.02	5	0.1	0.02	0.1	0.02	0.1
A0963998	Drill Core	0.115	23.2	11.3	0.50	86.2	0.065	<20	1.34	0.088	0.39	0.2	2.5	0.18	0.52	<5	0.4	0.06	4.7	1.69	<0.1
A0963999	Drill Core	0.096	30.1	31.1	0.64	192.4	0.146	<20	1.71	0.060	1.01	0.2	5.4	0.25	0.20	<5	0.1	<0.02	9.1	2.61	0.1
A0964000	Drill Core	0.086	28.7	18.8	0.48	172.4	0.117	<20	1.55	0.071	0.90	0.2	2.8	0.27	0.27	<5	<0.1	0.05	5.6	2.83	<0.1
A0964872	Drill Core	0.067	28.0	13.6	0.75	48.0	0.067	<20	0.97	0.080	0.64	0.7	2.3	0.48	3.76	<5	2.7	0.48	3.9	1.98	<0.1
A0964873	Drill Core	0.064	29.4	17.3	0.83	70.7	0.081	<20	1.06	0.110	0.67	1.0	2.9	0.55	2.20	<5	1.3	0.38	4.2	2.26	<0.1
A0964874	Drill Core	0.059	23.9	4.1	0.25	60.4	0.014	<20	0.62	0.019	0.34	0.4	0.5	0.21	3.85	<5	2.7	0.62	1.4	0.57	<0.1
A0964875	Drill Core	0.055	22.0	4.1	0.15	44.8	0.021	<20	0.58	0.044	0.21	0.7	0.6	0.13	4.00	<5	4.0	0.85	1.4	0.39	<0.1
A0964876	Drill Core	0.068	28.3	7.8	0.68	62.5	0.046	<20	0.75	0.075	0.56	5.3	2.0	0.52	2.69	<5	2.3	0.37	3.2	1.89	<0.1
A0964877	Drill Core	0.045	20.8	3.0	0.08	72.9	0.009	<20	0.55	0.016	0.35	10.5	0.4	0.10	0.15	<5	0.1	0.03	1.0	0.21	<0.1
A0964878	Drill Core	0.065	33.9	10.5	0.77	64.8	0.102	<20	0.74	0.060	0.57	5.7	2.0	0.46	2.49	<5	1.9	0.39	3.4	2.66	<0.1
A0964879	Drill Core	0.062	35.8	6.7	0.56	57.4	0.063	<20	0.78	0.066	0.42	0.5	1.5	0.27	2.21	<5	1.4	1.53	3.2	1.33	<0.1
A0964880	Drill Core	0.057	35.2	7.2	0.56	95.6	0.035	<20	0.54	0.058	0.40	1.1	1.1	0.32	1.39	<5	1.3	1.04	2.2	1.88	<0.1
A0964881	Drill Core	0.068	24.9	8.7	0.70	53.3	0.045	<20	0.80	0.074	0.57	15.1	1.8	0.52	2.67	<5	1.7	1.16	3.2	1.94	<0.1
A0964882	Drill Core	0.062	29.4	24.7	0.84	56.5	0.095	<20	0.80	0.055	0.56	10.1	2.5	0.49	2.30	<5	1.2	0.31	3.7	1.89	<0.1
A0964634	Drill Core	0.080	25.9	26.8	0.91	243.0	0.156	<20	2.04	0.095	1.13	0.3	6.1	0.27	0.21	<5	0.2	0.05	10.7	3.67	<0.1
A0964635	Drill Core	0.071	22.8	38.1	0.91	22.6	0.065	<20	2.27	0.055	0.10	0.2	5.6	0.03	0.38	<5	0.3	0.05	10.2	0.58	<0.1
A0964636	Drill Core	0.066	18.0	11.5	0.22	45.1	0.016	<20	0.73	0.035	0.30	0.1	1.0	0.09	0.62	<5	<0.1	<0.02	2.3	0.83	<0.1
A0964637	Drill Core	0.064	24.1	31.3	0.27	55.5	0.103	<20	0.83	0.052	0.38	0.3	2.3	0.17	0.34	<5	0.1	0.03	3.5	2.47	<0.1
A0963003	Drill Core	0.060	29.4	13.8	0.58	105.9	0.145	<20	1.13	0.081	0.61	0.5	2.8	0.21	0.13	<5	<0.1	<0.02	5.0	1.93	<0.1
A0963004	Drill Core	0.055	27.9	10.6	0.70	116.2	0.171	<20	1.29	0.087	0.89	0.3	2.7	0.28	<0.02	<5	0.1	<0.02	5.8	3.14	<0.1
A0963005	Drill Core	0.056	28.1	12.8	0.64	96.5	0.163	<20	1.18	0.061	0.89	0.2	2.2	0.35	<0.02	<5	<0.1	<0.02	5.2	3.25	<0.1
A0963006	Drill Core	0.349	72.8	114.0	2.43	61.4	0.111	<20	3.14	0.029	0.49	0.3	9.7	0.29	0.28	<5	0.3	0.07	8.3	2.62	<0.1
A0963007	Drill Core	0.071	27.7	91.6	1.77	102.4	0.108	<20	3.46	0.119	0.93	0.1	8.0	0.42	0.16	<5	0.2	0.04	10.2	2.56	<0.1
A0963008	Drill Core	0.104	37.3	40.3	1.04	184.2	0.158	<20	2.50	0.135	0.93	0.1	6.1	0.28	0.44	<5	0.1	0.02	8.7	2.79	<0.1
A0963009	Drill Core	0.112	36.8	31.0	0.87	297.4	0.208	<20	2.32	0.142	1.40	0.1	5.7	0.27	0.11	<5	0.1	<0.02	8.9	3.07	<0.1
A0963010	Drill Core	0.107	34.3	56.3	1.19	191.1	0.202	<20	2.48	0.088	1.30	0.2	8.8	0.29	0.25	<5	0.2	0.04	10.8	3.00	<0.1
A0963011	Drill Core	0.063	17.9	55.9	1.08	119.5	0.142	<20	2.16	0.060	1.09	0.1	5.1	0.25	0.66	<5	0.3	0.06	8.3	2.54	<0.1
A0963012	Drill Core	0.132	42.6	51.8	1.47	233.6	0.239	<20	2.40	0.092	1.30	0.5	4.3	0.38	0.30	<5	0.1	0.03	8.2	4.69	<0.1
A0963013	Drill Core	0.055	26.8	29.4	0.85	104.8	0.156	<20	1.35	0.073	0.88	0.3	4.0	0.31	0.43	<5	0.3	0.39	6.4	2.67	<0.1
A0963014	Drill Core	0.054	28.1	11.4	0.70	92.0	0.153	<20	1.18	0.068	0.83	0.3	3.1	0.33	0.39	<5	0.1	<0.02	5.3	2.39	<0.1

This report supersedes all previous preliminary and final reports with this file number dated prior to the date on this certificate. Signature indicates final approval; preliminary reports are unsigned and should be used for reference only.

BUREAU VERITAS MINERAL LABORATORIES Canada

www.bvna.com/mining-laboratory-services

Bureau Veritas Commodities Canada Ltd.

9050 Shaughnessy St Vancouver British Columbia V6P 6E5 Canada
PHONE (604) 253-3158

Client: **Kinross Gold Corp.**
25 York St., #17
Toronto Ontario M5J 2V5 Canada

Project: Great Bear Project
Report Date: November 18, 2024

CERTIFICATE OF ANALYSIS TIM24000336.1

	Method	AQ250	AQ250	AQ250	AQ250	AQ250	AQ250	AQ250	AQ250	AQ250	AQ250	AQ250	AQ250	AQ250	AQ250	TC006	TC000	TC000
	Analyte	Hf	Nb	Rb	Sn	Ta	Zr	Y	Ce	In	Re	Be	Li	Pd	Pt	CO2	TOT/C	TOT/S
	Unit	ppm	ppm	ppm	ppm	ppm	ppm	ppm	ppm	ppm	ppb	ppm	ppm	ppb	ppb	%	%	%
	MDL	0.02	0.02	0.1	0.1	0.05	0.1	0.01	0.1	0.02	1	0.1	0.1	10	2	0.08	0.02	0.02
A0963998	Drill Core	0.43	0.11	22.1	0.3	<0.05	17.0	6.57	46.7	<0.02	<1	0.2	11.8	<10	<2	0.50		
A0963999	Drill Core	0.59	0.06	37.3	0.7	<0.05	24.0	6.17	58.1	<0.02	<1	<0.1	19.3	<10	<2	0.25		
A0964000	Drill Core	0.45	0.08	40.3	0.4	<0.05	20.4	6.24	56.9	<0.02	<1	0.1	15.9	<10	<2	0.32	0.11	0.25
A0964872	Drill Core	0.86	0.12	42.1	0.5	<0.05	32.4	5.64	54.4	0.03	57	<0.1	10.1	<10	<2	0.43		
A0964873	Drill Core	0.87	0.12	39.2	0.6	<0.05	31.0	5.92	57.3	<0.02	24	0.1	13.3	<10	<2	0.41		
A0964874	Drill Core	0.69	0.08	13.5	0.3	<0.05	25.5	4.26	48.2	<0.02	73	0.2	10.3	<10	<2	<0.08	0.07	3.91
A0964875	Drill Core	0.53	0.12	8.6	0.4	<0.05	18.9	3.59	42.8	<0.02	144	0.1	4.6	<10	<2	0.59		
A0964876	Drill Core	0.89	0.07	34.3	0.5	<0.05	30.8	5.28	54.6	0.02	52	<0.1	8.8	<10	<2	0.35		
A0964877	Drill Core	0.26	<0.02	9.0	0.5	<0.05	11.1	3.95	41.5	<0.02	29	0.2	4.8	<10	<2	<0.08		
A0964878	Drill Core	0.68	0.22	34.8	0.9	<0.05	21.2	5.36	64.5	<0.02	19	<0.1	11.0	<10	<2	0.40	0.13	2.62
A0964879	Drill Core	1.19	0.16	23.0	0.2	<0.05	46.3	6.52	69.1	<0.02	<1	0.1	11.1	<10	<2	<0.08		
A0964880	Drill Core	0.89	0.04	21.8	0.3	<0.05	31.2	4.49	68.4	<0.02	<1	<0.1	8.1	<10	<2	0.84		
A0964881	Drill Core	1.28	0.08	32.8	0.3	<0.05	45.3	6.49	47.7	<0.02	<1	<0.1	11.3	<10	<2	0.17		
A0964882	Drill Core	0.86	0.16	33.8	0.8	<0.05	30.6	4.81	56.1	<0.02	20	<0.1	13.1	<10	<2	0.57		
A0964634	Drill Core	0.51	0.05	45.2	0.8	<0.05	19.7	5.89	50.8	0.02	<1	<0.1	24.1	<10	<2	<0.08		
A0964635	Drill Core	0.50	0.06	4.4	0.4	<0.05	23.6	5.33	42.4	0.07	2	<0.1	21.1	<10	<2	<0.08	0.03	0.37
A0964636	Drill Core	0.32	<0.02	9.6	0.1	<0.05	16.6	4.88	35.7	<0.02	<1	0.2	14.4	<10	<2	0.61		
A0964637	Drill Core	0.57	0.10	21.9	0.2	<0.05	26.0	4.66	46.5	<0.02	<1	<0.1	11.4	<10	<2	0.58		
A0963003	Drill Core	0.54	0.06	34.9	0.3	<0.05	21.5	6.95	58.2	<0.02	<1	0.1	17.3	<10	<2	0.77		
A0963004	Drill Core	0.56	0.05	50.5	0.4	<0.05	23.3	6.64	53.1	<0.02	<1	<0.1	23.9	<10	<2	0.46	0.13	<0.02
A0963005	Drill Core	0.52	0.04	54.2	0.3	<0.05	19.8	5.96	53.4	<0.02	<1	<0.1	21.8	<10	<2	1.04		
A0963006	Drill Core	0.03	0.05	31.8	0.3	<0.05	2.7	13.67	166.4	0.02	<1	0.3	20.2	<10	3	1.94		
A0963007	Drill Core	0.42	<0.02	49.6	0.3	<0.05	20.1	7.99	56.5	<0.02	1	0.5	21.5	<10	3	0.17		
A0963008	Drill Core	0.42	0.06	42.9	0.6	<0.05	21.3	8.69	76.4	<0.02	<1	0.3	21.0	<10	<2	0.19		
A0963009	Drill Core	0.33	0.03	52.8	0.7	<0.05	16.8	9.61	75.5	<0.02	<1	0.1	35.1	<10	<2	0.36	0.12	0.10
A0963010	Drill Core	0.46	0.05	52.3	0.7	<0.05	22.2	8.71	69.4	0.03	<1	0.1	42.1	<10	<2	0.08		
A0963011	Drill Core	0.51	0.02	44.0	0.5	<0.05	21.3	4.93	34.9	<0.02	<1	0.1	27.1	<10	<2	0.16		
A0963012	Drill Core	0.39	0.05	61.0	0.4	<0.05	16.8	9.43	87.8	<0.02	<1	0.2	34.4	<10	<2	0.85		
A0963013	Drill Core	0.70	<0.02	48.3	0.5	<0.05	27.8	7.14	51.7	<0.02	<1	<0.1	17.1	<10	<2	0.51		
A0963014	Drill Core	0.67	0.02	47.0	0.4	<0.05	25.6	6.20	53.1	<0.02	<1	<0.1	15.6	<10	<2	0.96		

This report supersedes all previous preliminary and final reports with this file number dated prior to the date on this certificate. Signature indicates final approval; preliminary reports are unsigned and should be used for reference only.

BUREAU VERITAS MINERAL LABORATORIES Canada

www.bvna.com/mining-laboratory-services

Bureau Veritas Commodities Canada Ltd.

9050 Shaughnessy St Vancouver British Columbia V6P 6E5 Canada
PHONE (604) 253-3158

Client: **Kinross Gold Corp.**
25 York St., #17
Toronto Ontario M5J 2V5 Canada

Project: Great Bear Project
Report Date: November 18, 2024

CERTIFICATE OF ANALYSIS TIM24000336.1

Method		WGHT	AQ250	AQ250	AQ250	AQ250	AQ250	AQ250	AQ250	AQ250	AQ250	AQ250	AQ250	AQ250	AQ250	AQ250	AQ250	AQ250	AQ250	AQ250	AQ250
Analyte		Wgt	Mo	Cu	Pb	Zn	Ag	Ni	Co	Mn	Fe	As	U	Au	Th	Sr	Cd	Sb	Bi	V	Ca
Unit		kg	ppm	ppm	ppm	ppm	ppb	ppm	ppm	ppm	%	ppm	ppm	ppb	ppm	ppm	ppm	ppm	ppm	ppm	%
MDL		0.01	0.01	0.01	0.01	0.1	2	0.1	0.1	1	0.01	0.1	0.1	0.2	0.1	0.5	0.01	0.02	0.02	1	0.01
A0963015	Drill Core	3.32	1.30	16.37	3.58	50.0	109	12.3	8.4	379	2.27	3.6	1.5	1.1	7.9	16.1	0.03	0.05	0.21	32	1.00
A0963016	Drill Core	3.41	0.80	58.70	2.89	76.1	181	47.2	18.6	342	4.83	3.4	1.0	4.3	4.7	12.7	0.04	0.09	0.10	59	0.35
A0963017	Drill Core	2.17	1.14	16.27	4.58	60.9	221	10.7	7.8	448	2.23	8.7	1.5	10.0	7.5	14.1	0.07	0.21	0.17	24	1.02
A0963018	Drill Core	3.08	0.60	18.63	4.16	54.6	111	11.9	8.5	391	2.31	6.6	1.5	5.3	7.8	16.5	0.04	0.09	0.11	28	1.04
A0963019	Drill Core	2.06	2.36	17.18	4.57	85.8	421	13.1	8.6	406	2.86	16.5	1.5	14.5	6.9	18.4	0.35	0.33	1.97	15	0.61
A0963020	Drill Core	1.69	1.40	22.32	16.61	201.9	736	13.0	8.4	271	2.68	12.0	1.4	26.6	7.5	13.8	0.88	0.43	3.34	9	0.43
A0963021	Drill Core	2.06	1.26	33.55	8.81	85.2	524	13.5	10.2	360	2.73	19.1	1.5	17.4	7.6	12.5	0.29	1.62	2.24	13	0.58
A0963022	Drill Core	1.73	3.21	45.78	4.84	214.5	511	14.3	8.7	585	2.99	6.6	1.3	51.6	6.8	19.5	0.89	0.39	2.25	23	0.79
A0963023	Drill Core	1.24	2.40	24.51	3.27	121.5	348	14.6	9.4	399	2.74	5.5	1.6	4.0	6.0	11.4	0.47	0.08	3.00	19	0.40
A0963024	Drill Core	1.86	2.01	8.25	5.06	87.3	350	15.9	11.9	320	3.40	6.2	1.8	8.4	6.8	13.1	0.30	0.08	3.10	10	0.47
A0963025	Drill Core	2.28	1.80	20.22	4.03	103.7	269	21.8	10.9	354	3.61	7.2	1.7	6.9	7.2	27.1	0.49	0.06	3.31	13	0.37
A0963026	Drill Core	2.61	1.64	6.64	2.95	40.3	283	21.1	10.3	358	3.47	24.6	1.7	6.2	7.7	11.5	0.04	0.09	3.59	10	0.26
A0963027	Drill Core	2.08	1.90	0.73	6.77	22.7	747	16.5	10.6	250	7.00	28.8	1.8	50.3	8.0	28.5	0.03	0.12	12.91	5	0.52
A0963028	Drill Core	2.05	1.11	1.67	5.75	34.4	647	12.5	7.9	299	4.77	46.2	1.7	37.1	8.1	38.6	0.04	0.13	7.13	5	0.65
A0963029	Drill Core	2.18	1.32	7.63	7.44	38.6	272	17.0	9.8	336	4.14	31.6	1.8	45.5	8.3	112.9	0.05	0.14	6.28	10	1.18
A0963030	Drill Core	2.22	1.24	8.07	5.17	77.0	282	16.5	10.1	526	4.72	28.5	1.8	86.1	7.8	37.4	0.29	0.11	4.66	19	0.83
A0963031	Drill Core	2.50	1.26	8.23	5.01	75.9	282	16.6	10.1	531	4.74	28.8	1.7	86.9	7.7	38.1	0.27	0.11	4.60	20	0.84
A0963032	Drill Core	2.20	1.53	1.41	6.77	32.4	348	18.4	11.5	308	6.41	34.7	2.0	62.5	8.9	26.6	0.04	0.08	5.70	7	0.44
A0963033	Drill Core	2.18	1.37	1.45	5.36	79.0	286	18.4	11.0	440	4.83	41.5	1.8	91.1	7.9	45.7	0.23	0.10	6.47	11	0.71
A0963034	Drill Core	2.21	1.12	51.89	4.04	464.7	797	16.8	5.2	940	3.12	26.0	1.8	235.6	7.9	44.9	2.19	0.10	2.60	39	1.04
A0963035	Drill Core	2.26	1.03	1.33	7.78	54.5	342	14.5	11.2	515	4.69	25.6	1.9	70.2	8.3	33.5	0.02	0.12	3.04	9	0.71
A0963036	Drill Core	2.19	1.68	32.41	6.98	202.4	387	13.0	8.4	877	3.54	15.0	1.8	693.5	9.0	95.9	0.56	0.07	1.59	35	1.76
A0963037	Drill Core	3.14	1.29	5.30	9.95	40.0	521	17.6	13.8	626	5.51	33.9	1.4	68.0	7.8	39.8	0.04	0.10	3.58	26	1.02
A0963038	Drill Core	2.17	1.55	10.39	5.64	87.2	259	11.9	11.1	696	2.90	10.6	1.7	12.2	8.0	30.0	0.12	0.08	1.74	43	0.71
A0963044	Drill Core	2.08	0.94	2.42	9.50	40.7	553	10.9	8.9	369	3.66	67.6	1.8	594.9	7.9	13.7	0.09	0.18	4.20	7	0.47
A0963039	Drill Core	2.25	1.28	14.53	7.15	49.4	876	11.8	9.3	527	3.00	36.3	1.7	93.0	8.1	54.6	0.09	0.16	16.17	16	1.16
A0964703	Drill Core	1.05	1.06	4.80	13.57	65.4	460	11.6	10.6	676	3.51	99.4	1.6	258.0	7.8	22.2	0.10	0.13	4.15	22	0.99
A0964704	Drill Core	1.98	1.30	64.18	158.98	464.3	2594	9.8	6.2	1115	2.64	159.7	1.1	1928.3	4.9	42.7	1.91	0.11	7.22	13	1.64
A0964705	Drill Core	2.19	1.30	13.31	10.69	117.1	366	12.9	9.3	1111	2.49	1392.4	1.8	283.4	8.0	81.9	0.46	0.15	1.66	24	2.55
A0963040	Drill Core	2.21	0.79	9.81	6.78	79.5	237	12.5	9.6	722	2.21	26.2	1.6	382.0	7.7	20.1	0.25	0.12	0.26	29	1.42

This report supersedes all previous preliminary and final reports with this file number dated prior to the date on this certificate. Signature indicates final approval; preliminary reports are unsigned and should be used for reference only.

BUREAU VERITAS MINERAL LABORATORIES Canada

www.bvna.com/mining-laboratory-services

Bureau Veritas Commodities Canada Ltd.

9050 Shaughnessy St Vancouver British Columbia V6P 6E5 Canada
PHONE (604) 253-3158

Client: **Kinross Gold Corp.**
25 York St., #17
Toronto Ontario M5J 2V5 Canada

Project: Great Bear Project
Report Date: November 18, 2024

CERTIFICATE OF ANALYSIS TIM24000336.1

	Method	AQ250	AQ250	AQ250	AQ250	AQ250	AQ250	AQ250	AQ250	AQ250	AQ250	AQ250	AQ250	AQ250	AQ250	AQ250	AQ250	AQ250	AQ250	AQ250	AQ250
	Analyte	P	La	Cr	Mg	Ba	Ti	B	Al	Na	K	W	Sc	Tl	S	Hg	Se	Te	Ga	Cs	Ge
	Unit	%	ppm	ppm	%	ppm	%	ppm	%	%	%	ppm	ppm	ppm	%	ppb	ppm	ppm	ppm	ppm	ppm
	MDL	0.001	0.5	0.5	0.01	0.5	0.001	20	0.01	0.001	0.01	0.1	0.1	0.02	0.02	5	0.1	0.02	0.1	0.02	0.1
A0963015	Drill Core	0.054	28.4	12.0	0.76	80.6	0.152	<20	1.19	0.067	0.88	0.1	2.7	0.34	0.53	<5	0.2	<0.02	5.2	2.06	<0.1
A0963016	Drill Core	0.059	17.3	61.0	1.39	120.5	0.130	<20	2.44	0.051	0.98	0.3	5.1	0.40	0.59	<5	0.1	0.05	8.4	2.94	<0.1
A0963017	Drill Core	0.052	26.4	11.6	0.60	73.4	0.117	<20	0.98	0.067	0.66	0.9	1.9	0.49	0.89	<5	0.1	0.07	4.1	2.43	<0.1
A0963018	Drill Core	0.056	28.3	11.1	0.59	75.7	0.138	<20	1.00	0.066	0.64	0.5	2.3	0.36	0.73	<5	0.2	0.07	4.5	2.04	<0.1
A0963019	Drill Core	0.078	28.8	6.5	0.65	40.0	0.059	<20	0.94	0.062	0.51	1.0	1.3	0.40	2.99	<5	1.1	0.45	3.2	1.44	<0.1
A0963020	Drill Core	0.059	28.8	3.8	0.31	49.2	0.032	<20	0.61	0.046	0.34	0.5	0.9	0.23	2.73	<5	2.1	0.46	2.1	0.74	<0.1
A0963021	Drill Core	0.064	30.9	8.3	0.62	33.4	0.048	<20	0.75	0.046	0.40	0.3	1.2	0.29	2.71	<5	2.7	0.65	2.8	1.23	<0.1
A0963022	Drill Core	0.068	27.6	8.8	0.75	66.1	0.065	<20	0.97	0.071	0.58	3.5	2.0	0.33	2.93	<5	1.5	0.53	3.8	1.72	<0.1
A0963023	Drill Core	0.078	26.7	13.7	0.71	58.2	0.031	<20	0.75	0.052	0.47	0.1	1.7	0.33	2.61	<5	1.0	0.51	3.3	1.75	<0.1
A0963024	Drill Core	0.084	31.0	5.3	0.52	56.9	0.034	<20	0.69	0.063	0.31	0.3	0.9	0.20	3.39	<5	1.4	0.51	2.4	0.82	<0.1
A0963025	Drill Core	0.073	29.9	10.9	0.76	73.4	0.023	<20	1.08	0.078	0.56	0.1	1.3	0.38	3.63	<5	2.2	0.78	3.4	1.52	<0.1
A0963026	Drill Core	0.069	30.9	11.3	0.85	59.0	0.027	<20	1.06	0.045	0.60	0.2	0.9	0.51	3.52	<5	2.5	0.88	3.1	2.18	<0.1
A0963027	Drill Core	0.077	31.8	3.2	0.43	55.5	0.021	<20	1.10	0.066	0.43	0.2	0.6	0.41	7.17	<5	4.8	5.04	2.3	1.44	<0.1
A0963028	Drill Core	0.060	29.8	5.5	0.46	63.9	0.028	<20	1.39	0.134	0.45	0.1	0.5	0.47	4.78	<5	3.1	1.43	2.8	1.45	<0.1
A0963029	Drill Core	0.081	44.3	5.4	0.44	75.0	0.048	<20	2.13	0.206	0.46	0.1	1.1	0.39	3.80	<5	2.1	2.35	4.4	1.35	<0.1
A0963030	Drill Core	0.073	33.7	9.0	0.66	53.5	0.075	<20	1.51	0.113	0.60	0.4	1.8	0.47	4.45	<5	3.0	1.65	4.6	2.43	<0.1
A0963031	Drill Core	0.074	33.1	9.0	0.66	51.5	0.075	<20	1.53	0.116	0.61	0.4	1.8	0.46	4.44	<5	3.1	1.66	4.6	2.37	<0.1
A0963032	Drill Core	0.080	41.8	5.7	0.46	57.6	0.037	<20	1.12	0.073	0.53	0.4	0.7	0.39	6.36	<5	4.8	1.74	2.4	1.66	<0.1
A0963033	Drill Core	0.074	32.6	6.1	0.62	46.9	0.053	<20	1.53	0.151	0.56	0.3	1.0	0.42	4.76	<5	3.4	2.18	4.1	1.78	<0.1
A0963034	Drill Core	0.065	32.7	15.8	0.80	118.7	0.162	<20	1.83	0.158	0.96	22.6	3.3	0.63	1.29	<5	0.6	0.48	6.8	3.57	<0.1
A0963035	Drill Core	0.066	32.5	5.9	0.79	57.5	0.062	<20	1.76	0.133	0.73	0.3	0.7	0.65	4.26	<5	3.0	0.63	4.1	2.46	<0.1
A0963036	Drill Core	0.069	36.2	12.4	0.75	73.8	0.151	<20	3.12	0.266	0.93	>100	2.9	0.79	1.33	<5	0.7	0.36	9.2	3.44	<0.1
A0963037	Drill Core	0.077	35.5	9.4	0.81	50.3	0.104	<20	1.97	0.173	0.72	0.5	2.1	0.85	4.59	<5	3.4	0.69	5.8	2.51	<0.1
A0963038	Drill Core	0.058	29.4	12.1	0.84	72.0	0.138	<20	1.70	0.130	0.95	0.2	3.5	1.14	1.68	<5	2.0	0.21	6.0	3.61	<0.1
A0963044	Drill Core	0.053	28.5	3.0	0.59	84.5	0.043	<20	1.26	0.072	0.57	1.0	0.6	0.54	3.29	<5	2.9	0.86	2.9	1.89	<0.1
A0963039	Drill Core	0.054	25.2	4.9	0.68	57.8	0.082	<20	2.49	0.253	0.76	0.3	1.1	0.90	2.20	<5	2.9	1.77	6.1	2.91	<0.1
A0964703	Drill Core	0.054	27.3	5.5	0.62	72.8	0.100	<20	1.74	0.136	0.73	2.5	1.7	0.67	2.27	<5	2.4	1.05	5.3	3.24	<0.1
A0964704	Drill Core	0.034	19.3	8.9	0.57	63.8	0.040	<20	0.62	0.027	0.36	5.9	1.7	0.22	1.82	24	6.1	0.79	3.3	1.05	<0.1
A0964705	Drill Core	0.060	25.7	12.2	0.72	183.6	0.116	<20	0.84	0.068	0.74	5.2	4.2	0.21	1.28	<5	3.8	1.98	4.9	0.75	<0.1
A0963040	Drill Core	0.056	28.2	10.7	0.62	95.5	0.146	<20	0.90	0.056	0.69	3.6	2.2	0.26	0.80	<5	0.5	0.09	4.2	1.65	<0.1

This report supersedes all previous preliminary and final reports with this file number dated prior to the date on this certificate. Signature indicates final approval; preliminary reports are unsigned and should be used for reference only.

BUREAU VERITAS MINERAL LABORATORIES Canada

www.bvna.com/mining-laboratory-services

Bureau Veritas Commodities Canada Ltd.

9050 Shaughnessy St Vancouver British Columbia V6P 6E5 Canada
PHONE (604) 253-3158

Client: **Kinross Gold Corp.**
25 York St., #17
Toronto Ontario M5J 2V5 Canada

Project: Great Bear Project
Report Date: November 18, 2024

CERTIFICATE OF ANALYSIS TIM24000336.1

	Method	AQ250	AQ250	AQ250	AQ250	AQ250	AQ250	AQ250	AQ250	AQ250	AQ250	AQ250	AQ250	AQ250	AQ250	TC006	TC000	TC000
	Analyte	Hf	Nb	Rb	Sn	Ta	Zr	Y	Ce	In	Re	Be	Li	Pd	Pt	CO2	TOT/C	TOT/S
	Unit	ppm	ppm	ppm	ppm	ppm	ppm	ppm	ppm	ppm	ppb	ppm	ppm	ppb	ppb	%	%	%
	MDL	0.02	0.02	0.1	0.1	0.05	0.1	0.01	0.1	0.02	1	0.1	0.1	10	2	0.08	0.02	0.02
A0963015	Drill Core	0.62	0.02	48.0	0.4	<0.05	23.7	6.19	54.1	<0.02	<1	<0.1	15.6	<10	<2	0.87		
A0963016	Drill Core	0.52	<0.02	49.7	0.4	<0.05	22.6	5.55	34.3	<0.02	1	0.2	25.1	<10	2	0.11	0.06	0.55
A0963017	Drill Core	0.81	0.04	45.0	0.3	<0.05	29.5	5.08	48.6	<0.02	<1	<0.1	10.5	<10	<2	0.81		
A0963018	Drill Core	0.58	0.05	43.6	0.3	<0.05	22.0	5.99	52.4	<0.02	<1	<0.1	11.0	<10	<2	0.81		
A0963019	Drill Core	0.78	0.13	31.1	0.3	<0.05	26.4	5.11	56.1	<0.02	<1	<0.1	9.4	<10	<2	0.14		
A0963020	Drill Core	0.80	0.12	16.8	0.3	<0.05	28.0	4.35	55.1	0.04	<1	<0.1	4.8	<10	<2	0.21		
A0963021	Drill Core	0.81	0.11	21.3	0.3	<0.05	27.2	5.09	58.2	<0.02	<1	0.1	11.9	<10	<2	0.36		
A0963022	Drill Core	0.76	0.11	31.1	0.3	<0.05	25.9	5.48	53.6	0.05	2	0.1	11.9	<10	<2	0.52		
A0963023	Drill Core	0.71	0.03	25.2	0.3	<0.05	24.8	5.04	51.5	0.04	<1	<0.1	12.1	<10	<2	0.18		
A0963024	Drill Core	0.77	0.08	14.8	0.3	<0.05	29.6	5.44	60.7	0.03	<1	0.1	8.9	<10	<2	0.20	0.07	3.21
A0963025	Drill Core	0.86	<0.02	24.1	0.2	<0.05	30.5	6.07	59.6	0.03	2	0.1	15.8	<10	<2	<0.08		
A0963026	Drill Core	0.98	<0.02	31.0	0.2	<0.05	35.9	5.76	61.0	<0.02	<1	0.2	18.1	<10	<2	<0.08		
A0963027	Drill Core	0.86	0.03	25.6	0.2	<0.05	33.4	6.77	64.4	<0.02	<1	0.4	7.0	<10	<2	<0.08		
A0963028	Drill Core	0.67	0.09	27.1	0.2	<0.05	23.3	6.20	57.7	<0.02	<1	0.4	7.7	<10	<2	0.08		
A0963029	Drill Core	0.46	0.05	25.3	0.2	<0.05	17.8	8.77	87.0	0.04	<1	0.6	6.6	<10	<2	0.09		
A0963030	Drill Core	0.65	0.08	36.3	0.4	<0.05	21.7	7.35	66.3	0.03	<1	0.2	10.2	<10	<2	0.21		
A0963031	Drill Core	0.65	0.08	36.6	0.4	<0.05	22.7	7.34	65.8	0.03	<1	0.2	10.1	<10	<2	0.20		
A0963032	Drill Core	0.94	0.14	26.9	0.3	<0.05	33.3	9.31	83.9	<0.02	<1	0.3	8.7	<10	<2	<0.08	0.04	6.16
A0963033	Drill Core	0.72	0.15	30.9	0.3	<0.05	24.4	7.01	64.5	<0.02	<1	0.3	9.9	<10	<2	<0.08		
A0963034	Drill Core	0.49	0.07	54.7	0.4	<0.05	16.0	6.67	62.9	0.11	<1	0.2	11.2	<10	<2	0.55		
A0963035	Drill Core	0.46	0.10	45.4	0.5	<0.05	14.4	7.27	63.5	0.03	<1	0.4	17.0	<10	<2	0.12		
A0963036	Drill Core	0.32	0.04	65.8	0.4	<0.05	10.9	8.22	71.0	0.07	<1	0.5	9.8	<10	<2	0.51		
A0963037	Drill Core	0.61	0.05	51.6	0.4	<0.05	24.1	7.52	69.4	0.03	<1	0.4	14.1	<10	<2	0.31		
A0963038	Drill Core	0.67	<0.02	71.2	0.6	<0.05	22.2	7.29	56.3	0.03	<1	0.2	12.8	<10	2	0.25		
A0963044	Drill Core	0.77	0.08	36.8	0.2	<0.05	27.3	6.53	53.7	<0.02	<1	0.5	13.4	<10	<2	0.11	0.05	3.09
A0963039	Drill Core	0.52	0.02	55.7	0.3	<0.05	19.2	6.16	49.9	0.04	<1	0.6	10.9	<10	<2	0.17	0.06	2.25
A0964703	Drill Core	0.64	0.04	52.2	0.3	<0.05	23.2	6.79	52.5	0.04	<1	0.3	9.3	<10	<2	0.48		
A0964704	Drill Core	0.27	<0.02	18.7	0.2	<0.05	9.4	3.93	36.7	0.08	<1	0.1	4.6	<10	<2	1.89		
A0964705	Drill Core	0.26	<0.02	21.7	0.3	<0.05	9.0	5.23	47.5	0.03	<1	0.2	8.5	<10	<2	2.92		
A0963040	Drill Core	0.63	0.08	32.3	0.5	<0.05	22.3	5.27	54.0	<0.02	<1	<0.1	7.0	<10	<2	1.36		

This report supersedes all previous preliminary and final reports with this file number dated prior to the date on this certificate. Signature indicates final approval; preliminary reports are unsigned and should be used for reference only.

BUREAU VERITAS MINERAL LABORATORIES Canada

www.bvna.com/mining-laboratory-services

Bureau Veritas Commodities Canada Ltd.

9050 Shaughnessy St Vancouver British Columbia V6P 6E5 Canada
PHONE (604) 253-3158

Client: **Kinross Gold Corp.**
25 York St., #17
Toronto Ontario M5J 2V5 Canada

Project: Great Bear Project
Report Date: November 18, 2024

CERTIFICATE OF ANALYSIS TIM24000336.1

Method		WGHT	AQ250	AQ250	AQ250	AQ250	AQ250	AQ250	AQ250	AQ250	AQ250	AQ250	AQ250	AQ250	AQ250	AQ250	AQ250	AQ250	AQ250	AQ250	AQ250
Analyte		Wgt	Mo	Cu	Pb	Zn	Ag	Ni	Co	Mn	Fe	As	U	Au	Th	Sr	Cd	Sb	Bi	V	Ca
Unit		kg	ppm	ppm	ppm	ppm	ppb	ppm	ppm	ppm	%	ppm	ppm	ppb	ppm	ppm	ppm	ppm	ppm	ppm	%
MDL		0.01	0.01	0.01	0.01	0.1	2	0.1	0.1	1	0.01	0.1	0.1	0.2	0.1	0.5	0.01	0.02	0.02	1	0.01
A0963041	Drill Core	1.98	1.08	23.17	44.96	206.2	194	11.7	8.4	937	2.32	14.9	1.5	96.4	7.9	11.4	0.87	0.13	0.34	37	1.23
A0963042	Drill Core	2.04	0.96	9.13	7.28	66.3	155	12.0	8.5	931	2.15	19.3	1.7	768.0	8.4	16.0	0.18	0.13	0.10	31	1.30
A0963043	Drill Core	3.30	0.40	20.18	2.25	40.4	50	11.1	7.2	314	1.84	1.3	1.6	1.8	8.0	23.4	0.02	0.05	0.03	25	1.57
A0963369	Drill Core	1.67	2.10	1.81	12.07	7.2	1044	1.4	6.0	75	2.61	36.0	2.4	123.8	12.1	2.0	0.04	0.09	9.51	<1	0.05
A0963370	Drill Core	2.13	1.00	16.55	44.40	106.5	2680	19.7	17.8	533	6.23	33.5	1.4	105.8	6.6	3.1	0.15	0.19	7.53	14	0.16
A0963371	Drill Core	1.91	0.88	29.35	1687.84	98.9	57389	12.0	11.1	426	4.73	32.8	1.9	8275.6	7.7	5.9	0.88	0.65	175.96	10	0.20
A0963372	Drill Core	2.11	0.68	3.29	19.80	393.9	3063	2.4	5.4	137	2.54	25.4	2.1	39.0	12.3	2.9	3.29	0.16	19.61	2	0.06
A0963374	Drill Core	1.96	1.13	16.07	10.47	122.2	1140	40.9	18.0	272	5.08	55.0	1.5	234.2	6.6	3.8	0.48	0.20	7.47	19	0.13
A0963375	Drill Core	2.55	0.64	32.79	5.74	67.4	1079	39.3	17.4	458	5.02	34.3	1.5	47.1	6.3	5.4	0.02	0.18	2.54	36	0.19
A0963376	Drill Core	2.23	0.94	17.04	13.01	44.8	1543	34.4	17.7	334	6.36	97.9	1.8	371.5	5.9	6.2	0.06	0.30	12.17	15	0.54
A0963377	Drill Core	1.53	0.79	17.69	3.84	62.3	1012	41.2	18.4	406	5.14	12.9	1.6	37.5	6.7	4.3	0.02	0.16	1.62	39	0.16
A0963378	Drill Core	2.11	0.89	6.81	3.59	73.5	2188	40.4	14.8	484	6.53	18.4	1.5	239.7	6.0	4.3	0.01	0.16	3.32	55	0.16
A0963373	Drill Core	2.03	0.95	3.28	13.20	32.2	1308	17.7	14.1	207	8.55	150.7	1.5	1331.0	6.0	3.2	0.06	0.18	8.02	12	0.14
A0963379	Drill Core	2.13	0.90	28.89	5.74	69.8	870	14.8	12.5	530	5.61	17.1	1.5	113.3	6.7	6.6	0.05	0.12	1.10	27	0.19
A0963380	Drill Core	1.87	1.15	48.30	5.22	206.2	977	53.3	24.7	1025	7.13	78.8	1.5	321.2	6.4	17.1	0.38	0.12	2.53	73	0.39
A0963381	Drill Core	1.98	1.97	97.54	31.04	218.9	987	51.3	21.2	1707	6.78	373.8	1.3	321.0	5.9	32.3	0.78	0.15	2.50	59	2.03
A0963382	Drill Core	2.07	1.76	59.35	15.16	135.9	512	53.2	20.6	1429	4.23	111.7	1.3	165.8	6.5	23.8	0.33	0.13	1.35	96	1.08
A0962895	Drill Core	2.35	0.67	45.05	499.64	683.7	3617	1.5	3.2	324	2.61	32.8	1.3	1093.2	9.4	15.1	2.70	0.27	8.76	12	0.49
A0962896	Drill Core	2.35	0.98	16.17	12.32	22.5	1496	3.9	7.0	198	3.50	30.4	1.7	60.8	10.6	4.9	0.05	0.15	7.63	2	0.16
A0962897	Drill Core	2.52	1.08	58.04	15.67	20.4	831	4.0	2.5	286	2.57	26.9	1.7	50.4	12.2	17.7	0.06	0.09	3.89	2	0.20
A0962898	Drill Core	2.43	1.05	57.84	15.70	20.1	858	4.1	2.5	299	2.58	27.9	1.7	39.1	12.0	18.0	0.05	0.09	3.80	2	0.20
A0962899	Drill Core	2.43	1.77	18.03	19.11	362.8	636	13.4	8.2	587	3.29	41.3	1.9	85.6	7.7	28.6	1.73	0.12	5.63	13	0.76
A0962705	Drill Core	2.72	0.85	3.19	9.32	15.4	910	13.0	9.9	117	5.91	116.4	2.1	149.0	7.3	3.3	0.04	0.15	7.08	3	0.16
A0962900	Drill Core	2.19	0.95	30.73	8.17	49.8	1085	25.9	13.8	452	4.31	47.4	1.7	161.6	6.9	10.2	0.06	0.14	3.00	16	0.25
A0962701	Drill Core	2.41	1.16	5.34	7.72	51.8	559	38.3	15.7	488	3.91	58.8	1.4	74.9	6.4	23.0	0.06	0.22	4.06	21	0.53
A0962702	Drill Core	2.66	0.90	45.76	114.16	100.4	1168	41.7	17.3	614	4.92	83.0	1.5	7619.8	6.3	12.8	0.12	0.22	4.47	28	0.29
A0962703	Drill Core	2.18	1.62	37.69	10.15	62.0	1027	26.0	13.2	720	3.90	79.8	1.4	2112.5	6.7	30.1	0.08	0.17	2.27	29	0.82
A0962704	Drill Core	1.16	0.43	31.62	10.17	68.9	1624	13.2	9.7	826	3.74	77.9	1.3	1171.4	6.8	13.5	0.08	0.15	0.98	50	0.73
A0963674	Drill Core	2.31	1.01	19.27	2.74	58.0	65	14.8	10.2	346	2.30	4.6	1.4	7.8	7.0	18.9	0.02	0.06	0.09	35	0.96
A0963675	Drill Core	2.21	1.52	16.12	3.68	51.6	132	11.8	8.4	438	2.32	7.6	1.4	9.8	7.0	14.6	0.06	0.12	0.85	24	0.92

This report supersedes all previous preliminary and final reports with this file number dated prior to the date on this certificate. Signature indicates final approval; preliminary reports are unsigned and should be used for reference only.

BUREAU VERITAS MINERAL LABORATORIES Canada

www.bvna.com/mining-laboratory-services

Bureau Veritas Commodities Canada Ltd.

9050 Shaughnessy St Vancouver British Columbia V6P 6E5 Canada
PHONE (604) 253-3158

Client: **Kinross Gold Corp.**
25 York St., #17
Toronto Ontario M5J 2V5 Canada

Project: Great Bear Project
Report Date: November 18, 2024

CERTIFICATE OF ANALYSIS TIM24000336.1

	Method	AQ250	AQ250	AQ250	AQ250	AQ250	AQ250	AQ250	AQ250	AQ250	AQ250	AQ250	AQ250	AQ250	AQ250	AQ250	AQ250	AQ250	AQ250	AQ250	AQ250
	Analyte	P	La	Cr	Mg	Ba	Ti	B	Al	Na	K	W	Sc	Tl	S	Hg	Se	Te	Ga	Cs	Ge
	Unit	%	ppm	ppm	%	ppm	%	ppm	%	%	%	ppm	ppm	ppm	%	ppb	ppm	ppm	ppm	ppm	ppm
	MDL	0.001	0.5	0.5	0.01	0.5	0.001	20	0.01	0.001	0.01	0.1	0.1	0.02	0.02	5	0.1	0.02	0.1	0.02	0.1
A0963041	Drill Core	0.054	26.7	9.1	0.80	39.6	0.142	<20	1.14	0.037	0.45	3.7	2.7	0.26	0.29	<5	0.4	0.05	6.7	1.71	<0.1
A0963042	Drill Core	0.057	29.3	10.1	0.72	44.9	0.143	<20	1.04	0.038	0.46	16.5	2.3	0.26	0.44	<5	0.4	0.03	5.1	1.38	<0.1
A0963043	Drill Core	0.050	28.6	9.9	0.48	46.6	0.108	<20	0.77	0.042	0.28	0.5	1.7	0.12	0.07	<5	<0.1	<0.02	3.9	1.00	<0.1
A0963369	Drill Core	0.014	40.4	2.2	0.08	63.9	0.004	<20	0.44	0.007	0.31	0.5	0.3	0.14	2.50	<5	1.6	0.98	1.0	0.33	<0.1
A0963370	Drill Core	0.065	30.4	6.2	0.63	82.0	0.124	<20	1.38	0.012	1.06	1.1	1.1	1.00	3.83	<5	2.3	0.60	3.4	4.37	<0.1
A0963371	Drill Core	0.050	27.9	7.3	0.47	107.8	0.086	<20	1.16	0.021	0.88	0.5	0.6	0.72	3.22	<5	14.5	10.34	2.9	2.42	<0.1
A0963372	Drill Core	0.016	44.5	1.4	0.20	82.8	0.020	<20	0.66	0.013	0.47	0.3	0.4	0.33	1.99	6	1.1	1.34	1.6	0.79	<0.1
A0963374	Drill Core	0.052	25.8	27.1	0.75	72.4	0.055	<20	1.35	0.023	0.67	0.3	1.3	0.68	3.41	<5	2.4	1.22	3.2	1.49	<0.1
A0963375	Drill Core	0.055	26.3	46.4	0.98	107.1	0.090	<20	1.80	0.034	0.90	0.2	1.9	0.90	1.72	<5	1.0	0.69	4.9	2.39	<0.1
A0963376	Drill Core	0.047	22.2	21.9	0.63	66.4	0.047	<20	1.13	0.019	0.59	0.3	1.1	0.53	5.19	<5	4.2	1.60	2.6	1.26	<0.1
A0963377	Drill Core	0.052	27.6	46.4	1.02	105.4	0.104	<20	1.79	0.034	1.02	0.3	2.1	0.89	1.27	<5	0.7	0.65	5.5	2.83	<0.1
A0963378	Drill Core	0.055	27.8	54.2	1.13	131.6	0.116	<20	1.93	0.040	1.17	0.4	2.5	0.89	1.07	<5	0.7	0.77	7.2	2.60	<0.1
A0963373	Drill Core	0.043	18.2	5.3	0.49	49.6	0.051	<20	1.03	0.014	0.41	0.7	0.7	0.28	7.79	<5	5.7	2.43	2.7	0.85	<0.1
A0963379	Drill Core	0.048	25.0	9.8	0.81	131.3	0.126	<20	1.71	0.042	1.09	0.3	1.3	0.83	1.48	<5	1.0	0.65	5.6	2.51	<0.1
A0963380	Drill Core	0.077	27.9	85.2	1.49	121.4	0.231	<20	2.51	0.049	1.50	0.5	5.3	0.78	3.48	<5	2.7	1.64	8.9	4.34	<0.1
A0963381	Drill Core	0.063	24.6	104.3	1.20	82.1	0.233	<20	1.52	0.056	1.29	8.5	11.5	0.54	5.36	<5	9.1	0.90	7.7	2.39	<0.1
A0963382	Drill Core	0.059	26.2	114.7	1.20	145.6	0.219	<20	1.65	0.071	1.32	5.8	10.6	0.48	2.00	<5	4.0	0.44	7.8	2.98	<0.1
A0962895	Drill Core	0.011	32.0	3.7	0.27	101.0	0.039	<20	0.69	0.020	0.40	64.2	0.8	0.30	2.11	14	7.2	1.56	2.5	0.88	<0.1
A0962896	Drill Core	0.018	36.1	4.0	0.15	76.4	0.014	<20	0.72	0.011	0.42	0.3	0.3	0.32	2.96	<5	2.3	1.80	1.7	0.65	<0.1
A0962897	Drill Core	0.015	42.5	5.5	0.20	81.5	0.025	<20	0.67	0.032	0.38	0.2	0.5	0.34	2.10	<5	1.3	0.88	2.0	0.86	<0.1
A0962898	Drill Core	0.016	41.9	5.5	0.20	80.7	0.025	<20	0.70	0.032	0.38	0.2	0.5	0.34	2.06	<5	1.3	0.90	2.1	0.88	<0.1
A0962899	Drill Core	0.048	27.5	9.4	0.60	93.4	0.103	<20	1.98	0.194	0.77	1.1	0.9	0.77	2.19	<5	1.3	1.55	4.9	2.63	<0.1
A0962705	Drill Core	0.048	23.6	4.2	0.16	43.7	0.018	<20	0.50	0.007	0.33	0.5	0.3	0.23	6.26	<5	5.0	1.43	1.1	0.58	<0.1
A0962900	Drill Core	0.053	26.5	18.6	0.78	101.5	0.085	<20	1.63	0.052	0.96	0.3	1.3	0.72	2.85	<5	2.0	1.04	3.7	2.06	<0.1
A0962701	Drill Core	0.055	26.4	27.9	0.87	90.3	0.072	<20	1.77	0.136	0.87	0.5	1.7	0.62	3.82	<5	1.9	0.52	4.1	1.36	<0.1
A0962702	Drill Core	0.057	25.5	33.4	1.07	92.3	0.124	<20	1.95	0.056	1.20	7.3	2.0	1.00	3.57	<5	3.1	0.98	4.5	2.76	<0.1
A0962703	Drill Core	0.050	25.4	23.4	0.79	99.3	0.133	<20	2.13	0.139	1.10	3.1	1.6	0.93	2.55	<5	1.8	1.03	5.2	3.00	<0.1
A0962704	Drill Core	0.049	24.6	14.7	0.71	75.5	0.164	<20	1.20	0.071	0.87	9.4	3.5	0.60	2.04	<5	2.3	0.50	5.6	2.73	<0.1
A0963674	Drill Core	0.074	31.2	15.2	0.71	100.9	0.164	<20	1.30	0.080	0.96	0.6	2.8	0.37	0.48	<5	<0.1	0.15	5.3	2.47	<0.1
A0963675	Drill Core	0.050	26.3	11.4	0.64	53.7	0.103	<20	0.82	0.062	0.52	1.4	1.9	0.32	1.54	<5	0.5	0.17	3.7	1.48	<0.1

This report supersedes all previous preliminary and final reports with this file number dated prior to the date on this certificate. Signature indicates final approval; preliminary reports are unsigned and should be used for reference only.

BUREAU VERITAS MINERAL LABORATORIES Canada

www.bvna.com/mining-laboratory-services

Bureau Veritas Commodities Canada Ltd.

9050 Shaughnessy St Vancouver British Columbia V6P 6E5 Canada
PHONE (604) 253-3158

Client: **Kinross Gold Corp.**
25 York St., #17
Toronto Ontario M5J 2V5 Canada

Project: Great Bear Project
Report Date: November 18, 2024

CERTIFICATE OF ANALYSIS TIM24000336.1

Method		AQ250	AQ250	AQ250	AQ250	AQ250	AQ250	AQ250	AQ250	AQ250	AQ250	AQ250	AQ250	AQ250	AQ250	TC006	TC000	TC000
Analyte		Hf	Nb	Rb	Sn	Ta	Zr	Y	Ce	In	Re	Be	Li	Pd	Pt	CO2	TOT/C	TOT/S
Unit		ppm	ppm	ppm	ppm	ppm	ppm	ppm	ppm	ppm	ppb	ppm	ppm	ppb	ppb	%	%	%
MDL		0.02	0.02	0.1	0.1	0.05	0.1	0.01	0.1	0.02	1	0.1	0.1	10	2	0.08	0.02	0.02
A0963041	Drill Core	0.61	0.07	29.1	0.4	<0.05	21.5	5.72	51.5	<0.02	<1	0.1	12.5	<10	<2	1.09		
A0963042	Drill Core	0.68	0.12	28.8	0.4	<0.05	23.1	6.14	55.6	<0.02	<1	0.1	11.2	<10	<2	1.18	0.33	0.38
A0963043	Drill Core	0.52	0.10	19.2	0.2	<0.05	19.7	6.55	54.4	<0.02	<1	0.1	11.8	<10	<2	1.53		
A0963369	Drill Core	0.85	0.03	11.6	0.1	<0.05	35.1	6.95	79.8	<0.02	<1	0.2	2.6	<10	<2	<0.08		
A0963370	Drill Core	0.68	0.10	65.7	0.3	<0.05	27.7	5.95	60.5	0.03	<1	0.2	5.9	<10	<2	<0.08		
A0963371	Drill Core	0.65	0.07	48.3	0.3	<0.05	22.7	5.10	52.7	0.02	<1	0.2	5.3	<10	<2	<0.08		
A0963372	Drill Core	0.97	0.07	23.8	0.1	<0.05	39.3	8.45	85.6	<0.02	<1	0.1	4.8	<10	<2	<0.08	0.03	1.90
A0963374	Drill Core	0.61	0.06	44.8	0.2	<0.05	24.1	5.17	51.3	<0.02	1	0.2	11.7	<10	3	<0.08		
A0963375	Drill Core	0.31	0.03	64.7	0.3	<0.05	12.5	4.60	51.3	0.04	<1	0.2	14.1	<10	2	<0.08		
A0963376	Drill Core	0.54	0.11	36.5	0.2	<0.05	21.7	4.97	43.5	<0.02	<1	0.2	10.0	<10	3	0.48	0.16	5.31
A0963377	Drill Core	0.38	0.03	69.8	0.3	<0.05	15.0	4.51	54.4	0.03	<1	0.2	18.5	<10	2	<0.08		
A0963378	Drill Core	0.32	0.04	74.4	0.4	<0.05	13.5	3.98	54.5	0.02	<1	0.3	21.6	<10	2	<0.08		
A0963373	Drill Core	0.34	0.24	22.1	0.3	<0.05	13.1	3.86	34.4	<0.02	<1	0.2	9.7	<10	<2	<0.08	0.04	7.99
A0963379	Drill Core	0.44	0.09	71.5	0.3	<0.05	18.3	4.57	46.5	0.03	<1	0.1	14.3	<10	<2	<0.08		
A0963380	Drill Core	0.59	0.09	69.4	0.7	<0.05	24.0	8.93	57.1	0.03	<1	0.2	31.8	<10	<2	0.09		
A0963381	Drill Core	0.31	0.13	51.9	0.6	<0.05	12.2	5.17	45.7	0.10	<1	0.2	14.6	<10	2	2.12	0.57	5.49
A0963382	Drill Core	0.44	0.05	49.7	0.9	<0.05	17.4	5.50	50.5	0.04	1	0.2	15.1	<10	2	0.92		
A0962895	Drill Core	0.76	0.14	21.6	0.4	<0.05	28.6	6.04	59.8	0.10	<1	0.2	3.2	<10	<2	0.21		
A0962896	Drill Core	0.87	0.09	19.8	0.1	<0.05	36.2	6.36	68.8	<0.02	<1	0.3	3.6	<10	<2	0.12	0.06	2.84
A0962897	Drill Core	0.67	0.10	21.0	0.1	<0.05	26.3	8.00	80.1	0.06	<1	0.2	3.6	<10	<2	0.10		
A0962898	Drill Core	0.71	0.11	21.5	0.1	<0.05	27.1	8.26	81.6	0.06	<1	0.2	3.6	<10	<2	0.12		
A0962899	Drill Core	0.40	0.09	52.6	0.2	<0.05	15.2	5.79	50.9	0.10	<1	0.3	9.9	<10	<2	0.13		
A0962705	Drill Core	0.60	0.11	16.2	<0.1	<0.05	21.9	4.96	45.9	<0.02	<1	0.1	3.0	<10	<2	<0.08		
A0962900	Drill Core	0.48	0.04	54.8	0.2	<0.05	18.2	7.29	51.0	0.04	<1	0.3	11.4	<10	3	<0.08		
A0962701	Drill Core	0.79	0.02	46.3	0.1	<0.05	30.6	7.34	53.9	<0.02	<1	0.3	16.8	<10	3	<0.08		
A0962702	Drill Core	0.67	0.04	70.9	0.3	<0.05	25.9	8.55	51.8	0.04	<1	0.4	16.0	<10	2	<0.08	0.03	3.47
A0962703	Drill Core	0.50	0.07	69.3	0.4	<0.05	19.3	6.58	49.5	0.02	<1	0.5	14.9	<10	<2	0.26		
A0962704	Drill Core	0.57	0.10	54.2	1.1	<0.05	21.6	4.68	46.4	0.15	<1	0.1	13.9	<10	<2	0.59		
A0963674	Drill Core	0.61	0.04	52.8	0.3	<0.05	25.0	6.10	61.2	<0.02	<1	<0.1	11.4	<10	<2	0.84		
A0963675	Drill Core	0.85	0.08	34.5	0.3	<0.05	28.8	4.67	49.3	<0.02	<1	<0.1	9.1	<10	<2	0.84		

This report supersedes all previous preliminary and final reports with this file number dated prior to the date on this certificate. Signature indicates final approval; preliminary reports are unsigned and should be used for reference only.

BUREAU VERITAS MINERAL LABORATORIES Canada

www.bvna.com/mining-laboratory-services

Bureau Veritas Commodities Canada Ltd.

9050 Shaughnessy St Vancouver British Columbia V6P 6E5 Canada
PHONE (604) 253-3158

Client: **Kinross Gold Corp.**
25 York St., #17
Toronto Ontario M5J 2V5 Canada

Project: Great Bear Project
Report Date: November 18, 2024

CERTIFICATE OF ANALYSIS TIM24000336.1

Method		WGHT	AQ250	AQ250	AQ250	AQ250	AQ250	AQ250	AQ250	AQ250	AQ250	AQ250	AQ250	AQ250	AQ250	AQ250	AQ250	AQ250	AQ250	AQ250	AQ250
Analyte		Wgt	Mo	Cu	Pb	Zn	Ag	Ni	Co	Mn	Fe	As	U	Au	Th	Sr	Cd	Sb	Bi	V	Ca
Unit		kg	ppm	ppm	ppm	ppm	ppb	ppm	ppm	ppm	%	ppm	ppm	ppb	ppm	ppm	ppm	ppm	ppm	ppm	%
MDL		0.01	0.01	0.01	0.01	0.1	2	0.1	0.1	1	0.01	0.1	0.1	0.2	0.1	0.5	0.01	0.02	0.02	1	0.01
A0963676	Drill Core	2.97	1.45	4.70	3.56	154.1	280	12.2	8.5	563	2.24	11.8	1.6	39.6	7.7	17.8	0.64	0.24	1.17	15	1.11
A0963677	Drill Core	2.26	2.52	16.98	3.84	69.2	198	13.5	8.9	287	2.46	2.9	1.4	14.3	6.4	12.1	0.42	0.08	1.23	10	0.37
A0963678	Drill Core	1.39	3.71	43.63	3.42	53.7	218	11.1	5.6	256	1.34	1.9	1.5	101.0	7.4	8.2	0.17	0.07	1.29	8	0.44
A0963679	Drill Core	1.89	5.22	9.91	3.31	31.4	136	10.3	8.0	191	2.50	1.4	1.1	17.6	6.6	7.3	0.06	0.07	1.86	5	0.36
A0963680	Drill Core	1.96	24.56	5.27	2.55	19.9	164	11.2	8.1	96	2.00	2.8	1.1	24.2	6.3	5.7	0.03	0.06	2.29	3	0.20
A0963681	Drill Core	2.07	7.25	7.57	2.76	34.0	112	10.5	6.7	169	1.82	1.7	0.9	13.0	5.6	10.0	0.06	0.05	1.83	3	0.45
A0963682	Drill Core	1.99	10.92	78.64	2.81	49.8	358	11.5	8.2	241	2.37	2.1	1.6	26.9	6.7	8.2	0.19	0.07	2.26	5	0.23
A0963683	Drill Core	1.52	2.25	6.17	5.98	38.7	189	12.1	8.7	242	2.85	1.9	1.2	11.2	6.8	7.8	0.11	0.06	2.21	4	0.32
A0963684	Drill Core	1.37	3.00	32.85	5.02	20.6	730	27.0	16.2	337	3.73	8.9	0.8	2552.0	6.6	20.9	0.05	0.06	1.75	18	1.12
A0963685	Drill Core	2.09	1.61	10.53	2.80	22.0	138	16.4	11.2	172	3.17	2.2	0.7	8.3	6.4	8.1	0.02	0.05	1.57	13	0.25

This report supersedes all previous preliminary and final reports with this file number dated prior to the date on this certificate. Signature indicates final approval; preliminary reports are unsigned and should be used for reference only.

BUREAU VERITAS MINERAL LABORATORIES Canada

www.bvna.com/mining-laboratory-services

Bureau Veritas Commodities Canada Ltd.

9050 Shaughnessy St Vancouver British Columbia V6P 6E5 Canada
PHONE (604) 253-3158

Client: **Kinross Gold Corp.**
25 York St., #17
Toronto Ontario M5J 2V5 Canada

Project: Great Bear Project
Report Date: November 18, 2024

CERTIFICATE OF ANALYSIS TIM24000336.1

	Method	AQ250	AQ250	AQ250	AQ250	AQ250	AQ250	AQ250	AQ250	AQ250	AQ250	AQ250	AQ250	AQ250	AQ250	AQ250	AQ250	AQ250	AQ250	AQ250	AQ250
	Analyte	P	La	Cr	Mg	Ba	Ti	B	Al	Na	K	W	Sc	Tl	S	Hg	Se	Te	Ga	Cs	Ge
	Unit	%	ppm	ppm	%	ppm	%	ppm	%	%	%	ppm	ppm	ppm	%	ppb	ppm	ppm	ppm	ppm	ppm
	MDL	0.001	0.5	0.5	0.01	0.5	0.001	20	0.01	0.001	0.01	0.1	0.1	0.02	0.02	5	0.1	0.02	0.1	0.02	0.1
A0963676	Drill Core	0.065	33.8	6.9	0.58	56.4	0.082	<20	0.59	0.039	0.45	1.3	1.2	0.40	2.26	<5	0.9	1.00	2.6	1.51	<0.1
A0963677	Drill Core	0.054	28.7	5.8	0.41	62.3	0.039	<20	0.76	0.046	0.44	0.3	1.0	0.31	2.39	<5	1.3	0.24	2.6	1.14	<0.1
A0963678	Drill Core	0.047	29.3	5.3	0.43	37.2	0.027	<20	0.64	0.025	0.36	0.2	0.6	0.41	1.18	<5	0.7	0.19	2.1	1.61	<0.1
A0963679	Drill Core	0.087	31.0	4.8	0.32	55.9	0.014	<20	0.68	0.019	0.40	0.2	0.6	0.40	2.36	<5	2.2	0.37	1.7	1.10	<0.1
A0963680	Drill Core	0.053	22.5	4.7	0.14	45.8	0.008	<20	0.55	0.021	0.32	0.2	0.4	0.24	1.92	<5	1.6	0.39	1.4	0.47	<0.1
A0963681	Drill Core	0.049	24.5	4.4	0.27	48.0	0.006	<20	0.64	0.017	0.31	0.1	0.4	0.36	1.67	<5	1.1	0.36	1.5	0.85	<0.1
A0963682	Drill Core	0.051	30.7	5.9	0.49	55.3	0.015	<20	0.87	0.028	0.49	0.2	0.5	0.69	2.18	<5	2.1	0.46	2.5	1.68	<0.1
A0963683	Drill Core	0.060	26.2	6.0	0.34	37.2	0.007	<20	0.56	0.032	0.24	0.2	0.4	0.25	2.68	<5	1.6	0.42	1.8	0.62	<0.1
A0963684	Drill Core	0.098	30.8	16.3	0.35	75.9	0.019	<20	0.80	0.038	0.34	1.0	2.2	0.23	3.09	7	2.2	0.34	2.3	1.56	<0.1
A0963685	Drill Core	0.069	26.7	16.4	0.51	36.3	0.038	<20	0.66	0.008	0.30	0.2	0.5	0.43	2.81	<5	1.3	0.25	1.4	1.66	<0.1

This report supersedes all previous preliminary and final reports with this file number dated prior to the date on this certificate. Signature indicates final approval; preliminary reports are unsigned and should be used for reference only.

BUREAU VERITAS MINERAL LABORATORIES Canada

www.bvna.com/mining-laboratory-services

Bureau Veritas Commodities Canada Ltd.

9050 Shaughnessy St Vancouver British Columbia V6P 6E5 Canada
PHONE (604) 253-3158

Client: **Kinross Gold Corp.**
25 York St., #17
Toronto Ontario M5J 2V5 Canada

Project: Great Bear Project
Report Date: November 18, 2024

CERTIFICATE OF ANALYSIS TIM24000336.1

Method		AQ250	AQ250	AQ250	AQ250	AQ250	AQ250	AQ250	AQ250	AQ250	AQ250	AQ250	AQ250	AQ250	AQ250	TC006	TC000	TC000
Analyte		Hf	Nb	Rb	Sn	Ta	Zr	Y	Ce	In	Re	Be	Li	Pd	Pt	CO2	TOT/C	TOT/S
Unit		ppm	ppm	ppm	ppm	ppm	ppm	ppm	ppm	ppm	ppb	ppm	ppm	ppb	ppb	%	%	%
MDL		0.02	0.02	0.1	0.1	0.05	0.1	0.01	0.1	0.02	1	0.1	0.1	10	2	0.08	0.02	0.02
A0963676	Drill Core	0.67	0.21	28.2	0.2	<0.05	20.3	4.99	66.6	<0.02	<1	<0.1	7.8	<10	2	1.03	0.27	2.15
A0963677	Drill Core	0.75	0.07	20.8	0.3	<0.05	26.5	4.51	56.9	<0.02	2	<0.1	5.6	<10	<2	0.22		
A0963678	Drill Core	0.61	<0.02	21.6	0.4	<0.05	20.1	3.43	55.6	<0.02	4	<0.1	7.4	<10	<2	0.28		
A0963679	Drill Core	0.72	<0.02	20.0	0.5	<0.05	30.4	6.22	61.8	<0.02	6	0.1	6.9	<10	<2	0.17		
A0963680	Drill Core	0.60	<0.02	13.1	0.3	<0.05	23.3	3.69	44.8	<0.02	92	<0.1	3.4	<10	<2	<0.08		
A0963681	Drill Core	0.51	<0.02	16.4	0.3	<0.05	20.4	3.48	48.3	<0.02	11	0.1	5.1	<10	<2	0.29		
A0963682	Drill Core	0.63	<0.02	31.6	0.3	<0.05	23.3	4.00	57.0	0.02	24	0.1	9.1	<10	<2	0.10		
A0963683	Drill Core	0.63	<0.02	12.6	0.3	<0.05	22.7	4.01	49.8	<0.02	2	0.1	6.8	<10	<2	0.15		
A0963684	Drill Core	0.48	0.03	14.1	0.3	<0.05	19.8	7.04	62.9	<0.02	<1	0.2	5.7	<10	<2	0.81	0.25	3.25
A0963685	Drill Core	0.56	<0.02	19.2	0.2	<0.05	19.8	4.00	53.0	<0.02	<1	0.1	9.5	<10	<2	<0.08		

This report supersedes all previous preliminary and final reports with this file number dated prior to the date on this certificate. Signature indicates final approval; preliminary reports are unsigned and should be used for reference only.

BUREAU VERITAS MINERAL LABORATORIES Canada

www.bvna.com/mining-laboratory-services

Bureau Veritas Commodities Canada Ltd.
9050 Shaughnessy St Vancouver British Columbia V6P 6E5 Canada
PHONE (604) 253-3158

Client: **Kinross Gold Corp.**
25 York St., #17
Toronto Ontario M5J 2V5 Canada

Project: Great Bear Project
Report Date: November 18, 2024

QUALITY CONTROL REPORT TIM24000336.1

	Method	WGHT	AQ250	AQ250	AQ250	AQ250	AQ250	AQ250	AQ250	AQ250	AQ250	AQ250	AQ250	AQ250	AQ250	AQ250	AQ250	AQ250	AQ250	AQ250	AQ250
	Analyte	Wgt	Mo	Cu	Pb	Zn	Ag	Ni	Co	Mn	Fe	As	U	Au	Th	Sr	Cd	Sb	Bi	V	Ca
	Unit	kg	ppm	ppm	ppm	ppm	ppb	ppm	ppm	ppm	%	ppm	ppm	ppb	ppm	ppm	ppm	ppm	ppm	ppm	%
	MDL	0.01	0.01	0.01	0.01	0.1	2	0.1	0.1	1	0.01	0.1	0.1	0.2	0.1	0.5	0.01	0.02	0.02	1	0.01
Pulp Duplicates																					
A0964636	Drill Core	1.25	0.53	31.63	8.13	43.1	174	17.0	8.1	114	1.17	3.5	0.5	6.5	3.6	10.6	0.22	0.07	0.06	9	0.81
REP A0964636	QC																				
A0963007	Drill Core	3.33	1.63	38.24	6.55	68.2	92	71.9	25.0	337	4.26	233.2	1.5	5.9	7.6	73.6	0.08	0.37	0.15	78	0.93
REP A0963007	QC		1.65	38.64	6.33	70.7	92	74.8	25.5	343	4.41	232.2	1.5	5.4	7.8	73.5	0.08	0.39	0.16	79	0.96
A0963032	Drill Core	2.20	1.53	1.41	6.77	32.4	348	18.4	11.5	308	6.41	34.7	2.0	62.5	8.9	26.6	0.04	0.08	5.70	7	0.44
REP A0963032	QC																				
A0963036	Drill Core	2.19	1.68	32.41	6.98	202.4	387	13.0	8.4	877	3.54	15.0	1.8	693.5	9.0	95.9	0.56	0.07	1.59	35	1.76
REP A0963036	QC																				
A0964704	Drill Core	1.98	1.30	64.18	158.98	464.3	2594	9.8	6.2	1115	2.64	159.7	1.1	1928.3	4.9	42.7	1.91	0.11	7.22	13	1.64
REP A0964704	QC		1.37	64.98	151.66	463.6	2484	9.8	6.3	1122	2.63	155.8	1.1	334.9	5.0	42.5	1.90	0.11	7.16	13	1.65
A0962703	Drill Core	2.18	1.62	37.69	10.15	62.0	1027	26.0	13.2	720	3.90	79.8	1.4	2112.5	6.7	30.1	0.08	0.17	2.27	29	0.82
REP A0962703	QC																				
A0963677	Drill Core	2.26	2.52	16.98	3.84	69.2	198	13.5	8.9	287	2.46	2.9	1.4	14.3	6.4	12.1	0.42	0.08	1.23	10	0.37
REP A0963677	QC		2.56	16.57	3.91	70.5	145	13.3	8.9	283	2.42	3.0	1.5	14.2	6.5	12.1	0.43	0.08	1.24	10	0.37
Core Reject Duplicates																					
A0964875	Drill Core	2.05	49.87	14.52	4.06	6.6	271	11.7	6.7	233	4.01	5.8	1.1	49.6	6.5	41.8	0.08	0.24	1.96	7	0.97
DUP A0964875	QC		39.99	17.63	4.10	7.9	237	12.4	6.7	241	3.96	5.8	1.2	40.2	6.7	42.9	0.10	0.23	1.97	8	1.05
A0963025	Drill Core	2.28	1.80	20.22	4.03	103.7	269	21.8	10.9	354	3.61	7.2	1.7	6.9	7.2	27.1	0.49	0.06	3.31	13	0.37
DUP A0963025	QC		1.77	18.60	4.01	96.8	253	20.9	10.7	356	3.50	7.2	1.7	8.6	6.8	26.3	0.40	0.07	3.31	13	0.36
A0963380	Drill Core	1.87	1.15	48.30	5.22	206.2	977	53.3	24.7	1025	7.13	78.8	1.5	321.2	6.4	17.1	0.38	0.12	2.53	73	0.39
DUP A0963380	QC		1.09	47.82	4.99	203.0	863	51.9	23.8	984	6.52	73.1	1.4	487.1	6.3	15.9	0.40	0.13	2.21	71	0.37
Reference Materials																					
STD BVGEO01	Standard		9.83	4505.15	185.38	1708.5	2440	159.9	24.3	705	3.66	123.5	3.4	216.8	14.7	52.7	6.02	2.42	24.04	72	1.29
STD BVGEO01	Standard		10.17	4431.01	184.44	1710.1	2443	160.3	24.6	703	3.71	121.8	3.3	216.1	13.2	56.0	6.01	2.55	23.80	72	1.29
STD BVGEO01	Standard		9.68	4463.13	188.04	1681.8	2452	159.7	23.4	700	3.68	122.7	3.6	213.6	14.1	54.8	6.06	2.37	24.17	72	1.29
STD BVGEO01	Standard		9.72	4489.28	182.15	1669.6	2438	163.7	24.6	747	3.62	117.9	3.4	203.8	13.9	53.7	5.92	2.26	23.43	74	1.33
STD COO2	Standard																				
STD COO2	Standard																				

This report supersedes all previous preliminary and final reports with this file number dated prior to the date on this certificate. Signature indicates final approval; preliminary reports are unsigned and should be used for reference only.

BUREAU VERITAS MINERAL LABORATORIES Canada

www.bvna.com/mining-laboratory-services

Bureau Veritas Commodities Canada Ltd.
9050 Shaughnessy St Vancouver British Columbia V6P 6E5 Canada
PHONE (604) 253-3158

Client: **Kinross Gold Corp.**
25 York St., #17
Toronto Ontario M5J 2V5 Canada

Project: Great Bear Project
Report Date: November 18, 2024

QUALITY CONTROL REPORT TIM24000336.1

		Method	AQ250	AQ250	AQ250	AQ250	AQ250	AQ250	AQ250	AQ250	AQ250	AQ250	AQ250	AQ250	AQ250	AQ250	AQ250	AQ250	AQ250	AQ250	AQ250
		Analyte	P	La	Cr	Mg	Ba	Ti	B	Al	Na	K	W	Sc	Tl	S	Hg	Se	Te	Ga	Cs	Ge
		Unit	%	ppm	ppm	%	ppm	%	ppm	%	%	%	ppm	ppm	ppm	%	ppb	ppm	ppm	ppm	ppm	ppm
		MDL	0.001	0.5	0.5	0.01	0.5	0.001	20	0.01	0.001	0.01	0.1	0.1	0.02	0.02	5	0.1	0.02	0.1	0.02	0.1
Pulp Duplicates																						
A0964636	Drill Core		0.066	18.0	11.5	0.22	45.1	0.016	<20	0.73	0.035	0.30	0.1	1.0	0.09	0.62	<5	<0.1	<0.02	2.3	0.83	<0.1
REP A0964636	QC																					
A0963007	Drill Core		0.071	27.7	91.6	1.77	102.4	0.108	<20	3.46	0.119	0.93	0.1	8.0	0.42	0.16	<5	0.2	0.04	10.2	2.56	<0.1
REP A0963007	QC		0.071	27.6	95.8	1.83	102.5	0.116	<20	3.58	0.119	0.95	0.1	8.3	0.40	0.17	<5	0.2	0.07	10.3	2.64	<0.1
A0963032	Drill Core		0.080	41.8	5.7	0.46	57.6	0.037	<20	1.12	0.073	0.53	0.4	0.7	0.39	6.36	<5	4.8	1.74	2.4	1.66	<0.1
REP A0963032	QC																					
A0963036	Drill Core		0.069	36.2	12.4	0.75	73.8	0.151	<20	3.12	0.266	0.93	>100	2.9	0.79	1.33	<5	0.7	0.36	9.2	3.44	<0.1
REP A0963036	QC																					
A0964704	Drill Core		0.034	19.3	8.9	0.57	63.8	0.040	<20	0.62	0.027	0.36	5.9	1.7	0.22	1.82	24	6.1	0.79	3.3	1.05	<0.1
REP A0964704	QC		0.035	19.6	8.8	0.57	64.9	0.040	<20	0.62	0.027	0.36	5.7	1.8	0.23	1.81	28	5.8	0.79	3.2	1.07	<0.1
A0962703	Drill Core		0.050	25.4	23.4	0.79	99.3	0.133	<20	2.13	0.139	1.10	3.1	1.6	0.93	2.55	<5	1.8	1.03	5.2	3.00	<0.1
REP A0962703	QC																					
A0963677	Drill Core		0.054	28.7	5.8	0.41	62.3	0.039	<20	0.76	0.046	0.44	0.3	1.0	0.31	2.39	<5	1.3	0.24	2.6	1.14	<0.1
REP A0963677	QC		0.052	29.0	5.8	0.40	63.3	0.040	<20	0.75	0.047	0.45	0.3	1.0	0.30	2.38	<5	1.3	0.24	2.6	1.15	<0.1
Core Reject Duplicates																						
A0964875	Drill Core		0.055	22.0	4.1	0.15	44.8	0.021	<20	0.58	0.044	0.21	0.7	0.6	0.13	4.00	<5	4.0	0.85	1.4	0.39	<0.1
DUP A0964875	QC		0.054	20.9	6.2	0.17	62.9	0.023	<20	0.67	0.053	0.28	0.8	0.6	0.16	4.11	<5	3.8	0.73	1.6	0.42	<0.1
A0963025	Drill Core		0.073	29.9	10.9	0.76	73.4	0.023	<20	1.08	0.078	0.56	0.1	1.3	0.38	3.63	<5	2.2	0.78	3.4	1.52	<0.1
DUP A0963025	QC		0.075	27.6	9.7	0.75	74.2	0.023	<20	1.08	0.082	0.57	0.1	1.3	0.36	3.51	<5	2.2	0.79	3.4	1.46	<0.1
A0963380	Drill Core		0.077	27.9	85.2	1.49	121.4	0.231	<20	2.51	0.049	1.50	0.5	5.3	0.78	3.48	<5	2.7	1.64	8.9	4.34	<0.1
DUP A0963380	QC		0.075	27.6	84.4	1.42	127.9	0.224	<20	2.41	0.045	1.44	0.5	5.2	0.74	3.04	<5	2.5	1.39	8.5	3.90	<0.1
Reference Materials																						
STD BVGEO01	Standard		0.073	25.6	153.8	1.28	333.6	0.229	<20	2.23	0.185	0.89	4.2	5.6	0.63	0.69	104	5.0	1.02	7.0	7.16	<0.1
STD BVGEO01	Standard		0.076	26.1	157.3	1.29	308.4	0.233	<20	2.23	0.188	0.90	3.9	5.7	0.60	0.67	103	4.9	0.99	6.9	6.99	<0.1
STD BVGEO01	Standard		0.075	25.8	168.7	1.29	313.1	0.223	<20	2.27	0.191	0.89	3.8	5.8	0.60	0.66	101	5.1	1.06	7.2	7.13	<0.1
STD BVGEO01	Standard		0.072	25.0	169.9	1.28	291.4	0.236	<20	2.29	0.191	0.85	3.6	6.0	0.59	0.67	91	4.7	1.02	7.0	7.03	<0.1
STD COO2	Standard																					
STD COO2	Standard																					

This report supersedes all previous preliminary and final reports with this file number dated prior to the date on this certificate. Signature indicates final approval; preliminary reports are unsigned and should be used for reference only.

BUREAU VERITAS MINERAL LABORATORIES Canada

www.bvna.com/mining-laboratory-services

Bureau Veritas Commodities Canada Ltd.
9050 Shaughnessy St Vancouver British Columbia V6P 6E5 Canada
PHONE (604) 253-3158

Client: **Kinross Gold Corp.**
25 York St., #17
Toronto Ontario M5J 2V5 Canada

Project: Great Bear Project
Report Date: November 18, 2024

QUALITY CONTROL REPORT TIM24000336.1

	Method	AQ250	AQ250	AQ250	AQ250	AQ250	AQ250	AQ250	AQ250	AQ250	AQ250	AQ250	AQ250	AQ250	AQ250	TC006	TC000	TC000
	Analyte	Hf	Nb	Rb	Sn	Ta	Zr	Y	Ce	In	Re	Be	Li	Pd	Pt	CO2	TOT/C	TOT/S
	Unit	ppm	ppm	ppm	ppm	ppm	ppm	ppm	ppm	ppm	ppb	ppm	ppm	ppb	ppb	%	%	%
	MDL	0.02	0.02	0.1	0.1	0.05	0.1	0.01	0.1	0.02	1	0.1	0.1	10	2	0.08	0.02	0.02
Pulp Duplicates																		
A0964636	Drill Core	0.32	<0.02	9.6	0.1	<0.05	16.6	4.88	35.7	<0.02	<1	0.2	14.4	<10	<2	0.61		
REP A0964636	QC															0.62		
A0963007	Drill Core	0.42	<0.02	49.6	0.3	<0.05	20.1	7.99	56.5	<0.02	1	0.5	21.5	<10	3	0.17		
REP A0963007	QC	0.50	<0.02	51.0	0.4	<0.05	23.4	8.19	55.7	<0.02	1	0.5	21.7	<10	3			
A0963032	Drill Core	0.94	0.14	26.9	0.3	<0.05	33.3	9.31	83.9	<0.02	<1	0.3	8.7	<10	<2	<0.08	0.04	6.16
REP A0963032	QC																0.03	6.39
A0963036	Drill Core	0.32	0.04	65.8	0.4	<0.05	10.9	8.22	71.0	0.07	<1	0.5	9.8	<10	<2	0.51		
REP A0963036	QC															0.51		
A0964704	Drill Core	0.27	<0.02	18.7	0.2	<0.05	9.4	3.93	36.7	0.08	<1	0.1	4.6	<10	<2	1.89		
REP A0964704	QC	0.27	<0.02	18.6	0.2	<0.05	9.5	3.99	37.2	0.08	<1	0.1	4.6	<10	<2			
A0962703	Drill Core	0.50	0.07	69.3	0.4	<0.05	19.3	6.58	49.5	0.02	<1	0.5	14.9	<10	<2	0.26		
REP A0962703	QC															0.15		
A0963677	Drill Core	0.75	0.07	20.8	0.3	<0.05	26.5	4.51	56.9	<0.02	2	<0.1	5.6	<10	<2	0.22		
REP A0963677	QC	0.76	0.07	20.5	0.3	<0.05	26.0	4.47	57.5	<0.02	3	<0.1	5.7	<10	<2			
Core Reject Duplicates																		
A0964875	Drill Core	0.53	0.12	8.6	0.4	<0.05	18.9	3.59	42.8	<0.02	144	0.1	4.6	<10	<2	0.59		
DUP A0964875	QC	0.57	0.16	10.9	0.5	<0.05	20.3	3.75	40.6	<0.02	111	0.1	5.0	<10	<2	0.71		
A0963025	Drill Core	0.86	<0.02	24.1	0.2	<0.05	30.5	6.07	59.6	0.03	2	0.1	15.8	<10	<2	<0.08		
DUP A0963025	QC	0.81	<0.02	23.9	0.2	<0.05	29.9	5.98	55.8	0.03	1	0.1	15.6	<10	<2	0.08		
A0963380	Drill Core	0.59	0.09	69.4	0.7	<0.05	24.0	8.93	57.1	0.03	<1	0.2	31.8	<10	<2	0.09		
DUP A0963380	QC	0.51	0.07	67.3	0.7	<0.05	22.0	8.67	55.5	0.03	1	0.2	31.0	<10	2	<0.08		
Reference Materials																		
STD BVGEO01	Standard	0.35	0.15	92.8	5.2	<0.05	10.1	13.87	50.9	0.41	4	0.7	19.5	132	182			
STD BVGEO01	Standard	0.33	0.19	92.7	5.2	<0.05	10.6	14.39	53.0	0.42	4	0.7	20.4	127	180			
STD BVGEO01	Standard	0.35	0.16	93.7	5.2	<0.05	10.3	14.24	52.5	0.42	4	0.7	19.7	134	188			
STD BVGEO01	Standard	0.34	0.14	91.3	5.2	<0.05	10.3	13.97	50.5	0.42	3	0.7	21.0	125	177			
STD COO2	Standard															3.34		
STD COO2	Standard															3.53		

This report supersedes all previous preliminary and final reports with this file number dated prior to the date on this certificate. Signature indicates final approval; preliminary reports are unsigned and should be used for reference only.

BUREAU VERITAS MINERAL LABORATORIES Canada

www.bvna.com/mining-laboratory-services

Bureau Veritas Commodities Canada Ltd.
9050 Shaughnessy St Vancouver British Columbia V6P 6E5 Canada
PHONE (604) 253-3158

Client: **Kinross Gold Corp.**
25 York St., #17
Toronto Ontario M5J 2V5 Canada

Project: Great Bear Project
Report Date: November 18, 2024

QUALITY CONTROL REPORT TIM24000336.1

		WGHT	AQ250	AQ250	AQ250	AQ250	AQ250	AQ250	AQ250	AQ250	AQ250	AQ250	AQ250	AQ250	AQ250	AQ250	AQ250	AQ250	AQ250	AQ250	AQ250
		Wgt	Mo	Cu	Pb	Zn	Ag	Ni	Co	Mn	Fe	As	U	Au	Th	Sr	Cd	Sb	Bi	V	Ca
		kg	ppm	ppm	ppm	ppm	ppb	ppm	ppm	ppm	%	ppm	ppm	ppb	ppm	ppm	ppm	ppm	ppm	ppm	%
		0.01	0.01	0.01	0.01	0.1	2	0.1	0.1	1	0.01	0.1	0.1	0.2	0.1	0.5	0.01	0.02	0.02	1	0.01
STD COO2	Standard																				
STD COO2	Standard																				
STD GS311-1	Standard																				
STD GS910-4	Standard																				
STD OREAS279	Standard																				
STD OREAS262	Standard		0.63	117.74	57.03	152.4	460	65.1	27.5	547	3.31	35.9	1.2	59.4	9.3	34.0	0.62	2.90	0.99	21	2.94
STD OREAS262	Standard		0.61	114.08	56.42	155.8	442	62.7	26.3	527	3.27	36.2	1.1	61.4	8.6	34.9	0.62	3.65	0.95	21	2.87
STD OREAS262	Standard		0.59	112.69	58.01	157.5	467	61.5	26.2	534	3.29	37.4	1.2	57.1	9.4	34.7	0.61	2.62	1.00	22	2.90
STD OREAS279	Standard																				
STD OREAS262	Standard		0.57	110.55	53.20	147.2	441	61.4	27.3	531	3.06	34.6	1.1	55.6	8.3	31.8	0.58	3.37	0.91	20	2.89
STD OREAS279	Standard																				
STD OREAS279	Standard																				
STD GS311-1 Expected																					
STD GS910-4 Expected																					
STD BVGEO01 Expected			10.8	4415	187	1712	2530	163	25	706	3.7	121	3.67	214	14.4	55	6.25	2.2	24.3	73	1.3219
STD OREAS262 Expected			0.68	118	56	154	450	62	26.9	530	3.284	35.8	1.22	65	9.33	36	0.61	3.39	1.03	22.5	2.98
STD COO2 Expected																					
STD OREAS279 Expected																					
BLK	Blank																				
BLK	Blank																				
BLK	Blank		<0.01	<0.01	0.01	<0.1	<2	<0.1	<0.1	<1	<0.01	<0.1	<0.1	<0.2	<0.1	<0.5	<0.01	<0.02	<0.02	<1	<0.01
BLK	Blank		<0.01	<0.01	0.02	<0.1	<2	<0.1	<0.1	<1	<0.01	<0.1	<0.1	<0.2	<0.1	<0.5	<0.01	<0.02	<0.02	<1	<0.01
BLK	Blank		<0.01	<0.01	<0.01	<0.1	2	<0.1	<0.1	<1	<0.01	0.1	<0.1	<0.2	<0.1	<0.5	<0.01	<0.02	<0.02	<1	<0.01
BLK	Blank																				
BLK	Blank		<0.01	<0.01	<0.01	<0.1	<2	<0.1	<0.1	<1	<0.01	<0.1	<0.1	<0.2	<0.1	<0.5	<0.01	<0.02	<0.02	<1	<0.01
BLK	Blank																				
BLK	Blank																				
Prep Wash																					
ROCK-TIM	Prep Blank		1.09	1.80	0.72	27.7	5	1.2	3.6	445	1.76	0.7	0.4	1.4	2.2	16.8	<0.01	<0.02	<0.02	21	0.52

This report supersedes all previous preliminary and final reports with this file number dated prior to the date on this certificate. Signature indicates final approval; preliminary reports are unsigned and should be used for reference only.

BUREAU VERITAS MINERAL LABORATORIES Canada

www.bvna.com/mining-laboratory-services

Bureau Veritas Commodities Canada Ltd.
9050 Shaughnessy St Vancouver British Columbia V6P 6E5 Canada
PHONE (604) 253-3158

Client: **Kinross Gold Corp.**
25 York St., #17
Toronto Ontario M5J 2V5 Canada

Project: Great Bear Project
Report Date: November 18, 2024

QUALITY CONTROL REPORT TIM24000336.1

		AQ250 P % 0.001	AQ250 La ppm 0.5	AQ250 Cr ppm 0.5	AQ250 Mg % 0.01	AQ250 Ba ppm 0.5	AQ250 Ti % 0.001	AQ250 B ppm 20	AQ250 Al % 0.01	AQ250 Na % 0.001	AQ250 K % 0.01	AQ250 W ppm 0.1	AQ250 Sc ppm 0.1	AQ250 Tl ppm 0.02	AQ250 S % 0.02	AQ250 Hg ppb 5	AQ250 Se ppm 0.1	AQ250 Te ppm 0.02	AQ250 Ga ppm 0.1	AQ250 Cs ppm 0.02	AQ250 Ge ppm 0.1
STD COO2	Standard																				
STD COO2	Standard																				
STD GS311-1	Standard																				
STD GS910-4	Standard																				
STD OREAS279	Standard																				
STD OREAS262	Standard	0.039	14.7	39.0	1.21	246.5	0.003	<20	1.16	0.073	0.29	0.1	3.0	0.48	0.27	178	0.7	0.23	3.6	2.38	<0.1
STD OREAS262	Standard	0.040	15.0	39.0	1.18	242.9	0.003	<20	1.15	0.071	0.29	0.2	3.0	0.44	0.25	178	0.6	0.22	3.5	2.33	<0.1
STD OREAS262	Standard	0.040	16.4	40.8	1.19	251.5	0.003	<20	1.23	0.071	0.30	0.1	3.0	0.46	0.26	176	0.6	0.22	3.8	2.48	<0.1
STD OREAS279	Standard																				
STD OREAS262	Standard	0.038	13.8	38.2	1.13	228.3	0.003	<20	1.08	0.064	0.27	0.1	2.8	0.42	0.25	162	0.6	0.22	3.5	2.35	<0.1
STD OREAS279	Standard																				
STD OREAS279	Standard																				
STD GS311-1 Expected																					
STD GS910-4 Expected																					
STD BVGEO01 Expected		0.0727	25.9	171	1.3175	332	0.233		2.2628	0.1924	0.8669	3.5	5.97	0.62	0.6655	100	4.84	1.02	7.37	7.36	0.15
STD OREAS262 Expected		0.04	15.9	41.7	1.17	248	0.003		1.3	0.071	0.312	0.13	3.24	0.47	0.269	170	0.4	0.23	3.9	2.8	
STD COO2 Expected																					
STD OREAS279 Expected																					
BLK	Blank																				
BLK	Blank																				
BLK	Blank	<0.001	<0.5	<0.5	<0.01	<0.5	<0.001	<20	<0.01	<0.001	<0.01	<0.1	<0.1	<0.02	<0.02	<5	<0.1	<0.02	<0.1	<0.02	<0.1
BLK	Blank	<0.001	<0.5	<0.5	<0.01	<0.5	<0.001	<20	<0.01	<0.001	<0.01	<0.1	<0.1	<0.02	<0.02	<5	<0.1	<0.02	<0.1	<0.02	<0.1
BLK	Blank	<0.001	<0.5	<0.5	<0.01	<0.5	<0.001	<20	<0.01	<0.001	<0.01	<0.1	<0.1	<0.02	<0.02	<5	<0.1	<0.02	<0.1	<0.02	<0.1
BLK	Blank																				
BLK	Blank	<0.001	<0.5	<0.5	<0.01	<0.5	<0.001	<20	<0.01	<0.001	<0.01	<0.1	<0.1	<0.02	<0.02	<5	<0.1	<0.02	<0.1	<0.02	<0.1
BLK	Blank																				
BLK	Blank																				
Prep Wash																					
ROCK-TIM	Prep Blank	0.044	5.2	3.9	0.47	46.1	0.069	<20	0.76	0.058	0.06	0.1	2.0	<0.02	<0.02	<5	0.1	<0.02	3.5	0.15	<0.1

This report supersedes all previous preliminary and final reports with this file number dated prior to the date on this certificate. Signature indicates final approval; preliminary reports are unsigned and should be used for reference only.

BUREAU VERITAS MINERAL LABORATORIES Canada

www.bvna.com/mining-laboratory-services

Bureau Veritas Commodities Canada Ltd.
9050 Shaughnessy St Vancouver British Columbia V6P 6E5 Canada
PHONE (604) 253-3158

Client: **Kinross Gold Corp.**
25 York St., #17
Toronto Ontario M5J 2V5 Canada

Project: Great Bear Project
Report Date: November 18, 2024

QUALITY CONTROL REPORT TIM24000336.1

		AQ250 Hf ppm 0.02	AQ250 Nb ppm 0.02	AQ250 Rb ppm 0.1	AQ250 Sn ppm 0.1	AQ250 Ta ppm 0.05	AQ250 Zr ppm 0.1	AQ250 Y ppm 0.01	AQ250 Ce ppm 0.1	AQ250 In ppm 0.02	AQ250 Re ppb 1	AQ250 Be ppm 0.1	AQ250 Li ppm 0.1	AQ250 Pd ppb 10	AQ250 Pt ppb 2	TC006 CO2 % 0.08	TC000 TOT/C % 0.02	TC000 TOT/S % 0.02
STD COO2	Standard															3.49		
STD COO2	Standard															3.50		
STD GS311-1	Standard																0.94	2.20
STD GS910-4	Standard																2.46	8.05
STD OREAS279	Standard															2.93		
STD OREAS262	Standard	0.25	<0.02	17.3	0.5	<0.05	11.6	10.34	29.5	0.03	1	1.1	16.9	<10	2			
STD OREAS262	Standard	0.26	<0.02	17.0	0.5	<0.05	10.6	10.14	30.7	0.03	1	1.0	16.4	<10	<2			
STD OREAS262	Standard	0.25	<0.02	18.5	0.5	<0.05	10.2	10.70	33.0	0.03	1	1.1	15.6	<10	<2			
STD OREAS279	Standard															3.09		
STD OREAS262	Standard	0.24	<0.02	16.3	0.5	<0.05	10.0	9.63	28.5	0.03	<1	1.0	15.4	<10	<2			
STD OREAS279	Standard															3.11		
STD OREAS279	Standard															3.08		
STD GS311-1 Expected																	1.02	2.35
STD GS910-4 Expected																	2.65	8.27
STD BVGEO01 Expected		0.32	0.17	95	5.64		9.1	14.5	53	0.45	4	0.69	21.4	134	182			
STD OREAS262 Expected		0.17		18.6	0.5		7.7	11.2	32	0.033		1.14	17.8					
STD COO2 Expected																3.612		
STD OREAS279 Expected																3.29		
BLK	Blank																<0.02	<0.02
BLK	Blank															<0.08		
BLK	Blank	<0.02	<0.02	<0.1	<0.1	<0.05	<0.1	<0.01	<0.1	<0.02	<1	<0.1	<0.1	<10	<2			
BLK	Blank	<0.02	<0.02	<0.1	<0.1	<0.05	0.1	<0.01	<0.1	<0.02	<1	<0.1	<0.1	<10	<2			
BLK	Blank	<0.02	<0.02	<0.1	<0.1	<0.05	0.1	<0.01	<0.1	<0.02	<1	<0.1	<0.1	<10	<2			
BLK	Blank															<0.08		
BLK	Blank	<0.02	<0.02	<0.1	<0.1	<0.05	0.1	<0.01	<0.1	<0.02	<1	<0.1	<0.1	<10	<2			
BLK	Blank															<0.08		
BLK	Blank															<0.08		
Prep Wash																		
ROCK-TIM	Prep Blank	0.13	0.11	1.7	0.3	<0.05	3.3	7.42	10.4	<0.02	<1	0.2	1.3	<10	<2	0.15		

This report supersedes all previous preliminary and final reports with this file number dated prior to the date on this certificate. Signature indicates final approval; preliminary reports are unsigned and should be used for reference only.

BUREAU VERITAS MINERAL LABORATORIES Canada

www.bvna.com/mining-laboratory-services

Bureau Veritas Commodities Canada Ltd.

9050 Shaughnessy St Vancouver British Columbia V6P 6E5 Canada

PHONE (604) 253-3158

Client: **Kinross Gold Corp.**
25 York St., #17
Toronto Ontario M5J 2V5 Canada

Project: Great Bear Project
Report Date: November 18, 2024

QUALITY CONTROL REPORT TIM24000336.1

		WGHT	AQ250	AQ250	AQ250	AQ250	AQ250	AQ250	AQ250	AQ250	AQ250	AQ250	AQ250	AQ250	AQ250	AQ250	AQ250	AQ250	AQ250	AQ250	AQ250
		Wgt	Mo	Cu	Pb	Zn	Ag	Ni	Co	Mn	Fe	As	U	Au	Th	Sr	Cd	Sb	Bi	V	Ca
		kg	ppm	ppm	ppm	ppm	ppb	ppm	ppm	ppm	%	ppm	ppm	ppb	ppm	ppm	ppm	ppm	ppm	ppm	%
		0.01	0.01	0.01	0.01	0.1	2	0.1	0.1	1	0.01	0.1	0.1	0.2	0.1	0.5	0.01	0.02	0.02	1	0.01
ROCK-TIM	Prep Blank		1.12	2.91	0.76	26.5	6	1.0	3.6	476	1.98	0.8	0.4	1.8	2.2	18.0	0.01	<0.02	<0.02	21	0.55

This report supersedes all previous preliminary and final reports with this file number dated prior to the date on this certificate. Signature indicates final approval; preliminary reports are unsigned and should be used for reference only.

BUREAU VERITAS MINERAL LABORATORIES Canada

www.bvna.com/mining-laboratory-services

Bureau Veritas Commodities Canada Ltd.

9050 Shaughnessy St Vancouver British Columbia V6P 6E5 Canada

PHONE (604) 253-3158

Client: **Kinross Gold Corp.**
25 York St., #17
Toronto Ontario M5J 2V5 Canada

Project: Great Bear Project
Report Date: November 18, 2024

QUALITY CONTROL REPORT TIM24000336.1

		AQ250 P % 0.001	AQ250 La ppm 0.5	AQ250 Cr ppm 0.5	AQ250 Mg % 0.01	AQ250 Ba ppm 0.5	AQ250 Ti % 0.001	AQ250 B ppm 20	AQ250 Al % 0.01	AQ250 Na % 0.001	AQ250 K % 0.01	AQ250 W ppm 0.1	AQ250 Sc ppm 0.1	AQ250 Tl ppm 0.02	AQ250 S % 0.02	AQ250 Hg ppb 5	AQ250 Se ppm 0.1	AQ250 Te ppm 0.02	AQ250 Ga ppm 0.1	AQ250 Cs ppm 0.02	AQ250 Ge ppm 0.1
ROCK-TIM	Prep Blank	0.041	5.7	5.5	0.47	48.3	0.073	<20	0.80	0.071	0.08	<0.1	2.1	<0.02	<0.02	<5	0.2	<0.02	3.5	0.15	<0.1

This report supersedes all previous preliminary and final reports with this file number dated prior to the date on this certificate. Signature indicates final approval; preliminary reports are unsigned and should be used for reference only.

BUREAU VERITAS MINERAL LABORATORIES Canada

www.bvna.com/mining-laboratory-services

Bureau Veritas Commodities Canada Ltd.

9050 Shaughnessy St Vancouver British Columbia V6P 6E5 Canada

PHONE (604) 253-3158

Client: **Kinross Gold Corp.**
25 York St., #17
Toronto Ontario M5J 2V5 Canada

Project: Great Bear Project
Report Date: November 18, 2024

QUALITY CONTROL REPORT TIM24000336.1

		AQ250 Hf ppm 0.02	AQ250 Nb ppm 0.02	AQ250 Rb ppm 0.1	AQ250 Sn ppm 0.1	AQ250 Ta ppm 0.05	AQ250 Zr ppm 0.1	AQ250 Y ppm 0.01	AQ250 Ce ppm 0.1	AQ250 In ppm 0.02	AQ250 Re ppb 1	AQ250 Be ppm 0.1	AQ250 Li ppm 0.1	AQ250 Pd ppb 10	AQ250 Pt ppb 2	TC006 CO2 % 0.08	TC000 TOT/C % 0.02	TC000 TOT/S % 0.02
ROCK-TIM	Prep Blank	0.16	0.10	2.0	0.3	<0.05	3.7	7.46	11.3	<0.02	<1	0.2	1.4	<10	<2	0.17		

This report supersedes all previous preliminary and final reports with this file number dated prior to the date on this certificate. Signature indicates final approval; preliminary reports are unsigned and should be used for reference only.

BUREAU VERITAS MINERAL LABORATORIES Canada

www.bvna.com/mining-laboratory-services

Bureau Veritas Commodities Canada Ltd.
9050 Shaughnessy St Vancouver British Columbia V6P 6E5 Canada
PHONE (604) 253-3158

Client: **Kinross Gold Corp.**
25 York St., #17
Toronto Ontario M5J 2V5 Canada

Submitted By:	Matthew Hart
Receiving Lab:	Canada-Timmins
Received:	August 01, 2024
Analysis Start:	August 16, 2024
Report Date:	November 14, 2024
Page:	1 of 5

CERTIFICATE OF ANALYSIS TIM24000337.1

CLIENT JOB INFORMATION

Project:	Great Bear Project
Shipment ID:	
P.O. Number	GTFS002-FPR022-06
Number of Samples:	99

SAMPLE DISPOSAL

STOR-PLP	Store After 90 days Invoice for Storage
STOR-RJT	Store After 60 days Invoice for Storage

Bureau Veritas does not accept responsibility for samples left at the laboratory after 90 days without prior written instructions for sample storage or return.

SAMPLE PREPARATION AND ANALYTICAL PROCEDURES

Procedure Code	Number of Samples	Code Description	Test Wgt (g)	Report Status	Lab
PRP75-1KG	99	Crush, split and pulverize 1kg of sample to 200 mesh		Completed	TIM
SPTPL	99	Splitting of pulp samples for client			TIM
ARCHIVE	99	Charges for Split Archive			TIM
SHP01	99	Per sample shipping charges for branch shipments			TIM
AQ250_EXT	99	1:1:1 Aqua Regia digestion Ultratrace ICP-MS analysis	0.5	Completed	VAN
TC006	99	15% HClO4 leach, CO2 analysis by Leco	0.2	Completed	VAN
Split ABA	17	Analysis sample split/packet for ABA Analysis			BUB
TC000	17	Analysis by Leco	0.1	Completed	VAN
ABA	17	Modified Sobek Acid Base Accounting		Completed	BUB

ADDITIONAL COMMENTS

Invoice To: Great Bear Resources Ltd.
25 York Street, Unit 1700
Toronto Ontario M5J 2V5
Canada

CC: Kinross Distrubution

TIMOTHY YAO
Data Validation Specialist

This report supersedes all previous preliminary and final reports with this file number dated prior to the date on this certificate. Signature indicates final approval; preliminary reports are unsigned and should be used for reference only.
All results are considered the confidential property of the client. Bureau Veritas assumes the liabilities for actual cost of analysis only. Results apply to samples as submitted.
"*" asterisk indicates that an analytical result could not be provided due to unusually high levels of interference from other elements.

BUREAU VERITAS MINERAL LABORATORIES Canada

www.bvna.com/mining-laboratory-services

Bureau Veritas Commodities Canada Ltd.

9050 Shaughnessy St Vancouver British Columbia V6P 6E5 Canada
PHONE (604) 253-3158

Client: **Kinross Gold Corp.**
25 York St., #17
Toronto Ontario M5J 2V5 Canada

Project: Great Bear Project
Report Date: November 14, 2024

CERTIFICATE OF ANALYSIS TIM24000337.1

	Method	WGHT	AQ250	AQ250	AQ250	AQ250	AQ250	AQ250	AQ250	AQ250	AQ250	AQ250	AQ250	AQ250	AQ250	AQ250	AQ250	AQ250	AQ250	AQ250	AQ250
	Analyte	Wgt	Mo	Cu	Pb	Zn	Ag	Ni	Co	Mn	Fe	As	U	Au	Th	Sr	Cd	Sb	Bi	V	Ca
	Unit	kg	ppm	ppm	ppm	ppm	ppb	ppm	ppm	ppm	%	ppm	ppm	ppb	ppm	ppm	ppm	ppm	ppm	ppm	%
	MDL	0.01	0.01	0.01	0.01	0.1	2	0.1	0.1	1	0.01	0.1	0.1	0.2	0.1	0.5	0.01	0.02	0.02	1	0.01
A0963686	Drill Core	2.04	3.32	3.06	5.56	2.2	155	8.4	5.4	39	6.20	2.5	0.9	9.9	6.3	3.4	0.02	0.04	2.33	1	0.16
A0963687	Drill Core	2.18	1.68	7.39	3.83	40.4	196	16.9	9.9	404	2.81	3.6	1.0	8.0	7.0	10.3	0.03	0.06	2.11	11	0.47
A0963688	Drill Core	0.86	2.93	4.58	3.81	34.4	197	18.2	12.1	294	3.21	8.9	1.0	13.5	6.8	12.1	0.04	0.07	2.89	10	0.41
A0963689	Drill Core	2.26	1.59	19.75	5.15	66.1	214	18.2	9.5	522	3.16	8.1	1.7	14.6	7.7	21.1	0.09	0.09	2.47	28	0.66
A0963690	Drill Core	2.12	1.38	23.41	4.66	314.1	205	18.4	11.2	646	2.55	8.5	1.7	8.9	7.8	29.4	1.44	0.13	2.04	30	0.72
A0963691	Drill Core	1.90	1.20	14.46	3.77	145.9	172	17.5	10.0	526	2.53	13.3	1.7	8.4	7.6	29.2	0.57	0.08	1.16	44	0.65
A0963692	Drill Core	2.14	1.47	25.98	4.01	54.0	176	18.4	10.3	480	2.64	12.3	1.9	16.3	8.4	17.3	0.05	0.12	2.44	38	0.63
A0963693	Drill Core	2.08	6.04	17.16	6.84	120.1	325	16.8	11.1	483	4.37	17.2	1.7	24.4	7.8	34.1	0.51	0.14	3.94	23	1.08
A0963694	Drill Core	2.13	0.66	9.52	8.84	66.5	732	17.1	12.4	379	6.17	57.4	1.8	759.3	7.7	14.0	0.10	0.09	6.11	9	0.58
A0963695	Drill Core	2.17	1.32	13.25	7.52	34.2	663	18.6	15.4	293	7.57	34.6	1.9	91.4	7.2	7.2	0.03	0.09	4.65	11	0.20
A0963696	Drill Core	2.17	0.73	4.01	5.40	36.4	238	18.2	10.7	629	3.57	20.0	1.9	42.8	8.7	23.2	0.03	0.13	2.82	22	0.69
A0963697	Drill Core	2.10	1.49	10.22	66.11	47.8	1926	16.3	11.9	439	5.70	31.8	1.8	2457.6	7.2	12.1	0.11	0.10	9.01	15	0.50
A0963698	Drill Core	1.90	0.93	4.55	9.80	33.4	393	17.3	11.9	363	4.94	33.4	1.8	1215.1	7.8	11.3	0.05	0.10	3.67	8	0.49
A0963699	Drill Core	2.51	2.53	22.84	139.54	28.7	34668	18.9	22.7	296	6.90	59.2	1.8	1633.7	7.5	7.1	0.14	0.20	359.02	7	0.34
A0963700	Drill Core	1.20	0.94	22.72	11.20	55.2	717	16.8	13.4	517	6.08	36.3	1.2	262.2	6.5	17.8	0.08	0.06	3.14	12	0.56
DX758001	Drill Core	2.28	1.32	8.77	14.47	48.8	946	15.7	11.0	602	5.03	100.3	2.2	751.9	8.8	12.6	0.08	0.09	2.81	11	0.41
DX758002	Drill Core	2.11	1.68	28.78	47.55	184.1	1266	14.6	11.7	886	4.93	82.2	1.9	507.3	7.9	42.2	0.58	0.11	2.03	23	1.06
DX758003	Drill Core	2.05	0.82	15.60	20.27	25.5	623	1.4	2.6	164	1.69	27.6	1.6	341.1	12.6	5.3	0.10	0.10	4.72	1	0.20
DX758004	Drill Core	2.42	1.35	23.32	214.20	376.4	1147	2.3	6.0	171	3.48	39.4	2.4	98.7	12.6	2.7	2.25	0.10	4.03	1	0.05
DX758005	Drill Core	2.09	1.23	2.50	20.18	85.1	573	2.3	4.6	213	2.77	25.3	1.8	32.9	10.9	2.7	0.32	0.06	2.33	2	0.10
DX758251	Drill Core	2.27	1.98	24.23	26.88	61.0	1043	13.0	9.5	499	4.99	106.5	1.9	630.5	8.0	5.5	0.18	0.14	4.34	18	0.40
DX758006	Drill Core	1.49	0.94	27.30	36.71	28.1	3918	16.0	16.0	454	7.90	234.1	1.3	6620.6	6.4	4.9	0.05	0.20	10.52	43	0.63
A0962707	Drill Core	1.87	0.89	20.37	13.66	25.1	1127	17.2	9.9	618	3.29	69.5	1.3	1117.1	6.7	8.8	0.02	0.36	6.24	52	1.19
A0962706	Drill Core	1.87	1.73	12.87	58.27	77.6	1522	35.9	15.5	548	4.98	123.0	1.5	1371.1	7.0	3.6	0.28	0.13	5.97	24	0.32
A0964101	Drill Core	1.56	1.41	3.29	5.24	7.2	461	20.4	11.6	97	8.31	4.1	1.4	19.7	7.2	6.7	0.03	0.06	6.53	5	0.25
A0964102	Drill Core	2.19	2.33	1.23	4.20	12.1	260	13.2	8.4	158	4.82	13.6	1.5	22.1	6.9	14.1	0.01	0.06	4.05	5	0.32
A0964103	Drill Core	2.27	1.34	45.38	3.45	487.3	307	12.5	8.7	711	2.32	11.6	1.9	12.3	9.4	22.4	2.07	0.13	0.65	27	0.83
A0964104	Drill Core	1.50	3.15	3.13	3.14	32.2	199	14.6	10.1	260	6.03	15.2	1.3	22.7	6.4	24.5	0.02	0.06	3.74	8	0.36
A0964105	Drill Core	2.00	3.57	3.77	4.19	65.4	263	16.3	11.2	324	3.18	6.3	1.5	15.7	7.4	11.9	0.11	0.09	3.68	10	0.31
A0964106	Drill Core	2.07	1.47	10.32	9.40	80.8	414	17.1	10.7	515	3.40	16.4	1.6	14.5	7.9	113.6	0.07	0.08	5.05	16	1.68

This report supersedes all previous preliminary and final reports with this file number dated prior to the date on this certificate. Signature indicates final approval; preliminary reports are unsigned and should be used for reference only.

BUREAU VERITAS MINERAL LABORATORIES Canada

Bureau Veritas Commodities Canada Ltd.

9050 Shaughnessy St Vancouver British Columbia V6P 6E5 Canada
PHONE (604) 253-3158

www.bvna.com/mining-laboratory-services

Client: **Kinross Gold Corp.**
25 York St., #17
Toronto Ontario M5J 2V5 Canada

Project: Great Bear Project
Report Date: November 14, 2024

CERTIFICATE OF ANALYSIS TIM24000337.1

	Method	AQ250	AQ250	AQ250	AQ250	AQ250	AQ250	AQ250	AQ250	AQ250	AQ250	AQ250	AQ250	AQ250	AQ250	AQ250	AQ250	AQ250	AQ250	AQ250	AQ250
	Analyte	P	La	Cr	Mg	Ba	Ti	B	Al	Na	K	W	Sc	Tl	S	Hg	Se	Te	Ga	Cs	Ge
	Unit	%	ppm	ppm	%	ppm	%	ppm	%	%	%	ppm	ppm	ppm	%	ppb	ppm	ppm	ppm	ppm	ppm
	MDL	0.001	0.5	0.5	0.01	0.5	0.001	20	0.01	0.001	0.01	0.1	0.1	0.02	0.02	5	0.1	0.02	0.1	0.02	0.1
A0963686	Drill Core	0.051	20.2	2.8	0.03	30.2	0.002	<20	0.27	0.008	0.16	0.2	0.2	0.07	6.60	<5	1.8	0.45	0.5	0.20	<0.1
A0963687	Drill Core	0.078	34.4	5.3	0.70	62.0	0.027	<20	0.92	0.040	0.59	0.1	0.9	0.62	2.87	<5	1.7	0.35	3.1	2.50	<0.1
A0963688	Drill Core	0.078	32.4	5.7	0.59	63.0	0.017	<20	1.00	0.046	0.54	0.2	1.0	0.50	3.28	<5	2.1	0.63	3.1	2.33	<0.1
A0963689	Drill Core	0.075	33.5	14.2	0.84	89.9	0.061	<20	1.05	0.080	0.42	0.1	2.9	0.30	2.88	<5	1.4	0.84	4.6	1.87	<0.1
A0963690	Drill Core	0.078	33.1	14.4	0.88	77.2	0.082	<20	1.24	0.108	0.63	<0.1	3.2	0.44	2.17	<5	1.1	0.67	4.9	2.99	<0.1
A0963691	Drill Core	0.076	29.5	20.5	0.91	104.3	0.096	<20	1.15	0.113	0.66	0.1	4.2	0.47	2.04	<5	1.1	0.41	5.0	3.39	<0.1
A0963692	Drill Core	0.084	36.6	16.7	0.86	57.6	0.119	<20	0.97	0.064	0.57	0.3	3.7	0.40	2.32	<5	1.2	0.86	4.6	2.61	<0.1
A0963693	Drill Core	0.075	26.1	11.6	0.64	61.9	0.072	<20	1.33	0.109	0.51	0.6	2.1	0.34	4.67	<5	2.0	0.98	4.3	1.73	<0.1
A0963694	Drill Core	0.069	29.5	6.9	0.48	68.1	0.064	<20	1.03	0.032	0.55	0.4	0.7	0.46	5.73	<5	3.1	2.28	2.4	1.70	<0.1
A0963695	Drill Core	0.070	33.9	8.1	0.39	72.6	0.057	<20	1.44	0.015	0.87	0.6	1.2	0.50	6.99	<5	3.7	1.56	3.6	1.89	<0.1
A0963696	Drill Core	0.079	35.2	11.1	0.90	38.6	0.084	<20	1.26	0.079	0.55	0.3	2.1	0.49	3.36	<5	1.7	0.39	4.7	1.95	<0.1
A0963697	Drill Core	0.070	29.8	8.7	0.56	70.5	0.067	<20	1.13	0.044	0.65	1.4	1.2	0.53	5.85	<5	4.7	1.34	3.2	2.47	<0.1
A0963698	Drill Core	0.072	34.1	6.9	0.55	42.5	0.059	<20	0.88	0.009	0.28	0.5	0.8	0.17	4.72	<5	2.2	0.90	2.1	0.59	<0.1
A0963699	Drill Core	0.073	26.5	14.4	0.38	54.1	0.054	<20	0.78	0.008	0.28	0.5	0.6	0.16	6.65	7	5.9	8.79	1.8	0.55	<0.1
A0963700	Drill Core	0.062	24.9	6.9	0.58	44.1	0.094	<20	1.15	0.050	0.27	0.3	0.9	0.28	5.26	<5	2.5	0.78	3.3	1.56	<0.1
DX758001	Drill Core	0.069	32.0	8.4	0.65	93.2	0.084	<20	1.37	0.030	0.37	0.7	0.9	0.15	3.72	<5	2.5	1.14	3.2	0.83	<0.1
DX758002	Drill Core	0.065	31.4	10.6	0.79	86.2	0.125	<20	2.05	0.090	0.36	1.4	1.6	0.25	2.68	<5	2.8	0.94	5.6	1.78	<0.1
DX758003	Drill Core	0.015	38.7	1.8	0.19	54.3	0.009	<20	0.53	0.010	0.28	1.9	0.3	0.14	1.50	<5	1.3	0.49	1.5	1.04	<0.1
DX758004	Drill Core	0.015	39.9	3.1	0.16	85.1	0.009	<20	0.70	0.009	0.46	0.4	0.3	0.34	3.30	<5	1.8	1.04	1.7	0.91	<0.1
DX758005	Drill Core	0.019	34.0	2.1	0.22	81.5	0.009	<20	0.70	0.008	0.40	0.3	0.3	0.17	2.48	<5	1.1	0.40	1.7	0.71	<0.1
DX758251	Drill Core	0.050	28.8	8.3	0.54	75.4	0.072	<20	0.88	0.019	0.58	1.5	1.0	0.46	4.58	<5	4.1	1.24	3.6	1.71	<0.1
DX758006	Drill Core	0.043	21.9	14.6	0.55	34.4	0.062	<20	0.74	0.017	0.18	0.7	2.1	0.05	7.21	11	7.6	2.01	5.5	0.20	<0.1
A0962707	Drill Core	0.051	17.6	19.6	0.74	29.7	0.065	<20	0.94	0.022	0.14	1.9	2.9	0.04	1.93	<5	2.3	1.35	7.3	0.18	<0.1
A0962706	Drill Core	0.052	26.7	23.7	0.68	54.5	0.075	<20	1.10	0.009	0.32	0.9	1.5	0.10	4.14	<5	4.5	1.37	3.6	0.47	<0.1
A0964101	Drill Core	0.074	30.8	3.5	0.10	56.2	0.019	<20	0.62	0.028	0.33	0.3	0.7	0.16	8.69	<5	3.7	0.82	1.5	0.34	<0.1
A0964102	Drill Core	0.070	25.1	4.1	0.23	57.4	0.025	<20	0.71	0.039	0.36	0.2	0.5	0.24	5.44	<5	2.5	0.78	1.8	0.70	<0.1
A0964103	Drill Core	0.066	36.6	10.4	0.66	96.0	0.131	<20	1.01	0.091	0.67	0.2	2.4	0.54	1.62	5	0.9	0.34	4.2	2.62	<0.1
A0964104	Drill Core	0.060	25.0	5.5	0.41	58.3	0.029	<20	1.01	0.053	0.50	0.2	0.8	0.38	6.33	<5	3.1	0.99	2.3	1.26	<0.1
A0964105	Drill Core	0.064	27.1	5.0	0.59	48.2	0.032	<20	0.80	0.051	0.37	0.2	0.9	0.33	3.21	<5	1.4	0.89	2.6	1.00	<0.1
A0964106	Drill Core	0.078	31.5	8.1	0.80	100.2	0.051	<20	3.41	0.384	0.68	0.1	1.4	0.70	2.96	<5	1.9	1.19	6.8	2.04	<0.1

This report supersedes all previous preliminary and final reports with this file number dated prior to the date on this certificate. Signature indicates final approval; preliminary reports are unsigned and should be used for reference only.

BUREAU VERITAS MINERAL LABORATORIES Canada

www.bvna.com/mining-laboratory-services

Bureau Veritas Commodities Canada Ltd.

9050 Shaughnessy St Vancouver British Columbia V6P 6E5 Canada
PHONE (604) 253-3158

Client: **Kinross Gold Corp.**
25 York St., #17
Toronto Ontario M5J 2V5 Canada

Project: Great Bear Project
Report Date: November 14, 2024

CERTIFICATE OF ANALYSIS TIM24000337.1

	Method	AQ250	AQ250	AQ250	AQ250	AQ250	AQ250	AQ250	AQ250	AQ250	AQ250	AQ250	AQ250	AQ250	AQ250	TC006	TC000	TC000
	Analyte	Hf	Nb	Rb	Sn	Ta	Zr	Y	Ce	In	Re	Be	Li	Pd	Pt	CO2	TOT/C	TOT/S
	Unit	ppm	ppm	ppm	ppm	ppm	ppm	ppm	ppm	ppm	ppb	ppm	ppm	ppb	ppb	%	%	%
	MDL	0.02	0.02	0.1	0.1	0.05	0.1	0.01	0.1	0.02	1	0.1	0.1	10	2	0.08	0.02	0.02
A0963686	Drill Core	0.49	<0.02	4.5	1.8	<0.05	17.6	2.96	39.8	<0.02	2	<0.1	1.3	<10	<2	<0.08		
A0963687	Drill Core	0.78	<0.02	31.0	0.4	<0.05	29.5	5.13	69.2	<0.02	<1	<0.1	10.9	<10	<2	0.26		
A0963688	Drill Core	0.81	<0.02	26.7	0.4	<0.05	31.5	5.45	63.8	<0.02	7	0.1	9.7	<10	<2	0.20		
A0963689	Drill Core	0.73	0.04	18.3	0.3	<0.05	25.6	6.75	65.7	0.04	<1	0.1	13.6	<10	<2	0.31		
A0963690	Drill Core	0.75	<0.02	28.8	0.4	<0.05	29.1	6.86	67.0	0.04	<1	0.1	13.2	<10	<2	0.33		
A0963691	Drill Core	0.69	0.04	30.9	0.4	<0.05	26.2	6.87	60.8	0.04	<1	0.1	13.3	<10	<2	0.33		
A0963692	Drill Core	0.88	0.07	29.9	0.4	<0.05	31.2	6.97	75.0	0.04	<1	<0.1	11.7	<10	<2	0.35		
A0963693	Drill Core	0.81	0.13	27.0	0.4	<0.05	28.2	6.60	53.7	<0.02	<1	0.2	8.8	<10	<2	0.49	0.17	4.34
A0963694	Drill Core	0.57	0.15	31.8	0.3	<0.05	19.5	5.99	60.5	0.02	<1	0.3	6.7	<10	<2	0.33		
A0963695	Drill Core	0.75	0.18	37.8	0.5	<0.05	28.0	7.41	68.9	0.03	<1	0.2	5.1	<10	<2	<0.08		
A0963696	Drill Core	0.89	0.04	34.0	0.6	<0.05	31.2	7.33	70.6	0.03	<1	0.2	13.0	<10	<2	0.17		
A0963697	Drill Core	0.84	0.11	36.4	0.5	<0.05	28.6	6.53	62.3	0.03	<1	0.2	10.1	<10	<2	0.24		
A0963698	Drill Core	0.66	0.11	14.0	0.3	<0.05	23.2	6.68	68.2	0.02	<1	0.4	9.1	<10	<2	0.12	0.05	4.86
A0963699	Drill Core	0.64	0.23	12.8	0.2	<0.05	22.7	5.22	53.9	<0.02	<1	0.2	7.4	<10	<2	<0.08		
A0963700	Drill Core	0.48	0.20	18.8	0.3	<0.05	19.1	5.75	49.9	<0.02	<1	0.3	11.7	<10	<2	0.15		
DX758001	Drill Core	0.53	0.12	15.0	0.2	<0.05	16.9	7.22	63.5	0.02	<1	0.4	15.6	<10	<2	<0.08		
DX758002	Drill Core	0.49	0.10	19.4	0.4	<0.05	16.1	7.46	61.9	0.03	<1	0.5	18.7	<10	<2	0.40		
DX758003	Drill Core	0.65	0.06	12.9	0.2	<0.05	28.1	6.43	77.4	<0.02	<1	0.4	7.0	<10	<2	0.15		
DX758004	Drill Core	0.98	0.05	20.9	0.2	<0.05	41.3	6.16	78.6	0.03	<1	0.2	4.2	<10	<2	<0.08	0.04	3.04
DX758005	Drill Core	0.81	0.04	16.0	0.2	<0.05	35.0	6.93	67.1	<0.02	<1	0.3	6.5	<10	<2	<0.08		
DX758251	Drill Core	0.62	0.12	33.0	0.5	<0.05	21.2	5.15	54.6	0.06	<1	0.2	11.7	<10	<2	0.27		
DX758006	Drill Core	0.75	0.22	5.0	0.9	<0.05	28.3	4.10	41.8	0.02	<1	0.2	5.6	<10	<2	0.46		
A0962707	Drill Core	0.59	0.08	4.1	0.4	<0.05	22.8	4.74	34.4	<0.02	<1	0.1	9.0	<10	<2	0.97		
A0962706	Drill Core	0.56	0.09	11.5	0.4	<0.05	22.1	7.38	54.4	<0.02	<1	0.5	11.0	<10	2	0.17	0.08	4.01
A0964101	Drill Core	1.21	0.15	12.1	0.4	<0.05	46.4	5.29	62.2	<0.02	<1	0.1	3.0	<10	<2	<0.08		
A0964102	Drill Core	0.93	0.14	16.3	0.2	<0.05	36.2	4.45	50.9	<0.02	<1	0.2	4.1	<10	<2	<0.08		
A0964103	Drill Core	0.58	0.10	36.5	0.4	<0.05	17.5	6.78	72.6	0.06	<1	<0.1	11.4	<10	<2	0.54		
A0964104	Drill Core	0.89	0.08	23.7	0.3	<0.05	35.8	5.95	48.9	0.02	4	0.2	7.1	<10	<2	0.10	0.06	6.11
A0964105	Drill Core	0.88	0.02	20.0	0.2	<0.05	32.1	5.52	52.9	0.02	4	<0.1	7.9	<10	2	0.12		
A0964106	Drill Core	0.52	<0.02	39.7	0.2	<0.05	21.7	6.64	62.5	0.03	<1	0.7	10.9	<10	<2	0.17		

This report supersedes all previous preliminary and final reports with this file number dated prior to the date on this certificate. Signature indicates final approval; preliminary reports are unsigned and should be used for reference only.

BUREAU VERITAS MINERAL LABORATORIES Canada

www.bvna.com/mining-laboratory-services

Bureau Veritas Commodities Canada Ltd.

9050 Shaughnessy St Vancouver British Columbia V6P 6E5 Canada
PHONE (604) 253-3158

Client: **Kinross Gold Corp.**
25 York St., #17
Toronto Ontario M5J 2V5 Canada

Project: Great Bear Project
Report Date: November 14, 2024

CERTIFICATE OF ANALYSIS TIM24000337.1

Method		WGHT	AQ250	AQ250	AQ250	AQ250	AQ250	AQ250	AQ250	AQ250	AQ250	AQ250	AQ250	AQ250	AQ250	AQ250	AQ250	AQ250	AQ250	AQ250	AQ250
Analyte		Wgt	Mo	Cu	Pb	Zn	Ag	Ni	Co	Mn	Fe	As	U	Au	Th	Sr	Cd	Sb	Bi	V	Ca
Unit		kg	ppm	ppm	ppm	ppm	ppb	ppm	ppm	ppm	%	ppm	ppm	ppb	ppm	ppm	ppm	ppm	ppm	ppm	%
MDL		0.01	0.01	0.01	0.01	0.1	2	0.1	0.1	1	0.01	0.1	0.1	0.2	0.1	0.5	0.01	0.02	0.02	1	0.01
A0964107	Drill Core	1.36	1.09	2.21	4.27	53.6	412	14.6	9.8	371	2.70	37.5	1.6	7.6	7.7	11.3	0.03	0.11	4.67	8	0.28
A0964108	Drill Core	1.45	2.84	1.94	9.16	46.9	386	18.0	10.7	454	3.95	18.6	1.9	23.9	8.1	55.3	0.04	0.17	9.90	13	1.26
A0964109	Drill Core	2.07	1.18	4.63	4.92	64.5	251	13.5	8.3	355	3.25	50.8	1.6	10.3	7.8	91.5	0.09	0.10	5.65	10	1.07
A0964110	Drill Core	1.96	1.83	1.87	4.63	47.6	255	18.0	10.0	506	3.60	17.8	1.9	31.6	8.4	23.6	0.03	0.13	6.90	15	0.49
A0964111	Drill Core	2.08	1.07	3.27	5.29	63.1	1325	17.8	10.3	595	4.22	23.8	1.9	101.8	7.4	13.5	0.08	0.16	21.85	23	0.51
A0964112	Drill Core	2.03	1.15	1.59	3.98	54.9	191	19.5	10.6	655	2.61	18.5	1.9	39.7	8.1	17.4	0.03	0.10	3.60	31	0.81
A0964113	Drill Core	2.38	3.22	3.72	5.09	106.7	237	19.9	9.1	631	3.86	31.8	2.8	43.9	10.7	45.7	0.07	0.23	3.17	23	0.87
A0964114	Drill Core	1.98	1.48	12.79	3.94	154.9	223	17.2	10.0	789	2.80	22.0	1.8	51.1	8.0	23.3	0.47	0.16	1.72	30	0.83
A0964115	Drill Core	1.97	1.33	57.86	3.48	127.8	276	12.9	8.3	785	2.58	26.7	1.8	11.6	8.7	30.2	0.14	0.18	1.56	31	0.99
A0964116	Drill Core	1.65	1.32	2.63	5.83	48.4	613	17.3	12.9	252	7.06	50.5	1.7	107.0	8.1	12.8	0.12	0.14	7.89	10	0.26
A0964117	Drill Core	2.18	1.19	24.04	3.79	1050.1	160	18.2	11.9	843	2.90	21.3	1.3	28.7	7.4	57.1	4.78	0.14	0.76	34	1.21
A0964118	Drill Core	0.99	1.31	33.78	560.25	494.7	5596	12.5	7.3	458	2.43	22.1	1.2	34563.9	5.5	13.1	1.98	0.59	8.12	15	0.75
A0964119	Drill Core	1.67	0.84	1.67	4.98	236.5	329	17.9	10.3	559	4.30	20.4	1.5	80.3	8.0	9.3	1.04	0.11	7.02	18	0.25
A0964120	Drill Core	3.10	1.19	68.35	9.29	544.5	2721	14.3	8.8	683	2.73	25.8	1.5	578.3	7.8	85.3	2.31	0.16	16.65	27	2.03
A0964121	Drill Core	2.08	0.95	14.89	4.84	114.0	421	13.3	8.9	716	3.33	30.4	1.8	140.0	8.4	48.4	0.21	0.09	3.74	29	1.08
A0964122	Drill Core	1.08	0.89	98.30	35.07	73.4	2597	9.5	8.8	753	2.48	29.3	0.9	4897.8	5.8	19.8	0.23	0.23	1.71	26	1.03
A0964123	Drill Core	3.07	1.10	36.01	4.64	97.1	592	8.7	7.3	594	3.14	24.8	1.6	165.9	8.5	20.0	0.23	0.07	2.07	21	0.57
A0964124	Drill Core	2.48	1.13	15.81	8.83	47.5	610	5.4	4.9	442	2.00	20.0	2.1	2837.0	9.9	11.6	0.04	0.10	2.19	9	0.47
A0964125	Drill Core	1.19	1.91	31.72	202.94	888.4	2189	4.9	4.8	845	1.68	44.6	2.0	134.6	9.2	28.1	3.76	0.25	4.66	8	1.62
A0964126	Drill Core	2.01	0.97	12.33	11.36	140.3	227	5.2	4.3	494	1.65	22.0	2.0	180.7	9.4	13.5	0.51	0.11	0.66	12	0.79
A0964127	Drill Core	1.38	1.14	29.56	30.82	787.9	578	5.9	5.0	341	1.84	41.0	2.2	250.0	9.9	7.6	3.33	0.06	1.73	6	0.34
A0964128	Drill Core	1.10	1.23	72.35	5.51	694.3	827	9.4	7.9	618	3.32	21.2	1.5	58.7	6.7	16.1	5.54	0.10	1.86	16	0.63
A0964129	Drill Core	1.21	0.98	8.36	18.53	205.4	1070	7.3	5.1	706	2.91	80.9	0.7	1236.2	2.7	28.5	0.84	0.07	3.30	11	1.91
A0964130	Drill Core	1.41	1.26	103.94	9.34	980.5	711	10.2	7.1	648	3.10	22.4	1.7	127.1	7.9	13.3	6.86	0.08	1.42	16	0.57
A0964131	Drill Core	2.02	1.38	29.78	7.75	537.7	252	13.0	9.0	963	2.45	155.5	1.8	65.4	8.5	22.6	2.97	0.10	0.32	27	1.83
A0964132	Drill Core	1.83	0.60	12.40	7.13	87.8	1583	9.4	6.8	585	1.56	121.3	1.4	6962.4	6.2	31.8	0.38	0.11	0.46	16	1.97
A0964133	Drill Core	1.47	2.69	21.79	16.72	156.1	785	10.7	6.3	624	1.62	134.2	1.3	4766.9	6.4	19.3	1.21	0.18	0.47	19	1.38
A0964134	Drill Core	1.91	0.60	14.55	49.96	232.6	337	8.6	5.9	984	1.82	317.2	1.4	209.4	6.5	22.1	1.05	0.16	0.13	25	2.01
A0964135	Drill Core	1.03	1.70	38.17	17.21	1181.1	535	9.7	8.2	684	1.57	60.4	1.4	506.6	6.5	13.8	7.04	0.35	0.18	16	1.66
A0964136	Drill Core	0.98	1.30	15.32	3.48	67.4	123	11.9	9.0	890	2.23	12.9	1.5	23.8	7.7	13.9	0.14	0.07	0.16	34	1.30

This report supersedes all previous preliminary and final reports with this file number dated prior to the date on this certificate. Signature indicates final approval; preliminary reports are unsigned and should be used for reference only.

BUREAU VERITAS MINERAL LABORATORIES Canada

www.bvna.com/mining-laboratory-services

Bureau Veritas Commodities Canada Ltd.

9050 Shaughnessy St Vancouver British Columbia V6P 6E5 Canada
PHONE (604) 253-3158

Client: **Kinross Gold Corp.**
25 York St., #17
Toronto Ontario M5J 2V5 Canada

Project: Great Bear Project
Report Date: November 14, 2024

CERTIFICATE OF ANALYSIS TIM24000337.1

	Method	AQ250	AQ250	AQ250	AQ250	AQ250	AQ250	AQ250	AQ250	AQ250	AQ250	AQ250	AQ250	AQ250	AQ250	AQ250	AQ250	AQ250	AQ250	AQ250	AQ250
	Analyte	P	La	Cr	Mg	Ba	Ti	B	Al	Na	K	W	Sc	Tl	S	Hg	Se	Te	Ga	Cs	Ge
	Unit	%	ppm	ppm	%	ppm	%	ppm	%	%	%	ppm	ppm	ppm	%	ppb	ppm	ppm	ppm	ppm	ppm
	MDL	0.001	0.5	0.5	0.01	0.5	0.001	20	0.01	0.001	0.01	0.1	0.1	0.02	0.02	5	0.1	0.02	0.1	0.02	0.1
A0964107	Drill Core	0.057	22.6	4.6	0.61	58.5	0.041	<20	0.96	0.061	0.60	0.1	0.8	0.58	2.85	<5	2.5	1.34	2.9	1.77	<0.1
A0964108	Drill Core	0.081	31.9	7.4	0.85	63.4	0.044	<20	2.51	0.204	0.42	0.2	1.1	0.44	3.64	<5	2.8	3.92	5.5	1.39	<0.1
A0964109	Drill Core	0.058	27.4	6.6	0.65	73.0	0.032	<20	2.37	0.329	0.59	<0.1	1.0	0.53	3.16	<5	2.1	2.18	5.3	1.57	<0.1
A0964110	Drill Core	0.076	35.2	8.5	0.73	92.2	0.065	<20	1.35	0.105	0.77	0.3	1.4	0.70	3.45	<5	2.4	2.78	3.9	2.50	<0.1
A0964111	Drill Core	0.075	33.1	11.0	0.74	79.6	0.086	<20	1.10	0.060	0.77	0.2	2.2	0.57	4.07	<5	2.4	2.77	4.1	2.82	<0.1
A0964112	Drill Core	0.079	37.5	20.1	0.90	109.1	0.086	<20	1.09	0.073	0.60	0.3	2.8	0.44	2.23	<5	1.0	1.28	4.5	2.23	<0.1
A0964113	Drill Core	0.081	45.0	9.3	0.71	115.3	0.102	<20	1.68	0.125	0.84	0.5	2.1	0.60	3.24	<5	1.9	1.29	5.3	2.66	<0.1
A0964114	Drill Core	0.066	32.7	14.1	0.81	114.5	0.133	<20	1.26	0.078	0.64	0.6	2.7	0.42	1.68	<5	0.9	0.52	5.1	2.30	<0.1
A0964115	Drill Core	0.067	35.7	11.7	0.70	132.1	0.150	<20	1.36	0.106	0.80	0.5	2.9	0.59	1.12	<5	0.6	0.42	5.3	3.27	<0.1
A0964116	Drill Core	0.078	40.4	6.1	0.31	59.1	0.042	<20	0.81	0.033	0.52	0.3	1.0	0.28	7.57	<5	5.9	1.59	2.6	0.96	<0.1
A0964117	Drill Core	0.070	31.8	12.7	0.84	85.9	0.132	<20	1.71	0.157	0.91	0.3	2.2	0.74	1.81	11	2.2	0.39	5.3	2.79	<0.1
A0964118	Drill Core	0.051	22.8	8.8	0.41	158.8	0.061	<20	0.61	0.057	0.43	3.8	1.4	0.31	2.05	19	8.0	1.14	2.5	1.27	<0.1
A0964119	Drill Core	0.078	28.1	9.3	0.64	56.4	0.085	<20	0.95	0.056	0.70	0.4	1.5	0.66	4.02	<5	3.4	1.88	3.4	2.12	<0.1
A0964120	Drill Core	0.055	28.8	11.0	0.75	80.6	0.103	<20	3.66	0.323	0.85	4.7	2.1	0.94	1.83	<5	1.9	1.30	9.8	2.51	<0.1
A0964121	Drill Core	0.057	30.0	9.3	0.72	78.0	0.132	<20	2.41	0.231	0.92	1.0	2.5	0.91	2.01	<5	1.6	1.09	7.5	3.14	<0.1
A0964122	Drill Core	0.061	25.1	6.4	0.67	319.6	0.126	<20	0.94	0.059	0.67	15.3	1.6	0.51	1.57	<5	2.2	0.34	3.5	2.18	<0.1
A0964123	Drill Core	0.054	32.2	5.5	0.66	76.9	0.107	<20	1.38	0.093	0.72	7.0	1.3	0.59	1.55	<5	1.5	0.64	4.6	2.68	<0.1
A0964124	Drill Core	0.042	33.1	4.4	0.39	78.5	0.070	<20	0.76	0.052	0.49	7.4	0.8	0.46	1.17	<5	0.9	0.61	3.1	1.47	<0.1
A0964125	Drill Core	0.040	31.0	4.4	0.23	89.6	0.041	<20	0.48	0.056	0.34	4.9	0.5	0.27	1.31	65	2.6	0.55	1.7	0.78	<0.1
A0964126	Drill Core	0.041	30.5	4.8	0.37	66.9	0.061	<20	0.70	0.055	0.42	30.2	0.8	0.37	0.89	<5	0.7	0.15	2.9	1.07	<0.1
A0964127	Drill Core	0.045	31.5	3.6	0.31	83.4	0.043	<20	0.74	0.041	0.49	22.6	0.5	0.29	1.24	10	1.4	0.29	2.5	0.99	<0.1
A0964128	Drill Core	0.041	21.0	9.0	0.53	87.9	0.102	<20	1.18	0.070	0.73	0.5	1.3	0.49	1.48	24	0.6	0.29	4.0	2.01	<0.1
A0964129	Drill Core	0.030	6.6	7.1	0.59	11.9	0.011	<20	0.50	0.057	0.03	0.6	2.3	<0.02	2.39	9	4.0	0.74	3.9	0.23	<0.1
A0964130	Drill Core	0.050	26.3	9.4	0.57	90.2	0.105	<20	1.13	0.057	0.77	3.3	1.2	0.53	1.28	36	1.0	0.26	4.0	2.20	<0.1
A0964131	Drill Core	0.060	30.7	9.7	0.63	108.8	0.123	<20	1.26	0.078	0.83	6.2	2.2	0.54	0.79	10	1.0	0.21	5.2	1.77	<0.1
A0964132	Drill Core	0.041	17.7	10.8	0.37	68.9	0.049	<20	0.52	0.074	0.27	>100	1.3	0.12	0.93	<5	1.2	0.34	2.9	0.50	<0.1
A0964133	Drill Core	0.040	22.5	11.0	0.45	86.3	0.089	<20	0.71	0.067	0.56	7.2	1.3	0.24	0.68	7	1.3	0.35	3.1	0.91	<0.1
A0964134	Drill Core	0.042	18.9	12.3	0.65	63.8	0.104	<20	0.93	0.058	0.67	35.5	2.2	0.39	0.63	8	0.7	0.07	4.3	1.54	<0.1
A0964135	Drill Core	0.042	17.5	9.4	0.55	53.9	0.085	<20	0.84	0.043	0.43	3.4	1.1	0.32	0.68	38	0.5	0.12	3.8	1.31	<0.1
A0964136	Drill Core	0.055	28.8	9.3	0.80	136.3	0.174	<20	1.28	0.062	0.99	0.7	2.0	0.45	0.42	<5	0.4	0.09	5.5	2.58	<0.1

This report supersedes all previous preliminary and final reports with this file number dated prior to the date on this certificate. Signature indicates final approval; preliminary reports are unsigned and should be used for reference only.

BUREAU VERITAS MINERAL LABORATORIES Canada

www.bvna.com/mining-laboratory-services

Bureau Veritas Commodities Canada Ltd.

9050 Shaughnessy St Vancouver British Columbia V6P 6E5 Canada
PHONE (604) 253-3158

Client: **Kinross Gold Corp.**
25 York St., #17
Toronto Ontario M5J 2V5 Canada

Project: Great Bear Project
Report Date: November 14, 2024

CERTIFICATE OF ANALYSIS TIM24000337.1

		Method	AQ250	AQ250	AQ250	AQ250	AQ250	AQ250	AQ250	AQ250	AQ250	AQ250	AQ250	AQ250	AQ250	AQ250	TC006	TC000	TC000
		Analyte	Hf	Nb	Rb	Sn	Ta	Zr	Y	Ce	In	Re	Be	Li	Pd	Pt	CO2	TOT/C	TOT/S
		Unit	ppm	ppm	ppm	ppm	ppm	ppm	ppm	ppm	ppm	ppb	ppm	ppm	ppb	ppb	%	%	%
		MDL	0.02	0.02	0.1	0.1	0.05	0.1	0.01	0.1	0.02	1	0.1	0.1	10	2	0.08	0.02	0.02
A0964107	Drill Core		0.85	0.06	32.8	0.3	<0.05	30.6	5.27	45.3	<0.02	<1	<0.1	8.1	<10	<2	<0.08		
A0964108	Drill Core		0.64	<0.02	25.2	0.2	<0.05	26.6	6.90	64.4	0.03	<1	0.6	12.2	<10	<2	0.15		
A0964109	Drill Core		0.66	<0.02	33.6	0.2	<0.05	25.5	6.23	52.4	0.02	<1	0.5	8.1	<10	<2	<0.08		
A0964110	Drill Core		0.82	0.05	42.6	0.2	<0.05	29.2	7.08	71.1	0.02	1	0.1	10.2	<10	<2	0.14		
A0964111	Drill Core		0.82	0.04	38.1	0.3	<0.05	29.3	6.53	65.7	0.05	<1	<0.1	10.7	<10	<2	0.33		
A0964112	Drill Core		0.77	<0.02	31.3	0.3	<0.05	28.3	8.07	74.1	0.04	<1	0.1	9.1	<10	<2	0.55		
A0964113	Drill Core		0.76	0.08	42.1	0.4	<0.05	27.9	10.35	86.1	0.05	<1	0.2	8.0	<10	<2	0.35		
A0964114	Drill Core		0.63	0.05	31.9	0.3	<0.05	21.4	7.03	63.6	0.05	<1	0.1	9.4	<10	<2	0.54		
A0964115	Drill Core		0.74	0.06	42.6	0.3	<0.05	28.3	6.39	68.1	0.08	<1	0.1	8.9	<10	<2	0.70		
A0964116	Drill Core		0.75	0.15	21.2	0.3	<0.05	25.7	8.14	80.1	0.02	<1	0.1	5.1	<10	<2	<0.08	0.05	7.26
A0964117	Drill Core		0.37	0.07	52.0	0.2	<0.05	12.9	5.89	64.8	0.06	<1	0.2	9.4	<10	<2	0.76		
A0964118	Drill Core		0.52	0.06	21.0	0.3	<0.05	17.6	4.33	45.7	0.08	<1	<0.1	6.0	<10	<2	0.66		
A0964119	Drill Core		0.84	0.08	44.7	0.5	<0.05	28.1	6.07	56.7	0.04	4	<0.1	9.3	<10	<2	<0.08		
A0964120	Drill Core		0.51	<0.02	64.9	0.4	<0.05	18.6	6.01	55.4	0.21	<1	0.8	8.4	<10	<2	0.25		
A0964121	Drill Core		0.57	0.04	64.9	0.4	<0.05	20.0	6.98	57.9	0.09	<1	0.4	10.1	<10	2	0.19		
A0964122	Drill Core		0.54	0.08	34.0	0.4	<0.05	20.6	3.98	50.0	0.03	<1	<0.1	16.0	<10	2	0.91	0.26	1.58
A0964123	Drill Core		0.73	0.05	49.4	0.2	<0.05	26.2	5.27	61.1	0.04	<1	0.2	11.5	<10	<2	0.21		
A0964124	Drill Core		0.97	0.10	33.8	0.2	<0.05	30.5	4.00	61.4	0.03	<1	<0.1	7.3	<10	<2	0.31		
A0964125	Drill Core		0.84	0.09	19.9	0.2	<0.05	25.5	3.34	57.6	0.11	<1	<0.1	3.6	<10	3	1.69		
A0964126	Drill Core		1.06	0.11	29.2	0.3	<0.05	34.5	3.86	58.1	<0.02	<1	0.1	6.4	<10	<2	0.71		
A0964127	Drill Core		0.98	0.10	26.6	0.1	<0.05	34.4	4.19	59.7	0.07	<1	0.1	6.9	<10	2	0.21		
A0964128	Drill Core		0.60	0.05	48.4	0.2	<0.05	23.1	3.49	39.2	0.07	<1	0.2	7.6	<10	<2	0.45	0.14	1.51
A0964129	Drill Core		0.25	<0.02	0.7	0.2	<0.05	8.6	2.62	12.6	0.05	<1	0.1	3.2	<10	<2	2.00		
A0964130	Drill Core		0.75	0.05	49.1	0.3	<0.05	27.2	4.68	50.4	0.11	<1	0.2	8.1	<10	2	0.39		
A0964131	Drill Core		0.45	0.03	50.7	0.4	<0.05	14.7	6.13	60.0	0.04	<1	0.2	8.1	<10	<2	1.82		
A0964132	Drill Core		0.43	0.02	11.2	0.3	<0.05	15.5	3.62	33.8	<0.02	<1	<0.1	4.0	<10	<2	2.04		
A0964133	Drill Core		0.53	0.02	27.9	0.2	<0.05	20.2	3.10	41.8	<0.02	<1	0.1	5.2	<10	<2	1.44		
A0964134	Drill Core		0.34	0.04	43.6	0.4	<0.05	13.2	3.16	34.6	0.02	<1	0.1	9.2	<10	<2	2.10		
A0964135	Drill Core		0.54	0.07	27.3	0.3	<0.05	20.4	3.77	33.4	0.06	<1	0.2	11.6	<10	<2	1.66	0.46	0.65
A0964136	Drill Core		0.62	0.05	56.2	0.4	<0.05	20.9	6.14	55.9	<0.02	<1	0.1	14.9	<10	<2	1.27		

This report supersedes all previous preliminary and final reports with this file number dated prior to the date on this certificate. Signature indicates final approval; preliminary reports are unsigned and should be used for reference only.

BUREAU VERITAS MINERAL LABORATORIES Canada

www.bvna.com/mining-laboratory-services

Bureau Veritas Commodities Canada Ltd.

9050 Shaughnessy St Vancouver British Columbia V6P 6E5 Canada
PHONE (604) 253-3158

Client: **Kinross Gold Corp.**
25 York St., #17
Toronto Ontario M5J 2V5 Canada

Project: Great Bear Project
Report Date: November 14, 2024

CERTIFICATE OF ANALYSIS TIM24000337.1

	Method	WGHT	AQ250	AQ250	AQ250	AQ250	AQ250	AQ250	AQ250	AQ250	AQ250	AQ250	AQ250	AQ250	AQ250	AQ250	AQ250	AQ250	AQ250	AQ250	AQ250
	Analyte	Wgt	Mo	Cu	Pb	Zn	Ag	Ni	Co	Mn	Fe	As	U	Au	Th	Sr	Cd	Sb	Bi	V	Ca
	Unit	kg	ppm	ppm	ppm	ppm	ppb	ppm	ppm	ppm	%	ppm	ppm	ppb	ppm	ppm	ppm	ppm	ppm	ppm	%
	MDL	0.01	0.01	0.01	0.01	0.1	2	0.1	0.1	1	0.01	0.1	0.1	0.2	0.1	0.5	0.01	0.02	0.02	1	0.01
A0964137	Drill Core	1.28	1.63	21.97	5.55	74.0	443	14.8	9.9	676	2.32	106.1	1.8	2546.2	9.2	14.6	0.22	0.16	0.31	28	1.12
A0964138	Drill Core	2.10	3.36	16.39	16.47	56.1	652	0.8	1.7	161	1.30	182.4	0.8	272.1	6.3	17.2	0.33	0.24	0.77	1	0.37
A0964139	Drill Core	2.04	1.37	10.72	49.58	214.2	460	1.9	3.0	377	1.70	501.7	1.6	111.7	10.9	15.4	0.85	0.21	0.72	4	0.85
A0964140	Drill Core	2.07	1.27	9.07	18.49	38.3	311	0.6	1.8	274	1.31	194.2	1.5	34.2	10.9	17.7	0.11	0.14	0.23	<1	1.00
A0964141	Drill Core	2.00	1.36	43.18	4.41	91.2	202	49.1	20.8	459	5.48	1433.7	1.3	40.0	6.5	56.7	0.06	0.16	0.16	79	0.56
A0964142	Drill Core	2.12	1.37	42.91	2.42	52.1	160	45.1	15.5	231	5.83	99.8	0.8	23.1	4.9	11.5	0.01	0.07	0.12	72	0.26
DX758125	Drill Core	2.04	1.86	1.28	7.96	30.3	160	1.5	0.6	116	0.55	1.6	3.2	1.6	4.3	6.0	0.07	0.03	1.06	<1	0.20
DX758126	Drill Core	0.85	1.62	4.17	6.19	71.5	193	15.4	6.9	533	1.82	0.8	2.6	0.8	6.7	10.0	0.05	0.03	0.20	29	0.39
A0964260	Drill Core	3.53	1.97	19.09	10.39	63.8	112	18.2	10.9	433	2.23	2.1	1.4	1.1	7.8	18.3	0.07	0.03	0.17	33	0.83
A0964261	Drill Core	3.07	1.85	21.58	4.24	55.4	113	15.7	11.1	426	2.47	1.2	1.6	1.5	8.5	16.3	0.03	0.05	0.57	38	0.70
A0964262	Drill Core	3.12	0.52	15.85	4.10	52.4	60	13.2	8.8	327	1.99	0.6	1.5	0.4	7.8	17.1	0.03	0.03	0.03	29	0.85
A0964264	Drill Core	2.91	1.67	0.59	3.62	16.6	69	0.2	0.1	63	0.20	0.8	3.2	0.5	4.2	3.2	0.02	<0.02	0.55	<1	0.12
A0964263	Drill Core	3.43	1.13	18.29	3.46	58.8	80	18.1	10.6	404	2.33	0.7	1.5	0.5	8.0	24.4	0.05	0.05	0.04	36	1.47
A0964265	Drill Core	3.26	0.52	17.94	2.75	50.9	65	13.2	9.1	334	2.09	0.5	1.5	1.3	7.8	16.5	0.02	0.04	0.04	31	0.74
A0964266	Drill Core	3.07	2.02	3.51	6.90	33.6	93	2.0	0.5	149	0.75	26.2	3.4	1.0	4.4	4.6	0.43	0.03	0.45	<1	0.12
A0964267	Drill Core	2.17	1.01	1.60	4.23	28.4	76	0.2	0.1	123	0.36	18.0	3.3	0.5	4.2	6.7	0.03	0.05	0.51	<1	0.12
A0964268	Drill Core	2.83	0.41	48.37	3.03	74.9	113	22.2	15.1	411	3.20	47.5	0.8	0.6	6.0	24.7	0.05	0.06	0.12	57	0.58
A0964269	Drill Core	3.19	0.35	24.66	2.10	89.2	77	25.7	16.1	472	3.55	0.4	0.7	1.1	5.0	39.8	0.04	0.04	0.07	78	0.79
A0964270	Drill Core	3.39	0.93	25.15	2.49	80.8	73	24.2	14.3	491	3.50	<0.1	0.9	1.6	6.0	60.5	0.06	0.05	0.08	69	1.46
A0964271	Drill Core	3.20	0.84	31.23	2.79	75.8	80	27.0	14.5	416	3.66	0.2	1.0	<0.2	5.4	43.8	0.03	0.04	0.09	70	0.99
A0964272	Drill Core	2.15	1.03	35.83	2.35	78.6	79	24.2	13.7	492	3.64	0.6	0.7	<0.2	5.0	48.2	0.06	0.03	0.07	66	1.38
A0964273	Drill Core	3.01	0.80	17.55	3.17	51.8	61	14.0	8.4	348	2.08	2.2	1.5	0.6	8.0	14.8	0.03	0.05	0.27	32	0.88
A0964274	Drill Core	3.36	0.60	18.92	3.50	59.4	144	13.8	9.1	380	2.24	3.3	1.6	1.6	8.0	14.3	0.03	0.05	0.34	36	0.78
A0964275	Drill Core	3.08	1.38	2.13	5.23	20.6	136	0.3	0.2	79	0.34	5.4	3.0	3.0	3.8	5.1	0.05	0.04	0.58	<1	0.16
A0964276	Drill Core	3.62	0.75	16.84	3.49	50.5	76	13.2	8.6	343	2.03	3.2	1.5	0.8	7.4	14.5	0.03	0.04	0.16	31	0.93
A0964277	Drill Core	3.18	0.48	30.86	3.42	53.0	57	48.9	16.3	445	2.62	6.8	1.5	2.7	8.6	98.3	0.03	0.11	0.12	46	2.18
A0964278	Drill Core	3.29	0.93	19.16	3.24	51.0	76	14.4	7.9	332	2.11	7.8	1.8	0.6	8.7	18.8	0.03	0.05	0.04	30	0.96
A0964279	Drill Core	3.38	0.64	30.60	3.13	74.1	60	23.9	11.7	366	3.27	0.6	1.2	0.6	5.9	27.0	0.04	0.04	0.05	45	0.54
A0964280	Drill Core	2.62	0.82	4.21	12.32	35.8	362	18.5	10.5	431	4.70	30.4	1.7	216.6	8.0	54.8	0.03	0.16	4.01	10	0.86
A0964285	Drill Core	2.28	1.67	4.12	5.21	45.8	163	12.5	10.4	635	3.04	33.5	1.8	93.3	8.8	80.1	0.04	0.13	6.25	20	1.56

This report supersedes all previous preliminary and final reports with this file number dated prior to the date on this certificate. Signature indicates final approval; preliminary reports are unsigned and should be used for reference only.

BUREAU VERITAS MINERAL LABORATORIES Canada

www.bvna.com/mining-laboratory-services

Bureau Veritas Commodities Canada Ltd.

9050 Shaughnessy St Vancouver British Columbia V6P 6E5 Canada
PHONE (604) 253-3158

Client: **Kinross Gold Corp.**
25 York St., #17
Toronto Ontario M5J 2V5 Canada

Project: Great Bear Project
Report Date: November 14, 2024

CERTIFICATE OF ANALYSIS TIM24000337.1

	Method	AQ250	AQ250	AQ250	AQ250	AQ250	AQ250	AQ250	AQ250	AQ250	AQ250	AQ250	AQ250	AQ250	AQ250	AQ250	AQ250	AQ250	AQ250	AQ250	AQ250
	Analyte	P	La	Cr	Mg	Ba	Ti	B	Al	Na	K	W	Sc	Tl	S	Hg	Se	Te	Ga	Cs	Ge
	Unit	%	ppm	ppm	%	ppm	%	ppm	%	%	%	ppm	ppm	ppm	%	ppb	ppm	ppm	ppm	ppm	ppm
	MDL	0.001	0.5	0.5	0.01	0.5	0.001	20	0.01	0.001	0.01	0.1	0.1	0.02	0.02	5	0.1	0.02	0.1	0.02	0.1
A0964137	Drill Core	0.072	37.6	10.9	0.69	72.5	0.146	<20	1.08	0.066	0.80	12.9	2.2	0.35	0.83	<5	0.3	0.15	4.4	1.70	<0.1
A0964138	Drill Core	0.020	22.0	1.9	0.10	8.5	0.003	<20	0.14	0.107	0.02	0.8	0.9	<0.02	0.97	<5	3.1	0.59	0.5	0.05	<0.1
A0964139	Drill Core	0.020	38.8	2.7	0.20	69.3	0.033	<20	0.43	0.078	0.25	2.1	1.4	0.12	1.19	12	1.1	0.13	2.0	0.77	<0.1
A0964140	Drill Core	0.014	40.6	1.5	0.10	66.6	0.023	<20	0.34	0.060	0.22	2.2	1.0	0.11	0.68	<5	0.6	0.18	1.3	0.51	<0.1
A0964141	Drill Core	0.060	25.4	67.5	1.42	274.3	0.265	<20	3.30	0.100	1.96	0.3	8.6	0.74	0.55	<5	0.4	0.19	10.6	7.25	<0.1
A0964142	Drill Core	0.057	20.5	55.1	1.33	286.9	0.204	<20	2.75	0.069	1.74	0.8	6.7	0.53	0.56	<5	0.3	0.06	10.2	5.34	0.1
DX758125	Drill Core	0.010	8.8	3.8	0.06	21.8	0.003	<20	0.41	0.059	0.21	0.2	0.2	0.09	0.17	<5	0.2	0.17	1.3	0.31	<0.1
DX758126	Drill Core	0.043	23.5	13.8	0.60	160.9	0.132	<20	1.26	0.060	0.93	0.2	2.7	0.84	<0.02	<5	<0.1	<0.02	5.3	5.06	<0.1
A0964260	Drill Core	0.057	31.3	12.9	0.82	136.9	0.170	<20	1.37	0.071	0.97	0.1	2.0	0.35	0.23	<5	0.2	<0.02	5.1	3.45	<0.1
A0964261	Drill Core	0.058	31.1	13.6	0.83	176.9	0.181	<20	1.47	0.085	1.06	0.5	2.6	0.39	0.31	<5	<0.1	<0.02	5.5	4.61	<0.1
A0964262	Drill Core	0.053	29.0	10.9	0.70	123.8	0.172	<20	1.34	0.074	1.00	0.1	2.2	0.39	0.04	<5	0.1	<0.02	5.2	2.84	<0.1
A0964264	Drill Core	0.006	7.4	1.1	0.03	21.5	0.002	<20	0.36	0.039	0.26	<0.1	0.2	0.09	<0.02	<5	<0.1	<0.02	1.2	0.31	<0.1
A0964263	Drill Core	0.071	35.1	15.0	0.82	132.0	0.205	<20	1.39	0.064	1.11	0.2	2.5	0.41	0.15	<5	0.2	<0.02	5.5	3.27	<0.1
A0964265	Drill Core	0.054	28.4	10.8	0.68	129.9	0.183	<20	1.32	0.075	1.03	0.2	2.4	0.39	0.04	<5	0.1	<0.02	5.5	2.72	<0.1
A0964266	Drill Core	0.008	7.5	6.7	0.04	24.0	0.004	<20	0.49	0.076	0.31	0.1	0.3	0.14	0.05	<5	0.1	<0.02	1.8	0.52	<0.1
A0964267	Drill Core	0.007	6.8	1.2	0.07	24.9	0.006	<20	0.41	0.053	0.26	<0.1	0.4	0.14	<0.02	<5	<0.1	<0.02	1.6	0.50	<0.1
A0964268	Drill Core	0.116	41.6	26.7	0.73	245.1	0.225	<20	1.97	0.100	1.17	0.1	5.0	0.35	0.09	<5	0.1	<0.02	8.2	3.49	<0.1
A0964269	Drill Core	0.132	39.9	30.5	1.03	339.6	0.203	<20	2.35	0.127	1.41	0.1	6.6	0.28	0.03	<5	0.1	<0.02	9.3	3.00	<0.1
A0964270	Drill Core	0.121	41.2	35.8	1.13	430.9	0.229	<20	2.38	0.140	1.54	0.1	5.4	0.31	0.05	<5	0.2	<0.02	9.0	3.51	<0.1
A0964271	Drill Core	0.092	33.6	38.9	1.21	377.5	0.229	<20	2.48	0.122	1.50	0.2	5.9	0.29	0.16	<5	0.2	<0.02	9.1	3.06	<0.1
A0964272	Drill Core	0.102	34.3	38.0	1.17	426.1	0.229	<20	2.51	0.142	1.55	0.2	4.9	0.33	0.17	<5	0.2	0.02	9.0	3.04	<0.1
A0964273	Drill Core	0.051	27.8	12.3	0.68	102.2	0.166	<20	1.21	0.069	0.87	0.2	2.6	0.33	0.32	<5	<0.1	<0.02	5.1	2.42	<0.1
A0964274	Drill Core	0.052	29.5	12.2	0.75	114.8	0.172	<20	1.25	0.080	0.84	0.8	3.0	0.33	0.55	<5	<0.1	0.04	5.6	2.24	<0.1
A0964275	Drill Core	0.012	6.8	1.4	0.03	24.0	0.002	<20	0.34	0.056	0.19	<0.1	0.2	0.07	<0.02	<5	<0.1	0.02	1.4	0.28	<0.1
A0964276	Drill Core	0.052	26.4	11.9	0.65	96.9	0.156	<20	1.15	0.067	0.82	0.2	2.5	0.31	0.37	<5	0.3	<0.02	4.9	1.90	<0.1
A0964277	Drill Core	0.233	58.5	60.3	1.35	184.6	0.213	<20	1.44	0.070	0.71	0.4	4.3	0.29	0.54	<5	0.2	0.05	5.6	3.12	<0.1
A0964278	Drill Core	0.053	30.8	11.4	0.68	113.0	0.151	<20	1.29	0.078	0.85	0.1	2.6	0.35	0.30	<5	<0.1	0.28	5.2	2.26	<0.1
A0964279	Drill Core	0.048	23.4	29.5	1.28	228.8	0.172	<20	2.34	0.109	1.31	0.1	3.8	0.47	0.12	<5	<0.1	<0.02	8.1	3.24	<0.1
A0964280	Drill Core	0.073	30.9	6.2	0.55	112.0	0.062	<20	1.89	0.173	0.73	0.3	0.9	0.60	4.62	<5	3.0	0.83	3.6	1.66	<0.1
A0964285	Drill Core	0.064	44.4	9.5	0.69	70.9	0.091	<20	2.51	0.248	0.75	44.0	1.6	0.64	2.45	<5	2.0	2.82	6.4	2.13	<0.1

This report supersedes all previous preliminary and final reports with this file number dated prior to the date on this certificate. Signature indicates final approval; preliminary reports are unsigned and should be used for reference only.

BUREAU VERITAS MINERAL LABORATORIES Canada

www.bvna.com/mining-laboratory-services

Bureau Veritas Commodities Canada Ltd.

9050 Shaughnessy St Vancouver British Columbia V6P 6E5 Canada
PHONE (604) 253-3158

Client: **Kinross Gold Corp.**
25 York St., #17
Toronto Ontario M5J 2V5 Canada

Project: Great Bear Project
Report Date: November 14, 2024

CERTIFICATE OF ANALYSIS TIM24000337.1

	Method	AQ250	AQ250	AQ250	AQ250	AQ250	AQ250	AQ250	AQ250	AQ250	AQ250	AQ250	AQ250	AQ250	AQ250	TC006	TC000	TC000
	Analyte	Hf	Nb	Rb	Sn	Ta	Zr	Y	Ce	In	Re	Be	Li	Pd	Pt	CO2	TOT/C	TOT/S
	Unit	ppm	ppm	ppm	ppm	ppm	ppm	ppm	ppm	ppm	ppb	ppm	ppm	ppb	ppb	%	%	%
	MDL	0.02	0.02	0.1	0.1	0.05	0.1	0.01	0.1	0.02	1	0.1	0.1	10	2	0.08	0.02	0.02
A0964137	Drill Core	0.53	0.05	44.2	0.3	<0.05	18.7	7.02	75.4	<0.02	<1	<0.1	8.8	<10	<2	0.99		
A0964138	Drill Core	0.42	<0.02	0.4	0.1	<0.05	16.5	2.04	41.5	<0.02	<1	<0.1	0.7	<10	2	0.56		
A0964139	Drill Core	0.56	0.10	14.5	0.4	<0.05	22.7	7.62	74.6	0.02	<1	0.1	3.2	<10	<2	0.79		
A0964140	Drill Core	0.72	0.22	12.0	0.2	<0.05	26.6	9.60	79.0	<0.02	<1	<0.1	2.7	<10	<2	1.01		
A0964141	Drill Core	0.70	<0.02	101.8	0.6	<0.05	29.6	9.50	51.1	0.02	1	0.3	20.0	<10	<2	<0.08	0.04	0.55
A0964142	Drill Core	0.60	0.02	85.4	0.7	<0.05	25.2	6.10	41.1	0.03	<1	0.2	24.3	<10	<2	0.11		
DX758125	Drill Core	0.57	0.10	11.2	0.1	<0.05	13.3	5.80	21.2	<0.02	<1	0.2	2.2	<10	<2	0.14	0.06	0.25
DX758126	Drill Core	1.27	0.10	109.6	0.4	<0.05	39.3	7.08	48.1	<0.02	<1	0.2	24.4	<10	<2	0.28		
A0964260	Drill Core	0.49	0.03	53.2	0.2	<0.05	17.7	6.93	58.6	<0.02	<1	<0.1	18.0	<10	<2	0.63		
A0964261	Drill Core	0.68	0.03	59.0	0.3	<0.05	23.9	6.85	59.6	<0.02	<1	<0.1	18.0	<10	<2	0.51		
A0964262	Drill Core	0.58	0.02	62.4	0.3	<0.05	21.7	6.94	55.6	<0.02	<1	<0.1	22.1	<10	<2	0.71	0.20	0.06
A0964264	Drill Core	0.51	0.08	12.8	0.1	<0.05	12.8	5.67	17.8	<0.02	<1	0.1	2.0	<10	<2	0.12		
A0964263	Drill Core	0.61	<0.02	67.4	0.3	<0.05	21.3	7.28	68.7	<0.02	<1	<0.1	31.3	<10	<2	1.42		
A0964265	Drill Core	0.61	0.03	64.3	0.3	<0.05	22.8	6.72	54.2	<0.02	<1	<0.1	23.0	<10	<2	0.59		
A0964266	Drill Core	0.60	0.17	17.3	0.2	<0.05	14.6	5.74	17.9	<0.02	<1	0.2	2.5	<10	2	<0.08	0.07	0.09
A0964267	Drill Core	0.64	0.29	17.2	0.2	<0.05	15.2	3.97	16.6	<0.02	<1	0.1	3.2	<10	<2	0.12		
A0964268	Drill Core	0.53	0.11	60.3	0.5	<0.05	30.7	9.13	84.6	<0.02	<1	0.1	22.4	<10	<2	0.17		
A0964269	Drill Core	0.30	0.06	55.2	0.7	<0.05	16.4	10.73	85.2	0.02	<1	0.1	34.4	<10	<2	0.26		
A0964270	Drill Core	0.39	0.06	59.3	0.5	<0.05	18.2	10.43	86.5	<0.02	<1	0.1	34.9	<10	<2	1.15		
A0964271	Drill Core	0.39	0.04	56.4	0.6	<0.05	16.9	8.43	68.4	<0.02	<1	0.1	27.8	<10	2	0.63	0.18	0.18
A0964272	Drill Core	0.43	0.05	61.3	0.5	<0.05	19.5	8.67	71.6	<0.02	<1	0.1	29.7	<10	<2	0.99		
A0964273	Drill Core	0.68	0.04	50.9	0.3	<0.05	24.8	5.86	52.0	<0.02	<1	<0.1	14.0	<10	<2	0.81		
A0964274	Drill Core	0.74	0.05	51.2	0.4	<0.05	25.9	6.04	55.0	<0.02	<1	<0.1	15.5	<10	<2	0.61		
A0964275	Drill Core	0.58	0.16	10.8	0.2	<0.05	13.7	5.90	16.3	<0.02	<1	0.2	2.3	<10	<2	0.14		
A0964276	Drill Core	0.66	0.05	43.4	0.3	<0.05	24.7	5.69	49.4	<0.02	<1	<0.1	13.3	<10	<2	0.86		
A0964277	Drill Core	0.62	0.14	38.6	0.4	<0.05	28.5	8.91	125.0	<0.02	<1	0.2	26.7	<10	2	1.34	0.38	0.53
A0964278	Drill Core	0.81	0.05	47.1	0.3	<0.05	27.4	7.03	58.8	<0.02	<1	<0.1	13.3	<10	3	0.81		
A0964279	Drill Core	0.77	<0.02	66.1	0.4	<0.05	28.2	6.09	44.6	<0.02	<1	0.1	24.5	<10	<2	0.27		
A0964280	Drill Core	0.59	0.07	42.5	0.3	<0.05	21.9	7.30	63.0	<0.02	<1	0.4	5.7	<10	2	0.15		
A0964285	Drill Core	0.69	0.04	52.1	0.2	<0.05	27.1	8.16	86.0	0.05	<1	0.5	8.3	<10	<2	0.45		

This report supersedes all previous preliminary and final reports with this file number dated prior to the date on this certificate. Signature indicates final approval; preliminary reports are unsigned and should be used for reference only.

BUREAU VERITAS MINERAL LABORATORIES Canada

www.bvna.com/mining-laboratory-services

Bureau Veritas Commodities Canada Ltd.

9050 Shaughnessy St Vancouver British Columbia V6P 6E5 Canada
PHONE (604) 253-3158

Client: **Kinross Gold Corp.**
25 York St., #17
Toronto Ontario M5J 2V5 Canada

Project: Great Bear Project
Report Date: November 14, 2024

CERTIFICATE OF ANALYSIS TIM24000337.1

Method		WGHT	AQ250	AQ250	AQ250	AQ250	AQ250	AQ250	AQ250	AQ250	AQ250	AQ250	AQ250	AQ250	AQ250	AQ250	AQ250	AQ250	AQ250	AQ250	AQ250
Analyte		Wgt	Mo	Cu	Pb	Zn	Ag	Ni	Co	Mn	Fe	As	U	Au	Th	Sr	Cd	Sb	Bi	V	Ca
Unit		kg	ppm	ppm	ppm	ppm	ppb	ppm	ppm	ppm	%	ppm	ppm	ppb	ppm	ppm	ppm	ppm	ppm	ppm	%
MDL		0.01	0.01	0.01	0.01	0.1	2	0.1	0.1	1	0.01	0.1	0.1	0.2	0.1	0.5	0.01	0.02	0.02	1	0.01
A0964281	Drill Core	2.37	1.41	14.17	3.57	56.7	203	16.3	6.6	834	2.64	16.8	1.7	186.4	8.1	45.4	0.03	0.14	2.65	33	1.19
A0964282	Drill Core	2.31	1.37	6.86	5.73	34.6	487	10.4	8.7	358	4.49	23.1	1.9	46.0	8.6	8.9	0.02	0.08	4.14	8	0.25
A0964283	Drill Core	2.11	1.26	7.79	52.49	85.5	525	19.2	12.7	718	4.99	30.9	1.5	133.2	7.4	40.9	0.26	0.09	4.09	33	1.09
A0964284	Drill Core	2.48	2.31	9.21	30.87	117.4	812	16.5	10.2	247	5.79	43.2	1.8	978.8	7.4	5.6	0.46	0.12	6.70	6	0.21
A0964286	Drill Core	2.25	0.97	8.45	6.53	38.6	393	17.2	11.4	693	3.43	32.2	1.6	486.6	8.2	13.4	0.03	0.11	1.47	31	0.58
A0964287	Drill Core	2.25	0.81	5.63	9.20	33.9	420	18.4	11.3	511	4.22	45.5	1.7	244.3	8.5	34.0	0.05	0.11	3.59	13	0.92
A0964288	Drill Core	2.65	1.42	13.19	24.07	40.0	494	11.9	10.1	639	3.13	33.6	1.5	232.1	7.4	20.0	0.06	0.12	2.26	23	0.71
A0964289	Drill Core	2.22	1.42	6.97	15.88	176.8	440	9.8	5.5	396	2.81	75.5	1.5	625.0	9.8	44.6	0.71	0.08	3.68	7	1.27
A0964706	Drill Core	1.99	1.73	30.31	3.38	152.7	230	17.9	10.2	1013	2.81	17.0	1.6	44.7	8.0	30.6	0.12	0.11	0.82	41	0.83

This report supersedes all previous preliminary and final reports with this file number dated prior to the date on this certificate. Signature indicates final approval; preliminary reports are unsigned and should be used for reference only.

BUREAU VERITAS MINERAL LABORATORIES Canada

www.bvna.com/mining-laboratory-services

Bureau Veritas Commodities Canada Ltd.

9050 Shaughnessy St Vancouver British Columbia V6P 6E5 Canada
PHONE (604) 253-3158

Client: **Kinross Gold Corp.**
25 York St., #17
Toronto Ontario M5J 2V5 Canada

Project: Great Bear Project
Report Date: November 14, 2024

CERTIFICATE OF ANALYSIS TIM24000337.1

Method		AQ250	AQ250	AQ250	AQ250	AQ250	AQ250	AQ250	AQ250	AQ250	AQ250	AQ250	AQ250	AQ250	AQ250	AQ250	AQ250	AQ250	AQ250	AQ250
Analyte		P	La	Cr	Mg	Ba	Ti	B	Al	Na	K	W	Sc	Tl	S	Hg	Se	Te	Ga	Cs	Ge
Unit		%	ppm	ppm	%	ppm	%	ppm	%	%	%	ppm	ppm	ppm	%	ppb	ppm	ppm	ppm	ppm	ppm
MDL		0.001	0.5	0.5	0.01	0.5	0.001	20	0.01	0.001	0.01	0.1	0.1	0.02	0.02	5	0.1	0.02	0.1	0.02	0.1
A0964281	Drill Core	0.063	33.1	14.8	0.79	112.0	0.148	<20	1.77	0.173	0.90	1.4	2.7	0.59	1.34	<5	1.3	1.01	6.0	2.69	<0.1
A0964282	Drill Core	0.059	45.0	5.3	0.39	141.7	0.063	<20	1.03	0.031	0.67	0.4	0.6	0.49	3.72	<5	2.7	1.49	2.4	1.59	<0.1
A0964283	Drill Core	0.072	39.2	10.9	0.78	120.4	0.146	<20	2.30	0.194	0.94	24.9	2.4	0.74	3.41	<5	2.3	1.33	6.4	2.71	<0.1
A0964284	Drill Core	0.069	27.5	4.8	0.37	70.1	0.036	<20	0.84	0.010	0.55	2.1	0.6	0.34	5.88	<5	5.2	2.34	1.7	1.04	<0.1
A0964286	Drill Core	0.072	35.3	13.0	0.89	58.0	0.127	<20	1.09	0.053	0.61	87.3	2.1	0.43	2.86	<5	1.1	0.40	4.3	1.75	<0.1
A0964287	Drill Core	0.075	36.1	7.6	0.62	54.2	0.074	<20	1.74	0.114	0.67	1.5	0.9	0.50	3.50	<5	2.1	0.83	3.9	2.25	<0.1
A0964288	Drill Core	0.055	30.8	8.2	0.61	80.9	0.109	<20	1.00	0.077	0.62	5.0	1.8	0.40	2.59	<5	2.2	0.56	3.6	1.72	<0.1
A0964289	Drill Core	0.032	34.1	4.5	0.28	66.8	0.032	<20	1.64	0.084	0.46	5.7	0.7	0.32	2.72	<5	2.2	1.15	3.7	0.92	<0.1
A0964706	Drill Core	0.076	34.5	19.0	0.86	150.5	0.195	<20	1.66	0.111	1.12	1.8	3.5	0.61	0.69	<5	1.6	0.21	6.3	2.38	<0.1

This report supersedes all previous preliminary and final reports with this file number dated prior to the date on this certificate. Signature indicates final approval; preliminary reports are unsigned and should be used for reference only.

BUREAU VERITAS MINERAL LABORATORIES Canada

www.bvna.com/mining-laboratory-services

Bureau Veritas Commodities Canada Ltd.

9050 Shaughnessy St Vancouver British Columbia V6P 6E5 Canada
PHONE (604) 253-3158

Client: **Kinross Gold Corp.**
25 York St., #17
Toronto Ontario M5J 2V5 Canada

Project: Great Bear Project
Report Date: November 14, 2024

CERTIFICATE OF ANALYSIS TIM24000337.1

Method		AQ250	AQ250	AQ250	AQ250	AQ250	AQ250	AQ250	AQ250	AQ250	AQ250	AQ250	AQ250	AQ250	AQ250	TC006	TC000	TC000
Analyte		Hf	Nb	Rb	Sn	Ta	Zr	Y	Ce	In	Re	Be	Li	Pd	Pt	CO2	TOT/C	TOT/S
Unit		ppm	ppm	ppm	ppm	ppm	ppm	ppm	ppm	ppm	ppb	ppm	ppm	ppb	ppb	%	%	%
MDL		0.02	0.02	0.1	0.1	0.05	0.1	0.01	0.1	0.02	1	0.1	0.1	10	2	0.08	0.02	0.02
A0964281	Drill Core	0.45	0.03	51.2	0.4	<0.05	14.6	7.03	63.7	0.08	<1	0.2	8.2	<10	<2	0.69		
A0964282	Drill Core	0.58	0.11	37.5	0.3	<0.05	23.9	8.46	84.7	0.03	<1	0.2	4.5	<10	<2	<0.08	0.05	3.84
A0964283	Drill Core	0.39	0.04	61.2	0.3	<0.05	15.1	9.10	75.9	0.05	<1	0.3	9.9	<10	<2	0.39		
A0964284	Drill Core	0.79	0.13	25.4	0.2	<0.05	29.9	6.25	56.3	0.02	<1	0.2	5.7	<10	<2	<0.08		
A0964286	Drill Core	0.75	0.13	36.5	0.5	<0.05	26.4	6.87	69.8	0.03	<1	0.2	13.1	<10	<2	0.33		
A0964287	Drill Core	0.62	0.08	43.9	0.3	<0.05	22.1	7.22	70.5	<0.02	<1	0.4	5.9	<10	<2	0.20		
A0964288	Drill Core	0.53	0.14	36.2	0.5	<0.05	18.2	6.03	59.5	0.03	<1	0.1	7.9	<10	2	0.47	0.14	2.43
A0964289	Drill Core	0.81	0.06	26.4	0.2	<0.05	31.7	7.04	65.9	0.03	<1	0.6	2.7	<10	<2	0.50		
A0964706	Drill Core	0.67	0.05	56.4	0.5	<0.05	22.5	6.82	68.0	0.03	<1	<0.1	11.3	<10	2	0.56		

This report supersedes all previous preliminary and final reports with this file number dated prior to the date on this certificate. Signature indicates final approval; preliminary reports are unsigned and should be used for reference only.

BUREAU VERITAS MINERAL LABORATORIES Canada

www.bvna.com/mining-laboratory-services

Bureau Veritas Commodities Canada Ltd.
9050 Shaughnessy St Vancouver British Columbia V6P 6E5 Canada
PHONE (604) 253-3158

Client: **Kinross Gold Corp.**
25 York St., #17
Toronto Ontario M5J 2V5 Canada

Project: Great Bear Project
Report Date: November 14, 2024

QUALITY CONTROL REPORT TIM24000337.1

	Method	WGHT	AQ250	AQ250	AQ250	AQ250	AQ250	AQ250	AQ250	AQ250	AQ250	AQ250	AQ250	AQ250	AQ250	AQ250	AQ250	AQ250	AQ250	AQ250	AQ250
	Analyte	Wgt	Mo	Cu	Pb	Zn	Ag	Ni	Co	Mn	Fe	As	U	Au	Th	Sr	Cd	Sb	Bi	V	Ca
	Unit	kg	ppm	ppm	ppm	ppm	ppb	ppm	ppm	ppm	%	ppm	ppm	ppb	ppm	ppm	ppm	ppm	ppm	ppm	%
	MDL	0.01	0.01	0.01	0.01	0.1	2	0.1	0.1	1	0.01	0.1	0.1	0.2	0.1	0.5	0.01	0.02	0.02	1	0.01
Pulp Duplicates																					
DX758005	Drill Core	2.09	1.23	2.50	20.18	85.1	573	2.3	4.6	213	2.77	25.3	1.8	32.9	10.9	2.7	0.32	0.06	2.33	2	0.10
REP DX758005	QC																				
A0964102	Drill Core	2.19	2.33	1.23	4.20	12.1	260	13.2	8.4	158	4.82	13.6	1.5	22.1	6.9	14.1	0.01	0.06	4.05	5	0.32
REP A0964102	QC		2.31	1.30	4.66	12.9	280	14.0	9.1	170	5.23	14.3	1.6	19.4	7.6	15.2	0.02	0.06	4.43	5	0.34
A0964131	Drill Core	2.02	1.38	29.78	7.75	537.7	252	13.0	9.0	963	2.45	155.5	1.8	65.4	8.5	22.6	2.97	0.10	0.32	27	1.83
REP A0964131	QC																				
A0964137	Drill Core	1.28	1.63	21.97	5.55	74.0	443	14.8	9.9	676	2.32	106.1	1.8	2546.2	9.2	14.6	0.22	0.16	0.31	28	1.12
REP A0964137	QC		1.71	22.64	5.42	75.1	188	14.9	10.2	668	2.31	111.8	1.7	441.4	8.9	14.3	0.23	0.15	0.32	28	1.11
A0964281	Drill Core	2.37	1.41	14.17	3.57	56.7	203	16.3	6.6	834	2.64	16.8	1.7	186.4	8.1	45.4	0.03	0.14	2.65	33	1.19
REP A0964281	QC																				
A0964287	Drill Core	2.25	0.81	5.63	9.20	33.9	420	18.4	11.3	511	4.22	45.5	1.7	244.3	8.5	34.0	0.05	0.11	3.59	13	0.92
REP A0964287	QC		0.78	5.50	8.98	34.4	457	18.0	10.9	506	4.20	45.1	1.7	255.0	8.2	33.8	0.05	0.12	3.54	12	0.90
Core Reject Duplicates																					
A0963692	Drill Core	2.14	1.47	25.98	4.01	54.0	176	18.4	10.3	480	2.64	12.3	1.9	16.3	8.4	17.3	0.05	0.12	2.44	38	0.63
DUP A0963692	QC		1.50	25.06	3.95	54.9	166	18.2	10.2	481	2.65	12.3	1.9	15.6	8.6	16.5	0.05	0.11	2.47	39	0.63
A0964117	Drill Core	2.18	1.19	24.04	3.79	1050.1	160	18.2	11.9	843	2.90	21.3	1.3	28.7	7.4	57.1	4.78	0.14	0.76	34	1.21
DUP A0964117	QC		1.35	24.87	4.17	1026.6	187	18.7	12.4	864	2.98	22.2	1.4	32.0	7.9	62.4	4.72	0.14	0.81	34	1.26
Reference Materials																					
STD BVGEO01	Standard		9.83	4360.18	177.76	1660.7	2382	155.8	23.8	687	3.64	116.9	3.2	200.0	13.0	52.4	5.80	2.28	22.54	71	1.27
STD BVGEO01	Standard		9.72	4489.28	182.15	1669.6	2438	163.7	24.6	747	3.62	117.9	3.4	203.8	13.9	53.7	5.92	2.26	23.43	74	1.33
STD BVGEO01	Standard		9.98	4381.48	192.12	1702.1	2438	163.1	24.8	727	3.78	124.4	3.5	223.1	14.5	53.3	6.10	2.09	25.20	72	1.27
STD BVGEO01	Standard		9.81	4258.34	169.18	1629.8	2477	158.7	23.3	706	3.52	115.9	3.5	199.7	12.5	51.3	5.75	1.94	22.11	72	1.28
STD COO2	Standard																				
STD COO2	Standard																				
STD COO2	Standard																				
STD COO2	Standard																				
STD GS311-1	Standard																				
STD GS311-1	Standard																				

This report supersedes all previous preliminary and final reports with this file number dated prior to the date on this certificate. Signature indicates final approval; preliminary reports are unsigned and should be used for reference only.

BUREAU VERITAS MINERAL LABORATORIES Canada

www.bvna.com/mining-laboratory-services

Bureau Veritas Commodities Canada Ltd.
9050 Shaughnessy St Vancouver British Columbia V6P 6E5 Canada
PHONE (604) 253-3158

Client: **Kinross Gold Corp.**
25 York St., #17
Toronto Ontario M5J 2V5 Canada

Project: Great Bear Project
Report Date: November 14, 2024

QUALITY CONTROL REPORT TIM24000337.1

		Method	AQ250	AQ250	AQ250	AQ250	AQ250	AQ250	AQ250	AQ250	AQ250	AQ250	AQ250	AQ250	AQ250	AQ250	AQ250	AQ250	AQ250	AQ250	AQ250
		Analyte	P	La	Cr	Mg	Ba	Ti	B	Al	Na	K	W	Sc	Tl	S	Hg	Se	Te	Ga	Cs	Ge
		Unit	%	ppm	ppm	%	ppm	%	ppm	%	%	%	ppm	ppm	ppm	%	ppb	ppm	ppm	ppm	ppm	ppm
		MDL	0.001	0.5	0.5	0.01	0.5	0.001	20	0.01	0.001	0.01	0.1	0.1	0.02	0.02	5	0.1	0.02	0.1	0.02	0.1
Pulp Duplicates																						
DX758005	Drill Core		0.019	34.0	2.1	0.22	81.5	0.009	<20	0.70	0.008	0.40	0.3	0.3	0.17	2.48	<5	1.1	0.40	1.7	0.71	<0.1
REP DX758005	QC																					
A0964102	Drill Core		0.070	25.1	4.1	0.23	57.4	0.025	<20	0.71	0.039	0.36	0.2	0.5	0.24	5.44	<5	2.5	0.78	1.8	0.70	<0.1
REP A0964102	QC		0.078	27.7	3.5	0.24	61.8	0.026	<20	0.76	0.041	0.38	0.2	0.6	0.27	5.93	<5	2.6	0.79	1.9	0.76	<0.1
A0964131	Drill Core		0.060	30.7	9.7	0.63	108.8	0.123	<20	1.26	0.078	0.83	6.2	2.2	0.54	0.79	10	1.0	0.21	5.2	1.77	<0.1
REP A0964131	QC																					
A0964137	Drill Core		0.072	37.6	10.9	0.69	72.5	0.146	<20	1.08	0.066	0.80	12.9	2.2	0.35	0.83	<5	0.3	0.15	4.4	1.70	<0.1
REP A0964137	QC		0.076	36.7	11.1	0.68	71.6	0.150	<20	1.08	0.066	0.80	11.9	2.3	0.35	0.83	<5	0.4	0.15	4.5	1.68	<0.1
A0964281	Drill Core		0.063	33.1	14.8	0.79	112.0	0.148	<20	1.77	0.173	0.90	1.4	2.7	0.59	1.34	<5	1.3	1.01	6.0	2.69	<0.1
REP A0964281	QC																					
A0964287	Drill Core		0.075	36.1	7.6	0.62	54.2	0.074	<20	1.74	0.114	0.67	1.5	0.9	0.50	3.50	<5	2.1	0.83	3.9	2.25	<0.1
REP A0964287	QC		0.074	34.9	7.7	0.61	52.7	0.077	<20	1.71	0.112	0.67	1.5	0.9	0.51	3.50	<5	2.0	0.90	3.8	2.16	<0.1
Core Reject Duplicates																						
A0963692	Drill Core		0.084	36.6	16.7	0.86	57.6	0.119	<20	0.97	0.064	0.57	0.3	3.7	0.40	2.32	<5	1.2	0.86	4.6	2.61	<0.1
DUP A0963692	QC		0.082	38.0	16.8	0.88	57.8	0.118	<20	0.97	0.060	0.58	0.3	3.7	0.40	2.18	<5	1.4	0.93	4.5	2.72	<0.1
A0964117	Drill Core		0.070	31.8	12.7	0.84	85.9	0.132	<20	1.71	0.157	0.91	0.3	2.2	0.74	1.81	11	2.2	0.39	5.3	2.79	<0.1
DUP A0964117	QC		0.073	34.8	13.8	0.84	91.7	0.140	<20	1.78	0.169	0.92	0.3	2.3	0.75	1.88	14	2.2	0.40	5.6	2.92	<0.1
Reference Materials																						
STD BVGEO01	Standard		0.072	24.5	161.5	1.26	321.6	0.229	<20	2.22	0.185	0.87	3.6	5.9	0.58	0.68	92	4.8	1.00	6.7	7.20	<0.1
STD BVGEO01	Standard		0.072	25.0	169.9	1.28	291.4	0.236	<20	2.29	0.191	0.85	3.6	6.0	0.59	0.67	91	4.7	1.02	7.0	7.03	<0.1
STD BVGEO01	Standard		0.074	26.5	158.2	1.30	346.6	0.242	<20	2.23	0.188	0.88	4.4	5.7	0.64	0.68	107	5.1	1.01	6.9	7.46	<0.1
STD BVGEO01	Standard		0.071	24.7	159.5	1.25	327.5	0.233	<20	2.22	0.189	0.87	3.5	5.5	0.57	0.66	82	4.7	1.00	6.8	6.97	<0.1
STD COO2	Standard																					
STD COO2	Standard																					
STD COO2	Standard																					
STD COO2	Standard																					
STD GS311-1	Standard																					
STD GS311-1	Standard																					

This report supersedes all previous preliminary and final reports with this file number dated prior to the date on this certificate. Signature indicates final approval; preliminary reports are unsigned and should be used for reference only.

BUREAU VERITAS MINERAL LABORATORIES Canada

www.bvna.com/mining-laboratory-services

Bureau Veritas Commodities Canada Ltd.
9050 Shaughnessy St Vancouver British Columbia V6P 6E5 Canada
PHONE (604) 253-3158

Client: **Kinross Gold Corp.**
25 York St., #17
Toronto Ontario M5J 2V5 Canada

Project: Great Bear Project
Report Date: November 14, 2024

QUALITY CONTROL REPORT TIM24000337.1

		Method	AQ250	AQ250	AQ250	AQ250	AQ250	AQ250	AQ250	AQ250	AQ250	AQ250	AQ250	AQ250	AQ250	AQ250	TC006	TC000	TC000
		Analyte	Hf	Nb	Rb	Sn	Ta	Zr	Y	Ce	In	Re	Be	Li	Pd	Pt	CO2	TOT/C	TOT/S
		Unit	ppm	ppm	ppm	ppm	ppm	ppm	ppm	ppm	ppm	ppb	ppm	ppm	ppb	ppb	%	%	%
		MDL	0.02	0.02	0.1	0.1	0.05	0.1	0.01	0.1	0.02	1	0.1	0.1	10	2	0.08	0.02	0.02
Pulp Duplicates																			
DX758005	Drill Core		0.81	0.04	16.0	0.2	<0.05	35.0	6.93	67.1	<0.02	<1	0.3	6.5	<10	<2	<0.08		
REP DX758005	QC																<0.08		
A0964102	Drill Core		0.93	0.14	16.3	0.2	<0.05	36.2	4.45	50.9	<0.02	<1	0.2	4.1	<10	<2	<0.08		
REP A0964102	QC		1.01	0.14	17.3	0.2	<0.05	38.4	4.86	55.8	<0.02	1	0.2	4.5	<10	<2			
A0964131	Drill Core		0.45	0.03	50.7	0.4	<0.05	14.7	6.13	60.0	0.04	<1	0.2	8.1	<10	<2	1.82		
REP A0964131	QC																1.79		
A0964137	Drill Core		0.53	0.05	44.2	0.3	<0.05	18.7	7.02	75.4	<0.02	<1	<0.1	8.8	<10	<2	0.99		
REP A0964137	QC		0.52	0.06	43.5	0.3	<0.05	18.4	6.82	73.0	<0.02	<1	<0.1	8.8	<10	<2			
A0964281	Drill Core		0.45	0.03	51.2	0.4	<0.05	14.6	7.03	63.7	0.08	<1	0.2	8.2	<10	<2	0.69		
REP A0964281	QC																0.73		
A0964287	Drill Core		0.62	0.08	43.9	0.3	<0.05	22.1	7.22	70.5	<0.02	<1	0.4	5.9	<10	<2	0.20		
REP A0964287	QC		0.61	0.08	43.6	0.3	<0.05	21.9	7.24	68.7	<0.02	<1	0.4	5.8	<10	<2			
Core Reject Duplicates																			
A0963692	Drill Core		0.88	0.07	29.9	0.4	<0.05	31.2	6.97	75.0	0.04	<1	<0.1	11.7	<10	<2	0.35		
DUP A0963692	QC		0.91	0.07	31.0	0.4	<0.05	31.5	6.96	77.1	0.04	<1	<0.1	11.6	<10	<2	0.35		
A0964117	Drill Core		0.37	0.07	52.0	0.2	<0.05	12.9	5.89	64.8	0.06	<1	0.2	9.4	<10	<2	0.76		
DUP A0964117	QC		0.41	0.08	52.5	0.3	<0.05	13.9	6.03	66.8	0.06	<1	0.2	9.4	<10	<2	0.76		
Reference Materials																			
STD BVGEO01	Standard		0.31	0.14	92.8	5.1	<0.05	9.6	13.77	51.5	0.42	4	0.7	19.0	127	167			
STD BVGEO01	Standard		0.34	0.14	91.3	5.2	<0.05	10.3	13.97	50.5	0.42	3	0.7	21.0	125	177			
STD BVGEO01	Standard		0.38	0.13	93.8	5.1	<0.05	10.7	14.25	54.1	0.43	4	0.7	19.1	134	190			
STD BVGEO01	Standard		0.34	0.12	90.7	4.8	<0.05	10.4	13.74	50.0	0.41	4	0.6	19.9	126	175			
STD COO2	Standard																3.50		
STD COO2	Standard																3.55		
STD COO2	Standard																3.72		
STD COO2	Standard																3.42		
STD GS311-1	Standard																	0.96	2.28
STD GS311-1	Standard																	0.94	2.20

This report supersedes all previous preliminary and final reports with this file number dated prior to the date on this certificate. Signature indicates final approval; preliminary reports are unsigned and should be used for reference only.

BUREAU VERITAS MINERAL LABORATORIES Canada

www.bvna.com/mining-laboratory-services

Bureau Veritas Commodities Canada Ltd.
9050 Shaughnessy St Vancouver British Columbia V6P 6E5 Canada
PHONE (604) 253-3158

Client: **Kinross Gold Corp.**
25 York St., #17
Toronto Ontario M5J 2V5 Canada

Project: Great Bear Project
Report Date: November 14, 2024

QUALITY CONTROL REPORT TIM24000337.1

		WGHT	AQ250	AQ250	AQ250	AQ250	AQ250	AQ250	AQ250	AQ250	AQ250	AQ250	AQ250	AQ250	AQ250	AQ250	AQ250	AQ250	AQ250	AQ250
		Wgt	Mo	Cu	Pb	Zn	Ag	Ni	Co	Mn	Fe	As	U	Au	Th	Sr	Cd	Sb	Bi	V	Ca
		kg	ppm	ppm	ppm	ppm	ppb	ppm	ppm	ppm	%	ppm	ppm	ppb	ppm	ppm	ppm	ppm	ppm	ppm	%
		0.01	0.01	0.01	0.01	0.1	2	0.1	0.1	1	0.01	0.1	0.1	0.2	0.1	0.5	0.01	0.02	0.02	1	0.01
STD GS910-4	Standard																				
STD OREAS279	Standard																				
STD OREAS262	Standard		0.58	112.06	56.15	152.4	450	61.7	26.5	528	3.25	35.5	1.1	59.1	8.8	33.4	0.61	3.16	0.95	21	2.87
STD OREAS262	Standard		0.57	110.55	53.20	147.2	441	61.4	27.3	531	3.06	34.6	1.1	55.6	8.3	31.8	0.58	3.37	0.91	20	2.89
STD OREAS262	Standard		0.63	117.99	57.73	160.9	455	67.2	28.4	552	3.37	36.0	1.2	63.3	9.5	34.3	0.63	2.50	1.00	21	2.96
STD OREAS262	Standard		0.59	113.36	54.14	149.7	461	64.4	27.0	543	3.15	34.4	1.1	56.4	9.0	33.5	0.59	2.52	0.94	21	3.00
STD OREAS279	Standard																				
STD OREAS279	Standard																				
STD OREAS279	Standard																				
STD OREAS279	Standard																				
STD GS311-1 Expected																					
STD GS910-4 Expected																					
STD BVGEO01 Expected			10.8	4415	187	1712	2530	163	25	706	3.7	121	3.67	214	14.4	55	6.25	2.2	24.3	73	1.3219
STD OREAS262 Expected			0.68	118	56	154	450	62	26.9	530	3.284	35.8	1.22	65	9.33	36	0.61	3.39	1.03	22.5	2.98
STD COO2 Expected																					
STD OREAS279 Expected																					
BLK	Blank																				
BLK	Blank																				
BLK	Blank		<0.01	<0.01	0.02	<0.1	<2	<0.1	<0.1	<1	<0.01	<0.1	<0.1	<0.2	<0.1	<0.5	<0.01	<0.02	<0.02	<1	<0.01
BLK	Blank		<0.01	<0.01	<0.01	<0.1	<2	<0.1	<0.1	<1	<0.01	<0.1	<0.1	<0.2	<0.1	<0.5	<0.01	<0.02	<0.02	<1	<0.01
BLK	Blank		<0.01	<0.01	<0.01	0.4	<2	<0.1	<0.1	<1	<0.01	<0.1	<0.1	<0.2	<0.1	<0.5	<0.01	<0.02	<0.02	<1	<0.01
BLK	Blank		<0.01	0.04	<0.01	<0.1	<2	<0.1	<0.1	<1	<0.01	<0.1	<0.1	<0.2	<0.1	<0.5	<0.01	<0.02	<0.02	<1	<0.01
BLK	Blank																				
BLK	Blank																				
BLK	Blank																				
BLK	Blank																				
Prep Wash																					
ROCK-TIM	Prep Blank		0.87	2.90	0.65	27.3	4	1.2	3.7	480	1.86	0.8	0.3	0.5	2.0	15.4	0.01	0.02	<0.02	21	0.54
ROCK-TIM	Prep Blank		0.92	2.50	0.76	28.1	4	1.3	3.6	477	1.78	0.7	0.4	0.3	2.2	19.9	<0.01	<0.02	<0.02	22	0.59

This report supersedes all previous preliminary and final reports with this file number dated prior to the date on this certificate. Signature indicates final approval; preliminary reports are unsigned and should be used for reference only.

BUREAU VERITAS MINERAL LABORATORIES Canada

www.bvna.com/mining-laboratory-services

Bureau Veritas Commodities Canada Ltd.
9050 Shaughnessy St Vancouver British Columbia V6P 6E5 Canada
PHONE (604) 253-3158

Client: **Kinross Gold Corp.**
25 York St., #17
Toronto Ontario M5J 2V5 Canada

Project: Great Bear Project
Report Date: November 14, 2024

QUALITY CONTROL REPORT TIM24000337.1

		AQ250 P % 0.001	AQ250 La ppm 0.5	AQ250 Cr ppm 0.5	AQ250 Mg % 0.01	AQ250 Ba ppm 0.5	AQ250 Ti % 0.001	AQ250 B ppm 20	AQ250 Al % 0.01	AQ250 Na % 0.001	AQ250 K % 0.01	AQ250 W ppm 0.1	AQ250 Sc ppm 0.1	AQ250 Tl ppm 0.02	AQ250 S % 0.02	AQ250 Hg ppb 5	AQ250 Se ppm 0.1	AQ250 Te ppm 0.02	AQ250 Ga ppm 0.1	AQ250 Cs ppm 0.02	AQ250 Ge ppm 0.1
STD GS910-4	Standard																				
STD OREAS279	Standard																				
STD OREAS262	Standard	0.040	15.6	40.9	1.17	245.8	0.003	<20	1.21	0.069	0.30	0.1	3.0	0.46	0.27	182	0.6	0.24	3.7	2.55	<0.1
STD OREAS262	Standard	0.038	13.8	38.2	1.13	228.3	0.003	<20	1.08	0.064	0.27	0.1	2.8	0.42	0.25	162	0.6	0.22	3.5	2.35	<0.1
STD OREAS262	Standard	0.041	17.0	41.5	1.18	265.4	0.003	<20	1.17	0.070	0.30	0.1	3.0	0.46	0.28	180	0.6	0.22	3.7	2.46	<0.1
STD OREAS262	Standard	0.039	15.8	39.6	1.15	245.6	0.003	<20	1.15	0.069	0.30	0.1	3.0	0.43	0.26	171	0.6	0.23	3.6	2.33	<0.1
STD OREAS279	Standard																				
STD OREAS279	Standard																				
STD OREAS279	Standard																				
STD OREAS279	Standard																				
STD GS311-1 Expected																					
STD GS910-4 Expected																					
STD BVGEO01 Expected		0.0727	25.9	171	1.3175	332	0.233		2.2628	0.1924	0.8669	3.5	5.97	0.62	0.6655	100	4.84	1.02	7.37	7.36	0.15
STD OREAS262 Expected		0.04	15.9	41.7	1.17	248	0.003		1.3	0.071	0.312	0.13	3.24	0.47	0.269	170	0.4	0.23	3.9	2.8	
STD COO2 Expected																					
STD OREAS279 Expected																					
BLK	Blank																				
BLK	Blank																				
BLK	Blank	<0.001	<0.5	<0.5	<0.01	<0.5	<0.001	<20	<0.01	<0.001	<0.01	<0.1	<0.1	<0.02	<0.02	<5	<0.1	<0.02	<0.1	<0.02	<0.1
BLK	Blank	<0.001	<0.5	<0.5	<0.01	<0.5	<0.001	<20	<0.01	<0.001	<0.01	<0.1	<0.1	<0.02	<0.02	<5	<0.1	<0.02	<0.1	<0.02	<0.1
BLK	Blank	<0.001	<0.5	<0.5	<0.01	<0.5	<0.001	<20	<0.01	<0.001	<0.01	<0.1	<0.1	<0.02	<0.02	<5	<0.1	<0.02	<0.1	<0.02	<0.1
BLK	Blank	<0.001	<0.5	<0.5	<0.01	<0.5	<0.001	<20	<0.01	<0.001	<0.01	<0.1	<0.1	<0.02	<0.02	<5	<0.1	<0.02	<0.1	<0.02	<0.1
BLK	Blank																				
BLK	Blank																				
BLK	Blank																				
BLK	Blank																				
Prep Wash																					
ROCK-TIM	Prep Blank	0.039	4.9	4.7	0.46	40.9	0.060	<20	0.77	0.048	0.06	<0.1	1.9	<0.02	<0.02	<5	<0.1	<0.02	3.4	0.13	<0.1
ROCK-TIM	Prep Blank	0.039	5.8	4.2	0.46	59.0	0.074	<20	0.88	0.091	0.10	<0.1	2.3	<0.02	<0.02	<5	<0.1	<0.02	3.7	0.12	<0.1

This report supersedes all previous preliminary and final reports with this file number dated prior to the date on this certificate. Signature indicates final approval; preliminary reports are unsigned and should be used for reference only.

BUREAU VERITAS MINERAL LABORATORIES Canada

www.bvna.com/mining-laboratory-services

Bureau Veritas Commodities Canada Ltd.
9050 Shaughnessy St Vancouver British Columbia V6P 6E5 Canada
PHONE (604) 253-3158

Client: **Kinross Gold Corp.**
25 York St., #17
Toronto Ontario M5J 2V5 Canada

Project: Great Bear Project
Report Date: November 14, 2024

QUALITY CONTROL REPORT TIM24000337.1

		AQ250 Hf ppm 0.02	AQ250 Nb ppm 0.02	AQ250 Rb ppm 0.1	AQ250 Sn ppm 0.1	AQ250 Ta ppm 0.05	AQ250 Zr ppm 0.1	AQ250 Y ppm 0.01	AQ250 Ce ppm 0.1	AQ250 In ppm 0.02	AQ250 Re ppb 1	AQ250 Be ppm 0.1	AQ250 Li ppm 0.1	AQ250 Pd ppb 10	AQ250 Pt ppb 2	TC006 CO2 % 0.08	TC000 TOT/C % 0.02	TC000 TOT/S % 0.02
STD GS910-4	Standard																2.46	8.05
STD OREAS279	Standard																1.08	1.26
STD OREAS262	Standard	0.21	<0.02	18.3	0.5	<0.05	9.6	10.54	32.4	0.03	1	1.1	15.6	<10	<2			
STD OREAS262	Standard	0.24	<0.02	16.3	0.5	<0.05	10.0	9.63	28.5	0.03	<1	1.0	15.4	<10	<2			
STD OREAS262	Standard	0.31	<0.02	18.1	0.5	<0.05	12.6	10.86	34.4	0.03	<1	1.1	15.5	<10	<2			
STD OREAS262	Standard	0.27	<0.02	17.7	0.5	<0.05	10.9	10.34	31.7	0.03	<1	1.1	15.8	<10	<2			
STD OREAS279	Standard															3.08		
STD OREAS279	Standard															3.11		
STD OREAS279	Standard															3.12		
STD OREAS279	Standard															2.92		
STD GS311-1 Expected																	1.02	2.35
STD GS910-4 Expected																	2.65	8.27
STD BVGEO01 Expected		0.32	0.17	95	5.64		9.1	14.5	53	0.45	4	0.69	21.4	134	182			
STD OREAS262 Expected		0.17		18.6	0.5		7.7	11.2	32	0.033		1.14	17.8					
STD COO2 Expected																3.612		
STD OREAS279 Expected																3.29	1.13	1.27
BLK	Blank																<0.02	0.02
BLK	Blank																<0.02	<0.02
BLK	Blank	<0.02	<0.02	<0.1	<0.1	<0.05	0.1	<0.01	<0.1	<0.02	<1	<0.1	<0.1	<10	<2			
BLK	Blank	<0.02	<0.02	<0.1	<0.1	<0.05	0.1	<0.01	<0.1	<0.02	<1	<0.1	<0.1	<10	<2			
BLK	Blank	<0.02	<0.02	<0.1	<0.1	<0.05	<0.1	<0.01	<0.1	<0.02	<1	<0.1	<0.1	<10	<2			
BLK	Blank	<0.02	<0.02	<0.1	<0.1	<0.05	<0.1	<0.01	<0.1	<0.02	<1	<0.1	<0.1	<10	<2			
BLK	Blank															<0.08		
BLK	Blank															<0.08		
BLK	Blank															<0.08		
BLK	Blank															<0.08		
Prep Wash																		
ROCK-TIM	Prep Blank	0.12	0.07	1.7	0.3	<0.05	3.1	6.92	9.8	<0.02	<1	0.2	1.3	<10	<2	0.22		
ROCK-TIM	Prep Blank	0.15	0.11	2.5	0.3	<0.05	3.8	7.90	11.7	<0.02	<1	0.2	1.4	<10	<2	0.24		

This report supersedes all previous preliminary and final reports with this file number dated prior to the date on this certificate. Signature indicates final approval; preliminary reports are unsigned and should be used for reference only.

BUREAU VERITAS MINERAL LABORATORIES Canada

Bureau Veritas Commodities Canada Ltd.
9050 Shaughnessy St Vancouver British Columbia V6P 6E5 Canada
PHONE (604) 253-3158

www.bvna.com/mining-laboratory-services

Client: **Kinross Gold Corp.**
25 York St., #17
Toronto Ontario M5J 2V5 Canada

Submitted By:	Matthew Hart
Receiving Lab:	Canada-Timmins
Received:	January 17, 2025
Analysis Start:	January 20, 2025
Report Date:	January 24, 2025
Page:	1 of 2

CERTIFICATE OF ANALYSIS TIM24000337S.1

CLIENT JOB INFORMATION

Project:	Great Bear Project
Shipment ID:	
P.O. Number	GTFS002-FPR022-06
Number of Samples:	2

SAMPLE DISPOSAL

STOR-PLP	Store After 90 days Invoice for Storage
STOR-RJT	Store After 60 days Invoice for Storage

Bureau Veritas does not accept responsibility for samples left at the laboratory after 90 days without prior written instructions for sample storage or return.

SAMPLE PREPARATION AND ANALYTICAL PROCEDURES

Procedure Code	Number of Samples	Code Description	Test Wgt (g)	Report Status	Lab
AQ250_EXT	2	1:1:1 Aqua Regia digestion Ultratrace ICP-MS analysis	0.5	Completed	VAN

ADDITIONAL COMMENTS

Invoice To: Great Bear Resources Ltd.
25 York Street, Unit 1700
Toronto Ontario M5J 2V5
Canada

CC: Kinross Distrubution

BRITISH COLUMBIA CERTIFIED ASSAYER
MARCUS LAU
Production Manager

This report supersedes all previous preliminary and final reports with this file number dated prior to the date on this certificate. Signature indicates final approval; preliminary reports are unsigned and should be used for reference only.
All results are considered the confidential property of the client. Bureau Veritas assumes the liabilities for actual cost of analysis only. Results apply to samples as submitted.
"*" asterisk indicates that an analytical result could not be provided due to unusually high levels of interference from other elements.

BUREAU VERITAS MINERAL LABORATORIES Canada

www.bvna.com/mining-laboratory-services

Bureau Veritas Commodities Canada Ltd.

9050 Shaughnessy St Vancouver British Columbia V6P 6E5 Canada
PHONE (604) 253-3158

Client: **Kinross Gold Corp.**
25 York St., #17
Toronto Ontario M5J 2V5 Canada

Project: Great Bear Project
Report Date: January 24, 2025

CERTIFICATE OF ANALYSIS TIM24000337S.1

	Method	AQ250	AQ250	AQ250	AQ250	AQ250	AQ250	AQ250	AQ250	AQ250	AQ250	AQ250	AQ250	AQ250	AQ250	AQ250	AQ250	AQ250	AQ250	AQ250	AQ250
	Analyte	Mo	Cu	Pb	Zn	Ag	Ni	Co	Mn	Fe	As	U	Au	Th	Sr	Cd	Sb	Bi	V	Ca	P
	Unit	ppm	ppm	ppm	ppm	ppb	ppm	ppm	ppm	%	ppm	ppm	ppb	ppm	ppm	ppm	ppm	ppm	ppm	%	%
	MDL	0.01	0.01	0.01	0.1	2	0.1	0.1	1	0.01	0.1	0.1	0.2	0.1	0.5	0.01	0.02	0.02	1	0.01	0.001
DX758125	Drill Core	3.28	3.63	8.42	30.6	168	2.0	0.3	82	0.37	2.2	3.4	0.6	4.4	3.3	0.09	0.04	0.45	<1	0.14	0.007
A0964266	Drill Core	3.72	5.10	7.09	34.8	91	2.7	0.5	111	0.51	31.4	3.6	1.3	5.0	3.2	0.07	0.04	0.43	<1	0.10	0.008

This report supersedes all previous preliminary and final reports with this file number dated prior to the date on this certificate. Signature indicates final approval; preliminary reports are unsigned and should be used for reference only.

BUREAU VERITAS MINERAL LABORATORIES Canada

www.bvna.com/mining-laboratory-services

Bureau Veritas Commodities Canada Ltd.

9050 Shaughnessy St Vancouver British Columbia V6P 6E5 Canada
PHONE (604) 253-3158

Client: **Kinross Gold Corp.**
25 York St., #17
Toronto Ontario M5J 2V5 Canada

Project: Great Bear Project
Report Date: January 24, 2025

CERTIFICATE OF ANALYSIS TIM24000337S.1

	Method	AQ250	AQ250	AQ250	AQ250	AQ250	AQ250	AQ250	AQ250	AQ250	AQ250	AQ250	AQ250	AQ250	AQ250	AQ250	AQ250	AQ250	AQ250	AQ250
	Analyte	La	Cr	Mg	Ba	Ti	B	Al	Na	K	W	Sc	Tl	S	Hg	Se	Te	Ga	Cs	Ge	Hf
	Unit	ppm	ppm	%	ppm	%	ppm	%	%	%	ppm	ppm	ppm	%	ppb	ppm	ppm	ppm	ppm	ppm	ppm
	MDL	0.5	0.5	0.01	0.5	0.001	20	0.01	0.001	0.01	0.1	0.1	0.02	0.02	5	0.1	0.02	0.1	0.02	0.1	0.02
DX758125	Drill Core	7.9	11.8	0.03	23.0	0.001	<20	0.35	0.055	0.24	0.2	0.2	0.08	<0.02	6	<0.1	<0.02	1.2	0.26	<0.1	0.43
A0964266	Drill Core	8.0	12.6	0.03	20.8	0.003	<20	0.41	0.054	0.29	0.1	0.2	0.15	0.03	<5	<0.1	<0.02	1.5	0.54	<0.1	0.52

This report supersedes all previous preliminary and final reports with this file number dated prior to the date on this certificate. Signature indicates final approval; preliminary reports are unsigned and should be used for reference only.

BUREAU VERITAS MINERAL LABORATORIES Canada

www.bvna.com/mining-laboratory-services

Bureau Veritas Commodities Canada Ltd.

9050 Shaughnessy St Vancouver British Columbia V6P 6E5 Canada
PHONE (604) 253-3158

Client: **Kinross Gold Corp.**
25 York St., #17
Toronto Ontario M5J 2V5 Canada

Project: Great Bear Project
Report Date: January 24, 2025

CERTIFICATE OF ANALYSIS TIM24000337S.1

Method		AQ250	AQ250	AQ250	AQ250	AQ250	AQ250	AQ250	AQ250	AQ250	AQ250	AQ250	AQ250	AQ250
Analyte		Nb	Rb	Sn	Ta	Zr	Y	Ce	In	Re	Be	Li	Pd	Pt
Unit		ppm	ppm	ppm	ppm	ppm	ppm	ppm	ppm	ppb	ppm	ppm	ppb	ppb
MDL		0.02	0.1	0.1	0.05	0.1	0.01	0.1	0.02	1	0.1	0.1	10	2
DX758125	Drill Core	0.13	11.6	0.2	<0.05	10.7	5.80	18.7	<0.02	<1	0.2	2.3	<10	<2
A0964266	Drill Core	0.23	16.7	0.2	<0.05	13.5	5.91	18.9	<0.02	<1	0.2	2.8	<10	<2

This report supersedes all previous preliminary and final reports with this file number dated prior to the date on this certificate. Signature indicates final approval; preliminary reports are unsigned and should be used for reference only.

BUREAU VERITAS MINERAL LABORATORIES Canada

www.bvna.com/mining-laboratory-services

Bureau Veritas Commodities Canada Ltd.

9050 Shaughnessy St Vancouver British Columbia V6P 6E5 Canada

PHONE (604) 253-3158

Client: **Kinross Gold Corp.**
25 York St., #17
Toronto Ontario M5J 2V5 Canada

Project: Great Bear Project
Report Date: January 24, 2025

QUALITY CONTROL REPORT TIM24000337S.1

	Method	AQ250	AQ250	AQ250	AQ250	AQ250	AQ250	AQ250	AQ250	AQ250	AQ250	AQ250	AQ250	AQ250	AQ250	AQ250	AQ250	AQ250	AQ250	AQ250	AQ250
	Analyte	Mo	Cu	Pb	Zn	Ag	Ni	Co	Mn	Fe	As	U	Au	Th	Sr	Cd	Sb	Bi	V	Ca	P
	Unit	ppm	ppm	ppm	ppm	ppb	ppm	ppm	ppm	%	ppm	ppm	ppb	ppm	ppm	ppm	ppm	ppm	ppm	%	%
	MDL	0.01	0.01	0.01	0.1	2	0.1	0.1	1	0.01	0.1	0.1	0.2	0.1	0.5	0.01	0.02	0.02	1	0.01	0.001
Reference Materials																					
STD BVGEO01	Standard	9.97	4403.75	193.80	1749.6	2455	162.4	23.9	719	3.81	119.8	3.6	218.2	13.6	52.0	5.95	2.44	24.18	72	1.30	0.073
STD OREAS262	Standard	0.61	113.56	58.01	154.6	448	63.3	26.9	526	3.28	34.0	1.1	71.6	9.0	33.7	0.61	3.74	0.97	20	2.91	0.040
STD BVGEO01 Expected		10.8	4415	187	1712	2530	163	25	706	3.7	121	3.67	214	14.4	55	6.25	2.2	24.3	73	1.3219	0.0727
STD OREAS262 Expected		0.68	118	56	154	450	62	26.9	530	3.284	35.8	1.22	65	9.33	36	0.61	3.39	1.03	22.5	2.98	0.04
BLK	Blank	<0.01	<0.01	0.01	<0.1	<2	<0.1	<0.1	<1	<0.01	<0.1	<0.1	<0.2	<0.1	<0.5	<0.01	<0.02	<0.02	<1	<0.01	<0.001

This report supersedes all previous preliminary and final reports with this file number dated prior to the date on this certificate. Signature indicates final approval; preliminary reports are unsigned and should be used for reference only.

BUREAU VERITAS MINERAL LABORATORIES Canada

www.bvna.com/mining-laboratory-services

Bureau Veritas Commodities Canada Ltd.

9050 Shaughnessy St Vancouver British Columbia V6P 6E5 Canada

PHONE (604) 253-3158

Client: **Kinross Gold Corp.**
25 York St., #17
Toronto Ontario M5J 2V5 Canada

Project: Great Bear Project

Report Date: January 24, 2025

QUALITY CONTROL REPORT TIM24000337S.1

	Method	AQ250	AQ250	AQ250	AQ250	AQ250	AQ250	AQ250	AQ250	AQ250	AQ250	AQ250	AQ250	AQ250	AQ250	AQ250	AQ250	AQ250	AQ250	AQ250
	Analyte	La	Cr	Mg	Ba	Ti	B	Al	Na	K	W	Sc	Tl	S	Hg	Se	Te	Ga	Cs	Ge	Hf
	Unit	ppm	ppm	%	ppm	%	ppm	%	%	%	ppm	ppm	ppm	%	ppb	ppm	ppm	ppm	ppm	ppm	ppm
	MDL	0.5	0.5	0.01	0.5	0.001	20	0.01	0.001	0.01	0.1	0.1	0.02	0.02	5	0.1	0.02	0.1	0.02	0.1	0.02
Reference Materials																					
STD BVGEO01	Standard	25.7	159.4	1.29	330.3	0.235	<20	2.22	0.177	0.88	4.0	5.5	0.59	0.70	90	4.8	0.99	6.7	7.11	<0.1	0.33
STD OREAS262	Standard	16.5	40.1	1.15	255.6	0.003	<20	1.15	0.068	0.29	0.1	2.9	0.46	0.27	177	0.5	0.23	3.5	2.62	<0.1	0.22
STD BVGEO01 Expected		25.9	171	1.3175	332	0.233		2.2628	0.1924	0.8669	3.5	5.97	0.62	0.6655	100	4.84	1.02	7.37	7.36	0.15	0.32
STD OREAS262 Expected		15.9	41.7	1.17	248	0.003		1.3	0.071	0.312	0.13	3.24	0.47	0.269	170	0.4	0.23	3.9	2.8		0.17
BLK	Blank	<0.5	<0.5	<0.01	<0.5	<0.001	<20	<0.01	<0.001	<0.01	<0.1	<0.1	<0.02	<0.02	<5	<0.1	<0.02	<0.1	<0.02	<0.1	<0.02

This report supersedes all previous preliminary and final reports with this file number dated prior to the date on this certificate. Signature indicates final approval; preliminary reports are unsigned and should be used for reference only.

BUREAU VERITAS MINERAL LABORATORIES Canada

www.bvna.com/mining-laboratory-services

Bureau Veritas Commodities Canada Ltd.

9050 Shaughnessy St Vancouver British Columbia V6P 6E5 Canada

PHONE (604) 253-3158

Client: **Kinross Gold Corp.**
25 York St., #17
Toronto Ontario M5J 2V5 Canada

Project: Great Bear Project
Report Date: January 24, 2025

QUALITY CONTROL REPORT TIM24000337S.1

	Method	AQ250	AQ250	AQ250	AQ250	AQ250	AQ250	AQ250	AQ250	AQ250	AQ250	AQ250	AQ250	AQ250
	Analyte	Nb	Rb	Sn	Ta	Zr	Y	Ce	In	Re	Be	Li	Pd	Pt
	Unit	ppm	ppm	ppm	ppm	ppm	ppm	ppm	ppm	ppb	ppm	ppm	ppb	ppb
	MDL	0.02	0.1	0.1	0.05	0.1	0.01	0.1	0.02	1	0.1	0.1	10	2
Reference Materials														
STD BVGEO01	Standard	0.16	91.6	5.2	<0.05	10.3	14.20	51.3	0.41	4	0.6	19.8	137	183
STD OREAS262	Standard	<0.02	17.4	0.5	<0.05	10.3	10.35	32.4	0.03	1	1.0	16.1	<10	<2
STD BVGEO01 Expected		0.17	95	5.64		9.1	14.5	53	0.45	4	0.69	21.4	134	182
STD OREAS262 Expected			18.6	0.5		7.7	11.2	32	0.033		1.14	17.8		
BLK	Blank	<0.02	<0.1	<0.1	<0.05	<0.1	<0.01	<0.1	<0.02	<1	<0.1	<0.1	<10	<2

This report supersedes all previous preliminary and final reports with this file number dated prior to the date on this certificate. Signature indicates final approval; preliminary reports are unsigned and should be used for reference only.

BUREAU VERITAS MINERAL LABORATORIES Canada

www.bvna.com/mining-laboratory-services

Bureau Veritas Commodities Canada Ltd.
9050 Shaughnessy St Vancouver British Columbia V6P 6E5 Canada
PHONE (604) 253-3158

Client: **Kinross Gold Corp.**
25 York St., #17
Toronto Ontario M5J 2V5 Canada

Submitted By:	Matthew Hart
Receiving Lab:	Canada-Timmins
Received:	August 01, 2024
Analysis Start:	August 16, 2024
Report Date:	November 26, 2024
Page:	1 of 5

CERTIFICATE OF ANALYSIS TIM24000338.1

CLIENT JOB INFORMATION

Project:	Great Bear Project
Shipment ID:	
P.O. Number	GTFS002-FPR022-06
Number of Samples:	100

SAMPLE DISPOSAL

STOR-PLP	Store After 90 days Invoice for Storage
STOR-RJT	Store After 60 days Invoice for Storage

Bureau Veritas does not accept responsibility for samples left at the laboratory after 90 days without prior written instructions for sample storage or return.

SAMPLE PREPARATION AND ANALYTICAL PROCEDURES

Procedure Code	Number of Samples	Code Description	Test Wgt (g)	Report Status	Lab
PRP75-1KG	100	Crush, split and pulverize 1kg of sample to 200 mesh		Completed	TIM
SPTPL	100	Splitting of pulp samples for client		Completed	TIM
ARCHIVE	100	Charges for Split Archive			TIM
SHP01	100	Per sample shipping charges for branch shipments			TIM
AQ250_EXT	100	1:1:1 Aqua Regia digestion Ultratrace ICP-MS analysis	0.5	Completed	VAN
TC006	100	15% HClO4 leach, CO2 analysis by Leco	0.2	Completed	VAN
Split ABA	15	Analysis sample split/packet for ABA Analysis			BUB
TC000	15	Analysis by Leco	0.1	Completed	VAN
ABA	15	Modified Sobek Acid Base Accounting		Completed	BUB

ADDITIONAL COMMENTS

Invoice To: Great Bear Resources Ltd.
25 York Street, Unit 1700
Toronto Ontario M5J 2V5
Canada

CC: Kinross Distrubution

TIMOTHY YAO
Data Validation Specialist

This report supersedes all previous preliminary and final reports with this file number dated prior to the date on this certificate. Signature indicates final approval; preliminary reports are unsigned and should be used for reference only.
All results are considered the confidential property of the client. Bureau Veritas assumes the liabilities for actual cost of analysis only. Results apply to samples as submitted.
"*" asterisk indicates that an analytical result could not be provided due to unusually high levels of interference from other elements.

BUREAU VERITAS MINERAL LABORATORIES Canada

www.bvna.com/mining-laboratory-services

Bureau Veritas Commodities Canada Ltd.

9050 Shaughnessy St Vancouver British Columbia V6P 6E5 Canada
PHONE (604) 253-3158

Client: **Kinross Gold Corp.**
25 York St., #17
Toronto Ontario M5J 2V5 Canada

Project: Great Bear Project
Report Date: November 26, 2024

CERTIFICATE OF ANALYSIS TIM24000338.1

	Method	WGHT	AQ250	AQ250	AQ250	AQ250	AQ250	AQ250	AQ250	AQ250	AQ250	AQ250	AQ250	AQ250	AQ250	AQ250	AQ250	AQ250	AQ250	AQ250	AQ250
	Analyte	Wgt	Mo	Cu	Pb	Zn	Ag	Ni	Co	Mn	Fe	As	U	Au	Th	Sr	Cd	Sb	Bi	V	Ca
	Unit	kg	ppm	ppm	ppm	ppm	ppb	ppm	ppm	ppm	%	ppm	ppm	ppb	ppm	ppm	ppm	ppm	ppm	ppm	%
	MDL	0.01	0.01	0.01	0.01	0.1	2	0.1	0.1	1	0.01	0.1	0.1	0.2	0.1	0.5	0.01	0.02	0.02	1	0.01
117391	Drill Core	1.92	1.97	19.29	3.99	79.2	129	17.6	9.3	984	2.64	3.9	1.7	23.0	8.0	26.8	0.07	0.10	0.29	36	1.43
117392	Drill Core	1.57	3.19	18.88	6.02	98.3	541	13.0	9.1	1169	2.43	13.9	1.2	1045.5	6.6	32.8	0.25	0.12	1.01	34	1.99
117393	Drill Core	2.38	1.25	11.11	14.56	77.4	1211	18.5	12.2	847	3.62	36.6	1.6	679.9	7.3	20.0	0.32	0.10	2.27	41	0.68
117394	Drill Core	1.54	1.75	28.11	2.86	880.2	208	18.4	11.6	1341	2.81	7.1	1.6	29.9	7.9	30.3	4.44	0.07	0.46	46	1.24
117395	Drill Core	1.60	1.67	29.18	2.90	272.1	215	19.7	12.3	1251	2.95	6.3	1.5	102.1	7.2	27.3	1.24	0.06	0.41	56	1.47
117396	Drill Core	1.51	1.30	104.52	2.97	7743.9	455	15.8	13.0	1056	3.00	2.0	2.0	29.9	8.4	16.2	42.90	0.05	0.88	42	0.50
117397	Drill Core	1.58	1.84	43.28	2.99	223.1	281	16.5	10.2	1060	3.50	3.1	1.9	44.2	8.4	9.8	0.11	0.05	0.55	35	0.33
117398	Drill Core	1.28	1.75	274.16	11.63	62.4	1220	18.9	13.9	824	5.10	59.4	1.8	784.3	7.3	7.0	0.10	0.06	2.32	42	0.32
117399	Drill Core	1.95	1.41	17.95	14.45	1086.7	800	12.7	9.4	781	3.37	17.6	1.5	138.1	7.5	20.1	6.88	0.07	1.91	36	0.57
117400	Drill Core	2.19	0.91	130.39	6.00	3454.0	635	16.5	10.7	816	4.44	4.9	1.5	97.7	7.4	29.9	19.11	0.08	0.86	28	0.73
117401	Drill Core	2.10	0.87	49.78	6.12	277.6	863	12.3	9.4	619	6.10	31.3	1.6	130.7	7.1	6.8	1.10	0.10	2.28	13	0.27
117402	Drill Core	1.74	1.48	49.32	25.06	268.5	1336	10.6	11.4	746	5.49	213.6	1.5	3310.5	5.9	9.9	1.27	0.15	2.81	40	0.68
117403	Drill Core	1.62	1.96	189.05	9.42	95.5	863	14.5	9.3	759	2.80	233.9	1.3	587.2	5.6	36.1	0.41	0.20	0.96	16	1.64
117404	Drill Core	2.26	1.59	119.15	47.37	713.8	746	10.7	7.3	602	2.00	56.5	1.3	351.2	6.4	5.6	4.10	0.17	0.96	21	0.72
117405	Drill Core	1.76	0.61	46.94	17.28	303.4	349	9.6	6.5	427	1.71	33.3	1.4	107.0	6.8	14.6	1.62	0.10	1.24	10	0.62
117406	Drill Core	2.54	0.98	20.19	5.07	93.3	131	10.8	8.4	619	2.17	11.6	1.6	19.6	7.5	15.1	0.23	0.08	0.12	33	1.02
117407	Drill Core	2.80	0.76	44.50	7.01	92.0	197	45.9	21.2	655	3.69	570.8	1.1	7.5	6.5	20.0	0.21	0.11	0.15	62	0.50
117408	Drill Core	2.29	0.69	27.08	4.70	70.2	388	13.5	9.7	611	2.26	82.9	1.6	26.9	8.1	12.0	0.17	0.14	0.23	35	0.83
117409	Drill Core	2.00	1.36	25.31	8.01	50.8	251	11.7	8.5	558	1.97	80.9	1.6	248.8	7.9	27.9	0.16	0.12	0.17	27	1.84
117410	Drill Core	1.15	1.79	32.77	111.89	259.8	1371	11.2	7.7	510	2.16	225.6	1.5	267.0	7.4	35.9	1.18	0.23	2.46	29	1.48
117411	Drill Core	1.21	1.70	81.94	26.82	109.5	1264	54.3	18.7	510	4.75	86.9	1.0	2339.1	4.5	10.2	0.25	0.14	1.05	99	0.58
117412	Drill Core	1.89	1.30	7.91	11.46	97.2	263	18.2	10.3	729	2.38	232.3	1.4	207.6	7.6	20.6	0.19	0.13	0.32	33	1.65
117413	Drill Core	1.04	2.02	16.87	45.74	137.4	675	2.7	2.8	382	1.83	230.7	1.4	131.6	10.6	18.4	0.52	0.19	1.19	9	1.12
117414	Drill Core	2.13	1.16	56.43	2.95	87.9	124	56.3	23.6	362	4.65	325.9	0.8	49.3	4.7	9.6	0.03	0.14	0.14	97	0.35
117415	Drill Core	1.60	7.36	56.15	4.90	38.3	586	63.2	20.4	486	3.92	27.4	1.1	139.8	5.7	45.8	0.10	0.20	0.93	37	2.07
117416	Drill Core	2.28	3.68	69.75	6.81	125.1	176	69.2	22.3	614	5.17	201.4	1.3	94.1	6.0	10.6	0.05	0.11	0.18	114	0.36
117417	Drill Core	0.47	1.94	3.25	9.39	61.0	312	3.2	3.9	216	2.43	51.8	1.2	35.0	9.2	7.8	0.22	0.18	0.45	5	0.43
117418	Drill Core	0.66	1.45	35.31	3.76	114.0	248	52.5	20.4	572	6.82	3.9	1.2	15.8	7.0	4.8	0.03	0.13	0.32	59	0.30
117419	Drill Core	2.96	1.31	46.85	3.63	61.5	75	55.3	21.6	408	5.34	481.1	1.3	4.8	7.0	6.5	0.01	0.11	0.17	58	0.23
117420	Drill Core	2.25	1.65	7.74	8.47	22.7	120	2.5	3.0	474	1.91	34.1	1.0	18.8	9.2	36.2	0.06	0.14	0.20	8	1.69

This report supersedes all previous preliminary and final reports with this file number dated prior to the date on this certificate. Signature indicates final approval; preliminary reports are unsigned and should be used for reference only.

BUREAU VERITAS MINERAL LABORATORIES Canada

Bureau Veritas Commodities Canada Ltd.

9050 Shaughnessy St Vancouver British Columbia V6P 6E5 Canada
PHONE (604) 253-3158

www.bvna.com/mining-laboratory-services

Client: **Kinross Gold Corp.**
25 York St., #17
Toronto Ontario M5J 2V5 Canada

Project: Great Bear Project
Report Date: November 26, 2024

CERTIFICATE OF ANALYSIS TIM24000338.1

		Method	AQ250	AQ250	AQ250	AQ250	AQ250	AQ250	AQ250	AQ250	AQ250	AQ250	AQ250	AQ250	AQ250	AQ250	AQ250	AQ250	AQ250	AQ250	AQ250
		Analyte	P	La	Cr	Mg	Ba	Ti	B	Al	Na	K	W	Sc	Tl	S	Hg	Se	Te	Ga	Cs	Ge
		Unit	%	ppm	ppm	%	ppm	%	ppm	%	%	%	ppm	ppm	ppm	%	ppb	ppm	ppm	ppm	ppm	ppm
		MDL	0.001	0.5	0.5	0.01	0.5	0.001	20	0.01	0.001	0.01	0.1	0.1	0.02	0.02	5	0.1	0.02	0.1	0.02	0.1
117391	Drill Core		0.071	34.3	18.8	0.80	93.5	0.183	<20	1.36	0.061	0.81	1.7	3.0	0.39	0.39	<5	0.2	0.03	5.8	2.32	<0.1
117392	Drill Core		0.050	27.5	13.5	0.78	108.0	0.148	<20	1.19	0.067	0.87	81.0	2.9	0.50	1.13	9	1.2	0.41	5.0	3.15	<0.1
117393	Drill Core		0.055	28.9	17.9	0.78	97.3	0.167	<20	1.58	0.118	0.97	3.9	3.6	0.63	2.18	<5	2.4	0.68	6.1	2.72	<0.1
117394	Drill Core		0.080	34.5	22.0	0.87	147.5	0.231	<20	1.62	0.101	1.21	4.8	4.0	0.67	0.47	21	0.9	0.09	6.7	2.42	<0.1
117395	Drill Core		0.090	32.5	35.4	1.09	121.3	0.237	<20	1.67	0.065	1.16	4.4	4.5	0.63	0.36	<5	0.5	0.06	7.0	2.54	<0.1
117396	Drill Core		0.068	33.3	16.4	0.80	112.0	0.215	<20	1.57	0.077	1.09	2.4	3.7	0.59	0.84	387	1.2	0.07	7.4	2.31	<0.1
117397	Drill Core		0.066	34.7	15.6	0.92	109.3	0.221	<20	1.66	0.047	1.21	2.7	2.6	0.65	0.60	<5	0.6	0.10	7.0	2.72	<0.1
117398	Drill Core		0.072	31.0	16.0	0.78	96.2	0.169	<20	1.37	0.046	0.95	4.8	3.0	0.66	3.40	<5	3.1	1.27	5.7	3.02	<0.1
117399	Drill Core		0.054	28.1	13.0	0.74	116.2	0.163	<20	1.49	0.087	0.91	44.4	2.8	0.59	1.34	29	1.6	0.22	5.5	1.84	<0.1
117400	Drill Core		0.079	35.0	10.8	0.85	216.9	0.233	<20	2.52	0.129	1.38	1.9	1.5	0.79	1.10	116	1.0	0.13	6.4	2.44	<0.1
117401	Drill Core		0.047	25.0	7.6	0.65	81.1	0.115	<20	1.37	0.026	1.02	0.4	0.9	0.69	3.43	9	1.2	0.37	4.1	2.12	<0.1
117402	Drill Core		0.039	20.1	10.9	0.61	76.5	0.110	<20	0.96	0.035	0.79	2.4	1.9	0.54	4.16	13	5.2	1.40	5.3	1.62	<0.1
117403	Drill Core		0.067	21.7	13.8	0.51	83.8	0.039	<20	0.52	0.050	0.25	6.3	3.3	0.08	2.04	<5	5.1	0.65	3.2	0.39	<0.1
117404	Drill Core		0.045	22.2	8.6	0.51	63.7	0.084	<20	0.71	0.035	0.58	5.0	1.4	0.45	1.20	18	1.2	0.17	3.5	1.93	<0.1
117405	Drill Core		0.041	22.7	7.7	0.40	46.1	0.061	<20	1.15	0.097	0.53	0.5	0.8	0.37	0.84	<5	0.3	0.07	3.7	1.20	<0.1
117406	Drill Core		0.052	27.5	9.8	0.66	74.6	0.151	<20	1.09	0.055	0.67	1.6	2.7	0.39	0.36	<5	0.2	0.03	5.2	2.35	<0.1
117407	Drill Core		0.060	27.6	75.3	1.40	142.4	0.214	<20	2.53	0.057	1.74	0.2	5.6	0.72	0.42	<5	0.3	0.06	7.8	5.38	0.1
117408	Drill Core		0.052	29.5	13.4	0.70	91.8	0.143	<20	1.22	0.071	0.87	1.6	3.1	0.48	0.57	<5	0.2	0.09	5.5	2.29	<0.1
117409	Drill Core		0.061	34.9	10.4	0.60	94.9	0.095	<20	0.88	0.060	0.70	8.0	2.1	0.29	0.68	<5	0.7	0.07	3.9	1.73	<0.1
117410	Drill Core		0.060	32.8	10.9	0.56	208.1	0.078	<20	0.77	0.065	0.59	7.1	1.9	0.22	0.85	6	2.8	0.70	3.6	2.32	<0.1
117411	Drill Core		0.045	18.8	108.0	1.17	224.0	0.227	<20	1.55	0.059	1.26	5.3	11.0	0.58	2.01	<5	4.8	0.95	8.1	8.75	<0.1
117412	Drill Core		0.064	31.3	17.0	0.76	99.0	0.134	<20	1.11	0.052	0.81	31.4	2.2	0.34	0.66	<5	0.4	0.08	5.2	1.65	<0.1
117413	Drill Core		0.025	42.1	4.5	0.23	65.2	0.031	<20	0.36	0.073	0.13	6.9	2.3	0.04	1.24	7	2.2	0.53	2.4	0.36	<0.1
117414	Drill Core		0.046	20.5	87.9	1.28	295.5	0.243	<20	2.40	0.048	1.46	1.9	10.6	0.53	0.29	<5	0.3	0.04	10.7	4.77	<0.1
117415	Drill Core		0.024	22.6	59.2	0.52	92.2	0.106	<20	0.54	0.072	0.24	54.6	2.5	0.07	2.19	<5	5.3	0.58	3.7	1.03	<0.1
117416	Drill Core		0.052	23.5	121.7	1.39	565.9	0.331	<20	2.41	0.057	1.94	3.5	13.2	0.60	0.41	<5	0.5	0.08	11.3	6.92	0.1
117417	Drill Core		0.026	34.3	6.8	0.19	118.4	0.024	<20	0.40	0.055	0.26	0.5	1.6	0.07	1.76	<5	0.6	0.34	1.8	0.57	<0.1
117418	Drill Core		0.076	29.6	57.4	1.40	194.8	0.236	<20	2.78	0.028	2.17	0.5	5.4	0.75	1.22	<5	0.4	0.08	8.3	6.10	<0.1
117419	Drill Core		0.050	30.8	55.1	1.32	195.2	0.260	<20	2.78	0.029	2.19	0.2	4.6	0.69	0.37	<5	0.3	0.08	7.6	5.22	<0.1
117420	Drill Core		0.027	34.9	5.3	0.37	72.4	0.033	<20	0.56	0.074	0.25	6.1	2.0	0.10	0.94	<5	0.7	0.09	3.4	0.89	<0.1

This report supersedes all previous preliminary and final reports with this file number dated prior to the date on this certificate. Signature indicates final approval; preliminary reports are unsigned and should be used for reference only.

BUREAU VERITAS MINERAL LABORATORIES Canada

www.bvna.com/mining-laboratory-services

Bureau Veritas Commodities Canada Ltd.

9050 Shaughnessy St Vancouver British Columbia V6P 6E5 Canada
PHONE (604) 253-3158

Client: **Kinross Gold Corp.**
25 York St., #17
Toronto Ontario M5J 2V5 Canada

Project: Great Bear Project
Report Date: November 26, 2024

CERTIFICATE OF ANALYSIS TIM24000338.1

		Method	AQ250	AQ250	AQ250	AQ250	AQ250	AQ250	AQ250	AQ250	AQ250	AQ250	AQ250	AQ250	AQ250	AQ250	TC006	TC000	TC000
		Analyte	Hf	Nb	Rb	Sn	Ta	Zr	Y	Ce	In	Re	Be	Li	Pd	Pt	CO2	TOT/C	TOT/S
		Unit	ppm	ppm	ppm	ppm	ppm	ppm	ppm	ppm	ppm	ppb	ppm	ppm	ppb	ppb	%	%	%
		MDL	0.02	0.02	0.1	0.1	0.05	0.1	0.01	0.1	0.02	1	0.1	0.1	10	2	0.08	0.02	0.02
117391	Drill Core		0.61	0.09	40.9	0.4	<0.05	20.3	7.30	66.3	<0.02	<1	<0.1	14.6	<10	2	1.30		
117392	Drill Core		0.73	0.04	47.3	0.6	<0.05	25.9	6.25	52.3	0.03	<1	<0.1	14.6	<10	<2	2.04		
117393	Drill Core		0.92	0.03	62.0	0.6	<0.05	31.1	6.29	55.4	0.05	<1	0.1	11.0	<10	<2	0.37	0.13	2.16
117394	Drill Core		0.69	0.06	66.1	0.6	<0.05	25.3	6.65	66.5	0.03	<1	<0.1	16.7	<10	<2	1.14		
117395	Drill Core		0.58	0.04	65.4	0.5	<0.05	21.3	7.75	63.4	<0.02	<1	0.2	18.6	<10	2	1.33		
117396	Drill Core		0.65	0.09	62.0	0.5	<0.05	19.2	7.77	66.6	0.57	<1	<0.1	11.7	27	<2	0.31		
117397	Drill Core		0.64	0.06	71.3	0.5	<0.05	18.9	7.20	66.8	0.03	<1	<0.1	13.5	<10	<2	0.14		
117398	Drill Core		0.64	0.10	59.5	1.1	<0.05	21.1	6.12	60.9	0.07	<1	<0.1	9.7	<10	<2	0.14		
117399	Drill Core		0.64	0.07	60.1	0.5	<0.05	21.6	5.51	52.5	0.14	1	0.1	11.3	<10	<2	0.31		
117400	Drill Core		0.26	0.05	82.3	0.4	<0.05	9.8	7.49	69.4	0.58	<1	0.3	12.1	<10	<2	0.13		
117401	Drill Core		0.57	0.16	62.4	0.3	<0.05	21.0	5.04	47.6	0.04	<1	0.2	7.7	<10	<2	0.16		
117402	Drill Core		0.46	0.09	43.9	1.3	<0.05	16.3	3.89	38.3	0.06	<1	0.1	7.1	<10	<2	0.66	0.20	4.17
117403	Drill Core		0.25	0.02	8.0	0.4	<0.05	7.6	4.17	43.1	0.07	<1	0.1	5.0	<10	2	1.81		
117404	Drill Core		0.88	<0.02	41.6	0.5	<0.05	30.5	3.55	42.3	0.03	<1	<0.1	5.9	<10	<2	0.67		
117405	Drill Core		0.81	0.04	35.9	0.2	<0.05	30.0	3.26	42.1	<0.02	<1	0.2	5.2	<10	<2	0.26		
117406	Drill Core		0.73	0.07	44.5	0.4	<0.05	24.9	6.16	52.7	<0.02	<1	<0.1	11.0	<10	<2	0.96	0.27	0.33
117407	Drill Core		0.35	0.05	88.9	0.4	<0.05	15.0	9.29	56.2	<0.02	<1	0.2	18.6	<10	<2	<0.08		
117408	Drill Core		0.63	0.04	60.0	0.5	<0.05	22.3	6.71	54.6	<0.02	<1	0.1	12.1	<10	<2	0.72		
117409	Drill Core		0.51	<0.02	35.0	0.4	<0.05	16.4	6.92	69.0	<0.02	<1	0.1	7.9	<10	2	2.02		
117410	Drill Core		0.34	<0.02	26.9	0.3	<0.05	11.1	5.27	64.0	0.03	<1	0.2	6.5	<10	<2	1.57		
117411	Drill Core		0.53	0.03	58.6	1.0	<0.05	19.9	5.38	38.0	0.04	<1	0.3	17.0	<10	2	0.50		
117412	Drill Core		0.67	0.03	43.6	0.4	<0.05	25.0	5.80	61.3	<0.02	<1	0.1	10.7	<10	2	1.67		
117413	Drill Core		0.72	0.13	4.9	0.4	<0.05	28.6	6.96	82.0	0.02	<1	<0.1	3.2	<10	<2	1.08		
117414	Drill Core		0.70	0.03	63.8	0.8	<0.05	28.7	7.74	42.1	0.03	<1	0.2	29.3	<10	<2	0.23		
117415	Drill Core		0.60	0.22	8.0	0.6	<0.05	22.1	5.97	43.9	<0.02	3	<0.1	4.1	<10	3	2.25	0.62	2.24
117416	Drill Core		0.94	0.03	83.3	1.0	<0.05	36.5	11.67	47.7	0.04	2	0.2	31.6	<10	3	0.24		
117417	Drill Core		1.07	0.05	9.8	0.2	<0.05	36.5	7.31	67.3	<0.02	<1	0.1	3.9	<10	<2	0.42		
117418	Drill Core		0.67	<0.02	99.4	0.5	<0.05	28.3	10.79	60.7	0.02	1	0.2	29.6	<10	2	0.11		
117419	Drill Core		0.74	<0.02	100.0	0.5	<0.05	31.8	12.94	61.8	<0.02	1	0.3	27.9	<10	<2	0.11		
117420	Drill Core		0.84	0.10	13.0	0.3	<0.05	31.0	6.83	69.1	<0.02	<1	0.1	4.9	<10	<2	1.82		

This report supersedes all previous preliminary and final reports with this file number dated prior to the date on this certificate. Signature indicates final approval; preliminary reports are unsigned and should be used for reference only.

BUREAU VERITAS MINERAL LABORATORIES Canada

www.bvna.com/mining-laboratory-services

Bureau Veritas Commodities Canada Ltd.

9050 Shaughnessy St Vancouver British Columbia V6P 6E5 Canada
PHONE (604) 253-3158

Client: **Kinross Gold Corp.**
25 York St., #17
Toronto Ontario M5J 2V5 Canada

Project: Great Bear Project
Report Date: November 26, 2024

CERTIFICATE OF ANALYSIS TIM24000338.1

	Method	WGHT	AQ250	AQ250	AQ250	AQ250	AQ250	AQ250	AQ250	AQ250	AQ250	AQ250	AQ250	AQ250	AQ250	AQ250	AQ250	AQ250	AQ250	AQ250	AQ250
	Analyte	Wgt	Mo	Cu	Pb	Zn	Ag	Ni	Co	Mn	Fe	As	U	Au	Th	Sr	Cd	Sb	Bi	V	Ca
	Unit	kg	ppm	ppm	ppm	ppm	ppb	ppm	ppm	ppm	%	ppm	ppm	ppb	ppm	ppm	ppm	ppm	ppm	ppm	%
	MDL	0.01	0.01	0.01	0.01	0.1	2	0.1	0.1	1	0.01	0.1	0.1	0.2	0.1	0.5	0.01	0.02	0.02	1	0.01
117421	Drill Core	2.11	1.72	15.13	21.02	33.3	476	2.1	2.9	409	1.76	51.9	1.1	35.3	8.8	28.4	0.11	0.18	0.50	5	1.37
117422	Drill Core	2.13	2.94	14.04	14.95	35.3	361	2.4	3.2	417	1.87	58.2	1.2	107.7	8.9	44.8	0.13	0.17	0.43	10	1.48
117423	Drill Core	2.15	1.42	10.54	16.67	135.9	229	0.6	2.2	68	1.45	109.8	1.8	254.7	10.6	3.2	0.40	0.11	0.23	<1	0.12
117424	Drill Core	2.95	1.68	4.31	8.74	66.0	192	1.1	2.0	284	1.48	188.0	1.6	493.1	10.7	12.9	0.12	0.21	0.11	1	0.99
117425	Drill Core	2.09	4.38	3.46	18.88	69.9	196	0.8	2.5	169	1.85	272.6	1.9	288.2	10.3	6.0	0.13	0.14	0.28	<1	0.32
A0964891	Drill Core	1.79	1.05	28.77	25.56	591.2	334	16.6	10.1	912	2.95	14.6	1.5	44.9	7.6	33.9	3.11	0.08	0.32	37	1.00
A0964892	Drill Core	1.06	1.20	43.07	38.06	640.2	224	30.4	16.6	1016	3.47	16.3	1.4	45.4	6.6	14.7	3.43	0.06	0.13	69	1.40
A0964893	Drill Core	2.20	0.81	20.11	44.55	241.1	302	13.6	9.6	540	2.59	43.1	1.5	348.0	7.4	5.9	0.91	0.09	0.44	28	0.32
A0964894	Drill Core	1.61	0.47	13.39	20.13	82.6	131	10.7	8.5	867	2.18	6.0	1.6	12.9	7.6	24.2	0.09	0.05	0.07	35	0.94
A0964895	Drill Core	2.55	1.04	11.48	13.71	63.8	174	11.8	9.1	704	2.25	8.1	1.5	15.2	7.3	12.8	0.11	0.08	0.21	33	0.87
A0964896	Drill Core	3.34	0.82	14.99	9.48	106.7	268	11.8	9.6	735	2.36	10.4	1.5	24.2	7.5	15.2	0.43	0.06	0.38	35	0.86
A0964897	Drill Core	1.27	1.27	8.71	5.18	132.6	148	9.0	7.1	552	1.68	138.6	1.3	314.0	9.1	16.8	0.48	0.19	0.18	18	1.52
A0964898	Drill Core	2.62	2.38	4.26	11.92	44.2	225	1.1	2.8	323	1.41	121.6	1.7	164.9	10.5	17.6	0.10	0.17	0.39	2	1.24
A0964899	Drill Core	2.18	1.69	6.47	4.80	63.1	175	0.3	2.0	214	1.53	115.7	1.5	44.0	10.0	8.8	0.14	0.14	0.54	<1	0.45
A0964900	Drill Core	3.35	1.42	22.37	2.93	56.4	75	19.4	12.2	463	2.85	23.7	1.5	14.3	8.0	21.5	0.04	0.08	0.09	50	1.61
A0964901	Drill Core	2.16	1.63	19.43	2.98	62.8	96	20.2	11.6	367	2.75	11.5	1.5	28.9	7.7	14.3	0.03	0.11	0.07	50	0.85
A0964902	Drill Core	1.74	1.33	4.41	2.64	41.1	106	0.3	1.8	324	1.50	39.7	1.7	55.4	10.3	11.9	0.06	0.11	0.13	1	1.04
A0964903	Drill Core	2.21	1.01	13.48	3.28	45.8	119	35.7	6.7	312	1.77	100.4	1.6	341.2	9.8	27.1	0.04	0.13	0.25	12	1.12
A0964904	Drill Core	2.31	1.41	3.16	3.61	48.5	103	0.2	1.8	270	1.41	54.3	1.6	25.1	10.5	10.8	0.05	0.13	0.32	<1	0.75
A0964905	Drill Core	1.29	1.43	4.29	8.75	43.4	161	0.8	2.7	257	1.69	52.8	1.6	268.9	10.3	10.9	0.06	0.13	0.49	2	0.65
A0964021	Drill Core	1.92	1.68	4.59	10.60	19.8	507	11.6	12.8	218	5.24	49.9	1.4	677.0	7.9	2.7	0.03	0.10	5.14	4	0.14
A0964022	Drill Core	1.14	3.81	1.58	7.15	31.4	352	12.4	11.5	356	4.96	51.7	1.3	214.5	6.8	12.9	0.03	0.11	4.12	7	0.47
A0964023	Drill Core	2.25	1.46	107.37	22.21	62.7	561	15.4	9.8	1369	2.51	23.9	1.6	109.5	8.0	25.6	0.09	0.14	2.23	33	1.54
A0964024	Drill Core	2.17	1.68	40.86	52.59	99.3	636	14.5	8.9	1055	2.27	22.9	1.6	151.4	8.1	18.8	0.29	0.15	1.56	31	1.34
A0964025	Drill Core	2.17	1.26	53.24	12.88	124.9	254	16.2	9.2	937	2.58	30.7	1.6	62.6	8.2	28.2	0.36	0.10	2.06	28	1.04
A0964026	Drill Core	2.15	1.57	22.97	4.14	67.9	278	17.9	10.6	1121	2.75	13.3	1.7	180.6	8.0	17.9	0.08	0.08	0.60	43	0.98
A0964027	Drill Core	1.56	1.25	84.41	32.53	291.5	610	10.9	6.5	1529	2.39	25.9	1.2	81.8	5.4	109.9	1.25	0.09	1.61	24	2.55
A0964561	Drill Core	3.21	5.77	12.26	2.16	50.2	46	10.2	7.3	215	1.96	1.5	0.9	3.5	4.7	8.1	0.02	0.07	0.10	32	0.26
A0964562	Drill Core	3.29	1.13	42.11	3.13	79.6	89	32.2	16.5	216	3.06	3.4	1.1	2.1	5.6	9.3	0.04	0.09	0.22	51	0.25
A0964563	Drill Core	2.70	0.82	19.63	2.53	50.5	74	12.8	8.3	219	1.79	0.6	0.8	1.1	5.1	11.2	0.04	0.05	0.10	24	0.43

This report supersedes all previous preliminary and final reports with this file number dated prior to the date on this certificate. Signature indicates final approval; preliminary reports are unsigned and should be used for reference only.

BUREAU VERITAS MINERAL LABORATORIES Canada

www.bvna.com/mining-laboratory-services

Bureau Veritas Commodities Canada Ltd.

9050 Shaughnessy St Vancouver British Columbia V6P 6E5 Canada
PHONE (604) 253-3158

Client: **Kinross Gold Corp.**
25 York St., #17
Toronto Ontario M5J 2V5 Canada

Project: Great Bear Project
Report Date: November 26, 2024

CERTIFICATE OF ANALYSIS TIM24000338.1

		Method	AQ250	AQ250	AQ250	AQ250	AQ250	AQ250	AQ250	AQ250	AQ250	AQ250	AQ250	AQ250	AQ250	AQ250	AQ250	AQ250	AQ250	AQ250	AQ250
		Analyte	P	La	Cr	Mg	Ba	Ti	B	Al	Na	K	W	Sc	Tl	S	Hg	Se	Te	Ga	Cs	Ge
		Unit	%	ppm	ppm	%	ppm	%	ppm	%	%	%	ppm	ppm	ppm	%	ppb	ppm	ppm	ppm	ppm	ppm
		MDL	0.001	0.5	0.5	0.01	0.5	0.001	20	0.01	0.001	0.01	0.1	0.1	0.02	0.02	5	0.1	0.02	0.1	0.02	0.1
117421	Drill Core		0.024	35.7	3.6	0.29	76.4	0.049	<20	0.53	0.064	0.37	4.9	1.5	0.16	0.88	<5	1.0	0.37	2.6	1.44	<0.1
117422	Drill Core		0.023	38.1	5.3	0.34	98.8	0.046	<20	0.52	0.095	0.29	5.5	3.1	0.08	0.87	<5	1.7	0.33	2.6	1.17	<0.1
117423	Drill Core		0.015	36.0	1.2	0.05	26.5	0.006	<20	0.22	0.020	0.16	0.8	0.4	0.05	1.21	<5	0.3	0.05	0.8	0.26	<0.1
117424	Drill Core		0.015	41.4	5.4	0.13	43.2	0.024	<20	0.40	0.054	0.24	1.8	1.0	0.12	0.71	<5	0.4	0.05	1.8	0.75	<0.1
117425	Drill Core		0.015	36.6	3.2	0.13	37.8	0.019	<20	0.45	0.049	0.30	0.3	1.0	0.13	1.61	<5	0.5	0.04	1.9	0.83	<0.1
A0964891	Drill Core		0.064	30.3	15.3	0.78	62.7	0.163	<20	1.90	0.145	0.83	0.9	2.7	0.47	1.01	6	0.3	0.04	6.8	2.06	<0.1
A0964892	Drill Core		0.061	26.3	116.0	1.61	74.7	0.179	<20	1.96	0.047	0.88	1.1	6.7	0.47	0.69	<5	0.5	0.07	7.9	2.81	<0.1
A0964893	Drill Core		0.054	28.3	7.9	0.66	70.8	0.122	<20	1.07	0.055	0.83	0.8	2.5	0.47	1.30	<5	0.7	0.12	5.0	2.90	<0.1
A0964894	Drill Core		0.055	28.1	8.6	0.72	72.8	0.158	<20	1.51	0.111	0.86	1.2	2.5	0.55	0.43	<5	0.1	0.03	5.7	3.01	<0.1
A0964895	Drill Core		0.054	27.0	10.2	0.72	69.2	0.151	<20	1.16	0.053	0.67	0.8	2.4	0.36	0.51	<5	0.1	<0.02	5.4	2.16	<0.1
A0964896	Drill Core		0.056	28.3	8.9	0.71	79.6	0.150	<20	1.16	0.064	0.76	1.8	2.6	0.42	0.66	<5	0.3	0.03	5.3	2.85	<0.1
A0964897	Drill Core		0.059	40.9	4.9	0.41	73.9	0.080	<20	0.70	0.054	0.51	59.0	2.2	0.25	0.71	<5	0.3	0.03	3.1	1.74	<0.1
A0964898	Drill Core		0.019	39.7	2.3	0.19	44.6	0.037	<20	0.45	0.042	0.24	1.3	1.1	0.10	0.85	<5	0.3	0.05	2.2	0.74	<0.1
A0964899	Drill Core		0.015	40.7	0.8	0.12	30.7	0.026	<20	0.39	0.042	0.27	0.2	0.8	0.11	0.95	<5	0.3	0.05	1.6	0.84	<0.1
A0964900	Drill Core		0.094	37.5	14.9	0.97	114.2	0.217	<20	1.54	0.055	1.23	1.8	4.3	0.37	0.45	<5	0.2	<0.02	6.8	3.29	<0.1
A0964901	Drill Core		0.085	35.6	16.0	0.93	98.4	0.210	<20	1.45	0.044	1.18	1.1	4.4	0.33	0.29	<5	0.2	0.05	6.7	2.92	<0.1
A0964902	Drill Core		0.016	44.1	1.6	0.15	34.7	0.024	<20	0.40	0.047	0.16	0.8	1.2	0.08	0.58	<5	0.3	0.03	2.2	0.63	<0.1
A0964903	Drill Core		0.029	41.1	103.0	0.71	61.0	0.046	<20	0.73	0.054	0.44	0.5	2.4	0.16	0.51	<5	0.9	0.10	2.8	2.22	<0.1
A0964904	Drill Core		0.016	43.5	0.8	0.13	37.5	0.033	<20	0.39	0.052	0.25	1.3	1.3	0.13	0.37	<5	0.2	0.03	2.1	0.77	<0.1
A0964905	Drill Core		0.016	40.3	1.9	0.20	42.9	0.034	<20	0.39	0.057	0.25	0.7	1.4	0.10	1.24	<5	0.7	<0.02	1.9	0.76	<0.1
A0964021	Drill Core		0.041	24.3	2.4	0.28	69.7	0.028	<20	0.57	0.007	0.45	0.4	0.4	0.34	5.42	<5	3.6	1.35	1.4	1.04	<0.1
A0964022	Drill Core		0.060	31.2	3.6	0.51	55.3	0.054	<20	0.98	0.026	0.53	0.5	0.5	0.50	5.28	<5	3.4	0.74	2.0	1.73	<0.1
A0964023	Drill Core		0.066	33.5	12.7	0.76	89.0	0.145	<20	1.08	0.040	0.91	38.7	2.7	0.45	0.92	<5	1.8	0.45	4.8	2.07	<0.1
A0964024	Drill Core		0.067	32.1	12.6	0.73	74.6	0.125	<20	1.02	0.041	0.53	40.6	2.1	0.32	0.97	<5	2.3	0.28	4.6	1.59	<0.1
A0964025	Drill Core		0.069	34.4	12.2	0.78	78.8	0.138	<20	1.59	0.114	0.80	3.3	1.6	0.72	0.73	<5	1.6	0.97	5.3	3.37	<0.1
A0964026	Drill Core		0.076	34.6	14.2	0.89	89.3	0.175	<20	1.45	0.072	1.12	>100	2.9	0.76	0.69	<5	1.4	0.24	6.4	3.36	<0.1
A0964027	Drill Core		0.057	21.8	9.1	0.53	75.2	0.065	<20	0.57	0.024	0.49	15.6	2.4	0.28	1.60	13	3.0	0.47	3.4	1.13	<0.1
A0964561	Drill Core		0.034	18.7	13.9	0.71	152.6	0.107	<20	1.21	0.051	0.74	0.7	3.0	0.28	0.05	<5	<0.1	<0.02	6.5	2.97	<0.1
A0964562	Drill Core		0.065	18.7	42.8	1.08	93.7	0.129	<20	1.79	0.029	0.81	0.2	4.0	0.36	0.25	<5	0.2	0.04	6.6	3.08	<0.1
A0964563	Drill Core		0.035	22.1	13.5	0.52	92.3	0.123	<20	0.97	0.044	0.75	0.1	2.0	0.31	0.10	<5	0.1	0.02	4.3	2.70	<0.1

This report supersedes all previous preliminary and final reports with this file number dated prior to the date on this certificate. Signature indicates final approval; preliminary reports are unsigned and should be used for reference only.

BUREAU VERITAS MINERAL LABORATORIES Canada

www.bvna.com/mining-laboratory-services

Bureau Veritas Commodities Canada Ltd.

9050 Shaughnessy St Vancouver British Columbia V6P 6E5 Canada
PHONE (604) 253-3158

Client: **Kinross Gold Corp.**
25 York St., #17
Toronto Ontario M5J 2V5 Canada

Project: Great Bear Project
Report Date: November 26, 2024

CERTIFICATE OF ANALYSIS TIM24000338.1

	Method	AQ250	AQ250	AQ250	AQ250	AQ250	AQ250	AQ250	AQ250	AQ250	AQ250	AQ250	AQ250	AQ250	AQ250	TC006	TC000	TC000
	Analyte	Hf	Nb	Rb	Sn	Ta	Zr	Y	Ce	In	Re	Be	Li	Pd	Pt	CO2	TOT/C	TOT/S
	Unit	ppm	ppm	ppm	ppm	ppm	ppm	ppm	ppm	ppm	ppb	ppm	ppm	ppb	ppb	%	%	%
	MDL	0.02	0.02	0.1	0.1	0.05	0.1	0.01	0.1	0.02	1	0.1	0.1	10	2	0.08	0.02	0.02
117421	Drill Core	0.80	0.14	19.4	0.2	<0.05	27.7	7.22	69.3	<0.02	<1	<0.1	4.5	<10	<2	1.50	0.43	0.85
117422	Drill Core	0.78	0.21	10.5	0.5	<0.05	26.9	6.36	73.5	<0.02	<1	0.1	5.1	<10	<2	1.69		
117423	Drill Core	0.49	0.08	6.3	0.1	<0.05	19.2	9.18	70.9	<0.02	<1	<0.1	1.2	<10	<2	0.09		
117424	Drill Core	0.89	0.15	14.8	0.2	<0.05	32.1	9.45	80.6	<0.02	<1	<0.1	3.1	<10	<2	1.00		
117425	Drill Core	0.44	0.08	17.5	0.2	<0.05	16.2	8.27	72.3	<0.02	<1	<0.1	3.4	<10	<2	0.31		
A0964891	Drill Core	0.54	0.04	55.2	0.4	<0.05	21.6	6.30	59.2	0.03	<1	0.2	10.7	<10	2	0.40		
A0964892	Drill Core	0.62	<0.02	56.4	0.5	<0.05	21.9	7.19	52.5	0.03	<1	0.1	20.9	<10	2	1.28		
A0964893	Drill Core	0.85	0.03	58.2	0.3	<0.05	29.5	6.07	55.0	<0.02	<1	<0.1	10.7	<10	<2	0.18		
A0964894	Drill Core	0.65	0.05	64.4	0.3	<0.05	23.9	5.76	54.6	<0.02	<1	0.1	13.3	<10	<2	0.59	0.17	0.43
A0964895	Drill Core	0.65	0.06	43.6	0.3	<0.05	23.7	5.21	51.6	<0.02	<1	0.1	13.9	<10	<2	0.60		
A0964896	Drill Core	0.61	0.05	50.1	0.4	<0.05	21.6	5.68	55.2	<0.02	<1	0.1	11.4	<10	<2	0.64		
A0964897	Drill Core	0.95	0.04	33.6	0.2	<0.05	34.0	9.06	80.6	<0.02	<1	<0.1	6.0	<10	<2	1.54	0.44	0.67
A0964898	Drill Core	0.87	0.14	14.9	0.2	<0.05	30.1	10.04	76.6	<0.02	<1	<0.1	4.2	<10	<2	1.27		
A0964899	Drill Core	0.65	0.14	15.5	0.2	<0.05	24.0	7.84	77.6	<0.02	<1	<0.1	2.4	<10	<2	0.48		
A0964900	Drill Core	0.63	<0.02	62.6	0.5	<0.05	28.4	9.32	77.9	<0.02	<1	<0.1	14.2	<10	<2	1.54		
A0964901	Drill Core	0.65	0.08	55.7	0.5	<0.05	25.8	7.83	70.2	<0.02	<1	<0.1	12.8	<10	<2	0.76		
A0964902	Drill Core	0.98	0.21	10.4	0.2	<0.05	32.0	9.77	84.1	<0.02	<1	0.1	3.2	<10	<2	1.08		
A0964903	Drill Core	1.00	0.09	21.6	0.3	<0.05	34.0	9.37	77.4	<0.02	<1	0.2	5.9	<10	4	1.21	0.34	0.49
A0964904	Drill Core	1.00	0.25	17.7	0.3	<0.05	33.8	10.42	81.7	<0.02	<1	<0.1	3.5	<10	<2	0.79		
A0964905	Drill Core	1.23	0.05	13.4	0.3	<0.05	39.5	8.01	77.5	<0.02	<1	<0.1	4.4	<10	2	0.60		
A0964021	Drill Core	1.04	0.10	24.4	0.2	<0.05	40.3	5.73	47.0	<0.02	<1	0.1	4.6	<10	<2	<0.08	0.05	5.55
A0964022	Drill Core	0.74	0.10	35.5	0.2	<0.05	29.1	6.17	61.4	<0.02	<1	0.3	7.0	<10	<2	0.14		
A0964023	Drill Core	0.52	0.09	45.4	0.4	<0.05	16.2	6.13	65.2	0.04	<1	<0.1	9.4	<10	<2	1.60		
A0964024	Drill Core	0.49	0.10	28.0	0.4	<0.05	15.8	6.07	62.0	0.03	<1	<0.1	10.3	<10	<2	1.20		
A0964025	Drill Core	0.46	0.09	58.5	0.2	<0.05	15.9	6.70	66.9	0.02	<1	0.2	9.9	<10	<2	0.64		
A0964026	Drill Core	0.46	0.09	74.7	0.4	<0.05	14.5	7.06	68.6	0.02	2	<0.1	12.4	<10	<2	0.80	0.21	0.64
A0964027	Drill Core	0.28	<0.02	25.6	0.3	<0.05	9.0	4.78	42.5	0.10	<1	0.1	5.8	<10	<2	3.15		
A0964561	Drill Core	0.38	0.04	39.3	0.3	<0.05	13.1	2.60	32.3	<0.02	1	<0.1	12.4	<10	2	0.10		
A0964562	Drill Core	0.73	0.07	47.4	0.3	<0.05	29.8	5.13	38.0	<0.02	<1	0.1	17.5	<10	2	<0.08	0.08	0.28
A0964563	Drill Core	0.52	0.04	41.5	0.2	<0.05	19.6	3.73	40.2	<0.02	<1	<0.1	10.9	<10	<2	0.37		

This report supersedes all previous preliminary and final reports with this file number dated prior to the date on this certificate. Signature indicates final approval; preliminary reports are unsigned and should be used for reference only.

BUREAU VERITAS MINERAL LABORATORIES Canada

www.bvna.com/mining-laboratory-services

Bureau Veritas Commodities Canada Ltd.

9050 Shaughnessy St Vancouver British Columbia V6P 6E5 Canada
PHONE (604) 253-3158

Client: **Kinross Gold Corp.**
25 York St., #17
Toronto Ontario M5J 2V5 Canada

Project: Great Bear Project
Report Date: November 26, 2024

CERTIFICATE OF ANALYSIS TIM24000338.1

	Method	WGHT	AQ250	AQ250	AQ250	AQ250	AQ250	AQ250	AQ250	AQ250	AQ250	AQ250	AQ250	AQ250	AQ250	AQ250	AQ250	AQ250	AQ250	AQ250	AQ250
	Analyte	Wgt	Mo	Cu	Pb	Zn	Ag	Ni	Co	Mn	Fe	As	U	Au	Th	Sr	Cd	Sb	Bi	V	Ca
	Unit	kg	ppm	ppm	ppm	ppm	ppb	ppm	ppm	ppm	%	ppm	ppm	ppb	ppm	ppm	ppm	ppm	ppm	ppm	%
	MDL	0.01	0.01	0.01	0.01	0.1	2	0.1	0.1	1	0.01	0.1	0.1	0.2	0.1	0.5	0.01	0.02	0.02	1	0.01
A0964564	Drill Core	3.36	0.39	31.65	4.33	70.9	99	17.5	12.0	330	2.23	0.4	0.8	1.0	5.4	14.5	0.07	0.04	0.06	33	0.62
A0964565	Drill Core	2.27	0.99	51.93	7.73	68.3	128	18.6	10.8	352	2.25	0.3	0.8	1.0	5.7	13.8	0.11	0.03	0.05	41	0.48
A0964566	Drill Core	3.20	1.43	19.64	3.11	46.2	95	11.2	7.8	347	1.76	0.5	0.8	1.0	5.0	12.0	0.04	0.04	0.08	21	0.66
A0964567	Drill Core	3.52	1.48	26.84	2.56	43.1	90	7.5	6.7	235	1.53	1.5	0.8	0.8	4.8	12.9	0.02	0.04	0.13	13	0.56
A0964568	Drill Core	2.06	0.63	19.05	2.05	44.3	76	10.0	7.0	262	1.53	0.4	0.9	2.1	5.3	12.8	0.02	0.03	0.05	15	0.33
A0964569	Drill Core	3.18	2.41	16.53	1.63	54.3	52	18.6	11.0	361	2.48	0.4	1.3	1.5	7.4	25.3	0.03	0.05	0.08	41	1.36
A0964570	Drill Core	3.19	0.68	28.99	1.68	56.2	80	22.1	10.6	359	2.31	0.3	0.8	3.4	5.1	19.1	0.03	0.05	0.07	41	0.80
A0964571	Drill Core	3.41	0.70	27.42	1.66	61.8	45	25.2	11.8	268	2.06	0.5	0.8	1.1	5.4	22.3	0.02	0.05	0.05	38	0.79
A0964572	Drill Core	3.31	0.50	18.45	3.87	61.4	63	24.6	11.7	374	2.24	0.7	0.9	3.3	5.1	23.3	0.02	0.04	0.06	43	0.82
A0964573	Drill Core	3.39	0.33	24.54	1.63	64.2	102	26.1	12.2	361	2.28	0.5	0.9	1.1	5.2	29.2	0.02	0.04	0.18	39	1.02
A0964574	Drill Core	2.39	0.22	24.54	2.00	57.8	62	21.7	10.5	269	2.41	0.6	1.1	0.4	5.4	15.3	0.03	0.04	2.11	40	0.41
A0964575	Drill Core	3.14	0.41	30.94	1.87	69.4	94	27.2	13.6	429	2.61	0.6	1.0	0.3	5.0	14.2	0.05	0.05	2.22	45	0.35
A0964576	Drill Core	3.04	1.73	38.97	8.97	83.4	123	37.1	16.0	418	3.01	0.2	1.0	2.8	5.7	14.6	0.13	0.04	0.27	59	0.64
A0964577	Drill Core	3.44	0.98	18.99	2.15	48.0	67	11.5	7.4	393	2.03	0.4	0.9	0.4	5.1	20.8	0.01	0.04	0.09	24	0.65
A0964578	Drill Core	3.42	1.32	14.73	2.09	70.4	67	12.5	11.8	470	2.84	0.4	0.9	0.3	4.5	20.5	0.03	0.04	0.11	47	0.69
A0964579	Drill Core	3.33	0.73	13.22	3.19	42.4	62	5.6	4.9	309	1.47	0.6	0.9	0.2	5.0	16.1	0.03	0.03	0.07	15	0.74
A0964580	Drill Core	3.17	0.49	11.29	1.75	58.4	49	7.9	7.4	347	1.91	0.4	0.7	0.4	4.4	14.2	0.02	0.04	0.04	26	0.51
A0964581	Drill Core	1.88	0.38	45.07	1.85	65.6	89	23.6	14.5	446	2.53	0.5	0.9	1.4	5.1	28.8	0.03	0.05	0.08	54	1.01
A0964582	Drill Core	3.45	2.69	52.43	2.38	48.3	78	49.1	19.5	302	3.37	0.6	1.0	2.4	3.8	11.1	0.05	0.04	0.58	71	0.20
A0964583	Drill Core	2.16	0.46	39.27	2.25	62.8	117	30.9	14.7	198	2.02	0.4	1.0	4.5	5.5	10.7	0.09	0.06	0.67	29	0.16
A0964584	Drill Core	3.09	0.41	14.06	1.73	50.0	50	11.9	8.7	321	1.95	0.5	1.4	1.0	7.4	17.9	0.03	0.06	0.04	31	1.16
A0964585	Drill Core	2.76	0.44	23.54	2.59	47.5	78	12.0	8.4	233	1.98	0.3	1.6	1.4	8.6	16.1	0.03	0.07	<0.02	32	0.72
A0964586	Drill Core	3.32	0.42	12.04	2.62	34.8	62	10.4	7.0	210	1.64	2.4	1.6	3.7	8.2	20.2	0.02	0.08	0.07	18	1.12
A0964616	Drill Core	2.76	0.35	13.90	1.27	35.6	16	11.6	7.6	259	1.51	0.4	1.4	1.9	7.9	55.3	<0.01	0.05	<0.02	17	0.90
A0964587	Drill Core	3.41	0.44	9.71	2.52	45.0	38	11.5	7.9	298	1.85	0.3	1.7	1.3	8.3	18.1	0.02	0.05	<0.02	25	1.10
A0964588	Drill Core	2.15	0.76	12.33	1.81	45.0	56	12.6	10.4	289	1.95	0.5	1.5	4.2	8.1	24.1	<0.01	0.04	0.08	23	1.07
A0964589	Drill Core	3.44	0.40	17.07	2.85	47.7	61	11.7	7.7	255	1.95	0.3	1.7	1.0	7.8	12.3	0.03	0.05	<0.02	32	0.75
A0964590	Drill Core	1.36	1.37	20.84	2.83	52.4	63	12.7	8.8	283	2.11	0.2	1.7	18.1	9.0	12.4	0.02	0.05	0.02	33	0.56
A0964591	Drill Core	3.16	0.43	13.13	2.58	49.6	48	12.2	8.6	295	2.06	0.4	1.6	1.5	8.2	13.3	0.02	0.05	<0.02	34	0.91
A0964592	Drill Core	3.41	0.46	13.13	2.71	48.0	73	12.2	8.5	279	1.98	0.2	1.8	0.7	8.3	14.4	0.02	0.04	<0.02	32	0.85

This report supersedes all previous preliminary and final reports with this file number dated prior to the date on this certificate. Signature indicates final approval; preliminary reports are unsigned and should be used for reference only.

BUREAU VERITAS MINERAL LABORATORIES Canada

www.bvna.com/mining-laboratory-services

Bureau Veritas Commodities Canada Ltd.

9050 Shaughnessy St Vancouver British Columbia V6P 6E5 Canada
PHONE (604) 253-3158

Client: **Kinross Gold Corp.**
25 York St., #17
Toronto Ontario M5J 2V5 Canada

Project: Great Bear Project
Report Date: November 26, 2024

CERTIFICATE OF ANALYSIS TIM24000338.1

	Method	AQ250	AQ250	AQ250	AQ250	AQ250	AQ250	AQ250	AQ250	AQ250	AQ250	AQ250	AQ250	AQ250	AQ250	AQ250	AQ250	AQ250	AQ250	AQ250	AQ250
	Analyte	P	La	Cr	Mg	Ba	Ti	B	Al	Na	K	W	Sc	Tl	S	Hg	Se	Te	Ga	Cs	Ge
	Unit	%	ppm	ppm	%	ppm	%	ppm	%	%	%	ppm	ppm	ppm	%	ppb	ppm	ppm	ppm	ppm	ppm
	MDL	0.001	0.5	0.5	0.01	0.5	0.001	20	0.01	0.001	0.01	0.1	0.1	0.02	0.02	5	0.1	0.02	0.1	0.02	0.1
A0964564	Drill Core	0.067	29.2	19.2	0.52	105.5	0.146	<20	1.13	0.049	0.79	0.1	2.3	0.33	0.18	<5	0.2	0.03	4.9	2.92	<0.1
A0964565	Drill Core	0.057	30.5	24.7	0.61	133.2	0.153	<20	1.20	0.051	0.85	0.1	3.0	0.30	0.13	<5	0.1	0.03	5.5	2.58	<0.1
A0964566	Drill Core	0.039	23.0	11.4	0.54	52.2	0.112	<20	0.97	0.045	0.52	0.2	1.6	0.21	0.14	<5	<0.1	<0.02	4.4	1.71	<0.1
A0964567	Drill Core	0.033	22.1	4.7	0.35	44.1	0.062	<20	0.76	0.042	0.32	<0.1	1.0	0.15	0.17	<5	0.2	<0.02	3.4	1.43	<0.1
A0964568	Drill Core	0.049	25.4	6.8	0.31	78.6	0.078	<20	0.87	0.042	0.53	<0.1	1.2	0.25	<0.02	<5	0.1	<0.02	3.5	2.10	<0.1
A0964569	Drill Core	0.076	32.8	14.7	0.92	97.1	0.141	<20	1.31	0.047	0.77	0.2	3.3	0.25	<0.02	<5	0.1	<0.02	5.9	2.72	<0.1
A0964570	Drill Core	0.074	27.2	25.1	0.57	81.0	0.133	<20	0.93	0.048	0.45	0.2	3.0	0.16	<0.02	<5	0.2	<0.02	4.7	1.50	<0.1
A0964571	Drill Core	0.077	28.8	25.3	0.67	101.7	0.146	<20	1.12	0.048	0.55	0.2	3.0	0.16	<0.02	<5	0.2	<0.02	4.8	1.62	<0.1
A0964572	Drill Core	0.073	26.2	31.6	0.76	115.7	0.176	<20	1.23	0.057	0.72	0.6	3.5	0.20	<0.02	<5	0.2	<0.02	5.3	2.02	<0.1
A0964573	Drill Core	0.083	25.1	24.4	0.89	79.9	0.182	<20	1.29	0.046	0.58	0.1	3.0	0.15	<0.02	<5	0.2	<0.02	5.4	1.52	<0.1
A0964574	Drill Core	0.077	25.2	18.8	0.81	162.8	0.150	<20	1.24	0.050	0.96	<0.1	3.0	0.31	<0.02	<5	0.2	<0.02	5.3	2.91	<0.1
A0964575	Drill Core	0.078	25.3	26.3	1.04	220.1	0.214	<20	1.56	0.053	1.33	0.1	3.4	0.38	<0.02	<5	0.1	<0.02	6.1	3.95	<0.1
A0964576	Drill Core	0.061	25.8	59.6	0.91	197.9	0.157	<20	1.56	0.048	1.02	0.2	5.6	0.32	0.33	<5	0.4	0.04	6.8	2.05	<0.1
A0964577	Drill Core	0.034	22.4	12.6	0.60	88.0	0.140	<20	1.26	0.076	0.87	0.1	1.7	0.35	0.12	<5	0.1	<0.02	4.7	2.59	<0.1
A0964578	Drill Core	0.075	24.1	12.8	1.06	221.2	0.221	<20	1.83	0.066	1.34	0.1	4.3	0.39	0.08	<5	0.1	<0.02	7.6	3.59	<0.1
A0964579	Drill Core	0.030	18.1	6.4	0.50	78.3	0.102	<20	0.95	0.060	0.52	<0.1	1.3	0.20	0.03	<5	0.1	<0.02	4.1	1.54	<0.1
A0964580	Drill Core	0.054	22.1	9.1	0.70	131.2	0.152	<20	1.23	0.060	0.92	0.1	2.7	0.29	0.03	<5	0.1	<0.02	5.2	2.35	<0.1
A0964581	Drill Core	0.078	24.1	51.8	1.07	268.2	0.187	<20	1.56	0.049	1.05	0.2	3.5	0.40	0.10	<5	0.3	0.02	5.7	3.11	<0.1
A0964582	Drill Core	0.059	15.5	77.5	1.23	194.9	0.158	<20	2.15	0.048	1.38	0.1	6.7	0.56	0.12	<5	0.3	<0.02	7.7	3.99	<0.1
A0964583	Drill Core	0.045	26.5	30.8	0.85	140.6	0.094	<20	1.35	0.041	0.91	0.1	2.1	0.60	0.03	<5	0.2	<0.02	4.6	4.18	<0.1
A0964584	Drill Core	0.051	26.5	11.7	0.53	102.6	0.126	<20	0.94	0.051	0.76	0.2	2.1	0.49	0.03	<5	0.1	<0.02	4.2	2.56	<0.1
A0964585	Drill Core	0.054	29.3	13.2	0.30	63.8	0.093	<20	0.70	0.066	0.48	0.2	2.1	0.27	<0.02	<5	0.1	<0.02	3.7	1.65	<0.1
A0964586	Drill Core	0.053	29.0	9.3	0.23	45.2	0.057	<20	0.50	0.044	0.28	0.1	0.9	0.13	0.17	<5	<0.1	<0.02	2.3	0.87	<0.1
A0964616	Drill Core	0.052	24.4	12.3	0.46	24.1	0.089	<20	0.74	0.042	0.12	0.2	1.4	0.03	0.03	<5	<0.1	<0.02	3.5	0.24	<0.1
A0964587	Drill Core	0.057	28.7	10.7	0.45	54.3	0.106	<20	0.77	0.042	0.41	0.2	1.6	0.18	<0.02	<5	<0.1	<0.02	3.6	1.51	<0.1
A0964588	Drill Core	0.051	26.5	10.7	0.60	16.5	0.094	<20	0.88	0.034	0.13	0.4	1.6	0.04	0.32	<5	0.1	0.02	4.5	0.30	<0.1
A0964589	Drill Core	0.053	27.5	11.6	0.42	126.2	0.111	<20	0.79	0.051	0.59	0.2	2.5	0.20	<0.02	<5	<0.1	<0.02	4.1	2.31	<0.1
A0964590	Drill Core	0.055	31.6	12.8	0.61	117.4	0.135	<20	0.93	0.036	0.64	0.5	2.2	0.24	<0.02	<5	<0.1	<0.02	4.6	2.70	<0.1
A0964591	Drill Core	0.054	29.9	12.5	0.40	74.8	0.121	<20	0.79	0.050	0.63	0.2	2.7	0.30	<0.02	<5	<0.1	<0.02	4.1	2.41	<0.1
A0964592	Drill Core	0.052	29.6	12.3	0.36	101.2	0.116	<20	0.81	0.057	0.60	0.3	2.3	0.31	<0.02	<5	0.2	<0.02	3.9	2.39	<0.1

This report supersedes all previous preliminary and final reports with this file number dated prior to the date on this certificate. Signature indicates final approval; preliminary reports are unsigned and should be used for reference only.

BUREAU VERITAS MINERAL LABORATORIES Canada

www.bvna.com/mining-laboratory-services

Bureau Veritas Commodities Canada Ltd.

9050 Shaughnessy St Vancouver British Columbia V6P 6E5 Canada
PHONE (604) 253-3158

Client: **Kinross Gold Corp.**
25 York St., #17
Toronto Ontario M5J 2V5 Canada

Project: Great Bear Project
Report Date: November 26, 2024

CERTIFICATE OF ANALYSIS TIM24000338.1

	Method	AQ250	AQ250	AQ250	AQ250	AQ250	AQ250	AQ250	AQ250	AQ250	AQ250	AQ250	AQ250	AQ250	AQ250	TC006	TC000	TC000
	Analyte	Hf	Nb	Rb	Sn	Ta	Zr	Y	Ce	In	Re	Be	Li	Pd	Pt	CO2	TOT/C	TOT/S
	Unit	ppm	ppm	ppm	ppm	ppm	ppm	ppm	ppm	ppm	ppb	ppm	ppm	ppb	ppb	%	%	%
	MDL	0.02	0.02	0.1	0.1	0.05	0.1	0.01	0.1	0.02	1	0.1	0.1	10	2	0.08	0.02	0.02
A0964564	Drill Core	0.48	0.06	41.4	0.2	<0.05	20.3	6.48	56.6	<0.02	<1	<0.1	13.9	<10	<2	0.38	0.13	0.19
A0964565	Drill Core	0.54	0.04	40.7	0.3	<0.05	21.9	5.80	58.1	<0.02	<1	<0.1	16.9	<10	<2	0.34		
A0964566	Drill Core	0.56	0.05	27.9	0.2	<0.05	22.0	4.35	42.8	<0.02	<1	<0.1	13.1	<10	<2	0.60		
A0964567	Drill Core	0.41	0.05	18.9	0.2	<0.05	15.1	3.14	38.6	<0.02	<1	<0.1	9.6	<10	<2	0.46		
A0964568	Drill Core	0.41	0.04	30.5	0.2	<0.05	16.5	4.28	44.9	<0.02	<1	<0.1	11.8	<10	<2	0.22		
A0964569	Drill Core	0.52	0.03	36.2	0.4	<0.05	19.6	7.53	65.1	<0.02	<1	<0.1	27.9	<10	<2	1.27		
A0964570	Drill Core	0.49	0.09	22.5	0.3	<0.05	19.5	6.57	53.4	<0.02	<1	<0.1	16.0	<10	<2	0.62		
A0964571	Drill Core	0.40	0.07	24.4	0.3	<0.05	16.3	7.18	55.6	<0.02	<1	0.1	18.6	<10	<2	0.52	0.15	0.04
A0964572	Drill Core	0.41	0.08	32.7	1.1	<0.05	16.8	7.06	50.6	<0.02	<1	0.1	21.3	<10	<2	0.43		
A0964573	Drill Core	0.42	0.08	26.0	0.3	<0.05	16.7	7.25	49.5	<0.02	<1	0.2	24.4	<10	2	0.64		
A0964574	Drill Core	1.15	0.07	45.1	0.4	<0.05	43.1	7.33	49.5	<0.02	<1	<0.1	27.8	<10	<2	0.21		
A0964575	Drill Core	1.05	0.07	59.8	0.4	<0.05	41.1	7.50	50.4	<0.02	<1	<0.1	46.3	<10	3	0.12		
A0964576	Drill Core	0.55	0.04	41.2	0.5	<0.05	22.2	9.08	50.5	<0.02	<1	<0.1	23.8	<10	2	0.56		
A0964577	Drill Core	0.37	0.04	47.7	0.2	<0.05	14.1	4.21	41.1	<0.02	<1	<0.1	13.6	<10	3	0.50		
A0964578	Drill Core	0.26	0.02	61.6	0.3	<0.05	10.1	7.01	48.6	<0.02	<1	<0.1	29.0	<10	<2	0.49		
A0964579	Drill Core	0.27	0.05	28.3	0.2	<0.05	9.9	2.78	32.4	<0.02	<1	<0.1	14.2	<10	<2	0.51		
A0964580	Drill Core	0.34	<0.02	42.9	0.2	<0.05	13.5	4.68	41.6	<0.02	<1	<0.1	20.8	<10	<2	0.39		
A0964581	Drill Core	0.50	0.03	60.9	0.3	<0.05	20.0	6.75	46.6	<0.02	<1	0.2	30.7	<10	2	0.79		
A0964582	Drill Core	0.84	0.03	67.0	0.5	<0.05	33.5	4.06	30.7	0.02	2	<0.1	34.5	<10	3	0.10		
A0964583	Drill Core	1.01	0.06	56.7	0.2	<0.05	40.1	5.32	51.3	<0.02	<1	<0.1	30.6	<10	<2	<0.08		
A0964584	Drill Core	0.50	0.11	50.5	0.3	<0.05	19.6	5.77	50.5	<0.02	<1	<0.1	18.1	<10	<2	1.18		
A0964585	Drill Core	0.53	0.09	36.4	0.3	<0.05	19.7	6.38	57.5	<0.02	<1	<0.1	10.2	<10	<2	0.30		
A0964586	Drill Core	0.45	0.12	18.3	0.1	<0.05	17.1	6.77	55.9	<0.02	<1	<0.1	5.7	<10	<2	1.06	0.31	0.19
A0964616	Drill Core	0.46	0.17	5.5	0.2	<0.05	16.5	4.83	47.5	<0.02	<1	0.2	7.6	<10	3	0.27		
A0964587	Drill Core	0.41	0.12	27.1	0.2	<0.05	15.4	6.39	54.5	<0.02	<1	<0.1	9.9	<10	<2	0.96		
A0964588	Drill Core	0.50	0.14	7.0	0.3	<0.05	18.4	5.11	49.8	<0.02	<1	0.2	12.4	<10	<2	0.88		
A0964589	Drill Core	0.64	0.10	38.4	0.3	<0.05	23.6	6.08	53.2	<0.02	<1	<0.1	10.1	<10	<2	0.69		
A0964590	Drill Core	0.50	0.13	41.0	0.3	<0.05	18.6	6.86	61.2	<0.02	<1	<0.1	15.2	<10	<2	0.25		
A0964591	Drill Core	0.53	0.09	45.5	0.4	<0.05	20.2	7.74	56.4	<0.02	<1	<0.1	11.9	<10	<2	0.79		
A0964592	Drill Core	0.50	0.10	43.9	0.3	<0.05	19.1	7.47	57.2	<0.02	<1	<0.1	12.3	<10	2	0.77		

This report supersedes all previous preliminary and final reports with this file number dated prior to the date on this certificate. Signature indicates final approval; preliminary reports are unsigned and should be used for reference only.

BUREAU VERITAS MINERAL LABORATORIES Canada

www.bvna.com/mining-laboratory-services

Bureau Veritas Commodities Canada Ltd.

9050 Shaughnessy St Vancouver British Columbia V6P 6E5 Canada
PHONE (604) 253-3158

Client: **Kinross Gold Corp.**
25 York St., #17
Toronto Ontario M5J 2V5 Canada

Project: Great Bear Project
Report Date: November 26, 2024

CERTIFICATE OF ANALYSIS TIM24000338.1

	Method	WGHT	AQ250	AQ250	AQ250	AQ250	AQ250	AQ250	AQ250	AQ250	AQ250	AQ250	AQ250	AQ250	AQ250	AQ250	AQ250	AQ250	AQ250	AQ250	AQ250
	Analyte	Wgt	Mo	Cu	Pb	Zn	Ag	Ni	Co	Mn	Fe	As	U	Au	Th	Sr	Cd	Sb	Bi	V	Ca
	Unit	kg	ppm	ppm	ppm	ppm	ppb	ppm	ppm	ppm	%	ppm	ppm	ppb	ppm	ppm	ppm	ppm	ppm	ppm	%
	MDL	0.01	0.01	0.01	0.01	0.1	2	0.1	0.1	1	0.01	0.1	0.1	0.2	0.1	0.5	0.01	0.02	0.02	1	0.01
A0964593	Drill Core	3.37	0.54	18.25	2.41	50.5	67	12.1	8.3	278	2.01	0.5	1.7	0.9	8.4	15.6	0.02	0.05	<0.02	30	0.78
A0964594	Drill Core	3.33	0.37	32.35	1.89	75.3	89	18.2	12.8	348	3.03	0.3	0.8	4.5	5.7	22.9	0.03	0.05	0.08	56	0.95
A0964595	Drill Core	3.15	0.35	56.64	1.99	74.7	89	37.6	15.6	337	3.18	0.2	0.7	2.2	6.1	45.5	0.02	0.06	0.08	57	0.77
A0964596	Drill Core	2.30	1.51	54.19	14.78	70.8	219	68.9	23.1	261	4.49	1.6	1.2	5.5	7.0	17.5	0.10	0.05	0.21	86	0.26
A0964597	Drill Core	3.49	0.90	32.13	2.69	76.2	148	39.3	16.0	310	3.62	1.1	0.8	1.0	4.9	34.0	0.05	0.05	0.10	60	0.88
A0964598	Drill Core	3.28	0.64	25.42	1.53	74.1	58	22.9	14.4	395	3.09	0.5	0.7	0.8	5.1	39.0	0.02	0.06	0.06	58	0.80
A0964599	Drill Core	2.36	0.33	23.32	2.61	66.7	103	18.9	12.3	376	3.06	0.2	0.7	0.9	5.6	60.9	0.04	0.04	0.06	57	1.06
A0964600	Drill Core	2.02	0.82	19.82	2.81	45.1	69	13.4	8.6	323	2.22	0.6	1.2	0.3	7.0	15.3	0.03	0.05	0.05	34	1.27
A0964601	Drill Core	2.72	1.03	22.98	2.26	47.6	58	13.3	8.5	339	2.17	0.6	1.3	0.4	7.4	11.7	0.03	0.05	0.06	38	0.82
A0964602	Drill Core	2.22	0.74	38.94	15.60	90.0	170	30.2	13.9	302	3.34	1.0	0.9	2.2	4.6	11.1	0.20	0.07	0.19	51	0.50

This report supersedes all previous preliminary and final reports with this file number dated prior to the date on this certificate. Signature indicates final approval; preliminary reports are unsigned and should be used for reference only.

BUREAU VERITAS MINERAL LABORATORIES Canada

www.bvna.com/mining-laboratory-services

Bureau Veritas Commodities Canada Ltd.

9050 Shaughnessy St Vancouver British Columbia V6P 6E5 Canada
PHONE (604) 253-3158

Client: **Kinross Gold Corp.**
25 York St., #17
Toronto Ontario M5J 2V5 Canada

Project: Great Bear Project
Report Date: November 26, 2024

CERTIFICATE OF ANALYSIS TIM24000338.1

	Method	AQ250	AQ250	AQ250	AQ250	AQ250	AQ250	AQ250	AQ250	AQ250	AQ250	AQ250	AQ250	AQ250	AQ250	AQ250	AQ250	AQ250	AQ250	AQ250	AQ250
	Analyte	P	La	Cr	Mg	Ba	Ti	B	Al	Na	K	W	Sc	Tl	S	Hg	Se	Te	Ga	Cs	Ge
	Unit	%	ppm	ppm	%	ppm	%	ppm	%	%	%	ppm	ppm	ppm	%	ppb	ppm	ppm	ppm	ppm	ppm
	MDL	0.001	0.5	0.5	0.01	0.5	0.001	20	0.01	0.001	0.01	0.1	0.1	0.02	0.02	5	0.1	0.02	0.1	0.02	0.1
A0964593	Drill Core	0.054	29.2	11.5	0.39	87.6	0.126	<20	0.86	0.048	0.60	0.1	2.0	0.30	<0.02	<5	<0.1	<0.02	4.1	2.97	<0.1
A0964594	Drill Core	0.125	43.0	24.3	0.69	154.0	0.179	<20	1.23	0.066	0.85	0.1	4.1	0.31	<0.02	<5	0.2	<0.02	5.9	3.19	<0.1
A0964595	Drill Core	0.150	44.5	44.0	1.15	184.9	0.175	<20	1.82	0.068	0.91	0.2	4.7	0.32	0.05	<5	0.2	<0.02	6.8	3.44	<0.1
A0964596	Drill Core	0.060	28.2	87.9	1.53	170.2	0.177	<20	2.95	0.053	1.49	0.1	8.5	0.48	0.15	<5	0.2	0.05	9.7	3.25	<0.1
A0964597	Drill Core	0.132	32.9	49.7	0.94	235.7	0.168	<20	1.85	0.061	1.12	0.1	5.6	0.30	0.27	<5	0.2	0.03	7.4	3.57	<0.1
A0964598	Drill Core	0.138	36.5	26.2	0.75	201.3	0.141	<20	1.65	0.088	0.95	<0.1	4.2	0.24	0.07	<5	0.2	<0.02	6.7	2.79	<0.1
A0964599	Drill Core	0.120	37.7	25.0	0.83	230.5	0.154	<20	2.50	0.133	1.14	<0.1	4.6	0.29	0.04	<5	<0.1	<0.02	8.4	3.04	<0.1
A0964600	Drill Core	0.055	23.4	10.5	0.71	74.2	0.132	<20	1.14	0.041	0.61	0.2	2.7	0.20	0.17	<5	0.1	<0.02	5.6	2.20	<0.1
A0964601	Drill Core	0.055	27.1	10.7	0.70	126.8	0.174	<20	1.17	0.047	0.82	0.3	3.1	0.31	0.11	<5	0.1	0.02	5.6	3.15	<0.1
A0964602	Drill Core	0.048	18.6	46.4	1.16	186.9	0.144	<20	1.88	0.046	1.01	0.1	4.5	0.37	0.32	<5	0.3	0.03	7.4	2.88	<0.1

This report supersedes all previous preliminary and final reports with this file number dated prior to the date on this certificate. Signature indicates final approval; preliminary reports are unsigned and should be used for reference only.

BUREAU VERITAS MINERAL LABORATORIES Canada

www.bvna.com/mining-laboratory-services

Bureau Veritas Commodities Canada Ltd.

9050 Shaughnessy St Vancouver British Columbia V6P 6E5 Canada
PHONE (604) 253-3158

Client: **Kinross Gold Corp.**
25 York St., #17
Toronto Ontario M5J 2V5 Canada

Project: Great Bear Project
Report Date: November 26, 2024

CERTIFICATE OF ANALYSIS TIM24000338.1

Method		AQ250	AQ250	AQ250	AQ250	AQ250	AQ250	AQ250	AQ250	AQ250	AQ250	AQ250	AQ250	AQ250	AQ250	TC006	TC000	TC000
Analyte		Hf	Nb	Rb	Sn	Ta	Zr	Y	Ce	In	Re	Be	Li	Pd	Pt	CO2	TOT/C	TOT/S
Unit		ppm	ppm	ppm	ppm	ppm	ppm	ppm	ppm	ppm	ppb	ppm	ppm	ppb	ppb	%	%	%
MDL		0.02	0.02	0.1	0.1	0.05	0.1	0.01	0.1	0.02	1	0.1	0.1	10	2	0.08	0.02	0.02
A0964593	Drill Core	0.57	0.13	42.3	0.3	<0.05	20.0	6.59	55.9	<0.02	<1	<0.1	15.2	<10	<2	0.69		
A0964594	Drill Core	0.29	0.11	46.4	0.4	<0.05	13.3	9.06	90.9	<0.02	<1	<0.1	25.0	<10	<2	0.57		
A0964595	Drill Core	0.19	0.09	48.8	0.5	<0.05	12.4	10.34	93.2	<0.02	<1	0.2	34.6	<10	<2	0.16		
A0964596	Drill Core	0.40	0.04	65.1	0.9	<0.05	18.4	6.80	57.4	0.03	<1	0.2	36.1	<10	<2	<0.08		
A0964597	Drill Core	0.42	0.09	44.5	0.9	<0.05	20.4	7.58	70.5	<0.02	<1	0.1	28.9	<10	<2	0.53		
A0964598	Drill Core	0.24	0.09	40.6	0.4	<0.05	11.9	9.73	78.9	<0.02	<1	0.1	29.8	<10	<2	0.30		
A0964599	Drill Core	0.26	0.08	50.3	0.5	<0.05	12.2	9.40	79.9	<0.02	<1	0.2	33.8	<10	<2	0.21	0.07	0.07
A0964600	Drill Core	0.44	0.12	32.5	0.3	<0.05	18.6	6.05	46.6	<0.02	<1	0.1	15.9	<10	<2	1.33		
A0964601	Drill Core	0.49	0.11	44.2	0.4	<0.05	20.2	6.07	51.0	<0.02	<1	<0.1	17.5	<10	<2	0.76		
A0964602	Drill Core	0.37	0.05	43.7	0.4	<0.05	15.7	4.90	37.0	<0.02	<1	0.1	29.2	<10	<2	0.36		

This report supersedes all previous preliminary and final reports with this file number dated prior to the date on this certificate. Signature indicates final approval; preliminary reports are unsigned and should be used for reference only.

BUREAU VERITAS MINERAL LABORATORIES Canada

www.bvna.com/mining-laboratory-services

Bureau Veritas Commodities Canada Ltd.
9050 Shaughnessy St Vancouver British Columbia V6P 6E5 Canada
PHONE (604) 253-3158

Client: **Kinross Gold Corp.**
25 York St., #17
Toronto Ontario M5J 2V5 Canada

Project: Great Bear Project
Report Date: November 26, 2024

QUALITY CONTROL REPORT TIM24000338.1

	Method	WGHT	AQ250	AQ250	AQ250	AQ250	AQ250	AQ250	AQ250	AQ250	AQ250	AQ250	AQ250	AQ250	AQ250	AQ250	AQ250	AQ250	AQ250	AQ250	AQ250
	Analyte	Wgt	Mo	Cu	Pb	Zn	Ag	Ni	Co	Mn	Fe	As	U	Au	Th	Sr	Cd	Sb	Bi	V	Ca
	Unit	kg	ppm	ppm	ppm	ppm	ppb	ppm	ppm	ppm	%	ppm	ppm	ppb	ppm	ppm	ppm	ppm	ppm	ppm	%
	MDL	0.01	0.01	0.01	0.01	0.1	2	0.1	0.1	1	0.01	0.1	0.1	0.2	0.1	0.5	0.01	0.02	0.02	1	0.01
Pulp Duplicates																					
117415	Drill Core	1.60	7.36	56.15	4.90	38.3	586	63.2	20.4	486	3.92	27.4	1.1	139.8	5.7	45.8	0.10	0.20	0.93	37	2.07
REP 117415	QC																				
A0964903	Drill Core	2.21	1.01	13.48	3.28	45.8	119	35.7	6.7	312	1.77	100.4	1.6	341.2	9.8	27.1	0.04	0.13	0.25	12	1.12
REP A0964903	QC																				
A0964563	Drill Core	2.70	0.82	19.63	2.53	50.5	74	12.8	8.3	219	1.79	0.6	0.8	1.1	5.1	11.2	0.04	0.05	0.10	24	0.43
REP A0964563	QC																				
A0964569	Drill Core	3.18	2.41	16.53	1.63	54.3	52	18.6	11.0	361	2.48	0.4	1.3	1.5	7.4	25.3	0.03	0.05	0.08	41	1.36
REP A0964569	QC		2.59	16.45	1.62	54.0	43	18.5	10.9	355	2.42	0.4	1.3	1.0	7.2	24.1	0.02	0.05	0.07	41	1.34
A0964597	Drill Core	3.49	0.90	32.13	2.69	76.2	148	39.3	16.0	310	3.62	1.1	0.8	1.0	4.9	34.0	0.05	0.05	0.10	60	0.88
REP A0964597	QC																				
A0964602	Drill Core	2.22	0.74	38.94	15.60	90.0	170	30.2	13.9	302	3.34	1.0	0.9	2.2	4.6	11.1	0.20	0.07	0.19	51	0.50
REP A0964602	QC		0.77	37.51	14.67	84.4	167	28.7	13.7	295	3.23	1.0	0.9	3.3	4.5	10.3	0.20	0.07	0.19	50	0.48
Core Reject Duplicates																					
117403	Drill Core	1.62	1.96	189.05	9.42	95.5	863	14.5	9.3	759	2.80	233.9	1.3	587.2	5.6	36.1	0.41	0.20	0.96	16	1.64
DUP 117403	QC		1.95	187.45	8.97	94.4	887	14.5	9.2	754	2.70	244.1	1.3	959.7	5.7	36.4	0.39	0.19	0.98	16	1.63
A0964902	Drill Core	1.74	1.33	4.41	2.64	41.1	106	0.3	1.8	324	1.50	39.7	1.7	55.4	10.3	11.9	0.06	0.11	0.13	1	1.04
DUP A0964902	QC		1.24	4.18	2.57	41.3	109	0.2	1.8	315	1.50	37.7	1.6	41.3	10.4	11.8	0.06	0.12	0.13	1	1.01
A0964584	Drill Core	3.09	0.41	14.06	1.73	50.0	50	11.9	8.7	321	1.95	0.5	1.4	1.0	7.4	17.9	0.03	0.06	0.04	31	1.16
DUP A0964584	QC		0.42	13.35	1.81	50.8	40	12.0	8.7	323	1.98	0.5	1.5	1.2	8.1	17.7	0.03	0.06	0.04	31	1.15
Reference Materials																					
STD BVGEO01	Standard		10.44	4446.76	183.10	1676.5	2406	156.6	24.1	689	3.58	120.3	3.6	206.5	13.9	50.3	5.94	2.39	23.59	72	1.25
STD BVGEO01	Standard		9.95	4386.40	180.34	1647.4	2460	157.4	24.6	684	3.66	119.9	3.6	216.6	14.4	53.6	6.10	2.42	23.47	73	1.27
STD BVGEO01	Standard		9.81	4258.34	169.18	1629.8	2477	158.7	23.3	706	3.52	115.9	3.5	199.7	12.5	51.3	5.75	1.94	22.11	72	1.28
STD BVGEO01	Standard		9.93	4343.26	182.94	1643.6	2525	155.4	22.7	675	3.54	120.4	3.4	206.5	13.6	50.7	5.98	2.67	23.19	70	1.24
STD BVGEO01	Standard		9.78	4204.45	186.19	1671.7	2432	160.1	24.2	691	3.66	121.7	3.4	209.9	14.0	51.3	6.00	2.73	24.01	71	1.22
STD COO2	Standard																				
STD COO2	Standard																				
STD COO2	Standard																				

This report supersedes all previous preliminary and final reports with this file number dated prior to the date on this certificate. Signature indicates final approval; preliminary reports are unsigned and should be used for reference only.

BUREAU VERITAS MINERAL LABORATORIES Canada

www.bvna.com/mining-laboratory-services

Bureau Veritas Commodities Canada Ltd.
9050 Shaughnessy St Vancouver British Columbia V6P 6E5 Canada
PHONE (604) 253-3158

Client: **Kinross Gold Corp.**
25 York St., #17
Toronto Ontario M5J 2V5 Canada

Project: Great Bear Project
Report Date: November 26, 2024

QUALITY CONTROL REPORT TIM24000338.1

		Method	AQ250	AQ250	AQ250	AQ250	AQ250	AQ250	AQ250	AQ250	AQ250	AQ250	AQ250	AQ250	AQ250	AQ250	AQ250	AQ250	AQ250	AQ250	AQ250
		Analyte	P	La	Cr	Mg	Ba	Ti	B	Al	Na	K	W	Sc	Tl	S	Hg	Se	Te	Ga	Cs	Ge
		Unit	%	ppm	ppm	%	ppm	%	ppm	%	%	%	ppm	ppm	ppm	%	ppb	ppm	ppm	ppm	ppm	ppm
		MDL	0.001	0.5	0.5	0.01	0.5	0.001	20	0.01	0.001	0.01	0.1	0.1	0.02	0.02	5	0.1	0.02	0.1	0.02	0.1
Pulp Duplicates																						
117415	Drill Core		0.024	22.6	59.2	0.52	92.2	0.106	<20	0.54	0.072	0.24	54.6	2.5	0.07	2.19	<5	5.3	0.58	3.7	1.03	<0.1
REP 117415	QC																					
A0964903	Drill Core		0.029	41.1	103.0	0.71	61.0	0.046	<20	0.73	0.054	0.44	0.5	2.4	0.16	0.51	<5	0.9	0.10	2.8	2.22	<0.1
REP A0964903	QC																					
A0964563	Drill Core		0.035	22.1	13.5	0.52	92.3	0.123	<20	0.97	0.044	0.75	0.1	2.0	0.31	0.10	<5	0.1	0.02	4.3	2.70	<0.1
REP A0964563	QC																					
A0964569	Drill Core		0.076	32.8	14.7	0.92	97.1	0.141	<20	1.31	0.047	0.77	0.2	3.3	0.25	<0.02	<5	0.1	<0.02	5.9	2.72	<0.1
REP A0964569	QC		0.075	31.9	14.4	0.91	94.9	0.138	<20	1.30	0.045	0.75	0.2	3.2	0.24	<0.02	<5	0.1	<0.02	5.9	2.62	<0.1
A0964597	Drill Core		0.132	32.9	49.7	0.94	235.7	0.168	<20	1.85	0.061	1.12	0.1	5.6	0.30	0.27	<5	0.2	0.03	7.4	3.57	<0.1
REP A0964597	QC																					
A0964602	Drill Core		0.048	18.6	46.4	1.16	186.9	0.144	<20	1.88	0.046	1.01	0.1	4.5	0.37	0.32	<5	0.3	0.03	7.4	2.88	<0.1
REP A0964602	QC		0.047	18.2	45.9	1.12	182.0	0.138	<20	1.83	0.044	0.98	0.1	4.3	0.36	0.32	<5	0.2	0.04	7.2	2.82	<0.1
Core Reject Duplicates																						
117403	Drill Core		0.067	21.7	13.8	0.51	83.8	0.039	<20	0.52	0.050	0.25	6.3	3.3	0.08	2.04	<5	5.1	0.65	3.2	0.39	<0.1
DUP 117403	QC		0.066	21.3	13.4	0.51	82.3	0.039	<20	0.52	0.051	0.25	5.8	3.3	0.08	1.98	<5	4.9	0.66	3.2	0.38	<0.1
A0964902	Drill Core		0.016	44.1	1.6	0.15	34.7	0.024	<20	0.40	0.047	0.16	0.8	1.2	0.08	0.58	<5	0.3	0.03	2.2	0.63	<0.1
DUP A0964902	QC		0.016	43.0	0.8	0.15	35.3	0.025	<20	0.41	0.050	0.17	0.7	1.3	0.09	0.57	<5	0.2	0.03	2.3	0.63	<0.1
A0964584	Drill Core		0.051	26.5	11.7	0.53	102.6	0.126	<20	0.94	0.051	0.76	0.2	2.1	0.49	0.03	<5	0.1	<0.02	4.2	2.56	<0.1
DUP A0964584	QC		0.053	26.9	11.0	0.53	101.6	0.130	<20	0.93	0.048	0.75	0.2	2.1	0.51	0.03	<5	<0.1	<0.02	4.2	2.60	<0.1
Reference Materials																						
STD BVGEO01	Standard		0.073	25.4	157.9	1.25	326.5	0.228	<20	2.17	0.173	0.87	4.1	5.6	0.59	0.69	94	4.7	1.03	6.8	7.10	<0.1
STD BVGEO01	Standard		0.071	25.6	158.9	1.26	327.0	0.237	<20	2.20	0.185	0.87	4.1	5.8	0.60	0.67	92	4.7	1.01	6.9	7.16	<0.1
STD BVGEO01	Standard		0.071	24.7	159.5	1.25	327.5	0.233	<20	2.22	0.189	0.87	3.5	5.5	0.57	0.66	82	4.7	1.00	6.8	6.97	<0.1
STD BVGEO01	Standard		0.071	24.7	155.1	1.24	291.1	0.226	<20	2.13	0.174	0.86	4.3	5.3	0.61	0.66	95	5.1	1.00	6.4	7.09	<0.1
STD BVGEO01	Standard		0.070	25.3	152.5	1.28	314.5	0.221	<20	2.11	0.173	0.88	4.3	5.5	0.61	0.68	98	4.8	1.04	6.7	6.87	0.1
STD COO2	Standard																					
STD COO2	Standard																					
STD COO2	Standard																					

This report supersedes all previous preliminary and final reports with this file number dated prior to the date on this certificate. Signature indicates final approval; preliminary reports are unsigned and should be used for reference only.

BUREAU VERITAS MINERAL LABORATORIES Canada

www.bvna.com/mining-laboratory-services

Bureau Veritas Commodities Canada Ltd.
9050 Shaughnessy St Vancouver British Columbia V6P 6E5 Canada
PHONE (604) 253-3158

Client: **Kinross Gold Corp.**
25 York St., #17
Toronto Ontario M5J 2V5 Canada

Project: Great Bear Project
Report Date: November 26, 2024

QUALITY CONTROL REPORT TIM24000338.1

	Method	AQ250	AQ250	AQ250	AQ250	AQ250	AQ250	AQ250	AQ250	AQ250	AQ250	AQ250	AQ250	AQ250	AQ250	TC006	TC000	TC000
	Analyte	Hf	Nb	Rb	Sn	Ta	Zr	Y	Ce	In	Re	Be	Li	Pd	Pt	CO2	TOT/C	TOT/S
	Unit	ppm	ppm	ppm	ppm	ppm	ppm	ppm	ppm	ppm	ppb	ppm	ppm	ppb	ppb	%	%	%
	MDL	0.02	0.02	0.1	0.1	0.05	0.1	0.01	0.1	0.02	1	0.1	0.1	10	2	0.08	0.02	0.02
Pulp Duplicates																		
117415	Drill Core	0.60	0.22	8.0	0.6	<0.05	22.1	5.97	43.9	<0.02	3	<0.1	4.1	<10	3	2.25	0.62	2.24
REP 117415	QC															2.21		
A0964903	Drill Core	1.00	0.09	21.6	0.3	<0.05	34.0	9.37	77.4	<0.02	<1	0.2	5.9	<10	4	1.21	0.34	0.49
REP A0964903	QC																0.34	0.48
A0964563	Drill Core	0.52	0.04	41.5	0.2	<0.05	19.6	3.73	40.2	<0.02	<1	<0.1	10.9	<10	<2	0.37		
REP A0964563	QC															0.36		
A0964569	Drill Core	0.52	0.03	36.2	0.4	<0.05	19.6	7.53	65.1	<0.02	<1	<0.1	27.9	<10	<2	1.27		
REP A0964569	QC	0.49	0.04	35.5	0.4	<0.05	18.8	7.56	63.1	<0.02	1	<0.1	27.9	<10	<2			
A0964597	Drill Core	0.42	0.09	44.5	0.9	<0.05	20.4	7.58	70.5	<0.02	<1	0.1	28.9	<10	<2	0.53		
REP A0964597	QC															0.52		
A0964602	Drill Core	0.37	0.05	43.7	0.4	<0.05	15.7	4.90	37.0	<0.02	<1	0.1	29.2	<10	<2	0.36		
REP A0964602	QC	0.33	0.05	43.3	0.4	<0.05	13.8	4.68	36.4	<0.02	<1	0.1	27.9	<10	<2			
Core Reject Duplicates																		
117403	Drill Core	0.25	0.02	8.0	0.4	<0.05	7.6	4.17	43.1	0.07	<1	0.1	5.0	<10	2	1.81		
DUP 117403	QC	0.25	<0.02	7.9	0.4	<0.05	8.0	4.22	41.8	0.07	<1	0.1	4.9	<10	<2	1.78		
A0964902	Drill Core	0.98	0.21	10.4	0.2	<0.05	32.0	9.77	84.1	<0.02	<1	0.1	3.2	<10	<2	1.08		
DUP A0964902	QC	0.99	0.20	10.5	0.2	<0.05	32.2	9.68	82.5	<0.02	<1	0.1	3.3	<10	<2	1.11		
A0964584	Drill Core	0.50	0.11	50.5	0.3	<0.05	19.6	5.77	50.5	<0.02	<1	<0.1	18.1	<10	<2	1.18		
DUP A0964584	QC	0.55	0.08	50.1	0.3	<0.05	20.8	6.00	52.7	<0.02	<1	<0.1	18.0	<10	<2	1.20		
Reference Materials																		
STD BVGEO01	Standard	0.34	0.15	92.3	5.2	<0.05	10.1	13.76	51.0	0.42	4	0.7	20.0	126	184			
STD BVGEO01	Standard	0.36	0.18	92.9	5.2	<0.05	10.5	14.05	52.2	0.42	3	0.6	19.1	126	178			
STD BVGEO01	Standard	0.34	0.12	90.7	4.8	<0.05	10.4	13.74	50.0	0.41	4	0.6	19.9	126	175			
STD BVGEO01	Standard	0.30	0.17	91.9	5.1	<0.05	8.7	13.45	50.6	0.42	4	0.7	20.0	136	177			
STD BVGEO01	Standard	0.31	0.19	92.8	5.2	<0.05	9.7	13.83	49.7	0.42	3	0.6	18.8	127	171			
STD COO2	Standard															3.72		
STD COO2	Standard															3.63		
STD COO2	Standard															3.59		

This report supersedes all previous preliminary and final reports with this file number dated prior to the date on this certificate. Signature indicates final approval; preliminary reports are unsigned and should be used for reference only.

BUREAU VERITAS MINERAL LABORATORIES Canada

www.bvna.com/mining-laboratory-services

Bureau Veritas Commodities Canada Ltd.
9050 Shaughnessy St Vancouver British Columbia V6P 6E5 Canada
PHONE (604) 253-3158

Client: **Kinross Gold Corp.**
25 York St., #17
Toronto Ontario M5J 2V5 Canada

Project: Great Bear Project
Report Date: November 26, 2024

QUALITY CONTROL REPORT TIM24000338.1

		WGHT	AQ250	AQ250	AQ250	AQ250	AQ250	AQ250	AQ250	AQ250	AQ250	AQ250	AQ250	AQ250	AQ250	AQ250	AQ250	AQ250	AQ250	AQ250
		Wgt	Mo	Cu	Pb	Zn	Ag	Ni	Co	Mn	Fe	As	U	Au	Th	Sr	Cd	Sb	Bi	V	Ca
		kg	ppm	ppm	ppm	ppm	ppb	ppm	ppm	ppm	%	ppm	ppm	ppb	ppm	ppm	ppm	ppm	ppm	ppm	%
		0.01	0.01	0.01	0.01	0.1	2	0.1	0.1	1	0.01	0.1	0.1	0.2	0.1	0.5	0.01	0.02	0.02	1	0.01
STD COO2	Standard																				
STD GS311-1	Standard																				
STD OREAS279	Standard																				
STD OREAS262	Standard		0.58	109.14	52.13	147.9	449	60.7	25.3	511	3.13	34.3	1.0	51.5	7.9	32.3	0.59	3.14	0.88	20	2.82
STD OREAS262	Standard		0.60	113.15	54.66	148.8	454	64.3	27.8	530	3.26	35.7	1.1	58.7	8.9	33.7	0.60	2.47	0.94	21	2.82
STD OREAS262	Standard		0.59	113.36	54.14	149.7	461	64.4	27.0	543	3.15	34.4	1.1	56.4	9.0	33.5	0.59	2.52	0.94	21	3.00
STD OREAS262	Standard		0.58	108.19	56.24	147.7	442	62.2	25.4	502	3.09	33.8	1.1	60.3	8.7	32.9	0.59	3.41	0.92	20	2.77
STD OREAS279	Standard																				
STD OREAS279	Standard																				
STD OREAS279	Standard																				
STD OREAS279	Standard																				
STD OREAS262	Standard		0.65	114.93	56.00	154.9	471	64.2	28.7	545	3.29	38.0	1.1	67.0	8.7	35.3	0.65	4.34	0.96	21	2.95
STD GS311-1 Expected																					
STD COO2 Expected																					
STD OREAS279 Expected																					
STD BVGEO01 Expected			10.8	4415	187	1712	2530	163	25	706	3.7	121	3.67	214	14.4	55	6.25	2.2	24.3	73	1.3219
STD OREAS262 Expected			0.68	118	56	154	450	62	26.9	530	3.284	35.8	1.22	65	9.33	36	0.61	3.39	1.03	22.5	2.98
BLK	Blank																				
BLK	Blank		<0.01	<0.01	0.02	<0.1	<2	<0.1	<0.1	<1	<0.01	<0.1	<0.1	<0.2	<0.1	<0.5	<0.01	<0.02	<0.02	<1	<0.01
BLK	Blank		<0.01	<0.01	<0.01	<0.1	<2	<0.1	<0.1	<1	<0.01	<0.1	<0.1	<0.2	<0.1	<0.5	<0.01	<0.02	<0.02	<1	<0.01
BLK	Blank		<0.01	0.04	<0.01	<0.1	<2	<0.1	<0.1	<1	<0.01	<0.1	<0.1	<0.2	<0.1	<0.5	<0.01	<0.02	<0.02	<1	<0.01
BLK	Blank		<0.01	<0.01	<0.01	<0.1	<2	<0.1	<0.1	<1	<0.01	<0.1	<0.1	<0.2	<0.1	<0.5	<0.01	<0.02	<0.02	<1	<0.01
BLK	Blank																				
BLK	Blank																				
BLK	Blank																				
BLK	Blank																				
BLK	Blank		<0.01	<0.01	0.01	<0.1	<2	<0.1	<0.1	<1	<0.01	0.1	<0.1	<0.2	<0.1	<0.5	<0.01	<0.02	<0.02	<1	<0.01
Prep Wash																					
ROCK-TIM	Prep Blank		1.17	2.54	0.77	29.0	5	1.6	3.6	504	2.01	0.7	0.4	0.2	2.2	19.4	<0.01	0.02	<0.02	22	0.61

This report supersedes all previous preliminary and final reports with this file number dated prior to the date on this certificate. Signature indicates final approval; preliminary reports are unsigned and should be used for reference only.

BUREAU VERITAS MINERAL LABORATORIES Canada

www.bvna.com/mining-laboratory-services

Bureau Veritas Commodities Canada Ltd.
9050 Shaughnessy St Vancouver British Columbia V6P 6E5 Canada
PHONE (604) 253-3158

Client: **Kinross Gold Corp.**
25 York St., #17
Toronto Ontario M5J 2V5 Canada

Project: Great Bear Project
Report Date: November 26, 2024

QUALITY CONTROL REPORT TIM24000338.1

		AQ250 P % 0.001	AQ250 La ppm 0.5	AQ250 Cr ppm 0.5	AQ250 Mg % 0.01	AQ250 Ba ppm 0.5	AQ250 Ti % 0.001	AQ250 B ppm 20	AQ250 Al % 0.01	AQ250 Na % 0.001	AQ250 K % 0.01	AQ250 W ppm 0.1	AQ250 Sc ppm 0.1	AQ250 Tl ppm 0.02	AQ250 S % 0.02	AQ250 Hg ppb 5	AQ250 Se ppm 0.1	AQ250 Te ppm 0.02	AQ250 Ga ppm 0.1	AQ250 Cs ppm 0.02	AQ250 Ge ppm 0.1
STD COO2	Standard																				
STD GS311-1	Standard																				
STD OREAS279	Standard																				
STD OREAS262	Standard	0.039	12.4	38.1	1.14	221.0	0.003	<20	1.05	0.068	0.27	0.1	2.8	0.40	0.25	165	0.7	0.22	3.4	2.16	<0.1
STD OREAS262	Standard	0.039	16.2	41.1	1.18	247.1	0.003	<20	1.21	0.070	0.30	0.1	3.0	0.45	0.27	171	0.6	0.24	3.8	2.47	<0.1
STD OREAS262	Standard	0.039	15.8	39.6	1.15	245.6	0.003	<20	1.15	0.069	0.30	0.1	3.0	0.43	0.26	171	0.6	0.23	3.6	2.33	<0.1
STD OREAS262	Standard	0.038	14.1	38.6	1.12	233.3	0.003	<20	1.10	0.067	0.27	0.2	2.8	0.45	0.25	183	0.6	0.23	3.4	2.31	<0.1
STD OREAS279	Standard																				
STD OREAS279	Standard																				
STD OREAS279	Standard																				
STD OREAS279	Standard																				
STD OREAS262	Standard	0.040	14.2	41.0	1.19	235.2	0.003	<20	1.12	0.068	0.29	0.2	3.0	0.46	0.27	157	0.7	0.25	3.6	2.56	<0.1
STD GS311-1 Expected																					
STD COO2 Expected																					
STD OREAS279 Expected																					
STD BVGEO01 Expected		0.0727	25.9	171	1.3175	332	0.233		2.2628	0.1924	0.8669	3.5	5.97	0.62	0.6655	100	4.84	1.02	7.37	7.36	0.15
STD OREAS262 Expected		0.04	15.9	41.7	1.17	248	0.003		1.3	0.071	0.312	0.13	3.24	0.47	0.269	170	0.4	0.23	3.9	2.8	
BLK	Blank																				
BLK	Blank	<0.001	<0.5	<0.5	<0.01	<0.5	<0.001	<20	<0.01	<0.001	<0.01	<0.1	<0.1	<0.02	<0.02	<5	<0.1	<0.02	<0.1	<0.02	<0.1
BLK	Blank	<0.001	<0.5	<0.5	<0.01	<0.5	<0.001	<20	<0.01	<0.001	<0.01	<0.1	<0.1	<0.02	<0.02	<5	<0.1	<0.02	<0.1	<0.02	<0.1
BLK	Blank	<0.001	<0.5	<0.5	<0.01	<0.5	<0.001	<20	<0.01	<0.001	<0.01	<0.1	<0.1	<0.02	<0.02	<5	<0.1	<0.02	<0.1	<0.02	<0.1
BLK	Blank	<0.001	<0.5	<0.5	<0.01	<0.5	<0.001	<20	<0.01	<0.001	<0.01	<0.1	<0.1	<0.02	<0.02	<5	<0.1	<0.02	<0.1	<0.02	<0.1
BLK	Blank																				
BLK	Blank																				
BLK	Blank																				
BLK	Blank																				
BLK	Blank	<0.001	<0.5	<0.5	<0.01	<0.5	<0.001	<20	<0.01	<0.001	<0.01	<0.1	<0.1	<0.02	<0.02	<5	<0.1	<0.02	<0.1	<0.02	<0.1
Prep Wash																					
ROCK-TIM	Prep Blank	0.039	6.0	6.4	0.45	52.7	0.078	<20	0.85	0.064	0.07	0.1	2.2	<0.02	<0.02	<5	<0.1	<0.02	3.6	0.15	<0.1

This report supersedes all previous preliminary and final reports with this file number dated prior to the date on this certificate. Signature indicates final approval; preliminary reports are unsigned and should be used for reference only.

BUREAU VERITAS MINERAL LABORATORIES Canada

www.bvna.com/mining-laboratory-services

Bureau Veritas Commodities Canada Ltd.
9050 Shaughnessy St Vancouver British Columbia V6P 6E5 Canada
PHONE (604) 253-3158

Client: **Kinross Gold Corp.**
25 York St., #17
Toronto Ontario M5J 2V5 Canada

Project: Great Bear Project
Report Date: November 26, 2024

QUALITY CONTROL REPORT TIM24000338.1

		AQ250 Hf ppm 0.02	AQ250 Nb ppm 0.02	AQ250 Rb ppm 0.1	AQ250 Sn ppm 0.1	AQ250 Ta ppm 0.05	AQ250 Zr ppm 0.1	AQ250 Y ppm 0.01	AQ250 Ce ppm 0.1	AQ250 In ppm 0.02	AQ250 Re ppb 1	AQ250 Be ppm 0.1	AQ250 Li ppm 0.1	AQ250 Pd ppb 10	AQ250 Pt ppb 2	TC006 CO2 % 0.08	TC000 TOT/C % 0.02	TC000 TOT/S % 0.02
STD COO2	Standard															3.62		
STD GS311-1	Standard																0.96	2.28
STD OREAS279	Standard																1.08	1.26
STD OREAS262	Standard	0.27	<0.02	15.5	0.5	<0.05	11.7	9.81	25.3	0.03	1	1.1	16.9	<10	<2			
STD OREAS262	Standard	0.26	<0.02	18.4	0.5	<0.05	10.9	10.42	32.6	0.03	<1	1.1	16.1	<10	2			
STD OREAS262	Standard	0.27	<0.02	17.7	0.5	<0.05	10.9	10.34	31.7	0.03	<1	1.1	15.8	<10	<2			
STD OREAS262	Standard	0.23	<0.02	16.7	0.5	<0.05	10.2	10.06	28.9	0.03	1	1.1	16.2	<10	<2			
STD OREAS279	Standard															3.12		
STD OREAS279	Standard															3.28		
STD OREAS279	Standard															3.07		
STD OREAS279	Standard															3.23		
STD OREAS262	Standard	0.24	<0.02	17.9	0.5	<0.05	10.9	10.55	29.4	0.03	<1	1.1	16.3	<10	<2			
STD GS311-1 Expected																	1.02	2.35
STD COO2 Expected																3.612		
STD OREAS279 Expected																3.29	1.13	1.27
STD BVGEO01 Expected		0.32	0.17	95	5.64		9.1	14.5	53	0.45	4	0.69	21.4	134	182			
STD OREAS262 Expected		0.17		18.6	0.5		7.7	11.2	32	0.033		1.14	17.8					
BLK	Blank																<0.02	0.02
BLK	Blank	<0.02	<0.02	<0.1	<0.1	<0.05	<0.1	<0.01	<0.1	<0.02	<1	<0.1	<0.1	<10	2			
BLK	Blank	<0.02	<0.02	<0.1	<0.1	<0.05	0.1	<0.01	<0.1	<0.02	<1	<0.1	<0.1	<10	<2			
BLK	Blank	<0.02	<0.02	<0.1	<0.1	<0.05	<0.1	<0.01	<0.1	<0.02	<1	<0.1	<0.1	<10	<2			
BLK	Blank	<0.02	<0.02	<0.1	<0.1	<0.05	<0.1	<0.01	<0.1	<0.02	<1	<0.1	<0.1	<10	<2			
BLK	Blank															<0.08		
BLK	Blank															<0.08		
BLK	Blank															<0.08		
BLK	Blank															<0.08		
BLK	Blank	<0.02	<0.02	<0.1	<0.1	<0.05	<0.1	<0.01	<0.1	<0.02	<1	<0.1	<0.1	<10	<2			
Prep Wash																		
ROCK-TIM	Prep Blank	0.16	0.11	2.1	0.3	<0.05	3.8	7.91	11.6	<0.02	<1	0.2	1.3	<10	<2	0.29		

This report supersedes all previous preliminary and final reports with this file number dated prior to the date on this certificate. Signature indicates final approval; preliminary reports are unsigned and should be used for reference only.

BUREAU VERITAS MINERAL LABORATORIES Canada

www.bvna.com/mining-laboratory-services

Bureau Veritas Commodities Canada Ltd.

9050 Shaughnessy St Vancouver British Columbia V6P 6E5 Canada

PHONE (604) 253-3158

Client: **Kinross Gold Corp.**
25 York St., #17
Toronto Ontario M5J 2V5 Canada

Project: Great Bear Project

Report Date: November 26, 2024

QUALITY CONTROL REPORT TIM24000338.1

		WGHT	AQ250	AQ250	AQ250	AQ250	AQ250	AQ250	AQ250	AQ250	AQ250	AQ250	AQ250	AQ250	AQ250	AQ250	AQ250	AQ250	AQ250	AQ250
		Wgt	Mo	Cu	Pb	Zn	Ag	Ni	Co	Mn	Fe	As	U	Au	Th	Sr	Cd	Sb	Bi	V	Ca
		kg	ppm	ppm	ppm	ppm	ppb	ppm	ppm	ppm	%	ppm	ppm	ppb	ppm	ppm	ppm	ppm	ppm	ppm	%
		0.01	0.01	0.01	0.01	0.1	2	0.1	0.1	1	0.01	0.1	0.1	0.2	0.1	0.5	0.01	0.02	0.02	1	0.01
ROCK-TIM	Prep Blank		0.96	2.80	0.79	27.1	4	1.1	3.6	490	1.90	0.9	0.4	<0.2	2.2	20.8	<0.01	0.03	<0.02	22	0.61

This report supersedes all previous preliminary and final reports with this file number dated prior to the date on this certificate. Signature indicates final approval; preliminary reports are unsigned and should be used for reference only.

BUREAU VERITAS MINERAL LABORATORIES Canada

www.bvna.com/mining-laboratory-services

Bureau Veritas Commodities Canada Ltd.

9050 Shaughnessy St Vancouver British Columbia V6P 6E5 Canada

PHONE (604) 253-3158

Client: **Kinross Gold Corp.**
25 York St., #17
Toronto Ontario M5J 2V5 Canada

Project: Great Bear Project
Report Date: November 26, 2024

QUALITY CONTROL REPORT TIM24000338.1

		AQ250 P % 0.001	AQ250 La ppm 0.5	AQ250 Cr ppm 0.5	AQ250 Mg % 0.01	AQ250 Ba ppm 0.5	AQ250 Ti % 0.001	AQ250 B ppm 20	AQ250 Al % 0.01	AQ250 Na % 0.001	AQ250 K % 0.01	AQ250 W ppm 0.1	AQ250 Sc ppm 0.1	AQ250 Tl ppm 0.02	AQ250 S % 0.02	AQ250 Hg ppb 5	AQ250 Se ppm 0.1	AQ250 Te ppm 0.02	AQ250 Ga ppm 0.1	AQ250 Cs ppm 0.02	AQ250 Ge ppm 0.1
ROCK-TIM	Prep Blank	0.038	6.0	4.5	0.45	59.9	0.081	<20	0.88	0.086	0.09	0.1	2.4	<0.02	<0.02	<5	<0.1	<0.02	3.7	0.13	<0.1

This report supersedes all previous preliminary and final reports with this file number dated prior to the date on this certificate. Signature indicates final approval; preliminary reports are unsigned and should be used for reference only.

BUREAU VERITAS MINERAL LABORATORIES Canada

www.bvna.com/mining-laboratory-services

Bureau Veritas Commodities Canada Ltd.

9050 Shaughnessy St Vancouver British Columbia V6P 6E5 Canada

PHONE (604) 253-3158

Client: **Kinross Gold Corp.**
25 York St., #17
Toronto Ontario M5J 2V5 Canada

Project: Great Bear Project
Report Date: November 26, 2024

QUALITY CONTROL REPORT TIM24000338.1

		AQ250 Hf ppm 0.02	AQ250 Nb ppm 0.02	AQ250 Rb ppm 0.1	AQ250 Sn ppm 0.1	AQ250 Ta ppm 0.05	AQ250 Zr ppm 0.1	AQ250 Y ppm 0.01	AQ250 Ce ppm 0.1	AQ250 In ppm 0.02	AQ250 Re ppb 1	AQ250 Be ppm 0.1	AQ250 Li ppm 0.1	AQ250 Pd ppb 10	AQ250 Pt ppb 2	TC006 CO2 % 0.08	TC000 TOT/C % 0.02	TC000 TOT/S % 0.02
ROCK-TIM	Prep Blank	0.16	0.12	2.5	0.4	<0.05	4.1	8.19	11.7	<0.02	<1	0.2	1.3	<10	<2	0.24		

This report supersedes all previous preliminary and final reports with this file number dated prior to the date on this certificate. Signature indicates final approval; preliminary reports are unsigned and should be used for reference only.

BUREAU VERITAS MINERAL LABORATORIES Canada

www.bvna.com/mining-laboratory-services

Bureau Veritas Commodities Canada Ltd.
9050 Shaughnessy St Vancouver British Columbia V6P 6E5 Canada
PHONE (604) 253-3158

Client: **Kinross Gold Corp.**
25 York St., #17
Toronto Ontario M5J 2V5 Canada

Submitted By:	Matthew Hart
Receiving Lab:	Canada-Timmins
Received:	August 01, 2024
Analysis Start:	August 19, 2024
Report Date:	November 27, 2024
Page:	1 of 5

CERTIFICATE OF ANALYSIS TIM24000339.1

CLIENT JOB INFORMATION

Project:	Great Bear Project
Shipment ID:	
P.O. Number	GTFS002-FPR022-06
Number of Samples:	100

SAMPLE DISPOSAL

STOR-PLP	Store After 90 days Invoice for Storage
STOR-RJT	Store After 60 days Invoice for Storage

Bureau Veritas does not accept responsibility for samples left at the laboratory after 90 days without prior written instructions for sample storage or return.

SAMPLE PREPARATION AND ANALYTICAL PROCEDURES

Procedure Code	Number of Samples	Code Description	Test Wgt (g)	Report Status	Lab
PRP75-1KG	100	Crush, split and pulverize 1kg of sample to 200 mesh		Completed	TIM
SPTPL	100	Splitting of pulp samples for client		Completed	TIM
ARCHIVE	100	Charges for Split Archive			TIM
SHP01	100	Per sample shipping charges for branch shipments			TIM
AQ250_EXT	100	1:1:1 Aqua Regia digestion Ultratrace ICP-MS analysis	0.5	Completed	VAN
TC006	100	15% HClO4 leach, CO2 analysis by Leco	0.2	Completed	VAN
Split ABA	11	Analysis sample split/packet for ABA Analysis			BUB
TC000	11	Analysis by Leco	0.1	Completed	VAN
ABA	11	Modified Sobek Acid Base Accounting		Completed	BUB

ADDITIONAL COMMENTS

Invoice To: Great Bear Resources Ltd.
25 York Street, Unit 1700
Toronto Ontario M5J 2V5
Canada

CC: Kinross Distrubution

TIMOTHY YAO
Data Validation Specialist

This report supersedes all previous preliminary and final reports with this file number dated prior to the date on this certificate. Signature indicates final approval; preliminary reports are unsigned and should be used for reference only.
All results are considered the confidential property of the client. Bureau Veritas assumes the liabilities for actual cost of analysis only. Results apply to samples as submitted.
"*" asterisk indicates that an analytical result could not be provided due to unusually high levels of interference from other elements.

BUREAU VERITAS MINERAL LABORATORIES Canada

www.bvna.com/mining-laboratory-services

Bureau Veritas Commodities Canada Ltd.

9050 Shaughnessy St Vancouver British Columbia V6P 6E5 Canada
PHONE (604) 253-3158

Client: **Kinross Gold Corp.**
25 York St., #17
Toronto Ontario M5J 2V5 Canada

Project: Great Bear Project
Report Date: November 27, 2024

CERTIFICATE OF ANALYSIS TIM24000339.1

	Method	WGHT	AQ250	AQ250	AQ250	AQ250	AQ250	AQ250	AQ250	AQ250	AQ250	AQ250	AQ250	AQ250	AQ250	AQ250	AQ250	AQ250	AQ250	AQ250	AQ250
	Analyte	Wgt	Mo	Cu	Pb	Zn	Ag	Ni	Co	Mn	Fe	As	U	Au	Th	Sr	Cd	Sb	Bi	V	Ca
	Unit	kg	ppm	ppm	ppm	ppm	ppb	ppm	ppm	ppm	%	ppm	ppm	ppb	ppm	ppm	ppm	ppm	ppm	ppm	%
	MDL	0.01	0.01	0.01	0.01	0.1	2	0.1	0.1	1	0.01	0.1	0.1	0.2	0.1	0.5	0.01	0.02	0.02	1	0.01
A0964603	Drill Core		0.70	15.59	2.93	50.0	66	12.5	8.3	357	2.06	1.1	1.5	1.1	8.0	19.8	0.04	0.06	0.18	31	1.00
A0964604	Drill Core		0.62	21.19	3.07	52.0	81	13.4	8.9	354	2.15	1.6	1.6	1.9	8.3	15.9	0.03	0.08	0.06	32	0.76
A0964605	Drill Core		0.53	19.61	6.02	59.3	98	13.7	8.7	351	2.08	1.9	1.6	0.7	8.4	16.8	0.10	0.09	0.03	27	0.94
A0964606	Drill Core		0.57	15.78	4.65	58.3	75	12.4	8.7	393	2.10	4.3	1.5	1.9	8.0	17.6	0.07	0.09	0.05	26	1.26
A0964607	Drill Core		1.09	24.56	3.98	50.3	115	13.1	9.2	359	2.27	3.4	1.5	2.6	8.5	13.8	0.03	0.07	0.07	28	0.82
A0964608	Drill Core		1.07	18.58	2.81	57.9	70	10.0	8.2	380	2.14	3.6	1.2	2.6	7.1	17.0	0.05	0.11	0.05	29	1.49
A0964609	Drill Core		0.99	16.95	5.78	55.3	154	12.4	9.1	348	2.16	4.9	1.6	7.6	8.2	12.6	0.11	0.12	0.05	30	0.89
A0964617	Drill Core		2.23	29.19	5.01	68.4	210	12.1	8.4	327	2.18	16.6	1.6	59.0	8.3	12.6	0.17	0.13	0.41	16	0.86
A0964610	Drill Core		1.54	38.95	4.80	114.3	556	17.7	9.6	524	2.27	12.4	1.4	454.4	7.2	13.9	0.46	0.16	1.03	18	1.06
A0964611	Drill Core		1.43	5.07	6.78	51.4	470	20.2	9.9	395	3.07	8.6	1.6	12.1	7.3	21.6	0.07	0.13	4.39	13	0.43
A0964612	Drill Core		2.35	57.13	4.65	44.2	579	17.8	10.6	411	4.03	27.0	1.5	23.2	7.2	37.6	0.04	0.12	10.46	16	0.58
A0964613	Drill Core		1.91	5.42	5.25	51.2	251	16.8	8.3	544	3.11	16.6	1.7	20.9	7.9	39.7	0.06	0.17	6.85	20	0.87
A0964614	Drill Core		1.32	1.75	20.73	21.0	546	16.5	9.2	362	3.48	17.9	1.7	1034.4	7.4	11.0	0.04	0.14	3.55	9	0.45
A0964615	Drill Core		1.43	2.47	6.15	29.4	224	9.9	6.3	384	2.28	22.2	1.7	184.1	9.0	20.3	0.07	0.14	2.76	11	0.57
117426	Drill Core		1.08	18.28	8.57	63.6	184	16.2	8.6	338	2.06	13.2	1.2	27.1	6.9	12.9	0.09	0.11	0.16	29	1.14
117427	Drill Core		1.10	19.25	9.82	70.8	239	14.7	8.5	437	2.16	245.7	1.1	84.8	6.6	27.1	0.16	0.15	0.26	28	1.97
117428	Drill Core		0.98	35.34	9.55	64.4	910	16.5	9.0	451	2.09	102.5	1.2	4408.4	6.9	28.2	0.14	0.16	0.20	26	1.69
117429	Drill Core		1.22	25.20	16.68	97.7	294	15.4	9.5	524	2.38	107.2	1.4	17.4	8.2	18.3	0.25	0.18	0.24	32	1.52
117430	Drill Core		1.33	17.73	28.78	52.4	183	0.3	2.1	72	1.55	164.0	1.8	331.4	10.6	3.5	0.14	0.21	0.13	<1	0.13
117431	Drill Core		0.98	44.10	9.42	142.3	258	23.3	11.9	727	2.80	231.8	1.5	377.4	7.8	17.0	0.42	0.21	0.09	48	0.74
117432	Drill Core		0.86	7.83	4.16	61.9	157	0.6	2.2	144	1.71	182.9	1.7	341.7	10.9	3.8	0.13	0.22	0.05	<1	0.12
117433	Drill Core		1.81	13.08	4.17	63.0	229	4.8	4.2	346	1.84	93.9	1.3	43.1	9.2	11.1	0.14	0.20	0.23	12	0.81
117434	Drill Core		1.43	7.33	7.04	36.2	99	4.5	2.8	222	1.40	197.3	0.8	173.6	5.5	13.7	0.07	0.19	0.23	4	0.81
117435	Drill Core		0.83	5.63	18.74	71.2	188	0.3	1.9	214	1.38	245.6	1.6	246.4	10.5	8.0	0.18	0.24	0.13	<1	0.78
117436	Drill Core		0.53	12.76	3.01	19.8	108	2.9	4.2	116	1.41	94.5	0.5	27.8	3.7	4.0	0.03	0.16	0.05	<1	0.29
117437	Drill Core		1.30	6.28	7.21	29.0	149	0.4	1.9	189	1.36	175.6	1.4	155.6	10.2	7.2	0.09	0.21	0.13	<1	0.62
117438	Drill Core		1.65	10.56	8.48	39.3	143	5.6	4.3	293	1.88	345.0	1.7	36.1	9.7	17.1	0.08	0.18	0.17	15	1.11
117439	Drill Core		1.34	4.30	5.76	49.9	148	0.2	2.1	244	1.53	138.4	1.4	78.3	10.3	11.0	0.07	0.17	0.12	<1	0.76
117440	Drill Core		0.79	3.12	8.31	45.2	166	0.3	1.9	242	1.48	240.1	1.4	467.8	10.1	11.5	0.09	0.15	0.38	<1	0.85
117441	Drill Core		1.87	1.87	5.92	58.2	200	0.3	2.1	302	1.59	97.8	1.3	15.0	10.2	12.1	0.10	0.13	0.08	<1	1.07

This report supersedes all previous preliminary and final reports with this file number dated prior to the date on this certificate. Signature indicates final approval; preliminary reports are unsigned and should be used for reference only.

BUREAU VERITAS MINERAL LABORATORIES Canada

www.bvna.com/mining-laboratory-services

Bureau Veritas Commodities Canada Ltd.

9050 Shaughnessy St Vancouver British Columbia V6P 6E5 Canada
PHONE (604) 253-3158

Client: **Kinross Gold Corp.**
25 York St., #17
Toronto Ontario M5J 2V5 Canada

Project: Great Bear Project
Report Date: November 27, 2024

CERTIFICATE OF ANALYSIS TIM24000339.1

	Method	AQ250	AQ250	AQ250	AQ250	AQ250	AQ250	AQ250	AQ250	AQ250	AQ250	AQ250	AQ250	AQ250	AQ250	AQ250	AQ250	AQ250	AQ250	AQ250	AQ250
	Analyte	P	La	Cr	Mg	Ba	Ti	B	Al	Na	K	W	Sc	Tl	S	Hg	Se	Te	Ga	Cs	Ge
	Unit	%	ppm	ppm	%	ppm	%	ppm	%	%	%	ppm	ppm	ppm	%	ppb	ppm	ppm	ppm	ppm	ppm
	MDL	0.001	0.5	0.5	0.01	0.5	0.001	20	0.01	0.001	0.01	0.1	0.1	0.02	0.02	5	0.1	0.02	0.1	0.02	0.1
A0964603	Drill Core	0.055	28.3	10.7	0.74	141.5	0.169	<20	1.22	0.056	0.96	0.3	2.6	0.37	0.10	<5	0.2	<0.02	5.5	3.10	<0.1
A0964604	Drill Core	0.056	28.4	10.5	0.68	117.1	0.169	<20	1.19	0.058	0.89	0.2	2.1	0.40	0.17	<5	<0.1	<0.02	5.1	3.27	<0.1
A0964605	Drill Core	0.053	30.7	11.3	0.64	86.4	0.151	<20	1.13	0.052	0.77	0.4	1.9	0.33	0.19	<5	<0.1	<0.02	4.8	2.48	<0.1
A0964606	Drill Core	0.052	28.0	11.4	0.56	80.2	0.140	<20	1.01	0.047	0.76	0.3	2.1	0.38	0.32	<5	<0.1	<0.02	4.4	2.43	<0.1
A0964607	Drill Core	0.054	28.7	11.1	0.57	54.3	0.129	<20	0.99	0.044	0.49	0.3	2.2	0.27	0.38	<5	0.1	0.04	4.8	2.42	<0.1
A0964608	Drill Core	0.058	27.1	8.5	0.71	117.2	0.145	<20	1.11	0.047	0.94	0.5	2.4	0.51	0.25	<5	<0.1	0.03	4.9	3.24	<0.1
A0964609	Drill Core	0.053	28.3	11.1	0.64	96.5	0.138	<20	1.06	0.054	0.74	0.9	2.5	0.59	0.49	<5	<0.1	0.02	4.7	3.62	<0.1
A0964617	Drill Core	0.053	29.0	7.6	0.34	51.8	0.064	<20	0.64	0.052	0.38	0.7	1.3	0.28	1.56	<5	0.7	0.44	2.9	1.40	<0.1
A0964610	Drill Core	0.060	28.0	16.1	0.70	50.9	0.084	<20	0.77	0.044	0.34	15.9	1.7	0.26	1.64	<5	0.7	0.79	3.6	1.52	<0.1
A0964611	Drill Core	0.071	29.0	9.0	0.78	80.3	0.027	<20	1.04	0.055	0.52	0.2	1.2	0.44	3.10	<5	2.1	0.68	3.5	2.44	<0.1
A0964612	Drill Core	0.073	30.7	7.3	0.80	75.4	0.036	<20	1.42	0.119	0.58	<0.1	1.3	0.55	3.71	<5	3.1	4.25	4.3	1.89	<0.1
A0964613	Drill Core	0.076	30.4	10.4	0.73	73.2	0.075	<20	1.48	0.095	0.64	0.2	2.0	0.45	2.64	<5	2.0	2.96	4.7	2.12	<0.1
A0964614	Drill Core	0.071	33.3	7.5	0.50	65.6	0.046	<20	0.72	0.020	0.51	0.6	0.7	0.35	3.37	<5	2.3	1.28	1.9	1.63	<0.1
A0964615	Drill Core	0.062	37.1	5.2	0.53	48.8	0.046	<20	0.88	0.070	0.40	40.1	1.0	0.26	2.03	<5	1.4	0.93	2.9	1.11	<0.1
117426	Drill Core	0.051	26.4	17.2	0.67	73.9	0.138	<20	1.02	0.042	0.82	0.4	2.5	0.36	0.25	<5	0.1	0.03	5.0	2.07	<0.1
117427	Drill Core	0.059	30.1	12.1	0.68	92.8	0.079	<20	0.87	0.059	0.61	2.3	2.2	0.24	0.52	<5	1.5	0.31	4.2	1.18	<0.1
117428	Drill Core	0.050	28.7	16.0	0.68	108.3	0.100	<20	0.98	0.052	0.76	3.6	2.0	0.31	0.47	<5	1.2	0.16	4.8	1.66	<0.1
117429	Drill Core	0.075	36.2	12.1	0.77	93.2	0.143	<20	1.16	0.046	0.88	3.6	2.6	0.42	0.45	<5	0.4	0.09	4.8	1.86	<0.1
117430	Drill Core	0.016	32.9	0.9	0.07	36.2	0.005	<20	0.33	0.032	0.19	0.2	0.4	0.05	1.14	<5	0.2	0.02	1.2	0.27	<0.1
117431	Drill Core	0.088	36.5	17.1	0.87	64.4	0.157	<20	1.44	0.087	0.97	1.3	4.5	0.51	0.81	<5	0.2	0.03	6.0	3.27	<0.1
117432	Drill Core	0.016	42.7	1.3	0.14	21.0	0.024	<20	0.35	0.041	0.23	0.2	1.0	0.14	1.00	<5	0.2	<0.02	1.6	0.81	<0.1
117433	Drill Core	0.035	39.3	4.1	0.34	73.7	0.069	<20	0.64	0.050	0.45	2.0	2.0	0.23	0.78	<5	0.3	0.03	3.0	1.55	<0.1
117434	Drill Core	0.020	22.1	5.2	0.20	25.4	0.029	<20	0.39	0.047	0.23	0.3	0.8	0.11	0.70	<5	0.3	0.03	1.5	0.70	<0.1
117435	Drill Core	0.015	42.1	1.7	0.13	29.2	0.016	<20	0.38	0.045	0.18	0.9	0.9	0.10	0.82	<5	0.2	0.02	1.6	0.66	<0.1
117436	Drill Core	0.007	15.6	1.6	0.07	13.0	0.012	<20	0.18	0.019	0.10	0.2	0.3	0.08	0.82	<5	0.3	0.05	0.7	0.48	<0.1
117437	Drill Core	0.015	37.9	2.0	0.17	22.8	0.022	<20	0.41	0.041	0.17	0.3	0.9	0.09	0.64	<5	0.1	<0.02	2.0	0.64	<0.1
117438	Drill Core	0.029	39.9	29.9	0.45	47.4	0.048	<20	0.64	0.045	0.36	0.4	2.8	0.18	0.90	<5	0.2	0.06	2.9	1.82	<0.1
117439	Drill Core	0.015	43.2	1.7	0.12	35.4	0.031	<20	0.39	0.056	0.24	0.6	1.0	0.14	0.65	<5	0.2	0.03	1.7	1.24	<0.1
117440	Drill Core	0.015	42.7	1.0	0.11	33.4	0.017	<20	0.32	0.048	0.17	1.7	0.9	0.08	1.01	<5	0.3	0.04	1.4	0.67	<0.1
117441	Drill Core	0.016	42.7	2.1	0.08	33.6	0.008	<20	0.32	0.053	0.16	0.3	0.7	0.06	1.42	<5	<0.1	<0.02	1.2	0.36	<0.1

This report supersedes all previous preliminary and final reports with this file number dated prior to the date on this certificate. Signature indicates final approval; preliminary reports are unsigned and should be used for reference only.

BUREAU VERITAS MINERAL LABORATORIES Canada

www.bvna.com/mining-laboratory-services

Bureau Veritas Commodities Canada Ltd.

9050 Shaughnessy St Vancouver British Columbia V6P 6E5 Canada
PHONE (604) 253-3158

Client: **Kinross Gold Corp.**
25 York St., #17
Toronto Ontario M5J 2V5 Canada

Project: Great Bear Project
Report Date: November 27, 2024

CERTIFICATE OF ANALYSIS TIM24000339.1

	Method	AQ250	AQ250	AQ250	AQ250	AQ250	AQ250	AQ250	AQ250	AQ250	AQ250	AQ250	AQ250	AQ250	AQ250	TC006	TC000	TC000
	Analyte	Hf	Nb	Rb	Sn	Ta	Zr	Y	Ce	In	Re	Be	Li	Pd	Pt	CO2	TOT/C	TOT/S
	Unit	ppm	ppm	ppm	ppm	ppm	ppm	ppm	ppm	ppm	ppb	ppm	ppm	ppb	ppb	%	%	%
	MDL	0.02	0.02	0.1	0.1	0.05	0.1	0.01	0.1	0.02	1	0.1	0.1	10	2	0.08	0.02	0.02
A0964603	Drill Core	0.43	0.07	55.3	0.4	<0.05	17.2	6.49	54.6	<0.02	<1	<0.1	18.9	<10	<2	0.91		
A0964604	Drill Core	0.54	0.12	57.5	0.3	<0.05	20.5	6.34	54.8	<0.02	4	<0.1	16.8	<10	<2	0.61		
A0964605	Drill Core	0.50	0.11	45.2	0.3	<0.05	18.6	6.27	57.3	<0.02	<1	<0.1	14.2	<10	<2	0.81		
A0964606	Drill Core	0.40	0.09	48.0	0.3	<0.05	15.8	6.36	52.9	<0.02	<1	<0.1	10.9	<10	<2	1.24		
A0964607	Drill Core	0.43	0.13	33.6	0.3	<0.05	15.9	6.67	54.7	<0.02	<1	<0.1	8.7	<10	<2	0.64		
A0964608	Drill Core	0.42	0.06	61.8	0.3	<0.05	16.5	6.07	52.8	<0.02	<1	<0.1	10.9	<10	<2	1.60		
A0964609	Drill Core	0.71	0.09	54.0	0.3	<0.05	26.2	6.21	54.5	<0.02	2	<0.1	12.0	<10	<2	0.81		
A0964617	Drill Core	0.92	0.07	25.1	0.2	<0.05	33.1	6.57	54.9	<0.02	2	<0.1	5.7	<10	3	0.73		
A0964610	Drill Core	0.66	0.14	19.7	0.2	<0.05	25.5	5.62	53.1	0.02	1	<0.1	9.7	<10	<2	0.93		
A0964611	Drill Core	0.67	<0.02	26.0	0.4	<0.05	25.2	6.30	57.7	<0.02	<1	0.1	16.5	<10	<2	0.12	0.06	2.99
A0964612	Drill Core	0.47	<0.02	31.5	0.2	<0.05	17.6	7.57	60.9	0.05	2	0.2	12.3	<10	<2	0.15		
A0964613	Drill Core	0.50	0.06	30.3	0.3	<0.05	19.2	6.84	60.4	0.07	1	0.1	9.0	<10	<2	0.30		
A0964614	Drill Core	0.53	0.12	27.0	0.2	<0.05	18.2	6.64	65.5	<0.02	1	0.1	6.4	<10	<2	0.27		
A0964615	Drill Core	0.88	0.13	21.1	0.2	<0.05	35.3	7.63	72.9	<0.02	<1	0.2	8.2	<10	<2	0.26		
117426	Drill Core	0.54	0.07	51.1	0.3	<0.05	20.5	4.38	51.1	<0.02	<1	<0.1	9.9	<10	<2	1.14		
117427	Drill Core	0.34	<0.02	29.5	0.3	<0.05	11.3	5.34	59.3	<0.02	<1	0.1	7.0	<10	<2	2.19		
117428	Drill Core	0.55	0.02	38.2	0.4	<0.05	21.0	5.07	53.2	<0.02	<1	0.1	8.0	<10	<2	1.80		
117429	Drill Core	0.47	0.06	47.8	0.3	<0.05	18.9	6.50	71.9	<0.02	<1	<0.1	10.4	<10	<2	1.51		
117430	Drill Core	0.32	0.03	7.0	0.1	<0.05	15.2	6.93	64.7	<0.02	<1	<0.1	2.2	<10	<2	<0.08	0.04	1.13
117431	Drill Core	0.29	0.03	68.3	0.4	<0.05	11.2	8.03	72.9	<0.02	<1	0.1	13.4	<10	<2	0.49		
117432	Drill Core	0.54	0.07	16.3	0.4	<0.05	21.9	10.30	83.5	<0.02	<1	<0.1	3.0	<10	2	0.08		
117433	Drill Core	0.94	0.11	31.5	0.3	<0.05	32.9	6.57	76.8	<0.02	<1	<0.1	5.6	<10	<2	0.88		
117434	Drill Core	0.51	0.05	14.3	0.1	<0.05	18.9	3.52	43.0	<0.02	<1	<0.1	3.3	<10	2	0.86		
117435	Drill Core	0.41	0.16	11.2	0.1	<0.05	14.9	7.92	82.1	<0.02	<1	0.1	3.6	<10	<2	0.78		
117436	Drill Core	0.19	0.10	6.3	<0.1	<0.05	6.5	2.71	29.7	<0.02	<1	<0.1	1.7	<10	<2	0.26		
117437	Drill Core	0.43	0.17	10.5	0.2	<0.05	15.5	7.22	74.5	<0.02	<1	<0.1	4.0	<10	<2	0.62		
117438	Drill Core	0.68	0.07	23.9	0.2	<0.05	23.0	7.44	77.6	<0.02	<1	0.2	8.1	<10	<2	0.54	0.32	0.93
117439	Drill Core	0.74	0.28	18.3	0.2	<0.05	25.2	7.33	83.8	<0.02	<1	<0.1	2.7	<10	<2	0.85		
117440	Drill Core	0.48	0.19	10.6	0.2	<0.05	17.2	8.15	81.4	<0.02	<1	<0.1	3.0	<10	<2	0.93		
117441	Drill Core	0.69	0.07	8.3	0.1	<0.05	23.9	7.39	84.6	<0.02	<1	<0.1	2.7	<10	<2	1.17		

This report supersedes all previous preliminary and final reports with this file number dated prior to the date on this certificate. Signature indicates final approval; preliminary reports are unsigned and should be used for reference only.

BUREAU VERITAS MINERAL LABORATORIES Canada

www.bvna.com/mining-laboratory-services

Bureau Veritas Commodities Canada Ltd.

9050 Shaughnessy St Vancouver British Columbia V6P 6E5 Canada
PHONE (604) 253-3158

Client: **Kinross Gold Corp.**
25 York St., #17
Toronto Ontario M5J 2V5 Canada

Project: Great Bear Project
Report Date: November 27, 2024

CERTIFICATE OF ANALYSIS TIM24000339.1

	Method	WGHT	AQ250	AQ250	AQ250	AQ250	AQ250	AQ250	AQ250	AQ250	AQ250	AQ250	AQ250	AQ250	AQ250	AQ250	AQ250	AQ250	AQ250	AQ250	AQ250
	Analyte	Wgt	Mo	Cu	Pb	Zn	Ag	Ni	Co	Mn	Fe	As	U	Au	Th	Sr	Cd	Sb	Bi	V	Ca
	Unit	kg	ppm	ppm	ppm	ppm	ppb	ppm	ppm	ppm	%	ppm	ppm	ppb	ppm	ppm	ppm	ppm	ppm	ppm	%
	MDL	0.01	0.01	0.01	0.01	0.1	2	0.1	0.1	1	0.01	0.1	0.1	0.2	0.1	0.5	0.01	0.02	0.02	1	0.01
117442	Drill Core		3.95	1.09	4.99	51.2	64	0.2	2.0	260	1.64	53.4	1.3	6.3	9.0	11.3	0.08	0.15	0.09	<1	0.92
117443	Drill Core		1.60	2.56	12.67	73.8	123	2.5	2.5	421	1.79	59.2	1.4	12.7	10.6	13.8	0.14	0.22	0.22	2	1.21
117444	Drill Core		1.35	0.68	7.84	59.3	89	0.2	1.8	226	1.70	47.5	1.3	6.2	9.5	9.0	0.09	0.16	0.17	<1	0.72
117445	Drill Core		1.05	2.16	7.22	38.3	208	0.3	1.6	238	1.49	20.2	1.5	11.9	10.3	10.5	0.06	0.13	0.44	<1	0.65
117446	Drill Core		0.98	4.34	5.61	40.8	249	0.2	1.7	374	1.40	54.9	1.4	10.0	10.6	26.7	0.05	0.22	0.26	<1	1.38
117447	Drill Core		2.28	2.79	7.01	43.7	99	0.2	2.1	112	1.60	52.1	1.6	8.6	11.2	51.8	0.05	0.13	0.21	<1	0.82
A0964680	Drill Core		0.99	7.60	4.89	43.5	203	0.3	2.2	280	1.47	61.5	1.5	12.7	11.2	11.7	0.06	0.17	0.12	<1	0.93
117195	Drill Core		1.58	34.06	8.31	248.3	549	18.1	11.2	865	2.93	5.7	1.6	20.2	7.3	70.3	0.74	0.07	0.82	34	1.35
117196	Drill Core		2.54	9.65	9.38	172.5	369	23.3	11.3	927	2.72	16.0	1.7	22.7	8.7	17.8	0.45	0.11	0.57	39	0.77
117166	Drill Core		1.30	17.86	5.33	89.2	220	16.6	10.7	737	2.39	21.6	1.5	34.4	7.7	16.4	0.11	0.13	0.62	37	0.64
117167	Drill Core		1.39	6.59	7.23	93.1	344	16.3	9.3	537	2.22	25.4	1.5	49.7	7.8	9.1	0.28	0.15	1.31	21	0.46
117197	Drill Core		1.14	22.89	6.06	160.9	576	16.4	8.9	811	2.42	16.8	1.4	316.3	7.5	39.0	0.53	0.12	0.92	37	1.24
117168	Drill Core		0.77	88.82	57.55	3978.7	2267	14.5	11.9	475	4.99	46.1	1.5	109.4	7.0	7.2	29.49	0.26	2.94	9	0.28
117198	Drill Core		1.24	29.44	4.88	101.3	380	12.4	8.3	683	1.97	8.6	1.8	173.2	8.0	17.6	0.19	0.08	0.30	26	0.88
117199	Drill Core		1.27	16.82	14.55	462.6	603	10.7	7.9	960	2.55	41.4	0.9	193.8	5.5	19.9	2.42	0.13	1.26	26	1.88
117169	Drill Core		1.29	59.70	7.15	3174.3	590	14.5	11.5	744	2.93	41.2	1.6	90.1	7.6	17.4	16.48	0.15	1.77	28	0.83
117170	Drill Core		2.37	6.94	7.24	192.7	269	14.5	10.1	760	2.60	42.1	1.3	102.6	7.5	9.1	1.02	0.13	1.64	31	0.85
117200	Drill Core		1.37	21.06	11.25	122.0	276	18.2	10.3	926	2.54	41.5	1.3	81.7	7.5	67.6	0.36	0.10	0.19	41	1.97
117258	Drill Core		1.08	181.12	89.72	1052.3	1302	16.6	9.1	741	3.44	48.4	1.4	385.6	6.8	13.7	6.61	0.19	0.91	41	0.54
117171	Drill Core		1.05	21.51	8.42	152.2	304	12.9	11.1	1061	2.70	153.1	1.3	503.6	7.3	13.3	0.65	0.13	0.45	41	1.53
117172	Drill Core		0.83	15.50	7.64	72.4	271	15.3	9.5	791	2.40	11.7	1.6	51.3	7.3	10.1	0.17	0.09	1.09	42	0.63
117173	Drill Core		0.61	16.39	5.53	299.2	231	15.0	9.9	812	2.34	24.8	1.5	121.3	7.8	18.2	1.74	0.11	0.21	30	1.08
117251	Drill Core		0.86	12.07	3.68	58.9	150	14.6	8.8	844	2.34	16.2	1.5	31.1	7.2	11.4	0.10	0.09	0.13	37	0.93
117252	Drill Core		0.85	14.86	5.61	569.8	329	15.0	10.3	1098	2.54	21.7	1.3	76.7	7.5	67.2	2.73	0.09	0.22	36	2.44
117174	Drill Core		1.06	18.32	3.07	56.2	172	18.0	12.5	595	2.65	18.7	1.4	24.4	7.5	20.9	0.09	0.11	0.08	39	1.50
117253	Drill Core		0.98	17.18	14.42	71.8	311	19.1	11.1	672	2.33	49.0	1.3	25.2	6.8	11.7	0.10	0.13	0.20	36	0.88
117175	Drill Core		0.53	13.02	4.68	104.2	186	9.2	6.6	467	1.56	27.8	1.6	259.5	6.9	7.5	0.47	0.11	0.09	17	0.47
117176	Drill Core		0.74	17.43	11.18	92.8	180	14.9	11.0	939	2.46	22.5	1.7	39.2	8.7	13.2	0.13	0.10	0.34	40	0.84
117177	Drill Core		0.66	15.79	16.22	75.5	225	12.7	8.9	930	2.14	5.0	1.6	5.7	7.8	16.8	0.10	0.09	0.14	33	1.04
117178	Drill Core		0.43	12.65	3.90	27.9	146	9.5	7.1	437	1.87	9.5	1.1	29.5	6.4	11.1	0.08	0.10	0.10	25	1.17

This report supersedes all previous preliminary and final reports with this file number dated prior to the date on this certificate. Signature indicates final approval; preliminary reports are unsigned and should be used for reference only.

BUREAU VERITAS MINERAL LABORATORIES Canada

www.bvna.com/mining-laboratory-services

Bureau Veritas Commodities Canada Ltd.

9050 Shaughnessy St Vancouver British Columbia V6P 6E5 Canada
PHONE (604) 253-3158

Client: **Kinross Gold Corp.**
25 York St., #17
Toronto Ontario M5J 2V5 Canada

Project: Great Bear Project
Report Date: November 27, 2024

CERTIFICATE OF ANALYSIS TIM24000339.1

	Method	AQ250	AQ250	AQ250	AQ250	AQ250	AQ250	AQ250	AQ250	AQ250	AQ250	AQ250	AQ250	AQ250	AQ250	AQ250	AQ250	AQ250	AQ250	AQ250	AQ250
	Analyte	P	La	Cr	Mg	Ba	Ti	B	Al	Na	K	W	Sc	Tl	S	Hg	Se	Te	Ga	Cs	Ge
	Unit	%	ppm	ppm	%	ppm	%	ppm	%	%	%	ppm	ppm	ppm	%	ppb	ppm	ppm	ppm	ppm	ppm
	MDL	0.001	0.5	0.5	0.01	0.5	0.001	20	0.01	0.001	0.01	0.1	0.1	0.02	0.02	5	0.1	0.02	0.1	0.02	0.1
117442	Drill Core	0.016	42.7	0.8	0.07	20.1	0.004	<20	0.23	0.044	0.12	0.1	0.5	0.05	1.55	<5	<0.1	<0.02	0.9	0.27	<0.1
117443	Drill Core	0.019	46.1	3.9	0.21	38.7	0.018	<20	0.39	0.059	0.19	0.1	1.2	0.12	1.44	<5	0.1	0.02	1.8	1.09	<0.1
117444	Drill Core	0.016	40.8	0.9	0.08	41.0	0.004	<20	0.30	0.027	0.15	0.1	0.5	0.05	1.63	<5	<0.1	<0.02	0.9	0.36	<0.1
117445	Drill Core	0.016	40.7	1.7	0.10	51.5	0.008	<20	0.36	0.045	0.21	0.1	0.7	0.09	1.00	<5	0.1	0.02	1.3	0.49	<0.1
117446	Drill Core	0.016	40.5	0.8	0.14	43.9	0.030	<20	0.59	0.069	0.17	0.4	1.4	0.11	0.79	<5	0.1	0.04	2.1	0.74	<0.1
117447	Drill Core	0.017	41.9	1.7	0.08	54.7	0.003	<20	1.31	0.144	0.17	<0.1	0.3	0.04	1.58	<5	0.1	<0.02	2.7	0.31	<0.1
A0964680	Drill Core	0.016	41.3	1.0	0.12	50.0	0.031	<20	0.41	0.042	0.24	0.6	0.9	0.16	0.68	<5	0.2	0.05	1.7	0.94	<0.1
117195	Drill Core	0.064	29.8	16.0	0.82	92.8	0.174	<20	2.48	0.221	1.06	0.7	2.7	0.87	0.79	<5	0.6	0.28	7.4	2.90	<0.1
117196	Drill Core	0.072	30.2	29.4	1.05	59.0	0.168	<20	1.42	0.070	0.73	0.5	3.1	0.59	1.22	<5	0.4	0.12	6.1	2.49	<0.1
117166	Drill Core	0.056	29.7	19.9	0.82	80.0	0.139	<20	1.30	0.080	0.82	0.2	3.5	0.65	1.36	<5	0.5	0.15	5.6	2.58	<0.1
117167	Drill Core	0.054	30.4	12.4	0.59	46.2	0.091	<20	0.92	0.047	0.60	0.3	1.8	0.49	1.62	<5	0.6	0.17	3.8	1.72	<0.1
117197	Drill Core	0.059	28.4	19.5	0.81	93.6	0.142	<20	1.93	0.135	0.84	0.3	3.4	0.75	1.18	<5	0.4	0.19	6.8	2.82	<0.1
117168	Drill Core	0.048	24.9	5.7	0.61	57.8	0.086	<20	0.99	0.015	0.67	0.1	0.7	0.66	4.16	111	2.7	0.88	2.7	2.34	<0.1
117198	Drill Core	0.070	31.9	12.7	0.65	135.2	0.137	<20	1.01	0.054	0.63	0.9	1.7	0.53	0.54	<5	0.5	0.16	4.4	2.20	<0.1
117199	Drill Core	0.075	25.2	11.3	0.81	79.7	0.128	<20	1.22	0.078	0.74	4.4	2.3	0.54	1.45	13	1.1	0.40	5.6	2.05	<0.1
117169	Drill Core	0.059	28.3	10.9	0.76	66.3	0.131	<20	1.46	0.078	0.84	1.2	2.2	0.59	1.85	81	0.8	0.31	5.3	2.29	<0.1
117170	Drill Core	0.071	31.8	12.2	0.68	114.1	0.120	<20	0.95	0.048	0.76	0.7	2.5	0.42	1.58	<5	0.7	0.26	4.5	1.84	<0.1
117200	Drill Core	0.069	31.8	17.2	0.83	71.5	0.154	<20	2.48	0.190	0.91	0.8	3.8	0.58	1.04	<5	0.4	0.14	8.4	2.23	<0.1
117258	Drill Core	0.062	27.0	15.4	0.79	65.9	0.167	<20	1.39	0.082	0.91	9.1	3.9	0.65	1.47	20	1.6	0.22	6.9	3.75	<0.1
117171	Drill Core	0.081	30.8	12.2	0.86	150.1	0.167	<20	1.18	0.048	0.95	20.7	3.3	0.40	1.14	<5	0.7	0.18	5.5	2.86	<0.1
117172	Drill Core	0.056	27.7	15.5	0.89	113.9	0.191	<20	1.38	0.056	1.02	3.2	4.1	0.47	0.34	<5	0.4	0.10	6.8	3.12	<0.1
117173	Drill Core	0.056	29.6	12.5	0.71	53.8	0.142	<20	1.28	0.083	0.75	4.1	2.1	0.53	0.90	5	0.2	0.03	4.9	2.66	<0.1
117251	Drill Core	0.054	27.0	14.8	0.77	71.0	0.166	<20	1.25	0.059	0.87	3.7	3.2	0.48	0.51	<5	0.1	0.03	5.8	2.92	<0.1
117252	Drill Core	0.057	28.2	15.0	0.81	69.0	0.153	<20	2.79	0.255	0.91	6.3	3.2	0.58	0.95	<5	0.3	0.05	8.9	3.22	<0.1
117174	Drill Core	0.072	35.3	15.7	0.90	107.2	0.192	<20	1.35	0.047	1.12	2.2	3.4	0.55	0.50	<5	0.2	0.02	5.9	3.48	<0.1
117253	Drill Core	0.074	31.6	18.0	0.81	169.9	0.171	<20	1.25	0.052	1.01	8.7	2.7	0.58	0.50	<5	0.3	0.05	5.1	3.17	<0.1
117175	Drill Core	0.042	22.1	7.3	0.45	57.0	0.078	<20	0.77	0.045	0.40	1.2	1.4	0.30	0.52	<5	0.2	0.03	3.8	1.56	<0.1
117176	Drill Core	0.063	32.7	14.4	0.81	118.8	0.186	<20	1.30	0.063	1.02	2.8	3.2	0.54	0.62	<5	0.3	0.04	6.0	3.34	<0.1
117177	Drill Core	0.053	27.5	10.6	0.78	81.0	0.166	<20	1.35	0.071	0.92	1.1	2.7	0.53	0.31	<5	0.2	<0.02	5.5	2.94	<0.1
117178	Drill Core	0.046	22.3	9.0	0.60	90.6	0.113	<20	0.90	0.052	0.67	27.9	2.7	0.28	0.33	<5	0.3	0.03	3.9	2.96	<0.1

This report supersedes all previous preliminary and final reports with this file number dated prior to the date on this certificate. Signature indicates final approval; preliminary reports are unsigned and should be used for reference only.

BUREAU VERITAS MINERAL LABORATORIES Canada

www.bvna.com/mining-laboratory-services

Bureau Veritas Commodities Canada Ltd.

9050 Shaughnessy St Vancouver British Columbia V6P 6E5 Canada
PHONE (604) 253-3158

Client: **Kinross Gold Corp.**
25 York St., #17
Toronto Ontario M5J 2V5 Canada

Project: Great Bear Project
Report Date: November 27, 2024

CERTIFICATE OF ANALYSIS TIM24000339.1

	Method	AQ250	AQ250	AQ250	AQ250	AQ250	AQ250	AQ250	AQ250	AQ250	AQ250	AQ250	AQ250	AQ250	AQ250	TC006	TC000	TC000
	Analyte	Hf	Nb	Rb	Sn	Ta	Zr	Y	Ce	In	Re	Be	Li	Pd	Pt	CO2	TOT/C	TOT/S
	Unit	ppm	ppm	ppm	ppm	ppm	ppm	ppm	ppm	ppm	ppb	ppm	ppm	ppb	ppb	%	%	%
	MDL	0.02	0.02	0.1	0.1	0.05	0.1	0.01	0.1	0.02	1	0.1	0.1	10	2	0.08	0.02	0.02
117442	Drill Core	0.73	<0.02	6.4	<0.1	<0.05	25.7	5.90	82.0	<0.02	<1	<0.1	2.6	<10	<2	0.97		
117443	Drill Core	1.07	0.04	14.1	0.2	<0.05	34.8	7.15	89.3	<0.02	<1	<0.1	4.3	<10	<2	1.32		
117444	Drill Core	0.73	0.05	6.3	<0.1	<0.05	26.8	6.91	79.8	<0.02	<1	0.1	3.7	<10	<2	0.73		
117445	Drill Core	1.01	0.05	10.2	3.3	<0.05	37.4	7.62	78.8	<0.02	<1	<0.1	3.0	<10	<2	0.74	0.19	1.02
117446	Drill Core	0.67	0.30	11.4	0.2	<0.05	23.0	11.25	77.3	<0.02	<1	0.1	3.5	<10	<2	1.35		
117447	Drill Core	0.62	0.06	5.7	<0.1	<0.05	24.9	10.29	81.8	<0.02	<1	0.6	4.8	<10	<2	0.18		
A0964680	Drill Core	0.77	0.31	16.2	0.1	<0.05	26.8	9.56	81.1	<0.02	<1	<0.1	2.8	<10	<2	0.98		
117195	Drill Core	0.23	0.08	77.1	0.2	<0.05	8.3	6.82	60.0	0.05	<1	0.3	12.0	<10	<2	0.57		
117196	Drill Core	0.58	0.09	56.4	0.5	<0.05	20.5	6.25	59.9	<0.02	<1	0.1	18.6	<10	<2	0.47		
117166	Drill Core	0.60	0.04	64.8	0.3	<0.05	20.0	5.36	56.2	<0.02	<1	<0.1	12.0	<10	2	0.38		
117167	Drill Core	0.69	0.07	47.5	0.2	<0.05	24.2	5.12	58.0	<0.02	<1	<0.1	10.6	<10	2	0.30		
117197	Drill Core	0.45	0.04	71.9	0.4	<0.05	15.7	5.23	54.7	<0.02	<1	0.2	11.3	<10	<2	0.58		
117168	Drill Core	0.39	0.19	53.9	0.1	<0.05	14.4	4.89	47.9	0.77	<1	0.1	5.9	<10	<2	0.14	0.07	4.20
117198	Drill Core	0.48	0.10	47.8	0.3	<0.05	15.4	6.38	63.3	<0.02	<1	<0.1	13.7	<10	2	0.72		
117199	Drill Core	0.44	0.10	47.4	0.4	<0.05	17.5	3.95	49.9	0.06	<1	0.2	15.0	<10	<2	1.65		
117169	Drill Core	0.79	0.05	58.4	0.3	<0.05	27.5	5.59	53.1	0.22	<1	0.2	11.7	<10	2	0.56		
117170	Drill Core	0.72	0.05	45.7	0.4	<0.05	27.3	5.33	62.5	0.02	<1	<0.1	12.7	<10	<2	0.75		
117200	Drill Core	0.40	0.02	62.7	0.4	<0.05	15.8	6.32	62.7	<0.02	<1	0.3	13.2	<10	<2	1.12		
117258	Drill Core	0.54	0.07	66.1	1.0	<0.05	19.7	4.65	52.7	0.30	<1	0.2	11.3	<10	<2	0.28		
117171	Drill Core	0.56	0.02	50.7	0.4	<0.05	22.2	6.33	61.3	<0.02	<1	0.1	9.9	<10	<2	1.54		
117172	Drill Core	0.78	0.09	64.4	0.6	<0.05	27.1	5.99	52.2	<0.02	<1	<0.1	11.9	<10	<2	0.52	0.14	0.40
117173	Drill Core	0.47	0.09	57.5	0.3	<0.05	16.6	5.61	56.5	<0.02	<1	0.1	10.6	<10	<2	0.87		
117251	Drill Core	0.55	0.07	60.3	0.5	<0.05	20.8	5.84	52.3	<0.02	<1	<0.1	12.5	<10	<2	0.92		
117252	Drill Core	0.36	0.05	69.0	0.4	<0.05	15.0	6.15	54.5	<0.02	<1	0.4	12.5	<10	<2	1.42		
117174	Drill Core	0.47	0.03	65.2	0.4	<0.05	19.1	6.66	67.2	<0.02	<1	<0.1	12.8	<10	<2	1.49		
117253	Drill Core	0.49	0.04	61.4	0.4	<0.05	19.7	6.40	62.2	<0.02	<1	<0.1	13.9	<10	<2	0.81		
117175	Drill Core	0.87	0.06	28.9	0.4	<0.05	33.0	3.76	42.1	<0.02	<1	<0.1	8.2	<10	2	0.32	0.10	0.56
117176	Drill Core	0.52	0.06	67.0	0.5	<0.05	20.2	6.49	63.6	<0.02	<1	<0.1	18.7	<10	<2	0.76		
117177	Drill Core	0.48	0.06	64.3	0.4	<0.05	18.7	6.34	53.6	<0.02	<1	0.1	14.2	<10	<2	0.98		
117178	Drill Core	0.56	0.03	37.8	0.4	<0.05	20.0	4.79	43.2	<0.02	<1	<0.1	10.2	<10	<2	1.25		

This report supersedes all previous preliminary and final reports with this file number dated prior to the date on this certificate. Signature indicates final approval; preliminary reports are unsigned and should be used for reference only.

BUREAU VERITAS MINERAL LABORATORIES Canada

www.bvna.com/mining-laboratory-services

Bureau Veritas Commodities Canada Ltd.

9050 Shaughnessy St Vancouver British Columbia V6P 6E5 Canada
PHONE (604) 253-3158

Client: **Kinross Gold Corp.**
25 York St., #17
Toronto Ontario M5J 2V5 Canada

Project: Great Bear Project
Report Date: November 27, 2024

CERTIFICATE OF ANALYSIS TIM24000339.1

	Method	WGHT	AQ250	AQ250	AQ250	AQ250	AQ250	AQ250	AQ250	AQ250	AQ250	AQ250	AQ250	AQ250	AQ250	AQ250	AQ250	AQ250	AQ250	AQ250	AQ250
	Analyte	Wgt	Mo	Cu	Pb	Zn	Ag	Ni	Co	Mn	Fe	As	U	Au	Th	Sr	Cd	Sb	Bi	V	Ca
	Unit	kg	ppm	ppm	ppm	ppm	ppb	ppm	ppm	ppm	%	ppm	ppm	ppb	ppm	ppm	ppm	ppm	ppm	ppm	%
	MDL	0.01	0.01	0.01	0.01	0.1	2	0.1	0.1	1	0.01	0.1	0.1	0.2	0.1	0.5	0.01	0.02	0.02	1	0.01
117179	Drill Core		0.95	61.78	3.60	118.2	181	39.3	18.3	371	3.04	39.5	0.9	3.6	3.4	6.0	0.14	0.10	0.22	44	0.17
117180	Drill Core		0.71	42.96	2.55	77.9	182	39.3	17.4	232	3.02	53.7	1.0	2.3	3.5	8.0	0.04	0.12	0.20	47	0.18
117181	Drill Core		0.74	42.01	3.29	27.1	177	46.0	18.3	217	5.24	115.1	0.8	8.5	3.1	7.3	0.03	0.10	0.21	87	0.21
117254	Drill Core		1.22	23.62	3.67	59.7	202	17.1	11.5	414	2.79	8.2	1.5	4.5	8.3	15.2	0.06	0.09	0.22	52	0.62
117182	Drill Core		1.01	57.34	25.37	113.8	275	48.6	20.6	319	3.55	344.4	1.1	82.3	4.9	8.0	0.23	0.10	0.32	49	0.20
117183	Drill Core		0.77	74.71	19.01	28.4	369	57.6	20.8	277	6.46	427.8	0.8	72.8	3.2	5.4	0.12	0.12	1.22	98	0.20
117184	Drill Core		0.45	80.69	2.82	101.9	365	51.5	18.0	291	6.27	5.3	0.8	7.6	4.3	3.3	0.06	0.25	0.70	74	0.18
117185	Drill Core		1.62	30.20	3.91	91.9	133	48.7	17.4	277	3.58	31.6	1.1	6.5	5.1	6.8	0.10	0.18	0.29	62	0.18
117186	Drill Core		0.89	23.68	12.34	99.8	225	18.3	12.6	444	2.57	7.3	1.3	65.3	7.3	10.7	0.21	0.10	0.15	43	0.50
117255	Drill Core		1.23	20.40	2.94	59.0	248	18.3	10.5	415	2.46	6.6	1.2	2.0	6.9	17.8	0.05	0.09	0.05	34	1.22
117256	Drill Core		1.13	24.34	33.36	83.5	273	19.3	11.8	431	2.49	21.1	1.1	59.5	6.7	15.6	0.33	0.18	0.09	33	1.77
117187	Drill Core		1.09	18.91	2.44	55.8	142	18.5	11.2	481	2.59	3.8	1.2	2.5	7.2	15.3	0.07	0.09	0.08	40	1.08
117188	Drill Core		1.05	43.67	6.60	87.9	188	46.4	19.9	480	3.51	4.2	1.1	5.0	6.5	8.1	0.06	0.07	0.16	60	0.26
117189	Drill Core		0.99	20.62	4.77	45.9	159	18.6	11.1	437	2.59	13.6	1.3	73.1	7.3	13.2	0.05	0.13	0.19	41	1.17
117190	Drill Core		1.86	67.77	2.68	64.9	513	35.4	14.3	452	6.41	488.5	1.1	734.2	7.2	14.9	0.03	0.06	0.43	51	0.34
117191	Drill Core		1.52	4.55	4.59	37.8	101	0.7	2.4	135	1.40	31.8	1.2	56.7	9.7	5.0	0.05	0.14	0.30	<1	0.20
117192	Drill Core		1.13	4.90	3.59	38.0	110	1.2	2.4	196	1.48	48.0	1.3	19.0	9.9	8.0	0.03	0.25	0.21	2	0.45
117257	Drill Core		0.77	4.03	6.11	44.8	152	0.4	2.2	190	1.65	193.1	1.4	187.6	9.9	6.3	0.05	0.23	0.12	1	0.46
117193	Drill Core		1.48	4.86	7.19	41.2	246	1.3	2.4	255	1.53	143.6	1.5	19.0	10.8	12.1	0.06	0.23	0.34	2	1.11
117194	Drill Core		0.44	9.98	6.40	135.4	65	63.1	32.2	1063	4.41	82.7	0.6	9.4	3.5	39.3	0.09	0.18	0.29	93	3.43
117259	Drill Core		0.87	20.88	136.54	290.7	445	13.1	9.7	878	2.38	26.1	1.5	112.3	7.8	13.8	1.34	0.17	0.55	34	0.76
117260	Drill Core		1.20	14.28	2.97	40.8	104	18.0	11.0	624	2.75	12.0	1.0	99.0	6.6	16.7	0.05	0.12	0.10	39	1.52
117261	Drill Core		0.96	47.25	3.20	91.5	183	42.6	17.4	385	3.67	107.7	1.0	46.3	5.5	8.2	0.09	0.11	0.80	53	0.23
117262	Drill Core		1.95	92.29	16.72	58.7	660	53.4	22.3	387	6.41	1336.5	0.8	250.7	4.4	6.4	0.13	0.34	1.17	69	0.64
117263	Drill Core		0.86	45.66	2.39	90.1	201	42.5	18.6	383	4.39	43.1	0.9	20.0	4.7	8.3	0.03	0.10	0.33	74	0.22
117264	Drill Core		1.01	51.57	2.76	83.8	224	50.9	22.0	275	4.16	102.5	0.8	15.1	3.0	6.4	0.06	0.16	0.25	66	0.24
117295	Drill Core		1.22	41.65	3.16	29.2	214	49.2	18.8	163	4.73	341.7	0.9	160.2	3.4	8.2	0.02	0.20	0.39	69	0.19
117265	Drill Core		1.18	55.36	5.64	15.2	266	54.2	19.5	201	6.49	71.9	0.9	12.9	2.5	5.1	0.02	0.15	0.66	84	0.18
117266	Drill Core		1.19	58.90	3.02	55.6	208	60.3	20.1	292	4.73	68.9	0.9	11.7	3.4	8.7	0.06	0.25	0.28	84	0.25
117267	Drill Core		0.83	52.39	2.05	74.1	125	49.2	20.0	249	3.34	21.3	0.9	2.0	3.3	6.9	0.06	0.15	0.20	59	0.16

This report supersedes all previous preliminary and final reports with this file number dated prior to the date on this certificate. Signature indicates final approval; preliminary reports are unsigned and should be used for reference only.

BUREAU VERITAS MINERAL LABORATORIES Canada

Bureau Veritas Commodities Canada Ltd.

9050 Shaughnessy St Vancouver British Columbia V6P 6E5 Canada
PHONE (604) 253-3158

www.bvna.com/mining-laboratory-services

Client: **Kinross Gold Corp.**
25 York St., #17
Toronto Ontario M5J 2V5 Canada

Project: Great Bear Project
Report Date: November 27, 2024

CERTIFICATE OF ANALYSIS TIM24000339.1

		Method	AQ250	AQ250	AQ250	AQ250	AQ250	AQ250	AQ250	AQ250	AQ250	AQ250	AQ250	AQ250	AQ250	AQ250	AQ250	AQ250	AQ250	AQ250	AQ250
		Analyte	P	La	Cr	Mg	Ba	Ti	B	Al	Na	K	W	Sc	Tl	S	Hg	Se	Te	Ga	Cs	Ge
		Unit	%	ppm	ppm	%	ppm	%	ppm	%	%	%	ppm	ppm	ppm	%	ppb	ppm	ppm	ppm	ppm	ppm
		MDL	0.001	0.5	0.5	0.01	0.5	0.001	20	0.01	0.001	0.01	0.1	0.1	0.02	0.02	5	0.1	0.02	0.1	0.02	0.1
117179	Drill Core		0.051	14.0	60.5	1.05	114.4	0.156	<20	1.86	0.036	1.28	0.1	3.5	0.49	0.21	<5	0.3	0.05	6.2	4.68	<0.1
117180	Drill Core		0.051	12.8	63.3	0.99	157.1	0.130	<20	1.74	0.041	1.07	0.2	4.1	0.46	0.30	<5	0.3	0.05	6.5	4.31	<0.1
117181	Drill Core		0.063	11.0	93.9	1.54	305.9	0.217	<20	3.02	0.041	1.91	0.5	9.5	0.61	0.45	<5	0.3	0.06	9.8	6.59	0.1
117254	Drill Core		0.079	37.1	16.1	0.94	218.0	0.181	<20	1.52	0.064	1.05	3.7	4.9	0.36	0.34	<5	0.2	0.04	7.1	3.50	0.1
117182	Drill Core		0.062	15.8	65.2	1.19	118.4	0.152	<20	1.98	0.031	1.18	0.3	4.0	0.50	0.56	<5	0.4	0.11	6.4	4.91	<0.1
117183	Drill Core		0.079	13.6	91.7	1.95	308.2	0.211	<20	3.66	0.037	2.15	0.3	11.7	0.68	0.90	<5	0.5	0.10	9.8	7.45	0.1
117184	Drill Core		0.078	18.6	77.4	1.82	159.5	0.134	<20	3.23	0.019	1.09	0.1	6.9	0.59	0.75	<5	0.4	0.05	9.4	4.92	<0.1
117185	Drill Core		0.057	21.0	83.7	1.22	112.9	0.147	<20	2.13	0.035	1.14	0.1	5.6	0.47	0.18	<5	0.2	0.06	7.8	5.25	<0.1
117186	Drill Core		0.075	31.2	17.6	0.87	69.7	0.165	<20	1.25	0.044	0.87	1.0	3.3	0.34	0.51	<5	0.1	0.03	6.1	4.45	<0.1
117255	Drill Core		0.073	30.5	18.2	0.84	101.7	0.157	<20	1.24	0.044	1.00	0.2	2.7	0.34	0.36	<5	<0.1	<0.02	5.4	4.06	<0.1
117256	Drill Core		0.092	47.0	15.7	0.94	13.1	0.121	<20	1.02	0.030	0.12	0.6	2.9	0.46	0.87	<5	<0.1	<0.02	5.9	0.57	<0.1
117187	Drill Core		0.077	34.0	17.9	0.88	121.6	0.187	<20	1.28	0.045	1.11	2.0	3.5	0.35	0.40	<5	0.1	<0.02	5.7	3.95	<0.1
117188	Drill Core		0.062	25.7	77.1	1.21	127.3	0.199	<20	1.88	0.037	1.29	0.4	5.2	0.49	0.40	<5	0.2	0.03	7.0	5.62	<0.1
117189	Drill Core		0.073	30.0	17.0	0.87	49.5	0.158	<20	1.22	0.036	0.58	3.2	3.4	0.22	0.37	<5	0.1	<0.02	6.6	2.57	<0.1
117190	Drill Core		0.062	27.1	33.3	1.08	172.3	0.190	<20	2.23	0.079	1.38	0.5	4.9	0.47	1.77	<5	0.5	0.18	8.2	6.31	<0.1
117191	Drill Core		0.015	39.0	0.8	0.18	26.5	0.022	<20	0.42	0.030	0.21	0.2	0.7	0.07	0.83	<5	0.1	<0.02	1.8	0.67	<0.1
117192	Drill Core		0.017	38.0	2.1	0.19	24.4	0.036	<20	0.46	0.035	0.21	0.3	1.0	0.09	0.55	<5	<0.1	<0.02	2.2	1.05	<0.1
117257	Drill Core		0.015	37.1	1.0	0.14	25.4	0.026	<20	0.34	0.046	0.19	0.3	1.1	0.10	0.91	<5	0.4	0.04	1.6	0.94	<0.1
117193	Drill Core		0.017	42.8	2.4	0.14	47.8	0.026	<20	0.35	0.042	0.21	0.7	0.9	0.11	0.89	<5	0.1	<0.02	1.5	0.94	<0.1
117194	Drill Core		0.037	16.6	388.1	3.12	168.2	0.233	<20	3.20	0.022	2.65	0.4	15.6	1.29	0.22	<5	0.3	<0.02	9.6	18.18	0.2
117259	Drill Core		0.060	29.0	11.4	0.72	59.3	0.140	<20	1.25	0.079	0.82	20.4	2.4	0.51	0.74	<5	0.6	0.08	5.2	4.02	<0.1
117260	Drill Core		0.088	36.3	12.9	0.92	107.6	0.163	<20	1.27	0.043	1.03	8.3	3.1	0.36	0.65	<5	0.2	0.02	5.3	3.67	<0.1
117261	Drill Core		0.059	23.4	69.7	1.19	162.2	0.179	<20	2.17	0.045	1.60	0.4	4.7	0.59	0.28	<5	0.3	0.06	6.9	7.48	<0.1
117262	Drill Core		0.060	19.2	78.7	1.44	180.8	0.151	<20	2.34	0.027	1.16	0.3	6.9	0.58	2.37	<5	0.8	0.13	8.4	5.88	<0.1
117263	Drill Core		0.067	20.2	79.5	1.24	235.4	0.195	<20	2.28	0.046	1.53	0.2	7.2	0.54	0.49	<5	0.3	0.09	8.4	8.05	<0.1
117264	Drill Core		0.065	12.9	83.9	1.32	139.8	0.157	<20	2.32	0.037	1.31	0.2	6.0	0.52	0.46	<5	0.3	0.07	7.8	5.82	<0.1
117295	Drill Core		0.065	14.3	81.3	1.26	192.0	0.155	<20	2.56	0.046	1.31	0.3	6.3	0.48	0.45	<5	0.3	0.09	8.0	4.17	<0.1
117265	Drill Core		0.072	10.7	84.4	1.54	279.4	0.210	<20	3.11	0.043	1.79	0.3	9.3	0.67	1.38	<5	0.6	0.13	8.1	5.07	<0.1
117266	Drill Core		0.063	12.5	99.6	1.61	196.5	0.156	<20	2.67	0.039	1.23	0.2	8.5	0.45	0.38	<5	0.3	0.09	9.2	3.68	<0.1
117267	Drill Core		0.057	13.2	76.9	1.13	120.7	0.128	<20	1.93	0.042	1.13	<0.1	5.5	0.47	0.31	<5	0.2	0.06	6.9	3.42	<0.1

This report supersedes all previous preliminary and final reports with this file number dated prior to the date on this certificate. Signature indicates final approval; preliminary reports are unsigned and should be used for reference only.

BUREAU VERITAS MINERAL LABORATORIES Canada

www.bvna.com/mining-laboratory-services

Bureau Veritas Commodities Canada Ltd.

9050 Shaughnessy St Vancouver British Columbia V6P 6E5 Canada
PHONE (604) 253-3158

Client: **Kinross Gold Corp.**
25 York St., #17
Toronto Ontario M5J 2V5 Canada

Project: Great Bear Project
Report Date: November 27, 2024

CERTIFICATE OF ANALYSIS TIM24000339.1

	Method	AQ250	AQ250	AQ250	AQ250	AQ250	AQ250	AQ250	AQ250	AQ250	AQ250	AQ250	AQ250	AQ250	AQ250	TC006	TC000	TC000
	Analyte	Hf	Nb	Rb	Sn	Ta	Zr	Y	Ce	In	Re	Be	Li	Pd	Pt	CO2	TOT/C	TOT/S
	Unit	ppm	ppm	ppm	ppm	ppm	ppm	ppm	ppm	ppm	ppb	ppm	ppm	ppb	ppb	%	%	%
	MDL	0.02	0.02	0.1	0.1	0.05	0.1	0.01	0.1	0.02	1	0.1	0.1	10	2	0.08	0.02	0.02
117179	Drill Core	0.42	0.03	66.1	0.3	<0.05	19.3	3.68	27.8	<0.02	<1	<0.1	16.6	<10	3	<0.08		
117180	Drill Core	0.43	0.04	61.4	0.4	<0.05	19.4	3.77	25.7	<0.02	<1	<0.1	15.4	<10	3	<0.08		
117181	Drill Core	0.30	0.03	85.4	0.7	<0.05	15.4	3.69	21.7	0.03	<1	0.1	27.5	<10	2	<0.08		
117254	Drill Core	0.42	0.06	53.2	0.6	<0.05	18.0	7.84	74.9	<0.02	<1	<0.1	14.9	<10	<2	0.42	0.12	0.39
117182	Drill Core	0.51	0.06	61.0	0.3	<0.05	23.1	6.10	32.6	<0.02	<1	0.2	25.0	<10	2	<0.08		
117183	Drill Core	0.27	0.04	94.3	0.8	<0.05	13.2	4.75	28.1	0.03	1	0.2	31.0	<10	2	<0.08		
117184	Drill Core	0.30	0.07	66.4	0.4	<0.05	14.1	5.42	37.6	<0.02	1	0.2	28.6	<10	2	<0.08		
117185	Drill Core	0.43	0.05	64.6	0.4	<0.05	19.0	6.14	42.1	<0.02	<1	0.1	23.2	<10	3	<0.08		
117186	Drill Core	0.40	0.06	52.4	0.3	<0.05	16.1	5.60	61.7	<0.02	<1	<0.1	15.2	<10	<2	0.32		
117255	Drill Core	0.40	0.07	52.7	0.3	<0.05	15.8	5.31	59.7	<0.02	<1	<0.1	15.1	<10	<2	1.18		
117256	Drill Core	0.44	0.16	5.9	0.5	<0.05	17.3	6.36	88.3	<0.02	<1	0.2	15.2	<10	<2	1.55		
117187	Drill Core	0.47	0.05	57.8	0.3	<0.05	19.3	6.12	65.2	<0.02	<1	<0.1	15.4	<10	<2	1.00		
117188	Drill Core	0.40	0.07	70.6	0.3	<0.05	17.4	7.54	51.7	<0.02	<1	0.1	21.4	<10	<2	<0.08		
117189	Drill Core	0.49	0.10	32.9	0.3	<0.05	18.4	6.18	59.0	<0.02	<1	<0.1	15.5	<10	<2	1.08		
117190	Drill Core	0.17	0.10	72.7	0.6	<0.05	10.9	8.22	54.4	<0.02	<1	0.2	23.9	<10	<2	<0.08		
117191	Drill Core	1.14	0.14	10.1	0.2	<0.05	49.7	7.95	75.0	<0.02	<1	<0.1	4.4	<10	2	0.18	0.05	0.77
117192	Drill Core	1.01	0.26	12.0	0.2	<0.05	43.4	8.27	71.4	<0.02	<1	<0.1	3.7	<10	<2	0.44		
117257	Drill Core	0.91	0.13	13.7	0.3	<0.05	39.7	7.49	72.5	<0.02	<1	<0.1	2.7	<10	<2	0.46		
117193	Drill Core	1.03	0.20	14.1	0.2	<0.05	39.2	8.54	83.0	<0.02	<1	<0.1	2.9	<10	<2	1.16		
117194	Drill Core	0.55	0.05	172.3	1.0	<0.05	22.1	13.62	33.5	0.03	<1	0.4	47.6	<10	3	3.88		
117259	Drill Core	0.51	0.09	60.7	0.3	<0.05	18.7	5.10	54.7	<0.02	<1	0.1	12.8	<10	<2	0.53		
117260	Drill Core	0.47	0.10	54.8	0.3	<0.05	19.8	5.90	71.4	<0.02	<1	<0.1	14.2	<10	<2	1.49		
117261	Drill Core	0.44	0.05	79.9	0.4	<0.05	20.3	5.81	47.6	<0.02	1	<0.1	19.4	<10	3	<0.08		
117262	Drill Core	0.56	0.07	56.3	1.3	<0.05	24.4	6.25	37.6	0.02	1	0.2	26.0	<10	2	0.49	0.15	2.30
117263	Drill Core	0.44	0.05	72.3	0.5	<0.05	19.3	5.34	40.7	<0.02	<1	0.1	24.3	<10	3	<0.08		
117264	Drill Core	0.45	0.04	70.6	0.4	<0.05	20.0	4.18	25.3	<0.02	1	0.1	21.0	<10	<2	0.11		
117295	Drill Core	0.36	0.05	66.2	0.5	<0.05	17.1	4.06	28.3	0.02	1	0.2	18.5	<10	2	<0.08		
117265	Drill Core	0.44	0.06	81.3	0.8	<0.05	19.4	3.89	21.4	0.03	<1	0.1	23.5	<10	2	<0.08		
117266	Drill Core	0.42	0.05	61.7	0.6	<0.05	19.8	4.81	24.8	0.02	1	0.2	23.3	<10	3	0.10		
117267	Drill Core	0.42	0.04	61.4	0.3	<0.05	19.5	3.76	26.7	<0.02	1	<0.1	20.1	<10	2	<0.08		

This report supersedes all previous preliminary and final reports with this file number dated prior to the date on this certificate. Signature indicates final approval; preliminary reports are unsigned and should be used for reference only.

BUREAU VERITAS MINERAL LABORATORIES Canada

www.bvna.com/mining-laboratory-services

Bureau Veritas Commodities Canada Ltd.

9050 Shaughnessy St Vancouver British Columbia V6P 6E5 Canada
PHONE (604) 253-3158

Client: **Kinross Gold Corp.**
25 York St., #17
Toronto Ontario M5J 2V5 Canada

Project: Great Bear Project
Report Date: November 27, 2024

CERTIFICATE OF ANALYSIS TIM24000339.1

Method		WGHT	AQ250	AQ250	AQ250	AQ250	AQ250	AQ250	AQ250	AQ250	AQ250	AQ250	AQ250	AQ250	AQ250	AQ250	AQ250	AQ250	AQ250	AQ250	AQ250
Analyte		Wgt	Mo	Cu	Pb	Zn	Ag	Ni	Co	Mn	Fe	As	U	Au	Th	Sr	Cd	Sb	Bi	V	Ca
Unit		kg	ppm	ppm	ppm	ppm	ppb	ppm	ppm	ppm	%	ppm	ppm	ppb	ppm	ppm	ppm	ppm	ppm	ppm	%
MDL		0.01	0.01	0.01	0.01	0.1	2	0.1	0.1	1	0.01	0.1	0.1	0.2	0.1	0.5	0.01	0.02	0.02	1	0.01
117268	Drill Core		1.14	58.59	5.85	92.9	118	57.7	22.0	320	4.21	59.9	0.8	4.6	2.7	6.7	0.08	0.11	0.24	79	0.19
117269	Drill Core		1.18	53.20	3.70	71.4	157	55.0	20.5	283	5.30	101.4	0.9	4.6	4.8	14.0	0.06	0.31	0.18	84	0.54
117270	Drill Core		1.17	54.12	4.40	85.5	658	43.3	18.7	429	5.58	5.6	1.0	553.1	5.4	6.1	0.02	0.12	0.41	67	0.18
117271	Drill Core		1.03	20.93	4.46	71.7	153	18.5	11.4	507	2.80	8.5	1.2	3.3	7.5	10.9	0.11	0.10	0.10	46	1.09
117272	Drill Core		1.49	73.42	3.22	110.3	234	69.7	24.6	556	4.42	3.7	1.0	19.1	5.5	11.1	0.07	0.05	0.18	95	0.28
117273	Drill Core		1.79	52.31	3.56	75.1	191	46.5	16.2	402	3.37	65.8	1.0	2.6	5.5	10.5	0.05	0.13	0.23	54	0.44
117274	Drill Core		1.05	17.34	2.82	57.6	81	21.0	10.9	492	2.49	32.6	1.3	12.2	6.9	18.2	0.07	0.13	0.07	38	1.50
117275	Drill Core		0.93	4.26	5.13	45.1	86	2.7	2.9	221	1.67	324.3	1.8	80.0	9.7	8.2	0.07	0.29	0.15	4	0.59
117276	Drill Core		1.35	6.96	9.55	40.6	324	0.4	2.0	78	1.90	122.6	1.9	83.8	10.1	2.5	0.16	0.20	0.26	<1	0.08
117277	Drill Core		1.03	4.06	6.52	59.3	158	0.2	1.7	208	1.54	496.8	1.6	50.9	10.0	6.8	0.10	0.40	0.24	<1	0.50

This report supersedes all previous preliminary and final reports with this file number dated prior to the date on this certificate. Signature indicates final approval; preliminary reports are unsigned and should be used for reference only.

BUREAU VERITAS MINERAL LABORATORIES Canada

www.bvna.com/mining-laboratory-services

Bureau Veritas Commodities Canada Ltd.

9050 Shaughnessy St Vancouver British Columbia V6P 6E5 Canada
PHONE (604) 253-3158

Client: **Kinross Gold Corp.**
25 York St., #17
Toronto Ontario M5J 2V5 Canada

Project: Great Bear Project
Report Date: November 27, 2024

CERTIFICATE OF ANALYSIS TIM24000339.1

	Method	AQ250	AQ250	AQ250	AQ250	AQ250	AQ250	AQ250	AQ250	AQ250	AQ250	AQ250	AQ250	AQ250	AQ250	AQ250	AQ250	AQ250	AQ250	AQ250	AQ250
	Analyte	P	La	Cr	Mg	Ba	Ti	B	Al	Na	K	W	Sc	Tl	S	Hg	Se	Te	Ga	Cs	Ge
	Unit	%	ppm	ppm	%	ppm	%	ppm	%	%	%	ppm	ppm	ppm	%	ppb	ppm	ppm	ppm	ppm	ppm
	MDL	0.001	0.5	0.5	0.01	0.5	0.001	20	0.01	0.001	0.01	0.1	0.1	0.02	0.02	5	0.1	0.02	0.1	0.02	0.1
117268	Drill Core	0.063	11.6	88.7	1.47	197.4	0.156	<20	2.61	0.045	1.41	0.2	7.6	0.58	0.35	<5	0.3	0.05	8.9	4.49	<0.1
117269	Drill Core	0.065	20.1	102.2	1.60	186.1	0.138	<20	2.91	0.047	1.09	0.2	7.6	0.42	0.59	<5	0.3	0.04	10.1	3.09	<0.1
117270	Drill Core	0.063	23.4	74.9	1.38	202.0	0.248	<20	2.48	0.033	1.90	0.3	6.5	0.89	1.37	<5	0.2	0.06	8.5	7.10	<0.1
117271	Drill Core	0.075	34.0	16.2	0.96	96.4	0.202	<20	1.46	0.044	1.11	0.5	3.7	0.40	0.38	<5	0.1	<0.02	6.7	4.99	<0.1
117272	Drill Core	0.054	23.6	133.1	1.64	255.7	0.290	<20	2.64	0.058	1.91	0.7	10.6	0.60	0.45	<5	0.3	0.05	9.5	14.06	0.1
117273	Drill Core	0.050	21.2	68.3	1.09	122.4	0.163	<20	1.92	0.054	0.90	0.3	5.4	0.29	0.23	<5	0.2	0.03	7.7	2.89	<0.1
117274	Drill Core	0.075	32.3	21.3	0.85	65.3	0.179	<20	1.37	0.048	1.01	1.9	3.2	0.37	0.31	<5	0.1	<0.02	5.7	2.86	<0.1
117275	Drill Core	0.020	35.1	2.2	0.24	40.5	0.042	<20	0.47	0.046	0.33	0.2	1.2	0.18	0.91	<5	0.3	0.02	2.1	1.53	<0.1
117276	Drill Core	0.013	28.5	1.9	0.08	23.4	0.010	<20	0.31	0.050	0.19	0.2	0.3	0.08	1.21	<5	0.4	0.03	1.2	0.64	<0.1
117277	Drill Core	0.014	41.2	0.8	0.17	26.3	0.029	<20	0.40	0.053	0.22	0.2	1.3	0.15	0.83	<5	0.3	0.03	1.9	1.15	<0.1

This report supersedes all previous preliminary and final reports with this file number dated prior to the date on this certificate. Signature indicates final approval; preliminary reports are unsigned and should be used for reference only.

BUREAU VERITAS MINERAL LABORATORIES Canada

www.bvna.com/mining-laboratory-services

Bureau Veritas Commodities Canada Ltd.

9050 Shaughnessy St Vancouver British Columbia V6P 6E5 Canada
PHONE (604) 253-3158

Client: **Kinross Gold Corp.**
25 York St., #17
Toronto Ontario M5J 2V5 Canada

Project: Great Bear Project
Report Date: November 27, 2024

CERTIFICATE OF ANALYSIS TIM24000339.1

Method		AQ250	AQ250	AQ250	AQ250	AQ250	AQ250	AQ250	AQ250	AQ250	AQ250	AQ250	AQ250	AQ250	AQ250	TC006	TC000	TC000
Analyte		Hf	Nb	Rb	Sn	Ta	Zr	Y	Ce	In	Re	Be	Li	Pd	Pt	CO2	TOT/C	TOT/S
Unit		ppm	ppm	ppm	ppm	ppm	ppm	ppm	ppm	ppm	ppb	ppm	ppm	ppb	ppb	%	%	%
MDL		0.02	0.02	0.1	0.1	0.05	0.1	0.01	0.1	0.02	1	0.1	0.1	10	2	0.08	0.02	0.02
117268	Drill Core	0.43	0.04	71.9	0.5	<0.05	19.0	3.85	23.1	0.02	1	0.1	23.3	<10	3	<0.08		
117269	Drill Core	0.34	0.05	51.1	0.5	<0.05	16.1	5.49	41.2	0.02	<1	0.2	22.1	<10	2	0.35		
117270	Drill Core	0.49	0.04	91.1	0.5	<0.05	22.2	6.81	46.1	<0.02	<1	0.1	27.7	<10	2	<0.08		
117271	Drill Core	0.39	0.03	61.0	0.4	<0.05	16.8	6.59	66.5	<0.02	<1	<0.1	18.2	<10	<2	0.99		
117272	Drill Core	0.56	0.04	84.2	0.7	<0.05	24.8	7.94	46.9	0.02	<1	0.2	31.0	<10	3	0.08		
117273	Drill Core	0.44	0.04	43.6	0.5	<0.05	19.7	6.30	41.2	<0.02	<1	0.2	21.7	<10	<2	0.25		
117274	Drill Core	0.38	0.04	54.4	0.3	<0.05	16.4	6.94	63.3	<0.02	<1	<0.1	14.0	<10	<2	1.50		
117275	Drill Core	0.71	0.05	23.8	0.3	<0.05	28.9	7.60	67.6	<0.02	<1	<0.1	4.6	<10	<2	0.63		
117276	Drill Core	0.38	0.03	10.5	0.2	<0.05	17.7	6.11	56.2	<0.02	<1	<0.1	2.9	<10	<2	<0.08	0.03	1.19
117277	Drill Core	0.54	0.13	16.2	0.4	<0.05	21.8	9.36	80.5	<0.02	<1	<0.1	4.2	<10	<2	0.44		

This report supersedes all previous preliminary and final reports with this file number dated prior to the date on this certificate. Signature indicates final approval; preliminary reports are unsigned and should be used for reference only.

BUREAU VERITAS MINERAL LABORATORIES Canada

www.bvna.com/mining-laboratory-services

Bureau Veritas Commodities Canada Ltd.
9050 Shaughnessy St Vancouver British Columbia V6P 6E5 Canada
PHONE (604) 253-3158

Client: **Kinross Gold Corp.**
25 York St., #17
Toronto Ontario M5J 2V5 Canada

Project: Great Bear Project
Report Date: November 27, 2024

QUALITY CONTROL REPORT TIM24000339.1

	Method	WGHT	AQ250	AQ250	AQ250	AQ250	AQ250	AQ250	AQ250	AQ250	AQ250	AQ250	AQ250	AQ250	AQ250	AQ250	AQ250	AQ250	AQ250	AQ250	AQ250
	Analyte	Wgt	Mo	Cu	Pb	Zn	Ag	Ni	Co	Mn	Fe	As	U	Au	Th	Sr	Cd	Sb	Bi	V	Ca
	Unit	kg	ppm	ppm	ppm	ppm	ppb	ppm	ppm	ppm	%	ppm	ppm	ppb	ppm	ppm	ppm	ppm	ppm	ppm	%
	MDL	0.01	0.01	0.01	0.01	0.1	2	0.1	0.1	1	0.01	0.1	0.1	0.2	0.1	0.5	0.01	0.02	0.02	1	0.01
Pulp Duplicates																					
REP A0964604	QC																				
117439	Drill Core		1.34	4.30	5.76	49.9	148	0.2	2.1	244	1.53	138.4	1.4	78.3	10.3	11.0	0.07	0.17	0.12	<1	0.76
REP 117439	QC		1.15	4.35	6.04	51.0	139	0.3	2.1	246	1.55	141.6	1.4	25.7	10.5	11.3	0.06	0.18	0.12	<1	0.77
117446	Drill Core		0.98	4.34	5.61	40.8	249	0.2	1.7	374	1.40	54.9	1.4	10.0	10.6	26.7	0.05	0.22	0.26	<1	1.38
REP 117446	QC																				
117181	Drill Core		0.74	42.01	3.29	27.1	177	46.0	18.3	217	5.24	115.1	0.8	8.5	3.1	7.3	0.03	0.10	0.21	87	0.21
REP 117181	QC		0.78	42.46	3.36	26.8	185	46.8	19.3	222	5.36	122.3	0.8	8.3	3.1	7.6	0.03	0.10	0.22	89	0.21
REP 117255	QC																				
117273	Drill Core		1.79	52.31	3.56	75.1	191	46.5	16.2	402	3.37	65.8	1.0	2.6	5.5	10.5	0.05	0.13	0.23	54	0.44
REP 117273	QC		1.83	51.28	3.54	74.5	187	46.1	17.6	401	3.38	72.7	1.0	3.1	5.4	10.8	0.05	0.13	0.23	54	0.45
Core Reject Duplicates																					
A0964604	Drill Core		0.62	21.19	3.07	52.0	81	13.4	8.9	354	2.15	1.6	1.6	1.9	8.3	15.9	0.03	0.08	0.06	32	0.76
DUP A0964604	QC		0.61	20.95	3.18	53.1	72	13.4	8.9	352	2.15	1.6	1.7	0.9	8.3	15.9	0.03	0.08	0.05	33	0.77
117447	Drill Core		2.28	2.79	7.01	43.7	99	0.2	2.1	112	1.60	52.1	1.6	8.6	11.2	51.8	0.05	0.13	0.21	<1	0.82
DUP 117447	QC		2.31	2.70	7.12	42.8	125	0.5	2.2	112	1.65	46.4	1.7	16.3	11.4	52.3	0.05	0.13	0.22	<1	0.82
117255	Drill Core		1.23	20.40	2.94	59.0	248	18.3	10.5	415	2.46	6.6	1.2	2.0	6.9	17.8	0.05	0.09	0.05	34	1.22
DUP 117255	QC		0.94	20.48	2.98	58.1	169	18.6	11.5	427	2.52	7.3	1.3	2.5	7.2	18.5	0.04	0.09	0.04	35	1.22
Reference Materials																					
STD BVGEO01	Standard		10.02	4353.25	185.39	1710.5	2487	159.6	24.1	718	3.63	116.8	3.5	218.6	13.6	51.6	6.11	2.90	24.27	71	1.28
STD BVGEO01	Standard		9.76	4304.19	185.91	1703.0	2474	157.7	23.6	714	3.57	122.9	3.7	213.4	14.3	51.5	6.20	2.78	24.26	70	1.26
STD BVGEO01	Standard		9.74	4271.49	184.43	1676.1	2364	150.8	24.1	696	3.56	114.4	3.3	201.0	13.4	51.5	5.58	2.55	23.88	68	1.25
STD BVGEO01	Standard		9.87	4310.76	183.61	1681.9	2512	161.6	23.4	705	3.66	116.7	3.4	213.3	13.8	52.6	6.10	2.76	23.89	71	1.25
STD COO2	Standard																				
STD COO2	Standard																				
STD COO2	Standard																				
STD GS311-1	Standard																				
STD GS910-4	Standard																				
STD OREAS262	Standard		0.62	113.09	56.48	154.6	444	62.4	27.3	547	3.19	35.8	1.1	69.2	8.9	33.4	0.63	3.82	0.97	20	2.99

This report supersedes all previous preliminary and final reports with this file number dated prior to the date on this certificate. Signature indicates final approval; preliminary reports are unsigned and should be used for reference only.

BUREAU VERITAS MINERAL LABORATORIES Canada

www.bvna.com/mining-laboratory-services

Bureau Veritas Commodities Canada Ltd.
9050 Shaughnessy St Vancouver British Columbia V6P 6E5 Canada
PHONE (604) 253-3158

Client: **Kinross Gold Corp.**
25 York St., #17
Toronto Ontario M5J 2V5 Canada

Project: Great Bear Project
Report Date: November 27, 2024

QUALITY CONTROL REPORT TIM24000339.1

		Method	AQ250	AQ250	AQ250	AQ250	AQ250	AQ250	AQ250	AQ250	AQ250	AQ250	AQ250	AQ250	AQ250	AQ250	AQ250	AQ250	AQ250	AQ250	AQ250
		Analyte	P	La	Cr	Mg	Ba	Ti	B	Al	Na	K	W	Sc	Tl	S	Hg	Se	Te	Ga	Cs	Ge
		Unit	%	ppm	ppm	%	ppm	%	ppm	%	%	%	ppm	ppm	ppm	%	ppb	ppm	ppm	ppm	ppm	ppm
		MDL	0.001	0.5	0.5	0.01	0.5	0.001	20	0.01	0.001	0.01	0.1	0.1	0.02	0.02	5	0.1	0.02	0.1	0.02	0.1
Pulp Duplicates																						
REP A0964604	QC																					
117439	Drill Core		0.015	43.2	1.7	0.12	35.4	0.031	<20	0.39	0.056	0.24	0.6	1.0	0.14	0.65	<5	0.2	0.03	1.7	1.24	<0.1
REP 117439	QC		0.016	44.3	1.7	0.12	35.1	0.031	<20	0.38	0.056	0.24	0.6	1.1	0.15	0.66	<5	0.2	0.03	1.8	1.25	<0.1
117446	Drill Core		0.016	40.5	0.8	0.14	43.9	0.030	<20	0.59	0.069	0.17	0.4	1.4	0.11	0.79	<5	0.1	0.04	2.1	0.74	<0.1
REP 117446	QC																					
117181	Drill Core		0.063	11.0	93.9	1.54	305.9	0.217	<20	3.02	0.041	1.91	0.5	9.5	0.61	0.45	<5	0.3	0.06	9.8	6.59	0.1
REP 117181	QC		0.064	11.2	96.7	1.57	314.4	0.230	<20	3.11	0.043	1.96	0.5	10.0	0.62	0.46	<5	0.3	0.07	9.9	6.83	0.1
REP 117255	QC																					
117273	Drill Core		0.050	21.2	68.3	1.09	122.4	0.163	<20	1.92	0.054	0.90	0.3	5.4	0.29	0.23	<5	0.2	0.03	7.7	2.89	<0.1
REP 117273	QC		0.051	21.1	68.0	1.09	125.5	0.167	<20	1.95	0.055	0.89	0.3	5.5	0.30	0.23	<5	0.1	0.03	7.8	2.95	<0.1
Core Reject Duplicates																						
A0964604	Drill Core		0.056	28.4	10.5	0.68	117.1	0.169	<20	1.19	0.058	0.89	0.2	2.1	0.40	0.17	<5	<0.1	<0.02	5.1	3.27	<0.1
DUP A0964604	QC		0.056	29.8	10.4	0.68	120.4	0.166	<20	1.20	0.060	0.92	0.2	2.1	0.41	0.17	<5	<0.1	<0.02	5.2	3.39	<0.1
117447	Drill Core		0.017	41.9	1.7	0.08	54.7	0.003	<20	1.31	0.144	0.17	<0.1	0.3	0.04	1.58	<5	0.1	<0.02	2.7	0.31	<0.1
DUP 117447	QC		0.017	42.7	2.2	0.08	57.7	0.003	<20	1.31	0.144	0.18	0.1	0.3	0.05	1.64	<5	0.1	<0.02	2.8	0.33	<0.1
117255	Drill Core		0.073	30.5	18.2	0.84	101.7	0.157	<20	1.24	0.044	1.00	0.2	2.7	0.34	0.36	<5	<0.1	<0.02	5.4	4.06	<0.1
DUP 117255	QC		0.072	32.6	18.5	0.86	108.6	0.162	<20	1.24	0.046	1.03	0.2	2.7	0.35	0.37	<5	<0.1	<0.02	5.3	4.26	<0.1
Reference Materials																						
STD BVGEO01	Standard		0.072	25.2	166.2	1.27	326.3	0.230	<20	2.21	0.180	0.86	4.3	5.5	0.63	0.65	94	4.9	1.05	6.9	7.31	<0.1
STD BVGEO01	Standard		0.073	24.9	156.4	1.25	307.4	0.223	<20	2.14	0.173	0.88	4.4	5.6	0.63	0.62	94	4.9	1.06	6.9	7.24	0.1
STD BVGEO01	Standard		0.072	25.0	166.6	1.25	317.7	0.232	<20	2.17	0.178	0.83	3.8	5.9	0.58	0.63	94	4.9	0.98	6.4	6.78	0.1
STD BVGEO01	Standard		0.073	25.8	164.2	1.29	327.3	0.226	<20	2.20	0.183	0.88	3.8	5.6	0.62	0.68	89	5.0	1.04	6.9	7.21	0.1
STD COO2	Standard																					
STD COO2	Standard																					
STD COO2	Standard																					
STD GS311-1	Standard																					
STD GS910-4	Standard																					
STD OREAS262	Standard		0.039	15.8	41.9	1.17	244.3	0.003	<20	1.17	0.067	0.28	0.1	3.0	0.47	0.26	165	0.7	0.24	3.7	2.69	<0.1

This report supersedes all previous preliminary and final reports with this file number dated prior to the date on this certificate. Signature indicates final approval; preliminary reports are unsigned and should be used for reference only.

BUREAU VERITAS MINERAL LABORATORIES Canada

www.bvna.com/mining-laboratory-services

Bureau Veritas Commodities Canada Ltd.
9050 Shaughnessy St Vancouver British Columbia V6P 6E5 Canada
PHONE (604) 253-3158

Client: **Kinross Gold Corp.**
25 York St., #17
Toronto Ontario M5J 2V5 Canada

Project: Great Bear Project
Report Date: November 27, 2024

QUALITY CONTROL REPORT TIM24000339.1

	Method	AQ250	AQ250	AQ250	AQ250	AQ250	AQ250	AQ250	AQ250	AQ250	AQ250	AQ250	AQ250	AQ250	AQ250	TC006	TC000	TC000
	Analyte	Hf	Nb	Rb	Sn	Ta	Zr	Y	Ce	In	Re	Be	Li	Pd	Pt	CO2	TOT/C	TOT/S
	Unit	ppm	ppm	ppm	ppm	ppm	ppm	ppm	ppm	ppm	ppb	ppm	ppm	ppb	ppb	%	%	%
	MDL	0.02	0.02	0.1	0.1	0.05	0.1	0.01	0.1	0.02	1	0.1	0.1	10	2	0.08	0.02	0.02
Pulp Duplicates																		
REP A0964604	QC															0.58		
117439	Drill Core	0.74	0.28	18.3	0.2	<0.05	25.2	7.33	83.8	<0.02	<1	<0.1	2.7	<10	<2	0.85		
REP 117439	QC	0.75	0.33	18.5	0.2	<0.05	25.6	7.67	86.4	<0.02	<1	<0.1	2.7	<10	<2			
117446	Drill Core	0.67	0.30	11.4	0.2	<0.05	23.0	11.25	77.3	<0.02	<1	0.1	3.5	<10	<2	1.35		
REP 117446	QC															1.28		
117181	Drill Core	0.30	0.03	85.4	0.7	<0.05	15.4	3.69	21.7	0.03	<1	0.1	27.5	<10	2	<0.08		
REP 117181	QC	0.32	0.03	85.6	0.8	<0.05	16.3	3.75	22.2	0.03	<1	0.1	28.7	<10	3			
REP 117255	QC															1.15		
117273	Drill Core	0.44	0.04	43.6	0.5	<0.05	19.7	6.30	41.2	<0.02	<1	0.2	21.7	<10	<2	0.25		
REP 117273	QC	0.44	0.04	43.9	0.5	<0.05	20.3	6.27	41.6	<0.02	<1	0.2	21.7	<10	<2			
Core Reject Duplicates																		
A0964604	Drill Core	0.54	0.12	57.5	0.3	<0.05	20.5	6.34	54.8	<0.02	4	<0.1	16.8	<10	<2	0.61		
DUP A0964604	QC	0.57	0.12	58.0	0.3	<0.05	20.8	6.31	56.5	<0.02	<1	<0.1	17.0	<10	2	0.59		
117447	Drill Core	0.62	0.06	5.7	<0.1	<0.05	24.9	10.29	81.8	<0.02	<1	0.6	4.8	<10	<2	0.18		
DUP 117447	QC	0.63	0.06	5.9	<0.1	<0.05	25.1	10.36	83.8	<0.02	<1	0.7	4.8	<10	<2	0.17		
117255	Drill Core	0.40	0.07	52.7	0.3	<0.05	15.8	5.31	59.7	<0.02	<1	<0.1	15.1	<10	<2	1.18		
DUP 117255	QC	0.40	0.06	54.7	0.3	<0.05	16.6	5.63	62.8	<0.02	<1	<0.1	14.9	<10	<2	1.16		
Reference Materials																		
STD BVGEO01	Standard	0.28	0.17	92.3	5.2	<0.05	9.0	14.20	51.9	0.43	4	0.7	19.1	128	183			
STD BVGEO01	Standard	0.32	0.18	91.9	5.3	<0.05	9.9	14.03	52.0	0.43	4	0.7	19.6	126	182			
STD BVGEO01	Standard	0.33	0.17	88.5	4.8	<0.05	10.1	13.64	50.2	0.39	3	0.7	19.3	131	178			
STD BVGEO01	Standard	0.21	0.18	92.2	5.4	<0.05	7.9	14.13	51.5	0.43	4	0.7	20.9	130	173			
STD COO2	Standard															3.62		
STD COO2	Standard															3.77		
STD COO2	Standard															3.82		
STD GS311-1	Standard																1.00	2.38
STD GS910-4	Standard																2.62	7.84
STD OREAS262	Standard	0.20	<0.02	18.0	0.5	<0.05	9.0	10.51	31.4	0.03	1	1.1	16.1	<10	<2			

This report supersedes all previous preliminary and final reports with this file number dated prior to the date on this certificate. Signature indicates final approval; preliminary reports are unsigned and should be used for reference only.

BUREAU VERITAS MINERAL LABORATORIES Canada

www.bvna.com/mining-laboratory-services

Bureau Veritas Commodities Canada Ltd.
9050 Shaughnessy St Vancouver British Columbia V6P 6E5 Canada
PHONE (604) 253-3158

Client: **Kinross Gold Corp.**
25 York St., #17
Toronto Ontario M5J 2V5 Canada

Project: Great Bear Project
Report Date: November 27, 2024

QUALITY CONTROL REPORT TIM24000339.1

		WGHT	AQ250	AQ250	AQ250	AQ250	AQ250	AQ250	AQ250	AQ250	AQ250	AQ250	AQ250	AQ250	AQ250	AQ250	AQ250	AQ250	AQ250	AQ250	AQ250
		Wgt	Mo	Cu	Pb	Zn	Ag	Ni	Co	Mn	Fe	As	U	Au	Th	Sr	Cd	Sb	Bi	V	Ca
		kg	ppm	ppm	ppm	ppm	ppb	ppm	ppm	ppm	%	ppm	ppm	ppb	ppm	ppm	ppm	ppm	ppm	ppm	%
		0.01	0.01	0.01	0.01	0.1	2	0.1	0.1	1	0.01	0.1	0.1	0.2	0.1	0.5	0.01	0.02	0.02	1	0.01
STD OREAS262	Standard		0.64	113.67	56.27	153.0	459	63.4	26.8	542	3.24	36.5	1.1	68.7	8.9	34.3	0.65	4.47	0.99	20	3.01
STD OREAS262	Standard		0.60	115.12	56.90	149.0	437	63.0	27.3	540	3.16	34.1	1.1	68.6	9.1	32.9	0.59	3.98	0.96	20	2.89
STD OREAS279	Standard																				
STD OREAS262	Standard		0.63	107.03	50.90	144.2	432	58.9	25.5	502	3.06	34.2	1.0	70.9	8.1	31.7	0.57	3.90	0.89	19	2.77
STD OREAS279	Standard																				
STD OREAS279	Standard																				
STD GS311-1 Expected																					
STD GS910-4 Expected																					
STD BVGEO01 Expected			10.8	4415	187	1712	2530	163	25	706	3.7	121	3.67	214	14.4	55	6.25	2.2	24.3	73	1.3219
STD OREAS262 Expected			0.68	118	56	154	450	62	26.9	530	3.284	35.8	1.22	65	9.33	36	0.61	3.39	1.03	22.5	2.98
STD COO2 Expected																					
STD OREAS279 Expected																					
BLK	Blank																				
BLK	Blank		<0.01	0.03	0.02	<0.1	<2	<0.1	<0.1	<1	<0.01	<0.1	<0.1	<0.2	<0.1	<0.5	<0.01	<0.02	<0.02	<1	<0.01
BLK	Blank		<0.01	<0.01	0.02	<0.1	<2	<0.1	<0.1	<1	<0.01	<0.1	<0.1	<0.2	<0.1	<0.5	<0.01	<0.02	<0.02	<1	<0.01
BLK	Blank		<0.01	<0.01	0.01	<0.1	<2	<0.1	<0.1	<1	<0.01	<0.1	<0.1	<0.2	<0.1	<0.5	<0.01	<0.02	<0.02	<1	<0.01
BLK	Blank																				
BLK	Blank		<0.01	<0.01	0.02	<0.1	<2	<0.1	<0.1	<1	<0.01	<0.1	<0.1	<0.2	<0.1	<0.5	<0.01	<0.02	<0.02	<1	<0.01
BLK	Blank																				
BLK	Blank																				
Prep Wash																					
ROCK-TIM	Prep Blank		0.90	2.73	0.79	25.9	6	0.7	3.3	448	1.80	0.6	0.4	0.5	2.2	19.0	0.02	0.03	<0.02	20	0.53
ROCK-TIM	Prep Blank		1.22	2.29	0.71	25.5	4	0.9	3.5	439	1.78	0.8	0.4	0.3	2.2	17.8	0.03	0.04	<0.02	20	0.52

This report supersedes all previous preliminary and final reports with this file number dated prior to the date on this certificate. Signature indicates final approval; preliminary reports are unsigned and should be used for reference only.

BUREAU VERITAS MINERAL LABORATORIES Canada

www.bvna.com/mining-laboratory-services

Bureau Veritas Commodities Canada Ltd.
9050 Shaughnessy St Vancouver British Columbia V6P 6E5 Canada
PHONE (604) 253-3158

Client: **Kinross Gold Corp.**
25 York St., #17
Toronto Ontario M5J 2V5 Canada

Project: Great Bear Project
Report Date: November 27, 2024

QUALITY CONTROL REPORT TIM24000339.1

		AQ250 P % 0.001	AQ250 La ppm 0.5	AQ250 Cr ppm 0.5	AQ250 Mg % 0.01	AQ250 Ba ppm 0.5	AQ250 Ti % 0.001	AQ250 B ppm 20	AQ250 Al % 0.01	AQ250 Na % 0.001	AQ250 K % 0.01	AQ250 W ppm 0.1	AQ250 Sc ppm 0.1	AQ250 Tl ppm 0.02	AQ250 S % 0.02	AQ250 Hg ppb 5	AQ250 Se ppm 0.1	AQ250 Te ppm 0.02	AQ250 Ga ppm 0.1	AQ250 Cs ppm 0.02	AQ250 Ge ppm 0.1
STD OREAS262	Standard	0.038	15.8	40.0	1.17	243.3	0.003	<20	1.10	0.068	0.29	0.2	3.0	0.46	0.25	163	0.6	0.26	3.7	2.72	<0.1
STD OREAS262	Standard	0.038	14.9	40.7	1.16	249.1	0.003	<20	1.09	0.068	0.29	0.2	2.8	0.46	0.25	175	0.6	0.24	3.4	2.53	<0.1
STD OREAS279	Standard																				
STD OREAS262	Standard	0.038	14.7	37.9	1.09	220.4	0.003	<20	1.09	0.064	0.29	0.1	2.8	0.44	0.26	148	0.6	0.22	3.4	2.76	<0.1
STD OREAS279	Standard																				
STD OREAS279	Standard																				
STD GS311-1 Expected																					
STD GS910-4 Expected																					
STD BVGEO01 Expected		0.0727	25.9	171	1.3175	332	0.233		2.2628	0.1924	0.8669	3.5	5.97	0.62	0.6655	100	4.84	1.02	7.37	7.36	0.15
STD OREAS262 Expected		0.04	15.9	41.7	1.17	248	0.003		1.3	0.071	0.312	0.13	3.24	0.47	0.269	170	0.4	0.23	3.9	2.8	
STD COO2 Expected																					
STD OREAS279 Expected																					
BLK	Blank																				
BLK	Blank	<0.001	<0.5	<0.5	<0.01	<0.5	<0.001	<20	<0.01	<0.001	<0.01	<0.1	<0.1	<0.02	<0.02	<5	<0.1	<0.02	<0.1	<0.02	<0.1
BLK	Blank	<0.001	<0.5	<0.5	<0.01	<0.5	<0.001	<20	<0.01	<0.001	<0.01	<0.1	<0.1	<0.02	<0.02	<5	<0.1	<0.02	<0.1	<0.02	<0.1
BLK	Blank	<0.001	<0.5	<0.5	<0.01	<0.5	<0.001	<20	<0.01	<0.001	<0.01	<0.1	<0.1	<0.02	<0.02	<5	<0.1	<0.02	<0.1	<0.02	<0.1
BLK	Blank																				
BLK	Blank	<0.001	<0.5	<0.5	<0.01	<0.5	<0.001	<20	<0.01	<0.001	<0.01	<0.1	<0.1	<0.02	<0.02	<5	<0.1	<0.02	<0.1	<0.02	<0.1
BLK	Blank																				
BLK	Blank																				
Prep Wash																					
ROCK-TIM	Prep Blank	0.040	5.4	3.3	0.41	48.1	0.067	<20	0.76	0.056	0.07	0.1	2.0	<0.02	<0.02	<5	<0.1	<0.02	3.4	0.15	<0.1
ROCK-TIM	Prep Blank	0.039	5.3	2.5	0.43	46.9	0.065	<20	0.77	0.059	0.07	<0.1	2.0	<0.02	<0.02	<5	<0.1	<0.02	3.5	0.15	<0.1

This report supersedes all previous preliminary and final reports with this file number dated prior to the date on this certificate. Signature indicates final approval; preliminary reports are unsigned and should be used for reference only.

BUREAU VERITAS MINERAL LABORATORIES Canada

www.bvna.com/mining-laboratory-services

Bureau Veritas Commodities Canada Ltd.
9050 Shaughnessy St Vancouver British Columbia V6P 6E5 Canada
PHONE (604) 253-3158

Client: **Kinross Gold Corp.**
25 York St., #17
Toronto Ontario M5J 2V5 Canada

Project: Great Bear Project
Report Date: November 27, 2024

QUALITY CONTROL REPORT TIM24000339.1

		AQ250 Hf ppm 0.02	AQ250 Nb ppm 0.02	AQ250 Rb ppm 0.1	AQ250 Sn ppm 0.1	AQ250 Ta ppm 0.05	AQ250 Zr ppm 0.1	AQ250 Y ppm 0.01	AQ250 Ce ppm 0.1	AQ250 In ppm 0.02	AQ250 Re ppb 1	AQ250 Be ppm 0.1	AQ250 Li ppm 0.1	AQ250 Pd ppb 10	AQ250 Pt ppb 2	TC006 CO2 % 0.08	TC000 TOT/C % 0.02	TC000 TOT/S % 0.02
STD OREAS262	Standard	0.27	<0.02	17.9	0.5	<0.05	11.4	10.49	31.6	0.03	1	1.0	16.2	<10	2			
STD OREAS262	Standard	0.22	<0.02	17.3	0.5	<0.05	10.3	10.14	30.2	0.03	1	1.1	15.6	<10	<2			
STD OREAS279	Standard															3.12		
STD OREAS262	Standard	0.14	<0.02	17.7	0.5	<0.05	7.4	9.68	29.2	0.03	<1	1.0	16.0	<10	2			
STD OREAS279	Standard															3.21		
STD OREAS279	Standard															3.73		
STD GS311-1 Expected																	1.02	2.35
STD GS910-4 Expected																	2.65	8.27
STD BVGEO01 Expected		0.32	0.17	95	5.64		9.1	14.5	53	0.45	4	0.69	21.4	134	182			
STD OREAS262 Expected		0.17		18.6	0.5		7.7	11.2	32	0.033		1.14	17.8					
STD COO2 Expected																3.612		
STD OREAS279 Expected																3.29		
BLK	Blank																<0.02	<0.02
BLK	Blank	<0.02	<0.02	<0.1	<0.1	<0.05	<0.1	<0.01	<0.1	<0.02	<1	<0.1	<0.1	<10	<2			
BLK	Blank	<0.02	<0.02	<0.1	<0.1	<0.05	<0.1	<0.01	<0.1	<0.02	<1	<0.1	<0.1	<10	2			
BLK	Blank	<0.02	<0.02	<0.1	<0.1	<0.05	<0.1	<0.01	<0.1	<0.02	<1	<0.1	<0.1	<10	<2			
BLK	Blank															<0.08		
BLK	Blank	<0.02	<0.02	<0.1	<0.1	<0.05	<0.1	<0.01	<0.1	<0.02	<1	<0.1	<0.1	<10	<2			
BLK	Blank															<0.08		
BLK	Blank															<0.08		
Prep Wash																		
ROCK-TIM	Prep Blank	0.14	0.19	1.9	0.3	<0.05	3.3	7.35	10.9	<0.02	<1	0.2	1.4	<10	<2	0.12		
ROCK-TIM	Prep Blank	0.13	0.17	1.8	0.3	<0.05	3.3	7.32	10.7	<0.02	<1	0.2	1.3	<10	<2	0.18		

This report supersedes all previous preliminary and final reports with this file number dated prior to the date on this certificate. Signature indicates final approval; preliminary reports are unsigned and should be used for reference only.

BUREAU VERITAS MINERAL LABORATORIES Canada

Bureau Veritas Commodities Canada Ltd.
9050 Shaughnessy St Vancouver British Columbia V6P 6E5 Canada
PHONE (604) 253-3158

www.bvna.com/mining-laboratory-services

Client: **Kinross Gold Corp.**
25 York St., #17
Toronto Ontario M5J 2V5 Canada

Submitted By:	Matthew Hart
Receiving Lab:	Canada-Timmins
Received:	August 01, 2024
Analysis Start:	August 19, 2024
Report Date:	December 16, 2024
Page:	1 of 5

CERTIFICATE OF ANALYSIS TIM24000341.1

CLIENT JOB INFORMATION

Project:	Great Bear Project
Shipment ID:	
P.O. Number	GTFS002-FPR022-06
Number of Samples:	100

SAMPLE DISPOSAL

STOR-PLP	Store After 90 days Invoice for Storage
STOR-RJT	Store After 60 days Invoice for Storage

Bureau Veritas does not accept responsibility for samples left at the laboratory after 90 days without prior written instructions for sample storage or return.

SAMPLE PREPARATION AND ANALYTICAL PROCEDURES

Procedure Code	Number of Samples	Code Description	Test Wgt (g)	Report Status	Lab
PRP75-1KG	100	Crush, split and pulverize 1kg of sample to 200 mesh		Completed	TIM
SPTPL	100	Splitting of pulp samples for client		Completed	TIM
SHP01	100	Per sample shipping charges for branch shipments			TIM
AQ250_EXT	100	1:1:1 Aqua Regia digestion Ultratrace ICP-MS analysis	0.5	Completed	VAN
TC006	100	15% HClO4 leach, CO2 analysis by Leco	0.2	Completed	VAN
Split ABA	18	Analysis sample split/packet for ABA Analysis			BUB
TC000	18	Analysis by Leco	0.1	Completed	VAN
ABA	18	Modified Sobek Acid Base Accounting		Completed	BUB

ADDITIONAL COMMENTS

Invoice To: Great Bear Resources Ltd.
25 York Street, Unit 1700
Toronto Ontario M5J 2V5
Canada

CC: Kinross Distrubution

BRITISH COLUMBIA CERTIFIED ASSAYER
MARCUS LAU
Production Manager

This report supersedes all previous preliminary and final reports with this file number dated prior to the date on this certificate. Signature indicates final approval; preliminary reports are unsigned and should be used for reference only.
All results are considered the confidential property of the client. Bureau Veritas assumes the liabilities for actual cost of analysis only. Results apply to samples as submitted.
"*" asterisk indicates that an analytical result could not be provided due to unusually high levels of interference from other elements.

BUREAU VERITAS MINERAL LABORATORIES Canada

Bureau Veritas Commodities Canada Ltd.

9050 Shaughnessy St Vancouver British Columbia V6P 6E5 Canada
PHONE (604) 253-3158

www.bvna.com/mining-laboratory-services

Client: **Kinross Gold Corp.**
25 York St., #17
Toronto Ontario M5J 2V5 Canada

Project: Great Bear Project
Report Date: December 16, 2024

CERTIFICATE OF ANALYSIS TIM24000341.1

Method		WGHT	AQ250	AQ250	AQ250	AQ250	AQ250	AQ250	AQ250	AQ250	AQ250	AQ250	AQ250	AQ250	AQ250	AQ250	AQ250	AQ250	AQ250	AQ250	AQ250
Analyte		Wgt	Mo	Cu	Pb	Zn	Ag	Ni	Co	Mn	Fe	As	U	Au	Th	Sr	Cd	Sb	Bi	V	Ca
Unit		kg	ppm	ppm	ppm	ppm	ppb	ppm	ppm	ppm	%	ppm	ppm	ppb	ppm	ppm	ppm	ppm	ppm	ppm	%
MDL		0.01	0.01	0.01	0.01	0.1	2	0.1	0.1	1	0.01	0.1	0.1	0.2	0.1	0.5	0.01	0.02	0.02	1	0.01
DX758033	Drill Core	2.22	1.17	19.85	27.31	108.9	212	17.5	9.8	752	2.44	12.2	1.4	29.8	7.0	20.3	0.23	0.09	0.19	39	0.78
DX758034	Drill Core	1.82	1.35	16.02	13.81	74.1	237	17.4	9.7	733	2.51	12.1	1.3	19.6	6.6	19.2	0.19	0.10	0.09	36	1.78
DX758035	Drill Core	1.66	1.79	21.77	12.69	106.9	223	17.3	9.5	700	2.44	18.1	1.4	94.6	7.1	16.1	0.35	0.10	0.12	38	1.09
DX758036	Drill Core	2.00	2.31	37.06	105.98	559.3	678	14.7	9.2	582	2.55	102.9	1.7	216.5	7.7	9.3	3.24	0.19	1.00	27	0.52
DX758037	Drill Core	2.00	0.87	12.90	16.20	83.2	200	10.9	8.7	925	2.39	19.8	1.7	57.5	8.2	49.3	0.12	0.13	0.11	41	1.37
DX758038	Drill Core	1.92	1.47	43.49	3.71	52.0	200	52.4	18.5	558	4.07	16.1	1.4	72.1	6.5	13.4	0.04	0.13	0.27	82	0.30
DX758039	Drill Core	2.49	1.13	69.11	4.40	112.6	322	55.8	20.7	409	4.40	3.1	1.3	619.0	6.1	5.7	0.04	0.23	0.26	63	0.18
DX758040	Drill Core	1.26	8.97	20.18	4.99	69.6	248	18.1	10.8	545	2.50	17.3	1.6	32.3	8.4	11.8	0.14	0.09	0.17	45	0.57
DX758041	Drill Core	2.06	1.22	14.32	2.71	50.2	128	16.8	9.9	487	2.57	11.4	1.5	28.6	8.1	16.5	0.07	0.12	0.12	43	1.27
DX758042	Drill Core	1.26	0.86	65.28	2.70	93.2	258	52.5	21.2	322	5.18	343.9	1.1	16.0	6.1	5.1	0.05	0.24	0.33	81	0.26
DX758043	Drill Core	3.19	0.63	48.17	2.19	72.9	213	40.7	15.3	163	7.25	241.8	0.9	15.1	4.6	4.1	0.04	0.18	0.32	75	0.25
DX758044	Drill Core	2.94	1.56	51.51	6.12	84.5	178	55.9	20.8	368	3.74	245.1	1.2	9.2	6.1	7.2	0.06	0.14	0.28	61	0.28
DX758045	Drill Core	3.43	1.15	48.24	3.95	79.7	185	49.5	19.4	317	3.50	248.0	1.2	3.4	5.9	8.8	0.05	0.20	0.21	54	0.42
DX758046	Drill Core	2.13	1.26	17.66	4.73	45.8	218	15.6	9.8	486	2.54	21.5	1.5	10.5	8.5	20.1	0.08	0.10	0.16	41	0.86
DX758047	Drill Core	2.78	0.95	45.07	2.48	90.5	178	54.5	19.1	240	5.14	434.2	1.1	19.0	4.9	5.1	0.04	0.30	0.23	75	0.20
DX758048	Drill Core	3.34	1.26	49.78	2.62	33.7	184	52.6	19.6	279	4.08	232.8	0.9	3.5	3.1	8.6	0.04	0.08	0.20	85	0.18
DX758049	Drill Core	3.56	1.10	47.91	2.81	22.0	149	58.6	17.5	176	5.38	312.3	1.0	7.8	3.7	8.2	0.03	0.08	0.19	102	0.19
DX758050	Drill Core	3.11	1.24	54.60	2.75	26.8	131	57.2	20.1	232	3.60	2.2	1.0	2.5	3.6	7.9	0.04	0.11	0.20	66	0.16
DX758051	Drill Core	1.99	1.31	21.10	6.96	85.6	232	21.3	11.0	388	3.08	9.2	1.6	3.9	8.5	16.9	0.15	0.09	0.14	55	0.56
DX758052	Drill Core	1.27	0.90	44.08	2.25	81.3	355	29.6	14.1	463	5.22	3.6	1.3	11.0	6.3	7.8	0.04	0.13	0.54	56	0.18
DX758053	Drill Core	2.39	1.94	110.04	2.88	105.6	383	63.1	21.7	507	4.72	3.2	1.2	11.7	5.4	7.2	0.07	0.12	0.37	82	0.19
A0962709	Drill Core	2.17	1.30	6.23	6.19	62.2	126	0.5	1.6	194	1.24	213.5	1.6	38.3	11.0	10.2	0.16	0.17	0.12	<1	0.83
A0962710	Drill Core	2.04	0.86	4.12	5.08	43.4	118	0.5	2.0	169	1.53	199.8	1.8	108.6	11.5	8.8	0.03	0.21	0.06	<1	0.41
A0962711	Drill Core	1.41	1.10	5.36	3.67	46.0	133	2.3	2.6	212	1.84	285.7	1.8	40.6	11.0	7.8	0.05	0.23	0.12	3	0.38
A0962712	Drill Core	2.18	1.82	2.15	45.06	68.6	201	0.5	2.0	80	1.87	243.6	1.7	1671.2	8.3	3.6	0.13	0.19	0.10	<1	0.20
A0962708	Drill Core	2.05	2.11	1.63	259.50	252.0	714	1.2	2.1	65	2.21	1940.5	1.4	1022.2	8.8	2.9	0.48	0.93	0.57	<1	0.18
A0962713	Drill Core	2.30	1.15	18.87	8.19	64.6	135	18.5	10.9	491	2.53	22.4	1.6	10.9	8.0	20.7	0.07	0.15	0.06	42	1.62
A0962714	Drill Core	1.61	1.84	0.67	9.08	47.7	57	0.6	1.9	219	1.82	129.9	1.4	8.9	8.8	11.0	0.03	0.19	0.10	<1	0.85
DX758127	Drill Core	1.99	1.38	1.21	7.63	21.9	93	0.5	<0.1	75	0.25	0.4	2.8	0.8	4.3	4.4	0.02	0.02	0.29	<1	0.11
DX758128	Drill Core	2.88	1.27	28.43	3.22	79.2	66	20.3	12.8	444	3.01	0.6	0.8	0.5	5.3	25.3	0.06	0.04	0.06	53	0.89

This report supersedes all previous preliminary and final reports with this file number dated prior to the date on this certificate. Signature indicates final approval; preliminary reports are unsigned and should be used for reference only.

BUREAU VERITAS MINERAL LABORATORIES Canada

www.bvna.com/mining-laboratory-services

Bureau Veritas Commodities Canada Ltd.

9050 Shaughnessy St Vancouver British Columbia V6P 6E5 Canada
PHONE (604) 253-3158

Client: **Kinross Gold Corp.**
25 York St., #17
Toronto Ontario M5J 2V5 Canada

Project: Great Bear Project
Report Date: December 16, 2024

CERTIFICATE OF ANALYSIS TIM24000341.1

	Method	AQ250	AQ250	AQ250	AQ250	AQ250	AQ250	AQ250	AQ250	AQ250	AQ250	AQ250	AQ250	AQ250	AQ250	AQ250	AQ250	AQ250	AQ250	AQ250	AQ250
	Analyte	P	La	Cr	Mg	Ba	Ti	B	Al	Na	K	W	Sc	Tl	S	Hg	Se	Te	Ga	Cs	Ge
	Unit	%	ppm	ppm	%	ppm	%	ppm	%	%	%	ppm	ppm	ppm	%	ppb	ppm	ppm	ppm	ppm	ppm
	MDL	0.001	0.5	0.5	0.01	0.5	0.001	20	0.01	0.001	0.01	0.1	0.1	0.02	0.02	5	0.1	0.02	0.1	0.02	0.1
DX758033	Drill Core	0.071	32.4	15.9	0.83	62.5	0.163	<20	1.55	0.107	0.84	0.6	3.0	0.53	0.62	<5	0.2	0.06	6.3	2.57	<0.1
DX758034	Drill Core	0.066	29.9	16.6	0.91	91.5	0.154	<20	1.35	0.047	0.78	0.5	3.2	0.43	0.51	<5	<0.1	<0.02	6.1	2.20	<0.1
DX758035	Drill Core	0.065	30.0	17.1	0.83	74.0	0.167	<20	1.29	0.057	0.89	1.3	3.4	0.50	0.58	<5	0.2	<0.02	5.7	2.24	<0.1
DX758036	Drill Core	0.057	29.2	11.0	0.61	64.8	0.111	<20	1.04	0.061	0.78	3.2	2.3	0.47	1.39	12	0.6	0.09	4.5	2.18	<0.1
DX758037	Drill Core	0.055	30.0	10.3	0.88	87.7	0.168	<20	2.31	0.184	0.99	4.5	3.7	0.55	0.50	<5	0.2	0.04	8.4	3.35	<0.1
DX758038	Drill Core	0.068	26.5	97.0	1.43	315.7	0.215	<20	2.52	0.073	1.79	0.7	7.9	0.79	0.54	<5	0.3	0.05	9.1	6.93	<0.1
DX758039	Drill Core	0.066	25.6	74.2	1.44	138.1	0.223	<20	2.38	0.020	1.75	0.3	5.8	0.75	0.62	<5	0.5	0.10	7.5	7.85	<0.1
DX758040	Drill Core	0.068	36.8	17.0	0.79	134.7	0.163	<20	1.26	0.067	0.94	9.0	3.9	0.36	0.57	<5	0.2	0.04	5.7	2.96	<0.1
DX758041	Drill Core	0.081	37.5	14.4	0.87	76.1	0.198	<20	1.35	0.056	1.09	3.9	3.9	0.42	0.50	<5	0.1	<0.02	5.9	3.19	<0.1
DX758042	Drill Core	0.078	25.4	86.8	1.56	197.1	0.171	<20	2.74	0.020	1.42	0.2	7.7	0.56	0.63	<5	0.4	0.10	9.3	6.07	<0.1
DX758043	Drill Core	0.079	19.2	76.2	1.56	106.2	0.097	<20	3.09	0.013	0.69	0.6	5.7	0.24	0.85	<5	0.2	0.07	9.9	3.46	<0.1
DX758044	Drill Core	0.060	21.3	77.8	1.29	101.3	0.184	<20	2.25	0.030	1.29	0.2	5.1	0.49	0.24	<5	0.2	0.06	7.3	5.83	<0.1
DX758045	Drill Core	0.060	18.3	77.1	1.23	61.0	0.130	<20	1.98	0.032	0.80	0.2	4.5	0.32	0.26	<5	0.2	0.05	6.8	3.64	<0.1
DX758046	Drill Core	0.077	37.2	14.0	0.85	93.6	0.159	<20	1.37	0.069	0.74	2.3	3.4	0.24	0.44	<5	0.1	0.03	6.1	2.29	<0.1
DX758047	Drill Core	0.068	20.8	84.1	1.49	99.8	0.095	<20	2.66	0.025	0.82	0.2	6.5	0.34	0.59	<5	0.2	0.05	8.3	3.92	<0.1
DX758048	Drill Core	0.058	11.1	95.8	1.39	211.8	0.198	<20	2.51	0.057	1.63	0.3	9.1	0.53	0.34	<5	0.2	0.05	8.6	5.56	<0.1
DX758049	Drill Core	0.063	14.6	103.4	1.51	276.3	0.222	<20	2.99	0.059	1.91	0.3	11.5	0.53	0.55	<5	0.3	0.06	8.3	5.54	0.1
DX758050	Drill Core	0.058	15.3	79.7	1.22	129.1	0.138	<20	2.18	0.039	1.06	0.1	5.8	0.49	0.30	<5	0.3	0.05	6.2	3.80	<0.1
DX758051	Drill Core	0.069	31.1	30.9	1.06	237.0	0.194	<20	1.66	0.063	0.79	0.7	5.4	0.28	0.32	<5	0.1	<0.02	8.2	3.00	<0.1
DX758052	Drill Core	0.055	23.2	47.9	1.27	169.7	0.224	<20	2.31	0.052	1.72	0.2	5.9	0.63	1.24	<5	0.2	0.08	9.1	7.75	<0.1
DX758053	Drill Core	0.052	20.4	102.2	1.32	221.8	0.242	<20	2.30	0.038	1.64	0.3	8.8	0.56	0.95	<5	0.3	0.06	8.9	6.58	<0.1
A0962709	Drill Core	0.015	40.5	1.9	0.12	30.2	0.022	<20	0.41	0.049	0.20	0.6	0.6	0.08	0.50	<5	<0.1	0.02	1.7	0.61	<0.1
A0962710	Drill Core	0.016	44.9	2.1	0.15	30.0	0.034	<20	0.44	0.056	0.28	0.2	1.1	0.14	0.71	<5	<0.1	<0.02	1.9	1.33	<0.1
A0962711	Drill Core	0.019	41.6	4.7	0.21	32.0	0.047	<20	0.47	0.063	0.27	0.8	1.7	0.14	0.69	<5	0.2	0.05	2.3	1.46	<0.1
A0962712	Drill Core	0.013	24.0	2.1	0.09	27.1	0.006	<20	0.31	0.054	0.17	8.8	0.5	0.06	1.64	<5	0.5	<0.02	1.2	0.35	<0.1
A0962708	Drill Core	0.010	19.7	3.8	0.05	27.9	0.004	<20	0.25	0.031	0.15	0.2	0.3	0.04	1.98	18	3.1	0.20	1.0	0.16	<0.1
A0962713	Drill Core	0.088	39.3	14.2	0.87	70.7	0.196	<20	1.31	0.035	0.90	1.4	3.8	0.40	0.29	<5	<0.1	<0.02	5.9	5.25	<0.1
A0962714	Drill Core	0.018	31.8	2.9	0.05	27.9	0.002	<20	0.25	0.057	0.13	<0.1	0.4	0.03	1.74	<5	<0.1	<0.02	0.8	0.25	<0.1
DX758127	Drill Core	0.003	8.3	2.3	0.02	29.5	<0.001	<20	0.27	0.042	0.18	<0.1	0.1	0.05	<0.02	<5	<0.1	<0.02	0.9	0.14	<0.1
DX758128	Drill Core	0.104	37.5	28.4	0.69	181.7	0.227	<20	1.81	0.097	1.26	<0.1	4.0	0.35	0.06	<5	0.1	<0.02	6.7	4.19	<0.1

This report supersedes all previous preliminary and final reports with this file number dated prior to the date on this certificate. Signature indicates final approval; preliminary reports are unsigned and should be used for reference only.

BUREAU VERITAS MINERAL LABORATORIES Canada

www.bvna.com/mining-laboratory-services

Bureau Veritas Commodities Canada Ltd.

9050 Shaughnessy St Vancouver British Columbia V6P 6E5 Canada
PHONE (604) 253-3158

Client: **Kinross Gold Corp.**
25 York St., #17
Toronto Ontario M5J 2V5 Canada

Project: Great Bear Project
Report Date: December 16, 2024

CERTIFICATE OF ANALYSIS TIM24000341.1

	Method	AQ250	AQ250	AQ250	AQ250	AQ250	AQ250	AQ250	AQ250	AQ250	AQ250	AQ250	AQ250	AQ250	AQ250	TC006	TC000	TC000
	Analyte	Hf	Nb	Rb	Sn	Ta	Zr	Y	Ce	In	Re	Be	Li	Pd	Pt	CO2	TOT/C	TOT/S
	Unit	ppm	ppm	ppm	ppm	ppm	ppm	ppm	ppm	ppm	ppb	ppm	ppm	ppb	ppb	%	%	%
	MDL	0.02	0.02	0.1	0.1	0.05	0.1	0.01	0.1	0.02	1	0.1	0.1	10	2	0.08	0.02	0.02
DX758033	Drill Core	0.45	0.05	59.4	0.4	<0.05	16.7	6.33	64.2	<0.02	<1	0.1	15.6	<10	<2	0.37	0.13	0.63
DX758034	Drill Core	0.39	0.05	43.7	0.4	<0.05	14.4	6.50	59.8	<0.02	<1	0.1	16.4	<10	<2	1.70		
DX758035	Drill Core	0.42	0.05	54.3	0.3	<0.05	15.0	6.08	60.5	<0.02	<1	0.1	14.1	<10	<2	0.95		
DX758036	Drill Core	0.59	0.03	48.0	0.3	<0.05	20.8	6.44	56.6	0.02	<1	<0.1	8.6	<10	<2	0.34		
DX758037	Drill Core	0.56	0.07	68.1	0.5	<0.05	20.7	6.78	56.8	<0.02	<1	0.3	13.8	<10	<2	0.66		
DX758038	Drill Core	0.64	0.05	95.7	1.1	<0.05	28.5	8.32	54.1	0.02	1	0.2	25.8	<10	3	<0.08		
DX758039	Drill Core	0.54	0.05	92.4	0.4	<0.05	25.3	8.35	51.3	<0.02	<1	0.1	22.4	<10	3	<0.08		
DX758040	Drill Core	0.63	0.03	49.1	0.5	<0.05	24.8	7.57	71.4	<0.02	<1	<0.1	11.7	<10	<2	0.36	0.11	0.65
DX758041	Drill Core	0.56	0.06	61.9	0.4	<0.05	21.8	7.14	74.3	<0.02	<1	<0.1	14.2	<10	<2	1.19		
DX758042	Drill Core	0.34	0.06	74.6	0.5	<0.05	15.3	6.91	51.0	0.02	<1	0.1	24.7	<10	3	<0.08		
DX758043	Drill Core	0.18	0.05	32.3	0.4	<0.05	8.6	5.36	39.2	0.02	<1	0.2	19.0	<10	2	<0.08		
DX758044	Drill Core	0.58	0.03	65.9	0.4	<0.05	27.3	7.97	43.1	<0.02	2	0.2	19.8	<10	2	<0.08	0.04	0.25
DX758045	Drill Core	0.67	0.06	40.0	0.3	<0.05	27.9	7.29	37.0	<0.02	<1	0.2	16.7	<10	3	0.27		
DX758046	Drill Core	0.48	0.08	38.2	0.4	<0.05	19.0	8.01	73.1	<0.02	<1	0.1	12.6	<10	<2	0.65		
DX758047	Drill Core	0.38	0.05	42.6	0.3	<0.05	17.5	5.76	40.4	<0.02	1	0.1	17.8	<10	3	<0.08		
DX758048	Drill Core	0.28	0.03	78.1	0.6	<0.05	13.8	4.17	22.3	0.03	<1	0.1	20.7	<10	3	<0.08		
DX758049	Drill Core	0.28	0.04	82.5	0.7	<0.05	13.8	4.56	28.6	0.03	1	0.1	20.2	<10	3	<0.08	0.02	0.61
DX758050	Drill Core	0.49	0.05	61.0	0.4	<0.05	21.9	4.59	29.8	<0.02	1	0.1	15.5	<10	3	<0.08		
DX758051	Drill Core	0.54	0.07	39.5	0.6	<0.05	22.6	7.43	60.6	0.02	<1	0.2	20.3	<10	<2	0.35		
DX758052	Drill Core	0.45	0.05	90.6	0.6	<0.05	20.5	5.77	44.8	<0.02	<1	0.1	27.7	<10	2	<0.08		
DX758053	Drill Core	0.58	0.06	77.3	0.7	<0.05	26.0	7.76	42.0	0.03	1	0.2	30.4	<10	3	<0.08		
A0962709	Drill Core	0.44	0.23	11.2	0.2	<0.05	17.3	9.64	78.1	<0.02	<1	0.1	3.7	<10	<2	0.94	0.25	0.59
A0962710	Drill Core	0.42	0.22	19.8	0.3	<0.05	16.1	12.34	86.0	<0.02	<1	<0.1	3.8	<10	2	0.27		
A0962711	Drill Core	0.46	0.22	21.5	0.4	<0.05	17.3	11.01	78.9	<0.02	<1	<0.1	4.6	<10	2	0.33		
A0962712	Drill Core	0.41	0.06	7.8	0.1	<0.05	16.0	4.48	47.2	<0.02	<1	<0.1	2.5	<10	<2	0.18		
A0962708	Drill Core	0.43	0.07	5.6	0.2	<0.05	16.0	4.88	38.1	<0.02	<1	0.1	2.2	<10	2	0.19	0.05	2.08
A0962713	Drill Core	0.44	0.07	58.4	0.4	<0.05	18.2	8.57	77.3	<0.02	<1	<0.1	12.7	<10	<2	1.62		
A0962714	Drill Core	0.55	0.03	4.7	<0.1	<0.05	20.5	5.44	62.7	<0.02	<1	<0.1	1.4	<10	2	0.91		
DX758127	Drill Core	0.33	0.12	7.4	0.1	<0.05	8.4	4.35	19.5	<0.02	<1	0.1	1.4	<10	<2	0.13	0.05	0.03
DX758128	Drill Core	0.24	0.09	66.7	0.4	<0.05	13.1	7.44	77.1	<0.02	<1	0.1	22.7	<10	<2	0.59		

This report supersedes all previous preliminary and final reports with this file number dated prior to the date on this certificate. Signature indicates final approval; preliminary reports are unsigned and should be used for reference only.

BUREAU VERITAS MINERAL LABORATORIES Canada

www.bvna.com/mining-laboratory-services

Bureau Veritas Commodities Canada Ltd.

9050 Shaughnessy St Vancouver British Columbia V6P 6E5 Canada
PHONE (604) 253-3158

Client: **Kinross Gold Corp.**
25 York St., #17
Toronto Ontario M5J 2V5 Canada

Project: Great Bear Project
Report Date: December 16, 2024

CERTIFICATE OF ANALYSIS TIM24000341.1

Method		WGHT	AQ250	AQ250	AQ250	AQ250	AQ250	AQ250	AQ250	AQ250	AQ250	AQ250	AQ250	AQ250	AQ250	AQ250	AQ250	AQ250	AQ250	AQ250	AQ250
Analyte		Wgt	Mo	Cu	Pb	Zn	Ag	Ni	Co	Mn	Fe	As	U	Au	Th	Sr	Cd	Sb	Bi	V	Ca
Unit		kg	ppm	ppm	ppm	ppm	ppb	ppm	ppm	ppm	%	ppm	ppm	ppb	ppm	ppm	ppm	ppm	ppm	ppm	%
MDL		0.01	0.01	0.01	0.01	0.1	2	0.1	0.1	1	0.01	0.1	0.1	0.2	0.1	0.5	0.01	0.02	0.02	1	0.01
DX758129	Drill Core	3.13	1.01	28.35	2.19	85.3	69	23.2	14.6	480	3.44	0.4	0.7	0.6	5.1	25.8	0.03	0.06	0.06	62	0.85
DX758130	Drill Core	3.13	1.36	33.61	3.01	131.8	81	26.2	14.9	459	3.52	1.1	0.9	0.9	5.4	71.1	0.42	0.06	0.08	66	1.42
DX758131	Drill Core	3.03	1.02	29.08	2.69	79.2	80	21.9	13.7	497	3.26	1.2	0.9	0.5	5.3	56.2	0.04	0.07	0.20	58	1.50
DX758132	Drill Core	2.03	0.51	19.05	2.58	53.5	48	13.6	9.5	396	2.25	1.0	1.4	0.3	7.4	16.3	0.04	0.05	0.06	34	1.12
A0964865	Drill Core	3.07	0.78	17.90	3.09	50.9	74	14.0	8.8	356	2.17	1.8	1.5	0.4	7.8	15.9	0.03	0.06	0.06	31	0.78
A0964866	Drill Core	2.55	0.81	16.50	2.93	53.7	43	14.3	8.5	402	2.21	0.4	1.6	<0.2	8.1	14.4	0.03	0.03	0.03	33	0.94
A0964867	Drill Core	3.25	1.25	19.62	3.11	58.9	84	17.2	9.9	398	2.36	1.8	1.5	1.7	7.8	14.4	0.04	0.07	0.15	37	0.90
A0964868	Drill Core	2.17	1.28	52.74	3.34	91.3	103	50.5	21.4	296	3.59	1.7	1.2	3.0	6.0	7.1	0.07	0.12	0.19	59	0.19
A0964869	Drill Core	1.90	0.76	19.69	3.11	57.0	62	15.0	9.8	286	2.34	1.2	1.3	1.6	7.8	19.4	0.04	0.08	0.15	44	0.44
A0964870	Drill Core	1.81	0.96	28.71	2.80	54.6	74	25.0	11.2	237	2.86	2.3	1.1	2.0	6.1	18.1	0.07	0.11	0.12	47	0.60
A0964871	Drill Core	2.98	0.68	15.50	2.89	50.3	81	12.9	7.6	289	2.06	2.4	1.4	2.0	7.6	13.1	0.04	0.10	0.27	26	0.81
A0964177	Drill Core	2.98	0.97	15.36	4.40	46.6	104	13.2	8.8	360	2.11	2.4	1.6	2.4	7.9	14.8	0.04	0.08	2.15	26	1.19
A0964178	Drill Core	2.93	0.92	17.07	3.50	52.8	87	13.5	8.7	399	2.26	2.7	1.6	1.8	7.6	18.0	0.03	0.06	0.85	36	0.86
A0964179	Drill Core	2.55	1.38	35.96	3.85	61.4	101	22.6	11.6	327	2.67	1.8	1.6	0.8	7.7	16.9	0.04	0.05	0.21	49	0.38
A0964180	Drill Core	3.10	0.84	29.29	3.04	68.6	66	33.9	15.9	423	3.21	2.6	1.4	0.9	6.7	27.4	0.05	0.08	0.25	61	0.54
A0964181	Drill Core	1.20	1.23	63.16	2.60	86.5	99	52.7	23.3	249	3.58	12.2	1.2	7.4	5.2	6.4	0.06	0.21	0.31	52	0.21
A0964182	Drill Core	2.57	1.10	55.29	2.68	88.4	133	46.1	20.5	280	3.76	1.7	1.0	3.9	3.9	8.8	0.07	0.09	0.26	64	0.23
A0964183	Drill Core	2.93	1.09	24.78	3.50	56.3	93	18.1	10.3	354	2.44	1.6	1.4	2.0	6.9	14.1	0.06	0.08	0.17	35	0.70
A0964184	Drill Core	1.96	0.73	13.83	3.86	39.5	121	5.5	4.6	187	1.34	4.6	1.2	2.0	5.6	13.0	0.04	0.13	0.20	9	1.17
A0964185	Drill Core	1.57	0.70	25.33	3.59	49.0	119	12.9	8.9	249	2.09	2.2	1.4	1.9	7.8	14.3	0.05	0.07	0.32	27	0.70
A0964186	Drill Core	2.30	1.11	32.58	2.33	55.1	53	29.0	12.9	220	2.14	2.0	0.9	2.5	4.3	6.6	0.03	0.03	0.14	29	0.16
A0964187	Drill Core	3.10	0.81	17.86	3.78	46.9	130	13.5	9.1	325	2.24	8.5	1.6	6.2	7.8	12.6	0.04	0.10	0.28	24	0.73
A0964188	Drill Core	3.09	1.58	17.39	5.54	121.1	205	10.8	11.5	908	3.21	26.7	1.4	468.2	7.0	30.1	0.25	0.13	0.23	46	1.47
A0964189	Drill Core	3.30	0.43	20.62	2.71	131.6	224	15.5	7.6	722	2.08	14.8	1.8	4.0	7.6	19.3	0.23	0.50	0.25	29	0.85
A0964190	Drill Core	3.25	2.82	13.21	4.19	89.7	487	16.1	10.5	705	3.19	18.7	1.7	22.2	7.1	23.3	0.26	0.25	12.68	38	0.61
A0964191	Drill Core	3.07	1.11	13.42	3.04	265.8	302	18.2	9.9	794	2.46	15.8	1.7	11.9	7.2	29.4	0.57	0.37	0.56	38	0.90
A0964192	Drill Core	3.41	1.49	13.57	3.01	315.4	293	18.0	9.9	778	2.35	15.0	1.7	9.5	7.1	32.6	1.16	0.22	0.32	35	1.00
A0964193	Drill Core	3.50	1.13	22.60	2.85	157.4	222	12.0	9.1	793	2.11	11.8	1.7	11.0	7.2	28.8	0.26	0.24	0.34	31	0.97
A0964194	Drill Core	3.33	0.95	14.36	3.05	181.3	220	19.2	9.8	851	2.40	8.3	1.8	6.7	7.2	26.8	0.18	0.11	0.39	42	0.99
A0964195	Drill Core	4.10	1.02	54.31	4.38	277.9	514	13.4	8.9	773	2.97	18.1	2.1	36.0	8.4	20.1	1.00	0.22	3.25	29	0.61

This report supersedes all previous preliminary and final reports with this file number dated prior to the date on this certificate. Signature indicates final approval; preliminary reports are unsigned and should be used for reference only.

BUREAU VERITAS MINERAL LABORATORIES Canada

www.bvna.com/mining-laboratory-services

Bureau Veritas Commodities Canada Ltd.

9050 Shaughnessy St Vancouver British Columbia V6P 6E5 Canada
PHONE (604) 253-3158

Client: **Kinross Gold Corp.**
25 York St., #17
Toronto Ontario M5J 2V5 Canada

Project: Great Bear Project
Report Date: December 16, 2024

CERTIFICATE OF ANALYSIS TIM24000341.1

	Method	AQ250	AQ250	AQ250	AQ250	AQ250	AQ250	AQ250	AQ250	AQ250	AQ250	AQ250	AQ250	AQ250	AQ250	AQ250	AQ250	AQ250	AQ250	AQ250	AQ250
	Analyte	P	La	Cr	Mg	Ba	Ti	B	Al	Na	K	W	Sc	Tl	S	Hg	Se	Te	Ga	Cs	Ge
	Unit	%	ppm	ppm	%	ppm	%	ppm	%	%	%	ppm	ppm	ppm	%	ppb	ppm	ppm	ppm	ppm	ppm
	MDL	0.001	0.5	0.5	0.01	0.5	0.001	20	0.01	0.001	0.01	0.1	0.1	0.02	0.02	5	0.1	0.02	0.1	0.02	0.1
DX758129	Drill Core	0.116	36.8	29.4	0.91	227.5	0.193	<20	2.16	0.098	1.38	0.1	5.4	0.25	0.06	<5	0.1	<0.02	8.5	3.70	<0.1
DX758130	Drill Core	0.119	38.8	39.5	1.19	252.4	0.191	<20	2.72	0.164	1.49	0.2	6.2	0.26	0.09	<5	0.2	0.02	9.2	3.05	<0.1
DX758131	Drill Core	0.111	36.4	31.2	1.11	257.2	0.226	<20	2.29	0.121	1.42	0.1	3.7	0.29	0.20	<5	0.2	0.04	7.6	3.13	<0.1
DX758132	Drill Core	0.059	27.6	10.8	0.77	97.3	0.180	<20	1.35	0.070	1.07	0.2	2.5	0.35	0.18	<5	<0.1	<0.02	5.4	2.64	<0.1
A0964865	Drill Core	0.054	28.2	12.9	0.74	121.6	0.167	<20	1.27	0.068	0.96	0.2	2.4	0.35	0.21	<5	<0.1	<0.02	5.3	2.56	<0.1
A0964866	Drill Core	0.053	28.7	14.0	0.73	113.2	0.185	<20	1.27	0.058	0.94	0.2	2.4	0.37	0.08	<5	<0.1	<0.02	5.5	2.67	<0.1
A0964867	Drill Core	0.056	28.0	20.1	0.74	127.3	0.180	<20	1.25	0.070	0.99	0.2	3.2	0.36	0.40	<5	0.2	0.09	5.5	2.53	<0.1
A0964868	Drill Core	0.062	23.3	77.8	1.25	109.2	0.140	<20	1.99	0.036	1.08	<0.1	4.9	0.50	0.35	<5	0.3	0.09	7.1	3.48	<0.1
A0964869	Drill Core	0.057	28.8	15.7	0.75	237.2	0.130	<20	1.43	0.093	0.77	0.2	4.3	0.30	0.19	<5	0.1	0.03	6.9	1.94	<0.1
A0964870	Drill Core	0.056	22.3	43.3	0.86	182.3	0.118	<20	1.67	0.082	0.82	0.2	4.6	0.34	0.30	<5	0.2	0.05	6.5	2.57	<0.1
A0964871	Drill Core	0.051	27.1	11.6	0.41	104.6	0.111	<20	0.91	0.065	0.64	0.7	2.0	0.32	0.33	<5	0.1	0.04	3.9	2.36	<0.1
A0964177	Drill Core	0.054	28.6	11.1	0.64	74.0	0.141	<20	1.05	0.051	0.57	0.2	2.0	0.24	0.41	<5	0.1	0.32	4.4	1.33	<0.1
A0964178	Drill Core	0.054	28.3	12.8	0.74	120.4	0.169	<20	1.25	0.080	0.96	0.2	3.1	0.38	0.48	<5	0.1	0.10	5.4	2.08	<0.1
A0964179	Drill Core	0.058	28.7	31.6	0.94	193.3	0.186	<20	1.52	0.077	1.14	0.1	4.3	0.43	0.36	<5	0.2	0.03	6.6	3.26	<0.1
A0964180	Drill Core	0.064	27.1	60.6	1.29	261.3	0.205	<20	2.04	0.074	1.35	0.1	5.2	0.47	0.18	<5	0.2	<0.02	7.8	3.15	<0.1
A0964181	Drill Core	0.064	20.9	66.7	1.27	92.7	0.086	<20	2.12	0.029	0.68	<0.1	4.0	0.43	0.33	<5	0.2	0.07	6.8	2.29	<0.1
A0964182	Drill Core	0.063	16.1	75.6	1.22	171.7	0.161	<20	2.14	0.041	1.38	<0.1	5.8	0.61	0.50	<5	0.3	0.07	7.7	3.76	<0.1
A0964183	Drill Core	0.053	26.3	24.3	0.73	107.8	0.151	<20	1.23	0.058	0.80	0.2	3.0	0.36	0.40	<5	<0.1	<0.02	5.1	2.61	<0.1
A0964184	Drill Core	0.034	19.1	5.6	0.33	48.3	0.040	<20	0.56	0.055	0.32	<0.1	0.7	0.15	0.96	<5	<0.1	<0.02	2.4	0.78	<0.1
A0964185	Drill Core	0.060	28.9	9.7	0.51	144.6	0.111	<20	1.07	0.059	0.62	0.2	2.0	0.32	0.35	<5	0.2	0.08	4.1	2.16	<0.1
A0964186	Drill Core	0.035	16.6	37.2	0.79	90.1	0.105	<20	1.28	0.028	0.84	0.1	2.4	0.37	0.22	<5	0.2	0.05	4.1	2.96	<0.1
A0964187	Drill Core	0.057	29.9	9.9	0.39	76.0	0.104	<20	0.79	0.059	0.54	0.1	1.8	0.35	0.96	<5	0.1	0.37	3.3	2.18	<0.1
A0964188	Drill Core	0.086	34.9	17.5	0.93	126.0	0.204	<20	1.41	0.060	1.11	0.9	3.6	0.70	1.26	<5	0.5	0.21	5.7	5.37	<0.1
A0964189	Drill Core	0.058	29.1	14.5	0.78	135.4	0.156	<20	1.26	0.080	0.85	0.2	2.6	0.57	0.64	<5	0.4	0.09	5.0	2.67	<0.1
A0964190	Drill Core	0.081	34.8	12.8	0.95	176.7	0.138	<20	1.42	0.092	0.91	0.2	3.5	0.64	2.15	<5	2.1	5.85	5.7	2.50	<0.1
A0964191	Drill Core	0.073	31.6	19.8	0.86	166.3	0.158	<20	1.45	0.098	0.90	0.3	3.2	0.57	0.85	<5	0.6	0.24	5.8	2.20	<0.1
A0964192	Drill Core	0.072	31.2	18.5	0.86	153.9	0.154	<20	1.35	0.085	0.84	0.3	3.0	0.52	0.68	<5	0.4	0.11	5.6	2.24	<0.1
A0964193	Drill Core	0.078	30.7	12.2	0.72	145.6	0.158	<20	1.23	0.065	0.86	0.3	2.3	0.62	0.43	<5	0.3	0.11	4.9	2.47	<0.1
A0964194	Drill Core	0.067	28.5	55.8	1.03	184.0	0.177	<20	1.53	0.075	1.01	0.4	3.0	0.70	0.43	<5	0.2	0.10	6.2	3.04	<0.1
A0964195	Drill Core	0.072	34.1	14.0	0.74	104.1	0.170	<20	1.48	0.087	0.97	0.3	2.4	0.77	1.10	<5	0.9	1.03	5.8	2.71	<0.1

This report supersedes all previous preliminary and final reports with this file number dated prior to the date on this certificate. Signature indicates final approval; preliminary reports are unsigned and should be used for reference only.

BUREAU VERITAS MINERAL LABORATORIES Canada

www.bvna.com/mining-laboratory-services

Bureau Veritas Commodities Canada Ltd.

9050 Shaughnessy St Vancouver British Columbia V6P 6E5 Canada
PHONE (604) 253-3158

Client: **Kinross Gold Corp.**
25 York St., #17
Toronto Ontario M5J 2V5 Canada

Project: Great Bear Project
Report Date: December 16, 2024

CERTIFICATE OF ANALYSIS TIM24000341.1

Method		AQ250	AQ250	AQ250	AQ250	AQ250	AQ250	AQ250	AQ250	AQ250	AQ250	AQ250	AQ250	AQ250	AQ250	TC006	TC000	TC000
Analyte		Hf	Nb	Rb	Sn	Ta	Zr	Y	Ce	In	Re	Be	Li	Pd	Pt	CO2	TOT/C	TOT/S
Unit		ppm	ppm	ppm	ppm	ppm	ppm	ppm	ppm	ppm	ppb	ppm	ppm	ppb	ppb	%	%	%
MDL		0.02	0.02	0.1	0.1	0.05	0.1	0.01	0.1	0.02	1	0.1	0.1	10	2	0.08	0.02	0.02
DX758129	Drill Core	0.40	0.06	53.3	0.6	<0.05	19.6	8.95	76.9	<0.02	<1	0.1	33.3	<10	<2	0.49		
DX758130	Drill Core	0.28	0.04	50.7	0.6	<0.05	13.6	9.31	79.4	<0.02	<1	0.2	35.3	<10	<2	0.88		
DX758131	Drill Core	0.17	0.04	52.1	0.4	<0.05	8.8	8.53	75.7	<0.02	<1	0.1	27.8	<10	<2	1.09	0.30	0.24
DX758132	Drill Core	0.36	0.06	54.9	0.3	<0.05	17.2	5.52	53.9	<0.02	<1	<0.1	20.5	<10	<2	1.09		
A0964865	Drill Core	0.43	0.07	55.7	0.3	<0.05	19.0	6.00	53.7	<0.02	<1	<0.1	18.2	<10	2	0.69		
A0964866	Drill Core	0.60	0.05	62.8	0.3	<0.05	22.8	5.51	54.4	<0.02	<1	<0.1	19.7	<10	<2	0.84		
A0964867	Drill Core	0.60	0.05	56.2	0.4	<0.05	23.5	6.01	55.1	<0.02	<1	<0.1	15.9	<10	<2	0.83		
A0964868	Drill Core	0.54	0.05	68.9	0.3	<0.05	24.6	6.62	47.4	<0.02	1	<0.1	22.8	<10	5	<0.08		
A0964869	Drill Core	0.48	0.07	46.0	0.6	<0.05	19.9	6.54	56.7	<0.02	<1	<0.1	18.1	<10	<2	0.26	0.07	0.21
A0964870	Drill Core	0.49	0.07	45.5	0.5	<0.05	20.3	5.56	43.9	0.02	1	0.1	19.2	<10	3	0.46		
A0964871	Drill Core	0.62	0.12	40.9	0.3	<0.05	21.3	5.71	50.4	<0.02	<1	<0.1	11.1	<10	2	0.69		
A0964177	Drill Core	0.63	0.11	31.9	0.2	<0.05	21.8	5.67	53.7	<0.02	<1	<0.1	12.9	<10	3	1.15		
A0964178	Drill Core	0.59	0.06	53.8	0.4	<0.05	21.6	5.84	54.0	<0.02	<1	<0.1	13.9	<10	<2	0.70		
A0964179	Drill Core	0.78	0.04	59.2	0.5	<0.05	29.2	7.00	55.8	<0.02	<1	0.1	17.4	<10	2	0.19		
A0964180	Drill Core	0.60	0.04	64.1	0.5	<0.05	23.9	8.29	52.7	<0.02	<1	0.1	24.7	<10	2	0.28	0.08	0.20
A0964181	Drill Core	0.62	0.07	48.2	0.3	<0.05	27.4	5.09	41.2	<0.02	1	0.1	16.6	<10	3	0.10		
A0964182	Drill Core	0.62	0.05	76.9	0.4	<0.05	25.9	4.19	31.6	<0.02	2	<0.1	23.6	<10	2	<0.08		
A0964183	Drill Core	0.69	0.08	48.0	0.3	<0.05	25.7	6.23	49.7	<0.02	<1	<0.1	14.0	<10	2	0.61		
A0964184	Drill Core	0.77	0.05	18.9	0.1	<0.05	27.7	2.58	33.4	<0.02	<1	<0.1	6.5	<10	<2	1.15		
A0964185	Drill Core	0.64	0.09	40.2	0.3	<0.05	22.6	6.06	55.3	<0.02	<1	<0.1	11.9	<10	2	0.46		
A0964186	Drill Core	0.52	0.04	46.8	0.2	<0.05	22.1	4.90	32.2	<0.02	<1	<0.1	18.0	<10	2	<0.08		
A0964187	Drill Core	0.79	0.13	35.2	0.2	<0.05	28.5	6.39	56.2	<0.02	<1	<0.1	7.4	<10	<2	0.60		
A0964188	Drill Core	0.52	0.10	62.6	0.4	<0.05	18.9	9.55	69.4	<0.02	<1	<0.1	20.0	<10	<2	1.31	0.39	1.21
A0964189	Drill Core	0.44	0.09	45.7	0.3	<0.05	15.6	6.21	54.6	0.02	<1	<0.1	18.4	<10	<2	0.58		
A0964190	Drill Core	0.62	0.06	50.4	0.5	<0.05	23.4	7.95	68.6	0.07	<1	0.1	18.1	<10	<2	0.23		
A0964191	Drill Core	0.29	0.07	44.8	0.4	<0.05	10.1	5.95	62.0	0.05	<1	<0.1	14.8	<10	<2	0.56		
A0964192	Drill Core	0.23	0.08	42.1	0.3	<0.05	8.2	6.15	60.7	0.03	<1	<0.1	18.5	<10	2	0.62		
A0964193	Drill Core	0.29	0.07	50.6	0.3	<0.05	9.6	6.00	61.1	<0.02	<1	<0.1	18.6	<10	<2	0.73		
A0964194	Drill Core	0.30	0.08	63.1	0.4	<0.05	9.2	6.26	56.7	0.02	<1	<0.1	19.7	<10	2	0.87		
A0964195	Drill Core	0.39	0.08	66.0	0.3	<0.05	11.8	6.32	64.4	0.08	<1	<0.1	13.3	<10	2	0.29	0.10	1.09

This report supersedes all previous preliminary and final reports with this file number dated prior to the date on this certificate. Signature indicates final approval; preliminary reports are unsigned and should be used for reference only.

BUREAU VERITAS MINERAL LABORATORIES Canada

www.bvna.com/mining-laboratory-services

Bureau Veritas Commodities Canada Ltd.

9050 Shaughnessy St Vancouver British Columbia V6P 6E5 Canada
PHONE (604) 253-3158

Client: **Kinross Gold Corp.**
25 York St., #17
Toronto Ontario M5J 2V5 Canada

Project: Great Bear Project
Report Date: December 16, 2024

CERTIFICATE OF ANALYSIS TIM24000341.1

	Method	WGHT	AQ250	AQ250	AQ250	AQ250	AQ250	AQ250	AQ250	AQ250	AQ250	AQ250	AQ250	AQ250	AQ250	AQ250	AQ250	AQ250	AQ250	AQ250	AQ250
	Analyte	Wgt	Mo	Cu	Pb	Zn	Ag	Ni	Co	Mn	Fe	As	U	Au	Th	Sr	Cd	Sb	Bi	V	Ca
	Unit	kg	ppm	ppm	ppm	ppm	ppb	ppm	ppm	ppm	%	ppm	ppm	ppb	ppm	ppm	ppm	ppm	ppm	ppm	%
	MDL	0.01	0.01	0.01	0.01	0.1	2	0.1	0.1	1	0.01	0.1	0.1	0.2	0.1	0.5	0.01	0.02	0.02	1	0.01
A0964196	Drill Core	2.35	1.04	4.20	5.52	267.0	478	16.6	8.9	742	3.01	12.8	1.6	68.0	7.2	25.6	1.30	0.07	2.18	31	0.79
A0964197	Drill Core	2.16	0.90	40.11	6.00	686.5	753	17.5	10.2	824	3.41	25.4	1.5	55.7	7.1	65.4	3.75	0.07	2.11	32	1.73
A0964198	Drill Core	2.26	1.30	14.71	26.30	314.9	462	18.7	9.6	914	2.77	26.1	1.6	46.6	7.5	95.4	1.49	0.08	0.71	34	2.81
A0964702	Drill Core	2.19	1.24	39.30	15.63	112.8	435	16.8	9.1	964	2.43	194.3	1.3	442.8	6.1	35.2	0.50	0.21	0.38	24	2.06
A0964701	Drill Core	1.93	0.95	21.28	16.65	125.5	432	14.2	9.3	798	2.39	140.5	1.5	582.8	7.7	35.8	0.43	0.27	0.12	22	2.20
A0964199	Drill Core	2.98	1.26	13.63	4.93	55.7	114	15.0	9.5	735	2.26	15.7	1.3	37.6	7.0	18.2	0.12	0.12	0.11	34	1.50
A0964200	Drill Core	2.45	1.26	23.41	3.87	65.9	128	19.3	12.1	724	2.70	8.4	1.2	11.7	7.0	19.9	0.17	0.09	0.21	46	1.97
A0964201	Drill Core	3.08	1.48	17.66	9.63	91.9	182	19.6	12.8	912	2.78	7.0	1.4	7.7	7.2	18.5	0.17	0.09	0.20	49	1.52
A0964202	Drill Core	2.85	1.18	21.51	17.45	120.9	286	20.0	12.5	1036	2.94	5.3	1.4	9.2	6.9	18.2	0.33	0.11	0.15	51	1.45
A0964203	Drill Core	2.10	0.84	32.57	18.58	1301.5	501	16.3	9.9	792	2.67	23.7	1.6	29.9	7.5	18.3	8.50	0.13	0.80	36	0.80
A0964204	Drill Core	2.08	0.63	14.00	2.96	54.2	159	9.4	6.5	489	1.74	20.2	1.6	67.8	6.4	11.6	0.08	0.11	0.10	22	0.63
A0964205	Drill Core	2.12	1.42	8.34	147.45	454.0	1253	9.7	7.4	327	1.75	82.4	1.8	193.8	6.8	8.4	2.75	0.40	1.99	9	0.44
A0964206	Drill Core	2.30	0.85	19.46	3.58	53.2	154	15.5	9.0	715	2.19	12.8	1.5	44.1	7.6	15.3	0.10	0.14	0.28	35	1.24
A0964207	Drill Core	2.38	0.89	17.55	3.22	56.7	129	14.1	9.1	632	2.37	15.9	1.6	14.8	7.7	15.9	0.09	0.12	0.09	38	0.94
A0964208	Drill Core	3.52	1.12	10.60	2.39	20.6	127	10.7	8.0	344	1.97	8.8	1.5	53.0	7.8	10.2	0.18	0.24	0.27	32	0.57
A0964209	Drill Core	3.63	0.96	58.72	3.58	73.3	224	47.6	18.1	449	4.66	2.8	1.2	15.9	5.8	7.4	0.04	0.08	0.54	64	0.22
A0964210	Drill Core	3.03	0.98	24.34	2.87	69.9	178	19.2	11.4	463	2.79	9.1	1.5	11.1	7.7	17.7	0.08	0.08	0.12	42	1.04
A0964211	Drill Core	1.87	2.51	60.67	4.23	108.5	336	64.1	21.3	502	5.62	1.7	1.2	60.8	5.9	14.4	0.06	0.08	0.45	97	0.25
A0964212	Drill Core	3.01	1.12	83.31	2.75	92.0	182	61.5	24.5	242	5.71	5.9	1.1	18.4	5.3	4.7	0.04	0.26	0.44	72	0.16
A0964213	Drill Core	3.11	1.15	47.73	3.15	79.9	206	48.6	20.7	255	4.60	1.7	1.1	4.6	4.5	8.8	0.09	0.06	0.21	80	0.18
A0964214	Drill Core	2.96	0.99	45.05	6.13	86.1	83	47.5	18.5	261	3.98	1.7	1.2	2.9	5.6	13.7	0.08	0.11	0.15	58	0.37
A0964215	Drill Core	3.25	0.83	16.41	3.34	60.4	78	13.3	8.3	343	2.17	2.8	1.4	6.4	8.0	12.7	0.07	0.05	0.20	31	0.85
A0964216	Drill Core	1.48	1.67	20.08	3.76	46.5	89	13.4	8.7	367	2.19	1.4	1.5	2.9	8.3	12.2	0.03	0.04	1.48	31	0.87
A0964218	Drill Core	3.22	0.94	16.65	3.68	50.8	58	12.6	7.9	374	2.11	1.1	1.6	0.9	7.9	15.7	0.04	0.04	0.20	30	1.21
A0964219	Drill Core	3.41	0.78	16.57	2.93	48.3	58	12.6	8.6	354	2.11	3.6	1.5	1.6	7.8	16.1	0.03	0.06	0.13	32	0.92
A0964220	Drill Core	3.09	1.77	48.46	2.70	84.9	92	47.7	19.0	244	2.88	1.3	1.1	3.7	4.9	18.4	0.13	0.07	0.18	52	0.25
A0964221	Drill Core	3.42	0.66	17.35	3.48	51.6	102	12.5	9.1	363	2.25	2.5	1.6	2.1	8.1	13.3	0.05	0.07	0.05	30	0.84
A0964222	Drill Core	2.97	0.81	21.98	3.80	48.7	58	14.1	10.2	357	2.38	4.0	1.5	3.5	7.5	17.5	0.04	0.07	0.08	33	1.20
A0964223	Drill Core	3.33	1.62	42.80	3.10	58.5	162	41.9	16.8	329	3.19	7.1	1.4	8.2	6.5	17.5	0.04	0.10	1.06	46	0.43
A0964217	Drill Core	2.17	0.60	11.55	3.39	26.4	35	13.2	8.8	298	2.19	1.7	1.6	3.0	8.2	20.1	0.01	0.06	0.03	25	0.79

This report supersedes all previous preliminary and final reports with this file number dated prior to the date on this certificate. Signature indicates final approval; preliminary reports are unsigned and should be used for reference only.

BUREAU VERITAS MINERAL LABORATORIES Canada

www.bvna.com/mining-laboratory-services

Bureau Veritas Commodities Canada Ltd.

9050 Shaughnessy St Vancouver British Columbia V6P 6E5 Canada
PHONE (604) 253-3158

Client: **Kinross Gold Corp.**
25 York St., #17
Toronto Ontario M5J 2V5 Canada

Project: Great Bear Project
Report Date: December 16, 2024

CERTIFICATE OF ANALYSIS TIM24000341.1

	Method	AQ250	AQ250	AQ250	AQ250	AQ250	AQ250	AQ250	AQ250	AQ250	AQ250	AQ250	AQ250	AQ250	AQ250	AQ250	AQ250	AQ250	AQ250	AQ250	AQ250
	Analyte	P	La	Cr	Mg	Ba	Ti	B	Al	Na	K	W	Sc	Tl	S	Hg	Se	Te	Ga	Cs	Ge
	Unit	%	ppm	ppm	%	ppm	%	ppm	%	%	%	ppm	ppm	ppm	%	ppb	ppm	ppm	ppm	ppm	ppm
	MDL	0.001	0.5	0.5	0.01	0.5	0.001	20	0.01	0.001	0.01	0.1	0.1	0.02	0.02	5	0.1	0.02	0.1	0.02	0.1
A0964196	Drill Core	0.056	28.2	16.5	0.80	63.7	0.154	<20	1.67	0.095	0.85	0.4	2.4	0.75	1.30	<5	0.8	0.58	6.0	2.94	<0.1
A0964197	Drill Core	0.072	31.9	13.9	0.83	68.1	0.163	<20	3.31	0.260	1.04	0.5	2.2	0.91	1.41	8	1.4	0.68	8.8	3.08	<0.1
A0964198	Drill Core	0.073	32.6	16.6	0.83	88.7	0.175	<20	4.31	0.233	1.07	1.4	2.5	0.89	0.76	<5	0.6	0.20	10.8	2.43	<0.1
A0964702	Drill Core	0.053	23.0	19.0	0.72	174.0	0.096	<20	0.68	0.062	0.41	3.8	4.6	0.12	1.68	<5	5.1	0.45	4.1	0.70	<0.1
A0964701	Drill Core	0.070	32.3	9.7	0.67	57.2	0.093	<20	0.92	0.045	0.63	22.6	1.5	0.33	1.04	<5	0.7	0.11	4.1	2.04	<0.1
A0964199	Drill Core	0.084	33.5	14.1	0.74	90.8	0.148	<20	1.10	0.052	0.78	0.7	2.7	0.40	0.64	<5	0.2	0.03	4.9	2.11	<0.1
A0964200	Drill Core	0.094	35.4	13.8	0.99	101.5	0.158	<20	1.42	0.049	0.76	2.4	3.5	0.35	0.53	<5	0.1	<0.02	6.3	2.48	<0.1
A0964201	Drill Core	0.089	34.6	14.4	1.01	128.7	0.212	<20	1.55	0.058	1.12	0.6	4.2	0.54	0.51	<5	0.1	<0.02	6.3	3.23	<0.1
A0964202	Drill Core	0.088	33.7	16.1	1.04	124.5	0.236	<20	1.65	0.064	1.28	0.7	4.5	0.51	0.43	<5	0.1	0.02	6.9	3.57	<0.1
A0964203	Drill Core	0.059	27.9	15.6	0.77	79.8	0.156	<20	1.40	0.094	0.91	0.8	3.2	0.54	0.97	16	0.2	0.03	5.6	3.14	<0.1
A0964204	Drill Core	0.044	21.5	11.3	0.50	104.4	0.111	<20	0.88	0.070	0.62	3.9	1.9	0.38	0.46	<5	0.1	<0.02	4.0	2.74	<0.1
A0964205	Drill Core	0.044	23.1	4.7	0.21	138.8	0.030	<20	0.60	0.028	0.40	3.7	0.5	0.16	1.55	<5	0.9	0.33	2.2	0.94	<0.1
A0964206	Drill Core	0.059	27.0	14.3	0.74	124.6	0.168	<20	1.19	0.061	0.85	>100	2.9	0.44	0.43	<5	0.2	0.03	5.2	3.32	<0.1
A0964207	Drill Core	0.056	28.0	14.6	0.72	118.7	0.184	<20	1.21	0.062	0.95	4.6	3.4	0.46	0.35	<5	0.2	<0.02	5.5	4.16	<0.1
A0964208	Drill Core	0.055	26.9	9.4	0.59	112.8	0.126	<20	0.94	0.064	0.73	1.6	2.6	0.28	0.50	10	0.2	0.02	4.1	2.33	<0.1
A0964209	Drill Core	0.065	26.5	79.4	1.34	163.8	0.225	<20	2.44	0.045	1.92	0.3	5.7	0.68	0.48	<5	0.3	0.07	7.9	8.48	<0.1
A0964210	Drill Core	0.076	35.6	18.3	0.89	102.7	0.198	<20	1.48	0.066	1.13	2.0	3.4	0.43	0.42	<5	0.1	0.02	6.2	4.00	<0.1
A0964211	Drill Core	0.066	26.7	112.2	1.55	269.7	0.251	<20	2.74	0.072	2.10	0.3	12.0	0.69	0.89	<5	0.4	0.13	10.6	8.67	<0.1
A0964212	Drill Core	0.064	21.3	85.2	1.36	146.3	0.122	<20	2.48	0.031	1.01	0.4	6.1	0.41	0.89	<5	0.2	0.04	8.4	6.40	<0.1
A0964213	Drill Core	0.060	15.4	89.4	1.28	304.1	0.198	<20	2.29	0.054	1.59	0.2	8.2	0.48	0.63	<5	0.2	0.05	8.7	5.82	<0.1
A0964214	Drill Core	0.059	24.6	63.1	1.21	97.2	0.123	<20	2.26	0.040	1.04	0.1	5.0	0.30	0.23	<5	0.2	0.05	7.5	2.99	<0.1
A0964215	Drill Core	0.053	28.5	13.0	0.67	80.2	0.142	<20	1.15	0.063	0.79	0.3	2.6	0.31	0.52	<5	<0.1	<0.02	4.8	1.79	<0.1
A0964216	Drill Core	0.053	29.1	11.7	0.76	91.8	0.149	<20	1.08	0.035	0.74	0.2	2.4	0.29	0.55	<5	0.2	0.12	4.9	1.79	<0.1
A0964218	Drill Core	0.052	28.6	12.3	0.77	72.2	0.150	<20	1.15	0.057	0.72	0.2	2.4	0.29	0.35	<5	0.5	<0.02	5.0	1.49	<0.1
A0964219	Drill Core	0.051	27.9	13.0	0.63	94.9	0.147	<20	1.11	0.062	0.84	0.2	2.5	0.38	0.40	<5	0.2	<0.02	4.5	2.18	<0.1
A0964220	Drill Core	0.064	22.7	64.1	1.05	176.6	0.139	<20	1.68	0.050	1.14	0.1	4.7	0.49	0.33	<5	0.2	<0.02	6.1	3.14	<0.1
A0964221	Drill Core	0.056	29.3	12.7	0.54	87.6	0.135	<20	1.00	0.061	0.73	<0.1	2.4	0.33	0.68	<5	0.1	0.02	4.2	1.57	<0.1
A0964222	Drill Core	0.057	27.0	19.5	0.72	95.8	0.130	<20	1.11	0.054	0.68	0.1	2.8	0.28	0.61	<5	<0.1	<0.02	4.9	1.48	<0.1
A0964223	Drill Core	0.058	28.4	63.5	1.16	146.1	0.137	<20	1.48	0.046	0.85	0.2	4.2	0.36	1.06	<5	0.6	0.20	5.8	2.19	<0.1
A0964217	Drill Core	0.055	28.9	12.1	0.61	51.1	0.130	<20	1.08	0.049	0.26	0.2	1.8	0.10	0.24	<5	<0.1	<0.02	4.7	0.87	<0.1

This report supersedes all previous preliminary and final reports with this file number dated prior to the date on this certificate. Signature indicates final approval; preliminary reports are unsigned and should be used for reference only.

BUREAU VERITAS MINERAL LABORATORIES Canada

www.bvna.com/mining-laboratory-services

Bureau Veritas Commodities Canada Ltd.

9050 Shaughnessy St Vancouver British Columbia V6P 6E5 Canada
PHONE (604) 253-3158

Client: **Kinross Gold Corp.**
25 York St., #17
Toronto Ontario M5J 2V5 Canada

Project: Great Bear Project
Report Date: December 16, 2024

CERTIFICATE OF ANALYSIS TIM24000341.1

	Method	AQ250	AQ250	AQ250	AQ250	AQ250	AQ250	AQ250	AQ250	AQ250	AQ250	AQ250	AQ250	AQ250	AQ250	TC006	TC000	TC000
	Analyte	Hf	Nb	Rb	Sn	Ta	Zr	Y	Ce	In	Re	Be	Li	Pd	Pt	CO2	TOT/C	TOT/S
	Unit	ppm	ppm	ppm	ppm	ppm	ppm	ppm	ppm	ppm	ppb	ppm	ppm	ppb	ppb	%	%	%
	MDL	0.02	0.02	0.1	0.1	0.05	0.1	0.01	0.1	0.02	1	0.1	0.1	10	2	0.08	0.02	0.02
A0964196	Drill Core	0.47	0.09	66.5	0.5	<0.05	16.9	6.10	53.7	0.09	<1	0.1	14.4	<10	3	0.30		
A0964197	Drill Core	0.33	0.04	82.7	0.3	<0.05	12.1	6.95	62.3	0.20	<1	0.6	10.6	<10	2	0.22		
A0964198	Drill Core	0.21	0.07	78.7	0.3	<0.05	8.0	6.82	63.8	0.07	<1	0.8	10.2	<10	<2	0.70		
A0964702	Drill Core	0.23	0.08	10.0	0.4	<0.05	8.0	4.02	42.9	0.03	<1	0.2	5.9	<10	<2	2.19		
A0964701	Drill Core	0.47	0.04	35.1	0.2	<0.05	16.8	6.28	63.5	<0.02	1	0.2	7.0	<10	3	2.40	0.65	0.96
A0964199	Drill Core	0.71	0.05	48.2	0.3	<0.05	27.8	5.45	65.5	<0.02	<1	<0.1	9.3	<10	<2	1.50		
A0964200	Drill Core	0.57	0.06	41.7	0.4	<0.05	23.0	7.91	70.3	<0.02	<1	0.1	14.2	<10	<2	1.94		
A0964201	Drill Core	0.46	0.05	62.6	0.5	<0.05	19.6	7.73	69.2	<0.02	<1	<0.1	14.8	<10	<2	1.44		
A0964202	Drill Core	0.43	0.05	65.5	0.4	<0.05	18.2	7.68	68.7	<0.02	<1	0.1	16.2	<10	<2	1.35	0.38	0.47
A0964203	Drill Core	0.65	0.05	59.2	0.4	<0.05	22.4	6.35	54.1	<0.02	<1	0.1	11.9	<10	3	0.61		
A0964204	Drill Core	1.06	0.04	41.6	0.3	<0.05	38.5	3.93	39.1	<0.02	<1	<0.1	7.2	<10	2	0.55		
A0964205	Drill Core	0.88	0.10	16.9	0.2	<0.05	34.0	3.61	41.1	<0.02	<1	0.1	4.6	<10	2	0.34		
A0964206	Drill Core	0.77	0.08	52.3	0.5	<0.05	28.1	7.13	51.7	<0.02	1	<0.1	12.3	<10	2	1.23		
A0964207	Drill Core	0.79	0.08	57.4	0.6	<0.05	26.7	7.43	52.1	<0.02	<1	<0.1	10.3	<10	<2	0.91	0.25	0.41
A0964208	Drill Core	0.68	0.08	40.9	0.5	<0.05	25.1	6.08	52.3	<0.02	<1	<0.1	10.5	<10	<2	0.48		
A0964209	Drill Core	0.63	0.06	94.7	0.7	<0.05	30.1	7.51	54.7	<0.02	<1	<0.1	21.4	<10	2	<0.08		
A0964210	Drill Core	0.51	0.06	62.2	0.3	<0.05	22.0	7.25	70.7	<0.02	<1	<0.1	12.5	<10	<2	0.89		
A0964211	Drill Core	0.50	0.07	100.1	0.7	<0.05	24.9	9.18	54.7	0.03	1	0.1	28.5	<10	2	<0.08		
A0964212	Drill Core	0.55	0.09	55.8	0.4	<0.05	24.2	5.70	43.0	<0.02	1	0.1	19.3	<10	3	<0.08	<0.02	0.91
A0964213	Drill Core	0.50	0.06	72.4	0.6	<0.05	23.6	5.57	31.2	0.03	<1	0.1	26.5	<10	3	<0.08		
A0964214	Drill Core	0.51	0.09	45.4	0.4	<0.05	22.9	6.34	49.7	<0.02	<1	0.2	27.6	<10	2	0.19		
A0964215	Drill Core	0.64	0.07	47.3	0.3	<0.05	25.4	6.21	54.3	<0.02	<1	<0.1	13.6	<10	<2	0.72		
A0964216	Drill Core	0.64	0.11	43.8	0.3	<0.05	23.3	5.53	55.7	<0.02	<1	<0.1	14.3	<10	<2	0.80		
A0964218	Drill Core	0.71	0.09	37.1	0.4	<0.05	28.5	6.13	54.4	<0.02	<1	<0.1	14.5	<10	<2	1.17	0.31	0.39
A0964219	Drill Core	0.64	0.10	51.2	0.4	<0.05	25.2	6.01	53.5	<0.02	1	<0.1	13.0	<10	<2	0.83		
A0964220	Drill Core	0.57	0.08	61.9	0.4	<0.05	26.1	4.94	46.9	<0.02	1	0.1	20.1	<10	2	0.09		
A0964221	Drill Core	0.59	0.09	43.7	0.3	<0.05	23.6	6.52	55.9	<0.02	<1	<0.1	9.9	<10	<2	0.74		
A0964222	Drill Core	0.58	0.07	37.1	0.3	<0.05	23.5	6.51	52.3	<0.02	<1	<0.1	12.1	<10	<2	1.18		
A0964223	Drill Core	0.82	0.08	45.1	0.3	<0.05	33.8	7.99	56.1	<0.02	<1	0.2	20.9	<10	3	0.26		
A0964217	Drill Core	0.69	0.17	13.8	0.2	<0.05	27.3	7.51	54.5	<0.02	<1	0.2	14.9	<10	<2	0.48		

This report supersedes all previous preliminary and final reports with this file number dated prior to the date on this certificate. Signature indicates final approval; preliminary reports are unsigned and should be used for reference only.

BUREAU VERITAS MINERAL LABORATORIES Canada

www.bvna.com/mining-laboratory-services

Bureau Veritas Commodities Canada Ltd.

9050 Shaughnessy St Vancouver British Columbia V6P 6E5 Canada
PHONE (604) 253-3158

Client: **Kinross Gold Corp.**
25 York St., #17
Toronto Ontario M5J 2V5 Canada

Project: Great Bear Project
Report Date: December 16, 2024

CERTIFICATE OF ANALYSIS TIM24000341.1

Method		WGHT	AQ250	AQ250	AQ250	AQ250	AQ250	AQ250	AQ250	AQ250	AQ250	AQ250	AQ250	AQ250	AQ250	AQ250	AQ250	AQ250	AQ250	AQ250	AQ250
Analyte		Wgt	Mo	Cu	Pb	Zn	Ag	Ni	Co	Mn	Fe	As	U	Au	Th	Sr	Cd	Sb	Bi	V	Ca
Unit		kg	ppm	ppm	ppm	ppm	ppb	ppm	ppm	ppm	%	ppm	ppm	ppb	ppm	ppm	ppm	ppm	ppm	ppm	%
MDL		0.01	0.01	0.01	0.01	0.1	2	0.1	0.1	1	0.01	0.1	0.1	0.2	0.1	0.5	0.01	0.02	0.02	1	0.01
A0964224	Drill Core	3.09	1.05	44.60	2.71	80.0	116	33.9	16.7	298	3.11	1.5	1.1	4.4	5.3	10.3	0.06	0.10	0.23	50	0.23
A0964225	Drill Core	2.07	1.34	40.35	3.47	86.0	90	42.3	17.5	298	3.38	1.0	1.5	3.6	5.8	6.2	0.06	0.11	0.24	41	0.18
A0964226	Drill Core	2.89	0.57	14.96	2.95	54.1	94	12.1	8.3	359	2.17	1.7	1.4	1.5	7.8	17.9	0.04	0.08	0.06	30	0.81
A0964227	Drill Core	3.46	0.79	46.82	2.85	80.1	118	41.2	18.3	279	3.03	1.8	1.1	2.4	5.5	4.9	0.06	0.05	0.23	45	0.22
A0964228	Drill Core	3.29	1.20	40.80	3.26	62.8	218	32.4	16.2	373	3.12	7.4	1.3	23.8	6.0	9.3	0.05	0.10	0.68	37	0.34
A0964229	Drill Core	2.65	1.41	9.74	5.23	57.8	363	17.7	10.4	711	3.63	16.1	1.3	127.9	6.6	20.7	0.09	0.07	6.59	26	0.60
A0964230	Drill Core	2.16	1.52	5.18	5.05	120.3	406	12.6	8.4	529	2.73	22.1	1.8	31.0	7.9	12.9	0.32	0.15	3.63	16	0.61
A0964231	Drill Core	2.09	1.47	12.79	5.57	137.3	324	12.4	10.9	605	3.35	31.9	1.6	21.2	7.1	16.4	0.33	0.12	4.24	20	0.49
A0964232	Drill Core	3.15	1.77	17.55	6.69	51.0	479	17.0	10.9	567	2.97	38.1	1.5	26.2	7.0	14.1	0.09	0.26	3.95	21	0.59
A0964233	Drill Core	3.19	1.09	99.54	30.34	1462.9	1174	18.4	11.8	860	2.78	24.6	1.6	56.2	7.8	39.8	10.19	0.11	2.58	36	1.09

This report supersedes all previous preliminary and final reports with this file number dated prior to the date on this certificate. Signature indicates final approval; preliminary reports are unsigned and should be used for reference only.

BUREAU VERITAS MINERAL LABORATORIES Canada

www.bvna.com/mining-laboratory-services

Bureau Veritas Commodities Canada Ltd.

9050 Shaughnessy St Vancouver British Columbia V6P 6E5 Canada
PHONE (604) 253-3158

Client: **Kinross Gold Corp.**
25 York St., #17
Toronto Ontario M5J 2V5 Canada

Project: Great Bear Project
Report Date: December 16, 2024

CERTIFICATE OF ANALYSIS TIM24000341.1

Method		AQ250	AQ250	AQ250	AQ250	AQ250	AQ250	AQ250	AQ250	AQ250	AQ250	AQ250	AQ250	AQ250	AQ250	AQ250	AQ250	AQ250	AQ250	AQ250
Analyte		P	La	Cr	Mg	Ba	Ti	B	Al	Na	K	W	Sc	Tl	S	Hg	Se	Te	Ga	Cs	Ge
Unit		%	ppm	ppm	%	ppm	%	ppm	%	%	%	ppm	ppm	ppm	%	ppb	ppm	ppm	ppm	ppm	ppm
MDL		0.001	0.5	0.5	0.01	0.5	0.001	20	0.01	0.001	0.01	0.1	0.1	0.02	0.02	5	0.1	0.02	0.1	0.02	0.1
A0964224	Drill Core	0.056	21.2	52.9	1.05	173.5	0.149	<20	1.68	0.057	1.16	0.1	4.5	0.49	0.43	<5	0.2	0.06	6.7	2.72	<0.1
A0964225	Drill Core	0.052	23.6	48.4	1.10	141.9	0.158	<20	1.96	0.033	1.44	<0.1	3.0	0.59	0.33	<5	0.3	0.06	5.9	3.84	<0.1
A0964226	Drill Core	0.055	28.9	11.8	0.65	121.8	0.160	<20	1.20	0.062	0.91	0.3	2.1	0.41	0.29	<5	<0.1	<0.02	4.5	2.30	<0.1
A0964227	Drill Core	0.059	23.7	52.7	1.11	88.9	0.139	<20	1.56	0.022	1.00	<0.1	3.5	0.48	0.47	<5	0.3	0.06	5.7	3.39	<0.1
A0964228	Drill Core	0.052	25.0	42.9	0.94	120.1	0.150	<20	1.40	0.045	1.09	0.2	2.9	0.61	1.18	<5	0.7	0.24	4.8	3.93	<0.1
A0964229	Drill Core	0.068	27.0	14.1	0.88	57.8	0.100	<20	1.21	0.081	0.66	1.5	2.3	0.41	3.00	<5	3.5	3.14	4.5	1.68	<0.1
A0964230	Drill Core	0.071	34.1	7.8	0.59	36.6	0.070	<20	0.77	0.048	0.41	0.4	1.3	0.25	2.46	<5	3.1	1.62	2.9	0.98	<0.1
A0964231	Drill Core	0.086	34.6	8.4	0.80	38.4	0.097	<20	1.08	0.054	0.46	0.4	1.5	0.30	2.78	6	1.9	1.55	4.0	1.48	<0.1
A0964232	Drill Core	0.065	30.0	9.7	0.79	32.0	0.078	<20	0.95	0.057	0.52	0.4	1.8	0.38	2.70	<5	2.0	1.24	3.6	1.50	<0.1
A0964233	Drill Core	0.066	32.5	17.9	0.85	60.1	0.142	<20	1.91	0.162	0.79	0.4	3.2	0.64	1.39	41	1.5	0.45	6.3	3.86	<0.1

This report supersedes all previous preliminary and final reports with this file number dated prior to the date on this certificate. Signature indicates final approval; preliminary reports are unsigned and should be used for reference only.

BUREAU VERITAS MINERAL LABORATORIES Canada

www.bvna.com/mining-laboratory-services

Bureau Veritas Commodities Canada Ltd.

9050 Shaughnessy St Vancouver British Columbia V6P 6E5 Canada
PHONE (604) 253-3158

Client: **Kinross Gold Corp.**
25 York St., #17
Toronto Ontario M5J 2V5 Canada

Project: Great Bear Project
Report Date: December 16, 2024

CERTIFICATE OF ANALYSIS TIM24000341.1

Method		AQ250	AQ250	AQ250	AQ250	AQ250	AQ250	AQ250	AQ250	AQ250	AQ250	AQ250	AQ250	AQ250	AQ250	TC006	TC000	TC000
Analyte		Hf	Nb	Rb	Sn	Ta	Zr	Y	Ce	In	Re	Be	Li	Pd	Pt	CO2	TOT/C	TOT/S
Unit		ppm	ppm	ppm	ppm	ppm	ppm	ppm	ppm	ppm	ppb	ppm	ppm	ppb	ppb	%	%	%
MDL		0.02	0.02	0.1	0.1	0.05	0.1	0.01	0.1	0.02	1	0.1	0.1	10	2	0.08	0.02	0.02
A0964224	Drill Core	0.68	0.08	63.7	0.4	<0.05	28.8	5.15	41.9	<0.02	<1	<0.1	21.5	<10	2	0.10		
A0964225	Drill Core	0.71	0.09	75.6	0.3	<0.05	30.2	5.88	47.0	<0.02	<1	<0.1	23.5	<10	<2	<0.08	0.03	0.35
A0964226	Drill Core	0.55	0.07	52.3	0.2	<0.05	20.9	6.21	55.1	<0.02	<1	<0.1	12.1	<10	<2	0.66		
A0964227	Drill Core	0.56	0.11	57.4	0.3	<0.05	24.3	6.16	47.8	<0.02	<1	<0.1	19.0	<10	3	0.09		
A0964228	Drill Core	0.79	0.07	60.2	0.2	<0.05	35.2	6.22	49.5	<0.02	<1	<0.1	15.4	<10	<2	0.22		
A0964229	Drill Core	0.79	0.15	35.9	0.2	<0.05	31.2	6.12	55.1	<0.02	<1	0.1	13.2	<10	<2	0.27		
A0964230	Drill Core	0.60	0.19	20.8	0.2	<0.05	21.7	6.96	67.9	0.03	<1	<0.1	8.6	<10	<2	0.41		
A0964231	Drill Core	0.72	0.20	25.6	0.2	<0.05	28.6	7.73	70.7	0.02	<1	0.2	16.1	<10	2	0.10		
A0964232	Drill Core	0.71	0.19	29.4	0.2	<0.05	26.9	6.41	59.4	0.02	<1	0.1	10.5	<10	2	0.31		
A0964233	Drill Core	0.41	0.09	53.8	0.3	<0.05	14.9	6.72	65.3	0.23	<1	0.2	12.9	23	<2	0.48		

This report supersedes all previous preliminary and final reports with this file number dated prior to the date on this certificate. Signature indicates final approval; preliminary reports are unsigned and should be used for reference only.

BUREAU VERITAS MINERAL LABORATORIES Canada

www.bvna.com/mining-laboratory-services

Bureau Veritas Commodities Canada Ltd.
9050 Shaughnessy St Vancouver British Columbia V6P 6E5 Canada
PHONE (604) 253-3158

Client: **Kinross Gold Corp.**
25 York St., #17
Toronto Ontario M5J 2V5 Canada

Project: Great Bear Project
Report Date: December 16, 2024

QUALITY CONTROL REPORT TIM24000341.1

		Method	WGHT	AQ250	AQ250	AQ250	AQ250	AQ250	AQ250	AQ250	AQ250	AQ250	AQ250	AQ250	AQ250	AQ250	AQ250	AQ250	AQ250	AQ250	AQ250
		Analyte	Wgt	Mo	Cu	Pb	Zn	Ag	Ni	Co	Mn	Fe	As	U	Au	Th	Sr	Cd	Sb	Bi	V	Ca
		Unit	kg	ppm	ppm	ppm	ppm	ppb	ppm	ppm	ppm	%	ppm	ppm	ppb	ppm	ppm	ppm	ppm	ppm	ppm	%
		MDL	0.01	0.01	0.01	0.01	0.1	2	0.1	0.1	1	0.01	0.1	0.1	0.2	0.1	0.5	0.01	0.02	0.02	1	0.01
Pulp Duplicates																						
DX758038	Drill Core		1.92	1.47	43.49	3.71	52.0	200	52.4	18.5	558	4.07	16.1	1.4	72.1	6.5	13.4	0.04	0.13	0.27	82	0.30
REP DX758038	QC																					
A0964871	Drill Core		2.98	0.68	15.50	2.89	50.3	81	12.9	7.6	289	2.06	2.4	1.4	2.0	7.6	13.1	0.04	0.10	0.27	26	0.81
REP A0964871	QC																					
REP A0964203	QC			0.80	32.88	18.99	1312.7	510	16.2	9.8	786	2.66	27.7	1.7	25.6	7.7	18.8	8.64	0.13	0.82	37	0.81
A0964209	Drill Core		3.63	0.96	58.72	3.58	73.3	224	47.6	18.1	449	4.66	2.8	1.2	15.9	5.8	7.4	0.04	0.08	0.54	64	0.22
REP A0964209	QC																					
Core Reject Duplicates																						
DX758034	Drill Core		1.82	1.35	16.02	13.81	74.1	237	17.4	9.7	733	2.51	12.1	1.3	19.6	6.6	19.2	0.19	0.10	0.09	36	1.78
DUP DX758034	QC			1.39	15.95	14.43	72.1	236	17.3	9.4	745	2.56	12.1	1.3	27.0	6.8	20.1	0.21	0.10	0.10	36	1.81
A0964866	Drill Core		2.55	0.81	16.50	2.93	53.7	43	14.3	8.5	402	2.21	0.4	1.6	<0.2	8.1	14.4	0.03	0.03	0.03	33	0.94
DUP A0964866	QC			0.77	16.19	2.81	51.9	45	13.9	8.5	393	2.19	0.2	1.5	<0.2	7.8	14.3	0.02	0.04	0.03	32	0.90
A0964203	Drill Core		2.10	0.84	32.57	18.58	1301.5	501	16.3	9.9	792	2.67	23.7	1.6	29.9	7.5	18.3	8.50	0.13	0.80	36	0.80
DUP A0964203	QC			0.76	32.43	18.97	1291.5	508	16.2	10.1	763	2.61	23.6	1.6	59.0	7.5	16.2	8.49	0.12	0.75	36	0.76
Reference Materials																						
STD BVGEO01	Standard			9.90	4394.60	181.33	1696.4	2500	162.3	24.0	714	3.62	116.2	3.4	212.4	13.7	50.1	5.76	2.65	23.07	72	1.26
STD BVGEO01	Standard			9.89	4433.07	185.14	1748.9	2570	166.6	25.5	739	3.72	120.0	3.8	211.0	14.2	54.8	6.14	2.57	23.47	73	1.32
STD BVGEO01	Standard			9.81	4274.74	183.84	1715.9	2453	161.9	23.0	715	3.52	115.6	3.7	214.2	14.3	51.8	5.72	2.42	23.13	70	1.28
STD BVGEO01	Standard			9.84	4261.01	180.33	1654.9	2320	153.5	23.6	688	3.61	115.7	3.3	212.4	13.5	50.6	5.81	2.67	23.33	69	1.28
STD BVGEO01	Standard			9.87	4310.76	183.61	1681.9	2512	161.6	23.4	705	3.66	116.7	3.4	213.3	13.8	52.6	6.10	2.76	23.89	71	1.25
STD COO2	Standard																					
STD COO2	Standard																					
STD COO2	Standard																					
STD COO2	Standard																					
STD GS311-1	Standard																					
STD GS311-1	Standard																					
STD GS910-4	Standard																					
STD GS910-4	Standard																					

This report supersedes all previous preliminary and final reports with this file number dated prior to the date on this certificate. Signature indicates final approval; preliminary reports are unsigned and should be used for reference only.

BUREAU VERITAS MINERAL LABORATORIES Canada

www.bvna.com/mining-laboratory-services

Bureau Veritas Commodities Canada Ltd.
9050 Shaughnessy St Vancouver British Columbia V6P 6E5 Canada
PHONE (604) 253-3158

Client: **Kinross Gold Corp.**
25 York St., #17
Toronto Ontario M5J 2V5 Canada

Project: Great Bear Project
Report Date: December 16, 2024

QUALITY CONTROL REPORT TIM24000341.1

		Method	AQ250	AQ250	AQ250	AQ250	AQ250	AQ250	AQ250	AQ250	AQ250	AQ250	AQ250	AQ250	AQ250	AQ250	AQ250	AQ250	AQ250	AQ250	AQ250
		Analyte	P	La	Cr	Mg	Ba	Ti	B	Al	Na	K	W	Sc	Tl	S	Hg	Se	Te	Ga	Cs	Ge
		Unit	%	ppm	ppm	%	ppm	%	ppm	%	%	%	ppm	ppm	ppm	%	ppb	ppm	ppm	ppm	ppm	ppm
		MDL	0.001	0.5	0.5	0.01	0.5	0.001	20	0.01	0.001	0.01	0.1	0.1	0.02	0.02	5	0.1	0.02	0.1	0.02	0.1
Pulp Duplicates																						
DX758038	Drill Core		0.068	26.5	97.0	1.43	315.7	0.215	<20	2.52	0.073	1.79	0.7	7.9	0.79	0.54	<5	0.3	0.05	9.1	6.93	<0.1
REP DX758038	QC																					
A0964871	Drill Core		0.051	27.1	11.6	0.41	104.6	0.111	<20	0.91	0.065	0.64	0.7	2.0	0.32	0.33	<5	0.1	0.04	3.9	2.36	<0.1
REP A0964871	QC																					
REP A0964203	QC		0.058	29.3	15.6	0.77	81.3	0.156	<20	1.41	0.093	0.91	0.8	3.2	0.55	0.97	23	0.2	0.03	5.6	3.22	<0.1
A0964209	Drill Core		0.065	26.5	79.4	1.34	163.8	0.225	<20	2.44	0.045	1.92	0.3	5.7	0.68	0.48	<5	0.3	0.07	7.9	8.48	<0.1
REP A0964209	QC																					
Core Reject Duplicates																						
DX758034	Drill Core		0.066	29.9	16.6	0.91	91.5	0.154	<20	1.35	0.047	0.78	0.5	3.2	0.43	0.51	<5	<0.1	<0.02	6.1	2.20	<0.1
DUP DX758034	QC		0.064	31.2	17.1	0.91	93.2	0.158	<20	1.36	0.051	0.78	0.5	3.2	0.43	0.51	<5	0.2	<0.02	6.1	2.19	<0.1
A0964866	Drill Core		0.053	28.7	14.0	0.73	113.2	0.185	<20	1.27	0.058	0.94	0.2	2.4	0.37	0.08	<5	<0.1	<0.02	5.5	2.67	<0.1
DUP A0964866	QC		0.051	28.2	14.0	0.71	111.7	0.179	<20	1.23	0.057	0.94	0.2	2.4	0.36	0.07	<5	0.1	<0.02	5.3	2.58	<0.1
A0964203	Drill Core		0.059	27.9	15.6	0.77	79.8	0.156	<20	1.40	0.094	0.91	0.8	3.2	0.54	0.97	16	0.2	0.03	5.6	3.14	<0.1
DUP A0964203	QC		0.058	28.8	15.2	0.76	75.8	0.156	<20	1.31	0.075	0.88	0.9	3.2	0.53	0.97	13	0.2	<0.02	5.4	3.16	<0.1
Reference Materials																						
STD BVGEO01	Standard		0.072	25.0	155.1	1.25	318.1	0.223	<20	2.17	0.184	0.88	4.0	5.5	0.62	0.69	101	5.1	1.02	6.7	6.87	0.1
STD BVGEO01	Standard		0.074	25.6	173.4	1.30	329.9	0.237	<20	2.29	0.193	0.89	4.0	5.7	0.62	0.68	89	5.0	1.04	7.1	6.97	0.1
STD BVGEO01	Standard		0.072	26.1	158.6	1.25	314.7	0.227	<20	2.19	0.181	0.89	3.8	6.0	0.60	0.63	96	4.9	1.00	6.7	7.20	<0.1
STD BVGEO01	Standard		0.070	24.2	155.4	1.28	314.1	0.218	<20	2.18	0.177	0.86	3.8	5.4	0.62	0.68	120	4.9	1.01	6.5	7.24	<0.1
STD BVGEO01	Standard		0.073	25.8	164.2	1.29	327.3	0.226	<20	2.20	0.183	0.88	3.8	5.6	0.62	0.68	89	5.0	1.04	6.9	7.21	0.1
STD COO2	Standard																					
STD COO2	Standard																					
STD COO2	Standard																					
STD COO2	Standard																					
STD GS311-1	Standard																					
STD GS311-1	Standard																					
STD GS910-4	Standard																					
STD GS910-4	Standard																					

This report supersedes all previous preliminary and final reports with this file number dated prior to the date on this certificate. Signature indicates final approval; preliminary reports are unsigned and should be used for reference only.

BUREAU VERITAS MINERAL LABORATORIES Canada

www.bvna.com/mining-laboratory-services

Bureau Veritas Commodities Canada Ltd.
9050 Shaughnessy St Vancouver British Columbia V6P 6E5 Canada
PHONE (604) 253-3158

Client: **Kinross Gold Corp.**
25 York St., #17
Toronto Ontario M5J 2V5 Canada

Project: Great Bear Project
Report Date: December 16, 2024

QUALITY CONTROL REPORT TIM24000341.1

	Method	AQ250	AQ250	AQ250	AQ250	AQ250	AQ250	AQ250	AQ250	AQ250	AQ250	AQ250	AQ250	AQ250	AQ250	TC006	TC000	TC000
	Analyte	Hf	Nb	Rb	Sn	Ta	Zr	Y	Ce	In	Re	Be	Li	Pd	Pt	CO2	TOT/C	TOT/S
	Unit	ppm	ppm	ppm	ppm	ppm	ppm	ppm	ppm	ppm	ppb	ppm	ppm	ppb	ppb	%	%	%
	MDL	0.02	0.02	0.1	0.1	0.05	0.1	0.01	0.1	0.02	1	0.1	0.1	10	2	0.08	0.02	0.02
Pulp Duplicates																		
DX758038	Drill Core	0.64	0.05	95.7	1.1	<0.05	28.5	8.32	54.1	0.02	1	0.2	25.8	<10	3	<0.08		
REP DX758038	QC															<0.08		
A0964871	Drill Core	0.62	0.12	40.9	0.3	<0.05	21.3	5.71	50.4	<0.02	<1	<0.1	11.1	<10	2	0.69		
REP A0964871	QC															0.76		
REP A0964203	QC	0.67	0.06	61.1	0.4	<0.05	22.9	6.50	55.7	0.02	<1	0.1	11.9	<10	2			
A0964209	Drill Core	0.63	0.06	94.7	0.7	<0.05	30.1	7.51	54.7	<0.02	<1	<0.1	21.4	<10	2	<0.08		
REP A0964209	QC															<0.08		
Core Reject Duplicates																		
DX758034	Drill Core	0.39	0.05	43.7	0.4	<0.05	14.4	6.50	59.8	<0.02	<1	0.1	16.4	<10	<2	1.70		
DUP DX758034	QC	0.47	0.06	43.7	0.4	<0.05	16.7	6.57	60.7	<0.02	1	0.1	16.8	<10	<2	1.52		
A0964866	Drill Core	0.60	0.05	62.8	0.3	<0.05	22.8	5.51	54.4	<0.02	<1	<0.1	19.7	<10	<2	0.84		
DUP A0964866	QC	0.61	0.07	60.6	0.3	<0.05	22.5	5.46	54.2	<0.02	<1	<0.1	19.2	<10	2	0.83		
A0964203	Drill Core	0.65	0.05	59.2	0.4	<0.05	22.4	6.35	54.1	<0.02	<1	0.1	11.9	<10	3	0.61		
DUP A0964203	QC	0.58	0.05	61.7	0.4	<0.05	20.6	6.38	54.2	<0.02	<1	<0.1	11.7	<10	<2	0.58		
Reference Materials																		
STD BVGEO01	Standard	0.28	0.17	90.6	5.0	<0.05	8.8	14.04	51.2	0.42	4	0.7	18.4	134	185			
STD BVGEO01	Standard	0.35	0.17	93.0	5.4	<0.05	10.2	14.62	51.1	0.43	3	0.7	19.8	143	177			
STD BVGEO01	Standard	0.25	0.11	94.1	5.1	<0.05	8.7	14.07	52.5	0.41	4	0.7	20.8	123	182			
STD BVGEO01	Standard	0.25	0.15	94.8	4.9	<0.05	9.2	14.19	51.9	0.41	3	0.6	19.1	133	186			
STD BVGEO01	Standard	0.21	0.18	92.2	5.4	<0.05	7.9	14.13	51.5	0.43	4	0.7	20.9	130	173			
STD COO2	Standard															3.58		
STD COO2	Standard															3.81		
STD COO2	Standard															3.47		
STD COO2	Standard															3.79		
STD GS311-1	Standard																1.00	2.38
STD GS311-1	Standard																1.00	2.24
STD GS910-4	Standard																2.62	7.84
STD GS910-4	Standard																2.74	7.89

This report supersedes all previous preliminary and final reports with this file number dated prior to the date on this certificate. Signature indicates final approval; preliminary reports are unsigned and should be used for reference only.

BUREAU VERITAS MINERAL LABORATORIES Canada

www.bvna.com/mining-laboratory-services

Bureau Veritas Commodities Canada Ltd.
9050 Shaughnessy St Vancouver British Columbia V6P 6E5 Canada
PHONE (604) 253-3158

Client: **Kinross Gold Corp.**
25 York St., #17
Toronto Ontario M5J 2V5 Canada

Project: Great Bear Project
Report Date: December 16, 2024

QUALITY CONTROL REPORT TIM24000341.1

		WGHT	AQ250	AQ250	AQ250	AQ250	AQ250	AQ250	AQ250	AQ250	AQ250	AQ250	AQ250	AQ250	AQ250	AQ250	AQ250	AQ250	AQ250	AQ250	AQ250
		Wgt	Mo	Cu	Pb	Zn	Ag	Ni	Co	Mn	Fe	As	U	Au	Th	Sr	Cd	Sb	Bi	V	Ca
		kg	ppm	ppm	ppm	ppm	ppb	ppm	ppm	ppm	%	ppm	ppm	ppb	ppm	ppm	ppm	ppm	ppm	ppm	%
		0.01	0.01	0.01	0.01	0.1	2	0.1	0.1	1	0.01	0.1	0.1	0.2	0.1	0.5	0.01	0.02	0.02	1	0.01
STD OREAS262	Standard		0.60	115.86	56.58	155.4	463	61.4	27.1	540	3.23	35.8	1.1	68.2	8.5	33.7	0.60	3.93	0.91	21	2.91
STD OREAS262	Standard		0.59	113.82	57.74	147.7	461	62.9	27.7	540	3.22	35.2	1.2	62.6	8.9	34.0	0.63	3.18	0.95	21	2.98
STD OREAS262	Standard		0.62	112.63	55.58	149.1	447	62.2	25.8	537	3.10	35.2	1.1	63.1	8.8	33.0	0.59	2.87	0.91	20	2.92
STD OREAS262	Standard		0.62	113.95	57.25	156.5	435	63.9	27.7	550	3.31	34.7	1.1	69.9	9.3	35.0	0.59	3.63	0.95	21	2.95
STD OREAS262	Standard		0.63	107.03	50.90	144.2	432	58.9	25.5	502	3.06	34.2	1.0	70.9	8.1	31.7	0.57	3.90	0.89	19	2.77
STD OREAS279	Standard																				
STD OREAS279	Standard																				
STD OREAS279	Standard																				
STD OREAS279	Standard																				
STD GS311-1 Expected																					
STD GS910-4 Expected																					
STD BVGEO01 Expected			10.8	4415	187	1712	2530	163	25	706	3.7	121	3.67	214	14.4	55	6.25	2.2	24.3	73	1.3219
STD OREAS262 Expected			0.68	118	56	154	450	62	26.9	530	3.284	35.8	1.22	65	9.33	36	0.61	3.39	1.03	22.5	2.98
STD COO2 Expected																					
STD OREAS279 Expected																					
BLK	Blank																				
BLK	Blank																				
BLK	Blank		<0.01	0.02	0.01	<0.1	<2	<0.1	<0.1	<1	<0.01	<0.1	<0.1	<0.2	<0.1	<0.5	<0.01	<0.02	<0.02	<1	<0.01
BLK	Blank		<0.01	<0.01	0.02	<0.1	<2	<0.1	<0.1	<1	<0.01	0.2	<0.1	<0.2	<0.1	<0.5	<0.01	<0.02	<0.02	<1	<0.01
BLK	Blank		<0.01	<0.01	<0.01	<0.1	<2	<0.1	<0.1	<1	<0.01	<0.1	<0.1	<0.2	<0.1	<0.5	<0.01	<0.02	<0.02	<1	<0.01
BLK	Blank		<0.01	<0.01	0.01	<0.1	<2	<0.1	<0.1	<1	<0.01	<0.1	<0.1	<0.2	<0.1	<0.5	<0.01	<0.02	<0.02	<1	<0.01
BLK	Blank		<0.01	<0.01	0.02	<0.1	<2	<0.1	<0.1	<1	<0.01	<0.1	<0.1	<0.2	<0.1	<0.5	<0.01	<0.02	<0.02	<1	<0.01
BLK	Blank																				
BLK	Blank																				
BLK	Blank																				
BLK	Blank																				
Prep Wash																					
ROCK-TIM	Prep Blank		1.16	2.79	0.77	29.4	7	1.7	3.6	510	2.04	1.0	0.4	0.8	2.1	19.4	0.01	0.04	<0.02	21	0.57
ROCK-TIM	Prep Blank		1.43	3.16	0.77	30.0	3	2.1	3.7	523	2.25	1.0	0.4	1.0	2.2	21.0	0.01	0.04	<0.02	22	0.59

This report supersedes all previous preliminary and final reports with this file number dated prior to the date on this certificate. Signature indicates final approval; preliminary reports are unsigned and should be used for reference only.

BUREAU VERITAS MINERAL LABORATORIES Canada

www.bvna.com/mining-laboratory-services

Bureau Veritas Commodities Canada Ltd.
9050 Shaughnessy St Vancouver British Columbia V6P 6E5 Canada
PHONE (604) 253-3158

Client: **Kinross Gold Corp.**
25 York St., #17
Toronto Ontario M5J 2V5 Canada

Project: Great Bear Project
Report Date: December 16, 2024

QUALITY CONTROL REPORT TIM24000341.1

		AQ250 P % 0.001	AQ250 La ppm 0.5	AQ250 Cr ppm 0.5	AQ250 Mg % 0.01	AQ250 Ba ppm 0.5	AQ250 Ti % 0.001	AQ250 B ppm 20	AQ250 Al % 0.01	AQ250 Na % 0.001	AQ250 K % 0.01	AQ250 W ppm 0.1	AQ250 Sc ppm 0.1	AQ250 Tl ppm 0.02	AQ250 S % 0.02	AQ250 Hg ppb 5	AQ250 Se ppm 0.1	AQ250 Te ppm 0.02	AQ250 Ga ppm 0.1	AQ250 Cs ppm 0.02	AQ250 Ge ppm 0.1
STD OREAS262	Standard	0.039	16.7	40.3	1.15	240.4	0.003	<20	1.20	0.068	0.30	0.2	3.0	0.49	0.27	167	0.6	0.26	3.7	2.73	<0.1
STD OREAS262	Standard	0.040	17.4	41.3	1.17	245.4	0.003	<20	1.19	0.067	0.30	0.1	3.1	0.48	0.26	183	0.6	0.21	3.7	2.59	<0.1
STD OREAS262	Standard	0.039	14.0	39.7	1.16	227.6	0.003	<20	1.14	0.066	0.29	0.1	3.0	0.45	0.25	166	0.6	0.23	3.5	2.39	<0.1
STD OREAS262	Standard	0.041	17.4	42.1	1.16	251.8	0.003	<20	1.22	0.069	0.31	0.2	2.9	0.48	0.27	162	0.6	0.24	3.6	2.55	<0.1
STD OREAS262	Standard	0.038	14.7	37.9	1.09	220.4	0.003	<20	1.09	0.064	0.29	0.1	2.8	0.44	0.26	148	0.6	0.22	3.4	2.76	<0.1
STD OREAS279	Standard																				
STD OREAS279	Standard																				
STD OREAS279	Standard																				
STD OREAS279	Standard																				
STD GS311-1 Expected																					
STD GS910-4 Expected																					
STD BVGEO01 Expected		0.0727	25.9	171	1.3175	332	0.233		2.2628	0.1924	0.8669	3.5	5.97	0.62	0.6655	100	4.84	1.02	7.37	7.36	0.15
STD OREAS262 Expected		0.04	15.9	41.7	1.17	248	0.003		1.3	0.071	0.312	0.13	3.24	0.47	0.269	170	0.4	0.23	3.9	2.8	
STD COO2 Expected																					
STD OREAS279 Expected																					
BLK	Blank																				
BLK	Blank																				
BLK	Blank	<0.001	<0.5	<0.5	<0.01	<0.5	<0.001	<20	<0.01	<0.001	<0.01	<0.1	<0.1	<0.02	<0.02	<5	<0.1	<0.02	<0.1	<0.02	<0.1
BLK	Blank	<0.001	<0.5	<0.5	<0.01	<0.5	<0.001	<20	<0.01	<0.001	<0.01	<0.1	<0.1	<0.02	<0.02	<5	<0.1	<0.02	<0.1	<0.02	<0.1
BLK	Blank	<0.001	<0.5	<0.5	<0.01	<0.5	<0.001	<20	<0.01	<0.001	<0.01	<0.1	<0.1	<0.02	<0.02	<5	<0.1	<0.02	<0.1	<0.02	<0.1
BLK	Blank	<0.001	<0.5	<0.5	<0.01	<0.5	<0.001	<20	<0.01	<0.001	<0.01	<0.1	<0.1	<0.02	<0.02	<5	<0.1	<0.02	<0.1	<0.02	<0.1
BLK	Blank	<0.001	<0.5	<0.5	<0.01	<0.5	<0.001	<20	<0.01	<0.001	<0.01	<0.1	<0.1	<0.02	<0.02	<5	<0.1	<0.02	<0.1	<0.02	<0.1
BLK	Blank																				
BLK	Blank																				
BLK	Blank																				
BLK	Blank																				
Prep Wash																					
ROCK-TIM	Prep Blank	0.040	5.8	7.0	0.45	44.5	0.072	<20	0.81	0.066	0.07	0.1	2.3	<0.02	<0.02	<5	<0.1	<0.02	3.5	0.18	<0.1
ROCK-TIM	Prep Blank	0.041	5.9	9.5	0.45	46.3	0.078	<20	0.82	0.072	0.07	0.1	2.4	<0.02	<0.02	<5	0.1	<0.02	3.7	0.17	<0.1

This report supersedes all previous preliminary and final reports with this file number dated prior to the date on this certificate. Signature indicates final approval; preliminary reports are unsigned and should be used for reference only.

BUREAU VERITAS MINERAL LABORATORIES Canada

www.bvna.com/mining-laboratory-services

Bureau Veritas Commodities Canada Ltd.
9050 Shaughnessy St Vancouver British Columbia V6P 6E5 Canada
PHONE (604) 253-3158

Client: **Kinross Gold Corp.**
25 York St., #17
Toronto Ontario M5J 2V5 Canada

Project: Great Bear Project
Report Date: December 16, 2024

QUALITY CONTROL REPORT TIM24000341.1

		AQ250 Hf ppm 0.02	AQ250 Nb ppm 0.02	AQ250 Rb ppm 0.1	AQ250 Sn ppm 0.1	AQ250 Ta ppm 0.05	AQ250 Zr ppm 0.1	AQ250 Y ppm 0.01	AQ250 Ce ppm 0.1	AQ250 In ppm 0.02	AQ250 Re ppb 1	AQ250 Be ppm 0.1	AQ250 Li ppm 0.1	AQ250 Pd ppb 10	AQ250 Pt ppb 2	TC006 CO2 % 0.08	TC000 TOT/C % 0.02	TC000 TOT/S % 0.02
STD OREAS262	Standard	0.22	<0.02	18.8	0.5	<0.05	9.5	10.57	34.2	0.03	1	1.1	16.2	<10	<2			
STD OREAS262	Standard	0.24	<0.02	18.7	0.5	<0.05	9.7	10.72	34.5	0.03	1	1.1	16.5	<10	3			
STD OREAS262	Standard	0.14	<0.02	17.5	0.5	<0.05	7.1	10.00	27.2	0.03	<1	1.0	16.4	<10	<2			
STD OREAS262	Standard	0.21	<0.02	19.3	0.5	<0.05	9.5	10.61	34.8	0.03	<1	1.0	16.0	<10	3			
STD OREAS262	Standard	0.14	<0.02	17.7	0.5	<0.05	7.4	9.68	29.2	0.03	<1	1.0	16.0	<10	2			
STD OREAS279	Standard															3.01		
STD OREAS279	Standard															3.25		
STD OREAS279	Standard															2.86		
STD OREAS279	Standard															3.24		
STD GS311-1 Expected																	1.02	2.35
STD GS910-4 Expected																	2.65	8.27
STD BVGEO01 Expected		0.32	0.17	95	5.64		9.1	14.5	53	0.45	4	0.69	21.4	134	182			
STD OREAS262 Expected		0.17		18.6	0.5		7.7	11.2	32	0.033		1.14	17.8					
STD COO2 Expected																3.612		
STD OREAS279 Expected																3.29		
BLK	Blank																<0.02	<0.02
BLK	Blank																<0.02	<0.02
BLK	Blank	<0.02	<0.02	<0.1	<0.1	<0.05	<0.1	<0.01	<0.1	<0.02	<1	<0.1	<0.1	<10	<2			
BLK	Blank	<0.02	<0.02	<0.1	<0.1	<0.05	<0.1	<0.01	<0.1	<0.02	<1	<0.1	<0.1	<10	2			
BLK	Blank	<0.02	<0.02	<0.1	<0.1	<0.05	<0.1	<0.01	<0.1	<0.02	<1	<0.1	<0.1	<10	2			
BLK	Blank	<0.02	<0.02	<0.1	<0.1	<0.05	<0.1	<0.01	<0.1	<0.02	<1	<0.1	<0.1	<10	<2			
BLK	Blank	<0.02	<0.02	<0.1	<0.1	<0.05	<0.1	<0.01	<0.1	<0.02	<1	<0.1	<0.1	<10	<2			
BLK	Blank															<0.08		
BLK	Blank															<0.08		
BLK	Blank															<0.08		
BLK	Blank															<0.08		
Prep Wash																		
ROCK-TIM	Prep Blank	0.14	0.21	2.0	0.3	<0.05	3.4	7.88	12.0	<0.02	<1	0.2	1.6	<10	<2	0.22		
ROCK-TIM	Prep Blank	0.16	0.18	2.1	0.3	<0.05	3.8	8.35	12.4	<0.02	<1	0.2	1.4	<10	<2	0.22		

This report supersedes all previous preliminary and final reports with this file number dated prior to the date on this certificate. Signature indicates final approval; preliminary reports are unsigned and should be used for reference only.

BUREAU VERITAS MINERAL LABORATORIES Canada

Bureau Veritas Commodities Canada Ltd.
9050 Shaughnessy St Vancouver British Columbia V6P 6E5 Canada
PHONE (604) 253-3158

www.bvna.com/mining-laboratory-services

Client: **Kinross Gold Corp.**
25 York St., #17
Toronto Ontario M5J 2V5 Canada

Submitted By:	Matthew Hart
Receiving Lab:	Canada-Timmins
Received:	August 01, 2024
Analysis Start:	August 19, 2024
Report Date:	December 04, 2024
Page:	1 of 5

CERTIFICATE OF ANALYSIS TIM24000342.1

CLIENT JOB INFORMATION

Project:	Great Bear Project
Shipment ID:	
P.O. Number	GTFS002-FPR022-06
Number of Samples:	101

SAMPLE DISPOSAL

STOR-PLP	Store After 90 days Invoice for Storage
STOR-RJT	Store After 60 days Invoice for Storage

Bureau Veritas does not accept responsibility for samples left at the laboratory after 90 days without prior written instructions for sample storage or return.

SAMPLE PREPARATION AND ANALYTICAL PROCEDURES

Procedure Code	Number of Samples	Code Description	Test Wgt (g)	Report Status	Lab
PRP75-1KG	101	Crush, split and pulverize 1kg of sample to 200 mesh		Completed	TIM
SPTPL	101	Splitting of pulp samples for client		Completed	TIM
SHP01	101	Per sample shipping charges for branch shipments			TIM
AQ250_EXT	101	1:1:1 Aqua Regia digestion Ultratrace ICP-MS analysis	0.5	Completed	VAN
TC006	101	15% HClO4 leach, CO2 analysis by Leco	0.2	Completed	VAN
Split ABA	17	Analysis sample split/packet for ABA Analysis			BUB
TC000	17	Analysis by Leco	0.1	Completed	VAN
ABA	17	Modified Sobek Acid Base Accounting		Completed	BUB

ADDITIONAL COMMENTS

Invoice To: Great Bear Resources Ltd.
25 York Street, Unit 1700
Toronto Ontario M5J 2V5
Canada

CC: Kinross Distrubution

BRITISH COLUMBIA CERTIFIED ASSAYER
MARCUS LAU
Production Manager

This report supersedes all previous preliminary and final reports with this file number dated prior to the date on this certificate. Signature indicates final approval; preliminary reports are unsigned and should be used for reference only.
All results are considered the confidential property of the client. Bureau Veritas assumes the liabilities for actual cost of analysis only. Results apply to samples as submitted.
"*" asterisk indicates that an analytical result could not be provided due to unusually high levels of interference from other elements.

BUREAU VERITAS MINERAL LABORATORIES Canada

www.bvna.com/mining-laboratory-services

Bureau Veritas Commodities Canada Ltd.

9050 Shaughnessy St Vancouver British Columbia V6P 6E5 Canada
PHONE (604) 253-3158

Client: **Kinross Gold Corp.**
25 York St., #17
Toronto Ontario M5J 2V5 Canada

Project: Great Bear Project
Report Date: December 04, 2024

CERTIFICATE OF ANALYSIS TIM24000342.1

	Method	WGHT	AQ250	AQ250	AQ250	AQ250	AQ250	AQ250	AQ250	AQ250	AQ250	AQ250	AQ250	AQ250	AQ250	AQ250	AQ250	AQ250	AQ250	AQ250	AQ250
	Analyte	Wgt	Mo	Cu	Pb	Zn	Ag	Ni	Co	Mn	Fe	As	U	Au	Th	Sr	Cd	Sb	Bi	V	Ca
	Unit	kg	ppm	ppm	ppm	ppm	ppb	ppm	ppm	ppm	%	ppm	ppm	ppb	ppm	ppm	ppm	ppm	ppm	ppm	%
	MDL	0.01	0.01	0.01	0.01	0.1	2	0.1	0.1	1	0.01	0.1	0.1	0.2	0.1	0.5	0.01	0.02	0.02	1	0.01
A0964234	Drill Core	3.40	1.42	12.26	13.34	42.1	561	15.1	9.6	614	2.75	29.9	1.5	36.4	7.4	11.1	0.06	0.12	4.31	19	0.35
A0964235	Drill Core	3.45	1.40	6.72	17.81	165.7	692	14.0	9.0	554	2.94	26.1	1.4	51.2	6.3	6.7	0.84	0.12	3.98	16	0.34
A0964236	Drill Core	2.18	1.75	22.54	16.09	1015.1	1350	14.7	10.0	669	3.27	41.2	1.3	806.5	6.9	7.0	5.90	0.13	4.99	29	0.41
A0964237	Drill Core	2.03	1.30	45.60	37.70	468.0	904	17.4	12.1	817	3.04	29.9	1.3	386.0	7.2	60.2	2.73	0.13	3.10	38	1.47
A0964238	Drill Core	2.11	1.52	105.79	51.78	2366.0	1660	16.2	8.4	827	2.88	28.9	1.6	85.4	7.5	37.4	11.16	0.16	3.43	29	1.12
A0964239	Drill Core	2.88	1.31	40.18	7.96	600.5	566	12.5	9.7	772	2.58	19.1	1.9	19.4	7.9	16.7	2.88	0.14	1.48	31	0.83
A0964240	Drill Core	3.01	1.28	17.72	5.41	409.4	259	12.4	8.5	774	2.23	12.7	1.9	19.4	8.2	18.7	1.80	0.12	0.81	27	1.04
A0964241	Drill Core	3.42	1.74	53.64	7.46	930.3	1330	12.5	7.8	725	2.65	5.2	1.8	13452.2	7.8	51.7	5.25	0.10	3.71	32	1.14
A0964242	Drill Core	3.28	1.43	4.01	5.50	509.6	280	12.6	9.9	783	2.89	19.1	2.0	32.3	8.0	23.8	2.62	0.19	3.32	28	0.71
A0964243	Drill Core	2.12	0.90	31.08	10.50	395.5	857	43.1	18.2	1111	6.17	57.2	1.4	275.5	5.3	60.5	0.45	0.16	8.01	33	1.10
A0964246	Drill Core	2.32	1.32	42.21	14.90	6250.6	1051	22.0	15.5	801	4.92	44.3	1.6	434.7	6.5	45.8	41.85	0.13	6.15	22	1.17
A0964244	Drill Core	2.86	0.92	26.62	30.08	239.8	487	11.8	8.0	654	2.87	22.8	1.8	107.7	7.5	20.3	0.96	0.12	2.55	22	0.75
A0964245	Drill Core	3.19	0.86	12.23	3.57	358.9	263	15.8	9.2	826	2.55	16.1	1.5	35.6	7.4	26.6	1.47	0.10	0.99	38	0.76
A0964247	Drill Core	1.75	1.18	144.04	42.72	178.8	1339	15.3	11.8	687	3.85	24.9	1.6	648.4	7.3	25.4	0.66	0.11	23.05	24	0.67
A0964248	Drill Core	2.24	1.19	172.24	5.66	536.3	1058	15.8	10.4	666	4.18	15.1	1.6	124.4	7.5	22.3	2.48	0.07	2.20	16	0.53
A0964249	Drill Core	2.12	1.40	54.97	7.09	382.7	907	14.7	11.4	593	4.91	87.1	1.4	575.9	6.8	7.7	2.53	0.09	3.61	19	0.50
A0964250	Drill Core	2.30	1.28	57.78	61.40	1712.6	1158	12.8	10.1	769	4.01	61.1	1.5	563.3	7.5	12.4	9.85	0.12	2.14	24	0.53
A0964251	Drill Core	1.69	1.23	32.28	4.70	104.8	136	18.8	11.9	979	2.83	33.7	1.4	176.6	7.4	20.6	0.18	0.14	0.20	44	1.39
A0964252	Drill Core	2.98	0.66	17.52	7.36	69.4	177	15.6	9.5	689	2.27	24.7	1.6	46.9	7.3	17.8	0.17	0.14	0.23	31	1.31
A0964253	Drill Core	3.42	1.14	17.00	3.50	58.5	153	17.9	9.4	685	2.42	33.9	1.6	102.3	7.9	19.3	0.10	0.12	0.35	37	1.29
A0964254	Drill Core	2.67	1.11	28.14	4.05	60.5	136	18.8	10.6	735	2.55	13.1	1.5	149.8	7.8	19.9	0.11	0.10	0.14	37	1.32
A0964255	Drill Core	3.43	1.47	20.47	5.50	72.3	212	18.5	10.3	525	2.39	10.7	1.5	35.9	7.7	15.9	0.16	0.09	0.13	38	0.87
A0964256	Drill Core	3.50	1.95	48.82	63.50	220.6	541	20.4	15.1	828	2.56	13.4	1.6	36.5	7.5	27.0	1.22	0.09	0.33	32	1.34
A0964257	Drill Core	2.10	1.19	92.10	174.96	424.8	774	18.1	10.0	606	2.23	13.0	1.4	23.9	7.5	8.4	2.34	0.12	0.23	29	0.39
A0964258	Drill Core	2.49	3.13	138.06	235.61	1176.0	1435	14.5	7.9	503	2.75	67.5	1.6	188.3	7.7	12.5	6.98	0.20	1.43	20	0.47
A0964259	Drill Core	3.48	1.21	19.00	424.14	285.8	529	14.0	9.5	687	2.20	14.9	1.6	24.4	7.9	15.3	1.42	0.21	0.49	34	0.95
A0964770	Drill Core	2.89	1.49	35.09	8.59	140.2	301	17.3	9.0	419	2.15	8.0	1.3	172.7	7.4	6.9	0.51	0.11	0.14	31	0.59
A0964771	Drill Core	3.04	1.49	64.91	20.06	91.0	290	69.8	23.7	351	4.97	195.6	1.0	126.8	4.2	4.9	0.24	0.12	0.32	81	0.21
A0964772	Drill Core	2.44	1.01	7.89	6.23	52.2	115	1.6	2.5	259	1.73	56.7	1.3	9.4	13.1	7.4	0.15	0.27	0.07	2	0.71
A0964773	Drill Core	1.93	1.39	6.59	5.83	52.1	221	3.3	3.0	295	2.36	64.4	1.2	96.2	10.6	8.4	0.06	0.21	1.02	5	0.64

This report supersedes all previous preliminary and final reports with this file number dated prior to the date on this certificate. Signature indicates final approval; preliminary reports are unsigned and should be used for reference only.

BUREAU VERITAS MINERAL LABORATORIES Canada

www.bvna.com/mining-laboratory-services

Bureau Veritas Commodities Canada Ltd.

9050 Shaughnessy St Vancouver British Columbia V6P 6E5 Canada
PHONE (604) 253-3158

Client: **Kinross Gold Corp.**
25 York St., #17
Toronto Ontario M5J 2V5 Canada

Project: Great Bear Project
Report Date: December 04, 2024

CERTIFICATE OF ANALYSIS TIM24000342.1

		Method	AQ250	AQ250	AQ250	AQ250	AQ250	AQ250	AQ250	AQ250	AQ250	AQ250	AQ250	AQ250	AQ250	AQ250	AQ250	AQ250	AQ250	AQ250	AQ250
		Analyte	P	La	Cr	Mg	Ba	Ti	B	Al	Na	K	W	Sc	Tl	S	Hg	Se	Te	Ga	Cs	Ge
		Unit	%	ppm	ppm	%	ppm	%	ppm	%	%	%	ppm	ppm	ppm	%	ppb	ppm	ppm	ppm	ppm	ppm
		MDL	0.001	0.5	0.5	0.01	0.5	0.001	20	0.01	0.001	0.01	0.1	0.1	0.02	0.02	5	0.1	0.02	0.1	0.02	0.1
A0964234	Drill Core		0.059	27.7	10.0	0.80	58.4	0.089	<20	1.12	0.060	0.75	0.2	1.5	0.54	2.19	<5	1.8	1.57	3.7	2.66	<0.1
A0964235	Drill Core		0.053	25.0	7.8	0.68	60.5	0.067	<20	0.92	0.038	0.68	0.3	1.2	0.46	2.70	<5	2.2	1.06	3.1	2.23	<0.1
A0964236	Drill Core		0.062	28.7	13.2	0.77	95.2	0.111	<20	0.98	0.045	0.79	28.3	2.2	0.57	2.60	22	2.1	1.49	4.3	3.06	<0.1
A0964237	Drill Core		0.070	32.8	14.7	0.93	68.4	0.131	<20	2.61	0.239	0.99	1.7	2.8	0.67	1.94	16	1.6	0.54	7.7	3.50	<0.1
A0964238	Drill Core		0.071	31.4	14.6	0.81	68.2	0.123	<20	1.97	0.163	0.89	0.3	2.2	0.70	1.80	77	1.7	0.74	6.0	2.91	<0.1
A0964239	Drill Core		0.070	32.6	13.8	0.77	87.3	0.141	<20	1.28	0.084	0.91	0.2	2.4	0.71	1.16	17	1.1	0.33	5.1	2.99	<0.1
A0964240	Drill Core		0.069	33.2	14.0	0.68	83.4	0.140	<20	1.17	0.074	0.83	0.7	2.0	0.59	0.79	13	0.7	0.14	4.4	2.67	<0.1
A0964241	Drill Core		0.066	31.1	13.5	0.74	83.1	0.148	<20	2.09	0.200	0.86	>100	2.1	0.60	0.95	<5	1.0	0.35	6.4	3.47	<0.1
A0964242	Drill Core		0.073	31.1	13.4	0.72	102.3	0.144	<20	1.42	0.089	0.94	0.9	2.1	0.67	1.18	10	1.2	0.40	5.2	2.59	0.2
A0964243	Drill Core		0.077	32.1	38.2	1.36	145.3	0.218	<20	3.46	0.215	1.76	0.3	2.2	1.25	3.78	<5	4.2	1.81	7.7	3.98	<0.1
A0964246	Drill Core		0.073	30.2	19.3	0.81	105.5	0.140	<20	2.79	0.216	1.09	0.6	1.5	0.78	3.51	141	3.9	1.54	6.3	2.44	<0.1
A0964244	Drill Core		0.071	29.6	10.1	0.69	106.9	0.119	<20	1.38	0.075	0.85	2.6	1.7	0.64	1.42	<5	1.8	0.63	4.7	2.54	<0.1
A0964245	Drill Core		0.061	27.2	16.6	0.80	108.1	0.167	<20	1.55	0.119	0.96	2.8	3.3	0.71	0.65	<5	0.5	0.19	5.9	3.70	<0.1
A0964247	Drill Core		0.057	25.2	9.3	0.78	85.4	0.127	<20	1.70	0.103	0.90	0.7	1.8	0.75	2.12	<5	1.7	2.13	5.2	2.59	<0.1
A0964248	Drill Core		0.057	28.3	11.0	0.77	71.5	0.116	<20	1.91	0.105	0.96	0.3	1.1	0.79	2.00	7	1.4	0.80	5.1	3.21	<0.1
A0964249	Drill Core		0.047	23.6	11.2	0.65	117.3	0.095	<20	1.23	0.029	0.80	4.1	1.5	0.49	3.65	9	4.4	0.62	4.0	2.10	<0.1
A0964250	Drill Core		0.070	29.5	9.8	0.84	65.3	0.130	<20	1.45	0.040	0.78	2.8	1.7	0.68	2.12	47	1.3	0.31	5.7	3.06	<0.1
A0964251	Drill Core		0.080	32.8	15.0	0.90	146.8	0.204	<20	1.52	0.063	1.24	3.1	3.5	0.51	0.56	<5	0.4	0.07	6.0	3.46	<0.1
A0964252	Drill Core		0.059	27.4	14.2	0.83	75.3	0.161	<20	1.26	0.054	0.98	1.3	2.6	0.50	0.42	<5	0.3	0.02	4.9	2.25	<0.1
A0964253	Drill Core		0.075	33.4	15.2	0.88	101.0	0.173	<20	1.37	0.073	1.04	2.1	3.4	0.59	0.58	<5	0.3	0.04	5.5	2.85	<0.1
A0964254	Drill Core		0.073	31.9	17.1	0.89	146.9	0.163	<20	1.40	0.063	1.03	1.4	3.4	0.45	0.45	<5	0.3	0.04	5.6	3.10	<0.1
A0964255	Drill Core		0.073	33.7	16.1	0.84	101.6	0.174	<20	1.34	0.073	1.02	1.2	3.1	0.49	0.53	<5	0.2	0.04	5.5	3.67	<0.1
A0964256	Drill Core		0.073	32.1	17.5	0.83	92.6	0.154	<20	1.69	0.099	1.01	0.6	2.5	0.50	0.66	<5	0.4	0.10	5.5	2.88	<0.1
A0964257	Drill Core		0.071	31.7	13.2	0.85	26.2	0.120	<20	1.12	0.031	0.19	0.7	2.6	0.08	0.51	7	0.5	0.09	6.2	0.73	<0.1
A0964258	Drill Core		0.054	26.5	9.3	0.55	63.4	0.095	<20	1.11	0.051	0.65	0.9	1.8	0.41	1.50	13	1.2	0.17	4.0	2.44	<0.1
A0964259	Drill Core		0.057	28.6	13.1	0.65	73.2	0.147	<20	1.12	0.060	0.67	1.9	3.0	0.39	0.50	6	0.2	0.05	5.0	2.38	<0.1
A0964770	Drill Core		0.056	27.8	19.5	0.73	50.4	0.102	<20	1.02	0.043	0.46	0.3	2.7	0.22	0.47	<5	0.2	<0.02	5.5	1.71	<0.1
A0964771	Drill Core		0.061	13.5	98.7	1.59	155.2	0.182	<20	2.78	0.031	1.58	0.3	7.7	0.50	0.64	<5	0.5	0.05	9.5	3.95	<0.1
A0964772	Drill Core		0.023	54.4	1.6	0.21	51.9	0.037	<20	0.54	0.032	0.22	0.1	1.2	0.21	0.54	<5	0.2	<0.02	2.7	1.56	<0.1
A0964773	Drill Core		0.022	42.8	4.4	0.22	50.2	0.050	<20	0.62	0.056	0.37	0.6	1.7	0.23	1.12	<5	0.2	<0.02	2.8	2.23	<0.1

This report supersedes all previous preliminary and final reports with this file number dated prior to the date on this certificate. Signature indicates final approval; preliminary reports are unsigned and should be used for reference only.

BUREAU VERITAS MINERAL LABORATORIES Canada

www.bvna.com/mining-laboratory-services

Bureau Veritas Commodities Canada Ltd.

9050 Shaughnessy St Vancouver British Columbia V6P 6E5 Canada
PHONE (604) 253-3158

Client: **Kinross Gold Corp.**
25 York St., #17
Toronto Ontario M5J 2V5 Canada

Project: Great Bear Project
Report Date: December 04, 2024

CERTIFICATE OF ANALYSIS TIM24000342.1

Method		AQ250	AQ250	AQ250	AQ250	AQ250	AQ250	AQ250	AQ250	AQ250	AQ250	AQ250	AQ250	AQ250	AQ250	TC006	TC000	TC000
Analyte		Hf	Nb	Rb	Sn	Ta	Zr	Y	Ce	In	Re	Be	Li	Pd	Pt	CO2	TOT/C	TOT/S
Unit		ppm	ppm	ppm	ppm	ppm	ppm	ppm	ppm	ppm	ppb	ppm	ppm	ppb	ppb	%	%	%
MDL		0.02	0.02	0.1	0.1	0.05	0.1	0.01	0.1	0.02	1	0.1	0.1	10	2	0.08	0.02	0.02
A0964234	Drill Core	0.69	0.10	46.1	0.2	<0.05	26.1	6.10	53.5	0.02	<1	<0.1	11.6	<10	<2	0.12	0.03	2.18
A0964235	Drill Core	0.69	0.21	39.7	0.2	<0.05	25.6	5.39	49.8	0.03	1	<0.1	10.8	<10	<2	0.18		
A0964236	Drill Core	0.66	0.14	49.2	0.6	<0.05	24.8	4.92	56.7	0.20	<1	<0.1	14.0	16	<2	0.27		
A0964237	Drill Core	0.38	0.04	61.4	0.4	<0.05	16.4	6.29	64.6	0.12	<1	0.3	13.3	<10	<2	0.37		
A0964238	Drill Core	0.34	0.08	57.3	0.3	<0.05	12.7	6.67	62.8	0.40	<1	0.2	11.0	24	<2	0.40		
A0964239	Drill Core	0.36	0.05	57.9	0.3	<0.05	13.0	6.36	63.2	0.10	<1	<0.1	12.7	<10	<2	0.64		
A0964240	Drill Core	0.35	0.13	52.6	0.3	<0.05	11.9	6.08	64.6	0.05	<1	<0.1	11.0	<10	<2	0.88		
A0964241	Drill Core	0.25	0.10	54.8	0.4	<0.05	7.9	5.95	61.6	0.17	1	0.2	12.3	10	<2	0.36		
A0964242	Drill Core	0.42	0.13	57.2	0.3	0.06	12.4	6.38	59.5	0.24	<1	0.2	13.1	<10	<2	0.41		
A0964243	Drill Core	0.36	0.06	113.0	0.3	<0.05	17.4	6.99	63.8	0.06	<1	0.5	20.3	<10	<2	0.10		
A0964246	Drill Core	0.37	0.07	69.3	0.3	<0.05	14.6	6.01	57.8	0.86	<1	0.4	13.1	<10	2	0.13	0.04	3.34
A0964244	Drill Core	0.32	0.09	55.3	0.4	<0.05	10.4	6.10	58.0	0.05	<1	0.2	14.3	<10	<2	0.52		
A0964245	Drill Core	0.38	0.07	66.4	0.5	<0.05	13.8	5.84	52.7	0.04	<1	0.1	15.3	<10	<2	0.40		
A0964247	Drill Core	0.45	0.07	59.7	0.4	<0.05	15.7	5.64	47.0	0.05	<1	0.2	14.4	<10	<2	0.33		
A0964248	Drill Core	0.40	0.10	69.5	0.3	<0.05	15.4	5.80	53.5	0.07	<1	0.3	13.9	<10	<2	0.08		
A0964249	Drill Core	0.49	0.13	43.1	0.5	<0.05	17.8	4.46	45.2	0.10	<1	0.2	12.9	<10	<2	0.38		
A0964250	Drill Core	0.55	0.11	53.5	0.4	<0.05	21.5	5.51	56.7	0.22	<1	0.3	16.9	<10	2	0.31	0.09	2.04
A0964251	Drill Core	0.52	0.06	65.3	0.5	<0.05	20.5	7.78	65.4	<0.02	<1	<0.1	12.2	<10	<2	1.27		
A0964252	Drill Core	0.61	0.07	56.5	0.4	<0.05	22.7	6.85	52.3	<0.02	<1	<0.1	8.6	<10	<2	0.94		
A0964253	Drill Core	0.63	0.05	65.8	0.5	<0.05	22.2	7.27	64.3	<0.02	<1	<0.1	10.9	<10	<2	0.53		
A0964254	Drill Core	0.49	0.06	51.5	0.4	<0.05	18.2	7.74	62.1	<0.02	<1	<0.1	11.6	<10	<2	1.18		
A0964255	Drill Core	0.43	0.05	60.5	0.4	<0.05	15.4	6.59	65.3	<0.02	<1	<0.1	15.9	<10	<2	0.63		
A0964256	Drill Core	0.46	0.04	57.2	0.9	<0.05	16.3	7.90	62.4	<0.02	<1	0.1	13.2	<10	<2	0.93		
A0964257	Drill Core	0.73	0.09	9.5	0.4	<0.05	26.2	7.17	61.8	<0.02	<1	0.2	12.5	<10	<2	0.10	0.03	0.48
A0964258	Drill Core	0.64	0.10	45.3	0.4	<0.05	22.9	6.16	52.2	0.08	<1	0.1	12.2	<10	<2	0.20		
A0964259	Drill Core	0.60	0.10	41.0	0.5	<0.05	20.7	6.32	53.3	<0.02	<1	<0.1	10.6	<10	4	0.71		
A0964770	Drill Core	0.69	0.05	28.1	0.3	<0.05	26.5	5.25	52.5	<0.02	<1	0.1	14.1	<10	<2	0.43		
A0964771	Drill Core	0.49	0.04	71.5	0.7	<0.05	22.7	4.78	27.0	0.03	<1	0.2	28.6	<10	3	<0.08		
A0964772	Drill Core	1.16	0.21	15.6	0.3	<0.05	47.7	9.41	103.3	<0.02	<1	0.1	5.6	<10	<2	0.65		
A0964773	Drill Core	1.50	0.22	28.6	0.3	<0.05	58.7	8.91	81.5	<0.02	<1	0.1	6.9	<10	<2	0.60	0.18	1.01

This report supersedes all previous preliminary and final reports with this file number dated prior to the date on this certificate. Signature indicates final approval; preliminary reports are unsigned and should be used for reference only.

BUREAU VERITAS MINERAL LABORATORIES Canada

www.bvna.com/mining-laboratory-services

Bureau Veritas Commodities Canada Ltd.

9050 Shaughnessy St Vancouver British Columbia V6P 6E5 Canada
PHONE (604) 253-3158

Client: **Kinross Gold Corp.**
25 York St., #17
Toronto Ontario M5J 2V5 Canada

Project: Great Bear Project
Report Date: December 04, 2024

CERTIFICATE OF ANALYSIS TIM24000342.1

	Method	WGHT	AQ250	AQ250	AQ250	AQ250	AQ250	AQ250	AQ250	AQ250	AQ250	AQ250	AQ250	AQ250	AQ250	AQ250	AQ250	AQ250	AQ250	AQ250	AQ250
	Analyte	Wgt	Mo	Cu	Pb	Zn	Ag	Ni	Co	Mn	Fe	As	U	Au	Th	Sr	Cd	Sb	Bi	V	Ca
	Unit	kg	ppm	ppm	ppm	ppm	ppb	ppm	ppm	ppm	%	ppm	ppm	ppb	ppm	ppm	ppm	ppm	ppm	ppm	%
	MDL	0.01	0.01	0.01	0.01	0.1	2	0.1	0.1	1	0.01	0.1	0.1	0.2	0.1	0.5	0.01	0.02	0.02	1	0.01
A0964774	Drill Core	2.55	2.33	5.64	6.26	69.3	84	0.3	2.0	183	1.59	99.8	1.0	50.1	9.0	9.0	0.18	0.14	0.23	<1	0.80
A0964775	Drill Core	2.35	1.55	3.63	18.35	56.1	320	0.9	2.0	258	1.77	332.6	1.4	146.6	10.0	12.5	0.11	0.31	3.25	2	0.90
A0964776	Drill Core	2.24	1.20	5.12	4.55	43.7	178	0.5	2.0	233	1.51	232.1	1.2	276.6	9.8	14.3	0.08	0.22	0.13	<1	1.09
A0964777	Drill Core	2.94	1.08	16.88	8.52	73.3	164	17.0	8.9	435	2.17	179.6	1.3	75.3	8.3	16.0	0.11	0.20	0.22	35	1.33
A0964778	Drill Core	1.50	1.96	3.57	9.69	61.3	134	0.5	2.1	190	1.61	222.0	1.8	138.8	11.4	5.1	0.09	0.29	0.09	<1	0.19
A0964779	Drill Core	2.51	1.16	3.17	8.23	46.1	92	0.5	2.1	74	1.63	1534.3	1.8	156.6	11.4	2.7	0.09	0.81	0.06	<1	0.08
A0964780	Drill Core	2.13	0.99	2.17	6.48	59.8	101	0.2	2.3	179	1.45	277.2	1.7	64.5	11.0	3.0	0.11	0.30	0.05	<1	0.20
A0964781	Drill Core	2.27	2.84	2.71	11.00	75.7	158	0.2	2.3	154	1.62	424.7	2.1	210.2	12.3	4.0	0.14	0.40	0.09	<1	0.28
A0964782	Drill Core	1.95	1.37	2.59	7.08	66.9	108	0.3	1.9	37	1.85	8383.7	1.4	402.5	8.6	2.0	0.12	4.26	0.13	<1	0.08
A0964783	Drill Core	0.64	2.56	7.79	18.19	34.6	221	0.3	2.0	98	2.14	8800.0	1.2	265.3	7.6	3.3	0.06	4.64	0.17	<1	0.24
A0964784	Drill Core	1.94	1.31	1.67	68.63	174.4	261	0.3	2.0	92	1.84	1607.0	1.5	186.5	8.5	2.8	0.35	1.22	0.09	<1	0.25
A0964785	Drill Core	2.39	1.46	0.98	48.02	21.0	283	0.3	1.9	82	2.02	108.6	1.5	47.8	9.5	2.9	0.02	0.54	0.17	<1	0.17
A0964786	Drill Core	2.26	1.73	1.01	7.22	43.1	59	0.2	2.1	183	1.70	90.2	1.2	6.1	8.9	10.5	0.03	0.18	0.06	<1	0.83
A0964744	Drill Core	2.39	1.86	1.00	9.97	39.5	111	0.3	2.0	115	1.93	41.6	1.5	15.0	12.0	18.0	0.04	0.14	0.12	<1	0.45
A0964745	Drill Core	2.30	0.85	3.83	8.05	67.1	120	0.2	1.9	259	1.39	154.9	1.3	8.3	9.6	9.5	0.11	0.23	0.12	<1	0.85
A0964746	Drill Core	1.07	1.38	6.75	9.55	42.3	312	1.3	2.3	307	1.49	193.4	1.7	30.4	10.9	7.0	0.11	0.27	0.37	4	0.53
A0964747	Drill Core	2.06	1.19	6.25	8.05	80.9	306	1.3	2.5	464	1.57	69.1	1.3	27.2	10.4	11.8	0.23	0.22	0.12	4	0.74
A0964748	Drill Core	2.25	1.20	4.79	4.40	46.2	411	0.5	2.2	347	1.44	75.2	1.3	17.4	10.0	8.4	0.08	0.19	1.25	2	0.63
A0964749	Drill Core	2.28	1.24	1.35	15.23	145.2	84	0.3	2.0	163	1.79	86.5	1.4	17.2	9.4	9.4	0.24	0.24	0.09	<1	0.55
A0964750	Drill Core	2.19	0.83	4.01	12.58	30.3	98	9.5	3.3	310	2.10	190.9	1.2	27.9	8.6	11.5	0.07	0.26	0.12	4	0.91
A0964751	Drill Core	2.47	0.85	21.86	5.75	40.1	533	0.2	1.6	273	1.35	191.2	1.4	641.4	10.6	9.4	0.09	0.28	0.04	<1	0.76
A0962901	Drill Core	1.41	1.20	19.90	2.84	49.2	77	14.3	9.5	340	2.15	2.3	1.3	1.3	6.7	14.8	0.03	0.06	0.11	29	0.83
A0962902	Drill Core	2.13	0.89	19.33	2.94	48.8	47	11.6	8.5	315	2.14	1.2	1.4	0.8	7.0	8.5	0.03	0.06	0.10	31	0.45
A0962903	Drill Core	2.13	1.44	19.23	5.47	57.8	93	13.2	9.5	390	2.40	1.7	1.2	2.4	6.8	11.3	0.07	0.05	0.35	36	0.65
A0962904	Drill Core	2.22	1.05	56.09	3.47	95.2	95	43.8	20.2	363	3.89	1.1	1.0	1.0	5.6	8.5	0.05	0.07	0.25	51	0.25
A0962905	Drill Core	2.13	1.26	37.90	2.88	61.7	75	27.3	14.6	329	2.88	0.7	1.3	2.1	6.2	8.5	0.04	0.07	0.34	42	0.31
A0962906	Drill Core	2.52	1.20	53.79	2.78	56.3	112	36.3	18.0	349	3.02	6.6	1.1	3.8	5.7	13.8	0.02	0.08	0.20	44	0.33
A0962907	Drill Core	1.83	1.47	42.89	11.35	91.5	157	33.0	17.3	283	3.02	2.4	0.9	5.6	4.8	7.2	0.16	0.12	0.17	39	0.27
A0962908	Drill Core	2.13	1.20	42.34	45.49	147.4	220	34.7	17.4	403	3.00	2.2	0.9	4.3	4.9	7.3	0.59	0.13	0.19	47	0.31
A0962924	Drill Core	2.03	1.24	39.54	3.89	68.8	91	33.7	19.5	559	3.28	4.9	1.2	2.5	5.9	36.2	0.05	0.07	0.12	60	1.10

This report supersedes all previous preliminary and final reports with this file number dated prior to the date on this certificate. Signature indicates final approval; preliminary reports are unsigned and should be used for reference only.

BUREAU VERITAS MINERAL LABORATORIES Canada

Bureau Veritas Commodities Canada Ltd.

9050 Shaughnessy St Vancouver British Columbia V6P 6E5 Canada
PHONE (604) 253-3158

www.bvna.com/mining-laboratory-services

Client: **Kinross Gold Corp.**
25 York St., #17
Toronto Ontario M5J 2V5 Canada

Project: Great Bear Project
Report Date: December 04, 2024

CERTIFICATE OF ANALYSIS TIM24000342.1

	Method	AQ250	AQ250	AQ250	AQ250	AQ250	AQ250	AQ250	AQ250	AQ250	AQ250	AQ250	AQ250	AQ250	AQ250	AQ250	AQ250	AQ250	AQ250	AQ250	AQ250
	Analyte	P	La	Cr	Mg	Ba	Ti	B	Al	Na	K	W	Sc	Tl	S	Hg	Se	Te	Ga	Cs	Ge
	Unit	%	ppm	ppm	%	ppm	%	ppm	%	%	%	ppm	ppm	ppm	%	ppb	ppm	ppm	ppm	ppm	ppm
	MDL	0.001	0.5	0.5	0.01	0.5	0.001	20	0.01	0.001	0.01	0.1	0.1	0.02	0.02	5	0.1	0.02	0.1	0.02	0.1
A0964774	Drill Core	0.016	39.5	1.2	0.09	28.3	0.009	<20	0.33	0.052	0.15	0.1	0.7	0.04	1.32	<5	0.3	0.04	1.4	0.29	<0.1
A0964775	Drill Core	0.016	38.7	2.7	0.21	47.0	0.030	<20	0.46	0.058	0.25	0.3	1.5	0.12	1.08	<5	0.5	0.09	2.1	0.91	<0.1
A0964776	Drill Core	0.016	39.1	2.2	0.13	29.5	0.018	<20	0.37	0.055	0.16	0.5	1.1	0.08	0.93	<5	0.4	<0.02	1.6	0.61	<0.1
A0964777	Drill Core	0.051	30.4	17.4	0.71	71.8	0.143	<20	1.11	0.044	0.67	2.6	3.4	0.29	0.33	<5	0.4	0.04	5.6	2.76	<0.1
A0964778	Drill Core	0.016	39.9	1.9	0.20	20.8	0.032	<20	0.43	0.060	0.25	<0.1	2.0	0.14	0.97	<5	0.3	0.02	2.3	1.15	<0.1
A0964779	Drill Core	0.015	38.5	2.0	0.07	26.3	0.007	<20	0.36	0.030	0.24	0.2	0.5	0.09	1.27	<5	0.1	<0.02	1.2	0.49	<0.1
A0964780	Drill Core	0.016	43.7	0.6	0.16	14.4	0.020	<20	0.32	0.025	0.20	<0.1	1.1	0.14	1.05	<5	0.1	<0.02	1.4	1.33	<0.1
A0964781	Drill Core	0.016	46.6	0.9	0.12	18.9	0.015	<20	0.32	0.033	0.22	<0.1	0.6	0.13	1.18	<5	0.1	<0.02	1.2	1.08	<0.1
A0964782	Drill Core	0.014	27.7	2.0	0.02	30.1	0.003	<20	0.24	0.029	0.17	0.1	0.2	0.05	1.42	<5	0.3	0.07	0.7	0.25	<0.1
A0964783	Drill Core	0.012	27.0	1.0	0.08	20.0	0.005	<20	0.20	0.047	0.10	<0.1	0.5	0.07	1.23	<5	4.0	1.35	0.8	0.78	<0.1
A0964784	Drill Core	0.015	30.1	2.0	0.04	32.8	0.003	<20	0.34	0.028	0.21	0.1	0.3	0.07	1.71	<5	0.2	<0.02	1.0	0.36	<0.1
A0964785	Drill Core	0.016	33.6	0.9	0.04	33.4	0.003	<20	0.30	0.023	0.19	<0.1	0.3	0.05	1.98	<5	0.1	<0.02	0.8	0.33	<0.1
A0964786	Drill Core	0.016	39.4	1.5	0.03	42.9	0.002	<20	0.23	0.043	0.14	<0.1	0.3	0.04	1.73	<5	<0.1	<0.02	0.7	0.22	<0.1
A0964744	Drill Core	0.017	46.9	0.9	0.06	54.6	0.002	<20	0.62	0.043	0.21	<0.1	0.2	0.05	1.89	<5	0.2	<0.02	1.2	0.29	<0.1
A0964745	Drill Core	0.014	40.5	1.5	0.14	36.0	0.022	<20	0.38	0.036	0.19	0.1	0.6	0.10	0.60	<5	0.2	<0.02	1.5	0.81	<0.1
A0964746	Drill Core	0.021	43.7	1.7	0.18	49.7	0.031	<20	0.44	0.039	0.28	0.1	0.9	0.15	0.84	<5	<0.1	<0.02	1.7	1.12	<0.1
A0964747	Drill Core	0.019	40.6	2.9	0.27	64.5	0.050	<20	0.63	0.047	0.27	0.3	1.2	0.19	0.38	<5	<0.1	<0.02	3.0	1.53	<0.1
A0964748	Drill Core	0.014	41.5	0.9	0.18	67.7	0.044	<20	0.50	0.043	0.28	0.1	1.3	0.17	0.21	<5	<0.1	0.03	2.6	1.50	<0.1
A0964749	Drill Core	0.014	36.4	1.7	0.09	26.9	0.007	<20	0.26	0.042	0.15	0.1	0.5	0.07	1.70	<5	0.2	<0.02	0.9	0.48	<0.1
A0964750	Drill Core	0.018	35.0	30.8	0.29	25.0	0.019	<20	0.41	0.030	0.13	0.1	0.7	0.05	1.80	<5	0.1	<0.02	1.4	0.38	<0.1
A0964751	Drill Core	0.015	41.5	1.7	0.12	45.1	0.030	<20	0.37	0.038	0.22	0.6	0.9	0.12	0.59	<5	0.2	<0.02	1.6	0.71	<0.1
A0962901	Drill Core	0.058	27.3	12.3	0.69	135.5	0.159	<20	1.19	0.045	0.91	0.2	1.7	0.37	0.28	<5	<0.1	<0.02	4.2	2.78	<0.1
A0962902	Drill Core	0.059	28.3	10.6	0.69	116.3	0.150	<20	1.19	0.047	0.85	0.1	2.2	0.33	0.24	<5	<0.1	<0.02	4.5	2.19	<0.1
A0962903	Drill Core	0.055	28.9	11.3	0.78	110.3	0.163	<20	1.33	0.057	0.98	<0.1	2.8	0.40	0.49	<5	<0.1	0.02	5.2	2.52	<0.1
A0962904	Drill Core	0.060	27.1	65.7	1.40	129.9	0.134	<20	2.16	0.032	1.09	<0.1	4.5	0.47	0.42	<5	0.3	0.07	7.0	3.11	<0.1
A0962905	Drill Core	0.057	25.9	33.4	0.91	150.2	0.160	<20	1.58	0.045	1.16	<0.1	3.6	0.40	0.38	<5	0.3	0.13	5.9	3.02	<0.1
A0962906	Drill Core	0.056	26.0	47.5	1.06	132.6	0.136	<20	1.54	0.034	0.84	<0.1	3.6	0.33	0.59	<5	0.3	0.07	5.5	2.30	<0.1
A0962907	Drill Core	0.057	20.3	38.0	0.93	90.7	0.099	<20	1.49	0.033	0.78	<0.1	2.9	0.47	0.62	<5	0.3	0.05	5.5	2.31	<0.1
A0962908	Drill Core	0.058	22.5	49.0	1.05	161.5	0.128	<20	1.57	0.037	1.00	0.1	4.0	0.53	0.61	<5	0.2	0.05	5.8	2.60	<0.1
A0962924	Drill Core	0.059	28.2	53.9	1.40	232.7	0.203	<20	2.16	0.078	1.37	0.2	3.6	0.52	0.59	<5	0.3	0.05	6.3	4.19	<0.1

This report supersedes all previous preliminary and final reports with this file number dated prior to the date on this certificate. Signature indicates final approval; preliminary reports are unsigned and should be used for reference only.

BUREAU VERITAS MINERAL LABORATORIES Canada

www.bvna.com/mining-laboratory-services

Bureau Veritas Commodities Canada Ltd.

9050 Shaughnessy St Vancouver British Columbia V6P 6E5 Canada
PHONE (604) 253-3158

Client: **Kinross Gold Corp.**
25 York St., #17
Toronto Ontario M5J 2V5 Canada

Project: Great Bear Project
Report Date: December 04, 2024

CERTIFICATE OF ANALYSIS TIM24000342.1

Method		AQ250	AQ250	AQ250	AQ250	AQ250	AQ250	AQ250	AQ250	AQ250	AQ250	AQ250	AQ250	AQ250	AQ250	TC006	TC000	TC000
Analyte		Hf	Nb	Rb	Sn	Ta	Zr	Y	Ce	In	Re	Be	Li	Pd	Pt	CO2	TOT/C	TOT/S
Unit		ppm	ppm	ppm	ppm	ppm	ppm	ppm	ppm	ppm	ppb	ppm	ppm	ppb	ppb	%	%	%
MDL		0.02	0.02	0.1	0.1	0.05	0.1	0.01	0.1	0.02	1	0.1	0.1	10	2	0.08	0.02	0.02
A0964774	Drill Core	0.90	0.03	6.1	0.1	<0.05	38.0	6.01	75.6	<0.02	<1	0.1	3.5	<10	<2	0.72		
A0964775	Drill Core	0.81	0.11	15.5	0.5	<0.05	31.2	7.34	73.9	<0.02	<1	<0.1	4.6	<10	<2	0.85		
A0964776	Drill Core	0.73	0.20	9.9	0.2	<0.05	29.4	6.96	76.4	<0.02	<1	<0.1	3.1	<10	<2	1.03		
A0964777	Drill Core	0.67	0.08	40.9	0.5	<0.05	25.9	6.27	58.7	<0.02	<1	0.2	13.9	<10	<2	1.24	0.35	0.34
A0964778	Drill Core	0.40	0.05	18.3	0.5	<0.05	15.3	9.29	79.0	<0.02	<1	<0.1	4.6	<10	<2	0.17		
A0964779	Drill Core	0.25	0.10	10.8	0.2	<0.05	10.1	8.39	74.4	<0.02	<1	<0.1	2.5	<10	<2	<0.08		
A0964780	Drill Core	0.35	<0.02	16.2	0.3	<0.05	12.1	10.29	83.8	<0.02	<1	<0.1	4.0	<10	<2	0.19		
A0964781	Drill Core	0.34	0.05	13.7	0.2	<0.05	11.9	11.53	89.9	<0.02	<1	<0.1	3.1	<10	<2	0.23		
A0964782	Drill Core	0.27	0.04	5.8	0.1	<0.05	11.2	3.25	54.5	<0.02	<1	<0.1	1.7	<10	<2	<0.08	<0.02	1.37
A0964783	Drill Core	0.47	<0.02	6.0	0.1	<0.05	16.4	2.55	51.4	<0.02	<1	<0.1	1.8	<10	2	0.25		
A0964784	Drill Core	0.49	<0.02	7.5	0.1	<0.05	19.3	4.09	57.7	<0.02	<1	0.1	2.1	<10	<2	0.25	0.07	1.67
A0964785	Drill Core	0.55	0.02	6.5	0.1	<0.05	20.4	5.05	64.6	<0.02	<1	<0.1	1.8	<10	<2	0.15		
A0964786	Drill Core	0.69	<0.02	4.9	<0.1	<0.05	25.5	5.43	76.0	<0.02	<1	<0.1	1.3	<10	<2	0.78		
A0964744	Drill Core	0.53	0.06	6.1	<0.1	<0.05	23.4	10.34	91.1	<0.02	<1	0.4	3.5	<10	<2	0.23		
A0964745	Drill Core	0.50	0.26	10.7	<0.1	<0.05	19.3	8.14	79.1	<0.02	<1	<0.1	3.8	<10	<2	0.78		
A0964746	Drill Core	0.49	0.14	16.3	0.2	<0.05	18.2	8.44	84.5	<0.02	<1	<0.1	4.2	<10	2	0.42	0.13	0.83
A0964747	Drill Core	0.62	0.26	18.0	0.2	<0.05	24.1	8.02	81.1	<0.02	<1	0.1	7.2	<10	<2	0.60		
A0964748	Drill Core	0.56	0.35	19.7	0.2	<0.05	20.7	8.09	81.2	<0.02	<1	<0.1	5.7	<10	<2	0.57		
A0964749	Drill Core	0.78	0.07	6.8	<0.1	<0.05	28.6	6.13	71.6	<0.02	<1	<0.1	2.6	<10	2	0.48		
A0964750	Drill Core	0.57	0.08	5.4	<0.1	<0.05	20.9	7.23	67.4	<0.02	<1	0.1	4.6	<10	<2	0.82		
A0964751	Drill Core	0.40	0.36	12.8	0.1	<0.05	14.6	9.78	82.3	<0.02	<1	<0.1	2.5	<10	<2	0.66		
A0962901	Drill Core	0.48	0.08	52.9	0.2	<0.05	18.7	5.11	52.7	<0.02	<1	<0.1	18.0	<10	<2	0.60		
A0962902	Drill Core	0.48	0.07	50.3	0.4	<0.05	19.1	5.75	54.2	<0.02	<1	0.1	18.7	<10	<2	0.30	0.09	0.26
A0962903	Drill Core	0.56	0.05	59.7	0.4	<0.05	21.5	5.65	56.6	<0.02	<1	<0.1	15.9	<10	<2	0.44		
A0962904	Drill Core	0.56	0.08	61.5	0.4	<0.05	24.8	6.41	54.2	<0.02	<1	0.1	23.2	<10	3	0.09		
A0962905	Drill Core	0.53	0.09	56.2	0.4	<0.05	22.3	5.81	50.7	<0.02	<1	<0.1	18.1	<10	2	0.11		
A0962906	Drill Core	0.52	0.07	42.7	0.4	<0.05	22.1	6.33	51.1	<0.02	<1	0.2	20.3	<10	3	0.14		
A0962907	Drill Core	0.49	0.14	49.3	0.8	<0.05	20.2	4.29	41.3	<0.02	<1	0.1	20.5	<10	2	0.11		
A0962908	Drill Core	0.48	0.08	51.8	0.4	<0.05	20.8	5.51	46.3	<0.02	<1	0.1	24.2	<10	<2	0.17		
A0962924	Drill Core	0.44	0.04	69.6	0.6	<0.05	20.2	8.41	57.0	<0.02	<1	0.2	29.1	<10	<2	0.70	0.23	0.57

This report supersedes all previous preliminary and final reports with this file number dated prior to the date on this certificate. Signature indicates final approval; preliminary reports are unsigned and should be used for reference only.

BUREAU VERITAS MINERAL LABORATORIES Canada

www.bvna.com/mining-laboratory-services

Bureau Veritas Commodities Canada Ltd.

9050 Shaughnessy St Vancouver British Columbia V6P 6E5 Canada
PHONE (604) 253-3158

Client: **Kinross Gold Corp.**
25 York St., #17
Toronto Ontario M5J 2V5 Canada

Project: Great Bear Project
Report Date: December 04, 2024

CERTIFICATE OF ANALYSIS TIM24000342.1

Method		WGHT	AQ250	AQ250	AQ250	AQ250	AQ250	AQ250	AQ250	AQ250	AQ250	AQ250	AQ250	AQ250	AQ250	AQ250	AQ250	AQ250	AQ250	AQ250	AQ250
Analyte		Wgt	Mo	Cu	Pb	Zn	Ag	Ni	Co	Mn	Fe	As	U	Au	Th	Sr	Cd	Sb	Bi	V	Ca
Unit		kg	ppm	ppm	ppm	ppm	ppb	ppm	ppm	ppm	%	ppm	ppm	ppb	ppm	ppm	ppm	ppm	ppm	ppm	%
MDL		0.01	0.01	0.01	0.01	0.1	2	0.1	0.1	1	0.01	0.1	0.1	0.2	0.1	0.5	0.01	0.02	0.02	1	0.01
A0962909	Drill Core	2.94	1.07	20.46	3.30	45.0	82	12.9	9.5	298	2.19	18.7	1.3	3.1	7.2	8.7	0.05	0.16	0.11	15	0.71
A0962910	Drill Core	2.18	1.05	54.75	4.40	90.3	101	50.9	21.0	319	3.27	2.1	1.1	1.3	5.9	10.4	0.08	0.09	0.23	46	0.33
A0962911	Drill Core	2.21	1.00	22.09	3.00	48.5	75	11.6	8.1	295	2.19	2.1	1.5	1.4	7.9	10.4	0.02	0.12	0.07	20	0.44
A0962912	Drill Core	2.18	0.71	21.74	3.00	52.0	83	14.6	10.4	311	2.20	5.0	1.4	4.5	7.9	9.1	0.03	0.07	0.34	22	0.36
A0962925	Drill Core	2.09	0.55	18.98	3.47	48.7	76	13.9	10.3	314	2.30	21.5	1.3	17.6	7.6	11.8	0.04	0.18	0.23	21	0.73
A0962926	Drill Core	2.08	0.69	20.68	4.05	52.8	124	13.9	10.6	434	2.36	6.6	1.3	7.2	7.8	16.8	0.03	0.10	0.14	28	1.17
A0962913	Drill Core	2.39	0.60	24.78	2.76	51.3	76	13.7	10.5	359	2.26	5.6	1.3	2.4	7.4	15.3	0.03	0.11	0.11	30	0.99
A0962927	Drill Core	2.28	1.13	20.60	3.25	61.9	82	17.9	9.6	463	2.42	21.0	1.3	11.2	7.4	17.9	0.04	0.10	0.82	35	1.24
A0962914	Drill Core	1.54	0.98	20.93	2.90	50.5	104	18.4	10.1	378	2.38	45.4	1.2	11.7	7.2	13.7	0.04	0.23	0.29	28	1.04
A0962915	Drill Core	2.16	1.27	17.61	3.55	37.4	109	12.7	9.8	269	2.37	31.8	1.4	15.8	7.2	12.1	0.03	0.17	0.32	18	0.69
A0962928	Drill Core	1.19	6.48	8.16	16.29	104.5	735	22.6	14.4	1310	3.27	42.7	1.8	54.9	10.8	27.7	0.22	0.20	0.27	40	2.76
A0962929	Drill Core	1.57	1.16	11.01	4.49	30.9	255	11.6	6.4	663	1.72	22.2	1.1	27.6	5.4	16.9	0.05	0.16	0.23	21	1.24
A0962916	Drill Core	2.14	1.47	19.99	11.72	150.0	504	12.6	8.5	892	2.54	20.7	1.5	91.2	7.7	15.9	0.62	0.19	0.85	31	1.22
A0962917	Drill Core	2.04	2.10	28.09	3.19	76.5	149	9.8	9.0	671	2.32	13.1	1.5	181.6	8.2	21.5	0.12	0.14	0.16	31	1.45
A0962930	Drill Core	1.51	0.50	42.56	10.79	320.3	403	15.2	10.7	805	2.61	24.3	1.6	23.3	7.3	15.9	2.00	0.12	0.24	35	0.83
A0962931	Drill Core	1.69	0.66	17.70	4.67	228.0	275	14.7	8.7	954	2.46	12.3	1.6	26.5	7.2	18.6	0.95	0.09	0.20	34	1.16
A0962918	Drill Core	1.65	0.88	15.93	34.88	136.5	260	13.0	7.8	879	2.13	15.4	1.7	338.5	8.5	19.5	0.50	0.13	0.18	28	1.09
A0962919	Drill Core	1.68	1.23	18.34	5.86	133.0	163	17.3	11.2	738	2.48	22.2	1.5	24.9	8.5	12.7	0.60	0.23	0.27	27	1.17
A0962920	Drill Core	1.17	0.69	20.32	20.34	645.5	292	15.9	10.5	980	2.75	61.8	1.6	150.2	7.6	26.7	3.61	0.17	0.48	34	1.36
A0962921	Drill Core	1.76	1.42	25.60	35.38	610.9	353	15.2	9.6	757	2.29	28.1	1.7	42.1	7.3	14.0	3.97	0.14	0.46	30	0.91
A0962922	Drill Core	1.98	0.83	18.15	5.77	57.4	427	18.9	10.4	629	2.46	25.2	1.5	1972.8	7.3	21.6	0.13	0.18	0.10	34	1.35
A0962923	Drill Core	2.14	0.80	21.33	6.70	50.5	180	16.7	10.1	961	2.57	75.1	1.5	85.2	7.2	21.0	0.10	0.18	0.15	32	1.77
A0962932	Drill Core	2.04	0.63	26.66	1.95	55.0	68	28.6	11.2	329	2.48	0.8	1.2	2.5	6.2	16.1	0.03	0.07	0.05	40	0.55
A0962933	Drill Core	1.78	0.52	23.12	1.96	54.5	67	26.1	10.5	385	2.49	0.5	1.2	1.8	6.4	18.3	0.04	0.05	0.05	41	1.03
A0962934	Drill Core	2.17	0.62	21.55	1.35	38.8	57	20.8	8.3	229	1.71	0.6	1.1	3.8	6.5	14.1	0.03	0.06	0.04	24	0.58
A0962935	Drill Core	2.05	0.62	36.72	2.06	62.0	178	49.7	15.9	425	2.98	0.4	1.2	5.0	6.5	30.3	0.03	0.06	0.08	47	0.76
A0962936	Drill Core	2.04	2.31	74.69	3.73	68.6	173	40.6	14.5	297	3.79	0.8	1.3	24.2	6.7	7.9	0.05	0.11	1.38	29	0.24
A0962937	Drill Core	2.36	0.84	19.51	4.04	63.6	125	16.1	11.2	196	2.28	<0.1	0.9	0.5	5.4	8.8	0.07	0.08	0.28	22	0.16
A0962938	Drill Core	1.05	0.22	35.41	1.84	36.3	85	18.8	8.5	199	1.62	0.5	1.8	1.8	9.7	26.7	<0.01	0.05	0.06	21	0.48
A0962939	Drill Core	2.94	0.32	16.60	1.66	50.9	48	17.9	9.7	284	2.20	0.2	1.4	0.7	7.5	17.6	0.02	0.04	0.38	33	0.67

This report supersedes all previous preliminary and final reports with this file number dated prior to the date on this certificate. Signature indicates final approval; preliminary reports are unsigned and should be used for reference only.

BUREAU VERITAS MINERAL LABORATORIES Canada

www.bvna.com/mining-laboratory-services

Bureau Veritas Commodities Canada Ltd.

9050 Shaughnessy St Vancouver British Columbia V6P 6E5 Canada
PHONE (604) 253-3158

Client: **Kinross Gold Corp.**
25 York St., #17
Toronto Ontario M5J 2V5 Canada

Project: Great Bear Project
Report Date: December 04, 2024

CERTIFICATE OF ANALYSIS TIM24000342.1

	Method	AQ250	AQ250	AQ250	AQ250	AQ250	AQ250	AQ250	AQ250	AQ250	AQ250	AQ250	AQ250	AQ250	AQ250	AQ250	AQ250	AQ250	AQ250	AQ250	AQ250
	Analyte	P	La	Cr	Mg	Ba	Ti	B	Al	Na	K	W	Sc	Tl	S	Hg	Se	Te	Ga	Cs	Ge
	Unit	%	ppm	ppm	%	ppm	%	ppm	%	%	%	ppm	ppm	ppm	%	ppb	ppm	ppm	ppm	ppm	ppm
	MDL	0.001	0.5	0.5	0.01	0.5	0.001	20	0.01	0.001	0.01	0.1	0.1	0.02	0.02	5	0.1	0.02	0.1	0.02	0.1
A0962909	Drill Core	0.050	27.4	7.9	0.25	60.7	0.075	<20	0.58	0.045	0.40	<0.1	1.2	0.26	1.37	<5	<0.1	0.05	2.2	1.45	<0.1
A0962910	Drill Core	0.056	26.3	60.0	1.22	69.9	0.114	<20	1.83	0.036	0.67	<0.1	3.8	0.38	0.45	<5	0.4	0.09	5.8	3.12	<0.1
A0962911	Drill Core	0.056	30.4	5.3	0.42	114.6	0.099	<20	1.00	0.048	0.69	<0.1	1.4	0.43	0.40	<5	<0.1	<0.02	3.4	3.53	<0.1
A0962912	Drill Core	0.056	29.0	10.3	0.58	75.1	0.121	<20	1.05	0.035	0.62	<0.1	1.6	0.44	0.57	<5	0.1	0.03	3.6	3.43	<0.1
A0962925	Drill Core	0.058	28.8	7.0	0.45	56.1	0.102	<20	0.81	0.049	0.56	0.2	1.5	0.39	1.29	<5	<0.1	<0.02	3.1	2.68	<0.1
A0962926	Drill Core	0.059	28.8	10.4	0.86	50.3	0.129	<20	1.10	0.045	0.49	0.2	1.7	0.29	0.60	<5	<0.1	<0.02	4.5	3.14	<0.1
A0962913	Drill Core	0.057	28.3	10.1	0.66	99.3	0.148	<20	1.15	0.052	0.88	0.1	2.3	0.44	0.42	<5	0.2	0.02	4.5	4.15	<0.1
A0962927	Drill Core	0.056	30.2	22.5	0.97	90.9	0.160	<20	1.32	0.067	0.92	0.2	3.1	0.46	0.81	<5	0.1	<0.02	5.5	3.68	<0.1
A0962914	Drill Core	0.054	29.6	20.5	0.72	77.0	0.126	<20	0.96	0.054	0.75	0.5	2.5	0.37	1.43	<5	0.1	0.04	3.9	2.25	<0.1
A0962915	Drill Core	0.055	27.1	6.6	0.48	48.3	0.064	<20	0.79	0.047	0.43	0.2	1.5	0.26	1.84	<5	0.1	0.03	2.9	1.45	<0.1
A0962928	Drill Core	0.066	39.9	18.5	1.23	50.6	0.169	<20	1.82	0.069	0.75	0.8	3.4	0.59	1.41	<5	0.6	0.26	6.0	3.14	<0.1
A0962929	Drill Core	0.031	20.9	11.5	0.53	38.7	0.106	<20	0.84	0.055	0.52	0.4	1.8	0.39	0.74	<5	0.3	0.08	2.9	1.86	<0.1
A0962916	Drill Core	0.065	35.1	9.3	0.74	94.3	0.146	<20	1.11	0.057	0.85	1.1	2.2	0.63	1.17	<5	1.0	0.17	4.4	2.11	<0.1
A0962917	Drill Core	0.077	39.1	9.0	0.65	120.3	0.163	<20	1.13	0.047	0.92	1.0	2.2	0.53	0.45	<5	0.3	0.08	4.3	2.33	<0.1
A0962930	Drill Core	0.057	30.0	15.0	0.74	52.5	0.144	<20	1.23	0.084	0.68	0.4	2.9	0.43	0.97	12	0.3	0.14	4.9	2.95	<0.1
A0962931	Drill Core	0.057	28.6	15.1	0.80	74.3	0.154	<20	1.40	0.103	0.90	1.2	2.6	0.60	0.76	<5	0.3	0.11	5.2	3.80	<0.1
A0962918	Drill Core	0.055	30.0	13.6	0.76	60.8	0.140	<20	1.24	0.085	0.80	3.1	2.1	0.63	0.57	<5	0.3	0.06	5.0	3.30	<0.1
A0962919	Drill Core	0.057	28.4	17.3	0.75	51.8	0.119	<20	1.08	0.039	0.56	1.3	2.1	0.31	1.04	<5	0.2	0.03	4.7	2.12	<0.1
A0962920	Drill Core	0.063	29.6	16.9	0.85	63.5	0.140	<20	1.50	0.089	0.79	3.0	2.0	0.60	1.45	14	0.5	0.10	5.4	3.55	<0.1
A0962921	Drill Core	0.055	28.3	13.6	0.69	77.2	0.136	<20	1.12	0.053	0.72	1.4	2.2	0.37	0.79	7	0.2	0.03	4.5	2.61	<0.1
A0962922	Drill Core	0.069	33.5	18.2	0.87	70.7	0.158	<20	1.32	0.065	0.87	1.4	2.7	0.40	0.58	<5	0.3	0.05	5.5	2.82	<0.1
A0962923	Drill Core	0.073	31.8	12.0	0.85	82.8	0.140	<20	1.20	0.041	0.93	2.8	2.5	0.44	0.93	<5	0.4	0.05	4.7	3.03	<0.1
A0962932	Drill Core	0.068	27.3	37.4	0.65	150.8	0.160	<20	1.28	0.041	0.83	0.2	2.9	0.24	<0.02	<5	<0.1	<0.02	5.8	2.22	<0.1
A0962933	Drill Core	0.067	28.9	36.6	0.65	184.7	0.160	<20	1.27	0.042	0.86	0.1	3.3	0.25	<0.02	<5	<0.1	<0.02	6.2	2.17	<0.1
A0962934	Drill Core	0.070	30.0	23.5	0.36	150.5	0.089	<20	0.85	0.032	0.52	<0.1	1.6	0.18	<0.02	<5	<0.1	<0.02	3.5	1.39	<0.1
A0962935	Drill Core	0.077	30.7	56.2	0.91	316.0	0.211	<20	1.63	0.051	1.07	0.1	2.9	0.39	<0.02	<5	0.1	<0.02	5.2	3.06	<0.1
A0962936	Drill Core	0.067	28.0	36.0	0.93	43.0	0.031	<20	2.02	0.014	0.26	<0.1	2.4	0.17	0.15	<5	0.7	0.16	5.7	1.02	<0.1
A0962937	Drill Core	0.046	28.0	13.7	0.61	105.5	0.090	<20	1.28	0.042	0.76	<0.1	2.1	0.39	0.21	<5	0.2	0.03	5.0	2.58	<0.1
A0962938	Drill Core	0.075	41.8	11.8	0.49	144.9	0.080	<20	1.04	0.044	0.59	0.2	1.7	0.21	0.05	<5	0.1	<0.02	3.6	1.40	<0.1
A0962939	Drill Core	0.066	32.1	17.5	0.71	161.4	0.146	<20	1.28	0.051	0.88	0.1	2.4	0.35	<0.02	<5	0.1	<0.02	5.1	1.90	<0.1

This report supersedes all previous preliminary and final reports with this file number dated prior to the date on this certificate. Signature indicates final approval; preliminary reports are unsigned and should be used for reference only.

BUREAU VERITAS MINERAL LABORATORIES Canada

www.bvna.com/mining-laboratory-services

Bureau Veritas Commodities Canada Ltd.

9050 Shaughnessy St Vancouver British Columbia V6P 6E5 Canada
PHONE (604) 253-3158

Client: **Kinross Gold Corp.**
25 York St., #17
Toronto Ontario M5J 2V5 Canada

Project: Great Bear Project
Report Date: December 04, 2024

CERTIFICATE OF ANALYSIS TIM24000342.1

	Method	AQ250	AQ250	AQ250	AQ250	AQ250	AQ250	AQ250	AQ250	AQ250	AQ250	AQ250	AQ250	AQ250	AQ250	TC006	TC000	TC000
	Analyte	Hf	Nb	Rb	Sn	Ta	Zr	Y	Ce	In	Re	Be	Li	Pd	Pt	CO2	TOT/C	TOT/S
	Unit	ppm	ppm	ppm	ppm	ppm	ppm	ppm	ppm	ppm	ppb	ppm	ppm	ppb	ppb	%	%	%
	MDL	0.02	0.02	0.1	0.1	0.05	0.1	0.01	0.1	0.02	1	0.1	0.1	10	2	0.08	0.02	0.02
A0962909	Drill Core	0.55	0.16	26.3	0.2	<0.05	20.2	5.58	52.1	<0.02	<1	<0.1	5.4	<10	<2	0.52		
A0962910	Drill Core	0.57	0.07	42.3	0.3	<0.05	25.1	7.55	52.6	<0.02	<1	0.1	17.3	<10	3	0.11		
A0962911	Drill Core	0.70	0.18	44.1	0.3	<0.05	28.5	7.13	58.0	<0.02	<1	<0.1	10.3	<10	<2	0.24		
A0962912	Drill Core	0.73	0.11	43.2	0.3	<0.05	31.0	7.03	55.7	<0.02	<1	0.1	11.5	<10	<2	0.17		
A0962925	Drill Core	0.66	0.17	37.8	0.2	<0.05	26.8	6.30	55.9	<0.02	<1	<0.1	8.0	<10	<2	0.39		
A0962926	Drill Core	0.40	0.12	31.1	0.4	<0.05	16.4	5.64	55.1	<0.02	<1	<0.1	11.8	<10	<2	0.83	0.25	0.61
A0962913	Drill Core	0.45	0.09	51.9	0.3	<0.05	18.4	5.75	54.1	<0.02	<1	<0.1	13.7	<10	<2	0.71		
A0962927	Drill Core	0.62	0.09	59.6	0.6	<0.05	24.4	5.86	57.6	<0.02	<1	<0.1	15.1	<10	<2	1.00		
A0962914	Drill Core	0.62	0.08	43.5	0.4	<0.05	23.1	5.45	57.1	<0.02	<1	<0.1	11.1	<10	<2	0.83		
A0962915	Drill Core	0.75	0.08	27.0	0.3	<0.05	28.1	6.01	53.4	<0.02	<1	<0.1	7.5	<10	<2	0.35		
A0962928	Drill Core	0.38	0.15	51.0	0.5	<0.05	15.4	8.58	76.8	<0.02	<1	0.2	15.7	<10	2	2.40		
A0962929	Drill Core	0.41	0.12	34.4	0.4	<0.05	14.9	4.59	41.1	<0.02	<1	0.1	6.8	<10	<2	0.92	0.32	0.80
A0962916	Drill Core	0.64	0.13	55.3	0.6	<0.05	25.4	6.58	68.4	<0.02	<1	<0.1	9.9	<10	<2	0.95		
A0962917	Drill Core	0.53	0.10	47.9	0.4	<0.05	21.0	7.72	77.8	<0.02	<1	<0.1	8.3	<10	<2	1.27		
A0962930	Drill Core	0.62	0.13	47.2	0.5	<0.05	21.5	6.19	57.1	<0.02	<1	<0.1	8.1	<10	<2	0.47		
A0962931	Drill Core	0.61	0.09	64.3	0.4	<0.05	22.6	5.93	55.4	<0.02	<1	<0.1	8.9	<10	<2	0.82		
A0962918	Drill Core	0.64	0.14	60.5	0.6	<0.05	23.8	4.65	57.3	<0.02	<1	<0.1	8.2	<10	<2	0.74		
A0962919	Drill Core	0.74	0.14	35.0	0.5	<0.05	28.3	5.68	55.4	<0.02	<1	0.1	9.9	<10	2	0.91	0.27	1.05
A0962920	Drill Core	0.60	0.09	58.0	0.5	<0.05	19.7	7.16	58.4	<0.02	<1	0.2	9.6	<10	<2	1.08		
A0962921	Drill Core	0.65	0.09	44.5	0.7	<0.05	21.2	6.62	55.0	<0.02	<1	<0.1	8.5	<10	<2	0.74		
A0962922	Drill Core	0.47	0.06	50.8	0.3	<0.05	17.0	7.02	67.2	<0.02	<1	<0.1	9.0	<10	<2	1.13		
A0962923	Drill Core	0.58	0.05	54.1	0.4	<0.05	21.4	7.68	63.3	<0.02	<1	<0.1	9.5	<10	<2	1.82		
A0962932	Drill Core	0.41	0.12	47.3	0.4	<0.05	17.0	6.42	54.4	<0.02	<1	0.1	24.9	<10	<2	0.33		
A0962933	Drill Core	0.45	0.10	47.3	0.4	<0.05	17.8	6.93	57.8	<0.02	<1	0.1	26.8	<10	<2	0.80	0.24	0.03
A0962934	Drill Core	0.53	0.16	31.2	0.3	<0.05	20.4	6.21	58.9	<0.02	<1	0.1	17.2	<10	<2	0.35		
A0962935	Drill Core	0.28	0.04	53.7	0.3	<0.05	11.2	9.06	60.8	<0.02	<1	0.1	25.2	<10	<2	0.35		
A0962936	Drill Core	0.76	0.05	17.7	0.2	<0.05	31.3	7.76	55.9	<0.02	<1	0.3	19.7	<10	3	<0.08		
A0962937	Drill Core	0.64	0.06	47.2	0.3	<0.05	26.1	5.02	54.4	<0.02	<1	<0.1	17.4	<10	2	<0.08		
A0962938	Drill Core	0.27	0.06	30.6	0.3	<0.05	12.6	7.35	82.0	<0.02	<1	0.1	15.5	<10	<2	0.23		
A0962939	Drill Core	0.55	0.07	49.2	0.4	<0.05	20.5	6.48	62.6	<0.02	<1	0.1	22.3	<10	<2	0.46	0.13	0.04

This report supersedes all previous preliminary and final reports with this file number dated prior to the date on this certificate. Signature indicates final approval; preliminary reports are unsigned and should be used for reference only.

BUREAU VERITAS MINERAL LABORATORIES Canada

www.bvna.com/mining-laboratory-services

Bureau Veritas Commodities Canada Ltd.

9050 Shaughnessy St Vancouver British Columbia V6P 6E5 Canada
PHONE (604) 253-3158

Client: **Kinross Gold Corp.**
25 York St., #17
Toronto Ontario M5J 2V5 Canada

Project: Great Bear Project
Report Date: December 04, 2024

CERTIFICATE OF ANALYSIS TIM24000342.1

Method		WGHT	AQ250	AQ250	AQ250	AQ250	AQ250	AQ250	AQ250	AQ250	AQ250	AQ250	AQ250	AQ250	AQ250	AQ250	AQ250	AQ250	AQ250	AQ250	AQ250
Analyte		Wgt	Mo	Cu	Pb	Zn	Ag	Ni	Co	Mn	Fe	As	U	Au	Th	Sr	Cd	Sb	Bi	V	Ca
Unit		kg	ppm	ppm	ppm	ppm	ppb	ppm	ppm	ppm	%	ppm	ppm	ppb	ppm	ppm	ppm	ppm	ppm	ppm	%
MDL		0.01	0.01	0.01	0.01	0.1	2	0.1	0.1	1	0.01	0.1	0.1	0.2	0.1	0.5	0.01	0.02	0.02	1	0.01
A0962940	Drill Core	1.44	0.19	30.21	2.58	47.6	80	16.6	8.7	256	1.85	0.6	1.4	3.9	7.5	17.2	0.04	0.04	0.12	27	0.62
A0962941	Drill Core	0.98	0.32	9.36	1.48	30.9	40	5.0	4.5	173	1.15	0.4	0.7	0.9	3.7	10.6	0.02	0.04	0.05	11	0.28
A0962942	Drill Core	3.15	0.97	33.58	2.42	46.4	148	15.5	8.3	292	1.94	0.5	0.9	6.8	5.2	13.4	0.03	0.06	0.09	20	0.36
A0962943	Drill Core	3.06	0.87	19.12	3.66	44.0	76	9.7	6.7	258	1.58	0.8	1.0	0.9	4.7	13.2	0.05	0.06	0.06	18	0.44
A0962944	Drill Core	3.12	0.48	18.84	4.02	77.2	78	17.2	9.9	573	2.32	0.7	0.8	0.9	4.4	25.8	0.04	0.06	0.06	33	0.81
A0962945	Drill Core	1.00	2.17	68.93	24.34	103.5	237	26.9	13.9	316	2.49	0.6	1.0	1.8	4.8	26.0	0.09	0.05	0.15	32	0.69
A0962946	Drill Core	1.05	4.77	102.84	5.50	32.9	134	16.0	10.7	204	1.95	0.7	0.8	0.9	4.2	15.1	0.03	0.04	0.13	27	0.42
A0962947	Drill Core	2.83	1.63	31.14	3.05	35.8	86	17.8	10.1	306	2.06	0.5	1.1	0.6	6.2	15.6	0.03	0.06	0.04	31	0.56
A0962948	Drill Core	3.19	2.21	32.89	2.44	53.4	85	29.5	12.5	426	2.73	0.2	1.1	<0.2	5.2	19.9	0.04	0.06	0.06	51	1.18
A0962949	Drill Core	3.16	0.57	34.00	2.07	54.9	87	30.7	13.7	280	2.81	0.7	0.9	1.7	5.5	21.8	0.02	0.08	0.09	56	0.77
A0962950	Drill Core	3.00	1.34	37.55	5.84	65.4	99	30.2	13.8	319	2.55	1.7	0.9	0.7	5.7	22.4	0.04	0.04	0.07	48	1.08

This report supersedes all previous preliminary and final reports with this file number dated prior to the date on this certificate. Signature indicates final approval; preliminary reports are unsigned and should be used for reference only.

BUREAU VERITAS MINERAL LABORATORIES Canada

www.bvna.com/mining-laboratory-services

Bureau Veritas Commodities Canada Ltd.

9050 Shaughnessy St Vancouver British Columbia V6P 6E5 Canada
PHONE (604) 253-3158

Client: **Kinross Gold Corp.**
25 York St., #17
Toronto Ontario M5J 2V5 Canada

Project: Great Bear Project
Report Date: December 04, 2024

CERTIFICATE OF ANALYSIS TIM24000342.1

	Method	AQ250	AQ250	AQ250	AQ250	AQ250	AQ250	AQ250	AQ250	AQ250	AQ250	AQ250	AQ250	AQ250	AQ250	AQ250	AQ250	AQ250	AQ250	AQ250	AQ250
	Analyte	P	La	Cr	Mg	Ba	Ti	B	Al	Na	K	W	Sc	Tl	S	Hg	Se	Te	Ga	Cs	Ge
	Unit	%	ppm	ppm	%	ppm	%	ppm	%	%	%	ppm	ppm	ppm	%	ppb	ppm	ppm	ppm	ppm	ppm
	MDL	0.001	0.5	0.5	0.01	0.5	0.001	20	0.01	0.001	0.01	0.1	0.1	0.02	0.02	5	0.1	0.02	0.1	0.02	0.1
A0962940	Drill Core	0.059	30.4	13.8	0.55	103.7	0.128	<20	1.08	0.051	0.78	0.2	2.0	0.33	<0.02	<5	<0.1	<0.02	4.1	2.24	<0.1
A0962941	Drill Core	0.030	17.6	5.9	0.31	95.2	0.069	<20	0.71	0.045	0.48	<0.1	1.0	0.20	0.03	<5	<0.1	<0.02	3.0	1.15	<0.1
A0962942	Drill Core	0.039	24.5	15.2	0.41	112.9	0.110	<20	1.01	0.050	0.67	0.1	1.6	0.30	0.16	<5	<0.1	0.03	4.0	4.12	<0.1
A0962943	Drill Core	0.036	21.3	9.9	0.44	73.2	0.102	<20	0.98	0.055	0.62	0.1	1.5	0.26	0.09	<5	<0.1	0.03	3.8	4.42	<0.1
A0962944	Drill Core	0.055	22.5	16.8	0.70	103.1	0.159	<20	1.40	0.074	0.65	0.2	2.1	0.20	0.18	<5	<0.1	<0.02	5.2	1.45	<0.1
A0962945	Drill Core	0.092	24.0	22.3	0.67	86.3	0.130	<20	1.29	0.062	0.52	0.1	2.6	0.25	0.57	<5	0.3	0.06	4.6	1.95	<0.1
A0962946	Drill Core	0.052	19.8	20.1	0.47	63.2	0.085	<20	1.07	0.066	0.49	0.2	3.2	0.28	0.28	<5	0.2	0.05	4.3	1.53	<0.1
A0962947	Drill Core	0.059	29.9	17.7	0.63	148.6	0.149	<20	1.23	0.060	0.74	0.1	2.8	0.30	0.07	<5	0.1	<0.02	4.9	2.25	<0.1
A0962948	Drill Core	0.089	30.2	33.4	0.92	183.9	0.163	<20	1.70	0.079	1.14	0.2	4.7	0.38	0.16	<5	<0.1	<0.02	7.1	2.28	<0.1
A0962949	Drill Core	0.089	31.9	31.2	0.93	296.1	0.169	<20	1.59	0.059	1.10	0.2	5.3	0.23	0.03	<5	<0.1	<0.02	7.5	2.08	<0.1
A0962950	Drill Core	0.093	32.2	31.2	0.91	158.4	0.170	<20	1.51	0.065	0.93	0.2	4.5	0.22	0.20	<5	0.1	<0.02	6.7	2.98	<0.1

This report supersedes all previous preliminary and final reports with this file number dated prior to the date on this certificate. Signature indicates final approval; preliminary reports are unsigned and should be used for reference only.

BUREAU VERITAS MINERAL LABORATORIES Canada

www.bvna.com/mining-laboratory-services

Bureau Veritas Commodities Canada Ltd.

9050 Shaughnessy St Vancouver British Columbia V6P 6E5 Canada
PHONE (604) 253-3158

Client: **Kinross Gold Corp.**
25 York St., #17
Toronto Ontario M5J 2V5 Canada

Project: Great Bear Project
Report Date: December 04, 2024

CERTIFICATE OF ANALYSIS TIM24000342.1

Method		AQ250	AQ250	AQ250	AQ250	AQ250	AQ250	AQ250	AQ250	AQ250	AQ250	AQ250	AQ250	AQ250	AQ250	TC006	TC000	TC000
Analyte		Hf	Nb	Rb	Sn	Ta	Zr	Y	Ce	In	Re	Be	Li	Pd	Pt	CO2	TOT/C	TOT/S
Unit		ppm	ppm	ppm	ppm	ppm	ppm	ppm	ppm	ppm	ppb	ppm	ppm	ppb	ppb	%	%	%
MDL		0.02	0.02	0.1	0.1	0.05	0.1	0.01	0.1	0.02	1	0.1	0.1	10	2	0.08	0.02	0.02
A0962940	Drill Core	0.47	0.08	47.5	0.3	<0.05	17.4	6.45	58.3	<0.02	<1	<0.1	16.0	<10	2	0.36		
A0962941	Drill Core	0.36	0.08	26.7	0.2	<0.05	12.8	2.59	32.1	<0.02	<1	<0.1	8.7	<10	<2	0.12		
A0962942	Drill Core	0.44	0.07	38.5	0.3	<0.05	17.3	3.77	45.1	<0.02	<1	<0.1	12.0	<10	<2	0.20		
A0962943	Drill Core	0.38	0.09	35.3	0.2	<0.05	15.0	3.60	38.7	<0.02	<1	<0.1	11.2	<10	<2	0.27		
A0962944	Drill Core	0.31	0.08	31.2	0.3	<0.05	11.2	5.47	43.3	<0.02	<1	0.1	15.1	<10	<2	0.55		
A0962945	Drill Core	0.40	0.13	23.6	0.5	<0.05	15.8	5.64	47.3	<0.02	1	0.2	18.9	<10	<2	0.22	0.08	0.65
A0962946	Drill Core	0.58	0.08	25.7	0.4	<0.05	21.7	5.41	38.1	<0.02	1	0.1	13.0	<10	<2	0.20		
A0962947	Drill Core	1.03	0.16	39.7	0.4	<0.05	37.7	6.75	58.0	<0.02	<1	<0.1	17.1	<10	<2	0.28		
A0962948	Drill Core	0.49	0.07	42.0	0.5	<0.05	19.6	7.56	60.0	<0.02	<1	<0.1	20.9	<10	<2	0.88		
A0962949	Drill Core	0.33	0.06	42.0	0.6	<0.05	14.4	8.66	63.1	<0.02	<1	<0.1	25.9	<10	<2	0.52		
A0962950	Drill Core	0.34	0.05	37.2	0.5	<0.05	14.4	7.57	63.2	<0.02	<1	<0.1	19.5	<10	<2	0.82		

This report supersedes all previous preliminary and final reports with this file number dated prior to the date on this certificate. Signature indicates final approval; preliminary reports are unsigned and should be used for reference only.

BUREAU VERITAS MINERAL LABORATORIES Canada

www.bvna.com/mining-laboratory-services

Bureau Veritas Commodities Canada Ltd.
9050 Shaughnessy St Vancouver British Columbia V6P 6E5 Canada
PHONE (604) 253-3158

Client: **Kinross Gold Corp.**
25 York St., #17
Toronto Ontario M5J 2V5 Canada

Project: Great Bear Project
Report Date: December 04, 2024

QUALITY CONTROL REPORT TIM24000342.1

	Method	WGHT	AQ250	AQ250	AQ250	AQ250	AQ250	AQ250	AQ250	AQ250	AQ250	AQ250	AQ250	AQ250	AQ250	AQ250	AQ250	AQ250	AQ250	AQ250	AQ250
	Analyte	Wgt	Mo	Cu	Pb	Zn	Ag	Ni	Co	Mn	Fe	As	U	Au	Th	Sr	Cd	Sb	Bi	V	Ca
	Unit	kg	ppm	ppm	ppm	ppm	ppb	ppm	ppm	ppm	%	ppm	ppm	ppb	ppm	ppm	ppm	ppm	ppm	ppm	%
	MDL	0.01	0.01	0.01	0.01	0.1	2	0.1	0.1	1	0.01	0.1	0.1	0.2	0.1	0.5	0.01	0.02	0.02	1	0.01
Pulp Duplicates																					
A0964236	Drill Core	2.18	1.75	22.54	16.09	1015.1	1350	14.7	10.0	669	3.27	41.2	1.3	806.5	6.9	7.0	5.90	0.13	4.99	29	0.41
REP A0964236	QC		1.80	22.47	15.74	1029.2	1348	14.8	10.4	683	3.27	41.0	1.3	643.9	6.8	7.1	5.96	0.13	5.07	30	0.42
A0964243	Drill Core	2.12	0.90	31.08	10.50	395.5	857	43.1	18.2	1111	6.17	57.2	1.4	275.5	5.3	60.5	0.45	0.16	8.01	33	1.10
REP A0964243	QC																				
A0964745	Drill Core	2.30	0.85	3.83	8.05	67.1	120	0.2	1.9	259	1.39	154.9	1.3	8.3	9.6	9.5	0.11	0.23	0.12	<1	0.85
REP A0964745	QC																				
A0964746	Drill Core	1.07	1.38	6.75	9.55	42.3	312	1.3	2.3	307	1.49	193.4	1.7	30.4	10.9	7.0	0.11	0.27	0.37	4	0.53
REP A0964746	QC																				
A0962916	Drill Core	2.14	1.47	19.99	11.72	150.0	504	12.6	8.5	892	2.54	20.7	1.5	91.2	7.7	15.9	0.62	0.19	0.85	31	1.22
REP A0962916	QC		1.38	19.73	12.19	145.4	632	12.2	8.2	894	2.49	20.4	1.5	106.7	7.8	15.4	0.57	0.18	1.03	30	1.23
A0962933	Drill Core	1.78	0.52	23.12	1.96	54.5	67	26.1	10.5	385	2.49	0.5	1.2	1.8	6.4	18.3	0.04	0.05	0.05	41	1.03
REP A0962933	QC																				
A0962943	Drill Core	3.06	0.87	19.12	3.66	44.0	76	9.7	6.7	258	1.58	0.8	1.0	0.9	4.7	13.2	0.05	0.06	0.06	18	0.44
REP A0962943	QC		0.85	18.94	3.53	43.4	75	9.4	6.6	255	1.57	0.7	1.0	<0.2	4.8	13.4	0.04	0.05	0.06	18	0.43
Core Reject Duplicates																					
A0964770	Drill Core	2.89	1.49	35.09	8.59	140.2	301	17.3	9.0	419	2.15	8.0	1.3	172.7	7.4	6.9	0.51	0.11	0.14	31	0.59
DUP A0964770	QC		1.43	37.07	9.22	146.6	286	17.6	8.8	412	2.12	9.1	1.3	89.8	7.4	6.5	0.49	0.12	0.14	31	0.59
A0962909	Drill Core	2.94	1.07	20.46	3.30	45.0	82	12.9	9.5	298	2.19	18.7	1.3	3.1	7.2	8.7	0.05	0.16	0.11	15	0.71
DUP A0962909	QC		0.76	21.39	3.26	44.8	83	12.7	9.0	293	2.14	19.5	1.3	2.5	7.2	8.4	0.05	0.16	0.11	15	0.72
A0962944	Drill Core	3.12	0.48	18.84	4.02	77.2	78	17.2	9.9	573	2.32	0.7	0.8	0.9	4.4	25.8	0.04	0.06	0.06	33	0.81
DUP A0962944	QC		0.48	19.42	4.41	77.9	74	17.5	10.0	587	2.40	0.5	0.9	0.9	4.4	25.5	0.03	0.05	0.06	33	0.84
Reference Materials																					
STD BVGEO01	Standard		9.59	4264.46	184.06	1646.8	2472	157.7	23.8	712	3.54	116.3	3.4	211.1	13.2	51.9	5.74	2.42	22.46	69	1.27
STD BVGEO01	Standard		10.14	4344.91	177.96	1713.6	2425	160.2	24.3	719	3.63	134.3	3.5	190.9	14.0	57.2	6.55	2.63	25.75	71	1.28
STD BVGEO01	Standard		9.84	4261.01	180.33	1654.9	2320	153.5	23.6	688	3.61	115.7	3.3	212.4	13.5	50.6	5.81	2.67	23.33	69	1.28
STD BVGEO01	Standard		9.48	4315.77	192.94	1676.5	2389	161.4	24.6	703	3.70	122.6	3.6	225.8	14.2	50.6	5.82	2.90	24.97	71	1.29
STD BVGEO01	Standard		10.00	4451.49	193.18	1712.9	2576	159.9	24.7	708	3.75	123.6	3.6	230.0	14.2	53.6	6.23	2.80	25.03	75	1.30
STD COO2	Standard																				

This report supersedes all previous preliminary and final reports with this file number dated prior to the date on this certificate. Signature indicates final approval; preliminary reports are unsigned and should be used for reference only.

BUREAU VERITAS MINERAL LABORATORIES Canada

www.bvna.com/mining-laboratory-services

Bureau Veritas Commodities Canada Ltd.
9050 Shaughnessy St Vancouver British Columbia V6P 6E5 Canada
PHONE (604) 253-3158

Client: **Kinross Gold Corp.**
25 York St., #17
Toronto Ontario M5J 2V5 Canada

Project: Great Bear Project
Report Date: December 04, 2024

QUALITY CONTROL REPORT TIM24000342.1

		Method	AQ250	AQ250	AQ250	AQ250	AQ250	AQ250	AQ250	AQ250	AQ250	AQ250	AQ250	AQ250	AQ250	AQ250	AQ250	AQ250	AQ250	AQ250	AQ250
		Analyte	P	La	Cr	Mg	Ba	Ti	B	Al	Na	K	W	Sc	Tl	S	Hg	Se	Te	Ga	Cs	Ge
		Unit	%	ppm	ppm	%	ppm	%	ppm	%	%	%	ppm	ppm	ppm	%	ppb	ppm	ppm	ppm	ppm	ppm
		MDL	0.001	0.5	0.5	0.01	0.5	0.001	20	0.01	0.001	0.01	0.1	0.1	0.02	0.02	5	0.1	0.02	0.1	0.02	0.1
Pulp Duplicates																						
A0964236	Drill Core		0.062	28.7	13.2	0.77	95.2	0.111	<20	0.98	0.045	0.79	28.3	2.2	0.57	2.60	22	2.1	1.49	4.3	3.06	<0.1
REP A0964236	QC		0.062	28.8	12.9	0.77	94.7	0.113	<20	1.01	0.046	0.80	28.4	2.2	0.56	2.63	25	2.1	1.51	4.3	2.98	<0.1
A0964243	Drill Core		0.077	32.1	38.2	1.36	145.3	0.218	<20	3.46	0.215	1.76	0.3	2.2	1.25	3.78	<5	4.2	1.81	7.7	3.98	<0.1
REP A0964243	QC																					
A0964745	Drill Core		0.014	40.5	1.5	0.14	36.0	0.022	<20	0.38	0.036	0.19	0.1	0.6	0.10	0.60	<5	0.2	<0.02	1.5	0.81	<0.1
REP A0964745	QC																					
A0964746	Drill Core		0.021	43.7	1.7	0.18	49.7	0.031	<20	0.44	0.039	0.28	0.1	0.9	0.15	0.84	<5	<0.1	<0.02	1.7	1.12	<0.1
REP A0964746	QC																					
A0962916	Drill Core		0.065	35.1	9.3	0.74	94.3	0.146	<20	1.11	0.057	0.85	1.1	2.2	0.63	1.17	<5	1.0	0.17	4.4	2.11	<0.1
REP A0962916	QC		0.062	35.3	9.2	0.74	92.0	0.139	<20	1.12	0.056	0.84	1.1	2.2	0.62	1.14	<5	1.0	0.16	4.3	2.10	<0.1
A0962933	Drill Core		0.067	28.9	36.6	0.65	184.7	0.160	<20	1.27	0.042	0.86	0.1	3.3	0.25	<0.02	<5	<0.1	<0.02	6.2	2.17	<0.1
REP A0962933	QC																					
A0962943	Drill Core		0.036	21.3	9.9	0.44	73.2	0.102	<20	0.98	0.055	0.62	0.1	1.5	0.26	0.09	<5	<0.1	0.03	3.8	4.42	<0.1
REP A0962943	QC		0.036	21.5	9.8	0.43	73.5	0.101	<20	0.96	0.054	0.60	0.1	1.4	0.26	0.09	<5	<0.1	<0.02	3.8	4.38	<0.1
Core Reject Duplicates																						
A0964770	Drill Core		0.056	27.8	19.5	0.73	50.4	0.102	<20	1.02	0.043	0.46	0.3	2.7	0.22	0.47	<5	0.2	<0.02	5.5	1.71	<0.1
DUP A0964770	QC		0.058	28.3	18.2	0.74	49.1	0.102	<20	1.03	0.040	0.46	0.3	2.7	0.23	0.49	<5	0.2	0.02	5.6	1.70	<0.1
A0962909	Drill Core		0.050	27.4	7.9	0.25	60.7	0.075	<20	0.58	0.045	0.40	<0.1	1.2	0.26	1.37	<5	<0.1	0.05	2.2	1.45	<0.1
DUP A0962909	QC		0.049	27.2	7.9	0.24	56.9	0.076	<20	0.55	0.042	0.38	<0.1	1.2	0.25	1.32	<5	<0.1	0.05	2.1	1.42	<0.1
A0962944	Drill Core		0.055	22.5	16.8	0.70	103.1	0.159	<20	1.40	0.074	0.65	0.2	2.1	0.20	0.18	<5	<0.1	<0.02	5.2	1.45	<0.1
DUP A0962944	QC		0.059	24.2	17.2	0.72	105.9	0.161	<20	1.42	0.075	0.65	0.2	2.1	0.21	0.19	<5	0.1	<0.02	5.3	1.44	<0.1
Reference Materials																						
STD BVGEO01	Standard		0.070	25.9	157.1	1.25	316.5	0.217	<20	2.19	0.184	0.83	4.1	5.5	0.64	0.63	82	4.9	0.98	6.6	6.96	<0.1
STD BVGEO01	Standard		0.080	25.0	166.7	1.28	354.2	0.224	<20	2.24	0.178	0.89	3.5	5.8	0.57	0.64	93	5.0	1.03	6.7	6.67	<0.1
STD BVGEO01	Standard		0.070	24.2	155.4	1.28	314.1	0.218	<20	2.18	0.177	0.86	3.8	5.4	0.62	0.68	120	4.9	1.01	6.5	7.24	<0.1
STD BVGEO01	Standard		0.073	26.2	154.4	1.29	343.4	0.227	<20	2.20	0.179	0.86	4.4	5.5	0.65	0.68	104	4.9	1.04	6.4	7.53	<0.1
STD BVGEO01	Standard		0.075	26.5	161.1	1.30	338.3	0.240	<20	2.26	0.190	0.90	4.5	5.7	0.67	0.68	114	5.1	1.05	6.9	7.44	0.1
STD COO2	Standard																					

This report supersedes all previous preliminary and final reports with this file number dated prior to the date on this certificate. Signature indicates final approval; preliminary reports are unsigned and should be used for reference only.

BUREAU VERITAS MINERAL LABORATORIES Canada

www.bvna.com/mining-laboratory-services

Bureau Veritas Commodities Canada Ltd.
9050 Shaughnessy St Vancouver British Columbia V6P 6E5 Canada
PHONE (604) 253-3158

Client: **Kinross Gold Corp.**
25 York St., #17
Toronto Ontario M5J 2V5 Canada

Project: Great Bear Project
Report Date: December 04, 2024

QUALITY CONTROL REPORT TIM24000342.1

	Method	AQ250	AQ250	AQ250	AQ250	AQ250	AQ250	AQ250	AQ250	AQ250	AQ250	AQ250	AQ250	AQ250	AQ250	TC006	TC000	TC000
	Analyte	Hf	Nb	Rb	Sn	Ta	Zr	Y	Ce	In	Re	Be	Li	Pd	Pt	CO2	TOT/C	TOT/S
	Unit	ppm	ppm	ppm	ppm	ppm	ppm	ppm	ppm	ppm	ppb	ppm	ppm	ppb	ppb	%	%	%
	MDL	0.02	0.02	0.1	0.1	0.05	0.1	0.01	0.1	0.02	1	0.1	0.1	10	2	0.08	0.02	0.02
Pulp Duplicates																		
A0964236	Drill Core	0.66	0.14	49.2	0.6	<0.05	24.8	4.92	56.7	0.20	<1	<0.1	14.0	16	<2	0.27		
REP A0964236	QC	0.65	0.11	49.3	0.6	<0.05	25.4	5.09	56.4	0.19	<1	<0.1	14.2	<10	<2			
A0964243	Drill Core	0.36	0.06	113.0	0.3	<0.05	17.4	6.99	63.8	0.06	<1	0.5	20.3	<10	<2	0.10		
REP A0964243	QC															<0.08		
A0964745	Drill Core	0.50	0.26	10.7	<0.1	<0.05	19.3	8.14	79.1	<0.02	<1	<0.1	3.8	<10	<2	0.78		
REP A0964745	QC															0.79		
A0964746	Drill Core	0.49	0.14	16.3	0.2	<0.05	18.2	8.44	84.5	<0.02	<1	<0.1	4.2	<10	2	0.42	0.13	0.83
REP A0964746	QC																0.14	0.78
A0962916	Drill Core	0.64	0.13	55.3	0.6	<0.05	25.4	6.58	68.4	<0.02	<1	<0.1	9.9	<10	<2	0.95		
REP A0962916	QC	0.58	0.11	53.9	0.6	<0.05	23.4	6.32	67.5	<0.02	<1	<0.1	9.9	<10	2			
A0962933	Drill Core	0.45	0.10	47.3	0.4	<0.05	17.8	6.93	57.8	<0.02	<1	0.1	26.8	<10	<2	0.80	0.24	0.03
REP A0962933	QC															0.87		
A0962943	Drill Core	0.38	0.09	35.3	0.2	<0.05	15.0	3.60	38.7	<0.02	<1	<0.1	11.2	<10	<2	0.27		
REP A0962943	QC	0.45	0.09	34.0	0.2	<0.05	16.4	3.59	39.3	<0.02	<1	<0.1	10.9	<10	<2			
Core Reject Duplicates																		
A0964770	Drill Core	0.69	0.05	28.1	0.3	<0.05	26.5	5.25	52.5	<0.02	<1	0.1	14.1	<10	<2	0.43		
DUP A0964770	QC	0.67	0.04	28.1	0.4	<0.05	25.3	5.28	54.7	<0.02	<1	0.1	14.2	<10	<2	0.43		
A0962909	Drill Core	0.55	0.16	26.3	0.2	<0.05	20.2	5.58	52.1	<0.02	<1	<0.1	5.4	<10	<2	0.52		
DUP A0962909	QC	0.54	0.17	25.5	0.2	<0.05	20.7	5.63	51.8	<0.02	<1	<0.1	5.3	<10	<2	0.53		
A0962944	Drill Core	0.31	0.08	31.2	0.3	<0.05	11.2	5.47	43.3	<0.02	<1	0.1	15.1	<10	<2	0.55		
DUP A0962944	QC	0.29	0.07	31.3	0.3	<0.05	11.3	5.59	45.4	<0.02	<1	0.1	15.5	<10	<2	0.54		
Reference Materials																		
STD BVGEO01	Standard	0.33	0.15	91.4	5.0	<0.05	9.4	14.14	52.4	0.44	3	0.7	19.4	126	181			
STD BVGEO01	Standard	0.31	0.14	89.7	5.8	<0.05	9.7	13.68	49.7	0.42	3	0.7	22.2	124	181			
STD BVGEO01	Standard	0.25	0.15	94.8	4.9	<0.05	9.2	14.19	51.9	0.41	3	0.6	19.1	133	186			
STD BVGEO01	Standard	0.33	0.22	90.0	5.0	<0.05	9.3	13.55	54.1	0.39	4	0.7	20.6	140	195			
STD BVGEO01	Standard	0.32	0.22	94.6	5.3	<0.05	10.0	14.61	53.3	0.43	4	0.6	20.2	132	191			
STD COO2	Standard															3.52		

This report supersedes all previous preliminary and final reports with this file number dated prior to the date on this certificate. Signature indicates final approval; preliminary reports are unsigned and should be used for reference only.

BUREAU VERITAS MINERAL LABORATORIES Canada

www.bvna.com/mining-laboratory-services

Bureau Veritas Commodities Canada Ltd.
9050 Shaughnessy St Vancouver British Columbia V6P 6E5 Canada
PHONE (604) 253-3158

Client: **Kinross Gold Corp.**
25 York St., #17
Toronto Ontario M5J 2V5 Canada

Project: Great Bear Project
Report Date: December 04, 2024

QUALITY CONTROL REPORT TIM24000342.1

		WGHT	AQ250	AQ250	AQ250	AQ250	AQ250	AQ250	AQ250	AQ250	AQ250	AQ250	AQ250	AQ250	AQ250	AQ250	AQ250	AQ250	AQ250	AQ250	AQ250
		Wgt	Mo	Cu	Pb	Zn	Ag	Ni	Co	Mn	Fe	As	U	Au	Th	Sr	Cd	Sb	Bi	V	Ca
		kg	ppm	ppm	ppm	ppm	ppb	ppm	ppm	ppm	%	ppm	ppm	ppb	ppm	ppm	ppm	ppm	ppm	ppm	%
		0.01	0.01	0.01	0.01	0.1	2	0.1	0.1	1	0.01	0.1	0.1	0.2	0.1	0.5	0.01	0.02	0.02	1	0.01
STD COO2	Standard																				
STD COO2	Standard																				
STD COO2	Standard																				
STD COO2	Standard																				
STD GS311-1	Standard																				
STD GS910-4	Standard																				
STD OREAS279	Standard																				
STD OREAS262	Standard		0.59	114.48	56.91	153.0	465	60.7	27.2	541	3.26	35.7	1.2	69.0	9.0	34.8	0.61	3.54	0.95	20	3.01
STD OREAS262	Standard		0.60	111.51	54.35	151.6	445	60.9	27.2	541	3.20	38.0	1.1	62.9	9.0	36.2	0.66	3.46	1.05	21	3.01
STD OREAS262	Standard		0.62	113.95	57.25	156.5	435	63.9	27.7	550	3.31	34.7	1.1	69.9	9.3	35.0	0.59	3.63	0.95	21	2.95
STD OREAS262	Standard		0.65	112.69	54.90	153.4	445	62.9	27.6	538	3.22	34.3	1.1	73.4	8.5	33.6	0.58	4.46	0.91	20	2.95
STD OREAS262	Standard		0.61	113.48	57.05	151.5	462	63.6	26.7	518	3.25	36.4	1.1	68.6	9.1	34.4	0.62	3.66	0.97	22	2.85
STD OREAS279	Standard																				
STD OREAS279	Standard																				
STD OREAS279	Standard																				
STD OREAS279	Standard																				
STD GS311-1 Expected																					
STD GS910-4 Expected																					
STD BVGEO01 Expected			10.8	4415	187	1712	2530	163	25	706	3.7	121	3.67	214	14.4	55	6.25	2.2	24.3	73	1.3219
STD OREAS262 Expected			0.68	118	56	154	450	62	26.9	530	3.284	35.8	1.22	65	9.33	36	0.61	3.39	1.03	22.5	2.98
STD COO2 Expected																					
STD OREAS279 Expected																					
BLK	Blank																				
BLK	Blank																				
BLK	Blank		<0.01	<0.01	0.02	0.2	<2	<0.1	<0.1	<1	<0.01	<0.1	<0.1	<0.2	<0.1	<0.5	<0.01	<0.02	<0.02	<1	<0.01
BLK	Blank		<0.01	<0.01	0.07	0.1	<2	<0.1	<0.1	<1	<0.01	<0.1	<0.1	<0.2	<0.1	<0.5	<0.01	<0.02	<0.02	<1	<0.01
BLK	Blank		<0.01	<0.01	0.01	<0.1	<2	<0.1	<0.1	<1	<0.01	<0.1	<0.1	<0.2	<0.1	<0.5	<0.01	<0.02	<0.02	<1	<0.01
BLK	Blank		<0.01	<0.01	0.02	<0.1	<2	<0.1	<0.1	<1	<0.01	<0.1	<0.1	<0.2	<0.1	<0.5	<0.01	<0.02	<0.02	<1	<0.01
BLK	Blank		<0.01	0.01	0.02	<0.1	<2	<0.1	<0.1	<1	<0.01	0.1	<0.1	<0.2	<0.1	<0.5	<0.01	<0.02	<0.02	<1	<0.01

This report supersedes all previous preliminary and final reports with this file number dated prior to the date on this certificate. Signature indicates final approval; preliminary reports are unsigned and should be used for reference only.

BUREAU VERITAS MINERAL LABORATORIES Canada

www.bvna.com/mining-laboratory-services

Bureau Veritas Commodities Canada Ltd.
9050 Shaughnessy St Vancouver British Columbia V6P 6E5 Canada
PHONE (604) 253-3158

Client: **Kinross Gold Corp.**
25 York St., #17
Toronto Ontario M5J 2V5 Canada

Project: Great Bear Project
Report Date: December 04, 2024

QUALITY CONTROL REPORT TIM24000342.1

		AQ250 P % 0.001	AQ250 La ppm 0.5	AQ250 Cr ppm 0.5	AQ250 Mg % 0.01	AQ250 Ba ppm 0.5	AQ250 Ti % 0.001	AQ250 B ppm 20	AQ250 Al % 0.01	AQ250 Na % 0.001	AQ250 K % 0.01	AQ250 W ppm 0.1	AQ250 Sc ppm 0.1	AQ250 Tl ppm 0.02	AQ250 S % 0.02	AQ250 Hg ppb 5	AQ250 Se ppm 0.1	AQ250 Te ppm 0.02	AQ250 Ga ppm 0.1	AQ250 Cs ppm 0.02	AQ250 Ge ppm 0.1
STD COO2	Standard																				
STD COO2	Standard																				
STD COO2	Standard																				
STD COO2	Standard																				
STD GS311-1	Standard																				
STD GS910-4	Standard																				
STD OREAS279	Standard																				
STD OREAS262	Standard	0.039	17.2	40.6	1.18	240.5	0.003	<20	1.16	0.067	0.29	0.2	3.0	0.50	0.26	158	0.7	0.23	3.7	2.62	<0.1
STD OREAS262	Standard	0.043	17.4	41.7	1.17	262.6	0.003	<20	1.24	0.067	0.32	0.1	3.2	0.45	0.25	153	0.6	0.22	3.7	2.52	<0.1
STD OREAS262	Standard	0.041	17.4	42.1	1.16	251.8	0.003	<20	1.22	0.069	0.31	0.2	2.9	0.48	0.27	162	0.6	0.24	3.6	2.55	<0.1
STD OREAS262	Standard	0.039	15.6	40.4	1.16	236.9	0.003	<20	1.18	0.067	0.29	0.2	2.9	0.46	0.26	188	0.7	0.24	3.5	2.60	<0.1
STD OREAS262	Standard	0.041	16.0	40.8	1.16	242.2	0.003	<20	1.20	0.071	0.30	0.1	3.0	0.49	0.25	154	0.6	0.23	3.6	2.57	<0.1
STD OREAS279	Standard																				
STD OREAS279	Standard																				
STD OREAS279	Standard																				
STD OREAS279	Standard																				
STD GS311-1 Expected																					
STD GS910-4 Expected																					
STD BVGEO01 Expected		0.0727	25.9	171	1.3175	332	0.233		2.2628	0.1924	0.8669	3.5	5.97	0.62	0.6655	100	4.84	1.02	7.37	7.36	0.15
STD OREAS262 Expected		0.04	15.9	41.7	1.17	248	0.003		1.3	0.071	0.312	0.13	3.24	0.47	0.269	170	0.4	0.23	3.9	2.8	
STD COO2 Expected																					
STD OREAS279 Expected																					
BLK	Blank																				
BLK	Blank																				
BLK	Blank	<0.001	<0.5	<0.5	<0.01	<0.5	<0.001	<20	<0.01	<0.001	<0.01	<0.1	<0.1	<0.02	<0.02	<5	<0.1	<0.02	<0.1	<0.02	<0.1
BLK	Blank	<0.001	<0.5	<0.5	<0.01	<0.5	<0.001	<20	<0.01	<0.001	<0.01	<0.1	<0.1	<0.02	<0.02	<5	<0.1	<0.02	<0.1	<0.02	<0.1
BLK	Blank	<0.001	<0.5	<0.5	<0.01	<0.5	<0.001	<20	<0.01	<0.001	<0.01	<0.1	<0.1	<0.02	<0.02	<5	<0.1	<0.02	<0.1	<0.02	<0.1
BLK	Blank	<0.001	<0.5	<0.5	<0.01	<0.5	<0.001	<20	<0.01	<0.001	<0.01	<0.1	<0.1	<0.02	<0.02	<5	<0.1	<0.02	<0.1	<0.02	<0.1
BLK	Blank	<0.001	<0.5	<0.5	<0.01	<0.5	<0.001	<20	<0.01	<0.001	<0.01	<0.1	<0.1	<0.02	<0.02	<5	<0.1	<0.02	<0.1	<0.02	<0.1

This report supersedes all previous preliminary and final reports with this file number dated prior to the date on this certificate. Signature indicates final approval; preliminary reports are unsigned and should be used for reference only.

BUREAU VERITAS MINERAL LABORATORIES Canada

www.bvna.com/mining-laboratory-services

Bureau Veritas Commodities Canada Ltd.
9050 Shaughnessy St Vancouver British Columbia V6P 6E5 Canada
PHONE (604) 253-3158

Client: **Kinross Gold Corp.**
25 York St., #17
Toronto Ontario M5J 2V5 Canada

Project: Great Bear Project
Report Date: December 04, 2024

QUALITY CONTROL REPORT TIM24000342.1

		AQ250 Hf ppm 0.02	AQ250 Nb ppm 0.02	AQ250 Rb ppm 0.1	AQ250 Sn ppm 0.1	AQ250 Ta ppm 0.05	AQ250 Zr ppm 0.1	AQ250 Y ppm 0.01	AQ250 Ce ppm 0.1	AQ250 In ppm 0.02	AQ250 Re ppb 1	AQ250 Be ppm 0.1	AQ250 Li ppm 0.1	AQ250 Pd ppb 10	AQ250 Pt ppb 2	TC006 CO2 % 0.08	TC000 TOT/C % 0.02	TC000 TOT/S % 0.02
STD COO2	Standard															3.49		
STD COO2	Standard															3.81		
STD COO2	Standard															3.41		
STD COO2	Standard															3.71		
STD GS311-1	Standard																1.00	2.24
STD GS910-4	Standard																2.74	7.89
STD OREAS279	Standard															3.17		
STD OREAS262	Standard	0.26	<0.02	18.4	0.5	<0.05	10.7	10.94	34.8	0.03	1	1.1	16.4	<10	<2			
STD OREAS262	Standard	0.21	<0.02	18.9	0.5	<0.05	9.2	10.64	33.9	0.03	<1	1.1	18.7	<10	2			
STD OREAS262	Standard	0.21	<0.02	19.3	0.5	<0.05	9.5	10.61	34.8	0.03	<1	1.0	16.0	<10	3			
STD OREAS262	Standard	0.21	<0.02	18.4	0.5	<0.05	9.9	10.38	31.2	0.03	1	1.1	16.9	<10	2			
STD OREAS262	Standard	0.21	<0.02	18.3	0.5	<0.05	9.7	10.47	31.5	0.03	1	1.1	16.6	<10	<2			
STD OREAS279	Standard															2.81		
STD OREAS279	Standard															3.25		
STD OREAS279	Standard															2.99		
STD OREAS279	Standard															3.23		
STD GS311-1 Expected																	1.02	2.35
STD GS910-4 Expected																	2.65	8.27
STD BVGEO01 Expected		0.32	0.17	95	5.64		9.1	14.5	53	0.45	4	0.69	21.4	134	182			
STD OREAS262 Expected		0.17		18.6	0.5		7.7	11.2	32	0.033		1.14	17.8					
STD COO2 Expected																3.612		
STD OREAS279 Expected																3.29		
BLK	Blank																<0.02	<0.02
BLK	Blank															<0.08		
BLK	Blank	<0.02	<0.02	<0.1	<0.1	<0.05	<0.1	<0.01	<0.1	<0.02	<1	<0.1	<0.1	<10	<2			
BLK	Blank	<0.02	<0.02	<0.1	<0.1	<0.05	<0.1	<0.01	<0.1	<0.02	<1	<0.1	<0.1	<10	<2			
BLK	Blank	<0.02	<0.02	<0.1	<0.1	<0.05	<0.1	<0.01	<0.1	<0.02	<1	<0.1	<0.1	<10	<2			
BLK	Blank	<0.02	<0.02	<0.1	<0.1	<0.05	<0.1	<0.01	<0.1	<0.02	<1	<0.1	<0.1	<10	<2			
BLK	Blank	<0.02	<0.02	<0.1	<0.1	<0.05	<0.1	<0.01	<0.1	<0.02	<1	<0.1	<0.1	<10	<2			

This report supersedes all previous preliminary and final reports with this file number dated prior to the date on this certificate. Signature indicates final approval; preliminary reports are unsigned and should be used for reference only.

BUREAU VERITAS MINERAL LABORATORIES Canada

www.bvna.com/mining-laboratory-services

Bureau Veritas Commodities Canada Ltd.

9050 Shaughnessy St Vancouver British Columbia V6P 6E5 Canada

PHONE (604) 253-3158

Client: **Kinross Gold Corp.**
25 York St., #17
Toronto Ontario M5J 2V5 Canada

Project: Great Bear Project

Report Date: December 04, 2024

QUALITY CONTROL REPORT TIM24000342.1

		WGHT	AQ250	AQ250	AQ250	AQ250	AQ250	AQ250	AQ250	AQ250	AQ250	AQ250	AQ250	AQ250	AQ250	AQ250	AQ250	AQ250	AQ250	AQ250	AQ250
		Wgt	Mo	Cu	Pb	Zn	Ag	Ni	Co	Mn	Fe	As	U	Au	Th	Sr	Cd	Sb	Bi	V	Ca
		kg	ppm	ppm	ppm	ppm	ppb	ppm	ppm	ppm	%	ppm	ppm	ppb	ppm	ppm	ppm	ppm	ppm	ppm	%
		0.01	0.01	0.01	0.01	0.1	2	0.1	0.1	1	0.01	0.1	0.1	0.2	0.1	0.5	0.01	0.02	0.02	1	0.01
BLK	Blank																				
BLK	Blank																				
BLK	Blank																				
BLK	Blank																				
Prep Wash																					
ROCK-TIM	Prep Blank		0.88	2.07	0.69	25.2	5	1.1	3.3	455	1.81	0.7	0.3	0.2	1.9	18.6	<0.01	<0.02	<0.02	19	0.54
ROCK-TIM	Prep Blank		0.89	1.96	0.69	26.3	5	1.1	3.3	470	1.81	0.6	0.3	0.3	2.1	19.2	<0.01	<0.02	<0.02	20	0.55

This report supersedes all previous preliminary and final reports with this file number dated prior to the date on this certificate. Signature indicates final approval; preliminary reports are unsigned and should be used for reference only.

BUREAU VERITAS MINERAL LABORATORIES Canada

www.bvna.com/mining-laboratory-services

Bureau Veritas Commodities Canada Ltd.
9050 Shaughnessy St Vancouver British Columbia V6P 6E5 Canada
PHONE (604) 253-3158

Client: **Kinross Gold Corp.**
25 York St., #17
Toronto Ontario M5J 2V5 Canada

Project: Great Bear Project
Report Date: December 04, 2024

QUALITY CONTROL REPORT TIM24000342.1

		AQ250 P % 0.001	AQ250 La ppm 0.5	AQ250 Cr ppm 0.5	AQ250 Mg % 0.01	AQ250 Ba ppm 0.5	AQ250 Ti % 0.001	AQ250 B ppm 20	AQ250 Al % 0.01	AQ250 Na % 0.001	AQ250 K % 0.01	AQ250 W ppm 0.1	AQ250 Sc ppm 0.1	AQ250 Tl ppm 0.02	AQ250 S % 0.02	AQ250 Hg ppb 5	AQ250 Se ppm 0.1	AQ250 Te ppm 0.02	AQ250 Ga ppm 0.1	AQ250 Cs ppm 0.02	AQ250 Ge ppm 0.1
BLK	Blank																				
BLK	Blank																				
BLK	Blank																				
BLK	Blank																				
Prep Wash																					
ROCK-TIM	Prep Blank	0.039	5.1	4.5	0.44	47.7	0.061	<20	0.74	0.056	0.06	0.1	1.8	<0.02	<0.02	<5	<0.1	<0.02	3.1	0.13	<0.1
ROCK-TIM	Prep Blank	0.038	5.1	4.0	0.45	49.0	0.061	<20	0.76	0.055	0.06	0.1	1.8	<0.02	<0.02	<5	<0.1	<0.02	3.2	0.14	<0.1

This report supersedes all previous preliminary and final reports with this file number dated prior to the date on this certificate. Signature indicates final approval; preliminary reports are unsigned and should be used for reference only.

BUREAU VERITAS MINERAL LABORATORIES Canada

www.bvna.com/mining-laboratory-services

Bureau Veritas Commodities Canada Ltd.

9050 Shaughnessy St Vancouver British Columbia V6P 6E5 Canada

PHONE (604) 253-3158

Client: **Kinross Gold Corp.**
25 York St., #17
Toronto Ontario M5J 2V5 Canada

Project: Great Bear Project
Report Date: December 04, 2024

QUALITY CONTROL REPORT TIM24000342.1

		AQ250 Hf ppm 0.02	AQ250 Nb ppm 0.02	AQ250 Rb ppm 0.1	AQ250 Sn ppm 0.1	AQ250 Ta ppm 0.05	AQ250 Zr ppm 0.1	AQ250 Y ppm 0.01	AQ250 Ce ppm 0.1	AQ250 In ppm 0.02	AQ250 Re ppb 1	AQ250 Be ppm 0.1	AQ250 Li ppm 0.1	AQ250 Pd ppb 10	AQ250 Pt ppb 2	TC006 CO2 % 0.08	TC000 TOT/C % 0.02	TC000 TOT/S % 0.02
BLK	Blank															<0.08		
BLK	Blank															<0.08		
BLK	Blank															<0.08		
BLK	Blank															<0.08		
Prep Wash																		
ROCK-TIM	Prep Blank	0.10	0.17	1.6	0.2	<0.05	2.7	7.06	10.3	<0.02	<1	0.2	1.2	<10	<2	0.20		
ROCK-TIM	Prep Blank	0.12	0.18	1.6	0.3	<0.05	2.9	7.28	10.5	<0.02	<1	0.2	1.2	<10	<2	0.22		

This report supersedes all previous preliminary and final reports with this file number dated prior to the date on this certificate. Signature indicates final approval; preliminary reports are unsigned and should be used for reference only.

BUREAU VERITAS MINERAL LABORATORIES Canada

Bureau Veritas Commodities Canada Ltd.
9050 Shaughnessy St Vancouver British Columbia V6P 6E5 Canada
PHONE (604) 253-3158

www.bvna.com/mining-laboratory-services

Client: **Kinross Gold Corp.**
25 York St., #17
Toronto Ontario M5J 2V5 Canada

Submitted By:	Matthew Hart
Receiving Lab:	Canada-Timmins
Received:	August 01, 2024
Analysis Start:	August 20, 2024
Report Date:	December 16, 2024
Page:	1 of 5

CERTIFICATE OF ANALYSIS TIM24000343.1

CLIENT JOB INFORMATION

Project:	Great Bear Project
Shipment ID:	
P.O. Number	GTFS002-FPR022-06
Number of Samples:	100

SAMPLE DISPOSAL

STOR-PLP	Store After 90 days Invoice for Storage
STOR-RJT	Store After 60 days Invoice for Storage

Bureau Veritas does not accept responsibility for samples left at the laboratory after 90 days without prior written instructions for sample storage or return.

SAMPLE PREPARATION AND ANALYTICAL PROCEDURES

Procedure Code	Number of Samples	Code Description	Test Wgt (g)	Report Status	Lab
PRP75-1KG	99	Crush, split and pulverize 1kg of sample to 200 mesh		Completed	TIM
SPTPL	99	Splitting of pulp samples for client		Completed	TIM
SHP01	99	Per sample shipping charges for branch shipments			TIM
AQ250_EXT	99	1:1:1 Aqua Regia digestion Ultratrace ICP-MS analysis	0.5	Completed	VAN
TC006	99	15% HClO4 leach, CO2 analysis by Leco	0.2	Completed	VAN
Split ABA	17	Analysis sample split/packet for ABA Analysis			BUB
TC000	17	Analysis by Leco	0.1	Completed	VAN
ABA	17	Modified Sobek Acid Base Accounting		Completed	BUB

ADDITIONAL COMMENTS

Invoice To: Great Bear Resources Ltd.
25 York Street, Unit 1700
Toronto Ontario M5J 2V5
Canada

CC: Kinross Distrubution

BRITISH COLUMBIA CERTIFIED ASSAYER
MARCUS LAU
Production Manager

This report supersedes all previous preliminary and final reports with this file number dated prior to the date on this certificate. Signature indicates final approval; preliminary reports are unsigned and should be used for reference only.
All results are considered the confidential property of the client. Bureau Veritas assumes the liabilities for actual cost of analysis only. Results apply to samples as submitted.
"*" asterisk indicates that an analytical result could not be provided due to unusually high levels of interference from other elements.

BUREAU VERITAS MINERAL LABORATORIES Canada

www.bvna.com/mining-laboratory-services

Bureau Veritas Commodities Canada Ltd.

9050 Shaughnessy St Vancouver British Columbia V6P 6E5 Canada
PHONE (604) 253-3158

Client: **Kinross Gold Corp.**
25 York St., #17
Toronto Ontario M5J 2V5 Canada

Project: Great Bear Project
Report Date: December 16, 2024

CERTIFICATE OF ANALYSIS TIM24000343.1

	Method	WGHT	AQ250	AQ250	AQ250	AQ250	AQ250	AQ250	AQ250	AQ250	AQ250	AQ250	AQ250	AQ250	AQ250	AQ250	AQ250	AQ250	AQ250	AQ250	AQ250
	Analyte	Wgt	Mo	Cu	Pb	Zn	Ag	Ni	Co	Mn	Fe	As	U	Au	Th	Sr	Cd	Sb	Bi	V	Ca
	Unit	kg	ppm	ppm	ppm	ppm	ppb	ppm	ppm	ppm	%	ppm	ppm	ppb	ppm	ppm	ppm	ppm	ppm	ppm	%
	MDL	0.01	0.01	0.01	0.01	0.1	2	0.1	0.1	1	0.01	0.1	0.1	0.2	0.1	0.5	0.01	0.02	0.02	1	0.01
A0964487	Drill Core	2.05	1.31	15.44	14.75	95.7	240	13.7	8.6	750	2.16	15.7	1.7	27.0	7.2	14.8	0.21	0.15	0.07	33	0.87
A0964488	Drill Core	1.00	1.06	34.28	246.13	852.4	4019	10.2	8.2	285	2.00	102.8	1.2	27628.3	6.1	2.5	4.12	0.34	1.00	10	0.24
A0964489	Drill Core	1.96	1.09	30.70	31.11	207.2	535	13.1	8.7	713	2.27	6.6	1.5	2783.5	7.5	25.8	1.17	0.13	0.06	35	0.95
A0964490	Drill Core	2.90	1.27	24.01	20.33	98.4	308	10.4	8.5	941	2.33	19.7	1.4	875.7	7.4	25.2	0.27	0.13	0.12	36	1.67
A0964491	Drill Core	2.74	0.48	17.39	9.31	106.1	214	15.6	9.3	630	2.22	8.0	1.6	358.2	6.8	12.9	0.60	0.10	0.07	35	0.84
A0964492	Drill Core	3.11	1.32	15.69	3.75	64.3	133	9.5	8.1	459	2.30	11.3	1.5	195.7	7.7	19.7	0.04	0.11	0.06	33	0.94
A0964493	Drill Core	2.94	0.59	15.84	4.37	58.9	162	13.8	9.0	602	2.17	25.1	1.6	135.8	7.2	14.1	0.07	0.08	0.25	37	0.73
A0964494	Drill Core	1.99	0.77	15.57	6.73	65.3	228	16.8	8.6	748	2.15	86.1	1.6	74.0	7.5	14.5	0.18	0.15	0.11	35	0.98
A0964495	Drill Core	1.57	0.78	23.32	13.88	72.5	264	17.6	8.8	491	2.05	418.4	1.4	206.8	7.5	21.6	0.25	0.31	0.04	26	1.49
A0964496	Drill Core	1.64	0.99	88.81	7.55	152.9	518	45.7	17.9	742	4.40	423.7	1.5	727.1	6.0	7.2	0.19	0.23	0.16	78	0.47
A0964497	Drill Core	2.82	2.10	45.54	3.88	71.7	231	42.3	17.6	407	2.89	254.4	1.5	30.7	6.1	8.7	0.05	0.10	0.15	43	0.37
A0964498	Drill Core	3.19	1.18	23.96	16.33	88.1	326	10.2	8.5	643	2.32	25.9	1.2	151.0	7.9	17.5	0.12	0.15	0.13	26	0.95
A0964499	Drill Core	2.01	1.16	81.30	525.38	448.1	10976	16.9	7.9	383	2.29	35.4	1.0	79274.2	6.4	10.2	2.16	0.89	5.68	26	0.69
A0964500	Drill Core	1.26	1.43	29.71	14.37	106.5	154	47.7	20.9	461	5.01	82.0	0.9	608.5	5.2	29.5	0.16	0.16	0.12	79	0.47
A0964051	Drill Core	2.56	1.21	43.15	4.43	88.9	313	56.1	20.1	193	5.47	45.9	1.0	262.4	4.9	13.2	0.05	0.17	0.22	85	0.38
A0964052	Drill Core	2.63	1.67	58.78	4.83	117.2	270	60.7	21.9	318	3.77	116.9	1.2	150.7	4.7	12.2	0.14	0.17	0.24	73	0.30
A0964053	Drill Core	1.77	3.39	45.25	6.02	84.3	179	45.3	17.5	253	4.51	123.0	1.1	71.7	5.4	5.5	0.05	0.22	0.28	68	0.29
A0964054	Drill Core	1.32	1.67	49.85	3.03	98.6	195	43.2	15.5	426	2.96	14.7	1.5	41.8	6.6	10.1	0.14	0.08	0.21	53	0.48
A0964055	Drill Core	2.46	1.09	26.39	1.83	74.1	195	33.5	13.3	301	4.74	328.4	0.9	22.9	6.1	5.0	0.06	0.39	0.31	57	0.31
A0964056	Drill Core	3.22	1.18	20.99	3.06	77.4	179	27.3	13.8	582	4.33	156.1	1.1	16.2	6.6	14.1	0.06	0.13	0.20	64	0.70
A0964057	Drill Core	3.08	3.03	6.97	24.22	38.2	481	1.3	2.6	67	2.28	91.5	1.4	393.0	10.0	4.5	0.05	0.22	1.99	<1	0.18
A0964058	Drill Core	2.16	1.01	6.44	8.89	42.0	125	1.4	2.8	49	1.50	2979.0	1.7	113.7	9.7	2.0	0.06	2.75	0.04	<1	0.12
A0964059	Drill Core	1.23	1.20	8.41	13.54	47.1	88	0.7	2.1	16	1.46	631.1	1.6	114.5	8.8	2.4	0.06	0.22	0.05	<1	0.04
A0964060	Drill Core	1.16	1.25	7.13	4.70	52.8	175	0.5	2.6	243	1.98	36.9	1.6	19.2	9.2	6.1	0.07	0.19	0.22	3	0.30
A0963825	Drill Core	2.64	0.96	26.39	9.14	65.9	119	17.8	9.4	332	2.01	22.6	1.0	12.9	7.2	15.1	0.15	0.22	0.17	25	0.70
A0963826	Drill Core	2.72	1.29	38.92	3.93	82.0	120	33.3	16.0	412	2.96	1.4	1.0	4.5	5.4	13.4	0.08	0.06	0.60	49	0.30
A0963827	Drill Core	0.97	1.15	8.91	3.13	32.0	70	12.4	8.9	312	2.15	15.1	1.1	7.8	7.0	18.1	0.02	0.11	0.70	34	0.41
A0963828	Drill Core	3.24	1.04	21.21	5.14	55.4	146	11.8	9.3	395	2.30	23.4	1.3	7.7	7.6	23.4	0.07	0.24	0.12	24	0.66
A0963829	Drill Core	3.17	1.20	18.89	4.99	53.7	151	12.1	9.0	371	2.32	34.9	1.3	11.4	7.8	29.1	0.05	0.22	0.16	25	0.69
A0963830	Drill Core	1.09	0.99	35.95	10.66	432.7	457	13.6	9.0	623	2.77	55.6	1.4	433.0	6.9	15.9	3.20	0.17	1.28	28	0.87

This report supersedes all previous preliminary and final reports with this file number dated prior to the date on this certificate. Signature indicates final approval; preliminary reports are unsigned and should be used for reference only.

BUREAU VERITAS MINERAL LABORATORIES Canada

www.bvna.com/mining-laboratory-services

Bureau Veritas Commodities Canada Ltd.

9050 Shaughnessy St Vancouver British Columbia V6P 6E5 Canada
PHONE (604) 253-3158

Client: **Kinross Gold Corp.**
25 York St., #17
Toronto Ontario M5J 2V5 Canada

Project: Great Bear Project
Report Date: December 16, 2024

CERTIFICATE OF ANALYSIS TIM24000343.1

	Method	AQ250	AQ250	AQ250	AQ250	AQ250	AQ250	AQ250	AQ250	AQ250	AQ250	AQ250	AQ250	AQ250	AQ250	AQ250	AQ250	AQ250	AQ250	AQ250	AQ250
	Analyte	P	La	Cr	Mg	Ba	Ti	B	Al	Na	K	W	Sc	Tl	S	Hg	Se	Te	Ga	Cs	Ge
	Unit	%	ppm	ppm	%	ppm	%	ppm	%	%	%	ppm	ppm	ppm	%	ppb	ppm	ppm	ppm	ppm	ppm
	MDL	0.001	0.5	0.5	0.01	0.5	0.001	20	0.01	0.001	0.01	0.1	0.1	0.02	0.02	5	0.1	0.02	0.1	0.02	0.1
A0964487	Drill Core	0.053	26.0	12.0	0.72	60.5	0.132	<20	1.37	0.101	0.79	0.6	2.7	0.52	0.95	<5	0.3	0.04	5.3	2.52	<0.1
A0964488	Drill Core	0.062	29.6	3.4	0.29	48.8	0.045	<20	0.53	0.017	0.40	0.3	0.8	0.23	1.75	14	1.8	0.13	2.0	1.45	<0.1
A0964489	Drill Core	0.065	31.8	10.7	0.77	71.1	0.169	<20	1.79	0.143	0.96	1.8	2.9	0.63	0.44	<5	0.2	0.03	6.5	5.03	<0.1
A0964490	Drill Core	0.075	36.7	9.9	0.73	86.9	0.164	<20	1.46	0.103	0.89	1.3	3.1	0.48	0.62	<5	0.3	0.04	5.9	3.80	<0.1
A0964491	Drill Core	0.054	26.5	15.5	0.78	83.7	0.168	<20	1.34	0.070	0.82	0.5	3.0	0.41	0.33	<5	0.1	<0.02	5.8	3.27	<0.1
A0964492	Drill Core	0.074	37.4	8.7	0.64	108.9	0.179	<20	1.18	0.066	0.88	1.5	2.6	0.35	0.43	<5	0.2	0.02	5.1	2.87	<0.1
A0964493	Drill Core	0.056	28.2	12.9	0.70	75.8	0.155	<20	1.24	0.080	0.86	3.9	3.3	0.47	0.52	<5	0.2	<0.02	5.6	2.84	<0.1
A0964494	Drill Core	0.054	28.3	19.9	0.74	79.0	0.140	<20	1.30	0.087	0.85	1.5	3.2	0.39	0.56	<5	<0.1	0.05	5.7	2.09	<0.1
A0964495	Drill Core	0.051	25.1	17.9	0.69	55.1	0.078	<20	1.04	0.046	0.40	1.5	2.1	0.17	0.40	<5	1.3	0.21	5.3	1.37	<0.1
A0964496	Drill Core	0.057	25.2	77.9	1.14	38.4	0.149	<20	1.48	0.047	0.53	1.4	6.4	0.22	1.63	<5	4.0	0.13	8.4	2.55	<0.1
A0964497	Drill Core	0.051	25.2	57.1	0.93	93.9	0.155	<20	1.49	0.046	0.98	9.6	3.7	0.42	0.47	<5	0.4	0.05	5.7	4.11	<0.1
A0964498	Drill Core	0.078	37.8	8.2	0.64	72.8	0.150	<20	1.14	0.062	0.87	5.8	1.5	0.35	0.66	<5	0.4	0.06	4.4	3.53	<0.1
A0964499	Drill Core	0.060	31.4	13.3	0.59	73.2	0.120	<20	0.96	0.060	0.72	1.6	1.6	0.30	0.92	6	2.6	0.85	4.0	2.72	<0.1
A0964500	Drill Core	0.084	25.3	82.3	1.57	171.5	0.249	<20	3.11	0.060	2.08	0.2	6.5	0.71	0.32	<5	0.2	0.06	9.5	9.47	<0.1
A0964051	Drill Core	0.066	20.1	95.2	1.41	210.3	0.186	<20	3.06	0.064	1.63	0.2	8.4	0.54	0.34	<5	0.2	0.05	10.9	7.03	<0.1
A0964052	Drill Core	0.050	18.7	88.5	1.34	141.1	0.175	<20	2.50	0.046	1.41	0.2	7.2	0.57	0.30	<5	0.2	0.04	8.9	5.87	<0.1
A0964053	Drill Core	0.064	23.4	66.8	1.35	171.4	0.160	<20	2.57	0.039	1.36	0.2	6.2	0.51	0.40	<5	0.2	0.04	9.5	6.50	<0.1
A0964054	Drill Core	0.054	24.7	60.9	1.11	242.4	0.187	<20	1.91	0.056	1.39	0.2	5.2	0.46	0.19	<5	0.1	0.02	8.0	3.47	<0.1
A0964055	Drill Core	0.055	26.0	37.8	1.26	217.8	0.196	<20	2.42	0.030	1.71	0.2	5.4	0.70	0.60	<5	0.2	0.05	8.8	8.80	0.2
A0964056	Drill Core	0.085	31.6	29.2	1.20	260.9	0.238	<20	2.27	0.076	1.73	0.6	5.4	0.59	0.50	<5	0.2	0.05	8.5	5.79	0.1
A0964057	Drill Core	0.015	39.3	1.9	0.04	54.0	0.006	<20	0.53	0.054	0.31	0.2	0.6	0.07	2.28	<5	0.1	<0.02	1.6	0.34	<0.1
A0964058	Drill Core	0.017	29.5	<0.5	0.05	13.2	0.006	<20	0.17	0.010	0.11	0.2	0.3	0.05	1.20	<5	0.2	<0.02	0.6	0.38	<0.1
A0964059	Drill Core	0.014	27.4	3.4	0.03	36.9	0.004	<20	0.30	0.021	0.20	0.1	0.3	0.04	1.49	<5	0.3	<0.02	0.9	0.34	<0.1
A0964060	Drill Core	0.016	36.3	<0.5	0.29	21.8	0.025	<20	0.41	0.014	0.31	<0.1	0.9	0.20	1.72	<5	0.1	<0.02	1.8	2.37	<0.1
A0963825	Drill Core	0.053	28.4	18.8	0.78	69.7	0.109	<20	1.15	0.052	0.78	<0.1	1.9	0.40	0.95	<5	<0.1	0.03	4.4	2.94	<0.1
A0963826	Drill Core	0.054	23.2	50.2	1.02	156.4	0.143	<20	1.83	0.066	1.18	0.2	4.5	0.52	0.32	<5	0.2	0.04	6.9	4.98	<0.1
A0963827	Drill Core	0.053	26.3	12.6	0.86	76.2	0.118	<20	1.09	0.052	0.85	0.2	2.9	0.45	1.15	<5	0.1	0.04	4.8	3.56	<0.1
A0963828	Drill Core	0.054	28.6	6.2	0.58	64.4	0.083	<20	1.07	0.082	0.60	0.1	2.1	0.35	1.68	<5	<0.1	<0.02	4.1	1.95	<0.1
A0963829	Drill Core	0.052	27.3	7.4	0.80	68.8	0.099	<20	1.49	0.108	0.82	0.1	2.5	0.46	1.49	<5	<0.1	0.03	5.2	2.75	<0.1
A0963830	Drill Core	0.055	26.4	13.3	0.70	43.6	0.106	<20	1.09	0.059	0.61	1.8	2.2	0.42	1.65	10	0.7	0.21	4.1	3.12	<0.1

This report supersedes all previous preliminary and final reports with this file number dated prior to the date on this certificate. Signature indicates final approval; preliminary reports are unsigned and should be used for reference only.

BUREAU VERITAS MINERAL LABORATORIES Canada

www.bvna.com/mining-laboratory-services

Bureau Veritas Commodities Canada Ltd.

9050 Shaughnessy St Vancouver British Columbia V6P 6E5 Canada
PHONE (604) 253-3158

Client: **Kinross Gold Corp.**
25 York St., #17
Toronto Ontario M5J 2V5 Canada

Project: Great Bear Project
Report Date: December 16, 2024

CERTIFICATE OF ANALYSIS TIM24000343.1

Method		AQ250	AQ250	AQ250	AQ250	AQ250	AQ250	AQ250	AQ250	AQ250	AQ250	AQ250	AQ250	AQ250	AQ250	TC006	TC000	TC000
Analyte		Hf	Nb	Rb	Sn	Ta	Zr	Y	Ce	In	Re	Be	Li	Pd	Pt	CO2	TOT/C	TOT/S
Unit		ppm	ppm	ppm	ppm	ppm	ppm	ppm	ppm	ppm	ppb	ppm	ppm	ppb	ppb	%	%	%
MDL		0.02	0.02	0.1	0.1	0.05	0.1	0.01	0.1	0.02	1	0.1	0.1	10	2	0.08	0.02	0.02
A0964487	Drill Core	0.52	0.08	58.0	0.3	<0.05	19.6	5.35	50.3	<0.02	<1	0.1	11.0	<10	2	0.55	0.18	0.86
A0964488	Drill Core	0.58	0.09	24.3	0.1	<0.05	22.2	4.47	57.6	0.03	<1	<0.1	4.8	<10	2	0.13		
A0964489	Drill Core	0.53	0.16	75.3	0.4	<0.05	21.4	6.32	62.2	<0.02	<1	0.2	12.2	<10	2	0.44		
A0964490	Drill Core	0.56	0.21	61.7	0.4	<0.05	23.7	7.20	72.1	<0.02	<1	0.1	13.1	<10	2	1.48		
A0964491	Drill Core	0.50	0.18	53.4	0.4	<0.05	20.5	5.57	50.0	<0.02	<1	0.1	14.6	<10	<2	0.61		
A0964492	Drill Core	0.42	0.25	51.1	0.3	<0.05	15.3	6.58	73.7	<0.02	<1	<0.1	10.3	<10	2	0.72		
A0964493	Drill Core	0.59	0.16	62.5	0.4	<0.05	23.1	5.70	54.2	<0.02	<1	<0.1	13.4	<10	2	0.53	0.18	0.53
A0964494	Drill Core	0.53	0.12	54.1	0.4	<0.05	20.4	5.53	53.5	<0.02	<1	0.2	16.1	<10	<2	0.83		
A0964495	Drill Core	0.27	0.11	23.4	0.3	<0.05	11.4	5.09	48.4	<0.02	<1	0.2	10.1	<10	2	1.42		
A0964496	Drill Core	0.16	0.08	30.4	0.8	<0.05	6.7	10.59	49.5	0.03	<1	0.2	13.5	<10	3	0.27		
A0964497	Drill Core	0.29	0.09	57.1	0.4	<0.05	12.8	7.20	50.3	<0.02	<1	0.1	14.8	<10	<2	0.22		
A0964498	Drill Core	0.40	0.13	51.3	0.4	<0.05	15.9	6.22	76.0	<0.02	<1	<0.1	13.0	<10	<2	0.67		
A0964499	Drill Core	0.47	0.11	41.1	0.3	<0.05	19.5	5.03	63.1	0.04	<1	<0.1	10.7	<10	<2	0.47	0.16	0.95
A0964500	Drill Core	0.34	0.05	97.8	0.5	<0.05	16.8	7.84	51.5	<0.02	1	0.4	32.9	<10	3	0.10		
A0964051	Drill Core	0.33	0.07	78.3	0.6	<0.05	16.2	4.91	40.8	0.03	1	0.2	26.9	<10	3	0.12		
A0964052	Drill Core	0.33	0.11	80.2	0.5	<0.05	14.7	4.69	36.8	0.02	2	0.2	27.9	<10	2	<0.08		
A0964053	Drill Core	0.39	0.08	68.7	0.6	<0.05	16.7	5.87	46.6	0.03	1	0.1	25.9	<10	<2	<0.08		
A0964054	Drill Core	0.41	0.10	70.6	0.6	<0.05	19.6	7.22	47.4	<0.02	1	<0.1	20.7	<10	<2	0.30		
A0964055	Drill Core	0.45	0.14	96.3	0.6	<0.05	21.7	4.83	49.3	<0.02	<1	0.2	20.9	<10	2	0.13	0.07	0.58
A0964056	Drill Core	0.34	0.08	90.8	0.6	<0.05	16.1	8.17	64.4	<0.02	1	0.1	23.1	<10	2	0.44		
A0964057	Drill Core	0.99	0.16	10.3	0.1	<0.05	46.7	6.92	77.9	<0.02	<1	<0.1	2.3	<10	<2	0.15		
A0964058	Drill Core	0.38	0.06	5.2	<0.1	<0.05	16.8	7.28	60.3	<0.02	<1	<0.1	1.2	<10	<2	<0.08		
A0964059	Drill Core	0.40	0.08	6.2	0.1	<0.05	18.5	4.27	53.4	<0.02	<1	<0.1	1.2	<10	2	<0.08		
A0964060	Drill Core	1.02	0.24	23.2	0.2	<0.05	34.8	9.30	70.6	<0.02	<1	<0.1	3.4	<10	<2	0.22		
A0963825	Drill Core	0.40	0.14	50.2	0.4	<0.05	15.9	4.35	55.0	<0.02	<1	<0.1	14.0	<10	2	0.46	0.16	0.87
A0963826	Drill Core	0.40	0.07	65.2	0.6	<0.05	17.3	6.07	45.6	<0.02	<1	0.1	23.2	<10	<2	<0.08		
A0963827	Drill Core	0.48	0.05	53.8	0.4	<0.05	20.3	4.64	49.8	<0.02	<1	<0.1	15.4	<10	<2	0.16		
A0963828	Drill Core	0.58	0.10	41.0	0.4	<0.05	23.5	5.49	54.4	<0.02	<1	<0.1	10.9	<10	2	0.24		
A0963829	Drill Core	0.62	0.08	54.7	0.4	<0.05	25.5	5.96	52.5	<0.02	<1	0.1	11.8	<10	<2	0.26		
A0963830	Drill Core	0.49	0.09	46.4	0.3	<0.05	19.4	5.37	52.0	0.11	<1	0.1	11.1	<10	<2	0.58		

This report supersedes all previous preliminary and final reports with this file number dated prior to the date on this certificate. Signature indicates final approval; preliminary reports are unsigned and should be used for reference only.

BUREAU VERITAS MINERAL LABORATORIES Canada

www.bvna.com/mining-laboratory-services

Bureau Veritas Commodities Canada Ltd.

9050 Shaughnessy St Vancouver British Columbia V6P 6E5 Canada
PHONE (604) 253-3158

Client: **Kinross Gold Corp.**
25 York St., #17
Toronto Ontario M5J 2V5 Canada

Project: Great Bear Project
Report Date: December 16, 2024

CERTIFICATE OF ANALYSIS TIM24000343.1

	Method	WGHT	AQ250	AQ250	AQ250	AQ250	AQ250	AQ250	AQ250	AQ250	AQ250	AQ250	AQ250	AQ250	AQ250	AQ250	AQ250	AQ250	AQ250	AQ250	AQ250
	Analyte	Wgt	Mo	Cu	Pb	Zn	Ag	Ni	Co	Mn	Fe	As	U	Au	Th	Sr	Cd	Sb	Bi	V	Ca
	Unit	kg	ppm	ppm	ppm	ppm	ppb	ppm	ppm	ppm	%	ppm	ppm	ppb	ppm	ppm	ppm	ppm	ppm	ppm	%
	MDL	0.01	0.01	0.01	0.01	0.1	2	0.1	0.1	1	0.01	0.1	0.1	0.2	0.1	0.5	0.01	0.02	0.02	1	0.01
A0963831	Drill Core	2.05	0.95	8.70	5.58	163.0	302	16.2	9.3	803	2.60	23.1	1.7	47.6	8.6	19.9	0.69	0.16	0.28	38	0.80
A0963832	Drill Core	2.50	0.55	12.59	3.61	43.4	279	14.3	9.2	705	2.22	22.9	1.6	29.5	7.2	13.3	0.05	0.15	0.24	30	1.11
A0963833	Drill Core	3.20	1.37	6.58	4.84	34.9	282	13.9	8.9	612	2.26	49.6	1.5	39.1	7.2	10.5	0.04	0.13	1.00	27	0.73
A0963834	Drill Core	3.29	1.22	22.60	23.22	116.5	274	10.1	8.6	876	2.32	10.9	1.5	27.1	8.3	20.7	0.40	0.11	0.12	36	1.29
A0963835	Drill Core	3.23	1.63	18.27	4.34	61.1	178	10.0	8.6	518	2.33	8.2	1.3	10.7	7.4	17.8	0.11	0.11	0.10	36	1.08
A0963836	Drill Core	1.24	1.37	19.99	15.82	99.8	309	11.4	11.6	920	3.18	10.0	1.2	26.4	6.7	23.2	0.27	0.13	0.43	53	1.04
A0963837	Drill Core	1.62	2.58	32.55	2.46	70.9	129	9.7	8.6	341	2.24	10.1	1.9	177.3	6.7	12.1	0.08	0.10	0.17	31	0.53
A0963838	Drill Core	1.86	1.57	37.41	5.43	63.1	256	9.8	9.1	370	2.27	34.2	1.5	159.7	8.0	18.0	0.12	0.15	0.13	32	1.46
A0963839	Drill Core	3.46	2.23	30.12	2.93	56.0	176	9.2	7.7	424	2.08	91.2	1.6	71.5	7.6	23.8	0.12	0.11	0.11	28	1.53
A0963840	Drill Core	2.91	1.61	28.02	3.53	52.3	217	9.2	7.7	423	2.13	156.6	1.4	107.4	7.3	22.7	0.18	0.12	0.18	26	1.32
A0963841	Drill Core	3.39	1.42	27.21	4.83	73.4	276	9.7	8.8	564	2.40	312.5	1.6	153.9	8.0	25.5	0.21	0.12	0.11	34	1.50
A0963842	Drill Core	1.56	1.03	19.46	270.13	404.6	788	14.1	9.6	544	2.52	141.1	1.8	148.1	7.9	11.6	2.04	0.74	0.35	27	0.76
A0963843	Drill Core	1.79	1.17	25.62	3.62	155.2	232	11.5	9.7	567	2.50	154.8	1.5	87.0	7.9	25.4	0.49	0.15	0.08	39	1.51
A0963844	Drill Core	3.05	1.04	19.68	8.51	73.2	191	9.3	8.7	566	2.41	54.5	1.5	131.8	8.0	23.6	0.14	0.17	0.09	28	1.46
A0963845	Drill Core	2.26	1.40	20.62	26.01	121.1	194	10.1	8.9	664	2.39	181.3	1.6	490.3	7.7	43.6	0.48	0.22	0.12	27	2.04
A0963846	Drill Core	2.26	1.14	24.76	2.47	64.3	157	21.0	12.5	635	2.96	16.0	1.1	37.0	6.5	14.2	0.12	0.10	0.09	59	1.54
A0963847	Drill Core	2.02	1.27	37.50	14.68	218.5	535	10.8	8.5	489	2.21	62.5	1.2	219.4	7.7	12.5	0.67	0.16	0.19	28	1.05
A0963848	Drill Core	1.01	1.52	27.87	8.11	77.1	188	14.4	12.7	696	3.07	74.5	1.4	252.0	7.5	21.0	0.14	0.14	0.08	52	1.97
A0963849	Drill Core	2.38	0.72	18.57	3.24	55.3	112	18.3	11.0	583	2.75	31.6	1.6	27.5	8.4	15.8	0.09	0.12	0.13	46	1.22
A0963850	Drill Core	1.05	2.38	47.01	3.54	95.0	169	48.1	20.1	406	3.50	5.6	1.3	120.2	6.8	7.0	0.05	0.08	0.20	69	0.27
A0963851	Drill Core	2.21	1.73	47.69	2.37	63.7	117	74.5	23.1	194	4.66	28.7	1.1	2.6	4.2	4.4	0.04	0.20	0.22	95	0.14
A0965601	Drill Core	L.N.R.	L.N.R.	L.N.R.	L.N.R.	L.N.R.	L.N.R.	L.N.R.	L.N.R.	L.N.R.	L.N.R.	L.N.R.	L.N.R.	L.N.R.	L.N.R.	L.N.R.	L.N.R.	L.N.R.	L.N.R.	L.N.R.	L.N.R.
A0963602	Drill Core	2.22	1.29	74.04	3.07	86.3	311	63.7	21.6	437	4.31	2.0	1.3	68.8	6.2	7.7	0.06	0.05	0.43	75	0.19
A0963603	Drill Core	2.15	1.03	7.52	3.19	44.5	97	1.5	2.8	245	1.40	37.9	1.4	9.3	9.7	13.9	0.03	0.11	0.06	4	0.44
A0963604	Drill Core	1.65	1.13	18.83	6.71	55.2	265	16.8	10.0	656	2.65	6788.9	1.3	933.9	7.7	16.9	0.08	2.31	0.25	33	1.05
A0963605	Drill Core	2.96	1.67	2.62	28.06	86.3	185	0.3	2.1	50	1.68	134.5	1.9	245.6	9.9	3.8	0.20	0.16	0.24	<1	0.10
A0963606	Drill Core	3.13	1.64	4.21	7.68	56.5	67	0.5	1.9	184	1.72	62.3	1.4	7.5	10.1	9.0	0.05	0.21	0.08	<1	0.53
A0963607	Drill Core	3.26	1.59	1.99	6.37	44.5	102	0.3	2.3	216	1.78	35.3	1.4	11.4	10.8	9.7	0.03	0.46	0.35	<1	0.63
A0963608	Drill Core	3.24	1.89	12.16	5.64	70.9	120	2.8	2.9	267	1.78	29.2	1.4	75.1	10.3	9.8	0.11	0.32	0.05	6	0.55
A0963609	Drill Core	1.55	2.07	14.50	5.92	50.6	108	1.3	3.1	327	1.99	46.8	1.5	224.1	11.1	11.6	0.05	0.23	0.13	5	0.90

This report supersedes all previous preliminary and final reports with this file number dated prior to the date on this certificate. Signature indicates final approval; preliminary reports are unsigned and should be used for reference only.

BUREAU VERITAS MINERAL LABORATORIES Canada

www.bvna.com/mining-laboratory-services

Bureau Veritas Commodities Canada Ltd.

9050 Shaughnessy St Vancouver British Columbia V6P 6E5 Canada
PHONE (604) 253-3158

Client: **Kinross Gold Corp.**
25 York St., #17
Toronto Ontario M5J 2V5 Canada

Project: Great Bear Project
Report Date: December 16, 2024

CERTIFICATE OF ANALYSIS TIM24000343.1

	Method	AQ250	AQ250	AQ250	AQ250	AQ250	AQ250	AQ250	AQ250	AQ250	AQ250	AQ250	AQ250	AQ250	AQ250	AQ250	AQ250	AQ250	AQ250	AQ250	AQ250
	Analyte	P	La	Cr	Mg	Ba	Ti	B	Al	Na	K	W	Sc	Tl	S	Hg	Se	Te	Ga	Cs	Ge
	Unit	%	ppm	ppm	%	ppm	%	ppm	%	%	%	ppm	ppm	ppm	%	ppb	ppm	ppm	ppm	ppm	ppm
	MDL	0.001	0.5	0.5	0.01	0.5	0.001	20	0.01	0.001	0.01	0.1	0.1	0.02	0.02	5	0.1	0.02	0.1	0.02	0.1
A0963831	Drill Core	0.063	32.5	14.8	0.80	77.0	0.160	<20	1.46	0.109	0.98	0.4	3.5	0.74	1.11	<5	0.3	0.15	6.1	3.75	<0.1
A0963832	Drill Core	0.055	27.6	11.7	0.69	50.7	0.121	<20	1.10	0.065	0.61	0.2	2.6	0.50	1.07	<5	0.8	0.32	4.5	2.57	<0.1
A0963833	Drill Core	0.056	27.6	12.2	0.65	53.0	0.095	<20	0.98	0.067	0.69	<0.1	2.4	0.55	1.52	<5	1.3	0.42	4.3	2.41	<0.1
A0963834	Drill Core	0.078	39.4	10.0	0.69	117.0	0.167	<20	1.24	0.070	0.94	1.4	3.5	0.64	0.48	<5	0.2	0.04	5.4	3.58	<0.1
A0963835	Drill Core	0.076	37.8	10.1	0.66	124.9	0.179	<20	1.20	0.059	0.94	0.3	3.3	0.54	0.38	<5	<0.1	0.02	5.3	3.10	<0.1
A0963836	Drill Core	0.106	31.1	11.0	1.13	135.1	0.217	<20	2.05	0.105	1.23	0.6	4.3	0.72	0.69	<5	0.3	0.07	8.3	3.59	<0.1
A0963837	Drill Core	0.080	30.0	10.6	0.76	109.9	0.128	<20	1.13	0.085	0.78	0.3	2.7	0.30	0.66	<5	0.2	0.04	5.1	2.16	<0.1
A0963838	Drill Core	0.078	36.0	9.3	0.58	70.4	0.129	<20	0.98	0.041	0.61	2.1	2.6	0.24	0.66	<5	0.2	0.02	4.7	1.34	<0.1
A0963839	Drill Core	0.074	35.1	8.4	0.57	70.8	0.126	<20	0.94	0.054	0.75	2.1	2.3	0.30	0.59	<5	0.2	0.03	4.0	1.47	<0.1
A0963840	Drill Core	0.070	35.2	7.0	0.58	69.2	0.090	<20	0.81	0.038	0.64	4.3	1.9	0.23	0.98	<5	0.6	0.15	3.7	1.39	<0.1
A0963841	Drill Core	0.082	37.6	9.4	0.63	82.0	0.132	<20	1.03	0.064	0.82	2.6	2.7	0.34	0.85	<5	0.6	0.13	4.3	1.55	<0.1
A0963842	Drill Core	0.062	29.6	10.2	0.59	74.8	0.086	<20	1.04	0.068	0.73	0.7	2.4	0.48	1.48	7	0.8	0.15	4.3	2.20	<0.1
A0963843	Drill Core	0.089	37.4	8.4	0.68	87.6	0.181	<20	1.21	0.063	0.97	8.6	3.7	0.55	0.64	<5	0.3	0.04	5.3	2.86	<0.1
A0963844	Drill Core	0.082	38.2	8.1	0.63	92.8	0.152	<20	1.06	0.056	0.87	3.0	2.2	0.43	0.86	<5	0.2	0.04	4.3	2.13	<0.1
A0963845	Drill Core	0.078	35.3	8.8	0.63	115.1	0.104	<20	1.00	0.075	0.73	5.7	2.3	0.25	1.06	<5	0.9	0.09	4.6	1.42	<0.1
A0963846	Drill Core	0.100	34.0	11.9	1.06	82.3	0.252	<20	1.58	0.026	1.41	10.6	5.1	0.42	0.41	<5	0.2	0.03	6.9	3.73	0.1
A0963847	Drill Core	0.065	34.0	10.2	0.64	71.8	0.138	<20	0.99	0.048	0.83	4.2	2.5	0.30	0.71	<5	0.2	0.04	4.1	1.85	<0.1
A0963848	Drill Core	0.101	33.3	29.8	1.07	49.4	0.143	<20	1.36	0.037	0.40	2.6	3.9	0.16	0.87	<5	1.0	<0.02	6.9	1.39	<0.1
A0963849	Drill Core	0.065	31.1	16.4	0.98	107.5	0.195	<20	1.52	0.073	1.04	3.7	4.0	0.41	0.38	<5	0.3	0.02	7.2	3.69	<0.1
A0963850	Drill Core	0.069	27.7	78.4	1.18	123.4	0.248	<20	1.87	0.026	1.60	12.9	6.8	0.65	0.32	<5	0.2	0.05	7.8	9.28	0.1
A0963851	Drill Core	0.054	16.6	97.1	1.53	112.7	0.132	<20	2.81	0.037	1.03	0.2	8.9	0.48	0.25	<5	0.2	0.04	9.5	3.61	<0.1
A0965601	Drill Core	L.N.R.	L.N.R.	L.N.R.	L.N.R.	L.N.R.	L.N.R.	L.N.R.	L.N.R.	L.N.R.	L.N.R.	L.N.R.	L.N.R.	L.N.R.	L.N.R.	L.N.R.	L.N.R.	L.N.R.	L.N.R.	L.N.R.	L.N.R.
A0963602	Drill Core	0.048	23.5	94.3	1.23	226.7	0.221	<20	2.05	0.048	1.57	0.3	7.9	0.49	0.81	<5	0.3	0.09	8.1	6.97	<0.1
A0963603	Drill Core	0.020	37.2	2.7	0.23	80.5	0.055	<20	0.82	0.070	0.49	0.2	1.3	0.22	0.33	<5	<0.1	<0.02	3.2	2.37	<0.1
A0963604	Drill Core	0.055	27.8	15.4	0.79	24.3	0.059	<20	1.14	0.046	0.21	0.4	2.2	0.05	0.65	<5	0.2	0.08	7.2	0.72	<0.1
A0963605	Drill Core	0.015	31.0	1.6	0.04	46.2	0.004	<20	0.39	0.045	0.25	0.2	0.4	0.05	1.52	<5	0.1	<0.02	1.3	0.36	<0.1
A0963606	Drill Core	0.016	40.1	2.1	0.10	56.9	0.012	<20	0.44	0.054	0.27	0.2	0.8	0.09	1.47	<5	<0.1	<0.02	1.6	0.71	<0.1
A0963607	Drill Core	0.016	43.4	1.5	0.09	62.0	0.012	<20	0.41	0.055	0.26	0.1	0.9	0.09	1.72	<5	<0.1	<0.02	1.5	0.56	<0.1
A0963608	Drill Core	0.017	40.0	17.9	0.32	69.7	0.045	<20	0.64	0.077	0.43	0.3	2.2	0.18	1.02	6	0.3	<0.02	3.0	2.11	<0.1
A0963609	Drill Core	0.020	44.9	6.2	0.24	61.9	0.036	<20	0.49	0.074	0.20	0.2	2.1	0.08	1.42	<5	0.6	0.03	2.6	0.71	<0.1

This report supersedes all previous preliminary and final reports with this file number dated prior to the date on this certificate. Signature indicates final approval; preliminary reports are unsigned and should be used for reference only.

BUREAU VERITAS MINERAL LABORATORIES Canada

www.bvna.com/mining-laboratory-services

Bureau Veritas Commodities Canada Ltd.

9050 Shaughnessy St Vancouver British Columbia V6P 6E5 Canada
PHONE (604) 253-3158

Client: **Kinross Gold Corp.**
25 York St., #17
Toronto Ontario M5J 2V5 Canada

Project: Great Bear Project
Report Date: December 16, 2024

CERTIFICATE OF ANALYSIS TIM24000343.1

Method		AQ250	AQ250	AQ250	AQ250	AQ250	AQ250	AQ250	AQ250	AQ250	AQ250	AQ250	AQ250	AQ250	AQ250	TC006	TC000	TC000
Analyte		Hf	Nb	Rb	Sn	Ta	Zr	Y	Ce	In	Re	Be	Li	Pd	Pt	CO2	TOT/C	TOT/S
Unit		ppm	ppm	ppm	ppm	ppm	ppm	ppm	ppm	ppm	ppb	ppm	ppm	ppb	ppb	%	%	%
MDL		0.02	0.02	0.1	0.1	0.05	0.1	0.01	0.1	0.02	1	0.1	0.1	10	2	0.08	0.02	0.02
A0963831	Drill Core	0.55	0.09	78.7	0.4	<0.05	20.3	6.75	62.2	<0.02	<1	<0.1	11.8	<10	<2	0.56	0.17	1.03
A0963832	Drill Core	0.53	0.11	48.8	0.3	<0.05	18.1	5.88	54.5	<0.02	<1	<0.1	10.1	<10	<2	0.99		
A0963833	Drill Core	0.68	0.07	54.7	0.3	<0.05	24.5	5.74	53.1	<0.02	<1	<0.1	9.0	<10	<2	0.62		
A0963834	Drill Core	0.43	0.10	60.1	0.5	<0.05	16.9	7.85	77.1	<0.02	<1	<0.1	11.5	<10	<2	0.90		
A0963835	Drill Core	0.37	0.14	47.9	0.5	<0.05	15.8	7.04	74.3	<0.02	<1	<0.1	11.8	<10	<2	0.99		
A0963836	Drill Core	0.43	0.09	76.8	0.7	<0.05	21.8	6.86	64.3	<0.02	<1	0.2	17.9	<10	<2	0.69		
A0963837	Drill Core	0.46	0.11	36.4	0.5	<0.05	18.3	6.36	58.6	<0.02	<1	0.1	18.0	<10	<2	0.29	0.12	0.59
A0963838	Drill Core	0.45	0.17	34.0	0.4	<0.05	16.3	7.46	73.5	<0.02	<1	<0.1	8.8	<10	<2	1.51		
A0963839	Drill Core	0.36	0.09	41.4	0.3	<0.05	14.0	7.45	71.0	<0.02	<1	<0.1	7.1	<10	<2	1.83		
A0963840	Drill Core	0.31	0.05	32.5	0.3	<0.05	11.8	6.47	70.9	<0.02	<1	<0.1	5.9	<10	<2	1.58		
A0963841	Drill Core	0.17	0.03	43.4	0.3	<0.05	7.2	8.62	74.7	<0.02	<1	<0.1	7.3	<10	<2	1.48		
A0963842	Drill Core	0.53	0.03	48.7	0.3	<0.05	19.8	6.61	56.8	<0.02	<1	0.1	7.8	<10	<2	0.61		
A0963843	Drill Core	0.33	0.10	62.0	0.4	<0.05	12.7	9.89	76.6	<0.02	<1	<0.1	9.8	<10	<2	1.48	0.41	0.61
A0963844	Drill Core	0.46	0.13	51.4	0.3	<0.05	16.7	7.36	75.9	<0.02	<1	<0.1	8.3	<10	2	1.40		
A0963845	Drill Core	0.34	0.04	32.6	0.3	<0.05	13.9	7.31	71.4	<0.02	<1	0.1	8.1	<10	2	2.22		
A0963846	Drill Core	0.30	0.12	67.2	0.5	<0.05	14.9	7.56	69.9	<0.02	<1	<0.1	17.5	<10	<2	1.53		
A0963847	Drill Core	0.61	0.09	42.5	0.4	<0.05	27.1	6.12	67.3	<0.02	<1	<0.1	10.3	<10	<2	1.05		
A0963848	Drill Core	0.44	0.10	21.3	0.4	<0.05	17.0	8.39	67.3	<0.02	<1	0.2	12.4	<10	<2	1.81		
A0963849	Drill Core	0.65	0.08	62.3	0.6	<0.05	28.9	7.52	61.0	<0.02	<1	0.1	17.1	<10	<2	1.13	0.32	0.36
A0963850	Drill Core	0.64	0.07	89.6	0.6	<0.05	29.9	10.01	56.8	<0.02	<1	<0.1	27.4	<10	3	0.12		
A0963851	Drill Core	0.28	0.10	60.4	0.5	<0.05	14.4	4.29	33.9	0.03	1	0.1	22.3	<10	2	<0.08		
A0965601	Drill Core	L.N.R.	L.N.R.	L.N.R.	L.N.R.	L.N.R.	L.N.R.	L.N.R.	L.N.R.	L.N.R.	L.N.R.	L.N.R.	L.N.R.	L.N.R.	L.N.R.	L.N.R.	L.N.R.	L.N.R.
A0963602	Drill Core	0.44	0.08	74.4	0.6	<0.05	23.6	8.21	46.9	0.02	<1	0.1	25.7	<10	2	<0.08		
A0963603	Drill Core	1.02	0.32	29.5	0.3	<0.05	45.9	9.23	72.2	<0.02	<1	<0.1	7.6	<10	<2	0.30		
A0963604	Drill Core	0.54	0.10	8.4	0.3	<0.05	23.3	6.04	53.5	<0.02	<1	0.2	11.9	<10	2	0.79	0.25	0.63
A0963605	Drill Core	0.39	0.07	8.6	0.2	<0.05	19.4	6.06	60.4	<0.02	<1	0.1	2.6	<10	<2	<0.08		
A0963606	Drill Core	1.40	0.17	12.9	0.2	<0.05	64.2	7.96	79.7	<0.02	<1	<0.1	3.7	<10	<2	0.45		
A0963607	Drill Core	1.58	0.16	11.7	0.2	<0.05	69.6	7.82	83.1	<0.02	<1	<0.1	3.7	<10	<2	0.44		
A0963608	Drill Core	1.88	0.13	24.4	0.3	<0.05	77.6	8.44	78.3	<0.02	<1	<0.1	7.0	<10	<2	0.38		
A0963609	Drill Core	1.04	0.20	10.5	0.4	<0.05	37.0	9.51	87.3	<0.02	<1	0.1	5.5	<10	2	0.72		

This report supersedes all previous preliminary and final reports with this file number dated prior to the date on this certificate. Signature indicates final approval; preliminary reports are unsigned and should be used for reference only.

BUREAU VERITAS MINERAL LABORATORIES Canada

www.bvna.com/mining-laboratory-services

Bureau Veritas Commodities Canada Ltd.

9050 Shaughnessy St Vancouver British Columbia V6P 6E5 Canada
PHONE (604) 253-3158

Client: **Kinross Gold Corp.**
25 York St., #17
Toronto Ontario M5J 2V5 Canada

Project: Great Bear Project
Report Date: December 16, 2024

CERTIFICATE OF ANALYSIS TIM24000343.1

	Method	WGHT	AQ250	AQ250	AQ250	AQ250	AQ250	AQ250	AQ250	AQ250	AQ250	AQ250	AQ250	AQ250	AQ250	AQ250	AQ250	AQ250	AQ250	AQ250	AQ250
	Analyte	Wgt	Mo	Cu	Pb	Zn	Ag	Ni	Co	Mn	Fe	As	U	Au	Th	Sr	Cd	Sb	Bi	V	Ca
	Unit	kg	ppm	ppm	ppm	ppm	ppb	ppm	ppm	ppm	%	ppm	ppm	ppb	ppm	ppm	ppm	ppm	ppm	ppm	%
	MDL	0.01	0.01	0.01	0.01	0.1	2	0.1	0.1	1	0.01	0.1	0.1	0.2	0.1	0.5	0.01	0.02	0.02	1	0.01
A0963610	Drill Core	2.58	1.30	18.43	4.33	56.0	193	17.1	9.9	360	2.38	11.1	1.3	121.7	6.6	16.9	0.05	0.10	0.06	38	1.38
A0963611	Drill Core	2.59	1.05	18.75	4.08	56.2	319	14.8	10.0	624	2.31	12.8	1.5	10.5	7.2	17.7	0.04	0.13	0.10	35	0.88
A0963612	Drill Core	2.41	0.76	18.08	3.93	52.2	184	19.9	10.3	505	2.54	18.6	1.1	76.9	5.9	17.9	0.07	0.12	0.11	41	1.07
A0963613	Drill Core	2.77	0.76	16.20	13.14	66.5	129	14.8	9.4	389	2.33	9.0	1.3	9.5	7.1	12.8	0.12	0.12	0.07	35	0.72
A0963614	Drill Core	2.73	0.62	19.30	4.97	68.9	166	21.0	10.8	646	2.67	12.0	1.2	11.9	6.3	11.4	0.15	0.12	0.15	40	0.54
A0963615	Drill Core	2.92	0.73	17.94	19.66	80.2	155	13.2	8.6	493	2.45	7.0	1.6	4.8	7.5	10.3	0.39	0.12	0.09	36	0.26
A0963616	Drill Core	3.24	0.86	13.43	3.65	53.2	171	16.4	9.7	390	2.45	9.4	1.3	20.7	7.2	10.8	0.07	0.10	0.31	38	0.47
A0963617	Drill Core	2.00	0.82	10.20	8.53	71.9	212	18.9	10.7	461	2.60	11.6	1.3	60.0	6.8	9.0	0.37	0.08	0.22	40	0.40
A0963618	Drill Core	3.88	1.67	47.47	3.67	39.8	145	54.1	20.6	276	3.54	142.8	1.0	10.1	4.9	3.8	0.05	0.27	0.56	55	0.14
A0963619	Drill Core	4.01	1.22	56.65	4.19	71.3	167	64.3	23.0	301	4.21	75.2	1.0	3.0	4.9	4.2	0.07	0.28	0.34	64	0.16
A0963620	Drill Core	1.83	1.39	25.36	1.51	36.0	332	26.2	14.2	732	3.58	12.1	1.1	73.7	7.0	23.1	0.09	0.10	0.37	57	1.59
A0963621	Drill Core	1.78	1.77	58.99	4.44	118.0	138	58.6	22.2	403	3.86	4.6	1.2	7.5	5.8	7.0	0.18	0.13	0.21	67	0.19
A0963622	Drill Core	2.01	1.34	31.32	3.50	69.3	221	20.8	13.4	458	3.13	9.6	1.0	2.6	7.3	18.2	0.12	0.10	0.26	60	0.92
A0963623	Drill Core	0.68	1.05	30.70	3.81	53.7	226	21.6	13.7	415	3.23	7.2	1.0	2.6	7.6	29.0	0.09	0.10	0.27	61	0.69
A0963624	Drill Core	2.83	0.98	46.01	2.66	84.8	177	43.4	17.4	290	3.21	67.7	1.0	27.7	4.6	6.7	0.07	0.09	0.21	50	0.16
A0963625	Drill Core	2.08	1.45	17.07	2.62	46.3	122	16.1	9.2	450	2.29	2.5	1.2	12.9	7.4	9.9	0.08	0.09	0.15	35	0.81
A0963626	Drill Core	1.81	1.22	40.26	5.22	81.7	116	42.5	16.9	257	4.79	3.6	1.0	1.9	5.5	7.3	0.02	0.07	0.23	65	0.18
A0963627	Drill Core	1.51	2.25	46.54	1.98	53.1	191	51.8	18.2	300	4.82	103.0	1.0	357.6	4.9	5.0	0.02	0.14	0.24	60	0.19
A0963628	Drill Core	2.34	1.35	45.72	2.89	91.0	110	57.2	20.1	328	4.04	139.2	1.2	4.4	5.7	14.7	0.05	0.15	0.21	64	0.33
A0963629	Drill Core	0.93	1.34	69.14	3.37	75.3	164	49.0	18.0	323	3.37	41.8	1.2	3.1	7.4	11.1	0.03	0.11	0.12	60	0.21
A0963630	Drill Core	1.28	1.17	27.19	1.83	72.1	154	46.1	15.8	328	6.85	0.8	0.7	3.8	5.3	3.8	0.01	0.05	0.26	77	0.14
A0963631	Drill Core	2.68	1.46	29.71	2.38	72.4	112	44.7	14.9	292	5.49	149.4	1.0	3.8	6.2	10.9	0.02	0.19	0.16	58	0.23
A0963632	Drill Core	2.21	0.60	11.52	1.84	61.5	58	33.4	10.7	556	10.12	245.2	0.8	1.5	4.2	19.9	0.04	0.14	0.08	49	1.19
A0963633	Drill Core	1.15	2.66	14.20	2.17	23.0	87	1.5	1.3	309	1.31	10.0	0.9	227.5	7.6	9.4	0.03	0.12	0.06	<1	0.73
A0963634	Drill Core	1.20	0.85	22.84	4.34	37.1	88	3.9	3.9	298	1.74	74.5	1.2	10.3	10.3	17.4	0.02	0.18	0.05	14	0.93
A0963635	Drill Core	2.38	1.01	8.12	4.10	59.5	123	1.1	2.3	275	1.51	23.7	1.3	124.4	10.4	10.3	0.04	0.15	0.04	1	0.76
A0963636	Drill Core	1.99	2.10	5.51	7.84	54.2	175	0.4	2.0	183	1.35	82.9	1.1	435.9	8.6	9.2	0.10	0.21	0.12	<1	0.91
A0963637	Drill Core	1.60	1.51	6.17	5.77	48.2	142	0.3	2.1	162	1.55	77.2	1.2	492.0	9.5	7.6	0.06	0.16	0.21	<1	0.66
A0963638	Drill Core	2.27	1.33	7.47	4.20	47.9	145	1.1	2.3	178	1.39	144.5	1.9	76.4	10.2	7.9	0.11	0.13	0.08	1	0.56
A0963639	Drill Core	1.62	1.76	5.66	9.38	69.9	164	0.4	1.8	159	1.24	75.6	1.3	259.3	9.4	9.0	0.13	0.20	0.12	<1	0.71

This report supersedes all previous preliminary and final reports with this file number dated prior to the date on this certificate. Signature indicates final approval; preliminary reports are unsigned and should be used for reference only.

BUREAU VERITAS MINERAL LABORATORIES Canada

www.bvna.com/mining-laboratory-services

Bureau Veritas Commodities Canada Ltd.

9050 Shaughnessy St Vancouver British Columbia V6P 6E5 Canada
PHONE (604) 253-3158

Client: **Kinross Gold Corp.**
25 York St., #17
Toronto Ontario M5J 2V5 Canada

Project: Great Bear Project
Report Date: December 16, 2024

CERTIFICATE OF ANALYSIS TIM24000343.1

	Method	AQ250	AQ250	AQ250	AQ250	AQ250	AQ250	AQ250	AQ250	AQ250	AQ250	AQ250	AQ250	AQ250	AQ250	AQ250	AQ250	AQ250	AQ250	AQ250	AQ250
	Analyte	P	La	Cr	Mg	Ba	Ti	B	Al	Na	K	W	Sc	Tl	S	Hg	Se	Te	Ga	Cs	Ge
	Unit	%	ppm	ppm	%	ppm	%	ppm	%	%	%	ppm	ppm	ppm	%	ppb	ppm	ppm	ppm	ppm	ppm
	MDL	0.001	0.5	0.5	0.01	0.5	0.001	20	0.01	0.001	0.01	0.1	0.1	0.02	0.02	5	0.1	0.02	0.1	0.02	0.1
A0963610	Drill Core	0.071	32.7	18.7	0.80	105.1	0.154	<20	1.32	0.072	0.90	0.4	3.1	0.30	0.46	<5	<0.1	<0.02	6.1	2.55	<0.1
A0963611	Drill Core	0.054	28.0	13.3	0.72	82.5	0.154	<20	1.40	0.097	0.94	0.6	2.6	0.50	0.60	<5	<0.1	0.02	5.6	3.40	<0.1
A0963612	Drill Core	0.072	31.9	21.2	0.89	111.6	0.180	<20	1.40	0.071	1.11	0.7	3.2	0.42	0.49	<5	0.1	0.02	6.3	3.14	<0.1
A0963613	Drill Core	0.057	27.4	13.8	0.76	72.3	0.153	<20	1.28	0.067	0.86	0.3	2.8	0.37	0.37	<5	<0.1	<0.02	5.8	2.73	<0.1
A0963614	Drill Core	0.073	28.7	23.0	0.96	84.8	0.178	<20	1.46	0.068	1.10	0.5	3.2	0.46	0.50	<5	<0.1	<0.02	6.2	3.41	<0.1
A0963615	Drill Core	0.060	25.9	11.1	0.81	51.4	0.118	<20	1.22	0.059	0.43	0.8	2.5	0.19	0.26	<5	0.1	<0.02	6.7	1.41	<0.1
A0963616	Drill Core	0.063	27.8	16.4	0.84	85.3	0.168	<20	1.34	0.075	1.03	0.3	3.2	0.36	0.47	<5	0.2	0.03	5.8	3.13	<0.1
A0963617	Drill Core	0.079	28.6	21.6	1.05	151.1	0.178	<20	1.40	0.051	1.08	0.4	4.6	0.32	0.47	<5	0.1	0.02	6.1	3.12	<0.1
A0963618	Drill Core	0.058	21.3	70.5	1.34	104.8	0.141	<20	2.20	0.029	1.20	0.2	4.5	0.56	0.17	<5	0.2	0.05	7.3	4.16	<0.1
A0963619	Drill Core	0.058	21.8	79.4	1.51	94.5	0.111	<20	2.58	0.024	0.93	0.2	5.1	0.49	0.31	<5	0.2	0.05	8.1	3.07	<0.1
A0963620	Drill Core	0.062	30.0	36.3	1.07	240.2	0.174	<20	1.48	0.068	1.12	0.6	6.2	0.36	1.13	<5	0.3	0.12	6.5	3.08	0.1
A0963621	Drill Core	0.046	23.1	81.7	1.14	201.5	0.241	<20	2.11	0.042	1.64	0.2	6.7	0.52	0.52	<5	0.2	0.07	6.9	5.65	<0.1
A0963622	Drill Core	0.097	35.9	14.1	1.08	239.4	0.146	<20	1.62	0.088	1.02	0.7	5.9	0.34	0.85	<5	0.2	0.05	6.9	2.62	<0.1
A0963623	Drill Core	0.101	36.0	15.2	1.11	356.1	0.136	<20	1.70	0.102	0.95	0.1	6.4	0.31	0.85	<5	0.1	0.05	7.5	2.49	<0.1
A0963624	Drill Core	0.051	19.6	68.2	1.03	166.1	0.175	<20	1.91	0.049	1.37	0.2	4.7	0.45	0.36	<5	0.2	0.06	6.5	4.79	<0.1
A0963625	Drill Core	0.053	27.4	20.6	0.79	109.5	0.158	<20	1.22	0.065	0.93	1.8	3.3	0.34	0.32	<5	<0.1	0.03	5.6	3.91	<0.1
A0963626	Drill Core	0.054	22.7	70.6	1.11	314.8	0.202	<20	2.62	0.057	1.80	0.2	7.2	0.46	0.41	<5	0.1	0.04	9.2	4.61	<0.1
A0963627	Drill Core	0.063	22.9	80.0	1.32	171.1	0.225	<20	2.75	0.035	1.91	0.2	5.3	0.58	0.45	<5	0.2	0.10	8.0	7.64	<0.1
A0963628	Drill Core	0.061	21.5	80.1	1.37	194.4	0.171	<20	2.74	0.054	1.51	0.2	6.8	0.50	0.30	<5	0.2	0.04	8.5	5.31	<0.1
A0963629	Drill Core	0.044	28.2	73.9	0.96	269.4	0.180	<20	1.81	0.064	1.16	0.3	7.6	0.34	0.37	<5	0.2	0.06	7.7	5.01	<0.1
A0963630	Drill Core	0.059	23.4	64.1	1.20	248.9	0.284	<20	3.17	0.037	2.30	0.2	8.7	0.56	0.80	<5	<0.1	0.05	11.1	6.89	0.2
A0963631	Drill Core	0.048	24.3	49.2	1.15	239.4	0.173	<20	3.06	0.063	1.69	0.2	6.0	0.63	0.64	<5	<0.1	0.04	9.5	5.75	<0.1
A0963632	Drill Core	0.074	20.1	48.1	1.15	439.2	0.207	<20	2.99	0.068	1.94	0.4	4.1	0.51	0.46	<5	0.2	0.03	8.6	7.22	0.6
A0963633	Drill Core	0.017	30.8	1.6	0.12	74.3	0.028	<20	0.57	0.032	0.35	0.3	0.8	0.15	0.36	<5	<0.1	<0.02	1.6	1.31	<0.1
A0963634	Drill Core	0.036	41.6	19.5	0.41	115.8	0.074	<20	0.77	0.062	0.45	1.5	2.7	0.20	0.47	<5	0.3	0.03	3.1	1.96	<0.1
A0963635	Drill Core	0.016	41.3	1.9	0.13	59.8	0.034	<20	0.50	0.058	0.29	0.5	1.2	0.15	0.59	<5	<0.1	<0.02	2.0	1.23	<0.1
A0963636	Drill Core	0.013	36.0	1.7	0.11	36.3	0.016	<20	0.30	0.045	0.16	0.2	0.7	0.11	1.00	<5	0.5	0.02	1.2	0.52	<0.1
A0963637	Drill Core	0.015	39.9	1.6	0.08	48.1	0.019	<20	0.37	0.068	0.22	0.4	0.7	0.09	1.23	<5	0.4	0.02	1.3	0.54	<0.1
A0963638	Drill Core	0.019	38.8	2.3	0.16	57.2	0.034	<20	0.52	0.059	0.30	0.8	1.2	0.15	0.50	<5	0.3	<0.02	2.1	1.00	<0.1
A0963639	Drill Core	0.014	36.0	1.6	0.09	41.4	0.013	<20	0.34	0.067	0.17	0.2	0.7	0.08	0.96	<5	0.2	0.02	1.4	0.37	<0.1

This report supersedes all previous preliminary and final reports with this file number dated prior to the date on this certificate. Signature indicates final approval; preliminary reports are unsigned and should be used for reference only.

BUREAU VERITAS MINERAL LABORATORIES Canada

www.bvna.com/mining-laboratory-services

Bureau Veritas Commodities Canada Ltd.

9050 Shaughnessy St Vancouver British Columbia V6P 6E5 Canada
PHONE (604) 253-3158

Client: **Kinross Gold Corp.**
25 York St., #17
Toronto Ontario M5J 2V5 Canada

Project: Great Bear Project
Report Date: December 16, 2024

CERTIFICATE OF ANALYSIS TIM24000343.1

	Method	AQ250	AQ250	AQ250	AQ250	AQ250	AQ250	AQ250	AQ250	AQ250	AQ250	AQ250	AQ250	AQ250	AQ250	TC006	TC000	TC000
	Analyte	Hf	Nb	Rb	Sn	Ta	Zr	Y	Ce	In	Re	Be	Li	Pd	Pt	CO2	TOT/C	TOT/S
	Unit	ppm	ppm	ppm	ppm	ppm	ppm	ppm	ppm	ppm	ppb	ppm	ppm	ppb	ppb	%	%	%
	MDL	0.02	0.02	0.1	0.1	0.05	0.1	0.01	0.1	0.02	1	0.1	0.1	10	2	0.08	0.02	0.02
A0963610	Drill Core	0.42	0.05	42.2	0.4	<0.05	18.3	5.90	64.1	<0.02	<1	<0.1	14.8	<10	<2	1.25	0.36	0.43
A0963611	Drill Core	0.45	0.05	61.0	0.4	<0.05	18.5	5.78	54.6	<0.02	<1	<0.1	13.3	<10	<2	0.63		
A0963612	Drill Core	0.43	0.07	59.7	0.4	<0.05	18.5	5.59	63.3	<0.02	<1	<0.1	15.6	<10	<2	0.97		
A0963613	Drill Core	0.48	0.09	52.3	0.4	<0.05	19.8	5.33	53.3	<0.02	<1	0.1	14.9	<10	<2	0.60		
A0963614	Drill Core	0.37	0.07	58.3	0.4	<0.05	17.3	5.48	59.5	<0.02	<1	0.1	17.7	<10	<2	0.53		
A0963615	Drill Core	0.44	0.09	23.3	0.5	<0.05	17.4	5.25	53.0	<0.02	<1	0.2	15.3	<10	<2	0.14		
A0963616	Drill Core	0.44	0.06	54.2	0.4	<0.05	18.6	5.27	55.9	<0.02	<1	<0.1	14.6	<10	<2	0.34	0.11	0.44
A0963617	Drill Core	0.30	0.05	47.6	0.5	<0.05	13.5	5.44	56.8	<0.02	<1	<0.1	18.1	<10	<2	0.23		
A0963618	Drill Core	0.51	0.10	73.6	0.4	<0.05	23.7	4.36	43.7	<0.02	1	0.1	22.1	<10	2	<0.08		
A0963619	Drill Core	0.49	0.08	56.5	0.6	<0.05	23.7	4.76	44.6	0.03	1	0.2	21.7	<10	2	<0.08		
A0963620	Drill Core	0.46	0.04	54.7	0.6	<0.05	21.0	7.61	60.3	0.02	<1	<0.1	16.2	<10	<2	1.72		
A0963621	Drill Core	0.48	0.07	77.6	0.9	<0.05	25.2	7.13	47.2	<0.02	1	0.1	21.5	<10	<2	0.12		
A0963622	Drill Core	0.40	<0.02	52.1	0.4	<0.05	19.6	8.06	75.1	<0.02	<1	<0.1	17.8	<10	<2	0.78	0.21	0.80
A0963623	Drill Core	0.53	<0.02	48.7	0.5	<0.05	26.4	8.60	75.0	0.02	<1	<0.1	15.2	<10	<2	0.44		
A0963624	Drill Core	0.43	0.05	68.2	0.4	<0.05	21.8	4.86	38.9	<0.02	<1	<0.1	17.7	<10	2	<0.08		
A0963625	Drill Core	0.59	0.05	57.1	0.5	<0.05	25.0	5.55	52.1	<0.02	<1	<0.1	15.7	<10	<2	0.84		
A0963626	Drill Core	0.29	0.06	78.2	1.7	<0.05	15.6	5.18	44.8	0.02	<1	<0.1	29.2	<10	3	<0.08		
A0963627	Drill Core	0.40	0.06	88.6	0.6	<0.05	22.1	6.48	45.5	<0.02	1	0.1	30.4	<10	3	<0.08		
A0963628	Drill Core	0.38	0.05	76.7	0.5	<0.05	20.4	6.12	43.7	<0.02	<1	0.1	23.3	<10	3	0.11	0.04	0.31
A0963629	Drill Core	0.53	0.07	52.7	0.6	<0.05	27.4	7.12	56.8	0.02	<1	<0.1	22.7	<10	<2	0.08		
A0963630	Drill Core	0.24	0.06	94.3	0.8	<0.05	13.9	5.04	47.2	0.03	<1	0.1	34.2	<10	2	<0.08		
A0963631	Drill Core	0.49	0.06	92.4	0.6	<0.05	26.4	5.96	48.8	0.02	<1	0.2	26.7	<10	<2	<0.08		
A0963632	Drill Core	0.14	0.07	118.2	0.4	<0.05	6.8	6.45	39.8	<0.02	<1	0.4	26.2	<10	<2	0.78		
A0963633	Drill Core	0.81	0.18	18.9	0.2	<0.05	38.2	6.81	59.9	<0.02	<1	<0.1	3.8	<10	2	0.76		
A0963634	Drill Core	1.13	0.23	25.3	0.3	<0.05	49.5	9.82	80.2	<0.02	<1	0.1	8.8	<10	2	0.87	0.27	0.45
A0963635	Drill Core	1.34	0.31	19.1	0.2	<0.05	55.7	8.86	80.6	<0.02	<1	<0.1	3.8	<10	<2	0.80		
A0963636	Drill Core	0.95	0.09	10.0	0.1	<0.05	37.4	5.68	68.6	<0.02	<1	<0.1	3.0	<10	<2	1.00		
A0963637	Drill Core	0.87	0.15	12.3	0.2	<0.05	33.3	5.89	76.7	<0.02	<1	<0.1	3.1	<10	<2	0.74		
A0963638	Drill Core	0.47	0.36	18.4	0.3	<0.05	18.6	8.92	76.5	<0.02	<1	<0.1	4.8	<10	<2	0.60		
A0963639	Drill Core	0.67	0.10	8.3	0.2	<0.05	25.2	6.43	70.2	<0.02	<1	<0.1	3.2	<10	<2	0.80		

This report supersedes all previous preliminary and final reports with this file number dated prior to the date on this certificate. Signature indicates final approval; preliminary reports are unsigned and should be used for reference only.

BUREAU VERITAS MINERAL LABORATORIES Canada

www.bvna.com/mining-laboratory-services

Bureau Veritas Commodities Canada Ltd.

9050 Shaughnessy St Vancouver British Columbia V6P 6E5 Canada
PHONE (604) 253-3158

Client: **Kinross Gold Corp.**
25 York St., #17
Toronto Ontario M5J 2V5 Canada

Project: Great Bear Project
Report Date: December 16, 2024

CERTIFICATE OF ANALYSIS TIM24000343.1

Method		WGHT	AQ250	AQ250	AQ250	AQ250	AQ250	AQ250	AQ250	AQ250	AQ250	AQ250	AQ250	AQ250	AQ250	AQ250	AQ250	AQ250	AQ250	AQ250	AQ250
Analyte		Wgt	Mo	Cu	Pb	Zn	Ag	Ni	Co	Mn	Fe	As	U	Au	Th	Sr	Cd	Sb	Bi	V	Ca
Unit		kg	ppm	ppm	ppm	ppm	ppb	ppm	ppm	ppm	%	ppm	ppm	ppb	ppm	ppm	ppm	ppm	ppm	ppm	%
MDL		0.01	0.01	0.01	0.01	0.1	2	0.1	0.1	1	0.01	0.1	0.1	0.2	0.1	0.5	0.01	0.02	0.02	1	0.01
A0963640	Drill Core	2.53	2.48	11.33	8.97	91.3	179	1.9	2.8	337	1.58	56.9	1.9	50.4	10.4	12.1	0.31	0.17	0.33	5	1.13
A0963641	Drill Core	1.70	1.30	9.86	5.31	110.7	97	6.8	3.7	438	1.67	47.9	1.4	10.4	10.3	9.4	0.07	0.19	0.03	9	1.19
A0963642	Drill Core	2.28	2.49	4.32	4.84	40.6	91	0.4	1.9	407	1.59	88.2	1.4	17.3	10.3	52.6	0.05	0.16	0.04	<1	2.77
A0963643	Drill Core	1.67	0.60	28.87	3.08	67.3	117	55.5	17.1	607	2.90	19.9	0.8	27.5	5.1	41.2	0.03	0.20	0.03	65	2.15
A0962976	Drill Core	2.87	0.60	8.81	12.16	58.3	352	15.2	9.3	745	2.53	37.7	1.6	112.8	7.5	31.8	0.05	0.13	0.75	34	0.95
A0962977	Drill Core	2.43	0.90	23.59	15.74	271.9	397	15.2	10.2	803	2.41	15.9	1.3	30.5	7.3	13.5	1.45	0.09	0.37	36	0.77
A0962978	Drill Core	2.34	0.77	25.38	5.82	157.8	240	16.1	10.2	916	2.28	15.0	1.4	86.7	6.7	10.9	0.64	0.10	0.13	33	1.12
A0962979	Drill Core	2.33	5.51	30.62	25.74	384.1	303	15.1	9.4	812	2.38	8.7	1.5	15.9	7.5	9.2	1.77	0.10	0.11	34	0.53
A0962980	Drill Core	2.35	1.17	16.48	9.61	120.3	200	16.5	9.7	915	2.17	35.4	1.4	59.9	7.8	16.0	0.47	0.17	0.28	25	1.42
A0962981	Drill Core	2.35	0.58	34.51	13.19	81.9	209	15.3	9.7	1135	2.22	9.8	1.6	270.8	7.7	13.2	0.18	0.11	0.12	33	1.22

This report supersedes all previous preliminary and final reports with this file number dated prior to the date on this certificate. Signature indicates final approval; preliminary reports are unsigned and should be used for reference only.

BUREAU VERITAS MINERAL LABORATORIES Canada

www.bvna.com/mining-laboratory-services

Bureau Veritas Commodities Canada Ltd.

9050 Shaughnessy St Vancouver British Columbia V6P 6E5 Canada
PHONE (604) 253-3158

Client: **Kinross Gold Corp.**
25 York St., #17
Toronto Ontario M5J 2V5 Canada

Project: Great Bear Project
Report Date: December 16, 2024

CERTIFICATE OF ANALYSIS TIM24000343.1

	Method	AQ250	AQ250	AQ250	AQ250	AQ250	AQ250	AQ250	AQ250	AQ250	AQ250	AQ250	AQ250	AQ250	AQ250	AQ250	AQ250	AQ250	AQ250	AQ250	AQ250
	Analyte	P	La	Cr	Mg	Ba	Ti	B	Al	Na	K	W	Sc	Tl	S	Hg	Se	Te	Ga	Cs	Ge
	Unit	%	ppm	ppm	%	ppm	%	ppm	%	%	%	ppm	ppm	ppm	%	ppb	ppm	ppm	ppm	ppm	ppm
	MDL	0.001	0.5	0.5	0.01	0.5	0.001	20	0.01	0.001	0.01	0.1	0.1	0.02	0.02	5	0.1	0.02	0.1	0.02	0.1
A0963640	Drill Core	0.021	42.6	3.1	0.25	69.9	0.050	<20	0.55	0.063	0.32	0.7	1.6	0.14	0.85	<5	0.4	0.03	2.5	1.00	<0.1
A0963641	Drill Core	0.028	40.4	38.4	0.41	49.2	0.049	<20	0.72	0.046	0.45	0.2	1.6	0.24	0.80	<5	<0.1	<0.02	2.8	2.39	<0.1
A0963642	Drill Core	0.014	39.4	2.0	0.08	32.6	0.016	<20	0.35	0.044	0.18	0.3	0.8	0.06	1.22	<5	0.1	<0.02	1.3	0.42	<0.1
A0963643	Drill Core	0.051	23.7	206.9	1.92	151.0	0.182	<20	2.20	0.081	1.65	0.3	3.6	0.69	0.81	<5	0.1	<0.02	6.2	10.79	<0.1
A0962976	Drill Core	0.056	26.4	15.9	0.77	73.1	0.145	<20	1.88	0.191	0.88	0.2	2.7	0.61	1.23	<5	0.2	0.28	6.1	2.96	<0.1
A0962977	Drill Core	0.080	34.4	12.6	0.83	73.2	0.159	<20	1.32	0.054	0.93	0.6	2.8	0.64	0.94	<5	0.1	0.10	5.1	3.30	<0.1
A0962978	Drill Core	0.060	29.0	14.2	0.81	89.5	0.168	<20	1.28	0.044	0.99	0.3	2.6	0.58	0.52	<5	<0.1	0.04	4.9	2.99	<0.1
A0962979	Drill Core	0.059	26.5	15.5	0.83	108.1	0.163	<20	1.41	0.055	1.00	0.2	2.6	0.64	0.44	5	0.1	0.05	5.5	3.99	<0.1
A0962980	Drill Core	0.054	30.1	17.5	0.70	81.7	0.124	<20	1.05	0.062	0.80	3.5	2.2	0.39	0.93	<5	0.3	0.06	4.3	2.20	<0.1
A0962981	Drill Core	0.056	27.6	14.6	0.77	88.5	0.165	<20	1.24	0.060	0.96	17.9	2.1	0.52	0.41	<5	0.3	0.09	5.0	4.19	<0.1

This report supersedes all previous preliminary and final reports with this file number dated prior to the date on this certificate. Signature indicates final approval; preliminary reports are unsigned and should be used for reference only.

BUREAU VERITAS MINERAL LABORATORIES Canada

www.bvna.com/mining-laboratory-services

Bureau Veritas Commodities Canada Ltd.

9050 Shaughnessy St Vancouver British Columbia V6P 6E5 Canada
PHONE (604) 253-3158

Client: **Kinross Gold Corp.**
25 York St., #17
Toronto Ontario M5J 2V5 Canada

Project: Great Bear Project
Report Date: December 16, 2024

CERTIFICATE OF ANALYSIS TIM24000343.1

Method		AQ250	AQ250	AQ250	AQ250	AQ250	AQ250	AQ250	AQ250	AQ250	AQ250	AQ250	AQ250	AQ250	AQ250	TC006	TC000	TC000
Analyte		Hf	Nb	Rb	Sn	Ta	Zr	Y	Ce	In	Re	Be	Li	Pd	Pt	CO2	TOT/C	TOT/S
Unit		ppm	ppm	ppm	ppm	ppm	ppm	ppm	ppm	ppm	ppb	ppm	ppm	ppb	ppb	%	%	%
MDL		0.02	0.02	0.1	0.1	0.05	0.1	0.01	0.1	0.02	1	0.1	0.1	10	2	0.08	0.02	0.02
A0963640	Drill Core	0.94	0.24	18.1	0.3	<0.05	32.7	7.88	82.2	<0.02	<1	<0.1	5.7	<10	<2	1.20	0.31	0.79
A0963641	Drill Core	1.00	0.17	31.4	0.2	<0.05	36.9	10.99	77.8	<0.02	<1	<0.1	7.2	<10	<2	0.90		
A0963642	Drill Core	0.55	0.33	8.3	0.1	<0.05	20.3	10.04	77.1	<0.02	<1	<0.1	2.5	<10	<2	3.06		
A0963643	Drill Core	0.29	0.02	91.2	0.3	<0.05	14.2	6.38	48.6	<0.02	<1	0.1	21.7	<10	<2	2.18		
A0962976	Drill Core	0.50	0.06	63.8	0.3	<0.05	19.9	5.42	51.2	<0.02	<1	0.2	9.3	<10	<2	0.40		
A0962977	Drill Core	0.45	0.06	65.7	0.3	<0.05	16.1	5.35	68.4	0.03	<1	<0.1	10.9	<10	<2	0.59		
A0962978	Drill Core	0.50	0.10	65.8	0.3	<0.05	17.8	4.93	54.3	<0.02	<1	<0.1	10.1	<10	<2	1.06	0.28	0.53
A0962979	Drill Core	0.45	0.08	65.1	0.4	<0.05	17.6	5.56	51.8	<0.02	<1	0.1	13.2	<10	<2	0.40		
A0962980	Drill Core	0.50	0.08	43.8	0.3	<0.05	21.9	4.78	56.3	<0.02	<1	<0.1	9.7	<10	<2	1.47		
A0962981	Drill Core	0.54	0.08	63.1	0.4	<0.05	21.6	5.68	52.7	<0.02	<1	<0.1	10.8	<10	<2	1.00		

This report supersedes all previous preliminary and final reports with this file number dated prior to the date on this certificate. Signature indicates final approval; preliminary reports are unsigned and should be used for reference only.

BUREAU VERITAS MINERAL LABORATORIES Canada

www.bvna.com/mining-laboratory-services

Bureau Veritas Commodities Canada Ltd.
9050 Shaughnessy St Vancouver British Columbia V6P 6E5 Canada
PHONE (604) 253-3158

Client: **Kinross Gold Corp.**
25 York St., #17
Toronto Ontario M5J 2V5 Canada

Project: Great Bear Project
Report Date: December 16, 2024

QUALITY CONTROL REPORT TIM24000343.1

	Method	WGHT	AQ250	AQ250	AQ250	AQ250	AQ250	AQ250	AQ250	AQ250	AQ250	AQ250	AQ250	AQ250	AQ250	AQ250	AQ250	AQ250	AQ250	AQ250	AQ250
	Analyte	Wgt	Mo	Cu	Pb	Zn	Ag	Ni	Co	Mn	Fe	As	U	Au	Th	Sr	Cd	Sb	Bi	V	Ca
	Unit	kg	ppm	ppm	ppm	ppm	ppb	ppm	ppm	ppm	%	ppm	ppm	ppb	ppm	ppm	ppm	ppm	ppm	ppm	%
	MDL	0.01	0.01	0.01	0.01	0.1	2	0.1	0.1	1	0.01	0.1	0.1	0.2	0.1	0.5	0.01	0.02	0.02	1	0.01
Pulp Duplicates																					
A0964488	Drill Core	1.00	1.06	34.28	246.13	852.4	4019	10.2	8.2	285	2.00	102.8	1.2	27628.3	6.1	2.5	4.12	0.34	1.00	10	0.24
REP A0964488	QC		1.14	34.58	229.87	863.3	9813	10.3	8.2	285	2.02	97.7	1.2	90003.8	6.1	2.5	4.12	0.31	0.93	10	0.25
A0963835	Drill Core	3.23	1.63	18.27	4.34	61.1	178	10.0	8.6	518	2.33	8.2	1.3	10.7	7.4	17.8	0.11	0.11	0.10	36	1.08
REP A0963835	QC																				
A0963603	Drill Core	2.15	1.03	7.52	3.19	44.5	97	1.5	2.8	245	1.40	37.9	1.4	9.3	9.7	13.9	0.03	0.11	0.06	4	0.44
REP A0963603	QC		0.99	7.02	3.07	42.2	90	1.4	2.6	232	1.32	36.9	1.4	6.0	9.3	13.3	0.03	0.11	0.05	4	0.43
A0963617	Drill Core	2.00	0.82	10.20	8.53	71.9	212	18.9	10.7	461	2.60	11.6	1.3	60.0	6.8	9.0	0.37	0.08	0.22	40	0.40
REP A0963617	QC		0.73	9.55	8.36	66.8	186	17.4	10.1	424	2.41	10.0	1.2	67.2	6.4	8.3	0.34	0.08	0.21	38	0.38
A0963620	Drill Core	1.83	1.39	25.36	1.51	36.0	332	26.2	14.2	732	3.58	12.1	1.1	73.7	7.0	23.1	0.09	0.10	0.37	57	1.59
REP A0963620	QC																				
A0963632	Drill Core	2.21	0.60	11.52	1.84	61.5	58	33.4	10.7	556	10.12	245.2	0.8	1.5	4.2	19.9	0.04	0.14	0.08	49	1.19
REP A0963632	QC		0.62	11.27	1.81	60.1	55	30.9	9.9	540	9.81	239.4	0.8	1.8	4.1	19.6	0.04	0.15	0.08	48	1.13
Core Reject Duplicates																					
A0964497	Drill Core	2.82	2.10	45.54	3.88	71.7	231	42.3	17.6	407	2.89	254.4	1.5	30.7	6.1	8.7	0.05	0.10	0.15	43	0.37
DUP A0964497	QC		2.27	45.91	3.83	72.0	234	42.1	16.9	394	2.80	266.5	1.4	50.4	6.1	9.2	0.05	0.10	0.14	43	0.36
A0963845	Drill Core	2.26	1.40	20.62	26.01	121.1	194	10.1	8.9	664	2.39	181.3	1.6	490.3	7.7	43.6	0.48	0.22	0.12	27	2.04
DUP A0963845	QC		1.28	19.76	25.24	115.2	185	9.9	8.5	646	2.35	168.5	1.5	309.1	7.9	40.7	0.45	0.23	0.11	26	2.00
Reference Materials																					
STD BVGEO01	Standard		10.07	4295.99	186.30	1688.2	2599	162.7	25.0	714	3.70	120.2	3.6	226.6	13.8	53.2	6.07	3.06	25.00	72	1.29
STD BVGEO01	Standard		9.87	4310.76	183.61	1681.9	2512	161.6	23.4	705	3.66	116.7	3.4	213.3	13.8	52.6	6.10	2.76	23.89	71	1.25
STD BVGEO01	Standard		10.31	4270.05	179.63	1662.3	2411	158.2	24.1	704	3.60	117.9	3.5	218.3	14.1	51.7	5.94	2.86	23.48	70	1.24
STD BVGEO01	Standard		10.00	4435.42	184.02	1742.2	2472	157.1	24.8	739	3.62	121.3	3.4	212.4	13.4	53.2	5.89	2.48	23.39	68	1.31
STD COO2	Standard																				
STD COO2	Standard																				
STD COO2	Standard																				
STD COO2	Standard																				
STD COO2	Standard																				
STD GS311-1	Standard																				

This report supersedes all previous preliminary and final reports with this file number dated prior to the date on this certificate. Signature indicates final approval; preliminary reports are unsigned and should be used for reference only.

BUREAU VERITAS MINERAL LABORATORIES Canada

www.bvna.com/mining-laboratory-services

Bureau Veritas Commodities Canada Ltd.
9050 Shaughnessy St Vancouver British Columbia V6P 6E5 Canada
PHONE (604) 253-3158

Client: **Kinross Gold Corp.**
25 York St., #17
Toronto Ontario M5J 2V5 Canada

Project: Great Bear Project
Report Date: December 16, 2024

QUALITY CONTROL REPORT TIM24000343.1

		Method	AQ250	AQ250	AQ250	AQ250	AQ250	AQ250	AQ250	AQ250	AQ250	AQ250	AQ250	AQ250	AQ250	AQ250	AQ250	AQ250	AQ250	AQ250	AQ250
		Analyte	P	La	Cr	Mg	Ba	Ti	B	Al	Na	K	W	Sc	Tl	S	Hg	Se	Te	Ga	Cs	Ge
		Unit	%	ppm	ppm	%	ppm	%	ppm	%	%	%	ppm	ppm	ppm	%	ppb	ppm	ppm	ppm	ppm	ppm
		MDL	0.001	0.5	0.5	0.01	0.5	0.001	20	0.01	0.001	0.01	0.1	0.1	0.02	0.02	5	0.1	0.02	0.1	0.02	0.1
Pulp Duplicates																						
A0964488	Drill Core		0.062	29.6	3.4	0.29	48.8	0.045	<20	0.53	0.017	0.40	0.3	0.8	0.23	1.75	14	1.8	0.13	2.0	1.45	<0.1
REP A0964488	QC		0.060	30.0	3.3	0.29	49.1	0.043	<20	0.53	0.017	0.40	0.3	0.8	0.23	1.79	13	1.8	0.13	2.0	1.45	<0.1
A0963835	Drill Core		0.076	37.8	10.1	0.66	124.9	0.179	<20	1.20	0.059	0.94	0.3	3.3	0.54	0.38	<5	<0.1	0.02	5.3	3.10	<0.1
REP A0963835	QC																					
A0963603	Drill Core		0.020	37.2	2.7	0.23	80.5	0.055	<20	0.82	0.070	0.49	0.2	1.3	0.22	0.33	<5	<0.1	<0.02	3.2	2.37	<0.1
REP A0963603	QC		0.019	35.9	2.5	0.22	76.1	0.052	<20	0.79	0.065	0.47	0.1	1.2	0.21	0.31	<5	0.1	<0.02	3.0	2.25	<0.1
A0963617	Drill Core		0.079	28.6	21.6	1.05	151.1	0.178	<20	1.40	0.051	1.08	0.4	4.6	0.32	0.47	<5	0.1	0.02	6.1	3.12	<0.1
REP A0963617	QC		0.072	26.9	19.6	0.97	144.6	0.161	<20	1.31	0.047	0.99	0.4	4.2	0.30	0.43	<5	0.1	0.03	5.6	2.96	<0.1
A0963620	Drill Core		0.062	30.0	36.3	1.07	240.2	0.174	<20	1.48	0.068	1.12	0.6	6.2	0.36	1.13	<5	0.3	0.12	6.5	3.08	0.1
REP A0963620	QC																					
A0963632	Drill Core		0.074	20.1	48.1	1.15	439.2	0.207	<20	2.99	0.068	1.94	0.4	4.1	0.51	0.46	<5	0.2	0.03	8.6	7.22	0.6
REP A0963632	QC		0.073	20.0	46.5	1.13	439.8	0.201	<20	2.87	0.066	1.90	0.5	4.0	0.50	0.45	<5	0.1	0.03	8.4	7.23	0.6
Core Reject Duplicates																						
A0964497	Drill Core		0.051	25.2	57.1	0.93	93.9	0.155	<20	1.49	0.046	0.98	9.6	3.7	0.42	0.47	<5	0.4	0.05	5.7	4.11	<0.1
DUP A0964497	QC		0.051	26.0	57.6	0.90	101.6	0.157	<20	1.50	0.047	0.96	8.1	3.8	0.42	0.45	<5	0.4	0.05	5.7	4.26	<0.1
A0963845	Drill Core		0.078	35.3	8.8	0.63	115.1	0.104	<20	1.00	0.075	0.73	5.7	2.3	0.25	1.06	<5	0.9	0.09	4.6	1.42	<0.1
DUP A0963845	QC		0.075	36.1	8.3	0.61	104.7	0.102	<20	0.91	0.053	0.68	6.5	2.2	0.24	1.05	<5	0.8	0.10	4.3	1.42	<0.1
Reference Materials																						
STD BVGEO01	Standard		0.076	25.1	160.0	1.33	321.8	0.224	<20	2.26	0.185	0.88	4.4	5.6	0.64	0.68	94	5.1	1.08	7.0	7.58	0.1
STD BVGEO01	Standard		0.073	25.8	164.2	1.29	327.3	0.226	<20	2.20	0.183	0.88	3.8	5.6	0.62	0.68	89	5.0	1.04	6.9	7.21	0.1
STD BVGEO01	Standard		0.072	24.8	168.7	1.25	320.2	0.227	<20	2.19	0.182	0.85	4.1	5.6	0.62	0.67	99	4.8	1.06	6.8	7.00	0.1
STD BVGEO01	Standard		0.073	24.9	169.8	1.28	327.8	0.239	<20	2.25	0.181	0.89	3.7	5.5	0.61	0.63	86	5.0	1.08	6.8	7.33	0.1
STD COO2	Standard																					
STD COO2	Standard																					
STD COO2	Standard																					
STD COO2	Standard																					
STD COO2	Standard																					
STD GS311-1	Standard																					

This report supersedes all previous preliminary and final reports with this file number dated prior to the date on this certificate. Signature indicates final approval; preliminary reports are unsigned and should be used for reference only.

BUREAU VERITAS MINERAL LABORATORIES Canada

www.bvna.com/mining-laboratory-services

Bureau Veritas Commodities Canada Ltd.
9050 Shaughnessy St Vancouver British Columbia V6P 6E5 Canada
PHONE (604) 253-3158

Client: **Kinross Gold Corp.**
25 York St., #17
Toronto Ontario M5J 2V5 Canada

Project: Great Bear Project
Report Date: December 16, 2024

QUALITY CONTROL REPORT TIM24000343.1

	Method	AQ250	AQ250	AQ250	AQ250	AQ250	AQ250	AQ250	AQ250	AQ250	AQ250	AQ250	AQ250	AQ250	AQ250	TC006	TC000	TC000
	Analyte	Hf	Nb	Rb	Sn	Ta	Zr	Y	Ce	In	Re	Be	Li	Pd	Pt	CO2	TOT/C	TOT/S
	Unit	ppm	ppm	ppm	ppm	ppm	ppm	ppm	ppm	ppm	ppb	ppm	ppm	ppb	ppb	%	%	%
	MDL	0.02	0.02	0.1	0.1	0.05	0.1	0.01	0.1	0.02	1	0.1	0.1	10	2	0.08	0.02	0.02
Pulp Duplicates																		
A0964488	Drill Core	0.58	0.09	24.3	0.1	<0.05	22.2	4.47	57.6	0.03	<1	<0.1	4.8	<10	2	0.13		
REP A0964488	QC	0.58	0.10	24.6	0.1	<0.05	22.3	4.45	58.3	0.03	<1	<0.1	4.7	<10	<2	0.13		
A0963835	Drill Core	0.37	0.14	47.9	0.5	<0.05	15.8	7.04	74.3	<0.02	<1	<0.1	11.8	<10	<2	0.99		
REP A0963835	QC															1.07		
A0963603	Drill Core	1.02	0.32	29.5	0.3	<0.05	45.9	9.23	72.2	<0.02	<1	<0.1	7.6	<10	<2	0.30		
REP A0963603	QC	0.98	0.33	27.1	0.3	<0.05	44.0	8.78	70.4	<0.02	<1	<0.1	7.1	<10	<2			
A0963617	Drill Core	0.30	0.05	47.6	0.5	<0.05	13.5	5.44	56.8	<0.02	<1	<0.1	18.1	<10	<2	0.23		
REP A0963617	QC	0.32	0.05	44.3	0.5	<0.05	13.7	4.91	53.6	<0.02	<1	<0.1	16.9	<10	<2			
A0963620	Drill Core	0.46	0.04	54.7	0.6	<0.05	21.0	7.61	60.3	0.02	<1	<0.1	16.2	<10	<2	1.72		
REP A0963620	QC															1.72		
A0963632	Drill Core	0.14	0.07	118.2	0.4	<0.05	6.8	6.45	39.8	<0.02	<1	0.4	26.2	<10	<2	0.78		
REP A0963632	QC	0.13	0.06	114.4	0.4	<0.05	6.6	6.16	38.9	<0.02	<1	0.3	24.9	<10	<2			
Core Reject Duplicates																		
A0964497	Drill Core	0.29	0.09	57.1	0.4	<0.05	12.8	7.20	50.3	<0.02	<1	0.1	14.8	<10	<2	0.22		
DUP A0964497	QC	0.30	0.09	58.4	0.4	<0.05	13.1	7.34	51.2	<0.02	1	0.1	14.9	<10	<2	0.20		
A0963845	Drill Core	0.34	0.04	32.6	0.3	<0.05	13.9	7.31	71.4	<0.02	<1	0.1	8.1	<10	2	2.22		
DUP A0963845	QC	0.34	0.04	31.5	0.3	<0.05	13.3	6.96	71.7	<0.02	<1	0.1	7.9	<10	<2	2.22		
Reference Materials																		
STD BVGEO01	Standard	0.29	0.26	97.7	5.3	<0.05	8.9	14.12	52.2	0.43	3	0.7	19.9	131	187			
STD BVGEO01	Standard	0.21	0.18	92.2	5.4	<0.05	7.9	14.13	51.5	0.43	4	0.7	20.9	130	173			
STD BVGEO01	Standard	0.25	0.25	92.4	5.2	<0.05	8.3	13.78	52.1	0.42	4	0.7	19.6	144	177			
STD BVGEO01	Standard	0.24	0.15	93.3	5.1	<0.05	8.9	13.90	52.1	0.41	4	0.7	20.8	132	183			
STD COO2	Standard															3.42		
STD COO2	Standard															3.61		
STD COO2	Standard															3.73		
STD COO2	Standard															3.54		
STD COO2	Standard															3.71		
STD GS311-1	Standard																0.96	2.33

This report supersedes all previous preliminary and final reports with this file number dated prior to the date on this certificate. Signature indicates final approval; preliminary reports are unsigned and should be used for reference only.

BUREAU VERITAS MINERAL LABORATORIES Canada

www.bvna.com/mining-laboratory-services

Bureau Veritas Commodities Canada Ltd.
9050 Shaughnessy St Vancouver British Columbia V6P 6E5 Canada
PHONE (604) 253-3158

Client: **Kinross Gold Corp.**
25 York St., #17
Toronto Ontario M5J 2V5 Canada

Project: Great Bear Project
Report Date: December 16, 2024

QUALITY CONTROL REPORT TIM24000343.1

		WGHT	AQ250	AQ250	AQ250	AQ250	AQ250	AQ250	AQ250	AQ250	AQ250	AQ250	AQ250	AQ250	AQ250	AQ250	AQ250	AQ250	AQ250	AQ250
		Wgt	Mo	Cu	Pb	Zn	Ag	Ni	Co	Mn	Fe	As	U	Au	Th	Sr	Cd	Sb	Bi	V	Ca
		kg	ppm	ppm	ppm	ppm	ppb	ppm	ppm	ppm	%	ppm	ppm	ppb	ppm	ppm	ppm	ppm	ppm	ppm	%
		0.01	0.01	0.01	0.01	0.1	2	0.1	0.1	1	0.01	0.1	0.1	0.2	0.1	0.5	0.01	0.02	0.02	1	0.01
STD GS910-4	Standard																				
STD OREAS279	Standard																				
STD OREAS262	Standard		0.64	115.68	58.39	162.1	494	64.0	28.2	526	3.24	37.1	1.2	77.6	8.7	35.1	0.62	4.40	1.00	21	2.97
STD OREAS262	Standard		0.63	107.03	50.90	144.2	432	58.9	25.5	502	3.06	34.2	1.0	70.9	8.1	31.7	0.57	3.90	0.89	19	2.77
STD OREAS262	Standard		0.62	115.81	56.36	154.6	451	65.0	27.0	536	3.24	36.0	1.1	76.4	9.1	33.9	0.64	3.50	0.98	21	2.95
STD OREAS262	Standard		0.63	111.80	55.43	154.3	442	62.2	27.7	550	3.19	35.4	1.1	75.9	9.0	33.6	0.58	3.59	0.92	20	2.99
STD OREAS279	Standard																				
STD OREAS279	Standard																				
STD OREAS279	Standard																				
STD OREAS279	Standard																				
STD GS311-1 Expected																					
STD GS910-4 Expected																					
STD BVGEO01 Expected			10.8	4415	187	1712	2530	163	25	706	3.7	121	3.67	214	14.4	55	6.25	2.2	24.3	73	1.3219
STD OREAS262 Expected			0.68	118	56	154	450	62	26.9	530	3.284	35.8	1.22	65	9.33	36	0.61	3.39	1.03	22.5	2.98
STD COO2 Expected																					
STD OREAS279 Expected																					
BLK	Blank																				
BLK	Blank																				
BLK	Blank		<0.01	<0.01	0.02	<0.1	<2	<0.1	<0.1	<1	<0.01	<0.1	<0.1	<0.2	<0.1	<0.5	<0.01	<0.02	<0.02	<1	<0.01
BLK	Blank		<0.01	<0.01	0.02	<0.1	<2	<0.1	<0.1	<1	<0.01	<0.1	<0.1	<0.2	<0.1	<0.5	<0.01	<0.02	<0.02	<1	<0.01
BLK	Blank		<0.01	0.02	0.02	<0.1	<2	<0.1	<0.1	<1	<0.01	0.1	<0.1	<0.2	<0.1	<0.5	<0.01	<0.02	<0.02	<1	<0.01
BLK	Blank		<0.01	0.04	0.02	<0.1	<2	<0.1	<0.1	<1	<0.01	<0.1	<0.1	<0.2	<0.1	<0.5	<0.01	<0.02	<0.02	<1	<0.01
BLK	Blank																				
BLK	Blank																				
BLK	Blank																				
BLK	Blank																				
Prep Wash																					
ROCK-TIM	Prep Blank		0.73	2.44	0.74	24.8	4	0.9	3.2	439	1.61	0.7	0.4	<0.2	2.0	18.5	<0.01	0.02	<0.02	20	0.59
ROCK-TIM	Prep Blank		0.83	2.70	0.75	25.1	4	1.0	3.1	422	1.59	0.8	0.4	<0.2	2.1	20.2	<0.01	<0.02	<0.02	20	0.59

This report supersedes all previous preliminary and final reports with this file number dated prior to the date on this certificate. Signature indicates final approval; preliminary reports are unsigned and should be used for reference only.

BUREAU VERITAS MINERAL LABORATORIES Canada

www.bvna.com/mining-laboratory-services

Bureau Veritas Commodities Canada Ltd.
9050 Shaughnessy St Vancouver British Columbia V6P 6E5 Canada
PHONE (604) 253-3158

Client: **Kinross Gold Corp.**
25 York St., #17
Toronto Ontario M5J 2V5 Canada

Project: Great Bear Project
Report Date: December 16, 2024

QUALITY CONTROL REPORT TIM24000343.1

		AQ250 P % 0.001	AQ250 La ppm 0.5	AQ250 Cr ppm 0.5	AQ250 Mg % 0.01	AQ250 Ba ppm 0.5	AQ250 Ti % 0.001	AQ250 B ppm 20	AQ250 Al % 0.01	AQ250 Na % 0.001	AQ250 K % 0.01	AQ250 W ppm 0.1	AQ250 Sc ppm 0.1	AQ250 Tl ppm 0.02	AQ250 S % 0.02	AQ250 Hg ppb 5	AQ250 Se ppm 0.1	AQ250 Te ppm 0.02	AQ250 Ga ppm 0.1	AQ250 Cs ppm 0.02	AQ250 Ge ppm 0.1
STD GS910-4	Standard																				
STD OREAS279	Standard																				
STD OREAS262	Standard	0.041	15.4	41.9	1.20	244.3	0.003	<20	1.30	0.068	0.30	0.2	3.0	0.49	0.27	167	0.6	0.29	3.8	2.91	<0.1
STD OREAS262	Standard	0.038	14.7	37.9	1.09	220.4	0.003	<20	1.09	0.064	0.29	0.1	2.8	0.44	0.26	148	0.6	0.22	3.4	2.76	<0.1
STD OREAS262	Standard	0.040	16.2	41.3	1.18	243.7	0.003	<20	1.26	0.069	0.31	0.1	3.0	0.48	0.27	178	0.6	0.25	3.7	2.96	<0.1
STD OREAS262	Standard	0.040	16.1	41.7	1.16	246.8	0.003	<20	1.17	0.068	0.31	0.1	2.9	0.46	0.26	163	0.6	0.25	3.6	3.08	<0.1
STD OREAS279	Standard																				
STD OREAS279	Standard																				
STD OREAS279	Standard																				
STD OREAS279	Standard																				
STD GS311-1 Expected																					
STD GS910-4 Expected																					
STD BVGEO01 Expected		0.0727	25.9	171	1.3175	332	0.233		2.2628	0.1924	0.8669	3.5	5.97	0.62	0.6655	100	4.84	1.02	7.37	7.36	0.15
STD OREAS262 Expected		0.04	15.9	41.7	1.17	248	0.003		1.3	0.071	0.312	0.13	3.24	0.47	0.269	170	0.4	0.23	3.9	2.8	
STD COO2 Expected																					
STD OREAS279 Expected																					
BLK	Blank																				
BLK	Blank																				
BLK	Blank	<0.001	<0.5	<0.5	<0.01	<0.5	<0.001	<20	<0.01	<0.001	<0.01	<0.1	<0.1	<0.02	<0.02	<5	<0.1	<0.02	<0.1	<0.02	<0.1
BLK	Blank	<0.001	<0.5	<0.5	<0.01	<0.5	<0.001	<20	<0.01	<0.001	<0.01	<0.1	<0.1	<0.02	<0.02	<5	<0.1	<0.02	<0.1	<0.02	<0.1
BLK	Blank	<0.001	<0.5	<0.5	<0.01	<0.5	<0.001	<20	<0.01	<0.001	<0.01	<0.1	<0.1	<0.02	<0.02	<5	<0.1	<0.02	<0.1	<0.02	<0.1
BLK	Blank	<0.001	<0.5	<0.5	<0.01	<0.5	<0.001	<20	<0.01	<0.001	<0.01	<0.1	<0.1	<0.02	<0.02	<5	<0.1	<0.02	<0.1	<0.02	<0.1
BLK	Blank																				
BLK	Blank																				
BLK	Blank																				
BLK	Blank																				
Prep Wash																					
ROCK-TIM	Prep Blank	0.036	5.0	2.7	0.41	47.5	0.063	<20	0.78	0.061	0.07	<0.1	2.1	<0.02	<0.02	<5	<0.1	<0.02	3.3	0.14	<0.1
ROCK-TIM	Prep Blank	0.036	5.2	2.8	0.40	52.3	0.065	<20	0.79	0.068	0.07	<0.1	2.0	<0.02	<0.02	<5	<0.1	<0.02	3.3	0.13	<0.1

This report supersedes all previous preliminary and final reports with this file number dated prior to the date on this certificate. Signature indicates final approval; preliminary reports are unsigned and should be used for reference only.

BUREAU VERITAS MINERAL LABORATORIES Canada

www.bvna.com/mining-laboratory-services

Bureau Veritas Commodities Canada Ltd.
9050 Shaughnessy St Vancouver British Columbia V6P 6E5 Canada
PHONE (604) 253-3158

Client: **Kinross Gold Corp.**
25 York St., #17
Toronto Ontario M5J 2V5 Canada

Project: Great Bear Project
Report Date: December 16, 2024

QUALITY CONTROL REPORT TIM24000343.1

		AQ250 Hf ppm 0.02	AQ250 Nb ppm 0.02	AQ250 Rb ppm 0.1	AQ250 Sn ppm 0.1	AQ250 Ta ppm 0.05	AQ250 Zr ppm 0.1	AQ250 Y ppm 0.01	AQ250 Ce ppm 0.1	AQ250 In ppm 0.02	AQ250 Re ppb 1	AQ250 Be ppm 0.1	AQ250 Li ppm 0.1	AQ250 Pd ppb 10	AQ250 Pt ppb 2	TC006 CO2 % 0.08	TC000 TOT/C % 0.02	TC000 TOT/S % 0.02
STD GS910-4	Standard																2.48	8.15
STD OREAS279	Standard															3.02		
STD OREAS262	Standard	0.20	<0.02	19.6	0.5	<0.05	9.0	10.46	31.0	0.03	1	1.1	17.0	<10	2			
STD OREAS262	Standard	0.14	<0.02	17.7	0.5	<0.05	7.4	9.68	29.2	0.03	<1	1.0	16.0	<10	2			
STD OREAS262	Standard	0.15	<0.02	19.6	0.5	<0.05	7.0	10.56	33.7	0.03	1	1.1	16.8	<10	2			
STD OREAS262	Standard	0.15	<0.02	19.1	0.5	<0.05	7.1	10.53	32.5	0.03	<1	1.1	16.4	<10	<2			
STD OREAS279	Standard															3.17		
STD OREAS279	Standard															3.20		
STD OREAS279	Standard															2.81		
STD OREAS279	Standard															3.23		
STD GS311-1 Expected																	1.02	2.35
STD GS910-4 Expected																	2.65	8.27
STD BVGEO01 Expected		0.32	0.17	95	5.64		9.1	14.5	53	0.45	4	0.69	21.4	134	182			
STD OREAS262 Expected		0.17		18.6	0.5		7.7	11.2	32	0.033		1.14	17.8					
STD COO2 Expected																3.612		
STD OREAS279 Expected																3.29		
BLK	Blank																0.03	<0.02
BLK	Blank															<0.08		
BLK	Blank	<0.02	<0.02	<0.1	<0.1	<0.05	<0.1	<0.01	<0.1	<0.02	<1	<0.1	<0.1	<10	2			
BLK	Blank	<0.02	<0.02	<0.1	<0.1	<0.05	<0.1	<0.01	<0.1	<0.02	<1	<0.1	<0.1	<10	<2			
BLK	Blank	<0.02	<0.02	<0.1	<0.1	<0.05	<0.1	<0.01	<0.1	<0.02	<1	<0.1	<0.1	<10	<2			
BLK	Blank	<0.02	<0.02	<0.1	<0.1	<0.05	<0.1	<0.01	<0.1	<0.02	<1	<0.1	<0.1	<10	<2			
BLK	Blank															<0.08		
BLK	Blank															<0.08		
BLK	Blank															<0.08		
BLK	Blank															<0.08		
Prep Wash																		
ROCK-TIM	Prep Blank	0.10	0.21	2.0	0.3	<0.05	2.8	6.83	10.2	<0.02	<1	0.2	1.1	<10	<2	0.24		
ROCK-TIM	Prep Blank	0.10	0.21	2.0	0.3	<0.05	2.8	7.23	10.8	<0.02	<1	0.2	1.2	<10	<2	0.10		

This report supersedes all previous preliminary and final reports with this file number dated prior to the date on this certificate. Signature indicates final approval; preliminary reports are unsigned and should be used for reference only.

BUREAU VERITAS MINERAL LABORATORIES Canada

Bureau Veritas Commodities Canada Ltd.
9050 Shaughnessy St Vancouver British Columbia V6P 6E5 Canada
PHONE (604) 253-3158

www.bvna.com/mining-laboratory-services

Client: **Kinross Gold Corp.**
25 York St., #17
Toronto Ontario M5J 2V5 Canada

Submitted By:	Matthew Hart
Receiving Lab:	Canada-Timmins
Received:	August 01, 2024
Analysis Start:	August 20, 2024
Report Date:	December 16, 2024
Page:	1 of 5

CERTIFICATE OF ANALYSIS TIM24000344.1

CLIENT JOB INFORMATION

Project:	Great Bear Project
Shipment ID:	
P.O. Number	GTFS002-FPR022-06
Number of Samples:	100

SAMPLE DISPOSAL

STOR-PLP	Store After 90 days Invoice for Storage
STOR-RJT	Store After 60 days Invoice for Storage

Bureau Veritas does not accept responsibility for samples left at the laboratory after 90 days without prior written instructions for sample storage or return.

SAMPLE PREPARATION AND ANALYTICAL PROCEDURES

Procedure Code	Number of Samples	Code Description	Test Wgt (g)	Report Status	Lab
PRP75-1KG	100	Crush, split and pulverize 1kg of sample to 200 mesh		Completed	TIM
SPTPL	100	Splitting of pulp samples for client		Completed	TIM
SHP01	100	Per sample shipping charges for branch shipments			TIM
AQ250_EXT	100	1:1:1 Aqua Regia digestion Ultratrace ICP-MS analysis	0.5	Completed	VAN
TC006	100	15% HClO4 leach, CO2 analysis by Leco	0.2	Completed	VAN
Split ABA	17	Analysis sample split/packet for ABA Analysis			BUB
TC000	17	Analysis by Leco	0.1	Completed	VAN
ABA	17	Modified Sobek Acid Base Accounting		Completed	BUB

ADDITIONAL COMMENTS

Invoice To: Great Bear Resources Ltd.
25 York Street, Unit 1700
Toronto Ontario M5J 2V5
Canada

CC: Kinross Distrubution

BRITISH COLUMBIA CERTIFIED ASSAYER
MARCUS LAU
Production Manager

This report supersedes all previous preliminary and final reports with this file number dated prior to the date on this certificate. Signature indicates final approval; preliminary reports are unsigned and should be used for reference only.
All results are considered the confidential property of the client. Bureau Veritas assumes the liabilities for actual cost of analysis only. Results apply to samples as submitted.
"*" asterisk indicates that an analytical result could not be provided due to unusually high levels of interference from other elements.

BUREAU VERITAS MINERAL LABORATORIES Canada

www.bvna.com/mining-laboratory-services

Bureau Veritas Commodities Canada Ltd.

9050 Shaughnessy St Vancouver British Columbia V6P 6E5 Canada
PHONE (604) 253-3158

Client: **Kinross Gold Corp.**
25 York St., #17
Toronto Ontario M5J 2V5 Canada

Project: Great Bear Project
Report Date: December 16, 2024

CERTIFICATE OF ANALYSIS TIM24000344.1

Method		WGHT	AQ250	AQ250	AQ250	AQ250	AQ250	AQ250	AQ250	AQ250	AQ250	AQ250	AQ250	AQ250	AQ250	AQ250	AQ250	AQ250	AQ250	AQ250	AQ250
Analyte		Wgt	Mo	Cu	Pb	Zn	Ag	Ni	Co	Mn	Fe	As	U	Au	Th	Sr	Cd	Sb	Bi	V	Ca
Unit		kg	ppm	ppm	ppm	ppm	ppb	ppm	ppm	ppm	%	ppm	ppm	ppb	ppm	ppm	ppm	ppm	ppm	ppm	%
MDL		0.01	0.01	0.01	0.01	0.1	2	0.1	0.1	1	0.01	0.1	0.1	0.2	0.1	0.5	0.01	0.02	0.02	1	0.01
A0962982	Drill Core	3.59	0.78	22.42	11.85	63.4	248	16.9	10.7	595	2.32	31.3	1.0	744.0	6.3	21.5	0.12	0.15	0.09	28	1.69
A0962983	Drill Core	3.41	1.11	19.56	16.95	63.2	236	17.5	10.3	478	2.36	20.8	1.0	351.5	6.5	15.5	0.10	0.13	0.09	29	1.58
A0962984	Drill Core	3.67	1.17	24.01	13.91	90.3	449	15.6	10.9	634	2.52	18.2	1.5	1088.5	7.6	15.8	0.15	0.15	0.28	35	1.12
A0962985	Drill Core	3.41	0.58	19.80	13.44	72.0	178	14.0	9.1	414	2.32	9.1	1.5	31.3	7.6	13.4	0.10	0.08	0.06	35	0.61
A0962986	Drill Core	2.13	0.92	16.46	3.59	47.9	145	9.6	7.2	313	1.92	14.9	1.3	12.7	6.9	10.8	0.05	0.15	0.25	23	0.57
A0962987	Drill Core	3.44	1.16	19.45	3.04	54.0	113	18.2	10.6	402	2.59	8.4	1.3	7.6	7.3	15.2	0.05	0.13	0.10	38	1.14
A0962988	Drill Core	2.01	1.28	16.67	3.29	47.2	110	15.5	10.0	397	2.40	8.4	1.3	21.3	7.9	12.8	0.07	0.09	0.14	38	0.99
A0962989	Drill Core	1.15	1.11	18.21	2.62	44.3	173	17.9	10.9	533	2.69	6.0	1.2	10.6	8.4	19.5	0.04	0.07	0.19	48	0.81
A0962990	Drill Core	2.03	1.26	52.94	2.56	90.7	92	55.9	20.5	350	3.71	1.0	1.0	4.1	5.7	5.5	0.06	0.08	0.18	68	0.17
A0962991	Drill Core	2.85	1.44	47.17	3.17	76.1	105	62.5	22.5	353	4.48	2.2	1.0	4.5	4.6	9.1	0.07	0.12	0.18	83	0.20
A0962992	Drill Core	2.05	1.00	43.01	2.77	93.7	121	49.8	18.8	353	3.65	1.5	1.1	3.4	4.3	6.4	0.03	0.07	0.16	60	0.15
A0962993	Drill Core	2.10	2.15	53.72	3.83	97.2	126	65.0	22.3	473	4.09	210.5	1.2	6.1	6.7	6.7	0.07	0.11	0.20	69	0.20
A0964533	Drill Core	3.09	2.09	16.09	12.69	38.4	1079	0.3	1.9	249	1.42	114.2	1.3	25.5	10.4	7.4	0.03	0.24	9.89	<1	0.64
A0964534	Drill Core	1.91	1.04	20.67	4.44	64.9	126	36.8	13.4	682	2.79	83.3	1.4	46.5	7.2	16.9	0.05	0.19	0.06	51	1.18
A0964535	Drill Core	1.96	1.66	1.00	9.50	42.2	105	0.4	1.8	28	1.32	25.6	1.2	82.3	8.9	2.5	0.07	0.14	0.30	<1	0.06
A0964536	Drill Core	2.07	1.32	5.50	8.35	60.1	723	0.2	1.9	140	1.45	221.3	1.7	992.8	10.1	3.7	0.09	0.40	0.17	<1	0.29
A0964537	Drill Core	1.58	1.02	1.69	30.75	88.0	384	0.1	1.7	12	1.32	907.3	1.4	1141.5	5.9	1.8	0.14	0.78	0.33	<1	0.09
A0964538	Drill Core	2.56	0.95	5.02	5.64	50.9	158	0.2	1.9	149	1.47	313.4	1.5	38.2	10.0	5.7	0.10	0.31	0.05	<1	0.43
A0964539	Drill Core	0.83	1.23	8.16	13.16	76.4	104	27.4	6.7	285	1.88	46.5	1.4	48.1	8.9	14.5	0.18	0.23	0.26	19	0.78
A0964540	Drill Core	2.78	4.98	7.15	5.91	33.8	209	3.3	1.6	249	1.61	33.3	1.3	13.9	9.3	12.3	0.03	0.33	0.32	2	0.50
A0964541	Drill Core	1.39	1.91	6.45	5.04	20.5	221	0.4	2.0	255	1.41	25.4	1.5	12.0	9.9	12.3	0.03	0.24	0.46	<1	0.50
A0964542	Drill Core	2.12	0.80	5.97	4.50	39.1	229	0.1	2.0	247	1.42	85.2	1.6	21.0	10.8	7.3	0.08	0.28	0.26	<1	0.47
A0963701	Drill Core	2.85	1.10	14.06	2.78	40.9	81	7.1	4.9	270	1.49	0.9	0.9	1.7	6.1	5.6	0.02	0.05	0.20	14	0.44
A0963702	Drill Core	2.20	1.10	5.52	4.38	35.6	84	11.7	8.2	198	2.00	9.4	1.2	8.8	6.5	4.3	0.06	0.10	0.65	7	0.26
A0963703	Drill Core	2.65	0.75	18.29	5.23	51.5	104	12.2	7.9	272	1.97	0.8	1.2	0.7	7.1	10.8	0.05	0.06	0.27	29	0.61
A0963704	Drill Core	2.95	1.04	36.58	2.69	65.8	92	31.3	14.0	297	2.60	0.5	0.9	1.4	5.2	7.5	0.06	0.06	0.18	43	0.32
A0963705	Drill Core	1.84	1.03	16.38	3.68	46.6	86	12.5	8.4	317	2.03	2.4	1.2	1.0	6.8	11.2	0.02	0.06	0.33	23	0.64
A0963706	Drill Core	1.67	1.08	37.67	2.49	79.6	63	38.3	15.8	348	3.05	0.7	1.0	3.0	5.5	4.2	0.04	0.06	0.24	47	0.14
A0963707	Drill Core	2.98	4.39	20.17	3.29	52.7	82	16.5	10.0	282	1.91	1.8	1.2	0.8	6.9	7.4	0.03	0.07	0.11	26	0.34
A0963708	Drill Core	3.48	0.71	16.93	3.63	52.8	100	15.6	7.9	336	2.01	6.6	0.9	0.7	5.9	7.4	0.03	0.07	0.03	32	0.91

This report supersedes all previous preliminary and final reports with this file number dated prior to the date on this certificate. Signature indicates final approval; preliminary reports are unsigned and should be used for reference only.

BUREAU VERITAS MINERAL LABORATORIES Canada

www.bvna.com/mining-laboratory-services

Bureau Veritas Commodities Canada Ltd.

9050 Shaughnessy St Vancouver British Columbia V6P 6E5 Canada
PHONE (604) 253-3158

Client: **Kinross Gold Corp.**
25 York St., #17
Toronto Ontario M5J 2V5 Canada

Project: Great Bear Project
Report Date: December 16, 2024

CERTIFICATE OF ANALYSIS TIM24000344.1

	Method	AQ250	AQ250	AQ250	AQ250	AQ250	AQ250	AQ250	AQ250	AQ250	AQ250	AQ250	AQ250	AQ250	AQ250	AQ250	AQ250	AQ250	AQ250	AQ250	AQ250
	Analyte	P	La	Cr	Mg	Ba	Ti	B	Al	Na	K	W	Sc	Tl	S	Hg	Se	Te	Ga	Cs	Ge
	Unit	%	ppm	ppm	%	ppm	%	ppm	%	%	%	ppm	ppm	ppm	%	ppb	ppm	ppm	ppm	ppm	ppm
	MDL	0.001	0.5	0.5	0.01	0.5	0.001	20	0.01	0.001	0.01	0.1	0.1	0.02	0.02	5	0.1	0.02	0.1	0.02	0.1
A0962982	Drill Core	0.068	29.5	12.4	0.82	77.1	0.148	<20	1.20	0.043	0.96	2.8	2.0	0.44	0.57	<5	0.2	0.06	4.4	2.57	<0.1
A0962983	Drill Core	0.071	30.2	12.7	0.81	55.9	0.146	<20	1.13	0.036	0.73	2.2	2.1	0.34	0.58	<5	0.2	0.04	4.6	2.25	<0.1
A0962984	Drill Core	0.069	30.3	14.7	0.82	91.6	0.169	<20	1.30	0.057	1.02	17.1	2.6	0.50	0.63	<5	0.2	0.04	5.2	4.18	<0.1
A0962985	Drill Core	0.056	27.4	12.6	0.72	84.1	0.149	<20	1.20	0.061	0.91	19.6	2.4	0.50	0.42	<5	0.3	0.03	4.9	4.79	<0.1
A0962986	Drill Core	0.047	24.1	9.5	0.50	83.6	0.100	<20	0.78	0.053	0.61	0.4	1.8	0.28	0.75	<5	0.2	<0.02	3.6	2.27	<0.1
A0962987	Drill Core	0.078	31.8	16.7	0.91	93.2	0.176	<20	1.28	0.045	0.90	0.2	3.0	0.29	0.56	<5	0.1	<0.02	5.7	2.50	<0.1
A0962988	Drill Core	0.077	33.3	13.3	0.79	84.5	0.150	<20	1.14	0.045	0.63	0.9	3.0	0.21	0.43	<5	0.2	<0.02	5.8	1.88	<0.1
A0962989	Drill Core	0.080	36.7	13.8	0.96	221.0	0.202	<20	1.62	0.083	1.21	1.9	4.0	0.49	0.34	<5	0.1	<0.02	6.6	3.76	<0.1
A0962990	Drill Core	0.053	21.9	81.3	1.28	178.6	0.214	<20	2.14	0.023	1.72	0.2	6.6	0.48	0.25	<5	0.2	0.05	7.9	5.59	0.1
A0962991	Drill Core	0.059	18.9	92.7	1.52	221.0	0.199	<20	2.61	0.049	1.51	0.2	8.5	0.48	0.28	<5	0.2	0.05	10.0	4.66	<0.1
A0962992	Drill Core	0.052	19.1	80.7	1.27	208.4	0.208	<20	2.19	0.045	1.69	0.2	5.4	0.55	0.30	<5	0.1	0.05	7.9	4.89	<0.1
A0962993	Drill Core	0.055	26.7	85.3	1.36	143.6	0.216	<20	2.26	0.032	1.74	0.2	6.7	0.57	0.37	<5	0.2	0.06	8.1	6.80	<0.1
A0964533	Drill Core	0.015	42.3	1.7	0.13	50.9	0.044	<20	0.47	0.042	0.30	0.2	1.1	0.17	0.36	<5	0.1	<0.02	2.2	1.45	<0.1
A0964534	Drill Core	0.078	31.4	76.8	1.37	103.7	0.175	<20	1.65	0.052	1.09	0.7	3.4	0.32	0.60	<5	0.2	<0.02	6.3	3.96	<0.1
A0964535	Drill Core	0.014	36.5	1.8	0.02	29.3	0.003	<20	0.26	0.026	0.19	0.2	0.2	0.03	1.35	<5	0.1	<0.02	0.8	0.14	<0.1
A0964536	Drill Core	0.014	35.2	0.8	0.11	20.1	0.015	<20	0.30	0.037	0.17	0.1	0.6	0.08	0.95	<5	0.2	<0.02	1.3	0.60	<0.1
A0964537	Drill Core	0.011	14.6	<0.5	0.01	11.9	<0.001	<20	0.10	0.004	0.08	<0.1	<0.1	<0.02	1.48	<5	0.2	<0.02	0.2	0.11	<0.1
A0964538	Drill Core	0.014	39.2	0.7	0.06	26.3	0.004	<20	0.27	0.027	0.16	0.1	0.4	0.04	1.26	<5	0.1	<0.02	0.9	0.28	<0.1
A0964539	Drill Core	0.027	36.0	79.9	0.77	72.2	0.068	<20	0.87	0.029	0.70	0.2	1.9	0.42	1.04	<5	<0.1	<0.02	3.1	5.56	<0.1
A0964540	Drill Core	0.014	36.7	18.3	0.16	91.7	0.041	<20	0.43	0.079	0.30	0.8	1.4	0.13	0.74	<5	0.2	<0.02	2.0	1.27	<0.1
A0964541	Drill Core	0.016	42.7	2.2	0.17	47.6	0.034	<20	0.36	0.036	0.26	0.3	1.3	0.15	0.91	<5	0.1	<0.02	1.7	1.71	<0.1
A0964542	Drill Core	0.018	42.7	<0.5	0.16	31.4	0.031	<20	0.26	0.012	0.20	0.3	0.9	0.17	0.94	<5	0.1	<0.02	1.3	1.65	<0.1
A0963701	Drill Core	0.029	26.0	5.9	0.45	39.2	0.088	<20	0.71	0.024	0.58	0.1	1.2	0.41	0.22	<5	0.2	0.06	3.4	3.28	<0.1
A0963702	Drill Core	0.047	23.7	2.9	0.25	46.5	0.028	<20	0.49	0.020	0.37	<0.1	0.6	0.10	1.88	<5	0.2	0.16	1.7	0.82	<0.1
A0963703	Drill Core	0.046	26.5	10.8	0.63	105.3	0.104	<20	1.01	0.049	0.72	0.1	2.5	0.31	0.33	<5	<0.1	<0.02	4.8	3.00	<0.1
A0963704	Drill Core	0.049	22.6	41.6	0.92	125.8	0.119	<20	1.44	0.044	0.94	<0.1	3.5	0.33	0.24	<5	0.2	0.04	5.6	2.63	<0.1
A0963705	Drill Core	0.050	25.6	10.4	0.59	57.8	0.104	<20	0.89	0.041	0.50	<0.1	1.7	0.22	0.46	<5	<0.1	0.10	4.1	1.95	<0.1
A0963706	Drill Core	0.057	24.9	57.6	1.11	115.6	0.168	<20	1.68	0.027	1.40	<0.1	4.5	0.52	0.26	<5	0.2	0.11	6.2	5.29	<0.1
A0963707	Drill Core	0.056	27.4	10.2	0.49	113.0	0.108	<20	0.93	0.038	0.74	<0.1	2.1	0.36	0.19	<5	<0.1	<0.02	4.0	3.39	<0.1
A0963708	Drill Core	0.056	29.1	16.8	0.80	95.7	0.144	<20	1.12	0.016	1.00	<0.1	2.7	0.33	0.25	<5	<0.1	<0.02	5.1	3.37	<0.1

This report supersedes all previous preliminary and final reports with this file number dated prior to the date on this certificate. Signature indicates final approval; preliminary reports are unsigned and should be used for reference only.

BUREAU VERITAS MINERAL LABORATORIES Canada

www.bvna.com/mining-laboratory-services

Bureau Veritas Commodities Canada Ltd.

9050 Shaughnessy St Vancouver British Columbia V6P 6E5 Canada
PHONE (604) 253-3158

Client: **Kinross Gold Corp.**
25 York St., #17
Toronto Ontario M5J 2V5 Canada

Project: Great Bear Project
Report Date: December 16, 2024

CERTIFICATE OF ANALYSIS TIM24000344.1

Method		AQ250	AQ250	AQ250	AQ250	AQ250	AQ250	AQ250	AQ250	AQ250	AQ250	AQ250	AQ250	AQ250	AQ250	TC006	TC000	TC000
Analyte		Hf	Nb	Rb	Sn	Ta	Zr	Y	Ce	In	Re	Be	Li	Pd	Pt	CO2	TOT/C	TOT/S
Unit		ppm	ppm	ppm	ppm	ppm	ppm	ppm	ppm	ppm	ppb	ppm	ppm	ppb	ppb	%	%	%
MDL		0.02	0.02	0.1	0.1	0.05	0.1	0.01	0.1	0.02	1	0.1	0.1	10	2	0.08	0.02	0.02
A0962982	Drill Core	0.38	0.08	54.7	0.2	<0.05	18.7	5.01	58.9	<0.02	<1	<0.1	8.9	<10	<2	1.67		
A0962983	Drill Core	0.49	0.09	41.7	0.2	<0.05	21.4	5.42	61.2	<0.02	<1	<0.1	8.8	<10	<2	1.52		
A0962984	Drill Core	0.47	0.07	62.8	0.4	<0.05	18.0	6.04	58.0	<0.02	<1	<0.1	11.5	<10	<2	0.88	0.27	0.62
A0962985	Drill Core	0.41	0.05	64.6	0.3	<0.05	16.7	6.10	53.8	<0.02	<1	<0.1	12.2	<10	<2	0.43		
A0962986	Drill Core	0.44	0.04	38.1	0.2	<0.05	19.1	4.16	46.0	<0.02	<1	<0.1	8.2	<10	<2	0.48		
A0962987	Drill Core	0.45	0.08	45.4	0.3	<0.05	18.5	6.20	65.2	<0.02	<1	<0.1	15.1	<10	<2	0.90		
A0962988	Drill Core	0.46	0.10	34.5	0.4	<0.05	19.9	6.94	67.2	<0.02	<1	0.1	13.9	<10	<2	0.83		
A0962989	Drill Core	0.44	0.07	69.9	0.4	<0.05	18.0	7.42	74.9	<0.02	<1	<0.1	16.5	<10	<2	0.46		
A0962990	Drill Core	0.34	0.11	77.4	0.5	<0.05	15.0	6.66	44.4	0.02	<1	<0.1	28.8	<10	2	<0.08	0.03	0.24
A0962991	Drill Core	0.51	0.09	73.4	0.6	<0.05	23.6	4.86	37.8	0.03	1	0.1	27.6	<10	2	<0.08		
A0962992	Drill Core	0.52	0.05	77.9	0.5	<0.05	24.4	4.79	38.0	<0.02	<1	0.1	25.6	<10	3	<0.08		
A0962993	Drill Core	0.57	0.05	86.7	0.4	<0.05	25.8	8.98	53.7	<0.02	1	0.1	22.7	<10	<2	<0.08		
A0964533	Drill Core	1.37	0.42	20.6	0.2	<0.05	61.3	9.91	82.2	<0.02	<1	<0.1	3.8	<10	<2	0.60		
A0964534	Drill Core	0.25	0.05	51.0	0.3	<0.05	10.1	7.35	64.9	<0.02	<1	0.1	19.3	<10	<2	0.96		
A0964535	Drill Core	0.64	0.10	5.0	0.1	<0.05	28.2	5.82	73.2	<0.02	<1	<0.1	1.3	<10	<2	<0.08	0.03	1.39
A0964536	Drill Core	0.34	0.13	9.4	0.3	<0.05	13.1	8.66	71.4	<0.02	<1	<0.1	2.6	<10	2	0.29		
A0964537	Drill Core	0.13	0.03	2.0	0.2	<0.05	5.0	2.06	29.5	<0.02	<1	<0.1	0.7	<10	<2	<0.08		
A0964538	Drill Core	0.38	0.07	5.2	0.2	<0.05	15.1	8.30	77.0	<0.02	<1	<0.1	2.4	<10	<2	0.43		
A0964539	Drill Core	0.96	0.12	47.9	0.3	<0.05	34.1	8.57	70.9	<0.02	<1	0.1	9.9	<10	<2	0.76		
A0964540	Drill Core	0.81	0.40	17.5	0.4	<0.05	28.7	9.74	71.6	<0.02	1	<0.1	3.0	<10	<2	0.50		
A0964541	Drill Core	1.12	0.29	16.4	0.2	<0.05	37.1	10.66	82.3	<0.02	<1	<0.1	2.5	<10	<2	0.47	0.16	0.88
A0964542	Drill Core	1.09	0.26	16.5	0.1	<0.05	35.4	10.06	80.7	<0.02	<1	<0.1	1.8	<10	<2	0.41		
A0963701	Drill Core	0.51	0.18	57.2	0.2	<0.05	19.3	4.90	51.6	<0.02	<1	<0.1	9.5	<10	<2	0.41		
A0963702	Drill Core	0.59	0.12	14.7	0.1	<0.05	21.5	4.97	45.9	<0.02	<1	<0.1	6.0	<10	<2	0.16		
A0963703	Drill Core	0.33	0.10	40.0	0.4	<0.05	13.6	5.20	50.6	<0.02	<1	<0.1	14.1	<10	<2	0.50		
A0963704	Drill Core	0.36	0.08	47.7	0.3	<0.05	16.2	5.41	44.4	<0.02	<1	<0.1	21.4	<10	2	0.20		
A0963705	Drill Core	0.43	0.15	28.7	0.2	<0.05	16.8	4.63	49.0	<0.02	<1	<0.1	12.9	<10	2	0.49	0.15	0.47
A0963706	Drill Core	0.38	0.08	68.6	0.4	<0.05	17.2	7.06	50.1	<0.02	1	<0.1	27.5	<10	<2	<0.08		
A0963707	Drill Core	0.43	0.16	40.4	0.3	<0.05	17.0	5.75	53.1	<0.02	<1	<0.1	14.1	<10	<2	0.19		
A0963708	Drill Core	0.21	0.12	49.8	0.3	<0.05	7.5	4.51	57.5	<0.02	<1	<0.1	21.4	<10	<2	0.86		

This report supersedes all previous preliminary and final reports with this file number dated prior to the date on this certificate. Signature indicates final approval; preliminary reports are unsigned and should be used for reference only.

BUREAU VERITAS MINERAL LABORATORIES Canada

www.bvna.com/mining-laboratory-services

Bureau Veritas Commodities Canada Ltd.

9050 Shaughnessy St Vancouver British Columbia V6P 6E5 Canada
PHONE (604) 253-3158

Client: **Kinross Gold Corp.**
25 York St., #17
Toronto Ontario M5J 2V5 Canada

Project: Great Bear Project
Report Date: December 16, 2024

CERTIFICATE OF ANALYSIS TIM24000344.1

Method		WGHT	AQ250	AQ250	AQ250	AQ250	AQ250	AQ250	AQ250	AQ250	AQ250	AQ250	AQ250	AQ250	AQ250	AQ250	AQ250	AQ250	AQ250	AQ250	AQ250
Analyte		Wgt	Mo	Cu	Pb	Zn	Ag	Ni	Co	Mn	Fe	As	U	Au	Th	Sr	Cd	Sb	Bi	V	Ca
Unit		kg	ppm	ppm	ppm	ppm	ppb	ppm	ppm	ppm	%	ppm	ppm	ppb	ppm	ppm	ppm	ppm	ppm	ppm	%
MDL		0.01	0.01	0.01	0.01	0.1	2	0.1	0.1	1	0.01	0.1	0.1	0.2	0.1	0.5	0.01	0.02	0.02	1	0.01
A0963709	Drill Core	3.39	3.50	38.39	3.19	47.8	87	15.4	9.1	309	2.04	1.7	1.3	0.9	6.5	8.4	0.02	0.05	0.08	21	0.31
A0963710	Drill Core	3.26	1.16	25.69	4.39	46.3	105	13.6	10.2	272	2.01	1.2	1.4	1.2	7.3	9.2	0.02	0.07	0.20	25	0.42
A0963711	Drill Core	3.53	1.35	18.35	3.57	53.1	94	14.5	9.4	322	2.10	1.1	1.6	3.3	7.5	13.2	0.03	0.06	0.05	25	0.59
A0963712	Drill Core	3.34	1.50	18.53	3.15	50.1	117	12.9	8.5	314	1.93	5.5	1.4	7.1	7.1	11.2	0.03	0.12	0.65	19	0.39
A0963713	Drill Core	2.04	3.62	31.06	2.29	33.4	162	14.6	9.7	216	1.97	3.3	1.1	2.9	5.9	10.7	0.08	0.07	0.29	19	0.29
A0963714	Drill Core	2.40	2.24	21.69	3.23	42.7	129	12.3	8.7	330	2.15	8.2	1.3	7.3	7.0	11.6	0.02	0.11	0.14	26	0.61
A0963715	Drill Core	3.61	1.49	17.87	2.84	46.0	146	12.7	8.6	283	1.94	6.4	1.3	6.6	7.4	13.1	0.03	0.09	0.15	19	0.43
A0963716	Drill Core	2.19	2.31	27.09	4.22	38.3	202	18.8	12.3	444	2.66	15.2	1.1	6.6	6.2	20.0	0.03	0.16	0.20	30	0.71
A0963717	Drill Core	3.04	1.56	22.09	3.71	43.7	122	14.5	10.2	360	2.35	8.8	1.5	5.9	8.2	15.9	0.04	0.11	0.43	28	0.56
A0963718	Drill Core	3.54	1.74	21.26	3.73	48.8	105	12.2	9.4	414	2.30	22.7	1.5	15.9	8.2	16.1	0.07	0.18	0.82	23	0.70
A0963719	Drill Core	2.46	0.79	27.57	3.87	72.9	231	16.7	10.7	557	2.56	26.2	1.5	7.0	7.8	34.0	0.05	0.21	0.11	42	1.05
A0963720	Drill Core	2.45	1.62	28.84	5.01	93.2	310	20.3	10.6	691	2.46	15.7	1.5	31.7	8.2	21.2	0.34	0.20	0.20	35	0.96
A0963721	Drill Core	2.19	1.13	12.69	5.22	153.7	157	15.7	9.5	739	2.19	19.2	1.6	45.9	7.8	16.6	0.73	0.19	0.20	24	0.99
A0963722	Drill Core	2.33	1.02	17.51	11.10	308.0	345	15.9	9.7	689	2.31	20.6	1.5	61.9	7.8	16.7	1.59	0.18	0.18	27	1.10
A0963723	Drill Core	3.20	0.67	20.41	9.07	66.7	174	14.9	10.1	649	2.27	29.0	1.7	243.4	7.9	11.2	0.19	0.15	0.07	35	0.97
A0963724	Drill Core	2.25	1.05	25.05	9.07	111.3	249	14.4	8.9	647	2.39	406.2	1.5	118.8	7.6	11.2	0.37	0.25	0.13	31	0.96
A0963725	Drill Core	2.04	1.00	23.29	2.88	83.2	82	17.1	10.0	292	2.20	3.7	1.2	3.5	7.1	8.5	0.08	0.09	0.18	27	0.33
A0963726	Drill Core	2.22	1.55	25.19	4.01	55.5	95	20.7	10.7	282	2.38	1.6	1.9	3.5	8.1	7.5	0.04	0.07	0.20	25	0.29
A0963727	Drill Core	2.36	1.08	42.47	9.77	87.4	85	45.9	18.7	320	3.22	1.2	1.1	3.6	5.4	7.9	0.07	0.07	0.26	53	0.19
A0963728	Drill Core	3.18	1.15	27.96	10.41	76.7	93	25.7	12.5	277	2.55	1.3	1.3	1.8	7.2	7.7	0.10	0.06	0.49	34	0.28
A0963729	Drill Core	3.21	0.79	25.27	3.54	52.7	74	14.5	8.8	300	2.10	5.6	1.3	3.6	7.5	9.0	0.02	0.09	0.35	20	0.33
A0963730	Drill Core	2.19	1.62	21.04	3.57	56.5	94	21.0	12.0	445	2.49	14.6	1.0	13.4	6.0	21.7	0.04	0.12	0.15	42	1.06
A0963731	Drill Core	3.12	1.13	21.72	7.61	65.1	140	15.6	10.0	370	2.23	12.0	1.1	4.5	7.2	8.5	0.08	0.13	0.17	26	0.46
A0963732	Drill Core	1.21	0.52	27.71	2.00	81.1	104	73.3	26.6	827	5.01	7.7	0.4	4.6	2.5	33.7	0.04	0.09	0.18	111	2.63
A0963733	Drill Core	2.23	1.19	20.39	5.55	60.3	154	15.4	10.6	375	2.43	39.8	1.3	17.3	7.3	9.0	0.13	0.23	0.30	21	0.55
A0963734	Drill Core	3.32	0.92	17.03	7.70	103.4	212	14.0	9.4	797	2.33	33.2	1.4	290.3	7.6	14.9	0.32	0.16	0.22	29	1.04
A0963735	Drill Core	3.19	1.21	17.50	4.03	69.0	165	14.9	9.7	805	2.35	13.4	1.4	51.4	7.5	17.0	0.12	0.10	0.34	34	1.20
A0963736	Drill Core	3.91	1.81	31.20	2.34	65.4	197	10.1	9.6	871	2.36	15.3	1.5	110.8	8.3	21.4	0.07	0.13	0.19	28	1.46
A0963737	Drill Core	2.35	0.73	44.80	8.09	784.1	755	14.5	9.3	913	2.60	14.8	1.6	652.8	7.2	13.3	4.31	0.11	0.55	36	0.92
A0963738	Drill Core	2.83	0.60	190.08	36.90	3476.6	1955	16.2	11.5	785	3.71	24.2	1.6	105.1	7.6	8.2	20.73	0.13	3.14	24	0.52

This report supersedes all previous preliminary and final reports with this file number dated prior to the date on this certificate. Signature indicates final approval; preliminary reports are unsigned and should be used for reference only.

BUREAU VERITAS MINERAL LABORATORIES Canada

Bureau Veritas Commodities Canada Ltd.

9050 Shaughnessy St Vancouver British Columbia V6P 6E5 Canada
PHONE (604) 253-3158

www.bvna.com/mining-laboratory-services

Client: **Kinross Gold Corp.**
25 York St., #17
Toronto Ontario M5J 2V5 Canada

Project: Great Bear Project
Report Date: December 16, 2024

CERTIFICATE OF ANALYSIS TIM24000344.1

Method		AQ250	AQ250	AQ250	AQ250	AQ250	AQ250	AQ250	AQ250	AQ250	AQ250	AQ250	AQ250	AQ250	AQ250	AQ250	AQ250	AQ250	AQ250	AQ250	AQ250
Analyte		P	La	Cr	Mg	Ba	Ti	B	Al	Na	K	W	Sc	Tl	S	Hg	Se	Te	Ga	Cs	Ge
Unit		%	ppm	ppm	%	ppm	%	ppm	%	%	%	ppm	ppm	ppm	%	ppb	ppm	ppm	ppm	ppm	ppm
MDL		0.001	0.5	0.5	0.01	0.5	0.001	20	0.01	0.001	0.01	0.1	0.1	0.02	0.02	5	0.1	0.02	0.1	0.02	0.1
A0963709	Drill Core	0.048	25.7	12.8	0.55	109.4	0.118	<20	1.01	0.035	0.79	0.1	1.5	0.35	0.29	<5	0.1	0.02	3.5	4.09	<0.1
A0963710	Drill Core	0.050	27.5	9.7	0.44	83.2	0.118	<20	0.83	0.044	0.64	<0.1	1.7	0.33	0.38	<5	0.2	0.04	3.7	2.61	<0.1
A0963711	Drill Core	0.052	28.7	8.8	0.50	87.8	0.126	<20	0.96	0.051	0.72	0.1	1.8	0.37	0.39	<5	<0.1	0.05	3.9	2.49	<0.1
A0963712	Drill Core	0.043	28.6	9.8	0.55	83.8	0.095	<20	0.87	0.038	0.69	<0.1	1.7	0.37	0.74	<5	0.1	0.03	3.5	2.73	<0.1
A0963713	Drill Core	0.045	23.4	13.2	0.47	91.5	0.072	<20	0.83	0.043	0.61	0.2	1.8	0.26	0.60	<5	0.1	0.04	3.2	1.98	<0.1
A0963714	Drill Core	0.050	25.7	10.6	0.67	89.5	0.118	<20	0.93	0.040	0.62	0.2	1.9	0.26	0.80	<5	<0.1	0.03	4.1	2.72	<0.1
A0963715	Drill Core	0.050	26.7	8.3	0.54	65.1	0.102	<20	0.90	0.044	0.64	0.3	1.7	0.34	0.68	<5	<0.1	0.08	3.6	2.65	<0.1
A0963716	Drill Core	0.075	25.7	30.9	1.02	57.5	0.115	<20	1.26	0.039	0.55	0.1	2.1	0.32	1.11	<5	0.1	0.10	3.9	2.58	<0.1
A0963717	Drill Core	0.058	30.4	12.3	0.65	89.1	0.120	<20	0.92	0.049	0.49	0.2	2.1	0.28	1.21	<5	0.2	0.07	4.1	2.67	<0.1
A0963718	Drill Core	0.054	28.9	7.0	0.64	53.0	0.092	<20	0.99	0.065	0.51	0.2	2.1	0.31	1.47	<5	0.4	0.03	4.0	2.07	<0.1
A0963719	Drill Core	0.064	32.8	15.0	0.88	134.3	0.167	<20	1.67	0.119	0.99	0.4	3.5	0.71	1.03	<5	0.1	0.04	6.0	3.60	<0.1
A0963720	Drill Core	0.060	32.0	29.0	0.86	95.5	0.160	<20	1.36	0.081	0.98	6.2	2.9	0.68	0.87	<5	0.3	0.11	5.4	3.61	<0.1
A0963721	Drill Core	0.054	30.2	17.0	0.64	83.0	0.115	<20	0.96	0.055	0.73	0.4	1.9	0.40	1.19	<5	0.5	0.24	3.7	2.39	<0.1
A0963722	Drill Core	0.053	29.7	17.0	0.63	62.5	0.122	<20	1.01	0.055	0.76	0.8	2.5	0.46	1.01	<5	0.4	0.25	4.3	2.27	<0.1
A0963723	Drill Core	0.056	29.6	13.3	0.63	81.7	0.145	<20	1.02	0.049	0.82	1.4	3.0	0.44	0.79	<5	0.3	0.04	4.7	2.07	<0.1
A0963724	Drill Core	0.054	25.9	12.5	0.58	53.6	0.098	<20	0.81	0.046	0.56	1.0	2.7	0.33	1.29	<5	0.9	0.11	3.9	1.52	<0.1
A0963725	Drill Core	0.056	28.1	13.5	0.57	108.3	0.095	<20	1.01	0.047	0.65	0.1	2.2	0.31	0.55	<5	<0.1	0.02	4.3	2.43	<0.1
A0963726	Drill Core	0.058	26.7	16.4	0.68	98.5	0.087	<20	1.16	0.037	0.62	<0.1	2.0	0.30	0.47	<5	0.1	0.04	4.8	2.36	<0.1
A0963727	Drill Core	0.056	22.2	64.3	1.13	136.3	0.156	<20	1.93	0.046	1.36	<0.1	4.6	0.59	0.19	<5	0.2	0.06	6.6	5.46	<0.1
A0963728	Drill Core	0.057	27.5	25.4	0.63	116.7	0.116	<20	1.31	0.043	0.90	<0.1	2.6	0.43	0.24	<5	0.1	0.03	4.8	4.38	<0.1
A0963729	Drill Core	0.054	27.4	9.4	0.51	90.0	0.115	<20	1.02	0.039	0.74	<0.1	1.5	0.48	0.57	<5	0.1	<0.02	3.7	3.90	<0.1
A0963730	Drill Core	0.058	24.1	21.2	1.11	129.9	0.156	<20	1.52	0.069	1.11	0.1	2.3	0.53	0.90	<5	<0.1	0.02	5.1	4.42	<0.1
A0963731	Drill Core	0.054	28.2	10.1	0.68	75.0	0.117	<20	1.10	0.040	0.78	<0.1	2.0	0.44	0.87	<5	<0.1	0.12	4.2	3.25	<0.1
A0963732	Drill Core	0.091	17.7	216.1	2.93	200.3	0.327	<20	3.03	0.027	1.89	0.3	10.7	0.70	0.89	<5	0.3	0.05	10.0	6.64	0.1
A0963733	Drill Core	0.060	28.2	8.3	0.57	67.8	0.078	<20	0.88	0.044	0.61	0.3	1.7	0.40	1.66	<5	0.1	0.07	3.4	2.14	<0.1
A0963734	Drill Core	0.060	31.2	12.0	0.71	55.1	0.130	<20	1.04	0.058	0.76	1.1	2.3	0.57	1.25	<5	0.5	0.22	4.2	2.75	<0.1
A0963735	Drill Core	0.064	29.0	12.7	0.74	67.9	0.163	<20	1.20	0.057	0.91	1.0	2.6	0.67	0.71	<5	0.3	0.10	4.7	3.09	<0.1
A0963736	Drill Core	0.077	38.6	8.9	0.68	117.9	0.157	<20	1.11	0.049	0.90	1.4	2.4	0.54	0.57	<5	0.9	0.24	4.8	2.46	<0.1
A0963737	Drill Core	0.056	27.0	14.5	0.77	65.2	0.160	<20	1.24	0.073	0.89	0.6	3.3	0.61	0.95	23	0.4	0.19	5.4	2.58	<0.1
A0963738	Drill Core	0.061	28.6	11.5	0.81	100.6	0.141	<20	1.42	0.038	0.97	0.3	1.8	0.70	1.64	157	1.1	0.39	4.7	3.16	<0.1

This report supersedes all previous preliminary and final reports with this file number dated prior to the date on this certificate. Signature indicates final approval; preliminary reports are unsigned and should be used for reference only.

BUREAU VERITAS MINERAL LABORATORIES Canada

www.bvna.com/mining-laboratory-services

Bureau Veritas Commodities Canada Ltd.

9050 Shaughnessy St Vancouver British Columbia V6P 6E5 Canada
PHONE (604) 253-3158

Client: **Kinross Gold Corp.**
25 York St., #17
Toronto Ontario M5J 2V5 Canada

Project: Great Bear Project
Report Date: December 16, 2024

CERTIFICATE OF ANALYSIS TIM24000344.1

Method		AQ250	AQ250	AQ250	AQ250	AQ250	AQ250	AQ250	AQ250	AQ250	AQ250	AQ250	AQ250	AQ250	AQ250	TC006	TC000	TC000
Analyte		Hf	Nb	Rb	Sn	Ta	Zr	Y	Ce	In	Re	Be	Li	Pd	Pt	CO2	TOT/C	TOT/S
Unit		ppm	ppm	ppm	ppm	ppm	ppm	ppm	ppm	ppm	ppb	ppm	ppm	ppb	ppb	%	%	%
MDL		0.02	0.02	0.1	0.1	0.05	0.1	0.01	0.1	0.02	1	0.1	0.1	10	2	0.08	0.02	0.02
A0963709	Drill Core	0.39	0.12	48.2	0.2	<0.05	15.7	6.22	49.2	<0.02	<1	<0.1	11.6	<10	<2	0.20		
A0963710	Drill Core	0.45	0.17	40.1	0.2	<0.05	17.7	5.59	51.7	<0.02	<1	<0.1	13.3	<10	<2	0.33		
A0963711	Drill Core	0.44	0.16	44.1	0.2	<0.05	17.0	5.97	54.9	<0.02	<1	<0.1	12.7	<10	<2	0.47	0.13	0.41
A0963712	Drill Core	0.67	0.13	41.0	0.3	<0.05	24.8	6.70	55.1	<0.02	1	<0.1	10.3	<10	<2	0.29		
A0963713	Drill Core	0.56	0.10	30.8	0.3	<0.05	22.8	5.62	45.7	<0.02	<1	<0.1	10.5	<10	<2	0.17		
A0963714	Drill Core	0.54	0.11	33.5	0.2	<0.05	23.2	6.11	49.8	<0.02	<1	<0.1	13.1	<10	<2	0.54		
A0963715	Drill Core	0.52	0.12	41.0	0.2	<0.05	21.8	7.09	51.4	<0.02	<1	<0.1	8.6	<10	<2	0.29		
A0963716	Drill Core	0.54	0.08	35.9	0.8	<0.05	21.4	6.73	49.8	<0.02	<1	0.3	13.9	<10	<2	0.48		
A0963717	Drill Core	0.80	0.12	31.7	0.3	<0.05	32.3	7.53	59.2	<0.02	<1	<0.1	10.7	<10	<2	0.34	0.12	1.14
A0963718	Drill Core	0.83	0.09	33.0	0.2	<0.05	31.5	7.74	56.9	<0.02	<1	<0.1	10.5	<10	2	0.52		
A0963719	Drill Core	0.58	0.05	62.7	0.4	<0.05	24.0	8.00	64.5	<0.02	<1	<0.1	10.7	<10	<2	0.45		
A0963720	Drill Core	0.74	0.06	61.0	0.4	<0.05	32.0	6.83	62.6	<0.02	<1	<0.1	11.4	<10	<2	0.82		
A0963721	Drill Core	0.85	0.08	43.1	0.3	<0.05	34.3	6.04	56.4	<0.02	<1	<0.1	9.8	<10	<2	1.05		
A0963722	Drill Core	0.66	0.06	50.7	0.3	<0.05	27.2	6.27	56.9	<0.02	<1	<0.1	6.6	<10	<2	1.18		
A0963723	Drill Core	0.65	0.12	51.3	0.4	<0.05	24.5	6.57	57.3	<0.02	<1	<0.1	6.7	<10	<2	1.00	0.26	0.76
A0963724	Drill Core	0.20	0.06	35.4	0.4	<0.05	7.0	5.56	50.3	<0.02	<1	<0.1	5.9	<10	<2	1.06		
A0963725	Drill Core	0.67	0.13	36.7	0.4	<0.05	27.3	6.42	54.0	<0.02	<1	<0.1	13.5	<10	<2	0.24		
A0963726	Drill Core	0.78	0.12	35.1	0.4	<0.05	27.4	6.49	52.1	<0.02	<1	<0.1	16.2	<10	3	0.11		
A0963727	Drill Core	0.48	0.06	77.0	0.4	<0.05	22.0	5.42	44.8	<0.02	1	<0.1	29.0	<10	3	<0.08		
A0963728	Drill Core	0.60	0.08	50.8	0.3	<0.05	23.4	6.46	53.9	<0.02	<1	<0.1	18.2	<10	<2	0.18		
A0963729	Drill Core	0.68	0.11	47.5	0.2	<0.05	27.5	6.42	55.0	<0.02	<1	<0.1	12.1	<10	<2	0.24	0.07	0.55
A0963730	Drill Core	0.41	0.04	60.1	0.2	<0.05	18.1	5.94	48.1	<0.02	<1	<0.1	19.2	<10	<2	0.90		
A0963731	Drill Core	0.48	0.07	47.1	0.2	<0.05	19.9	5.55	54.7	<0.02	<1	0.1	12.3	<10	<2	0.35		
A0963732	Drill Core	0.13	0.04	92.4	0.6	<0.05	6.9	6.61	37.0	0.02	<1	0.2	43.7	<10	<2	2.60		
A0963733	Drill Core	0.65	0.06	39.3	0.2	<0.05	25.9	5.54	55.9	<0.02	<1	<0.1	8.7	<10	<2	0.31		
A0963734	Drill Core	0.56	0.11	52.9	0.3	<0.05	21.9	5.82	60.4	<0.02	<1	<0.1	9.7	<10	2	1.04		
A0963735	Drill Core	0.46	0.11	61.7	0.4	<0.05	18.4	5.99	58.5	<0.02	<1	<0.1	9.9	<10	<2	1.26	0.32	0.67
A0963736	Drill Core	0.53	0.13	46.8	0.3	<0.05	21.5	7.78	76.2	<0.02	<1	<0.1	12.2	<10	2	1.47		
A0963737	Drill Core	0.46	0.10	60.7	0.4	<0.05	18.1	6.06	52.3	0.21	<1	<0.1	8.5	<10	<2	0.82		
A0963738	Drill Core	0.50	0.10	62.4	0.3	<0.05	21.0	6.72	55.3	0.73	<1	0.1	10.2	<10	<2	0.22		

This report supersedes all previous preliminary and final reports with this file number dated prior to the date on this certificate. Signature indicates final approval; preliminary reports are unsigned and should be used for reference only.

BUREAU VERITAS MINERAL LABORATORIES Canada

www.bvna.com/mining-laboratory-services

Bureau Veritas Commodities Canada Ltd.

9050 Shaughnessy St Vancouver British Columbia V6P 6E5 Canada
PHONE (604) 253-3158

Client: **Kinross Gold Corp.**
25 York St., #17
Toronto Ontario M5J 2V5 Canada

Project: Great Bear Project
Report Date: December 16, 2024

CERTIFICATE OF ANALYSIS TIM24000344.1

	Method	WGHT	AQ250	AQ250	AQ250	AQ250	AQ250	AQ250	AQ250	AQ250	AQ250	AQ250	AQ250	AQ250	AQ250	AQ250	AQ250	AQ250	AQ250	AQ250	AQ250
	Analyte	Wgt	Mo	Cu	Pb	Zn	Ag	Ni	Co	Mn	Fe	As	U	Au	Th	Sr	Cd	Sb	Bi	V	Ca
	Unit	kg	ppm	ppm	ppm	ppm	ppb	ppm	ppm	ppm	%	ppm	ppm	ppb	ppm	ppm	ppm	ppm	ppm	ppm	%
	MDL	0.01	0.01	0.01	0.01	0.1	2	0.1	0.1	1	0.01	0.1	0.1	0.2	0.1	0.5	0.01	0.02	0.02	1	0.01
A0963739	Drill Core	2.00	0.72	432.54	188.48	3671.7	17059	15.5	12.2	741	5.86	19.1	1.5	706.0	7.0	5.6	20.74	0.23	42.93	15	0.22
A0963740	Drill Core	3.43	0.67	154.85	33.86	1452.8	2252	23.8	13.3	819	3.48	31.5	1.4	152.7	6.5	22.7	9.05	0.14	3.06	42	1.17
A0963741	Drill Core	3.19	0.80	16.29	3.46	76.2	327	14.5	9.7	822	2.28	13.8	1.8	49.8	8.1	19.4	0.23	0.15	0.14	30	1.34
A0963742	Drill Core	1.89	0.92	22.23	20.13	114.5	259	15.1	10.4	988	2.44	24.5	1.3	214.7	6.9	19.5	0.33	0.15	0.15	36	1.25
A0963743	Drill Core	2.16	1.18	22.08	6.97	89.2	312	16.7	10.6	842	2.59	23.5	1.2	146.0	7.5	12.4	0.34	0.19	0.31	39	1.17
A0963744	Drill Core	1.92	1.04	17.98	9.81	6508.4	483	13.9	10.1	940	3.02	78.1	1.3	63.1	7.9	19.5	37.23	0.22	1.01	32	1.20
A0963745	Drill Core	1.71	0.85	5.90	3.67	47.7	214	14.1	10.2	1009	1.85	33.1	1.3	46.8	6.5	82.2	0.27	0.13	0.25	16	3.04
A0963746	Drill Core	1.39	1.03	27.31	6.52	65.2	180	22.4	10.3	499	2.55	84.2	1.5	322.9	7.1	22.2	0.14	0.10	0.15	47	1.64
A0963747	Drill Core	3.26	0.71	31.15	477.62	729.9	1234	15.4	9.7	729	2.33	78.3	1.4	64.9	7.1	22.8	4.34	0.78	0.16	25	0.95
A0963748	Drill Core	3.23	0.51	20.68	55.85	250.0	296	16.2	10.2	864	2.33	49.3	1.7	18.7	8.0	22.6	0.95	0.18	0.10	31	1.18
A0964907	Drill Core	1.88	2.57	3.35	5.75	29.7	76	0.3	1.2	30	0.93	1.8	0.8	3.8	8.3	4.0	0.05	0.08	0.05	<1	0.15
A0964908	Drill Core	2.85	2.68	7.79	5.82	55.1	93	0.5	1.7	80	1.37	2.6	1.0	1.8	8.8	4.4	0.10	0.10	0.22	<1	0.16
A0964906	Drill Core	2.71	1.72	9.42	2.49	64.4	74	2.4	3.4	353	2.27	0.8	1.2	1.0	7.3	4.4	0.03	0.10	0.19	3	0.35
A0964909	Drill Core	3.26	1.58	16.84	2.50	54.5	62	14.2	9.4	421	2.34	0.8	1.1	0.3	6.9	13.4	0.03	0.05	0.10	36	0.82
A0964910	Drill Core	3.27	0.70	14.33	1.89	47.5	52	12.0	8.1	339	1.96	0.8	1.3	0.5	6.9	11.0	0.03	0.06	0.09	30	0.95
A0964911	Drill Core	3.06	0.41	16.80	1.26	54.5	38	27.8	11.8	417	2.56	0.4	0.8	0.8	5.6	18.1	0.04	0.04	0.07	45	1.61
A0964912	Drill Core	2.22	0.45	22.38	8.09	59.2	64	34.3	13.0	500	2.73	0.5	0.8	0.4	5.1	20.9	0.04	0.08	0.06	46	1.98
A0964913	Drill Core	3.20	1.32	1.00	3.68	23.2	79	0.2	<0.1	128	0.33	<0.1	2.7	<0.2	3.6	2.1	0.03	0.03	0.51	<1	0.25
A0964914	Drill Core	0.69	1.61	43.37	2.26	109.3	123	55.3	18.9	544	4.74	0.7	1.2	2.0	7.0	10.3	0.03	0.06	0.29	65	0.35
A0964915	Drill Core	2.64	0.81	15.25	2.44	49.0	61	12.6	8.1	299	1.97	0.5	1.3	0.4	7.4	11.0	0.03	0.04	0.14	29	0.63
A0964916	Drill Core	3.47	0.95	17.61	3.29	51.0	62	13.8	8.7	331	2.05	1.0	1.3	0.4	7.4	13.4	0.04	0.06	0.24	29	0.67
A0964917	Drill Core	3.36	1.24	14.32	2.54	51.2	54	13.1	9.9	347	2.19	1.3	1.3	0.6	7.0	19.3	0.03	0.04	0.15	34	0.81
A0964918	Drill Core	2.16	1.51	15.40	1.71	63.8	56	20.6	11.2	442	2.82	0.2	1.2	0.9	7.2	17.7	0.03	0.04	0.16	53	0.81
A0964919	Drill Core	3.10	0.76	14.99	2.86	52.6	61	12.8	8.9	374	2.15	1.2	1.5	0.6	7.7	13.2	0.02	0.04	1.04	29	0.70
A0964920	Drill Core	3.18	0.92	23.12	2.82	57.2	92	19.0	10.7	293	2.36	0.5	1.4	1.7	7.3	6.8	0.03	0.05	0.23	27	0.35
A0964921	Drill Core	2.68	0.99	16.34	4.13	50.3	106	13.5	9.3	304	2.19	2.3	1.6	2.7	7.6	8.4	0.03	0.08	0.77	26	0.28
A0964922	Drill Core	3.32	0.67	21.91	2.86	53.6	82	18.2	11.0	386	2.44	1.8	1.2	1.3	7.2	15.7	0.03	0.07	0.15	40	1.06
A0964923	Drill Core	2.40	1.35	17.79	3.69	40.4	74	17.4	10.2	355	2.30	16.5	1.3	2.0	7.4	16.8	0.03	0.08	0.11	34	1.28
A0964924	Drill Core	2.78	0.68	23.30	2.61	60.7	62	19.2	11.0	298	2.23	1.0	1.6	1.3	8.0	9.3	0.04	0.07	0.07	27	0.45
A0964925	Drill Core	2.32	0.82	23.92	5.04	86.3	130	20.5	12.2	283	2.39	15.9	1.4	4.7	7.5	9.4	0.10	0.14	0.15	16	0.44

This report supersedes all previous preliminary and final reports with this file number dated prior to the date on this certificate. Signature indicates final approval; preliminary reports are unsigned and should be used for reference only.

BUREAU VERITAS MINERAL LABORATORIES Canada

www.bvna.com/mining-laboratory-services

Bureau Veritas Commodities Canada Ltd.

9050 Shaughnessy St Vancouver British Columbia V6P 6E5 Canada
PHONE (604) 253-3158

Client: **Kinross Gold Corp.**
25 York St., #17
Toronto Ontario M5J 2V5 Canada

Project: Great Bear Project
Report Date: December 16, 2024

CERTIFICATE OF ANALYSIS TIM24000344.1

	Method	AQ250	AQ250	AQ250	AQ250	AQ250	AQ250	AQ250	AQ250	AQ250	AQ250	AQ250	AQ250	AQ250	AQ250	AQ250	AQ250	AQ250	AQ250	AQ250	AQ250
	Analyte	P	La	Cr	Mg	Ba	Ti	B	Al	Na	K	W	Sc	Tl	S	Hg	Se	Te	Ga	Cs	Ge
	Unit	%	ppm	ppm	%	ppm	%	ppm	%	%	%	ppm	ppm	ppm	%	ppb	ppm	ppm	ppm	ppm	ppm
	MDL	0.001	0.5	0.5	0.01	0.5	0.001	20	0.01	0.001	0.01	0.1	0.1	0.02	0.02	5	0.1	0.02	0.1	0.02	0.1
A0963739	Drill Core	0.052	26.0	7.9	0.79	65.1	0.121	<20	1.40	0.023	1.04	0.1	1.0	0.79	3.07	227	2.8	2.78	4.1	3.62	<0.1
A0963740	Drill Core	0.070	25.8	58.4	1.23	113.0	0.155	<20	1.80	0.077	1.14	0.2	3.0	0.77	1.68	89	1.0	0.45	5.8	3.50	<0.1
A0963741	Drill Core	0.072	33.6	14.7	0.73	74.7	0.152	<20	1.11	0.048	0.87	1.1	2.6	0.54	0.67	<5	0.2	0.21	4.7	2.28	<0.1
A0963742	Drill Core	0.063	29.3	12.6	0.81	75.6	0.157	<20	1.31	0.077	0.95	2.2	3.0	0.61	0.69	<5	0.2	0.10	5.3	2.60	<0.1
A0963743	Drill Core	0.066	30.4	12.0	0.87	61.6	0.147	<20	1.14	0.053	0.85	0.6	3.1	0.56	0.89	<5	0.3	0.11	5.1	4.01	<0.1
A0963744	Drill Core	0.062	29.9	11.5	0.70	45.9	0.106	<20	1.23	0.100	0.73	1.9	2.5	0.62	2.17	247	0.8	0.07	5.3	3.40	<0.1
A0963745	Drill Core	0.075	27.0	7.5	0.48	28.7	0.029	<20	0.44	0.054	0.10	7.3	1.5	0.04	1.01	<5	1.2	0.33	2.5	0.47	<0.1
A0963746	Drill Core	0.072	33.4	27.0	0.91	197.0	0.140	<20	1.21	0.061	0.92	1.9	5.1	0.30	0.71	<5	1.3	0.19	6.6	2.97	<0.1
A0963747	Drill Core	0.054	25.9	10.9	0.61	51.0	0.124	<20	1.35	0.111	0.75	0.9	1.5	0.54	0.70	16	0.2	0.11	4.5	2.84	<0.1
A0963748	Drill Core	0.061	29.0	14.8	0.69	59.4	0.154	<20	1.40	0.100	0.90	>100	2.2	0.56	0.46	<5	0.1	0.04	5.1	3.49	<0.1
A0964907	Drill Core	0.008	37.3	0.7	0.01	37.9	0.002	<20	0.20	0.034	0.11	0.2	0.3	0.03	0.83	25	<0.1	<0.02	0.6	0.10	<0.1
A0964908	Drill Core	0.010	37.3	2.1	0.05	47.3	0.010	<20	0.28	0.036	0.18	0.2	0.5	0.09	1.14	36	<0.1	<0.02	1.1	0.44	<0.1
A0964906	Drill Core	0.012	29.4	3.2	0.26	52.3	0.059	<20	0.79	0.022	0.55	<0.1	0.7	0.47	0.19	<5	<0.1	<0.02	3.0	4.73	<0.1
A0964909	Drill Core	0.052	26.6	14.5	0.76	138.3	0.174	<20	1.39	0.066	1.04	0.2	2.9	0.49	0.09	<5	<0.1	<0.02	5.6	3.90	<0.1
A0964910	Drill Core	0.052	25.4	10.1	0.69	133.8	0.154	<20	1.10	0.043	0.88	0.5	2.6	0.35	0.06	<5	<0.1	<0.02	4.9	3.04	<0.1
A0964911	Drill Core	0.069	27.2	29.3	1.09	111.9	0.176	<20	1.58	0.040	1.23	<0.1	3.8	0.44	0.03	<5	<0.1	<0.02	6.3	3.85	<0.1
A0964912	Drill Core	0.068	29.2	32.5	1.21	68.4	0.182	<20	1.59	0.030	0.95	0.1	3.2	0.43	0.02	<5	<0.1	<0.02	6.6	4.21	<0.1
A0964913	Drill Core	0.002	6.3	1.6	0.07	11.0	0.004	<20	0.29	0.024	0.22	<0.1	0.2	0.16	<0.02	<5	<0.1	<0.02	1.1	0.60	<0.1
A0964914	Drill Core	0.063	27.9	70.9	1.43	82.1	0.255	<20	2.58	0.045	1.85	0.1	4.2	1.43	0.36	<5	0.2	0.10	8.4	14.72	<0.1
A0964915	Drill Core	0.048	26.5	11.2	0.61	123.9	0.152	<20	1.16	0.056	0.89	0.1	2.4	0.35	0.05	<5	<0.1	<0.02	4.9	2.90	<0.1
A0964916	Drill Core	0.052	26.0	12.0	0.69	123.8	0.159	<20	1.24	0.060	0.92	0.1	2.3	0.34	0.13	<5	0.1	0.02	4.9	2.71	<0.1
A0964917	Drill Core	0.058	26.3	13.4	0.69	148.0	0.177	<20	1.22	0.060	0.95	0.2	2.6	0.34	0.13	<5	<0.1	<0.02	5.1	2.64	<0.1
A0964918	Drill Core	0.079	34.0	23.4	1.03	426.9	0.235	<20	1.69	0.063	1.32	0.2	4.2	0.42	0.13	<5	<0.1	<0.02	7.3	3.36	<0.1
A0964919	Drill Core	0.056	27.9	10.4	0.68	100.4	0.166	<20	1.18	0.056	0.90	0.1	2.1	0.40	0.25	<5	<0.1	0.55	4.8	2.79	<0.1
A0964920	Drill Core	0.056	29.1	16.8	0.74	120.7	0.134	<20	1.24	0.042	0.93	<0.1	2.2	0.38	0.36	<5	0.1	0.04	4.9	2.90	<0.1
A0964921	Drill Core	0.057	28.1	9.0	0.64	102.6	0.116	<20	1.07	0.052	0.77	<0.1	2.3	0.32	0.69	<5	0.2	0.06	4.6	2.12	<0.1
A0964922	Drill Core	0.064	29.6	14.6	0.77	114.6	0.172	<20	1.24	0.052	0.90	0.1	2.7	0.36	0.42	<5	0.1	0.02	5.3	3.09	<0.1
A0964923	Drill Core	0.063	32.0	17.5	0.77	99.7	0.139	<20	1.13	0.048	0.60	0.2	2.9	0.26	0.55	<5	<0.1	<0.02	5.5	2.29	<0.1
A0964924	Drill Core	0.055	29.7	19.5	0.49	107.6	0.114	<20	1.05	0.041	0.72	<0.1	1.9	0.40	0.16	<5	<0.1	<0.02	4.1	3.73	<0.1
A0964925	Drill Core	0.054	27.9	15.1	0.32	49.6	0.062	<20	0.65	0.032	0.31	0.2	1.4	0.18	1.42	<5	<0.1	0.03	2.5	1.50	<0.1

This report supersedes all previous preliminary and final reports with this file number dated prior to the date on this certificate. Signature indicates final approval; preliminary reports are unsigned and should be used for reference only.

BUREAU VERITAS MINERAL LABORATORIES Canada

www.bvna.com/mining-laboratory-services

Bureau Veritas Commodities Canada Ltd.

9050 Shaughnessy St Vancouver British Columbia V6P 6E5 Canada
PHONE (604) 253-3158

Client: **Kinross Gold Corp.**
25 York St., #17
Toronto Ontario M5J 2V5 Canada

Project: Great Bear Project
Report Date: December 16, 2024

CERTIFICATE OF ANALYSIS TIM24000344.1

Method		AQ250	AQ250	AQ250	AQ250	AQ250	AQ250	AQ250	AQ250	AQ250	AQ250	AQ250	AQ250	AQ250	AQ250	TC006	TC000	TC000
Analyte		Hf	Nb	Rb	Sn	Ta	Zr	Y	Ce	In	Re	Be	Li	Pd	Pt	CO2	TOT/C	TOT/S
Unit		ppm	ppm	ppm	ppm	ppm	ppm	ppm	ppm	ppm	ppb	ppm	ppm	ppb	ppb	%	%	%
MDL		0.02	0.02	0.1	0.1	0.05	0.1	0.01	0.1	0.02	1	0.1	0.1	10	2	0.08	0.02	0.02
A0963739	Drill Core	0.56	0.14	72.2	0.2	<0.05	21.1	5.99	50.8	0.77	<1	0.1	8.3	<10	<2	<0.08	0.08	3.21
A0963740	Drill Core	0.48	0.06	75.3	0.4	<0.05	20.9	6.61	50.5	0.26	<1	0.4	13.7	<10	2	0.97		
A0963741	Drill Core	0.41	0.12	60.0	0.4	<0.05	14.2	6.75	65.0	<0.02	<1	<0.1	8.5	<10	<2	1.41		
A0963742	Drill Core	0.44	0.08	65.7	0.4	<0.05	18.1	5.65	57.1	<0.02	<1	<0.1	9.2	<10	<2	1.29		
A0963743	Drill Core	0.48	0.09	60.3	1.3	<0.05	19.4	5.52	58.5	<0.02	<1	<0.1	9.6	<10	<2	1.17		
A0963744	Drill Core	0.63	0.14	62.7	0.4	<0.05	26.6	4.82	58.2	0.17	<1	0.2	6.6	12	<2	1.03		
A0963745	Drill Core	0.46	0.09	2.9	0.4	<0.05	18.2	6.36	53.7	<0.02	<1	<0.1	2.5	<10	<2	3.65		
A0963746	Drill Core	0.43	<0.02	36.0	0.6	<0.05	16.3	6.40	65.3	<0.02	<1	0.1	9.7	<10	<2	1.64		
A0963747	Drill Core	0.32	0.09	57.2	0.2	<0.05	13.2	5.59	50.8	<0.02	<1	0.1	7.2	<10	<2	0.50	0.18	0.67
A0963748	Drill Core	0.38	0.14	64.0	0.3	<0.05	15.6	6.82	56.7	<0.02	<1	0.1	9.5	<10	<2	0.70		
A0964907	Drill Core	0.69	0.05	3.4	<0.1	<0.05	32.0	5.28	72.1	<0.02	<1	<0.1	1.3	<10	<2	0.09		
A0964908	Drill Core	0.99	0.15	9.4	0.1	<0.05	43.5	5.28	72.9	<0.02	<1	<0.1	2.3	<10	<2	<0.08		
A0964906	Drill Core	1.28	0.34	51.3	0.2	<0.05	56.5	5.35	57.4	<0.02	<1	0.1	7.7	<10	<2	0.23		
A0964909	Drill Core	0.50	0.09	73.8	0.3	<0.05	20.7	6.05	52.6	<0.02	<1	<0.1	16.6	<10	<2	0.67		
A0964910	Drill Core	0.50	0.08	55.9	0.4	<0.05	19.0	5.53	50.0	<0.02	<1	<0.1	18.7	<10	<2	0.94	0.27	0.06
A0964911	Drill Core	0.51	0.03	70.0	0.4	<0.05	21.8	6.06	56.3	<0.02	<1	<0.1	29.3	<10	<2	1.72		
A0964912	Drill Core	0.37	0.05	64.6	0.3	<0.05	16.6	5.83	58.4	<0.02	<1	<0.1	30.2	<10	<2	1.89		
A0964913	Drill Core	0.50	0.33	17.0	0.1	<0.05	12.0	4.87	15.2	<0.02	<1	0.1	3.3	<10	<2	0.27		
A0964914	Drill Core	0.50	0.07	181.7	0.4	<0.05	22.2	11.01	56.3	<0.02	<1	0.2	35.1	<10	2	0.10		
A0964915	Drill Core	0.49	0.11	52.6	0.3	<0.05	19.0	5.22	51.1	<0.02	<1	<0.1	23.1	<10	<2	0.44		
A0964916	Drill Core	0.47	0.08	49.9	0.3	<0.05	18.1	5.92	50.9	<0.02	<1	<0.1	17.7	<10	<2	0.53	0.17	0.14
A0964917	Drill Core	0.36	0.08	50.0	0.3	<0.05	14.1	6.16	51.6	<0.02	<1	<0.1	24.9	<10	<2	0.60		
A0964918	Drill Core	0.41	0.08	62.2	0.5	<0.05	17.8	7.04	69.7	<0.02	<1	<0.1	30.4	<10	<2	0.53		
A0964919	Drill Core	0.52	0.10	55.9	0.3	<0.05	20.8	6.11	54.3	<0.02	<1	<0.1	16.0	<10	<2	0.44		
A0964920	Drill Core	0.68	0.11	51.7	0.3	<0.05	26.5	6.73	55.5	<0.02	<1	<0.1	16.5	<10	<2	0.24		
A0964921	Drill Core	0.72	0.08	43.9	0.8	<0.05	29.4	6.67	55.2	<0.02	<1	<0.1	15.2	<10	<2	0.12		
A0964922	Drill Core	0.52	0.13	50.0	0.3	<0.05	22.0	6.54	59.2	<0.02	<1	<0.1	23.7	<10	<2	0.93	0.27	0.40
A0964923	Drill Core	0.53	0.11	33.4	0.3	<0.05	20.2	6.31	63.5	<0.02	<1	<0.1	16.5	<10	<2	1.08		
A0964924	Drill Core	0.64	0.13	48.9	0.3	<0.05	25.2	7.28	58.0	<0.02	<1	<0.1	13.1	<10	<2	0.30		
A0964925	Drill Core	0.64	0.19	18.3	0.2	<0.05	24.2	6.65	54.8	<0.02	<1	<0.1	7.0	<10	<2	0.20		

This report supersedes all previous preliminary and final reports with this file number dated prior to the date on this certificate. Signature indicates final approval; preliminary reports are unsigned and should be used for reference only.

BUREAU VERITAS MINERAL LABORATORIES Canada

www.bvna.com/mining-laboratory-services

Bureau Veritas Commodities Canada Ltd.

9050 Shaughnessy St Vancouver British Columbia V6P 6E5 Canada
PHONE (604) 253-3158

Client: **Kinross Gold Corp.**
25 York St., #17
Toronto Ontario M5J 2V5 Canada

Project: Great Bear Project
Report Date: December 16, 2024

CERTIFICATE OF ANALYSIS TIM24000344.1

Method		WGHT	AQ250	AQ250	AQ250	AQ250	AQ250	AQ250	AQ250	AQ250	AQ250	AQ250	AQ250	AQ250	AQ250	AQ250	AQ250	AQ250	AQ250	AQ250	AQ250
Analyte		Wgt	Mo	Cu	Pb	Zn	Ag	Ni	Co	Mn	Fe	As	U	Au	Th	Sr	Cd	Sb	Bi	V	Ca
Unit		kg	ppm	ppm	ppm	ppm	ppb	ppm	ppm	ppm	%	ppm	ppm	ppb	ppm	ppm	ppm	ppm	ppm	ppm	%
MDL		0.01	0.01	0.01	0.01	0.1	2	0.1	0.1	1	0.01	0.1	0.1	0.2	0.1	0.5	0.01	0.02	0.02	1	0.01
A0964926	Drill Core	3.27	0.91	18.01	3.28	50.8	105	14.1	9.0	388	2.17	8.3	1.6	15.1	7.4	12.3	0.04	0.10	0.61	26	0.65
A0964927	Drill Core	2.35	1.00	28.40	4.06	63.2	132	18.0	12.1	457	2.67	4.9	1.5	18.0	8.7	12.5	0.03	0.04	0.24	34	0.52
A0964928	Drill Core	3.46	1.22	20.98	3.45	54.8	105	15.4	9.5	410	2.31	8.4	1.4	6.9	7.8	23.5	0.03	0.08	0.17	34	0.96
A0964929	Drill Core	3.10	0.61	18.37	3.24	52.0	83	14.4	10.3	414	2.35	40.2	1.4	14.2	7.7	15.7	0.03	0.14	0.16	30	0.91
A0964930	Drill Core	3.15	1.16	21.19	3.12	57.5	93	26.3	12.6	437	2.80	33.3	1.1	14.6	7.6	21.0	0.04	0.12	0.17	35	0.93
A0964931	Drill Core	1.47	1.31	24.02	2.36	80.9	98	19.2	13.4	470	2.96	4.1	1.2	2.7	6.0	25.3	0.04	0.04	0.12	56	0.78
A0964932	Drill Core	2.39	2.15	22.97	3.48	50.9	131	13.7	8.5	372	2.14	18.3	1.5	7.4	8.5	10.2	0.02	0.20	0.47	21	0.34
A0964933	Drill Core	2.12	1.99	19.74	3.66	54.7	171	15.3	10.2	472	2.56	24.1	1.4	10.6	8.0	5.9	0.05	0.21	0.44	17	0.36
A0964934	Drill Core	3.27	0.51	25.14	4.59	59.7	132	13.7	9.5	448	2.36	34.5	1.3	14.5	7.4	13.5	0.04	0.19	0.15	31	0.82
A0964935	Drill Core	1.45	0.87	24.90	3.16	64.2	182	36.5	15.8	566	3.28	10.0	1.0	6.5	6.3	34.9	0.05	0.10	0.14	62	1.50

This report supersedes all previous preliminary and final reports with this file number dated prior to the date on this certificate. Signature indicates final approval; preliminary reports are unsigned and should be used for reference only.

BUREAU VERITAS MINERAL LABORATORIES Canada

www.bvna.com/mining-laboratory-services

Bureau Veritas Commodities Canada Ltd.

9050 Shaughnessy St Vancouver British Columbia V6P 6E5 Canada
PHONE (604) 253-3158

Client: **Kinross Gold Corp.**
25 York St., #17
Toronto Ontario M5J 2V5 Canada

Project: Great Bear Project
Report Date: December 16, 2024

CERTIFICATE OF ANALYSIS TIM24000344.1

Method		AQ250	AQ250	AQ250	AQ250	AQ250	AQ250	AQ250	AQ250	AQ250	AQ250	AQ250	AQ250	AQ250	AQ250	AQ250	AQ250	AQ250	AQ250	AQ250
Analyte		P	La	Cr	Mg	Ba	Ti	B	Al	Na	K	W	Sc	Tl	S	Hg	Se	Te	Ga	Cs	Ge
Unit		%	ppm	ppm	%	ppm	%	ppm	%	%	%	ppm	ppm	ppm	%	ppb	ppm	ppm	ppm	ppm	ppm
MDL		0.001	0.5	0.5	0.01	0.5	0.001	20	0.01	0.001	0.01	0.1	0.1	0.02	0.02	5	0.1	0.02	0.1	0.02	0.1
A0964926	Drill Core	0.052	26.9	10.8	0.62	85.9	0.133	<20	1.02	0.052	0.75	0.2	2.2	0.51	0.65	<5	0.2	0.03	4.3	3.65	<0.1
A0964927	Drill Core	0.062	31.6	13.6	0.80	82.5	0.167	<20	1.27	0.048	0.73	<0.1	2.9	0.49	0.58	<5	<0.1	0.03	5.6	3.84	<0.1
A0964928	Drill Core	0.055	28.5	13.3	0.85	100.6	0.162	<20	1.49	0.082	0.89	<0.1	2.9	0.57	0.35	<5	<0.1	0.04	5.9	4.18	<0.1
A0964929	Drill Core	0.059	28.6	11.0	0.66	67.0	0.135	<20	1.04	0.064	0.69	<0.1	2.5	0.43	1.02	<5	<0.1	<0.02	4.4	3.43	<0.1
A0964930	Drill Core	0.058	29.1	36.2	1.12	51.8	0.131	<20	1.27	0.059	0.50	0.2	2.6	0.27	1.36	<5	<0.1	0.04	5.3	2.53	<0.1
A0964931	Drill Core	0.093	24.9	37.5	1.35	155.2	0.205	<20	1.82	0.054	1.21	0.2	3.3	0.68	0.37	<5	0.1	0.03	6.0	6.27	<0.1
A0964932	Drill Core	0.050	32.1	7.6	0.62	88.8	0.113	<20	0.99	0.048	0.76	<0.1	1.9	0.62	0.82	<5	0.2	0.06	3.9	4.35	<0.1
A0964933	Drill Core	0.059	29.5	5.0	0.58	52.8	0.078	<20	0.73	0.021	0.57	<0.1	1.5	0.39	2.14	<5	<0.1	<0.02	3.0	2.43	<0.1
A0964934	Drill Core	0.058	28.5	9.9	0.79	76.8	0.126	<20	1.16	0.068	0.81	0.3	2.4	0.60	1.06	<5	<0.1	<0.02	4.7	3.84	<0.1
A0964935	Drill Core	0.069	25.2	98.1	1.56	205.6	0.219	<20	2.15	0.087	1.58	0.6	3.9	0.88	0.68	<5	0.1	0.05	6.8	6.97	<0.1

This report supersedes all previous preliminary and final reports with this file number dated prior to the date on this certificate. Signature indicates final approval; preliminary reports are unsigned and should be used for reference only.

BUREAU VERITAS MINERAL LABORATORIES Canada

www.bvna.com/mining-laboratory-services

Bureau Veritas Commodities Canada Ltd.

9050 Shaughnessy St Vancouver British Columbia V6P 6E5 Canada
PHONE (604) 253-3158

Client: **Kinross Gold Corp.**
25 York St., #17
Toronto Ontario M5J 2V5 Canada

Project: Great Bear Project
Report Date: December 16, 2024

CERTIFICATE OF ANALYSIS TIM24000344.1

Method		AQ250	AQ250	AQ250	AQ250	AQ250	AQ250	AQ250	AQ250	AQ250	AQ250	AQ250	AQ250	AQ250	AQ250	TC006	TC000	TC000
Analyte		Hf	Nb	Rb	Sn	Ta	Zr	Y	Ce	In	Re	Be	Li	Pd	Pt	CO2	TOT/C	TOT/S
Unit		ppm	ppm	ppm	ppm	ppm	ppm	ppm	ppm	ppm	ppb	ppm	ppm	ppb	ppb	%	%	%
MDL		0.02	0.02	0.1	0.1	0.05	0.1	0.01	0.1	0.02	1	0.1	0.1	10	2	0.08	0.02	0.02
A0964926	Drill Core	0.78	0.09	48.4	0.3	<0.05	30.2	6.73	53.0	<0.02	<1	<0.1	11.9	<10	<2	0.47		
A0964927	Drill Core	0.94	0.07	46.4	0.3	<0.05	37.1	7.58	61.6	<0.02	<1	<0.1	15.8	<10	<2	0.31		
A0964928	Drill Core	0.67	0.06	54.6	0.3	<0.05	29.1	7.81	55.4	<0.02	<1	<0.1	13.7	<10	<2	0.66	0.22	0.33
A0964929	Drill Core	0.75	0.08	47.3	0.3	<0.05	28.5	6.70	55.3	<0.02	<1	<0.1	11.9	<10	<2	0.60		
A0964930	Drill Core	0.58	0.10	30.5	0.3	<0.05	22.4	5.91	56.9	<0.02	<1	<0.1	13.5	<10	<2	0.64		
A0964931	Drill Core	0.50	0.04	79.6	0.3	<0.05	22.4	6.76	48.9	<0.02	<1	0.3	23.3	<10	<2	0.47		
A0964932	Drill Core	0.94	0.06	55.3	0.3	<0.05	37.6	7.81	60.8	<0.02	<1	<0.1	9.4	<10	<2	0.25		
A0964933	Drill Core	0.72	0.16	38.6	0.2	<0.05	25.5	6.95	58.4	<0.02	<1	<0.1	11.2	<10	3	0.23		
A0964934	Drill Core	0.71	0.05	56.8	0.3	<0.05	27.8	6.47	55.3	<0.02	<1	<0.1	11.4	<10	<2	0.66	0.19	1.06
A0964935	Drill Core	0.57	0.03	87.8	0.4	<0.05	23.6	6.81	49.0	<0.02	<1	0.1	19.0	<10	<2	1.06		

This report supersedes all previous preliminary and final reports with this file number dated prior to the date on this certificate. Signature indicates final approval; preliminary reports are unsigned and should be used for reference only.

BUREAU VERITAS MINERAL LABORATORIES Canada

www.bvna.com/mining-laboratory-services

Bureau Veritas Commodities Canada Ltd.
9050 Shaughnessy St Vancouver British Columbia V6P 6E5 Canada
PHONE (604) 253-3158

Client: **Kinross Gold Corp.**
25 York St., #17
Toronto Ontario M5J 2V5 Canada

Project: Great Bear Project
Report Date: December 16, 2024

QUALITY CONTROL REPORT TIM24000344.1

	Method	WGHT	AQ250	AQ250	AQ250	AQ250	AQ250	AQ250	AQ250	AQ250	AQ250	AQ250	AQ250	AQ250	AQ250	AQ250	AQ250	AQ250	AQ250	AQ250	AQ250
	Analyte	Wgt	Mo	Cu	Pb	Zn	Ag	Ni	Co	Mn	Fe	As	U	Au	Th	Sr	Cd	Sb	Bi	V	Ca
	Unit	kg	ppm	ppm	ppm	ppm	ppb	ppm	ppm	ppm	%	ppm	ppm	ppb	ppm	ppm	ppm	ppm	ppm	ppm	%
	MDL	0.01	0.01	0.01	0.01	0.1	2	0.1	0.1	1	0.01	0.1	0.1	0.2	0.1	0.5	0.01	0.02	0.02	1	0.01
Pulp Duplicates																					
A0962984	Drill Core	3.67	1.17	24.01	13.91	90.3	449	15.6	10.9	634	2.52	18.2	1.5	1088.5	7.6	15.8	0.15	0.15	0.28	35	1.12
REP A0962984	QC																				
A0962986	Drill Core	2.13	0.92	16.46	3.59	47.9	145	9.6	7.2	313	1.92	14.9	1.3	12.7	6.9	10.8	0.05	0.15	0.25	23	0.57
REP A0962986	QC		0.89	15.51	3.50	46.4	150	9.1	6.7	293	1.78	13.5	1.3	23.6	6.6	10.8	0.05	0.19	0.23	21	0.55
A0962988	Drill Core	2.01	1.28	16.67	3.29	47.2	110	15.5	10.0	397	2.40	8.4	1.3	21.3	7.9	12.8	0.07	0.09	0.14	38	0.99
REP A0962988	QC																				
A0963718	Drill Core	3.54	1.74	21.26	3.73	48.8	105	12.2	9.4	414	2.30	22.7	1.5	15.9	8.2	16.1	0.07	0.18	0.82	23	0.70
REP A0963718	QC		1.80	21.37	3.77	50.7	110	12.2	9.5	430	2.40	23.8	1.4	14.8	8.0	16.9	0.07	0.18	0.79	25	0.74
A0964910	Drill Core	3.27	0.70	14.33	1.89	47.5	52	12.0	8.1	339	1.96	0.8	1.3	0.5	6.9	11.0	0.03	0.06	0.09	30	0.95
REP A0964910	QC		0.66	14.46	1.90	48.0	48	12.2	7.9	344	1.98	0.9	1.3	1.0	7.2	10.6	0.03	0.06	0.09	30	0.95
A0964916	Drill Core	3.47	0.95	17.61	3.29	51.0	62	13.8	8.7	331	2.05	1.0	1.3	0.4	7.4	13.4	0.04	0.06	0.24	29	0.67
REP A0964916	QC																				
Core Reject Duplicates																					
A0963703	Drill Core	2.65	0.75	18.29	5.23	51.5	104	12.2	7.9	272	1.97	0.8	1.2	0.7	7.1	10.8	0.05	0.06	0.27	29	0.61
DUP A0963703	QC		0.79	18.45	5.36	54.8	106	12.6	8.1	275	2.00	1.0	1.2	0.6	7.0	10.5	0.06	0.07	0.29	28	0.61
A0963737	Drill Core	2.35	0.73	44.80	8.09	784.1	755	14.5	9.3	913	2.60	14.8	1.6	652.8	7.2	13.3	4.31	0.11	0.55	36	0.92
DUP A0963737	QC		0.75	44.45	8.22	777.6	690	15.4	10.1	930	2.73	14.8	1.6	87.7	7.4	13.7	4.32	0.11	0.57	37	0.93
Reference Materials																					
STD BVGEO01	Standard		9.48	4297.32	184.18	1661.3	2443	158.4	23.6	701	3.64	119.1	3.4	229.0	13.8	52.5	5.70	2.65	24.87	71	1.26
STD BVGEO01	Standard		9.65	4160.34	183.38	1646.9	2456	155.2	24.2	699	3.61	118.4	3.3	222.4	13.3	52.8	5.58	2.61	23.69	71	1.27
STD BVGEO01	Standard		10.00	4435.42	184.02	1742.2	2472	157.1	24.8	739	3.62	121.3	3.4	212.4	13.4	53.2	5.89	2.48	23.39	68	1.31
STD BVGEO01	Standard		9.89	4160.97	180.24	1651.6	2418	157.3	23.6	689	3.61	116.6	3.4	206.0	13.3	49.9	5.84	2.69	23.59	70	1.22
STD COO2	Standard																				
STD COO2	Standard																				
STD COO2	Standard																				
STD GS311-1	Standard																				
STD GS311-1	Standard																				
STD GS910-4	Standard																				

This report supersedes all previous preliminary and final reports with this file number dated prior to the date on this certificate. Signature indicates final approval; preliminary reports are unsigned and should be used for reference only.

BUREAU VERITAS MINERAL LABORATORIES Canada

www.bvna.com/mining-laboratory-services

Bureau Veritas Commodities Canada Ltd.
9050 Shaughnessy St Vancouver British Columbia V6P 6E5 Canada
PHONE (604) 253-3158

Client: **Kinross Gold Corp.**
25 York St., #17
Toronto Ontario M5J 2V5 Canada

Project: Great Bear Project
Report Date: December 16, 2024

QUALITY CONTROL REPORT TIM24000344.1

		Method	AQ250	AQ250	AQ250	AQ250	AQ250	AQ250	AQ250	AQ250	AQ250	AQ250	AQ250	AQ250	AQ250	AQ250	AQ250	AQ250	AQ250	AQ250	AQ250
		Analyte	P	La	Cr	Mg	Ba	Ti	B	Al	Na	K	W	Sc	Tl	S	Hg	Se	Te	Ga	Cs	Ge
		Unit	%	ppm	ppm	%	ppm	%	ppm	%	%	%	ppm	ppm	ppm	%	ppb	ppm	ppm	ppm	ppm	ppm
		MDL	0.001	0.5	0.5	0.01	0.5	0.001	20	0.01	0.001	0.01	0.1	0.1	0.02	0.02	5	0.1	0.02	0.1	0.02	0.1
Pulp Duplicates																						
A0962984	Drill Core		0.069	30.3	14.7	0.82	91.6	0.169	<20	1.30	0.057	1.02	17.1	2.6	0.50	0.63	<5	0.2	0.04	5.2	4.18	<0.1
REP A0962984	QC																					
A0962986	Drill Core		0.047	24.1	9.5	0.50	83.6	0.100	<20	0.78	0.053	0.61	0.4	1.8	0.28	0.75	<5	0.2	<0.02	3.6	2.27	<0.1
REP A0962986	QC		0.046	22.9	9.3	0.46	81.9	0.097	<20	0.75	0.053	0.58	0.4	1.7	0.28	0.70	<5	0.1	0.02	3.5	2.21	<0.1
A0962988	Drill Core		0.077	33.3	13.3	0.79	84.5	0.150	<20	1.14	0.045	0.63	0.9	3.0	0.21	0.43	<5	0.2	<0.02	5.8	1.88	<0.1
REP A0962988	QC																					
A0963718	Drill Core		0.054	28.9	7.0	0.64	53.0	0.092	<20	0.99	0.065	0.51	0.2	2.1	0.31	1.47	<5	0.4	0.03	4.0	2.07	<0.1
REP A0963718	QC		0.055	29.2	7.4	0.66	54.0	0.096	<20	1.04	0.068	0.53	0.2	2.2	0.33	1.53	<5	0.4	0.05	4.3	2.09	<0.1
A0964910	Drill Core		0.052	25.4	10.1	0.69	133.8	0.154	<20	1.10	0.043	0.88	0.5	2.6	0.35	0.06	<5	<0.1	<0.02	4.9	3.04	<0.1
REP A0964910	QC		0.051	26.4	10.4	0.69	138.0	0.156	<20	1.12	0.043	0.89	0.2	2.6	0.36	0.06	<5	<0.1	<0.02	5.0	3.11	<0.1
A0964916	Drill Core		0.052	26.0	12.0	0.69	123.8	0.159	<20	1.24	0.060	0.92	0.1	2.3	0.34	0.13	<5	0.1	0.02	4.9	2.71	<0.1
REP A0964916	QC																					
Core Reject Duplicates																						
A0963703	Drill Core		0.046	26.5	10.8	0.63	105.3	0.104	<20	1.01	0.049	0.72	0.1	2.5	0.31	0.33	<5	<0.1	<0.02	4.8	3.00	<0.1
DUP A0963703	QC		0.048	26.0	11.4	0.63	103.1	0.104	<20	1.00	0.048	0.74	0.1	2.6	0.32	0.33	<5	<0.1	<0.02	4.9	3.05	<0.1
A0963737	Drill Core		0.056	27.0	14.5	0.77	65.2	0.160	<20	1.24	0.073	0.89	0.6	3.3	0.61	0.95	23	0.4	0.19	5.4	2.58	<0.1
DUP A0963737	QC		0.056	27.7	14.0	0.79	66.1	0.161	<20	1.27	0.071	0.89	0.5	3.4	0.61	0.99	28	0.4	0.17	5.6	2.57	<0.1
Reference Materials																						
STD BVGEO01	Standard		0.072	26.2	163.9	1.26	344.2	0.230	<20	2.21	0.188	0.86	4.2	5.6	0.62	0.68	98	4.9	1.00	6.7	7.40	0.1
STD BVGEO01	Standard		0.071	25.5	164.7	1.27	333.1	0.220	<20	2.21	0.190	0.84	4.0	5.5	0.61	0.66	99	4.9	0.99	6.7	7.22	<0.1
STD BVGEO01	Standard		0.073	24.9	169.8	1.28	327.8	0.239	<20	2.25	0.181	0.89	3.7	5.5	0.61	0.63	86	5.0	1.08	6.8	7.33	0.1
STD BVGEO01	Standard		0.068	24.7	156.8	1.27	319.2	0.231	<20	2.10	0.173	0.87	4.5	5.4	0.61	0.67	98	4.9	1.04	6.8	7.14	<0.1
STD COO2	Standard																					
STD COO2	Standard																					
STD COO2	Standard																					
STD GS311-1	Standard																					
STD GS311-1	Standard																					
STD GS910-4	Standard																					

This report supersedes all previous preliminary and final reports with this file number dated prior to the date on this certificate. Signature indicates final approval; preliminary reports are unsigned and should be used for reference only.

BUREAU VERITAS MINERAL LABORATORIES Canada

www.bvna.com/mining-laboratory-services

Bureau Veritas Commodities Canada Ltd.
9050 Shaughnessy St Vancouver British Columbia V6P 6E5 Canada
PHONE (604) 253-3158

Client: **Kinross Gold Corp.**
25 York St., #17
Toronto Ontario M5J 2V5 Canada

Project: Great Bear Project
Report Date: December 16, 2024

QUALITY CONTROL REPORT TIM24000344.1

	Method	AQ250	AQ250	AQ250	AQ250	AQ250	AQ250	AQ250	AQ250	AQ250	AQ250	AQ250	AQ250	AQ250	AQ250	TC006	TC000	TC000
	Analyte	Hf	Nb	Rb	Sn	Ta	Zr	Y	Ce	In	Re	Be	Li	Pd	Pt	CO2	TOT/C	TOT/S
	Unit	ppm	ppm	ppm	ppm	ppm	ppm	ppm	ppm	ppm	ppb	ppm	ppm	ppb	ppb	%	%	%
	MDL	0.02	0.02	0.1	0.1	0.05	0.1	0.01	0.1	0.02	1	0.1	0.1	10	2	0.08	0.02	0.02
Pulp Duplicates																		
A0962984	Drill Core	0.47	0.07	62.8	0.4	<0.05	18.0	6.04	58.0	<0.02	<1	<0.1	11.5	<10	<2	0.88	0.27	0.62
REP A0962984	QC																0.27	0.62
A0962986	Drill Core	0.44	0.04	38.1	0.2	<0.05	19.1	4.16	46.0	<0.02	<1	<0.1	8.2	<10	<2	0.48		
REP A0962986	QC	0.67	0.08	36.5	0.2	<0.05	25.0	4.17	42.9	<0.02	<1	<0.1	7.8	<10	2			
A0962988	Drill Core	0.46	0.10	34.5	0.4	<0.05	19.9	6.94	67.2	<0.02	<1	0.1	13.9	<10	<2	0.83		
REP A0962988	QC															0.83		
A0963718	Drill Core	0.83	0.09	33.0	0.2	<0.05	31.5	7.74	56.9	<0.02	<1	<0.1	10.5	<10	2	0.52		
REP A0963718	QC	0.82	0.08	34.5	0.3	<0.05	33.4	7.70	56.5	<0.02	<1	<0.1	10.5	<10	<2	0.47		
A0964910	Drill Core	0.50	0.08	55.9	0.4	<0.05	19.0	5.53	50.0	<0.02	<1	<0.1	18.7	<10	<2	0.94	0.27	0.06
REP A0964910	QC	0.52	0.08	55.3	0.4	<0.05	18.3	5.40	50.8	<0.02	<1	<0.1	19.9	<10	<2	0.88		
A0964916	Drill Core	0.47	0.08	49.9	0.3	<0.05	18.1	5.92	50.9	<0.02	<1	<0.1	17.7	<10	<2	0.53	0.17	0.14
REP A0964916	QC																0.16	0.15
Core Reject Duplicates																		
A0963703	Drill Core	0.33	0.10	40.0	0.4	<0.05	13.6	5.20	50.6	<0.02	<1	<0.1	14.1	<10	<2	0.50		
DUP A0963703	QC	0.31	0.13	41.5	0.4	<0.05	12.7	5.23	50.7	<0.02	<1	<0.1	14.4	<10	<2	0.53		
A0963737	Drill Core	0.46	0.10	60.7	0.4	<0.05	18.1	6.06	52.3	0.21	<1	<0.1	8.5	<10	<2	0.82		
DUP A0963737	QC	0.58	0.09	61.9	0.4	<0.05	21.3	6.33	53.5	0.21	<1	<0.1	8.7	<10	<2	0.87		
Reference Materials																		
STD BVGEO01	Standard	0.28	0.22	91.0	5.1	<0.05	9.1	13.83	53.0	0.41	4	0.6	19.7	137	191			
STD BVGEO01	Standard	0.28	0.18	89.2	5.1	<0.05	9.3	13.74	52.2	0.40	4	0.7	19.5	129	188			
STD BVGEO01	Standard	0.24	0.15	93.3	5.1	<0.05	8.9	13.90	52.1	0.41	4	0.7	20.8	132	183			
STD BVGEO01	Standard	0.32	0.17	91.8	5.0	<0.05	9.9	13.58	50.1	0.41	3	0.6	19.6	127	173			
STD COO2	Standard															3.77		
STD COO2	Standard															3.54		
STD COO2	Standard															3.71		
STD GS311-1	Standard																0.96	2.33
STD GS311-1	Standard																0.96	2.26
STD GS910-4	Standard																2.48	8.15

This report supersedes all previous preliminary and final reports with this file number dated prior to the date on this certificate. Signature indicates final approval; preliminary reports are unsigned and should be used for reference only.

BUREAU VERITAS MINERAL LABORATORIES Canada

www.bvna.com/mining-laboratory-services

Bureau Veritas Commodities Canada Ltd.
9050 Shaughnessy St Vancouver British Columbia V6P 6E5 Canada
PHONE (604) 253-3158

Client: **Kinross Gold Corp.**
25 York St., #17
Toronto Ontario M5J 2V5 Canada

Project: Great Bear Project
Report Date: December 16, 2024

QUALITY CONTROL REPORT TIM24000344.1

		WGHT	AQ250	AQ250	AQ250	AQ250	AQ250	AQ250	AQ250	AQ250	AQ250	AQ250	AQ250	AQ250	AQ250	AQ250	AQ250	AQ250	AQ250	AQ250	AQ250
		Wgt	Mo	Cu	Pb	Zn	Ag	Ni	Co	Mn	Fe	As	U	Au	Th	Sr	Cd	Sb	Bi	V	Ca
		kg	ppm	ppm	ppm	ppm	ppb	ppm	ppm	ppm	%	ppm	ppm	ppb	ppm	ppm	ppm	ppm	ppm	ppm	%
		0.01	0.01	0.01	0.01	0.1	2	0.1	0.1	1	0.01	0.1	0.1	0.2	0.1	0.5	0.01	0.02	0.02	1	0.01
STD GS910-4	Standard																				
STD OREAS262	Standard		0.58	106.62	54.42	146.1	455	59.1	25.1	506	3.16	35.0	1.1	69.5	8.6	33.5	0.61	3.41	0.91	20	2.71
STD OREAS262	Standard		0.59	108.56	53.45	148.7	443	62.4	26.6	522	3.17	34.9	1.1	71.1	8.5	32.5	0.59	3.67	0.95	20	2.82
STD OREAS262	Standard		0.65	114.18	56.19	162.4	484	65.7	28.5	553	3.32	36.6	1.1	78.9	8.8	35.2	0.62	4.80	1.00	21	3.06
STD OREAS262	Standard		0.63	111.80	55.43	154.3	442	62.2	27.7	550	3.19	35.4	1.1	75.9	9.0	33.6	0.58	3.59	0.92	20	2.99
STD OREAS262	Standard		0.62	117.13	57.07	156.3	470	66.6	28.7	550	3.35	36.2	1.2	66.5	9.0	34.4	0.65	3.22	0.95	21	3.06
STD OREAS279	Standard																				
STD OREAS279	Standard																				
STD OREAS279	Standard																				
STD BVGEO01 Expected			10.8	4415	187	1712	2530	163	25	706	3.7	121	3.67	214	14.4	55	6.25	2.2	24.3	73	1.3219
STD OREAS262 Expected			0.68	118	56	154	450	62	26.9	530	3.284	35.8	1.22	65	9.33	36	0.61	3.39	1.03	22.5	2.98
STD GS311-1 Expected																					
STD GS910-4 Expected																					
STD COO2 Expected																					
STD OREAS279 Expected																					
BLK	Blank																				
BLK	Blank		<0.01	<0.01	0.02	<0.1	<2	<0.1	<0.1	<1	<0.01	<0.1	<0.1	<0.2	<0.1	<0.5	<0.01	<0.02	<0.02	<1	<0.01
BLK	Blank		<0.01	<0.01	0.02	<0.1	<2	<0.1	<0.1	<1	<0.01	0.2	<0.1	<0.2	<0.1	<0.5	<0.01	<0.02	<0.02	<1	<0.01
BLK	Blank		<0.01	<0.01	0.02	<0.1	<2	<0.1	<0.1	<1	<0.01	<0.1	<0.1	<0.2	<0.1	<0.5	<0.01	<0.02	<0.02	<1	<0.01
BLK	Blank		<0.01	0.04	0.02	<0.1	<2	<0.1	<0.1	<1	<0.01	<0.1	<0.1	<0.2	<0.1	<0.5	<0.01	<0.02	<0.02	<1	<0.01
BLK	Blank		<0.01	<0.01	0.01	<0.1	<2	<0.1	<0.1	<1	<0.01	<0.1	<0.1	<0.2	<0.1	<0.5	<0.01	<0.02	<0.02	<1	<0.01
BLK	Blank																				
BLK	Blank																				
BLK	Blank																				
BLK	Blank																				
Prep Wash																					
ROCK-TIM	Prep Blank		0.80	1.96	0.73	26.6	6	0.7	3.3	453	1.80	0.7	0.3	<0.2	2.0	17.2	0.02	0.03	0.03	19	0.51
ROCK-TIM	Prep Blank		0.96	2.10	0.71	28.1	6	0.9	3.5	480	1.85	0.8	0.3	0.2	2.1	17.6	0.01	0.03	<0.02	20	0.54

This report supersedes all previous preliminary and final reports with this file number dated prior to the date on this certificate. Signature indicates final approval; preliminary reports are unsigned and should be used for reference only.

BUREAU VERITAS MINERAL LABORATORIES Canada

www.bvna.com/mining-laboratory-services

Bureau Veritas Commodities Canada Ltd.
9050 Shaughnessy St Vancouver British Columbia V6P 6E5 Canada
PHONE (604) 253-3158

Client: **Kinross Gold Corp.**
25 York St., #17
Toronto Ontario M5J 2V5 Canada

Project: Great Bear Project
Report Date: December 16, 2024

QUALITY CONTROL REPORT TIM24000344.1

		AQ250 P % 0.001	AQ250 La ppm 0.5	AQ250 Cr ppm 0.5	AQ250 Mg % 0.01	AQ250 Ba ppm 0.5	AQ250 Ti % 0.001	AQ250 B ppm 20	AQ250 Al % 0.01	AQ250 Na % 0.001	AQ250 K % 0.01	AQ250 W ppm 0.1	AQ250 Sc ppm 0.1	AQ250 Tl ppm 0.02	AQ250 S % 0.02	AQ250 Hg ppb 5	AQ250 Se ppm 0.1	AQ250 Te ppm 0.02	AQ250 Ga ppm 0.1	AQ250 Cs ppm 0.02	AQ250 Ge ppm 0.1
STD GS910-4	Standard																				
STD OREAS262	Standard	0.039	15.6	38.4	1.14	236.6	0.003	<20	1.14	0.068	0.29	0.1	2.9	0.46	0.25	170	0.5	0.24	3.5	2.55	<0.1
STD OREAS262	Standard	0.039	14.7	40.2	1.13	238.3	0.003	<20	1.18	0.066	0.29	0.1	2.9	0.45	0.26	177	0.6	0.22	3.5	2.51	<0.1
STD OREAS262	Standard	0.041	15.7	42.2	1.18	250.1	0.003	<20	1.22	0.069	0.30	0.2	3.1	0.48	0.27	169	0.6	0.28	3.8	2.68	<0.1
STD OREAS262	Standard	0.040	16.1	41.7	1.16	246.8	0.003	<20	1.17	0.068	0.31	0.1	2.9	0.46	0.26	163	0.6	0.25	3.6	3.08	<0.1
STD OREAS262	Standard	0.040	17.5	43.3	1.22	251.5	0.003	<20	1.22	0.069	0.32	0.1	3.1	0.49	0.27	178	0.5	0.23	3.8	2.76	<0.1
STD OREAS279	Standard																				
STD OREAS279	Standard																				
STD OREAS279	Standard																				
STD BVGEO01 Expected		0.0727	25.9	171	1.3175	332	0.233		2.2628	0.1924	0.8669	3.5	5.97	0.62	0.6655	100	4.84	1.02	7.37	7.36	0.15
STD OREAS262 Expected		0.04	15.9	41.7	1.17	248	0.003		1.3	0.071	0.312	0.13	3.24	0.47	0.269	170	0.4	0.23	3.9	2.8	
STD GS311-1 Expected																					
STD GS910-4 Expected																					
STD COO2 Expected																					
STD OREAS279 Expected																					
BLK	Blank																				
BLK	Blank	<0.001	<0.5	<0.5	<0.01	<0.5	<0.001	<20	<0.01	<0.001	<0.01	<0.1	<0.1	<0.02	<0.02	<5	<0.1	<0.02	<0.1	<0.02	<0.1
BLK	Blank	<0.001	<0.5	<0.5	<0.01	<0.5	<0.001	<20	<0.01	<0.001	<0.01	<0.1	<0.1	<0.02	<0.02	<5	<0.1	<0.02	<0.1	<0.02	<0.1
BLK	Blank	<0.001	<0.5	<0.5	<0.01	<0.5	<0.001	<20	<0.01	<0.001	<0.01	<0.1	<0.1	<0.02	<0.02	<5	<0.1	<0.02	<0.1	<0.02	<0.1
BLK	Blank	<0.001	<0.5	<0.5	<0.01	<0.5	<0.001	<20	<0.01	<0.001	<0.01	<0.1	<0.1	<0.02	<0.02	<5	<0.1	<0.02	<0.1	<0.02	<0.1
BLK	Blank	<0.001	<0.5	<0.5	<0.01	<0.5	<0.001	<20	<0.01	<0.001	<0.01	<0.1	<0.1	<0.02	<0.02	<5	<0.1	<0.02	<0.1	<0.02	<0.1
BLK	Blank	<0.001	<0.5	<0.5	<0.01	<0.5	<0.001	<20	<0.01	<0.001	<0.01	<0.1	<0.1	<0.02	<0.02	<5	<0.1	<0.02	<0.1	<0.02	<0.1
BLK	Blank																				
BLK	Blank																				
BLK	Blank																				
BLK	Blank																				
Prep Wash																					
ROCK-TIM	Prep Blank	0.038	5.0	3.6	0.43	44.4	0.066	<20	0.78	0.053	0.05	0.3	1.8	<0.02	<0.02	<5	<0.1	<0.02	3.2	0.16	<0.1
ROCK-TIM	Prep Blank	0.040	5.0	2.8	0.45	44.5	0.069	<20	0.79	0.055	0.06	<0.1	1.9	<0.02	<0.02	<5	<0.1	<0.02	3.3	0.17	<0.1

This report supersedes all previous preliminary and final reports with this file number dated prior to the date on this certificate. Signature indicates final approval; preliminary reports are unsigned and should be used for reference only.

BUREAU VERITAS MINERAL LABORATORIES Canada

www.bvna.com/mining-laboratory-services

Bureau Veritas Commodities Canada Ltd.
9050 Shaughnessy St Vancouver British Columbia V6P 6E5 Canada
PHONE (604) 253-3158

Client: **Kinross Gold Corp.**
25 York St., #17
Toronto Ontario M5J 2V5 Canada

Project: Great Bear Project
Report Date: December 16, 2024

QUALITY CONTROL REPORT TIM24000344.1

		AQ250 Hf ppm 0.02	AQ250 Nb ppm 0.02	AQ250 Rb ppm 0.1	AQ250 Sn ppm 0.1	AQ250 Ta ppm 0.05	AQ250 Zr ppm 0.1	AQ250 Y ppm 0.01	AQ250 Ce ppm 0.1	AQ250 In ppm 0.02	AQ250 Re ppb 1	AQ250 Be ppm 0.1	AQ250 Li ppm 0.1	AQ250 Pd ppb 10	AQ250 Pt ppb 2	TC006 CO2 % 0.08	TC000 TOT/C % 0.02	TC000 TOT/S % 0.02
STD GS910-4	Standard																2.51	7.88
STD OREAS262	Standard	0.18	<0.02	17.8	0.5	<0.05	8.8	10.23	31.4	0.03	<1	1.0	15.8	<10	<2			
STD OREAS262	Standard	0.19	<0.02	17.6	0.5	<0.05	9.1	10.23	30.0	0.03	<1	1.0	16.0	<10	<2			
STD OREAS262	Standard	0.23	<0.02	18.8	0.5	<0.05	11.2	11.12	32.0	0.03	1	1.1	16.6	<10	2			
STD OREAS262	Standard	0.15	<0.02	19.1	0.5	<0.05	7.1	10.53	32.5	0.03	<1	1.1	16.4	<10	<2			
STD OREAS262	Standard	0.25	<0.02	19.9	0.5	<0.05	10.4	10.74	35.4	0.03	<1	1.1	16.8	<10	3			
STD OREAS279	Standard															3.18		
STD OREAS279	Standard															2.81		
STD OREAS279	Standard															2.97		
STD BVGEO01 Expected		0.32	0.17	95	5.64		9.1	14.5	53	0.45	4	0.69	21.4	134	182			
STD OREAS262 Expected		0.17		18.6	0.5		7.7	11.2	32	0.033		1.14	17.8					
STD GS311-1 Expected																	1.02	2.35
STD GS910-4 Expected																	2.65	8.27
STD COO2 Expected																3.612		
STD OREAS279 Expected																3.29		
BLK	Blank																0.03	<0.02
BLK	Blank	<0.02	<0.02	<0.1	<0.1	<0.05	<0.1	<0.01	<0.1	<0.02	<1	<0.1	<0.1	<10	<2			
BLK	Blank	<0.02	<0.02	<0.1	<0.1	<0.05	<0.1	<0.01	<0.1	<0.02	<1	<0.1	<0.1	<10	<2			
BLK	Blank	<0.02	<0.02	<0.1	<0.1	<0.05	<0.1	<0.01	<0.1	<0.02	<1	<0.1	<0.1	<10	<2			
BLK	Blank	<0.02	<0.02	<0.1	<0.1	<0.05	<0.1	<0.01	<0.1	<0.02	<1	<0.1	<0.1	<10	<2			
BLK	Blank	<0.02	<0.02	<0.1	<0.1	<0.05	<0.1	<0.01	<0.1	<0.02	<1	<0.1	<0.1	<10	2			
BLK	Blank															<0.08		
BLK	Blank															<0.08		
BLK	Blank																<0.02	<0.02
BLK	Blank															<0.08		
Prep Wash																		
ROCK-TIM	Prep Blank	0.11	0.17	1.6	0.3	<0.05	2.7	7.02	9.9	<0.02	<1	0.2	1.3	<10	<2	0.10		
ROCK-TIM	Prep Blank	0.10	0.18	1.8	0.3	<0.05	2.8	7.21	9.9	<0.02	<1	0.2	1.3	<10	<2	0.18		

This report supersedes all previous preliminary and final reports with this file number dated prior to the date on this certificate. Signature indicates final approval; preliminary reports are unsigned and should be used for reference only.

BUREAU VERITAS MINERAL LABORATORIES Canada

www.bvna.com/mining-laboratory-services

Bureau Veritas Commodities Canada Ltd.
9050 Shaughnessy St Vancouver British Columbia V6P 6E5 Canada
PHONE (604) 253-3158

Client: **Kinross Gold Corp.**
25 York St., #17
Toronto Ontario M5J 2V5 Canada

Submitted By:	Matthew Hart
Receiving Lab:	Canada-Timmins
Received:	August 01, 2024
Analysis Start:	August 20, 2024
Report Date:	November 14, 2024
Page:	1 of 5

CERTIFICATE OF ANALYSIS TIM24000345.1

CLIENT JOB INFORMATION

Project:	Great Bear Project
Shipment ID:	
P.O. Number	GTFS002-FPR022-06
Number of Samples:	100

SAMPLE DISPOSAL

STOR-PLP	Store After 90 days Invoice for Storage
STOR-RJT	Store After 60 days Invoice for Storage

Bureau Veritas does not accept responsibility for samples left at the laboratory after 90 days without prior written instructions for sample storage or return.

SAMPLE PREPARATION AND ANALYTICAL PROCEDURES

Procedure Code	Number of Samples	Code Description	Test Wgt (g)	Report Status	Lab
PRP75-1KG	99	Crush, split and pulverize 1kg of sample to 200 mesh		Completed	TIM
SPTPL	99	Splitting of pulp samples for client		Completed	TIM
ARCHIVE	99	Charges for Split Archive			TIM
SHP01	99	Per sample shipping charges for branch shipments			TIM
AQ250_EXT	99	1:1:1 Aqua Regia digestion Ultratrace ICP-MS analysis	0.5	Completed	VAN
TC006	99	15% HClO4 leach, CO2 analysis by Leco	0.2	Completed	VAN
Split ABA	16	Analysis sample split/packet for ABA Analysis			BUB
TC000	16	Analysis by Leco	0.1	Completed	VAN
ABA	16	Modified Sobek Acid Base Accounting		Completed	BUB

ADDITIONAL COMMENTS

Invoice To: Great Bear Resources Ltd.
25 York Street, Unit 1700
Toronto Ontario M5J 2V5
Canada

CC: Kinross Distrubution

TIMOTHY YAO
Data Validation Specialist

This report supersedes all previous preliminary and final reports with this file number dated prior to the date on this certificate. Signature indicates final approval; preliminary reports are unsigned and should be used for reference only.
All results are considered the confidential property of the client. Bureau Veritas assumes the liabilities for actual cost of analysis only. Results apply to samples as submitted.
"*" asterisk indicates that an analytical result could not be provided due to unusually high levels of interference from other elements.

BUREAU VERITAS MINERAL LABORATORIES Canada

www.bvna.com/mining-laboratory-services

Bureau Veritas Commodities Canada Ltd.

9050 Shaughnessy St Vancouver British Columbia V6P 6E5 Canada
PHONE (604) 253-3158

Client: **Kinross Gold Corp.**
25 York St., #17
Toronto Ontario M5J 2V5 Canada

Project: Great Bear Project
Report Date: November 14, 2024

CERTIFICATE OF ANALYSIS TIM24000345.1

Method		WGHT	AQ250	AQ250	AQ250	AQ250	AQ250	AQ250	AQ250	AQ250	AQ250	AQ250	AQ250	AQ250	AQ250	AQ250	AQ250	AQ250	AQ250	AQ250	AQ250
Analyte		Wgt	Mo	Cu	Pb	Zn	Ag	Ni	Co	Mn	Fe	As	U	Au	Th	Sr	Cd	Sb	Bi	V	Ca
Unit		kg	ppm	ppm	ppm	ppm	ppb	ppm	ppm	ppm	%	ppm	ppm	ppb	ppm	ppm	ppm	ppm	ppm	ppm	%
MDL		0.01	0.01	0.01	0.01	0.1	2	0.1	0.1	1	0.01	0.1	0.1	0.2	0.1	0.5	0.01	0.02	0.02	1	0.01
A0964752	Drill Core	3.47	1.33	18.00	14.95	181.4	312	17.0	9.7	853	2.36	31.5	1.2	46.0	7.2	16.5	0.90	0.14	0.56	31	1.27
A0964753	Drill Core	3.63	0.57	15.41	8.07	59.0	198	14.9	9.6	1041	2.33	15.2	1.5	48.1	7.4	13.9	0.19	0.14	0.10	35	1.65
A0964754	Drill Core	3.07	0.69	19.49	68.11	148.2	339	19.0	10.0	1079	2.42	45.1	1.5	28.1	7.1	52.8	0.47	0.12	0.03	36	1.56
A0964755	Drill Core	3.14	0.60	15.90	15.00	75.2	197	14.7	9.2	542	2.46	8.7	1.3	6.4	6.7	11.2	0.13	0.08	0.03	37	0.46
A0964756	Drill Core	2.27	0.94	16.73	3.14	50.2	195	12.8	9.7	403	2.26	4.4	1.6	20.5	7.4	13.7	0.03	0.10	0.12	34	0.63
A0964757	Drill Core	3.14	1.20	18.27	3.78	58.4	121	20.9	10.9	442	2.60	9.1	1.1	2.1	6.5	15.5	0.08	0.08	0.09	41	1.29
A0964758	Drill Core	3.28	0.95	18.07	2.71	49.1	172	22.4	10.9	468	2.71	4.6	1.2	13.3	6.6	14.8	0.07	0.08	0.19	39	1.08
A0964759	Drill Core	2.38	0.73	21.38	2.84	70.4	118	17.8	11.0	434	2.58	3.8	1.3	13.0	7.6	10.7	0.07	0.10	0.10	40	0.75
A0964760	Drill Core	2.48	1.02	60.64	6.38	74.6	213	50.0	20.6	327	5.96	2.0	0.9	38.8	4.3	4.7	0.05	0.11	0.63	85	0.19
A0964761	Drill Core	1.79	1.28	22.52	15.52	67.3	183	18.6	10.6	469	2.57	3.7	1.0	4.7	6.7	17.8	0.15	0.08	0.22	31	1.81
A0964762	Drill Core	3.26	1.35	63.68	3.15	91.4	167	58.3	20.3	242	6.29	65.0	1.0	11.8	5.5	7.6	0.07	0.12	0.23	84	0.33
A0964763	Drill Core	3.33	1.08	49.12	2.98	93.1	137	58.1	21.2	194	5.01	200.0	0.9	7.5	4.3	6.9	0.02	0.16	0.16	88	0.30
A0964764	Drill Core	2.07	1.40	81.73	3.01	98.9	244	67.8	22.7	189	5.40	472.1	1.1	28.4	5.7	8.4	0.06	0.23	0.32	82	0.23
A0964765	Drill Core	3.54	1.30	23.72	3.31	59.5	184	19.5	11.5	421	2.91	1.5	1.4	1.4	7.4	17.5	0.08	0.09	0.19	43	0.94
A0964766	Drill Core	2.41	1.47	28.87	2.92	66.6	293	26.6	13.4	492	2.94	15.9	1.1	10.4	6.4	9.2	0.09	0.09	0.25	46	0.74
A0964767	Drill Core	2.47	1.36	56.03	5.09	106.8	145	46.6	20.2	436	4.47	6.8	1.0	6.4	5.6	5.1	0.10	0.12	0.15	64	0.23
A0964768	Drill Core	2.85	2.34	23.40	4.08	69.4	184	22.3	13.4	456	3.35	4.3	0.9	14.9	6.3	14.2	0.07	0.09	0.24	72	0.88
A0964769	Drill Core	2.05	1.26	111.13	1.99	60.7	477	68.5	29.2	326	7.26	86.0	1.0	16.2	5.2	4.3	0.06	0.15	0.79	63	0.17
A0964720	Drill Core	L.N.R.	L.N.R.	L.N.R.	L.N.R.	L.N.R.	L.N.R.	L.N.R.	L.N.R.	L.N.R.	L.N.R.	L.N.R.	L.N.R.	L.N.R.	L.N.R.	L.N.R.	L.N.R.	L.N.R.	L.N.R.	L.N.R.	L.N.R.
A0964721	Drill Core	2.13	1.81	22.88	2.09	43.5	108	47.3	15.9	359	7.51	132.7	0.8	22.3	4.6	14.2	0.01	0.11	0.14	67	0.55
A0964722	Drill Core	2.42	1.63	6.21	7.99	81.3	165	0.7	2.1	331	1.72	38.6	1.0	17.0	8.4	11.3	0.06	0.34	0.26	<1	0.93
A0964723	Drill Core	2.24	1.28	9.12	2.76	40.5	98	1.7	2.3	292	1.66	56.1	1.3	23.5	10.0	11.8	0.02	0.14	0.06	4	0.75
A0964724	Drill Core	3.10	1.25	8.50	6.10	72.6	147	1.1	2.2	186	1.53	39.8	1.2	229.6	9.6	5.7	0.09	0.12	0.16	2	0.42
A0964725	Drill Core	3.53	2.11	9.35	4.14	40.0	100	0.8	2.4	188	1.44	45.2	1.3	88.3	10.4	7.2	0.06	0.17	0.06	1	0.46
A0964726	Drill Core	2.25	1.26	25.10	6.36	42.3	341	1.1	2.3	182	1.42	46.4	1.2	80.9	9.9	7.4	0.05	0.23	0.05	<1	0.58
A0964727	Drill Core	3.14	0.82	6.70	4.76	42.1	99	0.6	2.0	170	1.53	77.8	1.2	41.4	9.9	8.2	0.04	0.20	0.09	<1	0.64
A0964728	Drill Core	1.10	1.32	6.92	5.42	6.9	236	0.9	2.2	122	1.52	975.3	1.2	277.5	7.1	3.8	<0.01	0.59	0.08	<1	0.18
A0964729	Drill Core	2.39	1.25	8.37	4.02	52.1	142	0.6	2.2	239	1.44	199.7	1.6	29.3	11.3	6.6	0.06	0.26	0.07	<1	0.65
A0964730	Drill Core	3.14	1.36	6.85	4.22	53.1	136	0.6	2.2	254	1.44	48.5	1.4	17.2	10.1	8.1	0.06	0.21	0.04	<1	0.77
A0964731	Drill Core	3.24	1.49	23.33	4.48	75.1	212	25.7	12.7	548	2.80	93.1	1.3	12.2	7.3	21.5	0.10	0.39	0.12	43	1.39

This report supersedes all previous preliminary and final reports with this file number dated prior to the date on this certificate. Signature indicates final approval; preliminary reports are unsigned and should be used for reference only.

BUREAU VERITAS MINERAL LABORATORIES Canada

Bureau Veritas Commodities Canada Ltd.

9050 Shaughnessy St Vancouver British Columbia V6P 6E5 Canada
PHONE (604) 253-3158

www.bvna.com/mining-laboratory-services

Client: **Kinross Gold Corp.**
25 York St., #17
Toronto Ontario M5J 2V5 Canada

Project: Great Bear Project
Report Date: November 14, 2024

CERTIFICATE OF ANALYSIS TIM24000345.1

	Method	AQ250	AQ250	AQ250	AQ250	AQ250	AQ250	AQ250	AQ250	AQ250	AQ250	AQ250	AQ250	AQ250	AQ250	AQ250	AQ250	AQ250	AQ250	AQ250	AQ250
	Analyte	P	La	Cr	Mg	Ba	Ti	B	Al	Na	K	W	Sc	Tl	S	Hg	Se	Te	Ga	Cs	Ge
	Unit	%	ppm	ppm	%	ppm	%	ppm	%	%	%	ppm	ppm	ppm	%	ppb	ppm	ppm	ppm	ppm	ppm
	MDL	0.001	0.5	0.5	0.01	0.5	0.001	20	0.01	0.001	0.01	0.1	0.1	0.02	0.02	5	0.1	0.02	0.1	0.02	0.1
A0964752	Drill Core	0.052	28.6	20.8	0.75	48.2	0.127	<20	1.23	0.077	0.52	4.7	2.6	0.36	1.01	<5	0.3	0.06	5.4	1.58	<0.1
A0964753	Drill Core	0.056	30.6	15.4	0.73	108.0	0.150	<20	1.13	0.056	0.88	0.2	2.7	0.49	0.69	<5	0.3	0.02	5.1	2.51	<0.1
A0964754	Drill Core	0.055	27.6	22.0	0.83	52.7	0.148	<20	2.64	0.190	0.90	0.7	2.8	0.57	0.64	<5	0.1	<0.02	8.1	2.95	<0.1
A0964755	Drill Core	0.056	26.3	15.8	0.85	102.8	0.172	<20	1.41	0.064	1.00	0.2	3.3	0.49	0.31	<5	<0.1	<0.02	5.9	3.19	<0.1
A0964756	Drill Core	0.055	29.1	11.2	0.67	91.0	0.154	<20	1.25	0.077	0.89	0.3	3.0	0.42	0.44	<5	<0.1	<0.02	5.3	2.95	<0.1
A0964757	Drill Core	0.070	30.2	25.2	0.98	98.8	0.189	<20	1.48	0.058	1.08	0.2	3.6	0.37	0.33	<5	0.1	<0.02	6.4	3.41	<0.1
A0964758	Drill Core	0.068	30.5	24.0	0.90	91.4	0.162	<20	1.25	0.056	0.98	3.3	3.4	0.33	0.67	<5	0.1	<0.02	5.5	2.98	<0.1
A0964759	Drill Core	0.054	28.6	19.6	0.80	92.2	0.182	<20	1.27	0.052	1.00	2.5	3.4	0.37	0.37	<5	0.2	<0.02	6.1	4.01	<0.1
A0964760	Drill Core	0.069	18.3	107.5	1.59	190.3	0.229	<20	2.99	0.042	2.04	0.7	9.6	0.57	0.81	<5	0.3	0.10	11.2	7.37	0.1
A0964761	Drill Core	0.071	30.9	15.2	0.97	34.6	0.099	<20	1.09	0.036	0.33	0.4	2.0	0.15	0.73	<5	<0.1	<0.02	5.6	1.12	<0.1
A0964762	Drill Core	0.074	20.5	92.4	1.59	66.1	0.114	<20	2.80	0.022	0.34	0.3	6.3	0.12	0.61	<5	0.3	0.06	11.0	1.99	<0.1
A0964763	Drill Core	0.062	17.8	92.8	1.26	345.8	0.233	<20	2.63	0.035	1.86	0.3	8.9	0.50	0.37	<5	0.3	0.06	10.6	6.86	0.2
A0964764	Drill Core	0.058	22.6	91.1	1.30	198.8	0.182	<20	2.76	0.048	1.57	0.5	8.0	0.53	0.71	<5	0.3	0.06	10.0	5.62	<0.1
A0964765	Drill Core	0.069	32.9	19.7	0.86	122.5	0.180	<20	1.42	0.065	1.04	0.2	4.0	0.36	0.59	<5	0.1	<0.02	6.4	3.20	<0.1
A0964766	Drill Core	0.054	28.5	43.7	0.96	141.0	0.187	<20	1.47	0.052	1.23	0.8	4.2	0.39	0.35	<5	0.3	0.02	6.6	4.33	<0.1
A0964767	Drill Core	0.063	25.4	76.6	1.31	172.2	0.220	<20	2.40	0.040	1.83	0.3	6.0	0.47	0.32	<5	0.2	0.05	8.4	7.97	<0.1
A0964768	Drill Core	0.106	33.7	28.7	1.12	139.6	0.195	<20	1.57	0.057	0.76	0.8	5.0	0.19	0.48	<5	0.2	0.03	7.8	2.57	<0.1
A0964769	Drill Core	0.066	23.1	79.4	1.20	177.9	0.196	<20	2.38	0.035	1.68	0.3	6.1	0.54	2.58	<5	0.2	0.13	7.5	6.45	<0.1
A0964720	Drill Core	L.N.R.	L.N.R.	L.N.R.	L.N.R.	L.N.R.	L.N.R.	L.N.R.	L.N.R.	L.N.R.	L.N.R.	L.N.R.	L.N.R.	L.N.R.	L.N.R.	L.N.R.	L.N.R.	L.N.R.	L.N.R.	L.N.R.	L.N.R.
A0964721	Drill Core	0.065	21.7	73.0	1.18	379.7	0.222	<20	2.84	0.079	1.97	0.9	6.6	0.50	0.73	<5	0.2	0.08	9.5	6.15	0.2
A0964722	Drill Core	0.014	38.3	2.6	0.10	73.1	0.011	<20	0.30	0.053	0.16	0.2	0.8	0.08	1.16	6	<0.1	<0.02	1.2	0.51	<0.1
A0964723	Drill Core	0.022	39.9	3.2	0.23	100.9	0.061	<20	0.60	0.061	0.35	0.5	1.6	0.19	0.36	<5	0.1	<0.02	3.2	1.80	<0.1
A0964724	Drill Core	0.016	41.6	3.9	0.13	52.3	0.029	<20	0.40	0.044	0.26	0.4	1.0	0.13	0.83	<5	0.2	<0.02	1.8	0.96	<0.1
A0964725	Drill Core	0.015	44.3	3.5	0.14	50.0	0.027	<20	0.40	0.042	0.23	0.5	0.9	0.09	0.82	<5	0.2	<0.02	1.8	0.74	<0.1
A0964726	Drill Core	0.015	44.5	3.4	0.10	33.4	0.025	<20	0.35	0.041	0.23	0.2	0.7	0.11	0.83	<5	0.1	<0.02	1.4	0.87	<0.1
A0964727	Drill Core	0.015	43.7	2.6	0.11	32.7	0.024	<20	0.35	0.058	0.22	0.2	0.8	0.12	0.93	<5	0.3	0.02	1.5	1.03	<0.1
A0964728	Drill Core	0.011	22.5	3.4	0.13	9.9	0.005	<20	0.26	0.061	0.06	0.1	0.7	0.09	1.04	<5	0.8	0.05	1.5	0.23	<0.1
A0964729	Drill Core	0.016	44.6	3.0	0.14	30.4	0.024	<20	0.41	0.037	0.24	0.1	1.0	0.16	0.66	<5	<0.1	<0.02	1.7	1.26	<0.1
A0964730	Drill Core	0.015	42.8	3.0	0.11	44.8	0.023	<20	0.36	0.043	0.23	0.2	0.8	0.14	0.81	<5	0.2	<0.02	1.5	1.33	<0.1
A0964731	Drill Core	0.073	32.4	24.4	1.08	74.8	0.177	<20	1.57	0.071	0.92	0.5	3.6	0.46	0.86	<5	0.1	<0.02	6.2	4.35	<0.1

This report supersedes all previous preliminary and final reports with this file number dated prior to the date on this certificate. Signature indicates final approval; preliminary reports are unsigned and should be used for reference only.

BUREAU VERITAS MINERAL LABORATORIES Canada

www.bvna.com/mining-laboratory-services

Bureau Veritas Commodities Canada Ltd.

9050 Shaughnessy St Vancouver British Columbia V6P 6E5 Canada
PHONE (604) 253-3158

Client: **Kinross Gold Corp.**
25 York St., #17
Toronto Ontario M5J 2V5 Canada

Project: Great Bear Project
Report Date: November 14, 2024

CERTIFICATE OF ANALYSIS TIM24000345.1

		Method	AQ250	AQ250	AQ250	AQ250	AQ250	AQ250	AQ250	AQ250	AQ250	AQ250	AQ250	AQ250	AQ250	AQ250	TC006	TC000	TC000
		Analyte	Hf	Nb	Rb	Sn	Ta	Zr	Y	Ce	In	Re	Be	Li	Pd	Pt	CO2	TOT/C	TOT/S
		Unit	ppm	ppm	ppm	ppm	ppm	ppm	ppm	ppm	ppm	ppb	ppm	ppm	ppb	ppb	%	%	%
		MDL	0.02	0.02	0.1	0.1	0.05	0.1	0.01	0.1	0.02	1	0.1	0.1	10	2	0.08	0.02	0.02
A0964752	Drill Core		0.56	0.12	36.2	0.3	<0.05	22.3	4.50	53.7	<0.02	<1	0.2	12.0	<10	<2	1.06		
A0964753	Drill Core		0.62	0.08	54.2	0.4	<0.05	21.4	5.87	59.0	<0.02	<1	<0.1	9.4	<10	<2	1.77		
A0964754	Drill Core		0.34	0.05	64.5	0.3	<0.05	14.6	5.47	55.4	<0.02	<1	0.5	12.7	<10	<2	0.56		
A0964755	Drill Core		0.53	0.05	59.2	0.4	<0.05	19.3	5.72	51.4	<0.02	<1	0.1	17.1	<10	<2	0.35		
A0964756	Drill Core		0.74	0.05	60.0	0.3	<0.05	26.6	6.44	55.0	<0.02	<1	<0.1	11.5	<10	<2	0.49	0.14	0.43
A0964757	Drill Core		0.38	0.05	55.0	0.3	<0.05	16.2	5.82	61.3	<0.02	<1	<0.1	18.6	<10	<2	0.70		
A0964758	Drill Core		0.52	0.08	51.6	0.4	<0.05	20.7	5.91	60.9	<0.02	<1	<0.1	12.4	<10	<2	0.97		
A0964759	Drill Core		0.72	0.07	58.1	0.3	<0.05	29.2	5.90	54.4	<0.02	<1	<0.1	14.7	<10	<2	0.38		
A0964760	Drill Core		0.40	0.07	86.9	0.7	<0.05	18.5	5.12	36.4	0.03	1	0.1	30.5	<10	2	<0.08		
A0964761	Drill Core		0.58	0.11	15.2	0.2	<0.05	24.0	5.58	61.9	<0.02	<1	0.1	10.8	<10	<2	1.34		
A0964762	Drill Core		0.42	0.11	16.8	0.3	<0.05	17.3	6.54	41.5	0.03	1	0.2	20.8	<10	2	<0.08	0.04	0.60
A0964763	Drill Core		0.29	0.10	79.4	0.7	<0.05	13.0	4.28	35.2	0.03	<1	<0.1	32.1	<10	<2	<0.08		
A0964764	Drill Core		0.48	0.08	73.9	0.6	<0.05	22.5	6.27	45.5	0.03	1	0.1	28.9	<10	<2	<0.08		
A0964765	Drill Core		0.53	0.06	56.7	0.4	<0.05	20.2	7.29	64.8	<0.02	<1	<0.1	17.1	<10	<2	0.80		
A0964766	Drill Core		0.65	0.07	62.9	0.5	<0.05	25.8	5.41	55.2	<0.02	<1	<0.1	17.7	<10	<2	0.52		
A0964767	Drill Core		0.53	0.04	75.4	0.5	<0.05	23.3	7.46	50.9	<0.02	1	0.1	33.1	<10	3	<0.08		
A0964768	Drill Core		0.49	0.08	30.7	0.4	<0.05	20.3	6.22	67.2	<0.02	<1	0.1	19.8	<10	<2	0.20	0.16	0.46
A0964769	Drill Core		0.63	0.10	79.5	0.7	<0.05	27.1	6.01	46.1	0.03	1	0.2	25.5	<10	2	0.16		
A0964720	Drill Core		L.N.R.	L.N.R.	L.N.R.	L.N.R.	L.N.R.	L.N.R.	L.N.R.	L.N.R.	L.N.R.	L.N.R.	L.N.R.	L.N.R.	L.N.R.	L.N.R.	L.N.R.	L.N.R.	L.N.R.
A0964721	Drill Core		0.33	0.04	96.8	0.5	<0.05	15.2	6.12	44.6	<0.02	<1	0.3	23.7	<10	2	0.36		
A0964722	Drill Core		1.23	0.10	9.3	0.1	<0.05	49.1	5.75	74.2	<0.02	<1	<0.1	2.4	<10	<2	1.06		
A0964723	Drill Core		1.12	0.24	26.1	0.3	<0.05	42.2	6.71	75.9	<0.02	<1	0.1	7.5	<10	<2	0.75		
A0964724	Drill Core		1.16	0.22	16.2	0.2	<0.05	43.9	5.64	79.5	<0.02	<1	<0.1	4.1	<10	2	0.27	0.12	0.80
A0964725	Drill Core		0.87	0.29	11.3	0.2	<0.05	30.9	8.33	84.4	<0.02	<1	<0.1	4.6	<10	<2	0.35		
A0964726	Drill Core		0.73	0.31	13.8	0.7	<0.05	25.4	6.64	85.5	<0.02	<1	<0.1	3.3	<10	<2	0.55		
A0964727	Drill Core		0.76	0.25	14.3	0.2	<0.05	26.0	6.65	84.2	<0.02	<1	<0.1	3.3	<10	<2	0.44		
A0964728	Drill Core		0.36	0.05	2.8	0.1	<0.05	13.3	3.34	44.2	<0.02	<1	<0.1	2.9	<10	<2	0.17		
A0964729	Drill Core		0.48	0.27	16.0	0.3	<0.05	17.7	9.94	86.5	<0.02	<1	0.1	4.7	<10	<2	0.62		
A0964730	Drill Core		0.91	0.28	15.3	0.2	<0.05	30.9	7.32	82.6	<0.02	<1	<0.1	3.3	<10	<2	0.77	0.22	0.76
A0964731	Drill Core		0.48	0.06	57.6	0.4	<0.05	18.5	7.23	63.2	<0.02	<1	0.2	15.9	<10	<2	1.22		

This report supersedes all previous preliminary and final reports with this file number dated prior to the date on this certificate. Signature indicates final approval; preliminary reports are unsigned and should be used for reference only.

BUREAU VERITAS MINERAL LABORATORIES Canada

www.bvna.com/mining-laboratory-services

Bureau Veritas Commodities Canada Ltd.

9050 Shaughnessy St Vancouver British Columbia V6P 6E5 Canada
PHONE (604) 253-3158

Client: **Kinross Gold Corp.**
25 York St., #17
Toronto Ontario M5J 2V5 Canada

Project: Great Bear Project
Report Date: November 14, 2024

CERTIFICATE OF ANALYSIS TIM24000345.1

	Method	WGHT	AQ250	AQ250	AQ250	AQ250	AQ250	AQ250	AQ250	AQ250	AQ250	AQ250	AQ250	AQ250	AQ250	AQ250	AQ250	AQ250	AQ250	AQ250	AQ250
	Analyte	Wgt	Mo	Cu	Pb	Zn	Ag	Ni	Co	Mn	Fe	As	U	Au	Th	Sr	Cd	Sb	Bi	V	Ca
	Unit	kg	ppm	ppm	ppm	ppm	ppb	ppm	ppm	ppm	%	ppm	ppm	ppb	ppm	ppm	ppm	ppm	ppm	ppm	%
	MDL	0.01	0.01	0.01	0.01	0.1	2	0.1	0.1	1	0.01	0.1	0.1	0.2	0.1	0.5	0.01	0.02	0.02	1	0.01
A0964732	Drill Core	2.73	6.78	1.83	5.14	37.1	145	0.7	2.2	321	1.67	138.0	1.6	8.9	11.2	10.8	0.03	0.26	0.91	<1	1.05
A0964733	Drill Core	3.22	0.96	10.70	4.26	36.2	157	0.6	2.6	200	1.46	100.0	1.6	23.2	10.6	8.7	0.03	0.22	0.09	<1	0.64
A0964734	Drill Core	2.94	1.38	13.27	4.25	40.1	114	13.3	5.3	339	1.83	35.6	1.5	5.2	9.8	18.3	0.04	0.16	0.11	12	0.94
A0964735	Drill Core	3.01	0.82	5.71	4.08	42.8	171	4.4	3.0	318	1.59	149.3	1.6	105.7	10.9	14.4	0.03	0.26	0.12	4	0.83
A0964736	Drill Core	2.33	1.20	8.60	3.58	42.0	123	1.7	2.5	256	1.49	412.3	2.0	77.5	11.2	11.4	0.03	0.26	0.07	4	0.50
A0964737	Drill Core	2.53	1.06	3.28	6.50	96.2	263	0.5	2.0	184	1.40	230.7	1.7	72.4	10.9	7.4	0.23	0.35	0.25	<1	0.33
A0964738	Drill Core	3.41	1.47	4.47	3.70	39.4	184	1.8	2.2	256	1.48	146.6	1.6	44.3	10.8	8.9	0.02	0.24	0.16	4	0.45
A0964739	Drill Core	0.45	1.61	22.34	5.42	71.0	291	7.7	4.2	210	2.33	3.6	1.0	6.6	7.8	4.2	0.06	0.17	0.38	8	0.11
A0964740	Drill Core	3.11	2.11	10.63	3.35	59.2	87	16.4	8.0	393	2.95	2.9	1.1	2.0	8.5	4.9	0.08	0.09	0.11	23	0.20
A0964741	Drill Core	1.46	1.73	49.82	3.85	48.3	115	45.3	13.6	353	5.13	127.9	0.8	7.9	5.8	8.8	0.02	0.09	0.16	63	0.29
A0964742	Drill Core	2.42	1.50	5.67	7.98	24.3	150	0.7	2.0	77	1.53	40.4	0.9	111.1	7.6	3.5	0.03	0.08	0.42	<1	0.14
A0964743	Drill Core	3.55	0.93	5.02	3.06	38.6	73	0.6	1.8	247	1.19	31.6	0.9	4.3	9.2	7.6	0.03	0.12	0.03	<1	0.55
A0964826	Drill Core	3.49	2.63	9.01	3.38	36.4	75	0.5	1.7	239	1.24	65.4	1.1	3.7	9.3	8.2	0.03	0.18	0.02	<1	0.56
A0964827	Drill Core	4.01	1.64	25.21	5.81	46.1	133	0.5	2.2	138	1.37	81.2	1.2	40.8	9.8	5.8	0.06	0.18	0.04	<1	0.38
A0964828	Drill Core	3.72	1.63	5.22	3.24	41.5	113	0.5	2.2	230	1.36	66.5	1.3	256.8	10.4	10.0	0.03	0.16	0.03	<1	0.62
A0964829	Drill Core	3.49	1.62	18.41	4.00	31.6	127	0.9	1.9	166	2.10	190.4	1.0	23.2	9.0	6.8	0.01	0.30	<0.02	<1	0.70
A0964830	Drill Core	2.62	2.04	23.96	5.98	41.8	189	0.5	1.8	158	1.55	37.7	1.0	5.0	8.6	7.7	0.03	0.24	0.08	<1	0.56
A0964831	Drill Core	3.29	1.23	17.14	7.04	58.1	228	16.9	10.2	468	2.54	56.9	1.3	9.1	7.1	18.0	0.06	0.23	0.10	36	1.37
A0964832	Drill Core	2.56	1.28	4.41	6.27	45.7	109	2.6	3.0	257	1.56	45.3	1.3	6.7	9.2	8.9	0.04	0.20	0.17	4	0.71
A0964833	Drill Core	2.07	1.59	3.39	8.30	58.7	142	0.5	1.7	112	1.39	46.1	1.4	11.6	9.7	6.9	0.11	0.22	0.37	<1	0.38
A0964834	Drill Core	2.10	1.00	2.96	5.01	38.9	283	0.7	1.8	238	1.37	106.4	1.4	411.2	9.8	9.8	0.03	0.32	0.32	<1	0.85
A0964835	Drill Core	1.68	0.73	12.34	4.96	28.3	135	1.9	1.9	262	1.78	55.6	1.1	17.5	8.6	8.2	0.03	0.24	0.25	2	0.49
A0964836	Drill Core	1.44	1.09	4.03	5.22	32.3	148	1.0	2.0	243	1.57	269.5	1.8	32.3	11.0	8.0	0.02	0.31	0.14	3	0.54
A0964837	Drill Core	3.09	1.64	22.51	3.25	57.7	164	16.5	10.1	456	2.40	80.3	1.6	20.7	8.8	26.2	0.04	0.23	0.13	38	1.41
A0964838	Drill Core	2.17	1.37	13.07	3.13	32.4	148	11.6	7.4	440	2.04	933.2	1.6	63.7	7.7	15.5	0.04	0.58	0.09	21	1.34
A0964697	Drill Core	2.07	1.31	9.35	7.49	105.7	1638	0.5	1.9	118	1.34	57.1	1.2	13713.4	9.4	7.1	0.22	0.12	0.11	<1	0.39
A0964698	Drill Core	3.21	1.94	5.81	6.01	47.5	107	0.6	2.0	179	1.37	107.5	1.3	137.5	10.5	8.8	0.07	0.13	0.11	<1	0.58
A0964699	Drill Core	3.58	1.68	6.92	9.63	61.4	147	0.5	1.8	229	1.41	37.4	1.3	36.5	10.8	12.4	0.06	0.16	0.07	<1	0.61
A0964700	Drill Core	2.54	1.51	7.27	3.50	39.2	96	0.5	1.6	238	1.24	56.4	1.4	26.2	10.4	10.5	0.02	0.16	0.06	<1	0.71
A0964618	Drill Core	3.49	1.31	6.12	10.97	72.8	95	0.5	1.8	242	1.24	82.8	1.1	40.9	9.5	11.6	0.21	0.20	0.11	<1	0.82

This report supersedes all previous preliminary and final reports with this file number dated prior to the date on this certificate. Signature indicates final approval; preliminary reports are unsigned and should be used for reference only.

BUREAU VERITAS MINERAL LABORATORIES Canada

www.bvna.com/mining-laboratory-services

Bureau Veritas Commodities Canada Ltd.

9050 Shaughnessy St Vancouver British Columbia V6P 6E5 Canada
PHONE (604) 253-3158

Client: **Kinross Gold Corp.**
25 York St., #17
Toronto Ontario M5J 2V5 Canada

Project: Great Bear Project
Report Date: November 14, 2024

CERTIFICATE OF ANALYSIS TIM24000345.1

	Method	AQ250	AQ250	AQ250	AQ250	AQ250	AQ250	AQ250	AQ250	AQ250	AQ250	AQ250	AQ250	AQ250	AQ250	AQ250	AQ250	AQ250	AQ250	AQ250	AQ250
	Analyte	P	La	Cr	Mg	Ba	Ti	B	Al	Na	K	W	Sc	Tl	S	Hg	Se	Te	Ga	Cs	Ge
	Unit	%	ppm	ppm	%	ppm	%	ppm	%	%	%	ppm	ppm	ppm	%	ppb	ppm	ppm	ppm	ppm	ppm
	MDL	0.001	0.5	0.5	0.01	0.5	0.001	20	0.01	0.001	0.01	0.1	0.1	0.02	0.02	5	0.1	0.02	0.1	0.02	0.1
A0964732	Drill Core	0.018	46.0	2.9	0.09	32.4	0.004	<20	0.29	0.056	0.15	<0.1	0.8	0.05	1.56	<5	0.2	<0.02	1.1	0.40	<0.1
A0964733	Drill Core	0.015	42.1	2.3	0.08	51.8	0.012	<20	0.34	0.038	0.21	<0.1	0.7	0.07	1.17	<5	0.1	<0.02	1.2	0.61	<0.1
A0964734	Drill Core	0.021	40.4	31.0	0.51	69.5	0.066	<20	0.80	0.056	0.48	0.1	1.7	0.26	0.88	<5	0.2	<0.02	2.8	3.45	<0.1
A0964735	Drill Core	0.017	43.0	13.9	0.25	86.0	0.042	<20	0.59	0.047	0.34	0.2	1.2	0.19	0.74	<5	0.2	<0.02	2.3	1.96	<0.1
A0964736	Drill Core	0.016	42.8	8.2	0.20	54.4	0.046	<20	0.54	0.050	0.33	0.1	1.7	0.18	0.37	<5	0.2	<0.02	2.5	2.03	<0.1
A0964737	Drill Core	0.015	41.7	2.3	0.19	34.3	0.022	<20	0.47	0.035	0.24	0.2	1.0	0.14	0.72	<5	0.3	0.02	2.2	0.97	<0.1
A0964738	Drill Core	0.020	43.1	3.2	0.19	85.3	0.051	<20	0.56	0.044	0.38	0.3	1.3	0.19	0.34	<5	0.1	<0.02	2.5	1.95	<0.1
A0964739	Drill Core	0.019	34.3	11.3	0.29	78.6	0.043	<20	0.58	0.042	0.38	0.2	1.8	0.12	1.12	<5	0.1	0.03	2.6	1.32	<0.1
A0964740	Drill Core	0.038	34.1	17.6	0.81	216.2	0.158	<20	1.65	0.041	1.18	0.2	3.4	0.48	0.14	<5	0.2	0.02	6.7	5.12	<0.1
A0964741	Drill Core	0.065	28.1	49.9	1.19	443.1	0.213	<20	2.59	0.045	1.73	0.2	6.6	0.50	0.53	<5	0.3	0.08	9.0	5.08	0.1
A0964742	Drill Core	0.014	37.5	2.5	0.08	24.1	0.011	<20	0.29	0.041	0.14	0.2	0.6	0.04	1.14	<5	0.3	0.02	1.3	0.31	<0.1
A0964743	Drill Core	0.014	40.4	2.5	0.14	54.6	0.038	<20	0.48	0.042	0.30	0.1	0.8	0.16	0.27	<5	0.1	<0.02	2.0	1.57	<0.1
A0964826	Drill Core	0.014	38.9	2.5	0.12	90.1	0.034	<20	0.44	0.045	0.29	0.2	0.9	0.19	0.25	<5	0.1	<0.02	2.0	1.84	<0.1
A0964827	Drill Core	0.014	41.4	2.2	0.07	40.1	0.014	<20	0.31	0.037	0.19	0.2	0.6	0.09	0.97	<5	0.2	<0.02	1.1	0.58	<0.1
A0964828	Drill Core	0.015	42.4	2.5	0.12	75.1	0.036	<20	0.48	0.053	0.32	0.3	0.9	0.19	0.33	<5	0.1	<0.02	2.2	1.62	<0.1
A0964829	Drill Core	0.015	31.2	4.0	0.05	23.9	0.002	<20	0.21	0.035	0.10	0.1	0.3	0.03	2.00	<5	0.1	<0.02	0.7	0.16	<0.1
A0964830	Drill Core	0.014	40.0	2.4	0.04	35.1	0.003	<20	0.24	0.042	0.14	<0.1	0.4	0.04	1.54	<5	<0.1	<0.02	0.7	0.21	<0.1
A0964831	Drill Core	0.068	32.2	17.3	0.83	85.3	0.167	<20	1.34	0.062	0.97	0.2	3.3	0.41	0.80	<5	0.2	<0.02	5.5	3.73	<0.1
A0964832	Drill Core	0.023	38.8	3.3	0.13	63.2	0.023	<20	0.38	0.039	0.25	<0.1	0.6	0.11	1.23	<5	<0.1	<0.02	1.4	0.92	<0.1
A0964833	Drill Core	0.014	40.4	2.4	0.05	43.5	0.008	<20	0.27	0.035	0.17	0.1	0.4	0.05	1.21	<5	0.1	<0.02	1.0	0.33	<0.1
A0964834	Drill Core	0.015	38.6	2.1	0.11	52.9	0.023	<20	0.36	0.049	0.22	0.1	0.7	0.13	0.84	<5	0.2	<0.02	1.5	1.05	<0.1
A0964835	Drill Core	0.016	34.3	7.1	0.25	13.7	0.012	<20	0.35	0.061	0.08	0.1	1.0	0.04	1.32	<5	0.1	<0.02	1.5	0.63	<0.1
A0964836	Drill Core	0.018	42.1	4.4	0.17	51.2	0.018	<20	0.50	0.034	0.31	0.2	0.7	0.13	1.20	<5	<0.1	<0.02	1.8	1.11	<0.1
A0964837	Drill Core	0.082	38.6	12.9	0.79	117.5	0.181	<20	1.32	0.056	0.93	0.5	3.6	0.41	0.33	<5	<0.1	<0.02	5.5	3.83	<0.1
A0964838	Drill Core	0.066	26.5	10.1	0.75	43.8	0.076	25	1.17	0.025	0.60	0.2	1.5	0.31	0.53	<5	<0.1	<0.02	4.3	2.14	<0.1
A0964697	Drill Core	0.013	41.4	2.1	0.05	25.4	0.016	<20	0.27	0.052	0.17	0.2	0.5	0.05	1.06	18	<0.1	<0.02	1.0	0.26	<0.1
A0964698	Drill Core	0.015	42.7	2.6	0.10	40.1	0.022	<20	0.38	0.050	0.21	0.2	0.8	0.11	0.73	<5	0.2	<0.02	1.6	0.69	<0.1
A0964699	Drill Core	0.015	46.4	2.4	0.13	79.0	0.041	<20	0.45	0.054	0.29	1.8	1.1	0.20	0.45	<5	0.2	0.02	2.2	1.66	<0.1
A0964700	Drill Core	0.015	43.1	1.8	0.14	52.7	0.036	<20	0.49	0.055	0.32	0.4	0.8	0.18	0.43	<5	0.1	<0.02	2.0	1.60	<0.1
A0964618	Drill Core	0.015	41.2	2.2	0.12	74.2	0.025	<20	0.36	0.057	0.23	0.3	0.9	0.11	0.73	<5	0.3	<0.02	1.5	0.96	<0.1

This report supersedes all previous preliminary and final reports with this file number dated prior to the date on this certificate. Signature indicates final approval; preliminary reports are unsigned and should be used for reference only.

BUREAU VERITAS MINERAL LABORATORIES Canada

www.bvna.com/mining-laboratory-services

Bureau Veritas Commodities Canada Ltd.

9050 Shaughnessy St Vancouver British Columbia V6P 6E5 Canada
PHONE (604) 253-3158

Client: **Kinross Gold Corp.**
25 York St., #17
Toronto Ontario M5J 2V5 Canada

Project: Great Bear Project
Report Date: November 14, 2024

CERTIFICATE OF ANALYSIS TIM24000345.1

Method		AQ250	AQ250	AQ250	AQ250	AQ250	AQ250	AQ250	AQ250	AQ250	AQ250	AQ250	AQ250	AQ250	AQ250	TC006	TC000	TC000
Analyte		Hf	Nb	Rb	Sn	Ta	Zr	Y	Ce	In	Re	Be	Li	Pd	Pt	CO2	TOT/C	TOT/S
Unit		ppm	ppm	ppm	ppm	ppm	ppm	ppm	ppm	ppm	ppb	ppm	ppm	ppb	ppb	%	%	%
MDL		0.02	0.02	0.1	0.1	0.05	0.1	0.01	0.1	0.02	1	0.1	0.1	10	2	0.08	0.02	0.02
A0964732	Drill Core	0.61	0.05	5.3	0.3	<0.05	21.8	8.37	88.8	<0.02	<1	<0.1	2.1	<10	2	1.12		
A0964733	Drill Core	0.65	0.11	8.8	0.1	<0.05	23.6	9.67	82.2	<0.02	<1	<0.1	2.3	<10	<2	0.61		
A0964734	Drill Core	1.02	0.10	31.3	0.2	<0.05	33.8	9.64	77.5	<0.02	<1	<0.1	6.2	<10	<2	0.83		
A0964735	Drill Core	0.54	0.24	21.7	0.2	<0.05	19.0	10.40	84.0	<0.02	<1	<0.1	4.1	<10	<2	0.76		
A0964736	Drill Core	0.28	0.19	21.9	0.3	<0.05	10.6	11.38	82.3	<0.02	<1	<0.1	3.5	<10	<2	0.38	0.14	0.38
A0964737	Drill Core	0.32	0.20	15.2	0.2	<0.05	12.2	10.21	80.7	<0.02	<1	0.1	6.4	<10	<2	0.27		
A0964738	Drill Core	0.54	0.28	22.9	0.2	<0.05	19.3	10.23	83.6	<0.02	<1	<0.1	3.5	<10	<2	0.34		
A0964739	Drill Core	1.39	0.16	19.0	0.3	<0.05	55.3	5.25	69.1	<0.02	<1	<0.1	6.4	<10	<2	<0.08		
A0964740	Drill Core	1.03	0.13	69.0	0.5	<0.05	43.6	7.04	65.4	0.02	<1	<0.1	22.6	<10	<2	0.14		
A0964741	Drill Core	0.40	0.09	85.0	1.1	<0.05	17.9	8.12	57.5	<0.02	<1	0.1	23.8	<10	<2	<0.08		
A0964742	Drill Core	0.72	0.22	6.1	0.2	<0.05	30.8	5.27	72.8	<0.02	<1	<0.1	2.0	<10	<2	0.15	0.05	1.26
A0964743	Drill Core	0.82	0.38	20.7	0.2	<0.05	33.8	6.48	78.2	<0.02	<1	<0.1	4.5	<10	<2	0.57		
A0964826	Drill Core	0.80	0.39	20.9	0.2	<0.05	31.9	6.96	73.9	<0.02	<1	<0.1	3.4	<10	<2	0.59		
A0964827	Drill Core	0.58	0.32	10.5	0.1	<0.05	21.9	6.63	78.8	<0.02	<1	<0.1	2.2	<10	<2	0.44		
A0964828	Drill Core	0.72	0.27	22.7	0.2	<0.05	27.4	7.57	80.8	<0.02	<1	<0.1	3.6	<10	<2	0.63		
A0964829	Drill Core	0.39	0.12	3.8	0.1	<0.05	14.7	4.57	59.6	<0.02	<1	<0.1	2.8	<10	<2	0.72		
A0964830	Drill Core	0.61	0.07	5.3	<0.1	<0.05	22.0	4.32	75.9	<0.02	<1	<0.1	1.7	<10	2	0.59	0.18	1.47
A0964831	Drill Core	0.43	0.05	54.1	0.3	<0.05	17.5	6.57	62.0	<0.02	<1	0.1	11.0	<10	<2	1.40		
A0964832	Drill Core	0.94	0.16	13.6	0.1	<0.05	35.8	7.28	75.4	<0.02	<1	<0.1	2.4	<10	<2	0.79		
A0964833	Drill Core	0.70	0.23	6.8	<0.1	<0.05	28.1	7.63	78.1	<0.02	<1	<0.1	1.7	<10	<2	0.41		
A0964834	Drill Core	0.73	0.24	14.4	0.1	<0.05	27.1	7.99	75.2	<0.02	<1	<0.1	2.0	<10	<2	0.92		
A0964835	Drill Core	0.81	0.14	3.7	<0.1	<0.05	27.1	5.06	66.5	<0.02	<1	<0.1	2.8	<10	<2	0.48		
A0964836	Drill Core	0.40	0.12	15.2	0.1	<0.05	15.9	9.31	81.1	<0.02	<1	<0.1	4.1	<10	<2	0.59	0.16	1.14
A0964837	Drill Core	0.55	0.09	54.2	0.4	<0.05	20.7	9.08	77.2	<0.02	<1	0.1	11.8	<10	2	1.41		
A0964838	Drill Core	0.37	0.05	34.0	0.4	<0.05	14.8	4.94	54.2	<0.02	1	0.4	18.2	<10	<2	1.37		
A0964697	Drill Core	0.89	0.25	7.1	0.1	<0.05	33.5	6.46	78.4	<0.02	<1	<0.1	1.8	<10	<2	0.39		
A0964698	Drill Core	0.73	0.25	13.4	0.1	<0.05	25.9	7.59	83.3	<0.02	<1	<0.1	3.2	<10	<2	0.56		
A0964699	Drill Core	0.81	0.44	24.6	0.2	<0.05	30.6	7.81	89.3	<0.02	<1	<0.1	3.8	<10	<2	0.60		
A0964700	Drill Core	0.67	0.35	20.9	0.1	<0.05	25.7	7.69	82.6	<0.02	<1	<0.1	4.1	<10	2	0.70	0.23	0.45
A0964618	Drill Core	0.80	0.21	13.2	0.2	<0.05	27.4	6.82	78.9	<0.02	<1	<0.1	3.4	<10	<2	0.91		

This report supersedes all previous preliminary and final reports with this file number dated prior to the date on this certificate. Signature indicates final approval; preliminary reports are unsigned and should be used for reference only.

BUREAU VERITAS MINERAL LABORATORIES Canada

www.bvna.com/mining-laboratory-services

Bureau Veritas Commodities Canada Ltd.

9050 Shaughnessy St Vancouver British Columbia V6P 6E5 Canada
PHONE (604) 253-3158

Client: **Kinross Gold Corp.**
25 York St., #17
Toronto Ontario M5J 2V5 Canada

Project: Great Bear Project
Report Date: November 14, 2024

CERTIFICATE OF ANALYSIS TIM24000345.1

Method		WGHT	AQ250	AQ250	AQ250	AQ250	AQ250	AQ250	AQ250	AQ250	AQ250	AQ250	AQ250	AQ250	AQ250	AQ250	AQ250	AQ250	AQ250	AQ250	AQ250
Analyte		Wgt	Mo	Cu	Pb	Zn	Ag	Ni	Co	Mn	Fe	As	U	Au	Th	Sr	Cd	Sb	Bi	V	Ca
Unit		kg	ppm	ppm	ppm	ppm	ppb	ppm	ppm	ppm	%	ppm	ppm	ppb	ppm	ppm	ppm	ppm	ppm	ppm	%
MDL		0.01	0.01	0.01	0.01	0.1	2	0.1	0.1	1	0.01	0.1	0.1	0.2	0.1	0.5	0.01	0.02	0.02	1	0.01
A0964619	Drill Core	2.61	1.47	4.58	4.78	53.4	80	0.4	1.8	250	1.35	225.6	1.4	16.9	9.9	7.5	0.04	0.31	0.03	<1	0.74
A0964620	Drill Core	3.57	1.01	2.99	5.88	42.3	119	0.6	1.7	166	1.56	729.9	1.4	47.3	8.8	6.5	0.03	0.69	<0.02	<1	0.46
A0964621	Drill Core	3.35	1.55	2.78	4.87	10.1	71	1.4	2.0	195	1.55	66.4	1.5	5.2	10.2	9.0	<0.01	0.18	0.14	<1	0.57
A0964622	Drill Core	2.03	1.42	3.00	4.96	30.7	52	0.5	2.1	146	1.60	21.3	1.4	3.7	9.7	5.8	0.06	0.20	0.10	<1	0.28
A0964623	Drill Core	2.12	1.84	3.17	4.17	36.4	69	9.1	3.9	230	1.79	47.0	1.5	7.1	10.2	11.0	0.03	0.18	0.49	11	0.53
A0964624	Drill Core	3.52	1.47	5.09	6.23	47.0	123	1.9	2.7	203	1.71	64.5	1.6	6.3	11.3	7.6	0.03	0.22	0.39	3	0.54
A0964625	Drill Core	3.03	1.06	8.63	4.66	44.6	129	4.4	3.7	231	1.67	122.6	1.6	33.4	10.0	11.7	0.03	0.17	0.13	9	0.66
A0964626	Drill Core	3.46	0.99	2.57	3.19	38.5	104	0.5	1.6	167	1.28	490.0	1.6	117.1	10.2	5.0	0.03	0.27	0.07	<1	0.27
A0964627	Drill Core	4.11	1.14	5.03	25.94	43.7	359	3.1	1.9	47	1.39	6300.9	1.3	564.3	8.5	7.1	0.04	3.26	0.73	2	0.14
A0964628	Drill Core	2.20	0.80	1.85	3.39	27.7	76	0.4	1.5	244	1.23	103.1	1.4	9.2	10.3	9.5	0.01	0.21	<0.02	<1	0.42
A0964629	Drill Core	1.75	1.65	1.22	6.90	34.5	134	0.5	1.7	123	1.81	232.1	1.7	19.0	11.1	3.7	0.02	0.40	0.02	<1	0.22
A0964630	Drill Core	2.26	1.23	2.33	4.73	32.3	344	0.6	1.6	135	1.57	1143.0	1.6	64.3	9.5	4.7	0.03	2.24	0.02	<1	0.32
A0964631	Drill Core	2.64	1.14	4.87	3.99	28.4	330	0.5	1.7	146	1.30	808.3	1.6	553.9	10.9	5.8	0.03	0.74	0.11	<1	0.27
A0964632	Drill Core	2.58	1.30	3.15	2.98	35.3	72	0.4	1.5	184	1.11	50.4	1.4	10.9	10.5	7.3	0.03	0.11	0.09	<1	0.33
A0964633	Drill Core	3.09	1.67	12.42	7.00	56.3	131	1.6	3.2	182	1.60	238.2	1.7	41.1	10.4	9.0	0.06	0.13	0.07	8	0.27
117134	Drill Core	0.94	1.00	27.95	2.49	80.6	277	42.8	16.8	652	3.21	20.7	0.9	5.7	5.7	23.7	0.05	0.12	0.08	63	2.11
117135	Drill Core	3.41	1.26	6.16	5.36	52.5	151	7.3	3.2	236	1.70	57.1	1.4	9.6	9.6	7.7	0.05	0.24	0.08	6	0.51
117136	Drill Core	2.19	1.32	5.00	3.47	35.9	200	0.5	1.9	171	1.31	195.3	1.8	10.1	11.4	6.0	0.03	0.20	0.03	<1	0.29
117137	Drill Core	2.22	1.85	4.31	4.05	38.6	157	0.5	1.7	176	1.38	36.4	1.4	10.2	10.0	4.6	0.05	0.21	0.13	<1	0.33
117138	Drill Core	2.30	1.20	7.08	5.33	43.1	220	0.5	1.7	278	1.68	20.6	1.5	45.9	10.5	8.5	0.05	0.19	0.09	<1	0.57
117133	Drill Core	2.71	1.34	0.61	12.58	31.5	74	0.4	1.8	34	1.55	37.9	1.4	39.6	10.3	3.0	0.03	0.10	0.03	<1	0.05
117139	Drill Core	2.03	1.10	2.09	4.13	32.5	61	0.5	1.9	265	1.48	14.7	1.7	7.0	11.0	11.1	0.04	0.17	0.44	<1	0.63
117140	Drill Core	2.25	0.82	0.99	3.46	11.1	182	0.4	1.3	132	0.99	31.6	1.6	5.3	9.8	7.0	0.02	0.24	2.67	<1	0.53
117141	Drill Core	1.76	1.02	2.61	6.78	6.7	315	1.0	1.6	271	1.26	185.4	1.3	64.7	8.2	15.7	0.01	0.32	0.63	<1	1.12
117142	Drill Core	2.13	1.08	12.56	2.91	29.8	203	17.7	10.2	585	2.27	186.6	1.7	95.0	8.0	11.7	0.06	0.26	0.13	38	0.95
117143	Drill Core	1.98	0.47	18.86	3.16	52.1	199	16.8	10.1	442	2.42	42.5	1.6	33.5	8.0	14.0	0.05	0.20	0.10	36	1.34
A0963308	Drill Core	1.89	0.39	13.45	0.89	45.8	34	27.6	11.2	472	2.41	0.1	0.7	0.5	4.9	38.6	<0.01	0.05	0.03	31	1.41
A0963309	Drill Core	1.99	1.03	3.14	1.40	6.2	64	0.8	1.4	48	0.42	0.4	1.5	1.5	6.2	14.2	<0.01	<0.02	0.16	<1	0.09
A0963310	Drill Core	1.48	1.50	5.17	1.26	25.1	26	1.0	2.6	171	1.15	0.3	1.0	0.9	8.4	5.8	<0.01	<0.02	0.41	<1	0.20
A0963311	Drill Core	2.28	1.50	10.25	10.54	55.6	133	3.2	3.0	165	1.15	0.8	1.2	1.4	9.9	4.5	0.07	0.03	0.33	2	0.15

This report supersedes all previous preliminary and final reports with this file number dated prior to the date on this certificate. Signature indicates final approval; preliminary reports are unsigned and should be used for reference only.

BUREAU VERITAS MINERAL LABORATORIES Canada

Bureau Veritas Commodities Canada Ltd.

9050 Shaughnessy St Vancouver British Columbia V6P 6E5 Canada
PHONE (604) 253-3158

www.bvna.com/mining-laboratory-services

Client: **Kinross Gold Corp.**
25 York St., #17
Toronto Ontario M5J 2V5 Canada

Project: Great Bear Project
Report Date: November 14, 2024

CERTIFICATE OF ANALYSIS TIM24000345.1

Method		AQ250	AQ250	AQ250	AQ250	AQ250	AQ250	AQ250	AQ250	AQ250	AQ250	AQ250	AQ250	AQ250	AQ250	AQ250	AQ250	AQ250	AQ250	AQ250
Analyte		P	La	Cr	Mg	Ba	Ti	B	Al	Na	K	W	Sc	Tl	S	Hg	Se	Te	Ga	Cs	Ge
Unit		%	ppm	ppm	%	ppm	%	ppm	%	%	%	ppm	ppm	ppm	%	ppb	ppm	ppm	ppm	ppm	ppm
MDL		0.001	0.5	0.5	0.01	0.5	0.001	20	0.01	0.001	0.01	0.1	0.1	0.02	0.02	5	0.1	0.02	0.1	0.02	0.1
A0964619	Drill Core	0.014	39.8	2.0	0.10	31.4	0.015	<20	0.37	0.050	0.20	0.1	0.7	0.10	1.05	<5	<0.1	<0.02	1.4	0.85	<0.1
A0964620	Drill Core	0.013	31.3	2.7	0.05	29.5	0.004	<20	0.30	0.037	0.17	0.1	0.4	0.05	1.23	<5	<0.1	<0.02	1.0	0.39	<0.1
A0964621	Drill Core	0.015	42.0	2.6	0.09	31.6	0.010	<20	0.35	0.043	0.20	<0.1	0.8	0.09	1.45	<5	<0.1	<0.02	1.3	0.87	<0.1
A0964622	Drill Core	0.016	40.8	1.8	0.07	58.6	0.011	<20	0.34	0.033	0.19	<0.1	0.6	0.04	1.60	<5	<0.1	<0.02	1.3	0.35	<0.1
A0964623	Drill Core	0.019	40.8	42.7	0.42	74.4	0.043	<20	0.67	0.041	0.48	0.2	2.0	0.19	1.26	<5	0.1	<0.02	2.5	2.90	<0.1
A0964624	Drill Core	0.020	46.8	3.2	0.12	67.6	0.016	<20	0.43	0.043	0.24	<0.1	0.7	0.10	1.53	<5	<0.1	<0.02	1.6	0.94	<0.1
A0964625	Drill Core	0.019	39.3	22.6	0.33	48.2	0.037	<20	0.63	0.041	0.34	0.2	1.5	0.16	0.69	<5	0.2	<0.02	2.4	2.33	<0.1
A0964626	Drill Core	0.014	39.7	2.3	0.11	29.6	0.026	<20	0.41	0.038	0.23	0.1	0.9	0.13	0.44	<5	<0.1	<0.02	1.7	1.38	<0.1
A0964627	Drill Core	0.012	31.6	8.5	0.09	40.1	0.005	<20	0.39	0.017	0.25	0.1	0.4	0.06	0.89	<5	0.2	0.03	1.1	0.55	<0.1
A0964628	Drill Core	0.015	38.1	1.9	0.14	56.1	0.038	<20	0.58	0.041	0.31	0.2	1.0	0.18	0.25	<5	<0.1	<0.02	2.4	1.98	<0.1
A0964629	Drill Core	0.015	43.8	2.4	0.09	74.8	0.009	<20	0.43	0.023	0.27	<0.1	0.5	0.11	1.77	<5	0.1	<0.02	1.3	0.65	<0.1
A0964630	Drill Core	0.014	36.9	2.6	0.09	33.1	0.010	<20	0.29	0.042	0.16	<0.1	0.6	0.09	1.26	<5	<0.1	<0.02	1.1	0.67	<0.1
A0964631	Drill Core	0.014	40.1	1.9	0.10	34.3	0.014	<20	0.46	0.036	0.25	0.1	0.6	0.11	0.58	<5	<0.1	<0.02	1.6	0.98	<0.1
A0964632	Drill Core	0.016	42.9	1.9	0.12	52.3	0.027	<20	0.49	0.034	0.31	0.2	0.9	0.15	0.26	<5	<0.1	<0.02	2.0	1.25	<0.1
A0964633	Drill Core	0.027	39.0	4.9	0.24	37.1	0.029	<20	0.59	0.030	0.25	0.2	0.9	0.09	0.67	<5	<0.1	<0.02	2.0	0.81	<0.1
117134	Drill Core	0.081	29.1	91.6	1.73	238.0	0.196	<20	2.11	0.053	1.76	0.6	4.1	0.60	0.52	<5	0.1	0.02	7.4	10.02	<0.1
117135	Drill Core	0.018	37.7	20.6	0.35	38.0	0.029	<20	0.61	0.039	0.42	0.2	1.0	0.26	1.38	<5	<0.1	<0.02	2.1	2.75	<0.1
117136	Drill Core	0.015	43.0	1.9	0.09	27.7	0.023	<20	0.41	0.038	0.25	0.1	0.8	0.13	0.57	<5	<0.1	<0.02	1.6	1.11	<0.1
117137	Drill Core	0.013	43.6	2.4	0.10	31.7	0.012	<20	0.37	0.030	0.24	0.2	0.6	0.08	1.10	<5	<0.1	<0.02	1.3	0.43	<0.1
117138	Drill Core	0.015	40.1	2.4	0.14	40.2	0.031	<20	0.34	0.050	0.22	0.8	1.1	0.12	1.37	<5	<0.1	<0.02	1.5	0.86	<0.1
117133	Drill Core	0.015	36.3	1.6	0.01	26.9	0.003	<20	0.30	0.012	0.20	0.1	0.3	0.04	1.60	<5	<0.1	<0.02	0.8	0.18	<0.1
117139	Drill Core	0.016	41.3	2.2	0.20	101.4	0.051	<20	0.51	0.052	0.34	0.4	1.4	0.17	0.69	<5	0.1	<0.02	2.3	1.50	<0.1
117140	Drill Core	0.014	38.3	2.0	0.11	36.6	0.015	<20	0.35	0.042	0.20	<0.1	0.9	0.11	0.59	<5	<0.1	<0.02	1.3	0.76	<0.1
117141	Drill Core	0.014	30.6	2.9	0.11	53.7	0.009	<20	0.34	0.021	0.20	0.5	0.5	0.09	0.83	<5	0.7	0.06	1.1	0.67	<0.1
117142	Drill Core	0.080	36.6	14.5	0.72	77.1	0.156	<20	1.14	0.048	0.89	0.7	3.7	0.36	0.55	<5	0.9	0.11	5.0	2.92	<0.1
117143	Drill Core	0.076	36.0	14.0	0.77	58.6	0.185	<20	1.25	0.047	0.94	1.1	3.2	0.42	0.31	<5	0.3	0.02	5.3	4.63	<0.1
A0963308	Drill Core	0.087	27.6	26.2	0.94	22.4	0.107	<20	1.29	0.036	0.10	0.2	2.5	0.02	0.02	<5	0.1	<0.02	6.2	0.21	<0.1
A0963309	Drill Core	0.007	26.2	2.4	0.06	45.9	0.004	<20	0.34	0.036	0.16	<0.1	0.3	0.03	0.02	<5	<0.1	0.02	1.3	0.19	<0.1
A0963310	Drill Core	0.010	37.9	2.9	0.19	55.7	0.011	<20	0.64	0.019	0.22	<0.1	0.5	0.09	<0.02	<5	<0.1	<0.02	2.2	0.86	<0.1
A0963311	Drill Core	0.015	42.4	3.1	0.20	59.6	0.015	<20	0.65	0.023	0.28	<0.1	0.6	0.10	0.29	<5	<0.1	0.02	2.0	0.49	<0.1

This report supersedes all previous preliminary and final reports with this file number dated prior to the date on this certificate. Signature indicates final approval; preliminary reports are unsigned and should be used for reference only.

BUREAU VERITAS MINERAL LABORATORIES Canada

www.bvna.com/mining-laboratory-services

Bureau Veritas Commodities Canada Ltd.

9050 Shaughnessy St Vancouver British Columbia V6P 6E5 Canada
PHONE (604) 253-3158

Client: **Kinross Gold Corp.**
25 York St., #17
Toronto Ontario M5J 2V5 Canada

Project: Great Bear Project
Report Date: November 14, 2024

CERTIFICATE OF ANALYSIS TIM24000345.1

	Method	AQ250	AQ250	AQ250	AQ250	AQ250	AQ250	AQ250	AQ250	AQ250	AQ250	AQ250	AQ250	AQ250	AQ250	TC006	TC000	TC000
	Analyte	Hf	Nb	Rb	Sn	Ta	Zr	Y	Ce	In	Re	Be	Li	Pd	Pt	CO2	TOT/C	TOT/S
	Unit	ppm	ppm	ppm	ppm	ppm	ppm	ppm	ppm	ppm	ppb	ppm	ppm	ppb	ppb	%	%	%
	MDL	0.02	0.02	0.1	0.1	0.05	0.1	0.01	0.1	0.02	1	0.1	0.1	10	2	0.08	0.02	0.02
A0964619	Drill Core	0.46	0.16	11.4	0.2	<0.05	18.7	6.85	75.6	<0.02	<1	<0.1	3.2	<10	<2	0.80		
A0964620	Drill Core	0.40	0.08	6.9	0.1	<0.05	17.2	5.29	60.9	<0.02	<1	<0.1	1.6	<10	<2	0.41		
A0964621	Drill Core	0.96	0.07	10.7	0.1	<0.05	33.2	7.09	80.9	<0.02	<1	<0.1	1.8	<10	<2	0.58		
A0964622	Drill Core	1.10	0.16	6.1	0.1	<0.05	40.0	7.31	78.4	<0.02	<1	<0.1	2.1	<10	<2	0.27		
A0964623	Drill Core	0.96	0.19	26.0	0.3	<0.05	34.9	8.65	79.4	<0.02	<1	<0.1	5.9	<10	<2	0.52	0.16	1.25
A0964624	Drill Core	0.92	0.20	12.8	0.1	<0.05	34.0	8.29	89.7	<0.02	<1	<0.1	2.3	<10	2	0.26		
A0964625	Drill Core	0.49	0.17	18.7	0.2	<0.05	19.2	8.20	75.0	<0.02	<1	0.1	4.5	<10	<2	0.64		
A0964626	Drill Core	0.39	0.23	15.1	0.2	<0.05	14.6	9.35	76.9	<0.02	<1	<0.1	2.4	<10	<2	0.24		
A0964627	Drill Core	0.26	0.06	8.1	<0.1	<0.05	12.1	6.41	61.3	<0.02	<1	<0.1	1.6	<10	<2	<0.08		
A0964628	Drill Core	0.68	0.26	19.2	0.2	<0.05	24.2	9.65	74.9	<0.02	<1	0.1	3.2	<10	<2	0.33		
A0964629	Drill Core	0.63	0.22	12.0	0.2	<0.05	24.8	8.70	83.1	<0.02	<1	<0.1	2.3	<10	<2	0.20	0.07	1.78
A0964630	Drill Core	0.40	0.17	9.2	0.1	<0.05	15.8	8.39	71.0	<0.02	<1	<0.1	1.7	<10	<2	0.27		
A0964631	Drill Core	0.33	0.20	12.9	0.2	<0.05	13.1	9.66	77.5	<0.02	<1	0.1	3.1	<10	<2	0.26		
A0964632	Drill Core	0.67	0.26	16.2	0.2	<0.05	26.5	10.69	81.9	<0.02	<1	<0.1	3.3	<10	<2	0.34		
A0964633	Drill Core	0.29	0.18	12.8	0.2	<0.05	12.1	11.45	76.8	<0.02	<1	0.1	4.2	<10	<2	<0.08		
117134	Drill Core	0.22	0.04	88.9	0.4	<0.05	11.2	7.62	59.0	<0.02	<1	<0.1	21.5	<10	<2	2.14		
117135	Drill Core	1.12	0.21	28.3	0.2	<0.05	43.4	9.17	73.3	<0.02	<1	<0.1	4.6	<10	<2	0.55	0.15	1.36
117136	Drill Core	0.32	0.32	15.0	0.2	<0.05	12.6	10.79	82.3	<0.02	<1	<0.1	2.4	<10	<2	0.32		
117137	Drill Core	0.83	0.21	10.3	0.2	<0.05	30.9	9.02	82.3	<0.02	<1	<0.1	2.8	<10	<2	0.37		
117138	Drill Core	1.03	0.36	14.6	0.2	<0.05	33.4	8.99	78.8	<0.02	<1	<0.1	3.1	<10	<2	0.59		
117133	Drill Core	0.70	0.11	6.5	0.1	<0.05	27.7	9.23	72.3	<0.02	<1	<0.1	1.0	<10	<2	<0.08		
117139	Drill Core	1.26	0.24	22.0	0.2	<0.05	41.3	11.57	81.7	<0.02	<1	<0.1	3.8	<10	<2	0.66		
117140	Drill Core	1.18	0.10	10.8	0.2	<0.05	37.3	7.69	74.7	<0.02	<1	<0.1	2.3	<10	<2	0.60	0.16	0.54
117141	Drill Core	0.34	0.10	9.5	0.2	<0.05	12.5	7.38	59.0	<0.02	<1	<0.1	1.9	<10	<2	1.10		
117142	Drill Core	0.32	0.03	54.2	0.5	<0.05	13.4	8.83	72.3	<0.02	<1	<0.1	8.4	<10	<2	0.88		
117143	Drill Core	0.51	0.10	57.2	0.4	<0.05	20.8	8.26	71.4	<0.02	<1	<0.1	8.9	<10	<2	1.40		
A0963308	Drill Core	0.26	0.10	4.2	0.4	<0.05	10.2	5.55	53.9	<0.02	<1	0.2	18.8	<10	<2	1.07		
A0963309	Drill Core	0.46	0.09	5.9	0.2	<0.05	17.4	4.59	51.1	<0.02	<1	0.1	3.8	<10	<2	<0.08		
A0963310	Drill Core	0.59	0.06	11.7	0.2	<0.05	23.7	5.68	76.2	<0.02	<1	0.3	12.4	<10	<2	0.25	0.06	0.03
A0963311	Drill Core	0.94	0.13	11.8	0.2	<0.05	41.7	7.34	81.3	<0.02	<1	0.2	7.4	<10	<2	0.17		

This report supersedes all previous preliminary and final reports with this file number dated prior to the date on this certificate. Signature indicates final approval; preliminary reports are unsigned and should be used for reference only.

BUREAU VERITAS MINERAL LABORATORIES Canada

www.bvna.com/mining-laboratory-services

Bureau Veritas Commodities Canada Ltd.

9050 Shaughnessy St Vancouver British Columbia V6P 6E5 Canada
PHONE (604) 253-3158

Client: **Kinross Gold Corp.**
25 York St., #17
Toronto Ontario M5J 2V5 Canada

Project: Great Bear Project
Report Date: November 14, 2024

CERTIFICATE OF ANALYSIS TIM24000345.1

Method		WGHT	AQ250	AQ250	AQ250	AQ250	AQ250	AQ250	AQ250	AQ250	AQ250	AQ250	AQ250	AQ250	AQ250	AQ250	AQ250	AQ250	AQ250	AQ250	AQ250
Analyte		Wgt	Mo	Cu	Pb	Zn	Ag	Ni	Co	Mn	Fe	As	U	Au	Th	Sr	Cd	Sb	Bi	V	Ca
Unit		kg	ppm	ppm	ppm	ppm	ppb	ppm	ppm	ppm	%	ppm	ppm	ppb	ppm	ppm	ppm	ppm	ppm	ppm	%
MDL		0.01	0.01	0.01	0.01	0.1	2	0.1	0.1	1	0.01	0.1	0.1	0.2	0.1	0.5	0.01	0.02	0.02	1	0.01
A0963312	Drill Core	1.36	3.66	10.88	18.25	44.8	303	3.4	3.4	268	1.51	1.8	1.2	2.0	9.6	8.8	0.05	0.06	1.24	4	0.52
A0963313	Drill Core	2.07	0.53	23.37	2.46	46.9	55	13.3	8.0	291	1.94	0.7	0.9	0.8	6.1	12.7	0.02	0.05	0.12	29	0.84
A0963314	Drill Core	2.16	0.42	24.86	2.69	45.1	66	12.9	8.1	310	1.99	0.8	1.2	0.4	6.9	13.4	0.02	0.05	0.08	33	0.79
A0963315	Drill Core	1.36	0.87	22.76	2.95	44.0	88	12.8	8.7	354	2.07	0.8	1.3	0.9	6.9	12.7	0.02	0.05	0.22	28	1.21
A0963316	Drill Core	1.37	0.46	16.56	2.55	50.2	69	13.4	8.3	327	2.02	0.6	1.2	17.6	6.7	13.4	0.02	0.05	0.07	30	0.96
A0963317	Drill Core	2.47	0.62	16.60	2.83	52.2	55	13.4	8.9	373	2.16	0.7	1.3	0.4	7.2	15.7	0.02	0.05	0.12	31	1.00
A0963318	Drill Core	2.28	0.67	21.00	3.02	49.7	70	13.3	8.2	319	1.90	0.7	1.3	0.6	7.0	22.3	0.02	0.05	0.07	26	1.05
A0963319	Drill Core	1.67	1.80	25.56	2.76	46.8	107	14.0	10.5	387	2.21	1.2	1.3	2.0	7.2	21.7	0.02	0.05	0.23	31	0.72
A0963320	Drill Core	1.54	0.69	18.33	2.60	51.2	66	13.7	8.4	314	1.98	0.7	1.3	0.5	7.7	17.2	0.02	0.05	0.12	28	0.73
A0963321	Drill Core	1.69	0.67	18.68	1.47	52.3	86	14.0	8.7	320	2.15	0.9	1.3	0.9	7.3	12.8	0.01	0.05	0.12	32	0.58

This report supersedes all previous preliminary and final reports with this file number dated prior to the date on this certificate. Signature indicates final approval; preliminary reports are unsigned and should be used for reference only.

BUREAU VERITAS MINERAL LABORATORIES Canada

www.bvna.com/mining-laboratory-services

Bureau Veritas Commodities Canada Ltd.

9050 Shaughnessy St Vancouver British Columbia V6P 6E5 Canada
PHONE (604) 253-3158

Client: **Kinross Gold Corp.**
25 York St., #17
Toronto Ontario M5J 2V5 Canada

Project: Great Bear Project
Report Date: November 14, 2024

CERTIFICATE OF ANALYSIS TIM24000345.1

	Method	AQ250	AQ250	AQ250	AQ250	AQ250	AQ250	AQ250	AQ250	AQ250	AQ250	AQ250	AQ250	AQ250	AQ250	AQ250	AQ250	AQ250	AQ250	AQ250	AQ250
	Analyte	P	La	Cr	Mg	Ba	Ti	B	Al	Na	K	W	Sc	Tl	S	Hg	Se	Te	Ga	Cs	Ge
	Unit	%	ppm	ppm	%	ppm	%	ppm	%	%	%	ppm	ppm	ppm	%	ppb	ppm	ppm	ppm	ppm	ppm
	MDL	0.001	0.5	0.5	0.01	0.5	0.001	20	0.01	0.001	0.01	0.1	0.1	0.02	0.02	5	0.1	0.02	0.1	0.02	0.1
A0963312	Drill Core	0.014	39.6	3.2	0.35	116.9	0.055	<20	0.70	0.042	0.36	0.2	1.4	0.20	0.42	<5	<0.1	0.03	3.2	1.48	<0.1
A0963313	Drill Core	0.047	23.6	11.8	0.50	111.9	0.139	<20	0.98	0.048	0.75	0.1	2.1	0.40	0.09	<5	<0.1	<0.02	4.2	3.64	<0.1
A0963314	Drill Core	0.054	26.8	11.0	0.64	120.3	0.155	<20	1.13	0.052	0.81	0.1	2.3	0.35	0.08	<5	<0.1	<0.02	4.7	3.00	<0.1
A0963315	Drill Core	0.052	26.6	10.8	0.65	74.8	0.140	<20	1.03	0.045	0.68	0.1	1.9	0.27	0.34	<5	<0.1	<0.02	4.6	2.11	<0.1
A0963316	Drill Core	0.054	26.3	9.8	0.69	111.0	0.155	<20	1.22	0.051	0.96	0.2	2.1	0.39	0.07	<5	<0.1	<0.02	4.9	3.24	<0.1
A0963317	Drill Core	0.055	28.2	10.8	0.75	148.4	0.166	<20	1.27	0.052	0.97	0.1	2.0	0.37	0.09	<5	<0.1	<0.02	5.1	5.31	<0.1
A0963318	Drill Core	0.056	26.7	10.7	0.68	95.7	0.154	<20	1.16	0.053	0.78	0.2	1.7	0.31	0.09	<5	<0.1	<0.02	4.5	3.19	<0.1
A0963319	Drill Core	0.058	27.7	10.4	0.98	105.0	0.162	<20	1.52	0.073	1.14	0.1	2.3	0.42	0.39	<5	0.1	0.02	5.6	3.80	<0.1
A0963320	Drill Core	0.056	28.3	10.7	0.67	133.2	0.158	<20	1.18	0.050	0.90	0.2	1.8	0.35	0.08	<5	<0.1	<0.02	4.6	3.60	<0.1
A0963321	Drill Core	0.058	26.6	10.9	0.59	138.7	0.161	<20	1.19	0.051	0.93	0.3	2.3	0.36	0.15	<5	<0.1	<0.02	5.0	3.61	<0.1

This report supersedes all previous preliminary and final reports with this file number dated prior to the date on this certificate. Signature indicates final approval; preliminary reports are unsigned and should be used for reference only.

BUREAU VERITAS MINERAL LABORATORIES Canada

www.bvna.com/mining-laboratory-services

Bureau Veritas Commodities Canada Ltd.

9050 Shaughnessy St Vancouver British Columbia V6P 6E5 Canada
PHONE (604) 253-3158

Client: **Kinross Gold Corp.**
25 York St., #17
Toronto Ontario M5J 2V5 Canada

Project: Great Bear Project
Report Date: November 14, 2024

CERTIFICATE OF ANALYSIS TIM24000345.1

Method		AQ250	AQ250	AQ250	AQ250	AQ250	AQ250	AQ250	AQ250	AQ250	AQ250	AQ250	AQ250	AQ250	AQ250	TC006	TC000	TC000
Analyte		Hf	Nb	Rb	Sn	Ta	Zr	Y	Ce	In	Re	Be	Li	Pd	Pt	CO2	TOT/C	TOT/S
Unit		ppm	ppm	ppm	ppm	ppm	ppm	ppm	ppm	ppm	ppb	ppm	ppm	ppb	ppb	%	%	%
MDL		0.02	0.02	0.1	0.1	0.05	0.1	0.01	0.1	0.02	1	0.1	0.1	10	2	0.08	0.02	0.02
A0963312	Drill Core	1.35	0.30	27.3	0.3	<0.05	54.5	7.23	78.0	<0.02	<1	0.1	8.0	<10	<2	0.50		
A0963313	Drill Core	0.51	0.13	57.3	0.3	<0.05	19.5	4.43	46.6	<0.02	<1	<0.1	12.5	<10	<2	0.86		
A0963314	Drill Core	0.49	0.10	49.9	0.3	<0.05	19.3	5.67	51.3	<0.02	<1	<0.1	15.9	<10	<2	0.70		
A0963315	Drill Core	0.62	0.09	40.4	0.3	<0.05	22.6	4.99	50.7	<0.02	<1	<0.1	12.4	<10	<2	1.26		
A0963316	Drill Core	0.41	0.08	62.1	0.3	<0.05	17.8	5.31	50.3	<0.02	<1	<0.1	14.9	<10	<2	0.84	0.27	0.09
A0963317	Drill Core	0.43	0.06	57.0	0.3	<0.05	18.2	5.40	54.7	<0.02	<1	<0.1	18.9	<10	<2	0.94		
A0963318	Drill Core	0.43	0.09	47.0	0.3	<0.05	17.7	5.85	51.4	<0.02	<1	<0.1	17.8	<10	<2	0.88		
A0963319	Drill Core	0.52	0.05	66.6	0.3	<0.05	21.9	6.29	53.1	<0.02	<1	0.1	21.8	<10	<2	0.55		
A0963320	Drill Core	0.42	0.07	52.0	0.3	<0.05	16.7	6.08	54.4	<0.02	<1	<0.1	24.1	<10	<2	0.67		
A0963321	Drill Core	0.41	0.11	55.3	0.3	<0.05	17.4	5.87	52.2	<0.02	<1	<0.1	21.0	<10	<2	0.49		

This report supersedes all previous preliminary and final reports with this file number dated prior to the date on this certificate. Signature indicates final approval; preliminary reports are unsigned and should be used for reference only.

BUREAU VERITAS MINERAL LABORATORIES Canada

www.bvna.com/mining-laboratory-services

Bureau Veritas Commodities Canada Ltd.
9050 Shaughnessy St Vancouver British Columbia V6P 6E5 Canada
PHONE (604) 253-3158

Client: **Kinross Gold Corp.**
25 York St., #17
Toronto Ontario M5J 2V5 Canada

Project: Great Bear Project
Report Date: November 14, 2024

QUALITY CONTROL REPORT TIM24000345.1

	Method	WGHT	AQ250	AQ250	AQ250	AQ250	AQ250	AQ250	AQ250	AQ250	AQ250	AQ250	AQ250	AQ250	AQ250	AQ250	AQ250	AQ250	AQ250	AQ250	AQ250
	Analyte	Wgt	Mo	Cu	Pb	Zn	Ag	Ni	Co	Mn	Fe	As	U	Au	Th	Sr	Cd	Sb	Bi	V	Ca
	Unit	kg	ppm	ppm	ppm	ppm	ppb	ppm	ppm	ppm	%	ppm	ppm	ppb	ppm	ppm	ppm	ppm	ppm	ppm	%
	MDL	0.01	0.01	0.01	0.01	0.1	2	0.1	0.1	1	0.01	0.1	0.1	0.2	0.1	0.5	0.01	0.02	0.02	1	0.01
Pulp Duplicates																					
A0964760	Drill Core	2.48	1.02	60.64	6.38	74.6	213	50.0	20.6	327	5.96	2.0	0.9	38.8	4.3	4.7	0.05	0.11	0.63	85	0.19
REP A0964760	QC																				
A0964769	Drill Core	2.05	1.26	111.13	1.99	60.7	477	68.5	29.2	326	7.26	86.0	1.0	16.2	5.2	4.3	0.06	0.15	0.79	63	0.17
REP A0964769	QC		1.24	113.07	1.94	60.2	477	68.4	28.8	326	7.16	97.0	1.0	14.6	5.0	4.2	0.05	0.16	0.77	63	0.17
A0964827	Drill Core	4.01	1.64	25.21	5.81	46.1	133	0.5	2.2	138	1.37	81.2	1.2	40.8	9.8	5.8	0.06	0.18	0.04	<1	0.38
REP A0964827	QC		1.57	24.99	5.67	45.5	135	0.5	2.2	139	1.38	83.4	1.2	20.2	9.7	6.0	0.06	0.18	0.04	<1	0.39
A0964828	Drill Core	3.72	1.63	5.22	3.24	41.5	113	0.5	2.2	230	1.36	66.5	1.3	256.8	10.4	10.0	0.03	0.16	0.03	<1	0.62
REP A0964828	QC		1.60	5.37	3.05	40.5	94	0.5	2.0	233	1.34	64.1	1.3	160.8	10.0	10.0	0.03	0.15	0.03	<1	0.63
117135	Drill Core	3.41	1.26	6.16	5.36	52.5	151	7.3	3.2	236	1.70	57.1	1.4	9.6	9.6	7.7	0.05	0.24	0.08	6	0.51
REP 117135	QC																				
A0963312	Drill Core	1.36	3.66	10.88	18.25	44.8	303	3.4	3.4	268	1.51	1.8	1.2	2.0	9.6	8.8	0.05	0.06	1.24	4	0.52
REP A0963312	QC																				
A0963320	Drill Core	1.54	0.69	18.33	2.60	51.2	66	13.7	8.4	314	1.98	0.7	1.3	0.5	7.7	17.2	0.02	0.05	0.12	28	0.73
REP A0963320	QC		0.72	19.06	2.63	51.5	68	13.7	8.8	315	1.96	0.9	1.3	0.6	7.8	17.6	0.02	0.05	0.11	28	0.73
Core Reject Duplicates																					
A0964727	Drill Core	3.14	0.82	6.70	4.76	42.1	99	0.6	2.0	170	1.53	77.8	1.2	41.4	9.9	8.2	0.04	0.20	0.09	<1	0.64
DUP A0964727	QC		0.81	6.21	4.26	40.9	121	0.6	2.0	162	1.48	72.5	1.1	68.8	9.1	7.9	0.05	0.19	0.08	<1	0.63
A0964618	Drill Core	3.49	1.31	6.12	10.97	72.8	95	0.5	1.8	242	1.24	82.8	1.1	40.9	9.5	11.6	0.21	0.20	0.11	<1	0.82
DUP A0964618	QC		1.27	5.63	9.34	67.3	96	0.5	1.7	227	1.18	71.4	1.0	33.2	8.9	10.7	0.18	0.20	0.10	<1	0.76
A0963315	Drill Core	1.36	0.87	22.76	2.95	44.0	88	12.8	8.7	354	2.07	0.8	1.3	0.9	6.9	12.7	0.02	0.05	0.22	28	1.21
DUP A0963315	QC		0.95	24.82	3.09	46.0	90	13.1	9.3	361	2.18	0.8	1.3	0.9	7.2	13.1	0.02	0.05	0.22	28	1.18
Reference Materials																					
STD BVGEO01	Standard		9.65	4160.34	183.38	1646.9	2456	155.2	24.2	699	3.61	118.4	3.3	222.4	13.3	52.8	5.58	2.61	23.69	71	1.27
STD BVGEO01	Standard		9.96	4283.58	186.47	1661.6	2419	157.5	24.1	711	3.54	124.3	3.5	205.3	13.5	49.9	5.99	3.02	24.21	68	1.26
STD BVGEO01	Standard		9.89	4160.97	180.24	1651.6	2418	157.3	23.6	689	3.61	116.6	3.4	206.0	13.3	49.9	5.84	2.69	23.59	70	1.22
STD COO2	Standard																				
STD COO2	Standard																				
STD COO2	Standard																				

This report supersedes all previous preliminary and final reports with this file number dated prior to the date on this certificate. Signature indicates final approval; preliminary reports are unsigned and should be used for reference only.

BUREAU VERITAS MINERAL LABORATORIES Canada

www.bvna.com/mining-laboratory-services

Bureau Veritas Commodities Canada Ltd.
9050 Shaughnessy St Vancouver British Columbia V6P 6E5 Canada
PHONE (604) 253-3158

Client: **Kinross Gold Corp.**
25 York St., #17
Toronto Ontario M5J 2V5 Canada

Project: Great Bear Project
Report Date: November 14, 2024

QUALITY CONTROL REPORT TIM24000345.1

		Method	AQ250	AQ250	AQ250	AQ250	AQ250	AQ250	AQ250	AQ250	AQ250	AQ250	AQ250	AQ250	AQ250	AQ250	AQ250	AQ250	AQ250	AQ250	AQ250
		Analyte	P	La	Cr	Mg	Ba	Ti	B	Al	Na	K	W	Sc	Tl	S	Hg	Se	Te	Ga	Cs	Ge
		Unit	%	ppm	ppm	%	ppm	%	ppm	%	%	%	ppm	ppm	ppm	%	ppb	ppm	ppm	ppm	ppm	ppm
		MDL	0.001	0.5	0.5	0.01	0.5	0.001	20	0.01	0.001	0.01	0.1	0.1	0.02	0.02	5	0.1	0.02	0.1	0.02	0.1
Pulp Duplicates																						
A0964760	Drill Core		0.069	18.3	107.5	1.59	190.3	0.229	<20	2.99	0.042	2.04	0.7	9.6	0.57	0.81	<5	0.3	0.10	11.2	7.37	0.1
REP A0964760	QC																					
A0964769	Drill Core		0.066	23.1	79.4	1.20	177.9	0.196	<20	2.38	0.035	1.68	0.3	6.1	0.54	2.58	<5	0.2	0.13	7.5	6.45	<0.1
REP A0964769	QC		0.067	23.2	78.9	1.19	179.7	0.196	<20	2.37	0.034	1.67	0.3	6.0	0.52	2.57	<5	0.2	0.10	7.5	6.34	<0.1
A0964827	Drill Core		0.014	41.4	2.2	0.07	40.1	0.014	<20	0.31	0.037	0.19	0.2	0.6	0.09	0.97	<5	0.2	<0.02	1.1	0.58	<0.1
REP A0964827	QC		0.014	41.0	2.2	0.07	40.6	0.014	<20	0.32	0.039	0.20	0.2	0.6	0.08	1.02	<5	0.1	<0.02	1.1	0.57	<0.1
A0964828	Drill Core		0.015	42.4	2.5	0.12	75.1	0.036	<20	0.48	0.053	0.32	0.3	0.9	0.19	0.33	<5	0.1	<0.02	2.2	1.62	<0.1
REP A0964828	QC		0.015	40.9	2.4	0.12	73.2	0.035	<20	0.48	0.053	0.32	0.2	0.9	0.19	0.34	<5	<0.1	<0.02	2.1	1.57	<0.1
117135	Drill Core		0.018	37.7	20.6	0.35	38.0	0.029	<20	0.61	0.039	0.42	0.2	1.0	0.26	1.38	<5	<0.1	<0.02	2.1	2.75	<0.1
REP 117135	QC																					
A0963312	Drill Core		0.014	39.6	3.2	0.35	116.9	0.055	<20	0.70	0.042	0.36	0.2	1.4	0.20	0.42	<5	<0.1	0.03	3.2	1.48	<0.1
REP A0963312	QC																					
A0963320	Drill Core		0.056	28.3	10.7	0.67	133.2	0.158	<20	1.18	0.050	0.90	0.2	1.8	0.35	0.08	<5	<0.1	<0.02	4.6	3.60	<0.1
REP A0963320	QC		0.055	28.4	10.6	0.68	131.6	0.161	<20	1.19	0.053	0.94	0.2	1.8	0.36	0.07	<5	<0.1	<0.02	4.6	3.66	<0.1
Core Reject Duplicates																						
A0964727	Drill Core		0.015	43.7	2.6	0.11	32.7	0.024	<20	0.35	0.058	0.22	0.2	0.8	0.12	0.93	<5	0.3	0.02	1.5	1.03	<0.1
DUP A0964727	QC		0.014	40.7	2.6	0.09	29.6	0.021	<20	0.32	0.052	0.20	0.2	0.7	0.10	0.94	<5	0.3	0.03	1.4	0.90	<0.1
A0964618	Drill Core		0.015	41.2	2.2	0.12	74.2	0.025	<20	0.36	0.057	0.23	0.3	0.9	0.11	0.73	<5	0.3	<0.02	1.5	0.96	<0.1
DUP A0964618	QC		0.014	38.3	2.3	0.11	65.0	0.024	<20	0.33	0.052	0.20	0.3	0.8	0.11	0.66	<5	0.3	<0.02	1.4	0.97	<0.1
A0963315	Drill Core		0.052	26.6	10.8	0.65	74.8	0.140	<20	1.03	0.045	0.68	0.1	1.9	0.27	0.34	<5	<0.1	<0.02	4.6	2.11	<0.1
DUP A0963315	QC		0.055	27.5	11.4	0.66	76.3	0.147	<20	1.02	0.043	0.68	0.1	1.9	0.28	0.37	<5	<0.1	<0.02	4.7	2.20	<0.1
Reference Materials																						
STD BVGEO01	Standard		0.071	25.5	164.7	1.27	333.1	0.220	<20	2.21	0.190	0.84	4.0	5.5	0.61	0.66	99	4.9	0.99	6.7	7.22	<0.1
STD BVGEO01	Standard		0.070	24.7	153.4	1.23	322.9	0.231	<20	2.17	0.171	0.85	4.5	5.5	0.63	0.63	107	5.1	1.05	6.6	6.94	0.1
STD BVGEO01	Standard		0.068	24.7	156.8	1.27	319.2	0.231	<20	2.10	0.173	0.87	4.5	5.4	0.61	0.67	98	4.9	1.04	6.8	7.14	<0.1
STD COO2	Standard																					
STD COO2	Standard																					
STD COO2	Standard																					

This report supersedes all previous preliminary and final reports with this file number dated prior to the date on this certificate. Signature indicates final approval; preliminary reports are unsigned and should be used for reference only.

BUREAU VERITAS MINERAL LABORATORIES Canada

www.bvna.com/mining-laboratory-services

Bureau Veritas Commodities Canada Ltd.
9050 Shaughnessy St Vancouver British Columbia V6P 6E5 Canada
PHONE (604) 253-3158

Client: **Kinross Gold Corp.**
25 York St., #17
Toronto Ontario M5J 2V5 Canada

Project: Great Bear Project
Report Date: November 14, 2024

QUALITY CONTROL REPORT TIM24000345.1

		Method	AQ250	AQ250	AQ250	AQ250	AQ250	AQ250	AQ250	AQ250	AQ250	AQ250	AQ250	AQ250	AQ250	AQ250	TC006	TC000	TC000
		Analyte	Hf	Nb	Rb	Sn	Ta	Zr	Y	Ce	In	Re	Be	Li	Pd	Pt	CO2	TOT/C	TOT/S
		Unit	ppm	ppm	ppm	ppm	ppm	ppm	ppm	ppm	ppm	ppb	ppm	ppm	ppb	ppb	%	%	%
		MDL	0.02	0.02	0.1	0.1	0.05	0.1	0.01	0.1	0.02	1	0.1	0.1	10	2	0.08	0.02	0.02
Pulp Duplicates																			
A0964760	Drill Core		0.40	0.07	86.9	0.7	<0.05	18.5	5.12	36.4	0.03	1	0.1	30.5	<10	2	<0.08		
REP A0964760	QC																<0.08		
A0964769	Drill Core		0.63	0.10	79.5	0.7	<0.05	27.1	6.01	46.1	0.03	1	0.2	25.5	<10	2	0.16		
REP A0964769	QC		0.63	0.10	79.6	0.7	<0.05	27.3	5.81	46.7	0.03	1	0.2	25.0	<10	3			
A0964827	Drill Core		0.58	0.32	10.5	0.1	<0.05	21.9	6.63	78.8	<0.02	<1	<0.1	2.2	<10	<2	0.44		
REP A0964827	QC		0.56	0.29	10.4	0.1	<0.05	22.0	6.58	79.0	<0.02	<1	<0.1	2.2	<10	<2			
A0964828	Drill Core		0.72	0.27	22.7	0.2	<0.05	27.4	7.57	80.8	<0.02	<1	<0.1	3.6	<10	<2	0.63		
REP A0964828	QC		0.71	0.30	22.6	0.2	<0.05	28.3	7.38	79.1	<0.02	<1	<0.1	3.4	<10	<2	0.74		
117135	Drill Core		1.12	0.21	28.3	0.2	<0.05	43.4	9.17	73.3	<0.02	<1	<0.1	4.6	<10	<2	0.55	0.15	1.36
REP 117135	QC																	0.16	1.25
A0963312	Drill Core		1.35	0.30	27.3	0.3	<0.05	54.5	7.23	78.0	<0.02	<1	0.1	8.0	<10	<2	0.50		
REP A0963312	QC																0.54		
A0963320	Drill Core		0.42	0.07	52.0	0.3	<0.05	16.7	6.08	54.4	<0.02	<1	<0.1	24.1	<10	<2	0.67		
REP A0963320	QC		0.38	0.07	52.6	0.3	<0.05	15.7	6.05	55.2	<0.02	<1	<0.1	24.5	<10	<2			
Core Reject Duplicates																			
A0964727	Drill Core		0.76	0.25	14.3	0.2	<0.05	26.0	6.65	84.2	<0.02	<1	<0.1	3.3	<10	<2	0.44		
DUP A0964727	QC		0.69	0.24	12.5	0.1	<0.05	24.3	6.35	78.6	<0.02	<1	<0.1	2.9	<10	<2	0.68		
A0964618	Drill Core		0.80	0.21	13.2	0.2	<0.05	27.4	6.82	78.9	<0.02	<1	<0.1	3.4	<10	<2	0.91		
DUP A0964618	QC		0.67	0.24	12.8	0.1	<0.05	24.2	6.26	76.5	<0.02	<1	<0.1	3.1	<10	<2	0.89		
A0963315	Drill Core		0.62	0.09	40.4	0.3	<0.05	22.6	4.99	50.7	<0.02	<1	<0.1	12.4	<10	<2	1.26		
DUP A0963315	QC		0.62	0.10	41.6	0.3	<0.05	22.9	5.25	53.9	<0.02	<1	<0.1	12.6	<10	<2	1.09		
Reference Materials																			
STD BVGEO01	Standard		0.28	0.18	89.2	5.1	<0.05	9.3	13.74	52.2	0.40	4	0.7	19.5	129	188			
STD BVGEO01	Standard		0.28	0.23	90.4	5.2	<0.05	8.9	13.91	50.5	0.42	3	0.6	18.6	133	176			
STD BVGEO01	Standard		0.32	0.17	91.8	5.0	<0.05	9.9	13.58	50.1	0.41	3	0.6	19.6	127	173			
STD COO2	Standard																3.36		
STD COO2	Standard																3.71		
STD COO2	Standard																3.82		

This report supersedes all previous preliminary and final reports with this file number dated prior to the date on this certificate. Signature indicates final approval; preliminary reports are unsigned and should be used for reference only.

BUREAU VERITAS MINERAL LABORATORIES Canada

www.bvna.com/mining-laboratory-services

Bureau Veritas Commodities Canada Ltd.
9050 Shaughnessy St Vancouver British Columbia V6P 6E5 Canada
PHONE (604) 253-3158

Client: **Kinross Gold Corp.**
25 York St., #17
Toronto Ontario M5J 2V5 Canada

Project: Great Bear Project
Report Date: November 14, 2024

QUALITY CONTROL REPORT TIM24000345.1

		WGHT Wgt kg 0.01	AQ250 Mo ppm 0.01	AQ250 Cu ppm 0.01	AQ250 Pb ppm 0.01	AQ250 Zn ppm 0.1	AQ250 Ag ppb 2	AQ250 Ni ppm 0.1	AQ250 Co ppm 0.1	AQ250 Mn ppm 1	AQ250 Fe % 0.01	AQ250 As ppm 0.1	AQ250 U ppm 0.1	AQ250 Au ppb 0.2	AQ250 Th ppm 0.1	AQ250 Sr ppm 0.5	AQ250 Cd ppm 0.01	AQ250 Sb ppm 0.02	AQ250 Bi ppm 0.02	AQ250 V ppm 1	AQ250 Ca % 0.01
STD COO2	Standard																					
STD COO2	Standard																					
STD COO2	Standard																					
STD GS311-1	Standard																					
STD GS311-1	Standard																					
STD GS910-4	Standard																					
STD GS910-4	Standard																					
STD OREAS262	Standard		0.59	109.32	54.24	149.8	415	61.4	25.4	520	3.10	34.4	1.1	62.6	8.8	32.9	0.59	3.37	0.94	20	2.94
STD OREAS262	Standard		0.55	101.84	52.89	141.9	397	58.2	24.5	512	2.98	33.1	1.1	53.3	8.6	31.8	0.57	2.69	0.89	19	2.81
STD OREAS262	Standard		0.65	114.18	56.19	162.4	484	65.7	28.5	553	3.32	36.6	1.1	78.9	8.8	35.2	0.62	4.80	1.00	21	3.06
STD OREAS279	Standard																					
STD OREAS262	Standard		0.60	108.36	53.70	147.5	422	59.8	26.3	519	3.02	33.8	1.1	68.0	8.5	32.0	0.57	3.92	0.90	19	2.88
STD OREAS262	Standard		0.62	117.13	57.07	156.3	470	66.6	28.7	550	3.35	36.2	1.2	66.5	9.0	34.4	0.65	3.22	0.95	21	3.06
STD OREAS279	Standard																					
STD OREAS279	Standard																					
STD OREAS279	Standard																					
STD OREAS279	Standard																					
STD OREAS279	Standard																					
STD BVGEO01 Expected			10.8	4415	187	1712	2530	163	25	706	3.7	121	3.67	214	14.4	55	6.25	2.2	24.3	73	1.3219
STD OREAS262 Expected			0.68	118	56	154	450	62	26.9	530	3.284	35.8	1.22	65	9.33	36	0.61	3.39	1.03	22.5	2.98
STD GS311-1 Expected																						
STD GS910-4 Expected																						
STD COO2 Expected																						
STD OREAS279 Expected																						
BLK	Blank																					
BLK	Blank		<0.01	<0.01	0.01	<0.1	<2	<0.1	<0.1	<1	<0.01	<0.1	<0.1	<0.2	<0.1	<0.5	<0.01	<0.02	<0.02	<1	<0.01
BLK	Blank		<0.01	0.01	0.01	<0.1	<2	<0.1	<0.1	<1	<0.01	<0.1	<0.1	<0.2	<0.1	<0.5	<0.01	<0.02	<0.02	<1	<0.01
BLK	Blank		<0.01	<0.01	0.02	<0.1	<2	<0.1	<0.1	<1	<0.01	<0.1	<0.1	<0.2	<0.1	<0.5	<0.01	<0.02	<0.02	<1	<0.01
BLK	Blank																					

This report supersedes all previous preliminary and final reports with this file number dated prior to the date on this certificate. Signature indicates final approval; preliminary reports are unsigned and should be used for reference only.

BUREAU VERITAS MINERAL LABORATORIES Canada

www.bvna.com/mining-laboratory-services

Bureau Veritas Commodities Canada Ltd.
9050 Shaughnessy St Vancouver British Columbia V6P 6E5 Canada
PHONE (604) 253-3158

Client: **Kinross Gold Corp.**
25 York St., #17
Toronto Ontario M5J 2V5 Canada

Project: Great Bear Project
Report Date: November 14, 2024

QUALITY CONTROL REPORT TIM24000345.1

		AQ250 P % 0.001	AQ250 La ppm 0.5	AQ250 Cr ppm 0.5	AQ250 Mg % 0.01	AQ250 Ba ppm 0.5	AQ250 Ti % 0.001	AQ250 B ppm 20	AQ250 Al % 0.01	AQ250 Na % 0.001	AQ250 K % 0.01	AQ250 W ppm 0.1	AQ250 Sc ppm 0.1	AQ250 Tl ppm 0.02	AQ250 S % 0.02	AQ250 Hg ppb 5	AQ250 Se ppm 0.1	AQ250 Te ppm 0.02	AQ250 Ga ppm 0.1	AQ250 Cs ppm 0.02	AQ250 Ge ppm 0.1
STD COO2	Standard																				
STD COO2	Standard																				
STD COO2	Standard																				
STD GS311-1	Standard																				
STD GS311-1	Standard																				
STD GS910-4	Standard																				
STD GS910-4	Standard																				
STD OREAS262	Standard	0.038	16.3	39.9	1.13	242.2	0.003	<20	1.18	0.067	0.31	0.1	2.9	0.46	0.24	156	0.6	0.22	3.6	2.62	<0.1
STD OREAS262	Standard	0.037	15.4	39.1	1.10	227.6	0.003	<20	1.09	0.065	0.28	0.1	2.8	0.41	0.23	151	0.6	0.20	3.5	2.18	<0.1
STD OREAS262	Standard	0.041	15.7	42.2	1.18	250.1	0.003	<20	1.22	0.069	0.30	0.2	3.1	0.48	0.27	169	0.6	0.28	3.8	2.68	<0.1
STD OREAS279	Standard																				
STD OREAS262	Standard	0.038	14.4	38.3	1.10	223.2	0.003	<20	1.04	0.065	0.28	0.2	2.8	0.41	0.25	167	0.7	0.22	3.3	2.70	<0.1
STD OREAS262	Standard	0.040	17.5	43.3	1.22	251.5	0.003	<20	1.22	0.069	0.32	0.1	3.1	0.49	0.27	178	0.5	0.23	3.8	2.76	<0.1
STD OREAS279	Standard																				
STD OREAS279	Standard																				
STD OREAS279	Standard																				
STD OREAS279	Standard																				
STD OREAS279	Standard																				
STD BVGEO01 Expected		0.0727	25.9	171	1.3175	332	0.233		2.2628	0.1924	0.8669	3.5	5.97	0.62	0.6655	100	4.84	1.02	7.37	7.36	0.15
STD OREAS262 Expected		0.04	15.9	41.7	1.17	248	0.003		1.3	0.071	0.312	0.13	3.24	0.47	0.269	170	0.4	0.23	3.9	2.8	
STD GS311-1 Expected																					
STD GS910-4 Expected																					
STD COO2 Expected																					
STD OREAS279 Expected																					
BLK	Blank																				
BLK	Blank	<0.001	<0.5	<0.5	<0.01	<0.5	<0.001	<20	<0.01	<0.001	<0.01	<0.1	<0.1	<0.02	<0.02	<5	<0.1	<0.02	<0.1	<0.02	<0.1
BLK	Blank	<0.001	<0.5	<0.5	<0.01	<0.5	<0.001	<20	<0.01	<0.001	<0.01	<0.1	<0.1	<0.02	<0.02	<5	<0.1	<0.02	<0.1	<0.02	<0.1
BLK	Blank	<0.001	<0.5	<0.5	<0.01	<0.5	<0.001	<20	<0.01	<0.001	<0.01	<0.1	<0.1	<0.02	<0.02	<5	<0.1	<0.02	<0.1	<0.02	<0.1
BLK	Blank																				

This report supersedes all previous preliminary and final reports with this file number dated prior to the date on this certificate. Signature indicates final approval; preliminary reports are unsigned and should be used for reference only.

BUREAU VERITAS MINERAL LABORATORIES Canada

www.bvna.com/mining-laboratory-services

Bureau Veritas Commodities Canada Ltd.
9050 Shaughnessy St Vancouver British Columbia V6P 6E5 Canada
PHONE (604) 253-3158

Client: **Kinross Gold Corp.**
25 York St., #17
Toronto Ontario M5J 2V5 Canada

Project: Great Bear Project
Report Date: November 14, 2024

QUALITY CONTROL REPORT TIM24000345.1

		AQ250 Hf ppm 0.02	AQ250 Nb ppm 0.02	AQ250 Rb ppm 0.1	AQ250 Sn ppm 0.1	AQ250 Ta ppm 0.05	AQ250 Zr ppm 0.1	AQ250 Y ppm 0.01	AQ250 Ce ppm 0.1	AQ250 In ppm 0.02	AQ250 Re ppb 1	AQ250 Be ppm 0.1	AQ250 Li ppm 0.1	AQ250 Pd ppb 10	AQ250 Pt ppb 2	TC006 CO2 % 0.08	TC000 TOT/C % 0.02	TC000 TOT/S % 0.02
STD COO2	Standard															3.70		
STD COO2	Standard															3.81		
STD COO2	Standard															3.81		
STD GS311-1	Standard																0.94	2.15
STD GS311-1	Standard																0.96	2.26
STD GS910-4	Standard																2.58	8.42
STD GS910-4	Standard																2.51	7.88
STD OREAS262	Standard	0.21	<0.02	18.1	0.5	<0.05	9.5	10.35	32.9	0.03	<1	1.1	16.4	<10	<2			
STD OREAS262	Standard	0.22	<0.02	15.6	0.5	<0.05	9.0	9.88	31.0	0.03	2	1.1	16.4	<10	<2			
STD OREAS262	Standard	0.23	<0.02	18.8	0.5	<0.05	11.2	11.12	32.0	0.03	1	1.1	16.6	<10	2			
STD OREAS279	Standard															3.11		
STD OREAS262	Standard	0.18	<0.02	17.3	0.4	<0.05	8.3	9.71	28.4	0.03	<1	1.0	16.1	<10	<2			
STD OREAS262	Standard	0.25	<0.02	19.9	0.5	<0.05	10.4	10.74	35.4	0.03	<1	1.1	16.8	<10	3			
STD OREAS279	Standard															2.97		
STD OREAS279	Standard															3.22		
STD OREAS279	Standard															3.17		
STD OREAS279	Standard															3.13		
STD OREAS279	Standard															3.34		
STD BVGEO01 Expected		0.32	0.17	95	5.64		9.1	14.5	53	0.45	4	0.69	21.4	134	182			
STD OREAS262 Expected		0.17		18.6	0.5		7.7	11.2	32	0.033		1.14	17.8					
STD GS311-1 Expected																	1.02	2.35
STD GS910-4 Expected																	2.65	8.27
STD COO2 Expected																3.612		
STD OREAS279 Expected																3.29		
BLK	Blank																<0.02	<0.02
BLK	Blank	<0.02	<0.02	<0.1	<0.1	<0.05	<0.1	<0.01	<0.1	<0.02	<1	<0.1	<0.1	<10	<2			
BLK	Blank	<0.02	<0.02	<0.1	<0.1	<0.05	<0.1	<0.01	<0.1	<0.02	<1	<0.1	<0.1	<10	<2			
BLK	Blank	<0.02	<0.02	<0.1	<0.1	<0.05	<0.1	<0.01	<0.1	<0.02	<1	<0.1	<0.1	<10	<2			
BLK	Blank															<0.08		

This report supersedes all previous preliminary and final reports with this file number dated prior to the date on this certificate. Signature indicates final approval; preliminary reports are unsigned and should be used for reference only.

BUREAU VERITAS MINERAL LABORATORIES Canada

www.bvna.com/mining-laboratory-services

Bureau Veritas Commodities Canada Ltd.

9050 Shaughnessy St Vancouver British Columbia V6P 6E5 Canada

PHONE (604) 253-3158

Client: **Kinross Gold Corp.**
25 York St., #17
Toronto Ontario M5J 2V5 Canada

Project: Great Bear Project

Report Date: November 14, 2024

QUALITY CONTROL REPORT TIM24000345.1

		WGHT	AQ250	AQ250	AQ250	AQ250	AQ250	AQ250	AQ250	AQ250	AQ250	AQ250	AQ250	AQ250	AQ250	AQ250	AQ250	AQ250	AQ250	AQ250	AQ250
		Wgt	Mo	Cu	Pb	Zn	Ag	Ni	Co	Mn	Fe	As	U	Au	Th	Sr	Cd	Sb	Bi	V	Ca
		kg	ppm	ppm	ppm	ppm	ppb	ppm	ppm	ppm	%	ppm	ppm	ppb	ppm	ppm	ppm	ppm	ppm	ppm	%
		0.01	0.01	0.01	0.01	0.1	2	0.1	0.1	1	0.01	0.1	0.1	0.2	0.1	0.5	0.01	0.02	0.02	1	0.01
BLK	Blank		<0.01	<0.01	0.01	<0.1	<2	<0.1	<0.1	<1	<0.01	<0.1	<0.1	<0.2	<0.1	<0.5	<0.01	<0.02	<0.02	<1	<0.01
BLK	Blank		<0.01	<0.01	0.01	<0.1	<2	<0.1	<0.1	<1	<0.01	<0.1	<0.1	<0.2	<0.1	<0.5	<0.01	<0.02	<0.02	<1	<0.01
BLK	Blank																				
BLK	Blank																				
BLK	Blank																				
BLK	Blank																				
BLK	Blank																				
BLK	Blank																				
Prep Wash																					
ROCK-TIM	Prep Blank		1.05	2.06	0.70	26.0	5	1.3	3.3	462	1.85	0.8	0.3	<0.2	2.0	19.6	<0.01	0.02	<0.02	21	0.58
ROCK-TIM	Prep Blank		1.13	2.34	0.77	27.8	6	1.4	3.5	484	1.93	1.1	0.4	<0.2	2.2	21.2	<0.01	0.02	<0.02	22	0.61

This report supersedes all previous preliminary and final reports with this file number dated prior to the date on this certificate. Signature indicates final approval; preliminary reports are unsigned and should be used for reference only.

BUREAU VERITAS MINERAL LABORATORIES Canada

www.bvna.com/mining-laboratory-services

Bureau Veritas Commodities Canada Ltd.

9050 Shaughnessy St Vancouver British Columbia V6P 6E5 Canada

PHONE (604) 253-3158

Client: **Kinross Gold Corp.**
25 York St., #17
Toronto Ontario M5J 2V5 Canada

Project: Great Bear Project

Report Date: November 14, 2024

QUALITY CONTROL REPORT TIM24000345.1

		AQ250 P % 0.001	AQ250 La ppm 0.5	AQ250 Cr ppm 0.5	AQ250 Mg % 0.01	AQ250 Ba ppm 0.5	AQ250 Ti % 0.001	AQ250 B ppm 20	AQ250 Al % 0.01	AQ250 Na % 0.001	AQ250 K % 0.01	AQ250 W ppm 0.1	AQ250 Sc ppm 0.1	AQ250 Tl ppm 0.02	AQ250 S % 0.02	AQ250 Hg ppb 5	AQ250 Se ppm 0.1	AQ250 Te ppm 0.02	AQ250 Ga ppm 0.1	AQ250 Cs ppm 0.02	AQ250 Ge ppm 0.1
BLK	Blank	<0.001	<0.5	<0.5	<0.01	<0.5	<0.001	<20	<0.01	<0.001	<0.01	<0.1	<0.1	<0.02	<0.02	<5	<0.1	<0.02	<0.1	<0.02	<0.1
BLK	Blank	<0.001	<0.5	<0.5	<0.01	<0.5	<0.001	<20	<0.01	<0.001	<0.01	<0.1	<0.1	<0.02	<0.02	<5	<0.1	<0.02	<0.1	<0.02	<0.1
BLK	Blank																				
BLK	Blank																				
BLK	Blank																				
BLK	Blank																				
BLK	Blank																				
BLK	Blank																				
Prep Wash																					
ROCK-TIM	Prep Blank	0.038	5.5	4.8	0.41	52.7	0.071	<20	0.78	0.066	0.07	<0.1	2.1	<0.02	<0.02	<5	<0.1	<0.02	3.4	0.14	<0.1
ROCK-TIM	Prep Blank	0.042	6.2	5.3	0.44	56.1	0.076	<20	0.81	0.066	0.07	0.1	2.2	<0.02	<0.02	<5	<0.1	<0.02	3.6	0.15	<0.1

This report supersedes all previous preliminary and final reports with this file number dated prior to the date on this certificate. Signature indicates final approval; preliminary reports are unsigned and should be used for reference only.

BUREAU VERITAS MINERAL LABORATORIES Canada

www.bvna.com/mining-laboratory-services

Bureau Veritas Commodities Canada Ltd.
9050 Shaughnessy St Vancouver British Columbia V6P 6E5 Canada
PHONE (604) 253-3158

Client: **Kinross Gold Corp.**
25 York St., #17
Toronto Ontario M5J 2V5 Canada

Project: Great Bear Project
Report Date: November 14, 2024

QUALITY CONTROL REPORT TIM24000345.1

		AQ250 Hf ppm 0.02	AQ250 Nb ppm 0.02	AQ250 Rb ppm 0.1	AQ250 Sn ppm 0.1	AQ250 Ta ppm 0.05	AQ250 Zr ppm 0.1	AQ250 Y ppm 0.01	AQ250 Ce ppm 0.1	AQ250 In ppm 0.02	AQ250 Re ppb 1	AQ250 Be ppm 0.1	AQ250 Li ppm 0.1	AQ250 Pd ppb 10	AQ250 Pt ppb 2	TC006 CO2 % 0.08	TC000 TOT/C % 0.02	TC000 TOT/S % 0.02
BLK	Blank	<0.02	<0.02	<0.1	<0.1	<0.05	<0.1	<0.01	<0.1	<0.02	<1	<0.1	<0.1	<10	<2			
BLK	Blank	<0.02	<0.02	<0.1	<0.1	<0.05	<0.1	<0.01	<0.1	<0.02	<1	<0.1	<0.1	<10	2			
BLK	Blank																<0.02	<0.02
BLK	Blank															<0.08		
BLK	Blank															<0.08		
BLK	Blank															<0.08		
BLK	Blank															<0.08		
BLK	Blank															<0.08		
Prep Wash																		
ROCK-TIM	Prep Blank	0.12	0.20	1.9	0.3	<0.05	3.4	7.59	11.2	<0.02	<1	0.2	1.2	<10	<2	0.13		
ROCK-TIM	Prep Blank	0.14	0.24	2.0	0.3	<0.05	3.5	8.07	12.4	<0.02	<1	0.2	1.3	<10	2	0.16		

This report supersedes all previous preliminary and final reports with this file number dated prior to the date on this certificate. Signature indicates final approval; preliminary reports are unsigned and should be used for reference only.

BUREAU VERITAS MINERAL LABORATORIES Canada

www.bvna.com/mining-laboratory-services

Bureau Veritas Commodities Canada Ltd.
9050 Shaughnessy St Vancouver British Columbia V6P 6E5 Canada
PHONE (604) 253-3158

Client: **Kinross Gold Corp.**
25 York St., #17
Toronto Ontario M5J 2V5 Canada

Submitted By:	Matthew Hart
Receiving Lab:	Canada-Timmins
Received:	August 01, 2024
Analysis Start:	August 22, 2024
Report Date:	December 17, 2024
Page:	1 of 5

CERTIFICATE OF ANALYSIS TIM24000346.1

CLIENT JOB INFORMATION

Project:	Great Bear Project
Shipment ID:	
P.O. Number	GTFS002-FPR022-06
Number of Samples:	100

SAMPLE DISPOSAL

STOR-PLP	Store After 90 days Invoice for Storage
STOR-RJT	Store After 60 days Invoice for Storage

Bureau Veritas does not accept responsibility for samples left at the laboratory after 90 days without prior written instructions for sample storage or return.

SAMPLE PREPARATION AND ANALYTICAL PROCEDURES

Procedure Code	Number of Samples	Code Description	Test Wgt (g)	Report Status	Lab
PRP75-1KG	100	Crush, split and pulverize 1kg of sample to 200 mesh		Completed	TIM
SPTPL	100	Splitting of pulp samples for client			TIM
AQ250_EXT	100	1:1:1 Aqua Regia digestion Ultratrace ICP-MS analysis	0.5	Completed	VAN
TC006	100	15% HClO4 leach, CO2 analysis by Leco	0.2	Completed	VAN
Split ABA	17	Analysis sample split/packet for ABA Analysis			BUB
TC000	17	Analysis by Leco	0.1	Completed	VAN
ABA	17	Modified Sobek Acid Base Accounting		Completed	BUB

ADDITIONAL COMMENTS

Invoice To: Great Bear Resources Ltd.
25 York Street, Unit 1700
Toronto Ontario M5J 2V5
Canada

CC: Kinross Distrubution



This report supersedes all previous preliminary and final reports with this file number dated prior to the date on this certificate. Signature indicates final approval; preliminary reports are unsigned and should be used for reference only.
All results are considered the confidential property of the client. Bureau Veritas assumes the liabilities for actual cost of analysis only. Results apply to samples as submitted.
"*" asterisk indicates that an analytical result could not be provided due to unusually high levels of interference from other elements.

BUREAU VERITAS MINERAL LABORATORIES Canada

www.bvna.com/mining-laboratory-services

Bureau Veritas Commodities Canada Ltd.

9050 Shaughnessy St Vancouver British Columbia V6P 6E5 Canada
PHONE (604) 253-3158

Client: **Kinross Gold Corp.**
25 York St., #17
Toronto Ontario M5J 2V5 Canada

Project: Great Bear Project
Report Date: December 17, 2024

CERTIFICATE OF ANALYSIS TIM24000346.1

Method		WGHT	AQ250	AQ250	AQ250	AQ250	AQ250	AQ250	AQ250	AQ250	AQ250	AQ250	AQ250	AQ250	AQ250	AQ250	AQ250	AQ250	AQ250	AQ250	AQ250
Analyte		Wgt	Mo	Cu	Pb	Zn	Ag	Ni	Co	Mn	Fe	As	U	Au	Th	Sr	Cd	Sb	Bi	V	Ca
Unit		kg	ppm	ppm	ppm	ppm	ppb	ppm	ppm	ppm	%	ppm	ppm	ppb	ppm	ppm	ppm	ppm	ppm	ppm	%
MDL		0.01	0.01	0.01	0.01	0.1	2	0.1	0.1	1	0.01	0.1	0.1	0.2	0.1	0.5	0.01	0.02	0.02	1	0.01
A0963322	Drill Core	1.31	0.64	19.19	4.91	51.7	42	14.1	9.0	372	2.16	0.4	1.4	0.2	7.2	18.7	0.02	0.05	0.12	32	0.65
A0963323	Drill Core	2.05	0.90	14.56	2.62	52.7	48	13.5	9.3	317	2.04	0.3	1.3	0.9	6.8	18.5	0.04	0.05	0.17	35	0.93
A0963324	Drill Core	2.27	0.75	18.49	2.51	55.8	88	13.3	9.0	318	2.13	0.6	1.3	0.5	7.3	14.4	0.03	0.05	0.17	31	0.62
A0963325	Drill Core	2.03	1.15	21.68	3.14	52.4	81	17.7	10.3	312	2.13	5.1	1.3	3.0	6.6	21.2	0.02	0.13	0.07	31	0.71
A0963326	Drill Core	2.08	1.00	10.51	2.76	54.8	58	18.3	9.9	384	2.28	0.5	1.3	0.4	7.1	21.5	0.03	0.04	0.11	37	0.95
A0963363	Drill Core	1.55	4.97	24.17	3.41	47.9	123	13.8	9.3	277	1.98	0.7	1.3	1.2	7.3	17.1	0.03	0.05	0.37	27	0.50
A0963364	Drill Core	1.55	1.22	19.09	4.28	65.8	49	16.8	9.0	423	2.27	35.3	1.2	3.1	6.7	14.0	0.04	0.08	0.12	36	0.82
A0963327	Drill Core	1.84	1.20	24.11	3.13	56.3	199	17.2	10.1	451	2.51	21.2	1.3	3.2	7.1	21.2	0.05	0.10	0.19	34	0.88
A0963328	Drill Core	1.65	0.90	15.28	2.68	49.1	51	11.9	8.2	290	1.95	1.5	1.5	0.7	7.9	11.2	0.02	0.06	0.09	25	0.38
A0963365	Drill Core	1.94	1.20	16.03	2.49	54.8	65	12.6	8.6	364	2.25	1.4	1.5	1.1	7.6	11.2	0.01	0.05	0.05	29	0.26
A0963329	Drill Core	1.52	1.06	20.20	2.47	51.3	83	15.2	8.8	373	2.22	3.3	1.3	2.5	7.3	18.8	0.03	0.09	0.14	35	0.82
A0963330	Drill Core	1.79	2.05	33.81	2.63	36.3	66	13.0	7.9	253	1.82	1.8	1.3	1.4	7.2	21.0	0.02	0.06	0.09	23	0.41
A0963331	Drill Core	2.09	0.58	19.13	2.37	57.3	94	10.8	8.4	333	2.14	2.0	1.2	1.7	6.9	17.0	0.02	0.06	0.04	30	0.61
A0963332	Drill Core	0.98	0.93	16.31	2.77	40.1	85	11.2	8.0	346	2.08	2.8	1.3	2.4	7.0	19.6	0.02	0.12	0.06	29	0.75
A0963366	Drill Core	2.08	1.01	17.17	2.84	41.1	84	11.6	8.4	354	2.14	3.0	1.4	2.5	7.4	20.3	0.02	0.12	0.06	29	0.77
A0963367	Drill Core	2.01	0.70	20.50	2.81	58.0	131	16.6	11.1	412	2.52	8.8	1.3	2.2	6.9	18.3	0.02	0.23	0.15	35	0.98
A0963368	Drill Core	1.14	1.99	18.16	2.56	38.7	100	11.2	8.0	301	1.94	5.1	1.3	2.8	7.3	13.3	0.03	0.16	0.54	29	0.85
A0963333	Drill Core	1.97	1.71	18.76	3.05	53.0	110	13.1	9.0	416	2.26	11.3	1.4	3.6	7.5	14.3	0.04	0.13	0.28	32	0.82
A0963334	Drill Core	2.01	1.21	8.30	4.39	33.2	135	13.1	8.5	584	1.89	27.7	1.4	83.4	7.3	17.9	0.05	0.15	0.13	20	1.64
A0963356	Drill Core	1.84	1.64	13.01	3.09	44.0	102	13.1	8.3	681	1.98	39.2	1.4	51.8	7.0	19.6	0.04	0.10	0.11	24	1.01
A0963335	Drill Core	1.25	0.80	15.23	3.45	53.3	77	11.4	8.2	526	2.07	12.6	1.7	15.2	7.4	18.5	0.12	0.11	0.06	26	1.24
A0963336	Drill Core	1.02	0.80	13.36	16.14	41.0	121	7.7	5.5	389	1.53	22.4	1.4	72.8	6.3	13.8	0.07	0.12	0.18	14	0.94
A0963357	Drill Core	2.10	0.78	26.79	4.58	140.8	152	7.8	5.5	498	1.53	48.9	1.3	198.6	6.5	15.1	0.54	0.14	0.10	17	1.03
A0963337	Drill Core	1.12	0.73	30.17	65.14	948.6	267	13.6	9.0	695	2.28	26.6	1.5	25.5	7.1	12.4	5.17	0.23	0.16	26	0.88
A0963338	Drill Core	1.93	0.58	19.70	17.60	88.2	205	14.2	8.9	941	2.10	39.7	1.5	22.4	6.9	13.7	0.21	0.18	0.06	26	1.23
A0963358	Drill Core	1.89	1.44	18.45	7.36	63.6	140	14.2	8.5	817	2.22	112.0	1.6	15.7	7.1	14.4	0.20	0.14	0.03	26	1.47
A0963339	Drill Core	0.91	0.75	3.44	71.02	131.4	492	7.5	5.8	208	1.57	43.8	1.3	31.3	6.3	16.0	0.54	0.23	0.90	4	0.50
A0963340	Drill Core	2.14	1.27	14.24	5.43	46.1	231	12.8	7.9	648	2.16	46.4	1.5	212.5	7.6	13.2	0.11	0.15	0.08	23	0.79
A0963341	Drill Core	1.96	1.15	39.21	25.59	121.9	343	12.3	7.4	609	1.85	98.9	1.6	88.3	7.9	11.2	0.59	0.17	0.09	23	0.86
A0963342	Drill Core	1.48	1.05	18.41	10.84	97.8	223	14.7	8.9	742	2.22	49.2	1.5	188.4	7.3	12.3	0.31	0.14	0.04	33	0.85

This report supersedes all previous preliminary and final reports with this file number dated prior to the date on this certificate. Signature indicates final approval; preliminary reports are unsigned and should be used for reference only.

BUREAU VERITAS MINERAL LABORATORIES Canada

www.bvna.com/mining-laboratory-services

Bureau Veritas Commodities Canada Ltd.

9050 Shaughnessy St Vancouver British Columbia V6P 6E5 Canada
PHONE (604) 253-3158

Client: **Kinross Gold Corp.**
25 York St., #17
Toronto Ontario M5J 2V5 Canada

Project: Great Bear Project
Report Date: December 17, 2024

CERTIFICATE OF ANALYSIS TIM24000346.1

		Method	AQ250	AQ250	AQ250	AQ250	AQ250	AQ250	AQ250	AQ250	AQ250	AQ250	AQ250	AQ250	AQ250	AQ250	AQ250	AQ250	AQ250	AQ250	AQ250
		Analyte	P	La	Cr	Mg	Ba	Ti	B	Al	Na	K	W	Sc	Tl	S	Hg	Se	Te	Ga	Cs	Ge
		Unit	%	ppm	ppm	%	ppm	%	ppm	%	%	%	ppm	ppm	ppm	%	ppb	ppm	ppm	ppm	ppm	ppm
		MDL	0.001	0.5	0.5	0.01	0.5	0.001	20	0.01	0.001	0.01	0.1	0.1	0.02	0.02	5	0.1	0.02	0.1	0.02	0.1
A0963322	Drill Core		0.054	26.9	11.1	0.68	123.1	0.168	<20	1.46	0.082	1.02	<0.1	2.4	0.43	0.02	<5	<0.1	<0.02	5.7	4.23	<0.1
A0963323	Drill Core		0.054	26.7	10.2	0.64	137.6	0.170	<20	1.25	0.071	0.96	0.3	2.8	0.38	0.03	<5	<0.1	<0.02	5.4	3.73	<0.1
A0963324	Drill Core		0.055	27.3	9.7	0.47	102.5	0.150	<20	1.11	0.067	0.82	0.1	2.4	0.36	0.21	<5	<0.1	0.10	5.0	2.72	<0.1
A0963325	Drill Core		0.057	27.1	16.0	0.72	131.4	0.138	<20	1.10	0.076	0.70	0.2	2.2	0.33	0.67	<5	<0.1	<0.02	4.8	3.57	<0.1
A0963326	Drill Core		0.069	30.4	15.8	0.82	195.8	0.184	<20	1.43	0.070	1.16	0.1	2.3	0.40	0.03	<5	<0.1	<0.02	5.8	3.39	<0.1
A0963363	Drill Core		0.053	28.7	9.3	0.44	120.8	0.127	<20	1.22	0.083	0.77	0.1	2.0	0.37	0.27	<5	0.2	0.02	4.6	3.59	<0.1
A0963364	Drill Core		0.059	29.5	16.4	0.84	144.6	0.152	<20	1.33	0.088	1.02	0.1	3.4	0.40	0.55	<5	<0.1	0.07	6.2	3.07	<0.1
A0963327	Drill Core		0.060	30.8	16.6	0.76	126.5	0.147	<20	1.35	0.109	0.92	0.1	3.0	0.38	0.95	<5	<0.1	0.06	5.4	2.64	<0.1
A0963328	Drill Core		0.052	27.5	8.7	0.36	95.2	0.116	<20	0.96	0.066	0.71	0.1	2.1	0.34	0.25	<5	0.2	0.04	4.6	2.46	<0.1
A0963365	Drill Core		0.054	27.5	9.0	0.58	124.6	0.138	<20	1.24	0.066	0.95	0.1	2.5	0.45	0.25	<5	<0.1	<0.02	5.6	3.49	<0.1
A0963329	Drill Core		0.054	26.2	17.7	0.72	143.1	0.140	<20	1.25	0.080	0.92	0.2	2.8	0.38	0.41	<5	0.1	0.02	5.5	3.27	<0.1
A0963330	Drill Core		0.041	26.7	18.1	0.66	109.7	0.108	<20	1.19	0.061	0.79	0.4	2.2	0.39	0.19	<5	0.2	<0.02	4.9	3.24	<0.1
A0963331	Drill Core		0.051	24.8	8.4	0.69	119.9	0.142	<20	1.24	0.090	0.91	0.6	1.8	0.43	0.32	<5	0.1	<0.02	5.2	4.15	<0.1
A0963332	Drill Core		0.049	25.4	8.3	0.69	88.3	0.125	<20	1.23	0.098	0.73	0.2	2.1	0.36	0.58	<5	<0.1	0.03	5.0	2.48	<0.1
A0963366	Drill Core		0.051	27.0	8.6	0.71	92.3	0.129	<20	1.25	0.100	0.75	0.2	2.1	0.37	0.60	<5	<0.1	0.03	5.2	2.54	<0.1
A0963367	Drill Core		0.062	27.7	13.5	0.81	112.4	0.152	<20	1.32	0.104	0.93	0.1	2.8	0.46	1.17	<5	0.1	0.03	5.7	3.24	<0.1
A0963368	Drill Core		0.049	25.8	8.7	0.60	108.4	0.105	<20	1.08	0.070	0.80	0.2	2.3	0.47	0.42	<5	0.2	0.04	4.8	3.23	<0.1
A0963333	Drill Core		0.050	27.8	11.6	0.69	114.6	0.134	<20	1.31	0.091	0.87	0.2	2.7	0.61	0.60	<5	0.2	0.12	5.4	3.25	<0.1
A0963334	Drill Core		0.065	30.1	9.5	0.60	76.8	0.118	<20	1.00	0.056	0.73	1.4	1.5	0.45	0.80	<5	0.3	0.10	4.0	2.31	<0.1
A0963356	Drill Core		0.051	26.2	12.3	0.65	96.0	0.138	<20	1.17	0.071	0.88	1.0	1.6	0.63	0.33	<5	0.2	0.02	4.5	3.85	<0.1
A0963335	Drill Core		0.066	29.8	11.0	0.63	65.8	0.147	<20	1.11	0.061	0.90	2.3	2.0	0.52	0.34	<5	0.2	0.02	4.9	2.66	<0.1
A0963336	Drill Core		0.044	24.1	9.3	0.40	63.3	0.083	<20	0.71	0.053	0.57	1.2	0.9	0.38	0.38	<5	0.2	0.04	3.3	1.78	<0.1
A0963357	Drill Core		0.043	25.3	7.9	0.44	69.5	0.093	<20	0.84	0.071	0.63	1.0	1.4	0.44	0.38	<5	0.1	0.03	3.7	1.99	<0.1
A0963337	Drill Core		0.053	25.7	11.9	0.60	58.2	0.123	<20	1.00	0.060	0.79	0.8	2.0	0.56	0.92	6	0.3	0.05	4.6	2.37	<0.1
A0963338	Drill Core		0.052	25.6	11.3	0.69	73.1	0.133	<20	1.11	0.064	0.89	1.4	1.9	0.56	0.59	<5	0.3	0.05	4.9	2.46	<0.1
A0963358	Drill Core		0.053	26.9	13.1	0.68	69.1	0.133	<20	1.12	0.054	0.82	1.1	2.0	0.51	0.34	<5	0.2	0.04	4.9	2.65	<0.1
A0963339	Drill Core		0.045	26.0	2.8	0.17	42.3	0.021	<20	0.80	0.053	0.39	0.4	0.4	0.23	1.40	<5	0.6	0.12	2.4	0.73	<0.1
A0963340	Drill Core		0.058	29.2	12.7	0.63	59.2	0.110	<20	1.07	0.078	0.76	2.0	1.7	0.55	0.76	<5	0.2	0.04	4.8	2.41	<0.1
A0963341	Drill Core		0.055	29.2	11.5	0.56	65.2	0.119	<20	1.03	0.071	0.77	16.5	1.7	0.57	0.36	<5	0.2	0.03	4.8	2.99	<0.1
A0963342	Drill Core		0.058	27.8	13.4	0.71	68.6	0.136	<20	1.21	0.076	0.83	1.6	2.4	0.58	0.47	<5	0.3	0.03	5.6	2.58	<0.1

This report supersedes all previous preliminary and final reports with this file number dated prior to the date on this certificate. Signature indicates final approval; preliminary reports are unsigned and should be used for reference only.

BUREAU VERITAS MINERAL LABORATORIES Canada

www.bvna.com/mining-laboratory-services

Bureau Veritas Commodities Canada Ltd.

9050 Shaughnessy St Vancouver British Columbia V6P 6E5 Canada
PHONE (604) 253-3158

Client: **Kinross Gold Corp.**
25 York St., #17
Toronto Ontario M5J 2V5 Canada

Project: Great Bear Project
Report Date: December 17, 2024

CERTIFICATE OF ANALYSIS TIM24000346.1

	Method	AQ250	AQ250	AQ250	AQ250	AQ250	AQ250	AQ250	AQ250	AQ250	AQ250	AQ250	AQ250	AQ250	AQ250	TC006	TC000	TC000
	Analyte	Hf	Nb	Rb	Sn	Ta	Zr	Y	Ce	In	Re	Be	Li	Pd	Pt	CO2	TOT/C	TOT/S
	Unit	ppm	ppm	ppm	ppm	ppm	ppm	ppm	ppm	ppm	ppb	ppm	ppm	ppb	ppb	%	%	%
	MDL	0.02	0.02	0.1	0.1	0.05	0.1	0.01	0.1	0.02	1	0.1	0.1	10	2	0.08	0.02	0.02
A0963322	Drill Core	0.36	0.11	65.4	1.9	<0.05	14.8	5.67	51.6	<0.02	<1	0.1	24.2	<10	<2	0.45	0.14	0.03
A0963323	Drill Core	0.42	0.10	58.2	0.4	<0.05	19.4	6.05	51.0	<0.02	<1	<0.1	27.1	<10	<2	0.84		
A0963324	Drill Core	0.54	0.13	50.8	0.4	<0.05	20.9	6.03	53.1	<0.02	<1	<0.1	15.1	<10	2	0.57		
A0963325	Drill Core	0.50	0.11	41.4	0.4	<0.05	20.7	6.13	52.3	<0.02	<1	<0.1	15.7	<10	<2	0.47		
A0963326	Drill Core	0.37	0.08	61.1	0.3	<0.05	15.7	6.23	61.8	<0.02	<1	<0.1	27.2	<10	<2	0.84		
A0963363	Drill Core	0.43	0.17	46.9	0.2	<0.05	17.9	6.10	55.7	<0.02	<1	<0.1	13.8	<10	<2	0.20		
A0963364	Drill Core	0.52	0.06	58.2	0.4	<0.05	21.2	5.45	58.5	<0.02	<1	<0.1	20.3	<10	<2	0.68	0.20	0.53
A0963327	Drill Core	0.56	0.10	54.1	0.5	<0.05	22.6	6.40	59.6	<0.02	<1	<0.1	16.8	<10	<2	0.56		
A0963328	Drill Core	0.59	0.19	43.5	0.3	<0.05	21.1	7.21	53.5	<0.02	<1	<0.1	13.0	<10	<2	0.19		
A0963365	Drill Core	0.74	0.15	60.4	0.4	<0.05	29.4	7.37	54.4	<0.02	<1	<0.1	16.5	<10	<2	<0.08		
A0963329	Drill Core	0.62	0.08	52.3	0.4	<0.05	24.5	6.34	51.6	<0.02	<1	<0.1	17.9	<10	<2	0.73		
A0963330	Drill Core	0.71	0.11	46.8	0.3	<0.05	29.2	8.02	54.2	<0.02	<1	<0.1	14.4	<10	<2	0.24		
A0963331	Drill Core	0.46	0.08	58.5	0.3	<0.05	19.6	6.54	49.3	<0.02	<1	<0.1	15.3	<10	<2	0.44	0.13	0.33
A0963332	Drill Core	0.58	0.07	46.9	0.3	<0.05	23.9	6.90	50.2	<0.02	<1	<0.1	11.4	<10	<2	0.43		
A0963366	Drill Core	0.59	0.08	48.6	0.3	<0.05	25.6	7.24	52.4	<0.02	<1	<0.1	11.6	<10	<2	0.43		
A0963367	Drill Core	0.57	0.18	56.5	0.4	<0.05	22.9	6.88	55.4	<0.02	<1	<0.1	12.8	<10	<2	0.72		
A0963368	Drill Core	0.75	0.06	52.5	0.4	<0.05	31.2	7.22	51.2	<0.02	<1	<0.1	12.8	<10	<2	0.87		
A0963333	Drill Core	0.86	0.07	58.9	0.3	<0.05	34.8	7.96	55.1	<0.02	<1	<0.1	12.3	<10	<2	0.63		
A0963334	Drill Core	0.62	0.16	41.9	0.3	<0.05	23.4	6.53	62.5	<0.02	<1	<0.1	12.4	<10	<2	1.69	0.47	0.85
A0963356	Drill Core	0.42	0.13	58.9	0.3	<0.05	16.5	6.36	52.3	<0.02	<1	<0.1	12.0	<10	<2	0.85		
A0963335	Drill Core	0.45	0.11	60.2	0.4	<0.05	15.6	6.62	60.6	<0.02	<1	<0.1	7.3	<10	<2	1.28		
A0963336	Drill Core	0.72	0.07	38.4	0.3	<0.05	26.6	4.54	48.5	<0.02	<1	<0.1	4.5	<10	<2	1.00		
A0963357	Drill Core	0.60	0.07	45.0	0.3	<0.05	22.2	4.64	49.0	<0.02	<1	<0.1	5.2	<10	<2	1.09		
A0963337	Drill Core	0.62	0.17	61.5	0.3	<0.05	23.6	6.43	52.2	0.03	<1	<0.1	6.7	<10	<2	0.83		
A0963338	Drill Core	0.54	0.12	62.7	0.3	<0.05	20.8	6.72	51.5	<0.02	<1	<0.1	6.8	<10	<2	1.29	0.35	0.61
A0963358	Drill Core	0.43	0.13	53.8	0.3	<0.05	16.2	6.65	53.3	<0.02	<1	<0.1	6.9	<10	<2	1.29		
A0963339	Drill Core	0.53	0.10	21.6	0.3	<0.05	22.5	4.39	51.5	<0.02	<1	0.3	2.7	<10	<2	0.23		
A0963340	Drill Core	0.65	0.15	59.1	0.3	<0.05	24.0	6.64	60.3	<0.02	<1	<0.1	6.6	<10	2	0.64		
A0963341	Drill Core	0.67	0.11	60.3	0.3	<0.05	25.1	6.75	60.3	<0.02	<1	<0.1	6.5	<10	<2	0.72		
A0963342	Drill Core	0.65	0.11	66.8	0.3	<0.05	24.6	7.19	57.2	<0.02	<1	<0.1	7.5	<10	<2	0.72		

This report supersedes all previous preliminary and final reports with this file number dated prior to the date on this certificate. Signature indicates final approval; preliminary reports are unsigned and should be used for reference only.

BUREAU VERITAS MINERAL LABORATORIES Canada

www.bvna.com/mining-laboratory-services

Bureau Veritas Commodities Canada Ltd.

9050 Shaughnessy St Vancouver British Columbia V6P 6E5 Canada
PHONE (604) 253-3158

Client: **Kinross Gold Corp.**
25 York St., #17
Toronto Ontario M5J 2V5 Canada

Project: Great Bear Project
Report Date: December 17, 2024

CERTIFICATE OF ANALYSIS TIM24000346.1

Method		WGHT	AQ250	AQ250	AQ250	AQ250	AQ250	AQ250	AQ250	AQ250	AQ250	AQ250	AQ250	AQ250	AQ250	AQ250	AQ250	AQ250	AQ250	AQ250	AQ250
Analyte		Wgt	Mo	Cu	Pb	Zn	Ag	Ni	Co	Mn	Fe	As	U	Au	Th	Sr	Cd	Sb	Bi	V	Ca
Unit		kg	ppm	ppm	ppm	ppm	ppb	ppm	ppm	ppm	%	ppm	ppm	ppb	ppm	ppm	ppm	ppm	ppm	ppm	%
MDL		0.01	0.01	0.01	0.01	0.1	2	0.1	0.1	1	0.01	0.1	0.1	0.2	0.1	0.5	0.01	0.02	0.02	1	0.01
A0963343	Drill Core	1.55	1.01	12.94	11.74	72.3	201	14.5	9.5	886	2.10	47.5	1.6	86.1	7.1	15.9	0.14	0.13	0.04	30	1.04
A0963344	Drill Core	1.50	1.59	18.12	4.05	43.8	269	13.4	7.9	477	2.04	93.8	1.7	300.9	8.3	13.0	0.07	0.12	0.06	22	0.82
A0963359	Drill Core	1.45	1.53	18.38	4.58	46.5	188	13.9	8.4	533	1.99	51.0	1.6	83.4	8.1	15.2	0.10	0.11	0.08	25	1.21
A0963345	Drill Core	1.28	2.05	11.72	5.00	44.5	220	14.6	9.5	795	2.41	59.4	1.7	1836.3	7.7	17.3	0.10	0.12	0.12	29	1.76
A0963346	Drill Core	1.49	0.61	26.69	9.72	66.1	332	18.2	10.1	646	2.26	69.7	1.4	1095.4	7.9	13.3	0.13	0.11	0.24	35	1.09
A0963347	Drill Core	1.01	0.92	18.57	4.67	40.6	359	12.3	7.4	519	2.02	346.8	1.4	164.9	6.1	30.3	0.19	0.18	0.13	21	1.77
A0963348	Drill Core	0.98	1.48	9.20	27.27	90.5	516	11.7	8.0	464	1.93	3309.3	1.8	2177.2	7.0	19.0	0.30	0.34	0.38	19	1.24
A0963349	Drill Core	1.12	2.72	16.31	19.28	748.4	764	13.5	8.5	539	2.35	2635.7	1.5	986.3	6.6	10.5	3.35	0.37	0.50	26	0.81
A0963350	Drill Core	1.72	1.29	20.49	8.60	44.3	304	14.9	9.0	482	2.13	573.9	1.7	462.0	7.3	14.3	0.12	0.17	0.09	25	1.07
A0963351	Drill Core	0.72	0.90	9.90	4.44	23.0	219	9.1	5.8	261	1.52	5099.7	1.1	362.7	4.2	16.2	0.09	1.01	0.39	11	1.10
A0963360	Drill Core	1.59	0.41	17.57	3.03	62.3	110	17.8	11.3	428	2.47	42.3	1.7	48.5	9.2	11.5	0.06	0.08	0.04	43	0.67
A0963361	Drill Core	1.55	0.96	18.69	2.79	53.8	74	18.9	10.2	392	2.29	87.5	1.5	5.3	8.3	13.3	0.05	0.08	0.08	32	0.95
A0963352	Drill Core	1.95	0.36	16.40	2.79	41.9	180	12.8	9.5	378	2.22	38.3	1.7	24.4	8.1	13.7	0.06	0.08	0.23	35	0.78
A0963362	Drill Core	1.82	0.49	20.47	3.01	50.6	110	14.2	9.4	479	2.29	34.7	1.6	8.2	7.6	29.2	0.04	0.07	0.13	35	0.89
A0963353	Drill Core	1.48	0.94	22.78	2.47	60.4	161	11.0	14.0	375	3.06	15.8	1.0	192.6	6.6	12.3	0.04	0.05	0.19	64	0.66
A0963354	Drill Core	1.43	0.80	20.38	2.83	51.8	156	11.1	14.4	496	3.17	19.8	1.0	22.8	6.8	13.6	0.04	0.10	0.23	59	1.16
A0963355	Drill Core	1.50	1.94	20.23	3.51	51.8	138	17.1	9.1	335	2.17	24.6	1.5	10.0	8.0	12.5	0.04	0.10	0.21	37	0.70
A0964012	Drill Core	2.02	0.83	31.69	6.66	60.8	155	20.5	12.9	389	2.62	2.9	1.2	2.7	7.2	14.8	0.04	0.07	0.14	34	1.16
A0962765	Drill Core	1.05	0.54	21.50	1.24	27.8	33	11.2	7.9	393	2.15	1.1	0.8	1.5	4.8	16.7	<0.01	0.07	0.22	20	1.28
A0962766	Drill Core	1.87	1.42	49.33	11.36	110.2	250	52.0	19.8	312	3.73	4.7	0.9	2.8	5.5	6.7	0.16	0.08	0.27	51	0.32
A0962767	Drill Core	3.14	1.29	45.01	2.72	43.7	87	45.5	17.8	230	2.89	0.5	1.0	2.4	4.4	6.6	0.05	0.05	0.19	49	0.13
A0962768	Drill Core	2.18	1.18	43.04	3.61	77.8	109	34.6	16.0	227	2.68	1.3	0.9	2.8	4.5	6.2	0.09	0.05	0.20	45	0.21
A0964013	Drill Core	2.70	1.06	19.71	1.92	45.2	68	15.0	9.0	330	2.05	24.2	1.2	4.4	7.1	18.1	0.02	0.06	0.22	25	1.01
A0962769	Drill Core	3.41	1.20	21.33	10.14	64.6	124	14.2	9.3	312	2.08	2.8	1.5	2.2	7.6	13.7	0.09	0.06	0.44	28	0.57
A0962770	Drill Core	3.28	1.00	18.00	4.16	57.4	98	13.6	8.3	314	2.01	1.0	1.6	2.2	7.9	14.3	0.06	0.06	0.04	25	0.68
A0962771	Drill Core	3.21	0.70	19.07	9.85	55.3	95	12.1	8.5	308	2.00	0.8	1.6	1.3	8.0	14.3	0.08	0.06	0.03	24	0.48
A0962772	Drill Core	3.21	1.44	18.19	3.67	44.6	100	14.1	10.0	315	2.29	12.2	1.6	4.2	8.1	18.9	0.05	0.09	0.82	22	0.68
A0962773	Drill Core	2.39	1.09	18.43	4.93	52.1	70	12.7	9.2	422	2.22	1.8	1.5	1.9	7.1	21.8	0.04	0.05	0.04	32	0.63
A0962774	Drill Core	3.28	1.50	20.92	2.96	55.9	73	25.2	10.6	394	2.46	4.7	1.5	4.1	7.9	18.8	0.03	0.06	0.30	34	0.67
A0962775	Drill Core	2.89	0.58	17.96	22.57	70.4	125	11.6	8.2	299	1.92	1.8	1.6	3.1	8.3	12.7	0.18	0.06	0.04	22	0.66

This report supersedes all previous preliminary and final reports with this file number dated prior to the date on this certificate. Signature indicates final approval; preliminary reports are unsigned and should be used for reference only.

BUREAU VERITAS MINERAL LABORATORIES Canada

www.bvna.com/mining-laboratory-services

Bureau Veritas Commodities Canada Ltd.

9050 Shaughnessy St Vancouver British Columbia V6P 6E5 Canada
PHONE (604) 253-3158

Client: **Kinross Gold Corp.**
25 York St., #17
Toronto Ontario M5J 2V5 Canada

Project: Great Bear Project
Report Date: December 17, 2024

CERTIFICATE OF ANALYSIS TIM24000346.1

	Method	AQ250	AQ250	AQ250	AQ250	AQ250	AQ250	AQ250	AQ250	AQ250	AQ250	AQ250	AQ250	AQ250	AQ250	AQ250	AQ250	AQ250	AQ250	AQ250	AQ250
	Analyte	P	La	Cr	Mg	Ba	Ti	B	Al	Na	K	W	Sc	Tl	S	Hg	Se	Te	Ga	Cs	Ge
	Unit	%	ppm	ppm	%	ppm	%	ppm	%	%	%	ppm	ppm	ppm	%	ppb	ppm	ppm	ppm	ppm	ppm
	MDL	0.001	0.5	0.5	0.01	0.5	0.001	20	0.01	0.001	0.01	0.1	0.1	0.02	0.02	5	0.1	0.02	0.1	0.02	0.1
A0963343	Drill Core	0.052	25.9	12.2	0.67	71.7	0.139	<20	1.29	0.103	0.84	5.2	2.2	0.53	0.54	<5	0.3	0.03	5.7	2.59	<0.1
A0963344	Drill Core	0.059	30.9	13.1	0.57	53.1	0.108	<20	0.95	0.063	0.61	18.6	1.7	0.36	0.50	<5	0.3	0.05	4.1	1.97	<0.1
A0963359	Drill Core	0.056	30.2	12.2	0.61	75.6	0.135	<20	1.09	0.069	0.80	20.7	2.1	0.39	0.38	<5	0.3	0.06	4.7	2.60	<0.1
A0963345	Drill Core	0.056	28.2	13.7	0.72	71.5	0.143	<20	1.16	0.058	0.92	>100	2.5	0.43	0.65	<5	0.4	0.06	4.9	2.42	<0.1
A0963346	Drill Core	0.055	29.0	22.0	0.73	86.3	0.139	<20	1.16	0.077	0.93	40.5	3.2	0.44	0.57	<5	0.3	0.08	5.3	2.28	<0.1
A0963347	Drill Core	0.050	21.1	13.6	0.56	140.0	0.079	<20	0.66	0.070	0.47	3.4	2.8	0.11	0.84	<5	2.3	0.56	3.3	0.75	<0.1
A0963348	Drill Core	0.051	23.7	9.7	0.44	90.9	0.052	<20	0.69	0.068	0.49	2.1	1.4	0.16	1.14	<5	4.0	1.17	2.8	0.72	<0.1
A0963349	Drill Core	0.054	21.8	14.2	0.49	81.4	0.085	<20	0.69	0.073	0.52	3.9	2.8	0.20	1.29	18	4.2	1.55	3.4	1.16	<0.1
A0963350	Drill Core	0.054	25.5	13.1	0.60	82.8	0.096	<20	0.92	0.056	0.70	22.6	2.0	0.30	1.01	6	1.8	0.26	3.7	1.83	<0.1
A0963351	Drill Core	0.036	16.6	10.7	0.29	42.5	0.035	<20	0.34	0.066	0.21	3.9	2.7	0.05	0.63	11	9.0	1.16	1.9	0.38	<0.1
A0963360	Drill Core	0.052	31.9	15.9	0.80	75.2	0.206	<20	1.52	0.099	1.15	0.9	4.1	0.48	0.22	20	0.5	0.08	6.5	4.43	<0.1
A0963361	Drill Core	0.057	31.1	24.6	0.75	96.2	0.192	<20	1.35	0.079	1.07	1.6	2.8	0.41	0.10	15	0.4	0.06	5.6	3.69	<0.1
A0963352	Drill Core	0.058	28.8	11.4	0.72	71.9	0.169	<20	1.32	0.101	0.93	1.7	3.2	0.37	0.47	15	0.4	0.10	5.6	2.95	<0.1
A0963362	Drill Core	0.054	28.9	13.9	0.75	54.9	0.176	<20	1.77	0.155	0.98	1.2	2.8	0.42	0.22	10	0.3	0.07	6.3	3.47	<0.1
A0963353	Drill Core	0.122	36.1	8.0	0.90	84.4	0.247	<20	1.63	0.082	1.21	2.5	4.6	0.41	0.38	<5	0.3	0.03	7.1	4.62	<0.1
A0963354	Drill Core	0.118	35.6	8.8	0.94	91.3	0.240	<20	1.59	0.053	1.18	3.7	4.0	0.40	0.49	<5	0.2	<0.02	6.6	3.72	<0.1
A0963355	Drill Core	0.055	28.9	20.6	0.66	70.3	0.166	<20	1.19	0.082	0.92	1.9	3.3	0.35	0.32	<5	<0.1	<0.02	5.3	2.90	<0.1
A0964012	Drill Core	0.067	27.3	17.5	0.57	64.9	0.137	<20	1.09	0.054	0.35	0.2	2.6	0.19	0.56	<5	<0.1	0.02	4.9	1.39	<0.1
A0962765	Drill Core	0.051	15.9	10.2	0.79	15.9	0.007	<20	1.14	0.028	0.14	<0.1	1.4	0.03	0.11	<5	<0.1	<0.02	6.5	0.78	<0.1
A0962766	Drill Core	0.056	19.6	63.1	1.29	43.9	0.077	<20	1.97	0.027	0.31	<0.1	3.6	0.11	0.21	<5	0.2	0.05	7.6	0.90	<0.1
A0962767	Drill Core	0.045	17.2	62.5	1.05	123.1	0.118	<20	1.80	0.055	0.98	<0.1	4.2	0.41	0.25	<5	0.2	0.05	6.5	3.62	<0.1
A0962768	Drill Core	0.044	17.9	57.9	0.94	112.7	0.116	<20	1.55	0.055	0.90	<0.1	4.2	0.39	0.29	<5	0.4	0.05	6.1	2.93	<0.1
A0964013	Drill Core	0.053	29.1	13.1	0.65	102.2	0.137	<20	1.14	0.070	0.72	0.1	1.9	0.26	0.68	<5	0.1	<0.02	4.3	2.08	<0.1
A0962769	Drill Core	0.050	29.0	10.6	0.54	107.9	0.139	<20	1.16	0.088	0.79	<0.1	2.2	0.34	0.48	<5	0.2	0.09	4.5	2.20	<0.1
A0962770	Drill Core	0.053	29.5	11.4	0.46	93.8	0.133	<20	1.00	0.061	0.72	0.1	1.8	0.34	0.28	<5	0.1	0.11	4.0	2.25	<0.1
A0962771	Drill Core	0.054	29.2	9.3	0.42	89.7	0.130	<20	1.16	0.077	0.76	<0.1	1.9	0.38	0.21	<5	0.1	0.02	4.3	2.31	<0.1
A0962772	Drill Core	0.057	29.0	10.2	0.38	95.9	0.104	<20	0.99	0.077	0.62	<0.1	1.8	0.29	1.06	8	0.3	0.06	3.5	1.81	<0.1
A0962773	Drill Core	0.055	29.1	10.1	0.72	133.9	0.150	<20	1.47	0.103	0.90	0.2	2.7	0.36	0.38	<5	0.1	0.03	5.4	2.40	<0.1
A0962774	Drill Core	0.059	29.7	35.8	0.82	126.2	0.163	<20	1.33	0.087	0.91	0.1	2.9	0.38	0.70	7	0.2	0.06	5.2	2.37	<0.1
A0962775	Drill Core	0.056	29.3	8.1	0.46	94.4	0.129	<20	1.05	0.057	0.72	<0.1	1.7	0.42	0.36	7	0.2	0.03	4.0	2.10	<0.1

This report supersedes all previous preliminary and final reports with this file number dated prior to the date on this certificate. Signature indicates final approval; preliminary reports are unsigned and should be used for reference only.

BUREAU VERITAS MINERAL LABORATORIES Canada

www.bvna.com/mining-laboratory-services

Bureau Veritas Commodities Canada Ltd.

9050 Shaughnessy St Vancouver British Columbia V6P 6E5 Canada
PHONE (604) 253-3158

Client: **Kinross Gold Corp.**
25 York St., #17
Toronto Ontario M5J 2V5 Canada

Project: Great Bear Project
Report Date: December 17, 2024

CERTIFICATE OF ANALYSIS TIM24000346.1

Method		AQ250	AQ250	AQ250	AQ250	AQ250	AQ250	AQ250	AQ250	AQ250	AQ250	AQ250	AQ250	AQ250	AQ250	TC006	TC000	TC000
Analyte		Hf	Nb	Rb	Sn	Ta	Zr	Y	Ce	In	Re	Be	Li	Pd	Pt	CO2	TOT/C	TOT/S
Unit		ppm	ppm	ppm	ppm	ppm	ppm	ppm	ppm	ppm	ppb	ppm	ppm	ppb	ppb	%	%	%
MDL		0.02	0.02	0.1	0.1	0.05	0.1	0.01	0.1	0.02	1	0.1	0.1	10	2	0.08	0.02	0.02
A0963343	Drill Core	0.67	0.19	64.2	0.4	<0.05	23.7	6.56	53.1	<0.02	<1	0.1	7.4	<10	<2	0.92	0.26	0.56
A0963344	Drill Core	0.65	0.10	45.9	0.3	<0.05	23.4	6.78	58.0	<0.02	<1	<0.1	6.1	<10	<2	0.71		
A0963359	Drill Core	0.67	0.08	51.1	0.4	<0.05	26.0	6.59	56.9	<0.02	<1	<0.1	7.2	<10	4	1.22		
A0963345	Drill Core	0.70	0.08	57.8	0.5	<0.05	24.0	6.69	54.2	<0.02	2	<0.1	7.9	<10	4	1.87		
A0963346	Drill Core	0.31	0.05	59.0	0.5	<0.05	17.0	6.03	55.7	<0.02	<1	<0.1	9.0	<10	<2	1.07		
A0963347	Drill Core	0.12	0.05	14.3	0.3	<0.05	5.5	4.10	40.1	<0.02	<1	0.1	5.6	<10	<2	1.96		
A0963348	Drill Core	0.10	<0.02	21.6	0.3	<0.05	4.2	4.09	45.0	<0.02	<1	0.1	5.1	<10	<2	1.33	0.38	1.16
A0963349	Drill Core	0.20	0.09	29.0	0.6	<0.05	6.6	3.34	40.5	0.05	<1	<0.1	5.8	<10	4	0.73		
A0963350	Drill Core	0.22	0.06	38.2	0.6	<0.05	7.5	5.14	48.8	<0.02	<1	0.2	7.2	<10	4	1.07		
A0963351	Drill Core	0.16	0.06	6.3	0.6	<0.05	5.1	2.63	29.1	<0.02	<1	<0.1	3.0	<10	5	1.32		
A0963360	Drill Core	0.83	0.05	78.3	0.7	<0.05	31.4	9.07	62.4	<0.02	2	0.1	13.1	<10	5	0.52		
A0963361	Drill Core	0.56	0.06	61.2	0.5	<0.05	20.9	7.23	58.4	<0.02	2	<0.1	17.0	<10	6	0.80		
A0963352	Drill Core	0.77	0.07	58.6	0.7	<0.05	26.7	7.46	53.4	<0.02	<1	0.1	11.5	<10	4	0.54	0.17	0.45
A0963362	Drill Core	0.65	0.07	64.7	0.6	<0.05	22.0	7.44	54.4	<0.02	<1	0.2	14.3	<10	4	0.35		
A0963353	Drill Core	0.35	0.07	68.5	0.9	<0.05	19.9	9.40	74.3	<0.02	<1	<0.1	15.4	<10	3	0.20		
A0963354	Drill Core	0.48	0.08	63.1	0.7	<0.05	22.3	7.87	73.0	<0.02	<1	0.1	15.4	<10	<2	0.57		
A0963355	Drill Core	0.55	0.06	55.8	1.2	<0.05	22.2	7.14	57.1	<0.02	<1	<0.1	10.7	<10	2	0.48		
A0964012	Drill Core	0.44	0.21	22.7	0.3	<0.05	19.2	7.06	52.8	<0.02	<1	0.1	12.4	<10	<2	0.87		
A0962765	Drill Core	0.25	<0.02	6.5	0.4	<0.05	10.8	4.42	32.2	<0.02	<1	0.3	18.2	<10	<2	1.21	0.35	0.12
A0962766	Drill Core	0.35	0.07	13.6	0.3	<0.05	16.3	6.47	40.5	<0.02	1	0.3	31.6	<10	2	0.13		
A0962767	Drill Core	0.40	0.07	55.2	0.4	<0.05	18.4	3.54	33.6	<0.02	<1	0.1	21.6	<10	2	<0.08		
A0962768	Drill Core	0.53	0.04	51.2	0.3	<0.05	21.8	3.40	35.1	<0.02	<1	0.1	21.1	<10	2	0.12		
A0964013	Drill Core	0.57	0.08	39.9	0.3	<0.05	21.1	5.28	55.3	<0.02	<1	0.1	19.6	<10	2	0.96		
A0962769	Drill Core	0.66	0.07	46.6	0.3	<0.05	23.8	5.67	54.6	<0.02	<1	<0.1	14.5	<10	<2	0.39		
A0962770	Drill Core	0.69	0.08	46.2	0.2	<0.05	25.1	6.16	54.4	<0.02	<1	<0.1	13.4	<10	<2	0.24	0.17	0.28
A0962771	Drill Core	0.55	0.08	48.2	0.3	<0.05	20.2	6.01	54.6	<0.02	<1	<0.1	13.3	<10	3	0.19		
A0962772	Drill Core	0.69	0.13	37.7	0.2	<0.05	25.8	6.33	54.1	<0.02	<1	<0.1	10.1	<10	3	0.35		
A0962773	Drill Core	0.72	0.04	52.7	0.7	<0.05	29.3	6.90	54.2	<0.02	<1	0.1	15.0	<10	<2	0.32		
A0962774	Drill Core	0.66	0.05	54.2	0.3	<0.05	26.3	5.91	56.0	<0.02	<1	<0.1	18.3	<10	3	0.41		
A0962775	Drill Core	0.71	0.09	45.7	0.3	<0.05	25.0	5.97	56.3	<0.02	<1	0.1	13.9	<10	2	0.45		

This report supersedes all previous preliminary and final reports with this file number dated prior to the date on this certificate. Signature indicates final approval; preliminary reports are unsigned and should be used for reference only.

BUREAU VERITAS MINERAL LABORATORIES Canada

Bureau Veritas Commodities Canada Ltd.

9050 Shaughnessy St Vancouver British Columbia V6P 6E5 Canada
PHONE (604) 253-3158

www.bvna.com/mining-laboratory-services

Client: **Kinross Gold Corp.**
25 York St., #17
Toronto Ontario M5J 2V5 Canada

Project: Great Bear Project
Report Date: December 17, 2024

CERTIFICATE OF ANALYSIS TIM24000346.1

Method		WGHT	AQ250	AQ250	AQ250	AQ250	AQ250	AQ250	AQ250	AQ250	AQ250	AQ250	AQ250	AQ250	AQ250	AQ250	AQ250	AQ250	AQ250	AQ250	AQ250
Analyte		Wgt	Mo	Cu	Pb	Zn	Ag	Ni	Co	Mn	Fe	As	U	Au	Th	Sr	Cd	Sb	Bi	V	Ca
Unit		kg	ppm	ppm	ppm	ppm	ppb	ppm	ppm	ppm	%	ppm	ppm	ppb	ppm	ppm	ppm	ppm	ppm	ppm	%
MDL		0.01	0.01	0.01	0.01	0.1	2	0.1	0.1	1	0.01	0.1	0.1	0.2	0.1	0.5	0.01	0.02	0.02	1	0.01
A0962776	Drill Core	2.95	0.84	17.22	72.33	113.8	209	11.7	8.4	364	2.03	5.0	1.4	5.1	7.3	13.9	0.42	0.07	0.04	26	0.72
A0962777	Drill Core	1.67	2.36	18.62	4.04	48.1	69	16.1	11.5	301	2.45	8.8	1.7	9.4	8.0	9.3	0.05	0.12	0.46	15	0.25
A0962778	Drill Core	2.63	1.37	21.94	2.43	48.4	92	15.8	9.3	335	2.16	4.4	1.3	3.8	7.1	18.1	0.03	0.11	0.09	30	0.76
A0962779	Drill Core	1.34	0.95	79.80	41.42	115.4	272	11.3	9.7	372	2.07	3.2	1.4	4.0	7.7	21.7	0.65	0.14	0.08	30	0.67
A0962780	Drill Core	3.31	1.02	24.10	3.07	50.4	115	12.4	10.5	354	2.28	2.1	1.5	5.2	7.7	22.6	0.04	0.07	0.13	30	0.68
A0962781	Drill Core	1.92	1.25	18.57	3.21	40.8	81	11.0	9.4	277	1.85	7.9	1.6	4.7	8.0	9.6	0.07	0.13	0.13	11	0.24
A0962782	Drill Core	1.51	2.62	19.24	3.41	46.5	105	14.9	9.7	364	2.27	12.0	1.5	14.8	7.9	21.9	0.04	0.13	0.19	27	0.46
A0964014	Drill Core	2.78	0.81	15.87	4.12	56.1	179	17.8	10.7	498	2.53	30.8	1.4	13.1	7.8	19.5	0.04	0.40	0.08	30	0.97
A0962783	Drill Core	2.58	2.18	20.98	10.95	206.8	195	15.5	9.7	487	2.32	18.4	1.4	11.3	7.7	20.7	0.85	0.21	0.65	30	0.82
A0964015	Drill Core	2.72	1.48	17.30	4.06	188.6	158	16.6	9.4	714	2.17	21.2	1.4	32.3	8.1	16.7	0.98	0.17	0.18	25	1.17
A0964016	Drill Core	2.86	0.80	16.04	20.79	70.3	152	13.0	8.9	689	2.27	23.6	1.7	37.2	7.8	12.7	0.13	0.17	0.08	30	0.97
A0964017	Drill Core	2.71	1.18	16.72	8.20	49.2	137	14.4	8.8	677	2.34	18.1	1.3	42.3	7.2	14.1	0.11	0.12	0.16	32	1.49
A0962784	Drill Core	2.01	1.21	22.27	23.21	28.1	355	16.3	7.9	602	2.04	17.8	1.2	47.8	6.9	15.6	0.05	0.10	0.07	28	1.11
A0962785	Drill Core	2.17	1.41	23.97	3.01	44.5	371	17.3	9.8	477	2.20	25.3	1.4	67.3	7.2	13.5	0.15	0.13	0.12	32	0.92
A0962786	Drill Core	2.95	1.61	22.59	5.14	73.5	181	15.0	8.9	603	2.20	16.9	1.7	47.3	7.8	15.0	0.13	0.11	0.23	35	1.07
A0962787	Drill Core	1.17	1.73	19.85	4.06	78.5	147	15.2	9.4	481	2.34	33.4	1.4	55.7	7.7	20.8	0.16	0.10	0.08	33	1.42
A0962788	Drill Core	1.19	0.99	17.46	4.04	70.5	175	14.9	10.4	574	2.23	34.2	1.4	22.3	7.7	20.9	0.13	0.10	0.09	36	1.35
A0964018	Drill Core	1.28	1.13	18.85	6.66	51.8	198	14.0	9.2	621	2.21	28.0	1.4	77.4	6.9	22.1	0.11	0.09	0.14	30	1.68
A0962789	Drill Core	2.44	0.72	19.51	72.99	623.6	577	9.1	6.1	491	1.82	42.5	1.4	21.1	6.6	19.1	3.58	0.23	0.89	12	0.94
A0964019	Drill Core	1.37	1.14	30.39	18.94	91.0	182	16.1	10.6	677	2.49	11.0	1.5	32.8	7.8	36.9	0.07	0.09	0.11	35	1.11
A0962790	Drill Core	1.61	1.95	4.62	42.68	95.2	266	14.7	9.5	775	2.60	60.5	1.6	131.4	7.8	31.1	0.49	0.26	0.16	27	1.30
A0962791	Drill Core	0.93	1.44	17.59	8.94	63.5	276	15.1	8.9	669	2.26	44.2	1.6	222.3	7.5	10.7	0.16	0.14	0.10	30	0.82
A0962792	Drill Core	0.87	2.15	103.20	156.47	214.5	14567	11.6	6.6	291	2.21	120.9	1.2	>100000	5.3	9.7	1.10	0.45	1.26	18	0.45
A0962793	Drill Core	0.89	0.77	31.37	18.61	87.0	433	16.4	10.4	470	2.37	28.5	1.6	128.4	8.5	11.7	0.13	0.14	0.16	41	0.79
A0962794	Drill Core	1.22	0.99	17.13	3.12	47.5	187	13.1	8.1	370	1.97	79.6	1.5	112.5	8.3	13.0	0.07	0.15	0.12	23	1.10
A0962795	Drill Core	1.03	1.11	18.60	3.93	51.8	233	14.3	9.2	461	2.19	82.4	1.7	420.3	7.8	12.7	0.10	0.13	0.04	33	0.99
A0962796	Drill Core	1.87	2.56	59.55	46.99	141.7	464	15.1	9.4	425	2.26	80.1	1.7	1814.3	7.5	10.6	0.56	0.15	0.15	28	0.81
A0962797	Drill Core	1.74	0.46	21.52	50.45	131.3	358	15.8	9.8	564	2.30	87.5	1.8	341.2	8.1	11.3	0.35	0.18	0.13	28	0.58
A0962798	Drill Core	1.91	1.14	11.32	4.80	43.0	778	17.9	11.8	609	2.46	3757.6	1.7	1499.5	7.6	37.7	0.12	0.21	0.13	34	2.18
A0962799	Drill Core	0.88	2.06	159.26	280.13	138.3	4030	11.9	7.6	474	1.96	163.1	1.2	5977.1	5.9	8.1	0.39	0.65	0.86	25	0.52

This report supersedes all previous preliminary and final reports with this file number dated prior to the date on this certificate. Signature indicates final approval; preliminary reports are unsigned and should be used for reference only.

BUREAU VERITAS MINERAL LABORATORIES Canada

www.bvna.com/mining-laboratory-services

Bureau Veritas Commodities Canada Ltd.

9050 Shaughnessy St Vancouver British Columbia V6P 6E5 Canada
PHONE (604) 253-3158

Client: **Kinross Gold Corp.**
25 York St., #17
Toronto Ontario M5J 2V5 Canada

Project: Great Bear Project
Report Date: December 17, 2024

CERTIFICATE OF ANALYSIS TIM24000346.1

	Method	AQ250	AQ250	AQ250	AQ250	AQ250	AQ250	AQ250	AQ250	AQ250	AQ250	AQ250	AQ250	AQ250	AQ250	AQ250	AQ250	AQ250	AQ250	AQ250	AQ250
	Analyte	P	La	Cr	Mg	Ba	Ti	B	Al	Na	K	W	Sc	Tl	S	Hg	Se	Te	Ga	Cs	Ge
	Unit	%	ppm	ppm	%	ppm	%	ppm	%	%	%	ppm	ppm	ppm	%	ppb	ppm	ppm	ppm	ppm	ppm
	MDL	0.001	0.5	0.5	0.01	0.5	0.001	20	0.01	0.001	0.01	0.1	0.1	0.02	0.02	5	0.1	0.02	0.1	0.02	0.1
A0962776	Drill Core	0.052	25.2	9.9	0.68	86.2	0.129	<20	1.17	0.065	0.78	<0.1	1.9	0.37	0.55	<5	0.2	0.03	4.4	2.16	<0.1
A0962777	Drill Core	0.054	29.6	8.2	0.54	90.0	0.080	<20	1.03	0.043	0.73	<0.1	1.3	0.33	1.82	21	0.2	0.05	3.1	1.70	<0.1
A0962778	Drill Core	0.056	28.0	14.6	0.72	147.8	0.144	<20	1.05	0.078	0.69	0.3	2.6	0.28	0.83	6	0.2	0.03	4.6	2.95	<0.1
A0962779	Drill Core	0.053	23.0	8.0	0.80	106.5	0.159	<20	1.62	0.090	0.93	0.1	2.0	0.42	0.20	14	0.3	0.07	5.4	3.02	<0.1
A0962780	Drill Core	0.056	28.8	10.3	0.61	145.5	0.154	<20	1.39	0.110	0.86	0.2	2.3	0.39	0.56	10	0.2	0.07	4.8	3.38	<0.1
A0962781	Drill Core	0.054	28.2	3.8	0.36	70.7	0.075	<20	0.90	0.039	0.63	0.2	1.1	0.29	0.87	<5	0.1	<0.02	2.7	1.78	<0.1
A0962782	Drill Core	0.062	28.5	16.2	0.58	66.9	0.101	<20	0.97	0.061	0.55	0.3	2.4	0.35	1.10	<5	<0.1	0.02	4.0	2.66	<0.1
A0964014	Drill Core	0.067	31.7	13.8	0.77	75.2	0.129	<20	1.12	0.078	0.71	0.2	2.3	0.42	1.54	<5	<0.1	<0.02	4.4	2.06	<0.1
A0962783	Drill Core	0.058	28.5	12.5	0.74	79.3	0.120	<20	1.29	0.081	0.60	0.3	2.8	0.35	1.00	<5	0.1	0.08	5.0	2.14	<0.1
A0964015	Drill Core	0.053	29.5	18.2	0.66	68.4	0.119	<20	0.97	0.061	0.66	0.8	2.0	0.42	1.09	<5	0.2	0.04	4.0	2.52	<0.1
A0964016	Drill Core	0.055	28.0	12.7	0.69	92.1	0.143	<20	1.03	0.073	0.80	0.8	2.5	0.41	1.11	<5	0.2	0.03	4.4	2.17	<0.1
A0964017	Drill Core	0.053	24.8	12.0	0.85	88.7	0.157	<20	1.29	0.063	0.99	1.0	2.9	0.57	0.50	<5	0.2	0.03	5.4	3.23	<0.1
A0962784	Drill Core	0.054	24.4	15.1	0.71	25.9	0.114	<20	1.08	0.055	0.19	1.1	2.3	0.10	0.34	<5	0.1	0.02	6.3	0.59	<0.1
A0962785	Drill Core	0.056	27.7	17.2	0.69	61.8	0.151	<20	1.10	0.059	0.82	1.4	2.7	0.50	0.52	<5	0.1	0.03	4.8	2.61	<0.1
A0962786	Drill Core	0.056	28.3	15.0	0.70	82.7	0.154	<20	1.17	0.072	0.89	1.2	3.2	0.52	0.56	<5	0.2	0.04	5.0	2.77	<0.1
A0962787	Drill Core	0.068	31.8	15.2	0.69	67.2	0.132	<20	1.11	0.050	0.79	0.7	2.8	0.44	0.61	<5	0.2	<0.02	4.7	1.95	<0.1
A0962788	Drill Core	0.070	33.3	13.4	0.72	65.2	0.146	<20	1.17	0.063	0.83	0.5	3.3	0.47	0.69	<5	0.2	0.03	5.0	2.16	<0.1
A0964018	Drill Core	0.065	28.7	14.1	0.63	53.5	0.119	<20	0.99	0.046	0.66	0.6	2.7	0.39	0.64	<5	0.2	<0.02	4.3	1.83	<0.1
A0962789	Drill Core	0.046	26.4	8.9	0.41	38.3	0.068	<20	1.10	0.113	0.50	30.8	0.8	0.63	1.08	19	0.7	0.07	3.5	1.84	<0.1
A0964019	Drill Core	0.072	33.2	12.3	0.81	73.8	0.170	<20	1.83	0.152	0.86	2.1	2.2	0.58	0.50	<5	0.3	0.04	5.6	8.24	<0.1
A0962790	Drill Core	0.055	28.9	11.8	0.63	43.0	0.101	<20	1.24	0.133	0.62	22.9	1.8	0.42	1.63	<5	0.3	0.04	4.4	2.80	<0.1
A0962791	Drill Core	0.053	27.4	14.6	0.67	53.0	0.144	<20	0.96	0.057	0.76	1.9	2.2	0.42	0.79	<5	0.2	0.04	4.2	2.82	<0.1
A0962792	Drill Core	0.029	20.3	10.6	0.38	73.3	0.063	<20	0.56	0.063	0.45	1.2	1.2	0.23	1.48	5	2.0	0.38	2.3	1.80	<0.1
A0962793	Drill Core	0.061	30.6	15.9	0.71	90.5	0.172	<20	1.11	0.067	0.94	16.5	3.2	0.40	0.80	<5	0.8	0.11	5.9	3.22	<0.1
A0962794	Drill Core	0.059	32.1	13.7	0.58	53.2	0.127	<20	0.94	0.054	0.77	3.3	1.6	0.37	0.44	<5	0.2	0.03	3.7	2.74	<0.1
A0962795	Drill Core	0.057	28.8	12.5	0.71	93.4	0.148	<20	1.07	0.065	0.90	>100	2.7	0.37	0.71	<5	0.3	0.07	4.9	2.75	<0.1
A0962796	Drill Core	0.054	27.2	13.4	0.57	76.5	0.106	<20	0.88	0.058	0.68	18.2	2.2	0.30	1.00	<5	0.6	0.09	4.0	1.99	<0.1
A0962797	Drill Core	0.056	30.0	10.0	0.65	55.2	0.121	<20	1.31	0.092	0.86	1.2	2.4	0.44	1.08	<5	0.5	0.05	5.4	2.56	<0.1
A0962798	Drill Core	0.075	27.3	10.9	0.73	74.1	0.103	<20	0.92	0.061	0.67	10.2	3.1	0.24	1.23	<5	2.5	0.62	3.9	1.30	<0.1
A0962799	Drill Core	0.046	23.1	10.8	0.57	120.5	0.091	<20	0.76	0.061	0.62	3.5	2.5	0.25	0.75	<5	4.8	0.62	3.6	1.84	<0.1

This report supersedes all previous preliminary and final reports with this file number dated prior to the date on this certificate. Signature indicates final approval; preliminary reports are unsigned and should be used for reference only.

BUREAU VERITAS MINERAL LABORATORIES Canada

www.bvna.com/mining-laboratory-services

Bureau Veritas Commodities Canada Ltd.

9050 Shaughnessy St Vancouver British Columbia V6P 6E5 Canada
PHONE (604) 253-3158

Client: **Kinross Gold Corp.**
25 York St., #17
Toronto Ontario M5J 2V5 Canada

Project: Great Bear Project
Report Date: December 17, 2024

CERTIFICATE OF ANALYSIS TIM24000346.1

Method		AQ250	AQ250	AQ250	AQ250	AQ250	AQ250	AQ250	AQ250	AQ250	AQ250	AQ250	AQ250	AQ250	AQ250	TC006	TC000	TC000
Analyte		Hf	Nb	Rb	Sn	Ta	Zr	Y	Ce	In	Re	Be	Li	Pd	Pt	CO2	TOT/C	TOT/S
Unit		ppm	ppm	ppm	ppm	ppm	ppm	ppm	ppm	ppm	ppb	ppm	ppm	ppb	ppb	%	%	%
MDL		0.02	0.02	0.1	0.1	0.05	0.1	0.01	0.1	0.02	1	0.1	0.1	10	2	0.08	0.02	0.02
A0962776	Drill Core	0.67	0.05	47.2	0.3	<0.05	24.1	5.50	47.8	<0.02	<1	0.1	16.3	<10	3	0.55	0.17	0.55
A0962777	Drill Core	1.05	0.09	39.6	0.2	<0.05	37.1	7.11	59.0	<0.02	1	<0.1	14.2	<10	3	0.08		
A0962778	Drill Core	0.61	0.08	41.0	0.3	<0.05	21.9	5.07	54.8	<0.02	<1	<0.1	21.6	<10	3	0.37		
A0962779	Drill Core	0.49	0.04	55.8	0.3	<0.05	18.2	5.34	44.4	0.04	<1	0.3	22.5	<10	5	0.41		
A0962780	Drill Core	0.60	0.06	55.5	0.3	<0.05	21.2	6.41	54.3	<0.02	1	0.1	13.3	<10	4	0.40		
A0962781	Drill Core	0.59	0.09	34.1	0.2	<0.05	21.9	7.07	54.3	<0.02	<1	<0.1	7.3	<10	2	<0.08		
A0962782	Drill Core	0.63	0.15	39.7	0.3	<0.05	25.8	7.02	53.8	<0.02	<1	<0.1	12.6	<10	<2	0.14	0.08	1.04
A0964014	Drill Core	0.65	0.16	43.1	0.3	<0.05	24.1	6.80	60.4	<0.02	<1	<0.1	12.4	<10	<2	0.73		
A0962783	Drill Core	0.80	0.09	36.6	0.4	<0.05	31.1	6.97	53.4	<0.02	<1	0.1	15.5	<10	2	0.58		
A0964015	Drill Core	0.74	0.10	43.6	0.3	<0.05	27.6	5.48	54.5	<0.02	<1	<0.1	9.7	<10	<2	1.19		
A0964016	Drill Core	0.83	0.09	51.5	0.5	<0.05	27.9	6.18	52.5	<0.02	<1	<0.1	8.4	<10	<2	0.93		
A0964017	Drill Core	0.96	0.08	64.3	0.4	<0.05	34.7	5.39	44.9	<0.02	<1	<0.1	11.4	<10	<2	1.49		
A0962784	Drill Core	0.54	0.14	10.5	0.4	<0.05	20.2	4.68	45.0	<0.02	<1	0.1	10.0	<10	<2	0.94	0.28	0.32
A0962785	Drill Core	0.65	0.09	54.0	0.4	<0.05	24.4	6.01	51.4	<0.02	<1	<0.1	8.0	<10	<2	0.53		
A0962786	Drill Core	0.82	0.06	58.4	0.6	<0.05	26.9	7.35	53.5	<0.02	<1	<0.1	9.4	<10	<2	1.10		
A0962787	Drill Core	0.55	0.06	47.8	0.4	<0.05	20.3	6.99	60.5	<0.02	<1	<0.1	8.3	<10	<2	1.43		
A0962788	Drill Core	0.54	0.04	50.6	0.4	<0.05	20.9	7.64	64.3	<0.02	<1	<0.1	8.8	<10	2	1.19		
A0964018	Drill Core	0.55	0.06	39.5	0.4	<0.05	21.0	7.14	54.3	<0.02	<1	<0.1	8.2	<10	<2	1.76		
A0962789	Drill Core	0.65	0.10	41.9	1.0	<0.05	24.1	4.04	47.4	<0.02	<1	0.1	4.7	<10	<2	0.53	0.17	1.12
A0964019	Drill Core	0.32	0.07	61.4	0.7	<0.05	11.8	7.66	64.8	<0.02	<1	0.2	8.7	<10	2	0.47		
A0962790	Drill Core	0.66	0.15	48.1	0.3	<0.05	22.0	5.70	53.5	<0.02	<1	0.2	5.3	<10	<2	0.84		
A0962791	Drill Core	0.68	0.12	53.9	0.4	<0.05	23.1	6.27	51.4	<0.02	<1	<0.1	7.6	<10	<2	0.56		
A0962792	Drill Core	0.58	<0.02	26.5	0.3	<0.05	19.9	3.69	38.0	0.03	<1	<0.1	4.4	<10	14	0.40		
A0962793	Drill Core	0.56	0.09	56.1	0.5	<0.05	20.8	6.42	57.6	<0.02	<1	<0.1	10.4	<10	<2	0.65		
A0962794	Drill Core	0.52	0.05	49.6	0.2	<0.05	19.5	6.01	59.9	<0.02	<1	<0.1	6.9	<10	<2	0.99	0.31	0.42
A0962795	Drill Core	0.62	0.04	54.5	0.4	<0.05	21.4	6.67	54.5	<0.02	<1	<0.1	9.2	<10	2	0.81		
A0962796	Drill Core	0.75	0.02	41.0	0.3	<0.05	26.2	7.11	50.8	<0.02	<1	<0.1	8.8	<10	<2	0.60		
A0962797	Drill Core	0.76	<0.02	57.2	0.4	<0.05	27.9	7.24	57.6	<0.02	<1	0.1	9.5	<10	<2	0.24		
A0962798	Drill Core	0.12	<0.02	27.4	0.5	<0.05	4.4	6.19	52.1	<0.02	<1	0.2	8.3	<10	<2	2.46		
A0962799	Drill Core	0.34	0.03	34.1	0.5	<0.05	12.6	4.45	44.1	<0.02	<1	<0.1	5.9	<10	<2	0.29	0.14	0.74

This report supersedes all previous preliminary and final reports with this file number dated prior to the date on this certificate. Signature indicates final approval; preliminary reports are unsigned and should be used for reference only.

BUREAU VERITAS MINERAL LABORATORIES Canada

www.bvna.com/mining-laboratory-services

Bureau Veritas Commodities Canada Ltd.

9050 Shaughnessy St Vancouver British Columbia V6P 6E5 Canada
PHONE (604) 253-3158

Client: **Kinross Gold Corp.**
25 York St., #17
Toronto Ontario M5J 2V5 Canada

Project: Great Bear Project
Report Date: December 17, 2024

CERTIFICATE OF ANALYSIS TIM24000346.1

Method		WGHT	AQ250	AQ250	AQ250	AQ250	AQ250	AQ250	AQ250	AQ250	AQ250	AQ250	AQ250	AQ250	AQ250	AQ250	AQ250	AQ250	AQ250	AQ250	AQ250
Analyte		Wgt	Mo	Cu	Pb	Zn	Ag	Ni	Co	Mn	Fe	As	U	Au	Th	Sr	Cd	Sb	Bi	V	Ca
Unit		kg	ppm	ppm	ppm	ppm	ppb	ppm	ppm	ppm	%	ppm	ppm	ppb	ppm	ppm	ppm	ppm	ppm	ppm	%
MDL		0.01	0.01	0.01	0.01	0.1	2	0.1	0.1	1	0.01	0.1	0.1	0.2	0.1	0.5	0.01	0.02	0.02	1	0.01
A0962800	Drill Core	1.74	0.32	24.35	3.66	38.4	269	16.5	13.3	572	3.11	166.7	1.1	54.6	6.8	16.3	0.08	0.12	0.05	61	1.85
A0964020	Drill Core	1.00	1.31	46.94	13.53	82.9	601	19.2	14.9	461	3.41	63.1	1.0	83.3	6.7	19.2	0.06	0.15	0.06	73	1.53
A0964001	Drill Core	1.16	1.78	46.59	2.70	91.6	139	49.0	19.6	369	3.95	3.9	1.0	5.6	3.8	10.9	0.03	0.06	0.15	76	0.22
A0964002	Drill Core	1.70	1.07	23.96	2.72	54.3	135	17.4	9.2	441	2.22	14.7	1.4	149.4	7.5	10.1	0.12	0.07	0.10	33	0.51
A0964003	Drill Core	1.90	2.22	50.86	4.42	76.8	292	44.2	17.8	385	2.96	7.4	1.3	145.8	6.5	10.1	0.06	0.09	0.25	49	0.27
A0964004	Drill Core	1.84	2.21	18.59	3.30	42.3	230	12.4	8.6	311	2.16	13.3	1.7	87.7	8.5	21.0	0.03	0.07	0.29	28	0.63
A0964005	Drill Core	1.16	0.58	12.40	2.91	31.0	141	7.9	6.7	345	1.76	8.4	1.7	8.9	8.2	9.1	0.03	0.09	0.14	21	0.57
A0964006	Drill Core	1.95	1.21	49.88	2.43	82.7	265	49.5	20.0	399	6.80	43.3	0.8	61.5	4.6	5.0	0.05	0.06	0.22	85	0.16
A0964007	Drill Core	2.04	1.27	53.84	1.91	70.9	199	55.1	20.6	205	4.96	66.3	0.9	14.7	3.2	5.1	0.03	0.21	0.24	78	0.17
A0964008	Drill Core	2.41	1.30	61.61	2.48	93.2	141	57.0	21.9	313	4.18	162.0	0.9	11.5	3.7	9.7	0.03	0.10	0.23	82	0.18

This report supersedes all previous preliminary and final reports with this file number dated prior to the date on this certificate. Signature indicates final approval; preliminary reports are unsigned and should be used for reference only.

BUREAU VERITAS MINERAL LABORATORIES Canada

www.bvna.com/mining-laboratory-services

Bureau Veritas Commodities Canada Ltd.

9050 Shaughnessy St Vancouver British Columbia V6P 6E5 Canada
PHONE (604) 253-3158

Client: **Kinross Gold Corp.**
25 York St., #17
Toronto Ontario M5J 2V5 Canada

Project: Great Bear Project
Report Date: December 17, 2024

CERTIFICATE OF ANALYSIS TIM24000346.1

Method		AQ250	AQ250	AQ250	AQ250	AQ250	AQ250	AQ250	AQ250	AQ250	AQ250	AQ250	AQ250	AQ250	AQ250	AQ250	AQ250	AQ250	AQ250	AQ250
Analyte		P	La	Cr	Mg	Ba	Ti	B	Al	Na	K	W	Sc	Tl	S	Hg	Se	Te	Ga	Cs	Ge
Unit		%	ppm	ppm	%	ppm	%	ppm	%	%	%	ppm	ppm	ppm	%	ppb	ppm	ppm	ppm	ppm	ppm
MDL		0.001	0.5	0.5	0.01	0.5	0.001	20	0.01	0.001	0.01	0.1	0.1	0.02	0.02	5	0.1	0.02	0.1	0.02	0.1
A0962800	Drill Core	0.121	35.6	12.9	1.09	64.6	0.232	<20	1.65	0.059	1.20	57.3	4.0	0.43	0.65	<5	0.6	0.05	6.9	3.16	<0.1
A0964020	Drill Core	0.139	39.8	12.0	1.11	53.9	0.267	<20	1.71	0.073	1.30	2.2	5.4	0.44	0.78	<5	0.8	0.06	7.2	3.47	<0.1
A0964001	Drill Core	0.060	16.5	83.9	1.37	143.8	0.225	<20	2.50	0.065	1.82	0.3	7.7	0.53	0.29	<5	0.2	0.05	8.7	5.79	<0.1
A0964002	Drill Core	0.055	28.0	19.9	0.71	76.6	0.155	<20	1.18	0.068	0.94	1.9	2.9	0.34	0.33	<5	0.2	0.05	5.5	2.88	<0.1
A0964003	Drill Core	0.060	27.5	59.5	0.89	134.8	0.178	<20	1.54	0.053	1.18	0.9	4.6	0.42	0.56	<5	0.4	0.11	5.8	4.59	<0.1
A0964004	Drill Core	0.062	31.6	11.9	0.59	84.5	0.140	<20	1.25	0.086	0.79	1.8	2.1	0.32	0.46	<5	0.3	0.03	4.9	2.99	<0.1
A0964005	Drill Core	0.061	32.4	6.3	0.47	76.2	0.116	<20	0.92	0.053	0.71	0.6	1.6	0.28	0.37	<5	0.2	0.03	3.9	2.39	<0.1
A0964006	Drill Core	0.066	19.3	93.6	1.44	243.8	0.248	<20	3.00	0.048	2.23	1.6	10.1	0.61	1.08	<5	0.3	0.08	10.5	12.53	0.2
A0964007	Drill Core	0.067	13.6	92.2	1.43	159.2	0.152	<20	2.69	0.037	1.23	0.2	7.4	0.44	0.43	<5	0.3	0.09	9.3	4.86	<0.1
A0964008	Drill Core	0.055	15.8	97.9	1.29	193.3	0.191	<20	2.46	0.062	1.62	0.2	8.9	0.49	0.32	<5	0.3	0.06	9.0	8.04	<0.1

This report supersedes all previous preliminary and final reports with this file number dated prior to the date on this certificate. Signature indicates final approval; preliminary reports are unsigned and should be used for reference only.

BUREAU VERITAS MINERAL LABORATORIES Canada

www.bvna.com/mining-laboratory-services

Bureau Veritas Commodities Canada Ltd.

9050 Shaughnessy St Vancouver British Columbia V6P 6E5 Canada
PHONE (604) 253-3158

Client: **Kinross Gold Corp.**
25 York St., #17
Toronto Ontario M5J 2V5 Canada

Project: Great Bear Project
Report Date: December 17, 2024

CERTIFICATE OF ANALYSIS TIM24000346.1

Method		AQ250	AQ250	AQ250	AQ250	AQ250	AQ250	AQ250	AQ250	AQ250	AQ250	AQ250	AQ250	AQ250	AQ250	TC006	TC000	TC000
Analyte		Hf	Nb	Rb	Sn	Ta	Zr	Y	Ce	In	Re	Be	Li	Pd	Pt	CO2	TOT/C	TOT/S
Unit		ppm	ppm	ppm	ppm	ppm	ppm	ppm	ppm	ppm	ppb	ppm	ppm	ppb	ppb	%	%	%
MDL		0.02	0.02	0.1	0.1	0.05	0.1	0.01	0.1	0.02	1	0.1	0.1	10	2	0.08	0.02	0.02
A0962800	Drill Core	0.38	0.03	62.6	0.6	<0.05	16.4	7.31	72.7	0.02	<1	0.1	14.0	<10	2	1.73		
A0964020	Drill Core	0.46	0.03	67.5	0.5	<0.05	20.9	8.67	80.6	0.02	<1	<0.1	15.5	<10	<2	1.19		
A0964001	Drill Core	0.37	<0.02	80.9	0.5	<0.05	18.3	4.97	32.8	0.02	<1	0.1	22.6	<10	<2	<0.08		
A0964002	Drill Core	0.66	0.05	54.6	0.4	<0.05	27.2	6.71	54.2	<0.02	<1	<0.1	12.1	<10	<2	0.38		
A0964003	Drill Core	0.55	0.04	63.6	0.4	<0.05	24.5	10.28	54.8	<0.02	<1	<0.1	15.1	<10	<2	0.12		
A0964004	Drill Core	0.70	0.05	47.7	0.3	<0.05	24.7	7.49	60.5	<0.02	<1	0.1	10.0	<10	<2	0.32	0.10	0.48
A0964005	Drill Core	0.60	0.14	40.2	0.3	<0.05	21.4	6.53	60.0	<0.02	<1	<0.1	9.6	<10	<2	0.45		
A0964006	Drill Core	0.27	0.03	99.5	0.6	<0.05	14.4	5.44	38.7	0.03	<1	0.1	37.6	<10	3	<0.08		
A0964007	Drill Core	0.35	0.05	62.9	0.5	<0.05	16.1	4.15	27.0	0.02	<1	0.1	24.9	<10	2	<0.08		
A0964008	Drill Core	0.41	0.03	75.8	0.6	<0.05	19.3	5.06	32.2	0.02	<1	<0.1	26.8	<10	<2	<0.08		

This report supersedes all previous preliminary and final reports with this file number dated prior to the date on this certificate. Signature indicates final approval; preliminary reports are unsigned and should be used for reference only.

BUREAU VERITAS MINERAL LABORATORIES Canada

www.bvna.com/mining-laboratory-services

Bureau Veritas Commodities Canada Ltd.
9050 Shaughnessy St Vancouver British Columbia V6P 6E5 Canada
PHONE (604) 253-3158

Client: **Kinross Gold Corp.**
25 York St., #17
Toronto Ontario M5J 2V5 Canada

Project: Great Bear Project
Report Date: December 17, 2024

QUALITY CONTROL REPORT TIM24000346.1

	Method	WGHT	AQ250	AQ250	AQ250	AQ250	AQ250	AQ250	AQ250	AQ250	AQ250	AQ250	AQ250	AQ250	AQ250	AQ250	AQ250	AQ250	AQ250	AQ250	AQ250
	Analyte	Wgt	Mo	Cu	Pb	Zn	Ag	Ni	Co	Mn	Fe	As	U	Au	Th	Sr	Cd	Sb	Bi	V	Ca
	Unit	kg	ppm	ppm	ppm	ppm	ppb	ppm	ppm	ppm	%	ppm	ppm	ppb	ppm	ppm	ppm	ppm	ppm	ppm	%
	MDL	0.01	0.01	0.01	0.01	0.1	2	0.1	0.1	1	0.01	0.1	0.1	0.2	0.1	0.5	0.01	0.02	0.02	1	0.01
Pulp Duplicates																					
A0963322	Drill Core	1.31	0.64	19.19	4.91	51.7	42	14.1	9.0	372	2.16	0.4	1.4	0.2	7.2	18.7	0.02	0.05	0.12	32	0.65
REP A0963322	QC		0.64	19.23	4.88	50.8	44	14.2	9.0	367	2.14	0.3	1.3	0.3	7.1	18.5	0.03	0.05	0.11	31	0.65
A0963338	Drill Core	1.93	0.58	19.70	17.60	88.2	205	14.2	8.9	941	2.10	39.7	1.5	22.4	6.9	13.7	0.21	0.18	0.06	26	1.23
REP A0963338	QC																				
A0963350	Drill Core	1.72	1.29	20.49	8.60	44.3	304	14.9	9.0	482	2.13	573.9	1.7	462.0	7.3	14.3	0.12	0.17	0.09	25	1.07
REP A0963350	QC		1.37	20.72	8.46	44.8	270	15.2	9.1	488	2.12	552.1	1.7	290.7	7.6	15.0	0.12	0.17	0.09	25	1.09
A0962770	Drill Core	3.28	1.00	18.00	4.16	57.4	98	13.6	8.3	314	2.01	1.0	1.6	2.2	7.9	14.3	0.06	0.06	0.04	25	0.68
REP A0962770	QC																				
A0962775	Drill Core	2.89	0.58	17.96	22.57	70.4	125	11.6	8.2	299	1.92	1.8	1.6	3.1	8.3	12.7	0.18	0.06	0.04	22	0.66
REP A0962775	QC																				
A0964015	Drill Core	2.72	1.48	17.30	4.06	188.6	158	16.6	9.4	714	2.17	21.2	1.4	32.3	8.1	16.7	0.98	0.17	0.18	25	1.17
REP A0964015	QC		1.46	17.45	4.12	191.2	163	16.9	9.3	724	2.18	21.9	1.4	73.2	8.2	17.0	1.01	0.16	0.19	25	1.19
A0964002	Drill Core	1.70	1.07	23.96	2.72	54.3	135	17.4	9.2	441	2.22	14.7	1.4	149.4	7.5	10.1	0.12	0.07	0.10	33	0.51
REP A0964002	QC																				
Core Reject Duplicates																					
A0964013	Drill Core	2.70	1.06	19.71	1.92	45.2	68	15.0	9.0	330	2.05	24.2	1.2	4.4	7.1	18.1	0.02	0.06	0.22	25	1.01
DUP A0964013	QC		1.26	19.29	1.86	47.0	76	15.4	9.5	346	2.15	25.4	1.2	4.3	6.9	16.5	0.03	0.06	0.23	25	1.04
A0962796	Drill Core	1.87	2.56	59.55	46.99	141.7	464	15.1	9.4	425	2.26	80.1	1.7	1814.3	7.5	10.6	0.56	0.15	0.15	28	0.81
DUP A0962796	QC		2.89	65.64	47.49	144.5	329	16.0	10.0	443	2.38	82.3	1.9	990.9	7.8	11.3	0.58	0.16	0.14	29	0.85
Reference Materials																					
STD BVGEO01	Standard		9.64	4239.43	182.10	1660.3	2482	159.6	22.9	693	3.63	118.9	3.3	216.0	13.6	52.8	5.91	2.83	23.34	71	1.26
STD BVGEO01	Standard		10.42	4519.38	189.27	1717.3	2490	158.6	25.1	707	3.72	125.9	3.6	219.9	13.8	54.5	6.18	2.72	24.43	73	1.32
STD BVGEO01	Standard		9.49	4120.97	174.26	1627.1	2351	153.9	22.5	672	3.50	115.1	3.2	205.2	13.3	48.0	5.72	2.88	22.56	68	1.19
STD BVGEO01	Standard		10.24	4389.13	179.10	1677.6	2406	154.7	23.7	720	3.60	118.0	3.5	198.6	13.8	54.2	5.79	1.78	23.10	70	1.29
STD COO2	Standard																				
STD COO2	Standard																				
STD COO2	Standard																				
STD COO2	Standard																				

This report supersedes all previous preliminary and final reports with this file number dated prior to the date on this certificate. Signature indicates final approval; preliminary reports are unsigned and should be used for reference only.

BUREAU VERITAS MINERAL LABORATORIES Canada

www.bvna.com/mining-laboratory-services

Bureau Veritas Commodities Canada Ltd.
9050 Shaughnessy St Vancouver British Columbia V6P 6E5 Canada
PHONE (604) 253-3158

Client: **Kinross Gold Corp.**
25 York St., #17
Toronto Ontario M5J 2V5 Canada

Project: Great Bear Project
Report Date: December 17, 2024

QUALITY CONTROL REPORT TIM24000346.1

	Method	AQ250	AQ250	AQ250	AQ250	AQ250	AQ250	AQ250	AQ250	AQ250	AQ250	AQ250	AQ250	AQ250	AQ250	AQ250	AQ250	AQ250	AQ250	AQ250	AQ250
	Analyte	P	La	Cr	Mg	Ba	Ti	B	Al	Na	K	W	Sc	Tl	S	Hg	Se	Te	Ga	Cs	Ge
	Unit	%	ppm	ppm	%	ppm	%	ppm	%	%	%	ppm	ppm	ppm	%	ppb	ppm	ppm	ppm	ppm	ppm
	MDL	0.001	0.5	0.5	0.01	0.5	0.001	20	0.01	0.001	0.01	0.1	0.1	0.02	0.02	5	0.1	0.02	0.1	0.02	0.1
Pulp Duplicates																					
A0963322	Drill Core	0.054	26.9	11.1	0.68	123.1	0.168	<20	1.46	0.082	1.02	<0.1	2.4	0.43	0.02	<5	<0.1	<0.02	5.7	4.23	<0.1
REP A0963322	QC	0.054	26.6	11.2	0.67	122.0	0.169	<20	1.47	0.080	1.00	<0.1	2.4	0.43	0.02	<5	<0.1	<0.02	5.7	4.16	<0.1
A0963338	Drill Core	0.052	25.6	11.3	0.69	73.1	0.133	<20	1.11	0.064	0.89	1.4	1.9	0.56	0.59	<5	0.3	0.05	4.9	2.46	<0.1
REP A0963338	QC																				
A0963350	Drill Core	0.054	25.5	13.1	0.60	82.8	0.096	<20	0.92	0.056	0.70	22.6	2.0	0.30	1.01	6	1.8	0.26	3.7	1.83	<0.1
REP A0963350	QC	0.055	25.8	13.0	0.60	82.9	0.098	<20	0.93	0.056	0.70	22.6	2.0	0.29	1.02	7	1.7	0.24	3.8	1.81	<0.1
A0962770	Drill Core	0.053	29.5	11.4	0.46	93.8	0.133	<20	1.00	0.061	0.72	0.1	1.8	0.34	0.28	<5	0.1	0.11	4.0	2.25	<0.1
REP A0962770	QC																				
A0962775	Drill Core	0.056	29.3	8.1	0.46	94.4	0.129	<20	1.05	0.057	0.72	<0.1	1.7	0.42	0.36	7	0.2	0.03	4.0	2.10	<0.1
REP A0962775	QC																				
A0964015	Drill Core	0.053	29.5	18.2	0.66	68.4	0.119	<20	0.97	0.061	0.66	0.8	2.0	0.42	1.09	<5	0.2	0.04	4.0	2.52	<0.1
REP A0964015	QC	0.054	29.7	19.0	0.67	68.5	0.120	<20	0.99	0.061	0.67	0.8	2.0	0.42	1.14	<5	0.2	0.05	4.0	2.55	<0.1
A0964002	Drill Core	0.055	28.0	19.9	0.71	76.6	0.155	<20	1.18	0.068	0.94	1.9	2.9	0.34	0.33	<5	0.2	0.05	5.5	2.88	<0.1
REP A0964002	QC																				
Core Reject Duplicates																					
A0964013	Drill Core	0.053	29.1	13.1	0.65	102.2	0.137	<20	1.14	0.070	0.72	0.1	1.9	0.26	0.68	<5	0.1	<0.02	4.3	2.08	<0.1
DUP A0964013	QC	0.056	28.6	14.6	0.65	94.0	0.138	<20	1.10	0.058	0.72	<0.1	1.8	0.26	0.70	<5	0.2	0.03	4.3	2.11	<0.1
A0962796	Drill Core	0.054	27.2	13.4	0.57	76.5	0.106	<20	0.88	0.058	0.68	18.2	2.2	0.30	1.00	<5	0.6	0.09	4.0	1.99	<0.1
DUP A0962796	QC	0.057	28.5	13.3	0.59	80.8	0.113	<20	0.93	0.063	0.73	23.0	2.3	0.31	1.09	<5	0.7	0.08	4.1	2.11	<0.1
Reference Materials																					
STD BVGEO01	Standard	0.071	25.9	163.7	1.29	328.9	0.216	<20	2.21	0.186	0.87	4.0	5.8	0.67	0.67	91	5.1	1.04	7.3	7.55	0.1
STD BVGEO01	Standard	0.073	26.4	171.1	1.30	328.0	0.235	<20	2.28	0.193	0.87	4.0	5.6	0.63	0.71	89	5.0	1.11	6.9	7.37	0.1
STD BVGEO01	Standard	0.069	23.1	146.6	1.23	310.0	0.214	<20	2.07	0.168	0.84	4.3	5.3	0.58	0.66	83	4.8	1.06	6.6	6.94	0.1
STD BVGEO01	Standard	0.074	25.6	163.4	1.27	336.4	0.235	<20	2.26	0.195	0.86	3.3	5.5	0.58	0.68	102	4.8	0.95	6.7	7.05	0.1
STD COO2	Standard																				
STD COO2	Standard																				
STD COO2	Standard																				
STD COO2	Standard																				

This report supersedes all previous preliminary and final reports with this file number dated prior to the date on this certificate. Signature indicates final approval; preliminary reports are unsigned and should be used for reference only.

BUREAU VERITAS MINERAL LABORATORIES Canada

www.bvna.com/mining-laboratory-services

Bureau Veritas Commodities Canada Ltd.
9050 Shaughnessy St Vancouver British Columbia V6P 6E5 Canada
PHONE (604) 253-3158

Client: **Kinross Gold Corp.**
25 York St., #17
Toronto Ontario M5J 2V5 Canada

Project: Great Bear Project
Report Date: December 17, 2024

QUALITY CONTROL REPORT TIM24000346.1

	Method	AQ250	AQ250	AQ250	AQ250	AQ250	AQ250	AQ250	AQ250	AQ250	AQ250	AQ250	AQ250	AQ250	AQ250	TC006	TC000	TC000
	Analyte	Hf	Nb	Rb	Sn	Ta	Zr	Y	Ce	In	Re	Be	Li	Pd	Pt	CO2	TOT/C	TOT/S
	Unit	ppm	ppm	ppm	ppm	ppm	ppm	ppm	ppm	ppm	ppb	ppm	ppm	ppb	ppb	%	%	%
	MDL	0.02	0.02	0.1	0.1	0.05	0.1	0.01	0.1	0.02	1	0.1	0.1	10	2	0.08	0.02	0.02
Pulp Duplicates																		
A0963322	Drill Core	0.36	0.11	65.4	1.9	<0.05	14.8	5.67	51.6	<0.02	<1	0.1	24.2	<10	<2	0.45	0.14	0.03
REP A0963322	QC	0.36	0.13	65.0	1.9	<0.05	14.6	5.66	51.2	<0.02	<1	0.1	24.4	<10	<2			
A0963338	Drill Core	0.54	0.12	62.7	0.3	<0.05	20.8	6.72	51.5	<0.02	<1	<0.1	6.8	<10	<2	1.29	0.35	0.61
REP A0963338	QC															1.26		
A0963350	Drill Core	0.22	0.06	38.2	0.6	<0.05	7.5	5.14	48.8	<0.02	<1	0.2	7.2	<10	4	1.07		
REP A0963350	QC	0.21	0.07	39.7	0.6	<0.05	7.8	5.26	49.5	<0.02	<1	0.2	7.3	<10	4			
A0962770	Drill Core	0.69	0.08	46.2	0.2	<0.05	25.1	6.16	54.4	<0.02	<1	<0.1	13.4	<10	<2	0.24	0.17	0.28
REP A0962770	QC																0.17	0.27
A0962775	Drill Core	0.71	0.09	45.7	0.3	<0.05	25.0	5.97	56.3	<0.02	<1	0.1	13.9	<10	2	0.45		
REP A0962775	QC															0.55		
A0964015	Drill Core	0.74	0.10	43.6	0.3	<0.05	27.6	5.48	54.5	<0.02	<1	<0.1	9.7	<10	<2	1.19		
REP A0964015	QC	0.80	0.09	44.1	0.3	<0.05	28.9	5.56	54.6	<0.02	<1	<0.1	9.8	<10	2			
A0964002	Drill Core	0.66	0.05	54.6	0.4	<0.05	27.2	6.71	54.2	<0.02	<1	<0.1	12.1	<10	<2	0.38		
REP A0964002	QC															0.37		
Core Reject Duplicates																		
A0964013	Drill Core	0.57	0.08	39.9	0.3	<0.05	21.1	5.28	55.3	<0.02	<1	0.1	19.6	<10	2	0.96		
DUP A0964013	QC	0.52	0.09	39.1	0.3	<0.05	19.3	5.30	54.3	<0.02	<1	0.1	19.2	<10	2	0.72		
A0962796	Drill Core	0.75	0.02	41.0	0.3	<0.05	26.2	7.11	50.8	<0.02	<1	<0.1	8.8	<10	<2	0.60		
DUP A0962796	QC	0.73	0.04	42.8	0.3	<0.05	26.6	7.41	53.1	<0.02	<1	<0.1	8.1	<10	<2	0.63		
Reference Materials																		
STD BVGEO01	Standard	0.31	0.24	95.8	5.2	<0.05	9.7	14.13	53.1	0.44	4	0.7	20.7	123	181			
STD BVGEO01	Standard	0.29	0.20	93.6	5.3	<0.05	9.5	14.49	53.1	0.43	3	0.7	20.1	136	193			
STD BVGEO01	Standard	0.25	0.23	89.9	4.9	<0.05	8.1	13.58	47.6	0.41	4	0.7	19.6	135	165			
STD BVGEO01	Standard	0.33	0.13	91.3	5.1	<0.05	11.3	13.60	51.6	0.41	3	0.7	19.2	126	175			
STD COO2	Standard															3.36		
STD COO2	Standard															3.34		
STD COO2	Standard															3.79		
STD COO2	Standard															3.51		

This report supersedes all previous preliminary and final reports with this file number dated prior to the date on this certificate. Signature indicates final approval; preliminary reports are unsigned and should be used for reference only.

BUREAU VERITAS MINERAL LABORATORIES Canada

www.bvna.com/mining-laboratory-services

Bureau Veritas Commodities Canada Ltd.
9050 Shaughnessy St Vancouver British Columbia V6P 6E5 Canada
PHONE (604) 253-3158

Client: **Kinross Gold Corp.**
25 York St., #17
Toronto Ontario M5J 2V5 Canada

Project: Great Bear Project
Report Date: December 17, 2024

QUALITY CONTROL REPORT TIM24000346.1

		WGHT	AQ250	AQ250	AQ250	AQ250	AQ250	AQ250	AQ250	AQ250	AQ250	AQ250	AQ250	AQ250	AQ250	AQ250	AQ250	AQ250	AQ250	AQ250	AQ250
		Wgt	Mo	Cu	Pb	Zn	Ag	Ni	Co	Mn	Fe	As	U	Au	Th	Sr	Cd	Sb	Bi	V	Ca
		kg	ppm	ppm	ppm	ppm	ppb	ppm	ppm	ppm	%	ppm	ppm	ppb	ppm	ppm	ppm	ppm	ppm	ppm	%
		0.01	0.01	0.01	0.01	0.1	2	0.1	0.1	1	0.01	0.1	0.1	0.2	0.1	0.5	0.01	0.02	0.02	1	0.01
STD COO2	Standard																				
STD GS311-1	Standard																				
STD GS910-4	Standard																				
STD OREAS262	Standard		0.61	109.13	52.66	149.3	455	60.7	25.2	512	3.14	35.3	1.1	73.9	8.3	33.5	0.60	4.31	0.92	20	2.85
STD OREAS262	Standard		0.61	111.84	55.74	151.6	442	64.0	26.5	519	3.25	35.1	1.1	62.7	8.9	33.4	0.62	3.35	0.94	21	2.72
STD OREAS279	Standard																				
STD OREAS262	Standard		0.62	111.56	55.35	150.2	437	62.3	26.8	510	3.19	34.9	1.1	73.0	8.8	33.7	0.60	3.83	0.93	20	2.92
STD OREAS262	Standard		0.61	110.61	57.84	145.5	454	63.4	27.4	525	3.14	35.8	1.1	61.0	9.1	34.0	0.62	2.32	0.97	20	2.79
STD OREAS279	Standard																				
STD OREAS279	Standard																				
STD OREAS279	Standard																				
STD OREAS279	Standard																				
STD GS311-1 Expected																					
STD GS910-4 Expected																					
STD BVGEO01 Expected			10.8	4415	187	1712	2530	163	25	706	3.7	121	3.67	214	14.4	55	6.25	2.2	24.3	73	1.3219
STD OREAS262 Expected			0.68	118	56	154	450	62	26.9	530	3.284	35.8	1.22	65	9.33	36	0.61	3.39	1.03	22.5	2.98
STD COO2 Expected																					
STD OREAS279 Expected																					
BLK	Blank		<0.01	<0.01	0.02	<0.1	<2	<0.1	<0.1	<1	<0.01	<0.1	<0.1	<0.2	<0.1	<0.5	<0.01	<0.02	<0.02	<1	<0.01
BLK	Blank		<0.01	<0.01	0.01	<0.1	<2	<0.1	<0.1	<1	<0.01	0.2	<0.1	<0.2	<0.1	<0.5	<0.01	<0.02	<0.02	<1	<0.01
BLK	Blank																				
BLK	Blank																				
BLK	Blank		<0.01	<0.01	0.01	<0.1	<2	<0.1	<0.1	<1	<0.01	<0.1	<0.1	<0.2	<0.1	<0.5	<0.01	<0.02	<0.02	<1	<0.01
BLK	Blank		<0.01	0.03	0.01	<0.1	<2	<0.1	<0.1	<1	<0.01	<0.1	<0.1	<0.2	<0.1	<0.5	<0.01	<0.02	<0.02	<1	<0.01
BLK	Blank																				
BLK	Blank																				
BLK	Blank																				
BLK	Blank																				
Prep Wash																					

This report supersedes all previous preliminary and final reports with this file number dated prior to the date on this certificate. Signature indicates final approval; preliminary reports are unsigned and should be used for reference only.

BUREAU VERITAS MINERAL LABORATORIES Canada

www.bvna.com/mining-laboratory-services

Bureau Veritas Commodities Canada Ltd.
9050 Shaughnessy St Vancouver British Columbia V6P 6E5 Canada
PHONE (604) 253-3158

Client: **Kinross Gold Corp.**
25 York St., #17
Toronto Ontario M5J 2V5 Canada

Project: Great Bear Project
Report Date: December 17, 2024

QUALITY CONTROL REPORT TIM24000346.1

		AQ250 P % 0.001	AQ250 La ppm 0.5	AQ250 Cr ppm 0.5	AQ250 Mg % 0.01	AQ250 Ba ppm 0.5	AQ250 Ti % 0.001	AQ250 B ppm 20	AQ250 Al % 0.01	AQ250 Na % 0.001	AQ250 K % 0.01	AQ250 W ppm 0.1	AQ250 Sc ppm 0.1	AQ250 Tl ppm 0.02	AQ250 S % 0.02	AQ250 Hg ppb 5	AQ250 Se ppm 0.1	AQ250 Te ppm 0.02	AQ250 Ga ppm 0.1	AQ250 Cs ppm 0.02	AQ250 Ge ppm 0.1
STD COO2	Standard																				
STD GS311-1	Standard																				
STD GS910-4	Standard																				
STD OREAS262	Standard	0.039	15.1	39.8	1.14	237.7	0.003	<20	1.17	0.067	0.30	0.2	2.9	0.49	0.26	147	0.6	0.24	3.9	2.86	<0.1
STD OREAS262	Standard	0.039	16.5	40.6	1.14	238.8	0.003	<20	1.22	0.069	0.30	0.2	2.9	0.47	0.27	156	0.6	0.23	3.6	2.64	<0.1
STD OREAS279	Standard																				
STD OREAS262	Standard	0.040	15.0	39.9	1.17	242.5	0.003	<20	1.14	0.067	0.29	0.1	2.9	0.45	0.26	163	0.6	0.25	3.6	2.83	<0.1
STD OREAS262	Standard	0.039	16.9	39.9	1.13	251.2	0.003	<20	1.20	0.066	0.30	0.1	3.0	0.46	0.26	188	0.8	0.27	3.6	2.40	<0.1
STD OREAS279	Standard																				
STD OREAS279	Standard																				
STD OREAS279	Standard																				
STD OREAS279	Standard																				
STD GS311-1 Expected																					
STD GS910-4 Expected																					
STD BVGEO01 Expected		0.0727	25.9	171	1.3175	332	0.233		2.2628	0.1924	0.8669	3.5	5.97	0.62	0.6655	100	4.84	1.02	7.37	7.36	0.15
STD OREAS262 Expected		0.04	15.9	41.7	1.17	248	0.003		1.3	0.071	0.312	0.13	3.24	0.47	0.269	170	0.4	0.23	3.9	2.8	
STD COO2 Expected																					
STD OREAS279 Expected																					
BLK	Blank	<0.001	<0.5	<0.5	<0.01	<0.5	<0.001	<20	<0.01	<0.001	<0.01	<0.1	<0.1	<0.02	<0.02	<5	<0.1	<0.02	<0.1	<0.02	<0.1
BLK	Blank	<0.001	<0.5	<0.5	<0.01	<0.5	<0.001	<20	<0.01	<0.001	<0.01	<0.1	<0.1	<0.02	<0.02	<5	<0.1	<0.02	<0.1	<0.02	<0.1
BLK	Blank																				
BLK	Blank																				
BLK	Blank	<0.001	<0.5	<0.5	<0.01	<0.5	<0.001	<20	<0.01	<0.001	<0.01	<0.1	<0.1	<0.02	<0.02	<5	<0.1	<0.02	<0.1	<0.02	<0.1
BLK	Blank	<0.001	<0.5	<0.5	<0.01	<0.5	<0.001	<20	<0.01	<0.001	<0.01	<0.1	<0.1	<0.02	<0.02	<5	<0.1	<0.02	<0.1	<0.02	<0.1
BLK	Blank																				
BLK	Blank																				
BLK	Blank																				
BLK	Blank																				
Prep Wash																					

This report supersedes all previous preliminary and final reports with this file number dated prior to the date on this certificate. Signature indicates final approval; preliminary reports are unsigned and should be used for reference only.

BUREAU VERITAS MINERAL LABORATORIES Canada

www.bvna.com/mining-laboratory-services

Bureau Veritas Commodities Canada Ltd.

9050 Shaughnessy St Vancouver British Columbia V6P 6E5 Canada

PHONE (604) 253-3158

Client: **Kinross Gold Corp.**
25 York St., #17
Toronto Ontario M5J 2V5 Canada

Project: Great Bear Project
Report Date: December 17, 2024

QUALITY CONTROL REPORT TIM24000346.1

		AQ250 Hf ppm 0.02	AQ250 Nb ppm 0.02	AQ250 Rb ppm 0.1	AQ250 Sn ppm 0.1	AQ250 Ta ppm 0.05	AQ250 Zr ppm 0.1	AQ250 Y ppm 0.01	AQ250 Ce ppm 0.1	AQ250 In ppm 0.02	AQ250 Re ppb 1	AQ250 Be ppm 0.1	AQ250 Li ppm 0.1	AQ250 Pd ppb 10	AQ250 Pt ppb 2	TC006 CO2 % 0.08	TC000 TOT/C % 0.02	TC000 TOT/S % 0.02
STD COO2	Standard															3.59		
STD GS311-1	Standard																1.00	2.36
STD GS910-4	Standard																2.50	7.97
STD OREAS262	Standard	0.19	<0.02	19.2	0.5	<0.05	9.1	10.20	31.5	0.03	1	1.0	16.0	<10	<2			
STD OREAS262	Standard	0.17	<0.02	18.3	0.5	<0.05	7.6	10.56	32.9	0.03	1	1.1	16.0	<10	<2			
STD OREAS279	Standard															3.11		
STD OREAS262	Standard	0.17	<0.02	18.4	0.5	<0.05	8.5	10.65	30.5	0.03	<1	1.1	15.9	<10	<2			
STD OREAS262	Standard	0.24	<0.02	18.3	0.5	<0.05	10.2	10.23	33.9	0.03	3	1.0	15.8	<10	5			
STD OREAS279	Standard															3.07		
STD OREAS279	Standard															3.40		
STD OREAS279	Standard															3.22		
STD OREAS279	Standard															3.13		
STD GS311-1 Expected																	1.02	2.35
STD GS910-4 Expected																	2.65	8.27
STD BVGEO01 Expected		0.32	0.17	95	5.64		9.1	14.5	53	0.45	4	0.69	21.4	134	182			
STD OREAS262 Expected		0.17		18.6	0.5		7.7	11.2	32	0.033		1.14	17.8					
STD COO2 Expected																3.612		
STD OREAS279 Expected																3.29		
BLK	Blank	<0.02	<0.02	<0.1	<0.1	<0.05	<0.1	<0.01	<0.1	<0.02	<1	<0.1	<0.1	<10	<2			
BLK	Blank	<0.02	<0.02	<0.1	<0.1	<0.05	0.1	<0.01	<0.1	<0.02	<1	<0.1	<0.1	<10	<2			
BLK	Blank															<0.08		
BLK	Blank																<0.02	<0.02
BLK	Blank	<0.02	<0.02	<0.1	<0.1	<0.05	<0.1	<0.01	<0.1	<0.02	<1	<0.1	<0.1	<10	<2			
BLK	Blank	<0.02	<0.02	<0.1	<0.1	<0.05	<0.1	<0.01	<0.1	<0.02	<1	<0.1	<0.1	<10	<2			
BLK	Blank															<0.08		
BLK	Blank															<0.08		
BLK	Blank															<0.08		
BLK	Blank															<0.08		
Prep Wash																		

This report supersedes all previous preliminary and final reports with this file number dated prior to the date on this certificate. Signature indicates final approval; preliminary reports are unsigned and should be used for reference only.

BUREAU VERITAS MINERAL LABORATORIES Canada

www.bvna.com/mining-laboratory-services

Bureau Veritas Commodities Canada Ltd.

9050 Shaughnessy St Vancouver British Columbia V6P 6E5 Canada

PHONE (604) 253-3158

Client: **Kinross Gold Corp.**
25 York St., #17
Toronto Ontario M5J 2V5 Canada

Project: Great Bear Project

Report Date: December 17, 2024

QUALITY CONTROL REPORT TIM24000346.1

		WGHT Wgt kg 0.01	AQ250 Mo ppm 0.01	AQ250 Cu ppm 0.01	AQ250 Pb ppm 0.01	AQ250 Zn ppm 0.1	AQ250 Ag ppb 2	AQ250 Ni ppm 0.1	AQ250 Co ppm 0.1	AQ250 Mn ppm 1	AQ250 Fe % 0.01	AQ250 As ppm 0.1	AQ250 U ppm 0.1	AQ250 Au ppb 0.2	AQ250 Th ppm 0.1	AQ250 Sr ppm 0.5	AQ250 Cd ppm 0.01	AQ250 Sb ppm 0.02	AQ250 Bi ppm 0.02	AQ250 V ppm 1	AQ250 Ca % 0.01
ROCK-TIM	Prep Blank		0.86	2.50	0.76	26.7	6	1.1	3.4	469	1.74	0.7	0.4	<0.2	2.1	22.7	0.01	0.02	<0.02	21	0.62
ROCK-TIM	Prep Blank		0.78	2.41	0.77	25.4	6	0.9	3.4	454	1.70	0.7	0.4	<0.2	2.1	21.7	0.01	0.03	<0.02	21	0.61

This report supersedes all previous preliminary and final reports with this file number dated prior to the date on this certificate. Signature indicates final approval; preliminary reports are unsigned and should be used for reference only.

BUREAU VERITAS MINERAL LABORATORIES Canada

www.bvna.com/mining-laboratory-services

Bureau Veritas Commodities Canada Ltd.

9050 Shaughnessy St Vancouver British Columbia V6P 6E5 Canada

PHONE (604) 253-3158

Client: **Kinross Gold Corp.**
25 York St., #17
Toronto Ontario M5J 2V5 Canada

Project: Great Bear Project
Report Date: December 17, 2024

QUALITY CONTROL REPORT TIM24000346.1

		AQ250 P % 0.001	AQ250 La ppm 0.5	AQ250 Cr ppm 0.5	AQ250 Mg % 0.01	AQ250 Ba ppm 0.5	AQ250 Ti % 0.001	AQ250 B ppm 20	AQ250 Al % 0.01	AQ250 Na % 0.001	AQ250 K % 0.01	AQ250 W ppm 0.1	AQ250 Sc ppm 0.1	AQ250 Tl ppm 0.02	AQ250 S % 0.02	AQ250 Hg ppb 5	AQ250 Se ppm 0.1	AQ250 Te ppm 0.02	AQ250 Ga ppm 0.1	AQ250 Cs ppm 0.02	AQ250 Ge ppm 0.1
ROCK-TIM	Prep Blank	0.038	5.7	4.0	0.43	51.3	0.073	<20	0.84	0.073	0.08	0.1	2.3	<0.02	<0.02	<5	<0.1	<0.02	3.6	0.16	<0.1
ROCK-TIM	Prep Blank	0.039	5.8	2.8	0.42	51.5	0.072	<20	0.82	0.069	0.07	0.1	2.2	<0.02	<0.02	<5	<0.1	<0.02	3.6	0.14	<0.1

This report supersedes all previous preliminary and final reports with this file number dated prior to the date on this certificate. Signature indicates final approval; preliminary reports are unsigned and should be used for reference only.

BUREAU VERITAS MINERAL LABORATORIES Canada

www.bvna.com/mining-laboratory-services

Bureau Veritas Commodities Canada Ltd.
9050 Shaughnessy St Vancouver British Columbia V6P 6E5 Canada
PHONE (604) 253-3158

Client: **Kinross Gold Corp.**
25 York St., #17
Toronto Ontario M5J 2V5 Canada

Project: Great Bear Project
Report Date: December 17, 2024

QUALITY CONTROL REPORT TIM24000346.1

		AQ250 Hf ppm 0.02	AQ250 Nb ppm 0.02	AQ250 Rb ppm 0.1	AQ250 Sn ppm 0.1	AQ250 Ta ppm 0.05	AQ250 Zr ppm 0.1	AQ250 Y ppm 0.01	AQ250 Ce ppm 0.1	AQ250 In ppm 0.02	AQ250 Re ppb 1	AQ250 Be ppm 0.1	AQ250 Li ppm 0.1	AQ250 Pd ppb 10	AQ250 Pt ppb 2	TC006 CO2 % 0.08	TC000 TOT/C % 0.02	TC000 TOT/S % 0.02
ROCK-TIM	Prep Blank	0.12	0.24	2.0	0.3	<0.05	3.3	7.71	11.3	<0.02	<1	0.2	1.3	<10	<2	0.29		
ROCK-TIM	Prep Blank	0.13	0.22	2.0	0.3	<0.05	3.3	7.64	11.3	<0.02	<1	0.2	1.3	<10	<2	<0.08		

This report supersedes all previous preliminary and final reports with this file number dated prior to the date on this certificate. Signature indicates final approval; preliminary reports are unsigned and should be used for reference only.

BUREAU VERITAS MINERAL LABORATORIES Canada

www.bvna.com/mining-laboratory-services

Bureau Veritas Commodities Canada Ltd.
9050 Shaughnessy St Vancouver British Columbia V6P 6E5 Canada
PHONE (604) 253-3158

Client: **Kinross Gold Corp.**
25 York St., #17
Toronto Ontario M5J 2V5 Canada

Submitted By:	Matthew Hart
Receiving Lab:	Canada-Timmins
Received:	August 01, 2024
Analysis Start:	August 22, 2024
Report Date:	November 18, 2024
Page:	1 of 5

CERTIFICATE OF ANALYSIS TIM24000347.1

CLIENT JOB INFORMATION

Project:	Great Bear Project
Shipment ID:	
P.O. Number	GTFS002-FPR022-06
Number of Samples:	100

SAMPLE DISPOSAL

STOR-PLP	Store After 90 days Invoice for Storage
STOR-RJT	Store After 60 days Invoice for Storage

Bureau Veritas does not accept responsibility for samples left at the laboratory after 90 days without prior written instructions for sample storage or return.

SAMPLE PREPARATION AND ANALYTICAL PROCEDURES

Procedure Code	Number of Samples	Code Description	Test Wgt (g)	Report Status	Lab
PRP75-1KG	100	Crush, split and pulverize 1kg of sample to 200 mesh		Completed	TIM
SPTPL	100	Splitting of pulp samples for client			TIM
ARCHIVE	100	Charges for Split Archive			TIM
SHP01	100	Per sample shipping charges for branch shipments			TIM
AQ250_EXT	100	1:1:1 Aqua Regia digestion Ultratrace ICP-MS analysis	0.5	Completed	VAN
TC006	100	15% HClO4 leach, CO2 analysis by Leco	0.2	Completed	VAN
Split ABA	17	Analysis sample split/packet for ABA Analysis			BUB
TC000	17	Analysis by Leco	0.1	Completed	VAN
ABA	17	Modified Sobek Acid Base Accounting		Completed	BUB

ADDITIONAL COMMENTS

Invoice To: Great Bear Resources Ltd.
25 York Street, Unit 1700
Toronto Ontario M5J 2V5
Canada

CC: Kinross Distrubution

TIMOTHY YAO
Data Validation Specialist

This report supersedes all previous preliminary and final reports with this file number dated prior to the date on this certificate. Signature indicates final approval; preliminary reports are unsigned and should be used for reference only.
All results are considered the confidential property of the client. Bureau Veritas assumes the liabilities for actual cost of analysis only. Results apply to samples as submitted.
"*" asterisk indicates that an analytical result could not be provided due to unusually high levels of interference from other elements.

BUREAU VERITAS MINERAL LABORATORIES Canada

www.bvna.com/mining-laboratory-services

Bureau Veritas Commodities Canada Ltd.

9050 Shaughnessy St Vancouver British Columbia V6P 6E5 Canada
PHONE (604) 253-3158

Client: **Kinross Gold Corp.**
25 York St., #17
Toronto Ontario M5J 2V5 Canada

Project: Great Bear Project
Report Date: November 18, 2024

CERTIFICATE OF ANALYSIS TIM24000347.1

	Method	WGHT	AQ250	AQ250	AQ250	AQ250	AQ250	AQ250	AQ250	AQ250	AQ250	AQ250	AQ250	AQ250	AQ250	AQ250	AQ250	AQ250	AQ250	AQ250	AQ250
	Analyte	Wgt	Mo	Cu	Pb	Zn	Ag	Ni	Co	Mn	Fe	As	U	Au	Th	Sr	Cd	Sb	Bi	V	Ca
	Unit	kg	ppm	ppm	ppm	ppm	ppb	ppm	ppm	ppm	%	ppm	ppm	ppb	ppm	ppm	ppm	ppm	ppm	ppm	%
	MDL	0.01	0.01	0.01	0.01	0.1	2	0.1	0.1	1	0.01	0.1	0.1	0.2	0.1	0.5	0.01	0.02	0.02	1	0.01
A0964009	Drill Core	1.64	1.52	53.12	9.93	95.7	146	61.8	21.4	390	4.35	113.3	1.1	17.0	4.4	7.4	0.04	0.10	0.16	81	0.21
A0964010	Drill Core	1.43	1.15	52.94	2.11	82.7	123	58.5	20.0	258	4.28	22.9	0.9	3.0	3.5	17.6	0.06	0.17	0.18	98	0.38
A0964011	Drill Core	2.02	1.73	66.26	3.19	58.6	153	70.9	22.5	283	3.78	53.2	1.4	8.6	5.1	7.5	0.06	0.15	0.31	68	0.21
A0964458	Drill Core	2.00	0.70	16.15	23.08	61.4	277	13.8	8.8	777	2.23	35.6	1.5	246.0	7.0	27.2	0.15	0.14	0.04	33	1.01
A0964459	Drill Core	1.27	1.38	24.59	26.95	99.7	304	15.2	9.1	673	2.20	27.3	1.6	162.4	7.5	14.5	0.43	0.16	0.06	21	1.00
A0964460	Drill Core	2.23	1.22	24.75	14.77	110.0	256	10.0	9.0	648	2.47	26.7	1.5	806.4	8.0	18.0	0.25	0.10	0.11	36	0.80
A0964461	Drill Core	1.00	2.35	35.47	3.69	77.6	213	18.9	8.5	483	2.10	32.7	1.2	75.0	7.0	9.6	0.27	0.10	0.31	33	0.69
A0964462	Drill Core	1.18	0.98	27.92	11.50	189.4	364	11.1	7.0	734	2.25	38.9	1.1	136.0	5.7	12.5	1.07	0.17	0.28	21	1.62
A0964463	Drill Core	1.39	0.54	20.38	28.25	146.5	310	16.6	9.0	586	2.25	61.4	1.4	472.3	7.5	17.1	0.53	0.16	0.14	31	1.19
A0964464	Drill Core	0.77	1.66	19.06	70.30	53.4	8576	5.0	3.7	164	1.48	3438.7	0.5	50832.0	2.6	4.2	0.24	0.54	0.88	5	0.31
A0964465	Drill Core	1.81	1.09	34.60	3.88	52.6	276	15.7	14.7	723	3.62	8600.9	0.8	1055.1	5.9	21.2	0.10	1.16	0.20	76	1.81
A0964466	Drill Core	0.96	0.60	41.68	22.34	200.8	2280	15.4	13.6	496	3.48	170.0	0.7	12200.0	5.6	20.1	0.64	0.13	0.12	68	1.68
A0964467	Drill Core	1.69	1.35	20.94	5.21	60.0	178	12.0	9.2	460	2.43	297.3	1.4	78.8	8.5	17.4	0.09	0.16	0.13	32	1.32
A0964468	Drill Core	3.19	1.21	41.86	3.57	86.9	112	58.1	21.5	359	3.19	612.3	1.2	15.6	6.1	5.0	0.04	0.09	0.12	50	0.15
A0964469	Drill Core	2.09	1.85	24.20	2.82	44.6	158	17.8	8.7	467	2.10	15.1	1.4	32.2	7.8	9.2	0.05	0.10	0.08	29	0.48
A0964470	Drill Core	2.17	3.25	51.53	4.27	58.9	418	24.9	10.7	525	3.48	42.2	1.4	185.3	7.8	14.4	0.10	0.12	0.31	41	1.28
A0964471	Drill Core	3.32	1.10	49.20	9.23	86.7	213	48.9	18.7	342	3.90	134.8	1.3	42.0	6.3	12.7	0.08	0.09	0.21	56	0.24
A0964472	Drill Core	3.10	1.45	22.75	18.76	84.0	463	17.0	10.3	506	2.58	39.8	1.2	643.9	7.6	14.3	0.26	0.17	0.16	34	1.07
A0964473	Drill Core	2.91	1.31	20.91	4.25	58.9	215	10.5	8.6	416	2.36	156.1	1.4	238.6	8.1	16.5	0.06	0.26	0.12	25	1.08
A0964474	Drill Core	1.05	1.85	12.88	5.49	55.8	163	10.4	7.2	387	1.89	26.8	1.0	16.1	6.4	7.6	0.13	0.12	0.08	22	0.45
A0964475	Drill Core	2.97	1.41	52.31	16.20	104.0	163	57.6	20.6	303	3.66	89.9	1.0	6.3	4.6	7.6	0.20	0.18	0.19	61	0.29
A0964476	Drill Core	1.51	1.30	53.83	14.29	104.2	250	51.4	18.8	432	5.02	156.4	1.1	25.6	5.8	12.4	0.14	0.07	0.24	71	0.27
A0964477	Drill Core	3.20	1.54	54.25	11.96	106.5	139	65.6	23.2	270	4.35	1076.2	1.1	19.9	4.9	6.8	0.13	0.37	0.39	76	0.19
A0964478	Drill Core	1.06	1.70	42.51	2.81	84.0	121	48.8	16.9	394	3.40	7.3	1.2	6.6	6.2	6.9	0.05	0.08	0.25	52	0.28
A0964479	Drill Core	1.37	1.94	60.65	4.16	110.4	220	75.7	21.9	368	3.78	217.3	1.3	16.4	5.8	21.2	0.11	0.15	0.38	65	0.44
A0964480	Drill Core	1.93	1.13	25.18	2.79	63.3	121	36.8	14.1	279	4.63	87.9	1.0	4.8	5.5	10.5	0.02	0.09	0.23	56	0.30
A0964481	Drill Core	1.08	0.85	127.55	2.78	53.0	442	41.6	15.4	478	8.02	1761.9	1.2	111.9	5.9	17.4	0.03	0.17	0.20	36	0.99
A0964482	Drill Core	1.17	0.97	8.62	3.81	100.9	232	20.0	11.9	646	2.97	9595.3	1.3	458.7	6.8	18.7	0.12	4.50	0.11	44	0.52
A0964483	Drill Core	1.58	3.95	3.71	4.58	22.5	124	0.6	1.9	181	1.58	38.1	1.6	6.3	10.3	8.0	0.03	0.19	0.44	<1	0.44
A0964484	Drill Core	2.82	1.11	3.53	5.33	42.9	103	0.4	1.9	276	1.61	25.0	1.5	6.0	10.1	9.7	0.07	0.19	0.13	<1	0.71

This report supersedes all previous preliminary and final reports with this file number dated prior to the date on this certificate. Signature indicates final approval; preliminary reports are unsigned and should be used for reference only.

BUREAU VERITAS MINERAL LABORATORIES Canada

www.bvna.com/mining-laboratory-services

Bureau Veritas Commodities Canada Ltd.

9050 Shaughnessy St Vancouver British Columbia V6P 6E5 Canada
PHONE (604) 253-3158

Client: **Kinross Gold Corp.**
25 York St., #17
Toronto Ontario M5J 2V5 Canada

Project: Great Bear Project
Report Date: November 18, 2024

CERTIFICATE OF ANALYSIS TIM24000347.1

	Method	AQ250	AQ250	AQ250	AQ250	AQ250	AQ250	AQ250	AQ250	AQ250	AQ250	AQ250	AQ250	AQ250	AQ250	AQ250	AQ250	AQ250	AQ250	AQ250	AQ250
	Analyte	P	La	Cr	Mg	Ba	Ti	B	Al	Na	K	W	Sc	Tl	S	Hg	Se	Te	Ga	Cs	Ge
	Unit	%	ppm	ppm	%	ppm	%	ppm	%	%	%	ppm	ppm	ppm	%	ppb	ppm	ppm	ppm	ppm	ppm
	MDL	0.001	0.5	0.5	0.01	0.5	0.001	20	0.01	0.001	0.01	0.1	0.1	0.02	0.02	5	0.1	0.02	0.1	0.02	0.1
A0964009	Drill Core	0.059	17.2	99.7	1.35	206.4	0.232	<20	2.74	0.055	1.94	0.2	9.2	0.66	0.19	<5	0.3	0.05	10.3	7.70	<0.1
A0964010	Drill Core	0.056	14.9	102.1	1.44	247.0	0.182	<20	2.82	0.052	1.48	0.4	10.7	0.42	0.15	<5	0.2	0.04	10.8	4.56	<0.1
A0964011	Drill Core	0.050	14.9	96.8	1.33	97.4	0.127	<20	2.32	0.041	0.89	0.1	6.4	0.40	0.28	<5	0.2	0.04	8.3	3.12	<0.1
A0964458	Drill Core	0.051	26.7	13.2	0.74	63.9	0.139	<20	1.63	0.133	0.84	3.8	2.7	0.63	0.85	<5	0.2	0.03	5.6	3.30	<0.1
A0964459	Drill Core	0.055	26.6	10.7	0.76	18.0	0.091	<20	1.25	0.057	0.20	0.8	1.4	0.13	0.78	<5	0.2	0.02	4.7	0.94	<0.1
A0964460	Drill Core	0.077	37.7	9.2	0.71	73.2	0.159	<20	1.33	0.082	0.81	1.9	2.9	0.41	0.70	<5	0.2	0.04	5.5	3.17	<0.1
A0964461	Drill Core	0.053	26.2	21.9	0.61	64.4	0.104	<20	0.94	0.055	0.72	1.7	3.0	0.30	0.72	<5	0.2	0.03	4.5	2.11	<0.1
A0964462	Drill Core	0.067	23.4	12.9	0.73	74.2	0.115	<20	0.91	0.049	0.58	2.1	3.3	0.22	0.80	<5	0.7	0.09	4.1	1.56	<0.1
A0964463	Drill Core	0.053	27.8	18.8	0.77	80.5	0.146	<20	1.24	0.084	0.90	3.8	3.1	0.42	0.66	<5	0.2	0.05	5.4	2.50	<0.1
A0964464	Drill Core	0.019	14.9	5.0	0.17	2.5	0.020	<20	0.20	0.045	<0.01	0.5	0.8	<0.02	0.84	10	7.5	3.47	1.5	0.09	<0.1
A0964465	Drill Core	0.154	37.1	9.6	1.14	75.6	0.212	<20	1.41	0.058	1.10	>100	6.2	0.33	1.44	<5	5.4	0.41	7.4	3.17	<0.1
A0964466	Drill Core	0.162	39.6	7.7	1.32	59.3	0.196	<20	1.59	0.046	0.80	4.0	3.5	0.20	0.85	<5	0.8	0.04	7.4	2.97	<0.1
A0964467	Drill Core	0.075	38.0	14.1	0.73	83.3	0.143	<20	1.15	0.055	0.81	8.7	2.6	0.30	0.50	<5	0.4	0.03	4.6	2.10	<0.1
A0964468	Drill Core	0.061	27.8	71.6	1.14	100.5	0.192	<20	1.84	0.027	1.46	0.3	4.7	0.54	0.31	<5	0.2	0.08	6.0	6.92	<0.1
A0964469	Drill Core	0.055	29.8	17.2	0.69	74.1	0.149	<20	1.21	0.063	0.91	0.6	2.5	0.37	0.27	<5	0.2	0.03	5.3	3.26	<0.1
A0964470	Drill Core	0.059	32.7	27.8	1.00	112.6	0.180	<20	1.57	0.077	1.20	>100	4.1	0.44	1.22	<5	0.5	0.07	6.6	3.93	<0.1
A0964471	Drill Core	0.062	26.1	70.1	1.19	123.4	0.189	<20	2.27	0.058	1.54	0.4	5.2	0.57	0.54	<5	0.5	0.09	7.0	6.23	<0.1
A0964472	Drill Core	0.071	35.8	19.6	0.72	80.8	0.156	<20	1.22	0.055	0.87	1.6	2.9	0.36	0.48	<5	0.2	0.03	5.2	3.62	<0.1
A0964473	Drill Core	0.079	39.0	9.2	0.64	71.6	0.146	<20	1.03	0.057	0.76	6.4	1.8	0.32	0.76	<5	0.6	0.02	4.3	3.20	<0.1
A0964474	Drill Core	0.053	30.9	13.0	0.51	78.9	0.121	<20	0.99	0.044	0.72	0.6	1.9	0.29	0.25	<5	0.2	<0.02	3.7	3.05	<0.1
A0964475	Drill Core	0.058	19.7	78.4	1.29	107.9	0.148	<20	2.33	0.044	1.27	0.2	5.9	0.51	0.27	<5	0.2	0.05	7.5	4.75	<0.1
A0964476	Drill Core	0.064	22.7	85.8	1.31	197.2	0.247	<20	2.85	0.054	1.99	0.3	8.2	0.65	0.54	<5	0.2	0.05	9.2	7.23	<0.1
A0964477	Drill Core	0.053	19.0	85.1	1.38	123.1	0.124	<20	2.54	0.033	0.96	0.2	7.7	0.40	0.32	<5	0.2	0.07	8.8	3.37	<0.1
A0964478	Drill Core	0.051	24.5	55.4	1.07	199.6	0.190	<20	2.01	0.052	1.45	0.1	5.0	0.44	0.24	<5	0.1	0.03	7.5	7.32	<0.1
A0964479	Drill Core	0.050	23.1	96.1	1.24	175.0	0.191	<20	2.70	0.068	1.60	0.4	6.8	0.61	0.37	<5	0.3	0.05	8.0	5.65	<0.1
A0964480	Drill Core	0.055	23.2	42.7	1.12	205.8	0.196	<20	2.75	0.055	1.60	0.1	5.5	0.71	0.28	<5	0.2	0.05	8.7	9.25	<0.1
A0964481	Drill Core	0.060	33.2	13.3	0.80	101.2	0.190	<20	1.60	0.076	1.12	0.7	2.4	0.41	3.20	<5	0.3	0.06	5.5	5.67	<0.1
A0964482	Drill Core	0.075	31.7	15.3	0.75	23.6	0.123	<20	1.47	0.138	0.84	1.6	4.7	0.39	1.13	<5	0.2	<0.02	6.1	3.59	<0.1
A0964483	Drill Core	0.016	40.5	2.0	0.08	36.3	0.018	<20	0.30	0.053	0.16	0.3	0.8	0.05	1.44	<5	0.2	<0.02	1.1	0.45	<0.1
A0964484	Drill Core	0.016	38.8	2.0	0.09	43.6	0.019	<20	0.35	0.054	0.20	0.2	0.9	0.07	1.47	<5	<0.1	<0.02	1.3	0.42	<0.1

This report supersedes all previous preliminary and final reports with this file number dated prior to the date on this certificate. Signature indicates final approval; preliminary reports are unsigned and should be used for reference only.

BUREAU VERITAS MINERAL LABORATORIES Canada

www.bvna.com/mining-laboratory-services

Bureau Veritas Commodities Canada Ltd.

9050 Shaughnessy St Vancouver British Columbia V6P 6E5 Canada
PHONE (604) 253-3158

Client: **Kinross Gold Corp.**
25 York St., #17
Toronto Ontario M5J 2V5 Canada

Project: Great Bear Project
Report Date: November 18, 2024

CERTIFICATE OF ANALYSIS TIM24000347.1

Method		AQ250	AQ250	AQ250	AQ250	AQ250	AQ250	AQ250	AQ250	AQ250	AQ250	AQ250	AQ250	AQ250	AQ250	TC006	TC000	TC000
Analyte		Hf	Nb	Rb	Sn	Ta	Zr	Y	Ce	In	Re	Be	Li	Pd	Pt	CO2	TOT/C	TOT/S
Unit		ppm	ppm	ppm	ppm	ppm	ppm	ppm	ppm	ppm	ppb	ppm	ppm	ppb	ppb	%	%	%
MDL		0.02	0.02	0.1	0.1	0.05	0.1	0.01	0.1	0.02	1	0.1	0.1	10	2	0.08	0.02	0.02
A0964009	Drill Core	0.73	0.05	101.0	7.6	<0.05	28.8	4.69	33.8	0.03	<1	0.1	29.0	<10	2	<0.08		
A0964010	Drill Core	0.45	0.04	65.8	0.8	<0.05	19.8	4.92	29.9	0.04	<1	0.2	24.2	<10	2	0.10	0.06	0.18
A0964011	Drill Core	0.71	0.05	50.3	0.5	<0.05	27.9	5.43	29.1	0.02	1	0.1	21.5	<10	<2	<0.08		
A0964458	Drill Core	0.60	0.03	67.0	0.3	<0.05	21.7	5.57	50.8	<0.02	<1	0.1	11.4	<10	<2	0.64		
A0964459	Drill Core	0.65	0.11	12.6	0.2	<0.05	23.1	6.29	49.7	<0.02	<1	0.3	14.7	<10	<2	0.62		
A0964460	Drill Core	0.57	0.07	54.2	0.3	<0.05	19.7	7.55	73.9	<0.02	<1	<0.1	11.2	<10	<2	0.50		
A0964461	Drill Core	0.64	0.04	46.2	0.4	<0.05	24.8	5.13	49.0	<0.02	<1	<0.1	8.9	<10	<2	0.63		
A0964462	Drill Core	0.45	0.07	30.1	0.4	<0.05	15.6	5.15	44.5	0.02	<1	<0.1	10.2	<10	<2	1.67	0.46	0.78
A0964463	Drill Core	0.73	0.06	60.1	0.4	<0.05	28.1	5.23	52.4	<0.02	<1	0.1	13.5	<10	<2	1.10		
A0964464	Drill Core	0.09	0.08	0.3	0.1	<0.05	2.8	1.59	27.6	<0.02	<1	<0.1	1.5	<10	<2	0.28		
A0964465	Drill Core	0.20	0.05	50.7	0.9	<0.05	7.2	4.48	74.4	0.04	<1	0.2	19.9	<10	2	1.61		
A0964466	Drill Core	0.42	0.04	34.6	0.3	<0.05	19.2	6.88	78.6	0.02	<1	0.1	15.2	<10	<2	1.16		
A0964467	Drill Core	0.42	0.04	43.1	0.3	<0.05	17.8	7.32	74.8	<0.02	<1	<0.1	12.6	<10	<2	1.25		
A0964468	Drill Core	0.47	0.05	72.9	0.3	<0.05	19.9	8.03	55.4	<0.02	<1	<0.1	20.0	<10	3	<0.08	0.03	0.33
A0964469	Drill Core	0.67	0.07	54.8	0.3	<0.05	25.9	5.72	56.1	<0.02	<1	<0.1	12.3	<10	<2	0.20		
A0964470	Drill Core	0.55	0.07	61.1	0.7	<0.05	22.6	6.03	61.0	<0.02	<1	0.1	18.2	<10	<2	1.25		
A0964471	Drill Core	0.64	0.05	78.7	0.4	<0.05	28.0	7.58	52.4	<0.02	1	0.2	26.1	<10	<2	<0.08		
A0964472	Drill Core	0.60	0.11	47.6	0.3	<0.05	23.9	6.61	70.5	<0.02	<1	<0.1	15.0	<10	<2	1.02		
A0964473	Drill Core	0.47	0.15	45.1	0.3	<0.05	17.0	6.41	76.9	<0.02	<1	<0.1	13.6	<10	<2	0.87		
A0964474	Drill Core	0.61	0.06	39.3	0.2	<0.05	24.8	6.01	61.9	<0.02	<1	<0.1	12.5	<10	<2	0.18	0.11	0.25
A0964475	Drill Core	0.61	0.04	67.3	0.4	<0.05	27.0	4.86	39.4	<0.02	1	0.1	22.2	<10	2	0.16		
A0964476	Drill Core	0.68	0.03	87.9	0.6	<0.05	28.1	7.38	44.9	0.02	<1	0.1	28.6	<10	2	<0.08		
A0964477	Drill Core	0.57	0.05	51.8	0.5	<0.05	23.7	5.90	38.3	0.02	<1	0.1	23.5	<10	<2	<0.08		
A0964478	Drill Core	0.76	0.04	66.5	0.5	<0.05	30.6	6.60	47.2	<0.02	<1	<0.1	20.7	<10	<2	0.17		
A0964479	Drill Core	0.69	0.04	79.2	0.9	<0.05	28.6	6.46	45.7	<0.02	<1	0.2	23.5	<10	3	<0.08		
A0964480	Drill Core	0.77	0.03	88.0	0.5	<0.05	33.2	5.33	45.7	<0.02	<1	0.2	23.9	<10	<2	<0.08	0.03	0.32
A0964481	Drill Core	0.25	0.13	60.2	0.3	<0.05	9.6	7.26	64.6	<0.02	<1	0.1	15.7	<10	<2	0.87		
A0964482	Drill Core	0.27	<0.02	56.7	0.3	<0.05	10.6	6.41	64.8	<0.02	<1	0.1	12.4	<10	<2	<0.08		
A0964483	Drill Core	1.23	0.19	6.7	0.2	<0.05	41.1	9.92	78.0	<0.02	<1	<0.1	2.1	<10	<2	0.41		
A0964484	Drill Core	1.23	0.20	9.0	0.2	<0.05	41.4	9.85	77.8	<0.02	<1	<0.1	2.4	<10	<2	0.67		

This report supersedes all previous preliminary and final reports with this file number dated prior to the date on this certificate. Signature indicates final approval; preliminary reports are unsigned and should be used for reference only.

BUREAU VERITAS MINERAL LABORATORIES Canada

www.bvna.com/mining-laboratory-services

Bureau Veritas Commodities Canada Ltd.

9050 Shaughnessy St Vancouver British Columbia V6P 6E5 Canada
PHONE (604) 253-3158

Client: **Kinross Gold Corp.**
25 York St., #17
Toronto Ontario M5J 2V5 Canada

Project: Great Bear Project
Report Date: November 18, 2024

CERTIFICATE OF ANALYSIS TIM24000347.1

Method		WGHT	AQ250	AQ250	AQ250	AQ250	AQ250	AQ250	AQ250	AQ250	AQ250	AQ250	AQ250	AQ250	AQ250	AQ250	AQ250	AQ250	AQ250	AQ250	AQ250
Analyte		Wgt	Mo	Cu	Pb	Zn	Ag	Ni	Co	Mn	Fe	As	U	Au	Th	Sr	Cd	Sb	Bi	V	Ca
Unit		kg	ppm	ppm	ppm	ppm	ppb	ppm	ppm	ppm	%	ppm	ppm	ppb	ppm	ppm	ppm	ppm	ppm	ppm	%
MDL		0.01	0.01	0.01	0.01	0.1	2	0.1	0.1	1	0.01	0.1	0.1	0.2	0.1	0.5	0.01	0.02	0.02	1	0.01
A0964485	Drill Core	2.94	1.49	1.54	5.15	43.3	213	0.4	1.9	358	1.54	141.6	1.6	18.5	10.6	9.6	0.04	0.20	1.09	<1	0.67
A0964486	Drill Core	0.95	0.98	13.22	3.24	55.4	280	16.8	9.5	470	2.45	175.2	1.4	12.2	7.2	18.4	0.03	0.37	0.98	36	1.07
A0964061	Drill Core	1.63	1.44	29.74	4.79	75.0	149	33.3	14.0	391	3.13	28.5	1.3	9.8	7.2	16.7	0.08	0.12	0.17	51	0.39
A0964062	Drill Core	1.92	1.52	57.69	3.38	95.8	138	77.4	23.7	297	3.80	75.5	1.3	6.5	5.3	18.0	0.10	0.14	0.31	73	0.34
A0964063	Drill Core	2.38	1.36	43.11	2.40	84.6	216	51.7	18.7	390	4.25	93.0	1.0	6.1	4.3	4.9	0.04	0.14	0.31	74	0.15
A0964064	Drill Core	1.82	1.57	26.35	1.84	62.1	160	28.2	13.3	380	4.15	386.0	0.9	38.3	5.8	7.6	0.03	0.15	0.27	65	0.21
A0964065	Drill Core	2.30	1.33	15.04	7.82	42.1	133	4.0	2.9	64	1.48	85.2	1.4	201.7	9.0	4.3	0.08	0.12	0.08	4	0.07
A0964066	Drill Core	2.12	1.05	9.72	3.40	50.4	205	0.3	2.0	221	1.67	498.7	1.8	188.7	10.9	6.6	0.04	0.37	0.04	2	0.13
A0964067	Drill Core	2.26	1.35	3.59	5.63	36.9	221	0.3	2.3	184	1.68	31.2	1.5	13.9	10.6	7.4	0.04	0.20	0.12	<1	0.37
A0964068	Drill Core	2.25	1.27	3.30	5.78	40.6	210	0.3	2.0	229	1.77	28.7	1.5	9.9	10.1	8.1	0.05	0.26	0.15	<1	0.56
A0964069	Drill Core	2.04	0.97	8.93	4.74	41.3	58	1.0	2.6	228	1.55	20.2	1.6	12.0	10.8	10.7	0.06	0.17	0.08	4	0.47
A0964070	Drill Core	2.06	1.19	17.15	4.05	50.4	142	10.0	8.5	497	2.38	94.5	1.1	149.6	7.2	13.1	0.10	0.18	0.14	35	1.42
117326	Drill Core	3.21	0.87	44.47	5.09	62.1	658	14.9	12.8	771	3.08	186.6	0.6	1609.9	5.2	20.7	0.14	0.16	0.10	68	1.81
117327	Drill Core	3.16	0.53	33.61	2.69	88.6	287	17.1	15.5	574	3.59	2486.5	0.7	626.6	6.0	16.6	0.13	0.44	0.09	76	1.40
A0964071	Drill Core	3.17	0.95	65.82	6.32	90.2	1737	41.6	20.4	614	3.53	337.6	1.0	7699.0	5.0	27.5	0.18	0.13	0.16	73	1.66
117328	Drill Core	3.21	1.59	26.37	3.33	60.7	139	18.6	10.0	347	2.15	87.5	1.4	8.8	7.4	9.5	0.08	0.16	0.16	30	0.60
117329	Drill Core	3.24	1.29	17.56	7.72	69.6	189	9.9	9.0	506	2.24	85.9	1.3	30.4	7.6	14.2	0.07	0.25	0.08	26	1.06
A0964072	Drill Core	2.57	0.87	20.83	3.77	63.6	253	21.9	11.2	504	2.51	56.9	1.1	412.0	6.5	18.4	0.11	0.16	0.18	37	1.33
117330	Drill Core	2.02	1.26	30.77	2.37	81.9	125	54.4	19.5	233	4.48	25.8	0.9	8.0	4.7	20.9	0.04	0.19	0.20	82	0.52
117331	Drill Core	2.40	1.46	46.62	3.33	92.0	119	55.5	21.2	360	3.74	56.8	1.1	7.1	5.3	22.5	0.05	0.10	0.26	79	0.41
117332	Drill Core	2.46	1.19	38.55	2.66	96.1	129	52.4	22.8	368	4.52	423.8	0.8	88.2	3.8	27.5	0.04	0.19	0.45	93	0.56
117333	Drill Core	3.41	0.68	20.30	4.40	63.9	180	20.1	10.8	377	2.74	3.3	1.0	47.8	6.7	10.7	0.07	0.09	0.14	48	0.75
117334	Drill Core	1.98	1.71	6.92	3.61	37.9	221	0.3	1.9	149	1.42	185.5	1.5	427.9	10.3	4.5	0.04	0.25	0.13	<1	0.29
A0964073	Drill Core	1.68	1.39	10.74	5.16	54.4	138	10.9	6.5	332	2.26	62.9	1.4	138.7	8.6	19.5	0.05	0.25	0.11	19	1.04
117335	Drill Core	2.18	1.40	4.32	9.50	55.3	121	0.3	1.7	195	1.66	34.6	1.4	8.1	10.1	6.3	0.10	0.25	0.09	<1	0.44
117336	Drill Core	2.90	1.22	1.64	5.21	42.6	71	5.1	2.7	103	1.59	28.7	1.4	9.6	9.7	7.7	0.04	0.13	0.15	3	0.29
A0964074	Drill Core	1.56	1.55	2.00	10.91	38.6	134	4.4	2.4	62	1.67	28.2	1.4	80.8	10.0	6.5	0.04	0.11	0.15	3	0.20
117337	Drill Core	2.21	1.33	1.81	4.44	39.7	90	0.3	1.9	308	1.63	193.1	1.5	10.9	10.2	9.3	0.03	0.33	0.14	<1	0.70
117338	Drill Core	2.01	0.96	2.25	3.21	38.3	148	0.3	1.8	272	1.57	384.0	1.6	65.1	10.3	8.5	0.04	0.46	0.26	1	0.71
117339	Drill Core	2.56	1.42	3.27	4.17	51.3	183	0.6	2.1	147	1.44	1629.5	1.7	106.5	9.6	4.6	0.04	1.27	0.57	1	0.29

This report supersedes all previous preliminary and final reports with this file number dated prior to the date on this certificate. Signature indicates final approval; preliminary reports are unsigned and should be used for reference only.

BUREAU VERITAS MINERAL LABORATORIES Canada

www.bvna.com/mining-laboratory-services

Bureau Veritas Commodities Canada Ltd.

9050 Shaughnessy St Vancouver British Columbia V6P 6E5 Canada
PHONE (604) 253-3158

Client: **Kinross Gold Corp.**
25 York St., #17
Toronto Ontario M5J 2V5 Canada

Project: Great Bear Project
Report Date: November 18, 2024

CERTIFICATE OF ANALYSIS TIM24000347.1

	Method	AQ250	AQ250	AQ250	AQ250	AQ250	AQ250	AQ250	AQ250	AQ250	AQ250	AQ250	AQ250	AQ250	AQ250	AQ250	AQ250	AQ250	AQ250	AQ250	AQ250
	Analyte	P	La	Cr	Mg	Ba	Ti	B	Al	Na	K	W	Sc	Tl	S	Hg	Se	Te	Ga	Cs	Ge
	Unit	%	ppm	ppm	%	ppm	%	ppm	%	%	%	ppm	ppm	ppm	%	ppb	ppm	ppm	ppm	ppm	ppm
	MDL	0.001	0.5	0.5	0.01	0.5	0.001	20	0.01	0.001	0.01	0.1	0.1	0.02	0.02	5	0.1	0.02	0.1	0.02	0.1
A0964485	Drill Core	0.015	41.9	1.1	0.27	54.6	0.057	<20	0.62	0.054	0.39	0.4	1.3	0.25	0.42	<5	0.2	<0.02	2.8	2.65	<0.1
A0964486	Drill Core	0.066	31.2	16.2	0.79	119.0	0.177	<20	1.34	0.086	0.89	0.4	3.5	0.53	0.51	<5	0.2	<0.02	5.2	5.63	<0.1
A0964061	Drill Core	0.057	25.5	41.6	1.03	204.0	0.166	<20	2.02	0.076	1.05	0.2	5.4	0.39	0.19	<5	0.1	0.02	7.9	4.01	<0.1
A0964062	Drill Core	0.050	19.4	104.2	1.38	160.1	0.139	<20	2.65	0.076	1.22	0.2	7.9	0.53	0.26	<5	0.2	0.05	8.8	3.22	<0.1
A0964063	Drill Core	0.050	16.1	80.5	1.46	214.1	0.207	<20	2.59	0.045	1.71	0.2	8.9	0.53	0.34	<5	0.2	0.04	9.6	5.76	<0.1
A0964064	Drill Core	0.057	23.1	50.6	1.16	262.7	0.197	<20	2.28	0.060	1.62	0.2	7.6	0.54	0.39	<5	0.2	0.08	9.1	7.18	0.1
A0964065	Drill Core	0.017	31.2	13.6	0.13	50.4	0.010	<20	0.39	0.022	0.27	0.1	0.6	0.08	1.02	<5	<0.1	<0.02	1.2	1.08	<0.1
A0964066	Drill Core	0.014	38.9	0.9	0.18	26.2	0.045	<20	0.41	0.058	0.24	1.2	2.5	0.21	0.94	<5	0.5	<0.02	2.2	1.96	<0.1
A0964067	Drill Core	0.015	40.5	1.7	0.05	26.2	0.008	<20	0.28	0.036	0.16	0.1	0.5	0.06	1.47	<5	<0.1	<0.02	0.9	0.34	<0.1
A0964068	Drill Core	0.016	39.8	0.7	0.15	19.1	0.018	<20	0.31	0.042	0.13	0.2	0.9	0.05	1.71	<5	0.1	<0.02	1.3	0.46	<0.1
A0964069	Drill Core	0.019	42.0	3.3	0.14	44.8	0.026	<20	0.40	0.049	0.23	0.2	1.1	0.12	1.26	<5	<0.1	<0.02	1.5	0.86	<0.1
A0964070	Drill Core	0.078	33.5	8.8	0.72	29.5	0.098	<20	1.01	0.035	0.39	1.3	2.6	0.19	0.53	<5	0.3	0.06	5.8	1.38	<0.1
117326	Drill Core	0.130	33.2	11.0	1.06	47.7	0.188	<20	1.23	0.049	0.92	2.9	5.1	0.33	1.23	<5	2.5	0.10	6.7	2.91	<0.1
117327	Drill Core	0.154	36.8	10.8	1.25	72.4	0.239	<20	1.73	0.054	1.33	12.6	5.0	0.35	1.16	<5	2.3	0.04	7.6	3.66	<0.1
A0964071	Drill Core	0.063	22.9	80.9	1.47	137.0	0.186	<20	1.80	0.047	1.04	5.2	6.0	0.37	0.83	<5	1.6	0.11	7.4	4.99	<0.1
117328	Drill Core	0.056	30.6	20.9	0.70	65.8	0.162	<20	1.25	0.054	0.97	1.2	2.7	0.46	0.18	<5	0.1	0.03	5.0	4.46	<0.1
117329	Drill Core	0.079	37.9	8.3	0.66	59.2	0.152	<20	1.10	0.051	0.84	0.7	1.8	0.44	0.46	<5	0.2	0.03	4.2	3.63	<0.1
A0964072	Drill Core	0.071	29.7	22.3	0.95	90.5	0.183	<20	1.48	0.057	1.15	0.7	2.9	0.40	0.32	<5	0.2	0.04	5.7	3.95	<0.1
117330	Drill Core	0.064	20.6	88.0	1.20	196.3	0.178	<20	2.85	0.077	1.49	0.2	8.0	0.52	0.25	<5	0.2	0.04	9.5	6.21	<0.1
117331	Drill Core	0.062	22.0	95.1	1.34	176.8	0.198	<20	2.72	0.086	1.72	0.2	8.4	0.55	0.23	<5	0.3	0.04	9.0	7.73	<0.1
117332	Drill Core	0.076	19.4	70.4	1.41	233.4	0.182	<20	2.86	0.080	1.53	0.1	9.1	0.53	0.27	<5	0.2	0.16	9.6	7.01	<0.1
117333	Drill Core	0.054	25.5	24.3	1.02	148.7	0.201	<20	1.72	0.054	1.30	0.1	4.7	0.43	0.17	<5	<0.1	<0.02	7.2	3.67	<0.1
117334	Drill Core	0.015	40.5	1.6	0.11	30.2	0.022	<20	0.39	0.048	0.24	0.1	0.9	0.13	0.88	<5	<0.1	<0.02	1.4	0.92	<0.1
A0964073	Drill Core	0.024	36.7	37.3	0.63	77.2	0.058	<20	0.81	0.049	0.62	0.1	1.7	0.23	1.63	<5	<0.1	<0.02	2.3	2.46	<0.1
117335	Drill Core	0.015	41.0	1.8	0.11	36.3	0.015	<20	0.32	0.049	0.19	0.1	0.7	0.07	1.66	<5	<0.1	<0.02	1.2	0.47	<0.1
117336	Drill Core	0.020	39.2	17.7	0.21	55.8	0.017	<20	0.43	0.039	0.28	0.1	0.7	0.07	1.46	<5	<0.1	<0.02	1.4	0.95	<0.1
A0964074	Drill Core	0.018	39.8	16.8	0.15	54.0	0.007	<20	0.42	0.027	0.27	<0.1	0.6	0.06	1.66	<5	0.2	<0.02	1.2	0.64	<0.1
117337	Drill Core	0.016	40.1	0.8	0.28	56.1	0.030	<20	0.50	0.051	0.31	<0.1	1.1	0.19	1.29	<5	0.1	<0.02	2.1	1.87	<0.1
117338	Drill Core	0.015	38.0	0.9	0.18	54.8	0.050	<20	0.53	0.046	0.33	1.1	1.6	0.24	0.32	<5	0.1	<0.02	2.6	3.49	<0.1
117339	Drill Core	0.016	32.7	0.9	0.10	44.8	0.018	<20	0.42	0.029	0.27	0.1	0.6	0.13	0.89	<5	<0.1	<0.02	1.3	1.34	<0.1

This report supersedes all previous preliminary and final reports with this file number dated prior to the date on this certificate. Signature indicates final approval; preliminary reports are unsigned and should be used for reference only.

BUREAU VERITAS MINERAL LABORATORIES Canada

www.bvna.com/mining-laboratory-services

Bureau Veritas Commodities Canada Ltd.

9050 Shaughnessy St Vancouver British Columbia V6P 6E5 Canada
PHONE (604) 253-3158

Client: **Kinross Gold Corp.**
25 York St., #17
Toronto Ontario M5J 2V5 Canada

Project: Great Bear Project
Report Date: November 18, 2024

CERTIFICATE OF ANALYSIS TIM24000347.1

Method		AQ250	AQ250	AQ250	AQ250	AQ250	AQ250	AQ250	AQ250	AQ250	AQ250	AQ250	AQ250	AQ250	AQ250	TC006	TC000	TC000
Analyte		Hf	Nb	Rb	Sn	Ta	Zr	Y	Ce	In	Re	Be	Li	Pd	Pt	CO2	TOT/C	TOT/S
Unit		ppm	ppm	ppm	ppm	ppm	ppm	ppm	ppm	ppm	ppb	ppm	ppm	ppb	ppb	%	%	%
MDL		0.02	0.02	0.1	0.1	0.05	0.1	0.01	0.1	0.02	1	0.1	0.1	10	2	0.08	0.02	0.02
A0964485	Drill Core	0.69	0.27	29.5	0.3	<0.05	23.4	10.97	80.6	<0.02	<1	<0.1	4.6	<10	<2	0.63		
A0964486	Drill Core	0.60	0.08	64.6	0.5	<0.05	22.0	7.60	63.8	<0.02	<1	0.1	11.3	<10	<2	0.85	0.29	0.55
A0964061	Drill Core	0.90	0.06	55.0	0.6	<0.05	35.8	7.47	50.4	<0.02	<1	0.1	23.1	<10	<2	<0.08		
A0964062	Drill Core	0.61	0.06	68.1	0.5	<0.05	24.6	6.33	38.2	0.03	<1	0.1	19.7	<10	<2	<0.08		
A0964063	Drill Core	0.75	0.06	78.1	0.6	<0.05	29.4	4.56	31.7	0.03	1	0.1	20.0	<10	2	<0.08		
A0964064	Drill Core	0.48	0.05	75.7	0.6	<0.05	19.7	5.69	45.2	0.02	<1	<0.1	19.1	<10	<2	<0.08		
A0964065	Drill Core	0.65	0.05	10.5	0.1	<0.05	26.7	6.55	61.6	<0.02	<1	<0.1	2.3	<10	<2	<0.08		
A0964066	Drill Core	0.53	0.24	22.8	0.7	<0.05	19.3	11.82	78.1	<0.02	<1	<0.1	4.7	<10	<2	<0.08	0.03	0.98
A0964067	Drill Core	1.01	0.14	6.5	0.1	<0.05	34.4	9.28	79.7	<0.02	<1	<0.1	1.4	<10	<2	0.36		
A0964068	Drill Core	1.02	0.30	6.8	0.2	<0.05	32.9	8.45	77.9	<0.02	<1	<0.1	3.2	<10	<2	0.49		
A0964069	Drill Core	1.20	0.20	13.9	0.2	<0.05	37.5	10.46	82.6	<0.02	<1	<0.1	2.2	<10	<2	0.38		
A0964070	Drill Core	0.44	0.10	24.0	0.3	<0.05	16.5	6.33	68.4	<0.02	<1	0.1	11.2	<10	<2	1.42		
117326	Drill Core	0.20	0.08	45.9	0.7	<0.05	8.3	3.48	63.3	0.03	<1	0.2	15.7	<10	<2	1.37		
117327	Drill Core	0.20	0.03	58.1	0.5	<0.05	7.8	4.17	73.6	0.02	<1	0.1	20.7	<10	<2	1.14	0.32	1.13
A0964071	Drill Core	0.30	0.03	47.7	0.6	<0.05	11.3	7.14	45.6	0.02	<1	0.2	17.4	<10	<2	1.57		
117328	Drill Core	0.54	0.07	58.6	0.4	<0.05	19.9	5.81	58.4	<0.02	<1	<0.1	14.8	<10	<2	0.44		
117329	Drill Core	0.42	0.08	54.8	0.2	<0.05	15.1	6.42	73.7	<0.02	<1	<0.1	13.9	<10	<2	0.93		
A0964072	Drill Core	0.39	0.05	59.2	0.3	<0.05	14.9	5.52	58.7	<0.02	<1	<0.1	17.5	<10	<2	1.28		
117330	Drill Core	0.45	0.04	71.1	0.6	<0.05	18.7	4.79	41.7	0.02	1	0.2	21.0	<10	2	0.12		
117331	Drill Core	0.61	0.04	82.9	0.5	<0.05	25.5	5.52	44.7	0.02	1	0.2	22.5	<10	2	<0.08	0.03	0.24
117332	Drill Core	0.51	0.03	77.3	0.6	<0.05	21.1	6.34	40.9	0.03	<1	0.1	23.1	<10	2	0.34		
117333	Drill Core	0.58	0.04	64.2	0.5	<0.05	24.0	4.95	49.1	<0.02	<1	<0.1	20.1	<10	2	0.73		
117334	Drill Core	0.60	0.17	13.2	0.1	<0.05	24.7	7.92	78.2	<0.02	<1	<0.1	3.7	<10	<2	0.31		
A0964073	Drill Core	1.02	0.03	29.1	0.1	<0.05	34.0	6.76	73.0	<0.02	<1	0.1	11.4	<10	<2	1.07		
117335	Drill Core	1.12	0.20	8.9	0.1	<0.05	36.1	6.83	79.8	<0.02	<1	<0.1	3.2	<10	<2	0.38		
117336	Drill Core	0.75	0.10	10.4	0.1	<0.05	27.0	7.45	78.1	<0.02	<1	<0.1	4.6	<10	<2	0.25	0.09	1.39
A0964074	Drill Core	0.50	0.04	8.8	<0.1	<0.05	19.6	8.27	75.8	<0.02	<1	0.1	3.2	<10	<2	0.18		
117337	Drill Core	0.67	0.11	23.7	0.2	<0.05	22.9	8.09	77.2	<0.02	<1	<0.1	5.9	<10	<2	0.79		
117338	Drill Core	0.33	0.36	26.5	0.4	<0.05	11.9	9.43	73.2	<0.02	<1	<0.1	4.2	<10	<2	0.75		
117339	Drill Core	0.26	0.09	14.5	0.2	<0.05	9.7	6.67	63.6	<0.02	<1	<0.1	2.0	<10	<2	0.28		

This report supersedes all previous preliminary and final reports with this file number dated prior to the date on this certificate. Signature indicates final approval; preliminary reports are unsigned and should be used for reference only.

BUREAU VERITAS MINERAL LABORATORIES Canada

www.bvna.com/mining-laboratory-services

Bureau Veritas Commodities Canada Ltd.

9050 Shaughnessy St Vancouver British Columbia V6P 6E5 Canada
PHONE (604) 253-3158

Client: **Kinross Gold Corp.**
25 York St., #17
Toronto Ontario M5J 2V5 Canada

Project: Great Bear Project
Report Date: November 18, 2024

CERTIFICATE OF ANALYSIS TIM24000347.1

Method		WGHT	AQ250	AQ250	AQ250	AQ250	AQ250	AQ250	AQ250	AQ250	AQ250	AQ250	AQ250	AQ250	AQ250	AQ250	AQ250	AQ250	AQ250	AQ250	AQ250
Analyte		Wgt	Mo	Cu	Pb	Zn	Ag	Ni	Co	Mn	Fe	As	U	Au	Th	Sr	Cd	Sb	Bi	V	Ca
Unit		kg	ppm	ppm	ppm	ppm	ppb	ppm	ppm	ppm	%	ppm	ppm	ppb	ppm	ppm	ppm	ppm	ppm	ppm	%
MDL		0.01	0.01	0.01	0.01	0.1	2	0.1	0.1	1	0.01	0.1	0.1	0.2	0.1	0.5	0.01	0.02	0.02	1	0.01
A0964075	Drill Core	3.12	1.44	18.25	5.63	70.5	220	18.9	12.0	514	2.68	41.7	1.4	16.7	7.7	22.9	0.10	0.36	0.13	42	1.70
117340	Drill Core	2.08	0.93	2.05	3.84	35.8	83	0.2	1.6	234	1.35	34.9	1.2	25.9	9.6	12.8	0.02	0.26	0.06	<1	0.86
A0963852	Drill Core	1.97	0.79	21.02	8.17	66.4	202	19.0	9.3	663	2.09	19.0	1.4	47.3	7.2	12.1	0.17	0.13	0.10	27	0.92
A0963853	Drill Core	3.30	1.09	9.10	14.02	64.6	232	13.4	10.1	649	2.48	52.9	1.3	168.0	7.0	14.4	0.21	0.19	0.41	29	0.84
A0963854	Drill Core	3.33	1.05	12.52	10.25	57.8	163	13.1	9.5	759	2.35	29.7	1.5	37.3	7.5	12.8	0.09	0.13	0.36	34	1.04
A0963855	Drill Core	3.28	0.68	15.51	6.90	85.8	164	13.7	9.2	714	2.26	13.2	1.6	14.1	7.4	12.3	0.24	0.11	0.04	34	0.99
A0963856	Drill Core	3.01	0.60	10.74	47.04	85.7	505	12.5	8.3	685	2.24	18.6	1.6	21.9	7.6	17.9	0.29	0.13	0.76	32	0.87
A0963857	Drill Core	2.81	0.85	17.50	7.35	64.7	172	18.3	9.7	676	2.36	11.6	1.5	20.7	7.2	12.1	0.10	0.12	0.15	38	0.75
A0963858	Drill Core	3.22	0.57	16.76	3.39	48.0	178	13.4	8.7	571	2.21	10.8	1.7	66.6	7.5	14.1	0.13	0.09	0.06	33	1.04
A0963859	Drill Core	3.06	0.51	12.82	4.16	38.4	145	6.6	5.2	385	1.46	19.0	1.2	10.5	6.2	11.3	0.10	0.09	0.18	16	0.77
A0963860	Drill Core	1.64	1.70	23.84	11.55	60.5	351	14.5	9.4	738	2.29	11.6	1.7	575.7	7.0	10.4	0.15	0.16	0.07	35	0.97
A0963861	Drill Core	3.02	0.69	16.31	4.50	42.6	221	13.8	8.6	695	2.27	17.4	1.6	84.5	7.1	14.4	0.10	0.14	0.05	32	1.21
A0963862	Drill Core	2.83	1.35	17.12	3.50	45.8	133	14.1	8.9	593	2.20	8.6	1.7	53.9	7.7	13.5	0.06	0.08	0.04	33	0.96
A0963863	Drill Core	3.80	0.61	19.13	5.41	42.3	134	17.0	10.7	694	2.42	14.0	1.6	39.3	7.2	16.4	0.07	0.13	0.07	35	0.94
A0963864	Drill Core	1.93	0.64	11.56	9.23	84.8	232	13.9	9.0	721	2.37	17.0	1.6	74.7	7.4	27.2	0.18	0.12	0.12	34	1.05
A0963865	Drill Core	1.44	0.95	2.59	40.14	275.9	195	6.7	5.9	196	1.55	29.2	1.3	17.2	6.9	13.0	1.44	0.14	0.45	4	0.47
A0963866	Drill Core	3.23	2.44	16.50	13.72	101.6	281	10.1	7.6	674	2.12	19.1	1.3	12.5	6.6	14.9	0.27	0.09	0.30	31	0.68
A0963867	Drill Core	2.24	1.76	12.13	177.23	393.1	392	16.1	11.2	770	2.65	22.8	1.8	36.0	8.3	35.4	1.82	0.32	0.13	34	0.96
A0963868	Drill Core	3.11	1.25	20.21	8.45	71.8	218	9.2	8.6	851	2.30	46.3	1.5	240.2	7.8	20.8	0.17	0.11	0.09	29	1.44
A0963869	Drill Core	3.23	0.95	19.73	68.42	156.8	292	13.9	9.2	617	2.20	44.7	1.8	155.1	8.2	33.1	0.59	0.16	0.04	24	0.93
A0963870	Drill Core	1.18	9.54	21.13	7.94	57.4	188	14.2	10.5	402	2.24	18.9	1.7	59.5	8.2	8.9	0.10	0.08	0.25	29	0.52
A0963871	Drill Core	2.94	1.06	35.18	38.20	165.9	561	11.0	8.5	587	2.09	52.8	1.5	387.4	7.8	11.9	0.59	0.12	0.89	25	0.90
A0963872	Drill Core	2.31	0.74	48.45	15.27	74.7	284	14.8	8.4	459	2.00	44.1	1.6	122.6	7.0	14.4	0.22	0.14	0.33	27	1.17
A0963873	Drill Core	1.66	3.66	42.45	39.34	177.1	301	13.8	9.5	456	2.14	47.8	1.8	289.5	7.8	8.1	0.62	0.13	0.15	22	0.50
A0963874	Drill Core	1.28	2.56	30.81	8.12	95.8	326	15.4	13.7	659	3.42	859.1	0.6	454.9	5.9	22.1	0.21	0.19	0.06	73	1.91
A0963875	Drill Core	1.22	1.50	19.80	30.68	77.3	231	8.7	7.9	417	2.26	236.4	1.2	202.7	6.9	15.8	0.28	0.18	0.05	32	1.18
A0963876	Drill Core	2.20	1.42	36.32	7.49	70.4	224	31.5	15.0	413	2.67	258.6	1.3	30.9	6.6	10.9	0.08	0.07	0.09	40	0.37
A0963877	Drill Core	3.06	3.64	56.42	5.31	76.6	326	40.8	17.4	401	3.02	53.6	1.2	304.9	5.8	10.4	0.15	0.12	0.38	55	0.49
A0963878	Drill Core	2.35	0.81	20.31	2.75	57.4	158	17.1	9.4	425	2.14	33.0	1.5	229.5	7.8	12.3	0.08	0.08	0.09	33	0.68
A0963879	Drill Core	2.64	1.39	39.00	3.80	85.1	124	54.2	21.6	470	3.64	41.6	1.4	43.8	6.9	14.8	0.03	0.05	0.11	65	0.30

This report supersedes all previous preliminary and final reports with this file number dated prior to the date on this certificate. Signature indicates final approval; preliminary reports are unsigned and should be used for reference only.

BUREAU VERITAS MINERAL LABORATORIES Canada

Bureau Veritas Commodities Canada Ltd.

9050 Shaughnessy St Vancouver British Columbia V6P 6E5 Canada
PHONE (604) 253-3158

www.bvna.com/mining-laboratory-services

Client: **Kinross Gold Corp.**
25 York St., #17
Toronto Ontario M5J 2V5 Canada

Project: Great Bear Project
Report Date: November 18, 2024

CERTIFICATE OF ANALYSIS TIM24000347.1

Method		AQ250	AQ250	AQ250	AQ250	AQ250	AQ250	AQ250	AQ250	AQ250	AQ250	AQ250	AQ250	AQ250	AQ250	AQ250	AQ250	AQ250	AQ250	AQ250
Analyte		P	La	Cr	Mg	Ba	Ti	B	Al	Na	K	W	Sc	Tl	S	Hg	Se	Te	Ga	Cs	Ge
Unit		%	ppm	ppm	%	ppm	%	ppm	%	%	%	ppm	ppm	ppm	%	ppb	ppm	ppm	ppm	ppm	ppm
MDL		0.001	0.5	0.5	0.01	0.5	0.001	20	0.01	0.001	0.01	0.1	0.1	0.02	0.02	5	0.1	0.02	0.1	0.02	0.1
A0964075	Drill Core	0.093	34.4	12.8	0.90	83.0	0.189	<20	1.45	0.047	0.84	2.1	3.5	0.34	0.42	<5	0.1	<0.02	5.7	2.94	<0.1
117340	Drill Core	0.015	40.7	0.7	0.14	86.5	0.039	<20	0.49	0.052	0.30	0.2	1.1	0.16	0.31	<5	0.1	<0.02	2.3	1.74	<0.1
A0963852	Drill Core	0.055	28.2	24.5	0.71	103.8	0.121	<20	1.02	0.055	0.74	0.3	2.1	0.39	0.82	<5	0.2	0.13	4.2	2.05	<0.1
A0963853	Drill Core	0.075	30.8	12.2	0.67	66.0	0.116	<20	1.07	0.075	0.76	0.3	2.0	0.48	1.52	<5	0.4	0.11	4.2	2.05	<0.1
A0963854	Drill Core	0.064	29.8	12.1	0.73	71.7	0.144	<20	1.12	0.068	0.83	0.1	2.9	0.48	0.96	<5	0.3	0.13	4.7	2.81	<0.1
A0963855	Drill Core	0.055	27.5	13.3	0.70	67.2	0.142	<20	1.14	0.074	0.83	0.3	3.4	0.49	0.86	<5	0.2	0.05	4.9	2.65	<0.1
A0963856	Drill Core	0.055	28.3	11.5	0.68	75.8	0.118	<20	1.25	0.104	0.74	0.3	3.0	0.46	1.11	<5	0.2	0.08	4.8	2.30	<0.1
A0963857	Drill Core	0.059	28.2	26.4	0.83	87.8	0.158	<20	1.27	0.071	0.88	0.4	3.4	0.45	0.73	<5	0.2	0.04	5.4	2.62	<0.1
A0963858	Drill Core	0.054	26.9	13.3	0.76	86.1	0.154	<20	1.23	0.086	0.92	2.7	3.3	0.46	0.61	<5	0.2	0.03	5.1	2.59	<0.1
A0963859	Drill Core	0.042	26.0	7.0	0.41	48.5	0.079	<20	0.72	0.059	0.47	0.5	1.4	0.33	0.46	<5	0.1	<0.02	3.4	1.68	<0.1
A0963860	Drill Core	0.055	25.4	13.8	0.70	71.2	0.151	<20	1.14	0.070	0.85	0.8	3.0	0.45	0.70	<5	0.3	0.02	5.1	2.27	<0.1
A0963861	Drill Core	0.054	27.9	12.4	0.73	65.8	0.139	<20	1.17	0.076	0.74	0.8	2.8	0.40	0.73	<5	0.1	<0.02	5.0	1.93	<0.1
A0963862	Drill Core	0.056	29.0	14.0	0.72	76.9	0.152	<20	1.16	0.075	0.77	0.6	3.1	0.46	0.59	<5	0.2	0.02	5.3	2.31	<0.1
A0963863	Drill Core	0.058	27.2	20.3	0.85	71.3	0.153	<20	1.23	0.073	0.77	0.6	2.9	0.40	1.04	<5	0.2	0.04	5.2	2.17	<0.1
A0963864	Drill Core	0.055	28.0	13.7	0.71	85.2	0.139	<20	1.55	0.152	0.81	0.8	3.1	0.53	1.17	<5	0.2	0.04	5.8	2.34	<0.1
A0963865	Drill Core	0.045	25.6	2.3	0.19	33.2	0.021	<20	0.70	0.055	0.29	0.2	0.4	0.12	1.33	<5	0.3	0.03	2.0	0.40	<0.1
A0963866	Drill Core	0.050	26.4	10.6	0.61	63.9	0.120	<20	1.06	0.085	0.67	0.4	2.5	0.40	0.94	<5	0.5	0.04	4.7	2.59	<0.1
A0963867	Drill Core	0.063	30.5	13.6	0.76	73.3	0.137	<20	1.75	0.174	0.83	0.2	2.7	0.60	1.53	5	0.6	0.06	6.1	3.10	<0.1
A0963868	Drill Core	0.077	36.9	8.1	0.73	113.6	0.171	<20	1.21	0.086	0.86	1.5	2.6	0.37	0.82	<5	0.3	0.04	5.0	2.77	<0.1
A0963869	Drill Core	0.056	29.7	9.1	0.66	55.7	0.127	<20	1.89	0.194	0.87	0.3	2.0	0.43	0.88	<5	0.2	0.04	5.8	2.38	<0.1
A0963870	Drill Core	0.058	30.0	10.2	0.67	63.6	0.142	<20	1.12	0.045	0.79	0.3	2.6	0.37	0.70	<5	0.2	0.03	4.8	2.69	<0.1
A0963871	Drill Core	0.058	30.9	8.5	0.65	88.9	0.117	<20	1.08	0.078	0.86	1.0	2.2	0.37	0.72	<5	0.5	0.10	4.6	2.22	<0.1
A0963872	Drill Core	0.057	27.7	13.3	0.65	149.5	0.129	<20	0.96	0.084	0.76	1.3	3.2	0.25	0.76	<5	1.8	0.19	4.6	1.99	<0.1
A0963873	Drill Core	0.056	28.6	8.8	0.54	53.4	0.097	<20	0.94	0.060	0.70	0.7	2.0	0.33	0.86	<5	0.6	0.09	3.9	2.34	<0.1
A0963874	Drill Core	0.142	30.6	11.1	1.26	26.8	0.142	<20	1.46	0.051	0.70	9.6	5.2	0.24	1.26	<5	2.8	0.13	8.5	2.00	<0.1
A0963875	Drill Core	0.074	34.2	7.9	0.63	40.9	0.138	<20	1.00	0.063	0.61	>100	2.7	0.25	0.81	<5	1.0	0.03	4.8	1.45	<0.1
A0963876	Drill Core	0.051	25.0	38.7	1.09	136.2	0.175	<20	1.76	0.059	1.28	0.5	3.7	0.63	0.41	<5	0.4	0.05	6.7	3.80	<0.1
A0963877	Drill Core	0.049	25.4	67.5	0.96	128.7	0.156	<20	1.42	0.078	1.08	1.0	5.0	0.36	1.04	<5	1.0	0.08	5.8	3.76	<0.1
A0963878	Drill Core	0.054	29.0	19.0	0.74	87.6	0.160	<20	1.27	0.090	1.01	4.8	2.8	0.37	0.32	<5	0.2	0.03	5.6	3.31	<0.1
A0963879	Drill Core	0.059	28.2	81.4	1.32	126.2	0.221	<20	2.32	0.081	1.75	0.7	6.3	0.59	0.23	<5	0.3	0.04	7.9	5.52	<0.1

This report supersedes all previous preliminary and final reports with this file number dated prior to the date on this certificate. Signature indicates final approval; preliminary reports are unsigned and should be used for reference only.

BUREAU VERITAS MINERAL LABORATORIES Canada

www.bvna.com/mining-laboratory-services

Bureau Veritas Commodities Canada Ltd.

9050 Shaughnessy St Vancouver British Columbia V6P 6E5 Canada
PHONE (604) 253-3158

Client: **Kinross Gold Corp.**
25 York St., #17
Toronto Ontario M5J 2V5 Canada

Project: Great Bear Project
Report Date: November 18, 2024

CERTIFICATE OF ANALYSIS TIM24000347.1

Method		AQ250	AQ250	AQ250	AQ250	AQ250	AQ250	AQ250	AQ250	AQ250	AQ250	AQ250	AQ250	AQ250	AQ250	TC006	TC000	TC000
Analyte		Hf	Nb	Rb	Sn	Ta	Zr	Y	Ce	In	Re	Be	Li	Pd	Pt	CO2	TOT/C	TOT/S
Unit		ppm	ppm	ppm	ppm	ppm	ppm	ppm	ppm	ppm	ppb	ppm	ppm	ppb	ppb	%	%	%
MDL		0.02	0.02	0.1	0.1	0.05	0.1	0.01	0.1	0.02	1	0.1	0.1	10	2	0.08	0.02	0.02
A0964075	Drill Core	0.69	0.09	46.6	0.4	<0.05	26.8	8.51	69.5	<0.02	<1	0.2	11.0	<10	<2	1.59		
117340	Drill Core	0.91	0.20	19.4	0.3	<0.05	31.9	8.48	77.6	<0.02	<1	<0.1	2.7	<10	<2	0.91	0.26	0.32
A0963852	Drill Core	0.68	0.05	47.8	0.2	<0.05	25.4	4.42	53.8	<0.02	<1	<0.1	10.0	<10	<2	0.79		
A0963853	Drill Core	0.65	0.07	53.6	0.3	<0.05	25.0	5.29	59.5	<0.02	<1	<0.1	8.5	<10	<2	0.59		
A0963854	Drill Core	0.73	0.05	55.8	0.3	<0.05	26.2	5.80	57.5	<0.02	<1	<0.1	9.9	<10	2	0.89		
A0963855	Drill Core	0.73	0.04	58.8	0.4	<0.05	25.6	6.28	52.9	<0.02	<1	<0.1	10.8	<10	<2	0.94		
A0963856	Drill Core	0.77	0.03	55.4	0.3	<0.05	26.5	6.08	52.7	<0.02	<1	0.1	9.3	<10	<2	0.71		
A0963857	Drill Core	0.66	0.05	58.3	0.4	<0.05	23.6	6.42	53.0	<0.02	<1	<0.1	12.6	<10	<2	0.62	0.18	0.78
A0963858	Drill Core	0.83	0.07	59.6	0.4	<0.05	27.8	6.74	50.5	0.03	<1	<0.1	11.3	<10	<2	0.99		
A0963859	Drill Core	0.82	0.02	35.3	0.3	<0.05	28.2	3.49	48.5	<0.02	<1	<0.1	6.0	<10	<2	0.77		
A0963860	Drill Core	0.53	0.12	55.7	0.5	<0.05	22.3	6.23	49.0	<0.02	<1	<0.1	10.9	<10	<2	0.80		
A0963861	Drill Core	0.53	0.09	50.5	0.4	<0.05	20.7	6.69	51.9	<0.02	<1	0.1	11.0	<10	<2	1.21		
A0963862	Drill Core	0.84	0.05	53.4	0.4	<0.05	27.4	6.55	55.1	<0.02	<1	<0.1	9.7	<10	<2	0.91		
A0963863	Drill Core	0.79	0.05	48.5	0.3	<0.05	27.4	6.50	51.8	<0.02	<1	0.1	10.8	<10	<2	0.73	0.25	1.05
A0963864	Drill Core	0.79	0.03	59.8	0.4	<0.05	27.3	6.18	53.3	<0.02	<1	0.1	9.3	<10	<2	0.59		
A0963865	Drill Core	0.66	0.05	13.8	0.1	<0.05	25.5	3.20	47.1	<0.02	<1	0.2	4.1	<10	2	0.26		
A0963866	Drill Core	0.66	0.04	44.7	0.3	<0.05	23.2	4.38	49.5	<0.02	<1	<0.1	8.4	<10	2	0.51		
A0963867	Drill Core	0.75	0.04	57.1	0.3	<0.05	25.6	7.36	58.1	<0.02	<1	0.2	9.1	<10	<2	0.51		
A0963868	Drill Core	0.65	0.09	46.8	0.4	<0.05	21.9	7.85	73.5	<0.02	<1	<0.1	16.9	<10	<2	1.48		
A0963869	Drill Core	0.75	0.03	53.6	0.3	<0.05	27.0	7.38	56.9	<0.02	<1	0.3	9.8	<10	<2	0.37	0.12	0.84
A0963870	Drill Core	0.82	0.05	49.0	0.4	<0.05	28.0	6.84	57.0	<0.02	<1	<0.1	10.5	<10	<2	0.38		
A0963871	Drill Core	0.85	0.03	53.8	0.4	<0.05	31.7	6.63	60.8	<0.02	<1	<0.1	8.9	<10	<2	0.87		
A0963872	Drill Core	0.60	0.08	35.3	0.6	<0.05	23.8	5.89	52.6	<0.02	<1	<0.1	12.9	<10	<2	1.19		
A0963873	Drill Core	0.88	0.03	45.3	0.3	<0.05	30.4	6.50	54.7	<0.02	<1	<0.1	6.9	<10	<2	0.37		
A0963874	Drill Core	0.23	0.05	36.9	0.5	<0.05	9.4	4.89	60.5	0.03	<1	0.4	17.0	<10	<2	1.96		
A0963875	Drill Core	0.22	0.15	35.1	0.4	<0.05	8.5	6.33	68.6	<0.02	1	0.1	11.2	<10	<2	1.12	0.31	0.84
A0963876	Drill Core	0.60	<0.02	63.9	0.5	<0.05	23.6	5.98	47.5	<0.02	<1	0.3	22.3	<10	<2	0.25		
A0963877	Drill Core	0.50	0.05	51.2	0.5	<0.05	22.4	7.15	48.7	<0.02	<1	0.2	17.9	<10	3	0.37		
A0963878	Drill Core	0.75	<0.02	58.6	0.4	<0.05	29.2	5.83	54.0	<0.02	<1	<0.1	15.2	<10	<2	0.56		
A0963879	Drill Core	0.58	0.03	87.2	0.5	<0.05	28.2	10.86	56.4	<0.02	1	0.2	25.0	<10	3	0.11		

This report supersedes all previous preliminary and final reports with this file number dated prior to the date on this certificate. Signature indicates final approval; preliminary reports are unsigned and should be used for reference only.

BUREAU VERITAS MINERAL LABORATORIES Canada

www.bvna.com/mining-laboratory-services

Bureau Veritas Commodities Canada Ltd.

9050 Shaughnessy St Vancouver British Columbia V6P 6E5 Canada
PHONE (604) 253-3158

Client: **Kinross Gold Corp.**
25 York St., #17
Toronto Ontario M5J 2V5 Canada

Project: Great Bear Project
Report Date: November 18, 2024

CERTIFICATE OF ANALYSIS TIM24000347.1

Method		WGHT	AQ250	AQ250	AQ250	AQ250	AQ250	AQ250	AQ250	AQ250	AQ250	AQ250	AQ250	AQ250	AQ250	AQ250	AQ250	AQ250	AQ250	AQ250	AQ250
Analyte		Wgt	Mo	Cu	Pb	Zn	Ag	Ni	Co	Mn	Fe	As	U	Au	Th	Sr	Cd	Sb	Bi	V	Ca
Unit		kg	ppm	ppm	ppm	ppm	ppb	ppm	ppm	ppm	%	ppm	ppm	ppb	ppm	ppm	ppm	ppm	ppm	ppm	%
MDL		0.01	0.01	0.01	0.01	0.1	2	0.1	0.1	1	0.01	0.1	0.1	0.2	0.1	0.5	0.01	0.02	0.02	1	0.01
A0963880	Drill Core	2.67	0.97	47.63	2.89	76.4	257	48.3	19.1	360	4.72	80.8	1.1	79.1	5.1	15.5	0.04	0.05	0.23	69	0.25
A0963881	Drill Core	0.96	1.39	114.25	5.11	62.1	491	79.9	76.4	323	4.49	3.0	1.3	21.3	6.4	9.6	0.08	0.12	0.42	53	0.20
A0963882	Drill Core	2.45	1.05	48.33	3.54	86.6	248	49.9	20.3	351	3.75	338.7	1.3	40.4	6.6	7.7	0.06	0.14	0.21	56	0.24
A0963883	Drill Core	1.11	1.35	20.18	13.03	82.1	397	12.3	9.7	312	2.57	3941.3	1.4	617.0	8.5	7.4	0.17	1.15	0.30	24	0.26
A0963884	Drill Core	3.41	1.21	57.54	4.68	93.8	167	65.1	24.4	352	4.34	216.8	1.1	8.0	5.1	13.8	0.06	0.10	0.20	79	0.26
A0963885	Drill Core	2.26	1.57	47.50	2.54	88.4	153	61.8	21.7	228	4.66	52.5	1.1	3.7	4.9	7.7	0.04	0.04	0.21	87	0.16
A0963886	Drill Core	3.47	1.35	60.90	4.17	71.3	146	67.6	24.3	233	5.23	59.9	1.0	22.6	4.4	21.1	0.05	0.06	0.25	110	0.31
A0963887	Drill Core	1.33	1.40	35.30	3.31	78.3	173	45.1	17.8	374	4.59	1851.8	1.1	28.5	6.6	17.3	0.02	0.25	0.30	57	0.40
A0963888	Drill Core	1.22	1.07	19.79	3.56	51.2	331	21.2	9.1	504	4.04	238.4	1.3	78.2	6.5	22.6	0.03	0.18	0.36	49	1.31
A0963889	Drill Core	2.99	1.03	7.25	12.41	41.7	163	0.7	1.8	52	1.57	3817.0	1.4	186.6	9.3	3.1	0.05	1.51	0.04	<1	0.09

This report supersedes all previous preliminary and final reports with this file number dated prior to the date on this certificate. Signature indicates final approval; preliminary reports are unsigned and should be used for reference only.

BUREAU VERITAS MINERAL LABORATORIES Canada

www.bvna.com/mining-laboratory-services

Bureau Veritas Commodities Canada Ltd.

9050 Shaughnessy St Vancouver British Columbia V6P 6E5 Canada
PHONE (604) 253-3158

Client: **Kinross Gold Corp.**
25 York St., #17
Toronto Ontario M5J 2V5 Canada

Project: Great Bear Project
Report Date: November 18, 2024

CERTIFICATE OF ANALYSIS TIM24000347.1

	Method	AQ250	AQ250	AQ250	AQ250	AQ250	AQ250	AQ250	AQ250	AQ250	AQ250	AQ250	AQ250	AQ250	AQ250	AQ250	AQ250	AQ250	AQ250	AQ250	AQ250
	Analyte	P	La	Cr	Mg	Ba	Ti	B	Al	Na	K	W	Sc	Tl	S	Hg	Se	Te	Ga	Cs	Ge
	Unit	%	ppm	ppm	%	ppm	%	ppm	%	%	%	ppm	ppm	ppm	%	ppb	ppm	ppm	ppm	ppm	ppm
	MDL	0.001	0.5	0.5	0.01	0.5	0.001	20	0.01	0.001	0.01	0.1	0.1	0.02	0.02	5	0.1	0.02	0.1	0.02	0.1
A0963880	Drill Core	0.055	22.1	100.0	1.30	155.9	0.189	<20	2.30	0.076	1.63	0.8	7.6	0.48	0.91	<5	0.3	0.08	8.4	8.23	<0.1
A0963881	Drill Core	0.055	26.1	62.5	0.93	154.8	0.138	<20	1.53	0.055	1.00	0.6	5.1	0.50	2.24	<5	1.5	0.18	6.1	3.68	<0.1
A0963882	Drill Core	0.064	27.0	66.2	1.24	120.0	0.179	<20	2.13	0.050	1.57	1.1	5.0	0.59	0.55	<5	0.5	0.08	6.8	7.10	<0.1
A0963883	Drill Core	0.071	38.8	7.6	0.59	98.2	0.090	<20	1.03	0.058	0.77	0.5	2.0	0.27	0.80	<5	0.4	0.14	4.6	2.19	<0.1
A0963884	Drill Core	0.058	21.3	99.6	1.42	127.8	0.218	<20	2.71	0.056	1.71	0.2	8.1	0.56	0.25	<5	0.4	0.07	9.4	7.50	<0.1
A0963885	Drill Core	0.060	19.7	98.9	1.27	197.2	0.201	<20	2.61	0.066	1.66	0.2	9.1	0.44	0.26	<5	0.2	0.04	10.1	5.73	<0.1
A0963886	Drill Core	0.057	18.3	104.0	1.53	266.9	0.211	<20	3.17	0.096	1.67	0.2	11.9	0.50	0.32	<5	0.2	0.05	11.7	4.97	<0.1
A0963887	Drill Core	0.052	25.2	44.8	1.16	160.7	0.211	<20	2.78	0.075	1.83	0.5	5.3	0.70	0.45	<5	0.3	0.09	8.7	9.87	<0.1
A0963888	Drill Core	0.080	30.2	15.5	0.89	135.7	0.225	<20	1.77	0.101	1.36	0.9	3.9	0.54	0.85	<5	0.1	0.02	6.8	8.08	<0.1
A0963889	Drill Core	0.013	34.1	2.6	0.02	33.0	0.004	<20	0.36	0.027	0.24	0.1	0.3	0.06	1.10	<5	0.2	<0.02	1.1	0.30	<0.1

This report supersedes all previous preliminary and final reports with this file number dated prior to the date on this certificate. Signature indicates final approval; preliminary reports are unsigned and should be used for reference only.

BUREAU VERITAS MINERAL LABORATORIES Canada

www.bvna.com/mining-laboratory-services

Bureau Veritas Commodities Canada Ltd.

9050 Shaughnessy St Vancouver British Columbia V6P 6E5 Canada
PHONE (604) 253-3158

Client: **Kinross Gold Corp.**
25 York St., #17
Toronto Ontario M5J 2V5 Canada

Project: Great Bear Project
Report Date: November 18, 2024

CERTIFICATE OF ANALYSIS TIM24000347.1

Method		AQ250	AQ250	AQ250	AQ250	AQ250	AQ250	AQ250	AQ250	AQ250	AQ250	AQ250	AQ250	AQ250	AQ250	TC006	TC000	TC000
Analyte		Hf	Nb	Rb	Sn	Ta	Zr	Y	Ce	In	Re	Be	Li	Pd	Pt	CO2	TOT/C	TOT/S
Unit		ppm	ppm	ppm	ppm	ppm	ppm	ppm	ppm	ppm	ppb	ppm	ppm	ppb	ppb	%	%	%
MDL		0.02	0.02	0.1	0.1	0.05	0.1	0.01	0.1	0.02	1	0.1	0.1	10	2	0.08	0.02	0.02
A0963880	Drill Core	0.58	<0.02	75.6	0.5	<0.05	24.9	6.37	43.2	<0.02	<1	0.1	23.1	<10	2	<0.08		
A0963881	Drill Core	0.83	0.10	51.7	0.6	<0.05	37.4	8.50	53.1	<0.02	1	0.2	20.3	<10	<2	<0.08	0.03	2.45
A0963882	Drill Core	0.51	0.07	80.2	0.3	<0.05	26.7	8.33	53.7	<0.02	<1	0.2	23.6	<10	2	<0.08		
A0963883	Drill Core	0.74	0.04	38.3	0.3	<0.05	33.8	8.38	76.6	<0.02	<1	<0.1	11.9	<10	<2	0.13		
A0963884	Drill Core	0.37	<0.02	85.1	0.5	<0.05	20.7	6.74	43.3	0.02	1	0.1	27.1	<10	<2	<0.08		
A0963885	Drill Core	0.28	<0.02	72.9	0.7	<0.05	16.2	5.67	38.7	0.03	<1	0.1	24.7	<10	2	<0.08		
A0963886	Drill Core	0.45	<0.02	77.4	0.9	<0.05	22.8	5.78	36.5	0.04	<1	0.2	27.5	<10	<2	0.10		
A0963887	Drill Core	0.49	<0.02	102.7	0.5	<0.05	27.9	6.30	50.4	<0.02	<1	0.2	21.5	<10	<2	0.11	0.05	0.50
A0963888	Drill Core	0.51	0.04	81.4	0.5	<0.05	21.1	7.42	61.0	0.02	<1	<0.1	17.4	<10	<2	1.32		
A0963889	Drill Core	0.47	<0.02	7.4	0.1	<0.05	23.1	5.64	66.2	<0.02	<1	<0.1	1.1	<10	<2	<0.08		

This report supersedes all previous preliminary and final reports with this file number dated prior to the date on this certificate. Signature indicates final approval; preliminary reports are unsigned and should be used for reference only.

BUREAU VERITAS MINERAL LABORATORIES Canada

www.bvna.com/mining-laboratory-services

Bureau Veritas Commodities Canada Ltd.
9050 Shaughnessy St Vancouver British Columbia V6P 6E5 Canada
PHONE (604) 253-3158

Client: **Kinross Gold Corp.**
25 York St., #17
Toronto Ontario M5J 2V5 Canada

Project: Great Bear Project
Report Date: November 18, 2024

QUALITY CONTROL REPORT TIM24000347.1

	Method	WGHT	AQ250	AQ250	AQ250	AQ250	AQ250	AQ250	AQ250	AQ250	AQ250	AQ250	AQ250	AQ250	AQ250	AQ250	AQ250	AQ250	AQ250	AQ250	AQ250
	Analyte	Wgt	Mo	Cu	Pb	Zn	Ag	Ni	Co	Mn	Fe	As	U	Au	Th	Sr	Cd	Sb	Bi	V	Ca
	Unit	kg	ppm	ppm	ppm	ppm	ppb	ppm	ppm	ppm	%	ppm	ppm	ppb	ppm	ppm	ppm	ppm	ppm	ppm	%
	MDL	0.01	0.01	0.01	0.01	0.1	2	0.1	0.1	1	0.01	0.1	0.1	0.2	0.1	0.5	0.01	0.02	0.02	1	0.01
Pulp Duplicates																					
A0964479	Drill Core	1.37	1.94	60.65	4.16	110.4	220	75.7	21.9	368	3.78	217.3	1.3	16.4	5.8	21.2	0.11	0.15	0.38	65	0.44
REP A0964479	QC		1.93	62.30	4.27	108.7	210	76.2	22.5	373	3.85	221.9	1.4	14.1	6.0	21.7	0.10	0.14	0.39	65	0.44
A0964482	Drill Core	1.17	0.97	8.62	3.81	100.9	232	20.0	11.9	646	2.97	9595.3	1.3	458.7	6.8	18.7	0.12	4.50	0.11	44	0.52
REP A0964482	QC																				
117339	Drill Core	2.56	1.42	3.27	4.17	51.3	183	0.6	2.1	147	1.44	1629.5	1.7	106.5	9.6	4.6	0.04	1.27	0.57	1	0.29
REP 117339	QC		1.52	3.34	4.09	50.6	174	0.6	2.1	144	1.41	1626.5	1.6	83.8	9.4	4.5	0.04	1.27	0.56	1	0.29
A0963852	Drill Core	1.97	0.79	21.02	8.17	66.4	202	19.0	9.3	663	2.09	19.0	1.4	47.3	7.2	12.1	0.17	0.13	0.10	27	0.92
REP A0963852	QC																				
A0963881	Drill Core	0.96	1.39	114.25	5.11	62.1	491	79.9	76.4	323	4.49	3.0	1.3	21.3	6.4	9.6	0.08	0.12	0.42	53	0.20
REP A0963881	QC		1.29	114.29	5.23	61.3	460	79.2	74.4	321	4.47	3.0	1.3	45.1	6.6	9.1	0.09	0.12	0.44	53	0.20
Core Reject Duplicates																					
A0964478	Drill Core	1.06	1.70	42.51	2.81	84.0	121	48.8	16.9	394	3.40	7.3	1.2	6.6	6.2	6.9	0.05	0.08	0.25	52	0.28
DUP A0964478	QC		1.41	41.12	2.85	80.9	117	46.1	16.8	396	3.42	7.2	1.2	9.7	6.1	6.8	0.05	0.08	0.25	54	0.29
117337	Drill Core	2.21	1.33	1.81	4.44	39.7	90	0.3	1.9	308	1.63	193.1	1.5	10.9	10.2	9.3	0.03	0.33	0.14	<1	0.70
DUP 117337	QC		1.26	1.89	4.34	39.6	96	0.3	1.8	311	1.62	191.6	1.4	12.0	9.9	9.8	0.03	0.31	0.13	<1	0.72
Reference Materials																					
STD BVGEO01	Standard		9.55	4324.47	184.92	1665.2	2378	152.3	23.6	715	3.44	118.4	3.4	206.2	13.8	51.2	5.62	2.34	24.18	67	1.27
STD BVGEO01	Standard		9.73	4273.07	182.49	1680.2	2484	150.6	24.0	701	3.54	118.6	3.4	214.5	14.0	51.1	6.01	2.88	23.90	68	1.27
STD BVGEO01	Standard		9.95	4271.95	180.09	1658.6	2476	163.0	23.1	700	3.62	119.7	3.5	211.1	13.6	53.0	5.96	2.89	23.44	72	1.26
STD COO2	Standard																				
STD COO2	Standard																				
STD COO2	Standard																				
STD COO2	Standard																				
STD GS311-1	Standard																				
STD GS910-4	Standard																				
STD OREAS262	Standard		0.57	110.83	54.00	149.7	432	61.4	26.6	532	3.11	34.2	1.1	54.4	8.5	33.1	0.58	2.99	0.91	20	2.93
STD OREAS262	Standard		0.61	112.00	56.55	153.8	454	61.7	27.6	539	3.11	36.0	1.1	62.3	8.7	33.8	0.61	3.90	0.96	19	2.92
STD OREAS262	Standard		0.57	111.24	56.76	152.0	445	63.1	27.6	520	3.27	36.3	1.1	58.3	8.9	34.2	0.60	2.66	0.96	21	2.80

This report supersedes all previous preliminary and final reports with this file number dated prior to the date on this certificate. Signature indicates final approval; preliminary reports are unsigned and should be used for reference only.

BUREAU VERITAS MINERAL LABORATORIES Canada

www.bvna.com/mining-laboratory-services

Bureau Veritas Commodities Canada Ltd.
9050 Shaughnessy St Vancouver British Columbia V6P 6E5 Canada
PHONE (604) 253-3158

Client: **Kinross Gold Corp.**
25 York St., #17
Toronto Ontario M5J 2V5 Canada

Project: Great Bear Project
Report Date: November 18, 2024

QUALITY CONTROL REPORT TIM24000347.1

	Method	AQ250	AQ250	AQ250	AQ250	AQ250	AQ250	AQ250	AQ250	AQ250	AQ250	AQ250	AQ250	AQ250	AQ250	AQ250	AQ250	AQ250	AQ250	AQ250	AQ250
	Analyte	P	La	Cr	Mg	Ba	Ti	B	Al	Na	K	W	Sc	Tl	S	Hg	Se	Te	Ga	Cs	Ge
	Unit	%	ppm	ppm	%	ppm	%	ppm	%	%	%	ppm	ppm	ppm	%	ppb	ppm	ppm	ppm	ppm	ppm
	MDL	0.001	0.5	0.5	0.01	0.5	0.001	20	0.01	0.001	0.01	0.1	0.1	0.02	0.02	5	0.1	0.02	0.1	0.02	0.1
Pulp Duplicates																					
A0964479	Drill Core	0.050	23.1	96.1	1.24	175.0	0.191	<20	2.70	0.068	1.60	0.4	6.8	0.61	0.37	<5	0.3	0.05	8.0	5.65	<0.1
REP A0964479	QC	0.049	23.3	96.9	1.26	176.3	0.196	<20	2.69	0.070	1.63	0.4	6.8	0.61	0.36	<5	0.2	0.05	8.1	5.62	<0.1
A0964482	Drill Core	0.075	31.7	15.3	0.75	23.6	0.123	<20	1.47	0.138	0.84	1.6	4.7	0.39	1.13	<5	0.2	<0.02	6.1	3.59	<0.1
REP A0964482	QC																				
117339	Drill Core	0.016	32.7	0.9	0.10	44.8	0.018	<20	0.42	0.029	0.27	0.1	0.6	0.13	0.89	<5	<0.1	<0.02	1.3	1.34	<0.1
REP 117339	QC	0.016	31.5	0.9	0.10	44.4	0.018	<20	0.41	0.029	0.27	0.1	0.6	0.12	0.89	<5	<0.1	<0.02	1.3	1.29	<0.1
A0963852	Drill Core	0.055	28.2	24.5	0.71	103.8	0.121	<20	1.02	0.055	0.74	0.3	2.1	0.39	0.82	<5	0.2	0.13	4.2	2.05	<0.1
REP A0963852	QC																				
A0963881	Drill Core	0.055	26.1	62.5	0.93	154.8	0.138	<20	1.53	0.055	1.00	0.6	5.1	0.50	2.24	<5	1.5	0.18	6.1	3.68	<0.1
REP A0963881	QC	0.056	26.1	61.1	0.92	158.7	0.133	<20	1.51	0.055	1.00	0.6	5.1	0.51	2.24	<5	1.5	0.15	6.0	3.69	<0.1
Core Reject Duplicates																					
A0964478	Drill Core	0.051	24.5	55.4	1.07	199.6	0.190	<20	2.01	0.052	1.45	0.1	5.0	0.44	0.24	<5	0.1	0.03	7.5	7.32	<0.1
DUP A0964478	QC	0.051	24.4	55.3	1.08	196.4	0.186	<20	2.02	0.052	1.44	0.2	5.0	0.44	0.23	<5	0.2	0.04	7.6	7.11	<0.1
117337	Drill Core	0.016	40.1	0.8	0.28	56.1	0.030	<20	0.50	0.051	0.31	<0.1	1.1	0.19	1.29	<5	0.1	<0.02	2.1	1.87	<0.1
DUP 117337	QC	0.016	39.6	1.5	0.28	59.8	0.030	<20	0.55	0.060	0.33	0.1	1.2	0.18	1.34	<5	<0.1	<0.02	2.2	1.83	<0.1
Reference Materials																					
STD BVGEO01	Standard	0.071	25.4	156.9	1.23	326.9	0.225	<20	2.18	0.176	0.84	4.0	5.4	0.62	0.61	85	4.7	1.01	6.6	7.13	<0.1
STD BVGEO01	Standard	0.074	25.1	150.2	1.24	328.0	0.225	<20	2.18	0.178	0.83	4.5	5.3	0.61	0.64	94	4.8	1.03	6.5	7.17	<0.1
STD BVGEO01	Standard	0.071	24.6	163.7	1.27	312.9	0.219	<20	2.20	0.183	0.86	3.7	5.5	0.60	0.67	89	5.1	1.06	6.8	6.89	0.1
STD COO2	Standard																				
STD COO2	Standard																				
STD COO2	Standard																				
STD COO2	Standard																				
STD GS311-1	Standard																				
STD GS910-4	Standard																				
STD OREAS262	Standard	0.039	15.0	39.9	1.15	235.9	0.003	<20	1.09	0.066	0.28	0.1	2.9	0.44	0.25	150	0.6	0.22	3.5	2.25	<0.1
STD OREAS262	Standard	0.040	14.1	39.4	1.15	246.2	0.003	<20	1.18	0.066	0.28	0.2	2.9	0.46	0.25	172	0.7	0.23	3.5	2.38	<0.1
STD OREAS262	Standard	0.039	15.8	40.7	1.15	244.1	0.003	<20	1.19	0.069	0.29	0.2	2.9	0.46	0.26	170	0.6	0.24	3.7	2.30	<0.1

This report supersedes all previous preliminary and final reports with this file number dated prior to the date on this certificate. Signature indicates final approval; preliminary reports are unsigned and should be used for reference only.

BUREAU VERITAS MINERAL LABORATORIES Canada

www.bvna.com/mining-laboratory-services

Bureau Veritas Commodities Canada Ltd.
9050 Shaughnessy St Vancouver British Columbia V6P 6E5 Canada
PHONE (604) 253-3158

Client: **Kinross Gold Corp.**
25 York St., #17
Toronto Ontario M5J 2V5 Canada

Project: Great Bear Project
Report Date: November 18, 2024

QUALITY CONTROL REPORT TIM24000347.1

	Method	AQ250	AQ250	AQ250	AQ250	AQ250	AQ250	AQ250	AQ250	AQ250	AQ250	AQ250	AQ250	AQ250	AQ250	TC006	TC000	TC000
	Analyte	Hf	Nb	Rb	Sn	Ta	Zr	Y	Ce	In	Re	Be	Li	Pd	Pt	CO2	TOT/C	TOT/S
	Unit	ppm	ppm	ppm	ppm	ppm	ppm	ppm	ppm	ppm	ppb	ppm	ppm	ppb	ppb	%	%	%
	MDL	0.02	0.02	0.1	0.1	0.05	0.1	0.01	0.1	0.02	1	0.1	0.1	10	2	0.08	0.02	0.02
Pulp Duplicates																		
A0964479	Drill Core	0.69	0.04	79.2	0.9	<0.05	28.6	6.46	45.7	<0.02	<1	0.2	23.5	<10	3	<0.08		
REP A0964479	QC	0.76	0.03	80.4	0.8	<0.05	31.4	6.48	46.6	<0.02	<1	0.2	23.4	<10	2			
A0964482	Drill Core	0.27	<0.02	56.7	0.3	<0.05	10.6	6.41	64.8	<0.02	<1	0.1	12.4	<10	<2	<0.08		
REP A0964482	QC															0.12		
117339	Drill Core	0.26	0.09	14.5	0.2	<0.05	9.7	6.67	63.6	<0.02	<1	<0.1	2.0	<10	<2	0.28		
REP 117339	QC	0.26	0.09	14.2	0.2	<0.05	9.6	6.56	61.3	<0.02	<1	<0.1	2.0	<10	<2			
A0963852	Drill Core	0.68	0.05	47.8	0.2	<0.05	25.4	4.42	53.8	<0.02	<1	<0.1	10.0	<10	<2	0.79		
REP A0963852	QC															0.78		
A0963881	Drill Core	0.83	0.10	51.7	0.6	<0.05	37.4	8.50	53.1	<0.02	1	0.2	20.3	<10	<2	<0.08	0.03	2.45
REP A0963881	QC	0.82	0.12	50.4	0.5	<0.05	36.0	8.26	53.4	<0.02	2	0.2	20.1	<10	<2			
Core Reject Duplicates																		
A0964478	Drill Core	0.76	0.04	66.5	0.5	<0.05	30.6	6.60	47.2	<0.02	<1	<0.1	20.7	<10	<2	0.17		
DUP A0964478	QC	0.80	0.04	63.4	0.5	<0.05	30.9	6.30	47.7	<0.02	<1	<0.1	21.1	<10	<2	0.19		
117337	Drill Core	0.67	0.11	23.7	0.2	<0.05	22.9	8.09	77.2	<0.02	<1	<0.1	5.9	<10	<2	0.79		
DUP 117337	QC	0.68	0.11	24.4	0.2	<0.05	23.7	8.09	76.3	<0.02	<1	<0.1	5.9	<10	<2	0.71		
Reference Materials																		
STD BVGEO01	Standard	0.31	0.12	89.7	5.0	<0.05	9.2	13.57	50.3	0.40	4	0.6	19.3	125	181			
STD BVGEO01	Standard	0.30	0.19	91.1	5.1	<0.05	9.0	13.55	49.9	0.41	4	0.6	19.4	131	174			
STD BVGEO01	Standard	0.20	0.23	91.3	5.3	<0.05	7.3	13.78	50.3	0.42	4	0.7	19.7	133	181			
STD COO2	Standard															3.55		
STD COO2	Standard															3.79		
STD COO2	Standard															3.57		
STD COO2	Standard															3.44		
STD GS311-1	Standard																1.00	2.36
STD GS910-4	Standard																2.50	7.97
STD OREAS262	Standard	0.25	<0.02	17.2	0.5	<0.05	10.4	10.07	29.4	0.03	<1	1.1	16.2	<10	2			
STD OREAS262	Standard	0.24	<0.02	17.1	0.5	<0.05	10.8	10.21	28.1	0.03	1	1.1	16.1	<10	2			
STD OREAS262	Standard	0.22	<0.02	18.3	0.5	<0.05	9.0	10.47	31.5	0.03	<1	1.1	15.9	<10	<2			

This report supersedes all previous preliminary and final reports with this file number dated prior to the date on this certificate. Signature indicates final approval; preliminary reports are unsigned and should be used for reference only.

BUREAU VERITAS MINERAL LABORATORIES Canada

www.bvna.com/mining-laboratory-services

Bureau Veritas Commodities Canada Ltd.
9050 Shaughnessy St Vancouver British Columbia V6P 6E5 Canada
PHONE (604) 253-3158

Client: **Kinross Gold Corp.**
25 York St., #17
Toronto Ontario M5J 2V5 Canada

Project: Great Bear Project
Report Date: November 18, 2024

QUALITY CONTROL REPORT TIM24000347.1

		WGHT	AQ250	AQ250	AQ250	AQ250	AQ250	AQ250	AQ250	AQ250	AQ250	AQ250	AQ250	AQ250	AQ250	AQ250	AQ250	AQ250	AQ250	AQ250
		Wgt	Mo	Cu	Pb	Zn	Ag	Ni	Co	Mn	Fe	As	U	Au	Th	Sr	Cd	Sb	Bi	V	Ca
		kg	ppm	ppm	ppm	ppm	ppb	ppm	ppm	ppm	%	ppm	ppm	ppb	ppm	ppm	ppm	ppm	ppm	ppm	%
		0.01	0.01	0.01	0.01	0.1	2	0.1	0.1	1	0.01	0.1	0.1	0.2	0.1	0.5	0.01	0.02	0.02	1	0.01
STD OREAS279	Standard																				
STD OREAS262	Standard		0.64	110.18	55.30	153.4	457	64.1	26.2	532	3.22	36.5	1.1	83.4	8.7	33.9	0.62	3.51	0.95	21	2.92
STD OREAS279	Standard																				
STD OREAS279	Standard																				
STD OREAS279	Standard																				
STD BVGEO01 Expected			10.8	4415	187	1712	2530	163	25	706	3.7	121	3.67	214	14.4	55	6.25	2.2	24.3	73	1.3219
STD OREAS262 Expected			0.68	118	56	154	450	62	26.9	530	3.284	35.8	1.22	65	9.33	36	0.61	3.39	1.03	22.5	2.98
STD GS311-1 Expected																					
STD GS910-4 Expected																					
STD COO2 Expected																					
STD OREAS279 Expected																					
BLK	Blank		<0.01	<0.01	0.01	<0.1	<2	<0.1	<0.1	<1	<0.01	<0.1	<0.1	<0.2	<0.1	<0.5	<0.01	<0.02	<0.02	<1	<0.01
BLK	Blank		<0.01	<0.01	<0.01	<0.1	<2	<0.1	<0.1	<1	<0.01	<0.1	<0.1	<0.2	<0.1	<0.5	<0.01	<0.02	<0.02	<1	<0.01
BLK	Blank		<0.01	<0.01	0.02	<0.1	<2	<0.1	<0.1	<1	<0.01	0.3	<0.1	<0.2	<0.1	<0.5	<0.01	<0.02	<0.02	<1	<0.01
BLK	Blank																				
BLK	Blank		<0.01	<0.01	0.02	<0.1	<2	<0.1	<0.1	<1	<0.01	<0.1	<0.1	<0.2	<0.1	<0.5	<0.01	<0.02	<0.02	<1	<0.01
BLK	Blank																				
BLK	Blank																				
BLK	Blank																				
BLK	Blank																				
Prep Wash																					
ROCK-TIM	Prep Blank		1.17	3.35	0.72	27.3	6	0.8	3.4	461	1.82	0.9	0.4	0.9	2.2	17.8	0.02	0.03	<0.02	19	0.53
ROCK-TIM	Prep Blank		0.99	3.19	0.74	26.5	7	0.8	3.4	463	1.84	1.0	0.3	0.4	2.0	18.1	0.01	0.03	0.03	19	0.54

This report supersedes all previous preliminary and final reports with this file number dated prior to the date on this certificate. Signature indicates final approval; preliminary reports are unsigned and should be used for reference only.

BUREAU VERITAS MINERAL LABORATORIES Canada

www.bvna.com/mining-laboratory-services

Bureau Veritas Commodities Canada Ltd.
9050 Shaughnessy St Vancouver British Columbia V6P 6E5 Canada
PHONE (604) 253-3158

Client: **Kinross Gold Corp.**
25 York St., #17
Toronto Ontario M5J 2V5 Canada

Project: Great Bear Project
Report Date: November 18, 2024

QUALITY CONTROL REPORT TIM24000347.1

		AQ250 P % 0.001	AQ250 La ppm 0.5	AQ250 Cr ppm 0.5	AQ250 Mg % 0.01	AQ250 Ba ppm 0.5	AQ250 Ti % 0.001	AQ250 B ppm 20	AQ250 Al % 0.01	AQ250 Na % 0.001	AQ250 K % 0.01	AQ250 W ppm 0.1	AQ250 Sc ppm 0.1	AQ250 Tl ppm 0.02	AQ250 S % 0.02	AQ250 Hg ppb 5	AQ250 Se ppm 0.1	AQ250 Te ppm 0.02	AQ250 Ga ppm 0.1	AQ250 Cs ppm 0.02	AQ250 Ge ppm 0.1
STD OREAS279	Standard																				
STD OREAS262	Standard	0.041	15.9	41.4	1.17	247.4	0.003	<20	1.21	0.068	0.31	0.1	2.9	0.47	0.26	176	0.6	0.26	3.6	3.13	<0.1
STD OREAS279	Standard																				
STD OREAS279	Standard																				
STD OREAS279	Standard																				
STD BVGEO01 Expected		0.0727	25.9	171	1.3175	332	0.233		2.2628	0.1924	0.8669	3.5	5.97	0.62	0.6655	100	4.84	1.02	7.37	7.36	0.15
STD OREAS262 Expected		0.04	15.9	41.7	1.17	248	0.003		1.3	0.071	0.312	0.13	3.24	0.47	0.269	170	0.4	0.23	3.9	2.8	
STD GS311-1 Expected																					
STD GS910-4 Expected																					
STD COO2 Expected																					
STD OREAS279 Expected																					
BLK	Blank	<0.001	<0.5	<0.5	<0.01	<0.5	<0.001	<20	<0.01	<0.001	<0.01	<0.1	<0.1	<0.02	<0.02	<5	<0.1	<0.02	<0.1	<0.02	<0.1
BLK	Blank	<0.001	<0.5	<0.5	<0.01	<0.5	<0.001	<20	<0.01	<0.001	<0.01	<0.1	<0.1	<0.02	<0.02	<5	<0.1	<0.02	<0.1	<0.02	<0.1
BLK	Blank	<0.001	<0.5	<0.5	<0.01	<0.5	<0.001	<20	<0.01	<0.001	<0.01	<0.1	<0.1	<0.02	<0.02	<5	<0.1	<0.02	<0.1	<0.02	<0.1
BLK	Blank																				
BLK	Blank	<0.001	<0.5	<0.5	<0.01	<0.5	<0.001	<20	<0.01	<0.001	<0.01	<0.1	<0.1	<0.02	<0.02	<5	<0.1	<0.02	<0.1	<0.02	<0.1
BLK	Blank																				
BLK	Blank																				
BLK	Blank																				
BLK	Blank																				
Prep Wash																					
ROCK-TIM	Prep Blank	0.040	4.7	4.0	0.44	40.2	0.059	<20	0.76	0.051	0.05	<0.1	1.8	<0.02	<0.02	<5	<0.1	<0.02	3.3	0.15	<0.1
ROCK-TIM	Prep Blank	0.039	5.0	2.3	0.43	42.4	0.063	<20	0.77	0.055	0.06	<0.1	1.8	<0.02	<0.02	<5	<0.1	<0.02	3.3	0.15	<0.1

This report supersedes all previous preliminary and final reports with this file number dated prior to the date on this certificate. Signature indicates final approval; preliminary reports are unsigned and should be used for reference only.

BUREAU VERITAS MINERAL LABORATORIES Canada

www.bvna.com/mining-laboratory-services

Bureau Veritas Commodities Canada Ltd.

9050 Shaughnessy St Vancouver British Columbia V6P 6E5 Canada

PHONE (604) 253-3158

Client: **Kinross Gold Corp.**
25 York St., #17
Toronto Ontario M5J 2V5 Canada

Project: Great Bear Project
Report Date: November 18, 2024

QUALITY CONTROL REPORT TIM24000347.1

		AQ250 Hf ppm 0.02	AQ250 Nb ppm 0.02	AQ250 Rb ppm 0.1	AQ250 Sn ppm 0.1	AQ250 Ta ppm 0.05	AQ250 Zr ppm 0.1	AQ250 Y ppm 0.01	AQ250 Ce ppm 0.1	AQ250 In ppm 0.02	AQ250 Re ppb 1	AQ250 Be ppm 0.1	AQ250 Li ppm 0.1	AQ250 Pd ppb 10	AQ250 Pt ppb 2	TC006 CO2 % 0.08	TC000 TOT/C % 0.02	TC000 TOT/S % 0.02
STD OREAS279	Standard															3.25		
STD OREAS262	Standard	0.12	<0.02	19.2	0.5	<0.05	6.0	10.32	31.9	0.03	<1	1.1	16.5	<10	<2			
STD OREAS279	Standard															3.40		
STD OREAS279	Standard															3.21		
STD OREAS279	Standard															3.16		
STD BVGEO01 Expected		0.32	0.17	95	5.64		9.1	14.5	53	0.45	4	0.69	21.4	134	182			
STD OREAS262 Expected		0.17		18.6	0.5		7.7	11.2	32	0.033		1.14	17.8					
STD GS311-1 Expected																	1.02	2.35
STD GS910-4 Expected																	2.65	8.27
STD COO2 Expected																3.612		
STD OREAS279 Expected																3.29		
BLK	Blank	<0.02	<0.02	<0.1	<0.1	<0.05	0.2	<0.01	<0.1	<0.02	<1	<0.1	<0.1	<10	<2			
BLK	Blank	<0.02	<0.02	<0.1	<0.1	<0.05	0.1	<0.01	<0.1	<0.02	<1	<0.1	<0.1	<10	<2			
BLK	Blank	<0.02	<0.02	<0.1	<0.1	<0.05	0.1	<0.01	<0.1	<0.02	<1	<0.1	<0.1	<10	<2			
BLK	Blank															<0.08		
BLK	Blank	<0.02	<0.02	<0.1	<0.1	<0.05	<0.1	<0.01	<0.1	<0.02	<1	<0.1	<0.1	<10	<2			
BLK	Blank																<0.02	<0.02
BLK	Blank															<0.08		
BLK	Blank															<0.08		
BLK	Blank															<0.08		
Prep Wash																		
ROCK-TIM	Prep Blank	0.12	0.13	1.7	0.2	<0.05	2.9	7.12	9.9	<0.02	<1	0.2	1.4	<10	<2	0.22		
ROCK-TIM	Prep Blank	0.12	0.10	1.8	0.2	<0.05	3.0	7.17	10.0	<0.02	<1	0.2	1.3	<10	<2	0.14		

This report supersedes all previous preliminary and final reports with this file number dated prior to the date on this certificate. Signature indicates final approval; preliminary reports are unsigned and should be used for reference only.

BUREAU VERITAS MINERAL LABORATORIES Canada

www.bvna.com/mining-laboratory-services

Bureau Veritas Commodities Canada Ltd.
9050 Shaughnessy St Vancouver British Columbia V6P 6E5 Canada
PHONE (604) 253-3158

Client: **Kinross Gold Corp.**
25 York St., #17
Toronto Ontario M5J 2V5 Canada

Submitted By:	Matthew Hart
Receiving Lab:	Canada-Timmins
Received:	August 01, 2024
Analysis Start:	August 26, 2024
Report Date:	November 22, 2024
Page:	1 of 5

CERTIFICATE OF ANALYSIS TIM24000348.1

CLIENT JOB INFORMATION

Project:	Great Bear Project
Shipment ID:	
P.O. Number	GTFS002-FPR022-06
Number of Samples:	100

SAMPLE DISPOSAL

STOR-PLP	Store After 90 days Invoice for Storage
STOR-RJT	Store After 60 days Invoice for Storage

Bureau Veritas does not accept responsibility for samples left at the laboratory after 90 days without prior written instructions for sample storage or return.

SAMPLE PREPARATION AND ANALYTICAL PROCEDURES

Procedure Code	Number of Samples	Code Description	Test Wgt (g)	Report Status	Lab
PRP75-1KG	100	Crush, split and pulverize 1kg of sample to 200 mesh		Completed	TIM
SPTPL	100	Splitting of pulp samples for client		Completed	TIM
ARCHIVE	100	Charges for Split Archive			TIM
SHP01	100	Per sample shipping charges for branch shipments			TIM
AQ250_EXT	100	1:1:1 Aqua Regia digestion Ultratrace ICP-MS analysis	0.5	Completed	VAN
TC006	100	15% HClO4 leach, CO2 analysis by Leco	0.2	Completed	VAN
Split ABA	16	Analysis sample split/packet for ABA Analysis			BUB
TC000	16	Analysis by Leco	0.1	Completed	VAN
ABA	16	Modified Sobek Acid Base Accounting		Completed	BUB

ADDITIONAL COMMENTS

Invoice To: Great Bear Resources Ltd.
25 York Street, Unit 1700
Toronto Ontario M5J 2V5
Canada

CC: Kinross Distrubution

TIMOTHY YAO
Data Validation Specialist

This report supersedes all previous preliminary and final reports with this file number dated prior to the date on this certificate. Signature indicates final approval; preliminary reports are unsigned and should be used for reference only.
All results are considered the confidential property of the client. Bureau Veritas assumes the liabilities for actual cost of analysis only. Results apply to samples as submitted.
"*" asterisk indicates that an analytical result could not be provided due to unusually high levels of interference from other elements.

BUREAU VERITAS MINERAL LABORATORIES Canada

www.bvna.com/mining-laboratory-services

Bureau Veritas Commodities Canada Ltd.

9050 Shaughnessy St Vancouver British Columbia V6P 6E5 Canada
PHONE (604) 253-3158

Client: **Kinross Gold Corp.**
25 York St., #17
Toronto Ontario M5J 2V5 Canada

Project: Great Bear Project
Report Date: November 22, 2024

CERTIFICATE OF ANALYSIS TIM24000348.1

Method		WGHT	AQ250	AQ250	AQ250	AQ250	AQ250	AQ250	AQ250	AQ250	AQ250	AQ250	AQ250	AQ250	AQ250	AQ250	AQ250	AQ250	AQ250	AQ250	AQ250
Analyte		Wgt	Mo	Cu	Pb	Zn	Ag	Ni	Co	Mn	Fe	As	U	Au	Th	Sr	Cd	Sb	Bi	V	Ca
Unit		kg	ppm	ppm	ppm	ppm	ppb	ppm	ppm	ppm	%	ppm	ppm	ppb	ppm	ppm	ppm	ppm	ppm	ppm	%
MDL		0.01	0.01	0.01	0.01	0.1	2	0.1	0.1	1	0.01	0.1	0.1	0.2	0.1	0.5	0.01	0.02	0.02	1	0.01
A0963890	Drill Core	2.94	1.44	7.67	9.42	48.6	164	0.8	1.8	182	1.74	125.1	1.7	10.1	11.0	6.9	0.04	0.38	0.04	<1	0.39
A0963891	Drill Core	1.20	0.89	13.18	4.33	106.3	306	16.0	11.0	765	2.61	21.6	1.3	27.4	9.4	11.8	0.03	0.22	0.08	34	1.04
A0963892	Drill Core	3.27	1.36	2.25	5.30	40.3	122	3.1	2.4	252	1.49	32.1	1.5	12.3	10.4	8.5	0.04	0.23	0.05	2	0.65
A0963893	Drill Core	1.31	0.51	44.15	2.92	60.3	179	26.9	17.5	682	3.60	15.5	1.0	10.4	6.3	36.6	0.04	0.16	0.06	75	1.79
A0963894	Drill Core	2.27	2.01	32.10	6.07	62.1	186	0.6	1.9	416	1.89	9.5	1.6	8.1	10.4	12.4	0.23	0.29	0.29	2	0.66
A0963895	Drill Core	2.93	1.03	17.97	3.11	36.5	94	2.4	2.4	264	1.47	12.3	1.5	10.1	10.4	9.7	0.03	0.15	0.09	4	0.40
A0963896	Drill Core	2.20	1.03	1.33	3.51	25.8	101	0.4	1.7	178	1.34	91.2	1.7	4.8	11.3	6.9	0.02	0.22	0.23	<1	0.36
A0963897	Drill Core	1.77	1.83	13.67	5.41	46.9	306	3.8	7.7	466	2.45	53.9	2.3	14.4	9.9	25.4	0.03	0.36	1.73	38	1.03
A0963922	Drill Core	3.35	0.59	15.65	2.39	56.6	82	17.2	9.7	385	2.25	0.8	1.6	1.1	8.1	20.3	0.03	0.07	0.08	37	0.93
A0963923	Drill Core	3.26	1.40	29.91	2.12	58.5	92	23.7	11.9	410	2.60	0.5	1.3	4.4	7.6	19.0	0.03	0.07	0.06	46	1.07
A0963924	Drill Core	2.63	1.41	37.23	6.33	46.0	105	20.4	11.3	338	2.74	0.9	1.0	1.1	6.5	17.4	0.04	0.09	0.06	39	0.55
A0963925	Drill Core	3.35	0.76	23.87	2.43	57.0	95	47.4	14.9	464	2.93	0.6	1.1	7.7	6.6	26.7	0.05	0.05	0.05	58	1.55
A0963926	Drill Core	3.32	1.11	25.53	2.26	52.4	87	11.7	7.9	361	2.22	0.4	0.8	9.6	4.8	7.9	0.03	0.06	0.29	17	0.43
A0963927	Drill Core	2.92	1.54	6.33	8.83	39.4	106	1.6	1.9	121	0.87	0.5	1.4	1.4	11.5	7.4	0.09	0.05	0.11	1	0.25
A0963928	Drill Core	3.32	1.62	21.90	2.43	34.3	47	20.1	9.6	204	1.84	0.7	0.8	0.8	5.8	13.6	0.03	0.05	0.09	30	0.79
A0963929	Drill Core	3.11	1.04	21.65	1.43	53.1	41	27.1	12.5	361	2.35	0.2	0.6	0.9	4.8	23.1	0.03	0.04	0.13	30	0.53
A0964522	Drill Core	1.71	1.05	5.30	6.63	46.6	184	1.2	2.4	289	1.69	47.5	1.3	7.2	9.4	12.1	0.07	0.34	0.08	6	0.89
A0964523	Drill Core	2.27	0.91	2.09	5.84	37.9	223	0.4	1.8	200	1.57	33.3	1.4	2.9	9.9	8.2	0.03	0.38	2.04	<1	0.71
A0964524	Drill Core	2.21	1.77	5.31	5.26	93.7	96	2.0	4.3	225	1.94	35.2	2.0	3.7	10.9	14.0	0.11	0.35	0.59	15	0.68
A0964525	Drill Core	2.91	1.01	15.46	6.98	121.5	296	18.3	11.3	537	2.60	440.7	1.7	213.3	8.1	61.6	0.15	0.71	0.10	27	1.45
A0964526	Drill Core	2.98	1.13	21.23	3.46	54.8	199	18.0	12.3	577	3.00	131.7	1.4	13.1	7.5	24.2	0.05	0.49	0.16	50	1.75
A0964527	Drill Core	1.76	1.81	0.99	4.60	22.0	251	0.6	1.7	28	1.51	83.3	1.7	33.4	11.4	4.0	0.03	0.21	0.08	<1	0.08
A0964528	Drill Core	2.08	1.93	3.32	3.72	35.1	155	0.6	1.9	191	1.42	122.3	1.4	9.5	9.7	10.3	0.07	0.24	0.38	<1	0.69
A0964529	Drill Core	3.90	0.87	24.08	3.25	64.4	180	16.9	11.7	587	2.68	68.4	1.7	6.5	8.6	24.0	0.04	0.18	0.07	41	1.16
A0964530	Drill Core	3.01	1.08	17.55	3.21	55.7	191	17.9	11.2	485	2.54	144.5	1.5	12.1	7.4	20.5	0.05	0.28	0.12	41	1.17
A0964531	Drill Core	1.71	1.53	11.39	4.19	62.4	171	6.3	4.3	330	2.17	70.4	1.4	6.1	9.3	19.2	0.07	0.22	0.43	14	0.89
A0964532	Drill Core	2.90	2.95	13.94	3.83	49.3	274	10.4	7.2	415	2.24	231.2	1.4	5.3	8.1	25.1	0.06	0.22	0.19	22	1.51
A0964511	Drill Core	2.04	1.23	17.97	3.01	70.7	131	19.6	11.3	486	2.70	9.9	1.2	5.9	7.2	12.3	0.04	0.07	0.12	42	0.74
A0964512	Drill Core	1.94	1.50	14.11	4.37	37.9	235	2.8	3.2	178	1.89	61.8	1.3	27.4	9.7	6.0	0.06	0.26	0.41	6	0.31
A0964513	Drill Core	1.09	1.52	22.91	9.21	37.9	668	0.3	1.8	64	1.88	26.0	1.2	17.2	9.9	3.0	0.04	1.61	0.17	<1	0.08

This report supersedes all previous preliminary and final reports with this file number dated prior to the date on this certificate. Signature indicates final approval; preliminary reports are unsigned and should be used for reference only.

BUREAU VERITAS MINERAL LABORATORIES Canada

www.bvna.com/mining-laboratory-services

Bureau Veritas Commodities Canada Ltd.

9050 Shaughnessy St Vancouver British Columbia V6P 6E5 Canada
PHONE (604) 253-3158

Client: **Kinross Gold Corp.**
25 York St., #17
Toronto Ontario M5J 2V5 Canada

Project: Great Bear Project
Report Date: November 22, 2024

CERTIFICATE OF ANALYSIS TIM24000348.1

	Method	AQ250	AQ250	AQ250	AQ250	AQ250	AQ250	AQ250	AQ250	AQ250	AQ250	AQ250	AQ250	AQ250	AQ250	AQ250	AQ250	AQ250	AQ250	AQ250	AQ250
	Analyte	P	La	Cr	Mg	Ba	Ti	B	Al	Na	K	W	Sc	Tl	S	Hg	Se	Te	Ga	Cs	Ge
	Unit	%	ppm	ppm	%	ppm	%	ppm	%	%	%	ppm	ppm	ppm	%	ppb	ppm	ppm	ppm	ppm	ppm
	MDL	0.001	0.5	0.5	0.01	0.5	0.001	20	0.01	0.001	0.01	0.1	0.1	0.02	0.02	5	0.1	0.02	0.1	0.02	0.1
A0963890	Drill Core	0.016	41.7	3.0	0.09	53.4	0.013	<20	0.41	0.039	0.25	0.2	0.8	0.10	1.55	<5	<0.1	<0.02	1.5	0.71	<0.1
A0963891	Drill Core	0.081	43.1	8.6	0.88	135.3	0.125	<20	1.22	0.059	0.92	1.1	2.1	0.75	0.97	<5	<0.1	<0.02	4.8	8.95	<0.1
A0963892	Drill Core	0.016	40.4	9.7	0.18	40.4	0.022	<20	0.41	0.031	0.29	0.1	0.9	0.17	1.27	<5	<0.1	<0.02	1.6	1.45	<0.1
A0963893	Drill Core	0.062	27.5	95.3	1.96	272.6	0.209	<20	2.29	0.044	2.04	0.1	3.1	0.67	0.87	<5	0.2	<0.02	5.4	9.74	<0.1
A0963894	Drill Core	0.015	39.9	2.8	0.24	68.6	0.034	<20	0.37	0.097	0.20	0.2	2.2	0.07	1.67	<5	0.2	<0.02	2.1	1.11	<0.1
A0963895	Drill Core	0.016	39.0	12.9	0.19	65.3	0.042	<20	0.48	0.055	0.32	0.3	1.4	0.13	0.62	<5	0.3	0.04	2.1	1.36	<0.1
A0963896	Drill Core	0.015	41.8	1.8	0.11	59.9	0.030	<20	0.54	0.038	0.37	0.1	0.8	0.20	0.59	<5	<0.1	<0.02	2.1	1.74	<0.1
A0963897	Drill Core	0.055	38.8	10.7	0.68	155.4	0.113	<20	1.15	0.081	0.82	0.2	3.4	0.45	1.11	13	0.2	0.02	4.3	4.75	<0.1
A0963922	Drill Core	0.060	30.3	18.7	0.83	168.1	0.173	<20	1.41	0.072	1.09	0.2	3.0	0.36	<0.02	<5	<0.1	<0.02	6.1	2.59	<0.1
A0963923	Drill Core	0.077	32.7	22.6	1.06	139.1	0.185	<20	1.61	0.071	1.23	19.8	3.0	0.37	0.03	<5	<0.1	<0.02	6.6	5.21	<0.1
A0963924	Drill Core	0.064	29.0	23.1	0.75	194.5	0.168	<20	1.46	0.067	1.02	0.1	2.8	0.40	0.16	<5	0.1	0.02	5.8	2.72	<0.1
A0963925	Drill Core	0.079	31.3	156.3	1.45	227.0	0.203	<20	1.93	0.051	1.47	0.1	4.6	0.47	0.03	<5	<0.1	<0.02	7.5	4.52	<0.1
A0963926	Drill Core	0.051	23.9	11.6	0.23	92.3	0.096	<20	0.91	0.043	0.65	<0.1	1.5	0.41	0.21	<5	0.1	0.14	3.7	1.79	<0.1
A0963927	Drill Core	0.015	39.2	3.1	0.08	86.7	0.010	<20	0.39	0.045	0.23	<0.1	0.4	0.10	0.35	<5	<0.1	<0.02	1.3	0.36	<0.1
A0963928	Drill Core	0.065	28.6	22.7	0.47	106.5	0.106	<20	0.94	0.059	0.42	0.2	2.3	0.17	0.08	<5	0.1	0.03	4.4	1.23	<0.1
A0963929	Drill Core	0.079	25.1	32.3	0.60	35.3	0.095	<20	1.17	0.050	0.17	0.1	2.2	0.04	0.04	<5	0.1	<0.02	5.4	0.29	<0.1
A0964522	Drill Core	0.022	38.1	4.3	0.15	96.0	0.018	<20	0.40	0.053	0.27	0.1	1.1	0.14	1.38	<5	<0.1	<0.02	1.5	1.43	<0.1
A0964523	Drill Core	0.015	40.4	1.7	0.07	44.4	0.005	<20	0.26	0.036	0.16	<0.1	0.5	0.07	1.47	<5	<0.1	<0.02	0.9	0.60	<0.1
A0964524	Drill Core	0.034	42.0	4.9	0.29	103.3	0.043	<20	0.69	0.034	0.48	<0.1	1.7	0.26	1.39	<5	<0.1	<0.02	2.4	3.18	<0.1
A0964525	Drill Core	0.070	33.3	10.6	0.71	62.4	0.103	<20	2.55	0.217	0.82	0.2	2.3	0.44	1.26	<5	0.1	<0.02	7.0	3.18	<0.1
A0964526	Drill Core	0.083	31.3	19.2	1.00	146.8	0.195	<20	1.54	0.054	1.19	0.5	4.4	0.54	0.67	<5	0.1	<0.02	6.1	6.02	<0.1
A0964527	Drill Core	0.015	39.9	2.4	0.02	59.0	0.002	<20	0.35	0.008	0.24	0.1	0.2	0.06	1.48	<5	0.1	<0.02	0.8	0.27	<0.1
A0964528	Drill Core	0.014	34.7	2.8	0.14	36.0	0.020	<20	0.42	0.054	0.20	0.7	0.9	0.11	0.64	<5	<0.1	<0.02	1.9	1.03	<0.1
A0964529	Drill Core	0.089	35.9	12.9	0.93	65.0	0.179	<20	1.67	0.090	1.08	1.8	2.6	0.48	0.33	<5	0.1	<0.02	6.0	5.60	<0.1
A0964530	Drill Core	0.069	31.2	16.2	0.82	105.8	0.187	<20	1.46	0.079	1.09	1.5	3.7	0.46	0.42	<5	0.1	<0.02	6.0	3.74	<0.1
A0964531	Drill Core	0.031	36.5	8.3	0.40	110.1	0.096	<20	0.94	0.067	0.58	0.2	2.2	0.28	0.63	<5	0.1	<0.02	4.2	2.90	<0.1
A0964532	Drill Core	0.047	33.1	10.6	0.54	79.6	0.106	<20	0.90	0.054	0.57	0.3	2.4	0.28	0.73	<5	0.2	<0.02	4.2	2.02	<0.1
A0964511	Drill Core	0.071	32.9	17.3	1.00	95.5	0.205	<20	1.60	0.061	1.23	0.3	3.3	0.46	0.20	<5	0.1	<0.02	6.7	4.38	<0.1
A0964512	Drill Core	0.023	39.7	8.5	0.23	44.3	0.024	<20	0.52	0.038	0.32	0.1	0.9	0.16	1.58	7	0.1	<0.02	1.8	1.34	<0.1
A0964513	Drill Core	0.016	35.7	1.7	0.02	31.2	0.004	<20	0.32	0.016	0.21	0.1	0.3	0.04	1.78	<5	0.1	<0.02	0.9	0.15	<0.1

This report supersedes all previous preliminary and final reports with this file number dated prior to the date on this certificate. Signature indicates final approval; preliminary reports are unsigned and should be used for reference only.

BUREAU VERITAS MINERAL LABORATORIES Canada

www.bvna.com/mining-laboratory-services

Bureau Veritas Commodities Canada Ltd.

9050 Shaughnessy St Vancouver British Columbia V6P 6E5 Canada
PHONE (604) 253-3158

Client: **Kinross Gold Corp.**
25 York St., #17
Toronto Ontario M5J 2V5 Canada

Project: Great Bear Project
Report Date: November 22, 2024

CERTIFICATE OF ANALYSIS TIM24000348.1

Method		AQ250	AQ250	AQ250	AQ250	AQ250	AQ250	AQ250	AQ250	AQ250	AQ250	AQ250	AQ250	AQ250	AQ250	TC006	TC000	TC000
Analyte		Hf	Nb	Rb	Sn	Ta	Zr	Y	Ce	In	Re	Be	Li	Pd	Pt	CO2	TOT/C	TOT/S
Unit		ppm	ppm	ppm	ppm	ppm	ppm	ppm	ppm	ppm	ppb	ppm	ppm	ppb	ppb	%	%	%
MDL		0.02	0.02	0.1	0.1	0.05	0.1	0.01	0.1	0.02	1	0.1	0.1	10	2	0.08	0.02	0.02
A0963890	Drill Core	0.80	0.23	12.5	1.3	<0.05	33.6	10.19	81.5	<0.02	<1	<0.1	2.7	<10	<2	0.30		
A0963891	Drill Core	0.78	0.16	91.7	0.8	<0.05	29.4	8.37	86.8	<0.02	<1	<0.1	12.2	<10	<2	0.82		
A0963892	Drill Core	1.10	0.31	20.2	0.1	<0.05	38.1	9.01	79.4	<0.02	<1	<0.1	3.7	<10	<2	0.65		
A0963893	Drill Core	0.44	0.04	100.7	0.2	<0.05	19.5	7.84	56.0	<0.02	<1	0.2	33.3	<10	<2	1.82	0.48	0.83
A0963894	Drill Core	1.33	0.26	10.6	0.3	<0.05	43.3	9.77	79.3	<0.02	<1	<0.1	4.4	<10	<2	0.69		
A0963895	Drill Core	0.71	0.29	19.1	0.2	<0.05	25.5	11.29	77.4	<0.02	<1	<0.1	2.9	<10	<2	0.38		
A0963896	Drill Core	0.62	0.31	21.8	0.2	<0.05	22.9	10.91	82.7	<0.02	<1	<0.1	3.2	<10	<2	0.34		
A0963897	Drill Core	0.80	0.08	59.1	0.4	<0.05	29.4	10.07	77.4	<0.02	<1	0.2	10.7	<10	<2	0.98		
A0963922	Drill Core	0.34	0.08	61.2	0.4	<0.05	15.9	7.07	59.1	<0.02	<1	<0.1	22.7	<10	<2	0.92		
A0963923	Drill Core	0.39	0.07	61.2	0.7	<0.05	18.3	6.68	67.9	<0.02	<1	0.1	31.0	<10	<2	0.31	0.26	0.05
A0963924	Drill Core	0.42	0.10	51.9	0.3	<0.05	19.7	5.95	58.8	<0.02	<1	0.1	18.8	<10	<2	0.33		
A0963925	Drill Core	0.41	0.06	67.5	0.4	<0.05	20.4	6.65	64.4	<0.02	<1	0.1	25.1	<10	2	1.46		
A0963926	Drill Core	0.51	0.14	36.2	0.3	<0.05	21.9	4.19	46.1	<0.02	<1	<0.1	9.0	<10	<2	0.33		
A0963927	Drill Core	0.79	0.18	8.6	0.2	<0.05	34.1	5.40	76.7	<0.02	<1	<0.1	4.1	<10	<2	0.23		
A0963928	Drill Core	0.51	0.19	19.7	0.3	<0.05	21.3	6.37	55.6	<0.02	<1	<0.1	12.9	<10	<2	0.50		
A0963929	Drill Core	0.40	0.16	6.2	0.4	<0.05	17.2	5.84	49.3	<0.02	<1	0.2	15.8	<10	<2	0.20	0.06	0.06
A0964522	Drill Core	0.88	0.16	18.2	0.1	<0.05	31.4	6.90	75.0	<0.02	<1	<0.1	3.3	<10	2	0.98		
A0964523	Drill Core	0.83	0.08	8.8	<0.1	<0.05	29.2	6.51	79.4	<0.02	<1	<0.1	2.0	<10	<2	0.75		
A0964524	Drill Core	0.93	0.16	29.7	0.2	<0.05	32.6	8.78	83.1	<0.02	<1	0.1	4.8	<10	<2	0.64		
A0964525	Drill Core	0.24	0.02	49.1	0.2	<0.05	10.6	7.53	66.8	<0.02	<1	0.5	7.3	<10	<2	0.38		
A0964526	Drill Core	0.49	0.06	67.1	0.4	<0.05	19.8	8.37	64.1	<0.02	<1	0.1	12.2	<10	<2	1.81		
A0964527	Drill Core	0.22	0.06	6.7	0.1	<0.05	9.4	6.76	78.7	<0.02	<1	0.1	1.0	<10	<2	<0.08	0.05	1.47
A0964528	Drill Core	0.64	0.28	11.9	0.2	<0.05	24.1	6.58	68.3	<0.02	<1	<0.1	2.9	<10	<2	0.72		
A0964529	Drill Core	0.32	0.09	65.2	0.3	<0.05	13.5	8.69	73.5	<0.02	<1	0.1	9.7	<10	<2	0.86		
A0964530	Drill Core	0.44	0.07	62.9	0.4	<0.05	18.1	7.66	62.3	<0.02	<1	<0.1	10.4	<10	<2	1.02		
A0964531	Drill Core	1.20	0.11	35.5	0.5	<0.05	44.7	7.81	72.2	<0.02	<1	0.1	6.1	<10	<2	0.75		
A0964532	Drill Core	0.53	0.07	32.0	0.4	<0.05	18.9	8.27	65.0	<0.02	<1	<0.1	7.3	<10	<2	1.65		
A0964511	Drill Core	0.62	0.05	64.2	0.3	<0.05	26.0	6.75	66.2	<0.02	<1	<0.1	13.2	<10	<2	0.49	0.18	0.19
A0964512	Drill Core	1.42	0.14	18.2	0.2	<0.05	57.1	7.54	76.7	<0.02	<1	<0.1	4.7	<10	<2	0.25		
A0964513	Drill Core	0.67	0.09	6.4	0.1	<0.05	28.5	7.54	70.0	<0.02	<1	<0.1	1.1	<10	<2	<0.08		

This report supersedes all previous preliminary and final reports with this file number dated prior to the date on this certificate. Signature indicates final approval; preliminary reports are unsigned and should be used for reference only.

BUREAU VERITAS MINERAL LABORATORIES Canada

www.bvna.com/mining-laboratory-services

Bureau Veritas Commodities Canada Ltd.

9050 Shaughnessy St Vancouver British Columbia V6P 6E5 Canada
PHONE (604) 253-3158

Client: **Kinross Gold Corp.**
25 York St., #17
Toronto Ontario M5J 2V5 Canada

Project: Great Bear Project
Report Date: November 22, 2024

CERTIFICATE OF ANALYSIS TIM24000348.1

	Method	WGHT	AQ250	AQ250	AQ250	AQ250	AQ250	AQ250	AQ250	AQ250	AQ250	AQ250	AQ250	AQ250	AQ250	AQ250	AQ250	AQ250	AQ250	AQ250	AQ250
	Analyte	Wgt	Mo	Cu	Pb	Zn	Ag	Ni	Co	Mn	Fe	As	U	Au	Th	Sr	Cd	Sb	Bi	V	Ca
	Unit	kg	ppm	ppm	ppm	ppm	ppb	ppm	ppm	ppm	%	ppm	ppm	ppb	ppm	ppm	ppm	ppm	ppm	ppm	%
	MDL	0.01	0.01	0.01	0.01	0.1	2	0.1	0.1	1	0.01	0.1	0.1	0.2	0.1	0.5	0.01	0.02	0.02	1	0.01
A0964514	Drill Core	3.22	1.11	3.84	6.41	47.2	401	0.4	1.9	247	1.58	98.5	1.5	15.2	9.9	6.6	0.04	0.41	0.11	<1	0.71
A0964515	Drill Core	2.43	1.80	24.25	3.68	36.9	235	11.8	7.7	326	2.16	120.0	1.5	17.6	8.3	13.6	0.04	0.25	0.17	24	0.46
A0964516	Drill Core	2.76	1.41	7.05	4.30	34.3	295	0.7	2.6	306	1.75	110.0	1.6	268.9	10.1	9.3	0.03	0.33	0.57	6	0.87
A0964517	Drill Core	3.18	1.02	4.97	4.75	33.9	172	0.5	2.2	311	1.38	63.7	1.5	11.7	10.8	7.3	0.02	0.25	0.05	<1	0.58
A0964518	Drill Core	1.13	0.87	19.64	3.12	58.8	143	17.8	12.0	436	2.75	33.1	1.3	5.5	7.3	20.4	0.03	0.26	0.08	39	0.92
A0964519	Drill Core	1.66	2.10	3.43	4.80	40.5	197	0.2	1.9	89	1.46	46.4	1.4	92.5	10.8	3.4	0.06	0.16	0.20	<1	0.19
A0964520	Drill Core	1.00	1.25	6.51	5.20	31.6	119	1.2	3.5	187	1.77	26.4	1.1	17.3	8.7	8.4	0.04	0.29	0.45	8	0.53
A0964521	Drill Core	2.09	1.41	18.86	3.04	54.3	182	18.3	11.3	421	2.68	98.9	1.4	28.4	7.5	22.1	0.04	0.32	0.19	41	0.97
117341	Drill Core	3.39	1.65	25.45	3.24	47.1	86	14.1	8.7	338	2.18	1.2	1.3	1.0	7.2	12.7	0.02	0.05	0.22	31	0.46
117342	Drill Core	3.14	0.70	25.33	2.90	62.2	96	18.3	11.1	340	2.48	1.3	1.3	0.9	8.1	22.0	0.03	0.04	0.08	40	0.47
117343	Drill Core	1.71	0.78	22.88	7.69	60.1	112	13.2	9.3	322	2.20	2.8	1.5	1.9	7.8	10.8	0.08	0.08	0.04	27	0.44
117344	Drill Core	3.51	0.74	21.11	4.10	53.2	66	13.9	9.3	350	2.26	2.1	1.3	0.9	7.6	11.6	0.04	0.06	0.55	30	0.52
117345	Drill Core	3.30	2.06	16.92	3.79	52.0	121	13.8	9.4	326	2.09	2.8	1.3	2.1	7.3	10.4	0.04	0.08	2.94	26	0.61
117369	Drill Core	3.49	1.14	21.04	4.13	55.1	105	18.4	9.7	393	2.35	3.7	1.3	2.7	7.8	18.0	0.04	0.07	0.20	33	0.80
117370	Drill Core	3.50	1.02	20.48	2.89	53.9	88	19.5	10.0	391	2.48	4.0	1.4	1.6	7.6	16.6	0.04	0.09	0.09	32	1.17
117346	Drill Core	3.33	1.31	37.74	3.03	73.5	100	30.6	13.1	353	3.05	0.8	1.4	2.6	7.1	9.6	0.05	0.06	0.27	41	0.27
117347	Drill Core	3.94	1.06	17.45	2.84	53.6	126	16.3	10.9	396	2.61	7.1	1.3	5.6	7.3	15.8	0.03	0.10	0.19	38	0.72
117371	Drill Core	2.02	1.62	17.47	2.79	50.2	76	17.2	10.1	410	2.38	6.3	1.2	2.0	6.6	20.4	0.04	0.14	0.08	32	1.16
117348	Drill Core	3.42	0.77	15.83	2.23	52.3	62	15.1	8.7	301	2.06	1.4	1.2	0.5	6.7	12.6	0.03	0.11	0.06	31	1.10
117349	Drill Core	0.82	0.72	19.76	3.13	52.1	122	15.1	9.6	413	2.45	7.6	1.2	2.0	6.5	29.6	0.03	0.13	0.04	28	0.86
117350	Drill Core	3.33	1.50	25.25	3.17	60.0	114	11.6	8.6	402	2.28	7.7	1.5	3.9	8.0	19.6	0.03	0.12	0.07	25	0.54
117351	Drill Core	3.56	2.74	16.51	4.63	49.4	122	12.6	9.5	429	2.24	31.7	1.4	15.5	7.5	20.3	0.05	0.24	0.14	19	0.65
117352	Drill Core	2.20	0.88	14.95	10.59	88.5	173	16.4	9.1	713	2.34	12.6	1.3	22.5	7.7	14.2	0.29	0.14	0.20	26	0.82
117372	Drill Core	2.35	0.93	15.98	9.29	77.8	202	16.5	9.1	726	2.46	14.0	1.3	17.0	7.7	15.2	0.35	0.15	0.33	29	0.90
117373	Drill Core	2.15	1.06	18.11	5.69	61.5	122	16.3	9.2	657	2.44	28.9	1.2	35.7	7.3	13.8	0.20	0.20	0.13	24	1.43
117374	Drill Core	1.78	1.30	5.90	4.95	87.7	207	16.9	9.8	854	2.85	33.4	1.4	84.6	7.1	22.3	0.23	0.12	0.37	30	1.10
117375	Drill Core	2.39	1.28	23.42	6.02	98.8	177	16.5	8.8	583	2.27	9.5	1.4	17.0	7.7	14.8	0.34	0.12	0.08	29	1.07
117353	Drill Core	2.21	0.84	17.52	9.74	57.9	117	12.5	8.6	483	2.32	11.5	1.6	14.3	7.7	16.2	0.13	0.08	0.07	29	1.17
117354	Drill Core	3.41	0.90	14.81	4.16	28.7	123	7.7	5.5	418	1.60	28.5	1.3	27.0	6.7	12.5	0.05	0.17	0.14	14	1.08
117355	Drill Core	3.53	0.88	14.39	5.29	40.3	93	7.3	5.4	418	1.59	14.6	1.3	9.1	6.5	13.7	0.09	0.10	0.08	14	1.15

This report supersedes all previous preliminary and final reports with this file number dated prior to the date on this certificate. Signature indicates final approval; preliminary reports are unsigned and should be used for reference only.

BUREAU VERITAS MINERAL LABORATORIES Canada

www.bvna.com/mining-laboratory-services

Bureau Veritas Commodities Canada Ltd.

9050 Shaughnessy St Vancouver British Columbia V6P 6E5 Canada
PHONE (604) 253-3158

Client: **Kinross Gold Corp.**
25 York St., #17
Toronto Ontario M5J 2V5 Canada

Project: Great Bear Project
Report Date: November 22, 2024

CERTIFICATE OF ANALYSIS TIM24000348.1

	Method	AQ250	AQ250	AQ250	AQ250	AQ250	AQ250	AQ250	AQ250	AQ250	AQ250	AQ250	AQ250	AQ250	AQ250	AQ250	AQ250	AQ250	AQ250	AQ250	AQ250
	Analyte	P	La	Cr	Mg	Ba	Ti	B	Al	Na	K	W	Sc	Tl	S	Hg	Se	Te	Ga	Cs	Ge
	Unit	%	ppm	ppm	%	ppm	%	ppm	%	%	%	ppm	ppm	ppm	%	ppb	ppm	ppm	ppm	ppm	ppm
	MDL	0.001	0.5	0.5	0.01	0.5	0.001	20	0.01	0.001	0.01	0.1	0.1	0.02	0.02	5	0.1	0.02	0.1	0.02	0.1
A0964514	Drill Core	0.014	40.1	1.4	0.09	38.1	0.014	<20	0.29	0.033	0.20	0.1	0.7	0.10	1.12	<5	0.1	<0.02	1.2	0.66	<0.1
A0964515	Drill Core	0.047	34.5	11.2	0.51	74.2	0.098	<20	0.98	0.070	0.66	0.1	2.1	0.25	0.76	<5	0.2	<0.02	3.9	3.03	<0.1
A0964516	Drill Core	0.021	39.1	2.3	0.24	53.7	0.043	<20	0.52	0.040	0.27	0.4	1.4	0.14	0.77	<5	0.2	<0.02	2.6	1.63	<0.1
A0964517	Drill Core	0.015	42.1	2.4	0.19	61.3	0.045	<20	0.57	0.038	0.37	0.2	1.0	0.29	0.34	<5	<0.1	<0.02	2.6	3.18	<0.1
A0964518	Drill Core	0.078	33.0	13.4	0.86	97.0	0.163	<20	1.38	0.065	1.04	0.2	2.6	0.48	1.06	<5	0.1	<0.02	5.2	3.91	<0.1
A0964519	Drill Core	0.015	42.0	0.8	0.05	55.3	0.005	<20	0.34	0.024	0.22	0.2	0.4	0.05	1.39	<5	0.2	<0.02	1.1	0.37	<0.1
A0964520	Drill Core	0.025	35.9	1.7	0.19	57.5	0.032	<20	0.44	0.042	0.32	0.3	1.0	0.15	1.29	<5	0.1	<0.02	1.8	1.26	<0.1
A0964521	Drill Core	0.070	33.0	15.4	0.81	88.2	0.189	<20	1.49	0.090	1.05	0.5	3.9	0.49	0.60	<5	0.1	<0.02	6.1	4.09	<0.1
117341	Drill Core	0.052	26.8	13.3	0.67	115.4	0.150	<20	1.25	0.066	0.90	0.1	2.7	0.37	0.23	<5	0.2	0.03	5.2	2.81	<0.1
117342	Drill Core	0.057	30.5	25.5	0.80	214.1	0.168	<20	1.57	0.095	1.03	<0.1	2.9	0.43	0.20	<5	0.1	0.02	6.3	3.25	<0.1
117343	Drill Core	0.055	27.2	9.8	0.53	88.0	0.127	<20	1.11	0.049	0.74	<0.1	1.7	0.41	0.27	<5	<0.1	0.03	4.5	2.19	<0.1
117344	Drill Core	0.056	27.1	13.7	0.54	122.7	0.141	<20	1.20	0.061	0.85	<0.1	2.4	0.44	0.25	<5	0.2	<0.02	4.8	2.63	<0.1
117345	Drill Core	0.054	27.2	9.3	0.53	112.4	0.126	<20	1.03	0.052	0.75	0.1	1.9	0.43	0.34	<5	0.3	0.05	4.4	2.67	<0.1
117369	Drill Core	0.055	30.7	20.7	0.76	111.4	0.146	<20	1.33	0.088	0.86	4.8	2.7	0.44	0.51	<5	<0.1	<0.02	5.5	4.24	<0.1
117370	Drill Core	0.055	30.4	22.6	0.81	115.7	0.127	<20	1.28	0.067	0.93	<0.1	2.8	0.42	0.43	<5	<0.1	<0.02	5.5	3.40	<0.1
117346	Drill Core	0.053	27.8	32.1	0.96	187.7	0.149	<20	1.71	0.057	1.29	0.1	3.7	0.61	0.28	<5	0.1	0.02	6.6	4.68	<0.1
117347	Drill Core	0.061	29.2	13.6	0.78	140.1	0.166	<20	1.31	0.073	1.00	0.1	2.9	0.47	0.73	<5	<0.1	0.02	5.5	3.67	<0.1
117371	Drill Core	0.063	26.6	27.8	0.84	97.0	0.144	<20	1.29	0.070	0.98	0.1	2.5	0.43	0.82	<5	0.1	0.04	4.8	3.22	<0.1
117348	Drill Core	0.057	27.0	13.5	0.71	110.1	0.118	<20	1.12	0.037	0.85	0.1	2.6	0.46	0.18	<5	0.1	0.02	5.0	4.78	<0.1
117349	Drill Core	0.064	26.8	14.2	0.82	93.8	0.119	<20	1.34	0.101	0.82	0.3	2.0	0.42	1.13	<5	<0.1	<0.02	4.8	2.56	<0.1
117350	Drill Core	0.058	28.6	7.8	0.72	88.5	0.133	<20	1.30	0.074	0.85	0.2	1.9	0.47	0.66	<5	<0.1	<0.02	4.6	3.43	<0.1
117351	Drill Core	0.055	28.6	7.8	0.53	69.6	0.086	<20	0.99	0.079	0.56	0.2	1.8	0.43	1.48	<5	0.1	0.04	3.7	1.53	<0.1
117352	Drill Core	0.053	28.5	16.7	0.70	71.3	0.128	<20	1.09	0.072	0.77	1.1	2.0	0.54	0.95	<5	0.1	0.03	4.5	2.93	<0.1
117372	Drill Core	0.052	28.8	19.5	0.72	61.1	0.133	<20	1.12	0.072	0.79	0.7	2.2	0.51	1.13	<5	0.2	0.07	4.7	2.97	<0.1
117373	Drill Core	0.052	28.6	16.7	0.66	59.3	0.115	<20	0.93	0.057	0.71	0.3	2.0	0.42	1.26	<5	0.2	0.06	4.0	2.35	<0.1
117374	Drill Core	0.049	27.5	20.0	0.77	57.5	0.120	<20	1.25	0.079	0.72	4.2	2.7	0.50	1.58	<5	0.5	0.18	5.0	2.57	<0.1
117375	Drill Core	0.051	29.5	18.1	0.67	84.1	0.144	<20	1.12	0.070	0.88	0.6	2.6	0.47	0.58	<5	0.1	0.04	4.7	2.42	<0.1
117353	Drill Core	0.072	31.9	15.1	0.69	72.0	0.152	<20	1.14	0.058	0.83	0.2	2.4	0.43	0.38	<5	<0.1	<0.02	5.0	2.88	<0.1
117354	Drill Core	0.044	27.1	7.7	0.42	53.9	0.084	<20	0.72	0.044	0.46	0.3	1.0	0.32	0.38	<5	<0.1	0.02	3.2	1.67	<0.1
117355	Drill Core	0.044	26.6	9.2	0.39	45.7	0.079	<20	0.69	0.041	0.40	0.5	1.1	0.29	0.37	<5	<0.1	<0.02	3.1	1.39	<0.1

This report supersedes all previous preliminary and final reports with this file number dated prior to the date on this certificate. Signature indicates final approval; preliminary reports are unsigned and should be used for reference only.

BUREAU VERITAS MINERAL LABORATORIES Canada

www.bvna.com/mining-laboratory-services

Bureau Veritas Commodities Canada Ltd.

9050 Shaughnessy St Vancouver British Columbia V6P 6E5 Canada
PHONE (604) 253-3158

Client: **Kinross Gold Corp.**
25 York St., #17
Toronto Ontario M5J 2V5 Canada

Project: Great Bear Project
Report Date: November 22, 2024

CERTIFICATE OF ANALYSIS TIM24000348.1

Method		AQ250	AQ250	AQ250	AQ250	AQ250	AQ250	AQ250	AQ250	AQ250	AQ250	AQ250	AQ250	AQ250	AQ250	TC006	TC000	TC000
Analyte		Hf	Nb	Rb	Sn	Ta	Zr	Y	Ce	In	Re	Be	Li	Pd	Pt	CO2	TOT/C	TOT/S
Unit		ppm	ppm	ppm	ppm	ppm	ppm	ppm	ppm	ppm	ppb	ppm	ppm	ppb	ppb	%	%	%
MDL		0.02	0.02	0.1	0.1	0.05	0.1	0.01	0.1	0.02	1	0.1	0.1	10	2	0.08	0.02	0.02
A0964514	Drill Core	0.74	0.11	11.1	0.1	<0.05	26.6	8.22	78.4	<0.02	<1	<0.1	2.3	<10	<2	0.78		
A0964515	Drill Core	0.41	0.02	33.0	0.2	<0.05	15.4	7.84	68.2	<0.02	<1	<0.1	7.5	<10	<2	0.28		
A0964516	Drill Core	0.93	0.17	16.7	0.3	<0.05	30.5	9.56	76.9	<0.02	<1	0.1	4.1	<10	<2	0.75		
A0964517	Drill Core	0.91	0.22	26.2	1.7	<0.05	31.4	10.32	83.0	<0.02	<1	<0.1	4.5	<10	<2	0.58	0.16	0.32
A0964518	Drill Core	0.53	0.06	58.5	0.2	<0.05	20.0	6.50	67.0	<0.02	<1	0.1	10.5	<10	<2	0.71		
A0964519	Drill Core	0.70	0.05	7.2	0.1	<0.05	26.3	8.43	81.9	<0.02	<1	<0.1	2.0	<10	<2	0.13		
A0964520	Drill Core	1.12	0.08	16.8	0.2	<0.05	38.0	6.68	69.8	<0.02	<1	<0.1	3.0	<10	<2	0.38		
A0964521	Drill Core	0.61	0.04	60.7	0.4	<0.05	21.9	7.41	65.6	<0.02	<1	0.1	11.7	<10	<2	0.79		
117341	Drill Core	0.59	0.07	49.6	0.4	<0.05	21.4	5.12	51.3	<0.02	<1	<0.1	14.5	<10	<2	0.20	0.08	0.22
117342	Drill Core	0.69	0.08	57.3	0.4	<0.05	25.7	5.58	59.1	<0.02	<1	0.1	20.2	<10	<2	0.18		
117343	Drill Core	0.54	0.07	45.5	0.2	<0.05	18.0	5.44	53.9	<0.02	<1	0.1	15.0	<10	<2	0.22		
117344	Drill Core	0.74	0.10	53.7	0.3	<0.05	26.6	6.02	53.1	<0.02	<1	0.1	16.2	<10	<2	0.32		
117345	Drill Core	0.77	0.10	45.7	0.3	<0.05	27.0	5.75	52.1	<0.02	<1	<0.1	18.1	<10	<2	0.49		
117369	Drill Core	0.63	0.04	53.1	0.4	<0.05	22.1	5.23	59.2	<0.02	<1	<0.1	17.8	<10	<2	0.63		
117370	Drill Core	0.63	0.02	54.6	0.4	<0.05	22.2	5.05	57.8	<0.02	<1	<0.1	19.4	<10	<2	1.09	0.33	0.43
117346	Drill Core	0.87	0.05	74.6	0.4	<0.05	33.2	7.87	56.5	<0.02	<1	<0.1	28.7	<10	<2	0.14		
117347	Drill Core	0.72	0.05	58.2	0.3	<0.05	27.1	5.74	57.9	<0.02	<1	<0.1	22.6	<10	<2	0.61		
117371	Drill Core	0.62	0.04	57.8	0.3	<0.05	23.5	5.30	53.0	<0.02	<1	<0.1	16.7	<10	<2	1.15		
117348	Drill Core	0.52	0.05	58.5	0.3	<0.05	19.4	5.05	51.5	<0.02	<1	<0.1	16.6	<10	<2	1.16		
117349	Drill Core	0.65	0.04	49.8	0.2	<0.05	24.4	5.45	53.6	<0.02	<1	<0.1	14.7	<10	<2	0.58		
117350	Drill Core	0.61	0.05	55.8	0.2	<0.05	21.6	6.62	55.2	<0.02	<1	<0.1	14.1	<10	<2	0.32	0.10	0.67
117351	Drill Core	0.70	0.09	35.5	0.2	<0.05	25.7	6.25	55.2	<0.02	<1	0.1	8.4	<10	<2	0.48		
117352	Drill Core	0.66	0.07	54.0	0.3	<0.05	22.7	4.79	55.4	<0.02	<1	<0.1	9.9	<10	<2	0.72		
117372	Drill Core	0.68	0.08	54.8	0.3	<0.05	24.5	4.91	55.6	<0.02	<1	<0.1	10.7	<10	<2	0.80		
117373	Drill Core	0.74	0.07	45.2	0.3	<0.05	26.9	4.95	53.9	<0.02	<1	<0.1	8.8	<10	<2	1.50		
117374	Drill Core	0.79	0.06	55.8	0.3	<0.05	28.7	4.58	53.3	<0.02	<1	0.1	9.6	<10	<2	0.88		
117375	Drill Core	0.70	0.06	55.0	0.3	<0.05	25.0	5.01	56.3	<0.02	<1	<0.1	8.9	<10	<2	1.03	0.30	0.59
117353	Drill Core	0.49	0.06	52.8	0.3	<0.05	15.4	5.63	62.3	<0.02	<1	<0.1	10.7	<10	<2	1.12		
117354	Drill Core	0.76	0.05	32.7	0.2	<0.05	25.4	3.45	50.7	<0.02	<1	<0.1	5.7	<10	<2	1.04		
117355	Drill Core	0.64	0.04	27.8	0.2	<0.05	20.8	3.51	51.0	<0.02	<1	<0.1	5.7	<10	<2	1.14		

This report supersedes all previous preliminary and final reports with this file number dated prior to the date on this certificate. Signature indicates final approval; preliminary reports are unsigned and should be used for reference only.

BUREAU VERITAS MINERAL LABORATORIES Canada

www.bvna.com/mining-laboratory-services

Bureau Veritas Commodities Canada Ltd.

9050 Shaughnessy St Vancouver British Columbia V6P 6E5 Canada
PHONE (604) 253-3158

Client: **Kinross Gold Corp.**
25 York St., #17
Toronto Ontario M5J 2V5 Canada

Project: Great Bear Project
Report Date: November 22, 2024

CERTIFICATE OF ANALYSIS TIM24000348.1

	Method	WGHT	AQ250	AQ250	AQ250	AQ250	AQ250	AQ250	AQ250	AQ250	AQ250	AQ250	AQ250	AQ250	AQ250	AQ250	AQ250	AQ250	AQ250	AQ250	AQ250
	Analyte	Wgt	Mo	Cu	Pb	Zn	Ag	Ni	Co	Mn	Fe	As	U	Au	Th	Sr	Cd	Sb	Bi	V	Ca
	Unit	kg	ppm	ppm	ppm	ppm	ppb	ppm	ppm	ppm	%	ppm	ppm	ppb	ppm	ppm	ppm	ppm	ppm	ppm	%
	MDL	0.01	0.01	0.01	0.01	0.1	2	0.1	0.1	1	0.01	0.1	0.1	0.2	0.1	0.5	0.01	0.02	0.02	1	0.01
117356	Drill Core	3.66	2.37	14.22	5.44	36.0	125	10.4	7.3	482	1.94	29.7	1.4	85.9	7.0	12.6	0.06	0.14	0.10	23	1.00
117376	Drill Core	2.37	1.10	28.10	5.68	109.9	152	23.0	8.7	999	3.22	14.3	1.4	20.4	6.1	16.5	0.16	0.08	0.05	45	1.89
117357	Drill Core	2.31	0.69	16.00	10.36	63.0	207	13.3	8.7	750	2.27	14.0	1.7	10.4	7.5	11.3	0.11	0.11	0.05	33	1.23
117377	Drill Core	2.46	0.60	20.69	3.73	31.2	191	13.5	9.3	563	2.11	20.5	1.1	48.0	7.2	15.2	0.04	0.13	0.24	33	0.97
117378	Drill Core	2.69	1.02	15.96	3.76	29.0	156	7.9	5.7	502	1.61	46.1	1.4	9.6	7.0	19.1	0.03	0.13	0.10	16	1.25
117379	Drill Core	3.71	1.08	16.61	22.91	60.1	382	15.6	9.3	736	2.55	35.9	1.4	38.6	7.8	45.6	0.12	0.21	0.14	30	1.26
117380	Drill Core	3.65	0.96	16.29	24.96	143.4	199	14.5	10.4	808	2.67	35.9	1.4	17.8	7.4	50.7	0.49	0.18	0.07	38	1.51
117381	Drill Core	2.07	1.31	168.34	467.02	7994.3	6949	20.2	13.9	803	4.95	112.8	2.2	1125.7	10.5	60.9	40.58	0.40	9.33	28	1.37
117382	Drill Core	3.70	1.73	17.06	202.55	347.5	421	13.6	9.2	751	2.27	47.9	1.6	59.2	7.6	67.3	1.69	0.26	0.04	22	2.01
117358	Drill Core	3.64	1.11	15.94	32.77	95.8	371	11.4	8.1	785	2.01	53.4	1.6	447.9	7.8	13.0	0.33	0.15	0.14	22	1.89
117359	Drill Core	3.56	0.69	15.80	12.12	63.1	270	13.7	8.1	689	2.01	30.6	1.5	127.4	7.3	7.9	0.14	0.10	0.06	31	0.90
117383	Drill Core	2.27	1.01	37.88	51.28	121.8	922	14.3	9.6	701	2.45	81.5	1.8	2929.4	7.7	11.2	0.38	0.20	0.20	37	0.73
117384	Drill Core	2.38	0.72	23.93	3.97	58.3	463	12.4	8.9	363	2.00	94.4	1.4	1573.5	7.2	8.6	0.12	0.08	0.06	28	0.95
117385	Drill Core	2.48	1.18	17.26	4.17	60.1	194	16.1	10.9	456	2.74	104.0	1.6	30.2	8.7	18.6	0.06	0.10	0.13	41	1.51
117386	Drill Core	2.68	1.10	20.80	7.91	74.3	346	15.9	11.7	864	2.79	42.8	1.4	81.8	7.3	14.8	0.16	0.12	0.09	46	1.62
117360	Drill Core	2.37	0.80	17.66	89.21	147.5	379	15.4	9.7	513	2.60	129.0	1.8	1571.1	7.7	6.3	0.43	0.17	0.12	30	0.50
117387	Drill Core	1.70	0.89	33.67	8.28	243.7	329	17.2	9.7	533	2.48	198.2	1.3	1593.3	7.2	12.3	1.01	0.14	0.13	39	1.15
117388	Drill Core	2.34	0.80	29.89	6.68	74.9	228	18.2	12.2	457	2.97	39.4	1.2	13.7	6.7	17.0	0.05	0.08	0.05	56	1.38
117389	Drill Core	2.44	0.88	24.14	2.83	68.5	214	12.7	14.2	525	3.37	58.3	1.1	43.2	6.6	19.4	0.06	0.08	0.17	62	1.55
117361	Drill Core	1.75	0.89	29.12	4.69	59.0	385	12.8	11.5	469	2.77	95.0	1.2	253.7	7.1	17.7	0.10	0.12	0.13	43	1.42
117390	Drill Core	3.65	0.78	26.50	3.01	52.2	211	9.8	11.3	596	3.02	107.1	1.0	56.7	6.3	12.5	0.07	0.11	0.12	53	0.98
117362	Drill Core	3.60	1.13	42.01	3.07	79.0	154	40.8	17.7	375	3.52	164.4	1.2	16.4	6.3	17.3	0.04	0.07	0.18	57	0.41
117363	Drill Core	3.63	1.61	48.45	2.92	72.6	165	48.3	20.0	301	3.87	238.2	1.4	155.6	6.6	8.3	0.07	0.05	0.23	58	0.17
117364	Drill Core	2.50	1.07	54.23	2.07	90.4	148	51.5	20.0	293	4.85	116.3	1.0	27.9	4.3	4.6	0.02	0.10	0.19	68	0.16
117365	Drill Core	3.06	1.26	56.83	2.17	96.5	104	67.0	22.7	326	4.32	57.7	1.0	24.6	4.8	5.8	0.05	0.11	0.22	81	0.15
117366	Drill Core	2.37	1.24	47.04	2.43	90.8	155	56.4	20.4	278	4.95	44.5	1.0	8.1	5.0	8.3	0.04	0.08	0.30	95	0.18
117367	Drill Core	3.05	1.32	49.61	2.33	91.2	114	53.1	19.1	267	3.64	267.7	1.1	11.0	5.6	12.6	0.05	0.19	0.18	74	0.33
117368	Drill Core	2.29	1.58	61.43	2.50	90.9	184	72.0	21.7	236	4.23	83.2	1.2	7.4	4.3	4.6	0.06	0.10	0.29	80	0.14
117041	Drill Core	1.63	2.24	9.66	3.12	62.4	84	1.0	3.7	373	2.38	1.5	1.3	0.4	8.5	6.6	0.03	0.09	0.07	3	0.34
117042	Drill Core	1.98	0.69	7.51	9.84	68.0	84	0.8	2.4	219	1.44	0.2	1.1	<0.2	9.0	6.8	0.09	0.08	0.06	2	0.41

This report supersedes all previous preliminary and final reports with this file number dated prior to the date on this certificate. Signature indicates final approval; preliminary reports are unsigned and should be used for reference only.

BUREAU VERITAS MINERAL LABORATORIES Canada

www.bvna.com/mining-laboratory-services

Bureau Veritas Commodities Canada Ltd.

9050 Shaughnessy St Vancouver British Columbia V6P 6E5 Canada
PHONE (604) 253-3158

Client: **Kinross Gold Corp.**
25 York St., #17
Toronto Ontario M5J 2V5 Canada

Project: Great Bear Project
Report Date: November 22, 2024

CERTIFICATE OF ANALYSIS TIM24000348.1

		Method	AQ250	AQ250	AQ250	AQ250	AQ250	AQ250	AQ250	AQ250	AQ250	AQ250	AQ250	AQ250	AQ250	AQ250	AQ250	AQ250	AQ250	AQ250	AQ250
		Analyte	P	La	Cr	Mg	Ba	Ti	B	Al	Na	K	W	Sc	Tl	S	Hg	Se	Te	Ga	Cs	Ge
		Unit	%	ppm	ppm	%	ppm	%	ppm	%	%	%	ppm	ppm	ppm	%	ppb	ppm	ppm	ppm	ppm	ppm
		MDL	0.001	0.5	0.5	0.01	0.5	0.001	20	0.01	0.001	0.01	0.1	0.1	0.02	0.02	5	0.1	0.02	0.1	0.02	0.1
117356	Drill Core		0.049	27.6	9.6	0.54	68.6	0.107	<20	0.90	0.054	0.72	0.5	1.8	0.43	0.54	<5	0.1	<0.02	3.7	2.07	<0.1
117376	Drill Core		0.050	25.3	89.0	1.34	122.8	0.210	<20	1.76	0.045	1.46	0.3	4.2	0.80	0.48	<5	0.3	0.04	7.0	5.65	<0.1
117357	Drill Core		0.057	27.9	13.0	0.69	91.9	0.161	<20	1.15	0.048	0.95	0.4	2.6	0.51	0.34	<5	0.1	0.02	4.9	3.29	<0.1
117377	Drill Core		0.046	25.3	10.5	0.54	70.0	0.138	<20	0.93	0.071	0.73	0.7	2.8	0.49	0.65	<5	0.1	0.03	4.4	2.69	<0.1
117378	Drill Core		0.046	28.1	10.0	0.44	67.4	0.098	<20	0.75	0.055	0.59	0.5	1.3	0.42	0.40	<5	0.1	<0.02	3.3	2.16	<0.1
117379	Drill Core		0.056	27.8	15.2	0.70	48.1	0.128	<20	1.68	0.194	0.78	0.7	1.7	0.69	1.20	<5	0.2	0.05	5.5	2.63	<0.1
117380	Drill Core		0.070	30.6	14.5	0.81	47.2	0.154	<20	2.38	0.237	0.92	0.5	2.2	0.90	1.18	<5	0.3	0.04	7.3	2.69	<0.1
117381	Drill Core		0.090	35.5	10.9	0.85	28.5	0.066	<20	2.23	0.165	0.21	0.4	1.5	0.19	4.38	314	7.6	1.11	5.3	1.05	<0.1
117382	Drill Core		0.054	27.5	10.2	0.68	28.5	0.096	<20	3.27	0.219	0.55	0.2	1.3	0.52	1.28	9	0.5	0.07	8.0	1.72	<0.1
117358	Drill Core		0.053	28.9	9.3	0.60	60.1	0.105	<20	0.80	0.038	0.27	5.9	1.5	0.17	1.00	<5	1.3	0.16	3.8	0.95	<0.1
117359	Drill Core		0.051	27.3	11.3	0.68	66.2	0.141	<20	0.97	0.029	0.83	1.9	2.3	0.46	0.54	<5	0.4	0.04	4.4	3.09	<0.1
117383	Drill Core		0.056	29.2	13.9	0.64	122.1	0.140	<20	0.99	0.075	0.82	2.1	3.2	0.37	0.90	<5	0.9	0.11	5.0	2.83	<0.1
117384	Drill Core		0.049	26.3	11.8	0.62	72.9	0.133	<20	0.87	0.024	0.69	8.5	2.2	0.31	0.53	<5	0.6	0.32	4.0	2.66	<0.1
117385	Drill Core		0.081	38.4	15.7	0.85	91.6	0.196	<20	1.32	0.053	1.10	5.2	3.1	0.41	0.52	<5	0.3	0.10	5.5	3.98	<0.1
117386	Drill Core		0.080	35.3	12.2	0.89	81.0	0.209	<20	1.34	0.054	1.14	4.0	3.8	0.41	0.61	<5	0.7	0.07	5.8	3.57	<0.1
117360	Drill Core		0.059	27.7	14.2	0.59	66.1	0.090	<20	0.81	0.050	0.69	3.0	2.4	0.35	1.57	<5	0.7	0.10	4.2	1.84	<0.1
117387	Drill Core		0.055	26.4	21.6	0.73	83.4	0.147	<20	1.06	0.058	0.92	16.5	3.1	0.31	0.75	<5	0.8	0.05	5.0	2.01	<0.1
117388	Drill Core		0.094	35.5	13.5	0.98	59.0	0.223	<20	1.50	0.064	1.04	1.9	4.5	0.36	0.39	<5	0.3	0.03	6.6	3.30	<0.1
117389	Drill Core		0.114	36.1	9.3	1.01	82.5	0.255	<20	1.61	0.057	1.32	8.8	4.5	0.42	0.66	<5	0.2	<0.02	6.9	3.71	<0.1
117361	Drill Core		0.091	32.1	12.8	0.80	82.0	0.186	<20	1.24	0.065	0.98	8.4	2.9	0.30	0.86	<5	1.2	0.07	5.5	2.32	<0.1
117390	Drill Core		0.108	33.4	8.3	0.86	95.6	0.207	<20	1.28	0.057	1.09	2.7	4.0	0.34	0.71	<5	0.3	0.06	5.8	3.48	<0.1
117362	Drill Core		0.059	27.0	62.6	1.00	115.1	0.220	<20	1.84	0.065	1.27	0.3	4.4	0.42	0.35	<5	0.3	0.06	6.9	5.53	<0.1
117363	Drill Core		0.058	25.4	73.4	1.04	132.8	0.189	<20	2.10	0.060	1.55	0.5	5.5	0.49	0.44	<5	0.3	0.06	7.3	7.21	<0.1
117364	Drill Core		0.065	17.2	81.9	1.37	137.9	0.187	<20	2.58	0.047	1.59	0.3	6.6	0.52	0.46	<5	0.3	0.09	8.6	7.18	<0.1
117365	Drill Core		0.061	19.7	98.5	1.47	121.0	0.148	<20	2.61	0.040	1.31	0.1	7.8	0.44	0.27	<5	0.3	0.04	8.8	6.57	<0.1
117366	Drill Core		0.063	21.1	87.2	1.41	282.2	0.210	<20	2.72	0.061	1.62	0.2	10.3	0.50	0.29	<5	0.3	0.04	10.9	6.58	<0.1
117367	Drill Core		0.058	23.4	73.2	1.17	150.1	0.132	<20	2.35	0.060	1.11	0.1	7.0	0.44	0.21	<5	0.2	0.03	8.7	4.19	<0.1
117368	Drill Core		0.050	15.8	103.3	1.37	144.5	0.147	<20	2.45	0.045	1.18	0.2	8.1	0.46	0.33	<5	0.3	0.03	9.2	3.48	<0.1
117041	Drill Core		0.009	38.9	1.2	0.30	124.8	0.090	<20	0.94	0.051	0.65	<0.1	1.8	0.35	0.19	<5	<0.1	<0.02	5.0	2.79	<0.1
117042	Drill Core		0.012	39.8	1.2	0.17	143.8	0.054	<20	0.55	0.048	0.40	0.1	1.0	0.19	0.19	<5	<0.1	<0.02	2.7	1.28	<0.1

This report supersedes all previous preliminary and final reports with this file number dated prior to the date on this certificate. Signature indicates final approval; preliminary reports are unsigned and should be used for reference only.

BUREAU VERITAS MINERAL LABORATORIES Canada

www.bvna.com/mining-laboratory-services

Bureau Veritas Commodities Canada Ltd.

9050 Shaughnessy St Vancouver British Columbia V6P 6E5 Canada
PHONE (604) 253-3158

Client: **Kinross Gold Corp.**
25 York St., #17
Toronto Ontario M5J 2V5 Canada

Project: Great Bear Project
Report Date: November 22, 2024

CERTIFICATE OF ANALYSIS TIM24000348.1

	Method	AQ250	AQ250	AQ250	AQ250	AQ250	AQ250	AQ250	AQ250	AQ250	AQ250	AQ250	AQ250	AQ250	AQ250	TC006	TC000	TC000
	Analyte	Hf	Nb	Rb	Sn	Ta	Zr	Y	Ce	In	Re	Be	Li	Pd	Pt	CO2	TOT/C	TOT/S
	Unit	ppm	ppm	ppm	ppm	ppm	ppm	ppm	ppm	ppm	ppb	ppm	ppm	ppb	ppb	%	%	%
	MDL	0.02	0.02	0.1	0.1	0.05	0.1	0.01	0.1	0.02	1	0.1	0.1	10	2	0.08	0.02	0.02
117356	Drill Core	0.47	0.06	45.4	0.3	<0.05	18.1	4.77	54.6	<0.02	<1	<0.1	6.7	<10	<2	0.84		
117376	Drill Core	0.68	0.05	94.0	0.5	<0.05	22.8	6.65	48.0	<0.02	<1	<0.1	13.2	<10	<2	2.09		
117357	Drill Core	0.62	0.06	59.3	0.4	<0.05	21.2	6.16	54.5	<0.02	<1	<0.1	9.4	<10	<2	1.22	0.36	0.34
117377	Drill Core	0.80	0.05	51.9	0.4	<0.05	33.0	4.24	46.6	<0.02	<1	<0.1	7.7	<10	<2	0.66		
117378	Drill Core	0.61	0.05	38.9	0.3	<0.05	21.5	4.54	51.1	<0.02	<1	<0.1	5.4	<10	<2	1.26		
117379	Drill Core	0.56	0.11	61.0	0.3	<0.05	20.2	5.13	53.2	<0.02	<1	0.2	8.5	<10	<2	0.72		
117380	Drill Core	0.45	0.06	71.1	0.4	<0.05	16.9	6.29	59.4	<0.02	<1	0.3	8.3	<10	<2	0.62		
117381	Drill Core	0.72	0.12	13.0	0.5	<0.05	25.0	7.75	66.5	0.09	<1	0.8	7.6	59	<2	0.32		
117382	Drill Core	0.63	0.05	39.1	0.2	<0.05	22.4	6.06	52.7	<0.02	<1	0.7	5.5	<10	<2	0.44	0.13	1.27
117358	Drill Core	0.76	0.13	15.0	0.4	<0.05	25.5	5.93	55.2	<0.02	<1	0.1	6.7	<10	<2	1.90		
117359	Drill Core	0.69	0.07	54.8	0.3	<0.05	23.8	6.42	52.8	<0.02	<1	<0.1	8.4	<10	<2	0.86		
117383	Drill Core	0.84	0.04	49.4	0.5	<0.05	28.9	6.98	53.5	<0.02	<1	<0.1	8.2	<10	2	0.75		
117384	Drill Core	0.60	0.05	41.6	0.2	<0.05	21.0	6.20	49.6	<0.02	<1	<0.1	7.2	<10	2	0.92		
117385	Drill Core	0.82	0.04	56.4	0.3	<0.05	32.0	8.62	76.6	<0.02	<1	<0.1	11.0	<10	<2	1.49		
117386	Drill Core	0.79	0.05	63.5	0.4	<0.05	31.4	8.47	69.4	<0.02	<1	<0.1	12.9	<10	<2	1.67		
117360	Drill Core	0.94	<0.02	44.7	0.3	<0.05	30.6	6.98	52.2	<0.02	<1	<0.1	6.4	<10	2	0.40	0.13	1.52
117387	Drill Core	0.56	0.04	43.5	0.6	<0.05	22.0	6.15	50.0	0.02	<1	<0.1	9.9	<10	<2	1.14		
117388	Drill Core	0.75	0.04	52.2	0.5	<0.05	28.8	8.88	71.0	<0.02	<1	<0.1	14.2	<10	<2	1.20		
117389	Drill Core	0.65	0.04	66.3	0.5	<0.05	28.2	8.81	73.5	<0.02	<1	<0.1	14.6	<10	<2	1.39		
117361	Drill Core	0.71	0.04	48.9	0.4	<0.05	28.8	6.73	63.2	<0.02	<1	<0.1	10.2	<10	<2	1.09		
117390	Drill Core	0.47	0.04	54.7	0.4	<0.05	21.1	6.80	67.2	<0.02	<1	<0.1	13.0	<10	<2	0.70		
117362	Drill Core	0.55	0.03	58.9	0.4	<0.05	21.5	8.49	54.1	<0.02	<1	<0.1	16.7	<10	2	<0.08		
117363	Drill Core	0.75	0.04	72.3	0.5	<0.05	30.5	7.75	51.5	<0.02	<1	0.1	21.9	<10	3	<0.08	0.03	0.47
117364	Drill Core	0.64	0.04	75.8	0.5	<0.05	24.7	4.91	34.7	<0.02	<1	<0.1	26.9	<10	2	<0.08		
117365	Drill Core	0.63	0.05	63.8	0.4	<0.05	26.6	5.96	39.1	0.02	<1	<0.1	22.7	<10	2	<0.08		
117366	Drill Core	0.68	0.05	76.7	0.8	<0.05	27.8	5.73	42.4	0.03	1	<0.1	26.4	<10	2	<0.08		
117367	Drill Core	0.61	0.06	58.5	0.6	<0.05	26.9	6.45	46.8	0.02	<1	<0.1	21.9	<10	<2	0.09		
117368	Drill Core	0.63	0.05	62.9	0.6	<0.05	25.5	4.73	31.8	0.02	1	<0.1	22.2	<10	<2	<0.08		
117041	Drill Core	1.51	0.13	42.2	0.4	<0.05	53.1	7.69	76.9	<0.02	<1	<0.1	11.3	<10	<2	0.21	0.10	0.19
117042	Drill Core	1.20	0.13	24.4	0.9	<0.05	44.9	6.36	75.6	<0.02	<1	<0.1	5.8	<10	<2	0.27		

This report supersedes all previous preliminary and final reports with this file number dated prior to the date on this certificate. Signature indicates final approval; preliminary reports are unsigned and should be used for reference only.

BUREAU VERITAS MINERAL LABORATORIES Canada

www.bvna.com/mining-laboratory-services

Bureau Veritas Commodities Canada Ltd.

9050 Shaughnessy St Vancouver British Columbia V6P 6E5 Canada
PHONE (604) 253-3158

Client: **Kinross Gold Corp.**
25 York St., #17
Toronto Ontario M5J 2V5 Canada

Project: Great Bear Project
Report Date: November 22, 2024

CERTIFICATE OF ANALYSIS TIM24000348.1

Method		WGHT	AQ250	AQ250	AQ250	AQ250	AQ250	AQ250	AQ250	AQ250	AQ250	AQ250	AQ250	AQ250	AQ250	AQ250	AQ250	AQ250	AQ250	AQ250	AQ250
Analyte		Wgt	Mo	Cu	Pb	Zn	Ag	Ni	Co	Mn	Fe	As	U	Au	Th	Sr	Cd	Sb	Bi	V	Ca
Unit		kg	ppm	ppm	ppm	ppm	ppb	ppm	ppm	ppm	%	ppm	ppm	ppb	ppm	ppm	ppm	ppm	ppm	ppm	%
MDL		0.01	0.01	0.01	0.01	0.1	2	0.1	0.1	1	0.01	0.1	0.1	0.2	0.1	0.5	0.01	0.02	0.02	1	0.01
117043	Drill Core	1.69	1.18	17.34	3.05	48.1	90	0.8	5.4	237	1.67	0.6	1.3	0.8	9.6	5.5	<0.01	0.06	0.05	2	0.11
117044	Drill Core	1.79	0.90	8.55	6.65	63.9	87	0.9	2.6	277	1.67	0.4	1.2	2.4	9.3	5.9	0.09	0.06	0.06	3	0.22
117045	Drill Core	1.89	0.55	5.71	2.84	42.0	120	0.6	2.9	129	1.82	1.7	1.2	1.1	9.2	5.4	0.04	0.13	0.04	<1	0.24
117046	Drill Core	1.74	2.71	16.88	8.37	41.3	226	34.2	11.1	184	2.84	11.1	1.1	78.4	7.6	8.7	0.08	0.16	0.18	15	0.43
117047	Drill Core	1.90	2.53	2.76	3.50	50.2	76	0.7	3.8	128	2.53	9.7	1.0	1.0	8.0	4.7	0.04	0.11	0.05	<1	0.19
A0963492	Drill Core	1.81	0.93	13.26	3.48	63.4	83	22.6	12.0	429	2.91	3.9	1.5	4.4	8.7	21.4	0.06	0.16	0.26	43	0.98
117048	Drill Core	1.91	1.08	20.84	5.10	64.7	172	9.9	9.1	369	2.76	1.6	1.5	3.3	7.7	10.8	0.06	0.10	0.42	16	0.43
117049	Drill Core	2.02	1.22	15.36	3.77	53.9	89	8.4	7.2	284	1.89	1.4	1.5	1.8	8.9	10.2	0.04	0.09	0.40	13	0.40
117050	Drill Core	2.08	1.02	25.15	21.75	271.4	334	16.9	10.0	319	2.21	8.6	1.4	2.7	7.4	18.2	0.23	0.08	0.13	29	0.90
117051	Drill Core	2.39	5.41	21.78	2.73	50.2	68	14.9	10.3	290	2.01	2.1	1.5	1.7	7.0	12.2	0.03	0.05	0.05	28	0.43

This report supersedes all previous preliminary and final reports with this file number dated prior to the date on this certificate. Signature indicates final approval; preliminary reports are unsigned and should be used for reference only.

BUREAU VERITAS MINERAL LABORATORIES Canada

www.bvna.com/mining-laboratory-services

Bureau Veritas Commodities Canada Ltd.

9050 Shaughnessy St Vancouver British Columbia V6P 6E5 Canada
PHONE (604) 253-3158

Client: **Kinross Gold Corp.**
25 York St., #17
Toronto Ontario M5J 2V5 Canada

Project: Great Bear Project
Report Date: November 22, 2024

CERTIFICATE OF ANALYSIS TIM24000348.1

	Method	AQ250	AQ250	AQ250	AQ250	AQ250	AQ250	AQ250	AQ250	AQ250	AQ250	AQ250	AQ250	AQ250	AQ250	AQ250	AQ250	AQ250	AQ250	AQ250	AQ250
	Analyte	P	La	Cr	Mg	Ba	Ti	B	Al	Na	K	W	Sc	Tl	S	Hg	Se	Te	Ga	Cs	Ge
	Unit	%	ppm	ppm	%	ppm	%	ppm	%	%	%	ppm	ppm	ppm	%	ppb	ppm	ppm	ppm	ppm	ppm
	MDL	0.001	0.5	0.5	0.01	0.5	0.001	20	0.01	0.001	0.01	0.1	0.1	0.02	0.02	5	0.1	0.02	0.1	0.02	0.1
117043	Drill Core	0.010	43.1	2.0	0.30	128.5	0.076	<20	0.84	0.039	0.66	<0.1	1.3	0.25	0.23	<5	<0.1	<0.02	3.6	2.04	<0.1
117044	Drill Core	0.015	38.4	1.2	0.22	100.1	0.077	<20	0.66	0.052	0.49	0.1	1.3	0.23	0.26	<5	<0.1	<0.02	3.2	2.45	<0.1
117045	Drill Core	0.012	39.0	1.7	0.05	79.2	0.016	<20	0.42	0.050	0.28	<0.1	0.5	0.08	1.44	<5	<0.1	<0.02	1.6	0.47	<0.1
117046	Drill Core	0.019	33.8	62.2	0.75	97.9	0.051	<20	0.89	0.044	0.62	<0.1	1.2	0.44	2.02	<5	0.4	<0.02	2.2	3.84	<0.1
117047	Drill Core	0.005	35.6	2.4	0.10	50.9	0.011	<20	0.36	0.046	0.24	<0.1	0.5	0.07	2.60	<5	0.6	<0.02	1.3	0.54	<0.1
A0963492	Drill Core	0.085	39.8	19.5	0.96	60.0	0.170	<20	1.27	0.060	0.72	0.1	3.1	0.27	1.31	<5	0.1	<0.02	5.7	2.08	<0.1
117048	Drill Core	0.028	31.3	5.7	0.50	78.0	0.102	<20	1.07	0.070	0.74	<0.1	2.0	0.34	0.94	<5	0.2	0.02	4.5	3.86	<0.1
117049	Drill Core	0.034	35.2	4.4	0.34	79.6	0.071	<20	0.76	0.047	0.53	0.1	1.4	0.25	0.87	<5	0.1	<0.02	3.0	1.82	<0.1
117050	Drill Core	0.057	29.9	13.4	0.62	56.5	0.130	<20	1.04	0.065	0.49	0.2	2.1	0.18	0.59	7	0.2	<0.02	4.6	1.15	<0.1
117051	Drill Core	0.051	26.4	11.8	0.54	97.2	0.124	<20	1.13	0.055	0.80	0.1	2.0	0.38	0.19	<5	0.1	<0.02	4.4	2.59	<0.1

This report supersedes all previous preliminary and final reports with this file number dated prior to the date on this certificate. Signature indicates final approval; preliminary reports are unsigned and should be used for reference only.

BUREAU VERITAS MINERAL LABORATORIES Canada

www.bvna.com/mining-laboratory-services

Bureau Veritas Commodities Canada Ltd.

9050 Shaughnessy St Vancouver British Columbia V6P 6E5 Canada
PHONE (604) 253-3158

Client: **Kinross Gold Corp.**
25 York St., #17
Toronto Ontario M5J 2V5 Canada

Project: Great Bear Project
Report Date: November 22, 2024

CERTIFICATE OF ANALYSIS TIM24000348.1

Method		AQ250	AQ250	AQ250	AQ250	AQ250	AQ250	AQ250	AQ250	AQ250	AQ250	AQ250	AQ250	AQ250	AQ250	TC006	TC000	TC000
Analyte		Hf	Nb	Rb	Sn	Ta	Zr	Y	Ce	In	Re	Be	Li	Pd	Pt	CO2	TOT/C	TOT/S
Unit		ppm	ppm	ppm	ppm	ppm	ppm	ppm	ppm	ppm	ppb	ppm	ppm	ppb	ppb	%	%	%
MDL		0.02	0.02	0.1	0.1	0.05	0.1	0.01	0.1	0.02	1	0.1	0.1	10	2	0.08	0.02	0.02
117043	Drill Core	1.60	0.13	38.9	0.3	<0.05	61.8	7.83	82.7	<0.02	<1	<0.1	10.3	<10	<2	<0.08		
117044	Drill Core	1.31	0.15	34.3	0.2	<0.05	48.3	7.61	75.7	<0.02	<1	<0.1	7.2	<10	<2	0.19		
117045	Drill Core	0.98	0.12	12.6	0.1	<0.05	40.3	7.54	77.6	<0.02	<1	<0.1	3.2	<10	<2	0.14		
117046	Drill Core	1.47	0.04	57.5	0.1	<0.05	53.6	5.97	64.8	<0.02	<1	0.1	9.4	<10	<2	0.30		
117047	Drill Core	1.25	0.04	11.0	<0.1	<0.05	45.8	5.16	66.9	<0.02	<1	<0.1	3.0	<10	<2	0.18	0.07	2.52
A0963492	Drill Core	0.84	0.11	42.0	0.3	<0.05	33.9	7.03	78.0	0.03	<1	0.1	15.5	<10	<2	0.59		
117048	Drill Core	1.11	0.10	50.1	0.3	<0.05	47.0	7.22	60.3	<0.02	<1	<0.1	9.4	<10	<2	0.32		
117049	Drill Core	1.20	0.13	33.7	0.2	<0.05	45.4	7.65	67.0	<0.02	<1	<0.1	5.6	<10	<2	<0.08		
117050	Drill Core	0.56	0.13	26.9	0.3	<0.05	22.2	6.06	57.1	<0.02	<1	<0.1	11.9	<10	<2	0.60		
117051	Drill Core	0.64	0.08	52.4	0.3	<0.05	24.1	5.76	49.8	<0.02	<1	0.1	13.5	<10	<2	0.26		

This report supersedes all previous preliminary and final reports with this file number dated prior to the date on this certificate. Signature indicates final approval; preliminary reports are unsigned and should be used for reference only.

BUREAU VERITAS MINERAL LABORATORIES Canada

www.bvna.com/mining-laboratory-services

Bureau Veritas Commodities Canada Ltd.
9050 Shaughnessy St Vancouver British Columbia V6P 6E5 Canada
PHONE (604) 253-3158

Client: **Kinross Gold Corp.**
25 York St., #17
Toronto Ontario M5J 2V5 Canada

Project: Great Bear Project
Report Date: November 22, 2024

QUALITY CONTROL REPORT TIM24000348.1

	Method	WGHT	AQ250	AQ250	AQ250	AQ250	AQ250	AQ250	AQ250	AQ250	AQ250	AQ250	AQ250	AQ250	AQ250	AQ250	AQ250	AQ250	AQ250	AQ250	AQ250
	Analyte	Wgt	Mo	Cu	Pb	Zn	Ag	Ni	Co	Mn	Fe	As	U	Au	Th	Sr	Cd	Sb	Bi	V	Ca
	Unit	kg	ppm	ppm	ppm	ppm	ppb	ppm	ppm	ppm	%	ppm	ppm	ppb	ppm	ppm	ppm	ppm	ppm	ppm	%
	MDL	0.01	0.01	0.01	0.01	0.1	2	0.1	0.1	1	0.01	0.1	0.1	0.2	0.1	0.5	0.01	0.02	0.02	1	0.01
Pulp Duplicates																					
A0963896	Drill Core	2.20	1.03	1.33	3.51	25.8	101	0.4	1.7	178	1.34	91.2	1.7	4.8	11.3	6.9	0.02	0.22	0.23	<1	0.36
REP A0963896	QC																				
A0964529	Drill Core	3.90	0.87	24.08	3.25	64.4	180	16.9	11.7	587	2.68	68.4	1.7	6.5	8.6	24.0	0.04	0.18	0.07	41	1.16
REP A0964529	QC		0.83	23.75	3.23	64.5	188	16.2	11.4	591	2.68	70.6	1.7	14.1	8.4	23.9	0.04	0.18	0.07	42	1.15
A0964519	Drill Core	1.66	2.10	3.43	4.80	40.5	197	0.2	1.9	89	1.46	46.4	1.4	92.5	10.8	3.4	0.06	0.16	0.20	<1	0.19
REP A0964519	QC		2.10	3.44	4.86	40.4	206	0.2	2.0	91	1.45	48.8	1.5	85.5	11.1	3.4	0.06	0.16	0.20	<1	0.18
117341	Drill Core	3.39	1.65	25.45	3.24	47.1	86	14.1	8.7	338	2.18	1.2	1.3	1.0	7.2	12.7	0.02	0.05	0.22	31	0.46
REP 117341	QC																				
117382	Drill Core	3.70	1.73	17.06	202.55	347.5	421	13.6	9.2	751	2.27	47.9	1.6	59.2	7.6	67.3	1.69	0.26	0.04	22	2.01
REP 117382	QC																				
117359	Drill Core	3.56	0.69	15.80	12.12	63.1	270	13.7	8.1	689	2.01	30.6	1.5	127.4	7.3	7.9	0.14	0.10	0.06	31	0.90
REP 117359	QC		0.59	17.53	11.40	58.9	230	13.3	8.1	655	1.96	24.2	1.5	143.8	7.4	7.5	0.12	0.09	0.05	29	0.86
117385	Drill Core	2.48	1.18	17.26	4.17	60.1	194	16.1	10.9	456	2.74	104.0	1.6	30.2	8.7	18.6	0.06	0.10	0.13	41	1.51
REP 117385	QC																				
Core Reject Duplicates																					
A0964532	Drill Core	2.90	2.95	13.94	3.83	49.3	274	10.4	7.2	415	2.24	231.2	1.4	5.3	8.1	25.1	0.06	0.22	0.19	22	1.51
DUP A0964532	QC		2.95	13.87	3.81	49.7	250	10.3	7.5	414	2.27	248.4	1.4	6.0	8.2	24.8	0.06	0.21	0.19	23	1.45
117356	Drill Core	3.66	2.37	14.22	5.44	36.0	125	10.4	7.3	482	1.94	29.7	1.4	85.9	7.0	12.6	0.06	0.14	0.10	23	1.00
DUP 117356	QC		2.46	15.79	6.03	37.3	127	10.4	7.3	467	1.93	32.7	1.6	42.8	7.6	17.0	0.07	0.10	0.10	25	1.00
Reference Materials																					
STD BVGEO01	Standard		9.49	4120.97	174.26	1627.1	2351	153.9	22.5	672	3.50	115.1	3.2	205.2	13.3	48.0	5.72	2.88	22.56	68	1.19
STD BVGEO01	Standard		9.56	4176.94	172.17	1621.1	2361	155.5	22.7	672	3.50	112.9	3.2	191.3	13.1	50.7	5.60	2.01	21.56	68	1.23
STD BVGEO01	Standard		9.43	4364.85	176.03	1673.5	2371	156.6	23.3	682	3.64	117.3	3.4	206.2	13.2	52.5	5.66	2.27	22.90	72	1.25
STD BVGEO01	Standard		9.45	4333.51	176.81	1626.4	2435	154.8	23.4	674	3.57	115.8	3.2	210.5	13.2	52.8	5.45	2.30	23.33	73	1.24
STD BVGEO01	Standard		10.17	4368.19	199.06	1727.6	2476	165.2	25.4	732	3.74	120.3	3.9	231.5	14.0	52.1	5.99	3.02	26.91	73	1.27
STD COO2	Standard																				
STD COO2	Standard																				
STD COO2	Standard																				

This report supersedes all previous preliminary and final reports with this file number dated prior to the date on this certificate. Signature indicates final approval; preliminary reports are unsigned and should be used for reference only.

BUREAU VERITAS MINERAL LABORATORIES Canada

www.bvna.com/mining-laboratory-services

Bureau Veritas Commodities Canada Ltd.
9050 Shaughnessy St Vancouver British Columbia V6P 6E5 Canada
PHONE (604) 253-3158

Client: **Kinross Gold Corp.**
25 York St., #17
Toronto Ontario M5J 2V5 Canada

Project: Great Bear Project
Report Date: November 22, 2024

QUALITY CONTROL REPORT TIM24000348.1

		Method	AQ250	AQ250	AQ250	AQ250	AQ250	AQ250	AQ250	AQ250	AQ250	AQ250	AQ250	AQ250	AQ250	AQ250	AQ250	AQ250	AQ250	AQ250	AQ250
		Analyte	P	La	Cr	Mg	Ba	Ti	B	Al	Na	K	W	Sc	Tl	S	Hg	Se	Te	Ga	Cs	Ge
		Unit	%	ppm	ppm	%	ppm	%	ppm	%	%	%	ppm	ppm	ppm	%	ppb	ppm	ppm	ppm	ppm	ppm
		MDL	0.001	0.5	0.5	0.01	0.5	0.001	20	0.01	0.001	0.01	0.1	0.1	0.02	0.02	5	0.1	0.02	0.1	0.02	0.1
Pulp Duplicates																						
A0963896	Drill Core		0.015	41.8	1.8	0.11	59.9	0.030	<20	0.54	0.038	0.37	0.1	0.8	0.20	0.59	<5	<0.1	<0.02	2.1	1.74	<0.1
REP A0963896	QC																					
A0964529	Drill Core		0.089	35.9	12.9	0.93	65.0	0.179	<20	1.67	0.090	1.08	1.8	2.6	0.48	0.33	<5	0.1	<0.02	6.0	5.60	<0.1
REP A0964529	QC		0.090	36.2	13.4	0.93	64.2	0.181	<20	1.65	0.090	1.08	2.0	2.5	0.49	0.33	<5	<0.1	<0.02	6.1	5.70	<0.1
A0964519	Drill Core		0.015	42.0	0.8	0.05	55.3	0.005	<20	0.34	0.024	0.22	0.2	0.4	0.05	1.39	<5	0.2	<0.02	1.1	0.37	<0.1
REP A0964519	QC		0.016	42.7	0.8	0.05	56.3	0.005	<20	0.33	0.024	0.22	0.2	0.4	0.06	1.37	<5	0.2	<0.02	1.1	0.38	<0.1
117341	Drill Core		0.052	26.8	13.3	0.67	115.4	0.150	<20	1.25	0.066	0.90	0.1	2.7	0.37	0.23	<5	0.2	0.03	5.2	2.81	<0.1
REP 117341	QC																					
117382	Drill Core		0.054	27.5	10.2	0.68	28.5	0.096	<20	3.27	0.219	0.55	0.2	1.3	0.52	1.28	9	0.5	0.07	8.0	1.72	<0.1
REP 117382	QC																					
117359	Drill Core		0.051	27.3	11.3	0.68	66.2	0.141	<20	0.97	0.029	0.83	1.9	2.3	0.46	0.54	<5	0.4	0.04	4.4	3.09	<0.1
REP 117359	QC		0.049	26.4	11.0	0.65	61.9	0.134	<20	0.93	0.028	0.81	2.9	2.2	0.44	0.55	<5	0.3	0.04	4.2	2.96	<0.1
117385	Drill Core		0.081	38.4	15.7	0.85	91.6	0.196	<20	1.32	0.053	1.10	5.2	3.1	0.41	0.52	<5	0.3	0.10	5.5	3.98	<0.1
REP 117385	QC																					
Core Reject Duplicates																						
A0964532	Drill Core		0.047	33.1	10.6	0.54	79.6	0.106	<20	0.90	0.054	0.57	0.3	2.4	0.28	0.73	<5	0.2	<0.02	4.2	2.02	<0.1
DUP A0964532	QC		0.048	33.0	10.3	0.55	78.7	0.105	<20	0.93	0.057	0.58	0.2	2.4	0.28	0.75	<5	0.2	<0.02	4.2	2.03	<0.1
117356	Drill Core		0.049	27.6	9.6	0.54	68.6	0.107	<20	0.90	0.054	0.72	0.5	1.8	0.43	0.54	<5	0.1	<0.02	3.7	2.07	<0.1
DUP 117356	QC		0.051	28.8	12.1	0.57	85.7	0.119	<20	1.04	0.083	0.78	0.5	2.1	0.44	0.54	<5	0.1	<0.02	4.5	2.11	<0.1
Reference Materials																						
STD BVGEO01	Standard		0.069	23.1	146.6	1.23	310.0	0.214	<20	2.07	0.168	0.84	4.3	5.3	0.58	0.66	83	4.8	1.06	6.6	6.94	0.1
STD BVGEO01	Standard		0.070	23.4	153.6	1.24	307.8	0.225	<20	2.12	0.169	0.85	3.6	5.3	0.58	0.67	87	4.5	0.95	6.7	6.68	<0.1
STD BVGEO01	Standard		0.075	25.0	155.4	1.25	330.5	0.227	<20	2.16	0.180	0.87	3.9	5.8	0.60	0.70	84	4.6	1.01	6.8	7.41	<0.1
STD BVGEO01	Standard		0.069	24.9	160.9	1.23	319.7	0.230	<20	2.14	0.181	0.85	3.8	5.8	0.57	0.66	97	4.8	0.99	6.6	6.93	<0.1
STD BVGEO01	Standard		0.076	26.4	169.4	1.30	355.9	0.238	<20	2.23	0.187	0.89	4.5	5.5	0.68	0.69	97	5.1	1.08	6.8	7.74	0.1
STD COO2	Standard																					
STD COO2	Standard																					
STD COO2	Standard																					

This report supersedes all previous preliminary and final reports with this file number dated prior to the date on this certificate. Signature indicates final approval; preliminary reports are unsigned and should be used for reference only.

BUREAU VERITAS MINERAL LABORATORIES Canada

www.bvna.com/mining-laboratory-services

Bureau Veritas Commodities Canada Ltd.
9050 Shaughnessy St Vancouver British Columbia V6P 6E5 Canada
PHONE (604) 253-3158

Client: **Kinross Gold Corp.**
25 York St., #17
Toronto Ontario M5J 2V5 Canada

Project: Great Bear Project
Report Date: November 22, 2024

QUALITY CONTROL REPORT TIM24000348.1

	Method	AQ250	AQ250	AQ250	AQ250	AQ250	AQ250	AQ250	AQ250	AQ250	AQ250	AQ250	AQ250	AQ250	AQ250	TC006	TC000	TC000
	Analyte	Hf	Nb	Rb	Sn	Ta	Zr	Y	Ce	In	Re	Be	Li	Pd	Pt	CO2	TOT/C	TOT/S
	Unit	ppm	ppm	ppm	ppm	ppm	ppm	ppm	ppm	ppm	ppb	ppm	ppm	ppb	ppb	%	%	%
	MDL	0.02	0.02	0.1	0.1	0.05	0.1	0.01	0.1	0.02	1	0.1	0.1	10	2	0.08	0.02	0.02
Pulp Duplicates																		
A0963896	Drill Core	0.62	0.31	21.8	0.2	<0.05	22.9	10.91	82.7	<0.02	<1	<0.1	3.2	<10	<2	0.34		
REP A0963896	QC															0.34		
A0964529	Drill Core	0.32	0.09	65.2	0.3	<0.05	13.5	8.69	73.5	<0.02	<1	0.1	9.7	<10	<2	0.86		
REP A0964529	QC	0.32	0.09	65.3	0.2	<0.05	13.6	8.68	73.7	<0.02	<1	0.1	9.8	<10	<2			
A0964519	Drill Core	0.70	0.05	7.2	0.1	<0.05	26.3	8.43	81.9	<0.02	<1	<0.1	2.0	<10	<2	0.13		
REP A0964519	QC	0.73	0.06	7.1	0.1	<0.05	25.9	8.53	84.1	<0.02	<1	<0.1	2.0	<10	<2			
117341	Drill Core	0.59	0.07	49.6	0.4	<0.05	21.4	5.12	51.3	<0.02	<1	<0.1	14.5	<10	<2	0.20	0.08	0.22
REP 117341	QC															0.27		
117382	Drill Core	0.63	0.05	39.1	0.2	<0.05	22.4	6.06	52.7	<0.02	<1	0.7	5.5	<10	<2	0.44	0.13	1.27
REP 117382	QC																0.13	1.24
117359	Drill Core	0.69	0.07	54.8	0.3	<0.05	23.8	6.42	52.8	<0.02	<1	<0.1	8.4	<10	<2	0.86		
REP 117359	QC	0.64	0.07	54.4	0.3	<0.05	22.1	6.31	50.5	<0.02	<1	<0.1	8.2	<10	<2			
117385	Drill Core	0.82	0.04	56.4	0.3	<0.05	32.0	8.62	76.6	<0.02	<1	<0.1	11.0	<10	<2	1.49		
REP 117385	QC															1.47		
Core Reject Duplicates																		
A0964532	Drill Core	0.53	0.07	32.0	0.4	<0.05	18.9	8.27	65.0	<0.02	<1	<0.1	7.3	<10	<2	1.65		
DUP A0964532	QC	0.54	0.07	32.4	0.4	<0.05	19.3	8.22	65.1	<0.02	<1	<0.1	7.3	<10	<2	1.36		
117356	Drill Core	0.47	0.06	45.4	0.3	<0.05	18.1	4.77	54.6	<0.02	<1	<0.1	6.7	<10	<2	0.84		
DUP 117356	QC	0.72	0.04	51.0	0.3	<0.05	25.9	5.55	54.1	<0.02	<1	<0.1	7.6	<10	<2	0.98		
Reference Materials																		
STD BVGEO01	Standard	0.25	0.23	89.9	4.9	<0.05	8.1	13.58	47.6	0.41	4	0.7	19.6	135	165			
STD BVGEO01	Standard	0.32	0.13	85.6	5.0	<0.05	9.8	13.49	48.5	0.40	4	0.6	18.4	130	171			
STD BVGEO01	Standard	0.34	0.17	86.6	5.1	<0.05	10.2	13.68	50.7	0.40	4	0.6	17.8	128	176			
STD BVGEO01	Standard	0.31	0.18	90.9	4.9	<0.05	10.1	13.62	50.9	0.43	4	0.7	17.7	137	176			
STD BVGEO01	Standard	0.25	0.23	92.5	5.2	<0.05	8.1	14.28	55.5	0.42	4	0.7	19.7	142	193			
STD COO2	Standard															3.55		
STD COO2	Standard															3.71		
STD COO2	Standard															3.50		

This report supersedes all previous preliminary and final reports with this file number dated prior to the date on this certificate. Signature indicates final approval; preliminary reports are unsigned and should be used for reference only.

BUREAU VERITAS MINERAL LABORATORIES Canada

www.bvna.com/mining-laboratory-services

Bureau Veritas Commodities Canada Ltd.
9050 Shaughnessy St Vancouver British Columbia V6P 6E5 Canada
PHONE (604) 253-3158

Client: **Kinross Gold Corp.**
25 York St., #17
Toronto Ontario M5J 2V5 Canada

Project: Great Bear Project
Report Date: November 22, 2024

QUALITY CONTROL REPORT TIM24000348.1

		WGHT	AQ250	AQ250	AQ250	AQ250	AQ250	AQ250	AQ250	AQ250	AQ250	AQ250	AQ250	AQ250	AQ250	AQ250	AQ250	AQ250	AQ250	AQ250	AQ250
		Wgt	Mo	Cu	Pb	Zn	Ag	Ni	Co	Mn	Fe	As	U	Au	Th	Sr	Cd	Sb	Bi	V	Ca
		kg	ppm	ppm	ppm	ppm	ppb	ppm	ppm	ppm	%	ppm	ppm	ppb	ppm	ppm	ppm	ppm	ppm	ppm	%
		0.01	0.01	0.01	0.01	0.1	2	0.1	0.1	1	0.01	0.1	0.1	0.2	0.1	0.5	0.01	0.02	0.02	1	0.01
STD COO2	Standard																				
STD GS311-1	Standard																				
STD GS311-1	Standard																				
STD GS910-4	Standard																				
STD GS910-4	Standard																				
STD OREAS279	Standard																				
STD OREAS262	Standard		0.62	111.56	55.35	150.2	437	62.3	26.8	510	3.19	34.9	1.1	73.0	8.8	33.7	0.60	3.83	0.93	20	2.92
STD OREAS279	Standard																				
STD OREAS262	Standard		0.59	111.42	55.45	149.3	452	62.0	26.5	520	3.19	34.9	1.1	53.2	8.7	33.2	0.62	2.36	0.95	20	2.88
STD OREAS262	Standard		0.58	111.54	54.06	148.7	405	62.8	27.3	512	3.15	33.7	1.0	52.2	8.2	33.6	0.56	2.57	0.90	20	2.83
STD OREAS262	Standard		0.62	109.29	51.73	148.2	449	62.4	25.9	517	3.22	33.0	1.0	53.1	8.4	33.7	0.57	2.36	0.88	22	2.79
STD OREAS262	Standard		0.64	119.15	57.77	157.3	453	66.8	28.6	561	3.37	36.0	1.2	72.1	9.1	35.7	0.66	3.38	1.03	21	3.03
STD OREAS279	Standard																				
STD OREAS279	Standard																				
STD BVGEO01 Expected			10.8	4415	187	1712	2530	163	25	706	3.7	121	3.67	214	14.4	55	6.25	2.2	24.3	73	1.3219
STD OREAS262 Expected			0.68	118	56	154	450	62	26.9	530	3.284	35.8	1.22	65	9.33	36	0.61	3.39	1.03	22.5	2.98
STD COO2 Expected																					
STD OREAS279 Expected																					
STD GS311-1 Expected																					
STD GS910-4 Expected																					
BLK	Blank																				
BLK	Blank		<0.01	<0.01	0.01	<0.1	<2	<0.1	<0.1	<1	<0.01	<0.1	<0.1	<0.2	<0.1	<0.5	<0.01	<0.02	<0.02	<1	<0.01
BLK	Blank																				
BLK	Blank		<0.01	0.01	0.02	<0.1	<2	<0.1	<0.1	<1	<0.01	<0.1	<0.1	<0.2	<0.1	<0.5	<0.01	<0.02	<0.02	<1	<0.01
BLK	Blank		<0.01	<0.01	0.01	<0.1	<2	<0.1	<0.1	<1	<0.01	<0.1	<0.1	<0.2	<0.1	<0.5	<0.01	<0.02	<0.02	<1	<0.01
BLK	Blank		<0.01	<0.01	0.02	<0.1	<2	<0.1	<0.1	<1	<0.01	<0.1	<0.1	<0.2	<0.1	<0.5	<0.01	<0.02	<0.02	<1	<0.01
BLK	Blank		<0.01	<0.01	0.02	<0.1	<2	<0.1	<0.1	<1	<0.01	<0.1	<0.1	<0.2	<0.1	<0.5	<0.01	<0.02	<0.02	<1	<0.01
BLK	Blank																				
BLK	Blank																				

This report supersedes all previous preliminary and final reports with this file number dated prior to the date on this certificate. Signature indicates final approval; preliminary reports are unsigned and should be used for reference only.

BUREAU VERITAS MINERAL LABORATORIES Canada

www.bvna.com/mining-laboratory-services

Bureau Veritas Commodities Canada Ltd.
9050 Shaughnessy St Vancouver British Columbia V6P 6E5 Canada
PHONE (604) 253-3158

Client: **Kinross Gold Corp.**
25 York St., #17
Toronto Ontario M5J 2V5 Canada

Project: Great Bear Project
Report Date: November 22, 2024

QUALITY CONTROL REPORT TIM24000348.1

		AQ250 P % 0.001	AQ250 La ppm 0.5	AQ250 Cr ppm 0.5	AQ250 Mg % 0.01	AQ250 Ba ppm 0.5	AQ250 Ti % 0.001	AQ250 B ppm 20	AQ250 Al % 0.01	AQ250 Na % 0.001	AQ250 K % 0.01	AQ250 W ppm 0.1	AQ250 Sc ppm 0.1	AQ250 Tl ppm 0.02	AQ250 S % 0.02	AQ250 Hg ppb 5	AQ250 Se ppm 0.1	AQ250 Te ppm 0.02	AQ250 Ga ppm 0.1	AQ250 Cs ppm 0.02	AQ250 Ge ppm 0.1
STD COO2	Standard																				
STD GS311-1	Standard																				
STD GS311-1	Standard																				
STD GS910-4	Standard																				
STD GS910-4	Standard																				
STD OREAS279	Standard																				
STD OREAS262	Standard	0.040	15.0	39.9	1.17	242.5	0.003	<20	1.14	0.067	0.29	0.1	2.9	0.45	0.26	163	0.6	0.25	3.6	2.83	<0.1
STD OREAS279	Standard																				
STD OREAS262	Standard	0.039	14.9	40.3	1.17	241.2	0.003	<20	1.12	0.066	0.28	0.1	2.9	0.46	0.27	162	0.6	0.23	3.6	2.27	<0.1
STD OREAS262	Standard	0.038	13.5	39.9	1.12	240.4	0.003	<20	1.07	0.069	0.27	0.1	2.7	0.42	0.26	161	0.5	0.21	3.4	2.11	<0.1
STD OREAS262	Standard	0.037	15.4	37.0	1.14	233.9	0.003	<20	1.16	0.070	0.29	<0.1	2.9	0.41	0.27	161	0.6	0.23	3.7	2.21	<0.1
STD OREAS262	Standard	0.043	15.5	43.9	1.21	255.7	0.003	<20	1.22	0.070	0.31	0.1	3.1	0.49	0.28	176	0.7	0.24	3.8	2.90	<0.1
STD OREAS279	Standard																				
STD OREAS279	Standard																				
STD BVGEO01 Expected		0.0727	25.9	171	1.3175	332	0.233		2.2628	0.1924	0.8669	3.5	5.97	0.62	0.6655	100	4.84	1.02	7.37	7.36	0.15
STD OREAS262 Expected		0.04	15.9	41.7	1.17	248	0.003		1.3	0.071	0.312	0.13	3.24	0.47	0.269	170	0.4	0.23	3.9	2.8	
STD COO2 Expected																					
STD OREAS279 Expected																					
STD GS311-1 Expected																					
STD GS910-4 Expected																					
BLK	Blank																				
BLK	Blank	<0.001	<0.5	<0.5	<0.01	<0.5	<0.001	<20	<0.01	<0.001	<0.01	<0.1	<0.1	<0.02	<0.02	<5	<0.1	<0.02	<0.1	<0.02	<0.1
BLK	Blank																				
BLK	Blank	<0.001	<0.5	<0.5	<0.01	<0.5	<0.001	<20	<0.01	<0.001	<0.01	<0.1	<0.1	<0.02	<0.02	<5	<0.1	<0.02	<0.1	<0.02	<0.1
BLK	Blank	<0.001	<0.5	<0.5	<0.01	<0.5	<0.001	<20	<0.01	<0.001	<0.01	<0.1	<0.1	<0.02	<0.02	<5	<0.1	<0.02	<0.1	<0.02	<0.1
BLK	Blank	<0.001	<0.5	<0.5	<0.01	<0.5	<0.001	<20	<0.01	<0.001	<0.01	<0.1	<0.1	<0.02	<0.02	<5	<0.1	<0.02	<0.1	<0.02	<0.1
BLK	Blank	<0.001	<0.5	<0.5	<0.01	<0.5	<0.001	<20	<0.01	<0.001	<0.01	<0.1	<0.1	<0.02	<0.02	<5	<0.1	<0.02	<0.1	<0.02	<0.1
BLK	Blank																				
BLK	Blank																				

This report supersedes all previous preliminary and final reports with this file number dated prior to the date on this certificate. Signature indicates final approval; preliminary reports are unsigned and should be used for reference only.

BUREAU VERITAS MINERAL LABORATORIES Canada

www.bvna.com/mining-laboratory-services

Bureau Veritas Commodities Canada Ltd.
9050 Shaughnessy St Vancouver British Columbia V6P 6E5 Canada
PHONE (604) 253-3158

Client: **Kinross Gold Corp.**
25 York St., #17
Toronto Ontario M5J 2V5 Canada

Project: Great Bear Project
Report Date: November 22, 2024

QUALITY CONTROL REPORT TIM24000348.1

		AQ250 Hf ppm 0.02	AQ250 Nb ppm 0.02	AQ250 Rb ppm 0.1	AQ250 Sn ppm 0.1	AQ250 Ta ppm 0.05	AQ250 Zr ppm 0.1	AQ250 Y ppm 0.01	AQ250 Ce ppm 0.1	AQ250 In ppm 0.02	AQ250 Re ppb 1	AQ250 Be ppm 0.1	AQ250 Li ppm 0.1	AQ250 Pd ppb 10	AQ250 Pt ppb 2	TC006 CO2 % 0.08	TC000 TOT/C % 0.02	TC000 TOT/S % 0.02
STD COO2	Standard															3.47		
STD GS311-1	Standard																0.95	2.20
STD GS311-1	Standard																1.00	2.32
STD GS910-4	Standard																2.52	8.01
STD GS910-4	Standard																2.55	8.21
STD OREAS279	Standard															3.25		
STD OREAS262	Standard	0.17	<0.02	18.4	0.5	<0.05	8.5	10.65	30.5	0.03	<1	1.1	15.9	<10	<2			
STD OREAS279	Standard															3.23		
STD OREAS262	Standard	0.26	<0.02	16.5	0.5	<0.05	10.6	9.87	30.3	0.03	2	1.1	16.2	<10	<2			
STD OREAS262	Standard	0.25	<0.02	16.2	0.5	<0.05	10.8	9.89	27.1	0.03	<1	1.1	14.9	<10	<2			
STD OREAS262	Standard	0.23	<0.02	17.6	0.5	<0.05	10.4	10.26	31.0	0.03	<1	1.1	15.5	<10	<2			
STD OREAS262	Standard	0.17	<0.02	18.7	0.5	<0.05	7.7	10.75	32.2	0.03	1	1.2	16.3	<10	2			
STD OREAS279	Standard															3.06		
STD OREAS279	Standard															2.93		
STD BVGEO01 Expected		0.32	0.17	95	5.64		9.1	14.5	53	0.45	4	0.69	21.4	134	182			
STD OREAS262 Expected		0.17		18.6	0.5		7.7	11.2	32	0.033		1.14	17.8					
STD COO2 Expected																3.612		
STD OREAS279 Expected																3.29		
STD GS311-1 Expected																	1.02	2.35
STD GS910-4 Expected																	2.65	8.27
BLK	Blank															<0.08		
BLK	Blank	<0.02	<0.02	<0.1	<0.1	<0.05	<0.1	<0.01	<0.1	<0.02	<1	<0.1	<0.1	<10	<2			
BLK	Blank															<0.08		
BLK	Blank	<0.02	<0.02	<0.1	<0.1	<0.05	<0.1	<0.01	<0.1	<0.02	<1	<0.1	<0.1	<10	<2			
BLK	Blank	<0.02	<0.02	<0.1	<0.1	<0.05	<0.1	<0.01	<0.1	<0.02	<1	<0.1	<0.1	<10	<2			
BLK	Blank	<0.02	<0.02	<0.1	<0.1	<0.05	<0.1	<0.01	<0.1	<0.02	<1	<0.1	<0.1	<10	<2			
BLK	Blank	<0.02	<0.02	<0.1	<0.1	<0.05	<0.1	<0.01	<0.1	<0.02	<1	<0.1	<0.1	<10	<2			
BLK	Blank																<0.02	0.02
BLK	Blank															<0.08		

This report supersedes all previous preliminary and final reports with this file number dated prior to the date on this certificate. Signature indicates final approval; preliminary reports are unsigned and should be used for reference only.

BUREAU VERITAS MINERAL LABORATORIES Canada

www.bvna.com/mining-laboratory-services

Bureau Veritas Commodities Canada Ltd.
9050 Shaughnessy St Vancouver British Columbia V6P 6E5 Canada
PHONE (604) 253-3158

Client: **Kinross Gold Corp.**
25 York St., #17
Toronto Ontario M5J 2V5 Canada

Project: Great Bear Project
Report Date: November 22, 2024

QUALITY CONTROL REPORT TIM24000348.1

		WGHT	AQ250	AQ250	AQ250	AQ250	AQ250	AQ250	AQ250	AQ250	AQ250	AQ250	AQ250	AQ250	AQ250	AQ250	AQ250	AQ250	AQ250	AQ250
		Wgt	Mo	Cu	Pb	Zn	Ag	Ni	Co	Mn	Fe	As	U	Au	Th	Sr	Cd	Sb	Bi	V	Ca
		kg	ppm	ppm	ppm	ppm	ppb	ppm	ppm	ppm	%	ppm	ppm	ppb	ppm	ppm	ppm	ppm	ppm	ppm	%
		0.01	0.01	0.01	0.01	0.1	2	0.1	0.1	1	0.01	0.1	0.1	0.2	0.1	0.5	0.01	0.02	0.02	1	0.01
BLK	Blank																				
BLK	Blank																				
Prep Wash																					
ROCK-TIM	Prep Blank		0.88	3.24	0.76	37.0	5	2.4	3.2	458	1.73	0.6	0.3	0.7	1.9	15.3	<0.01	0.02	<0.02	18	0.51
ROCK-TIM	Prep Blank		1.17	2.24	0.76	27.4	6	1.3	3.5	478	1.86	0.7	0.3	0.4	2.1	19.3	<0.01	0.02	<0.02	20	0.55

This report supersedes all previous preliminary and final reports with this file number dated prior to the date on this certificate. Signature indicates final approval; preliminary reports are unsigned and should be used for reference only.

BUREAU VERITAS MINERAL LABORATORIES Canada

www.bvna.com/mining-laboratory-services

Bureau Veritas Commodities Canada Ltd.
9050 Shaughnessy St Vancouver British Columbia V6P 6E5 Canada
PHONE (604) 253-3158

Client: **Kinross Gold Corp.**
25 York St., #17
Toronto Ontario M5J 2V5 Canada

Project: Great Bear Project
Report Date: November 22, 2024

QUALITY CONTROL REPORT TIM24000348.1

		AQ250 P % 0.001	AQ250 La ppm 0.5	AQ250 Cr ppm 0.5	AQ250 Mg % 0.01	AQ250 Ba ppm 0.5	AQ250 Ti % 0.001	AQ250 B ppm 20	AQ250 Al % 0.01	AQ250 Na % 0.001	AQ250 K % 0.01	AQ250 W ppm 0.1	AQ250 Sc ppm 0.1	AQ250 Tl ppm 0.02	AQ250 S % 0.02	AQ250 Hg ppb 5	AQ250 Se ppm 0.1	AQ250 Te ppm 0.02	AQ250 Ga ppm 0.1	AQ250 Cs ppm 0.02	AQ250 Ge ppm 0.1
BLK	Blank																				
BLK	Blank																				
Prep Wash																					
ROCK-TIM	Prep Blank	0.040	4.6	5.0	0.42	36.6	0.059	<20	0.72	0.055	0.06	<0.1	1.6	<0.02	<0.02	<5	<0.1	<0.02	3.2	0.14	<0.1
ROCK-TIM	Prep Blank	0.039	4.9	4.9	0.44	52.5	0.065	<20	0.77	0.057	0.06	<0.1	1.9	<0.02	<0.02	<5	<0.1	<0.02	3.3	0.14	<0.1

This report supersedes all previous preliminary and final reports with this file number dated prior to the date on this certificate. Signature indicates final approval; preliminary reports are unsigned and should be used for reference only.

BUREAU VERITAS MINERAL LABORATORIES Canada

www.bvna.com/mining-laboratory-services

Bureau Veritas Commodities Canada Ltd.

9050 Shaughnessy St Vancouver British Columbia V6P 6E5 Canada

PHONE (604) 253-3158

Client: **Kinross Gold Corp.**
25 York St., #17
Toronto Ontario M5J 2V5 Canada

Project: Great Bear Project
Report Date: November 22, 2024

QUALITY CONTROL REPORT TIM24000348.1

		AQ250 Hf ppm 0.02	AQ250 Nb ppm 0.02	AQ250 Rb ppm 0.1	AQ250 Sn ppm 0.1	AQ250 Ta ppm 0.05	AQ250 Zr ppm 0.1	AQ250 Y ppm 0.01	AQ250 Ce ppm 0.1	AQ250 In ppm 0.02	AQ250 Re ppb 1	AQ250 Be ppm 0.1	AQ250 Li ppm 0.1	AQ250 Pd ppb 10	AQ250 Pt ppb 2	TC006 CO2 % 0.08	TC000 TOT/C % 0.02	TC000 TOT/S % 0.02
BLK	Blank															<0.08		
BLK	Blank																<0.02	<0.02
Prep Wash																		
ROCK-TIM	Prep Blank	0.11	0.18	1.7	0.2	<0.05	2.7	6.84	9.7	<0.02	<1	0.1	1.3	<10	3	0.24		
ROCK-TIM	Prep Blank	0.12	0.19	1.8	0.3	<0.05	3.0	7.26	10.3	<0.02	<1	0.2	1.3	<10	<2	0.21		

This report supersedes all previous preliminary and final reports with this file number dated prior to the date on this certificate. Signature indicates final approval; preliminary reports are unsigned and should be used for reference only.

BUREAU VERITAS MINERAL LABORATORIES Canada

www.bvna.com/mining-laboratory-services

Bureau Veritas Commodities Canada Ltd.
9050 Shaughnessy St Vancouver British Columbia V6P 6E5 Canada
PHONE (604) 253-3158

Client: **Kinross Gold Corp.**
25 York St., #17
Toronto Ontario M5J 2V5 Canada

Submitted By:	Matthew Hart
Receiving Lab:	Canada-Timmins
Received:	August 01, 2024
Analysis Start:	August 26, 2024
Report Date:	December 24, 2024
Page:	1 of 5

CERTIFICATE OF ANALYSIS TIM24000349.1

CLIENT JOB INFORMATION

Project:	Great Bear Project
Shipment ID:	
P.O. Number	GTFS002-FPR022-06
Number of Samples:	100

SAMPLE DISPOSAL

STOR-PLP	Store After 90 days Invoice for Storage
STOR-RJT	Store After 60 days Invoice for Storage

Bureau Veritas does not accept responsibility for samples left at the laboratory after 90 days without prior written instructions for sample storage or return.

SAMPLE PREPARATION AND ANALYTICAL PROCEDURES

Procedure Code	Number of Samples	Code Description	Test Wgt (g)	Report Status	Lab
PRP75-1KG	100	Crush, split and pulverize 1kg of sample to 200 mesh		Completed	TIM
SPTPL	100	Splitting of pulp samples for client		Completed	TIM
AQ250_EXT	100	1:1:1 Aqua Regia digestion Ultratrace ICP-MS analysis	0.5	Completed	VAN
TC006	100	15% HClO4 leach, CO2 analysis by Leco	0.2	Completed	VAN
Split ABA	15	Analysis sample split/packet for ABA Analysis			BUB
TC000	15	Analysis by Leco	0.1	Completed	VAN
ABA	15	Modified Sobek Acid Base Accounting		Completed	BUB

ADDITIONAL COMMENTS

Invoice To: Great Bear Resources Ltd.
25 York Street, Unit 1700
Toronto Ontario M5J 2V5
Canada

CC: Kinross Distrubution

BRITISH COLUMBIA CERTIFIED ASSAYER
MARCUS LAU
Production Manager

This report supersedes all previous preliminary and final reports with this file number dated prior to the date on this certificate. Signature indicates final approval; preliminary reports are unsigned and should be used for reference only.
All results are considered the confidential property of the client. Bureau Veritas assumes the liabilities for actual cost of analysis only. Results apply to samples as submitted.
"*" asterisk indicates that an analytical result could not be provided due to unusually high levels of interference from other elements.

BUREAU VERITAS MINERAL LABORATORIES Canada

www.bvna.com/mining-laboratory-services

Bureau Veritas Commodities Canada Ltd.

9050 Shaughnessy St Vancouver British Columbia V6P 6E5 Canada
PHONE (604) 253-3158

Client: **Kinross Gold Corp.**
25 York St., #17
Toronto Ontario M5J 2V5 Canada

Project: Great Bear Project
Report Date: December 24, 2024

CERTIFICATE OF ANALYSIS TIM24000349.1

Method		WGHT	AQ250	AQ250	AQ250	AQ250	AQ250	AQ250	AQ250	AQ250	AQ250	AQ250	AQ250	AQ250	AQ250	AQ250	AQ250	AQ250	AQ250	AQ250	AQ250
Analyte		Wgt	Mo	Cu	Pb	Zn	Ag	Ni	Co	Mn	Fe	As	U	Au	Th	Sr	Cd	Sb	Bi	V	Ca
Unit		kg	ppm	ppm	ppm	ppm	ppb	ppm	ppm	ppm	%	ppm	ppm	ppb	ppm	ppm	ppm	ppm	ppm	ppm	%
MDL		0.01	0.01	0.01	0.01	0.1	2	0.1	0.1	1	0.01	0.1	0.1	0.2	0.1	0.5	0.01	0.02	0.02	1	0.01
117052	Drill Core	2.22	0.35	17.62	1.73	46.7	63	13.5	8.0	222	1.79	0.9	1.2	0.5	7.3	11.6	0.02	0.05	0.02	29	0.68
117053	Drill Core	2.07	1.65	17.33	3.79	52.9	113	13.2	9.9	345	1.99	3.2	1.4	3.6	7.4	9.4	0.03	0.04	0.35	25	0.58
117054	Drill Core	1.94	1.06	11.67	2.98	53.2	42	11.9	8.3	302	2.06	0.5	1.3	0.5	7.6	11.4	0.02	0.03	0.04	33	0.40
117055	Drill Core	1.98	1.27	14.24	3.75	52.5	55	12.2	8.3	335	2.09	0.9	1.4	0.6	7.5	21.9	0.03	0.03	0.04	30	0.63
117056	Drill Core	2.05	0.41	15.90	2.37	49.9	68	11.4	8.2	331	2.06	0.4	1.3	1.0	6.9	16.1	0.03	0.05	0.05	31	0.84
117057	Drill Core	1.92	0.42	15.35	1.56	50.6	54	11.6	8.5	314	2.08	0.6	1.3	0.5	7.0	15.6	0.02	0.04	0.03	31	0.62
117058	Drill Core	2.39	0.59	25.60	1.38	42.3	32	12.6	8.6	296	2.02	0.5	1.3	1.0	7.4	23.3	<0.01	0.03	0.07	28	0.84
117059	Drill Core	1.50	0.53	20.64	1.41	30.7	34	13.0	9.2	344	2.31	0.8	1.2	1.0	7.5	22.7	<0.01	0.03	0.13	25	0.65
117060	Drill Core	2.07	2.69	17.87	4.29	55.6	61	12.7	8.4	351	2.15	2.2	1.4	0.8	7.3	21.2	0.03	0.04	0.08	29	0.79
117061	Drill Core	2.22	1.61	19.53	2.65	46.4	51	12.4	9.5	359	2.18	0.9	1.4	0.8	7.4	20.3	0.02	0.04	0.04	29	0.86
117062	Drill Core	1.68	2.04	19.46	17.15	100.8	106	12.9	9.5	312	2.20	2.1	1.3	1.2	7.5	15.2	0.22	0.05	0.26	26	0.60
117063	Drill Core	1.90	1.40	16.20	2.67	93.9	198	12.8	8.0	295	2.00	1.9	1.2	0.8	6.7	15.5	0.14	0.05	0.04	24	0.73
A0963449	Drill Core	2.04	0.75	18.37	3.24	55.2	76	12.6	8.8	321	2.11	1.3	1.5	0.8	7.8	18.4	0.02	0.05	0.05	31	0.63
A0963450	Drill Core	2.18	1.00	41.85	2.75	52.3	131	12.6	10.4	247	2.37	1.6	1.3	4.1	6.5	14.1	0.03	0.05	0.17	37	0.34
A0963451	Drill Core	1.99	1.93	25.04	2.46	47.5	73	12.1	9.4	277	2.43	1.5	1.2	2.4	6.6	13.0	0.02	0.06	0.13	34	0.58
A0963493	Drill Core	1.33	1.93	45.54	2.41	63.0	168	90.7	19.5	513	3.56	6.0	1.0	3.3	5.4	31.3	0.04	0.07	0.19	81	2.37
A0963452	Drill Core	2.23	1.59	20.94	3.35	55.6	95	14.2	9.8	309	2.22	4.7	1.3	4.4	6.5	11.0	0.04	0.06	0.10	25	0.32
A0963453	Drill Core	1.93	1.78	17.14	3.16	53.1	81	14.5	9.3	337	2.17	2.7	1.6	3.1	7.0	17.3	0.04	0.07	0.09	29	0.62
A0963454	Drill Core	1.83	1.17	19.72	8.04	71.7	93	10.5	9.3	347	2.18	2.0	1.4	2.4	7.5	10.9	0.12	0.06	0.09	30	0.43
A0963455	Drill Core	1.86	1.74	21.94	8.39	69.4	130	11.3	8.8	469	2.29	4.2	1.4	3.9	7.6	18.0	0.12	0.07	0.08	31	0.88
A0963456	Drill Core	1.12	1.61	7.61	2.70	21.7	62	4.7	3.3	166	1.11	2.0	0.5	1.8	2.6	6.2	0.04	0.04	0.06	9	0.26
A0963457	Drill Core	2.80	1.59	24.25	6.30	61.3	167	13.9	10.0	376	2.46	3.4	1.4	8.3	7.5	14.7	0.07	0.08	0.15	28	0.66
A0963494	Drill Core	2.06	0.97	26.58	3.33	63.6	149	17.8	10.7	450	2.78	26.6	1.2	5.4	7.2	36.3	0.04	0.19	0.17	40	0.95
A0963495	Drill Core	1.79	1.13	16.05	3.55	45.9	124	12.8	9.4	347	2.33	12.3	1.5	7.9	8.0	13.4	0.04	0.13	0.37	22	0.42
A0963458	Drill Core	1.73	0.97	21.22	7.40	51.4	125	12.6	8.8	321	2.18	2.6	1.3	1.9	7.5	9.6	0.07	0.08	0.21	24	0.42
A0963459	Drill Core	1.87	1.84	18.43	7.00	53.9	227	13.3	9.0	343	2.17	9.8	1.4	9.8	7.7	8.6	0.06	0.09	0.84	19	0.43
A0963460	Drill Core	1.33	1.12	12.28	5.24	23.7	70	5.9	5.2	158	1.24	5.5	0.4	2.0	2.2	5.7	0.04	0.06	0.17	11	0.28
A0963461	Drill Core	1.16	0.96	13.07	3.05	23.7	76	6.0	3.9	191	1.20	3.9	0.6	1.9	3.0	7.1	0.03	0.06	0.20	16	0.35
A0963462	Drill Core	1.59	2.00	23.82	3.71	65.0	118	18.5	11.1	413	2.50	8.9	1.5	27.1	7.8	21.7	0.13	0.07	0.45	34	1.11
A0963496	Drill Core	1.98	1.17	17.49	4.03	56.7	125	12.4	8.4	497	2.33	26.1	1.7	34.1	8.0	14.5	0.08	0.11	0.04	34	1.08

This report supersedes all previous preliminary and final reports with this file number dated prior to the date on this certificate. Signature indicates final approval; preliminary reports are unsigned and should be used for reference only.

BUREAU VERITAS MINERAL LABORATORIES Canada

www.bvna.com/mining-laboratory-services

Bureau Veritas Commodities Canada Ltd.

9050 Shaughnessy St Vancouver British Columbia V6P 6E5 Canada
PHONE (604) 253-3158

Client: **Kinross Gold Corp.**
25 York St., #17
Toronto Ontario M5J 2V5 Canada

Project: Great Bear Project
Report Date: December 24, 2024

CERTIFICATE OF ANALYSIS TIM24000349.1

	Method	AQ250	AQ250	AQ250	AQ250	AQ250	AQ250	AQ250	AQ250	AQ250	AQ250	AQ250	AQ250	AQ250	AQ250	AQ250	AQ250	AQ250	AQ250	AQ250	AQ250
	Analyte	P	La	Cr	Mg	Ba	Ti	B	Al	Na	K	W	Sc	Tl	S	Hg	Se	Te	Ga	Cs	Ge
	Unit	%	ppm	ppm	%	ppm	%	ppm	%	%	%	ppm	ppm	ppm	%	ppb	ppm	ppm	ppm	ppm	ppm
	MDL	0.001	0.5	0.5	0.01	0.5	0.001	20	0.01	0.001	0.01	0.1	0.1	0.02	0.02	5	0.1	0.02	0.1	0.02	0.1
117052	Drill Core	0.051	25.5	12.2	0.38	91.7	0.111	<20	0.71	0.041	0.58	0.1	2.0	0.26	<0.02	<5	0.1	<0.02	3.7	2.04	<0.1
117053	Drill Core	0.049	25.4	9.9	0.63	55.5	0.131	<20	1.02	0.039	0.81	0.1	2.1	0.35	0.44	<5	<0.1	<0.02	4.3	2.50	<0.1
117054	Drill Core	0.055	27.8	9.5	0.61	101.8	0.167	<20	1.20	0.041	0.95	0.2	2.5	0.41	0.05	<5	<0.1	<0.02	4.9	3.50	<0.1
117055	Drill Core	0.056	28.4	11.4	0.64	131.7	0.159	<20	1.31	0.065	0.93	0.1	2.1	0.41	0.04	<5	<0.1	<0.02	4.9	3.07	<0.1
117056	Drill Core	0.049	25.1	10.8	0.58	113.7	0.161	<20	1.12	0.056	0.91	0.2	1.9	0.36	<0.02	<5	0.1	<0.02	4.5	2.51	<0.1
117057	Drill Core	0.051	25.1	10.6	0.61	143.3	0.164	<20	1.17	0.058	0.76	0.1	2.1	0.31	0.03	<5	0.1	<0.02	4.9	2.27	<0.1
117058	Drill Core	0.051	23.9	13.3	0.57	79.1	0.129	<20	1.03	0.055	0.35	0.1	1.8	0.13	0.08	<5	<0.1	<0.02	4.8	0.94	<0.1
117059	Drill Core	0.055	24.7	11.3	0.59	29.5	0.107	<20	1.11	0.039	0.18	0.2	1.7	0.05	0.06	<5	0.1	<0.02	4.9	0.44	<0.1
117060	Drill Core	0.054	27.2	11.7	0.59	46.6	0.136	<20	1.18	0.064	0.35	0.2	2.1	0.13	0.15	<5	<0.1	<0.02	5.0	1.08	<0.1
117061	Drill Core	0.053	28.0	10.5	0.63	56.8	0.124	<20	1.09	0.052	0.25	0.2	1.9	0.08	0.21	<5	0.1	<0.02	4.9	0.78	<0.1
117062	Drill Core	0.052	23.4	9.2	0.62	58.7	0.106	<20	1.15	0.059	0.62	<0.1	1.8	0.40	0.71	<5	0.1	<0.02	4.5	1.77	<0.1
117063	Drill Core	0.049	22.6	11.4	0.51	23.9	0.114	<20	0.94	0.051	0.16	0.2	1.7	0.04	0.25	<5	0.1	<0.02	5.0	0.46	<0.1
A0963449	Drill Core	0.054	28.5	10.7	0.60	88.1	0.154	<20	1.12	0.067	0.64	0.2	1.9	0.27	0.16	<5	<0.1	<0.02	4.9	2.25	<0.1
A0963450	Drill Core	0.056	27.6	11.9	0.48	114.6	0.147	<20	1.03	0.064	0.73	0.2	2.9	0.27	0.44	<5	0.1	0.03	4.9	3.25	<0.1
A0963451	Drill Core	0.055	24.2	10.6	0.58	122.7	0.120	<20	0.94	0.058	0.64	<0.1	2.4	0.25	0.89	<5	0.2	<0.02	4.5	2.97	<0.1
A0963493	Drill Core	0.100	25.5	198.4	2.08	198.6	0.183	<20	2.14	0.048	1.42	0.1	7.3	0.50	0.83	<5	0.2	0.03	8.5	6.81	0.1
A0963452	Drill Core	0.053	24.0	10.6	0.59	103.3	0.109	<20	1.02	0.052	0.70	<0.1	2.0	0.32	0.91	<5	0.1	<0.02	4.1	2.78	<0.1
A0963453	Drill Core	0.056	26.5	12.3	0.63	119.7	0.137	<20	1.12	0.057	0.72	0.2	2.1	0.30	0.44	<5	0.1	<0.02	4.6	2.69	<0.1
A0963454	Drill Core	0.057	28.5	8.2	0.61	110.4	0.139	<20	1.12	0.064	0.83	0.1	2.4	0.39	0.47	<5	<0.1	<0.02	4.7	3.08	<0.1
A0963455	Drill Core	0.053	27.3	10.1	0.84	122.1	0.156	<20	1.44	0.074	0.99	0.2	2.3	0.45	0.46	<5	<0.1	0.07	5.4	2.96	<0.1
A0963456	Drill Core	0.019	10.0	6.2	0.25	32.0	0.043	<20	0.46	0.031	0.30	<0.1	0.7	0.15	0.27	<5	<0.1	<0.02	1.7	1.05	<0.1
A0963457	Drill Core	0.059	29.4	11.9	0.65	94.0	0.129	<20	1.20	0.060	0.83	0.1	2.1	0.42	0.84	<5	0.1	0.04	4.6	2.95	<0.1
A0963494	Drill Core	0.066	29.5	16.6	0.93	128.1	0.140	<20	1.78	0.128	0.94	<0.1	3.1	0.42	1.50	<5	0.1	<0.02	6.4	2.57	<0.1
A0963495	Drill Core	0.057	30.0	7.5	0.48	95.9	0.093	<20	0.93	0.062	0.66	0.1	1.8	0.34	1.24	<5	0.1	0.04	3.6	1.97	<0.1
A0963458	Drill Core	0.058	27.3	8.2	0.66	89.5	0.116	<20	1.13	0.045	0.66	0.2	1.9	0.34	0.45	<5	0.1	0.03	4.5	2.15	<0.1
A0963459	Drill Core	0.056	27.8	7.8	0.57	90.2	0.091	<20	1.05	0.036	0.66	0.2	1.5	0.33	0.68	<5	0.2	<0.02	3.7	1.86	<0.1
A0963460	Drill Core	0.020	8.6	8.3	0.22	31.9	0.042	<20	0.38	0.030	0.26	<0.1	0.8	0.33	0.33	<5	0.1	0.02	1.7	0.75	<0.1
A0963461	Drill Core	0.024	11.6	7.1	0.34	60.4	0.066	<20	0.53	0.037	0.35	<0.1	1.4	0.19	0.24	<5	0.1	0.03	2.5	1.03	<0.1
A0963462	Drill Core	0.060	29.5	28.8	0.87	100.9	0.124	<20	1.17	0.064	0.58	10.5	3.4	0.26	0.83	<5	0.2	0.05	5.6	1.95	<0.1
A0963496	Drill Core	0.054	27.8	12.6	0.75	52.2	0.155	<20	1.15	0.064	0.68	1.8	3.3	0.39	0.66	<5	0.2	<0.02	5.5	2.08	<0.1

This report supersedes all previous preliminary and final reports with this file number dated prior to the date on this certificate. Signature indicates final approval; preliminary reports are unsigned and should be used for reference only.

BUREAU VERITAS MINERAL LABORATORIES Canada

www.bvna.com/mining-laboratory-services

Bureau Veritas Commodities Canada Ltd.

9050 Shaughnessy St Vancouver British Columbia V6P 6E5 Canada
PHONE (604) 253-3158

Client: **Kinross Gold Corp.**
25 York St., #17
Toronto Ontario M5J 2V5 Canada

Project: Great Bear Project
Report Date: December 24, 2024

CERTIFICATE OF ANALYSIS TIM24000349.1

Method		AQ250	AQ250	AQ250	AQ250	AQ250	AQ250	AQ250	AQ250	AQ250	AQ250	AQ250	AQ250	AQ250	AQ250	TC006	TC000	TC000
Analyte		Hf	Nb	Rb	Sn	Ta	Zr	Y	Ce	In	Re	Be	Li	Pd	Pt	CO2	TOT/C	TOT/S
Unit		ppm	ppm	ppm	ppm	ppm	ppm	ppm	ppm	ppm	ppb	ppm	ppm	ppb	ppb	%	%	%
MDL		0.02	0.02	0.1	0.1	0.05	0.1	0.01	0.1	0.02	1	0.1	0.1	10	2	0.08	0.02	0.02
117052	Drill Core	0.48	0.08	40.6	0.3	<0.05	19.4	5.50	48.3	<0.02	<1	<0.1	14.9	<10	<2	0.17		
117053	Drill Core	0.62	0.08	49.3	0.3	<0.05	23.1	5.72	48.8	<0.02	<1	<0.1	13.5	<10	<2	0.44		
117054	Drill Core	0.54	0.06	63.6	0.3	<0.05	20.5	5.81	53.5	<0.02	<1	<0.1	14.5	<10	<2	0.24	0.09	0.05
117055	Drill Core	0.57	0.07	60.3	0.3	<0.05	23.8	6.25	54.8	<0.02	<1	0.1	14.5	<10	<2	0.20		
117056	Drill Core	0.47	0.06	52.1	0.2	<0.05	19.2	5.86	48.5	<0.02	<1	<0.1	16.7	<10	<2	0.66		
117057	Drill Core	0.49	0.07	47.1	0.3	<0.05	19.5	5.65	49.2	<0.02	<1	<0.1	17.0	<10	<2	0.37		
117058	Drill Core	0.46	0.11	19.6	0.3	<0.05	16.8	5.48	46.2	<0.02	<1	0.2	13.8	<10	<2	0.54		
117059	Drill Core	0.51	0.12	9.8	0.3	<0.05	19.7	5.22	48.6	<0.02	<1	0.2	16.8	<10	<2	0.21		
117060	Drill Core	0.53	0.13	20.6	0.2	<0.05	22.6	6.79	52.1	<0.02	<1	0.2	16.4	<10	<2	0.42	0.15	0.14
117061	Drill Core	0.49	0.12	12.5	0.3	<0.05	19.9	6.21	53.4	<0.02	<1	0.2	13.1	<10	<2	0.46		
117062	Drill Core	0.65	0.04	41.1	0.2	<0.05	26.9	5.83	44.1	<0.02	<1	0.2	16.5	<10	<2	0.16		
117063	Drill Core	0.52	0.15	7.7	0.3	<0.05	20.0	4.95	43.7	<0.02	<1	0.2	14.4	<10	<2	0.54		
A0963449	Drill Core	0.49	0.10	38.9	0.3	<0.05	18.1	6.21	55.4	<0.02	<1	<0.1	13.7	<10	<2	0.36		
A0963450	Drill Core	0.63	0.09	42.5	0.4	<0.05	24.6	6.00	54.2	<0.02	<1	<0.1	13.4	<10	<2	0.14		
A0963451	Drill Core	0.57	0.06	33.6	0.3	<0.05	21.2	5.05	46.8	<0.02	<1	<0.1	15.2	<10	<2	0.47		
A0963493	Drill Core	0.39	<0.02	68.5	0.5	<0.05	16.2	5.40	49.6	0.02	<1	0.3	42.5	<10	<2	2.50	0.69	0.81
A0963452	Drill Core	0.60	0.05	38.9	0.2	<0.05	23.2	5.49	46.2	<0.02	<1	0.1	15.5	<10	<2	0.18		
A0963453	Drill Core	0.49	0.06	40.6	0.3	<0.05	18.6	5.65	52.3	<0.02	<1	<0.1	16.6	<10	<2	0.50		
A0963454	Drill Core	0.54	0.06	48.8	0.3	<0.05	20.3	6.30	55.6	<0.02	<1	<0.1	14.8	<10	<2	0.32		
A0963455	Drill Core	0.53	0.03	57.0	0.3	<0.05	20.6	6.00	52.7	<0.02	<1	<0.1	17.4	<10	<2	0.70		
A0963456	Drill Core	0.30	0.04	18.1	0.1	<0.05	10.7	2.10	19.3	<0.02	<1	<0.1	6.0	<10	<2	0.21		
A0963457	Drill Core	0.62	0.04	51.8	0.3	<0.05	24.4	6.79	58.4	<0.02	<1	0.1	15.0	<10	<2	0.54		
A0963494	Drill Core	0.51	0.03	53.9	0.3	<0.05	20.4	6.48	58.3	<0.02	<1	0.1	17.3	<10	<2	0.39	0.14	1.41
A0963495	Drill Core	0.72	0.04	43.2	0.2	<0.05	29.7	6.82	57.8	<0.02	<1	<0.1	8.7	<10	<2	0.22		
A0963458	Drill Core	0.67	0.07	40.4	0.3	<0.05	27.6	6.60	52.8	<0.02	<1	0.1	14.7	<10	<2	0.25		
A0963459	Drill Core	0.63	0.06	37.6	0.2	<0.05	26.2	6.66	55.3	<0.02	<1	0.1	11.1	<10	<2	0.30		
A0963460	Drill Core	0.35	0.04	16.7	0.2	<0.05	13.1	1.94	17.0	<0.02	<1	<0.1	5.0	<10	<2	0.25		
A0963461	Drill Core	0.44	0.03	22.7	0.3	<0.05	16.1	2.54	22.8	<0.02	<1	<0.1	6.9	<10	<2	0.31		
A0963462	Drill Core	0.73	0.06	29.3	0.4	<0.05	26.6	6.38	57.2	<0.02	1	0.1	17.0	<10	<2	0.97		
A0963496	Drill Core	0.78	0.08	47.1	0.4	<0.05	26.2	6.46	52.1	<0.02	<1	<0.1	10.9	<10	<2	0.93	0.27	0.64

This report supersedes all previous preliminary and final reports with this file number dated prior to the date on this certificate. Signature indicates final approval; preliminary reports are unsigned and should be used for reference only.

BUREAU VERITAS MINERAL LABORATORIES Canada

www.bvna.com/mining-laboratory-services

Bureau Veritas Commodities Canada Ltd.

9050 Shaughnessy St Vancouver British Columbia V6P 6E5 Canada
PHONE (604) 253-3158

Client: **Kinross Gold Corp.**
25 York St., #17
Toronto Ontario M5J 2V5 Canada

Project: Great Bear Project
Report Date: December 24, 2024

CERTIFICATE OF ANALYSIS TIM24000349.1

Method		WGHT	AQ250	AQ250	AQ250	AQ250	AQ250	AQ250	AQ250	AQ250	AQ250	AQ250	AQ250	AQ250	AQ250	AQ250	AQ250	AQ250	AQ250	AQ250	AQ250
Analyte		Wgt	Mo	Cu	Pb	Zn	Ag	Ni	Co	Mn	Fe	As	U	Au	Th	Sr	Cd	Sb	Bi	V	Ca
Unit		kg	ppm	ppm	ppm	ppm	ppb	ppm	ppm	ppm	%	ppm	ppm	ppb	ppm	ppm	ppm	ppm	ppm	ppm	%
MDL		0.01	0.01	0.01	0.01	0.1	2	0.1	0.1	1	0.01	0.1	0.1	0.2	0.1	0.5	0.01	0.02	0.02	1	0.01
A0963497	Drill Core	1.96	0.85	13.76	9.73	87.6	117	12.4	8.1	533	2.16	100.5	1.7	25.6	7.8	15.7	0.23	0.11	0.07	27	1.16
A0963463	Drill Core	1.12	1.00	5.87	13.23	31.5	60	2.9	1.4	142	0.77	13.2	0.4	3.6	1.6	4.9	0.12	0.06	<0.02	4	0.23
A0963464	Drill Core	1.61	1.21	12.16	25.99	56.0	268	12.9	9.6	533	2.42	31.9	1.9	51.3	8.4	14.2	0.11	0.19	0.11	25	0.98
A0963498	Drill Core	1.53	0.74	25.23	3.82	63.4	154	16.2	9.1	535	2.26	21.9	1.7	56.5	7.4	14.0	0.10	0.09	0.04	36	0.85
A0963465	Drill Core	2.06	1.43	11.29	15.11	57.5	257	16.2	10.5	955	2.46	14.9	1.6	76.1	8.4	18.7	0.12	0.14	0.11	32	1.28
A0963466	Drill Core	1.63	1.42	34.22	4.21	60.4	140	20.6	11.8	514	2.71	12.1	1.5	51.7	8.0	24.8	0.08	0.09	0.09	48	1.56
A0963499	Drill Core	1.65	0.68	29.08	28.66	99.4	188	31.2	13.8	770	2.93	21.9	1.0	9.2	5.0	54.5	0.11	0.13	0.12	46	1.62
A0963500	Drill Core	2.07	1.38	27.02	32.75	78.9	184	17.3	11.5	562	2.58	20.0	1.7	11.9	7.9	23.5	0.06	0.13	0.05	40	0.73
A0963467	Drill Core	2.16	0.74	17.43	71.54	808.7	308	10.7	7.2	393	1.93	37.9	1.7	19.6	7.7	14.6	4.64	0.25	0.33	10	0.75
A0962801	Drill Core	1.79	0.67	26.22	16.40	80.5	152	26.0	17.2	812	3.30	18.1	1.3	45.3	5.9	26.0	0.15	0.13	0.07	52	1.97
A0963468	Drill Core	0.98	1.34	85.49	578.32	454.0	1501	11.8	8.0	228	1.81	45.6	1.5	1157.7	7.5	8.3	2.29	0.63	0.34	12	0.31
A0963469	Drill Core	1.00	1.18	76.71	953.45	978.3	4376	14.1	8.6	468	2.41	28.2	1.4	11075.7	6.5	9.6	5.21	0.91	4.07	18	0.50
A0963470	Drill Core	0.95	0.98	59.37	47.09	162.7	387	11.2	7.0	383	1.86	32.1	1.1	404.2	5.4	9.8	0.57	0.14	0.04	16	0.49
A0962802	Drill Core	1.91	1.05	26.43	5.38	54.9	214	15.3	9.5	470	2.33	18.1	1.8	21.0	7.6	13.9	0.06	0.09	0.03	38	0.59
A0963471	Drill Core	1.94	1.08	26.15	5.25	66.0	211	15.5	9.6	511	2.44	20.6	1.8	57.9	8.0	17.7	0.09	0.08	0.03	40	0.77
A0963488	Drill Core	1.90	0.62	20.70	7.76	56.1	176	16.1	9.5	503	2.35	38.9	1.8	57.9	7.9	21.0	0.09	0.09	0.03	36	1.10
A0962803	Drill Core	2.10	1.53	37.75	7.48	97.8	269	20.2	16.0	793	3.27	51.0	1.6	135.8	6.3	28.2	0.19	0.17	0.10	58	1.54
A0963489	Drill Core	1.96	0.89	17.77	4.54	89.7	223	15.2	8.9	568	2.14	33.5	1.8	200.0	7.9	13.6	0.26	0.08	<0.02	34	0.96
A0962804	Drill Core	2.16	1.09	50.33	4.72	90.4	329	13.5	8.3	655	1.79	52.7	1.6	281.4	7.0	16.8	0.34	0.16	0.06	29	1.66
A0962805	Drill Core	2.08	0.91	31.25	4.84	69.0	358	14.6	8.2	626	2.53	49.8	1.6	668.8	7.0	12.7	0.13	0.20	0.08	33	1.13
A0963490	Drill Core	2.19	0.89	27.88	4.75	57.8	171	18.0	9.9	426	2.36	49.2	1.5	188.3	8.0	17.0	0.06	0.10	0.05	38	1.01
A0963472	Drill Core	1.94	0.58	18.99	4.19	66.8	233	15.6	9.8	476	2.45	60.3	1.6	117.0	7.4	13.4	0.09	0.12	0.06	33	0.87
A0963473	Drill Core	1.52	0.85	9.39	4.04	39.1	228	15.6	10.2	488	2.18	116.6	1.8	293.3	8.0	9.4	0.15	0.14	0.20	22	0.45
A0963474	Drill Core	0.96	0.59	6.84	3.27	24.2	578	11.7	6.4	278	1.47	92.7	1.4	7700.4	5.9	7.1	0.03	0.12	0.07	19	0.47
A0963475	Drill Core	1.07	1.07	2.56	7.06	21.4	143	14.5	9.0	301	2.22	130.9	1.7	823.7	7.4	11.9	0.05	0.13	0.21	9	0.44
A0963476	Drill Core	0.90	1.38	20.13	106.97	96.6	3131	10.5	6.1	391	2.06	130.8	1.2	31723.7	5.4	19.7	0.35	0.31	0.80	23	0.74
A0962806	Drill Core	1.18	1.00	20.04	5.63	70.3	193	14.8	9.9	599	2.50	306.8	1.9	51.3	8.5	16.3	0.20	0.14	0.06	37	0.95
A0963477	Drill Core	1.94	0.63	19.13	9.00	50.0	273	12.4	9.2	454	1.99	115.3	1.5	560.8	6.1	7.0	0.08	0.11	0.03	18	0.63
A0963478	Drill Core	1.87	2.24	47.65	3.17	65.6	292	34.4	14.6	442	2.99	203.8	1.6	273.5	6.8	10.1	0.10	0.08	0.28	59	0.56
A0963479	Drill Core	2.42	0.81	115.05	10.96	128.2	583	55.1	19.5	476	4.05	603.7	1.1	1480.5	5.0	18.7	0.36	0.06	0.33	79	0.29

This report supersedes all previous preliminary and final reports with this file number dated prior to the date on this certificate. Signature indicates final approval; preliminary reports are unsigned and should be used for reference only.

BUREAU VERITAS MINERAL LABORATORIES Canada

www.bvna.com/mining-laboratory-services

Bureau Veritas Commodities Canada Ltd.

9050 Shaughnessy St Vancouver British Columbia V6P 6E5 Canada
PHONE (604) 253-3158

Client: **Kinross Gold Corp.**
25 York St., #17
Toronto Ontario M5J 2V5 Canada

Project: Great Bear Project
Report Date: December 24, 2024

CERTIFICATE OF ANALYSIS TIM24000349.1

	Method	AQ250	AQ250	AQ250	AQ250	AQ250	AQ250	AQ250	AQ250	AQ250	AQ250	AQ250	AQ250	AQ250	AQ250	AQ250	AQ250	AQ250	AQ250	AQ250	AQ250
	Analyte	P	La	Cr	Mg	Ba	Ti	B	Al	Na	K	W	Sc	Tl	S	Hg	Se	Te	Ga	Cs	Ge
	Unit	%	ppm	ppm	%	ppm	%	ppm	%	%	%	ppm	ppm	ppm	%	ppb	ppm	ppm	ppm	ppm	ppm
	MDL	0.001	0.5	0.5	0.01	0.5	0.001	20	0.01	0.001	0.01	0.1	0.1	0.02	0.02	5	0.1	0.02	0.1	0.02	0.1
A0963497	Drill Core	0.055	28.7	11.8	0.70	52.0	0.142	<20	1.10	0.052	0.65	1.5	2.3	0.39	0.48	<5	0.3	<0.02	4.7	2.04	<0.1
A0963463	Drill Core	0.011	10.2	7.1	0.12	11.3	0.024	<20	0.21	0.019	0.09	0.1	0.3	0.06	0.14	<5	0.1	<0.02	0.9	0.32	<0.1
A0963464	Drill Core	0.068	30.8	13.9	0.59	45.3	0.128	<20	0.91	0.056	0.62	0.7	2.0	0.41	1.20	<5	0.4	0.03	4.0	2.06	<0.1
A0963498	Drill Core	0.053	27.5	17.9	0.68	79.0	0.142	<20	1.11	0.071	0.80	0.7	3.3	0.50	0.67	<5	0.4	0.03	5.1	2.95	<0.1
A0963465	Drill Core	0.079	37.2	12.9	0.81	79.4	0.173	<20	1.23	0.059	0.97	2.7	2.2	0.68	0.93	<5	0.6	0.04	4.9	2.82	<0.1
A0963466	Drill Core	0.075	37.0	26.4	0.95	126.6	0.201	<20	1.35	0.053	1.01	1.8	3.9	0.50	0.54	<5	0.4	<0.02	6.0	3.86	<0.1
A0963499	Drill Core	0.069	24.9	66.7	1.41	109.3	0.138	<20	2.14	0.062	1.24	0.3	2.6	0.91	1.35	<5	0.3	0.03	5.1	5.68	<0.1
A0963500	Drill Core	0.057	29.8	18.1	0.83	91.5	0.171	<20	1.36	0.117	0.95	0.4	4.1	0.61	1.11	<5	0.3	0.03	5.2	3.88	<0.1
A0963467	Drill Core	0.051	28.6	6.9	0.34	69.3	0.048	<20	0.90	0.059	0.52	0.2	1.0	0.29	1.50	13	0.3	0.03	3.0	1.38	<0.1
A0962801	Drill Core	0.069	22.4	43.1	1.31	51.7	0.137	<20	1.71	0.036	0.38	0.5	3.6	0.21	0.63	<5	0.3	0.03	6.7	2.24	<0.1
A0963468	Drill Core	0.067	32.1	7.3	0.30	45.1	0.050	<20	0.73	0.037	0.54	0.5	1.3	0.28	1.17	5	1.7	0.26	2.8	1.72	<0.1
A0963469	Drill Core	0.065	28.9	9.0	0.53	47.4	0.078	<20	1.05	0.059	0.69	0.6	1.9	0.41	1.20	<5	2.3	0.43	3.9	2.75	<0.1
A0963470	Drill Core	0.051	23.1	9.4	0.43	42.3	0.064	<20	0.88	0.057	0.55	0.4	1.6	0.34	0.79	<5	0.5	0.05	3.2	2.19	<0.1
A0962802	Drill Core	0.057	28.4	15.5	0.69	69.4	0.160	<20	1.28	0.087	0.91	0.5	3.5	0.49	0.46	<5	0.3	<0.02	5.6	3.80	<0.1
A0963471	Drill Core	0.056	28.8	17.1	0.76	98.0	0.182	<20	1.48	0.106	0.93	1.3	4.0	0.53	0.43	<5	0.2	0.02	6.4	4.23	<0.1
A0963488	Drill Core	0.060	28.3	16.1	0.73	95.1	0.174	<20	1.54	0.116	0.92	1.1	3.3	0.48	0.37	<5	0.2	0.03	6.0	3.76	<0.1
A0962803	Drill Core	0.098	26.8	37.0	1.35	78.0	0.183	<20	1.84	0.065	0.69	1.2	3.6	0.41	1.09	<5	0.4	0.13	6.3	4.44	<0.1
A0963489	Drill Core	0.054	28.9	15.6	0.72	86.9	0.162	<20	1.23	0.080	0.82	0.9	3.3	0.48	0.33	<5	0.2	0.02	5.2	3.37	<0.1
A0962804	Drill Core	0.051	26.0	13.7	0.59	87.6	0.130	<20	1.02	0.085	0.69	1.4	2.7	0.35	0.56	<5	0.2	0.04	4.1	2.42	<0.1
A0962805	Drill Core	0.053	26.4	14.3	0.77	91.8	0.148	<20	1.25	0.078	0.84	1.2	2.8	0.42	0.98	<5	0.3	0.06	4.9	2.80	<0.1
A0963490	Drill Core	0.052	30.3	23.0	0.78	117.0	0.182	<20	1.38	0.090	1.01	1.9	3.3	0.52	0.38	<5	0.1	0.04	5.9	4.68	<0.1
A0963472	Drill Core	0.052	27.0	14.4	0.71	65.1	0.149	<20	1.35	0.095	0.92	3.4	2.7	0.48	0.65	<5	0.2	0.06	5.2	3.35	<0.1
A0963473	Drill Core	0.058	29.9	10.2	0.58	54.2	0.113	<20	1.04	0.062	0.79	1.2	2.0	0.39	1.02	<5	0.2	0.09	4.0	2.65	<0.1
A0963474	Drill Core	0.038	20.9	10.6	0.35	34.6	0.072	<20	0.70	0.042	0.55	1.1	1.6	0.27	0.49	<5	0.2	0.05	2.8	1.73	<0.1
A0963475	Drill Core	0.053	27.2	5.7	0.36	51.8	0.054	<20	0.95	0.054	0.59	0.9	0.8	0.27	1.78	<5	0.4	0.08	2.8	1.58	<0.1
A0963476	Drill Core	0.033	20.6	9.3	0.38	72.0	0.065	<20	1.02	0.051	0.48	1.2	1.1	0.22	1.02	8	2.6	0.57	3.6	1.54	<0.1
A0962806	Drill Core	0.055	29.9	13.4	0.78	57.1	0.167	<20	1.39	0.078	0.84	20.5	3.8	0.41	0.86	<5	0.4	0.12	5.7	3.61	<0.1
A0963477	Drill Core	0.044	22.2	9.8	0.49	19.4	0.084	<20	0.80	0.049	0.46	3.1	1.7	0.22	0.74	<5	0.5	0.05	3.5	1.93	<0.1
A0963478	Drill Core	0.051	24.7	56.1	1.02	133.9	0.198	<20	1.52	0.058	1.19	2.1	6.0	0.47	0.58	<5	0.8	0.14	6.8	5.27	<0.1
A0963479	Drill Core	0.055	21.1	87.5	1.21	196.5	0.203	<20	2.07	0.045	1.50	1.7	8.2	0.53	0.92	<5	0.6	0.20	7.3	6.69	<0.1

This report supersedes all previous preliminary and final reports with this file number dated prior to the date on this certificate. Signature indicates final approval; preliminary reports are unsigned and should be used for reference only.

BUREAU VERITAS MINERAL LABORATORIES Canada

www.bvna.com/mining-laboratory-services

Bureau Veritas Commodities Canada Ltd.

9050 Shaughnessy St Vancouver British Columbia V6P 6E5 Canada
PHONE (604) 253-3158

Client: **Kinross Gold Corp.**
25 York St., #17
Toronto Ontario M5J 2V5 Canada

Project: Great Bear Project
Report Date: December 24, 2024

CERTIFICATE OF ANALYSIS TIM24000349.1

	Method	AQ250	AQ250	AQ250	AQ250	AQ250	AQ250	AQ250	AQ250	AQ250	AQ250	AQ250	AQ250	AQ250	AQ250	TC006	TC000	TC000
	Analyte	Hf	Nb	Rb	Sn	Ta	Zr	Y	Ce	In	Re	Be	Li	Pd	Pt	CO2	TOT/C	TOT/S
	Unit	ppm	ppm	ppm	ppm	ppm	ppm	ppm	ppm	ppm	ppb	ppm	ppm	ppb	ppb	%	%	%
	MDL	0.02	0.02	0.1	0.1	0.05	0.1	0.01	0.1	0.02	1	0.1	0.1	10	2	0.08	0.02	0.02
A0963497	Drill Core	0.55	0.09	45.9	0.3	<0.05	19.4	6.52	53.5	<0.02	<1	0.1	9.6	<10	<2	1.03		
A0963463	Drill Core	0.09	0.09	5.5	0.2	<0.05	2.8	1.40	17.1	<0.02	<1	<0.1	1.7	<10	<2	0.14		
A0963464	Drill Core	0.51	0.11	44.2	0.3	<0.05	16.1	6.49	60.9	<0.02	<1	<0.1	6.9	<10	2	0.83		
A0963498	Drill Core	0.94	0.03	61.9	0.4	<0.05	32.0	6.71	53.0	<0.02	<1	<0.1	8.3	<10	<2	0.65		
A0963465	Drill Core	0.69	0.07	60.8	0.4	<0.05	25.9	7.32	70.8	<0.02	<1	<0.1	14.2	<10	<2	1.12		
A0963466	Drill Core	0.74	0.07	54.5	0.5	<0.05	26.8	7.76	74.2	<0.02	1	<0.1	12.8	<10	2	1.38		
A0963499	Drill Core	0.60	<0.02	83.3	0.2	<0.05	21.8	5.55	47.2	<0.02	<1	0.3	12.9	<10	<2	1.30	0.35	1.38
A0963500	Drill Core	0.79	0.04	61.0	0.5	<0.05	27.8	7.48	57.3	<0.02	<1	<0.1	10.0	<10	<2	0.35		
A0963467	Drill Core	0.89	0.04	29.0	0.2	<0.05	31.5	5.62	53.5	<0.02	<1	0.1	4.1	<10	<2	0.52		
A0962801	Drill Core	0.60	0.02	22.3	0.3	<0.05	21.2	7.44	42.7	<0.02	<1	0.2	17.6	<10	2	1.97		
A0963468	Drill Core	0.75	0.05	30.2	0.2	<0.05	28.6	7.06	61.0	<0.02	<1	<0.1	4.2	<10	<2	<0.08		
A0963469	Drill Core	0.76	0.04	43.6	0.3	<0.05	28.4	7.35	56.2	0.03	<1	<0.1	5.3	<10	<2	0.27		
A0963470	Drill Core	0.64	0.05	35.5	0.2	<0.05	24.0	6.00	45.1	<0.02	<1	<0.1	4.6	<10	2	0.27		
A0962802	Drill Core	0.88	0.03	60.6	0.4	<0.05	31.1	8.02	54.7	<0.02	<1	<0.1	10.3	<10	<2	0.39	0.11	0.41
A0963471	Drill Core	0.93	0.04	61.1	0.5	<0.05	34.0	8.14	55.5	<0.02	<1	0.1	11.1	<10	<2	0.43		
A0963488	Drill Core	0.79	0.04	61.0	0.4	<0.05	28.8	8.33	53.9	<0.02	<1	0.1	10.6	<10	<2	0.75		
A0962803	Drill Core	0.70	0.04	46.9	0.4	<0.05	24.9	8.88	52.5	<0.02	<1	0.3	15.6	<10	<2	1.12		
A0963489	Drill Core	0.76	0.03	56.5	0.4	<0.05	27.2	7.96	55.5	<0.02	<1	<0.1	9.6	<10	3	0.70		
A0962804	Drill Core	0.65	0.05	44.5	0.4	<0.05	22.5	7.28	49.7	<0.02	<1	<0.1	7.5	<10	2	1.55		
A0962805	Drill Core	0.75	0.04	54.5	0.4	<0.05	26.8	7.44	50.8	<0.02	<1	<0.1	8.8	<10	<2	0.93		
A0963490	Drill Core	0.63	0.05	61.5	0.4	<0.05	23.9	7.14	58.2	<0.02	<1	<0.1	9.4	<10	2	0.81	0.25	0.38
A0963472	Drill Core	0.63	<0.02	59.9	0.3	<0.05	23.2	7.85	51.7	<0.02	<1	<0.1	8.4	<10	<2	0.60		
A0963473	Drill Core	0.88	0.03	47.3	0.2	<0.05	31.2	8.29	57.1	<0.02	<1	<0.1	6.9	<10	2	0.26		
A0963474	Drill Core	0.52	0.02	32.0	0.3	<0.05	18.6	5.30	40.5	<0.02	<1	<0.1	4.3	<10	2	0.37		
A0963475	Drill Core	0.67	0.09	32.1	0.2	<0.05	25.6	7.22	52.3	<0.02	<1	0.2	5.4	<10	<2	0.21		
A0963476	Drill Core	0.36	0.06	26.0	0.7	<0.05	12.7	4.61	39.5	<0.02	<1	0.3	4.8	<10	<2	0.41		
A0962806	Drill Core	0.40	0.04	54.2	0.5	<0.05	14.4	7.39	56.8	<0.02	<1	0.2	11.9	<10	2	0.37		
A0963477	Drill Core	0.30	0.04	28.9	0.2	<0.05	11.5	6.62	42.2	<0.02	<1	<0.1	6.1	<10	3	0.45	0.15	0.70
A0963478	Drill Core	0.58	<0.02	61.4	0.7	<0.05	23.5	7.22	48.1	0.02	<1	0.1	16.2	<10	<2	0.33		
A0963479	Drill Core	0.55	0.03	73.5	0.5	<0.05	23.4	7.71	43.4	0.02	<1	0.2	20.4	<10	2	<0.08		

This report supersedes all previous preliminary and final reports with this file number dated prior to the date on this certificate. Signature indicates final approval; preliminary reports are unsigned and should be used for reference only.

BUREAU VERITAS MINERAL LABORATORIES Canada

www.bvna.com/mining-laboratory-services

Bureau Veritas Commodities Canada Ltd.

9050 Shaughnessy St Vancouver British Columbia V6P 6E5 Canada
PHONE (604) 253-3158

Client: **Kinross Gold Corp.**
25 York St., #17
Toronto Ontario M5J 2V5 Canada

Project: Great Bear Project
Report Date: December 24, 2024

CERTIFICATE OF ANALYSIS TIM24000349.1

Method		WGHT	AQ250	AQ250	AQ250	AQ250	AQ250	AQ250	AQ250	AQ250	AQ250	AQ250	AQ250	AQ250	AQ250	AQ250	AQ250	AQ250	AQ250	AQ250	AQ250
Analyte		Wgt	Mo	Cu	Pb	Zn	Ag	Ni	Co	Mn	Fe	As	U	Au	Th	Sr	Cd	Sb	Bi	V	Ca
Unit		kg	ppm	ppm	ppm	ppm	ppb	ppm	ppm	ppm	%	ppm	ppm	ppb	ppm	ppm	ppm	ppm	ppm	ppm	%
MDL		0.01	0.01	0.01	0.01	0.1	2	0.1	0.1	1	0.01	0.1	0.1	0.2	0.1	0.5	0.01	0.02	0.02	1	0.01
A0963480	Drill Core	2.41	0.80	61.33	10.43	71.0	332	37.1	15.8	389	2.57	5.5	1.1	472.5	5.5	22.6	0.13	0.04	0.16	45	0.55
A0963481	Drill Core	2.13	1.31	36.39	3.42	59.5	159	15.1	9.4	372	2.00	2.8	1.6	130.9	7.6	11.5	0.09	0.04	0.12	23	0.45
A0963482	Drill Core	1.96	1.11	18.66	3.42	52.3	162	16.7	10.2	357	2.50	13.1	1.6	21.4	8.5	26.4	0.04	0.08	0.25	27	0.91
A0963483	Drill Core	1.87	1.50	51.02	3.50	82.2	290	51.1	20.2	333	4.97	57.5	0.9	799.6	4.1	9.9	0.04	0.07	1.60	89	0.23
A0963484	Drill Core	2.79	1.32	51.83	2.45	92.4	107	61.5	23.6	321	4.53	414.2	0.9	12.9	4.0	23.0	0.05	0.12	0.24	97	0.27
A0963491	Drill Core	2.77	2.13	16.96	3.25	50.9	164	15.7	10.3	356	2.82	44.9	1.6	5.0	7.1	26.6	0.03	0.05	0.13	50	0.67
A0963485	Drill Core	1.65	1.22	53.38	2.96	90.9	102	56.6	20.3	424	4.55	22.9	1.0	3.6	4.8	37.9	0.06	0.03	0.30	84	0.52
A0963486	Drill Core	1.24	1.73	44.11	2.69	119.8	227	60.7	20.4	465	5.01	84.1	1.3	10.8	5.7	8.5	0.11	0.04	0.20	84	0.25
A0963487	Drill Core	2.71	1.68	22.20	3.08	53.6	144	12.2	9.0	314	2.31	49.7	1.8	19.7	8.7	14.5	0.06	0.08	0.16	27	0.44
A0962807	Drill Core	1.00	1.89	52.32	188.79	489.1	1133	14.3	9.4	100	2.50	267.7	1.7	1015.2	7.0	4.3	1.63	0.39	0.65	6	0.28
A0962808	Drill Core	1.75	1.44	19.87	3.21	78.2	195	16.7	9.9	554	2.40	178.5	1.6	115.5	7.5	26.0	0.22	0.13	0.11	36	1.27
A0962809	Drill Core	1.62	1.03	20.55	3.44	43.4	222	16.8	10.8	495	2.38	67.3	1.7	385.6	8.5	28.9	0.07	0.10	0.09	39	1.03
A0962810	Drill Core	2.18	0.87	17.42	12.07	74.7	224	14.2	8.8	643	2.21	106.8	1.6	163.0	7.3	35.9	0.21	0.10	<0.02	23	1.81
A0964707	Drill Core	1.11	1.06	5.61	573.05	293.6	75242	5.6	4.1	40	1.68	7234.0	0.5>100000		1.7	2.2	0.98	2.87	1.94	2	0.10
A0962811	Drill Core	1.41	1.06	51.94	2.75	89.8	110	54.5	20.1	250	4.58	21.6	1.2	8.4	5.5	6.9	0.05	0.14	0.24	76	0.18
A0962812	Drill Core	1.54	1.52	54.94	5.64	106.2	207	62.0	21.9	502	4.46	162.3	1.4	149.1	6.3	17.2	0.06	0.04	0.19	87	0.44
A0962851	Drill Core	1.94	0.92	15.00	5.07	63.6	209	25.6	12.6	1168	3.28	42.5	1.0	263.5	5.9	21.2	0.19	0.10	0.25	45	2.53
A0962813	Drill Core	2.08	0.62	8.14	16.96	78.8	406	9.0	7.8	340	2.09	35.0	1.6	823.5	8.7	9.3	0.25	0.13	0.35	13	0.55
A0962814	Drill Core	1.10	0.91	7.30	52.42	776.6	364	8.5	7.7	447	2.69	51.9	1.7	219.1	8.4	9.3	3.83	0.11	0.71	14	0.51
A0962815	Drill Core	1.66	1.29	63.62	144.48	7180.0	1234	14.2	9.7	461	3.62	151.5	1.2	2800.4	6.2	6.8	37.19	0.22	0.99	15	0.41
A0962852	Drill Core	1.49	1.20	6.64	242.26	185.6	937	14.3	10.3	1026	2.88	27.8	1.1	1629.3	6.3	20.3	0.73	0.15	0.52	37	1.91
A0962853	Drill Core	1.80	1.48	33.76	11.21	96.9	249	16.4	11.1	697	2.55	13.6	1.4	47.0	7.3	18.8	0.17	0.11	0.16	34	1.46
A0962816	Drill Core	1.99	1.05	4.56	10.77	60.6	118	9.3	7.6	403	2.27	20.9	2.0	323.6	9.3	12.1	0.09	0.13	0.28	15	0.40
A0962817	Drill Core	0.95	1.17	8.61	5.35	44.9	117	10.2	9.7	402	2.38	19.4	1.8	67.9	9.2	10.6	0.12	0.11	0.38	14	0.87
A0962818	Drill Core	1.78	1.27	14.23	12.68	48.6	203	9.3	7.7	378	2.12	15.9	1.8	15.6	8.5	16.6	0.07	0.19	0.19	22	0.88
A0962854	Drill Core	2.01	1.18	15.51	39.46	107.1	370	12.9	11.7	762	3.09	24.0	1.2	58.8	6.9	18.7	0.37	0.22	0.17	40	0.90
A0962819	Drill Core	2.05	1.15	24.97	17.93	85.7	804	15.9	10.0	703	2.40	7.3	1.3	4521.7	7.5	15.2	0.23	0.08	0.08	37	1.14
A0962820	Drill Core	2.11	1.06	35.42	230.87	1851.7	1017	16.1	10.5	597	2.47	9.4	1.3	62.9	7.7	17.0	9.97	0.14	1.78	22	0.78
A0962821	Drill Core	1.79	1.31	26.01	240.23	521.2	547	16.6	10.6	807	2.71	6.2	1.3	57.2	7.7	17.7	2.36	0.10	0.29	40	0.99
A0962822	Drill Core	0.83	1.03	33.62	7.43	76.9	155	17.0	10.0	514	2.31	4.9	0.8	7.2	4.1	16.0	0.15	0.06	0.07	30	0.99

This report supersedes all previous preliminary and final reports with this file number dated prior to the date on this certificate. Signature indicates final approval; preliminary reports are unsigned and should be used for reference only.

BUREAU VERITAS MINERAL LABORATORIES Canada

www.bvna.com/mining-laboratory-services

Bureau Veritas Commodities Canada Ltd.

9050 Shaughnessy St Vancouver British Columbia V6P 6E5 Canada
PHONE (604) 253-3158

Client: **Kinross Gold Corp.**
25 York St., #17
Toronto Ontario M5J 2V5 Canada

Project: Great Bear Project
Report Date: December 24, 2024

CERTIFICATE OF ANALYSIS TIM24000349.1

	Method	AQ250	AQ250	AQ250	AQ250	AQ250	AQ250	AQ250	AQ250	AQ250	AQ250	AQ250	AQ250	AQ250	AQ250	AQ250	AQ250	AQ250	AQ250	AQ250	AQ250
	Analyte	P	La	Cr	Mg	Ba	Ti	B	Al	Na	K	W	Sc	Tl	S	Hg	Se	Te	Ga	Cs	Ge
	Unit	%	ppm	ppm	%	ppm	%	ppm	%	%	%	ppm	ppm	ppm	%	ppb	ppm	ppm	ppm	ppm	ppm
	MDL	0.001	0.5	0.5	0.01	0.5	0.001	20	0.01	0.001	0.01	0.1	0.1	0.02	0.02	5	0.1	0.02	0.1	0.02	0.1
A0963480	Drill Core	0.046	24.0	66.1	1.03	111.1	0.152	<20	1.54	0.064	0.98	3.2	3.6	0.39	0.50	<5	0.5	0.23	5.1	4.05	<0.1
A0963481	Drill Core	0.059	28.9	13.6	0.58	99.2	0.116	<20	1.05	0.043	0.78	7.8	2.0	0.31	0.36	<5	0.2	0.05	4.3	2.78	<0.1
A0963482	Drill Core	0.070	34.5	12.4	0.65	78.6	0.125	<20	1.24	0.088	0.76	0.8	2.4	0.33	1.10	<5	0.1	0.02	4.8	2.20	<0.1
A0963483	Drill Core	0.064	16.0	91.3	1.43	231.0	0.234	<20	2.64	0.050	1.74	0.2	9.6	0.51	0.46	<5	0.3	0.79	10.0	10.03	<0.1
A0963484	Drill Core	0.065	18.7	117.1	1.64	200.5	0.184	<20	2.78	0.076	1.51	0.2	10.2	0.57	0.27	<5	0.3	0.10	10.1	6.90	<0.1
A0963491	Drill Core	0.079	32.1	23.5	0.84	199.1	0.178	<20	1.57	0.111	0.89	0.3	4.4	0.32	0.36	<5	0.2	0.02	6.9	4.12	<0.1
A0963485	Drill Core	0.067	21.2	100.3	1.47	244.1	0.245	<20	3.03	0.088	1.87	0.5	8.8	0.52	0.27	<5	0.3	0.05	10.0	6.11	<0.1
A0963486	Drill Core	0.053	23.4	97.8	1.21	235.1	0.263	<20	2.66	0.052	2.02	0.3	9.3	0.69	0.45	<5	0.2	0.05	9.0	9.93	<0.1
A0963487	Drill Core	0.064	33.7	12.8	0.69	121.7	0.118	<20	1.50	0.053	0.94	0.5	2.6	0.37	0.25	<5	<0.1	0.02	5.9	3.75	<0.1
A0962807	Drill Core	0.049	26.6	5.0	0.16	68.7	0.019	<20	0.56	0.013	0.39	0.3	0.6	0.11	2.38	6	1.4	0.45	1.4	0.59	<0.1
A0962808	Drill Core	0.055	27.9	17.8	0.77	95.4	0.147	<20	1.86	0.124	0.93	1.1	3.2	0.39	0.81	<5	0.3	0.07	6.6	2.76	<0.1
A0962809	Drill Core	0.085	37.7	14.1	0.82	34.3	0.160	<20	2.18	0.204	1.01	1.0	3.1	0.49	0.49	<5	0.2	0.07	7.3	3.24	<0.1
A0962810	Drill Core	0.057	24.2	11.9	0.86	29.0	0.111	<20	3.08	0.123	0.91	0.8	1.7	0.43	0.61	<5	0.8	0.04	8.3	2.71	<0.1
A0964707	Drill Core	0.005	8.0	4.1	0.02	81.0	0.002	<20	0.18	<0.001	0.14	5.1	0.1	0.03	1.25	213	18.6	5.58	0.4	0.09	<0.1
A0962811	Drill Core	0.069	22.2	93.5	1.42	138.3	0.143	<20	2.58	0.039	1.13	0.1	6.8	0.53	0.30	<5	0.3	0.04	8.6	4.99	<0.1
A0962812	Drill Core	0.066	25.2	106.7	1.51	184.3	0.287	<20	2.70	0.051	2.03	0.2	7.7	0.68	0.40	<5	0.3	0.06	8.9	8.44	<0.1
A0962851	Drill Core	0.062	26.3	18.0	1.26	111.5	0.170	<20	1.57	0.059	1.14	0.4	3.8	0.43	1.45	<5	0.5	0.06	6.5	3.31	<0.1
A0962813	Drill Core	0.063	31.3	6.7	0.43	39.8	0.046	<20	0.74	0.046	0.29	0.2	0.9	0.13	1.42	7	0.3	<0.02	3.0	0.98	<0.1
A0962814	Drill Core	0.066	30.9	6.1	0.52	69.1	0.057	<20	0.94	0.046	0.50	0.3	1.1	0.28	2.24	38	0.6	0.03	3.3	1.48	<0.1
A0962815	Drill Core	0.072	31.1	8.9	0.43	60.0	0.063	<20	0.77	0.034	0.52	0.3	1.0	0.33	3.41	450	3.0	0.14	2.8	1.89	<0.1
A0962852	Drill Core	0.070	31.0	13.6	1.07	103.6	0.148	<20	1.26	0.052	0.87	2.0	2.9	0.42	1.40	13	1.4	0.12	5.5	2.63	<0.1
A0962853	Drill Core	0.077	32.7	14.0	0.80	81.8	0.178	<20	1.31	0.068	1.04	1.3	2.3	0.59	0.75	5	0.4	0.05	4.8	3.04	<0.1
A0962816	Drill Core	0.066	33.9	7.1	0.52	65.4	0.087	<20	0.84	0.058	0.57	0.2	1.3	0.34	1.72	<5	0.2	0.03	3.3	1.87	<0.1
A0962817	Drill Core	0.076	35.6	6.7	0.52	56.2	0.067	<20	0.85	0.032	0.48	0.3	1.1	0.21	1.81	<5	0.2	0.02	3.4	1.07	<0.1
A0962818	Drill Core	0.060	32.1	10.0	0.52	69.0	0.110	<20	0.89	0.071	0.62	0.2	1.6	0.41	1.08	<5	0.1	0.03	3.5	2.27	<0.1
A0962854	Drill Core	0.099	33.4	11.6	0.84	55.5	0.143	<20	1.38	0.100	0.82	0.8	2.8	0.57	1.85	<5	0.4	0.03	5.5	3.15	<0.1
A0962819	Drill Core	0.077	34.0	13.9	0.85	60.2	0.169	<20	1.30	0.069	0.94	0.5	2.8	0.58	0.60	<5	0.2	<0.02	5.2	4.00	<0.1
A0962820	Drill Core	0.072	34.3	10.3	0.69	20.8	0.103	<20	1.10	0.041	0.24	0.8	1.8	0.30	1.33	45	1.1	0.07	4.4	1.03	<0.1
A0962821	Drill Core	0.084	38.6	14.4	0.93	31.2	0.168	<20	1.37	0.048	0.35	0.6	2.8	0.29	0.86	18	0.5	0.03	6.1	2.25	<0.1
A0962822	Drill Core	0.046	20.0	17.5	0.85	46.0	0.136	<20	1.07	0.034	0.22	0.3	2.5	0.13	0.46	<5	0.2	<0.02	4.0	1.32	<0.1

This report supersedes all previous preliminary and final reports with this file number dated prior to the date on this certificate. Signature indicates final approval; preliminary reports are unsigned and should be used for reference only.

BUREAU VERITAS MINERAL LABORATORIES Canada

www.bvna.com/mining-laboratory-services

Bureau Veritas Commodities Canada Ltd.

9050 Shaughnessy St Vancouver British Columbia V6P 6E5 Canada
PHONE (604) 253-3158

Client: **Kinross Gold Corp.**
25 York St., #17
Toronto Ontario M5J 2V5 Canada

Project: Great Bear Project
Report Date: December 24, 2024

CERTIFICATE OF ANALYSIS TIM24000349.1

	Method	AQ250	AQ250	AQ250	AQ250	AQ250	AQ250	AQ250	AQ250	AQ250	AQ250	AQ250	AQ250	AQ250	AQ250	TC006	TC000	TC000
	Analyte	Hf	Nb	Rb	Sn	Ta	Zr	Y	Ce	In	Re	Be	Li	Pd	Pt	CO2	TOT/C	TOT/S
	Unit	ppm	ppm	ppm	ppm	ppm	ppm	ppm	ppm	ppm	ppb	ppm	ppm	ppb	ppb	%	%	%
	MDL	0.02	0.02	0.1	0.1	0.05	0.1	0.01	0.1	0.02	1	0.1	0.1	10	2	0.08	0.02	0.02
A0963480	Drill Core	0.54	<0.02	51.2	0.3	<0.05	22.0	8.19	47.4	<0.02	<1	0.1	13.9	<10	<2	0.27		
A0963481	Drill Core	0.61	0.05	39.5	0.3	<0.05	22.7	7.44	55.0	<0.02	<1	<0.1	11.1	<10	<2	0.24		
A0963482	Drill Core	0.67	0.08	42.6	0.3	<0.05	24.5	6.88	65.9	<0.02	<1	<0.1	10.8	<10	<2	0.54		
A0963483	Drill Core	0.62	0.06	76.6	0.6	<0.05	25.7	6.44	32.8	0.03	<1	0.1	28.7	<10	<2	<0.08		
A0963484	Drill Core	0.61	0.06	77.1	0.6	<0.05	25.4	5.96	38.0	0.03	<1	0.1	23.4	<10	3	<0.08	0.04	0.28
A0963491	Drill Core	0.54	0.08	46.5	0.4	<0.05	18.8	7.57	63.1	<0.02	<1	0.1	14.5	<10	2	0.32		
A0963485	Drill Core	0.58	0.04	83.5	0.6	<0.05	24.4	7.31	43.1	0.02	<1	0.2	26.5	<10	2	<0.08		
A0963486	Drill Core	0.73	0.04	93.5	0.7	<0.05	28.1	9.14	47.8	0.02	<1	0.1	24.9	<10	2	0.09		
A0963487	Drill Core	0.62	0.09	50.6	0.4	<0.05	20.6	7.62	64.8	<0.02	<1	<0.1	13.3	<10	<2	0.12		
A0962807	Drill Core	0.42	0.05	14.4	0.2	<0.05	14.9	5.90	51.2	<0.02	<1	0.2	3.7	<10	<2	0.18		
A0962808	Drill Core	0.47	0.03	56.1	0.4	<0.05	17.2	7.02	53.6	<0.02	<1	0.2	11.9	<10	<2	0.52		
A0962809	Drill Core	0.62	<0.02	64.2	0.3	<0.05	23.7	8.53	74.8	<0.02	<1	0.3	12.6	<10	<2	0.27	0.10	0.50
A0962810	Drill Core	0.21	0.03	56.2	0.3	<0.05	8.6	6.66	47.6	<0.02	<1	1.0	13.2	<10	<2	0.39		
A0964707	Drill Core	0.12	<0.02	3.0	0.1	<0.05	4.7	0.90	14.8	<0.02	<1	<0.1	1.1	<10	14	0.11		
A0962811	Drill Core	0.61	0.06	66.5	0.4	<0.05	25.8	5.58	45.1	<0.02	<1	0.1	24.0	<10	2	<0.08		
A0962812	Drill Core	0.49	0.04	99.7	0.5	<0.05	23.3	9.41	50.9	<0.02	1	0.2	28.1	<10	2	<0.08		
A0962851	Drill Core	0.55	0.06	57.6	0.4	<0.05	20.7	6.03	51.2	0.02	<1	<0.1	17.5	<10	<2	1.11		
A0962813	Drill Core	0.64	0.07	15.6	0.2	<0.05	23.1	6.21	59.0	<0.02	<1	0.2	8.2	<10	<2	0.35		
A0962814	Drill Core	0.75	0.09	28.5	0.2	<0.05	27.4	5.87	60.8	0.04	<1	0.2	9.0	<10	<2	0.26	0.10	2.23
A0962815	Drill Core	0.79	0.13	32.1	0.2	<0.05	30.3	6.00	60.2	0.44	<1	0.1	7.8	48	<2	0.20		
A0962852	Drill Core	0.61	0.07	49.2	0.5	<0.05	24.4	6.01	60.4	<0.02	<1	<0.1	12.9	<10	<2	1.99		
A0962853	Drill Core	0.52	0.05	66.1	0.4	<0.05	19.0	6.73	64.2	<0.02	<1	<0.1	10.7	<10	<2	1.34		
A0962816	Drill Core	0.89	0.15	37.0	0.2	<0.05	30.1	6.71	64.9	<0.02	<1	0.1	7.4	<10	<2	0.16		
A0962817	Drill Core	0.85	0.16	25.1	0.2	<0.05	31.6	7.39	68.4	<0.02	<1	0.2	8.4	<10	2	0.62		
A0962818	Drill Core	0.72	0.07	43.4	0.2	<0.05	24.2	6.58	61.0	<0.02	<1	<0.1	6.9	<10	<2	0.66		
A0962854	Drill Core	0.53	0.04	56.7	0.2	<0.05	25.8	7.63	66.0	<0.02	<1	0.1	9.9	<10	<2	0.46	0.16	1.85
A0962819	Drill Core	0.55	0.06	62.0	0.3	<0.05	22.5	6.24	67.5	<0.02	<1	<0.1	12.0	<10	<2	0.94		
A0962820	Drill Core	0.58	0.11	15.4	0.4	<0.05	22.5	6.11	66.8	0.02	<1	0.3	13.0	11	<2	0.35		
A0962821	Drill Core	0.65	0.12	22.1	0.4	<0.05	24.3	6.50	75.0	<0.02	<1	0.2	18.2	<10	<2	0.40		
A0962822	Drill Core	0.40	0.10	12.7	0.3	<0.05	15.8	4.29	39.6	<0.02	<1	0.2	14.9	<10	<2	0.74		

This report supersedes all previous preliminary and final reports with this file number dated prior to the date on this certificate. Signature indicates final approval; preliminary reports are unsigned and should be used for reference only.

BUREAU VERITAS MINERAL LABORATORIES Canada

www.bvna.com/mining-laboratory-services

Bureau Veritas Commodities Canada Ltd.

9050 Shaughnessy St Vancouver British Columbia V6P 6E5 Canada
PHONE (604) 253-3158

Client: **Kinross Gold Corp.**
25 York St., #17
Toronto Ontario M5J 2V5 Canada

Project: Great Bear Project
Report Date: December 24, 2024

CERTIFICATE OF ANALYSIS TIM24000349.1

Method		WGHT	AQ250	AQ250	AQ250	AQ250	AQ250	AQ250	AQ250	AQ250	AQ250	AQ250	AQ250	AQ250	AQ250	AQ250	AQ250	AQ250	AQ250	AQ250	AQ250
Analyte		Wgt	Mo	Cu	Pb	Zn	Ag	Ni	Co	Mn	Fe	As	U	Au	Th	Sr	Cd	Sb	Bi	V	Ca
Unit		kg	ppm	ppm	ppm	ppm	ppb	ppm	ppm	ppm	%	ppm	ppm	ppb	ppm	ppm	ppm	ppm	ppm	ppm	%
MDL		0.01	0.01	0.01	0.01	0.1	2	0.1	0.1	1	0.01	0.1	0.1	0.2	0.1	0.5	0.01	0.02	0.02	1	0.01
A0962823	Drill Core	2.12	1.58	37.76	33.43	117.8	231	19.6	12.1	731	2.74	3.4	1.4	5.1	7.8	16.1	0.27	0.07	0.12	48	1.06
A0962824	Drill Core	1.74	2.24	17.62	6.57	75.2	185	16.1	10.6	555	2.66	17.7	1.6	7.5	8.2	16.8	0.06	0.15	0.14	38	0.97
A0962855	Drill Core	2.00	0.71	16.59	5.46	52.4	137	15.7	9.9	715	2.38	23.7	1.7	17.4	7.6	15.7	0.05	0.10	0.06	34	0.74
A0962825	Drill Core	1.93	1.55	19.80	4.10	54.4	168	15.5	10.0	437	2.38	10.4	1.7	6.7	7.8	15.0	0.05	0.07	0.04	35	1.16
A0962826	Drill Core	1.93	0.91	21.80	21.05	97.1	346	15.7	9.9	775	2.55	11.7	1.7	115.0	7.6	12.3	0.13	0.08	0.06	43	1.07
A0962827	Drill Core	1.95	0.81	18.51	8.83	51.0	198	14.8	10.0	508	2.27	15.0	1.8	18.1	7.9	12.3	0.08	0.09	0.07	33	0.78
A0962828	Drill Core	1.87	0.86	19.80	10.27	91.9	175	14.8	9.2	434	2.31	12.2	1.7	53.2	7.6	12.8	0.24	0.09	0.03	35	0.95
A0962856	Drill Core	1.80	1.18	19.52	8.12	69.3	220	16.4	10.1	670	2.53	27.7	1.4	276.4	7.3	17.6	0.19	0.08	0.13	42	1.31
A0962829	Drill Core	1.70	1.06	19.71	2.48	51.5	120	15.1	9.0	398	2.27	10.7	1.2	258.4	6.7	10.5	0.08	0.07	0.09	38	0.50
A0962830	Drill Core	1.98	0.96	19.70	3.15	55.5	159	14.9	9.1	423	2.36	21.8	1.8	18.0	7.9	11.2	0.06	0.09	0.07	39	0.72

This report supersedes all previous preliminary and final reports with this file number dated prior to the date on this certificate. Signature indicates final approval; preliminary reports are unsigned and should be used for reference only.

BUREAU VERITAS MINERAL LABORATORIES Canada

www.bvna.com/mining-laboratory-services

Bureau Veritas Commodities Canada Ltd.

9050 Shaughnessy St Vancouver British Columbia V6P 6E5 Canada
PHONE (604) 253-3158

Client: **Kinross Gold Corp.**
25 York St., #17
Toronto Ontario M5J 2V5 Canada

Project: Great Bear Project
Report Date: December 24, 2024

CERTIFICATE OF ANALYSIS TIM24000349.1

	Method	AQ250	AQ250	AQ250	AQ250	AQ250	AQ250	AQ250	AQ250	AQ250	AQ250	AQ250	AQ250	AQ250	AQ250	AQ250	AQ250	AQ250	AQ250	AQ250	AQ250
	Analyte	P	La	Cr	Mg	Ba	Ti	B	Al	Na	K	W	Sc	Tl	S	Hg	Se	Te	Ga	Cs	Ge
	Unit	%	ppm	ppm	%	ppm	%	ppm	%	%	%	ppm	ppm	ppm	%	ppb	ppm	ppm	ppm	ppm	ppm
	MDL	0.001	0.5	0.5	0.01	0.5	0.001	20	0.01	0.001	0.01	0.1	0.1	0.02	0.02	5	0.1	0.02	0.1	0.02	0.1
A0962823	Drill Core	0.080	40.1	17.5	1.00	124.8	0.226	<20	1.60	0.065	1.11	0.3	4.0	0.49	0.45	<5	0.1	<0.02	6.7	3.87	<0.1
A0962824	Drill Core	0.062	29.1	18.4	0.99	74.4	0.172	<20	1.34	0.077	0.96	0.3	3.0	0.50	1.32	<5	0.2	<0.02	5.4	4.52	<0.1
A0962855	Drill Core	0.059	30.4	16.2	0.74	79.4	0.145	<20	1.25	0.089	0.81	0.2	2.7	0.57	0.92	<5	0.1	<0.02	4.9	3.33	<0.1
A0962825	Drill Core	0.059	29.7	15.9	0.71	113.8	0.164	<20	1.21	0.066	0.91	0.3	3.1	0.52	0.67	<5	0.1	<0.02	5.2	3.79	<0.1
A0962826	Drill Core	0.066	29.6	17.1	0.85	121.9	0.182	<20	1.34	0.073	1.02	0.8	3.9	0.56	0.66	<5	0.3	<0.02	5.8	4.37	<0.1
A0962827	Drill Core	0.058	29.8	14.0	0.68	104.9	0.152	<20	1.16	0.072	0.86	0.8	2.9	0.52	0.70	<5	0.2	<0.02	4.9	3.49	<0.1
A0962828	Drill Core	0.058	28.1	15.9	0.77	87.3	0.171	<20	1.19	0.059	0.78	1.8	3.2	0.36	0.40	<5	0.1	<0.02	5.5	3.15	<0.1
A0962856	Drill Core	0.073	32.2	14.9	0.90	119.0	0.158	<20	1.39	0.081	1.00	1.1	3.5	0.39	0.69	<5	0.2	<0.02	5.7	3.14	<0.1
A0962829	Drill Core	0.063	27.6	14.4	0.68	56.4	0.148	<20	1.16	0.069	0.90	0.7	3.1	0.35	0.45	<5	0.2	0.03	5.4	3.45	<0.1
A0962830	Drill Core	0.057	28.1	14.5	0.78	84.1	0.156	<20	1.22	0.071	1.00	0.7	3.4	0.45	0.57	<5	0.1	<0.02	5.5	3.50	<0.1

This report supersedes all previous preliminary and final reports with this file number dated prior to the date on this certificate. Signature indicates final approval; preliminary reports are unsigned and should be used for reference only.

BUREAU VERITAS MINERAL LABORATORIES Canada

www.bvna.com/mining-laboratory-services

Bureau Veritas Commodities Canada Ltd.

9050 Shaughnessy St Vancouver British Columbia V6P 6E5 Canada
PHONE (604) 253-3158

Client: **Kinross Gold Corp.**
25 York St., #17
Toronto Ontario M5J 2V5 Canada

Project: Great Bear Project
Report Date: December 24, 2024

CERTIFICATE OF ANALYSIS TIM24000349.1

Method		AQ250	AQ250	AQ250	AQ250	AQ250	AQ250	AQ250	AQ250	AQ250	AQ250	AQ250	AQ250	AQ250	AQ250	TC006	TC000	TC000
Analyte		Hf	Nb	Rb	Sn	Ta	Zr	Y	Ce	In	Re	Be	Li	Pd	Pt	CO2	TOT/C	TOT/S
Unit		ppm	ppm	ppm	ppm	ppm	ppm	ppm	ppm	ppm	ppb	ppm	ppm	ppb	ppb	%	%	%
MDL		0.02	0.02	0.1	0.1	0.05	0.1	0.01	0.1	0.02	1	0.1	0.1	10	2	0.08	0.02	0.02
A0962823	Drill Core	0.56	0.06	57.9	0.4	<0.05	24.6	7.56	80.1	<0.02	<1	0.1	17.8	<10	<2	0.81		
A0962824	Drill Core	0.92	0.10	66.6	0.4	<0.05	32.2	6.47	55.4	<0.02	<1	<0.1	13.2	<10	<2	0.76		
A0962855	Drill Core	0.87	0.04	53.7	0.3	<0.05	31.1	6.90	57.4	<0.02	<1	<0.1	11.2	<10	<2	0.45	0.16	0.85
A0962825	Drill Core	0.86	0.05	55.0	0.4	<0.05	31.5	7.31	56.4	<0.02	<1	<0.1	11.3	<10	<2	1.15		
A0962826	Drill Core	0.90	0.05	64.8	0.6	<0.05	32.8	7.04	55.8	<0.02	<1	<0.1	14.0	<10	<2	0.89		
A0962827	Drill Core	0.88	0.04	57.3	0.4	<0.05	31.3	6.96	55.4	<0.02	<1	<0.1	10.6	<10	<2	0.66		
A0962828	Drill Core	0.75	0.06	48.7	0.4	<0.05	27.8	7.32	53.8	<0.02	<1	<0.1	11.8	<10	<2	0.83		
A0962856	Drill Core	0.74	0.03	58.5	0.4	<0.05	30.1	7.62	61.8	<0.02	<1	<0.1	12.9	<10	<2	1.28		
A0962829	Drill Core	0.58	0.04	51.7	0.4	<0.05	20.9	6.37	54.6	0.03	<1	<0.1	11.2	<10	<2	0.26		
A0962830	Drill Core	0.90	0.04	64.5	0.4	<0.05	29.3	7.06	54.5	<0.02	<1	<0.1	12.0	<10	<2	0.66	0.19	0.54

This report supersedes all previous preliminary and final reports with this file number dated prior to the date on this certificate. Signature indicates final approval; preliminary reports are unsigned and should be used for reference only.

BUREAU VERITAS MINERAL LABORATORIES Canada

www.bvna.com/mining-laboratory-services

Bureau Veritas Commodities Canada Ltd.
9050 Shaughnessy St Vancouver British Columbia V6P 6E5 Canada
PHONE (604) 253-3158

Client: **Kinross Gold Corp.**
25 York St., #17
Toronto Ontario M5J 2V5 Canada

Project: Great Bear Project
Report Date: December 24, 2024

QUALITY CONTROL REPORT TIM24000349.1

	Method	WGHT	AQ250	AQ250	AQ250	AQ250	AQ250	AQ250	AQ250	AQ250	AQ250	AQ250	AQ250	AQ250	AQ250	AQ250	AQ250	AQ250	AQ250	AQ250	AQ250
	Analyte	Wgt	Mo	Cu	Pb	Zn	Ag	Ni	Co	Mn	Fe	As	U	Au	Th	Sr	Cd	Sb	Bi	V	Ca
	Unit	kg	ppm	ppm	ppm	ppm	ppb	ppm	ppm	ppm	%	ppm	ppm	ppb	ppm	ppm	ppm	ppm	ppm	ppm	%
	MDL	0.01	0.01	0.01	0.01	0.1	2	0.1	0.1	1	0.01	0.1	0.1	0.2	0.1	0.5	0.01	0.02	0.02	1	0.01
Pulp Duplicates																					
117057	Drill Core	1.92	0.42	15.35	1.56	50.6	54	11.6	8.5	314	2.08	0.6	1.3	0.5	7.0	15.6	0.02	0.04	0.03	31	0.62
REP 117057	QC		0.40	15.22	1.65	49.8	46	11.1	8.4	307	2.05	0.8	1.2	0.8	7.2	15.7	0.02	0.04	0.03	31	0.60
117059	Drill Core	1.50	0.53	20.64	1.41	30.7	34	13.0	9.2	344	2.31	0.8	1.2	1.0	7.5	22.7	<0.01	0.03	0.13	25	0.65
REP 117059	QC																				
A0962801	Drill Core	1.79	0.67	26.22	16.40	80.5	152	26.0	17.2	812	3.30	18.1	1.3	45.3	5.9	26.0	0.15	0.13	0.07	52	1.97
REP A0962801	QC		0.68	27.20	16.49	84.1	170	26.5	17.4	823	3.33	19.4	1.4	53.8	6.0	26.4	0.15	0.13	0.07	53	2.00
A0963470	Drill Core	0.95	0.98	59.37	47.09	162.7	387	11.2	7.0	383	1.86	32.1	1.1	404.2	5.4	9.8	0.57	0.14	0.04	16	0.49
REP A0963470	QC																				
A0962811	Drill Core	1.41	1.06	51.94	2.75	89.8	110	54.5	20.1	250	4.58	21.6	1.2	8.4	5.5	6.9	0.05	0.14	0.24	76	0.18
REP A0962811	QC		1.01	50.07	2.57	87.0	102	53.7	20.4	243	4.45	21.0	1.1	5.6	5.1	6.6	0.06	0.14	0.24	74	0.17
A0962813	Drill Core	2.08	0.62	8.14	16.96	78.8	406	9.0	7.8	340	2.09	35.0	1.6	823.5	8.7	9.3	0.25	0.13	0.35	13	0.55
REP A0962813	QC																				
Core Reject Duplicates																					
117063	Drill Core	1.90	1.40	16.20	2.67	93.9	198	12.8	8.0	295	2.00	1.9	1.2	0.8	6.7	15.5	0.14	0.05	0.04	24	0.73
DUP 117063	QC		1.34	17.50	2.77	92.9	190	13.7	8.5	308	2.09	2.1	1.3	1.1	7.0	16.4	0.14	0.05	0.04	24	0.76
A0963488	Drill Core	1.90	0.62	20.70	7.76	56.1	176	16.1	9.5	503	2.35	38.9	1.8	57.9	7.9	21.0	0.09	0.09	0.03	36	1.10
DUP A0963488	QC		0.52	19.84	5.67	50.8	147	14.9	8.8	470	2.18	37.2	1.7	28.4	7.8	20.9	0.08	0.07	0.02	35	1.03
A0962815	Drill Core	1.66	1.29	63.62	144.48	7180.0	1234	14.2	9.7	461	3.62	151.5	1.2	2800.4	6.2	6.8	37.19	0.22	0.99	15	0.41
DUP A0962815	QC		1.35	67.18	141.48	7680.6	1100	14.8	10.2	490	3.65	150.3	1.2	1299.4	6.3	7.4	39.87	0.20	0.90	16	0.44
Reference Materials																					
STD BVGEO01	Standard		9.99	4452.95	185.46	1732.1	2400	157.4	24.1	732	3.67	118.0	3.7	212.3	14.4	54.1	6.00	2.14	23.38	71	1.29
STD BVGEO01	Standard		9.52	4237.57	184.24	1702.0	2337	163.8	23.8	723	3.71	121.3	3.5	209.3	13.7	51.2	5.67	1.95	23.88	72	1.24
STD BVGEO01	Standard		9.45	4333.51	176.81	1626.4	2435	154.8	23.4	674	3.57	115.8	3.2	210.5	13.2	52.8	5.45	2.30	23.33	73	1.24
STD BVGEO01	Standard		10.45	4424.29	187.67	1673.9	2500	156.7	23.2	687	3.67	119.6	3.7	214.4	14.4	52.6	5.98	2.50	24.80	74	1.27
STD COO2	Standard																				
STD COO2	Standard																				
STD COO2	Standard																				
STD COO2	Standard																				

This report supersedes all previous preliminary and final reports with this file number dated prior to the date on this certificate. Signature indicates final approval; preliminary reports are unsigned and should be used for reference only.

BUREAU VERITAS MINERAL LABORATORIES Canada

www.bvna.com/mining-laboratory-services

Bureau Veritas Commodities Canada Ltd.
9050 Shaughnessy St Vancouver British Columbia V6P 6E5 Canada
PHONE (604) 253-3158

Client: **Kinross Gold Corp.**
25 York St., #17
Toronto Ontario M5J 2V5 Canada

Project: Great Bear Project
Report Date: December 24, 2024

QUALITY CONTROL REPORT TIM24000349.1

		Method	AQ250	AQ250	AQ250	AQ250	AQ250	AQ250	AQ250	AQ250	AQ250	AQ250	AQ250	AQ250	AQ250	AQ250	AQ250	AQ250	AQ250	AQ250	AQ250
		Analyte	P	La	Cr	Mg	Ba	Ti	B	Al	Na	K	W	Sc	Tl	S	Hg	Se	Te	Ga	Cs	Ge
		Unit	%	ppm	ppm	%	ppm	%	ppm	%	%	%	ppm	ppm	ppm	%	ppb	ppm	ppm	ppm	ppm	ppm
		MDL	0.001	0.5	0.5	0.01	0.5	0.001	20	0.01	0.001	0.01	0.1	0.1	0.02	0.02	5	0.1	0.02	0.1	0.02	0.1
Pulp Duplicates																						
117057	Drill Core		0.051	25.1	10.6	0.61	143.3	0.164	<20	1.17	0.058	0.76	0.1	2.1	0.31	0.03	<5	0.1	<0.02	4.9	2.27	<0.1
REP 117057	QC		0.050	26.6	10.6	0.60	151.2	0.161	<20	1.15	0.059	0.76	0.1	2.1	0.32	0.03	<5	0.1	<0.02	4.8	2.37	<0.1
117059	Drill Core		0.055	24.7	11.3	0.59	29.5	0.107	<20	1.11	0.039	0.18	0.2	1.7	0.05	0.06	<5	0.1	<0.02	4.9	0.44	<0.1
REP 117059	QC																					
A0962801	Drill Core		0.069	22.4	43.1	1.31	51.7	0.137	<20	1.71	0.036	0.38	0.5	3.6	0.21	0.63	<5	0.3	0.03	6.7	2.24	<0.1
REP A0962801	QC		0.071	23.4	44.9	1.32	53.2	0.143	<20	1.74	0.037	0.38	0.5	3.7	0.22	0.63	<5	0.3	0.04	6.9	2.28	<0.1
A0963470	Drill Core		0.051	23.1	9.4	0.43	42.3	0.064	<20	0.88	0.057	0.55	0.4	1.6	0.34	0.79	<5	0.5	0.05	3.2	2.19	<0.1
REP A0963470	QC																					
A0962811	Drill Core		0.069	22.2	93.5	1.42	138.3	0.143	<20	2.58	0.039	1.13	0.1	6.8	0.53	0.30	<5	0.3	0.04	8.6	4.99	<0.1
REP A0962811	QC		0.064	20.2	90.1	1.38	128.7	0.136	<20	2.50	0.038	1.11	0.1	6.7	0.51	0.29	<5	0.2	0.06	8.3	4.81	<0.1
A0962813	Drill Core		0.063	31.3	6.7	0.43	39.8	0.046	<20	0.74	0.046	0.29	0.2	0.9	0.13	1.42	7	0.3	<0.02	3.0	0.98	<0.1
REP A0962813	QC																					
Core Reject Duplicates																						
117063	Drill Core		0.049	22.6	11.4	0.51	23.9	0.114	<20	0.94	0.051	0.16	0.2	1.7	0.04	0.25	<5	0.1	<0.02	5.0	0.46	<0.1
DUP 117063	QC		0.051	24.2	11.4	0.54	29.0	0.122	<20	0.99	0.055	0.17	0.2	1.9	0.05	0.25	<5	0.1	<0.02	5.4	0.49	<0.1
A0963488	Drill Core		0.060	28.3	16.1	0.73	95.1	0.174	<20	1.54	0.116	0.92	1.1	3.3	0.48	0.37	<5	0.2	0.03	6.0	3.76	<0.1
DUP A0963488	QC		0.056	28.4	14.5	0.69	97.5	0.161	<20	1.51	0.121	0.90	1.0	3.1	0.49	0.36	<5	0.2	0.03	5.7	3.73	<0.1
A0962815	Drill Core		0.072	31.1	8.9	0.43	60.0	0.063	<20	0.77	0.034	0.52	0.3	1.0	0.33	3.41	450	3.0	0.14	2.8	1.89	<0.1
DUP A0962815	QC		0.075	32.1	9.6	0.45	54.7	0.069	<20	0.79	0.037	0.54	0.2	1.0	0.34	3.45	510	3.0	0.10	2.8	1.95	<0.1
Reference Materials																						
STD BVGEO01	Standard		0.074	26.0	167.8	1.28	329.0	0.242	<20	2.24	0.186	0.88	3.7	5.8	0.67	0.70	99	4.9	1.05	7.0	7.09	<0.1
STD BVGEO01	Standard		0.071	26.5	166.0	1.28	342.8	0.239	<20	2.15	0.178	0.88	3.8	5.5	0.62	0.69	99	4.8	0.96	6.5	7.43	<0.1
STD BVGEO01	Standard		0.069	24.9	160.9	1.23	319.7	0.230	<20	2.14	0.181	0.85	3.8	5.8	0.57	0.66	97	4.8	0.99	6.6	6.93	<0.1
STD BVGEO01	Standard		0.074	26.7	163.9	1.26	345.9	0.235	<20	2.20	0.186	0.87	4.0	5.7	0.65	0.67	83	4.8	0.99	7.1	7.24	<0.1
STD COO2	Standard																					
STD COO2	Standard																					
STD COO2	Standard																					
STD COO2	Standard																					

This report supersedes all previous preliminary and final reports with this file number dated prior to the date on this certificate. Signature indicates final approval; preliminary reports are unsigned and should be used for reference only.

BUREAU VERITAS MINERAL LABORATORIES Canada

www.bvna.com/mining-laboratory-services

Bureau Veritas Commodities Canada Ltd.
9050 Shaughnessy St Vancouver British Columbia V6P 6E5 Canada
PHONE (604) 253-3158

Client: **Kinross Gold Corp.**
25 York St., #17
Toronto Ontario M5J 2V5 Canada

Project: Great Bear Project
Report Date: December 24, 2024

QUALITY CONTROL REPORT TIM24000349.1

	Method	AQ250	AQ250	AQ250	AQ250	AQ250	AQ250	AQ250	AQ250	AQ250	AQ250	AQ250	AQ250	AQ250	AQ250	TC006	TC000	TC000
	Analyte	Hf	Nb	Rb	Sn	Ta	Zr	Y	Ce	In	Re	Be	Li	Pd	Pt	CO2	TOT/C	TOT/S
	Unit	ppm	ppm	ppm	ppm	ppm	ppm	ppm	ppm	ppm	ppb	ppm	ppm	ppb	ppb	%	%	%
	MDL	0.02	0.02	0.1	0.1	0.05	0.1	0.01	0.1	0.02	1	0.1	0.1	10	2	0.08	0.02	0.02
Pulp Duplicates																		
117057	Drill Core	0.49	0.07	47.1	0.3	<0.05	19.5	5.65	49.2	<0.02	<1	<0.1	17.0	<10	<2	0.37		
REP 117057	QC	0.51	0.08	47.7	0.3	<0.05	19.5	5.60	50.1	<0.02	<1	<0.1	16.9	<10	<2			
117059	Drill Core	0.51	0.12	9.8	0.3	<0.05	19.7	5.22	48.6	<0.02	<1	0.2	16.8	<10	<2	0.21		
REP 117059	QC															0.21		
A0962801	Drill Core	0.60	0.02	22.3	0.3	<0.05	21.2	7.44	42.7	<0.02	<1	0.2	17.6	<10	2	1.97		
REP A0962801	QC	0.64	0.03	22.5	0.3	<0.05	22.2	7.72	44.9	<0.02	<1	0.3	18.1	<10	<2			
A0963470	Drill Core	0.64	0.05	35.5	0.2	<0.05	24.0	6.00	45.1	<0.02	<1	<0.1	4.6	<10	2	0.27		
REP A0963470	QC															0.25		
A0962811	Drill Core	0.61	0.06	66.5	0.4	<0.05	25.8	5.58	45.1	<0.02	<1	0.1	24.0	<10	2	<0.08		
REP A0962811	QC	0.56	0.05	62.6	0.4	<0.05	23.5	5.37	41.1	<0.02	1	0.1	23.8	<10	2			
A0962813	Drill Core	0.64	0.07	15.6	0.2	<0.05	23.1	6.21	59.0	<0.02	<1	0.2	8.2	<10	<2	0.35		
REP A0962813	QC															0.36		
Core Reject Duplicates																		
117063	Drill Core	0.52	0.15	7.7	0.3	<0.05	20.0	4.95	43.7	<0.02	<1	0.2	14.4	<10	<2	0.54		
DUP 117063	QC	0.59	0.15	8.6	0.3	<0.05	22.2	5.49	47.0	<0.02	<1	0.2	15.9	<10	<2	0.48		
A0963488	Drill Core	0.79	0.04	61.0	0.4	<0.05	28.8	8.33	53.9	<0.02	<1	0.1	10.6	<10	<2	0.75		
DUP A0963488	QC	0.69	0.03	57.3	0.4	<0.05	25.3	7.63	53.8	<0.02	<1	0.1	9.8	<10	<2	0.68		
A0962815	Drill Core	0.79	0.13	32.1	0.2	<0.05	30.3	6.00	60.2	0.44	<1	0.1	7.8	48	<2	0.20		
DUP A0962815	QC	0.82	0.12	35.0	0.2	<0.05	32.7	6.39	62.3	0.48	<1	0.1	7.4	50	<2	0.25		
Reference Materials																		
STD BVGEO01	Standard	0.36	0.15	91.8	5.2	<0.05	10.3	14.09	52.4	0.42	3	0.7	19.9	126	179			
STD BVGEO01	Standard	0.35	0.15	88.0	5.1	<0.05	10.4	13.43	53.0	0.40	3	0.6	19.2	134	173			
STD BVGEO01	Standard	0.31	0.18	90.9	4.9	<0.05	10.1	13.62	50.9	0.43	4	0.7	17.7	137	176			
STD BVGEO01	Standard	0.35	0.22	92.8	5.2	<0.05	10.4	13.92	52.8	0.43	4	0.6	19.8	135	183			
STD COO2	Standard															3.66		
STD COO2	Standard															3.37		
STD COO2	Standard															3.47		
STD COO2	Standard															3.52		

This report supersedes all previous preliminary and final reports with this file number dated prior to the date on this certificate. Signature indicates final approval; preliminary reports are unsigned and should be used for reference only.

BUREAU VERITAS MINERAL LABORATORIES Canada

www.bvna.com/mining-laboratory-services

Bureau Veritas Commodities Canada Ltd.
9050 Shaughnessy St Vancouver British Columbia V6P 6E5 Canada
PHONE (604) 253-3158

Client: **Kinross Gold Corp.**
25 York St., #17
Toronto Ontario M5J 2V5 Canada

Project: Great Bear Project
Report Date: December 24, 2024

QUALITY CONTROL REPORT TIM24000349.1

		WGHT	AQ250	AQ250	AQ250	AQ250	AQ250	AQ250	AQ250	AQ250	AQ250	AQ250	AQ250	AQ250	AQ250	AQ250	AQ250	AQ250	AQ250	AQ250	AQ250
		Wgt	Mo	Cu	Pb	Zn	Ag	Ni	Co	Mn	Fe	As	U	Au	Th	Sr	Cd	Sb	Bi	V	Ca
		kg	ppm	ppm	ppm	ppm	ppb	ppm	ppm	ppm	%	ppm	ppm	ppb	ppm	ppm	ppm	ppm	ppm	ppm	%
		0.01	0.01	0.01	0.01	0.1	2	0.1	0.1	1	0.01	0.1	0.1	0.2	0.1	0.5	0.01	0.02	0.02	1	0.01
STD GS311-1	Standard																				
STD GS910-4	Standard																				
STD OREAS262	Standard		0.60	112.69	56.25	151.7	451	61.8	26.4	527	3.16	36.0	1.1	57.1	9.0	34.5	0.63	2.17	0.93	20	2.87
STD OREAS262	Standard		0.58	111.88	56.00	149.8	433	62.3	26.4	531	3.21	33.6	1.1	53.2	8.6	33.1	0.58	1.98	0.90	21	2.89
STD OREAS262	Standard		0.62	109.29	51.73	148.2	449	62.4	25.9	517	3.22	33.0	1.0	53.1	8.4	33.7	0.57	2.36	0.88	22	2.79
STD OREAS262	Standard		0.58	111.02	53.92	149.1	441	62.8	26.7	526	3.29	34.9	1.1	69.2	9.1	33.1	0.57	2.51	0.93	22	2.80
STD OREAS279	Standard																				
STD OREAS279	Standard																				
STD OREAS279	Standard																				
STD OREAS279	Standard																				
STD BVGEO01 Expected			10.8	4415	187	1712	2530	163	25	706	3.7	121	3.67	214	14.4	55	6.25	2.2	24.3	73	1.3219
STD OREAS262 Expected			0.68	118	56	154	450	62	26.9	530	3.284	35.8	1.22	65	9.33	36	0.61	3.39	1.03	22.5	2.98
STD GS311-1 Expected																					
STD GS910-4 Expected																					
STD COO2 Expected																					
STD OREAS279 Expected																					
BLK	Blank		<0.01	<0.01	0.02	<0.1	<2	<0.1	<0.1	<1	<0.01	0.2	<0.1	<0.2	<0.1	<0.5	<0.01	<0.02	<0.02	<1	<0.01
BLK	Blank		<0.01	<0.01	0.01	<0.1	<2	<0.1	<0.1	<1	<0.01	<0.1	<0.1	<0.2	<0.1	<0.5	<0.01	<0.02	<0.02	<1	<0.01
BLK	Blank		<0.01	<0.01	0.02	<0.1	<2	<0.1	<0.1	<1	<0.01	<0.1	<0.1	<0.2	<0.1	<0.5	<0.01	<0.02	<0.02	<1	<0.01
BLK	Blank		<0.01	0.02	0.02	<0.1	<2	<0.1	<0.1	<1	<0.01	<0.1	<0.1	<0.2	<0.1	<0.5	<0.01	<0.02	<0.02	<1	<0.01
BLK	Blank																				
BLK	Blank																				
BLK	Blank																				
BLK	Blank																				
BLK	Blank																				
Prep Wash																					
ROCK-TIM	Prep Blank		0.92	3.79	0.74	26.5	6	1.9	3.7	462	1.87	0.8	0.4	0.3	2.0	19.9	<0.01	<0.02	<0.02	22	0.56
ROCK-TIM	Prep Blank		0.95	3.04	0.73	25.9	5	1.5	3.5	443	1.78	0.7	0.4	0.2	2.0	19.2	<0.01	<0.02	<0.02	22	0.53

This report supersedes all previous preliminary and final reports with this file number dated prior to the date on this certificate. Signature indicates final approval; preliminary reports are unsigned and should be used for reference only.

BUREAU VERITAS MINERAL LABORATORIES Canada

www.bvna.com/mining-laboratory-services

Bureau Veritas Commodities Canada Ltd.
9050 Shaughnessy St Vancouver British Columbia V6P 6E5 Canada
PHONE (604) 253-3158

Client: **Kinross Gold Corp.**
25 York St., #17
Toronto Ontario M5J 2V5 Canada

Project: Great Bear Project
Report Date: December 24, 2024

QUALITY CONTROL REPORT TIM24000349.1

		AQ250 P % 0.001	AQ250 La ppm 0.5	AQ250 Cr ppm 0.5	AQ250 Mg % 0.01	AQ250 Ba ppm 0.5	AQ250 Ti % 0.001	AQ250 B ppm 20	AQ250 Al % 0.01	AQ250 Na % 0.001	AQ250 K % 0.01	AQ250 W ppm 0.1	AQ250 Sc ppm 0.1	AQ250 Tl ppm 0.02	AQ250 S % 0.02	AQ250 Hg ppb 5	AQ250 Se ppm 0.1	AQ250 Te ppm 0.02	AQ250 Ga ppm 0.1	AQ250 Cs ppm 0.02	AQ250 Ge ppm 0.1
STD GS311-1	Standard																				
STD GS910-4	Standard																				
STD OREAS262	Standard	0.038	16.8	41.4	1.14	247.5	0.003	<20	1.20	0.068	0.30	<0.1	3.0	0.49	0.27	164	0.7	0.23	3.8	2.40	<0.1
STD OREAS262	Standard	0.038	16.1	41.2	1.16	244.9	0.003	<20	1.18	0.068	0.30	<0.1	2.9	0.45	0.26	181	0.6	0.22	3.5	2.30	<0.1
STD OREAS262	Standard	0.037	15.4	37.0	1.14	233.9	0.003	<20	1.16	0.070	0.29	<0.1	2.9	0.41	0.27	161	0.6	0.23	3.7	2.21	<0.1
STD OREAS262	Standard	0.038	17.2	41.2	1.17	244.4	0.003	<20	1.22	0.073	0.31	0.1	3.0	0.46	0.27	166	0.6	0.23	3.7	2.43	<0.1
STD OREAS279	Standard																				
STD OREAS279	Standard																				
STD OREAS279	Standard																				
STD OREAS279	Standard																				
STD BVGEO01 Expected		0.0727	25.9	171	1.3175	332	0.233		2.2628	0.1924	0.8669	3.5	5.97	0.62	0.6655	100	4.84	1.02	7.37	7.36	0.15
STD OREAS262 Expected		0.04	15.9	41.7	1.17	248	0.003		1.3	0.071	0.312	0.13	3.24	0.47	0.269	170	0.4	0.23	3.9	2.8	
STD GS311-1 Expected																					
STD GS910-4 Expected																					
STD COO2 Expected																					
STD OREAS279 Expected																					
BLK	Blank	<0.001	<0.5	<0.5	<0.01	<0.5	<0.001	<20	<0.01	<0.001	<0.01	<0.1	<0.1	<0.02	<0.02	<5	<0.1	<0.02	<0.1	<0.02	<0.1
BLK	Blank	<0.001	<0.5	<0.5	<0.01	<0.5	<0.001	<20	<0.01	<0.001	<0.01	<0.1	<0.1	<0.02	<0.02	<5	<0.1	<0.02	<0.1	<0.02	<0.1
BLK	Blank	<0.001	<0.5	<0.5	<0.01	<0.5	<0.001	<20	<0.01	<0.001	<0.01	<0.1	<0.1	<0.02	<0.02	<5	<0.1	<0.02	<0.1	<0.02	<0.1
BLK	Blank	<0.001	<0.5	<0.5	<0.01	<0.5	<0.001	<20	<0.01	<0.001	<0.01	<0.1	<0.1	<0.02	<0.02	<5	<0.1	<0.02	<0.1	<0.02	<0.1
BLK	Blank																				
BLK	Blank																				
BLK	Blank																				
BLK	Blank																				
BLK	Blank																				
Prep Wash																					
ROCK-TIM	Prep Blank	0.037	5.5	6.2	0.48	49.9	0.074	<20	0.81	0.072	0.09	<0.1	2.3	<0.02	<0.02	<5	0.1	<0.02	3.5	0.15	<0.1
ROCK-TIM	Prep Blank	0.037	5.4	4.5	0.46	49.0	0.075	<20	0.79	0.071	0.08	<0.1	2.1	<0.02	<0.02	<5	<0.1	<0.02	3.4	0.12	<0.1

This report supersedes all previous preliminary and final reports with this file number dated prior to the date on this certificate. Signature indicates final approval; preliminary reports are unsigned and should be used for reference only.

BUREAU VERITAS MINERAL LABORATORIES Canada

www.bvna.com/mining-laboratory-services

Bureau Veritas Commodities Canada Ltd.
9050 Shaughnessy St Vancouver British Columbia V6P 6E5 Canada
PHONE (604) 253-3158

Client: **Kinross Gold Corp.**
25 York St., #17
Toronto Ontario M5J 2V5 Canada

Project: Great Bear Project
Report Date: December 24, 2024

QUALITY CONTROL REPORT TIM24000349.1

		AQ250 Hf ppm 0.02	AQ250 Nb ppm 0.02	AQ250 Rb ppm 0.1	AQ250 Sn ppm 0.1	AQ250 Ta ppm 0.05	AQ250 Zr ppm 0.1	AQ250 Y ppm 0.01	AQ250 Ce ppm 0.1	AQ250 In ppm 0.02	AQ250 Re ppb 1	AQ250 Be ppm 0.1	AQ250 Li ppm 0.1	AQ250 Pd ppb 10	AQ250 Pt ppb 2	TC006 CO2 % 0.08	TC000 TOT/C % 0.02	TC000 TOT/S % 0.02
STD GS311-1	Standard																0.96	2.27
STD GS910-4	Standard																2.52	8.09
STD OREAS262	Standard	0.24	<0.02	18.2	0.5	<0.05	10.4	10.98	33.2	0.03	<1	1.0	16.2	<10	2			
STD OREAS262	Standard	0.24	<0.02	17.4	0.5	<0.05	11.0	10.51	31.8	0.03	<1	1.0	15.6	<10	<2			
STD OREAS262	Standard	0.23	<0.02	17.6	0.5	<0.05	10.4	10.26	31.0	0.03	<1	1.1	15.5	<10	<2			
STD OREAS262	Standard	0.24	<0.02	18.6	0.5	<0.05	10.1	10.29	35.5	0.03	<1	1.1	16.8	<10	2			
STD OREAS279	Standard															3.08		
STD OREAS279	Standard															2.99		
STD OREAS279	Standard															2.93		
STD OREAS279	Standard															3.07		
STD BVGEO01 Expected		0.32	0.17	95	5.64		9.1	14.5	53	0.45	4	0.69	21.4	134	182			
STD OREAS262 Expected		0.17		18.6	0.5		7.7	11.2	32	0.033		1.14	17.8					
STD GS311-1 Expected																	1.02	2.35
STD GS910-4 Expected																	2.65	8.27
STD COO2 Expected																3.612		
STD OREAS279 Expected																3.29		
BLK	Blank	<0.02	<0.02	<0.1	<0.1	<0.05	<0.1	<0.01	<0.1	<0.02	<1	<0.1	<0.1	<10	<2			
BLK	Blank	<0.02	<0.02	<0.1	<0.1	<0.05	<0.1	<0.01	<0.1	<0.02	<1	<0.1	<0.1	<10	<2			
BLK	Blank	<0.02	<0.02	<0.1	<0.1	<0.05	<0.1	<0.01	<0.1	<0.02	<1	<0.1	<0.1	<10	<2			
BLK	Blank	<0.02	<0.02	<0.1	<0.1	<0.05	<0.1	<0.01	<0.1	<0.02	<1	<0.1	<0.1	<10	<2			
BLK	Blank																<0.02	<0.02
BLK	Blank															<0.08		
BLK	Blank															<0.08		
BLK	Blank															<0.08		
BLK	Blank															<0.08		
Prep Wash																		
ROCK-TIM	Prep Blank	0.15	0.13	2.2	0.3	<0.05	3.8	7.35	10.8	<0.02	<1	0.2	1.3	<10	2	0.19		
ROCK-TIM	Prep Blank	0.14	0.12	2.1	0.3	<0.05	3.7	7.53	10.5	<0.02	<1	0.2	1.3	<10	<2	0.18		

This report supersedes all previous preliminary and final reports with this file number dated prior to the date on this certificate. Signature indicates final approval; preliminary reports are unsigned and should be used for reference only.

BUREAU VERITAS MINERAL LABORATORIES Canada

www.bvna.com/mining-laboratory-services

Bureau Veritas Commodities Canada Ltd.
9050 Shaughnessy St Vancouver British Columbia V6P 6E5 Canada
PHONE (604) 253-3158

Client: **Kinross Gold Corp.**
25 York St., #17
Toronto Ontario M5J 2V5 Canada

Submitted By:	Matthew Hart
Receiving Lab:	Canada-Timmins
Received:	August 01, 2024
Analysis Start:	August 27, 2024
Report Date:	December 20, 2024
Page:	1 of 5

CERTIFICATE OF ANALYSIS TIM24000350.1

CLIENT JOB INFORMATION

Project:	Great Bear Project
Shipment ID:	
P.O. Number	GTFS002-FPR022-06
Number of Samples:	103

SAMPLE DISPOSAL

STOR-PLP	Store After 90 days Invoice for Storage
STOR-RJT	Store After 60 days Invoice for Storage

Bureau Veritas does not accept responsibility for samples left at the laboratory after 90 days without prior written instructions for sample storage or return.

SAMPLE PREPARATION AND ANALYTICAL PROCEDURES

Procedure Code	Number of Samples	Code Description	Test Wgt (g)	Report Status	Lab
PRP75-1KG	103	Crush, split and pulverize 1kg of sample to 200 mesh		Completed	TIM
SPTPL	103	Splitting of pulp samples for client		Completed	TIM
ARCHIVE	103	Charges for Split Archive			TIM
SHP01	103	Per sample shipping charges for branch shipments			TIM
AQ250_EXT	103	1:1:1 Aqua Regia digestion Ultratrace ICP-MS analysis	0.5	Completed	VAN
TC006	103	15% HClO4 leach, CO2 analysis by Leco	0.2	Completed	VAN
Split ABA	13	Analysis sample split/packet for ABA Analysis			BUB
TC000	13	Analysis by Leco	0.1	Completed	VAN
ABA	13	Modified Sobek Acid Base Accounting		Completed	BUB

ADDITIONAL COMMENTS

Invoice To: Great Bear Resources Ltd.
25 York Street, Unit 1700
Toronto Ontario M5J 2V5
Canada

CC: Kinross Distrubution

BRITISH COLUMBIA CERTIFIED ASSAYER
MARCUS LAU
Production Manager

This report supersedes all previous preliminary and final reports with this file number dated prior to the date on this certificate. Signature indicates final approval; preliminary reports are unsigned and should be used for reference only.
All results are considered the confidential property of the client. Bureau Veritas assumes the liabilities for actual cost of analysis only. Results apply to samples as submitted.
"*" asterisk indicates that an analytical result could not be provided due to unusually high levels of interference from other elements.

BUREAU VERITAS MINERAL LABORATORIES Canada

www.bvna.com/mining-laboratory-services

Bureau Veritas Commodities Canada Ltd.

9050 Shaughnessy St Vancouver British Columbia V6P 6E5 Canada
PHONE (604) 253-3158

Client: **Kinross Gold Corp.**
25 York St., #17
Toronto Ontario M5J 2V5 Canada

Project: Great Bear Project
Report Date: December 20, 2024

CERTIFICATE OF ANALYSIS TIM24000350.1

Method		WGHT	AQ250	AQ250	AQ250	AQ250	AQ250	AQ250	AQ250	AQ250	AQ250	AQ250	AQ250	AQ250	AQ250	AQ250	AQ250	AQ250	AQ250	AQ250	AQ250
Analyte		Wgt	Mo	Cu	Pb	Zn	Ag	Ni	Co	Mn	Fe	As	U	Au	Th	Sr	Cd	Sb	Bi	V	Ca
Unit		kg	ppm	ppm	ppm	ppm	ppb	ppm	ppm	ppm	%	ppm	ppm	ppb	ppm	ppm	ppm	ppm	ppm	ppm	%
MDL		0.01	0.01	0.01	0.01	0.1	2	0.1	0.1	1	0.01	0.1	0.1	0.2	0.1	0.5	0.01	0.02	0.02	1	0.01
A0962831	Drill Core	1.62	0.94	15.61	3.96	33.7	182	15.9	9.5	423	2.18	103.8	1.8	130.2	7.8	7.9	0.05	0.10	0.10	34	0.79
A0962832	Drill Core	1.91	1.17	14.05	6.48	107.2	226	17.4	10.6	493	2.55	59.5	1.7	193.0	8.2	13.5	0.65	0.17	0.31	27	1.01
A0962833	Drill Core	1.47	0.93	21.74	15.83	788.9	516	17.3	10.5	352	2.47	75.6	1.6	471.3	7.8	9.4	3.29	0.18	0.94	16	0.67
A0962834	Drill Core	1.86	1.32	19.85	16.93	81.5	259	16.2	10.3	469	2.52	27.3	1.6	40.7	8.4	15.1	0.20	0.14	0.08	38	1.26
A0962857	Drill Core	1.97	1.46	84.02	5.57	149.4	301	16.0	10.2	442	2.11	28.7	1.5	64.3	8.0	10.6	0.39	0.08	0.11	39	0.74
A0962835	Drill Core	1.62	1.03	21.26	7.55	69.5	563	17.2	10.2	408	2.51	110.3	1.8	427.0	8.1	9.8	0.28	0.12	0.25	26	0.48
A0962836	Drill Core	1.45	0.66	18.57	11.73	49.2	293	13.0	8.7	610	1.97	144.3	1.6	145.1	7.0	18.2	0.08	0.17	0.05	30	1.19
A0962837	Drill Core	1.87	0.84	8.90	3.48	32.0	198	16.4	10.2	514	2.23	138.3	1.3	322.9	6.9	10.6	0.07	0.14	0.10	36	0.90
A0962838	Drill Core	1.16	1.30	46.95	12.96	38.9	1319	13.7	10.8	166	1.71	111.7	0.9	3611.6	5.9	8.6	0.15	0.15	0.15	11	0.84
A0962839	Drill Core	0.98	0.61	13.30	66.13	45.0	719	15.9	10.2	482	2.21	242.2	1.8	563.8	8.2	6.0	0.09	0.20	0.07	27	0.42
A0962840	Drill Core	1.01	0.65	17.97	26.97	49.3	826	12.6	8.2	382	2.11	210.9	1.4	984.8	5.7	4.5	0.10	0.12	0.08	35	0.16
A0962858	Drill Core	1.06	0.50	56.29	96.74	174.8	1722	13.0	7.0	549	1.81	263.9	1.3	3016.1	6.4	18.1	0.64	0.29	2.49	27	1.34
A0962841	Drill Core	1.66	1.08	7.87	13.72	22.4	466	14.0	8.5	316	2.19	162.0	1.6	1568.7	7.0	17.3	0.06	0.15	0.15	15	0.58
A0962843	Drill Core	0.76	2.77	36.18	76.24	50.6	20674	8.4	3.5	92	1.32	6700.6	0.4>100000		1.6	4.0	0.23	1.19	3.62	12	0.08
A0962842	Drill Core	1.88	1.30	57.54	8.33	66.7	1430	39.3	16.4	407	3.65	3411.8	1.2	1409.1	6.3	9.6	0.10	0.36	0.21	91	0.21
A0962844	Drill Core	1.10	1.63	30.66	49.86	30.3	6185	12.1	3.9	149	0.96	2118.8	0.8	20126.2	1.8	12.2	0.11	0.46	2.06	10	0.52
A0962845	Drill Core	1.10	1.72	23.82	64.82	105.8	766	20.1	10.6	474	2.68	1428.4	1.2	1690.0	6.6	10.9	0.35	0.39	0.14	51	0.56
A0962846	Drill Core	0.91	2.92	14.89	16.84	53.9	461	18.2	10.0	460	2.44	599.8	1.6	712.1	7.4	11.7	0.20	0.22	0.11	31	0.69
A0962847	Drill Core	0.86	1.50	85.84	308.52	284.8	2771	8.9	7.0	448	2.36	342.7	1.2	4828.9	6.5	7.8	1.12	0.99	0.42	25	0.53
A0962848	Drill Core	1.33	0.17	37.71	3.10	57.2	121	41.9	19.4	434	3.65	7.2	0.6	81.9	3.7	72.9	0.05	0.06	0.14	95	1.00
A0962849	Drill Core	2.10	0.99	47.00	1.64	71.6	120	47.5	17.9	233	3.83	73.6	0.7	9.1	2.8	3.1	0.03	0.13	0.25	64	0.19
A0962850	Drill Core	1.80	0.85	17.69	5.50	40.1	213	12.3	7.9	339	2.36	15.0	1.7	2.7	7.9	13.2	0.05	0.17	0.08	26	0.84
A0962726	Drill Core	3.10	0.50	18.21	2.58	54.5	61	31.8	11.7	356	2.80	0.3	1.3	1.1	7.2	13.6	0.03	0.03	0.15	49	0.38
A0962727	Drill Core	3.07	1.00	20.17	2.61	56.4	67	31.8	12.0	368	2.81	0.6	1.2	2.2	7.1	13.2	0.04	0.03	0.09	48	0.47
A0962728	Drill Core	2.31	0.52	25.00	3.16	55.7	86	18.6	10.2	410	2.54	0.9	1.5	1.4	8.0	18.7	0.03	0.06	0.04	33	0.85
A0962729	Drill Core	2.23	0.55	13.95	2.38	56.2	45	17.9	9.6	371	2.34	0.8	1.3	2.6	7.1	13.9	0.03	0.04	0.03	33	0.75
A0962730	Drill Core	2.65	0.90	15.84	2.29	46.5	42	16.1	8.7	275	2.13	0.8	1.4	0.7	7.7	9.7	0.02	0.04	0.02	22	0.35
A0962731	Drill Core	3.09	1.06	17.86	3.05	45.1	51	17.1	8.5	234	1.79	0.4	1.8	0.3	8.4	10.6	0.01	0.02	0.02	18	0.26
A0962732	Drill Core	1.80	0.55	11.32	2.63	54.7	55	17.2	10.0	358	2.49	0.7	1.6	0.2	7.9	14.7	0.03	0.04	<0.02	30	0.52
A0962733	Drill Core	2.08	1.13	14.92	3.42	38.0	44	9.7	5.5	311	1.78	0.4	1.6	0.4	8.2	8.2	0.03	0.05	0.08	12	0.29

This report supersedes all previous preliminary and final reports with this file number dated prior to the date on this certificate. Signature indicates final approval; preliminary reports are unsigned and should be used for reference only.

BUREAU VERITAS MINERAL LABORATORIES Canada

www.bvna.com/mining-laboratory-services

Bureau Veritas Commodities Canada Ltd.

9050 Shaughnessy St Vancouver British Columbia V6P 6E5 Canada
PHONE (604) 253-3158

Client: **Kinross Gold Corp.**
25 York St., #17
Toronto Ontario M5J 2V5 Canada

Project: Great Bear Project
Report Date: December 20, 2024

CERTIFICATE OF ANALYSIS TIM24000350.1

	Method	AQ250	AQ250	AQ250	AQ250	AQ250	AQ250	AQ250	AQ250	AQ250	AQ250	AQ250	AQ250	AQ250	AQ250	AQ250	AQ250	AQ250	AQ250	AQ250	AQ250
	Analyte	P	La	Cr	Mg	Ba	Ti	B	Al	Na	K	W	Sc	Tl	S	Hg	Se	Te	Ga	Cs	Ge
	Unit	%	ppm	ppm	%	ppm	%	ppm	%	%	%	ppm	ppm	ppm	%	ppb	ppm	ppm	ppm	ppm	ppm
	MDL	0.001	0.5	0.5	0.01	0.5	0.001	20	0.01	0.001	0.01	0.1	0.1	0.02	0.02	5	0.1	0.02	0.1	0.02	0.1
A0962831	Drill Core	0.055	29.1	14.2	0.66	90.8	0.132	<20	0.99	0.039	0.83	1.3	3.1	0.35	0.78	<5	0.3	0.07	4.7	2.37	<0.1
A0962832	Drill Core	0.065	34.7	11.0	0.68	70.0	0.101	<20	1.23	0.067	0.69	0.9	2.2	0.31	1.29	<5	0.2	0.04	4.8	2.00	<0.1
A0962833	Drill Core	0.062	31.6	5.6	0.47	50.0	0.075	<20	0.83	0.029	0.58	0.4	1.3	0.29	1.62	7	0.4	0.06	2.9	1.80	<0.1
A0962834	Drill Core	0.078	37.4	13.8	0.85	94.4	0.160	<20	1.36	0.066	1.03	1.7	3.0	0.45	0.44	<5	0.2	0.03	5.3	3.57	<0.1
A0962857	Drill Core	0.071	33.4	14.0	0.71	92.8	0.151	<20	1.11	0.063	0.88	0.6	3.6	0.34	0.43	<5	0.2	0.03	5.0	2.59	<0.1
A0962835	Drill Core	0.061	29.8	11.2	0.70	54.9	0.116	<20	1.32	0.074	0.86	1.0	2.1	0.38	1.20	<5	0.4	0.08	5.0	2.82	<0.1
A0962836	Drill Core	0.052	27.8	11.2	0.74	74.2	0.131	<20	1.52	0.122	0.94	2.6	2.2	0.41	0.54	<5	0.3	0.07	5.2	2.45	<0.1
A0962837	Drill Core	0.062	27.8	11.8	0.76	115.5	0.151	<20	1.22	0.071	0.96	10.4	2.6	0.45	0.66	<5	0.4	0.11	5.1	3.49	<0.1
A0962838	Drill Core	0.051	20.3	5.8	0.42	69.7	0.039	<20	0.55	0.012	0.36	1.3	0.7	0.16	1.22	<5	2.1	0.22	1.8	1.24	<0.1
A0962839	Drill Core	0.059	30.1	10.6	0.69	74.1	0.112	<20	0.95	0.038	0.76	4.1	2.4	0.37	1.16	<5	1.4	0.20	4.4	2.91	<0.1
A0962840	Drill Core	0.038	19.3	11.0	0.57	80.2	0.082	<20	0.72	0.053	0.57	0.8	2.9	0.29	1.14	<5	3.6	0.27	4.1	2.19	<0.1
A0962858	Drill Core	0.047	23.8	11.6	0.60	82.1	0.099	<20	0.78	0.023	0.69	7.7	1.7	0.31	0.78	<5	1.6	0.27	3.2	2.05	<0.1
A0962841	Drill Core	0.051	22.7	8.2	0.39	99.9	0.047	<20	0.99	0.070	0.53	8.8	1.2	0.23	1.50	<5	0.6	0.08	3.3	1.41	<0.1
A0962843	Drill Core	0.003	6.8	15.6	0.12	34.3	0.015	<20	0.22	0.049	0.14	0.2	1.0	0.05	0.58	<5	11.6	7.81	1.0	0.38	<0.1
A0962842	Drill Core	0.045	25.3	87.3	0.99	122.5	0.171	<20	1.27	0.082	1.04	12.5	9.1	0.43	1.40	<5	7.8	0.83	6.5	4.32	0.1
A0962844	Drill Core	0.013	8.9	16.6	0.23	45.0	0.021	<20	0.25	0.011	0.17	2.3	1.2	0.07	0.41	<5	6.0	4.19	1.0	0.66	<0.1
A0962845	Drill Core	0.056	27.8	31.4	0.63	74.4	0.109	<20	0.80	0.048	0.69	6.6	4.6	0.35	1.86	<5	3.2	0.49	5.2	1.69	<0.1
A0962846	Drill Core	0.058	28.6	19.8	0.64	65.4	0.096	<20	0.86	0.052	0.72	2.4	2.8	0.35	1.67	<5	0.9	0.25	4.8	1.84	<0.1
A0962847	Drill Core	0.062	30.1	8.9	0.47	58.3	0.098	<20	0.65	0.050	0.54	3.2	1.6	0.27	1.32	14	2.0	0.51	3.3	1.79	<0.1
A0962848	Drill Core	0.100	23.0	239.9	1.95	390.0	0.221	<20	2.84	0.209	1.63	0.2	6.4	0.49	0.16	<5	0.4	0.05	8.5	9.69	0.1
A0962849	Drill Core	0.058	11.2	75.5	1.22	142.5	0.160	<20	2.09	0.023	1.35	0.1	6.2	0.48	0.33	<5	0.3	0.06	7.5	5.58	<0.1
A0962850	Drill Core	0.071	28.2	11.9	0.77	29.8	0.121	<20	0.95	0.050	0.33	0.3	1.8	0.17	0.73	<5	<0.1	<0.02	4.9	1.33	<0.1
A0962726	Drill Core	0.073	32.1	41.6	0.83	164.2	0.182	<20	1.62	0.069	1.22	0.1	4.4	0.33	<0.02	<5	<0.1	<0.02	6.8	2.10	<0.1
A0962727	Drill Core	0.071	32.0	41.8	0.74	169.2	0.189	<20	1.53	0.069	1.13	0.1	3.8	0.36	<0.02	<5	<0.1	<0.02	6.3	2.21	<0.1
A0962728	Drill Core	0.063	32.7	16.8	0.56	136.0	0.175	<20	1.25	0.059	0.95	<0.1	2.1	0.33	0.03	<5	<0.1	<0.02	5.1	2.15	<0.1
A0962729	Drill Core	0.063	31.6	18.6	0.48	95.4	0.133	<20	1.08	0.056	0.64	0.1	2.2	0.21	0.05	<5	0.2	<0.02	5.0	1.89	<0.1
A0962730	Drill Core	0.067	32.3	10.3	0.35	75.0	0.087	<20	0.98	0.040	0.54	<0.1	1.8	0.19	0.07	<5	0.1	<0.02	4.3	1.55	<0.1
A0962731	Drill Core	0.065	34.2	10.6	0.28	63.7	0.085	<20	0.88	0.042	0.53	0.1	1.5	0.20	0.09	<5	0.1	<0.02	3.4	1.47	<0.1
A0962732	Drill Core	0.063	31.1	13.6	0.27	131.4	0.119	<20	0.93	0.056	0.64	<0.1	2.1	0.29	0.02	<5	0.1	<0.02	4.4	1.90	<0.1
A0962733	Drill Core	0.042	31.0	9.9	0.34	87.9	0.090	<20	0.90	0.049	0.69	<0.1	1.4	0.53	0.15	<5	<0.1	<0.02	3.7	2.37	<0.1

This report supersedes all previous preliminary and final reports with this file number dated prior to the date on this certificate. Signature indicates final approval; preliminary reports are unsigned and should be used for reference only.

BUREAU VERITAS MINERAL LABORATORIES Canada

www.bvna.com/mining-laboratory-services

Bureau Veritas Commodities Canada Ltd.

9050 Shaughnessy St Vancouver British Columbia V6P 6E5 Canada
PHONE (604) 253-3158

Client: **Kinross Gold Corp.**
25 York St., #17
Toronto Ontario M5J 2V5 Canada

Project: Great Bear Project
Report Date: December 20, 2024

CERTIFICATE OF ANALYSIS TIM24000350.1

Method		AQ250	AQ250	AQ250	AQ250	AQ250	AQ250	AQ250	AQ250	AQ250	AQ250	AQ250	AQ250	AQ250	AQ250	TC006	TC000	TC000
Analyte		Hf	Nb	Rb	Sn	Ta	Zr	Y	Ce	In	Re	Be	Li	Pd	Pt	CO2	TOT/C	TOT/S
Unit		ppm	ppm	ppm	ppm	ppm	ppm	ppm	ppm	ppm	ppb	ppm	ppm	ppb	ppb	%	%	%
MDL		0.02	0.02	0.1	0.1	0.05	0.1	0.01	0.1	0.02	1	0.1	0.1	10	2	0.08	0.02	0.02
A0962831	Drill Core	0.60	0.05	48.0	0.4	<0.05	21.6	6.81	56.7	<0.02	<1	<0.1	11.4	<10	2	0.74		
A0962832	Drill Core	0.72	0.05	39.6	0.3	<0.05	26.9	7.85	67.6	<0.02	<1	0.2	9.0	<10	<2	0.80		
A0962833	Drill Core	0.66	0.07	35.0	0.2	<0.05	23.7	6.79	61.9	<0.02	<1	0.1	7.0	<10	<2	0.52		
A0962834	Drill Core	0.56	0.05	57.1	0.3	<0.05	22.7	7.78	73.9	<0.02	<1	0.1	12.0	<10	<2	1.01		
A0962857	Drill Core	0.58	0.02	47.8	0.4	<0.05	19.7	7.56	67.6	<0.02	<1	<0.1	12.7	<10	<2	0.65		
A0962835	Drill Core	0.81	0.05	52.1	0.3	<0.05	28.6	7.53	58.4	<0.02	<1	0.2	13.0	<10	2	0.21		
A0962836	Drill Core	0.42	0.04	55.3	0.4	<0.05	15.6	6.34	53.8	<0.02	<1	0.2	12.3	<10	<2	0.99	0.27	0.47
A0962837	Drill Core	0.51	0.05	58.5	0.4	<0.05	19.5	5.90	54.3	<0.02	<1	0.1	13.7	<10	<2	0.82		
A0962838	Drill Core	0.16	0.05	16.7	0.2	<0.05	6.1	3.73	39.4	<0.02	<1	0.2	6.3	<10	<2	0.81		
A0962839	Drill Core	0.43	0.07	47.3	0.5	<0.05	15.8	6.54	58.4	<0.02	<1	0.1	12.2	<10	<2	0.30		
A0962840	Drill Core	0.24	<0.02	34.9	0.8	<0.05	8.7	4.72	38.8	<0.02	<1	<0.1	10.5	<10	2	0.09		
A0962858	Drill Core	0.31	0.04	37.2	0.4	<0.05	11.3	4.77	46.6	<0.02	<1	<0.1	9.6	<10	<2	1.40		
A0962841	Drill Core	0.24	0.07	25.8	0.3	<0.05	9.3	5.16	44.1	<0.02	<1	0.3	7.1	<10	<2	0.28		
A0962843	Drill Core	0.08	<0.02	6.2	0.4	<0.05	2.9	1.13	12.9	<0.02	<1	<0.1	2.6	<10	17	0.10		
A0962842	Drill Core	0.21	0.04	56.7	1.6	<0.05	8.2	5.24	49.6	0.03	<1	0.1	18.1	<10	2	<0.08		
A0962844	Drill Core	0.07	<0.02	7.3	0.2	<0.05	2.6	1.17	18.0	<0.02	<1	<0.1	3.3	<10	<2	0.57		
A0962845	Drill Core	0.30	0.08	39.2	1.4	<0.05	12.0	5.43	54.9	<0.02	<1	0.1	11.6	<10	<2	0.40		
A0962846	Drill Core	0.32	0.08	40.2	0.6	<0.05	12.2	5.55	55.6	<0.02	<1	0.1	12.2	<10	<2	0.58		
A0962847	Drill Core	0.34	0.16	34.6	0.4	<0.05	12.4	6.51	61.2	<0.02	<1	<0.1	8.6	<10	<2	0.38		
A0962848	Drill Core	0.26	0.03	74.5	0.5	<0.05	13.8	14.27	48.7	0.02	<1	0.3	24.4	<10	2	0.14		
A0962849	Drill Core	0.39	0.12	69.3	0.4	<0.05	17.5	3.67	22.3	<0.02	<1	<0.1	19.5	<10	2	<0.08	0.04	0.32
A0962850	Drill Core	0.47	0.15	18.6	0.3	<0.05	15.0	6.11	54.9	<0.02	<1	0.1	12.1	<10	<2	0.60		
A0962726	Drill Core	0.42	0.07	56.6	0.4	<0.05	19.3	5.81	63.4	<0.02	<1	<0.1	17.8	<10	<2	0.13		
A0962727	Drill Core	0.43	0.06	59.1	0.4	<0.05	20.9	6.63	64.0	<0.02	<1	<0.1	14.4	<10	<2	0.21		
A0962728	Drill Core	0.49	0.09	50.7	0.2	<0.05	19.1	6.83	63.6	<0.02	<1	<0.1	15.0	<10	<2	0.67		
A0962729	Drill Core	0.44	0.14	35.7	0.3	<0.05	18.3	6.39	60.8	<0.02	<1	<0.1	14.5	<10	<2	0.56		
A0962730	Drill Core	0.53	0.12	31.3	0.2	<0.05	23.4	6.88	63.1	<0.02	<1	<0.1	12.1	<10	<2	0.16		
A0962731	Drill Core	0.60	0.13	29.8	0.2	<0.05	25.8	7.89	67.5	<0.02	<1	<0.1	8.7	<10	2	<0.08	0.06	0.11
A0962732	Drill Core	0.63	0.14	45.0	0.2	<0.05	25.6	8.05	61.7	<0.02	<1	<0.1	10.7	<10	<2	0.37		
A0962733	Drill Core	1.40	0.20	42.3	0.2	<0.05	54.2	7.27	60.7	<0.02	<1	<0.1	10.3	<10	<2	0.17		

This report supersedes all previous preliminary and final reports with this file number dated prior to the date on this certificate. Signature indicates final approval; preliminary reports are unsigned and should be used for reference only.

BUREAU VERITAS MINERAL LABORATORIES Canada

www.bvna.com/mining-laboratory-services

Bureau Veritas Commodities Canada Ltd.

9050 Shaughnessy St Vancouver British Columbia V6P 6E5 Canada
PHONE (604) 253-3158

Client: **Kinross Gold Corp.**
25 York St., #17
Toronto Ontario M5J 2V5 Canada

Project: Great Bear Project
Report Date: December 20, 2024

CERTIFICATE OF ANALYSIS TIM24000350.1

Method		WGHT	AQ250	AQ250	AQ250	AQ250	AQ250	AQ250	AQ250	AQ250	AQ250	AQ250	AQ250	AQ250	AQ250	AQ250	AQ250	AQ250	AQ250	AQ250	AQ250
Analyte		Wgt	Mo	Cu	Pb	Zn	Ag	Ni	Co	Mn	Fe	As	U	Au	Th	Sr	Cd	Sb	Bi	V	Ca
Unit		kg	ppm	ppm	ppm	ppm	ppb	ppm	ppm	ppm	%	ppm	ppm	ppb	ppm	ppm	ppm	ppm	ppm	ppm	%
MDL		0.01	0.01	0.01	0.01	0.1	2	0.1	0.1	1	0.01	0.1	0.1	0.2	0.1	0.5	0.01	0.02	0.02	1	0.01
A0962734	Drill Core	1.41	0.96	13.50	3.87	67.3	87	8.1	5.2	380	2.08	0.6	1.6	0.4	8.1	9.2	0.07	0.07	0.84	11	0.32
A0962735	Drill Core	3.14	1.26	14.03	6.89	54.8	115	6.1	4.3	293	1.64	0.4	1.4	2.2	9.3	9.4	0.07	0.06	0.18	9	0.27
A0962736	Drill Core	3.16	1.19	12.49	7.75	76.3	109	5.2	4.2	245	1.43	0.5	1.8	0.9	10.5	12.7	0.12	0.06	0.15	8	0.47
DX758054	Drill Core	1.40	0.90	18.17	7.62	45.8	123	15.2	9.2	320	2.05	4.7	1.4	0.7	8.1	17.3	0.07	0.06	0.33	22	0.81
DX758055	Drill Core	1.61	0.73	24.23	3.32	57.3	93	14.3	10.5	340	2.30	0.5	1.7	0.6	8.2	16.1	<0.01	0.04	0.13	24	0.39
DX758056	Drill Core	2.04	1.58	15.85	3.64	39.4	94	13.6	8.8	193	1.74	2.7	1.6	0.5	8.1	9.0	0.02	0.05	0.26	18	0.37
DX758057	Drill Core	0.83	1.85	17.45	3.33	14.8	121	12.6	8.7	397	2.01	3.7	1.4	4.7	7.3	25.7	0.03	0.12	0.35	11	1.75
DX758058	Drill Core	1.63	1.55	21.83	2.93	58.1	123	13.4	8.2	297	2.13	2.5	1.6	3.1	8.2	8.7	0.08	0.08	0.13	18	0.23
DX758059	Drill Core	2.13	1.30	16.04	3.40	37.4	115	15.6	10.7	209	1.99	2.5	1.6	2.8	7.9	9.4	0.02	0.09	0.17	15	0.36
DX758060	Drill Core	1.35	0.61	13.31	10.59	10.7	59	5.7	3.8	139	1.08	1.6	0.5	<0.2	2.6	5.3	<0.01	0.06	0.12	6	0.33
DX758061	Drill Core	2.24	1.01	20.96	4.74	52.3	110	19.2	9.7	405	2.24	1.8	1.4	0.7	8.0	22.9	0.03	0.05	0.21	30	0.75
DX758062	Drill Core	1.63	0.89	65.31	6.78	33.0	112	13.2	9.8	295	1.69	2.5	0.9	5.1	5.6	22.2	0.11	0.10	0.09	17	1.35
DX758063	Drill Core	2.27	1.08	17.94	19.77	60.9	103	12.7	8.1	353	2.10	1.4	1.2	0.7	6.9	15.0	0.11	0.07	0.05	30	0.75
DX758064	Drill Core	1.98	1.05	18.13	10.15	62.2	82	15.7	9.5	355	2.28	7.4	1.1	1.9	6.5	14.9	0.07	0.10	0.08	29	0.58
DX758065	Drill Core	2.41	0.84	21.03	19.12	67.0	85	15.9	9.3	385	2.14	4.4	1.1	1.8	6.9	18.0	0.08	0.07	0.06	34	0.81
DX758066	Drill Core	1.95	0.86	18.11	9.87	72.6	160	10.5	8.4	389	2.06	5.4	1.5	8.1	7.9	9.5	0.09	0.10	0.08	20	0.36
DX758067	Drill Core	1.48	0.85	20.28	6.59	61.5	192	10.8	8.7	421	2.20	11.7	1.4	3.6	7.8	16.0	0.09	0.16	0.11	23	0.72
DX758068	Drill Core	1.87	1.31	16.82	12.86	75.7	160	11.5	9.9	434	2.29	12.9	1.4	5.7	7.8	15.6	0.12	0.11	0.11	32	0.73
DX758069	Drill Core	2.65	1.69	24.72	7.65	62.8	114	17.6	12.1	439	2.64	3.7	1.6	1.9	8.6	25.7	0.08	0.13	0.07	39	1.54
DX758070	Drill Core	1.59	2.47	19.24	4.12	54.1	109	18.3	10.6	414	2.52	35.7	1.4	2.8	7.7	23.4	0.05	0.33	0.09	31	0.90
DX758071	Drill Core	1.06	1.81	16.73	6.74	55.3	91	11.4	8.9	327	1.98	7.5	1.4	1.0	7.8	14.0	0.06	0.08	0.06	22	0.74
DX758072	Drill Core	0.98	1.96	23.06	17.43	296.2	260	13.5	10.0	468	2.42	5.1	1.2	7.3	6.6	14.7	0.84	0.08	0.05	24	1.15
DX758073	Drill Core	2.26	1.25	19.64	10.13	52.7	161	14.5	9.9	658	2.38	8.9	1.5	21.6	7.5	22.0	0.11	0.09	0.26	35	1.56
DX758074	Drill Core	1.28	0.67	14.73	9.09	127.1	116	8.7	7.0	525	1.83	10.4	1.4	23.2	8.8	22.0	0.44	0.11	0.09	21	1.40
DX758075	Drill Core	2.00	1.25	19.27	6.28	45.1	109	15.9	10.1	454	2.32	7.7	1.5	10.8	7.6	23.3	0.05	0.09	0.40	37	1.21
DX758076	Drill Core	1.79	1.14	25.90	3.48	54.2	173	15.2	10.5	613	2.45	11.2	1.5	40.8	7.8	21.0	0.11	0.09	0.07	39	1.67
DX758077	Drill Core	1.82	2.02	16.83	10.31	60.2	191	15.1	9.6	484	2.36	12.7	1.6	14.5	7.8	17.1	0.11	0.09	0.28	37	1.08
DX758078	Drill Core	2.17	0.57	19.84	8.81	44.5	148	17.4	10.2	570	2.46	18.5	1.5	25.0	7.4	16.7	0.06	0.11	0.08	40	1.26
DX758079	Drill Core	2.23	0.62	20.94	2.88	41.9	156	15.6	10.0	435	2.40	7.9	1.6	7.2	7.6	13.4	0.02	0.10	0.02	39	0.78
DX758080	Drill Core	1.70	0.55	15.93	14.53	79.4	240	14.6	9.7	681	2.41	20.2	1.7	67.1	7.6	12.5	0.16	0.15	0.05	34	0.95

This report supersedes all previous preliminary and final reports with this file number dated prior to the date on this certificate. Signature indicates final approval; preliminary reports are unsigned and should be used for reference only.

BUREAU VERITAS MINERAL LABORATORIES Canada

www.bvna.com/mining-laboratory-services

Bureau Veritas Commodities Canada Ltd.

9050 Shaughnessy St Vancouver British Columbia V6P 6E5 Canada
PHONE (604) 253-3158

Client: **Kinross Gold Corp.**
25 York St., #17
Toronto Ontario M5J 2V5 Canada

Project: Great Bear Project
Report Date: December 20, 2024

CERTIFICATE OF ANALYSIS TIM24000350.1

		Method	AQ250	AQ250	AQ250	AQ250	AQ250	AQ250	AQ250	AQ250	AQ250	AQ250	AQ250	AQ250	AQ250	AQ250	AQ250	AQ250	AQ250	AQ250	AQ250
		Analyte	P	La	Cr	Mg	Ba	Ti	B	Al	Na	K	W	Sc	Tl	S	Hg	Se	Te	Ga	Cs	Ge
		Unit	%	ppm	ppm	%	ppm	%	ppm	%	%	%	ppm	ppm	ppm	%	ppb	ppm	ppm	ppm	ppm	ppm
		MDL	0.001	0.5	0.5	0.01	0.5	0.001	20	0.01	0.001	0.01	0.1	0.1	0.02	0.02	5	0.1	0.02	0.1	0.02	0.1
A0962734	Drill Core		0.048	34.7	6.7	0.29	114.1	0.089	<20	0.81	0.044	0.64	<0.1	1.2	0.48	0.28	<5	0.2	0.17	3.3	3.23	<0.1
A0962735	Drill Core		0.033	32.4	6.2	0.16	79.7	0.062	<20	0.68	0.048	0.45	<0.1	1.1	0.33	0.28	<5	0.2	<0.02	2.9	1.80	<0.1
A0962736	Drill Core		0.025	38.0	4.0	0.16	70.1	0.054	<20	0.63	0.050	0.41	<0.1	1.1	0.31	0.20	<5	0.3	<0.02	2.6	1.31	<0.1
DX758054	Drill Core		0.054	31.4	9.9	0.39	85.7	0.088	<20	1.14	0.078	0.51	<0.1	1.6	0.28	0.54	<5	0.1	0.03	4.2	1.76	<0.1
DX758055	Drill Core		0.057	30.0	8.1	0.58	86.0	0.146	<20	1.36	0.066	0.89	<0.1	1.7	0.38	0.27	<5	0.1	<0.02	4.6	2.15	<0.1
DX758056	Drill Core		0.053	29.2	7.4	0.36	81.5	0.071	<20	0.85	0.048	0.47	<0.1	1.3	0.18	0.47	<5	0.1	<0.02	3.3	1.58	<0.1
DX758057	Drill Core		0.054	27.5	5.0	0.19	52.3	0.041	<20	0.52	0.039	0.25	0.1	1.0	0.09	1.68	<5	0.1	0.06	1.8	0.62	<0.1
DX758058	Drill Core		0.054	30.7	6.2	0.47	105.1	0.089	<20	0.84	0.046	0.59	0.1	1.4	0.27	1.11	<5	0.2	0.03	3.5	2.09	<0.1
DX758059	Drill Core		0.053	28.0	6.4	0.31	70.1	0.070	<20	0.81	0.052	0.51	0.1	1.1	0.21	1.14	<5	0.1	<0.02	2.9	1.39	<0.1
DX758060	Drill Core		0.016	10.4	3.9	0.15	13.9	0.027	<20	0.30	0.022	0.10	<0.1	0.5	0.05	0.33	<5	<0.1	<0.02	1.3	0.40	<0.1
DX758061	Drill Core		0.053	30.7	21.4	0.68	75.0	0.137	<20	1.24	0.088	0.62	0.1	2.1	0.30	0.54	<5	0.1	<0.02	4.9	2.44	<0.1
DX758062	Drill Core		0.055	27.5	6.5	0.60	18.2	0.053	<20	0.84	0.037	0.11	0.1	1.5	0.08	0.51	<5	0.1	<0.02	4.7	0.14	<0.1
DX758063	Drill Core		0.051	24.5	12.6	0.61	94.3	0.127	<20	1.07	0.067	0.67	0.1	1.9	0.33	0.44	<5	0.1	<0.02	4.5	2.14	<0.1
DX758064	Drill Core		0.057	29.5	11.6	0.86	89.4	0.117	<20	1.27	0.056	0.79	<0.1	2.3	0.43	0.92	<5	<0.1	<0.02	5.4	2.54	<0.1
DX758065	Drill Core		0.059	29.3	14.6	0.81	85.4	0.137	<20	1.19	0.055	0.75	<0.1	2.7	0.40	0.71	<5	<0.1	<0.02	5.2	2.38	<0.1
DX758066	Drill Core		0.053	27.6	4.7	0.69	71.2	0.116	<20	1.13	0.050	0.82	<0.1	1.5	0.56	0.68	<5	0.1	<0.02	4.2	2.91	<0.1
DX758067	Drill Core		0.056	26.1	6.7	0.57	55.7	0.094	<20	1.05	0.066	0.57	<0.1	1.8	0.38	1.12	<5	0.1	<0.02	4.1	2.17	<0.1
DX758068	Drill Core		0.057	26.6	8.3	0.74	87.9	0.130	<20	1.17	0.068	0.75	<0.1	2.7	0.45	0.83	<5	0.2	0.14	5.0	2.66	<0.1
DX758069	Drill Core		0.066	30.4	12.8	0.94	47.0	0.163	<20	1.36	0.055	0.27	0.3	3.0	0.13	0.54	<5	0.2	0.04	5.8	1.97	<0.1
DX758070	Drill Core		0.062	29.4	14.0	0.78	51.4	0.120	<20	1.10	0.066	0.40	0.1	2.0	0.22	1.50	<5	<0.1	<0.02	4.4	1.42	<0.1
DX758071	Drill Core		0.054	27.2	7.2	0.56	52.0	0.098	<20	0.95	0.046	0.28	0.2	1.7	0.12	0.78	<5	0.1	<0.02	4.1	1.06	<0.1
DX758072	Drill Core		0.056	27.3	8.4	0.96	31.1	0.096	<20	1.41	0.033	0.20	0.1	1.6	0.12	0.45	<5	0.1	0.03	5.5	0.83	<0.1
DX758073	Drill Core		0.069	31.7	12.3	0.80	62.3	0.161	<20	1.17	0.054	0.62	1.7	2.9	0.36	0.53	<5	0.2	0.02	5.5	2.14	<0.1
DX758074	Drill Core		0.059	36.4	6.7	0.55	84.7	0.120	<20	0.93	0.049	0.60	1.0	1.8	0.38	0.42	<5	0.2	<0.02	4.1	1.83	<0.1
DX758075	Drill Core		0.063	29.2	34.1	0.87	68.3	0.146	<20	1.15	0.051	0.55	0.8	3.0	0.29	0.58	<5	0.4	0.06	5.6	2.07	<0.1
DX758076	Drill Core		0.068	32.8	14.0	0.80	115.2	0.168	<20	1.23	0.061	0.87	1.4	3.3	0.44	0.55	<5	0.2	0.02	5.7	2.79	<0.1
DX758077	Drill Core		0.068	33.4	15.7	0.78	93.6	0.180	<20	1.25	0.063	0.97	0.9	3.1	0.50	0.54	<5	0.3	0.02	5.4	3.34	<0.1
DX758078	Drill Core		0.058	28.0	16.3	0.85	81.4	0.165	<20	1.30	0.065	0.92	0.9	3.5	0.47	0.65	<5	0.2	<0.02	5.8	3.08	<0.1
DX758079	Drill Core		0.056	28.5	14.5	0.75	76.5	0.167	<20	1.25	0.073	1.01	0.4	3.4	0.50	0.57	<5	0.1	<0.02	5.5	3.88	<0.1
DX758080	Drill Core		0.056	27.2	12.5	0.79	61.6	0.141	<20	1.18	0.075	0.84	0.3	2.7	0.49	1.09	<5	0.2	0.05	5.0	2.56	<0.1

This report supersedes all previous preliminary and final reports with this file number dated prior to the date on this certificate. Signature indicates final approval; preliminary reports are unsigned and should be used for reference only.

BUREAU VERITAS MINERAL LABORATORIES Canada

www.bvna.com/mining-laboratory-services

Bureau Veritas Commodities Canada Ltd.

9050 Shaughnessy St Vancouver British Columbia V6P 6E5 Canada
PHONE (604) 253-3158

Client: **Kinross Gold Corp.**
25 York St., #17
Toronto Ontario M5J 2V5 Canada

Project: Great Bear Project
Report Date: December 20, 2024

CERTIFICATE OF ANALYSIS TIM24000350.1

	Method	AQ250	AQ250	AQ250	AQ250	AQ250	AQ250	AQ250	AQ250	AQ250	AQ250	AQ250	AQ250	AQ250	AQ250	TC006	TC000	TC000
	Analyte	Hf	Nb	Rb	Sn	Ta	Zr	Y	Ce	In	Re	Be	Li	Pd	Pt	CO2	TOT/C	TOT/S
	Unit	ppm	ppm	ppm	ppm	ppm	ppm	ppm	ppm	ppm	ppb	ppm	ppm	ppb	ppb	%	%	%
	MDL	0.02	0.02	0.1	0.1	0.05	0.1	0.01	0.1	0.02	1	0.1	0.1	10	2	0.08	0.02	0.02
A0962734	Drill Core	1.23	0.18	45.8	0.4	<0.05	48.9	7.23	67.1	<0.02	<1	<0.1	8.5	<10	<2	0.19		
A0962735	Drill Core	1.26	0.17	28.7	0.3	<0.05	46.6	6.22	63.2	0.03	1	<0.1	5.6	<10	<2	0.18		
A0962736	Drill Core	1.40	0.16	23.5	0.3	<0.05	50.0	6.80	73.3	<0.02	<1	<0.1	5.2	<10	2	0.34		
DX758054	Drill Core	0.61	0.08	32.6	0.3	<0.05	21.3	5.15	59.4	<0.02	<1	0.2	14.0	<10	3	0.49		
DX758055	Drill Core	0.43	0.05	54.7	0.2	<0.05	18.1	5.78	57.4	<0.02	<1	0.1	14.2	<10	<2	0.16	0.05	0.26
DX758056	Drill Core	0.66	0.09	25.0	0.2	<0.05	24.7	5.67	55.1	<0.02	<1	<0.1	9.3	<10	<2	0.21		
DX758057	Drill Core	0.53	0.12	11.6	0.2	<0.05	19.6	5.19	50.5	<0.02	<1	0.1	6.1	<10	2	1.66		
DX758058	Drill Core	0.79	0.08	35.2	0.3	<0.05	28.2	5.95	58.3	<0.02	<1	<0.1	10.5	<10	2	0.09		
DX758059	Drill Core	0.67	0.11	28.0	0.2	<0.05	25.1	5.44	53.1	<0.02	1	<0.1	8.2	<10	2	0.18		
DX758060	Drill Core	0.22	0.04	5.0	0.6	<0.05	7.9	2.07	18.8	<0.02	<1	<0.1	4.8	<10	<2	0.23		
DX758061	Drill Core	0.49	0.06	39.7	0.3	<0.05	18.7	5.42	58.5	<0.02	<1	<0.1	16.4	<10	<2	0.42		
DX758062	Drill Core	0.40	0.08	3.5	0.4	<0.05	14.5	4.93	50.7	<0.02	<1	0.2	17.2	<10	<2	1.10	0.32	0.49
DX758063	Drill Core	0.55	0.05	42.3	0.3	<0.05	20.9	5.10	46.7	<0.02	1	<0.1	16.2	<10	<2	0.58		
DX758064	Drill Core	0.54	0.03	51.7	0.3	<0.05	20.8	5.04	56.4	<0.02	<1	0.2	21.3	<10	<2	0.41		
DX758065	Drill Core	0.48	0.03	48.5	0.3	<0.05	17.6	4.86	56.1	<0.02	<1	0.1	18.0	<10	<2	0.51		
DX758066	Drill Core	0.63	0.03	54.6	0.2	<0.05	23.0	5.71	52.2	<0.02	<1	0.1	14.3	<10	2	0.20		
DX758067	Drill Core	0.59	0.02	40.5	0.2	<0.05	22.6	6.06	50.2	<0.02	<1	0.1	12.9	<10	<2	0.48		
DX758068	Drill Core	0.52	<0.02	47.5	0.4	<0.05	21.7	5.81	52.6	<0.02	<1	0.1	15.8	<10	<2	0.54		
DX758069	Drill Core	0.54	0.07	15.6	0.4	<0.05	20.7	7.13	59.9	<0.02	<1	0.2	21.7	<10	<2	1.23	0.34	0.45
DX758070	Drill Core	0.62	0.10	23.7	0.3	<0.05	22.2	6.44	57.5	<0.02	<1	0.1	15.1	<10	<2	0.50		
DX758071	Drill Core	0.60	0.10	14.9	0.4	<0.05	23.8	5.95	52.9	<0.02	1	0.2	14.7	<10	<2	0.36		
DX758072	Drill Core	0.46	0.04	10.7	0.4	<0.05	18.0	5.56	52.0	<0.02	<1	0.4	30.0	<10	<2	0.82		
DX758073	Drill Core	0.66	0.08	36.5	0.6	<0.05	22.7	6.99	62.7	<0.02	1	<0.1	12.2	<10	<2	1.00		
DX758074	Drill Core	0.64	0.10	37.1	0.3	<0.05	24.9	6.02	70.9	<0.02	<1	<0.1	8.7	<10	2	1.09		
DX758075	Drill Core	0.68	0.08	33.6	0.5	<0.05	25.7	6.39	56.8	<0.02	<1	0.2	11.4	<10	2	1.02		
DX758076	Drill Core	0.50	0.05	50.7	0.4	<0.05	17.4	7.35	64.6	<0.02	<1	<0.1	14.5	<10	<2	1.63	0.47	0.52
DX758077	Drill Core	0.57	0.05	57.1	0.5	<0.05	19.8	6.51	63.3	<0.02	<1	<0.1	12.0	<10	3	0.93		
DX758078	Drill Core	0.69	0.05	58.2	0.5	<0.05	26.8	6.43	53.3	<0.02	<1	<0.1	11.9	<10	<2	1.12		
DX758079	Drill Core	0.64	0.04	65.5	0.4	<0.05	22.4	6.73	53.9	<0.02	<1	<0.1	10.5	<10	<2	0.61		
DX758080	Drill Core	0.64	0.04	57.6	0.4	<0.05	23.0	5.87	51.2	<0.02	<1	<0.1	10.6	<10	2	0.74		

This report supersedes all previous preliminary and final reports with this file number dated prior to the date on this certificate. Signature indicates final approval; preliminary reports are unsigned and should be used for reference only.

BUREAU VERITAS MINERAL LABORATORIES Canada

www.bvna.com/mining-laboratory-services

Bureau Veritas Commodities Canada Ltd.

9050 Shaughnessy St Vancouver British Columbia V6P 6E5 Canada
PHONE (604) 253-3158

Client: **Kinross Gold Corp.**
25 York St., #17
Toronto Ontario M5J 2V5 Canada

Project: Great Bear Project
Report Date: December 20, 2024

CERTIFICATE OF ANALYSIS TIM24000350.1

Method		WGHT	AQ250	AQ250	AQ250	AQ250	AQ250	AQ250	AQ250	AQ250	AQ250	AQ250	AQ250	AQ250	AQ250	AQ250	AQ250	AQ250	AQ250	AQ250	AQ250
Analyte		Wgt	Mo	Cu	Pb	Zn	Ag	Ni	Co	Mn	Fe	As	U	Au	Th	Sr	Cd	Sb	Bi	V	Ca
Unit		kg	ppm	ppm	ppm	ppm	ppb	ppm	ppm	ppm	%	ppm	ppm	ppb	ppm	ppm	ppm	ppm	ppm	ppm	%
MDL		0.01	0.01	0.01	0.01	0.1	2	0.1	0.1	1	0.01	0.1	0.1	0.2	0.1	0.5	0.01	0.02	0.02	1	0.01
DX758081	Drill Core	1.80	1.52	13.08	4.51	40.2	153	16.5	9.4	487	2.12	10.2	1.4	34.0	7.4	21.1	0.02	0.09	0.21	33	1.37
DX758082	Drill Core	2.07	0.46	10.52	12.74	37.8	138	7.9	5.9	407	1.73	25.2	1.3	39.6	6.5	11.5	0.10	0.23	0.12	11	0.74
DX758083	Drill Core	1.88	0.48	12.75	30.64	54.8	189	7.9	6.0	487	1.62	18.1	1.3	9.9	6.7	12.9	0.11	0.24	0.12	13	0.81
DX758084	Drill Core	1.98	1.36	6.10	76.85	103.5	347	11.1	8.0	534	1.99	28.1	1.4	32.7	7.3	30.0	0.37	0.22	0.28	19	1.08
DX758085	Drill Core	1.46	1.39	23.46	32.90	104.6	195	16.3	11.3	821	2.63	11.1	1.7	19.8	8.7	18.3	0.27	0.11	0.07	41	1.22
DX758086	Drill Core	1.59	1.84	12.91	12.45	73.8	183	16.3	10.9	837	2.66	8.9	1.7	28.2	8.7	16.7	0.16	0.10	0.07	44	1.26
DX758087	Drill Core	1.79	1.22	20.89	7.72	74.0	206	16.3	11.5	688	2.67	9.4	1.7	13.4	8.5	19.9	0.17	0.10	0.11	44	1.38
DX758088	Drill Core	1.04	1.13	39.62	38.13	93.2	321	14.4	9.9	681	2.32	29.3	1.4	42.9	7.5	13.4	0.35	0.31	0.09	25	1.19
DX758089	Drill Core	1.94	0.75	14.93	71.86	111.3	275	18.0	10.8	602	2.47	58.1	1.8	42.8	7.5	10.6	0.27	0.26	0.08	22	0.32
DX758090	Drill Core	2.08	0.66	28.34	75.88	177.8	283	15.6	10.3	482	2.20	72.0	1.8	66.9	7.7	8.6	0.71	0.31	0.04	13	0.31
DX758091	Drill Core	1.98	0.72	36.74	68.57	109.1	254	15.3	9.9	617	2.23	31.8	1.8	89.6	7.7	7.2	0.24	0.16	0.02	19	0.22
DX758092	Drill Core	1.86	0.49	24.58	144.95	413.2	473	14.6	9.4	712	2.37	27.0	1.7	341.2	7.4	15.2	2.25	0.24	0.04	27	0.67
DX758093	Drill Core	1.79	0.47	26.31	18.73	65.2	268	14.3	9.0	776	2.22	39.5	1.7	45.5	7.7	12.6	0.09	0.11	<0.02	30	0.80
DX758094	Drill Core	0.87	0.46	59.89	102.87	415.7	442	13.7	8.8	508	2.40	69.0	1.7	633.1	7.1	9.9	1.81	0.18	0.09	23	0.46
DX758095	Drill Core	1.65	0.45	40.93	28.63	115.9	282	15.0	9.6	581	2.36	15.9	1.8	109.8	8.0	11.2	0.31	0.12	0.06	34	0.56
DX758096	Drill Core	2.24	0.72	27.51	7.13	92.5	179	19.8	9.2	595	2.15	12.5	1.7	74.4	7.5	11.6	0.23	0.08	0.03	34	0.89
DX758097	Drill Core	2.20	0.85	13.20	177.00	277.7	640	13.3	8.7	245	2.77	190.1	1.6	1094.9	6.9	13.4	1.05	0.35	0.53	10	0.47
DX758098	Drill Core	2.02	0.86	7.50	188.52	333.1	596	11.0	8.5	203	2.08	145.4	1.3	2126.5	5.9	11.0	1.33	0.32	0.39	7	0.41
DX758099	Drill Core	1.95	0.86	12.63	3.67	34.4	95	14.5	9.1	557	2.24	107.0	1.7	79.0	7.4	17.1	0.03	0.11	0.05	34	0.80
DX758100	Drill Core	1.96	0.72	9.52	6.25	21.1	278	14.4	9.5	606	2.31	237.7	1.8	378.7	7.8	13.6	0.04	0.18	0.05	31	0.92
DX758101	Drill Core	2.00	0.95	7.76	161.55	168.9	704	11.6	7.4	330	2.75	300.7	1.3	1650.9	5.7	20.1	0.56	0.34	0.16	12	0.69
A0963501	Drill Core	1.98	1.13	57.13	2.92	79.3	157	50.7	19.9	266	4.49	47.6	1.0	10.3	4.5	6.8	0.04	0.18	0.21	73	0.23
A0963502	Drill Core	2.32	1.39	54.35	2.39	80.6	124	55.5	21.2	324	4.02	92.4	1.1	3.0	4.8	20.0	0.05	0.09	0.18	80	0.36
A0963503	Drill Core	1.81	1.67	61.33	2.91	88.9	232	67.4	24.3	306	4.38	88.7	1.3	9.3	5.7	13.3	0.04	0.16	0.22	81	0.39
A0963504	Drill Core	2.04	1.03	16.03	3.06	55.9	291	9.9	8.9	438	2.37	3.8	1.6	7.7	8.0	13.7	0.03	0.08	0.11	30	1.04
A0963505	Drill Core	2.09	1.59	48.14	3.55	92.9	204	71.2	22.7	419	4.09	334.9	1.4	8.5	6.4	25.1	0.04	0.10	0.20	72	0.45
A0963506	Drill Core	2.61	0.86	19.47	4.83	56.5	651	16.4	8.5	364	2.02	28.2	1.5	945.8	7.5	16.7	0.07	0.14	0.14	20	0.78
A0963507	Drill Core	2.06	1.32	6.89	5.49	46.2	185	1.0	2.2	239	1.69	81.4	1.5	26.7	10.1	5.8	0.04	0.34	0.10	<1	0.53
A0963508	Drill Core	1.00	0.85	27.28	3.75	39.9	202	14.3	12.6	473	2.71	37.8	1.2	11.4	7.0	40.1	0.03	0.20	0.56	53	1.35
A0964143	Drill Core	0.98	1.48	17.48	32.69	95.9	247	11.7	9.5	278	2.08	15.3	1.2	3.8	7.3	10.9	0.21	0.05	0.14	23	0.58

This report supersedes all previous preliminary and final reports with this file number dated prior to the date on this certificate. Signature indicates final approval; preliminary reports are unsigned and should be used for reference only.

BUREAU VERITAS MINERAL LABORATORIES Canada

www.bvna.com/mining-laboratory-services

Bureau Veritas Commodities Canada Ltd.

9050 Shaughnessy St Vancouver British Columbia V6P 6E5 Canada
PHONE (604) 253-3158

Client: **Kinross Gold Corp.**
25 York St., #17
Toronto Ontario M5J 2V5 Canada

Project: Great Bear Project
Report Date: December 20, 2024

CERTIFICATE OF ANALYSIS TIM24000350.1

		Method	AQ250	AQ250	AQ250	AQ250	AQ250	AQ250	AQ250	AQ250	AQ250	AQ250	AQ250	AQ250	AQ250	AQ250	AQ250	AQ250	AQ250	AQ250	AQ250
		Analyte	P	La	Cr	Mg	Ba	Ti	B	Al	Na	K	W	Sc	Tl	S	Hg	Se	Te	Ga	Cs	Ge
		Unit	%	ppm	ppm	%	ppm	%	ppm	%	%	%	ppm	ppm	ppm	%	ppb	ppm	ppm	ppm	ppm	ppm
		MDL	0.001	0.5	0.5	0.01	0.5	0.001	20	0.01	0.001	0.01	0.1	0.1	0.02	0.02	5	0.1	0.02	0.1	0.02	0.1
DX758081	Drill Core		0.058	30.1	16.5	0.70	87.0	0.154	<20	1.13	0.061	0.88	0.7	2.5	0.53	0.50	<5	0.4	<0.02	5.0	3.13	<0.1
DX758082	Drill Core		0.047	27.0	6.4	0.45	48.6	0.077	<20	0.67	0.054	0.49	0.2	0.8	0.42	1.03	<5	0.2	0.02	2.9	2.08	<0.1
DX758083	Drill Core		0.045	26.4	7.8	0.42	48.8	0.080	<20	0.69	0.063	0.50	0.4	1.0	0.48	1.00	<5	0.3	0.02	3.0	2.30	<0.1
DX758084	Drill Core		0.049	27.5	8.3	0.56	37.2	0.091	<20	1.31	0.133	0.50	0.5	1.1	0.56	1.25	<5	0.6	0.05	4.3	2.16	<0.1
DX758085	Drill Core		0.079	37.8	13.6	0.83	87.1	0.194	<20	1.36	0.069	1.09	1.8	3.2	0.81	0.76	<5	0.5	0.03	5.7	4.55	<0.1
DX758086	Drill Core		0.078	37.8	14.2	0.87	84.8	0.184	<20	1.41	0.060	0.97	0.8	3.7	0.59	0.63	<5	0.2	<0.02	6.2	4.08	<0.1
DX758087	Drill Core		0.080	36.7	13.5	0.90	75.0	0.213	<20	1.46	0.063	1.15	1.8	4.0	0.65	0.49	<5	0.2	<0.02	6.2	4.25	<0.1
DX758088	Drill Core		0.068	31.2	10.6	0.66	40.3	0.087	<20	1.14	0.051	0.35	0.4	1.8	0.17	0.92	7	0.3	0.02	5.1	1.03	<0.1
DX758089	Drill Core		0.057	28.5	14.7	0.70	89.5	0.092	<20	1.20	0.052	0.84	0.2	1.9	0.53	1.62	<5	0.3	0.03	4.2	3.22	<0.1
DX758090	Drill Core		0.054	28.3	6.9	0.49	62.1	0.072	<20	0.98	0.046	0.66	0.2	1.2	0.45	1.45	<5	0.4	0.06	3.3	2.24	<0.1
DX758091	Drill Core		0.058	28.4	8.2	0.64	61.7	0.113	<20	1.12	0.051	0.85	0.2	1.7	0.65	1.05	<5	0.3	0.07	4.2	3.63	<0.1
DX758092	Drill Core		0.053	27.6	10.8	0.76	77.3	0.135	<20	1.49	0.098	0.93	0.3	2.4	0.66	0.82	<5	0.4	0.05	5.5	3.94	<0.1
DX758093	Drill Core		0.053	26.8	12.3	0.76	66.5	0.155	<20	1.32	0.090	0.92	1.1	2.7	0.61	0.51	<5	0.3	0.03	5.3	3.59	<0.1
DX758094	Drill Core		0.051	25.0	10.3	0.66	58.3	0.101	<20	1.12	0.068	0.76	0.9	2.3	0.48	1.32	<5	0.7	0.10	4.7	3.01	<0.1
DX758095	Drill Core		0.057	29.5	12.8	0.83	91.3	0.161	<20	1.38	0.082	0.99	0.4	3.2	0.57	0.58	<5	0.2	0.03	5.9	4.60	<0.1
DX758096	Drill Core		0.055	27.9	26.0	0.77	111.5	0.165	<20	1.21	0.068	0.92	1.5	3.1	0.47	0.38	<5	0.2	0.02	5.5	3.49	<0.1
DX758097	Drill Core		0.047	25.5	5.4	0.40	68.9	0.052	<20	1.04	0.057	0.56	0.3	0.9	0.28	2.44	<5	1.2	0.19	3.2	1.64	<0.1
DX758098	Drill Core		0.053	24.8	3.8	0.25	48.5	0.036	<20	0.76	0.045	0.43	0.3	0.7	0.17	1.53	<5	0.9	0.14	2.3	0.95	<0.1
DX758099	Drill Core		0.055	27.2	15.4	0.78	62.8	0.159	<20	1.45	0.120	0.90	1.0	2.8	0.44	0.59	<5	0.2	0.06	5.6	3.22	<0.1
DX758100	Drill Core		0.053	28.6	13.1	0.71	47.3	0.127	<20	1.31	0.098	0.81	0.7	2.8	0.42	0.85	<5	0.1	0.07	5.1	2.87	<0.1
DX758101	Drill Core		0.043	21.7	6.3	0.42	48.0	0.057	<20	1.38	0.095	0.59	0.6	1.1	0.26	2.39	<5	0.8	0.15	4.1	1.63	<0.1
A0963501	Drill Core		0.062	17.2	89.2	1.48	179.1	0.167	<20	2.45	0.045	1.35	0.1	6.9	0.52	0.41	<5	0.3	0.05	8.6	6.94	<0.1
A0963502	Drill Core		0.059	19.4	90.2	1.36	174.7	0.177	<20	2.62	0.088	1.43	0.2	8.4	0.53	0.33	<5	0.3	0.04	9.5	5.35	<0.1
A0963503	Drill Core		0.050	19.7	95.6	1.33	152.0	0.165	<20	2.64	0.061	1.15	0.2	8.8	0.45	0.27	<5	0.2	0.03	9.6	5.47	<0.1
A0963504	Drill Core		0.077	37.3	8.2	0.64	75.3	0.176	<20	1.13	0.043	0.93	1.0	2.3	0.43	0.34	<5	0.2	<0.02	4.8	5.00	<0.1
A0963505	Drill Core		0.057	22.1	105.9	1.46	165.4	0.224	<20	2.97	0.087	1.90	0.6	7.9	0.67	0.32	<5	0.3	0.06	9.2	7.88	<0.1
A0963506	Drill Core		0.052	28.3	12.7	0.57	70.6	0.112	<20	1.24	0.083	0.81	0.2	1.8	0.35	0.39	<5	<0.1	<0.02	4.2	2.90	<0.1
A0963507	Drill Core		0.016	38.5	1.8	0.16	51.5	0.019	<20	0.39	0.041	0.25	0.2	0.8	0.11	1.68	7	0.1	<0.02	1.5	0.82	<0.1
A0963508	Drill Core		0.046	30.7	54.9	1.35	158.8	0.148	<20	1.69	0.065	1.32	0.2	3.1	0.53	0.74	<5	0.2	<0.02	4.5	8.33	<0.1
A0964143	Drill Core		0.053	26.4	7.0	0.41	62.1	0.109	<20	0.91	0.063	0.55	0.1	1.7	0.28	0.84	<5	0.2	<0.02	3.8	1.46	<0.1

This report supersedes all previous preliminary and final reports with this file number dated prior to the date on this certificate. Signature indicates final approval; preliminary reports are unsigned and should be used for reference only.

BUREAU VERITAS MINERAL LABORATORIES Canada

www.bvna.com/mining-laboratory-services

Bureau Veritas Commodities Canada Ltd.

9050 Shaughnessy St Vancouver British Columbia V6P 6E5 Canada
PHONE (604) 253-3158

Client: **Kinross Gold Corp.**
25 York St., #17
Toronto Ontario M5J 2V5 Canada

Project: Great Bear Project
Report Date: December 20, 2024

CERTIFICATE OF ANALYSIS TIM24000350.1

	Method	AQ250	AQ250	AQ250	AQ250	AQ250	AQ250	AQ250	AQ250	AQ250	AQ250	AQ250	AQ250	AQ250	AQ250	TC006	TC000	TC000
	Analyte	Hf	Nb	Rb	Sn	Ta	Zr	Y	Ce	In	Re	Be	Li	Pd	Pt	CO2	TOT/C	TOT/S
	Unit	ppm	ppm	ppm	ppm	ppm	ppm	ppm	ppm	ppm	ppb	ppm	ppm	ppb	ppb	%	%	%
	MDL	0.02	0.02	0.1	0.1	0.05	0.1	0.01	0.1	0.02	1	0.1	0.1	10	2	0.08	0.02	0.02
DX758081	Drill Core	0.58	0.04	55.1	0.4	<0.05	21.8	5.53	57.0	<0.02	<1	<0.1	9.3	<10	<2	1.28		
DX758082	Drill Core	0.64	0.12	36.2	0.3	<0.05	21.9	3.82	50.3	<0.02	<1	<0.1	5.3	<10	<2	0.40		
DX758083	Drill Core	0.71	0.11	40.2	0.3	<0.05	25.1	3.64	49.9	<0.02	<1	<0.1	5.5	<10	2	0.64	0.21	0.85
DX758084	Drill Core	0.58	0.11	41.3	0.4	<0.05	20.3	3.79	51.5	<0.02	<1	0.2	8.2	<10	2	0.53		
DX758085	Drill Core	0.65	0.05	76.0	0.3	<0.05	25.9	7.79	73.6	<0.02	<1	<0.1	13.0	<10	<2	1.03		
DX758086	Drill Core	0.62	0.05	63.1	0.4	<0.05	24.8	7.78	75.5	<0.02	<1	0.1	14.6	<10	2	0.98		
DX758087	Drill Core	0.61	0.06	72.1	0.5	<0.05	24.0	7.67	73.1	<0.02	<1	0.1	13.8	<10	<2	1.12		
DX758088	Drill Core	0.65	0.05	19.4	0.4	<0.05	23.8	6.85	60.9	<0.02	<1	0.2	9.1	<10	<2	0.94		
DX758089	Drill Core	0.87	0.03	51.3	0.3	<0.05	27.9	7.01	54.0	<0.02	<1	<0.1	8.4	<10	3	0.14		
DX758090	Drill Core	0.85	0.06	41.5	0.2	<0.05	29.1	7.19	54.4	<0.02	<1	<0.1	5.5	<10	3	0.15	0.06	1.32
DX758091	Drill Core	0.90	0.05	60.3	0.2	<0.05	31.0	7.49	54.4	<0.02	<1	<0.1	6.7	<10	2	0.08		
DX758092	Drill Core	0.71	0.05	68.4	0.4	<0.05	25.6	7.17	52.1	<0.02	<1	0.1	9.0	<10	<2	0.22		
DX758093	Drill Core	0.79	0.05	65.3	0.3	<0.05	27.0	7.13	52.0	<0.02	<1	0.1	9.0	<10	2	0.53		
DX758094	Drill Core	1.02	0.03	53.3	0.4	<0.05	35.4	6.81	48.5	<0.02	<1	<0.1	8.4	<10	<2	0.22		
DX758095	Drill Core	0.96	0.03	69.3	0.4	<0.05	30.1	7.56	56.2	<0.02	<1	<0.1	11.2	<10	<2	0.30		
DX758096	Drill Core	0.85	0.04	60.6	0.4	<0.05	28.8	7.44	52.6	<0.02	<1	<0.1	9.9	<10	<2	0.35		
DX758097	Drill Core	0.91	0.10	31.8	0.2	<0.05	31.8	6.33	47.1	<0.02	<1	0.2	4.5	<10	3	0.16	0.06	2.30
DX758098	Drill Core	0.75	0.09	21.5	0.2	<0.05	29.9	6.18	48.0	<0.02	<1	0.2	3.3	<10	<2	0.19		
DX758099	Drill Core	0.66	0.03	57.0	0.3	<0.05	23.6	7.15	50.9	<0.02	<1	0.1	8.9	<10	<2	0.43		
DX758100	Drill Core	0.56	<0.02	52.4	0.3	<0.05	19.4	7.80	53.6	<0.02	<1	<0.1	7.2	<10	2	0.55		
DX758101	Drill Core	0.31	0.06	31.5	0.3	<0.05	11.7	5.87	41.6	<0.02	<1	0.3	4.6	<10	3	0.15		
A0963501	Drill Core	0.49	0.05	69.5	0.5	<0.05	20.6	5.11	34.5	0.02	<1	<0.1	22.3	<10	3	<0.08		
A0963502	Drill Core	0.64	0.04	72.1	0.6	<0.05	27.7	6.29	38.5	0.03	1	0.1	21.8	<10	4	<0.08		
A0963503	Drill Core	0.77	0.05	59.8	0.6	<0.05	29.6	7.07	38.9	0.03	1	0.1	24.1	<10	3	0.18	0.09	0.25
A0963504	Drill Core	0.73	0.06	56.4	0.2	<0.05	26.4	8.98	72.4	<0.02	<1	<0.1	14.5	<10	2	0.99		
A0963505	Drill Core	0.41	0.03	89.1	0.6	<0.05	20.5	8.17	45.7	0.02	<1	0.2	22.1	<10	3	<0.08		
A0963506	Drill Core	0.60	0.04	45.7	0.3	<0.05	21.9	7.12	53.4	<0.02	<1	<0.1	7.9	<10	<2	0.63		
A0963507	Drill Core	1.46	0.16	13.5	0.2	<0.05	53.2	7.75	75.5	<0.02	<1	<0.1	4.3	<10	<2	0.50		
A0963508	Drill Core	0.50	0.02	68.7	0.3	<0.05	21.5	9.79	61.9	<0.02	<1	0.2	18.1	<10	<2	1.27		
A0964143	Drill Core	0.62	0.10	34.1	0.2	<0.05	24.1	5.34	49.9	<0.02	<1	<0.1	11.6	<10	2	0.41		

This report supersedes all previous preliminary and final reports with this file number dated prior to the date on this certificate. Signature indicates final approval; preliminary reports are unsigned and should be used for reference only.

BUREAU VERITAS MINERAL LABORATORIES Canada

www.bvna.com/mining-laboratory-services

Bureau Veritas Commodities Canada Ltd.

9050 Shaughnessy St Vancouver British Columbia V6P 6E5 Canada
PHONE (604) 253-3158

Client: **Kinross Gold Corp.**
25 York St., #17
Toronto Ontario M5J 2V5 Canada

Project: Great Bear Project
Report Date: December 20, 2024

CERTIFICATE OF ANALYSIS TIM24000350.1

Method		WGHT	AQ250	AQ250	AQ250	AQ250	AQ250	AQ250	AQ250	AQ250	AQ250	AQ250	AQ250	AQ250	AQ250	AQ250	AQ250	AQ250	AQ250	AQ250	AQ250
Analyte		Wgt	Mo	Cu	Pb	Zn	Ag	Ni	Co	Mn	Fe	As	U	Au	Th	Sr	Cd	Sb	Bi	V	Ca
Unit		kg	ppm	ppm	ppm	ppm	ppb	ppm	ppm	ppm	%	ppm	ppm	ppb	ppm	ppm	ppm	ppm	ppm	ppm	%
MDL		0.01	0.01	0.01	0.01	0.1	2	0.1	0.1	1	0.01	0.1	0.1	0.2	0.1	0.5	0.01	0.02	0.02	1	0.01
A0964144	Drill Core	1.63	1.20	23.10	6.15	61.4	111	12.7	10.0	342	2.14	1.3	1.1	2.2	7.0	12.8	0.06	0.06	0.09	26	0.49
A0964145	Drill Core	2.67	0.78	22.36	8.04	61.1	156	13.1	9.2	302	2.05	2.8	1.3	1.2	7.2	11.9	0.09	0.06	0.21	29	0.74
A0964146	Drill Core	2.07	0.83	20.77	8.60	69.2	216	19.3	10.5	367	2.24	3.0	1.3	3.2	7.9	17.6	0.08	0.07	0.47	28	0.63
A0964147	Drill Core	2.57	0.70	16.57	5.47	71.9	107	12.3	9.2	382	2.20	1.1	1.4	1.1	7.8	18.5	0.07	0.06	0.06	30	0.91
A0964148	Drill Core	2.38	0.76	24.24	3.33	56.7	150	16.4	9.4	387	2.27	13.6	1.3	3.1	6.9	16.2	0.03	0.27	0.10	24	0.71
A0964149	Drill Core	1.15	0.90	19.88	3.72	49.4	149	11.1	8.8	410	2.16	3.0	1.4	10.2	8.0	22.2	0.04	0.06	0.26	27	0.74
A0964150	Drill Core	1.33	5.37	17.73	26.05	57.6	287	14.3	10.8	240	2.16	5.5	1.3	5.5	7.4	9.5	0.17	0.07	1.10	12	0.36
A0964151	Drill Core	2.37	1.04	17.41	49.93	140.1	181	11.0	8.6	317	2.00	2.2	1.3	4.1	7.6	10.7	0.54	0.07	0.05	20	0.53
A0964152	Drill Core	1.52	1.80	12.55	123.91	170.1	255	12.0	10.1	357	2.35	18.9	1.5	5.0	8.6	21.7	0.71	0.19	0.69	15	0.54
A0964153	Drill Core	2.61	1.84	17.04	57.61	78.2	255	11.7	9.3	579	2.27	9.0	1.7	10.5	8.8	19.9	0.17	0.10	0.39	21	0.55
A0964719	Drill Core	0.33	4.40	33.65	140.50	48.4	37483	12.8	6.0	222	2.33	>10000	0.5>100000		2.1	6.3	0.20	1.73	5.06	6	0.61
A0964720	Drill Core	2.51	1.20	22.02	3.50	57.1	206	18.0	9.4	420	2.45	42.0	1.4	7.9	7.8	14.2	0.03	0.07	0.13	37	0.62
A0963601	Drill Core	2.26	0.94	48.90	2.46	73.9	142	49.8	20.0	353	4.73	82.1	0.9	64.1	4.5	34.2	0.04	0.13	0.19	81	0.48

This report supersedes all previous preliminary and final reports with this file number dated prior to the date on this certificate. Signature indicates final approval; preliminary reports are unsigned and should be used for reference only.

BUREAU VERITAS MINERAL LABORATORIES Canada

www.bvna.com/mining-laboratory-services

Bureau Veritas Commodities Canada Ltd.

9050 Shaughnessy St Vancouver British Columbia V6P 6E5 Canada
PHONE (604) 253-3158

Client: **Kinross Gold Corp.**
25 York St., #17
Toronto Ontario M5J 2V5 Canada

Project: Great Bear Project
Report Date: December 20, 2024

CERTIFICATE OF ANALYSIS TIM24000350.1

Method		AQ250	AQ250	AQ250	AQ250	AQ250	AQ250	AQ250	AQ250	AQ250	AQ250	AQ250	AQ250	AQ250	AQ250	AQ250	AQ250	AQ250	AQ250	AQ250
Analyte		P	La	Cr	Mg	Ba	Ti	B	Al	Na	K	W	Sc	Tl	S	Hg	Se	Te	Ga	Cs	Ge
Unit		%	ppm	ppm	%	ppm	%	ppm	%	%	%	ppm	ppm	ppm	%	ppb	ppm	ppm	ppm	ppm	ppm
MDL		0.001	0.5	0.5	0.01	0.5	0.001	20	0.01	0.001	0.01	0.1	0.1	0.02	0.02	5	0.1	0.02	0.1	0.02	0.1
A0964144	Drill Core	0.057	28.6	7.3	0.53	114.1	0.144	<20	1.17	0.061	0.84	<0.1	2.0	0.46	0.24	<5	0.1	<0.02	4.5	2.70	<0.1
A0964145	Drill Core	0.055	27.3	11.6	0.45	140.7	0.125	<20	0.96	0.072	0.68	0.1	2.5	0.35	0.38	<5	0.2	<0.02	4.5	2.22	<0.1
A0964146	Drill Core	0.055	29.6	17.8	0.58	79.1	0.131	<20	1.21	0.085	0.73	<0.1	2.3	0.44	0.65	<5	0.1	<0.02	4.7	2.19	<0.1
A0964147	Drill Core	0.060	30.8	9.1	0.57	153.7	0.154	<20	1.20	0.081	0.86	0.1	2.6	0.48	0.26	<5	<0.1	<0.02	5.1	2.53	<0.1
A0964148	Drill Core	0.062	28.0	10.8	0.75	68.9	0.114	<20	1.07	0.066	0.76	<0.1	2.0	0.42	1.29	<5	0.1	<0.02	4.2	2.05	<0.1
A0964149	Drill Core	0.053	27.8	7.9	0.65	97.0	0.147	<20	1.32	0.103	0.86	0.2	2.1	0.51	0.42	<5	0.2	0.04	4.7	2.81	<0.1
A0964150	Drill Core	0.057	28.3	4.5	0.38	44.4	0.047	<20	0.81	0.039	0.31	0.1	1.0	0.21	1.02	<5	0.1	0.04	3.2	0.83	<0.1
A0964151	Drill Core	0.055	25.2	7.0	0.45	57.8	0.100	<20	0.90	0.052	0.39	<0.1	1.5	0.27	0.52	<5	<0.1	<0.02	3.8	1.48	<0.1
A0964152	Drill Core	0.062	31.3	4.5	0.46	53.5	0.078	<20	1.03	0.066	0.50	0.1	1.3	0.27	1.65	<5	0.8	0.03	3.3	1.56	<0.1
A0964153	Drill Core	0.059	30.8	6.7	0.62	56.5	0.111	<20	1.20	0.076	0.75	0.3	1.7	0.63	0.98	<5	0.5	0.03	4.3	2.76	<0.1
A0964719	Drill Core	0.007	9.1	14.0	0.16	66.6	0.015	<20	0.33	0.051	0.20	1.7	0.6	0.09	1.25	33	21.4	13.21	1.2	0.42	<0.1
A0964720	Drill Core	0.056	30.2	22.9	0.81	102.6	0.177	<20	1.39	0.091	0.95	0.1	3.6	0.42	0.37	<5	0.1	<0.02	6.2	3.19	<0.1
A0963601	Drill Core	0.063	19.8	141.4	1.51	338.0	0.208	<20	2.66	0.088	1.66	0.2	9.6	0.58	0.48	<5	0.2	0.08	9.7	6.45	<0.1

This report supersedes all previous preliminary and final reports with this file number dated prior to the date on this certificate. Signature indicates final approval; preliminary reports are unsigned and should be used for reference only.

BUREAU VERITAS MINERAL LABORATORIES Canada

www.bvna.com/mining-laboratory-services

Bureau Veritas Commodities Canada Ltd.

9050 Shaughnessy St Vancouver British Columbia V6P 6E5 Canada
PHONE (604) 253-3158

Client: **Kinross Gold Corp.**
25 York St., #17
Toronto Ontario M5J 2V5 Canada

Project: Great Bear Project
Report Date: December 20, 2024

CERTIFICATE OF ANALYSIS TIM24000350.1

Method		AQ250	AQ250	AQ250	AQ250	AQ250	AQ250	AQ250	AQ250	AQ250	AQ250	AQ250	AQ250	AQ250	AQ250	TC006	TC000	TC000
Analyte		Hf	Nb	Rb	Sn	Ta	Zr	Y	Ce	In	Re	Be	Li	Pd	Pt	CO2	TOT/C	TOT/S
Unit		ppm	ppm	ppm	ppm	ppm	ppm	ppm	ppm	ppm	ppb	ppm	ppm	ppb	ppb	%	%	%
MDL		0.02	0.02	0.1	0.1	0.05	0.1	0.01	0.1	0.02	1	0.1	0.1	10	2	0.08	0.02	0.02
A0964144	Drill Core	0.61	0.08	56.3	0.3	<0.05	24.4	5.51	54.4	<0.02	<1	<0.1	14.4	<10	2	0.31	0.09	0.23
A0964145	Drill Core	0.56	0.07	41.1	0.5	<0.05	21.0	5.85	51.5	<0.02	<1	<0.1	15.0	<10	2	0.66		
A0964146	Drill Core	0.64	0.04	49.8	0.4	<0.05	23.2	5.59	55.5	<0.02	<1	0.1	15.3	<10	2	0.36		
A0964147	Drill Core	0.71	0.06	54.9	0.3	<0.05	26.3	6.11	57.7	<0.02	<1	<0.1	17.3	<10	2	0.79		
A0964148	Drill Core	0.53	0.08	46.8	0.2	<0.05	20.4	6.13	54.1	<0.02	<1	<0.1	13.5	<10	<2	0.47		
A0964149	Drill Core	0.54	0.05	55.3	0.2	<0.05	21.4	6.28	53.5	<0.02	<1	0.1	15.5	<10	<2	0.49		
A0964150	Drill Core	0.53	0.05	16.5	0.2	<0.05	21.0	5.97	53.3	<0.02	<1	0.2	12.2	<10	3	0.17		
A0964151	Drill Core	0.59	0.10	23.5	0.2	<0.05	23.1	5.82	47.5	<0.02	<1	0.1	11.9	<10	2	0.35	0.10	0.50
A0964152	Drill Core	0.61	0.11	28.1	0.2	<0.05	24.8	6.65	58.5	<0.02	<1	0.1	9.2	<10	3	0.19		
A0964153	Drill Core	0.80	0.07	52.2	0.3	<0.05	30.2	6.61	58.7	<0.02	1	0.1	12.0	<10	2	0.31		
A0964719	Drill Core	0.18	<0.02	8.2	0.2	<0.05	7.1	1.46	16.9	<0.02	1	<0.1	4.0	<10	<2	0.67		
A0964720	Drill Core	0.62	0.03	55.9	0.4	<0.05	22.2	5.90	57.6	<0.02	<1	<0.1	13.8	<10	<2	0.42		
A0963601	Drill Core	0.50	0.05	82.6	0.6	<0.05	22.8	5.61	38.9	0.03	<1	0.2	28.0	<10	2	0.20		

This report supersedes all previous preliminary and final reports with this file number dated prior to the date on this certificate. Signature indicates final approval; preliminary reports are unsigned and should be used for reference only.

BUREAU VERITAS MINERAL LABORATORIES Canada

www.bvna.com/mining-laboratory-services

Bureau Veritas Commodities Canada Ltd.
9050 Shaughnessy St Vancouver British Columbia V6P 6E5 Canada
PHONE (604) 253-3158

Client: **Kinross Gold Corp.**
25 York St., #17
Toronto Ontario M5J 2V5 Canada

Project: Great Bear Project
Report Date: December 20, 2024

QUALITY CONTROL REPORT TIM24000350.1

	Method	WGHT	AQ250	AQ250	AQ250	AQ250	AQ250	AQ250	AQ250	AQ250	AQ250	AQ250	AQ250	AQ250	AQ250	AQ250	AQ250	AQ250	AQ250	AQ250	AQ250
	Analyte	Wgt	Mo	Cu	Pb	Zn	Ag	Ni	Co	Mn	Fe	As	U	Au	Th	Sr	Cd	Sb	Bi	V	Ca
	Unit	kg	ppm	ppm	ppm	ppm	ppb	ppm	ppm	ppm	%	ppm	ppm	ppb	ppm	ppm	ppm	ppm	ppm	ppm	%
	MDL	0.01	0.01	0.01	0.01	0.1	2	0.1	0.1	1	0.01	0.1	0.1	0.2	0.1	0.5	0.01	0.02	0.02	1	0.01
Pulp Duplicates																					
A0962838	Drill Core	1.16	1.30	46.95	12.96	38.9	1319	13.7	10.8	166	1.71	111.7	0.9	3611.6	5.9	8.6	0.15	0.15	0.15	11	0.84
REP A0962838	QC		1.33	44.67	13.16	34.7	1491	13.3	10.2	166	1.65	110.4	1.0	4186.9	6.0	8.8	0.11	0.15	0.16	11	0.85
A0962840	Drill Core	1.01	0.65	17.97	26.97	49.3	826	12.6	8.2	382	2.11	210.9	1.4	984.8	5.7	4.5	0.10	0.12	0.08	35	0.16
REP A0962840	QC																				
DX758063	Drill Core	2.27	1.08	17.94	19.77	60.9	103	12.7	8.1	353	2.10	1.4	1.2	0.7	6.9	15.0	0.11	0.07	0.05	30	0.75
REP DX758063	QC		0.96	17.65	19.50	61.9	103	12.9	8.2	345	2.06	1.4	1.2	1.7	6.7	14.9	0.11	0.07	0.05	30	0.75
DX758066	Drill Core	1.95	0.86	18.11	9.87	72.6	160	10.5	8.4	389	2.06	5.4	1.5	8.1	7.9	9.5	0.09	0.10	0.08	20	0.36
REP DX758066	QC																				
DX758090	Drill Core	2.08	0.66	28.34	75.88	177.8	283	15.6	10.3	482	2.20	72.0	1.8	66.9	7.7	8.6	0.71	0.31	0.04	13	0.31
REP DX758090	QC																				
DX758098	Drill Core	2.02	0.86	7.50	188.52	333.1	596	11.0	8.5	203	2.08	145.4	1.3	2126.5	5.9	11.0	1.33	0.32	0.39	7	0.41
REP DX758098	QC		0.86	7.42	192.22	330.3	597	10.9	8.4	201	2.06	146.5	1.4	1012.5	6.1	11.1	1.30	0.30	0.41	7	0.42
DX758101	Drill Core	2.00	0.95	7.76	161.55	168.9	704	11.6	7.4	330	2.75	300.7	1.3	1650.9	5.7	20.1	0.56	0.34	0.16	12	0.69
REP DX758101	QC																				
Core Reject Duplicates																					
A0962726	Drill Core	3.10	0.50	18.21	2.58	54.5	61	31.8	11.7	356	2.80	0.3	1.3	1.1	7.2	13.6	0.03	0.03	0.15	49	0.38
DUP A0962726	QC		0.46	16.98	2.53	54.3	59	30.2	11.2	352	2.74	0.6	1.2	<0.2	7.0	13.8	0.02	0.03	0.12	48	0.38
DX758077	Drill Core	1.82	2.02	16.83	10.31	60.2	191	15.1	9.6	484	2.36	12.7	1.6	14.5	7.8	17.1	0.11	0.09	0.28	37	1.08
DUP DX758077	QC		1.83	17.91	11.69	63.8	205	16.3	10.5	517	2.53	13.4	1.7	20.4	8.0	17.9	0.14	0.10	0.28	40	1.16
Reference Materials																					
STD BVGEO01	Standard		9.90	4478.66	181.98	1677.1	2462	156.6	24.0	689	3.64	119.8	3.5	206.8	13.7	52.7	5.97	2.42	22.98	73	1.27
STD BVGEO01	Standard		10.30	4278.28	182.23	1665.0	2332	164.5	23.3	699	3.55	116.5	3.3	213.2	13.8	50.7	5.70	2.33	22.99	68	1.33
STD BVGEO01	Standard		10.45	4424.29	187.67	1673.9	2500	156.7	23.2	687	3.67	119.6	3.7	214.4	14.4	52.6	5.98	2.50	24.80	74	1.27
STD BVGEO01	Standard		9.77	4387.25	190.00	1716.6	2376	164.2	24.8	726	3.81	123.8	3.5	207.9	14.9	55.3	5.86	1.81	24.66	73	1.28
STD COO2	Standard																				
STD COO2	Standard																				
STD COO2	Standard																				
STD COO2	Standard																				

This report supersedes all previous preliminary and final reports with this file number dated prior to the date on this certificate. Signature indicates final approval; preliminary reports are unsigned and should be used for reference only.

BUREAU VERITAS MINERAL LABORATORIES Canada

www.bvna.com/mining-laboratory-services

Bureau Veritas Commodities Canada Ltd.
9050 Shaughnessy St Vancouver British Columbia V6P 6E5 Canada
PHONE (604) 253-3158

Client: **Kinross Gold Corp.**
25 York St., #17
Toronto Ontario M5J 2V5 Canada

Project: Great Bear Project
Report Date: December 20, 2024

QUALITY CONTROL REPORT TIM24000350.1

		Method	AQ250	AQ250	AQ250	AQ250	AQ250	AQ250	AQ250	AQ250	AQ250	AQ250	AQ250	AQ250	AQ250	AQ250	AQ250	AQ250	AQ250	AQ250	AQ250
		Analyte	P	La	Cr	Mg	Ba	Ti	B	Al	Na	K	W	Sc	Tl	S	Hg	Se	Te	Ga	Cs	Ge
		Unit	%	ppm	ppm	%	ppm	%	ppm	%	%	%	ppm	ppm	ppm	%	ppb	ppm	ppm	ppm	ppm	ppm
		MDL	0.001	0.5	0.5	0.01	0.5	0.001	20	0.01	0.001	0.01	0.1	0.1	0.02	0.02	5	0.1	0.02	0.1	0.02	0.1
Pulp Duplicates																						
A0962838	Drill Core		0.051	20.3	5.8	0.42	69.7	0.039	<20	0.55	0.012	0.36	1.3	0.7	0.16	1.22	<5	2.1	0.22	1.8	1.24	<0.1
REP A0962838	QC		0.051	20.5	5.9	0.42	69.4	0.039	<20	0.56	0.013	0.35	1.2	0.7	0.16	1.09	<5	2.3	0.20	1.9	1.22	<0.1
A0962840	Drill Core		0.038	19.3	11.0	0.57	80.2	0.082	<20	0.72	0.053	0.57	0.8	2.9	0.29	1.14	<5	3.6	0.27	4.1	2.19	<0.1
REP A0962840	QC																					
DX758063	Drill Core		0.051	24.5	12.6	0.61	94.3	0.127	<20	1.07	0.067	0.67	0.1	1.9	0.33	0.44	<5	0.1	<0.02	4.5	2.14	<0.1
REP DX758063	QC		0.050	24.6	11.9	0.58	91.6	0.125	<20	1.07	0.066	0.66	0.1	1.9	0.33	0.44	<5	<0.1	<0.02	4.5	2.07	<0.1
DX758066	Drill Core		0.053	27.6	4.7	0.69	71.2	0.116	<20	1.13	0.050	0.82	<0.1	1.5	0.56	0.68	<5	0.1	<0.02	4.2	2.91	<0.1
REP DX758066	QC																					
DX758090	Drill Core		0.054	28.3	6.9	0.49	62.1	0.072	<20	0.98	0.046	0.66	0.2	1.2	0.45	1.45	<5	0.4	0.06	3.3	2.24	<0.1
REP DX758090	QC																					
DX758098	Drill Core		0.053	24.8	3.8	0.25	48.5	0.036	<20	0.76	0.045	0.43	0.3	0.7	0.17	1.53	<5	0.9	0.14	2.3	0.95	<0.1
REP DX758098	QC		0.053	25.7	3.9	0.25	50.4	0.035	<20	0.76	0.044	0.43	0.3	0.7	0.17	1.52	6	0.9	0.16	2.4	0.97	<0.1
DX758101	Drill Core		0.043	21.7	6.3	0.42	48.0	0.057	<20	1.38	0.095	0.59	0.6	1.1	0.26	2.39	<5	0.8	0.15	4.1	1.63	<0.1
REP DX758101	QC																					
Core Reject Duplicates																						
A0962726	Drill Core		0.073	32.1	41.6	0.83	164.2	0.182	<20	1.62	0.069	1.22	0.1	4.4	0.33	<0.02	<5	<0.1	<0.02	6.8	2.10	<0.1
DUP A0962726	QC		0.073	31.5	39.4	0.82	161.6	0.188	<20	1.62	0.069	1.20	0.1	4.4	0.32	<0.02	<5	0.1	<0.02	6.7	2.05	<0.1
DX758077	Drill Core		0.068	33.4	15.7	0.78	93.6	0.180	<20	1.25	0.063	0.97	0.9	3.1	0.50	0.54	<5	0.3	0.02	5.4	3.34	<0.1
DUP DX758077	QC		0.074	33.1	17.0	0.83	97.8	0.191	<20	1.32	0.066	1.02	0.8	3.4	0.52	0.55	<5	0.3	<0.02	5.6	3.52	<0.1
Reference Materials																						
STD BVGEO01	Standard		0.073	25.3	159.6	1.26	324.7	0.229	<20	2.17	0.185	0.87	4.0	5.6	0.63	0.69	95	5.2	1.00	6.9	7.23	<0.1
STD BVGEO01	Standard		0.071	25.2	164.9	1.34	318.2	0.233	<20	2.17	0.182	0.85	3.8	5.5	0.64	0.68	99	4.6	0.99	6.6	7.00	0.1
STD BVGEO01	Standard		0.074	26.7	163.9	1.26	345.9	0.235	<20	2.20	0.186	0.87	4.0	5.7	0.65	0.67	83	4.8	0.99	7.1	7.24	<0.1
STD BVGEO01	Standard		0.073	26.2	173.5	1.30	340.0	0.237	<20	2.25	0.185	0.87	3.4	6.2	0.61	0.69	99	5.0	1.01	7.0	7.49	<0.1
STD COO2	Standard																					
STD COO2	Standard																					
STD COO2	Standard																					
STD COO2	Standard																					

This report supersedes all previous preliminary and final reports with this file number dated prior to the date on this certificate. Signature indicates final approval; preliminary reports are unsigned and should be used for reference only.

BUREAU VERITAS MINERAL LABORATORIES Canada

www.bvna.com/mining-laboratory-services

Bureau Veritas Commodities Canada Ltd.
9050 Shaughnessy St Vancouver British Columbia V6P 6E5 Canada
PHONE (604) 253-3158

Client: **Kinross Gold Corp.**
25 York St., #17
Toronto Ontario M5J 2V5 Canada

Project: Great Bear Project
Report Date: December 20, 2024

QUALITY CONTROL REPORT TIM24000350.1

		Method	AQ250	AQ250	AQ250	AQ250	AQ250	AQ250	AQ250	AQ250	AQ250	AQ250	AQ250	AQ250	AQ250	AQ250	TC006	TC000	TC000
		Analyte	Hf	Nb	Rb	Sn	Ta	Zr	Y	Ce	In	Re	Be	Li	Pd	Pt	CO2	TOT/C	TOT/S
		Unit	ppm	ppm	ppm	ppm	ppm	ppm	ppm	ppm	ppm	ppb	ppm	ppm	ppb	ppb	%	%	%
		MDL	0.02	0.02	0.1	0.1	0.05	0.1	0.01	0.1	0.02	1	0.1	0.1	10	2	0.08	0.02	0.02
Pulp Duplicates																			
A0962838	Drill Core		0.16	0.05	16.7	0.2	<0.05	6.1	3.73	39.4	<0.02	<1	0.2	6.3	<10	<2	0.81		
REP A0962838	QC		0.16	0.04	17.0	0.2	<0.05	6.2	3.79	39.7	<0.02	<1	0.2	6.3	<10	<2			
A0962840	Drill Core		0.24	<0.02	34.9	0.8	<0.05	8.7	4.72	38.8	<0.02	<1	<0.1	10.5	<10	2	0.09		
REP A0962840	QC																0.08		
DX758063	Drill Core		0.55	0.05	42.3	0.3	<0.05	20.9	5.10	46.7	<0.02	1	<0.1	16.2	<10	<2	0.58		
REP DX758063	QC		0.48	0.05	41.1	0.3	<0.05	18.6	4.90	46.6	<0.02	<1	0.1	15.8	<10	<2			
DX758066	Drill Core		0.63	0.03	54.6	0.2	<0.05	23.0	5.71	52.2	<0.02	<1	0.1	14.3	<10	2	0.20		
REP DX758066	QC																0.18		
DX758090	Drill Core		0.85	0.06	41.5	0.2	<0.05	29.1	7.19	54.4	<0.02	<1	<0.1	5.5	<10	3	0.15	0.06	1.32
REP DX758090	QC																	0.05	1.33
DX758098	Drill Core		0.75	0.09	21.5	0.2	<0.05	29.9	6.18	48.0	<0.02	<1	0.2	3.3	<10	<2	0.19		
REP DX758098	QC		0.78	0.08	21.4	0.2	<0.05	29.7	6.23	49.8	<0.02	<1	0.2	3.2	<10	2			
DX758101	Drill Core		0.31	0.06	31.5	0.3	<0.05	11.7	5.87	41.6	<0.02	<1	0.3	4.6	<10	3	0.15		
REP DX758101	QC																<0.08		
Core Reject Duplicates																			
A0962726	Drill Core		0.42	0.07	56.6	0.4	<0.05	19.3	5.81	63.4	<0.02	<1	<0.1	17.8	<10	<2	0.13		
DUP A0962726	QC		0.44	0.06	57.1	0.4	<0.05	21.0	5.90	62.1	<0.02	<1	<0.1	17.7	<10	<2	0.15		
DX758077	Drill Core		0.57	0.05	57.1	0.5	<0.05	19.8	6.51	63.3	<0.02	<1	<0.1	12.0	<10	3	0.93		
DUP DX758077	QC		0.61	0.06	61.6	0.5	<0.05	21.3	6.95	63.5	<0.02	<1	<0.1	12.4	<10	2	0.97		
Reference Materials																			
STD BVGEO01	Standard		0.34	0.17	93.9	5.0	<0.05	10.3	13.86	51.7	0.42	5	0.7	19.1	125	182			
STD BVGEO01	Standard		0.33	0.18	86.6	4.9	<0.05	9.7	13.72	51.1	0.40	3	0.7	19.9	125	169			
STD BVGEO01	Standard		0.35	0.22	92.8	5.2	<0.05	10.4	13.92	52.8	0.43	4	0.6	19.8	135	183			
STD BVGEO01	Standard		0.36	0.14	94.7	5.2	<0.05	10.9	14.19	53.0	0.42	4	0.7	20.6	127	184			
STD COO2	Standard																3.60		
STD COO2	Standard																3.52		
STD COO2	Standard																3.30		
STD COO2	Standard																3.75		

This report supersedes all previous preliminary and final reports with this file number dated prior to the date on this certificate. Signature indicates final approval; preliminary reports are unsigned and should be used for reference only.

BUREAU VERITAS MINERAL LABORATORIES Canada

www.bvna.com/mining-laboratory-services

Bureau Veritas Commodities Canada Ltd.
9050 Shaughnessy St Vancouver British Columbia V6P 6E5 Canada
PHONE (604) 253-3158

Client: **Kinross Gold Corp.**
25 York St., #17
Toronto Ontario M5J 2V5 Canada

Project: Great Bear Project
Report Date: December 20, 2024

QUALITY CONTROL REPORT TIM24000350.1

		WGHT	AQ250	AQ250	AQ250	AQ250	AQ250	AQ250	AQ250	AQ250	AQ250	AQ250	AQ250	AQ250	AQ250	AQ250	AQ250	AQ250	AQ250	AQ250	AQ250
		Wgt	Mo	Cu	Pb	Zn	Ag	Ni	Co	Mn	Fe	As	U	Au	Th	Sr	Cd	Sb	Bi	V	Ca
		kg	ppm	ppm	ppm	ppm	ppb	ppm	ppm	ppm	%	ppm	ppm	ppb	ppm	ppm	ppm	ppm	ppm	ppm	%
		0.01	0.01	0.01	0.01	0.1	2	0.1	0.1	1	0.01	0.1	0.1	0.2	0.1	0.5	0.01	0.02	0.02	1	0.01
STD GS311-1	Standard																				
STD GS910-4	Standard																				
STD OREAS262	Standard		0.57	108.04	54.53	146.5	442	60.1	25.9	506	3.15	34.6	1.1	59.1	9.1	33.6	0.58	2.99	0.92	21	2.73
STD OREAS262	Standard		0.60	109.50	53.66	148.8	426	58.5	25.6	509	3.07	34.8	1.1	58.3	8.6	32.3	0.58	2.55	0.91	21	2.99
STD OREAS262	Standard		0.58	111.02	53.92	149.1	441	62.8	26.7	526	3.29	34.9	1.1	69.2	9.1	33.1	0.57	2.51	0.93	22	2.80
STD OREAS262	Standard		0.55	108.43	54.09	148.7	419	60.7	26.5	523	3.19	33.3	1.1	52.7	8.8	32.9	0.57	2.06	0.91	20	2.83
STD OREAS279	Standard																				
STD OREAS279	Standard																				
STD OREAS279	Standard																				
STD OREAS279	Standard																				
STD BVGEO01 Expected			10.8	4415	187	1712	2530	163	25	706	3.7	121	3.67	214	14.4	55	6.25	2.2	24.3	73	1.3219
STD OREAS262 Expected			0.68	118	56	154	450	62	26.9	530	3.284	35.8	1.22	65	9.33	36	0.61	3.39	1.03	22.5	2.98
STD GS311-1 Expected																					
STD GS910-4 Expected																					
STD COO2 Expected																					
STD OREAS279 Expected																					
BLK	Blank		<0.01	0.01	0.01	<0.1	<2	<0.1	<0.1	<1	<0.01	<0.1	<0.1	<0.2	<0.1	<0.5	<0.01	<0.02	<0.02	<1	<0.01
BLK	Blank		<0.01	<0.01	0.02	<0.1	<2	<0.1	<0.1	<1	<0.01	0.2	<0.1	<0.2	<0.1	<0.5	<0.01	<0.02	<0.02	<1	<0.01
BLK	Blank		<0.01	0.02	0.02	<0.1	<2	<0.1	<0.1	<1	<0.01	<0.1	<0.1	<0.2	<0.1	<0.5	<0.01	<0.02	<0.02	<1	<0.01
BLK	Blank		<0.01	0.04	0.01	<0.1	<2	<0.1	<0.1	<1	<0.01	<0.1	<0.1	<0.2	<0.1	<0.5	<0.01	<0.02	<0.02	<1	<0.01
BLK	Blank																				
BLK	Blank																				
BLK	Blank																				
BLK	Blank																				
BLK	Blank																				
Prep Wash																					
ROCK-TIM	Prep Blank		0.87	1.87	0.90	27.3	7	1.0	3.5	475	1.81	0.8	0.4	<0.2	2.3	21.7	0.01	0.02	<0.02	23	0.61
ROCK-TIM	Prep Blank		1.01	2.14	0.91	27.4	7	1.3	3.3	455	1.83	0.9	0.4	<0.2	2.3	22.9	0.01	0.02	<0.02	21	0.56

This report supersedes all previous preliminary and final reports with this file number dated prior to the date on this certificate. Signature indicates final approval; preliminary reports are unsigned and should be used for reference only.

BUREAU VERITAS MINERAL LABORATORIES Canada

www.bvna.com/mining-laboratory-services

Bureau Veritas Commodities Canada Ltd.
9050 Shaughnessy St Vancouver British Columbia V6P 6E5 Canada
PHONE (604) 253-3158

Client: **Kinross Gold Corp.**
25 York St., #17
Toronto Ontario M5J 2V5 Canada

Project: Great Bear Project
Report Date: December 20, 2024

QUALITY CONTROL REPORT TIM24000350.1

		AQ250 P % 0.001	AQ250 La ppm 0.5	AQ250 Cr ppm 0.5	AQ250 Mg % 0.01	AQ250 Ba ppm 0.5	AQ250 Ti % 0.001	AQ250 B ppm 20	AQ250 Al % 0.01	AQ250 Na % 0.001	AQ250 K % 0.01	AQ250 W ppm 0.1	AQ250 Sc ppm 0.1	AQ250 Tl ppm 0.02	AQ250 S % 0.02	AQ250 Hg ppb 5	AQ250 Se ppm 0.1	AQ250 Te ppm 0.02	AQ250 Ga ppm 0.1	AQ250 Cs ppm 0.02	AQ250 Ge ppm 0.1
STD GS311-1	Standard																				
STD GS910-4	Standard																				
STD OREAS262	Standard	0.038	15.7	39.9	1.13	238.6	0.003	<20	1.13	0.069	0.29	0.1	2.9	0.45	0.26	156	0.7	0.22	3.6	2.37	<0.1
STD OREAS262	Standard	0.037	15.5	40.1	1.14	230.5	0.003	<20	1.14	0.065	0.28	0.1	3.0	0.45	0.26	157	0.6	0.21	3.5	2.27	<0.1
STD OREAS262	Standard	0.038	17.2	41.2	1.17	244.4	0.003	<20	1.22	0.073	0.31	0.1	3.0	0.46	0.27	166	0.6	0.23	3.7	2.43	<0.1
STD OREAS262	Standard	0.039	16.0	40.1	1.12	232.2	0.003	<20	1.17	0.066	0.29	<0.1	2.9	0.43	0.26	164	0.5	0.22	3.6	2.18	<0.1
STD OREAS279	Standard																				
STD OREAS279	Standard																				
STD OREAS279	Standard																				
STD OREAS279	Standard																				
STD BVGEO01 Expected		0.0727	25.9	171	1.3175	332	0.233		2.2628	0.1924	0.8669	3.5	5.97	0.62	0.6655	100	4.84	1.02	7.37	7.36	0.15
STD OREAS262 Expected		0.04	15.9	41.7	1.17	248	0.003		1.3	0.071	0.312	0.13	3.24	0.47	0.269	170	0.4	0.23	3.9	2.8	
STD GS311-1 Expected																					
STD GS910-4 Expected																					
STD COO2 Expected																					
STD OREAS279 Expected																					
BLK	Blank	<0.001	<0.5	<0.5	<0.01	<0.5	<0.001	<20	<0.01	<0.001	<0.01	<0.1	<0.1	<0.02	<0.02	<5	<0.1	<0.02	<0.1	<0.02	<0.1
BLK	Blank	<0.001	<0.5	<0.5	<0.01	<0.5	<0.001	<20	<0.01	<0.001	<0.01	<0.1	<0.1	<0.02	<0.02	<5	<0.1	<0.02	<0.1	<0.02	<0.1
BLK	Blank	<0.001	<0.5	<0.5	<0.01	<0.5	<0.001	<20	<0.01	<0.001	<0.01	<0.1	<0.1	<0.02	<0.02	<5	<0.1	<0.02	<0.1	<0.02	<0.1
BLK	Blank	<0.001	<0.5	<0.5	<0.01	<0.5	<0.001	<20	<0.01	<0.001	<0.01	<0.1	<0.1	<0.02	<0.02	<5	<0.1	<0.02	<0.1	<0.02	<0.1
BLK	Blank																				
BLK	Blank																				
BLK	Blank																				
BLK	Blank																				
BLK	Blank																				
Prep Wash																					
ROCK-TIM	Prep Blank	0.040	6.4	3.5	0.48	64.8	0.086	<20	0.89	0.096	0.12	0.2	2.6	<0.02	<0.02	<5	0.1	<0.02	3.8	0.15	<0.1
ROCK-TIM	Prep Blank	0.039	5.9	5.0	0.44	60.0	0.080	<20	0.80	0.075	0.08	0.1	2.2	<0.02	<0.02	<5	<0.1	<0.02	3.6	0.15	<0.1

This report supersedes all previous preliminary and final reports with this file number dated prior to the date on this certificate. Signature indicates final approval; preliminary reports are unsigned and should be used for reference only.

BUREAU VERITAS MINERAL LABORATORIES Canada

www.bvna.com/mining-laboratory-services

Bureau Veritas Commodities Canada Ltd.
9050 Shaughnessy St Vancouver British Columbia V6P 6E5 Canada
PHONE (604) 253-3158

Client: **Kinross Gold Corp.**
25 York St., #17
Toronto Ontario M5J 2V5 Canada

Project: Great Bear Project
Report Date: December 20, 2024

QUALITY CONTROL REPORT TIM24000350.1

		AQ250 Hf ppm 0.02	AQ250 Nb ppm 0.02	AQ250 Rb ppm 0.1	AQ250 Sn ppm 0.1	AQ250 Ta ppm 0.05	AQ250 Zr ppm 0.1	AQ250 Y ppm 0.01	AQ250 Ce ppm 0.1	AQ250 In ppm 0.02	AQ250 Re ppb 1	AQ250 Be ppm 0.1	AQ250 Li ppm 0.1	AQ250 Pd ppb 10	AQ250 Pt ppb 2	TC006 CO2 % 0.08	TC000 TOT/C % 0.02	TC000 TOT/S % 0.02
STD GS311-1	Standard																0.95	2.20
STD GS910-4	Standard																2.52	8.01
STD OREAS262	Standard	0.23	<0.02	18.0	0.5	<0.05	9.9	10.25	31.1	0.03	1	1.0	15.8	<10	3			
STD OREAS262	Standard	0.23	<0.02	17.3	0.5	<0.05	9.5	10.12	31.0	0.03	<1	1.0	15.6	<10	3			
STD OREAS262	Standard	0.24	<0.02	18.6	0.5	<0.05	10.1	10.29	35.5	0.03	<1	1.1	16.8	<10	2			
STD OREAS262	Standard	0.23	<0.02	18.0	0.5	<0.05	10.2	10.16	32.0	0.03	1	1.1	15.7	<10	<2			
STD OREAS279	Standard															3.11		
STD OREAS279	Standard															3.07		
STD OREAS279	Standard															3.05		
STD OREAS279	Standard															3.37		
STD BVGEO01 Expected		0.32	0.17	95	5.64		9.1	14.5	53	0.45	4	0.69	21.4	134	182			
STD OREAS262 Expected		0.17		18.6	0.5		7.7	11.2	32	0.033		1.14	17.8					
STD GS311-1 Expected																	1.02	2.35
STD GS910-4 Expected																	2.65	8.27
STD COO2 Expected																3.612		
STD OREAS279 Expected																3.29		
BLK	Blank	<0.02	<0.02	<0.1	<0.1	<0.05	<0.1	<0.01	<0.1	<0.02	<1	<0.1	<0.1	<10	<2			
BLK	Blank	<0.02	<0.02	<0.1	<0.1	<0.05	<0.1	<0.01	<0.1	<0.02	<1	<0.1	<0.1	<10	<2			
BLK	Blank	<0.02	<0.02	<0.1	<0.1	<0.05	<0.1	<0.01	<0.1	<0.02	<1	<0.1	<0.1	<10	<2			
BLK	Blank	<0.02	<0.02	<0.1	<0.1	<0.05	<0.1	<0.01	<0.1	<0.02	<1	<0.1	<0.1	<10	<2			
BLK	Blank																<0.02	0.02
BLK	Blank															<0.08		
BLK	Blank															<0.08		
BLK	Blank															<0.08		
BLK	Blank															<0.08		
Prep Wash																		
ROCK-TIM	Prep Blank	0.18	0.15	2.8	0.4	<0.05	4.4	8.65	12.8	<0.02	<1	0.2	1.4	<10	<2	0.22		
ROCK-TIM	Prep Blank	0.16	0.19	2.2	0.3	<0.05	4.0	8.13	11.6	<0.02	<1	0.2	1.4	<10	<2	0.20		

This report supersedes all previous preliminary and final reports with this file number dated prior to the date on this certificate. Signature indicates final approval; preliminary reports are unsigned and should be used for reference only.

BUREAU VERITAS MINERAL LABORATORIES Canada

www.bvna.com/mining-laboratory-services

Bureau Veritas Commodities Canada Ltd.
9050 Shaughnessy St Vancouver British Columbia V6P 6E5 Canada
PHONE (604) 253-3158

Client: **Kinross Gold Corp.**
25 York St., #17
Toronto Ontario M5J 2V5 Canada

Submitted By:	Matthew Hart
Receiving Lab:	Canada-Timmins
Received:	August 01, 2024
Analysis Start:	August 27, 2024
Report Date:	December 24, 2024
Page:	1 of 5

CERTIFICATE OF ANALYSIS TIM24000351.1

CLIENT JOB INFORMATION

Project:	Great Bear Project
Shipment ID:	
P.O. Number	GTFS002-FPR022-06
Number of Samples:	100

SAMPLE DISPOSAL

STOR-PLP	Store After 90 days Invoice for Storage
STOR-RJT	Store After 60 days Invoice for Storage

Bureau Veritas does not accept responsibility for samples left at the laboratory after 90 days without prior written instructions for sample storage or return.

SAMPLE PREPARATION AND ANALYTICAL PROCEDURES

Procedure Code	Number of Samples	Code Description	Test Wgt (g)	Report Status	Lab
PRP75-1KG	100	Crush, split and pulverize 1kg of sample to 200 mesh		Completed	TIM
SPTPL	100	Splitting of pulp samples for client		Completed	TIM
ARCHIVE	100	Charges for Split Archive			TIM
SHP01	100	Per sample shipping charges for branch shipments			TIM
AQ250_EXT	100	1:1:1 Aqua Regia digestion Ultratrace ICP-MS analysis	0.5	Completed	VAN
TC006	100	15% HClO4 leach, CO2 analysis by Leco	0.2	Completed	VAN
Split ABA	15	Analysis sample split/packet for ABA Analysis			BUB
TC000	15	Analysis by Leco	0.1	Completed	VAN
ABA	15	Modified Sobek Acid Base Accounting		Completed	BUB

ADDITIONAL COMMENTS

Invoice To: Great Bear Resources Ltd.
25 York Street, Unit 1700
Toronto Ontario M5J 2V5
Canada

CC: Kinross Distrubution

BRITISH COLUMBIA CERTIFIED ASSAYER
MARCUS LAU
Production Manager

This report supersedes all previous preliminary and final reports with this file number dated prior to the date on this certificate. Signature indicates final approval; preliminary reports are unsigned and should be used for reference only.
All results are considered the confidential property of the client. Bureau Veritas assumes the liabilities for actual cost of analysis only. Results apply to samples as submitted.
"*" asterisk indicates that an analytical result could not be provided due to unusually high levels of interference from other elements.

BUREAU VERITAS MINERAL LABORATORIES Canada

www.bvna.com/mining-laboratory-services

Bureau Veritas Commodities Canada Ltd.

9050 Shaughnessy St Vancouver British Columbia V6P 6E5 Canada
PHONE (604) 253-3158

Client: **Kinross Gold Corp.**
25 York St., #17
Toronto Ontario M5J 2V5 Canada

Project: Great Bear Project
Report Date: December 24, 2024

CERTIFICATE OF ANALYSIS TIM24000351.1

Method		WGHT	AQ250	AQ250	AQ250	AQ250	AQ250	AQ250	AQ250	AQ250	AQ250	AQ250	AQ250	AQ250	AQ250	AQ250	AQ250	AQ250	AQ250	AQ250	AQ250
Analyte		Wgt	Mo	Cu	Pb	Zn	Ag	Ni	Co	Mn	Fe	As	U	Au	Th	Sr	Cd	Sb	Bi	V	Ca
Unit		kg	ppm	ppm	ppm	ppm	ppb	ppm	ppm	ppm	%	ppm	ppm	ppb	ppm	ppm	ppm	ppm	ppm	ppm	%
MDL		0.01	0.01	0.01	0.01	0.1	2	0.1	0.1	1	0.01	0.1	0.1	0.2	0.1	0.5	0.01	0.02	0.02	1	0.01
A0964158	Drill Core	2.60	0.66	17.84	4.68	58.7	165	10.8	8.4	350	2.22	10.8	1.5	29.1	7.6	15.8	0.09	0.09	0.09	28	0.89
A0964154	Drill Core	1.83	0.84	19.63	6.62	58.4	122	16.2	9.9	438	2.28	6.6	1.5	7.1	7.3	15.6	0.07	0.08	0.04	35	1.18
A0964155	Drill Core	0.90	0.50	38.96	10.02	102.4	181	38.8	18.1	888	3.88	4.2	1.2	8.7	5.5	39.7	0.11	0.05	0.11	86	2.27
A0964156	Drill Core	2.08	0.76	27.48	14.56	75.0	203	15.3	9.3	552	2.27	4.3	1.5	14.7	7.4	16.3	0.15	0.07	0.04	39	1.05
A0964157	Drill Core	0.99	0.70	40.17	42.06	101.8	320	16.0	9.8	646	2.42	9.0	1.6	25.1	7.7	14.3	0.13	0.09	0.03	37	1.04
A0964159	Drill Core	2.65	0.70	43.64	28.99	103.7	342	15.1	10.0	400	2.27	7.6	1.7	66.4	7.2	5.3	0.12	0.13	0.06	30	0.29
A0964160	Drill Core	1.20	1.05	28.40	438.23	651.0	1735	14.9	10.8	135	2.66	84.1	1.3	344.1	5.4	6.4	2.65	0.26	1.06	13	0.32
A0964161	Drill Core	2.38	0.48	22.96	4.41	55.0	250	14.4	8.7	455	2.14	7.4	1.5	102.7	7.0	10.5	0.07	0.06	0.03	35	0.83
A0964162	Drill Core	1.65	2.56	29.84	14.67	59.6	287	15.3	19.5	508	2.53	11.5	1.1	20.4	4.9	17.6	0.13	0.10	0.18	30	1.07
A0964163	Drill Core	1.15	0.78	14.92	4.74	61.7	488	12.3	8.6	362	2.15	79.6	1.5	1481.7	8.0	12.6	0.10	0.05	0.09	30	1.31
A0964164	Drill Core	0.90	1.69	24.03	7.84	29.5	88	10.0	9.9	306	1.73	7.2	1.2	3.7	6.0	15.8	0.05	0.06	0.05	18	0.90
A0964165	Drill Core	1.71	1.15	21.71	23.47	123.4	374	12.0	9.0	577	2.28	10.9	1.6	804.4	7.9	13.2	0.35	0.07	0.09	37	1.23
A0964166	Drill Core	1.08	2.33	28.81	18.99	88.9	350	11.8	10.0	610	2.56	19.6	1.5	95.0	7.5	19.0	0.15	0.09	0.29	35	0.82
A0964167	Drill Core	1.83	5.82	17.72	7.17	78.3	240	14.3	9.1	618	2.24	10.2	1.6	18.7	7.4	15.4	0.24	0.10	0.05	34	0.76
A0964168	Drill Core	2.65	0.68	15.92	5.17	49.9	148	15.5	10.5	448	2.38	4.5	1.5	5.0	7.2	13.4	0.04	0.05	<0.02	36	1.28
A0964169	Drill Core	1.44	0.45	32.88	7.88	87.5	293	42.3	22.2	686	4.22	9.9	1.0	76.6	4.6	40.6	0.13	0.03	0.07	87	1.81
A0964170	Drill Core	0.34	0.72	14.69	3.63	65.4	171	12.4	9.1	451	2.11	18.6	1.3	142.4	7.6	11.7	0.12	0.08	0.05	32	0.63
A0964171	Drill Core	2.00	0.45	31.43	4.68	69.6	161	15.0	10.9	440	2.61	13.2	1.6	73.5	7.5	16.6	0.05	0.05	0.04	51	0.76
A0964172	Drill Core	2.68	1.20	21.54	3.36	57.8	166	14.5	9.0	433	2.41	21.4	1.6	13.3	7.9	14.1	0.06	0.07	0.08	40	0.98
A0964173	Drill Core	2.47	1.44	17.24	2.67	52.6	112	14.7	9.3	326	2.19	119.0	1.6	7.1	7.5	9.3	0.04	0.11	0.07	38	0.64
A0964174	Drill Core	0.84	1.32	234.28	114.49	181.6	17404	12.0	7.5	307	1.46	157.6	1.2	>100000	5.3	15.2	0.55	0.82	0.91	22	0.74
A0964175	Drill Core	1.51	0.65	15.82	15.89	68.0	553	11.5	9.0	347	2.24	121.6	1.3	215.6	7.3	5.7	0.09	0.08	0.22	25	0.34
A0964176	Drill Core	1.93	1.34	44.84	2.34	92.9	145	50.3	19.1	278	4.66	160.0	0.9	24.6	3.8	6.6	0.07	0.06	0.26	76	0.17
117301	Drill Core	2.03	1.56	42.06	143.54	135.1	1145	15.3	10.1	521	2.11	53.0	1.5	5537.2	7.9	13.1	0.37	0.20	0.22	17	0.73
A0964638	Drill Core	2.35	0.68	16.38	7.49	69.8	229	14.5	8.8	791	2.38	44.8	1.6	9.4	7.4	25.6	0.08	0.13	0.06	36	0.78
A0964639	Drill Core	2.00	0.66	10.79	5.93	47.5	280	14.0	9.4	808	2.19	5.4	1.6	6.3	7.2	14.2	0.07	0.06	0.08	38	0.96
117302	Drill Core	1.10	1.57	14.82	3.70	54.3	172	15.1	9.3	442	2.49	27.4	1.6	31.0	7.8	18.5	0.07	0.09	0.17	33	0.62
117303	Drill Core	1.31	0.91	24.20	3.17	61.7	226	16.7	10.9	525	2.51	9.7	1.8	9.7	8.9	7.0	0.06	0.06	0.08	44	0.40
117304	Drill Core	1.44	2.06	18.46	3.36	66.2	264	14.2	9.1	540	2.39	14.2	1.6	14.3	7.6	9.9	0.07	0.06	0.08	32	0.58
117305	Drill Core	1.14	1.31	33.44	3.09	75.7	185	18.2	12.3	523	2.86	18.7	1.4	233.6	7.6	6.7	0.10	0.08	0.22	36	0.41

This report supersedes all previous preliminary and final reports with this file number dated prior to the date on this certificate. Signature indicates final approval; preliminary reports are unsigned and should be used for reference only.

BUREAU VERITAS MINERAL LABORATORIES Canada

www.bvna.com/mining-laboratory-services

Bureau Veritas Commodities Canada Ltd.

9050 Shaughnessy St Vancouver British Columbia V6P 6E5 Canada
PHONE (604) 253-3158

Client: **Kinross Gold Corp.**
25 York St., #17
Toronto Ontario M5J 2V5 Canada

Project: Great Bear Project
Report Date: December 24, 2024

CERTIFICATE OF ANALYSIS TIM24000351.1

	Method	AQ250	AQ250	AQ250	AQ250	AQ250	AQ250	AQ250	AQ250	AQ250	AQ250	AQ250	AQ250	AQ250	AQ250	AQ250	AQ250	AQ250	AQ250	AQ250	AQ250
	Analyte	P	La	Cr	Mg	Ba	Ti	B	Al	Na	K	W	Sc	Tl	S	Hg	Se	Te	Ga	Cs	Ge
	Unit	%	ppm	ppm	%	ppm	%	ppm	%	%	%	ppm	ppm	ppm	%	ppb	ppm	ppm	ppm	ppm	ppm
	MDL	0.001	0.5	0.5	0.01	0.5	0.001	20	0.01	0.001	0.01	0.1	0.1	0.02	0.02	5	0.1	0.02	0.1	0.02	0.1
A0964158	Drill Core	0.056	31.1	11.9	0.57	82.3	0.130	<20	1.04	0.071	0.76	1.4	2.1	0.36	0.54	<5	0.1	0.03	4.4	2.43	<0.1
A0964154	Drill Core	0.055	27.8	15.5	0.80	78.3	0.165	<20	1.27	0.065	0.79	0.6	3.0	0.33	0.48	<5	<0.1	<0.02	5.8	2.60	<0.1
A0964155	Drill Core	0.111	25.2	140.5	2.11	178.6	0.260	<20	2.29	0.058	1.50	1.0	10.0	0.63	0.68	<5	0.3	0.09	8.8	7.66	<0.1
A0964156	Drill Core	0.056	27.3	17.1	0.84	76.0	0.185	<20	1.42	0.072	1.01	1.2	3.4	0.47	0.33	<5	<0.1	<0.02	6.0	3.30	<0.1
A0964157	Drill Core	0.056	30.1	16.8	0.82	98.2	0.175	<20	1.33	0.072	1.01	0.8	2.8	0.43	0.52	<5	0.1	0.03	5.4	3.52	<0.1
A0964159	Drill Core	0.056	27.3	11.8	0.72	78.9	0.139	<20	1.12	0.049	0.87	0.2	2.6	0.40	0.67	<5	0.4	0.14	5.0	4.06	<0.1
A0964160	Drill Core	0.049	23.6	9.1	0.25	33.5	0.041	<20	0.59	0.059	0.37	0.3	1.1	0.14	2.16	6	2.8	1.24	2.5	1.04	<0.1
A0964161	Drill Core	0.056	26.9	13.5	0.78	74.4	0.156	<20	1.13	0.036	0.80	1.0	2.9	0.36	0.38	<5	0.2	0.03	5.1	3.18	<0.1
A0964162	Drill Core	0.054	23.7	12.8	0.92	49.2	0.108	<20	1.32	0.039	0.47	0.3	2.0	0.25	0.78	<5	0.2	0.06	6.7	2.32	<0.1
A0964163	Drill Core	0.073	32.1	12.6	0.72	23.0	0.123	<20	1.03	0.024	0.27	0.4	2.0	0.12	0.41	<5	<0.1	<0.02	5.5	1.44	<0.1
A0964164	Drill Core	0.046	22.6	10.4	0.49	41.2	0.086	<20	0.81	0.033	0.35	0.7	1.2	0.14	0.23	<5	<0.1	<0.02	3.7	1.45	<0.1
A0964165	Drill Core	0.079	31.3	12.5	0.74	62.8	0.165	<20	1.20	0.045	0.74	0.9	2.8	0.33	0.36	<5	0.2	<0.02	5.7	3.16	<0.1
A0964166	Drill Core	0.081	30.1	12.0	0.73	119.9	0.156	<20	1.23	0.074	0.82	0.5	2.4	0.32	0.92	<5	0.4	0.03	5.1	2.78	<0.1
A0964167	Drill Core	0.054	27.5	15.5	0.76	50.1	0.135	<20	1.16	0.074	0.42	0.3	2.8	0.18	0.60	<5	0.1	<0.02	5.6	1.82	<0.1
A0964168	Drill Core	0.057	26.7	19.5	0.81	92.7	0.145	<20	1.33	0.046	0.68	0.3	3.0	0.28	0.22	<5	<0.1	<0.02	5.7	2.64	<0.1
A0964169	Drill Core	0.085	21.9	82.0	2.05	195.1	0.287	<20	2.55	0.051	1.77	0.5	5.1	0.51	0.52	<5	0.2	0.02	8.3	6.32	<0.1
A0964170	Drill Core	0.056	30.4	14.2	0.74	69.8	0.122	<20	1.19	0.063	0.80	0.6	2.6	0.35	0.51	<5	0.2	0.02	5.0	2.27	<0.1
A0964171	Drill Core	0.067	26.3	27.8	0.97	116.9	0.199	<20	1.52	0.075	1.22	0.9	3.8	0.45	0.41	<5	0.1	<0.02	5.9	4.33	<0.1
A0964172	Drill Core	0.061	29.0	13.9	0.75	105.2	0.179	<20	1.31	0.075	0.99	1.1	3.3	0.40	0.37	<5	<0.1	<0.02	5.5	3.29	<0.1
A0964173	Drill Core	0.056	27.6	14.3	0.70	75.1	0.164	<20	1.15	0.049	0.93	1.5	3.4	0.35	0.41	<5	<0.1	0.02	5.2	2.58	<0.1
A0964174	Drill Core	0.058	23.7	10.0	0.36	52.7	0.036	72	0.57	0.060	0.35	0.3	1.1	0.12	0.45	6	0.5	0.29	2.5	1.40	<0.1
A0964175	Drill Core	0.070	30.7	7.2	0.59	34.8	0.073	<20	0.73	0.026	0.58	2.3	2.1	0.33	1.19	<5	1.4	0.26	3.7	2.28	<0.1
A0964176	Drill Core	0.060	14.8	80.0	1.28	205.3	0.195	<20	2.46	0.052	1.66	0.4	8.2	0.48	0.39	<5	0.3	0.09	9.5	8.50	<0.1
117301	Drill Core	0.073	29.5	8.2	0.59	82.3	0.074	<20	1.20	0.056	0.68	0.3	1.2	0.47	1.11	<5	0.5	0.07	3.7	2.68	<0.1
A0964638	Drill Core	0.055	27.6	14.5	0.79	73.1	0.133	<20	1.49	0.130	0.84	0.1	3.1	0.52	1.05	<5	<0.1	<0.02	5.8	2.71	<0.1
A0964639	Drill Core	0.054	27.1	14.1	0.74	103.7	0.160	<20	1.28	0.088	0.87	0.2	3.4	0.43	0.46	<5	<0.1	<0.02	5.6	3.10	<0.1
117302	Drill Core	0.056	28.1	13.9	0.66	72.9	0.124	<20	1.19	0.090	0.77	0.3	2.9	0.39	1.19	<5	0.1	<0.02	5.1	2.61	<0.1
117303	Drill Core	0.070	32.9	13.7	0.78	75.7	0.196	<20	1.27	0.035	1.09	0.5	3.3	0.53	0.37	<5	0.1	<0.02	6.4	3.90	<0.1
117304	Drill Core	0.061	28.4	13.1	0.72	73.1	0.154	<20	1.23	0.059	0.95	0.2	2.5	0.44	0.48	<5	<0.1	<0.02	5.0	2.89	<0.1
117305	Drill Core	0.083	36.0	13.1	0.77	69.9	0.168	<20	1.25	0.050	1.01	0.3	2.8	0.45	0.87	<5	0.1	0.04	5.1	3.22	<0.1

This report supersedes all previous preliminary and final reports with this file number dated prior to the date on this certificate. Signature indicates final approval; preliminary reports are unsigned and should be used for reference only.

BUREAU VERITAS MINERAL LABORATORIES Canada

www.bvna.com/mining-laboratory-services

Bureau Veritas Commodities Canada Ltd.

9050 Shaughnessy St Vancouver British Columbia V6P 6E5 Canada
PHONE (604) 253-3158

Client: **Kinross Gold Corp.**
25 York St., #17
Toronto Ontario M5J 2V5 Canada

Project: Great Bear Project
Report Date: December 24, 2024

CERTIFICATE OF ANALYSIS TIM24000351.1

		Method	AQ250	AQ250	AQ250	AQ250	AQ250	AQ250	AQ250	AQ250	AQ250	AQ250	AQ250	AQ250	AQ250	AQ250	TC006	TC000	TC000
		Analyte	Hf	Nb	Rb	Sn	Ta	Zr	Y	Ce	In	Re	Be	Li	Pd	Pt	CO2	TOT/C	TOT/S
		Unit	ppm	ppm	ppm	ppm	ppm	ppm	ppm	ppm	ppm	ppb	ppm	ppm	ppb	ppb	%	%	%
		MDL	0.02	0.02	0.1	0.1	0.05	0.1	0.01	0.1	0.02	1	0.1	0.1	10	2	0.08	0.02	0.02
A0964158	Drill Core		0.74	0.03	53.6	0.7	<0.05	24.8	6.76	60.2	<0.02	<1	<0.1	9.3	<10	<2	0.84		
A0964154	Drill Core		0.73	0.05	47.6	0.4	<0.05	27.1	6.76	52.1	<0.02	<1	<0.1	12.6	<10	2	1.17		
A0964155	Drill Core		0.68	0.04	92.9	0.6	<0.05	27.5	10.00	51.1	<0.02	<1	0.4	25.0	<10	3	2.14		
A0964156	Drill Core		0.69	0.03	67.1	0.4	<0.05	26.2	6.32	52.1	<0.02	<1	0.1	13.5	<10	<2	0.98	0.26	0.31
A0964157	Drill Core		0.74	0.04	62.2	0.3	<0.05	26.6	6.37	56.3	<0.02	<1	<0.1	10.8	<10	<2	0.99		
A0964159	Drill Core		0.95	<0.02	57.2	0.3	<0.05	34.1	6.09	52.0	<0.02	<1	<0.1	9.3	<10	<2	0.15		
A0964160	Drill Core		0.85	0.04	17.6	0.2	<0.05	31.8	5.26	43.5	0.04	<1	<0.1	4.7	<10	3	0.24		
A0964161	Drill Core		0.59	0.02	53.8	0.3	<0.05	22.8	6.45	50.8	<0.02	<1	<0.1	11.3	<10	<2	0.79		
A0964162	Drill Core		0.53	0.04	28.2	0.3	<0.05	20.0	4.22	44.3	<0.02	<1	0.3	24.1	<10	<2	0.91		
A0964163	Drill Core		0.31	0.04	16.6	0.3	<0.05	10.6	6.25	63.4	<0.02	<1	0.2	13.0	<10	<2	1.21		
A0964164	Drill Core		0.51	0.06	20.3	0.2	<0.05	19.0	4.30	44.5	<0.02	<1	0.1	7.8	<10	<2	0.80	0.22	0.22
A0964165	Drill Core		0.58	0.04	46.5	0.4	<0.05	20.1	6.69	61.4	<0.02	<1	<0.1	13.3	<10	<2	1.20		
A0964166	Drill Core		0.62	0.02	46.8	0.3	<0.05	22.7	6.28	60.7	<0.02	<1	0.1	14.0	<10	2	0.62		
A0964167	Drill Core		0.66	0.05	25.6	0.3	<0.05	22.7	6.54	52.6	<0.02	<1	<0.1	11.0	<10	2	0.56		
A0964168	Drill Core		0.61	0.04	40.9	0.3	<0.05	21.7	6.68	51.7	<0.02	<1	0.1	14.9	<10	<2	1.28		
A0964169	Drill Core		0.44	<0.02	81.4	0.4	<0.05	18.1	7.62	44.3	<0.02	<1	0.2	29.5	<10	<2	1.76		
A0964170	Drill Core		0.75	<0.02	50.5	0.4	<0.05	28.2	6.36	56.5	<0.02	<1	0.2	17.7	<10	<2	0.50	0.15	0.47
A0964171	Drill Core		0.74	<0.02	73.8	0.5	<0.05	27.5	8.01	51.5	<0.02	<1	0.1	15.0	<10	<2	0.63		
A0964172	Drill Core		0.71	<0.02	59.3	0.4	<0.05	25.7	7.47	55.8	<0.02	<1	<0.1	11.2	<10	<2	0.88		
A0964173	Drill Core		0.51	<0.02	55.5	0.4	<0.05	18.4	7.29	53.1	<0.02	<1	<0.1	11.3	<10	<2	0.57		
A0964174	Drill Core		0.49	<0.02	16.5	0.2	<0.05	17.7	4.64	48.7	<0.02	<1	<0.1	4.8	<10	16	0.69		
A0964175	Drill Core		0.36	<0.02	41.9	0.3	<0.05	13.4	6.60	59.7	<0.02	<1	<0.1	8.8	<10	<2	0.15		
A0964176	Drill Core		0.65	<0.02	76.2	0.6	<0.05	27.5	4.40	29.9	0.02	<1	0.1	25.8	<10	2	<0.08		
117301	Drill Core		0.65	<0.02	38.6	0.2	<0.05	22.9	6.47	58.4	<0.02	<1	0.2	11.0	<10	<2	0.45	0.14	1.05
A0964638	Drill Core		0.75	<0.02	58.0	1.0	<0.05	25.6	6.27	53.2	<0.02	<1	0.1	11.8	<10	<2	0.46		
A0964639	Drill Core		0.76	0.02	54.2	0.4	<0.05	26.8	5.82	52.8	<0.02	<1	<0.1	13.2	<10	<2	0.93		
117302	Drill Core		0.90	<0.02	54.3	0.3	<0.05	31.3	6.59	53.8	<0.02	<1	0.1	11.2	<10	<2	0.37		
117303	Drill Core		0.75	0.03	73.5	0.4	<0.05	27.8	8.00	64.6	<0.02	<1	<0.1	12.7	<10	<2	0.28		
117304	Drill Core		0.83	<0.02	61.8	0.3	<0.05	30.0	6.68	55.2	<0.02	<1	<0.1	10.5	<10	<2	0.41		
117305	Drill Core		0.69	<0.02	63.9	0.2	<0.05	24.7	7.92	71.7	<0.02	<1	<0.1	11.4	<10	2	0.22		

This report supersedes all previous preliminary and final reports with this file number dated prior to the date on this certificate. Signature indicates final approval; preliminary reports are unsigned and should be used for reference only.

BUREAU VERITAS MINERAL LABORATORIES Canada

www.bvna.com/mining-laboratory-services

Bureau Veritas Commodities Canada Ltd.

9050 Shaughnessy St Vancouver British Columbia V6P 6E5 Canada
PHONE (604) 253-3158

Client: **Kinross Gold Corp.**
25 York St., #17
Toronto Ontario M5J 2V5 Canada

Project: Great Bear Project
Report Date: December 24, 2024

CERTIFICATE OF ANALYSIS TIM24000351.1

	Method	WGHT	AQ250	AQ250	AQ250	AQ250	AQ250	AQ250	AQ250	AQ250	AQ250	AQ250	AQ250	AQ250	AQ250	AQ250	AQ250	AQ250	AQ250	AQ250	AQ250
	Analyte	Wgt	Mo	Cu	Pb	Zn	Ag	Ni	Co	Mn	Fe	As	U	Au	Th	Sr	Cd	Sb	Bi	V	Ca
	Unit	kg	ppm	ppm	ppm	ppm	ppb	ppm	ppm	ppm	%	ppm	ppm	ppb	ppm	ppm	ppm	ppm	ppm	ppm	%
	MDL	0.01	0.01	0.01	0.01	0.1	2	0.1	0.1	1	0.01	0.1	0.1	0.2	0.1	0.5	0.01	0.02	0.02	1	0.01
117306	Drill Core	1.95	1.29	20.61	2.92	54.8	168	16.3	10.4	492	2.28	23.9	1.5	53.3	7.9	9.8	0.09	0.06	0.11	31	0.63
A0964640	Drill Core	1.40	0.49	33.79	19.79	107.0	383	16.7	10.3	812	2.61	51.5	1.9	47.3	9.0	9.9	0.13	0.09	0.02	41	0.68
117307	Drill Core	1.68	0.72	21.17	4.23	47.7	204	13.9	9.0	505	2.17	35.5	1.5	22.2	6.9	13.1	0.13	0.12	0.09	37	0.66
117308	Drill Core	2.58	0.91	17.75	2.95	57.7	195	16.1	8.9	392	2.12	48.5	1.4	9.6	7.2	14.6	0.07	0.10	0.09	33	0.79
117309	Drill Core	2.95	1.15	5.11	4.28	19.0	198	14.9	9.2	293	1.70	111.7	1.6	576.0	7.5	27.6	0.05	0.15	0.07	12	0.81
A0964714	Drill Core	1.52	1.35	18.07	13.08	82.6	348	12.2	8.2	337	1.96	284.3	1.4	649.3	6.8	10.4	0.22	0.18	0.10	20	0.54
A0964715	Drill Core	1.22	0.79	47.40	14.46	71.2	1719	12.6	7.6	402	1.93	814.8	1.6	18489.3	7.1	6.2	0.17	0.24	0.06	41	0.29
A0964716	Drill Core	1.18	0.86	13.34	24.55	45.7	530	15.8	10.3	499	2.66	1544.6	1.6	1484.1	7.0	16.9	0.05	0.48	0.07	22	0.58
A0964717	Drill Core	1.38	1.34	10.72	16.13	49.1	368	15.4	8.8	284	2.10	1031.8	1.6	1913.6	7.0	12.8	0.22	0.32	0.08	14	0.50
A0964718	Drill Core	1.05	0.92	25.29	5.87	36.5	296	12.7	7.0	547	1.91	2395.2	1.1	297.0	5.9	14.2	0.09	0.81	0.10	31	1.30
117310	Drill Core	1.02	1.21	19.12	6.72	43.7	148	11.4	7.7	287	2.20	143.3	1.7	77.2	8.1	23.3	0.08	0.13	0.10	23	1.17
117311	Drill Core	1.35	0.99	29.60	6.03	61.6	91	58.6	20.2	356	4.48	504.8	1.1	35.6	4.4	70.9	0.05	0.20	0.17	69	1.24
117312	Drill Core	3.53	2.91	47.15	3.58	51.2	132	57.1	19.3	223	3.87	43.5	0.9	5.7	4.0	18.6	0.06	0.05	0.20	77	0.36
117313	Drill Core	3.35	1.15	19.52	3.03	58.7	261	12.8	10.4	343	2.71	6.2	1.3	2.1	6.9	32.4	0.05	0.07	0.20	49	0.76
117314	Drill Core	1.67	1.79	61.46	3.96	72.3	271	61.9	21.4	309	4.43	2227.2	1.1	133.4	4.9	24.6	0.07	0.58	0.65	84	0.42
117316	Drill Core	1.12	0.34	16.83	2.59	60.1	115	10.4	8.2	369	2.17	12.8	1.3	3.0	7.3	9.5	0.05	0.06	0.05	31	0.58
117317	Drill Core	2.29	1.68	45.17	7.23	93.5	182	48.3	16.5	334	3.47	157.5	1.2	6.7	6.0	23.9	0.10	0.12	0.24	59	0.45
A0964641	Drill Core	1.10	0.82	23.82	3.59	34.0	301	55.8	15.1	266	2.26	20.4	0.8	7.7	5.3	26.6	0.02	0.17	0.18	37	0.87
117318	Drill Core	3.03	1.36	2.38	8.65	65.1	312	0.4	1.7	140	1.69	85.9	1.5	7.3	10.6	7.8	0.09	0.34	0.14	<1	0.46
117319	Drill Core	0.98	1.48	6.29	4.37	51.2	162	4.9	4.2	243	1.93	47.3	1.5	8.5	9.4	12.0	0.04	0.28	0.45	12	0.41
117315	Drill Core	3.04	1.29	4.52	3.42	47.0	187	0.6	1.8	220	1.34	67.4	1.5	10.2	10.9	13.0	0.05	0.20	0.36	1	0.62
117320	Drill Core	2.70	1.30	5.64	4.08	41.4	190	0.6	1.9	225	1.61	2024.0	1.6	183.4	10.4	7.2	0.05	0.56	0.11	<1	0.29
117321	Drill Core	1.97	1.37	4.52	3.14	31.9	151	0.4	1.5	281	1.25	30.3	1.4	26.6	9.5	9.0	0.02	0.20	0.06	<1	0.57
A0964642	Drill Core	3.14	0.94	20.33	3.00	56.7	169	17.3	10.4	431	2.58	45.4	1.4	150.3	7.6	17.5	0.04	0.14	0.06	34	1.17
117322	Drill Core	2.56	0.95	7.48	3.72	40.8	242	0.8	1.8	245	1.25	40.1	1.4	315.4	10.5	12.0	0.03	0.13	0.14	<1	0.47
117323	Drill Core	1.82	1.52	12.15	6.22	43.2	391	0.8	2.1	276	1.50	60.3	1.3	691.2	9.2	11.8	0.05	0.18	0.22	2	0.69
A0964643	Drill Core	2.02	1.27	30.28	5.18	66.3	382	21.9	13.0	569	3.44	497.3	1.3	83.8	6.9	54.1	0.06	0.15	0.17	55	1.44
117324	Drill Core	3.22	1.59	21.27	3.25	45.6	92	46.1	15.2	173	6.17	98.8	1.1	29.4	7.2	7.2	0.01	0.10	0.46	60	0.22
117325	Drill Core	2.95	1.46	12.42	3.84	45.9	169	7.1	5.6	257	1.90	4.1	1.5	7.7	8.5	11.5	0.06	0.07	0.40	11	0.38
A0962994	Drill Core	2.91	1.76	63.07	2.95	111.5	160	81.6	26.0	396	4.70	115.8	1.1	11.7	4.4	17.2	0.04	0.11	0.22	89	0.31

This report supersedes all previous preliminary and final reports with this file number dated prior to the date on this certificate. Signature indicates final approval; preliminary reports are unsigned and should be used for reference only.

BUREAU VERITAS MINERAL LABORATORIES Canada

www.bvna.com/mining-laboratory-services

Bureau Veritas Commodities Canada Ltd.

9050 Shaughnessy St Vancouver British Columbia V6P 6E5 Canada
PHONE (604) 253-3158

Client: **Kinross Gold Corp.**
25 York St., #17
Toronto Ontario M5J 2V5 Canada

Project: Great Bear Project
Report Date: December 24, 2024

CERTIFICATE OF ANALYSIS TIM24000351.1

	Method	AQ250	AQ250	AQ250	AQ250	AQ250	AQ250	AQ250	AQ250	AQ250	AQ250	AQ250	AQ250	AQ250	AQ250	AQ250	AQ250	AQ250	AQ250	AQ250	AQ250
	Analyte	P	La	Cr	Mg	Ba	Ti	B	Al	Na	K	W	Sc	Tl	S	Hg	Se	Te	Ga	Cs	Ge
	Unit	%	ppm	ppm	%	ppm	%	ppm	%	%	%	ppm	ppm	ppm	%	ppb	ppm	ppm	ppm	ppm	ppm
	MDL	0.001	0.5	0.5	0.01	0.5	0.001	20	0.01	0.001	0.01	0.1	0.1	0.02	0.02	5	0.1	0.02	0.1	0.02	0.1
117306	Drill Core	0.074	33.9	12.6	0.73	67.3	0.147	<20	1.27	0.060	0.93	1.3	2.5	0.39	0.52	<5	0.1	0.04	5.1	2.93	<0.1
A0964640	Drill Core	0.046	32.1	16.1	0.82	96.0	0.175	<20	1.33	0.068	1.01	0.7	3.6	0.43	0.63	<5	0.2	0.08	5.7	3.21	<0.1
117307	Drill Core	0.054	25.9	13.6	0.75	107.4	0.162	<20	1.25	0.090	0.97	1.0	3.2	0.40	0.51	5	0.2	0.03	5.4	3.29	<0.1
117308	Drill Core	0.051	27.2	18.7	0.74	105.2	0.168	<20	1.24	0.068	0.99	1.5	2.5	0.42	0.25	<5	0.1	0.03	5.3	3.83	<0.1
117309	Drill Core	0.055	28.1	6.8	0.53	48.4	0.066	<20	1.69	0.142	0.72	0.4	0.9	0.29	0.87	<5	0.3	0.07	4.5	1.66	<0.1
A0964714	Drill Core	0.054	27.3	7.2	0.46	76.0	0.062	<20	0.84	0.042	0.63	1.9	1.4	0.27	1.28	<5	1.4	0.09	3.7	1.72	<0.1
A0964715	Drill Core	0.045	23.8	15.3	0.57	61.3	0.110	<20	0.78	0.068	0.63	2.4	3.6	0.32	0.79	<5	2.1	0.24	4.4	2.14	<0.1
A0964716	Drill Core	0.062	26.1	7.9	0.64	41.0	0.074	<20	1.50	0.138	0.80	2.3	1.7	0.37	1.64	<5	1.8	0.23	5.5	2.22	<0.1
A0964717	Drill Core	0.055	25.0	9.7	0.46	40.9	0.042	<20	1.08	0.054	0.54	1.9	1.2	0.27	1.61	<5	1.5	0.11	3.2	1.46	<0.1
A0964718	Drill Core	0.043	24.0	11.9	0.60	64.8	0.103	<20	0.83	0.033	0.65	3.8	1.9	0.31	0.57	<5	2.2	0.20	4.1	1.80	<0.1
117310	Drill Core	0.058	25.1	11.6	0.55	57.0	0.037	<20	1.06	0.055	0.37	0.4	1.6	0.14	0.27	<5	0.3	0.03	5.1	1.40	<0.1
117311	Drill Core	0.083	21.9	84.4	1.40	191.9	0.124	<20	2.66	0.101	1.17	0.3	6.8	0.42	0.38	<5	0.4	0.09	9.4	6.95	<0.1
117312	Drill Core	0.059	15.7	93.5	1.29	179.7	0.163	<20	2.66	0.070	1.49	0.2	7.9	0.50	0.27	<5	0.2	0.05	9.0	4.51	<0.1
117313	Drill Core	0.091	33.0	13.2	0.82	129.6	0.180	<20	1.69	0.119	1.11	0.1	3.5	0.38	0.37	<5	0.1	<0.02	6.4	3.63	<0.1
117314	Drill Core	0.049	17.3	84.0	1.29	128.7	0.157	<20	2.89	0.082	1.39	0.2	8.6	0.41	0.49	<5	0.3	0.08	9.9	4.39	<0.1
117316	Drill Core	0.058	32.0	11.5	0.67	66.3	0.164	<20	1.20	0.056	0.88	0.3	2.2	0.38	0.20	<5	<0.1	<0.02	5.6	4.07	<0.1
117317	Drill Core	0.050	20.5	68.8	1.17	160.2	0.161	<20	2.35	0.072	1.42	0.1	6.1	0.55	0.35	<5	0.2	0.04	8.4	4.78	<0.1
A0964641	Drill Core	0.042	23.7	213.8	1.18	80.8	0.100	<20	1.33	0.058	0.99	0.2	3.1	0.47	0.93	<5	0.1	<0.02	4.0	9.32	<0.1
117318	Drill Core	0.017	42.7	1.6	0.04	66.8	0.007	<20	0.45	0.059	0.27	0.1	0.6	0.07	1.68	<5	0.1	<0.02	1.5	0.22	<0.1
117319	Drill Core	0.037	39.3	6.3	0.28	67.4	0.065	<20	0.71	0.069	0.48	0.5	0.9	0.21	1.24	<5	<0.1	<0.02	2.7	1.94	<0.1
117315	Drill Core	0.016	42.7	2.1	0.15	65.0	0.041	<20	0.58	0.073	0.36	0.4	1.2	0.18	0.47	<5	0.1	<0.02	2.5	1.49	<0.1
117320	Drill Core	0.016	39.6	2.7	0.13	55.0	0.033	<20	0.53	0.049	0.37	0.3	0.9	0.16	0.72	<5	0.3	0.03	2.1	1.30	<0.1
117321	Drill Core	0.014	38.1	2.0	0.15	94.5	0.045	<20	0.56	0.066	0.40	0.3	1.2	0.18	0.31	<5	0.2	<0.02	2.5	1.51	<0.1
A0964642	Drill Core	0.069	33.0	15.7	0.79	95.1	0.175	<20	1.29	0.061	1.00	1.4	2.4	0.45	0.44	<5	0.2	<0.02	5.4	3.57	<0.1
117322	Drill Core	0.014	42.6	2.6	0.14	80.2	0.037	<20	0.57	0.065	0.39	0.9	1.2	0.20	0.39	<5	0.4	0.03	2.5	1.87	<0.1
117323	Drill Core	0.014	37.5	3.2	0.14	63.7	0.034	<20	0.40	0.053	0.22	0.3	1.0	0.09	0.66	<5	0.8	0.03	1.9	0.86	<0.1
A0964643	Drill Core	0.086	31.7	31.8	1.11	73.7	0.163	<20	2.31	0.156	0.64	1.5	4.6	0.25	0.89	<5	0.4	0.04	8.4	3.45	<0.1
117324	Drill Core	0.056	29.9	49.9	1.13	159.7	0.230	<20	3.09	0.037	1.95	0.2	6.2	0.72	0.23	<5	0.3	0.07	10.2	8.23	<0.1
117325	Drill Core	0.029	30.9	5.8	0.46	96.0	0.083	<20	1.15	0.073	0.73	0.2	1.9	0.35	0.35	<5	<0.1	0.04	4.6	2.27	<0.1
A0962994	Drill Core	0.054	17.0	112.7	1.45	239.1	0.244	<20	2.99	0.090	2.00	0.2	9.9	0.59	0.37	<5	0.2	0.05	10.4	6.41	<0.1

This report supersedes all previous preliminary and final reports with this file number dated prior to the date on this certificate. Signature indicates final approval; preliminary reports are unsigned and should be used for reference only.

BUREAU VERITAS MINERAL LABORATORIES Canada

www.bvna.com/mining-laboratory-services

Bureau Veritas Commodities Canada Ltd.

9050 Shaughnessy St Vancouver British Columbia V6P 6E5 Canada
PHONE (604) 253-3158

Client: **Kinross Gold Corp.**
25 York St., #17
Toronto Ontario M5J 2V5 Canada

Project: Great Bear Project
Report Date: December 24, 2024

CERTIFICATE OF ANALYSIS TIM24000351.1

	Method	AQ250	AQ250	AQ250	AQ250	AQ250	AQ250	AQ250	AQ250	AQ250	AQ250	AQ250	AQ250	AQ250	AQ250	TC006	TC000	TC000
	Analyte	Hf	Nb	Rb	Sn	Ta	Zr	Y	Ce	In	Re	Be	Li	Pd	Pt	CO2	TOT/C	TOT/S
	Unit	ppm	ppm	ppm	ppm	ppm	ppm	ppm	ppm	ppm	ppb	ppm	ppm	ppb	ppb	%	%	%
	MDL	0.02	0.02	0.1	0.1	0.05	0.1	0.01	0.1	0.02	1	0.1	0.1	10	2	0.08	0.02	0.02
117306	Drill Core	0.60	<0.02	56.9	0.3	<0.05	21.0	7.50	67.3	<0.02	<1	<0.1	10.6	<10	<2	0.37	0.13	0.51
A0964640	Drill Core	0.74	<0.02	64.1	0.4	<0.05	25.6	7.46	61.3	<0.02	<1	<0.1	11.4	<10	<2	0.58		
117307	Drill Core	0.64	0.06	57.9	0.4	<0.05	23.5	6.83	51.5	0.04	<1	<0.1	11.7	<10	<2	0.58		
117308	Drill Core	0.66	0.06	60.8	0.3	<0.05	23.0	6.01	52.6	<0.02	<1	<0.1	11.7	<10	<2	0.73		
117309	Drill Core	0.35	0.04	38.6	0.1	<0.05	14.7	6.85	53.9	<0.02	<1	0.5	7.4	<10	<2	0.26		
A0964714	Drill Core	0.28	0.04	35.6	0.6	<0.05	10.8	7.01	54.2	<0.02	<1	0.1	7.4	<10	2	0.45		
A0964715	Drill Core	0.29	0.05	38.2	0.9	<0.05	10.0	5.24	45.9	<0.02	<1	<0.1	11.1	<10	<2	0.11		
A0964716	Drill Core	0.26	0.05	47.9	0.3	<0.05	10.0	7.10	52.3	<0.02	<1	0.5	8.9	<10	<2	0.14	0.05	1.58
A0964717	Drill Core	0.20	0.04	29.2	0.4	<0.05	7.2	6.05	49.6	<0.02	<1	0.5	6.8	<10	2	0.14		
A0964718	Drill Core	0.24	0.06	36.9	0.6	<0.05	9.2	4.63	47.0	<0.02	<1	0.1	8.2	<10	<2	1.37		
117310	Drill Core	0.39	0.04	18.1	0.2	<0.05	15.2	5.05	49.4	<0.02	<1	0.2	11.5	<10	<2	1.10		
117311	Drill Core	0.55	0.04	54.7	0.4	<0.05	23.8	6.76	46.9	0.02	<1	0.4	26.2	<10	<2	0.99		
117312	Drill Core	0.44	0.04	73.5	0.5	<0.05	20.3	4.38	32.2	0.02	<1	0.2	20.4	<10	3	<0.08		
117313	Drill Core	0.33	0.05	58.4	0.3	<0.05	16.7	7.69	67.3	<0.02	<1	<0.1	14.5	<10	<2	0.43		
117314	Drill Core	0.54	0.05	64.0	0.6	<0.05	26.2	6.23	35.7	0.03	1	0.2	21.8	<10	2	<0.08	0.03	0.49
117316	Drill Core	0.67	0.06	53.1	0.2	<0.05	22.5	6.37	62.7	<0.02	<1	<0.1	13.8	<10	<2	0.44		
117317	Drill Core	0.49	0.08	72.8	0.5	<0.05	21.7	6.64	41.3	0.02	<1	0.2	19.8	<10	<2	0.12		
A0964641	Drill Core	0.74	0.03	52.8	0.2	<0.05	32.6	6.91	48.5	<0.02	<1	<0.1	11.2	<10	<2	0.64		
117318	Drill Core	1.13	0.08	9.5	0.2	<0.05	46.6	8.06	83.5	0.03	<1	<0.1	2.3	<10	<2	0.44		
117319	Drill Core	1.08	0.14	28.8	0.2	<0.05	38.3	7.83	77.3	<0.02	<1	<0.1	4.5	<10	<2	0.31		
117315	Drill Core	0.93	0.25	21.2	0.3	<0.05	35.4	10.83	81.9	<0.02	<1	<0.1	3.8	<10	<2	0.63		
117320	Drill Core	0.42	0.17	18.9	0.2	<0.05	15.6	10.55	76.4	<0.02	<1	<0.1	3.5	<10	<2	0.30	0.09	0.59
117321	Drill Core	0.95	0.20	20.2	0.3	<0.05	32.9	9.11	74.2	<0.02	<1	<0.1	2.9	<10	<2	0.56		
A0964642	Drill Core	0.64	0.06	58.4	0.3	<0.05	24.2	6.74	65.3	<0.02	<1	<0.1	9.2	<10	<2	1.14		
117322	Drill Core	1.13	0.24	21.9	0.3	<0.05	44.5	9.88	82.5	<0.02	<1	<0.1	3.0	<10	<2	0.47		
117323	Drill Core	1.57	0.21	9.9	0.3	<0.05	65.6	7.66	73.2	<0.02	<1	<0.1	2.1	<10	<2	0.81		
A0964643	Drill Core	0.43	0.04	33.3	0.4	<0.05	18.9	9.69	63.3	<0.02	<1	0.6	11.1	<10	<2	0.74		
117324	Drill Core	0.57	0.06	108.6	0.6	<0.05	29.6	7.20	60.9	<0.02	<1	0.2	14.9	<10	<2	<0.08		
117325	Drill Core	0.79	0.14	40.2	0.3	<0.05	32.8	6.89	60.8	<0.02	<1	0.1	7.1	<10	<2	0.27	0.09	0.31
A0962994	Drill Core	0.32	0.06	87.3	0.7	<0.05	18.0	4.99	35.5	0.03	1	0.2	28.4	<10	2	0.09		

This report supersedes all previous preliminary and final reports with this file number dated prior to the date on this certificate. Signature indicates final approval; preliminary reports are unsigned and should be used for reference only.

BUREAU VERITAS MINERAL LABORATORIES Canada

www.bvna.com/mining-laboratory-services

Bureau Veritas Commodities Canada Ltd.

9050 Shaughnessy St Vancouver British Columbia V6P 6E5 Canada
PHONE (604) 253-3158

Client: **Kinross Gold Corp.**
25 York St., #17
Toronto Ontario M5J 2V5 Canada

Project: Great Bear Project
Report Date: December 24, 2024

CERTIFICATE OF ANALYSIS TIM24000351.1

Method		WGHT	AQ250	AQ250	AQ250	AQ250	AQ250	AQ250	AQ250	AQ250	AQ250	AQ250	AQ250	AQ250	AQ250	AQ250	AQ250	AQ250	AQ250	AQ250	AQ250
Analyte		Wgt	Mo	Cu	Pb	Zn	Ag	Ni	Co	Mn	Fe	As	U	Au	Th	Sr	Cd	Sb	Bi	V	Ca
Unit		kg	ppm	ppm	ppm	ppm	ppb	ppm	ppm	ppm	%	ppm	ppm	ppb	ppm	ppm	ppm	ppm	ppm	ppm	%
MDL		0.01	0.01	0.01	0.01	0.1	2	0.1	0.1	1	0.01	0.1	0.1	0.2	0.1	0.5	0.01	0.02	0.02	1	0.01
A0962995	Drill Core	3.18	0.75	19.31	3.05	46.3	168	11.5	8.4	327	2.10	19.8	1.4	19.1	7.2	11.6	0.04	0.14	0.10	31	0.50
A0962996	Drill Core	1.27	2.21	55.98	4.05	52.1	401	38.1	11.8	602	5.23	18.8	1.0	9.6	5.1	20.1	0.04	0.20	0.45	44	0.65
A0962997	Drill Core	1.16	1.17	26.31	2.83	62.9	198	20.6	12.4	578	2.80	13.8	1.4	10.6	7.7	18.3	0.03	0.15	0.10	40	0.86
A0962998	Drill Core	2.35	1.65	2.71	12.01	56.8	310	0.8	2.3	213	1.85	79.1	1.7	27.6	10.9	7.3	0.07	0.42	0.41	<1	0.28
A0962999	Drill Core	2.51	1.80	27.70	5.13	77.7	216	30.7	14.6	810	3.17	56.4	1.1	63.9	6.3	68.3	0.06	0.25	0.13	67	1.92
A0963000	Drill Core	1.81	1.69	11.98	6.97	68.1	265	11.0	7.2	437	2.08	181.5	1.4	18.2	9.0	23.2	0.09	0.47	0.40	26	1.11
A0964501	Drill Core	2.37	1.23	10.83	5.53	36.3	957	15.2	10.4	438	2.95	>10000	1.5	4002.9	6.9	26.4	0.07	8.89	0.45	12	1.39
A0964502	Drill Core	3.50	1.73	4.66	8.78	127.9	1011	0.8	1.7	122	1.60	398.6	1.4	134.7	9.8	7.1	0.52	1.07	0.07	<1	0.34
A0964503	Drill Core	3.35	1.21	2.22	5.39	37.3	168	0.4	1.6	185	1.37	32.2	1.1	116.7	8.9	8.9	0.06	0.36	0.07	<1	0.52
A0964504	Drill Core	2.20	0.90	6.53	4.90	35.4	96	0.7	1.7	232	1.25	11.5	1.2	6.8	10.7	11.6	0.06	0.19	0.06	<1	0.43
A0964505	Drill Core	3.37	1.34	5.89	3.63	39.6	118	0.4	1.7	235	1.43	14.1	1.1	3.0	9.5	7.6	0.05	0.19	0.19	<1	0.37
A0964506	Drill Core	3.13	1.12	18.72	2.96	52.1	252	16.6	10.2	425	2.62	162.7	1.3	4.7	7.5	22.6	0.03	0.12	0.12	38	1.04
A0964507	Drill Core	3.15	0.70	18.51	3.17	53.8	155	16.2	10.3	482	2.38	7.9	1.3	28.5	7.1	41.5	0.03	0.06	0.05	31	0.89
A0964508	Drill Core	0.89	2.43	10.01	2.84	32.6	176	2.2	2.8	151	1.20	1.7	1.2	14.5	10.2	11.3	0.03	0.03	0.09	2	0.18
A0964509	Drill Core	1.72	1.12	12.04	4.40	8.0	39	1.2	2.0	125	1.29	0.5	1.1	1.7	10.9	10.3	0.01	0.05	0.06	<1	0.10
A0964510	Drill Core	1.62	1.24	17.36	3.41	9.8	75	1.7	2.1	128	1.58	0.3	1.2	3.1	11.2	15.1	0.02	0.07	0.10	<1	0.27
A0962968	Drill Core	1.16	0.48	38.60	409.69	439.3	3555	12.8	8.7	23	3.15	388.5	1.5	11985.1	6.3	3.0	1.56	1.30	0.22	3	0.10
A0964958	Drill Core	3.22	0.93	20.94	4.18	64.0	355	16.9	9.8	592	2.55	209.9	1.3	21.8	7.5	22.8	0.06	0.43	0.05	34	1.01
A0964957	Drill Core	4.33	1.78	1.06	7.63	45.3	116	0.4	1.8	175	1.55	171.2	1.4	12.3	10.5	5.3	0.03	0.42	0.05	<1	0.60
A0964956	Drill Core	3.45	1.12	3.24	5.37	41.8	140	0.6	2.1	162	1.58	122.2	1.5	25.1	11.2	4.1	0.05	0.30	0.05	<1	0.36
A0964955	Drill Core	2.59	1.01	1.43	11.08	59.1	154	0.2	1.6	46	1.27	150.3	1.2	46.4	9.2	2.2	0.11	0.26	0.12	<1	0.15
A0964954	Drill Core	1.06	1.48	15.10	4.55	50.7	224	10.9	6.5	634	2.30	88.1	1.2	41.5	7.9	21.6	0.06	0.40	0.20	17	1.48
A0964953	Drill Core	1.74	0.97	15.61	2.69	47.7	196	13.6	8.1	385	1.57	87.6	1.0	12.0	5.3	15.9	0.04	0.24	0.11	19	1.20
A0964952	Drill Core	4.03	1.12	19.96	6.71	61.5	188	18.0	11.1	476	2.77	155.7	1.2	43.4	6.8	36.9	0.08	0.34	0.11	39	1.15
A0964951	Drill Core	1.64	0.82	0.69	3.80	34.5	68	0.3	1.7	174	1.55	158.8	1.3	9.2	9.3	4.7	0.04	0.16	0.13	<1	0.52
A0964950	Drill Core	1.23	1.11	19.26	2.79	52.8	192	16.9	10.5	720	2.47	67.0	1.2	12.2	6.8	22.7	0.05	0.27	0.08	38	1.52
A0964949	Drill Core	1.96	1.20	6.56	3.42	37.3	120	1.0	1.8	124	1.10	26.9	1.0	24.0	8.4	6.4	0.14	0.42	0.35	1	0.43
A0964948	Drill Core	2.91	1.06	19.11	2.81	63.2	212	17.3	10.6	441	2.57	73.5	1.2	10.6	7.0	19.0	0.08	0.28	0.27	37	1.60
A0964947	Drill Core	3.44	1.67	19.27	3.45	57.1	194	17.8	10.6	487	2.63	115.9	1.3	10.0	7.2	22.7	0.05	0.29	0.24	39	1.34
A0964946	Drill Core	3.65	0.94	27.12	3.92	70.9	216	18.4	13.2	647	3.20	122.8	1.2	13.4	6.6	32.2	0.05	0.22	0.23	63	1.41

This report supersedes all previous preliminary and final reports with this file number dated prior to the date on this certificate. Signature indicates final approval; preliminary reports are unsigned and should be used for reference only.

BUREAU VERITAS MINERAL LABORATORIES Canada

www.bvna.com/mining-laboratory-services

Bureau Veritas Commodities Canada Ltd.

9050 Shaughnessy St Vancouver British Columbia V6P 6E5 Canada
PHONE (604) 253-3158

Client: **Kinross Gold Corp.**
25 York St., #17
Toronto Ontario M5J 2V5 Canada

Project: Great Bear Project
Report Date: December 24, 2024

CERTIFICATE OF ANALYSIS TIM24000351.1

	Method	AQ250	AQ250	AQ250	AQ250	AQ250	AQ250	AQ250	AQ250	AQ250	AQ250	AQ250	AQ250	AQ250	AQ250	AQ250	AQ250	AQ250	AQ250	AQ250	AQ250
	Analyte	P	La	Cr	Mg	Ba	Ti	B	Al	Na	K	W	Sc	Tl	S	Hg	Se	Te	Ga	Cs	Ge
	Unit	%	ppm	ppm	%	ppm	%	ppm	%	%	%	ppm	ppm	ppm	%	ppb	ppm	ppm	ppm	ppm	ppm
	MDL	0.001	0.5	0.5	0.01	0.5	0.001	20	0.01	0.001	0.01	0.1	0.1	0.02	0.02	5	0.1	0.02	0.1	0.02	0.1
A0962995	Drill Core	0.062	32.2	11.4	0.62	97.2	0.151	<20	1.29	0.086	0.95	0.3	2.6	0.38	0.25	<5	<0.1	<0.02	5.3	4.07	<0.1
A0962996	Drill Core	0.056	23.8	84.8	1.18	223.6	0.129	<20	1.52	0.086	1.14	0.2	3.4	0.43	2.66	<5	0.2	0.08	5.1	11.36	0.1
A0962997	Drill Core	0.074	33.7	18.7	0.94	134.9	0.195	<20	1.52	0.094	1.15	0.5	2.8	0.44	0.53	<5	<0.1	<0.02	5.9	4.79	<0.1
A0962998	Drill Core	0.016	44.4	3.6	0.19	36.6	0.013	<20	0.60	0.034	0.36	0.2	0.6	0.19	1.51	<5	<0.1	<0.02	1.9	1.38	<0.1
A0962999	Drill Core	0.073	30.1	71.8	1.54	118.3	0.212	<20	2.88	0.175	1.58	0.2	5.0	0.76	0.54	<5	0.2	<0.02	9.1	10.47	<0.1
A0963000	Drill Core	0.049	37.5	12.0	0.60	78.4	0.119	<20	1.26	0.114	0.72	0.6	2.6	0.38	0.64	<5	0.2	0.03	4.7	3.92	<0.1
A0964501	Drill Core	0.094	35.8	4.9	0.49	39.4	0.057	<20	1.03	0.037	0.55	0.2	0.7	0.28	1.60	<5	0.3	0.04	2.4	2.17	<0.1
A0964502	Drill Core	0.015	34.2	4.0	0.05	53.3	0.006	<20	0.30	0.048	0.18	0.2	0.4	0.07	1.33	<5	0.5	0.02	0.9	0.39	<0.1
A0964503	Drill Core	0.015	41.4	1.6	0.15	119.7	0.027	<20	0.56	0.061	0.37	0.2	0.9	0.20	0.81	9	0.3	<0.02	2.2	1.53	<0.1
A0964504	Drill Core	0.016	42.9	2.5	0.15	75.1	0.035	<20	0.59	0.043	0.32	0.1	1.0	0.17	0.27	<5	0.1	<0.02	2.5	1.49	<0.1
A0964505	Drill Core	0.013	38.5	1.7	0.14	79.5	0.035	<20	0.61	0.057	0.38	0.1	1.1	0.18	0.48	<5	0.1	<0.02	2.4	1.40	<0.1
A0964506	Drill Core	0.068	29.5	14.4	0.87	105.9	0.186	<20	1.55	0.089	0.97	0.3	2.9	0.49	0.46	<5	<0.1	<0.02	5.8	3.17	<0.1
A0964507	Drill Core	0.067	30.3	13.1	0.79	76.2	0.161	<20	1.88	0.160	0.98	1.6	1.8	0.40	0.40	<5	0.1	<0.02	5.8	4.13	<0.1
A0964508	Drill Core	0.027	42.2	3.2	0.13	60.1	0.025	<20	0.59	0.028	0.43	0.2	0.7	0.16	0.36	<5	<0.1	<0.02	1.9	1.27	<0.1
A0964509	Drill Core	0.023	39.9	1.6	0.17	52.9	0.011	<20	0.80	0.035	0.24	<0.1	0.5	0.07	0.17	<5	0.1	<0.02	2.2	0.41	<0.1
A0964510	Drill Core	0.024	45.6	3.6	0.19	43.7	0.021	<20	0.87	0.054	0.24	0.1	0.7	0.13	0.29	<5	0.1	<0.02	2.5	0.97	<0.1
A0962968	Drill Core	0.046	19.4	2.4	0.02	31.3	0.006	<20	0.41	0.012	0.29	0.4	0.3	0.04	3.37	8	1.8	0.64	1.2	0.13	<0.1
A0964958	Drill Core	0.074	32.4	15.7	0.86	55.5	0.149	<20	1.59	0.114	0.94	0.1	2.1	0.50	0.82	<5	0.1	<0.02	5.6	3.65	<0.1
A0964957	Drill Core	0.016	43.6	1.3	0.07	25.6	0.007	<20	0.30	0.034	0.20	<0.1	0.4	0.08	1.49	<5	<0.1	<0.02	1.0	0.65	<0.1
A0964956	Drill Core	0.016	44.2	2.5	0.09	29.7	0.011	<20	0.38	0.040	0.26	0.1	0.5	0.11	1.21	<5	<0.1	<0.02	1.2	1.08	<0.1
A0964955	Drill Core	0.015	39.3	0.5	0.05	17.7	0.001	<20	0.20	0.009	0.11	<0.1	0.1	0.03	1.26	<5	<0.1	<0.02	0.5	0.16	<0.1
A0964954	Drill Core	0.050	33.1	11.9	0.59	128.6	0.115	<20	1.32	0.102	0.74	0.9	2.6	0.40	0.84	<5	0.1	<0.02	5.3	6.11	<0.1
A0964953	Drill Core	0.056	22.3	11.9	0.51	74.5	0.128	<20	1.25	0.070	0.68	0.2	2.4	0.29	0.73	<5	<0.1	<0.02	4.2	2.52	<0.1
A0964952	Drill Core	0.071	29.8	15.9	0.84	80.5	0.148	<20	1.76	0.144	0.96	0.2	3.4	0.43	1.27	<5	0.2	<0.02	6.3	3.26	<0.1
A0964951	Drill Core	0.014	37.2	2.0	0.06	27.9	0.005	<20	0.27	0.041	0.17	0.1	0.3	0.06	1.46	<5	<0.1	<0.02	0.9	0.47	<0.1
A0964950	Drill Core	0.069	30.0	14.2	0.88	82.6	0.169	<20	1.48	0.095	1.06	0.9	2.9	0.50	0.47	<5	<0.1	<0.02	5.6	5.25	<0.1
A0964949	Drill Core	0.016	37.2	2.5	0.16	44.6	0.021	<20	0.40	0.047	0.27	0.2	0.6	0.14	0.61	<5	0.2	<0.02	1.7	1.08	<0.1
A0964948	Drill Core	0.077	31.3	14.6	0.90	182.3	0.190	<20	1.47	0.055	1.12	0.2	2.8	0.50	0.30	<5	0.1	<0.02	5.7	6.44	<0.1
A0964947	Drill Core	0.073	32.7	15.8	0.88	88.8	0.189	<20	1.51	0.093	1.12	0.3	3.1	0.44	0.50	<5	<0.1	<0.02	5.7	3.51	<0.1
A0964946	Drill Core	0.094	30.8	23.4	1.15	137.8	0.233	<20	1.93	0.101	1.48	1.7	4.6	0.59	0.42	<5	<0.1	<0.02	6.9	6.84	<0.1

This report supersedes all previous preliminary and final reports with this file number dated prior to the date on this certificate. Signature indicates final approval; preliminary reports are unsigned and should be used for reference only.

BUREAU VERITAS MINERAL LABORATORIES Canada

www.bvna.com/mining-laboratory-services

Bureau Veritas Commodities Canada Ltd.

9050 Shaughnessy St Vancouver British Columbia V6P 6E5 Canada
PHONE (604) 253-3158

Client: **Kinross Gold Corp.**
25 York St., #17
Toronto Ontario M5J 2V5 Canada

Project: Great Bear Project
Report Date: December 24, 2024

CERTIFICATE OF ANALYSIS TIM24000351.1

	Method	AQ250	AQ250	AQ250	AQ250	AQ250	AQ250	AQ250	AQ250	AQ250	AQ250	AQ250	AQ250	AQ250	AQ250	TC006	TC000	TC000
	Analyte	Hf	Nb	Rb	Sn	Ta	Zr	Y	Ce	In	Re	Be	Li	Pd	Pt	CO2	TOT/C	TOT/S
	Unit	ppm	ppm	ppm	ppm	ppm	ppm	ppm	ppm	ppm	ppb	ppm	ppm	ppb	ppb	%	%	%
	MDL	0.02	0.02	0.1	0.1	0.05	0.1	0.01	0.1	0.02	1	0.1	0.1	10	2	0.08	0.02	0.02
A0962995	Drill Core	0.62	0.08	51.1	0.4	<0.05	25.0	6.27	63.9	<0.02	<1	<0.1	11.8	<10	<2	0.37		
A0962996	Drill Core	0.64	0.08	59.2	0.9	<0.05	28.1	6.56	49.7	<0.02	<1	0.1	15.0	<10	<2	0.67		
A0962997	Drill Core	0.30	0.08	64.3	0.3	<0.05	13.5	6.56	68.7	<0.02	<1	<0.1	13.9	<10	<2	0.68		
A0962998	Drill Core	0.61	0.18	19.0	0.2	<0.05	23.2	9.59	86.8	<0.02	<1	<0.1	3.7	<10	<2	0.16		
A0962999	Drill Core	0.35	<0.02	94.8	0.3	<0.05	15.8	7.61	58.4	<0.02	<1	0.4	21.8	<10	<2	1.63	0.41	0.51
A0963000	Drill Core	0.51	0.04	46.0	0.3	<0.05	20.4	7.31	72.7	<0.02	<1	0.2	8.6	<10	<2	0.29		
A0964501	Drill Core	0.26	0.03	31.2	<0.1	<0.05	10.4	7.56	73.8	<0.02	<1	0.2	5.0	<10	<2	1.26		
A0964502	Drill Core	0.51	0.09	6.6	0.1	<0.05	20.1	7.38	67.5	<0.02	<1	<0.1	1.6	<10	2	0.34		
A0964503	Drill Core	1.21	0.17	18.2	0.2	<0.05	49.0	7.64	78.3	<0.02	<1	0.1	3.2	<10	2	0.59		
A0964504	Drill Core	1.27	0.16	17.0	0.3	<0.05	55.0	9.52	83.6	<0.02	<1	<0.1	3.7	<10	2	0.44		
A0964505	Drill Core	1.73	0.15	21.7	0.3	<0.05	74.7	7.38	74.5	<0.02	<1	<0.1	4.0	<10	2	0.38		
A0964506	Drill Core	0.46	0.04	56.5	0.3	<0.05	18.0	6.74	57.8	<0.02	<1	0.1	14.0	<10	<2	0.89	0.25	0.44
A0964507	Drill Core	0.49	0.03	57.7	0.2	<0.05	20.3	7.27	60.9	<0.02	<1	0.2	12.4	<10	<2	0.36		
A0964508	Drill Core	0.60	0.09	19.2	0.2	<0.05	23.8	11.86	82.2	<0.02	<1	<0.1	3.6	<10	2	0.09		
A0964509	Drill Core	0.68	0.05	7.4	0.1	<0.05	30.9	7.16	77.7	<0.02	<1	0.1	3.8	<10	<2	<0.08		
A0964510	Drill Core	0.83	0.10	13.7	0.2	<0.05	34.6	8.47	87.3	<0.02	<1	0.1	3.8	<10	<2	0.09		
A0962968	Drill Core	0.09	0.02	7.7	0.2	<0.05	3.8	5.43	38.1	<0.02	<1	<0.1	1.8	<10	2	<0.08		
A0964958	Drill Core	0.47	0.02	59.9	0.2	<0.05	18.6	6.35	64.4	<0.02	<1	0.2	13.4	<10	<2	<0.08		
A0964957	Drill Core	0.56	0.04	9.5	<0.1	<0.05	21.9	6.98	84.3	<0.02	<1	<0.1	1.9	<10	<2	0.66	0.17	1.45
A0964956	Drill Core	0.61	0.04	12.4	0.1	<0.05	23.8	7.62	84.8	<0.02	<1	<0.1	2.4	<10	2	0.33		
A0964955	Drill Core	0.40	<0.02	3.6	<0.1	<0.05	14.4	4.46	74.1	<0.02	<1	<0.1	2.0	<10	<2	0.13		
A0964954	Drill Core	0.71	0.03	50.1	0.3	<0.05	26.2	7.55	65.1	<0.02	<1	0.1	8.5	<10	3	1.42		
A0964953	Drill Core	0.42	<0.02	42.2	0.2	<0.05	17.7	5.27	45.8	<0.02	<1	<0.1	8.9	<10	<2	1.05		
A0964952	Drill Core	0.61	<0.02	56.6	0.3	<0.05	23.7	7.03	61.2	<0.02	<1	0.2	10.3	<10	<2	0.75		
A0964951	Drill Core	0.48	<0.02	7.0	<0.1	<0.05	18.2	6.00	75.1	<0.02	<1	<0.1	2.0	<10	<2	0.54		
A0964950	Drill Core	0.53	<0.02	69.8	0.2	<0.05	20.8	5.86	60.6	<0.02	<1	0.1	10.3	<10	<2	1.50	0.41	0.47
A0964949	Drill Core	0.87	<0.02	14.6	0.2	<0.05	30.5	5.44	72.5	<0.02	<1	<0.1	3.6	<10	3	0.40		
A0964948	Drill Core	0.56	<0.02	63.1	0.2	<0.05	21.5	6.43	63.2	<0.02	<1	0.1	14.9	<10	<2	1.69		
A0964947	Drill Core	0.49	<0.02	60.6	0.3	<0.05	18.7	6.14	65.3	<0.02	<1	<0.1	11.3	<10	2	1.25		
A0964946	Drill Core	0.37	<0.02	84.7	0.4	<0.05	14.8	7.02	60.9	<0.02	<1	0.2	14.4	<10	<2	1.22		

This report supersedes all previous preliminary and final reports with this file number dated prior to the date on this certificate. Signature indicates final approval; preliminary reports are unsigned and should be used for reference only.

BUREAU VERITAS MINERAL LABORATORIES Canada

www.bvna.com/mining-laboratory-services

Bureau Veritas Commodities Canada Ltd.

9050 Shaughnessy St Vancouver British Columbia V6P 6E5 Canada
PHONE (604) 253-3158

Client: **Kinross Gold Corp.**
25 York St., #17
Toronto Ontario M5J 2V5 Canada

Project: Great Bear Project
Report Date: December 24, 2024

CERTIFICATE OF ANALYSIS TIM24000351.1

Method		WGHT	AQ250	AQ250	AQ250	AQ250	AQ250	AQ250	AQ250	AQ250	AQ250	AQ250	AQ250	AQ250	AQ250	AQ250	AQ250	AQ250	AQ250	AQ250	AQ250
Analyte		Wgt	Mo	Cu	Pb	Zn	Ag	Ni	Co	Mn	Fe	As	U	Au	Th	Sr	Cd	Sb	Bi	V	Ca
Unit		kg	ppm	ppm	ppm	ppm	ppb	ppm	ppm	ppm	%	ppm	ppm	ppb	ppm	ppm	ppm	ppm	ppm	ppm	%
MDL		0.01	0.01	0.01	0.01	0.1	2	0.1	0.1	1	0.01	0.1	0.1	0.2	0.1	0.5	0.01	0.02	0.02	1	0.01
A0964945	Drill Core	1.45	4.70	9.03	3.47	30.6	188	1.5	2.4	282	1.43	36.9	1.5	9.5	10.7	15.5	0.04	0.19	0.29	4	0.86
A0964944	Drill Core	2.46	1.81	8.20	3.25	41.2	200	3.8	3.6	318	1.69	38.1	1.3	7.5	9.5	12.2	0.04	0.22	0.28	10	0.84
A0964943	Drill Core	2.57	1.22	5.88	4.59	20.6	126	8.4	5.0	304	1.79	70.1	1.3	29.6	8.7	12.2	0.04	0.25	0.29	13	0.85
A0964942	Drill Core	1.31	1.77	21.84	2.69	59.8	273	18.0	11.3	451	2.71	91.4	1.2	14.1	6.9	15.5	0.06	0.31	0.15	40	1.09
A0964941	Drill Core	2.61	1.70	19.86	2.91	49.0	160	17.8	11.0	424	2.56	112.0	1.2	14.8	7.3	18.3	0.04	0.24	0.22	39	1.10
A0964940	Drill Core	3.21	1.22	16.12	2.79	43.3	149	16.5	10.1	502	2.81	27.2	1.2	12.1	7.7	20.3	0.04	0.15	0.19	43	1.26
A0964939	Drill Core	3.63	1.09	24.02	4.35	58.3	214	17.0	10.4	555	2.67	142.4	1.4	29.1	7.7	20.2	0.05	0.26	0.15	43	1.19
A0964938	Drill Core	3.11	1.40	2.25	6.41	35.5	200	0.3	1.7	210	1.47	178.8	1.6	27.8	11.4	7.4	0.06	0.32	0.12	<1	0.54
A0964937	Drill Core	3.45	0.88	4.11	10.31	49.1	151	0.8	1.5	207	1.43	106.0	1.3	280.0	9.8	10.6	0.08	0.31	0.11	<1	0.79
A0964936	Drill Core	2.22	1.13	2.93	3.35	37.5	148	0.2	1.6	226	1.47	34.1	1.4	37.6	10.9	12.0	0.03	0.14	0.09	<1	0.58

This report supersedes all previous preliminary and final reports with this file number dated prior to the date on this certificate. Signature indicates final approval; preliminary reports are unsigned and should be used for reference only.

BUREAU VERITAS MINERAL LABORATORIES Canada

www.bvna.com/mining-laboratory-services

Bureau Veritas Commodities Canada Ltd.

9050 Shaughnessy St Vancouver British Columbia V6P 6E5 Canada
PHONE (604) 253-3158

Client: **Kinross Gold Corp.**
25 York St., #17
Toronto Ontario M5J 2V5 Canada

Project: Great Bear Project
Report Date: December 24, 2024

CERTIFICATE OF ANALYSIS TIM24000351.1

Method		AQ250	AQ250	AQ250	AQ250	AQ250	AQ250	AQ250	AQ250	AQ250	AQ250	AQ250	AQ250	AQ250	AQ250	AQ250	AQ250	AQ250	AQ250	AQ250
Analyte		P	La	Cr	Mg	Ba	Ti	B	Al	Na	K	W	Sc	Tl	S	Hg	Se	Te	Ga	Cs	Ge
Unit		%	ppm	ppm	%	ppm	%	ppm	%	%	%	ppm	ppm	ppm	%	ppb	ppm	ppm	ppm	ppm	ppm
MDL		0.001	0.5	0.5	0.01	0.5	0.001	20	0.01	0.001	0.01	0.1	0.1	0.02	0.02	5	0.1	0.02	0.1	0.02	0.1
A0964945	Drill Core	0.020	44.1	2.4	0.20	62.2	0.053	<20	0.54	0.058	0.40	0.5	1.2	0.18	0.44	<5	0.1	<0.02	2.4	1.93	<0.1
A0964944	Drill Core	0.031	40.3	2.6	0.32	77.8	0.081	<20	0.70	0.064	0.53	0.9	1.5	0.26	0.44	<5	0.1	<0.02	3.0	2.69	<0.1
A0964943	Drill Core	0.036	35.7	10.0	0.37	52.5	0.058	<20	0.70	0.049	0.37	0.4	1.3	0.17	1.03	<5	0.2	0.03	3.0	1.51	<0.1
A0964942	Drill Core	0.074	32.5	13.1	0.92	77.0	0.176	<20	1.51	0.066	0.93	0.5	2.9	0.47	0.50	<5	0.2	0.03	6.0	4.09	<0.1
A0964941	Drill Core	0.080	32.7	13.3	0.85	136.8	0.170	<20	1.46	0.077	1.08	0.4	3.0	0.38	0.67	<5	0.1	0.02	5.4	3.49	<0.1
A0964940	Drill Core	0.087	36.5	11.3	0.95	78.6	0.173	<20	1.56	0.066	0.81	2.8	3.3	0.35	0.38	<5	0.2	<0.02	6.8	4.11	<0.1
A0964939	Drill Core	0.090	35.2	13.2	0.84	63.2	0.172	<20	1.35	0.061	0.89	1.6	3.6	0.36	0.61	<5	<0.1	<0.02	5.6	2.95	<0.1
A0964938	Drill Core	0.017	42.9	1.0	0.17	66.1	0.028	<20	0.47	0.052	0.30	0.2	0.8	0.19	0.56	<5	0.2	0.02	1.9	1.68	<0.1
A0964937	Drill Core	0.015	39.9	2.2	0.16	62.3	0.031	<20	0.47	0.060	0.25	0.4	0.9	0.15	0.38	<5	0.4	0.06	2.1	1.58	<0.1
A0964936	Drill Core	0.016	43.1	1.6	0.15	79.7	0.041	<20	0.56	0.068	0.32	2.2	1.1	0.17	0.34	<5	0.2	<0.02	2.7	1.71	<0.1

This report supersedes all previous preliminary and final reports with this file number dated prior to the date on this certificate. Signature indicates final approval; preliminary reports are unsigned and should be used for reference only.

BUREAU VERITAS MINERAL LABORATORIES Canada

www.bvna.com/mining-laboratory-services

Bureau Veritas Commodities Canada Ltd.

9050 Shaughnessy St Vancouver British Columbia V6P 6E5 Canada
PHONE (604) 253-3158

Client: **Kinross Gold Corp.**
25 York St., #17
Toronto Ontario M5J 2V5 Canada

Project: Great Bear Project
Report Date: December 24, 2024

CERTIFICATE OF ANALYSIS TIM24000351.1

Method		AQ250	AQ250	AQ250	AQ250	AQ250	AQ250	AQ250	AQ250	AQ250	AQ250	AQ250	AQ250	AQ250	AQ250	TC006	TC000	TC000
Analyte		Hf	Nb	Rb	Sn	Ta	Zr	Y	Ce	In	Re	Be	Li	Pd	Pt	CO2	TOT/C	TOT/S
Unit		ppm	ppm	ppm	ppm	ppm	ppm	ppm	ppm	ppm	ppb	ppm	ppm	ppb	ppb	%	%	%
MDL		0.02	0.02	0.1	0.1	0.05	0.1	0.01	0.1	0.02	1	0.1	0.1	10	2	0.08	0.02	0.02
A0964945	Drill Core	0.86	0.10	22.8	0.2	<0.05	29.3	9.26	86.5	<0.02	<1	<0.1	3.0	<10	3	0.83		
A0964944	Drill Core	0.89	0.06	33.5	0.2	<0.05	30.5	7.61	79.7	<0.02	<1	<0.1	4.7	<10	2	0.81		
A0964943	Drill Core	0.71	0.05	20.9	0.2	<0.05	24.8	7.20	71.4	<0.02	<1	0.1	7.3	<10	<2	0.79	0.24	1.01
A0964942	Drill Core	0.58	0.02	57.4	0.2	<0.05	21.7	6.71	64.7	<0.02	<1	0.2	14.8	<10	<2	0.99		
A0964941	Drill Core	0.58	<0.02	52.5	0.3	<0.05	22.0	6.73	67.2	<0.02	<1	0.1	11.4	<10	<2	1.01		
A0964940	Drill Core	0.60	0.03	47.4	0.4	<0.05	25.4	7.82	73.2	<0.02	<1	0.2	13.2	<10	<2	1.13		
A0964939	Drill Core	0.50	<0.02	51.4	0.3	<0.05	19.8	8.51	70.8	<0.02	<1	0.1	10.2	<10	<2	1.14		
A0964938	Drill Core	0.55	0.09	17.5	0.2	<0.05	19.5	8.53	84.2	<0.02	<1	<0.1	3.3	<10	2	0.58		
A0964937	Drill Core	0.75	0.16	15.9	0.2	<0.05	26.6	7.40	78.1	<0.02	<1	<0.1	3.3	<10	<2	0.83		
A0964936	Drill Core	0.90	0.20	19.8	0.2	<0.05	31.6	10.41	86.2	<0.02	<1	0.1	3.1	<10	<2	0.53	0.16	0.33

This report supersedes all previous preliminary and final reports with this file number dated prior to the date on this certificate. Signature indicates final approval; preliminary reports are unsigned and should be used for reference only.

BUREAU VERITAS MINERAL LABORATORIES Canada

www.bvna.com/mining-laboratory-services

Bureau Veritas Commodities Canada Ltd.
9050 Shaughnessy St Vancouver British Columbia V6P 6E5 Canada
PHONE (604) 253-3158

Client: **Kinross Gold Corp.**
25 York St., #17
Toronto Ontario M5J 2V5 Canada

Project: Great Bear Project
Report Date: December 24, 2024

QUALITY CONTROL REPORT TIM24000351.1

	Method	WGHT	AQ250	AQ250	AQ250	AQ250	AQ250	AQ250	AQ250	AQ250	AQ250	AQ250	AQ250	AQ250	AQ250	AQ250	AQ250	AQ250	AQ250	AQ250	AQ250
	Analyte	Wgt	Mo	Cu	Pb	Zn	Ag	Ni	Co	Mn	Fe	As	U	Au	Th	Sr	Cd	Sb	Bi	V	Ca
	Unit	kg	ppm	ppm	ppm	ppm	ppb	ppm	ppm	ppm	%	ppm	ppm	ppb	ppm	ppm	ppm	ppm	ppm	ppm	%
	MDL	0.01	0.01	0.01	0.01	0.1	2	0.1	0.1	1	0.01	0.1	0.1	0.2	0.1	0.5	0.01	0.02	0.02	1	0.01
Pulp Duplicates																					
A0964163	Drill Core	1.15	0.78	14.92	4.74	61.7	488	12.3	8.6	362	2.15	79.6	1.5	1481.7	8.0	12.6	0.10	0.05	0.09	30	1.31
REP A0964163	QC		0.81	14.71	4.05	63.4	168	12.1	9.1	356	2.10	72.2	1.5	191.1	8.0	12.0	0.10	0.05	0.09	29	1.29
A0964165	Drill Core	1.71	1.15	21.71	23.47	123.4	374	12.0	9.0	577	2.28	10.9	1.6	804.4	7.9	13.2	0.35	0.07	0.09	37	1.23
REP A0964165	QC																				
117313	Drill Core	3.35	1.15	19.52	3.03	58.7	261	12.8	10.4	343	2.71	6.2	1.3	2.1	6.9	32.4	0.05	0.07	0.20	49	0.76
REP 117313	QC		1.17	19.50	2.92	59.1	261	12.5	10.3	335	2.66	7.1	1.3	3.9	6.9	31.0	0.05	0.07	0.20	47	0.75
117317	Drill Core	2.29	1.68	45.17	7.23	93.5	182	48.3	16.5	334	3.47	157.5	1.2	6.7	6.0	23.9	0.10	0.12	0.24	59	0.45
REP 117317	QC																				
A0964958	Drill Core	3.22	0.93	20.94	4.18	64.0	355	16.9	9.8	592	2.55	209.9	1.3	21.8	7.5	22.8	0.06	0.43	0.05	34	1.01
REP A0964958	QC		0.85	21.18	4.37	63.4	361	16.8	10.6	588	2.54	211.5	1.3	20.1	7.8	22.5	0.06	0.46	0.05	34	1.01
A0964954	Drill Core	1.06	1.48	15.10	4.55	50.7	224	10.9	6.5	634	2.30	88.1	1.2	41.5	7.9	21.6	0.06	0.40	0.20	17	1.48
REP A0964954	QC																				
Core Reject Duplicates																					
117304	Drill Core	1.44	2.06	18.46	3.36	66.2	264	14.2	9.1	540	2.39	14.2	1.6	14.3	7.6	9.9	0.07	0.06	0.08	32	0.58
DUP 117304	QC		2.24	18.13	3.51	65.9	248	14.1	9.6	530	2.27	13.2	1.6	14.4	7.9	10.9	0.07	0.06	0.08	33	0.59
A0962997	Drill Core	1.16	1.17	26.31	2.83	62.9	198	20.6	12.4	578	2.80	13.8	1.4	10.6	7.7	18.3	0.03	0.15	0.10	40	0.86
DUP A0962997	QC		1.12	25.26	2.66	58.2	180	19.8	12.1	559	2.70	12.7	1.3	8.7	7.3	17.5	0.02	0.15	0.09	39	0.84
A0964939	Drill Core	3.63	1.09	24.02	4.35	58.3	214	17.0	10.4	555	2.67	142.4	1.4	29.1	7.7	20.2	0.05	0.26	0.15	43	1.19
DUP A0964939	QC		1.00	23.99	4.87	59.9	276	17.5	11.1	570	2.73	145.3	1.5	681.7	8.2	21.3	0.05	0.27	0.16	44	1.21
Reference Materials																					
STD BVGEO01	Standard		9.77	4387.25	190.00	1716.6	2376	164.2	24.8	726	3.81	123.8	3.5	207.9	14.9	55.3	5.86	1.81	24.66	73	1.28
STD BVGEO01	Standard		9.81	4375.13	183.01	1697.3	2395	162.4	23.3	713	3.74	126.6	3.3	207.8	13.7	54.5	5.88	1.84	24.28	72	1.27
STD BVGEO01	Standard		10.17	4368.19	199.06	1727.6	2476	165.2	25.4	732	3.74	120.3	3.9	231.5	14.0	52.1	5.99	3.02	26.91	73	1.27
STD COO2	Standard																				
STD COO2	Standard																				
STD COO2	Standard																				
STD COO2	Standard																				
STD GS311-1	Standard																				

This report supersedes all previous preliminary and final reports with this file number dated prior to the date on this certificate. Signature indicates final approval; preliminary reports are unsigned and should be used for reference only.

BUREAU VERITAS MINERAL LABORATORIES Canada

www.bvna.com/mining-laboratory-services

Bureau Veritas Commodities Canada Ltd.
9050 Shaughnessy St Vancouver British Columbia V6P 6E5 Canada
PHONE (604) 253-3158

Client: **Kinross Gold Corp.**
25 York St., #17
Toronto Ontario M5J 2V5 Canada

Project: Great Bear Project
Report Date: December 24, 2024

QUALITY CONTROL REPORT TIM24000351.1

		Method	AQ250	AQ250	AQ250	AQ250	AQ250	AQ250	AQ250	AQ250	AQ250	AQ250	AQ250	AQ250	AQ250	AQ250	AQ250	AQ250	AQ250	AQ250	AQ250
		Analyte	P	La	Cr	Mg	Ba	Ti	B	Al	Na	K	W	Sc	Tl	S	Hg	Se	Te	Ga	Cs	Ge
		Unit	%	ppm	ppm	%	ppm	%	ppm	%	%	%	ppm	ppm	ppm	%	ppb	ppm	ppm	ppm	ppm	ppm
		MDL	0.001	0.5	0.5	0.01	0.5	0.001	20	0.01	0.001	0.01	0.1	0.1	0.02	0.02	5	0.1	0.02	0.1	0.02	0.1
Pulp Duplicates																						
A0964163	Drill Core		0.073	32.1	12.6	0.72	23.0	0.123	<20	1.03	0.024	0.27	0.4	2.0	0.12	0.41	<5	<0.1	<0.02	5.5	1.44	<0.1
REP A0964163	QC		0.071	31.8	12.5	0.71	22.6	0.114	<20	1.01	0.023	0.26	0.4	1.9	0.12	0.40	<5	0.1	<0.02	5.4	1.44	<0.1
A0964165	Drill Core		0.079	31.3	12.5	0.74	62.8	0.165	<20	1.20	0.045	0.74	0.9	2.8	0.33	0.36	<5	0.2	<0.02	5.7	3.16	<0.1
REP A0964165	QC																					
117313	Drill Core		0.091	33.0	13.2	0.82	129.6	0.180	<20	1.69	0.119	1.11	0.1	3.5	0.38	0.37	<5	0.1	<0.02	6.4	3.63	<0.1
REP 117313	QC		0.088	32.7	13.4	0.81	128.0	0.177	<20	1.65	0.115	1.10	0.1	3.4	0.37	0.38	<5	0.2	<0.02	6.4	3.62	<0.1
117317	Drill Core		0.050	20.5	68.8	1.17	160.2	0.161	<20	2.35	0.072	1.42	0.1	6.1	0.55	0.35	<5	0.2	0.04	8.4	4.78	<0.1
REP 117317	QC																					
A0964958	Drill Core		0.074	32.4	15.7	0.86	55.5	0.149	<20	1.59	0.114	0.94	0.1	2.1	0.50	0.82	<5	0.1	<0.02	5.6	3.65	<0.1
REP A0964958	QC		0.073	33.1	15.5	0.85	55.6	0.146	<20	1.59	0.115	0.94	0.1	2.1	0.50	0.82	<5	<0.1	<0.02	5.5	3.74	<0.1
A0964954	Drill Core		0.050	33.1	11.9	0.59	128.6	0.115	<20	1.32	0.102	0.74	0.9	2.6	0.40	0.84	<5	0.1	<0.02	5.3	6.11	<0.1
REP A0964954	QC																					
Core Reject Duplicates																						
117304	Drill Core		0.061	28.4	13.1	0.72	73.1	0.154	<20	1.23	0.059	0.95	0.2	2.5	0.44	0.48	<5	<0.1	<0.02	5.0	2.89	<0.1
DUP 117304	QC		0.060	30.0	11.4	0.73	80.4	0.156	<20	1.31	0.069	0.99	0.2	2.6	0.45	0.48	<5	<0.1	<0.02	5.2	3.01	<0.1
A0962997	Drill Core		0.074	33.7	18.7	0.94	134.9	0.195	<20	1.52	0.094	1.15	0.5	2.8	0.44	0.53	<5	<0.1	<0.02	5.9	4.79	<0.1
DUP A0962997	QC		0.070	31.2	18.2	0.92	127.9	0.189	<20	1.48	0.093	1.12	0.5	2.6	0.41	0.51	<5	0.1	<0.02	5.5	4.39	<0.1
A0964939	Drill Core		0.090	35.2	13.2	0.84	63.2	0.172	<20	1.35	0.061	0.89	1.6	3.6	0.36	0.61	<5	<0.1	<0.02	5.6	2.95	<0.1
DUP A0964939	QC		0.092	36.9	13.8	0.86	66.7	0.176	<20	1.41	0.067	0.92	1.4	3.7	0.38	0.62	<5	<0.1	<0.02	5.8	3.09	<0.1
Reference Materials																						
STD BVGEO01	Standard		0.073	26.2	173.5	1.30	340.0	0.237	<20	2.25	0.185	0.87	3.4	6.2	0.61	0.69	99	5.0	1.01	7.0	7.49	<0.1
STD BVGEO01	Standard		0.075	24.8	158.7	1.28	328.7	0.226	<20	2.21	0.180	0.88	3.7	6.1	0.61	0.68	100	4.8	1.00	6.9	7.16	<0.1
STD BVGEO01	Standard		0.076	26.4	169.4	1.30	355.9	0.238	<20	2.23	0.187	0.89	4.5	5.5	0.68	0.69	97	5.1	1.08	6.8	7.74	0.1
STD COO2	Standard																					
STD COO2	Standard																					
STD COO2	Standard																					
STD COO2	Standard																					
STD GS311-1	Standard																					

This report supersedes all previous preliminary and final reports with this file number dated prior to the date on this certificate. Signature indicates final approval; preliminary reports are unsigned and should be used for reference only.

BUREAU VERITAS MINERAL LABORATORIES Canada

www.bvna.com/mining-laboratory-services

Bureau Veritas Commodities Canada Ltd.
9050 Shaughnessy St Vancouver British Columbia V6P 6E5 Canada
PHONE (604) 253-3158

Client: **Kinross Gold Corp.**
25 York St., #17
Toronto Ontario M5J 2V5 Canada

Project: Great Bear Project
Report Date: December 24, 2024

QUALITY CONTROL REPORT TIM24000351.1

	Method	AQ250	AQ250	AQ250	AQ250	AQ250	AQ250	AQ250	AQ250	AQ250	AQ250	AQ250	AQ250	AQ250	AQ250	TC006	TC000	TC000
	Analyte	Hf	Nb	Rb	Sn	Ta	Zr	Y	Ce	In	Re	Be	Li	Pd	Pt	CO2	TOT/C	TOT/S
	Unit	ppm	ppm	ppm	ppm	ppm	ppm	ppm	ppm	ppm	ppb	ppm	ppm	ppb	ppb	%	%	%
	MDL	0.02	0.02	0.1	0.1	0.05	0.1	0.01	0.1	0.02	1	0.1	0.1	10	2	0.08	0.02	0.02
Pulp Duplicates																		
A0964163	Drill Core	0.31	0.04	16.6	0.3	<0.05	10.6	6.25	63.4	<0.02	<1	0.2	13.0	<10	<2	1.21		
REP A0964163	QC	0.30	0.04	16.3	0.3	<0.05	10.3	5.87	62.2	<0.02	<1	0.2	12.7	<10	<2			
A0964165	Drill Core	0.58	0.04	46.5	0.4	<0.05	20.1	6.69	61.4	<0.02	<1	<0.1	13.3	<10	<2	1.20		
REP A0964165	QC															1.14		
117313	Drill Core	0.33	0.05	58.4	0.3	<0.05	16.7	7.69	67.3	<0.02	<1	<0.1	14.5	<10	<2	0.43		
REP 117313	QC	0.35	0.05	56.7	0.3	<0.05	16.7	7.38	65.3	<0.02	<1	<0.1	14.3	<10	<2			
117317	Drill Core	0.49	0.08	72.8	0.5	<0.05	21.7	6.64	41.3	0.02	<1	0.2	19.8	<10	<2	0.12		
REP 117317	QC															0.12		
A0964958	Drill Core	0.47	0.02	59.9	0.2	<0.05	18.6	6.35	64.4	<0.02	<1	0.2	13.4	<10	<2	<0.08		
REP A0964958	QC	0.45	0.02	61.1	0.2	<0.05	17.6	6.43	65.9	<0.02	<1	0.2	13.1	<10	2			
A0964954	Drill Core	0.71	0.03	50.1	0.3	<0.05	26.2	7.55	65.1	<0.02	<1	0.1	8.5	<10	3	1.42		
REP A0964954	QC															1.43		
Core Reject Duplicates																		
117304	Drill Core	0.83	<0.02	61.8	0.3	<0.05	30.0	6.68	55.2	<0.02	<1	<0.1	10.5	<10	<2	0.41		
DUP 117304	QC	0.85	<0.02	63.5	0.3	<0.05	30.4	6.94	58.2	<0.02	<1	<0.1	10.9	<10	<2	0.46		
A0962997	Drill Core	0.30	0.08	64.3	0.3	<0.05	13.5	6.56	68.7	<0.02	<1	<0.1	13.9	<10	<2	0.68		
DUP A0962997	QC	0.28	0.08	60.4	0.3	<0.05	13.0	6.29	63.5	<0.02	<1	<0.1	13.8	<10	<2	0.69		
A0964939	Drill Core	0.50	<0.02	51.4	0.3	<0.05	19.8	8.51	70.8	<0.02	<1	0.1	10.2	<10	<2	1.14		
DUP A0964939	QC	0.50	<0.02	53.6	0.3	<0.05	19.9	8.57	75.4	<0.02	<1	0.1	10.5	<10	<2	1.15		
Reference Materials																		
STD BVGEO01	Standard	0.36	0.14	94.7	5.2	<0.05	10.9	14.19	53.0	0.42	4	0.7	20.6	127	184			
STD BVGEO01	Standard	0.35	0.09	92.2	5.1	<0.05	10.3	14.03	52.1	0.42	4	0.7	21.6	133	175			
STD BVGEO01	Standard	0.25	0.23	92.5	5.2	<0.05	8.1	14.28	55.5	0.42	4	0.7	19.7	142	193			
STD COO2	Standard															3.55		
STD COO2	Standard															3.68		
STD COO2	Standard															3.75		
STD COO2	Standard															3.68		
STD GS311-1	Standard																0.96	2.14

This report supersedes all previous preliminary and final reports with this file number dated prior to the date on this certificate. Signature indicates final approval; preliminary reports are unsigned and should be used for reference only.

BUREAU VERITAS MINERAL LABORATORIES Canada

www.bvna.com/mining-laboratory-services

Bureau Veritas Commodities Canada Ltd.
9050 Shaughnessy St Vancouver British Columbia V6P 6E5 Canada
PHONE (604) 253-3158

Client: **Kinross Gold Corp.**
25 York St., #17
Toronto Ontario M5J 2V5 Canada

Project: Great Bear Project
Report Date: December 24, 2024

QUALITY CONTROL REPORT TIM24000351.1

		WGHT	AQ250	AQ250	AQ250	AQ250	AQ250	AQ250	AQ250	AQ250	AQ250	AQ250	AQ250	AQ250	AQ250	AQ250	AQ250	AQ250	AQ250	AQ250	AQ250
		Wgt	Mo	Cu	Pb	Zn	Ag	Ni	Co	Mn	Fe	As	U	Au	Th	Sr	Cd	Sb	Bi	V	Ca
		kg	ppm	ppm	ppm	ppm	ppb	ppm	ppm	ppm	%	ppm	ppm	ppb	ppm	ppm	ppm	ppm	ppm	ppm	%
		0.01	0.01	0.01	0.01	0.1	2	0.1	0.1	1	0.01	0.1	0.1	0.2	0.1	0.5	0.01	0.02	0.02	1	0.01
STD GS311-1	Standard																				
STD GS910-4	Standard																				
STD OREAS262	Standard		0.58	111.03	54.83	146.1	435	62.4	26.4	513	3.19	35.1	1.1	53.7	8.9	33.8	0.57	2.40	0.92	22	2.78
STD OREAS262	Standard		0.55	108.43	54.09	148.7	419	60.7	26.5	523	3.19	33.3	1.1	52.7	8.8	32.9	0.57	2.06	0.91	20	2.83
STD OREAS262	Standard		0.57	110.07	55.20	151.5	428	62.7	26.4	530	3.24	34.5	1.1	54.6	8.7	34.1	0.59	2.20	0.95	20	2.88
STD OREAS262	Standard		0.64	119.15	57.77	157.3	453	66.8	28.6	561	3.37	36.0	1.2	72.1	9.1	35.7	0.66	3.38	1.03	21	3.03
STD OREAS279	Standard																				
STD OREAS279	Standard																				
STD OREAS279	Standard																				
STD OREAS279	Standard																				
STD OREAS279	Standard																				
STD BVGEO01 Expected			10.8	4415	187	1712	2530	163	25	706	3.7	121	3.67	214	14.4	55	6.25	2.2	24.3	73	1.3219
STD OREAS262 Expected			0.68	118	56	154	450	62	26.9	530	3.284	35.8	1.22	65	9.33	36	0.61	3.39	1.03	22.5	2.98
STD GS311-1 Expected																					
STD GS910-4 Expected																					
STD COO2 Expected																					
STD OREAS279 Expected																					
BLK	Blank		<0.01	<0.01	<0.01	<0.1	<2	<0.1	<0.1	<1	<0.01	<0.1	<0.1	<0.2	<0.1	<0.5	<0.01	<0.02	<0.02	<1	<0.01
BLK	Blank		<0.01	0.04	0.01	<0.1	<2	<0.1	<0.1	<1	<0.01	<0.1	<0.1	<0.2	<0.1	<0.5	<0.01	<0.02	<0.02	<1	<0.01
BLK	Blank		<0.01	<0.01	0.01	<0.1	<2	<0.1	<0.1	<1	<0.01	<0.1	<0.1	<0.2	<0.1	<0.5	<0.01	<0.02	<0.02	<1	<0.01
BLK	Blank		<0.01	<0.01	0.02	<0.1	<2	<0.1	<0.1	<1	<0.01	<0.1	<0.1	<0.2	<0.1	<0.5	<0.01	<0.02	<0.02	<1	<0.01
BLK	Blank																				
BLK	Blank																				
BLK	Blank																				
BLK	Blank																				
BLK	Blank																				
Prep Wash																					
ROCK-TIM	Prep Blank		1.07	2.40	0.80	28.6	5	1.3	3.5	490	1.92	0.8	0.4	0.4	2.2	22.6	0.01	<0.02	<0.02	22	0.61

This report supersedes all previous preliminary and final reports with this file number dated prior to the date on this certificate. Signature indicates final approval; preliminary reports are unsigned and should be used for reference only.

BUREAU VERITAS MINERAL LABORATORIES Canada

www.bvna.com/mining-laboratory-services

Bureau Veritas Commodities Canada Ltd.
9050 Shaughnessy St Vancouver British Columbia V6P 6E5 Canada
PHONE (604) 253-3158

Client: **Kinross Gold Corp.**
25 York St., #17
Toronto Ontario M5J 2V5 Canada

Project: Great Bear Project
Report Date: December 24, 2024

QUALITY CONTROL REPORT TIM24000351.1

		AQ250 P % 0.001	AQ250 La ppm 0.5	AQ250 Cr ppm 0.5	AQ250 Mg % 0.01	AQ250 Ba ppm 0.5	AQ250 Ti % 0.001	AQ250 B ppm 20	AQ250 Al % 0.01	AQ250 Na % 0.001	AQ250 K % 0.01	AQ250 W ppm 0.1	AQ250 Sc ppm 0.1	AQ250 Tl ppm 0.02	AQ250 S % 0.02	AQ250 Hg ppb 5	AQ250 Se ppm 0.1	AQ250 Te ppm 0.02	AQ250 Ga ppm 0.1	AQ250 Cs ppm 0.02	AQ250 Ge ppm 0.1
STD GS311-1	Standard																				
STD GS910-4	Standard																				
STD OREAS262	Standard	0.038	16.9	40.0	1.15	249.1	0.003	<20	1.20	0.070	0.30	0.1	2.9	0.44	0.26	164	0.5	0.22	3.7	2.27	<0.1
STD OREAS262	Standard	0.039	16.0	40.1	1.12	232.2	0.003	<20	1.17	0.066	0.29	<0.1	2.9	0.43	0.26	164	0.5	0.22	3.6	2.18	<0.1
STD OREAS262	Standard	0.040	16.3	39.9	1.14	245.5	0.003	<20	1.17	0.067	0.30	0.1	3.0	0.45	0.26	192	0.6	0.23	3.7	2.30	<0.1
STD OREAS262	Standard	0.043	15.5	43.9	1.21	255.7	0.003	<20	1.22	0.070	0.31	0.1	3.1	0.49	0.28	176	0.7	0.24	3.8	2.90	<0.1
STD OREAS279	Standard																				
STD OREAS279	Standard																				
STD OREAS279	Standard																				
STD OREAS279	Standard																				
STD OREAS279	Standard																				
STD BVGEO01 Expected		0.0727	25.9	171	1.3175	332	0.233		2.2628	0.1924	0.8669	3.5	5.97	0.62	0.6655	100	4.84	1.02	7.37	7.36	0.15
STD OREAS262 Expected		0.04	15.9	41.7	1.17	248	0.003		1.3	0.071	0.312	0.13	3.24	0.47	0.269	170	0.4	0.23	3.9	2.8	
STD GS311-1 Expected																					
STD GS910-4 Expected																					
STD COO2 Expected																					
STD OREAS279 Expected																					
BLK	Blank	<0.001	<0.5	<0.5	<0.01	<0.5	<0.001	<20	<0.01	<0.001	<0.01	<0.1	<0.1	<0.02	<0.02	<5	<0.1	<0.02	<0.1	<0.02	<0.1
BLK	Blank	<0.001	<0.5	<0.5	<0.01	<0.5	<0.001	<20	<0.01	<0.001	<0.01	<0.1	<0.1	<0.02	<0.02	<5	<0.1	<0.02	<0.1	<0.02	<0.1
BLK	Blank	<0.001	<0.5	<0.5	<0.01	<0.5	<0.001	<20	<0.01	<0.001	<0.01	<0.1	<0.1	<0.02	<0.02	<5	<0.1	<0.02	<0.1	<0.02	<0.1
BLK	Blank	<0.001	<0.5	<0.5	<0.01	<0.5	<0.001	<20	<0.01	<0.001	<0.01	<0.1	<0.1	<0.02	<0.02	<5	<0.1	<0.02	<0.1	<0.02	<0.1
BLK	Blank																				
BLK	Blank																				
BLK	Blank																				
BLK	Blank																				
BLK	Blank																				
BLK	Blank																				
Prep Wash																					
ROCK-TIM	Prep Blank	0.041	6.0	4.8	0.45	56.5	0.082	<20	0.82	0.058	0.07	0.3	2.2	<0.02	<0.02	<5	<0.1	<0.02	3.7	0.17	<0.1

This report supersedes all previous preliminary and final reports with this file number dated prior to the date on this certificate. Signature indicates final approval; preliminary reports are unsigned and should be used for reference only.

BUREAU VERITAS MINERAL LABORATORIES Canada

www.bvna.com/mining-laboratory-services

Bureau Veritas Commodities Canada Ltd.
9050 Shaughnessy St Vancouver British Columbia V6P 6E5 Canada
PHONE (604) 253-3158

Client: **Kinross Gold Corp.**
25 York St., #17
Toronto Ontario M5J 2V5 Canada

Project: Great Bear Project
Report Date: December 24, 2024

QUALITY CONTROL REPORT TIM24000351.1

		AQ250 Hf ppm 0.02	AQ250 Nb ppm 0.02	AQ250 Rb ppm 0.1	AQ250 Sn ppm 0.1	AQ250 Ta ppm 0.05	AQ250 Zr ppm 0.1	AQ250 Y ppm 0.01	AQ250 Ce ppm 0.1	AQ250 In ppm 0.02	AQ250 Re ppb 1	AQ250 Be ppm 0.1	AQ250 Li ppm 0.1	AQ250 Pd ppb 10	AQ250 Pt ppb 2	TC006 CO2 % 0.08	TC000 TOT/C % 0.02	TC000 TOT/S % 0.02
STD GS311-1	Standard																0.95	2.20
STD GS910-4	Standard																2.52	8.01
STD OREAS262	Standard	0.24	<0.02	18.0	0.5	<0.05	10.5	10.39	34.5	0.03	1	1.0	15.3	<10	<2			
STD OREAS262	Standard	0.23	<0.02	18.0	0.5	<0.05	10.2	10.16	32.0	0.03	1	1.1	15.7	<10	<2			
STD OREAS262	Standard	0.25	<0.02	18.1	0.5	<0.05	10.7	10.39	33.5	0.03	<1	1.1	16.2	<10	2			
STD OREAS262	Standard	0.17	<0.02	18.7	0.5	<0.05	7.7	10.75	32.2	0.03	1	1.2	16.3	<10	2			
STD OREAS279	Standard																1.09	1.22
STD OREAS279	Standard															3.23		
STD OREAS279	Standard															3.29		
STD OREAS279	Standard															3.37		
STD OREAS279	Standard															3.29		
STD BVGEO01 Expected		0.32	0.17	95	5.64		9.1	14.5	53	0.45	4	0.69	21.4	134	182			
STD OREAS262 Expected		0.17		18.6	0.5		7.7	11.2	32	0.033		1.14	17.8					
STD GS311-1 Expected																	1.02	2.35
STD GS910-4 Expected																	2.65	8.27
STD COO2 Expected																3.612		
STD OREAS279 Expected																3.29	1.13	1.27
BLK	Blank	<0.02	<0.02	<0.1	<0.1	<0.05	<0.1	<0.01	<0.1	<0.02	<1	<0.1	<0.1	<10	<2			
BLK	Blank	<0.02	<0.02	<0.1	<0.1	<0.05	<0.1	<0.01	<0.1	<0.02	<1	<0.1	<0.1	<10	<2			
BLK	Blank	<0.02	<0.02	<0.1	<0.1	<0.05	0.1	<0.01	<0.1	<0.02	<1	<0.1	<0.1	<10	<2			
BLK	Blank	<0.02	<0.02	<0.1	<0.1	<0.05	<0.1	<0.01	<0.1	<0.02	<1	<0.1	<0.1	<10	<2			
BLK	Blank																<0.02	0.02
BLK	Blank																<0.02	0.02
BLK	Blank															<0.08		
BLK	Blank															<0.08		
BLK	Blank															<0.08		
BLK	Blank															<0.08		
Prep Wash																		
ROCK-TIM	Prep Blank	0.15	0.12	2.0	0.3	<0.05	3.7	8.10	12.1	<0.02	<1	0.2	1.4	<10	2	0.21		

This report supersedes all previous preliminary and final reports with this file number dated prior to the date on this certificate. Signature indicates final approval; preliminary reports are unsigned and should be used for reference only.

BUREAU VERITAS MINERAL LABORATORIES Canada

www.bvna.com/mining-laboratory-services

Bureau Veritas Commodities Canada Ltd.

9050 Shaughnessy St Vancouver British Columbia V6P 6E5 Canada

PHONE (604) 253-3158

Client: **Kinross Gold Corp.**
25 York St., #17
Toronto Ontario M5J 2V5 Canada

Project: Great Bear Project
Report Date: December 24, 2024

QUALITY CONTROL REPORT TIM24000351.1

		WGHT	AQ250	AQ250	AQ250	AQ250	AQ250	AQ250	AQ250	AQ250	AQ250	AQ250	AQ250	AQ250	AQ250	AQ250	AQ250	AQ250	AQ250	AQ250
		Wgt	Mo	Cu	Pb	Zn	Ag	Ni	Co	Mn	Fe	As	U	Au	Th	Sr	Cd	Sb	Bi	V	Ca
		kg	ppm	ppm	ppm	ppm	ppb	ppm	ppm	ppm	%	ppm	ppm	ppb	ppm	ppm	ppm	ppm	ppm	ppm	%
		0.01	0.01	0.01	0.01	0.1	2	0.1	0.1	1	0.01	0.1	0.1	0.2	0.1	0.5	0.01	0.02	0.02	1	0.01
ROCK-TIM	Prep Blank		0.98	1.97	0.82	30.5	5	1.6	3.9	522	1.91	0.8	0.4	<0.2	2.2	20.9	0.01	<0.02	<0.02	24	0.63

This report supersedes all previous preliminary and final reports with this file number dated prior to the date on this certificate. Signature indicates final approval; preliminary reports are unsigned and should be used for reference only.

BUREAU VERITAS MINERAL LABORATORIES Canada

www.bvna.com/mining-laboratory-services

Bureau Veritas Commodities Canada Ltd.

9050 Shaughnessy St Vancouver British Columbia V6P 6E5 Canada

PHONE (604) 253-3158

Client: **Kinross Gold Corp.**
25 York St., #17
Toronto Ontario M5J 2V5 Canada

Project: Great Bear Project
Report Date: December 24, 2024

QUALITY CONTROL REPORT TIM24000351.1

		AQ250 P % 0.001	AQ250 La ppm 0.5	AQ250 Cr ppm 0.5	AQ250 Mg % 0.01	AQ250 Ba ppm 0.5	AQ250 Ti % 0.001	AQ250 B ppm 20	AQ250 Al % 0.01	AQ250 Na % 0.001	AQ250 K % 0.01	AQ250 W ppm 0.1	AQ250 Sc ppm 0.1	AQ250 Tl ppm 0.02	AQ250 S % 0.02	AQ250 Hg ppb 5	AQ250 Se ppm 0.1	AQ250 Te ppm 0.02	AQ250 Ga ppm 0.1	AQ250 Cs ppm 0.02	AQ250 Ge ppm 0.1
ROCK-TIM	Prep Blank	0.042	6.1	4.8	0.51	59.1	0.087	<20	0.94	0.080	0.09	0.1	2.6	<0.02	<0.02	<5	<0.1	<0.02	4.0	0.14	<0.1

This report supersedes all previous preliminary and final reports with this file number dated prior to the date on this certificate. Signature indicates final approval; preliminary reports are unsigned and should be used for reference only.

BUREAU VERITAS MINERAL LABORATORIES Canada

www.bvna.com/mining-laboratory-services

Bureau Veritas Commodities Canada Ltd.
9050 Shaughnessy St Vancouver British Columbia V6P 6E5 Canada
PHONE (604) 253-3158

Client: **Kinross Gold Corp.**
25 York St., #17
Toronto Ontario M5J 2V5 Canada

Project: Great Bear Project
Report Date: December 24, 2024

QUALITY CONTROL REPORT TIM24000351.1

		AQ250 Hf ppm 0.02	AQ250 Nb ppm 0.02	AQ250 Rb ppm 0.1	AQ250 Sn ppm 0.1	AQ250 Ta ppm 0.05	AQ250 Zr ppm 0.1	AQ250 Y ppm 0.01	AQ250 Ce ppm 0.1	AQ250 In ppm 0.02	AQ250 Re ppb 1	AQ250 Be ppm 0.1	AQ250 Li ppm 0.1	AQ250 Pd ppb 10	AQ250 Pt ppb 2	TC006 CO2 % 0.08	TC000 TOT/C % 0.02	TC000 TOT/S % 0.02
ROCK-TIM	Prep Blank	0.17	0.10	2.4	0.3	<0.05	4.2	8.49	11.9	<0.02	<1	0.2	1.4	<10	<2	0.18		

This report supersedes all previous preliminary and final reports with this file number dated prior to the date on this certificate. Signature indicates final approval; preliminary reports are unsigned and should be used for reference only.

BUREAU VERITAS MINERAL LABORATORIES Canada

www.bvna.com/mining-laboratory-services

Bureau Veritas Commodities Canada Ltd.
9050 Shaughnessy St Vancouver British Columbia V6P 6E5 Canada
PHONE (604) 253-3158

Client: **Kinross Gold Corp.**
25 York St., #17
Toronto Ontario M5J 2V5 Canada

Submitted By:	Matthew Hart
Receiving Lab:	Canada-Timmins
Received:	August 01, 2024
Analysis Start:	August 27, 2024
Report Date:	January 21, 2025
Page:	1 of 5

CERTIFICATE OF ANALYSIS TIM24000352.1

CLIENT JOB INFORMATION

Project:	Great Bear Project
Shipment ID:	
P.O. Number	GTFS002-FPR022-06
Number of Samples:	100

SAMPLE DISPOSAL

STOR-PLP	Store After 90 days Invoice for Storage
STOR-RJT	Store After 60 days Invoice for Storage

Bureau Veritas does not accept responsibility for samples left at the laboratory after 90 days without prior written instructions for sample storage or return.

SAMPLE PREPARATION AND ANALYTICAL PROCEDURES

Procedure Code	Number of Samples	Code Description	Test Wgt (g)	Report Status	Lab
PRP75-1KG	100	Crush, split and pulverize 1kg of sample to 200 mesh		Completed	TIM
SPTPL	100	Splitting of pulp samples for client		Completed	TIM
ARCHIVE	100	Charges for Split Archive			TIM
SHP01	100	Per sample shipping charges for branch shipments			TIM
AQ250_EXT	100	1:1:1 Aqua Regia digestion Ultratrace ICP-MS analysis	0.5	Completed	VAN
TC006	100	15% HClO4 leach, CO2 analysis by Leco	0.2	Completed	VAN
Split ABA	14	Analysis sample split/packet for ABA Analysis			BUB
TC000	14	Analysis by Leco	0.1	Completed	VAN
ABA	14	Modified Sobek Acid Base Accounting		Completed	BUB

ADDITIONAL COMMENTS

Invoice To: Great Bear Resources Ltd.
25 York Street, Unit 1700
Toronto Ontario M5J 2V5
Canada

CC: Kinross Distrubution

TIMOTHY YAO
Data Validation Specialist

This report supersedes all previous preliminary and final reports with this file number dated prior to the date on this certificate. Signature indicates final approval; preliminary reports are unsigned and should be used for reference only.
All results are considered the confidential property of the client. Bureau Veritas assumes the liabilities for actual cost of analysis only. Results apply to samples as submitted.
"*" asterisk indicates that an analytical result could not be provided due to unusually high levels of interference from other elements.

BUREAU VERITAS MINERAL LABORATORIES Canada

www.bvna.com/mining-laboratory-services

Bureau Veritas Commodities Canada Ltd.

9050 Shaughnessy St Vancouver British Columbia V6P 6E5 Canada
PHONE (604) 253-3158

Client: **Kinross Gold Corp.**
25 York St., #17
Toronto Ontario M5J 2V5 Canada

Project: Great Bear Project
Report Date: January 21, 2025

CERTIFICATE OF ANALYSIS TIM24000352.1

Method		WGHT	AQ250	AQ250	AQ250	AQ250	AQ250	AQ250	AQ250	AQ250	AQ250	AQ250	AQ250	AQ250	AQ250	AQ250	AQ250	AQ250	AQ250	AQ250	AQ250
Analyte		Wgt	Mo	Cu	Pb	Zn	Ag	Ni	Co	Mn	Fe	As	U	Au	Th	Sr	Cd	Sb	Bi	V	Ca
Unit		kg	ppm	ppm	ppm	ppm	ppb	ppm	ppm	ppm	%	ppm	ppm	ppb	ppm	ppm	ppm	ppm	ppm	ppm	%
MDL		0.01	0.01	0.01	0.01	0.1	2	0.1	0.1	1	0.01	0.1	0.1	0.2	0.1	0.5	0.01	0.02	0.02	1	0.01
A0963048	Drill Core	1.87	0.89	16.98	4.55	46.4	112	11.6	7.9	261	1.93	1.9	1.2	3.0	7.2	11.5	0.06	0.08	0.07	23	0.68
A0963303	Drill Core	2.34	0.68	16.22	2.87	49.8	79	13.2	8.7	354	2.18	2.2	1.3	1.9	7.0	16.0	0.04	0.08	0.14	22	0.83
A0963049	Drill Core	3.05	0.58	21.43	3.08	45.7	102	13.8	8.9	276	1.94	1.1	1.5	1.5	7.9	13.4	0.03	0.07	0.16	20	0.54
A0963304	Drill Core	2.00	0.69	18.00	5.33	47.8	170	12.1	8.4	301	2.18	5.6	1.3	2.6	7.1	12.5	0.06	0.18	0.28	22	0.67
A0963050	Drill Core	2.12	1.16	17.07	2.89	38.2	83	11.2	7.4	264	1.80	2.8	1.4	1.4	7.2	10.7	0.04	0.13	0.17	17	0.47
A0963251	Drill Core	2.19	0.59	16.32	3.57	49.3	112	9.3	7.9	297	2.01	9.1	1.5	2.9	8.1	9.0	0.06	0.14	0.24	23	0.54
A0963252	Drill Core	1.94	0.85	19.01	2.73	51.7	138	9.4	8.2	305	1.98	1.2	1.4	1.3	7.7	16.9	0.06	0.04	0.06	30	0.60
A0963305	Drill Core	1.56	1.20	59.52	2.94	41.4	207	10.1	8.1	269	1.94	4.5	1.5	4.1	8.3	17.1	0.05	0.07	0.06	27	0.73
A0963253	Drill Core	2.01	0.89	20.40	3.20	51.2	135	10.0	7.9	283	2.02	2.1	1.5	2.1	8.0	14.7	0.05	0.05	0.06	29	0.48
A0963254	Drill Core	2.07	6.49	20.09	3.44	45.0	237	11.2	8.9	284	1.86	12.8	1.8	7.4	9.0	16.5	0.06	0.05	0.21	18	0.41
A0963255	Drill Core	1.98	0.61	19.08	3.60	51.7	161	10.8	7.9	292	2.03	0.9	1.6	1.1	8.2	13.8	0.05	0.05	0.06	28	0.55
A0963256	Drill Core	1.85	1.32	18.94	3.09	57.9	110	15.0	9.3	347	2.25	1.5	1.5	1.0	8.1	16.7	0.03	0.05	0.18	33	0.68
A0963257	Drill Core	2.03	1.17	18.62	2.96	54.6	67	13.1	8.8	333	2.10	1.8	1.5	0.7	8.1	24.6	0.03	0.04	0.11	27	0.53
A0963258	Drill Core	1.92	0.42	13.30	2.02	53.4	57	12.9	8.6	320	2.00	0.6	1.4	1.0	7.7	17.9	0.02	0.05	0.03	29	0.77
A0963259	Drill Core	1.75	0.58	12.77	1.84	51.7	59	12.9	8.3	310	2.01	0.9	1.3	0.7	7.5	15.1	0.02	0.04	0.02	29	0.65
A0963260	Drill Core	0.99	0.29	12.19	2.46	51.0	49	13.0	8.8	346	2.02	1.1	1.3	4.8	7.6	18.0	0.03	0.05	0.03	34	0.84
A0963261	Drill Core	2.16	0.53	23.42	2.69	54.3	113	15.1	9.0	349	2.13	0.6	1.4	0.9	7.9	19.6	0.03	0.04	0.10	34	0.84
A0963262	Drill Core	2.32	0.76	21.05	2.88	56.4	146	16.2	9.9	334	2.41	4.7	1.3	2.5	7.2	14.6	0.05	0.05	0.10	36	0.62
A0963263	Drill Core	2.20	0.79	20.16	2.41	57.8	82	18.5	10.6	398	2.48	1.3	1.4	0.9	7.4	18.8	0.03	0.05	0.05	41	1.09
A0963264	Drill Core	2.14	0.84	17.91	3.00	47.2	156	11.6	8.9	326	1.99	1.6	1.6	2.0	7.9	14.5	0.04	0.06	0.11	27	0.65
A0963265	Drill Core	2.39	1.25	20.64	4.18	52.2	136	11.9	9.1	311	2.04	3.2	1.5	1.0	8.1	15.1	0.05	0.08	0.06	28	0.70
A0963266	Drill Core	2.86	0.72	17.55	3.18	56.2	126	13.0	9.4	352	2.19	1.4	1.6	1.1	8.5	17.3	0.03	0.06	0.05	30	0.65
A0963267	Drill Core	1.94	1.34	24.20	3.08	53.8	175	14.2	10.9	269	2.14	2.4	1.6	4.5	8.8	13.0	0.03	0.06	0.06	27	0.47
A0963268	Drill Core	2.08	1.07	18.07	3.19	56.2	137	11.0	8.6	526	2.10	2.8	1.4	2.3	7.5	16.0	0.05	0.06	0.07	30	0.85
A0963269	Drill Core	1.91	1.06	20.50	4.42	48.8	248	11.8	9.2	383	1.97	3.4	1.7	3.1	8.6	15.6	0.06	0.05	0.14	22	0.57
A0963270	Drill Core	1.81	1.42	17.45	11.96	62.2	263	13.1	9.9	346	2.18	7.6	1.6	3.8	7.7	13.5	0.08	0.06	0.41	23	0.42
A0963271	Drill Core	1.78	0.97	18.34	3.25	61.4	140	12.4	9.5	410	2.26	1.2	1.4	1.2	7.9	17.0	0.05	0.05	0.05	33	0.93
A0963306	Drill Core	2.08	1.10	20.50	11.72	72.8	195	12.2	7.9	505	2.34	2.0	1.4	2.4	7.8	26.3	0.08	0.05	0.23	36	0.73
A0963272	Drill Core	2.00	1.31	22.07	3.33	59.8	214	12.4	9.8	340	2.19	2.0	1.6	3.3	8.5	15.2	0.04	0.05	0.21	26	0.42
A0963273	Drill Core	1.99	1.15	19.95	3.28	45.5	143	14.5	10.8	249	2.05	2.5	1.4	3.8	7.5	12.2	0.02	0.03	0.10	20	0.30

This report supersedes all previous preliminary and final reports with this file number dated prior to the date on this certificate. Signature indicates final approval; preliminary reports are unsigned and should be used for reference only.

BUREAU VERITAS MINERAL LABORATORIES Canada

www.bvna.com/mining-laboratory-services

Bureau Veritas Commodities Canada Ltd.

9050 Shaughnessy St Vancouver British Columbia V6P 6E5 Canada
PHONE (604) 253-3158

Client: **Kinross Gold Corp.**
25 York St., #17
Toronto Ontario M5J 2V5 Canada

Project: Great Bear Project
Report Date: January 21, 2025

CERTIFICATE OF ANALYSIS TIM24000352.1

	Method	AQ250	AQ250	AQ250	AQ250	AQ250	AQ250	AQ250	AQ250	AQ250	AQ250	AQ250	AQ250	AQ250	AQ250	AQ250	AQ250	AQ250	AQ250	AQ250	AQ250
	Analyte	P	La	Cr	Mg	Ba	Ti	B	Al	Na	K	W	Sc	Tl	S	Hg	Se	Te	Ga	Cs	Ge
	Unit	%	ppm	ppm	%	ppm	%	ppm	%	%	%	ppm	ppm	ppm	%	ppb	ppm	ppm	ppm	ppm	ppm
	MDL	0.001	0.5	0.5	0.01	0.5	0.001	20	0.01	0.001	0.01	0.1	0.1	0.02	0.02	5	0.1	0.02	0.1	0.02	0.1
A0963048	Drill Core	0.052	26.2	10.9	0.30	87.7	0.085	<20	0.71	0.064	0.52	<0.1	1.7	0.23	0.43	<5	<0.1	<0.02	3.2	1.43	<0.1
A0963303	Drill Core	0.050	25.6	9.4	0.51	113.0	0.107	<20	0.92	0.063	0.68	<0.1	1.6	0.33	0.68	<5	<0.1	<0.02	3.5	1.77	<0.1
A0963049	Drill Core	0.053	29.3	8.0	0.39	97.3	0.100	<20	0.93	0.060	0.68	<0.1	1.6	0.32	0.46	<5	<0.1	<0.02	3.5	2.50	<0.1
A0963304	Drill Core	0.054	24.6	8.9	0.40	82.3	0.099	<20	0.80	0.067	0.55	0.1	1.6	0.30	0.99	<5	<0.1	<0.02	3.3	1.72	<0.1
A0963050	Drill Core	0.049	26.5	7.2	0.32	82.5	0.085	<20	0.70	0.057	0.53	<0.1	1.5	0.24	0.81	<5	<0.1	<0.02	3.0	1.30	<0.1
A0963251	Drill Core	0.054	28.3	7.3	0.42	84.7	0.100	<20	0.74	0.053	0.59	0.1	1.8	0.30	0.91	<5	<0.1	<0.02	3.3	1.98	<0.1
A0963252	Drill Core	0.054	26.0	7.9	0.54	115.8	0.142	<20	1.11	0.083	0.83	0.2	1.8	0.34	0.12	<5	<0.1	<0.02	4.4	2.68	<0.1
A0963305	Drill Core	0.057	31.2	7.7	0.47	131.0	0.104	<20	0.80	0.069	0.60	0.2	1.5	0.26	0.83	<5	<0.1	0.02	3.3	1.58	<0.1
A0963253	Drill Core	0.057	27.8	7.9	0.57	88.3	0.125	<20	1.06	0.070	0.71	0.2	2.1	0.40	0.31	<5	<0.1	<0.02	4.5	2.59	<0.1
A0963254	Drill Core	0.060	31.6	5.0	0.37	88.8	0.093	<20	0.94	0.059	0.65	0.1	1.5	0.35	0.63	<5	<0.1	<0.02	3.3	1.95	<0.1
A0963255	Drill Core	0.057	28.1	7.1	0.46	110.3	0.140	<20	1.06	0.072	0.75	0.1	2.0	0.39	0.21	<5	<0.1	<0.02	4.4	2.65	<0.1
A0963256	Drill Core	0.060	30.1	12.6	0.68	131.0	0.164	<20	1.26	0.077	0.92	0.2	2.2	0.40	0.25	<5	<0.1	<0.02	5.0	2.66	<0.1
A0963257	Drill Core	0.056	28.5	9.9	0.65	126.2	0.164	<20	1.46	0.094	1.01	<0.1	1.7	0.39	0.05	<5	<0.1	0.03	4.9	2.60	<0.1
A0963258	Drill Core	0.053	27.3	11.2	0.61	111.8	0.146	<20	1.09	0.060	0.73	0.2	1.9	0.31	0.02	<5	<0.1	<0.02	4.7	2.59	<0.1
A0963259	Drill Core	0.053	27.0	12.3	0.60	93.8	0.150	<20	1.07	0.056	0.70	0.3	1.8	0.28	<0.02	<5	<0.1	<0.02	4.7	2.17	<0.1
A0963260	Drill Core	0.052	26.1	11.9	0.64	154.1	0.164	<20	1.16	0.073	0.86	0.1	2.3	0.35	0.07	<5	<0.1	<0.02	5.2	2.72	<0.1
A0963261	Drill Core	0.058	28.8	14.1	0.73	166.1	0.178	<20	1.33	0.077	1.01	0.2	2.2	0.42	0.03	<5	<0.1	<0.02	5.2	3.01	<0.1
A0963262	Drill Core	0.067	29.9	14.5	0.70	115.5	0.147	<20	1.18	0.070	0.93	0.1	2.5	0.34	0.88	<5	<0.1	<0.02	4.7	2.21	<0.1
A0963263	Drill Core	0.067	29.8	18.1	0.79	139.9	0.186	<20	1.40	0.071	1.01	0.2	2.5	0.41	0.24	<5	<0.1	<0.02	5.5	2.59	<0.1
A0963264	Drill Core	0.057	29.0	8.0	0.30	89.4	0.104	<20	0.85	0.067	0.59	0.1	1.8	0.35	0.29	<5	<0.1	<0.02	3.5	1.80	<0.1
A0963265	Drill Core	0.057	29.5	8.4	0.32	71.4	0.086	<20	0.83	0.060	0.38	0.4	1.8	0.21	0.28	<5	<0.1	<0.02	4.0	1.27	<0.1
A0963266	Drill Core	0.058	30.0	9.3	0.44	117.3	0.132	<20	1.03	0.064	0.72	0.1	2.1	0.40	0.16	<5	<0.1	<0.02	4.4	2.27	<0.1
A0963267	Drill Core	0.060	30.3	9.0	0.38	95.8	0.125	<20	0.94	0.069	0.68	0.1	2.0	0.40	0.35	<5	<0.1	0.03	4.0	2.20	<0.1
A0963268	Drill Core	0.055	27.0	8.4	0.53	100.1	0.139	<20	1.04	0.077	0.77	0.6	2.0	0.45	0.40	<5	<0.1	<0.02	4.2	2.29	<0.1
A0963269	Drill Core	0.058	31.1	7.6	0.33	66.3	0.085	<20	0.86	0.057	0.55	0.2	1.5	0.31	0.69	<5	0.5	0.02	3.2	1.54	<0.1
A0963270	Drill Core	0.055	26.5	7.8	0.39	50.5	0.090	<20	0.81	0.063	0.49	0.1	1.8	0.29	0.98	<5	0.2	<0.02	3.3	1.59	<0.1
A0963271	Drill Core	0.053	27.7	11.2	0.58	136.3	0.161	<20	1.16	0.081	0.87	0.2	2.3	0.46	0.24	<5	0.1	<0.02	4.7	2.94	<0.1
A0963306	Drill Core	0.055	27.8	11.0	0.64	131.4	0.153	<20	1.41	0.121	0.89	0.1	2.7	0.38	0.54	<5	0.2	<0.02	5.2	2.32	<0.1
A0963272	Drill Core	0.057	29.9	8.2	0.36	83.0	0.119	<20	0.95	0.070	0.68	0.3	1.9	0.37	0.49	<5	<0.1	<0.02	3.8	2.74	<0.1
A0963273	Drill Core	0.051	28.1	9.1	0.33	87.3	0.088	<20	0.84	0.051	0.44	0.1	1.6	0.18	0.49	<5	<0.1	<0.02	3.6	1.80	<0.1

This report supersedes all previous preliminary and final reports with this file number dated prior to the date on this certificate. Signature indicates final approval; preliminary reports are unsigned and should be used for reference only.

BUREAU VERITAS MINERAL LABORATORIES Canada

www.bvna.com/mining-laboratory-services

Bureau Veritas Commodities Canada Ltd.

9050 Shaughnessy St Vancouver British Columbia V6P 6E5 Canada
PHONE (604) 253-3158

Client: **Kinross Gold Corp.**
25 York St., #17
Toronto Ontario M5J 2V5 Canada

Project: Great Bear Project
Report Date: January 21, 2025

CERTIFICATE OF ANALYSIS TIM24000352.1

Method		AQ250	AQ250	AQ250	AQ250	AQ250	AQ250	AQ250	AQ250	AQ250	AQ250	AQ250	AQ250	AQ250	AQ250	TC006	TC000	TC000
Analyte		Hf	Nb	Rb	Sn	Ta	Zr	Y	Ce	In	Re	Be	Li	Pd	Pt	CO2	TOT/C	TOT/S
Unit		ppm	ppm	ppm	ppm	ppm	ppm	ppm	ppm	ppm	ppb	ppm	ppm	ppb	ppb	%	%	%
MDL		0.02	0.02	0.1	0.1	0.05	0.1	0.01	0.1	0.02	1	0.1	0.1	10	2	0.08	0.02	0.02
A0963048	Drill Core	0.53	0.10	31.0	0.5	<0.05	19.0	5.28	49.1	<0.02	<1	<0.1	7.9	<10	<2	0.62		
A0963303	Drill Core	0.56	0.08	45.9	0.3	<0.05	19.9	4.79	48.5	<0.02	<1	<0.1	9.3	<10	<2	0.72		
A0963049	Drill Core	0.59	0.09	44.2	0.3	<0.05	21.8	5.08	54.1	<0.02	<1	<0.1	8.5	<10	<2	0.38		
A0963304	Drill Core	0.58	0.12	39.7	0.3	<0.05	20.7	5.33	47.0	<0.02	<1	<0.1	8.9	<10	<2	0.55		
A0963050	Drill Core	0.66	0.11	32.2	0.3	<0.05	23.7	5.38	50.1	<0.02	<1	<0.1	6.4	<10	<2	0.37		
A0963251	Drill Core	0.74	0.08	38.2	0.3	<0.05	24.7	6.06	53.8	<0.02	<1	<0.1	8.2	<10	<2	0.49		
A0963252	Drill Core	0.58	0.06	50.1	0.2	<0.05	20.3	6.11	49.8	<0.02	<1	<0.1	13.1	<10	<2	0.48	0.13	0.13
A0963305	Drill Core	0.61	0.05	36.3	0.2	<0.05	20.9	6.21	58.1	<0.02	<1	<0.1	10.4	<10	<2	0.61		
A0963253	Drill Core	0.54	0.08	48.9	0.3	<0.05	20.0	6.09	52.5	<0.02	<1	<0.1	13.7	<10	<2	0.33		
A0963254	Drill Core	0.61	0.09	38.1	0.2	<0.05	22.6	7.26	60.9	<0.02	<1	<0.1	7.8	<10	<2	0.21		
A0963255	Drill Core	0.59	0.07	46.7	0.3	<0.05	21.2	6.57	53.8	<0.02	<1	<0.1	12.5	<10	<2	0.39		
A0963256	Drill Core	0.62	0.04	51.1	0.3	<0.05	22.0	6.45	57.6	<0.02	<1	<0.1	15.6	<10	<2	0.52		
A0963257	Drill Core	0.53	0.04	55.1	0.2	<0.05	20.6	6.81	54.2	<0.02	<1	0.1	15.8	<10	<2	0.29		
A0963258	Drill Core	0.54	0.06	45.8	0.3	<0.05	19.6	5.99	51.7	<0.02	<1	<0.1	20.7	<10	<2	0.70	0.18	0.04
A0963259	Drill Core	0.59	0.07	43.3	0.3	<0.05	21.7	5.91	50.9	<0.02	<1	0.1	21.6	<10	<2	0.55		
A0963260	Drill Core	0.59	0.05	52.9	0.3	<0.05	21.6	5.89	50.7	<0.02	<1	<0.1	21.6	<10	<2	0.73		
A0963261	Drill Core	0.58	0.03	62.5	0.3	<0.05	21.3	5.85	54.4	<0.02	<1	<0.1	23.0	<10	<2	0.78		
A0963262	Drill Core	0.68	0.02	48.3	0.3	<0.05	25.6	6.61	58.4	<0.02	<1	<0.1	13.2	<10	<2	0.50		
A0963263	Drill Core	0.43	0.05	58.0	0.3	<0.05	15.9	6.11	55.8	<0.02	<1	<0.1	22.8	<10	<2	0.79		
A0963264	Drill Core	0.65	0.08	40.0	0.2	<0.05	25.8	6.43	55.3	<0.02	<1	<0.1	9.8	<10	2	0.55		
A0963265	Drill Core	0.64	0.07	23.7	0.2	<0.05	25.4	7.09	55.7	<0.02	<1	<0.1	10.8	<10	<2	0.29	0.16	0.26
A0963266	Drill Core	0.64	0.06	47.4	0.3	<0.05	24.5	7.05	57.2	<0.02	<1	<0.1	16.0	<10	<2	0.55		
A0963267	Drill Core	0.78	0.06	48.4	0.3	<0.05	30.4	7.33	57.1	<0.02	<1	<0.1	11.6	<10	<2	0.33		
A0963268	Drill Core	0.56	0.04	54.1	0.2	<0.05	21.4	6.30	51.3	<0.02	<1	<0.1	13.1	<10	<2	0.65		
A0963269	Drill Core	0.57	0.10	36.5	0.2	<0.05	22.9	6.86	58.0	<0.02	<1	<0.1	8.6	<10	<2	0.38		
A0963270	Drill Core	0.81	0.06	32.2	0.2	<0.05	31.2	7.21	52.5	<0.02	<1	<0.1	8.4	<10	<2	0.27		
A0963271	Drill Core	0.65	0.04	56.9	0.3	<0.05	24.2	6.46	52.3	<0.02	<1	<0.1	13.5	<10	<2	0.92		
A0963306	Drill Core	0.62	<0.02	51.4	0.3	<0.05	25.0	7.15	53.1	<0.02	<1	<0.1	12.8	<10	<2	0.48	0.13	0.50
A0963272	Drill Core	0.59	0.06	45.6	0.3	<0.05	23.9	7.92	57.1	<0.02	<1	<0.1	8.5	<10	<2	0.24		
A0963273	Drill Core	0.52	0.06	23.0	0.2	<0.05	21.7	7.89	54.6	<0.02	<1	<0.1	8.1	<10	<2	0.14		

This report supersedes all previous preliminary and final reports with this file number dated prior to the date on this certificate. Signature indicates final approval; preliminary reports are unsigned and should be used for reference only.

BUREAU VERITAS MINERAL LABORATORIES Canada

www.bvna.com/mining-laboratory-services

Bureau Veritas Commodities Canada Ltd.

9050 Shaughnessy St Vancouver British Columbia V6P 6E5 Canada
PHONE (604) 253-3158

Client: **Kinross Gold Corp.**
25 York St., #17
Toronto Ontario M5J 2V5 Canada

Project: Great Bear Project
Report Date: January 21, 2025

CERTIFICATE OF ANALYSIS TIM24000352.1

	Method	WGHT	AQ250	AQ250	AQ250	AQ250	AQ250	AQ250	AQ250	AQ250	AQ250	AQ250	AQ250	AQ250	AQ250	AQ250	AQ250	AQ250	AQ250	AQ250	AQ250
	Analyte	Wgt	Mo	Cu	Pb	Zn	Ag	Ni	Co	Mn	Fe	As	U	Au	Th	Sr	Cd	Sb	Bi	V	Ca
	Unit	kg	ppm	ppm	ppm	ppm	ppb	ppm	ppm	ppm	%	ppm	ppm	ppb	ppm	ppm	ppm	ppm	ppm	ppm	%
	MDL	0.01	0.01	0.01	0.01	0.1	2	0.1	0.1	1	0.01	0.1	0.1	0.2	0.1	0.5	0.01	0.02	0.02	1	0.01
A0963274	Drill Core	1.53	0.81	19.14	10.25	57.5	163	13.0	8.7	493	2.13	7.2	1.6	23.8	7.4	15.9	0.06	0.05	0.03	26	0.66
A0963275	Drill Core	1.26	1.21	39.84	147.70	270.4	647	11.8	8.1	207	1.76	81.8	1.8	489.0	7.2	8.1	0.93	0.09	0.24	9	0.24
A0963276	Drill Core	1.83	4.05	55.70	44.54	86.8	320	12.0	8.7	491	2.12	87.4	1.6	193.1	7.5	8.1	0.13	0.07	0.10	19	0.39
A0963307	Drill Core	1.90	0.66	30.42	50.10	187.0	748	17.4	12.1	539	2.67	42.6	1.3	1382.5	6.6	29.4	0.67	0.09	0.13	37	0.84
A0963277	Drill Core	1.09	1.86	22.17	9.36	39.0	329	28.2	11.8	337	2.45	9.4	1.7	29.2	8.2	28.1	0.04	0.09	0.34	24	0.64
A0963278	Drill Core	1.96	0.55	19.63	3.51	48.4	214	13.9	9.4	390	2.10	6.2	1.6	8.8	7.9	13.3	0.05	0.08	0.03	28	0.79
A0963279	Drill Core	1.96	0.70	20.10	2.78	53.4	175	18.5	9.2	344	2.36	2.7	1.4	5.3	7.4	12.6	0.03	0.06	0.03	40	0.58
A0963280	Drill Core	2.07	0.24	10.43	4.49	103.3	126	31.1	18.3	647	3.28	5.5	1.6	5.5	8.0	29.5	0.06	0.04	0.13	64	1.42
A0963281	Drill Core	2.31	0.81	17.34	3.41	49.4	122	14.8	8.9	350	2.21	4.2	1.7	3.6	7.3	20.0	0.03	0.06	0.05	35	0.73
A0963282	Drill Core	2.30	1.28	18.34	2.89	48.5	168	16.5	9.7	320	2.29	4.3	1.7	2.5	7.3	13.9	0.03	0.07	0.07	33	0.64
A0963283	Drill Core	2.20	0.52	12.27	2.90	50.1	94	15.8	9.2	382	2.26	10.0	1.5	6.6	7.3	22.1	0.03	0.06	0.04	36	0.80
A0963284	Drill Core	1.82	0.76	22.92	2.56	43.1	88	14.9	9.6	374	2.26	15.1	1.7	8.8	8.1	15.4	0.02	0.06	0.04	32	1.00
A0963299	Drill Core	1.95	0.52	15.45	2.37	40.9	89	12.1	7.5	307	1.95	33.3	1.5	12.5	7.0	14.1	0.03	0.08	<0.02	28	0.67
A0963285	Drill Core	1.88	0.71	10.75	2.21	29.6	103	14.8	9.8	414	2.37	63.1	1.6	21.3	7.8	15.1	0.02	0.11	0.02	38	0.76
A0963300	Drill Core	1.36	0.83	25.58	2.38	40.0	171	14.7	9.5	333	2.22	46.8	1.6	34.5	7.5	14.6	0.02	0.10	0.03	39	0.51
A0963286	Drill Core	2.17	1.02	20.64	3.38	47.3	97	13.5	10.6	368	2.18	15.6	1.7	2.0	8.1	16.8	0.03	0.07	0.04	29	0.82
A0963287	Drill Core	2.13	0.69	26.62	3.45	52.3	241	22.9	12.1	452	2.67	30.7	1.5	794.2	6.9	26.4	0.06	0.06	0.08	46	1.14
A0963288	Drill Core	1.66	0.67	23.70	2.20	54.5	63	13.8	10.8	431	2.62	10.2	1.5	5.8	7.0	15.8	0.02	0.08	0.03	46	1.07
A0963289	Drill Core	1.97	0.73	21.21	3.85	45.3	327	13.2	9.1	406	2.33	81.3	2.0	910.3	8.8	9.2	0.04	0.07	0.07	25	0.23
A0963290	Drill Core	2.94	0.57	27.84	2.87	62.2	171	14.8	9.0	404	2.31	13.9	1.7	196.5	7.8	16.0	0.03	0.07	0.06	36	0.58
A0963291	Drill Core	1.94	0.63	23.55	3.49	65.5	219	22.1	11.5	451	2.40	29.8	1.6	133.5	7.9	27.8	0.04	0.09	0.10	32	0.94
A0963301	Drill Core	2.11	0.78	20.58	2.94	58.4	93	15.5	9.9	402	2.38	50.4	1.7	4.7	8.2	21.6	0.03	0.08	0.02	36	0.90
A0963292	Drill Core	2.20	0.63	18.00	3.10	55.5	101	13.8	8.6	413	2.21	56.9	1.7	59.2	7.4	13.6	0.04	0.09	0.05	31	0.83
A0963302	Drill Core	2.30	0.67	36.13	2.77	51.9	211	38.7	17.4	390	2.68	8.8	1.2	61.2	6.7	19.5	0.01	0.05	0.16	52	0.68
A0963293	Drill Core	2.09	1.09	24.42	4.22	52.0	245	13.9	9.0	281	2.41	5.5	1.5	581.5	7.8	15.9	0.04	0.05	0.09	38	0.55
A0963294	Drill Core	1.77	1.32	57.39	3.48	92.2	289	52.5	22.0	534	3.91	2.3	1.5	10.7	6.3	18.4	0.07	0.03	0.22	73	0.41
A0963295	Drill Core	1.11	1.13	52.69	2.26	66.0	127	60.2	21.2	211	4.17	99.4	1.0	3.4	4.2	4.9	0.05	0.12	0.21	77	0.18
A0963296	Drill Core	2.25	1.40	56.88	2.43	76.2	172	66.0	22.7	334	4.17	24.5	1.1	3.5	4.4	6.3	0.05	0.15	0.23	80	0.18
A0963297	Drill Core	2.30	1.80	64.61	2.60	83.9	162	62.2	23.1	307	3.86	63.0	1.1	4.5	4.3	16.4	0.05	0.07	0.28	76	0.31
A0963298	Drill Core	2.12	1.41	7.98	13.62	29.4	1293	4.8	3.1	112	1.59	46.2	1.5	15.8	11.2	7.1	0.04	0.20	10.87	4	0.13

This report supersedes all previous preliminary and final reports with this file number dated prior to the date on this certificate. Signature indicates final approval; preliminary reports are unsigned and should be used for reference only.

BUREAU VERITAS MINERAL LABORATORIES Canada

www.bvna.com/mining-laboratory-services

Bureau Veritas Commodities Canada Ltd.

9050 Shaughnessy St Vancouver British Columbia V6P 6E5 Canada
PHONE (604) 253-3158

Client: **Kinross Gold Corp.**
25 York St., #17
Toronto Ontario M5J 2V5 Canada

Project: Great Bear Project
Report Date: January 21, 2025

CERTIFICATE OF ANALYSIS TIM24000352.1

	Method	AQ250	AQ250	AQ250	AQ250	AQ250	AQ250	AQ250	AQ250	AQ250	AQ250	AQ250	AQ250	AQ250	AQ250	AQ250	AQ250	AQ250	AQ250	AQ250	AQ250
	Analyte	P	La	Cr	Mg	Ba	Ti	B	Al	Na	K	W	Sc	Tl	S	Hg	Se	Te	Ga	Cs	Ge
	Unit	%	ppm	ppm	%	ppm	%	ppm	%	%	%	ppm	ppm	ppm	%	ppb	ppm	ppm	ppm	ppm	ppm
	MDL	0.001	0.5	0.5	0.01	0.5	0.001	20	0.01	0.001	0.01	0.1	0.1	0.02	0.02	5	0.1	0.02	0.1	0.02	0.1
A0963274	Drill Core	0.053	23.5	12.4	0.66	52.7	0.122	<20	1.16	0.063	0.62	0.4	1.6	0.41	0.35	<5	0.1	<0.02	5.1	3.01	<0.1
A0963275	Drill Core	0.052	22.7	16.5	0.33	41.5	0.036	<20	0.61	0.026	0.33	0.3	0.7	0.12	1.36	<5	0.7	0.13	2.1	0.93	<0.1
A0963276	Drill Core	0.053	27.3	8.9	0.45	46.3	0.090	<20	0.75	0.053	0.43	0.4	1.5	0.29	1.08	<5	0.4	0.06	3.4	2.13	<0.1
A0963307	Drill Core	0.081	26.2	33.2	0.95	87.8	0.142	<20	1.34	0.074	0.73	0.4	2.3	0.42	1.12	<5	0.3	0.03	4.0	4.52	<0.1
A0963277	Drill Core	0.117	37.2	23.1	0.66	47.6	0.109	<20	0.90	0.042	0.40	11.9	2.0	0.18	1.12	<5	0.2	0.05	3.6	4.87	<0.1
A0963278	Drill Core	0.056	27.6	11.8	0.48	77.8	0.145	<20	0.99	0.059	0.73	0.6	2.0	0.37	0.36	<5	<0.1	<0.02	4.0	4.42	<0.1
A0963279	Drill Core	0.059	26.3	18.5	0.71	80.5	0.172	<20	1.29	0.068	0.95	1.4	3.2	0.44	0.23	<5	<0.1	<0.02	5.6	5.19	<0.1
A0963280	Drill Core	0.078	31.2	57.8	1.58	115.3	0.222	<20	2.04	0.082	0.87	0.9	4.0	0.37	0.39	<5	0.1	<0.02	7.7	6.11	<0.1
A0963281	Drill Core	0.054	27.2	15.3	0.76	115.0	0.167	<20	1.30	0.075	0.74	0.5	3.0	0.31	0.24	<5	0.1	<0.02	5.6	3.73	<0.1
A0963282	Drill Core	0.059	27.7	15.4	0.60	75.0	0.158	<20	1.16	0.072	0.91	0.3	2.7	0.38	0.36	<5	0.1	<0.02	4.8	4.46	<0.1
A0963283	Drill Core	0.055	27.8	15.9	0.77	207.0	0.189	<20	1.34	0.072	1.11	0.6	3.1	0.43	0.13	<5	<0.1	<0.02	5.4	5.42	<0.1
A0963284	Drill Core	0.060	26.4	14.9	0.76	42.2	0.158	<20	1.20	0.053	0.39	0.5	2.5	0.14	0.26	<5	0.2	<0.02	5.3	1.99	<0.1
A0963299	Drill Core	0.049	24.8	12.2	0.57	73.5	0.154	<20	1.06	0.065	0.78	1.3	2.2	0.34	0.12	<5	<0.1	<0.02	4.6	5.02	<0.1
A0963285	Drill Core	0.058	27.6	14.4	0.87	73.1	0.193	<20	1.39	0.078	1.00	2.3	2.6	0.36	0.34	<5	<0.1	<0.02	5.7	4.67	<0.1
A0963300	Drill Core	0.057	25.9	15.5	0.81	118.6	0.194	<20	1.31	0.073	1.02	1.5	3.3	0.32	0.19	<5	0.2	<0.02	5.7	4.20	<0.1
A0963286	Drill Core	0.058	27.2	12.2	0.75	57.9	0.158	<20	1.22	0.063	0.72	0.4	2.0	0.24	0.25	<5	<0.1	<0.02	4.9	2.64	<0.1
A0963287	Drill Core	0.075	27.3	49.9	1.07	126.8	0.164	<20	1.47	0.055	0.99	0.4	3.3	0.33	0.54	<5	0.2	<0.02	5.6	3.91	<0.1
A0963288	Drill Core	0.071	28.5	18.3	0.98	125.3	0.208	<20	1.56	0.053	1.22	0.2	3.5	0.42	0.20	<5	0.1	<0.02	6.0	4.91	<0.1
A0963289	Drill Core	0.059	29.9	8.8	0.60	44.5	0.111	<20	1.08	0.061	0.78	0.3	2.4	0.35	0.92	<5	0.2	0.02	4.6	3.29	<0.1
A0963290	Drill Core	0.059	30.0	15.4	0.83	107.8	0.184	<20	1.34	0.071	1.06	2.4	2.8	0.40	0.31	<5	<0.1	<0.02	5.6	4.90	<0.1
A0963291	Drill Core	0.089	33.6	19.8	0.95	100.2	0.164	<20	1.48	0.076	1.11	1.3	2.4	0.41	0.60	<5	0.1	0.02	5.0	3.88	<0.1
A0963301	Drill Core	0.059	29.7	15.2	0.83	94.0	0.196	<20	1.58	0.094	1.16	2.3	2.8	0.47	0.19	<5	0.1	<0.02	5.9	4.46	<0.1
A0963292	Drill Core	0.054	28.0	13.2	0.72	60.0	0.159	<20	1.27	0.083	0.94	1.3	2.3	0.38	0.36	<5	0.1	<0.02	4.9	3.28	<0.1
A0963302	Drill Core	0.064	24.9	117.5	1.37	84.1	0.197	<20	1.69	0.078	1.39	1.1	4.3	0.56	0.45	<5	0.2	0.02	5.6	10.86	0.1
A0963293	Drill Core	0.056	26.5	15.1	0.74	94.2	0.155	<20	1.23	0.067	0.88	1.4	3.5	0.30	0.41	<5	0.1	<0.02	5.8	4.65	<0.1
A0963294	Drill Core	0.058	25.5	88.7	1.25	224.4	0.239	<20	2.26	0.082	1.69	1.4	7.1	0.49	0.53	<5	0.3	0.04	7.5	6.77	<0.1
A0963295	Drill Core	0.065	17.1	89.2	1.45	112.9	0.137	<20	2.60	0.036	1.11	0.1	6.6	0.48	0.29	<5	0.2	0.04	8.2	3.66	<0.1
A0963296	Drill Core	0.059	18.0	93.8	1.55	80.8	0.124	<20	2.76	0.050	1.11	0.1	7.6	0.53	0.30	<5	0.2	0.03	8.4	3.41	<0.1
A0963297	Drill Core	0.059	17.1	91.2	1.39	151.7	0.185	<20	2.81	0.099	1.71	0.1	8.0	0.57	0.34	<5	0.3	0.06	8.9	4.52	<0.1
A0963298	Drill Core	0.018	40.3	12.3	0.23	54.5	0.022	<20	0.63	0.037	0.39	0.1	0.9	0.18	1.15	<5	0.2	<0.02	2.0	1.75	<0.1

This report supersedes all previous preliminary and final reports with this file number dated prior to the date on this certificate. Signature indicates final approval; preliminary reports are unsigned and should be used for reference only.

BUREAU VERITAS MINERAL LABORATORIES Canada

www.bvna.com/mining-laboratory-services

Bureau Veritas Commodities Canada Ltd.

9050 Shaughnessy St Vancouver British Columbia V6P 6E5 Canada
PHONE (604) 253-3158

Client: **Kinross Gold Corp.**
25 York St., #17
Toronto Ontario M5J 2V5 Canada

Project: Great Bear Project
Report Date: January 21, 2025

CERTIFICATE OF ANALYSIS TIM24000352.1

Method		AQ250	AQ250	AQ250	AQ250	AQ250	AQ250	AQ250	AQ250	AQ250	AQ250	AQ250	AQ250	AQ250	AQ250	TC006	TC000	TC000
Analyte		Hf	Nb	Rb	Sn	Ta	Zr	Y	Ce	In	Re	Be	Li	Pd	Pt	CO2	TOT/C	TOT/S
Unit		ppm	ppm	ppm	ppm	ppm	ppm	ppm	ppm	ppm	ppb	ppm	ppm	ppb	ppb	%	%	%
MDL		0.02	0.02	0.1	0.1	0.05	0.1	0.01	0.1	0.02	1	0.1	0.1	10	2	0.08	0.02	0.02
A0963274	Drill Core	0.55	0.06	47.7	0.2	<0.05	20.2	5.53	45.9	<0.02	<1	0.2	17.5	<10	<2	0.48		
A0963275	Drill Core	0.57	0.08	15.4	0.2	<0.05	19.9	4.73	42.6	<0.02	<1	0.1	5.4	<10	<2	<0.08		
A0963276	Drill Core	0.76	0.12	30.5	0.2	<0.05	27.4	6.38	53.1	<0.02	<1	<0.1	7.0	<10	<2	0.24		
A0963307	Drill Core	0.46	0.05	54.3	0.3	<0.05	17.6	7.05	51.0	<0.02	<1	0.3	11.7	<10	<2	0.35		
A0963277	Drill Core	0.61	0.12	24.2	1.0	<0.05	23.0	6.50	75.6	<0.02	<1	0.1	7.7	<10	<2	0.21	0.06	1.02
A0963278	Drill Core	0.48	0.09	51.9	0.3	<0.05	18.0	6.16	52.6	<0.02	<1	<0.1	9.5	<10	2	0.74		
A0963279	Drill Core	0.74	0.07	62.9	0.4	<0.05	27.9	6.24	51.6	<0.02	<1	<0.1	11.9	<10	2	0.41		
A0963280	Drill Core	0.52	0.08	48.7	0.3	<0.05	18.7	8.86	60.6	<0.02	<1	0.2	20.1	<10	<2	1.15		
A0963281	Drill Core	0.68	0.06	43.0	0.4	<0.05	25.6	7.11	51.6	<0.02	<1	0.1	13.0	<10	<2	0.21		
A0963282	Drill Core	0.90	0.06	54.1	0.3	<0.05	32.3	6.99	53.0	<0.02	<1	<0.1	9.1	<10	<2	0.53		
A0963283	Drill Core	0.49	0.05	62.7	0.4	<0.05	17.7	7.06	53.8	<0.02	<1	<0.1	15.4	<10	<2	0.77	0.20	0.14
A0963284	Drill Core	0.63	0.09	21.1	0.3	<0.05	22.6	6.50	51.1	<0.02	<1	0.2	14.5	<10	<2	0.77		
A0963299	Drill Core	0.41	0.07	53.8	0.3	<0.05	14.2	6.24	47.4	<0.02	<1	<0.1	12.3	<10	<2	0.59		
A0963285	Drill Core	0.44	0.07	61.9	0.4	<0.05	17.0	6.55	53.1	<0.02	<1	<0.1	17.1	<10	2	0.60		
A0963300	Drill Core	0.46	0.05	58.2	0.4	<0.05	17.7	6.53	50.0	<0.02	<1	<0.1	15.4	<10	<2	0.16		
A0963286	Drill Core	0.56	0.07	37.9	0.3	<0.05	20.3	6.70	51.8	<0.02	<1	<0.1	12.0	<10	<2	0.69		
A0963287	Drill Core	0.46	0.03	50.5	0.3	<0.05	17.0	6.94	54.1	<0.02	<1	0.1	15.2	<10	<2	1.10		
A0963288	Drill Core	0.62	0.05	70.4	0.4	<0.05	23.5	6.63	54.7	<0.02	<1	0.2	20.0	<10	<2	0.76	0.26	0.20
A0963289	Drill Core	0.30	0.04	49.2	0.3	<0.05	10.7	7.72	58.6	<0.02	<1	<0.1	8.3	<10	<2	<0.08		
A0963290	Drill Core	0.67	0.06	64.6	0.4	<0.05	23.2	6.77	56.7	<0.02	<1	<0.1	15.5	<10	<2	0.43		
A0963291	Drill Core	0.68	0.04	61.5	0.3	<0.05	24.1	7.72	66.7	<0.02	<1	<0.1	13.7	<10	2	0.61		
A0963301	Drill Core	0.67	0.05	69.6	0.3	<0.05	22.9	7.47	57.2	<0.02	<1	<0.1	14.4	<10	<2	0.59		
A0963292	Drill Core	0.64	0.05	57.8	0.3	<0.05	22.3	7.19	53.3	<0.02	<1	<0.1	11.5	<10	<2	0.70		
A0963302	Drill Core	0.49	0.03	86.3	0.4	<0.05	17.5	6.24	49.2	<0.02	<1	0.1	19.4	<10	<2	0.34		
A0963293	Drill Core	0.72	0.04	45.1	0.4	<0.05	25.0	6.93	51.7	<0.02	<1	<0.1	13.0	<10	<2	0.40	0.13	0.42
A0963294	Drill Core	0.77	0.03	70.2	0.5	<0.05	32.0	10.82	51.5	<0.02	<1	<0.1	21.8	<10	<2	0.19		
A0963295	Drill Core	0.48	0.07	61.0	0.4	<0.05	20.5	4.56	34.6	<0.02	<1	0.1	20.2	<10	<2	<0.08		
A0963296	Drill Core	0.51	0.06	66.0	0.4	<0.05	23.6	5.01	36.4	<0.02	<1	0.2	18.9	<10	2	<0.08		
A0963297	Drill Core	0.48	0.04	82.4	0.5	<0.05	24.3	5.17	34.5	0.02	2	0.1	20.8	<10	2	<0.08		
A0963298	Drill Core	1.10	0.07	19.7	0.3	<0.05	48.1	11.29	79.0	<0.02	<1	<0.1	4.9	<10	<2	<0.08		

This report supersedes all previous preliminary and final reports with this file number dated prior to the date on this certificate. Signature indicates final approval; preliminary reports are unsigned and should be used for reference only.

BUREAU VERITAS MINERAL LABORATORIES Canada

www.bvna.com/mining-laboratory-services

Bureau Veritas Commodities Canada Ltd.

9050 Shaughnessy St Vancouver British Columbia V6P 6E5 Canada
PHONE (604) 253-3158

Client: **Kinross Gold Corp.**
25 York St., #17
Toronto Ontario M5J 2V5 Canada

Project: Great Bear Project
Report Date: January 21, 2025

CERTIFICATE OF ANALYSIS TIM24000352.1

Method		WGHT	AQ250	AQ250	AQ250	AQ250	AQ250	AQ250	AQ250	AQ250	AQ250	AQ250	AQ250	AQ250	AQ250	AQ250	AQ250	AQ250	AQ250	AQ250	AQ250
Analyte		Wgt	Mo	Cu	Pb	Zn	Ag	Ni	Co	Mn	Fe	As	U	Au	Th	Sr	Cd	Sb	Bi	V	Ca
Unit		kg	ppm	ppm	ppm	ppm	ppb	ppm	ppm	ppm	%	ppm	ppm	ppb	ppm	ppm	ppm	ppm	ppm	ppm	%
MDL		0.01	0.01	0.01	0.01	0.1	2	0.1	0.1	1	0.01	0.1	0.1	0.2	0.1	0.5	0.01	0.02	0.02	1	0.01
A0962859	Drill Core	2.02	1.44	16.99	4.19	56.2	83	12.3	8.8	309	2.08	0.7	1.4	0.5	7.6	12.5	0.02	0.05	0.04	29	0.56
A0962860	Drill Core	1.88	1.96	17.50	3.08	50.8	84	13.8	9.7	289	2.00	0.7	1.4	2.5	7.5	12.6	0.03	0.05	0.09	20	0.51
A0962861	Drill Core	1.91	0.97	21.59	3.23	45.5	124	13.8	9.5	284	1.95	1.3	1.4	0.7	7.4	10.2	0.02	0.05	0.07	23	0.50
A0962862	Drill Core	1.97	1.42	29.64	18.20	49.1	231	12.6	8.5	280	1.80	3.7	1.5	1.8	7.7	14.7	0.10	0.07	0.09	20	0.95
A0962863	Drill Core	1.82	0.89	17.23	3.55	51.6	81	14.1	8.8	318	2.01	0.5	1.5	<0.2	7.9	10.9	0.02	0.05	0.03	21	0.46
A0962864	Drill Core	1.80	1.62	14.04	5.17	68.4	96	12.2	8.8	386	2.40	1.3	1.3	0.8	7.6	16.1	0.08	0.05	0.05	41	0.73
A0962865	Drill Core	2.07	1.86	17.34	4.97	57.5	145	15.0	9.8	439	2.29	16.5	1.5	9.0	8.2	21.8	0.05	0.18	0.13	22	1.02
A0962866	Drill Core	1.78	1.23	22.04	3.31	53.1	68	12.6	9.4	463	2.28	7.0	1.3	9.8	7.5	21.8	0.04	0.08	0.07	31	0.98
A0962867	Drill Core	1.97	0.86	16.31	5.07	60.8	89	17.0	10.7	433	2.58	9.5	1.3	3.7	7.6	17.6	0.06	0.14	0.27	33	0.72
A0963673	Drill Core	2.21	1.77	46.74	4.58	58.0	166	14.4	9.6	396	2.24	4.0	1.4	3.7	7.7	14.1	0.06	0.07	0.11	27	0.81
A0962871	Drill Core	1.15	2.61	19.26	2.91	47.8	93	12.0	9.6	304	2.05	2.2	1.5	5.9	7.3	13.4	0.03	0.05	0.51	19	0.30
A0962872	Drill Core	2.01	1.39	24.96	3.04	40.9	116	12.7	9.2	371	2.07	7.0	1.3	5.2	7.7	12.3	0.02	0.07	0.33	23	0.56
A0962873	Drill Core	2.07	1.42	17.99	4.26	57.6	146	11.4	8.8	502	2.19	4.9	1.3	3.2	7.6	15.5	0.05	0.11	0.66	29	0.94
A0962874	Drill Core	1.94	3.32	5.81	11.95	68.2	173	14.3	11.3	503	2.42	26.7	1.9	172.1	8.8	19.4	0.20	0.15	0.31	18	0.58
A0962875	Drill Core	1.59	0.88	25.25	4.00	49.9	134	78.8	18.2	606	2.78	13.8	1.2	23.7	6.5	70.2	0.05	0.11	0.10	48	2.27
A0962876	Drill Core	0.92	0.81	12.30	34.23	78.0	118	12.6	8.5	409	2.31	16.7	1.6	12.1	7.5	13.1	0.26	0.09	0.19	20	0.76
A0962877	Drill Core	2.83	0.78	2.81	8.40	21.5	79	8.9	7.9	178	2.22	38.7	1.2	48.7	7.6	9.1	0.09	0.10	0.29	7	0.42
A0962878	Drill Core	2.16	0.70	10.90	21.26	60.6	442	15.3	10.6	284	2.53	38.1	1.3	3553.1	6.9	10.7	0.23	0.09	0.31	19	0.51
A0962879	Drill Core	2.00	0.79	2.50	6.48	21.3	115	8.7	7.3	367	2.25	33.8	1.8	51.8	8.7	10.9	0.04	0.15	0.31	14	0.68
A0962880	Drill Core	1.75	1.59	9.05	10.58	137.8	113	11.7	8.1	637	2.33	31.8	1.4	79.3	6.9	16.3	0.56	0.14	0.12	23	0.96
A0962881	Drill Core	1.99	0.76	18.87	10.97	64.0	166	15.5	9.6	585	2.22	6.3	1.5	6.4	7.1	15.9	0.08	0.10	0.04	35	0.85
A0962882	Drill Core	1.94	1.33	15.98	57.97	128.8	282	13.1	8.8	546	2.29	24.1	1.7	17.2	7.8	16.5	0.52	0.21	0.23	21	0.81
A0962883	Drill Core	1.26	0.82	9.26	21.26	110.6	149	8.0	7.0	488	1.89	18.2	1.6	36.7	8.0	11.1	0.42	0.21	0.12	15	0.60
A0962884	Drill Core	1.85	2.22	21.80	4.48	55.7	164	15.4	10.3	524	2.47	14.7	1.3	8.0	7.4	23.4	0.04	0.10	0.17	39	0.96
A0962885	Drill Core	0.94	1.95	12.44	116.53	135.1	383	15.4	10.1	471	2.61	39.8	1.7	19.8	8.8	14.4	0.33	0.27	0.10	23	0.49
A0962886	Drill Core	1.93	0.62	17.22	2.78	50.8	187	14.7	9.3	418	2.22	9.1	1.7	32.3	7.3	9.1	0.05	0.07	0.04	33	0.55
A0962887	Drill Core	1.89	0.92	21.50	3.05	61.8	157	14.5	9.2	387	2.24	24.7	1.8	50.9	8.1	11.9	0.09	0.08	0.04	32	0.59
A0962888	Drill Core	1.96	0.64	24.83	2.65	66.4	171	14.5	9.5	392	2.18	16.5	1.8	8.5	8.0	7.6	0.08	0.08	0.05	33	0.50
A0962889	Drill Core	1.71	1.15	14.47	235.01	560.8	2154	14.7	9.1	208	3.17	162.5	1.5	5114.3	7.2	5.9	1.78	0.32	2.92	9	0.31
A0964708	Drill Core	0.98	0.49	10.10	16.16	44.4	441	13.0	7.8	436	2.09	114.5	1.2	7180.1	5.9	33.7	0.09	0.12	0.07	31	0.97

This report supersedes all previous preliminary and final reports with this file number dated prior to the date on this certificate. Signature indicates final approval; preliminary reports are unsigned and should be used for reference only.

BUREAU VERITAS MINERAL LABORATORIES Canada

www.bvna.com/mining-laboratory-services

Bureau Veritas Commodities Canada Ltd.

9050 Shaughnessy St Vancouver British Columbia V6P 6E5 Canada
PHONE (604) 253-3158

Client: **Kinross Gold Corp.**
25 York St., #17
Toronto Ontario M5J 2V5 Canada

Project: Great Bear Project
Report Date: January 21, 2025

CERTIFICATE OF ANALYSIS TIM24000352.1

	Method	AQ250	AQ250	AQ250	AQ250	AQ250	AQ250	AQ250	AQ250	AQ250	AQ250	AQ250	AQ250	AQ250	AQ250	AQ250	AQ250	AQ250	AQ250	AQ250	AQ250
	Analyte	P	La	Cr	Mg	Ba	Ti	B	Al	Na	K	W	Sc	Tl	S	Hg	Se	Te	Ga	Cs	Ge
	Unit	%	ppm	ppm	%	ppm	%	ppm	%	%	%	ppm	ppm	ppm	%	ppb	ppm	ppm	ppm	ppm	ppm
	MDL	0.001	0.5	0.5	0.01	0.5	0.001	20	0.01	0.001	0.01	0.1	0.1	0.02	0.02	5	0.1	0.02	0.1	0.02	0.1
A0962859	Drill Core	0.058	29.7	9.8	0.49	122.3	0.150	<20	1.13	0.065	0.82	0.1	2.1	0.37	0.20	<5	<0.1	<0.02	4.5	2.35	<0.1
A0962860	Drill Core	0.055	27.6	7.0	0.39	83.2	0.119	<20	1.02	0.054	0.73	<0.1	1.5	0.36	0.32	<5	<0.1	<0.02	3.4	1.99	<0.1
A0962861	Drill Core	0.052	28.4	10.8	0.43	78.2	0.131	<20	0.93	0.059	0.73	<0.1	1.8	0.35	0.30	<5	<0.1	<0.02	4.0	2.82	<0.1
A0962862	Drill Core	0.062	26.4	9.5	0.43	63.2	0.102	<20	0.85	0.062	0.40	1.4	1.5	0.19	0.40	<5	0.2	0.03	3.6	1.84	<0.1
A0962863	Drill Core	0.052	27.5	9.7	0.55	81.7	0.127	<20	1.11	0.051	0.76	<0.1	1.7	0.34	0.19	<5	<0.1	<0.02	4.3	2.13	<0.1
A0962864	Drill Core	0.052	27.8	10.7	0.93	163.2	0.173	<20	1.60	0.081	1.04	<0.1	3.4	0.46	0.22	<5	<0.1	<0.02	6.8	2.83	<0.1
A0962865	Drill Core	0.060	30.4	9.0	0.66	71.4	0.110	<20	1.27	0.079	0.72	<0.1	1.8	0.40	1.09	<5	0.1	<0.02	4.3	1.91	<0.1
A0962866	Drill Core	0.057	26.4	12.0	0.93	72.3	0.136	<20	1.33	0.065	0.50	0.1	2.2	0.23	0.62	<5	<0.1	<0.02	5.7	1.93	<0.1
A0962867	Drill Core	0.068	29.3	14.7	0.87	69.2	0.129	<20	1.24	0.070	0.59	0.1	2.6	0.29	1.34	<5	<0.1	<0.02	5.2	2.33	<0.1
A0963673	Drill Core	0.059	29.4	15.0	0.69	78.4	0.121	<20	1.11	0.053	0.60	0.1	2.1	0.30	0.63	<5	0.1	<0.02	4.5	2.06	<0.1
A0962871	Drill Core	0.054	26.5	7.6	0.52	105.5	0.096	<20	0.99	0.041	0.57	<0.1	1.3	0.28	0.65	<5	<0.1	0.05	3.7	2.54	<0.1
A0962872	Drill Core	0.054	25.3	9.7	0.62	74.6	0.101	<20	0.95	0.046	0.47	0.2	1.7	0.25	0.56	<5	0.1	<0.02	4.1	2.22	<0.1
A0962873	Drill Core	0.052	26.9	8.7	0.71	119.4	0.143	<20	1.18	0.062	0.87	0.1	2.1	0.43	0.44	<5	0.1	<0.02	4.8	2.86	<0.1
A0962874	Drill Core	0.061	32.5	6.9	0.64	59.2	0.076	<20	1.29	0.074	0.76	0.4	1.6	0.46	1.79	<5	0.7	0.03	4.3	2.13	<0.1
A0962875	Drill Core	0.099	38.7	246.4	2.12	85.3	0.168	<20	1.82	0.039	0.75	0.2	3.1	0.36	0.94	<5	0.2	0.02	6.2	5.23	<0.1
A0962876	Drill Core	0.065	29.4	11.9	0.69	23.1	0.071	<20	0.89	0.036	0.16	0.5	1.6	0.06	1.45	<5	0.2	0.03	4.0	0.48	<0.1
A0962877	Drill Core	0.061	30.1	5.7	0.32	25.1	0.024	<20	0.60	0.031	0.19	0.3	0.5	0.06	1.73	<5	0.3	<0.02	2.3	0.26	<0.1
A0962878	Drill Core	0.064	27.0	21.3	0.66	50.7	0.058	<20	0.84	0.032	0.38	0.2	1.5	0.18	1.81	<5	0.5	0.06	3.2	1.27	<0.1
A0962879	Drill Core	0.058	34.2	7.5	0.47	32.6	0.065	<20	0.69	0.046	0.34	0.3	1.1	0.23	1.82	<5	0.2	0.03	3.1	1.16	<0.1
A0962880	Drill Core	0.055	26.8	12.4	0.78	58.8	0.111	<20	1.07	0.056	0.47	0.8	1.8	0.28	1.33	9	0.3	0.05	4.8	1.70	<0.1
A0962881	Drill Core	0.052	26.6	15.2	0.79	92.8	0.171	<20	1.29	0.083	0.97	0.3	3.0	0.49	0.50	<5	0.2	<0.02	5.3	3.49	<0.1
A0962882	Drill Core	0.068	32.8	10.7	0.59	54.5	0.106	<20	1.02	0.070	0.64	2.2	1.4	0.38	1.43	<5	0.5	0.03	3.9	2.22	<0.1
A0962883	Drill Core	0.058	30.7	6.1	0.58	46.2	0.086	<20	0.96	0.049	0.56	0.4	1.1	0.41	1.02	<5	0.1	<0.02	3.6	2.21	<0.1
A0962884	Drill Core	0.065	29.1	11.9	0.86	74.8	0.178	<20	1.54	0.104	1.07	0.2	3.0	0.60	0.71	<5	0.1	<0.02	5.7	3.59	<0.1
A0962885	Drill Core	0.050	34.2	11.4	0.52	43.0	0.081	<20	1.06	0.056	0.54	0.3	2.0	0.37	1.73	<5	0.5	0.03	4.1	2.23	<0.1
A0962886	Drill Core	0.054	27.2	14.5	0.71	87.0	0.162	<20	1.19	0.060	0.95	1.4	3.0	0.46	0.38	<5	0.1	<0.02	5.4	3.79	<0.1
A0962887	Drill Core	0.056	29.9	13.2	0.66	77.2	0.159	<20	1.24	0.076	0.94	0.5	2.8	0.47	0.35	<5	0.2	0.02	5.3	3.46	<0.1
A0962888	Drill Core	0.057	29.1	12.9	0.67	75.2	0.165	<20	1.15	0.063	0.96	1.5	2.8	0.41	0.31	<5	<0.1	<0.02	5.2	3.80	<0.1
A0962889	Drill Core	0.062	33.3	6.8	0.28	44.6	0.036	<20	0.65	0.029	0.42	0.2	0.8	0.19	2.70	<5	0.6	0.18	2.1	1.14	<0.1
A0964708	Drill Core	0.046	22.7	9.6	0.64	60.6	0.099	<20	1.99	0.178	0.76	6.7	2.1	0.35	0.66	<5	1.6	0.14	7.2	2.53	<0.1

This report supersedes all previous preliminary and final reports with this file number dated prior to the date on this certificate. Signature indicates final approval; preliminary reports are unsigned and should be used for reference only.

BUREAU VERITAS MINERAL LABORATORIES Canada

www.bvna.com/mining-laboratory-services

Bureau Veritas Commodities Canada Ltd.

9050 Shaughnessy St Vancouver British Columbia V6P 6E5 Canada
PHONE (604) 253-3158

Client: **Kinross Gold Corp.**
25 York St., #17
Toronto Ontario M5J 2V5 Canada

Project: Great Bear Project
Report Date: January 21, 2025

CERTIFICATE OF ANALYSIS TIM24000352.1

Method		AQ250	AQ250	AQ250	AQ250	AQ250	AQ250	AQ250	AQ250	AQ250	AQ250	AQ250	AQ250	AQ250	AQ250	TC006	TC000	TC000
Analyte		Hf	Nb	Rb	Sn	Ta	Zr	Y	Ce	In	Re	Be	Li	Pd	Pt	CO2	TOT/C	TOT/S
Unit		ppm	ppm	ppm	ppm	ppm	ppm	ppm	ppm	ppm	ppb	ppm	ppm	ppb	ppb	%	%	%
MDL		0.02	0.02	0.1	0.1	0.05	0.1	0.01	0.1	0.02	1	0.1	0.1	10	2	0.08	0.02	0.02
A0962859	Drill Core	0.59	0.07	51.0	0.2	<0.05	23.2	5.74	55.8	<0.02	<1	<0.1	16.0	<10	<2	0.39		
A0962860	Drill Core	0.52	0.08	45.7	0.2	<0.05	22.0	5.53	52.8	<0.02	<1	<0.1	10.4	<10	<2	0.37	0.10	0.33
A0962861	Drill Core	0.51	0.10	44.7	0.2	<0.05	20.0	5.52	53.9	<0.02	<1	<0.1	12.8	<10	<2	0.38		
A0962862	Drill Core	0.52	0.12	23.5	0.6	<0.05	19.7	6.21	50.4	<0.02	<1	0.1	13.3	<10	<2	0.76		
A0962863	Drill Core	0.51	0.06	43.6	0.2	<0.05	20.7	5.96	52.3	<0.02	<1	<0.1	14.5	<10	<2	0.34		
A0962864	Drill Core	0.45	0.04	63.3	0.5	<0.05	18.2	5.48	53.1	<0.02	<1	0.2	26.6	<10	<2	0.54		
A0962865	Drill Core	0.65	0.04	41.2	0.2	<0.05	26.4	6.42	57.5	<0.02	<1	0.1	15.1	<10	<2	0.75		
A0962866	Drill Core	0.45	0.05	27.1	0.3	<0.05	17.1	5.12	50.6	<0.02	<1	0.2	19.3	<10	<2	0.66		
A0962867	Drill Core	0.50	0.07	33.7	0.3	<0.05	19.9	6.34	57.2	<0.02	<1	0.1	20.9	<10	<2	0.45	0.14	1.23
A0963673	Drill Core	0.57	0.05	33.1	0.3	<0.05	23.3	6.22	55.6	<0.02	<1	0.1	14.4	<10	<2	0.56		
A0962871	Drill Core	0.67	0.10	30.9	0.2	<0.05	25.4	5.32	51.3	<0.02	<1	0.1	11.2	<10	<2	0.13		
A0962872	Drill Core	0.66	0.12	26.0	0.3	<0.05	24.1	5.22	49.3	<0.02	<1	0.1	11.8	<10	<2	0.29		
A0962873	Drill Core	0.55	0.06	48.5	0.3	<0.05	20.8	5.50	52.6	<0.02	<1	<0.1	12.5	<10	<2	0.76		
A0962874	Drill Core	0.75	0.11	48.4	0.2	<0.05	28.1	6.77	62.8	<0.02	<1	0.2	9.7	<10	<2	0.26		
A0962875	Drill Core	0.48	0.05	39.5	0.3	<0.05	20.6	5.79	79.5	<0.02	<1	0.3	32.9	<10	<2	2.06		
A0962876	Drill Core	0.41	0.09	9.2	0.2	<0.05	12.8	5.43	59.3	<0.02	<1	0.3	13.6	<10	<2	0.44	0.14	1.41
A0962877	Drill Core	0.53	0.09	9.5	0.1	<0.05	18.3	5.43	58.9	<0.02	<1	0.2	10.2	<10	<2	0.24		
A0962878	Drill Core	0.58	0.06	17.9	0.2	<0.05	20.9	5.47	52.6	<0.02	<1	0.3	15.1	<10	<2	0.34		
A0962879	Drill Core	0.79	0.18	22.0	0.2	<0.05	24.6	5.57	66.3	<0.02	<1	0.2	9.5	<10	<2	0.40		
A0962880	Drill Core	0.63	0.15	31.1	0.3	<0.05	20.8	4.92	53.0	<0.02	<1	0.2	10.6	<10	<2	0.20		
A0962881	Drill Core	0.60	0.06	60.4	0.3	<0.05	22.4	5.95	50.5	<0.02	<1	<0.1	10.4	<10	<2	0.72		
A0962882	Drill Core	0.49	0.15	41.9	0.2	<0.05	15.7	6.21	62.9	<0.02	<1	0.1	6.7	<10	<2	0.51		
A0962883	Drill Core	0.58	0.12	35.2	0.2	<0.05	20.4	5.69	59.2	<0.02	<1	0.2	8.2	<10	<2	0.42	0.12	1.05
A0962884	Drill Core	0.64	0.05	68.5	0.3	<0.05	24.5	6.53	58.3	<0.02	<1	0.1	10.4	<10	<2	0.55		
A0962885	Drill Core	0.81	0.07	36.2	0.2	<0.05	28.0	6.91	65.5	<0.02	<1	0.2	8.4	<10	<2	0.25		
A0962886	Drill Core	0.87	0.04	59.3	0.4	<0.05	30.4	6.94	52.0	<0.02	<1	<0.1	10.9	<10	<2	0.46		
A0962887	Drill Core	0.81	0.05	60.7	0.4	<0.05	27.0	7.47	57.0	<0.02	<1	<0.1	10.0	<10	<2	0.42		
A0962888	Drill Core	0.94	0.05	59.4	0.4	<0.05	29.7	7.00	56.8	<0.02	<1	<0.1	10.1	<10	<2	0.40		
A0962889	Drill Core	0.57	0.13	21.1	0.2	<0.05	20.4	6.53	64.3	<0.02	<1	<0.1	3.5	<10	<2	0.14		
A0964708	Drill Core	0.29	<0.02	46.0	0.6	<0.05	10.7	5.68	45.4	<0.02	<1	0.6	7.9	<10	2	0.20	0.08	0.66

This report supersedes all previous preliminary and final reports with this file number dated prior to the date on this certificate. Signature indicates final approval; preliminary reports are unsigned and should be used for reference only.

BUREAU VERITAS MINERAL LABORATORIES Canada

www.bvna.com/mining-laboratory-services

Bureau Veritas Commodities Canada Ltd.

9050 Shaughnessy St Vancouver British Columbia V6P 6E5 Canada
PHONE (604) 253-3158

Client: **Kinross Gold Corp.**
25 York St., #17
Toronto Ontario M5J 2V5 Canada

Project: Great Bear Project
Report Date: January 21, 2025

CERTIFICATE OF ANALYSIS TIM24000352.1

Method		WGHT	AQ250	AQ250	AQ250	AQ250	AQ250	AQ250	AQ250	AQ250	AQ250	AQ250	AQ250	AQ250	AQ250	AQ250	AQ250	AQ250	AQ250	AQ250	AQ250
Analyte		Wgt	Mo	Cu	Pb	Zn	Ag	Ni	Co	Mn	Fe	As	U	Au	Th	Sr	Cd	Sb	Bi	V	Ca
Unit		kg	ppm	ppm	ppm	ppm	ppb	ppm	ppm	ppm	%	ppm	ppm	ppb	ppm	ppm	ppm	ppm	ppm	ppm	%
MDL		0.01	0.01	0.01	0.01	0.1	2	0.1	0.1	1	0.01	0.1	0.1	0.2	0.1	0.5	0.01	0.02	0.02	1	0.01
A0964709	Drill Core	1.05	1.06	90.89	78.17	272.7	1637	13.3	9.1	418	1.95	58.5	1.4	4699.1	7.0	9.7	1.03	0.18	0.35	22	0.51
A0964710	Drill Core	1.53	1.08	20.93	3.08	45.4	564	15.8	9.9	411	2.33	59.2	1.7	2814.4	7.6	13.0	0.08	0.11	0.13	32	0.58
A0964711	Drill Core	1.30	1.21	69.21	22.77	51.9	862	42.4	15.9	507	2.87	104.0	1.6	641.7	7.5	12.1	0.11	0.24	0.16	42	0.59
A0964712	Drill Core	1.50	0.86	50.74	2.58	92.0	177	45.9	17.8	371	3.84	154.0	1.3	10.4	6.3	9.1	0.17	0.09	0.15	49	0.24
A0962890	Drill Core	2.17	1.36	55.80	3.06	77.9	339	46.2	22.6	317	4.53	1.8	1.2	28.2	5.7	13.3	0.06	0.08	0.31	54	0.24
A0962891	Drill Core	2.51	1.42	76.32	3.83	86.7	164	58.3	22.0	411	4.25	110.6	1.0	8.8	5.2	42.4	0.05	0.11	0.35	91	0.71
A0962892	Drill Core	2.30	1.87	53.95	3.19	91.9	247	61.8	21.0	357	4.55	195.0	1.3	31.5	5.5	27.2	0.07	0.13	0.44	81	0.69
A0962893	Drill Core	2.10	1.58	56.62	2.84	96.5	146	63.4	23.0	339	3.98	167.1	1.2	8.2	5.5	15.2	0.05	0.08	0.32	72	0.29
A0962894	Drill Core	1.03	1.84	19.37	3.09	47.4	88	44.3	11.5	410	3.61	8.5	1.2	10.8	7.0	18.4	0.03	0.07	0.08	55	0.44
A0963547	Drill Core	2.00	0.53	24.16	10.33	71.1	317	12.3	8.1	352	1.83	23.3	1.7	498.1	7.9	14.7	0.12	0.10	0.13	19	0.70

This report supersedes all previous preliminary and final reports with this file number dated prior to the date on this certificate. Signature indicates final approval; preliminary reports are unsigned and should be used for reference only.

BUREAU VERITAS MINERAL LABORATORIES Canada

www.bvna.com/mining-laboratory-services

Bureau Veritas Commodities Canada Ltd.

9050 Shaughnessy St Vancouver British Columbia V6P 6E5 Canada
PHONE (604) 253-3158

Client: **Kinross Gold Corp.**
25 York St., #17
Toronto Ontario M5J 2V5 Canada

Project: Great Bear Project
Report Date: January 21, 2025

CERTIFICATE OF ANALYSIS TIM24000352.1

	Method	AQ250	AQ250	AQ250	AQ250	AQ250	AQ250	AQ250	AQ250	AQ250	AQ250	AQ250	AQ250	AQ250	AQ250	AQ250	AQ250	AQ250	AQ250	AQ250	AQ250
	Analyte	P	La	Cr	Mg	Ba	Ti	B	Al	Na	K	W	Sc	Tl	S	Hg	Se	Te	Ga	Cs	Ge
	Unit	%	ppm	ppm	%	ppm	%	ppm	%	%	%	ppm	ppm	ppm	%	ppb	ppm	ppm	ppm	ppm	ppm
	MDL	0.001	0.5	0.5	0.01	0.5	0.001	20	0.01	0.001	0.01	0.1	0.1	0.02	0.02	5	0.1	0.02	0.1	0.02	0.1
A0964709	Drill Core	0.049	26.1	9.1	0.50	92.8	0.086	<20	0.86	0.046	0.59	6.3	1.5	0.24	0.89	<5	0.9	0.21	3.5	1.89	<0.1
A0964710	Drill Core	0.055	28.1	14.8	0.68	53.8	0.147	<20	1.22	0.088	0.85	14.6	2.5	0.40	0.69	<5	0.3	0.08	5.3	2.97	<0.1
A0964711	Drill Core	0.053	27.4	58.6	0.90	85.3	0.136	<20	1.23	0.046	0.71	1.4	4.0	0.30	1.09	<5	0.8	0.21	5.8	2.53	<0.1
A0964712	Drill Core	0.057	25.9	63.3	1.03	119.7	0.194	<20	2.12	0.035	1.59	0.2	4.5	0.62	0.44	<5	0.3	0.08	6.7	7.55	<0.1
A0962890	Drill Core	0.066	22.3	59.3	0.99	200.7	0.175	<20	2.03	0.068	1.31	0.1	5.5	0.46	1.08	<5	0.4	0.12	7.6	4.79	<0.1
A0962891	Drill Core	0.066	19.7	97.4	1.53	171.7	0.186	<20	3.10	0.105	1.57	0.2	9.7	0.49	0.33	<5	0.3	0.05	10.8	6.52	<0.1
A0962892	Drill Core	0.054	20.0	99.5	1.27	223.8	0.214	<20	3.28	0.113	1.97	0.4	9.0	0.64	0.40	<5	0.3	0.05	10.4	8.95	<0.1
A0962893	Drill Core	0.052	20.1	84.0	1.30	163.7	0.184	<20	2.67	0.073	1.62	0.1	7.6	0.52	0.28	<5	0.3	0.05	8.7	6.34	<0.1
A0962894	Drill Core	0.055	29.0	45.0	1.22	151.8	0.229	<20	2.53	0.093	1.81	0.2	4.5	0.72	0.22	<5	0.2	0.02	7.4	12.51	<0.1
A0963547	Drill Core	0.052	27.7	7.7	0.54	68.8	0.103	<20	1.13	0.061	0.74	0.6	1.6	0.29	0.52	<5	0.1	<0.02	3.9	2.99	<0.1

This report supersedes all previous preliminary and final reports with this file number dated prior to the date on this certificate. Signature indicates final approval; preliminary reports are unsigned and should be used for reference only.

BUREAU VERITAS MINERAL LABORATORIES Canada

www.bvna.com/mining-laboratory-services

Bureau Veritas Commodities Canada Ltd.

9050 Shaughnessy St Vancouver British Columbia V6P 6E5 Canada
PHONE (604) 253-3158

Client: **Kinross Gold Corp.**
25 York St., #17
Toronto Ontario M5J 2V5 Canada

Project: Great Bear Project
Report Date: January 21, 2025

CERTIFICATE OF ANALYSIS TIM24000352.1

Method		AQ250	AQ250	AQ250	AQ250	AQ250	AQ250	AQ250	AQ250	AQ250	AQ250	AQ250	AQ250	AQ250	AQ250	TC006	TC000	TC000
Analyte		Hf	Nb	Rb	Sn	Ta	Zr	Y	Ce	In	Re	Be	Li	Pd	Pt	CO2	TOT/C	TOT/S
Unit		ppm	ppm	ppm	ppm	ppm	ppm	ppm	ppm	ppm	ppb	ppm	ppm	ppb	ppb	%	%	%
MDL		0.02	0.02	0.1	0.1	0.05	0.1	0.01	0.1	0.02	1	0.1	0.1	10	2	0.08	0.02	0.02
A0964709	Drill Core	0.73	0.09	31.9	0.4	<0.05	26.1	6.22	50.1	<0.02	<1	0.1	6.6	<10	<2	0.41		
A0964710	Drill Core	0.71	0.05	53.1	0.5	<0.05	23.7	6.86	53.8	<0.02	<1	0.1	12.6	<10	<2	0.29		
A0964711	Drill Core	0.74	0.07	36.1	0.4	<0.05	25.9	8.52	55.3	<0.02	<1	0.1	14.3	<10	2	0.43		
A0964712	Drill Core	0.54	0.04	81.9	0.4	<0.05	20.9	7.61	51.1	<0.02	1	<0.1	21.3	<10	<2	<0.08		
A0962890	Drill Core	0.74	0.07	63.2	0.5	<0.05	27.6	6.56	45.9	<0.02	<1	<0.1	19.5	<10	<2	<0.08		
A0962891	Drill Core	0.57	0.05	66.5	0.6	<0.05	24.7	8.19	40.4	0.02	<1	0.3	23.8	<10	<2	0.14		
A0962892	Drill Core	0.44	0.05	87.3	0.7	<0.05	19.8	7.26	41.5	0.03	<1	0.2	20.5	<10	<2	0.13	0.04	0.37
A0962893	Drill Core	0.66	0.04	72.9	0.6	<0.05	27.9	7.28	42.1	0.02	<1	0.1	21.6	<10	<2	<0.08		
A0962894	Drill Core	1.01	0.05	98.1	0.6	<0.05	43.1	12.19	58.8	<0.02	<1	0.2	30.2	<10	<2	<0.08		
A0963547	Drill Core	0.70	0.05	43.9	0.2	<0.05	26.0	6.17	53.6	<0.02	<1	0.1	7.6	<10	<2	0.51		

This report supersedes all previous preliminary and final reports with this file number dated prior to the date on this certificate. Signature indicates final approval; preliminary reports are unsigned and should be used for reference only.

BUREAU VERITAS MINERAL LABORATORIES Canada

www.bvna.com/mining-laboratory-services

Bureau Veritas Commodities Canada Ltd.
9050 Shaughnessy St Vancouver British Columbia V6P 6E5 Canada
PHONE (604) 253-3158

Client: **Kinross Gold Corp.**
25 York St., #17
Toronto Ontario M5J 2V5 Canada

Project: Great Bear Project
Report Date: January 21, 2025

QUALITY CONTROL REPORT TIM24000352.1

	Method	WGHT	AQ250	AQ250	AQ250	AQ250	AQ250	AQ250	AQ250	AQ250	AQ250	AQ250	AQ250	AQ250	AQ250	AQ250	AQ250	AQ250	AQ250	AQ250	AQ250
	Analyte	Wgt	Mo	Cu	Pb	Zn	Ag	Ni	Co	Mn	Fe	As	U	Au	Th	Sr	Cd	Sb	Bi	V	Ca
	Unit	kg	ppm	ppm	ppm	ppm	ppb	ppm	ppm	ppm	%	ppm	ppm	ppb	ppm	ppm	ppm	ppm	ppm	ppm	%
	MDL	0.01	0.01	0.01	0.01	0.1	2	0.1	0.1	1	0.01	0.1	0.1	0.2	0.1	0.5	0.01	0.02	0.02	1	0.01
Pulp Duplicates																					
A0963256	Drill Core	1.85	1.32	18.94	3.09	57.9	110	15.0	9.3	347	2.25	1.5	1.5	1.0	8.1	16.7	0.03	0.05	0.18	33	0.68
REP A0963256	QC		1.27	18.92	2.96	56.8	107	14.6	9.3	341	2.22	1.4	1.4	0.7	7.9	16.2	0.03	0.05	0.16	32	0.68
A0963259	Drill Core	1.75	0.58	12.77	1.84	51.7	59	12.9	8.3	310	2.01	0.9	1.3	0.7	7.5	15.1	0.02	0.04	0.02	29	0.65
REP A0963259	QC																				
A0963287	Drill Core	2.13	0.69	26.62	3.45	52.3	241	22.9	12.1	452	2.67	30.7	1.5	794.2	6.9	26.4	0.06	0.06	0.08	46	1.14
REP A0963287	QC		0.76	27.26	3.72	52.0	226	23.4	12.3	473	2.77	30.2	1.5	251.1	7.2	26.1	0.05	0.06	0.08	48	1.20
A0963290	Drill Core	2.94	0.57	27.84	2.87	62.2	171	14.8	9.0	404	2.31	13.9	1.7	196.5	7.8	16.0	0.03	0.07	0.06	36	0.58
REP A0963290	QC																				
A0962881	Drill Core	1.99	0.76	18.87	10.97	64.0	166	15.5	9.6	585	2.22	6.3	1.5	6.4	7.1	15.9	0.08	0.10	0.04	35	0.85
REP A0962881	QC		0.77	19.47	11.60	63.1	175	15.6	9.7	606	2.26	6.6	1.6	5.6	7.3	16.3	0.09	0.10	0.04	36	0.87
A0962885	Drill Core	0.94	1.95	12.44	116.53	135.1	383	15.4	10.1	471	2.61	39.8	1.7	19.8	8.8	14.4	0.33	0.27	0.10	23	0.49
REP A0962885	QC																				
Core Reject Duplicates																					
A0963268	Drill Core	2.08	1.07	18.07	3.19	56.2	137	11.0	8.6	526	2.10	2.8	1.4	2.3	7.5	16.0	0.05	0.06	0.07	30	0.85
DUP A0963268	QC		1.18	17.22	3.06	56.7	138	11.1	8.9	526	2.14	2.7	1.4	1.5	7.4	15.9	0.04	0.05	0.06	31	0.85
A0963296	Drill Core	2.25	1.40	56.88	2.43	76.2	172	66.0	22.7	334	4.17	24.5	1.1	3.5	4.4	6.3	0.05	0.15	0.23	80	0.18
DUP A0963296	QC		1.28	54.58	2.42	75.4	159	64.5	22.5	319	4.06	25.6	1.0	3.6	4.2	6.2	0.05	0.15	0.23	77	0.17
A0964710	Drill Core	1.53	1.08	20.93	3.08	45.4	564	15.8	9.9	411	2.33	59.2	1.7	2814.4	7.6	13.0	0.08	0.11	0.13	32	0.58
DUP A0964710	QC		0.97	20.32	3.28	45.8	293	15.8	10.2	425	2.39	63.1	1.7	41.9	8.0	13.4	0.07	0.12	0.13	35	0.60
Reference Materials																					
STD BVGEO01	Standard		9.78	4358.95	180.34	1760.4	2373	155.1	23.4	732	3.49	119.6	3.3	206.6	13.2	51.2	5.83	2.24	23.61	69	1.28
STD BVGEO01	Standard		9.93	4267.91	183.55	1732.3	2418	157.4	23.5	710	3.47	114.8	3.4	213.5	13.7	50.7	5.75	2.55	23.68	69	1.23
STD BVGEO01	Standard		9.81	4375.13	183.01	1697.3	2395	162.4	23.3	713	3.74	126.6	3.3	207.8	13.7	54.5	5.88	1.84	24.28	72	1.27
STD BVGEO01	Standard		9.96	4508.42	188.01	1709.6	2375	161.3	23.4	699	3.73	116.2	3.8	220.2	14.3	53.7	5.83	2.27	24.38	74	1.28
STD COO2	Standard																				
STD COO2	Standard																				
STD COO2	Standard																				
STD COO2	Standard																				

This report supersedes all previous preliminary and final reports with this file number dated prior to the date on this certificate. Signature indicates final approval; preliminary reports are unsigned and should be used for reference only.

BUREAU VERITAS MINERAL LABORATORIES Canada

www.bvna.com/mining-laboratory-services

Bureau Veritas Commodities Canada Ltd.
9050 Shaughnessy St Vancouver British Columbia V6P 6E5 Canada
PHONE (604) 253-3158

Client: **Kinross Gold Corp.**
25 York St., #17
Toronto Ontario M5J 2V5 Canada

Project: Great Bear Project
Report Date: January 21, 2025

QUALITY CONTROL REPORT TIM24000352.1

		Method	AQ250	AQ250	AQ250	AQ250	AQ250	AQ250	AQ250	AQ250	AQ250	AQ250	AQ250	AQ250	AQ250	AQ250	AQ250	AQ250	AQ250	AQ250	AQ250
		Analyte	P	La	Cr	Mg	Ba	Ti	B	Al	Na	K	W	Sc	Tl	S	Hg	Se	Te	Ga	Cs	Ge
		Unit	%	ppm	ppm	%	ppm	%	ppm	%	%	%	ppm	ppm	ppm	%	ppb	ppm	ppm	ppm	ppm	ppm
		MDL	0.001	0.5	0.5	0.01	0.5	0.001	20	0.01	0.001	0.01	0.1	0.1	0.02	0.02	5	0.1	0.02	0.1	0.02	0.1
Pulp Duplicates																						
A0963256	Drill Core		0.060	30.1	12.6	0.68	131.0	0.164	<20	1.26	0.077	0.92	0.2	2.2	0.40	0.25	<5	<0.1	<0.02	5.0	2.66	<0.1
REP A0963256	QC		0.060	29.1	12.3	0.68	125.4	0.161	<20	1.26	0.075	0.90	0.2	2.2	0.39	0.25	<5	<0.1	<0.02	5.0	2.55	<0.1
A0963259	Drill Core		0.053	27.0	12.3	0.60	93.8	0.150	<20	1.07	0.056	0.70	0.3	1.8	0.28	<0.02	<5	<0.1	<0.02	4.7	2.17	<0.1
REP A0963259	QC																					
A0963287	Drill Core		0.075	27.3	49.9	1.07	126.8	0.164	<20	1.47	0.055	0.99	0.4	3.3	0.33	0.54	<5	0.2	<0.02	5.6	3.91	<0.1
REP A0963287	QC		0.076	27.5	50.5	1.12	128.2	0.168	<20	1.54	0.058	1.02	0.4	3.5	0.34	0.56	<5	0.2	<0.02	5.7	3.92	<0.1
A0963290	Drill Core		0.059	30.0	15.4	0.83	107.8	0.184	<20	1.34	0.071	1.06	2.4	2.8	0.40	0.31	<5	<0.1	<0.02	5.6	4.90	<0.1
REP A0963290	QC																					
A0962881	Drill Core		0.052	26.6	15.2	0.79	92.8	0.171	<20	1.29	0.083	0.97	0.3	3.0	0.49	0.50	<5	0.2	<0.02	5.3	3.49	<0.1
REP A0962881	QC		0.054	27.7	15.6	0.80	97.3	0.173	<20	1.32	0.086	1.00	0.4	3.0	0.51	0.51	<5	0.1	<0.02	5.5	3.72	<0.1
A0962885	Drill Core		0.050	34.2	11.4	0.52	43.0	0.081	<20	1.06	0.056	0.54	0.3	2.0	0.37	1.73	<5	0.5	0.03	4.1	2.23	<0.1
REP A0962885	QC																					
Core Reject Duplicates																						
A0963268	Drill Core		0.055	27.0	8.4	0.53	100.1	0.139	<20	1.04	0.077	0.77	0.6	2.0	0.45	0.40	<5	<0.1	<0.02	4.2	2.29	<0.1
DUP A0963268	QC		0.054	26.2	9.0	0.53	100.6	0.141	<20	1.05	0.076	0.78	0.5	2.0	0.43	0.42	<5	<0.1	<0.02	4.2	2.23	<0.1
A0963296	Drill Core		0.059	18.0	93.8	1.55	80.8	0.124	<20	2.76	0.050	1.11	0.1	7.6	0.53	0.30	<5	0.2	0.03	8.4	3.41	<0.1
DUP A0963296	QC		0.060	17.4	87.6	1.51	78.7	0.121	<20	2.63	0.049	1.11	0.1	7.3	0.51	0.28	<5	0.2	0.04	8.4	3.36	<0.1
A0964710	Drill Core		0.055	28.1	14.8	0.68	53.8	0.147	<20	1.22	0.088	0.85	14.6	2.5	0.40	0.69	<5	0.3	0.08	5.3	2.97	<0.1
DUP A0964710	QC		0.055	28.0	14.5	0.70	55.1	0.149	<20	1.25	0.093	0.90	15.8	2.5	0.41	0.71	<5	0.3	0.08	5.4	3.06	<0.1
Reference Materials																						
STD BVGEO01	Standard		0.072	25.1	163.4	1.26	316.2	0.237	<20	2.18	0.180	0.89	3.5	5.6	0.58	0.61	87	4.5	0.93	6.6	7.02	0.1
STD BVGEO01	Standard		0.068	25.4	152.8	1.24	322.1	0.225	<20	2.09	0.171	0.88	4.3	5.2	0.60	0.65	86	4.7	0.97	6.6	6.91	<0.1
STD BVGEO01	Standard		0.075	24.8	158.7	1.28	328.7	0.226	<20	2.21	0.180	0.88	3.7	6.1	0.61	0.68	100	4.8	1.00	6.9	7.16	<0.1
STD BVGEO01	Standard		0.075	26.1	160.6	1.27	330.3	0.232	<20	2.20	0.186	0.88	4.2	6.0	0.61	0.69	103	4.8	1.01	6.8	7.34	<0.1
STD COO2	Standard																					
STD COO2	Standard																					
STD COO2	Standard																					
STD COO2	Standard																					

This report supersedes all previous preliminary and final reports with this file number dated prior to the date on this certificate. Signature indicates final approval; preliminary reports are unsigned and should be used for reference only.

BUREAU VERITAS MINERAL LABORATORIES Canada

www.bvna.com/mining-laboratory-services

Bureau Veritas Commodities Canada Ltd.
9050 Shaughnessy St Vancouver British Columbia V6P 6E5 Canada
PHONE (604) 253-3158

Client: **Kinross Gold Corp.**
25 York St., #17
Toronto Ontario M5J 2V5 Canada

Project: Great Bear Project
Report Date: January 21, 2025

QUALITY CONTROL REPORT TIM24000352.1

	Method	AQ250	AQ250	AQ250	AQ250	AQ250	AQ250	AQ250	AQ250	AQ250	AQ250	AQ250	AQ250	AQ250	AQ250	TC006	TC000	TC000
	Analyte	Hf	Nb	Rb	Sn	Ta	Zr	Y	Ce	In	Re	Be	Li	Pd	Pt	CO2	TOT/C	TOT/S
	Unit	ppm	ppm	ppm	ppm	ppm	ppm	ppm	ppm	ppm	ppb	ppm	ppm	ppb	ppb	%	%	%
	MDL	0.02	0.02	0.1	0.1	0.05	0.1	0.01	0.1	0.02	1	0.1	0.1	10	2	0.08	0.02	0.02
Pulp Duplicates																		
A0963256	Drill Core	0.62	0.04	51.1	0.3	<0.05	22.0	6.45	57.6	<0.02	<1	<0.1	15.6	<10	<2	0.52		
REP A0963256	QC	0.57	0.04	50.8	0.3	<0.05	20.9	6.12	55.1	<0.02	<1	<0.1	15.5	<10	<2			
A0963259	Drill Core	0.59	0.07	43.3	0.3	<0.05	21.7	5.91	50.9	<0.02	<1	0.1	21.6	<10	<2	0.55		
REP A0963259	QC															0.52		
A0963287	Drill Core	0.46	0.03	50.5	0.3	<0.05	17.0	6.94	54.1	<0.02	<1	0.1	15.2	<10	<2	1.10		
REP A0963287	QC	0.48	0.03	49.5	0.3	<0.05	17.3	6.98	55.2	<0.02	<1	0.1	14.9	<10	<2			
A0963290	Drill Core	0.67	0.06	64.6	0.4	<0.05	23.2	6.77	56.7	<0.02	<1	<0.1	15.5	<10	<2	0.43		
REP A0963290	QC															0.42		
A0962881	Drill Core	0.60	0.06	60.4	0.3	<0.05	22.4	5.95	50.5	<0.02	<1	<0.1	10.4	<10	<2	0.72		
REP A0962881	QC	0.60	0.06	61.7	0.4	<0.05	22.6	6.13	54.3	<0.02	<1	<0.1	10.7	<10	<2			
A0962885	Drill Core	0.81	0.07	36.2	0.2	<0.05	28.0	6.91	65.5	<0.02	<1	0.2	8.4	<10	<2	0.25		
REP A0962885	QC															0.25		
Core Reject Duplicates																		
A0963268	Drill Core	0.56	0.04	54.1	0.2	<0.05	21.4	6.30	51.3	<0.02	<1	<0.1	13.1	<10	<2	0.65		
DUP A0963268	QC	0.55	0.04	54.1	0.2	<0.05	21.2	6.18	49.7	<0.02	<1	<0.1	13.0	<10	<2	0.60		
A0963296	Drill Core	0.51	0.06	66.0	0.4	<0.05	23.6	5.01	36.4	<0.02	<1	0.2	18.9	<10	2	<0.08		
DUP A0963296	QC	0.49	0.06	63.4	0.4	<0.05	22.2	4.62	35.4	<0.02	<1	0.2	18.7	<10	3	<0.08		
A0964710	Drill Core	0.71	0.05	53.1	0.5	<0.05	23.7	6.86	53.8	<0.02	<1	0.1	12.6	<10	<2	0.29		
DUP A0964710	QC	0.73	0.05	54.5	0.5	<0.05	23.5	6.97	54.7	<0.02	<1	0.1	12.6	<10	<2	0.37		
Reference Materials																		
STD BVGEO01	Standard	0.34	0.16	88.4	5.0	<0.05	10.2	13.71	50.7	0.41	4	0.7	19.7	122	173			
STD BVGEO01	Standard	0.31	0.18	87.7	5.1	<0.05	9.3	13.50	50.9	0.41	4	0.6	18.1	131	178			
STD BVGEO01	Standard	0.35	0.09	92.2	5.1	<0.05	10.3	14.03	52.1	0.42	4	0.7	21.6	133	175			
STD BVGEO01	Standard	0.34	0.16	91.7	5.1	<0.05	10.4	13.77	52.7	0.41	4	0.7	21.3	124	188			
STD COO2	Standard															3.51		
STD COO2	Standard															3.68		
STD COO2	Standard															3.74		
STD COO2	Standard															3.58		

This report supersedes all previous preliminary and final reports with this file number dated prior to the date on this certificate. Signature indicates final approval; preliminary reports are unsigned and should be used for reference only.

BUREAU VERITAS MINERAL LABORATORIES Canada

www.bvna.com/mining-laboratory-services

Bureau Veritas Commodities Canada Ltd.
9050 Shaughnessy St Vancouver British Columbia V6P 6E5 Canada
PHONE (604) 253-3158

Client: **Kinross Gold Corp.**
25 York St., #17
Toronto Ontario M5J 2V5 Canada

Project: Great Bear Project
Report Date: January 21, 2025

QUALITY CONTROL REPORT TIM24000352.1

		WGHT	AQ250	AQ250	AQ250	AQ250	AQ250	AQ250	AQ250	AQ250	AQ250	AQ250	AQ250	AQ250	AQ250	AQ250	AQ250	AQ250	AQ250	AQ250	AQ250
		Wgt	Mo	Cu	Pb	Zn	Ag	Ni	Co	Mn	Fe	As	U	Au	Th	Sr	Cd	Sb	Bi	V	Ca
		kg	ppm	ppm	ppm	ppm	ppb	ppm	ppm	ppm	%	ppm	ppm	ppb	ppm	ppm	ppm	ppm	ppm	ppm	%
		0.01	0.01	0.01	0.01	0.1	2	0.1	0.1	1	0.01	0.1	0.1	0.2	0.1	0.5	0.01	0.02	0.02	1	0.01
STD GS311-1	Standard																				
STD OREAS262	Standard		0.62	116.02	57.59	151.4	440	64.9	27.7	556	3.15	35.4	1.2	63.8	9.4	33.7	0.61	3.04	0.99	21	2.98
STD OREAS262	Standard		0.63	112.79	56.54	148.8	451	62.3	26.5	548	3.14	35.3	1.1	61.8	8.7	34.5	0.61	3.32	0.97	21	2.94
STD OREAS262	Standard		0.57	110.07	55.20	151.5	428	62.7	26.4	530	3.24	34.5	1.1	54.6	8.7	34.1	0.59	2.20	0.95	20	2.88
STD OREAS262	Standard		0.58	108.64	52.56	147.1	422	60.9	25.6	519	3.21	33.1	1.0	52.6	8.4	32.7	0.57	2.63	0.91	21	2.79
STD OREAS279	Standard																				
STD OREAS279	Standard																				
STD OREAS279	Standard																				
STD OREAS279	Standard																				
STD OREAS279	Standard																				
STD BVGEO01 Expected			10.8	4415	187	1712	2530	163	25	706	3.7	121	3.67	214	14.4	55	6.25	2.2	24.3	73	1.3219
STD OREAS262 Expected			0.68	118	56	154	450	62	26.9	530	3.284	35.8	1.22	65	9.33	36	0.61	3.39	1.03	22.5	2.98
STD GS311-1 Expected																					
STD COO2 Expected																					
STD OREAS279 Expected																					
BLK	Blank		<0.01	<0.01	0.02	<0.1	<2	<0.1	<0.1	<1	<0.01	<0.1	<0.1	<0.2	<0.1	<0.5	<0.01	<0.02	<0.02	<1	<0.01
BLK	Blank		<0.01	0.02	0.02	<0.1	<2	<0.1	<0.1	<1	<0.01	<0.1	<0.1	<0.2	<0.1	<0.5	<0.01	<0.02	<0.02	<1	<0.01
BLK	Blank		<0.01	<0.01	0.01	<0.1	<2	<0.1	<0.1	<1	<0.01	<0.1	<0.1	<0.2	<0.1	<0.5	<0.01	<0.02	<0.02	<1	<0.01
BLK	Blank		<0.01	<0.01	0.01	<0.1	<2	<0.1	<0.1	<1	<0.01	<0.1	<0.1	<0.2	<0.1	<0.5	<0.01	<0.02	<0.02	<1	<0.01
BLK	Blank																				
BLK	Blank																				
BLK	Blank																				
BLK	Blank																				
BLK	Blank																				
Prep Wash																					
ROCK-TIM	Prep Blank		1.07	3.38	0.71	28.5	5	1.7	3.6	498	1.99	0.7	0.4	0.5	2.1	20.9	<0.01	<0.02	<0.02	22	0.60
ROCK-TIM	Prep Blank		1.04	2.98	0.72	28.6	5	1.6	3.7	492	1.94	0.7	0.4	1.0	2.2	20.9	0.01	<0.02	<0.02	22	0.60

This report supersedes all previous preliminary and final reports with this file number dated prior to the date on this certificate. Signature indicates final approval; preliminary reports are unsigned and should be used for reference only.

BUREAU VERITAS MINERAL LABORATORIES Canada

www.bvna.com/mining-laboratory-services

Bureau Veritas Commodities Canada Ltd.
9050 Shaughnessy St Vancouver British Columbia V6P 6E5 Canada
PHONE (604) 253-3158

Client: **Kinross Gold Corp.**
25 York St., #17
Toronto Ontario M5J 2V5 Canada

Project: Great Bear Project
Report Date: January 21, 2025

QUALITY CONTROL REPORT TIM24000352.1

		AQ250 P % 0.001	AQ250 La ppm 0.5	AQ250 Cr ppm 0.5	AQ250 Mg % 0.01	AQ250 Ba ppm 0.5	AQ250 Ti % 0.001	AQ250 B ppm 20	AQ250 Al % 0.01	AQ250 Na % 0.001	AQ250 K % 0.01	AQ250 W ppm 0.1	AQ250 Sc ppm 0.1	AQ250 Tl ppm 0.02	AQ250 S % 0.02	AQ250 Hg ppb 5	AQ250 Se ppm 0.1	AQ250 Te ppm 0.02	AQ250 Ga ppm 0.1	AQ250 Cs ppm 0.02	AQ250 Ge ppm 0.1
STD GS311-1	Standard																				
STD OREAS262	Standard	0.040	16.8	42.3	1.18	240.8	0.003	<20	1.27	0.068	0.31	0.1	3.1	0.46	0.25	168	0.6	0.22	3.7	2.47	<0.1
STD OREAS262	Standard	0.038	15.5	39.8	1.16	241.2	0.003	<20	1.15	0.067	0.30	0.1	2.9	0.46	0.25	162	0.6	0.23	3.6	2.38	<0.1
STD OREAS262	Standard	0.040	16.3	39.9	1.14	245.5	0.003	<20	1.17	0.067	0.30	0.1	3.0	0.45	0.26	192	0.6	0.23	3.7	2.30	<0.1
STD OREAS262	Standard	0.039	13.4	37.9	1.15	232.1	0.003	<20	1.08	0.069	0.27	0.1	2.7	0.42	0.26	163	0.6	0.21	3.4	2.21	<0.1
STD OREAS279	Standard																				
STD OREAS279	Standard																				
STD OREAS279	Standard																				
STD OREAS279	Standard																				
STD OREAS279	Standard																				
STD BVGEO01 Expected		0.0727	25.9	171	1.3175	332	0.233		2.2628	0.1924	0.8669	3.5	5.97	0.62	0.6655	100	4.84	1.02	7.37	7.36	0.15
STD OREAS262 Expected		0.04	15.9	41.7	1.17	248	0.003		1.3	0.071	0.312	0.13	3.24	0.47	0.269	170	0.4	0.23	3.9	2.8	
STD GS311-1 Expected																					
STD COO2 Expected																					
STD OREAS279 Expected																					
BLK	Blank	<0.001	<0.5	<0.5	<0.01	<0.5	<0.001	<20	<0.01	<0.001	<0.01	<0.1	<0.1	<0.02	<0.02	<5	<0.1	<0.02	<0.1	<0.02	<0.1
BLK	Blank	<0.001	<0.5	<0.5	<0.01	<0.5	<0.001	<20	<0.01	<0.001	<0.01	<0.1	<0.1	<0.02	<0.02	<5	<0.1	<0.02	<0.1	<0.02	<0.1
BLK	Blank	<0.001	<0.5	<0.5	<0.01	<0.5	<0.001	<20	<0.01	<0.001	<0.01	<0.1	<0.1	<0.02	<0.02	<5	<0.1	<0.02	<0.1	<0.02	<0.1
BLK	Blank	<0.001	<0.5	<0.5	<0.01	<0.5	<0.001	<20	<0.01	<0.001	<0.01	<0.1	<0.1	<0.02	<0.02	<5	<0.1	<0.02	<0.1	<0.02	<0.1
BLK	Blank																				
BLK	Blank																				
BLK	Blank																				
BLK	Blank																				
BLK	Blank																				
Prep Wash																					
ROCK-TIM	Prep Blank	0.041	5.4	5.9	0.47	50.8	0.073	<20	0.83	0.070	0.07	0.1	2.2	<0.02	<0.02	<5	<0.1	<0.02	3.7	0.17	<0.1
ROCK-TIM	Prep Blank	0.042	5.4	5.0	0.48	56.3	0.072	<20	0.87	0.085	0.09	<0.1	2.2	<0.02	<0.02	<5	<0.1	<0.02	3.7	0.16	<0.1

This report supersedes all previous preliminary and final reports with this file number dated prior to the date on this certificate. Signature indicates final approval; preliminary reports are unsigned and should be used for reference only.

BUREAU VERITAS MINERAL LABORATORIES Canada

www.bvna.com/mining-laboratory-services

Bureau Veritas Commodities Canada Ltd.
9050 Shaughnessy St Vancouver British Columbia V6P 6E5 Canada
PHONE (604) 253-3158

Client: **Kinross Gold Corp.**
25 York St., #17
Toronto Ontario M5J 2V5 Canada

Project: Great Bear Project
Report Date: January 21, 2025

QUALITY CONTROL REPORT TIM24000352.1

		AQ250 Hf ppm 0.02	AQ250 Nb ppm 0.02	AQ250 Rb ppm 0.1	AQ250 Sn ppm 0.1	AQ250 Ta ppm 0.05	AQ250 Zr ppm 0.1	AQ250 Y ppm 0.01	AQ250 Ce ppm 0.1	AQ250 In ppm 0.02	AQ250 Re ppb 1	AQ250 Be ppm 0.1	AQ250 Li ppm 0.1	AQ250 Pd ppb 10	AQ250 Pt ppb 2	TC006 CO2 % 0.08	TC000 TOT/C % 0.02	TC000 TOT/S % 0.02
STD GS311-1	Standard																0.96	2.14
STD OREAS262	Standard	0.22	<0.02	18.1	0.5	<0.05	9.3	10.49	33.8	0.03	<1	1.1	16.9	<10	<2			
STD OREAS262	Standard	0.26	<0.02	17.1	0.5	<0.05	10.6	10.31	32.0	0.03	1	1.0	15.8	<10	<2			
STD OREAS262	Standard	0.25	<0.02	18.1	0.5	<0.05	10.7	10.39	33.5	0.03	<1	1.1	16.2	<10	2			
STD OREAS262	Standard	0.26	<0.02	15.6	0.4	<0.05	11.1	9.66	27.1	0.03	<1	1.1	16.1	<10	<2			
STD OREAS279	Standard																1.09	1.22
STD OREAS279	Standard															3.13		
STD OREAS279	Standard															3.29		
STD OREAS279	Standard															3.34		
STD OREAS279	Standard															3.25		
STD BVGEO01 Expected		0.32	0.17	95	5.64		9.1	14.5	53	0.45	4	0.69	21.4	134	182			
STD OREAS262 Expected		0.17		18.6	0.5		7.7	11.2	32	0.033		1.14	17.8					
STD GS311-1 Expected																	1.02	2.35
STD COO2 Expected																3.612		
STD OREAS279 Expected																3.29	1.13	1.27
BLK	Blank	<0.02	<0.02	<0.1	<0.1	<0.05	<0.1	<0.01	<0.1	<0.02	<1	<0.1	<0.1	<10	<2			
BLK	Blank	<0.02	<0.02	<0.1	<0.1	<0.05	<0.1	<0.01	<0.1	<0.02	<1	<0.1	<0.1	<10	<2			
BLK	Blank	<0.02	<0.02	<0.1	<0.1	<0.05	0.1	<0.01	<0.1	<0.02	<1	<0.1	<0.1	<10	<2			
BLK	Blank	<0.02	<0.02	<0.1	<0.1	<0.05	0.1	<0.01	<0.1	<0.02	<1	<0.1	<0.1	<10	<2			
BLK	Blank																<0.02	0.02
BLK	Blank															<0.08		
BLK	Blank															<0.08		
BLK	Blank															<0.08		
BLK	Blank															<0.08		
Prep Wash																		
ROCK-TIM	Prep Blank	0.16	0.08	2.1	0.3	<0.05	3.9	7.78	11.2	<0.02	<1	0.2	1.4	<10	<2	0.23		
ROCK-TIM	Prep Blank	0.16	0.06	2.3	0.3	<0.05	3.9	7.76	11.1	<0.02	<1	0.2	1.4	<10	2	0.21		

This report supersedes all previous preliminary and final reports with this file number dated prior to the date on this certificate. Signature indicates final approval; preliminary reports are unsigned and should be used for reference only.

BUREAU VERITAS MINERAL LABORATORIES Canada

www.bvna.com/mining-laboratory-services

Bureau Veritas Commodities Canada Ltd.
9050 Shaughnessy St Vancouver British Columbia V6P 6E5 Canada
PHONE (604) 253-3158

Client: **Kinross Gold Corp.**
25 York St., #17
Toronto Ontario M5J 2V5 Canada

Submitted By:	Matthew Hart
Receiving Lab:	Canada-Timmins
Received:	August 01, 2024
Analysis Start:	August 27, 2024
Report Date:	January 22, 2025
Page:	1 of 5

CERTIFICATE OF ANALYSIS TIM24000353.1

CLIENT JOB INFORMATION

Project:	Great Bear Project
Shipment ID:	
P.O. Number	GTFS002-FPR022-06
Number of Samples:	100

SAMPLE DISPOSAL

STOR-PLP	Store After 90 days Invoice for Storage
STOR-RJT	Store After 60 days Invoice for Storage

Bureau Veritas does not accept responsibility for samples left at the laboratory after 90 days without prior written instructions for sample storage or return.

SAMPLE PREPARATION AND ANALYTICAL PROCEDURES

Procedure Code	Number of Samples	Code Description	Test Wgt (g)	Report Status	Lab
PRP75-1KG	98	Crush, split and pulverize 1kg of sample to 200 mesh		Completed	TIM
SPTPL	98	Splitting of pulp samples for client		Completed	TIM
ARCHIVE	98	Charges for Split Archive			TIM
SHP01	98	Per sample shipping charges for branch shipments			TIM
AQ250_EXT	98	1:1:1 Aqua Regia digestion Ultratrace ICP-MS analysis	0.5	Completed	VAN
TC006	98	15% HClO4 leach, CO2 analysis by Leco	0.2	Completed	VAN
Split ABA	14	Analysis sample split/packet for ABA Analysis			BUB
TC000	14	Analysis by Leco	0.1	Completed	VAN
ABA	14	Modified Sobek Acid Base Accounting		Completed	BUB

ADDITIONAL COMMENTS

Invoice To: Great Bear Resources Ltd.
25 York Street, Unit 1700
Toronto Ontario M5J 2V5
Canada

CC: Kinross Distrubution

TIMOTHY YAO
Data Validation Specialist

This report supersedes all previous preliminary and final reports with this file number dated prior to the date on this certificate. Signature indicates final approval; preliminary reports are unsigned and should be used for reference only.
All results are considered the confidential property of the client. Bureau Veritas assumes the liabilities for actual cost of analysis only. Results apply to samples as submitted.
"*" asterisk indicates that an analytical result could not be provided due to unusually high levels of interference from other elements.

BUREAU VERITAS MINERAL LABORATORIES Canada

www.bvna.com/mining-laboratory-services

Bureau Veritas Commodities Canada Ltd.

9050 Shaughnessy St Vancouver British Columbia V6P 6E5 Canada
PHONE (604) 253-3158

Client: **Kinross Gold Corp.**
25 York St., #17
Toronto Ontario M5J 2V5 Canada

Project: Great Bear Project
Report Date: January 22, 2025

CERTIFICATE OF ANALYSIS TIM24000353.1

Method		WGHT	AQ250	AQ250	AQ250	AQ250	AQ250	AQ250	AQ250	AQ250	AQ250	AQ250	AQ250	AQ250	AQ250	AQ250	AQ250	AQ250	AQ250	AQ250	AQ250
Analyte		Wgt	Mo	Cu	Pb	Zn	Ag	Ni	Co	Mn	Fe	As	U	Au	Th	Sr	Cd	Sb	Bi	V	Ca
Unit		kg	ppm	ppm	ppm	ppm	ppb	ppm	ppm	ppm	%	ppm	ppm	ppb	ppm	ppm	ppm	ppm	ppm	ppm	%
MDL		0.01	0.01	0.01	0.01	0.1	2	0.1	0.1	1	0.01	0.1	0.1	0.2	0.1	0.5	0.01	0.02	0.02	1	0.01
A0963548	Drill Core	1.31	2.09	20.17	4.15	169.0	213	14.9	10.0	364	2.42	12.4	1.5	688.0	7.4	13.8	0.43	0.06	0.26	37	0.45
A0963549	Drill Core	1.72	0.98	26.41	4.33	56.5	214	14.5	9.1	379	2.36	15.0	1.5	159.3	7.3	8.8	0.04	0.07	0.08	31	0.40
A0963550	Drill Core	1.54	0.74	43.42	13.08	54.2	747	14.8	13.5	154	1.83	64.0	1.6	5198.1	8.1	7.1	0.20	0.10	0.31	7	0.38
A0963551	Drill Core	2.13	0.74	15.50	3.17	49.3	182	11.8	8.7	337	2.08	17.8	1.7	27.4	7.9	12.3	0.04	0.09	0.06	23	0.60
A0963552	Drill Core	3.35	0.35	14.20	3.21	45.9	156	11.2	7.9	339	1.93	53.3	1.7	14.8	7.7	11.2	0.03	0.10	0.05	30	0.88
A0963553	Drill Core	1.96	0.93	19.97	3.61	57.0	209	12.7	10.4	429	2.36	83.9	1.9	334.3	7.8	10.3	0.05	0.09	0.05	30	0.34
A0963554	Drill Core	2.07	0.44	12.33	3.05	45.6	138	8.5	7.3	355	1.79	24.2	1.7	400.1	9.0	5.2	0.04	0.09	0.13	19	0.50
A0963555	Drill Core	2.20	0.78	17.84	3.09	46.5	161	14.8	9.7	405	2.28	31.4	1.4	175.2	6.9	13.4	0.04	0.10	0.13	28	0.82
A0963556	Drill Core	1.95	1.05	13.54	3.29	42.8	172	15.9	9.8	464	2.36	59.6	1.7	263.1	7.7	12.5	0.05	0.09	0.15	31	0.87
A0963557	Drill Core	1.90	0.55	12.67	6.71	61.8	197	11.4	6.8	342	1.82	47.4	1.4	183.4	6.3	10.5	0.08	0.07	0.09	23	0.51
A0963558	Drill Core	2.74	0.85	21.66	8.08	47.2	292	13.4	8.3	320	2.47	14.3	1.6	156.0	7.7	38.5	0.07	0.11	0.12	31	1.05
A0963559	Drill Core	1.99	1.06	54.54	2.95	92.5	194	51.5	19.9	325	3.45	5.7	1.3	13.3	5.9	5.6	0.06	0.04	0.17	54	0.16
A0963560	Drill Core	2.60	0.99	82.85	4.66	93.5	253	74.8	25.3	336	5.41	311.1	0.8	7.7	3.8	20.0	0.05	0.10	0.20	102	0.65
A0963561	Drill Core	2.06	2.15	8.71	8.29	34.8	136	0.8	2.2	52	1.61	52.8	1.4	6.3	11.4	28.5	0.04	0.11	1.05	<1	0.42
A0963562	Drill Core	1.87	1.26	7.49	3.56	36.8	251	0.5	1.7	250	1.34	29.8	1.6	19.6	10.9	9.8	0.03	0.19	0.17	<1	0.47
A0963546	Drill Core	1.79	3.57	20.49	3.35	51.6	191	16.0	8.5	266	2.04	25.7	2.0	159.6	8.1	11.4	0.04	0.08	0.07	26	0.40
A0963563	Drill Core	L.N.R.	L.N.R.	L.N.R.	L.N.R.	L.N.R.	L.N.R.	L.N.R.	L.N.R.	L.N.R.	L.N.R.	L.N.R.	L.N.R.	L.N.R.	L.N.R.	L.N.R.	L.N.R.	L.N.R.	L.N.R.	L.N.R.	L.N.R.
A0963564	Drill Core	2.62	1.53	5.48	5.75	50.6	206	1.4	2.9	141	1.79	24.8	1.5	6.5	10.9	20.3	0.06	0.26	0.20	5	0.32
A0963565	Drill Core	1.47	1.37	20.93	4.39	43.3	149	0.4	1.9	204	1.34	22.9	1.7	5.2	11.3	6.8	0.03	0.14	0.21	<1	0.35
A0963566	Drill Core	1.13	1.57	10.79	5.46	25.9	176	2.9	3.3	205	1.58	12.0	1.6	20.4	10.8	10.7	0.02	0.11	0.19	4	0.28
A0963567	Drill Core	1.66	2.75	6.31	3.73	50.0	178	0.4	1.9	258	1.30	24.2	1.6	15.5	11.4	12.3	0.06	0.16	0.17	<1	0.31
A0963568	Drill Core	1.59	2.64	8.91	8.65	29.1	298	0.8	1.9	193	1.37	35.7	1.5	329.8	11.0	11.8	0.04	0.17	0.34	1	0.61
A0963569	Drill Core	1.09	3.13	17.39	9.47	46.5	438	0.6	2.0	324	1.68	49.7	1.9	507.8	10.7	14.6	0.03	0.23	0.11	2	0.71
A0963570	Drill Core	0.95	1.37	6.12	5.74	58.8	552	0.7	1.9	330	1.52	26.5	1.5	4496.5	10.5	16.7	0.07	0.21	0.19	1	0.92
A0964290	Drill Core	2.07	0.87	18.19	3.44	55.8	147	12.1	9.6	397	2.03	2.5	1.2	2.0	7.1	8.6	0.05	0.06	0.08	32	0.69
A0964291	Drill Core	0.97	0.82	24.19	9.18	56.8	518	12.0	8.9	572	2.24	4.9	1.4	3.3	7.7	45.0	0.06	0.10	0.15	29	1.33
A0964292	Drill Core	2.07	1.48	24.52	3.46	60.9	150	18.5	11.2	337	2.51	1.2	1.4	2.0	7.1	15.9	0.03	0.03	0.25	33	0.47
A0964293	Drill Core	2.29	1.47	19.74	5.15	61.3	140	12.2	9.1	448	2.26	3.5	1.4	2.1	7.0	21.4	0.05	0.07	0.05	31	0.91
A0964294	Drill Core	2.38	5.08	18.60	3.55	40.8	204	14.2	12.4	233	2.35	3.1	1.6	14.0	7.2	12.7	0.04	0.08	0.30	22	0.55
A0964295	Drill Core	1.52	1.08	24.47	8.38	71.7	181	11.9	8.0	509	2.29	3.0	1.4	5.5	7.6	22.2	0.06	0.06	0.09	30	0.61

This report supersedes all previous preliminary and final reports with this file number dated prior to the date on this certificate. Signature indicates final approval; preliminary reports are unsigned and should be used for reference only.

BUREAU VERITAS MINERAL LABORATORIES Canada

www.bvna.com/mining-laboratory-services

Bureau Veritas Commodities Canada Ltd.

9050 Shaughnessy St Vancouver British Columbia V6P 6E5 Canada
PHONE (604) 253-3158

Client: **Kinross Gold Corp.**
25 York St., #17
Toronto Ontario M5J 2V5 Canada

Project: Great Bear Project
Report Date: January 22, 2025

CERTIFICATE OF ANALYSIS TIM24000353.1

	Method	AQ250	AQ250	AQ250	AQ250	AQ250	AQ250	AQ250	AQ250	AQ250	AQ250	AQ250	AQ250	AQ250	AQ250	AQ250	AQ250	AQ250	AQ250	AQ250	AQ250
	Analyte	P	La	Cr	Mg	Ba	Ti	B	Al	Na	K	W	Sc	Tl	S	Hg	Se	Te	Ga	Cs	Ge
	Unit	%	ppm	ppm	%	ppm	%	ppm	%	%	%	ppm	ppm	ppm	%	ppb	ppm	ppm	ppm	ppm	ppm
	MDL	0.001	0.5	0.5	0.01	0.5	0.001	20	0.01	0.001	0.01	0.1	0.1	0.02	0.02	5	0.1	0.02	0.1	0.02	0.1
A0963548	Drill Core	0.053	26.2	13.8	0.66	121.8	0.163	<20	1.21	0.093	0.91	0.5	3.2	0.32	0.72	<5	0.1	<0.02	5.4	3.75	<0.1
A0963549	Drill Core	0.057	27.3	13.9	0.75	74.4	0.142	<20	1.21	0.061	0.87	0.2	2.6	0.30	0.63	<5	0.2	<0.02	5.2	4.51	<0.1
A0963550	Drill Core	0.054	29.7	3.4	0.17	42.4	0.026	<20	0.78	0.019	0.54	0.4	0.7	0.11	1.32	<5	0.3	0.07	2.2	1.00	<0.1
A0963551	Drill Core	0.054	28.5	7.8	0.66	63.6	0.133	<20	1.25	0.068	0.82	0.3	1.9	0.36	0.43	<5	<0.1	<0.02	4.5	3.29	<0.1
A0963552	Drill Core	0.053	27.1	8.3	0.65	52.2	0.144	<20	1.09	0.042	0.79	0.5	2.7	0.36	0.32	<5	<0.1	<0.02	4.6	3.82	<0.1
A0963553	Drill Core	0.055	29.5	10.9	0.75	49.2	0.142	<20	1.31	0.081	0.89	0.2	2.8	0.40	0.62	<5	<0.1	0.03	5.3	3.81	<0.1
A0963554	Drill Core	0.062	34.8	5.6	0.58	36.9	0.117	<20	0.90	0.021	0.70	0.4	1.4	0.37	0.38	<5	<0.1	<0.02	3.8	3.30	<0.1
A0963555	Drill Core	0.065	28.7	12.4	0.71	52.8	0.133	<20	1.26	0.079	0.90	5.2	2.2	0.37	0.51	<5	0.1	<0.02	4.6	2.93	<0.1
A0963556	Drill Core	0.056	29.1	14.2	0.77	59.4	0.143	<20	1.29	0.082	0.90	0.4	2.8	0.36	0.56	<5	0.1	<0.02	5.3	3.08	<0.1
A0963557	Drill Core	0.051	21.2	10.3	0.80	49.9	0.116	<20	1.16	0.036	0.61	0.3	1.8	0.34	0.26	<5	<0.1	<0.02	4.7	3.06	<0.1
A0963558	Drill Core	0.052	27.4	13.2	0.80	193.1	0.131	<20	3.08	0.218	1.54	0.7	3.3	0.42	0.66	<5	0.2	0.02	9.0	3.21	<0.1
A0963559	Drill Core	0.055	23.6	74.9	1.21	156.5	0.189	<20	2.00	0.029	1.46	0.2	5.4	0.53	0.32	<5	0.3	0.06	7.1	8.05	<0.1
A0963560	Drill Core	0.068	17.5	125.9	2.01	174.7	0.210	<20	3.56	0.045	1.68	0.2	12.0	0.84	0.39	<5	0.2	0.05	11.8	5.75	<0.1
A0963561	Drill Core	0.015	41.8	1.4	0.11	27.9	0.003	<20	0.82	0.075	0.15	<0.1	0.4	0.06	1.60	<5	0.2	<0.02	1.8	0.31	<0.1
A0963562	Drill Core	0.015	42.8	1.9	0.15	47.0	0.036	<20	0.53	0.059	0.34	0.3	1.2	0.18	0.52	5	0.1	<0.02	2.2	1.55	<0.1
A0963546	Drill Core	0.050	28.2	22.2	0.59	69.3	0.121	<20	1.16	0.065	0.85	0.6	2.2	0.43	0.33	<5	<0.1	0.03	5.0	5.11	<0.1
A0963563	Drill Core	L.N.R.	L.N.R.	L.N.R.	L.N.R.	L.N.R.	L.N.R.	L.N.R.	L.N.R.	L.N.R.	L.N.R.	L.N.R.	L.N.R.	L.N.R.	L.N.R.	L.N.R.	L.N.R.	L.N.R.	L.N.R.	L.N.R.	L.N.R.
A0963564	Drill Core	0.025	42.2	4.3	0.21	70.0	0.015	<20	0.90	0.041	0.43	0.1	0.6	0.19	1.58	7	<0.1	<0.02	2.0	1.28	<0.1
A0963565	Drill Core	0.017	45.4	1.5	0.15	55.7	0.026	<20	0.52	0.046	0.30	0.2	0.9	0.14	0.85	<5	0.1	<0.02	2.1	0.93	<0.1
A0963566	Drill Core	0.023	43.1	4.0	0.21	76.2	0.037	<20	0.56	0.042	0.23	0.3	1.0	0.10	0.61	<5	<0.1	<0.02	2.3	0.66	<0.1
A0963567	Drill Core	0.016	46.1	1.8	0.22	106.6	0.045	<20	0.71	0.049	0.50	1.0	1.2	0.30	0.33	<5	0.2	<0.02	2.9	2.19	<0.1
A0963568	Drill Core	0.015	44.4	2.7	0.17	62.0	0.036	<20	0.43	0.077	0.24	0.3	1.2	0.13	0.44	<5	1.4	0.05	1.8	1.16	<0.1
A0963569	Drill Core	0.016	44.0	2.3	0.15	145.5	0.053	<20	0.59	0.094	0.37	1.3	1.4	0.24	0.48	<5	0.7	<0.02	2.4	2.35	<0.1
A0963570	Drill Core	0.016	43.0	2.6	0.15	61.2	0.045	<20	0.42	0.073	0.28	1.4	1.2	0.16	0.45	<5	0.5	<0.02	1.9	1.59	<0.1
A0964290	Drill Core	0.054	26.7	9.1	0.64	97.0	0.139	<20	1.08	0.030	0.80	0.1	2.3	0.47	0.32	<5	<0.1	<0.02	4.7	2.65	<0.1
A0964291	Drill Core	0.056	29.3	10.2	0.54	62.9	0.108	<20	1.74	0.173	0.66	0.1	2.0	0.54	0.71	<5	0.2	0.02	5.4	2.16	<0.1
A0964292	Drill Core	0.054	26.7	14.6	0.74	183.3	0.164	<20	1.63	0.081	1.13	0.3	3.0	0.60	0.25	<5	0.1	<0.02	6.2	3.54	<0.1
A0964293	Drill Core	0.060	26.2	9.9	0.57	99.7	0.146	<20	1.22	0.090	0.81	0.2	2.3	0.45	0.37	<5	0.2	<0.02	4.9	2.90	<0.1
A0964294	Drill Core	0.053	26.8	7.2	0.34	83.9	0.105	<20	0.92	0.073	0.62	0.3	1.7	0.32	1.03	<5	0.2	0.03	3.5	1.92	<0.1
A0964295	Drill Core	0.055	28.5	10.9	0.51	71.7	0.128	<20	1.21	0.110	0.64	0.3	2.2	0.43	0.45	<5	<0.1	0.03	4.6	2.52	<0.1

This report supersedes all previous preliminary and final reports with this file number dated prior to the date on this certificate. Signature indicates final approval; preliminary reports are unsigned and should be used for reference only.

BUREAU VERITAS MINERAL LABORATORIES Canada

www.bvna.com/mining-laboratory-services

Bureau Veritas Commodities Canada Ltd.

9050 Shaughnessy St Vancouver British Columbia V6P 6E5 Canada
PHONE (604) 253-3158

Client: **Kinross Gold Corp.**
25 York St., #17
Toronto Ontario M5J 2V5 Canada

Project: Great Bear Project
Report Date: January 22, 2025

CERTIFICATE OF ANALYSIS TIM24000353.1

	Method	AQ250	AQ250	AQ250	AQ250	AQ250	AQ250	AQ250	AQ250	AQ250	AQ250	AQ250	AQ250	AQ250	AQ250	TC006	TC000	TC000
	Analyte	Hf	Nb	Rb	Sn	Ta	Zr	Y	Ce	In	Re	Be	Li	Pd	Pt	CO2	TOT/C	TOT/S
	Unit	ppm	ppm	ppm	ppm	ppm	ppm	ppm	ppm	ppm	ppb	ppm	ppm	ppb	ppb	%	%	%
	MDL	0.02	0.02	0.1	0.1	0.05	0.1	0.01	0.1	0.02	1	0.1	0.1	10	2	0.08	0.02	0.02
A0963548	Drill Core	0.82	0.05	51.9	0.4	<0.05	29.5	5.95	50.9	<0.02	<1	<0.1	11.0	<10	<2	0.34		
A0963549	Drill Core	0.78	0.03	50.7	0.4	<0.05	26.3	6.20	52.9	<0.02	<1	0.1	11.5	<10	<2	0.27		
A0963550	Drill Core	0.59	0.05	19.4	0.2	<0.05	23.6	6.61	58.8	<0.02	<1	0.1	4.5	<10	<2	0.29		
A0963551	Drill Core	0.66	0.06	51.4	0.3	<0.05	24.6	6.89	53.7	<0.02	<1	<0.1	11.2	<10	<2	0.44	0.13	0.39
A0963552	Drill Core	0.58	0.06	53.1	0.4	<0.05	21.5	6.65	52.1	<0.02	<1	<0.1	11.6	<10	<2	0.84		
A0963553	Drill Core	0.53	0.03	60.1	0.4	<0.05	18.6	7.36	56.4	<0.02	<1	0.1	11.6	<10	2	0.16		
A0963554	Drill Core	0.47	0.06	47.9	0.2	<0.05	16.9	6.28	66.8	<0.02	<1	<0.1	7.8	<10	2	0.41		
A0963555	Drill Core	0.62	0.03	51.6	0.3	<0.05	25.4	6.41	56.1	<0.02	<1	<0.1	9.0	<10	2	0.70		
A0963556	Drill Core	0.83	0.03	54.0	0.3	<0.05	30.0	6.55	54.8	<0.02	<1	<0.1	11.1	<10	2	0.75		
A0963557	Drill Core	0.54	0.04	40.1	0.2	<0.05	20.3	5.32	41.2	<0.02	<1	0.2	14.5	<10	<2	0.35		
A0963558	Drill Core	0.46	0.04	58.6	0.5	<0.05	19.6	7.14	52.8	<0.02	<1	0.4	20.3	<10	<2	0.68	0.22	0.59
A0963559	Drill Core	0.62	0.04	66.8	0.4	<0.05	26.4	6.33	47.4	<0.02	<1	<0.1	22.8	<10	2	<0.08		
A0963560	Drill Core	0.52	0.05	81.8	0.7	<0.05	22.4	6.11	35.3	0.04	<1	0.2	31.3	<10	<2	0.42		
A0963561	Drill Core	0.89	0.04	5.0	<0.1	<0.05	42.4	10.18	82.2	<0.02	<1	0.4	5.2	<10	<2	<0.08		
A0963562	Drill Core	0.88	0.19	20.0	0.3	<0.05	31.2	10.84	83.2	<0.02	<1	<0.1	3.4	<10	<2	0.43		
A0963546	Drill Core	0.74	0.04	59.8	0.4	<0.05	26.9	5.26	54.3	<0.02	<1	<0.1	9.8	<10	2	0.29		
A0963563	Drill Core	L.N.R.	L.N.R.	L.N.R.	L.N.R.	L.N.R.	L.N.R.	L.N.R.	L.N.R.	L.N.R.	L.N.R.	L.N.R.	L.N.R.	L.N.R.	L.N.R.	L.N.R.	L.N.R.	L.N.R.
A0963564	Drill Core	0.81	0.05	19.6	0.2	<0.05	31.8	11.78	82.1	<0.02	<1	0.4	3.9	<10	<2	0.14	0.05	1.47
A0963565	Drill Core	0.95	0.16	16.1	0.2	<0.05	33.2	10.31	88.1	<0.02	<1	<0.1	4.4	<10	<2	0.34		
A0963566	Drill Core	0.90	0.17	11.5	0.2	<0.05	30.9	9.84	84.4	<0.02	<1	0.1	4.5	<10	<2	0.19		
A0963567	Drill Core	0.92	0.19	31.5	0.2	<0.05	33.3	12.17	88.7	<0.02	<1	<0.1	5.2	<10	<2	0.28		
A0963568	Drill Core	1.24	0.18	14.1	0.2	<0.05	44.6	9.21	87.2	<0.02	<1	<0.1	3.3	<10	2	0.62		
A0963569	Drill Core	2.38	0.21	22.6	0.3	<0.05	91.0	10.05	85.3	<0.02	<1	<0.1	3.6	<10	<2	0.80		
A0963570	Drill Core	2.03	0.21	17.9	0.2	<0.05	81.4	10.66	83.7	<0.02	<1	<0.1	2.5	<10	<2	1.03		
A0964290	Drill Core	0.40	0.06	54.4	0.3	<0.05	15.1	4.97	51.6	<0.02	<1	<0.1	14.6	<10	<2	0.63	0.17	0.32
A0964291	Drill Core	0.52	0.04	50.4	0.3	<0.05	19.9	5.87	55.9	<0.02	<1	0.2	11.7	<10	<2	0.78		
A0964292	Drill Core	0.58	0.05	65.6	0.4	<0.05	24.7	6.80	52.3	<0.02	<1	<0.1	18.4	<10	<2	0.33		
A0964293	Drill Core	0.60	0.06	51.6	0.3	<0.05	24.0	6.08	51.2	<0.02	<1	<0.1	12.9	<10	<2	0.76		
A0964294	Drill Core	0.70	0.10	34.5	0.2	<0.05	26.2	5.48	51.8	<0.02	<1	<0.1	7.7	<10	<2	0.46		
A0964295	Drill Core	0.69	0.09	45.8	0.2	<0.05	24.3	6.21	53.8	<0.02	<1	<0.1	9.6	<10	<2	0.34		

This report supersedes all previous preliminary and final reports with this file number dated prior to the date on this certificate. Signature indicates final approval; preliminary reports are unsigned and should be used for reference only.

BUREAU VERITAS MINERAL LABORATORIES Canada

www.bvna.com/mining-laboratory-services

Bureau Veritas Commodities Canada Ltd.

9050 Shaughnessy St Vancouver British Columbia V6P 6E5 Canada
PHONE (604) 253-3158

Client: **Kinross Gold Corp.**
25 York St., #17
Toronto Ontario M5J 2V5 Canada

Project: Great Bear Project
Report Date: January 22, 2025

CERTIFICATE OF ANALYSIS TIM24000353.1

	Method	WGHT	AQ250	AQ250	AQ250	AQ250	AQ250	AQ250	AQ250	AQ250	AQ250	AQ250	AQ250	AQ250	AQ250	AQ250	AQ250	AQ250	AQ250	AQ250	AQ250
	Analyte	Wgt	Mo	Cu	Pb	Zn	Ag	Ni	Co	Mn	Fe	As	U	Au	Th	Sr	Cd	Sb	Bi	V	Ca
	Unit	kg	ppm	ppm	ppm	ppm	ppb	ppm	ppm	ppm	%	ppm	ppm	ppb	ppm	ppm	ppm	ppm	ppm	ppm	%
	MDL	0.01	0.01	0.01	0.01	0.1	2	0.1	0.1	1	0.01	0.1	0.1	0.2	0.1	0.5	0.01	0.02	0.02	1	0.01
A0964296	Drill Core	2.08	1.02	19.12	6.02	49.6	170	12.9	9.2	288	2.00	2.0	1.5	2.3	7.9	13.1	0.03	0.06	0.94	23	0.49
A0964297	Drill Core	2.11	1.12	17.26	2.90	51.3	141	12.2	9.6	269	2.22	2.3	1.4	2.5	7.8	13.8	0.02	0.07	0.21	25	0.52
A0964298	Drill Core	2.11	0.94	37.78	28.63	71.3	541	11.7	8.0	533	2.36	90.2	1.6	1470.6	7.3	9.9	0.13	0.18	0.06	22	0.44
A0964300	Drill Core	L.N.R.	L.N.R.	L.N.R.	L.N.R.	L.N.R.	L.N.R.	L.N.R.	L.N.R.	L.N.R.	L.N.R.	L.N.R.	L.N.R.	L.N.R.	L.N.R.	L.N.R.	L.N.R.	L.N.R.	L.N.R.	L.N.R.	L.N.R.
A0964301	Drill Core	3.15	0.97	18.50	11.58	65.4	332	12.8	8.2	564	2.04	18.5	1.5	55.4	7.4	16.3	0.11	0.09	0.03	25	0.98
A0964302	Drill Core	2.15	0.90	19.85	4.80	54.6	274	14.8	9.6	707	2.23	6.6	1.6	309.7	7.6	22.1	0.05	0.08	0.03	30	1.19
A0964303	Drill Core	2.20	0.55	20.53	8.94	59.8	189	16.7	9.7	477	2.28	5.6	1.7	36.9	7.6	15.8	0.07	0.08	0.03	31	1.04
A0964304	Drill Core	2.11	0.84	33.76	92.54	233.9	329	18.2	9.8	712	2.35	5.5	1.3	73.4	6.8	28.3	0.69	0.09	0.04	36	0.91
A0964305	Drill Core	2.18	0.64	18.61	3.23	49.6	231	18.0	9.9	437	2.35	11.6	1.6	179.6	7.6	16.4	0.05	0.08	0.05	36	0.84
A0964299	Drill Core	2.26	0.88	26.86	3.74	61.5	135	15.5	9.1	410	2.21	2.7	1.7	5.7	7.5	17.2	0.09	0.06	0.03	35	0.82
A0964306	Drill Core	2.06	0.84	15.26	3.56	64.5	113	15.9	10.2	346	2.37	5.7	1.7	21.0	7.9	14.8	0.02	0.06	0.06	41	0.42
A0964307	Drill Core	3.11	0.57	20.18	4.85	57.6	109	15.3	9.7	415	2.29	6.2	1.7	8.5	8.1	20.6	0.05	0.08	0.03	35	0.83
A0964308	Drill Core	2.14	1.88	31.16	4.60	58.4	207	17.2	11.9	601	2.74	16.1	1.6	75.7	7.6	20.8	0.05	0.07	0.07	52	1.11
A0964309	Drill Core	1.02	2.77	65.11	20.51	98.9	370	17.4	10.6	603	2.40	56.3	1.4	477.4	7.7	7.6	0.23	0.14	0.19	30	0.37
A0964310	Drill Core	2.05	0.63	23.40	3.35	72.4	202	12.9	9.0	531	2.35	21.2	1.7	131.7	8.0	12.0	0.12	0.07	0.07	32	0.66
A0964311	Drill Core	2.00	0.85	15.99	4.53	27.1	182	11.8	8.9	422	1.98	84.0	1.6	1077.2	7.1	8.6	0.04	0.09	0.10	21	0.44
A0964312	Drill Core	2.15	1.05	15.90	3.72	59.5	258	12.7	8.1	436	2.35	53.5	1.8	697.4	8.1	11.4	0.08	0.16	0.09	27	0.67
A0964313	Drill Core	1.94	0.95	18.66	2.59	50.3	104	11.8	8.1	348	2.04	8.0	1.7	5.5	7.9	7.8	0.04	0.06	0.03	35	0.59
A0964314	Drill Core	2.12	0.68	15.09	2.51	46.3	80	11.3	8.8	381	2.19	9.9	1.6	31.0	7.3	13.7	0.02	0.07	0.02	31	0.99
A0964315	Drill Core	2.04	0.68	19.33	1.62	33.8	57	11.7	8.7	371	2.28	8.9	1.4	10.2	7.2	18.9	<0.01	0.07	0.05	29	1.03
A0964316	Drill Core	2.03	0.53	18.07	4.90	38.3	165	13.8	9.9	371	2.18	12.9	1.7	335.1	8.0	12.6	0.03	0.07	0.09	30	0.53
A0964317	Drill Core	2.47	0.60	22.30	10.01	91.2	189	13.7	8.6	383	2.11	33.2	1.7	219.7	7.6	8.0	0.20	0.11	0.05	22	0.48
A0964318	Drill Core	2.15	0.43	52.03	38.33	236.0	457	18.8	10.2	530	2.18	33.7	1.6	621.7	7.4	15.0	0.76	0.10	0.09	31	0.87
A0964319	Drill Core	2.67	0.66	22.32	2.89	55.8	132	16.3	10.4	404	2.38	9.2	1.3	6.8	7.2	14.5	0.04	0.06	0.06	40	1.03
A0964320	Drill Core	2.13	0.51	13.67	2.76	49.0	144	12.2	9.2	338	2.21	26.1	1.8	3.2	7.9	12.4	0.02	0.07	0.10	35	0.59
A0964321	Drill Core	1.49	0.33	19.48	2.55	54.2	122	16.3	10.2	435	2.49	18.2	1.2	60.3	6.9	13.5	0.03	0.06	0.06	39	0.81
A0964322	Drill Core	2.24	2.47	19.99	2.83	50.7	146	14.6	10.0	383	2.30	13.1	1.6	9.0	7.6	18.3	0.03	0.05	0.13	31	0.64
A0964323	Drill Core	2.14	0.52	23.77	4.97	114.6	182	15.1	8.9	458	2.34	11.4	1.3	67.8	7.2	14.2	0.35	0.08	0.13	33	0.69
A0964324	Drill Core	2.17	0.84	21.46	4.15	52.0	141	16.2	11.1	435	2.42	26.4	1.2	9.6	7.0	19.7	0.04	0.07	0.04	35	0.95
A0964325	Drill Core	1.92	0.50	25.86	3.67	47.8	286	21.7	9.9	417	2.34	16.3	1.3	288.4	7.4	30.9	0.03	0.07	0.25	28	0.81

This report supersedes all previous preliminary and final reports with this file number dated prior to the date on this certificate. Signature indicates final approval; preliminary reports are unsigned and should be used for reference only.

BUREAU VERITAS MINERAL LABORATORIES Canada

www.bvna.com/mining-laboratory-services

Bureau Veritas Commodities Canada Ltd.

9050 Shaughnessy St Vancouver British Columbia V6P 6E5 Canada
PHONE (604) 253-3158

Client: **Kinross Gold Corp.**
25 York St., #17
Toronto Ontario M5J 2V5 Canada

Project: Great Bear Project
Report Date: January 22, 2025

CERTIFICATE OF ANALYSIS TIM24000353.1

	Method	AQ250	AQ250	AQ250	AQ250	AQ250	AQ250	AQ250	AQ250	AQ250	AQ250	AQ250	AQ250	AQ250	AQ250	AQ250	AQ250	AQ250	AQ250	AQ250	AQ250
	Analyte	P	La	Cr	Mg	Ba	Ti	B	Al	Na	K	W	Sc	Tl	S	Hg	Se	Te	Ga	Cs	Ge
	Unit	%	ppm	ppm	%	ppm	%	ppm	%	%	%	ppm	ppm	ppm	%	ppb	ppm	ppm	ppm	ppm	ppm
	MDL	0.001	0.5	0.5	0.01	0.5	0.001	20	0.01	0.001	0.01	0.1	0.1	0.02	0.02	5	0.1	0.02	0.1	0.02	0.1
A0964296	Drill Core	0.056	29.1	7.2	0.52	80.5	0.121	<20	1.12	0.060	0.53	0.2	1.9	0.26	0.38	<5	<0.1	<0.02	4.4	1.60	<0.1
A0964297	Drill Core	0.057	27.9	8.2	0.31	82.5	0.111	<20	0.88	0.062	0.60	0.1	1.6	0.37	0.42	<5	<0.1	<0.02	3.5	2.54	<0.1
A0964298	Drill Core	0.051	25.3	8.0	0.59	77.0	0.092	<20	1.08	0.084	0.69	0.3	2.1	0.44	1.56	<5	0.3	0.15	4.3	2.41	<0.1
A0964300	Drill Core	L.N.R.	L.N.R.	L.N.R.	L.N.R.	L.N.R.	L.N.R.	L.N.R.	L.N.R.	L.N.R.	L.N.R.	L.N.R.	L.N.R.	L.N.R.	L.N.R.	L.N.R.	L.N.R.	L.N.R.	L.N.R.	L.N.R.	L.N.R.
A0964301	Drill Core	0.055	26.1	12.6	0.55	63.4	0.130	<20	1.07	0.081	0.70	1.1	1.7	0.46	0.34	<5	<0.1	0.02	4.0	3.35	<0.1
A0964302	Drill Core	0.056	28.4	12.3	0.69	82.8	0.159	<20	1.31	0.099	0.89	0.5	2.2	0.42	0.67	<5	<0.1	<0.02	4.8	3.59	<0.1
A0964303	Drill Core	0.057	29.2	16.9	0.68	86.1	0.162	<20	1.22	0.073	0.75	0.8	2.5	0.37	0.27	<5	0.1	<0.02	5.0	3.21	<0.1
A0964304	Drill Core	0.069	29.8	14.1	0.75	94.0	0.160	<20	1.88	0.159	0.95	0.7	2.3	0.60	0.40	<5	0.1	<0.02	6.2	4.53	<0.1
A0964305	Drill Core	0.060	29.6	17.6	0.68	109.7	0.163	<20	1.26	0.097	0.93	2.6	3.0	0.43	0.53	<5	<0.1	<0.02	5.1	3.47	<0.1
A0964299	Drill Core	0.056	28.8	15.5	0.67	95.8	0.173	<20	1.32	0.100	0.99	2.5	3.0	0.49	0.25	<5	<0.1	<0.02	5.3	4.76	<0.1
A0964306	Drill Core	0.059	29.4	15.9	0.73	92.0	0.192	<20	1.29	0.078	0.99	1.2	3.6	0.56	0.35	<5	<0.1	<0.02	6.0	6.94	<0.1
A0964307	Drill Core	0.059	29.0	13.8	0.76	44.8	0.181	<20	1.24	0.064	0.56	1.4	2.5	0.24	0.26	<5	0.1	<0.02	5.9	3.23	<0.1
A0964308	Drill Core	0.076	28.7	23.6	1.05	88.1	0.194	<20	1.59	0.080	0.99	1.9	3.5	0.54	0.49	<5	0.1	0.05	6.6	7.56	<0.1
A0964309	Drill Core	0.081	32.2	11.4	0.79	68.0	0.130	<20	1.17	0.057	0.82	0.4	2.7	0.43	1.12	<5	0.4	0.08	5.0	3.30	<0.1
A0964310	Drill Core	0.057	29.2	11.0	0.69	51.5	0.156	<20	1.25	0.087	0.82	1.2	2.6	0.40	0.46	<5	0.1	0.02	5.3	3.58	<0.1
A0964311	Drill Core	0.050	26.3	7.3	0.52	40.1	0.103	<20	1.00	0.073	0.62	0.9	2.0	0.25	1.02	<5	0.3	0.04	4.4	2.08	<0.1
A0964312	Drill Core	0.070	32.2	12.3	0.70	38.7	0.140	<20	1.04	0.075	0.69	0.7	2.1	0.34	0.80	<5	0.1	<0.02	4.8	3.10	<0.1
A0964313	Drill Core	0.058	29.0	9.2	0.70	60.9	0.177	<20	1.16	0.041	0.93	1.0	2.8	0.43	0.21	<5	0.1	<0.02	5.2	4.06	<0.1
A0964314	Drill Core	0.056	27.0	9.9	0.75	58.3	0.167	<20	1.27	0.065	0.84	0.3	2.1	0.34	0.27	<5	<0.1	<0.02	5.4	3.53	<0.1
A0964315	Drill Core	0.058	28.1	9.1	0.88	36.8	0.093	<20	1.30	0.052	0.32	0.3	2.1	0.11	0.34	<5	<0.1	<0.02	6.6	1.40	<0.1
A0964316	Drill Core	0.056	28.5	11.2	0.75	73.3	0.134	<20	1.17	0.057	0.48	0.6	2.6	0.18	0.48	<5	0.3	0.02	5.6	1.73	<0.1
A0964317	Drill Core	0.058	28.6	7.8	0.64	54.0	0.118	<20	1.13	0.052	0.76	0.5	1.9	0.40	0.64	<5	0.2	0.03	4.5	3.11	<0.1
A0964318	Drill Core	0.074	31.1	20.4	0.83	93.4	0.142	<20	1.25	0.065	0.93	1.8	2.6	0.34	0.69	<5	0.3	0.02	4.7	3.56	<0.1
A0964319	Drill Core	0.065	29.1	12.2	0.85	83.3	0.184	<20	1.39	0.062	0.88	1.3	3.4	0.28	0.23	<5	0.1	<0.02	6.2	3.39	<0.1
A0964320	Drill Core	0.058	28.0	10.9	0.71	130.8	0.164	<20	1.28	0.081	0.94	0.3	3.2	0.27	0.37	<5	<0.1	<0.02	5.5	2.93	<0.1
A0964321	Drill Core	0.064	28.5	11.5	0.85	70.3	0.182	<20	1.43	0.068	1.09	2.4	2.7	0.36	0.28	<5	<0.1	<0.02	5.7	3.45	<0.1
A0964322	Drill Core	0.060	27.9	12.9	0.74	90.4	0.171	<20	1.43	0.078	1.02	0.5	2.0	0.41	0.25	<5	0.1	<0.02	5.2	3.61	<0.1
A0964323	Drill Core	0.063	29.2	10.0	0.75	68.2	0.161	<20	1.32	0.069	0.97	1.4	2.2	0.39	0.38	<5	0.1	<0.02	5.1	3.24	<0.1
A0964324	Drill Core	0.064	27.8	11.2	0.82	77.7	0.174	<20	1.72	0.109	1.09	0.9	2.5	0.44	0.34	<5	0.1	<0.02	5.8	3.49	<0.1
A0964325	Drill Core	0.077	32.3	22.7	0.82	132.1	0.143	<20	1.39	0.075	0.98	1.9	2.2	0.36	0.52	<5	0.2	0.04	4.6	4.67	<0.1

This report supersedes all previous preliminary and final reports with this file number dated prior to the date on this certificate. Signature indicates final approval; preliminary reports are unsigned and should be used for reference only.

BUREAU VERITAS MINERAL LABORATORIES Canada

www.bvna.com/mining-laboratory-services

Bureau Veritas Commodities Canada Ltd.

9050 Shaughnessy St Vancouver British Columbia V6P 6E5 Canada
PHONE (604) 253-3158

Client: **Kinross Gold Corp.**
25 York St., #17
Toronto Ontario M5J 2V5 Canada

Project: Great Bear Project
Report Date: January 22, 2025

CERTIFICATE OF ANALYSIS TIM24000353.1

	Method	AQ250	AQ250	AQ250	AQ250	AQ250	AQ250	AQ250	AQ250	AQ250	AQ250	AQ250	AQ250	AQ250	AQ250	TC006	TC000	TC000
	Analyte	Hf	Nb	Rb	Sn	Ta	Zr	Y	Ce	In	Re	Be	Li	Pd	Pt	CO2	TOT/C	TOT/S
	Unit	ppm	ppm	ppm	ppm	ppm	ppm	ppm	ppm	ppm	ppb	ppm	ppm	ppb	ppb	%	%	%
	MDL	0.02	0.02	0.1	0.1	0.05	0.1	0.01	0.1	0.02	1	0.1	0.1	10	2	0.08	0.02	0.02
A0964296	Drill Core	0.65	0.07	29.4	0.2	<0.05	25.7	6.51	55.4	<0.02	<1	<0.1	10.4	<10	<2	0.32		
A0964297	Drill Core	0.66	0.07	42.8	0.2	<0.05	24.8	6.29	53.6	<0.02	<1	<0.1	8.1	<10	<2	0.39	0.12	0.43
A0964298	Drill Core	0.86	0.10	45.8	0.3	<0.05	29.6	5.68	49.5	<0.02	<1	<0.1	9.8	<10	<2	0.28		
A0964300	Drill Core	L.N.R.	L.N.R.	L.N.R.	L.N.R.	L.N.R.	L.N.R.	L.N.R.	L.N.R.	L.N.R.	L.N.R.	L.N.R.	L.N.R.	L.N.R.	L.N.R.	L.N.R.	L.N.R.	L.N.R.
A0964301	Drill Core	0.56	0.07	50.3	0.3	<0.05	19.6	5.63	50.5	<0.02	<1	<0.1	9.9	<10	<2	0.90		
A0964302	Drill Core	0.63	0.07	61.7	0.3	<0.05	22.5	6.55	54.9	<0.02	<1	<0.1	10.7	<10	<2	0.97		
A0964303	Drill Core	0.73	0.06	45.6	0.3	<0.05	25.8	7.08	56.7	<0.02	<1	<0.1	10.4	<10	<2	0.91		
A0964304	Drill Core	0.44	0.04	62.6	0.3	<0.05	19.4	6.68	58.9	<0.02	<1	0.2	10.4	<10	<2	0.50		
A0964305	Drill Core	0.76	0.05	57.9	0.4	<0.05	27.5	7.10	56.9	<0.02	<1	<0.1	10.0	<10	<2	0.77	0.20	0.52
A0964299	Drill Core	0.78	0.06	63.4	0.4	<0.05	27.7	7.10	56.3	<0.02	<1	<0.1	9.5	<10	<2	0.73		
A0964306	Drill Core	0.97	0.06	73.5	0.5	<0.05	33.2	6.91	57.1	<0.02	<1	<0.1	10.8	<10	<2	0.29		
A0964307	Drill Core	0.73	0.12	34.3	0.3	<0.05	26.4	6.97	56.8	<0.02	<1	0.1	13.1	<10	<2	0.60		
A0964308	Drill Core	0.79	0.07	66.9	0.4	<0.05	28.5	8.16	55.1	<0.02	<1	0.2	14.7	<10	<2	0.91		
A0964309	Drill Core	0.97	0.05	53.8	0.3	<0.05	40.6	7.57	64.6	<0.02	<1	0.1	12.1	<10	<2	0.18		
A0964310	Drill Core	0.81	0.06	56.5	0.3	<0.05	28.5	7.10	54.4	<0.02	<1	<0.1	10.9	<10	2	0.49		
A0964311	Drill Core	0.81	0.10	35.6	0.2	<0.05	30.7	6.39	50.5	<0.02	<1	<0.1	9.2	<10	<2	0.30	0.10	0.94
A0964312	Drill Core	0.54	0.08	42.7	0.2	<0.05	17.5	7.08	63.3	<0.02	<1	<0.1	10.1	<10	<2	0.54		
A0964313	Drill Core	0.68	0.07	64.6	0.4	<0.05	24.4	6.23	56.7	<0.02	<1	<0.1	11.6	<10	<2	0.50		
A0964314	Drill Core	0.59	0.07	51.8	0.3	<0.05	21.8	5.72	51.4	<0.02	<1	0.1	17.2	<10	<2	0.93		
A0964315	Drill Core	0.55	0.06	17.0	0.3	<0.05	20.0	5.91	52.7	<0.02	<1	0.3	23.5	<10	<2	0.86		
A0964316	Drill Core	0.89	0.08	26.7	0.4	<0.05	32.1	7.00	55.4	<0.02	<1	0.2	17.2	<10	<2	0.27		
A0964317	Drill Core	0.87	0.05	48.9	0.3	<0.05	33.1	6.49	54.3	<0.02	<1	0.1	11.2	<10	<2	0.37	0.11	0.63
A0964318	Drill Core	0.73	0.03	54.2	0.4	<0.05	29.2	6.86	60.1	<0.02	<1	0.1	15.2	<10	<2	0.79		
A0964319	Drill Core	0.61	0.05	46.3	0.4	<0.05	23.9	6.47	55.2	<0.02	<1	0.1	17.2	<10	<2	0.97		
A0964320	Drill Core	0.94	0.03	49.2	0.4	<0.05	35.0	7.35	53.4	<0.02	<1	<0.1	11.6	<10	<2	0.49		
A0964321	Drill Core	0.56	0.05	58.9	0.2	<0.05	21.7	6.54	55.3	<0.02	<1	<0.1	13.2	<10	<2	0.72		
A0964322	Drill Core	0.66	0.05	61.8	0.3	<0.05	24.7	7.71	52.6	<0.02	<1	0.1	13.3	<10	<2	0.45		
A0964323	Drill Core	0.56	0.05	58.6	0.2	<0.05	21.4	6.73	56.9	<0.02	<1	<0.1	13.7	<10	2	0.55		
A0964324	Drill Core	0.53	0.03	63.4	0.2	<0.05	21.5	7.21	54.9	<0.02	<1	0.1	16.7	<10	<2	0.65	0.18	0.32
A0964325	Drill Core	0.49	0.04	50.3	0.2	<0.05	19.8	6.34	63.1	<0.02	<1	0.1	14.6	<10	<2	0.60		

This report supersedes all previous preliminary and final reports with this file number dated prior to the date on this certificate. Signature indicates final approval; preliminary reports are unsigned and should be used for reference only.

BUREAU VERITAS MINERAL LABORATORIES Canada

www.bvna.com/mining-laboratory-services

Bureau Veritas Commodities Canada Ltd.

9050 Shaughnessy St Vancouver British Columbia V6P 6E5 Canada
PHONE (604) 253-3158

Client: **Kinross Gold Corp.**
25 York St., #17
Toronto Ontario M5J 2V5 Canada

Project: Great Bear Project
Report Date: January 22, 2025

CERTIFICATE OF ANALYSIS TIM24000353.1

Method		WGHT	AQ250	AQ250	AQ250	AQ250	AQ250	AQ250	AQ250	AQ250	AQ250	AQ250	AQ250	AQ250	AQ250	AQ250	AQ250	AQ250	AQ250	AQ250	AQ250
Analyte		Wgt	Mo	Cu	Pb	Zn	Ag	Ni	Co	Mn	Fe	As	U	Au	Th	Sr	Cd	Sb	Bi	V	Ca
Unit		kg	ppm	ppm	ppm	ppm	ppb	ppm	ppm	ppm	%	ppm	ppm	ppb	ppm	ppm	ppm	ppm	ppm	ppm	%
MDL		0.01	0.01	0.01	0.01	0.1	2	0.1	0.1	1	0.01	0.1	0.1	0.2	0.1	0.5	0.01	0.02	0.02	1	0.01
A0964326	Drill Core	2.21	0.61	15.40	3.41	48.6	205	14.5	9.0	367	2.29	25.1	1.5	89.4	7.5	27.9	0.05	0.06	0.39	27	0.87
A0964328	Drill Core	2.15	1.90	54.65	3.03	83.2	308	48.6	19.3	331	4.40	99.0	1.0	545.8	4.5	14.3	0.07	0.07	0.34	80	0.30
A0964327	Drill Core	1.84	1.07	41.93	2.46	81.1	91	60.2	19.5	284	5.41	61.7	0.9	4.2	4.0	16.3	0.04	0.08	0.13	96	0.49
A0964329	Drill Core	2.89	1.33	60.03	3.33	94.2	130	62.9	22.6	292	4.35	75.4	1.0	6.1	4.1	10.1	0.05	0.09	0.18	93	0.21
A0964330	Drill Core	1.03	1.26	42.49	3.31	72.1	1129	47.3	18.8	468	4.81	1493.7	1.1	63.3	6.4	20.9	0.06	0.39	0.24	74	0.43
A0964331	Drill Core	2.02	1.50	25.58	3.03	37.5	147	2.6	3.3	218	1.88	46.7	1.3	9.8	11.3	7.5	0.02	0.16	0.34	1	0.15
A0964332	Drill Core	2.75	2.08	46.37	2.65	71.7	173	54.8	22.1	328	3.93	1349.6	1.2	8.7	6.9	23.5	0.05	0.28	0.28	42	1.15
A0964334	Drill Core	2.23	1.39	35.74	4.48	145.6	417	26.8	12.1	576	4.50	39.7	1.3	22.4	7.2	36.6	0.54	0.15	1.10	32	0.97
A0964333	Drill Core	1.14	2.29	9.76	4.76	57.5	343	0.5	2.2	538	1.51	36.6	1.9	14.1	9.4	16.1	0.07	0.33	0.35	1	1.63
A0964335	Drill Core	2.22	1.05	24.92	4.56	69.1	372	20.2	11.5	572	2.49	43.2	1.4	39.1	8.0	46.3	0.05	0.21	0.26	20	1.05
A0964336	Drill Core	2.01	0.86	1.92	3.03	39.8	173	0.6	2.0	303	1.59	322.4	1.7	7.5	11.0	8.1	0.02	0.32	0.09	1	0.31
A0964337	Drill Core	2.16	1.39	8.20	3.44	41.3	145	0.2	2.0	329	1.56	46.7	1.7	6.0	11.2	11.8	0.02	0.23	0.19	2	0.40
A0964338	Drill Core	3.05	1.53	5.13	6.78	36.9	209	0.4	2.1	118	1.60	168.8	3.2	8.7	11.8	13.5	0.06	0.16	0.35	<1	0.25
A0964339	Drill Core	2.14	0.90	24.62	3.89	49.5	120	12.5	8.6	409	2.31	8.8	1.6	12.8	7.4	14.3	0.04	0.07	0.05	38	0.76
A0964340	Drill Core	2.30	0.64	34.11	9.05	100.7	341	20.0	14.4	554	3.10	73.8	1.4	1860.6	6.8	24.8	0.35	0.07	0.14	43	0.90
A0964341	Drill Core	1.22	1.27	30.29	28.61	54.9	393	11.7	10.2	528	2.25	65.1	1.5	1004.3	7.1	8.9	0.16	0.11	0.20	22	0.74
A0964342	Drill Core	1.76	0.80	11.80	1.95	35.6	70	12.5	8.6	339	2.15	5.9	1.2	24.7	6.4	16.0	0.01	0.04	0.06	22	0.99
A0964343	Drill Core	1.18	2.09	58.91	7.16	68.6	455	13.3	9.2	349	2.09	15.7	1.7	1682.3	7.5	11.7	0.05	0.06	0.16	27	0.40
A0964344	Drill Core	1.21	0.43	20.21	13.25	68.9	196	14.2	9.0	348	2.30	14.0	1.7	57.5	7.9	15.4	0.10	0.06	0.11	42	0.70
A0964345	Drill Core	2.10	0.97	17.36	22.86	108.9	163	14.4	9.7	379	2.35	4.2	1.4	1.8	7.2	17.4	0.29	0.06	0.07	43	0.84
A0964346	Drill Core	2.65	0.59	21.08	2.43	68.4	129	11.3	11.9	581	3.18	12.7	1.3	72.1	5.7	24.4	0.06	0.07	0.06	62	1.08
A0964347	Drill Core	1.95	0.41	22.26	6.87	61.8	235	16.6	11.2	515	2.72	140.3	1.3	98.3	7.9	14.3	0.07	0.14	0.05	48	1.06
A0964348	Drill Core	1.43	0.48	14.91	5.02	47.3	282	14.8	9.8	385	2.32	109.7	1.6	1623.6	7.4	7.1	0.10	0.14	0.17	31	0.60
A0964349	Drill Core	2.08	0.39	42.17	18.21	118.8	498	15.2	9.7	428	2.26	70.2	1.6	45.7	7.3	11.7	0.36	0.13	0.03	37	0.82
A0964350	Drill Core	1.08	0.49	19.82	3.78	50.4	225	15.7	9.5	377	2.23	48.7	1.6	11.7	7.4	16.5	0.03	0.10	<0.02	33	0.71
A0964351	Drill Core	1.09	0.36	22.74	15.66	63.2	505	15.1	9.3	472	2.38	23.2	1.7	57.8	7.7	8.3	0.05	0.09	0.09	32	0.50
A0964352	Drill Core	2.17	0.55	27.61	11.33	99.5	414	15.0	9.1	674	2.17	29.2	1.7	21.8	7.6	14.7	0.14	0.09	0.09	32	0.65
A0964353	Drill Core	2.10	0.82	11.58	23.41	98.7	387	11.9	7.6	312	1.72	86.4	1.6	783.6	7.5	10.3	0.24	0.12	0.36	12	0.43
A0964354	Drill Core	2.08	0.72	16.22	23.76	86.6	252	15.8	9.9	411	2.06	121.8	1.8	625.6	8.1	18.9	0.19	0.14	0.19	20	0.80
A0964355	Drill Core	1.40	1.10	20.32	9.36	42.8	1150	17.7	10.2	424	2.43	58.9	1.5	706.6	7.5	29.4	0.09	0.15	0.29	30	1.97

This report supersedes all previous preliminary and final reports with this file number dated prior to the date on this certificate. Signature indicates final approval; preliminary reports are unsigned and should be used for reference only.

BUREAU VERITAS MINERAL LABORATORIES Canada

www.bvna.com/mining-laboratory-services

Bureau Veritas Commodities Canada Ltd.

9050 Shaughnessy St Vancouver British Columbia V6P 6E5 Canada
PHONE (604) 253-3158

Client: **Kinross Gold Corp.**
25 York St., #17
Toronto Ontario M5J 2V5 Canada

Project: Great Bear Project
Report Date: January 22, 2025

CERTIFICATE OF ANALYSIS TIM24000353.1

		Method	AQ250	AQ250	AQ250	AQ250	AQ250	AQ250	AQ250	AQ250	AQ250	AQ250	AQ250	AQ250	AQ250	AQ250	AQ250	AQ250	AQ250	AQ250	AQ250
		Analyte	P	La	Cr	Mg	Ba	Ti	B	Al	Na	K	W	Sc	Tl	S	Hg	Se	Te	Ga	Cs	Ge
		Unit	%	ppm	ppm	%	ppm	%	ppm	%	%	%	ppm	ppm	ppm	%	ppb	ppm	ppm	ppm	ppm	ppm
		MDL	0.001	0.5	0.5	0.01	0.5	0.001	20	0.01	0.001	0.01	0.1	0.1	0.02	0.02	5	0.1	0.02	0.1	0.02	0.1
A0964326	Drill Core		0.058	27.4	11.1	0.76	72.8	0.143	<20	1.72	0.121	0.93	1.9	2.2	0.40	0.39	<5	0.3	0.02	5.7	2.54	<0.1
A0964328	Drill Core		0.070	19.8	88.9	1.29	218.7	0.171	<20	2.18	0.055	1.20	0.9	8.4	0.35	0.75	<5	0.9	0.17	8.1	7.33	<0.1
A0964327	Drill Core		0.063	16.4	139.3	1.61	392.4	0.195	<20	3.08	0.052	1.61	0.3	10.1	0.47	0.24	<5	0.2	0.04	10.8	10.70	0.1
A0964329	Drill Core		0.059	16.7	93.9	1.48	178.0	0.151	<20	2.74	0.053	1.32	0.1	9.3	0.51	0.28	<5	0.2	0.03	9.4	4.83	<0.1
A0964330	Drill Core		0.065	26.8	80.7	1.23	199.4	0.218	<20	2.67	0.086	1.77	0.5	7.4	0.54	0.84	<5	0.2	0.03	8.5	7.41	<0.1
A0964331	Drill Core		0.016	44.0	4.4	0.32	70.1	0.051	<20	0.99	0.048	0.57	0.2	1.1	0.27	0.36	<5	0.1	<0.02	3.3	3.00	<0.1
A0964332	Drill Core		0.050	27.4	51.1	1.11	93.1	0.114	<20	2.61	0.058	1.06	0.2	3.9	0.51	0.27	<5	0.2	0.07	6.8	5.86	<0.1
A0964334	Drill Core		0.057	28.4	27.2	0.84	73.6	0.103	<20	2.28	0.161	0.90	0.2	3.3	0.44	2.92	6	0.3	0.08	6.2	4.88	<0.1
A0964333	Drill Core		0.017	36.1	2.1	0.89	52.7	0.057	<20	0.92	0.060	0.65	0.2	1.7	0.35	0.99	33	0.1	<0.02	4.1	2.85	<0.1
A0964335	Drill Core		0.079	36.7	7.5	0.77	58.3	0.116	<20	2.35	0.163	0.97	0.2	1.6	0.46	0.97	<5	<0.1	<0.02	5.6	3.89	<0.1
A0964336	Drill Core		0.016	43.3	2.2	0.22	44.5	0.075	<20	0.74	0.066	0.49	0.4	1.5	0.36	0.22	<5	<0.1	<0.02	3.2	3.84	<0.1
A0964337	Drill Core		0.016	45.2	0.8	0.26	114.9	0.068	<20	0.71	0.061	0.49	1.1	1.6	0.32	0.36	<5	0.2	<0.02	3.2	4.07	<0.1
A0964338	Drill Core		0.018	44.8	2.1	0.14	53.6	0.006	<20	0.86	0.053	0.38	0.1	0.4	0.12	1.49	<5	0.1	<0.02	1.8	0.74	<0.1
A0964339	Drill Core		0.059	28.6	10.9	0.79	59.6	0.178	<20	1.34	0.072	0.65	0.7	2.9	0.24	0.29	<5	0.1	<0.02	6.4	2.75	<0.1
A0964340	Drill Core		0.068	27.8	31.0	1.12	116.8	0.173	<20	1.71	0.063	1.27	0.3	2.7	0.39	1.19	<5	0.4	0.06	5.6	4.17	<0.1
A0964341	Drill Core		0.051	25.7	6.8	0.57	61.0	0.082	<20	0.87	0.054	0.53	0.4	1.9	0.19	1.23	<5	0.6	0.17	3.8	1.60	<0.1
A0964342	Drill Core		0.055	18.4	9.7	0.81	20.4	0.042	<20	1.21	0.044	0.18	0.1	1.6	0.06	0.25	<5	<0.1	<0.02	6.0	1.47	<0.1
A0964343	Drill Core		0.054	25.1	8.0	0.65	75.9	0.114	<20	1.04	0.060	0.59	1.3	2.1	0.21	0.71	<5	0.5	0.06	4.4	2.84	<0.1
A0964344	Drill Core		0.054	28.0	13.7	0.82	74.9	0.176	<20	1.38	0.096	0.70	0.2	4.0	0.25	0.36	<5	0.1	0.03	6.9	2.86	<0.1
A0964345	Drill Core		0.056	27.2	12.5	0.85	80.6	0.176	<20	1.42	0.071	0.76	0.2	3.6	0.27	0.18	<5	0.1	<0.02	7.2	2.69	<0.1
A0964346	Drill Core		0.067	25.3	23.4	1.06	221.1	0.231	<20	1.82	0.088	1.29	0.7	6.3	0.43	0.21	<5	0.2	<0.02	8.3	5.13	<0.1
A0964347	Drill Core		0.070	30.3	11.4	0.92	92.8	0.213	<20	1.59	0.091	1.09	2.8	3.8	0.41	0.44	<5	0.1	0.03	6.6	3.58	<0.1
A0964348	Drill Core		0.055	26.2	11.8	0.56	65.4	0.109	<20	0.95	0.072	0.68	0.3	2.6	0.24	0.88	<5	0.2	0.04	4.3	2.02	<0.1
A0964349	Drill Core		0.054	27.5	14.4	0.67	84.9	0.154	<20	1.25	0.088	0.93	1.7	3.0	0.38	0.45	<5	0.4	0.04	5.6	3.44	<0.1
A0964350	Drill Core		0.056	27.8	13.6	0.71	64.7	0.173	<20	1.41	0.101	1.00	3.0	2.2	0.44	0.29	<5	0.2	0.03	5.3	4.74	<0.1
A0964351	Drill Core		0.055	28.8	12.9	0.70	60.2	0.153	<20	1.18	0.078	0.88	1.2	2.5	0.44	0.60	<5	1.6	0.09	5.2	4.70	<0.1
A0964352	Drill Core		0.055	28.3	11.7	0.78	81.1	0.152	<20	1.50	0.105	1.00	4.6	2.1	0.43	0.40	<5	0.4	0.05	5.7	4.33	<0.1
A0964353	Drill Core		0.048	26.4	6.6	0.41	64.5	0.066	<20	1.05	0.058	0.66	11.6	1.0	0.26	0.89	<5	0.5	0.09	3.5	1.98	<0.1
A0964354	Drill Core		0.059	29.6	9.1	0.63	70.5	0.105	<20	1.46	0.093	0.85	1.7	1.5	0.37	0.77	<5	0.3	0.09	4.4	2.70	<0.1
A0964355	Drill Core		0.055	25.2	17.5	0.73	74.6	0.098	<20	1.09	0.063	0.65	4.1	2.6	0.27	0.65	<5	1.5	0.85	5.0	2.35	<0.1

This report supersedes all previous preliminary and final reports with this file number dated prior to the date on this certificate. Signature indicates final approval; preliminary reports are unsigned and should be used for reference only.

BUREAU VERITAS MINERAL LABORATORIES Canada

www.bvna.com/mining-laboratory-services

Bureau Veritas Commodities Canada Ltd.

9050 Shaughnessy St Vancouver British Columbia V6P 6E5 Canada
PHONE (604) 253-3158

Client: **Kinross Gold Corp.**
25 York St., #17
Toronto Ontario M5J 2V5 Canada

Project: Great Bear Project
Report Date: January 22, 2025

CERTIFICATE OF ANALYSIS TIM24000353.1

	Method	AQ250	AQ250	AQ250	AQ250	AQ250	AQ250	AQ250	AQ250	AQ250	AQ250	AQ250	AQ250	AQ250	AQ250	TC006	TC000	TC000
	Analyte	Hf	Nb	Rb	Sn	Ta	Zr	Y	Ce	In	Re	Be	Li	Pd	Pt	CO2	TOT/C	TOT/S
	Unit	ppm	ppm	ppm	ppm	ppm	ppm	ppm	ppm	ppm	ppb	ppm	ppm	ppb	ppb	%	%	%
	MDL	0.02	0.02	0.1	0.1	0.05	0.1	0.01	0.1	0.02	1	0.1	0.1	10	2	0.08	0.02	0.02
A0964326	Drill Core	0.57	0.04	55.2	0.3	<0.05	23.3	7.20	53.5	<0.02	<1	0.2	14.6	<10	2	0.52		
A0964328	Drill Core	0.53	0.05	49.4	0.7	<0.05	24.7	5.12	40.8	0.02	1	0.2	25.3	<10	3	0.16		
A0964327	Drill Core	0.29	0.03	74.8	0.6	<0.05	15.2	5.00	33.5	0.03	<1	0.2	28.7	<10	2	0.38		
A0964329	Drill Core	0.46	0.04	69.9	0.5	<0.05	23.0	5.24	34.6	0.03	<1	0.2	23.7	<10	<2	<0.08		
A0964330	Drill Core	0.44	0.05	77.8	0.5	<0.05	22.4	9.19	53.4	0.02	<1	0.2	21.9	<10	<2	0.11		
A0964331	Drill Core	1.74	0.13	32.0	0.3	<0.05	76.3	10.24	86.5	<0.02	<1	<0.1	9.6	<10	<2	0.10	0.04	0.37
A0964332	Drill Core	0.73	0.06	63.8	0.4	<0.05	30.9	9.35	55.5	0.03	<1	0.3	21.2	<10	<2	0.99		
A0964334	Drill Core	0.99	0.04	55.0	0.4	<0.05	40.1	8.61	57.2	<0.02	<1	0.4	10.3	<10	<2	0.15		
A0964333	Drill Core	1.56	0.11	36.9	0.7	<0.05	61.8	8.96	71.4	<0.02	<1	<0.1	12.8	<10	<2	1.63		
A0964335	Drill Core	0.42	0.03	57.8	0.2	<0.05	20.8	8.40	72.5	<0.02	<1	0.5	10.4	<10	<2	0.24		
A0964336	Drill Core	0.44	0.15	40.1	0.4	<0.05	16.6	11.30	86.6	<0.02	<1	<0.1	6.2	<10	<2	0.29		
A0964337	Drill Core	1.12	0.24	39.2	0.3	<0.05	39.8	12.18	87.8	<0.02	<1	<0.1	6.1	<10	<2	0.34		
A0964338	Drill Core	0.72	0.05	14.1	0.2	<0.05	29.1	11.21	89.1	<0.02	<1	0.3	3.3	<10	<2	<0.08	0.03	1.36
A0964339	Drill Core	0.70	0.08	40.9	0.4	<0.05	25.5	6.13	54.9	<0.02	<1	0.1	15.5	<10	<2	0.55		
A0964340	Drill Core	0.73	0.03	64.7	0.3	<0.05	26.8	7.10	54.7	<0.02	<1	0.2	16.8	<10	<2	0.74		
A0964341	Drill Core	0.70	0.03	31.3	0.3	<0.05	23.6	5.82	50.0	<0.02	<1	<0.1	9.6	<10	<2	0.71		
A0964342	Drill Core	0.46	0.03	11.6	0.3	<0.05	17.4	5.04	36.8	<0.02	<1	0.3	14.7	<10	<2	0.88		
A0964343	Drill Core	0.93	0.06	32.7	0.4	<0.05	33.7	6.04	49.7	<0.02	<1	0.1	13.3	<10	<2	0.23		
A0964344	Drill Core	0.83	0.06	37.9	0.7	<0.05	30.7	6.88	54.4	0.02	<1	0.1	17.1	<10	<2	0.48		
A0964345	Drill Core	0.54	0.06	43.4	0.5	<0.05	22.6	6.44	53.4	<0.02	<1	0.1	18.3	<10	<2	0.67	0.18	0.18
A0964346	Drill Core	0.59	0.06	73.8	0.7	<0.05	22.4	9.84	50.6	0.02	<1	0.1	21.3	<10	<2	1.06		
A0964347	Drill Core	0.64	0.05	65.3	0.5	<0.05	25.5	7.20	60.4	<0.02	<1	0.1	16.8	<10	<2	0.93		
A0964348	Drill Core	0.74	0.03	39.8	0.3	<0.05	26.2	6.59	50.5	<0.02	<1	<0.1	9.9	<10	<2	0.48		
A0964349	Drill Core	0.73	0.04	56.7	0.5	<0.05	25.9	6.62	53.1	<0.02	<1	<0.1	11.8	<10	<2	0.69		
A0964350	Drill Core	0.63	0.06	68.7	0.2	<0.05	23.1	6.95	54.0	<0.02	<1	<0.1	12.8	<10	<2	0.52		
A0964351	Drill Core	0.76	0.04	61.8	0.3	<0.05	25.7	7.01	55.3	<0.02	<1	0.1	12.8	<10	<2	0.38		
A0964352	Drill Core	0.64	0.05	63.7	0.3	<0.05	23.6	6.97	54.4	<0.02	<1	0.1	13.8	<10	<2	0.37	0.11	0.39
A0964353	Drill Core	0.72	0.09	36.3	0.2	<0.05	27.0	5.87	50.8	<0.02	<1	0.2	9.2	<10	<2	0.20		
A0964354	Drill Core	0.55	0.05	49.3	0.2	<0.05	20.2	7.62	57.5	<0.02	<1	0.2	10.8	<10	<2	0.41		
A0964355	Drill Core	0.65	0.05	36.1	0.3	<0.05	24.7	5.53	48.1	<0.02	<1	0.1	12.2	<10	2	2.13		

This report supersedes all previous preliminary and final reports with this file number dated prior to the date on this certificate. Signature indicates final approval; preliminary reports are unsigned and should be used for reference only.

BUREAU VERITAS MINERAL LABORATORIES Canada

www.bvna.com/mining-laboratory-services

Bureau Veritas Commodities Canada Ltd.

9050 Shaughnessy St Vancouver British Columbia V6P 6E5 Canada
PHONE (604) 253-3158

Client: **Kinross Gold Corp.**
25 York St., #17
Toronto Ontario M5J 2V5 Canada

Project: Great Bear Project
Report Date: January 22, 2025

CERTIFICATE OF ANALYSIS TIM24000353.1

Method		WGHT	AQ250	AQ250	AQ250	AQ250	AQ250	AQ250	AQ250	AQ250	AQ250	AQ250	AQ250	AQ250	AQ250	AQ250	AQ250	AQ250	AQ250	AQ250	AQ250
Analyte		Wgt	Mo	Cu	Pb	Zn	Ag	Ni	Co	Mn	Fe	As	U	Au	Th	Sr	Cd	Sb	Bi	V	Ca
Unit		kg	ppm	ppm	ppm	ppm	ppb	ppm	ppm	ppm	%	ppm	ppm	ppb	ppm	ppm	ppm	ppm	ppm	ppm	%
MDL		0.01	0.01	0.01	0.01	0.1	2	0.1	0.1	1	0.01	0.1	0.1	0.2	0.1	0.5	0.01	0.02	0.02	1	0.01
A0964356	Drill Core	3.51	1.05	50.68	2.96	76.8	196	60.7	22.0	296	3.80	93.6	1.0	133.3	4.2	40.0	0.05	0.11	0.20	70	0.44
A0964357	Drill Core	2.97	1.54	63.54	2.89	94.1	211	67.5	22.9	233	4.30	42.6	1.2	5.0	5.3	12.4	0.05	0.21	0.32	70	0.37
A0964358	Drill Core	2.79	1.16	56.30	8.28	88.8	215	66.2	22.9	460	4.65	123.6	1.0	4.5	5.7	53.5	0.06	0.09	0.21	89	1.01
A0964359	Drill Core	3.30	1.21	48.71	2.55	60.8	181	71.2	23.9	252	5.83	90.3	0.9	10.3	4.0	14.1	0.03	0.05	0.24	117	0.37
A0964360	Drill Core	2.45	1.08	29.06	3.06	31.6	188	41.3	13.7	326	5.74	79.5	1.1	9.8	6.8	21.3	0.02	0.07	0.44	60	0.38
A0964361	Drill Core	2.06	1.68	23.64	5.25	53.4	271	2.4	4.0	311	1.96	19.7	1.5	5.0	10.4	50.3	0.07	0.26	0.37	10	1.11
A0964362	Drill Core	1.58	1.17	9.30	5.78	52.9	187	0.3	2.0	280	1.41	103.8	1.6	14.7	10.9	9.1	0.06	0.31	0.25	<1	0.65
A0964363	Drill Core	2.41	1.69	10.03	7.84	43.0	354	1.7	3.8	310	1.93	144.1	1.6	13.3	9.5	13.7	0.06	0.39	0.26	13	0.84
A0964364	Drill Core	1.94	1.70	11.79	7.51	47.7	449	1.8	2.8	167	1.69	76.3	2.1	16.5	12.8	6.5	0.06	0.23	0.10	3	0.17
A0964365	Drill Core	2.31	1.57	6.76	5.08	32.2	285	0.8	2.3	78	1.31	52.6	1.8	45.5	11.0	8.1	0.04	0.09	0.07	<1	0.14

This report supersedes all previous preliminary and final reports with this file number dated prior to the date on this certificate. Signature indicates final approval; preliminary reports are unsigned and should be used for reference only.

BUREAU VERITAS MINERAL LABORATORIES Canada

www.bvna.com/mining-laboratory-services

Bureau Veritas Commodities Canada Ltd.

9050 Shaughnessy St Vancouver British Columbia V6P 6E5 Canada
PHONE (604) 253-3158

Client: **Kinross Gold Corp.**
25 York St., #17
Toronto Ontario M5J 2V5 Canada

Project: Great Bear Project
Report Date: January 22, 2025

CERTIFICATE OF ANALYSIS TIM24000353.1

	Method	AQ250	AQ250	AQ250	AQ250	AQ250	AQ250	AQ250	AQ250	AQ250	AQ250	AQ250	AQ250	AQ250	AQ250	AQ250	AQ250	AQ250	AQ250	AQ250	AQ250
	Analyte	P	La	Cr	Mg	Ba	Ti	B	Al	Na	K	W	Sc	Tl	S	Hg	Se	Te	Ga	Cs	Ge
	Unit	%	ppm	ppm	%	ppm	%	ppm	%	%	%	ppm	ppm	ppm	%	ppb	ppm	ppm	ppm	ppm	ppm
	MDL	0.001	0.5	0.5	0.01	0.5	0.001	20	0.01	0.001	0.01	0.1	0.1	0.02	0.02	5	0.1	0.02	0.1	0.02	0.1
A0964356	Drill Core	0.060	18.4	101.5	1.47	128.6	0.151	<20	2.71	0.103	1.32	0.2	6.8	0.51	0.29	<5	0.3	0.06	8.5	5.02	<0.1
A0964357	Drill Core	0.058	21.8	87.3	1.35	110.7	0.142	<20	2.68	0.058	1.22	0.1	6.6	0.58	0.35	<5	0.2	0.05	8.4	4.06	<0.1
A0964358	Drill Core	0.059	25.0	104.4	1.49	190.7	0.236	<20	3.47	0.125	1.68	0.5	9.2	0.52	0.35	<5	0.2	0.04	11.7	5.06	<0.1
A0964359	Drill Core	0.059	16.6	139.9	1.82	317.2	0.262	<20	3.78	0.110	2.25	0.4	12.9	0.62	0.32	<5	0.2	0.04	12.9	7.96	0.1
A0964360	Drill Core	0.057	28.4	49.1	1.35	181.5	0.220	<20	3.17	0.111	1.97	0.2	5.9	0.81	0.74	<5	0.1	0.05	8.6	9.16	<0.1
A0964361	Drill Core	0.034	40.4	8.8	0.48	64.6	0.041	<20	1.77	0.115	0.55	0.1	1.3	0.27	1.59	<5	0.1	<0.02	4.3	2.20	<0.1
A0964362	Drill Core	0.016	44.2	0.9	0.16	47.7	0.024	<20	0.43	0.051	0.30	0.1	1.0	0.15	1.07	<5	<0.1	<0.02	1.7	1.05	<0.1
A0964363	Drill Core	0.032	38.8	5.2	0.36	86.5	0.059	<20	0.71	0.079	0.46	0.2	1.5	0.28	1.13	<5	0.2	0.03	2.6	2.64	<0.1
A0964364	Drill Core	0.015	41.7	11.1	0.22	78.2	0.022	<20	0.64	0.040	0.44	0.2	1.1	0.17	1.11	<5	0.2	<0.02	2.3	1.64	<0.1
A0964365	Drill Core	0.018	42.5	2.2	0.06	57.5	0.005	<20	0.66	0.032	0.38	0.2	0.4	0.09	0.73	<5	<0.1	<0.02	1.6	0.34	<0.1

This report supersedes all previous preliminary and final reports with this file number dated prior to the date on this certificate. Signature indicates final approval; preliminary reports are unsigned and should be used for reference only.

BUREAU VERITAS MINERAL LABORATORIES Canada

www.bvna.com/mining-laboratory-services

Bureau Veritas Commodities Canada Ltd.

9050 Shaughnessy St Vancouver British Columbia V6P 6E5 Canada
PHONE (604) 253-3158

Client: **Kinross Gold Corp.**
25 York St., #17
Toronto Ontario M5J 2V5 Canada

Project: Great Bear Project
Report Date: January 22, 2025

CERTIFICATE OF ANALYSIS TIM24000353.1

Method		AQ250	AQ250	AQ250	AQ250	AQ250	AQ250	AQ250	AQ250	AQ250	AQ250	AQ250	AQ250	AQ250	AQ250	TC006	TC000	TC000
Analyte		Hf	Nb	Rb	Sn	Ta	Zr	Y	Ce	In	Re	Be	Li	Pd	Pt	CO2	TOT/C	TOT/S
Unit		ppm	ppm	ppm	ppm	ppm	ppm	ppm	ppm	ppm	ppb	ppm	ppm	ppb	ppb	%	%	%
MDL		0.02	0.02	0.1	0.1	0.05	0.1	0.01	0.1	0.02	1	0.1	0.1	10	2	0.08	0.02	0.02
A0964356	Drill Core	0.52	0.04	67.0	0.4	<0.05	23.7	5.24	37.4	<0.02	<1	0.2	19.8	<10	<2	0.08		
A0964357	Drill Core	0.53	0.06	69.9	0.4	<0.05	24.1	5.73	43.4	<0.02	1	0.2	16.7	<10	3	0.22		
A0964358	Drill Core	0.67	0.05	75.3	0.6	<0.05	26.9	8.64	50.9	0.03	<1	0.3	19.3	<10	<2	0.31		
A0964359	Drill Core	0.42	0.04	92.1	1.0	<0.05	19.4	5.46	34.5	0.05	<1	0.2	23.7	<10	2	<0.08	0.04	0.34
A0964360	Drill Core	0.53	0.04	106.4	0.5	<0.05	26.5	8.67	58.0	<0.02	<1	0.3	28.1	<10	<2	<0.08		
A0964361	Drill Core	1.70	0.08	30.3	0.4	<0.05	70.3	10.65	79.9	<0.02	<1	0.6	8.5	<10	<2	0.44		
A0964362	Drill Core	1.82	0.14	16.1	0.2	<0.05	70.6	8.90	86.2	<0.02	<1	<0.1	3.9	<10	<2	0.61		
A0964363	Drill Core	1.35	0.05	29.7	0.2	<0.05	47.5	8.73	75.5	<0.02	<1	0.1	6.1	<10	<2	0.80		
A0964364	Drill Core	0.59	0.07	19.5	0.2	<0.05	21.9	9.59	82.8	<0.02	<1	<0.1	3.7	<10	<2	0.14		
A0964365	Drill Core	0.32	0.04	12.1	0.2	<0.05	13.6	12.50	84.8	<0.02	<1	0.1	2.3	<10	<2	<0.08		

This report supersedes all previous preliminary and final reports with this file number dated prior to the date on this certificate. Signature indicates final approval; preliminary reports are unsigned and should be used for reference only.

BUREAU VERITAS MINERAL LABORATORIES Canada

www.bvna.com/mining-laboratory-services

Bureau Veritas Commodities Canada Ltd.
9050 Shaughnessy St Vancouver British Columbia V6P 6E5 Canada
PHONE (604) 253-3158

Client: **Kinross Gold Corp.**
25 York St., #17
Toronto Ontario M5J 2V5 Canada

Project: Great Bear Project
Report Date: January 22, 2025

QUALITY CONTROL REPORT TIM24000353.1

	Method	WGHT	AQ250	AQ250	AQ250	AQ250	AQ250	AQ250	AQ250	AQ250	AQ250	AQ250	AQ250	AQ250	AQ250	AQ250	AQ250	AQ250	AQ250	AQ250	AQ250
	Analyte	Wgt	Mo	Cu	Pb	Zn	Ag	Ni	Co	Mn	Fe	As	U	Au	Th	Sr	Cd	Sb	Bi	V	Ca
	Unit	kg	ppm	ppm	ppm	ppm	ppb	ppm	ppm	ppm	%	ppm	ppm	ppb	ppm	ppm	ppm	ppm	ppm	ppm	%
	MDL	0.01	0.01	0.01	0.01	0.1	2	0.1	0.1	1	0.01	0.1	0.1	0.2	0.1	0.5	0.01	0.02	0.02	1	0.01
Pulp Duplicates																					
A0963562	Drill Core	1.87	1.26	7.49	3.56	36.8	251	0.5	1.7	250	1.34	29.8	1.6	19.6	10.9	9.8	0.03	0.19	0.17	<1	0.47
REP A0963562	QC		1.36	7.49	3.62	36.7	246	0.5	1.8	252	1.34	30.9	1.6	10.7	11.0	9.7	0.03	0.19	0.17	<1	0.48
A0963564	Drill Core	2.62	1.53	5.48	5.75	50.6	206	1.4	2.9	141	1.79	24.8	1.5	6.5	10.9	20.3	0.06	0.26	0.20	5	0.32
REP A0963564	QC																				
A0963565	Drill Core	1.47	1.37	20.93	4.39	43.3	149	0.4	1.9	204	1.34	22.9	1.7	5.2	11.3	6.8	0.03	0.14	0.21	<1	0.35
REP A0963565	QC																				
A0964318	Drill Core	2.15	0.43	52.03	38.33	236.0	457	18.8	10.2	530	2.18	33.7	1.6	621.7	7.4	15.0	0.76	0.10	0.09	31	0.87
REP A0964318	QC		0.43	51.13	38.48	240.0	486	18.8	10.1	538	2.16	32.9	1.6	925.3	7.7	14.7	0.76	0.10	0.08	31	0.89
A0964321	Drill Core	1.49	0.33	19.48	2.55	54.2	122	16.3	10.2	435	2.49	18.2	1.2	60.3	6.9	13.5	0.03	0.06	0.06	39	0.81
REP A0964321	QC																				
A0964350	Drill Core	1.08	0.49	19.82	3.78	50.4	225	15.7	9.5	377	2.23	48.7	1.6	11.7	7.4	16.5	0.03	0.10	<0.02	33	0.71
REP A0964350	QC		0.48	19.93	3.93	50.9	224	15.8	9.8	385	2.28	52.4	1.6	16.5	7.6	16.9	0.04	0.10	0.02	34	0.71
A0964357	Drill Core	2.97	1.54	63.54	2.89	94.1	211	67.5	22.9	233	4.30	42.6	1.2	5.0	5.3	12.4	0.05	0.21	0.32	70	0.37
REP A0964357	QC																				
Core Reject Duplicates																					
A0964365	Drill Core	2.31	1.57	6.76	5.08	32.2	285	0.8	2.3	78	1.31	52.6	1.8	45.5	11.0	8.1	0.04	0.09	0.07	<1	0.14
DUP A0964365	QC		1.60	7.00	5.35	33.1	312	0.8	2.3	83	1.37	53.0	1.8	59.8	11.8	8.2	0.04	0.10	0.08	<1	0.14
Reference Materials																					
STD BVGEO01	Standard		9.93	4267.91	183.55	1732.3	2418	157.4	23.5	710	3.47	114.8	3.4	213.5	13.7	50.7	5.75	2.55	23.68	69	1.23
STD BVGEO01	Standard		10.03	4257.50	180.99	1678.0	2402	162.5	23.7	710	3.64	115.5	3.5	207.8	12.9	52.5	5.82	2.01	23.05	73	1.26
STD BVGEO01	Standard		9.47	4265.32	180.17	1676.3	2315	161.7	23.5	714	3.50	113.0	3.5	203.3	13.2	50.8	5.78	1.99	23.07	68	1.23
STD BVGEO01	Standard		9.97	4426.30	180.26	1719.5	2442	157.4	23.6	729	3.60	122.4	3.6	216.1	13.9	55.0	6.06	1.98	23.02	70	1.31
STD COO2	Standard																				
STD COO2	Standard																				
STD COO2	Standard																				
STD COO2	Standard																				
STD GS311-1	Standard																				
STD OREAS262	Standard		0.63	112.79	56.54	148.8	451	62.3	26.5	548	3.14	35.3	1.1	61.8	8.7	34.5	0.61	3.32	0.97	21	2.94

This report supersedes all previous preliminary and final reports with this file number dated prior to the date on this certificate. Signature indicates final approval; preliminary reports are unsigned and should be used for reference only.

BUREAU VERITAS MINERAL LABORATORIES Canada

www.bvna.com/mining-laboratory-services

Bureau Veritas Commodities Canada Ltd.
9050 Shaughnessy St Vancouver British Columbia V6P 6E5 Canada
PHONE (604) 253-3158

Client: **Kinross Gold Corp.**
25 York St., #17
Toronto Ontario M5J 2V5 Canada

Project: Great Bear Project
Report Date: January 22, 2025

QUALITY CONTROL REPORT TIM24000353.1

	Method	AQ250	AQ250	AQ250	AQ250	AQ250	AQ250	AQ250	AQ250	AQ250	AQ250	AQ250	AQ250	AQ250	AQ250	AQ250	AQ250	AQ250	AQ250	AQ250	AQ250
	Analyte	P	La	Cr	Mg	Ba	Ti	B	Al	Na	K	W	Sc	Tl	S	Hg	Se	Te	Ga	Cs	Ge
	Unit	%	ppm	ppm	%	ppm	%	ppm	%	%	%	ppm	ppm	ppm	%	ppb	ppm	ppm	ppm	ppm	ppm
	MDL	0.001	0.5	0.5	0.01	0.5	0.001	20	0.01	0.001	0.01	0.1	0.1	0.02	0.02	5	0.1	0.02	0.1	0.02	0.1
Pulp Duplicates																					
A0963562	Drill Core	0.015	42.8	1.9	0.15	47.0	0.036	<20	0.53	0.059	0.34	0.3	1.2	0.18	0.52	5	0.1	<0.02	2.2	1.55	<0.1
REP A0963562	QC	0.015	43.4	1.9	0.15	47.4	0.035	<20	0.54	0.059	0.34	0.3	1.2	0.19	0.53	<5	<0.1	<0.02	2.2	1.60	<0.1
A0963564	Drill Core	0.025	42.2	4.3	0.21	70.0	0.015	<20	0.90	0.041	0.43	0.1	0.6	0.19	1.58	7	<0.1	<0.02	2.0	1.28	<0.1
REP A0963564	QC																				
A0963565	Drill Core	0.017	45.4	1.5	0.15	55.7	0.026	<20	0.52	0.046	0.30	0.2	0.9	0.14	0.85	<5	0.1	<0.02	2.1	0.93	<0.1
REP A0963565	QC																				
A0964318	Drill Core	0.074	31.1	20.4	0.83	93.4	0.142	<20	1.25	0.065	0.93	1.8	2.6	0.34	0.69	<5	0.3	0.02	4.7	3.56	<0.1
REP A0964318	QC	0.077	31.4	20.2	0.82	94.6	0.143	<20	1.27	0.066	0.94	2.1	2.6	0.35	0.71	<5	0.2	0.02	4.7	3.62	<0.1
A0964321	Drill Core	0.064	28.5	11.5	0.85	70.3	0.182	<20	1.43	0.068	1.09	2.4	2.7	0.36	0.28	<5	<0.1	<0.02	5.7	3.45	<0.1
REP A0964321	QC																				
A0964350	Drill Core	0.056	27.8	13.6	0.71	64.7	0.173	<20	1.41	0.101	1.00	3.0	2.2	0.44	0.29	<5	0.2	0.03	5.3	4.74	<0.1
REP A0964350	QC	0.058	29.1	13.8	0.73	67.3	0.179	<20	1.41	0.102	1.02	2.4	2.3	0.46	0.29	<5	0.1	0.03	5.3	4.83	<0.1
A0964357	Drill Core	0.058	21.8	87.3	1.35	110.7	0.142	<20	2.68	0.058	1.22	0.1	6.6	0.58	0.35	<5	0.2	0.05	8.4	4.06	<0.1
REP A0964357	QC																				
Core Reject Duplicates																					
A0964365	Drill Core	0.018	42.5	2.2	0.06	57.5	0.005	<20	0.66	0.032	0.38	0.2	0.4	0.09	0.73	<5	<0.1	<0.02	1.6	0.34	<0.1
DUP A0964365	QC	0.018	45.7	1.2	0.06	55.5	0.005	<20	0.60	0.031	0.35	0.2	0.4	0.09	0.74	<5	<0.1	<0.02	1.5	0.34	<0.1
Reference Materials																					
STD BVGEO01	Standard	0.068	25.4	152.8	1.24	322.1	0.225	<20	2.09	0.171	0.88	4.3	5.2	0.60	0.65	86	4.7	0.97	6.6	6.91	<0.1
STD BVGEO01	Standard	0.071	25.2	170.7	1.29	317.4	0.228	<20	2.21	0.181	0.86	3.3	5.7	0.58	0.67	98	4.9	1.03	6.9	6.98	<0.1
STD BVGEO01	Standard	0.073	24.8	154.0	1.23	316.7	0.223	<20	2.11	0.172	0.85	3.9	5.5	0.62	0.64	97	4.5	0.94	6.7	6.79	<0.1
STD BVGEO01	Standard	0.074	25.7	166.6	1.26	329.3	0.224	<20	2.28	0.185	0.89	3.7	5.6	0.59	0.68	108	4.8	0.97	6.9	6.91	<0.1
STD COO2	Standard																				
STD COO2	Standard																				
STD COO2	Standard																				
STD COO2	Standard																				
STD GS311-1	Standard																				
STD OREAS262	Standard	0.038	15.5	39.8	1.16	241.2	0.003	<20	1.15	0.067	0.30	0.1	2.9	0.46	0.25	162	0.6	0.23	3.6	2.38	<0.1

This report supersedes all previous preliminary and final reports with this file number dated prior to the date on this certificate. Signature indicates final approval; preliminary reports are unsigned and should be used for reference only.

BUREAU VERITAS MINERAL LABORATORIES Canada

www.bvna.com/mining-laboratory-services

Bureau Veritas Commodities Canada Ltd.
9050 Shaughnessy St Vancouver British Columbia V6P 6E5 Canada
PHONE (604) 253-3158

Client: **Kinross Gold Corp.**
25 York St., #17
Toronto Ontario M5J 2V5 Canada

Project: Great Bear Project
Report Date: January 22, 2025

QUALITY CONTROL REPORT TIM24000353.1

	Method	AQ250	AQ250	AQ250	AQ250	AQ250	AQ250	AQ250	AQ250	AQ250	AQ250	AQ250	AQ250	AQ250	AQ250	TC006	TC000	TC000
	Analyte	Hf	Nb	Rb	Sn	Ta	Zr	Y	Ce	In	Re	Be	Li	Pd	Pt	CO2	TOT/C	TOT/S
	Unit	ppm	ppm	ppm	ppm	ppm	ppm	ppm	ppm	ppm	ppb	ppm	ppm	ppb	ppb	%	%	%
	MDL	0.02	0.02	0.1	0.1	0.05	0.1	0.01	0.1	0.02	1	0.1	0.1	10	2	0.08	0.02	0.02
Pulp Duplicates																		
A0963562	Drill Core	0.88	0.19	20.0	0.3	<0.05	31.2	10.84	83.2	<0.02	<1	<0.1	3.4	<10	<2	0.43		
REP A0963562	QC	0.91	0.22	20.5	0.3	<0.05	31.4	11.05	84.2	<0.02	<1	<0.1	3.4	<10	<2			
A0963564	Drill Core	0.81	0.05	19.6	0.2	<0.05	31.8	11.78	82.1	<0.02	<1	0.4	3.9	<10	<2	0.14	0.05	1.47
REP A0963564	QC																0.05	1.50
A0963565	Drill Core	0.95	0.16	16.1	0.2	<0.05	33.2	10.31	88.1	<0.02	<1	<0.1	4.4	<10	<2	0.34		
REP A0963565	QC															0.27		
A0964318	Drill Core	0.73	0.03	54.2	0.4	<0.05	29.2	6.86	60.1	<0.02	<1	0.1	15.2	<10	<2	0.79		
REP A0964318	QC	0.79	0.03	53.5	0.4	<0.05	29.2	6.70	60.7	<0.02	<1	0.1	15.1	<10	<2			
A0964321	Drill Core	0.56	0.05	58.9	0.2	<0.05	21.7	6.54	55.3	<0.02	<1	<0.1	13.2	<10	<2	0.72		
REP A0964321	QC															0.73		
A0964350	Drill Core	0.63	0.06	68.7	0.2	<0.05	23.1	6.95	54.0	<0.02	<1	<0.1	12.8	<10	<2	0.52		
REP A0964350	QC	0.65	0.06	69.0	0.2	<0.05	23.7	6.85	55.3	<0.02	<1	0.1	13.0	<10	<2			
A0964357	Drill Core	0.53	0.06	69.9	0.4	<0.05	24.1	5.73	43.4	<0.02	1	0.2	16.7	<10	3	0.22		
REP A0964357	QC															0.19		
Core Reject Duplicates																		
A0964365	Drill Core	0.32	0.04	12.1	0.2	<0.05	13.6	12.50	84.8	<0.02	<1	0.1	2.3	<10	<2	<0.08		
DUP A0964365	QC	0.36	0.03	11.6	0.2	<0.05	14.5	12.75	89.4	<0.02	<1	0.1	2.2	<10	<2	<0.08		
Reference Materials																		
STD BVGEO01	Standard	0.31	0.18	87.7	5.1	<0.05	9.3	13.50	50.9	0.41	4	0.6	18.1	131	178			
STD BVGEO01	Standard	0.32	0.14	92.3	5.1	<0.05	10.4	13.95	51.9	0.42	3	0.6	19.1	128	182			
STD BVGEO01	Standard	0.33	0.13	87.0	4.9	<0.05	10.4	13.81	50.3	0.42	4	0.7	18.7	130	174			
STD BVGEO01	Standard	0.34	0.15	90.1	5.3	<0.05	10.4	14.14	52.3	0.42	4	0.7	20.6	129	183			
STD COO2	Standard															3.81		
STD COO2	Standard															3.69		
STD COO2	Standard															3.58		
STD COO2	Standard															3.76		
STD GS311-1	Standard																0.96	2.14
STD OREAS262	Standard	0.26	<0.02	17.1	0.5	<0.05	10.6	10.31	32.0	0.03	1	1.0	15.8	<10	<2			

This report supersedes all previous preliminary and final reports with this file number dated prior to the date on this certificate. Signature indicates final approval; preliminary reports are unsigned and should be used for reference only.

BUREAU VERITAS MINERAL LABORATORIES Canada

www.bvna.com/mining-laboratory-services

Bureau Veritas Commodities Canada Ltd.
9050 Shaughnessy St Vancouver British Columbia V6P 6E5 Canada
PHONE (604) 253-3158

Client: **Kinross Gold Corp.**
25 York St., #17
Toronto Ontario M5J 2V5 Canada

Project: Great Bear Project
Report Date: January 22, 2025

QUALITY CONTROL REPORT TIM24000353.1

		WGHT	AQ250	AQ250	AQ250	AQ250	AQ250	AQ250	AQ250	AQ250	AQ250	AQ250	AQ250	AQ250	AQ250	AQ250	AQ250	AQ250	AQ250	AQ250	AQ250
		Wgt	Mo	Cu	Pb	Zn	Ag	Ni	Co	Mn	Fe	As	U	Au	Th	Sr	Cd	Sb	Bi	V	Ca
		kg	ppm	ppm	ppm	ppm	ppb	ppm	ppm	ppm	%	ppm	ppm	ppb	ppm	ppm	ppm	ppm	ppm	ppm	%
		0.01	0.01	0.01	0.01	0.1	2	0.1	0.1	1	0.01	0.1	0.1	0.2	0.1	0.5	0.01	0.02	0.02	1	0.01
STD OREAS262	Standard		0.58	112.54	54.95	150.7	431	62.3	26.3	527	3.20	35.6	1.1	55.2	9.0	34.3	0.61	2.11	0.95	21	2.90
STD OREAS262	Standard		0.60	109.76	54.99	147.4	437	61.5	25.1	525	3.04	35.0	1.1	60.3	8.5	33.1	0.59	2.59	0.93	20	2.83
STD OREAS262	Standard		0.62	119.88	57.32	162.1	465	65.7	28.7	579	3.32	38.2	1.1	61.9	9.2	35.6	0.62	2.54	0.99	20	3.22
STD OREAS279	Standard																				
STD OREAS279	Standard																				
STD OREAS279	Standard																				
STD OREAS279	Standard																				
STD OREAS279	Standard																				
STD BVGEO01 Expected			10.8	4415	187	1712	2530	163	25	706	3.7	121	3.67	214	14.4	55	6.25	2.2	24.3	73	1.3219
STD OREAS262 Expected			0.68	118	56	154	450	62	26.9	530	3.284	35.8	1.22	65	9.33	36	0.61	3.39	1.03	22.5	2.98
STD GS311-1 Expected																					
STD COO2 Expected																					
STD OREAS279 Expected																					
BLK	Blank		<0.01	0.02	0.02	<0.1	<2	<0.1	<0.1	<1	<0.01	<0.1	<0.1	<0.2	<0.1	<0.5	<0.01	<0.02	<0.02	<1	<0.01
BLK	Blank		<0.01	0.02	0.02	<0.1	<2	<0.1	<0.1	<1	<0.01	<0.1	<0.1	<0.2	<0.1	<0.5	<0.01	<0.02	<0.02	<1	<0.01
BLK	Blank		<0.01	<0.01	0.02	<0.1	<2	<0.1	<0.1	<1	<0.01	<0.1	<0.1	<0.2	<0.1	<0.5	<0.01	<0.02	<0.02	<1	<0.01
BLK	Blank		<0.01	0.04	0.02	<0.1	<2	<0.1	<0.1	<1	<0.01	0.1	<0.1	<0.2	<0.1	<0.5	<0.01	<0.02	<0.02	<1	<0.01
BLK	Blank																				
BLK	Blank																				
BLK	Blank																				
BLK	Blank																				
BLK	Blank																				
Prep Wash																					
ROCK-TIM	Prep Blank		0.82	2.64	0.72	26.3	4	0.7	3.2	425	1.64	0.6	0.4	1.6	2.3	17.7	<0.01	<0.02	<0.02	20	0.52
ROCK-TIM	Prep Blank		1.05	2.04	0.73	29.1	5	1.1	3.4	444	1.79	0.7	0.4	0.6	2.2	19.0	0.02	<0.02	<0.02	20	0.51

This report supersedes all previous preliminary and final reports with this file number dated prior to the date on this certificate. Signature indicates final approval; preliminary reports are unsigned and should be used for reference only.

BUREAU VERITAS MINERAL LABORATORIES Canada

www.bvna.com/mining-laboratory-services

Bureau Veritas Commodities Canada Ltd.
9050 Shaughnessy St Vancouver British Columbia V6P 6E5 Canada
PHONE (604) 253-3158

Client: **Kinross Gold Corp.**
25 York St., #17
Toronto Ontario M5J 2V5 Canada

Project: Great Bear Project
Report Date: January 22, 2025

QUALITY CONTROL REPORT TIM24000353.1

		AQ250 P % 0.001	AQ250 La ppm 0.5	AQ250 Cr ppm 0.5	AQ250 Mg % 0.01	AQ250 Ba ppm 0.5	AQ250 Ti % 0.001	AQ250 B ppm 20	AQ250 Al % 0.01	AQ250 Na % 0.001	AQ250 K % 0.01	AQ250 W ppm 0.1	AQ250 Sc ppm 0.1	AQ250 Tl ppm 0.02	AQ250 S % 0.02	AQ250 Hg ppb 5	AQ250 Se ppm 0.1	AQ250 Te ppm 0.02	AQ250 Ga ppm 0.1	AQ250 Cs ppm 0.02	AQ250 Ge ppm 0.1
STD OREAS262	Standard	0.039	16.7	41.1	1.16	241.7	0.003	<20	1.22	0.067	0.30	0.1	3.0	0.45	0.26	174	0.6	0.22	3.7	2.33	<0.1
STD OREAS262	Standard	0.039	15.0	38.4	1.10	234.3	0.003	<20	1.10	0.063	0.27	0.1	2.9	0.47	0.24	164	0.5	0.21	3.5	2.33	<0.1
STD OREAS262	Standard	0.043	15.9	43.8	1.23	255.2	0.003	<20	1.29	0.069	0.29	0.1	3.1	0.47	0.26	175	0.6	0.25	3.8	2.46	<0.1
STD OREAS279	Standard																				
STD OREAS279	Standard																				
STD OREAS279	Standard																				
STD OREAS279	Standard																				
STD OREAS279	Standard																				
STD BVGEO01 Expected		0.0727	25.9	171	1.3175	332	0.233		2.2628	0.1924	0.8669	3.5	5.97	0.62	0.6655	100	4.84	1.02	7.37	7.36	0.15
STD OREAS262 Expected		0.04	15.9	41.7	1.17	248	0.003		1.3	0.071	0.312	0.13	3.24	0.47	0.269	170	0.4	0.23	3.9	2.8	
STD GS311-1 Expected																					
STD COO2 Expected																					
STD OREAS279 Expected																					
BLK	Blank	<0.001	<0.5	<0.5	<0.01	<0.5	<0.001	<20	<0.01	<0.001	<0.01	<0.1	<0.1	<0.02	<0.02	<5	<0.1	<0.02	<0.1	<0.02	<0.1
BLK	Blank	<0.001	<0.5	<0.5	<0.01	<0.5	<0.001	<20	<0.01	<0.001	<0.01	<0.1	<0.1	<0.02	<0.02	<5	<0.1	<0.02	<0.1	<0.02	<0.1
BLK	Blank	<0.001	<0.5	<0.5	<0.01	<0.5	<0.001	<20	<0.01	<0.001	<0.01	<0.1	<0.1	<0.02	<0.02	<5	<0.1	<0.02	<0.1	<0.02	<0.1
BLK	Blank	<0.001	<0.5	<0.5	<0.01	<0.5	<0.001	<20	<0.01	<0.001	<0.01	<0.1	<0.1	<0.02	<0.02	5	<0.1	<0.02	<0.1	<0.02	<0.1
BLK	Blank																				
BLK	Blank																				
BLK	Blank																				
BLK	Blank																				
BLK	Blank																				
Prep Wash																					
ROCK-TIM	Prep Blank	0.040	5.4	2.3	0.42	46.8	0.074	<20	0.79	0.071	0.07	<0.1	2.1	<0.02	<0.02	<5	<0.1	<0.02	3.5	0.15	<0.1
ROCK-TIM	Prep Blank	0.039	5.5	4.0	0.44	45.5	0.072	<20	0.79	0.064	0.06	<0.1	2.1	<0.02	<0.02	<5	<0.1	<0.02	3.6	0.17	<0.1

This report supersedes all previous preliminary and final reports with this file number dated prior to the date on this certificate. Signature indicates final approval; preliminary reports are unsigned and should be used for reference only.

BUREAU VERITAS MINERAL LABORATORIES Canada

www.bvna.com/mining-laboratory-services

Bureau Veritas Commodities Canada Ltd.

9050 Shaughnessy St Vancouver British Columbia V6P 6E5 Canada

PHONE (604) 253-3158

Client: **Kinross Gold Corp.**
25 York St., #17
Toronto Ontario M5J 2V5 Canada

Project: Great Bear Project
Report Date: January 22, 2025

QUALITY CONTROL REPORT TIM24000353.1

		AQ250 Hf ppm 0.02	AQ250 Nb ppm 0.02	AQ250 Rb ppm 0.1	AQ250 Sn ppm 0.1	AQ250 Ta ppm 0.05	AQ250 Zr ppm 0.1	AQ250 Y ppm 0.01	AQ250 Ce ppm 0.1	AQ250 In ppm 0.02	AQ250 Re ppb 1	AQ250 Be ppm 0.1	AQ250 Li ppm 0.1	AQ250 Pd ppb 10	AQ250 Pt ppb 2	TC006 CO2 % 0.08	TC000 TOT/C % 0.02	TC000 TOT/S % 0.02
STD OREAS262	Standard	0.21	<0.02	18.6	0.5	<0.05	9.6	10.49	33.3	0.03	<1	1.0	16.3	<10	<2			
STD OREAS262	Standard	0.24	<0.02	17.0	0.5	<0.05	10.4	9.91	30.1	0.03	<1	1.1	15.2	<10	<2			
STD OREAS262	Standard	0.28	<0.02	18.6	0.5	<0.05	11.5	10.81	33.5	0.03	1	1.2	17.7	<10	<2			
STD OREAS279	Standard																1.09	1.22
STD OREAS279	Standard															3.13		
STD OREAS279	Standard															3.19		
STD OREAS279	Standard															3.25		
STD OREAS279	Standard															3.29		
STD BVGEO01 Expected		0.32	0.17	95	5.64		9.1	14.5	53	0.45	4	0.69	21.4	134	182			
STD OREAS262 Expected		0.17		18.6	0.5		7.7	11.2	32	0.033		1.14	17.8					
STD GS311-1 Expected																	1.02	2.35
STD COO2 Expected																3.612		
STD OREAS279 Expected																3.29	1.13	1.27
BLK	Blank	<0.02	<0.02	<0.1	<0.1	<0.05	<0.1	<0.01	<0.1	<0.02	<1	<0.1	<0.1	<10	<2			
BLK	Blank	<0.02	<0.02	<0.1	<0.1	<0.05	<0.1	<0.01	<0.1	<0.02	<1	<0.1	<0.1	<10	<2			
BLK	Blank	<0.02	<0.02	<0.1	<0.1	<0.05	<0.1	<0.01	<0.1	<0.02	<1	<0.1	<0.1	<10	<2			
BLK	Blank	<0.02	<0.02	<0.1	<0.1	<0.05	<0.1	<0.01	<0.1	<0.02	<1	<0.1	<0.1	<10	<2			
BLK	Blank																<0.02	0.02
BLK	Blank															<0.08		
BLK	Blank															<0.08		
BLK	Blank															<0.08		
BLK	Blank															<0.08		
Prep Wash																		
ROCK-TIM	Prep Blank	0.15	0.11	1.9	0.3	<0.05	3.6	7.64	11.1	<0.02	<1	0.2	1.3	<10	<2	0.16		
ROCK-TIM	Prep Blank	0.14	0.12	1.8	0.3	<0.05	3.4	7.62	11.1	<0.02	<1	0.2	1.4	<10	<2	0.16		

This report supersedes all previous preliminary and final reports with this file number dated prior to the date on this certificate. Signature indicates final approval; preliminary reports are unsigned and should be used for reference only.

BUREAU VERITAS MINERAL LABORATORIES Canada

www.bvna.com/mining-laboratory-services

Bureau Veritas Commodities Canada Ltd.
9050 Shaughnessy St Vancouver British Columbia V6P 6E5 Canada
PHONE (604) 253-3158

Client: **Kinross Gold Corp.**
25 York St., #17
Toronto Ontario M5J 2V5 Canada

Submitted By:	Matthew Hart
Receiving Lab:	Canada-Timmins
Received:	August 01, 2024
Analysis Start:	August 29, 2024
Report Date:	January 21, 2025
Page:	1 of 5

CERTIFICATE OF ANALYSIS TIM24000354.1

CLIENT JOB INFORMATION

Project:	Great Bear Project
Shipment ID:	
P.O. Number	GTFS002-FPR022-06
Number of Samples:	100

SAMPLE DISPOSAL

DISP-PLP	Dispose of Pulp After 90 days
DISP-RJT	Dispose of Reject After 60 days

Bureau Veritas does not accept responsibility for samples left at the laboratory after 90 days without prior written instructions for sample storage or return.

SAMPLE PREPARATION AND ANALYTICAL PROCEDURES

Procedure Code	Number of Samples	Code Description	Test Wgt (g)	Report Status	Lab
PRP75-1KG	100	Crush, split and pulverize 1kg of sample to 200 mesh		Completed	TIM
SPTPL	100	Splitting of pulp samples for client		Completed	TIM
ARCHIVE	100	Charges for Split Archive			TIM
SHP01	100	Per sample shipping charges for branch shipments			TIM
AQ250_EXT	100	1:1:1 Aqua Regia digestion Ultratrace ICP-MS analysis	0.5	Completed	VAN
TC006	100	15% HClO4 leach, CO2 analysis by Leco	0.2	Completed	VAN
Split ABA	15	Analysis sample split/packet for ABA Analysis			BUB
TC000	15	Analysis by Leco	0.1	Completed	VAN
ABA	15	Modified Sobek Acid Base Accounting		Completed	BUB

ADDITIONAL COMMENTS

Invoice To: Great Bear Resources Ltd.
25 York Street, Unit 1700
Toronto Ontario M5J 2V5
Canada

CC: Kinross Distrubution

TIMOTHY YAO
Data Validation Specialist

This report supersedes all previous preliminary and final reports with this file number dated prior to the date on this certificate. Signature indicates final approval; preliminary reports are unsigned and should be used for reference only.
All results are considered the confidential property of the client. Bureau Veritas assumes the liabilities for actual cost of analysis only. Results apply to samples as submitted.
"*" asterisk indicates that an analytical result could not be provided due to unusually high levels of interference from other elements.

BUREAU VERITAS MINERAL LABORATORIES Canada

www.bvna.com/mining-laboratory-services

Bureau Veritas Commodities Canada Ltd.

9050 Shaughnessy St Vancouver British Columbia V6P 6E5 Canada
PHONE (604) 253-3158

Client: **Kinross Gold Corp.**
25 York St., #17
Toronto Ontario M5J 2V5 Canada

Project: Great Bear Project
Report Date: January 21, 2025

CERTIFICATE OF ANALYSIS TIM24000354.1

Method		WGHT	AQ250	AQ250	AQ250	AQ250	AQ250	AQ250	AQ250	AQ250	AQ250	AQ250	AQ250	AQ250	AQ250	AQ250	AQ250	AQ250	AQ250	AQ250	AQ250
Analyte		Wgt	Mo	Cu	Pb	Zn	Ag	Ni	Co	Mn	Fe	As	U	Au	Th	Sr	Cd	Sb	Bi	V	Ca
Unit		kg	ppm	ppm	ppm	ppm	ppb	ppm	ppm	ppm	%	ppm	ppm	ppb	ppm	ppm	ppm	ppm	ppm	ppm	%
MDL		0.01	0.01	0.01	0.01	0.1	2	0.1	0.1	1	0.01	0.1	0.1	0.2	0.1	0.5	0.01	0.02	0.02	1	0.01
A0964366	Drill Core	1.50	1.89	8.33	8.16	28.1	1810	0.6	2.3	71	1.26	46.2	4.7	6247.3	12.1	16.5	0.04	0.13	0.10	<1	0.26
A0964367	Drill Core	2.28	1.82	8.71	3.15	17.3	265	0.6	2.1	184	1.13	157.7	2.3	40.7	12.0	8.0	0.03	0.25	13.70	<1	0.41
A0964368	Drill Core	1.31	1.46	25.17	3.26	43.1	243	2.3	3.1	348	1.77	23.7	1.6	4.3	11.5	13.2	0.03	0.14	0.21	7	0.61
A0964369	Drill Core	2.98	2.45	11.38	3.33	49.4	597	1.1	2.5	317	1.81	27.4	1.4	1437.3	10.6	11.9	0.06	0.28	0.20	4	0.88
A0964370	Drill Core	1.63	2.42	16.31	4.66	20.5	619	2.7	3.7	218	1.82	1262.1	1.5	1356.1	10.4	8.6	0.05	0.48	0.49	4	0.64
A0964371	Drill Core	2.16	1.26	19.94	3.55	59.1	258	18.3	11.4	444	2.64	219.9	1.4	53.9	7.7	21.3	0.05	0.26	0.18	39	1.20
A0964372	Drill Core	3.02	3.06	48.72	4.02	84.3	190	47.1	17.7	325	4.98	443.5	1.2	274.9	7.2	27.7	0.06	0.11	0.26	83	0.56
A0964373	Drill Core	1.24	1.77	41.90	1.91	48.8	140	62.2	21.9	157	7.80	59.2	0.9	84.5	3.7	4.6	0.02	0.03	2.14	118	0.19
A0964374	Drill Core	3.35	1.76	58.67	2.48	42.6	99	74.4	24.5	303	4.64	122.1	1.1	6.4	4.4	7.0	0.03	0.08	0.19	89	0.15
A0964375	Drill Core	2.40	2.15	10.36	5.43	69.0	177	2.3	3.2	385	1.95	222.8	1.2	198.7	9.9	10.4	0.12	0.13	0.09	5	0.86
A0963898	Drill Core	1.68	0.59	36.11	19.11	85.0	283	14.8	9.3	447	2.37	31.1	1.4	497.9	7.1	10.3	0.34	0.10	0.04	34	0.92
A0963899	Drill Core	2.12	0.89	44.35	49.61	87.6	400	15.7	9.8	491	2.58	147.0	1.8	142.8	8.5	10.7	0.07	0.14	0.02	39	0.73
A0963900	Drill Core	0.89	0.51	79.60	49.04	52.6	762	13.9	9.1	394	2.12	200.0	1.3	1225.0	7.1	11.5	0.14	0.17	0.10	23	1.12
A0963901	Drill Core	1.12	0.87	22.64	6.72	60.1	201	16.3	9.7	433	2.58	145.9	1.6	9.6	7.8	15.3	0.07	0.13	0.05	39	0.84
A0963902	Drill Core	2.19	0.69	32.79	39.41	102.5	571	15.5	10.7	503	2.68	215.1	1.3	1731.6	7.3	13.4	0.21	0.22	0.31	39	1.18
A0963903	Drill Core	0.71	1.21	65.49	2.29	81.2	387	50.3	16.9	331	9.30	115.0	0.9	47.0	5.4	8.4	0.03	0.06	0.28	86	0.36
A0963904	Drill Core	1.58	2.17	19.35	7.71	50.4	149	9.4	8.2	281	2.17	2.5	2.0	2.0	9.5	11.1	0.06	0.04	0.19	17	0.25
A0963905	Drill Core	3.41	1.67	73.39	4.38	106.1	221	70.2	23.6	276	4.25	274.7	1.4	20.6	5.7	9.9	0.08	0.11	0.30	76	0.26
A0963906	Drill Core	2.51	4.72	25.88	3.21	64.4	402	21.2	12.0	519	2.64	61.0	1.4	4.9	8.3	19.7	0.04	0.18	0.11	40	1.01
A0963907	Drill Core	3.43	1.52	13.73	3.97	46.2	231	1.0	2.1	220	1.45	32.3	1.6	9.0	11.9	6.1	0.06	0.30	0.13	1	0.33
A0963908	Drill Core	3.27	1.98	9.84	5.97	48.3	302	2.0	4.1	332	2.00	61.0	1.4	22.3	10.1	12.1	0.06	0.29	0.15	15	0.59
A0963909	Drill Core	2.76	1.74	4.29	5.35	36.8	310	1.1	2.4	170	1.55	75.7	1.7	5.8	11.9	6.4	0.07	0.50	0.13	2	0.32
A0963910	Drill Core	3.03	1.79	7.45	3.73	44.6	305	1.2	2.2	294	1.38	70.9	1.8	8.8	11.6	13.7	0.06	0.22	0.26	3	0.51
A0963911	Drill Core	2.60	1.33	12.43	4.71	50.2	292	5.6	4.6	341	1.93	191.8	1.7	39.6	10.9	19.1	0.04	0.23	0.19	11	0.65
A0963912	Drill Core	2.70	1.23	11.80	5.07	41.0	175	4.4	3.5	350	1.65	24.2	1.4	6.6	10.6	12.1	0.05	0.12	0.24	9	0.67
A0963913	Drill Core	2.88	1.56	8.53	3.35	36.6	132	0.7	1.9	242	1.25	120.8	1.5	27.7	11.8	7.8	0.07	0.11	0.16	<1	0.53
A0963914	Drill Core	3.46	1.53	24.22	5.85	65.9	496	20.1	12.1	593	2.96	105.7	1.4	10.1	7.9	19.5	0.09	0.21	0.36	37	1.20
A0963915	Drill Core	2.98	3.68	24.22	3.45	70.9	122	3.1	3.4	373	1.94	2.4	1.4	2.6	10.3	15.3	0.21	0.07	0.13	7	0.50
A0963916	Drill Core	1.34	2.42	42.90	3.99	47.5	171	5.6	6.1	299	2.48	1.4	1.4	9.1	10.2	10.4	0.06	0.07	1.86	11	0.29
A0963917	Drill Core	3.10	1.68	56.86	2.37	26.8	138	68.5	23.3	301	4.27	119.9	1.2	12.8	5.3	7.9	0.04	0.13	0.23	76	0.19

This report supersedes all previous preliminary and final reports with this file number dated prior to the date on this certificate. Signature indicates final approval; preliminary reports are unsigned and should be used for reference only.

BUREAU VERITAS MINERAL LABORATORIES Canada

www.bvna.com/mining-laboratory-services

Bureau Veritas Commodities Canada Ltd.

9050 Shaughnessy St Vancouver British Columbia V6P 6E5 Canada
PHONE (604) 253-3158

Client: **Kinross Gold Corp.**
25 York St., #17
Toronto Ontario M5J 2V5 Canada

Project: Great Bear Project
Report Date: January 21, 2025

CERTIFICATE OF ANALYSIS TIM24000354.1

	Method	AQ250	AQ250	AQ250	AQ250	AQ250	AQ250	AQ250	AQ250	AQ250	AQ250	AQ250	AQ250	AQ250	AQ250	AQ250	AQ250	AQ250	AQ250	AQ250	AQ250
	Analyte	P	La	Cr	Mg	Ba	Ti	B	Al	Na	K	W	Sc	Tl	S	Hg	Se	Te	Ga	Cs	Ge
	Unit	%	ppm	ppm	%	ppm	%	ppm	%	%	%	ppm	ppm	ppm	%	ppb	ppm	ppm	ppm	ppm	ppm
	MDL	0.001	0.5	0.5	0.01	0.5	0.001	20	0.01	0.001	0.01	0.1	0.1	0.02	0.02	5	0.1	0.02	0.1	0.02	0.1
A0964366	Drill Core	0.017	45.9	1.0	0.07	21.6	0.004	<20	0.54	0.041	0.19	<0.1	0.3	0.07	0.96	<5	<0.1	<0.02	0.9	0.36	<0.1
A0964367	Drill Core	0.016	43.6	2.3	0.26	62.9	0.038	<20	0.76	0.038	0.51	0.2	1.0	0.22	0.22	<5	0.2	0.03	2.5	2.08	<0.1
A0964368	Drill Core	0.026	45.7	4.1	0.26	127.3	0.095	<20	0.82	0.061	0.62	0.5	1.8	0.37	0.20	<5	<0.1	<0.02	3.8	3.57	<0.1
A0964369	Drill Core	0.019	43.6	3.8	0.23	100.3	0.049	<20	0.61	0.063	0.31	0.4	1.4	0.17	0.46	<5	0.7	0.02	2.9	1.95	<0.1
A0964370	Drill Core	0.022	34.5	5.4	0.20	35.3	0.024	<20	0.56	0.045	0.20	0.4	0.9	0.09	0.66	<5	5.4	0.04	2.6	1.04	<0.1
A0964371	Drill Core	0.073	33.6	15.7	0.83	99.2	0.168	<20	1.24	0.058	0.94	0.6	3.6	0.37	0.87	<5	0.2	<0.02	5.2	2.93	<0.1
A0964372	Drill Core	0.051	30.1	74.4	1.21	285.1	0.220	<20	3.03	0.135	1.70	4.5	9.6	0.54	0.43	<5	0.7	0.07	9.9	6.81	<0.1
A0964373	Drill Core	0.077	14.0	109.2	1.60	455.5	0.308	<20	3.87	0.047	2.60	0.6	11.1	0.76	0.25	<5	0.3	0.15	14.6	16.82	0.2
A0964374	Drill Core	0.053	17.8	90.3	1.49	145.6	0.211	<20	2.88	0.061	1.82	0.2	9.4	0.55	0.17	<5	0.2	0.04	9.4	6.44	<0.1
A0964375	Drill Core	0.027	39.4	4.1	0.26	76.0	0.088	<20	0.82	0.049	0.56	0.4	1.8	0.32	0.37	<5	0.2	<0.02	3.5	3.99	<0.1
A0963898	Drill Core	0.057	26.2	17.9	0.89	58.8	0.099	<20	1.27	0.043	0.49	0.5	2.4	0.20	0.30	<5	0.4	0.03	6.5	2.38	<0.1
A0963899	Drill Core	0.060	31.6	17.6	0.85	67.0	0.145	<20	1.32	0.053	0.76	18.1	3.3	0.32	0.46	<5	0.7	0.08	6.1	3.62	<0.1
A0963900	Drill Core	0.051	24.0	12.9	0.62	20.8	0.082	<20	0.94	0.043	0.19	1.7	1.7	0.08	0.61	<5	1.4	0.20	4.5	0.65	<0.1
A0963901	Drill Core	0.057	28.2	18.2	0.83	87.1	0.192	<20	1.46	0.092	0.99	2.2	3.3	0.44	0.31	<5	0.3	0.06	6.0	3.95	<0.1
A0963902	Drill Core	0.065	30.0	12.3	0.83	94.2	0.178	<20	1.31	0.059	1.02	11.2	2.8	0.38	0.57	<5	0.8	0.11	5.3	3.16	<0.1
A0963903	Drill Core	0.082	22.0	93.8	1.59	238.1	0.241	<20	3.29	0.047	2.03	0.2	9.0	0.50	1.12	<5	0.3	0.08	11.3	12.92	0.2
A0963904	Drill Core	0.066	33.9	8.1	0.63	87.8	0.097	<20	1.28	0.055	0.81	0.1	1.4	0.36	0.34	<5	0.1	<0.02	4.5	2.48	<0.1
A0963905	Drill Core	0.054	21.6	93.6	1.35	142.4	0.186	<20	2.64	0.072	1.58	0.4	8.2	0.55	0.33	<5	0.3	0.07	8.8	5.25	<0.1
A0963906	Drill Core	0.070	31.0	33.3	1.14	104.3	0.172	<20	1.91	0.107	1.12	1.1	2.4	0.61	0.42	<5	0.1	<0.02	6.0	5.35	<0.1
A0963907	Drill Core	0.018	48.2	2.7	0.18	46.7	0.028	<20	0.50	0.043	0.34	0.1	0.9	0.17	0.78	<5	<0.1	<0.02	1.8	1.21	<0.1
A0963908	Drill Core	0.034	42.2	6.3	0.47	96.2	0.057	<20	0.84	0.039	0.61	0.2	1.5	0.32	1.00	<5	0.1	<0.02	2.9	2.83	<0.1
A0963909	Drill Core	0.017	46.6	4.0	0.18	99.0	0.020	<20	0.54	0.034	0.33	0.1	0.9	0.13	1.00	<5	<0.1	<0.02	1.9	0.74	<0.1
A0963910	Drill Core	0.024	44.9	2.9	0.30	47.9	0.037	<20	0.90	0.056	0.47	0.3	1.0	0.29	0.50	<5	0.2	<0.02	2.7	2.22	<0.1
A0963911	Drill Core	0.025	40.5	20.1	0.53	82.5	0.052	<20	1.08	0.049	0.64	0.4	1.3	0.34	0.65	<5	0.3	<0.02	2.9	3.03	<0.1
A0963912	Drill Core	0.023	44.0	14.2	0.37	95.3	0.074	<20	0.84	0.047	0.58	0.7	1.4	0.33	0.25	<5	0.1	<0.02	3.0	3.68	<0.1
A0963913	Drill Core	0.016	45.2	3.0	0.16	51.2	0.027	<20	0.52	0.036	0.28	0.2	1.0	0.15	0.26	<5	0.3	<0.02	2.2	1.63	<0.1
A0963914	Drill Core	0.083	35.9	15.9	0.87	76.5	0.158	<20	1.39	0.079	0.86	0.5	3.0	0.39	0.85	<5	0.2	0.03	5.3	2.97	<0.1
A0963915	Drill Core	0.026	42.6	8.8	0.44	96.8	0.073	<20	1.03	0.061	0.56	0.1	1.8	0.29	0.28	<5	0.1	<0.02	4.2	2.56	<0.1
A0963916	Drill Core	0.028	37.4	9.4	0.51	137.7	0.107	<20	1.26	0.052	0.77	0.2	2.4	0.40	0.24	<5	0.2	<0.02	5.2	2.93	<0.1
A0963917	Drill Core	0.052	14.7	81.2	1.45	90.0	0.133	<20	2.53	0.042	1.00	0.1	7.9	0.38	0.18	<5	0.2	0.04	8.7	3.11	<0.1

This report supersedes all previous preliminary and final reports with this file number dated prior to the date on this certificate. Signature indicates final approval; preliminary reports are unsigned and should be used for reference only.

BUREAU VERITAS MINERAL LABORATORIES Canada

www.bvna.com/mining-laboratory-services

Bureau Veritas Commodities Canada Ltd.

9050 Shaughnessy St Vancouver British Columbia V6P 6E5 Canada
PHONE (604) 253-3158

Client: **Kinross Gold Corp.**
25 York St., #17
Toronto Ontario M5J 2V5 Canada

Project: Great Bear Project
Report Date: January 21, 2025

CERTIFICATE OF ANALYSIS TIM24000354.1

	Method	AQ250	AQ250	AQ250	AQ250	AQ250	AQ250	AQ250	AQ250	AQ250	AQ250	AQ250	AQ250	AQ250	AQ250	TC006	TC000	TC000
	Analyte	Hf	Nb	Rb	Sn	Ta	Zr	Y	Ce	In	Re	Be	Li	Pd	Pt	CO2	TOT/C	TOT/S
	Unit	ppm	ppm	ppm	ppm	ppm	ppm	ppm	ppm	ppm	ppb	ppm	ppm	ppb	ppb	%	%	%
	MDL	0.02	0.02	0.1	0.1	0.05	0.1	0.01	0.1	0.02	1	0.1	0.1	10	2	0.08	0.02	0.02
A0964366	Drill Core	0.31	0.04	7.7	<0.1	<0.05	12.1	13.54	89.9	<0.02	2	0.3	1.2	<10	<2	<0.08	<0.02	0.89
A0964367	Drill Core	0.85	0.16	26.1	0.2	<0.05	30.6	12.99	86.2	<0.02	<1	<0.1	6.3	<10	<2	0.32		
A0964368	Drill Core	1.15	0.18	42.7	0.5	<0.05	38.5	11.35	90.2	<0.02	<1	<0.1	8.0	<10	<2	0.58		
A0964369	Drill Core	1.67	0.19	18.7	0.3	<0.05	62.1	8.49	84.0	<0.02	<1	0.1	5.3	<10	2	0.87		
A0964370	Drill Core	0.76	0.14	10.0	0.2	<0.05	30.6	8.58	67.6	<0.02	<1	0.1	6.2	<10	2	0.47		
A0964371	Drill Core	0.41	0.05	50.1	0.3	<0.05	15.5	6.48	66.4	<0.02	<1	<0.1	9.6	<10	<2	1.15		
A0964372	Drill Core	0.97	0.03	75.0	0.8	<0.05	37.8	11.05	61.1	0.03	<1	0.2	14.3	<10	<2	0.12		
A0964373	Drill Core	0.51	0.03	118.4	1.7	<0.05	21.7	4.37	28.3	0.06	1	0.3	25.9	<10	3	<0.08		
A0964374	Drill Core	0.71	0.02	86.8	0.7	<0.05	30.8	5.27	36.5	0.03	1	0.1	16.0	<10	2	<0.08	0.02	0.16
A0964375	Drill Core	1.06	0.16	38.0	0.3	<0.05	37.2	9.93	76.4	<0.02	<1	<0.1	7.5	<10	2	0.58		
A0963898	Drill Core	0.56	0.04	27.2	0.5	<0.05	19.1	5.83	49.4	<0.02	1	0.3	26.7	<10	2	0.53		
A0963899	Drill Core	0.48	<0.02	45.0	0.6	<0.05	16.4	6.77	60.3	<0.02	<1	0.2	20.6	<10	<2	0.54		
A0963900	Drill Core	0.39	0.07	9.4	0.4	<0.05	13.7	6.00	46.7	<0.02	<1	0.3	13.8	<10	<2	0.86		
A0963901	Drill Core	0.48	0.05	63.4	0.5	<0.05	16.2	6.52	55.6	<0.02	<1	0.1	15.4	<10	3	0.62		
A0963902	Drill Core	0.42	0.04	57.5	0.4	<0.05	16.4	5.93	58.4	<0.02	<1	<0.1	13.6	<10	2	1.10	0.30	0.58
A0963903	Drill Core	0.30	<0.02	71.2	0.7	<0.05	13.7	7.78	44.2	0.03	<1	0.1	29.1	<10	2	0.13		
A0963904	Drill Core	0.56	0.06	44.3	0.3	<0.05	19.5	7.46	65.2	<0.02	<1	0.2	13.5	<10	<2	<0.08		
A0963905	Drill Core	0.71	<0.02	77.1	0.7	<0.05	29.6	6.11	44.0	0.03	1	0.2	22.4	<10	2	<0.08		
A0963906	Drill Core	0.50	<0.02	70.0	0.3	<0.05	19.1	7.12	62.1	<0.02	<1	0.2	16.8	<10	2	0.61		
A0963907	Drill Core	1.54	0.09	19.7	0.2	<0.05	60.2	9.39	92.5	<0.02	<1	<0.1	4.3	<10	<2	0.25		
A0963908	Drill Core	1.07	0.05	37.9	0.3	<0.05	37.4	10.78	80.5	<0.02	<1	0.2	8.5	<10	2	0.44		
A0963909	Drill Core	0.56	0.12	14.7	0.2	<0.05	20.0	10.01	90.8	<0.02	<1	<0.1	4.1	<10	<2	0.26	0.09	0.95
A0963910	Drill Core	0.81	0.09	27.8	0.2	<0.05	28.9	11.70	87.6	<0.02	<1	0.2	6.9	<10	<2	0.35		
A0963911	Drill Core	0.41	0.05	36.4	0.3	<0.05	14.7	10.95	80.3	<0.02	<1	0.2	6.1	<10	<2	0.47		
A0963912	Drill Core	1.09	0.11	35.7	0.3	<0.05	38.1	10.31	84.6	<0.02	<1	<0.1	6.8	<10	<2	0.47		
A0963913	Drill Core	0.81	0.12	15.3	0.4	<0.05	33.9	9.17	86.0	<0.02	<1	0.1	4.3	<10	<2	0.41		
A0963914	Drill Core	0.57	0.05	47.6	0.3	<0.05	21.3	7.01	70.2	<0.02	<1	0.1	10.0	<10	<2	1.02		
A0963915	Drill Core	1.17	0.10	32.0	0.3	<0.05	42.5	9.54	82.3	<0.02	<1	0.2	8.7	<10	4	0.38		
A0963916	Drill Core	1.08	0.07	45.3	0.5	<0.05	40.4	10.06	71.8	0.05	<1	0.2	12.8	<10	<2	0.20	0.06	0.23
A0963917	Drill Core	0.64	0.03	57.4	0.6	<0.05	25.8	5.57	30.1	0.02	1	0.2	12.6	<10	3	<0.08		

This report supersedes all previous preliminary and final reports with this file number dated prior to the date on this certificate. Signature indicates final approval; preliminary reports are unsigned and should be used for reference only.

BUREAU VERITAS MINERAL LABORATORIES Canada

www.bvna.com/mining-laboratory-services

Bureau Veritas Commodities Canada Ltd.

9050 Shaughnessy St Vancouver British Columbia V6P 6E5 Canada
PHONE (604) 253-3158

Client: **Kinross Gold Corp.**
25 York St., #17
Toronto Ontario M5J 2V5 Canada

Project: Great Bear Project
Report Date: January 21, 2025

CERTIFICATE OF ANALYSIS TIM24000354.1

	Method	WGHT	AQ250	AQ250	AQ250	AQ250	AQ250	AQ250	AQ250	AQ250	AQ250	AQ250	AQ250	AQ250	AQ250	AQ250	AQ250	AQ250	AQ250	AQ250	AQ250
	Analyte	Wgt	Mo	Cu	Pb	Zn	Ag	Ni	Co	Mn	Fe	As	U	Au	Th	Sr	Cd	Sb	Bi	V	Ca
	Unit	kg	ppm	ppm	ppm	ppm	ppb	ppm	ppm	ppm	%	ppm	ppm	ppb	ppm	ppm	ppm	ppm	ppm	ppm	%
	MDL	0.01	0.01	0.01	0.01	0.1	2	0.1	0.1	1	0.01	0.1	0.1	0.2	0.1	0.5	0.01	0.02	0.02	1	0.01
A0963918	Drill Core	3.75	1.92	56.88	4.54	38.9	184	59.3	21.2	206	5.19	143.6	0.9	19.9	4.4	14.7	0.07	0.06	0.24	91	0.26
A0963919	Drill Core	3.01	1.10	6.34	3.65	47.4	107	2.1	2.8	303	1.69	2.3	1.2	14.3	10.3	12.7	0.05	0.12	0.10	3	0.47
A0963920	Drill Core	2.58	2.65	100.86	2.11	66.9	182	14.2	7.8	189	2.05	1.4	1.1	17.2	4.6	35.3	0.09	0.10	0.16	17	0.59
A0963921	Drill Core	3.14	1.36	13.09	4.60	120.0	130	6.2	4.6	142	1.34	71.5	1.1	28.3	8.6	27.8	0.19	0.11	0.11	5	0.52
A0963644	Drill Core	3.23	1.08	22.24	4.72	56.4	221	15.4	9.0	482	2.37	18.4	1.3	156.4	6.9	9.4	0.11	0.12	0.18	33	0.62
A0963645	Drill Core	1.69	0.77	35.90	3.68	70.0	229	55.6	16.5	537	2.97	17.4	1.4	56.3	7.6	78.1	0.08	0.15	0.06	53	1.93
A0963646	Drill Core	1.72	0.66	35.58	7.86	83.7	299	22.3	15.4	755	3.46	6.9	1.1	30.8	5.4	32.3	0.09	0.05	0.06	77	1.83
A0963647	Drill Core	3.15	0.77	19.91	46.86	75.9	435	15.0	8.7	510	2.17	7.6	1.3	2403.9	6.9	13.2	0.18	0.12	0.17	30	0.68
A0963648	Drill Core	3.25	0.71	21.22	17.03	131.1	276	18.4	10.3	627	2.59	5.9	1.7	308.0	8.3	12.3	0.35	0.09	0.07	38	0.71
A0963649	Drill Core	3.35	0.93	21.83	8.16	86.4	187	16.5	11.4	527	2.74	5.2	1.9	32.2	10.1	16.6	0.07	0.09	0.03	44	0.85
A0963650	Drill Core	2.83	1.04	29.82	9.12	76.4	298	13.7	11.7	552	2.86	7.8	1.1	13.2	7.1	19.4	0.11	0.11	0.22	46	0.91
A0962951	Drill Core	3.38	1.32	17.15	5.69	70.2	169	12.3	9.0	470	2.30	7.5	1.6	13.0	7.9	13.5	0.07	0.08	0.06	30	0.88
A0962952	Drill Core	3.28	1.02	18.47	3.57	61.2	198	16.3	9.7	439	2.37	6.0	1.6	105.0	7.7	15.8	0.04	0.06	0.07	37	0.84
A0962953	Drill Core	1.06	0.84	17.40	3.99	30.7	150	8.5	4.8	224	1.46	10.3	0.7	12.7	3.6	22.4	0.03	0.08	0.10	16	1.20
A0962954	Drill Core	3.33	1.23	21.33	4.21	60.5	249	13.7	9.3	763	2.61	9.8	1.4	236.2	7.1	24.6	0.11	0.05	0.13	44	1.51
A0962955	Drill Core	2.26	0.85	23.33	7.32	72.8	217	15.7	10.9	518	2.66	9.5	1.4	8.4	7.5	22.6	0.09	0.07	0.08	44	0.84
A0962956	Drill Core	1.87	1.29	21.88	3.94	60.1	132	14.1	9.2	499	2.36	7.8	1.6	3.1	7.8	20.1	0.05	0.06	0.03	39	0.78
A0962957	Drill Core	2.93	0.79	27.82	3.62	45.6	103	14.1	10.3	461	2.23	6.5	1.5	10.1	7.6	26.6	0.03	0.07	0.04	33	0.90
A0962958	Drill Core	2.96	0.74	45.99	15.20	72.3	217	16.8	10.2	481	2.62	10.2	1.4	117.4	7.1	18.3	0.09	0.08	0.06	42	1.03
A0962959	Drill Core	3.39	0.75	36.03	4.49	82.6	154	14.0	9.1	408	2.21	7.5	1.6	5.4	7.8	13.7	0.09	0.06	0.05	37	0.65
A0962960	Drill Core	3.29	0.87	20.82	3.21	61.2	161	13.9	9.1	428	2.32	14.3	1.6	88.5	7.9	14.7	0.05	0.08	0.04	38	0.65
A0962961	Drill Core	2.69	1.66	23.04	9.15	50.4	280	15.0	10.3	317	2.02	27.8	1.6	246.8	7.8	15.2	0.04	0.09	0.11	30	0.35
A0962962	Drill Core	3.19	1.68	18.57	3.29	52.2	260	16.4	10.0	462	2.46	33.1	1.6	39.2	7.7	20.3	0.06	0.10	0.05	37	0.88
A0962963	Drill Core	2.19	1.66	24.28	12.46	68.6	320	15.9	9.8	422	2.26	57.0	1.7	18.4	8.1	13.1	0.06	0.12	0.04	36	0.77
A0962964	Drill Core	2.24	1.14	26.22	47.26	47.4	1083	14.7	9.8	245	3.30	188.1	1.6	2777.3	7.2	5.3	0.11	0.30	0.12	9	0.42
A0962965	Drill Core	1.20	0.59	37.38	76.11	475.9	790	4.2	2.9	34	0.92	108.5	0.3	2204.4	1.6	2.5	1.74	0.25	0.15	1	0.21
A0962966	Drill Core	1.17	1.21	20.48	135.68	172.4	1769	15.5	10.0	204	3.03	439.0	1.7	6546.6	7.5	3.8	0.59	0.70	0.10	6	0.25
A0962967	Drill Core	1.26	0.78	11.10	146.35	262.0	1400	14.8	9.6	88	3.89	450.0	1.7	4620.7	6.6	3.1	0.89	0.79	0.08	3	0.16
A0962969	Drill Core	1.08	1.24	81.58	75.77	237.9	1159	15.1	10.2	390	2.93	442.0	1.7	4157.2	7.4	4.2	0.89	1.00	0.04	22	0.44
A0962970	Drill Core	2.28	1.22	27.29	80.04	88.8	371	15.3	10.6	291	2.83	579.1	1.9	632.0	8.0	3.5	0.09	0.45	<0.02	13	0.28

This report supersedes all previous preliminary and final reports with this file number dated prior to the date on this certificate. Signature indicates final approval; preliminary reports are unsigned and should be used for reference only.

BUREAU VERITAS MINERAL LABORATORIES Canada

www.bvna.com/mining-laboratory-services

Bureau Veritas Commodities Canada Ltd.

9050 Shaughnessy St Vancouver British Columbia V6P 6E5 Canada
PHONE (604) 253-3158

Client: **Kinross Gold Corp.**
25 York St., #17
Toronto Ontario M5J 2V5 Canada

Project: Great Bear Project
Report Date: January 21, 2025

CERTIFICATE OF ANALYSIS TIM24000354.1

	Method	AQ250	AQ250	AQ250	AQ250	AQ250	AQ250	AQ250	AQ250	AQ250	AQ250	AQ250	AQ250	AQ250	AQ250	AQ250	AQ250	AQ250	AQ250	AQ250	AQ250
	Analyte	P	La	Cr	Mg	Ba	Ti	B	Al	Na	K	W	Sc	Tl	S	Hg	Se	Te	Ga	Cs	Ge
	Unit	%	ppm	ppm	%	ppm	%	ppm	%	%	%	ppm	ppm	ppm	%	ppb	ppm	ppm	ppm	ppm	ppm
	MDL	0.001	0.5	0.5	0.01	0.5	0.001	20	0.01	0.001	0.01	0.1	0.1	0.02	0.02	5	0.1	0.02	0.1	0.02	0.1
A0963918	Drill Core	0.062	16.2	83.1	1.39	215.8	0.219	<20	2.95	0.053	1.84	0.3	9.4	0.59	0.33	<5	0.3	0.07	9.6	7.39	<0.1
A0963919	Drill Core	0.027	41.1	3.8	0.23	83.6	0.072	<20	0.91	0.046	0.54	0.1	1.2	0.28	0.27	<5	0.1	<0.02	3.0	2.44	<0.1
A0963920	Drill Core	0.023	19.1	14.3	0.63	88.2	0.065	<20	1.55	0.064	0.69	0.1	1.7	0.22	0.27	<5	0.5	0.03	5.0	2.82	<0.1
A0963921	Drill Core	0.026	32.3	4.3	0.28	62.6	0.038	<20	1.36	0.108	0.52	0.1	1.0	0.22	0.25	<5	0.1	0.02	3.6	1.97	<0.1
A0963644	Drill Core	0.054	27.2	16.1	0.74	74.6	0.125	<20	1.08	0.060	0.85	0.2	2.8	0.37	0.81	<5	0.2	0.06	4.8	3.05	<0.1
A0963645	Drill Core	0.201	49.9	65.9	1.52	199.1	0.216	<20	1.61	0.055	1.15	1.4	3.9	0.44	0.80	<5	0.3	0.07	6.4	6.23	<0.1
A0963646	Drill Core	0.118	24.7	54.8	1.64	171.0	0.221	<20	1.94	0.053	1.38	0.5	6.1	0.64	0.72	<5	0.2	0.16	7.6	6.26	<0.1
A0963647	Drill Core	0.053	26.2	15.0	0.70	75.3	0.135	<20	1.18	0.084	0.82	0.6	2.4	0.39	0.54	<5	0.3	0.05	4.8	2.52	<0.1
A0963648	Drill Core	0.062	32.2	18.6	0.85	67.4	0.166	<20	1.33	0.068	0.86	0.5	2.9	0.42	0.50	<5	0.3	0.04	6.0	3.34	<0.1
A0963649	Drill Core	0.072	36.1	19.8	1.03	85.6	0.180	<20	1.58	0.066	0.70	0.7	3.1	0.31	0.35	<5	0.1	<0.02	6.9	3.02	<0.1
A0963650	Drill Core	0.098	32.5	13.0	1.00	58.8	0.183	<20	1.52	0.084	0.77	0.9	3.1	0.39	0.85	<5	0.2	0.03	6.3	3.34	<0.1
A0962951	Drill Core	0.078	34.9	13.0	0.73	57.6	0.157	<20	1.18	0.060	0.66	0.4	1.8	0.36	0.32	<5	0.1	<0.02	5.1	3.62	<0.1
A0962952	Drill Core	0.057	29.0	16.7	0.77	79.7	0.175	<20	1.24	0.073	0.89	1.7	3.0	0.43	0.36	<5	0.1	<0.02	5.4	4.54	<0.1
A0962953	Drill Core	0.049	13.7	6.6	0.32	26.2	0.069	<20	0.74	0.041	0.15	0.5	1.3	0.06	0.50	<5	0.1	<0.02	3.1	0.55	<0.1
A0962954	Drill Core	0.069	29.9	15.2	0.94	103.1	0.176	<20	1.54	0.095	0.84	2.6	3.7	0.38	0.47	<5	0.2	0.02	6.6	4.18	<0.1
A0962955	Drill Core	0.072	29.6	18.5	0.91	120.6	0.207	<20	1.60	0.102	0.97	0.3	3.8	0.39	0.48	<5	0.2	<0.02	6.4	3.59	<0.1
A0962956	Drill Core	0.057	27.8	14.9	0.86	123.3	0.194	<20	1.43	0.094	0.93	0.3	3.5	0.35	0.30	<5	0.1	<0.02	6.1	3.19	<0.1
A0962957	Drill Core	0.056	26.6	14.4	0.79	48.5	0.161	<20	1.16	0.063	0.28	0.7	2.4	0.08	0.36	<5	0.1	<0.02	5.6	1.89	<0.1
A0962958	Drill Core	0.058	27.3	18.6	1.04	56.4	0.177	<20	1.49	0.049	0.51	1.1	3.3	0.17	0.31	<5	0.1	<0.02	6.6	2.36	<0.1
A0962959	Drill Core	0.056	27.9	14.3	0.71	81.7	0.177	<20	1.27	0.083	0.90	1.0	3.2	0.37	0.21	<5	0.1	<0.02	5.8	3.18	<0.1
A0962960	Drill Core	0.057	27.7	15.0	0.72	85.1	0.183	<20	1.31	0.087	0.98	3.0	3.0	0.39	0.24	<5	<0.1	<0.02	5.8	3.46	<0.1
A0962961	Drill Core	0.059	28.0	14.7	0.67	132.8	0.130	<20	1.17	0.055	0.89	0.5	2.4	0.28	0.55	<5	0.2	0.02	4.3	3.79	<0.1
A0962962	Drill Core	0.057	28.8	16.6	0.84	96.0	0.173	<20	1.58	0.108	1.04	2.3	3.1	0.38	0.58	<5	0.2	0.04	6.0	3.13	<0.1
A0962963	Drill Core	0.059	29.2	19.3	0.72	93.4	0.165	<20	1.30	0.074	0.97	1.1	3.2	0.39	0.41	<5	0.2	0.03	5.4	3.63	<0.1
A0962964	Drill Core	0.059	25.6	6.9	0.26	50.2	0.039	<20	0.69	0.025	0.52	0.6	0.7	0.16	2.94	<5	1.2	0.12	2.3	1.16	<0.1
A0962965	Drill Core	0.009	21.7	2.1	0.03	9.4	0.002	<20	0.10	0.007	0.07	0.2	<0.1	0.03	0.88	11	1.0	0.15	0.3	0.08	<0.1
A0962966	Drill Core	0.059	29.8	5.0	0.21	43.4	0.029	<20	0.64	0.019	0.47	0.8	0.5	0.15	2.70	<5	1.5	0.15	1.9	0.95	<0.1
A0962967	Drill Core	0.056	24.0	2.7	0.05	29.8	0.009	<20	0.41	0.013	0.29	0.5	0.3	0.06	3.84	5	1.6	0.18	1.2	0.27	<0.1
A0962969	Drill Core	0.068	32.7	9.8	0.51	40.4	0.059	<20	0.72	0.036	0.53	0.4	1.9	0.28	2.04	<5	1.2	0.07	3.3	1.95	<0.1
A0962970	Drill Core	0.069	31.7	7.3	0.33	37.8	0.049	<20	0.68	0.032	0.51	0.5	1.0	0.22	1.91	<5	1.2	0.03	2.2	1.72	<0.1

This report supersedes all previous preliminary and final reports with this file number dated prior to the date on this certificate. Signature indicates final approval; preliminary reports are unsigned and should be used for reference only.

BUREAU VERITAS MINERAL LABORATORIES Canada

www.bvna.com/mining-laboratory-services

Bureau Veritas Commodities Canada Ltd.

9050 Shaughnessy St Vancouver British Columbia V6P 6E5 Canada
PHONE (604) 253-3158

Client: **Kinross Gold Corp.**
25 York St., #17
Toronto Ontario M5J 2V5 Canada

Project: Great Bear Project
Report Date: January 21, 2025

CERTIFICATE OF ANALYSIS TIM24000354.1

Method		AQ250	AQ250	AQ250	AQ250	AQ250	AQ250	AQ250	AQ250	AQ250	AQ250	AQ250	AQ250	AQ250	AQ250	TC006	TC000	TC000
Analyte		Hf	Nb	Rb	Sn	Ta	Zr	Y	Ce	In	Re	Be	Li	Pd	Pt	CO2	TOT/C	TOT/S
Unit		ppm	ppm	ppm	ppm	ppm	ppm	ppm	ppm	ppm	ppb	ppm	ppm	ppb	ppb	%	%	%
MDL		0.02	0.02	0.1	0.1	0.05	0.1	0.01	0.1	0.02	1	0.1	0.1	10	2	0.08	0.02	0.02
A0963918	Drill Core	0.63	0.02	82.9	0.8	<0.05	25.6	4.77	33.1	0.03	1	0.1	15.6	<10	<2	0.09		
A0963919	Drill Core	1.01	0.11	33.2	0.3	<0.05	34.9	10.58	78.2	<0.02	<1	0.1	6.9	<10	<2	0.34		
A0963920	Drill Core	0.54	<0.02	32.9	0.4	<0.05	19.9	2.97	35.3	<0.02	3	0.2	13.7	<10	2	0.28		
A0963921	Drill Core	0.74	0.11	27.6	0.2	<0.05	33.9	7.67	62.9	<0.02	<1	0.3	8.4	<10	<2	0.13		
A0963644	Drill Core	0.73	0.07	54.6	0.3	<0.05	26.1	5.45	51.6	<0.02	<1	<0.1	11.8	<10	<2	0.51		
A0963645	Drill Core	0.52	0.08	63.9	0.4	<0.05	25.9	7.71	105.1	<0.02	<1	0.2	27.5	<10	2	1.59	0.43	0.80
A0963646	Drill Core	0.58	0.04	87.1	0.4	<0.05	23.5	7.42	49.4	<0.02	<1	0.4	23.2	<10	3	1.64		
A0963647	Drill Core	0.74	0.06	53.4	0.3	<0.05	27.7	5.90	51.0	<0.02	<1	<0.1	10.1	<10	<2	0.50		
A0963648	Drill Core	0.72	0.06	59.0	0.3	<0.05	27.5	6.52	60.6	<0.02	<1	<0.1	11.6	<10	<2	0.52		
A0963649	Drill Core	0.69	0.07	41.7	0.4	<0.05	26.8	7.99	69.8	<0.02	<1	0.2	18.0	<10	2	0.60		
A0963650	Drill Core	0.59	0.09	49.2	0.3	<0.05	24.2	5.91	64.9	<0.02	<1	0.2	14.9	<10	<2	0.54		
A0962951	Drill Core	0.45	0.07	42.2	0.3	<0.05	15.7	6.12	68.4	<0.02	<1	<0.1	11.3	<10	<2	0.69		
A0962952	Drill Core	0.72	0.08	57.1	0.3	<0.05	25.3	7.59	55.0	<0.02	<1	<0.1	10.8	<10	3	0.74	0.19	0.35
A0962953	Drill Core	0.40	0.18	8.8	0.3	<0.05	16.9	4.07	26.7	<0.02	<1	0.1	3.7	<10	3	0.82		
A0962954	Drill Core	0.68	0.05	53.9	0.5	<0.05	26.0	7.99	58.5	<0.02	<1	0.1	14.3	<10	2	1.29		
A0962955	Drill Core	0.63	0.05	54.6	0.4	<0.05	25.6	6.85	58.4	<0.02	<1	0.1	15.6	<10	<2	0.58		
A0962956	Drill Core	0.63	0.06	53.8	0.5	<0.05	23.9	7.06	54.2	<0.02	<1	<0.1	14.6	<10	<2	0.64		
A0962957	Drill Core	0.55	0.12	13.8	0.4	<0.05	19.9	6.61	51.4	<0.02	<1	0.1	12.6	<10	2	0.64		
A0962958	Drill Core	0.65	0.09	28.2	0.4	<0.05	24.1	6.31	52.5	<0.02	<1	0.2	23.4	<10	<2	0.79		
A0962959	Drill Core	0.81	0.06	55.5	0.4	<0.05	29.5	6.70	53.5	<0.02	<1	<0.1	12.7	<10	2	0.48	0.14	0.21
A0962960	Drill Core	0.77	0.04	60.0	0.4	<0.05	28.1	6.67	53.9	<0.02	<1	<0.1	12.4	<10	<2	0.51		
A0962961	Drill Core	0.61	<0.02	44.5	0.3	<0.05	22.7	7.68	53.6	<0.02	<1	<0.1	10.1	<10	<2	0.16		
A0962962	Drill Core	0.75	<0.02	58.5	0.4	<0.05	26.5	7.79	54.5	<0.02	<1	0.1	12.2	<10	<2	0.55		
A0962963	Drill Core	0.65	<0.02	60.8	0.4	<0.05	23.6	7.47	56.2	<0.02	<1	<0.1	11.4	<10	<2	0.61		
A0962964	Drill Core	0.29	0.05	21.7	0.3	<0.05	11.7	6.11	49.9	<0.02	<1	0.1	5.2	<10	2	0.33		
A0962965	Drill Core	0.04	<0.02	1.9	0.2	<0.05	1.6	2.57	40.5	<0.02	<1	<0.1	2.0	<10	<2	0.21		
A0962966	Drill Core	0.13	0.03	19.9	0.3	<0.05	5.1	7.09	57.4	<0.02	<1	0.1	4.4	<10	<2	0.14	0.05	2.54
A0962967	Drill Core	0.09	0.02	9.1	0.2	<0.05	3.5	6.49	48.0	<0.02	<1	<0.1	2.4	<10	2	<0.08		
A0962969	Drill Core	0.21	<0.02	31.0	0.4	<0.05	7.9	7.48	65.8	0.03	<1	0.1	8.8	<10	2	0.31		
A0962970	Drill Core	0.19	<0.02	27.5	0.2	<0.05	7.5	8.28	65.6	<0.02	<1	<0.1	5.4	<10	<2	0.14		

This report supersedes all previous preliminary and final reports with this file number dated prior to the date on this certificate. Signature indicates final approval; preliminary reports are unsigned and should be used for reference only.

BUREAU VERITAS MINERAL LABORATORIES Canada

www.bvna.com/mining-laboratory-services

Bureau Veritas Commodities Canada Ltd.

9050 Shaughnessy St Vancouver British Columbia V6P 6E5 Canada
PHONE (604) 253-3158

Client: **Kinross Gold Corp.**
25 York St., #17
Toronto Ontario M5J 2V5 Canada

Project: Great Bear Project
Report Date: January 21, 2025

CERTIFICATE OF ANALYSIS TIM24000354.1

Method		WGHT	AQ250	AQ250	AQ250	AQ250	AQ250	AQ250	AQ250	AQ250	AQ250	AQ250	AQ250	AQ250	AQ250	AQ250	AQ250	AQ250	AQ250	AQ250	AQ250
Analyte		Wgt	Mo	Cu	Pb	Zn	Ag	Ni	Co	Mn	Fe	As	U	Au	Th	Sr	Cd	Sb	Bi	V	Ca
Unit		kg	ppm	ppm	ppm	ppm	ppb	ppm	ppm	ppm	%	ppm	ppm	ppb	ppm	ppm	ppm	ppm	ppm	ppm	%
MDL		0.01	0.01	0.01	0.01	0.1	2	0.1	0.1	1	0.01	0.1	0.1	0.2	0.1	0.5	0.01	0.02	0.02	1	0.01
A0962971	Drill Core	3.40	1.09	18.79	3.94	61.7	300	16.9	11.2	547	2.88	215.4	1.7	93.6	8.9	15.6	0.04	0.13	0.11	43	0.90
A0962972	Drill Core	2.32	0.39	22.41	33.52	201.2	1051	15.0	9.9	123	2.01	44.6	1.3	2460.2	7.3	7.9	0.66	0.14	2.23	4	0.30
A0962973	Drill Core	2.16	1.10	10.10	32.87	68.3	622	14.2	11.6	441	2.82	120.6	1.3	1451.4	6.9	20.2	0.18	0.17	0.67	16	0.85
A0962974	Drill Core	1.55	0.89	86.95	30.75	434.8	412	14.2	10.2	597	2.29	42.8	1.5	203.9	7.6	30.4	1.20	0.13	0.22	20	1.44
A0962975	Drill Core	1.43	1.25	32.25	6.14	59.2	321	17.2	10.2	350	2.38	22.1	1.6	341.9	8.1	16.3	0.09	0.10	0.37	30	0.61
A0963939	Drill Core	3.00	1.24	55.60	2.15	58.6	208	55.9	23.1	190	5.55	98.0	0.9	152.8	3.6	8.0	0.03	0.13	0.24	85	0.27
A0963940	Drill Core	2.60	1.44	49.61	2.35	82.1	146	55.6	21.3	338	4.26	130.3	1.0	4.1	4.3	11.1	0.04	0.06	0.20	86	0.23
A0963941	Drill Core	3.77	1.27	46.23	2.46	62.0	155	57.2	19.1	180	5.14	141.4	0.9	11.6	4.1	8.3	0.04	0.18	0.24	85	0.30
A0963942	Drill Core	3.68	1.38	61.11	3.54	46.4	196	70.8	24.5	236	4.94	124.8	0.8	7.3	3.1	12.5	0.04	0.07	0.24	102	0.28
A0963943	Drill Core	1.22	1.74	79.97	3.48	40.9	426	54.4	16.5	217	3.68	160.2	0.9	155.0	4.0	14.3	0.04	0.14	0.68	43	0.31
A0963944	Drill Core	2.46	1.75	61.02	5.65	94.8	257	67.6	24.3	282	4.56	165.4	1.1	17.4	5.2	9.0	0.11	0.13	0.25	70	0.23
A0963945	Drill Core	1.60	6.78	32.38	6.61	177.8	159	4.0	3.7	234	2.00	52.3	3.3	7.8	11.0	10.3	0.23	0.33	0.67	4	0.37
A0963946	Drill Core	2.95	1.04	26.42	3.40	63.4	318	17.3	11.2	455	2.58	31.5	1.4	16.9	8.2	21.5	0.04	0.15	0.22	35	1.00
A0963947	Drill Core	2.30	1.71	19.07	11.41	311.9	609	10.7	9.6	525	2.93	39.7	1.7	8.5	8.9	23.3	2.75	0.19	0.11	43	1.04
A0963948	Drill Core	2.23	1.50	20.87	3.01	98.4	479	1.0	2.8	80	1.40	281.0	1.6	390.1	9.8	3.2	0.12	0.13	0.11	<1	0.20
A0963949	Drill Core	2.05	1.41	8.03	3.12	40.3	105	0.5	1.8	310	1.42	21.2	1.6	1.9	11.5	13.4	0.03	0.19	0.55	<1	0.59
A0963950	Drill Core	2.26	1.01	12.54	3.42	47.9	107	4.5	4.1	372	1.83	8.7	1.5	4.3	11.3	16.9	0.04	0.12	0.09	10	0.57
A0964840	Drill Core	2.11	2.54	18.58	2.53	46.2	106	14.9	10.0	352	2.20	8.0	1.6	6.4	7.6	21.7	0.01	0.06	0.11	31	0.58
A0964841	Drill Core	1.85	1.27	31.55	31.46	71.1	277	26.2	13.3	325	2.78	283.4	1.4	58.7	6.8	22.3	0.20	0.15	0.10	29	0.53
A0964842	Drill Core	2.96	1.28	19.77	5.18	40.9	332	14.7	9.9	306	2.21	71.9	1.8	282.6	8.3	30.1	0.04	0.09	0.06	24	0.78
A0964843	Drill Core	1.76	1.28	39.21	9.14	89.3	326	58.4	21.7	598	4.72	249.0	1.2	5.0	6.7	27.5	0.08	0.14	0.17	83	0.67
A0964844	Drill Core	2.46	1.54	74.10	8.60	121.5	143	64.9	21.9	318	4.27	68.1	1.2	3.5	6.2	10.2	0.13	0.16	0.20	97	0.31
A0964845	Drill Core	2.24	3.62	28.26	6.48	34.9	174	1.3	3.1	33	2.11	63.1	1.5	3.6	13.0	4.4	0.05	0.04	2.53	<1	0.06
A0964846	Drill Core	1.27	1.29	16.53	10.29	83.6	521	12.1	9.3	449	2.32	58.2	1.1	25.2	7.5	17.7	0.14	0.27	0.16	23	0.87
A0964847	Drill Core	2.35	1.89	10.00	7.12	144.2	118	1.9	3.1	223	1.74	39.0	1.3	5.7	10.4	14.4	0.24	0.13	0.26	3	0.66
A0964848	Drill Core	1.92	1.32	16.37	4.49	41.9	263	10.4	10.5	364	2.40	48.3	1.1	70.3	8.1	20.9	0.10	0.20	0.14	19	1.13
A0964849	Drill Core	2.08	1.63	9.14	3.81	49.7	142	0.9	2.0	329	1.75	12.5	1.7	4.5	11.8	9.8	0.03	0.17	0.10	<1	0.34
A0964850	Drill Core	1.25	1.54	7.56	3.97	28.9	176	1.0	2.1	308	1.61	6.4	1.1	44.3	8.8	10.1	0.02	0.22	0.10	1	0.49
A0964851	Drill Core	1.36	3.70	23.74	5.52	42.5	159	3.6	3.8	248	1.56	133.5	1.6	87.3	9.9	14.3	0.07	0.15	0.21	9	0.96
A0963596	Drill Core	2.12	1.44	17.14	11.43	30.3	501	62.6	22.8	393	4.62	129.2	1.4	47.6	6.6	16.1	0.07	0.56	1.00	48	0.66

This report supersedes all previous preliminary and final reports with this file number dated prior to the date on this certificate. Signature indicates final approval; preliminary reports are unsigned and should be used for reference only.

BUREAU VERITAS MINERAL LABORATORIES Canada

www.bvna.com/mining-laboratory-services

Bureau Veritas Commodities Canada Ltd.

9050 Shaughnessy St Vancouver British Columbia V6P 6E5 Canada
PHONE (604) 253-3158

Client: **Kinross Gold Corp.**
25 York St., #17
Toronto Ontario M5J 2V5 Canada

Project: Great Bear Project
Report Date: January 21, 2025

CERTIFICATE OF ANALYSIS TIM24000354.1

	Method	AQ250	AQ250	AQ250	AQ250	AQ250	AQ250	AQ250	AQ250	AQ250	AQ250	AQ250	AQ250	AQ250	AQ250	AQ250	AQ250	AQ250	AQ250	AQ250	AQ250
	Analyte	P	La	Cr	Mg	Ba	Ti	B	Al	Na	K	W	Sc	Tl	S	Hg	Se	Te	Ga	Cs	Ge
	Unit	%	ppm	ppm	%	ppm	%	ppm	%	%	%	ppm	ppm	ppm	%	ppb	ppm	ppm	ppm	ppm	ppm
	MDL	0.001	0.5	0.5	0.01	0.5	0.001	20	0.01	0.001	0.01	0.1	0.1	0.02	0.02	5	0.1	0.02	0.1	0.02	0.1
A0962971	Drill Core	0.084	36.3	14.4	0.96	55.1	0.197	<20	1.48	0.081	1.11	52.2	2.9	0.46	0.52	<5	0.3	0.06	6.0	4.07	<0.1
A0962972	Drill Core	0.061	29.1	1.6	0.16	18.3	0.027	<20	0.41	0.020	0.24	0.4	0.5	0.11	1.14	<5	0.4	0.16	1.1	0.76	<0.1
A0962973	Drill Core	0.063	29.3	7.8	0.51	36.8	0.082	<20	1.31	0.081	0.62	4.7	1.0	0.28	1.70	<5	0.4	0.27	4.1	1.78	<0.1
A0962974	Drill Core	0.060	28.4	10.7	0.61	59.1	0.101	<20	1.44	0.112	0.78	1.2	1.4	0.29	0.75	<5	0.5	0.22	4.8	2.35	<0.1
A0962975	Drill Core	0.060	29.3	18.7	0.71	105.4	0.134	<20	1.13	0.055	0.82	1.3	2.8	0.29	0.46	<5	0.6	0.05	4.7	3.49	<0.1
A0963939	Drill Core	0.067	15.1	90.1	1.34	357.6	0.171	<20	2.74	0.059	1.38	0.4	7.9	0.46	0.75	<5	0.3	0.07	9.3	6.11	<0.1
A0963940	Drill Core	0.068	18.6	87.6	1.36	234.0	0.215	<20	2.51	0.066	1.70	0.2	9.0	0.61	0.35	<5	0.2	0.05	9.1	5.64	<0.1
A0963941	Drill Core	0.067	17.6	87.2	1.40	285.7	0.145	<20	2.81	0.051	1.15	0.2	7.3	0.50	0.43	<5	0.3	0.05	9.5	5.63	<0.1
A0963942	Drill Core	0.059	13.1	108.0	1.58	206.9	0.187	<20	3.00	0.060	1.53	0.2	10.0	0.47	0.39	<5	0.2	0.05	10.1	4.07	<0.1
A0963943	Drill Core	0.039	15.8	52.7	0.63	122.9	0.089	<20	1.45	0.071	0.76	0.2	5.3	0.32	1.24	<5	0.3	0.10	5.0	3.14	<0.1
A0963944	Drill Core	0.055	21.6	77.7	1.34	120.1	0.196	<20	2.69	0.052	1.67	0.3	7.3	0.69	0.31	<5	0.3	0.06	8.4	8.75	<0.1
A0963945	Drill Core	0.019	42.0	5.7	0.31	57.4	0.030	<20	0.68	0.058	0.39	0.2	1.5	0.17	1.80	20	0.1	<0.02	2.4	1.10	<0.1
A0963946	Drill Core	0.079	37.0	17.5	0.87	98.7	0.178	<20	1.40	0.069	1.00	0.3	2.4	0.49	0.49	<5	0.1	0.03	5.3	6.00	<0.1
A0963947	Drill Core	0.093	42.2	11.7	0.83	117.6	0.233	<20	1.60	0.093	1.24	0.4	3.5	0.61	0.31	<5	0.2	<0.02	6.7	6.56	<0.1
A0963948	Drill Core	0.016	24.0	3.9	0.07	48.7	0.003	<20	0.43	0.021	0.26	0.2	0.2	0.06	0.75	<5	1.2	0.35	1.1	0.42	<0.1
A0963949	Drill Core	0.016	42.5	2.4	0.18	153.9	0.057	<20	0.77	0.067	0.54	0.2	1.3	0.27	0.15	<5	0.1	<0.02	3.1	2.77	<0.1
A0963950	Drill Core	0.023	43.2	16.4	0.41	119.2	0.081	<20	0.87	0.050	0.62	1.0	1.6	0.29	0.19	<5	0.2	<0.02	3.2	3.07	<0.1
A0964840	Drill Core	0.061	27.9	14.9	0.92	106.7	0.170	<20	1.51	0.088	0.97	0.2	2.0	0.34	0.26	<5	0.1	0.02	5.5	6.18	<0.1
A0964841	Drill Core	0.059	23.3	49.8	0.98	72.3	0.112	<20	1.59	0.068	0.77	0.4	2.1	0.31	0.95	<5	0.2	<0.02	4.4	4.31	<0.1
A0964842	Drill Core	0.058	29.1	9.8	0.74	48.0	0.117	<20	1.87	0.135	0.81	0.2	1.9	0.37	0.66	<5	<0.1	<0.02	5.5	2.90	<0.1
A0964843	Drill Core	0.061	27.4	104.5	1.56	97.8	0.246	<20	2.96	0.097	1.15	0.2	7.8	0.45	0.30	<5	0.3	0.04	9.9	5.03	<0.1
A0964844	Drill Core	0.057	23.5	108.7	1.50	136.5	0.181	<20	2.43	0.051	1.01	0.2	10.3	0.38	0.37	<5	0.3	0.06	10.1	3.15	<0.1
A0964845	Drill Core	0.017	47.4	4.4	0.08	65.5	0.003	<20	0.54	0.013	0.32	0.2	0.4	0.09	1.98	<5	0.1	0.02	1.2	0.27	<0.1
A0964846	Drill Core	0.058	35.8	12.6	1.07	56.7	0.073	<20	1.63	0.032	0.58	0.2	1.6	0.39	0.53	<5	0.1	<0.02	5.4	2.80	<0.1
A0964847	Drill Core	0.021	39.6	3.2	0.42	32.8	0.017	<20	0.88	0.047	0.29	22.8	0.9	0.10	1.14	<5	0.1	<0.02	3.4	0.86	<0.1
A0964848	Drill Core	0.081	42.7	9.5	0.73	17.9	0.100	<20	1.18	0.019	0.19	0.3	1.3	0.16	0.43	<5	0.2	<0.02	5.0	0.49	<0.1
A0964849	Drill Core	0.018	46.7	4.4	0.20	114.9	0.049	<20	0.67	0.054	0.46	0.2	1.4	0.25	0.54	<5	0.2	<0.02	3.0	1.66	<0.1
A0964850	Drill Core	0.016	43.4	3.0	0.49	77.7	0.056	<20	0.89	0.030	0.44	0.2	1.2	0.34	0.18	<5	0.1	<0.02	4.3	2.66	<0.1
A0964851	Drill Core	0.022	40.6	4.6	0.30	108.2	0.062	<20	0.67	0.083	0.45	0.3	1.5	0.20	0.40	<5	0.9	0.12	2.9	1.79	<0.1
A0963596	Drill Core	0.056	26.4	54.6	0.91	98.5	0.125	<20	1.61	0.101	0.96	0.1	5.2	0.53	3.76	<5	0.2	<0.02	5.2	4.89	<0.1

This report supersedes all previous preliminary and final reports with this file number dated prior to the date on this certificate. Signature indicates final approval; preliminary reports are unsigned and should be used for reference only.

BUREAU VERITAS MINERAL LABORATORIES Canada

www.bvna.com/mining-laboratory-services

Bureau Veritas Commodities Canada Ltd.

9050 Shaughnessy St Vancouver British Columbia V6P 6E5 Canada
PHONE (604) 253-3158

Client: **Kinross Gold Corp.**
25 York St., #17
Toronto Ontario M5J 2V5 Canada

Project: Great Bear Project
Report Date: January 21, 2025

CERTIFICATE OF ANALYSIS TIM24000354.1

Method		AQ250	AQ250	AQ250	AQ250	AQ250	AQ250	AQ250	AQ250	AQ250	AQ250	AQ250	AQ250	AQ250	AQ250	TC006	TC000	TC000
Analyte		Hf	Nb	Rb	Sn	Ta	Zr	Y	Ce	In	Re	Be	Li	Pd	Pt	CO2	TOT/C	TOT/S
Unit		ppm	ppm	ppm	ppm	ppm	ppm	ppm	ppm	ppm	ppb	ppm	ppm	ppb	ppb	%	%	%
MDL		0.02	0.02	0.1	0.1	0.05	0.1	0.01	0.1	0.02	1	0.1	0.1	10	2	0.08	0.02	0.02
A0962971	Drill Core	0.35	0.04	66.0	0.4	<0.05	13.2	7.97	73.4	<0.02	<1	<0.1	16.2	<10	<2	0.62		
A0962972	Drill Core	0.57	0.09	13.2	0.1	<0.05	20.9	6.68	56.4	<0.02	<1	0.1	2.1	<10	<2	0.10		
A0962973	Drill Core	0.61	0.05	35.6	0.3	<0.05	22.7	6.50	58.2	<0.02	<1	0.2	7.1	<10	<2	0.37		
A0962974	Drill Core	0.67	<0.02	42.2	0.4	<0.05	24.9	7.21	54.0	<0.02	<1	0.2	9.0	<10	<2	1.20	0.31	0.72
A0962975	Drill Core	0.70	<0.02	39.7	0.4	<0.05	26.9	7.20	57.1	<0.02	<1	0.2	13.6	<10	<2	0.48		
A0963939	Drill Core	0.55	0.04	64.8	0.6	<0.05	23.6	4.56	30.9	0.03	1	0.2	22.0	<10	2	0.13		
A0963940	Drill Core	0.49	<0.02	90.5	0.7	<0.05	22.6	5.63	37.2	0.03	1	<0.1	23.4	<10	2	<0.08		
A0963941	Drill Core	0.43	0.03	63.0	0.6	<0.05	17.8	4.73	35.3	0.03	<1	0.2	19.2	<10	3	0.13		
A0963942	Drill Core	0.18	0.04	69.8	0.8	<0.05	10.7	4.74	26.3	0.04	<1	0.1	21.8	<10	3	<0.08		
A0963943	Drill Core	0.21	0.03	36.7	0.5	<0.05	12.9	5.59	32.3	<0.02	<1	0.2	10.8	<10	3	0.11		
A0963944	Drill Core	0.38	0.03	89.8	0.5	<0.05	20.9	6.40	44.0	0.02	1	0.2	22.8	<10	3	0.09	0.03	0.31
A0963945	Drill Core	1.84	0.17	17.3	0.4	<0.05	73.4	9.11	80.3	<0.02	<1	0.1	8.8	<10	<2	0.30		
A0963946	Drill Core	0.43	0.04	58.6	0.4	<0.05	17.8	7.06	72.5	<0.02	<1	<0.1	14.0	<10	<2	0.69		
A0963947	Drill Core	0.52	0.07	77.5	0.5	<0.05	19.5	9.92	82.6	<0.02	<1	<0.1	15.8	<10	<2	0.85		
A0963948	Drill Core	0.23	<0.02	8.4	0.3	<0.05	9.6	4.79	46.7	<0.02	<1	0.2	2.9	<10	2	0.21		
A0963949	Drill Core	0.89	0.23	32.7	0.3	<0.05	31.9	12.21	82.2	<0.02	<1	<0.1	6.8	<10	<2	0.52		
A0963950	Drill Core	1.08	0.11	36.5	0.3	<0.05	35.4	11.58	83.0	<0.02	<1	0.1	9.2	<10	2	0.51		
A0964840	Drill Core	0.61	0.04	54.6	0.3	<0.05	21.9	6.07	53.7	<0.02	<1	0.2	17.0	<10	2	0.34	0.09	0.24
A0964841	Drill Core	0.36	<0.02	38.8	0.2	<0.05	13.4	5.94	46.4	<0.02	<1	0.3	16.6	<10	3	0.11		
A0964842	Drill Core	0.49	<0.02	46.7	0.3	<0.05	20.1	6.88	55.3	<0.02	<1	0.3	14.2	<10	2	0.21		
A0964843	Drill Core	0.43	<0.02	52.8	0.5	<0.05	20.3	10.01	54.5	<0.02	<1	0.3	29.0	<10	3	0.10		
A0964844	Drill Core	0.68	0.03	45.0	0.6	<0.05	28.5	8.19	47.5	0.02	1	0.2	23.5	<10	3	0.11		
A0964845	Drill Core	1.04	<0.02	9.0	0.2	<0.05	49.6	9.19	90.9	<0.02	<1	0.3	3.6	<10	<2	<0.08		
A0964846	Drill Core	0.65	<0.02	33.3	0.3	<0.05	27.1	6.66	70.7	<0.02	2	0.7	29.3	<10	<2	0.45		
A0964847	Drill Core	0.78	0.04	12.8	0.3	<0.05	30.0	8.84	77.3	<0.02	<1	0.5	15.5	<10	<2	0.49	0.12	1.12
A0964848	Drill Core	0.59	0.09	10.9	0.2	<0.05	21.8	7.71	84.4	<0.02	<1	0.3	14.3	<10	<2	0.83		
A0964849	Drill Core	1.25	0.21	27.9	0.3	<0.05	43.3	11.79	88.6	<0.02	<1	<0.1	5.2	<10	<2	0.27		
A0964850	Drill Core	1.09	0.11	29.9	0.4	<0.05	39.5	7.97	81.3	<0.02	<1	0.3	18.0	<10	<2	0.41		
A0964851	Drill Core	1.29	0.08	21.6	0.3	<0.05	51.8	6.93	78.8	<0.02	<1	0.1	4.8	<10	3	0.98		
A0963596	Drill Core	1.09	0.05	58.3	0.4	<0.05	41.4	10.72	53.9	<0.02	<1	0.2	12.4	<10	3	0.30		

This report supersedes all previous preliminary and final reports with this file number dated prior to the date on this certificate. Signature indicates final approval; preliminary reports are unsigned and should be used for reference only.

BUREAU VERITAS MINERAL LABORATORIES Canada

www.bvna.com/mining-laboratory-services

Bureau Veritas Commodities Canada Ltd.

9050 Shaughnessy St Vancouver British Columbia V6P 6E5 Canada
PHONE (604) 253-3158

Client: **Kinross Gold Corp.**
25 York St., #17
Toronto Ontario M5J 2V5 Canada

Project: Great Bear Project
Report Date: January 21, 2025

CERTIFICATE OF ANALYSIS TIM24000354.1

Method		WGHT	AQ250	AQ250	AQ250	AQ250	AQ250	AQ250	AQ250	AQ250	AQ250	AQ250	AQ250	AQ250	AQ250	AQ250	AQ250	AQ250	AQ250	AQ250	AQ250
Analyte		Wgt	Mo	Cu	Pb	Zn	Ag	Ni	Co	Mn	Fe	As	U	Au	Th	Sr	Cd	Sb	Bi	V	Ca
Unit		kg	ppm	ppm	ppm	ppm	ppb	ppm	ppm	ppm	%	ppm	ppm	ppb	ppm	ppm	ppm	ppm	ppm	ppm	%
MDL		0.01	0.01	0.01	0.01	0.1	2	0.1	0.1	1	0.01	0.1	0.1	0.2	0.1	0.5	0.01	0.02	0.02	1	0.01
A0963597	Drill Core	2.95	1.32	5.64	14.08	93.6	204	1.0	2.8	47	1.77	32.5	1.4	66.4	11.3	5.4	0.12	0.07	0.39	4	0.14
A0963598	Drill Core	1.67	1.17	19.19	5.03	55.3	329	14.6	6.2	209	1.81	37.8	1.3	9.0	8.9	25.0	0.05	0.09	0.18	10	0.56
A0963599	Drill Core	2.70	1.74	11.30	26.78	56.0	327	0.5	2.7	290	1.73	30.0	1.5	14.4	11.6	8.9	0.06	0.15	0.19	2	0.44
A0963600	Drill Core	0.97	1.05	24.79	5.55	35.4	151	3.2	3.6	279	1.76	3.6	1.4	1.1	10.8	17.7	0.02	0.13	0.07	6	0.59
A0963749	Drill Core	1.91	2.40	8.79	13.97	53.9	199	0.7	1.9	310	1.45	14.7	1.2	5.8	10.3	8.6	0.08	0.18	11.77	2	0.44
A0963750	Drill Core	1.76	2.15	9.05	14.18	40.7	182	0.6	1.7	198	1.24	77.0	1.4	73.0	11.2	8.3	0.11	0.12	0.42	<1	0.36
A0963751	Drill Core	3.14	1.31	22.00	5.62	50.6	95	6.3	4.9	359	1.88	134.8	1.3	14.8	10.8	9.6	0.05	0.26	0.06	13	0.46
A0963752	Drill Core	1.05	2.36	68.61	8.07	114.9	151	69.1	23.9	466	5.62	921.7	1.0	65.8	5.7	7.8	0.09	0.10	0.10	77	0.23
A0963753	Drill Core	2.03	1.63	65.61	3.83	110.3	133	64.9	23.7	302	4.23	35.2	1.1	3.3	5.9	11.0	0.24	0.07	0.23	86	0.28
A0963754	Drill Core	2.96	1.24	93.27	5.28	61.2	220	59.4	25.3	309	6.92	22.4	0.9	10.1	4.8	6.4	0.04	0.08	0.36	107	0.25

This report supersedes all previous preliminary and final reports with this file number dated prior to the date on this certificate. Signature indicates final approval; preliminary reports are unsigned and should be used for reference only.

BUREAU VERITAS MINERAL LABORATORIES Canada

www.bvna.com/mining-laboratory-services

Bureau Veritas Commodities Canada Ltd.

9050 Shaughnessy St Vancouver British Columbia V6P 6E5 Canada
PHONE (604) 253-3158

Client: **Kinross Gold Corp.**
25 York St., #17
Toronto Ontario M5J 2V5 Canada

Project: Great Bear Project
Report Date: January 21, 2025

CERTIFICATE OF ANALYSIS TIM24000354.1

	Method	AQ250	AQ250	AQ250	AQ250	AQ250	AQ250	AQ250	AQ250	AQ250	AQ250	AQ250	AQ250	AQ250	AQ250	AQ250	AQ250	AQ250	AQ250	AQ250	AQ250
	Analyte	P	La	Cr	Mg	Ba	Ti	B	Al	Na	K	W	Sc	Tl	S	Hg	Se	Te	Ga	Cs	Ge
	Unit	%	ppm	ppm	%	ppm	%	ppm	%	%	%	ppm	ppm	ppm	%	ppb	ppm	ppm	ppm	ppm	ppm
	MDL	0.001	0.5	0.5	0.01	0.5	0.001	20	0.01	0.001	0.01	0.1	0.1	0.02	0.02	5	0.1	0.02	0.1	0.02	0.1
A0963597	Drill Core	0.020	45.8	3.3	0.11	64.6	0.008	<20	0.69	0.015	0.42	0.2	0.6	0.09	1.63	<5	<0.1	<0.02	1.7	0.55	<0.1
A0963598	Drill Core	0.030	35.3	15.3	0.33	63.5	0.033	<20	1.39	0.099	0.54	0.2	1.4	0.21	1.14	<5	<0.1	<0.02	3.9	1.57	<0.1
A0963599	Drill Core	0.018	44.8	3.5	0.25	74.5	0.035	<20	0.60	0.041	0.35	0.2	1.1	0.15	0.74	<5	0.1	0.02	2.4	1.18	<0.1
A0963600	Drill Core	0.021	40.9	5.3	0.44	115.9	0.071	<20	0.84	0.066	0.29	0.3	2.1	0.10	0.32	<5	0.2	<0.02	4.4	1.26	<0.1
A0963749	Drill Core	0.018	42.1	2.9	0.20	73.3	0.052	<20	0.63	0.043	0.39	0.2	1.0	0.26	0.21	<5	<0.1	0.03	2.8	2.30	<0.1
A0963750	Drill Core	0.014	44.4	2.5	0.12	126.2	0.032	<20	0.62	0.047	0.42	0.4	1.3	0.22	0.31	<5	0.3	0.02	2.6	1.74	<0.1
A0963751	Drill Core	0.032	44.0	7.8	0.30	114.1	0.093	<20	0.93	0.045	0.67	0.6	1.8	0.34	0.14	<5	0.2	0.02	3.9	4.09	<0.1
A0963752	Drill Core	0.065	24.6	90.7	1.33	215.9	0.305	<20	2.76	0.037	2.17	0.2	7.1	0.92	0.24	<5	0.3	0.04	9.3	16.04	<0.1
A0963753	Drill Core	0.066	20.1	100.5	1.57	135.8	0.196	<20	2.64	0.055	1.52	0.2	9.0	0.49	0.20	<5	0.3	0.05	9.6	3.92	<0.1
A0963754	Drill Core	0.081	14.3	109.9	2.07	97.9	0.145	<20	3.63	0.035	0.91	0.2	11.7	0.42	0.56	<5	0.5	0.07	13.6	2.60	<0.1

This report supersedes all previous preliminary and final reports with this file number dated prior to the date on this certificate. Signature indicates final approval; preliminary reports are unsigned and should be used for reference only.

BUREAU VERITAS MINERAL LABORATORIES Canada

www.bvna.com/mining-laboratory-services

Bureau Veritas Commodities Canada Ltd.

9050 Shaughnessy St Vancouver British Columbia V6P 6E5 Canada
PHONE (604) 253-3158

Client: **Kinross Gold Corp.**
25 York St., #17
Toronto Ontario M5J 2V5 Canada

Project: Great Bear Project
Report Date: January 21, 2025

CERTIFICATE OF ANALYSIS TIM24000354.1

Method		AQ250	AQ250	AQ250	AQ250	AQ250	AQ250	AQ250	AQ250	AQ250	AQ250	AQ250	AQ250	AQ250	AQ250	TC006	TC000	TC000
Analyte		Hf	Nb	Rb	Sn	Ta	Zr	Y	Ce	In	Re	Be	Li	Pd	Pt	CO2	TOT/C	TOT/S
Unit		ppm	ppm	ppm	ppm	ppm	ppm	ppm	ppm	ppm	ppb	ppm	ppm	ppb	ppb	%	%	%
MDL		0.02	0.02	0.1	0.1	0.05	0.1	0.01	0.1	0.02	1	0.1	0.1	10	2	0.08	0.02	0.02
A0963597	Drill Core	0.73	0.02	13.5	0.2	<0.05	32.6	7.75	88.2	<0.02	<1	0.2	3.0	<10	<2	0.11		
A0963598	Drill Core	0.55	<0.02	26.6	0.2	<0.05	21.9	8.60	70.1	<0.02	<1	0.5	5.2	<10	<2	0.10	0.03	1.12
A0963599	Drill Core	0.93	0.14	18.4	0.2	<0.05	30.3	9.97	88.3	<0.02	<1	0.1	6.1	<10	<2	0.29		
A0963600	Drill Core	0.88	0.15	13.9	0.4	<0.05	28.9	9.49	80.9	<0.02	<1	0.2	8.7	<10	<2	0.41		
A0963749	Drill Core	0.90	0.15	25.7	0.3	<0.05	30.5	7.84	81.8	<0.02	<1	0.1	6.8	<10	2	0.35		
A0963750	Drill Core	0.83	0.17	21.8	0.2	<0.05	33.1	8.00	86.5	<0.02	<1	0.1	5.1	<10	2	0.29		
A0963751	Drill Core	1.41	0.10	40.0	0.3	<0.05	55.1	9.14	85.6	<0.02	<1	0.1	9.3	<10	<2	0.40		
A0963752	Drill Core	0.67	<0.02	114.9	0.5	<0.05	26.0	7.98	50.0	<0.02	1	0.3	29.1	<10	3	<0.08		
A0963753	Drill Core	0.65	<0.02	73.6	0.5	<0.05	27.7	6.81	41.3	<0.02	<1	0.2	23.9	<10	3	<0.08	0.04	0.19
A0963754	Drill Core	0.36	0.04	44.2	0.5	<0.05	16.2	6.05	29.2	0.04	<1	0.2	29.8	<10	3	<0.08		

This report supersedes all previous preliminary and final reports with this file number dated prior to the date on this certificate. Signature indicates final approval; preliminary reports are unsigned and should be used for reference only.

BUREAU VERITAS MINERAL LABORATORIES Canada

www.bvna.com/mining-laboratory-services

Bureau Veritas Commodities Canada Ltd.
9050 Shaughnessy St Vancouver British Columbia V6P 6E5 Canada
PHONE (604) 253-3158

Client: **Kinross Gold Corp.**
25 York St., #17
Toronto Ontario M5J 2V5 Canada

Project: Great Bear Project
Report Date: January 21, 2025

QUALITY CONTROL REPORT TIM24000354.1

	Method	WGHT	AQ250	AQ250	AQ250	AQ250	AQ250	AQ250	AQ250	AQ250	AQ250	AQ250	AQ250	AQ250	AQ250	AQ250	AQ250	AQ250	AQ250	AQ250	AQ250
	Analyte	Wgt	Mo	Cu	Pb	Zn	Ag	Ni	Co	Mn	Fe	As	U	Au	Th	Sr	Cd	Sb	Bi	V	Ca
	Unit	kg	ppm	ppm	ppm	ppm	ppb	ppm	ppm	ppm	%	ppm	ppm	ppb	ppm	ppm	ppm	ppm	ppm	ppm	%
	MDL	0.01	0.01	0.01	0.01	0.1	2	0.1	0.1	1	0.01	0.1	0.1	0.2	0.1	0.5	0.01	0.02	0.02	1	0.01
Pulp Duplicates																					
A0963898	Drill Core	1.68	0.59	36.11	19.11	85.0	283	14.8	9.3	447	2.37	31.1	1.4	497.9	7.1	10.3	0.34	0.10	0.04	34	0.92
REP A0963898	QC		0.59	37.76	19.53	86.9	231	15.3	9.5	461	2.45	32.5	1.4	215.0	7.4	10.7	0.36	0.10	0.04	35	0.95
A0963909	Drill Core	2.76	1.74	4.29	5.35	36.8	310	1.1	2.4	170	1.55	75.7	1.7	5.8	11.9	6.4	0.07	0.50	0.13	2	0.32
REP A0963909	QC																				
A0962954	Drill Core	3.33	1.23	21.33	4.21	60.5	249	13.7	9.3	763	2.61	9.8	1.4	236.2	7.1	24.6	0.11	0.05	0.13	44	1.51
REP A0962954	QC		1.21	20.72	4.15	59.8	1129	13.4	9.5	739	2.58	9.4	1.4	2607.7	6.9	24.1	0.11	0.06	0.13	43	1.47
A0962966	Drill Core	1.17	1.21	20.48	135.68	172.4	1769	15.5	10.0	204	3.03	439.0	1.7	6546.6	7.5	3.8	0.59	0.70	0.10	6	0.25
REP A0962966	QC																				
A0964841	Drill Core	1.85	1.27	31.55	31.46	71.1	277	26.2	13.3	325	2.78	283.4	1.4	58.7	6.8	22.3	0.20	0.15	0.10	29	0.53
REP A0964841	QC		1.38	31.55	29.79	72.0	280	25.5	13.0	322	2.75	289.7	1.4	81.9	6.7	22.0	0.21	0.15	0.10	29	0.52
A0963598	Drill Core	1.67	1.17	19.19	5.03	55.3	329	14.6	6.2	209	1.81	37.8	1.3	9.0	8.9	25.0	0.05	0.09	0.18	10	0.56
REP A0963598	QC																				
Core Reject Duplicates																					
A0963901	Drill Core	1.12	0.87	22.64	6.72	60.1	201	16.3	9.7	433	2.58	145.9	1.6	9.6	7.8	15.3	0.07	0.13	0.05	39	0.84
DUP A0963901	QC		0.87	22.00	6.83	60.2	213	15.9	9.5	421	2.51	143.4	1.5	14.2	7.3	14.4	0.07	0.12	0.03	38	0.81
A0962957	Drill Core	2.93	0.79	27.82	3.62	45.6	103	14.1	10.3	461	2.23	6.5	1.5	10.1	7.6	26.6	0.03	0.07	0.04	33	0.90
DUP A0962957	QC		0.81	27.90	3.67	46.6	98	14.4	10.7	469	2.29	6.8	1.5	9.4	8.0	25.5	0.03	0.07	0.05	33	0.92
A0964844	Drill Core	2.46	1.54	74.10	8.60	121.5	143	64.9	21.9	318	4.27	68.1	1.2	3.5	6.2	10.2	0.13	0.16	0.20	97	0.31
DUP A0964844	QC		1.34	70.92	7.84	119.7	146	62.3	22.1	328	4.29	70.9	1.1	5.4	5.8	8.4	0.12	0.14	0.18	93	0.29
Reference Materials																					
STD BVGEO01	Standard		9.43	4193.32	182.52	1656.3	2401	159.0	23.9	698	3.57	117.1	3.6	214.2	14.3	52.7	5.75	2.42	23.67	70	1.26
STD BVGEO01	Standard		10.11	4397.81	187.48	1718.3	2538	163.7	24.6	728	3.71	125.9	3.4	209.3	14.0	55.1	6.11	2.08	24.05	73	1.30
STD BVGEO01	Standard		9.57	4122.69	183.31	1616.8	2334	155.1	23.3	682	3.46	117.8	3.3	197.8	13.5	51.4	5.78	2.45	23.47	69	1.22
STD COO2	Standard																				
STD COO2	Standard																				
STD COO2	Standard																				
STD COO2	Standard																				
STD COO2	Standard																				

This report supersedes all previous preliminary and final reports with this file number dated prior to the date on this certificate. Signature indicates final approval; preliminary reports are unsigned and should be used for reference only.

BUREAU VERITAS MINERAL LABORATORIES Canada

www.bvna.com/mining-laboratory-services

Bureau Veritas Commodities Canada Ltd.
9050 Shaughnessy St Vancouver British Columbia V6P 6E5 Canada
PHONE (604) 253-3158

Client: **Kinross Gold Corp.**
25 York St., #17
Toronto Ontario M5J 2V5 Canada

Project: Great Bear Project
Report Date: January 21, 2025

QUALITY CONTROL REPORT TIM24000354.1

	Method	AQ250	AQ250	AQ250	AQ250	AQ250	AQ250	AQ250	AQ250	AQ250	AQ250	AQ250	AQ250	AQ250	AQ250	AQ250	AQ250	AQ250	AQ250	AQ250	AQ250
	Analyte	P	La	Cr	Mg	Ba	Ti	B	Al	Na	K	W	Sc	Tl	S	Hg	Se	Te	Ga	Cs	Ge
	Unit	%	ppm	ppm	%	ppm	%	ppm	%	%	%	ppm	ppm	ppm	%	ppb	ppm	ppm	ppm	ppm	ppm
	MDL	0.001	0.5	0.5	0.01	0.5	0.001	20	0.01	0.001	0.01	0.1	0.1	0.02	0.02	5	0.1	0.02	0.1	0.02	0.1
Pulp Duplicates																					
A0963898	Drill Core	0.057	26.2	17.9	0.89	58.8	0.099	<20	1.27	0.043	0.49	0.5	2.4	0.20	0.30	<5	0.4	0.03	6.5	2.38	<0.1
REP A0963898	QC	0.060	26.3	18.3	0.92	59.9	0.103	<20	1.30	0.045	0.51	0.4	2.5	0.21	0.31	<5	0.3	0.03	6.8	2.48	<0.1
A0963909	Drill Core	0.017	46.6	4.0	0.18	99.0	0.020	<20	0.54	0.034	0.33	0.1	0.9	0.13	1.00	<5	<0.1	<0.02	1.9	0.74	<0.1
REP A0963909	QC																				
A0962954	Drill Core	0.069	29.9	15.2	0.94	103.1	0.176	<20	1.54	0.095	0.84	2.6	3.7	0.38	0.47	<5	0.2	0.02	6.6	4.18	<0.1
REP A0962954	QC	0.069	28.9	14.8	0.92	98.5	0.174	<20	1.48	0.093	0.83	2.6	3.6	0.37	0.47	<5	0.2	<0.02	6.5	4.02	<0.1
A0962966	Drill Core	0.059	29.8	5.0	0.21	43.4	0.029	<20	0.64	0.019	0.47	0.8	0.5	0.15	2.70	<5	1.5	0.15	1.9	0.95	<0.1
REP A0962966	QC																				
A0964841	Drill Core	0.059	23.3	49.8	0.98	72.3	0.112	<20	1.59	0.068	0.77	0.4	2.1	0.31	0.95	<5	0.2	<0.02	4.4	4.31	<0.1
REP A0964841	QC	0.059	22.7	49.2	0.97	71.6	0.113	<20	1.57	0.067	0.77	0.4	2.2	0.30	0.94	<5	0.2	<0.02	4.4	4.25	<0.1
A0963598	Drill Core	0.030	35.3	15.3	0.33	63.5	0.033	<20	1.39	0.099	0.54	0.2	1.4	0.21	1.14	<5	<0.1	<0.02	3.9	1.57	<0.1
REP A0963598	QC																				
Core Reject Duplicates																					
A0963901	Drill Core	0.057	28.2	18.2	0.83	87.1	0.192	<20	1.46	0.092	0.99	2.2	3.3	0.44	0.31	<5	0.3	0.06	6.0	3.95	<0.1
DUP A0963901	QC	0.055	26.9	17.2	0.80	82.8	0.183	<20	1.41	0.088	0.96	1.6	3.1	0.42	0.30	<5	0.3	0.04	5.9	3.70	<0.1
A0962957	Drill Core	0.056	26.6	14.4	0.79	48.5	0.161	<20	1.16	0.063	0.28	0.7	2.4	0.08	0.36	<5	0.1	<0.02	5.6	1.89	<0.1
DUP A0962957	QC	0.058	27.1	14.8	0.80	45.8	0.160	<20	1.16	0.058	0.27	0.7	2.4	0.08	0.37	<5	<0.1	<0.02	5.6	1.93	<0.1
A0964844	Drill Core	0.057	23.5	108.7	1.50	136.5	0.181	<20	2.43	0.051	1.01	0.2	10.3	0.38	0.37	<5	0.3	0.06	10.1	3.15	<0.1
DUP A0964844	QC	0.055	22.3	105.3	1.46	119.5	0.167	<20	2.35	0.039	0.94	0.2	9.5	0.36	0.36	<5	0.4	0.05	9.6	2.97	<0.1
Reference Materials																					
STD BVGEO01	Standard	0.072	25.3	153.1	1.23	315.4	0.227	<20	2.17	0.184	0.84	4.3	5.4	0.59	0.66	99	4.8	0.98	6.6	6.95	0.1
STD BVGEO01	Standard	0.075	26.3	161.4	1.32	330.1	0.240	<20	2.27	0.193	0.88	3.8	5.9	0.60	0.69	97	4.8	1.00	6.7	7.30	<0.1
STD BVGEO01	Standard	0.071	24.7	151.9	1.23	322.2	0.221	<20	2.14	0.181	0.83	4.1	5.5	0.59	0.65	88	4.7	0.95	6.5	7.03	<0.1
STD COO2	Standard																				
STD COO2	Standard																				
STD COO2	Standard																				
STD COO2	Standard																				
STD COO2	Standard																				

This report supersedes all previous preliminary and final reports with this file number dated prior to the date on this certificate. Signature indicates final approval; preliminary reports are unsigned and should be used for reference only.

BUREAU VERITAS MINERAL LABORATORIES Canada

www.bvna.com/mining-laboratory-services

Bureau Veritas Commodities Canada Ltd.
9050 Shaughnessy St Vancouver British Columbia V6P 6E5 Canada
PHONE (604) 253-3158

Client: **Kinross Gold Corp.**
25 York St., #17
Toronto Ontario M5J 2V5 Canada

Project: Great Bear Project
Report Date: January 21, 2025

QUALITY CONTROL REPORT TIM24000354.1

	Method	AQ250	AQ250	AQ250	AQ250	AQ250	AQ250	AQ250	AQ250	AQ250	AQ250	AQ250	AQ250	AQ250	AQ250	TC006	TC000	TC000
	Analyte	Hf	Nb	Rb	Sn	Ta	Zr	Y	Ce	In	Re	Be	Li	Pd	Pt	CO2	TOT/C	TOT/S
	Unit	ppm	ppm	ppm	ppm	ppm	ppm	ppm	ppm	ppm	ppb	ppm	ppm	ppb	ppb	%	%	%
	MDL	0.02	0.02	0.1	0.1	0.05	0.1	0.01	0.1	0.02	1	0.1	0.1	10	2	0.08	0.02	0.02
Pulp Duplicates																		
A0963898	Drill Core	0.56	0.04	27.2	0.5	<0.05	19.1	5.83	49.4	<0.02	1	0.3	26.7	<10	2	0.53		
REP A0963898	QC	0.58	0.03	28.2	0.5	<0.05	20.3	6.14	51.4	<0.02	1	0.3	26.8	<10	<2			
A0963909	Drill Core	0.56	0.12	14.7	0.2	<0.05	20.0	10.01	90.8	<0.02	<1	<0.1	4.1	<10	<2	0.26	0.09	0.95
REP A0963909	QC															0.21		
A0962954	Drill Core	0.68	0.05	53.9	0.5	<0.05	26.0	7.99	58.5	<0.02	<1	0.1	14.3	<10	2	1.29		
REP A0962954	QC	0.69	0.06	52.9	0.5	<0.05	26.4	7.67	56.8	<0.02	<1	0.1	14.2	<10	<2			
A0962966	Drill Core	0.13	0.03	19.9	0.3	<0.05	5.1	7.09	57.4	<0.02	<1	0.1	4.4	<10	<2	0.14	0.05	2.54
REP A0962966	QC															0.14		
A0964841	Drill Core	0.36	<0.02	38.8	0.2	<0.05	13.4	5.94	46.4	<0.02	<1	0.3	16.6	<10	3	0.11		
REP A0964841	QC	0.34	<0.02	38.2	0.2	<0.05	12.9	6.01	44.4	<0.02	<1	0.3	16.7	<10	<2			
A0963598	Drill Core	0.55	<0.02	26.6	0.2	<0.05	21.9	8.60	70.1	<0.02	<1	0.5	5.2	<10	<2	0.10	0.03	1.12
REP A0963598	QC															0.09		
Core Reject Duplicates																		
A0963901	Drill Core	0.48	0.05	63.4	0.5	<0.05	16.2	6.52	55.6	<0.02	<1	0.1	15.4	<10	3	0.62		
DUP A0963901	QC	0.43	0.03	59.3	0.4	<0.05	15.3	6.23	53.0	<0.02	<1	0.1	14.7	<10	<2	0.64		
A0962957	Drill Core	0.55	0.12	13.8	0.4	<0.05	19.9	6.61	51.4	<0.02	<1	0.1	12.6	<10	2	0.64		
DUP A0962957	QC	0.55	0.13	13.7	0.5	<0.05	20.0	6.70	53.5	<0.02	<1	0.2	12.9	<10	2	0.62		
A0964844	Drill Core	0.68	0.03	45.0	0.6	<0.05	28.5	8.19	47.5	0.02	1	0.2	23.5	<10	3	0.11		
DUP A0964844	QC	0.57	0.02	42.4	0.5	<0.05	23.8	7.62	44.7	0.02	1	0.2	22.3	<10	3	0.12		
Reference Materials																		
STD BVGEO01	Standard	0.35	0.17	88.0	5.0	<0.05	10.2	13.73	52.2	0.40	4	0.7	18.9	122	185			
STD BVGEO01	Standard	0.36	0.13	90.9	5.3	<0.05	10.5	14.16	53.0	0.42	3	0.7	21.1	129	178			
STD BVGEO01	Standard	0.29	0.15	89.0	5.0	<0.05	8.9	13.56	50.6	0.40	4	0.6	18.8	119	173			
STD COO2	Standard															3.81		
STD COO2	Standard															3.55		
STD COO2	Standard															3.64		
STD COO2	Standard															3.59		
STD COO2	Standard															3.59		

This report supersedes all previous preliminary and final reports with this file number dated prior to the date on this certificate. Signature indicates final approval; preliminary reports are unsigned and should be used for reference only.

BUREAU VERITAS MINERAL LABORATORIES Canada

www.bvna.com/mining-laboratory-services

Bureau Veritas Commodities Canada Ltd.
9050 Shaughnessy St Vancouver British Columbia V6P 6E5 Canada
PHONE (604) 253-3158

Client: **Kinross Gold Corp.**
25 York St., #17
Toronto Ontario M5J 2V5 Canada

Project: Great Bear Project
Report Date: January 21, 2025

QUALITY CONTROL REPORT TIM24000354.1

		WGHT Wgt kg 0.01	AQ250 Mo ppm 0.01	AQ250 Cu ppm 0.01	AQ250 Pb ppm 0.01	AQ250 Zn ppm 0.1	AQ250 Ag ppb 2	AQ250 Ni ppm 0.1	AQ250 Co ppm 0.1	AQ250 Mn ppm 1	AQ250 Fe % 0.01	AQ250 As ppm 0.1	AQ250 U ppm 0.1	AQ250 Au ppb 0.2	AQ250 Th ppm 0.1	AQ250 Sr ppm 0.5	AQ250 Cd ppm 0.01	AQ250 Sb ppm 0.02	AQ250 Bi ppm 0.02	AQ250 V ppm 1	AQ250 Ca % 0.01
STD GS311-1	Standard																					
STD GS311-1	Standard																					
STD GS910-4	Standard																					
STD OREAS262	Standard		0.57	111.90	53.70	151.9	450	62.7	27.2	530	3.19	35.3	1.1	58.1	8.7	33.5	0.59	2.94	0.91	20	2.90
STD OREAS262	Standard		0.61	114.90	57.31	156.2	457	63.6	27.4	542	3.28	37.0	1.2	56.2	9.4	35.8	0.63	2.51	0.96	21	2.96
STD OREAS262	Standard		0.59	114.00	55.74	159.1	460	65.3	27.1	541	3.25	36.5	1.1	58.0	8.9	34.9	0.62	2.38	0.93	21	2.94
STD OREAS279	Standard																					
STD OREAS279	Standard																					
STD OREAS279	Standard																					
STD OREAS279	Standard																					
STD OREAS279	Standard																					
STD OREAS279	Standard																					
STD BVGEO01 Expected			10.8	4415	187	1712	2530	163	25	706	3.7	121	3.67	214	14.4	55	6.25	2.2	24.3	73	1.3219
STD OREAS262 Expected			0.68	118	56	154	450	62	26.9	530	3.284	35.8	1.22	65	9.33	36	0.61	3.39	1.03	22.5	2.98
STD GS311-1 Expected																						
STD GS910-4 Expected																						
STD COO2 Expected																						
STD OREAS279 Expected																						
BLK	Blank		<0.01	<0.01	0.02	<0.1	<2	<0.1	<0.1	<1	<0.01	0.1	<0.1	<0.2	<0.1	<0.5	<0.01	<0.02	<0.02	<1	<0.01
BLK	Blank		<0.01	<0.01	0.01	<0.1	<2	<0.1	<0.1	<1	<0.01	<0.1	<0.1	<0.2	<0.1	<0.5	<0.01	<0.02	<0.02	<1	<0.01
BLK	Blank		<0.01	<0.01	0.02	<0.1	<2	<0.1	<0.1	<1	<0.01	<0.1	<0.1	<0.2	<0.1	<0.5	<0.01	<0.02	<0.02	<1	<0.01
BLK	Blank																					
BLK	Blank																					
BLK	Blank																					
BLK	Blank																					
BLK	Blank																					
BLK	Blank																					
Prep Wash																						

This report supersedes all previous preliminary and final reports with this file number dated prior to the date on this certificate. Signature indicates final approval; preliminary reports are unsigned and should be used for reference only.

BUREAU VERITAS MINERAL LABORATORIES Canada

www.bvna.com/mining-laboratory-services

Bureau Veritas Commodities Canada Ltd.
9050 Shaughnessy St Vancouver British Columbia V6P 6E5 Canada
PHONE (604) 253-3158

Client: **Kinross Gold Corp.**
25 York St., #17
Toronto Ontario M5J 2V5 Canada

Project: Great Bear Project
Report Date: January 21, 2025

QUALITY CONTROL REPORT TIM24000354.1

		AQ250 P % 0.001	AQ250 La ppm 0.5	AQ250 Cr ppm 0.5	AQ250 Mg % 0.01	AQ250 Ba ppm 0.5	AQ250 Ti % 0.001	AQ250 B ppm 20	AQ250 Al % 0.01	AQ250 Na % 0.001	AQ250 K % 0.01	AQ250 W ppm 0.1	AQ250 Sc ppm 0.1	AQ250 Tl ppm 0.02	AQ250 S % 0.02	AQ250 Hg ppb 5	AQ250 Se ppm 0.1	AQ250 Te ppm 0.02	AQ250 Ga ppm 0.1	AQ250 Cs ppm 0.02	AQ250 Ge ppm 0.1
STD GS311-1	Standard																				
STD GS311-1	Standard																				
STD GS910-4	Standard																				
STD OREAS262	Standard	0.040	15.2	39.9	1.14	229.1	0.003	<20	1.13	0.067	0.29	0.1	2.9	0.42	0.26	153	0.6	0.23	3.5	2.32	<0.1
STD OREAS262	Standard	0.041	16.6	42.0	1.20	249.5	0.003	<20	1.25	0.071	0.31	0.1	3.1	0.47	0.27	175	0.6	0.22	3.8	2.46	<0.1
STD OREAS262	Standard	0.040	16.8	42.5	1.18	243.7	0.003	<20	1.24	0.070	0.31	0.1	3.1	0.45	0.27	177	0.6	0.22	3.8	2.40	<0.1
STD OREAS279	Standard																				
STD OREAS279	Standard																				
STD OREAS279	Standard																				
STD OREAS279	Standard																				
STD OREAS279	Standard																				
STD OREAS279	Standard																				
STD BVGEO01 Expected		0.0727	25.9	171	1.3175	332	0.233		2.2628	0.1924	0.8669	3.5	5.97	0.62	0.6655	100	4.84	1.02	7.37	7.36	0.15
STD OREAS262 Expected		0.04	15.9	41.7	1.17	248	0.003		1.3	0.071	0.312	0.13	3.24	0.47	0.269	170	0.4	0.23	3.9	2.8	
STD GS311-1 Expected																					
STD GS910-4 Expected																					
STD COO2 Expected																					
STD OREAS279 Expected																					
BLK	Blank	<0.001	<0.5	<0.5	<0.01	<0.5	<0.001	<20	<0.01	<0.001	<0.01	<0.1	<0.1	<0.02	<0.02	<5	<0.1	<0.02	<0.1	<0.02	<0.1
BLK	Blank	<0.001	<0.5	<0.5	<0.01	<0.5	<0.001	<20	<0.01	<0.001	<0.01	<0.1	<0.1	<0.02	<0.02	<5	<0.1	<0.02	<0.1	<0.02	<0.1
BLK	Blank	<0.001	<0.5	<0.5	<0.01	<0.5	<0.001	<20	<0.01	<0.001	<0.01	<0.1	<0.1	<0.02	<0.02	<5	<0.1	<0.02	<0.1	<0.02	<0.1
BLK	Blank																				
BLK	Blank																				
BLK	Blank																				
BLK	Blank																				
BLK	Blank																				
BLK	Blank																				
BLK	Blank																				
Prep Wash																					

This report supersedes all previous preliminary and final reports with this file number dated prior to the date on this certificate. Signature indicates final approval; preliminary reports are unsigned and should be used for reference only.

BUREAU VERITAS MINERAL LABORATORIES Canada

www.bvna.com/mining-laboratory-services

Bureau Veritas Commodities Canada Ltd.
9050 Shaughnessy St Vancouver British Columbia V6P 6E5 Canada
PHONE (604) 253-3158

Client: **Kinross Gold Corp.**
25 York St., #17
Toronto Ontario M5J 2V5 Canada

Project: Great Bear Project
Report Date: January 21, 2025

QUALITY CONTROL REPORT TIM24000354.1

		AQ250 Hf ppm 0.02	AQ250 Nb ppm 0.02	AQ250 Rb ppm 0.1	AQ250 Sn ppm 0.1	AQ250 Ta ppm 0.05	AQ250 Zr ppm 0.1	AQ250 Y ppm 0.01	AQ250 Ce ppm 0.1	AQ250 In ppm 0.02	AQ250 Re ppb 1	AQ250 Be ppm 0.1	AQ250 Li ppm 0.1	AQ250 Pd ppb 10	AQ250 Pt ppb 2	TC006 CO2 % 0.08	TC000 TOT/C % 0.02	TC000 TOT/S % 0.02
STD GS311-1	Standard																0.98	2.36
STD GS311-1	Standard																0.98	2.28
STD GS910-4	Standard																2.67	8.10
STD OREAS262	Standard	0.26	<0.02	17.4	0.5	<0.05	10.4	10.08	30.6	0.03	<1	1.1	15.9	<10	2			
STD OREAS262	Standard	0.24	<0.02	18.6	0.5	<0.05	10.1	10.93	33.6	0.03	1	1.1	17.0	<10	2			
STD OREAS262	Standard	0.24	<0.02	18.5	0.5	<0.05	10.7	10.79	33.5	0.03	<1	1.1	16.7	<10	<2			
STD OREAS279	Standard																1.13	1.25
STD OREAS279	Standard															3.13		
STD OREAS279	Standard															3.12		
STD OREAS279	Standard															3.21		
STD OREAS279	Standard															3.13		
STD OREAS279	Standard															3.32		
STD BVGEO01 Expected		0.32	0.17	95	5.64		9.1	14.5	53	0.45	4	0.69	21.4	134	182			
STD OREAS262 Expected		0.17		18.6	0.5		7.7	11.2	32	0.033		1.14	17.8					
STD GS311-1 Expected																	1.02	2.35
STD GS910-4 Expected																	2.65	8.27
STD COO2 Expected																3.612		
STD OREAS279 Expected																3.29	1.13	1.27
BLK	Blank	<0.02	<0.02	<0.1	<0.1	<0.05	0.1	<0.01	<0.1	<0.02	<1	<0.1	<0.1	<10	2			
BLK	Blank	<0.02	<0.02	<0.1	<0.1	<0.05	0.1	<0.01	<0.1	<0.02	<1	<0.1	<0.1	<10	2			
BLK	Blank	<0.02	<0.02	<0.1	<0.1	<0.05	0.1	<0.01	<0.1	<0.02	<1	<0.1	<0.1	<10	<2			
BLK	Blank																<0.02	<0.02
BLK	Blank															<0.08		
BLK	Blank															<0.08		
BLK	Blank															<0.08		
BLK	Blank															<0.08		
BLK	Blank																<0.02	<0.02
BLK	Blank															<0.08		
Prep Wash																		

This report supersedes all previous preliminary and final reports with this file number dated prior to the date on this certificate. Signature indicates final approval; preliminary reports are unsigned and should be used for reference only.

BUREAU VERITAS MINERAL LABORATORIES Canada

www.bvna.com/mining-laboratory-services

Bureau Veritas Commodities Canada Ltd.

9050 Shaughnessy St Vancouver British Columbia V6P 6E5 Canada

PHONE (604) 253-3158

Client: **Kinross Gold Corp.**
25 York St., #17
Toronto Ontario M5J 2V5 Canada

Project: Great Bear Project
Report Date: January 21, 2025

QUALITY CONTROL REPORT TIM24000354.1

		WGHT	AQ250	AQ250	AQ250	AQ250	AQ250	AQ250	AQ250	AQ250	AQ250	AQ250	AQ250	AQ250	AQ250	AQ250	AQ250	AQ250	AQ250	AQ250
		Wgt	Mo	Cu	Pb	Zn	Ag	Ni	Co	Mn	Fe	As	U	Au	Th	Sr	Cd	Sb	Bi	V	Ca
		kg	ppm	ppm	ppm	ppm	ppb	ppm	ppm	ppm	%	ppm	ppm	ppb	ppm	ppm	ppm	ppm	ppm	ppm	%
		0.01	0.01	0.01	0.01	0.1	2	0.1	0.1	1	0.01	0.1	0.1	0.2	0.1	0.5	0.01	0.02	0.02	1	0.01
ROCK-TIM	Prep Blank		1.36	3.23	0.99	28.0	5	1.9	3.8	508	2.03	0.9	0.4	<0.2	2.3	22.2	0.01	0.03	0.02	23	0.63
ROCK-TIM	Prep Blank		1.06	3.21	0.96	28.8	7	1.7	3.8	516	1.99	0.9	0.4	<0.2	2.2	23.2	0.02	0.03	<0.02	23	0.65

This report supersedes all previous preliminary and final reports with this file number dated prior to the date on this certificate. Signature indicates final approval; preliminary reports are unsigned and should be used for reference only.

BUREAU VERITAS MINERAL LABORATORIES Canada

www.bvna.com/mining-laboratory-services

Bureau Veritas Commodities Canada Ltd.

9050 Shaughnessy St Vancouver British Columbia V6P 6E5 Canada

PHONE (604) 253-3158

Client: **Kinross Gold Corp.**
25 York St., #17
Toronto Ontario M5J 2V5 Canada

Project: Great Bear Project
Report Date: January 21, 2025

QUALITY CONTROL REPORT TIM24000354.1

		AQ250 P % 0.001	AQ250 La ppm 0.5	AQ250 Cr ppm 0.5	AQ250 Mg % 0.01	AQ250 Ba ppm 0.5	AQ250 Ti % 0.001	AQ250 B ppm 20	AQ250 Al % 0.01	AQ250 Na % 0.001	AQ250 K % 0.01	AQ250 W ppm 0.1	AQ250 Sc ppm 0.1	AQ250 Tl ppm 0.02	AQ250 S % 0.02	AQ250 Hg ppb 5	AQ250 Se ppm 0.1	AQ250 Te ppm 0.02	AQ250 Ga ppm 0.1	AQ250 Cs ppm 0.02	AQ250 Ge ppm 0.1
ROCK-TIM	Prep Blank	0.041	6.0	6.5	0.47	53.1	0.073	<20	0.86	0.070	0.07	<0.1	2.4	<0.02	<0.02	<5	<0.1	<0.02	3.6	0.18	<0.1
ROCK-TIM	Prep Blank	0.042	6.2	5.4	0.48	54.6	0.080	<20	0.89	0.078	0.08	<0.1	2.5	<0.02	<0.02	<5	<0.1	<0.02	3.7	0.17	<0.1

This report supersedes all previous preliminary and final reports with this file number dated prior to the date on this certificate. Signature indicates final approval; preliminary reports are unsigned and should be used for reference only.

BUREAU VERITAS MINERAL LABORATORIES Canada

www.bvna.com/mining-laboratory-services

Bureau Veritas Commodities Canada Ltd.
9050 Shaughnessy St Vancouver British Columbia V6P 6E5 Canada
PHONE (604) 253-3158

Client: **Kinross Gold Corp.**
25 York St., #17
Toronto Ontario M5J 2V5 Canada

Project: Great Bear Project
Report Date: January 21, 2025

QUALITY CONTROL REPORT TIM24000354.1

		AQ250 Hf ppm 0.02	AQ250 Nb ppm 0.02	AQ250 Rb ppm 0.1	AQ250 Sn ppm 0.1	AQ250 Ta ppm 0.05	AQ250 Zr ppm 0.1	AQ250 Y ppm 0.01	AQ250 Ce ppm 0.1	AQ250 In ppm 0.02	AQ250 Re ppb 1	AQ250 Be ppm 0.1	AQ250 Li ppm 0.1	AQ250 Pd ppb 10	AQ250 Pt ppb 2	TC006 CO2 % 0.08	TC000 TOT/C % 0.02	TC000 TOT/S % 0.02
ROCK-TIM	Prep Blank	0.15	0.13	2.0	0.3	<0.05	3.5	8.26	12.0	<0.02	<1	0.2	1.4	<10	<2	0.23		
ROCK-TIM	Prep Blank	0.16	0.16	2.3	0.3	<0.05	4.0	8.64	12.3	<0.02	<1	0.2	1.4	<10	2	0.17		

This report supersedes all previous preliminary and final reports with this file number dated prior to the date on this certificate. Signature indicates final approval; preliminary reports are unsigned and should be used for reference only.

BUREAU VERITAS MINERAL LABORATORIES Canada

www.bvna.com/mining-laboratory-services

Bureau Veritas Commodities Canada Ltd.
9050 Shaughnessy St Vancouver British Columbia V6P 6E5 Canada
PHONE (604) 253-3158

Client: **Kinross Gold Corp.**
25 York St., #17
Toronto Ontario M5J 2V5 Canada

Submitted By:	Matthew Hart
Receiving Lab:	Canada-Timmins
Received:	August 01, 2024
Analysis Start:	August 29, 2024
Report Date:	November 26, 2024
Page:	1 of 5

CERTIFICATE OF ANALYSIS TIM24000355.1

CLIENT JOB INFORMATION

Project:	Great Bear Project
Shipment ID:	
P.O. Number	GTFS002-FPR022-06
Number of Samples:	100

SAMPLE DISPOSAL

STOR-PLP	Store After 90 days Invoice for Storage
STOR-RJT	Store After 60 days Invoice for Storage

Bureau Veritas does not accept responsibility for samples left at the laboratory after 90 days without prior written instructions for sample storage or return.

SAMPLE PREPARATION AND ANALYTICAL PROCEDURES

Procedure Code	Number of Samples	Code Description	Test Wgt (g)	Report Status	Lab
PRP75-1KG	100	Crush, split and pulverize 1kg of sample to 200 mesh		Completed	TIM
SPTPL	100	Splitting of pulp samples for client		Completed	TIM
ARCHIVE	100	Charges for Split Archive			TIM
SHP01	100	Per sample shipping charges for branch shipments			TIM
AQ250_EXT	100	1:1:1 Aqua Regia digestion Ultratrace ICP-MS analysis	0.5	Completed	VAN
TC006	100	15% HClO4 leach, CO2 analysis by Leco	0.2	Completed	VAN
Split ABA	16	Analysis sample split/packet for ABA Analysis			BUB
TC000	16	Analysis by Leco	0.1	Completed	VAN
ABA	16	Modified Sobek Acid Base Accounting		Completed	BUB

ADDITIONAL COMMENTS

Invoice To: Great Bear Resources Ltd.
25 York Street, Unit 1700
Toronto Ontario M5J 2V5
Canada

CC: Kinross Distrubution

TIMOTHY YAO
Data Validation Specialist

This report supersedes all previous preliminary and final reports with this file number dated prior to the date on this certificate. Signature indicates final approval; preliminary reports are unsigned and should be used for reference only.
All results are considered the confidential property of the client. Bureau Veritas assumes the liabilities for actual cost of analysis only. Results apply to samples as submitted.
"*" asterisk indicates that an analytical result could not be provided due to unusually high levels of interference from other elements.

BUREAU VERITAS MINERAL LABORATORIES Canada

www.bvna.com/mining-laboratory-services

Bureau Veritas Commodities Canada Ltd.

9050 Shaughnessy St Vancouver British Columbia V6P 6E5 Canada
PHONE (604) 253-3158

Client: **Kinross Gold Corp.**
25 York St., #17
Toronto Ontario M5J 2V5 Canada

Project: Great Bear Project
Report Date: November 26, 2024

CERTIFICATE OF ANALYSIS TIM24000355.1

	Method	WGHT	AQ250	AQ250	AQ250	AQ250	AQ250	AQ250	AQ250	AQ250	AQ250	AQ250	AQ250	AQ250	AQ250	AQ250	AQ250	AQ250	AQ250	AQ250	AQ250
	Analyte	Wgt	Mo	Cu	Pb	Zn	Ag	Ni	Co	Mn	Fe	As	U	Au	Th	Sr	Cd	Sb	Bi	V	Ca
	Unit	kg	ppm	ppm	ppm	ppm	ppb	ppm	ppm	ppm	%	ppm	ppm	ppb	ppm	ppm	ppm	ppm	ppm	ppm	%
	MDL	0.01	0.01	0.01	0.01	0.1	2	0.1	0.1	1	0.01	0.1	0.1	0.2	0.1	0.5	0.01	0.02	0.02	1	0.01
A0963755	Drill Core	3.30	1.49	56.02	6.36	51.3	193	67.0	23.4	325	4.60	66.0	1.1	4.5	5.9	9.9	0.07	0.10	0.18	79	0.35
A0963756	Drill Core	1.00	3.57	115.26	4.44	53.9	231	52.0	19.4	577	6.31	1.7	1.0	9.6	6.4	31.8	0.01	0.12	0.36	73	0.75
A0963757	Drill Core	1.96	0.70	17.63	6.11	66.7	109	17.8	11.2	268	2.87	93.4	0.6	20.3	4.0	24.3	0.04	0.07	0.15	25	0.65
A0963758	Drill Core	2.99	1.34	14.56	6.75	55.6	137	16.3	4.6	146	1.74	17.6	1.3	3.6	10.3	11.6	0.05	0.07	0.08	4	0.38
A0963759	Drill Core	2.29	0.57	27.22	3.61	24.3	78	16.8	9.1	128	2.49	0.7	1.1	1.6	6.0	12.3	0.02	0.06	0.09	21	0.21
A0963760	Drill Core	3.06	2.07	29.86	1.37	77.1	124	35.8	11.9	277	4.06	49.7	0.6	133.6	4.7	9.2	0.06	0.09	0.24	26	0.45
A0963761	Drill Core	3.45	0.92	17.22	3.48	53.7	125	11.9	8.5	361	2.13	4.2	1.5	2.7	7.6	14.3	0.02	0.06	0.07	28	0.62
A0963762	Drill Core	2.02	1.12	23.28	3.12	38.8	135	15.1	10.3	325	1.97	5.2	1.4	1.5	7.3	14.2	0.02	0.07	0.12	28	0.56
A0963763	Drill Core	2.99	1.36	37.58	9.37	95.5	158	34.1	16.3	347	2.78	37.9	1.1	2.5	6.1	13.1	0.14	0.05	0.16	48	0.35
A0963764	Drill Core	2.91	0.78	14.09	5.34	36.1	237	13.4	8.9	271	2.13	36.1	1.4	156.8	7.9	50.4	0.03	0.06	0.07	24	1.06
A0963765	Drill Core	1.45	1.40	25.50	2.92	52.2	254	14.6	9.9	364	2.51	15.0	1.5	20.0	7.9	24.8	0.03	0.10	0.20	43	0.67
A0963766	Drill Core	3.21	1.57	12.86	6.72	39.8	547	2.3	2.8	189	1.52	123.4	1.6	13.2	10.3	5.8	0.04	0.16	0.75	5	0.23
A0963767	Drill Core	2.42	1.59	20.61	12.04	65.2	345	2.2	2.7	93	1.67	52.2	1.7	37.4	11.9	18.0	0.06	0.09	0.31	4	0.36
A0963768	Drill Core	2.34	1.80	16.29	4.61	63.5	202	11.2	8.3	497	2.38	79.6	1.5	4.6	9.0	14.9	0.04	0.44	0.15	26	1.18
A0963769	Drill Core	1.33	2.95	7.98	4.72	86.8	305	1.0	2.8	126	1.60	16.9	1.6	8.9	11.3	5.9	0.18	0.14	0.50	3	0.16
A0963770	Drill Core	2.53	3.57	7.53	6.13	60.9	335	0.8	2.2	143	1.39	15.8	1.6	25.0	11.3	6.3	0.11	0.15	0.71	<1	0.29
A0963771	Drill Core	3.28	2.39	6.51	8.21	36.1	356	0.5	1.7	247	1.44	13.4	1.5	248.8	10.3	11.4	0.03	0.16	0.70	1	0.55
A0963772	Drill Core	3.02	3.70	16.82	8.63	132.6	171	1.0	2.0	361	1.62	16.9	1.5	66.9	10.8	10.4	0.35	0.33	0.08	2	0.64
A0963773	Drill Core	3.11	1.84	8.18	3.06	46.3	116	0.8	2.0	288	1.37	35.5	1.3	45.5	11.4	10.0	0.02	0.11	0.14	1	0.58
A0963774	Drill Core	3.22	0.87	18.99	3.42	56.2	203	1.0	1.8	287	1.36	243.9	1.4	668.0	10.9	7.3	0.04	0.12	0.28	2	0.32
A0963775	Drill Core	2.27	1.27	17.89	4.12	70.0	142	17.7	10.3	407	2.68	7.0	1.2	5.7	7.5	19.1	0.05	0.11	0.12	39	0.97
A0963776	Drill Core	3.55	1.51	57.86	4.00	74.3	142	67.9	24.2	207	4.34	56.3	1.0	5.9	5.4	27.4	0.08	0.07	0.19	92	0.57
A0963777	Drill Core	1.92	1.74	68.43	4.22	373.3	218	71.8	22.8	291	5.65	1.4	0.9	19.1	4.8	25.2	0.97	0.07	0.16	115	0.54
A0963778	Drill Core	3.54	1.45	51.86	2.06	41.0	121	68.1	21.5	153	6.04	55.6	0.9	5.4	3.8	5.3	<0.01	0.07	0.20	109	0.18
A0963779	Drill Core	1.73	1.54	48.77	3.40	80.4	117	61.4	20.8	304	4.73	19.1	1.0	7.4	4.7	9.1	0.07	0.08	0.26	85	0.22
A0964543	Drill Core	3.10	1.04	16.68	2.40	52.1	84	11.9	9.1	329	2.00	1.3	1.3	0.6	7.4	19.3	0.02	0.05	0.06	28	0.80
A0964544	Drill Core	0.95	1.33	19.63	3.56	32.0	158	12.7	8.6	185	1.69	1.0	0.8	0.5	5.2	8.5	0.02	0.04	0.16	13	0.32
A0964545	Drill Core	2.94	0.61	18.31	3.39	59.5	78	15.8	9.7	360	2.34	1.4	1.4	<0.2	7.7	19.9	0.02	0.06	0.04	32	0.83
A0964546	Drill Core	1.59	1.38	14.85	4.09	72.9	154	17.6	11.3	178	3.01	5.4	1.2	5.6	7.2	7.5	0.11	0.12	0.33	15	0.37
A0964547	Drill Core	2.18	0.80	23.17	2.67	51.6	152	14.9	11.2	331	2.18	3.6	1.3	2.1	7.7	15.1	0.03	0.10	0.12	33	0.73

This report supersedes all previous preliminary and final reports with this file number dated prior to the date on this certificate. Signature indicates final approval; preliminary reports are unsigned and should be used for reference only.

BUREAU VERITAS MINERAL LABORATORIES Canada

www.bvna.com/mining-laboratory-services

Bureau Veritas Commodities Canada Ltd.

9050 Shaughnessy St Vancouver British Columbia V6P 6E5 Canada
PHONE (604) 253-3158

Client: **Kinross Gold Corp.**
25 York St., #17
Toronto Ontario M5J 2V5 Canada

Project: Great Bear Project
Report Date: November 26, 2024

CERTIFICATE OF ANALYSIS TIM24000355.1

	Method	AQ250	AQ250	AQ250	AQ250	AQ250	AQ250	AQ250	AQ250	AQ250	AQ250	AQ250	AQ250	AQ250	AQ250	AQ250	AQ250	AQ250	AQ250	AQ250	AQ250
	Analyte	P	La	Cr	Mg	Ba	Ti	B	Al	Na	K	W	Sc	Tl	S	Hg	Se	Te	Ga	Cs	Ge
	Unit	%	ppm	ppm	%	ppm	%	ppm	%	%	%	ppm	ppm	ppm	%	ppb	ppm	ppm	ppm	ppm	ppm
	MDL	0.001	0.5	0.5	0.01	0.5	0.001	20	0.01	0.001	0.01	0.1	0.1	0.02	0.02	5	0.1	0.02	0.1	0.02	0.1
A0963755	Drill Core	0.059	14.9	88.6	1.52	46.3	0.079	<20	2.61	0.034	0.39	<0.1	6.4	0.16	0.23	<5	0.3	0.04	9.2	1.35	<0.1
A0963756	Drill Core	0.065	27.0	71.0	1.55	103.2	0.211	<20	2.67	0.033	0.49	0.5	6.1	0.20	0.93	<5	0.3	0.17	9.3	3.75	0.2
A0963757	Drill Core	0.045	19.9	12.3	1.07	59.2	0.099	<20	2.20	0.068	0.77	0.3	2.8	0.37	0.22	<5	0.1	0.05	6.6	2.56	<0.1
A0963758	Drill Core	0.026	40.0	13.6	0.33	35.0	0.038	<20	0.90	0.026	0.37	0.2	0.9	0.24	0.24	<5	0.1	<0.02	2.6	2.00	<0.1
A0963759	Drill Core	0.054	27.5	8.8	0.57	55.1	0.045	<20	1.54	0.054	0.30	<0.1	1.9	0.11	0.12	<5	<0.1	<0.02	4.7	0.95	<0.1
A0963760	Drill Core	0.057	23.5	21.8	0.57	139.1	0.087	<20	1.76	0.052	0.90	0.3	2.7	0.24	0.35	<5	0.4	0.22	6.8	2.58	<0.1
A0963761	Drill Core	0.056	28.3	8.7	0.68	99.1	0.152	<20	1.31	0.086	0.90	0.1	1.8	0.34	0.33	<5	<0.1	<0.02	4.9	3.56	<0.1
A0963762	Drill Core	0.056	28.5	14.7	0.80	92.8	0.144	<20	1.30	0.034	0.95	0.1	1.6	0.40	0.23	<5	0.1	0.02	4.2	4.99	<0.1
A0963763	Drill Core	0.053	27.1	53.1	0.96	150.8	0.161	<20	1.70	0.080	1.12	0.2	4.4	0.45	0.28	<5	0.2	0.04	6.4	4.79	<0.1
A0963764	Drill Core	0.054	27.4	10.1	0.82	40.4	0.119	<20	2.37	0.202	0.85	0.3	1.6	0.39	0.38	<5	0.2	0.05	6.3	3.35	<0.1
A0963765	Drill Core	0.082	31.0	18.5	0.83	128.8	0.191	<20	1.34	0.095	0.98	1.3	3.0	0.35	0.63	<5	0.2	0.04	5.6	6.29	<0.1
A0963766	Drill Core	0.020	41.5	5.0	0.19	46.8	0.034	<20	0.51	0.032	0.36	0.2	0.9	0.17	0.60	<5	<0.1	<0.02	1.9	1.43	<0.1
A0963767	Drill Core	0.022	46.0	8.1	0.17	61.5	0.012	<20	1.02	0.068	0.42	0.1	0.8	0.13	1.39	<5	0.1	<0.02	2.5	0.93	<0.1
A0963768	Drill Core	0.074	40.8	11.8	0.68	78.4	0.157	<20	1.21	0.053	0.85	0.3	2.0	0.43	0.35	<5	<0.1	<0.02	4.5	4.07	<0.1
A0963769	Drill Core	0.018	44.6	2.5	0.11	79.3	0.017	<20	0.57	0.041	0.38	0.2	0.9	0.12	0.90	<5	<0.1	<0.02	2.0	0.62	<0.1
A0963770	Drill Core	0.016	45.8	3.1	0.08	61.0	0.018	<20	0.43	0.034	0.30	0.9	0.8	0.10	0.58	<5	0.2	<0.02	1.6	0.90	<0.1
A0963771	Drill Core	0.015	44.4	2.2	0.15	150.3	0.056	<20	0.68	0.077	0.46	0.4	1.4	0.22	0.30	<5	0.4	<0.02	2.9	2.04	<0.1
A0963772	Drill Core	0.017	45.7	4.2	0.22	109.9	0.057	<20	0.76	0.045	0.50	0.2	1.5	0.27	0.25	<5	0.3	0.02	3.4	3.60	<0.1
A0963773	Drill Core	0.016	44.7	2.2	0.13	69.2	0.041	<20	0.65	0.058	0.40	0.4	1.2	0.18	0.12	<5	0.1	<0.02	3.0	1.50	<0.1
A0963774	Drill Core	0.016	44.1	3.7	0.18	66.3	0.039	<20	0.66	0.035	0.36	0.2	1.0	0.16	0.15	<5	0.2	<0.02	2.6	1.61	<0.1
A0963775	Drill Core	0.072	33.4	17.0	0.91	125.5	0.196	<20	1.54	0.062	1.21	0.8	3.0	0.39	0.24	<5	0.1	<0.02	6.1	3.46	<0.1
A0963776	Drill Core	0.058	21.1	97.3	1.45	156.4	0.176	<20	3.38	0.096	1.59	0.2	9.6	0.43	0.16	<5	0.2	0.04	11.1	3.67	<0.1
A0963777	Drill Core	0.078	20.8	126.2	1.77	321.4	0.217	<20	3.11	0.077	1.65	0.3	12.7	0.37	0.32	<5	0.3	0.05	12.6	6.05	<0.1
A0963778	Drill Core	0.061	14.8	102.9	1.62	285.4	0.176	<20	3.31	0.051	1.42	0.3	10.8	0.38	0.25	<5	0.2	0.04	12.4	3.24	<0.1
A0963779	Drill Core	0.055	18.0	85.0	1.40	219.7	0.190	<20	2.78	0.049	1.58	0.2	8.0	0.45	0.19	<5	0.2	0.04	10.8	3.22	<0.1
A0964543	Drill Core	0.057	29.4	8.8	0.38	104.2	0.130	<20	1.07	0.077	0.66	0.1	1.7	0.38	0.20	<5	<0.1	0.10	4.3	2.36	<0.1
A0964544	Drill Core	0.045	21.0	9.6	0.23	44.6	0.053	<20	0.56	0.039	0.24	0.1	1.0	0.35	0.55	<5	<0.1	0.02	2.2	1.38	<0.1
A0964545	Drill Core	0.056	30.0	13.9	0.48	121.4	0.141	<20	1.21	0.077	0.65	0.2	2.4	0.33	0.15	<5	<0.1	<0.02	5.3	2.73	<0.1
A0964546	Drill Core	0.054	29.3	8.4	0.19	56.5	0.068	<20	0.54	0.045	0.32	<0.1	1.1	0.18	2.44	<5	<0.1	<0.02	2.2	1.07	<0.1
A0964547	Drill Core	0.061	28.9	16.0	0.37	110.6	0.120	<20	0.94	0.089	0.62	0.6	2.3	0.36	0.60	<5	<0.1	<0.02	3.9	2.35	<0.1

This report supersedes all previous preliminary and final reports with this file number dated prior to the date on this certificate. Signature indicates final approval; preliminary reports are unsigned and should be used for reference only.

BUREAU VERITAS MINERAL LABORATORIES Canada

www.bvna.com/mining-laboratory-services

Bureau Veritas Commodities Canada Ltd.

9050 Shaughnessy St Vancouver British Columbia V6P 6E5 Canada
PHONE (604) 253-3158

Client: **Kinross Gold Corp.**
25 York St., #17
Toronto Ontario M5J 2V5 Canada

Project: Great Bear Project
Report Date: November 26, 2024

CERTIFICATE OF ANALYSIS TIM24000355.1

Method		AQ250	AQ250	AQ250	AQ250	AQ250	AQ250	AQ250	AQ250	AQ250	AQ250	AQ250	AQ250	AQ250	AQ250	TC006	TC000	TC000
Analyte		Hf	Nb	Rb	Sn	Ta	Zr	Y	Ce	In	Re	Be	Li	Pd	Pt	CO2	TOT/C	TOT/S
Unit		ppm	ppm	ppm	ppm	ppm	ppm	ppm	ppm	ppm	ppb	ppm	ppm	ppb	ppb	%	%	%
MDL		0.02	0.02	0.1	0.1	0.05	0.1	0.01	0.1	0.02	1	0.1	0.1	10	2	0.08	0.02	0.02
A0963755	Drill Core	0.45	<0.02	18.9	0.3	<0.05	19.1	6.79	31.2	<0.02	3	0.3	28.9	<10	2	0.18		
A0963756	Drill Core	0.45	0.10	25.6	0.5	<0.05	18.5	7.53	54.7	<0.02	1	0.4	30.6	<10	<2	0.35		
A0963757	Drill Core	0.45	0.04	40.2	0.3	<0.05	19.5	5.48	41.3	<0.02	<1	0.4	30.5	<10	<2	0.17		
A0963758	Drill Core	0.98	0.13	22.4	0.2	<0.05	40.8	8.94	79.0	<0.02	<1	0.2	8.6	<10	<2	0.24		
A0963759	Drill Core	0.45	0.08	13.4	0.1	<0.05	22.5	5.53	53.3	<0.02	<1	0.2	14.2	<10	<2	<0.08		
A0963760	Drill Core	0.69	0.05	32.4	0.4	<0.05	31.2	4.61	45.6	<0.02	<1	0.1	19.1	<10	<2	0.23	0.11	0.35
A0963761	Drill Core	0.62	0.05	56.6	0.2	<0.05	23.0	5.85	54.4	<0.02	<1	<0.1	10.9	<10	<2	0.38		
A0963762	Drill Core	0.36	0.05	57.1	0.2	<0.05	13.1	5.73	54.9	<0.02	<1	<0.1	10.5	<10	<2	0.29		
A0963763	Drill Core	0.59	0.04	57.5	0.4	<0.05	25.1	7.56	53.9	<0.02	<1	0.1	18.6	<10	<2	0.13		
A0963764	Drill Core	0.41	0.03	54.3	0.2	<0.05	17.0	6.45	53.0	<0.02	<1	0.4	10.7	<10	<2	0.12		
A0963765	Drill Core	0.55	0.07	52.4	0.4	<0.05	19.9	6.99	64.2	<0.02	<1	<0.1	14.6	<10	<2	0.38		
A0963766	Drill Core	0.66	0.17	20.8	0.2	<0.05	28.3	9.61	80.8	<0.02	<1	<0.1	3.9	<10	<2	0.12		
A0963767	Drill Core	0.49	0.05	16.6	0.1	<0.05	21.5	10.92	89.5	<0.02	<1	0.3	4.1	<10	<2	<0.08		
A0963768	Drill Core	0.71	0.08	55.0	0.3	<0.05	29.6	6.94	80.1	<0.02	<1	<0.1	12.4	<10	<2	1.02	0.29	0.32
A0963769	Drill Core	0.87	0.12	15.8	0.2	<0.05	34.5	9.06	87.0	<0.02	<1	0.1	4.2	<10	<2	0.11		
A0963770	Drill Core	0.71	0.17	14.4	0.2	<0.05	27.4	10.31	87.9	<0.02	<1	<0.1	3.3	<10	<2	0.17		
A0963771	Drill Core	1.03	0.25	26.4	0.3	<0.05	38.6	9.20	85.1	<0.02	<1	<0.1	5.1	<10	<2	0.54		
A0963772	Drill Core	1.55	0.23	31.0	0.4	<0.05	63.7	8.24	88.0	<0.02	<1	0.1	8.6	<10	3	0.58		
A0963773	Drill Core	1.51	0.19	21.4	0.3	<0.05	64.3	8.70	87.6	<0.02	<1	0.1	5.0	<10	<2	0.57		
A0963774	Drill Core	0.81	0.16	18.7	0.3	<0.05	34.2	9.23	85.6	<0.02	<1	0.1	5.9	<10	<2	0.24	0.07	0.14
A0963775	Drill Core	0.46	0.06	58.4	0.3	<0.05	19.8	6.52	66.2	<0.02	<1	<0.1	17.4	<10	<2	0.84		
A0963776	Drill Core	0.31	0.04	69.4	0.7	<0.05	17.7	5.25	42.9	0.03	1	0.2	24.9	<10	3	<0.08		
A0963777	Drill Core	0.39	0.04	60.6	0.9	<0.05	19.8	5.95	43.5	0.04	<1	0.2	27.7	<10	<2	0.24		
A0963778	Drill Core	0.42	0.05	66.1	1.0	<0.05	19.2	3.83	29.7	0.04	1	0.1	18.8	<10	5	<0.08		
A0963779	Drill Core	0.48	0.06	76.9	0.8	<0.05	22.3	5.07	36.8	0.03	1	0.2	21.5	<10	2	0.09		
A0964543	Drill Core	0.63	0.10	47.2	0.2	<0.05	25.8	5.68	57.5	<0.02	<1	<0.1	14.3	<10	<2	0.58		
A0964544	Drill Core	0.47	0.11	16.0	0.2	<0.05	19.4	4.56	41.3	<0.02	<1	<0.1	6.4	<10	<2	0.16	0.05	0.52
A0964545	Drill Core	0.48	0.11	41.9	0.3	<0.05	20.6	6.71	57.3	<0.02	<1	<0.1	13.8	<10	<2	0.66		
A0964546	Drill Core	0.68	0.28	19.4	0.2	<0.05	26.5	6.08	56.0	<0.02	<1	<0.1	5.2	<10	<2	0.20		
A0964547	Drill Core	0.62	0.11	41.4	0.3	<0.05	25.6	6.77	54.6	<0.02	<1	<0.1	9.6	<10	<2	0.50		

This report supersedes all previous preliminary and final reports with this file number dated prior to the date on this certificate. Signature indicates final approval; preliminary reports are unsigned and should be used for reference only.

BUREAU VERITAS MINERAL LABORATORIES Canada

www.bvna.com/mining-laboratory-services

Bureau Veritas Commodities Canada Ltd.

9050 Shaughnessy St Vancouver British Columbia V6P 6E5 Canada
PHONE (604) 253-3158

Client: **Kinross Gold Corp.**
25 York St., #17
Toronto Ontario M5J 2V5 Canada

Project: Great Bear Project
Report Date: November 26, 2024

CERTIFICATE OF ANALYSIS TIM24000355.1

	Method	WGHT	AQ250	AQ250	AQ250	AQ250	AQ250	AQ250	AQ250	AQ250	AQ250	AQ250	AQ250	AQ250	AQ250	AQ250	AQ250	AQ250	AQ250	AQ250	AQ250
	Analyte	Wgt	Mo	Cu	Pb	Zn	Ag	Ni	Co	Mn	Fe	As	U	Au	Th	Sr	Cd	Sb	Bi	V	Ca
	Unit	kg	ppm	ppm	ppm	ppm	ppb	ppm	ppm	ppm	%	ppm	ppm	ppb	ppm	ppm	ppm	ppm	ppm	ppm	%
	MDL	0.01	0.01	0.01	0.01	0.1	2	0.1	0.1	1	0.01	0.1	0.1	0.2	0.1	0.5	0.01	0.02	0.02	1	0.01
A0964548	Drill Core	1.87	1.43	15.39	3.75	31.8	109	11.7	9.4	148	1.46	6.9	1.5	3.6	8.4	10.2	0.04	0.18	0.44	8	0.48
A0964549	Drill Core	0.72	2.53	31.96	9.56	101.1	281	17.2	11.9	323	2.36	35.5	1.5	452.9	7.8	15.3	0.27	0.07	0.29	29	0.44
A0964550	Drill Core	3.19	2.06	39.42	14.64	103.6	1247	19.7	10.3	407	2.45	129.2	1.5	4930.1	6.8	9.8	0.25	0.12	0.08	16	0.31
A0964551	Drill Core	1.13	1.04	18.49	11.73	65.7	368	22.0	12.2	330	2.58	32.4	1.8	1713.9	8.5	7.0	0.15	0.10	0.06	14	0.30
A0964552	Drill Core	1.03	1.19	35.71	4.94	47.1	314	17.3	9.0	317	2.07	183.3	1.4	18.1	6.0	10.7	0.07	0.14	0.03	25	0.61
A0964553	Drill Core	2.83	1.25	21.54	4.66	63.2	267	17.7	10.1	463	2.31	116.3	1.2	16.3	6.8	21.1	0.04	0.17	0.09	34	1.34
A0964554	Drill Core	2.75	0.76	16.36	2.62	48.4	194	13.7	9.0	370	2.17	102.6	1.3	7.7	7.3	15.1	0.04	0.15	0.09	33	0.86
A0964555	Drill Core	2.77	1.17	17.79	3.11	44.3	175	14.9	8.9	338	2.08	40.0	1.5	39.1	7.0	14.1	0.04	0.13	0.06	28	0.70
A0964556	Drill Core	0.90	0.81	26.68	9.86	39.3	137	12.8	6.8	295	1.81	20.2	1.1	3.4	5.4	10.2	0.04	0.11	0.02	25	0.89
A0964557	Drill Core	2.34	0.72	15.67	2.99	51.5	114	14.8	9.6	373	2.23	20.7	1.6	4.3	7.6	14.0	0.04	0.13	0.05	36	0.83
A0964558	Drill Core	1.77	0.83	18.59	2.22	52.9	91	14.3	9.7	363	2.41	11.9	1.4	5.3	7.0	9.8	0.03	0.08	0.06	41	0.59
A0964559	Drill Core	2.82	0.78	14.33	5.34	55.7	257	10.0	6.7	297	1.67	59.0	2.1	942.1	8.7	7.8	0.07	0.11	0.13	14	0.36
A0964560	Drill Core	2.74	1.40	18.76	12.71	138.7	329	14.1	9.7	394	2.43	81.6	1.5	754.0	7.6	10.0	0.28	0.15	0.20	23	0.59
A0964672	Drill Core	1.96	0.87	15.39	3.47	51.8	133	13.2	8.3	374	2.12	21.2	1.7	11.2	7.7	15.8	0.04	0.11	0.04	34	0.80
A0964673	Drill Core	2.34	0.82	18.01	3.05	52.5	170	13.6	8.9	336	2.29	15.8	1.7	33.3	7.7	13.7	0.04	0.10	0.04	35	0.66
A0964674	Drill Core	1.85	0.66	22.73	4.38	42.8	135	14.0	6.9	256	1.55	10.8	1.6	32.0	7.0	15.4	0.02	0.05	0.09	17	0.41
A0964675	Drill Core	1.36	0.64	25.23	2.94	46.4	159	14.7	10.9	345	2.36	6.4	1.5	4.5	7.0	21.0	0.03	0.07	0.13	39	0.76
A0964676	Drill Core	1.97	0.77	14.85	2.75	45.0	108	12.3	8.2	340	1.87	4.6	1.6	13.3	7.5	15.8	0.03	0.07	0.03	24	0.67
A0964677	Drill Core	1.05	1.00	19.97	2.99	33.6	260	11.2	7.0	342	1.91	7.3	1.5	74.7	7.2	13.3	0.02	0.08	0.27	18	0.49
A0964678	Drill Core	0.91	0.33	14.68	2.87	48.2	155	15.2	9.4	407	2.13	9.3	1.5	3.1	7.7	15.9	0.02	0.10	0.13	30	0.83
A0964679	Drill Core	1.83	0.67	18.66	3.65	50.1	143	14.4	9.4	311	2.03	47.6	1.2	17.9	7.3	30.9	0.04	0.10	0.10	23	1.41
A0964681	Drill Core	2.66	0.42	18.31	15.22	59.2	369	14.4	8.9	427	2.42	52.8	1.6	50.4	7.4	19.0	0.03	0.09	0.02	32	0.62
A0964682	Drill Core	1.44	0.58	15.50	2.93	44.5	239	14.8	9.8	402	2.34	41.6	1.4	200.1	7.4	10.3	0.03	0.12	0.10	30	0.62
A0964683	Drill Core	1.52	0.88	35.58	2.66	69.5	136	24.3	17.3	580	3.50	14.1	1.1	12.0	6.0	39.4	0.07	0.09	0.09	74	2.18
A0964684	Drill Core	2.21	0.92	19.32	6.52	59.1	249	19.7	10.7	453	2.48	128.0	1.3	324.2	7.6	19.0	0.08	0.08	0.21	40	0.71
A0964685	Drill Core	3.25	0.65	21.30	4.12	56.0	183	13.9	8.8	375	2.23	24.5	1.4	11.4	7.2	9.0	0.05	0.10	0.08	32	0.67
A0964686	Drill Core	2.35	0.70	17.45	39.34	79.0	493	13.3	9.3	187	1.88	96.7	1.7	1255.9	7.6	5.4	0.13	0.35	0.08	10	0.27
A0964687	Drill Core	3.30	0.51	15.10	3.18	52.7	76	12.0	8.1	338	2.08	20.8	1.6	3.9	7.8	13.4	0.02	0.09	0.02	28	0.64
A0964688	Drill Core	1.76	0.88	18.13	2.78	61.4	117	11.3	8.8	409	2.18	6.1	1.3	6.2	6.5	14.8	0.02	0.06	0.04	26	0.40
A0964689	Drill Core	2.84	0.69	15.63	2.75	51.4	141	13.1	9.1	358	2.16	5.0	1.6	3.5	7.6	14.4	0.04	0.08	0.06	27	0.93

This report supersedes all previous preliminary and final reports with this file number dated prior to the date on this certificate. Signature indicates final approval; preliminary reports are unsigned and should be used for reference only.

BUREAU VERITAS MINERAL LABORATORIES Canada

www.bvna.com/mining-laboratory-services

Bureau Veritas Commodities Canada Ltd.

9050 Shaughnessy St Vancouver British Columbia V6P 6E5 Canada
PHONE (604) 253-3158

Client: **Kinross Gold Corp.**
25 York St., #17
Toronto Ontario M5J 2V5 Canada

Project: Great Bear Project
Report Date: November 26, 2024

CERTIFICATE OF ANALYSIS TIM24000355.1

	Method	AQ250	AQ250	AQ250	AQ250	AQ250	AQ250	AQ250	AQ250	AQ250	AQ250	AQ250	AQ250	AQ250	AQ250	AQ250	AQ250	AQ250	AQ250	AQ250	AQ250
	Analyte	P	La	Cr	Mg	Ba	Ti	B	Al	Na	K	W	Sc	Tl	S	Hg	Se	Te	Ga	Cs	Ge
	Unit	%	ppm	ppm	%	ppm	%	ppm	%	%	%	ppm	ppm	ppm	%	ppb	ppm	ppm	ppm	ppm	ppm
	MDL	0.001	0.5	0.5	0.01	0.5	0.001	20	0.01	0.001	0.01	0.1	0.1	0.02	0.02	5	0.1	0.02	0.1	0.02	0.1
A0964548	Drill Core	0.058	31.8	5.6	0.09	56.3	0.046	<20	0.47	0.046	0.29	0.1	0.8	0.15	1.01	<5	<0.1	0.03	1.7	0.62	<0.1
A0964549	Drill Core	0.071	30.0	24.9	0.65	99.4	0.119	<20	1.16	0.057	0.87	0.6	2.1	0.42	0.97	<5	0.2	0.09	4.3	3.78	<0.1
A0964550	Drill Core	0.060	26.8	11.4	0.57	27.5	0.083	<20	1.09	0.077	0.65	0.4	1.2	0.37	1.18	<5	0.3	0.04	3.4	2.44	<0.1
A0964551	Drill Core	0.069	35.8	7.3	0.49	38.7	0.065	<20	1.13	0.046	0.73	0.7	1.2	0.34	1.31	<5	0.3	0.03	3.4	2.04	<0.1
A0964552	Drill Core	0.051	25.2	16.4	0.54	35.5	0.107	<20	0.87	0.042	0.60	0.3	2.4	0.25	0.59	<5	0.2	0.03	3.5	2.09	<0.1
A0964553	Drill Core	0.068	28.9	15.4	0.81	85.6	0.170	<20	1.44	0.079	1.07	0.6	2.6	0.40	0.40	<5	<0.1	<0.02	5.3	2.94	<0.1
A0964554	Drill Core	0.052	24.8	11.9	0.68	91.2	0.156	<20	1.22	0.069	0.92	0.4	2.6	0.38	0.28	<5	0.1	<0.02	5.0	3.41	<0.1
A0964555	Drill Core	0.050	25.5	13.1	0.58	74.4	0.131	<20	1.14	0.073	0.82	0.4	2.2	0.31	0.54	<5	<0.1	<0.02	4.4	3.13	<0.1
A0964556	Drill Core	0.041	22.6	15.0	0.51	63.5	0.123	<20	0.86	0.045	0.68	0.1	2.3	0.30	0.25	<5	<0.1	<0.02	3.8	2.98	<0.1
A0964557	Drill Core	0.055	26.8	15.7	0.63	120.9	0.167	<20	1.13	0.060	0.87	0.2	3.4	0.31	0.44	<5	<0.1	<0.02	5.2	3.68	<0.1
A0964558	Drill Core	0.065	28.4	14.4	0.80	113.2	0.188	<20	1.31	0.058	1.07	0.3	3.7	0.37	0.27	<5	<0.1	<0.02	5.9	3.91	<0.1
A0964559	Drill Core	0.052	31.2	6.5	0.40	56.2	0.076	<20	0.84	0.049	0.64	0.3	1.2	0.31	0.77	<5	0.2	0.03	3.5	2.29	<0.1
A0964560	Drill Core	0.059	29.7	10.3	0.60	49.4	0.105	<20	1.04	0.055	0.74	0.3	2.0	0.32	1.15	<5	0.3	0.04	4.0	2.69	<0.1
A0964672	Drill Core	0.053	27.1	12.0	0.65	96.7	0.154	<20	1.35	0.099	0.92	0.4	2.9	0.36	0.37	<5	<0.1	<0.02	5.4	3.32	<0.1
A0964673	Drill Core	0.056	26.4	13.9	0.65	93.1	0.147	<20	1.21	0.074	0.80	1.0	3.1	0.37	0.46	<5	0.1	<0.02	5.4	3.47	<0.1
A0964674	Drill Core	0.042	22.8	25.9	0.63	58.4	0.093	<20	1.19	0.069	0.74	0.2	1.4	0.34	0.29	<5	0.1	<0.02	4.0	3.36	<0.1
A0964675	Drill Core	0.060	28.1	21.4	0.79	142.4	0.165	<20	1.45	0.071	1.01	0.2	2.7	0.36	0.30	<5	0.2	0.02	5.3	4.77	<0.1
A0964676	Drill Core	0.052	27.4	9.1	0.61	81.3	0.136	<20	1.17	0.073	0.87	0.5	1.6	0.34	0.29	<5	<0.1	<0.02	4.3	2.80	<0.1
A0964677	Drill Core	0.048	23.4	9.6	0.52	59.3	0.097	<20	0.98	0.060	0.66	0.6	1.3	0.32	0.51	<5	0.1	0.03	3.7	2.96	<0.1
A0964678	Drill Core	0.055	28.1	13.4	0.79	65.9	0.152	<20	1.28	0.076	0.83	0.2	1.9	0.35	0.47	<5	0.1	<0.02	4.8	3.41	<0.1
A0964679	Drill Core	0.051	22.2	9.0	0.78	27.6	0.098	<20	1.73	0.106	0.61	1.1	1.8	0.27	0.42	<5	<0.1	0.03	5.5	2.62	<0.1
A0964681	Drill Core	0.056	27.4	13.0	0.62	42.9	0.125	<20	1.62	0.143	0.80	0.1	2.8	0.38	0.70	<5	0.2	<0.02	6.0	3.57	<0.1
A0964682	Drill Core	0.058	28.8	12.4	0.61	66.1	0.138	<20	1.18	0.073	0.87	0.2	2.6	0.32	0.60	<5	0.2	0.03	4.8	2.99	<0.1
A0964683	Drill Core	0.081	31.4	54.8	1.53	150.9	0.217	<20	2.09	0.054	1.39	0.1	5.9	0.39	0.58	<5	0.2	<0.02	7.5	5.69	<0.1
A0964684	Drill Core	0.067	31.7	17.9	0.85	38.5	0.155	<20	1.54	0.108	0.73	0.5	3.9	0.28	0.81	<5	0.2	0.02	6.6	2.57	<0.1
A0964685	Drill Core	0.055	28.8	12.9	0.63	66.5	0.149	<20	1.15	0.073	0.87	0.1	2.7	0.33	0.54	<5	0.1	<0.02	4.9	3.35	<0.1
A0964686	Drill Core	0.054	28.3	5.5	0.30	26.2	0.040	<20	0.64	0.016	0.45	0.2	0.8	0.19	1.34	<5	0.4	0.07	2.1	1.40	<0.1
A0964687	Drill Core	0.054	28.6	9.9	0.60	104.3	0.157	<20	1.17	0.068	0.90	0.2	1.8	0.37	0.21	<5	<0.1	<0.02	4.6	3.45	<0.1
A0964688	Drill Core	0.056	25.5	10.2	0.78	108.6	0.141	<20	1.44	0.062	1.09	0.1	1.9	0.40	0.22	<5	0.1	<0.02	5.0	4.77	<0.1
A0964689	Drill Core	0.056	27.5	11.6	0.65	88.4	0.151	<20	1.17	0.065	0.93	0.3	1.8	0.36	0.27	<5	0.1	<0.02	4.8	3.23	<0.1

This report supersedes all previous preliminary and final reports with this file number dated prior to the date on this certificate. Signature indicates final approval; preliminary reports are unsigned and should be used for reference only.

BUREAU VERITAS MINERAL LABORATORIES Canada

www.bvna.com/mining-laboratory-services

Bureau Veritas Commodities Canada Ltd.

9050 Shaughnessy St Vancouver British Columbia V6P 6E5 Canada
PHONE (604) 253-3158

Client: **Kinross Gold Corp.**
25 York St., #17
Toronto Ontario M5J 2V5 Canada

Project: Great Bear Project
Report Date: November 26, 2024

CERTIFICATE OF ANALYSIS TIM24000355.1

Method		AQ250	AQ250	AQ250	AQ250	AQ250	AQ250	AQ250	AQ250	AQ250	AQ250	AQ250	AQ250	AQ250	AQ250	TC006	TC000	TC000
Analyte		Hf	Nb	Rb	Sn	Ta	Zr	Y	Ce	In	Re	Be	Li	Pd	Pt	CO2	TOT/C	TOT/S
Unit		ppm	ppm	ppm	ppm	ppm	ppm	ppm	ppm	ppm	ppb	ppm	ppm	ppb	ppb	%	%	%
MDL		0.02	0.02	0.1	0.1	0.05	0.1	0.01	0.1	0.02	1	0.1	0.1	10	2	0.08	0.02	0.02
A0964548	Drill Core	0.56	0.19	15.9	0.2	<0.05	21.5	5.94	60.2	<0.02	<1	<0.1	3.8	<10	<2	0.21		
A0964549	Drill Core	0.58	0.05	53.5	0.3	<0.05	24.3	6.19	60.7	<0.02	<1	0.2	13.6	<10	<2	0.21		
A0964550	Drill Core	0.23	0.03	43.4	0.2	<0.05	9.2	7.38	54.0	<0.02	<1	0.1	6.7	<10	<2	<0.08		
A0964551	Drill Core	0.37	0.04	40.7	0.2	<0.05	15.3	8.69	71.3	<0.02	<1	0.1	7.2	<10	2	0.09		
A0964552	Drill Core	0.25	<0.02	35.4	0.3	<0.05	9.9	5.32	48.5	<0.02	<1	<0.1	7.3	<10	<2	0.27	0.14	0.55
A0964553	Drill Core	0.54	0.03	62.2	0.3	<0.05	25.7	6.96	57.6	<0.02	<1	<0.1	10.4	<10	<2	1.28		
A0964554	Drill Core	0.43	0.07	58.5	0.4	<0.05	16.7	5.63	47.8	<0.02	<1	<0.1	10.3	<10	<2	0.69		
A0964555	Drill Core	0.59	0.06	53.6	0.3	<0.05	22.5	6.04	48.4	<0.02	<1	<0.1	7.8	<10	<2	0.57		
A0964556	Drill Core	0.67	0.08	43.2	0.5	<0.05	24.3	4.98	42.5	<0.02	<1	<0.1	7.5	<10	<2	0.97		
A0964557	Drill Core	0.71	0.09	58.1	0.5	<0.05	26.0	6.33	51.5	<0.02	<1	<0.1	11.6	<10	<2	0.67		
A0964558	Drill Core	0.69	0.08	63.3	0.5	<0.05	26.8	6.55	54.5	<0.02	<1	<0.1	14.6	<10	<2	0.44	0.13	0.28
A0964559	Drill Core	0.59	0.07	41.6	0.3	<0.05	20.0	5.92	60.7	<0.02	<1	<0.1	6.7	<10	<2	0.26		
A0964560	Drill Core	0.67	0.07	46.4	0.4	<0.05	23.9	6.95	57.4	<0.02	<1	<0.1	9.9	<10	<2	0.39		
A0964672	Drill Core	0.69	0.07	55.0	0.4	<0.05	25.6	6.87	51.3	<0.02	<1	<0.1	12.1	<10	<2	0.57		
A0964673	Drill Core	0.70	0.08	53.7	0.5	<0.05	26.2	6.84	51.9	<0.02	<1	<0.1	12.2	<10	<2	0.25		
A0964674	Drill Core	0.44	0.06	45.7	0.2	<0.05	15.5	4.44	43.2	<0.02	<1	0.2	9.9	<10	<2	0.20		
A0964675	Drill Core	0.67	0.07	53.3	0.4	<0.05	24.8	7.90	52.7	<0.02	<1	<0.1	11.6	<10	2	0.41		
A0964676	Drill Core	0.58	0.08	52.6	0.2	<0.05	21.5	6.57	52.1	<0.02	<1	<0.1	8.9	<10	<2	0.50	0.14	0.29
A0964677	Drill Core	0.62	0.10	42.4	0.2	<0.05	22.9	5.61	45.2	<0.02	<1	<0.1	6.8	<10	2	0.28		
A0964678	Drill Core	0.45	0.10	48.9	0.3	<0.05	16.5	6.51	53.0	<0.02	<1	<0.1	10.9	<10	<2	0.54		
A0964679	Drill Core	0.36	0.07	34.8	0.2	<0.05	14.5	6.21	43.3	<0.02	<1	0.3	13.5	<10	<2	0.97		
A0964681	Drill Core	0.30	0.03	60.1	0.3	<0.05	11.9	5.99	51.9	<0.02	<1	0.2	11.1	<10	<2	<0.08		
A0964682	Drill Core	0.56	0.06	56.7	0.3	<0.05	21.4	5.96	54.8	<0.02	<1	<0.1	11.5	<10	<2	0.40		
A0964683	Drill Core	0.39	0.03	69.1	0.4	<0.05	17.2	7.98	60.1	<0.02	<1	0.3	27.2	<10	<2	2.15		
A0964684	Drill Core	0.50	0.03	41.8	0.4	<0.05	20.3	6.91	61.8	<0.02	<1	0.2	16.0	<10	<2	0.37	0.10	0.79
A0964685	Drill Core	0.58	0.05	52.6	0.3	<0.05	21.7	5.85	55.8	<0.02	<1	<0.1	11.6	<10	<2	0.50		
A0964686	Drill Core	0.45	0.12	24.6	0.2	<0.05	16.3	6.19	52.9	<0.02	<1	0.1	4.9	<10	<2	0.13	0.04	1.31
A0964687	Drill Core	0.54	0.08	59.4	0.2	<0.05	19.5	5.64	55.3	<0.02	<1	<0.1	12.6	<10	<2	0.47		
A0964688	Drill Core	0.45	0.06	63.3	0.3	<0.05	17.9	6.12	48.5	<0.02	<1	<0.1	13.9	<10	<2	0.22		
A0964689	Drill Core	0.55	0.09	57.5	0.3	<0.05	20.2	5.95	52.6	<0.02	<1	<0.1	11.3	<10	<2	0.91		

This report supersedes all previous preliminary and final reports with this file number dated prior to the date on this certificate. Signature indicates final approval; preliminary reports are unsigned and should be used for reference only.

BUREAU VERITAS MINERAL LABORATORIES Canada

www.bvna.com/mining-laboratory-services

Bureau Veritas Commodities Canada Ltd.

9050 Shaughnessy St Vancouver British Columbia V6P 6E5 Canada
PHONE (604) 253-3158

Client: **Kinross Gold Corp.**
25 York St., #17
Toronto Ontario M5J 2V5 Canada

Project: Great Bear Project
Report Date: November 26, 2024

CERTIFICATE OF ANALYSIS TIM24000355.1

	Method	WGHT	AQ250	AQ250	AQ250	AQ250	AQ250	AQ250	AQ250	AQ250	AQ250	AQ250	AQ250	AQ250	AQ250	AQ250	AQ250	AQ250	AQ250	AQ250	AQ250
	Analyte	Wgt	Mo	Cu	Pb	Zn	Ag	Ni	Co	Mn	Fe	As	U	Au	Th	Sr	Cd	Sb	Bi	V	Ca
	Unit	kg	ppm	ppm	ppm	ppm	ppb	ppm	ppm	ppm	%	ppm	ppm	ppb	ppm	ppm	ppm	ppm	ppm	ppm	%
	MDL	0.01	0.01	0.01	0.01	0.1	2	0.1	0.1	1	0.01	0.1	0.1	0.2	0.1	0.5	0.01	0.02	0.02	1	0.01
A0964690	Drill Core	3.28	0.95	14.36	2.89	48.4	118	13.2	8.1	308	1.78	7.1	1.6	3.0	8.3	18.3	0.01	0.07	0.13	18	0.54
A0964691	Drill Core	2.13	1.19	43.85	2.54	80.6	138	36.2	15.7	367	2.77	6.5	1.2	2.6	5.6	12.6	0.06	0.08	0.17	49	0.31
A0964692	Drill Core	3.34	1.15	36.04	4.27	51.1	300	30.8	14.2	349	2.67	5.2	1.4	25.3	7.1	18.5	0.04	0.06	0.36	40	0.40
A0964693	Drill Core	2.99	2.07	15.77	8.65	38.0	324	0.6	2.1	92	1.57	35.9	1.4	9.3	11.0	6.8	0.07	0.11	0.73	<1	0.16
A0964694	Drill Core	3.29	1.37	14.85	71.05	199.6	1142	2.3	2.5	61	1.77	3090.2	1.7	628.9	10.5	6.9	0.20	2.83	2.08	3	0.14
A0964695	Drill Core	1.96	1.19	19.46	14.62	111.8	1713	10.4	8.3	457	2.14	2037.3	1.6	2891.6	8.4	43.4	0.10	1.63	0.09	13	1.05
A0964696	Drill Core	1.21	1.27	15.53	6.40	74.3	6220	0.3	2.0	190	1.53	19.9	1.8	42770.2	11.4	10.3	0.12	0.23	0.31	2	0.31
A0964644	Drill Core	2.38	0.54	20.24	3.59	40.5	194	12.7	8.7	253	2.06	27.8	1.2	15.9	6.6	16.8	0.03	0.11	0.17	26	0.75
A0964645	Drill Core	2.32	1.00	51.40	3.61	83.7	301	43.7	18.0	329	3.20	179.4	1.1	41.2	5.5	18.6	0.05	0.06	0.14	52	0.30
A0964646	Drill Core	2.76	1.47	8.83	35.71	149.2	1385	2.6	3.4	94	1.58	1103.5	1.7	747.7	10.3	4.2	0.17	0.52	1.53	3	0.11
A0964647	Drill Core	2.17	1.67	22.02	70.76	133.6	492	1.8	2.8	44	1.48	474.7	1.5	307.4	10.7	5.2	0.19	0.80	0.14	4	0.13
A0964648	Drill Core	2.42	1.16	7.83	6.17	58.4	593	0.8	1.8	92	1.62	2157.3	1.5	69.9	10.1	27.2	0.06	1.70	0.10	<1	0.55
A0964649	Drill Core	3.23	3.88	7.20	3.82	59.4	179	2.1	1.7	236	1.21	33.3	1.6	7.5	11.0	8.8	0.07	0.25	0.07	1	0.40
A0964650	Drill Core	1.08	1.62	13.87	3.36	48.4	144	3.4	3.7	290	1.50	27.7	1.5	4.7	10.1	8.3	0.04	0.16	0.16	10	0.41
A0963584	Drill Core	2.82	0.27	14.67	2.23	55.4	76	12.8	8.0	309	1.97	0.9	1.4	1.8	7.8	17.9	0.03	0.06	0.02	34	0.85
A0963585	Drill Core	2.12	0.70	19.11	3.12	57.1	278	14.8	9.5	351	2.18	2.0	1.4	1.5	7.7	13.2	0.03	0.07	0.19	31	0.51
A0963586	Drill Core	3.65	0.46	15.68	2.84	50.6	112	14.2	9.1	462	2.46	0.7	1.4	0.4	7.5	17.2	0.04	0.06	0.03	31	1.23
A0963587	Drill Core	2.11	0.43	15.03	1.57	58.5	50	13.8	8.8	310	2.09	0.7	1.4	0.3	7.5	16.3	0.02	0.04	<0.02	33	0.62
A0963588	Drill Core	2.55	1.53	17.39	2.20	53.4	62	14.7	9.4	315	2.24	1.2	1.1	0.4	7.0	18.7	0.02	0.04	<0.02	31	0.50
A0963589	Drill Core	2.02	0.48	16.09	2.56	58.5	70	14.9	10.0	380	2.33	1.0	1.3	<0.2	7.2	17.1	0.02	0.04	0.03	36	0.85
A0963590	Drill Core	2.04	0.98	19.84	3.00	52.6	90	14.2	10.4	362	2.27	1.5	1.3	1.2	7.4	13.8	0.03	0.05	0.04	29	0.68
A0963591	Drill Core	2.21	0.69	23.84	3.97	58.2	139	15.5	10.9	334	2.28	2.2	1.4	0.9	7.4	14.2	0.03	0.05	0.07	34	0.62
A0963592	Drill Core	1.06	0.84	25.27	3.42	79.2	213	19.5	10.1	387	2.52	1.4	1.5	1.2	8.4	14.0	0.03	0.05	0.05	33	0.45
A0963593	Drill Core	2.07	0.41	19.17	2.99	61.7	137	15.8	10.2	383	2.37	3.1	1.4	1.4	7.9	18.0	0.03	0.07	0.08	33	0.77
A0963594	Drill Core	2.63	1.02	20.79	4.79	75.3	167	18.2	12.4	561	2.89	41.6	1.3	40.4	6.6	27.4	0.07	0.07	0.17	53	1.41
A0963120	Drill Core	1.59	1.79	17.77	7.95	119.8	174	79.2	25.4	699	4.22	10.4	1.1	9.1	6.4	83.0	0.18	0.07	0.47	102	0.64
A0963121	Drill Core	1.98	1.39	59.41	4.33	87.0	204	55.6	22.7	336	4.31	193.8	0.8	13.6	4.6	7.3	0.09	0.09	0.17	96	0.17
A0963122	Drill Core	1.97	2.08	78.94	15.60	133.6	289	78.6	22.6	321	3.96	99.8	1.5	5.1	5.9	6.3	0.28	0.09	0.18	72	0.20
A0963123	Drill Core	2.03	1.16	21.63	4.17	91.6	105	37.3	17.8	197	4.88	29.2	0.7	8.6	4.1	11.1	0.04	0.04	0.08	114	0.26
A0963124	Drill Core	2.12	0.97	45.57	1.76	11.6	158	45.5	14.3	203	4.79	45.9	0.7	15.6	3.2	4.8	0.02	0.04	0.41	69	0.15

This report supersedes all previous preliminary and final reports with this file number dated prior to the date on this certificate. Signature indicates final approval; preliminary reports are unsigned and should be used for reference only.

BUREAU VERITAS MINERAL LABORATORIES Canada

www.bvna.com/mining-laboratory-services

Bureau Veritas Commodities Canada Ltd.

9050 Shaughnessy St Vancouver British Columbia V6P 6E5 Canada
PHONE (604) 253-3158

Client: **Kinross Gold Corp.**
25 York St., #17
Toronto Ontario M5J 2V5 Canada

Project: Great Bear Project
Report Date: November 26, 2024

CERTIFICATE OF ANALYSIS TIM24000355.1

	Method	AQ250	AQ250	AQ250	AQ250	AQ250	AQ250	AQ250	AQ250	AQ250	AQ250	AQ250	AQ250	AQ250	AQ250	AQ250	AQ250	AQ250	AQ250	AQ250	AQ250
	Analyte	P	La	Cr	Mg	Ba	Ti	B	Al	Na	K	W	Sc	Tl	S	Hg	Se	Te	Ga	Cs	Ge
	Unit	%	ppm	ppm	%	ppm	%	ppm	%	%	%	ppm	ppm	ppm	%	ppb	ppm	ppm	ppm	ppm	ppm
	MDL	0.001	0.5	0.5	0.01	0.5	0.001	20	0.01	0.001	0.01	0.1	0.1	0.02	0.02	5	0.1	0.02	0.1	0.02	0.1
A0964690	Drill Core	0.062	30.5	14.4	0.70	56.7	0.113	<20	1.34	0.080	0.88	0.2	1.2	0.43	0.30	<5	<0.1	<0.02	4.2	4.09	<0.1
A0964691	Drill Core	0.048	22.7	60.1	0.92	165.3	0.151	<20	1.58	0.073	1.17	0.1	5.0	0.37	0.32	<5	0.3	0.04	6.3	5.07	<0.1
A0964692	Drill Core	0.058	28.5	40.6	0.93	155.1	0.162	<20	1.69	0.078	1.19	1.3	3.4	0.42	0.52	<5	0.3	0.06	5.8	6.43	<0.1
A0964693	Drill Core	0.016	44.7	2.1	0.05	55.9	0.008	<20	0.44	0.035	0.29	0.2	0.6	0.07	1.28	<5	0.2	<0.02	1.4	0.38	<0.1
A0964694	Drill Core	0.017	38.1	2.9	0.09	69.6	0.009	<20	0.69	0.025	0.40	0.2	0.6	0.12	1.50	<5	<0.1	<0.02	1.9	0.70	<0.1
A0964695	Drill Core	0.078	38.7	6.3	0.54	50.8	0.068	<20	1.83	0.098	0.60	0.3	0.9	0.31	0.85	<5	0.2	<0.02	4.3	2.66	<0.1
A0964696	Drill Core	0.015	40.6	1.1	0.16	107.3	0.044	<20	0.51	0.090	0.27	0.3	1.6	0.11	0.62	12	1.4	0.06	2.6	1.26	<0.1
A0964644	Drill Core	0.051	25.9	10.3	0.82	65.4	0.134	<20	1.50	0.090	0.96	0.3	1.9	0.39	0.32	<5	0.1	<0.02	5.3	3.34	<0.1
A0964645	Drill Core	0.056	25.1	61.7	1.16	171.3	0.165	<20	2.12	0.069	1.47	0.4	4.3	0.53	0.38	<5	0.3	0.05	6.7	4.97	<0.1
A0964646	Drill Core	0.027	35.2	3.6	0.13	46.3	0.008	<20	0.55	0.016	0.32	0.2	0.5	0.08	1.02	<5	0.1	<0.02	1.6	0.42	<0.1
A0964647	Drill Core	0.023	42.6	5.4	0.14	71.4	0.009	<20	0.68	0.013	0.42	0.1	0.5	0.14	1.27	<5	0.2	<0.02	1.6	0.83	<0.1
A0964648	Drill Core	0.015	38.6	2.8	0.07	27.6	0.003	<20	0.96	0.077	0.26	<0.1	0.3	0.07	1.02	<5	<0.1	<0.02	1.9	0.31	<0.1
A0964649	Drill Core	0.015	43.4	11.8	0.12	106.9	0.042	<20	0.62	0.044	0.43	0.2	1.1	0.26	0.29	<5	<0.1	<0.02	2.6	1.62	<0.1
A0964650	Drill Core	0.032	40.8	4.7	0.26	71.4	0.067	<20	0.80	0.044	0.53	0.2	1.3	0.26	0.25	<5	<0.1	<0.02	3.1	2.06	<0.1
A0963584	Drill Core	0.055	27.9	11.5	0.43	183.3	0.122	<20	1.03	0.084	0.72	0.1	2.8	0.29	<0.02	<5	<0.1	<0.02	5.0	3.17	<0.1
A0963585	Drill Core	0.060	29.1	12.6	0.61	112.0	0.150	<20	1.20	0.084	0.87	0.1	2.7	0.37	0.56	<5	<0.1	<0.02	5.0	3.05	<0.1
A0963586	Drill Core	0.054	28.4	11.9	0.66	162.8	0.157	<20	1.32	0.070	1.00	0.1	2.7	0.39	0.20	<5	<0.1	<0.02	5.4	3.39	<0.1
A0963587	Drill Core	0.053	29.2	12.4	0.59	142.0	0.162	<20	1.34	0.089	0.95	0.1	2.7	0.38	0.03	<5	<0.1	<0.02	5.9	3.49	<0.1
A0963588	Drill Core	0.052	26.3	14.6	0.61	117.7	0.165	<20	1.26	0.064	0.82	0.1	2.6	0.31	0.07	<5	<0.1	<0.02	5.4	3.03	<0.1
A0963589	Drill Core	0.056	27.3	12.7	0.63	185.7	0.195	<20	1.38	0.081	1.05	0.1	2.5	0.37	0.09	<5	0.1	<0.02	5.7	2.84	<0.1
A0963590	Drill Core	0.059	26.5	11.8	0.56	115.0	0.158	<20	1.17	0.059	0.80	0.2	1.7	0.33	0.30	<5	<0.1	<0.02	4.6	2.43	<0.1
A0963591	Drill Core	0.057	28.2	12.0	0.51	100.1	0.154	<20	1.08	0.065	0.76	0.2	2.4	0.43	0.48	<5	0.1	<0.02	4.6	3.88	<0.1
A0963592	Drill Core	0.059	32.4	22.5	0.75	105.1	0.170	<20	1.41	0.076	0.97	<0.1	2.6	0.79	0.35	<5	<0.1	<0.02	5.6	5.11	<0.1
A0963593	Drill Core	0.056	28.9	12.0	0.61	136.2	0.176	<20	1.38	0.084	0.97	<0.1	2.5	0.52	0.36	<5	<0.1	<0.02	5.4	2.58	<0.1
A0963594	Drill Core	0.085	26.2	50.6	1.29	91.2	0.189	<20	1.76	0.078	0.94	1.9	3.3	0.45	0.38	<5	0.1	0.07	6.1	3.62	<0.1
A0963120	Drill Core	0.067	22.4	147.3	1.70	14.1	0.222	<20	2.19	0.058	0.08	1.0	10.3	0.03	0.47	<5	0.7	0.16	13.5	0.41	0.2
A0963121	Drill Core	0.051	19.7	81.7	1.33	204.1	0.200	<20	2.47	0.054	1.52	0.5	9.7	0.50	0.25	<5	0.2	0.05	11.3	2.32	<0.1
A0963122	Drill Core	0.047	19.1	115.5	1.45	160.3	0.175	<20	2.43	0.046	1.41	0.2	7.3	0.56	0.19	<5	0.2	0.04	9.3	2.79	<0.1
A0963123	Drill Core	0.068	21.0	109.3	1.73	425.7	0.238	<20	2.87	0.070	2.05	0.3	11.9	0.59	0.26	<5	0.2	0.04	13.0	5.04	0.2
A0963124	Drill Core	0.055	12.8	53.2	1.12	175.6	0.181	<20	2.41	0.060	1.56	0.2	6.7	0.54	0.54	<5	0.3	0.12	7.7	3.47	0.1

This report supersedes all previous preliminary and final reports with this file number dated prior to the date on this certificate. Signature indicates final approval; preliminary reports are unsigned and should be used for reference only.

BUREAU VERITAS MINERAL LABORATORIES Canada

www.bvna.com/mining-laboratory-services

Bureau Veritas Commodities Canada Ltd.

9050 Shaughnessy St Vancouver British Columbia V6P 6E5 Canada
PHONE (604) 253-3158

Client: **Kinross Gold Corp.**
25 York St., #17
Toronto Ontario M5J 2V5 Canada

Project: Great Bear Project
Report Date: November 26, 2024

CERTIFICATE OF ANALYSIS TIM24000355.1

Method		AQ250	AQ250	AQ250	AQ250	AQ250	AQ250	AQ250	AQ250	AQ250	AQ250	AQ250	AQ250	AQ250	AQ250	TC006	TC000	TC000
Analyte		Hf	Nb	Rb	Sn	Ta	Zr	Y	Ce	In	Re	Be	Li	Pd	Pt	CO2	TOT/C	TOT/S
Unit		ppm	ppm	ppm	ppm	ppm	ppm	ppm	ppm	ppm	ppb	ppm	ppm	ppb	ppb	%	%	%
MDL		0.02	0.02	0.1	0.1	0.05	0.1	0.01	0.1	0.02	1	0.1	0.1	10	2	0.08	0.02	0.02
A0964690	Drill Core	0.42	0.08	59.3	0.2	<0.05	15.3	6.97	58.9	<0.02	<1	0.1	9.3	<10	<2	0.19		
A0964691	Drill Core	0.53	0.05	52.0	0.4	<0.05	22.8	6.32	44.8	<0.02	<1	<0.1	18.1	<10	<2	0.21	0.05	0.32
A0964692	Drill Core	0.61	0.04	57.3	0.4	<0.05	25.7	8.61	55.7	<0.02	<1	0.1	14.3	<10	2	0.16		
A0964693	Drill Core	0.86	0.12	9.8	0.2	<0.05	36.6	10.38	86.3	<0.02	<1	<0.1	1.9	<10	2	0.12		
A0964694	Drill Core	0.19	0.06	16.4	0.2	<0.05	8.4	7.65	73.3	<0.02	<1	0.1	2.2	<10	<2	<0.08		
A0964695	Drill Core	0.24	0.06	34.8	0.2	<0.05	9.9	9.35	73.9	<0.02	<1	0.5	8.5	<10	<2	0.24		
A0964696	Drill Core	1.40	0.26	13.9	0.3	<0.05	46.1	10.84	80.0	<0.02	<1	0.1	3.5	<10	<2	0.24		
A0964644	Drill Core	0.45	0.04	56.5	0.2	<0.05	17.6	5.28	49.5	<0.02	<1	0.1	11.4	<10	<2	0.43		
A0964645	Drill Core	0.49	0.04	71.7	0.3	<0.05	21.2	7.31	49.6	<0.02	<1	0.2	17.5	<10	<2	<0.08	0.02	0.38
A0964646	Drill Core	0.30	0.06	11.2	0.1	<0.05	14.6	8.42	67.9	<0.02	<1	0.2	3.1	<10	<2	<0.08		
A0964647	Drill Core	0.41	0.05	17.1	0.1	<0.05	17.2	9.41	81.2	<0.02	<1	0.2	3.4	<10	<2	0.10	<0.02	1.16
A0964648	Drill Core	0.24	0.03	9.2	0.1	<0.05	11.1	11.23	75.8	<0.02	<1	0.4	3.5	<10	<2	0.18		
A0964649	Drill Core	0.93	0.24	27.5	0.2	<0.05	34.6	10.73	83.5	<0.02	<1	<0.1	4.5	<10	<2	0.41		
A0964650	Drill Core	0.94	0.15	35.4	0.3	<0.05	36.3	9.71	79.9	<0.02	<1	0.1	7.5	<10	<2	0.29		
A0963584	Drill Core	0.51	0.06	46.2	0.4	<0.05	20.1	5.94	53.4	<0.02	<1	<0.1	20.8	<10	<2	0.71		
A0963585	Drill Core	0.68	0.05	55.0	0.4	<0.05	28.9	5.87	56.1	<0.02	<1	<0.1	14.9	<10	<2	0.31	0.09	0.55
A0963586	Drill Core	0.60	0.06	60.1	0.4	<0.05	22.9	5.35	53.9	<0.02	<1	<0.1	20.5	<10	2	1.24		
A0963587	Drill Core	0.61	0.06	60.0	0.5	<0.05	23.9	5.60	56.1	<0.02	<1	<0.1	24.0	<10	<2	0.44		
A0963588	Drill Core	0.58	0.08	51.3	0.4	<0.05	24.9	4.85	50.4	<0.02	<1	<0.1	20.1	<10	<2	0.25		
A0963589	Drill Core	0.45	0.05	58.5	0.3	<0.05	19.6	5.92	51.9	<0.02	<1	<0.1	17.7	<10	<2	0.62		
A0963590	Drill Core	0.45	0.06	48.9	0.2	<0.05	18.0	6.30	50.9	<0.02	<1	<0.1	16.0	<10	<2	0.44		
A0963591	Drill Core	0.56	0.07	56.1	0.3	<0.05	21.3	6.42	55.1	<0.02	<1	<0.1	13.1	<10	<2	0.37		
A0963592	Drill Core	0.57	0.05	73.9	0.3	<0.05	24.2	5.58	61.3	<0.02	<1	<0.1	15.9	<10	<2	<0.08		
A0963593	Drill Core	0.46	0.06	60.2	0.3	<0.05	20.0	6.60	56.6	<0.02	<1	<0.1	14.9	<10	<2	0.50	0.16	0.36
A0963594	Drill Core	0.50	0.04	57.3	0.5	<0.05	21.0	6.84	52.8	<0.02	<1	0.2	19.3	<10	<2	1.29		
A0963120	Drill Core	0.48	0.11	3.1	0.8	<0.05	23.1	8.47	46.4	0.03	1	0.3	15.6	<10	3	<0.08		
A0963121	Drill Core	0.57	0.04	67.4	0.7	<0.05	25.4	5.17	40.0	0.03	<1	0.1	22.9	<10	<2	<0.08		
A0963122	Drill Core	0.69	0.04	71.9	0.6	<0.05	27.3	5.03	38.6	0.02	1	0.1	19.9	<10	<2	0.09		
A0963123	Drill Core	0.40	0.04	90.7	0.9	<0.05	18.9	8.67	44.4	0.04	<1	0.2	21.1	<10	<2	0.10		
A0963124	Drill Core	0.46	0.05	88.1	0.7	<0.05	20.5	3.14	26.5	0.03	<1	0.1	11.5	<10	<2	<0.08	0.10	0.55

This report supersedes all previous preliminary and final reports with this file number dated prior to the date on this certificate. Signature indicates final approval; preliminary reports are unsigned and should be used for reference only.

BUREAU VERITAS MINERAL LABORATORIES Canada

www.bvna.com/mining-laboratory-services

Bureau Veritas Commodities Canada Ltd.

9050 Shaughnessy St Vancouver British Columbia V6P 6E5 Canada
PHONE (604) 253-3158

Client: **Kinross Gold Corp.**
25 York St., #17
Toronto Ontario M5J 2V5 Canada

Project: Great Bear Project
Report Date: November 26, 2024

CERTIFICATE OF ANALYSIS TIM24000355.1

Method		WGHT	AQ250	AQ250	AQ250	AQ250	AQ250	AQ250	AQ250	AQ250	AQ250	AQ250	AQ250	AQ250	AQ250	AQ250	AQ250	AQ250	AQ250	AQ250	AQ250
Analyte		Wgt	Mo	Cu	Pb	Zn	Ag	Ni	Co	Mn	Fe	As	U	Au	Th	Sr	Cd	Sb	Bi	V	Ca
Unit		kg	ppm	ppm	ppm	ppm	ppb	ppm	ppm	ppm	%	ppm	ppm	ppb	ppm	ppm	ppm	ppm	ppm	ppm	%
MDL		0.01	0.01	0.01	0.01	0.1	2	0.1	0.1	1	0.01	0.1	0.1	0.2	0.1	0.5	0.01	0.02	0.02	1	0.01
A0963214	Drill Core	1.65	1.39	50.95	4.83	95.6	70	46.2	19.0	461	3.74	1.0	0.9	0.9	5.1	8.9	0.07	0.08	0.13	70	0.23
A0963215	Drill Core	1.90	2.32	66.55	14.09	98.8	276	44.2	20.4	479	3.42	2.5	1.0	1.1	5.6	15.5	0.18	0.10	0.20	74	0.39
A0963216	Drill Core	1.80	1.29	69.46	15.52	102.9	188	38.3	17.8	380	2.96	2.8	0.9	1.4	5.4	19.1	0.26	0.07	0.13	67	0.47
A0963217	Drill Core	2.12	1.13	20.47	3.38	55.9	96	15.3	8.7	295	2.23	0.7	1.5	<0.2	7.6	16.8	0.03	0.05	0.14	33	0.69
A0963218	Drill Core	3.10	0.84	22.75	3.59	56.4	87	13.4	10.0	344	2.30	1.2	1.3	1.0	7.6	19.4	0.02	0.03	0.11	35	0.69
A0963219	Drill Core	3.09	1.38	17.87	2.97	57.9	77	12.2	8.6	339	2.18	1.0	1.3	0.3	7.8	16.8	0.03	0.05	0.12	34	0.80
A0963220	Drill Core	2.84	0.78	29.26	1.99	57.1	96	63.8	14.6	407	2.46	1.1	1.0	2.6	5.5	71.0	0.04	0.04	0.20	46	1.47
A0963221	Drill Core	2.22	1.16	20.19	26.78	334.2	640	13.5	10.6	755	2.42	18.7	1.1	5.1	6.3	15.3	1.61	0.13	0.75	29	0.93
A0963222	Drill Core	3.22	1.30	45.91	12.34	218.6	704	35.3	15.5	697	2.90	5.9	1.3	5.9	6.2	11.4	0.60	0.07	0.42	46	0.42
A0963223	Drill Core	2.26	1.62	38.81	11.12	457.3	1264	38.0	16.9	613	2.77	24.5	1.1	65.1	5.6	7.0	4.66	0.14	0.89	27	0.45

This report supersedes all previous preliminary and final reports with this file number dated prior to the date on this certificate. Signature indicates final approval; preliminary reports are unsigned and should be used for reference only.

BUREAU VERITAS MINERAL LABORATORIES Canada

www.bvna.com/mining-laboratory-services

Bureau Veritas Commodities Canada Ltd.

9050 Shaughnessy St Vancouver British Columbia V6P 6E5 Canada
PHONE (604) 253-3158

Client: **Kinross Gold Corp.**
25 York St., #17
Toronto Ontario M5J 2V5 Canada

Project: Great Bear Project
Report Date: November 26, 2024

CERTIFICATE OF ANALYSIS TIM24000355.1

	Method	AQ250	AQ250	AQ250	AQ250	AQ250	AQ250	AQ250	AQ250	AQ250	AQ250	AQ250	AQ250	AQ250	AQ250	AQ250	AQ250	AQ250	AQ250	AQ250	AQ250
	Analyte	P	La	Cr	Mg	Ba	Ti	B	Al	Na	K	W	Sc	Tl	S	Hg	Se	Te	Ga	Cs	Ge
	Unit	%	ppm	ppm	%	ppm	%	ppm	%	%	%	ppm	ppm	ppm	%	ppb	ppm	ppm	ppm	ppm	ppm
	MDL	0.001	0.5	0.5	0.01	0.5	0.001	20	0.01	0.001	0.01	0.1	0.1	0.02	0.02	5	0.1	0.02	0.1	0.02	0.1
A0963214	Drill Core	0.063	24.8	82.2	1.25	196.5	0.192	<20	2.01	0.040	1.10	0.1	6.5	0.26	0.30	<5	0.3	0.05	8.3	2.64	<0.1
A0963215	Drill Core	0.062	23.5	91.4	1.22	293.2	0.215	<20	1.94	0.055	1.33	0.1	7.5	0.48	0.37	<5	0.3	0.06	7.8	3.39	<0.1
A0963216	Drill Core	0.066	22.2	77.7	0.96	198.2	0.179	<20	1.49	0.057	0.87	0.1	7.2	0.26	0.44	<5	0.3	0.07	7.0	2.27	<0.1
A0963217	Drill Core	0.083	34.2	16.2	0.76	195.1	0.129	<20	1.32	0.077	0.83	0.1	2.8	0.26	0.21	<5	<0.1	<0.02	5.8	1.89	<0.1
A0963218	Drill Core	0.071	33.5	13.7	0.76	145.4	0.171	<20	1.44	0.078	0.99	0.1	2.6	0.33	0.30	<5	0.1	0.02	5.8	2.24	<0.1
A0963219	Drill Core	0.059	30.8	13.2	0.71	114.6	0.153	<20	1.30	0.070	0.90	0.1	2.7	0.31	0.14	<5	0.1	<0.02	5.4	2.17	<0.1
A0963220	Drill Core	0.091	32.0	74.3	1.77	227.7	0.173	<20	1.93	0.055	1.47	0.1	2.7	0.70	0.29	<5	0.1	0.04	6.4	6.38	<0.1
A0963221	Drill Core	0.064	28.3	12.2	0.82	68.1	0.122	<20	0.95	0.055	0.49	0.1	2.2	0.29	1.56	11	0.4	0.54	4.5	1.14	<0.1
A0963222	Drill Core	0.055	24.9	50.8	0.97	152.6	0.147	<20	1.63	0.064	1.11	0.1	4.0	0.68	0.67	<5	0.3	0.15	5.9	2.96	<0.1
A0963223	Drill Core	0.051	24.9	40.3	0.84	125.9	0.119	<20	1.30	0.043	0.94	0.1	1.9	0.58	1.28	10	0.5	1.14	3.7	2.23	<0.1

This report supersedes all previous preliminary and final reports with this file number dated prior to the date on this certificate. Signature indicates final approval; preliminary reports are unsigned and should be used for reference only.

BUREAU VERITAS MINERAL LABORATORIES Canada

www.bvna.com/mining-laboratory-services

Bureau Veritas Commodities Canada Ltd.

9050 Shaughnessy St Vancouver British Columbia V6P 6E5 Canada
PHONE (604) 253-3158

Client: **Kinross Gold Corp.**
25 York St., #17
Toronto Ontario M5J 2V5 Canada

Project: Great Bear Project
Report Date: November 26, 2024

CERTIFICATE OF ANALYSIS TIM24000355.1

Method		AQ250	AQ250	AQ250	AQ250	AQ250	AQ250	AQ250	AQ250	AQ250	AQ250	AQ250	AQ250	AQ250	AQ250	TC006	TC000	TC000
Analyte		Hf	Nb	Rb	Sn	Ta	Zr	Y	Ce	In	Re	Be	Li	Pd	Pt	CO2	TOT/C	TOT/S
Unit		ppm	ppm	ppm	ppm	ppm	ppm	ppm	ppm	ppm	ppb	ppm	ppm	ppb	ppb	%	%	%
MDL		0.02	0.02	0.1	0.1	0.05	0.1	0.01	0.1	0.02	1	0.1	0.1	10	2	0.08	0.02	0.02
A0963214	Drill Core	0.40	0.04	40.4	0.4	<0.05	19.3	6.52	49.6	0.02	<1	0.1	22.1	<10	3	<0.08		
A0963215	Drill Core	0.35	0.03	50.1	0.5	<0.05	17.2	6.38	46.9	0.02	1	0.2	31.8	<10	2	0.26		
A0963216	Drill Core	0.33	0.04	33.2	0.4	<0.05	17.1	6.74	45.3	0.03	<1	0.1	19.5	<10	<2	0.27		
A0963217	Drill Core	0.38	0.06	42.7	0.4	<0.05	18.2	7.10	68.6	<0.02	<1	<0.1	13.9	<10	<2	0.52		
A0963218	Drill Core	0.53	0.04	48.2	0.3	<0.05	20.6	6.41	66.7	<0.02	<1	<0.1	16.0	<10	<2	0.50		
A0963219	Drill Core	0.51	0.04	44.6	0.4	<0.05	19.5	6.36	59.3	<0.02	<1	<0.1	15.9	<10	<2	0.67		
A0963220	Drill Core	0.33	<0.02	67.8	0.3	<0.05	15.3	6.90	68.3	<0.02	<1	0.3	37.6	<10	<2	1.34	0.39	0.31
A0963221	Drill Core	0.56	0.10	26.1	0.3	<0.05	22.3	5.10	54.7	<0.02	<1	<0.1	13.6	<10	<2	0.74		
A0963222	Drill Core	0.52	0.03	55.3	0.4	<0.05	22.8	7.64	50.7	<0.02	<1	0.1	16.2	<10	2	0.27		
A0963223	Drill Core	0.80	0.02	49.1	0.2	<0.05	34.2	6.69	48.9	0.03	<1	0.1	15.7	11	<2	0.36		

This report supersedes all previous preliminary and final reports with this file number dated prior to the date on this certificate. Signature indicates final approval; preliminary reports are unsigned and should be used for reference only.

BUREAU VERITAS MINERAL LABORATORIES Canada

www.bvna.com/mining-laboratory-services

Bureau Veritas Commodities Canada Ltd.
9050 Shaughnessy St Vancouver British Columbia V6P 6E5 Canada
PHONE (604) 253-3158

Client: **Kinross Gold Corp.**
25 York St., #17
Toronto Ontario M5J 2V5 Canada

Project: Great Bear Project
Report Date: November 26, 2024

QUALITY CONTROL REPORT TIM24000355.1

	Method	WGHT	AQ250	AQ250	AQ250	AQ250	AQ250	AQ250	AQ250	AQ250	AQ250	AQ250	AQ250	AQ250	AQ250	AQ250	AQ250	AQ250	AQ250	AQ250	AQ250
	Analyte	Wgt	Mo	Cu	Pb	Zn	Ag	Ni	Co	Mn	Fe	As	U	Au	Th	Sr	Cd	Sb	Bi	V	Ca
	Unit	kg	ppm	ppm	ppm	ppm	ppb	ppm	ppm	ppm	%	ppm	ppm	ppb	ppm	ppm	ppm	ppm	ppm	ppm	%
	MDL	0.01	0.01	0.01	0.01	0.1	2	0.1	0.1	1	0.01	0.1	0.1	0.2	0.1	0.5	0.01	0.02	0.02	1	0.01
Pulp Duplicates																					
A0963767	Drill Core	2.42	1.59	20.61	12.04	65.2	345	2.2	2.7	93	1.67	52.2	1.7	37.4	11.9	18.0	0.06	0.09	0.31	4	0.36
REP A0963767	QC		1.58	20.13	11.75	63.1	325	2.2	2.7	89	1.62	54.0	1.7	16.3	11.5	17.4	0.06	0.08	0.31	3	0.36
A0963771	Drill Core	3.28	2.39	6.51	8.21	36.1	356	0.5	1.7	247	1.44	13.4	1.5	248.8	10.3	11.4	0.03	0.16	0.70	1	0.55
REP A0963771	QC																				
A0964676	Drill Core	1.97	0.77	14.85	2.75	45.0	108	12.3	8.2	340	1.87	4.6	1.6	13.3	7.5	15.8	0.03	0.07	0.03	24	0.67
REP A0964676	QC		0.83	15.26	2.92	47.3	114	12.9	8.9	357	1.96	4.9	1.7	13.2	7.8	16.7	0.03	0.08	0.03	25	0.70
A0964681	Drill Core	2.66	0.42	18.31	15.22	59.2	369	14.4	8.9	427	2.42	52.8	1.6	50.4	7.4	19.0	0.03	0.09	0.02	32	0.62
REP A0964681	QC																				
A0964647	Drill Core	2.17	1.67	22.02	70.76	133.6	492	1.8	2.8	44	1.48	474.7	1.5	307.4	10.7	5.2	0.19	0.80	0.14	4	0.13
REP A0964647	QC																				
A0963591	Drill Core	2.21	0.69	23.84	3.97	58.2	139	15.5	10.9	334	2.28	2.2	1.4	0.9	7.4	14.2	0.03	0.05	0.07	34	0.62
REP A0963591	QC		0.79	24.36	3.97	60.8	140	15.9	11.4	347	2.36	2.1	1.4	1.2	7.7	14.7	0.03	0.06	0.07	34	0.64
Core Reject Duplicates																					
A0963773	Drill Core	3.11	1.84	8.18	3.06	46.3	116	0.8	2.0	288	1.37	35.5	1.3	45.5	11.4	10.0	0.02	0.11	0.14	1	0.58
DUP A0963773	QC		1.68	7.33	2.82	45.1	104	0.8	1.8	281	1.36	35.0	1.2	24.0	10.3	9.5	0.02	0.10	0.14	1	0.56
A0964682	Drill Core	1.44	0.58	15.50	2.93	44.5	239	14.8	9.8	402	2.34	41.6	1.4	200.1	7.4	10.3	0.03	0.12	0.10	30	0.62
DUP A0964682	QC		0.40	15.72	2.85	47.5	196	14.3	9.3	398	2.21	38.9	1.4	38.1	7.1	11.2	0.03	0.11	0.08	32	0.63
A0963121	Drill Core	1.98	1.39	59.41	4.33	87.0	204	55.6	22.7	336	4.31	193.8	0.8	13.6	4.6	7.3	0.09	0.09	0.17	96	0.17
DUP A0963121	QC		1.16	61.41	4.38	89.3	203	58.4	23.7	298	4.27	202.1	0.7	17.0	4.3	4.5	0.10	0.10	0.17	96	0.15
Reference Materials																					
STD BVGEO01	Standard		9.43	4193.32	182.52	1656.3	2401	159.0	23.9	698	3.57	117.1	3.6	214.2	14.3	52.7	5.75	2.42	23.67	70	1.26
STD BVGEO01	Standard		9.89	4422.07	200.64	1734.2	2489	169.6	24.8	724	3.77	125.0	3.5	217.5	14.5	57.9	5.83	1.93	24.36	75	1.30
STD BVGEO01	Standard		9.30	4262.35	173.97	1630.8	2358	153.9	23.2	680	3.56	116.1	3.0	198.0	12.9	52.9	5.55	1.97	22.56	68	1.27
STD BVGEO01	Standard		9.86	4194.62	182.52	1659.9	2417	156.7	23.6	685	3.60	119.6	3.4	211.4	14.0	51.1	5.95	2.66	23.56	69	1.25
STD COO2	Standard																				
STD COO2	Standard																				
STD COO2	Standard																				
STD COO2	Standard																				

This report supersedes all previous preliminary and final reports with this file number dated prior to the date on this certificate. Signature indicates final approval; preliminary reports are unsigned and should be used for reference only.

BUREAU VERITAS MINERAL LABORATORIES Canada

www.bvna.com/mining-laboratory-services

Bureau Veritas Commodities Canada Ltd.
9050 Shaughnessy St Vancouver British Columbia V6P 6E5 Canada
PHONE (604) 253-3158

Client: **Kinross Gold Corp.**
25 York St., #17
Toronto Ontario M5J 2V5 Canada

Project: Great Bear Project
Report Date: November 26, 2024

QUALITY CONTROL REPORT TIM24000355.1

	Method	AQ250	AQ250	AQ250	AQ250	AQ250	AQ250	AQ250	AQ250	AQ250	AQ250	AQ250	AQ250	AQ250	AQ250	AQ250	AQ250	AQ250	AQ250	AQ250	AQ250
	Analyte	P	La	Cr	Mg	Ba	Ti	B	Al	Na	K	W	Sc	Tl	S	Hg	Se	Te	Ga	Cs	Ge
	Unit	%	ppm	ppm	%	ppm	%	ppm	%	%	%	ppm	ppm	ppm	%	ppb	ppm	ppm	ppm	ppm	ppm
	MDL	0.001	0.5	0.5	0.01	0.5	0.001	20	0.01	0.001	0.01	0.1	0.1	0.02	0.02	5	0.1	0.02	0.1	0.02	0.1
Pulp Duplicates																					
A0963767	Drill Core	0.022	46.0	8.1	0.17	61.5	0.012	<20	1.02	0.068	0.42	0.1	0.8	0.13	1.39	<5	0.1	<0.02	2.5	0.93	<0.1
REP A0963767	QC	0.020	42.3	7.8	0.16	57.4	0.011	<20	0.98	0.065	0.41	0.1	0.8	0.13	1.34	<5	0.2	<0.02	2.4	0.87	<0.1
A0963771	Drill Core	0.015	44.4	2.2	0.15	150.3	0.056	<20	0.68	0.077	0.46	0.4	1.4	0.22	0.30	<5	0.4	<0.02	2.9	2.04	<0.1
REP A0963771	QC																				
A0964676	Drill Core	0.052	27.4	9.1	0.61	81.3	0.136	<20	1.17	0.073	0.87	0.5	1.6	0.34	0.29	<5	<0.1	<0.02	4.3	2.80	<0.1
REP A0964676	QC	0.055	28.4	9.8	0.64	84.9	0.143	<20	1.23	0.077	0.92	0.6	1.7	0.36	0.30	<5	0.1	<0.02	4.5	2.92	<0.1
A0964681	Drill Core	0.056	27.4	13.0	0.62	42.9	0.125	<20	1.62	0.143	0.80	0.1	2.8	0.38	0.70	<5	0.2	<0.02	6.0	3.57	<0.1
REP A0964681	QC																				
A0964647	Drill Core	0.023	42.6	5.4	0.14	71.4	0.009	<20	0.68	0.013	0.42	0.1	0.5	0.14	1.27	<5	0.2	<0.02	1.6	0.83	<0.1
REP A0964647	QC																				
A0963591	Drill Core	0.057	28.2	12.0	0.51	100.1	0.154	<20	1.08	0.065	0.76	0.2	2.4	0.43	0.48	<5	0.1	<0.02	4.6	3.88	<0.1
REP A0963591	QC	0.058	29.2	12.8	0.52	104.0	0.160	<20	1.12	0.069	0.79	0.2	2.5	0.43	0.50	<5	<0.1	<0.02	4.7	3.94	<0.1
Core Reject Duplicates																					
A0963773	Drill Core	0.016	44.7	2.2	0.13	69.2	0.041	<20	0.65	0.058	0.40	0.4	1.2	0.18	0.12	<5	0.1	<0.02	3.0	1.50	<0.1
DUP A0963773	QC	0.015	40.8	2.3	0.13	64.0	0.041	<20	0.63	0.058	0.38	0.3	1.2	0.17	0.11	<5	0.1	<0.02	2.9	1.45	<0.1
A0964682	Drill Core	0.058	28.8	12.4	0.61	66.1	0.138	<20	1.18	0.073	0.87	0.2	2.6	0.32	0.60	<5	0.2	0.03	4.8	2.99	<0.1
DUP A0964682	QC	0.054	27.7	11.8	0.64	72.6	0.143	<20	1.23	0.080	0.91	0.2	2.9	0.32	0.54	<5	0.2	0.02	5.0	3.09	<0.1
A0963121	Drill Core	0.051	19.7	81.7	1.33	204.1	0.200	<20	2.47	0.054	1.52	0.5	9.7	0.50	0.25	<5	0.2	0.05	11.3	2.32	<0.1
DUP A0963121	QC	0.052	19.2	81.5	1.33	209.1	0.204	<20	2.39	0.031	1.50	0.6	9.6	0.52	0.26	<5	0.2	0.05	11.2	2.50	<0.1
Reference Materials																					
STD BVGEO01	Standard	0.072	25.3	153.1	1.23	315.4	0.227	<20	2.17	0.184	0.84	4.3	5.4	0.59	0.66	99	4.8	0.98	6.6	6.95	0.1
STD BVGEO01	Standard	0.074	27.9	168.5	1.34	334.1	0.235	<20	2.29	0.189	0.91	3.6	6.3	0.63	0.71	102	5.0	1.00	7.1	7.44	<0.1
STD BVGEO01	Standard	0.071	24.5	162.2	1.27	308.8	0.226	<20	2.23	0.179	0.85	3.4	5.8	0.57	0.67	94	4.8	0.98	6.5	6.58	<0.1
STD BVGEO01	Standard	0.072	25.2	161.4	1.27	325.1	0.221	<20	2.13	0.173	0.86	3.9	5.5	0.61	0.67	98	4.9	1.02	6.7	6.98	0.1
STD COO2	Standard																				
STD COO2	Standard																				
STD COO2	Standard																				
STD COO2	Standard																				

This report supersedes all previous preliminary and final reports with this file number dated prior to the date on this certificate. Signature indicates final approval; preliminary reports are unsigned and should be used for reference only.

BUREAU VERITAS MINERAL LABORATORIES Canada

www.bvna.com/mining-laboratory-services

Bureau Veritas Commodities Canada Ltd.
9050 Shaughnessy St Vancouver British Columbia V6P 6E5 Canada
PHONE (604) 253-3158

Client: **Kinross Gold Corp.**
25 York St., #17
Toronto Ontario M5J 2V5 Canada

Project: Great Bear Project
Report Date: November 26, 2024

QUALITY CONTROL REPORT TIM24000355.1

	Method	AQ250	AQ250	AQ250	AQ250	AQ250	AQ250	AQ250	AQ250	AQ250	AQ250	AQ250	AQ250	AQ250	AQ250	TC006	TC000	TC000
	Analyte	Hf	Nb	Rb	Sn	Ta	Zr	Y	Ce	In	Re	Be	Li	Pd	Pt	CO2	TOT/C	TOT/S
	Unit	ppm	ppm	ppm	ppm	ppm	ppm	ppm	ppm	ppm	ppb	ppm	ppm	ppb	ppb	%	%	%
	MDL	0.02	0.02	0.1	0.1	0.05	0.1	0.01	0.1	0.02	1	0.1	0.1	10	2	0.08	0.02	0.02
Pulp Duplicates																		
A0963767	Drill Core	0.49	0.05	16.6	0.1	<0.05	21.5	10.92	89.5	<0.02	<1	0.3	4.1	<10	<2	<0.08		
REP A0963767	QC	0.48	0.05	16.4	0.1	<0.05	20.5	10.64	83.6	<0.02	<1	0.3	4.0	<10	<2			
A0963771	Drill Core	1.03	0.25	26.4	0.3	<0.05	38.6	9.20	85.1	<0.02	<1	<0.1	5.1	<10	<2	0.54		
REP A0963771	QC															0.49		
A0964676	Drill Core	0.58	0.08	52.6	0.2	<0.05	21.5	6.57	52.1	<0.02	<1	<0.1	8.9	<10	<2	0.50	0.14	0.29
REP A0964676	QC	0.61	0.09	56.9	0.3	<0.05	22.9	7.01	53.7	<0.02	<1	<0.1	9.4	<10	<2			
A0964681	Drill Core	0.30	0.03	60.1	0.3	<0.05	11.9	5.99	51.9	<0.02	<1	0.2	11.1	<10	<2	<0.08		
REP A0964681	QC															<0.08		
A0964647	Drill Core	0.41	0.05	17.1	0.1	<0.05	17.2	9.41	81.2	<0.02	<1	0.2	3.4	<10	<2	0.10	<0.02	1.16
REP A0964647	QC																0.03	1.19
A0963591	Drill Core	0.56	0.07	56.1	0.3	<0.05	21.3	6.42	55.1	<0.02	<1	<0.1	13.1	<10	<2	0.37		
REP A0963591	QC	0.56	0.09	57.7	0.3	<0.05	22.4	6.47	56.2	<0.02	<1	<0.1	13.3	<10	<2			
Core Reject Duplicates																		
A0963773	Drill Core	1.51	0.19	21.4	0.3	<0.05	64.3	8.70	87.6	<0.02	<1	0.1	5.0	<10	<2	0.57		
DUP A0963773	QC	1.37	0.19	21.0	0.3	<0.05	60.7	8.28	81.0	<0.02	<1	<0.1	5.1	<10	<2	0.57		
A0964682	Drill Core	0.56	0.06	56.7	0.3	<0.05	21.4	5.96	54.8	<0.02	<1	<0.1	11.5	<10	<2	0.40		
DUP A0964682	QC	0.55	0.05	58.4	0.3	<0.05	21.3	5.93	52.6	<0.02	<1	<0.1	11.9	<10	<2	0.47		
A0963121	Drill Core	0.57	0.04	67.4	0.7	<0.05	25.4	5.17	40.0	0.03	<1	0.1	22.9	<10	<2	<0.08		
DUP A0963121	QC	0.51	0.04	68.3	0.7	<0.05	21.0	4.46	37.3	0.03	<1	0.1	23.8	<10	<2	<0.08		
Reference Materials																		
STD BVGEO01	Standard	0.35	0.17	88.0	5.0	<0.05	10.2	13.73	52.2	0.40	4	0.7	18.9	122	185			
STD BVGEO01	Standard	0.35	0.13	96.9	5.5	<0.05	10.7	14.11	56.7	0.43	4	0.7	20.1	144	184			
STD BVGEO01	Standard	0.32	0.13	88.8	5.0	<0.05	10.1	13.46	49.5	0.39	3	0.7	19.2	133	168			
STD BVGEO01	Standard	0.29	0.17	90.8	5.2	<0.05	9.3	13.66	50.9	0.42	4	0.7	20.1	119	174			
STD COO2	Standard															3.70		
STD COO2	Standard															3.59		
STD COO2	Standard															3.57		
STD COO2	Standard															3.31		

This report supersedes all previous preliminary and final reports with this file number dated prior to the date on this certificate. Signature indicates final approval; preliminary reports are unsigned and should be used for reference only.

BUREAU VERITAS MINERAL LABORATORIES Canada

www.bvna.com/mining-laboratory-services

Bureau Veritas Commodities Canada Ltd.
9050 Shaughnessy St Vancouver British Columbia V6P 6E5 Canada
PHONE (604) 253-3158

Client: **Kinross Gold Corp.**
25 York St., #17
Toronto Ontario M5J 2V5 Canada

Project: Great Bear Project
Report Date: November 26, 2024

QUALITY CONTROL REPORT TIM24000355.1

		WGHT	AQ250	AQ250	AQ250	AQ250	AQ250	AQ250	AQ250	AQ250	AQ250	AQ250	AQ250	AQ250	AQ250	AQ250	AQ250	AQ250	AQ250	AQ250	AQ250
		Wgt	Mo	Cu	Pb	Zn	Ag	Ni	Co	Mn	Fe	As	U	Au	Th	Sr	Cd	Sb	Bi	V	Ca
		kg	ppm	ppm	ppm	ppm	ppb	ppm	ppm	ppm	%	ppm	ppm	ppb	ppm	ppm	ppm	ppm	ppm	ppm	%
		0.01	0.01	0.01	0.01	0.1	2	0.1	0.1	1	0.01	0.1	0.1	0.2	0.1	0.5	0.01	0.02	0.02	1	0.01
STD COO2	Standard																				
STD GS311-1	Standard																				
STD GS910-4	Standard																				
STD OREAS262	Standard		0.57	111.90	53.70	151.9	450	62.7	27.2	530	3.19	35.3	1.1	58.1	8.7	33.5	0.59	2.94	0.91	20	2.90
STD OREAS279	Standard																				
STD OREAS262	Standard		0.60	113.16	55.87	153.1	453	64.7	27.6	541	3.28	35.7	1.1	55.5	8.9	35.8	0.59	2.16	0.91	21	2.94
STD OREAS262	Standard		0.56	110.02	51.43	147.7	432	61.0	25.5	508	3.11	33.2	1.0	52.5	8.4	32.8	0.58	2.39	0.85	19	2.82
STD OREAS262	Standard		0.63	112.49	53.71	150.4	450	62.1	27.4	524	3.21	36.1	1.1	62.4	8.4	34.1	0.62	3.86	0.96	20	2.91
STD OREAS279	Standard																				
STD OREAS279	Standard																				
STD OREAS279	Standard																				
STD OREAS279	Standard																				
STD OREAS279	Standard																				
STD OREAS279	Standard																				
STD GS910-4 Expected																					
STD BVGEO01 Expected			10.8	4415	187	1712	2530	163	25	706	3.7	121	3.67	214	14.4	55	6.25	2.2	24.3	73	1.3219
STD OREAS262 Expected			0.68	118	56	154	450	62	26.9	530	3.284	35.8	1.22	65	9.33	36	0.61	3.39	1.03	22.5	2.98
STD GS311-1 Expected																					
STD COO2 Expected																					
STD OREAS279 Expected																					
BLK	Blank		<0.01	<0.01	0.02	<0.1	<2	<0.1	<0.1	<1	<0.01	0.1	<0.1	<0.2	<0.1	<0.5	<0.01	<0.02	<0.02	<1	<0.01
BLK	Blank																				
BLK	Blank		<0.01	<0.01	<0.01	<0.1	<2	<0.1	<0.1	<1	<0.01	<0.1	<0.1	<0.2	<0.1	<0.5	<0.01	<0.02	<0.02	<1	<0.01
BLK	Blank		<0.01	<0.01	0.02	<0.1	<2	<0.1	<0.1	<1	<0.01	<0.1	<0.1	<0.2	<0.1	<0.5	<0.01	<0.02	<0.02	<1	<0.01
BLK	Blank		<0.01	<0.01	0.02	<0.1	<2	<0.1	<0.1	<1	<0.01	<0.1	<0.1	<0.2	<0.1	<0.5	<0.01	<0.02	<0.02	<1	<0.01
BLK	Blank																				
BLK	Blank																				
BLK	Blank																				
BLK	Blank																				

This report supersedes all previous preliminary and final reports with this file number dated prior to the date on this certificate. Signature indicates final approval; preliminary reports are unsigned and should be used for reference only.

BUREAU VERITAS MINERAL LABORATORIES Canada

www.bvna.com/mining-laboratory-services

Bureau Veritas Commodities Canada Ltd.
9050 Shaughnessy St Vancouver British Columbia V6P 6E5 Canada
PHONE (604) 253-3158

Client: **Kinross Gold Corp.**
25 York St., #17
Toronto Ontario M5J 2V5 Canada

Project: Great Bear Project
Report Date: November 26, 2024

QUALITY CONTROL REPORT TIM24000355.1

		AQ250 P % 0.001	AQ250 La ppm 0.5	AQ250 Cr ppm 0.5	AQ250 Mg % 0.01	AQ250 Ba ppm 0.5	AQ250 Ti % 0.001	AQ250 B ppm 20	AQ250 Al % 0.01	AQ250 Na % 0.001	AQ250 K % 0.01	AQ250 W ppm 0.1	AQ250 Sc ppm 0.1	AQ250 Tl ppm 0.02	AQ250 S % 0.02	AQ250 Hg ppb 5	AQ250 Se ppm 0.1	AQ250 Te ppm 0.02	AQ250 Ga ppm 0.1	AQ250 Cs ppm 0.02	AQ250 Ge ppm 0.1
STD COO2	Standard																				
STD GS311-1	Standard																				
STD GS910-4	Standard																				
STD OREAS262	Standard	0.040	15.2	39.9	1.14	229.1	0.003	<20	1.13	0.067	0.29	0.1	2.9	0.42	0.26	153	0.6	0.23	3.5	2.32	<0.1
STD OREAS279	Standard																				
STD OREAS262	Standard	0.041	15.8	42.2	1.21	239.7	0.003	<20	1.23	0.069	0.30	0.1	3.1	0.45	0.27	168	0.6	0.23	3.7	2.38	<0.1
STD OREAS262	Standard	0.038	14.7	38.5	1.13	227.1	0.003	<20	1.15	0.064	0.28	0.1	2.9	0.42	0.26	157	0.6	0.22	3.6	2.16	<0.1
STD OREAS262	Standard	0.039	14.1	40.7	1.17	234.1	0.003	<20	1.13	0.066	0.28	0.2	2.9	0.44	0.27	161	0.7	0.24	3.6	2.40	<0.1
STD OREAS279	Standard																				
STD OREAS279	Standard																				
STD OREAS279	Standard																				
STD OREAS279	Standard																				
STD OREAS279	Standard																				
STD OREAS279	Standard																				
STD GS910-4 Expected																					
STD BVGEO01 Expected		0.0727	25.9	171	1.3175	332	0.233		2.2628	0.1924	0.8669	3.5	5.97	0.62	0.6655	100	4.84	1.02	7.37	7.36	0.15
STD OREAS262 Expected		0.04	15.9	41.7	1.17	248	0.003		1.3	0.071	0.312	0.13	3.24	0.47	0.269	170	0.4	0.23	3.9	2.8	
STD GS311-1 Expected																					
STD COO2 Expected																					
STD OREAS279 Expected																					
BLK	Blank	<0.001	<0.5	<0.5	<0.01	<0.5	<0.001	<20	<0.01	<0.001	<0.01	<0.1	<0.1	<0.02	<0.02	<5	<0.1	<0.02	<0.1	<0.02	<0.1
BLK	Blank																				
BLK	Blank	<0.001	<0.5	<0.5	<0.01	<0.5	<0.001	<20	<0.01	<0.001	<0.01	<0.1	<0.1	<0.02	<0.02	<5	<0.1	<0.02	<0.1	<0.02	<0.1
BLK	Blank	<0.001	<0.5	<0.5	<0.01	<0.5	<0.001	<20	<0.01	<0.001	<0.01	<0.1	<0.1	<0.02	<0.02	<5	<0.1	<0.02	<0.1	<0.02	<0.1
BLK	Blank	<0.001	<0.5	<0.5	<0.01	<0.5	<0.001	<20	<0.01	<0.001	<0.01	<0.1	<0.1	<0.02	<0.02	<5	<0.1	<0.02	<0.1	<0.02	<0.1
BLK	Blank																				
BLK	Blank																				
BLK	Blank																				
BLK	Blank																				

This report supersedes all previous preliminary and final reports with this file number dated prior to the date on this certificate. Signature indicates final approval; preliminary reports are unsigned and should be used for reference only.

BUREAU VERITAS MINERAL LABORATORIES Canada

www.bvna.com/mining-laboratory-services

Bureau Veritas Commodities Canada Ltd.
9050 Shaughnessy St Vancouver British Columbia V6P 6E5 Canada
PHONE (604) 253-3158

Client: **Kinross Gold Corp.**
25 York St., #17
Toronto Ontario M5J 2V5 Canada

Project: Great Bear Project
Report Date: November 26, 2024

QUALITY CONTROL REPORT TIM24000355.1

		AQ250 Hf ppm 0.02	AQ250 Nb ppm 0.02	AQ250 Rb ppm 0.1	AQ250 Sn ppm 0.1	AQ250 Ta ppm 0.05	AQ250 Zr ppm 0.1	AQ250 Y ppm 0.01	AQ250 Ce ppm 0.1	AQ250 In ppm 0.02	AQ250 Re ppb 1	AQ250 Be ppm 0.1	AQ250 Li ppm 0.1	AQ250 Pd ppb 10	AQ250 Pt ppb 2	TC006 CO2 % 0.08	TC000 TOT/C % 0.02	TC000 TOT/S % 0.02
STD COO2	Standard															3.61		
STD GS311-1	Standard																0.98	2.36
STD GS910-4	Standard																2.63	8.03
STD OREAS262	Standard	0.26	<0.02	17.4	0.5	<0.05	10.4	10.08	30.6	0.03	<1	1.1	15.9	<10	2			
STD OREAS279	Standard																1.15	1.27
STD OREAS262	Standard	0.23	<0.02	18.4	0.5	<0.05	10.5	10.75	32.0	0.03	<1	1.1	16.3	<10	<2			
STD OREAS262	Standard	0.23	<0.02	16.7	0.5	<0.05	10.3	10.25	29.7	0.03	<1	1.1	15.8	<10	<2			
STD OREAS262	Standard	0.22	<0.02	17.2	0.5	<0.05	10.0	10.14	28.5	0.03	1	1.0	16.4	<10	<2			
STD OREAS279	Standard																1.13	1.25
STD OREAS279	Standard															3.11		
STD OREAS279	Standard															3.13		
STD OREAS279	Standard															3.10		
STD OREAS279	Standard															2.82		
STD OREAS279	Standard															3.27		
STD GS910-4 Expected																	2.65	8.27
STD BVGEO01 Expected		0.32	0.17	95	5.64		9.1	14.5	53	0.45	4	0.69	21.4	134	182			
STD OREAS262 Expected		0.17		18.6	0.5		7.7	11.2	32	0.033		1.14	17.8					
STD GS311-1 Expected																	1.02	2.35
STD COO2 Expected																3.612		
STD OREAS279 Expected																3.29	1.13	1.27
BLK	Blank	<0.02	<0.02	<0.1	<0.1	<0.05	0.1	<0.01	<0.1	<0.02	<1	<0.1	<0.1	<10	2			
BLK	Blank																<0.02	<0.02
BLK	Blank	<0.02	<0.02	<0.1	<0.1	<0.05	<0.1	<0.01	<0.1	<0.02	<1	<0.1	<0.1	<10	<2			
BLK	Blank	<0.02	<0.02	<0.1	<0.1	<0.05	<0.1	<0.01	<0.1	<0.02	<1	<0.1	<0.1	<10	<2			
BLK	Blank	<0.02	<0.02	<0.1	<0.1	<0.05	0.1	<0.01	<0.1	<0.02	<1	<0.1	<0.1	<10	<2			
BLK	Blank																<0.02	<0.02
BLK	Blank															<0.08		
BLK	Blank															<0.08		
BLK	Blank															<0.08		

This report supersedes all previous preliminary and final reports with this file number dated prior to the date on this certificate. Signature indicates final approval; preliminary reports are unsigned and should be used for reference only.

BUREAU VERITAS MINERAL LABORATORIES Canada

www.bvna.com/mining-laboratory-services

Bureau Veritas Commodities Canada Ltd.

9050 Shaughnessy St Vancouver British Columbia V6P 6E5 Canada

PHONE (604) 253-3158

Client: **Kinross Gold Corp.**
25 York St., #17
Toronto Ontario M5J 2V5 Canada

Project: Great Bear Project
Report Date: November 26, 2024

QUALITY CONTROL REPORT TIM24000355.1

		WGHT	AQ250	AQ250	AQ250	AQ250	AQ250	AQ250	AQ250	AQ250	AQ250	AQ250	AQ250	AQ250	AQ250	AQ250	AQ250	AQ250	AQ250	AQ250	AQ250
		Wgt	Mo	Cu	Pb	Zn	Ag	Ni	Co	Mn	Fe	As	U	Au	Th	Sr	Cd	Sb	Bi	V	Ca
		kg	ppm	ppm	ppm	ppm	ppb	ppm	ppm	ppm	%	ppm	ppm	ppb	ppm	ppm	ppm	ppm	ppm	ppm	%
		0.01	0.01	0.01	0.01	0.1	2	0.1	0.1	1	0.01	0.1	0.1	0.2	0.1	0.5	0.01	0.02	0.02	1	0.01
BLK	Blank																				
BLK	Blank																				
Prep Wash																					
ROCK-TIM	Prep Blank		0.95	2.76	0.82	27.4	5	1.1	3.7	523	2.10	1.3	0.4	1.6	2.3	21.6	<0.01	0.03	<0.02	22	0.61
ROCK-TIM	Prep Blank		0.89	4.23	1.05	27.9	7	1.9	3.8	543	2.30	0.9	0.4	0.9	2.1	23.5	<0.01	0.04	0.04	22	0.66

This report supersedes all previous preliminary and final reports with this file number dated prior to the date on this certificate. Signature indicates final approval; preliminary reports are unsigned and should be used for reference only.

BUREAU VERITAS MINERAL LABORATORIES Canada

www.bvna.com/mining-laboratory-services

Bureau Veritas Commodities Canada Ltd.

9050 Shaughnessy St Vancouver British Columbia V6P 6E5 Canada

PHONE (604) 253-3158

Client: **Kinross Gold Corp.**
25 York St., #17
Toronto Ontario M5J 2V5 Canada

Project: Great Bear Project
Report Date: November 26, 2024

QUALITY CONTROL REPORT TIM24000355.1

		AQ250 P % 0.001	AQ250 La ppm 0.5	AQ250 Cr ppm 0.5	AQ250 Mg % 0.01	AQ250 Ba ppm 0.5	AQ250 Ti % 0.001	AQ250 B ppm 20	AQ250 Al % 0.01	AQ250 Na % 0.001	AQ250 K % 0.01	AQ250 W ppm 0.1	AQ250 Sc ppm 0.1	AQ250 Tl ppm 0.02	AQ250 S % 0.02	AQ250 Hg ppb 5	AQ250 Se ppm 0.1	AQ250 Te ppm 0.02	AQ250 Ga ppm 0.1	AQ250 Cs ppm 0.02	AQ250 Ge ppm 0.1
BLK	Blank																				
BLK	Blank																				
Prep Wash																					
ROCK-TIM	Prep Blank	0.042	6.0	5.1	0.46	56.3	0.083	<20	0.89	0.091	0.09	0.1	2.4	<0.02	<0.02	<5	<0.1	<0.02	3.8	0.14	<0.1
ROCK-TIM	Prep Blank	0.040	6.0	9.1	0.46	60.8	0.086	<20	0.91	0.092	0.10	0.3	2.5	<0.02	<0.02	<5	<0.1	<0.02	3.8	0.15	<0.1

This report supersedes all previous preliminary and final reports with this file number dated prior to the date on this certificate. Signature indicates final approval; preliminary reports are unsigned and should be used for reference only.

BUREAU VERITAS MINERAL LABORATORIES Canada

www.bvna.com/mining-laboratory-services

Bureau Veritas Commodities Canada Ltd.
9050 Shaughnessy St Vancouver British Columbia V6P 6E5 Canada
PHONE (604) 253-3158

Client: **Kinross Gold Corp.**
25 York St., #17
Toronto Ontario M5J 2V5 Canada

Project: Great Bear Project
Report Date: November 26, 2024

QUALITY CONTROL REPORT TIM24000355.1

		AQ250 Hf ppm 0.02	AQ250 Nb ppm 0.02	AQ250 Rb ppm 0.1	AQ250 Sn ppm 0.1	AQ250 Ta ppm 0.05	AQ250 Zr ppm 0.1	AQ250 Y ppm 0.01	AQ250 Ce ppm 0.1	AQ250 In ppm 0.02	AQ250 Re ppb 1	AQ250 Be ppm 0.1	AQ250 Li ppm 0.1	AQ250 Pd ppb 10	AQ250 Pt ppb 2	TC006 CO2 % 0.08	TC000 TOT/C % 0.02	TC000 TOT/S % 0.02
BLK	Blank															<0.08		
BLK	Blank															<0.08		
Prep Wash																		
ROCK-TIM	Prep Blank	0.18	0.09	2.4	0.4	<0.05	4.2	8.55	12.2	<0.02	<1	0.2	1.4	<10	<2	0.19		
ROCK-TIM	Prep Blank	0.17	0.15	2.5	0.5	<0.05	4.2	8.24	12.1	<0.02	<1	0.2	2.7	<10	<2	0.21		

This report supersedes all previous preliminary and final reports with this file number dated prior to the date on this certificate. Signature indicates final approval; preliminary reports are unsigned and should be used for reference only.

BUREAU VERITAS MINERAL LABORATORIES Canada

www.bvna.com/mining-laboratory-services

Bureau Veritas Commodities Canada Ltd.
9050 Shaughnessy St Vancouver British Columbia V6P 6E5 Canada
PHONE (604) 253-3158

Client: **Kinross Gold Corp.**
25 York St., #17
Toronto Ontario M5J 2V5 Canada

Submitted By:	Matthew Hart
Receiving Lab:	Canada-Timmins
Received:	August 01, 2024
Analysis Start:	August 29, 2024
Report Date:	December 24, 2024
Page:	1 of 5

CERTIFICATE OF ANALYSIS TIM24000356.1

CLIENT JOB INFORMATION

Project:	Great Bear Project
Shipment ID:	
P.O. Number	GTFS002-FPR022-06
Number of Samples:	100

SAMPLE DISPOSAL

STOR-PLP	Store After 90 days Invoice for Storage
STOR-RJT	Store After 60 days Invoice for Storage

Bureau Veritas does not accept responsibility for samples left at the laboratory after 90 days without prior written instructions for sample storage or return.

SAMPLE PREPARATION AND ANALYTICAL PROCEDURES

Procedure Code	Number of Samples	Code Description	Test Wgt (g)	Report Status	Lab
PRP75-1KG	100	Crush, split and pulverize 1kg of sample to 200 mesh		Completed	TIM
SPTPL	100	Splitting of pulp samples for client		Completed	TIM
ARCHIVE	100	Charges for Split Archive			TIM
SHP01	100	Per sample shipping charges for branch shipments			TIM
AQ250_EXT	100	1:1:1 Aqua Regia digestion Ultratrace ICP-MS analysis	0.5	Completed	VAN
TC006	100	15% HClO4 leach, CO2 analysis by Leco	0.2	Completed	VAN
Split ABA	14	Analysis sample split/packet for ABA Analysis			BUB
TC000	14	Analysis by Leco	0.1	Completed	VAN
ABA	14	Modified Sobek Acid Base Accounting		Completed	BUB

ADDITIONAL COMMENTS

Invoice To: Great Bear Resources Ltd.
25 York Street, Unit 1700
Toronto Ontario M5J 2V5
Canada

CC: Kinross Distrubution

BRITISH COLUMBIA CERTIFIED ASSAYER
MARCUS LAU
Production Manager

This report supersedes all previous preliminary and final reports with this file number dated prior to the date on this certificate. Signature indicates final approval; preliminary reports are unsigned and should be used for reference only.
All results are considered the confidential property of the client. Bureau Veritas assumes the liabilities for actual cost of analysis only. Results apply to samples as submitted.
"*" asterisk indicates that an analytical result could not be provided due to unusually high levels of interference from other elements.

BUREAU VERITAS MINERAL LABORATORIES Canada

www.bvna.com/mining-laboratory-services

Bureau Veritas Commodities Canada Ltd.

9050 Shaughnessy St Vancouver British Columbia V6P 6E5 Canada
PHONE (604) 253-3158

Client: **Kinross Gold Corp.**
25 York St., #17
Toronto Ontario M5J 2V5 Canada

Project: Great Bear Project
Report Date: December 24, 2024

CERTIFICATE OF ANALYSIS TIM24000356.1

	Method	WGHT	AQ250	AQ250	AQ250	AQ250	AQ250	AQ250	AQ250	AQ250	AQ250	AQ250	AQ250	AQ250	AQ250	AQ250	AQ250	AQ250	AQ250	AQ250	AQ250
	Analyte	Wgt	Mo	Cu	Pb	Zn	Ag	Ni	Co	Mn	Fe	As	U	Au	Th	Sr	Cd	Sb	Bi	V	Ca
	Unit	kg	ppm	ppm	ppm	ppm	ppb	ppm	ppm	ppm	%	ppm	ppm	ppb	ppm	ppm	ppm	ppm	ppm	ppm	%
	MDL	0.01	0.01	0.01	0.01	0.1	2	0.1	0.1	1	0.01	0.1	0.1	0.2	0.1	0.5	0.01	0.02	0.02	1	0.01
A0963224	Drill Core	1.07	1.64	235.18	5.87	111.2	1997	14.8	11.8	551	3.30	13.3	1.5	58.1	7.1	11.5	0.19	0.12	3.27	26	0.36
A0963225	Drill Core	1.21	0.21	54.68	6.88	107.2	578	44.8	21.3	773	3.27	4.9	1.7	73.4	8.5	51.9	0.08	0.08	0.25	62	1.59
A0963226	Drill Core	1.84	0.10	116.89	3.37	107.6	266	113.5	25.1	781	3.25	4.1	0.4	52.2	2.5	43.1	0.03	0.10	0.16	71	1.67
A0963227	Drill Core	2.19	4.34	44.74	12.37	124.9	1198	34.4	17.3	912	2.93	36.2	1.3	686.8	6.7	15.1	0.18	0.08	1.79	47	0.37
A0963228	Drill Core	2.33	2.58	39.54	19.42	124.1	1701	36.9	16.0	910	2.86	28.2	1.3	170.3	6.5	13.2	0.13	0.14	9.39	41	0.36
A0963229	Drill Core	2.13	1.04	22.07	9.01	457.8	778	16.6	9.4	1177	2.74	30.7	1.3	283.2	6.9	29.2	1.93	0.11	0.80	29	1.26
A0963230	Drill Core	3.25	1.28	17.90	3.29	90.7	168	13.0	8.1	441	2.17	5.8	1.8	19.1	8.2	16.0	0.06	0.09	0.12	32	0.91
A0963231	Drill Core	2.72	1.31	15.28	2.42	83.2	98	11.9	7.7	447	1.96	4.2	1.8	15.2	8.2	22.5	0.04	0.07	0.16	27	1.02
A0963232	Drill Core	3.18	1.60	40.66	7.43	117.6	348	27.9	12.9	804	2.80	6.7	1.6	379.3	7.2	25.1	0.10	0.07	0.19	47	1.36
A0963233	Drill Core	1.95	0.14	56.48	2.29	64.8	313	82.1	26.7	561	2.72	7.9	0.5	14.8	2.8	66.3	0.08	0.10	0.21	67	2.86
A0963234	Drill Core	1.46	3.29	54.66	7.85	375.5	1321	45.1	19.0	526	3.75	33.8	1.2	103.6	5.3	12.8	1.72	0.10	5.91	59	0.17
A0963235	Drill Core	1.46	0.10	39.39	3.75	132.4	198	58.6	33.0	1012	5.49	8.1	0.3	1.6	1.9	158.0	0.07	0.15	0.12	150	2.95
A0963236	Drill Core	3.02	1.54	56.18	10.32	126.5	698	38.7	18.2	480	3.02	18.7	1.2	12.2	6.0	34.7	0.45	0.12	3.09	26	0.34
A0963237	Drill Core	1.90	1.31	5.29	3.34	38.5	298	19.2	11.6	147	2.19	6.2	0.9	6.3	4.4	4.8	0.05	0.11	2.81	7	0.13
A0963238	Drill Core	1.59	1.70	9.03	8.87	81.0	773	6.9	5.2	218	1.89	13.4	2.2	7.4	6.7	8.6	0.44	0.35	3.76	5	0.48
A0963239	Drill Core	3.31	1.21	44.17	4.49	103.9	488	63.7	23.7	399	4.45	5.2	1.0	18.0	5.1	11.9	0.16	0.17	4.84	40	0.32
A0963434	Drill Core	2.08	2.90	28.48	15.16	171.2	312	10.4	6.6	446	1.97	2.7	1.3	15.6	5.7	7.5	0.90	0.59	0.69	12	0.42
A0963435	Drill Core	1.00	12.97	62.06	308.63	456.3	2276	8.8	6.2	1257	2.29	16.7	1.1	156.8	5.4	37.3	2.17	0.76	4.53	18	1.96
A0963436	Drill Core	2.17	7.38	59.61	6.38	549.9	476	9.5	7.0	567	2.35	15.2	1.1	802.9	5.4	10.8	3.49	0.24	1.64	17	0.64
A0963437	Drill Core	2.13	39.60	89.41	6.96	121.5	588	13.4	8.5	626	2.18	6.4	1.1	292.9	5.1	22.7	0.56	0.09	1.52	28	1.53
A0963438	Drill Core	1.05	79.18	184.18	7.47	654.8	850	13.5	8.7	931	2.49	13.5	1.7	86.1	7.8	13.2	4.05	0.16	1.34	28	1.10
A0963439	Drill Core	2.16	23.41	207.57	16.19	169.4	853	4.5	4.6	371	1.53	7.4	1.4	106.4	10.4	15.7	1.07	0.10	0.50	10	0.63
A0963440	Drill Core	2.22	25.15	184.67	10.35	267.6	737	3.6	4.5	365	1.48	9.7	1.3	115.2	10.5	14.8	1.59	0.08	0.61	14	0.94
A0963441	Drill Core	1.65	2.46	195.55	6.93	425.0	448	17.0	11.1	672	2.77	10.2	1.7	127.6	8.1	17.2	2.40	0.11	1.22	31	1.04
A0963442	Drill Core	2.11	1.46	16.58	7.65	100.6	273	15.7	9.7	554	2.72	7.3	1.2	201.7	6.6	27.0	0.33	0.10	0.97	39	1.80
A0963443	Drill Core	1.53	1.63	57.97	4.96	67.0	324	11.9	9.0	558	2.90	7.6	1.5	50.2	7.7	19.0	0.23	0.09	2.02	25	0.75
A0963444	Drill Core	1.26	2.67	20.19	10.13	104.0	233	16.2	9.7	428	2.73	4.8	1.4	159.2	7.2	23.3	0.27	0.11	0.99	42	1.26
A0963445	Drill Core	1.23	17.45	205.69	3.23	30.0	569	2.0	4.8	243	2.01	5.7	1.1	84.0	9.1	8.5	0.19	0.21	0.94	5	0.32
A0963446	Drill Core	1.37	14.30	179.55	2.55	49.2	361	9.1	6.0	293	2.03	4.3	1.5	47.1	8.0	10.3	0.23	0.35	0.79	14	0.54
A0963447	Drill Core	2.56	1.20	80.85	2.09	102.3	393	51.5	19.5	521	6.96	4.1	1.1	488.3	5.2	10.6	0.05	0.04	0.33	115	0.21

This report supersedes all previous preliminary and final reports with this file number dated prior to the date on this certificate. Signature indicates final approval; preliminary reports are unsigned and should be used for reference only.

BUREAU VERITAS MINERAL LABORATORIES Canada

www.bvna.com/mining-laboratory-services

Bureau Veritas Commodities Canada Ltd.

9050 Shaughnessy St Vancouver British Columbia V6P 6E5 Canada
PHONE (604) 253-3158

Client: **Kinross Gold Corp.**
25 York St., #17
Toronto Ontario M5J 2V5 Canada

Project: Great Bear Project
Report Date: December 24, 2024

CERTIFICATE OF ANALYSIS TIM24000356.1

	Method	AQ250	AQ250	AQ250	AQ250	AQ250	AQ250	AQ250	AQ250	AQ250	AQ250	AQ250	AQ250	AQ250	AQ250	AQ250	AQ250	AQ250	AQ250	AQ250	AQ250
	Analyte	P	La	Cr	Mg	Ba	Ti	B	Al	Na	K	W	Sc	Tl	S	Hg	Se	Te	Ga	Cs	Ge
	Unit	%	ppm	ppm	%	ppm	%	ppm	%	%	%	ppm	ppm	ppm	%	ppb	ppm	ppm	ppm	ppm	ppm
	MDL	0.001	0.5	0.5	0.01	0.5	0.001	20	0.01	0.001	0.01	0.1	0.1	0.02	0.02	5	0.1	0.02	0.1	0.02	0.1
A0963224	Drill Core	0.067	25.6	7.6	0.84	122.1	0.125	<20	1.15	0.024	0.94	0.1	1.3	0.57	2.09	<5	1.0	0.50	3.6	2.82	<0.1
A0963225	Drill Core	0.065	30.6	225.3	1.72	153.6	0.216	<20	1.73	0.056	1.05	0.3	6.2	0.36	1.20	<5	0.5	0.16	7.4	2.83	<0.1
A0963226	Drill Core	0.085	16.9	807.2	2.81	61.7	0.200	<20	2.29	0.038	0.52	0.4	4.1	0.21	0.20	<5	0.2	0.05	8.3	2.29	<0.1
A0963227	Drill Core	0.057	27.3	45.2	1.10	118.9	0.152	<20	1.63	0.090	1.16	0.4	3.9	0.81	1.38	<5	0.8	1.37	6.1	3.57	<0.1
A0963228	Drill Core	0.062	27.6	54.6	1.19	108.7	0.161	<20	1.64	0.069	1.15	6.7	3.6	0.91	1.14	<5	0.7	0.89	6.2	3.97	<0.1
A0963229	Drill Core	0.063	29.1	17.6	0.77	60.0	0.123	<20	1.25	0.115	0.73	1.5	2.5	0.64	2.08	10	0.7	0.65	5.0	2.39	<0.1
A0963230	Drill Core	0.068	36.3	15.3	0.65	138.6	0.172	<20	1.08	0.059	0.88	1.5	3.0	0.44	0.27	<5	<0.1	0.04	5.2	3.45	<0.1
A0963231	Drill Core	0.067	35.2	13.3	0.61	128.3	0.164	<20	1.13	0.086	0.85	0.5	2.5	0.39	0.23	<5	0.1	0.04	5.1	2.76	<0.1
A0963232	Drill Core	0.076	33.8	49.1	1.15	186.6	0.195	<20	1.58	0.061	1.29	20.3	4.4	0.51	0.39	<5	0.3	0.06	6.1	4.22	<0.1
A0963233	Drill Core	0.122	24.4	119.9	1.76	182.7	0.196	<20	1.63	0.081	1.10	1.5	5.8	0.47	0.55	<5	0.3	0.22	5.7	6.42	<0.1
A0963234	Drill Core	0.057	21.8	136.6	1.31	136.9	0.091	<20	1.34	0.053	0.99	<0.1	7.1	0.64	2.84	9	1.2	2.71	5.9	3.26	<0.1
A0963235	Drill Core	0.133	18.4	147.6	3.61	402.6	0.298	<20	4.64	0.094	2.26	<0.1	6.1	1.26	0.33	<5	0.3	0.06	11.2	8.90	0.1
A0963236	Drill Core	0.056	22.5	37.2	0.91	72.6	0.046	<20	1.19	0.069	0.70	<0.1	2.5	0.69	2.68	<5	1.1	0.86	4.1	2.08	<0.1
A0963237	Drill Core	0.046	15.5	11.1	0.47	30.6	0.014	<20	0.55	0.025	0.38	0.1	0.6	0.30	2.26	<5	0.8	0.40	1.9	1.10	<0.1
A0963238	Drill Core	0.042	20.9	4.7	0.31	59.1	0.011	<20	0.44	0.040	0.30	1.7	0.4	0.24	1.76	6	0.6	0.52	1.7	0.66	<0.1
A0963239	Drill Core	0.063	20.9	71.4	1.36	92.3	0.049	<20	1.48	0.055	0.89	0.1	4.5	1.02	4.29	<5	1.2	0.41	5.1	3.10	<0.1
A0963434	Drill Core	0.043	20.7	9.7	0.46	36.1	0.030	<20	0.60	0.048	0.41	0.4	1.0	0.64	1.84	12	2.0	0.07	2.6	1.38	<0.1
A0963435	Drill Core	0.037	19.9	9.9	0.49	130.8	0.062	<20	0.69	0.067	0.52	33.6	1.3	0.57	1.84	12	4.6	1.00	2.9	1.39	<0.1
A0963436	Drill Core	0.041	20.6	10.9	0.47	72.1	0.072	<20	0.74	0.066	0.52	0.5	1.3	0.59	1.55	17	1.6	0.28	3.2	1.39	<0.1
A0963437	Drill Core	0.056	24.4	31.5	0.66	287.7	0.091	<20	0.81	0.053	0.63	3.6	3.3	0.28	1.21	<5	1.2	0.33	4.8	1.11	<0.1
A0963438	Drill Core	0.051	29.3	17.5	0.61	59.2	0.128	<20	0.97	0.051	0.55	1.1	2.7	0.45	0.89	35	1.2	0.26	4.7	1.26	<0.1
A0963439	Drill Core	0.014	36.8	23.3	0.35	99.7	0.053	<20	0.65	0.089	0.39	1.9	1.8	0.25	0.73	13	1.3	0.09	2.5	0.71	<0.1
A0963440	Drill Core	0.024	37.7	10.3	0.34	127.2	0.047	<20	0.57	0.073	0.37	2.2	1.8	0.19	0.71	21	1.1	0.10	2.3	0.50	<0.1
A0963441	Drill Core	0.066	32.9	17.5	0.76	105.4	0.156	<20	1.24	0.077	0.88	1.9	2.9	0.47	1.24	11	1.0	0.25	5.3	1.46	<0.1
A0963442	Drill Core	0.067	32.4	18.4	0.77	246.8	0.098	<20	0.93	0.067	0.58	2.1	4.3	0.22	1.58	<5	0.9	0.28	5.2	1.11	<0.1
A0963443	Drill Core	0.065	32.6	10.4	0.67	191.2	0.123	<20	1.11	0.064	0.66	0.8	2.0	0.32	1.61	<5	0.6	0.69	4.5	1.17	<0.1
A0963444	Drill Core	0.065	32.2	17.8	0.79	141.7	0.106	<20	0.74	0.070	0.44	>100	4.7	0.15	1.96	<5	0.9	0.17	5.1	0.97	<0.1
A0963445	Drill Core	0.011	30.2	4.6	0.19	57.7	0.031	<20	0.40	0.058	0.23	1.1	0.7	0.15	1.52	<5	1.2	0.21	1.8	0.37	<0.1
A0963446	Drill Core	0.045	28.3	10.9	0.58	52.0	0.077	<20	0.64	0.055	0.47	2.1	1.3	0.30	1.54	<5	1.6	0.08	3.2	0.86	<0.1
A0963447	Drill Core	0.069	22.4	114.6	1.46	350.1	0.306	<20	2.48	0.084	2.01	0.9	13.8	0.60	1.18	<5	1.6	0.20	11.8	7.62	0.2

This report supersedes all previous preliminary and final reports with this file number dated prior to the date on this certificate. Signature indicates final approval; preliminary reports are unsigned and should be used for reference only.

BUREAU VERITAS MINERAL LABORATORIES Canada

www.bvna.com/mining-laboratory-services

Bureau Veritas Commodities Canada Ltd.

9050 Shaughnessy St Vancouver British Columbia V6P 6E5 Canada
PHONE (604) 253-3158

Client: **Kinross Gold Corp.**
25 York St., #17
Toronto Ontario M5J 2V5 Canada

Project: Great Bear Project
Report Date: December 24, 2024

CERTIFICATE OF ANALYSIS TIM24000356.1

	Method	AQ250	AQ250	AQ250	AQ250	AQ250	AQ250	AQ250	AQ250	AQ250	AQ250	AQ250	AQ250	AQ250	AQ250	TC006	TC000	TC000
	Analyte	Hf	Nb	Rb	Sn	Ta	Zr	Y	Ce	In	Re	Be	Li	Pd	Pt	CO2	TOT/C	TOT/S
	Unit	ppm	ppm	ppm	ppm	ppm	ppm	ppm	ppm	ppm	ppb	ppm	ppm	ppb	ppb	%	%	%
	MDL	0.02	0.02	0.1	0.1	0.05	0.1	0.01	0.1	0.02	1	0.1	0.1	10	2	0.08	0.02	0.02
A0963224	Drill Core	0.67	0.06	50.7	0.2	<0.05	26.1	6.10	51.2	0.05	<1	<0.1	17.0	<10	<2	0.20		
A0963225	Drill Core	0.62	0.04	45.0	0.4	<0.05	26.2	10.51	60.1	0.02	<1	0.1	24.0	<10	2	1.55		
A0963226	Drill Core	0.25	<0.02	22.6	0.4	<0.05	12.8	9.50	36.0	<0.02	<1	0.3	32.4	<10	3	1.24		
A0963227	Drill Core	0.84	0.03	69.8	0.4	<0.05	31.1	6.91	54.5	<0.02	<1	0.2	10.9	<10	<2	0.13	0.03	1.43
A0963228	Drill Core	0.71	0.03	73.2	0.3	<0.05	25.8	6.64	54.3	<0.02	<1	0.1	12.1	<10	<2	0.12		
A0963229	Drill Core	0.65	0.07	51.6	0.4	<0.05	22.7	4.96	57.8	0.07	<1	0.1	12.8	<10	<2	1.20		
A0963230	Drill Core	0.65	0.07	49.6	0.5	<0.05	20.3	7.22	72.5	<0.02	<1	<0.1	12.2	<10	2	0.90		
A0963231	Drill Core	0.63	0.06	47.1	0.5	<0.05	20.3	6.91	70.2	<0.02	<1	<0.1	14.2	<10	<2	0.96		
A0963232	Drill Core	0.45	0.03	58.7	0.5	<0.05	15.2	7.98	70.8	0.03	<1	0.1	23.5	<10	<2	1.41		
A0963233	Drill Core	0.18	<0.02	49.7	0.5	<0.05	8.2	7.38	57.6	<0.02	<1	0.3	18.1	<10	2	2.65		
A0963234	Drill Core	0.79	<0.02	54.1	0.4	<0.05	29.0	5.73	43.3	0.08	4	<0.1	17.2	<10	3	<0.08	<0.02	3.01
A0963235	Drill Core	0.09	<0.02	109.1	0.4	<0.05	4.2	7.23	40.3	<0.02	<1	0.6	41.8	<10	<2	2.89		
A0963236	Drill Core	0.97	<0.02	43.2	0.2	<0.05	37.2	5.52	44.9	0.04	<1	0.1	11.7	<10	3	0.09		
A0963237	Drill Core	0.89	<0.02	23.6	0.1	<0.05	34.7	2.29	29.3	<0.02	<1	<0.1	7.5	<10	<2	<0.08		
A0963238	Drill Core	0.87	<0.02	17.0	0.1	<0.05	29.4	3.16	39.7	<0.02	<1	<0.1	6.8	<10	<2	0.47		
A0963239	Drill Core	0.95	<0.02	56.7	0.2	<0.05	35.7	4.12	42.1	<0.02	1	<0.1	18.2	<10	3	0.18		
A0963434	Drill Core	0.85	<0.02	33.3	0.3	<0.05	30.6	2.47	39.1	<0.02	1	<0.1	8.5	<10	<2	0.37		
A0963435	Drill Core	0.83	<0.02	33.5	0.6	<0.05	30.5	3.17	35.9	0.04	16	<0.1	6.5	<10	<2	2.22	0.63	1.93
A0963436	Drill Core	0.82	0.03	33.6	0.5	<0.05	29.8	2.67	37.4	0.03	10	<0.1	8.9	<10	2	0.57		
A0963437	Drill Core	0.44	<0.02	27.0	0.8	<0.05	14.8	3.62	46.7	<0.02	119	0.3	11.8	<10	<2	1.76		
A0963438	Drill Core	0.66	0.09	37.2	0.9	<0.05	22.6	5.06	56.8	0.07	123	<0.1	10.4	<10	<2	1.09		
A0963439	Drill Core	1.27	0.05	19.7	0.4	<0.05	47.9	5.66	70.9	0.02	55	<0.1	5.1	<10	2	0.65		
A0963440	Drill Core	1.22	<0.02	18.5	0.3	<0.05	46.0	5.30	73.0	0.02	33	0.1	5.5	<10	<2	0.97		
A0963441	Drill Core	0.79	0.04	48.5	0.7	<0.05	27.5	6.24	64.7	0.06	2	0.1	11.8	<10	<2	1.03		
A0963442	Drill Core	0.60	<0.02	24.7	0.6	<0.05	21.3	6.32	63.4	0.02	1	0.1	10.1	<10	2	1.96	0.52	1.62
A0963443	Drill Core	0.64	0.06	33.3	0.3	<0.05	22.1	6.65	63.9	<0.02	<1	0.2	11.5	<10	<2	0.58		
A0963444	Drill Core	0.60	0.13	18.8	0.5	<0.05	20.2	5.11	63.4	<0.02	5	0.1	11.0	<10	2	1.24		
A0963445	Drill Core	1.11	0.09	15.2	0.2	<0.05	42.5	4.41	59.6	0.02	32	<0.1	5.3	<10	<2	0.30		
A0963446	Drill Core	0.93	0.17	35.2	0.5	<0.05	30.7	4.67	54.0	<0.02	12	0.1	10.7	<10	3	0.41		
A0963447	Drill Core	0.75	0.04	70.8	1.4	<0.05	30.4	8.97	46.6	0.04	1	0.2	28.1	<10	2	<0.08		

This report supersedes all previous preliminary and final reports with this file number dated prior to the date on this certificate. Signature indicates final approval; preliminary reports are unsigned and should be used for reference only.

BUREAU VERITAS MINERAL LABORATORIES Canada

www.bvna.com/mining-laboratory-services

Bureau Veritas Commodities Canada Ltd.

9050 Shaughnessy St Vancouver British Columbia V6P 6E5 Canada
PHONE (604) 253-3158

Client: **Kinross Gold Corp.**
25 York St., #17
Toronto Ontario M5J 2V5 Canada

Project: Great Bear Project
Report Date: December 24, 2024

CERTIFICATE OF ANALYSIS TIM24000356.1

	Method	WGHT	AQ250	AQ250	AQ250	AQ250	AQ250	AQ250	AQ250	AQ250	AQ250	AQ250	AQ250	AQ250	AQ250	AQ250	AQ250	AQ250	AQ250	AQ250	AQ250
	Analyte	Wgt	Mo	Cu	Pb	Zn	Ag	Ni	Co	Mn	Fe	As	U	Au	Th	Sr	Cd	Sb	Bi	V	Ca
	Unit	kg	ppm	ppm	ppm	ppm	ppb	ppm	ppm	ppm	%	ppm	ppm	ppb	ppm	ppm	ppm	ppm	ppm	ppm	%
	MDL	0.01	0.01	0.01	0.01	0.1	2	0.1	0.1	1	0.01	0.1	0.1	0.2	0.1	0.5	0.01	0.02	0.02	1	0.01
A0963448	Drill Core	2.24	1.94	132.08	4.66	91.7	2079	68.0	36.9	404	6.00	173.5	1.4	2557.8	5.7	10.0	0.24	0.13	12.96	69	0.26
A0963655	Drill Core	1.85	20.79	4.28	4.84	106.4	149	8.7	6.7	308	1.99	2.0	1.5	8.1	7.2	7.7	0.62	0.15	0.90	13	0.25
A0963656	Drill Core	1.76	1.54	10.51	8.08	967.1	407	12.2	8.0	375	2.17	4.5	1.5	18.1	6.8	12.6	5.42	0.47	1.19	23	0.44
A0963657	Drill Core	1.37	1.29	31.10	9.75	68.5	410	15.9	10.9	345	3.09	2.6	1.2	12.0	5.9	17.9	0.22	0.28	1.63	27	0.82
A0963658	Drill Core	1.61	4.19	6.52	7.43	118.1	286	7.7	5.8	394	1.85	2.3	1.6	12.3	7.3	12.3	0.62	0.17	1.07	12	0.52
A0963659	Drill Core	0.98	7.73	9.26	9.72	101.8	217	7.1	4.8	339	1.78	2.0	1.1	10.0	6.6	8.6	0.54	0.16	0.72	10	0.32
A0963660	Drill Core	1.71	8.28	9.16	14.75	106.8	319	9.6	9.0	407	2.37	1.2	1.1	12.6	4.9	7.8	0.75	0.18	1.00	14	0.22
A0963661	Drill Core	1.49	13.58	138.03	1038.10	2639.2	4942	7.3	6.2	796	1.76	13.9	0.8	4164.0	4.3	21.8	9.73	1.60	8.39	10	2.47
A0963662	Drill Core	2.10	16.42	27.90	4.23	73.8	260	8.1	5.3	404	1.69	8.5	1.0	30.8	5.1	5.6	0.29	0.14	1.06	19	0.44
A0963663	Drill Core	2.27	28.08	70.84	5.50	246.1	501	8.7	6.9	555	2.14	14.9	1.3	46.6	6.3	15.1	1.22	0.12	1.67	17	0.51
A0963664	Drill Core	1.16	16.42	627.44	16.96	>10000	4191	15.7	5.6	517	2.59	22.8	0.9	397.2	4.9	29.5	172.71	0.44	10.75	14	1.23
A0963665	Drill Core	2.22	21.21	98.92	7.90	129.5	555	12.4	7.5	705	2.07	13.8	1.8	603.1	8.1	17.0	0.61	0.11	1.08	27	0.96
A0963666	Drill Core	2.06	27.44	130.26	11.73	180.6	625	12.3	8.7	614	1.99	12.2	1.6	46.4	7.6	13.3	1.41	0.15	1.95	21	1.11
A0963667	Drill Core	2.16	21.04	129.56	4.51	80.7	587	12.7	7.1	640	1.80	7.9	1.7	35.8	8.0	20.5	0.35	0.09	0.76	25	0.93
A0963668	Drill Core	1.06	17.88	139.89	15.82	1617.4	627	12.9	4.9	736	2.03	6.0	1.8	160.7	8.5	40.6	8.31	0.10	0.60	28	0.92
A0963669	Drill Core	1.92	18.21	76.11	15.07	208.6	484	9.7	7.2	601	2.07	12.4	1.9	268.8	8.2	28.9	1.00	0.10	1.38	24	1.36
A0963670	Drill Core	1.11	31.51	260.00	10.72	>10000	1274	11.7	13.9	763	3.02	257.6	1.4	1426.8	6.4	18.0	91.74	0.13	2.17	28	1.17
A0963671	Drill Core	2.30	2.16	19.21	12.81	84.3	147	18.8	10.3	858	2.28	9.5	1.2	44.1	7.3	18.5	0.21	0.11	0.55	29	1.61
A0963672	Drill Core	2.23	1.77	49.21	4.60	65.0	249	16.0	9.6	603	2.19	8.4	1.6	859.0	7.8	29.2	0.15	0.09	0.89	25	1.75
A0963969	Drill Core	0.99	2.51	12.94	33.44	276.5	1572	41.3	20.8	602	3.66	75.5	1.6	266.7	8.2	11.2	1.16	0.25	1.59	18	0.62
A0963970	Drill Core	0.96	0.93	148.22	19.15	1045.1	34015	46.1	19.0	666	3.61	17.3	1.3	1589.2	6.3	3.7	5.36	0.11	19.88	37	0.22
A0963971	Drill Core	1.79	0.71	43.48	2.94	162.0	289	63.2	26.3	2044	4.99	20.0	0.9	118.4	3.1	30.0	0.05	0.09	0.27	79	3.43
A0963972	Drill Core	1.89	2.00	36.58	15.63	120.1	711	20.5	11.3	1138	2.53	18.7	0.9	429.7	5.9	15.7	0.21	0.12	0.83	39	1.20
A0963973	Drill Core	0.98	0.89	19.20	40.91	7822.8	832	15.9	8.8	835	2.85	24.1	1.4	36.3	7.4	16.2	42.02	0.14	0.99	26	0.60
A0963974	Drill Core	3.08	1.21	11.20	4.49	103.3	187	12.2	7.6	660	2.07	8.2	1.6	125.8	7.7	22.8	0.17	0.09	0.17	27	1.23
A0963975	Drill Core	0.79	3.14	90.64	35.82	1367.2	805	40.4	18.7	784	3.17	15.1	1.2	123.6	6.2	16.6	7.40	0.08	1.76	61	0.62
A0963976	Drill Core	2.72	2.75	5.90	7.92	88.1	1547	49.4	21.4	402	3.50	18.0	1.4	121.7	6.2	5.0	0.05	0.09	5.49	14	0.17
A0963977	Drill Core	2.29	1.04	31.75	10.24	105.2	1282	43.0	20.0	458	3.34	29.7	1.0	32.0	3.1	14.9	0.17	0.09	7.07	34	0.34
A0963978	Drill Core	2.12	1.18	40.28	4.32	106.7	264	46.0	28.9	384	3.22	17.8	1.2	14.3	5.8	4.9	0.07	0.09	2.78	20	0.24
A0963979	Drill Core	2.92	2.11	9.81	2.73	29.0	381	5.9	4.9	142	1.89	15.2	1.7	7.0	6.0	7.7	0.11	0.09	2.43	3	0.19

This report supersedes all previous preliminary and final reports with this file number dated prior to the date on this certificate. Signature indicates final approval; preliminary reports are unsigned and should be used for reference only.

BUREAU VERITAS MINERAL LABORATORIES Canada

www.bvna.com/mining-laboratory-services

Bureau Veritas Commodities Canada Ltd.

9050 Shaughnessy St Vancouver British Columbia V6P 6E5 Canada
PHONE (604) 253-3158

Client: **Kinross Gold Corp.**
25 York St., #17
Toronto Ontario M5J 2V5 Canada

Project: Great Bear Project
Report Date: December 24, 2024

CERTIFICATE OF ANALYSIS TIM24000356.1

	Method	AQ250	AQ250	AQ250	AQ250	AQ250	AQ250	AQ250	AQ250	AQ250	AQ250	AQ250	AQ250	AQ250	AQ250	AQ250	AQ250	AQ250	AQ250	AQ250	AQ250
	Analyte	P	La	Cr	Mg	Ba	Ti	B	Al	Na	K	W	Sc	Tl	S	Hg	Se	Te	Ga	Cs	Ge
	Unit	%	ppm	ppm	%	ppm	%	ppm	%	%	%	ppm	ppm	ppm	%	ppb	ppm	ppm	ppm	ppm	ppm
	MDL	0.001	0.5	0.5	0.01	0.5	0.001	20	0.01	0.001	0.01	0.1	0.1	0.02	0.02	5	0.1	0.02	0.1	0.02	0.1
A0963448	Drill Core	0.030	23.5	91.5	0.85	71.1	0.105	<20	1.10	0.081	0.58	17.5	8.4	0.27	2.86	<5	20.7	13.30	6.1	2.43	0.1
A0963655	Drill Core	0.046	25.7	7.5	0.53	75.5	0.039	<20	0.66	0.055	0.42	0.4	1.2	0.41	1.71	7	2.0	0.05	2.8	1.31	<0.1
A0963656	Drill Core	0.062	30.0	10.4	0.70	151.1	0.062	<20	0.79	0.096	0.52	4.0	2.1	0.39	2.04	59	2.0	0.11	3.7	1.47	<0.1
A0963657	Drill Core	0.065	23.6	30.8	0.79	73.4	0.052	<20	0.82	0.052	0.58	0.2	2.3	0.58	2.72	<5	1.3	0.17	3.5	1.87	<0.1
A0963658	Drill Core	0.043	27.5	6.1	0.51	56.1	0.042	<20	0.72	0.070	0.40	0.4	1.1	0.49	1.77	6	1.7	0.12	3.2	1.04	<0.1
A0963659	Drill Core	0.042	25.2	6.3	0.41	51.6	0.037	<20	0.60	0.046	0.39	0.4	0.9	0.41	1.64	6	1.6	0.07	2.8	0.93	<0.1
A0963660	Drill Core	0.038	18.7	7.9	0.59	67.9	0.042	<20	0.76	0.085	0.49	0.4	1.4	0.37	2.37	<5	4.3	0.10	3.7	1.29	<0.1
A0963661	Drill Core	0.035	18.5	8.3	0.50	73.0	0.027	<20	0.60	0.048	0.28	>100	1.0	0.26	1.38	189	9.0	1.35	2.7	0.87	<0.1
A0963662	Drill Core	0.039	19.3	9.4	0.55	57.9	0.056	<20	0.60	0.037	0.45	0.3	1.6	0.41	1.46	<5	0.9	0.19	2.9	1.16	<0.1
A0963663	Drill Core	0.041	21.5	9.7	0.56	56.2	0.082	<20	1.03	0.079	0.63	1.4	1.6	0.74	1.39	11	1.5	0.29	3.9	1.47	<0.1
A0963664	Drill Core	0.031	17.0	10.6	0.45	30.5	0.064	<20	0.69	0.036	0.21	1.0	1.3	0.27	3.21	1497	7.7	2.24	3.8	0.48	<0.1
A0963665	Drill Core	0.049	27.7	15.2	0.60	78.4	0.124	<20	0.96	0.077	0.73	2.6	2.8	0.64	0.99	9	1.2	0.20	4.2	1.65	<0.1
A0963666	Drill Core	0.048	26.0	12.8	0.58	64.5	0.100	<20	0.85	0.042	0.61	0.6	2.0	0.49	1.04	11	1.2	0.17	3.5	1.40	<0.1
A0963667	Drill Core	0.050	28.4	15.0	0.61	68.3	0.129	<20	1.05	0.087	0.71	3.3	2.7	0.63	0.59	5	0.8	0.12	4.3	1.63	<0.1
A0963668	Drill Core	0.050	27.5	15.7	0.67	118.5	0.156	<20	1.88	0.169	0.82	2.6	2.6	0.72	0.48	78	0.8	0.09	6.5	2.22	<0.1
A0963669	Drill Core	0.056	29.9	12.5	0.58	155.3	0.093	<20	0.80	0.092	0.56	9.2	2.3	0.23	0.93	14	1.6	0.39	4.4	0.94	<0.1
A0963670	Drill Core	0.052	25.1	15.2	0.58	198.9	0.082	<20	0.83	0.069	0.52	17.0	2.9	0.26	2.28	689	10.0	3.53	4.5	0.65	<0.1
A0963671	Drill Core	0.065	30.3	17.9	0.81	94.7	0.154	<20	1.07	0.040	0.91	2.9	2.4	0.56	0.89	<5	0.3	0.18	4.5	2.08	<0.1
A0963672	Drill Core	0.063	30.1	16.9	0.72	90.3	0.112	<20	0.85	0.052	0.50	5.8	2.2	0.23	1.13	<5	0.9	0.26	4.4	1.10	<0.1
A0963969	Drill Core	0.058	33.7	25.3	0.65	77.2	0.083	<20	1.04	0.037	0.77	0.3	1.7	0.57	3.09	10	1.1	1.78	3.3	2.11	<0.1
A0963970	Drill Core	0.064	28.3	50.2	1.06	99.0	0.130	<20	1.52	0.021	1.04	0.1	3.1	0.81	1.56	18	0.5	29.46	5.2	3.51	<0.1
A0963971	Drill Core	0.092	21.6	125.3	2.74	24.5	0.113	<20	2.80	0.020	0.22	33.5	4.7	0.14	0.47	<5	0.3	0.13	9.7	1.27	<0.1
A0963972	Drill Core	0.060	26.8	21.1	0.93	107.8	0.162	<20	1.19	0.048	0.99	12.8	3.4	0.58	1.31	<5	0.5	0.48	4.9	2.57	<0.1
A0963973	Drill Core	0.056	27.9	19.7	0.80	59.8	0.101	<20	1.20	0.079	0.73	0.1	2.3	0.66	2.58	299	1.0	0.44	4.5	2.18	<0.1
A0963974	Drill Core	0.062	34.0	14.7	0.62	114.0	0.139	<20	1.11	0.083	0.83	0.6	2.7	0.50	0.56	<5	0.1	0.05	4.8	2.47	<0.1
A0963975	Drill Core	0.062	27.2	78.3	1.08	206.2	0.177	<20	1.46	0.064	1.17	2.4	5.2	0.57	1.35	25	0.5	0.30	5.4	3.06	<0.1
A0963976	Drill Core	0.058	25.8	31.3	0.77	75.4	0.042	<20	1.03	0.022	0.75	0.2	1.2	0.57	3.24	<5	1.0	2.51	2.6	1.80	<0.1
A0963977	Drill Core	0.068	12.6	60.2	1.15	106.1	0.075	<20	1.44	0.050	0.80	<0.1	2.6	0.72	2.23	<5	1.1	1.89	4.5	2.94	<0.1
A0963978	Drill Core	0.064	20.7	32.2	1.00	61.2	0.055	<20	1.14	0.019	0.75	<0.1	1.3	0.80	2.63	<5	0.7	0.89	2.9	3.18	<0.1
A0963979	Drill Core	0.037	17.8	3.6	0.28	49.7	0.008	<20	0.47	0.040	0.27	0.2	0.4	0.21	1.89	5	0.5	0.44	1.6	0.63	<0.1

This report supersedes all previous preliminary and final reports with this file number dated prior to the date on this certificate. Signature indicates final approval; preliminary reports are unsigned and should be used for reference only.

BUREAU VERITAS MINERAL LABORATORIES Canada

www.bvna.com/mining-laboratory-services

Bureau Veritas Commodities Canada Ltd.

9050 Shaughnessy St Vancouver British Columbia V6P 6E5 Canada
PHONE (604) 253-3158

Client: **Kinross Gold Corp.**
25 York St., #17
Toronto Ontario M5J 2V5 Canada

Project: Great Bear Project
Report Date: December 24, 2024

CERTIFICATE OF ANALYSIS TIM24000356.1

	Method	AQ250	AQ250	AQ250	AQ250	AQ250	AQ250	AQ250	AQ250	AQ250	AQ250	AQ250	AQ250	AQ250	AQ250	TC006	TC000	TC000
	Analyte	Hf	Nb	Rb	Sn	Ta	Zr	Y	Ce	In	Re	Be	Li	Pd	Pt	CO2	TOT/C	TOT/S
	Unit	ppm	ppm	ppm	ppm	ppm	ppm	ppm	ppm	ppm	ppb	ppm	ppm	ppb	ppb	%	%	%
	MDL	0.02	0.02	0.1	0.1	0.05	0.1	0.01	0.1	0.02	1	0.1	0.1	10	2	0.08	0.02	0.02
A0963448	Drill Core	0.82	0.06	26.4	0.9	<0.05	30.9	6.74	48.4	0.03	<1	0.1	10.8	<10	3	0.34		
A0963655	Drill Core	0.88	0.03	25.5	0.6	<0.05	30.5	3.86	49.3	<0.02	<1	0.1	11.3	<10	2	0.13	0.04	1.78
A0963656	Drill Core	0.74	0.04	25.1	0.5	<0.05	25.5	5.21	57.9	0.03	<1	<0.1	10.0	<10	<2	0.24		
A0963657	Drill Core	0.63	<0.02	32.2	0.3	<0.05	22.6	5.15	48.0	<0.02	<1	<0.1	9.3	<10	<2	0.58		
A0963658	Drill Core	0.89	0.08	27.1	0.3	<0.05	31.7	3.94	52.3	<0.02	4	0.2	11.4	<10	2	0.37		
A0963659	Drill Core	0.87	0.07	24.4	0.4	<0.05	31.7	2.99	46.4	<0.02	6	<0.1	7.0	<10	<2	0.20		
A0963660	Drill Core	0.80	<0.02	25.4	0.5	<0.05	30.9	2.72	33.2	<0.02	3	<0.1	7.8	<10	<2	0.11		
A0963661	Drill Core	0.47	<0.02	15.6	0.3	<0.05	18.2	2.98	33.4	0.08	30	<0.1	9.2	<10	<2	2.41		
A0963662	Drill Core	0.60	0.04	28.6	0.4	<0.05	23.2	2.65	34.9	<0.02	13	<0.1	8.7	<10	<2	0.34	0.10	1.44
A0963663	Drill Core	0.92	0.04	44.1	0.6	<0.05	34.9	2.90	39.6	0.02	136	0.1	11.0	<10	<2	0.36		
A0963664	Drill Core	0.49	0.26	13.1	0.7	<0.05	17.4	3.28	32.8	1.11	45	0.2	11.5	<10	<2	0.98		
A0963665	Drill Core	0.77	0.10	48.0	0.9	<0.05	26.7	5.42	53.7	0.02	68	<0.1	10.7	<10	<2	0.89		
A0963666	Drill Core	0.63	0.12	36.3	0.6	<0.05	21.4	4.66	48.7	0.03	78	<0.1	11.2	<10	<2	1.04		
A0963667	Drill Core	0.63	0.11	47.5	0.6	<0.05	22.1	5.36	54.2	<0.02	58	0.1	9.9	<10	<2	0.76		
A0963668	Drill Core	0.54	0.14	57.3	1.2	<0.05	20.3	4.97	53.2	0.08	30	0.3	12.7	<10	<2	0.38		
A0963669	Drill Core	0.65	0.06	26.6	0.6	<0.05	22.3	5.76	58.3	0.02	15	0.1	6.7	<10	<2	1.36	0.41	0.93
A0963670	Drill Core	0.25	0.08	23.8	0.8	<0.05	10.4	5.06	48.1	2.85	40	<0.1	5.3	<10	<2	1.16		
A0963671	Drill Core	0.60	0.09	53.4	0.3	<0.05	22.5	5.34	59.0	<0.02	<1	<0.1	9.2	<10	<2	1.49		
A0963672	Drill Core	0.61	0.10	22.9	0.4	<0.05	22.1	5.89	59.7	<0.02	<1	0.1	9.5	<10	<2	1.61		
A0963969	Drill Core	1.22	0.12	45.1	0.2	<0.05	49.2	8.08	64.6	<0.02	1	0.1	11.0	<10	4	0.43		
A0963970	Drill Core	0.69	0.06	61.8	0.2	<0.05	27.4	7.62	56.5	0.25	<1	<0.1	14.6	<10	3	0.09		
A0963971	Drill Core	0.22	<0.02	13.1	0.3	<0.05	9.0	6.04	43.5	<0.02	3	0.3	39.1	<10	<2	3.33		
A0963972	Drill Core	0.57	0.07	55.0	0.4	<0.05	22.6	4.81	53.4	<0.02	<1	<0.1	12.6	<10	<2	1.09	0.33	1.28
A0963973	Drill Core	0.64	0.08	50.0	0.2	<0.05	23.3	5.75	54.8	0.50	<1	0.1	9.2	17	<2	0.32		
A0963974	Drill Core	0.68	0.07	44.9	0.4	<0.05	23.1	6.50	67.7	<0.02	<1	0.1	9.5	<10	<2	1.15		
A0963975	Drill Core	0.77	<0.02	53.5	0.7	<0.05	30.7	7.43	56.5	0.12	2	0.1	21.9	<10	2	0.45		
A0963976	Drill Core	1.07	<0.02	38.9	0.2	<0.05	41.4	5.19	51.9	<0.02	1	0.1	11.4	<10	3	<0.08		
A0963977	Drill Core	0.69	<0.02	50.5	0.3	<0.05	28.0	3.92	26.2	<0.02	<1	0.2	16.6	<10	<2	0.08		
A0963978	Drill Core	0.86	<0.02	50.6	0.1	<0.05	34.4	4.42	42.6	<0.02	1	0.1	13.2	<10	3	<0.08		
A0963979	Drill Core	0.70	<0.02	14.0	0.1	<0.05	27.2	2.73	32.5	<0.02	<1	0.1	8.3	<10	<2	0.10	0.03	1.87

This report supersedes all previous preliminary and final reports with this file number dated prior to the date on this certificate. Signature indicates final approval; preliminary reports are unsigned and should be used for reference only.

BUREAU VERITAS MINERAL LABORATORIES Canada

www.bvna.com/mining-laboratory-services

Bureau Veritas Commodities Canada Ltd.

9050 Shaughnessy St Vancouver British Columbia V6P 6E5 Canada
PHONE (604) 253-3158

Client: **Kinross Gold Corp.**
25 York St., #17
Toronto Ontario M5J 2V5 Canada

Project: Great Bear Project
Report Date: December 24, 2024

CERTIFICATE OF ANALYSIS TIM24000356.1

Method		WGHT	AQ250	AQ250	AQ250	AQ250	AQ250	AQ250	AQ250	AQ250	AQ250	AQ250	AQ250	AQ250	AQ250	AQ250	AQ250	AQ250	AQ250	AQ250	AQ250
Analyte		Wgt	Mo	Cu	Pb	Zn	Ag	Ni	Co	Mn	Fe	As	U	Au	Th	Sr	Cd	Sb	Bi	V	Ca
Unit		kg	ppm	ppm	ppm	ppm	ppb	ppm	ppm	ppm	%	ppm	ppm	ppb	ppm	ppm	ppm	ppm	ppm	ppm	%
MDL		0.01	0.01	0.01	0.01	0.1	2	0.1	0.1	1	0.01	0.1	0.1	0.2	0.1	0.5	0.01	0.02	0.02	1	0.01
A0963980	Drill Core	2.09	1.33	76.33	3.78	118.1	462	54.2	21.9	471	5.59	2.9	1.0	13.2	2.3	8.6	0.05	0.08	2.53	65	0.19
A0963981	Drill Core	2.58	1.45	46.79	3.91	121.4	279	20.7	11.9	593	2.99	2.9	1.7	85.9	8.0	31.0	0.19	0.10	0.84	46	1.06
A0963982	Drill Core	2.04	1.37	31.03	3.92	65.6	633	56.8	21.0	466	7.65	15.1	0.9	20.0	3.3	9.0	0.04	0.11	3.77	56	0.19
A0963983	Drill Core	2.23	2.78	72.08	17.37	111.9	1600	28.9	15.4	259	6.59	9.4	1.2	45.0	4.4	149.5	0.92	0.17	7.11	14	0.56
A0963984	Drill Core	1.03	1.01	10.37	15.52	2780.7	481	12.3	7.2	441	2.34	1.9	1.7	16.1	7.1	7.2	17.24	0.16	1.78	9	0.29
A0963985	Drill Core	2.15	2.12	55.75	5.05	108.7	286	60.1	22.4	677	3.99	11.5	1.1	30.8	4.4	6.9	0.33	0.12	1.77	56	0.19
A0964890	Drill Core	3.25	1.69	56.77	14.55	142.0	193	67.8	22.9	468	4.16	372.9	1.2	79.6	5.9	8.1	0.26	0.09	0.33	84	0.22
A0964889	Drill Core	2.55	1.61	40.83	22.87	111.3	312	51.2	20.7	512	3.91	87.5	1.0	20.5	6.0	9.4	0.44	0.12	0.21	69	0.25
A0964888	Drill Core	2.82	1.38	25.02	3.26	45.3	151	50.9	18.3	323	3.81	93.5	0.9	37.2	5.0	8.8	0.03	0.08	0.34	79	0.21
A0964887	Drill Core	3.18	1.63	58.45	12.95	246.4	250	65.6	20.0	649	3.69	124.6	1.2	17.5	5.1	7.3	1.19	0.10	0.34	89	0.31
A0964886	Drill Core	2.06	1.46	48.57	4.30	122.9	194	58.8	19.7	415	3.16	2.7	1.4	7.3	5.8	5.6	0.21	0.08	0.36	46	0.14
A0964885	Drill Core	2.90	1.31	58.25	3.47	96.1	206	65.0	21.6	329	4.24	59.0	1.0	5.2	5.1	7.5	0.06	0.14	0.37	64	0.19
A0964884	Drill Core	3.14	1.42	50.57	11.95	68.7	237	51.7	19.8	250	4.54	109.1	1.0	6.3	5.5	5.4	0.18	0.05	0.14	77	0.16
A0964883	Drill Core	3.31	1.61	27.85	258.94	1070.9	1465	28.6	12.9	465	2.68	5770.5	1.4	317.3	7.1	45.0	5.35	0.92	1.19	23	0.76
A0963651	Drill Core	2.91	1.23	49.80	7.39	75.7	151	52.3	20.3	331	4.84	73.3	1.0	25.7	5.3	6.4	0.09	0.09	0.27	83	0.27
A0963652	Drill Core	3.48	1.03	22.48	7.52	61.1	230	27.9	12.3	381	3.27	92.8	1.1	1.9	5.8	34.6	0.06	0.06	0.07	39	0.95
A0963653	Drill Core	2.16	1.26	27.26	14.13	55.7	405	20.6	11.7	255	2.67	1.8	0.8	22.5	4.1	8.5	0.09	0.08	0.19	25	0.23
A0963654	Drill Core	2.58	1.18	44.37	5.04	64.0	767	23.0	13.4	521	3.38	2.0	0.7	2.4	4.3	47.5	0.02	0.06	0.05	55	0.57
A0963197	Drill Core	1.92	1.81	19.39	4.95	528.2	716	9.8	7.2	83	2.13	4.3	0.8	21.8	4.5	6.5	2.93	0.04	3.90	1	0.23
A0963198	Drill Core	1.72	2.56	7.84	7.25	87.5	353	11.2	7.8	363	2.10	2.0	1.1	21.2	7.2	18.2	0.32	0.10	1.23	15	0.65
A0963199	Drill Core	2.02	5.91	94.82	6.45	94.8	758	11.7	7.2	264	1.90	2.3	1.4	43.0	6.2	12.5	0.37	0.18	1.71	4	0.63
A0963200	Drill Core	1.98	91.32	58.67	3.88	69.3	407	14.8	9.2	581	3.34	2.0	1.3	50.2	6.5	15.5	0.14	0.14	2.11	29	0.55
A0963201	Drill Core	1.56	4.01	84.30	7.91	136.5	569	14.9	9.6	273	2.71	1.5	1.2	28.0	5.8	10.5	0.77	0.13	2.06	20	0.35
A0963202	Drill Core	1.97	15.70	128.54	7.99	35.7	572	10.9	8.2	285	2.17	5.3	1.1	70.8	6.2	14.5	0.14	0.19	1.14	17	0.62
A0963203	Drill Core	2.16	12.03	59.72	23.64	211.9	509	10.1	6.2	310	2.09	2.6	0.9	38.1	4.7	10.2	1.32	0.53	1.46	16	0.58
A0963204	Drill Core	1.62	24.14	107.28	6.27	72.1	326	9.3	6.9	351	1.85	1.9	1.3	58.3	5.6	15.4	0.34	2.64	1.17	11	1.02
A0963205	Drill Core	2.08	102.12	129.39	4.88	38.0	415	15.5	7.9	193	2.23	2.2	1.0	46.7	6.4	14.0	0.14	0.59	2.81	17	0.80
A0963206	Drill Core	2.11	28.85	62.99	4.77	31.8	283	15.6	7.8	518	2.28	5.1	1.1	50.7	5.0	64.8	0.11	0.30	1.07	22	2.27
A0963207	Drill Core	2.16	12.85	238.12	11.81	126.1	610	15.5	8.6	380	2.00	2.1	1.3	131.8	6.4	31.7	0.69	0.75	1.11	16	1.62
A0963208	Drill Core	2.15	11.67	286.72	3.41	65.6	489	18.5	12.0	362	2.38	1.7	1.2	74.5	5.9	23.6	0.21	0.33	0.60	41	1.30

This report supersedes all previous preliminary and final reports with this file number dated prior to the date on this certificate. Signature indicates final approval; preliminary reports are unsigned and should be used for reference only.

BUREAU VERITAS MINERAL LABORATORIES Canada

www.bvna.com/mining-laboratory-services

Bureau Veritas Commodities Canada Ltd.

9050 Shaughnessy St Vancouver British Columbia V6P 6E5 Canada
PHONE (604) 253-3158

Client: **Kinross Gold Corp.**
25 York St., #17
Toronto Ontario M5J 2V5 Canada

Project: Great Bear Project
Report Date: December 24, 2024

CERTIFICATE OF ANALYSIS TIM24000356.1

	Method	AQ250	AQ250	AQ250	AQ250	AQ250	AQ250	AQ250	AQ250	AQ250	AQ250	AQ250	AQ250	AQ250	AQ250	AQ250	AQ250	AQ250	AQ250	AQ250	AQ250
	Analyte	P	La	Cr	Mg	Ba	Ti	B	Al	Na	K	W	Sc	Tl	S	Hg	Se	Te	Ga	Cs	Ge
	Unit	%	ppm	ppm	%	ppm	%	ppm	%	%	%	ppm	ppm	ppm	%	ppb	ppm	ppm	ppm	ppm	ppm
	MDL	0.001	0.5	0.5	0.01	0.5	0.001	20	0.01	0.001	0.01	0.1	0.1	0.02	0.02	5	0.1	0.02	0.1	0.02	0.1
A0963980	Drill Core	0.066	9.1	74.1	1.49	126.3	0.154	<20	2.13	0.050	1.32	<0.1	5.3	1.14	2.69	<5	0.5	0.52	7.3	4.47	<0.1
A0963981	Drill Core	0.086	35.8	18.5	0.99	207.9	0.206	<20	1.74	0.092	1.23	1.1	3.8	0.63	0.23	<5	<0.1	0.08	6.4	3.19	<0.1
A0963982	Drill Core	0.069	15.2	67.9	1.41	33.1	0.104	<20	1.67	0.057	1.29	0.1	5.7	1.35	6.57	<5	1.6	0.65	6.3	4.63	<0.1
A0963983	Drill Core	0.052	13.8	17.2	0.28	59.7	0.016	<20	1.00	0.058	0.33	0.2	1.7	0.37	7.07	6	3.0	0.77	2.7	0.67	<0.1
A0963984	Drill Core	0.044	23.2	6.5	0.61	51.6	0.043	<20	0.75	0.033	0.53	0.1	0.9	0.60	2.44	183	1.7	0.08	2.6	1.26	<0.1
A0963985	Drill Core	0.054	16.9	73.1	1.25	162.6	0.126	<20	1.68	0.054	1.29	0.1	5.4	0.99	2.67	5	1.6	0.31	6.3	4.18	<0.1
A0964890	Drill Core	0.050	19.1	111.6	1.38	183.2	0.188	<20	2.33	0.056	1.16	3.6	9.6	0.39	0.23	<5	0.2	0.07	10.6	2.60	0.1
A0964889	Drill Core	0.059	19.3	94.4	1.32	57.9	0.117	<20	2.03	0.033	0.32	0.6	5.4	0.16	0.18	<5	<0.1	0.06	9.5	0.72	<0.1
A0964888	Drill Core	0.042	19.3	94.1	1.17	306.8	0.193	<20	2.28	0.070	1.44	2.7	9.8	0.43	0.12	<5	0.1	0.04	9.9	2.36	0.1
A0964887	Drill Core	0.044	21.6	128.3	1.22	487.5	0.209	<20	1.97	0.073	1.54	3.1	11.4	0.53	0.33	<5	0.8	0.07	9.4	3.98	0.2
A0964886	Drill Core	0.051	19.9	79.0	1.09	137.9	0.171	<20	1.82	0.038	1.33	0.3	4.0	0.52	0.47	<5	0.2	0.07	6.1	2.92	<0.1
A0964885	Drill Core	0.060	18.9	90.1	1.44	176.4	0.166	<20	2.56	0.048	1.33	0.3	6.2	0.51	0.40	<5	0.2	0.05	8.3	2.61	<0.1
A0964884	Drill Core	0.061	21.8	85.5	1.35	218.4	0.217	<20	2.60	0.049	1.81	0.3	8.1	0.55	0.32	<5	0.1	0.06	9.0	4.95	<0.1
A0964883	Drill Core	0.051	32.8	18.3	0.72	119.8	0.110	<20	2.41	0.162	1.08	0.3	2.3	0.76	0.64	<5	0.5	0.13	6.1	2.86	<0.1
A0963651	Drill Core	0.061	21.2	86.5	1.38	134.4	0.183	<20	2.60	0.039	1.36	0.5	7.5	0.49	0.36	<5	0.2	0.09	10.1	3.27	<0.1
A0963652	Drill Core	0.051	25.5	27.4	0.79	187.0	0.132	<20	2.09	0.128	1.00	0.3	3.9	0.60	0.33	<5	<0.1	0.04	7.0	3.00	<0.1
A0963653	Drill Core	0.043	19.7	16.0	0.60	43.2	0.065	<20	1.36	0.041	0.35	0.3	2.2	0.18	0.26	<5	<0.1	0.05	5.5	0.83	<0.1
A0963654	Drill Core	0.086	25.7	31.0	0.61	209.0	0.168	<20	1.78	0.130	0.86	0.3	4.7	0.37	0.29	<5	0.1	0.03	7.4	2.22	<0.1
A0963197	Drill Core	0.044	21.3	3.6	0.14	39.2	0.004	<20	0.53	0.009	0.23	0.2	0.2	0.12	2.09	52	1.3	0.72	1.2	0.35	<0.1
A0963198	Drill Core	0.058	28.6	8.9	0.58	58.9	0.023	<20	0.77	0.078	0.33	0.2	1.3	0.33	2.09	6	1.5	0.28	3.4	0.89	<0.1
A0963199	Drill Core	0.045	24.5	5.1	0.29	41.3	0.018	<20	0.67	0.028	0.33	0.2	0.5	0.39	1.77	<5	1.5	0.40	1.8	0.69	<0.1
A0963200	Drill Core	0.063	27.4	11.3	0.76	51.6	0.075	<20	0.96	0.088	0.63	0.4	2.7	0.75	3.31	<5	2.5	0.40	4.0	1.87	<0.1
A0963201	Drill Core	0.044	24.6	16.1	0.39	50.4	0.047	<20	0.55	0.056	0.38	1.9	1.7	0.36	2.52	<5	1.7	0.47	2.5	0.86	<0.1
A0963202	Drill Core	0.040	20.8	11.2	0.31	65.8	0.059	<20	0.64	0.072	0.38	0.4	1.4	0.30	1.93	<5	0.8	0.45	2.6	0.74	<0.1
A0963203	Drill Core	0.053	19.9	9.4	0.49	41.8	0.051	<20	0.54	0.052	0.35	0.3	1.3	0.28	1.82	15	0.7	0.25	2.2	0.87	<0.1
A0963204	Drill Core	0.040	19.4	8.4	0.34	52.1	0.033	<20	0.54	0.077	0.32	12.6	1.0	0.21	1.77	11	1.0	0.29	2.2	0.53	<0.1
A0963205	Drill Core	0.054	25.0	14.0	0.49	30.1	0.060	<20	0.56	0.041	0.24	1.5	1.2	0.12	2.08	<5	1.3	0.68	2.8	0.34	<0.1
A0963206	Drill Core	0.056	24.7	15.5	0.75	164.3	0.090	<20	0.73	0.096	0.59	11.6	2.6	0.23	1.99	<5	1.4	0.37	3.4	1.15	<0.1
A0963207	Drill Core	0.058	27.6	16.1	0.67	89.0	0.099	<20	0.68	0.060	0.57	2.5	1.4	0.33	1.53	12	0.7	0.31	3.0	1.12	<0.1
A0963208	Drill Core	0.067	28.8	21.0	0.94	258.8	0.200	<20	1.20	0.109	0.93	0.7	4.2	0.43	1.08	<5	1.1	0.24	5.7	2.49	<0.1

This report supersedes all previous preliminary and final reports with this file number dated prior to the date on this certificate. Signature indicates final approval; preliminary reports are unsigned and should be used for reference only.

BUREAU VERITAS MINERAL LABORATORIES Canada

www.bvna.com/mining-laboratory-services

Bureau Veritas Commodities Canada Ltd.

9050 Shaughnessy St Vancouver British Columbia V6P 6E5 Canada
PHONE (604) 253-3158

Client: **Kinross Gold Corp.**
25 York St., #17
Toronto Ontario M5J 2V5 Canada

Project: Great Bear Project
Report Date: December 24, 2024

CERTIFICATE OF ANALYSIS TIM24000356.1

	Method	AQ250	AQ250	AQ250	AQ250	AQ250	AQ250	AQ250	AQ250	AQ250	AQ250	AQ250	AQ250	AQ250	AQ250	TC006	TC000	TC000
	Analyte	Hf	Nb	Rb	Sn	Ta	Zr	Y	Ce	In	Re	Be	Li	Pd	Pt	CO2	TOT/C	TOT/S
	Unit	ppm	ppm	ppm	ppm	ppm	ppm	ppm	ppm	ppm	ppb	ppm	ppm	ppb	ppb	%	%	%
	MDL	0.02	0.02	0.1	0.1	0.05	0.1	0.01	0.1	0.02	1	0.1	0.1	10	2	0.08	0.02	0.02
A0963980	Drill Core	0.49	0.03	79.2	0.3	<0.05	19.6	3.26	18.7	0.02	<1	0.2	14.4	<10	3	<0.08		
A0963981	Drill Core	0.55	0.05	65.1	0.5	<0.05	20.2	8.64	72.0	<0.02	<1	0.1	20.6	<10	<2	0.66		
A0963982	Drill Core	1.04	<0.02	77.7	0.4	<0.05	41.9	3.77	32.3	<0.02	<1	0.1	14.8	<10	3	<0.08		
A0963983	Drill Core	0.80	<0.02	20.1	0.3	<0.05	30.4	3.20	28.0	0.02	6	0.2	4.6	<10	<2	0.11		
A0963984	Drill Core	0.72	0.05	33.1	0.2	<0.05	24.0	4.27	44.0	0.21	<1	<0.1	8.8	11	<2	0.16		
A0963985	Drill Core	1.05	<0.02	69.3	0.5	<0.05	40.1	4.09	33.7	<0.02	1	0.1	16.0	<10	2	<0.08	0.03	2.60
A0964890	Drill Core	0.75	0.04	49.9	0.7	<0.05	30.1	6.27	39.6	0.03	1	0.2	22.2	<10	<2	<0.08		
A0964889	Drill Core	0.53	0.05	15.7	0.4	<0.05	20.0	6.44	39.7	<0.02	3	0.2	22.8	<10	<2	<0.08		
A0964888	Drill Core	0.61	0.04	63.1	0.8	<0.05	24.0	4.77	38.7	0.04	1	0.2	16.7	<10	<2	0.09		
A0964887	Drill Core	0.61	0.05	61.5	1.1	<0.05	24.3	5.96	43.3	0.04	1	0.1	18.9	<10	<2	0.25		
A0964886	Drill Core	0.74	0.05	67.2	0.4	<0.05	29.9	5.11	40.2	<0.02	1	<0.1	19.0	<10	<2	<0.08		
A0964885	Drill Core	0.69	0.05	72.0	0.4	<0.05	29.0	4.99	38.7	<0.02	1	0.2	18.1	<10	2	<0.08		
A0964884	Drill Core	0.68	0.04	84.7	0.6	<0.05	28.4	5.05	42.8	0.03	1	0.1	16.2	<10	<2	<0.08	<0.02	0.33
A0964883	Drill Core	0.67	0.06	63.9	0.3	<0.05	27.7	7.91	66.2	0.02	<1	0.3	11.5	<10	2	0.09		
A0963651	Drill Core	0.63	0.05	68.8	0.5	<0.05	26.3	5.29	41.7	0.02	<1	0.2	17.4	<10	2	0.13		
A0963652	Drill Core	0.62	0.03	58.4	0.4	<0.05	24.8	5.99	49.9	<0.02	<1	0.2	12.4	<10	2	0.46		
A0963653	Drill Core	0.57	0.06	17.8	0.2	<0.05	21.8	3.80	38.3	<0.02	<1	0.1	12.0	<10	<2	0.10		
A0963654	Drill Core	0.27	0.04	41.4	0.5	<0.05	13.8	6.27	52.1	<0.02	<1	0.1	18.8	<10	<2	0.16		
A0963197	Drill Core	0.42	<0.02	9.0	0.2	<0.05	17.9	2.30	39.2	0.05	<1	0.3	6.0	<10	<2	<0.08		
A0963198	Drill Core	0.69	0.03	20.7	0.3	<0.05	24.5	4.49	55.7	<0.02	<1	0.2	11.0	<10	2	0.39	0.12	2.02
A0963199	Drill Core	0.87	0.04	20.1	0.2	<0.05	35.2	3.10	44.8	0.03	13	0.2	5.6	<10	2	0.42		
A0963200	Drill Core	0.89	0.09	47.7	0.6	<0.05	31.4	5.42	54.3	0.03	721	<0.1	11.6	<10	<2	0.30		
A0963201	Drill Core	1.02	0.04	25.6	0.4	<0.05	37.2	3.73	46.8	0.03	20	<0.1	6.8	<10	3	0.23		
A0963202	Drill Core	0.77	0.10	22.2	0.5	<0.05	28.0	4.04	39.5	0.02	93	<0.1	6.7	<10	2	0.47		
A0963203	Drill Core	0.77	0.06	22.3	0.6	<0.05	27.7	4.04	39.3	0.04	26	<0.1	9.5	<10	<2	0.43		
A0963204	Drill Core	0.93	0.06	18.9	0.4	<0.05	34.5	2.80	35.6	0.03	120	<0.1	7.0	<10	<2	0.90		
A0963205	Drill Core	0.81	0.13	13.6	0.8	<0.05	28.3	4.30	47.1	0.03	481	0.1	9.6	<10	2	0.56	0.17	2.01
A0963206	Drill Core	0.79	0.05	27.1	0.7	<0.05	29.9	5.36	48.8	0.03	128	0.1	10.3	<10	<2	2.28		
A0963207	Drill Core	1.04	0.10	36.3	0.9	<0.05	40.3	5.49	53.2	0.03	46	<0.1	10.2	<10	2	1.49		
A0963208	Drill Core	0.80	0.07	53.1	1.4	<0.05	28.1	6.06	56.3	0.02	24	0.1	17.3	<10	<2	1.09		

This report supersedes all previous preliminary and final reports with this file number dated prior to the date on this certificate. Signature indicates final approval; preliminary reports are unsigned and should be used for reference only.

BUREAU VERITAS MINERAL LABORATORIES Canada

www.bvna.com/mining-laboratory-services

Bureau Veritas Commodities Canada Ltd.

9050 Shaughnessy St Vancouver British Columbia V6P 6E5 Canada
PHONE (604) 253-3158

Client: **Kinross Gold Corp.**
25 York St., #17
Toronto Ontario M5J 2V5 Canada

Project: Great Bear Project
Report Date: December 24, 2024

CERTIFICATE OF ANALYSIS TIM24000356.1

Method		WGHT	AQ250	AQ250	AQ250	AQ250	AQ250	AQ250	AQ250	AQ250	AQ250	AQ250	AQ250	AQ250	AQ250	AQ250	AQ250	AQ250	AQ250	AQ250	AQ250
Analyte		Wgt	Mo	Cu	Pb	Zn	Ag	Ni	Co	Mn	Fe	As	U	Au	Th	Sr	Cd	Sb	Bi	V	Ca
Unit		kg	ppm	ppm	ppm	ppm	ppb	ppm	ppm	ppm	%	ppm	ppm	ppb	ppm	ppm	ppm	ppm	ppm	ppm	%
MDL		0.01	0.01	0.01	0.01	0.1	2	0.1	0.1	1	0.01	0.1	0.1	0.2	0.1	0.5	0.01	0.02	0.02	1	0.01
A0963209	Drill Core	1.06	9.05	258.29	370.34	649.1	4112	12.9	5.3	730	1.88	5.2	1.0	238.7	4.3	83.0	2.85	0.25	8.22	21	2.71
A0963210	Drill Core	1.09	1.35	35.38	19.31	1185.2	1323	16.0	10.2	1046	2.18	23.9	1.2	10717.6	6.4	223.3	4.67	0.14	1.69	23	4.30
A0963211	Drill Core	2.17	6.91	120.90	6.52	55.9	565	13.5	8.8	393	2.12	7.8	1.8	32.3	8.1	23.2	0.16	0.16	1.78	19	1.46
A0963212	Drill Core	2.43	7.03	125.59	33.01	112.3	1430	15.8	8.8	341	2.13	10.4	1.8	1753.3	8.4	21.8	0.42	0.15	2.46	23	1.11
A0963213	Drill Core	2.27	0.96	22.20	6.44	54.8	616	12.2	7.0	402	2.16	13.4	2.0	85.3	8.3	18.2	0.11	0.20	1.69	21	0.91
A0963192	Drill Core	2.12	4.48	80.75	28.63	289.7	757	11.6	8.3	816	2.51	12.7	1.3	477.3	6.7	46.8	1.11	0.07	1.29	23	2.33
A0963193	Drill Core	2.08	2.41	128.94	5.35	44.9	631	16.0	9.3	521	2.62	11.7	1.8	99.0	8.1	15.3	0.11	0.16	1.22	29	0.92
A0963194	Drill Core	1.84	10.23	218.00	6.26	41.7	831	12.2	10.4	682	2.76	16.9	1.4	134.8	6.6	26.7	0.09	0.17	1.43	33	1.85
A0963195	Drill Core	1.40	28.12	146.00	72.31	270.8	752	13.1	6.8	492	2.46	144.9	1.6	538.5	7.1	25.4	1.44	0.20	1.12	19	2.00
A0963196	Drill Core	2.16	24.93	141.57	4.32	126.9	484	9.7	6.3	367	1.99	14.2	1.3	31.7	6.1	15.8	0.60	0.16	0.80	17	0.71

This report supersedes all previous preliminary and final reports with this file number dated prior to the date on this certificate. Signature indicates final approval; preliminary reports are unsigned and should be used for reference only.

BUREAU VERITAS MINERAL LABORATORIES Canada

www.bvna.com/mining-laboratory-services

Bureau Veritas Commodities Canada Ltd.

9050 Shaughnessy St Vancouver British Columbia V6P 6E5 Canada
PHONE (604) 253-3158

Client: **Kinross Gold Corp.**
25 York St., #17
Toronto Ontario M5J 2V5 Canada

Project: Great Bear Project
Report Date: December 24, 2024

CERTIFICATE OF ANALYSIS TIM24000356.1

Method		AQ250	AQ250	AQ250	AQ250	AQ250	AQ250	AQ250	AQ250	AQ250	AQ250	AQ250	AQ250	AQ250	AQ250	AQ250	AQ250	AQ250	AQ250	AQ250
Analyte		P	La	Cr	Mg	Ba	Ti	B	Al	Na	K	W	Sc	Tl	S	Hg	Se	Te	Ga	Cs	Ge
Unit		%	ppm	ppm	%	ppm	%	ppm	%	%	%	ppm	ppm	ppm	%	ppb	ppm	ppm	ppm	ppm	ppm
MDL		0.001	0.5	0.5	0.01	0.5	0.001	20	0.01	0.001	0.01	0.1	0.1	0.02	0.02	5	0.1	0.02	0.1	0.02	0.1
A0963209	Drill Core	0.038	17.6	13.7	0.63	107.8	0.054	<20	0.63	0.063	0.50	9.6	3.2	0.20	1.21	45	5.4	1.28	3.6	1.24	<0.1
A0963210	Drill Core	0.064	26.2	12.2	0.72	134.5	0.103	<20	0.84	0.062	0.60	>100	1.9	0.26	1.89	*	1.3	3.30	3.3	0.77	<0.1
A0963211	Drill Core	0.059	30.8	15.6	0.62	81.6	0.111	<20	0.75	0.063	0.62	2.2	1.6	0.36	1.30	<5	0.7	1.00	3.2	1.72	<0.1
A0963212	Drill Core	0.065	32.2	17.0	0.68	77.0	0.131	<20	0.81	0.065	0.52	4.3	2.0	0.24	1.44	<5	1.4	1.71	3.7	0.91	<0.1
A0963213	Drill Core	0.055	30.4	13.3	0.58	84.2	0.131	<20	0.88	0.062	0.66	3.0	1.7	0.32	1.00	<5	0.5	1.12	3.6	1.18	<0.1
A0963192	Drill Core	0.060	28.6	9.9	0.71	170.2	0.114	<20	0.93	0.077	0.75	>100	2.1	0.26	1.81	17	1.1	0.98	3.9	0.96	<0.1
A0963193	Drill Core	0.063	31.3	17.6	0.70	78.2	0.141	<20	0.93	0.062	0.77	2.3	2.7	0.33	1.58	<5	0.9	0.80	4.1	1.31	<0.1
A0963194	Drill Core	0.063	30.2	13.7	0.73	43.9	0.139	<20	0.78	0.078	0.16	11.4	3.3	0.10	1.79	<5	2.0	0.68	5.3	0.66	<0.1
A0963195	Drill Core	0.052	26.2	13.6	0.61	49.4	0.082	<20	0.74	0.055	0.24	15.6	1.7	0.10	1.37	<5	1.4	0.54	4.4	0.52	<0.1
A0963196	Drill Core	0.046	24.8	10.0	0.46	70.6	0.083	<20	0.69	0.075	0.42	2.4	1.6	0.31	1.57	<5	1.3	0.22	2.9	1.22	<0.1

This report supersedes all previous preliminary and final reports with this file number dated prior to the date on this certificate. Signature indicates final approval; preliminary reports are unsigned and should be used for reference only.

BUREAU VERITAS MINERAL LABORATORIES Canada

www.bvna.com/mining-laboratory-services

Bureau Veritas Commodities Canada Ltd.

9050 Shaughnessy St Vancouver British Columbia V6P 6E5 Canada
PHONE (604) 253-3158

Client: **Kinross Gold Corp.**
25 York St., #17
Toronto Ontario M5J 2V5 Canada

Project: Great Bear Project
Report Date: December 24, 2024

CERTIFICATE OF ANALYSIS TIM24000356.1

Method		AQ250	AQ250	AQ250	AQ250	AQ250	AQ250	AQ250	AQ250	AQ250	AQ250	AQ250	AQ250	AQ250	AQ250	TC006	TC000	TC000
Analyte		Hf	Nb	Rb	Sn	Ta	Zr	Y	Ce	In	Re	Be	Li	Pd	Pt	CO2	TOT/C	TOT/S
Unit		ppm	ppm	ppm	ppm	ppm	ppm	ppm	ppm	ppm	ppb	ppm	ppm	ppb	ppb	%	%	%
MDL		0.02	0.02	0.1	0.1	0.05	0.1	0.01	0.1	0.02	1	0.1	0.1	10	2	0.08	0.02	0.02
A0963209	Drill Core	0.47	<0.02	22.2	0.9	<0.05	14.5	5.11	35.0	0.10	21	<0.1	9.6	<10	<2	2.75		
A0963210	Drill Core	0.77	0.19	26.4	0.4	<0.05	26.4	4.86	51.7	0.09	4	<0.1	9.0	<10	<2	4.25		
A0963211	Drill Core	0.68	0.07	37.2	0.7	<0.05	21.2	5.81	58.6	0.03	21	<0.1	9.9	<10	<2	1.36		
A0963212	Drill Core	0.73	0.15	28.2	0.6	<0.05	23.8	6.13	64.2	0.04	25	0.1	11.2	<10	2	0.81	0.27	1.47
A0963213	Drill Core	0.67	0.08	35.2	0.3	<0.05	20.9	6.09	59.2	0.02	1	<0.1	6.7	<10	<2	0.73		
A0963192	Drill Core	0.66	0.04	31.4	0.4	<0.05	22.8	6.50	57.3	0.04	11	<0.1	11.0	<10	<2	2.35		
A0963193	Drill Core	0.80	0.06	43.1	0.6	<0.05	24.1	7.05	61.9	0.04	4	<0.1	8.0	<10	<2	0.75		
A0963194	Drill Core	0.98	0.15	9.3	1.1	<0.05	35.5	5.65	58.3	0.03	24	0.2	9.2	<10	<2	1.57		
A0963195	Drill Core	0.56	0.05	11.9	0.6	<0.05	18.0	5.21	50.2	0.03	78	0.1	8.2	<10	2	1.87		
A0963196	Drill Core	0.75	0.10	27.8	0.6	<0.05	25.1	4.75	47.9	<0.02	43	<0.1	8.7	<10	<2	0.55		

This report supersedes all previous preliminary and final reports with this file number dated prior to the date on this certificate. Signature indicates final approval; preliminary reports are unsigned and should be used for reference only.

BUREAU VERITAS MINERAL LABORATORIES Canada

www.bvna.com/mining-laboratory-services

Bureau Veritas Commodities Canada Ltd.
9050 Shaughnessy St Vancouver British Columbia V6P 6E5 Canada
PHONE (604) 253-3158

Client: **Kinross Gold Corp.**
25 York St., #17
Toronto Ontario M5J 2V5 Canada

Project: Great Bear Project
Report Date: December 24, 2024

QUALITY CONTROL REPORT TIM24000356.1

	Method	WGHT	AQ250	AQ250	AQ250	AQ250	AQ250	AQ250	AQ250	AQ250	AQ250	AQ250	AQ250	AQ250	AQ250	AQ250	AQ250	AQ250	AQ250	AQ250	AQ250
	Analyte	Wgt	Mo	Cu	Pb	Zn	Ag	Ni	Co	Mn	Fe	As	U	Au	Th	Sr	Cd	Sb	Bi	V	Ca
	Unit	kg	ppm	ppm	ppm	ppm	ppb	ppm	ppm	ppm	%	ppm	ppm	ppb	ppm	ppm	ppm	ppm	ppm	ppm	%
	MDL	0.01	0.01	0.01	0.01	0.1	2	0.1	0.1	1	0.01	0.1	0.1	0.2	0.1	0.5	0.01	0.02	0.02	1	0.01
Pulp Duplicates																					
A0963238	Drill Core	1.59	1.70	9.03	8.87	81.0	773	6.9	5.2	218	1.89	13.4	2.2	7.4	6.7	8.6	0.44	0.35	3.76	5	0.48
REP A0963238	QC		1.68	9.08	8.72	80.5	672	7.0	5.2	218	1.90	13.6	2.1	8.0	6.5	8.3	0.42	0.35	3.66	4	0.49
A0963436	Drill Core	2.17	7.38	59.61	6.38	549.9	476	9.5	7.0	567	2.35	15.2	1.1	802.9	5.4	10.8	3.49	0.24	1.64	17	0.64
REP A0963436	QC																				
A0963671	Drill Core	2.30	2.16	19.21	12.81	84.3	147	18.8	10.3	858	2.28	9.5	1.2	44.1	7.3	18.5	0.21	0.11	0.55	29	1.61
REP A0963671	QC		2.14	20.65	12.50	84.1	157	19.0	9.7	886	2.27	8.7	1.3	35.6	7.6	19.4	0.21	0.11	0.58	29	1.64
A0963973	Drill Core	0.98	0.89	19.20	40.91	7822.8	832	15.9	8.8	835	2.85	24.1	1.4	36.3	7.4	16.2	42.02	0.14	0.99	26	0.60
REP A0963973	QC																				
A0963202	Drill Core	1.97	15.70	128.54	7.99	35.7	572	10.9	8.2	285	2.17	5.3	1.1	70.8	6.2	14.5	0.14	0.19	1.14	17	0.62
REP A0963202	QC		16.73	128.06	8.01	36.0	586	11.1	8.5	288	2.18	5.3	1.1	78.3	6.3	14.8	0.14	0.19	1.13	17	0.63
A0963207	Drill Core	2.16	12.85	238.12	11.81	126.1	610	15.5	8.6	380	2.00	2.1	1.3	131.8	6.4	31.7	0.69	0.75	1.11	16	1.62
REP A0963207	QC																				
Core Reject Duplicates																					
A0963226	Drill Core	1.84	0.10	116.89	3.37	107.6	266	113.5	25.1	781	3.25	4.1	0.4	52.2	2.5	43.1	0.03	0.10	0.16	71	1.67
DUP A0963226	QC		0.11	118.26	3.47	107.2	281	109.7	24.5	808	3.30	4.1	0.4	68.1	2.5	43.8	0.03	0.10	0.17	69	1.67
A0963660	Drill Core	1.71	8.28	9.16	14.75	106.8	319	9.6	9.0	407	2.37	1.2	1.1	12.6	4.9	7.8	0.75	0.18	1.00	14	0.22
DUP A0963660	QC		7.32	8.65	15.33	105.4	328	9.6	9.2	405	2.41	1.3	1.1	16.0	5.0	7.3	0.73	0.18	1.03	15	0.22
A0964886	Drill Core	2.06	1.46	48.57	4.30	122.9	194	58.8	19.7	415	3.16	2.7	1.4	7.3	5.8	5.6	0.21	0.08	0.36	46	0.14
DUP A0964886	QC		1.38	46.99	4.40	115.5	189	57.2	19.1	431	3.27	2.7	1.4	6.2	5.8	5.8	0.18	0.08	0.35	45	0.14
Reference Materials																					
STD BVGEO01	Standard		9.77	4199.71	175.51	1646.1	2392	155.2	23.7	685	3.55	116.8	3.5	206.8	13.2	51.9	5.90	2.01	22.56	69	1.26
STD BVGEO01	Standard		9.30	4262.35	173.97	1630.8	2358	153.9	23.2	680	3.56	116.1	3.0	198.0	12.9	52.9	5.55	1.97	22.56	68	1.27
STD BVGEO01	Standard		9.77	4309.43	185.92	1646.2	2439	159.5	24.1	725	3.61	122.7	3.5	215.1	14.1	53.9	5.92	1.75	23.94	71	1.29
STD BVGEO01	Standard		9.26	4204.00	176.54	1636.6	2384	156.3	23.9	679	3.73	119.3	3.2	200.5	13.1	52.6	5.69	1.99	22.95	70	1.23
STD BVGEO01	Standard		9.88	4287.79	190.67	1701.5	2443	157.2	24.4	702	3.54	113.2	3.8	213.1	14.4	51.5	5.55	2.25	24.74	67	1.26
STD COO2	Standard																				
STD COO2	Standard																				
STD COO2	Standard																				

This report supersedes all previous preliminary and final reports with this file number dated prior to the date on this certificate. Signature indicates final approval; preliminary reports are unsigned and should be used for reference only.

BUREAU VERITAS MINERAL LABORATORIES Canada

www.bvna.com/mining-laboratory-services

Bureau Veritas Commodities Canada Ltd.
9050 Shaughnessy St Vancouver British Columbia V6P 6E5 Canada
PHONE (604) 253-3158

Client: **Kinross Gold Corp.**
25 York St., #17
Toronto Ontario M5J 2V5 Canada

Project: Great Bear Project
Report Date: December 24, 2024

QUALITY CONTROL REPORT TIM24000356.1

		Method	AQ250	AQ250	AQ250	AQ250	AQ250	AQ250	AQ250	AQ250	AQ250	AQ250	AQ250	AQ250	AQ250	AQ250	AQ250	AQ250	AQ250	AQ250	AQ250
		Analyte	P	La	Cr	Mg	Ba	Ti	B	Al	Na	K	W	Sc	Tl	S	Hg	Se	Te	Ga	Cs	Ge
		Unit	%	ppm	ppm	%	ppm	%	ppm	%	%	%	ppm	ppm	ppm	%	ppb	ppm	ppm	ppm	ppm	ppm
		MDL	0.001	0.5	0.5	0.01	0.5	0.001	20	0.01	0.001	0.01	0.1	0.1	0.02	0.02	5	0.1	0.02	0.1	0.02	0.1
Pulp Duplicates																						
A0963238	Drill Core		0.042	20.9	4.7	0.31	59.1	0.011	<20	0.44	0.040	0.30	1.7	0.4	0.24	1.76	6	0.6	0.52	1.7	0.66	<0.1
REP A0963238	QC		0.042	20.2	4.7	0.31	56.4	0.011	<20	0.44	0.039	0.30	1.6	0.4	0.23	1.78	6	0.6	0.46	1.7	0.63	<0.1
A0963436	Drill Core		0.041	20.6	10.9	0.47	72.1	0.072	<20	0.74	0.066	0.52	0.5	1.3	0.59	1.55	17	1.6	0.28	3.2	1.39	<0.1
REP A0963436	QC																					
A0963671	Drill Core		0.065	30.3	17.9	0.81	94.7	0.154	<20	1.07	0.040	0.91	2.9	2.4	0.56	0.89	<5	0.3	0.18	4.5	2.08	<0.1
REP A0963671	QC		0.065	30.5	18.2	0.81	96.7	0.157	<20	1.08	0.040	0.92	2.2	2.5	0.58	0.86	<5	0.3	0.18	4.7	2.16	<0.1
A0963973	Drill Core		0.056	27.9	19.7	0.80	59.8	0.101	<20	1.20	0.079	0.73	0.1	2.3	0.66	2.58	299	1.0	0.44	4.5	2.18	<0.1
REP A0963973	QC																					
A0963202	Drill Core		0.040	20.8	11.2	0.31	65.8	0.059	<20	0.64	0.072	0.38	0.4	1.4	0.30	1.93	<5	0.8	0.45	2.6	0.74	<0.1
REP A0963202	QC		0.041	21.1	11.5	0.32	66.2	0.060	<20	0.67	0.074	0.39	0.4	1.4	0.30	1.96	<5	0.9	0.45	2.7	0.75	<0.1
A0963207	Drill Core		0.058	27.6	16.1	0.67	89.0	0.099	<20	0.68	0.060	0.57	2.5	1.4	0.33	1.53	12	0.7	0.31	3.0	1.12	<0.1
REP A0963207	QC																					
Core Reject Duplicates																						
A0963226	Drill Core		0.085	16.9	807.2	2.81	61.7	0.200	<20	2.29	0.038	0.52	0.4	4.1	0.21	0.20	<5	0.2	0.05	8.3	2.29	<0.1
DUP A0963226	QC		0.087	17.1	784.4	2.76	57.1	0.192	<20	2.28	0.033	0.48	0.4	3.8	0.20	0.21	<5	0.3	0.05	8.2	2.22	<0.1
A0963660	Drill Core		0.038	18.7	7.9	0.59	67.9	0.042	<20	0.76	0.085	0.49	0.4	1.4	0.37	2.37	<5	4.3	0.10	3.7	1.29	<0.1
DUP A0963660	QC		0.038	17.8	7.8	0.58	62.5	0.041	<20	0.74	0.080	0.48	0.4	1.4	0.37	2.45	<5	4.5	0.11	3.5	1.30	<0.1
A0964886	Drill Core		0.051	19.9	79.0	1.09	137.9	0.171	<20	1.82	0.038	1.33	0.3	4.0	0.52	0.47	<5	0.2	0.07	6.1	2.92	<0.1
DUP A0964886	QC		0.050	20.4	75.8	1.08	138.1	0.163	<20	1.82	0.041	1.30	0.3	3.7	0.51	0.46	<5	0.2	0.06	5.9	2.94	<0.1
Reference Materials																						
STD BVGEO01	Standard		0.070	24.5	159.9	1.26	314.6	0.229	<20	2.16	0.177	0.85	3.6	5.5	0.58	0.66	96	4.7	0.99	6.6	6.90	<0.1
STD BVGEO01	Standard		0.071	24.5	162.2	1.27	308.8	0.226	<20	2.23	0.179	0.85	3.4	5.8	0.57	0.67	94	4.8	0.98	6.5	6.58	<0.1
STD BVGEO01	Standard		0.072	25.5	168.9	1.26	327.1	0.230	<20	2.25	0.184	0.85	4.1	5.6	0.59	0.66	101	4.6	0.98	6.8	7.20	<0.1
STD BVGEO01	Standard		0.071	24.5	153.9	1.23	313.6	0.230	<20	2.13	0.179	0.85	3.7	5.8	0.58	0.66	82	4.6	0.96	6.7	7.07	<0.1
STD BVGEO01	Standard		0.070	26.0	167.5	1.23	341.6	0.237	<20	2.18	0.175	0.87	3.9	5.6	0.61	0.63	102	4.9	0.98	6.6	7.77	0.1
STD COO2	Standard																					
STD COO2	Standard																					
STD COO2	Standard																					

This report supersedes all previous preliminary and final reports with this file number dated prior to the date on this certificate. Signature indicates final approval; preliminary reports are unsigned and should be used for reference only.

BUREAU VERITAS MINERAL LABORATORIES Canada

www.bvna.com/mining-laboratory-services

Bureau Veritas Commodities Canada Ltd.
9050 Shaughnessy St Vancouver British Columbia V6P 6E5 Canada
PHONE (604) 253-3158

Client: **Kinross Gold Corp.**
25 York St., #17
Toronto Ontario M5J 2V5 Canada

Project: Great Bear Project
Report Date: December 24, 2024

QUALITY CONTROL REPORT TIM24000356.1

	Method	AQ250	AQ250	AQ250	AQ250	AQ250	AQ250	AQ250	AQ250	AQ250	AQ250	AQ250	AQ250	AQ250	AQ250	TC006	TC000	TC000
	Analyte	Hf	Nb	Rb	Sn	Ta	Zr	Y	Ce	In	Re	Be	Li	Pd	Pt	CO2	TOT/C	TOT/S
	Unit	ppm	ppm	ppm	ppm	ppm	ppm	ppm	ppm	ppm	ppb	ppm	ppm	ppb	ppb	%	%	%
	MDL	0.02	0.02	0.1	0.1	0.05	0.1	0.01	0.1	0.02	1	0.1	0.1	10	2	0.08	0.02	0.02
Pulp Duplicates																		
A0963238	Drill Core	0.87	<0.02	17.0	0.1	<0.05	29.4	3.16	39.7	<0.02	<1	<0.1	6.8	<10	<2	0.47		
REP A0963238	QC	0.84	<0.02	16.4	0.1	<0.05	28.9	3.10	38.2	<0.02	<1	<0.1	6.8	<10	2			
A0963436	Drill Core	0.82	0.03	33.6	0.5	<0.05	29.8	2.67	37.4	0.03	10	<0.1	8.9	<10	2	0.57		
REP A0963436	QC															0.57		
A0963671	Drill Core	0.60	0.09	53.4	0.3	<0.05	22.5	5.34	59.0	<0.02	<1	<0.1	9.2	<10	<2	1.49		
REP A0963671	QC	0.62	0.10	56.0	0.3	<0.05	22.5	5.62	60.0	<0.02	<1	<0.1	9.4	<10	<2			
A0963973	Drill Core	0.64	0.08	50.0	0.2	<0.05	23.3	5.75	54.8	0.50	<1	0.1	9.2	17	<2	0.32		
REP A0963973	QC															0.30		
A0963202	Drill Core	0.77	0.10	22.2	0.5	<0.05	28.0	4.04	39.5	0.02	93	<0.1	6.7	<10	2	0.47		
REP A0963202	QC	0.77	0.10	22.6	0.5	<0.05	28.6	4.16	40.2	<0.02	98	<0.1	6.9	<10	<2			
A0963207	Drill Core	1.04	0.10	36.3	0.9	<0.05	40.3	5.49	53.2	0.03	46	<0.1	10.2	<10	2	1.49		
REP A0963207	QC															1.38		
Core Reject Duplicates																		
A0963226	Drill Core	0.25	<0.02	22.6	0.4	<0.05	12.8	9.50	36.0	<0.02	<1	0.3	32.4	<10	3	1.24		
DUP A0963226	QC	0.24	<0.02	20.9	0.4	<0.05	12.3	9.38	36.6	<0.02	<1	0.3	30.7	<10	3	1.29		
A0963660	Drill Core	0.80	<0.02	25.4	0.5	<0.05	30.9	2.72	33.2	<0.02	3	<0.1	7.8	<10	<2	0.11		
DUP A0963660	QC	0.81	<0.02	25.0	0.5	<0.05	30.0	2.67	32.1	<0.02	3	<0.1	7.7	<10	<2	0.14		
A0964886	Drill Core	0.74	0.05	67.2	0.4	<0.05	29.9	5.11	40.2	<0.02	1	<0.1	19.0	<10	<2	<0.08		
DUP A0964886	QC	0.75	0.05	63.6	0.4	<0.05	29.6	5.09	40.4	<0.02	1	<0.1	16.8	<10	<2	<0.08		
Reference Materials																		
STD BVGEO01	Standard	0.33	0.10	89.7	5.1	<0.05	9.8	13.60	49.3	0.41	6	0.7	19.2	117	179			
STD BVGEO01	Standard	0.32	0.13	88.8	5.0	<0.05	10.1	13.46	49.5	0.39	3	0.7	19.2	133	168			
STD BVGEO01	Standard	0.36	0.08	91.3	5.2	<0.05	10.3	14.20	52.4	0.41	4	0.7	19.9	120	180			
STD BVGEO01	Standard	0.32	0.14	90.4	5.0	<0.05	10.2	14.02	51.3	0.42	3	0.6	17.7	138	168			
STD BVGEO01	Standard	0.31	0.17	91.6	5.0	<0.05	9.9	14.30	53.5	0.42	8	0.7	19.8	132	181			
STD COO2	Standard															3.81		
STD COO2	Standard															3.42		
STD COO2	Standard															3.31		

This report supersedes all previous preliminary and final reports with this file number dated prior to the date on this certificate. Signature indicates final approval; preliminary reports are unsigned and should be used for reference only.

BUREAU VERITAS MINERAL LABORATORIES Canada

www.bvna.com/mining-laboratory-services

Bureau Veritas Commodities Canada Ltd.
9050 Shaughnessy St Vancouver British Columbia V6P 6E5 Canada
PHONE (604) 253-3158

Client: **Kinross Gold Corp.**
25 York St., #17
Toronto Ontario M5J 2V5 Canada

Project: Great Bear Project
Report Date: December 24, 2024

QUALITY CONTROL REPORT TIM24000356.1

		WGHT Wgt kg 0.01	AQ250 Mo ppm 0.01	AQ250 Cu ppm 0.01	AQ250 Pb ppm 0.01	AQ250 Zn ppm 0.1	AQ250 Ag ppb 2	AQ250 Ni ppm 0.1	AQ250 Co ppm 0.1	AQ250 Mn ppm 1	AQ250 Fe % 0.01	AQ250 As ppm 0.1	AQ250 U ppm 0.1	AQ250 Au ppb 0.2	AQ250 Th ppm 0.1	AQ250 Sr ppm 0.5	AQ250 Cd ppm 0.01	AQ250 Sb ppm 0.02	AQ250 Bi ppm 0.02	AQ250 V ppm 1	AQ250 Ca % 0.01
STD GS311-1	Standard																				
STD GS910-4	Standard																				
STD OREAS262	Standard		0.58	111.82	53.46	146.0	434	61.5	26.6	507	3.14	34.5	1.1	55.2	8.7	32.7	0.58	1.85	0.93	20	2.90
STD OREAS262	Standard		0.56	110.02	51.43	147.7	432	61.0	25.5	508	3.11	33.2	1.0	52.5	8.4	32.8	0.58	2.39	0.85	19	2.82
STD OREAS262	Standard		0.56	109.20	52.98	147.8	447	61.2	26.5	524	3.06	34.3	1.1	51.2	8.3	32.0	0.59	1.79	0.92	20	2.80
STD OREAS262	Standard		0.59	117.54	55.40	150.4	458	64.9	27.8	543	3.41	36.6	1.1	53.8	8.9	36.0	0.63	2.32	0.90	21	3.03
STD OREAS279	Standard																				
STD OREAS262	Standard		0.58	113.27	56.28	144.6	429	63.0	26.9	536	3.14	33.6	1.2	62.8	9.3	33.5	0.59	2.36	0.94	20	2.84
STD OREAS279	Standard																				
STD OREAS279	Standard																				
STD GS311-1 Expected																					
STD GS910-4 Expected																					
STD BVGEO01 Expected			10.8	4415	187	1712	2530	163	25	706	3.7	121	3.67	214	14.4	55	6.25	2.2	24.3	73	1.3219
STD OREAS262 Expected			0.68	118	56	154	450	62	26.9	530	3.284	35.8	1.22	65	9.33	36	0.61	3.39	1.03	22.5	2.98
STD COO2 Expected																					
STD OREAS279 Expected																					
BLK	Blank		<0.01	<0.01	<0.01	<0.1	<2	<0.1	<0.1	<1	<0.01	<0.1	<0.1	<0.2	<0.1	<0.5	<0.01	<0.02	<0.02	<1	<0.01
BLK	Blank		<0.01	<0.01	0.02	<0.1	<2	<0.1	<0.1	<1	<0.01	<0.1	<0.1	<0.2	<0.1	<0.5	<0.01	<0.02	<0.02	<1	<0.01
BLK	Blank		<0.01	<0.01	0.01	<0.1	<2	<0.1	<0.1	<1	<0.01	<0.1	<0.1	<0.2	<0.1	<0.5	<0.01	<0.02	<0.02	<1	<0.01
BLK	Blank																				
BLK	Blank		<0.01	<0.01	0.02	<0.1	<2	<0.1	<0.1	<1	<0.01	<0.1	<0.1	<0.2	<0.1	<0.5	<0.01	<0.02	<0.02	<1	<0.01
BLK	Blank																				
BLK	Blank		<0.01	<0.01	<0.01	<0.1	<2	<0.1	<0.1	<1	<0.01	0.2	<0.1	<0.2	<0.1	<0.5	<0.01	<0.02	<0.02	<1	<0.01
BLK	Blank																				
BLK	Blank																				
Prep Wash																					
ROCK-TIM	Prep Blank		0.96	3.78	0.76	27.4	6	1.1	3.6	482	1.76	0.8	0.4	<0.2	2.1	24.9	<0.01	0.03	<0.02	22	0.70
ROCK-TIM	Prep Blank		0.92	2.21	0.81	26.6	4	1.1	3.7	495	1.96	0.7	0.4	<0.2	2.1	22.8	<0.01	0.03	0.04	22	0.67

This report supersedes all previous preliminary and final reports with this file number dated prior to the date on this certificate. Signature indicates final approval; preliminary reports are unsigned and should be used for reference only.

BUREAU VERITAS MINERAL LABORATORIES Canada

www.bvna.com/mining-laboratory-services

Bureau Veritas Commodities Canada Ltd.
9050 Shaughnessy St Vancouver British Columbia V6P 6E5 Canada
PHONE (604) 253-3158

Client: **Kinross Gold Corp.**
25 York St., #17
Toronto Ontario M5J 2V5 Canada

Project: Great Bear Project
Report Date: December 24, 2024

QUALITY CONTROL REPORT TIM24000356.1

		AQ250 P % 0.001	AQ250 La ppm 0.5	AQ250 Cr ppm 0.5	AQ250 Mg % 0.01	AQ250 Ba ppm 0.5	AQ250 Ti % 0.001	AQ250 B ppm 20	AQ250 Al % 0.01	AQ250 Na % 0.001	AQ250 K % 0.01	AQ250 W ppm 0.1	AQ250 Sc ppm 0.1	AQ250 Tl ppm 0.02	AQ250 S % 0.02	AQ250 Hg ppb 5	AQ250 Se ppm 0.1	AQ250 Te ppm 0.02	AQ250 Ga ppm 0.1	AQ250 Cs ppm 0.02	AQ250 Ge ppm 0.1
STD GS311-1	Standard																				
STD GS910-4	Standard																				
STD OREAS262	Standard	0.039	15.6	40.7	1.15	239.6	0.003	<20	1.16	0.067	0.29	0.2	3.0	0.44	0.26	169	0.5	0.22	3.5	2.31	<0.1
STD OREAS262	Standard	0.038	14.7	38.5	1.13	227.1	0.003	<20	1.15	0.064	0.28	0.1	2.9	0.42	0.26	157	0.6	0.22	3.6	2.16	<0.1
STD OREAS262	Standard	0.039	15.2	40.5	1.12	234.1	0.003	<20	1.17	0.064	0.29	0.2	2.9	0.43	0.25	160	0.5	0.22	3.6	2.24	<0.1
STD OREAS262	Standard	0.041	15.0	42.2	1.19	240.7	0.003	<20	1.21	0.069	0.30	<0.1	3.1	0.46	0.28	174	0.5	0.24	3.5	2.27	<0.1
STD OREAS279	Standard																				
STD OREAS262	Standard	0.037	17.5	41.1	1.14	253.8	0.003	<20	1.26	0.066	0.30	0.1	3.1	0.46	0.25	164	0.5	0.22	3.6	2.62	<0.1
STD OREAS279	Standard																				
STD OREAS279	Standard																				
STD GS311-1 Expected																					
STD GS910-4 Expected																					
STD BVGEO01 Expected		0.0727	25.9	171	1.3175	332	0.233		2.2628	0.1924	0.8669	3.5	5.97	0.62	0.6655	100	4.84	1.02	7.37	7.36	0.15
STD OREAS262 Expected		0.04	15.9	41.7	1.17	248	0.003		1.3	0.071	0.312	0.13	3.24	0.47	0.269	170	0.4	0.23	3.9	2.8	
STD COO2 Expected																					
STD OREAS279 Expected																					
BLK	Blank	<0.001	<0.5	<0.5	<0.01	<0.5	<0.001	<20	<0.01	<0.001	<0.01	<0.1	<0.1	<0.02	<0.02	<5	<0.1	<0.02	<0.1	<0.02	<0.1
BLK	Blank	<0.001	<0.5	<0.5	<0.01	<0.5	<0.001	<20	<0.01	<0.001	<0.01	<0.1	<0.1	<0.02	<0.02	<5	<0.1	<0.02	<0.1	<0.02	<0.1
BLK	Blank	<0.001	<0.5	<0.5	<0.01	<0.5	<0.001	<20	<0.01	<0.001	<0.01	<0.1	<0.1	<0.02	<0.02	<5	<0.1	<0.02	<0.1	<0.02	<0.1
BLK	Blank																				
BLK	Blank	<0.001	<0.5	<0.5	<0.01	<0.5	<0.001	<20	<0.01	<0.001	<0.01	<0.1	<0.1	<0.02	<0.02	<5	<0.1	<0.02	<0.1	<0.02	<0.1
BLK	Blank																				
BLK	Blank	<0.001	<0.5	<0.5	<0.01	<0.5	<0.001	<20	<0.01	<0.001	<0.01	<0.1	<0.1	<0.02	<0.02	<5	<0.1	<0.02	<0.1	<0.02	<0.1
BLK	Blank																				
BLK	Blank																				
Prep Wash																					
ROCK-TIM	Prep Blank	0.040	5.9	3.3	0.46	54.9	0.085	<20	0.92	0.083	0.09	0.1	2.4	<0.02	<0.02	<5	<0.1	<0.02	3.7	0.14	<0.1
ROCK-TIM	Prep Blank	0.042	5.9	4.8	0.44	51.6	0.082	<20	0.86	0.060	0.06	0.1	2.3	<0.02	<0.02	<5	<0.1	<0.02	3.6	0.13	<0.1

This report supersedes all previous preliminary and final reports with this file number dated prior to the date on this certificate. Signature indicates final approval; preliminary reports are unsigned and should be used for reference only.

BUREAU VERITAS MINERAL LABORATORIES Canada

www.bvna.com/mining-laboratory-services

Bureau Veritas Commodities Canada Ltd.
9050 Shaughnessy St Vancouver British Columbia V6P 6E5 Canada
PHONE (604) 253-3158

Client: **Kinross Gold Corp.**
25 York St., #17
Toronto Ontario M5J 2V5 Canada

Project: Great Bear Project
Report Date: December 24, 2024

QUALITY CONTROL REPORT TIM24000356.1

		AQ250 Hf ppm 0.02	AQ250 Nb ppm 0.02	AQ250 Rb ppm 0.1	AQ250 Sn ppm 0.1	AQ250 Ta ppm 0.05	AQ250 Zr ppm 0.1	AQ250 Y ppm 0.01	AQ250 Ce ppm 0.1	AQ250 In ppm 0.02	AQ250 Re ppb 1	AQ250 Be ppm 0.1	AQ250 Li ppm 0.1	AQ250 Pd ppb 10	AQ250 Pt ppb 2	TC006 CO2 % 0.08	TC000 TOT/C % 0.02	TC000 TOT/S % 0.02
STD GS311-1	Standard																1.00	2.40
STD GS910-4	Standard																2.73	8.34
STD OREAS262	Standard	0.23	<0.02	17.5	0.5	<0.05	10.0	10.13	31.2	0.03	<1	1.1	16.2	<10	2			
STD OREAS262	Standard	0.23	<0.02	16.7	0.5	<0.05	10.3	10.25	29.7	0.03	<1	1.1	15.8	<10	<2			
STD OREAS262	Standard	0.23	<0.02	17.0	0.5	<0.05	9.8	10.01	30.4	0.03	14	1.0	15.9	<10	3			
STD OREAS262	Standard	0.22	<0.02	17.5	0.5	<0.05	10.3	11.00	30.2	0.03	<1	1.1	15.5	<10	<2			
STD OREAS279	Standard															3.34		
STD OREAS262	Standard	0.21	<0.02	18.1	0.5	<0.05	9.2	10.64	35.0	0.03	1	1.1	16.9	<10	<2			
STD OREAS279	Standard															2.86		
STD OREAS279	Standard															2.82		
STD GS311-1 Expected																	1.02	2.35
STD GS910-4 Expected																	2.65	8.27
STD BVGEO01 Expected		0.32	0.17	95	5.64		9.1	14.5	53	0.45	4	0.69	21.4	134	182			
STD OREAS262 Expected		0.17		18.6	0.5		7.7	11.2	32	0.033		1.14	17.8					
STD COO2 Expected																3.612		
STD OREAS279 Expected																3.29		
BLK	Blank	<0.02	<0.02	<0.1	<0.1	<0.05	<0.1	<0.01	<0.1	<0.02	<1	<0.1	<0.1	<10	<2			
BLK	Blank	<0.02	<0.02	<0.1	<0.1	<0.05	<0.1	<0.01	<0.1	<0.02	<1	<0.1	<0.1	<10	<2			
BLK	Blank	<0.02	<0.02	<0.1	<0.1	<0.05	<0.1	<0.01	<0.1	<0.02	<1	<0.1	<0.1	<10	<2			
BLK	Blank																<0.02	<0.02
BLK	Blank	<0.02	<0.02	<0.1	<0.1	<0.05	<0.1	<0.01	<0.1	<0.02	<1	<0.1	<0.1	<10	<2			
BLK	Blank															<0.08		
BLK	Blank	<0.02	<0.02	<0.1	<0.1	<0.05	<0.1	<0.01	<0.1	<0.02	<1	<0.1	<0.1	<10	<2			
BLK	Blank															<0.08		
BLK	Blank															<0.08		
Prep Wash																		
ROCK-TIM	Prep Blank	0.15	0.18	2.2	0.3	<0.05	3.9	8.12	11.6	<0.02	<1	0.2	1.4	<10	<2	0.24		
ROCK-TIM	Prep Blank	0.14	0.18	1.8	0.3	<0.05	3.8	8.39	11.9	<0.02	<1	0.2	1.3	<10	<2	0.28		

This report supersedes all previous preliminary and final reports with this file number dated prior to the date on this certificate. Signature indicates final approval; preliminary reports are unsigned and should be used for reference only.

BUREAU VERITAS MINERAL LABORATORIES Canada

www.bvna.com/mining-laboratory-services

Bureau Veritas Commodities Canada Ltd.
9050 Shaughnessy St Vancouver British Columbia V6P 6E5 Canada
PHONE (604) 253-3158

Client: **Kinross Gold Corp.**
25 York St., #17
Toronto Ontario M5J 2V5 Canada

Submitted By:	Matthew Hart
Receiving Lab:	Canada-Timmins
Received:	August 01, 2024
Analysis Start:	August 29, 2024
Report Date:	December 24, 2024
Page:	1 of 5

CERTIFICATE OF ANALYSIS TIM24000357.1

CLIENT JOB INFORMATION

Project:	Great Bear Project
Shipment ID:	
P.O. Number	GTFS002-FPR022-06
Number of Samples:	101

SAMPLE DISPOSAL

STOR-PLP	Store After 90 days Invoice for Storage
STOR-RJT	Store After 60 days Invoice for Storage

Bureau Veritas does not accept responsibility for samples left at the laboratory after 90 days without prior written instructions for sample storage or return.

SAMPLE PREPARATION AND ANALYTICAL PROCEDURES

Procedure Code	Number of Samples	Code Description	Test Wgt (g)	Report Status	Lab
PRP75-1KG	100	Crush, split and pulverize 1kg of sample to 200 mesh		Completed	TIM
SPTPL	100	Splitting of pulp samples for client		Completed	TIM
ARCHIVE	100	Charges for Split Archive			TIM
SHP01	100	Per sample shipping charges for branch shipments			TIM
AQ250_EXT	100	1:1:1 Aqua Regia digestion Ultratrace ICP-MS analysis	0.5	Completed	VAN
TC006	100	15% HClO4 leach, CO2 analysis by Leco	0.2	Completed	VAN
Split ABA	18	Analysis sample split/packet for ABA Analysis			BUB
TC000	18	Analysis by Leco	0.1	Completed	VAN
ABA	18	Modified Sobek Acid Base Accounting		Completed	BUB

ADDITIONAL COMMENTS

Invoice To: Great Bear Resources Ltd.
25 York Street, Unit 1700
Toronto Ontario M5J 2V5
Canada

CC: Kinross Distrubution

BRITISH COLUMBIA CERTIFIED ASSAYER
MARCUS LAU
Production Manager

This report supersedes all previous preliminary and final reports with this file number dated prior to the date on this certificate. Signature indicates final approval; preliminary reports are unsigned and should be used for reference only.
All results are considered the confidential property of the client. Bureau Veritas assumes the liabilities for actual cost of analysis only. Results apply to samples as submitted.
"*" asterisk indicates that an analytical result could not be provided due to unusually high levels of interference from other elements.

BUREAU VERITAS MINERAL LABORATORIES Canada

www.bvna.com/mining-laboratory-services

Bureau Veritas Commodities Canada Ltd.

9050 Shaughnessy St Vancouver British Columbia V6P 6E5 Canada
PHONE (604) 253-3158

Client: **Kinross Gold Corp.**
25 York St., #17
Toronto Ontario M5J 2V5 Canada

Project: Great Bear Project
Report Date: December 24, 2024

CERTIFICATE OF ANALYSIS TIM24000357.1

	Method	WGHT	AQ250	AQ250	AQ250	AQ250	AQ250	AQ250	AQ250	AQ250	AQ250	AQ250	AQ250	AQ250	AQ250	AQ250	AQ250	AQ250	AQ250	AQ250	AQ250
	Analyte	Wgt	Mo	Cu	Pb	Zn	Ag	Ni	Co	Mn	Fe	As	U	Au	Th	Sr	Cd	Sb	Bi	V	Ca
	Unit	kg	ppm	ppm	ppm	ppm	ppb	ppm	ppm	ppm	%	ppm	ppm	ppb	ppm	ppm	ppm	ppm	ppm	ppm	%
	MDL	0.01	0.01	0.01	0.01	0.1	2	0.1	0.1	1	0.01	0.1	0.1	0.2	0.1	0.5	0.01	0.02	0.02	1	0.01
A0963957	Drill Core	1.85	0.72	22.62	2.44	51.3	63	12.7	8.5	361	2.15	0.2	1.6	0.3	7.8	16.4	0.03	0.03	0.16	33	0.94
A0963958	Drill Core	1.91	0.49	16.82	2.65	50.6	77	12.3	8.2	334	2.02	0.3	1.5	<0.2	7.5	18.1	0.02	0.04	0.06	29	0.90
A0963959	Drill Core	1.97	0.41	22.75	1.28	44.1	17	12.3	7.6	306	1.91	0.3	1.4	1.5	7.5	22.2	0.01	0.04	0.04	25	0.75
A0963960	Drill Core	2.77	0.66	15.73	2.16	49.6	46	12.1	8.0	328	2.01	0.1	1.5	<0.2	7.7	18.9	0.02	0.04	0.12	28	1.16
A0963961	Drill Core	3.00	0.74	17.34	3.22	51.8	46	12.5	8.5	337	2.03	0.2	1.6	<0.2	7.8	25.6	0.03	0.04	0.12	28	0.96
A0963962	Drill Core	3.04	1.38	42.51	21.42	96.1	110	41.1	17.1	395	3.14	0.2	1.1	1.3	6.1	17.7	0.17	0.03	0.18	57	0.35
A0963963	Drill Core	2.66	1.52	45.56	7.98	80.2	105	61.4	23.1	355	3.73	1.7	1.3	1.6	7.1	13.5	0.07	0.06	0.21	65	0.24
A0963964	Drill Core	1.56	0.84	27.70	2.02	72.8	85	18.4	12.7	567	3.58	0.7	0.8	9.8	5.5	41.2	0.03	0.05	0.08	64	1.08
A0963965	Drill Core	2.27	0.54	16.75	4.03	59.1	230	14.4	8.2	392	2.27	3.5	1.7	10.4	8.2	21.3	0.07	0.08	0.12	34	1.22
A0963966	Drill Core	3.30	0.40	22.00	4.04	70.8	89	20.1	13.3	507	3.28	4.2	0.7	5.3	5.3	37.9	0.04	0.06	0.06	56	1.50
A0963967	Drill Core	2.14	2.10	94.39	9.19	138.1	1136	12.0	7.7	334	3.72	30.9	2.0	24.1	8.9	9.3	0.49	0.15	4.44	6	0.32
A0963968	Drill Core	2.12	1.09	35.27	4.00	82.6	700	48.0	21.4	463	3.14	37.7	1.2	10.7	4.4	25.7	0.06	0.15	2.45	37	0.42
A0963571	Drill Core	3.29	0.64	17.66	1.66	49.9	58	12.4	8.3	351	2.06	0.3	1.6	0.6	7.9	18.2	0.02	0.04	0.06	29	1.28
A0963572	Drill Core	2.29	0.62	18.72	2.29	51.1	73	13.0	8.8	339	2.19	0.5	1.7	0.7	7.7	19.9	0.02	0.05	0.04	33	1.10
A0963573	Drill Core	3.13	0.76	18.30	2.92	54.2	70	16.0	9.0	296	2.22	0.3	1.6	0.7	7.9	18.7	0.03	0.04	<0.02	34	0.81
A0963574	Drill Core	3.26	0.70	16.26	1.60	53.1	32	12.5	8.4	382	2.19	0.3	1.6	0.6	7.6	18.9	0.03	0.05	0.04	31	1.28
A0963575	Drill Core	3.17	0.52	15.08	1.82	50.3	36	12.3	8.3	376	2.11	0.4	1.6	0.7	7.8	16.8	0.04	0.04	0.03	31	1.27
A0963576	Drill Core	1.85	2.59	18.51	1.66	53.3	44	12.6	7.8	304	2.26	0.4	1.4	1.9	6.9	12.4	0.01	0.04	0.10	29	0.57
A0963577	Drill Core	3.16	0.70	17.52	2.44	51.5	58	12.4	8.6	386	2.18	0.3	1.8	0.6	7.9	19.9	0.02	0.04	0.05	34	1.31
A0963578	Drill Core	2.15	0.66	22.47	1.36	53.3	54	12.7	8.5	387	2.25	0.2	1.6	0.8	8.0	14.5	0.02	0.03	0.40	36	0.93
A0963579	Drill Core	3.21	0.56	11.42	1.93	48.3	25	12.1	8.1	366	2.03	0.6	1.5	0.6	7.6	18.1	0.02	0.04	0.05	29	1.21
A0963580	Drill Core	2.18	1.94	15.54	3.87	62.9	102	12.5	9.2	307	2.19	0.7	1.5	11.1	7.7	13.7	0.04	0.06	0.15	27	0.74
A0963581	Drill Core	3.35	0.77	37.20	1.93	74.5	48	20.2	14.7	647	3.38	0.9	0.8	0.9	5.1	52.5	0.03	0.04	0.07	60	2.15
A0963582	Drill Core	3.32	0.92	43.67	3.92	86.4	137	18.2	13.1	443	3.23	0.6	0.8	3.2	5.3	39.6	0.08	0.05	0.09	61	1.32
A0963583	Drill Core	1.02	0.96	14.28	1.51	37.7	32	10.5	7.1	281	1.77	1.3	0.5	0.9	3.0	48.5	0.03	0.04	0.25	26	1.24
A0964824	Drill Core	2.53	2.16	6.48	5.24	35.4	238	13.5	7.2	561	2.31	7.6	1.6	7.6	7.4	21.0	0.12	0.12	1.40	18	1.43
A0964825	Drill Core	1.53	2.65	16.72	22.60	51.4	455	6.7	6.5	356	2.67	10.9	1.2	30.5	8.6	11.7	0.21	0.12	1.53	14	0.65
A0964860	Drill Core	3.12	1.71	43.35	10.03	297.0	982	44.0	18.2	570	4.68	53.0	1.0	4115.9	4.8	12.5	1.03	0.14	2.62	100	0.42
A0964861	Drill Core	3.07	1.34	78.35	2.73	118.7	230	58.0	21.3	404	6.27	2.7	1.1	204.3	5.8	17.8	0.09	0.05	0.18	117	0.37
A0964862	Drill Core	3.03	1.10	97.53	4.34	108.8	471	49.1	21.7	463	5.52	27.1	1.1	423.0	5.1	10.0	0.09	0.12	0.41	98	0.32

This report supersedes all previous preliminary and final reports with this file number dated prior to the date on this certificate. Signature indicates final approval; preliminary reports are unsigned and should be used for reference only.

BUREAU VERITAS MINERAL LABORATORIES Canada

Bureau Veritas Commodities Canada Ltd.

9050 Shaughnessy St Vancouver British Columbia V6P 6E5 Canada
PHONE (604) 253-3158

www.bvna.com/mining-laboratory-services

Client: **Kinross Gold Corp.**
25 York St., #17
Toronto Ontario M5J 2V5 Canada

Project: Great Bear Project
Report Date: December 24, 2024

CERTIFICATE OF ANALYSIS TIM24000357.1

	Method	AQ250	AQ250	AQ250	AQ250	AQ250	AQ250	AQ250	AQ250	AQ250	AQ250	AQ250	AQ250	AQ250	AQ250	AQ250	AQ250	AQ250	AQ250	AQ250	AQ250
	Analyte	P	La	Cr	Mg	Ba	Ti	B	Al	Na	K	W	Sc	Tl	S	Hg	Se	Te	Ga	Cs	Ge
	Unit	%	ppm	ppm	%	ppm	%	ppm	%	%	%	ppm	ppm	ppm	%	ppb	ppm	ppm	ppm	ppm	ppm
	MDL	0.001	0.5	0.5	0.01	0.5	0.001	20	0.01	0.001	0.01	0.1	0.1	0.02	0.02	5	0.1	0.02	0.1	0.02	0.1
A0963957	Drill Core	0.053	27.5	14.3	0.65	120.5	0.157	<20	1.14	0.063	0.87	0.5	2.5	0.39	<0.02	<5	<0.1	<0.02	5.0	2.80	<0.1
A0963958	Drill Core	0.052	26.1	13.6	0.65	106.1	0.165	<20	1.15	0.061	0.85	0.4	2.0	0.32	<0.02	<5	<0.1	<0.02	4.8	2.26	<0.1
A0963959	Drill Core	0.052	24.9	12.4	0.66	70.1	0.120	<20	1.16	0.053	0.55	0.4	1.7	0.17	<0.02	<5	<0.1	<0.02	5.2	1.39	<0.1
A0963960	Drill Core	0.050	26.7	13.7	0.63	69.9	0.145	<20	1.05	0.053	0.66	0.4	2.0	0.25	<0.02	<5	<0.1	<0.02	4.8	1.87	<0.1
A0963961	Drill Core	0.052	27.1	12.3	0.54	117.1	0.146	<20	1.13	0.068	0.65	0.5	1.9	0.26	0.06	<5	<0.1	<0.02	4.7	1.86	<0.1
A0963962	Drill Core	0.062	27.7	56.7	0.95	192.5	0.178	<20	1.95	0.063	1.28	0.4	5.8	0.43	0.27	<5	0.3	0.04	7.3	3.32	<0.1
A0963963	Drill Core	0.068	26.5	78.0	1.50	94.4	0.121	<20	2.57	0.033	0.89	0.4	5.1	0.36	0.18	<5	0.2	0.05	7.7	2.99	<0.1
A0963964	Drill Core	0.131	41.4	32.4	0.91	235.9	0.219	<20	1.90	0.098	1.14	0.2	4.5	0.27	0.10	<5	<0.1	<0.02	7.9	2.49	<0.1
A0963965	Drill Core	0.061	33.5	17.4	0.70	106.4	0.143	<20	1.21	0.082	0.91	1.9	3.3	0.43	0.28	<5	0.1	0.03	5.6	2.53	<0.1
A0963966	Drill Core	0.116	39.1	29.5	1.29	160.9	0.188	<20	2.01	0.093	0.72	0.9	4.8	0.29	0.10	<5	0.2	0.02	8.8	1.83	<0.1
A0963967	Drill Core	0.083	36.2	7.5	0.41	64.4	0.032	<20	0.87	0.017	0.57	0.2	0.5	0.61	3.35	6	1.2	0.80	2.0	1.62	<0.1
A0963968	Drill Core	0.083	19.2	94.9	1.28	133.6	0.109	<20	1.60	0.052	0.91	<0.1	2.8	1.04	1.49	<5	0.5	0.85	4.8	3.81	<0.1
A0963571	Drill Core	0.056	28.9	13.3	0.46	67.4	0.121	<20	0.93	0.074	0.64	0.1	2.2	0.29	<0.02	<5	<0.1	<0.02	4.1	2.13	<0.1
A0963572	Drill Core	0.052	28.2	13.8	0.58	129.6	0.126	<20	1.01	0.068	0.73	0.1	2.6	0.28	<0.02	<5	<0.1	<0.02	4.7	1.99	<0.1
A0963573	Drill Core	0.055	29.4	16.8	0.72	161.1	0.160	<20	1.22	0.080	0.93	0.1	2.7	0.36	<0.02	<5	<0.1	<0.02	5.2	2.59	<0.1
A0963574	Drill Core	0.054	28.1	14.4	0.70	82.9	0.145	<20	1.16	0.068	0.75	0.1	2.4	0.30	<0.02	<5	0.1	<0.02	5.1	2.27	<0.1
A0963575	Drill Core	0.052	27.5	13.7	0.64	104.4	0.157	<20	1.17	0.080	0.89	0.1	2.9	0.35	<0.02	<5	0.1	<0.02	5.1	2.55	<0.1
A0963576	Drill Core	0.044	25.6	13.5	0.70	111.1	0.147	<20	1.19	0.063	0.92	0.5	2.4	0.39	0.05	<5	<0.1	<0.02	5.2	3.32	<0.1
A0963577	Drill Core	0.051	28.0	13.4	0.88	124.9	0.174	<20	1.42	0.087	1.09	0.2	3.0	0.45	<0.02	<5	<0.1	<0.02	5.9	3.57	<0.1
A0963578	Drill Core	0.054	28.0	15.1	0.71	151.0	0.178	<20	1.25	0.072	0.96	0.4	3.2	0.41	<0.02	<5	0.1	<0.02	5.9	3.05	<0.1
A0963579	Drill Core	0.053	27.2	13.3	0.64	102.8	0.161	<20	1.18	0.076	0.84	0.2	2.5	0.36	<0.02	<5	<0.1	<0.02	5.0	2.63	<0.1
A0963580	Drill Core	0.065	31.7	12.0	0.71	105.9	0.149	<20	1.32	0.056	0.96	0.5	2.1	0.33	0.20	<5	0.1	<0.02	5.0	2.22	<0.1
A0963581	Drill Core	0.125	38.8	27.6	1.20	237.2	0.189	<20	2.14	0.120	1.19	<0.1	5.0	0.27	0.22	<5	0.1	<0.02	8.3	2.04	<0.1
A0963582	Drill Core	0.116	39.6	28.2	0.83	301.8	0.217	<20	1.81	0.116	1.22	0.6	5.5	0.30	0.25	<5	0.1	0.05	7.5	2.53	<0.1
A0963583	Drill Core	0.065	22.1	16.3	0.56	137.2	0.109	<20	1.42	0.115	0.61	0.3	1.9	0.17	0.06	<5	<0.1	<0.02	4.4	1.50	<0.1
A0964824	Drill Core	0.071	33.8	12.9	0.60	75.1	0.095	<20	0.65	0.067	0.49	0.5	1.2	0.30	2.07	<5	1.5	0.15	2.9	0.68	<0.1
A0964825	Drill Core	0.029	41.8	12.8	0.36	150.7	0.051	<20	0.52	0.067	0.30	18.7	1.6	0.12	2.37	<5	1.6	0.17	2.3	0.38	<0.1
A0964860	Drill Core	0.058	24.6	102.9	1.41	55.7	0.201	<20	1.68	0.091	1.31	3.8	11.6	0.69	1.81	<5	2.4	0.70	9.5	5.28	0.2
A0964861	Drill Core	0.078	25.8	136.9	1.85	585.2	0.255	<20	2.93	0.104	1.95	1.3	12.9	0.56	0.32	<5	0.3	0.10	12.8	4.23	0.3
A0964862	Drill Core	0.067	22.5	108.5	1.47	323.8	0.188	<20	2.13	0.077	1.38	3.5	10.9	0.58	1.23	<5	1.8	0.14	10.1	4.14	0.2

This report supersedes all previous preliminary and final reports with this file number dated prior to the date on this certificate. Signature indicates final approval; preliminary reports are unsigned and should be used for reference only.

BUREAU VERITAS MINERAL LABORATORIES Canada

www.bvna.com/mining-laboratory-services

Bureau Veritas Commodities Canada Ltd.

9050 Shaughnessy St Vancouver British Columbia V6P 6E5 Canada
PHONE (604) 253-3158

Client: **Kinross Gold Corp.**
25 York St., #17
Toronto Ontario M5J 2V5 Canada

Project: Great Bear Project
Report Date: December 24, 2024

CERTIFICATE OF ANALYSIS TIM24000357.1

Method		AQ250	AQ250	AQ250	AQ250	AQ250	AQ250	AQ250	AQ250	AQ250	AQ250	AQ250	AQ250	AQ250	AQ250	TC006	TC000	TC000
Analyte		Hf	Nb	Rb	Sn	Ta	Zr	Y	Ce	In	Re	Be	Li	Pd	Pt	CO2	TOT/C	TOT/S
Unit		ppm	ppm	ppm	ppm	ppm	ppm	ppm	ppm	ppm	ppb	ppm	ppm	ppb	ppb	%	%	%
MDL		0.02	0.02	0.1	0.1	0.05	0.1	0.01	0.1	0.02	1	0.1	0.1	10	2	0.08	0.02	0.02
A0963957	Drill Core	0.83	0.02	62.2	0.4	<0.05	28.1	5.74	52.7	<0.02	<1	<0.1	19.4	<10	<2	0.93		
A0963958	Drill Core	0.62	<0.02	53.4	0.3	<0.05	23.3	5.99	50.7	<0.02	<1	<0.1	17.0	<10	<2	0.74	0.23	<0.02
A0963959	Drill Core	0.48	<0.02	29.7	0.2	<0.05	18.0	5.54	47.9	<0.02	<1	0.2	17.7	<10	<2	0.51		
A0963960	Drill Core	0.66	0.03	40.1	0.3	<0.05	23.5	5.78	51.2	<0.02	<1	0.1	16.7	<10	<2	1.17		
A0963961	Drill Core	0.51	0.05	38.4	0.2	<0.05	18.4	6.94	52.4	<0.02	<1	<0.1	14.3	<10	<2	0.84		
A0963962	Drill Core	0.52	<0.02	53.5	0.5	<0.05	23.8	7.73	56.2	<0.02	<1	0.1	23.9	<10	3	0.14		
A0963963	Drill Core	0.48	<0.02	44.9	0.3	<0.05	23.5	7.00	55.8	<0.02	1	0.2	34.5	<10	3	<0.08		
A0963964	Drill Core	0.33	0.10	46.3	0.5	<0.05	16.4	9.34	87.0	<0.02	<1	0.1	27.0	<10	2	0.69	0.17	0.11
A0963965	Drill Core	0.75	0.06	51.4	0.5	<0.05	24.9	6.85	64.3	<0.02	<1	<0.1	13.3	<10	<2	1.25		
A0963966	Drill Core	0.28	0.08	29.0	0.6	<0.05	14.9	8.81	80.5	<0.02	<1	0.1	20.3	<10	<2	1.17		
A0963967	Drill Core	0.67	0.10	35.0	0.2	<0.05	20.9	5.96	69.3	0.08	<1	0.2	5.4	<10	<2	0.10	0.04	3.40
A0963968	Drill Core	0.67	<0.02	73.1	0.3	<0.05	26.6	4.94	39.1	0.02	<1	0.4	25.3	<10	<2	<0.08		
A0963571	Drill Core	0.71	0.04	45.1	0.3	<0.05	25.8	5.70	54.1	<0.02	<1	<0.1	15.8	<10	<2	1.26		
A0963572	Drill Core	0.79	0.03	45.7	0.3	<0.05	27.4	6.07	53.1	<0.02	<1	<0.1	16.7	<10	<2	1.13	0.30	0.02
A0963573	Drill Core	0.68	0.03	57.0	0.4	<0.05	24.3	6.14	55.4	<0.02	<1	<0.1	18.7	<10	<2	0.73		
A0963574	Drill Core	0.70	0.04	47.5	0.3	<0.05	25.1	6.30	52.5	<0.02	<1	0.1	19.4	<10	<2	1.28		
A0963575	Drill Core	0.81	0.02	56.2	0.4	<0.05	30.2	5.99	51.5	<0.02	<1	<0.1	18.5	<10	<2	1.36		
A0963576	Drill Core	0.81	0.05	58.9	0.4	<0.05	27.8	4.94	48.7	<0.02	<1	<0.1	22.2	<10	<2	0.48		
A0963577	Drill Core	0.85	0.03	68.8	0.5	<0.05	30.2	6.54	51.9	<0.02	<1	0.1	22.5	<10	<2	1.40		
A0963578	Drill Core	0.76	0.05	62.7	0.5	<0.05	26.7	6.33	52.9	<0.02	<1	<0.1	21.3	<10	<2	0.87	0.23	0.02
A0963579	Drill Core	0.72	0.04	54.1	0.3	<0.05	25.1	6.19	52.9	<0.02	<1	0.1	17.9	<10	<2	1.18		
A0963580	Drill Core	0.75	0.03	52.4	0.3	<0.05	29.8	7.06	60.6	<0.02	<1	<0.1	15.9	<10	<2	0.67		
A0963581	Drill Core	0.13	0.04	43.7	0.5	<0.05	7.6	9.27	80.2	<0.02	<1	0.1	27.8	<10	<2	1.84		
A0963582	Drill Core	0.16	0.06	48.1	0.6	<0.05	11.3	9.29	82.2	<0.02	<1	<0.1	20.8	<10	<2	1.04		
A0963583	Drill Core	0.32	0.05	25.8	0.3	<0.05	14.1	4.34	46.6	<0.02	<1	0.2	13.7	<10	<2	0.83		
A0964824	Drill Core	0.76	0.17	26.8	0.6	<0.05	24.1	4.72	64.8	<0.02	1	<0.1	7.7	<10	<2	1.40	0.38	2.05
A0964825	Drill Core	1.34	0.10	11.7	0.6	<0.05	50.7	5.92	80.9	0.02	2	<0.1	4.7	<10	<2	0.60		
A0964860	Drill Core	0.82	0.06	54.2	1.0	<0.05	29.6	5.90	49.8	0.04	1	0.3	17.4	<10	<2	0.30		
A0964861	Drill Core	0.39	0.02	66.8	1.0	<0.05	18.9	7.39	52.7	0.04	<1	0.2	25.2	<10	3	0.14		
A0964862	Drill Core	0.77	0.03	55.4	1.1	<0.05	30.2	6.16	44.5	0.06	<1	0.2	21.8	<10	<2	0.17		

This report supersedes all previous preliminary and final reports with this file number dated prior to the date on this certificate. Signature indicates final approval; preliminary reports are unsigned and should be used for reference only.

BUREAU VERITAS MINERAL LABORATORIES Canada

www.bvna.com/mining-laboratory-services

Bureau Veritas Commodities Canada Ltd.

9050 Shaughnessy St Vancouver British Columbia V6P 6E5 Canada
PHONE (604) 253-3158

Client: **Kinross Gold Corp.**
25 York St., #17
Toronto Ontario M5J 2V5 Canada

Project: Great Bear Project
Report Date: December 24, 2024

CERTIFICATE OF ANALYSIS TIM24000357.1

Method		WGHT	AQ250	AQ250	AQ250	AQ250	AQ250	AQ250	AQ250	AQ250	AQ250	AQ250	AQ250	AQ250	AQ250	AQ250	AQ250	AQ250	AQ250	AQ250	AQ250
Analyte		Wgt	Mo	Cu	Pb	Zn	Ag	Ni	Co	Mn	Fe	As	U	Au	Th	Sr	Cd	Sb	Bi	V	Ca
Unit		kg	ppm	ppm	ppm	ppm	ppb	ppm	ppm	ppm	%	ppm	ppm	ppb	ppm	ppm	ppm	ppm	ppm	ppm	%
MDL		0.01	0.01	0.01	0.01	0.1	2	0.1	0.1	1	0.01	0.1	0.1	0.2	0.1	0.5	0.01	0.02	0.02	1	0.01
A0964863	Drill Core	3.30	1.90	57.25	6.26	112.8	308	68.3	21.9	516	4.12	201.2	1.3	30.1	5.7	7.5	0.16	0.10	0.32	67	0.18
A0964864	Drill Core	3.06	1.84	62.89	5.79	107.3	243	62.3	21.1	301	3.69	17.2	1.3	3.8	5.0	10.6	0.21	0.08	0.28	73	0.23
A0964787	Drill Core	3.02	1.58	61.16	8.00	114.0	345	60.7	20.3	341	3.47	41.5	1.3	2.8	5.4	11.2	0.24	0.10	0.30	57	0.26
A0964788	Drill Core	3.27	1.38	45.32	15.92	68.4	644	53.3	16.3	264	5.62	46.6	1.0	6.7	5.5	26.1	0.17	0.12	0.16	78	0.67
A0964789	Drill Core	2.89	1.61	13.67	15.50	64.7	334	6.1	4.7	488	1.56	10.6	1.2	2.3	6.1	12.7	0.17	0.10	0.04	12	0.55
A0963780	Drill Core	2.41	18.25	100.68	6.02	67.6	466	13.2	8.5	415	2.14	7.6	1.5	163.1	7.1	35.5	0.20	0.09	0.27	23	1.64
A0963781	Drill Core	2.95	2.62	24.29	13.52	58.8	354	15.9	10.2	410	2.48	15.0	1.5	94.6	7.5	16.5	0.11	0.12	2.61	25	0.74
A0963782	Drill Core	2.88	11.83	277.86	15.39	126.3	938	11.5	6.4	756	1.85	13.5	1.5	1557.3	6.7	97.7	0.51	0.12	1.41	16	3.29
A0963783	Drill Core	2.34	15.97	61.06	3.38	27.5	221	5.7	5.8	304	2.37	6.4	1.4	23.9	9.0	11.6	0.07	0.15	1.17	15	0.57
A0963784	Drill Core	1.83	56.01	113.70	31.70	78.8	371	3.6	3.7	341	1.40	13.3	1.7	42.8	11.2	12.9	0.43	0.17	0.74	6	0.75
A0963785	Drill Core	2.44	2.50	20.11	10.20	32.8	304	13.0	8.1	570	2.55	13.8	1.3	312.5	6.3	31.7	0.06	0.16	1.27	21	1.76
A0963786	Drill Core	3.03	1.81	12.46	11.00	118.6	411	18.7	11.8	455	3.00	6.1	1.3	1508.8	6.0	15.6	0.53	0.20	1.42	18	1.07
A0963787	Drill Core	2.10	1.52	36.53	5.23	223.3	320	5.2	4.7	598	2.30	85.8	1.3	58.8	9.4	34.7	1.25	0.13	1.03	15	1.59
A0963788	Drill Core	2.83	1.39	54.11	4.59	342.5	788	39.3	18.0	892	4.29	3.8	1.2	1496.4	5.9	10.6	1.13	0.07	1.91	67	0.26
A0963789	Drill Core	2.94	1.23	65.17	3.33	171.7	318	50.0	19.2	518	4.76	1.1	1.2	256.8	5.7	5.7	0.78	0.05	0.82	71	0.19
A0963790	Drill Core	3.10	1.45	60.48	1.81	35.7	107	65.3	21.1	183	5.11	79.0	1.0	58.0	4.6	5.9	<0.01	0.07	0.15	115	0.20
A0963791	Drill Core	3.51	1.35	54.09	3.62	96.2	201	56.8	22.0	621	4.54	13.9	0.9	58.1	4.3	14.0	0.18	0.11	0.62	106	0.75
A0963792	Drill Core	2.95	1.56	51.41	18.70	118.7	306	58.3	18.7	608	3.92	64.9	1.3	27.9	5.5	21.2	0.37	0.10	0.89	90	0.96
A0963793	Drill Core	3.40	2.11	57.41	3.23	93.4	341	62.3	19.8	288	3.46	173.5	1.7	115.3	5.6	7.0	0.15	0.13	0.35	66	0.16
A0963794	Drill Core	3.31	1.23	49.45	2.96	78.9	193	47.1	16.5	402	3.30	5.2	1.3	2.6	5.1	15.6	0.09	0.06	0.24	57	0.40
A0963795	Drill Core	1.97	1.35	80.62	6.73	86.3	897	59.4	20.8	314	5.91	9.1	0.9	159.8	4.5	14.2	0.04	0.06	0.99	75	0.26
A0963796	Drill Core	2.32	0.61	74.23	23.98	278.6	271	14.4	8.6	548	2.24	3.0	1.7	303.4	7.6	25.0	1.24	0.12	0.18	27	1.50
A0963797	Drill Core	1.72	2.61	61.16	11.18	328.4	1156	20.2	11.0	778	2.95	25.2	1.4	165.4	7.4	14.4	1.41	0.15	2.99	37	0.84
A0963798	Drill Core	3.19	1.45	18.05	21.27	58.3	926	18.7	11.7	611	2.08	54.2	1.4	236.6	7.3	26.1	0.11	0.16	1.34	27	1.67
A0963799	Drill Core	1.85	1.00	18.76	14.99	104.0	3170	13.9	7.5	472	2.08	24.5	1.9	235.4	8.4	13.3	0.47	0.13	7.84	19	0.78
A0963800	Drill Core	2.14	1.90	81.07	17.08	155.6	11704	12.0	6.1	415	2.01	12.0	1.7	1236.4	7.5	14.0	0.64	0.12	29.06	26	0.65
A0964651	Drill Core	L.N.R.	L.N.R.	L.N.R.	L.N.R.	L.N.R.	L.N.R.	L.N.R.	L.N.R.	L.N.R.	L.N.R.	L.N.R.	L.N.R.	L.N.R.	L.N.R.	L.N.R.	L.N.R.	L.N.R.	L.N.R.	L.N.R.	L.N.R.
A0964790	Drill Core	2.43	2.11	45.63	5.43	63.9	313	13.8	8.1	549	2.27	9.8	1.5	100.3	7.3	25.0	0.13	0.17	0.58	29	1.38
A0964791	Drill Core	2.17	2.29	88.91	6.04	351.2	456	13.4	8.4	683	2.47	11.5	1.7	193.7	8.0	42.8	1.47	0.12	0.69	42	1.89
A0964792	Drill Core	2.07	1.78	37.81	3.35	58.0	211	39.5	12.0	743	3.01	11.6	1.5	135.1	7.3	28.2	0.07	0.14	1.13	37	1.44

This report supersedes all previous preliminary and final reports with this file number dated prior to the date on this certificate. Signature indicates final approval; preliminary reports are unsigned and should be used for reference only.

BUREAU VERITAS MINERAL LABORATORIES Canada

www.bvna.com/mining-laboratory-services

Bureau Veritas Commodities Canada Ltd.

9050 Shaughnessy St Vancouver British Columbia V6P 6E5 Canada
PHONE (604) 253-3158

Client: **Kinross Gold Corp.**
25 York St., #17
Toronto Ontario M5J 2V5 Canada

Project: Great Bear Project
Report Date: December 24, 2024

CERTIFICATE OF ANALYSIS TIM24000357.1

	Method	AQ250	AQ250	AQ250	AQ250	AQ250	AQ250	AQ250	AQ250	AQ250	AQ250	AQ250	AQ250	AQ250	AQ250	AQ250	AQ250	AQ250	AQ250	AQ250	AQ250
	Analyte	P	La	Cr	Mg	Ba	Ti	B	Al	Na	K	W	Sc	Tl	S	Hg	Se	Te	Ga	Cs	Ge
	Unit	%	ppm	ppm	%	ppm	%	ppm	%	%	%	ppm	ppm	ppm	%	ppb	ppm	ppm	ppm	ppm	ppm
	MDL	0.001	0.5	0.5	0.01	0.5	0.001	20	0.01	0.001	0.01	0.1	0.1	0.02	0.02	5	0.1	0.02	0.1	0.02	0.1
A0964863	Drill Core	0.053	25.5	98.8	1.45	203.3	0.237	<20	2.48	0.067	1.81	1.0	6.2	0.67	0.46	<5	0.4	0.07	8.2	5.12	<0.1
A0964864	Drill Core	0.045	17.4	91.2	1.30	162.3	0.148	<20	2.28	0.061	1.11	0.3	6.7	0.44	0.26	<5	0.2	0.02	8.7	2.06	<0.1
A0964787	Drill Core	0.052	19.6	87.4	1.34	126.1	0.139	<20	2.19	0.053	1.09	0.1	5.1	0.52	0.33	<5	0.3	0.03	7.6	2.53	<0.1
A0964788	Drill Core	0.063	22.8	78.1	1.51	182.6	0.149	<20	3.16	0.076	1.13	0.2	6.3	0.77	0.76	<5	0.2	0.04	9.8	2.99	<0.1
A0964789	Drill Core	0.036	24.0	7.5	0.36	75.6	0.081	<20	0.98	0.078	0.61	0.1	1.1	0.52	0.24	<5	<0.1	<0.02	3.5	2.29	<0.1
A0963780	Drill Core	0.068	34.2	15.7	0.61	108.9	0.123	<20	0.91	0.072	0.63	3.4	1.8	0.26	0.85	<5	0.5	0.38	4.0	1.55	<0.1
A0963781	Drill Core	0.070	33.1	17.1	0.70	147.5	0.104	<20	1.03	0.087	0.74	0.5	2.0	0.29	1.48	<5	0.9	1.38	4.2	0.88	<0.1
A0963782	Drill Core	0.045	27.5	13.4	0.53	110.5	0.094	<20	0.78	0.057	0.58	8.4	1.3	0.31	0.79	<5	0.7	0.55	3.2	1.05	<0.1
A0963783	Drill Core	0.035	33.5	7.3	0.37	99.3	0.063	<20	0.57	0.065	0.33	1.0	1.5	0.20	1.90	<5	1.6	0.29	2.6	0.68	<0.1
A0963784	Drill Core	0.022	40.7	5.1	0.22	65.8	0.036	<20	0.41	0.064	0.25	0.3	0.8	0.21	1.06	<5	0.7	0.13	1.7	0.50	<0.1
A0963785	Drill Core	0.066	33.5	14.4	0.62	164.4	0.071	<20	0.63	0.087	0.48	5.9	1.8	0.22	2.20	<5	1.2	0.17	3.1	0.70	<0.1
A0963786	Drill Core	0.071	30.5	13.4	0.77	74.2	0.080	<20	0.76	0.057	0.54	13.1	1.3	0.47	2.98	<5	1.9	0.16	3.2	1.00	<0.1
A0963787	Drill Core	0.028	39.8	7.7	0.29	125.8	0.075	<20	0.44	0.092	0.30	5.2	2.4	0.12	1.38	6	1.7	0.43	2.3	0.60	<0.1
A0963788	Drill Core	0.056	25.8	79.5	1.16	401.2	0.224	<20	1.98	0.075	1.53	0.6	6.1	0.53	0.72	<5	1.0	0.90	7.9	3.99	<0.1
A0963789	Drill Core	0.064	25.4	88.8	1.34	275.4	0.226	<20	2.53	0.055	1.92	1.8	6.2	0.66	0.61	<5	0.4	0.39	8.7	4.94	<0.1
A0963790	Drill Core	0.062	18.3	120.0	1.50	490.5	0.212	<20	2.79	0.076	1.79	2.0	9.2	0.38	0.36	<5	0.2	0.05	11.2	3.32	0.2
A0963791	Drill Core	0.046	21.7	100.9	1.17	285.3	0.295	<20	1.79	0.073	1.52	2.3	12.4	0.56	1.02	<5	1.4	0.16	8.8	3.80	<0.1
A0963792	Drill Core	0.053	22.9	111.2	1.25	152.4	0.247	<20	1.66	0.068	1.50	1.3	9.4	0.62	0.89	<5	1.9	0.28	7.8	4.19	<0.1
A0963793	Drill Core	0.040	18.3	106.2	1.09	183.7	0.151	<20	1.91	0.057	1.14	0.4	6.6	0.38	0.26	<5	0.2	0.11	8.3	2.33	<0.1
A0963794	Drill Core	0.048	21.8	80.2	1.07	203.7	0.190	<20	1.91	0.092	1.26	0.2	5.7	0.42	0.36	<5	0.1	0.03	8.0	2.31	<0.1
A0963795	Drill Core	0.061	19.0	108.4	1.35	197.2	0.182	<20	2.41	0.055	1.43	0.3	6.9	0.70	1.65	<5	0.6	0.61	8.5	4.98	<0.1
A0963796	Drill Core	0.060	32.2	17.2	0.69	146.9	0.140	<20	0.98	0.074	0.66	12.0	2.4	0.22	0.74	22	0.8	0.23	4.6	1.32	<0.1
A0963797	Drill Core	0.072	34.6	20.2	0.94	75.5	0.158	<20	1.12	0.069	0.87	0.6	2.9	0.36	2.01	9	0.6	2.36	4.9	1.39	<0.1
A0963798	Drill Core	0.073	38.1	15.4	0.84	71.6	0.121	<20	0.94	0.073	0.62	1.3	2.0	0.34	1.40	<5	0.6	2.04	4.1	1.20	<0.1
A0963799	Drill Core	0.058	34.5	14.6	0.61	94.8	0.090	<20	0.78	0.069	0.55	0.2	1.2	0.36	1.31	<5	1.0	6.10	3.4	0.85	<0.1
A0963800	Drill Core	0.058	26.7	17.0	0.61	163.2	0.070	<20	0.78	0.084	0.50	0.3	2.5	0.24	1.00	<5	1.2	21.93	4.0	0.76	<0.1
A0964651	Drill Core	L.N.R.	L.N.R.	L.N.R.	L.N.R.	L.N.R.	L.N.R.	L.N.R.	L.N.R.	L.N.R.	L.N.R.	L.N.R.	L.N.R.	L.N.R.	L.N.R.	L.N.R.	L.N.R.	L.N.R.	L.N.R.	L.N.R.	L.N.R.
A0964790	Drill Core	0.070	35.5	17.0	0.69	100.1	0.160	<20	1.02	0.075	0.81	5.6	2.2	0.36	0.78	<5	0.5	0.46	5.0	2.17	<0.1
A0964791	Drill Core	0.066	34.7	18.3	0.71	403.8	0.146	<20	1.00	0.091	0.70	34.1	3.9	0.20	0.88	12	1.0	0.41	5.6	2.10	<0.1
A0964792	Drill Core	0.083	38.0	51.3	1.15	199.3	0.157	<20	1.26	0.068	1.06	1.9	3.6	0.60	1.80	<5	1.0	0.52	5.1	2.19	<0.1

This report supersedes all previous preliminary and final reports with this file number dated prior to the date on this certificate. Signature indicates final approval; preliminary reports are unsigned and should be used for reference only.

BUREAU VERITAS MINERAL LABORATORIES Canada

www.bvna.com/mining-laboratory-services

Bureau Veritas Commodities Canada Ltd.

9050 Shaughnessy St Vancouver British Columbia V6P 6E5 Canada
PHONE (604) 253-3158

Client: **Kinross Gold Corp.**
25 York St., #17
Toronto Ontario M5J 2V5 Canada

Project: Great Bear Project
Report Date: December 24, 2024

CERTIFICATE OF ANALYSIS TIM24000357.1

Method		AQ250	AQ250	AQ250	AQ250	AQ250	AQ250	AQ250	AQ250	AQ250	AQ250	AQ250	AQ250	AQ250	AQ250	TC006	TC000	TC000
Analyte		Hf	Nb	Rb	Sn	Ta	Zr	Y	Ce	In	Re	Be	Li	Pd	Pt	CO2	TOT/C	TOT/S
Unit		ppm	ppm	ppm	ppm	ppm	ppm	ppm	ppm	ppm	ppb	ppm	ppm	ppb	ppb	%	%	%
MDL		0.02	0.02	0.1	0.1	0.05	0.1	0.01	0.1	0.02	1	0.1	0.1	10	2	0.08	0.02	0.02
A0964863	Drill Core	0.88	0.02	79.4	0.6	<0.05	34.3	5.48	50.4	0.02	1	0.2	21.4	<10	<2	<0.08		
A0964864	Drill Core	0.75	0.03	54.7	0.6	<0.05	28.5	4.11	34.1	0.02	1	0.1	18.7	<10	<2	<0.08	0.03	0.26
A0964787	Drill Core	0.41	0.03	57.6	0.4	<0.05	19.3	4.35	38.8	<0.02	<1	0.1	19.8	<10	<2	0.16		
A0964788	Drill Core	0.56	0.03	72.2	0.7	<0.05	22.4	5.80	46.0	0.03	<1	0.3	20.2	<10	<2	0.34		
A0964789	Drill Core	0.65	0.06	42.9	0.2	<0.05	23.7	3.36	43.5	<0.02	<1	<0.1	10.1	<10	<2	0.42		
A0963780	Drill Core	0.60	0.05	33.5	0.4	<0.05	19.4	5.41	68.3	<0.02	78	0.1	9.0	<10	<2	1.55		
A0963781	Drill Core	0.72	0.02	32.0	0.3	<0.05	23.0	6.25	66.0	0.03	5	0.1	9.1	<10	<2	0.54		
A0963782	Drill Core	0.46	0.05	31.2	0.6	<0.05	15.4	5.15	51.2	0.06	20	<0.1	6.7	<10	<2	3.42	1.05	0.75
A0963783	Drill Core	1.12	0.09	18.2	0.5	<0.05	40.5	5.09	64.0	<0.02	35	0.1	6.4	<10	<2	0.45		
A0963784	Drill Core	1.32	0.15	16.0	0.3	<0.05	44.5	4.72	77.0	0.02	172	<0.1	4.9	<10	<2	0.67		
A0963785	Drill Core	0.68	0.08	20.1	0.5	<0.05	22.7	4.89	63.7	<0.02	5	<0.1	7.1	<10	<2	1.79		
A0963786	Drill Core	0.94	0.23	35.4	1.0	<0.05	33.7	5.14	59.1	<0.02	2	0.2	13.2	<10	<2	0.86		
A0963787	Drill Core	0.82	0.20	12.8	0.5	<0.05	32.4	5.87	73.3	0.03	<1	<0.1	5.0	<10	<2	1.60		
A0963788	Drill Core	0.72	0.06	63.8	0.7	<0.05	29.2	7.54	50.9	0.04	1	<0.1	17.7	<10	2	0.12	0.03	0.74
A0963789	Drill Core	0.63	0.04	78.3	0.5	<0.05	27.3	6.37	49.7	0.03	<1	0.2	22.6	<10	<2	<0.08		
A0963790	Drill Core	0.52	0.05	55.0	1.1	<0.05	21.0	4.18	35.8	0.04	1	0.3	15.1	<10	<2	0.09		
A0963791	Drill Core	0.75	0.05	61.1	0.9	<0.05	30.9	7.11	42.7	0.03	1	0.2	17.0	<10	<2	0.67		
A0963792	Drill Core	0.92	0.04	68.6	0.9	<0.05	36.4	6.86	46.2	0.03	<1	0.3	17.5	<10	3	0.93		
A0963793	Drill Core	0.68	0.07	53.9	0.6	<0.05	26.1	4.40	36.1	0.02	1	<0.1	18.8	<10	2	0.08		
A0963794	Drill Core	0.67	0.04	58.3	0.6	<0.05	26.2	5.49	41.3	<0.02	1	<0.1	17.7	<10	<2	0.22	0.06	0.37
A0963795	Drill Core	0.54	0.06	82.3	0.6	<0.05	21.2	5.58	38.1	0.03	1	0.2	16.3	<10	<2	0.10		
A0963796	Drill Core	0.66	0.08	32.8	0.4	<0.05	21.2	6.25	62.4	<0.02	<1	<0.1	12.4	<10	<2	1.41		
A0963797	Drill Core	0.87	0.12	45.8	0.5	<0.05	31.8	6.09	67.5	0.07	6	<0.1	13.0	<10	<2	0.60		
A0963798	Drill Core	0.90	0.10	30.2	0.4	<0.05	31.5	6.09	73.2	<0.02	<1	<0.1	10.3	<10	<2	1.51		
A0963799	Drill Core	0.72	0.09	30.3	0.3	<0.05	22.4	5.65	66.6	0.04	<1	<0.1	9.4	<10	<2	0.61		
A0963800	Drill Core	0.58	0.02	22.0	0.4	<0.05	18.8	4.11	52.4	0.04	1	0.1	9.3	<10	<2	0.51	0.15	0.94
A0964651	Drill Core	L.N.R.	L.N.R.	L.N.R.	L.N.R.	L.N.R.	L.N.R.	L.N.R.	L.N.R.	L.N.R.	L.N.R.	L.N.R.	L.N.R.	L.N.R.	L.N.R.	L.N.R.	L.N.R.	L.N.R.
A0964790	Drill Core	0.63	0.10	44.2	0.5	<0.05	20.9	5.68	70.2	0.04	2	0.1	11.4	<10	<2	1.20		
A0964791	Drill Core	0.56	0.11	25.6	1.0	<0.05	17.1	6.53	66.9	0.05	3	<0.1	10.0	<10	<2	1.75		
A0964792	Drill Core	0.91	0.08	48.0	0.5	<0.05	30.0	6.23	76.6	0.03	<1	<0.1	15.7	<10	<2	1.22		

This report supersedes all previous preliminary and final reports with this file number dated prior to the date on this certificate. Signature indicates final approval; preliminary reports are unsigned and should be used for reference only.

BUREAU VERITAS MINERAL LABORATORIES Canada

www.bvna.com/mining-laboratory-services

Bureau Veritas Commodities Canada Ltd.

9050 Shaughnessy St Vancouver British Columbia V6P 6E5 Canada
PHONE (604) 253-3158

Client: **Kinross Gold Corp.**
25 York St., #17
Toronto Ontario M5J 2V5 Canada

Project: Great Bear Project
Report Date: December 24, 2024

CERTIFICATE OF ANALYSIS TIM24000357.1

Method		WGHT	AQ250	AQ250	AQ250	AQ250	AQ250	AQ250	AQ250	AQ250	AQ250	AQ250	AQ250	AQ250	AQ250	AQ250	AQ250	AQ250	AQ250	AQ250	AQ250
Analyte		Wgt	Mo	Cu	Pb	Zn	Ag	Ni	Co	Mn	Fe	As	U	Au	Th	Sr	Cd	Sb	Bi	V	Ca
Unit		kg	ppm	ppm	ppm	ppm	ppb	ppm	ppm	ppm	%	ppm	ppm	ppb	ppm	ppm	ppm	ppm	ppm	ppm	%
MDL		0.01	0.01	0.01	0.01	0.1	2	0.1	0.1	1	0.01	0.1	0.1	0.2	0.1	0.5	0.01	0.02	0.02	1	0.01
A0964793	Drill Core	3.27	17.63	79.38	8.90	34.9	439	18.5	11.2	595	3.08	12.8	1.2	29.9	5.8	29.8	0.09	0.56	1.43	16	1.88
A0964794	Drill Core	2.19	2.73	13.00	16.88	55.8	401	6.2	5.6	363	2.20	18.6	1.3	47.4	8.4	18.7	0.19	0.22	0.86	8	0.95
A0964795	Drill Core	2.68	2.25	31.68	25.48	137.2	450	2.4	3.0	255	1.93	54.3	1.1	222.2	8.9	22.7	0.64	0.16	0.94	5	1.26
A0964796	Drill Core	2.11	1.70	32.30	28.37	885.0	587	8.7	5.3	851	1.84	384.5	1.6	111.8	8.5	115.0	4.26	0.22	1.77	12	2.42
A0964797	Drill Core	2.18	1.38	71.80	3.06	309.3	717	60.3	23.4	1030	5.37	15.1	1.0	62.1	5.6	10.1	1.54	0.10	2.18	99	0.24
A0964798	Drill Core	3.00	1.44	63.76	3.85	110.5	269	56.2	21.4	486	5.00	10.0	1.5	275.2	6.6	18.1	0.14	0.13	0.56	108	0.52
A0964799	Drill Core	2.16	1.60	40.92	3.95	78.6	115	50.9	19.1	603	4.03	134.8	1.3	74.0	6.6	16.5	0.10	0.12	0.26	96	0.90
A0964800	Drill Core	2.92	1.31	74.48	3.88	218.3	355	54.2	21.2	448	4.16	4.4	1.3	204.6	5.9	13.7	0.51	0.09	0.62	105	0.60
A0964801	Drill Core	2.91	1.65	52.22	4.54	101.9	219	49.0	17.9	465	3.47	1.1	1.4	2.0	5.4	10.6	0.10	0.04	0.21	69	0.22
117101	Drill Core	1.24	1.77	89.59	5.21	188.5	914	61.0	23.0	674	5.39	1494.7	1.1	43.3	4.3	4.2	0.23	0.11	0.47	88	0.16
117102	Drill Core	2.03	1.45	46.78	4.03	76.8	230	55.9	19.1	336	3.17	132.2	0.9	4.9	4.3	28.2	0.07	0.07	0.22	67	0.49
117103	Drill Core	1.58	1.59	63.53	5.82	97.2	310	55.3	19.7	371	3.52	72.3	1.1	14.2	4.5	7.0	0.10	0.08	0.21	69	0.35
117104	Drill Core	2.38	2.08	67.20	5.67	117.3	186	70.5	24.9	339	4.25	651.2	1.4	29.7	5.4	7.2	0.15	0.09	0.30	80	0.21
117105	Drill Core	2.27	0.64	14.55	4.62	46.1	494	13.9	9.7	770	2.59	34.3	1.2	8.4	6.8	11.7	0.08	0.17	0.83	34	0.96
117106	Drill Core	2.11	1.76	33.31	9.71	40.3	201	36.2	15.0	987	2.89	36.0	1.4	48.4	6.3	100.3	0.12	0.17	1.09	32	2.22
117107	Drill Core	2.23	1.29	32.28	11.04	237.1	340	20.2	10.5	1290	2.83	21.7	1.3	35.0	6.4	85.4	1.02	0.18	1.12	17	2.65
117108	Drill Core	2.21	1.12	40.24	5.42	65.7	212	14.9	8.9	1304	2.26	12.0	1.2	46.4	6.2	86.2	0.22	0.12	0.45	30	2.48
117109	Drill Core	1.08	1.49	14.25	3.11	59.8	226	18.9	11.0	718	3.32	5.2	1.3	22.8	7.0	14.2	0.10	0.16	2.39	41	0.99
117110	Drill Core	2.04	1.81	10.94	3.56	69.5	218	18.0	11.7	705	3.16	3.6	1.6	18.0	7.8	14.6	0.18	0.17	2.32	28	0.91
117111	Drill Core	1.06	1.17	23.60	20.11	39.0	996	11.6	7.6	546	3.00	13.5	1.4	151.8	6.7	6.6	0.09	0.25	12.03	23	0.41
117112	Drill Core	1.28	1.87	45.19	14.91	14.5	1369	11.0	7.5	190	10.77	20.5	1.5	237.9	6.3	2.6	0.06	0.10	37.83	4	0.24
117113	Drill Core	1.11	1.63	163.56	3.01	80.7	419	15.1	9.9	461	2.50	2.5	1.2	13.2	5.8	13.3	0.17	0.14	0.37	33	0.77
117114	Drill Core	2.12	4.00	34.35	3.55	101.8	174	12.7	9.1	470	2.46	3.2	1.3	15.2	6.7	12.3	0.42	0.17	0.86	26	0.47
117115	Drill Core	1.72	18.11	18.39	4.50	37.8	243	15.5	10.1	430	3.23	6.6	1.3	38.4	6.7	12.5	0.08	0.17	1.91	17	0.81
117116	Drill Core	1.14	19.36	13.90	3.49	30.9	171	13.0	7.3	340	3.17	6.6	1.4	46.1	6.4	7.6	0.05	0.16	4.15	14	0.31
117117	Drill Core	0.94	39.49	62.00	2.61	14.6	215	10.8	8.2	142	1.75	2.1	0.7	22.0	5.9	10.9	0.06	0.20	0.84	13	0.37
117118	Drill Core	2.01	8.06	153.73	3.82	43.4	526	11.6	6.8	358	2.30	8.0	2.0	36.2	8.8	13.9	0.11	0.34	1.13	23	0.81
117119	Drill Core	2.47	14.81	35.39	9.05	45.7	363	12.5	5.3	633	3.87	12.8	1.4	66.0	6.8	13.4	0.05	0.24	2.45	36	0.84
117120	Drill Core	1.13	1.65	14.62	3.36	22.1	133	9.1	6.0	234	2.40	15.1	1.2	14.9	5.9	9.4	0.06	0.41	1.64	16	0.44
117121	Drill Core	2.30	15.39	636.99	4.78	78.6	1926	13.8	8.9	427	2.59	10.2	4.2	130.6	6.4	12.9	0.43	0.60	5.06	32	0.55

This report supersedes all previous preliminary and final reports with this file number dated prior to the date on this certificate. Signature indicates final approval; preliminary reports are unsigned and should be used for reference only.

BUREAU VERITAS MINERAL LABORATORIES Canada

www.bvna.com/mining-laboratory-services

Bureau Veritas Commodities Canada Ltd.

9050 Shaughnessy St Vancouver British Columbia V6P 6E5 Canada
PHONE (604) 253-3158

Client: **Kinross Gold Corp.**
25 York St., #17
Toronto Ontario M5J 2V5 Canada

Project: Great Bear Project
Report Date: December 24, 2024

CERTIFICATE OF ANALYSIS TIM24000357.1

	Method	AQ250	AQ250	AQ250	AQ250	AQ250	AQ250	AQ250	AQ250	AQ250	AQ250	AQ250	AQ250	AQ250	AQ250	AQ250	AQ250	AQ250	AQ250	AQ250	AQ250
	Analyte	P	La	Cr	Mg	Ba	Ti	B	Al	Na	K	W	Sc	Tl	S	Hg	Se	Te	Ga	Cs	Ge
	Unit	%	ppm	ppm	%	ppm	%	ppm	%	%	%	ppm	ppm	ppm	%	ppb	ppm	ppm	ppm	ppm	ppm
	MDL	0.001	0.5	0.5	0.01	0.5	0.001	20	0.01	0.001	0.01	0.1	0.1	0.02	0.02	5	0.1	0.02	0.1	0.02	0.1
A0964793	Drill Core	0.069	30.0	14.7	0.59	123.4	0.076	<20	0.64	0.069	0.48	0.9	1.3	0.27	2.83	<5	2.1	0.21	2.7	0.90	<0.1
A0964794	Drill Core	0.040	36.8	6.2	0.32	107.5	0.042	<20	0.46	0.061	0.32	5.7	0.9	0.25	1.98	<5	1.3	0.16	2.0	0.51	<0.1
A0964795	Drill Core	0.022	45.6	5.1	0.20	74.8	0.023	<20	0.34	0.092	0.21	0.5	1.1	0.16	1.51	7	1.4	0.24	1.7	0.44	<0.1
A0964796	Drill Core	0.041	33.4	15.0	0.26	50.3	0.021	<20	0.26	0.084	0.10	17.9	1.6	0.04	0.98	96	1.8	0.66	1.7	0.34	<0.1
A0964797	Drill Core	0.068	28.6	134.6	1.39	362.3	0.263	<20	2.01	0.092	1.68	0.5	10.0	0.76	1.82	<5	3.4	0.50	8.6	5.33	0.1
A0964798	Drill Core	0.060	27.4	125.4	1.34	399.0	0.181	<20	1.61	0.104	1.32	8.1	12.3	0.66	1.19	<5	2.0	0.32	8.4	7.44	0.1
A0964799	Drill Core	0.054	26.5	98.1	1.22	370.3	0.253	<20	1.86	0.087	1.23	2.4	11.1	0.42	0.34	<5	0.6	0.13	9.8	4.35	<0.1
A0964800	Drill Core	0.052	24.8	103.1	1.23	232.5	0.212	<20	1.62	0.106	1.12	6.6	13.2	0.42	0.91	<5	1.7	0.32	8.6	5.24	<0.1
A0964801	Drill Core	0.047	20.9	88.9	1.16	273.1	0.226	<20	1.99	0.088	1.50	0.3	7.6	0.46	0.31	<5	0.1	0.04	8.6	3.85	<0.1
117101	Drill Core	0.059	17.5	109.8	1.78	236.0	0.218	<20	2.93	0.046	1.94	0.2	8.8	0.84	1.02	<5	0.4	0.39	10.3	4.91	<0.1
117102	Drill Core	0.051	18.5	106.3	1.36	155.7	0.139	<20	2.47	0.086	1.20	0.2	7.2	0.53	0.22	<5	0.1	0.06	8.3	3.01	<0.1
117103	Drill Core	0.044	18.2	88.1	1.12	187.9	0.181	<20	1.91	0.063	1.26	0.2	7.0	0.53	0.32	<5	0.2	0.07	8.4	3.65	<0.1
117104	Drill Core	0.047	19.9	106.1	1.33	200.2	0.185	<20	2.35	0.062	1.55	0.8	8.3	0.57	0.36	<5	0.2	0.12	9.2	4.10	<0.1
117105	Drill Core	0.054	28.2	13.3	0.66	58.0	0.117	<20	1.00	0.065	0.76	0.2	2.9	0.37	0.96	<5	<0.1	<0.02	4.2	1.47	<0.1
117106	Drill Core	0.057	29.0	67.6	0.85	105.9	0.089	<20	0.77	0.109	0.63	19.7	5.4	0.31	1.41	<5	2.8	0.28	4.4	2.96	<0.1
117107	Drill Core	0.065	29.2	31.1	0.77	131.6	0.131	<20	0.76	0.097	0.64	6.6	4.3	0.29	1.45	<5	2.8	0.30	4.9	2.50	<0.1
117108	Drill Core	0.065	30.5	18.5	0.64	157.9	0.125	<20	0.76	0.089	0.59	8.7	2.5	0.21	0.79	<5	0.8	0.20	3.8	2.15	<0.1
117109	Drill Core	0.085	32.8	34.8	1.05	64.6	0.149	<20	1.07	0.058	0.88	1.6	3.9	0.80	2.69	<5	1.2	0.45	4.8	2.25	<0.1
117110	Drill Core	0.072	34.2	18.4	0.79	43.1	0.097	<20	0.80	0.054	0.59	>100	2.3	0.57	3.04	<5	1.6	0.42	3.6	1.28	<0.1
117111	Drill Core	0.047	23.9	12.8	0.55	118.5	0.072	<20	0.73	0.050	0.55	0.8	1.6	0.56	2.20	<5	1.8	4.96	3.1	1.97	<0.1
117112	Drill Core	0.041	11.7	7.3	0.13	24.5	0.014	<20	0.44	0.012	0.27	0.4	0.4	0.17	>10	<5	11.6	20.46	1.0	0.27	<0.1
117113	Drill Core	0.053	28.5	16.7	0.73	140.6	0.124	<20	0.85	0.081	0.65	0.5	3.1	0.49	1.61	<5	2.1	0.08	4.5	1.80	<0.1
117114	Drill Core	0.049	27.2	12.8	0.59	44.7	0.087	<20	0.71	0.061	0.51	0.4	2.3	0.57	2.12	<5	1.7	0.15	3.4	1.40	<0.1
117115	Drill Core	0.048	26.7	13.2	0.54	49.3	0.061	<20	0.71	0.050	0.39	31.0	1.4	0.37	3.13	<5	1.9	0.43	2.6	0.93	<0.1
117116	Drill Core	0.046	23.3	10.9	0.48	33.4	0.061	<20	0.62	0.040	0.45	2.1	1.1	0.48	3.13	<5	1.7	1.74	2.3	1.08	<0.1
117117	Drill Core	0.052	28.2	6.9	0.22	36.6	0.036	<20	0.44	0.047	0.29	0.7	0.9	0.19	1.53	<5	0.6	0.29	1.6	0.50	<0.1
117118	Drill Core	0.056	31.0	13.0	0.59	76.5	0.108	<20	0.75	0.063	0.53	0.7	2.0	0.37	1.56	<5	0.7	0.59	3.2	1.25	<0.1
117119	Drill Core	0.057	27.7	15.9	0.59	67.6	0.088	<20	0.81	0.073	0.50	6.8	2.3	0.40	3.69	<5	2.0	1.10	3.7	1.51	<0.1
117120	Drill Core	0.046	16.6	9.7	0.43	54.6	0.043	<20	0.50	0.060	0.33	0.6	1.1	0.23	2.31	<5	0.9	0.58	2.3	0.68	<0.1
117121	Drill Core	0.057	25.5	14.3	0.89	69.2	0.081	<20	0.88	0.053	0.61	0.8	2.8	0.45	2.20	12	1.0	2.56	4.6	1.65	<0.1

This report supersedes all previous preliminary and final reports with this file number dated prior to the date on this certificate. Signature indicates final approval; preliminary reports are unsigned and should be used for reference only.

BUREAU VERITAS MINERAL LABORATORIES Canada

www.bvna.com/mining-laboratory-services

Bureau Veritas Commodities Canada Ltd.

9050 Shaughnessy St Vancouver British Columbia V6P 6E5 Canada
PHONE (604) 253-3158

Client: **Kinross Gold Corp.**
25 York St., #17
Toronto Ontario M5J 2V5 Canada

Project: Great Bear Project
Report Date: December 24, 2024

CERTIFICATE OF ANALYSIS TIM24000357.1

	Method	AQ250	AQ250	AQ250	AQ250	AQ250	AQ250	AQ250	AQ250	AQ250	AQ250	AQ250	AQ250	AQ250	AQ250	TC006	TC000	TC000
	Analyte	Hf	Nb	Rb	Sn	Ta	Zr	Y	Ce	In	Re	Be	Li	Pd	Pt	CO2	TOT/C	TOT/S
	Unit	ppm	ppm	ppm	ppm	ppm	ppm	ppm	ppm	ppm	ppb	ppm	ppm	ppb	ppb	%	%	%
	MDL	0.02	0.02	0.1	0.1	0.05	0.1	0.01	0.1	0.02	1	0.1	0.1	10	2	0.08	0.02	0.02
A0964793	Drill Core	0.72	0.12	23.9	0.6	<0.05	24.2	5.31	58.5	<0.02	26	0.1	8.4	<10	<2	1.69		
A0964794	Drill Core	1.31	0.15	22.3	0.7	<0.05	49.9	4.84	69.7	<0.02	2	<0.1	6.2	<10	2	0.76	0.24	1.87
A0964795	Drill Core	1.40	0.04	11.7	0.3	<0.05	51.5	4.80	86.7	<0.02	<1	<0.1	4.0	<10	3	1.20		
A0964796	Drill Core	0.47	0.16	3.9	0.3	<0.05	17.0	6.68	64.7	0.09	<1	<0.1	2.6	<10	<2	2.42		
A0964797	Drill Core	0.83	0.06	78.1	1.2	<0.05	31.5	6.46	56.7	0.06	1	<0.1	21.1	<10	<2	<0.08		
A0964798	Drill Core	1.19	0.05	60.5	1.2	<0.05	43.6	9.87	54.3	0.03	<1	0.2	17.7	<10	<2	0.38		
A0964799	Drill Core	1.04	0.05	43.7	1.1	<0.05	39.1	8.83	52.3	0.04	<1	0.3	16.9	<10	<2	0.73		
A0964800	Drill Core	1.13	0.06	48.1	1.0	<0.05	42.6	9.98	50.0	0.06	1	0.1	14.6	<10	2	0.48	0.13	0.92
A0964801	Drill Core	0.72	0.05	60.3	0.8	<0.05	28.6	6.02	41.5	0.02	1	<0.1	23.0	<10	<2	<0.08		
117101	Drill Core	0.58	0.05	106.3	0.7	<0.05	23.4	4.84	35.3	0.03	1	0.1	23.7	<10	2	<0.08		
117102	Drill Core	0.34	0.03	61.5	0.5	<0.05	16.3	4.71	36.5	<0.02	<1	0.2	15.9	<10	<2	<0.08		
117103	Drill Core	0.71	0.04	57.9	0.6	<0.05	26.4	4.41	35.2	0.02	1	0.1	17.8	<10	2	0.23		
117104	Drill Core	0.56	0.03	70.7	0.6	<0.05	24.9	5.02	39.4	0.03	<1	0.1	22.2	<10	2	<0.08		
117105	Drill Core	0.80	0.02	47.6	0.3	<0.05	28.9	5.12	53.1	<0.02	<1	<0.1	9.2	<10	<2	0.82	0.25	1.02
117106	Drill Core	0.93	0.10	30.8	0.5	<0.05	31.0	7.00	58.6	<0.02	1	0.2	9.1	<10	<2	2.14		
117107	Drill Core	0.86	0.13	28.9	0.3	<0.05	28.5	5.22	52.4	0.04	<1	0.2	7.9	<10	<2	2.66		
117108	Drill Core	0.60	0.11	22.9	0.4	<0.05	18.3	5.72	59.4	<0.02	<1	0.1	8.3	<10	<2	2.62		
117109	Drill Core	0.82	0.11	57.8	0.6	<0.05	25.7	6.01	65.5	0.04	<1	<0.1	14.6	<10	<2	0.70		
117110	Drill Core	0.78	0.20	39.8	0.4	<0.05	23.6	5.84	67.1	0.04	1	<0.1	11.7	<10	<2	0.65		
117111	Drill Core	0.70	0.09	39.6	0.5	<0.05	21.6	3.89	43.5	0.02	<1	<0.1	5.9	<10	<2	0.30	0.09	2.20
117112	Drill Core	0.78	0.30	11.6	0.2	<0.05	25.0	3.54	23.4	0.05	4	0.1	3.9	<10	<2	<0.08		
117113	Drill Core	0.70	0.10	31.6	1.2	<0.05	23.4	3.94	54.3	<0.02	2	0.1	12.6	<10	3	0.56		
117114	Drill Core	0.77	0.13	34.5	0.7	<0.05	23.5	4.48	51.0	0.03	2	<0.1	10.1	<10	<2	0.12		
117115	Drill Core	0.79	0.24	25.3	0.5	<0.05	26.6	4.01	51.8	0.02	54	0.1	10.6	<10	<2	0.56		
117116	Drill Core	0.85	0.25	30.4	0.4	<0.05	28.7	3.82	46.0	<0.02	54	<0.1	7.3	<10	<2	0.12		
117117	Drill Core	0.71	0.13	14.9	0.3	<0.05	23.5	3.89	54.4	<0.02	102	<0.1	4.2	<10	<2	0.13	0.07	1.49
117118	Drill Core	0.78	0.17	31.5	0.6	<0.05	22.9	5.26	59.1	0.06	26	<0.1	11.6	<10	2	0.60		
117119	Drill Core	0.64	0.19	36.1	1.1	<0.05	18.3	4.39	53.5	0.08	43	<0.1	10.2	<10	<2	0.53		
117120	Drill Core	1.05	0.16	20.3	0.3	<0.05	37.4	2.56	31.0	<0.02	2	<0.1	7.0	<10	<2	0.29		
117121	Drill Core	1.04	0.11	36.5	0.8	<0.05	37.0	4.95	50.0	0.11	45	0.1	17.3	<10	<2	0.09		

This report supersedes all previous preliminary and final reports with this file number dated prior to the date on this certificate. Signature indicates final approval; preliminary reports are unsigned and should be used for reference only.

BUREAU VERITAS MINERAL LABORATORIES Canada

www.bvna.com/mining-laboratory-services

Bureau Veritas Commodities Canada Ltd.

9050 Shaughnessy St Vancouver British Columbia V6P 6E5 Canada
PHONE (604) 253-3158

Client: **Kinross Gold Corp.**
25 York St., #17
Toronto Ontario M5J 2V5 Canada

Project: Great Bear Project
Report Date: December 24, 2024

CERTIFICATE OF ANALYSIS TIM24000357.1

Method		WGHT	AQ250	AQ250	AQ250	AQ250	AQ250	AQ250	AQ250	AQ250	AQ250	AQ250	AQ250	AQ250	AQ250	AQ250	AQ250	AQ250	AQ250	AQ250	AQ250
Analyte		Wgt	Mo	Cu	Pb	Zn	Ag	Ni	Co	Mn	Fe	As	U	Au	Th	Sr	Cd	Sb	Bi	V	Ca
Unit		kg	ppm	ppm	ppm	ppm	ppb	ppm	ppm	ppm	%	ppm	ppm	ppb	ppm	ppm	ppm	ppm	ppm	ppm	%
MDL		0.01	0.01	0.01	0.01	0.1	2	0.1	0.1	1	0.01	0.1	0.1	0.2	0.1	0.5	0.01	0.02	0.02	1	0.01
117122	Drill Core	2.22	3.68	29.80	4.28	40.3	213	9.5	6.7	322	2.40	14.1	1.3	33.0	6.8	10.9	0.10	2.26	1.56	19	0.59
117123	Drill Core	2.45	26.08	263.11	3.58	89.8	626	15.5	10.9	465	2.43	3.1	1.2	86.5	6.1	21.7	0.41	0.79	0.84	30	1.46
117124	Drill Core	2.20	19.42	288.45	2.91	61.5	560	18.2	11.5	428	2.78	3.1	1.4	261.8	6.7	14.3	0.19	0.86	0.71	40	0.73
117125	Drill Core	2.38	24.18	274.21	8.91	66.7	718	13.8	6.9	234	2.18	4.9	1.3	165.1	6.3	12.3	0.31	0.39	2.95	24	0.59
117126	Drill Core	1.54	7.16	133.03	2.58	42.9	288	10.9	8.1	256	1.97	2.8	1.3	43.4	6.6	13.6	0.10	0.32	0.66	22	0.65
117127	Drill Core	1.16	6.90	100.39	5.13	46.5	226	12.9	7.5	369	2.25	3.8	1.5	38.5	7.2	20.8	0.09	0.22	0.67	25	0.67
117128	Drill Core	2.20	8.09	118.16	4.72	58.4	339	15.1	9.2	265	2.56	6.3	1.7	40.5	7.7	14.2	0.20	0.32	1.96	24	0.43
117129	Drill Core	2.20	9.98	73.44	5.03	49.0	254	12.7	7.8	230	2.20	4.5	1.3	85.5	5.9	11.8	0.12	0.30	1.84	20	0.51
117130	Drill Core	1.09	5.85	208.77	10.80	52.9	402	13.7	8.4	238	2.33	5.6	1.6	49.5	7.5	13.9	0.16	0.50	1.36	22	1.00
117131	Drill Core	2.13	50.19	215.04	4.18	49.5	462	16.3	6.0	211	2.03	3.2	1.3	59.6	6.9	13.3	0.17	0.26	1.78	27	0.71
117450	Drill Core	3.54	0.66	20.97	1.78	51.5	45	13.0	9.0	313	2.20	0.6	1.7	2.4	7.9	16.7	<0.01	0.06	<0.02	32	0.73

This report supersedes all previous preliminary and final reports with this file number dated prior to the date on this certificate. Signature indicates final approval; preliminary reports are unsigned and should be used for reference only.

BUREAU VERITAS MINERAL LABORATORIES Canada

www.bvna.com/mining-laboratory-services

Bureau Veritas Commodities Canada Ltd.

9050 Shaughnessy St Vancouver British Columbia V6P 6E5 Canada
PHONE (604) 253-3158

Client: **Kinross Gold Corp.**
25 York St., #17
Toronto Ontario M5J 2V5 Canada

Project: Great Bear Project
Report Date: December 24, 2024

CERTIFICATE OF ANALYSIS TIM24000357.1

	Method	AQ250	AQ250	AQ250	AQ250	AQ250	AQ250	AQ250	AQ250	AQ250	AQ250	AQ250	AQ250	AQ250	AQ250	AQ250	AQ250	AQ250	AQ250	AQ250	AQ250
	Analyte	P	La	Cr	Mg	Ba	Ti	B	Al	Na	K	W	Sc	Tl	S	Hg	Se	Te	Ga	Cs	Ge
	Unit	%	ppm	ppm	%	ppm	%	ppm	%	%	%	ppm	ppm	ppm	%	ppb	ppm	ppm	ppm	ppm	ppm
	MDL	0.001	0.5	0.5	0.01	0.5	0.001	20	0.01	0.001	0.01	0.1	0.1	0.02	0.02	5	0.1	0.02	0.1	0.02	0.1
117122	Drill Core	0.048	18.7	10.3	0.57	57.5	0.055	<20	0.58	0.057	0.43	31.0	1.5	0.31	2.21	<5	0.8	0.55	2.8	1.15	<0.1
117123	Drill Core	0.061	26.7	17.5	0.74	80.5	0.118	<20	0.86	0.074	0.71	2.0	2.5	0.39	1.60	7	1.2	0.28	3.7	2.36	<0.1
117124	Drill Core	0.060	30.5	19.5	0.72	115.0	0.177	<20	1.09	0.065	0.84	1.2	3.6	0.66	0.73	6	0.5	0.31	5.1	2.98	<0.1
117125	Drill Core	0.058	27.9	16.6	0.66	57.4	0.097	<20	0.66	0.067	0.51	1.0	2.4	0.27	1.75	<5	1.1	1.20	3.2	0.99	<0.1
117126	Drill Core	0.046	24.7	13.8	0.49	52.6	0.101	<20	0.64	0.056	0.47	1.5	1.9	0.36	1.21	<5	0.8	0.34	3.0	1.33	<0.1
117127	Drill Core	0.056	28.1	15.8	0.61	87.0	0.125	<20	0.89	0.064	0.55	0.7	2.1	0.45	1.03	<5	0.5	0.32	4.0	1.35	<0.1
117128	Drill Core	0.059	29.0	16.8	0.69	83.1	0.102	<20	0.75	0.075	0.55	4.8	2.1	0.33	2.14	<5	1.2	0.60	3.5	1.17	<0.1
117129	Drill Core	0.055	24.6	12.4	0.59	46.3	0.052	<20	0.63	0.059	0.44	0.6	1.6	0.33	1.92	<5	1.2	0.41	2.8	1.24	<0.1
117130	Drill Core	0.061	31.8	14.9	0.67	67.0	0.098	<20	0.62	0.060	0.47	4.5	2.0	0.38	2.02	<5	1.5	0.27	3.0	1.35	<0.1
117131	Drill Core	0.057	25.1	17.7	0.75	121.2	0.049	<20	0.67	0.084	0.44	>100	3.2	0.23	1.55	<5	1.1	0.33	4.0	1.38	<0.1
117450	Drill Core	0.054	30.6	13.6	0.61	119.3	0.137	<20	1.10	0.059	0.71	0.4	1.9	0.37	0.05	<5	<0.1	<0.02	4.7	2.80	<0.1

This report supersedes all previous preliminary and final reports with this file number dated prior to the date on this certificate. Signature indicates final approval; preliminary reports are unsigned and should be used for reference only.

BUREAU VERITAS MINERAL LABORATORIES Canada

www.bvna.com/mining-laboratory-services

Bureau Veritas Commodities Canada Ltd.

9050 Shaughnessy St Vancouver British Columbia V6P 6E5 Canada
PHONE (604) 253-3158

Client: **Kinross Gold Corp.**
25 York St., #17
Toronto Ontario M5J 2V5 Canada

Project: Great Bear Project
Report Date: December 24, 2024

CERTIFICATE OF ANALYSIS TIM24000357.1

Method		AQ250	AQ250	AQ250	AQ250	AQ250	AQ250	AQ250	AQ250	AQ250	AQ250	AQ250	AQ250	AQ250	AQ250	TC006	TC000	TC000
Analyte		Hf	Nb	Rb	Sn	Ta	Zr	Y	Ce	In	Re	Be	Li	Pd	Pt	CO2	TOT/C	TOT/S
Unit		ppm	ppm	ppm	ppm	ppm	ppm	ppm	ppm	ppm	ppb	ppm	ppm	ppb	ppb	%	%	%
MDL		0.02	0.02	0.1	0.1	0.05	0.1	0.01	0.1	0.02	1	0.1	0.1	10	2	0.08	0.02	0.02
117122	Drill Core	1.01	0.10	26.6	0.5	<0.05	36.0	2.63	36.9	<0.02	14	<0.1	9.2	<10	<2	0.37		
117123	Drill Core	1.09	0.09	40.3	0.7	<0.05	41.2	5.18	52.4	0.02	95	<0.1	12.1	<10	<2	1.29	0.40	1.60
117124	Drill Core	1.17	0.13	55.6	1.0	<0.05	41.4	5.62	58.4	0.03	56	<0.1	15.6	<10	<2	0.54		
117125	Drill Core	0.95	0.15	29.3	1.0	<0.05	34.0	5.18	55.8	0.05	81	<0.1	9.9	<10	<2	0.36		
117126	Drill Core	0.78	0.19	32.4	0.6	<0.05	26.2	4.65	47.1	<0.02	20	<0.1	9.4	<10	<2	0.41		
117127	Drill Core	0.72	0.19	35.2	0.5	<0.05	22.9	5.56	54.7	0.02	16	<0.1	12.1	<10	<2	0.40		
117128	Drill Core	1.10	0.25	34.5	1.0	<0.05	35.3	5.22	55.4	0.03	28	<0.1	9.9	<10	<2	0.19		
117129	Drill Core	0.90	0.12	30.2	0.4	<0.05	30.1	5.02	46.9	0.02	28	<0.1	11.4	<10	<2	0.22	0.11	1.98
117130	Drill Core	1.16	0.37	32.7	0.9	<0.05	37.1	5.19	60.8	0.05	15	<0.1	10.9	<10	<2	<0.08		
117131	Drill Core	0.84	0.08	23.4	1.0	<0.05	29.3	4.33	49.1	0.05	180	0.1	10.7	<10	<2	0.64		
117450	Drill Core	0.74	0.07	52.9	0.4	<0.05	26.5	5.90	57.7	<0.02	3	0.1	18.2	<10	<2	0.52		

This report supersedes all previous preliminary and final reports with this file number dated prior to the date on this certificate. Signature indicates final approval; preliminary reports are unsigned and should be used for reference only.

BUREAU VERITAS MINERAL LABORATORIES Canada

www.bvna.com/mining-laboratory-services

Bureau Veritas Commodities Canada Ltd.
9050 Shaughnessy St Vancouver British Columbia V6P 6E5 Canada
PHONE (604) 253-3158

Client: **Kinross Gold Corp.**
25 York St., #17
Toronto Ontario M5J 2V5 Canada

Project: Great Bear Project
Report Date: December 24, 2024

QUALITY CONTROL REPORT TIM24000357.1

	Method	WGHT	AQ250	AQ250	AQ250	AQ250	AQ250	AQ250	AQ250	AQ250	AQ250	AQ250	AQ250	AQ250	AQ250	AQ250	AQ250	AQ250	AQ250	AQ250	AQ250
	Analyte	Wgt	Mo	Cu	Pb	Zn	Ag	Ni	Co	Mn	Fe	As	U	Au	Th	Sr	Cd	Sb	Bi	V	Ca
	Unit	kg	ppm	ppm	ppm	ppm	ppb	ppm	ppm	ppm	%	ppm	ppm	ppb	ppm	ppm	ppm	ppm	ppm	ppm	%
	MDL	0.01	0.01	0.01	0.01	0.1	2	0.1	0.1	1	0.01	0.1	0.1	0.2	0.1	0.5	0.01	0.02	0.02	1	0.01
Pulp Duplicates																					
A0963968	Drill Core	2.12	1.09	35.27	4.00	82.6	700	48.0	21.4	463	3.14	37.7	1.2	10.7	4.4	25.7	0.06	0.15	2.45	37	0.42
REP A0963968	QC																				
A0963576	Drill Core	1.85	2.59	18.51	1.66	53.3	44	12.6	7.8	304	2.26	0.4	1.4	1.9	6.9	12.4	0.01	0.04	0.10	29	0.57
REP A0963576	QC		2.31	18.62	1.61	55.2	45	13.1	8.1	310	2.30	0.5	1.4	1.8	6.9	12.4	0.01	0.04	0.09	30	0.57
A0963789	Drill Core	2.94	1.23	65.17	3.33	171.7	318	50.0	19.2	518	4.76	1.1	1.2	256.8	5.7	5.7	0.78	0.05	0.82	71	0.19
REP A0963789	QC																				
A0963797	Drill Core	1.72	2.61	61.16	11.18	328.4	1156	20.2	11.0	778	2.95	25.2	1.4	165.4	7.4	14.4	1.41	0.15	2.99	37	0.84
REP A0963797	QC		2.68	60.28	10.44	317.3	1123	19.4	10.2	747	2.85	24.4	1.3	156.4	7.0	14.2	1.40	0.14	2.73	35	0.80
REP 117112	QC																				
117119	Drill Core	2.47	14.81	35.39	9.05	45.7	363	12.5	5.3	633	3.87	12.8	1.4	66.0	6.8	13.4	0.05	0.24	2.45	36	0.84
REP 117119	QC		16.55	36.89	9.10	47.2	352	12.9	5.3	641	3.96	13.2	1.4	99.6	6.8	13.9	0.06	0.24	2.49	37	0.87
Core Reject Duplicates																					
A0963571	Drill Core	3.29	0.64	17.66	1.66	49.9	58	12.4	8.3	351	2.06	0.3	1.6	0.6	7.9	18.2	0.02	0.04	0.06	29	1.28
DUP A0963571	QC		0.70	18.84	1.64	49.2	85	12.2	8.3	352	2.06	0.3	1.6	0.7	8.0	16.6	0.02	0.04	0.06	28	1.36
A0963791	Drill Core	3.51	1.35	54.09	3.62	96.2	201	56.8	22.0	621	4.54	13.9	0.9	58.1	4.3	14.0	0.18	0.11	0.62	106	0.75
DUP A0963791	QC		1.57	55.42	3.44	97.3	182	58.7	22.2	644	4.75	13.9	0.9	110.4	4.4	12.8	0.17	0.11	0.60	111	0.70
117112	Drill Core	1.28	1.87	45.19	14.91	14.5	1369	11.0	7.5	190	10.77	20.5	1.5	237.9	6.3	2.6	0.06	0.10	37.83	4	0.24
DUP 117112	QC		1.83	46.99	14.83	14.4	1473	10.9	7.3	183	10.53	20.5	1.4	190.1	6.0	2.7	0.05	0.10	37.71	4	0.24
Reference Materials																					
STD BVGEO01	Standard		10.85	4401.31	193.22	1710.6	2495	162.4	25.2	716	3.79	120.4	3.5	225.5	14.1	55.7	6.08	2.11	24.52	73	1.33
STD BVGEO01	Standard		9.79	4352.42	175.30	1655.3	2404	169.3	24.0	718	3.63	119.4	3.4	208.7	14.0	53.3	5.92	2.27	23.97	76	1.28
STD BVGEO01	Standard		9.77	4309.43	185.92	1646.2	2439	159.5	24.1	725	3.61	122.7	3.5	215.1	14.1	53.9	5.92	1.75	23.94	71	1.29
STD BVGEO01	Standard		9.60	4230.66	185.79	1639.6	2459	155.9	23.5	684	3.56	118.0	3.5	213.8	14.1	54.0	5.66	2.06	24.06	69	1.27
STD COO2	Standard																				
STD COO2	Standard																				
STD COO2	Standard																				
STD GS311-1	Standard																				
STD GS910-4	Standard																				

This report supersedes all previous preliminary and final reports with this file number dated prior to the date on this certificate. Signature indicates final approval; preliminary reports are unsigned and should be used for reference only.

BUREAU VERITAS MINERAL LABORATORIES Canada

www.bvna.com/mining-laboratory-services

Bureau Veritas Commodities Canada Ltd.
9050 Shaughnessy St Vancouver British Columbia V6P 6E5 Canada
PHONE (604) 253-3158

Client: **Kinross Gold Corp.**
25 York St., #17
Toronto Ontario M5J 2V5 Canada

Project: Great Bear Project
Report Date: December 24, 2024

QUALITY CONTROL REPORT TIM24000357.1

		Method	AQ250	AQ250	AQ250	AQ250	AQ250	AQ250	AQ250	AQ250	AQ250	AQ250	AQ250	AQ250	AQ250	AQ250	AQ250	AQ250	AQ250	AQ250	AQ250
		Analyte	P	La	Cr	Mg	Ba	Ti	B	Al	Na	K	W	Sc	Tl	S	Hg	Se	Te	Ga	Cs	Ge
		Unit	%	ppm	ppm	%	ppm	%	ppm	%	%	%	ppm	ppm	ppm	%	ppb	ppm	ppm	ppm	ppm	ppm
		MDL	0.001	0.5	0.5	0.01	0.5	0.001	20	0.01	0.001	0.01	0.1	0.1	0.02	0.02	5	0.1	0.02	0.1	0.02	0.1
Pulp Duplicates																						
A0963968	Drill Core		0.083	19.2	94.9	1.28	133.6	0.109	<20	1.60	0.052	0.91	<0.1	2.8	1.04	1.49	<5	0.5	0.85	4.8	3.81	<0.1
REP A0963968	QC																					
A0963576	Drill Core		0.044	25.6	13.5	0.70	111.1	0.147	<20	1.19	0.063	0.92	0.5	2.4	0.39	0.05	<5	<0.1	<0.02	5.2	3.32	<0.1
REP A0963576	QC		0.045	25.9	13.7	0.72	111.6	0.151	<20	1.20	0.064	0.94	0.5	2.4	0.38	0.05	<5	0.1	<0.02	5.4	3.32	<0.1
A0963789	Drill Core		0.064	25.4	88.8	1.34	275.4	0.226	<20	2.53	0.055	1.92	1.8	6.2	0.66	0.61	<5	0.4	0.39	8.7	4.94	<0.1
REP A0963789	QC																					
A0963797	Drill Core		0.072	34.6	20.2	0.94	75.5	0.158	<20	1.12	0.069	0.87	0.6	2.9	0.36	2.01	9	0.6	2.36	4.9	1.39	<0.1
REP A0963797	QC		0.070	33.4	20.2	0.90	74.8	0.150	<20	1.07	0.067	0.83	0.6	2.8	0.35	1.94	7	0.7	2.27	4.8	1.37	<0.1
REP 117112	QC																					
117119	Drill Core		0.057	27.7	15.9	0.59	67.6	0.088	<20	0.81	0.073	0.50	6.8	2.3	0.40	3.69	<5	2.0	1.10	3.7	1.51	<0.1
REP 117119	QC		0.059	28.2	16.1	0.61	67.4	0.088	<20	0.83	0.071	0.49	7.7	2.3	0.40	3.67	<5	2.1	1.15	3.8	1.54	<0.1
Core Reject Duplicates																						
A0963571	Drill Core		0.056	28.9	13.3	0.46	67.4	0.121	<20	0.93	0.074	0.64	0.1	2.2	0.29	<0.02	<5	<0.1	<0.02	4.1	2.13	<0.1
DUP A0963571	QC		0.054	29.3	13.4	0.45	60.5	0.113	<20	0.86	0.062	0.60	0.1	2.0	0.27	<0.02	<5	<0.1	<0.02	3.8	2.07	<0.1
A0963791	Drill Core		0.046	21.7	100.9	1.17	285.3	0.295	<20	1.79	0.073	1.52	2.3	12.4	0.56	1.02	<5	1.4	0.16	8.8	3.80	<0.1
DUP A0963791	QC		0.047	22.3	106.7	1.24	300.6	0.318	<20	1.94	0.066	1.64	1.8	12.6	0.61	0.97	<5	1.3	0.15	9.2	4.14	<0.1
117112	Drill Core		0.041	11.7	7.3	0.13	24.5	0.014	<20	0.44	0.012	0.27	0.4	0.4	0.17	>10	<5	11.6	20.46	1.0	0.27	<0.1
DUP 117112	QC		0.041	11.0	6.9	0.14	26.0	0.014	<20	0.45	0.012	0.27	0.4	0.4	0.18	>10	<5	11.2	20.39	1.0	0.27	<0.1
Reference Materials																						
STD BVGEO01	Standard		0.074	27.3	181.2	1.33	331.6	0.242	<20	2.29	0.190	0.89	3.8	5.7	0.65	0.69	104	4.8	1.02	7.0	7.50	<0.1
STD BVGEO01	Standard		0.074	26.4	161.3	1.28	325.4	0.234	<20	2.22	0.183	0.83	4.0	5.6	0.64	0.65	94	4.8	1.01	6.9	7.13	<0.1
STD BVGEO01	Standard		0.072	25.5	168.9	1.26	327.1	0.230	<20	2.25	0.184	0.85	4.1	5.6	0.59	0.66	101	4.6	0.98	6.8	7.20	<0.1
STD BVGEO01	Standard		0.070	25.4	170.2	1.27	327.7	0.228	<20	2.22	0.187	0.85	3.7	5.5	0.64	0.66	101	4.6	0.97	6.6	6.90	<0.1
STD COO2	Standard																					
STD COO2	Standard																					
STD COO2	Standard																					
STD GS311-1	Standard																					
STD GS910-4	Standard																					

This report supersedes all previous preliminary and final reports with this file number dated prior to the date on this certificate. Signature indicates final approval; preliminary reports are unsigned and should be used for reference only.

BUREAU VERITAS MINERAL LABORATORIES Canada

www.bvna.com/mining-laboratory-services

Bureau Veritas Commodities Canada Ltd.
9050 Shaughnessy St Vancouver British Columbia V6P 6E5 Canada
PHONE (604) 253-3158

Client: **Kinross Gold Corp.**
25 York St., #17
Toronto Ontario M5J 2V5 Canada

Project: Great Bear Project
Report Date: December 24, 2024

QUALITY CONTROL REPORT TIM24000357.1

	Method	AQ250	AQ250	AQ250	AQ250	AQ250	AQ250	AQ250	AQ250	AQ250	AQ250	AQ250	AQ250	AQ250	AQ250	TC006	TC000	TC000
	Analyte	Hf	Nb	Rb	Sn	Ta	Zr	Y	Ce	In	Re	Be	Li	Pd	Pt	CO2	TOT/C	TOT/S
	Unit	ppm	ppm	ppm	ppm	ppm	ppm	ppm	ppm	ppm	ppb	ppm	ppm	ppb	ppb	%	%	%
	MDL	0.02	0.02	0.1	0.1	0.05	0.1	0.01	0.1	0.02	1	0.1	0.1	10	2	0.08	0.02	0.02
Pulp Duplicates																		
A0963968	Drill Core	0.67	<0.02	73.1	0.3	<0.05	26.6	4.94	39.1	0.02	<1	0.4	25.3	<10	<2	<0.08		
REP A0963968	QC															<0.08		
A0963576	Drill Core	0.81	0.05	58.9	0.4	<0.05	27.8	4.94	48.7	<0.02	<1	<0.1	22.2	<10	<2	0.48		
REP A0963576	QC	0.81	0.05	59.2	0.4	<0.05	29.2	5.05	48.1	<0.02	<1	<0.1	23.2	<10	<2			
A0963789	Drill Core	0.63	0.04	78.3	0.5	<0.05	27.3	6.37	49.7	0.03	<1	0.2	22.6	<10	<2	<0.08		
REP A0963789	QC															<0.08		
A0963797	Drill Core	0.87	0.12	45.8	0.5	<0.05	31.8	6.09	67.5	0.07	6	<0.1	13.0	<10	<2	0.60		
REP A0963797	QC	0.83	0.12	45.2	0.5	<0.05	31.2	6.14	65.3	0.07	5	<0.1	12.5	<10	<2			
REP 117112	QC															<0.08		
117119	Drill Core	0.64	0.19	36.1	1.1	<0.05	18.3	4.39	53.5	0.08	43	<0.1	10.2	<10	<2	0.53		
REP 117119	QC	0.67	0.19	37.0	1.1	<0.05	19.1	4.68	54.5	0.08	47	<0.1	10.7	<10	<2			
Core Reject Duplicates																		
A0963571	Drill Core	0.71	0.04	45.1	0.3	<0.05	25.8	5.70	54.1	<0.02	<1	<0.1	15.8	<10	<2	1.26		
DUP A0963571	QC	0.73	0.05	41.8	0.3	<0.05	24.6	5.58	54.9	<0.02	<1	<0.1	15.2	<10	2	1.33		
A0963791	Drill Core	0.75	0.05	61.1	0.9	<0.05	30.9	7.11	42.7	0.03	1	0.2	17.0	<10	<2	0.67		
DUP A0963791	QC	0.78	0.05	66.4	1.0	<0.05	29.5	7.20	44.4	0.03	<1	0.2	19.0	<10	2	0.61		
117112	Drill Core	0.78	0.30	11.6	0.2	<0.05	25.0	3.54	23.4	0.05	4	0.1	3.9	<10	<2	<0.08		
DUP 117112	QC	0.76	0.26	11.8	0.2	<0.05	24.8	3.47	22.1	0.05	3	0.1	4.0	<10	<2	<0.08		
Reference Materials																		
STD BVGEO01	Standard	0.36	0.14	95.8	5.3	<0.05	10.5	14.61	54.9	0.42	4	0.7	19.7	131	176			
STD BVGEO01	Standard	0.36	0.18	94.4	5.2	<0.05	10.1	14.32	53.2	0.42	4	0.7	20.2	127	176			
STD BVGEO01	Standard	0.36	0.08	91.3	5.2	<0.05	10.3	14.20	52.4	0.41	4	0.7	19.9	120	180			
STD BVGEO01	Standard	0.34	0.13	89.3	5.0	<0.05	9.8	14.17	51.0	0.41	4	0.7	18.8	133	185			
STD COO2	Standard															3.32		
STD COO2	Standard															3.44		
STD COO2	Standard															3.30		
STD GS311-1	Standard																0.94	2.31
STD GS910-4	Standard																2.63	8.03

This report supersedes all previous preliminary and final reports with this file number dated prior to the date on this certificate. Signature indicates final approval; preliminary reports are unsigned and should be used for reference only.

BUREAU VERITAS MINERAL LABORATORIES Canada

www.bvna.com/mining-laboratory-services

Bureau Veritas Commodities Canada Ltd.
9050 Shaughnessy St Vancouver British Columbia V6P 6E5 Canada
PHONE (604) 253-3158

Client: **Kinross Gold Corp.**
25 York St., #17
Toronto Ontario M5J 2V5 Canada

Project: Great Bear Project
Report Date: December 24, 2024

QUALITY CONTROL REPORT TIM24000357.1

		WGHT	AQ250	AQ250	AQ250	AQ250	AQ250	AQ250	AQ250	AQ250	AQ250	AQ250	AQ250	AQ250	AQ250	AQ250	AQ250	AQ250	AQ250	AQ250	AQ250
		Wgt	Mo	Cu	Pb	Zn	Ag	Ni	Co	Mn	Fe	As	U	Au	Th	Sr	Cd	Sb	Bi	V	Ca
		kg	ppm	ppm	ppm	ppm	ppb	ppm	ppm	ppm	%	ppm	ppm	ppb	ppm	ppm	ppm	ppm	ppm	ppm	%
		0.01	0.01	0.01	0.01	0.1	2	0.1	0.1	1	0.01	0.1	0.1	0.2	0.1	0.5	0.01	0.02	0.02	1	0.01
STD GS910-4	Standard																				
STD OREAS279	Standard																				
STD OREAS262	Standard		0.61	116.49	59.02	154.1	445	63.3	27.4	533	3.35	36.2	1.2	60.1	9.1	34.8	0.62	2.24	0.98	21	2.99
STD OREAS262	Standard		0.60	108.94	55.21	147.2	453	59.3	26.1	524	3.11	35.7	1.1	61.2	8.4	33.5	0.60	2.90	0.95	20	2.87
STD OREAS262	Standard		0.56	109.20	52.98	147.8	447	61.2	26.5	524	3.06	34.3	1.1	51.2	8.3	32.0	0.59	1.79	0.92	20	2.80
STD OREAS262	Standard		0.58	112.56	57.54	154.5	478	60.6	26.6	527	3.20	35.5	1.2	57.7	9.3	34.1	0.61	2.33	0.99	20	2.83
STD OREAS279	Standard																				
STD OREAS279	Standard																				
STD OREAS279	Standard																				
STD BVGEO01 Expected			10.8	4415	187	1712	2530	163	25	706	3.7	121	3.67	214	14.4	55	6.25	2.2	24.3	73	1.3219
STD OREAS262 Expected			0.68	118	56	154	450	62	26.9	530	3.284	35.8	1.22	65	9.33	36	0.61	3.39	1.03	22.5	2.98
STD GS311-1 Expected																					
STD GS910-4 Expected																					
STD COO2 Expected																					
STD OREAS279 Expected																					
BLK	Blank																				
BLK	Blank		<0.01	<0.01	0.01	<0.1	<2	<0.1	<0.1	<1	<0.01	<0.1	<0.1	<0.2	<0.1	<0.5	<0.01	<0.02	<0.02	<1	<0.01
BLK	Blank		<0.01	<0.01	0.02	<0.1	<2	<0.1	<0.1	<1	<0.01	0.1	<0.1	<0.2	<0.1	<0.5	<0.01	<0.02	<0.02	<1	<0.01
BLK	Blank		<0.01	<0.01	0.01	<0.1	<2	<0.1	<0.1	<1	<0.01	<0.1	<0.1	<0.2	<0.1	<0.5	<0.01	<0.02	<0.02	<1	<0.01
BLK	Blank		<0.01	<0.01	0.01	<0.1	<2	<0.1	<0.1	<1	<0.01	0.1	<0.1	<0.2	<0.1	<0.5	<0.01	<0.02	<0.02	<1	<0.01
BLK	Blank																				
BLK	Blank																				
BLK	Blank																				
BLK	Blank																				
Prep Wash																					
ROCK-TIM	Prep Blank		1.08	2.57	0.85	27.4	3	1.5	3.3	483	1.90	0.4	0.4	<0.2	2.2	23.8	<0.01	0.02	<0.02	21	0.64
ROCK-TIM	Prep Blank		1.15	2.87	0.87	28.6	6	1.5	3.4	480	1.93	0.7	0.5	<0.2	2.2	24.5	0.01	0.02	<0.02	21	0.64

This report supersedes all previous preliminary and final reports with this file number dated prior to the date on this certificate. Signature indicates final approval; preliminary reports are unsigned and should be used for reference only.

BUREAU VERITAS MINERAL LABORATORIES Canada

www.bvna.com/mining-laboratory-services

Bureau Veritas Commodities Canada Ltd.
9050 Shaughnessy St Vancouver British Columbia V6P 6E5 Canada
PHONE (604) 253-3158

Client: **Kinross Gold Corp.**
25 York St., #17
Toronto Ontario M5J 2V5 Canada

Project: Great Bear Project
Report Date: December 24, 2024

QUALITY CONTROL REPORT TIM24000357.1

		AQ250 P % 0.001	AQ250 La ppm 0.5	AQ250 Cr ppm 0.5	AQ250 Mg % 0.01	AQ250 Ba ppm 0.5	AQ250 Ti % 0.001	AQ250 B ppm 20	AQ250 Al % 0.01	AQ250 Na % 0.001	AQ250 K % 0.01	AQ250 W ppm 0.1	AQ250 Sc ppm 0.1	AQ250 Tl ppm 0.02	AQ250 S % 0.02	AQ250 Hg ppb 5	AQ250 Se ppm 0.1	AQ250 Te ppm 0.02	AQ250 Ga ppm 0.1	AQ250 Cs ppm 0.02	AQ250 Ge ppm 0.1
STD GS910-4	Standard																				
STD OREAS279	Standard																				
STD OREAS262	Standard	0.041	17.0	41.9	1.22	252.8	0.003	<20	1.21	0.070	0.30	0.1	3.0	0.50	0.27	168	0.5	0.22	3.7	2.51	<0.1
STD OREAS262	Standard	0.038	15.2	38.8	1.15	226.2	0.003	<20	1.06	0.065	0.27	0.1	2.8	0.48	0.26	165	0.5	0.23	3.4	2.33	<0.1
STD OREAS262	Standard	0.039	15.2	40.5	1.12	234.1	0.003	<20	1.17	0.064	0.29	0.2	2.9	0.43	0.25	160	0.5	0.22	3.6	2.24	<0.1
STD OREAS262	Standard	0.039	16.0	40.6	1.18	258.3	0.003	<20	1.18	0.070	0.30	0.1	3.0	0.48	0.26	164	0.5	0.21	3.7	2.47	<0.1
STD OREAS279	Standard																				
STD OREAS279	Standard																				
STD OREAS279	Standard																				
STD BVGEO01 Expected		0.0727	25.9	171	1.3175	332	0.233		2.2628	0.1924	0.8669	3.5	5.97	0.62	0.6655	100	4.84	1.02	7.37	7.36	0.15
STD OREAS262 Expected		0.04	15.9	41.7	1.17	248	0.003		1.3	0.071	0.312	0.13	3.24	0.47	0.269	170	0.4	0.23	3.9	2.8	
STD GS311-1 Expected																					
STD GS910-4 Expected																					
STD COO2 Expected																					
STD OREAS279 Expected																					
BLK	Blank																				
BLK	Blank	<0.001	<0.5	<0.5	<0.01	<0.5	<0.001	<20	<0.01	<0.001	<0.01	<0.1	<0.1	<0.02	<0.02	<5	<0.1	<0.02	<0.1	<0.02	<0.1
BLK	Blank	<0.001	<0.5	<0.5	<0.01	<0.5	<0.001	<20	<0.01	<0.001	<0.01	<0.1	<0.1	<0.02	<0.02	<5	<0.1	<0.02	<0.1	<0.02	<0.1
BLK	Blank	<0.001	<0.5	<0.5	<0.01	<0.5	<0.001	<20	<0.01	<0.001	<0.01	<0.1	<0.1	<0.02	<0.02	<5	<0.1	<0.02	<0.1	<0.02	<0.1
BLK	Blank	<0.001	<0.5	<0.5	<0.01	<0.5	<0.001	<20	<0.01	<0.001	<0.01	<0.1	<0.1	<0.02	<0.02	<5	<0.1	<0.02	<0.1	<0.02	<0.1
BLK	Blank																				
BLK	Blank																				
BLK	Blank																				
BLK	Blank																				
Prep Wash																					
ROCK-TIM	Prep Blank	0.038	6.2	6.1	0.42	54.9	0.084	<20	0.86	0.067	0.08	0.7	2.3	<0.02	<0.02	<5	<0.1	<0.02	3.7	0.15	<0.1
ROCK-TIM	Prep Blank	0.039	6.4	6.0	0.43	54.6	0.087	<20	0.87	0.067	0.08	0.6	2.4	<0.02	<0.02	<5	<0.1	<0.02	3.7	0.15	<0.1

This report supersedes all previous preliminary and final reports with this file number dated prior to the date on this certificate. Signature indicates final approval; preliminary reports are unsigned and should be used for reference only.

BUREAU VERITAS MINERAL LABORATORIES Canada

www.bvna.com/mining-laboratory-services

Bureau Veritas Commodities Canada Ltd.
9050 Shaughnessy St Vancouver British Columbia V6P 6E5 Canada
PHONE (604) 253-3158

Client: **Kinross Gold Corp.**
25 York St., #17
Toronto Ontario M5J 2V5 Canada

Project: Great Bear Project
Report Date: December 24, 2024

QUALITY CONTROL REPORT TIM24000357.1

		AQ250 Hf ppm 0.02	AQ250 Nb ppm 0.02	AQ250 Rb ppm 0.1	AQ250 Sn ppm 0.1	AQ250 Ta ppm 0.05	AQ250 Zr ppm 0.1	AQ250 Y ppm 0.01	AQ250 Ce ppm 0.1	AQ250 In ppm 0.02	AQ250 Re ppb 1	AQ250 Be ppm 0.1	AQ250 Li ppm 0.1	AQ250 Pd ppb 10	AQ250 Pt ppb 2	TC006 CO2 % 0.08	TC000 TOT/C % 0.02	TC000 TOT/S % 0.02
STD GS910-4	Standard																2.52	7.66
STD OREAS279	Standard																1.15	1.27
STD OREAS262	Standard	0.26	<0.02	18.0	0.5	<0.05	10.8	10.85	34.9	0.03	1	1.1	15.6	<10	<2			
STD OREAS262	Standard	0.27	<0.02	16.8	0.5	<0.05	10.9	9.97	30.5	0.03	1	1.1	15.6	<10	2			
STD OREAS262	Standard	0.23	<0.02	17.0	0.5	<0.05	9.8	10.01	30.4	0.03	14	1.0	15.9	<10	3			
STD OREAS262	Standard	0.27	<0.02	18.0	0.5	<0.05	10.7	10.39	31.7	0.03	<1	1.1	16.1	<10	2			
STD OREAS279	Standard															2.94		
STD OREAS279	Standard															2.89		
STD OREAS279	Standard															2.96		
STD BVGEO01 Expected		0.32	0.17	95	5.64		9.1	14.5	53	0.45	4	0.69	21.4	134	182			
STD OREAS262 Expected		0.17		18.6	0.5		7.7	11.2	32	0.033		1.14	17.8					
STD GS311-1 Expected																	1.02	2.35
STD GS910-4 Expected																	2.65	8.27
STD COO2 Expected																3.612		
STD OREAS279 Expected																3.29	1.13	1.27
BLK	Blank																<0.02	<0.02
BLK	Blank	<0.02	<0.02	<0.1	<0.1	<0.05	<0.1	<0.01	<0.1	<0.02	<1	<0.1	<0.1	<10	<2			
BLK	Blank	<0.02	<0.02	<0.1	<0.1	<0.05	<0.1	<0.01	<0.1	<0.02	<1	<0.1	<0.1	<10	<2			
BLK	Blank	<0.02	<0.02	<0.1	<0.1	<0.05	<0.1	<0.01	<0.1	<0.02	<1	<0.1	<0.1	<10	<2			
BLK	Blank	<0.02	<0.02	<0.1	<0.1	<0.05	0.1	<0.01	<0.1	<0.02	<1	<0.1	<0.1	<10	<2			
BLK	Blank																<0.02	<0.02
BLK	Blank															<0.08		
BLK	Blank															<0.08		
BLK	Blank															<0.08		
Prep Wash																		
ROCK-TIM	Prep Blank	0.16	0.12	2.2	0.3	<0.05	3.9	8.16	12.3	<0.02	1	0.2	1.3	<10	<2	0.26		
ROCK-TIM	Prep Blank	0.16	0.12	2.3	0.3	<0.05	4.0	8.34	12.3	<0.02	<1	0.2	1.4	<10	2	0.23		

This report supersedes all previous preliminary and final reports with this file number dated prior to the date on this certificate. Signature indicates final approval; preliminary reports are unsigned and should be used for reference only.

BUREAU VERITAS MINERAL LABORATORIES Canada

www.bvna.com/mining-laboratory-services

Bureau Veritas Commodities Canada Ltd.
9050 Shaughnessy St Vancouver British Columbia V6P 6E5 Canada
PHONE (604) 253-3158

Client: **Kinross Gold Corp.**
25 York St., #17
Toronto Ontario M5J 2V5 Canada

Submitted By:	Matthew Hart
Receiving Lab:	Canada-Timmins
Received:	August 01, 2024
Analysis Start:	August 29, 2024
Report Date:	December 17, 2024
Page:	1 of 5

CERTIFICATE OF ANALYSIS TIM24000358.1

CLIENT JOB INFORMATION

Project:	Great Bear Project
Shipment ID:	
P.O. Number	GTFS002-FPR022-06
Number of Samples:	100

SAMPLE DISPOSAL

STOR-PLP	Store After 90 days Invoice for Storage
STOR-RJT	Store After 60 days Invoice for Storage

Bureau Veritas does not accept responsibility for samples left at the laboratory after 90 days without prior written instructions for sample storage or return.

SAMPLE PREPARATION AND ANALYTICAL PROCEDURES

Procedure Code	Number of Samples	Code Description	Test Wgt (g)	Report Status	Lab
PRP75-1KG	100	Crush, split and pulverize 1kg of sample to 200 mesh		Completed	TIM
SPTPL	100	Splitting of pulp samples for client		Completed	TIM
ARCHIVE	100	Charges for Split Archive			TIM
SHP01	100	Per sample shipping charges for branch shipments			TIM
AQ250_EXT	100	1:1:1 Aqua Regia digestion Ultratrace ICP-MS analysis	0.5	Completed	VAN
TC006	100	15% HClO4 leach, CO2 analysis by Leco	0.2	Completed	VAN
Split ABA	16	Analysis sample split/packet for ABA Analysis			BUB
TC000	16	Analysis by Leco	0.1	Completed	VAN
ABA	16	Modified Sobek Acid Base Accounting		Completed	BUB

ADDITIONAL COMMENTS

Invoice To: Great Bear Resources Ltd.
25 York Street, Unit 1700
Toronto Ontario M5J 2V5
Canada

CC: Kinross Distrubution

BRITISH COLUMBIA CERTIFIED ASSAYER
MARCUS LAU
Production Manager

This report supersedes all previous preliminary and final reports with this file number dated prior to the date on this certificate. Signature indicates final approval; preliminary reports are unsigned and should be used for reference only.
All results are considered the confidential property of the client. Bureau Veritas assumes the liabilities for actual cost of analysis only. Results apply to samples as submitted.
"*" asterisk indicates that an analytical result could not be provided due to unusually high levels of interference from other elements.

BUREAU VERITAS MINERAL LABORATORIES Canada

www.bvna.com/mining-laboratory-services

Bureau Veritas Commodities Canada Ltd.

9050 Shaughnessy St Vancouver British Columbia V6P 6E5 Canada
PHONE (604) 253-3158

Client: **Kinross Gold Corp.**
25 York St., #17
Toronto Ontario M5J 2V5 Canada

Project: Great Bear Project
Report Date: December 17, 2024

CERTIFICATE OF ANALYSIS TIM24000358.1

Method		WGHT	AQ250	AQ250	AQ250	AQ250	AQ250	AQ250	AQ250	AQ250	AQ250	AQ250	AQ250	AQ250	AQ250	AQ250	AQ250	AQ250	AQ250	AQ250	AQ250
Analyte		Wgt	Mo	Cu	Pb	Zn	Ag	Ni	Co	Mn	Fe	As	U	Au	Th	Sr	Cd	Sb	Bi	V	Ca
Unit		kg	ppm	ppm	ppm	ppm	ppb	ppm	ppm	ppm	%	ppm	ppm	ppb	ppm	ppm	ppm	ppm	ppm	ppm	%
MDL		0.01	0.01	0.01	0.01	0.1	2	0.1	0.1	1	0.01	0.1	0.1	0.2	0.1	0.5	0.01	0.02	0.02	1	0.01
117132	Drill Core	1.69	40.07	129.92	4.46	37.0	440	16.3	10.2	166	2.76	7.0	1.6	32.4	7.1	10.7	0.14	0.19	2.88	28	0.39
A0963383	Drill Core	2.25	0.54	12.07	1.61	51.6	42	12.6	8.5	350	2.23	0.4	1.5	0.8	7.6	16.0	0.02	0.06	<0.02	33	1.18
A0963384	Drill Core	2.13	0.28	17.43	1.21	69.1	46	13.9	12.0	415	3.18	0.5	0.5	1.2	2.2	33.1	0.02	0.06	0.08	62	1.04
A0963385	Drill Core	3.08	0.27	22.65	1.11	69.1	8	15.6	13.4	450	3.16	0.4	0.5	1.2	2.7	33.7	0.01	0.05	0.04	60	1.24
A0963386	Drill Core	3.29	0.38	8.44	2.26	50.9	38	12.4	8.5	342	2.12	0.5	1.5	1.1	7.8	19.6	0.02	0.08	0.04	32	1.13
A0963387	Drill Core	2.89	0.28	14.85	1.11	74.7	21	16.4	14.0	454	3.45	0.6	0.5	1.1	2.2	31.5	<0.01	0.04	0.04	74	1.08
A0963388	Drill Core	3.04	0.45	13.13	1.62	51.0	25	12.5	8.3	352	2.14	0.4	1.6	<0.2	7.7	17.1	0.02	0.04	<0.02	33	1.45
A0963389	Drill Core	3.10	0.48	19.88	2.01	53.1	71	13.0	8.4	339	2.18	0.6	1.6	1.1	7.6	20.6	0.01	0.06	0.03	33	1.29
A0963390	Drill Core	3.04	0.46	38.09	1.86	54.9	52	23.2	10.9	393	2.57	0.5	1.5	1.0	7.2	20.6	0.02	0.05	0.02	45	1.39
A0963391	Drill Core	2.34	0.40	10.49	1.92	51.6	36	12.7	8.4	342	2.17	0.3	1.6	<0.2	7.5	21.2	0.02	0.05	<0.02	33	1.28
A0963392	Drill Core	3.12	0.53	22.36	1.49	51.3	22	21.7	9.3	408	2.30	0.5	1.5	0.4	7.6	18.5	0.03	0.07	0.02	34	1.54
A0963393	Drill Core	2.77	0.48	9.42	1.70	50.9	33	11.4	8.4	360	2.12	0.3	1.5	1.1	7.6	22.4	0.02	0.07	<0.02	29	1.50
A0963394	Drill Core	2.85	0.78	31.28	1.93	60.3	84	13.0	9.5	379	2.39	0.5	1.6	42.8	8.5	16.9	0.03	0.06	0.04	35	0.97
A0963395	Drill Core	3.14	0.55	11.93	1.72	52.2	38	12.4	8.8	402	2.22	0.3	1.6	0.2	8.2	16.2	0.03	0.06	0.03	33	1.19
A0963396	Drill Core	3.07	0.66	18.56	2.20	49.1	49	11.6	8.3	347	2.03	0.6	1.6	<0.2	7.5	16.6	0.03	0.09	0.02	26	1.26
A0963397	Drill Core	2.98	0.73	16.18	2.12	51.0	36	11.4	8.2	391	2.09	0.3	1.7	0.3	7.5	19.3	0.03	0.06	0.04	29	1.77
A0963398	Drill Core	2.87	0.65	11.77	1.14	44.2	17	10.4	7.5	320	1.92	0.1	1.2	1.3	6.9	16.2	0.02	0.05	0.07	25	1.13
A0963399	Drill Core	3.01	0.56	14.47	1.23	55.7	39	12.3	8.5	369	2.10	0.2	1.4	<0.2	7.8	19.6	0.02	0.07	0.05	26	1.28
A0963400	Drill Core	2.99	0.61	14.20	1.82	46.8	31	11.2	8.0	322	1.91	0.2	1.5	<0.2	7.5	21.3	0.01	0.08	0.05	25	1.14
A0963401	Drill Core	3.14	0.49	16.94	1.79	52.0	42	11.9	8.7	366	2.08	<0.1	1.5	0.5	8.2	18.8	0.02	0.06	0.28	30	1.26
A0963402	Drill Core	3.12	0.45	15.15	2.40	48.9	52	11.5	8.1	294	2.06	0.3	1.5	0.6	7.7	14.6	0.02	0.06	0.85	30	0.91
A0963403	Drill Core	2.72	0.74	19.88	3.17	48.3	79	12.1	8.4	305	2.12	0.4	1.5	0.9	7.7	13.8	0.04	0.07	0.03	31	0.81
A0963404	Drill Core	3.23	0.54	16.90	3.25	59.3	79	12.6	9.1	351	2.09	0.3	1.6	0.5	8.2	18.0	0.04	0.07	0.04	31	0.84
A0963405	Drill Core	2.31	1.26	16.46	3.00	54.9	68	13.3	8.9	336	2.22	0.6	1.5	1.0	7.9	21.1	0.03	0.07	0.22	35	0.78
A0963406	Drill Core	3.23	0.45	17.17	3.51	60.7	79	13.2	9.9	380	2.27	0.5	1.7	0.9	8.4	22.1	0.03	0.06	0.02	32	1.11
A0963407	Drill Core	2.10	0.64	18.09	2.63	53.6	53	12.2	8.9	315	2.11	0.6	1.6	0.8	7.9	17.9	0.02	0.07	0.02	30	0.64
A0963408	Drill Core	3.18	0.72	16.09	3.10	54.3	64	12.6	9.1	324	2.06	1.3	1.8	0.4	8.9	19.9	0.03	0.08	0.03	26	1.09
A0963409	Drill Core	3.15	0.60	13.55	3.37	55.0	60	13.3	9.0	358	2.17	0.5	1.7	1.5	8.5	19.7	0.04	0.08	0.05	30	1.13
A0963410	Drill Core	1.77	0.63	17.85	5.20	59.1	70	12.7	9.2	367	2.27	1.2	1.6	0.2	8.0	18.4	0.05	0.08	0.08	33	0.93
A0963411	Drill Core	2.04	0.63	14.43	3.14	56.5	68	12.6	9.0	343	2.18	0.5	1.7	0.8	8.6	17.9	0.03	0.07	0.08	33	0.98

This report supersedes all previous preliminary and final reports with this file number dated prior to the date on this certificate. Signature indicates final approval; preliminary reports are unsigned and should be used for reference only.

BUREAU VERITAS MINERAL LABORATORIES Canada

www.bvna.com/mining-laboratory-services

Bureau Veritas Commodities Canada Ltd.

9050 Shaughnessy St Vancouver British Columbia V6P 6E5 Canada
PHONE (604) 253-3158

Client: **Kinross Gold Corp.**
25 York St., #17
Toronto Ontario M5J 2V5 Canada

Project: Great Bear Project
Report Date: December 17, 2024

CERTIFICATE OF ANALYSIS TIM24000358.1

		Method	AQ250	AQ250	AQ250	AQ250	AQ250	AQ250	AQ250	AQ250	AQ250	AQ250	AQ250	AQ250	AQ250	AQ250	AQ250	AQ250	AQ250	AQ250	AQ250
		Analyte	P	La	Cr	Mg	Ba	Ti	B	Al	Na	K	W	Sc	Tl	S	Hg	Se	Te	Ga	Cs	Ge
		Unit	%	ppm	ppm	%	ppm	%	ppm	%	%	%	ppm	ppm	ppm	%	ppb	ppm	ppm	ppm	ppm	ppm
		MDL	0.001	0.5	0.5	0.01	0.5	0.001	20	0.01	0.001	0.01	0.1	0.1	0.02	0.02	5	0.1	0.02	0.1	0.02	0.1
117132	Drill Core		0.070	26.3	15.3	0.67	77.6	0.058	<20	0.70	0.078	0.46	0.4	2.5	0.31	2.46	<5	1.7	0.67	3.1	1.41	<0.1
A0963383	Drill Core		0.055	27.4	14.6	0.67	103.3	0.150	<20	1.09	0.056	0.81	0.3	2.6	0.30	<0.02	<5	<0.1	<0.02	5.0	2.28	<0.1
A0963384	Drill Core		0.103	18.8	13.8	1.10	311.5	0.161	<20	1.49	0.073	1.03	0.1	3.5	0.30	0.05	<5	<0.1	<0.02	7.8	3.43	<0.1
A0963385	Drill Core		0.094	22.3	15.3	1.19	243.8	0.177	<20	1.62	0.055	0.97	0.2	3.2	0.26	0.03	<5	<0.1	<0.02	7.6	3.16	<0.1
A0963386	Drill Core		0.054	27.8	13.6	0.58	101.1	0.109	<20	1.00	0.071	0.68	0.4	2.3	0.28	<0.02	<5	<0.1	<0.02	4.6	2.46	<0.1
A0963387	Drill Core		0.102	21.0	17.5	1.28	338.9	0.184	<20	1.73	0.071	1.27	<0.1	4.7	0.32	0.03	<5	<0.1	<0.02	8.7	3.79	<0.1
A0963388	Drill Core		0.055	27.5	13.7	0.67	100.1	0.124	<20	1.05	0.061	0.68	0.2	2.6	0.29	<0.02	<5	<0.1	<0.02	5.1	2.37	<0.1
A0963389	Drill Core		0.057	27.8	14.5	0.63	72.7	0.132	<20	0.97	0.057	0.55	0.1	2.6	0.25	<0.02	<5	<0.1	<0.02	5.1	2.00	<0.1
A0963390	Drill Core		0.057	26.8	30.8	0.86	176.8	0.148	<20	1.24	0.063	0.90	0.1	3.1	0.31	0.02	<5	0.1	<0.02	5.6	2.47	<0.1
A0963391	Drill Core		0.056	28.3	13.7	0.72	101.8	0.141	<20	1.16	0.064	0.81	0.2	2.7	0.25	<0.02	<5	<0.1	<0.02	5.2	2.11	<0.1
A0963392	Drill Core		0.058	26.5	30.7	0.82	114.4	0.123	<20	1.23	0.066	0.92	0.2	3.1	0.25	0.02	<5	<0.1	<0.02	5.4	2.64	<0.1
A0963393	Drill Core		0.052	26.1	12.9	0.70	68.0	0.128	<20	1.11	0.058	0.63	0.2	2.4	0.18	<0.02	<5	<0.1	<0.02	5.3	1.69	<0.1
A0963394	Drill Core		0.059	30.8	14.6	0.77	124.2	0.175	<20	1.34	0.074	1.01	0.3	2.9	0.40	<0.02	<5	<0.1	<0.02	5.6	3.46	<0.1
A0963395	Drill Core		0.050	28.8	14.1	0.74	124.3	0.156	<20	1.25	0.075	0.97	0.2	3.0	0.38	<0.02	<5	<0.1	<0.02	5.4	2.71	<0.1
A0963396	Drill Core		0.052	26.6	11.9	0.68	113.4	0.121	<20	1.15	0.063	0.87	0.1	1.9	0.34	0.04	<5	<0.1	<0.02	4.5	2.40	<0.1
A0963397	Drill Core		0.047	25.4	12.7	0.79	120.2	0.139	<20	1.27	0.062	0.87	0.1	2.6	0.36	0.03	<5	<0.1	<0.02	5.4	2.38	<0.1
A0963398	Drill Core		0.046	21.5	12.6	0.62	79.4	0.126	<20	1.03	0.051	0.71	<0.1	2.0	0.31	0.02	<5	<0.1	<0.02	4.4	2.33	<0.1
A0963399	Drill Core		0.052	24.0	13.8	0.72	60.1	0.122	<20	1.13	0.049	0.51	0.2	2.1	0.21	<0.02	<5	<0.1	<0.02	5.1	1.63	<0.1
A0963400	Drill Core		0.049	25.6	12.3	0.58	77.1	0.114	<20	1.00	0.053	0.47	0.2	2.2	0.17	<0.02	<5	<0.1	<0.02	4.8	1.49	<0.1
A0963401	Drill Core		0.052	27.4	12.5	0.68	100.0	0.143	<20	1.18	0.061	0.79	0.2	2.7	0.34	<0.02	<5	<0.1	<0.02	5.1	2.70	<0.1
A0963402	Drill Core		0.050	27.1	12.4	0.47	93.4	0.117	<20	0.94	0.070	0.61	0.2	2.5	0.25	<0.02	<5	<0.1	<0.02	4.3	2.20	<0.1
A0963403	Drill Core		0.051	26.1	13.8	0.40	86.9	0.116	<20	0.86	0.067	0.64	0.4	2.2	0.26	0.03	<5	<0.1	<0.02	4.0	2.38	<0.1
A0963404	Drill Core		0.054	29.7	13.5	0.51	138.3	0.143	<20	1.10	0.077	0.84	0.3	2.3	0.35	0.03	<5	<0.1	<0.02	4.7	2.78	<0.1
A0963405	Drill Core		0.068	29.4	14.4	0.68	131.3	0.162	<20	1.45	0.100	1.00	0.2	3.1	0.36	0.08	<5	<0.1	0.06	5.9	2.78	<0.1
A0963406	Drill Core		0.055	29.7	13.1	0.64	159.3	0.148	<20	1.36	0.096	0.94	0.1	2.7	0.42	<0.02	<5	<0.1	<0.02	5.4	3.36	<0.1
A0963407	Drill Core		0.055	26.8	12.1	0.53	114.4	0.142	<20	1.32	0.085	0.87	0.1	2.4	0.39	0.04	<5	<0.1	<0.02	5.4	3.20	<0.1
A0963408	Drill Core		0.053	29.6	12.8	0.47	102.9	0.128	<20	1.03	0.063	0.75	0.2	2.0	0.32	<0.02	<5	<0.1	<0.02	4.1	2.63	<0.1
A0963409	Drill Core		0.053	28.4	14.2	0.60	145.9	0.150	<20	1.21	0.067	0.92	0.3	2.6	0.40	0.07	<5	<0.1	<0.02	4.7	2.90	<0.1
A0963410	Drill Core		0.051	27.7	13.3	0.72	143.9	0.164	<20	1.35	0.083	1.03	0.2	2.9	0.43	0.08	<5	<0.1	<0.02	5.6	3.22	<0.1
A0963411	Drill Core		0.054	29.5	13.6	0.71	140.0	0.167	<20	1.26	0.075	0.95	0.3	3.0	0.38	0.03	<5	<0.1	<0.02	5.5	3.34	<0.1

This report supersedes all previous preliminary and final reports with this file number dated prior to the date on this certificate. Signature indicates final approval; preliminary reports are unsigned and should be used for reference only.

BUREAU VERITAS MINERAL LABORATORIES Canada

www.bvna.com/mining-laboratory-services

Bureau Veritas Commodities Canada Ltd.

9050 Shaughnessy St Vancouver British Columbia V6P 6E5 Canada
PHONE (604) 253-3158

Client: **Kinross Gold Corp.**
25 York St., #17
Toronto Ontario M5J 2V5 Canada

Project: Great Bear Project
Report Date: December 17, 2024

CERTIFICATE OF ANALYSIS TIM24000358.1

Method		AQ250	AQ250	AQ250	AQ250	AQ250	AQ250	AQ250	AQ250	AQ250	AQ250	AQ250	AQ250	AQ250	AQ250	TC006	TC000	TC000
Analyte		Hf	Nb	Rb	Sn	Ta	Zr	Y	Ce	In	Re	Be	Li	Pd	Pt	CO2	TOT/C	TOT/S
Unit		ppm	ppm	ppm	ppm	ppm	ppm	ppm	ppm	ppm	ppb	ppm	ppm	ppb	ppb	%	%	%
MDL		0.02	0.02	0.1	0.1	0.05	0.1	0.01	0.1	0.02	1	0.1	0.1	10	2	0.08	0.02	0.02
117132	Drill Core	0.98	0.08	28.9	0.5	<0.05	31.8	6.40	52.6	0.03	146	<0.1	11.1	<10	<2	0.20		
A0963383	Drill Core	0.52	0.04	50.6	0.4	<0.05	20.0	5.80	51.7	<0.02	5	0.1	17.0	<10	<2	0.42	0.32	0.03
A0963384	Drill Core	0.44	<0.02	47.9	0.4	<0.05	18.5	4.45	40.6	<0.02	1	<0.1	27.4	<10	<2	0.85		
A0963385	Drill Core	0.42	<0.02	45.8	0.4	<0.05	16.5	4.35	47.9	<0.02	1	0.1	31.9	<10	<2	0.80		
A0963386	Drill Core	0.64	<0.02	44.2	0.3	<0.05	24.9	6.38	53.6	<0.02	<1	<0.1	15.1	<10	<2	0.96		
A0963387	Drill Core	0.30	<0.02	54.4	0.5	<0.05	13.2	4.78	46.3	<0.02	<1	<0.1	35.2	<10	2	0.80		
A0963388	Drill Core	0.63	0.03	44.5	0.4	<0.05	23.8	5.98	52.4	<0.02	<1	0.1	16.9	<10	<2	1.43		
A0963389	Drill Core	0.70	0.04	40.9	0.4	<0.05	26.2	6.10	53.2	<0.02	<1	0.1	15.3	<10	<2	1.16		
A0963390	Drill Core	0.57	<0.02	53.3	0.4	<0.05	21.7	6.69	50.9	<0.02	<1	0.1	18.3	<10	<2	0.66	0.38	0.04
A0963391	Drill Core	0.66	0.03	48.7	0.4	<0.05	24.9	7.01	53.3	<0.02	<1	0.1	15.4	<10	<2	1.22		
A0963392	Drill Core	0.37	0.04	55.7	0.5	<0.05	18.1	6.37	51.3	<0.02	<1	0.1	17.8	<10	2	1.51		
A0963393	Drill Core	0.49	0.10	38.7	0.5	<0.05	21.9	6.17	50.7	<0.02	<1	0.1	14.8	<10	<2	1.41		
A0963394	Drill Core	0.56	0.08	67.3	0.5	<0.05	23.5	7.16	61.3	<0.02	<1	<0.1	19.9	<10	<2	0.85		
A0963395	Drill Core	0.53	0.08	62.6	0.5	<0.05	22.3	6.46	55.6	<0.02	<1	<0.1	17.2	<10	<2	<0.08		
A0963396	Drill Core	0.56	0.05	55.7	0.3	<0.05	23.0	6.29	52.8	<0.02	<1	<0.1	15.7	<10	<2	1.10		
A0963397	Drill Core	0.56	0.08	53.7	0.5	<0.05	23.1	6.63	50.8	<0.02	<1	0.1	18.8	<10	<2	1.95	0.54	0.05
A0963398	Drill Core	0.42	0.08	48.1	0.4	<0.05	18.2	5.10	42.4	<0.02	<1	<0.1	16.6	<10	<2	1.05		
A0963399	Drill Core	0.50	0.14	31.7	0.4	<0.05	20.4	5.30	47.2	<0.02	<1	0.2	19.3	<10	2	1.17		
A0963400	Drill Core	0.49	0.20	28.9	0.5	<0.05	20.5	6.30	50.8	<0.02	<1	0.1	14.1	<10	<2	1.05		
A0963401	Drill Core	0.53	0.12	51.2	0.4	<0.05	21.1	6.08	54.4	<0.02	<1	0.1	19.4	<10	<2	1.27		
A0963402	Drill Core	0.50	0.12	40.6	0.4	<0.05	20.4	6.27	51.2	<0.02	<1	<0.1	13.3	<10	<2	0.80		
A0963403	Drill Core	0.46	0.18	46.7	0.4	<0.05	20.9	6.30	51.1	<0.02	<1	<0.1	12.1	<10	<2	0.69	0.21	0.05
A0963404	Drill Core	0.44	0.16	57.2	0.4	<0.05	19.1	6.49	57.3	<0.02	<1	<0.1	17.5	<10	2	0.68		
A0963405	Drill Core	0.35	0.09	58.8	0.4	<0.05	17.5	6.96	57.5	<0.02	<1	<0.1	17.0	<10	<2	0.21		
A0963406	Drill Core	0.51	0.09	64.8	0.4	<0.05	22.8	6.80	57.1	<0.02	<1	<0.1	19.8	<10	<2	0.94		
A0963407	Drill Core	0.47	0.14	61.8	0.4	<0.05	22.9	6.75	51.7	<0.02	<1	<0.1	15.4	<10	2	0.22		
A0963408	Drill Core	0.48	0.13	50.5	0.3	<0.05	20.9	7.32	58.3	<0.02	<1	<0.1	14.8	<10	2	0.68		
A0963409	Drill Core	0.53	0.13	59.4	0.4	<0.05	24.2	7.19	55.8	<0.02	<1	<0.1	15.4	<10	<2	1.05	0.29	0.09
A0963410	Drill Core	0.59	0.10	65.6	0.5	<0.05	25.5	6.45	53.7	<0.02	<1	<0.1	18.2	<10	2	0.86		
A0963411	Drill Core	0.58	0.10	60.8	0.5	<0.05	25.2	6.82	57.4	<0.02	<1	<0.1	19.1	<10	<2	0.71		

This report supersedes all previous preliminary and final reports with this file number dated prior to the date on this certificate. Signature indicates final approval; preliminary reports are unsigned and should be used for reference only.

BUREAU VERITAS MINERAL LABORATORIES Canada

www.bvna.com/mining-laboratory-services

Bureau Veritas Commodities Canada Ltd.

9050 Shaughnessy St Vancouver British Columbia V6P 6E5 Canada
PHONE (604) 253-3158

Client: **Kinross Gold Corp.**
25 York St., #17
Toronto Ontario M5J 2V5 Canada

Project: Great Bear Project
Report Date: December 17, 2024

CERTIFICATE OF ANALYSIS TIM24000358.1

	Method	WGHT	AQ250	AQ250	AQ250	AQ250	AQ250	AQ250	AQ250	AQ250	AQ250	AQ250	AQ250	AQ250	AQ250	AQ250	AQ250	AQ250	AQ250	AQ250	AQ250
	Analyte	Wgt	Mo	Cu	Pb	Zn	Ag	Ni	Co	Mn	Fe	As	U	Au	Th	Sr	Cd	Sb	Bi	V	Ca
	Unit	kg	ppm	ppm	ppm	ppm	ppb	ppm	ppm	ppm	%	ppm	ppm	ppb	ppm	ppm	ppm	ppm	ppm	ppm	%
	MDL	0.01	0.01	0.01	0.01	0.1	2	0.1	0.1	1	0.01	0.1	0.1	0.2	0.1	0.5	0.01	0.02	0.02	1	0.01
A0963412	Drill Core	3.13	0.82	15.79	2.15	51.4	35	12.2	8.5	342	2.03	0.6	1.6	0.8	8.4	19.0	0.02	0.07	0.09	24	1.35
A0963413	Drill Core	3.17	1.87	18.15	3.31	154.8	117	11.3	8.2	420	2.15	3.2	1.4	2.3	7.7	20.0	0.63	0.11	0.14	25	1.05
A0963414	Drill Core	2.89	0.75	13.62	3.30	50.6	50	11.5	8.1	389	2.04	2.0	1.6	0.9	7.5	19.4	0.05	0.10	0.07	27	1.53
A0963415	Drill Core	3.04	1.03	33.18	4.99	75.7	106	11.9	8.3	372	2.11	3.6	1.7	5.2	7.9	15.7	0.15	0.12	0.14	30	1.20
A0963416	Drill Core	3.14	0.67	17.80	3.02	53.6	65	12.2	8.6	368	2.12	1.8	1.7	6.2	7.9	15.6	0.04	0.10	0.11	28	1.21
A0963417	Drill Core	2.00	1.82	13.87	4.52	33.3	178	11.4	7.9	284	2.25	13.2	1.8	82.8	9.1	14.7	0.15	0.09	0.54	18	0.70
A0963418	Drill Core	1.95	0.72	8.45	7.31	41.6	205	10.3	7.3	179	2.15	1.4	1.5	11.4	7.0	11.3	0.15	0.11	0.71	11	0.63
A0963419	Drill Core	2.02	1.62	6.13	5.15	65.9	200	12.4	9.3	331	2.62	1.8	1.4	23.7	6.8	12.3	0.31	0.20	2.16	16	0.87
A0963420	Drill Core	1.58	1.61	7.53	4.03	28.5	323	11.1	8.0	116	1.90	2.5	1.1	147.9	7.2	8.7	2.40	2.32	2.17	5	0.19
A0963421	Drill Core	1.83	4.93	3.31	3.31	29.7	72	11.3	8.0	142	2.71	0.9	1.6	13.7	7.3	8.3	0.07	0.07	1.19	9	0.20
A0963422	Drill Core	2.12	3.10	14.31	3.76	21.8	128	12.0	8.0	161	2.80	2.8	1.7	11.2	7.8	10.2	0.10	0.22	1.17	8	0.49
A0963423	Drill Core	1.94	2.95	46.24	3.81	42.6	213	12.7	9.4	267	2.91	7.0	1.6	20.3	7.1	10.3	0.11	0.12	1.92	17	0.46
A0963424	Drill Core	1.95	6.68	29.84	4.84	29.2	118	15.4	11.9	215	2.84	4.5	1.7	25.2	7.7	15.1	0.09	0.12	0.98	23	0.98
A0963425	Drill Core	2.29	3.45	62.15	3.83	47.7	186	14.7	7.4	201	2.66	3.5	1.6	31.4	7.5	10.2	0.17	0.14	1.13	20	0.45
A0963426	Drill Core	1.96	5.66	65.24	4.43	47.0	188	13.6	7.5	168	2.36	3.6	1.6	48.9	7.6	13.8	0.11	0.12	1.58	18	0.61
A0963427	Drill Core	1.95	2.36	54.49	5.55	77.4	258	19.0	8.8	241	2.27	3.9	1.3	41.1	6.0	12.3	0.37	0.14	1.87	30	0.50
A0963428	Drill Core	2.19	23.07	138.48	2.95	60.6	267	14.4	9.5	281	2.34	2.2	1.5	116.4	7.3	13.7	0.22	0.20	1.36	31	0.72
A0963429	Drill Core	1.98	55.72	297.32	5.91	73.1	576	14.5	6.6	297	2.28	3.7	1.5	77.2	7.1	15.7	0.27	0.24	2.70	24	0.75
A0963430	Drill Core	2.01	105.99	254.21	3.21	47.5	430	15.6	8.8	150	2.62	5.3	1.5	65.2	6.4	10.3	0.21	0.29	2.44	17	0.37
A0963431	Drill Core	2.25	79.75	178.38	3.28	57.6	398	23.0	11.5	281	2.62	2.9	1.2	45.3	6.2	14.5	0.16	0.66	2.42	34	0.83
A0963432	Drill Core	1.80	2.02	41.83	4.37	27.8	611	20.0	12.0	153	3.07	20.9	1.6	34.4	6.9	12.8	0.21	9.60	3.86	14	0.33
A0963433	Drill Core	2.08	51.24	371.33	4.02	52.5	627	17.4	10.1	228	3.13	5.6	1.2	79.6	6.0	29.9	0.19	1.23	3.37	24	1.24
A0964713	Drill Core	1.85	44.09	96.44	231.41	315.1	1652	15.0	7.8	655	3.42	8.5	1.1	561.0	6.0	16.1	1.14	0.22	2.93	35	0.70
A0962738	Drill Core	1.64	2.24	20.11	5.68	51.3	215	13.0	8.8	525	2.64	7.6	1.4	32.2	7.3	13.8	0.10	0.11	1.43	26	0.72
A0962739	Drill Core	1.16	2.23	5.65	7.76	32.0	668	14.9	6.7	384	5.16	10.0	1.0	142.8	5.3	7.2	0.05	0.12	3.34	15	0.40
A0962740	Drill Core	2.18	3.30	4.25	3.26	37.1	218	17.5	9.4	488	2.71	4.1	1.3	18.4	6.3	13.4	0.06	0.15	1.39	30	0.60
A0962741	Drill Core	2.19	2.39	7.14	4.23	65.9	201	17.2	6.3	512	2.59	7.0	1.4	25.5	6.4	12.2	0.23	0.22	1.48	28	0.66
A0962742	Drill Core	2.11	2.86	4.65	3.38	52.7	216	17.4	9.9	504	3.04	5.5	1.3	17.1	6.3	15.8	0.13	0.17	2.01	25	0.78
A0962743	Drill Core	2.17	1.33	10.67	3.18	55.0	254	16.8	9.7	630	2.56	5.9	1.2	17.1	6.0	16.9	0.19	0.20	1.31	25	1.10
A0962744	Drill Core	2.07	1.14	3.30	3.08	12.4	172	1.3	1.6	43	1.92	5.7	1.2	12.8	10.6	3.0	0.10	0.04	1.22	<1	0.08

This report supersedes all previous preliminary and final reports with this file number dated prior to the date on this certificate. Signature indicates final approval; preliminary reports are unsigned and should be used for reference only.

BUREAU VERITAS MINERAL LABORATORIES Canada

www.bvna.com/mining-laboratory-services

Bureau Veritas Commodities Canada Ltd.

9050 Shaughnessy St Vancouver British Columbia V6P 6E5 Canada
PHONE (604) 253-3158

Client: **Kinross Gold Corp.**
25 York St., #17
Toronto Ontario M5J 2V5 Canada

Project: Great Bear Project
Report Date: December 17, 2024

CERTIFICATE OF ANALYSIS TIM24000358.1

	Method	AQ250	AQ250	AQ250	AQ250	AQ250	AQ250	AQ250	AQ250	AQ250	AQ250	AQ250	AQ250	AQ250	AQ250	AQ250	AQ250	AQ250	AQ250	AQ250	AQ250
	Analyte	P	La	Cr	Mg	Ba	Ti	B	Al	Na	K	W	Sc	Tl	S	Hg	Se	Te	Ga	Cs	Ge
	Unit	%	ppm	ppm	%	ppm	%	ppm	%	%	%	ppm	ppm	ppm	%	ppb	ppm	ppm	ppm	ppm	ppm
	MDL	0.001	0.5	0.5	0.01	0.5	0.001	20	0.01	0.001	0.01	0.1	0.1	0.02	0.02	5	0.1	0.02	0.1	0.02	0.1
A0963412	Drill Core	0.051	31.2	13.8	0.67	84.6	0.125	<20	1.12	0.060	0.66	0.2	2.4	0.27	0.02	<5	<0.1	<0.02	5.0	2.35	<0.1
A0963413	Drill Core	0.059	32.5	11.2	0.64	120.7	0.144	<20	1.14	0.066	0.86	0.5	2.0	0.33	0.25	<5	<0.1	<0.02	4.6	2.31	<0.1
A0963414	Drill Core	0.053	26.1	12.2	0.67	96.7	0.135	<20	1.15	0.061	0.84	0.4	2.5	0.31	0.07	<5	<0.1	<0.02	4.8	2.30	<0.1
A0963415	Drill Core	0.053	27.4	13.8	0.68	108.2	0.164	<20	1.19	0.067	0.95	1.1	2.7	0.40	0.18	<5	<0.1	0.04	5.0	2.40	<0.1
A0963416	Drill Core	0.050	27.7	13.3	0.65	103.5	0.150	<20	1.20	0.064	0.91	0.6	2.7	0.40	0.17	<5	<0.1	<0.02	4.8	2.33	<0.1
A0963417	Drill Core	0.059	37.9	8.9	0.57	64.6	0.055	<20	0.75	0.070	0.45	0.3	1.5	0.24	1.93	<5	0.4	0.52	3.0	1.02	<0.1
A0963418	Drill Core	0.055	29.8	5.6	0.47	45.4	0.024	<20	0.66	0.051	0.43	0.3	1.1	0.25	2.10	<5	0.4	0.21	2.2	0.84	<0.1
A0963419	Drill Core	0.066	30.2	7.0	0.61	69.7	0.034	<20	0.71	0.058	0.48	14.7	1.5	0.44	2.61	<5	0.7	0.61	2.7	1.26	<0.1
A0963420	Drill Core	0.052	25.7	5.8	0.38	75.1	0.016	<20	0.73	0.048	0.50	0.5	0.8	0.41	1.86	151	2.1	0.10	1.9	0.98	<0.1
A0963421	Drill Core	0.055	24.9	5.9	0.42	81.0	0.016	<20	0.77	0.041	0.52	0.4	0.9	0.53	2.78	<5	1.6	0.22	2.2	1.18	0.3
A0963422	Drill Core	0.057	24.9	6.3	0.36	125.8	0.024	<20	0.65	0.050	0.45	14.3	0.9	0.35	2.99	<5	1.6	0.12	2.0	0.66	<0.1
A0963423	Drill Core	0.066	28.5	6.5	0.81	80.3	0.043	<20	0.82	0.064	0.58	0.4	1.7	0.54	2.93	<5	1.7	0.32	3.2	1.16	<0.1
A0963424	Drill Core	0.070	28.1	13.9	0.74	140.2	0.045	<20	0.74	0.093	0.50	2.9	3.4	0.30	2.59	<5	1.7	0.22	3.1	0.99	<0.1
A0963425	Drill Core	0.060	28.7	15.1	0.71	48.4	0.050	<20	0.65	0.066	0.50	0.3	2.1	0.45	2.52	<5	1.4	0.14	2.9	1.14	<0.1
A0963426	Drill Core	0.061	32.1	13.9	0.65	65.8	0.041	<20	0.73	0.074	0.52	0.2	2.0	0.48	2.16	<5	1.0	0.37	3.1	1.28	<0.1
A0963427	Drill Core	0.078	31.8	13.0	0.94	45.4	0.045	<20	0.88	0.063	0.68	0.2	2.8	0.58	2.19	<5	0.9	0.15	4.3	1.28	<0.1
A0963428	Drill Core	0.059	30.3	15.2	0.65	77.1	0.141	<20	0.84	0.074	0.69	2.3	3.1	0.53	1.30	<5	1.0	0.49	4.0	2.33	<0.1
A0963429	Drill Core	0.062	30.0	16.7	0.67	78.1	0.108	<20	0.76	0.076	0.59	5.5	2.4	0.39	1.85	<5	1.1	0.96	3.4	1.42	<0.1
A0963430	Drill Core	0.062	25.4	12.4	0.68	54.2	0.042	<20	0.66	0.071	0.54	0.4	1.5	0.37	2.53	<5	1.7	0.40	3.0	1.29	<0.1
A0963431	Drill Core	0.066	28.8	24.6	0.92	72.8	0.131	<20	0.88	0.077	0.72	7.0	3.7	0.54	2.25	<5	1.4	0.73	4.0	1.86	<0.1
A0963432	Drill Core	0.063	91.0	9.1	0.37	70.2	0.031	<20	0.54	0.056	0.37	1.5	1.8	0.27	3.22	10	1.8	0.49	2.2	0.67	<0.1
A0963433	Drill Core	0.066	23.8	12.2	0.71	70.6	0.086	<20	0.67	0.060	0.54	2.4	2.1	0.38	3.27	10	2.0	1.28	2.9	1.46	<0.1
A0964713	Drill Core	0.051	25.7	16.1	0.66	105.7	0.099	<20	0.91	0.063	0.73	47.9	2.6	0.72	2.75	<5	4.2	0.72	4.2	1.97	<0.1
A0962738	Drill Core	0.053	25.8	12.4	0.62	56.9	0.064	<20	0.83	0.067	0.47	1.9	2.4	0.46	2.32	<5	1.2	0.40	3.6	1.29	<0.1
A0962739	Drill Core	0.056	24.4	12.7	0.44	44.9	0.040	<20	0.63	0.041	0.40	0.7	1.4	0.48	5.25	<5	3.9	0.85	2.4	1.40	<0.1
A0962740	Drill Core	0.067	29.9	17.5	0.80	48.8	0.073	<20	0.84	0.065	0.61	0.4	2.8	0.80	2.47	<5	2.6	0.18	3.7	2.49	<0.1
A0962741	Drill Core	0.073	28.3	15.3	0.80	74.3	0.078	<20	0.83	0.064	0.61	1.0	2.8	0.76	2.38	<5	2.0	0.19	3.5	2.37	<0.1
A0962742	Drill Core	0.069	28.0	15.8	0.79	51.4	0.057	<20	0.93	0.083	0.61	1.1	2.7	0.82	2.97	<5	2.7	0.21	3.8	2.55	<0.1
A0962743	Drill Core	0.067	30.4	17.9	0.74	75.6	0.080	<20	0.79	0.065	0.58	1.0	2.3	0.76	2.44	<5	1.8	0.27	3.3	2.35	<0.1
A0962744	Drill Core	0.017	35.1	3.2	0.04	56.2	0.002	<20	0.39	0.009	0.25	0.2	0.2	0.11	1.89	<5	0.8	0.30	0.9	0.15	<0.1

This report supersedes all previous preliminary and final reports with this file number dated prior to the date on this certificate. Signature indicates final approval; preliminary reports are unsigned and should be used for reference only.

BUREAU VERITAS MINERAL LABORATORIES Canada

www.bvna.com/mining-laboratory-services

Bureau Veritas Commodities Canada Ltd.

9050 Shaughnessy St Vancouver British Columbia V6P 6E5 Canada
PHONE (604) 253-3158

Client: **Kinross Gold Corp.**
25 York St., #17
Toronto Ontario M5J 2V5 Canada

Project: Great Bear Project
Report Date: December 17, 2024

CERTIFICATE OF ANALYSIS TIM24000358.1

		Method	AQ250	AQ250	AQ250	AQ250	AQ250	AQ250	AQ250	AQ250	AQ250	AQ250	AQ250	AQ250	AQ250	AQ250	TC006	TC000	TC000
		Analyte	Hf	Nb	Rb	Sn	Ta	Zr	Y	Ce	In	Re	Be	Li	Pd	Pt	CO2	TOT/C	TOT/S
		Unit	ppm	ppm	ppm	ppm	ppm	ppm	ppm	ppm	ppm	ppb	ppm	ppm	ppb	ppb	%	%	%
		MDL	0.02	0.02	0.1	0.1	0.05	0.1	0.01	0.1	0.02	1	0.1	0.1	10	2	0.08	0.02	0.02
A0963412	Drill Core		0.52	0.09	42.6	0.4	<0.05	22.3	6.43	59.4	<0.02	<1	0.1	17.4	<10	2	1.29		
A0963413	Drill Core		0.47	0.10	49.8	0.6	<0.05	21.4	6.62	63.2	<0.02	<1	<0.1	13.3	<10	<2	0.92		
A0963414	Drill Core		0.55	0.10	49.3	0.4	<0.05	23.8	6.86	50.4	<0.02	<1	<0.1	15.2	<10	<2	1.58		
A0963415	Drill Core		0.73	0.09	57.3	0.4	<0.05	30.7	6.79	52.9	<0.02	<1	<0.1	10.8	<10	<2	1.19		
A0963416	Drill Core		0.51	0.07	53.9	0.4	<0.05	24.0	6.84	52.4	<0.02	<1	<0.1	9.6	<10	<2	1.24		
A0963417	Drill Core		0.72	0.08	22.4	0.2	<0.05	23.5	6.32	76.0	<0.02	2	<0.1	8.6	<10	2	<0.08	0.15	1.85
A0963418	Drill Core		0.56	0.08	20.2	0.2	<0.05	19.3	4.99	58.3	<0.02	<1	<0.1	7.6	<10	<2	0.58		
A0963419	Drill Core		0.70	0.12	29.8	0.4	<0.05	23.8	5.29	57.9	<0.02	<1	<0.1	9.9	<10	<2	0.81		
A0963420	Drill Core		0.69	0.05	24.3	1.8	<0.05	24.5	4.14	48.4	<0.02	1	<0.1	8.8	<10	<2	<0.08		
A0963421	Drill Core		0.76	0.13	27.8	0.8	0.12	24.8	4.66	47.4	0.27	5	0.2	8.1	<10	<2	<0.08		
A0963422	Drill Core		0.72	0.16	22.8	0.6	<0.05	23.5	4.44	47.3	<0.02	<1	<0.1	7.9	<10	<2	0.35		
A0963423	Drill Core		0.96	0.14	34.9	0.6	<0.05	35.4	6.04	56.4	<0.02	4	<0.1	12.4	<10	<2	0.29	0.08	2.87
A0963424	Drill Core		0.77	0.08	24.8	0.9	<0.05	29.5	5.66	56.9	<0.02	47	<0.1	9.7	<10	<2	0.92		
A0963425	Drill Core		0.97	0.19	37.0	0.7	<0.05	32.2	5.11	54.3	<0.02	11	<0.1	11.6	<10	2	0.27		
A0963426	Drill Core		0.82	0.10	36.2	0.4	<0.05	28.7	5.78	59.3	<0.02	14	<0.1	12.6	<10	2	0.49		
A0963427	Drill Core		1.04	0.04	40.3	0.5	<0.05	36.9	5.78	64.2	<0.02	1	<0.1	12.4	<10	<2	0.32		
A0963428	Drill Core		0.93	0.19	50.3	1.3	<0.05	30.3	5.53	58.8	0.02	62	<0.1	15.7	<10	<2	0.60		
A0963429	Drill Core		0.93	0.19	37.7	1.3	<0.05	30.8	5.42	57.9	0.06	152	<0.1	12.8	<10	<2	0.64	0.16	1.85
A0963430	Drill Core		1.06	0.14	35.5	0.8	<0.05	35.8	5.42	50.3	0.03	428	<0.1	12.1	<10	<2	0.22		
A0963431	Drill Core		0.91	0.37	50.8	1.1	<0.05	34.9	5.56	54.2	0.04	303	<0.1	15.1	<10	2	0.50		
A0963432	Drill Core		1.07	0.15	21.8	0.6	<0.05	39.2	5.88	196.8	0.02	9	<0.1	5.9	<10	<2	0.16		
A0963433	Drill Core		0.71	0.40	37.1	0.9	<0.05	27.0	4.01	45.0	0.04	108	<0.1	11.4	<10	<2	0.84		
A0964713	Drill Core		0.80	0.04	50.2	0.9	<0.05	28.1	3.58	49.0	0.08	130	<0.1	9.8	<10	<2	0.60		
A0962738	Drill Core		0.69	0.08	30.0	0.3	<0.05	22.6	4.88	50.2	0.03	3	0.2	11.5	<10	<2	0.46	0.13	2.30
A0962739	Drill Core		0.81	0.13	28.6	0.4	<0.05	27.9	4.47	47.4	0.03	1	<0.1	9.5	<10	<2	0.26		
A0962740	Drill Core		0.93	0.12	52.3	0.8	<0.05	32.3	4.96	58.6	0.02	2	<0.1	13.4	<10	<2	0.41		
A0962741	Drill Core		0.97	0.11	50.2	1.0	<0.05	32.5	5.16	56.2	0.03	<1	<0.1	14.3	<10	<2	0.45		
A0962742	Drill Core		0.87	0.08	47.6	0.8	<0.05	30.5	4.83	55.5	0.02	4	<0.1	13.2	<10	<2	0.52		
A0962743	Drill Core		0.84	0.11	43.7	0.7	<0.05	28.8	4.86	58.1	<0.02	<1	<0.1	11.7	<10	<2	1.05		
A0962744	Drill Core		0.86	0.03	8.3	0.5	<0.05	36.1	4.04	69.5	<0.02	<1	0.1	2.5	<10	<2	<0.08	<0.02	1.81

This report supersedes all previous preliminary and final reports with this file number dated prior to the date on this certificate. Signature indicates final approval; preliminary reports are unsigned and should be used for reference only.

BUREAU VERITAS MINERAL LABORATORIES Canada

www.bvna.com/mining-laboratory-services

Bureau Veritas Commodities Canada Ltd.

9050 Shaughnessy St Vancouver British Columbia V6P 6E5 Canada
PHONE (604) 253-3158

Client: **Kinross Gold Corp.**
25 York St., #17
Toronto Ontario M5J 2V5 Canada

Project: Great Bear Project
Report Date: December 17, 2024

CERTIFICATE OF ANALYSIS TIM24000358.1

Method		WGHT	AQ250	AQ250	AQ250	AQ250	AQ250	AQ250	AQ250	AQ250	AQ250	AQ250	AQ250	AQ250	AQ250	AQ250	AQ250	AQ250	AQ250	AQ250	AQ250
Analyte		Wgt	Mo	Cu	Pb	Zn	Ag	Ni	Co	Mn	Fe	As	U	Au	Th	Sr	Cd	Sb	Bi	V	Ca
Unit		kg	ppm	ppm	ppm	ppm	ppb	ppm	ppm	ppm	%	ppm	ppm	ppb	ppm	ppm	ppm	ppm	ppm	ppm	%
MDL		0.01	0.01	0.01	0.01	0.1	2	0.1	0.1	1	0.01	0.1	0.1	0.2	0.1	0.5	0.01	0.02	0.02	1	0.01
A0962745	Drill Core	1.83	1.14	2.79	7.16	15.0	442	1.3	2.1	80	2.04	16.5	1.3	15.7	11.2	6.1	0.05	0.09	2.94	<1	0.15
A0962746	Drill Core	1.90	1.46	26.08	4.41	157.4	347	1.1	2.2	281	1.88	12.4	1.1	33.4	10.0	9.4	0.61	0.17	1.56	3	0.59
A0962747	Drill Core	2.03	1.42	33.86	6.23	1774.6	929	1.5	2.2	190	1.88	18.4	1.4	33.8	11.1	7.6	7.54	0.16	5.36	<1	0.27
A0962748	Drill Core	1.95	1.03	8.37	11.54	42.4	833	1.2	2.9	160	1.91	19.8	1.2	26.8	10.3	7.1	0.26	0.15	4.93	1	0.38
A0962749	Drill Core	1.75	1.08	6.45	59.77	104.0	775	1.2	1.3	639	1.96	53.3	1.0	48.2	8.5	12.1	0.46	0.23	2.24	6	1.11
A0962750	Drill Core	1.79	1.40	9.41	5.79	481.2	508	17.7	9.7	627	2.73	145.0	1.5	44.9	7.1	10.5	1.83	0.35	3.01	22	0.51
A0962751	Drill Core	1.95	1.25	8.39	5.72	87.9	457	16.0	8.8	557	2.50	67.2	1.2	36.2	5.9	35.6	0.21	0.29	2.84	17	0.86
A0962752	Drill Core	1.94	0.84	55.45	67.23	101.5	1794	11.7	7.9	587	3.28	31.9	1.7	4254.4	7.4	9.9	0.26	0.24	9.64	20	0.39
A0962753	Drill Core	1.86	1.36	105.54	38.43	80.4	1086	12.8	10.1	635	3.84	30.2	1.6	185.7	7.2	5.5	0.10	0.22	4.76	20	0.22
A0962737	Drill Core	1.99	1.07	365.40	89.08	155.5	3037	11.5	11.1	511	4.67	57.0	1.7	291.1	7.3	2.7	0.35	0.18	5.85	9	0.15
A0962754	Drill Core	1.99	2.80	23.04	337.14	808.8	3956	9.5	7.0	2604	2.75	30.4	1.1	137.7	5.0	309.8	3.72	0.25	9.30	24	7.17
A0962755	Drill Core	2.05	2.82	106.78	17.99	317.6	545	15.7	11.1	1724	2.86	46.0	1.6	88.1	7.0	101.2	1.54	0.23	1.54	15	2.79
A0962756	Drill Core	1.96	2.86	23.02	7.12	53.0	278	15.8	9.3	949	2.44	34.1	1.8	40.7	8.4	41.5	0.19	0.17	1.15	20	1.68
A0962757	Drill Core	1.03	1.49	55.40	3.27	421.5	350	52.6	15.8	942	5.23	1270.8	2.3	801.9	6.2	5.3	2.12	0.13	0.82	49	0.24
A0962758	Drill Core	1.46	1.81	39.88	14.60	36.4	624	42.6	14.5	915	3.13	279.9	1.9	819.6	7.1	89.6	0.21	0.27	0.98	30	2.67
A0962759	Drill Core	1.45	2.37	65.79	15.49	222.5	580	44.4	17.6	1188	5.30	>10000	1.4	540.3	5.2	15.0	0.90	1.08	1.31	74	1.05
A0962760	Drill Core	1.45	1.35	91.14	16.04	1408.9	2445	11.0	9.9	1042	3.93	9797.4	1.8	417.8	7.7	41.5	7.39	0.91	3.21	33	2.60
A0962761	Drill Core	2.09	3.36	15.90	63.17	115.7	973	12.3	5.9	418	1.61	2792.7	1.3	305.1	5.5	51.6	0.51	0.51	3.54	20	1.41
A0962762	Drill Core	2.05	1.46	64.66	6.69	149.3	1023	61.0	19.0	651	3.60	19.0	1.6	906.5	6.2	11.9	0.42	0.17	1.75	87	0.69
A0962763	Drill Core	3.13	1.44	62.66	3.69	101.4	450	55.5	19.6	262	3.73	34.2	1.2	9.6	3.9	8.4	0.09	0.08	0.34	83	0.24
A0962764	Drill Core	2.85	1.28	44.17	7.78	77.9	422	35.7	13.6	395	2.83	18.7	1.3	3.4	6.1	11.6	0.11	0.08	0.25	51	0.41
A0964387	Drill Core	2.98	21.10	255.05	6.45	58.3	633	14.5	8.7	323	2.37	3.5	1.3	98.5	6.4	13.6	0.19	0.20	1.13	29	0.66
A0964388	Drill Core	3.18	21.68	198.55	9.90	67.9	484	16.2	9.1	400	2.26	3.6	1.1	122.5	5.6	22.4	0.26	0.25	0.74	27	1.16
A0964389	Drill Core	1.24	49.62	283.61	7.83	104.9	633	16.2	11.2	329	2.91	2.9	1.1	92.1	5.3	15.0	0.53	0.54	1.40	25	0.96
A0964390	Drill Core	3.33	8.43	197.76	4.52	90.0	543	18.8	9.8	577	2.76	2.7	1.3	272.2	6.0	19.5	0.21	0.78	0.69	36	1.22
A0964391	Drill Core	1.90	10.15	255.72	3.01	64.8	788	21.2	10.9	506	3.14	4.9	1.2	65.2	5.7	17.6	0.24	0.83	2.08	44	0.97
A0964392	Drill Core	1.37	2.12	24.88	3.90	56.1	153	11.5	6.7	376	2.34	12.1	1.3	33.3	3.7	13.3	0.15	0.82	1.98	16	0.90
A0964393	Drill Core	0.89	5.59	14.01	1.92	46.4	119	11.5	7.3	252	2.11	5.6	0.8	31.7	2.7	10.9	0.06	0.54	1.01	16	0.41
A0964394	Drill Core	2.51	11.00	305.62	2.76	53.8	847	12.9	7.7	441	2.30	6.1	0.8	73.4	4.0	16.2	0.18	0.61	1.89	18	1.29
A0964395	Drill Core	2.88	13.13	643.18	4.15	70.7	1930	13.0	9.1	345	2.55	6.9	1.5	143.2	5.8	15.3	0.29	0.70	3.13	22	0.84

This report supersedes all previous preliminary and final reports with this file number dated prior to the date on this certificate. Signature indicates final approval; preliminary reports are unsigned and should be used for reference only.

BUREAU VERITAS MINERAL LABORATORIES Canada

www.bvna.com/mining-laboratory-services

Bureau Veritas Commodities Canada Ltd.

9050 Shaughnessy St Vancouver British Columbia V6P 6E5 Canada
PHONE (604) 253-3158

Client: **Kinross Gold Corp.**
25 York St., #17
Toronto Ontario M5J 2V5 Canada

Project: Great Bear Project
Report Date: December 17, 2024

CERTIFICATE OF ANALYSIS TIM24000358.1

	Method	AQ250	AQ250	AQ250	AQ250	AQ250	AQ250	AQ250	AQ250	AQ250	AQ250	AQ250	AQ250	AQ250	AQ250	AQ250	AQ250	AQ250	AQ250	AQ250	AQ250
	Analyte	P	La	Cr	Mg	Ba	Ti	B	Al	Na	K	W	Sc	Tl	S	Hg	Se	Te	Ga	Cs	Ge
	Unit	%	ppm	ppm	%	ppm	%	ppm	%	%	%	ppm	ppm	ppm	%	ppb	ppm	ppm	ppm	ppm	ppm
	MDL	0.001	0.5	0.5	0.01	0.5	0.001	20	0.01	0.001	0.01	0.1	0.1	0.02	0.02	5	0.1	0.02	0.1	0.02	0.1
A0962745	Drill Core	0.018	44.8	3.2	0.07	61.2	0.004	<20	0.37	0.026	0.22	0.2	0.3	0.13	2.01	<5	1.2	0.41	0.9	0.23	<0.1
A0962746	Drill Core	0.017	39.3	2.7	0.22	67.4	0.016	<20	0.41	0.063	0.23	0.3	0.9	0.28	1.78	11	1.4	0.19	1.5	0.72	<0.1
A0962747	Drill Core	0.018	42.4	2.9	0.21	72.2	0.010	<20	0.60	0.037	0.27	0.4	0.4	0.24	1.89	130	1.5	0.45	1.6	0.45	<0.1
A0962748	Drill Core	0.017	38.1	2.4	0.08	55.7	0.008	<20	0.38	0.050	0.18	>100	0.5	0.13	1.92	<5	1.8	0.39	1.2	0.25	<0.1
A0962749	Drill Core	0.014	31.1	3.2	0.27	66.9	0.026	<20	0.43	0.051	0.30	1.2	1.1	0.29	1.69	<5	1.9	0.43	2.2	0.77	<0.1
A0962750	Drill Core	0.063	30.0	15.9	0.74	51.5	0.070	<20	0.83	0.062	0.60	0.6	1.3	0.61	2.60	29	1.3	0.81	3.5	1.63	<0.1
A0962751	Drill Core	0.060	26.7	13.0	0.66	50.9	0.069	<20	1.33	0.147	0.57	1.4	1.3	0.56	2.28	<5	1.0	0.46	4.2	1.46	<0.1
A0962752	Drill Core	0.053	28.4	10.1	0.53	134.7	0.109	<20	1.03	0.057	0.76	16.2	1.4	0.69	2.03	<5	2.0	0.78	3.9	2.39	<0.1
A0962753	Drill Core	0.049	27.2	9.1	0.67	120.1	0.116	<20	1.20	0.041	0.95	1.4	1.6	0.81	2.31	<5	1.6	0.63	4.3	3.32	<0.1
A0962737	Drill Core	0.050	33.4	6.0	0.52	114.1	0.071	<20	1.06	0.019	0.85	1.8	0.6	0.65	3.24	<5	1.8	0.75	2.9	2.84	<0.1
A0962754	Drill Core	0.047	22.1	9.2	0.48	91.7	0.076	<20	0.47	0.081	0.35	55.7	2.2	0.19	2.24	<5	7.7	1.39	3.3	1.52	<0.1
A0962755	Drill Core	0.056	27.5	15.4	0.42	68.9	0.049	<20	0.43	0.109	0.26	26.7	1.2	0.10	2.17	<5	3.4	0.51	3.0	0.99	<0.1
A0962756	Drill Core	0.089	36.1	20.1	0.47	163.7	0.117	<20	0.62	0.118	0.41	14.5	2.3	0.10	1.47	<5	2.3	0.26	4.0	1.06	<0.1
A0962757	Drill Core	0.041	19.7	69.0	0.91	235.9	0.213	<20	1.87	0.037	1.56	0.9	3.4	0.70	1.24	<5	1.6	0.32	6.2	4.78	<0.1
A0962758	Drill Core	0.040	28.7	51.4	0.66	75.6	0.043	<20	0.53	0.109	0.24	49.3	2.2	0.09	1.69	<5	4.6	1.64	3.6	0.95	<0.1
A0962759	Drill Core	0.041	21.6	78.2	1.04	139.9	0.185	<20	1.51	0.070	1.25	18.0	9.2	0.52	2.46	<5	18.7	15.19	7.8	2.28	<0.1
A0962760	Drill Core	0.046	30.0	14.3	0.99	120.4	0.063	<20	0.85	0.069	0.42	17.3	3.5	0.18	1.88	<5	13.6	6.83	5.3	1.05	<0.1
A0962761	Drill Core	0.055	24.7	13.0	0.30	86.2	0.026	<20	0.40	0.144	0.15	33.0	1.9	0.04	0.69	<5	7.6	7.53	2.5	0.34	<0.1
A0962762	Drill Core	0.042	22.2	107.0	1.19	372.1	0.137	<20	1.57	0.059	0.79	7.1	9.7	0.33	0.66	<5	1.3	1.83	7.7	3.36	0.1
A0962763	Drill Core	0.049	14.6	95.3	1.25	289.7	0.184	<20	2.26	0.064	1.43	0.3	9.0	0.51	0.32	<5	0.3	0.09	9.7	3.52	<0.1
A0962764	Drill Core	0.047	22.7	59.0	0.98	195.5	0.156	<20	1.68	0.070	1.06	0.3	4.9	0.46	0.19	<5	0.2	0.03	7.5	3.02	<0.1
A0964387	Drill Core	0.058	31.6	15.5	0.68	130.5	0.122	<20	0.94	0.095	0.65	0.4	2.5	0.25	1.67	<5	1.0	0.74	4.1	1.74	<0.1
A0964388	Drill Core	0.065	29.7	20.6	0.75	112.1	0.113	<20	0.82	0.078	0.62	1.4	2.3	0.33	1.49	<5	1.2	0.32	4.0	1.74	<0.1
A0964389	Drill Core	0.054	26.5	15.5	0.69	69.1	0.127	<20	0.81	0.082	0.53	0.5	2.2	0.29	2.53	8	2.3	0.61	3.6	1.35	<0.1
A0964390	Drill Core	0.079	32.8	19.1	0.88	83.7	0.167	<20	1.05	0.066	0.88	9.0	2.8	0.54	1.63	6	1.1	0.52	4.8	2.69	<0.1
A0964391	Drill Core	0.080	30.2	17.9	0.95	68.2	0.166	<20	1.00	0.091	0.77	1.6	4.1	0.55	2.73	<5	1.3	0.98	4.7	2.34	<0.1
A0964392	Drill Core	0.045	12.6	10.3	0.50	55.5	0.071	<20	0.52	0.045	0.37	1.5	1.4	0.25	1.90	<5	0.7	0.93	2.3	1.04	<0.1
A0964393	Drill Core	0.036	16.2	9.0	0.44	52.8	0.076	<20	0.50	0.059	0.37	0.9	1.4	0.25	1.64	<5	0.7	0.41	2.2	1.01	<0.1
A0964394	Drill Core	0.053	21.0	11.4	0.60	68.0	0.070	<20	0.62	0.050	0.49	6.6	1.5	0.34	1.75	<5	1.0	0.98	2.8	1.46	<0.1
A0964395	Drill Core	0.052	21.5	13.6	0.71	97.3	0.097	<20	0.77	0.088	0.54	1.8	1.7	0.27	2.28	7	1.4	0.88	3.4	1.26	<0.1

This report supersedes all previous preliminary and final reports with this file number dated prior to the date on this certificate. Signature indicates final approval; preliminary reports are unsigned and should be used for reference only.

BUREAU VERITAS MINERAL LABORATORIES Canada

www.bvna.com/mining-laboratory-services

Bureau Veritas Commodities Canada Ltd.

9050 Shaughnessy St Vancouver British Columbia V6P 6E5 Canada
PHONE (604) 253-3158

Client: **Kinross Gold Corp.**
25 York St., #17
Toronto Ontario M5J 2V5 Canada

Project: Great Bear Project
Report Date: December 17, 2024

CERTIFICATE OF ANALYSIS TIM24000358.1

Method		AQ250	AQ250	AQ250	AQ250	AQ250	AQ250	AQ250	AQ250	AQ250	AQ250	AQ250	AQ250	AQ250	AQ250	TC006	TC000	TC000
Analyte		Hf	Nb	Rb	Sn	Ta	Zr	Y	Ce	In	Re	Be	Li	Pd	Pt	CO2	TOT/C	TOT/S
Unit		ppm	ppm	ppm	ppm	ppm	ppm	ppm	ppm	ppm	ppb	ppm	ppm	ppb	ppb	%	%	%
MDL		0.02	0.02	0.1	0.1	0.05	0.1	0.01	0.1	0.02	1	0.1	0.1	10	2	0.08	0.02	0.02
A0962745	Drill Core	1.15	0.05	9.3	0.3	<0.05	46.1	4.95	86.0	<0.02	<1	<0.1	2.7	<10	<2	<0.08		
A0962746	Drill Core	1.37	0.05	17.5	0.2	<0.05	50.5	3.93	76.7	0.03	<1	<0.1	4.8	<10	<2	0.57		
A0962747	Drill Core	1.41	0.09	15.4	0.2	<0.05	55.2	5.71	82.9	0.47	<1	0.2	7.7	<10	<2	0.29		
A0962748	Drill Core	1.05	0.09	8.3	0.3	<0.05	40.1	4.21	73.1	0.03	<1	<0.1	2.5	<10	<2	0.16		
A0962749	Drill Core	0.91	0.08	22.1	0.3	<0.05	35.3	4.63	58.0	0.07	1	<0.1	5.1	<10	<2	1.26		
A0962750	Drill Core	0.56	0.21	45.9	0.3	<0.05	20.6	3.81	57.3	0.07	<1	<0.1	11.1	<10	<2	0.31	0.09	2.68
A0962751	Drill Core	0.57	0.18	39.5	0.3	<0.05	21.7	3.91	51.7	0.05	<1	0.2	8.9	<10	3	0.38		
A0962752	Drill Core	0.54	0.15	47.1	0.3	<0.05	19.7	5.01	54.3	0.03	<1	<0.1	8.8	<10	<2	0.26		
A0962753	Drill Core	0.59	0.16	59.4	0.4	<0.05	22.1	5.20	51.4	0.10	<1	<0.1	9.9	<10	2	0.09		
A0962737	Drill Core	0.63	0.16	46.1	0.2	<0.05	23.5	5.49	59.9	0.06	<1	0.2	6.9	<10	3	<0.08		
A0962754	Drill Core	0.61	0.15	15.1	0.8	<0.05	20.9	4.28	39.5	0.14	1	0.1	5.3	<10	<2	5.98		
A0962755	Drill Core	0.65	0.12	11.1	0.5	<0.05	22.5	5.22	52.5	0.04	4	0.1	4.7	<10	<2	3.02	0.93	2.25
A0962756	Drill Core	0.74	0.18	13.8	0.3	<0.05	25.7	4.61	68.0	<0.02	<1	<0.1	7.9	<10	<2	1.47		
A0962757	Drill Core	0.54	0.04	79.7	0.7	<0.05	21.3	6.01	38.7	0.07	<1	0.2	15.8	<10	2	0.15		
A0962758	Drill Core	0.39	0.06	7.9	1.0	<0.05	13.5	7.44	57.8	<0.02	<1	0.1	5.1	<10	<2	3.13		
A0962759	Drill Core	0.28	0.08	65.2	0.5	<0.05	9.6	5.36	42.8	0.05	<1	0.2	19.3	<10	<2	0.97		
A0962760	Drill Core	0.32	0.10	14.1	1.1	<0.05	10.4	5.80	60.4	0.17	<1	0.2	9.5	<10	<2	2.72		
A0962761	Drill Core	0.23	0.05	2.8	0.7	<0.05	7.3	4.59	47.1	<0.02	<1	<0.1	3.1	<10	<2	1.35	0.42	0.71
A0962762	Drill Core	0.73	0.03	36.0	1.2	<0.05	29.1	7.30	45.0	0.04	<1	0.2	14.2	<10	<2	0.56		
A0962763	Drill Core	0.65	0.04	61.1	0.8	<0.05	27.0	3.83	28.0	0.03	<1	0.1	19.6	<10	<2	<0.08		
A0962764	Drill Core	0.53	0.05	55.8	0.6	<0.05	22.8	5.67	43.7	<0.02	<1	<0.1	16.5	<10	2	0.27		
A0964387	Drill Core	0.87	0.10	31.3	1.1	<0.05	30.8	6.13	61.6	0.05	54	<0.1	11.2	<10	<2	0.45		
A0964388	Drill Core	0.75	0.10	34.4	0.9	<0.05	27.6	5.75	58.3	<0.02	100	0.1	13.7	<10	<2	0.92		
A0964389	Drill Core	0.97	0.28	31.4	1.0	<0.05	35.7	5.12	50.8	0.03	179	<0.1	13.6	<10	<2	0.69	0.21	2.45
A0964390	Drill Core	0.78	0.19	51.9	1.1	<0.05	27.1	5.49	63.6	0.02	34	<0.1	17.3	<10	<2	0.93		
A0964391	Drill Core	0.99	0.28	47.8	1.2	<0.05	35.8	5.64	60.4	0.04	25	<0.1	14.7	<10	<2	0.61		
A0964392	Drill Core	0.75	0.16	21.0	0.4	<0.05	28.6	2.72	24.5	<0.02	5	<0.1	9.2	<10	<2	0.70		
A0964393	Drill Core	0.54	0.15	22.1	0.7	<0.05	20.9	2.26	32.6	<0.02	12	<0.1	7.6	<10	<2	0.27		
A0964394	Drill Core	0.64	0.06	27.7	0.6	<0.05	22.9	3.72	40.4	0.05	36	<0.1	9.4	<10	2	1.12		
A0964395	Drill Core	0.90	0.15	26.1	0.8	<0.05	30.8	4.00	41.6	0.06	24	<0.1	11.6	<10	2	0.61	0.19	2.30

This report supersedes all previous preliminary and final reports with this file number dated prior to the date on this certificate. Signature indicates final approval; preliminary reports are unsigned and should be used for reference only.

BUREAU VERITAS MINERAL LABORATORIES Canada

www.bvna.com/mining-laboratory-services

Bureau Veritas Commodities Canada Ltd.

9050 Shaughnessy St Vancouver British Columbia V6P 6E5 Canada
PHONE (604) 253-3158

Client: **Kinross Gold Corp.**
25 York St., #17
Toronto Ontario M5J 2V5 Canada

Project: Great Bear Project
Report Date: December 17, 2024

CERTIFICATE OF ANALYSIS TIM24000358.1

Method		WGHT	AQ250	AQ250	AQ250	AQ250	AQ250	AQ250	AQ250	AQ250	AQ250	AQ250	AQ250	AQ250	AQ250	AQ250	AQ250	AQ250	AQ250	AQ250	AQ250
Analyte		Wgt	Mo	Cu	Pb	Zn	Ag	Ni	Co	Mn	Fe	As	U	Au	Th	Sr	Cd	Sb	Bi	V	Ca
Unit		kg	ppm	ppm	ppm	ppm	ppb	ppm	ppm	ppm	%	ppm	ppm	ppb	ppm	ppm	ppm	ppm	ppm	ppm	%
MDL		0.01	0.01	0.01	0.01	0.1	2	0.1	0.1	1	0.01	0.1	0.1	0.2	0.1	0.5	0.01	0.02	0.02	1	0.01
A0964396	Drill Core	1.87	25.67	94.69	45.54	117.4	1089	11.6	7.4	975	2.28	4.3	0.9	531.0	4.8	96.0	0.40	0.40	4.17	16	3.95
A0964397	Drill Core	3.25	27.66	138.63	11.36	54.7	686	16.8	10.2	501	3.44	8.8	1.5	90.9	7.0	24.0	0.12	0.41	3.93	24	1.27
A0964398	Drill Core	3.42	38.80	213.66	3.03	50.3	618	13.8	8.8	516	2.42	5.4	1.4	56.0	6.9	20.0	0.16	0.52	1.27	25	1.28
A0964399	Drill Core	1.04	18.02	104.74	3.04	44.6	458	11.0	7.0	312	1.91	8.5	1.1	25.6	5.3	13.7	0.08	0.28	0.87	23	0.51
A0964400	Drill Core	3.16	62.84	205.72	4.23	43.5	714	16.7	9.2	424	3.10	10.6	1.5	59.4	7.3	14.7	0.10	0.32	3.75	28	0.87
A0964401	Drill Core	3.41	26.60	97.79	4.05	46.6	498	15.8	7.9	408	3.62	8.3	1.6	70.0	7.2	15.2	0.08	0.26	7.00	28	0.82
A0964402	Drill Core	3.33	15.31	76.70	5.77	43.6	310	15.7	9.0	435	2.85	4.8	1.4	44.8	7.0	17.8	0.06	0.18	1.75	26	0.57
A0964403	Drill Core	2.95	21.53	61.12	3.13	47.5	254	15.6	8.7	421	2.53	2.5	1.3	81.6	6.7	14.7	0.12	0.25	1.35	16	0.50
A0964404	Drill Core	2.85	18.77	18.47	3.75	45.2	188	16.3	7.6	608	2.31	9.4	1.3	29.4	6.9	24.0	0.12	0.22	1.41	23	1.98
A0964405	Drill Core	3.16	12.67	10.00	3.41	49.7	184	12.5	8.1	479	2.43	4.3	1.4	17.7	7.1	14.8	0.11	0.16	1.29	27	0.46

This report supersedes all previous preliminary and final reports with this file number dated prior to the date on this certificate. Signature indicates final approval; preliminary reports are unsigned and should be used for reference only.

BUREAU VERITAS MINERAL LABORATORIES Canada

www.bvna.com/mining-laboratory-services

Bureau Veritas Commodities Canada Ltd.

9050 Shaughnessy St Vancouver British Columbia V6P 6E5 Canada
PHONE (604) 253-3158

Client: **Kinross Gold Corp.**
25 York St., #17
Toronto Ontario M5J 2V5 Canada

Project: Great Bear Project
Report Date: December 17, 2024

CERTIFICATE OF ANALYSIS TIM24000358.1

	Method	AQ250	AQ250	AQ250	AQ250	AQ250	AQ250	AQ250	AQ250	AQ250	AQ250	AQ250	AQ250	AQ250	AQ250	AQ250	AQ250	AQ250	AQ250	AQ250	AQ250
	Analyte	P	La	Cr	Mg	Ba	Ti	B	Al	Na	K	W	Sc	Tl	S	Hg	Se	Te	Ga	Cs	Ge
	Unit	%	ppm	ppm	%	ppm	%	ppm	%	%	%	ppm	ppm	ppm	%	ppb	ppm	ppm	ppm	ppm	ppm
	MDL	0.001	0.5	0.5	0.01	0.5	0.001	20	0.01	0.001	0.01	0.1	0.1	0.02	0.02	5	0.1	0.02	0.1	0.02	0.1
A0964396	Drill Core	0.046	21.3	11.7	0.62	65.9	0.082	<20	0.66	0.051	0.50	>100	1.6	0.30	1.69	<5	2.3	0.47	2.8	1.60	<0.1
A0964397	Drill Core	0.061	29.6	14.8	0.62	84.0	0.123	<20	0.77	0.087	0.58	91.5	2.0	0.33	3.22	<5	2.3	1.29	3.3	1.71	<0.1
A0964398	Drill Core	0.064	28.1	15.6	0.64	61.1	0.134	<20	0.80	0.067	0.61	4.7	2.1	0.39	1.69	<5	0.9	0.42	3.7	1.90	<0.1
A0964399	Drill Core	0.044	21.0	14.1	0.59	57.1	0.107	<20	0.73	0.080	0.52	1.1	2.2	0.33	1.26	<5	0.5	0.35	3.5	1.44	<0.1
A0964400	Drill Core	0.069	32.1	16.1	0.82	60.0	0.129	<20	0.86	0.063	0.65	1.3	2.3	0.51	2.65	<5	1.4	1.64	4.0	1.95	<0.1
A0964401	Drill Core	0.064	30.9	16.5	0.73	72.9	0.126	<20	0.83	0.088	0.62	0.8	2.5	0.47	3.40	<5	1.2	3.36	4.0	1.88	<0.1
A0964402	Drill Core	0.054	28.7	16.5	0.65	38.6	0.081	<20	0.80	0.073	0.49	1.0	2.4	0.62	2.54	<5	1.6	0.51	3.5	1.52	<0.1
A0964403	Drill Core	0.055	26.7	11.2	0.54	80.3	0.076	<20	0.92	0.073	0.61	1.5	1.5	0.65	2.28	<5	1.9	0.27	3.3	1.34	<0.1
A0964404	Drill Core	0.066	28.5	14.9	0.76	89.8	0.088	<20	0.80	0.104	0.55	1.6	2.6	0.50	1.99	<5	1.7	0.45	4.1	1.66	<0.1
A0964405	Drill Core	0.053	25.6	12.1	0.64	53.6	0.058	<20	0.77	0.075	0.56	0.2	2.6	0.59	2.10	<5	1.6	0.27	3.6	1.34	<0.1

This report supersedes all previous preliminary and final reports with this file number dated prior to the date on this certificate. Signature indicates final approval; preliminary reports are unsigned and should be used for reference only.

BUREAU VERITAS MINERAL LABORATORIES Canada

www.bvna.com/mining-laboratory-services

Bureau Veritas Commodities Canada Ltd.

9050 Shaughnessy St Vancouver British Columbia V6P 6E5 Canada
PHONE (604) 253-3158

Client: **Kinross Gold Corp.**
25 York St., #17
Toronto Ontario M5J 2V5 Canada

Project: Great Bear Project
Report Date: December 17, 2024

CERTIFICATE OF ANALYSIS TIM24000358.1

Method		AQ250	AQ250	AQ250	AQ250	AQ250	AQ250	AQ250	AQ250	AQ250	AQ250	AQ250	AQ250	AQ250	AQ250	TC006	TC000	TC000
Analyte		Hf	Nb	Rb	Sn	Ta	Zr	Y	Ce	In	Re	Be	Li	Pd	Pt	CO2	TOT/C	TOT/S
Unit		ppm	ppm	ppm	ppm	ppm	ppm	ppm	ppm	ppm	ppb	ppm	ppm	ppb	ppb	%	%	%
MDL		0.02	0.02	0.1	0.1	0.05	0.1	0.01	0.1	0.02	1	0.1	0.1	10	2	0.08	0.02	0.02
A0964396	Drill Core	0.65	0.13	28.7	0.6	<0.05	22.3	4.15	40.2	0.04	74	<0.1	8.8	<10	3	3.95		
A0964397	Drill Core	0.85	0.27	32.6	1.1	<0.05	28.5	5.27	57.3	0.05	63	<0.1	10.0	<10	<2	1.02		
A0964398	Drill Core	0.92	0.22	39.3	1.3	<0.05	31.9	5.39	54.6	0.05	93	<0.1	12.2	<10	<2	0.99		
A0964399	Drill Core	0.73	0.12	31.1	0.9	<0.05	24.9	4.04	40.1	0.05	60	<0.1	11.2	<10	<2	0.34		
A0964400	Drill Core	0.89	0.27	41.2	1.2	<0.05	28.4	5.71	61.7	0.10	241	<0.1	15.5	<10	<2	0.62		
A0964401	Drill Core	0.87	0.25	37.6	1.3	<0.05	28.6	5.59	60.5	0.09	115	<0.1	12.5	<10	<2	0.57	0.17	3.34
A0964402	Drill Core	0.82	0.15	38.1	0.8	<0.05	27.1	4.46	53.1	<0.02	46	<0.1	10.5	<10	2	0.30		
A0964403	Drill Core	0.91	0.16	37.9	0.7	<0.05	31.5	4.59	50.4	<0.02	36	<0.1	10.8	<10	2	0.30		
A0964404	Drill Core	0.89	0.09	30.2	0.7	<0.05	32.1	5.48	53.9	0.02	60	0.1	10.5	<10	2	1.90		
A0964405	Drill Core	0.85	0.03	41.5	0.5	<0.05	29.0	5.11	48.4	0.05	17	<0.1	9.9	<10	2	0.27		

This report supersedes all previous preliminary and final reports with this file number dated prior to the date on this certificate. Signature indicates final approval; preliminary reports are unsigned and should be used for reference only.

BUREAU VERITAS MINERAL LABORATORIES Canada

www.bvna.com/mining-laboratory-services

Bureau Veritas Commodities Canada Ltd.
9050 Shaughnessy St Vancouver British Columbia V6P 6E5 Canada
PHONE (604) 253-3158

Client: **Kinross Gold Corp.**
25 York St., #17
Toronto Ontario M5J 2V5 Canada

Project: Great Bear Project
Report Date: December 17, 2024

QUALITY CONTROL REPORT TIM24000358.1

	Method	WGHT	AQ250	AQ250	AQ250	AQ250	AQ250	AQ250	AQ250	AQ250	AQ250	AQ250	AQ250	AQ250	AQ250	AQ250	AQ250	AQ250	AQ250	AQ250	AQ250
	Analyte	Wgt	Mo	Cu	Pb	Zn	Ag	Ni	Co	Mn	Fe	As	U	Au	Th	Sr	Cd	Sb	Bi	V	Ca
	Unit	kg	ppm	ppm	ppm	ppm	ppb	ppm	ppm	ppm	%	ppm	ppm	ppb	ppm	ppm	ppm	ppm	ppm	ppm	%
	MDL	0.01	0.01	0.01	0.01	0.1	2	0.1	0.1	1	0.01	0.1	0.1	0.2	0.1	0.5	0.01	0.02	0.02	1	0.01
Pulp Duplicates																					
A0963394	Drill Core	2.85	0.78	31.28	1.93	60.3	84	13.0	9.5	379	2.39	0.5	1.6	42.8	8.5	16.9	0.03	0.06	0.04	35	0.97
REP A0963394	QC																				
A0963395	Drill Core	3.14	0.55	11.93	1.72	52.2	38	12.4	8.8	402	2.22	0.3	1.6	0.2	8.2	16.2	0.03	0.06	0.03	33	1.19
REP A0963395	QC		0.52	11.92	1.66	53.3	33	12.6	8.7	400	2.22	0.3	1.6	<0.2	8.0	17.0	0.03	0.06	0.03	33	1.17
A0963429	Drill Core	1.98	55.72	297.32	5.91	73.1	576	14.5	6.6	297	2.28	3.7	1.5	77.2	7.1	15.7	0.27	0.24	2.70	24	0.75
REP A0963429	QC																				
A0962745	Drill Core	1.83	1.14	2.79	7.16	15.0	442	1.3	2.1	80	2.04	16.5	1.3	15.7	11.2	6.1	0.05	0.09	2.94	<1	0.15
REP A0962745	QC		1.12	2.94	6.96	14.4	431	1.3	2.2	78	2.00	15.9	1.3	16.1	11.1	5.9	0.05	0.09	2.83	<1	0.14
A0964388	Drill Core	3.18	21.68	198.55	9.90	67.9	484	16.2	9.1	400	2.26	3.6	1.1	122.5	5.6	22.4	0.26	0.25	0.74	27	1.16
REP A0964388	QC																				
A0964389	Drill Core	1.24	49.62	283.61	7.83	104.9	633	16.2	11.2	329	2.91	2.9	1.1	92.1	5.3	15.0	0.53	0.54	1.40	25	0.96
REP A0964389	QC																				
A0964396	Drill Core	1.87	25.67	94.69	45.54	117.4	1089	11.6	7.4	975	2.28	4.3	0.9	531.0	4.8	96.0	0.40	0.40	4.17	16	3.95
REP A0964396	QC		22.27	89.44	44.22	110.3	1078	10.7	6.9	919	2.18	4.0	0.8	1002.0	4.6	89.0	0.37	0.38	4.01	15	3.76
Core Reject Duplicates																					
A0963411	Drill Core	2.04	0.63	14.43	3.14	56.5	68	12.6	9.0	343	2.18	0.5	1.7	0.8	8.6	17.9	0.03	0.07	0.08	33	0.98
DUP A0963411	QC		0.56	13.78	3.21	56.0	55	11.9	8.7	335	2.13	0.3	1.7	1.4	8.3	17.2	0.03	0.07	0.07	32	0.97
A0962748	Drill Core	1.95	1.03	8.37	11.54	42.4	833	1.2	2.9	160	1.91	19.8	1.2	26.8	10.3	7.1	0.26	0.15	4.93	1	0.38
DUP A0962748	QC		1.04	7.73	11.70	35.5	826	1.1	2.8	153	1.89	19.6	1.3	24.4	10.2	6.9	0.21	0.14	4.53	1	0.35
A0964403	Drill Core	2.95	21.53	61.12	3.13	47.5	254	15.6	8.7	421	2.53	2.5	1.3	81.6	6.7	14.7	0.12	0.25	1.35	16	0.50
DUP A0964403	QC		21.09	63.89	3.08	46.9	254	15.2	8.6	427	2.54	2.5	1.3	97.1	6.7	12.8	0.13	0.24	1.37	15	0.49
Reference Materials																					
STD BVGEO01	Standard		10.41	4379.22	188.60	1710.1	2570	167.0	25.0	715	3.80	125.2	3.5	225.0	14.6	55.1	6.32	2.18	24.52	74	1.32
STD BVGEO01	Standard		9.79	4352.42	175.30	1655.3	2404	169.3	24.0	718	3.63	119.4	3.4	208.7	14.0	53.3	5.92	2.27	23.97	76	1.28
STD BVGEO01	Standard		10.20	4429.86	183.57	1722.7	2547	150.9	24.2	717	3.73	121.7	3.5	203.3	13.4	51.3	5.87	2.60	23.50	68	1.27
STD BVGEO01	Standard		9.85	4239.60	182.10	1626.8	2454	158.6	23.2	692	3.56	117.3	3.7	206.7	13.7	50.4	5.87	2.79	23.00	71	1.22
STD BVGEO01	Standard		9.79	4355.83	185.57	1686.5	2452	157.7	23.7	704	3.67	124.4	3.8	207.8	14.2	51.3	6.11	2.27	24.03	70	1.27
STD COO2	Standard																				

This report supersedes all previous preliminary and final reports with this file number dated prior to the date on this certificate. Signature indicates final approval; preliminary reports are unsigned and should be used for reference only.

BUREAU VERITAS MINERAL LABORATORIES Canada

www.bvna.com/mining-laboratory-services

Bureau Veritas Commodities Canada Ltd.
9050 Shaughnessy St Vancouver British Columbia V6P 6E5 Canada
PHONE (604) 253-3158

Client: **Kinross Gold Corp.**
25 York St., #17
Toronto Ontario M5J 2V5 Canada

Project: Great Bear Project
Report Date: December 17, 2024

QUALITY CONTROL REPORT TIM24000358.1

		Method	AQ250	AQ250	AQ250	AQ250	AQ250	AQ250	AQ250	AQ250	AQ250	AQ250	AQ250	AQ250	AQ250	AQ250	AQ250	AQ250	AQ250	AQ250	AQ250
		Analyte	P	La	Cr	Mg	Ba	Ti	B	Al	Na	K	W	Sc	Tl	S	Hg	Se	Te	Ga	Cs	Ge
		Unit	%	ppm	ppm	%	ppm	%	ppm	%	%	%	ppm	ppm	ppm	%	ppb	ppm	ppm	ppm	ppm	ppm
		MDL	0.001	0.5	0.5	0.01	0.5	0.001	20	0.01	0.001	0.01	0.1	0.1	0.02	0.02	5	0.1	0.02	0.1	0.02	0.1
Pulp Duplicates																						
A0963394	Drill Core		0.059	30.8	14.6	0.77	124.2	0.175	<20	1.34	0.074	1.01	0.3	2.9	0.40	<0.02	<5	<0.1	<0.02	5.6	3.46	<0.1
REP A0963394	QC																					
A0963395	Drill Core		0.050	28.8	14.1	0.74	124.3	0.156	<20	1.25	0.075	0.97	0.2	3.0	0.38	<0.02	<5	<0.1	<0.02	5.4	2.71	<0.1
REP A0963395	QC		0.053	28.2	14.0	0.73	124.4	0.154	<20	1.24	0.075	0.97	0.2	3.1	0.38	<0.02	<5	<0.1	<0.02	5.6	2.72	<0.1
A0963429	Drill Core		0.062	30.0	16.7	0.67	78.1	0.108	<20	0.76	0.076	0.59	5.5	2.4	0.39	1.85	<5	1.1	0.96	3.4	1.42	<0.1
REP A0963429	QC																					
A0962745	Drill Core		0.018	44.8	3.2	0.07	61.2	0.004	<20	0.37	0.026	0.22	0.2	0.3	0.13	2.01	<5	1.2	0.41	0.9	0.23	<0.1
REP A0962745	QC		0.017	43.3	3.1	0.07	58.7	0.004	<20	0.36	0.026	0.21	0.2	0.3	0.13	1.95	<5	1.1	0.36	0.9	0.23	<0.1
A0964388	Drill Core		0.065	29.7	20.6	0.75	112.1	0.113	<20	0.82	0.078	0.62	1.4	2.3	0.33	1.49	<5	1.2	0.32	4.0	1.74	<0.1
REP A0964388	QC																					
A0964389	Drill Core		0.054	26.5	15.5	0.69	69.1	0.127	<20	0.81	0.082	0.53	0.5	2.2	0.29	2.53	8	2.3	0.61	3.6	1.35	<0.1
REP A0964389	QC																					
A0964396	Drill Core		0.046	21.3	11.7	0.62	65.9	0.082	<20	0.66	0.051	0.50	>100	1.6	0.30	1.69	<5	2.3	0.47	2.8	1.60	<0.1
REP A0964396	QC		0.043	20.3	10.7	0.61	64.1	0.079	<20	0.62	0.049	0.48	>100	1.5	0.29	1.60	21	2.2	0.56	2.7	1.52	<0.1
Core Reject Duplicates																						
A0963411	Drill Core		0.054	29.5	13.6	0.71	140.0	0.167	<20	1.26	0.075	0.95	0.3	3.0	0.38	0.03	<5	<0.1	<0.02	5.5	3.34	<0.1
DUP A0963411	QC		0.051	28.2	13.0	0.70	134.8	0.166	<20	1.25	0.072	0.94	0.3	2.9	0.37	0.03	<5	<0.1	<0.02	5.4	3.28	<0.1
A0962748	Drill Core		0.017	38.1	2.4	0.08	55.7	0.008	<20	0.38	0.050	0.18	>100	0.5	0.13	1.92	<5	1.8	0.39	1.2	0.25	<0.1
DUP A0962748	QC		0.017	38.4	2.1	0.08	59.4	0.008	<20	0.39	0.051	0.19	>100	0.5	0.14	1.91	<5	1.7	0.44	1.2	0.24	<0.1
A0964403	Drill Core		0.055	26.7	11.2	0.54	80.3	0.076	<20	0.92	0.073	0.61	1.5	1.5	0.65	2.28	<5	1.9	0.27	3.3	1.34	<0.1
DUP A0964403	QC		0.054	28.0	11.2	0.53	65.7	0.072	<20	0.76	0.055	0.53	2.0	1.3	0.64	2.21	<5	1.9	0.24	2.8	1.39	<0.1
Reference Materials																						
STD BVGEO01	Standard		0.077	26.7	169.8	1.34	344.1	0.244	<20	2.27	0.187	0.90	4.0	5.8	0.65	0.70	102	5.0	1.05	7.0	7.48	<0.1
STD BVGEO01	Standard		0.074	26.4	161.3	1.28	325.4	0.234	<20	2.22	0.183	0.83	4.0	5.6	0.64	0.65	94	4.8	1.01	6.9	7.13	<0.1
STD BVGEO01	Standard		0.069	25.2	166.4	1.27	341.8	0.225	<20	2.21	0.182	0.89	3.9	5.9	0.60	0.70	99	4.8	0.99	6.6	7.16	0.1
STD BVGEO01	Standard		0.070	24.6	147.8	1.24	309.4	0.226	<20	2.14	0.177	0.84	4.3	5.4	0.59	0.66	92	5.0	1.06	6.5	6.74	0.1
STD BVGEO01	Standard		0.073	25.1	153.4	1.27	326.9	0.227	<20	2.20	0.178	0.86	4.5	5.5	0.64	0.68	96	4.9	1.03	6.8	7.27	<0.1
STD COO2	Standard																					

This report supersedes all previous preliminary and final reports with this file number dated prior to the date on this certificate. Signature indicates final approval; preliminary reports are unsigned and should be used for reference only.

BUREAU VERITAS MINERAL LABORATORIES Canada

www.bvna.com/mining-laboratory-services

Bureau Veritas Commodities Canada Ltd.
9050 Shaughnessy St Vancouver British Columbia V6P 6E5 Canada
PHONE (604) 253-3158

Client: **Kinross Gold Corp.**
25 York St., #17
Toronto Ontario M5J 2V5 Canada

Project: Great Bear Project
Report Date: December 17, 2024

QUALITY CONTROL REPORT TIM24000358.1

	Method	AQ250	AQ250	AQ250	AQ250	AQ250	AQ250	AQ250	AQ250	AQ250	AQ250	AQ250	AQ250	AQ250	AQ250	TC006	TC000	TC000
	Analyte	Hf	Nb	Rb	Sn	Ta	Zr	Y	Ce	In	Re	Be	Li	Pd	Pt	CO2	TOT/C	TOT/S
	Unit	ppm	ppm	ppm	ppm	ppm	ppm	ppm	ppm	ppm	ppb	ppm	ppm	ppb	ppb	%	%	%
	MDL	0.02	0.02	0.1	0.1	0.05	0.1	0.01	0.1	0.02	1	0.1	0.1	10	2	0.08	0.02	0.02
Pulp Duplicates																		
A0963394	Drill Core	0.56	0.08	67.3	0.5	<0.05	23.5	7.16	61.3	<0.02	<1	<0.1	19.9	<10	<2	0.85		
REP A0963394	QC															0.83		
A0963395	Drill Core	0.53	0.08	62.6	0.5	<0.05	22.3	6.46	55.6	<0.02	<1	<0.1	17.2	<10	<2	<0.08		
REP A0963395	QC	0.54	0.08	63.2	0.5	<0.05	23.5	6.86	54.3	<0.02	<1	<0.1	17.6	<10	<2			
A0963429	Drill Core	0.93	0.19	37.7	1.3	<0.05	30.8	5.42	57.9	0.06	152	<0.1	12.8	<10	<2	0.64	0.16	1.85
REP A0963429	QC															0.61		
A0962745	Drill Core	1.15	0.05	9.3	0.3	<0.05	46.1	4.95	86.0	<0.02	<1	<0.1	2.7	<10	<2	<0.08		
REP A0962745	QC	1.14	0.05	9.1	0.3	<0.05	44.8	4.98	84.5	<0.02	<1	<0.1	2.6	<10	<2			
A0964388	Drill Core	0.75	0.10	34.4	0.9	<0.05	27.6	5.75	58.3	<0.02	100	0.1	13.7	<10	<2	0.92		
REP A0964388	QC															0.97		
A0964389	Drill Core	0.97	0.28	31.4	1.0	<0.05	35.7	5.12	50.8	0.03	179	<0.1	13.6	<10	<2	0.69	0.21	2.45
REP A0964389	QC																0.22	2.58
A0964396	Drill Core	0.65	0.13	28.7	0.6	<0.05	22.3	4.15	40.2	0.04	74	<0.1	8.8	<10	3	3.95		
REP A0964396	QC	0.62	0.13	27.3	0.6	<0.05	21.6	3.96	38.7	0.04	64	<0.1	8.5	<10	<2			
Core Reject Duplicates																		
A0963411	Drill Core	0.58	0.10	60.8	0.5	<0.05	25.2	6.82	57.4	<0.02	<1	<0.1	19.1	<10	<2	0.71		
DUP A0963411	QC	0.53	0.10	58.2	0.5	<0.05	23.9	6.68	54.3	<0.02	<1	<0.1	18.4	<10	<2	0.86		
A0962748	Drill Core	1.05	0.09	8.3	0.3	<0.05	40.1	4.21	73.1	0.03	<1	<0.1	2.5	<10	<2	0.16		
DUP A0962748	QC	1.11	0.08	8.8	0.3	<0.05	42.1	4.25	74.7	0.03	<1	<0.1	2.6	<10	<2	0.14		
A0964403	Drill Core	0.91	0.16	37.9	0.7	<0.05	31.5	4.59	50.4	<0.02	36	<0.1	10.8	<10	2	0.30		
DUP A0964403	QC	0.88	0.15	35.9	0.6	<0.05	29.5	4.42	52.3	<0.02	38	<0.1	10.1	<10	2	0.30		
Reference Materials																		
STD BVGEO01	Standard	0.38	0.14	95.3	5.4	<0.05	10.4	14.54	53.6	0.43	4	0.7	21.0	130	182			
STD BVGEO01	Standard	0.36	0.18	94.4	5.2	<0.05	10.1	14.32	53.2	0.42	4	0.7	20.2	127	176			
STD BVGEO01	Standard	0.23	0.16	96.5	5.4	<0.05	8.6	14.09	51.2	0.42	4	0.7	18.9	138	176			
STD BVGEO01	Standard	0.25	0.25	91.5	5.0	<0.05	8.6	13.51	48.6	0.43	4	0.7	19.8	124	175			
STD BVGEO01	Standard	0.35	0.17	90.8	5.1	<0.05	10.1	14.01	52.4	0.41	4	0.6	20.0	133	176			
STD COO2	Standard															3.83		

This report supersedes all previous preliminary and final reports with this file number dated prior to the date on this certificate. Signature indicates final approval; preliminary reports are unsigned and should be used for reference only.

BUREAU VERITAS MINERAL LABORATORIES Canada

www.bvna.com/mining-laboratory-services

Bureau Veritas Commodities Canada Ltd.
9050 Shaughnessy St Vancouver British Columbia V6P 6E5 Canada
PHONE (604) 253-3158

Client: **Kinross Gold Corp.**
25 York St., #17
Toronto Ontario M5J 2V5 Canada

Project: Great Bear Project
Report Date: December 17, 2024

QUALITY CONTROL REPORT TIM24000358.1

		WGHT Wgt kg 0.01	AQ250 Mo ppm 0.01	AQ250 Cu ppm 0.01	AQ250 Pb ppm 0.01	AQ250 Zn ppm 0.1	AQ250 Ag ppb 2	AQ250 Ni ppm 0.1	AQ250 Co ppm 0.1	AQ250 Mn ppm 1	AQ250 Fe % 0.01	AQ250 As ppm 0.1	AQ250 U ppm 0.1	AQ250 Au ppb 0.2	AQ250 Th ppm 0.1	AQ250 Sr ppm 0.5	AQ250 Cd ppm 0.01	AQ250 Sb ppm 0.02	AQ250 Bi ppm 0.02	AQ250 V ppm 1	AQ250 Ca % 0.01
STD COO2	Standard																					
STD COO2	Standard																					
STD COO2	Standard																					
STD GGC-02	Standard																					
STD GS311-1	Standard																					
STD GS910-4	Standard																					
STD GS910-4	Standard																					
STD OREAS279	Standard																					
STD OREAS262	Standard		0.60	110.85	54.80	150.9	440	60.4	26.4	526	3.18	35.5	1.1	60.5	8.9	33.1	0.61	2.74	0.96	20	2.86
STD OREAS262	Standard		0.60	108.94	55.21	147.2	453	59.3	26.1	524	3.11	35.7	1.1	61.2	8.4	33.5	0.60	2.90	0.95	20	2.87
STD OREAS262	Standard		0.63	109.07	54.36	148.3	468	62.4	26.2	531	3.25	33.8	1.1	73.5	8.6	33.9	0.60	3.47	0.93	20	2.91
STD OREAS262	Standard		0.63	107.84	55.84	146.6	440	60.9	26.3	518	3.11	34.5	1.1	69.4	8.1	33.1	0.58	4.30	0.92	19	2.78
STD OREAS262	Standard		0.57	109.11	55.15	149.8	451	60.6	25.8	523	3.11	35.0	1.1	55.2	8.8	33.6	0.61	2.18	0.95	21	2.91
STD OREAS279	Standard																					
STD OREAS279	Standard																					
STD OREAS279	Standard																					
STD OREAS279	Standard																					
STD GS311-1 Expected																						
STD GS910-4 Expected																						
STD GGC-02 Expected																						
STD BVGEO01 Expected			10.8	4415	187	1712	2530	163	25	706	3.7	121	3.67	214	14.4	55	6.25	2.2	24.3	73	1.3219
STD OREAS262 Expected			0.68	118	56	154	450	62	26.9	530	3.284	35.8	1.22	65	9.33	36	0.61	3.39	1.03	22.5	2.98
STD COO2 Expected																						
STD OREAS279 Expected																						
BLK	Blank																					
BLK	Blank																					
BLK	Blank		<0.01	<0.01	0.01	<0.1	<2	<0.1	<0.1	<1	<0.01	<0.1	<0.1	<0.2	<0.1	<0.5	<0.01	<0.02	<0.02	<1	<0.01
BLK	Blank		<0.01	<0.01	0.02	<0.1	<2	<0.1	<0.1	<1	<0.01	0.1	<0.1	<0.2	<0.1	<0.5	<0.01	<0.02	<0.02	<1	<0.01
BLK	Blank		<0.01	<0.01	0.04	<0.1	<2	<0.1	<0.1	<1	0.02	0.2	<0.1	<0.2	<0.1	<0.5	<0.01	<0.02	<0.02	<1	<0.01

This report supersedes all previous preliminary and final reports with this file number dated prior to the date on this certificate. Signature indicates final approval; preliminary reports are unsigned and should be used for reference only.

BUREAU VERITAS MINERAL LABORATORIES Canada

www.bvna.com/mining-laboratory-services

Bureau Veritas Commodities Canada Ltd.
9050 Shaughnessy St Vancouver British Columbia V6P 6E5 Canada
PHONE (604) 253-3158

Client: **Kinross Gold Corp.**
25 York St., #17
Toronto Ontario M5J 2V5 Canada

Project: Great Bear Project
Report Date: December 17, 2024

QUALITY CONTROL REPORT TIM24000358.1

		AQ250 P % 0.001	AQ250 La ppm 0.5	AQ250 Cr ppm 0.5	AQ250 Mg % 0.01	AQ250 Ba ppm 0.5	AQ250 Ti % 0.001	AQ250 B ppm 20	AQ250 Al % 0.01	AQ250 Na % 0.001	AQ250 K % 0.01	AQ250 W ppm 0.1	AQ250 Sc ppm 0.1	AQ250 Tl ppm 0.02	AQ250 S % 0.02	AQ250 Hg ppb 5	AQ250 Se ppm 0.1	AQ250 Te ppm 0.02	AQ250 Ga ppm 0.1	AQ250 Cs ppm 0.02	AQ250 Ge ppm 0.1
STD COO2	Standard																				
STD COO2	Standard																				
STD COO2	Standard																				
STD GGC-02	Standard																				
STD GS311-1	Standard																				
STD GS910-4	Standard																				
STD GS910-4	Standard																				
STD OREAS279	Standard																				
STD OREAS262	Standard	0.039	17.8	40.9	1.14	246.6	0.003	<20	1.22	0.067	0.31	0.1	3.0	0.49	0.26	173	0.6	0.22	3.8	2.59	<0.1
STD OREAS262	Standard	0.038	15.2	38.8	1.15	226.2	0.003	<20	1.06	0.065	0.27	0.1	2.8	0.48	0.26	165	0.5	0.23	3.4	2.33	<0.1
STD OREAS262	Standard	0.038	15.0	40.1	1.16	242.5	0.002	<20	1.21	0.068	0.31	0.1	3.0	0.47	0.27	165	0.5	0.26	3.7	2.88	<0.1
STD OREAS262	Standard	0.038	13.2	36.8	1.11	225.7	0.003	<20	1.05	0.065	0.27	0.2	2.8	0.44	0.26	154	0.5	0.22	3.3	2.56	<0.1
STD OREAS262	Standard	0.038	15.6	39.4	1.15	244.0	0.003	<20	1.20	0.065	0.28	0.1	2.9	0.46	0.26	166	0.6	0.22	3.7	2.27	<0.1
STD OREAS279	Standard																				
STD OREAS279	Standard																				
STD OREAS279	Standard																				
STD OREAS279	Standard																				
STD GS311-1 Expected																					
STD GS910-4 Expected																					
STD GGC-02 Expected																					
STD BVGEO01 Expected		0.0727	25.9	171	1.3175	332	0.233		2.2628	0.1924	0.8669	3.5	5.97	0.62	0.6655	100	4.84	1.02	7.37	7.36	0.15
STD OREAS262 Expected		0.04	15.9	41.7	1.17	248	0.003		1.3	0.071	0.312	0.13	3.24	0.47	0.269	170	0.4	0.23	3.9	2.8	
STD COO2 Expected																					
STD OREAS279 Expected																					
BLK	Blank																				
BLK	Blank																				
BLK	Blank	<0.001	<0.5	<0.5	<0.01	<0.5	<0.001	<20	<0.01	<0.001	<0.01	<0.1	<0.1	<0.02	<0.02	<5	<0.1	<0.02	<0.1	<0.02	<0.1
BLK	Blank	<0.001	<0.5	<0.5	<0.01	<0.5	<0.001	<20	<0.01	<0.001	<0.01	<0.1	<0.1	<0.02	<0.02	<5	<0.1	<0.02	<0.1	<0.02	<0.1
BLK	Blank	<0.001	<0.5	<0.5	<0.01	<0.5	<0.001	<20	<0.01	<0.001	<0.01	<0.1	<0.1	<0.02	<0.02	<5	<0.1	<0.02	<0.1	<0.02	<0.1

This report supersedes all previous preliminary and final reports with this file number dated prior to the date on this certificate. Signature indicates final approval; preliminary reports are unsigned and should be used for reference only.

BUREAU VERITAS MINERAL LABORATORIES Canada

www.bvna.com/mining-laboratory-services

Bureau Veritas Commodities Canada Ltd.
9050 Shaughnessy St Vancouver British Columbia V6P 6E5 Canada
PHONE (604) 253-3158

Client: **Kinross Gold Corp.**
25 York St., #17
Toronto Ontario M5J 2V5 Canada

Project: Great Bear Project
Report Date: December 17, 2024

QUALITY CONTROL REPORT TIM24000358.1

		AQ250 Hf ppm 0.02	AQ250 Nb ppm 0.02	AQ250 Rb ppm 0.1	AQ250 Sn ppm 0.1	AQ250 Ta ppm 0.05	AQ250 Zr ppm 0.1	AQ250 Y ppm 0.01	AQ250 Ce ppm 0.1	AQ250 In ppm 0.02	AQ250 Re ppb 1	AQ250 Be ppm 0.1	AQ250 Li ppm 0.1	AQ250 Pd ppb 10	AQ250 Pt ppb 2	TC006 CO2 % 0.08	TC000 TOT/C % 0.02	TC000 TOT/S % 0.02
STD COO2	Standard															3.30		
STD COO2	Standard															3.73		
STD COO2	Standard															3.41		
STD GGC-02	Standard																29.11	0.08
STD GS311-1	Standard																1.01	2.33
STD GS910-4	Standard																2.63	8.03
STD GS910-4	Standard																2.71	8.11
STD OREAS279	Standard																1.15	1.27
STD OREAS262	Standard	0.20	<0.02	19.6	0.5	<0.05	8.4	10.62	36.0	0.03	1	1.0	16.2	<10	<2			
STD OREAS262	Standard	0.27	<0.02	16.8	0.5	<0.05	10.9	9.97	30.5	0.03	1	1.1	15.6	<10	2			
STD OREAS262	Standard	0.13	<0.02	19.8	0.5	<0.05	7.4	10.40	31.2	0.03	<1	1.1	16.9	<10	<2			
STD OREAS262	Standard	0.21	<0.02	17.0	0.4	<0.05	9.6	9.86	26.4	0.03	4	1.0	16.1	<10	2			
STD OREAS262	Standard	0.22	<0.02	17.3	0.5	<0.05	9.1	9.96	30.9	0.03	<1	1.1	16.7	<10	<2			
STD OREAS279	Standard															2.97		
STD OREAS279	Standard															2.96		
STD OREAS279	Standard															2.87		
STD OREAS279	Standard															2.99		
STD GS311-1 Expected																	1.02	2.35
STD GS910-4 Expected																	2.65	8.27
STD GGC-02 Expected																	28.25	0.04
STD BVGEO01 Expected		0.32	0.17	95	5.64		9.1	14.5	53	0.45	4	0.69	21.4	134	182			
STD OREAS262 Expected		0.17		18.6	0.5		7.7	11.2	32	0.033		1.14	17.8					
STD COO2 Expected																3.612		
STD OREAS279 Expected																3.29	1.13	1.27
BLK	Blank																<0.02	<0.02
BLK	Blank																<0.02	<0.02
BLK	Blank	<0.02	<0.02	<0.1	<0.1	<0.05	<0.1	<0.01	<0.1	<0.02	1	<0.1	<0.1	<10	2			
BLK	Blank	<0.02	<0.02	<0.1	<0.1	<0.05	<0.1	<0.01	<0.1	<0.02	<1	<0.1	<0.1	<10	<2			
BLK	Blank	<0.02	<0.02	<0.1	<0.1	<0.05	<0.1	<0.01	<0.1	<0.02	<1	<0.1	<0.1	<10	<2			

This report supersedes all previous preliminary and final reports with this file number dated prior to the date on this certificate. Signature indicates final approval; preliminary reports are unsigned and should be used for reference only.

BUREAU VERITAS MINERAL LABORATORIES Canada

www.bvna.com/mining-laboratory-services

Bureau Veritas Commodities Canada Ltd.

9050 Shaughnessy St Vancouver British Columbia V6P 6E5 Canada

PHONE (604) 253-3158

Client: **Kinross Gold Corp.**
25 York St., #17
Toronto Ontario M5J 2V5 Canada

Project: Great Bear Project

Report Date: December 17, 2024

QUALITY CONTROL REPORT TIM24000358.1

		WGHT	AQ250	AQ250	AQ250	AQ250	AQ250	AQ250	AQ250	AQ250	AQ250	AQ250	AQ250	AQ250	AQ250	AQ250	AQ250	AQ250	AQ250	AQ250
		Wgt	Mo	Cu	Pb	Zn	Ag	Ni	Co	Mn	Fe	As	U	Au	Th	Sr	Cd	Sb	Bi	V	Ca
		kg	ppm	ppm	ppm	ppm	ppb	ppm	ppm	ppm	%	ppm	ppm	ppb	ppm	ppm	ppm	ppm	ppm	ppm	%
		0.01	0.01	0.01	0.01	0.1	2	0.1	0.1	1	0.01	0.1	0.1	0.2	0.1	0.5	0.01	0.02	0.02	1	0.01
BLK	Blank		<0.01	<0.01	0.02	<0.1	<2	<0.1	<0.1	<1	<0.01	<0.1	<0.1	<0.2	<0.1	<0.5	<0.01	<0.02	<0.02	<1	<0.01
BLK	Blank		<0.01	<0.01	0.02	<0.1	<2	<0.1	<0.1	<1	<0.01	<0.1	<0.1	<0.2	<0.1	<0.5	<0.01	<0.02	<0.02	<1	<0.01
BLK	Blank																				
BLK	Blank																				
BLK	Blank																				
BLK	Blank																				
Prep Wash																					
ROCK-TIM	Prep Blank		1.07	4.59	0.85	29.1	8	1.7	3.8	499	2.02	0.5	0.4	<0.2	2.3	20.4	<0.01	<0.02	<0.02	24	0.63
ROCK-TIM	Prep Blank		1.23	2.79	0.73	26.0	5	1.4	3.6	448	1.92	0.8	0.4	<0.2	2.2	21.8	<0.01	0.02	<0.02	23	0.59

This report supersedes all previous preliminary and final reports with this file number dated prior to the date on this certificate. Signature indicates final approval; preliminary reports are unsigned and should be used for reference only.

BUREAU VERITAS MINERAL LABORATORIES Canada

www.bvna.com/mining-laboratory-services

Bureau Veritas Commodities Canada Ltd.

9050 Shaughnessy St Vancouver British Columbia V6P 6E5 Canada

PHONE (604) 253-3158

Client: **Kinross Gold Corp.**
25 York St., #17
Toronto Ontario M5J 2V5 Canada

Project: Great Bear Project
Report Date: December 17, 2024

QUALITY CONTROL REPORT TIM24000358.1

		AQ250 P % 0.001	AQ250 La ppm 0.5	AQ250 Cr ppm 0.5	AQ250 Mg % 0.01	AQ250 Ba ppm 0.5	AQ250 Ti % 0.001	AQ250 B ppm 20	AQ250 Al % 0.01	AQ250 Na % 0.001	AQ250 K % 0.01	AQ250 W ppm 0.1	AQ250 Sc ppm 0.1	AQ250 Tl ppm 0.02	AQ250 S % 0.02	AQ250 Hg ppb 5	AQ250 Se ppm 0.1	AQ250 Te ppm 0.02	AQ250 Ga ppm 0.1	AQ250 Cs ppm 0.02	AQ250 Ge ppm 0.1
BLK	Blank	<0.001	<0.5	<0.5	<0.01	<0.5	<0.001	<20	<0.01	<0.001	<0.01	<0.1	<0.1	<0.02	<0.02	<5	<0.1	<0.02	<0.1	<0.02	<0.1
BLK	Blank	<0.001	<0.5	<0.5	<0.01	<0.5	<0.001	<20	<0.01	<0.001	<0.01	<0.1	<0.1	<0.02	<0.02	<5	<0.1	<0.02	<0.1	<0.02	<0.1
BLK	Blank																				
BLK	Blank																				
BLK	Blank																				
BLK	Blank																				
Prep Wash																					
ROCK-TIM	Prep Blank	0.043	5.8	6.2	0.47	50.3	0.079	<20	0.86	0.065	0.07	0.2	2.3	<0.02	<0.02	<5	<0.1	<0.02	3.7	0.16	<0.1
ROCK-TIM	Prep Blank	0.039	5.5	5.3	0.43	52.3	0.074	<20	0.82	0.068	0.07	0.2	2.1	<0.02	<0.02	<5	<0.1	<0.02	3.5	0.16	<0.1

This report supersedes all previous preliminary and final reports with this file number dated prior to the date on this certificate. Signature indicates final approval; preliminary reports are unsigned and should be used for reference only.

BUREAU VERITAS MINERAL LABORATORIES Canada

www.bvna.com/mining-laboratory-services

Bureau Veritas Commodities Canada Ltd.

9050 Shaughnessy St Vancouver British Columbia V6P 6E5 Canada

PHONE (604) 253-3158

Client: **Kinross Gold Corp.**
25 York St., #17
Toronto Ontario M5J 2V5 Canada

Project: Great Bear Project
Report Date: December 17, 2024

QUALITY CONTROL REPORT TIM24000358.1

		AQ250 Hf ppm 0.02	AQ250 Nb ppm 0.02	AQ250 Rb ppm 0.1	AQ250 Sn ppm 0.1	AQ250 Ta ppm 0.05	AQ250 Zr ppm 0.1	AQ250 Y ppm 0.01	AQ250 Ce ppm 0.1	AQ250 In ppm 0.02	AQ250 Re ppb 1	AQ250 Be ppm 0.1	AQ250 Li ppm 0.1	AQ250 Pd ppb 10	AQ250 Pt ppb 2	TC006 CO2 % 0.08	TC000 TOT/C % 0.02	TC000 TOT/S % 0.02
BLK	Blank	<0.02	<0.02	<0.1	<0.1	<0.05	<0.1	<0.01	<0.1	<0.02	3	<0.1	<0.1	<10	<2			
BLK	Blank	<0.02	<0.02	<0.1	<0.1	<0.05	<0.1	<0.01	<0.1	<0.02	<1	<0.1	<0.1	<10	<2			
BLK	Blank															<0.08		
BLK	Blank															<0.08		
BLK	Blank															<0.08		
BLK	Blank															<0.08		
Prep Wash																		
ROCK-TIM	Prep Blank	0.16	0.13	2.0	0.3	<0.05	3.8	8.16	12.0	<0.02	<1	0.2	1.5	<10	<2	0.24		
ROCK-TIM	Prep Blank	0.15	0.13	2.0	0.3	<0.05	3.5	7.55	11.0	<0.02	1	0.2	1.3	<10	<2	0.16		

This report supersedes all previous preliminary and final reports with this file number dated prior to the date on this certificate. Signature indicates final approval; preliminary reports are unsigned and should be used for reference only.

BUREAU VERITAS MINERAL LABORATORIES Canada

www.bvna.com/mining-laboratory-services

Bureau Veritas Commodities Canada Ltd.
9050 Shaughnessy St Vancouver British Columbia V6P 6E5 Canada
PHONE (604) 253-3158

Client: **Kinross Gold Corp.**
25 York St., #17
Toronto Ontario M5J 2V5 Canada

Submitted By:	Matthew Hart
Receiving Lab:	Canada-Timmins
Received:	August 06, 2024
Analysis Start:	August 29, 2024
Report Date:	January 22, 2025
Page:	1 of 5

CERTIFICATE OF ANALYSIS TIM24000359.1

CLIENT JOB INFORMATION

Project:	Great Bear Project
Shipment ID:	
P.O. Number	GTFS002-FPR022-06
Number of Samples:	94

SAMPLE DISPOSAL

STOR-PLP	Store After 90 days Invoice for Storage
STOR-RJT	Store After 60 days Invoice for Storage

Bureau Veritas does not accept responsibility for samples left at the laboratory after 90 days without prior written instructions for sample storage or return.

SAMPLE PREPARATION AND ANALYTICAL PROCEDURES

Procedure Code	Number of Samples	Code Description	Test Wgt (g)	Report Status	Lab
PRP75-1KG	94	Crush, split and pulverize 1kg of sample to 200 mesh		Completed	TIM
SPTPL	94	Splitting of pulp samples for client		Completed	TIM
ARCHIVE	94	Charges for Split Archive			TIM
SHP01	94	Per sample shipping charges for branch shipments			TIM
AQ250_EXT	94	1:1:1 Aqua Regia digestion Ultratrace ICP-MS analysis	0.5	Completed	VAN
TC006	94	15% HClO4 leach, CO2 analysis by Leco	0.2	Completed	VAN
Split ABA	15	Analysis sample split/packet for ABA Analysis			BUB
TC000	15	Analysis by Leco	0.1	Completed	VAN
ABA	15	Modified Sobek Acid Base Accounting		Completed	BUB

ADDITIONAL COMMENTS

Invoice To: Great Bear Resources Ltd.
25 York Street, Unit 1700
Toronto Ontario M5J 2V5
Canada

CC: Kinross Distrubution

TIMOTHY YAO
Data Validation Specialist

This report supersedes all previous preliminary and final reports with this file number dated prior to the date on this certificate. Signature indicates final approval; preliminary reports are unsigned and should be used for reference only.
All results are considered the confidential property of the client. Bureau Veritas assumes the liabilities for actual cost of analysis only. Results apply to samples as submitted.
"*" asterisk indicates that an analytical result could not be provided due to unusually high levels of interference from other elements.

BUREAU VERITAS MINERAL LABORATORIES Canada

www.bvna.com/mining-laboratory-services

Bureau Veritas Commodities Canada Ltd.

9050 Shaughnessy St Vancouver British Columbia V6P 6E5 Canada
PHONE (604) 253-3158

Client: **Kinross Gold Corp.**
25 York St., #17
Toronto Ontario M5J 2V5 Canada

Project: Great Bear Project
Report Date: January 22, 2025

CERTIFICATE OF ANALYSIS TIM24000359.1

	Method	WGHT	AQ250	AQ250	AQ250	AQ250	AQ250	AQ250	AQ250	AQ250	AQ250	AQ250	AQ250	AQ250	AQ250	AQ250	AQ250	AQ250	AQ250	AQ250	AQ250
	Analyte	Wgt	Mo	Cu	Pb	Zn	Ag	Ni	Co	Mn	Fe	As	U	Au	Th	Sr	Cd	Sb	Bi	V	Ca
	Unit	kg	ppm	ppm	ppm	ppm	ppb	ppm	ppm	ppm	%	ppm	ppm	ppb	ppm	ppm	ppm	ppm	ppm	ppm	%
	MDL	0.01	0.01	0.01	0.01	0.1	2	0.1	0.1	1	0.01	0.1	0.1	0.2	0.1	0.5	0.01	0.02	0.02	1	0.01
A0964406	Drill Core	2.34	1.28	17.67	8.35	59.4	402	15.7	9.4	455	2.28	9.2	1.3	526.4	6.2	16.8	0.16	0.12	1.37	20	1.52
A0964407	Drill Core	2.24	2.37	39.42	8.89	69.9	1044	12.5	9.4	1041	3.24	53.6	1.6	235.2	8.2	18.5	0.22	0.23	5.08	24	1.92
A0964408	Drill Core	3.39	2.19	47.19	8.72	62.8	540	14.9	9.0	556	2.63	9.7	1.4	161.0	6.5	21.4	0.25	0.14	2.99	19	1.55
A0964409	Drill Core	3.46	1.17	5.63	5.01	25.6	410	12.7	11.2	310	4.62	23.7	1.6	78.8	7.6	6.0	0.04	0.09	4.46	9	0.21
A0964410	Drill Core	3.28	0.96	26.00	15.91	72.1	477	11.9	8.3	586	3.00	21.5	1.4	42.5	6.9	22.6	0.15	0.23	2.99	31	0.91
A0964411	Drill Core	2.15	3.32	5.25	27.50	31.2	278	1.0	1.8	243	1.35	6.1	2.0	14.2	11.1	10.3	0.10	0.26	1.22	2	0.62
A0964412	Drill Core	2.57	1.14	42.17	114.36	336.6	1686	0.8	2.3	236	1.57	17.7	1.6	68.0	11.0	10.6	1.51	1.96	4.36	2	0.65
A0964413	Drill Core	1.99	2.17	157.92	42.31	118.5	1561	6.0	4.5	1322	2.25	31.4	1.5	109.3	11.4	92.0	0.46	0.26	4.45	12	3.23
A0964414	Drill Core	1.23	1.50	59.83	6.43	180.2	862	73.3	20.4	1299	7.01	42.3	1.8	747.7	6.6	7.4	0.29	0.09	1.24	105	0.29
A0964415	Drill Core	2.27	1.06	62.57	2.17	95.6	433	41.4	15.6	388	7.54	37.1	0.9	388.1	4.2	7.8	0.12	0.11	1.16	85	0.19
A0964416	Drill Core	2.29	0.62	60.59	5.87	616.1	412	35.1	12.7	695	9.40	126.9	0.8	60.7	4.4	20.2	2.37	0.10	0.73	60	0.73
A0964417	Drill Core	2.95	7.91	24.00	15.63	228.8	391	16.5	9.4	337	2.28	4.1	1.4	40.4	7.4	16.7	1.06	0.12	1.48	15	0.65
A0964418	Drill Core	2.76	4.81	28.94	3.97	60.8	139	18.6	13.0	277	2.13	2.1	1.3	22.9	6.8	39.2	0.11	0.18	0.75	21	1.29
A0964419	Drill Core	2.63	4.41	46.00	5.63	64.4	249	17.7	10.7	213	2.37	3.0	1.6	57.8	7.6	21.3	0.20	0.13	1.11	18	0.65
A0964420	Drill Core	3.16	14.54	105.23	5.84	66.5	351	16.9	10.3	309	2.39	2.6	1.3	66.2	6.7	19.4	0.28	0.48	3.31	29	1.05
A0964421	Drill Core	3.03	2.21	122.80	5.45	36.6	528	12.2	7.6	345	2.30	1.5	1.8	98.3	7.3	17.7	0.10	0.27	1.98	21	0.62
A0964422	Drill Core	3.19	5.96	22.68	5.23	61.0	305	12.7	8.5	264	2.44	8.8	1.0	22.8	5.8	10.5	0.25	0.29	2.90	13	0.37
A0964423	Drill Core	3.09	2.31	20.39	17.47	207.8	556	25.2	13.0	445	2.95	27.8	1.0	19.6	5.6	17.3	1.07	0.46	3.26	22	0.57
A0964424	Drill Core	2.69	39.82	221.72	7.50	89.0	504	16.7	10.0	174	2.38	5.3	1.1	195.8	4.9	16.1	0.42	0.32	3.14	19	0.32
A0964425	Drill Core	3.10	13.39	69.13	6.74	98.7	415	21.6	13.3	381	3.47	8.7	0.9	71.6	5.5	10.8	0.40	1.95	4.19	32	0.78
A0964426	Drill Core	2.70	69.67	324.47	4.47	80.2	583	15.4	11.0	223	2.62	2.6	0.8	81.8	5.8	9.8	0.26	0.98	1.86	20	0.45
A0964427	Drill Core	2.97	55.81	285.46	4.04	54.6	466	15.4	10.4	287	2.56	4.7	1.2	133.9	6.3	13.7	0.13	0.58	1.15	28	0.71
A0964428	Drill Core	2.85	1.65	28.04	8.15	87.2	181	18.3	12.0	387	2.95	22.5	1.2	21.4	7.3	64.2	0.25	0.27	2.01	26	1.22
A0964429	Drill Core	1.86	26.50	90.26	7.09	218.4	399	13.4	9.6	375	2.22	5.1	1.2	51.1	6.5	11.9	1.49	0.20	1.22	24	0.50
A0964430	Drill Core	2.16	5.30	217.99	1821.21	2680.8	5966	10.2	7.6	1097	1.75	0.9	1.6	7494.2	5.6	99.6	11.24	0.90	9.77	18	5.18
A0964431	Drill Core	3.05	55.00	48.52	16.62	106.4	262	12.8	8.8	275	2.20	4.8	1.4	61.2	6.8	13.8	0.57	0.20	1.26	24	0.89
A0964432	Drill Core	2.74	10.01	229.89	29.24	105.5	753	13.4	8.8	340	2.17	4.6	1.5	203.9	7.2	18.4	0.34	0.69	1.14	23	1.06
A0964433	Drill Core	2.10	23.42	137.42	20.30	190.4	572	12.8	8.6	182	2.34	4.6	1.2	208.1	6.5	7.2	1.21	0.27	3.48	11	0.37
A0964434	Drill Core	2.45	13.00	257.25	859.11	531.7	2715	10.9	6.6	292	1.76	2.0	1.1	7299.7	6.3	11.2	2.06	0.89	4.38	18	0.78
A0964435	Drill Core	3.19	9.28	166.66	7.10	96.3	367	12.3	7.8	240	1.97	4.1	1.3	47.9	7.1	15.6	0.32	0.26	3.37	25	0.56

This report supersedes all previous preliminary and final reports with this file number dated prior to the date on this certificate. Signature indicates final approval; preliminary reports are unsigned and should be used for reference only.

BUREAU VERITAS MINERAL LABORATORIES Canada

www.bvna.com/mining-laboratory-services

Bureau Veritas Commodities Canada Ltd.

9050 Shaughnessy St Vancouver British Columbia V6P 6E5 Canada
PHONE (604) 253-3158

Client: **Kinross Gold Corp.**
25 York St., #17
Toronto Ontario M5J 2V5 Canada

Project: Great Bear Project
Report Date: January 22, 2025

CERTIFICATE OF ANALYSIS TIM24000359.1

	Method	AQ250	AQ250	AQ250	AQ250	AQ250	AQ250	AQ250	AQ250	AQ250	AQ250	AQ250	AQ250	AQ250	AQ250	AQ250	AQ250	AQ250	AQ250	AQ250	AQ250
	Analyte	P	La	Cr	Mg	Ba	Ti	B	Al	Na	K	W	Sc	Tl	S	Hg	Se	Te	Ga	Cs	Ge
	Unit	%	ppm	ppm	%	ppm	%	ppm	%	%	%	ppm	ppm	ppm	%	ppb	ppm	ppm	ppm	ppm	ppm
	MDL	0.001	0.5	0.5	0.01	0.5	0.001	20	0.01	0.001	0.01	0.1	0.1	0.02	0.02	5	0.1	0.02	0.1	0.02	0.1
A0964406	Drill Core	0.065	27.3	14.8	0.64	77.9	0.048	<20	0.76	0.086	0.49	0.6	2.2	0.35	1.83	<5	2.0	0.44	3.9	0.98	<0.1
A0964407	Drill Core	0.073	34.6	9.2	0.70	89.7	0.089	<20	0.84	0.071	0.63	7.1	2.3	0.52	2.99	<5	1.6	2.09	3.7	1.21	<0.1
A0964408	Drill Core	0.058	26.6	13.4	0.62	72.9	0.067	<20	0.70	0.077	0.37	1.1	2.0	0.33	2.29	<5	2.2	1.08	3.5	0.94	<0.1
A0964409	Drill Core	0.049	25.6	5.5	0.41	61.2	0.039	<20	0.82	0.034	0.46	0.5	0.9	0.42	4.75	<5	2.9	1.23	2.7	0.86	<0.1
A0964410	Drill Core	0.063	29.1	10.8	0.71	63.4	0.103	<20	1.01	0.097	0.59	3.4	2.7	0.65	2.72	<5	1.9	0.56	4.1	1.62	<0.1
A0964411	Drill Core	0.018	36.4	2.4	0.20	66.2	0.017	<20	0.60	0.056	0.29	1.6	0.7	0.17	1.27	<5	1.1	0.12	2.0	0.35	<0.1
A0964412	Drill Core	0.019	44.3	1.6	0.12	76.1	0.009	<20	0.50	0.052	0.29	1.7	0.6	0.15	1.54	54	2.0	0.39	1.8	0.19	<0.1
A0964413	Drill Core	0.023	42.5	6.5	0.33	100.0	0.052	<20	0.44	0.080	0.32	13.9	2.1	0.15	1.86	8	2.6	0.84	2.2	0.67	<0.1
A0964414	Drill Core	0.056	21.7	148.0	1.47	229.8	0.344	<20	2.45	0.042	2.02	7.2	10.9	1.05	1.77	<5	3.3	0.39	11.0	6.50	0.1
A0964415	Drill Core	0.042	18.0	69.3	1.13	203.4	0.147	<20	1.64	0.077	1.18	3.1	9.8	0.51	1.52	<5	2.9	0.55	9.4	3.89	0.2
A0964416	Drill Core	0.073	20.0	53.5	1.18	173.6	0.168	<20	2.47	0.078	1.33	2.6	5.9	0.39	2.25	<5	0.7	0.08	9.3	2.93	0.4
A0964417	Drill Core	0.071	32.5	11.1	0.70	80.8	0.055	<20	0.91	0.071	0.49	0.1	1.4	0.61	2.21	11	1.9	0.20	3.1	1.05	<0.1
A0964418	Drill Core	0.078	31.6	34.1	0.93	46.4	0.076	<20	0.89	0.063	0.13	0.4	1.9	0.06	1.54	<5	1.4	0.13	4.3	0.29	<0.1
A0964419	Drill Core	0.070	30.4	13.9	0.78	49.3	0.038	<20	0.89	0.059	0.33	0.2	1.6	0.28	2.08	<5	1.8	0.25	3.8	1.07	<0.1
A0964420	Drill Core	0.071	31.2	16.5	0.79	54.8	0.124	<20	0.75	0.049	0.44	0.5	2.4	0.36	2.08	<5	2.5	0.97	3.5	1.78	<0.1
A0964421	Drill Core	0.071	31.8	9.0	0.65	68.7	0.035	<20	0.83	0.081	0.43	0.3	1.8	0.33	2.19	5	1.0	0.70	3.6	0.97	<0.1
A0964422	Drill Core	0.065	23.8	6.7	0.63	50.2	0.029	<20	0.78	0.054	0.47	0.3	1.0	0.38	2.47	<5	1.1	0.31	3.1	1.13	<0.1
A0964423	Drill Core	0.078	26.8	12.6	1.03	47.9	0.058	<20	1.25	0.052	0.55	0.2	1.8	0.42	3.07	10	1.2	0.87	4.3	1.31	<0.1
A0964424	Drill Core	0.071	24.1	13.9	0.73	37.0	0.044	<20	0.72	0.093	0.15	0.8	1.5	0.09	2.29	6	1.4	1.02	3.2	0.33	<0.1
A0964425	Drill Core	0.077	24.2	13.2	0.88	37.3	0.108	<20	0.75	0.044	0.57	0.7	2.6	0.44	3.55	<5	1.8	0.63	3.4	1.86	<0.1
A0964426	Drill Core	0.067	31.3	12.6	0.71	49.0	0.049	<20	0.68	0.049	0.50	0.3	1.6	0.42	2.56	14	1.3	0.56	2.9	1.52	<0.1
A0964427	Drill Core	0.063	27.5	15.7	0.68	105.2	0.090	<20	0.83	0.062	0.57	0.3	2.1	0.45	1.82	7	1.3	0.47	3.7	1.78	<0.1
A0964428	Drill Core	0.066	25.1	24.6	0.89	107.3	0.099	<20	1.79	0.142	0.69	0.2	2.1	0.58	2.66	<5	1.4	0.72	4.8	1.53	<0.1
A0964429	Drill Core	0.062	25.3	13.6	0.66	60.2	0.078	<20	0.67	0.048	0.43	0.3	1.9	0.31	2.02	16	1.7	0.42	3.3	1.02	<0.1
A0964430	Drill Core	0.051	26.2	10.9	0.56	60.9	0.087	<20	0.68	0.028	0.49	>100	1.8	0.32	1.32	*	16.0	3.74	2.7	1.37	<0.1
A0964431	Drill Core	0.059	26.7	13.6	0.67	75.1	0.092	<20	0.66	0.061	0.51	22.6	2.0	0.28	2.00	<5	1.2	0.36	3.2	1.14	<0.1
A0964432	Drill Core	0.057	32.2	13.8	0.64	78.2	0.110	<20	0.76	0.089	0.55	7.5	2.1	0.33	1.74	13	1.2	0.42	3.5	1.29	<0.1
A0964433	Drill Core	0.057	23.0	7.1	0.37	68.1	0.026	<20	0.48	0.025	0.36	1.4	1.0	0.25	2.34	12	1.5	0.66	1.9	0.78	<0.1
A0964434	Drill Core	0.049	26.7	10.7	0.52	57.5	0.061	<20	0.57	0.049	0.44	37.7	1.4	0.33	1.48	35	7.0	2.01	2.4	1.13	<0.1
A0964435	Drill Core	0.056	29.4	14.2	0.64	63.7	0.094	<20	0.82	0.086	0.56	0.6	2.2	0.38	1.51	<5	0.9	1.97	3.5	1.38	<0.1

This report supersedes all previous preliminary and final reports with this file number dated prior to the date on this certificate. Signature indicates final approval; preliminary reports are unsigned and should be used for reference only.

BUREAU VERITAS MINERAL LABORATORIES Canada

www.bvna.com/mining-laboratory-services

Bureau Veritas Commodities Canada Ltd.

9050 Shaughnessy St Vancouver British Columbia V6P 6E5 Canada
PHONE (604) 253-3158

Client: **Kinross Gold Corp.**
25 York St., #17
Toronto Ontario M5J 2V5 Canada

Project: Great Bear Project
Report Date: January 22, 2025

CERTIFICATE OF ANALYSIS TIM24000359.1

Method		AQ250	AQ250	AQ250	AQ250	AQ250	AQ250	AQ250	AQ250	AQ250	AQ250	AQ250	AQ250	AQ250	AQ250	TC006	TC000	TC000
Analyte		Hf	Nb	Rb	Sn	Ta	Zr	Y	Ce	In	Re	Be	Li	Pd	Pt	CO2	TOT/C	TOT/S
Unit		ppm	ppm	ppm	ppm	ppm	ppm	ppm	ppm	ppm	ppb	ppm	ppm	ppb	ppb	%	%	%
MDL		0.02	0.02	0.1	0.1	0.05	0.1	0.01	0.1	0.02	1	0.1	0.1	10	2	0.08	0.02	0.02
A0964406	Drill Core	0.59	<0.02	25.6	0.6	<0.05	19.0	5.32	54.2	<0.02	<1	0.1	10.2	<10	<2	1.41		
A0964407	Drill Core	0.84	0.12	38.4	0.5	<0.05	28.7	6.55	66.7	0.08	<1	<0.1	10.3	<10	<2	1.75		
A0964408	Drill Core	0.66	0.08	23.2	0.5	<0.05	19.9	5.42	51.9	0.04	<1	0.1	9.4	<10	<2	1.44	0.45	2.29
A0964409	Drill Core	0.83	0.08	26.8	0.4	<0.05	27.2	5.57	48.2	0.03	<1	0.2	8.7	<10	<2	<0.08		
A0964410	Drill Core	0.79	0.13	44.0	0.8	<0.05	26.9	5.57	57.5	0.06	<1	0.2	13.7	<10	<2	0.54		
A0964411	Drill Core	1.51	0.10	15.5	0.4	<0.05	58.6	6.47	71.7	<0.02	<1	0.1	7.2	<10	2	0.53		
A0964412	Drill Core	1.53	0.03	12.5	0.3	<0.05	63.2	5.93	84.4	0.05	<1	0.1	4.6	<10	<2	0.61		
A0964413	Drill Core	1.40	0.13	12.2	0.5	<0.05	52.8	6.90	81.2	0.06	5	<0.1	4.7	<10	<2	3.85		
A0964414	Drill Core	0.76	0.06	95.4	0.9	<0.05	27.8	7.66	43.2	0.04	<1	0.4	23.8	<10	3	0.17	0.05	1.86
A0964415	Drill Core	0.68	0.04	51.8	1.1	<0.05	26.8	4.85	36.2	0.03	<1	0.1	17.8	<10	2	0.10		
A0964416	Drill Core	0.35	0.06	54.3	0.6	<0.05	14.5	6.49	40.5	0.03	<1	0.2	19.8	<10	3	0.47		
A0964417	Drill Core	0.82	0.14	30.0	0.5	<0.05	26.9	5.99	63.1	0.03	85	0.1	13.9	<10	<2	0.38		
A0964418	Drill Core	0.58	0.07	5.4	0.8	<0.05	19.4	5.54	61.4	<0.02	17	0.1	10.7	<10	2	1.08		
A0964419	Drill Core	0.74	0.08	21.2	0.5	<0.05	26.6	6.80	62.5	<0.02	17	0.2	18.5	<10	<2	0.39		
A0964420	Drill Core	0.76	0.33	32.3	1.3	<0.05	26.8	6.02	60.4	0.06	33	<0.1	12.7	<10	<2	0.86	0.24	2.02
A0964421	Drill Core	0.72	0.07	26.8	0.3	<0.05	25.4	6.19	64.2	<0.02	3	0.1	10.5	<10	<2	0.42		
A0964422	Drill Core	1.00	0.03	29.4	0.2	<0.05	39.7	4.74	46.8	<0.02	24	<0.1	9.5	<10	<2	0.24		
A0964423	Drill Core	1.13	0.10	29.6	0.3	<0.05	45.0	4.84	54.2	0.03	<1	0.2	12.9	<10	<2	0.27		
A0964424	Drill Core	0.77	0.07	8.0	0.9	<0.05	27.8	5.88	47.7	0.04	146	0.1	9.0	<10	<2	0.10		
A0964425	Drill Core	0.71	0.39	38.9	0.7	<0.05	26.6	4.33	45.2	0.02	58	<0.1	12.5	<10	<2	0.59		
A0964426	Drill Core	0.79	0.09	34.4	0.8	<0.05	28.5	5.77	61.3	0.03	348	<0.1	11.5	<10	<2	0.29	0.08	2.58
A0964427	Drill Core	0.84	0.09	37.9	0.8	<0.05	30.0	4.82	53.4	0.02	341	<0.1	13.4	<10	<2	0.50		
A0964428	Drill Core	0.70	0.09	43.2	0.3	<0.05	25.0	5.33	51.1	0.04	6	0.3	11.5	<10	<2	0.53		
A0964429	Drill Core	0.72	0.16	26.8	0.8	<0.05	25.7	4.74	48.6	0.05	59	<0.1	9.8	<10	<2	0.31		
A0964430	Drill Core	0.55	0.13	29.8	0.6	<0.05	19.6	4.81	50.4	0.13	12	<0.1	8.7	16	<2	5.53		
A0964431	Drill Core	0.91	0.21	34.1	1.0	<0.05	33.0	4.77	51.3	<0.02	247	<0.1	11.5	<10	<2	0.70		
A0964432	Drill Core	0.94	0.15	33.7	1.3	<0.05	32.2	6.15	61.3	0.07	40	<0.1	10.4	<10	2	0.97		
A0964433	Drill Core	0.88	0.08	22.3	0.5	<0.05	30.0	4.31	46.0	0.04	75	<0.1	6.3	<10	<2	0.23	0.07	2.48
A0964434	Drill Core	0.85	0.08	30.2	0.8	<0.05	28.9	4.18	50.8	0.04	38	<0.1	8.9	<10	<2	0.71		
A0964435	Drill Core	0.94	0.11	37.7	0.6	<0.05	33.0	5.43	56.7	0.03	27	<0.1	12.2	<10	<2	0.41		

This report supersedes all previous preliminary and final reports with this file number dated prior to the date on this certificate. Signature indicates final approval; preliminary reports are unsigned and should be used for reference only.

BUREAU VERITAS MINERAL LABORATORIES Canada

www.bvna.com/mining-laboratory-services

Bureau Veritas Commodities Canada Ltd.

9050 Shaughnessy St Vancouver British Columbia V6P 6E5 Canada
PHONE (604) 253-3158

Client: **Kinross Gold Corp.**
25 York St., #17
Toronto Ontario M5J 2V5 Canada

Project: Great Bear Project
Report Date: January 22, 2025

CERTIFICATE OF ANALYSIS TIM24000359.1

	Method	WGHT	AQ250	AQ250	AQ250	AQ250	AQ250	AQ250	AQ250	AQ250	AQ250	AQ250	AQ250	AQ250	AQ250	AQ250	AQ250	AQ250	AQ250	AQ250	AQ250
	Analyte	Wgt	Mo	Cu	Pb	Zn	Ag	Ni	Co	Mn	Fe	As	U	Au	Th	Sr	Cd	Sb	Bi	V	Ca
	Unit	kg	ppm	ppm	ppm	ppm	ppb	ppm	ppm	ppm	%	ppm	ppm	ppb	ppm	ppm	ppm	ppm	ppm	ppm	%
	MDL	0.01	0.01	0.01	0.01	0.1	2	0.1	0.1	1	0.01	0.1	0.1	0.2	0.1	0.5	0.01	0.02	0.02	1	0.01
A0964436	Drill Core	3.14	10.31	140.10	3.91	58.8	374	13.2	8.6	384	2.07	3.7	1.4	58.8	6.9	16.3	0.11	0.32	1.13	26	0.74
A0964437	Drill Core	3.35	9.77	109.58	5.80	52.4	349	13.0	7.7	354	2.01	4.7	1.5	81.4	7.6	18.5	0.11	0.44	1.24	23	1.06
A0964438	Drill Core	2.33	31.91	211.05	6.99	58.9	472	15.0	8.0	369	1.95	3.1	1.5	66.7	7.5	27.2	0.13	0.45	0.66	29	1.03
A0964439	Drill Core	2.10	30.77	165.55	536.24	520.1	2476	13.0	7.5	808	2.01	2.3	1.0	203.2	5.0	267.1	2.09	0.44	5.58	20	4.10
A0964440	Drill Core	0.89	23.08	332.37	3.93	81.1	632	17.4	9.4	325	2.35	2.1	1.4	104.5	6.9	19.9	0.18	1.18	0.88	33	0.89
A0964441	Drill Core	2.17	26.63	252.98	4.83	64.2	606	28.2	10.5	434	2.56	4.2	1.1	426.5	5.9	23.9	0.18	1.15	1.61	36	1.50
A0964442	Drill Core	2.11	27.23	264.39	3.30	77.9	575	15.4	9.8	431	2.23	3.2	1.1	71.1	6.2	13.4	0.24	0.87	0.70	30	1.01
A0964443	Drill Core	2.06	19.98	270.75	3.93	80.5	652	21.0	9.8	599	2.53	4.4	1.2	289.3	6.1	19.6	0.19	0.74	1.64	34	1.37
A0964444	Drill Core	2.12	25.48	292.80	3.32	85.5	575	21.7	10.0	487	2.49	3.4	1.2	73.0	5.7	16.7	0.17	1.82	1.66	41	0.95
A0964445	Drill Core	2.11	10.30	243.20	2.68	90.3	466	19.4	9.9	527	2.45	2.3	1.3	68.1	6.3	14.7	0.16	0.82	0.89	42	0.89
A0964446	Drill Core	2.12	23.21	300.31	2.82	93.8	584	19.5	12.3	570	2.65	3.2	1.2	144.9	6.3	16.4	0.23	0.63	1.13	42	0.90
A0964447	Drill Core	1.38	15.41	63.02	64.27	50.4	976	8.5	6.4	522	1.92	10.2	1.1	34.4	5.5	39.2	0.16	0.15	2.92	11	2.62
A0964448	Drill Core	1.99	25.01	166.67	2.95	53.1	429	12.9	8.8	545	1.96	8.4	1.3	159.7	6.8	15.0	0.16	0.28	1.75	27	1.31
A0964449	Drill Core	1.80	13.01	254.49	4.02	54.5	734	13.4	8.1	276	2.45	9.4	1.6	92.2	8.5	15.0	0.19	0.27	2.36	25	0.86
A0964450	Drill Core	2.11	13.62	197.00	7.20	51.9	812	13.4	6.2	364	2.65	12.5	1.8	75.8	7.2	14.9	0.19	0.48	3.31	22	1.04
A0964451	Drill Core	1.27	2.46	34.40	6.28	31.0	295	16.2	9.7	441	2.35	37.9	1.3	71.4	7.1	28.0	0.05	0.89	1.35	32	1.53
A0964452	Drill Core	2.11	8.41	14.84	61.67	88.3	616	10.5	8.9	478	2.46	19.1	1.3	102.0	6.2	38.0	0.35	0.33	1.93	17	1.95
A0964453	Drill Core	2.10	30.83	33.17	16.82	43.1	1631	14.5	10.0	360	3.74	11.5	1.3	7809.6	6.8	21.2	0.10	0.31	3.37	17	1.38
A0964454	Drill Core	3.33	3.69	24.74	3.85	31.7	243	17.9	11.2	411	3.22	11.1	1.7	57.7	8.4	17.2	0.06	0.19	1.98	29	0.89
A0964455	Drill Core	3.21	3.82	19.60	3.21	27.7	202	17.1	12.3	557	2.91	12.5	1.7	44.7	8.0	18.9	0.05	0.14	1.12	22	1.57
A0964456	Drill Core	1.01	2.44	8.27	3.64	22.1	175	16.1	10.5	555	3.41	17.8	1.5	92.1	7.0	25.4	0.03	0.16	1.78	23	1.51
A0964457	Drill Core	3.29	4.77	29.25	3.69	42.5	293	16.5	10.4	425	2.55	6.8	1.5	54.4	8.1	21.4	0.06	0.29	1.33	33	0.87
A0964671	Drill Core	2.38	1.30	112.78	69.97	1194.0	2346	3.5	7.5	203	3.53	291.0	1.7	1054.3	11.0	2.4	4.97	0.19	11.03	3	0.15
A0964652	Drill Core	1.66	1.89	63.41	18.48	326.6	735	10.4	6.4	1866	2.01	59.1	1.4	45.4	7.3	59.5	1.49	0.31	0.78	20	3.12
A0964653	Drill Core	1.78	3.06	289.49	14.30	231.5	876	12.9	8.2	1154	5.18	177.0	1.5	263.3	7.0	17.5	1.26	0.24	1.18	35	0.96
A0964654	Drill Core	2.28	1.35	57.56	9.51	205.1	533	15.6	10.0	1024	4.07	231.3	1.3	774.8	6.2	31.3	0.75	0.28	1.64	25	1.85
A0964655	Drill Core	2.28	3.95	33.32	8.45	186.6	236	64.0	22.8	1332	4.36	188.7	1.2	199.1	5.2	41.4	1.05	0.16	0.68	108	1.62
A0964656	Drill Core	2.40	1.22	17.92	7.99	35.1	162	16.0	10.2	1666	2.65	67.2	1.0	63.7	5.5	126.5	0.07	0.24	0.54	35	3.16
A0964657	Drill Core	2.16	0.99	25.04	2.99	57.3	237	26.6	13.8	457	2.73	10.1	1.1	428.7	6.5	16.5	0.05	0.09	0.37	49	0.74
A0964658	Drill Core	2.07	1.39	48.03	4.34	88.8	182	63.2	22.1	539	4.04	4.4	1.3	33.1	5.7	6.1	0.11	0.06	0.34	82	0.23

This report supersedes all previous preliminary and final reports with this file number dated prior to the date on this certificate. Signature indicates final approval; preliminary reports are unsigned and should be used for reference only.

BUREAU VERITAS MINERAL LABORATORIES Canada

www.bvna.com/mining-laboratory-services

Bureau Veritas Commodities Canada Ltd.

9050 Shaughnessy St Vancouver British Columbia V6P 6E5 Canada
PHONE (604) 253-3158

Client: **Kinross Gold Corp.**
25 York St., #17
Toronto Ontario M5J 2V5 Canada

Project: Great Bear Project
Report Date: January 22, 2025

CERTIFICATE OF ANALYSIS TIM24000359.1

	Method	AQ250	AQ250	AQ250	AQ250	AQ250	AQ250	AQ250	AQ250	AQ250	AQ250	AQ250	AQ250	AQ250	AQ250	AQ250	AQ250	AQ250	AQ250	AQ250	AQ250
	Analyte	P	La	Cr	Mg	Ba	Ti	B	Al	Na	K	W	Sc	Tl	S	Hg	Se	Te	Ga	Cs	Ge
	Unit	%	ppm	ppm	%	ppm	%	ppm	%	%	%	ppm	ppm	ppm	%	ppb	ppm	ppm	ppm	ppm	ppm
	MDL	0.001	0.5	0.5	0.01	0.5	0.001	20	0.01	0.001	0.01	0.1	0.1	0.02	0.02	5	0.1	0.02	0.1	0.02	0.1
A0964436	Drill Core	0.060	27.9	13.8	0.65	70.7	0.117	<20	0.88	0.075	0.67	0.7	2.4	0.45	1.36	<5	0.8	0.59	4.0	1.59	<0.1
A0964437	Drill Core	0.059	30.8	13.3	0.60	73.7	0.119	<20	0.85	0.076	0.61	3.0	1.9	0.41	1.37	<5	0.7	0.63	3.6	1.59	<0.1
A0964438	Drill Core	0.061	31.9	17.0	0.70	66.0	0.147	<20	0.94	0.081	0.61	2.1	2.1	0.36	0.98	<5	0.7	0.36	4.3	2.06	<0.1
A0964439	Drill Core	0.050	23.6	11.4	0.65	106.2	0.055	<20	0.67	0.079	0.45	>100	2.5	0.21	1.76	33	5.7	0.97	2.8	1.02	<0.1
A0964440	Drill Core	0.066	31.1	19.7	0.77	81.5	0.150	<20	0.99	0.094	0.79	3.9	2.6	0.51	1.52	<5	0.6	0.54	4.2	2.34	<0.1
A0964441	Drill Core	0.075	29.1	26.1	1.05	99.2	0.130	<20	1.08	0.088	0.88	6.6	3.3	0.47	1.81	<5	1.6	0.74	4.6	2.64	<0.1
A0964442	Drill Core	0.060	28.3	16.9	0.70	71.9	0.124	<20	0.80	0.047	0.63	1.0	2.8	0.36	1.39	7	1.1	0.38	3.6	2.00	<0.1
A0964443	Drill Core	0.071	28.8	20.4	0.87	126.9	0.126	<20	0.97	0.073	0.78	3.4	3.0	0.38	1.89	7	1.3	0.91	4.0	2.18	<0.1
A0964444	Drill Core	0.074	26.9	20.3	0.94	81.4	0.142	<20	1.03	0.069	0.82	2.8	3.7	0.46	1.73	6	1.1	0.88	4.6	2.09	<0.1
A0964445	Drill Core	0.075	31.0	17.8	0.97	105.9	0.158	<20	1.11	0.035	0.95	2.1	3.9	0.54	1.20	<5	0.7	0.45	4.9	2.76	0.1
A0964446	Drill Core	0.076	30.5	14.3	0.93	113.5	0.158	<20	1.11	0.053	0.93	3.0	3.6	0.44	1.50	6	0.8	0.59	4.8	2.44	<0.1
A0964447	Drill Core	0.042	18.0	5.8	0.48	112.8	0.027	<20	0.53	0.066	0.34	>100	1.1	0.15	1.81	<5	2.2	0.77	2.3	0.59	<0.1
A0964448	Drill Core	0.061	28.3	12.3	0.71	68.0	0.120	<20	0.84	0.039	0.72	3.0	2.2	0.37	1.20	<5	0.6	0.98	3.6	2.00	<0.1
A0964449	Drill Core	0.062	32.5	12.3	0.52	81.7	0.105	<20	0.74	0.071	0.50	1.2	1.8	0.25	2.12	<5	1.0	1.45	2.9	1.12	<0.1
A0964450	Drill Core	0.062	27.6	12.7	0.64	89.6	0.096	<20	0.74	0.046	0.57	1.7	1.5	0.26	2.27	<5	1.1	1.97	3.3	1.25	<0.1
A0964451	Drill Core	0.064	27.9	36.1	0.87	105.2	0.127	<20	0.95	0.066	0.66	2.8	2.8	0.37	1.65	<5	0.6	0.69	3.8	2.01	<0.1
A0964452	Drill Core	0.053	24.5	7.1	0.46	63.3	0.059	<20	0.57	0.051	0.26	12.2	1.4	0.17	2.40	<5	1.8	0.41	2.8	0.53	<0.1
A0964453	Drill Core	0.058	24.4	10.9	0.60	39.1	0.068	<20	0.60	0.053	0.18	17.8	1.2	0.10	3.78	<5	2.0	1.43	3.2	0.45	<0.1
A0964454	Drill Core	0.065	34.2	16.5	0.76	83.7	0.123	<20	0.90	0.081	0.69	9.9	2.5	0.50	2.98	<5	1.4	0.87	3.8	1.69	<0.1
A0964455	Drill Core	0.081	32.3	15.8	0.79	112.2	0.107	<20	0.94	0.097	0.71	6.1	3.2	0.32	2.43	<5	1.5	0.56	4.9	1.19	<0.1
A0964456	Drill Core	0.066	28.7	13.4	0.70	118.9	0.085	<20	0.75	0.065	0.58	11.0	2.2	0.33	3.29	<5	1.3	0.89	3.2	1.27	<0.1
A0964457	Drill Core	0.086	34.6	14.8	0.83	58.9	0.111	<20	0.96	0.093	0.63	0.9	3.2	0.52	2.35	<5	1.6	0.68	4.2	1.72	<0.1
A0964671	Drill Core	0.026	38.3	1.3	0.18	36.4	0.011	<20	0.41	0.009	0.17	0.4	0.3	0.13	3.68	37	3.3	1.71	1.2	0.30	<0.1
A0964652	Drill Core	0.072	28.6	12.3	0.75	124.9	0.097	<20	0.86	0.138	0.52	6.4	2.9	0.19	1.12	<5	2.4	0.22	5.2	1.24	<0.1
A0964653	Drill Core	0.039	23.1	13.5	0.72	135.0	0.163	<20	1.22	0.074	0.99	5.4	3.7	0.43	3.62	<5	6.3	0.49	5.7	2.08	0.1
A0964654	Drill Core	0.044	24.8	22.3	0.70	139.0	0.106	<20	0.93	0.104	0.82	1.8	4.4	0.35	3.18	7	4.3	0.29	4.8	1.31	0.1
A0964655	Drill Core	0.052	27.8	130.7	1.24	481.5	0.278	<20	1.75	0.076	1.53	12.3	12.8	0.45	1.28	<5	2.1	0.24	8.5	3.19	0.2
A0964656	Drill Core	0.097	35.6	16.8	1.00	95.1	0.137	<20	1.01	0.067	0.88	7.8	6.3	0.35	1.21	<5	2.3	0.13	5.4	2.51	0.1
A0964657	Drill Core	0.068	34.2	25.0	0.80	119.5	0.204	<20	1.45	0.089	1.10	1.8	4.4	0.56	0.55	<5	0.2	0.07	6.2	3.19	<0.1
A0964658	Drill Core	0.048	22.4	102.5	1.28	251.1	0.274	<20	2.05	0.042	1.57	0.6	8.0	0.56	0.60	<5	0.5	0.13	8.6	7.60	<0.1

This report supersedes all previous preliminary and final reports with this file number dated prior to the date on this certificate. Signature indicates final approval; preliminary reports are unsigned and should be used for reference only.

BUREAU VERITAS MINERAL LABORATORIES Canada

www.bvna.com/mining-laboratory-services

Bureau Veritas Commodities Canada Ltd.

9050 Shaughnessy St Vancouver British Columbia V6P 6E5 Canada
PHONE (604) 253-3158

Client: **Kinross Gold Corp.**
25 York St., #17
Toronto Ontario M5J 2V5 Canada

Project: Great Bear Project
Report Date: January 22, 2025

CERTIFICATE OF ANALYSIS TIM24000359.1

	Method	AQ250	AQ250	AQ250	AQ250	AQ250	AQ250	AQ250	AQ250	AQ250	AQ250	AQ250	AQ250	AQ250	AQ250	TC006	TC000	TC000
	Analyte	Hf	Nb	Rb	Sn	Ta	Zr	Y	Ce	In	Re	Be	Li	Pd	Pt	CO2	TOT/C	TOT/S
	Unit	ppm	ppm	ppm	ppm	ppm	ppm	ppm	ppm	ppm	ppb	ppm	ppm	ppb	ppb	%	%	%
	MDL	0.02	0.02	0.1	0.1	0.05	0.1	0.01	0.1	0.02	1	0.1	0.1	10	2	0.08	0.02	0.02
A0964436	Drill Core	0.83	0.14	45.2	0.9	<0.05	29.4	5.35	53.3	0.11	33	<0.1	12.4	<10	<2	0.65		
A0964437	Drill Core	0.89	0.19	39.3	0.7	<0.05	28.9	5.11	59.6	<0.02	29	<0.1	10.9	<10	<2	0.98		
A0964438	Drill Core	0.84	0.19	38.4	0.9	<0.05	29.7	5.55	60.9	<0.02	95	0.1	12.3	<10	<2	0.78		
A0964439	Drill Core	0.60	0.03	22.8	0.8	<0.05	21.9	5.17	46.7	0.05	85	0.1	7.1	<10	<2	4.37	1.29	1.71
A0964440	Drill Core	1.07	0.25	57.9	1.1	<0.05	41.4	5.57	59.9	0.06	85	<0.1	14.8	<10	<2	0.68		
A0964441	Drill Core	0.85	0.14	52.6	1.0	<0.05	33.2	5.43	59.4	0.02	126	<0.1	15.4	<10	<2	1.46		
A0964442	Drill Core	0.92	0.16	36.9	0.8	<0.05	35.0	5.21	55.7	<0.02	98	<0.1	12.4	<10	<2	0.83		
A0964443	Drill Core	0.88	0.08	40.2	0.9	<0.05	33.3	5.30	57.7	0.04	78	<0.1	13.7	<10	<2	1.35		
A0964444	Drill Core	0.75	0.10	46.9	1.0	<0.05	28.6	5.21	54.7	0.07	84	<0.1	15.0	<10	<2	0.67		
A0964445	Drill Core	0.68	0.11	56.1	1.0	<0.05	25.6	4.93	61.2	0.06	33	<0.1	16.8	<10	<2	0.70	0.21	1.24
A0964446	Drill Core	0.87	0.09	47.4	0.9	<0.05	34.5	5.00	60.4	0.04	81	<0.1	17.4	<10	<2	0.66		
A0964447	Drill Core	0.67	0.03	15.2	0.3	<0.05	24.8	3.62	34.7	0.04	57	<0.1	6.9	<10	<2	1.23		
A0964448	Drill Core	0.68	0.11	39.9	1.2	<0.05	24.0	4.94	55.3	0.13	36	<0.1	10.1	<10	<2	1.10		
A0964449	Drill Core	0.63	0.15	23.5	1.4	<0.05	18.8	5.45	63.0	0.08	22	<0.1	8.8	<10	<2	0.65		
A0964450	Drill Core	0.55	0.10	29.4	1.1	<0.05	17.7	4.91	54.0	0.13	18	<0.1	8.0	<10	<2	0.92		
A0964451	Drill Core	0.76	0.13	33.6	0.5	<0.05	28.1	5.16	54.8	0.05	3	0.1	10.8	<10	<2	0.98	0.42	1.73
A0964452	Drill Core	0.72	0.16	16.5	0.6	<0.05	26.3	4.31	47.8	0.03	19	0.1	6.6	<10	<2	0.41		
A0964453	Drill Core	0.65	0.22	9.6	0.5	<0.05	22.9	4.47	48.8	0.02	125	0.1	9.2	<10	<2	1.28		
A0964454	Drill Core	0.88	0.22	43.4	0.4	<0.05	26.5	6.62	65.9	0.03	8	<0.1	11.1	<10	<2	0.63		
A0964455	Drill Core	0.75	0.08	32.0	0.5	<0.05	25.5	6.72	64.0	0.02	8	<0.1	10.7	<10	<2	1.48		
A0964456	Drill Core	0.71	0.11	27.4	0.3	<0.05	24.1	5.51	56.0	<0.02	4	<0.1	8.4	<10	<2	1.42		
A0964457	Drill Core	0.99	0.14	38.4	0.5	<0.05	34.5	7.12	69.9	0.04	15	<0.1	11.6	<10	<2	0.55	0.17	2.32
A0964671	Drill Core	0.63	0.14	9.4	0.1	<0.05	24.5	5.01	71.0	0.14	1	0.1	4.1	<10	<2	<0.08		
A0964652	Drill Core	0.63	0.10	19.5	0.4	<0.05	22.4	4.48	51.8	0.05	<1	0.1	6.9	<10	<2	3.24		
A0964653	Drill Core	0.31	0.17	44.5	0.8	<0.05	11.9	3.57	44.8	0.06	5	0.1	13.0	<10	<2	0.88		
A0964654	Drill Core	0.49	0.03	32.9	0.5	<0.05	18.5	4.23	45.5	0.04	<1	0.3	8.9	<10	<2	1.96		
A0964655	Drill Core	0.54	0.05	49.2	0.6	<0.05	21.4	6.36	54.4	0.03	<1	0.3	17.1	<10	<2	1.68		
A0964656	Drill Core	0.48	0.09	37.7	0.5	<0.05	17.6	5.32	67.5	0.03	<1	0.2	12.7	<10	<2	3.38	1.04	1.32
A0964657	Drill Core	0.67	0.07	68.9	0.4	<0.05	28.6	7.25	68.2	<0.02	<1	<0.1	13.7	<10	<2	0.52		
A0964658	Drill Core	0.65	0.05	68.9	0.7	<0.05	26.9	7.46	44.3	0.02	<1	0.1	21.1	<10	<2	0.10		

This report supersedes all previous preliminary and final reports with this file number dated prior to the date on this certificate. Signature indicates final approval; preliminary reports are unsigned and should be used for reference only.

BUREAU VERITAS MINERAL LABORATORIES Canada

www.bvna.com/mining-laboratory-services

Bureau Veritas Commodities Canada Ltd.

9050 Shaughnessy St Vancouver British Columbia V6P 6E5 Canada
PHONE (604) 253-3158

Client: **Kinross Gold Corp.**
25 York St., #17
Toronto Ontario M5J 2V5 Canada

Project: Great Bear Project
Report Date: January 22, 2025

CERTIFICATE OF ANALYSIS TIM24000359.1

Method		WGHT	AQ250	AQ250	AQ250	AQ250	AQ250	AQ250	AQ250	AQ250	AQ250	AQ250	AQ250	AQ250	AQ250	AQ250	AQ250	AQ250	AQ250	AQ250	AQ250
Analyte		Wgt	Mo	Cu	Pb	Zn	Ag	Ni	Co	Mn	Fe	As	U	Au	Th	Sr	Cd	Sb	Bi	V	Ca
Unit		kg	ppm	ppm	ppm	ppm	ppb	ppm	ppm	ppm	%	ppm	ppm	ppb	ppm	ppm	ppm	ppm	ppm	ppm	%
MDL		0.01	0.01	0.01	0.01	0.1	2	0.1	0.1	1	0.01	0.1	0.1	0.2	0.1	0.5	0.01	0.02	0.02	1	0.01
A0964659	Drill Core	3.59	1.92	74.97	8.43	112.0	352	66.3	21.4	816	3.52	5.8	2.0	11.8	6.3	10.3	0.26	0.10	0.40	59	0.30
A0964660	Drill Core	2.26	0.74	19.97	12.32	180.3	242	17.1	8.9	841	2.16	29.2	1.3	4.5	7.1	12.4	0.73	0.18	0.11	28	0.84
A0964661	Drill Core	3.43	6.71	60.00	3.48	99.1	156	59.5	20.3	480	3.80	159.0	1.1	5.3	5.1	7.1	0.11	0.11	0.22	69	0.21
A0964662	Drill Core	2.62	1.50	46.02	4.47	94.8	184	40.8	15.5	380	3.04	62.0	1.1	2.4	5.3	22.0	0.14	0.09	0.17	55	0.62
A0964663	Drill Core	2.77	1.49	58.38	5.07	100.9	249	78.5	25.9	326	4.08	342.5	1.3	7.6	5.4	5.3	0.08	0.25	0.29	71	0.23
A0964664	Drill Core	2.39	1.17	12.22	2.83	22.8	182	43.8	14.2	141	4.48	7.6	0.9	3.6	4.5	22.0	<0.01	0.09	0.12	63	0.53
A0964665	Drill Core	2.33	0.67	40.93	11.10	118.1	1244	35.4	9.2	816	8.03	13.7	0.8	3.8	4.8	18.5	0.24	0.10	0.20	51	1.26
A0964666	Drill Core	3.13	4.15	24.48	8.59	96.4	397	22.3	11.9	905	2.69	5.0	1.4	3.5	7.5	22.9	0.23	0.08	0.21	47	0.96
A0964667	Drill Core	2.63	1.12	18.63	18.07	85.8	453	17.5	10.2	1212	2.35	8.2	1.6	116.8	7.3	24.7	0.18	0.10	0.11	36	1.30
A0964668	Drill Core	3.59	0.96	23.78	24.80	230.4	478	13.0	7.7	678	2.39	15.2	1.3	1.4	7.2	38.0	0.90	0.07	0.11	24	0.85
A0964669	Drill Core	1.18	3.20	31.95	15.56	152.6	387	6.7	6.2	209	1.41	23.8	1.5	8.2	4.9	11.7	0.79	0.05	0.18	7	0.41
A0964670	Drill Core	2.26	0.77	28.33	1.92	13.3	178	17.5	9.4	176	3.46	0.9	0.6	<0.2	3.2	9.9	<0.01	0.05	0.15	49	0.20
A0964802	Drill Core	2.00	4.16	84.46	4.02	135.5	365	15.8	8.3	530	2.10	1.8	1.3	13.8	6.6	12.2	0.74	0.20	1.24	18	0.61
A0964811	Drill Core	2.19	3.00	99.30	3.22	64.9	373	16.8	9.0	498	2.48	4.9	1.6	32.9	7.5	13.6	0.12	0.23	1.36	28	0.57
A0964803	Drill Core	2.49	5.22	37.52	4.83	147.1	384	15.2	9.1	445	2.60	4.0	1.5	16.4	6.9	15.2	0.56	0.66	2.42	22	0.90
A0964804	Drill Core	1.60	4.58	63.93	36.28	92.9	832	14.0	7.2	503	2.33	13.2	1.2	60.4	6.1	19.9	0.35	0.20	5.78	20	1.40
A0964805	Drill Core	2.51	1.39	21.23	32.00	151.6	1017	8.5	4.9	473	1.74	13.3	0.7	47.0	4.2	33.4	0.68	0.29	5.18	8	1.58
A0964806	Drill Core	2.12	1.37	34.87	9.81	676.9	604	8.8	5.8	1064	1.96	164.0	1.2	34.0	6.3	89.5	5.61	0.36	1.53	15	2.91
A0964807	Drill Core	1.68	3.16	42.66	15.02	304.2	593	12.4	6.7	550	2.07	49.8	1.3	381.3	6.8	11.6	1.40	0.18	7.24	23	0.78
A0964808	Drill Core	3.02	0.90	51.61	4.00	156.4	169	44.7	21.2	689	3.25	6.2	1.2	79.3	6.1	6.0	0.32	0.10	0.23	58	0.22
A0964809	Drill Core	3.25	2.05	71.12	10.64	229.9	751	63.8	22.5	855	5.13	5.7	1.0	399.9	5.2	8.4	0.58	0.07	0.60	91	0.44
A0964810	Drill Core	3.15	0.98	47.54	2.89	177.0	410	51.2	20.9	510	3.88	2.3	1.0	1810.7	4.9	4.5	0.21	0.05	0.24	87	0.16
A0964812	Drill Core	1.90	1.23	69.60	2.36	110.6	383	64.3	24.4	489	4.37	5.4	0.7	46.1	4.1	12.3	0.11	0.15	0.64	108	0.69
A0964813	Drill Core	3.57	1.57	67.53	2.85	125.4	358	74.6	22.5	297	3.88	268.9	1.2	222.7	4.4	3.1	0.15	0.13	0.40	72	0.14
A0964814	Drill Core	3.04	1.85	60.29	5.95	104.1	272	70.3	21.8	528	4.14	69.4	1.4	69.1	5.6	6.7	0.11	0.10	0.46	87	0.18
A0964815	Drill Core	3.25	1.18	54.03	2.48	77.9	261	62.3	22.3	685	4.60	62.0	0.9	170.0	4.2	5.0	0.09	0.06	0.34	107	0.24
A0964816	Drill Core	1.06	2.08	46.64	10.03	83.4	210	45.1	14.6	227	2.88	77.7	1.2	4.7	4.1	6.9	0.17	0.09	0.20	50	0.20
A0964817	Drill Core	2.20	1.49	61.29	4.72	86.5	316	60.3	22.2	276	3.87	94.5	1.3	4.3	4.1	6.2	0.09	0.09	0.23	79	0.23
A0964818	Drill Core	1.32	1.10	31.51	2.94	72.4	256	24.6	12.4	457	2.83	5.6	1.1	0.8	5.5	19.9	0.07	0.07	0.16	49	0.50
A0964819	Drill Core	3.12	1.45	70.51	3.51	111.5	350	62.2	22.6	262	3.35	57.2	1.4	27.0	4.9	5.2	0.16	0.13	0.34	74	0.16

This report supersedes all previous preliminary and final reports with this file number dated prior to the date on this certificate. Signature indicates final approval; preliminary reports are unsigned and should be used for reference only.

BUREAU VERITAS MINERAL LABORATORIES Canada

www.bvna.com/mining-laboratory-services

Bureau Veritas Commodities Canada Ltd.

9050 Shaughnessy St Vancouver British Columbia V6P 6E5 Canada
PHONE (604) 253-3158

Client: **Kinross Gold Corp.**
25 York St., #17
Toronto Ontario M5J 2V5 Canada

Project: Great Bear Project
Report Date: January 22, 2025

CERTIFICATE OF ANALYSIS TIM24000359.1

	Method	AQ250	AQ250	AQ250	AQ250	AQ250	AQ250	AQ250	AQ250	AQ250	AQ250	AQ250	AQ250	AQ250	AQ250	AQ250	AQ250	AQ250	AQ250	AQ250	AQ250
	Analyte	P	La	Cr	Mg	Ba	Ti	B	Al	Na	K	W	Sc	Tl	S	Hg	Se	Te	Ga	Cs	Ge
	Unit	%	ppm	ppm	%	ppm	%	ppm	%	%	%	ppm	ppm	ppm	%	ppb	ppm	ppm	ppm	ppm	ppm
	MDL	0.001	0.5	0.5	0.01	0.5	0.001	20	0.01	0.001	0.01	0.1	0.1	0.02	0.02	5	0.1	0.02	0.1	0.02	0.1
A0964659	Drill Core	0.045	23.4	92.7	1.10	181.1	0.222	<20	1.81	0.059	1.14	0.8	5.8	0.51	0.75	<5	0.3	0.08	7.2	4.40	<0.1
A0964660	Drill Core	0.059	30.3	16.1	0.80	83.3	0.127	<20	1.10	0.043	0.83	0.2	2.2	0.45	0.62	<5	<0.1	<0.02	4.6	2.32	<0.1
A0964661	Drill Core	0.047	23.1	107.1	1.17	279.0	0.247	<20	2.12	0.058	1.61	0.5	6.9	0.63	0.25	<5	0.2	0.04	8.5	5.27	<0.1
A0964662	Drill Core	0.051	22.8	64.3	1.12	248.3	0.174	<20	2.17	0.093	1.25	0.2	5.3	0.51	0.28	<5	0.1	0.02	8.2	3.45	<0.1
A0964663	Drill Core	0.059	21.3	99.6	1.48	103.8	0.111	<20	2.49	0.033	0.93	0.2	5.6	0.54	0.33	<5	0.2	0.08	8.6	2.89	<0.1
A0964664	Drill Core	0.061	19.4	56.6	1.01	238.0	0.132	<20	2.65	0.069	1.05	0.2	4.3	0.57	0.44	<5	0.2	0.04	8.3	2.91	<0.1
A0964665	Drill Core	0.065	21.8	48.5	1.00	224.8	0.147	<20	2.31	0.093	1.02	0.3	5.7	0.54	1.83	<5	0.1	0.05	8.3	5.16	0.3
A0964666	Drill Core	0.068	30.8	25.8	0.96	168.9	0.205	<20	1.72	0.113	1.14	0.5	3.7	0.69	0.37	<5	0.1	<0.02	6.8	4.88	<0.1
A0964667	Drill Core	0.061	29.9	18.9	0.77	159.6	0.157	<20	1.37	0.099	0.94	6.3	2.9	0.57	0.45	<5	<0.1	<0.02	5.5	3.75	<0.1
A0964668	Drill Core	0.048	29.2	13.7	0.64	94.0	0.130	<20	1.87	0.129	0.92	0.2	1.7	0.73	0.35	<5	0.2	0.03	5.8	4.87	<0.1
A0964669	Drill Core	0.037	18.8	5.3	0.21	43.5	0.043	<20	0.68	0.034	0.31	0.2	0.7	0.16	0.42	<5	0.6	0.05	2.2	1.36	<0.1
A0964670	Drill Core	0.063	16.7	21.3	0.86	167.5	0.138	<20	1.88	0.071	1.08	0.1	5.5	0.40	0.23	<5	<0.1	<0.02	5.4	3.47	<0.1
A0964802	Drill Core	0.059	30.1	11.3	0.81	51.8	0.043	<20	1.08	0.040	0.59	0.2	1.6	0.70	1.87	<5	1.7	0.14	3.7	1.10	<0.1
A0964811	Drill Core	0.055	30.3	17.0	0.80	42.6	0.058	<20	0.97	0.072	0.62	1.4	2.8	0.73	2.24	<5	1.7	0.24	4.0	1.50	<0.1
A0964803	Drill Core	0.063	28.0	14.1	0.70	72.5	0.077	<20	0.75	0.064	0.55	0.9	1.8	0.53	2.53	<5	1.7	0.44	3.2	1.09	<0.1
A0964804	Drill Core	0.050	27.5	15.7	0.58	78.2	0.048	<20	0.61	0.074	0.23	2.6	1.7	0.18	1.75	<5	1.8	1.71	3.3	0.73	<0.1
A0964805	Drill Core	0.036	19.6	8.9	0.35	55.8	0.028	<20	0.39	0.071	0.24	8.3	1.2	0.16	1.45	13	1.3	1.28	1.9	0.43	<0.1
A0964806	Drill Core	0.062	30.3	9.0	0.55	20.1	0.048	<20	0.57	0.064	0.04	15.2	3.0	0.04	1.14	17	1.5	0.31	3.0	0.18	<0.1
A0964807	Drill Core	0.055	29.7	18.5	0.51	155.2	0.070	<20	0.80	0.079	0.49	18.2	2.3	0.24	1.08	10	1.5	3.00	4.5	1.05	<0.1
A0964808	Drill Core	0.057	27.7	71.3	1.15	209.6	0.182	<20	1.93	0.040	1.28	4.2	4.8	0.54	0.23	<5	0.3	0.08	7.4	2.36	<0.1
A0964809	Drill Core	0.073	24.6	117.4	1.81	366.3	0.239	<20	2.90	0.059	2.04	2.3	9.5	0.79	0.70	<5	0.6	0.60	9.8	4.93	<0.1
A0964810	Drill Core	0.064	23.2	100.6	1.35	352.1	0.241	<20	2.37	0.049	1.77	4.6	8.6	0.60	0.26	<5	0.3	0.09	9.4	4.97	<0.1
A0964812	Drill Core	0.030	20.3	208.0	1.58	364.1	0.215	<20	1.86	0.087	1.51	2.7	11.0	0.49	0.91	<5	1.5	0.29	9.1	4.66	0.1
A0964813	Drill Core	0.052	13.1	105.5	1.39	163.9	0.193	<20	2.40	0.035	1.62	0.5	6.7	0.50	0.33	<5	0.3	0.22	8.5	3.03	<0.1
A0964814	Drill Core	0.049	20.8	120.5	1.39	282.9	0.252	<20	2.38	0.068	1.74	1.0	9.7	0.51	0.43	<5	0.9	0.16	9.8	4.37	<0.1
A0964815	Drill Core	0.054	20.3	118.2	1.45	239.5	0.337	<20	2.50	0.037	2.04	2.0	11.9	0.51	0.49	<5	0.8	0.12	10.6	7.06	0.1
A0964816	Drill Core	0.044	13.6	84.2	0.86	130.1	0.120	<20	1.61	0.050	0.90	0.2	5.5	0.35	0.17	<5	0.1	0.03	6.7	2.40	<0.1
A0964817	Drill Core	0.050	13.6	94.4	1.30	188.4	0.174	<20	2.28	0.039	1.22	0.2	7.7	0.50	0.34	<5	0.2	0.05	9.6	2.77	<0.1
A0964818	Drill Core	0.052	23.5	36.6	1.10	246.9	0.169	<20	2.03	0.112	1.21	0.1	4.7	0.52	0.21	<5	0.2	<0.02	8.5	2.54	<0.1
A0964819	Drill Core	0.051	17.0	116.5	1.19	151.3	0.144	<20	1.93	0.040	1.06	0.2	7.1	0.50	0.39	<5	0.3	0.06	8.2	2.45	<0.1

This report supersedes all previous preliminary and final reports with this file number dated prior to the date on this certificate. Signature indicates final approval; preliminary reports are unsigned and should be used for reference only.

BUREAU VERITAS MINERAL LABORATORIES Canada

www.bvna.com/mining-laboratory-services

Bureau Veritas Commodities Canada Ltd.

9050 Shaughnessy St Vancouver British Columbia V6P 6E5 Canada
PHONE (604) 253-3158

Client: **Kinross Gold Corp.**
25 York St., #17
Toronto Ontario M5J 2V5 Canada

Project: Great Bear Project
Report Date: January 22, 2025

CERTIFICATE OF ANALYSIS TIM24000359.1

Method		AQ250	AQ250	AQ250	AQ250	AQ250	AQ250	AQ250	AQ250	AQ250	AQ250	AQ250	AQ250	AQ250	AQ250	TC006	TC000	TC000
Analyte		Hf	Nb	Rb	Sn	Ta	Zr	Y	Ce	In	Re	Be	Li	Pd	Pt	CO2	TOT/C	TOT/S
Unit		ppm	ppm	ppm	ppm	ppm	ppm	ppm	ppm	ppm	ppb	ppm	ppm	ppb	ppb	%	%	%
MDL		0.02	0.02	0.1	0.1	0.05	0.1	0.01	0.1	0.02	1	0.1	0.1	10	2	0.08	0.02	0.02
A0964659	Drill Core	0.74	0.04	57.1	0.5	<0.05	31.3	8.63	45.9	<0.02	<1	0.1	15.2	<10	<2	0.09		
A0964660	Drill Core	0.50	0.05	52.2	0.3	<0.05	17.4	4.91	56.3	<0.02	<1	<0.1	8.9	<10	<2	0.67		
A0964661	Drill Core	0.66	0.05	74.9	0.7	<0.05	28.0	6.80	45.6	0.02	2	<0.1	18.8	<10	<2	0.11		
A0964662	Drill Core	0.45	0.04	64.5	0.5	<0.05	20.5	5.27	43.8	<0.02	<1	0.1	16.9	<10	<2	0.16	0.09	0.29
A0964663	Drill Core	0.49	0.08	62.9	0.4	<0.05	21.2	4.68	42.9	<0.02	<1	0.2	17.3	<10	2	0.08		
A0964664	Drill Core	0.34	0.09	66.7	0.6	<0.05	13.7	3.47	38.2	0.02	<1	0.2	15.2	<10	2	<0.08		
A0964665	Drill Core	0.38	0.04	58.5	0.8	<0.05	16.5	5.87	42.7	<0.02	<1	0.3	16.2	<10	<2	0.95		
A0964666	Drill Core	0.51	0.04	68.7	0.4	<0.05	20.3	6.37	58.5	<0.02	<1	0.1	18.6	<10	<2	0.58		
A0964667	Drill Core	0.49	0.05	56.4	0.4	<0.05	18.6	6.69	57.8	<0.02	<1	<0.1	15.2	<10	<2	1.11		
A0964668	Drill Core	0.40	0.06	65.5	0.2	<0.05	16.9	4.42	53.3	<0.02	<1	0.2	13.5	<10	<2	0.32	0.10	0.35
A0964669	Drill Core	0.39	0.12	17.1	0.3	<0.05	15.0	2.76	34.2	<0.02	1	0.1	6.7	<10	<2	0.22		
A0964670	Drill Core	0.44	0.05	51.4	0.7	<0.05	18.6	3.80	31.1	<0.02	<1	<0.1	17.6	<10	<2	<0.08		
A0964802	Drill Core	0.74	0.06	39.3	0.6	<0.05	28.0	4.51	57.0	<0.02	6	0.2	17.9	<10	<2	0.40		
A0964811	Drill Core	0.95	0.07	45.2	0.5	<0.05	32.7	5.16	56.5	0.03	3	0.1	15.1	<10	<2	0.34		
A0964803	Drill Core	0.85	0.25	37.6	0.6	<0.05	27.4	4.30	53.5	0.02	13	<0.1	11.2	<10	<2	0.26		
A0964804	Drill Core	0.62	0.10	12.6	0.4	<0.05	20.6	4.10	50.6	0.02	8	<0.1	8.3	<10	<2	1.38	0.39	1.74
A0964805	Drill Core	0.61	0.07	12.2	0.3	<0.05	22.3	3.31	36.9	0.03	<1	<0.1	4.7	<10	<2	1.78		
A0964806	Drill Core	0.43	0.26	1.5	0.5	<0.05	13.6	4.55	60.6	0.07	<1	<0.1	3.9	<10	<2	3.38		
A0964807	Drill Core	0.63	0.06	21.1	0.5	<0.05	22.7	5.00	60.2	0.05	<1	<0.1	10.4	<10	<2	0.72		
A0964808	Drill Core	0.55	0.05	60.7	0.5	<0.05	24.5	6.83	54.3	<0.02	<1	<0.1	19.5	<10	2	<0.08		
A0964809	Drill Core	0.42	0.02	88.9	0.7	<0.05	20.8	7.49	48.5	0.03	2	0.1	26.9	<10	<2	0.30		
A0964810	Drill Core	0.46	0.04	74.7	0.7	<0.05	19.5	4.34	46.8	0.03	<1	0.1	23.0	<10	<2	<0.08		
A0964812	Drill Core	0.55	0.03	55.5	0.8	<0.05	23.8	7.68	40.4	0.03	<1	0.1	19.8	<10	<2	0.55	0.14	0.97
A0964813	Drill Core	0.51	0.05	68.6	0.6	<0.05	21.3	3.72	26.0	0.02	2	0.1	16.0	<10	<2	<0.08		
A0964814	Drill Core	0.63	0.05	60.7	1.2	<0.05	28.1	5.45	41.4	0.03	1	0.2	17.7	<10	<2	<0.08		
A0964815	Drill Core	0.49	0.06	65.7	1.4	<0.05	21.7	4.86	40.0	0.03	<1	0.1	20.0	<10	<2	0.17		
A0964816	Drill Core	0.55	0.06	43.6	0.5	<0.05	21.4	3.61	26.1	<0.02	<1	<0.1	14.8	<10	<2	0.11		
A0964817	Drill Core	0.60	0.06	58.5	0.7	<0.05	24.2	4.39	27.5	0.03	1	<0.1	20.6	<10	<2	0.13		
A0964818	Drill Core	0.56	0.04	61.9	0.5	<0.05	24.5	5.17	44.3	<0.02	<1	<0.1	16.8	<10	<2	0.32	0.09	0.23
A0964819	Drill Core	0.64	0.06	57.8	0.5	<0.05	24.0	4.10	34.3	0.02	1	<0.1	17.1	<10	<2	<0.08		

This report supersedes all previous preliminary and final reports with this file number dated prior to the date on this certificate. Signature indicates final approval; preliminary reports are unsigned and should be used for reference only.

BUREAU VERITAS MINERAL LABORATORIES Canada

www.bvna.com/mining-laboratory-services

Bureau Veritas Commodities Canada Ltd.

9050 Shaughnessy St Vancouver British Columbia V6P 6E5 Canada
PHONE (604) 253-3158

Client: **Kinross Gold Corp.**
25 York St., #17
Toronto Ontario M5J 2V5 Canada

Project: Great Bear Project
Report Date: January 22, 2025

CERTIFICATE OF ANALYSIS TIM24000359.1

Method		WGHT	AQ250	AQ250	AQ250	AQ250	AQ250	AQ250	AQ250	AQ250	AQ250	AQ250	AQ250	AQ250	AQ250	AQ250	AQ250	AQ250	AQ250	AQ250	AQ250
Analyte		Wgt	Mo	Cu	Pb	Zn	Ag	Ni	Co	Mn	Fe	As	U	Au	Th	Sr	Cd	Sb	Bi	V	Ca
Unit		kg	ppm	ppm	ppm	ppm	ppb	ppm	ppm	ppm	%	ppm	ppm	ppb	ppm	ppm	ppm	ppm	ppm	ppm	%
MDL		0.01	0.01	0.01	0.01	0.1	2	0.1	0.1	1	0.01	0.1	0.1	0.2	0.1	0.5	0.01	0.02	0.02	1	0.01
A0964820	Drill Core	2.14	1.69	71.92	3.42	115.6	267	72.7	24.3	346	3.92	32.9	1.6	4.0	6.2	5.8	0.12	0.06	0.27	76	0.15
A0964821	Drill Core	3.60	1.28	62.80	3.46	70.7	378	55.4	20.3	269	6.42	785.0	1.1	147.7	6.2	9.5	0.03	0.27	0.44	77	0.32
A0964822	Drill Core	2.83	0.67	70.72	3.52	52.7	569	34.1	11.9	594	9.24	250.1	0.9	1.7	5.6	22.3	0.06	0.08	0.22	55	1.50
A0964823	Drill Core	3.40	0.78	17.31	3.65	99.6	270	24.6	11.5	1289	2.91	5.2	1.9	17.9	8.5	19.7	0.12	0.06	0.08	48	1.18

This report supersedes all previous preliminary and final reports with this file number dated prior to the date on this certificate. Signature indicates final approval; preliminary reports are unsigned and should be used for reference only.

BUREAU VERITAS MINERAL LABORATORIES Canada

www.bvna.com/mining-laboratory-services

Bureau Veritas Commodities Canada Ltd.

9050 Shaughnessy St Vancouver British Columbia V6P 6E5 Canada
PHONE (604) 253-3158

Client: **Kinross Gold Corp.**
25 York St., #17
Toronto Ontario M5J 2V5 Canada

Project: Great Bear Project
Report Date: January 22, 2025

CERTIFICATE OF ANALYSIS TIM24000359.1

	Method	AQ250	AQ250	AQ250	AQ250	AQ250	AQ250	AQ250	AQ250	AQ250	AQ250	AQ250	AQ250	AQ250	AQ250	AQ250	AQ250	AQ250	AQ250	AQ250
	Analyte	P	La	Cr	Mg	Ba	Ti	B	Al	Na	K	W	Sc	Tl	S	Hg	Se	Te	Ga	Cs	Ge
	Unit	%	ppm	ppm	%	ppm	%	ppm	%	%	%	ppm	ppm	ppm	%	ppb	ppm	ppm	ppm	ppm	ppm
	MDL	0.001	0.5	0.5	0.01	0.5	0.001	20	0.01	0.001	0.01	0.1	0.1	0.02	0.02	5	0.1	0.02	0.1	0.02	0.1
A0964820	Drill Core	0.060	22.2	114.3	1.36	197.6	0.190	<20	2.34	0.040	1.44	0.2	7.5	0.58	0.31	<5	0.3	0.06	9.7	3.60	<0.1
A0964821	Drill Core	0.074	26.7	68.8	1.31	218.2	0.150	<20	3.10	0.047	1.22	0.2	6.3	0.63	0.49	<5	0.4	0.32	11.1	3.85	<0.1
A0964822	Drill Core	0.077	26.8	39.1	1.17	406.4	0.187	<20	2.85	0.070	1.70	0.2	5.4	0.58	1.07	<5	0.2	0.05	9.5	11.65	0.6
A0964823	Drill Core	0.075	35.4	27.9	1.03	148.8	0.221	<20	1.75	0.076	1.27	0.7	4.2	0.76	0.41	<5	<0.1	<0.02	7.2	3.43	<0.1

This report supersedes all previous preliminary and final reports with this file number dated prior to the date on this certificate. Signature indicates final approval; preliminary reports are unsigned and should be used for reference only.

BUREAU VERITAS MINERAL LABORATORIES Canada

www.bvna.com/mining-laboratory-services

Bureau Veritas Commodities Canada Ltd.

9050 Shaughnessy St Vancouver British Columbia V6P 6E5 Canada
PHONE (604) 253-3158

Client: **Kinross Gold Corp.**
25 York St., #17
Toronto Ontario M5J 2V5 Canada

Project: Great Bear Project
Report Date: January 22, 2025

CERTIFICATE OF ANALYSIS TIM24000359.1

Method		AQ250	AQ250	AQ250	AQ250	AQ250	AQ250	AQ250	AQ250	AQ250	AQ250	AQ250	AQ250	AQ250	AQ250	TC006	TC000	TC000
Analyte		Hf	Nb	Rb	Sn	Ta	Zr	Y	Ce	In	Re	Be	Li	Pd	Pt	CO2	TOT/C	TOT/S
Unit		ppm	ppm	ppm	ppm	ppm	ppm	ppm	ppm	ppm	ppb	ppm	ppm	ppb	ppb	%	%	%
MDL		0.02	0.02	0.1	0.1	0.05	0.1	0.01	0.1	0.02	1	0.1	0.1	10	2	0.08	0.02	0.02
A0964820	Drill Core	0.85	0.06	77.5	0.6	<0.05	33.1	5.26	43.4	0.03	<1	<0.1	21.6	<10	2	<0.08		
A0964821	Drill Core	0.62	0.06	77.3	0.7	<0.05	24.8	6.54	55.2	0.03	<1	0.2	22.3	<10	<2	0.13		
A0964822	Drill Core	0.41	0.05	102.0	0.6	<0.05	16.2	6.41	51.4	<0.02	<1	0.2	23.5	<10	<2	1.19		
A0964823	Drill Core	0.69	0.08	74.3	0.5	<0.05	24.7	8.20	67.8	<0.02	<1	<0.1	19.4	<10	<2	0.94		

This report supersedes all previous preliminary and final reports with this file number dated prior to the date on this certificate. Signature indicates final approval; preliminary reports are unsigned and should be used for reference only.

BUREAU VERITAS MINERAL LABORATORIES Canada

www.bvna.com/mining-laboratory-services

Bureau Veritas Commodities Canada Ltd.
9050 Shaughnessy St Vancouver British Columbia V6P 6E5 Canada
PHONE (604) 253-3158

Client: **Kinross Gold Corp.**
25 York St., #17
Toronto Ontario M5J 2V5 Canada

Project: Great Bear Project
Report Date: January 22, 2025

QUALITY CONTROL REPORT TIM24000359.1

	Method	WGHT	AQ250	AQ250	AQ250	AQ250	AQ250	AQ250	AQ250	AQ250	AQ250	AQ250	AQ250	AQ250	AQ250	AQ250	AQ250	AQ250	AQ250	AQ250	AQ250
	Analyte	Wgt	Mo	Cu	Pb	Zn	Ag	Ni	Co	Mn	Fe	As	U	Au	Th	Sr	Cd	Sb	Bi	V	Ca
	Unit	kg	ppm	ppm	ppm	ppm	ppb	ppm	ppm	ppm	%	ppm	ppm	ppb	ppm	ppm	ppm	ppm	ppm	ppm	%
	MDL	0.01	0.01	0.01	0.01	0.1	2	0.1	0.1	1	0.01	0.1	0.1	0.2	0.1	0.5	0.01	0.02	0.02	1	0.01
Pulp Duplicates																					
A0964421	Drill Core	3.03	2.21	122.80	5.45	36.6	528	12.2	7.6	345	2.30	1.5	1.8	98.3	7.3	17.7	0.10	0.27	1.98	21	0.62
REP A0964421	QC																				
A0964430	Drill Core	2.16	5.30	217.99	1821.21	2680.8	5966	10.2	7.6	1097	1.75	0.9	1.6	7494.2	5.6	99.6	11.24	0.90	9.77	18	5.18
REP A0964430	QC		5.62	212.00	1813.53	2602.5	6403	9.8	7.5	1068	1.73	0.9	1.1	561.8	5.6	98.2	10.79	0.79	9.89	17	5.19
A0964456	Drill Core	1.01	2.44	8.27	3.64	22.1	175	16.1	10.5	555	3.41	17.8	1.5	92.1	7.0	25.4	0.03	0.16	1.78	23	1.51
REP A0964456	QC																				
A0964658	Drill Core	2.07	1.39	48.03	4.34	88.8	182	63.2	22.1	539	4.04	4.4	1.3	33.1	5.7	6.1	0.11	0.06	0.34	82	0.23
REP A0964658	QC		1.37	47.74	4.21	88.8	183	63.1	22.1	533	3.99	4.3	1.2	68.0	5.0	5.7	0.10	0.07	0.32	80	0.23
A0964814	Drill Core	3.04	1.85	60.29	5.95	104.1	272	70.3	21.8	528	4.14	69.4	1.4	69.1	5.6	6.7	0.11	0.10	0.46	87	0.18
REP A0964814	QC		1.88	60.74	5.94	103.3	267	69.1	21.8	517	4.10	68.0	1.4	99.1	5.4	6.8	0.10	0.09	0.46	86	0.17
A0964816	Drill Core	1.06	2.08	46.64	10.03	83.4	210	45.1	14.6	227	2.88	77.7	1.2	4.7	4.1	6.9	0.17	0.09	0.20	50	0.20
REP A0964816	QC																				
Core Reject Duplicates																					
A0964435	Drill Core	3.19	9.28	166.66	7.10	96.3	367	12.3	7.8	240	1.97	4.1	1.3	47.9	7.1	15.6	0.32	0.26	3.37	25	0.56
DUP A0964435	QC		9.93	168.11	6.81	98.3	343	13.0	8.3	252	2.09	4.2	1.3	50.3	6.8	15.5	0.33	0.26	1.01	25	0.57
Reference Materials																					
STD BVGEO01	Standard		9.87	4243.38	178.88	1680.6	2415	157.6	23.7	702	3.58	113.4	3.4	201.5	13.5	53.9	5.77	1.98	23.77	70	1.28
STD BVGEO01	Standard		9.80	4314.16	183.63	1656.9	2390	160.2	23.7	714	3.54	116.1	3.4	214.4	13.2	53.7	5.58	2.27	22.33	71	1.27
STD BVGEO01	Standard		10.41	4379.22	188.60	1710.1	2570	167.0	25.0	715	3.80	125.2	3.5	225.0	14.6	55.1	6.32	2.18	24.52	74	1.32
STD BVGEO01	Standard		10.03	4383.00	193.54	1720.4	2559	165.7	24.9	723	3.71	121.2	3.7	209.8	14.2	54.7	5.96	2.36	25.21	73	1.30
STD COO2	Standard																				
STD COO2	Standard																				
STD COO2	Standard																				
STD COO2	Standard																				
STD GGC-02	Standard																				
STD GS311-1	Standard																				
STD GS311-1	Standard																				
STD GS910-4	Standard																				

This report supersedes all previous preliminary and final reports with this file number dated prior to the date on this certificate. Signature indicates final approval; preliminary reports are unsigned and should be used for reference only.

BUREAU VERITAS MINERAL LABORATORIES Canada

www.bvna.com/mining-laboratory-services

Bureau Veritas Commodities Canada Ltd.
9050 Shaughnessy St Vancouver British Columbia V6P 6E5 Canada
PHONE (604) 253-3158

Client: **Kinross Gold Corp.**
25 York St., #17
Toronto Ontario M5J 2V5 Canada

Project: Great Bear Project
Report Date: January 22, 2025

QUALITY CONTROL REPORT TIM24000359.1

		Method	AQ250	AQ250	AQ250	AQ250	AQ250	AQ250	AQ250	AQ250	AQ250	AQ250	AQ250	AQ250	AQ250	AQ250	AQ250	AQ250	AQ250	AQ250	AQ250
		Analyte	P	La	Cr	Mg	Ba	Ti	B	Al	Na	K	W	Sc	Tl	S	Hg	Se	Te	Ga	Cs	Ge
		Unit	%	ppm	ppm	%	ppm	%	ppm	%	%	%	ppm	ppm	ppm	%	ppb	ppm	ppm	ppm	ppm	ppm
		MDL	0.001	0.5	0.5	0.01	0.5	0.001	20	0.01	0.001	0.01	0.1	0.1	0.02	0.02	5	0.1	0.02	0.1	0.02	0.1
Pulp Duplicates																						
A0964421	Drill Core		0.071	31.8	9.0	0.65	68.7	0.035	<20	0.83	0.081	0.43	0.3	1.8	0.33	2.19	5	1.0	0.70	3.6	0.97	<0.1
REP A0964421	QC																					
A0964430	Drill Core		0.051	26.2	10.9	0.56	60.9	0.087	<20	0.68	0.028	0.49	>100	1.8	0.32	1.32	*	16.0	3.74	2.7	1.37	<0.1
REP A0964430	QC		0.050	27.3	10.1	0.55	63.2	0.087	<20	0.66	0.029	0.50	>100	1.8	0.32	1.30	*	16.2	4.31	2.7	1.36	<0.1
A0964456	Drill Core		0.066	28.7	13.4	0.70	118.9	0.085	<20	0.75	0.065	0.58	11.0	2.2	0.33	3.29	<5	1.3	0.89	3.2	1.27	<0.1
REP A0964456	QC																					
A0964658	Drill Core		0.048	22.4	102.5	1.28	251.1	0.274	<20	2.05	0.042	1.57	0.6	8.0	0.56	0.60	<5	0.5	0.13	8.6	7.60	<0.1
REP A0964658	QC		0.047	20.2	102.8	1.26	230.4	0.264	<20	1.99	0.039	1.55	0.5	7.8	0.53	0.61	<5	0.4	0.11	8.5	7.23	<0.1
A0964814	Drill Core		0.049	20.8	120.5	1.39	282.9	0.252	<20	2.38	0.068	1.74	1.0	9.7	0.51	0.43	<5	0.9	0.16	9.8	4.37	<0.1
REP A0964814	QC		0.049	20.7	120.8	1.38	270.5	0.251	<20	2.35	0.068	1.69	0.9	9.6	0.48	0.42	<5	0.8	0.14	9.7	4.21	<0.1
A0964816	Drill Core		0.044	13.6	84.2	0.86	130.1	0.120	<20	1.61	0.050	0.90	0.2	5.5	0.35	0.17	<5	0.1	0.03	6.7	2.40	<0.1
REP A0964816	QC																					
Core Reject Duplicates																						
A0964435	Drill Core		0.056	29.4	14.2	0.64	63.7	0.094	<20	0.82	0.086	0.56	0.6	2.2	0.38	1.51	<5	0.9	1.97	3.5	1.38	<0.1
DUP A0964435	QC		0.057	28.2	14.5	0.65	61.0	0.092	<20	0.81	0.085	0.57	0.5	2.2	0.37	1.58	6	0.9	0.52	3.6	1.37	<0.1
Reference Materials																						
STD BVGEO01	Standard		0.073	25.3	162.9	1.25	322.3	0.220	<20	2.25	0.187	0.85	3.4	5.4	0.60	0.68	92	4.6	0.94	6.7	6.87	<0.1
STD BVGEO01	Standard		0.071	24.3	152.7	1.25	311.3	0.222	<20	2.18	0.180	0.84	3.9	5.9	0.59	0.65	96	4.7	1.00	6.6	6.85	<0.1
STD BVGEO01	Standard		0.077	26.7	169.8	1.34	344.1	0.244	<20	2.27	0.187	0.90	4.0	5.8	0.65	0.70	102	5.0	1.05	7.0	7.48	<0.1
STD BVGEO01	Standard		0.075	26.7	162.0	1.29	353.0	0.231	<20	2.25	0.180	0.87	4.1	5.7	0.66	0.69	94	5.0	0.99	6.9	7.29	<0.1
STD COO2	Standard																					
STD COO2	Standard																					
STD COO2	Standard																					
STD COO2	Standard																					
STD GGC-02	Standard																					
STD GS311-1	Standard																					
STD GS311-1	Standard																					
STD GS910-4	Standard																					

This report supersedes all previous preliminary and final reports with this file number dated prior to the date on this certificate. Signature indicates final approval; preliminary reports are unsigned and should be used for reference only.

BUREAU VERITAS MINERAL LABORATORIES Canada

www.bvna.com/mining-laboratory-services

Bureau Veritas Commodities Canada Ltd.
9050 Shaughnessy St Vancouver British Columbia V6P 6E5 Canada
PHONE (604) 253-3158

Client: **Kinross Gold Corp.**
25 York St., #17
Toronto Ontario M5J 2V5 Canada

Project: Great Bear Project
Report Date: January 22, 2025

QUALITY CONTROL REPORT TIM24000359.1

	Method	AQ250	AQ250	AQ250	AQ250	AQ250	AQ250	AQ250	AQ250	AQ250	AQ250	AQ250	AQ250	AQ250	AQ250	TC006	TC000	TC000
	Analyte	Hf	Nb	Rb	Sn	Ta	Zr	Y	Ce	In	Re	Be	Li	Pd	Pt	CO2	TOT/C	TOT/S
	Unit	ppm	ppm	ppm	ppm	ppm	ppm	ppm	ppm	ppm	ppb	ppm	ppm	ppb	ppb	%	%	%
	MDL	0.02	0.02	0.1	0.1	0.05	0.1	0.01	0.1	0.02	1	0.1	0.1	10	2	0.08	0.02	0.02
Pulp Duplicates																		
A0964421	Drill Core	0.72	0.07	26.8	0.3	<0.05	25.4	6.19	64.2	<0.02	3	0.1	10.5	<10	<2	0.42		
REP A0964421	QC															0.40		
A0964430	Drill Core	0.55	0.13	29.8	0.6	<0.05	19.6	4.81	50.4	0.13	12	<0.1	8.7	16	<2	5.53		
REP A0964430	QC	0.58	0.13	29.1	0.6	<0.05	19.2	4.67	52.3	0.13	12	<0.1	8.8	14	<2			
A0964456	Drill Core	0.71	0.11	27.4	0.3	<0.05	24.1	5.51	56.0	<0.02	4	<0.1	8.4	<10	<2	1.42		
REP A0964456	QC															1.37		
A0964658	Drill Core	0.65	0.05	68.9	0.7	<0.05	26.9	7.46	44.3	0.02	<1	0.1	21.1	<10	<2	0.10		
REP A0964658	QC	0.52	0.04	67.7	0.7	<0.05	21.9	7.04	40.8	0.02	<1	<0.1	21.2	<10	<2			
A0964814	Drill Core	0.63	0.05	60.7	1.2	<0.05	28.1	5.45	41.4	0.03	1	0.2	17.7	<10	<2	<0.08		
REP A0964814	QC	0.66	0.05	61.6	1.2	<0.05	29.7	5.40	40.3	0.03	1	0.2	17.2	<10	<2			
A0964816	Drill Core	0.55	0.06	43.6	0.5	<0.05	21.4	3.61	26.1	<0.02	<1	<0.1	14.8	<10	<2	0.11		
REP A0964816	QC															0.12		
Core Reject Duplicates																		
A0964435	Drill Core	0.94	0.11	37.7	0.6	<0.05	33.0	5.43	56.7	0.03	27	<0.1	12.2	<10	<2	0.41		
DUP A0964435	QC	0.93	0.10	38.4	0.6	<0.05	32.4	5.36	55.7	0.03	26	<0.1	11.9	<10	<2	0.41		
Reference Materials																		
STD BVGEO01	Standard	0.34	0.13	89.2	5.2	<0.05	9.6	13.72	51.2	0.41	4	0.6	18.7	127	176			
STD BVGEO01	Standard	0.32	0.17	90.6	5.1	<0.05	10.4	13.70	50.0	0.41	5	0.7	19.0	137	172			
STD BVGEO01	Standard	0.38	0.14	95.3	5.4	<0.05	10.4	14.54	53.6	0.43	4	0.7	21.0	130	182			
STD BVGEO01	Standard	0.33	0.15	95.9	5.3	<0.05	9.7	14.47	53.2	0.43	4	0.7	19.7	145	182			
STD COO2	Standard															3.41		
STD COO2	Standard															3.61		
STD COO2	Standard															3.67		
STD COO2	Standard															3.49		
STD GGC-02	Standard																29.11	0.08
STD GS311-1	Standard																1.01	2.33
STD GS311-1	Standard																0.94	2.31
STD GS910-4	Standard																2.71	8.11

This report supersedes all previous preliminary and final reports with this file number dated prior to the date on this certificate. Signature indicates final approval; preliminary reports are unsigned and should be used for reference only.

BUREAU VERITAS MINERAL LABORATORIES Canada

www.bvna.com/mining-laboratory-services

Bureau Veritas Commodities Canada Ltd.
9050 Shaughnessy St Vancouver British Columbia V6P 6E5 Canada
PHONE (604) 253-3158

Client: **Kinross Gold Corp.**
25 York St., #17
Toronto Ontario M5J 2V5 Canada

Project: Great Bear Project
Report Date: January 22, 2025

QUALITY CONTROL REPORT TIM24000359.1

		WGHT	AQ250	AQ250	AQ250	AQ250	AQ250	AQ250	AQ250	AQ250	AQ250	AQ250	AQ250	AQ250	AQ250	AQ250	AQ250	AQ250	AQ250	AQ250	AQ250
		Wgt	Mo	Cu	Pb	Zn	Ag	Ni	Co	Mn	Fe	As	U	Au	Th	Sr	Cd	Sb	Bi	V	Ca
		kg	ppm	ppm	ppm	ppm	ppb	ppm	ppm	ppm	%	ppm	ppm	ppb	ppm	ppm	ppm	ppm	ppm	ppm	%
		0.01	0.01	0.01	0.01	0.1	2	0.1	0.1	1	0.01	0.1	0.1	0.2	0.1	0.5	0.01	0.02	0.02	1	0.01
STD GS910-4	Standard																				
STD OREAS262	Standard		0.60	115.79	57.39	157.5	474	62.0	27.6	549	3.25	36.0	1.2	56.8	9.1	34.9	0.61	2.15	0.98	21	3.08
STD OREAS262	Standard		0.59	111.36	56.55	149.2	444	60.8	26.4	530	3.18	34.9	1.1	57.0	8.5	33.9	0.59	2.50	0.93	21	2.99
STD OREAS262	Standard		0.60	110.85	54.80	150.9	440	60.4	26.4	526	3.18	35.5	1.1	60.5	8.9	33.1	0.61	2.74	0.96	20	2.86
STD OREAS262	Standard		0.65	119.47	59.82	162.0	497	65.2	28.7	572	3.39	37.9	1.2	71.8	9.0	35.7	0.63	4.48	1.00	21	3.06
STD OREAS279	Standard																				
STD OREAS279	Standard																				
STD OREAS279	Standard																				
STD OREAS279	Standard																				
STD GGC-02 Expected																					
STD BVGEO01 Expected			10.8	4415	187	1712	2530	163	25	706	3.7	121	3.67	214	14.4	55	6.25	2.2	24.3	73	1.3219
STD OREAS262 Expected			0.68	118	56	154	450	62	26.9	530	3.284	35.8	1.22	65	9.33	36	0.61	3.39	1.03	22.5	2.98
STD GS311-1 Expected																					
STD GS910-4 Expected																					
STD COO2 Expected																					
STD OREAS279 Expected																					
BLK	Blank		<0.01	<0.01	<0.01	<0.1	<2	<0.1	<0.1	<1	<0.01	<0.1	<0.1	<0.2	<0.1	<0.5	<0.01	<0.02	<0.02	<1	<0.01
BLK	Blank																				
BLK	Blank		<0.01	0.01	0.03	<0.1	<2	<0.1	<0.1	<1	<0.01	<0.1	<0.1	<0.2	<0.1	<0.5	<0.01	<0.02	<0.02	<1	<0.01
BLK	Blank		<0.01	<0.01	0.01	<0.1	<2	<0.1	<0.1	<1	<0.01	<0.1	<0.1	<0.2	<0.1	<0.5	<0.01	<0.02	<0.02	<1	<0.01
BLK	Blank		<0.01	0.01	0.01	<0.1	<2	<0.1	<0.1	<1	<0.01	<0.1	<0.1	<0.2	<0.1	<0.5	<0.01	<0.02	<0.02	<1	<0.01
BLK	Blank																				
BLK	Blank																				
BLK	Blank																				
BLK	Blank																				
BLK	Blank																				
Prep Wash																					
ROCK-TIM	Prep Blank		1.04	2.87	0.80	26.8	7	0.9	3.5	487	1.86	0.6	0.4	<0.2	2.2	22.4	0.01	0.03	<0.02	21	0.62
ROCK-TIM	Prep Blank		1.03	2.15	0.84	27.9	8	1.0	3.4	480	1.79	1.0	0.4	<0.2	2.2	22.3	<0.01	0.03	<0.02	21	0.63

This report supersedes all previous preliminary and final reports with this file number dated prior to the date on this certificate. Signature indicates final approval; preliminary reports are unsigned and should be used for reference only.

BUREAU VERITAS MINERAL LABORATORIES Canada

www.bvna.com/mining-laboratory-services

Bureau Veritas Commodities Canada Ltd.
9050 Shaughnessy St Vancouver British Columbia V6P 6E5 Canada
PHONE (604) 253-3158

Client: **Kinross Gold Corp.**
25 York St., #17
Toronto Ontario M5J 2V5 Canada

Project: Great Bear Project
Report Date: January 22, 2025

QUALITY CONTROL REPORT TIM24000359.1

		AQ250 P % 0.001	AQ250 La ppm 0.5	AQ250 Cr ppm 0.5	AQ250 Mg % 0.01	AQ250 Ba ppm 0.5	AQ250 Ti % 0.001	AQ250 B ppm 20	AQ250 Al % 0.01	AQ250 Na % 0.001	AQ250 K % 0.01	AQ250 W ppm 0.1	AQ250 Sc ppm 0.1	AQ250 Tl ppm 0.02	AQ250 S % 0.02	AQ250 Hg ppb 5	AQ250 Se ppm 0.1	AQ250 Te ppm 0.02	AQ250 Ga ppm 0.1	AQ250 Cs ppm 0.02	AQ250 Ge ppm 0.1
STD GS910-4	Standard																				
STD OREAS262	Standard	0.041	17.5	43.0	1.19	257.6	0.003	<20	1.30	0.067	0.31	<0.1	3.1	0.48	0.26	168	0.7	0.24	3.9	2.51	<0.1
STD OREAS262	Standard	0.041	15.2	40.7	1.15	246.3	0.003	<20	1.19	0.065	0.28	0.1	2.9	0.44	0.25	179	0.6	0.23	3.6	2.23	<0.1
STD OREAS262	Standard	0.039	17.8	40.9	1.14	246.6	0.003	<20	1.22	0.067	0.31	0.1	3.0	0.49	0.26	173	0.6	0.22	3.8	2.59	<0.1
STD OREAS262	Standard	0.042	14.6	42.7	1.23	255.4	0.003	<20	1.22	0.070	0.29	0.2	3.1	0.48	0.28	180	0.6	0.24	3.7	2.74	<0.1
STD OREAS279	Standard																				
STD OREAS279	Standard																				
STD OREAS279	Standard																				
STD OREAS279	Standard																				
STD GGC-02 Expected																					
STD BVGEO01 Expected		0.0727	25.9	171	1.3175	332	0.233		2.2628	0.1924	0.8669	3.5	5.97	0.62	0.6655	100	4.84	1.02	7.37	7.36	0.15
STD OREAS262 Expected		0.04	15.9	41.7	1.17	248	0.003		1.3	0.071	0.312	0.13	3.24	0.47	0.269	170	0.4	0.23	3.9	2.8	
STD GS311-1 Expected																					
STD GS910-4 Expected																					
STD COO2 Expected																					
STD OREAS279 Expected																					
BLK	Blank	<0.001	<0.5	<0.5	<0.01	<0.5	<0.001	<20	<0.01	<0.001	<0.01	<0.1	<0.1	<0.02	<0.02	<5	<0.1	<0.02	<0.1	<0.02	<0.1
BLK	Blank																				
BLK	Blank	<0.001	<0.5	<0.5	<0.01	<0.5	<0.001	<20	<0.01	<0.001	<0.01	0.2	<0.1	<0.02	<0.02	<5	<0.1	<0.02	<0.1	<0.02	<0.1
BLK	Blank	<0.001	<0.5	<0.5	<0.01	<0.5	<0.001	<20	<0.01	<0.001	<0.01	<0.1	<0.1	<0.02	<0.02	<5	<0.1	<0.02	<0.1	<0.02	<0.1
BLK	Blank	<0.001	<0.5	<0.5	<0.01	<0.5	<0.001	<20	<0.01	<0.001	<0.01	<0.1	<0.1	<0.02	<0.02	<5	<0.1	<0.02	<0.1	<0.02	<0.1
BLK	Blank																				
BLK	Blank																				
BLK	Blank																				
BLK	Blank																				
BLK	Blank																				
Prep Wash																					
ROCK-TIM	Prep Blank	0.040	5.9	3.8	0.43	55.3	0.083	<20	0.87	0.081	0.09	0.1	2.5	<0.02	<0.02	<5	<0.1	<0.02	3.7	0.16	<0.1
ROCK-TIM	Prep Blank	0.041	6.0	3.6	0.43	61.9	0.086	<20	0.88	0.087	0.09	0.1	2.6	<0.02	<0.02	<5	<0.1	<0.02	3.7	0.16	<0.1

This report supersedes all previous preliminary and final reports with this file number dated prior to the date on this certificate. Signature indicates final approval; preliminary reports are unsigned and should be used for reference only.

BUREAU VERITAS MINERAL LABORATORIES Canada

www.bvna.com/mining-laboratory-services

Bureau Veritas Commodities Canada Ltd.
9050 Shaughnessy St Vancouver British Columbia V6P 6E5 Canada
PHONE (604) 253-3158

Client: **Kinross Gold Corp.**
25 York St., #17
Toronto Ontario M5J 2V5 Canada

Project: Great Bear Project
Report Date: January 22, 2025

QUALITY CONTROL REPORT TIM24000359.1

		AQ250 Hf ppm 0.02	AQ250 Nb ppm 0.02	AQ250 Rb ppm 0.1	AQ250 Sn ppm 0.1	AQ250 Ta ppm 0.05	AQ250 Zr ppm 0.1	AQ250 Y ppm 0.01	AQ250 Ce ppm 0.1	AQ250 In ppm 0.02	AQ250 Re ppb 1	AQ250 Be ppm 0.1	AQ250 Li ppm 0.1	AQ250 Pd ppb 10	AQ250 Pt ppb 2	TC006 CO2 % 0.08	TC000 TOT/C % 0.02	TC000 TOT/S % 0.02
STD GS910-4	Standard																2.52	7.66
STD OREAS262	Standard	0.21	<0.02	19.0	0.5	<0.05	9.0	10.86	34.4	0.03	<1	1.2	16.9	<10	<2			
STD OREAS262	Standard	0.24	<0.02	16.9	0.5	<0.05	10.3	10.31	30.6	0.03	2	1.1	15.5	<10	<2			
STD OREAS262	Standard	0.20	<0.02	19.6	0.5	<0.05	8.4	10.62	36.0	0.03	1	1.0	16.2	<10	<2			
STD OREAS262	Standard	0.22	<0.02	18.6	0.5	<0.05	10.0	10.78	28.8	0.03	<1	1.1	17.5	<10	2			
STD OREAS279	Standard															2.99		
STD OREAS279	Standard															3.27		
STD OREAS279	Standard															3.40		
STD OREAS279	Standard															2.98		
STD GGC-02 Expected																	28.25	0.04
STD BVGEO01 Expected		0.32	0.17	95	5.64		9.1	14.5	53	0.45	4	0.69	21.4	134	182			
STD OREAS262 Expected		0.17		18.6	0.5		7.7	11.2	32	0.033		1.14	17.8					
STD GS311-1 Expected																	1.02	2.35
STD GS910-4 Expected																	2.65	8.27
STD COO2 Expected																3.612		
STD OREAS279 Expected																3.29		
BLK	Blank	<0.02	<0.02	<0.1	<0.1	<0.05	<0.1	<0.01	<0.1	<0.02	<1	<0.1	<0.1	<10	<2			
BLK	Blank																<0.02	<0.02
BLK	Blank	<0.02	<0.02	<0.1	<0.1	<0.05	<0.1	<0.01	<0.1	<0.02	<1	<0.1	<0.1	<10	<2			
BLK	Blank	<0.02	<0.02	<0.1	<0.1	<0.05	<0.1	<0.01	<0.1	<0.02	1	<0.1	<0.1	<10	2			
BLK	Blank	<0.02	<0.02	<0.1	<0.1	<0.05	<0.1	<0.01	<0.1	<0.02	<1	<0.1	<0.1	<10	<2			
BLK	Blank																<0.02	<0.02
BLK	Blank															<0.08		
BLK	Blank															<0.08		
BLK	Blank															<0.08		
BLK	Blank															<0.08		
Prep Wash																		
ROCK-TIM	Prep Blank	0.16	0.13	2.5	0.4	<0.05	4.1	8.20	11.7	<0.02	1	0.2	1.4	<10	<2	0.20		
ROCK-TIM	Prep Blank	0.17	0.14	2.6	0.3	<0.05	4.2	8.17	11.9	<0.02	<1	0.2	1.4	<10	<2	0.19		

This report supersedes all previous preliminary and final reports with this file number dated prior to the date on this certificate. Signature indicates final approval; preliminary reports are unsigned and should be used for reference only.

BUREAU VERITAS MINERAL LABORATORIES Canada

www.bvna.com/mining-laboratory-services

Bureau Veritas Commodities Canada Ltd.
9050 Shaughnessy St Vancouver British Columbia V6P 6E5 Canada
PHONE (604) 253-3158

Client: **Kinross Gold Corp.**
25 York St., #17
Toronto Ontario M5J 2V5 Canada

Submitted By:	Matthew Hart
Receiving Lab:	Canada-Timmins
Received:	November 07, 2024
Analysis Start:	November 15, 2024
Report Date:	November 27, 2024
Page:	1 of 7

CERTIFICATE OF ANALYSIS TIM24000623.1

CLIENT JOB INFORMATION

Project:	Great Bear Project
Shipment ID:	
P.O. Number	GTFS002-FPR022-06
Number of Samples:	160

SAMPLE DISPOSAL

STOR-PLP	Store After 90 days Invoice for Storage
STOR-RJT	Store After 60 days Invoice for Storage

Bureau Veritas does not accept responsibility for samples left at the laboratory after 90 days without prior written instructions for sample storage or return.

SAMPLE PREPARATION AND ANALYTICAL PROCEDURES

Procedure Code	Number of Samples	Code Description	Test Wgt (g)	Report Status	Lab
PRP75-1KG	160	Crush, split and pulverize 1kg of sample to 200 mesh			TIM
SPTPL	160	Splitting of pulp samples for client		Completed	TIM
ARCHIVE	160	Charges for Split Archive			TIM
SHP01	160	Per sample shipping charges for branch shipments			TIM
AQ250_EXT	160	1:1:1 Aqua Regia digestion Ultratrace ICP-MS analysis	0.5	Completed	VAN
TC006	160	CO2 - 15% HCl leach, evolved CO2 analysed by Leco.	0.2	Completed	VAN

ADDITIONAL COMMENTS

Invoice To: Great Bear Resources Ltd.
25 York Street, Unit 1700
Toronto Ontario M5J 2V5
Canada

CC: Kinross Distrubution

TIMOTHY YAO
Data Validation Specialist

This report supersedes all previous preliminary and final reports with this file number dated prior to the date on this certificate. Signature indicates final approval; preliminary reports are unsigned and should be used for reference only.
All results are considered the confidential property of the client. Bureau Veritas assumes the liabilities for actual cost of analysis only. Results apply to samples as submitted.
"*" asterisk indicates that an analytical result could not be provided due to unusually high levels of interference from other elements.

BUREAU VERITAS MINERAL LABORATORIES Canada

www.bvna.com/mining-laboratory-services

Bureau Veritas Commodities Canada Ltd.

9050 Shaughnessy St Vancouver British Columbia V6P 6E5 Canada
PHONE (604) 253-3158

Client: **Kinross Gold Corp.**
25 York St., #17
Toronto Ontario M5J 2V5 Canada

Project: Great Bear Project
Report Date: November 27, 2024

CERTIFICATE OF ANALYSIS TIM24000623.1

Method		WGHT	AQ250	AQ250	AQ250	AQ250	AQ250	AQ250	AQ250	AQ250	AQ250	AQ250	AQ250	AQ250	AQ250	AQ250	AQ250	AQ250	AQ250	AQ250	AQ250
Analyte		Wgt	Mo	Cu	Pb	Zn	Ag	Ni	Co	Mn	Fe	As	U	Au	Th	Sr	Cd	Sb	Bi	V	Ca
Unit		kg	ppm	ppm	ppm	ppm	ppb	ppm	ppm	ppm	%	ppm	ppm	ppb	ppm	ppm	ppm	ppm	ppm	ppm	%
MDL		0.01	0.01	0.01	0.01	0.1	2	0.1	0.1	1	0.01	0.1	0.1	0.2	0.1	0.5	0.01	0.02	0.02	1	0.01
DX758451	Drill Core	2.15	0.45	22.18	1.40	49.9	54	12.4	8.2	285	2.06	0.4	1.6	8.7	7.5	11.8	0.02	0.07	0.02	33	0.82
DX758452	Drill Core	2.26	0.45	14.62	1.44	48.5	42	12.5	7.9	273	2.00	0.3	1.4	0.2	7.6	13.0	0.02	0.06	<0.02	31	0.92
DX758453	Drill Core	1.11	1.14	7.83	16.15	38.4	576	23.2	9.9	827	3.19	29.3	1.2	169.4	5.7	12.5	0.08	0.16	3.64	37	1.05
DX758454	Drill Core	1.16	3.99	38.19	10.15	29.1	666	31.2	17.5	293	5.20	76.1	1.3	1010.2	6.7	9.7	0.05	0.16	6.36	15	0.24
DX758455	Drill Core	2.24	0.56	19.88	2.77	60.0	110	15.6	10.0	379	2.44	5.1	1.4	2.9	6.9	16.6	0.05	0.09	0.12	42	1.33
DX758456	Drill Core	2.06	1.56	20.98	3.44	46.9	123	15.4	9.5	399	2.37	7.5	1.5	11.4	7.2	18.8	0.06	0.08	0.20	37	1.39
DX758457	Drill Core	2.20	0.70	16.63	5.68	53.2	146	15.4	9.5	360	2.26	19.2	1.3	16.2	6.9	13.2	0.06	0.07	0.15	36	0.81
DX758458	Drill Core	2.15	0.54	47.38	8.69	110.1	305	15.3	10.7	481	2.33	151.0	1.6	649.8	7.3	15.3	0.25	0.20	0.02	38	1.30
DX758459	Drill Core	2.32	1.23	21.41	9.68	59.2	136	19.2	10.0	645	2.33	40.6	1.5	137.9	7.2	23.3	0.13	0.18	0.08	31	1.73
DX758460	Drill Core	2.43	0.48	13.97	2.30	47.8	46	12.0	8.0	264	1.98	0.8	1.4	1.2	7.5	15.2	0.02	0.05	0.03	30	0.90
DX758461	Drill Core	2.18	0.85	0.96	7.82	51.3	251	16.1	12.8	524	3.85	24.9	1.7	106.7	7.6	45.2	0.04	0.12	2.88	13	0.93
DX758462	Drill Core	1.90	1.08	30.37	30.84	193.4	340	12.9	8.9	848	2.19	24.5	1.5	772.8	7.7	13.6	0.75	0.17	0.26	38	1.56
DX758463	Drill Core	1.33	1.25	52.09	3.93	83.4	84	53.1	20.0	196	3.98	2.8	1.1	1.0	5.2	7.1	0.03	0.07	0.23	54	0.21
DX758464	Drill Core	1.06	1.23	13.34	4.55	57.1	92	11.3	7.6	361	2.16	1.9	1.5	1.9	7.6	12.9	0.05	0.07	0.41	27	0.84
DX758465	Drill Core	2.17	0.87	19.19	3.09	58.2	158	18.4	9.2	389	2.34	13.7	1.4	10.1	7.9	22.0	0.07	0.14	0.12	34	0.83
DX758466	Drill Core	1.98	0.84	24.35	3.98	55.4	104	12.8	8.3	408	2.23	14.1	1.4	6.3	7.4	17.9	0.05	0.20	0.15	29	1.03
DX758467	Drill Core	2.28	4.78	124.29	7.35	18.6	642	25.9	11.4	889	4.59	3242.7	1.1	4268.6	5.3	77.2	0.13	0.40	2.15	30	3.01
DX758468	Drill Core	1.69	1.50	89.38	7.34	51.7	581	39.4	14.9	889	6.06	1091.7	1.0	773.6	4.7	110.0	0.09	0.31	1.04	63	3.64
DX758469	Drill Core	1.77	0.95	29.16	6.58	221.2	208	7.2	5.7	679	1.86	427.9	1.1	105.6	5.0	19.8	1.27	0.23	0.99	14	1.50
DX758470	Drill Core	1.63	1.26	19.75	4.60	99.9	230	11.2	7.0	246	1.68	12.1	1.6	5.1	7.1	9.8	0.17	0.08	0.17	20	0.47
DX758471	Drill Core	1.35	1.66	20.75	4.71	44.5	178	3.0	4.0	349	1.43	9.8	1.4	12.5	9.4	12.6	0.06	0.07	0.77	19	0.96
DX758472	Drill Core	2.29	1.40	19.67	3.12	61.3	120	18.7	11.2	414	2.77	9.3	1.4	1.2	7.5	17.7	0.04	0.06	0.11	49	0.83
DX758473	Drill Core	1.98	0.54	19.86	14.10	87.3	208	13.1	10.2	535	1.83	16.2	1.6	31.8	8.2	17.1	0.11	0.07	0.03	21	0.84
DX758474	Drill Core	2.30	0.86	26.25	4.34	85.2	217	16.2	10.3	361	2.21	9.0	1.6	35.6	7.5	15.4	0.15	0.08	0.12	31	0.56
DX758475	Drill Core	2.10	4.66	12.63	12.68	346.7	222	7.4	6.3	387	1.42	28.2	1.4	32.2	7.1	14.4	1.67	0.12	0.38	13	1.13
DX758401	Drill Core	0.99	1.03	20.31	5.36	68.8	124	12.9	8.7	582	2.10	11.0	1.7	12.8	7.9	16.7	0.13	0.12	0.09	28	1.25
DX758402	Drill Core	1.99	1.06	29.34	20.12	206.1	367	16.0	10.6	680	2.42	14.6	1.7	935.9	8.3	13.4	0.98	0.12	0.49	38	1.04
DX758403	Drill Core	1.90	1.28	27.70	12.26	96.5	354	16.7	11.4	651	2.61	11.6	1.5	2987.2	7.7	16.2	0.33	0.13	0.10	40	1.13
DX758404	Drill Core	2.07	1.07	17.57	99.72	248.7	321	14.9	9.9	730	2.30	20.0	1.6	252.0	8.1	13.8	0.74	0.17	0.21	30	1.02
DX758405	Drill Core	2.14	3.26	25.42	3.99	51.5	176	15.4	9.9	523	2.26	21.2	1.8	35.5	7.8	9.9	0.06	0.08	0.13	32	0.64

This report supersedes all previous preliminary and final reports with this file number dated prior to the date on this certificate. Signature indicates final approval; preliminary reports are unsigned and should be used for reference only.

BUREAU VERITAS MINERAL LABORATORIES Canada

Bureau Veritas Commodities Canada Ltd.

9050 Shaughnessy St Vancouver British Columbia V6P 6E5 Canada
PHONE (604) 253-3158

www.bvna.com/mining-laboratory-services

Client: **Kinross Gold Corp.**
25 York St., #17
Toronto Ontario M5J 2V5 Canada

Project: Great Bear Project
Report Date: November 27, 2024

CERTIFICATE OF ANALYSIS TIM24000623.1

	Method	AQ250	AQ250	AQ250	AQ250	AQ250	AQ250	AQ250	AQ250	AQ250	AQ250	AQ250	AQ250	AQ250	AQ250	AQ250	AQ250	AQ250	AQ250	AQ250	AQ250
	Analyte	P	La	Cr	Mg	Ba	Ti	B	Al	Na	K	W	Sc	Tl	S	Hg	Se	Te	Ga	Cs	Ge
	Unit	%	ppm	ppm	%	ppm	%	ppm	%	%	%	ppm	ppm	ppm	%	ppb	ppm	ppm	ppm	ppm	ppm
	MDL	0.001	0.5	0.5	0.01	0.5	0.001	20	0.01	0.001	0.01	0.1	0.1	0.02	0.02	5	0.1	0.02	0.1	0.02	0.1
DX758451	Drill Core	0.050	27.0	14.1	0.45	110.8	0.125	<20	0.92	0.058	0.67	0.1	2.5	0.29	<0.02	<5	<0.1	<0.02	4.6	2.49	<0.1
DX758452	Drill Core	0.052	28.8	14.3	0.38	74.7	0.114	<20	0.81	0.056	0.58	0.1	2.4	0.26	<0.02	<5	<0.1	<0.02	4.1	2.27	<0.1
DX758453	Drill Core	0.065	31.7	26.4	0.79	110.6	0.133	<20	0.95	0.056	0.59	15.2	3.0	0.61	2.29	<5	1.4	0.70	4.5	2.74	<0.1
DX758454	Drill Core	0.048	24.5	40.1	0.47	100.1	0.068	<20	0.86	0.014	0.64	0.7	1.1	0.40	4.93	<5	2.7	2.07	2.4	1.45	<0.1
DX758455	Drill Core	0.062	28.4	12.5	0.75	118.0	0.193	<20	1.32	0.063	1.05	0.7	3.5	0.38	0.30	<5	<0.1	<0.02	5.5	3.28	<0.1
DX758456	Drill Core	0.060	29.4	15.3	0.77	103.9	0.178	<20	1.24	0.054	0.88	1.7	3.2	0.29	0.34	<5	0.1	<0.02	5.5	2.50	<0.1
DX758457	Drill Core	0.058	26.2	14.3	0.78	102.2	0.187	<20	1.32	0.059	1.01	3.3	2.9	0.36	0.20	<5	<0.1	<0.02	5.5	3.00	<0.1
DX758458	Drill Core	0.068	26.8	16.8	0.84	95.0	0.147	<20	1.31	0.053	0.99	1.5	2.6	0.43	0.56	<5	0.3	0.04	5.0	4.16	<0.1
DX758459	Drill Core	0.069	31.5	18.7	0.81	98.5	0.176	<20	1.26	0.055	0.95	3.1	2.5	0.44	0.37	<5	<0.1	0.04	5.0	2.94	<0.1
DX758460	Drill Core	0.052	29.9	13.3	0.42	82.8	0.112	<20	0.81	0.056	0.55	1.8	2.2	0.25	<0.02	<5	<0.1	<0.02	4.1	2.01	<0.1
DX758461	Drill Core	0.081	30.6	8.6	0.64	63.2	0.076	<20	2.03	0.196	0.77	0.2	1.0	0.66	3.56	<5	2.2	0.68	4.4	2.37	<0.1
DX758462	Drill Core	0.055	28.9	11.6	0.73	29.2	0.144	<20	0.95	0.044	0.27	4.9	2.8	0.13	0.67	<5	1.0	0.16	6.3	0.87	<0.1
DX758463	Drill Core	0.053	15.9	59.4	1.10	70.0	0.147	<20	2.19	0.028	0.91	1.5	4.1	0.35	0.19	<5	0.2	0.05	7.8	3.14	<0.1
DX758464	Drill Core	0.053	30.1	11.4	0.71	71.6	0.145	<20	1.19	0.059	0.79	1.2	2.1	0.41	0.49	<5	<0.1	<0.02	5.1	3.08	<0.1
DX758465	Drill Core	0.054	31.5	23.9	0.96	102.7	0.160	<20	1.38	0.103	0.97	1.2	2.6	0.49	0.94	<5	<0.1	0.02	5.8	3.13	<0.1
DX758466	Drill Core	0.054	29.0	10.1	0.69	81.9	0.103	<20	1.06	0.090	0.75	1.1	2.3	0.57	1.35	<5	<0.1	<0.02	4.4	2.25	<0.1
DX758467	Drill Core	0.068	22.8	29.4	0.63	67.4	0.053	<20	0.48	0.088	0.27	53.6	1.6	0.08	2.24	<5	12.0	3.39	2.8	0.52	<0.1
DX758468	Drill Core	0.070	22.2	88.7	1.22	228.7	0.140	<20	1.20	0.081	0.89	17.8	3.6	0.29	3.04	<5	10.9	1.76	5.9	2.11	<0.1
DX758469	Drill Core	0.031	21.2	8.7	0.39	85.0	0.060	<20	0.64	0.058	0.42	13.7	1.0	0.20	0.71	<5	1.7	0.97	2.8	0.77	<0.1
DX758470	Drill Core	0.048	25.9	10.3	0.49	45.9	0.111	<20	0.92	0.041	0.61	0.9	1.5	0.28	0.36	<5	<0.1	<0.02	4.1	2.72	<0.1
DX758471	Drill Core	0.033	39.8	16.3	0.43	102.1	0.080	<20	0.68	0.014	0.50	1.0	3.0	0.28	0.22	<5	0.4	<0.02	3.0	3.63	<0.1
DX758472	Drill Core	0.073	33.8	17.0	0.95	122.2	0.206	<20	1.58	0.080	1.13	1.6	3.6	0.44	0.29	<5	0.1	<0.02	7.0	5.07	<0.1
DX758473	Drill Core	0.056	27.8	9.2	0.51	37.1	0.114	<20	1.03	0.061	0.43	0.5	1.4	0.29	0.47	<5	<0.1	<0.02	3.8	2.72	<0.1
DX758474	Drill Core	0.055	28.5	14.3	0.64	101.2	0.146	<20	1.15	0.070	0.86	0.4	2.6	0.37	0.47	<5	<0.1	<0.02	4.9	4.66	<0.1
DX758475	Drill Core	0.045	26.1	7.8	0.38	60.1	0.067	<20	0.65	0.047	0.32	0.5	1.0	0.17	0.61	10	0.1	0.05	3.2	1.05	<0.1
DX758401	Drill Core	0.054	28.0	12.1	0.63	78.0	0.130	<20	1.07	0.059	0.81	1.9	2.6	0.43	0.66	11	0.2	<0.02	4.3	1.80	<0.1
DX758402	Drill Core	0.065	30.9	14.4	0.83	65.1	0.180	<20	1.29	0.052	1.03	2.7	3.2	0.54	0.56	<5	0.5	0.06	6.0	3.12	<0.1
DX758403	Drill Core	0.064	27.7	16.2	0.92	81.1	0.184	<20	1.51	0.073	1.08	0.4	3.0	0.58	0.57	<5	0.2	0.04	6.5	3.57	<0.1
DX758404	Drill Core	0.058	29.5	11.1	0.86	53.5	0.119	<20	1.19	0.045	0.78	0.6	1.9	0.53	1.37	5	0.7	0.05	4.8	2.51	<0.1
DX758405	Drill Core	0.058	28.4	13.7	0.70	126.3	0.151	<20	1.18	0.061	0.93	1.0	2.7	0.42	0.67	<5	<0.1	0.02	4.9	3.04	<0.1

This report supersedes all previous preliminary and final reports with this file number dated prior to the date on this certificate. Signature indicates final approval; preliminary reports are unsigned and should be used for reference only.

BUREAU VERITAS MINERAL LABORATORIES Canada

www.bvna.com/mining-laboratory-services

Bureau Veritas Commodities Canada Ltd.

9050 Shaughnessy St Vancouver British Columbia V6P 6E5 Canada
PHONE (604) 253-3158

Client: **Kinross Gold Corp.**
25 York St., #17
Toronto Ontario M5J 2V5 Canada

Project: Great Bear Project
Report Date: November 27, 2024

CERTIFICATE OF ANALYSIS TIM24000623.1

	Method	AQ250	AQ250	AQ250	AQ250	AQ250	AQ250	AQ250	AQ250	AQ250	AQ250	AQ250	AQ250	AQ250	AQ250	TC006
	Analyte	Hf	Nb	Rb	Sn	Ta	Zr	Y	Ce	In	Re	Be	Li	Pd	Pt	CO2
	Unit	ppm	ppm	ppm	ppm	ppm	ppm	ppm	ppm	ppm	ppb	ppm	ppm	ppb	ppb	%
	MDL	0.02	0.02	0.1	0.1	0.05	0.1	0.01	0.1	0.02	1	0.1	0.1	10	2	0.08
DX758451	Drill Core	0.58	0.12	46.8	0.4	<0.05	22.7	5.71	51.5	<0.02	<1	<0.1	12.5	<10	2	0.50
DX758452	Drill Core	0.53	0.08	44.2	0.3	<0.05	20.1	6.03	54.6	<0.02	<1	<0.1	10.6	<10	<2	0.72
DX758453	Drill Core	0.48	0.17	43.1	0.5	<0.05	15.4	4.37	61.5	0.04	<1	<0.1	14.6	<10	2	0.69
DX758454	Drill Core	0.90	0.21	28.8	0.3	<0.05	34.7	6.48	48.9	<0.02	<1	0.1	6.3	<10	2	<0.08
DX758455	Drill Core	0.61	0.08	58.6	0.4	<0.05	24.7	7.26	54.8	<0.02	<1	<0.1	11.3	<10	2	0.19
DX758456	Drill Core	0.73	0.09	46.2	0.5	<0.05	25.7	7.02	57.3	<0.02	<1	<0.1	11.7	<10	<2	1.19
DX758457	Drill Core	0.52	0.08	55.2	0.4	<0.05	20.2	6.69	51.2	<0.02	<1	<0.1	14.0	<10	<2	0.26
DX758458	Drill Core	0.31	0.04	59.7	0.4	<0.05	12.8	7.81	51.7	<0.02	<1	0.2	12.6	<10	2	0.87
DX758459	Drill Core	0.52	0.08	53.9	0.3	<0.05	19.9	6.91	62.8	<0.02	<1	<0.1	6.8	<10	<2	1.48
DX758460	Drill Core	0.46	0.08	39.1	0.3	<0.05	18.7	6.31	55.5	<0.02	<1	<0.1	12.9	<10	<2	0.58
DX758461	Drill Core	0.47	0.09	45.7	0.5	<0.05	16.3	7.23	60.2	0.04	<1	0.3	10.1	<10	<2	<0.08
DX758462	Drill Core	0.67	0.20	14.3	0.8	<0.05	23.9	5.58	55.3	<0.02	<1	0.1	8.2	<10	<2	1.18
DX758463	Drill Core	0.60	0.07	49.8	0.4	<0.05	25.6	5.41	32.1	<0.02	1	0.2	15.9	<10	<2	<0.08
DX758464	Drill Core	0.65	0.08	58.9	0.3	<0.05	23.7	6.19	57.5	<0.02	<1	<0.1	15.2	<10	<2	0.45
DX758465	Drill Core	0.67	0.05	58.1	0.3	<0.05	25.3	5.88	58.7	<0.02	<1	<0.1	16.1	<10	<2	0.34
DX758466	Drill Core	0.83	<0.02	50.0	0.2	<0.05	31.2	7.05	53.5	<0.02	<1	<0.1	8.1	<10	<2	0.71
DX758467	Drill Core	0.16	0.07	9.8	0.6	<0.05	6.0	6.54	44.1	<0.02	1	0.1	3.5	<10	<2	3.42
DX758468	Drill Core	0.12	0.09	35.0	0.8	<0.05	4.8	7.29	43.7	<0.02	<1	0.2	8.5	<10	2	3.71
DX758469	Drill Core	0.20	0.05	22.0	0.2	<0.05	7.2	2.86	37.1	<0.02	<1	0.1	5.1	<10	2	1.24
DX758470	Drill Core	0.52	0.07	39.9	0.2	<0.05	20.1	4.92	48.0	<0.02	<1	0.1	9.6	<10	<2	<0.08
DX758471	Drill Core	1.39	0.14	31.0	0.3	<0.05	58.5	9.88	76.7	<0.02	<1	0.1	6.6	<10	<2	0.62
DX758472	Drill Core	0.57	0.06	63.4	0.4	<0.05	22.7	7.77	67.4	<0.02	<1	<0.1	13.1	<10	2	0.39
DX758473	Drill Core	0.39	0.14	34.7	0.2	<0.05	14.5	6.30	52.3	<0.02	<1	0.1	10.0	<10	<2	0.32
DX758474	Drill Core	0.76	0.07	54.4	0.3	<0.05	29.3	6.91	53.3	<0.02	<1	<0.1	8.9	<10	<2	0.16
DX758475	Drill Core	0.74	0.10	18.5	0.3	<0.05	27.8	4.36	48.7	<0.02	<1	<0.1	6.1	<10	<2	0.83
DX758401	Drill Core	0.72	0.06	49.8	0.3	<0.05	25.0	6.88	54.4	<0.02	<1	<0.1	12.2	<10	<2	0.96
DX758402	Drill Core	0.60	0.08	70.1	0.6	<0.05	23.1	6.66	59.3	<0.02	<1	<0.1	11.5	<10	<2	0.40
DX758403	Drill Core	0.50	0.08	71.4	0.5	<0.05	19.5	5.78	54.6	<0.02	<1	0.1	13.4	<10	2	<0.08
DX758404	Drill Core	0.74	0.12	54.8	0.5	<0.05	25.1	5.43	55.5	<0.02	<1	0.2	12.0	<10	<2	0.58
DX758405	Drill Core	0.88	0.04	53.0	0.3	<0.05	29.1	7.79	55.5	<0.02	<1	<0.1	9.0	<10	<2	0.28

This report supersedes all previous preliminary and final reports with this file number dated prior to the date on this certificate. Signature indicates final approval; preliminary reports are unsigned and should be used for reference only.

BUREAU VERITAS MINERAL LABORATORIES Canada

www.bvna.com/mining-laboratory-services

Bureau Veritas Commodities Canada Ltd.

9050 Shaughnessy St Vancouver British Columbia V6P 6E5 Canada
PHONE (604) 253-3158

Client: **Kinross Gold Corp.**
25 York St., #17
Toronto Ontario M5J 2V5 Canada

Project: Great Bear Project
Report Date: November 27, 2024

CERTIFICATE OF ANALYSIS TIM24000623.1

Method		WGHT	AQ250	AQ250	AQ250	AQ250	AQ250	AQ250	AQ250	AQ250	AQ250	AQ250	AQ250	AQ250	AQ250	AQ250	AQ250	AQ250	AQ250	AQ250	AQ250
Analyte		Wgt	Mo	Cu	Pb	Zn	Ag	Ni	Co	Mn	Fe	As	U	Au	Th	Sr	Cd	Sb	Bi	V	Ca
Unit		kg	ppm	ppm	ppm	ppm	ppb	ppm	ppm	ppm	%	ppm	ppm	ppb	ppm	ppm	ppm	ppm	ppm	ppm	%
MDL		0.01	0.01	0.01	0.01	0.1	2	0.1	0.1	1	0.01	0.1	0.1	0.2	0.1	0.5	0.01	0.02	0.02	1	0.01
DX758406	Drill Core	1.98	0.72	29.87	4.76	84.1	232	14.7	9.1	552	2.29	26.4	1.8	49.4	7.7	13.1	0.16	0.10	0.05	36	0.85
DX758407	Drill Core	1.99	0.97	27.22	4.10	90.3	275	15.8	9.0	635	2.16	19.4	1.8	59.4	8.2	14.5	0.19	0.07	0.06	35	0.70
DX758408	Drill Core	2.14	1.81	29.62	5.62	53.6	239	16.6	9.8	525	2.25	57.3	1.5	103.0	8.0	12.3	0.15	0.10	0.08	33	0.77
DX758409	Drill Core	1.94	2.53	27.53	5.65	46.8	165	14.4	9.5	373	2.05	41.8	1.5	39.2	7.0	10.4	0.10	0.12	0.09	27	0.72
DX758410	Drill Core	1.86	1.04	5.61	25.00	27.5	179	15.0	8.9	306	2.58	253.4	1.7	805.4	7.4	18.2	0.07	0.19	0.11	11	0.68
DX758411	Drill Core	1.75	0.39	6.31	23.44	25.7	1195	10.5	6.3	346	2.33	191.0	1.1	14290.4	4.7	22.3	0.07	0.19	0.43	10	1.33
DX758412	Drill Core	1.47	0.69	10.27	52.26	111.3	730	16.5	8.0	690	2.30	367.1	1.5	256.9	6.6	29.4	0.28	0.44	0.29	30	1.28
DX758413	Drill Core	1.29	0.44	27.36	2.62	52.5	541	14.4	9.1	409	2.15	166.5	1.6	590.0	7.6	10.2	0.10	0.10	0.05	37	0.43
DX758414	Drill Core	1.94	1.20	14.98	3.69	58.7	228	16.8	10.1	687	2.77	22.7	1.4	277.1	6.8	12.6	0.10	0.11	0.21	40	1.63
DX758415	Drill Core	1.95	1.24	28.99	4.58	59.5	291	15.3	10.1	494	2.44	19.2	1.4	511.9	7.4	17.6	0.16	0.09	0.14	41	1.56
DX758416	Drill Core	1.78	0.35	14.82	4.23	62.7	233	13.4	8.6	446	2.10	74.2	1.7	262.1	7.4	12.6	0.09	0.14	0.04	30	0.88
DX758417	Drill Core	1.54	0.66	14.40	3.47	25.3	362	14.3	8.9	525	1.84	129.0	1.8	514.5	8.3	9.8	0.04	0.17	0.10	29	0.71
DX758418	Drill Core	1.75	1.09	13.18	5.26	56.8	179	10.2	6.7	467	1.82	5.8	1.4	5.3	6.9	13.5	0.05	0.07	0.21	23	0.87
DX758419	Drill Core	1.86	1.16	15.55	2.20	54.0	125	12.4	9.8	396	2.48	13.2	1.6	3.0	7.7	16.0	0.04	0.09	0.19	36	0.97
DX758332	Drill Core	2.08	0.75	10.79	9.49	63.8	328	13.1	7.8	576	2.16	121.6	1.5	342.3	6.8	30.8	0.11	0.14	0.06	22	1.37
DX758420	Drill Core	1.78	1.34	85.35	9.49	41.1	903	33.2	15.4	766	3.46	132.1	1.1	1236.4	5.6	12.7	0.10	0.44	1.50	76	1.46
DX758221	Drill Core	1.58	2.39	7.97	5.29	74.4	467	20.8	11.7	1052	3.31	17.4	1.2	230.3	6.7	18.5	0.12	0.17	4.97	41	1.72
DX758222	Drill Core	2.07	1.45	8.10	5.83	85.6	615	16.9	9.6	646	3.55	44.9	1.5	1171.0	7.3	19.5	0.17	0.12	8.16	27	0.61
DX758223	Drill Core	2.14	3.51	17.20	49.07	548.4	879	0.7	2.0	761	1.66	173.2	1.4	261.5	9.0	52.9	2.72	0.28	0.95	6	1.91
DX758224	Drill Core	1.76	3.48	10.81	12.37	27.6	418	0.6	1.8	465	1.65	150.5	1.5	160.2	10.6	47.8	0.08	0.11	0.43	5	1.76
DX758421	Drill Core	2.30	1.06	43.72	37.13	284.3	312	5.4	4.6	316	1.34	105.5	1.8	60.5	8.5	5.4	1.63	0.09	0.36	7	0.41
DX758422	Drill Core	2.29	0.91	36.34	123.00	339.1	894	17.1	9.3	676	2.37	9.0	1.4	69.1	7.2	7.8	1.82	0.08	1.40	30	0.50
DX758423	Drill Core	1.10	0.81	20.52	17.42	117.6	241	11.4	7.6	453	2.00	6.2	1.3	13.8	6.6	9.6	0.18	0.05	0.26	20	0.37
DX758424	Drill Core	2.09	0.78	17.43	45.29	194.2	219	11.6	8.7	677	2.22	12.2	1.8	72.2	8.4	13.8	0.67	0.07	0.20	34	0.56
DX758425	Drill Core	2.19	0.98	15.00	24.34	99.3	168	12.7	9.0	837	2.27	13.9	1.7	31.1	8.1	20.6	0.20	0.07	0.11	38	0.92
DX758426	Drill Core	2.14	0.95	57.32	5.91	88.3	189	58.3	21.8	328	4.65	835.4	1.1	27.3	5.6	3.8	0.07	0.11	0.22	65	0.17
DX758427	Drill Core	2.03	1.25	17.57	7.95	82.6	107	16.2	8.5	424	2.21	30.7	1.3	4.6	7.9	13.8	0.20	0.07	0.17	30	1.10
DX758428	Drill Core	2.20	0.99	15.61	3.39	46.8	120	17.0	9.1	394	2.09	17.8	1.3	17.3	7.3	10.0	0.08	0.11	0.14	33	0.81
DX758429	Drill Core	1.86	1.07	20.02	3.62	46.9	100	17.4	9.2	335	2.22	6.0	1.5	5.9	8.1	13.5	0.06	0.10	0.13	34	1.04
DX758430	Drill Core	1.42	1.88	32.26	2.78	63.3	289	31.6	10.5	494	4.48	40.9	1.3	258.3	6.9	6.3	0.01	0.08	0.25	63	0.29

This report supersedes all previous preliminary and final reports with this file number dated prior to the date on this certificate. Signature indicates final approval; preliminary reports are unsigned and should be used for reference only.

BUREAU VERITAS MINERAL LABORATORIES Canada

www.bvna.com/mining-laboratory-services

Bureau Veritas Commodities Canada Ltd.

9050 Shaughnessy St Vancouver British Columbia V6P 6E5 Canada
PHONE (604) 253-3158

Client: **Kinross Gold Corp.**
25 York St., #17
Toronto Ontario M5J 2V5 Canada

Project: Great Bear Project
Report Date: November 27, 2024

CERTIFICATE OF ANALYSIS TIM24000623.1

	Method	AQ250	AQ250	AQ250	AQ250	AQ250	AQ250	AQ250	AQ250	AQ250	AQ250	AQ250	AQ250	AQ250	AQ250	AQ250	AQ250	AQ250	AQ250	AQ250	AQ250
	Analyte	P	La	Cr	Mg	Ba	Ti	B	Al	Na	K	W	Sc	Tl	S	Hg	Se	Te	Ga	Cs	Ge
	Unit	%	ppm	ppm	%	ppm	%	ppm	%	%	%	ppm	ppm	ppm	%	ppb	ppm	ppm	ppm	ppm	ppm
	MDL	0.001	0.5	0.5	0.01	0.5	0.001	20	0.01	0.001	0.01	0.1	0.1	0.02	0.02	5	0.1	0.02	0.1	0.02	0.1
DX758406	Drill Core	0.054	27.8	15.3	0.75	103.0	0.171	<20	1.27	0.081	0.88	1.6	3.2	0.45	0.39	<5	0.1	0.03	5.4	3.65	<0.1
DX758407	Drill Core	0.060	30.2	14.1	0.74	70.9	0.149	<20	1.39	0.073	0.85	0.6	3.0	0.45	0.52	<5	0.2	0.04	5.5	3.30	<0.1
DX758408	Drill Core	0.058	29.4	19.0	0.68	103.6	0.151	<20	1.18	0.080	0.88	0.9	2.8	0.40	0.67	<5	0.2	0.02	4.9	2.89	<0.1
DX758409	Drill Core	0.050	27.3	12.4	0.59	75.4	0.126	<20	0.99	0.062	0.74	1.0	2.2	0.34	0.80	<5	0.2	0.04	4.1	2.79	<0.1
DX758410	Drill Core	0.052	27.8	7.2	0.36	44.3	0.052	<20	1.25	0.093	0.56	0.6	1.0	0.25	2.10	<5	0.3	0.06	3.3	1.54	<0.1
DX758411	Drill Core	0.038	17.1	4.9	0.43	29.1	0.054	<20	1.29	0.046	0.49	0.7	0.8	0.23	1.81	<5	0.6	0.12	3.7	1.51	<0.1
DX758412	Drill Core	0.054	25.2	16.3	0.80	50.9	0.127	<20	2.32	0.170	0.93	12.6	2.7	0.46	0.83	<5	0.5	0.14	8.1	3.26	<0.1
DX758413	Drill Core	0.056	26.5	13.9	0.80	40.2	0.140	<20	1.19	0.068	0.87	>100	3.3	0.43	0.66	<5	1.0	0.09	5.6	3.04	<0.1
DX758414	Drill Core	0.058	26.9	16.3	0.91	73.1	0.146	<20	1.25	0.058	0.99	1.1	3.8	0.55	1.06	<5	0.4	0.03	5.8	3.44	<0.1
DX758415	Drill Core	0.072	30.4	13.0	0.79	117.6	0.162	<20	1.17	0.049	0.97	2.2	3.5	0.41	0.74	<5	1.1	0.18	5.4	2.60	<0.1
DX758416	Drill Core	0.053	26.9	12.2	0.68	67.5	0.141	<20	1.28	0.090	0.84	1.6	2.3	0.48	0.43	<5	0.2	0.04	4.9	3.49	<0.1
DX758417	Drill Core	0.056	29.5	11.3	0.65	75.1	0.126	<20	1.12	0.063	0.79	2.2	2.5	0.41	0.61	<5	0.2	0.07	4.6	3.04	<0.1
DX758418	Drill Core	0.048	26.8	11.9	0.54	62.2	0.120	<20	0.90	0.057	0.59	0.2	1.8	0.40	0.37	<5	<0.1	<0.02	4.3	2.87	<0.1
DX758419	Drill Core	0.088	30.9	10.4	0.81	85.1	0.164	<20	1.26	0.056	0.96	0.2	2.4	0.41	0.49	<5	<0.1	<0.02	5.6	3.65	<0.1
DX758332	Drill Core	0.054	25.4	9.7	0.70	58.0	0.090	<20	2.47	0.199	0.79	1.3	1.8	0.38	0.80	<5	0.5	0.08	7.3	2.47	<0.1
DX758420	Drill Core	0.053	23.0	69.1	0.92	24.8	0.093	<20	1.00	0.035	0.07	1.1	4.7	0.03	1.91	<5	3.2	0.54	7.4	0.31	<0.1
DX758221	Drill Core	0.086	33.2	16.3	0.88	77.0	0.142	<20	1.14	0.068	0.65	>100	3.3	0.60	2.48	<5	2.4	0.97	5.3	2.21	<0.1
DX758222	Drill Core	0.053	22.7	11.7	0.73	88.7	0.110	<20	1.50	0.097	0.80	1.7	2.1	0.94	2.99	<5	3.3	2.36	5.4	2.52	<0.1
DX758223	Drill Core	0.022	25.1	3.4	0.21	29.1	0.030	<20	0.28	0.062	0.07	7.1	2.6	0.02	1.09	21	4.0	0.90	1.8	0.18	<0.1
DX758224	Drill Core	0.016	39.2	1.9	0.21	51.4	0.027	<20	0.30	0.065	0.14	5.8	2.9	0.06	1.21	<5	2.7	0.39	1.9	0.50	<0.1
DX758421	Drill Core	0.041	30.8	5.4	0.24	44.9	0.043	<20	0.57	0.038	0.37	2.5	0.7	0.26	0.68	<5	0.2	0.10	2.2	1.26	<0.1
DX758422	Drill Core	0.056	27.0	11.7	0.73	35.2	0.121	<20	1.06	0.037	0.54	0.7	2.5	0.41	0.80	<5	0.4	0.09	5.1	2.84	<0.1
DX758423	Drill Core	0.056	22.4	9.7	0.51	59.3	0.100	<20	0.90	0.057	0.48	0.4	1.8	0.29	0.55	<5	0.2	0.05	3.6	2.57	<0.1
DX758424	Drill Core	0.056	29.2	7.8	0.70	56.4	0.139	<20	1.20	0.066	0.66	10.8	2.7	0.46	0.66	<5	0.2	0.03	5.4	2.78	<0.1
DX758425	Drill Core	0.057	27.9	11.9	0.80	76.7	0.165	<20	1.44	0.089	0.82	9.0	2.9	0.55	0.39	<5	0.2	<0.02	6.1	2.63	<0.1
DX758426	Drill Core	0.068	23.6	78.2	1.35	128.2	0.213	<20	2.37	0.019	1.71	0.2	5.5	0.68	0.59	<5	0.3	0.09	8.0	6.14	<0.1
DX758427	Drill Core	0.052	30.2	19.7	0.75	26.6	0.138	<20	1.07	0.045	0.22	1.0	2.4	0.09	0.30	<5	<0.1	<0.02	5.8	0.66	<0.1
DX758428	Drill Core	0.053	27.6	18.6	0.70	92.6	0.150	<20	1.05	0.037	0.84	1.6	2.9	0.33	0.36	<5	0.1	<0.02	5.1	2.43	<0.1
DX758429	Drill Core	0.054	28.8	20.6	0.76	135.1	0.148	<20	1.18	0.052	0.78	0.6	3.1	0.32	0.27	<5	<0.1	<0.02	5.9	2.64	<0.1
DX758430	Drill Core	0.049	25.9	47.3	0.94	316.8	0.228	<20	1.97	0.045	1.58	0.7	6.2	0.54	0.70	<5	0.3	0.16	8.6	4.24	0.1

This report supersedes all previous preliminary and final reports with this file number dated prior to the date on this certificate. Signature indicates final approval; preliminary reports are unsigned and should be used for reference only.

BUREAU VERITAS MINERAL LABORATORIES Canada

www.bvna.com/mining-laboratory-services

Bureau Veritas Commodities Canada Ltd.

9050 Shaughnessy St Vancouver British Columbia V6P 6E5 Canada
PHONE (604) 253-3158

Client: **Kinross Gold Corp.**
25 York St., #17
Toronto Ontario M5J 2V5 Canada

Project: Great Bear Project
Report Date: November 27, 2024

CERTIFICATE OF ANALYSIS TIM24000623.1

	Method	AQ250	AQ250	AQ250	AQ250	AQ250	AQ250	AQ250	AQ250	AQ250	AQ250	AQ250	AQ250	AQ250	AQ250	TC006
	Analyte	Hf	Nb	Rb	Sn	Ta	Zr	Y	Ce	In	Re	Be	Li	Pd	Pt	CO2
	Unit	ppm	ppm	ppm	ppm	ppm	ppm	ppm	ppm	ppm	ppb	ppm	ppm	ppb	ppb	%
	MDL	0.02	0.02	0.1	0.1	0.05	0.1	0.01	0.1	0.02	1	0.1	0.1	10	2	0.08
DX758406	Drill Core	0.92	0.07	56.6	0.5	<0.05	31.7	7.71	52.2	<0.02	<1	<0.1	10.7	<10	<2	0.33
DX758407	Drill Core	0.78	0.05	58.3	0.4	<0.05	24.9	8.13	57.2	<0.02	<1	<0.1	8.8	<10	<2	0.18
DX758408	Drill Core	0.75	0.05	54.2	0.5	<0.05	26.3	7.34	56.8	<0.02	<1	<0.1	8.2	12	<2	0.38
DX758409	Drill Core	0.59	0.07	46.1	0.3	<0.05	21.8	6.39	51.2	<0.02	<1	<0.1	6.7	<10	3	0.40
DX758410	Drill Core	0.40	0.11	31.2	0.2	<0.05	14.3	7.18	52.8	<0.02	<1	0.3	4.6	<10	2	0.08
DX758411	Drill Core	0.29	0.09	28.9	0.1	<0.05	11.0	4.75	32.9	<0.02	<1	0.3	4.4	<10	<2	0.73
DX758412	Drill Core	0.19	0.03	59.4	0.4	<0.05	8.7	6.19	48.6	<0.02	<1	0.4	11.1	<10	2	0.29
DX758413	Drill Core	0.29	0.09	58.6	0.4	<0.05	10.3	5.93	52.0	<0.02	1	<0.1	14.3	<10	2	0.13
DX758414	Drill Core	0.90	0.09	65.2	0.4	<0.05	33.4	7.04	52.1	<0.02	<1	<0.1	11.1	<10	<2	1.37
DX758415	Drill Core	0.58	0.06	48.0	0.6	<0.05	21.5	7.71	61.4	<0.02	<1	<0.1	12.4	<10	3	1.36
DX758416	Drill Core	0.50	0.05	57.7	0.2	<0.05	19.1	7.17	51.4	<0.02	<1	<0.1	8.1	<10	<2	0.18
DX758417	Drill Core	0.66	0.03	50.4	0.3	<0.05	23.5	7.82	56.3	<0.02	<1	<0.1	8.2	<10	3	0.41
DX758418	Drill Core	0.60	0.08	42.7	0.3	<0.05	21.0	4.51	51.1	<0.02	<1	<0.1	9.3	<10	2	0.64
DX758419	Drill Core	0.38	0.08	55.8	0.3	<0.05	14.7	6.32	62.4	<0.02	<1	<0.1	16.8	<10	<2	0.24
DX758332	Drill Core	0.26	0.05	46.6	0.3	<0.05	10.8	6.87	48.4	<0.02	<1	0.7	7.2	<10	2	0.17
DX758420	Drill Core	0.47	0.14	2.0	0.7	<0.05	18.5	6.35	45.4	0.03	1	0.3	11.3	<10	3	1.20
DX758221	Drill Core	0.72	0.18	44.6	0.8	<0.05	28.9	6.38	64.8	0.07	1	<0.1	11.0	<10	<2	1.27
DX758222	Drill Core	0.79	0.09	59.5	0.5	<0.05	28.6	5.25	44.1	0.04	<1	0.2	9.5	<10	<2	0.09
DX758223	Drill Core	0.53	0.49	2.0	0.3	<0.05	21.2	6.49	49.4	0.07	<1	<0.1	2.0	<10	<2	1.83
DX758224	Drill Core	1.17	0.19	6.0	0.3	<0.05	41.2	6.92	76.1	<0.02	<1	<0.1	3.2	<10	2	1.83
DX758421	Drill Core	0.81	0.20	24.4	0.1	<0.05	28.4	3.43	57.0	<0.02	<1	<0.1	4.4	<10	<2	0.21
DX758422	Drill Core	0.55	0.12	43.5	0.3	<0.05	20.1	5.51	52.7	<0.02	<1	<0.1	10.6	<10	<2	0.16
DX758423	Drill Core	0.62	0.11	31.3	0.3	<0.05	21.8	5.43	42.5	<0.02	<1	0.1	7.6	<10	2	0.10
DX758424	Drill Core	0.77	0.11	46.9	0.3	<0.05	27.2	5.82	54.6	<0.02	<1	0.1	11.5	<10	3	0.18
DX758425	Drill Core	0.61	0.11	54.9	0.4	<0.05	21.8	6.01	53.0	<0.02	<1	0.2	15.2	<10	2	0.47
DX758426	Drill Core	0.39	0.07	82.1	0.4	<0.05	17.5	5.60	47.4	<0.02	1	0.2	23.0	<10	3	<0.08
DX758427	Drill Core	0.67	0.17	11.3	0.3	<0.05	26.6	5.51	57.8	<0.02	<1	0.2	11.3	<10	3	0.71
DX758428	Drill Core	0.69	0.08	47.9	0.4	<0.05	28.9	5.15	53.0	<0.02	<1	<0.1	11.5	<10	<2	0.54
DX758429	Drill Core	0.82	0.08	40.8	0.4	<0.05	31.7	5.70	55.8	<0.02	<1	0.1	13.2	<10	3	0.72
DX758430	Drill Core	0.69	0.09	72.6	0.7	<0.05	28.1	6.46	51.4	<0.02	<1	0.1	22.5	<10	<2	0.12

This report supersedes all previous preliminary and final reports with this file number dated prior to the date on this certificate. Signature indicates final approval; preliminary reports are unsigned and should be used for reference only.

BUREAU VERITAS MINERAL LABORATORIES Canada

www.bvna.com/mining-laboratory-services

Bureau Veritas Commodities Canada Ltd.

9050 Shaughnessy St Vancouver British Columbia V6P 6E5 Canada
PHONE (604) 253-3158

Client: **Kinross Gold Corp.**
25 York St., #17
Toronto Ontario M5J 2V5 Canada

Project: Great Bear Project
Report Date: November 27, 2024

CERTIFICATE OF ANALYSIS TIM24000623.1

Method		WGHT	AQ250	AQ250	AQ250	AQ250	AQ250	AQ250	AQ250	AQ250	AQ250	AQ250	AQ250	AQ250	AQ250	AQ250	AQ250	AQ250	AQ250	AQ250	AQ250
Analyte		Wgt	Mo	Cu	Pb	Zn	Ag	Ni	Co	Mn	Fe	As	U	Au	Th	Sr	Cd	Sb	Bi	V	Ca
Unit		kg	ppm	ppm	ppm	ppm	ppb	ppm	ppm	ppm	%	ppm	ppm	ppb	ppm	ppm	ppm	ppm	ppm	ppm	%
MDL		0.01	0.01	0.01	0.01	0.1	2	0.1	0.1	1	0.01	0.1	0.1	0.2	0.1	0.5	0.01	0.02	0.02	1	0.01
DX758431	Drill Core	1.58	1.48	30.48	3.73	45.8	161	19.8	8.6	321	2.64	9.1	1.5	96.4	7.8	6.3	0.07	0.11	0.16	22	0.36
DX758432	Drill Core	2.06	0.97	3.40	12.32	61.6	105	0.7	2.0	81	1.44	85.0	1.2	28.4	10.1	4.6	0.25	0.13	0.23	<1	0.29
DX758433	Drill Core	2.26	0.93	4.87	5.94	33.4	157	0.6	2.0	260	1.57	89.0	1.5	145.8	10.4	13.3	0.07	0.16	0.19	<1	0.99
DX758434	Drill Core	1.97	1.48	16.82	3.20	62.5	86	23.0	11.3	592	2.69	1.3	1.4	0.7	7.4	30.5	0.07	0.06	0.19	47	1.54
DX758216	Drill Core	3.41	1.12	38.39	43.49	117.5	611	15.7	10.2	476	2.31	280.8	1.8	3348.7	7.7	6.8	0.28	0.22	0.18	28	0.43
DX758435	Drill Core	2.15	1.42	7.00	4.39	44.1	198	11.4	8.2	748	2.98	38.4	1.6	92.1	7.6	20.5	0.05	0.12	0.91	34	0.92
DX758436	Drill Core	2.31	1.46	3.24	18.44	42.5	796	16.0	7.3	189	5.27	78.8	1.4	167.8	6.2	6.7	0.21	0.16	4.74	11	0.30
DX758437	Drill Core	2.34	1.13	5.12	8.07	33.7	652	14.7	8.6	504	4.25	51.6	1.6	104.2	6.6	6.3	0.04	0.11	6.69	13	0.25
DX758438	Drill Core	1.67	1.92	34.51	10.40	29.1	606	28.5	12.0	603	2.44	61.2	1.6	325.7	7.6	52.5	0.12	0.18	1.07	27	2.01
DX758209	Drill Core	1.75	1.38	55.34	43.53	132.3	411	14.3	10.8	720	2.54	148.1	1.7	356.7	8.1	16.8	0.49	0.14	0.50	28	1.91
DX758210	Drill Core	2.30	2.31	19.19	4.37	62.1	209	14.9	9.3	700	2.44	23.2	1.5	29.0	7.3	14.9	0.06	0.11	0.23	37	0.65
DX758211	Drill Core	2.05	1.36	6.60	9.72	55.5	726	17.2	14.5	405	6.89	32.7	1.7	1053.1	7.5	18.5	0.22	0.16	10.85	13	0.80
DX758204	Drill Core	2.12	30.15	121.97	4.60	48.3	486	13.7	8.7	610	3.16	5.2	1.4	57.4	6.8	12.7	0.10	0.19	3.29	28	1.10
DX758205	Drill Core	2.92	1.35	32.59	14.58	121.8	442	11.9	8.5	752	3.15	57.5	1.5	95.0	8.2	18.1	0.36	0.23	1.35	33	0.85
DX758206	Drill Core	1.03	1.09	76.71	833.86	2364.9	7281	0.9	2.0	490	1.63	12.3	1.1	650.6	10.6	13.8	9.74	0.86	17.40	4	0.47
DX758207	Drill Core	2.95	1.08	23.98	25.94	169.5	263	15.8	8.5	480	2.13	8.2	1.4	1.9	7.4	21.9	0.55	0.14	0.09	31	0.93
DX758208	Drill Core	2.02	1.00	16.64	46.83	465.0	349	22.2	11.0	1140	2.59	2.4	1.4	4.9	6.7	18.9	2.65	0.10	0.21	38	1.23
DX758217	Drill Core	0.97	1.83	42.81	4.85	40.9	490	0.5	2.2	143	1.61	12.9	1.2	10.5	9.5	5.1	0.09	0.15	2.00	<1	0.15
DX758218	Drill Core	3.19	1.22	20.46	3.88	55.4	344	18.0	10.8	421	2.71	105.6	1.4	8.2	7.4	16.3	0.04	0.19	0.14	32	0.75
DX758219	Drill Core	1.52	1.54	19.45	3.45	51.2	210	18.2	10.6	395	2.51	260.6	1.3	3.8	7.3	18.2	0.03	0.10	0.17	35	0.78
DX758212	Drill Core	2.87	1.35	19.88	27.87	107.8	231	15.7	8.5	827	2.25	9.4	1.5	12.2	6.7	23.8	0.25	0.10	0.42	35	1.17
DX758213	Drill Core	1.24	1.69	3.47	5.45	36.1	146	0.4	1.9	260	1.67	54.2	1.8	4.4	10.9	11.7	0.04	0.35	0.06	1	0.67
DX758214	Drill Core	2.94	1.00	9.06	7.66	54.9	108	0.3	1.7	198	1.67	13.2	1.6	4.7	11.2	6.4	0.11	0.22	0.10	<1	0.36
DX758215	Drill Core	2.23	0.78	27.77	11.58	63.6	218	15.1	12.0	706	2.87	318.7	1.1	207.6	6.1	18.5	0.23	0.18	0.11	54	1.42
DX758220	Drill Core	1.64	1.10	5.61	9.47	48.3	205	0.5	2.9	112	1.58	89.6	1.5	239.4	7.4	5.2	0.06	0.13	0.05	7	0.09
DX758201	Drill Core	2.00	0.55	35.25	1.62	83.8	245	32.4	18.5	434	4.60	6.8	0.7	46.3	3.3	16.9	0.03	0.09	0.12	69	0.57
DX758202	Drill Core	1.56	1.41	25.28	13.54	56.6	185	9.8	7.9	398	2.46	32.6	1.3	217.8	7.5	13.6	0.13	0.18	0.16	32	1.15
DX758203	Drill Core	2.07	1.37	29.75	10.97	75.4	250	22.3	11.9	319	2.93	16.8	1.1	28.3	6.9	12.8	0.14	0.08	1.20	50	0.51
DX758333	Drill Core	2.07	1.71	48.61	6.64	119.3	542	42.0	17.5	977	3.04	33.5	1.3	619.8	6.1	11.1	0.11	0.09	1.09	48	0.51
DX758334	Drill Core	2.97	0.87	47.33	12.57	99.7	298	42.7	18.1	1001	3.34	8.1	1.3	36.1	6.4	10.2	0.13	0.08	0.19	55	0.34

This report supersedes all previous preliminary and final reports with this file number dated prior to the date on this certificate. Signature indicates final approval; preliminary reports are unsigned and should be used for reference only.

BUREAU VERITAS MINERAL LABORATORIES Canada

www.bvna.com/mining-laboratory-services

Bureau Veritas Commodities Canada Ltd.

9050 Shaughnessy St Vancouver British Columbia V6P 6E5 Canada
PHONE (604) 253-3158

Client: **Kinross Gold Corp.**
25 York St., #17
Toronto Ontario M5J 2V5 Canada

Project: Great Bear Project
Report Date: November 27, 2024

CERTIFICATE OF ANALYSIS TIM24000623.1

	Method	AQ250	AQ250	AQ250	AQ250	AQ250	AQ250	AQ250	AQ250	AQ250	AQ250	AQ250	AQ250	AQ250	AQ250	AQ250	AQ250	AQ250	AQ250	AQ250	AQ250
	Analyte	P	La	Cr	Mg	Ba	Ti	B	Al	Na	K	W	Sc	Tl	S	Hg	Se	Te	Ga	Cs	Ge
	Unit	%	ppm	ppm	%	ppm	%	ppm	%	%	%	ppm	ppm	ppm	%	ppb	ppm	ppm	ppm	ppm	ppm
	MDL	0.001	0.5	0.5	0.01	0.5	0.001	20	0.01	0.001	0.01	0.1	0.1	0.02	0.02	5	0.1	0.02	0.1	0.02	0.1
DX758431	Drill Core	0.047	28.9	19.1	0.69	64.1	0.105	<20	1.15	0.029	0.31	1.3	1.7	0.12	0.54	<5	0.3	0.03	4.6	1.08	<0.1
DX758432	Drill Core	0.015	41.3	1.7	0.08	25.4	0.005	<20	0.28	0.025	0.17	0.2	0.5	0.05	1.39	<5	<0.1	<0.02	1.0	0.60	<0.1
DX758433	Drill Core	0.015	42.4	2.5	0.15	54.4	0.030	<20	0.44	0.061	0.28	0.4	1.3	0.12	0.95	<5	0.2	0.03	1.8	0.93	<0.1
DX758434	Drill Core	0.075	32.2	23.8	1.00	139.6	0.200	<20	1.75	0.117	1.13	0.5	4.6	0.47	0.34	<5	0.1	0.02	6.8	3.32	<0.1
DX758216	Drill Core	0.067	29.0	10.6	0.58	62.5	0.090	<20	0.86	0.039	0.69	1.9	2.1	0.29	1.26	<5	0.8	0.16	3.8	2.47	<0.1
DX758435	Drill Core	0.062	34.2	11.8	0.66	65.7	0.136	<20	1.22	0.098	0.72	7.8	3.4	0.53	1.70	<5	0.4	0.17	5.7	1.55	<0.1
DX758436	Drill Core	0.070	19.1	9.7	0.22	81.7	0.025	<20	0.46	0.019	0.33	2.2	1.1	0.24	5.70	<5	4.6	1.16	1.7	0.57	<0.1
DX758437	Drill Core	0.056	30.3	9.6	0.57	77.5	0.091	<20	0.97	0.046	0.71	1.4	1.0	0.70	3.53	<5	1.6	1.07	3.5	1.71	<0.1
DX758438	Drill Core	0.092	35.6	28.7	0.68	129.3	0.119	<20	0.74	0.064	0.42	25.2	2.5	0.12	1.14	<5	5.7	1.06	4.1	1.50	<0.1
DX758209	Drill Core	0.065	32.9	12.3	0.71	130.7	0.132	<20	1.29	0.057	0.93	0.6	2.0	0.42	0.61	<5	0.7	0.09	5.1	2.84	<0.1
DX758210	Drill Core	0.053	26.7	16.3	0.74	70.8	0.170	<20	1.20	0.079	0.86	1.7	3.5	0.46	0.63	<5	0.5	0.09	5.6	2.88	<0.1
DX758211	Drill Core	0.076	29.8	7.3	0.42	85.9	0.060	<20	1.12	0.050	0.51	0.8	1.2	0.33	6.52	<5	4.3	3.63	3.0	0.93	<0.1
DX758204	Drill Core	0.064	30.3	12.6	0.69	62.4	0.105	<20	0.84	0.053	0.64	1.0	2.1	0.46	2.63	<5	2.6	1.31	3.8	1.79	<0.1
DX758205	Drill Core	0.070	35.5	8.7	0.71	93.2	0.147	<20	1.15	0.076	0.74	2.0	2.9	0.85	2.03	<5	1.1	0.48	5.2	2.75	<0.1
DX758206	Drill Core	0.016	43.9	2.5	0.61	63.9	0.053	<20	0.95	0.078	0.54	9.5	1.5	0.70	1.29	149	9.9	2.24	4.0	1.71	<0.1
DX758207	Drill Core	0.053	26.2	15.8	0.82	78.4	0.128	<20	1.30	0.084	0.65	0.2	2.7	0.34	0.58	<5	0.2	<0.02	5.6	2.00	<0.1
DX758208	Drill Core	0.062	28.6	24.2	0.89	134.0	0.174	<20	1.41	0.064	1.07	0.4	2.7	0.52	0.39	<5	0.1	<0.02	5.7	3.03	<0.1
DX758217	Drill Core	0.016	37.6	1.6	0.16	62.8	0.018	<20	0.48	0.052	0.29	0.2	1.0	0.10	1.25	<5	0.2	0.03	1.9	1.00	<0.1
DX758218	Drill Core	0.069	32.6	14.7	0.76	52.5	0.129	<20	1.17	0.074	0.83	0.3	2.6	0.42	0.89	<5	0.2	<0.02	4.8	2.48	<0.1
DX758219	Drill Core	0.070	32.2	13.5	0.82	93.0	0.145	<20	1.35	0.083	0.81	0.3	2.5	0.34	0.57	<5	<0.1	<0.02	5.5	2.35	<0.1
DX758212	Drill Core	0.053	25.5	20.4	0.76	75.4	0.143	<20	1.54	0.128	0.85	0.5	2.7	0.61	0.64	<5	0.3	0.07	5.8	3.23	<0.1
DX758213	Drill Core	0.017	40.0	1.4	0.14	77.8	0.027	<20	0.44	0.064	0.28	0.6	1.2	0.11	1.43	<5	0.1	<0.02	1.9	1.00	<0.1
DX758214	Drill Core	0.016	41.9	2.1	0.06	55.5	0.013	<20	0.31	0.039	0.21	0.1	0.6	0.06	1.59	<5	<0.1	<0.02	1.2	0.38	<0.1
DX758215	Drill Core	0.111	35.1	8.4	0.89	107.7	0.179	<20	1.31	0.060	1.03	2.3	3.7	0.32	0.99	<5	0.9	0.05	5.7	2.88	<0.1
DX758220	Drill Core	0.022	24.5	2.5	0.13	50.7	0.022	<20	0.43	0.024	0.28	0.2	0.5	0.08	0.92	<5	<0.1	<0.02	1.3	0.88	<0.1
DX758201	Drill Core	0.090	19.0	39.5	1.49	229.6	0.237	<20	2.42	0.070	1.78	0.3	4.6	0.40	0.50	<5	0.2	0.07	8.2	5.28	<0.1
DX758202	Drill Core	0.073	37.0	10.6	0.64	24.7	0.103	<20	0.86	0.041	0.14	1.2	2.3	0.05	0.74	<5	0.3	0.02	5.8	0.53	<0.1
DX758203	Drill Core	0.055	25.7	24.4	1.13	235.1	0.193	<20	1.82	0.083	1.25	0.2	4.9	0.47	0.18	<5	<0.1	0.05	7.8	4.29	<0.1
DX758333	Drill Core	0.049	26.9	66.2	0.98	113.7	0.175	<20	1.41	0.058	1.01	2.0	4.4	0.78	1.15	<5	1.9	0.65	5.9	2.87	<0.1
DX758334	Drill Core	0.056	26.9	70.4	1.17	153.3	0.195	<20	1.92	0.060	1.37	38.7	4.5	0.58	0.58	<5	0.3	0.07	6.7	3.14	<0.1

This report supersedes all previous preliminary and final reports with this file number dated prior to the date on this certificate. Signature indicates final approval; preliminary reports are unsigned and should be used for reference only.

BUREAU VERITAS MINERAL LABORATORIES Canada

www.bvna.com/mining-laboratory-services

Bureau Veritas Commodities Canada Ltd.

9050 Shaughnessy St Vancouver British Columbia V6P 6E5 Canada
PHONE (604) 253-3158

Client: **Kinross Gold Corp.**
25 York St., #17
Toronto Ontario M5J 2V5 Canada

Project: Great Bear Project
Report Date: November 27, 2024

CERTIFICATE OF ANALYSIS TIM24000623.1

	Method	AQ250	AQ250	AQ250	AQ250	AQ250	AQ250	AQ250	AQ250	AQ250	AQ250	AQ250	AQ250	AQ250	AQ250	TC006
	Analyte	Hf	Nb	Rb	Sn	Ta	Zr	Y	Ce	In	Re	Be	Li	Pd	Pt	CO2
	Unit	ppm	ppm	ppm	ppm	ppm	ppm	ppm	ppm	ppm	ppb	ppm	ppm	ppb	ppb	%
	MDL	0.02	0.02	0.1	0.1	0.05	0.1	0.01	0.1	0.02	1	0.1	0.1	10	2	0.08
DX758431	Drill Core	0.60	0.16	14.1	0.3	<0.05	23.2	5.78	54.6	<0.02	<1	0.2	15.1	<10	2	0.12
DX758432	Drill Core	0.91	0.06	7.6	0.1	<0.05	39.7	6.43	78.8	<0.02	<1	0.1	4.4	18	<2	0.17
DX758433	Drill Core	1.36	0.16	16.7	0.2	<0.05	50.8	8.65	81.7	<0.02	<1	<0.1	3.4	16	<2	0.45
DX758434	Drill Core	0.74	0.07	80.0	0.5	<0.05	30.2	8.49	64.5	<0.02	<1	<0.1	13.6	<10	<2	1.08
DX758216	Drill Core	0.33	<0.02	43.9	0.3	<0.05	11.7	8.06	56.8	<0.02	<1	<0.1	8.5	<10	2	0.18
DX758435	Drill Core	0.58	0.08	46.3	0.5	<0.05	20.0	6.36	65.2	0.05	<1	0.2	10.0	<10	<2	0.45
DX758436	Drill Core	0.59	0.09	16.4	0.4	<0.05	21.5	4.10	38.6	<0.02	<1	0.1	4.0	<10	2	<0.08
DX758437	Drill Core	0.67	0.21	47.2	0.3	<0.05	24.9	5.15	58.0	0.03	<1	0.1	9.9	<10	3	<0.08
DX758438	Drill Core	0.54	0.21	14.2	0.6	<0.05	20.5	5.13	69.4	<0.02	<1	<0.1	5.3	<10	2	2.12
DX758209	Drill Core	0.38	0.10	40.4	0.3	<0.05	14.0	6.59	65.2	0.02	<1	0.2	12.2	<10	3	1.82
DX758210	Drill Core	0.65	0.12	53.4	0.5	<0.05	21.9	6.55	52.3	<0.02	<1	<0.1	7.9	<10	<2	0.33
DX758211	Drill Core	0.61	0.19	24.4	0.3	<0.05	22.6	6.77	61.0	0.03	<1	0.2	5.3	<10	<2	0.33
DX758204	Drill Core	0.76	0.13	41.2	0.8	<0.05	25.5	5.22	58.8	0.17	70	<0.1	12.6	<10	<2	0.86
DX758205	Drill Core	0.66	0.16	54.7	0.5	<0.05	23.5	6.35	67.6	0.06	<1	0.1	11.8	<10	<2	0.45
DX758206	Drill Core	1.35	0.19	42.3	0.8	<0.05	50.5	7.67	82.0	0.22	<1	0.1	7.9	10	2	0.22
DX758207	Drill Core	0.45	0.09	40.0	0.3	<0.05	19.0	5.68	50.6	<0.02	<1	0.1	15.0	<10	<2	0.50
DX758208	Drill Core	0.32	0.08	56.7	0.3	<0.05	13.3	6.53	54.3	<0.02	<1	<0.1	13.3	<10	<2	0.96
DX758217	Drill Core	1.17	0.14	12.0	0.2	<0.05	48.7	6.68	73.6	<0.02	<1	<0.1	4.3	<10	<2	<0.08
DX758218	Drill Core	0.44	0.07	50.9	0.2	<0.05	17.7	7.19	64.3	<0.02	<1	<0.1	6.6	<10	3	0.42
DX758219	Drill Core	0.46	0.08	43.3	0.3	<0.05	18.7	7.13	63.7	<0.02	<1	<0.1	6.5	<10	<2	0.43
DX758212	Drill Core	0.54	0.08	60.1	0.3	<0.05	19.4	5.61	48.6	<0.02	<1	0.1	13.0	<10	<2	0.57
DX758213	Drill Core	1.41	0.31	13.0	0.3	<0.05	51.2	10.23	77.3	<0.02	<1	<0.1	3.6	<10	<2	0.51
DX758214	Drill Core	0.91	0.32	8.6	0.1	<0.05	29.9	8.66	81.7	<0.02	<1	<0.1	2.3	<10	2	0.25
DX758215	Drill Core	0.24	0.05	47.0	0.5	<0.05	10.3	6.19	71.8	<0.02	1	0.1	15.2	<10	2	1.20
DX758220	Drill Core	0.38	0.12	11.8	0.1	<0.05	16.0	4.30	48.3	<0.02	<1	<0.1	2.8	<10	<2	<0.08
DX758201	Drill Core	0.29	0.03	65.0	0.4	<0.05	13.2	4.96	40.4	<0.02	<1	0.1	29.8	<10	<2	0.19
DX758202	Drill Core	0.51	0.16	6.5	0.4	<0.05	16.9	6.46	72.7	<0.02	<1	0.2	9.4	<10	3	0.85
DX758203	Drill Core	0.64	0.08	62.0	0.6	<0.05	27.6	5.84	48.7	<0.02	<1	0.1	20.7	<10	<2	0.25
DX758333	Drill Core	0.78	0.06	62.4	0.4	<0.05	29.2	8.39	53.7	0.04	<1	<0.1	13.2	<10	2	0.26
DX758334	Drill Core	0.59	0.08	66.6	0.4	<0.05	24.0	8.21	53.0	<0.02	<1	0.2	19.2	<10	3	0.08

This report supersedes all previous preliminary and final reports with this file number dated prior to the date on this certificate. Signature indicates final approval; preliminary reports are unsigned and should be used for reference only.

BUREAU VERITAS MINERAL LABORATORIES Canada

www.bvna.com/mining-laboratory-services

Bureau Veritas Commodities Canada Ltd.

9050 Shaughnessy St Vancouver British Columbia V6P 6E5 Canada
PHONE (604) 253-3158

Client: **Kinross Gold Corp.**
25 York St., #17
Toronto Ontario M5J 2V5 Canada

Project: Great Bear Project
Report Date: November 27, 2024

CERTIFICATE OF ANALYSIS TIM24000623.1

Method		WGHT	AQ250	AQ250	AQ250	AQ250	AQ250	AQ250	AQ250	AQ250	AQ250	AQ250	AQ250	AQ250	AQ250	AQ250	AQ250	AQ250	AQ250	AQ250	AQ250
Analyte		Wgt	Mo	Cu	Pb	Zn	Ag	Ni	Co	Mn	Fe	As	U	Au	Th	Sr	Cd	Sb	Bi	V	Ca
Unit		kg	ppm	ppm	ppm	ppm	ppb	ppm	ppm	ppm	%	ppm	ppm	ppb	ppm	ppm	ppm	ppm	ppm	ppm	%
MDL		0.01	0.01	0.01	0.01	0.1	2	0.1	0.1	1	0.01	0.1	0.1	0.2	0.1	0.5	0.01	0.02	0.02	1	0.01
DX758335	Drill Core	2.38	1.61	58.59	3.86	269.1	250	51.7	16.9	812	3.40	101.5	1.4	746.5	6.0	22.1	1.03	0.13	0.61	57	1.06
DX758225	Drill Core	2.14	1.08	4.63	25.28	71.8	229	0.4	1.7	555	1.28	107.1	1.4	46.6	12.6	15.5	0.21	0.15	0.25	<1	1.30
DX758226	Drill Core	1.28	2.39	19.51	33.00	79.5	966	0.4	2.2	524	1.64	190.2	1.6	165.9	10.9	19.3	0.27	0.17	1.75	6	1.64
DX758227	Drill Core	3.35	1.19	28.59	2.88	35.9	179	46.4	14.8	102	4.18	167.3	1.1	205.8	6.7	9.0	0.02	0.25	0.28	44	0.23
DX758228	Drill Core	2.84	0.63	47.69	2.72	57.2	337	27.6	11.1	244	2.40	28.5	1.0	58.4	5.5	14.5	0.02	0.07	0.16	31	0.19
DX758229	Drill Core	1.11	0.71	12.75	412.24	759.7	1814	12.5	8.7	685	2.30	122.9	1.5	313.8	6.7	14.6	3.90	0.34	2.90	27	0.84
DX758230	Drill Core	1.48	1.00	14.62	12.47	78.7	317	13.3	9.3	420	2.21	66.7	1.4	119.5	7.5	21.4	0.22	0.21	0.46	28	1.62
DX758231	Drill Core	3.30	1.33	12.73	3.75	39.6	269	10.1	8.7	456	2.25	31.4	1.4	84.0	7.8	12.7	0.06	0.09	0.08	30	0.86
DX758232	Drill Core	1.98	1.59	15.41	3.12	40.0	119	11.9	8.7	496	2.31	35.4	1.4	81.3	8.8	15.9	0.06	0.11	0.23	31	1.16
DX758233	Drill Core	1.43	1.28	40.57	1724.94	2292.3	3489	14.9	9.8	686	2.74	104.4	1.7	381.0	7.3	12.1	12.97	2.37	1.10	27	0.62
DX758234	Drill Core	3.40	1.19	15.36	3.79	69.4	133	9.0	8.4	519	2.23	30.8	1.6	40.2	8.1	18.1	0.11	0.15	0.05	33	1.36
DX758235	Drill Core	2.35	1.28	48.76	4.73	82.9	135	57.7	20.2	190	5.22	154.7	1.0	10.5	4.5	5.4	0.06	0.26	0.26	85	0.26
DX758236	Drill Core	3.20	4.16	20.11	31.59	98.7	238	13.5	9.0	679	2.15	25.1	1.6	44.1	7.2	21.3	0.34	0.24	0.06	30	0.81
DX758237	Drill Core	2.27	1.05	16.06	10.32	35.8	222	16.1	9.0	473	2.41	182.3	1.1	306.2	6.4	13.3	0.08	0.16	0.24	32	1.35
DX758238	Drill Core	2.76	1.86	60.47	3.61	89.5	141	69.7	21.5	283	4.23	406.4	1.1	10.6	4.9	7.2	0.06	0.14	0.30	75	0.19
DX758239	Drill Core	1.12	2.26	15.62	31.82	134.1	1171	13.1	9.7	803	2.92	18.9	1.5	19432.5	7.4	81.5	0.60	0.23	3.73	20	1.93
DX758240	Drill Core	0.92	1.73	4.48	139.04	144.3	1420	1.7	2.1	310	1.43	22.7	0.8	2792.1	6.1	17.8	0.56	0.22	2.01	<1	0.73
DX758241	Drill Core	1.11	6.32	9.82	6.97	592.1	289	2.3	2.7	225	1.64	26.3	4.8	121.1	10.2	8.3	2.39	0.20	1.57	2	0.61
DX758242	Drill Core	3.49	1.01	29.22	5.94	60.9	818	43.7	18.2	367	5.12	48.8	1.4	536.9	5.6	3.4	0.03	0.20	3.44	36	0.15
DX758243	Drill Core	1.61	1.93	28.71	6.15	51.8	904	18.1	10.6	581	5.07	48.7	1.5	442.3	6.7	6.6	0.05	0.13	2.29	24	0.21
DX758244	Drill Core	1.06	2.71	34.39	13.51	25.1	928	33.6	12.1	578	2.66	111.9	1.0	995.1	5.0	44.4	0.13	0.23	2.61	24	1.67
DX758245	Drill Core	2.01	1.25	11.59	3.66	55.0	111	1.1	2.0	269	1.61	10.0	1.1	21.1	10.1	9.4	0.06	0.10	0.07	2	0.38
DX758246	Drill Core	2.03	1.53	7.53	4.52	35.0	205	0.9	1.7	262	1.48	38.9	1.5	11.5	10.0	10.1	0.02	0.17	0.18	<1	0.85
DX758247	Drill Core	2.58	1.15	37.93	165.72	116.9	1209	15.5	10.8	599	2.65	141.7	1.0	1142.2	5.7	15.3	0.43	0.30	1.32	32	1.13
DX758248	Drill Core	2.47	1.56	6.13	7.49	46.0	148	0.8	2.0	177	1.62	131.7	1.6	23.3	10.3	5.9	0.08	0.32	0.18	1	0.41
DX758249	Drill Core	2.41	1.19	40.25	2.09	63.3	240	44.3	13.2	252	6.41	103.5	0.9	10.9	5.0	3.7	<0.01	0.10	0.29	61	0.19
DX758250	Drill Core	1.17	1.23	15.87	4.19	69.3	127	33.5	13.9	639	3.02	105.5	1.3	22.1	7.2	42.6	0.05	0.31	0.18	55	1.96
DX758301	Drill Core	2.32	2.41	8.46	4.03	35.8	413	1.0	2.5	202	1.47	103.3	1.3	2041.8	9.9	8.6	0.04	0.20	0.26	1	0.67
DX758302	Drill Core	3.31	1.18	21.59	3.72	58.4	235	17.4	11.0	464	2.88	409.0	1.5	9.1	6.8	69.1	0.04	0.38	0.06	47	1.31
DX758303	Drill Core	2.31	1.88	60.01	2.07	46.2	211	37.4	13.5	191	6.44	329.5	0.9	116.9	5.0	9.2	<0.01	0.11	0.35	69	0.27

This report supersedes all previous preliminary and final reports with this file number dated prior to the date on this certificate. Signature indicates final approval; preliminary reports are unsigned and should be used for reference only.

BUREAU VERITAS MINERAL LABORATORIES Canada

www.bvna.com/mining-laboratory-services

Bureau Veritas Commodities Canada Ltd.

9050 Shaughnessy St Vancouver British Columbia V6P 6E5 Canada
PHONE (604) 253-3158

Client: **Kinross Gold Corp.**
25 York St., #17
Toronto Ontario M5J 2V5 Canada

Project: Great Bear Project
Report Date: November 27, 2024

CERTIFICATE OF ANALYSIS TIM24000623.1

	Method	AQ250	AQ250	AQ250	AQ250	AQ250	AQ250	AQ250	AQ250	AQ250	AQ250	AQ250	AQ250	AQ250	AQ250	AQ250	AQ250	AQ250	AQ250	AQ250	AQ250
	Analyte	P	La	Cr	Mg	Ba	Ti	B	Al	Na	K	W	Sc	Tl	S	Hg	Se	Te	Ga	Cs	Ge
	Unit	%	ppm	ppm	%	ppm	%	ppm	%	%	%	ppm	ppm	ppm	%	ppb	ppm	ppm	ppm	ppm	ppm
	MDL	0.001	0.5	0.5	0.01	0.5	0.001	20	0.01	0.001	0.01	0.1	0.1	0.02	0.02	5	0.1	0.02	0.1	0.02	0.1
DX758335	Drill Core	0.056	24.5	86.2	0.96	313.5	0.208	<20	1.45	0.064	1.20	9.6	5.4	0.45	0.74	<5	1.3	0.22	6.2	3.99	<0.1
DX758225	Drill Core	0.016	45.6	1.2	0.13	75.6	0.026	<20	0.46	0.057	0.29	1.8	0.9	0.18	0.61	<5	0.4	0.06	1.7	0.66	<0.1
DX758226	Drill Core	0.017	36.1	2.5	0.18	28.0	0.026	<20	0.33	0.070	0.09	10.5	1.7	0.04	0.89	<5	3.9	0.92	2.0	0.25	<0.1
DX758227	Drill Core	0.052	27.9	36.7	1.06	89.0	0.071	<20	2.22	0.034	0.63	0.1	3.1	0.42	0.38	<5	0.3	0.10	6.9	1.78	<0.1
DX758228	Drill Core	0.043	24.3	42.2	0.74	113.8	0.135	<20	1.41	0.054	1.05	<0.1	2.8	0.51	0.18	<5	0.2	0.06	5.5	3.75	<0.1
DX758229	Drill Core	0.046	24.5	10.5	0.61	55.4	0.104	<20	1.20	0.104	0.63	0.6	2.0	0.56	1.14	17	1.9	0.31	4.6	2.12	<0.1
DX758230	Drill Core	0.055	30.1	13.2	0.58	100.8	0.121	<20	0.73	0.077	0.56	15.0	3.1	0.14	1.14	<5	1.6	0.25	4.3	1.31	<0.1
DX758231	Drill Core	0.076	37.4	10.0	0.63	82.3	0.151	<20	1.02	0.063	0.75	2.3	2.6	0.28	0.64	<5	0.2	<0.02	4.7	1.82	<0.1
DX758232	Drill Core	0.065	39.5	12.2	0.66	83.5	0.148	<20	1.11	0.069	0.90	39.7	2.5	0.32	0.76	<5	0.4	0.02	4.9	2.41	<0.1
DX758233	Drill Core	0.052	27.8	11.6	0.66	65.7	0.098	<20	1.15	0.086	0.76	<0.1	2.3	0.60	1.86	44	4.1	0.66	4.6	2.44	<0.1
DX758234	Drill Core	0.076	39.2	8.6	0.60	100.4	0.164	<20	1.14	0.063	0.92	2.0	2.7	0.51	0.48	<5	0.2	<0.02	4.9	2.58	<0.1
DX758235	Drill Core	0.059	18.1	93.8	1.37	206.2	0.154	<20	2.67	0.039	1.23	0.2	8.0	0.43	0.34	<5	0.3	0.04	9.8	4.92	<0.1
DX758236	Drill Core	0.051	27.9	12.0	0.69	58.0	0.123	<20	1.53	0.134	0.80	2.2	2.2	0.48	1.05	<5	0.2	0.04	5.3	2.59	<0.1
DX758237	Drill Core	0.053	27.2	18.5	0.67	53.7	0.101	<20	0.82	0.045	0.46	3.0	2.1	0.19	1.31	<5	1.5	0.11	4.3	1.29	<0.1
DX758238	Drill Core	0.050	15.8	101.5	1.34	145.0	0.161	<20	2.42	0.041	1.27	0.2	8.0	0.46	0.30	<5	0.3	0.07	9.2	3.84	<0.1
DX758239	Drill Core	0.047	25.8	12.3	0.62	46.2	0.059	<20	1.64	0.144	0.44	>100	1.6	0.44	2.73	<5	2.2	0.59	4.9	1.53	<0.1
DX758240	Drill Core	0.008	17.3	4.4	0.03	58.6	0.001	<20	0.13	0.028	0.09	3.1	0.2	0.03	1.22	7	2.3	0.37	0.4	0.09	<0.1
DX758241	Drill Core	0.011	39.1	4.2	0.11	39.9	0.007	<20	0.28	0.029	0.19	3.9	0.5	0.19	1.47	17	1.0	0.18	1.1	0.34	<0.1
DX758242	Drill Core	0.051	21.4	45.2	1.01	125.8	0.107	<20	1.75	0.034	1.13	2.7	2.0	0.94	2.38	<5	1.7	1.23	4.5	2.55	<0.1
DX758243	Drill Core	0.046	27.6	15.6	0.70	197.1	0.143	<20	1.49	0.041	1.11	2.3	1.6	0.78	2.19	<5	1.4	1.46	5.0	2.70	<0.1
DX758244	Drill Core	0.034	20.0	42.9	0.35	72.1	0.078	<20	0.41	0.056	0.20	59.0	1.6	0.06	1.79	<5	3.7	2.50	2.6	0.62	<0.1
DX758245	Drill Core	0.014	43.5	5.7	0.21	78.3	0.055	<20	0.50	0.048	0.35	1.2	1.5	0.17	0.51	<5	0.2	0.02	2.4	2.02	<0.1
DX758246	Drill Core	0.014	43.9	3.3	0.12	72.8	0.029	<20	0.38	0.057	0.22	1.3	1.0	0.11	0.66	<5	0.2	0.03	1.7	0.83	<0.1
DX758247	Drill Core	0.062	28.7	15.4	0.79	84.2	0.138	<20	1.11	0.054	0.90	>100	2.4	0.38	1.10	<5	1.7	0.48	4.7	3.50	<0.1
DX758248	Drill Core	0.015	42.3	3.3	0.09	50.2	0.011	<20	0.36	0.040	0.23	0.8	0.7	0.09	1.34	<5	0.1	<0.02	1.3	0.56	<0.1
DX758249	Drill Core	0.060	21.5	52.7	1.20	193.0	0.207	<20	2.70	0.040	1.81	1.4	6.0	0.63	0.94	<5	0.3	0.06	9.4	10.74	<0.1
DX758250	Drill Core	0.049	31.8	160.5	1.67	127.9	0.164	<20	2.19	0.105	1.59	1.2	7.2	0.64	0.74	<5	0.2	0.03	6.5	8.12	<0.1
DX758301	Drill Core	0.014	42.8	3.4	0.10	43.6	0.020	<20	0.37	0.040	0.25	0.7	0.6	0.12	0.90	<5	0.6	0.03	1.4	1.03	<0.1
DX758302	Drill Core	0.071	30.0	19.2	0.92	71.8	0.171	<20	2.68	0.281	0.98	0.7	4.2	0.48	0.85	<5	0.1	<0.02	8.9	4.25	<0.1
DX758303	Drill Core	0.064	21.7	58.1	1.13	214.5	0.227	<20	2.96	0.040	1.99	1.1	7.2	0.74	0.40	<5	0.3	0.10	10.6	8.18	0.1

This report supersedes all previous preliminary and final reports with this file number dated prior to the date on this certificate. Signature indicates final approval; preliminary reports are unsigned and should be used for reference only.

BUREAU VERITAS MINERAL LABORATORIES Canada

www.bvna.com/mining-laboratory-services

Bureau Veritas Commodities Canada Ltd.

9050 Shaughnessy St Vancouver British Columbia V6P 6E5 Canada
PHONE (604) 253-3158

Client: **Kinross Gold Corp.**
25 York St., #17
Toronto Ontario M5J 2V5 Canada

Project: Great Bear Project
Report Date: November 27, 2024

CERTIFICATE OF ANALYSIS TIM24000623.1

Method		AQ250	AQ250	AQ250	AQ250	AQ250	AQ250	AQ250	AQ250	AQ250	AQ250	AQ250	AQ250	AQ250	AQ250	TC006
Analyte		Hf	Nb	Rb	Sn	Ta	Zr	Y	Ce	In	Re	Be	Li	Pd	Pt	CO2
Unit		ppm	ppm	ppm	ppm	ppm	ppm	ppm	ppm	ppm	ppb	ppm	ppm	ppb	ppb	%
MDL		0.02	0.02	0.1	0.1	0.05	0.1	0.01	0.1	0.02	1	0.1	0.1	10	2	0.08
DX758335	Drill Core	0.42	0.05	49.5	0.6	<0.05	16.6	6.37	49.3	0.05	<1	0.2	13.9	<10	2	0.95
DX758225	Drill Core	0.71	0.21	16.4	0.2	<0.05	27.0	11.25	86.3	<0.02	<1	0.1	4.2	<10	3	1.25
DX758226	Drill Core	0.69	0.47	3.5	0.3	<0.05	24.5	7.84	70.5	<0.02	<1	0.1	3.0	<10	<2	1.65
DX758227	Drill Core	0.32	0.10	46.1	0.3	<0.05	14.0	5.67	55.4	<0.02	<1	0.2	8.9	<10	<2	0.08
DX758228	Drill Core	0.74	0.08	59.1	0.3	<0.05	30.5	5.64	47.1	<0.02	<1	0.1	12.0	<10	<2	<0.08
DX758229	Drill Core	0.43	0.06	46.4	0.4	<0.05	15.6	5.34	46.0	<0.02	<1	0.2	6.7	<10	<2	0.45
DX758230	Drill Core	0.52	0.09	17.6	0.5	<0.05	19.9	4.42	52.7	<0.02	<1	<0.1	7.3	<10	<2	1.38
DX758231	Drill Core	0.72	0.07	42.4	0.3	<0.05	24.9	8.66	71.9	<0.02	<1	<0.1	9.9	<10	<2	0.55
DX758232	Drill Core	0.88	0.06	50.1	0.5	<0.05	37.0	7.47	74.8	<0.02	<1	<0.1	10.8	<10	<2	0.84
DX758233	Drill Core	0.52	<0.02	56.9	0.3	<0.05	17.8	6.14	51.7	0.03	<1	0.1	7.6	<10	<2	0.26
DX758234	Drill Core	0.57	0.10	55.1	0.4	<0.05	18.0	8.93	78.4	<0.02	<1	<0.1	9.4	<10	<2	1.21
DX758235	Drill Core	0.30	0.06	60.5	0.5	<0.05	13.6	4.97	36.3	0.03	1	0.1	23.5	<10	2	<0.08
DX758236	Drill Core	0.59	0.04	52.6	0.3	<0.05	20.8	6.10	51.8	<0.02	<1	0.2	10.3	<10	<2	0.23
DX758237	Drill Core	0.42	0.11	23.5	0.5	<0.05	16.3	3.77	51.2	<0.02	<1	0.1	7.2	<10	<2	0.91
DX758238	Drill Core	0.45	0.04	64.4	0.5	<0.05	22.7	5.56	31.5	0.03	<1	0.1	24.7	<10	3	<0.08
DX758239	Drill Core	0.63	0.17	28.5	0.4	<0.05	21.0	4.07	47.1	0.07	4	0.2	8.7	<10	<2	1.02
DX758240	Drill Core	0.64	0.07	2.4	<0.1	<0.05	24.6	2.13	31.8	0.02	<1	<0.1	0.9	<10	<2	0.55
DX758241	Drill Core	1.15	0.10	10.7	0.1	<0.05	42.8	4.61	72.1	0.11	<1	<0.1	2.0	<10	<2	0.46
DX758242	Drill Core	0.29	0.07	70.3	0.4	<0.05	12.2	4.28	43.1	0.02	<1	0.2	17.3	<10	3	<0.08
DX758243	Drill Core	0.25	0.10	59.1	0.5	<0.05	10.9	5.05	51.4	0.04	<1	0.1	12.7	<10	<2	<0.08
DX758244	Drill Core	0.39	0.25	7.4	0.4	<0.05	14.3	3.40	37.6	<0.02	<1	<0.1	2.6	<10	<2	1.39
DX758245	Drill Core	1.12	0.27	22.3	0.2	<0.05	46.7	9.09	81.7	<0.02	<1	<0.1	4.4	<10	<2	0.19
DX758246	Drill Core	1.10	0.36	13.3	0.2	<0.05	36.2	8.52	83.5	<0.02	<1	<0.1	2.2	<10	<2	0.54
DX758247	Drill Core	0.42	0.08	50.4	0.4	<0.05	16.8	4.31	55.1	<0.02	<1	<0.1	12.3	<10	<2	0.77
DX758248	Drill Core	0.57	0.13	10.0	0.2	<0.05	21.4	8.61	81.1	<0.02	<1	<0.1	2.3	<10	<2	0.21
DX758249	Drill Core	0.46	0.04	94.9	0.5	<0.05	22.6	5.59	42.2	0.02	1	0.2	24.5	<10	3	<0.08
DX758250	Drill Core	0.27	<0.02	80.1	0.4	<0.05	12.4	10.31	60.9	<0.02	<1	0.2	18.6	<10	2	1.66
DX758301	Drill Core	0.89	0.21	11.9	0.2	<0.05	36.1	7.10	80.0	<0.02	<1	<0.1	2.0	<10	<2	0.44
DX758302	Drill Core	0.15	<0.02	60.3	0.4	<0.05	6.7	7.58	59.2	<0.02	<1	0.4	11.2	<10	<2	0.17
DX758303	Drill Core	0.52	0.04	107.0	0.7	<0.05	24.5	5.33	42.1	0.02	<1	0.2	18.6	<10	2	<0.08

This report supersedes all previous preliminary and final reports with this file number dated prior to the date on this certificate. Signature indicates final approval; preliminary reports are unsigned and should be used for reference only.

BUREAU VERITAS MINERAL LABORATORIES Canada

www.bvna.com/mining-laboratory-services

Bureau Veritas Commodities Canada Ltd.

9050 Shaughnessy St Vancouver British Columbia V6P 6E5 Canada
PHONE (604) 253-3158

Client: **Kinross Gold Corp.**
25 York St., #17
Toronto Ontario M5J 2V5 Canada

Project: Great Bear Project
Report Date: November 27, 2024

CERTIFICATE OF ANALYSIS TIM24000623.1

Method		WGHT	AQ250	AQ250	AQ250	AQ250	AQ250	AQ250	AQ250	AQ250	AQ250	AQ250	AQ250	AQ250	AQ250	AQ250	AQ250	AQ250	AQ250	AQ250	AQ250
Analyte		Wgt	Mo	Cu	Pb	Zn	Ag	Ni	Co	Mn	Fe	As	U	Au	Th	Sr	Cd	Sb	Bi	V	Ca
Unit		kg	ppm	ppm	ppm	ppm	ppb	ppm	ppm	ppm	%	ppm	ppm	ppb	ppm	ppm	ppm	ppm	ppm	ppm	%
MDL		0.01	0.01	0.01	0.01	0.1	2	0.1	0.1	1	0.01	0.1	0.1	0.2	0.1	0.5	0.01	0.02	0.02	1	0.01
DX758304	Drill Core	2.11	1.92	75.52	199.82	360.1	1785	20.2	10.7	478	2.80	2452.6	0.9	3739.1	5.8	11.0	1.61	0.49	0.91	48	0.74
DX758305	Drill Core	0.76	1.93	26.27	13.55	79.0	712	14.7	9.3	613	2.24	35.3	1.2	15.6	6.7	9.8	0.09	0.21	0.26	23	0.51
DX758306	Drill Core	1.38	1.67	75.78	8.61	57.2	198	90.8	25.0	317	4.78	30.1	1.1	7.5	6.2	94.2	0.08	0.09	0.40	69	0.61
DX758307	Drill Core	3.60	1.02	23.53	1.67	35.4	82	19.7	14.2	131	1.99	24.8	1.1	33.0	4.8	8.2	0.07	0.10	0.16	12	0.11
DX758308	Drill Core	1.62	2.41	18.19	7.33	92.4	323	17.0	10.3	892	2.39	15.8	1.3	34.8	6.8	15.7	0.27	0.17	0.40	33	1.08
DX758309	Drill Core	1.73	1.13	27.07	11.57	97.1	817	15.6	9.4	1033	2.33	402.6	1.5	2638.4	7.2	14.8	0.28	0.17	0.52	34	1.49
DX758310	Drill Core	2.35	0.51	17.89	11.63	112.4	465	15.3	9.6	971	2.31	10.1	1.5	44.4	7.2	13.5	0.38	0.09	0.10	31	1.21
DX758311	Drill Core	1.82	0.94	23.88	11.44	89.1	198	14.3	8.9	869	2.26	8.9	1.6	53.5	7.4	13.1	0.18	0.10	0.11	31	1.37
DX758312	Drill Core	3.41	2.60	86.98	3.22	29.8	251	13.7	8.9	380	3.37	6.0	1.7	21.4	6.9	6.1	0.05	0.16	3.53	10	0.33
DX758313	Drill Core	1.02	7.76	2346.57	536.52	904.7>100000		15.4	15.6	684	7.14	42.3	3.6	461.3	8.5	8.8	4.90	1.33	450.02	16	0.22
DX758439	Drill Core	1.79	1.24	84.71	37.53	95.2	936	18.5	8.6	772	3.98	252.0	1.5	315.8	6.4	11.4	0.17	0.23	0.63	42	0.71
DX758440	Drill Core	2.35	0.73	31.66	3.92	1086.9	413	16.9	9.1	957	3.13	1.4	1.4	6.0	6.8	26.0	6.27	0.07	0.38	35	1.33
DX758441	Drill Core	2.52	1.09	18.01	4.63	73.5	172	12.2	7.1	357	2.06	16.4	1.7	10.2	7.7	18.5	0.03	0.10	0.27	25	0.88
DX758442	Drill Core	3.02	1.19	18.91	5.25	66.6	180	18.6	10.9	401	2.95	3.6	0.9	3.2	5.3	16.7	0.11	0.10	0.11	34	0.54
DX758443	Drill Core	3.12	1.41	24.37	11.54	63.9	783	34.1	19.8	160	2.32	19.3	0.7	1.9	4.5	12.2	0.07	0.50	0.13	21	0.35
DX758444	Drill Core	2.31	1.22	16.30	3.94	338.7	351	11.5	7.1	686	2.06	25.8	1.6	193.6	7.5	12.0	1.83	0.19	0.40	25	0.66
DX758445	Drill Core	1.92	1.31	91.59	9.93	319.1	1413	38.0	17.5	983	3.51	46.2	1.1	3316.5	5.2	8.9	2.92	0.13	1.88	49	0.36
DX758446	Drill Core	2.34	0.84	97.97	5.11	42.9	594	8.0	5.4	595	1.73	37.9	1.0	330.3	4.6	12.2	0.12	0.18	1.05	14	1.10
DX758447	Drill Core	1.92	1.06	29.86	19.14	672.9	1180	39.3	19.6	1115	6.37	532.8	1.2	3011.8	4.9	25.6	3.09	0.24	2.29	65	1.14
DX758314	Drill Core	2.49	0.90	19.27	6.31	55.8	221	15.3	9.1	787	2.10	93.1	1.7	52.2	7.6	19.4	0.10	0.15	0.09	31	1.74
DX758315	Drill Core	1.71	1.10	18.04	6.18	42.7	168	15.6	8.9	492	2.07	169.3	1.8	318.7	7.7	17.3	0.10	0.19	0.16	23	1.59
DX758316	Drill Core	1.75	0.79	25.39	11.92	57.9	204	11.2	9.4	508	2.43	90.8	1.5	106.8	7.8	14.5	0.10	0.12	0.13	42	0.95
DX758317	Drill Core	3.27	1.72	12.91	4.12	26.0	254	9.9	7.0	189	1.62	58.2	1.9	1797.2	8.7	5.5	0.05	0.11	0.30	7	0.25
DX758318	Drill Core	2.93	0.47	17.44	4.58	68.9	229	28.8	13.9	499	2.60	176.6	1.3	96.1	6.6	25.7	0.06	0.14	0.04	46	1.16
DX758319	Drill Core	2.24	0.33	13.52	2.92	32.5	191	12.7	9.4	260	2.20	4.5	1.4	25.2	7.7	10.3	0.02	0.08	0.07	24	0.56
DX758320	Drill Core	2.59	1.85	26.06	3.88	57.4	199	0.5	2.0	212	1.28	54.2	1.5	57.3	10.0	8.7	0.23	0.59	0.14	1	0.60
DX758321	Drill Core	2.46	0.79	4.99	5.31	25.4	344	5.8	4.7	511	1.88	23.9	1.2	42.1	5.1	7.6	0.06	0.11	1.73	15	0.64
DX758322	Drill Core	2.20	0.76	13.83	142.51	192.0	1214	10.3	7.1	610	2.39	44.2	1.3	55.1	6.3	11.2	0.71	0.20	3.46	29	0.66
DX758323	Drill Core	3.35	0.99	19.86	3.84	62.5	615	17.1	10.6	374	2.60	27.9	1.5	2.0	7.5	17.5	0.04	0.13	0.07	40	1.13
DX758324	Drill Core	2.52	1.04	21.70	11.59	92.7	208	16.6	9.1	768	2.13	14.8	1.3	7.1	6.9	11.8	0.31	0.15	0.11	28	0.66

This report supersedes all previous preliminary and final reports with this file number dated prior to the date on this certificate. Signature indicates final approval; preliminary reports are unsigned and should be used for reference only.

BUREAU VERITAS MINERAL LABORATORIES Canada

www.bvna.com/mining-laboratory-services

Bureau Veritas Commodities Canada Ltd.

9050 Shaughnessy St Vancouver British Columbia V6P 6E5 Canada
PHONE (604) 253-3158

Client: **Kinross Gold Corp.**
25 York St., #17
Toronto Ontario M5J 2V5 Canada

Project: Great Bear Project
Report Date: November 27, 2024

CERTIFICATE OF ANALYSIS TIM24000623.1

	Method	AQ250	AQ250	AQ250	AQ250	AQ250	AQ250	AQ250	AQ250	AQ250	AQ250	AQ250	AQ250	AQ250	AQ250	AQ250	AQ250	AQ250	AQ250	AQ250	AQ250
	Analyte	P	La	Cr	Mg	Ba	Ti	B	Al	Na	K	W	Sc	Tl	S	Hg	Se	Te	Ga	Cs	Ge
	Unit	%	ppm	ppm	%	ppm	%	ppm	%	%	%	ppm	ppm	ppm	%	ppb	ppm	ppm	ppm	ppm	ppm
	MDL	0.001	0.5	0.5	0.01	0.5	0.001	20	0.01	0.001	0.01	0.1	0.1	0.02	0.02	5	0.1	0.02	0.1	0.02	0.1
DX758304	Drill Core	0.057	26.3	26.4	0.78	91.9	0.135	<20	1.08	0.047	0.79	1.6	4.2	0.28	1.06	6	6.1	2.95	5.5	3.74	<0.1
DX758305	Drill Core	0.060	27.4	10.4	0.70	24.7	0.085	<20	1.02	0.057	0.40	0.6	1.8	0.32	0.85	<5	0.2	0.04	4.2	2.45	<0.1
DX758306	Drill Core	0.072	23.8	105.5	1.84	250.0	0.195	<20	3.32	0.065	1.44	0.8	7.0	0.71	0.33	<5	0.3	0.05	11.2	6.22	<0.1
DX758307	Drill Core	0.015	19.9	8.4	0.29	56.3	0.035	<20	0.93	0.036	0.33	0.5	1.0	0.13	0.20	<5	0.3	0.07	3.6	1.20	<0.1
DX758308	Drill Core	0.064	30.7	16.1	0.94	91.5	0.149	<20	1.16	0.051	0.79	1.5	2.6	0.43	1.06	<5	0.3	0.19	5.0	2.38	<0.1
DX758309	Drill Core	0.059	29.0	14.6	0.74	70.5	0.127	<20	1.03	0.048	0.74	>100	2.4	0.38	0.97	<5	2.0	1.43	4.7	2.13	<0.1
DX758310	Drill Core	0.055	27.4	15.7	0.75	99.6	0.156	<20	1.28	0.058	0.98	1.3	2.3	0.51	0.39	<5	0.2	0.02	5.2	3.26	<0.1
DX758311	Drill Core	0.054	29.0	14.3	0.73	109.3	0.162	<20	1.23	0.050	0.99	1.8	2.3	0.48	0.31	<5	0.2	<0.02	4.8	3.71	<0.1
DX758312	Drill Core	0.066	34.3	7.8	0.67	61.4	0.055	<20	0.75	0.033	0.59	0.6	0.8	0.44	3.30	<5	2.0	0.61	2.8	1.49	<0.1
DX758313	Drill Core	0.056	29.7	9.9	0.85	107.2	0.122	<20	1.54	0.026	1.14	2.8	1.1	0.93	5.48	39	1.9	14.14	4.6	3.57	<0.1
DX758439	Drill Core	0.051	24.5	18.9	0.70	117.1	0.153	<20	1.15	0.034	0.99	3.7	2.6	0.49	1.77	<5	2.9	0.18	5.0	2.54	<0.1
DX758440	Drill Core	0.058	28.9	17.9	0.77	106.5	0.172	<20	1.96	0.108	1.15	0.4	2.6	0.71	0.42	14	0.2	0.03	6.6	4.09	<0.1
DX758441	Drill Core	0.063	35.1	13.6	0.61	98.5	0.141	<20	1.04	0.062	0.80	0.5	1.8	0.35	0.31	<5	0.1	0.03	4.6	3.16	<0.1
DX758442	Drill Core	0.068	25.6	17.5	0.73	71.3	0.132	<20	1.58	0.042	0.60	0.2	2.6	0.27	0.17	<5	<0.1	<0.02	6.1	2.16	<0.1
DX758443	Drill Core	0.054	21.9	16.9	0.56	33.6	0.027	<20	1.19	0.042	0.19	0.1	2.0	0.25	0.38	<5	0.1	0.05	4.8	0.71	<0.1
DX758444	Drill Core	0.064	31.5	12.8	0.57	55.4	0.130	<20	0.82	0.050	0.62	9.1	1.9	0.38	1.12	<5	0.6	0.26	3.9	1.78	<0.1
DX758445	Drill Core	0.052	23.0	58.3	0.99	105.1	0.180	<20	1.63	0.044	1.23	3.0	3.6	0.91	1.33	<5	1.8	0.39	5.4	4.33	<0.1
DX758446	Drill Core	0.037	17.9	9.0	0.35	103.0	0.064	<20	0.54	0.052	0.37	1.3	0.8	0.30	1.08	<5	1.7	0.16	2.2	0.96	<0.1
DX758447	Drill Core	0.050	25.9	79.4	0.89	111.5	0.185	<20	1.31	0.038	1.13	1.0	5.4	0.47	4.59	18	4.4	0.83	6.4	1.74	0.1
DX758314	Drill Core	0.051	26.4	14.4	0.70	107.6	0.142	<20	1.13	0.061	0.88	1.1	2.2	0.40	0.46	<5	0.3	0.04	4.6	2.51	<0.1
DX758315	Drill Core	0.051	27.1	13.9	0.61	58.0	0.099	<20	0.86	0.044	0.64	9.8	1.8	0.25	0.82	<5	1.0	0.08	4.0	1.72	<0.1
DX758316	Drill Core	0.064	33.3	10.7	0.79	89.9	0.155	<20	1.22	0.071	0.90	6.6	3.3	0.34	0.62	<5	0.6	0.06	5.3	2.59	<0.1
DX758317	Drill Core	0.051	32.4	4.6	0.28	42.2	0.043	<20	0.59	0.016	0.43	0.3	0.5	0.15	1.01	<5	0.1	0.05	1.9	1.18	<0.1
DX758318	Drill Core	0.074	29.1	43.1	1.21	173.4	0.172	<20	1.68	0.079	1.27	0.2	2.6	0.45	0.52	<5	0.1	<0.02	6.2	4.66	<0.1
DX758319	Drill Core	0.055	29.4	8.4	0.67	45.9	0.138	<20	1.18	0.064	0.84	0.9	1.8	0.38	0.39	<5	0.1	<0.02	4.6	2.83	<0.1
DX758320	Drill Core	0.014	39.1	1.9	0.17	87.2	0.046	<20	0.52	0.062	0.34	0.2	1.3	0.17	0.34	<5	0.4	0.02	2.4	1.52	<0.1
DX758321	Drill Core	0.032	18.1	6.6	0.35	49.3	0.041	<20	0.53	0.052	0.38	0.4	1.2	0.40	1.51	<5	0.7	0.35	2.6	0.81	<0.1
DX758322	Drill Core	0.044	24.0	10.7	0.56	57.2	0.073	<20	0.77	0.085	0.55	0.5	2.9	0.44	2.02	<5	2.3	0.70	3.8	1.28	<0.1
DX758323	Drill Core	0.079	34.6	17.6	0.85	142.7	0.142	<20	1.31	0.063	0.99	0.2	3.2	0.52	0.45	<5	0.2	<0.02	6.0	4.49	<0.1
DX758324	Drill Core	0.055	30.6	16.3	0.74	81.0	0.135	<20	1.14	0.054	0.85	0.3	2.1	0.47	0.52	<5	<0.1	<0.02	4.9	2.46	<0.1

This report supersedes all previous preliminary and final reports with this file number dated prior to the date on this certificate. Signature indicates final approval; preliminary reports are unsigned and should be used for reference only.

BUREAU VERITAS MINERAL LABORATORIES Canada

www.bvna.com/mining-laboratory-services

Bureau Veritas Commodities Canada Ltd.

9050 Shaughnessy St Vancouver British Columbia V6P 6E5 Canada
PHONE (604) 253-3158

Client: **Kinross Gold Corp.**
25 York St., #17
Toronto Ontario M5J 2V5 Canada

Project: Great Bear Project
Report Date: November 27, 2024

CERTIFICATE OF ANALYSIS TIM24000623.1

Method		AQ250	AQ250	AQ250	AQ250	AQ250	AQ250	AQ250	AQ250	AQ250	AQ250	AQ250	AQ250	AQ250	AQ250	TC006
Analyte		Hf	Nb	Rb	Sn	Ta	Zr	Y	Ce	In	Re	Be	Li	Pd	Pt	CO2
Unit		ppm	ppm	ppm	ppm	ppm	ppm	ppm	ppm	ppm	ppb	ppm	ppm	ppb	ppb	%
MDL		0.02	0.02	0.1	0.1	0.05	0.1	0.01	0.1	0.02	1	0.1	0.1	10	2	0.08
DX758304	Drill Core	0.31	0.05	38.6	0.7	<0.05	11.7	3.68	51.6	0.02	<1	<0.1	13.7	<10	<2	0.11
DX758305	Drill Core	0.53	0.17	28.6	0.2	<0.05	19.9	6.31	52.8	<0.02	<1	0.2	11.4	<10	<2	0.12
DX758306	Drill Core	0.73	0.05	76.4	0.8	<0.05	31.3	7.57	49.0	0.02	1	0.4	23.5	<10	2	<0.08
DX758307	Drill Core	0.45	0.10	16.4	0.2	<0.05	18.8	2.41	36.0	<0.02	<1	0.1	6.4	<10	<2	<0.08
DX758308	Drill Core	0.68	0.07	43.2	0.3	<0.05	26.2	6.15	58.6	<0.02	<1	<0.1	10.7	<10	<2	0.67
DX758309	Drill Core	0.36	0.30	40.4	0.5	<0.05	13.3	5.67	54.6	<0.02	3	<0.1	10.1	<10	<2	0.94
DX758310	Drill Core	0.52	0.05	57.4	0.3	<0.05	18.6	6.12	51.9	<0.02	<1	<0.1	10.4	<10	<2	0.91
DX758311	Drill Core	0.70	0.05	59.3	0.3	<0.05	24.5	6.44	54.6	<0.02	<1	<0.1	10.3	<10	<2	0.84
DX758312	Drill Core	1.23	0.25	36.0	0.2	<0.05	47.0	4.98	65.6	0.03	5	<0.1	9.5	<10	<2	<0.08
DX758313	Drill Core	0.90	0.12	70.1	0.2	<0.05	31.3	6.04	56.1	0.75	<1	0.1	11.9	<10	<2	<0.08
DX758439	Drill Core	0.26	0.15	42.8	0.7	<0.05	10.0	4.24	47.8	0.02	<1	0.1	12.7	<10	2	0.50
DX758440	Drill Core	0.36	0.08	68.3	0.4	<0.05	13.8	6.12	55.5	<0.02	<1	0.1	15.7	<10	<2	0.71
DX758441	Drill Core	0.52	0.15	45.0	0.4	<0.05	16.3	5.76	70.3	<0.02	<1	<0.1	12.1	<10	3	0.44
DX758442	Drill Core	0.41	0.12	30.3	0.3	<0.05	16.2	5.54	51.3	<0.02	<1	0.2	20.3	<10	<2	0.10
DX758443	Drill Core	0.45	0.11	7.3	0.2	<0.05	19.5	4.29	41.3	<0.02	<1	0.2	14.9	<10	3	0.16
DX758444	Drill Core	0.46	0.19	36.9	0.4	<0.05	15.3	4.28	59.0	<0.02	<1	<0.1	10.6	<10	2	0.41
DX758445	Drill Core	0.60	0.08	72.6	0.6	<0.05	23.9	6.43	44.9	0.06	<1	0.1	13.5	<10	3	0.18
DX758446	Drill Core	0.54	0.18	20.4	0.3	<0.05	19.6	2.46	30.8	0.02	<1	<0.1	8.7	<10	<2	0.79
DX758447	Drill Core	0.28	0.15	44.3	0.7	<0.05	11.9	4.25	49.2	0.08	1	0.2	10.6	<10	2	0.96
DX758314	Drill Core	0.55	0.05	46.8	0.3	<0.05	19.9	6.69	49.2	<0.02	<1	0.1	7.4	<10	<2	1.29
DX758315	Drill Core	0.34	0.08	33.3	0.4	<0.05	12.8	4.91	50.2	<0.02	<1	0.1	6.4	<10	<2	1.45
DX758316	Drill Core	0.58	0.06	48.9	0.4	<0.05	23.9	7.92	62.0	<0.02	<1	<0.1	10.5	<10	2	0.56
DX758317	Drill Core	0.55	0.15	21.8	0.1	<0.05	18.5	5.30	59.5	<0.02	<1	<0.1	5.4	<10	3	0.10
DX758318	Drill Core	0.33	0.04	69.0	0.3	<0.05	13.0	6.33	56.5	<0.02	<1	0.1	17.5	<10	<2	0.85
DX758319	Drill Core	0.46	0.08	53.3	0.2	<0.05	18.1	5.76	54.1	<0.02	<1	<0.1	10.2	<10	<2	0.22
DX758320	Drill Core	0.65	0.25	17.9	0.3	<0.05	23.4	9.09	73.4	<0.02	<1	<0.1	4.3	<10	<2	0.49
DX758321	Drill Core	0.74	0.02	31.2	0.2	<0.05	26.6	2.23	30.8	0.03	<1	<0.1	6.2	<10	<2	0.56
DX758322	Drill Core	0.82	0.04	38.9	0.8	<0.05	29.0	4.02	42.7	0.05	<1	<0.1	7.6	<10	<2	0.47
DX758323	Drill Core	0.53	0.07	54.9	0.3	<0.05	21.0	7.44	66.6	<0.02	<1	<0.1	16.6	<10	<2	0.92
DX758324	Drill Core	0.55	0.08	51.3	0.2	<0.05	19.5	4.63	55.7	<0.02	<1	<0.1	9.2	<10	<2	0.42

This report supersedes all previous preliminary and final reports with this file number dated prior to the date on this certificate. Signature indicates final approval; preliminary reports are unsigned and should be used for reference only.

BUREAU VERITAS MINERAL LABORATORIES Canada

www.bvna.com/mining-laboratory-services

Bureau Veritas Commodities Canada Ltd.

9050 Shaughnessy St Vancouver British Columbia V6P 6E5 Canada
PHONE (604) 253-3158

Client: **Kinross Gold Corp.**
25 York St., #17
Toronto Ontario M5J 2V5 Canada

Project: Great Bear Project
Report Date: November 27, 2024

CERTIFICATE OF ANALYSIS TIM24000623.1

Method		WGHT	AQ250	AQ250	AQ250	AQ250	AQ250	AQ250	AQ250	AQ250	AQ250	AQ250	AQ250	AQ250	AQ250	AQ250	AQ250	AQ250	AQ250	AQ250	AQ250
Analyte		Wgt	Mo	Cu	Pb	Zn	Ag	Ni	Co	Mn	Fe	As	U	Au	Th	Sr	Cd	Sb	Bi	V	Ca
Unit		kg	ppm	ppm	ppm	ppm	ppb	ppm	ppm	ppm	%	ppm	ppm	ppb	ppm	ppm	ppm	ppm	ppm	ppm	%
MDL		0.01	0.01	0.01	0.01	0.1	2	0.1	0.1	1	0.01	0.1	0.1	0.2	0.1	0.5	0.01	0.02	0.02	1	0.01
DX758448	Drill Core	3.06	1.00	30.23	3.41	63.2	94	21.9	12.5	263	2.63	1.4	0.8	2.2	4.6	9.0	0.03	0.08	0.12	46	0.41
DX758449	Drill Core	1.30	0.49	11.14	1.89	43.3	34	10.1	6.8	288	1.62	1.1	1.2	1.3	6.6	17.7	0.03	0.06	0.03	22	1.12
DX758450	Drill Core	2.25	1.22	18.40	9.17	224.4	187	19.3	9.7	1052	2.25	9.4	1.1	9.6	5.9	19.0	0.89	0.14	0.29	39	1.54
DX758325	Drill Core	2.99	0.59	22.83	4.92	57.6	270	17.0	9.8	445	2.08	121.7	1.6	178.4	6.9	10.0	0.04	0.13	0.05	32	0.43
DX758326	Drill Core	3.17	1.13	19.96	3.42	53.0	191	10.5	6.9	339	1.88	17.7	1.6	345.7	8.0	10.5	0.08	0.11	0.11	22	0.59
DX758327	Drill Core	2.59	1.26	2.87	7.63	66.6	170	0.7	2.2	188	1.48	296.4	1.8	139.4	10.7	4.2	0.11	0.30	0.04	<1	0.21
DX758328	Drill Core	3.46	1.08	10.06	5.31	49.3	126	20.0	10.3	487	2.41	6.8	1.2	7.5	6.8	8.4	0.14	0.09	0.08	42	1.03
DX758329	Drill Core	2.29	1.12	9.71	4.42	33.1	206	0.8	1.7	223	1.45	22.6	0.8	177.3	7.3	8.6	0.03	0.18	0.07	<1	0.74
DX758330	Drill Core	3.18	1.29	12.22	3.47	44.9	87	2.3	4.3	321	1.55	18.0	1.3	15.4	9.6	12.7	0.02	0.16	0.06	15	0.69
DX758331	Drill Core	2.72	2.97	10.01	7.29	47.6	163	1.8	2.4	238	1.93	13.8	1.0	45.1	7.9	5.9	0.05	0.15	0.42	4	0.37

This report supersedes all previous preliminary and final reports with this file number dated prior to the date on this certificate. Signature indicates final approval; preliminary reports are unsigned and should be used for reference only.

BUREAU VERITAS MINERAL LABORATORIES Canada

www.bvna.com/mining-laboratory-services

Bureau Veritas Commodities Canada Ltd.

9050 Shaughnessy St Vancouver British Columbia V6P 6E5 Canada
PHONE (604) 253-3158

Client: **Kinross Gold Corp.**
25 York St., #17
Toronto Ontario M5J 2V5 Canada

Project: Great Bear Project
Report Date: November 27, 2024

CERTIFICATE OF ANALYSIS TIM24000623.1

		Method	AQ250	AQ250	AQ250	AQ250	AQ250	AQ250	AQ250	AQ250	AQ250	AQ250	AQ250	AQ250	AQ250	AQ250	AQ250	AQ250	AQ250	AQ250	AQ250
		Analyte	P	La	Cr	Mg	Ba	Ti	B	Al	Na	K	W	Sc	Tl	S	Hg	Se	Te	Ga	Cs	Ge
		Unit	%	ppm	ppm	%	ppm	%	ppm	%	%	%	ppm	ppm	ppm	%	ppb	ppm	ppm	ppm	ppm	ppm
		MDL	0.001	0.5	0.5	0.01	0.5	0.001	20	0.01	0.001	0.01	0.1	0.1	0.02	0.02	5	0.1	0.02	0.1	0.02	0.1
DX758448	Drill Core		0.053	19.9	32.3	0.78	69.3	0.130	<20	1.38	0.040	0.43	0.1	4.0	0.15	0.15	<5	<0.1	0.02	7.1	1.80	<0.1
DX758449	Drill Core		0.045	22.5	9.9	0.49	79.2	0.122	<20	0.88	0.047	0.63	0.3	1.6	0.34	0.02	<5	<0.1	<0.02	3.7	2.19	<0.1
DX758450	Drill Core		0.055	25.3	21.5	0.76	139.5	0.119	<20	1.03	0.055	0.69	1.5	3.2	0.31	0.54	<5	0.7	0.08	5.0	1.61	<0.1
DX758325	Drill Core		0.052	27.5	12.9	0.68	56.1	0.147	<20	1.28	0.079	0.88	0.4	2.7	0.42	0.52	<5	0.1	0.02	5.2	4.42	<0.1
DX758326	Drill Core		0.051	30.3	10.6	0.53	57.5	0.123	<20	0.98	0.058	0.71	0.4	1.5	0.32	0.40	<5	<0.1	<0.02	4.1	3.27	<0.1
DX758327	Drill Core		0.014	41.2	2.9	0.16	19.9	0.024	<20	0.37	0.048	0.23	0.1	1.0	0.14	0.90	<5	0.2	<0.02	1.8	1.31	<0.1
DX758328	Drill Core		0.069	32.3	20.3	0.90	68.7	0.193	<20	1.30	0.029	0.98	0.5	3.5	0.36	0.38	<5	<0.1	0.02	6.2	3.47	<0.1
DX758329	Drill Core		0.011	34.2	3.5	0.12	35.0	0.026	<20	0.34	0.053	0.17	1.9	0.9	0.09	0.67	<5	<0.1	<0.02	1.6	0.62	<0.1
DX758330	Drill Core		0.031	39.8	6.0	0.36	87.6	0.075	<20	0.68	0.028	0.49	0.4	1.8	0.29	0.23	<5	<0.1	<0.02	3.0	3.10	<0.1
DX758331	Drill Core		0.015	34.5	9.6	0.20	50.4	0.019	<20	0.42	0.067	0.25	0.3	1.5	0.09	1.44	<5	<0.1	0.03	1.9	0.77	<0.1

This report supersedes all previous preliminary and final reports with this file number dated prior to the date on this certificate. Signature indicates final approval; preliminary reports are unsigned and should be used for reference only.

BUREAU VERITAS MINERAL LABORATORIES Canada

www.bvna.com/mining-laboratory-services

Bureau Veritas Commodities Canada Ltd.

9050 Shaughnessy St Vancouver British Columbia V6P 6E5 Canada
PHONE (604) 253-3158

Client: **Kinross Gold Corp.**
25 York St., #17
Toronto Ontario M5J 2V5 Canada

Project: Great Bear Project
Report Date: November 27, 2024

CERTIFICATE OF ANALYSIS TIM24000623.1

Method		AQ250	AQ250	AQ250	AQ250	AQ250	AQ250	AQ250	AQ250	AQ250	AQ250	AQ250	AQ250	AQ250	AQ250	TC006
Analyte		Hf	Nb	Rb	Sn	Ta	Zr	Y	Ce	In	Re	Be	Li	Pd	Pt	CO2
Unit		ppm	ppm	ppm	ppm	ppm	ppm	ppm	ppm	ppm	ppb	ppm	ppm	ppb	ppb	%
MDL		0.02	0.02	0.1	0.1	0.05	0.1	0.01	0.1	0.02	1	0.1	0.1	10	2	0.08
DX758448	Drill Core	0.37	0.12	20.9	0.4	<0.05	16.4	4.94	36.8	<0.02	<1	0.1	16.0	<10	<2	<0.08
DX758449	Drill Core	0.43	0.09	44.8	0.3	<0.05	16.2	5.54	40.1	<0.02	<1	<0.1	15.0	<10	<2	0.97
DX758450	Drill Core	0.41	0.07	33.5	0.4	<0.05	16.5	5.04	47.9	<0.02	<1	<0.1	10.3	<10	<2	1.61
DX758325	Drill Core	0.39	0.04	59.7	0.3	<0.05	16.1	6.10	50.0	<0.02	<1	<0.1	11.2	<10	3	0.16
DX758326	Drill Core	0.47	0.09	51.0	0.2	<0.05	17.9	5.61	55.0	<0.02	<1	<0.1	8.5	<10	<2	0.37
DX758327	Drill Core	0.36	0.08	19.4	0.3	<0.05	13.7	10.38	75.7	<0.02	<1	<0.1	3.7	<10	<2	0.15
DX758328	Drill Core	0.38	0.08	54.6	0.3	<0.05	13.8	5.19	60.1	<0.02	<1	<0.1	16.0	<10	<2	0.87
DX758329	Drill Core	0.97	0.20	9.9	0.2	<0.05	38.7	4.79	61.2	<0.02	<1	<0.1	2.7	<10	<2	0.44
DX758330	Drill Core	0.75	0.24	36.8	0.2	<0.05	26.4	8.75	74.3	<0.02	<1	0.1	6.4	<10	3	0.61
DX758331	Drill Core	1.49	0.09	13.8	0.2	<0.05	61.3	5.53	61.7	<0.02	<1	<0.1	3.8	<10	2	0.52

This report supersedes all previous preliminary and final reports with this file number dated prior to the date on this certificate. Signature indicates final approval; preliminary reports are unsigned and should be used for reference only.

BUREAU VERITAS MINERAL LABORATORIES Canada

www.bvna.com/mining-laboratory-services

Bureau Veritas Commodities Canada Ltd.
9050 Shaughnessy St Vancouver British Columbia V6P 6E5 Canada
PHONE (604) 253-3158

Client: **Kinross Gold Corp.**
25 York St., #17
Toronto Ontario M5J 2V5 Canada

Project: Great Bear Project
Report Date: November 27, 2024

QUALITY CONTROL REPORT TIM24000623.1

		Method	WGHT	AQ250	AQ250	AQ250	AQ250	AQ250	AQ250	AQ250	AQ250	AQ250	AQ250	AQ250	AQ250	AQ250	AQ250	AQ250	AQ250	AQ250	AQ250
		Analyte	Wgt	Mo	Cu	Pb	Zn	Ag	Ni	Co	Mn	Fe	As	U	Au	Th	Sr	Cd	Sb	Bi	V	Ca
		Unit	kg	ppm	ppm	ppm	ppm	ppb	ppm	ppm	ppm	%	ppm	ppm	ppb	ppm	ppm	ppm	ppm	ppm	ppm	%
		MDL	0.01	0.01	0.01	0.01	0.1	2	0.1	0.1	1	0.01	0.1	0.1	0.2	0.1	0.5	0.01	0.02	0.02	1	0.01
Pulp Duplicates																						
DX758461	Drill Core		2.18	0.85	0.96	7.82	51.3	251	16.1	12.8	524	3.85	24.9	1.7	106.7	7.6	45.2	0.04	0.12	2.88	13	0.93
REP DX758461	QC																					
DX758474	Drill Core		2.30	0.86	26.25	4.34	85.2	217	16.2	10.3	361	2.21	9.0	1.6	35.6	7.5	15.4	0.15	0.08	0.12	31	0.56
REP DX758474	QC																					
DX758418	Drill Core		1.75	1.09	13.18	5.26	56.8	179	10.2	6.7	467	1.82	5.8	1.4	5.3	6.9	13.5	0.05	0.07	0.21	23	0.87
REP DX758418	QC																					
DX758427	Drill Core		2.03	1.25	17.57	7.95	82.6	107	16.2	8.5	424	2.21	30.7	1.3	4.6	7.9	13.8	0.20	0.07	0.17	30	1.10
REP DX758427	QC																					
DX758432	Drill Core		2.06	0.97	3.40	12.32	61.6	105	0.7	2.0	81	1.44	85.0	1.2	28.4	10.1	4.6	0.25	0.13	0.23	<1	0.29
REP DX758432	QC			0.92	3.37	12.35	61.9	101	0.7	2.1	81	1.46	92.5	1.2	32.9	9.8	4.6	0.27	0.15	0.23	<1	0.30
DX758208	Drill Core		2.02	1.00	16.64	46.83	465.0	349	22.2	11.0	1140	2.59	2.4	1.4	4.9	6.7	18.9	2.65	0.10	0.21	38	1.23
REP DX758208	QC																					
DX758335	Drill Core		2.38	1.61	58.59	3.86	269.1	250	51.7	16.9	812	3.40	101.5	1.4	746.5	6.0	22.1	1.03	0.13	0.61	57	1.06
REP DX758335	QC																					
DX758233	Drill Core		1.43	1.28	40.57	1724.94	2292.3	3489	14.9	9.8	686	2.74	104.4	1.7	381.0	7.3	12.1	12.97	2.37	1.10	27	0.62
REP DX758233	QC			1.26	40.76	1731.88	2308.7	3442	14.9	9.6	693	2.76	95.8	1.8	204.4	7.7	12.4	12.98	2.31	1.11	27	0.63
DX758244	Drill Core		1.06	2.71	34.39	13.51	25.1	928	33.6	12.1	578	2.66	111.9	1.0	995.1	5.0	44.4	0.13	0.23	2.61	24	1.67
REP DX758244	QC																					
DX758308	Drill Core		1.62	2.41	18.19	7.33	92.4	323	17.0	10.3	892	2.39	15.8	1.3	34.8	6.8	15.7	0.27	0.17	0.40	33	1.08
REP DX758308	QC																					
DX758442	Drill Core		3.02	1.19	18.91	5.25	66.6	180	18.6	10.9	401	2.95	3.6	0.9	3.2	5.3	16.7	0.11	0.10	0.11	34	0.54
REP DX758442	QC			1.21	18.68	5.01	67.2	180	18.8	11.4	411	3.02	4.7	0.9	3.0	5.2	16.4	0.11	0.10	0.11	34	0.54
DX758317	Drill Core		3.27	1.72	12.91	4.12	26.0	254	9.9	7.0	189	1.62	58.2	1.9	1797.2	8.7	5.5	0.05	0.11	0.30	7	0.25
REP DX758317	QC																					
DX758450	Drill Core		2.25	1.22	18.40	9.17	224.4	187	19.3	9.7	1052	2.25	9.4	1.1	9.6	5.9	19.0	0.89	0.14	0.29	39	1.54
REP DX758450	QC																					
Core Reject Duplicates																						
DX758404	Drill Core		2.07	1.07	17.57	99.72	248.7	321	14.9	9.9	730	2.30	20.0	1.6	252.0	8.1	13.8	0.74	0.17	0.21	30	1.02

This report supersedes all previous preliminary and final reports with this file number dated prior to the date on this certificate. Signature indicates final approval; preliminary reports are unsigned and should be used for reference only.

BUREAU VERITAS MINERAL LABORATORIES Canada

www.bvna.com/mining-laboratory-services

Bureau Veritas Commodities Canada Ltd.
9050 Shaughnessy St Vancouver British Columbia V6P 6E5 Canada
PHONE (604) 253-3158

Client: **Kinross Gold Corp.**
25 York St., #17
Toronto Ontario M5J 2V5 Canada

Project: Great Bear Project
Report Date: November 27, 2024

QUALITY CONTROL REPORT TIM24000623.1

	Method	AQ250	AQ250	AQ250	AQ250	AQ250	AQ250	AQ250	AQ250	AQ250	AQ250	AQ250	AQ250	AQ250	AQ250	AQ250	AQ250	AQ250	AQ250	AQ250	AQ250
	Analyte	P	La	Cr	Mg	Ba	Ti	B	Al	Na	K	W	Sc	Tl	S	Hg	Se	Te	Ga	Cs	Ge
	Unit	%	ppm	ppm	%	ppm	%	ppm	%	%	%	ppm	ppm	ppm	%	ppb	ppm	ppm	ppm	ppm	ppm
	MDL	0.001	0.5	0.5	0.01	0.5	0.001	20	0.01	0.001	0.01	0.1	0.1	0.02	0.02	5	0.1	0.02	0.1	0.02	0.1
Pulp Duplicates																					
DX758461	Drill Core	0.081	30.6	8.6	0.64	63.2	0.076	<20	2.03	0.196	0.77	0.2	1.0	0.66	3.56	<5	2.2	0.68	4.4	2.37	<0.1
REP DX758461	QC																				
DX758474	Drill Core	0.055	28.5	14.3	0.64	101.2	0.146	<20	1.15	0.070	0.86	0.4	2.6	0.37	0.47	<5	<0.1	<0.02	4.9	4.66	<0.1
REP DX758474	QC																				
DX758418	Drill Core	0.048	26.8	11.9	0.54	62.2	0.120	<20	0.90	0.057	0.59	0.2	1.8	0.40	0.37	<5	<0.1	<0.02	4.3	2.87	<0.1
REP DX758418	QC																				
DX758427	Drill Core	0.052	30.2	19.7	0.75	26.6	0.138	<20	1.07	0.045	0.22	1.0	2.4	0.09	0.30	<5	<0.1	<0.02	5.8	0.66	<0.1
REP DX758427	QC																				
DX758432	Drill Core	0.015	41.3	1.7	0.08	25.4	0.005	<20	0.28	0.025	0.17	0.2	0.5	0.05	1.39	<5	<0.1	<0.02	1.0	0.60	<0.1
REP DX758432	QC	0.015	40.2	1.5	0.08	25.1	0.005	<20	0.29	0.025	0.17	0.2	0.5	0.05	1.42	<5	<0.1	<0.02	1.0	0.60	<0.1
DX758208	Drill Core	0.062	28.6	24.2	0.89	134.0	0.174	<20	1.41	0.064	1.07	0.4	2.7	0.52	0.39	<5	0.1	<0.02	5.7	3.03	<0.1
REP DX758208	QC																				
DX758335	Drill Core	0.056	24.5	86.2	0.96	313.5	0.208	<20	1.45	0.064	1.20	9.6	5.4	0.45	0.74	<5	1.3	0.22	6.2	3.99	<0.1
REP DX758335	QC																				
DX758233	Drill Core	0.052	27.8	11.6	0.66	65.7	0.098	<20	1.15	0.086	0.76	<0.1	2.3	0.60	1.86	44	4.1	0.66	4.6	2.44	<0.1
REP DX758233	QC	0.054	27.1	11.7	0.66	65.3	0.098	<20	1.16	0.086	0.76	0.2	2.3	0.61	1.87	46	4.0	0.64	4.7	2.40	<0.1
DX758244	Drill Core	0.034	20.0	42.9	0.35	72.1	0.078	<20	0.41	0.056	0.20	59.0	1.6	0.06	1.79	<5	3.7	2.50	2.6	0.62	<0.1
REP DX758244	QC																				
DX758308	Drill Core	0.064	30.7	16.1	0.94	91.5	0.149	<20	1.16	0.051	0.79	1.5	2.6	0.43	1.06	<5	0.3	0.19	5.0	2.38	<0.1
REP DX758308	QC																				
DX758442	Drill Core	0.068	25.6	17.5	0.73	71.3	0.132	<20	1.58	0.042	0.60	0.2	2.6	0.27	0.17	<5	<0.1	<0.02	6.1	2.16	<0.1
REP DX758442	QC	0.069	25.8	17.6	0.75	68.3	0.132	<20	1.61	0.042	0.61	0.2	2.6	0.26	0.17	<5	<0.1	<0.02	6.2	2.12	<0.1
DX758317	Drill Core	0.051	32.4	4.6	0.28	42.2	0.043	<20	0.59	0.016	0.43	0.3	0.5	0.15	1.01	<5	0.1	0.05	1.9	1.18	<0.1
REP DX758317	QC																				
DX758450	Drill Core	0.055	25.3	21.5	0.76	139.5	0.119	<20	1.03	0.055	0.69	1.5	3.2	0.31	0.54	<5	0.7	0.08	5.0	1.61	<0.1
REP DX758450	QC																				
Core Reject Duplicates																					
DX758404	Drill Core	0.058	29.5	11.1	0.86	53.5	0.119	<20	1.19	0.045	0.78	0.6	1.9	0.53	1.37	5	0.7	0.05	4.8	2.51	<0.1

This report supersedes all previous preliminary and final reports with this file number dated prior to the date on this certificate. Signature indicates final approval; preliminary reports are unsigned and should be used for reference only.

BUREAU VERITAS MINERAL LABORATORIES Canada

www.bvna.com/mining-laboratory-services

Bureau Veritas Commodities Canada Ltd.
9050 Shaughnessy St Vancouver British Columbia V6P 6E5 Canada
PHONE (604) 253-3158

Client: **Kinross Gold Corp.**
25 York St., #17
Toronto Ontario M5J 2V5 Canada

Project: Great Bear Project
Report Date: November 27, 2024

QUALITY CONTROL REPORT TIM24000623.1

	Method	AQ250	AQ250	AQ250	AQ250	AQ250	AQ250	AQ250	AQ250	AQ250	AQ250	AQ250	AQ250	AQ250	AQ250	TC006
	Analyte	Hf	Nb	Rb	Sn	Ta	Zr	Y	Ce	In	Re	Be	Li	Pd	Pt	CO2
	Unit	ppm	ppm	ppm	ppm	ppm	ppm	ppm	ppm	ppm	ppb	ppm	ppm	ppb	ppb	%
	MDL	0.02	0.02	0.1	0.1	0.05	0.1	0.01	0.1	0.02	1	0.1	0.1	10	2	0.08
Pulp Duplicates																
DX758461	Drill Core	0.47	0.09	45.7	0.5	<0.05	16.3	7.23	60.2	0.04	<1	0.3	10.1	<10	<2	<0.08
REP DX758461	QC															<0.08
DX758474	Drill Core	0.76	0.07	54.4	0.3	<0.05	29.3	6.91	53.3	<0.02	<1	<0.1	8.9	<10	<2	0.16
REP DX758474	QC															0.16
DX758418	Drill Core	0.60	0.08	42.7	0.3	<0.05	21.0	4.51	51.1	<0.02	<1	<0.1	9.3	<10	2	0.64
REP DX758418	QC															0.65
DX758427	Drill Core	0.67	0.17	11.3	0.3	<0.05	26.6	5.51	57.8	<0.02	<1	0.2	11.3	<10	3	0.71
REP DX758427	QC															0.69
DX758432	Drill Core	0.91	0.06	7.6	0.1	<0.05	39.7	6.43	78.8	<0.02	<1	0.1	4.4	18	<2	0.17
REP DX758432	QC	0.91	0.07	7.8	0.1	<0.05	40.4	6.42	78.8	<0.02	<1	<0.1	4.4	12	2	
DX758208	Drill Core	0.32	0.08	56.7	0.3	<0.05	13.3	6.53	54.3	<0.02	<1	<0.1	13.3	<10	<2	0.96
REP DX758208	QC															1.02
DX758335	Drill Core	0.42	0.05	49.5	0.6	<0.05	16.6	6.37	49.3	0.05	<1	0.2	13.9	<10	2	0.95
REP DX758335	QC															0.93
DX758233	Drill Core	0.52	<0.02	56.9	0.3	<0.05	17.8	6.14	51.7	0.03	<1	0.1	7.6	<10	<2	0.26
REP DX758233	QC	0.57	<0.02	57.8	0.3	<0.05	18.6	6.11	52.6	0.02	<1	0.1	7.6	<10	<2	
DX758244	Drill Core	0.39	0.25	7.4	0.4	<0.05	14.3	3.40	37.6	<0.02	<1	<0.1	2.6	<10	<2	1.39
REP DX758244	QC															1.61
DX758308	Drill Core	0.68	0.07	43.2	0.3	<0.05	26.2	6.15	58.6	<0.02	<1	<0.1	10.7	<10	<2	0.67
REP DX758308	QC															0.55
DX758442	Drill Core	0.41	0.12	30.3	0.3	<0.05	16.2	5.54	51.3	<0.02	<1	0.2	20.3	<10	<2	0.10
REP DX758442	QC	0.40	0.11	29.7	0.3	<0.05	15.9	5.45	48.7	<0.02	<1	0.2	20.7	<10	<2	
DX758317	Drill Core	0.55	0.15	21.8	0.1	<0.05	18.5	5.30	59.5	<0.02	<1	<0.1	5.4	<10	3	0.10
REP DX758317	QC															0.14
DX758450	Drill Core	0.41	0.07	33.5	0.4	<0.05	16.5	5.04	47.9	<0.02	<1	<0.1	10.3	<10	<2	1.61
REP DX758450	QC															1.51
Core Reject Duplicates																
DX758404	Drill Core	0.74	0.12	54.8	0.5	<0.05	25.1	5.43	55.5	<0.02	<1	0.2	12.0	<10	<2	0.58

This report supersedes all previous preliminary and final reports with this file number dated prior to the date on this certificate. Signature indicates final approval; preliminary reports are unsigned and should be used for reference only.

BUREAU VERITAS MINERAL LABORATORIES Canada

www.bvna.com/mining-laboratory-services

Bureau Veritas Commodities Canada Ltd.
9050 Shaughnessy St Vancouver British Columbia V6P 6E5 Canada
PHONE (604) 253-3158

Client: **Kinross Gold Corp.**
25 York St., #17
Toronto Ontario M5J 2V5 Canada

Project: Great Bear Project
Report Date: November 27, 2024

QUALITY CONTROL REPORT TIM24000623.1

		WGHT	AQ250	AQ250	AQ250	AQ250	AQ250	AQ250	AQ250	AQ250	AQ250	AQ250	AQ250	AQ250	AQ250	AQ250	AQ250	AQ250	AQ250	AQ250	AQ250
		Wgt	Mo	Cu	Pb	Zn	Ag	Ni	Co	Mn	Fe	As	U	Au	Th	Sr	Cd	Sb	Bi	V	Ca
		kg	ppm	ppm	ppm	ppm	ppb	ppm	ppm	ppm	%	ppm	ppm	ppb	ppm	ppm	ppm	ppm	ppm	ppm	%
		0.01	0.01	0.01	0.01	0.1	2	0.1	0.1	1	0.01	0.1	0.1	0.2	0.1	0.5	0.01	0.02	0.02	1	0.01
DUP DX758404	QC		1.37	16.83	93.71	247.6	340	15.2	10.0	759	2.51	21.4	1.6	120.4	7.8	18.8	0.71	0.19	0.19	31	1.06
DX758433	Drill Core	2.26	0.93	4.87	5.94	33.4	157	0.6	2.0	260	1.57	89.0	1.5	145.8	10.4	13.3	0.07	0.16	0.19	<1	0.99
DUP DX758433	QC		0.89	4.32	5.54	32.5	152	0.3	1.9	236	1.43	88.9	1.4	77.2	10.1	10.2	0.07	0.16	0.20	<1	0.94
DX758230	Drill Core	1.48	1.00	14.62	12.47	78.7	317	13.3	9.3	420	2.21	66.7	1.4	119.5	7.5	21.4	0.22	0.21	0.46	28	1.62
DUP DX758230	QC		0.85	14.29	11.95	76.1	383	12.5	8.7	375	2.00	61.1	1.4	249.5	7.2	21.8	0.24	0.21	0.48	26	1.49
DX758439	Drill Core	1.79	1.24	84.71	37.53	95.2	936	18.5	8.6	772	3.98	252.0	1.5	315.8	6.4	11.4	0.17	0.23	0.63	42	0.71
DUP DX758439	QC		1.30	77.62	35.97	97.0	954	18.1	8.5	774	3.80	246.8	1.4	278.9	6.0	12.1	0.13	0.23	0.60	41	0.72
Reference Materials																					
STD BVGEO01	Standard		9.78	4220.60	191.43	1694.9	2489	155.8	23.6	690	3.64	113.1	3.5	219.5	14.3	50.8	5.91	2.81	25.07	69	1.25
STD BVGEO01	Standard		9.67	4215.83	182.15	1655.3	2461	153.7	23.0	712	3.59	111.2	3.5	211.4	13.7	49.9	5.77	2.77	23.56	71	1.26
STD BVGEO01	Standard		10.00	4148.98	181.36	1649.9	2372	153.5	23.2	695	3.55	110.7	3.2	200.1	13.3	51.7	5.77	2.80	23.39	70	1.29
STD BVGEO01	Standard		9.89	4277.73	182.24	1661.2	2417	155.6	23.3	688	3.55	107.3	3.4	206.7	13.4	50.5	5.53	2.44	23.43	69	1.25
STD BVGEO01	Standard		10.04	4309.85	183.26	1656.1	2455	160.9	24.3	704	3.54	116.4	3.4	215.4	13.3	51.1	5.85	2.57	23.10	72	1.29
STD COO2	Standard																				
STD COO2	Standard																				
STD COO2	Standard																				
STD COO2	Standard																				
STD COO2	Standard																				
STD OREAS262	Standard		0.56	104.60	51.89	143.2	407	59.3	25.9	500	3.04	32.6	1.1	60.7	8.7	31.9	0.58	2.97	0.90	20	2.85
STD OREAS262	Standard		0.57	104.31	53.31	140.1	413	57.2	24.7	489	3.02	32.3	1.0	71.4	8.3	31.8	0.55	3.72	0.92	20	2.69
STD OREAS262	Standard		0.59	109.90	54.40	142.5	419	58.3	24.6	494	2.99	33.0	1.0	69.1	7.9	30.6	0.58	4.15	0.88	20	2.75
STD OREAS279	Standard																				
STD OREAS279	Standard																				
STD OREAS262	Standard		0.62	115.44	55.65	153.8	455	66.9	27.6	527	3.21	35.4	1.1	72.1	9.1	33.5	0.63	4.24	0.97	21	3.01
STD OREAS262	Standard		0.63	112.83	56.93	151.4	447	61.3	26.4	527	3.24	32.6	1.1	76.1	8.8	34.2	0.59	3.96	0.95	20	2.94
STD OREAS279	Standard																				
STD OREAS279	Standard																				
STD OREAS262	Standard		0.63	112.81	56.04	150.6	461	63.6	27.0	531	3.17	33.9	1.1	65.4	8.8	33.7	0.62	3.38	0.97	21	2.88
STD OREAS279	Standard																				

This report supersedes all previous preliminary and final reports with this file number dated prior to the date on this certificate. Signature indicates final approval; preliminary reports are unsigned and should be used for reference only.

BUREAU VERITAS MINERAL LABORATORIES Canada

www.bvna.com/mining-laboratory-services

Bureau Veritas Commodities Canada Ltd.
9050 Shaughnessy St Vancouver British Columbia V6P 6E5 Canada
PHONE (604) 253-3158

Client: **Kinross Gold Corp.**
25 York St., #17
Toronto Ontario M5J 2V5 Canada

Project: Great Bear Project
Report Date: November 27, 2024

QUALITY CONTROL REPORT TIM24000623.1

		AQ250 P % 0.001	AQ250 La ppm 0.5	AQ250 Cr ppm 0.5	AQ250 Mg % 0.01	AQ250 Ba ppm 0.5	AQ250 Ti % 0.001	AQ250 B ppm 20	AQ250 Al % 0.01	AQ250 Na % 0.001	AQ250 K % 0.01	AQ250 W ppm 0.1	AQ250 Sc ppm 0.1	AQ250 Tl ppm 0.02	AQ250 S % 0.02	AQ250 Hg ppb 5	AQ250 Se ppm 0.1	AQ250 Te ppm 0.02	AQ250 Ga ppm 0.1	AQ250 Cs ppm 0.02	AQ250 Ge ppm 0.1
DUP DX758404	QC	0.058	28.2	13.3	0.86	60.3	0.127	<20	1.33	0.077	0.82	0.5	2.0	0.50	1.37	<5	0.7	0.05	5.1	2.39	<0.1
DX758433	Drill Core	0.015	42.4	2.5	0.15	54.4	0.030	<20	0.44	0.061	0.28	0.4	1.3	0.12	0.95	<5	0.2	0.03	1.8	0.93	<0.1
DUP DX758433	QC	0.015	41.6	0.9	0.15	32.9	0.029	<20	0.30	0.027	0.20	0.3	1.1	0.12	0.97	<5	0.3	0.04	1.4	0.94	<0.1
DX758230	Drill Core	0.055	30.1	13.2	0.58	100.8	0.121	<20	0.73	0.077	0.56	15.0	3.1	0.14	1.14	<5	1.6	0.25	4.3	1.31	<0.1
DUP DX758230	QC	0.051	28.6	11.5	0.52	92.7	0.120	<20	0.69	0.104	0.50	15.3	2.9	0.13	1.11	<5	1.7	0.31	4.0	1.20	<0.1
DX758439	Drill Core	0.051	24.5	18.9	0.70	117.1	0.153	<20	1.15	0.034	0.99	3.7	2.6	0.49	1.77	<5	2.9	0.18	5.0	2.54	<0.1
DUP DX758439	QC	0.051	22.8	18.3	0.69	116.1	0.150	<20	1.15	0.039	0.97	4.0	2.6	0.47	1.68	<5	2.5	0.18	5.0	2.38	<0.1
Reference Materials																					
STD BVGEO01	Standard	0.072	25.3	160.6	1.28	329.2	0.232	<20	2.17	0.180	0.87	4.3	5.5	0.63	0.67	98	5.0	1.06	6.9	7.01	0.1
STD BVGEO01	Standard	0.069	24.3	158.5	1.24	305.8	0.218	<20	2.14	0.184	0.86	4.0	5.4	0.60	0.64	85	4.7	0.99	6.5	6.89	<0.1
STD BVGEO01	Standard	0.069	24.7	168.0	1.27	322.2	0.233	<20	2.21	0.193	0.86	3.9	5.4	0.60	0.65	106	4.9	1.04	6.7	7.05	<0.1
STD BVGEO01	Standard	0.069	25.5	165.0	1.24	321.5	0.227	<20	2.19	0.182	0.84	3.7	5.7	0.59	0.66	99	4.8	1.01	6.7	6.87	<0.1
STD BVGEO01	Standard	0.074	24.5	161.0	1.29	325.8	0.230	<20	2.27	0.186	0.86	3.9	5.6	0.59	0.67	98	5.1	1.00	6.7	7.04	0.1
STD COO2	Standard																				
STD COO2	Standard																				
STD COO2	Standard																				
STD COO2	Standard																				
STD COO2	Standard																				
STD OREAS262	Standard	0.039	15.5	40.1	1.08	226.1	0.003	<20	1.19	0.064	0.28	0.1	2.9	0.45	0.24	161	0.6	0.22	3.7	2.48	<0.1
STD OREAS262	Standard	0.038	13.8	36.2	1.09	230.3	0.003	<20	1.09	0.062	0.28	0.1	2.8	0.45	0.25	165	0.6	0.22	3.5	2.61	<0.1
STD OREAS262	Standard	0.037	13.2	36.5	1.07	217.0	0.002	<20	1.09	0.062	0.27	0.2	2.7	0.42	0.24	139	0.6	0.24	3.4	2.58	<0.1
STD OREAS279	Standard																				
STD OREAS279	Standard																				
STD OREAS262	Standard	0.038	17.6	43.4	1.17	255.6	0.003	<20	1.21	0.070	0.31	0.2	3.0	0.47	0.26	167	0.5	0.26	3.6	2.95	<0.1
STD OREAS262	Standard	0.039	16.2	39.8	1.17	249.3	0.003	<20	1.18	0.067	0.30	0.4	2.9	0.48	0.27	175	0.6	0.25	3.7	2.81	<0.1
STD OREAS279	Standard																				
STD OREAS279	Standard																				
STD OREAS262	Standard	0.040	16.2	41.1	1.17	245.0	0.003	<20	1.27	0.067	0.31	0.1	3.1	0.46	0.26	177	0.6	0.25	3.7	2.62	<0.1
STD OREAS279	Standard																				

This report supersedes all previous preliminary and final reports with this file number dated prior to the date on this certificate. Signature indicates final approval; preliminary reports are unsigned and should be used for reference only.

BUREAU VERITAS MINERAL LABORATORIES Canada

www.bvna.com/mining-laboratory-services

Bureau Veritas Commodities Canada Ltd.
9050 Shaughnessy St Vancouver British Columbia V6P 6E5 Canada
PHONE (604) 253-3158

Client: **Kinross Gold Corp.**
25 York St., #17
Toronto Ontario M5J 2V5 Canada

Project: Great Bear Project
Report Date: November 27, 2024

QUALITY CONTROL REPORT TIM24000623.1

		AQ250 Hf ppm 0.02	AQ250 Nb ppm 0.02	AQ250 Rb ppm 0.1	AQ250 Sn ppm 0.1	AQ250 Ta ppm 0.05	AQ250 Zr ppm 0.1	AQ250 Y ppm 0.01	AQ250 Ce ppm 0.1	AQ250 In ppm 0.02	AQ250 Re ppb 1	AQ250 Be ppm 0.1	AQ250 Li ppm 0.1	AQ250 Pd ppb 10	AQ250 Pt ppb 2	TC006 CO2 % 0.08
DUP DX758404	QC	0.81	0.13	55.1	0.6	<0.05	29.7	5.75	54.9	<0.02	<1	0.2	12.3	<10	2	0.52
DX758433	Drill Core	1.36	0.16	16.7	0.2	<0.05	50.8	8.65	81.7	<0.02	<1	<0.1	3.4	16	<2	0.45
DUP DX758433	QC	1.31	0.18	14.5	0.2	<0.05	46.7	8.24	79.3	<0.02	<1	<0.1	2.9	20	3	0.73
DX758230	Drill Core	0.52	0.09	17.6	0.5	<0.05	19.9	4.42	52.7	<0.02	<1	<0.1	7.3	<10	<2	1.38
DUP DX758230	QC	0.56	0.11	16.1	0.5	<0.05	21.2	4.47	50.6	<0.02	<1	<0.1	6.6	<10	<2	1.22
DX758439	Drill Core	0.26	0.15	42.8	0.7	<0.05	10.0	4.24	47.8	0.02	<1	0.1	12.7	<10	2	0.50
DUP DX758439	QC	0.25	0.13	43.2	0.7	<0.05	10.1	4.28	45.5	<0.02	<1	0.1	12.5	<10	<2	0.49
Reference Materials																
STD BVGEO01	Standard	0.25	0.25	90.4	5.1	<0.05	8.1	13.66	51.0	0.42	4	0.6	19.6	128	175	
STD BVGEO01	Standard	0.27	0.19	89.0	5.0	<0.05	8.3	13.13	48.5	0.41	4	0.6	18.7	126	174	
STD BVGEO01	Standard	0.25	0.16	90.1	5.1	<0.05	8.8	13.50	50.2	0.40	4	0.6	17.9	126	169	
STD BVGEO01	Standard	0.25	0.12	91.5	4.8	<0.05	8.4	13.55	49.4	0.42	4	0.6	20.2	132	182	
STD BVGEO01	Standard	0.25	0.17	91.5	5.0	<0.05	8.4	13.86	50.0	0.40	4	0.6	19.2	122	178	
STD COO2	Standard															3.88
STD COO2	Standard															3.78
STD COO2	Standard															3.35
STD COO2	Standard															3.36
STD COO2	Standard															3.51
STD OREAS262	Standard	0.17	<0.02	17.9	0.5	<0.05	8.1	9.99	31.6	0.03	<1	1.1	16.5	<10	2	
STD OREAS262	Standard	0.15	<0.02	16.9	0.5	<0.05	7.4	9.59	27.4	0.03	<1	1.0	15.9	<10	2	
STD OREAS262	Standard	0.18	<0.02	16.9	0.4	<0.05	8.2	9.30	26.6	0.03	<1	0.9	15.3	<10	2	
STD OREAS279	Standard															3.06
STD OREAS279	Standard															3.29
STD OREAS262	Standard	0.23	<0.02	18.8	0.5	<0.05	10.0	10.68	35.3	0.03	1	1.0	17.0	<10	<2	
STD OREAS262	Standard	0.20	<0.02	18.6	0.5	<0.05	9.7	10.54	31.4	0.03	<1	1.1	15.9	<10	2	
STD OREAS279	Standard															3.10
STD OREAS279	Standard															3.05
STD OREAS262	Standard	0.16	<0.02	18.6	0.5	<0.05	7.3	10.62	32.6	0.03	<1	1.1	16.5	<10	2	
STD OREAS279	Standard															2.99

This report supersedes all previous preliminary and final reports with this file number dated prior to the date on this certificate. Signature indicates final approval; preliminary reports are unsigned and should be used for reference only.

BUREAU VERITAS MINERAL LABORATORIES Canada

www.bvna.com/mining-laboratory-services

Bureau Veritas Commodities Canada Ltd.

9050 Shaughnessy St Vancouver British Columbia V6P 6E5 Canada

PHONE (604) 253-3158

Client: **Kinross Gold Corp.**
25 York St., #17
Toronto Ontario M5J 2V5 Canada

Project: Great Bear Project

Report Date: November 27, 2024

QUALITY CONTROL REPORT TIM24000623.1

		WGHT	AQ250	AQ250	AQ250	AQ250	AQ250	AQ250	AQ250	AQ250	AQ250	AQ250	AQ250	AQ250	AQ250	AQ250	AQ250	AQ250	AQ250	AQ250
		Wgt	Mo	Cu	Pb	Zn	Ag	Ni	Co	Mn	Fe	As	U	Au	Th	Sr	Cd	Sb	Bi	V	Ca
		kg	ppm	ppm	ppm	ppm	ppb	ppm	ppm	ppm	%	ppm	ppm	ppb	ppm	ppm	ppm	ppm	ppm	ppm	%
		0.01	0.01	0.01	0.01	0.1	2	0.1	0.1	1	0.01	0.1	0.1	0.2	0.1	0.5	0.01	0.02	0.02	1	0.01
STD BVGEO01 Expected			10.8	4415	187	1712	2530	163	25	706	3.7	121	3.67	214	14.4	55	6.25	2.2	24.3	73	1.3219
STD OREAS262 Expected			0.68	118	56	154	450	62	26.9	530	3.284	35.8	1.22	65	9.33	36	0.61	3.39	1.03	22.5	2.98
STD COO2 Expected																					
STD OREAS279 Expected																					
BLK	Blank		<0.01	<0.01	0.02	<0.1	<2	<0.1	<0.1	<1	<0.01	<0.1	<0.1	<0.2	<0.1	<0.5	<0.01	<0.02	<0.02	<1	<0.01
BLK	Blank		<0.01	<0.01	0.02	<0.1	<2	<0.1	<0.1	<1	<0.01	<0.1	<0.1	<0.2	<0.1	<0.5	<0.01	<0.02	<0.02	<1	<0.01
BLK	Blank		<0.01	<0.01	<0.01	<0.1	<2	<0.1	<0.1	<1	<0.01	0.1	<0.1	<0.2	<0.1	<0.5	<0.01	<0.02	<0.02	<1	<0.01
BLK	Blank																				
BLK	Blank																				
BLK	Blank		<0.01	<0.01	0.03	<0.1	<2	<0.1	<0.1	<1	<0.01	<0.1	<0.1	<0.2	<0.1	<0.5	<0.01	<0.02	<0.02	<1	<0.01
BLK	Blank		<0.01	<0.01	0.02	<0.1	<2	<0.1	<0.1	<1	<0.01	0.1	<0.1	<0.2	<0.1	<0.5	<0.01	<0.02	<0.02	<1	<0.01
BLK	Blank																				
BLK	Blank																				
BLK	Blank		<0.01	0.04	0.02	<0.1	<2	<0.1	<0.1	<1	<0.01	0.2	<0.1	<0.2	<0.1	<0.5	<0.01	<0.02	<0.02	<1	<0.01
BLK	Blank																				
Prep Wash																					
ROCK-TIM	Prep Blank		1.08	4.29	1.11	27.8	9	1.8	3.8	453	2.02	0.7	0.4	0.4	2.1	20.1	0.01	0.02	<0.02	25	0.65
ROCK-TIM	Prep Blank		0.96	2.43	1.01	26.1	8	1.3	3.6	429	1.89	0.7	0.4	<0.2	2.1	20.0	0.02	0.02	<0.02	23	0.60

This report supersedes all previous preliminary and final reports with this file number dated prior to the date on this certificate. Signature indicates final approval; preliminary reports are unsigned and should be used for reference only.

BUREAU VERITAS MINERAL LABORATORIES Canada

www.bvna.com/mining-laboratory-services

Bureau Veritas Commodities Canada Ltd.

9050 Shaughnessy St Vancouver British Columbia V6P 6E5 Canada

PHONE (604) 253-3158

Client: **Kinross Gold Corp.**
25 York St., #17
Toronto Ontario M5J 2V5 Canada

Project: Great Bear Project
Report Date: November 27, 2024

QUALITY CONTROL REPORT TIM24000623.1

		AQ250 P % 0.001	AQ250 La ppm 0.5	AQ250 Cr ppm 0.5	AQ250 Mg % 0.01	AQ250 Ba ppm 0.5	AQ250 Ti % 0.001	AQ250 B ppm 20	AQ250 Al % 0.01	AQ250 Na % 0.001	AQ250 K % 0.01	AQ250 W ppm 0.1	AQ250 Sc ppm 0.1	AQ250 Tl ppm 0.02	AQ250 S % 0.02	AQ250 Hg ppb 5	AQ250 Se ppm 0.1	AQ250 Te ppm 0.02	AQ250 Ga ppm 0.1	AQ250 Cs ppm 0.02	AQ250 Ge ppm 0.1
STD BVGEO01 Expected		0.0727	25.9	171	1.3175	332	0.233		2.2628	0.1924	0.8669	3.5	5.97	0.62	0.6655	100	4.84	1.02	7.37	7.36	0.15
STD OREAS262 Expected		0.04	15.9	41.7	1.17	248	0.003		1.3	0.071	0.312	0.13	3.24	0.47	0.269	170	0.4	0.23	3.9	2.8	
STD COO2 Expected																					
STD OREAS279 Expected																					
BLK	Blank	<0.001	<0.5	<0.5	<0.01	<0.5	<0.001	<20	<0.01	<0.001	<0.01	<0.1	<0.1	<0.02	<0.02	<5	<0.1	<0.02	<0.1	<0.02	<0.1
BLK	Blank	<0.001	<0.5	<0.5	<0.01	<0.5	<0.001	<20	<0.01	<0.001	<0.01	<0.1	<0.1	<0.02	<0.02	<5	<0.1	<0.02	<0.1	<0.02	<0.1
BLK	Blank	<0.001	<0.5	<0.5	<0.01	<0.5	<0.001	<20	<0.01	<0.001	<0.01	<0.1	<0.1	<0.02	<0.02	<5	<0.1	<0.02	<0.1	<0.02	<0.1
BLK	Blank																				
BLK	Blank																				
BLK	Blank	<0.001	<0.5	<0.5	<0.01	<0.5	<0.001	<20	<0.01	<0.001	<0.01	<0.1	<0.1	<0.02	<0.02	<5	<0.1	<0.02	<0.1	<0.02	<0.1
BLK	Blank	<0.001	<0.5	<0.5	<0.01	<0.5	<0.001	<20	<0.01	<0.001	<0.01	0.2	<0.1	<0.02	<0.02	<5	<0.1	<0.02	<0.1	<0.02	<0.1
BLK	Blank																				
BLK	Blank																				
BLK	Blank	<0.001	<0.5	<0.5	<0.01	<0.5	<0.001	<20	<0.01	<0.001	<0.01	<0.1	<0.1	<0.02	<0.02	<5	<0.1	<0.02	<0.1	<0.02	<0.1
BLK	Blank																				
Prep Wash																					
ROCK-TIM	Prep Blank	0.041	5.6	6.3	0.44	47.9	0.092	<20	0.83	0.067	0.07	0.1	2.2	<0.02	<0.02	<5	<0.1	<0.02	3.5	0.11	<0.1
ROCK-TIM	Prep Blank	0.039	5.6	4.8	0.41	51.9	0.088	<20	0.77	0.068	0.08	0.1	2.2	<0.02	<0.02	<5	<0.1	<0.02	3.4	0.11	<0.1

This report supersedes all previous preliminary and final reports with this file number dated prior to the date on this certificate. Signature indicates final approval; preliminary reports are unsigned and should be used for reference only.

BUREAU VERITAS MINERAL LABORATORIES Canada

www.bvna.com/mining-laboratory-services

Bureau Veritas Commodities Canada Ltd.
9050 Shaughnessy St Vancouver British Columbia V6P 6E5 Canada
PHONE (604) 253-3158

Client: **Kinross Gold Corp.**
25 York St., #17
Toronto Ontario M5J 2V5 Canada

Project: Great Bear Project
Report Date: November 27, 2024

QUALITY CONTROL REPORT TIM24000623.1

		AQ250 Hf ppm 0.02	AQ250 Nb ppm 0.02	AQ250 Rb ppm 0.1	AQ250 Sn ppm 0.1	AQ250 Ta ppm 0.05	AQ250 Zr ppm 0.1	AQ250 Y ppm 0.01	AQ250 Ce ppm 0.1	AQ250 In ppm 0.02	AQ250 Re ppb 1	AQ250 Be ppm 0.1	AQ250 Li ppm 0.1	AQ250 Pd ppb 10	AQ250 Pt ppb 2	TC006 CO2 % 0.08
STD BVGEO01 Expected		0.32	0.17	95	5.64		9.1	14.5	53	0.45	4	0.69	21.4	134	182	
STD OREAS262 Expected		0.17		18.6	0.5		7.7	11.2	32	0.033		1.14	17.8			
STD COO2 Expected																3.612
STD OREAS279 Expected																3.29
BLK	Blank	<0.02	<0.02	<0.1	<0.1	<0.05	<0.1	<0.01	<0.1	<0.02	<1	<0.1	<0.1	<10	2	
BLK	Blank	<0.02	<0.02	<0.1	<0.1	<0.05	<0.1	<0.01	<0.1	<0.02	<1	<0.1	<0.1	<10	2	
BLK	Blank	<0.02	<0.02	<0.1	<0.1	<0.05	<0.1	<0.01	<0.1	<0.02	<1	<0.1	<0.1	<10	2	
BLK	Blank															<0.08
BLK	Blank															<0.08
BLK	Blank	<0.02	<0.02	<0.1	<0.1	<0.05	<0.1	<0.01	<0.1	<0.02	<1	<0.1	<0.1	<10	<2	
BLK	Blank	<0.02	<0.02	<0.1	<0.1	<0.05	<0.1	<0.01	<0.1	<0.02	<1	<0.1	<0.1	<10	<2	
BLK	Blank															<0.08
BLK	Blank															<0.08
BLK	Blank	<0.02	<0.02	<0.1	<0.1	<0.05	<0.1	<0.01	<0.1	<0.02	<1	<0.1	<0.1	<10	<2	
BLK	Blank															<0.08
Prep Wash																
ROCK-TIM	Prep Blank	0.14	0.21	2.0	0.3	<0.05	3.6	7.93	11.1	<0.02	<1	0.2	1.2	<10	<2	0.14
ROCK-TIM	Prep Blank	0.14	0.25	2.0	0.3	<0.05	3.6	7.92	11.3	<0.02	<1	0.2	1.1	<10	<2	0.13

This report supersedes all previous preliminary and final reports with this file number dated prior to the date on this certificate. Signature indicates final approval; preliminary reports are unsigned and should be used for reference only.

QUANTITATIVE PHASE ANALYSIS OF FOUR POWDER SAMPLES USING THE RIETVELD METHOD AND X-RAY POWDER DIFFRACTION DATA

Global Project #: 2329 (B19)
COC#: GL23-2532

Said Zeinab
Global ARD Testing Services Inc.
6891 Antrim Avenue
Burnaby, BC V5J 4M5

Jacob Kabel, B.Sc.
Cole Mauws, Ph.D.
Jenny Lai, B.Sc.
Lan Kato, B.A.

Electron Microbeam/X-ray Diffraction Facility (EMXDF)
Dept. of Earth, Ocean & Atmospheric Sciences
The University of British Columbia
6339 Stores Road
Vancouver, BC V6T 1Z4

Reference number: 24-0257-COM-GARDT

May 31, 2024

METHOD

The samples were reduced to the optimum grain-size range for quantitative X-ray analysis (<10 μm) by grinding under ethanol in a vibratory McCrone XRD Mill (Retsch GmbH, Germany) for 10 minutes. Continuous-scan X-ray powder-diffraction data were collected over a range of 4-80°2θ with CoKα radiation on a Bruker D8 Advance Bragg-Brentano diffractometer equipped with a 0.6 mm (0.3°) divergence slit, incident- and diffracted-beam Soller slits and a LynxEye-XE-T detector. The long fine-focus Co X-ray tube was operated at 35 kV and 40 mA.

RESULTS

The X-ray diffractograms were analyzed using the International Centre for Diffraction Database PDF-4 and Search-Match software by Bruker. X-ray powder-diffraction data of the samples were refined with Rietveld program Topas 4.2 (Bruker AXS). The results of quantitative phase analysis by Rietveld refinements are given in Table 1. These amounts represent the relative amounts of crystalline phases normalized to 100%. The Rietveld refinement plots are shown in Figures 1 and 2.

Table 1. Results of quantitative phase analysis (wt.%)

Mineral	**Ideal Formula**	**3-DX450066**	**4-DX450146**
Biotite-Phlogopite	$K(Mg,Fe)_3(AlSi_3O_{10})(OH)_2$		
Calcite	$CaCO_3$	6.2	0.6
Clinochlore	$(Mg,Fe^{2+})_5Al(Si_3Al)O_{10}(OH)_8$	3.3	1.6
Cummingtonite	$(Mg,Fe)_7Si_8O_{22}(OH)_2$	3.0 (?)	4.8 (?)
Dolomite	$CaMg(CO_3)_2$		
Hornblende	$(Ca,Na)_{2-3}(Mg,Fe,Al)_5Si_6(Si,Al)_2O_{22}(OH)_2$	52.7	55.7
Illite-Muscovite	$KAl_2(AlSi_3O_{10})(OH)_2$		1.3
Ilmenite	$Fe^{2+}TiO_3$	1.9	1.9
Iron	α-Fe		
Magnetite	$Fe^{2+}Fe^{3+}{}_2O_4$		
Montmorillonite	$(Na,Ca)_{0.3}(Al,Mg)_2Si_4O_{10}(OH)_2 \cdot nH_2O$		
Plagioclase (albite)	$NaAlSi_3O_8 – CaAl_2Si_2O_8$	22.6	27.8
Pyrite	FeS_2		
Pyrrhotite	$Fe_{1-x}S$		
Quartz	SiO_2	10.4	6.4
Siderite	$Fe^{2+}CO_3$		
Total		**100**	**100**

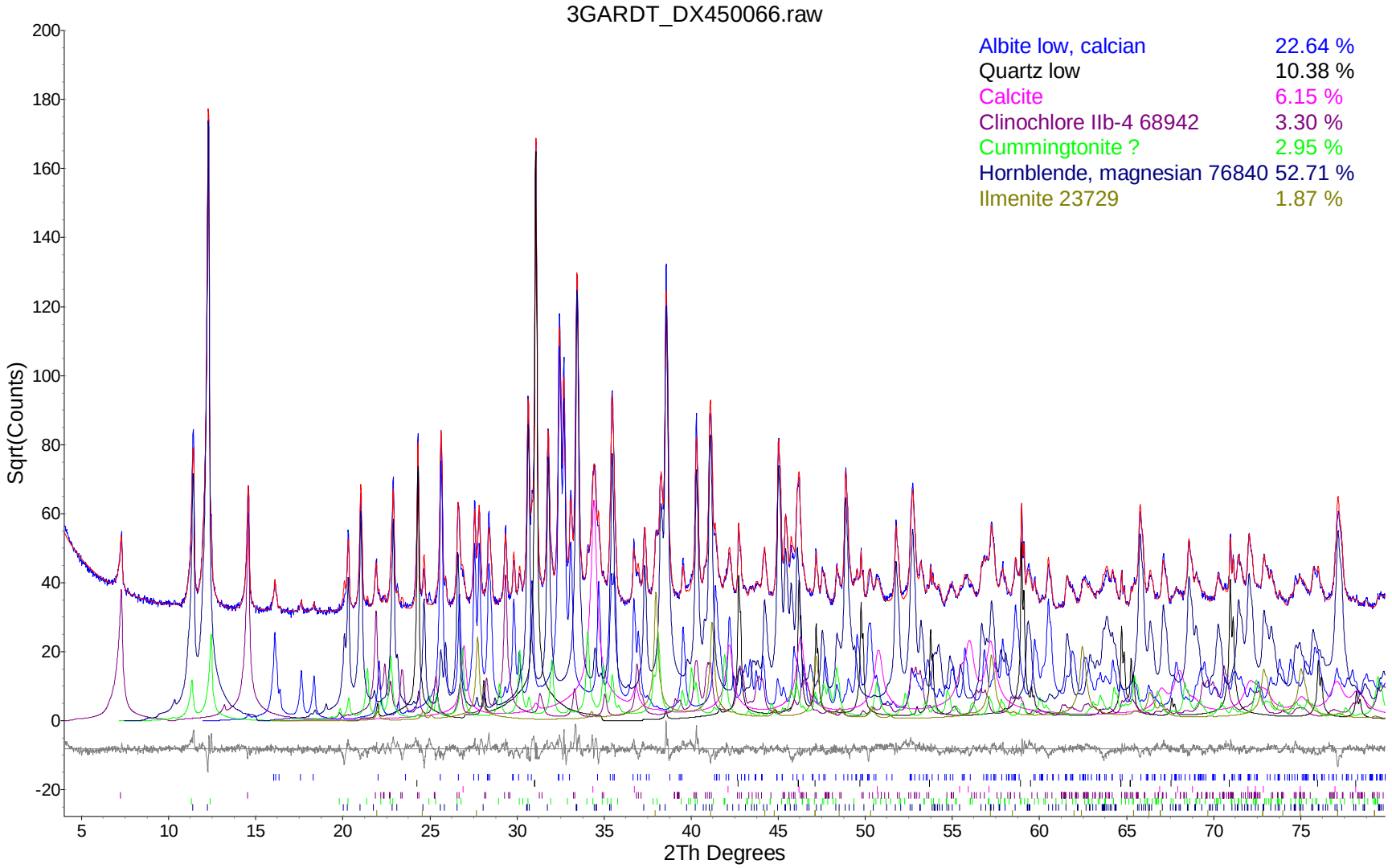

Figure 1. Rietveld refinement plot of sample **3 Global ARD Testing DX450066** (blue line - observed intensity at each step; red line - calculated pattern; solid grey line below - difference between observed and calculated intensities; vertical bars - positions of all Bragg reflections). Coloured lines are individual diffraction patterns of all phases.

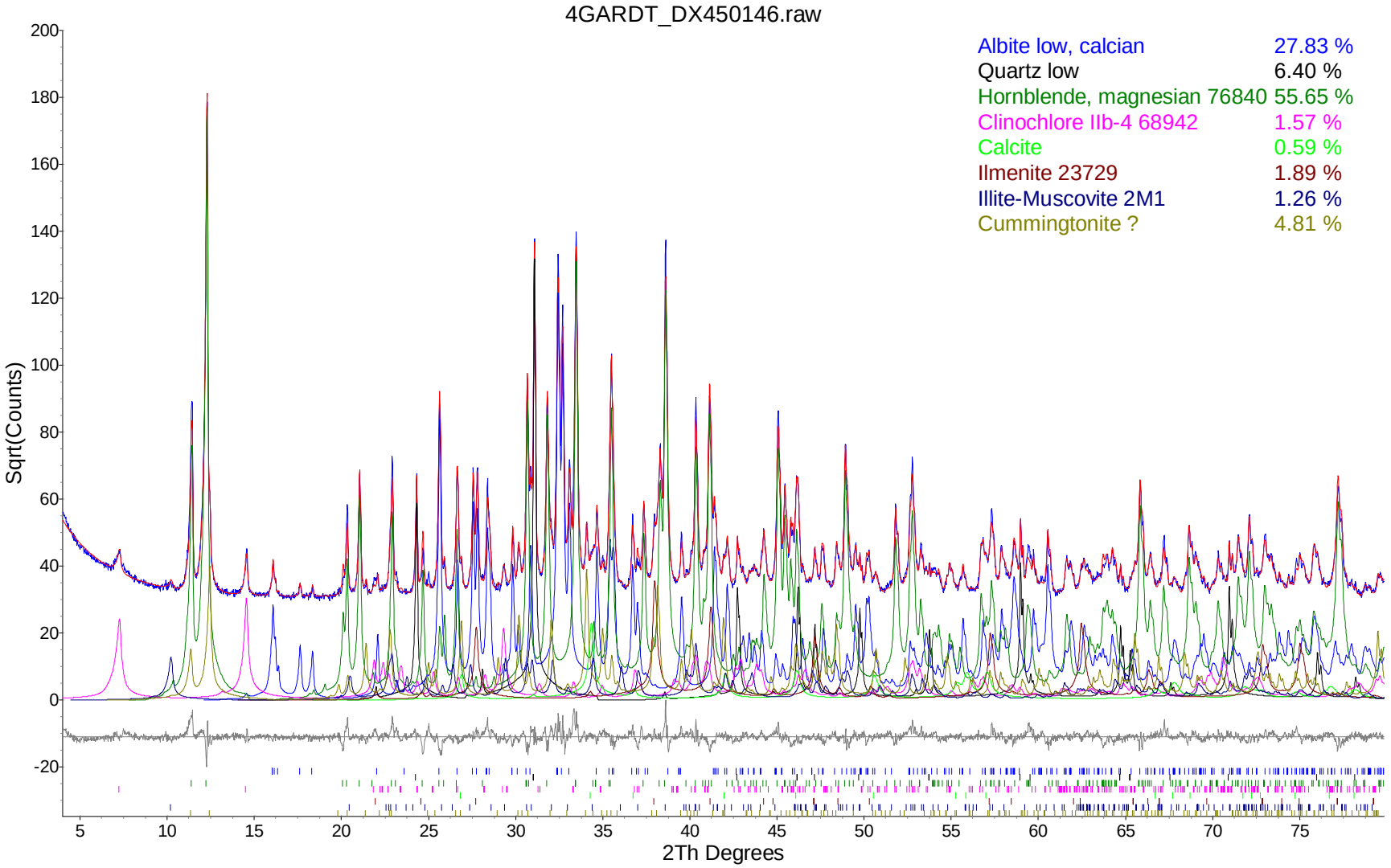

Figure 2. Rietveld refinement plot of sample **4 Global ARD Testing DX450146** (blue line - observed intensity at each step; red line - calculated pattern; solid grey line below - difference between observed and calculated intensities; vertical bars - positions of all Bragg reflections). Coloured lines are individual diffraction patterns of all phases.

QUANTITATIVE PHASE ANALYSIS OF FOUR POWDER SAMPLES USING THE RIETVELD METHOD AND X-RAY POWDER DIFFRACTION DATA

Global Project #: 2329 (12)
COC#: GL23-2680

Said Zeinab
Global ARD Testing Services Inc.
6891 Antrim Avenue
Burnaby, BC V5J 4M5

Jacob Kabel, B.Sc.
Cole Mauws, Ph.D.
Jenny Lai, B.Sc.
Lan Kato, B.A.

Electron Microbeam/X-ray Diffraction Facility (EMXDF)
Dept. of Earth, Ocean & Atmospheric Sciences
The University of British Columbia
6339 Stores Road
Vancouver, BC V6T 1Z4

Reference number: 24-0321-COM-GARDT

June 25, 2024

METHOD

The samples were reduced to the optimum grain-size range for quantitative X-ray analysis (<10 μm) by grinding under ethanol in a vibratory McCrone XRD Mill (Retsch GmbH, Germany) for 10 minutes. Continuous-scan X-ray powder-diffraction data were collected over a range of 4-80°2θ with CoKα radiation on a Bruker D8 Endeavor Bragg-Brentano diffractometer equipped with a LynxEye-XE-T detector.

RESULTS

The X-ray diffractograms were analyzed using the International Centre for Diffraction Database PDF-4 and Search-Match software by Bruker. X-ray powder-diffraction data of the samples were refined with Rietveld program Topas 4.2 (Bruker AXS). The results of quantitative phase analysis by Rietveld refinements are given in Table 1. These amounts represent the relative amounts of crystalline phases normalized to 100%. The Rietveld refinement plots are shown in Figures 1-4.

Table 1. Results of quantitative phase analysis (wt.%)

Mineral	**Ideal Formula**	**1-13-117011**	**2-17-117037**	**3-26-117033**	**4-42-DX491069**
Amphibole (actinolite)	$\mathbf{AB_2C_5}((Si,Al,Ti)_8O_{22})(OH,F,Cl,O)_2$ **A** = □, Na, K, Ca, Pb^{2+} **B** = Li, Na, Mg, Fe^{2+}, Mn^{2+}, Ca **C** = Li, Na, Mg, Fe^{2+}, Mn^{2+}, Zn, Co, Ni, Al, Fe^{3+}, Cr^{3+}, Mn^{3+}, V^{3+}, Ti, Zr	6.1			
Apatite	$Ca_5(PO_4)_3(F,Cl,OH)$	0.8			
Biotite-Phlogopite	$K(Mg,Fe)_3(AlSi_3O_{10})(OH)_2$	25.1	10.6	22.1	4.8
Calcite	$CaCO_3$	4.6	2.2		1.2
Clinochlore	$(Mg,Fe^{2+})_5Al(Si_3Al)O_{10}(OH)_8$	2.6		2.5	2.7
Clinozoisite	$Ca_2Al_3(SiO_4)_3(OH)$	3.7	4.2		
Garnet (almandine)	$Fe^{2+}{}_3Al_2(SiO_4)_3$			11.5	
Illite-Muscovite	$KAl_2(AlSi_3O_{10})(OH)_2$	4.2	8.8	4.6	11.9
K-Feldspar (orthoclase, microcline)	$KAlSi_3O_8$	5.8	11.7	3.6	14.1
Plagioclase	$NaAlSi_3O_8 – CaAl_2Si_2O_8$	24.7	25.3	14.0	26.4
Pyrite	FeS_2				0.3
Pyrrhotite	$Fe_{1-x}S$		0.9		
Quartz	SiO_2	22.4	36.3	41.8	38.6
Total		**100**	**100**	**100**	**100**

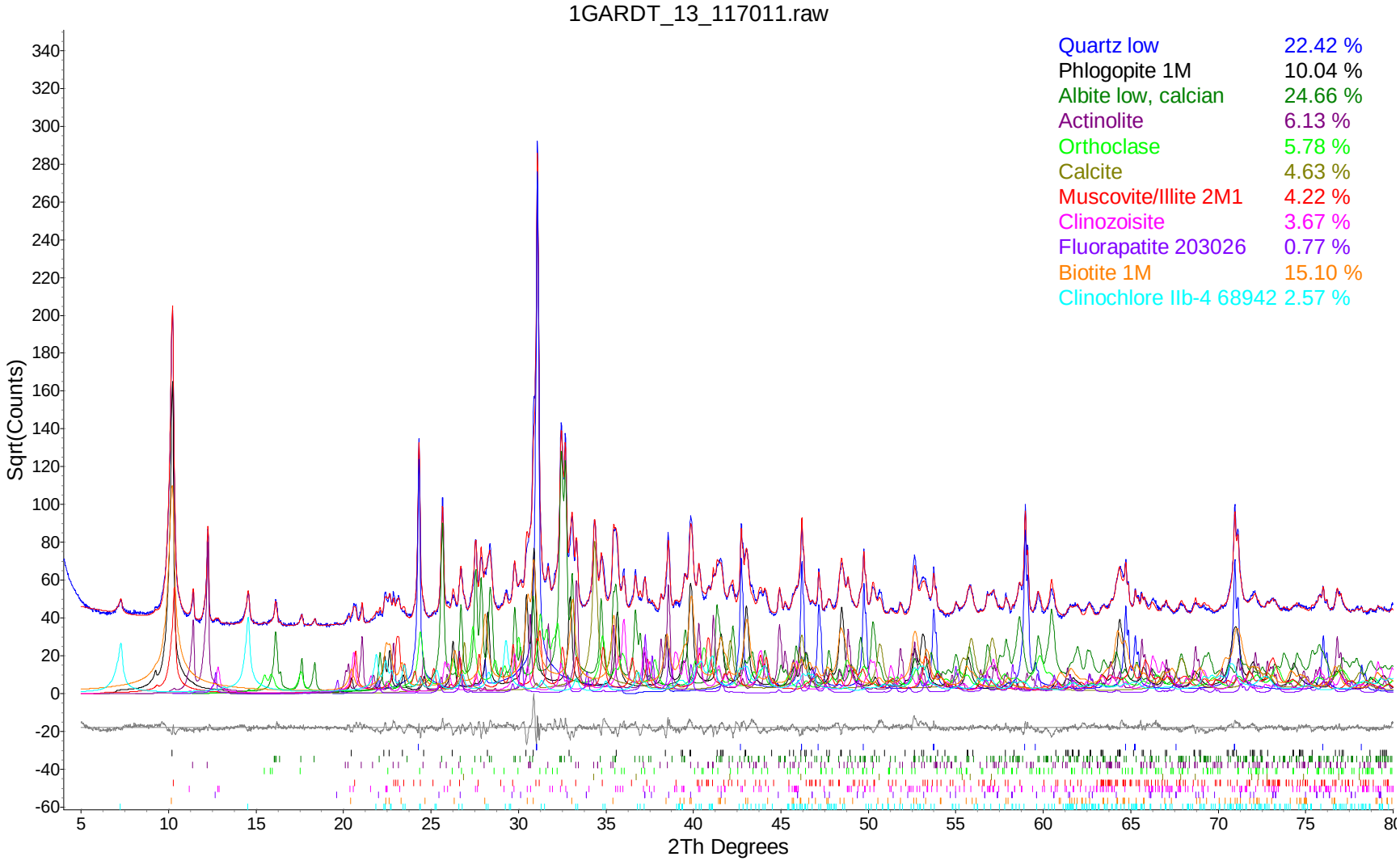

Figure 1. Rietveld refinement plot of sample **1 Global ARD Testing 13-117011** (blue line - observed intensity at each step; red line - calculated pattern; solid grey line below - difference between observed and calculated intensities; vertical bars - positions of all Bragg reflections). Coloured lines are individual diffraction patterns of all phases.

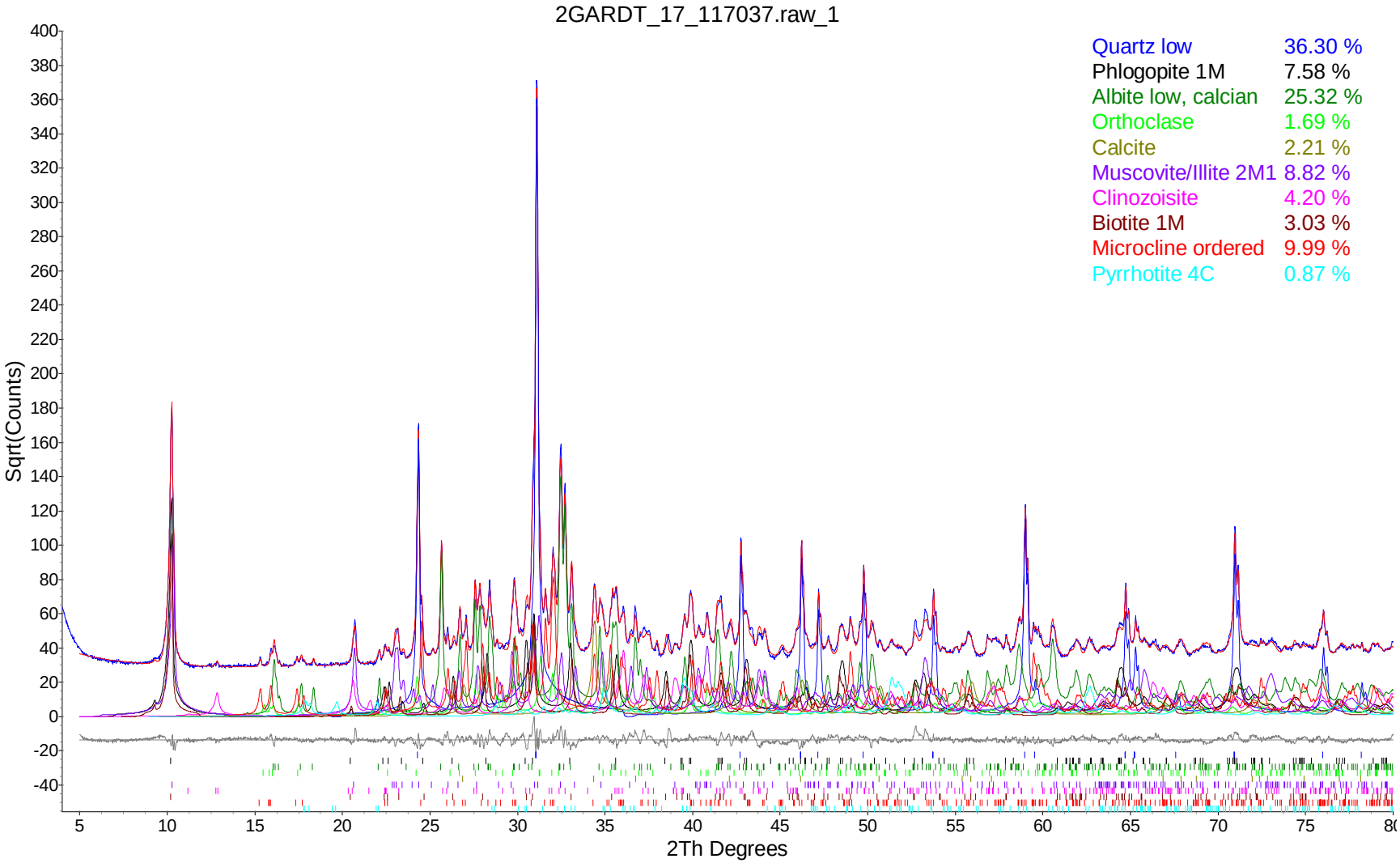

Figure 2. Rietveld refinement plot of sample **2 Global ARD Testing 17-117037** (blue line - observed intensity at each step; red line - calculated pattern; solid grey line below - difference between observed and calculated intensities; vertical bars - positions of all Bragg reflections). Coloured lines are individual diffraction patterns of all phases.

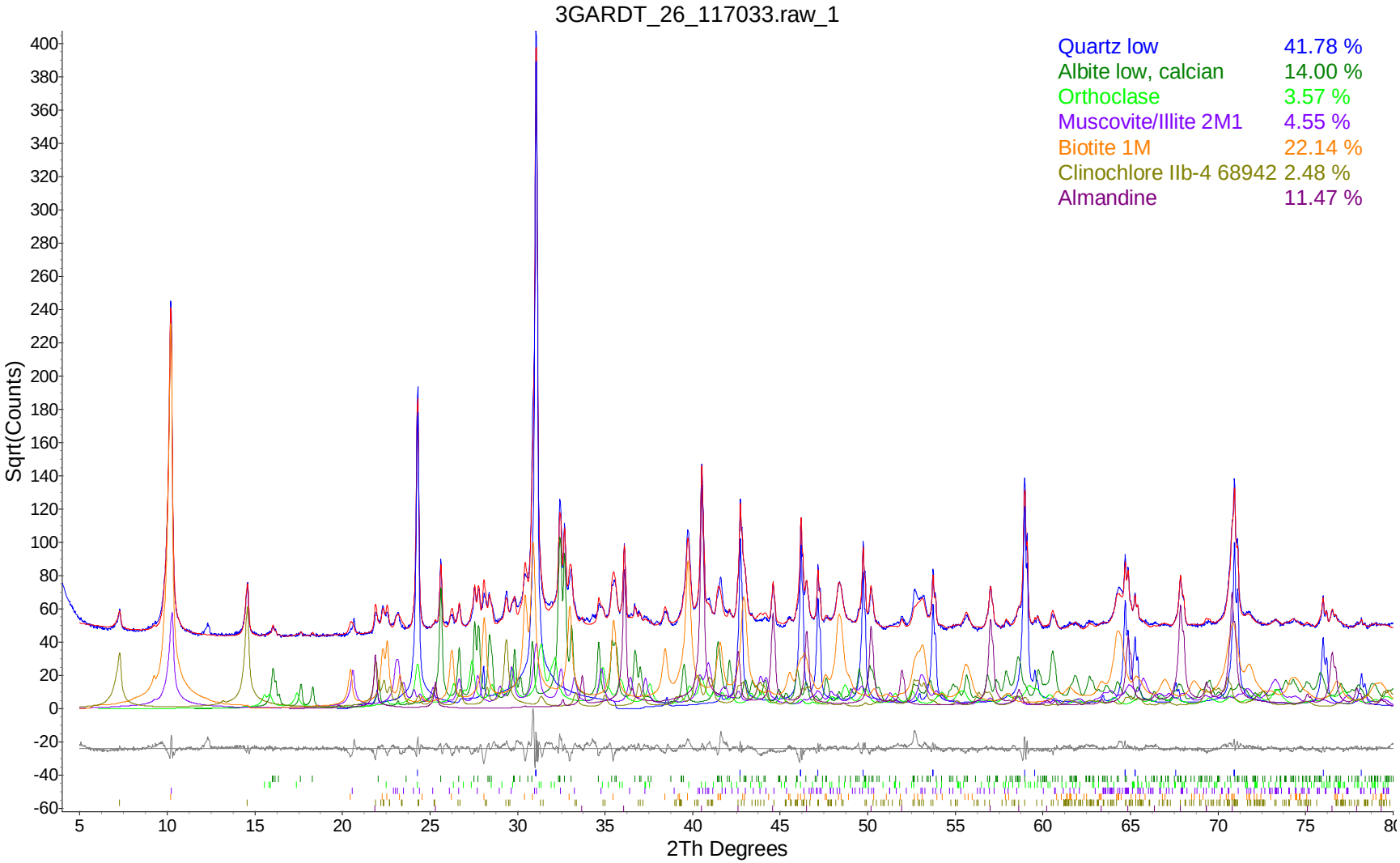

Figure 3. Rietveld refinement plot of sample **3 Global ARD Testing 26-117033** (blue line - observed intensity at each step; red line - calculated pattern; solid grey line below - difference between observed and calculated intensities; vertical bars - positions of all Bragg reflections). Coloured lines are individual diffraction patterns of all phases.

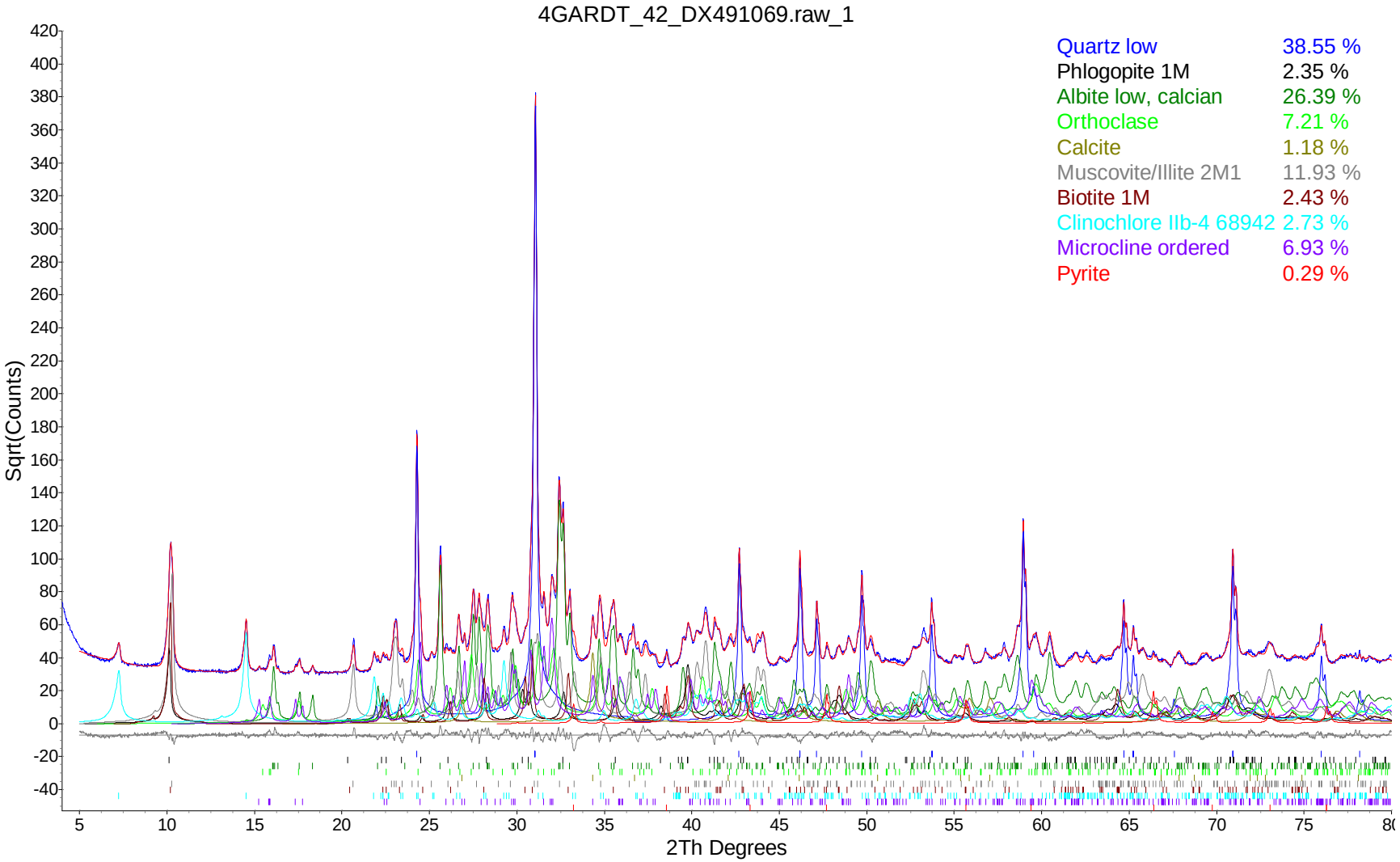

Figure 4. Rietveld refinement plot of sample **4 Global ARD Testing 42-DX491069** (blue line - observed intensity at each step; red line - calculated pattern; solid grey line below - difference between observed and calculated intensities; vertical bars - positions of all Bragg reflections). Coloured lines are individual diffraction patterns of all phases.

QUANTITATIVE PHASE ANALYSIS OF THIRTEEN POWDER SAMPLES USING THE RIETVELD METHOD AND X-RAY POWDER DIFFRACTION DATA

Global Project No.: 2329 (B22)
Global CoC No.: GL23-2725

Ivy Rajan – Prab Bhatia – Said Zeinab
Global ARD Testing Services Inc.
6891 Antrim Avenue
Burnaby, BC V5J 4M5

Jacob Kabel, B.Sc.
Cole Mauws, Ph.D.
Jenny Lai, B.Sc.
Lan Kato, B.A.

Electron Microbeam/X-Ray Diffraction Facility (EMXDF)
Dept. of Earth, Ocean & Atmospheric Sciences
The University of British Columbia
6339 Stores Road
Vancouver, BC V6T 1Z4

Reference number: 24-0359-COM-GARDT

July 18, 2024

METHOD

The thirteen samples of **Project No.: 2329 (B22)** were reduced to the optimum grain-size range for quantitative X-ray analysis (<10 μm) by grinding under ethanol in a vibratory McCrone XRD Mill (Retsch GmbH, Germany) for 10 minutes. Continuous-scan X-ray powder-diffraction data were collected over a range of 4-80°2θ with CoKα radiation on a Bruker D8 Endeavor Bragg-Brentano diffractometer equipped a LynxEye-XE-T detector.

RESULTS

The X-ray diffractograms were analyzed using the International Centre for Diffraction Database PDF-4 and Search-Match EVA 4.2 (Bruker AXS). X-ray powder-diffraction data of the samples were refined with Rietveld program Topas 4.2 (Bruker AXS). The results of quantitative phase analysis by Rietveld refinements are given in Table 1 (separate file, ***24-0359-COM-GARDT Results 2024-07-18 - Proj 2329 (B22) CoC GL23-2725 - 13 samples.xlsx***). These amounts represent the relative amounts of crystalline phases normalized to 100%. The Rietveld refinement plots are shown in Figures 1 – 13. Ideal formulae of the mineral phases present are shown in Table 2.

The X-ray diffraction patterns in Figures 6, 8, 9, 11, and 13 show an empty area around 52°2θ that is likely due to the presence of minor alpha-iron in the samples.

Table 2. Ideal formulae for phases present, Proj# 2329 (B22), CoC# GL23-2725, Ref# 24-0359-COM-GARDT

Mineral	**Ideal Formula**
Amphibole (actinolite; cummingtonite)	$\mathbf{AB}_2\mathbf{C}_5((Si,Al,Ti)_8O_{22})(OH,F,Cl,O)_2$ **A** = □, Na, K, Ca, Pb^{2+} **B** = Li, Na, Mg, Fe^{2+}, Mn^{2+}, Ca **C** = Li, Na, Mg, Fe^{2+}, Mn^{2+}, Zn, Co, Ni, Al, Fe^{3+}, Cr^{3+}, Mn^{3+}, V^{3+}, Ti, Zr
Apatite	$Ca_5(PO_4)_3(F,Cl,OH)$
Biotite	$K(Mg,Fe)_3(AlSi_3O_{10})(OH)_2$
Calcite	$CaCO_3$
Clinochlore	$(Mg,Fe^{2+})_5Al(Si_3Al)O_{10}(OH)_8$
Clinozoisite	$Ca_2Al_3(SiO_4)_3(OH)$
Dolomite – Ankerite	$CaMg(CO_3)_2 – Ca(Fe^{2+},Mg,Mn)(CO_3)_2$
Dravite	$NaMg_3Al_6(BO_3)3Si_6O_{18}(OH)_4$
Garnet (almandine)	$Fe^{2+}{}_3Al_2(SiO_4)_3$
Illite – Muscovite 2M1	$\sim K_{0.65}Al_{2.0}(Al_{0.65}Si_{3.35}O_{10})(OH)_2$
Ilmenite	$Fe^{2+}TiO_3$
Kaolinite	$Al_2Si_2O_5(OH)_4$
K-feldspar (microcline)	$KAlSi_3O_8$
Magnetite	$Fe^{2+}Fe^{3+}{}_2O_4$
Plagioclase (albite; albite, calcian)	$NaAlSi_3O_8 – CaAl_2Si_2O_8$
Pyrite	FeS_2
Pyrrhotite	$Fe_{1-x}S$
Quartz	SiO_2
Siderite	$Fe^{2+}CO_3$
Titanite	$CaTiSiO_5$

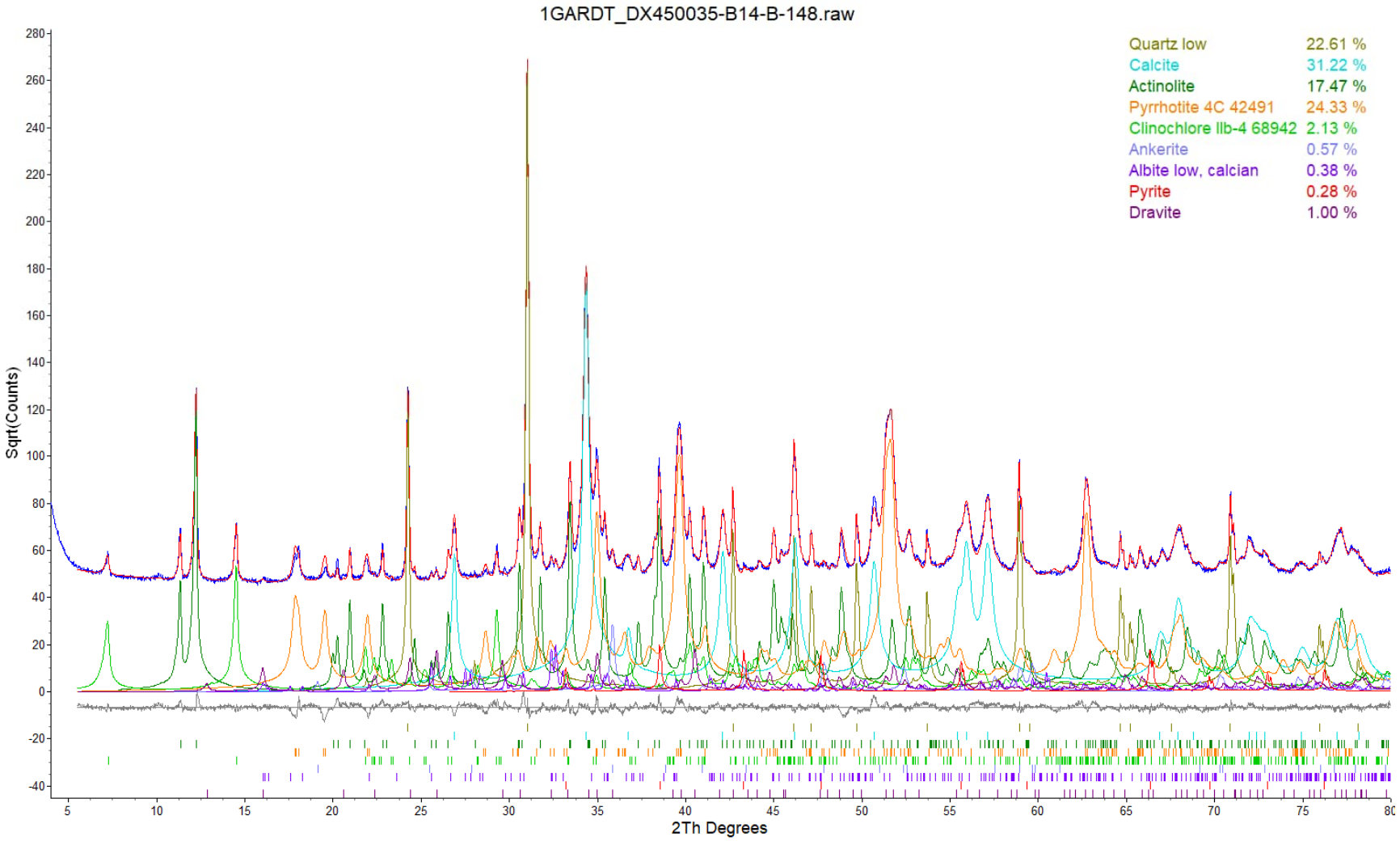

Figure 1. Rietveld refinement plot of sample **Global ARD Testing Services – #1: DX450035-B14-B-148** (blue line - observed intensity at each step; red line - calculated pattern; solid grey line below - difference between observed and calculated intensities; vertical bars - positions of all Bragg reflections). Coloured lines are individual diffraction patterns of all phases.

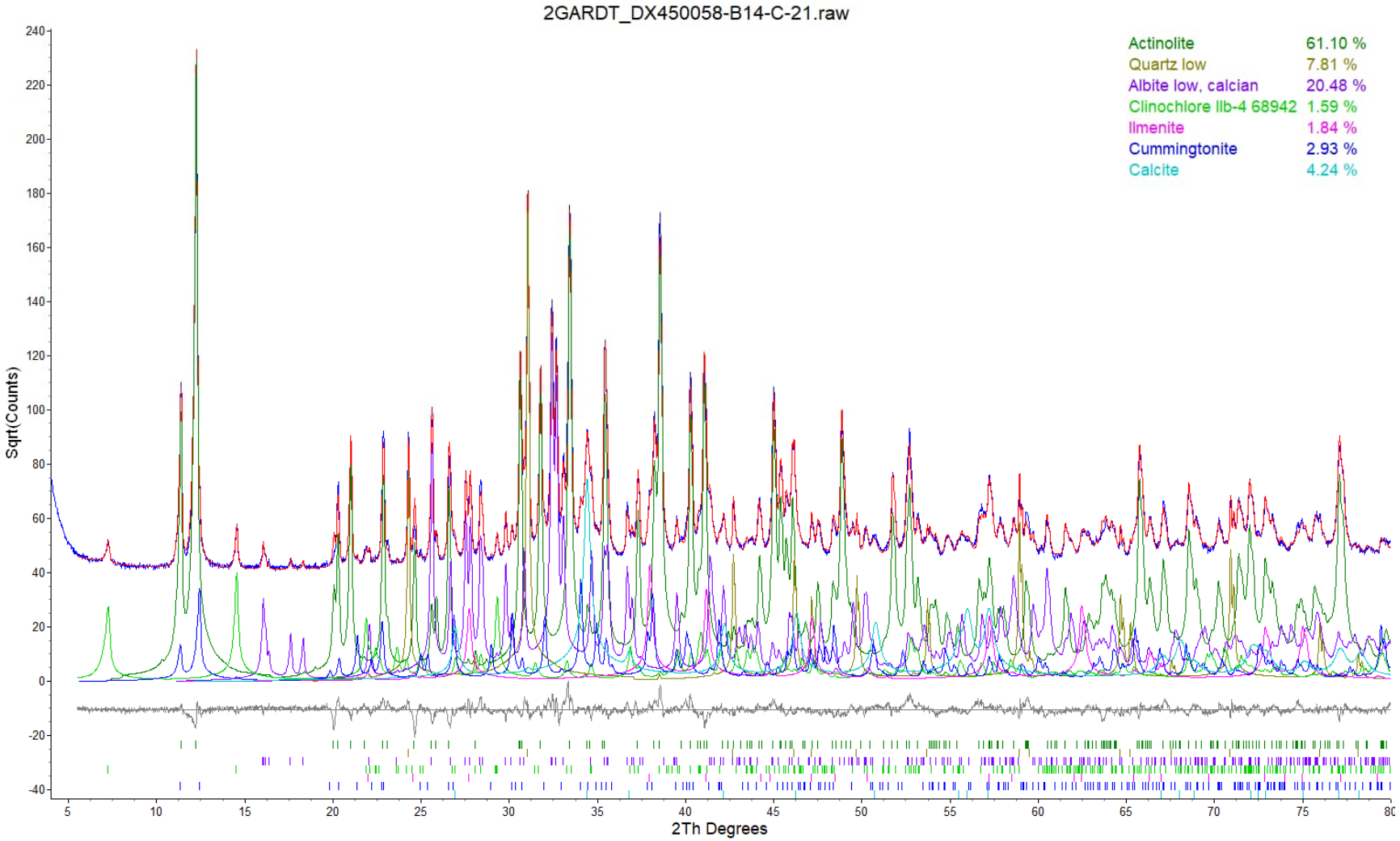

Figure 2. Rietveld refinement plot of sample **Global ARD Testing Services – #2: DX450058-B14-C-21** (blue line - observed intensity at each step; red line - calculated pattern; solid grey line below - difference between observed and calculated intensities; vertical bars - positions of all Bragg reflections). Coloured lines are individual diffraction patterns of all phases.

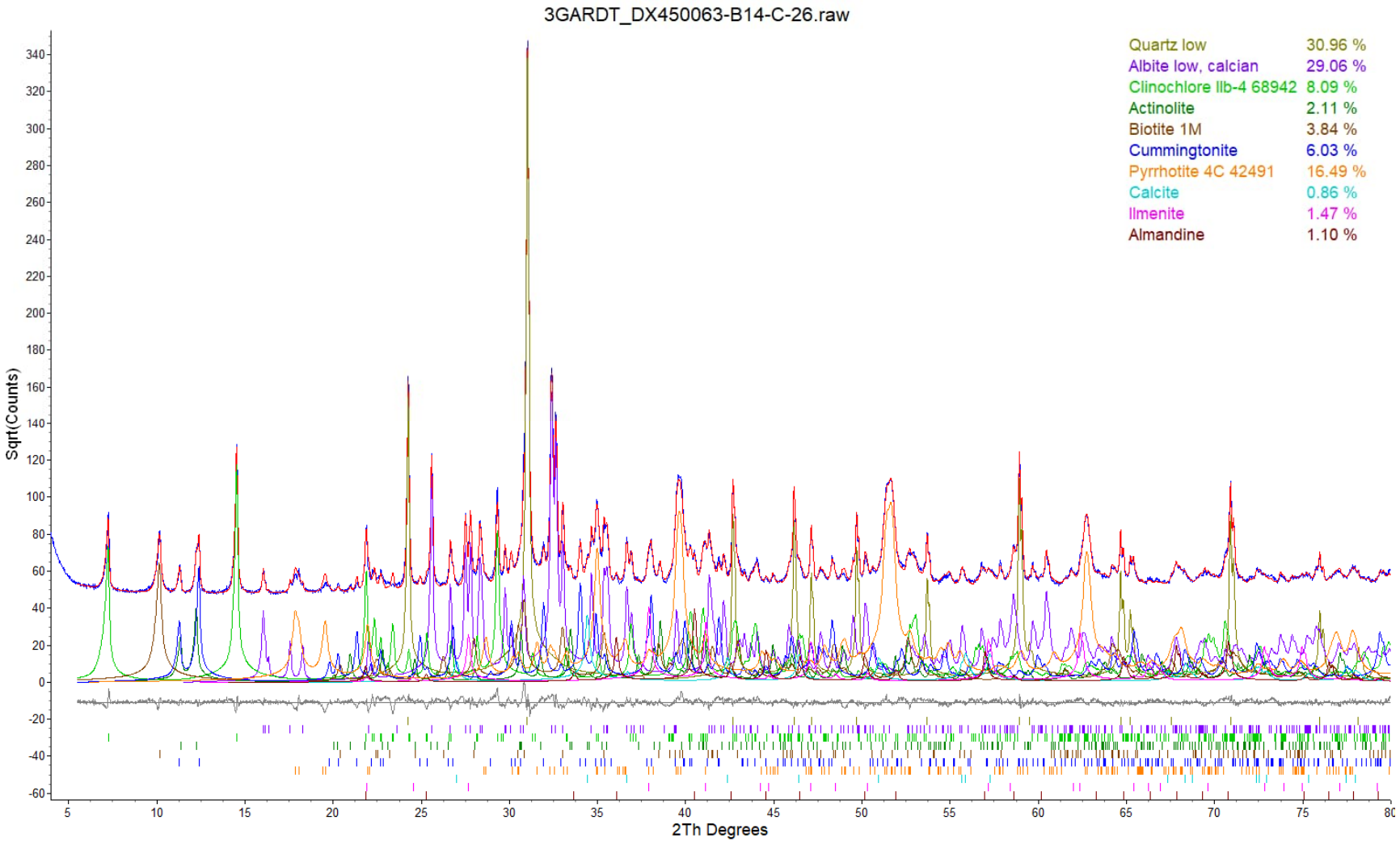

Figure 3. Rietveld refinement plot of sample **Global ARD Testing Services – #3: DX450063-B14-C-26** (blue line - observed intensity at each step; red line - calculated pattern; solid grey line below - difference between observed and calculated intensities; vertical bars - positions of all Bragg reflections). Coloured lines are individual diffraction patterns of all phases.

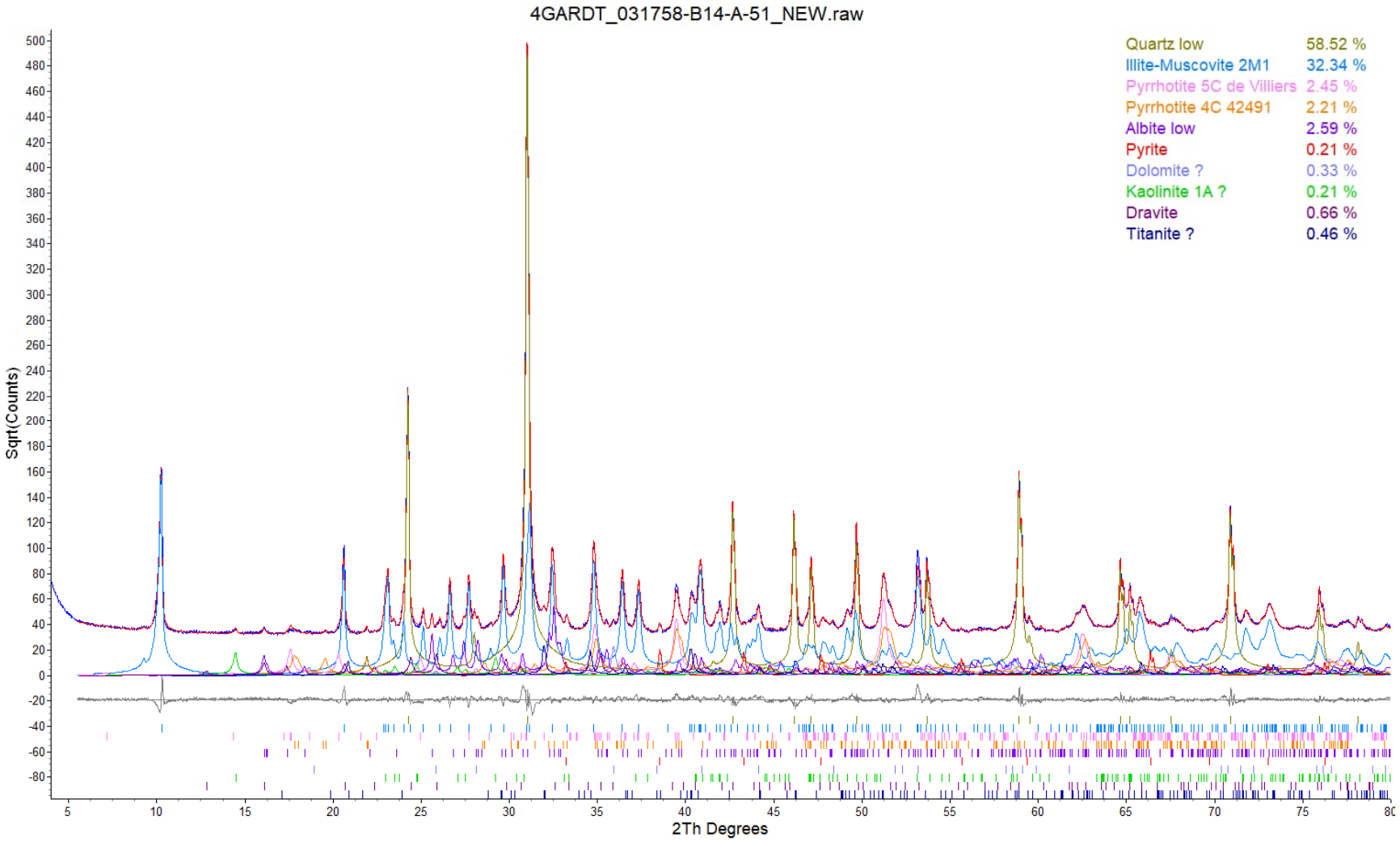

Figure 4. Rietveld refinement plot of sample **Global ARD Testing Services – #4: 031758-B14-A-51** (blue line - observed intensity at each step; red line - calculated pattern; solid grey line below - difference between observed and calculated intensities; vertical bars - positions of all Bragg reflections). Coloured lines are individual diffraction patterns of all phases.

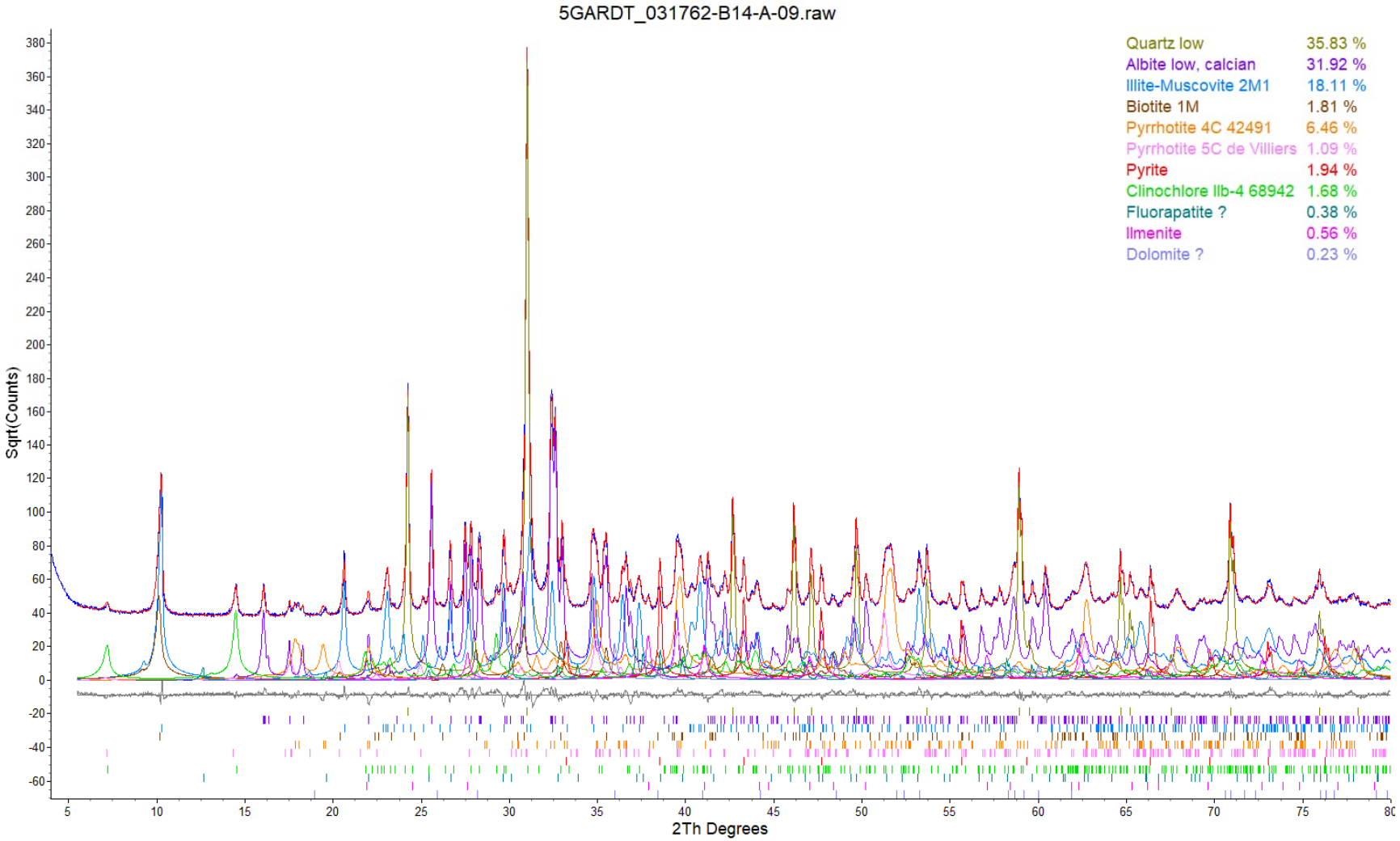

Figure 5. Rietveld refinement plot of sample **Global ARD Testing Services – #5: 031762-B14-A-09** (blue line - observed intensity at each step; red line - calculated pattern; solid grey line below - difference between observed and calculated intensities; vertical bars - positions of all Bragg reflections). Coloured lines are individual diffraction patterns of all phases.

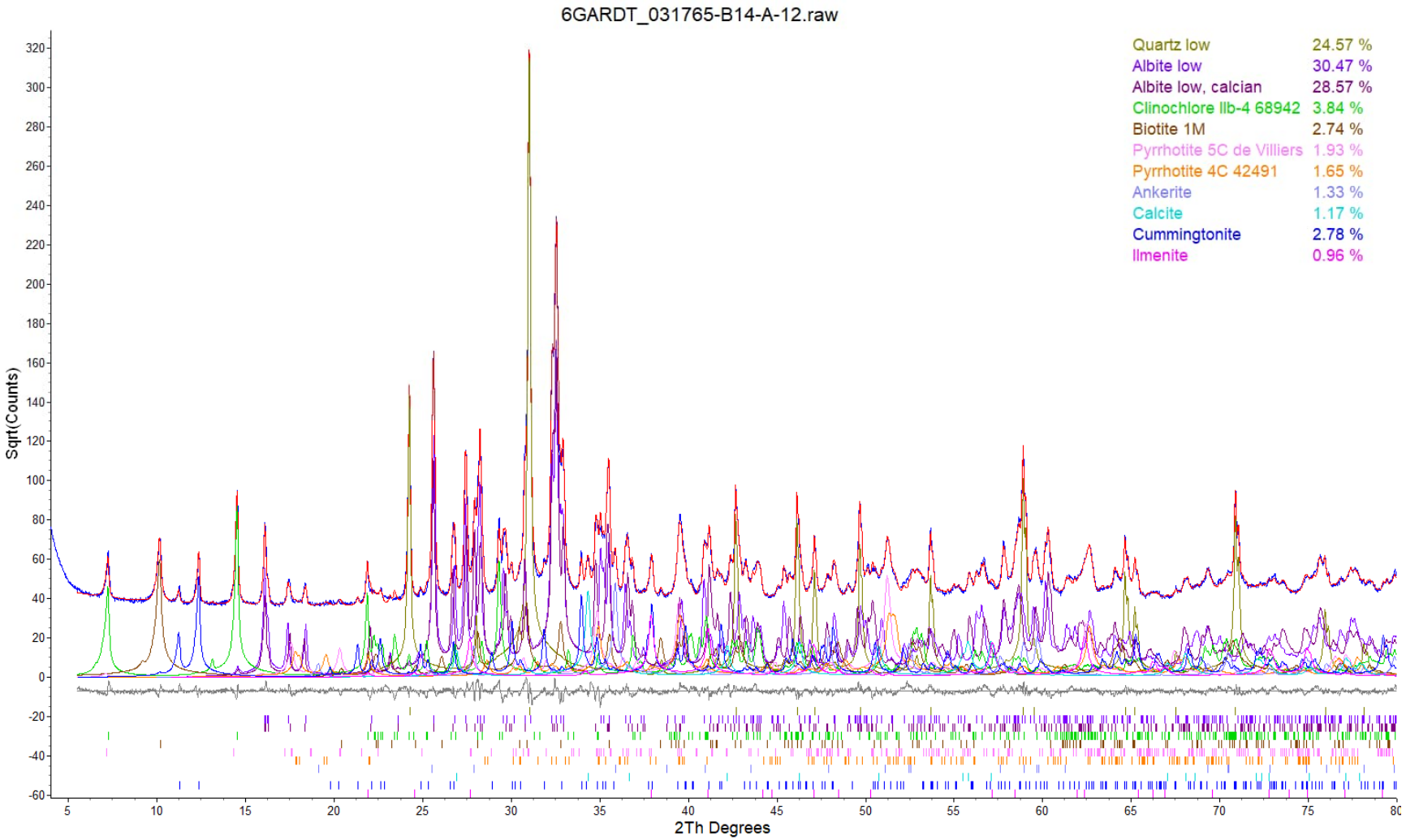

Figure 6. Rietveld refinement plot of sample **Global ARD Testing Services – #6: 031765-B14-A-12** (blue line - observed intensity at each step; red line - calculated pattern; solid grey line below - difference between observed and calculated intensities; vertical bars - positions of all Bragg reflections). Coloured lines are individual diffraction patterns of all phases.

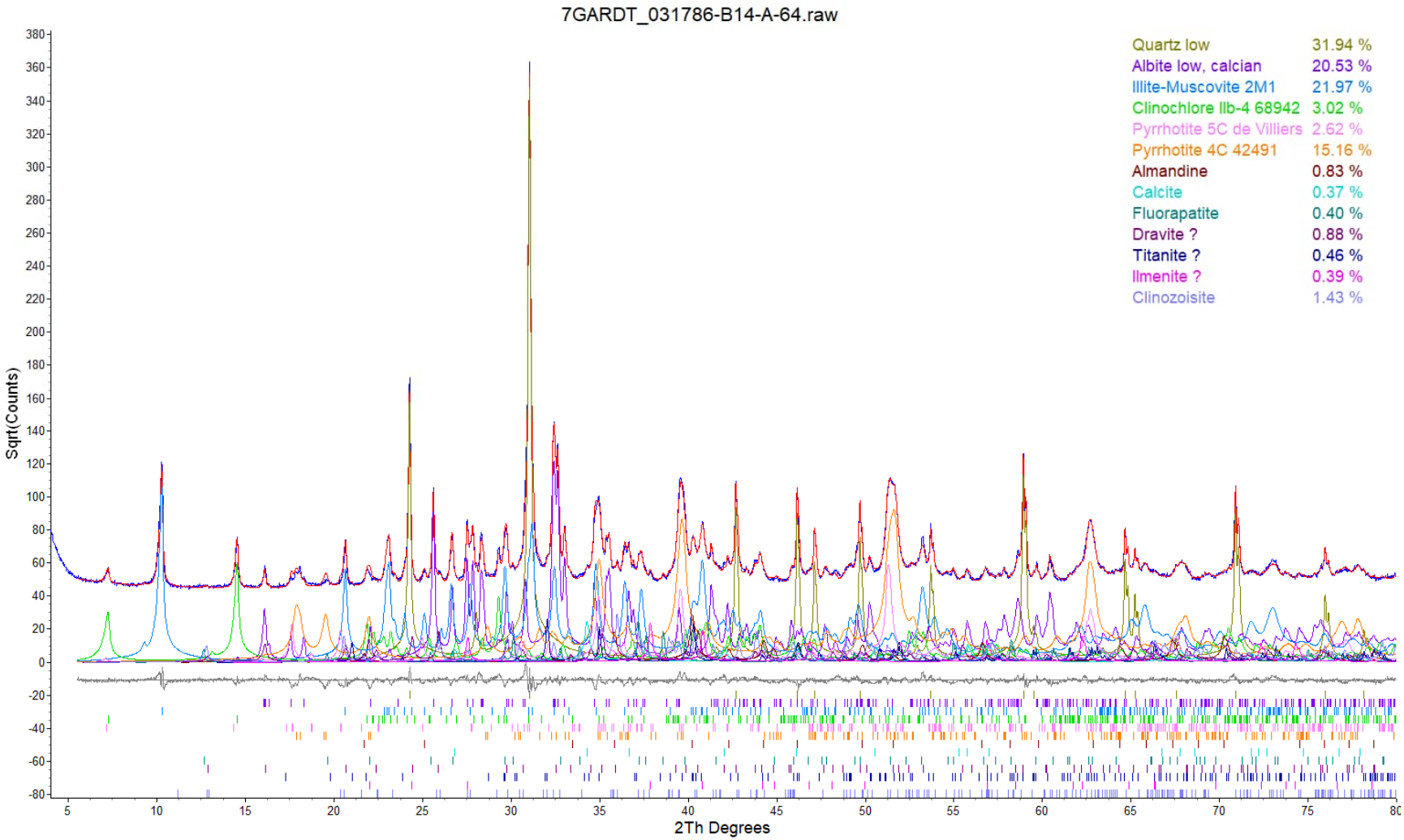

Figure 7. Rietveld refinement plot of sample **Global ARD Testing Services – #7: 031786-B14-A-64** (blue line - observed intensity at each step; red line - calculated pattern; solid grey line below - difference between observed and calculated intensities; vertical bars - positions of all Bragg reflections). Coloured lines are individual diffraction patterns of all phases.

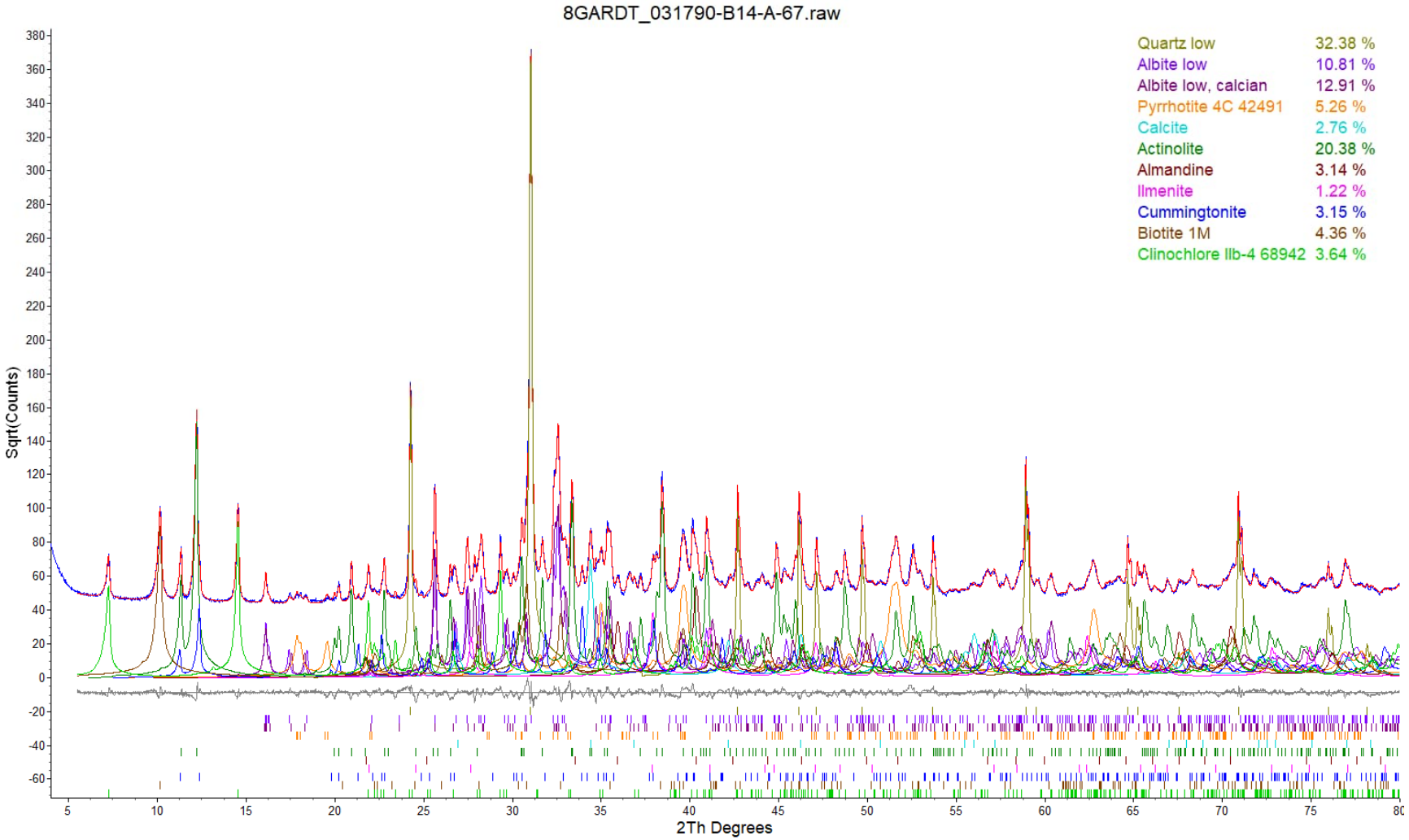

Figure 8. Rietveld refinement plot of sample **Global ARD Testing Services – #8: 031790-B14-A-67** (blue line - observed intensity at each step; red line - calculated pattern; solid grey line below - difference between observed and calculated intensities; vertical bars - positions of all Bragg reflections). Coloured lines are individual diffraction patterns of all phases.

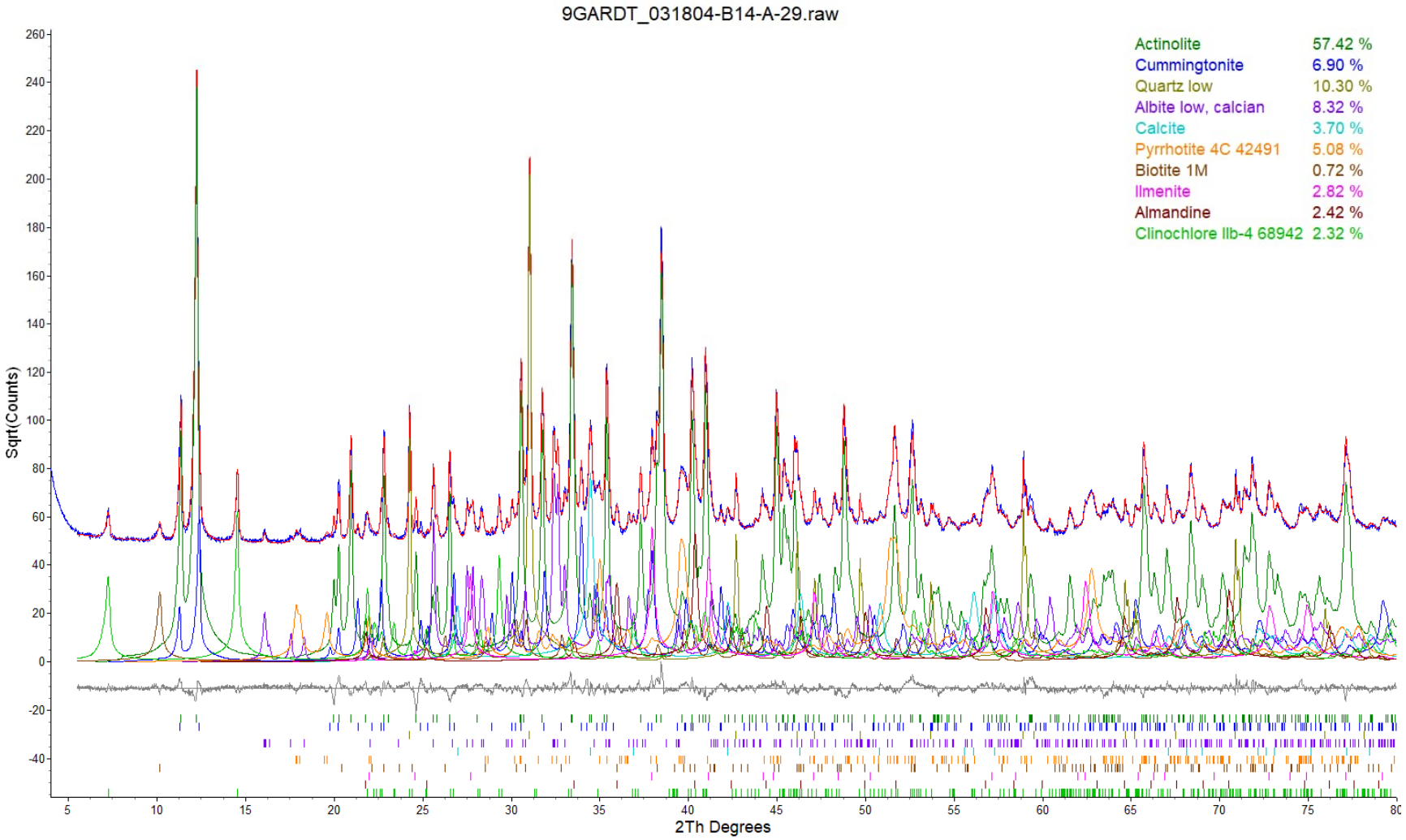

Figure 9. Rietveld refinement plot of sample **Global ARD Testing Services – #9: 031804-B14-A-29** (blue line - observed intensity at each step; red line - calculated pattern; solid grey line below - difference between observed and calculated intensities; vertical bars - positions of all Bragg reflections). Coloured lines are individual diffraction patterns of all phases.

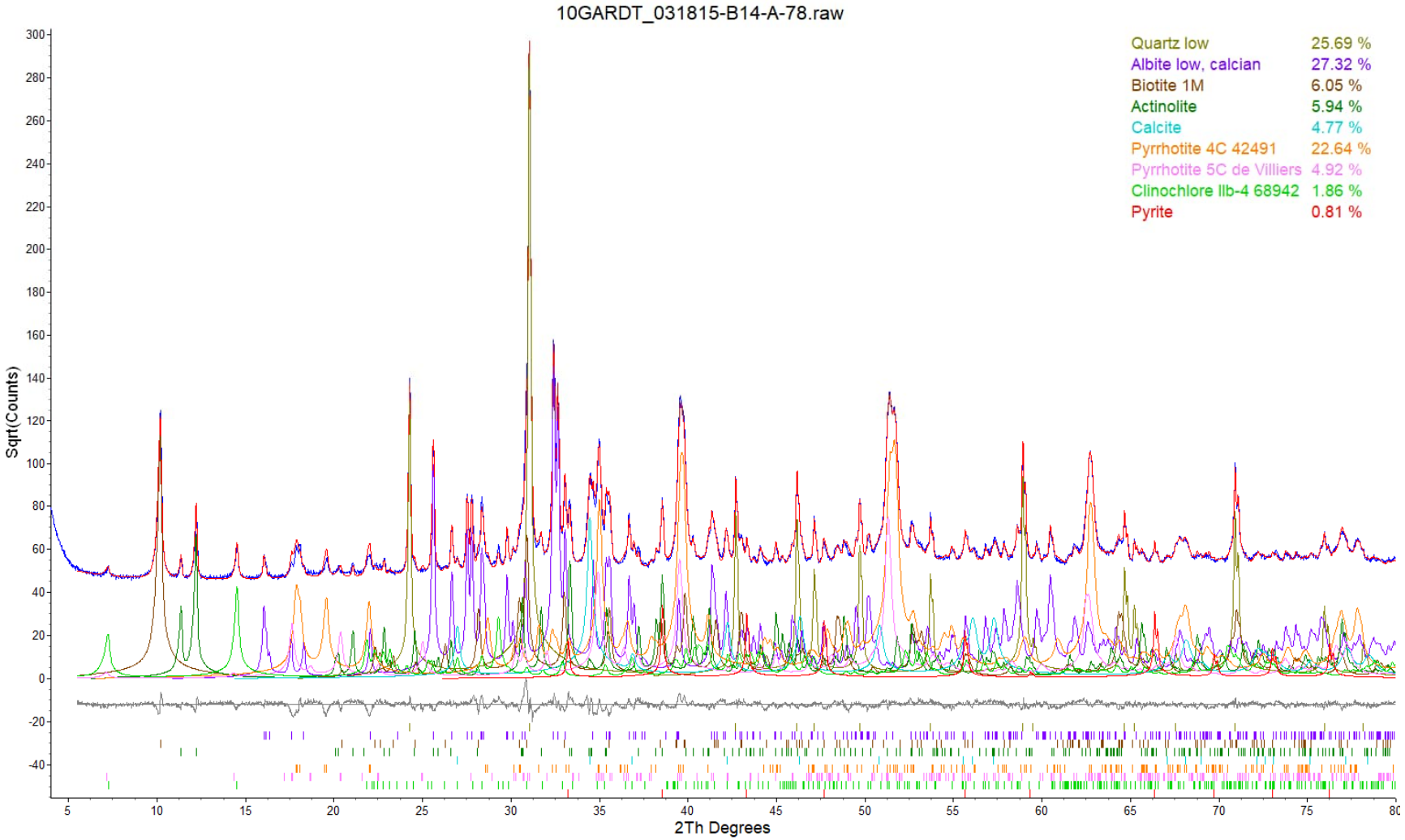

Figure 10. Rietveld refinement plot of sample **Global ARD Testing Services – #10: 031815-B14-A-78** (blue line - observed intensity at each step; red line - calculated pattern; solid grey line below - difference between observed and calculated intensities; vertical bars - positions of all Bragg reflections). Coloured lines are individual diffraction patterns of all phases.

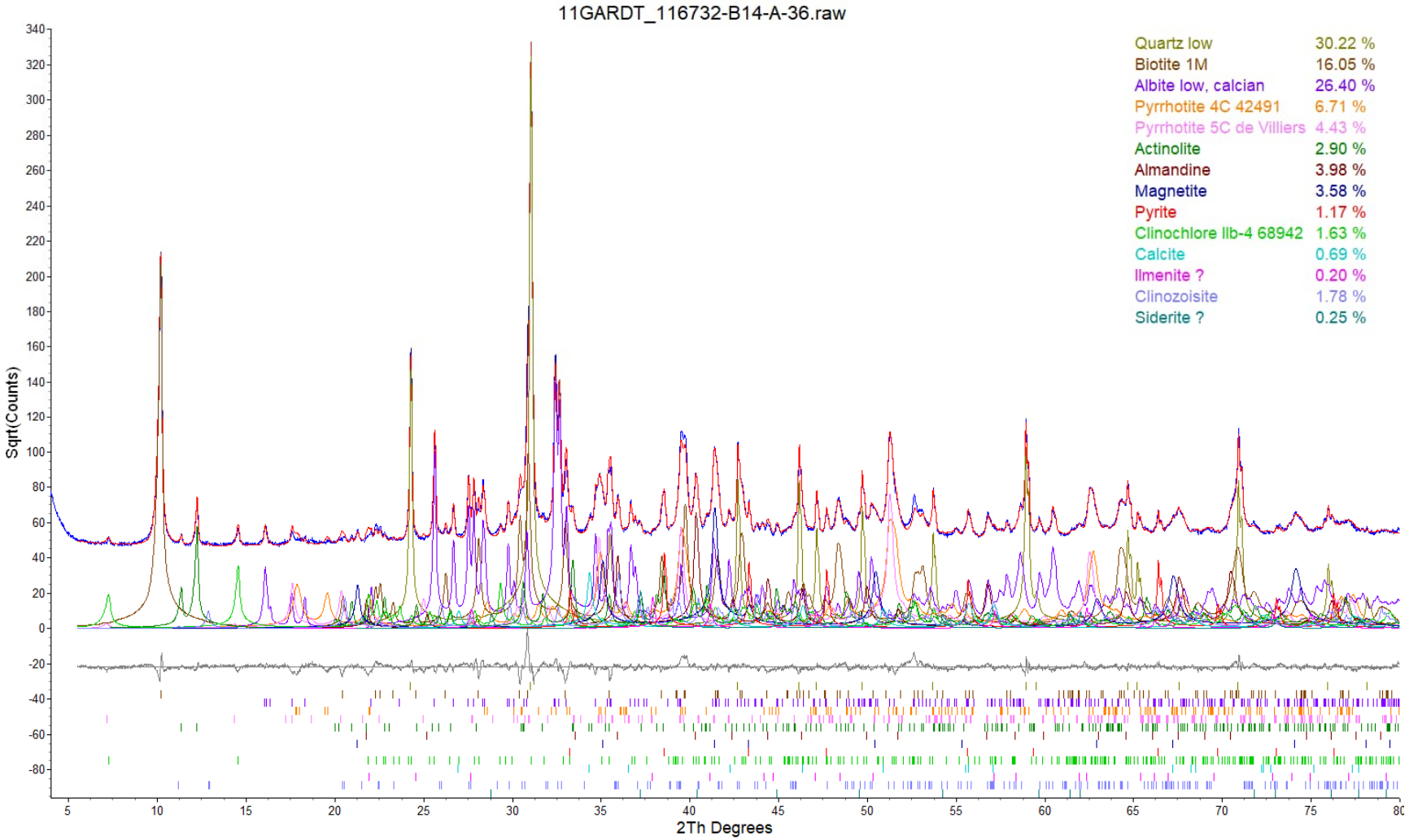

Figure 11. Rietveld refinement plot of sample **Global ARD Testing Services – #11: 116732-B14-A-36** (blue line - observed intensity at each step; red line - calculated pattern; solid grey line below - difference between observed and calculated intensities; vertical bars - positions of all Bragg reflections). Coloured lines are individual diffraction patterns of all phases.

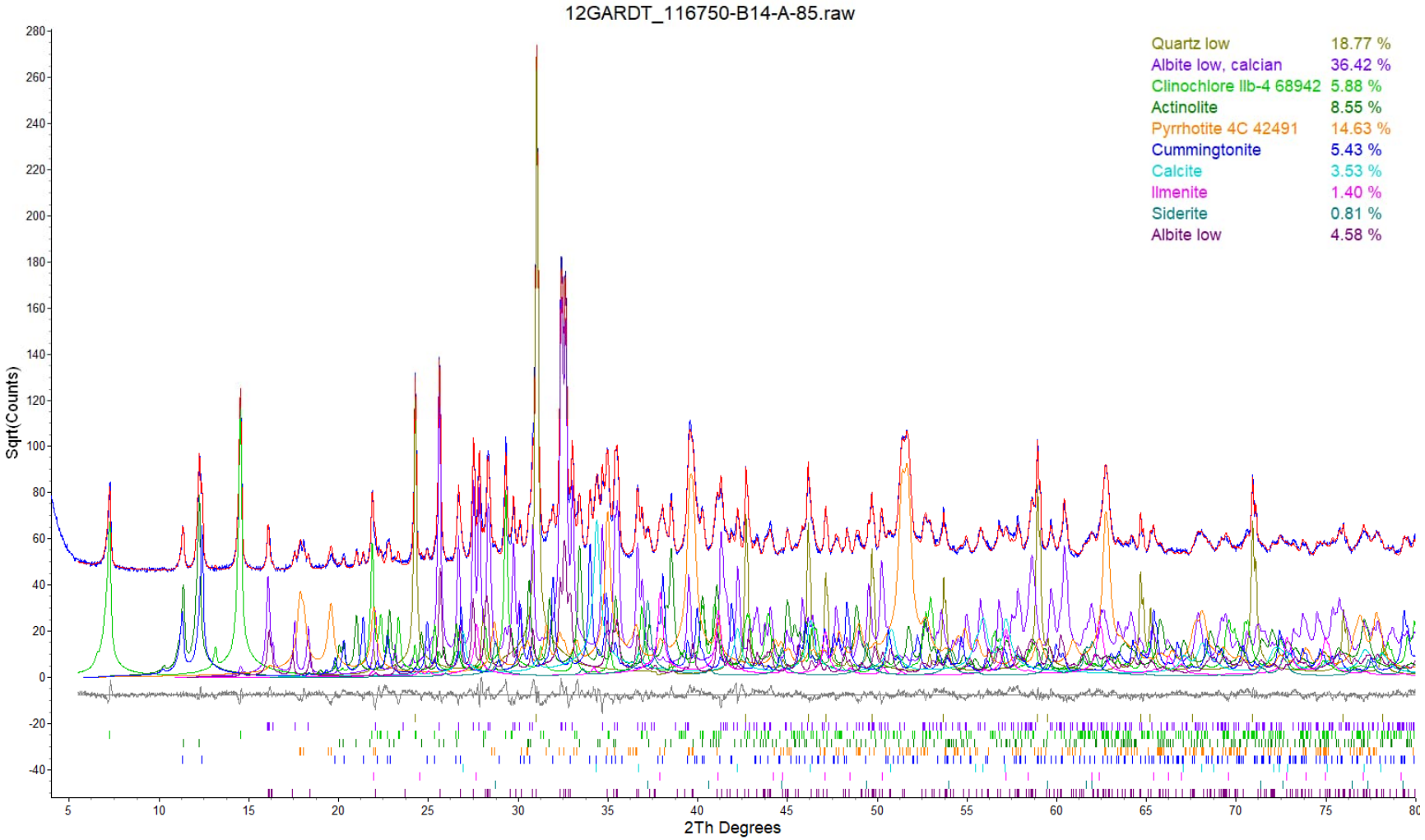

Figure 12. Rietveld refinement plot of sample **Global ARD Testing Services – #12: 116750-B14-A-85** (blue line - observed intensity at each step; red line - calculated pattern; solid grey line below - difference between observed and calculated intensities; vertical bars - positions of all Bragg reflections). Coloured lines are individual diffraction patterns of all phases.

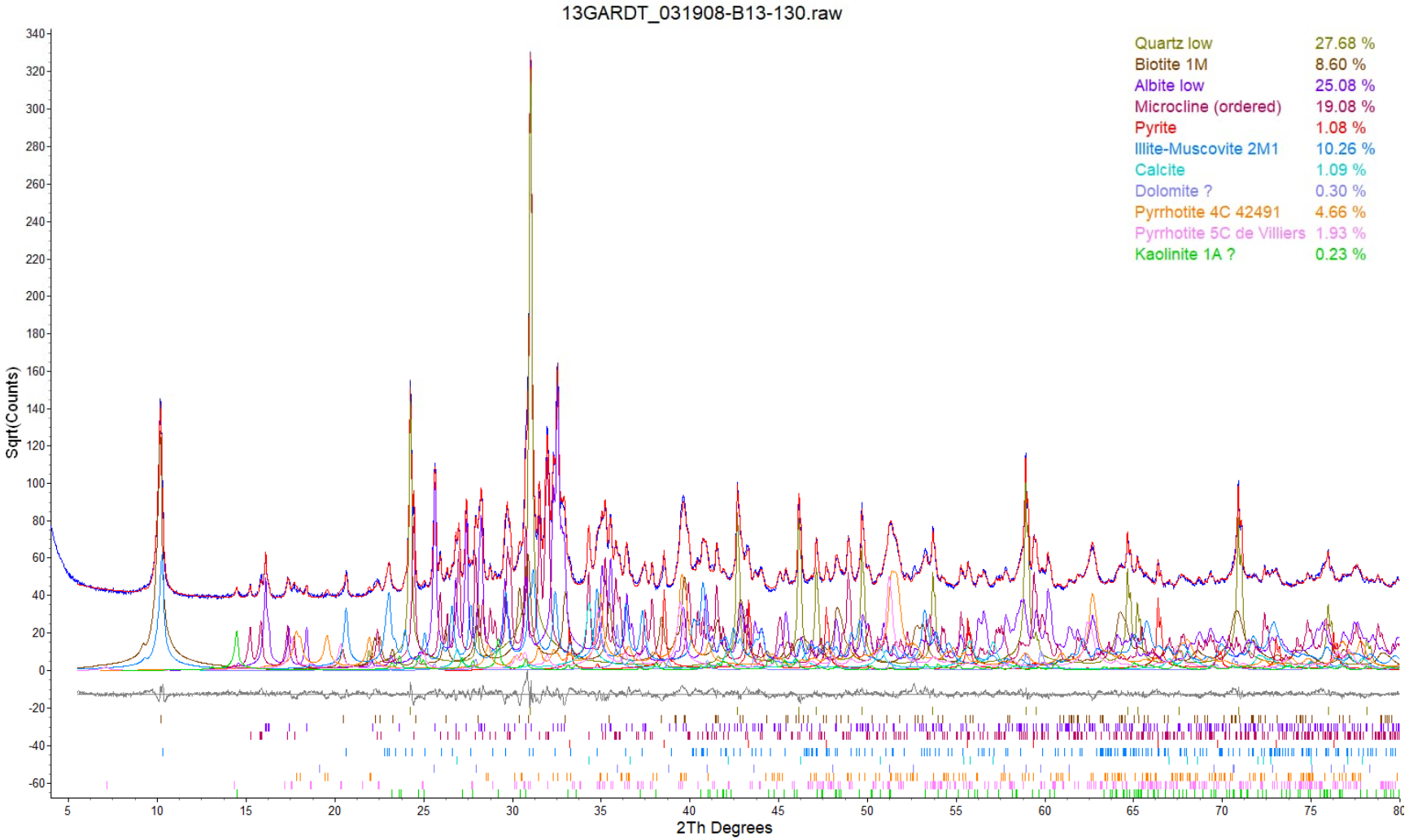

Figure 13. Rietveld refinement plot of sample **Global ARD Testing Services – #13: 031908-B13-130** (blue line - observed intensity at each step; red line - calculated pattern; solid grey line below - difference between observed and calculated intensities; vertical bars - positions of all Bragg reflections). Coloured lines are individual diffraction patterns of all phases.

Table 1. Results of quantitative phase analysis (wt.%); Project: 2329 (B22), Ref# 24-0359-COM-GARDT

Sample No.	1	2	3	4		5		6	7		8	9	10	11		12	13	
Mineral/Sample ID	DX450035-B14-B-148	DX450058-B14-C-21	DX450063-B14-C-26	031758-B14-A-51		031762-B14-A-09		031765-B14-A-12	031786-B14-A-64		031790-B14-A-67	031804-B14-A-29	031815-B14-A-78	116732-B14-A-36		116750-B14-A-85	031908-B13-130	
Amphibole (actinolite; cummingtonite)	17.5	64.0	8.1					2.8			23.5	64.3	5.9	2.9		14.0		
Apatite						0.4	(?)		0.4									
Biotite			3.8			1.8		2.7			4.4	0.7	6.1	16.1			8.6	
Calcite	31.2	4.2	0.9					1.2	0.4		2.8	3.7	4.8	0.7		3.5	1.1	
Clinochlore	2.1	1.6	8.1			1.7		3.8	3.0		3.6	2.3	1.9	1.6		5.9		
Clinozoisite									1.4					1.8				
Dolomite - Ankerite	0.6			0.3	(?)	0.2	(?)	1.3									0.3	(?)
Dravite	1.0			0.7					0.9	(?)								
Garnet (almandine)			1.1						0.8		3.1	2.4		4.0				
Illite-Muscovite				32.3		18.1			22.0								10.3	
Ilmenite		1.8	1.5			0.6		1.0	0.4	(?)	1.2	2.8		0.2	(?)	1.4		
Kaolinite				0.2	(?)												0.2	(?)
K-feldspar (microcline)																	19.1	
Magnetite														3.6				
Plagioclase (albite; albite, calcian)	0.4	20.5	29.1	2.6		31.9		59.0	20.5		23.7	8.3	27.3	26.4		41.0	25.1	
Pyrite	0.3			0.2		1.9							0.8	1.2			1.1	
Pyrrhotite	24.3		16.5	4.7		7.5		3.6	17.8		5.3	5.1	27.6	11.1		14.6	6.6	
Quartz	22.6	7.8	31.0	58.5		35.8		24.6	31.9		32.4	10.3	25.7	30.2		18.8	27.7	
Siderite														0.3	(?)	0.8		
Titanite				0.5	(?)				0.5	(?)								
Total	100.0	100.0	100.0	100.0		100.0		100.0	100.0		100.0	100.0	100.0	100.0		100.0	100.0	

QUANTITATIVE PHASE ANALYSIS OF SIX POWDER SAMPLES USING THE RIETVELD METHOD AND X-RAY POWDER DIFFRACTION DATA

Global Project #: 2329 (B23)
COC#: GL23-2893

Said Zeinab
Global ARD Testing Services Inc.
6891 Antrim Avenue
Burnaby, BC V5J 4M5

Cole Mauws, Ph.D.
Jenny Lai, B.Sc.
Lan Kato, B.A.

Electron Microbeam/X-ray Diffraction Facility (EMXDF)
Dept. of Earth, Ocean & Atmospheric Sciences
The University of British Columbia
6339 Stores Road
Vancouver, BC V6T 1Z4

Reference number: 24-0411-COM-GARDT

Aug 12, 2024

METHOD

The samples were reduced to the optimum grain-size range for quantitative X-ray analysis (<10 μm) by grinding under ethanol in a vibratory McCrone XRD Mill (Retsch GmbH, Germany) for 10 minutes. Continuous-scan X-ray powder-diffraction data were collected over a range of 4-80°2θ with CoKα radiation on a Bruker D8 Endeavor Bragg-Brentano diffractometer equipped with a LynxEye-XE-T detector.

RESULTS

The X-ray diffractograms were analyzed using the International Centre for Diffraction Database PDF-4 and Search-Match software by Bruker. X-ray powder-diffraction data of the samples were refined with Rietveld program Topas 4.2 (Bruker AXS). The results of quantitative phase analysis by Rietveld refinements are given in Table 1. These amounts represent the relative amounts of crystalline phases normalized to 100%. The Rietveld refinement plots are shown in Figures 1-6.

Table 1. Results of quantitative phase analysis (wt.%)

Mineral	**Ideal Formula**	**1-5_117478**	**2-14_117476**	**3-20_117489**	**4-33_117457**	**5-59_A0962868**	**6-61_DX489421**
Actinolite	$Ca_2(Mg,Fe^{2+})_5Si_8O_{22}(OH)_2$				0.2(?)		3.2
Apatite	$Ca_5(PO_4)_3(F,Cl,OH)$	0.3 (?)		0.3 (?)			0.3 (?)
Biotite-Phlogopite	$K(Mg,Fe)_3(AlSi_3O_{10})(OH)_2$	7.9	2.6	10.6	3.7	22.3	8.2
Calcite	$CaCO_3$	4.7	1.3	1.3	0.1 (?)	0.2 (?)	0.1 (?)
Clinochlore	$(Mg,Fe^{2+})_5Al(Si_3Al)O_{10}(OH)_8$	1.1	0.8	2.1	1.2	0.6	2.3
Clinozoisite	$Ca_2Al_3(SiO_4)_3(OH)$				1.3 (?)	2.0 (?)	1.1 (?)
Illite-Muscovite	$KAl_2(AlSi_3O_{10})(OH)_2$	7.0	11.0	9.7	25.4	11.1	17.2
Ilmenite	$Fe^{2+}TiO_3$	0.3		0.1 (?)			0.2 (?)
K-Feldspar (microcline)	$KAlSi_3O_8$	4.9	7.2		2.0		
Plagioclase (albite; albite, calcian; andesine; anorthite)	$NaAlSi_3O_8 – CaAl_2Si_2O_8$	37.8	36.5	30.1	14.5	22.3	23.1
Pyrite	FeS_2		0.2				
Pyrrhotite	$Fe_{1-x}S$			0.9 (?)	0.4 (?)	0.3 (?)	0.8 (?)
Quartz	SiO_2	36.2	40.4	44.9	51.3	41.2	43.4
Total		**100**	**100**	**100**	**100**	**100**	**100**

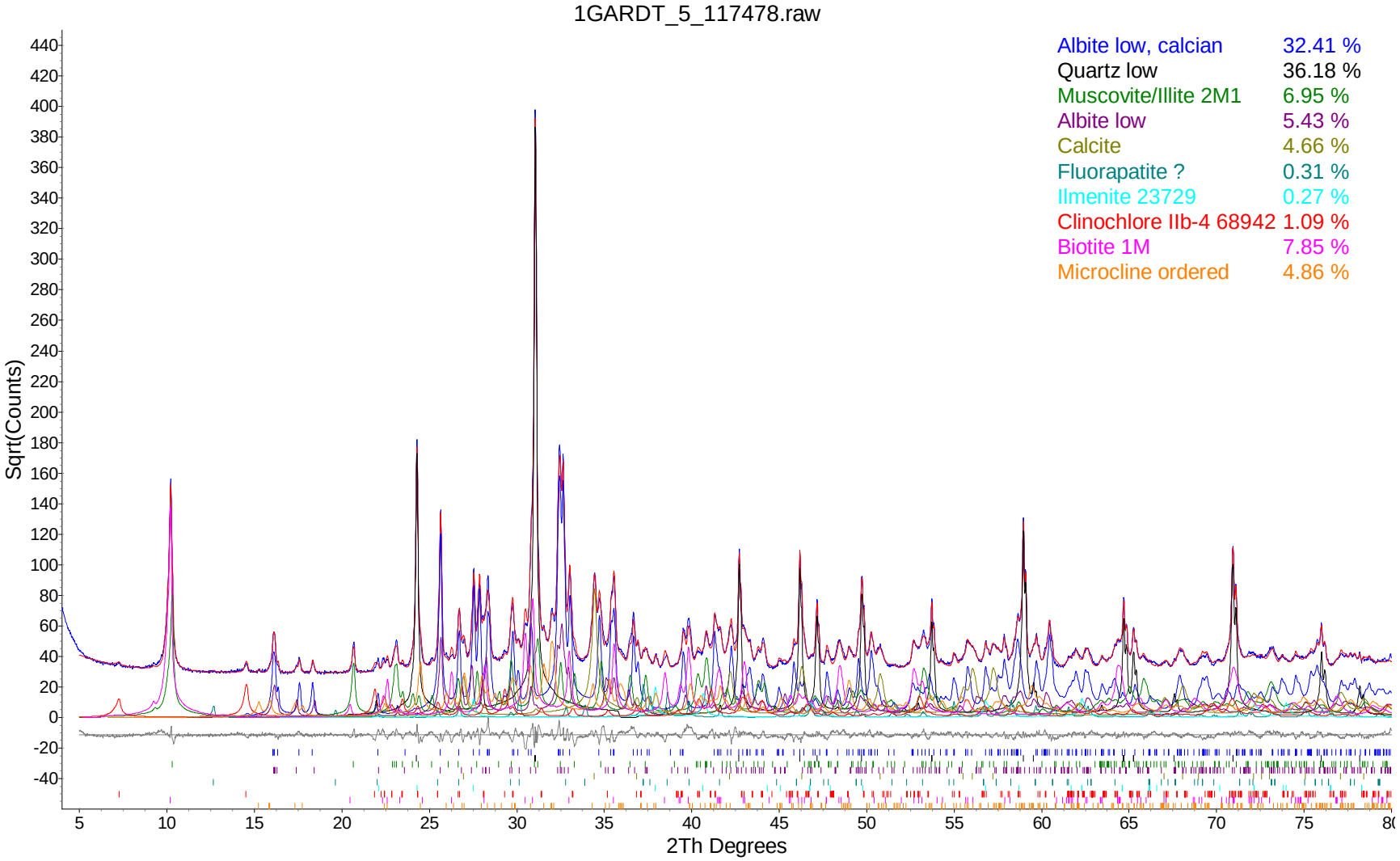

Figure 1. Rietveld refinement plot of sample **1 5_117478** (blue line - observed intensity at each step; red line - calculated pattern; solid grey line below - difference between observed and calculated intensities; vertical bars - positions of all Bragg reflections). Coloured lines are individual diffraction patterns of all phases.

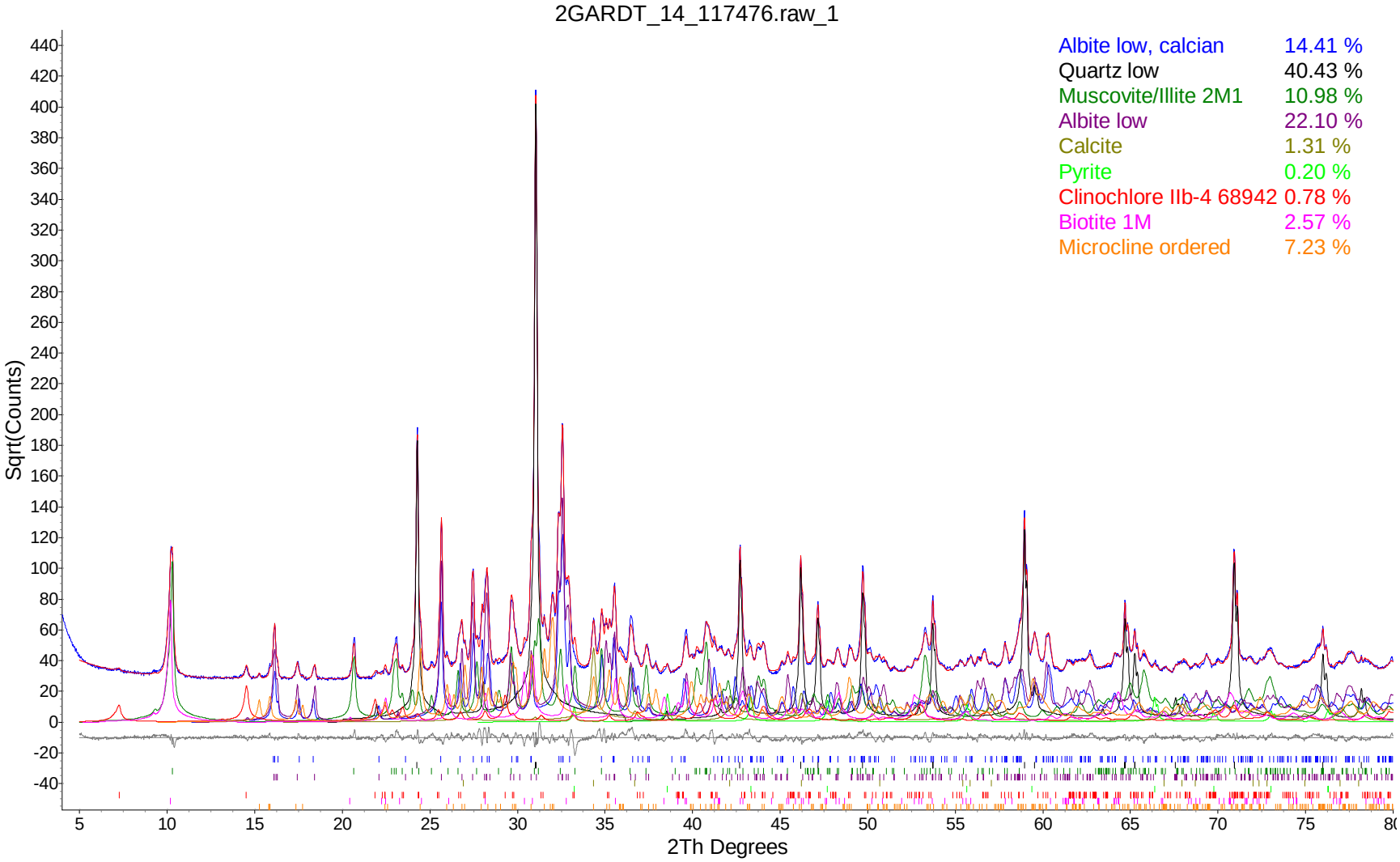

Figure 2. Rietveld refinement plot of sample **2 12_117476** (blue line - observed intensity at each step; red line - calculated pattern; solid grey line below - difference between observed and calculated intensities; vertical bars - positions of all Bragg reflections). Coloured lines are individual diffraction patterns of all phases.

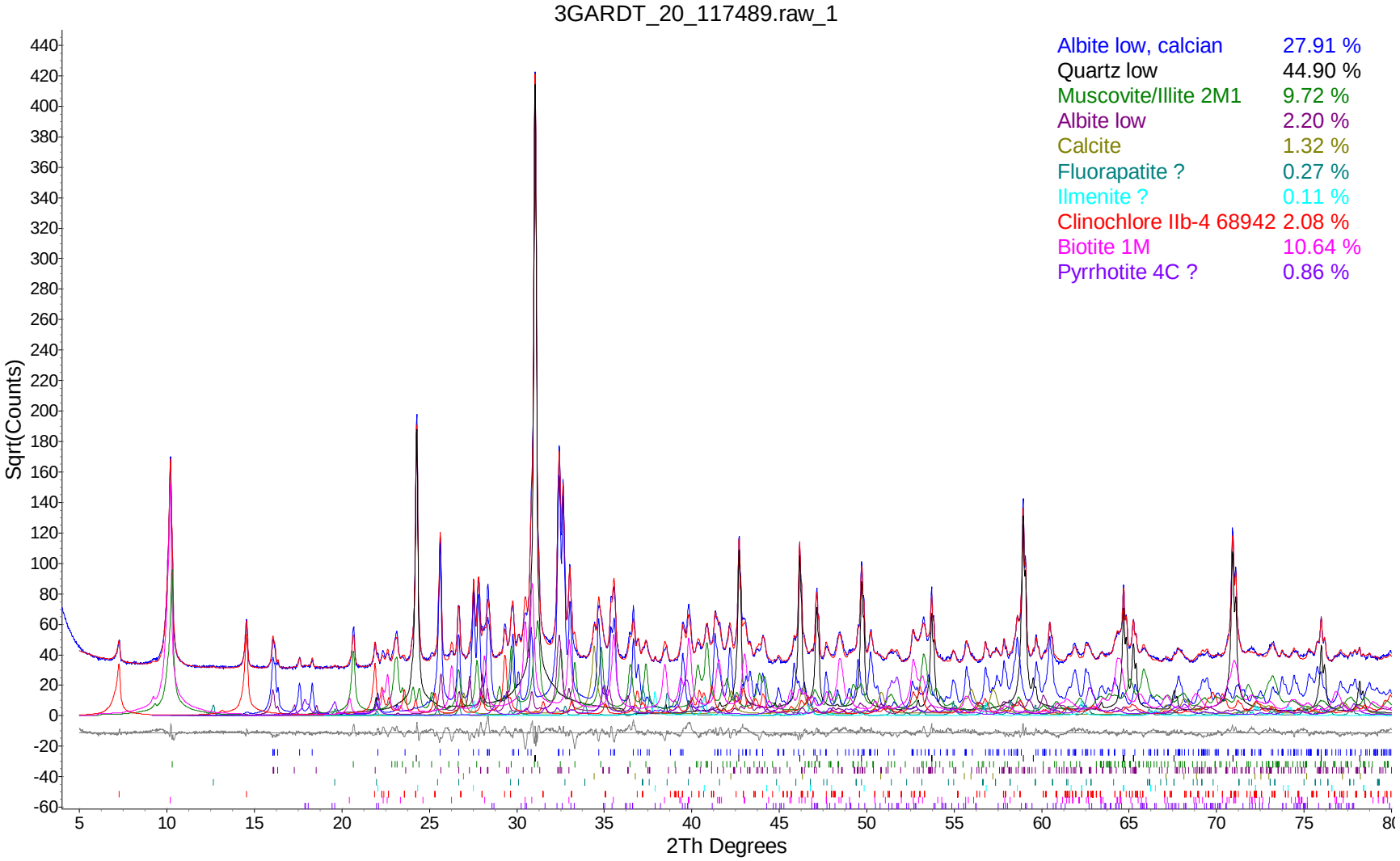

Figure 3. Rietveld refinement plot of sample **3 20_117489** (blue line - observed intensity at each step; red line - calculated pattern; solid grey line below - difference between observed and calculated intensities; vertical bars - positions of all Bragg reflections). Coloured lines are individual diffraction patterns of all phases.

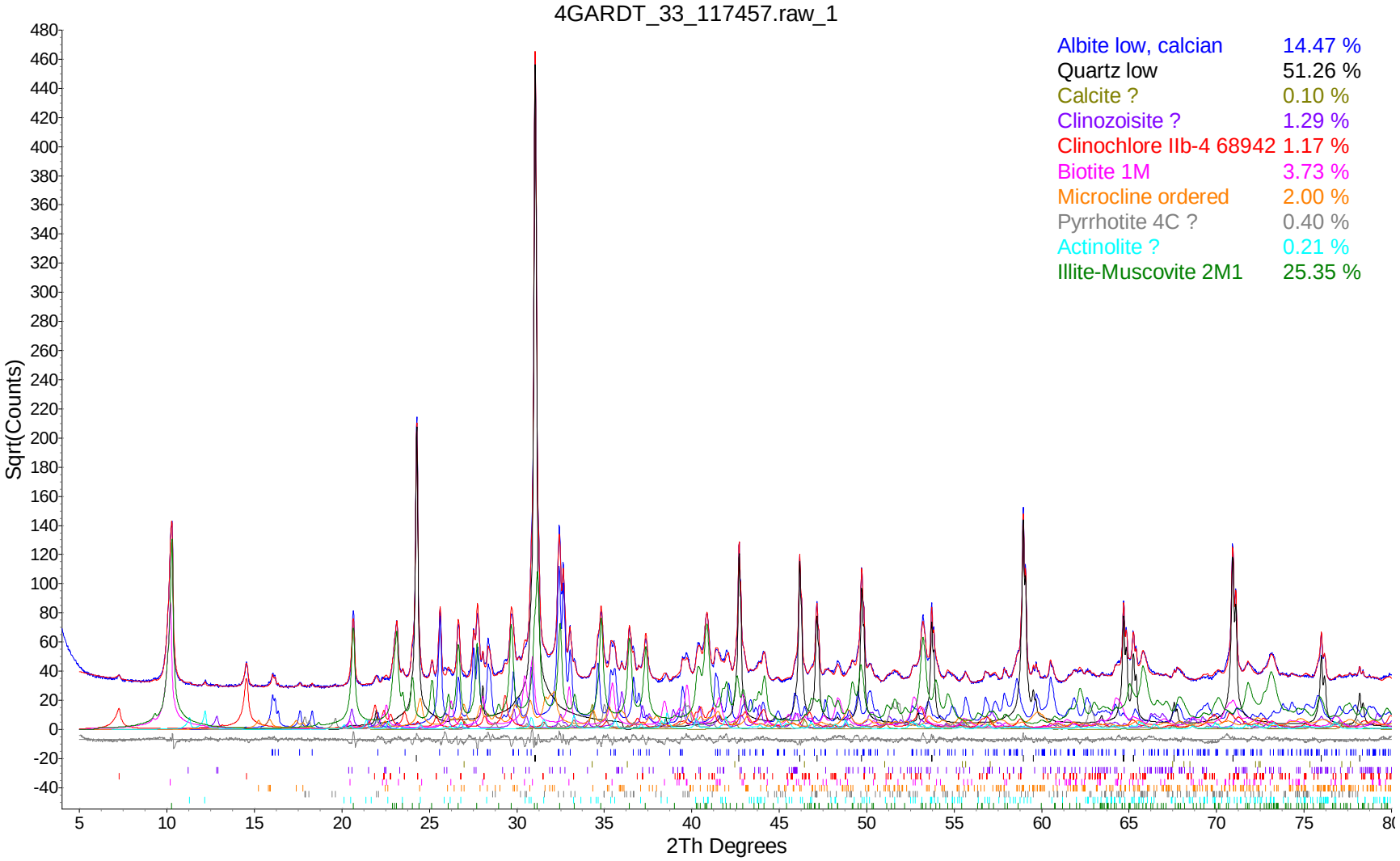

Figure 4. Rietveld refinement plot of sample **4 33_117457** (blue line - observed intensity at each step; red line - calculated pattern; solid grey line below - difference between observed and calculated intensities; vertical bars - positions of all Bragg reflections). Coloured lines are individual diffraction patterns of all phases.

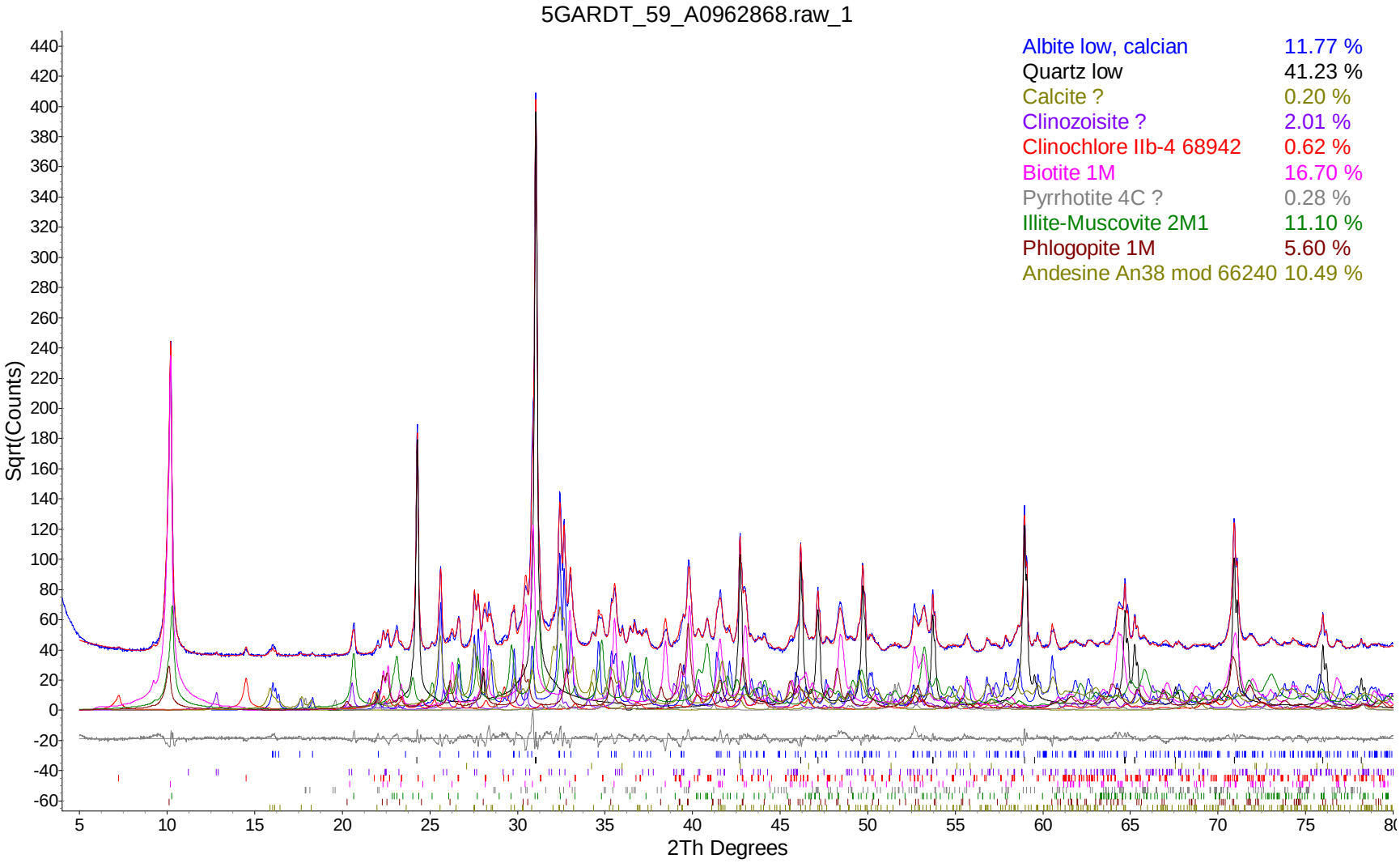

Figure 5. Rietveld refinement plot of sample **5 59_A0962868** (blue line - observed intensity at each step; red line - calculated pattern; solid grey line below - difference between observed and calculated intensities; vertical bars - positions of all Bragg reflections). Coloured lines are individual diffraction patterns of all phases.

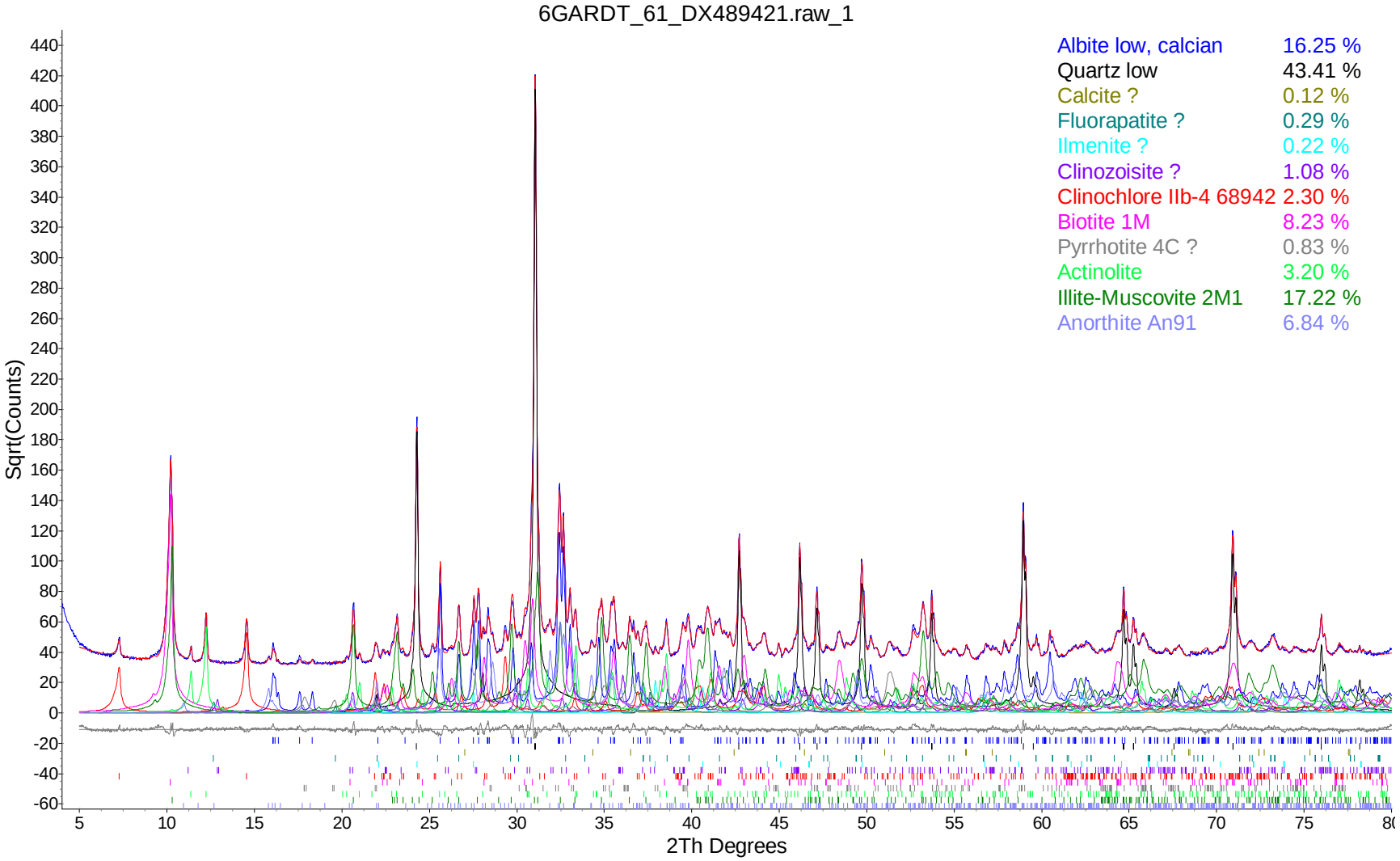

Figure 6. Rietveld refinement plot of sample **6 61_DX489421** (blue line - observed intensity at each step; red line - calculated pattern; solid grey line below - difference between observed and calculated intensities; vertical bars - positions of all Bragg reflections). Coloured lines are individual diffraction patterns of all phases.

QUANTITATIVE PHASE ANALYSIS OF THIRTY-THREE POWDER SAMPLES USING THE RIETVELD METHOD AND X-RAY POWDER DIFFRACTION DATA

Project #: 2329 (B22)
PO#: GL23-3115

Ivy Rajan - Prab Bhatia - Said Zeinab
Global ARD Testing Services Inc.
6891 Antrim Avenue
Burnaby, BC V5J 4M5

Cole Mauws, Ph.D.
Jenny Lai, B.Sc.
Lan Kato, B.A.

Electron Microbeam/X-Ray Diffraction Facility (EMXDF)
Dept. of Earth, Ocean & Atmospheric Sciences
The University of British Columbia
6339 Stores Road
Vancouver, BC V6T 1Z4

Reference number: 24-0469-COM-GARDT

September 16, 2024

METHOD

The 33 samples of **Project #: 2329 (B32)** were reduced to the optimum grain-size range for quantitative X-ray analysis (<10 μm) by grinding under ethanol in a vibratory McCrone XRD Mill (Retsch GmbH, Germany) for 10 minutes. Continuous-scan X-ray powder-diffraction data were collected over a range of 4-80°2θ with CoKα radiation on a Bruker D8 Endeavor Bragg-Brentano diffractometer equipped a LynxEye-XE-T detector.

RESULTS

The X-ray diffractograms were analyzed using the International Centre for Diffraction Database PDF-4 and Search-Match EVA 4.2 (Bruker AXS). X-ray powder-diffraction data of the samples were refined with Rietveld program Topas 4.2 (Bruker AXS). The results of quantitative phase analysis by Rietveld refinements are given in Table 1 (separate file, ***24-0469-COM-GARDT Results 2024-09-16 - Proj 2329 (B32) PO GL23-3115 - 33 samples.xlsx***). These amounts represent the relative amounts of crystalline phases normalized to 100%. The Rietveld refinement plots are shown in Figures 1 - 33. Ideal formulae of the mineral phases present are shown in Table 2.

The X-ray diffraction patterns in many figures show an empty area around 52°2θ that is likely due to the presence of minor alpha-iron in the samples.

Table 2. Ideal formulae for phases present, Proj#: 2329 (B32), PO#: GL23-3115

Mineral	**Ideal Formula**
Amphibole (actinolite; cummingtonite)	**AB**$_2$**C**$_5$((Si,Al,Ti)$_8$O$_{22}$)(OH,F,Cl,O)$_2$ **A** = □, Na, K, Ca, Pb^{2+} **B** = Li, Na, Mg, Fe^{2+}, Mn^{2+}, Ca **C** = Li, Na, Mg, Fe^{2+}, Mn^{2+}, Zn, Co, Ni, Al, Fe^{3+}, Cr^{3+}, Mn^{3+}, V^{3+}, Ti, Zr
Apatite	$Ca_5(PO_4)_3(F,Cl,OH)$
Biotite	$K(Mg,Fe)_3(AlSi_3O_{10})(OH)_2$
Calcite - Calcite, magnesian	$CaCO_3$ - $(Ca,Mg)CO_3$
Clinochlore	$(Mg,Fe^{2+})_5Al(Si_3Al)O_{10}(OH)_8$
Clinozoisite	$Ca_2Al_3(SiO_4)_3(OH)$
Dolomite - Ankerite	$CaMg(CO_3)_2$ - $Ca(Fe^{2+},Mg,Mn)(CO_3)_2$
Dravite	$NaMg_3Al_6(BO_3)3Si_6O_{18}(OH)_4$
Garnet (almandine)	$Fe^{2+}{}_3Al_2(SiO_4)_3$
Gypsum	$CaSO_4 \cdot 2H_2O$
Illite - Muscovite 2M1	$\sim K_{0.65}Al_{2.0}(Al_{0.65}Si_{3.35}O_{10})(OH)_2$ - $KAl_2AlSi_3O_{10}(OH)_2$
Ilmenite	$Fe^{2+}TiO_3$
Kaolinite	$Al_2Si_2O_5(OH)_4$
K-feldspar (microcline, orthoclase)	$KAlSi_3O_8$
Plagioclase (albite; albite, calcian; andesine)	$NaAlSi_3O_8$ - $CaAl_2Si_2O_8$
Pyrite	FeS_2
Pyrrhotite	$Fe_{1-x}S$
Quartz	SiO_2
Siderite	$Fe^{2+}CO_3$
Sphalerite	(Zn,Fe)S

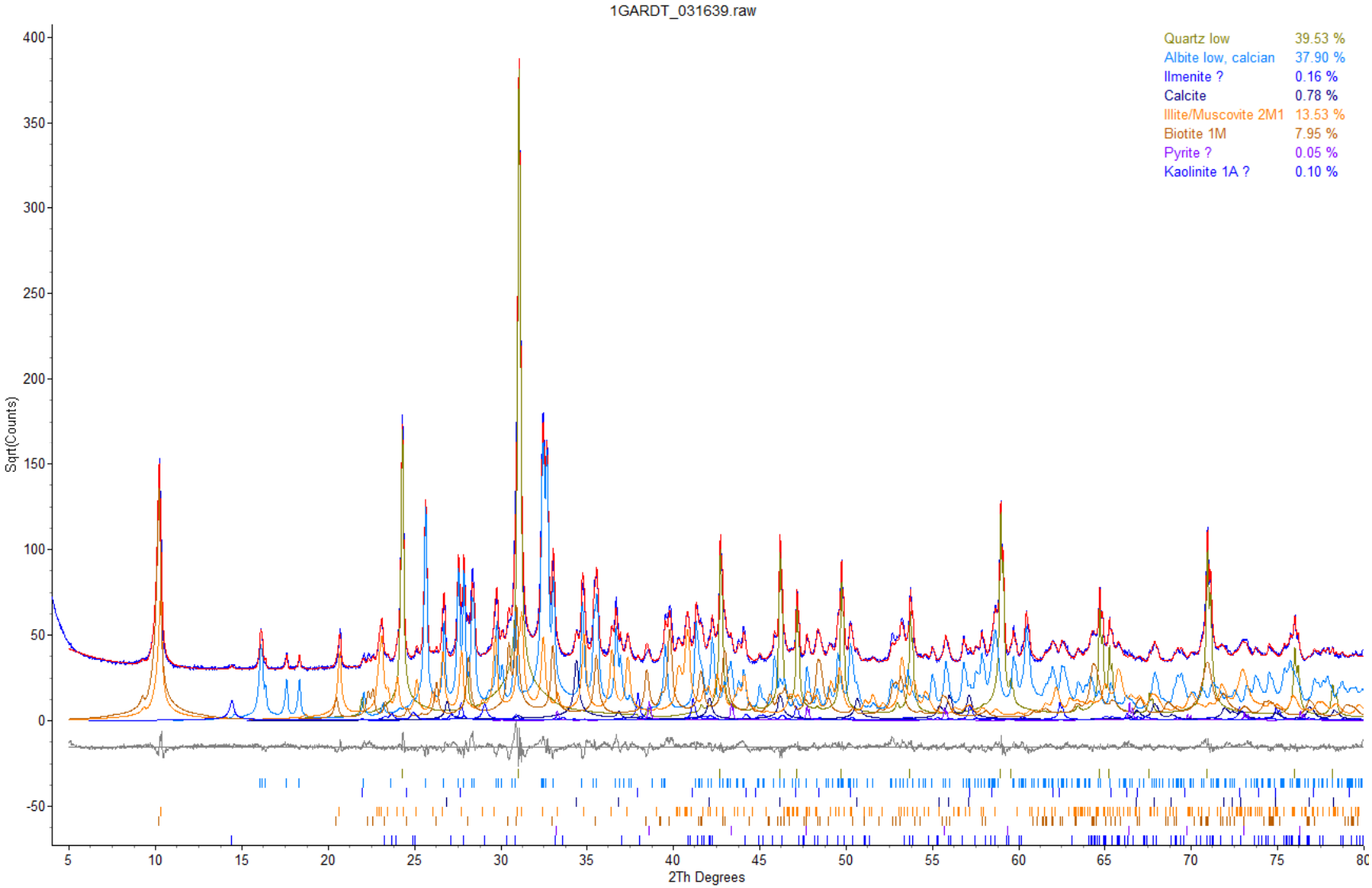

Figure 1. Rietveld refinement plot of sample **Global ARD Testing Services - 1_031639** (blue line - observed intensity at each step; red line - calculated pattern; solid grey line below - difference between observed and calculated intensities; vertical bars - positions of all Bragg reflections). Coloured lines are individual diffraction patterns of all phases.

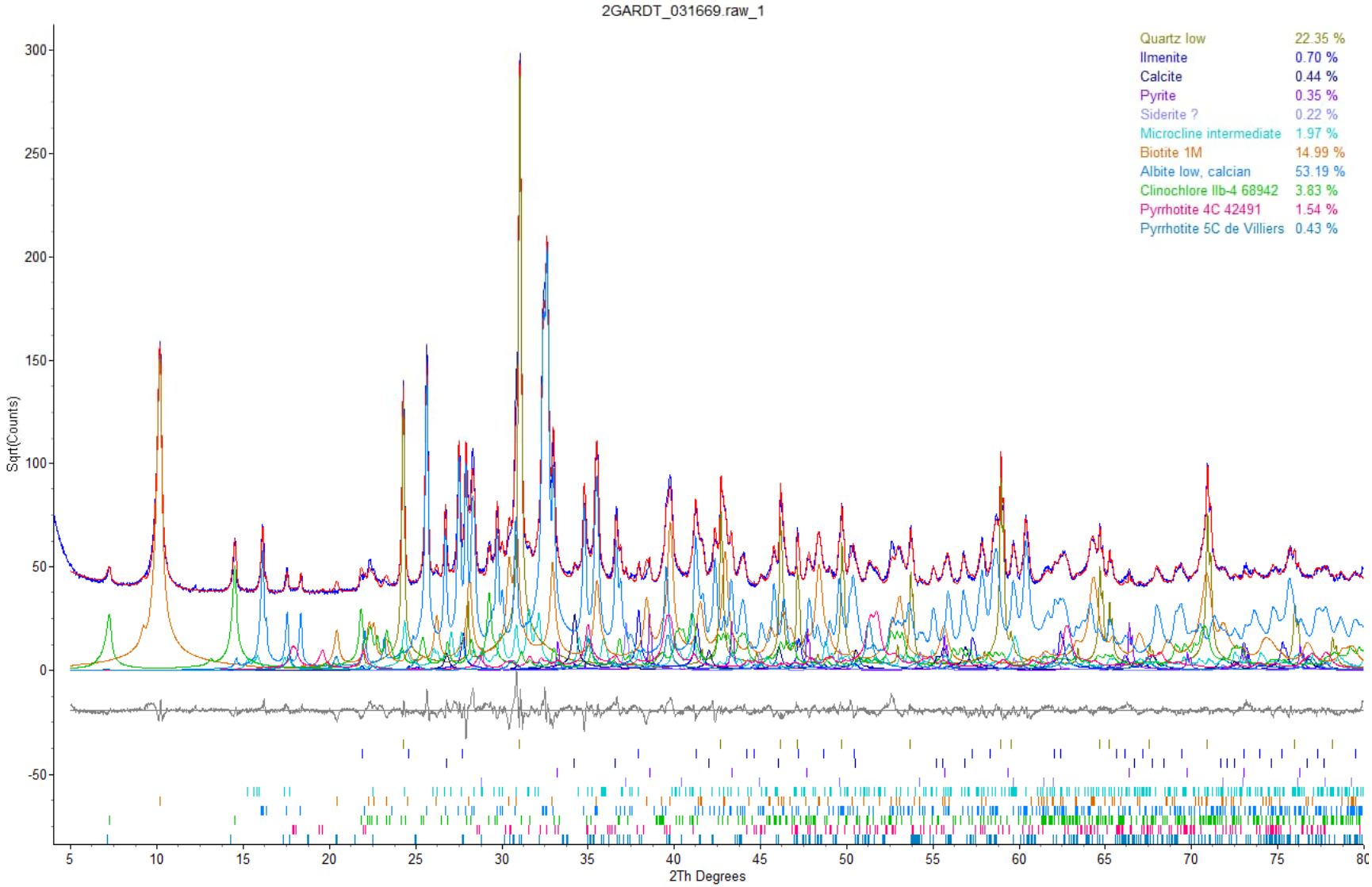

Figure 2. Rietveld refinement plot of sample **Global ARD Testing Services - 2_031669** (blue line - observed intensity at each step; red line - calculated pattern; solid grey line below - difference between observed and calculated intensities; vertical bars - positions of all Bragg reflections). Coloured lines are individual diffraction patterns of all phases.

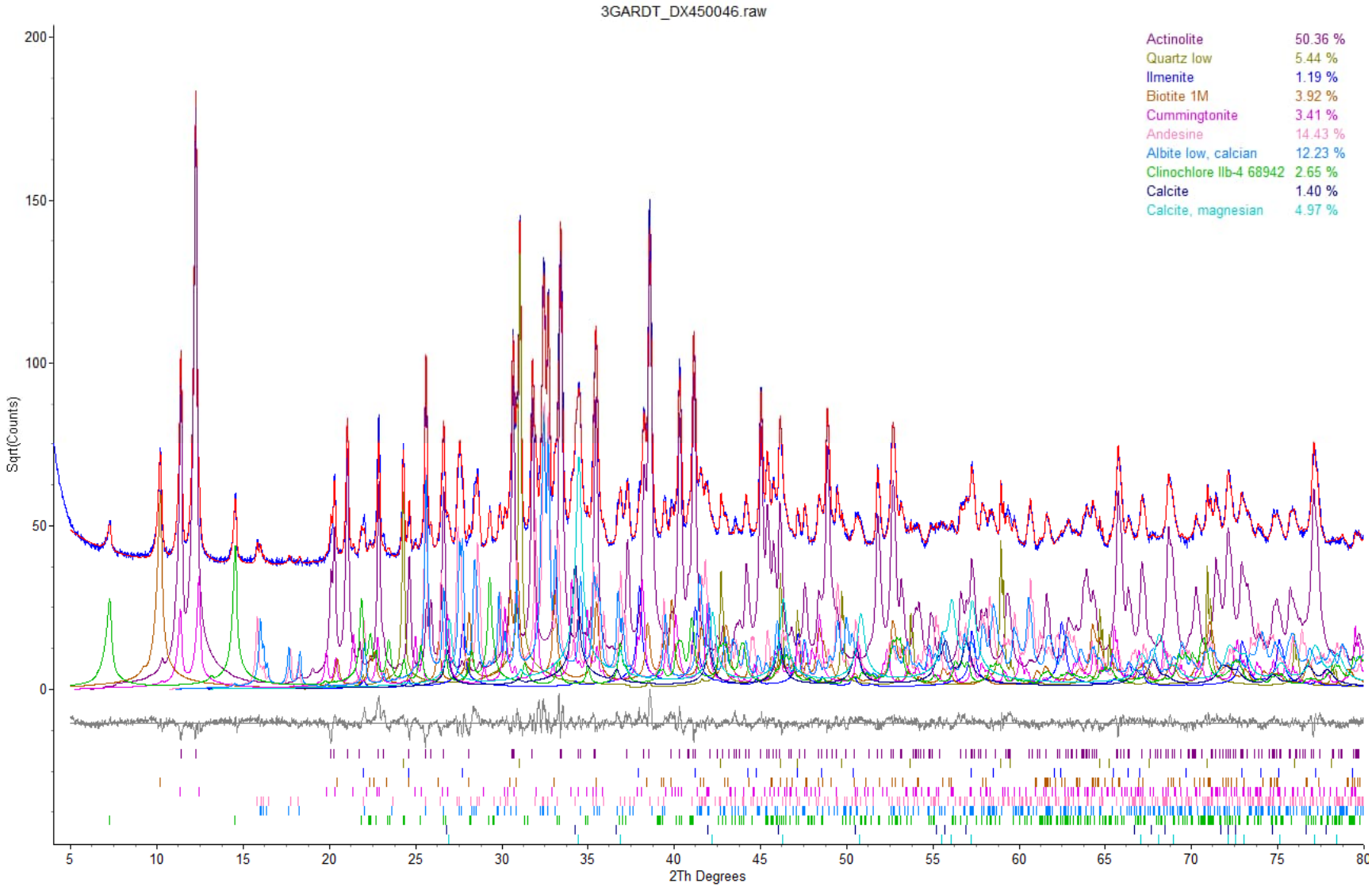

Figure 3. Rietveld refinement plot of sample **Global ARD Testing Services - 3_DX450046** (blue line - observed intensity at each step; red line - calculated pattern; solid grey line below - difference between observed and calculated intensities; vertical bars - positions of all Bragg reflections). Coloured lines are individual diffraction patterns of all phases.

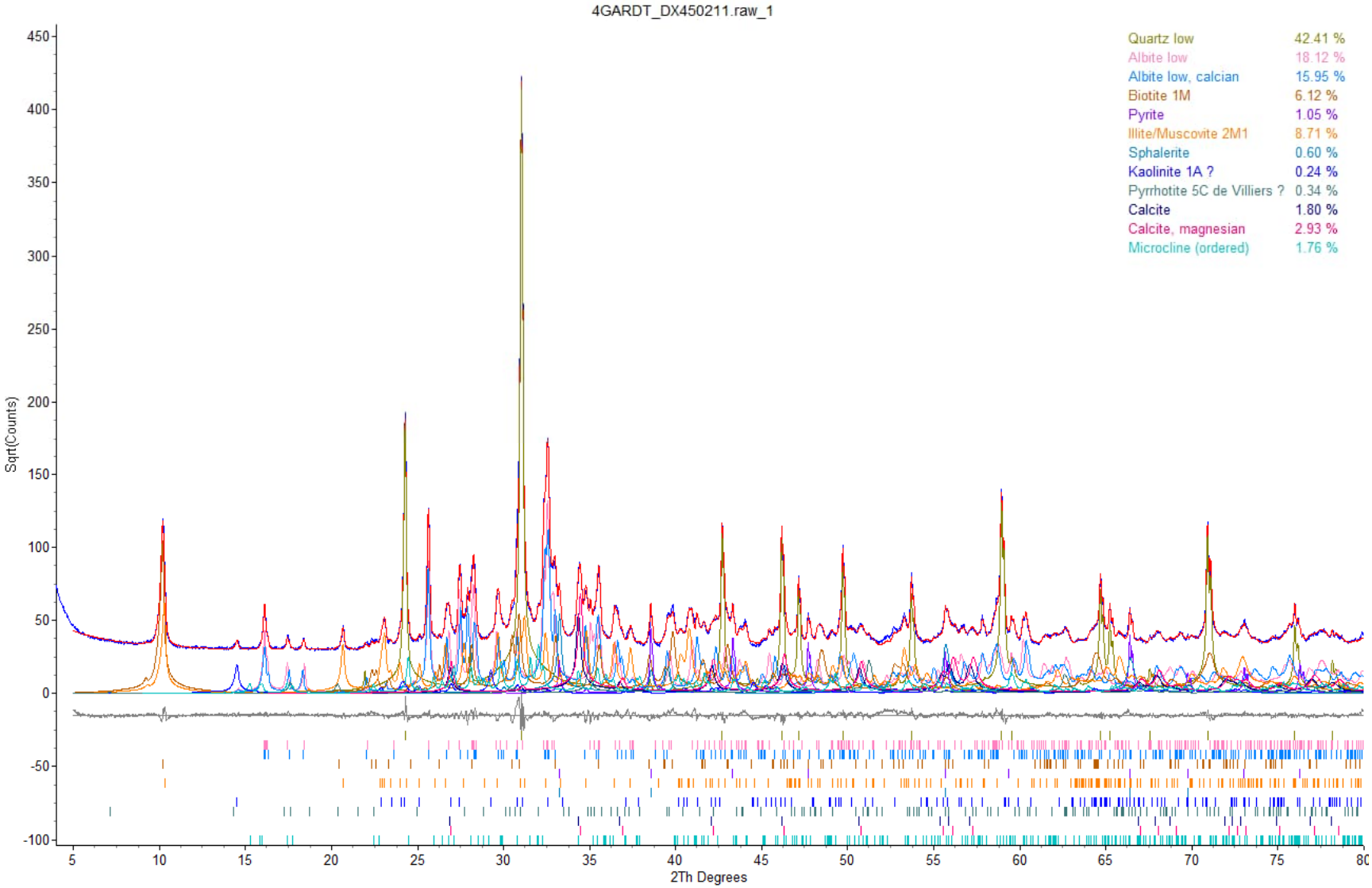

Figure 4. Rietveld refinement plot of sample **Global ARD Testing Services - 4_DX450211** (blue line - observed intensity at each step; red line - calculated pattern; solid grey line below - difference between observed and calculated intensities; vertical bars - positions of all Bragg reflections). Coloured lines are individual diffraction patterns of all phases.

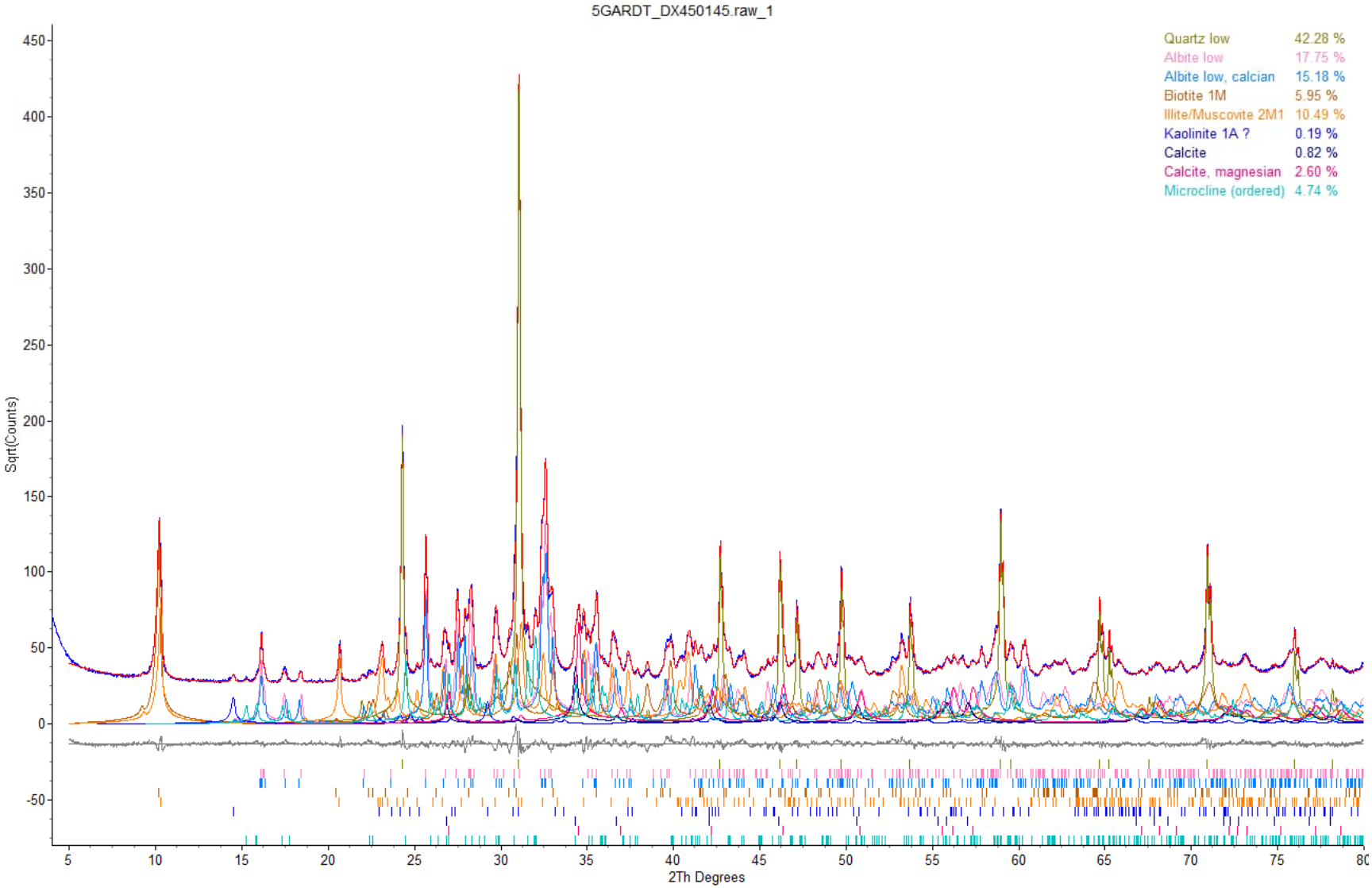

Figure 5. Rietveld refinement plot of sample **Global ARD Testing Services - 5_DX450145** (blue line - observed intensity at each step; red line - calculated pattern; solid grey line below - difference between observed and calculated intensities; vertical bars - positions of all Bragg reflections). Coloured lines are individual diffraction patterns of all phases.

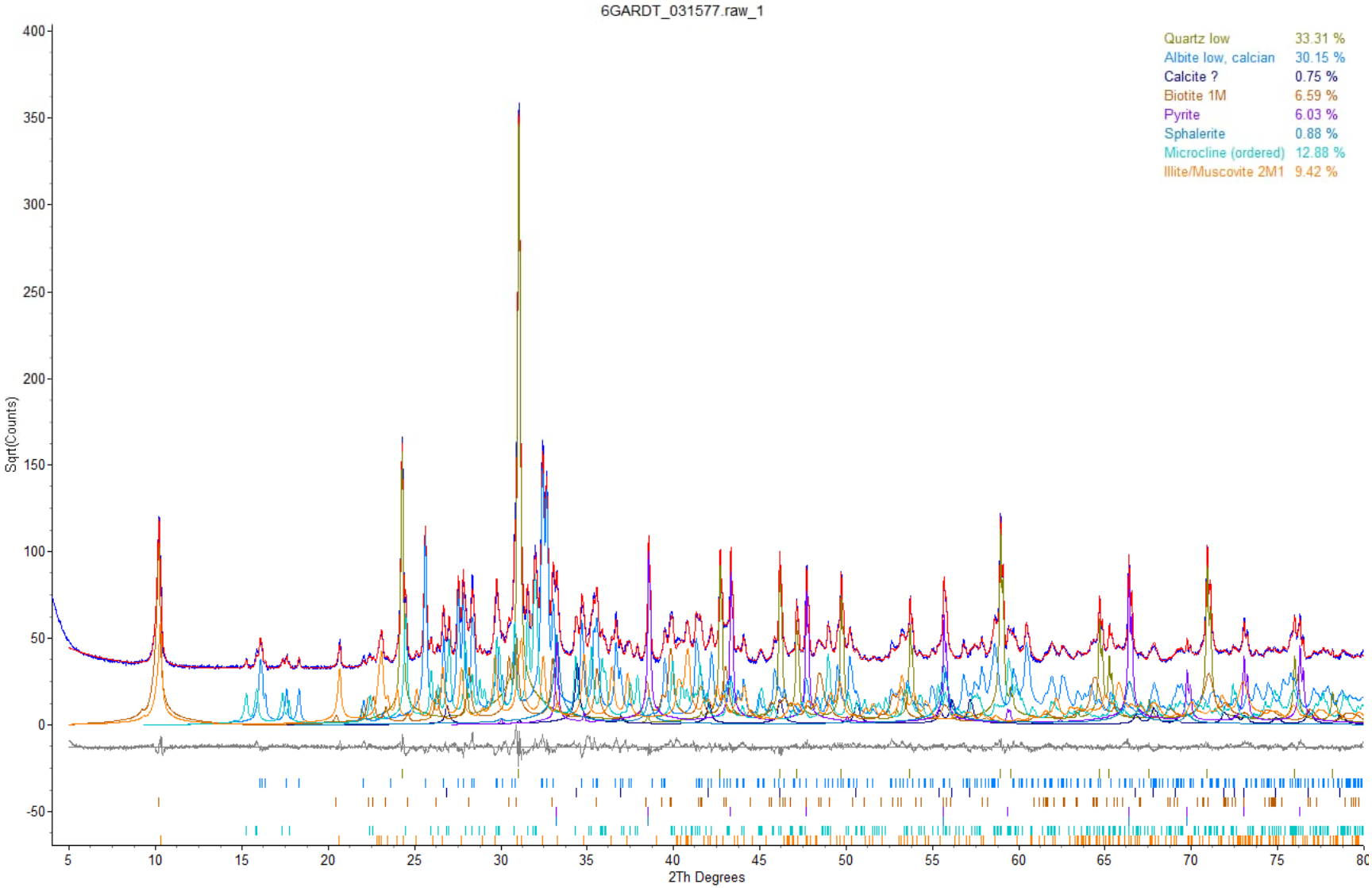

Figure 6. Rietveld refinement plot of sample **Global ARD Testing Services - 6_031577** (blue line - observed intensity at each step; red line - calculated pattern; solid grey line below - difference between observed and calculated intensities; vertical bars - positions of all Bragg reflections). Coloured lines are individual diffraction patterns of all phases.

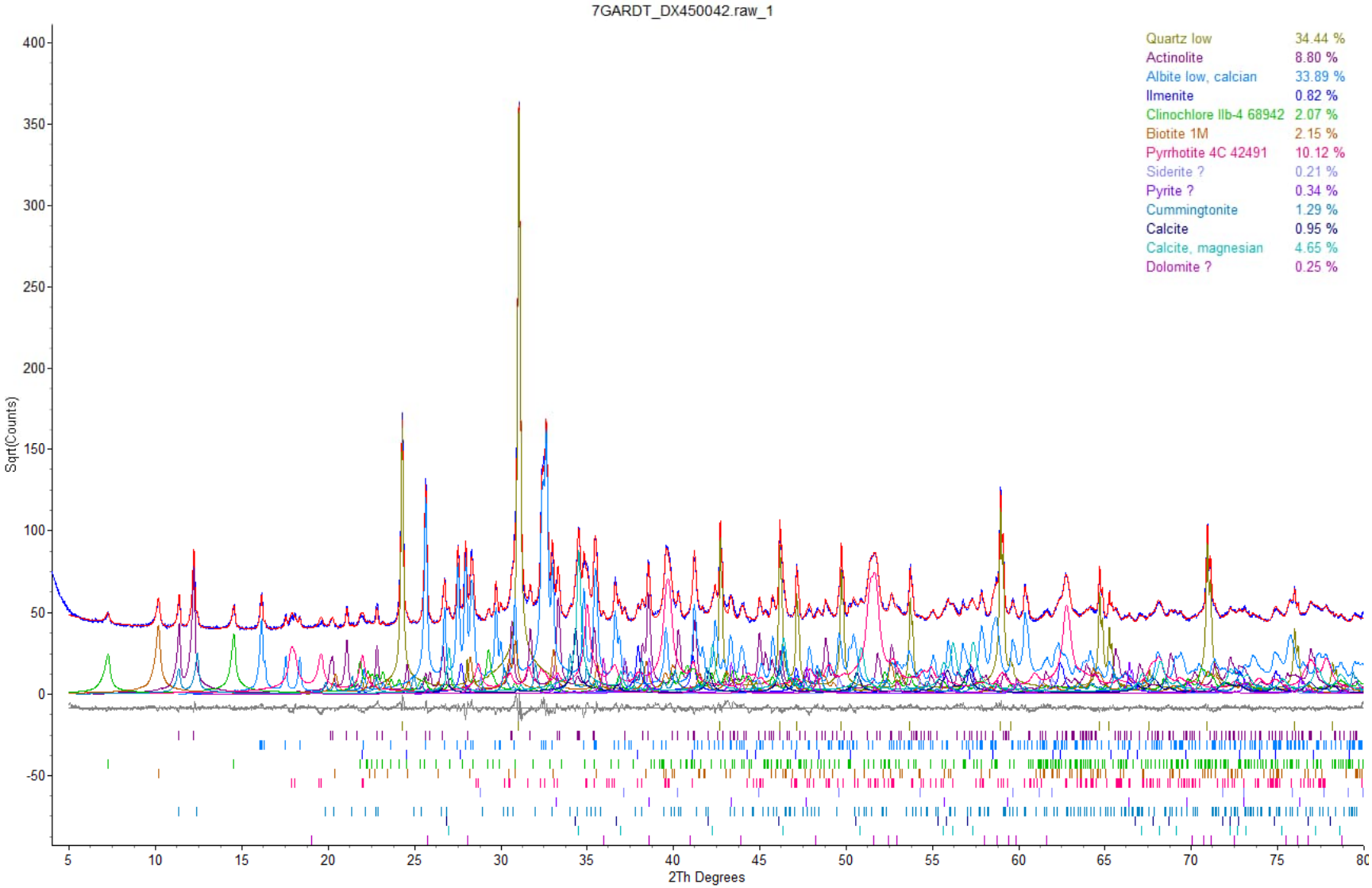

Figure 7. Rietveld refinement plot of sample **Global ARD Testing Services - 7_DX450042** (blue line - observed intensity at each step; red line - calculated pattern; solid grey line below - difference between observed and calculated intensities; vertical bars - positions of all Bragg reflections). Coloured lines are individual diffraction patterns of all phases.

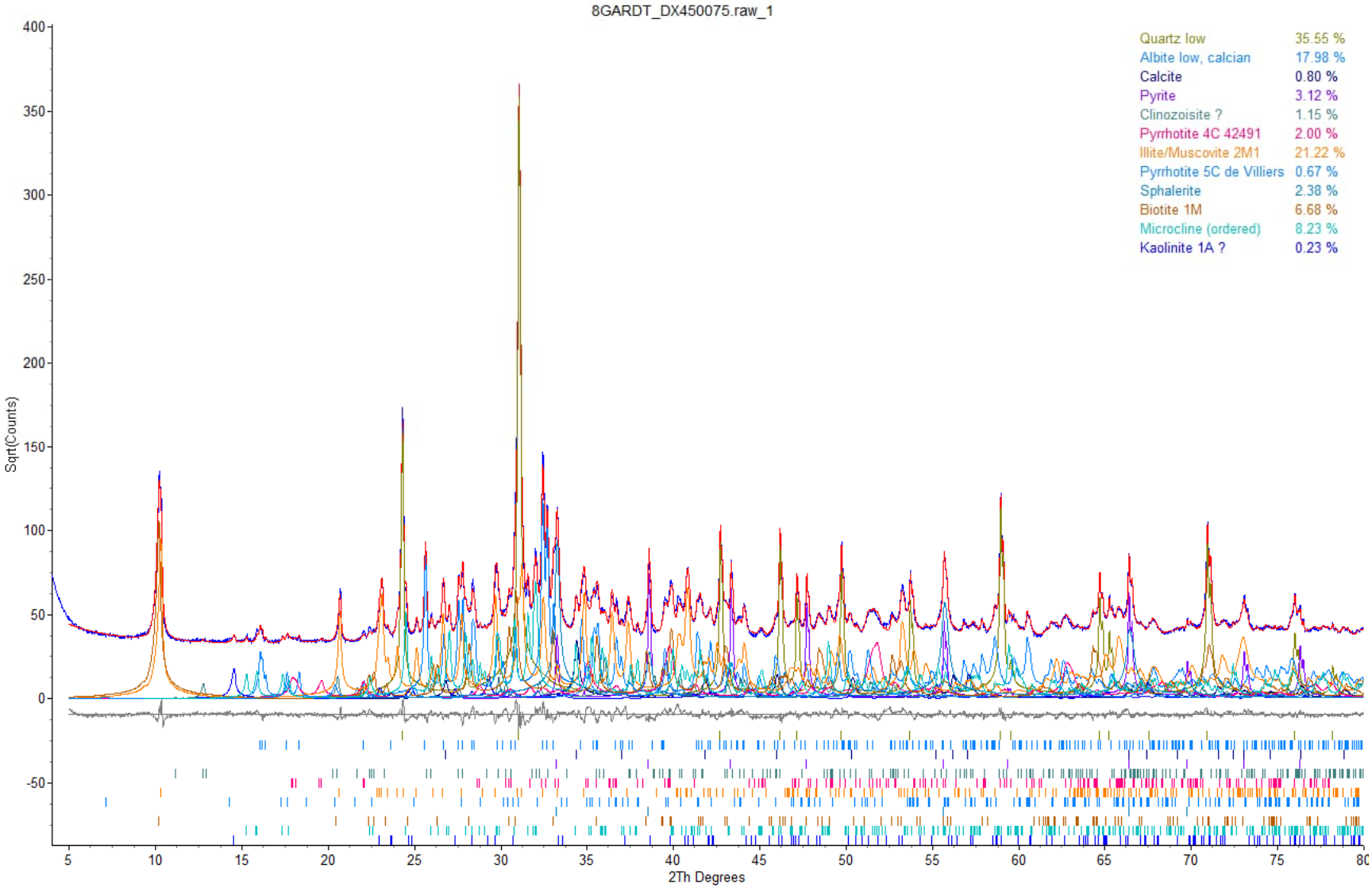

Figure 8. Rietveld refinement plot of sample **Global ARD Testing Services - 8_DX450075** (blue line - observed intensity at each step; red line - calculated pattern; solid grey line below - difference between observed and calculated intensities; vertical bars - positions of all Bragg reflections). Coloured lines are individual diffraction patterns of all phases.

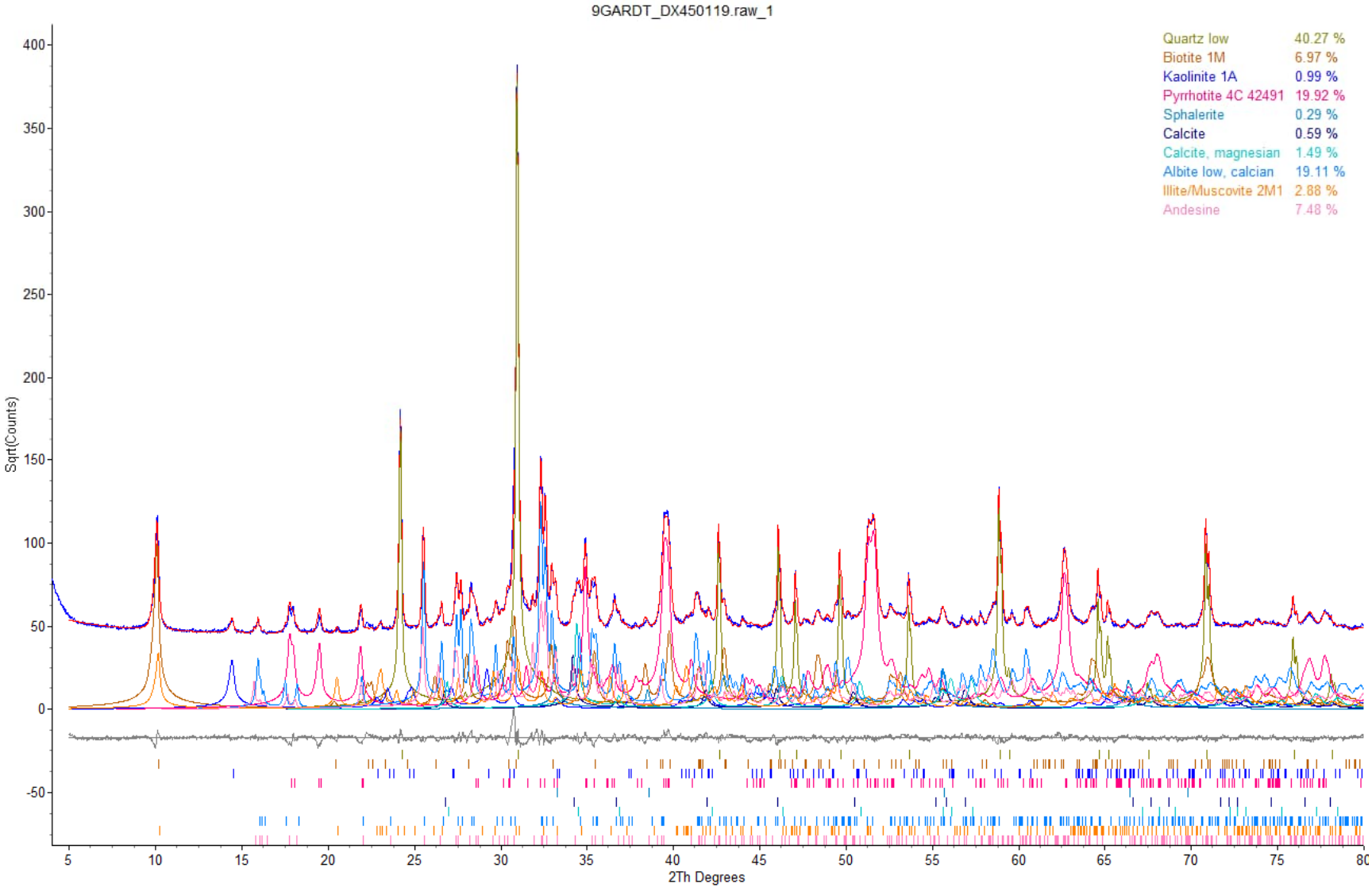

Figure 9. Rietveld refinement plot of sample **Global ARD Testing Services - 9_DX450119** (blue line - observed intensity at each step; red line - calculated pattern; solid grey line below - difference between observed and calculated intensities; vertical bars - positions of all Bragg reflections). Coloured lines are individual diffraction patterns of all phases.

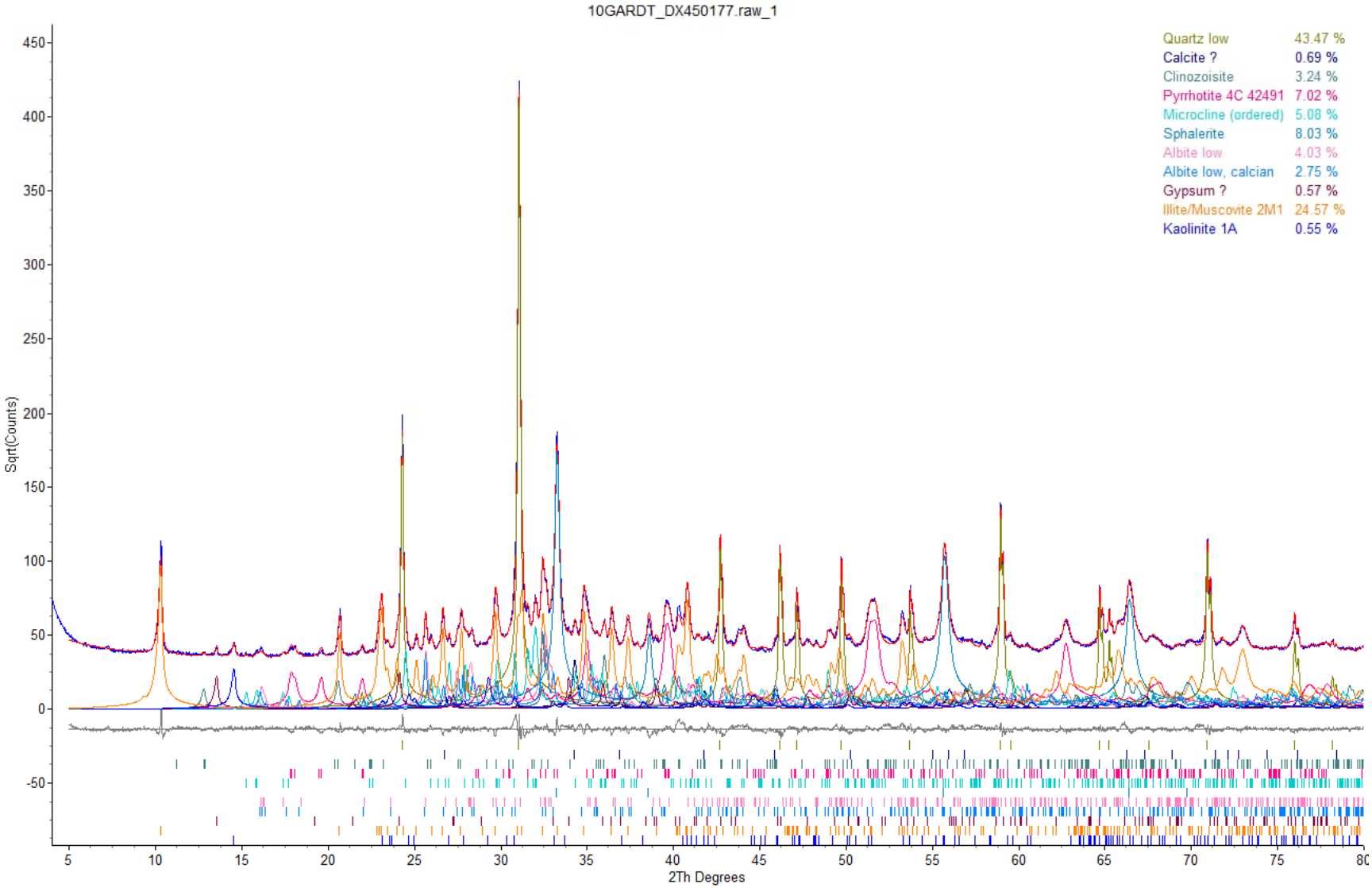

Figure 10. Rietveld refinement plot of sample **Global ARD Testing Services - 10_DX450177** (blue line - observed intensity at each step; red line - calculated pattern; solid grey line below - difference between observed and calculated intensities; vertical bars - positions of all Bragg reflections). Coloured lines are individual diffraction patterns of all phases.

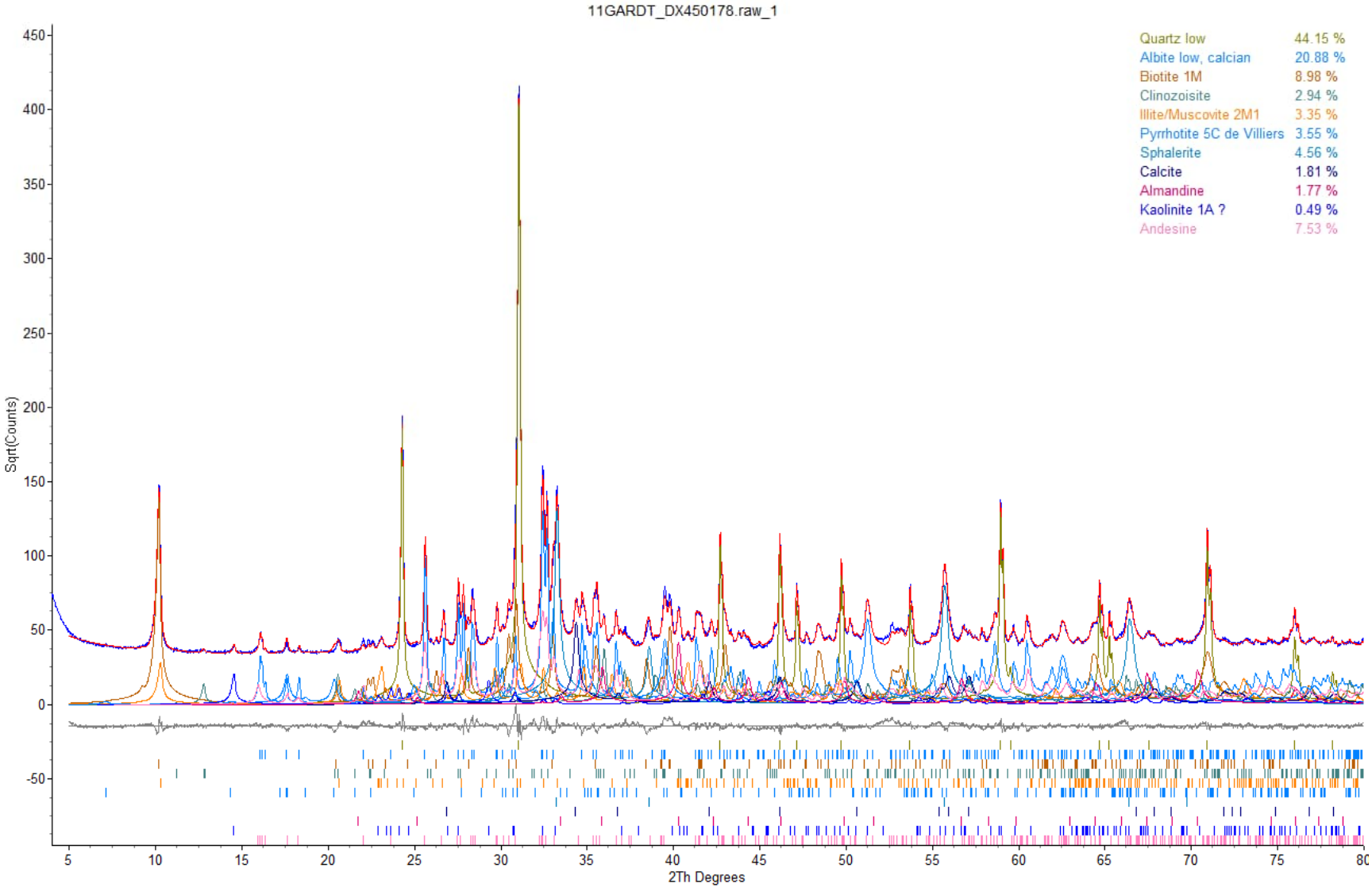

Figure 11. Rietveld refinement plot of sample **Global ARD Testing Services - 11_DX450178** (blue line - observed intensity at each step; red line - calculated pattern; solid grey line below - difference between observed and calculated intensities; vertical bars - positions of all Bragg reflections). Coloured lines are individual diffraction patterns of all phases.

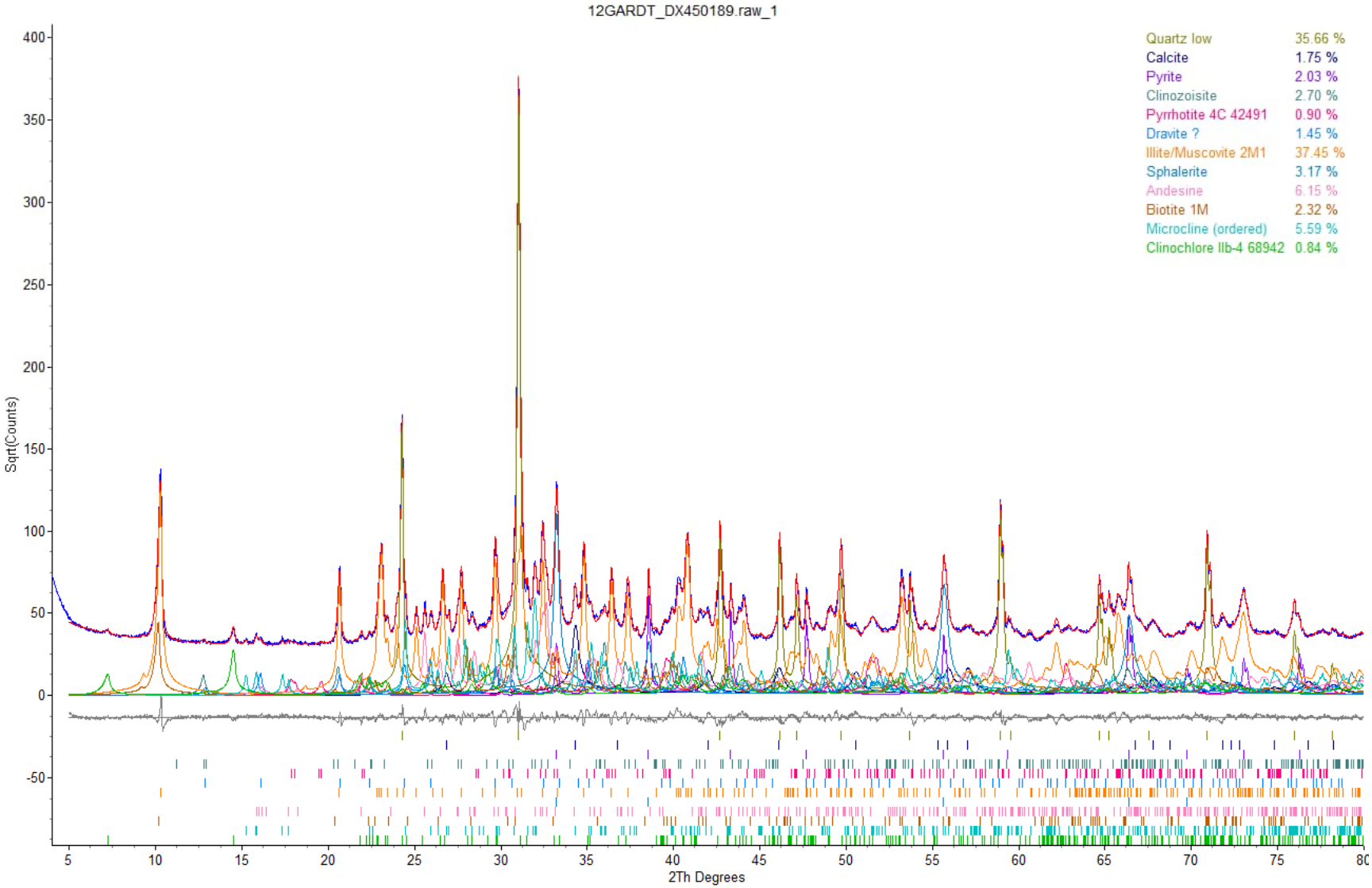

Figure 12. Rietveld refinement plot of sample **Global ARD Testing Services - 12_DX450189** (blue line - observed intensity at each step; red line - calculated pattern; solid grey line below - difference between observed and calculated intensities; vertical bars - positions of all Bragg reflections). Coloured lines are individual diffraction patterns of all phases.

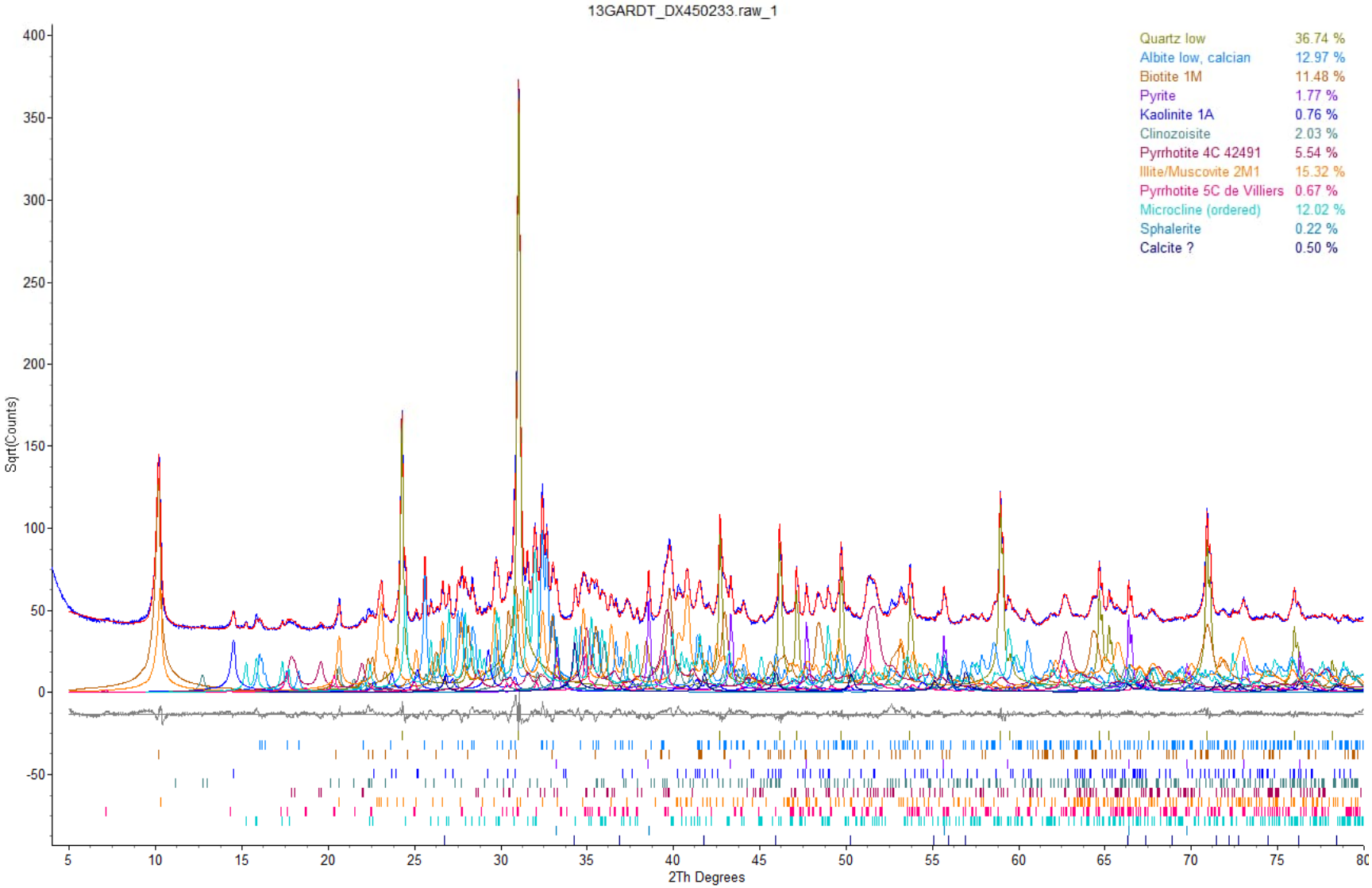

Figure 13. Rietveld refinement plot of sample **Global ARD Testing Services - 13_DX450233** (blue line - observed intensity at each step; red line - calculated pattern; solid grey line below - difference between observed and calculated intensities; vertical bars - positions of all Bragg reflections). Coloured lines are individual diffraction patterns of all phases.

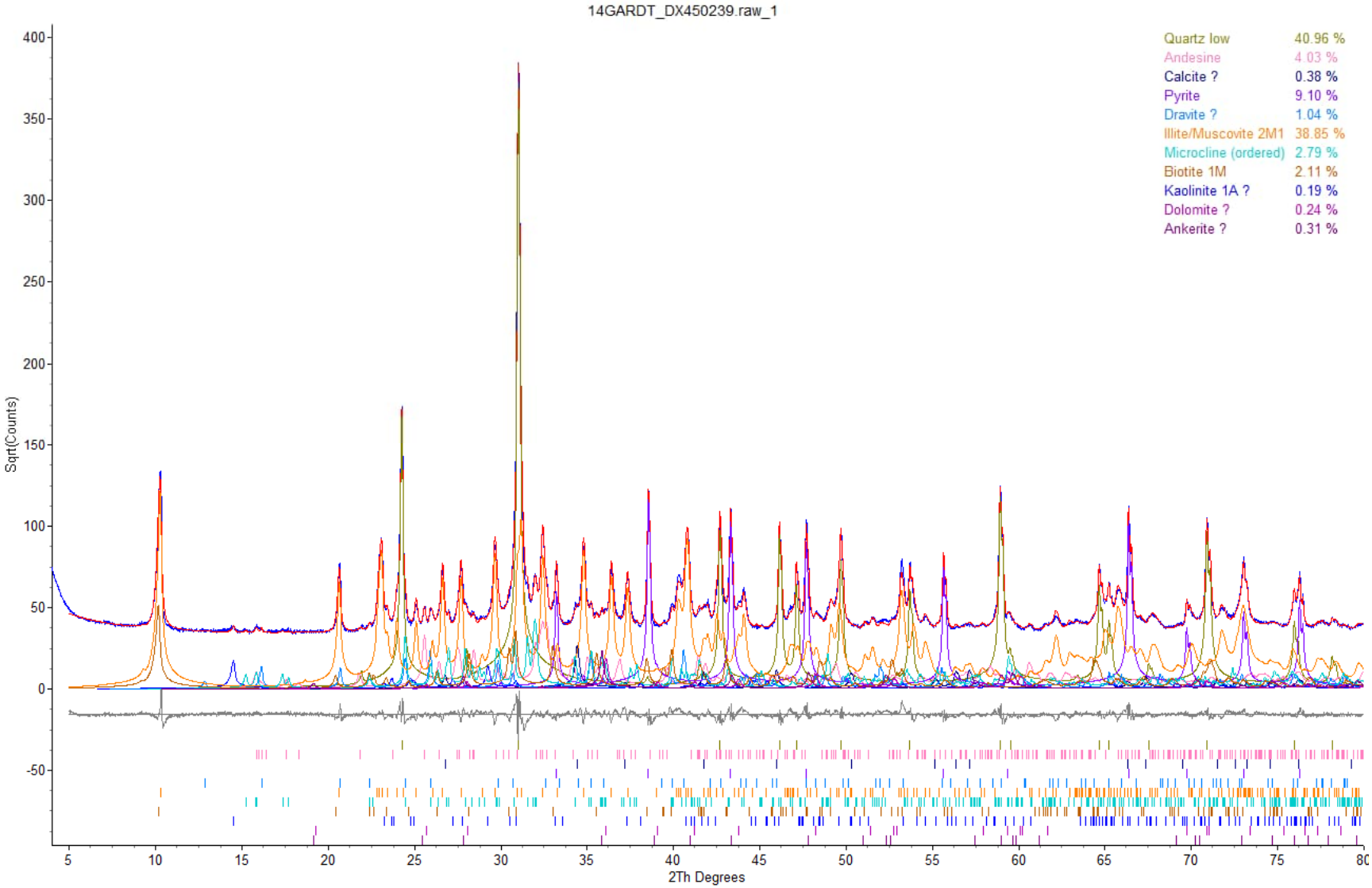

Figure 14. Rietveld refinement plot of sample **Global ARD Testing Services - 14_DX450239** (blue line - observed intensity at each step; red line - calculated pattern; solid grey line below - difference between observed and calculated intensities; vertical bars - positions of all Bragg reflections). Coloured lines are individual diffraction patterns of all phases.

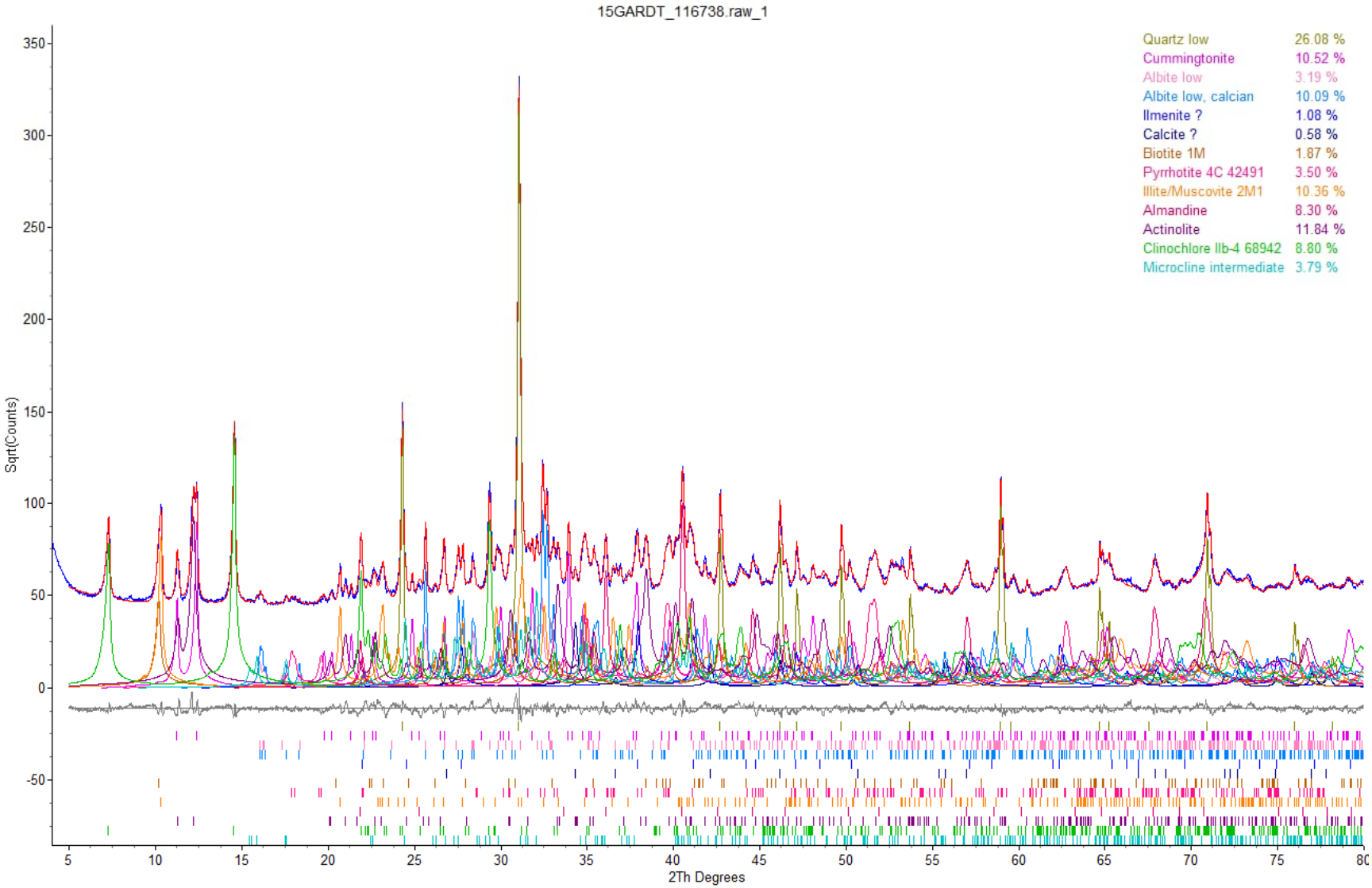

Figure 15. Rietveld refinement plot of sample **Global ARD Testing Services - 15_116738** (blue line - observed intensity at each step; red line - calculated pattern; solid grey line below - difference between observed and calculated intensities; vertical bars - positions of all Bragg reflections). Coloured lines are individual diffraction patterns of all phases.

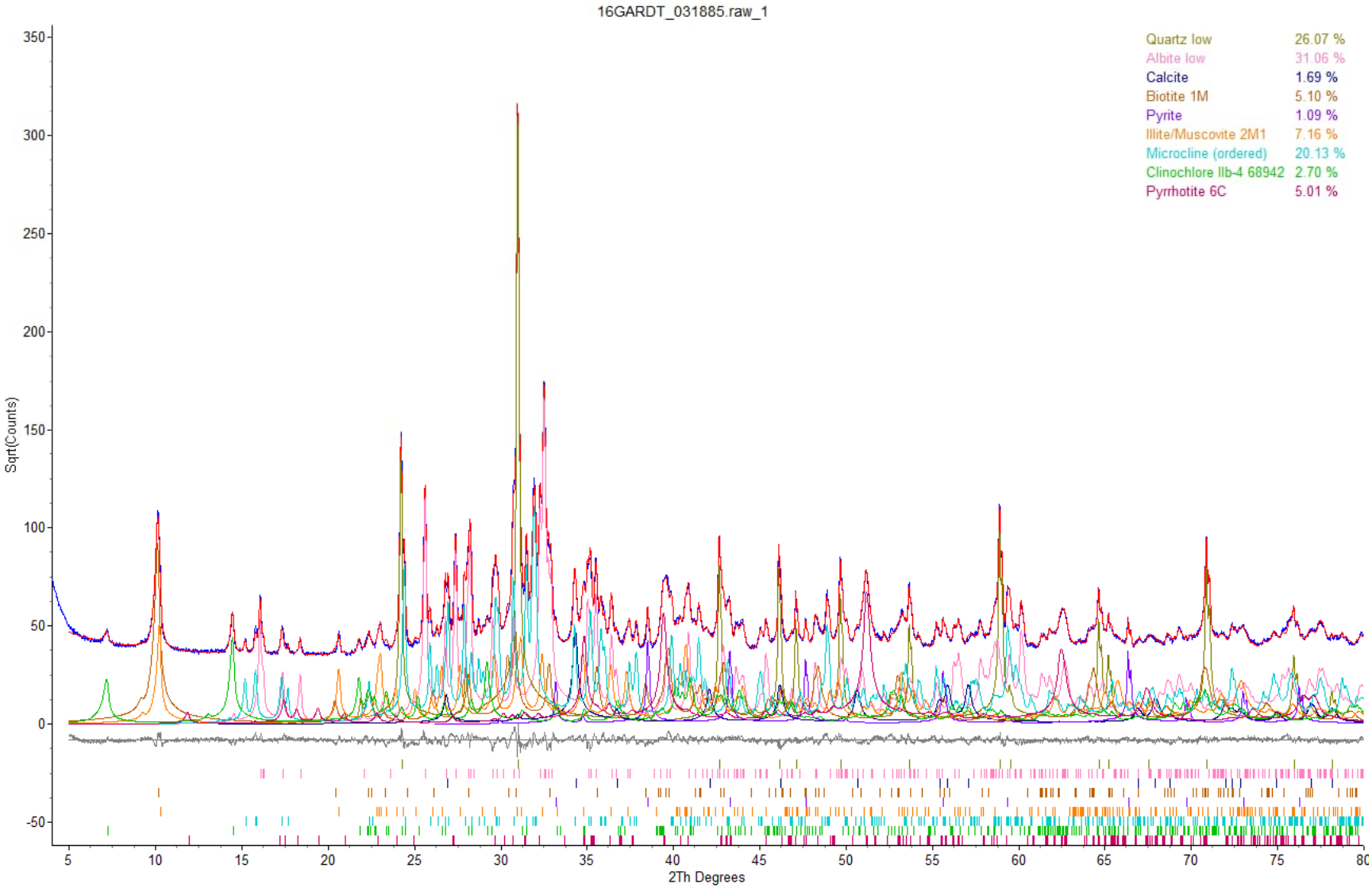

Figure 16. Rietveld refinement plot of sample **Global ARD Testing Services - 16_031885** (blue line - observed intensity at each step; red line - calculated pattern; solid grey line below - difference between observed and calculated intensities; vertical bars - positions of all Bragg reflections). Coloured lines are individual diffraction patterns of all phases.

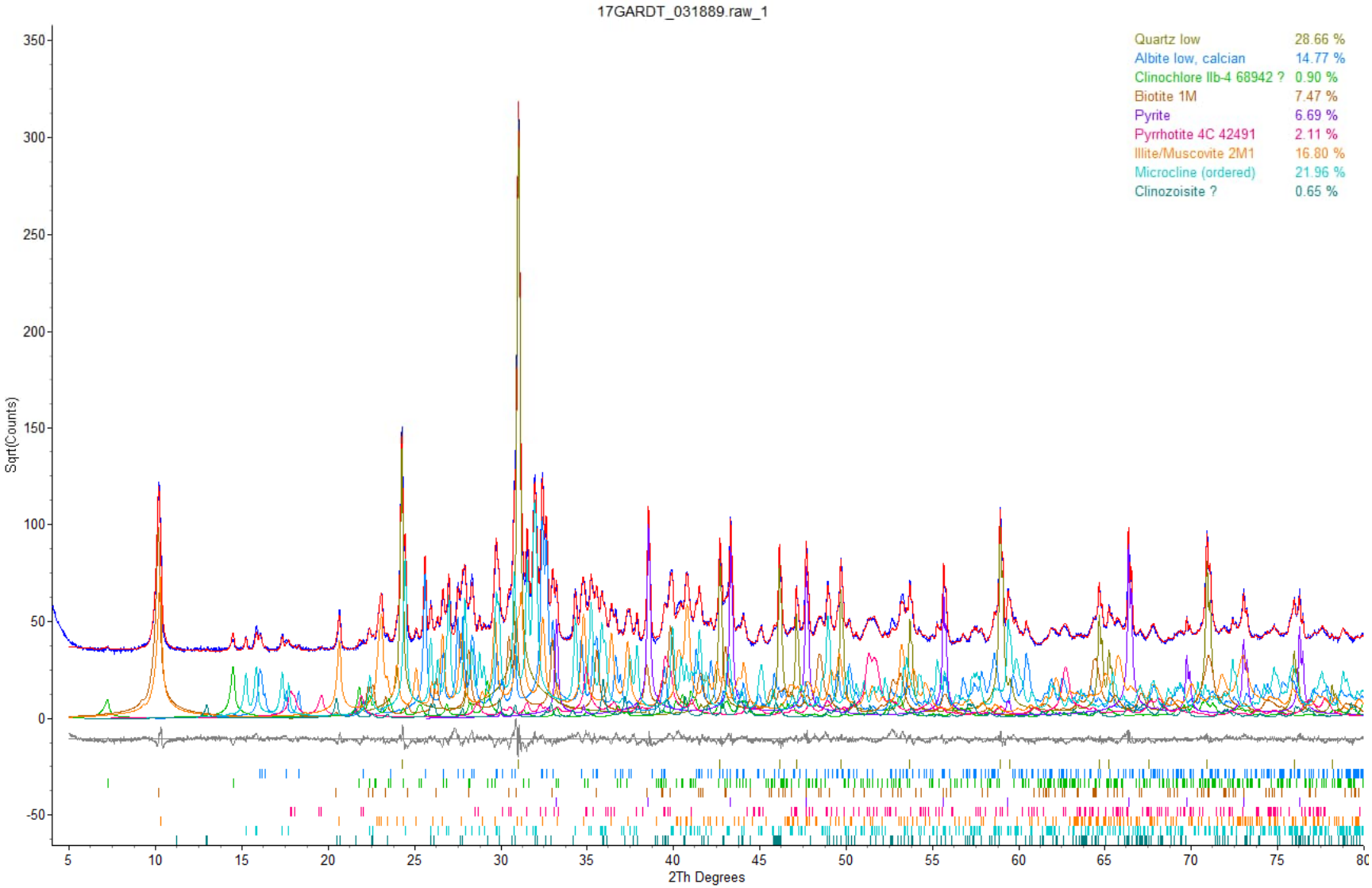

Figure 17. Rietveld refinement plot of sample **Global ARD Testing Services - 17_031889** (blue line - observed intensity at each step; red line - calculated pattern; solid grey line below - difference between observed and calculated intensities; vertical bars - positions of all Bragg reflections). Coloured lines are individual diffraction patterns of all phases.



Figure 18. Rietveld refinement plot of sample **Global ARD Testing Services - 18_031915** (blue line - observed intensity at each step; red line - calculated pattern; solid grey line below - difference between observed and calculated intensities; vertical bars - positions of all Bragg reflections). Coloured lines are individual diffraction patterns of all phases.

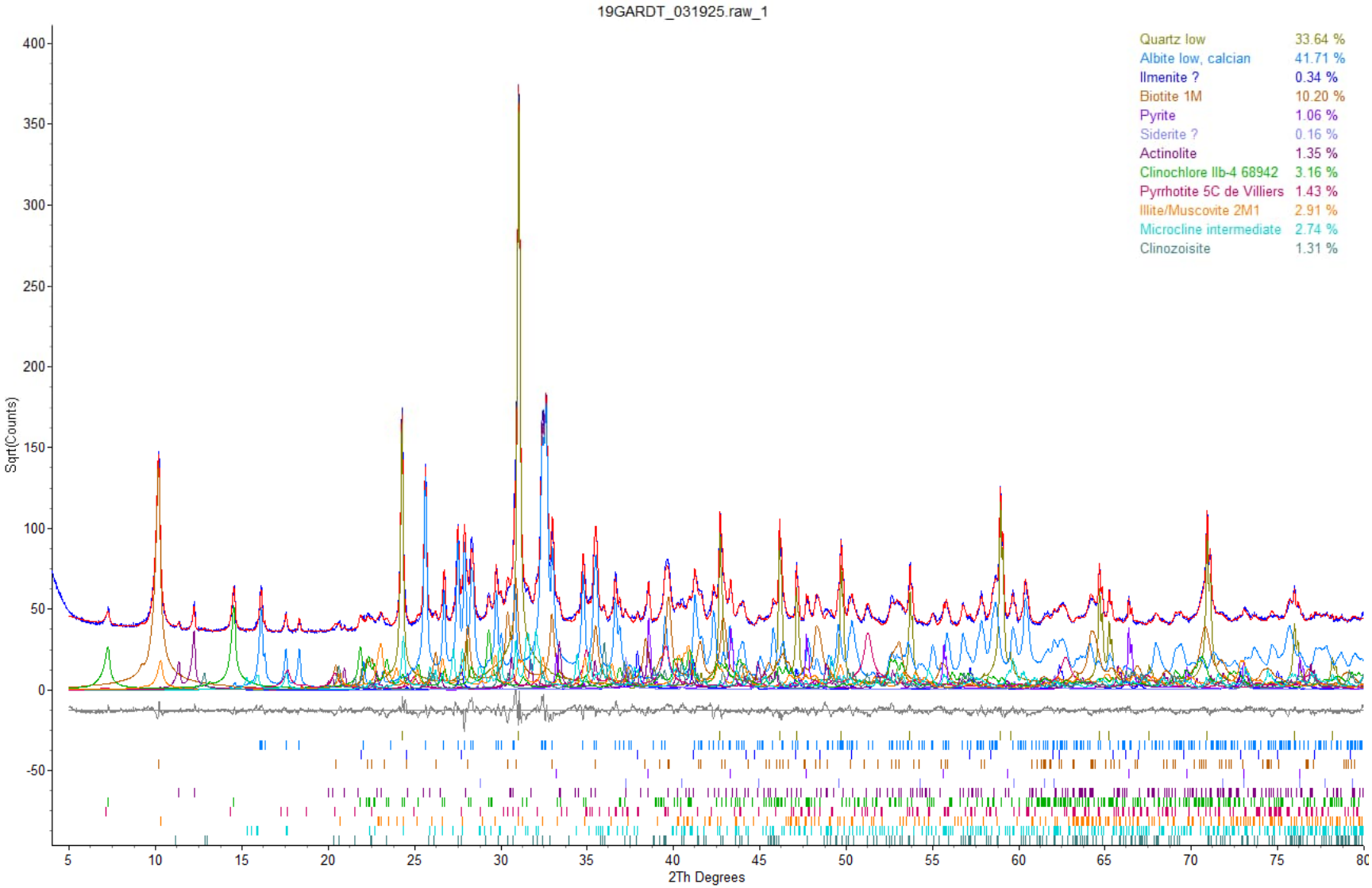

Figure 19. Rietveld refinement plot of sample **Global ARD Testing Services - 19_031925** (blue line - observed intensity at each step; red line - calculated pattern; solid grey line below - difference between observed and calculated intensities; vertical bars - positions of all Bragg reflections). Coloured lines are individual diffraction patterns of all phases.

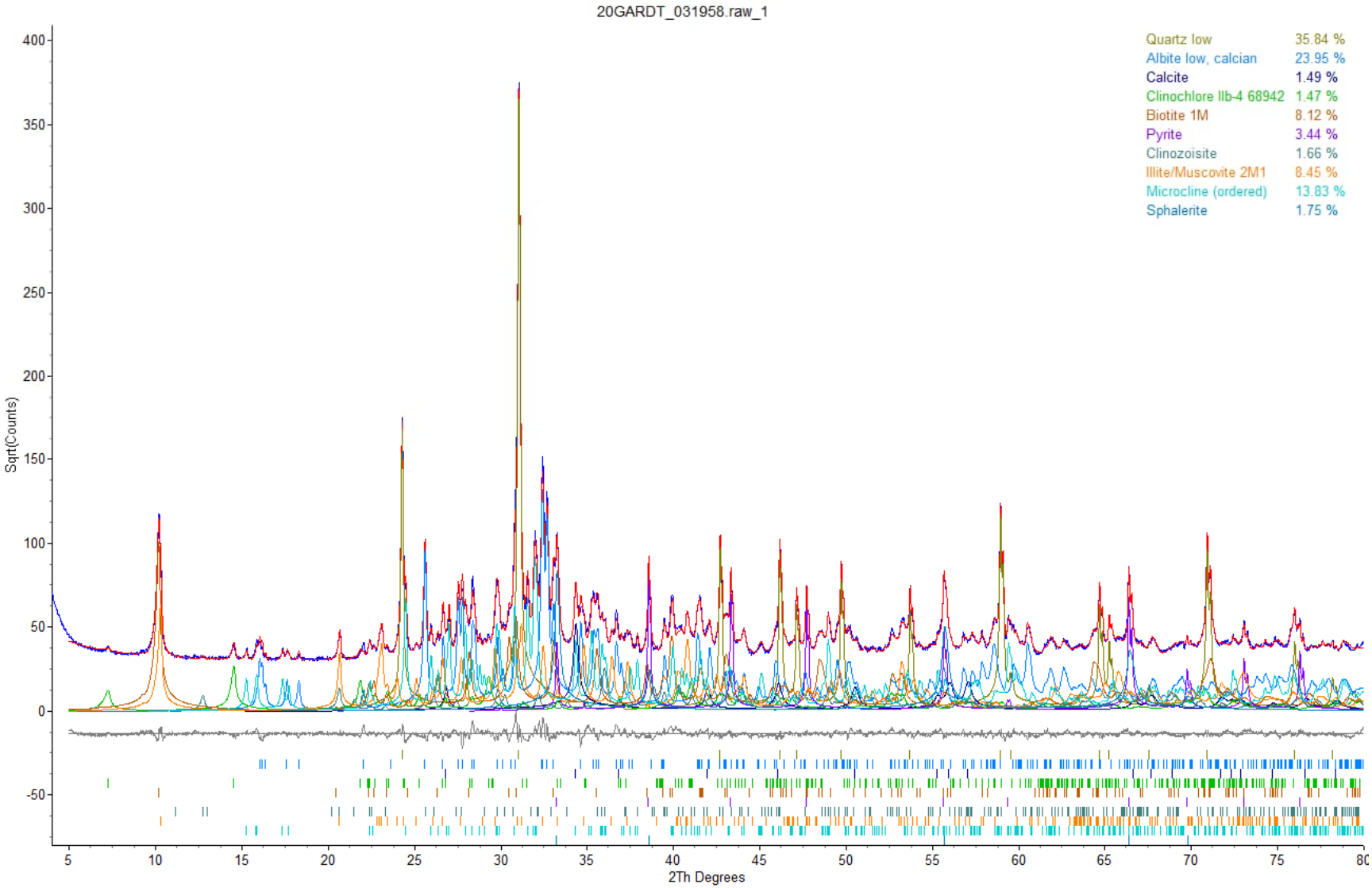

Figure 20. Rietveld refinement plot of sample **Global ARD Testing Services - 20_031958** (blue line - observed intensity at each step; red line - calculated pattern; solid grey line below - difference between observed and calculated intensities; vertical bars - positions of all Bragg reflections). Coloured lines are individual diffraction patterns of all phases.

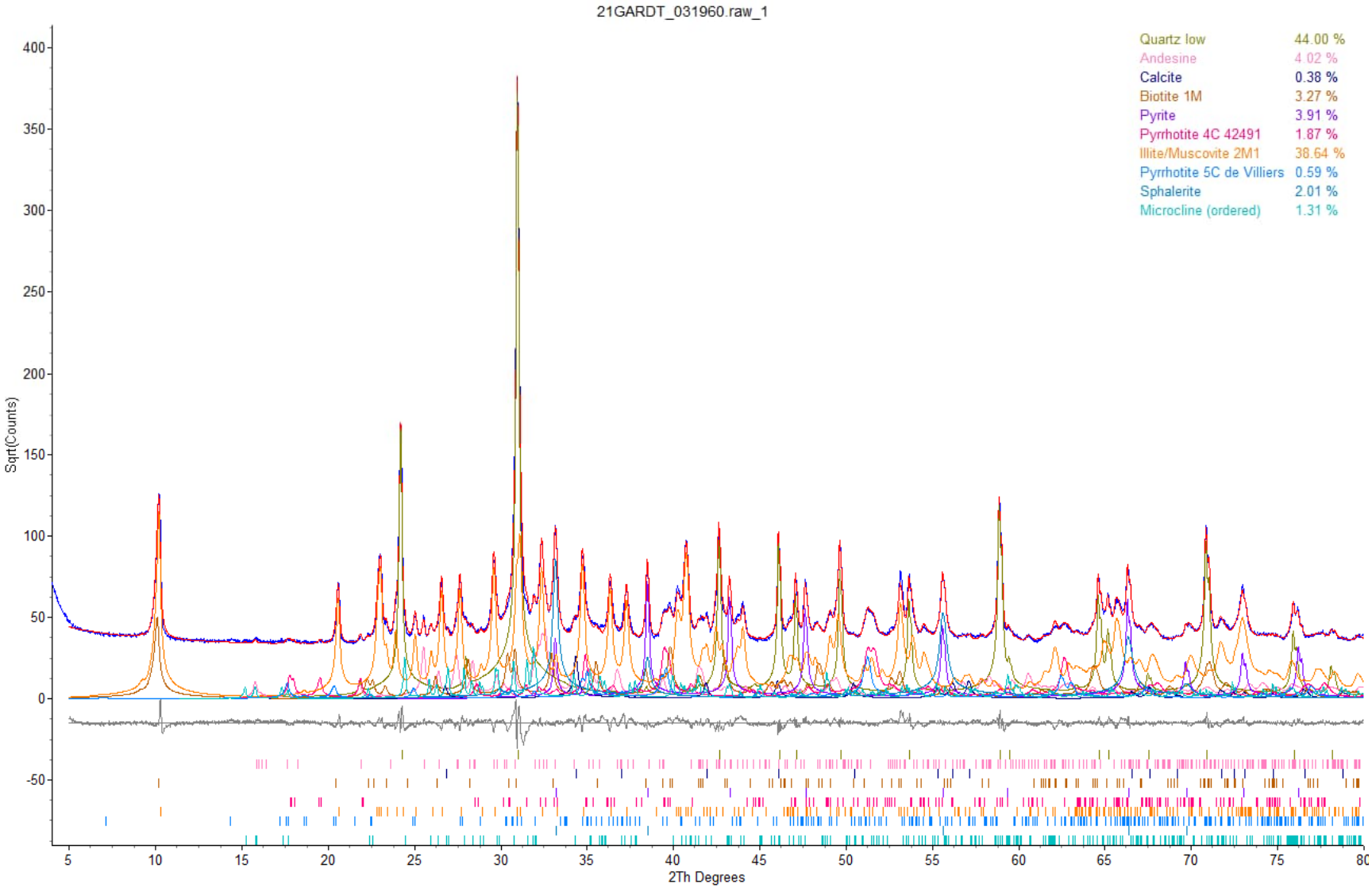

Figure 21. Rietveld refinement plot of sample **Global ARD Testing Services - 21_031960** (blue line - observed intensity at each step; red line - calculated pattern; solid grey line below - difference between observed and calculated intensities; vertical bars - positions of all Bragg reflections). Coloured lines are individual diffraction patterns of all phases.

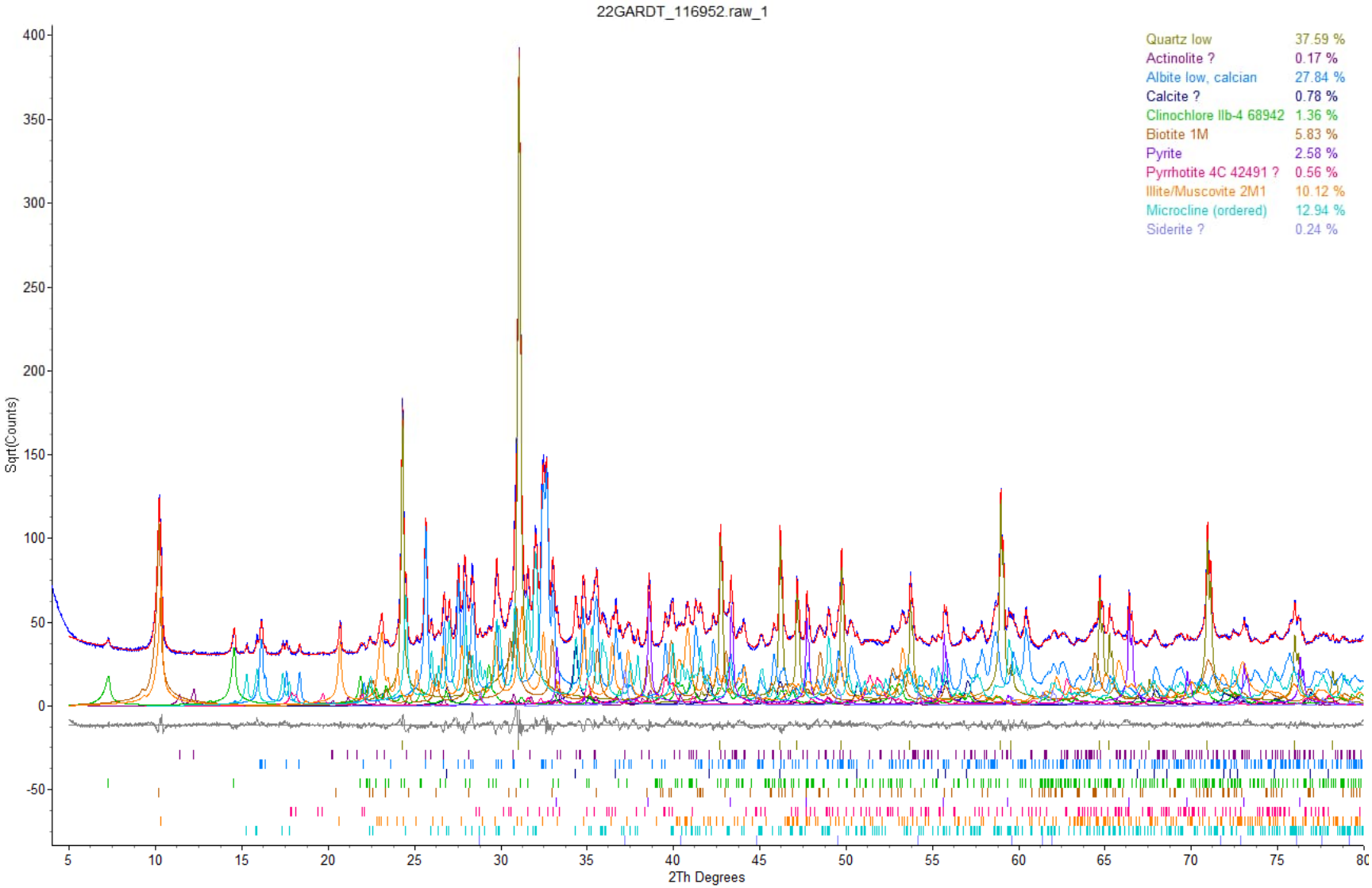

Figure 22. Rietveld refinement plot of sample **Global ARD Testing Services - 22_116952** (blue line - observed intensity at each step; red line - calculated pattern; solid grey line below - difference between observed and calculated intensities; vertical bars - positions of all Bragg reflections). Coloured lines are individual diffraction patterns of all phases.

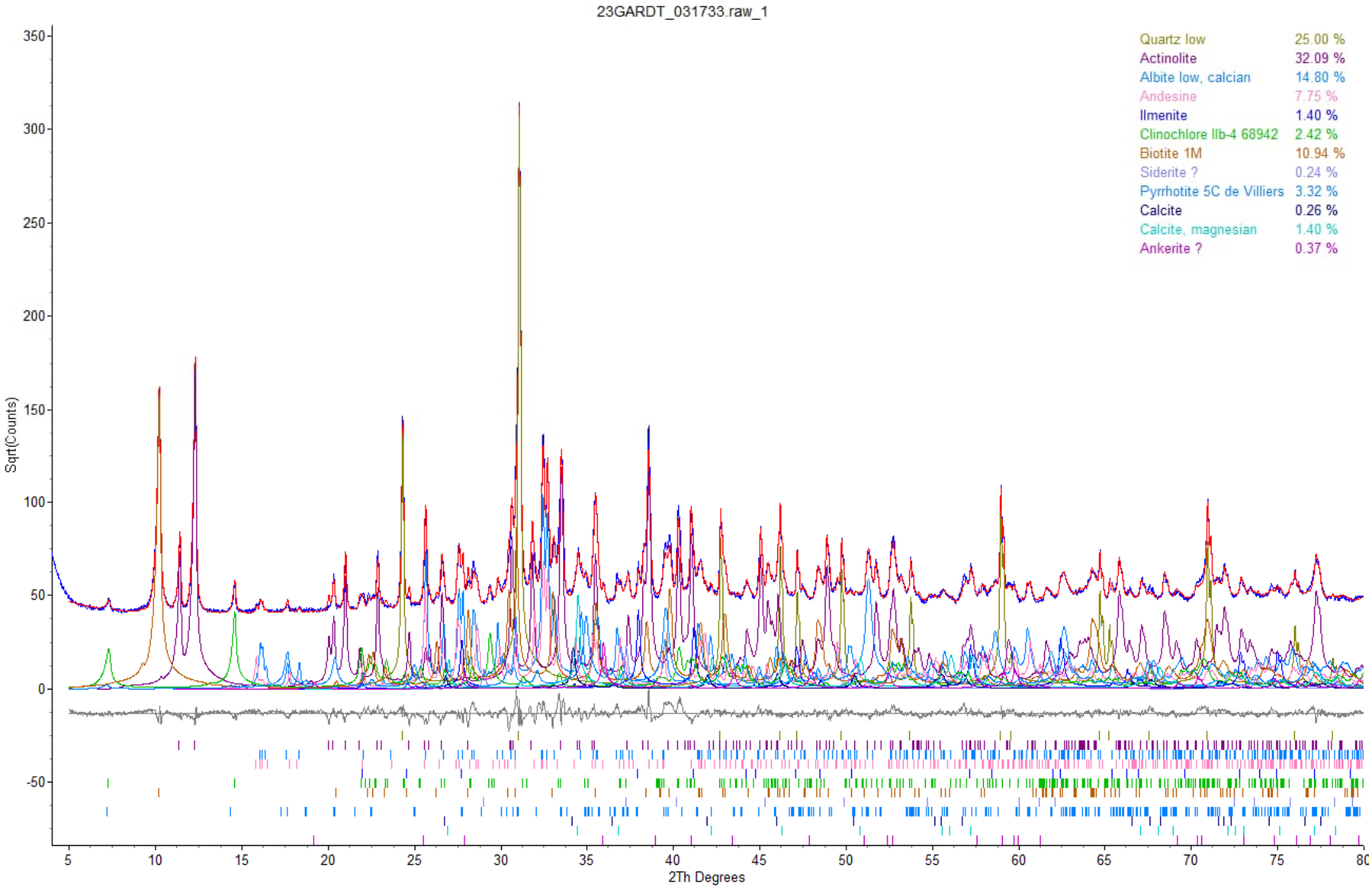

Figure 23. Rietveld refinement plot of sample **Global ARD Testing Services - 23_031733** (blue line - observed intensity at each step; red line - calculated pattern; solid grey line below - difference between observed and calculated intensities; vertical bars - positions of all Bragg reflections). Coloured lines are individual diffraction patterns of all phases.

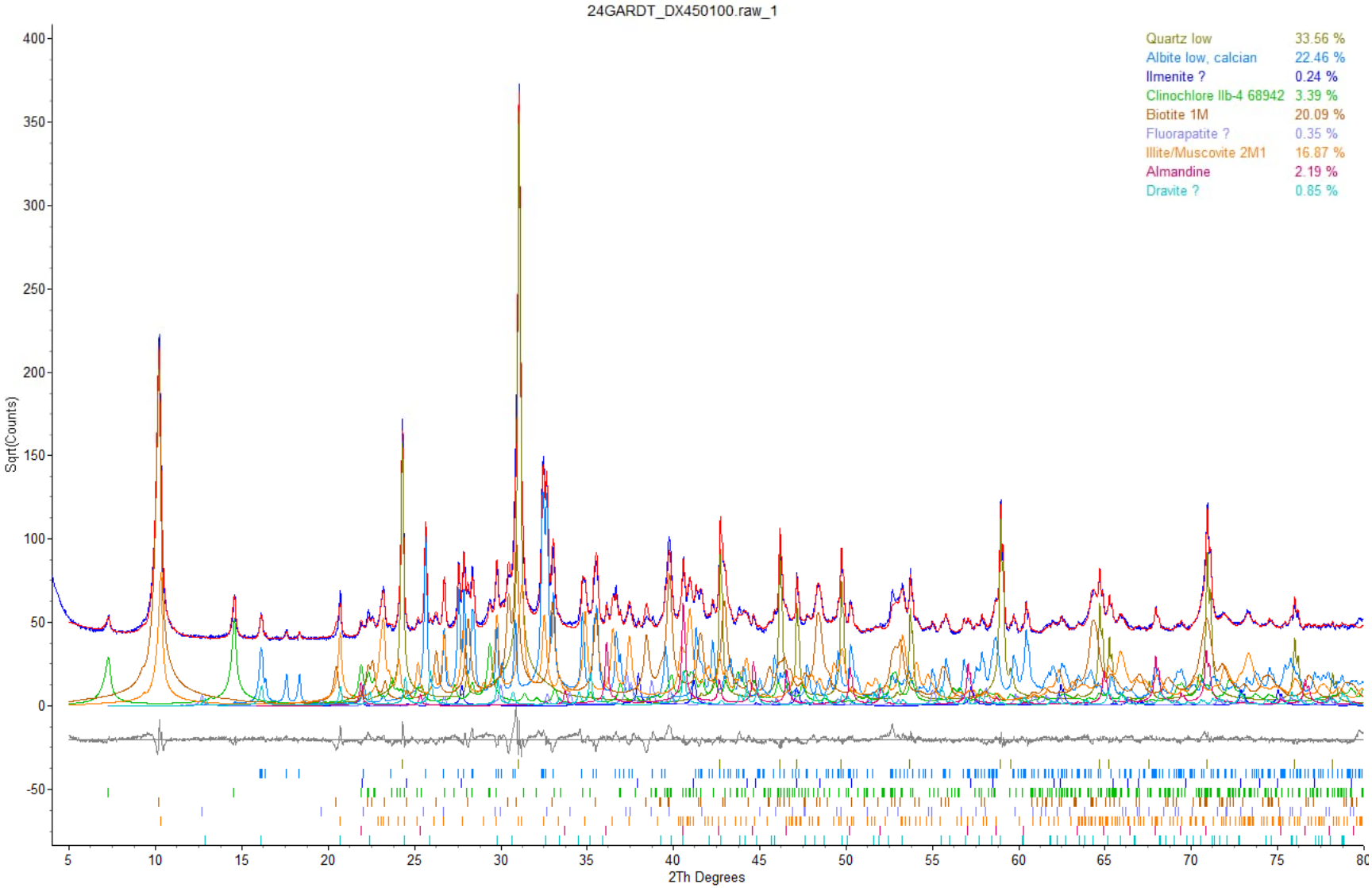

Figure 24. Rietveld refinement plot of sample **Global ARD Testing Services - 24_DX450100** (blue line - observed intensity at each step; red line - calculated pattern; solid grey line below - difference between observed and calculated intensities; vertical bars - positions of all Bragg reflections). Coloured lines are individual diffraction patterns of all phases.

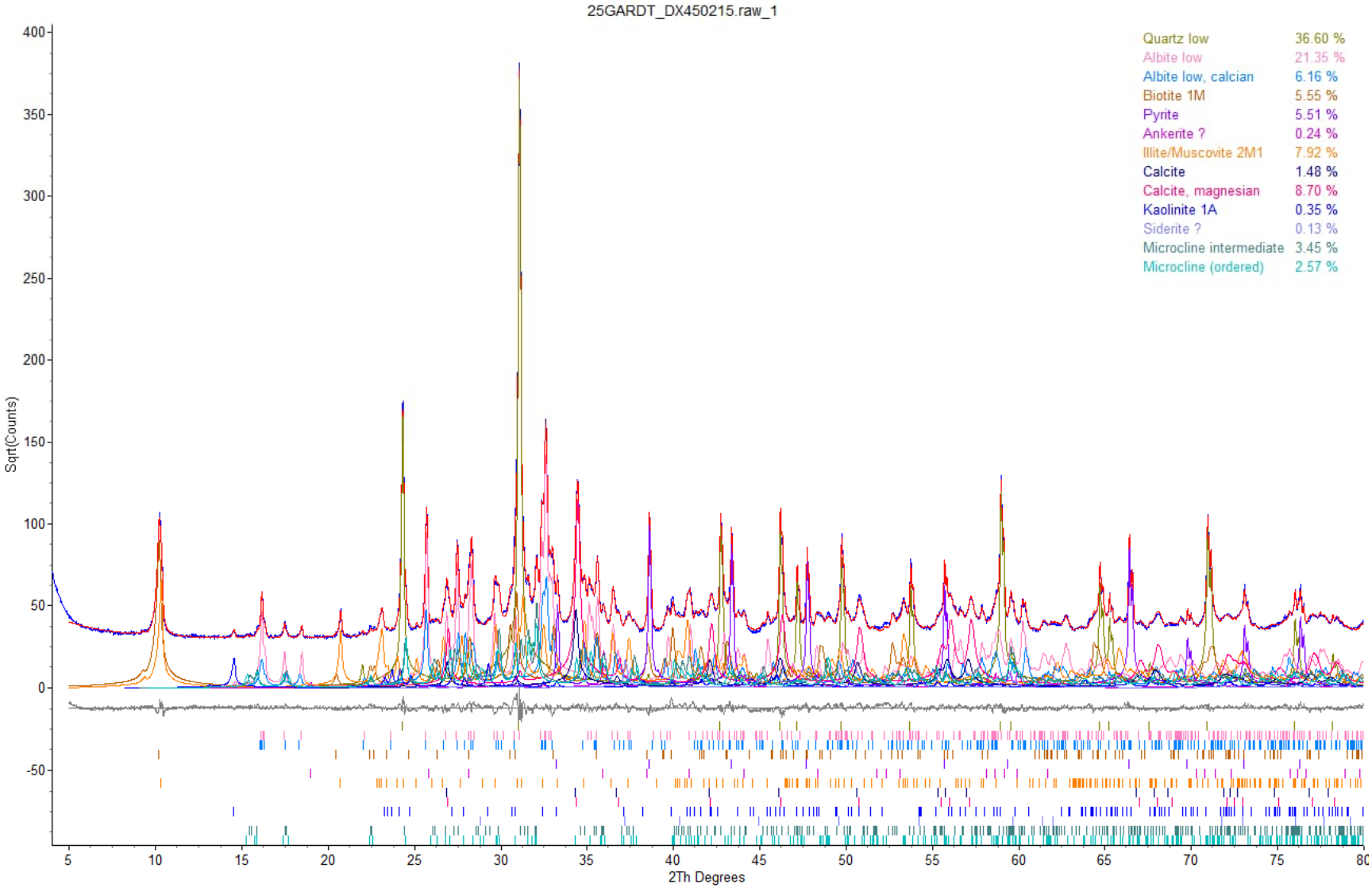

Figure 25. Rietveld refinement plot of sample **Global ARD Testing Services - 25_DX450215** (blue line - observed intensity at each step; red line - calculated pattern; solid grey line below - difference between observed and calculated intensities; vertical bars - positions of all Bragg reflections). Coloured lines are individual diffraction patterns of all phases.

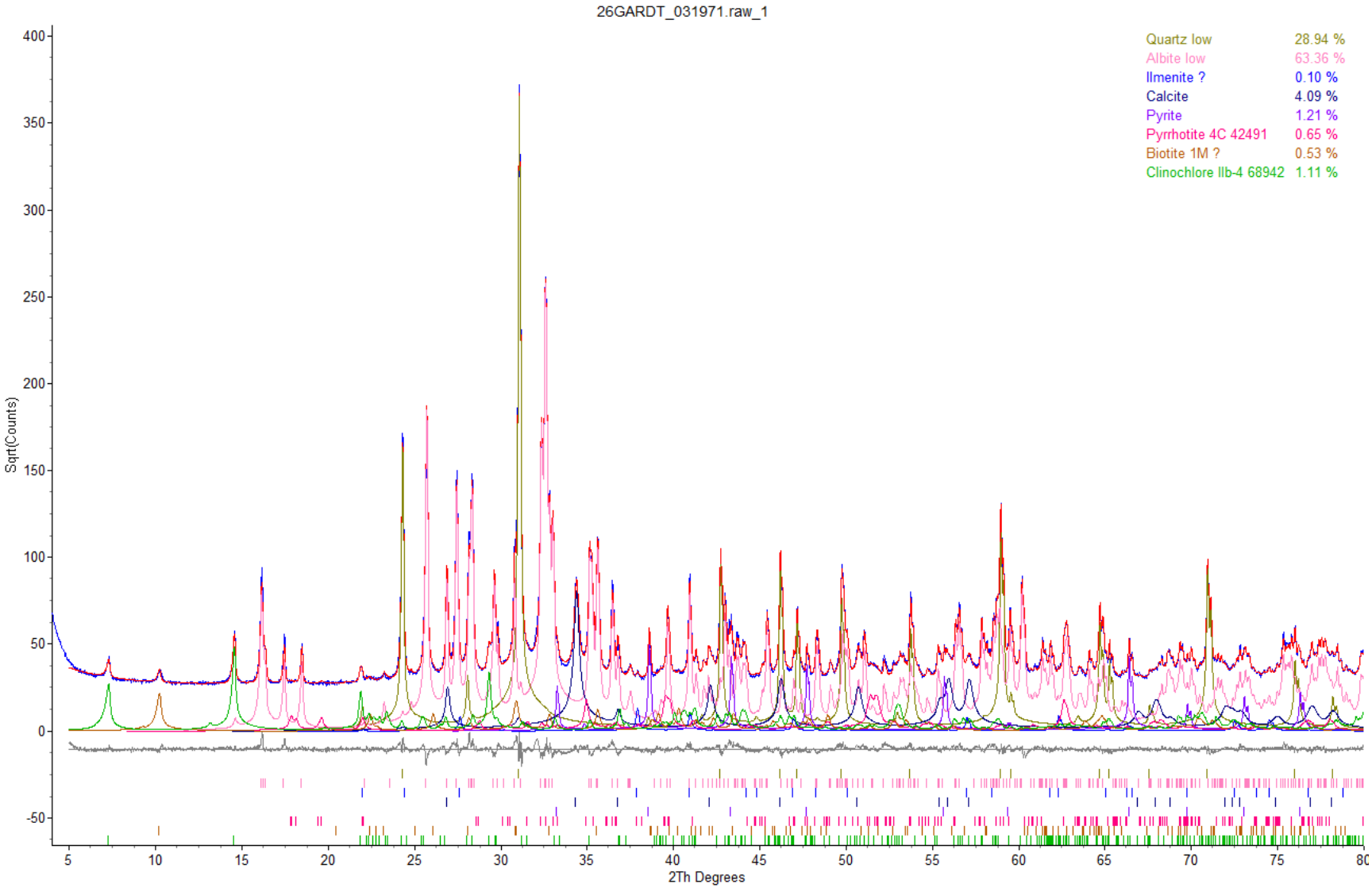

Figure 26. Rietveld refinement plot of sample **Global ARD Testing Services - 26_031971** (blue line - observed intensity at each step; red line - calculated pattern; solid grey line below - difference between observed and calculated intensities; vertical bars - positions of all Bragg reflections). Coloured lines are individual diffraction patterns of all phases.



Figure 27. Rietveld refinement plot of sample **Global ARD Testing Services - 27_031620** (blue line - observed intensity at each step; red line - calculated pattern; solid grey line below - difference between observed and calculated intensities; vertical bars - positions of all Bragg reflections). Coloured lines are individual diffraction patterns of all phases.

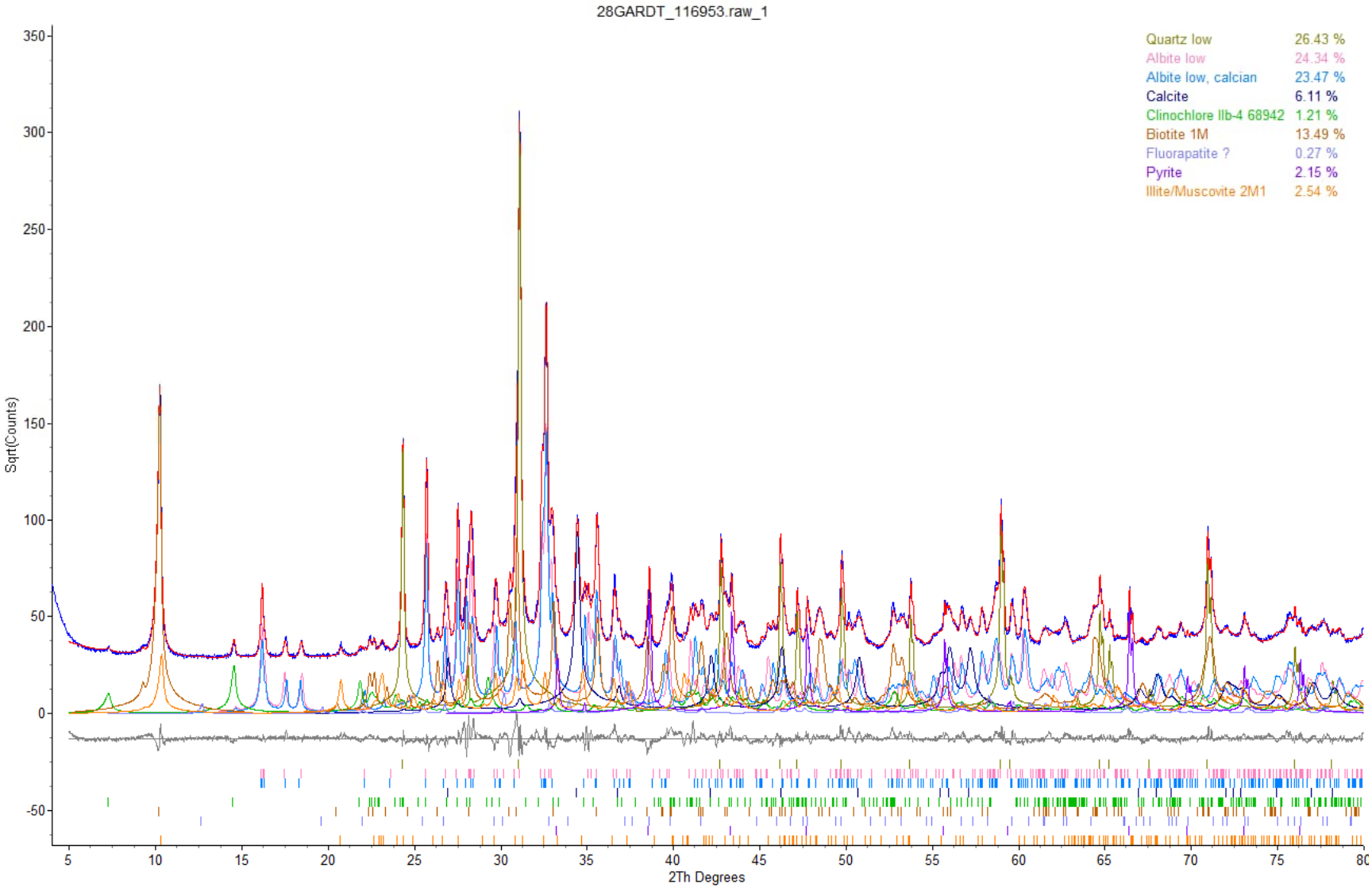

Figure 28. Rietveld refinement plot of sample **Global ARD Testing Services - 28_116953** (blue line - observed intensity at each step; red line - calculated pattern; solid grey line below - difference between observed and calculated intensities; vertical bars - positions of all Bragg reflections). Coloured lines are individual diffraction patterns of all phases.

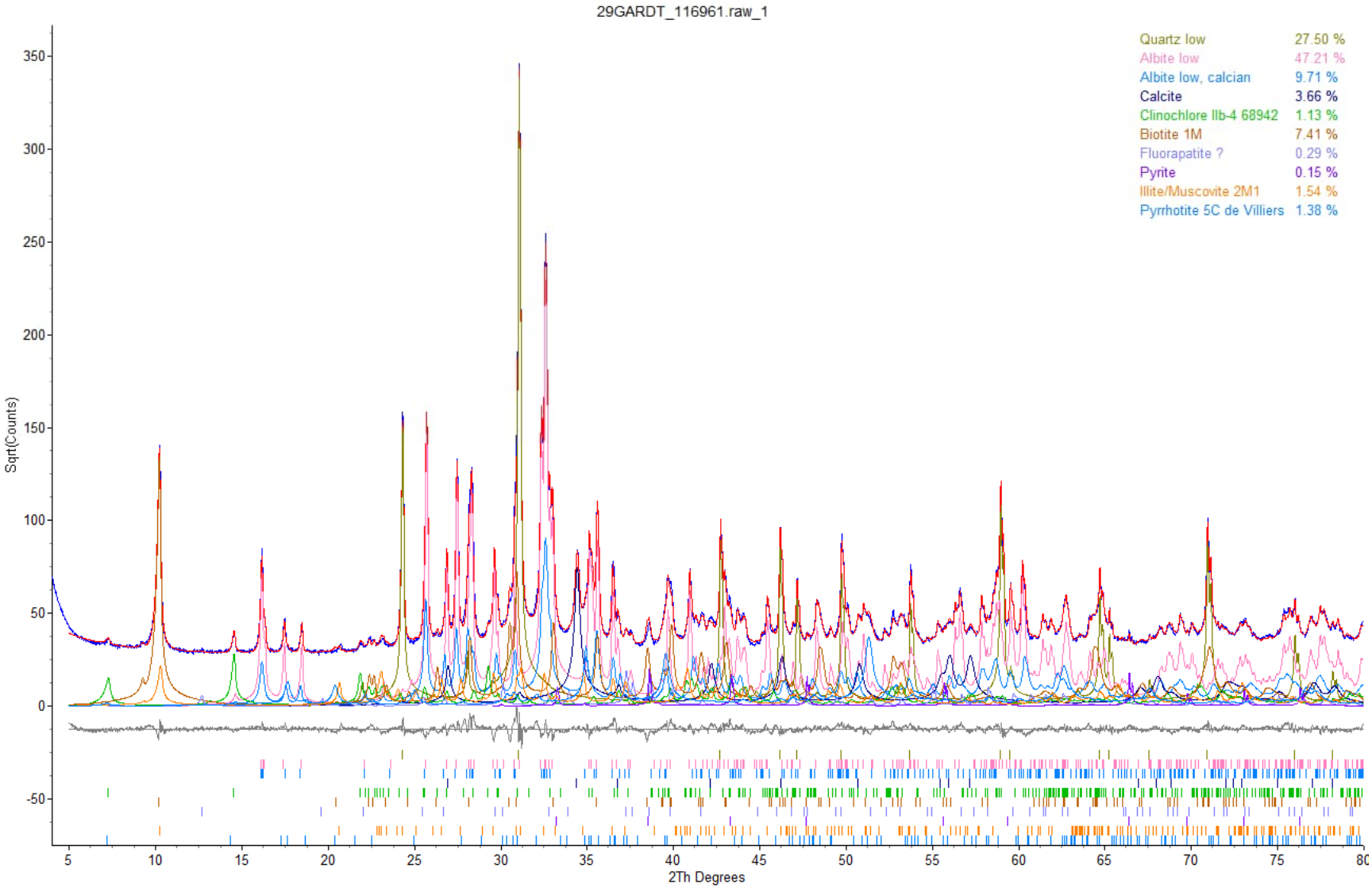

Figure 29. Rietveld refinement plot of sample **Global ARD Testing Services - 29_116961** (blue line - observed intensity at each step; red line - calculated pattern; solid grey line below - difference between observed and calculated intensities; vertical bars - positions of all Bragg reflections). Coloured lines are individual diffraction patterns of all phases.

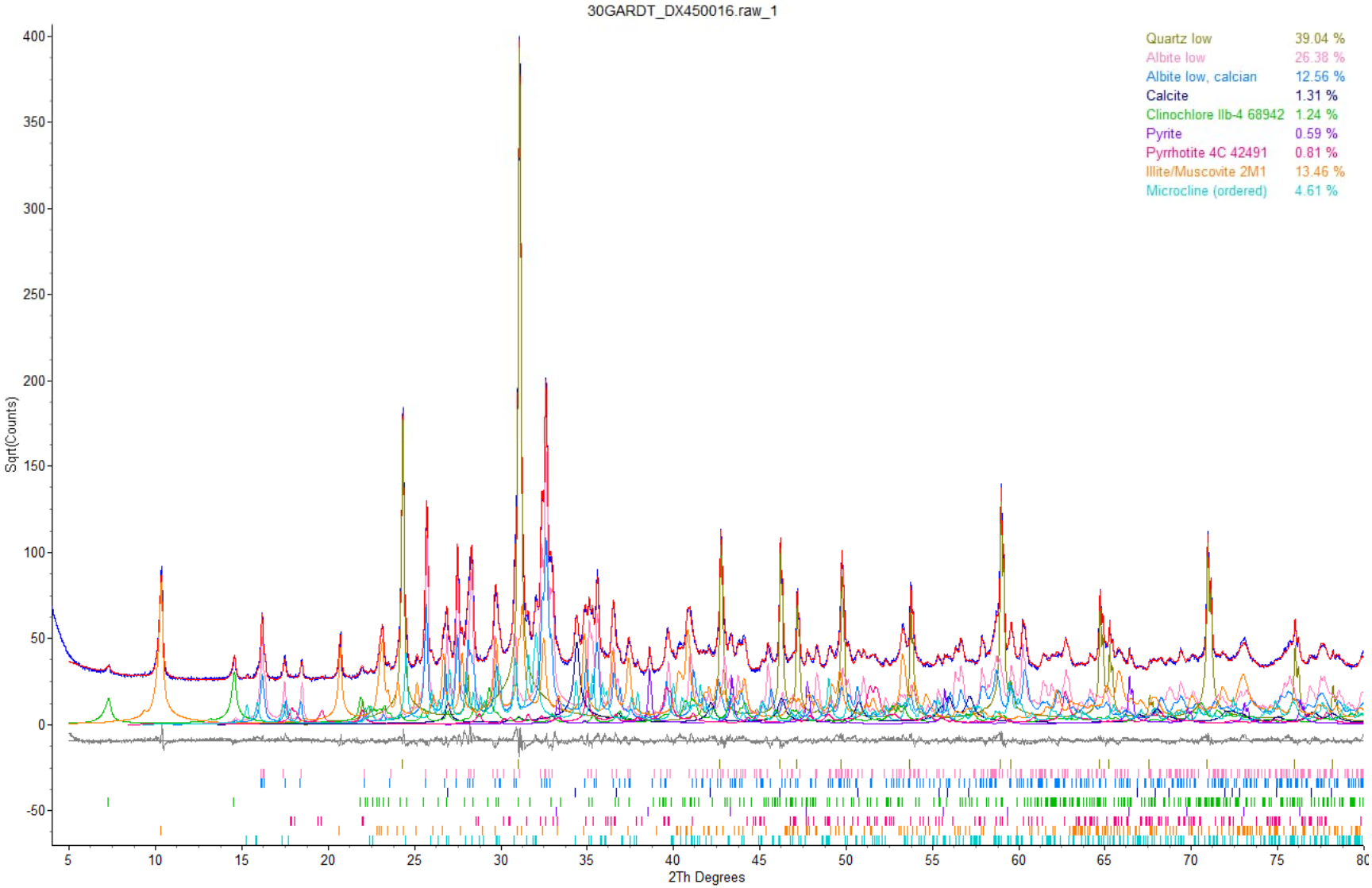

Figure 30. Rietveld refinement plot of sample **Global ARD Testing Services - 30_DX450016** (blue line - observed intensity at each step; red line - calculated pattern; solid grey line below - difference between observed and calculated intensities; vertical bars - positions of all Bragg reflections). Coloured lines are individual diffraction patterns of all phases.

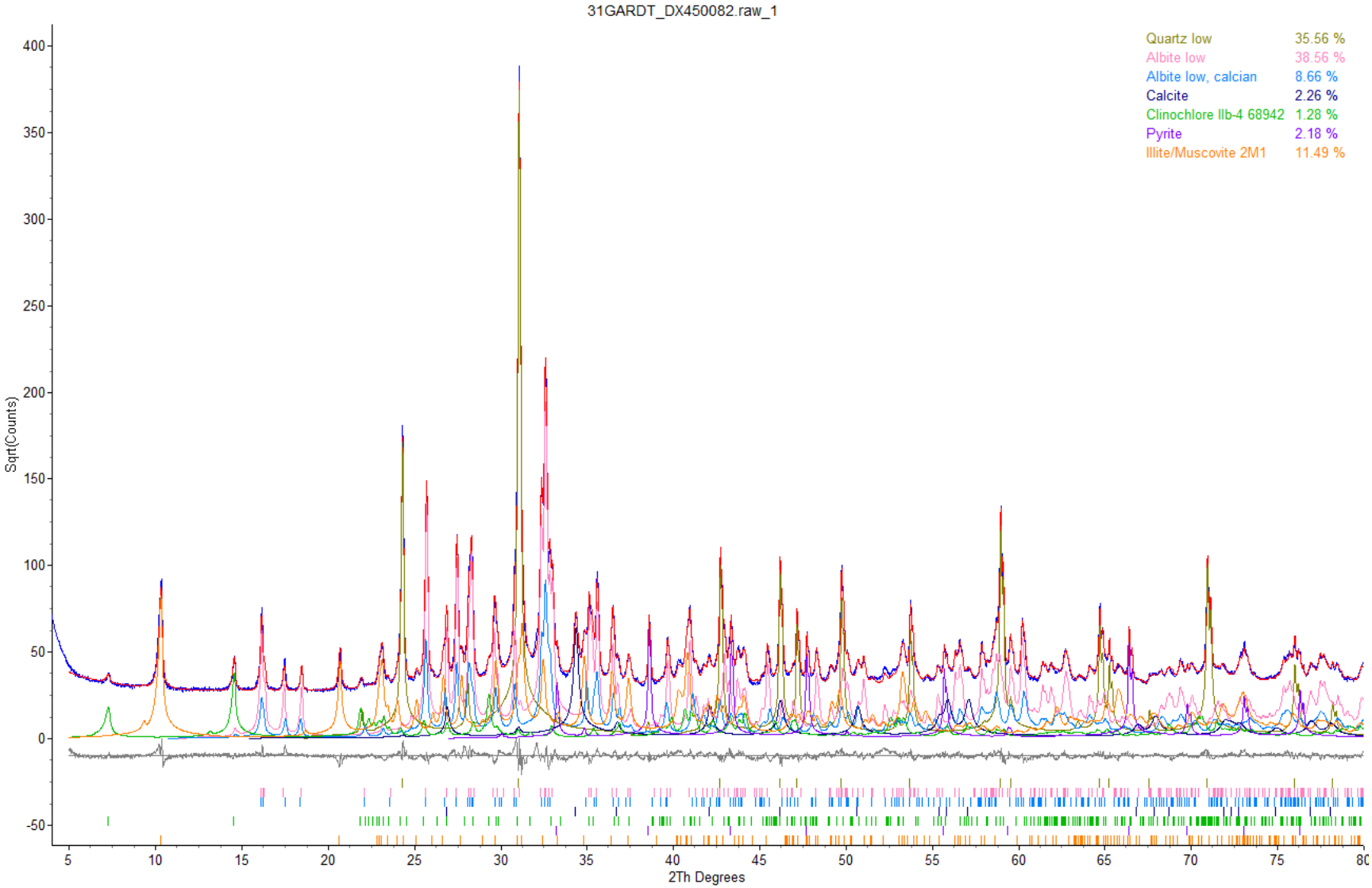

Figure 31. Rietveld refinement plot of sample **Global ARD Testing Services - 31_DX450082** (blue line - observed intensity at each step; red line - calculated pattern; solid grey line below - difference between observed and calculated intensities; vertical bars - positions of all Bragg reflections). Coloured lines are individual diffraction patterns of all phases.

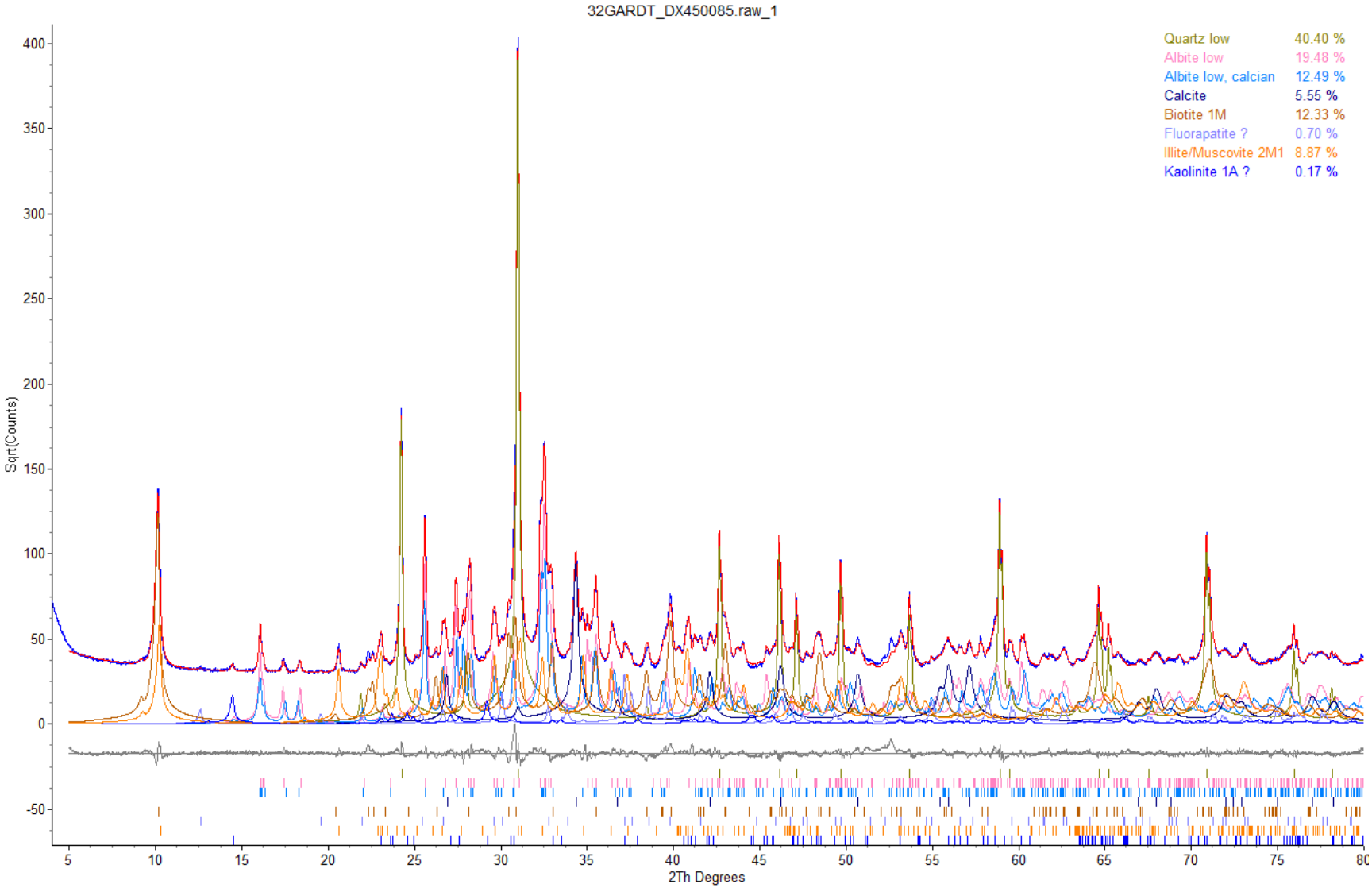

Figure 32. Rietveld refinement plot of sample **Global ARD Testing Services - 32_DX450085** (blue line - observed intensity at each step; red line - calculated pattern; solid grey line below - difference between observed and calculated intensities; vertical bars - positions of all Bragg reflections). Coloured lines are individual diffraction patterns of all phases.

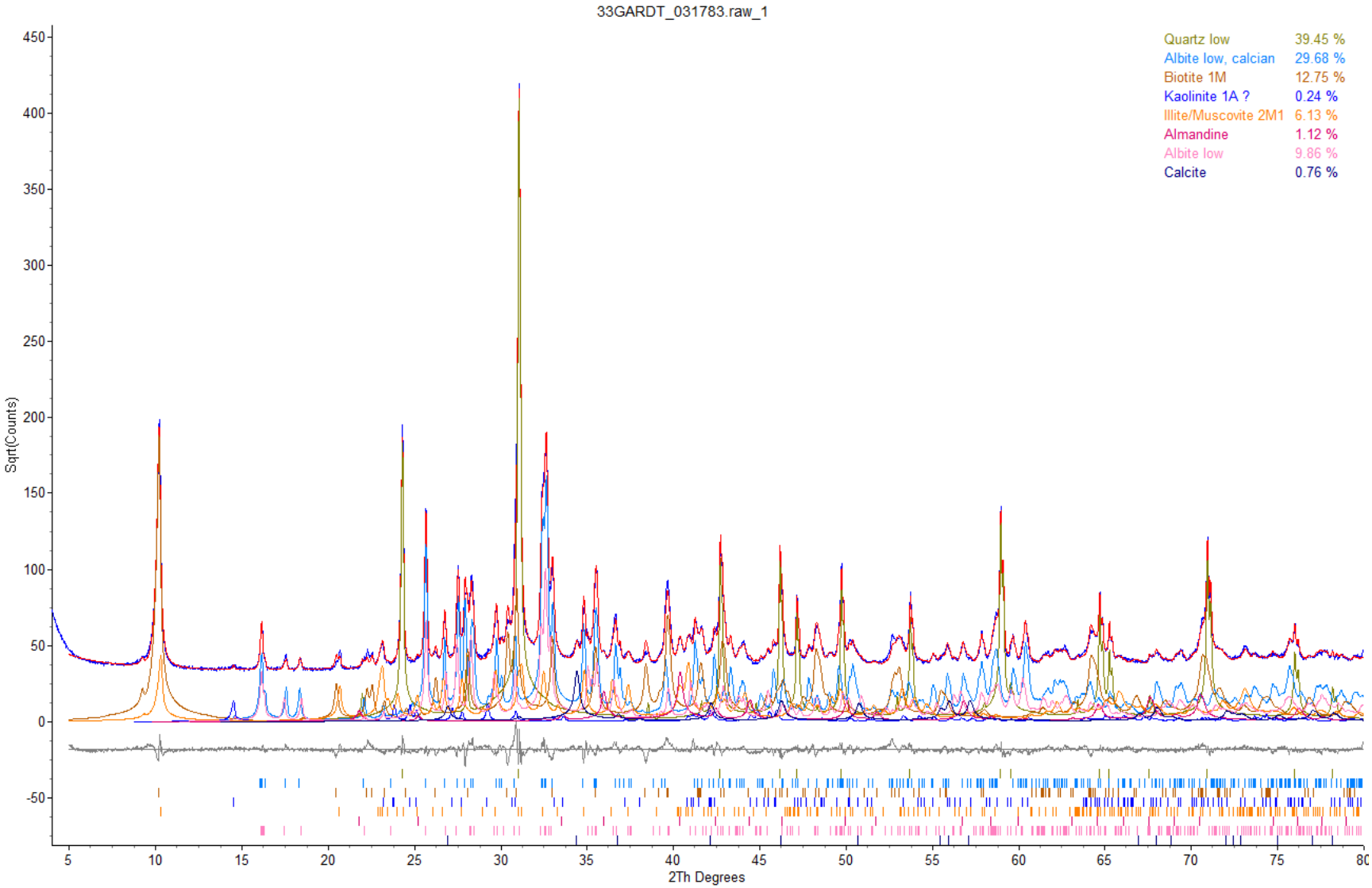

Figure 33. Rietveld refinement plot of sample **Global ARD Testing Services - 33_031783** (blue line - observed intensity at each step; red line - calculated pattern; solid grey line below - difference between observed and calculated intensities; vertical bars - positions of all Bragg reflections). Coloured lines are individual diffraction patterns of all phases.

Table 1. Results of quantitative phase analysis (wt.%) - Project: 2329 (B32) PO: GL23-3115 - 33 samples

Global Sample No.	1	2	3	4	5	6	7	8	9	10	11	12
Mineral\Sample ID	031639	031669	DX450046	DX450211	DX450145	031577	DX450042	DX450075	DX450119	DX450177	DX450178	DX450189
Amphibole			53.8				10.1					
Apatite												
Biotite	7.9	15.0	3.9	6.1	5.9	6.6	2.1	6.7	7.0		9.0	2.3
Calcite - Calcite, magnesian	0.8	0.4	6.4	4.7	3.4	0.8 (?)	5.6	0.8	2.1	0.7 (?)	1.8	1.8
Clinochlore		3.8	2.6				2.1					0.8
Clinozoisite								1.1 (?)		3.2	2.9	2.7
Dolomite - Ankerite							0.3 (?)					
Dravite												1.5 (?)
Garnet											1.8	
Gypsum										0.6 (?)		
Illite - Muscovite 2M1	13.5			8.7	10.5	9.4		21.2	2.9	24.6	3.3	37.4
Ilmenite	0.2 (?)	0.7	1.2				0.8					
Kaolinite	0.1 (?)			0.2 (?)	0.2 (?)			0.2 (?)	1.0	0.5	0.5 (?)	
K-feldspar		2.0		1.8	4.7	12.9		8.2		5.1		5.6
Plagioclase	37.9	53.2	26.7	34.1	32.9	30.1	33.9	18.0	26.6	6.8	28.4	6.1
Pyrite	0.1 (?)	0.4		1.0		6.0	0.3 (?)	3.1				2.0
Pyrrhotite		2.0		0.3 (?)			10.1	2.7	19.9	7.0	3.6	0.9
Quartz	39.5	22.3	5.4	42.4	42.3	33.3	34.4	35.5	40.3	43.5	44.1	35.7
Siderite		0.2 (?)					0.2 (?)					
Sphalerite				0.6		0.9		2.4	0.3	8.0	4.6	3.2
Total	100.0	100.0	100.0	100.0	100.0	100.0	100.0	100.0	100.0	100.0	100.0	100.0

Table 1. Results of quantitative

Global Sample No.	13	14	15	16	17	18	19	20	21	22	23	24	25
Mineral\Sample ID	DX450233	DX450239	116738	031885	031889	031915	031925	031958	031960	116952	031733	DX450100	DX450215
Amphibole			22.4				1.4			0.2 (?)	32.1		
Apatite						0.3 (?)						0.3 (?)	
Biotite	11.5	2.1	1.9	5.1	7.5	13.1	10.2	8.1	3.3	5.8	10.9	20.1	5.5
Calcite - Calcite, magnesian	0.5 (?)	0.4 (?)	0.6 (?)	1.7		3.8		1.5	0.4	0.8 (?)	1.7		10.2
Clinochlore			8.8	2.7	0.9 (?)		3.2	1.5		1.4	2.4	3.4	
Clinozoisite	2.0				0.7 (?)		1.3	1.7					
Dolomite - Ankerite		0.6 (?)									0.4 (?)		0.2 (?)
Dravite		1.0 (?)										0.9 (?)	
Garnet			8.3									2.2	
Gypsum													
Illite - Muscovite 2M1	15.3	38.9	10.4	7.2	16.8		2.9	8.4	38.6	10.1		16.9	7.9
Ilmenite			1.1 (?)				0.3 (?)				1.4	0.2 (?)	
Kaolinite	0.8	0.2 (?)											0.4
K-feldspar	12.0	2.8	3.8	20.1	22.0	1.2	2.7	13.8	1.3	12.9			6.0
Plagioclase	13.0	4.0	13.3	31.1	14.8	60.5	41.7	24.0	4.0	27.8	22.6	22.5	27.5
Pyrite	1.8	9.1		1.1	6.7	0.5	1.1	3.4	3.9	2.6			5.5
Pyrrhotite	6.2		3.5	5.0	2.1	3.8	1.4		2.5	0.6 (?)	3.3		
Quartz	36.7	41.0	26.1	26.1	28.7	16.8	33.6	35.8	44.0	37.6	25.0	33.6	36.6
Siderite							0.2 (?)			0.2 (?)	0.2 (?)		0.1 (?)
Sphalerite	0.2							1.7	2.0				
Total	100.0	100.0	100.0	100.0	100.0	100.0	100.0	100.0	100.0	100.0	100.0	100.0	100.0

Table 1. Results of quantitative

Global Sample No.	26	27	28	29	30	31	32	33
Mineral\Sample ID	031971	031620	116953	116961	DX450016	DX450082	DX450085	031783
Amphibole								
Apatite			0.3 (?)	0.3 (?)			0.7 (?)	
Biotite	0.5 (?)	18.7	13.5	7.4			12.3	12.8
Calcite - Calcite, magnesian	4.1	3.1	6.1	3.7	1.3	2.3	5.6	0.8
Clinochlore	1.1	1.6	1.2	1.1	1.2	1.3		
Clinozoisite								
Dolomite - Ankerite								
Dravite								
Garnet								1.1
Gypsum								
Illite - Muscovite 2M1			2.5	1.5	13.5	11.5	8.9	6.1
Ilmenite	0.1 (?)							
Kaolinite							0.2 (?)	0.2 (?)
K-feldspar		14.7			4.6			
Plagioclase	63.4	49.7	47.8	56.9	38.9	47.2	32.0	39.5
Pyrite	1.2	4.8	2.1	0.2	0.6	2.2		
Pyrrhotite	0.7	0.9		1.4	0.8			
Quartz	28.9	6.2	26.4	27.5	39.0	35.6	40.4	39.5
Siderite		0.2 (?)						
Sphalerite								
Total	100.0	100.0	100.0	100.0	100.0	100.0	100.0	100.0

CERTIFICATE OF ANALYSIS ▪ COVER PAGE

Global ARD Testing Services Inc.

CLIENT INFORMATION	
Client:	WSP E&I Canada Ltd.
Project Manager:	Anna Klein
Mailing Address	6925 Century Ave.
	Mississauga, ON; L5N 7K2
Contact No:	647-620-5190

COMPANY INFORMATION	
Legal Name:	Global ARD Testing Services Inc.
Mailing Address:	6891 Antrim Avenue
	Burnaby, BC
	V5J 4M5
Contact No:	
	Main: (604) 428-2730
	Alternate: (604) 603-1359

PROJECT INFORMATION	
Project Name:	Kinross Great Bear Project
Project Number:	OMEMA2303

REPORTING	
Global Project No:	2329 (B3+)
Report Version:	6
Pages (Including Cover):	3
Report Title:	COA 2329(B3+) x50 Great Bear Samples (rec'd 7-Jul23)
Analysis Reviewed By:	Prab Bhatia (Pbhatia@globalARDtesting.com)
Position:	Project Manager
Report Certified By:	Prab Bhatia
Signature:	Prab Bhatia

RESULTS		
Reported To:	**1**	Kristen Gault (kristen.gault@wsp.com)
	2	Anna Klein (anna.klein@wsp.com)
	3	
Date Reported:	**Version-1:**	Monday, November 20, 2023
	Version-2:	Monday, November 27, 2023
	Version-3:	Monday, January 29, 2024
	Version-4:	Wednesday, February 14, 2024
	Version-5:	Monday, March 25, 2024
	Version-6:	Monday, November 10, 2025

INVOICE		
Submitted To:	**1**	Ashley Moncrief (ashley.moncrief@kinross.com)
	2	Kristen Gault (kristen.gault@wsp.com)
	3	Anna Klein (anna.klein@wsp.com)
	4	
Client PO No:		
Global Invoice No:		ARD2329-0723A
Date Submitted:		February 15, 2024

NOTES
All samples and pulps are stored at no charge for 90 days past reporting date.
Please contact the lab if you would like to continue storage past 90 days.
Storage charges will apply.
VERSION:
Version-2: Sulphate-Sulphur Results Verfiied for #1,
Sulphate-Sulphur results updated for #4
Version-3: EPA600 process repeated for selected samples
Version-5: Added TS Recheck

Global
ARD Testing Services Inc.

CERTIFICATE OF ANALYSIS ▪ SAMPLE DETAILS

GLOBAL PROJECT NO: 2329 (B3+)
CLIENT: WSP E&I Canada Ltd.
PROJECT NAME: Kinross Great Bear Project
PROJECT NO: OMEMA2303
REPORT VERSION: 6

SAMPLE RECEIPT INFO	
Date Samples Received:	Friday, July 7, 2023
No of Samples Received:	50
Samples Received By:	Garry

ANALYTICAL INSTRUCTIONS	
From:	Anna Klein (anna.klein@woodplc.com)
	as per email Confirmation
Date:	Wednesday, November 1, 2023

S. No.	Sample ID	Sample Description	Condition (Wet/Dry)	Wt. of Sample Rec'd (g)	Global Notes (if any)
1	DX450021	Pulp	Dry	50.00	
2	DX450024	Pulp	Dry	50.00	
3	DX450028	Pulp	Dry	50.00	
4	DX450035	Pulp	Dry	50.00	
5	DX450036	Pulp	Dry	50.00	
6	DX450038	Pulp	Dry	50.00	
7	DX450041	Pulp	Dry	50.00	
8	DX450046	Pulp	Dry	50.00	
9	DX450047	Pulp	Dry	50.00	
10	DX450050	Pulp	Dry	50.00	
11	DX450063	Pulp	Dry	50.00	
12	DX450065	Pulp	Dry	50.00	
13	DX450066	Pulp	Dry	50.00	
14	DX450076	Pulp	Dry	50.00	
15	DX450096	Pulp	Dry	50.00	
16	DX450097	Pulp	Dry	50.00	
17	DX450098	Pulp	Dry	50.00	
18	DX450100	Pulp	Dry	50.00	
19	DX450105	Pulp	Dry	50.00	
20	DX450111	Pulp	Dry	50.00	
21	DX450124	Pulp	Dry	50.00	
22	DX450125	Pulp	Dry	50.00	
23	DX450126	Pulp	Dry	50.00	
24	DX450132	Pulp	Dry	50.00	
25	DX450134	Pulp	Dry	50.00	
26	DX450142	Pulp	Dry	50.00	
27	DX450146	Pulp	Dry	50.00	
28	DX450154	Pulp	Dry	50.00	
29	DX450162	Pulp	Dry	50.00	
30	DX450166	Pulp	Dry	50.00	
31	DX450172	Pulp	Dry	50.00	
32	DX450188	Pulp	Dry	50.00	
33	DX450193	Pulp	Dry	50.00	
34	DX450201	Pulp	Dry	50.00	
35	DX450209	Pulp	Dry	50.00	
36	DX450221	Pulp	Dry	50.00	
37	DX450222	Pulp	Dry	50.00	
38	DX450227	Pulp	Dry	50.00	
39	DX450232	Pulp	Dry	50.00	
40	DX 550060	Pulp	Dry	50.00	
41	DX 550063	Pulp	Dry	50.00	
42	DX 550065	Pulp	Dry	50.00	
43	DX 550066	Pulp	Dry	50.00	
44	DX 550072	Pulp	Dry	50.00	
45	DX 550074	Pulp	Dry	50.00	
46	DX 550080	Pulp	Dry	50.00	
47	DX 550083	Pulp	Dry	50.00	
48	DX 550085	Pulp	Dry	50.00	
49	DX 550107	Pulp	Dry	50.00	
50	DX 550108	Pulp	Dry	50.00	

Total wt of sample rec'd (kg): **2.50**

Global
ARD Testing Services Inc.

CERTIFICATE OF ANALYSIS ▪ ABA RESULTS

GLOBAL PROJECT NO: 2329 (B3+)
CLIENT: WSP E&I Canada Ltd.
PROJECT NAME: Kinross Great Bear Project
PROJECT NO: OMEMA2303
REPORT VERSION: 6

S. No.	Sample ID	Paste pH	Fizz Rating	Total Inorganic C	$CaCO_3$ Equivalents[*1]	Total Sulphur	EPA600 Sulphate Sulphur	Calc. Sulphide Sulphur	AP[*3]	Modified ABA NP	NNP[*4]	NPR[*5]
	Units:	pH Units		wt %	kg CaCO3/tonne	wt %	wt %	wt %		kg CaCO3/tonne		
	Reported Detection Limit:	*0.1*		*0.02*	*1.667*	*0.01*	*0.01*	*0.01*	0.3			
1	DX450021					8.47	3.95	4.52	141			
2	DX450024					0.22	<0.01	0.22	6.88			
3	DX450028					0.49	<0.01	0.49	15.31			
4	DX450035					8.70	5.02	3.68	115			
5	DX450036					2.57	1.70	0.87	27.2			
6	DX450038					2.69	<0.01	2.69	84.1			
7	DX450041					1.74	0.66	1.08	33.8			
8	DX450046					0.04	<0.01	0.04	1.25			
9	DX450047					0.09	<0.01	0.09	2.81			
10	DX450050					0.67	<0.01	0.67	20.9			
11	DX450063					5.91	4.51	1.40	43.8			
12	DX450065					0.04	<0.01	0.04	1.25			
13	DX450066					0.13	0.03	0.10	3.13			
14	DX450076					6.70	<0.01	6.70	209			
15	DX450096					3.93	0.89	3.04	95.0			
16	DX450097					0.30	<0.01	0.30	9.38			
17	DX450098					0.16	<0.01	0.16	5.00			
18	DX450100					0.07	<0.01	0.07	2.19			
19	DX450105					2.05	0.03	2.02	63.1			
20	DX450111					0.17	<0.01	0.17	5.31			
21	DX450124					0.02	<0.01	0.02	0.63			
22	DX450125					0.10	<0.01	0.10	3.13			
23	DX450126					0.04	<0.01	0.04	1.25			
24	DX450132					1.40	0.01	1.39	43.4			
25	DX450134					5.55	2.59	2.96	92.5			
26	DX450142					0.31	<0.01	0.31	9.69			
27	DX450146					0.04	<0.01	0.04	1.25			
28	DX450154					3.21	<0.01	3.21	100			
29	DX450162					0.11	0.04	0.07	2.19			
30	DX450166					0.51	0.09	0.42	13.1			
31	DX450172					0.16	0.08	0.08	2.50			
32	DX450188					0.08	0.02	0.06	1.88			
33	DX450193					4.06	<0.01	4.06	127			
34	DX450201					0.03	<0.01	0.03	0.94			
35	DX450209					0.05	<0.01	0.05	1.56			
36	DX450221					0.37	<0.01	0.37	11.6			
37	DX450222					1.78	<0.01	1.78	55.6			
38	DX450227					0.05	<0.01	0.05	1.56			
39	DX450232					1.20	<0.01	1.20	37.5			
40	DX 550060					3.33	<0.01	3.33	104			
41	DX 550063					0.94	0.08	0.94	29.4			
42	DX 550065					0.82	<0.01	0.82	25.6			
43	DX 550066					0.11	0.03	0.08	2.50			
44	DX 550072					0.36	0.01	0.35	10.9			
45	DX 550074					1.44	<0.01	1.44	45.0			
46	DX 550080					0.85	0.19	0.66	20.6			
47	DX 550083					1.26	0.51	0.75	23.4			
48	DX 550085					2.12	<0.01	2.12	66.3			
49	DX 550107					2.50	0.01	2.49	77.8			
50	DX 550108					2.06	<0.01	2.06	64.4			
	QUALITY ASSURANCE / QUALITY CONTROL											
	Pulp Replicates:											
1	DX450021						3.95					
1R	DX450021 (Rep)						3.84					
	%RPD						3%					
5	DX450036						1.70					
5R	DX450036 (Rep)						1.63					
	%RPD						4%					
10	DX450050					0.67	<0.01					
10R	DX450050 (Rep)					0.69	<0.01					
	%RPD					-3%						
20	DX450111					0.17	<0.01					
20R	DX450111 (Rep)					0.17	<0.01					
	%RPD					0%						
30	DX450166					0.51	0.09					
30R	DX450166 (Rep)					0.49	0.08					
	%RPD					4%	12%					
40	DX 550060					3.33	<0.01					
40R	DX 550060 (Rep)					3.31	<0.01					
	%RPD					1%						
50	DX 550108					2.06	0.24					
50R	DX 550108 (Rep)					2.04	0.21					
	%RPD					1%	14%					
	Reference Material Analysis:											
	Reference Material					OREAS 279	RTS-3a					
	Ref. Material Certified Value					**1.27**	**1.10**					
	Reference Material Results					1.28, 1.28, 1.26, 1.27	1.07					
	Acceptance Range:					***90% - 110%***	***90% - 110%***					
	Method Blank Analysis:											
	Method Blank Results					<0.01	<0.01					
	GLOBAL SOP NO./METHOD:	*ARD-005*	*ARD-005*	*$HClO_4$ Leach CO_2 Coulometer*	*Calc.*	*LECO*	*EPA600*	*Calc.*	*Calc.*	*ARD-005*	*Calc.*	*Calc.*

NOTES:
Job No: 20230717 & 20230721 & 20230724

Date of Analysis (24 h): July 14, 2023
pH of DI water used (pH units): 5.57
EC of DI water used (µS/cm): 0.95

METHODS:
Total Sulphur by Leco.
Total Inorganic Carbon (TIC): $HClO_4$ leach, evolved CO_2 analysed by CO_2 Coulometer.

ABBREVIATIONS:
R = Rep = Replicate (a replicate is a sub-sample scooped from a single pulp sample bag produced per client sample)
D = Dup = Duplicate (a duplicate is 2nd sub-pulp sample bag produced by processing a 2nd split of the client sample. A duplicate pulp sample is prepared only at client request.
EC = Electric Conductivity
NP = Neutralization Potential
Calc. = Calculation
IND = Indeterminate
COA = Certificate Of Analysis
N/A = Not Applicable
NR = Not Reported

CALCULATIONS:
[*1] $CaCO_3$ Equivalents: Is based on TIC (Total Inorganic Carbon)
[*2] Non-Extractable Sulphur: Total sulphur - (sulphate sulphur + sulphide sulphur)
[*3] AP (Acid Potential): Sulphide-sulphur x 31.25
[*4] NNP (Net Neutralization Potential): NP - AP
[*5] NPR (Neutralization Potential Ratio): NP/AP

REFERENCES:
Sample Preparation: ASTM E877-08; MEND Report 1.20.1, Version 0 (2009)
ABA: Air-dried, jaw-crushed, split by riffling and pulverized to 85% passing 200 mesh (75 µm).
Surface Rinse-pH: MEND Report 1.20.1, Version 0 (2009).
Modified ABA (Sobek) NP: MEND Acid Rock Drainage Prediction Manual, MEND Project 1.16.1b (pages 6.2-11 to 17), March 1991.
STD Sobek NP / Paste pH / Fizz Rating: Sobek, A.A., Schuller, W.A., Freeman, J.R. and Smith, R.M.; US EPA-600/2-78-054 (1978).
Paste pH / Fizz Rating: Sobek, A.A., Schuller, W.A., Freeman, J.R. and Smith, R.M.; US EPA-600/2-78-054 (1978).
Sulphate Sulphur: Based on MEND method using HCl leach. The S extracted is determined by analysing the extract for SO_4 using UV-Vis Spectrophotometer (STD Method 4500-SO42- E).
Sulphur Speciation: Sequential HCl and HNO_3 leach. The S extracted is determined by analysing the extract for SO_4 using UV-Vis Spectrophotometer (STD Method 4500-SO42- E).

CERTIFICATE OF ANALYSIS ▪ COVER PAGE

Global ARD Testing Services Inc.

CLIENT INFORMATION	
Client:	WSP E&I Canada Ltd.
Project Manager:	Anna Klein
Mailing Address	6925 Century Ave.
	Mississauga, ON; L5N 7K2
Contact No:	647-620-5190

COMPANY INFORMATION	
Legal Name:	Global ARD Testing Services Inc.
Mailing Address:	6891 Antrim Avenue
	Burnaby, BC
	V5J 4M5
Contact No:	
	Main: (604) 428-2730
	Alternate: (604) 603-1359

PROJECT INFORMATION	
Project Name:	Kinross Great Bear Project
Project Number:	OMEMA2303

REPORTING	
Global Project No:	2329 (B4)
Report Version:	4
Pages (Including Cover):	3
Report Title:	COA 2329(B4) x25 Great Bear Samples (rec'd 21-Nov23)
Analysis Reviewed By:	Prab Bhatia (Pbhatia@globalARDtesting.com)
Position:	Project Manager
Report Certified By:	Prab Bhatia
Signature:	Prab Bhatia

RESULTS		
Reported To:	**1**	Kristen Gault (kristen.gault@wsp.com)
	2	Anna Klein (anna.klein@wsp.com)
	3	
	4	
Date Reported:		
	Version-1:	Monday, November 27, 2023
	Version-2:	Tuesday, February 20, 2024
	Version-3:	March 25, 2024
	Version-4:	November 10, 2025

INVOICE		
Submitted To:	**1**	Ashley Moncrief (ashley.moncrief@kinross.com)
	2	Kristen Gault (kristen.gault@wsp.com)
	3	Anna Klein (anna.klein@wsp.com)
	4	
Client PO No:		
Global Invoice No:		ARD2329-1123A
Date Submitted:		February 22, 2024

NOTES
All samples and pulps are stored at no charge for 90 days past reporting date.
Please contact the lab if you would like to continue storage past 90 days.
Storage charges will apply.
VERSIONS:
Version-1: partial
Version-2: Full Report
Version-3: Added TS Re-check

CERTIFICATE OF ANALYSIS ▪ SAMPLE DETAILS

Global ARD Testing Services Inc.

GLOBAL PROJECT NO: 2329 (B4)
CLIENT: WSP E&I Canada Ltd.
PROJECT NAME: Kinross Great Bear Project
PROJECT NO: OMEMA2303
REPORT VERSION: 4

SAMPLE RECEIPT INFO	
Date Samples Received:	Friday, July 7, 2023
No of Samples Received:	25
Samples Received By:	Garry

ANALYTICAL INSTRUCTIONS	
From:	Anna Klein (anna.klein@woodplc.com)
	as per email Confirmation
Date:	Wednesday, November 1, 2023

S. No.	Sample ID	Sample Description	Condition (Wet/Dry)	Wt. of Sample Rec'd (g)	Global Notes (if any)
1	DX450039	Pulp	Dry	50.00	
2	DX450083	Pulp	Dry	50.00	
3	DX450030	Pulp	Dry	50.00	
4	DX450176	Pulp	Dry	50.00	
5	DX450183	Pulp	Dry	50.00	
6	DX450207	Pulp	Dry	50.00	
7	DX450224	Pulp	Dry	50.00	
8	DX450225	Pulp	Dry	50.00	
9	DX450228	Pulp	Dry	50.00	
10	DX450234	Pulp	Dry	50.00	
11	DX550051	Pulp	Dry	50.00	
12	DX450085	Pulp	Dry	50.00	
13	DX550086	Pulp	Dry	50.00	
14	DX550109	Pulp	Dry	50.00	
15	DX450058	Pulp	Dry	50.00	
16	DX550087	Pulp	Dry	50.00	
17	DX450027	Pulp	Dry	50.00	
18	DX450168	Pulp	Dry	50.00	
19	DX450173	Pulp	Dry	50.00	
20	DX450007	Pulp	Dry	50.00	
21	DX450203	Pulp	Dry	50.00	
22	DX550093	Pulp	Dry	50.00	
23	DX450202	Pulp	Dry	50.00	
24	DX450112	Pulp	Dry	50.00	
25	DX450170	Pulp	Dry	50.00	

Total wt of sample rec'd (kg): **1.25**

Global ARD Testing Services Inc.

CERTIFICATE OF ANALYSIS ▪ ABA RESULTS

GLOBAL PROJECT NO: 2329 (B4)
CLIENT: WSP E&I Canada Ltd.
PROJECT NAME: Kinross Great Bear Project
PROJECT NO: OMEMA2303
REPORT VERSION: 4

S. No.	Sample ID	Paste pH	Fizz Rating	Total Inorganic C	$CaCO_3$ Equivalents[*1]	Total Sulphur	EPA600 Sulphate Sulphur	Calc. Sulphide Sulphur	AP[*3]	Modified ABA NP	NNP[*4]	NPR[*5]
	Units:	**pH Units**		**wt %**	**kg CaCO3/tonne**	**wt %**	**wt %**	**wt %**		**kg CaCO3/tonne**		
	Reported Detection Limit:	***0.1***		***0.02***	***1.7***	***0.01***	***0.01***	***0.01***				
1	DX450039					2.15	0.21	1.94				
2	DX450083					0.92	0.14	0.78				
3	DX450030					0.64	<0.01	0.64				
4	DX450176					2.77	0.08	2.69				
5	DX450183					0.47	0.03	0.44				
6	DX450207					2.72	0.10	2.62				
7	DX450224					0.75	0.04	0.71				
8	DX450225					1.10	0.11	0.99				
9	DX450228					3.14	0.06	3.08				
10	DX450234					0.40	0.06	0.34				
11	DX550051					0.55	0.11	0.44				
12	DX450085					0.14	0.04	0.10				
13	DX550086					2.89	0.05	2.84				
14	DX550109					3.20	0.04	3.16				
15	DX450058					3.19	3.02	0.17				
16	DX550087					1.94	0.22	1.72				
17	DX450027					1.40	0.26	1.14				
18	DX450168					1.65	0.08	1.57				
19	DX450173					0.06	0.02	0.04				
20	DX450007					0.06	<0.01	0.06				
21	DX450203					0.06	<0.01	0.06				
22	DX550093					0.22	0.02	0.20				
23	DX450202					0.25	0.03	0.22				
24	DX450112					0.03	<0.01	0.03				
25	DX450170					5.40	0.01	5.39				
	QUALITY ASSURANCE / QUALITY CONTROL											
Pulp Replicates:												
10	DX450234					0.40	0.06	0.34				
10R	DX450234 (Rep)					0.41	0.02	0.39				
	%RPD					-2%		-14%				
20	DX450007					0.06	<0.01	0.06				
20R	DX450007 (Rep)					0.06	0.01	0.05				
	%RPD					0%		18%				
Reference Material Analysis:												
Reference Material						OREAS 279	RTS-3a					
Ref. Material Certified Value						**1.27**	**1.10**					
Reference Material Results						1.28, 1.27	1.04					
Acceptance Range:						***90% - 110%***	***90% - 110%***					
Method Blank Analysis:												
Method Blank Results						<0.01	<0.01					
GLOBAL SOP NO./METHOD:		*ARD-005*	*ARD-005*	*$HClO_4$ Leach CO_2 Coulometer*	*Calc.*	*LECO*	*EPA600*	*Calc.*	*Calc.*	*ARD-005*	*Calc.*	*Calc.*

NOTES:
Job No: 20231121

Date of Analysis (24 h): July 14, 2023
pH of DI water used (pH units): 5.57
EC of DI water used (µS/cm): 0.95

METHODS:
Total Sulphur by Leco.
Total Inorganic Carbon (TIC): $HClO_4$ leach, evolved CO_2 analysed by CO_2 Coulometer.

ABBREVIATIONS:
R = Rep = Replicate (a replicate is a sub-sample scooped from a single pulp sample bag produced per client sample)
D = Dup = Duplicate (a duplicate is 2nd sub-pulp sample bag produced by processing a 2nd split of the client sample. A duplicate pulp sample is prepared only at client request.
EC = Electric Conductivity
NP = Neutralization Potential
Calc. = Calculation
IND = Indeterminate
COA = Certificate Of Analysis
N/A = Not Applicable
NR = Not Reported

CALCULATIONS:
*1 $CaCO_3$ Equivalents: Is based on TIC (Total Inorganic Carbon)
*2 Non-Extractable Sulphur: Total sulphur - (sulphate sulphur + sulphide sulphur)
*3 AP (Acid Potential): Sulphide-sulphur x 31.25
*4 NNP (Net Neutralization Potential): NP - AP
*5 NPR (Neutralization Potential Ratio): NP/AP

REFERENCES:
Sample Preparation: ASTM E877-08; MEND Report 1.20.1, Version 0 (2009)
ABA: Air-dried, jaw-crushed, split by riffling and pulverized to 85% passing 200 mesh (75 µm).
Surface Rinse-pH: MEND Report 1.20.1, Version 0 (2009).
Modified ABA (Sobek) NP: MEND Acid Rock Drainage Prediction Manual, MEND Project 1.16.1b (pages 6.2-11 to 17), March 1991.
STD Sobek NP / Paste pH / Fizz Rating: Sobek, A.A., Schuller, W.A., Freeman, J.R. and Smith, R.M.; US EPA-600/2-78-054 (1978).
Paste pH / Fizz Rating: Sobek, A.A., Schuller, W.A., Freeman, J.R. and Smith, R.M.; US EPA-600/2-78-054 (1978).
Sulphate Sulphur: Based on MEND method using HCl leach. The S extracted is determined by analysing the extract for SO_4 using UV-Vis Spectrophotometer (STD Method 4500-SO42- E).
Sulphur Speciation: Sequential HCl and HNO_3 leach. The S extracted is determined by analysing the extract for SO_4 using UV-Vis Spectrophotometer (STD Method 4500-SO42- E).

CERTIFICATE OF ANALYSIS ▪ COVER PAGE

Global ARD Testing Services Inc.

CLIENT INFORMATION	
Client:	WSP Canada Ltd.
Project Manager:	Anna Klein
Mailing Address	6925 Century Ave., 6th Floor
	Mississauga, ON; L5N 7KZ
Contact No:	6476205190

COMPANY INFORMATION	
Legal Name:	Global ARD Testing Services Inc.
Mailing Address:	6891 Antrim Avenue
	Burnaby, BC
	V5J 4M5
Contact No:	
	Main: (604) 428-2730
	Alternate: (604) 603-1359

PROJECT INFORMATION	
Project Name:	Kinross Great Bear Project
Project Number:	OMEMA2303

REPORTING	
Global Project No:	2329 (B12)
Report Version:	4
Pages (Including Cover):	7
Report Title:	COA 2329(B12) x43 Kinross Great Bear Project Samples (rec'd 12-Apr24)
Analysis Reviewed By:	Prab Bhatia (Pbhatia@globalARDtesting.com)
Position:	Project Manager
Report Certified By:	Prab Bhatia
Signature:	

RESULTS		
Reported To:	**1**	Forrest McAdam (forrest.mcadam@wsp.com)
	2	Kristen Gault (kristen.gault@wsp.com)
	3	Anna Klein (anna.klein@wsp.com)
	4	Sarah Matthews (sarah.matthews1@wsp.com)
Date Reported:	**Version-1:**	Thursday, July 11, 2024
	Version-2:	Friday, August 9, 2024
	Version-3:	Monday, August 12, 2024
	Version-4:	Monday, November 10, 2025

INVOICE		
Submitted To:	**1**	Matthew Hart (matthew.hart@kinross.com)
	2	Sabina Abdullayeva (sabina.abdullayeva@kinross.com)
	3	Kristen Gault (kristen.gault@wsp.com)
	4	
Client PO No:		
Global Invoice No:		ARD2329-0724F
Date Submitted:		Wednesday, July 31, 2024

NOTES
All samples and pulps are stored at no charge for 90 days past reporting date.
Please contact the lab if you would like to continue storage past 90 days.
Storage charges will apply.
VERSIONS:
Version-1: Full Report
Version-2: Corrected Sulfate with 0 values.
Version-3: Corrected TC Zero Value

CERTIFICATE OF ANALYSIS ▪ SAMPLE DETAILS

Global ARD Testing Services Inc.

GLOBAL PROJECT NO: 2329 (B12)
CLIENT: WSP Canada Ltd.
PROJECT NAME: Kinross Great Bear Project
PROJECT NO: OMEMA2303
REPORT VERSION: 4

SAMPLE RECEIPT INFO	
Date Samples Received:	Friday, April 12, 2024
No of Samples Received:	43
Samples Received By:	Said

ANALYTICAL INSTRUCTIONS	
From:	
	as per email Confirmation
Date:	Tuesday, May 7, 2024

S. No.	Sample ID	Sample Description	Condition (Wet/Dry)	Wt. of Sample Rec'd (kg)	Global Notes (if any)
1	117014	Drill CORE	Dry	2.00	
2	117009	Drill CORE	Dry	2.30	
3	117006	Drill CORE	Dry	2.15	
4	117010	Drill CORE	Dry	3.30	
5	117012	Drill CORE	Dry	3.40	
6	117007	Drill CORE	Dry	2.00	
7	117013	Drill CORE	Dry	1.00	
8	117015	Drill CORE	Dry	1.05	
9	117008	Drill CORE	Dry	1.25	
10	117002	Drill CORE	Dry	2.80	
11	117003	Drill CORE	Dry	2.05	
12	117005	Drill CORE	Dry	1.90	
13	117011	Drill CORE	Dry	2.55	
14	117004	Drill CORE	Dry	1.95	
15	117035	Drill CORE	Dry	3.45	
16	117036	Drill CORE	Dry	3.45	
17	117037	Drill CORE	Dry	2.25	
18	117038	Drill CORE	Dry	2.40	
19	117039	Drill CORE	Dry	2.85	
20	117040	Drill CORE	Dry	0.80	
21	117028	Drill CORE	Dry	2.28	
22	117029	Drill CORE	Dry	2.25	
23	117030	Drill CORE	Dry	2.20	
24	117031	Drill CORE	Dry	3.45	
25	117032	Drill CORE	Dry	2.30	
26	117033	Drill CORE	Dry	3.05	
27	117034	Drill CORE	Dry	1.80	
28	117023	Drill CORE	Dry	2.30	
29	117022	Drill CORE	Dry	3.25	
30	117021	Drill CORE	Dry	1.80	
31	110720	Drill CORE	Dry	0.90	
32	117019	Drill CORE	Dry	1.75	
33	117018	Drill CORE	Dry	2.20	
34	117017	Drill CORE	Dry	1.80	
35	117016	Drill CORE	Dry	2.00	
36	117027	Drill CORE	Dry	3.20	
37	117026	Drill CORE	Dry	3.80	
38	117025	Drill CORE	Dry	2.30	
39	117024	Drill CORE	Dry	2.55	
40	DX491021	Drill CORE	Dry	4.30	
41	DX491045	Drill CORE	Dry	2.20	
42	DX491069	Drill CORE	Dry	3.40	
43	DX491095	Drill CORE	Dry	4.30	

Total wt of sample rec'd (kg): **104.28**

S. No.	Sample ID	Paste pH	Fizz Rating	Total Carbon	Total Inorganic C	$CaCO_3$ Equivalents*1	Total Sulphur	Sulphate Sulphur	Sulphide Sulphur	AP*3	Modified ABA NP	NNP*4	NPR*5
	Units:	**pH Units**		**wt %**	**wt %**	**kg CaCO3/tonne**	**wt %**	**wt %**	**wt %**		**kg CaCO3/tonne**		
	Reported Detection Limit:	***0.1***		***0.02***	***0.02***	***1.7***	***0.01***	***0.01***	***0.01***	**0.3**			
1	117014	8.7	None	0.07	<0.02	<1.7	0.15	0.03	0.12	3.8	9.1	5.4	2.4
2	117009	9.4	None	0.04	<0.02	<1.7	0.03	<0.01	0.03	0.9	5.9	5.0	6.3
3	117006	8.7	None	<0.02	<0.02	<1.7	0.40	0.13	0.27	8.4	7.0	-1.4	0.8
4	117010	9.3	Slight	0.15	0.11	9.2	0.20	0.09	0.11	3.4	20.8	17.4	6.1
5	117012	9.1	None	0.03	<0.02	<1.7	0.43	0.08	0.35	10.9	9.7	-1.2	0.9
6	117007	9.0	None	<0.01	<0.02	<1.7	0.49	0.10	0.39	12.2	7.2	-5.0	0.6
7	117013	9.4	None	0.05	<0.02	<1.7	0.11	<0.01	0.11	3.4	9.4	6.0	2.7
8	117015	9.1	Slight	0.15	0.11	9.2	0.47	0.25	0.22	6.9	17.3	10.4	2.5
9	117008	9.0	Slight	0.06	0.07	5.8	0.20	0.01	0.19	5.9	14.2	8.3	2.4
10	117002	9.4	Slight	0.12	0.08	6.7	0.08	0.01	0.07	2.2	20.7	18.5	9.5
11	117003	9.4	None	0.08	0.03	2.5	0.14	0.05	0.09	2.8	10.2	7.4	3.6
12	117005	9.3	Slight	0.08	0.03	2.5	0.26	0.04	0.22	6.9	13.0	6.1	1.9
13	117011	8.6	Slight	0.50	0.48	40.0	0.17	0.02	0.15	4.7	59.0	54.3	12.6
14	117004	8.8	None	<0.02	<0.02	<1.7	0.42	0.14	0.28	8.8	8.6	-0.2	1.0
15	117035	9.5	None	<0.02	<0.02	<1.7	0.35	0.09	0.26	8.1	9.4	1.3	1.2
16	117036	9.4	Slight	0.12	0.09	7.5	0.04	0.01	0.03	0.9	16.6	15.7	17.7
17	117037	9.3	Slight	0.22	0.22	18.3	0.41	0.14	0.27	8.4	28.6	20.2	3.4
18	117038	9.0	Slight	0.21	0.17	14.2	0.51	<0.01	0.51	15.9	21.6	5.7	1.4
19	117039	9.2	Slight	0.17	0.12	10.0	0.06	<0.01	0.06	1.9	19.2	17.3	10.2
20	117040	8.7	Slight	0.32	0.26	21.7	0.03	<0.01	0.03	0.9	35.4	34.5	37.7
21	117028	9.3	Slight	0.22	0.14	11.7	0.21	0.08	0.13	4.1	22.8	18.7	5.6
22	117029	9.3	Slight	0.21	0.13	10.8	0.18	0.05	0.13	4.1	23.3	19.2	5.7
23	117030	9.1	None	0.09	0.03	2.5	0.23	0.13	0.10	3.1	8.0	4.9	2.6
24	117031	9.4	Slight	0.14	0.08	6.7	0.25	0.12	0.13	4.1	19.0	14.9	4.7
25	117032	9.5	Slight	0.27	0.21	17.5	0.06	0.02	0.04	1.3	30.1	28.9	24.1
26	117033	9.0	None	0.03	<0.02	<1.7	0.20	0.07	0.13	4.1	8.6	4.5	2.1
27	117034	8.8	None	0.06	<0.02	<1.7	0.04	<0.01	0.04	1.3	7.5	6.3	6.0
28	117023	9.1	None	0.07	0.04	3.3	0.41	0.19	0.22	6.9	9.2	2.3	1.3
29	117022	9.2	None	0.06	0.03	2.5	0.40	0.05	0.35	10.9	8.0	-2.9	0.7
30	117021	9.2	Slight	0.37	0.33	27.5	0.43	0.03	0.40	12.5	38.6	26.1	3.1
31	110720	9.2	None	0.02	<0.02	<1.7	0.43	<0.01	0.43	13.4	4.6	-8.8	0.3
32	117019	9.3	Slight	0.16	0.13	10.8	0.11	0.01	0.10	3.1	16.2	13.1	5.2
33	117018	9.4	Slight	0.15	0.12	10.0	0.04	0.01	0.03	0.9	18.4	17.5	19.6
34	117017	9.5	Slight	0.11	0.07	5.8	0.05	0.02	0.03	0.9	16.9	16.0	18.0
35	117016	9.1	Slight	0.13	0.07	5.8	0.32	0.18	0.14	4.4	19.7	15.3	4.5
36	117027	9.4	Slight	0.27	0.19	15.8	0.06	<0.01	0.06	1.9	31.9	30.0	17.0
37	117026	9.6	Slight	0.38	0.35	29.2	0.03	<0.01	0.03	0.9	38.9	38.0	41.4
38	117025	9.4	None	0.09	0.04	3.3	0.10	0.06	0.04	1.3	7.4	6.2	5.9
39	117024	9.0	None	0.03	<0.02	<1.7	0.43	0.18	0.25	7.8	6.5	-1.3	0.8
40	DX491021	8.2	None	<0.02	<0.02	<1.7	0.35	0.09	0.26	8.1	6.3	-1.8	0.8
41	DX491045	8.5	None	0.03	<0.02	<1.7	0.38	0.08	0.30	9.4	7.3	-2.1	0.8
42	DX491069	8.6	Slight	0.15	0.13	10.8	0.26	0.04	0.22	6.9	18.9	12.0	2.8
43	DX491095	9.4	None	0.09	0.06	5.0	0.11	0.01	0.10	3.1	11.2	8.1	3.6
	QUALITY ASSURANCE / QUALITY CONTROL												
Pulp Replicates:													
10	117002	9.4	Slight	0.12	0.08		0.08	0.01			20.7		
10R	117002 R	9.5	Slight	0.13	0.08		0.08	0.01			20.9		
	%RPD	0%		-8%	0%		0%	0%			-1%		
20	117040	8.7	Slight	0.32	0.26		0.03	<0.01			35.4		
20R	117040 R	8.7	Slight	0.33	0.25		0.02	<0.01			35.8		
	%RPD	0%		-3%	4%		40%				-1%		
30	117021	9.2	Slight	0.37	0.33		0.41	<0.01			38.6		
30R	117021 R	9.1	Slight	0.37	0.32		0.43	<0.01			38.3		
	%RPD	0%		0%	3%		-5%				1%		
40	DX491021	8.2	None	<0.02	<0.02		0.35	0.09			6.3		
40R	DX491021 R	8.2	None	<0.02	<0.02		0.34	0.07			6.0		
	%RPD	0%					3%	25%			5%		
Reference Material Analysis:													
Reference Material		1) NBM-1 2) KZK-1		OREAS 279	KZK-1		OREAS 277	RTS-3a			1) KZK-1 (Slight) 2) KZK-1 (Moderate)		
Ref. Material Certified Value		**1) 8.45 2) 8.80**		**1.13**	**0.92**		**0.64**	**1.10**			**1) 58.9 2) 61.6**		
Reference Material Results		1) 8.30 2) N/A		1.10	0.91		0.63	1.05			1) 57.3 2) N/A		
Acceptance Range:		***90% - 110%***		***90% - 110%***	***80% - 120%***		***90% - 110%***	***90% - 110%***			***90% - 110%***		
Method Blank Analysis:													
Method Blank Results				<0.01	<0.02		<0.01	<0.01					
GLOBAL SOP NO./METHOD:		*ARD-005*	*ARD-005*	*LECO*	*HCl Leach LECO*	*Calc.*	*LECO*	*EPA 600 (HCl Leach)*	*Calc.*	*Calc.*	*ARD-005*	*Calc.*	*Calc.*

NOTES:
Job No: 20240705

Date of Analysis (24 h): July 2-3, 2024
pH of DI water used (pH units): 5.9
EC of DI water used (µS/cm): 1.1

METHODS:
Total Sulphur by Leco.
Total Inorganic Carbon (TIC): HCl leach, evolved CO_2 analysed by LECO.

ABBREVIATIONS:
R = Rep = Replicate (a replicate is a sub-sample scooped from a single pulp sample bag produced per client sample)
D = Dup = Duplicate (a duplicate is 2nd sub-pulp sample bag produced by processing a 2nd split of the client sample. A duplicate pulp sample is prepared only at client request.
EC = Electric Conductivity
NP = Neutralization Potential
Calc. = Calculation
IND = Indeterminate
COA = Certificate Of Analysis
N/A = Not Applicable
NR = Not Reported

CALCULATIONS:
*1 $CaCO_3$ Equivalents: Is based on TIC (Total Inorganic Carbon)
*2 Non-Extractable Sulphur: Total sulphur - (sulphate sulphur + sulphide sulphur)
*3 AP (Acid Potential): Sulphide-sulphur x 31.25
*4 NNP (Net Neutralization Potential): NP - AP
*5 NPR (Neutralization Potential Ratio): NP/AP

REFERENCES:
Sample Preparation: ASTM E877-08; MEND Report 1.20.1, Version 0 (2009)
ABA: Air-dried, jaw-crushed, split by riffling and pulverized to 85% passing 200 mesh (75 µm).
Modified ABA (Sobek) NP: MEND Acid Rock Drainage Prediction Manual, MEND Project 1.16.1b (pages 6.2-11 to 17), March 1991.
Paste pH / Fizz Rating: Sobek, A.A., Schuller, W.A., Freeman, J.R. and Smith, R.M.; US EPA-600/2-78-054 (1978).
Sulphate Sulphur: Sobek, A.A., Schuller, W.A., Freeman, J.R. and Smith, R.M.; US EPA-600/2-78-054 (1978).

Global
ARD Testing Services Inc.

CERTIFICATE OF ANALYSIS ▪ METALS RESULTS BY AQUA REGIA DIGEST & ICP-MS ANALYSIS ON SOLIDS

GLOBAL PROJECT NO: 2329 (B12)
CLIENT: WSP Canada Ltd.
PROJECT NAME: Kinross Great Bear Project
PROJECT NO: OMEMA2303
REPORT VERSION: 4

S. No.	Sample ID	Method																											
		Analyte	Silver (Ag)	Aluminum (Al)	Arsenic (As)	Gold (Au)	Boron (B)	Barium (Ba)	Beryllium (Be)	Bismuth (Bi)	Calcium (Ca)	Cadmium (Cd)	Cerium (Ce)	Cobalt (Co)	Chromium (Cr)	Cesium (Cs)	r (Cu)	Iron (Fe)	Gallium (Ga)	Germanium (Ge)	Hafnium (Hf)	Mercury (Hg)	Indium (In)	Potassium (K)	Lanthanum (La)	Lithium (Li)	Magnesium (Mg)	Manganese (Mn)
		Unit	ppm	%	ppm	ppm	ppm	ppm	ppm	ppm	%	ppm	ppm	ppm	ppm	ppm	ppm	%	ppm	ppm	ppm	ppm	ppm	%	ppm	ppm	%	ppm
		MDL	0.01	0.01	0.1	0.0005	10	10	0.05	0.01	0.01	0.01	0.02	0.1	1	0.05	0.2	0.01	0.05	0.05	0.02	0.005	0.005	0.01	0.2	0.1	0.01	5
		Sample Type																											
1	117014	Pulp	0.11	1.16	7.1	0.0086	60	131	0.19	0.14	0.34	0.04	71.32	4.9	91	5.12	21.6	1.96	4.98	<0.05	1.47	<0.005	0.013	0.84	37.1	21.7	0.46	315
2	117009	Pulp	0.11	0.25	0.5	0.0018	13	16	0.15	0.37	0.18	0.05	19.52	0.3	49	0.10	3.3	0.13	1.05	<0.05	0.57	<0.005	<0.005	0.20	7.2	1.7	0.01	69
3	117006	Pulp	0.12	1.59	1.4	0.0035	12	194	<0.05	0.22	0.17	0.09	54.24	17.0	90	3.74	44.2	2.98	7.14	0.07	0.65	<0.005	0.015	1.19	26.6	23.4	0.94	352
4	117010	Pulp	0.12	0.87	1.4	0.0013	14	59	0.06	0.21	0.68	0.03	46.87	6.5	49	3.27	20.2	1.53	4.27	<0.05	0.51	<0.005	0.006	0.57	24.6	11.1	0.50	233
5	117012	Pulp	0.11	1.78	0.6	0.0049	22	191	0.10	0.21	0.32	0.09	51.93	19.1	99	5.35	47.9	3.30	7.35	<0.05	0.69	<0.005	0.016	1.35	26.5	25.4	1.04	524
6	117007	Pulp	0.15	2.18	3.1	0.0107	17	156	0.10	0.22	0.15	0.07	51.49	24.7	111	7.50	61.3	4.00	8.27	<0.05	0.74	<0.005	0.016	1.60	26.1	20.1	1.24	315
7	117013	Pulp	0.08	1.04	3.1	0.0021	10	86	0.07	0.11	0.39	0.02	61.02	8.5	67	4.80	20.9	1.65	3.93	<0.05	0.64	<0.005	0.008	0.76	31.7	7.7	0.31	251
8	117015	Pulp	0.21	0.53	51.3	0.1785	<10	42	0.10	0.09	0.66	0.04	77.15	2.6	69	0.79	20.2	1.40	2.95	<0.05	1.32	<0.005	0.015	0.24	40.0	3.0	0.13	174
9	117008	Pulp	0.13	2.63	3.3	0.0045	<10	96	0.34	0.16	0.85	0.04	50.93	20.4	130	6.82	54.6	3.76	8.63	0.05	0.66	<0.005	0.013	1.07	25.7	19.0	1.56	513
11	117003	Pulp	0.11	0.81	1.9	0.0019	43	38	0.10	0.27	0.42	0.04	38.10	5.6	75	2.62	13.9	1.37	3.28	<0.05	0.94	<0.005	0.007	0.60	18.8	17.8	0.19	288
12	117005	Pulp	0.10	2.38	14.0	0.0153	33	130	0.14	0.32	0.57	0.05	65.10	18.4	104	8.14	39.1	4.18	8.49	0.05	0.93	<0.005	0.014	1.51	32.2	34.8	1.09	394
13	117011	Pulp	0.15	3.42	8.8	0.0027	29	344	1.04	0.22	2.40	0.11	42.47	24.8	152	10.71	43.1	5.74	10.18	0.08	0.57	<0.005	0.020	2.24	19.5	45.0	2.39	756
14	117004	Pulp	0.13	1.94	1.6	0.0021	27	111	0.11	0.21	0.37	0.08	54.75	19.9	117	3.90	51.0	3.90	7.86	<0.05	0.72	<0.005	0.016	0.82	27.9	18.6	1.30	592
15	117035	Pulp	0.13	2.44	1.2	0.0101	23	181	0.11	0.20	0.35	0.04	52.92	21.9	118	8.46	52.5	3.96	8.99	0.06	0.94	<0.005	0.018	1.80	26.2	25.4	1.39	546
16	117036	Pulp	0.07	0.95	2.8	0.0033	18	85	<0.05	0.08	0.59	0.02	41.77	6.0	52	4.53	10.7	1.60	4.56	<0.05	0.60	<0.005	0.007	0.75	23.0	11.0	0.42	235
17	117037	Pulp	0.37	2.15	147.6	0.0897	14	55	0.16	0.07	1.40	0.03	65.83	11.8	75	4.67	19.1	2.64	6.90	<0.05	0.40	<0.005	0.011	1.26	32.9	13.2	0.94	445
18	117038	Pulp	0.41	0.65	124.4	0.0535	<10	62	0.09	1.43	0.81	0.18	82.27	2.7	67	2.43	11.4	1.45	3.14	<0.05	1.00	<0.005	0.022	0.44	42.9	6.0	0.24	319
19	117039	Pulp	0.05	1.48	2.2	0.0041	22	161	0.13	0.04	0.85	0.03	56.71	11.9	67	5.07	19.8	2.60	6.02	<0.05	0.70	<0.005	0.007	1.13	29.6	19.8	0.67	327
20	117040	Pulp	0.14	2.32	1.3	0.0065	21	95	0.15	0.03	1.61	0.03	34.14	21.2	395	4.62	65.0	3.68	7.71	0.07	0.40	<0.005	0.012	0.69	16.8	35.8	2.09	556
21	117028	Pulp	0.25	1.34	232.0	0.1151	33	83	0.12	0.22	0.99	0.03	58.90	9.8	74	5.60	22.6	2.17	5.06	<0.05	0.57	<0.005	0.009	1.03	30.6	12.0	0.70	290
22	117029	Pulp	0.17	1.44	27.9	0.0058	13	64	0.11	0.08	0.99	0.03	66.64	10.3	78	3.85	16.9	2.24	5.37	<0.05	0.53	<0.005	0.010	1.04	33.9	13.5	0.73	419
23	117030	Pulp	0.10	0.66	203.4	0.0048	12	50	0.10	0.02	0.41	0.03	84.40	1.8	68	1.88	5.1	1.15	2.65	<0.05	0.63	<0.005	0.008	0.41	43.8	4.8	0.14	189
24	117031	Pulp	0.14	1.37	4.1	0.0056	<10	155	0.14	0.12	0.83	0.03	59.61	12.5	57	5.15	30.6	2.56	4.78	<0.05	0.63	<0.005	0.008	1.02	30.8	12.3	0.56	363
25	117032	Pulp	0.07	1.40	0.7	0.0014	<10	110	0.08	0.05	1.11	0.03	54.02	8.4	65	3.06	27.0	2.22	5.57	<0.05	0.54	<0.005	0.008	1.10	28.6	12.9	0.69	332
26	117033	Pulp	0.07	4.59	0.7	0.0053	<10	655	0.75	0.15	0.89	0.03	50.26	14.1	138	12.45	27.6	7.47	13.87	0.14	0.50	<0.005	0.027	2.20	25.1	23.3	1.27	162
27	117034	Pulp	0.04	0.91	8.0	0.0047	11	77	0.11	0.23	0.37	0.01	61.43	10.2	61	1.53	14.4	1.02	3.98	<0.05	0.98	<0.005	0.009	0.37	30.8	22.2	0.46	82
28	117023	Pulp	0.23	1.93	131.2	0.0379	11	93	0.15	0.40	0.48	0.06	56.02	19.6	96	6.25	49.7	3.14	6.09	<0.05	0.80	<0.005	0.008	1.18	28.0	14.1	0.93	431
29	117022	Pulp	0.17	1.96	28.8	0.0176	12	162	0.08	0.40	0.22	0.08	55.61	17.6	113	8.19	51.1	3.34	7.13	<0.05	0.97	<0.005	0.014	1.49	28.3	14.2	1.13	308
30	117021	Pulp	0.19	1.46	108.3	0.0673	<10	116	0.11	0.27	1.45	0.04	57.33	10.1	72	5.10	27.2	2.42	6.23	<0.05	0.58	<0.005	0.011	0.96	29.1	12.4	1.02	435
31	110720	Pulp	0.28	0.37	71.8	0.1898	<10	58	0.07	0.29	0.13	0.02	83.07	3.1	40	0.68	14.2	0.81	1.51	<0.05	0.53	<0.005	0.006	0.26	40.8	3.3	0.10	52
32	117019	Pulp	0.08	0.53	4.0	0.0107	12	75	0.08	0.02	0.60	0.03	87.36	1.7	45	2.72	7.6	1.15	2.94	<0.05	1.04	<0.005	0.010	0.31	43.7	5.4	0.13	285
33	117018	Pulp	0.11	1.13	1.1	0.0052	<10	114	0.07	0.03	0.76	0.03	56.24	8.7	70	2.34	32.2	2.02	4.30	<0.05	0.54	<0.005	0.008	0.76	29.4	12.1	0.36	256
34	117017	Pulp	0.07	1.51	1.0	0.0015	<10	158	0.07	0.03	0.57	0.03	59.34	8.8	47	5.75	10.1	2.38	6.85	<0.05	0.72	<0.005	0.010	1.14	31.1	15.5	0.83	223
35	117016	Pulp	0.10	2.59	1.2	0.0253	<10	707	0.39	0.30	1.22	0.03	38.83	7.6	117	5.50	20.1	5.54	6.90	0.15	0.32	<0.005	0.007	1.33	20.0	12.8	0.72	316
36	117027	Pulp	0.10	1.78	0.7	0.0071	<10	186	0.08	0.03	1.16	0.05	63.06	13.7	84	3.51	27.4	3.06	6.84	<0.05	0.69	<0.005	0.014	1.32	32.0	28.7	0.94	489
37	117026	Pulp	0.14	1.86	0.7	0.0030	<10	228	0.06	0.06	1.43	0.05	64.09	13.5	68	3.89	26.3	3.07	8.41	0.05	0.69	<0.005	0.015	1.52	32.8	28.2	1.11	468
38	117025	Pulp	0.11	0.32	1.3	0.0015	<10	30	0.10	0.40	0.29	0.05	21.65	1.2	83	0.70	5.6	0.32	1.26	<0.05	0.40	<0.005	<0.005	0.24	9.7	2.9	0.06	72
39	117024	Pulp	0.14	2.13	8.3	0.0033	<10	88	0.09	0.24	0.20	0.12	58.83	16.8	82	6.35	43.4	4.21	7.67	<0.05	0.75	<0.005	0.014	1.31	29.3	28.8	1.07	340
40	DX491021	Pulp	0.09	1.90	52.0	0.0039	<10	139	0.09	0.17	0.13	0.07	40.17	19.7	92	6.68	48.4	3.22	7.30	<0.05	0.54	<0.005	0.016	1.30	20.4	24.7	1.16	272
41	DX491045	Pulp	0.13	1.78	1.0	0.0036	<10	160	0.10	0.19	0.23	0.13	48.96	18.1	89	4.88	43.9	3.20	6.84	<0.05	0.62	<0.005	0.015	1.30	25.0	18.1	1.03	350
42	DX491069	Pulp	0.15	1.34	16.8	0.0080	<10	49	0.27	0.12	0.77	0.19	72.71	8.4	75	2.71	22.1	2.16	5.24	<0.05	0.62	<0.005	0.010	0.64	36.9	14.3	0.73	385
43	DX491095	Pulp	0.13	1.11	7.0	0.0108	<10	121	0.13	0.45	0.39	0.05	77.78	5.0	93	4.54	20.5	1.79	4.56	<0.05	1.38	<0.005	0.013	0.76	40.1	13.7	0.64	286
QUALITY ASSURANCE / QUALITY CONTROL																													
Pulp Replicates																													
40	DX491021	Pulp	0.09	1.90	52.0	0.0039	<10	139	0.09	0.17	0.13	0.07	40.17	19.7	92	6.68	48.4	3.22	7.3	<0.05	0.54	<0.005	0.016	1.30	20.4	24.7	1.16	272
40R	DX491021 Rep	Pulp	0.1	1.87	59.0	0.0047	<10	136	0.10	0.17	0.13	0.05	39.25	19.8	90	6.60	49.5	3.16	7.27	<0.05	0.53	<0.005	0.016	1.28	20.0	24.7	1.14	266
		%RPD	-11%	2%	-13%	-19%		2%	-11%	0%	0%	33%	2%	-1%	2%	1%	-2%	2%	0%		2%		0%	2%	2%	0%	2%	2%
Reference Material																													
STD OREAS 601C			52.35	0.680	393.1	1.032	23	484	0.59	21.68	0.79	2.61	32.5	4.50	15.0	1.27	1174.7	1.86	3.72	0.06	1.04	0.219	0.497	0.260	16.4	7.60	0.080	210
True Value STD OREAS 601C			**50.41**	**0.663**	**378.2**		**< 10**		**0.59**	**21.32**	**0.78**	**2.70**	**34.7**	**4.27**	**14.7**	**1.32**	**1157.6**	**1.84**	**3.86**	0.08	**0.97**	**0.216**	**0.497**	**0.254**	**17.3**	**7.56**	**0.084**	**213**
% Difference			4%	3%	4%				0%	2%	1%	-3%	-7%	5%	2%	-4%	1%	1%	-4%	-28%	7%	1%	0%	3%	-5%	1%	-5%	-1%
Method Blank:																													
Method Blank			<0.01	<0.01	<0.1	<0.0005	<10	<10	<0.05	<0.01	<0.01	<0.01	<0.02	<0.1	<1	<0.05	<0.2	<0.01	<0.05	<0.05	<0.02	<0.005	<0.005	<0.01	<0.2	<0.1	<0.01	<5

Notes:
Job No: YVR2410614

Analytical Methods (IMS-130):
A 0.5 g of pulp sample is leached in hot (95°C) 3:1 aqua regia digestion followed by ICP Mass Spec analysis.
Gold determinations by this method are semi-quantitative due to the small sample weight used (0.5 g).
Refractory and graphitic samples can limit Au solubility.

Abbreviations:
R / Rep = Replicate (a replicate is a sub-sample scooped from a single sample bag produced per client sample)
D / Dup = Duplicate (a duplicate is 2nd sub-sample bag produced by processing a second split of the original client sample received)
MDL = Measurable Detection Limit
COA: Certificate Of Analysis.
IND = Indeterminate
NR: Not reported in COA

On Cerfified Reference Material and Tolerance:
Any one element in a run reporting outside tolerance limits does not constitute failure of the standard.
As per Certificate of Analysis (COA): All values indicated are Certified. Values indicated in green are indicative only.
NR = Not Reported (in the Certificate Of Analysis).

Global
ARD Testing Services Inc.

CERTIFICATE OF ANALYSIS ▪ METALS RESULTS BY AQUA REGIA DIGEST & ICP-MS ANALYSIS ON SOLIDS

GLOBAL PROJECT NO: 2329 (B12)
CLIENT: WSP Canada Ltd.
PROJECT NAME: Kinross Great Bear Project
PROJECT NO: OMEMA2303
REPORT VERSION: 4

S. No.	Sample ID	Method																											
		Analyte	Molybdenum (Mo)	Sodium (Na)	Niobium (Nb)	Nickel (Ni)	Phosphorous (P)	Lead (Pb)	Rubidium (Rb)	Rhenium (Re)	Sulphur (S)	Antimony (Sb)	Scandium (Sc)	Selenium (Se)	Tin (Sn)	m (Sr)	Tantalum (Ta)	Tellurium (Te)	Thorium (Th)	Titanium (Ti)	Thallium (Tl)	Uranium (U)	Vandium (V)	Tungsten (W)	Yttrium (Y)	Zinc (Zn)	Zirconium (Zr)
		Unit	ppm	%	ppm	ppm	ppm	ppm	ppm	ppm	%	ppm	ppm	ppm	ppm	ppm	ppm	ppm	ppm	%	ppm	ppm	ppm	ppm	ppm	ppm	ppm
		MDL	0.05	0.01	0.05	0.2	10	0.2	0.1	0.001	0.01	0.05	0.1	0.2	0.2	0.2	0.01	0.01	0.2	0.005	0.02	0.05	1	0.05	0.05	1	0.5
		Sample Typ																									
1	117014	Pulp	1.13	0.07	0.85	5.6	322	3.2	63.5	<0.001	0.16	0.13	2.3	<0.2	0.4	11.6	0.05	0.03	9.0	0.099	0.43	1.08	10	0.2	7.81	54	49.7
2	117009	Pulp	1.49	0.03	0.41	1.3	93	7.5	10.4	<0.001	0.02	0.1	0.3	<0.2	<0.2	2.5	0.04	<0.01	4.6	<0.005	0.06	3.72	<1	0.08	7.03	33	12.5
3	117006	Pulp	1.05	0.03	0.37	37.8	556	2.8	60.7	<0.001	0.41	0.11	5.2	0.2	0.5	5	<0.01	0.07	5.7	0.155	0.41	0.99	51	0.14	6.02	76	24.6
4	117010	Pulp	1.04	0.05	0.36	10.4	452	3.1	41.3	<0.001	0.20	0.08	1.4	<0.2	0.2	10.8	<0.01	0.02	7.0	0.1	0.28	1.32	17	0.18	3.44	48	18.3
5	117012	Pulp	0.95	0.05	0.40	41.7	591	6.4	68.8	<0.001	0.45	0.1	5.3	0.2	0.5	9.7	<0.01	0.08	5.9	0.176	0.48	1.04	54	0.16	7.22	86	24.7
6	117007	Pulp	1.40	0.05	0.33	56.7	554	3.3	84.4	<0.001	0.52	0.14	5.8	0.3	0.4	6	<0.01	0.07	6.4	0.177	0.55	1.24	56	0.15	5.48	106	26.7
7	117013	Pulp	1.22	0.05	0.34	11.7	580	2.5	53.5	<0.001	0.11	0.19	1.3	<0.2	0.2	13.6	<0.01	<0.01	7.9	0.1	0.39	1.32	15	0.1	7.33	60	20.5
8	117015	Pulp	1.14	0.05	0.61	2.5	202	4.9	11.4	<0.001	0.50	0.14	1.4	0.5	0.4	11.1	<0.01	0.02	10.2	0.032	0.07	1.58	<1	2.12	10.15	32	50.9
9	117008	Pulp	0.74	0.10	0.31	43.2	920	4.9	57.5	<0.001	0.21	0.09	4.2	<0.2	0.4	52.9	<0.01	0.03	6.1	0.2	0.37	0.93	63	0.45	8.39	69	23.9
11	117003	Pulp	1.88	0.05	0.76	10.0	403	3.9	56.7	<0.001	0.14	0.09	1.4	<0.2	0.3	7.4	<0.01	0.02	6.2	0.069	0.4	2.41	16	0.24	7.42	44	26.5
12	117005	Pulp	1.35	0.06	0.34	36.5	764	3.6	98.9	<0.001	0.28	0.09	5.2	<0.2	0.4	17.8	<0.01	0.06	6.9	0.192	0.62	1.23	59	0.28	9.18	77	34.6
13	117011	Pulp	2.46	0.10	0.11	50.0	1633	3.4	127.6	0.001	0.19	0.17	6.8	<0.2	0.7	64.2	<0.01	0.04	4.1	0.248	0.8	0.98	100	0.2	8.50	117	20.7
14	117004	Pulp	2.04	0.05	0.33	45.7	667	4.5	37.1	<0.001	0.44	0.06	5.3	0.2	0.5	13.2	<0.01	0.06	5.9	0.178	0.28	1.07	63	0.41	7.24	87	25.8
15	117035	Pulp	1.31	0.09	0.25	57.6	666	3.2	89.4	0.001	0.39	0.1	6.6	0.2	0.5	28.7	<0.01	0.04	6.1	0.226	0.61	1.19	68	0.33	8.36	94	33.5
16	117036	Pulp	0.51	0.05	0.32	9.6	442	2.3	56.7	<0.001	0.03	0.08	1.5	<0.2	0.2	9	<0.01	0.01	6.3	0.119	0.34	1.05	18	0.13	3.17	48	19.9
17	117037	Pulp	1.53	0.16	0.20	20.2	881	3.1	77.2	<0.001	0.45	0.25	2.5	0.2	0.2	34.2	<0.01	0.03	7.7	0.187	0.51	1.39	41	1.59	7.02	59	15.1
18	117038	Pulp	0.77	0.06	0.60	1.7	166	22.8	24.3	<0.001	0.57	0.34	1.2	0.7	0.4	7	<0.01	0.02	10.9	0.044	0.18	1.14	2	0.3	6.81	71	38.4
19	117039	Pulp	1.19	0.06	0.34	17.1	735	1.5	80.3	<0.001	0.06	0.09	2.3	<0.2	0.3	14.1	0.01	0.01	7.9	0.176	0.48	1.25	46	0.15	6.22	54	23.3
20	117040	Pulp	0.22	0.04	0.17	55.6	620	1.6	32.9	<0.001	0.02	0.06	4.3	<0.2	0.4	17.4	<0.01	0.01	3.9	0.197	0.2	0.61	76	0.55	8.92	57	14.1
21	117028	Pulp	0.97	0.07	0.25	19.5	626	3.1	68.1	<0.001	0.21	0.28	2.0	0.5	0.3	13.2	<0.01	0.01	7.6	0.154	0.45	1.63	31	1.09	7.18	45	18.4
22	117029	Pulp	0.95	0.08	0.36	14.6	769	3.5	70.4	<0.001	0.20	0.16	1.6	<0.2	0.3	10.8	<0.01	0.01	8.6	0.163	0.46	1.77	27	3.17	6.52	59	15.3
23	117030	Pulp	1.16	0.05	0.57	1.6	168	6.0	25.3	<0.001	0.25	0.12	1.0	<0.2	0.2	8.7	<0.01	0.03	10.9	0.041	0.2	1.37	<1	0.31	10.31	51	22.7
24	117031	Pulp	0.96	0.06	0.38	16.9	798	3.0	66.7	<0.001	0.29	0.08	2.1	<0.2	0.3	20.5	<0.01	0.01	8.3	0.149	0.48	1.49	40	1.5	7.29	60	21.1
25	117032	Pulp	0.87	0.06	0.21	13.0	591	2.8	69.1	<0.001	0.06	0.05	2.0	<0.2	0.3	12.2	<0.01	<0.01	7.6	0.152	0.39	1.29	30	0.14	5.51	47	18.1
26	117033	Pulp	1.26	0.17	0.15	41.6	686	4.5	127.7	<0.001	0.22	<0.05	6.4	<0.2	0.9	59	<0.01	0.04	6.3	0.207	0.68	0.91	70	0.26	6.33	68	19.1
27	117034	Pulp	0.73	0.05	0.29	18.1	1144	1.5	19.2	<0.001	0.04	0.07	2.8	<0.2	0.3	13	<0.01	0.09	5.8	0.057	0.09	0.86	31	0.11	7.23	25	36.1
28	117023	Pulp	1.19	0.07	0.24	35.7	687	4.4	60.8	<0.001	0.46	0.13	2.8	0.2	0.2	19.8	<0.01	0.1	7.2	0.143	0.45	1.28	38	0.44	8.07	67	28.4
29	117022	Pulp	1.27	0.07	0.21	38.4	536	3.2	74.9	<0.001	0.45	0.11	5.3	0.3	0.4	9.4	<0.01	0.05	6.3	0.175	0.54	1.06	54	0.19	5.92	79	34.2
30	117021	Pulp	1.14	0.05	0.21	25.3	653	3.5	53.0	<0.001	0.45	0.29	3.3	0.9	0.4	13.3	<0.01	0.03	6.5	0.16	0.39	1.00	37	0.92	6.05	45	20.7
31	110720	Pulp	3.59	0.02	0.27	1.9	222	3.8	10.7	<0.001	0.45	0.11	0.5	<0.2	<0.2	4.1	<0.01	0.01	9.9	0.015	0.07	2.12	1	0.2	9.04	11	22.5
32	117019	Pulp	2.22	0.05	0.74	1.2	172	4.1	23.4	<0.001	0.10	0.12	1.1	<0.2	0.2	13	<0.01	<0.01	10.4	0.055	0.17	1.37	1	0.5	6.73	42	36.5
33	117018	Pulp	0.66	0.06	0.55	13.4	598	3.5	50.4	<0.001	0.03	0.07	1.4	<0.2	<0.2	14	<0.01	0.02	8.0	0.141	0.29	1.29	27	0.2	6.63	50	17.9
34	117017	Pulp	0.53	0.05	0.23	15.3	603	3.5	70.4	<0.001	0.04	0.08	2.8	<0.2	0.3	9.3	<0.01	<0.01	9.0	0.162	0.41	1.41	35	1.61	7.13	49	23.9
35	117016	Pulp	1.13	0.14	0.15	22.8	665	2.8	74.7	<0.001	0.34	<0.05	2.3	<0.2	0.3	48.9	<0.01	0.06	4.8	0.134	0.55	0.89	31	0.4	5.17	33	11.5
36	117027	Pulp	0.49	0.07	0.26	30.9	817	2.4	62.6	<0.001	0.06	0.1	4.0	<0.2	0.5	17	0.01	<0.01	7.0	0.169	0.3	1.08	48	0.28	6.98	68	29.4
37	117026	Pulp	0.30	0.05	0.27	32.3	736	2.4	75.2	<0.001	0.02	0.07	5.2	<0.2	0.5	12.7	<0.01	<0.01	7.2	0.207	0.37	1.17	53	0.2	6.06	65	29.5
38	117025	Pulp	1.93	0.04	0.27	4.3	57	6.9	10.7	<0.001	0.09	0.1	0.4	<0.2	0.2	7.5	<0.01	<0.01	4.0	<0.005	0.07	2.83	1	0.09	5.34	27	10.3
39	117024	Pulp	1.14	0.03	0.33	32.6	612	3.4	89.7	<0.001	0.44	0.13	4.6	<0.2	0.5	5	<0.01	0.06	6.7	0.156	0.61	1.14	47	0.11	7.15	77	30.8
40	DX491021	Pulp	1.25	0.04	0.32	44.8	494	2.9	71.2	0.001	0.37	0.13	5.4	0.2	0.4	5.4	<0.01	0.06	4.9	0.151	0.48	1.02	55	0.09	3.35	85	21.2
41	DX491045	Pulp	1.10	0.04	0.44	39.6	591	6.7	59.8	<0.001	0.42	0.14	5.1	0.2	0.4	5.7	<0.01	0.06	5.5	0.156	0.38	0.97	49	0.1	4.82	98	24.6
42	DX491069	Pulp	2.48	0.05	0.30	11.9	742	4.7	36.4	<0.001	0.29	0.14	1.7	<0.2	0.2	10.8	<0.01	0.01	7.9	0.105	0.28	1.37	23	0.27	5.88	84	23.2
43	DX491095	Pulp	1.10	0.05	0.29	6.7	250	5.3	45.8	<0.001	0.11	0.12	2.5	<0.2	0.4	8.8	<0.01	0.01	9.9	0.094	0.32	1.33	20	0.22	8.45	61	59.1
QUALITY ASSURANCE / QUALITY CONT																											
Pulp Replicates																											
40	DX491021	Pulp	1.25	0.04	0.32	44.8	494	2.9	71.2	0.001	0.37	0.13	5.4	0.2	0.4	5.4	<0.01	0.06	4.9	0.151	0.48	1.02	55	0.09	3.35	85	21.2
40R	DX491021 Rep	Pulp	1.32	0.04	0.26	44.6	488	3.0	70.5	<0.001	0.36	0.12	5.5	0.2	0.4	5.2	<0.01	0.06	4.7	0.147	0.48	0.88	54	0.09	3.29	84	20.7
		%RPD	-5%	0%	21%	0%	1%	-3%	1%		3%	8%	-2%	0%	0%	4%		0%	4%	3%	0%	15%	2%	0%	2%	1%	2%
Reference Material																											
STD OREAS 601C			3.14	0.07	0.40	6.2	239	252.0	12.5	<0.001	0.92	28.61	1.00	8.1	1.60	36.3	0.07	7.34	6.2	0.009	1.22	1.95	4.00	1.14	5.06	390	34.6
True Value STD OREAS 601C			**3.35**	**0.05**	**<1**	**6.0**	**243**	**248.1**	**12.4**	**< 0.001**	**0.91**	**29.73**	**1.03**	**8.0**	**1.59**	**36.3**	**< 0.05**	**7.22**	**6.1**	**0.010**	**1.20**	**2.04**	**4.75**	**1.16**	**5.10**	**381**	**33.5**
% Difference			-6%	32%		3%	-2%	2%	1%		1%	-4%	-3%	1%	1%	0%		2%	1%	-6%	2%	-4%	-16%	-2%	-1%	2%	3%
Method Blank:																											
Method Blank			<0.05	<0.01	<0.05	<0.2	<10	<0.2	<0.1	<0.001	<0.01	<0.05	<0.1	<0.2	<0.2	<0.2	<0.01	<0.01	<0.2	<0.005	<0.02	<0.05	<1	<0.05	<0.05	<1	<0.5

Global
ARD Testing Services Inc.

CERTIFICATE OF ANALYSIS • METALS RESULTS BY 4-ACID DIGEST & ICP-MS ANALYSIS ON SOLIDS

GLOBAL PROJECT NO: 2329 (B12)
CLIENT: WSP Canada Ltd.
PROJECT NAME: Kinross Great Bear Project
PROJECT NO: OMEMA2303
REPORT VERSION: 4

S. No.	Sample ID	Method / Analyte / Unit / MDL / Sample Type	Silver (Ag) ppm 0.01	Aluminum (Al) % 0.01	Arsenic (As) ppm 0.2	Barium (Ba) ppm 10	Beryllium (Be) ppm 0.05	Bismuth (Bi) ppm 0.01	Calcium (Ca) % 0.01	Cadmium (Cd) ppm 0.02	Cerium (Ce) ppm 0.02	Cobalt (Co) ppm 0.1	Chromium (Cr) ppm 1	Cesium (Cs) ppm 0.05	Copper (Cu) ppm 0.2	Iron (Fe) % 0.01	Gallium (Ga) ppm 0.05	Germanium (Ge) ppm 0.05	Hafnium (Hf) ppm 0.1	Indium (In) ppm 0.005	Potassium (K) % 0.01	Lanthanum (La) ppm 0.5	Lithium (Li) ppm 0.2	Magnesium (Mg) % 0.01	Manganese (Mn) ppm 5	Molybdenum (Mo) ppm 0.05
1	117014	Pulp	0.11	6.81	7.3	435	1.50	0.18	1.76	0.08	73.51	4.8	113	5.39	21.1	2.20	18.35	<0.05	4.20	0.032	1.73	35.4	22.0	0.5	393	1.36
2	117009	Pulp	0.11	6.80	0.5	281	1.98	0.42	0.39	0.06	21.77	0.4	56	0.90	3.1	0.56	20.00	<0.05	2.20	0.020	3.11	8.6	13.3	0.07	290	1.81
3	117006	Pulp	0.13	7.11	0.6	548	0.99	0.21	1.44	0.12	55.82	16.9	110	3.92	42.1	3.15	16.99	0.07	3.10	0.029	1.95	27.2	27.2	0.97	423	1.25
4	117010	Pulp	0.15	7.41	1.3	389	0.99	0.32	2.26	0.05	41.68	7.3	57	3.83	19.6	1.84	20.38	0.06	2.90	0.018	1.90	20.9	19.4	0.55	260	1.16
5	117012	Pulp	0.13	7.04	0.6	514	1.05	0.18	1.59	0.14	53.89	17.6	121	5.50	43.8	3.38	16.73	0.07	3.00	0.029	2.14	26.0	26.5	1.06	567	1.11
6	117007	Pulp	0.18	8.46	3.1	636	1.38	0.21	1.17	0.08	59.91	24.0	155	7.81	59.9	4.05	21.40	0.07	3.60	0.040	2.96	28.7	21.7	1.29	358	1.75
7	117013	Pulp	0.11	7.69	3.7	442	1.14	0.12	1.57	0.04	60.27	9.2	86	6.13	19.3	2.32	19.84	0.06	3.10	0.022	2.53	29.3	15.9	0.41	326	1.39
8	117015	Pulp	0.20	6.66	57.6	406	1.28	0.11	1.26	0.05	78.98	2.7	99	1.96	20.5	1.79	19.31	0.07	5.10	0.040	1.98	37.8	12.9	0.23	227	1.45
9	117008	Pulp	0.15	7.78	3.4	493	1.29	0.22	2.43	0.07	55.1	21.7	167	7.57	52.5	4.35	19.70	0.07	3.20	0.040	2.90	25.5	22.5	1.88	649	1.11
10	117002	Pulp	0.12	7.54	0.6	483	1.08	0.10	2.37	0.06	62.13	13.9	80	3.80	45.5	3.40	19.79	0.05	3.30	0.028	1.97	28.6	26.2	0.79	510	1.01
11	117003	Pulp	0.12	7.34	1.6	319	1.60	0.32	1.36	0.07	37.97	5.9	83	3.55	13.5	1.84	20.60	0.06	2.80	0.024	3.02	17.2	30.6	0.31	597	2.29
12	117005	Pulp	0.12	8.39	13.9	428	1.63	0.37	1.96	0.09	66.86	17.3	125	8.38	35.0	4.20	21.78	0.07	3.50	0.039	2.70	30.9	38.9	1.09	530	1.54
13	117011	Pulp	0.17	7.78	8.4	585	3.80	0.39	4.46	0.19	51.9	24.7	201	11.13	39.6	5.34	20.22	0.05	3.30	0.050	2.84	22.4	46.7	2.85	940	2.73
14	117004	Pulp	0.15	7.62	1.5	586	1.10	0.22	1.67	0.14	60.29	18.7	141	4.68	45.6	3.97	18.55	0.07	3.20	0.040	2.19	28.8	20.5	1.38	653	2.42
15	117035	Pulp	0.15	7.26	1.5	404	1.12	0.22	1.67	0.09	55.5	19.5	134	8.13	46.9	3.87	18.86	0.06	3.40	0.035	2.46	26.0	26.5	1.37	582	2.24
16	117036	Pulp	0.08	7.09	2.7	568	1.02	0.16	1.90	0.04	39.84	5.9	64	4.94	9.7	1.72	19.91	<0.05	2.80	0.017	2.11	19.9	13.7	0.45	246	0.67
17	117037	Pulp	0.39	7.56	143.7	409	1.36	0.14	3.14	0.07	60.31	11.4	101	5.06	18.0	2.95	20.36	0.05	3.40	0.029	3.23	27.5	19.3	0.97	478	1.68
18	117038	Pulp	0.40	6.85	126.0	364	0.99	1.37	1.38	0.22	80.36	2.7	88	3.34	10.5	1.69	19.85	<0.05	4.90	0.070	1.82	38.4	15.5	0.32	355	0.98
19	117039	Pulp	0.05	7.87	2.9	654	1.52	0.10	2.46	0.04	53.67	11.8	77	5.27	19.0	2.82	21.01	0.07	3.20	0.025	2.66	25.3	22.9	0.64	383	1.47
20	117040	Pulp	0.19	6.66	1.1	241	0.90	0.10	5.23	0.06	39.53	33.2	352	4.61	63.8	6.00	17.03	<0.05	2.70	0.056	1.40	18.6	34.7	4.54	1050	0.28
21	117028	Pulp	0.35	7.09	238.5	437	1.22	0.21	2.22	0.03	55.8	9.4	92	5.99	20.4	2.34	18.89	<0.05	2.90	0.022	2.60	26.8	16.9	0.74	308	1.22
22	117029	Pulp	0.22	7.52	34.5	419	1.16	0.11	2.43	0.05	62.46	8.7	95	4.14	15.3	2.38	19.81	0.05	3.00	0.023	2.88	29.4	22.0	0.76	414	1.23
23	117030	Pulp	0.13	6.83	185.7	487	1.20	0.03	1.55	0.07	81.41	1.8	83	3.27	4.9	1.65	18.60	<0.05	5.00	0.028	2.69	39.2	14.5	0.22	322	1.34
24	117031	Pulp	0.15	7.54	2.8	636	1.83	0.23	2.43	0.06	53.72	10.8	66	5.23	26.6	2.75	19.68	0.05	3.20	0.026	2.60	25.2	16.1	0.53	444	1.01
25	117032	Pulp	0.08	7.59	0.5	552	0.98	0.07	2.38	0.06	51.33	8.8	81	3.50	27.7	2.38	20.34	0.06	2.90	0.026	2.36	24.7	18.5	0.75	330	1.31
26	117033	Pulp	0.08	7.50	0.3	924	1.77	0.16	1.69	0.07	56.45	14.1	198	12.47	25.9	10.13	18.33	0.07	3.10	0.035	2.57	27.4	25.5	1.35	650	1.71
27	117034	Pulp	0.06	8.30	9.9	476	0.90	0.26	2.19	0.03	65.87	11.0	82	2.10	13.0	1.30	23.17	<0.05	3.90	0.031	1.63	30.0	26.5	0.48	208	0.98
28	117023	Pulp	0.24	7.81	127.3	450	1.10	0.44	1.62	0.09	60.37	17.5	132	7.35	46.3	3.24	19.36	0.06	3.30	0.032	2.99	29.1	19.3	1	444	1.51
29	117022	Pulp	0.18	7.89	27.5	522	1.17	0.40	1.39	0.1	63.43	17.2	136	8.53	48.4	3.32	18.97	0.06	3.50	0.033	2.56	30.9	16.4	1.14	325	1.64
30	117021	Pulp	0.28	6.89	121.4	488	1.48	0.32	2.67	0.05	59.46	10.5	87	5.70	26.5	2.56	18.87	0.05	3.00	0.023	2.01	28.2	18.7	1.07	429	1.45
31	110720	Pulp	0.26	7.04	88.3	612	1.01	0.29	0.47	0.03	90.32	3.0	56	1.92	13.0	1.67	18.95	<0.05	5.20	0.050	2.79	45.1	17.5	0.29	96	3.90
32	117019	Pulp	0.09	6.85	5.7	670	1.17	0.05	1.47	0.08	81.06	1.9	65	3.73	7.4	1.65	19.04	<0.05	5.40	0.032	1.66	37.6	12.6	0.18	452	2.56
33	117018	Pulp	0.11	7.29	0.8	499	1.03	0.10	2.32	0.05	50.02	8.7	87	2.58	29.2	2.42	19.52	0.06	2.90	0.023	2.17	23.3	16.6	0.37	333	0.81
34	117017	Pulp	0.08	7.60	1.0	489	1.14	0.04	2.37	0.04	51.8	8.6	58	5.78	9.5	2.39	20.80	0.06	3.10	0.024	1.89	24.6	18.9	0.83	219	0.73
35	117016	Pulp	0.12	5.39	1.6	793	1.43	0.30	2.92	0.06	42.68	9.8	158	5.47	20.0	8.70	13.34	0.07	2.30	0.020	1.55	21.6	14.9	1.16	743	1.60
36	117027	Pulp	0.17	7.48	1.5	413	0.97	0.06	2.83	0.1	58.18	13.9	95	3.48	28.3	3.36	18.60	0.08	3.30	0.026	1.89	27.8	28.0	0.94	577	0.67
37	117026	Pulp	0.11	7.52	0.6	427	1.06	0.08	3.01	0.06	61.11	13.5	66	3.89	24.5	3.13	19.83	0.09	3.60	0.026	1.82	28.9	28.3	1.09	499	0.37
38	117025	Pulp	0.10	6.36	1.7	440	1.43	0.43	0.68	0.05	21.96	1.4	90	1.91	5.5	0.64	17.41	0.06	2.10	0.018	2.71	9.9	11.8	0.14	254	2.30
39	117024	Pulp	0.14	8.10	8.9	348	1.16	0.23	1.47	0.12	59.46	15.7	109	6.06	39.4	4.25	18.97	0.09	3.40	0.031	2.49	29.1	28.9	1.07	491	1.36
40	DX491021	Pulp	0.11	7.51	58.9	426	1.12	0.16	1.40	0.1	56.85	20.0	109	7.10	47.9	3.23	17.54	0.09	3.40	0.029	2.13	28.4	25.8	1.14	330	1.62
41	DX491045	Pulp	0.13	7.72	1.3	575	1.07	0.19	1.34	0.14	57.73	17.0	110	5.06	43.2	3.24	17.86	0.09	3.40	0.034	2.36	28.6	18.3	1.05	396	1.95
42	DX491069	Pulp	0.16	7.78	16.5	441	1.44	0.14	1.91	0.2	75.83	8.5	88	4.05	21.5	2.41	19.57	0.09	4.00	0.027	3.19	36.5	26.3	0.8	406	2.95
43	DX491095	Pulp	0.14	7.45	10.1	413	1.37	0.53	1.32	0.08	83.71	5.1	101	5.43	19.2	2.20	19.21	0.09	5.50	0.038	1.99	42.3	19.8	0.71	322	1.49
QUALITY ASSURANCE / QUALITY CONTROL																										
Pulp Replicates:																										
23	117030	Pulp	0.13	6.83	185.7	487	1.20	0.03	1.55	0.07	81	1.8	83	3.27	4.9	1.65	18.60	<0.05	5.00	0.028	2.69	39.2	14.5	0.22	322	1.34
23R	117030 (Rep)	Pulp	0.13	6.56	180.7	479	1.20	0.03	1.51	0.06	78	1.7	84	3.32	5.0	1.63	19.07	<0.05	5.00	0.030	2.66	36.9	14.7	0.21	311	1.38
	%RPD		0%	4%	3%	2%	0%	0%	3%	15%	4%	6%	-1%	-2%	-2%	1%	-2%		0%	-7%	1%	6%	-1%	5%	3%	-3%
Certified Reference Material:																										
STD OREAS 20a			0.08	7.86	17.3	1086	3.68	0.12	2.55	0.10	79.8	13.70	68	15.49	45	3.75	19.88	0.08	3.00	0.05	3.30	38.0	39.7	1.400	522	3.29
True Value STD OREAS 20a			**0.06**	**7.72**	**17.0**	**1070**	**3.65**	**0.14**	**2.52**	**0.09**	**77.0**	**13.39**	**65**	**15.21**	**45**	**3.5984**	**19.57**	**0.17**	**2.89**	**0.05**	**3.27**	**36.5**	**38.5**	**1.363**	**517**	**3.25**
% Difference			31%	2%	2%	2%	1%	-14%	1%	17%	4%	2%	4%	2%	-1%	4%	2%	-52%	4%	6%	1%	4%	3%	3%	1%	1%
Method Blank:																										
Method Blank			<0.01	<0.01	<0.2	<10	<0.05	<0.01	<0.01	<0.02	<0.02	<0.1	<1	<0.05	<0.2	<0.01	<0.05	<0.05	<0.1	<0.005	<0.01	<0.5	<0.2	<0.01	<5	<0.05

NOTES:
Job No: YVR2410614

Analytical Methods (IMS-230):
Analytical Method: A 0.25 g of pulp sample is digested with HClO4, HNO3, HCl, HF to 10 mL. (>) Concentration exceeds upper limits.
REE's may not be totally soluble in this method.
While multi-acid digestion is considered to be near total digestion this digestion is only partial for some Cr and Ba minerals and oxides of Al, Fe, Hf, Mn, Sn, Ta and Zr.
Additionally volatilization during fuming may result in some loss of As, S and Sb.

Abbreviations:
R / Rep = Replicate (a replicate is a sub-sample scooped from a single sample bag produced per client sample)
D / Dup = Duplicate (a duplicate is 2nd sub-sample bag produced by processing a second split of the original client sample received)
MDL = Measurable Detection Limit
IND = Indeterminate
NR = Not Requested

On Certified Reference Material and Tolerance:
Any one element in a run reporting outside tolerance limits does not constitute failure of the standard.
As per Certificate of Analysis (COA): All values indicated are Certified. Values indicated in green are indicative only.
NR = Not Reported (in the Certificate Of Analysis).

On Tolerance:
Any one element in a run reporting outside tolerance limits does not constitute failure of the standard.
All 'True Values' indicated in green are indicative values as per Certificate Of Analysis (COA) - not certified values.

CERTIFICATE OF ANALYSIS • METALS RESULTS BY 4-ACID DIGEST & ICP-MS ANALYSIS ON SOLIDS

Global
ARD Testing Services Inc.

GLOBAL PROJECT NO: 2329 (B12)
CLIENT: WSP Canada Ltd.
PROJECT NAME: Kinross Great Bear Project
PROJECT NO: OMEMA2303
REPORT VERSION: 4

S. No.	Sample ID	Method / Analyte / Unit / MDL / Sample Type	Sodium (Na) % 0.01	Niobium (Nb) ppm 0.1	Nickel (Ni) ppm 0.2	Phosphorous (P) ppm 10	Lead (Pb) ppm 0.5	Rubidium (Rb) ppm 0.1	Rhenium (Re) ppm 0.002	Sulphur (S) % 0.01	Antimony (Sb) ppm 0.5	Scandium (Sc) ppm 0.1	Selenium (Se) ppm 1	Tin (Sn) ppm 0.2	Stronium (Sr) ppm 0.2	Tantalum (Ta) ppm 0.05	Tellurium (Te) ppm 0.05	Thorium (Th) ppm 0.2	Titanium (Ti) % 0.01	Thallium (Tl) ppm 0.02	Uranium (U) ppm 0.1	Vandium (V) ppm 1	Tungsten (W) ppm 0.1	Yttrium (Y) ppm 0.1	Zinc (Zn) ppm 2	Zirconium (Zr) ppm 0.5
1	117014	Pulp	2.19	8.30	5.3	399	10.9	80.1	<0.002	0.15	<0.5	5.5	<1	1.1	210	0.63	0.1	9.7	0.17	0.49	1.9	17	1.10	13.40	58	149.5
2	117009	Pulp	2.19	12.70	1.6	94	17.5	152.6	<0.002	0.02	<0.5	2.1	<1	1.4	65.7	1.35	<0.05	5.8	0.03	0.81	5	2	0.60	10.20	47	43.2
3	117006	Pulp	2.24	6.30	38.3	600	12.5	70.3	<0.002	0.35	<0.5	9.3	<1	0.9	342.2	0.45	0.15	6.9	0.28	0.43	2	72	0.90	10.90	82	110.6
4	117010	Pulp	2.93	5.80	10.7	454	10.4	68.6	<0.002	0.20	<0.5	4.3	<1	0.8	274.5	0.58	0.07	7	0.2	0.38	2.1	34	0.70	5.40	52	101.2
5	117012	Pulp	2.14	5.70	41.0	630	15.5	76.9	<0.002	0.39	<0.5	9.3	<1	0.8	331.9	0.41	0.16	6.7	0.27	0.5	2	74	1.20	11.80	85	108.7
6	117007	Pulp	2.15	6.90	57.8	580	15.0	102.9	<0.002	0.42	<0.5	13.2	<1	1	309.6	0.48	0.13	7.7	0.35	0.61	2.3	102	2.30	10.80	109	129.4
7	117013	Pulp	1.67	7.40	12.3	609	9.9	103.4	<0.002	0.10	<0.5	5.3	<1	0.9	328.7	0.61	0.1	7.7	0.26	0.57	1.8	46	0.80	8.40	68	114.0
8	117015	Pulp	2.57	9.10	2.6	204	11.2	72.7	<0.002	0.44	<0.5	4.4	<1	1.6	174.2	0.72	0.1	10.7	0.13	0.35	2.4	4	4.40	15.00	41	186.1
9	117008	Pulp	1.28	6.20	48.5	973	13.3	87.7	<0.002	0.20	<0.5	12.7	<1	1.1	334.5	0.47	0.15	6.4	0.36	0.54	1.6	102	3.10	13.70	76	111.9
10	117002	Pulp	2.48	8.20	33.4	775	9.1	82.3	<0.002	0.07	<0.5	8	<1	0.9	312.8	0.66	0.09	7.2	0.31	0.49	1.9	65	0.70	9.50	72	121.5
11	117003	Pulp	1.91	10.60	11.2	422	12.6	143.8	<0.002	0.13	<0.5	5.2	<1	1.3	156.9	1.03	0.07	6.7	0.18	0.7	3.3	33	1.70	10.00	56	87.6
12	117005	Pulp	1.87	8.10	35.9	773	13.4	116.1	<0.002	0.23	<0.5	12.5	<1	1	307.7	0.54	0.18	7.1	0.35	0.7	2	97	1.30	12.70	76	127.2
13	117011	Pulp	1.55	6.50	56.9	1673	11.0	129.9	<0.002	0.18	<0.5	17.5	<1	1.5	524.1	0.43	0.12	5.4	0.44	0.82	2	140	1.10	18.80	107	126.0
14	117004	Pulp	1.98	6.10	46.6	669	12.9	73.0	<0.002	0.35	<0.5	11.6	<1	1.1	320.3	0.42	0.15	6.8	0.32	0.45	1.9	93	2.30	12.70	86	114.7
15	117035	Pulp	1.94	6.60	55.2	667	12.1	90.2	<0.002	0.30	<0.5	11.8	<1	1	308.8	0.47	0.12	6.4	0.34	0.61	1.9	91	2.90	12.70	91	119.6
16	117036	Pulp	2.84	5.90	9.8	440	9.5	79.3	<0.002	0.02	<0.5	4.1	<1	0.9	274.9	0.59	0.09	6.7	0.2	0.42	1.9	32	0.60	5.30	49	106.1
17	117037	Pulp	1.37	6.60	20.2	907	10.4	99.7	<0.002	0.39	0.70	7.4	<1	1	193.6	0.57	0.08	7.1	0.31	0.63	1.9	65	4.40	10.10	62	121.7
18	117038	Pulp	3.06	8.20	1.6	163	31.7	57.3	<0.002	0.52	0.50	4.4	<1	1.8	129.7	0.63	0.08	11.4	0.13	0.32	2.2	5	2.50	12.60	75	179.7
19	117039	Pulp	2.70	7.80	17.2	711	9.0	100.1	<0.002	0.06	<0.5	7.4	<1	1	287.3	0.68	0.08	8.2	0.29	0.54	2	64	0.70	9.30	52	110.7
20	117040	Pulp	1.80	6.50	89.9	588	4.7	62.5	<0.002	0.02	<0.5	25.1	<1	1.3	309.4	0.47	0.1	4.1	0.36	0.29	1	155	1.00	23.50	79	88.7
21	117028	Pulp	2.07	6.00	19.0	633	9.6	94.3	<0.002	0.21	0.50	5.8	<1	1	212.9	0.52	0.07	7.7	0.26	0.56	2.1	51	2.60	8.80	46	99.4
22	117029	Pulp	1.96	7.40	14.1	760	10.8	103.5	<0.002	0.18	<0.5	5.4	<1	1	155.1	0.65	0.06	8.3	0.27	0.57	2.3	48	4.30	8.10	59	103.4
23	117030	Pulp	1.57	8.90	1.8	163	19.4	95.7	<0.002	0.21	<0.5	4.2	<1	1.2	164.2	0.68	0.08	11.4	0.13	0.49	2.2	3	2.30	14.80	64	182.3
24	117031	Pulp	2.13	7.50	16.1	773	10.8	94.2	<0.002	0.23	<0.5	7.5	<1	1	295.2	0.66	0.1	7.7	0.3	0.58	2.1	63	4.20	9.40	61	108.2
25	117032	Pulp	2.46	7.90	14.0	598	9.1	93.9	<0.002	0.06	<0.5	5.9	<1	1.1	264.7	0.74	0.09	8.1	0.26	0.48	2	51	0.90	8.30	49	102.8
26	117033	Pulp	0.63	6.40	41.3	717	7.7	135.2	<0.002	0.19	<0.5	11.7	<1	1.1	156.5	0.47	0.1	7.1	0.31	0.68	1.7	86	0.90	13.60	69	107.1
27	117034	Pulp	2.83	8.10	19.8	1145	8.6	38.8	<0.002	0.03	<0.5	8.9	<1	1.1	416	0.57	0.22	6.2	0.39	0.14	1.6	82	1.10	10.10	27	139.0
28	117023	Pulp	1.14	6.40	35.4	666	10.9	104.9	<0.002	0.35	<0.5	9.4	<1	1	210.8	0.49	0.15	7.6	0.3	0.59	2.1	76	4.20	12.10	69	118.5
29	117022	Pulp	2.05	6.40	38.0	527	12.2	98.0	<0.002	0.35	<0.5	10.7	<1	1	239.3	0.43	0.12	8	0.29	0.59	2.1	82	1.90	11.20	78	122.7
30	117021	Pulp	2.07	4.50	26.3	669	9.6	77.8	<0.002	0.44	0.60	6.8	<1	1	238.6	0.37	0.09	7	0.24	0.5	1.7	55	1.50	9.00	47	103.9
31	110720	Pulp	1.46	8.80	2.0	225	9.1	82.3	<0.002	0.45	<0.5	4.5	<1	1.5	112.8	0.69	0.09	12.1	0.15	0.32	3.3	9	2.70	14.20	27	193.9
32	117019	Pulp	3.33	9.40	1.3	178	12.8	58.3	<0.002	0.11	<0.5	4.4	<1	1.3	232.9	0.74	0.08	11.1	0.14	0.29	2.3	3	1.50	14.10	54	195.0
33	117018	Pulp	2.48	7.40	13.6	588	9.7	74.4	<0.002	0.03	<0.5	5.5	<1	1	250.1	0.67	0.08	7.7	0.26	0.35	1.7	50	0.70	8.10	50	104.8
34	117017	Pulp	2.72	7.80	15.2	612	10.6	75.4	<0.002	0.04	<0.5	6.1	<1	1	295.1	0.73	0.08	8.3	0.27	0.44	1.9	50	2.30	8.30	49	100.7
35	117016	Pulp	0.82	5.30	29.5	662	7.7	75.8	<0.002	0.29	<0.5	6.3	<1	0.8	175.3	0.54	0.08	5.1	0.21	0.6	1.3	44	0.90	9.40	44	81.8
36	117027	Pulp	2.28	8.10	31.6	810	12.2	62.1	<0.002	0.05	<0.5	8	<1	1	300.3	0.62	0.06	6.5	0.31	0.34	1.7	65	1.00	9.70	72	131.4
37	117026	Pulp	2.66	8.50	33.3	745	9.8	68.7	<0.002	0.01	<0.5	8.4	<1	0.9	297.3	0.65	0.08	6.8	0.31	0.4	1.8	63	0.80	9.90	64	132.7
38	117025	Pulp	1.97	10.80	4.5	60	16.0	92.9	<0.002	0.08	<0.5	2.2	<1	1.2	134.4	1.17	<0.05	4.8	0.04	0.5	3.7	6	1.00	9.10	36	41.8
39	117024	Pulp	1.72	6.60	31.7	607	14.2	102.1	<0.002	0.38	<0.5	10.4	<1	1	258.5	0.45	0.11	6.9	0.28	0.63	1.8	79	1.00	11.30	72	127.2
40	DX491021	Pulp	2.00	5.80	47.2	512	14.2	79.0	<0.002	0.31	<0.5	10	<1	0.8	384.5	0.44	0.13	7.2	0.27	0.53	1.9	77	0.80	8.60	80	119.2
41	DX491045	Pulp	2.10	6.20	39.5	589	17.1	69.3	<0.002	0.36	<0.5	9.9	<1	0.9	337.7	0.45	0.12	7	0.28	0.43	2	75	1.00	10.30	91	123.4
42	DX491069	Pulp	1.66	8.90	12.6	731	12.8	95.4	<0.002	0.26	<0.5	5.4	<1	0.9	202.4	0.68	0.08	8.7	0.24	0.6	2.4	43	2.70	10.20	83	149.2
43	DX491095	Pulp	2.74	9.20	6.7	260	17.3	77.3	<0.002	0.11	<0.5	6.9	<1	1.4	226.9	0.71	0.07	11	0.17	0.48	2.3	25	1.80	15.00	65	205.5
QUALITY ASSURANCE / QUALITY CONTROL																											
Pulp Replicates:																											
23	117030	Pulp	2	8.90	1.8	163	19.4	95.7	<0.002	0.21	<0.5	4.2	<1	1.2	164.2	0.68	0.08	11.4	0.13	0.49	2.2	3	2.30	14.80	64	182.3
23R	117030 (Rep)	Pulp	2	9.00	1.7	160	19.6	94.5	<0.002	0.21	<0.5	4.2	<1	1.2	159.7	0.69	0.09	10.7	0.13	0.5	2.1	3	2.30	14.50	62	179.6
	%RPD		2%	-1%	6%	2%	-1%	1%		0%		0%		0%	3%	-1%	-12%	6%	0%	-2%	5%	0%	0%	2%	3%	1%
Certified Reference Material:																											
STD OREAS 20a			2.06	21.0	38.7	1064	22.5	226.4	<0.002	0.06	0.6	12.70	<1	4.20	305	1.62	0.1	20.9	0.51	1.13	6.3	112.0	3.6	26.9	71	96
True Value STD OREAS 20a			**1.98**	**20.4**	**39.0**	**1010**	**21.9**	**217.7**		**0.06**	**0.6**	**12.29**		**4.03**	**296**	**1.56**		**21.9**	**0.49**	**1.13**	**6.4**	**110.0**	**3.4**	**26.8**	**69**	**89**
% Difference			4%	3%	-1%	5%	3%	4%		-6%	6%	3%		4%	3%	4%		-5%	4%	0%	-1%	2%	7%	0%	2%	7%
Method Blank:																											
Method Blank			<0.01	<0.1	<0.2	<10	<0.5	<0.1	<0.002	<0.01	<0.5	<0.1	<1	<0.2	<0.2	<0.05	<0.05	<0.2	<0.01	<0.02	<0.1	<1	<0.1	<0.1	<2	<0.5

CERTIFICATE OF ANALYSIS ▪ MEND SHAKE FLASK EXTRACTION RESULTS

Global ARD Testing Services Inc.

GLOBAL PROJECT NO: 2329 (B12)
CLIENT: WSP Canada Ltd.
PROJECT NAME: Kinross Great Bear Project
PROJECT NO: OMEMA2303
REPORT VERSION: 4

Parameter	Method	Unit	RDL	2	6	10	13	17	23	26	29	35	36	38	42	Method Blank
				117009	117007	117002	117011	117037	117030	117033	117022	117016	117027	117025	DX491069	
Weight of dry sample used	Weighing Scale	g	0.01	250	250	250	250	250	250	250	250	250	250	250	250	N/A
Volume of DI water used	Graduated Cylinder	mL	0.50	750	750	750	750	750	750	750	750	750	750	750	750	750
On filtered samples (using 0.45 µm filter paper):																
pH	Meter	pH units	0.01	6.1	6.0	6.4	6.5	6.5	6.5	6.4	6.1	6.4	6.6	6.5	6.3	5.9
EC	Meter	µS/cm	1	35	58	57	99	57	58	40	71	57	72	47	76	1.29
Acidity (to pH 8.3)	Titration	mg $CaCO_3$/L	0.5	31.0	26.2	34.1	23.8	26.0	26.8	27.1	32.7	30.8	32.8	31.6	26.0	6.6
Alkalinity (to pH 4.5)	Titration	mg $CaCO_3$/L	0.5	16.2	11.3	26.6	34.4	25.4	23.5	14.5	14.5	26.0	30.6	22.4	21.5	2.8
Sulphate	Gravimetric	mg/L	1	1.6	9.5	1.8	8.5	2.1	2.9	2.5	11.5	1.7	2.0	1.9	10.7	
Phosphorus, Total Dissolved	IC	mg/L	0.005	0.018	<0.0050	0.013	0.012	0.011	0.006	0.014	<0.0050	0.007	0.018	0.011	0.007	
Dissolved Metals Analysis by ICP-MS:																
Dissolved Hardness (CaCO3)	ICP-MS	mg/L	0.125	11.8	14.3	19.7	34.6	19.7	21.8	7.0	20.0	16.0	23.9	15.0	23.3	<0.125
Aluminum Dissolved	ICP-MS	mg/L	0.001	0.255	0.068	0.356	0.253	0.428	0.298	0.298	0.15	0.335	0.476	0.381	0.172	<0.0010
Antimony Dissolved	ICP-MS	mg/L	0.00005	0.000761	0.000781	0.000615	0.000451	0.00277	0.000578	0.000508	0.000535	0.000453	0.00139	0.000825	0.000322	<0.000050
Arsenic Dissolved	ICP-MS	mg/L	0.00005	0.000822	0.000168	0.00127	0.00706	0.0202	0.00985	0.000485	0.000983	0.00108	0.00235	0.0015	0.00323	<0.000050
Barium Dissolved	ICP-MS	mg/L	0.0001	0.00058	0.00178	0.00428	0.00565	0.00079	0.00106	0.00329	0.00211	0.0163	0.0033	0.00111	0.00173	<0.00010
Beryllium Dissolved	ICP-MS	mg/L	0.00001	<0.000010	<0.000010	<0.000010	<0.000010	<0.000010	<0.000010	<0.000010	<0.000010	<0.000010	<0.000010	<0.000010	<0.000010	<0.000010
Bismuth Dissolved	ICP-MS	mg/L	0.00001	<0.000010	<0.000010	<0.000010	<0.000010	<0.000010	<0.000010	<0.000010	<0.000010	<0.000010	<0.000010	<0.000010	<0.000010	<0.000010
Boron Dissolved	ICP-MS	mg/L	0.002	0.0028	0.0074	0.0038	0.0073	0.0043	0.005	0.0082	0.0041	0.0112	0.0059	0.0064	0.0062	<0.0020
Cadmium Dissolved	ICP-MS	mg/L	0.000002	0.0000129	0.0000174	<0.0000020	<0.0000040	0.0000023	<0.0000020	<0.0000020	0.0000039	0.0000022	<0.0000020	<0.0000020	<0.0000060	<0.0000020
Calcium Dissolved	ICP-MS	mg/L	0.05	4.45	3.91	7.17	10.90	7.08	7.91	2.04	6.12	5.68	8.66	5.50	7.45	<0.050
Chromium Dissolved	ICP-MS	mg/L	0.001	<0.00050	<0.00050	<0.00050	<0.00050	<0.00050	<0.00050	<0.00050	<0.00050	<0.00050	<0.00050	<0.00050	<0.00050	<0.00050
Cobalt Dissolved	ICP-MS	mg/L	0.000005	0.0000391	0.00378	0.0000409	0.0000723	0.0000311	0.0000265	0.0000253	0.00053	0.0000177	0.0000478	0.0000292	0.0000316	<0.0000050
Copper Dissolved	ICP-MS	mg/L	0.0001	0.0017	0.00071	0.00073	0.00039	0.00037	0.00057	0.0319	0.00041	0.0006	0.00162	0.0007	0.00024	<0.00010
Iron Dissolved	ICP-MS	mg/L	0.002	0.0043	0.0197	0.0099	0.0063	0.0083	0.0038	0.0263	0.0102	0.0158	0.0145	0.0042	0.005	<0.0020
Lead Dissolved	ICP-MS	mg/L	0.00005	0.00192	0.000213	0.000434	<0.000050	<0.000050	0.000052	0.000055	<0.000050	0.000571	0.000457	0.000087	<0.000050	<0.000050
Lithium Dissolved	ICP-MS	mg/L	0.000	0.0008	0.0013	0.0023	0.0039	0.0011	0.0013	0.0013	0.0013	0.0021	0.0031	0.0014	0.0026	<0.000050
Magnesium Dissolved	ICP-MS	mg/L	0.005	0.154	1.090	0.428	1.790	0.494	0.504	0.458	1.130	0.432	0.553	0.300	1.130	<0.0050
Manganese Dissolved	ICP-MS	mg/L	0.00005	0.0265	0.0193	0.021	0.0134	0.0152	0.0176	0.000944	0.00976	0.00485	0.0359	0.0134	0.0111	<0.000050
Mercury Dissolved	ICP-MS	ug/L	0.005	<0.0050	<0.0050	<0.0050	<0.0050	<0.0050	<0.0050	<0.0050	<0.0050	<0.0050	<0.0050	<0.0050	<0.0050	<0.0050
Molybdenum Dissolved	ICP-MS	mg/L	0.00001	0.000656	0.00016	0.000335	0.00607	0.000118	0.000203	0.000251	0.000176	0.000229	0.000564	0.000592	0.00334	<0.000010
Nickel Dissolved	ICP-MS	mg/L	0.00004	0.000111	0.0295	0.0004	0.00116	0.000588	0.000093	0.00042	0.00535	0.000215	0.000962	0.000159	0.00031	<0.000040
Phosphorus Dissolved	ICP-MS	mg/L	0.01	0.012	<0.010	<0.010	<0.010	<0.010	<0.010	<0.010	<0.010	<0.010	0.016	<0.010	<0.010	<0.010
Potassium Dissolved	ICP-MS	mg/L	0.02	3.09	6.29	5.04	7.87	5.1	3.63	6.63	7.06	5.61	5.91	4.12	5.78	<0.020
Selenium Dissolved	ICP-MS	mg/L	0.0001	<0.00010	0.00023	<0.00010	0.00026	<0.00010	0.00017	0.00015	0.00028	<0.00010	<0.00010	<0.00010	0.00072	<0.00010
Silicon Dissolved	ICP-MS	mg/L	0.1	1.08	0.9	1.05	1.33	1.33	1.17	0.99	0.89	1.23	1.45	1.54	1.29	<0.10
Silver Dissolved	ICP-MS	mg/L	0.00001	<0.000010	<0.000010	<0.000010	0.000015	0.000082	<0.000010	0.000085	0.00002	<0.000010	0.000017	0.000011	0.000011	0.00002
Sodium Dissolved	ICP-MS	mg/L	0.02	0.737	1.59	1.11	1.35	1.07	1.02	1.13	1.57	2.9	1.73	1.32	1.76	<0.020
Strontium Dissolved	ICP-MS	mg/L	0.0001	0.00365	0.0221	0.0119	0.0302	0.0179	0.0135	0.016	0.0122	0.025	0.0109	0.0106	0.0165	<0.00010
Sulphur Dissolved	ICP-MS	mg/L	1	<1.00	5.8	<1.00	3.9	<1.00	1.9	1.3	6.8	1.0	<1.00	<1.00	4.6	<1.00
Tellurium Dissolved	ICP-MS	mg/L	0.00005	<0.000050	<0.000050	<0.000050	<0.000050	<0.000050	<0.000050	0.000109	<0.000050	<0.000050	<0.000050	<0.000050	<0.000050	<0.000050
Thallium Dissolved	ICP-MS	mg/L	0.000004	0.000012	0.0000154	0.0000078	0.0000518	0.0000068	0.0000074	0.0000137	0.0000144	0.0000121	0.0000055	0.0000068	0.0000067	<0.0000040
Thorium Dissolved	ICP-MS	mg/L	0.00001	0.000044	0.000055	0.00003	<0.000010	0.000023	<0.000010	0.000054	0.000016	<0.000010	0.000098	0.000019	<0.000010	<0.000010
Tin Dissolved	ICP-MS	mg/L	0.00005	<0.000050	0.000053	<0.000050	0.000095	<0.000050	0.00007	<0.000050	<0.000050	<0.000050	<0.000050	<0.000050	<0.000050	<0.000050
Titanium Dissolved	ICP-MS	mg/L	0.0002	<0.00020	0.00134	0.00083	0.00046	0.00059	<0.00020	0.00087	0.00064	0.0004	0.00063	0.0003	0.00062	<0.00020
Tungsten Dissolved	ICP-MS	mg/L	0.0002	0.00125	0.0004	0.00084	0.00275	0.00084	0.00049	0.00037	0.00037	0.0006	0.0232	0.00082	0.00108	<0.00020
Uranium Dissolved	ICP-MS	mg/L	0.000001	0.00232	0.0000891	0.00124	0.00047	0.00149	0.000536	0.0000733	0.0000716	0.000536	0.00157	0.00321	0.0000809	<0.0000010
Vanadium Dissolved	ICP-MS	mg/L	0.001	<0.00100	<0.00100	0.00121	0.00277	0.00152	<0.00100	0.00136	<0.00100	<0.00100	0.00274	<0.00100	<0.00100	<0.00100
Zinc Dissolved	ICP-MS	mg/L	0.001	0.002	0.001	<0.0010	<0.0010	<0.0010	<0.0010	<0.0010	<0.0010	<0.0010	<0.0010	<0.0010	<0.0010	<0.0010
Zirconium Dissolved	ICP-MS	mg/L	0.00002	0.00055	0.00039	0.00071	0.00023	0.00036	0.00014	0.00011	0.00021	0.00005	0.00143	0.00050	0.00010	<0.000020
Ion Balance:																
Major Anions	Calc.	meq/L		0.36	0.42	0.57	0.87	0.55	0.53	0.34	0.53	0.56	0.65	0.49	0.65	
Major Cations	Calc.	meq/L		0.38	0.53	0.61	0.98	0.62	0.61	0.40	0.67	0.63	0.76	0.51	0.71	
Difference	Calc.	meq/L		0.02	0.11	0.04	0.12	0.07	0.08	0.05	0.14	0.07	0.11	0.02	0.06	
Balance (%)	Calc.	%		2.6%	11.1%	3.6%	6.4%	6.1%	7.1%	7.4%	11.6%	6.3%	7.5%	1.9%	4.3%	
		Shake Flask Extract ID:		*24F2895-01*	*24F2895-02*	*24F2895-03*	*24F2895-04*	*24F2895-05*	*24F2895-06*	*24F2895-07*	*24F2895-08*	*24F2895-09*	*24F2895-10*	*24F2895-11*	*24F2895-12*	*24F2895-13*

NOTES:
Job No: 24F2895
Date of Analysis (24 h): June 18-19, 2024
pH of DI water used (pH Units): 5.75
EC of DI water used (µS/cm): 0.70

ABBREVIATIONS:
R / Rep = Replicate (which involves the analysis of the same Shake Flask Extract aliquot).
D / Dup = Duplicate (which involves the analysis of a separate SF extract, produced by processing a secopnd split of the original client sample received).
Calc. = Calculation
EC = Electrical Conductivity
IC = Ion Chromatography
NA = Not Applicable.
NR = Not Reported.
mg/L = Milligrams per Litre

REFERENCE:
Prediction Manual for Drainage Chemistry from Sulphidic Geologic Material, MEND Report 1.20.1; Version 0 - Dec. 2009. Section 11.5; P 11 (8-9).
Extraction Method used: Using gyratory shaker for 24 h (± 2 h; gentle agitation).
Liquid: Solid ratio used: 3: 1; L: S; 750 mL DI H_2O: 250 g of crushed sample (85% passing 1/4 inch - i.e. 6.3 mm)

CERTIFICATE OF ANALYSIS ▪ MEND-SFE QA/QC RESULTS

Global ARD Testing Services Inc.

GLOBAL PROJECT NO: 2329 (B12)
CLIENT: WSP Canada Ltd.
PROJECT NAME: Kinross Great Bear Project
PROJECT NO: OMEMA2303
REPORT VERSION: 4

Sulphate:

Certified Reference Material:	Parameter: Sulphate	% Recovery	Matrix Spike %	Units	QC Limits
STD Mineral Water (34.78 mg/L)	34.98	100.6%		%	80 - 120
Spiked Blank (19.61 mg/L)	18.86		96.2%	%	80 - 120

Dissolved Metals by ICP-MS:

Sample Code	Parameter	Result	Result Units	Total or Filtered	Method Type	Method Name	Date Analyzed	EQL	EQL Units	UCL	LCL
24F2895_B4F4098-BLK2	Phosphorus Total Dissolved	<0.0050	mg/L	F	REG	SM 4500-P F (2021)	'26 Jun 2024	0.005	mg/L		
24F2895_B4F4098-BS2	Phosphorus Total Dissolved	111	%	F	SC	SM 4500-P F (2021)	'26 Jun 2024	1	%	115	85
24F2895_B4F4122-BLK1	Aluminum dissolved	<0.0010	mg/L	F	REG	EPA 6020B	'26 Jun 2024	0.001	mg/L		
24F2895_B4F4122-BLK1	Antimony dissolved	<0.000050	mg/L	F	REG	EPA 6020B	'26 Jun 2024	0.00005	mg/L		
24F2895_B4F4122-BLK1	Arsenic dissolved	<0.000050	mg/L	F	REG	EPA 6020B	'26 Jun 2024	0.00005	mg/L		
24F2895_B4F4122-BLK1	Barium dissolved	<0.00010	mg/L	F	REG	EPA 6020B	'26 Jun 2024	0.0001	mg/L		
24F2895_B4F4122-BLK1	Beryllium dissolved	<0.000010	mg/L	F	REG	EPA 6020B	'26 Jun 2024	0.00001	mg/L		
24F2895_B4F4122-BLK1	Bismuth dissolved	<0.000010	mg/L	F	REG	EPA 6020B	'26 Jun 2024	0.00001	mg/L		
24F2895_B4F4122-BLK1	Boron dissolved	<0.0020	mg/L	F	REG	EPA 6020B	'26 Jun 2024	0.002	mg/L		
24F2895_B4F4122-BLK1	Cadmium dissolved	<0.0000020	mg/L	F	REG	EPA 6020B	'26 Jun 2024	0.000002	mg/L		
24F2895_B4F4122-BLK1	Calcium dissolved	<0.050	mg/L	F	REG	EPA 6020B	'26 Jun 2024	0.05	mg/L		
24F2895_B4F4122-BLK1	Chromium dissolved	<0.00050	mg/L	F	REG	EPA 6020B	'26 Jun 2024	0.0005	mg/L		
24F2895_B4F4122-BLK1	Cobalt dissolved	<0.0000050	mg/L	F	REG	EPA 6020B	'26 Jun 2024	0.000005	mg/L		
24F2895_B4F4122-BLK1	Copper dissolved	<0.00010	mg/L	F	REG	EPA 6020B	'26 Jun 2024	0.0001	mg/L		
24F2895_B4F4122-BLK1	Iron dissolved	<0.0020	mg/L	F	REG	EPA 6020B	'26 Jun 2024	0.002	mg/L		
24F2895_B4F4122-BLK1	Lead dissolved	<0.000050	mg/L	F	REG	EPA 6020B	'26 Jun 2024	0.00005	mg/L		
24F2895_B4F4122-BLK1	Lithium dissolved	<0.000050	mg/L	F	REG	EPA 6020B	'26 Jun 2024	0.00005	mg/L		
24F2895_B4F4122-BLK1	Magnesium dissolved	<0.0050	mg/L	F	REG	EPA 6020B	'26 Jun 2024	0.005	mg/L		
24F2895_B4F4122-BLK1	Manganese dissolved	<0.000050	mg/L	F	REG	EPA 6020B	'26 Jun 2024	0.00005	mg/L		
24F2895_B4F4122-BLK1	Molybdenum dissolved	<0.000010	mg/L	F	REG	EPA 6020B	'26 Jun 2024	0.00001	mg/L		
24F2895_B4F4122-BLK1	Nickel dissolved	<0.000040	mg/L	F	REG	EPA 6020B	'26 Jun 2024	0.00004	mg/L		
24F2895_B4F4122-BLK1	Phosphorus dissolved	<0.010	mg/L	F	REG	EPA 6020B	'26 Jun 2024	0.01	mg/L		
24F2895_B4F4122-BLK1	Potassium dissolved	<0.020	mg/L	F	REG	EPA 6020B	'26 Jun 2024	0.02	mg/L		
24F2895_B4F4122-BLK1	Selenium dissolved	<0.00010	mg/L	F	REG	EPA 6020B	'26 Jun 2024	0.0001	mg/L		
24F2895_B4F4122-BLK1	Silicon dissolved	<0.10	mg/L	F	REG	EPA 6020B	'26 Jun 2024	0.1	mg/L		
24F2895_B4F4122-BLK1	Silver dissolved	<0.000010	mg/L	F	REG	EPA 6020B	'26 Jun 2024	0.00001	mg/L		
24F2895_B4F4122-BLK1	Sodium dissolved	<0.020	mg/L	F	REG	EPA 6020B	'26 Jun 2024	0.02	mg/L		
24F2895_B4F4122-BLK1	Strontium dissolved	<0.00010	mg/L	F	REG	EPA 6020B	'26 Jun 2024	0.0001	mg/L		
24F2895_B4F4122-BLK1	Sulfur dissolved	<1.00	mg/L	F	REG	EPA 6020B	'26 Jun 2024	1	mg/L		
24F2895_B4F4122-BLK1	Tellurium dissolved	<0.000050	mg/L	F	REG	EPA 6020B	'26 Jun 2024	0.00005	mg/L		
24F2895_B4F4122-BLK1	Thallium dissolved	<0.0000040	mg/L	F	REG	EPA 6020B	'26 Jun 2024	0.000004	mg/L		
24F2895_B4F4122-BLK1	Thorium dissolved	<0.000010	mg/L	F	REG	EPA 6020B	'26 Jun 2024	0.00001	mg/L		
24F2895_B4F4122-BLK1	Tin dissolved	<0.000050	mg/L	F	REG	EPA 6020B	'26 Jun 2024	0.00005	mg/L		
24F2895_B4F4122-BLK1	Titanium dissolved	<0.00020	mg/L	F	REG	EPA 6020B	'26 Jun 2024	0.0002	mg/L		
24F2895_B4F4122-BLK1	Tungsten dissolved	<0.00020	mg/L	F	REG	EPA 6020B	'26 Jun 2024	0.0002	mg/L		
24F2895_B4F4122-BLK1	Uranium dissolved	<0.0000010	mg/L	F	REG	EPA 6020B	'26 Jun 2024	0.000001	mg/L		
24F2895_B4F4122-BLK1	Vanadium dissolved	<0.00100	mg/L	F	REG	EPA 6020B	'26 Jun 2024	0.001	mg/L		
24F2895_B4F4122-BLK1	Zinc dissolved	<0.0010	mg/L	F	REG	EPA 6020B	'26 Jun 2024	0.001	mg/L		
24F2895_B4F4122-BLK1	Zirconium dissolved	<0.000020	mg/L	F	REG	EPA 6020B	'26 Jun 2024	0.00002	mg/L		
24F2895_B4F4122-BS1	Aluminum dissolved	103	%	F	SC	EPA 6020B	'26 Jun 2024	1	%	120	80
24F2895_B4F4122-BS1	Antimony dissolved	102	%	F	SC	EPA 6020B	'26 Jun 2024	1	%	120	80
24F2895_B4F4122-BS1	Arsenic dissolved	104	%	F	SC	EPA 6020B	'26 Jun 2024	1	%	120	80
24F2895_B4F4122-BS1	Barium dissolved	106	%	F	SC	EPA 6020B	'26 Jun 2024	1	%	120	80
24F2895_B4F4122-BS1	Beryllium dissolved	100	%	F	SC	EPA 6020B	'26 Jun 2024	1	%	120	80
24F2895_B4F4122-BS1	Bismuth dissolved	98	%	F	SC	EPA 6020B	'26 Jun 2024	1	%	120	80
24F2895_B4F4122-BS1	Boron dissolved	100	%	F	SC	EPA 6020B	'26 Jun 2024	1	%	120	80
24F2895_B4F4122-BS1	Cadmium dissolved	103	%	F	SC	EPA 6020B	'26 Jun 2024	1	%	120	80
24F2895_B4F4122-BS1	Calcium dissolved	104	%	F	SC	EPA 6020B	'26 Jun 2024	1	%	120	80
24F2895_B4F4122-BS1	Chromium dissolved	103	%	F	SC	EPA 6020B	'26 Jun 2024	1	%	120	80
24F2895_B4F4122-BS1	Cobalt dissolved	104	%	F	SC	EPA 6020B	'26 Jun 2024	1	%	120	80
24F2895_B4F4122-BS1	Copper dissolved	103	%	F	SC	EPA 6020B	'26 Jun 2024	1	%	120	80
24F2895_B4F4122-BS1	Iron dissolved	103	%	F	SC	EPA 6020B	'26 Jun 2024	1	%	120	80
24F2895_B4F4122-BS1	Lead dissolved	101	%	F	SC	EPA 6020B	'26 Jun 2024	1	%	120	80
24F2895_B4F4122-BS1	Lithium dissolved	99	%	F	SC	EPA 6020B	'26 Jun 2024	1	%	120	80
24F2895_B4F4122-BS1	Magnesium dissolved	106	%	F	SC	EPA 6020B	'26 Jun 2024	1	%	120	80
24F2895_B4F4122-BS1	Manganese dissolved	103	%	F	SC	EPA 6020B	'26 Jun 2024	1	%	120	80
24F2895_B4F4122-BS1	Molybdenum dissolved	101	%	F	SC	EPA 6020B	'26 Jun 2024	1	%	120	80
24F2895_B4F4122-BS1	Nickel dissolved	104	%	F	SC	EPA 6020B	'26 Jun 2024	1	%	120	80
24F2895_B4F4122-BS1	Phosphorus dissolved	104	%	F	SC	EPA 6020B	'26 Jun 2024	1	%	120	80
24F2895_B4F4122-BS1	Potassium dissolved	102	%	F	SC	EPA 6020B	'26 Jun 2024	1	%	120	80
24F2895_B4F4122-BS1	Selenium dissolved	102	%	F	SC	EPA 6020B	'26 Jun 2024	1	%	120	80
24F2895_B4F4122-BS1	Silicon dissolved	102	%	F	SC	EPA 6020B	'26 Jun 2024	1	%	120	80
24F2895_B4F4122-BS1	Silver dissolved	104	%	F	SC	EPA 6020B	'26 Jun 2024	1	%	120	80
24F2895_B4F4122-BS1	Sodium dissolved	105	%	F	SC	EPA 6020B	'26 Jun 2024	1	%	120	80
24F2895_B4F4122-BS1	Strontium dissolved	102	%	F	SC	EPA 6020B	'26 Jun 2024	1	%	120	80
24F2895_B4F4122-BS1	Sulfur dissolved	102	%	F	SC	EPA 6020B	'26 Jun 2024	1	%	120	80
24F2895_B4F4122-BS1	Tellurium dissolved	99	%	F	SC	EPA 6020B	'26 Jun 2024	1	%	120	80
24F2895_B4F4122-BS1	Thallium dissolved	100	%	F	SC	EPA 6020B	'26 Jun 2024	1	%	120	80
24F2895_B4F4122-BS1	Thorium dissolved	98	%	F	SC	EPA 6020B	'26 Jun 2024	1	%	120	80
24F2895_B4F4122-BS1	Tin dissolved	102	%	F	SC	EPA 6020B	'26 Jun 2024	1	%	120	80
24F2895_B4F4122-BS1	Titanium dissolved	99	%	F	SC	EPA 6020B	'26 Jun 2024	1	%	120	80
24F2895_B4F4122-BS1	Tungsten dissolved	103	%	F	SC	EPA 6020B	'26 Jun 2024	1	%	120	80
24F2895_B4F4122-BS1	Uranium dissolved	102	%	F	SC	EPA 6020B	'26 Jun 2024	1	%	120	80
24F2895_B4F4122-BS1	Vanadium dissolved	102	%	F	SC	EPA 6020B	'26 Jun 2024	1	%	120	80

CERTIFICATE OF ANALYSIS ▪ MEND-SFE QA/QC RESULTS

Global ARD Testing Services Inc.

GLOBAL PROJECT NO: 2329 (B12)
CLIENT: WSP Canada Ltd.
PROJECT NAME: Kinross Great Bear Project
PROJECT NO: OMEMA2303
REPORT VERSION: 4

Sulphate:

Certified Reference Material:	Parameter: Sulphate	% Recovery	Matrix Spike %	Units	QC Limits
STD Mineral Water (34.78 mg/L)	34.98	100.6%		%	80 - 120
Spiked Blank (19.61 mg/L)	18.86		96.2%	%	80 - 120

Dissolved Metals by ICP-MS:

Sample Code	Parameter	Result	Result Units	Total or Filtered	Method Type	Method Name	Date Analyzed	EQL	EQL Units	UCL	LCL
24F2895_B4F4122-BS1	Zinc dissolved	104	%	F	SC	EPA 6020B	'26 Jun 2024	1	%	120	80
24F2895_B4F4122-BS1	Zirconium dissolved	100	%	F	SC	EPA 6020B	'26 Jun 2024	1	%	120	80
24F2895_B4F4122-MS1	Aluminum dissolved	4.29	mg/L	F	REG	EPA 6020B	'26 Jun 2024	0.001	mg/L	130	70
24F2895_B4F4122-MS1	Antimony dissolved	0.0422	mg/L	F	REG	EPA 6020B	'26 Jun 2024	0.00005	mg/L	130	70
24F2895_B4F4122-MS1	Arsenic dissolved	0.436	mg/L	F	REG	EPA 6020B	'26 Jun 2024	0.00005	mg/L	130	70
24F2895_B4F4122-MS1	Barium dissolved	0.0429	mg/L	F	REG	EPA 6020B	'26 Jun 2024	0.0001	mg/L	130	70
24F2895_B4F4122-MS1	Beryllium dissolved	0.0432	mg/L	F	REG	EPA 6020B	'26 Jun 2024	0.00001	mg/L	130	70
24F2895_B4F4122-MS1	Bismuth dissolved	0.034	mg/L	F	REG	EPA 6020B	'26 Jun 2024	0.00001	mg/L	130	70
24F2895_B4F4122-MS1	Boron dissolved	0.4	mg/L	F	REG	EPA 6020B	'26 Jun 2024	0.002	mg/L	130	70
24F2895_B4F4122-MS1	Cadmium dissolved	0.0441	mg/L	F	REG	EPA 6020B	'26 Jun 2024	0.000002	mg/L	130	70
24F2895_B4F4122-MS1	Calcium dissolved	4.33	mg/L	F	REG	EPA 6020B	'26 Jun 2024	0.05	mg/L	130	70
24F2895_B4F4122-MS1	Chromium dissolved	0.0433	mg/L	F	REG	EPA 6020B	'26 Jun 2024	0.0005	mg/L	130	70
24F2895_B4F4122-MS1	Cobalt dissolved	0.0426	mg/L	F	REG	EPA 6020B	'26 Jun 2024	0.000005	mg/L	130	70
24F2895_B4F4122-MS1	Copper dissolved	0.0417	mg/L	F	REG	EPA 6020B	'26 Jun 2024	0.0001	mg/L	130	70
24F2895_B4F4122-MS1	Iron dissolved	4.13	mg/L	F	REG	EPA 6020B	'26 Jun 2024	0.002	mg/L	130	70
24F2895_B4F4122-MS1	Lead dissolved	0.0426	mg/L	F	REG	EPA 6020B	'26 Jun 2024	0.00005	mg/L	130	70
24F2895_B4F4122-MS1	Lithium dissolved	0.0442	mg/L	F	REG	EPA 6020B	'26 Jun 2024	0.00005	mg/L	130	70
24F2895_B4F4122-MS1	Magnesium dissolved	4.44	mg/L	F	REG	EPA 6020B	'26 Jun 2024	0.005	mg/L	130	70
24F2895_B4F4122-MS1	Manganese dissolved	0.0426	mg/L	F	REG	EPA 6020B	'26 Jun 2024	0.00005	mg/L	130	70
24F2895_B4F4122-MS1	Molybdenum dissolved	0.0397	mg/L	F	REG	EPA 6020B	'26 Jun 2024	0.00001	mg/L	130	70
24F2895_B4F4122-MS1	Nickel dissolved	0.0428	mg/L	F	REG	EPA 6020B	'26 Jun 2024	0.00004	mg/L	130	70
24F2895_B4F4122-MS1	Phosphorus dissolved	4.32	mg/L	F	REG	EPA 6020B	'26 Jun 2024	0.01	mg/L	130	70
24F2895_B4F4122-MS1	Potassium dissolved	4.31	mg/L	F	REG	EPA 6020B	'26 Jun 2024	0.02	mg/L	130	70
24F2895_B4F4122-MS1	Selenium dissolved	0.43	mg/L	F	REG	EPA 6020B	'26 Jun 2024	0.0001	mg/L	130	70
24F2895_B4F4122-MS1	Silicon dissolved	4.3	mg/L	F	REG	EPA 6020B	'26 Jun 2024	0.1	mg/L	130	70
24F2895_B4F4122-MS1	Silver dissolved	0.036	mg/L	F	REG	EPA 6020B	'26 Jun 2024	0.00001	mg/L	130	70
24F2895_B4F4122-MS1	Sodium dissolved	4.26	mg/L	F	REG	EPA 6020B	'26 Jun 2024	0.02	mg/L	130	70
24F2895_B4F4122-MS1	Strontium dissolved	0.0426	mg/L	F	REG	EPA 6020B	'26 Jun 2024	0.0001	mg/L	130	70
24F2895_B4F4122-MS1	Sulfur dissolved	43	mg/L	F	REG	EPA 6020B	'26 Jun 2024	1	mg/L	130	70
24F2895_B4F4122-MS1	Tellurium dissolved	0.0395	mg/L	F	REG	EPA 6020B	'26 Jun 2024	0.00005	mg/L	130	70
24F2895_B4F4122-MS1	Thallium dissolved	0.0418	mg/L	F	REG	EPA 6020B	'26 Jun 2024	0.000004	mg/L	130	70
24F2895_B4F4122-MS1	Thorium dissolved	0.0406	mg/L	F	REG	EPA 6020B	'26 Jun 2024	0.00001	mg/L	130	70
24F2895_B4F4122-MS1	Tin dissolved	0.0412	mg/L	F	REG	EPA 6020B	'26 Jun 2024	0.00005	mg/L	130	70
24F2895_B4F4122-MS1	Titanium dissolved	0.0408	mg/L	F	REG	EPA 6020B	'26 Jun 2024	0.0002	mg/L	130	70
24F2895_B4F4122-MS1	Tungsten dissolved	0.04	mg/L	F	REG	EPA 6020B	'26 Jun 2024	0.0002	mg/L	130	70
24F2895_B4F4122-MS1	Uranium dissolved	0.0397	mg/L	F	REG	EPA 6020B	'26 Jun 2024	0.000001	mg/L	130	70
24F2895_B4F4122-MS1	Vanadium dissolved	0.0418	mg/L	F	REG	EPA 6020B	'26 Jun 2024	0.001	mg/L	130	70
24F2895_B4F4122-MS1	Zinc dissolved	0.444	mg/L	F	REG	EPA 6020B	'26 Jun 2024	0.001	mg/L	130	70
24F2895_B4F4122-MS1	Zirconium dissolved	0.0399	mg/L	F	REG	EPA 6020B	'26 Jun 2024	0.00002	mg/L	130	70

NOTES:
Job No: 24F2895

Abbreviations & Descriptions:
Method Blank (Blk): A blank sample that undergoes sample processing identical to that carried out for the test samples.
Method Blank results are used to assess contamination from the laboratory environment and reagents.

Duplicate (Dup): An additional or second portion of a randomly selected sample in the analytical run carried through the entire analytical process.
Duplicates provide a measure of the analytical method's precision (reproducibility).

Blank Spike (BS): A sample of known concentration which undergoes processing identical to that carried out for test samples, also referred to as a laboratory control sample (LCS).
Blank spikes provide a measure of the analytical method's accuracy.

Matrix Spike (MS): A second aliquot of sample is fortified with a known concentration of target analytes and carried through the entire analytical process.
Matrix spikes evaluate potential matrix effects that may affect the analyte recovery.

Standard Reference Material (SRM): A homogenous material of similar matrix to the samples, certified for the parameter(s) listed.
Reference Materials ensure that the analytical process is adequate to achieve acceptable recoveries of the parameter(s) tested.

Each QC type is analyzed at a 5-10% frequency, i.e. one blank/duplicate/spike for every 10-20 samples.

For all types of QC, specified recovery (% Rec) and relative percent difference (RPD) limits are derived from long-term method performance averages and/or prescribed by the reference method.

EQL = Estimated Quantitation Limits
PQL = Practical Quantitation Limits
UCL = Upper Control Limit
LCL = Lower Control Limit
BLK = Blank
BS = Blank Spike
MS = Matrix Spike
DUP = Duplicate

CERTIFICATE OF ANALYSIS ▪ COVER PAGE

Global ARD Testing Services Inc.

CLIENT INFORMATION	
Client:	WSP Canada Ltd.
Project Manager:	Anna Klein
Mailing Address	201-1224 Gardiners Rd.
	Kingston, ON. K7P 0G2
Contact No:	(343) 333-2306

COMPANY INFORMATION	
Legal Name:	Global ARD Testing Services Inc.
Mailing Address:	6891 Antrim Avenue
	Burnaby, BC
	V5J 4M5
Contact No:	
	Main: (604) 428-2730
	Alternate: (604) 603-1359

PROJECT INFORMATION	
Project Name:	Kinross Great Bear Project
Project Number:	N/A

REPORTING	
Global Project No:	2329 (B13)
Report Version:	7
Pages (Including Cover):	5
Report Title:	COA 2329 (B13) x 162 Kinross Great Bear Project Samples (rec'd 16-Apr24)
Analysis Reviewed By:	Prab Bhatia (Pbhatia@globalARDtesting.com)
Position:	Project Manager
Report Certified By:	Prab Bhatia
Signature:	

RESULTS		
Reported To:	**1**	Kristen Gault (kristen.gault@wsp.com)
	2	Anna Klein (anna.klein@wsp.com)
	3	Matias Silva (matias.silvacaceres@wsp.com)
Date Reported:	**Version-1:**	Thursday, May 23, 2024
	Version-2:	Friday, May 31, 2024
	Version-3:	Wednesday, June 5, 2024
	Version-4:	Tuesday, July 30, 2024
	Version-5:	Friday, August 9, 2024
	Version-6:	Wednesday, August 21, 2024
	Version-7:	Monday, November 10, 2025

INVOICE		
Submitted To:	**1**	Sabina Abdullayeva (sabina.abdullayeva@kinross.com)
	2	Matthew Hart (matthew.hart@kinross.com)
	3	Kristen Gault (kristen.gault@wsp.com)
	4	Anna Klein (anna.klein@wsp.com)
Client PO No:		
Global Invoice No:		ARD2329-0724G
Date Submitted:		Wednesday, July 31, 2024

NOTES
All samples and pulps are stored at no charge for 90 days past reporting date.
Please contact the lab if you would like to continue storage past 90 days.
Storage charges will apply.
VERSIONS:
Version-1: ABA results
Version-2: Aqua Regia & 4Acid digest results
Version-3: Metals (Aqua Regia) #139 result
Version-4: 111D SO4-S corrected
Version-5: Sample#132(D) SO4-S and Sample#110 Metals updated
Version-6: Corrected Sulfate with 0 Value.
Version-7: Alternate Summarized Report for Sarah

Global
ARD Testing Services Inc.

CERTIFICATE OF ANALYSIS ▪ SAMPLE DETAILS

GLOBAL PROJECT NO: 2329 (B13)
CLIENT: WSP Canada Ltd.
PROJECT NAME: Kinross Great Bear Project
PROJECT NO: N/A
REPORT VERSION: 7

SAMPLE RECEIPT INFO	
Date Samples Received:	Tuesday, April 16, 2024
No of Samples Received:	148
Samples Received By:	Said

ANALYTICAL INSTRUCTIONS	
From:	
	as per email Confirmation
Date:	Wednesday, April 17, 2024

S. No.	Sample ID	Sample Type	Condition	Wt. of Sample Rec'd (Kg)	Sample Type	Wt. of Pulp Rec'd (g)	Global Notes - if any
2	DX550052	Crushed Rock	Dry	2.20	Pulp	570.0	
3	DX550053	Crushed Rock	Dry		Pulp	575.0	
4	DX550054	Crushed Rock	Dry	1.95	Pulp	560.0	
5	DX550055	Crushed Rock	Dry	3.30	Pulp	540.0	
6	DX550056	Crushed Rock	Dry	3.65	Pulp	640.0	
7	DX550057	Crushed Rock	Dry	1.70	Pulp	585.0	
8	DX550058	Crushed Rock	Dry	1.20	Pulp	570.0	
9	DX550059	Crushed Rock	Dry	2.15	Pulp	590.0	
10	DX550060	Crushed Rock	Dry	2.30	Pulp	575.0	
11	DX550061	Crushed Rock	Dry	1.00	Pulp	575.0	
12	DX550062	Crushed Rock	Dry	0.26	Pulp	670.0	
13	DX550063	Crushed Rock	Dry	0.90	Pulp	520.0	
14	DX550064	Crushed Rock	Dry	0.40	Pulp	670.0	
17	DX550067	Crushed Rock	Dry	2.45	Pulp	580.0	
18	DX550068	Crushed Rock	Dry	2.45	Pulp	590.0	
19	DX550069	Crushed Rock	Dry	1.45	Pulp	570.0	
20	DX550070	Crushed Rock	Dry	2.70	Pulp	590.0	
21	DX550071	Crushed Rock	Dry	1.30	Pulp	580.0	
23	DX550073	Crushed Rock	Dry	0.90	Pulp	590.0	
25	DX550075	Crushed Rock	Dry	0.90	Pulp	600.0	
26	DX550076	Crushed Rock	Dry	1.85	Pulp	615.0	
27	DX550077	Crushed Rock	Dry	1.55	Pulp	605.0	
28	DX550078	Crushed Rock	Dry	2.50	Pulp	580.0	
29	DX550079	Crushed Rock	Dry	1.15	Pulp	600.0	
31	DX550081	Crushed Rock	Dry	0.55	Pulp	600.0	
32	DX550082	Crushed Rock	Dry	1.30	Pulp	620.0	
34	DX550084	Crushed Rock	Dry	0.65	Pulp	635.0	
38	DX550088	Crushed Rock	Dry	2.35	Pulp	580.0	
39	DX550089	Crushed Rock	Dry	1.65	Pulp	570.0	
40	DX550090	Crushed Rock	Dry	0.85	Pulp	575.0	
41	DX550091	Crushed Rock	Dry	1.50	Pulp	578.0	
42	DX550092	Crushed Rock	Dry	2.85	Pulp	580.0	
44	DX550094	Crushed Rock	Dry	2.15	Pulp	470.0	
45	DX550095	Crushed Rock	Dry	2.20	Pulp	580.0	
46	DX550096	Crushed Rock	Dry	2.20	Pulp	550.0	
47	DX550097	Crushed Rock	Dry	1.10	Pulp	570.0	
48	DX550098	Crushed Rock	Dry	2.30	Pulp	595.0	
49	DX550099	Crushed Rock	Dry	1.90	Pulp	575.0	
50	DX550100	Crushed Rock	Dry	3.40	Pulp	600.0	
51	DX550101	Crushed Rock	Dry	0.90	Pulp	580.0	
52	DX550102	Crushed Rock	Dry	7.15	Pulp	550.0	
53	DX550103	Crushed Rock	Dry	3.15	Pulp	600.0	
54	DX550104	Crushed Rock	Dry	3.00	Pulp	570.0	
55	DX550105	Crushed Rock	Dry	2.00	Pulp	572.0	
56	DX550106	Crushed Rock	Dry	2.20	Pulp	583.0	
60	116982	Crushed Rock	Dry	1.25	Pulp		
61	031665	Crushed Rock	Dry	2.30	Pulp	650.0	
62	031666	Crushed Rock	Dry		Pulp	510.0	
63	031667	Crushed Rock	Dry	2.65	Pulp	650.0	
64	031668	Crushed Rock	Dry	1.55	Pulp	650.0	
65	031669	Crushed Rock	Dry	2.40	Pulp	650.0	
66	031670	Crushed Rock	Dry	1.28	Pulp	650.0	
67	031671	Crushed Rock	Dry		Pulp	650.0	
68	031672	Crushed Rock	Dry	1.85	Pulp	650.0	
69	031673	Crushed Rock	Dry	0.29	Pulp	650.0	
70	031674	Crushed Rock	Dry	1.96	Pulp	650.0	
71	031675	Crushed Rock	Dry	1.44	Pulp	650.0	
72	031676	Crushed Rock	Dry	1.57	Pulp	650.0	
73	031677	Crushed Rock	Dry	2.80	Pulp	650.0	

CERTIFICATE OF ANALYSIS ▪ SAMPLE DETAILS

Global
ARD Testing Services Inc.

GLOBAL PROJECT NO: 2329 (B13)
CLIENT: WSP Canada Ltd.
PROJECT NAME: Kinross Great Bear Project
PROJECT NO: N/A
REPORT VERSION: 7

SAMPLE RECEIPT INFO	
Date Samples Received:	Tuesday, April 16, 2024
No of Samples Received:	148
Samples Received By:	Said

ANALYTICAL INSTRUCTIONS	
From:	
	as per email Confirmation
Date:	Wednesday, April 17, 2024

S. No.	Sample ID	Sample Type	Condition	Wt. of Sample Rec'd (Kg)	Sample Type	Wt. of Pulp Rec'd (g)	Global Notes - if any
74	031678	Crushed Rock	Dry	1.64	Pulp	650.0	
75	031679	Crushed Rock	Dry	0.63	Pulp	650.0	
76	031680	Crushed Rock	Dry	2.55	Pulp	650.0	
77	031681	Crushed Rock	Dry	1.36	Pulp	650.0	
78	031682	Crushed Rock	Dry	2.79	Pulp	650.0	
79	031683	Crushed Rock	Dry	2.50	Pulp	650.0	
80	031684	Crushed Rock	Dry	1.84	Pulp	650.0	
81	031685	Crushed Rock	Dry	2.11	Pulp	650.0	
82	031686	Crushed Rock	Dry	2.09	Pulp	650.0	
83	031687	Crushed Rock	Dry	2.45	Pulp	650.0	
84	031688	Crushed Rock	Dry	0.60	Pulp	650.0	
85	031689	Crushed Rock	Dry	2.74	Pulp	650.0	
86	031690	Crushed Rock	Dry	1.05	Pulp	650.0	
87	031691	Crushed Rock	Dry	2.55	Pulp	650.0	
88	031692	Crushed Rock	Dry	1.75	Pulp	650.0	
89	031693	Crushed Rock	Dry	0.17	Pulp	650.0	
90	031694	Crushed Rock	Dry	1.75	Pulp	650.0	
91	031695	Crushed Rock	Dry	1.85	Pulp	650.0	
92	031696	Crushed Rock	Dry	1.60	Pulp	650.0	
93	031697	Crushed Rock	Dry	2.50	Pulp	650.0	
94	031698	Crushed Rock	Dry	2.75	Pulp	650.0	
95	031699	Crushed Rock	Dry	1.10	Pulp	650.0	
96	031700	Crushed Rock	Dry	2.35	Pulp	650.0	
97	031701	Crushed Rock	Dry	0.55	Pulp	650.0	
98	031702	Crushed Rock	Dry	0.70	Pulp	650.0	
99	031703	Crushed Rock	Dry	0.80	Pulp	650.0	
100	031705	Crushed Rock	Dry	2.60	Pulp	650.0	
101	031706	Crushed Rock	Dry	2.20	Pulp	650.0	
102	031707	Crushed Rock	Dry	0.80	Pulp	650.0	
103	031708	Crushed Rock	Dry	0.22	Pulp	650.0	
104	031709	Crushed Rock	Dry	2.50	Pulp	650.0	
105	031710	Crushed Rock	Dry	2.75	Pulp	650.0	
106	031711	Crushed Rock	Dry	1.20	Pulp	650.0	
107	031712	Crushed Rock	Dry	1.10	Pulp	650.0	
108	031713	Crushed Rock	Dry	0.90	Pulp	650.0	
109	031714	Crushed Rock	Dry	3.80	Pulp	650.0	
110	031715	Crushed Rock	Dry	0.70	Pulp	650.0	
111	031882	Crushed Rock	Dry		Pulp	650.0	
112	031883	Crushed Rock	Dry		Pulp	650.0	
113	031884	Crushed Rock	Dry		Pulp	650.0	
114	031885	Crushed Rock	Dry		Pulp	650.0	
115	031886	Crushed Rock	Dry	0.70	Pulp	650.0	
116	031887	Crushed Rock	Dry	0.20	Pulp	650.0	
117	031888	Crushed Rock	Dry	0.13	Pulp	650.0	
118	031889	Crushed Rock	Dry	0.52	Pulp	650.0	
119	031890	Crushed Rock	Dry		Pulp	650.0	
120	031891	Crushed Rock	Dry	0.20	Pulp	650.0	
121	031892	Crushed Rock	Dry	0.30	Pulp	650.0	
122	031900	Crushed Rock	Dry	0.48	Pulp	650.0	
123	031901	Crushed Rock	Dry	0.68	Pulp	650.0	
124	031902	Crushed Rock	Dry	0.33	Pulp	650.0	
125	031903	Crushed Rock	Dry	0.30	Pulp	650.0	
126	031904	Crushed Rock	Dry	0.42	Pulp	650.0	
127	031905	Crushed Rock	Dry	0.25	Pulp	650.0	
128	031906				Pulp	650.0	
129	031907	Crushed Rock	Dry	0.33	Pulp	650.0	
130	031908	Crushed Rock	Dry	0.33	Pulp	650.0	
131	031943	Crushed Rock	Dry	0.48	Pulp	650.0	
132	031944	Crushed Rock	Dry	0.22	Pulp	650.0	

CERTIFICATE OF ANALYSIS ▪ SAMPLE DETAILS

Global
ARD Testing Services Inc.

GLOBAL PROJECT NO: 2329 (B13)
CLIENT: WSP Canada Ltd.
PROJECT NAME: Kinross Great Bear Project
PROJECT NO: N/A
REPORT VERSION: 7

SAMPLE RECEIPT INFO	
Date Samples Received:	Tuesday, April 16, 2024
No of Samples Received:	148
Samples Received By:	Said

ANALYTICAL INSTRUCTIONS	
From:	
	as per email Confirmation
Date:	Wednesday, April 17, 2024

S. No.	Sample ID	Sample Type	Condition	Wt. of Sample Rec'd (Kg)	Sample Type	Wt. of Pulp Rec'd (g)	Global Notes - if any
133	031945	Crushed Rock	Dry	0.28	Pulp	650.0	
134	031946	Crushed Rock	Dry	0.56	Pulp	650.0	
135	031947	Crushed Rock	Dry	0.35	Pulp	650.0	
136	031948	Crushed Rock	Dry	0.63	Pulp	650.0	
137	031949	Crushed Rock	Dry	1.50	Pulp	650.0	
138	031950	Crushed Rock	Dry	1.45	Pulp	650.0	
139	031951	Crushed Rock	Dry	0.32	Pulp	650.0	
140	031952	Crushed Rock	Dry	0.40	Pulp	650.0	
141	031953				Pulp	650.0	
142	031973	Crushed Rock	Dry	0.80	Pulp	650.0	
143	031981	Crushed Rock	Dry	0.49	Pulp	650.0	
144	031982	Crushed Rock	Dry	0.38	Pulp	650.0	
145	031983	Crushed Rock	Dry	0.35	Pulp	650.0	
146	031984				Pulp	650.0	
147	031985	Crushed Rock	Dry	0.23	Pulp	650.0	
148	031986	Crushed Rock	Dry	0.20	Pulp	650.0	
149	031987	Crushed Rock	Dry	0.40	Pulp	650.0	
150	031988	Crushed Rock	Dry	0.13	Pulp	650.0	
151	031989	Crushed Rock	Dry	0.18	Pulp	650.0	
152	031990	Crushed Rock	Dry	0.13	Pulp	650.0	
153	031991				Pulp	650.0	
154	031992	Crushed Rock	Dry	0.15	Pulp	650.0	
155	031993				Pulp	650.0	
156	031994	Crushed Rock	Dry	0.08	Pulp	650.0	
157	031995				Pulp	650.0	
158	031996	Crushed Rock	Dry	0.30	Pulp	650.0	
159	031997	Crushed Rock	Dry	0.37	Pulp	650.0	
160	031998				Pulp	650.0	
161	031911	Crushed Rock	Dry	0.25	Pulp	650.0	
162	031553	Crushed Rock	Dry	0.67	Pulp	650.0	

Total wt of sample rec'd (kg): **186.87**

Global ARD Testing Services Inc.

CERTIFICATE OF ANALYSIS ▪ ABA RESULTS

GLOBAL PROJECT NO: 2329 (B13)
CLIENT: WSP Canada Ltd.
PROJECT NAME: Kinross Great Bear Project
PROJECT NO: N/A
REPORT VERSION: 7

S. No.	Sample ID	Paste pH	Fizz Rating	Total Carbon	HCl Leach LECO: Total Inorganic C	HCl Leach LECO: $CaCO_3$ Equivalents[*1]	Total Sulphur	EPA600 Sulphate Sulphur	Calc. Sulphide Sulphur	AP[*3]	Modified ABA NP	NNP[*4]	NPR[*5]
	Units:	pH Units		wt %	wt %	kg CaCO3/tonne	wt %	wt %	wt %		kg CaCO3/tonne		
	Reported Detection Limit:	*0.1*		*0.02*	*0.02*	*1.7*	*0.01*	*0.01*	*0.01*	0.3			
2	DX550052						0.25	0.07	0.18	5.7			
3	DX550053						0.13	0.04	0.09	2.8			
4	DX550054						0.30	0.08	0.22	7.0			
5	DX550055						0.26	0.08	0.18	5.7			
6	DX550056						0.18	0.04	0.14	4.4			
7	DX550057						0.22	0.09	0.13	4.1			
8	DX550058						0.15	0.05	0.10	3.2			
9	DX550059						0.18	0.09	0.09	2.7			
10	DX550060						3.32						
11	DX550061						1.30	0.16	1.14	35.8			
12	DX550062						0.50	0.02	0.48	15.2			
13	DX550063	9.4	None	0.02	<0.02	<1.7	0.93				8.1		
14	DX550064						0.04	0.01	0.03	0.8			
17	DX550067						0.18	0.06	0.12	3.7			
18	DX550068						0.21	0.10	0.11	3.4			
19	DX550069						0.46	0.14	0.32	10.1			
20	DX550070						0.25	0.09	0.16	4.9			
21	DX550071						0.08	0.03	0.05	1.6			
23	DX550073						0.11	0.02	0.09	2.8			
25	DX550075						0.17	0.03	0.14	4.4			
26	DX550076						0.10	0.01	0.09	2.9			
27	DX550077						0.42	0.20	0.22	6.9			
28	DX550078						0.58	0.05	0.53	16.6			
29	DX550079						0.07	0.03	0.04	1.3			
31	DX550081						0.78	0.25	0.53	16.5			
32	DX550082						0.92	0.30	0.62	19.3			
34	DX550084						2.00	0.25	1.75	54.6			
38	DX550088						0.24	0.06	0.18	5.8			
39	DX550089						0.85	0.19	0.66	20.7			
40	DX550090						0.15	<0.01	0.15	4.7			
41	DX550091						0.32	0.10	0.22	6.9			
42	DX550092						0.13	0.04	0.09	2.7			
44	DX550094						0.20	0.12	0.08	2.5			
45	DX550095						0.28	0.10	0.18	5.5			
46	DX550096						0.43	0.09	0.34	10.6			
47	DX550097						1.16	0.36	0.80	25.1			
48	DX550098						0.11	0.04	0.07	2.3			
49	DX550099						0.03	0.01	0.02	0.6			
50	DX550100						0.02	<0.01	0.02	0.6			
51	DX550101						0.06	0.03	0.03	0.9			
52	DX550102						0.19	0.04	0.15	4.8			
53	DX550103						0.08	0.02	0.06	1.7			
54	DX550104						0.05	0.02	0.03	1.0			
55	DX550105						0.04	0.02	0.02	0.7			
56	DX550106						0.21	0.05	0.16	5.0			
60	116982	9.0	Moderate	0.85	0.75	62.3	0.28	0.15	0.13	4.1	81.6	77.5	19.9
61	031665	9.8	Slight	0.19	0.11	9.4	0.20	0.10	0.10	3.3	22.8	19.5	7.0
62	031666	8.8	Slight	0.53	0.45	37.8	0.13	<0.01	0.13	4.1	57.9	53.8	14.3
63	031667	9.1	None	0.03	<0.02	<1.7	0.04	0.02	0.02	0.7	6.9	6.2	9.7
64	031668	9.4	Slight	0.51	0.44	36.4	0.65	0.14	0.51	15.9	51.4	35.6	3.2
65	031669	9.5	None	0.03	<0.02	<1.7	0.78	0.08	0.70	22.0	13.6	-8.4	0.6
66	031670	9.5	Slight	0.10	0.04	3.5	0.40	0.16	0.24	7.5	9.8	2.3	1.3
67	031671	9.4	Slight	0.08	0.06	5.0	0.18	0.04	0.14	4.4	18.6	14.2	4.2
68	031672	9.4	None	0.06	0.04	3.3	0.07	0.01	0.06	2.0	12.5	10.5	6.2
69	031673	9.8	Slight	0.25	0.24	20.0	0.06	0.02	0.04	1.1	31.1	30.0	28.0
70	031674	9.8	Slight	0.23	0.17	14.2	0.02	<0.01	0.02	0.6	25.7	25.1	40.8
71	031675	8.9	Slight	0.11	0.04	3.1	0.19	0.04	0.15	4.5	17.4	12.9	3.8
72	031676	9.8	None	0.02	<0.02	<1.7	0.06	0.01	0.05	1.5	10.4	8.9	7.1
73	031677	9.2	Slight	0.22	0.20	16.7	0.03	0.01	0.02	0.7	26.4	25.7	38.3
74	031678	9.7	Slight	0.13	0.09	7.5	0.14	0.06	0.08	2.6	18.8	16.2	7.2
75	031679	9.6	Slight	0.18	0.15	12.5	0.15	0.08	0.07	2.2	17.7	15.5	7.9
76	031680	9.6	Slight	0.38	0.36	30.0	0.21	0.07	0.14	4.3	41.6	37.3	9.7
77	031681	8.7	Slight	0.28	0.23	19.2	1.81	0.08	1.73	54.0	25.1	-28.9	0.5
78	031682	9.7	Slight	0.42	0.39	32.5	0.11	0.06	0.05	1.6	40.5	38.9	26.0
79	031683	9.7	Slight	0.25	0.20	16.5	0.28	0.13	0.15	4.7	24.8	20.2	5.3
80	031684	9.6	Slight	0.36	0.27	22.1	0.65	0.16	0.49	15.2	42.7	27.5	2.8
81	031685	9.7	Slight	0.21	0.18	15.0	0.18	0.10	0.08	2.4	23.0	20.6	9.6
82	031686	9.9	Slight	0.60	0.51	42.7	0.14	0.04	0.10	3.0	61.2	58.2	20.5
83	031687	9.2	Slight	0.54	0.52	43.3	0.10	0.05	0.05	1.4	51.8	50.4	36.0
84	031688	9.9	Slight	0.16	0.07	5.4	0.05	0.02	0.03	1.0	17.8	16.8	18.4
85	031689	9.5	Slight	0.13	0.11	9.2	0.05	0.02	0.03	0.9	19.8	19.0	23.3
86	031690	9.1	None	0.10	0.03	<1.7	0.65	0.18	0.47	14.7	9.7	-5.0	0.7
87	031691	9.6	Slight	0.18	0.08	6.7	0.24	0.10	0.14	4.5	23.8	19.3	5.3
88	031692	9.6	Slight	0.09	<0.02	<1.7	0.29	0.07	0.22	6.8	17.9	11.1	2.6

Global ARD Testing Services Inc.

CERTIFICATE OF ANALYSIS ▪ ABA RESULTS

GLOBAL PROJECT NO: 2329 (B13)
CLIENT: WSP Canada Ltd.
PROJECT NAME: Kinross Great Bear Project
PROJECT NO: N/A
REPORT VERSION: 7

S. No.	Sample ID	Paste pH	Fizz Rating	Total Carbon	HCl Leach LECO: Total Inorganic C	HCl Leach LECO: $CaCO_3$ Equivalents[*1]	Total Sulphur	EPA600 Sulphate Sulphur	Calc. Sulphide Sulphur	AP[*3]	Modified ABA NP	NNP[*4]	NPR[*5]
	Units:	pH Units		wt %	wt %	kg CaCO3/tonne	wt %	wt %	wt %		kg CaCO3/tonne		
	Reported Detection Limit:	*0.1*		*0.02*	*0.02*	*1.7*	*0.01*	*0.01*	*0.01*	0.3			
89	031693	9.4	None	0.05	<0.02	<1.7	0.34	0.20	0.14	4.4	9.6	5.2	2.2
90	031694	8.5	None	<0.02	<0.02	<1.7	0.91	0.07	0.84	26.2	6.8	-19.4	0.3
91	031695	9.6	Slight	0.13	0.08	6.7	0.14	0.05	0.09	3.0	18.3	15.3	6.2
92	031696	9.9	None	0.02	<0.02	<1.7	0.35	0.11	0.24	7.6	6.9	-0.7	0.9
93	031697	9.2	Slight	0.12	0.10	8.3	0.13	0.01	0.12	3.9	14.2	10.3	3.7
94	031698	8.9	Slight	0.12	0.05	4.2	0.76	0.11	0.65	20.2	15.4	-4.8	0.8
95	031699	9.8	None	0.05	<0.02	<1.7	0.38	0.09	0.29	9.2	9.3	0.1	1.0
96	031700	9.0	Slight	0.10	<0.02	<1.7	1.46	0.02	1.44	45.1	19.4	-25.7	0.4
97	031701	9.2	Slight	0.16	0.05	4.2	0.34	0.15	0.19	6.1	18.4	12.3	3.0
98	031702	9.7	Moderate	0.77	0.70	58.1	0.02	0.01	0.01	0.3	71.8	71.5	239.3
99	031703	9.7	None	0.08	<0.02	<1.7	0.10	0.05	0.05	1.6	13.6	12.0	8.7
100	031705	9.8	None	0.03	<0.02	<1.7	0.06	0.03	0.03	0.8	8.7	7.9	10.4
101	031706	9.2	Slight	0.18	0.07	5.6	0.12	0.05	0.07	2.2	18.1	15.9	8.2
102	031707	9.3	Slight	0.13	0.10	8.2	0.88	0.44	0.44	13.7	15.4	1.7	1.1
103	031708	9.5	Slight	0.04	<0.02	<1.7	0.04	0.01	0.03	0.9	11.4	10.5	13.1
104	031709	9.6	Slight	0.20	0.17	13.8	1.45	0.23	1.22	38.2	18.3	-19.9	0.5
105	031710	9.5	Slight	0.12	0.09	7.6	0.05	0.02	0.03	0.8	16.6	15.8	20.5
106	031711	9.6	Slight	0.21	0.16	13.7	0.32	0.08	0.24	7.6	26.9	19.3	3.5
107	031712	9.7	Slight	0.20	0.16	13.0	0.23	0.17	0.06	2.0	21.9	19.9	11.1
108	031713	9.7	Slight	0.13	0.09	7.9	0.22	0.09	0.13	4.2	13.2	9.0	3.1
109	031714	9.7	Moderate	0.58	0.53	44.3	0.02	0.01	0.01	0.4	58.2	57.8	161.7
110	031715	9.6	Slight	0.18	0.15	12.7	0.52	0.18	0.34	10.7	19.4	8.8	1.8
111	031882						1.01	0.10	0.91	28.5			
112	031883						1.47	0.33	1.14	35.6			
113	031884						1.65	0.38	1.27	39.6			
114	031885						2.29	0.97	1.32	41.3			
115	031886						1.31	0.01	1.30	40.5			
116	031887						1.15	0.23	0.92	28.8			
117	031888						4.29	0.53	3.76	117.6			
118	031889						4.10	0.76	3.34	104.4			
119	031890						4.78	0.29	4.49	140.2			
120	031891						3.26	0.23	3.03	94.8			
121	031892						4.96	0.05	4.91	153.3			
122	031900						4.32	<0.01	4.32	135.0			
123	031901						3.60	0.47	3.13	97.7			
124	031902						4.28	0.61	3.67	114.8			
125	031903						3.83	0.61	3.22	100.6			
126	031904						3.13	0.12	3.01	94.0			
127	031905						1.70	0.18	1.52	47.4			
128	031906						1.66	0.15	1.51	47.2			
129	031907						1.19	0.18	1.01	31.7			
130	031908						3.00	1.42	1.58	49.4			
131	031943						0.93	0.17	0.76	23.7			
132	031944						1.16	0.12	1.04	32.5			
133	031945						0.87	0.20	0.67	21.1			
134	031946						0.80	0.05	0.75	23.5			
135	031947						1.03	0.18	0.85	26.5			
136	031948						0.75	0.40	0.35	11.0			
137	031949						0.28	0.06	0.22	6.8			
138	031950						0.04	0.01	0.03	1.0			
139	031951						0.07	0.03	0.04	1.4			
140	031952						0.06	0.01	0.05	1.7			
141	031953	9.8	Slight	0.14	0.08	6.8	0.04	<0.01	0.04	1.3	26.9	25.7	21.5
142	031973						0.15	0.05	0.10	3.0			
143	031981						0.13	0.05	0.08	2.6			
144	031982						0.17	0.08	0.09	2.7			
145	031983						0.08	0.03	0.05	1.4			
146	031984						0.07	0.02	0.05	1.6			
147	031985						0.13	0.07	0.06	1.8			
148	031986						0.12	0.03	0.09	2.9			
149	031987						0.03	0.01	0.02	0.8			
150	031988						0.14	0.04	0.10	3.0			
151	031989						0.16	0.07	0.09	2.7			
152	031990						0.15	0.07	0.08	2.6			
153	031991						0.34	0.10	0.24	7.4			
154	031992						0.08	0.03	0.05	1.5			
155	031993						0.24	0.07	0.17	5.5			
156	031994						0.16	0.03	0.13	4.0			
157	031995						0.39	0.06	0.33	10.2			
158	031996						0.27	0.11	0.16	5.0			
159	031997						0.83	0.41	0.42	13.1			
160	031998						0.17	0.07	0.10	3.0			
161	031911	10.0	None	<0.02	<0.02	<1.7	0.34	0.13	0.21	6.6	8.7	2.1	1.3
162	031553	9.7	Moderate	0.66	0.62	51.6	1.63	0.01	1.62	50.7	63.5	12.9	1.3

S. No.	Sample ID	Paste pH	Fizz Rating	Total Carbon	HCl Leach LECO: Total Inorganic C	HCl Leach LECO: $CaCO_3$ Equivalents[*1]	Total Sulphur	EPA600 Sulphate Sulphur	Calc. Sulphide Sulphur	AP[*3]	Modified ABA NP	NNP[*4]	NPR[*5]
Units:		pH Units		wt %	wt %	kg CaCO3/tonne	wt %	wt %	wt %		kg CaCO3/tonne		
Reported Detection Limit:		*0.1*		*0.02*	*0.02*	*1.7*	*0.01*	*0.01*	*0.01*	0.3			
						QUALITY ASSURANCE / QUALITY CONTROL							
Pulp Replicates:													
63	031667	9.1	None								8.3		
63R	031667 R	9.0	None								7.6		
%RPD		0%									9%		
73	031677	9.2	Slight								26.4		
73R	031677 R	9.2	Slight								26.9		
%RPD		0%									-2%		
82	031686	9.9	Slight								61.2		
82R	031686 R	9.9	Slight								60.9		
%RPD		0%									0%		
92	031696	9.9	None								6.9		
92R	031696 R	9.9	None								7.6		
%RPD		0%									-10%		
101	031706	9.2	Slight								19.2		
101R	031706 R	9.2	Slight								19.9		
%RPD		0%									-4%		
110	031715	9.6	Slight								19.4		
110R	031715 R	9.6	Slight								20.2		
%RPD		0%									-4%		
Reference Material Analysis:													
Reference Material		1) NBM-1 2) KZK-1		OREAS 279	KZK-1		OREAS 277	RTS-3a			1) KZK-1 (Slight) 2) KZK-1 (Moderate)		
Ref. Material Certified Value		**1) 8.45 2) 8.80**		**1.13**	**0.92**		**0.64**	**1.10**			**1) 58.9 2) 61.6**		
Reference Material Results		1) 8.30 2) N/A		1.13	0.90		0.63				1) 58.1 2) N/A		
Acceptance Range:		***90% - 110%***		***90% - 110%***	***80% - 120%***		***90% - 110%***	***90% - 110%***			***90% - 110%***		
Method Blank Analysis:													
Method Blank Results				<0.01	<0.02		<0.01	<0.01					
GLOBAL SOP NO./METHOD:		*ARD-005*	*ARD-005*	*LECO*	*HCl Leach LECO*	*Calc.*	*LECO*	*EPA 600 (HCl Leach)*	*Calc.*	*Calc.*	*ARD-005*	*Calc.*	*Calc.*

NOTES:
Job No: YVR2410442

Date of Analysis (24 h): April 29 - May2, 2024
pH of DI water used (pH units): 5.84, 6.11, 5.95
EC of DI water used (µS/cm): 0.96, 1.11, 1.05

METHODS:
Total Sulphur by Leco.
Total Inorganic Carbon (TIC): $HClO_4$ leach, evolved CO_2 analysed by CO_2 Coulometer.

ABBREVIATIONS:
R = Rep = Replicate (a replicate is a sub-sample scooped from a single pulp sample bag produced per client sample)
D = Dup = Duplicate (a duplicate is 2nd sub-pulp sample bag produced by processing a 2nd split of the client sample. A duplicate pulp sample is prepared only at client request.
EC = Electric Conductivity
NP = Neutralization Potential
Calc. = Calculation
IND = Indeterminate
COA = Certificate Of Analysis
N/A = Not Applicable
NR = Not Reported

CALCULATIONS:
*1 $CaCO_3$ Equivalents: Is based on TIC (Total Inorganic Carbon)
*2 Non-Extractable Sulphur: Total sulphur - (sulphate sulphur + sulphide sulphur)
*3 AP (Acid Potential): Sulphide-sulphur x 31.25
*4 NNP (Net Neutralization Potential): NP - AP
*5 NPR (Neutralization Potential Ratio): NP/AP

REFERENCES:
Sample Preparation: ASTM E877-08; MEND Report 1.20.1, Version 0 (2009)
ABA: Air-dried, jaw-crushed, split by riffling and pulverized to 85% passing 200 mesh (75 µm).
Modified ABA (Sobek) NP: MEND Acid Rock Drainage Prediction Manual, MEND Project 1.16.1b (pages 6.2-11 to 17), March 1991.
Paste pH / Fizz Rating: Sobek, A.A., Schuller, W.A., Freeman, J.R. and Smith, R.M.; US EPA-600/2-78-054 (1978).
Sulphate Sulphur: Sobek, A.A., Schuller, W.A., Freeman, J.R. and Smith, R.M.; US EPA-600/2-78-054 (1978).

Global
ARD Testing Services Inc.

CERTIFICATE OF ANALYSIS ▪ METALS RESULTS BY AQUA REGIA DIGEST & ICP-MS ANALYSIS ON SOLIDS

GLOBAL PROJECT NO: 2329 (B13)
CLIENT: WSP Canada Ltd.
PROJECT NAME: Kinross Great Bear Project
PROJECT NO: N/A
REPORT VERSION: 7

S. No.	Sample ID	Method	Silver (Ag)	Aluminum (Al)	Arsenic (As)	Gold (Au)	Boron (B)	Barium (Ba)	Beryllium (Be)	Bismuth (Bi)	Calcium (Ca)	Cadmium (Cd)	Cerium (Ce)	Cobalt (Co)	Chromium (Cr)	Cesium (Cs)	r (Cu)	Iron (Fe)	Gallium (Ga)	Germanium (Ge)	Hafnium (Hf)	Mercury (Hg)	Indium (In)	Potassium (K)	Lanthanum (La)	Lithium (Li)	Magnesium (Mg)	Manganese (Mn)
		Analyte																										
		Unit	ppm	%	ppm	ppm	ppm	ppm	ppm	ppm	%	ppm	ppm	ppm	ppm	ppm	ppm	%	ppm	ppm	ppm	ppm	ppm	%	ppm	ppm	%	ppm
		MDL	0.01	0.01	0.1	0.0005	10	10	0.05	0.01	0.01	0.01	0.02	0.1	1	0.05	0.2	0.01	0.05	0.05	0.02	0.005	0.005	0.01	0.2	0.1	0.01	5
		Sample Type																										
55	DX550105	Pulp	0.05	1.51	3.3	0.0067	<10	184	0.06	<0.01	3.20	0.07	7.35	20.9	132	1.92	96.8	3.17	5.24	0.07	0.06	<0.005	0.015	0.36	2.8	9.9	0.82	1169
56	DX550106	Pulp	0.08	1.92	8.6	0.0038	<10	66	0.12	0.04	4.29	0.05	10.78	30.6	188	1.07	126.0	4.36	7.29	0.09	0.10	<0.005	0.032	0.31	4.4	19.0	0.99	1055
103	031708	Pulp	0.19	1.27	4.0	0.0008	13	107	0.09	0.04	0.54	0.03	46.07	8.6	20	1.21	25.8	1.83	5.35	<0.05	0.45	<0.005	0.008	0.51	23.3	11.4	0.39	161
106	031711	Pulp	0.19	2.16	6.8	0.0007	15	217	0.25	0.18	0.91	0.11	80.97	24.4	189	11.14	40.7	3.68	11.94	0.07	0.75	<0.005	0.022	1.25	38.3	48.9	1.79	460
123	031901	Pulp	0.32	1.26	63.0	0.0472	<10	59	0.18	3.68	0.98	0.12	80.10	9.4	12	1.90	8.8	4.39	5.37	<0.05	1.02	0.01	0.056	0.73	39.6	11.7	0.77	843
162	031553	Pulp	0.97	0.33	97.4	0.0599	<10	60	0.15	2.89	2.26	0.82	101.76	2.5	30	0.32	14.7	2.03	2.41	<0.05	1.16	0.02	0.062	0.21	51.7	3.2	0.21	813
QUALITY ASSURANCE / QUALITY CONTROL																												
Pulp Replicates																												
		%RPD																										
Reference Material																												
STD OREAS 601C			50.00	0.660	380.5	1.011	12	321	0.61	21.81	0.79	2.76	35.0	4.50	15.0	1.33	1174.8	1.84	3.81	0.06	0.97	0.221	0.511	0.250	17.4	7.60	0.090	213
True Value STD OREAS 601C			**50.41**	**0.663**	**378.2**		**< 10**		**0.59**	**21.32**	**0.78**	**2.70**	**34.7**	**4.27**	**14.7**	**1.32**	**1157.6**	**1.84**	**3.86**	0.08	**0.97**	**0.216**	**0.497**	**0.254**	**17.3**	**7.56**	**0.084**	**213**
% Difference			-1%	0%	1%				3%	2%	1%	2%	1%	5%	2%	1%	1%	0%	-1%	-28%	0%	2%	3%	-1%	1%	1%	7%	0%
Method Blank:																												
Method Blank			<0.01	<0.01	<0.1	<0.0005	<10	<10	<0.05	<0.01	<0.01	<0.01	<0.02	<0.1	<1	<0.05	<0.2	<0.01	<0.05	<0.05	<0.02	<0.005	<0.005	<0.01	<0.2	<0.1	<0.01	<5

Notes:
Job No: YVR2410442

Analytical Methods (IMS-130):
A 0.5 g of pulp sample is leached in hot (95°C) 3:1 aqua regia digestion followed by ICP Mass Spec analysis.
Gold determinations by this method are semi-quantitative due to the small sample weight used (0.5 g).
Refractory and graphitic samples can limit Au solubility.

Abbreviations:
R / Rep = Replicate (a replicate is a sub-sample scooped from a single sample bag produced per client sample)
D / Dup = Duplicate (a duplicate is 2nd sub-sample bag produced by processing a second split of the original client sample received)
MDL = Measurable Detection Limit
COA: Certificate Of Analysis.
IND = Indeterminate
NR: Not reported in COA

On Cerfified Reference Material and Tolerance:
Any one element in a run reporting outside tolerance limits does not constitute failure of the standard.
As per Certificate of Analysis (COA): All values indicated are Certified. Values indicated in green are indicative only.
NR = Not Reported (in the Certificate Of Analysis).

Global
ARD Testing Services Inc.

CERTIFICATE OF ANALYSIS ▪ METALS RESULTS BY AQUA REGIA DIGEST & ICP-MS ANALYSIS ON SOLIDS

GLOBAL PROJECT NO: 2329 (B13)
CLIENT: WSP Canada Ltd.
PROJECT NAME: Kinross Great Bear Project
PROJECT NO: N/A
REPORT VERSION: 7

S. No.	Sample ID	Method	Molybdenum (Mo)	Sodium (Na)	Niobium (Nb)	Nickel (Ni)	Phosphorous (P)	Lead (Pb)	Rubidium (Rb)	Rhenium (Re)	Sulphur (S)	Antimony (Sb)	Scandium (Sc)	Selenium (Se)	Tin (Sn)	Stronium (Sr)	Tantalum (Ta)	Tellurium (Te)	Thorium (Th)	Titanium (Ti)	Thallium (Tl)	Uranium (U)	Vandium (V)	Tungsten (W)	Yttrium (Y)	Zinc (Zn)	Zirconium (Zr)
		Analyte	Molybdenum (Mo)	Sodium (Na)	Niobium (Nb)	Nickel (Ni)	Phosphorous (P)	Lead (Pb)	Rubidium (Rb)	Rhenium (Re)	Sulphur (S)	Antimony (Sb)	Scandium (Sc)	Selenium (Se)	Tin (Sn)	Stronium (Sr)	Tantalum (Ta)	Tellurium (Te)	Thorium (Th)	Titanium (Ti)	Thallium (Tl)	Uranium (U)	Vandium (V)	Tungsten (W)	Yttrium (Y)	Zinc (Zn)	Zirconium (Zr)
		Unit	ppm	%	ppm	ppm	ppm	ppm	ppm	ppm	%	ppm	ppm	ppm	ppm	ppm	ppm	ppm	ppm	%	ppm	ppm	ppm	ppm	ppm	ppm	ppm
		MDL	0.05	0.01	0.05	0.2	10	0.2	0.1	0.001	0.01	0.05	0.1	0.2	0.2	0.2	0.01	0.01	0.2	0.005	0.02	0.05	1	0.05	0.05	1	0.5
		Sample Typ																									
55	DX550105	Pulp	0.32	0.10	<0.05	33.3	264	0.3	25.4	0.001	0.03	0.1	9.6	<0.2	<0.2	12.4	<0.01	0.02	0.4	0.102	0.09	<0.05	84	0.1	5.78	31	1.3
56	DX550106	Pulp	0.41	0.14	0.06	43.9	391	1.7	14.3	0.002	0.23	0.21	13.8	0.3	0.3	20.1	<0.01	0.02	0.5	0.136	0.06	0.06	134	0.15	9.46	36	2.7
103	031708	Pulp	4.72	0.10	0.10	16.3	693	3.6	20.6	<0.001	0.03	<0.05	3.6	<0.2	0.5	29.2	<0.01	0.01	5.4	0.078	0.09	0.75	36	0.17	5.50	34	17.1
106	031711	Pulp	1.05	0.05	0.10	74.1	767	6.8	81.9	<0.001	0.28	0.11	11.1	<0.2	0.7	31.2	0.01	0.05	7.2	0.17	0.48	1.35	71	0.57	9.04	79	31.8
123	031901	Pulp	1.35	0.08	0.21	14.6	828	7.4	56.4	<0.001	3.72	0.22	2.8	1.7	0.6	18.6	<0.01	0.8	7.4	0.123	0.75	1.43	31	7.82	7.66	61	34.5
162	031553	Pulp	0.98	0.07	0.32	2.2	350	30.1	8.2	<0.001	1.77	0.15	2.0	2.4	0.5	39.2	<0.01	0.71	11.2	0.035	0.09	1.46	10	4.22	5.65	197	37.1
QUALITY ASSURANCE / QUALITY CONTI																											
Pulp Replicates																											
		%RPD																									
Reference Material																											
STD OREAS 601C			3.36	0.06	0.11	6.0	243	249.1	13.0	<0.001	0.91	29.92	1.00	7.7	1.60	36.6	<0.01	7.31	6.2	0.006	1.17	2.10	4.00	1.11	5.17	379	33.9
True Value STD OREAS 601C			**3.35**	**0.05**	**<1**	**6.0**	**243**	**248.1**	**12.4**	**< 0.001**	**0.91**	**29.73**	**1.03**	**8.0**	**1.587**	**36.3**	**< 0.05**	**7.22**	**6.1**	**0.010**	**1.20**	**2.04**	**4.75**	**1.16**	**5.10**	**380.6**	**33.5**
% Difference			0%	14%		0%	0%	0%	5%		0%	1%	-3%	-4%	1%	1%		1%	1%	-37%	-2%	3%	-16%	-5%	1%	0%	1%
Method Blank:																											
Method Blank			<0.05	<0.01	<0.05	<0.2	<10	<0.2	<0.1	<0.001	<0.01	<0.05	<0.1	<0.2	<0.2	<0.2	<0.01	<0.01	<0.2	<0.005	<0.02	<0.05	<1	<0.05	<0.05	<1	<0.5

CERTIFICATE OF ANALYSIS ▪ METALS RESULTS BY 4-ACID DIGEST & ICP-MS ANALYSIS ON SOLIDS

CERTIFICATE OF

Global
ARD Testing Services Inc.

GLOBAL PROJECT NO: 2329 (B13)
CLIENT: WSP Canada Ltd.
PROJECT NAME: Kinross Great Bear Project
PROJECT NO: N/A
REPORT VERSION: 7

S. No.	Sample ID	Method	Silver (Ag)	Aluminum (Al)	Arsenic (As)	Barium (Ba)	Beryllium (Be)	Bismuth (Bi)	Calcium (Ca)	Cadmium (Cd)	Cerium (Ce)	Cobalt (Co)	Chromium (Cr)	Cesium (Cs)	Copper (Cu)	Iron (Fe)	Gallium (Ga)	Germanium (Ge)	Hafnium (Hf)	Indium (In)	Potassium (K)	Lanthanum (La)	Lithium (Li)	Magnesium (Mg)	Manganese (Mn)	Molybdenum (Mo)	Sodium (Na)	Niobium (Nb)
		Analyte																										
		Unit	ppm	%	ppm	ppm	ppm	ppm	%	ppm	ppm	ppm	ppm	ppm	ppm	%	ppm	ppm	ppm	ppm	%	ppm	ppm	%	ppm	ppm	%	ppm
		MDL	0.01	0.01	0.2	10	0.05	0.01	0.01	0.02	0.02	0.1	1	0.05	0.2	0.01	0.05	0.05	0.1	0.005	0.01	0.5	0.2	0.01	5	0.05	0.01	0.1
		Sample Type																										
2	DX550052	Pulp	0.14	7.60	15.2	191	0.53	0.05	6.10	0.14	18.07	53.9	160	2.22	145.6	9.40	19.76	<0.05	2.20	0.072	1.28	7.2	20.3	1.92	2107	0.35	2	4.40
3	DX550053	Pulp	0.06	6.95	2.3	73	0.25	0.06	7.69	0.11	10.59	49.4	156	0.65	142.7	13.31	16.13	<0.05	1.70	0.061	0.21	4.0	9.6	3.42	3223	0.42	1	3.00
4	DX550054	Pulp	0.07	7.08	2.9	236	0.30	0.07	6.53	0.13	13.34	48.9	89	2.22	204.6	10.97	17.84	<0.05	1.90	0.068	0.82	5.1	16.3	2.99	2362	0.39	2	3.50
5	DX550055	Pulp	0.05	6.59	3.8	80	0.37	0.06	7.71	0.24	12.34	52.4	122	0.43	116.4	14.67	16.08	0.08	1.60	0.071	0.22	4.8	9.6	3.29	3643	0.38	1	3.30
6	DX550056	Pulp	0.06	7.12	2.0	140	0.33	0.04	7.13	0.14	12.94	53.5	118	2.90	126.2	13.67	17.47	0.06	1.90	0.070	0.23	5.0	8.8	3.11	3490	0.24	2	3.60
7	DX550057	Pulp	0.05	7.88	0.5	247	0.52	0.04	5.96	0.23	21.31	49.7	167	0.91	102.7	8.25	21.70	<0.05	2.30	0.085	1.09	8.1	11.1	1.94	1395	0.57	2	5.80
8	DX550058	Pulp	0.05	7.79	2.7	361	0.51	0.02	5.29	0.1	20.21	56.1	124	1.15	106.5	7.67	20.96	<0.05	2.10	0.077	1.27	7.5	13.3	1.4	1660	0.53	2	5.80
9	DX550059	Pulp	0.07	7.53	0.4	259	0.43	0.04	6.21	0.18	17.56	51.1	59	2.34	120.3	10.17	20.51	<0.05	2.50	0.086	0.93	6.8	16.7	2.49	1849	0.50	2	5.50
14	DX550064	Pulp	0.22	7.39	15.4	440	0.98	0.12	1.93	0.09	21.02	3.6	122	1.73	11.3	0.88	21.08	0.10	2.60	0.015	2.24	10.0	13.3	0.25	167	0.66	3	4.10
16	DX550066	Pulp	0.17	7.33	11.2	427	1.01	0.11	1.99	0.05	37.31	5.8	92	3.01	18.4	1.62	21.34	0.10	3.40	0.016	2.22	18.9	16.3	0.49	405	1.25	3	5.40
17	DX550067	Pulp	0.19	6.84	8.1	532	0.84	0.14	2.47	0.21	44.08	7.0	71	3.56	14.7	2.00	18.77	<0.05	2.70	0.017	2.16	20.1	11.3	0.56	902	0.48	2	6.00
18	DX550068	Pulp	0.09	6.47	3.0	454	0.84	0.09	1.85	0.06	55.42	9.0	140	2.35	12.4	1.51	17.82	<0.05	4.30	0.023	1.35	26.0	8.1	0.17	268	1.68	3	7.40
21	DX550071	Pulp	0.14	6.89	11.1	475	1.87	0.11	3.33	0.05	75.36	9.0	160	3.41	21.6	2.67	18.67	0.11	3.60	0.022	2.02	40.2	25.4	0.86	509	0.68	2	6.30
23	DX550073	Pulp	0.12	7.71	40.1	272	0.76	0.07	4.57	0.06	20.98	41.6	314	2.90	50.6	7.53	20.36	0.07	2.40	0.055	1.14	8.8	35.7	2.32	2133	0.64	3	4.00
25	DX550075	Pulp	0.20	8.35	2.6	226	1.00	0.21	2.44	0.07	66.94	16.2	211	3.27	50.0	5.96	22.66	0.10	3.50	0.031	0.95	31.8	21.4	0.94	979	0.58	3	8.10
26	DX550076	Pulp	0.06	7.80	1.2	330	1.09	0.07	1.93	0.02	67.13	10.6	248	3.12	21.6	3.90	20.50	0.09	3.30	0.024	2.42	33.1	45.4	0.63	539	0.60	2	7.30
29	DX550079	Pulp	0.11	7.33	42.6	273	0.70	0.06	2.11	0.03	41.93	22.5	198	2.15	28.3	2.01	19.87	<0.05	3.80	0.024	1.33	19.8	13.8	0.27	272	0.79	3	6.80
38	DX550088	Pulp	0.07	6.61	5.9	176	0.87	0.05	7.27	0.15	16.53	44.9	116	0.97	94.8	13.31	17.29	0.09	2.00	0.068	0.59	6.2	16.0	3.54	3560	0.51	1	3.60
40	DX550090	Pulp	0.03	7.01	12.2	68	0.37	0.11	7.53	0.13	9.35	51.2	152	0.84	46.6	14.54	16.63	0.10	1.50	0.065	0.21	3.6	12.5	3.52	3690	0.35	1	2.80
41	DX550091	Pulp	0.09	6.94	3.8	20	0.38	0.08	7.16	0.17	19.6	47.9	129	0.17	111.2	13.30	18.66	<0.05	1.50	0.074	0.13	7.7	10.9	2.9	2503	0.51	2	5.20
42	DX550092	Pulp	0.04	7.28	1.6	393	0.60	0.03	6.31	0.14	19.18	48.9	133	5.78	90.3	14.76	19.64	0.05	2.20	0.072	0.60	7.4	12.4	2.9	2914	0.45	2	5.40
43	DX550093	Pulp	0.05	7.52	1.5	160	0.60	0.03	7.07	0.13	20.8	46.4	158	0.65	102.4	10.84	19.29	<0.05	2.10	0.074	0.41	8.0	9.7	2.08	2039	0.54	2	5.50
44	DX550094	Pulp	0.15	7.63	14.0	353	2.37	0.05	6.21	0.42	31.55	40.8	152	7.33	128.0	6.67	17.93	<0.05	2.70	0.068	1.96	13.0	45.9	2.97	1359	0.68	2	4.50
45	DX550095	Pulp	0.18	6.63	4.2	196	0.43	0.41	7.66	0.15	12.81	45.6	97	3.67	119.3	8.95	17.11	<0.05	1.80	0.067	1.94	5.0	33.3	2.44	2191	0.31	1	3.50
48	DX550098	Pulp	0.06	8.61	11.9	427	0.53	0.03	7.11	0.1	7.78	52.1	295	4.50	80.2	6.98	19.21	0.09	0.80	0.056	0.87	2.9	35.3	3.03	1295	0.40	2	2.70
49	DX550099	Pulp	0.06	6.84	5.5	129	0.48	0.04	7.60	0.09	15.89	49.2	136	0.93	130.7	8.83	18.33	0.07	1.80	0.071	0.20	6.0	9.3	2.88	1736	0.46	2	4.60
50	DX550100	Pulp	0.05	7.10	7.4	57	0.66	0.09	6.87	0.15	24.75	49.9	125	0.59	95.0	10.90	21.33	0.06	3.20	0.080	0.22	9.2	13.2	3.31	1261	0.63	2	7.60
51	DX550101	Pulp	0.07	6.96	3.0	30	0.26	0.04	8.05	0.11	7.87	54.4	7208	0.12	84.4	15.82	17.37	0.11	0.80	0.062	0.14	2.8	12.3	3.11	2058	3.20	1	2.60
52	DX550102	Pulp	0.21	7.57	1.1	364	1.60	0.51	4.20	0.1	49.42	18.1	142	8.86	41.4	3.83	19.56	0.08	2.60	0.043	2.38	20.8	35.2	1.69	791	0.50	3	6.90
53	DX550103	Pulp	0.07	8.08	5.4	57	0.21	0.04	7.14	0.14	9.88	54.5	206	0.98	106.6	10.10	19.39	0.07	1.20	0.074	0.26	3.5	23.2	4.56	1429	0.30	2	2.90
54	DX550104	Pulp	0.06	7.28	2.9	344	1.74	0.19	0.71	<0.02	13.35	0.6	94	1.00	3.6	0.43	24.09	0.08	2.60	0.017	3.80	5.2	11.8	0.12	103	1.71	3	14.50
55	DX550105	Pulp	0.06	7.48	2.3	235	0.40	0.02	7.11	0.16	8.98	57.8	146	1.69	99.3	10.14	18.23	0.09	1.80	0.068	0.50	3.3	13.2	2.37	2784	0.37	2	2.70
56	DX550106	Pulp	0.09	7.42	8.8	119	0.44	0.07	7.55	0.15	14.1	53.2	191	1.07	124.0	9.96	19.04	0.06	2.00	0.076	0.51	5.5	23.7	1.99	2391	0.47	2	4.20
69	031673	Pulp	0.19	6.40	7.1	234	0.86	0.20	2.71	0.11	49.96	8.0	20	1.96	13.7	2.33	16.57	<0.05	2.60	0.017	0.89	21.9	11.0	0.75	499	1.36	3	6.40
103	031708	Pulp	0.20	8.04	4.5	419	0.96	0.04	2.55	0.04	49.78	8.9	26	1.70	28.4	2.19	21.06	<0.05	3.20	0.022	1.31	23.5	14.8	0.41	337	2.58	3	6.90
111	031882	Pulp	0.29	7.57	120.4	683	1.03	0.75	2.81	0.79	38.18	7.0	11	0.70	39.0	1.92	18.93	<0.05	3.10	0.026	0.95	18.8	10.8	0.61	762	1.12	5	2.60
112	031883	Pulp	0.34	8.19	114.8	1107	1.17	1.04	3.08	0.4	71.06	13.7	47	3.00	29.0	3.76	19.16	<0.05	3.20	0.035	2.23	33.4	19.1	1.12	1515	1.42	4	6.80
113	031884	Pulp	0.47	6.12	113.6	443	1.21	0.31	1.15	0.15	49.38	9.0	10	2.62	7.7	2.68	18.47	<0.05	2.40	0.017	2.88	24.9	19.6	0.55	328	0.79	1	4.20
114	031885	Pulp	0.66	7.37	333.7	1274	1.25	1.67	1.09	1.47	53.22	8.3	12	2.46	74.6	5.50	18.70	0.05	2.80	0.074	3.14	27.3	16.4	0.78	946	0.99	3	5.50
115	031886	Pulp	0.78	7.78	193.3	351	0.84	0.03	1.36	0.34	66.34	11.0	18	4.01	44.6	2.70	19.21	<0.05	1.80	0.022	2.84	32.9	18.0	0.74	363	1.09	2	3.30
120	031891	Pulp	0.31	7.69	22.3	465	1.11	8.90	2.44	0.1	69.62	10.1	16	2.43	9.9	3.88	19.24	<0.05	3.10	0.097	1.74	33.1	14.9	0.91	698	1.76	2	2.50
123	031901	Pulp	0.34	7.53	66.5	305	1.33	3.57	2.21	0.15	76.59	10.4	15	2.19	10.0	4.59	18.80	0.11	3.30	0.135	3.18	36.7	16.8	0.91	1244	1.47	2	4.20
124	031902	Pulp	1.09	7.24	39.2	266	0.86	5.38	0.14	0.22	68.41	15.3	9	3.84	20.2	6.06	19.83	0.10	3.30	0.114	2.93	34.0	18.3	0.63	554	1.66	0	7.30
125	031903	Pulp	0.58	8.33	50.2	477	1.41	5.61	1.99	0.29	60.74	13.8	23	3.52	12.6	4.83	21.64	0.11	2.70	0.174	2.85	29.0	26.5	1.22	1091	1.45	1	3.40
128	031906	Pulp	0.67	7.74	208.9	354	1.67	0.05	1.23	0.07	58.81	9.2	13	3.46	33.4	2.94	19.22	<0.05	1.70	0.020	3.11	30.0	20.5	0.73	463	0.71	2	4.60
130	031908	Pulp	2.40	7.37	40.9	1111	1.17	1.39	0.67	8.47	45.62	3.6	9	5.38	113.3	7.25	20.43	0.05	3.00	0.153	3.16	23.9	20.6	0.59	810	1.04	2	5.30
131	031943	Pulp	0.17	8.12	18.2	120	1.27	0.16	3.98	0.13	30.89	18.2	26	0.95	59.9	8.83	18.11	0.10	2.80	0.033	0.32	14.5	8.9	1.66	2896	0.93	4	5.50
132	031944	Pulp	0.39	8.51	90.3	496	0.69	0.80	3.38	2.6	16.36	43.3	153	2.16	185.8	9.13	22.08	0.09	2.30	0.081	1.84	6.6	29.4	1.26	2616	0.81	2	4.90
133	031945	Pulp	0.16	7.37	383.7	131	0.61	0.16	7.25	0.23	17.61	60.9	95	0.45	108.7	12.69	20.34	0.09	2.50	0.079	0.28	6.6	19.1	1.94	3852	0.40	2	4.20
134	031946	Pulp	0.20	7.49	297.0	205	0.52	0.09	5.99	0.23	13.41	46.8	90	2.09	72.2	15.36	19.71	0.07	2.40	0.073	0.51	5.2	18.6	2.68	4135	0.23	2	4.20
135	031947	Pulp	0.08	6.51	247.8	36	0.27	0.19	7.22	0.25	12.02	47.1	119	1.49	92.9	18.80	17.32	0.08	1.90	0.077	0.28	4.7	12.3	2.88	6696	0.34	1	3.50
136	031948	Pulp	0.20	8.39	64.9	185	0.55	0.20	6.24	0.31	13.7	57.2	315	1.31	70.1	10.46	16.40	0.07	1.80	0.054	0.64	5.7	13.8	1.43	3832	1.12	2	4.00
137	031949	Pulp	0.17	6.31	6.0	383	0.96	0.05	2.26	0.27	50.13	9.1	6	8.35	15.6	12.19	15.20	<0.05	2.70	0.016	1.24	25.9	18.5	0.73	2948	0.76	2	5.60
138	031950	Pulp	0.05	8.64	4.4	316	0.96	0.09	5.34	0.06	31.88	15.9	16	2.52	11.3	8.57	17.57	<0.05	2.80	0.027	0.88	15.2	18.2	1.66	2776	0.94	3	4.90
141	031953	Pulp	0.07	9.28	1.8	482	0.76	0.06	4.81	0.08	45.27	24.4	54	1.57	30.9	5.26	20.86	<0.05	2.10	0.049	1.12	19.7	27.7	1.63	712	0.99	3	6.30
142	031973	Pulp	0.17	7.32	28.6	942	2.08	0.67	2.27	0.06	79.26	5.5	4	4.78	5.4	2.74	18.87	<0.05	4.60	0.041	2.21	37.2	18.7	0.62	467	1.14	3	8.20
143	031981	Pulp	0.17	7.62	15.7	600	1.29	0.18	2.65	0.06	74.04	10.5	15	7.06	17.9	3.07	19.65	<0.05	4.10	0.033	2.28	34.8	23.5	0.91	496	1.72	3	8.00
144	031982	Pulp	0.12	7.52	11.9	455	1.11	0.16	2.79	0.12	57.24	10.2	23	4.08	16.9	2.58	19.41	<0.05	3.30	0.023	1.56	27.8	20.1	0.91	497	1.15	3	6.80
146	031984	Pulp	0.10	8.03	21.8	381	0.41	0.05	4.39	0.1	29.84	45.6	90	2.78	79.4	7.77	18.57	<0.05	2.00	0.056	0.52	12.9	15.9	3.49	975	0.30	3	4.20
148	031986	Pulp	0.08	7.38	24.0	262	0.88	0.08	5.95	0.14	41.23	28.7	96	0.58	41.3	9.11	19.89	<0.05	2.70	0.048	0.77	19.0	23.0	3.01	2446	0.62	2	4.50
149	031987	Pulp	0.10	7.11	12.2	52	0.44	0.07	6.31	0.82	14.25	51.4	32	0.52	128.4	8.77	19.28	<0.05	1.60	0.077	0.24	5.7	13.4	3.17	1515	0.37	2	4.80
150	031988	Pulp	0.10	8.51	6.3	219	0.49	0.06	5.31	0.08	18.08	54.1	170	1.07	88.8	6.74	21.33	<0.05	1.90	0.082	0.94	7.0	23.5	1.29	1322	0.66	3	4.50
151	031989	Pulp	0.11	8.94	92.6	147	0.43	0.05	5.43	0.05	15.14	64.6	148	1.47	127.0	5.62	23.38	<0.05	1.60	0.091	1.01	5.8	21.5	0.97	1534	0.36	2	4.80

CERTIFICATE OF ANALYSIS ▪ METALS RESULTS BY 4-ACID DIGEST & ICP-MS ANALYSIS ON SOLIDS

CERTIFICATE OF

Global
ARD Testing Services Inc.

GLOBAL PROJECT NO: 2329 (B13)
CLIENT: WSP Canada Ltd.
PROJECT NAME: Kinross Great Bear Project
PROJECT NO: N/A
REPORT VERSION: 7

S. No.	Sample ID	Method	Silver (Ag)	Aluminum (Al)	Arsenic (As)	Barium (Ba)	Beryllium (Be)	Bismuth (Bi)	Calcium (Ca)	Cadmium (Cd)	Cerium (Ce)	Cobalt (Co)	Chromium (Cr)	Cesium (Cs)	Copper (Cu)	Iron (Fe)	Gallium (Ga)	Germanium (Ge)	Hafnium (Hf)	Indium (In)	Potassium (K)	Lanthanum (La)	Lithium (Li)	Magnesium (Mg)	Manganese (Mn)	Molybdenum (Mo)	Sodium (Na)	Niobium (Nb)
		Analyte																										
		Unit	ppm	%	ppm	ppm	ppm	ppm	%	ppm	ppm	ppm	ppm	ppm	ppm	%	ppm	ppm	ppm	ppm	%	ppm	ppm	%	ppm	ppm	%	ppm
		MDL	0.01	0.01	0.2	10	0.05	0.01	0.01	0.02	0.02	0.1	1	0.05	0.2	0.01	0.05	0.05	0.1	0.005	0.01	0.5	0.2	0.01	5	0.05	0.01	0.1
		Sample Type																										
152	031990	Pulp	0.05	8.06	40.3	351	0.46	0.04	5.07	0.15	14.04	45.0	105	3.91	68.8	10.84	20.36	<0.05	2.00	0.079	1.23	5.4	25.4	1.37	2793	0.48	2	4.50
153	031991	Pulp	0.09	6.34	41.5	21	0.35	0.08	7.47	0.2	9.76	44.9	85	0.10	133.3	15.74	14.85	<0.05	1.50	0.060	0.10	4.1	18.0	3.62	5093	0.27	1	3.00
154	031992	Pulp	0.05	6.08	95.4	98	0.53	0.07	6.53	0.14	17.32	40.2	49	0.63	51.6	15.44	16.40	<0.05	2.20	0.075	0.21	6.8	11.0	2.89	4614	0.51	1	5.30
155	031993	Pulp	0.16	7.49	63.5	132	0.35	0.32	5.85	0.17	25.98	47.3	123	0.77	89.5	11.23	17.89	<0.05	1.50	0.069	0.28	10.5	16.3	3.7	1798	0.42	1	3.40
156	031994	Pulp	0.07	7.78	77.7	84	0.55	0.14	5.12	0.27	27.2	53.9	155	0.80	38.3	12.09	18.60	<0.05	2.20	0.081	0.43	11.1	25.7	2.44	2690	0.35	1	4.10
157	031995	Pulp	0.12	6.52	56.0	107	0.32	0.08	7.46	0.21	15.56	51.5	33	1.76	224.2	15.79	16.27	<0.05	1.90	0.076	0.38	6.8	23.5	3.43	4486	0.19	1	3.70
159	031997	Pulp	0.13	7.17	38.8	129	0.45	0.06	6.87	0.13	13.46	51.7	117	1.82	161.9	11.48	17.92	<0.05	1.70	0.073	0.90	5.6	19.3	1.91	5262	0.24	1	3.70
160	031998	Pulp	0.15	8.25	58.2	301	0.57	0.16	4.70	0.13	27.22	49.7	51	2.18	69.9	5.23	18.93	<0.05	2.20	0.057	1.22	10.7	20.7	0.77	1056	0.46	2	6.40
QUALITY ASSURANCE / QUALITY CONTROL																												
Pulp Replicates:																												
42	DX550092	Pulp	0.04	7.28	1.6	393	0.60	0.03	6.31	0.14	19	48.9	133	5.78	90.3	14.76	19.64	0.05	2.20	0.072	0.60	7.4	12.4	2.9	2914	0.45	2	5.40
42R	DX550092R	Pulp	0.05	7.29	1.5	392	0.67	0.03	6.31	0.17	19	50.8	134	5.97	93.7	14.78	19.90	0.06	2.30	0.077	0.60	7.1	12.9	2.9	2900	0.47	2	5.50
		%RPD	-22%	0%	6%	0%	-11%	0%	0%	-19%	3%	-4%	-1%	-3%	-4%	0%	-1%	-18%	-4%	-7%	0%	4%	-4%	0%	0%	-4%	-1%	-2%
141	031953	Pulp	0.07	9.28	1.8	482	0.76	0.06	4.81	0.08	45	24.4	54	1.57	30.9	5.26	20.86	<0.05	2.10	0.049	1.12	19.7	27.7	1.63	712	0.99	3	6.30
141R	031953R	Pulp	0.06	9.23	1.4	481	0.69	0.07	4.83	0.06	45	24.2	55	1.56	30.0	5.26	21.01	<0.05	2.10	0.047	1.11	19.4	26.5	1.64	714	0.95	3	6.40
		%RPD	15%	1%	25%	0%	10%	-15%	0%	29%	1%	1%	-2%	1%	3%	0%	-1%		0%	4%	1%	2%	4%	-1%	0%	4%	0%	-2%
144	031982	Pulp	0.12	7.52	11.9	455	1.11	0.16	2.79	0.12	57	10.2	23	4.08	16.9	2.58	19.41	<0.05	3.30	0.023	1.56	27.8	20.1	0.91	497	1.15	3	6.80
144R	031982R	Pulp	0.14	7.39	11.2	449	1.10	0.15	2.76	0.14	59	9.8	21	4.22	16.7	2.56	18.19	<0.05	3.20	0.024	1.54	28.8	19.9	0.89	491	1.21	3	6.60
		%RPD	-15%	2%	6%	1%	1%	6%	1%	-15%	-3%	4%	9%	-3%	1%	1%	6%		3%	-4%	1%	-4%	1%	2%	1%	-5%	2%	3%
Certified Reference Material:																												
STD OREAS 20a			0.08	7.78	20.4	1053	3.70	0.14	2.45	0.11	78.2	13.40	62	15.19	46	3.61	19.62	<0.05	2.90	0.05	3.30	36.2	38.7	1.380	508	3.27	1.94	20.3
True Value STD OREAS 20a			**0.06**	**7.72**	**17.0**	**1070**	**3.65**	**0.14**	**2.52**	**0.09**	**77.0**	**13.39**	**65**	**15.21**	**45**	**3.5984**	**19.57**	**0.17**	**2.89**	**0.05**	**3.27**	**36.5**	**38.5**	**1.363**	**517**	**3.25**	**1.98**	**20.4**
% Difference			31%	1%	20%	-2%	1%	1%	-3%	29%	2%	0%	-5%	0%	1%	0%	0%		0%	0%	1%	-1%	1%	1%	-2%	1%	-2%	0%
STD OREAS 601C			48.17	7.01	384.5	629	2.49	21.16	0.96	2.76	77.7	4.80	15	5.23	1109	2.37	23.08	<0.05	4.80	0.54	2.60	38.3	27.7	0.160	218	3.53	1.91	14.6
True Value STD OREAS 601C			**50.30**	**7.06**	**390.0**		**2.46**	**21.10**	**0.95**	**2.77**	**75.0**	**4.99**	**18**	**5.17**	**1160**	**2.41**	**23.50**	**0.18**	**4.93**	**0.56**	**2.72**	**37.1**	**26.7**	**0.169**	**230**	**3.66**	**1.94**	**14.7**
% Difference			-4%	-1%	-1%		1%	0%	1%	0%	4%	-4%	-14%	1%	-4%	-2%	-2%		-3%	-4%	-4%	3%	4%	-5%	-5%	-4%	-2%	-1%
Method Blank:																												
Method Blank			<0.01	<0.01	<0.2	<10	<0.05	<0.01	<0.01	<0.02	<0.02	<0.1	<1	<0.05	<0.2	<0.01	<0.05	<0.05	<0.1	<0.005	<0.01	<0.5	<0.2	<0.01	<5	<0.05	<0.01	<0.1

NOTES:
Job No: YVR2410442

Analytical Methods (IMS-230):
Analytical Method: A 0.25 g of pulp sample is digested with HClO4, HNO3, HCl, HF to 10 mL. (>) Concentration exceeds upper limits.
REE's may not be totally soluble in this method.
While multi-acid digestion is considered to be near total digestion this digestion is only partial for some Cr and Ba minerals and oxides of Al, Fe, Hf, Mn, Sn, Ta and Zr.
Additionally volatilization during fuming may result in some loss of As, S and Sb.

Abbreviations:
R / Rep = Replicate (a replicate is a sub-sample scooped from a single sample bag produced per client sample)
D / Dup = Duplicate (a duplicate is 2nd sub-sample bag produced by processing a second split of the original client sample received)
MDL = Measurable Detection Limit
IND = Indeterminate
NR = Not Requested

On Cerfified Reference Material and Tolerance:
Any one element in a run reporting outside tolerance limits does not constitute failure of the standard.
As per Certificate of Analysis (COA): All values indicated are Certified. Values indicated in green are indicative only.
NR = Not Reported (in the Certificate Of Analysis).

On Tolerance:
Any one element in a run reporting outside tolerance limits does not constitute failure of the standard.
All 'True Values' indicated in green are indicative values as per Certificate Of Analysis (COA) - not certified values.

ANALYSIS ▪ METALS RESULTS BY 4-ACID DIGEST & ICP-MS ANALYSIS ON SOLIDS

Global
ARD Testing Services Inc.

GLOBAL PROJECT NO: 2329 (B13)
CLIENT: WSP Canada Ltd.
PROJECT NAME: Kinross Great Bear Project
PROJECT NO: N/A
REPORT VERSION: 7

S. No.	Sample ID	Method	Nickel (Ni)	Phosphorous (P)	Lead (Pb)	Rubidium (Rb)	Rhenium (Re)	Sulphur (S)	Antimony (Sb)	Scandium (Sc)	Selenium (Se)	Tin (Sn)	Stronium (Sr)	Tantalum (Ta)	Tellurium (Te)	Thorium (Th)	Titanium (Ti)	Thallium (Tl)	Uranium (U)	Vandium (V)	Tungsten (W)	Yttrium (Y)	Zinc (Zn)	Zirconium (Zr)
		Analyte																						
		Unit	ppm	ppm	ppm	ppm	ppm	%	ppm	ppm	ppm	ppm	ppm	ppm	ppm	ppm	%	ppm	ppm	ppm	ppm	ppm	ppm	ppm
		MDL	0.2	10	0.5	0.1	0.002	0.01	0.5	0.1	1	0.2	0.2	0.05	0.05	0.2	0.01	0.02	0.1	1	0.1	0.1	2	0.5
		Sample Typ																						
2	DX550052	Pulp	64.2	446	2.9	46.9	<0.002	0.25	<0.5	39.5	<1	0.9	137.1	0.27	0.05	0.9	0.68	0.24	0.3	299	0.70	23.30	100	74.5
3	DX550053	Pulp	70.3	279	1.1	5.1	<0.002	0.13	0.60	37.3	<1	0.8	101.2	0.21	<0.05	0.5	0.52	0.03	<0.1	272	0.30	20.80	89	56.6
4	DX550054	Pulp	50.1	367	1.4	28.9	0.003	0.30	<0.5	36.1	<1	0.8	87.2	0.23	0.06	0.5	0.66	0.12	0.1	305	0.30	22.60	110	65.0
5	DX550055	Pulp	68.4	294	1.5	4.1	<0.002	0.25	1.70	35.2	<1	0.9	142.1	0.22	<0.05	0.5	0.56	0.02	0.1	258	0.30	21.70	134	56.1
6	DX550056	Pulp	58.3	352	1.3	16.0	<0.002	0.19	<0.5	35.6	<1	1.3	132.1	0.25	<0.05	0.5	0.66	0.07	0.1	293	0.20	22.40	105	63.4
7	DX550057	Pulp	59.8	645	1.8	31.9	<0.002	0.22	<0.5	33.9	<1	1.2	146.9	0.38	0.06	0.8	1.03	0.1	0.2	308	0.40	22.20	133	79.3
8	DX550058	Pulp	69.5	713	1.5	34.1	0.003	0.14	<0.5	31.5	<1	1	139.9	0.38	<0.05	0.7	1.11	0.09	0.2	306	0.40	19.10	77	75.3
9	DX550059	Pulp	45.6	549	1.8	32.6	<0.002	0.17	<0.5	36.2	<1	1.2	151.7	0.36	0.05	0.8	0.93	0.12	0.2	315	0.20	21.60	121	81.8
14	DX550064	Pulp	7.8	232	8.3	83.8	<0.002	0.03	<0.5	3.5	<1	0.7	242.8	0.42	0.05	4.2	0.15	0.49	1.1	24	0.60	3.00	27	96.8
16	DX550066	Pulp	9.4	384	11.5	79.0	<0.002	0.11	<0.5	3.6	<1	0.9	243.5	0.57	0.06	6.8	0.17	0.56	2.2	28	0.70	4.60	54	125.8
17	DX550067	Pulp	12.7	524	28.5	70.4	<0.002	0.18	2.90	3.8	<1	0.9	329.9	0.59	0.07	6.5	0.22	0.67	1.9	37	1.80	5.80	86	99.8
18	DX550068	Pulp	15.6	356	10.3	35.3	<0.002	0.20	<0.5	4.3	<1	1	231.1	0.56	0.06	7.1	0.2	0.18	1.7	23	1.30	10.20	43	166.2
21	DX550071	Pulp	14.4	734	11.5	75.7	<0.002	0.07	<0.5	7.8	<1	1	333.4	0.46	0.1	7.5	0.27	0.51	1.3	58	0.70	9.30	62	134.3
23	DX550073	Pulp	117.7	537	6.3	33.8	<0.002	0.11	<0.5	32.5	<1	1	339.2	0.27	0.1	1.3	0.59	0.22	0.4	250	2.70	18.10	63	81.6
25	DX550075	Pulp	34.7	1111	12.5	34.1	<0.002	0.17	<0.5	9.6	<1	1	409.4	0.6	0.09	6.2	0.39	0.21	1.6	76	1.00	10.80	83	136.0
26	DX550076	Pulp	23.5	988	2.1	86.0	<0.002	0.10	<0.5	8.5	<1	0.9	183.8	0.52	0.06	5.1	0.37	0.43	1.3	70	1.70	13.20	26	132.9
29	DX550079	Pulp	52.8	689	8.7	36.1	<0.002	0.06	<0.5	8.2	<1	0.9	296.7	0.53	0.07	4.3	0.34	0.17	1.1	66	0.70	7.10	26	147.9
38	DX550088	Pulp	48.5	559	1.8	24.6	0.002	0.25	0.50	39.2	<1	0.8	185	0.23	0.06	0.8	0.6	0.13	0.2	273	0.50	23.30	100	67.6
40	DX550090	Pulp	71.6	276	0.9	3.8	<0.002	0.13	0.60	42	<1	0.8	92	0.2	<0.05	0.5	0.52	0.03	<0.1	277	0.40	22.30	100	52.2
41	DX550091	Pulp	61.5	532	1.7	1.7	0.003	0.31	<0.5	31.7	<1	1	168.1	0.34	0.05	0.7	0.89	<0.02	0.2	272	0.50	21.90	118	48.0
42	DX550092	Pulp	60.9	607	1.3	29.5	0.002	0.13	<0.5	31.1	<1	1	207.4	0.35	<0.05	0.7	1.03	0.1	0.2	284	0.30	20.50	124	78.4
43	DX550093	Pulp	58.9	675	1.5	13.5	<0.002	0.20	<0.5	31	<1	0.8	195.3	0.35	0.05	0.8	1.03	0.05	0.2	280	0.80	21.80	106	72.7
44	DX550094	Pulp	53.7	1122	3.3	104.1	<0.002	0.20	<0.5	32.2	<1	1.1	381.4	0.28	0.07	1.8	0.57	0.49	0.6	244	0.50	20.60	130	91.2
45	DX550095	Pulp	51.2	361	1.3	84.0	<0.002	0.27	<0.5	36.8	<1	0.7	102.1	0.23	0.06	0.5	0.62	0.41	0.1	283	0.60	19.80	85	59.1
48	DX550098	Pulp	163.1	277	2.1	26.2	<0.002	0.10	<0.5	32.7	<1	0.7	85.4	0.27	<0.05	0.5	0.5	0.24	<0.1	218	1.70	15.90	75	23.9
49	DX550099	Pulp	54.7	361	1.5	7.7	<0.002	0.03	<0.5	41.4	<1	0.7	128.8	0.31	<0.05	0.7	0.61	0.04	0.2	285	0.30	24.20	93	57.8
50	DX550100	Pulp	53.9	567	1.5	8.9	0.002	0.01	<0.5	35.6	<1	1.2	208.3	0.49	0.05	1.1	0.86	0.03	0.3	272	0.50	27.00	109	109.2
51	DX550101	Pulp	143.6	296	1.8	1.5	<0.002	0.05	0.50	38.7	<1	0.8	100.1	0.15	<0.05	0.3	0.54	<0.02	<0.1	282	0.50	21.90	74	26.9
52	DX550102	Pulp	24.1	896	10.3	95.4	<0.002	0.20	<0.5	11.5	<1	1.2	559.9	0.61	0.08	4.3	0.33	0.57	4	85	0.60	12.40	92	83.4
53	DX550103	Pulp	101.0	368	1.9	8.9	<0.002	0.08	0.60	49.4	<1	0.7	109.4	0.2	0.05	0.4	0.68	0.05	<0.1	302	0.40	23.20	103	37.4
54	DX550104	Pulp	2.7	53	16.8	122.7	<0.002	0.04	<0.5	2.9	<1	2.2	79.6	1.64	<0.05	7.4	0.02	0.6	4.3	3	1.40	8.60	10	46.5
55	DX550105	Pulp	86.4	264	1.4	23.0	<0.002	0.03	<0.5	46	<1	0.7	119.3	0.18	<0.05	0.5	0.54	0.1	<0.1	284	0.30	22.80	95	55.1
56	DX550106	Pulp	71.2	392	2.5	16.9	<0.002	0.22	0.50	39.3	<1	0.8	131	0.27	<0.05	0.6	0.68	0.08	0.1	285	0.50	21.70	84	64.7
69	031673	Pulp	19.7	620	11.5	25.5	<0.002	0.05	<0.5	5.4	<1	0.8	398	0.54	0.15	5.9	0.25	0.2	1.6	50	31.50	7.20	41	92.2
103	031708	Pulp	17.8	730	10.9	32.4	<0.002	0.03	<0.5	7	<1	1	416	0.54	0.06	5.6	0.33	0.18	1.4	63	1.10	7.30	39	116.5
111	031882	Pulp	10.1	441	17.3	24.5	<0.002	1.02	<0.5	4.6	<1	1.2	307.6	0.28	0.33	7.1	0.14	0.21	2	38	15.80	6.00	173	112.2
112	031883	Pulp	33.4	889	22.7	56.3	<0.002	1.47	<0.5	9.7	2	1.3	376.3	0.57	0.26	8.6	0.33	0.48	2.1	66	36.20	11.90	112	117.2
113	031884	Pulp	13.3	509	32.8	96.7	<0.002	1.66	<0.5	5.3	<1	1.5	104.4	0.37	0.51	6.7	0.19	0.49	1.7	45	7.20	6.80	63	88.4
114	031885	Pulp	11.8	503	24.9	75.7	<0.002	2.09	<0.5	5.8	4	1.3	140	0.51	1.15	8.6	0.23	0.66	2.2	49	9.70	8.20	308	97.8
115	031886	Pulp	20.9	687	24.6	114.1	<0.002	1.31	<0.5	6.8	<1	0.8	122.3	0.23	<0.05	8.5	0.23	0.63	2.1	54	4.30	9.40	105	69.6
120	031891	Pulp	17.7	821	10.4	62.6	<0.002	3.27	<0.5	6.4	3	1	337.7	0.26	4.39	9.1	0.17	0.73	2.4	53	1.10	9.50	86	110.8
123	031901	Pulp	16.1	871	20.2	129.5	<0.002	3.73	0.60	7.2	2	1.7	206.5	0.37	0.88	8.1	0.27	1.5	2.2	59	16.00	12.50	68	126.4
124	031902	Pulp	9.9	544	24.5	112.5	<0.002	4.30	<0.5	5.6	3	1.7	17.3	0.62	1.37	9.4	0.24	1.54	2.6	42	12.80	9.00	57	123.8
125	031903	Pulp	26.3	880	18.1	102.0	<0.002	3.99	<0.5	8.2	2	1.4	206.3	0.32	0.91	8.4	0.26	1.38	2.4	69	11.50	9.80	99	95.4
128	031906	Pulp	15.9	569	48.1	109.6	<0.002	1.66	<0.5	6.2	<1	1	99.8	0.39	0.1	8.8	0.23	0.61	2.3	50	7.90	9.00	83	65.9
130	031908	Pulp	8.2	354	39.2	104.7	<0.002	2.60	<0.5	3.7	3	1.4	109.5	0.54	1.9	7.3	0.18	1.05	2.2	32	5.30	5.00	1182	108.7
131	031943	Pulp	22.8	603	7.3	11.4	<0.002	0.98	<0.5	12.4	<1	0.8	363.8	0.43	0.25	2.6	0.4	0.09	0.8	91	2.40	12.00	94	104.6
132	031944	Pulp	87.8	423	6.4	63.4	<0.002	1.13	<0.5	38.2	<1	1	246.5	0.32	0.12	1.2	0.69	0.38	0.3	273	3.40	18.10	415	78.3
133	031945	Pulp	79.3	381	3.0	8.6	0.003	0.84	0.60	38.6	<1	0.8	133.5	0.28	0.14	0.6	0.74	0.06	0.2	306	0.70	29.60	129	81.3
134	031946	Pulp	73.5	440	2.5	23.8	<0.002	0.84	0.80	37.5	<1	0.9	151.7	0.28	0.12	0.6	0.74	0.14	0.2	321	0.50	24.30	126	76.5
135	031947	Pulp	85.8	322	2.1	15.8	<0.002	1.02	0.60	33.7	<1	0.8	54	0.24	0.11	0.6	0.59	0.14	0.2	257	0.50	24.50	137	63.0
136	031948	Pulp	202.7	371	6.2	21.4	<0.002	0.73	<0.5	28.6	<1	0.6	210.5	0.28	0.12	0.8	0.65	0.16	0.4	200	0.70	17.00	118	55.8
137	031949	Pulp	56.9	397	7.9	48.7	<0.002	0.28	<0.5	10.5	<1	1	177.9	0.46	<0.05	6.5	0.21	0.31	1.3	44	0.90	15.50	135	95.8
138	031950	Pulp	22.2	568	4.2	37.8	<0.002	0.03	<0.5	12.5	<1	0.9	385	0.35	0.08	2.6	0.41	0.17	0.7	88	0.50	11.90	61	101.3
141	031953	Pulp	43.7	867	5.0	29.9	<0.002	0.04	<0.5	23.3	<1	0.9	438.6	0.37	<0.05	2.6	0.53	0.12	0.6	163	0.40	14.30	81	77.2
142	031973	Pulp	1.8	593	11.3	92.8	<0.002	0.15	<0.5	7.2	<1	1.4	283.3	0.62	0.08	10	0.21	0.62	2.1	38	0.90	16.60	49	166.1
143	031981	Pulp	12.5	679	12.5	92.1	<0.002	0.13	<0.5	7.7	<1	1.2	297.9	0.62	0.08	8.8	0.3	0.65	1.9	59	2.00	13.30	66	151.6
144	031982	Pulp	21.2	681	11.1	60.4	<0.002	0.16	<0.5	6.8	<1	0.9	305.1	0.63	<0.05	7.6	0.27	0.35	2.1	52	3.90	8.90	73	131.3
146	031984	Pulp	114.8	711	2.7	19.9	<0.002	0.06	<0.5	25.3	<1	0.7	285.9	0.24	<0.05	1.4	0.56	0.09	0.3	179	0.20	16.40	109	78.6
148	031986	Pulp	145.9	800	4.4	24.3	0.005	0.12	<0.5	14	<1	1.5	276.1	0.29	<0.05	2.7	0.56	0.1	0.7	124	3.60	14.30	101	103.9
149	031987	Pulp	46.3	423	2.0	7.5	<0.002	0.02	<0.5	42.2	<1	0.7	150.7	0.31	<0.05	0.7	0.66	0.04	0.2	300	0.30	27.70	58	61.4
150	031988	Pulp	105.4	495	4.5	32.0	<0.002	0.14	<0.5	38.4	<1	1	283.2	0.29	<0.05	0.7	0.75	0.13	0.2	311	0.60	26.20	73	67.7
151	031989	Pulp	111.9	510	2.1	36.5	<0.002	0.15	<0.5	41	<1	1	147.9	0.31	<0.05	0.7	0.83	0.18	0.2	344	0.30	25.50	58	57.2

Global
ARD Testing Services Inc.

ANALYSIS ▪ METALS RESULTS BY 4-ACID DIGEST & ICP-MS ANALYSIS ON SOLIDS

GLOBAL PROJECT NO: 2329 (B13)
CLIENT: WSP Canada Ltd.
PROJECT NAME: Kinross Great Bear Project
PROJECT NO: N/A
REPORT VERSION: 7

S. No.	Sample ID	Method	Nickel (Ni)	Phosphorous (P)	Lead (Pb)	Rubidium (Rb)	Rhenium (Re)	Sulphur (S)	Antimony (Sb)	Scandium (Sc)	Selenium (Se)	Tin (Sn)	Stronium (Sr)	Tantalum (Ta)	Tellurium (Te)	Thorium (Th)	Titanium (Ti)	Thallium (Tl)	Uranium (U)	Vandium (V)	Tungsten (W)	Yttrium (Y)	Zinc (Zn)	Zirconium (Zr)
	Analyte																							
	Unit		ppm	ppm	ppm	ppm	ppm	%	ppm	ppm	ppm	ppm	ppm	ppm	ppm	ppm	%	ppm	ppm	ppm	ppm	ppm	ppm	ppm
	MDL		0.2	10	0.5	0.1	0.002	0.01	0.5	0.1	1	0.2	0.2	0.05	0.05	0.2	0.01	0.02	0.1	1	0.1	0.1	2	0.5
	Sample Typ																							
152	031990	Pulp	74.8	426	2.6	53.3	0.002	0.14	<0.5	38.5	<1	1	136.1	0.29	<0.05	0.6	0.76	0.27	0.2	319	0.50	25.90	118	70.0
153	031991	Pulp	59.2	265	1.1	1.3	<0.002	0.32	0.80	36.4	<1	0.7	139.1	0.2	<0.05	0.4	0.48	<0.02	0.1	246	0.40	22.30	112	53.7
154	031992	Pulp	39.2	521	1.9	6.3	<0.002	0.08	<0.5	28.2	<1	0.8	214.7	0.36	<0.05	0.7	0.8	0.03	0.2	248	0.50	21.90	117	79.8
155	031993	Pulp	154.7	593	2.1	5.7	<0.002	0.23	0.50	25.3	<1	0.8	123.3	0.2	0.14	1	0.65	0.04	0.2	207	0.30	18.60	128	52.3
156	031994	Pulp	140.9	539	2.7	10.0	<0.002	0.15	<0.5	37	<1	0.8	204.1	0.26	<0.05	1.6	0.6	0.05	0.4	279	0.50	19.60	175	78.4
157	031995	Pulp	47.4	366	2.1	19.2	<0.002	0.39	0.80	34.9	<1	0.7	65.8	0.25	0.06	0.5	0.6	0.12	0.1	285	0.40	23.80	129	64.3
159	031997	Pulp	83.4	379	1.3	44.0	0.003	0.79	<0.5	37.8	<1	0.8	89	0.25	0.05	0.5	0.66	0.24	0.2	300	0.40	26.40	93	61.1
160	031998	Pulp	129.3	784	3.4	44.0	<0.002	0.16	<0.5	29.6	<1	1.1	284.9	0.37	0.05	1.1	0.8	0.21	0.3	179	0.50	23.70	78	90.7
QUALITY ASSURANCE / QUALITY CONTROL																								
Pulp Replicates:																								
42	DX550092	Pulp	60.9	607	1.3	29.5	0.002	0.13	<0.5	31.1	<1	1	207.4	0.35	<0.05	0.7	1.03	0.1	0.2	284	0.30	20.50	124	78.4
42R	DX550092R	Pulp	63.4	620	1.3	30.3	<0.002	0.13	<0.5	31.8	<1	1	208.1	0.35	0.06	0.8	1.03	0.1	0.2	283	0.30	21.00	122	80.9
	%RPD		-4%	-2%	0%	-3%		0%		-2%		0%	0%	0%		-13%	0%	0%	0%	0%	0%	-2%	2%	-3%
141	031953	Pulp	43.7	867	5.0	29.9	<0.002	0.04	<0.5	23.3	<1	0.9	438.6	0.37	<0.05	2.6	0.53	0.12	0.6	163	0.40	14.30	81	77.2
141R	031953R	Pulp	43.8	867	5.1	29.2	<0.002	0.04	<0.5	23.5	<1	0.9	440	0.37	0.06	2.6	0.53	0.12	0.6	163	0.40	14.40	82	76.8
	%RPD		0%	0%	-2%	2%		0%		-1%		0%	0%	0%		0%	0%	0%	0%	0%	0%	-1%	-1%	1%
144	031982	Pulp	21.2	681	11.1	60.4	<0.002	0.16	<0.5	6.8	<1	0.9	305.1	0.63	<0.05	7.6	0.27	0.35	2.1	52	3.90	8.90	73	131.3
144R	031982R	Pulp	20.4	670	10.8	58.2	<0.002	0.16	<0.5	5.9	<1	0.9	301.3	0.58	<0.05	7.5	0.27	0.35	2.1	51	3.50	8.70	70	121.7
	%RPD		4%	2%	3%	4%		0%		14%		0%	1%	8%		1%	0%	0%	0%	2%	11%	2%	4%	8%
Certified Reference Material:																								
STD OREAS 20a			39.7	990	22.3	216.7	<0.002	0.06	0.9	12.10	<1	4.10	291	1.53	0.2	22.3	0.48	1.14	6.4	109.0	4.1	26.7	65	93
True Value STD OREAS 20a			**39.0**	**1010**	**21.9**	**217.7**		**0.06**	**0.57**	**12.29**		**4.03**	**296**	**1.56**		**21.9**	**0.49**	**1.13**	**6.4**	**110.0**	**3.4**	**26.8**	**69**	**89**
% Difference			2%	-2%	2%	0%		-6%	59%	-2%		2%	-1%	-2%		2%	-2%	1%	0%	-1%	21%	0%	-6%	4%
STD OREAS 601C			6.5	371	328.2	116.5	<0.002	1.52	37.6	4.00	8.0	4.30	228	1.08	7.6	13.5	0.13	1.76	4.5	15.0	4.6	11.6	407	169
True Value STD OREAS 601C			**6.8**	**390**	**328.0**	**115.0**	**<0.002**	**1.58**	**37.2**	**4.01**	**8.8**	**4.23**	**230**	**1.11**	**7.5**	**12.4**	**0.135**	**1.75**	**4.4**	**15.5**	**4.67**	**11.5**	**425**	**178**
% Difference			-5%	-5%	0%	1%		-4%	1%	0%	-9%	2%	-1%	-3%	2%	9%	-4%	1%	2%	-3%	-1%	1%	-4%	-5%
Method Blank:																								
Method Blank			<0.2	<10	<0.5	<0.1	<0.002	<0.01	<0.5	<0.1	<1	<0.2	<0.2	<0.05	<0.05	<0.2	<0.01	<0.02	<0.1	<1	<0.1	<0.1	<2	<0.5

CERTIFICATE OF ANALYSIS ▪ COVER PAGE

Global ARD Testing Services Inc.

CLIENT INFORMATION	
Client:	WSP Canada Ltd.
Project Manager:	Anna Klein
Mailing Address	201-1224 Gardiners Rd.
	Kingston, ON. K7P 0G2
Contact No:	(343) 333-2306

COMPANY INFORMATION	
Legal Name:	Global ARD Testing Services Inc.
Mailing Address:	6891 Antrim Avenue
	Burnaby, BC
	V5J 4M5
Contact No:	
	Main: (604) 428-2730
	Alternate: (604) 603-1359

PROJECT INFORMATION	
Project Name:	Kinross Great Bear Project
Project Number:	N/A

REPORTING	
Global Project No:	2329 (B14)-A
Report Version:	7
Pages (Including Cover):	6
Report Title:	COA 2329 (B14)-A x 150 Kinross Great Bear Project Samples (rec'd 29-Apr24)
Analysis Reviewed By:	Prab Bhatia (Pbhatia@globalARDtesting.com)
Position:	Project Manager
Report Certified By:	Prab Bhatia
Signature:	

RESULTS		
Reported To:	**1**	Kristen Gault (kristen.gault@wsp.com)
	2	Anna Klein (anna.klein@wsp.com)
	3	Matias Silva (matias.silvacaceres@wsp.com)
	4	Yuanyi Wang (yuanyi.wang@wsp.com)
Date Reported:	**Version-1:**	Thursday, June 20, 2024
	Version-2:	Tuesday, July 9, 2024
	Version-3:	Tuesday, July 30, 2024
	Version-4:	Friday, August 9, 2024
	Version-5:	August 21, 2024
	Version-6:	
	Version-7:	November 10, 2025

INVOICE		
Submitted To:	**1**	Sabina Abdullayeva (sabina.abdullayeva@kinross.com)
	2	Matthew Hart (matthew.hart@kinross.com)
	3	Kristen Gault (kristen.gault@wsp.com)
	4	Anna Klein (anna.klein@wsp.com)
Client PO No:		
Global Invoice No:		ARD2329-0724A
Date Submitted:		Wednesday, July 31, 2024

NOTES
All samples and pulps are stored at no charge for 90 days past reporting date.
Please contact the lab if you would like to continue storage past 90 days.
Storage charges will apply.
VERSIONS:
Version-1: ABA
Version-2: Metals
Version-3: 46(D), 90(R), 93(D), 103(D) SO_4-S Updated.
Version-4: Corrected the Sulfate with 0 value.
Version-5: Updated values with <DL.

CERTIFICATE OF ANALYSIS ▪ SAMPLE DETAILS

Global
ARD Testing Services Inc.

GLOBAL PROJECT NO: 2329 (B14)-A
CLIENT: WSP Canada Ltd.
PROJECT NAME: Kinross Great Bear Project
PROJECT NO: N/A
REPORT VERSION: 7

SAMPLE RECEIPT INFO	
Date Samples Received:	Monday, April 29, 2024
No of Samples Received:	150
Samples Received By:	Said

ANALYTICAL INSTRUCTIONS	
From:	
	as per email Confirmation
Date:	Monday, April 29, 2024

S. No.	Sample ID	Sample Description	Condition (Wet/Dry)	Wt. of Sample Rec'd (kg)	Global Notes (if any)
1	031751	Pulp	Dry		
2	031752	Pulp	Dry		
3	031753	Pulp	Dry		
4	031754	Pulp	Dry		
5	031755	Pulp	Dry		
6	031756	Pulp	Dry		
7	031759	Pulp	Dry		
8	031760	Pulp	Dry		
9	031762	Pulp	Dry		
10	031763	Pulp	Dry		
11	031764	Pulp	Dry		
12	031765	Pulp	Dry		
13	031766	Pulp	Dry		
14	031767	Pulp	Dry		
15	031768	Pulp	Dry		
16	031769	Pulp	Dry		
17	031770	Pulp	Dry		
18	031771	Pulp	Dry		
19	031772	Pulp	Dry		
20	031775	Pulp	Dry		
21	031777	Pulp	Dry		
22	031797	Pulp	Dry		
23	031798	Pulp	Dry		
24	031799	Pulp	Dry		
25	031800	Pulp	Dry		
26	031801	Pulp	Dry		
27	031802	Pulp	Dry		
28	031803	Pulp	Dry		
29	031804	Pulp	Dry		
30	031805	Pulp	Dry		
31	031806	Pulp	Dry		
32	031811	Pulp	Dry		
33	031812	Pulp	Dry		
34	031817	Pulp	Dry		
35	031818	Pulp	Dry		
36	116732	Pulp	Dry		
37	116733	Pulp	Dry		
38	116734	Pulp	Dry		
39	116735	Pulp	Dry		
40	116736	Pulp	Dry		
41	116737	Pulp	Dry		
42	116738	Pulp	Dry		
43	116739	Pulp	Dry		
44	116740	Pulp	Dry		
45	116741	Pulp	Dry		
46	116742	Pulp	Dry		
47	116743	Pulp	Dry		
48	116744	Pulp	Dry		
49	116745	Pulp	Dry		
50	031757	Pulp	Dry		
51	031758	Pulp	Dry		
52	031761	Pulp	Dry		
53	031773	Pulp	Dry		
54	031774	Pulp	Dry		
55	031776	Pulp	Dry		
56	031778	Pulp	Dry		
57	031779	Pulp	Dry		

CERTIFICATE OF ANALYSIS ▪ SAMPLE DETAILS

Global ARD Testing Services Inc.

GLOBAL PROJECT NO: 2329 (B14)-A
CLIENT: WSP Canada Ltd.
PROJECT NAME: Kinross Great Bear Project
PROJECT NO: N/A
REPORT VERSION: 7

SAMPLE RECEIPT INFO	
Date Samples Received:	Monday, April 29, 2024
No of Samples Received:	150
Samples Received By:	Said

ANALYTICAL INSTRUCTIONS	
From:	
	as per email Confirmation
Date:	Monday, April 29, 2024

S. No.	Sample ID	Sample Description	Condition (Wet/Dry)	Wt. of Sample Rec'd (kg)	Global Notes (if any)
58	031780	Pulp	Dry		
59	031781	Pulp	Dry		
60	031782	Pulp	Dry		
61	031783	Pulp	Dry		
62	031784	Pulp	Dry		
63	031785	Pulp	Dry		
64	031786	Pulp	Dry		
65	031788	Pulp	Dry		
66	031789	Pulp	Dry		
67	031790	Pulp	Dry		
68	031791	Pulp	Dry		
69	031792	Pulp	Dry		
70	031793	Pulp	Dry		
71	031794	Pulp	Dry		
72	031796	Pulp	Dry		
73	031807	Pulp	Dry		
74	031808	Pulp	Dry		
75	031809	Pulp	Dry		
76	031813	Pulp	Dry		
77	031814	Pulp	Dry		
78	031815	Pulp	Dry		
79	031816	Pulp	Dry		
80	031819	Pulp	Dry		
81	116746	Pulp	Dry		
82	116747	Pulp	Dry		
83	116748	Pulp	Dry		
84	116749	Pulp	Dry		
85	116750	Pulp	Dry		
86	116967	Pulp	Dry		
87	116968	Pulp	Dry		
88	116969	Pulp	Dry		
89	116970	Pulp	Dry		
90	116971	Pulp	Dry		
91	116972	Pulp	Dry		
92	116973	Pulp	Dry		
93	116974	Pulp	Dry		
94	116975	Pulp	Dry		
95	116976	Pulp	Dry		
96	116977	Pulp	Dry		
97	116978	Pulp	Dry		
98	116979	Pulp	Dry		
99	116980	Pulp	Dry		
100	116981	Pulp	Dry		
101	116983	Pulp	Dry		
102	116984	Pulp	Dry		
103	116985	Pulp	Dry		
104	116986	Pulp	Dry		
105	031716	Pulp	Dry		
106	031717	Pulp	Dry		
107	031718	Pulp	Dry		
108	031719	Pulp	Dry		
109	031720	Pulp	Dry		
110	031721	Pulp	Dry		
111	031722	Pulp	Dry		
112	031723	Pulp	Dry		
113	031724	Pulp	Dry		
114	031725	Pulp	Dry		

CERTIFICATE OF ANALYSIS ▪ SAMPLE DETAILS

Global
ARD Testing Services Inc.

GLOBAL PROJECT NO: 2329 (B14)-A
CLIENT: WSP Canada Ltd.
PROJECT NAME: Kinross Great Bear Project
PROJECT NO: N/A
REPORT VERSION: 7

SAMPLE RECEIPT INFO	
Date Samples Received:	Monday, April 29, 2024
No of Samples Received:	150
Samples Received By:	Said

ANALYTICAL INSTRUCTIONS	
From:	
	as per email Confirmation
Date:	Monday, April 29, 2024

S. No.	Sample ID	Sample Description	Condition (Wet/Dry)	Wt. of Sample Rec'd (kg)	Global Notes (if any)
115	031726	Pulp	Dry		
116	031727	Pulp	Dry		
117	031728	Pulp	Dry		
118	031729	Pulp	Dry		
119	031730	Pulp	Dry		
120	031731	Pulp	Dry		
121	031732	Pulp	Dry		
122	031733	Pulp	Dry		
123	031734	Pulp	Dry		
124	031735	Pulp	Dry		
125	031736	Pulp	Dry		
126	031737	Pulp	Dry		
127	031738	Pulp	Dry		
128	031739	Pulp	Dry		
129	031740	Pulp	Dry		
130	031826	Pulp	Dry		
131	031827	Pulp	Dry		
132	031828	Pulp	Dry		
133	031829	Pulp	Dry		
134	031830	Pulp	Dry		
135	031831	Pulp	Dry		
136	031832	Pulp	Dry		
137	031833	Pulp	Dry		
138	031834	Pulp	Dry		
139	031835	Pulp	Dry		
140	031836	Pulp	Dry		
141	031837	Pulp	Dry		
142	031838	Pulp	Dry		
143	031839	Pulp	Dry		
144	031840	Pulp	Dry		
145	031841	Pulp	Dry		
146	031842	Pulp	Dry		
147	031843	Pulp	Dry		
148	031844	Pulp	Dry		
149	031845	Pulp	Dry		
150	031846	Pulp	Dry		

Total wt of sample rec'd (kg): **0.00**

Global
ARD Testing Services Inc.

CERTIFICATE OF ANALYSIS ▪ ABA RESULTS

GLOBAL PROJECT NO: 2329 (B14)-A
CLIENT: WSP Canada Ltd.
PROJECT NAME: Kinross Great Bear Project
PROJECT NO: N/A
REPORT VERSION: 7

S. No.	Sample ID	Paste pH	Fizz Rating	Total Carbon	Total Inorganic C	$CaCO_3$ Equivalents[*1]	Total Sulphur	Sulphate Sulphur	Sulphide Sulphur	AP[*3]	Modified ABA NP	NNP[*4]	NPR[*5]
Units:		pH Units		wt %	wt %	kg CaCO3/tonne	wt %	wt %	wt %	kg CaCO3/tonne			
Reported Detection Limit:		*0.1*		*0.02*	*0.02*	*1.7*	*0.01*	*0.01*	*0.01*	0.3			
1	031751						0.18	0.10	0.08	2.5			
2	031752						0.62	0.52	0.10	3.1			
3	031753						0.30	0.15	0.15	4.7			
4	031754						0.13	<0.01	0.13	4.1			
5	031755						0.14	0.10	0.04	1.3			
6	031756						0.42	0.26	0.16	5.0			
7	031759						0.09	0.04	0.05	1.6			
8	031760						0.06	0.03	0.03	0.9			
9	031762						3.61	2.17	1.44	45.0			
10	031763						0.15	0.03	0.12	3.8			
11	031764						0.28	0.11	0.17	5.3			
12	031765						1.34	1.07	0.27	8.4			
13	031766						0.05	0.01	0.04	1.3			
14	031767						0.19	0.10	0.09	2.8			
15	031768						0.34	0.23	0.11	3.4			
16	031769						0.15	0.06	0.09	2.8			
17	031770						0.15	0.04	0.11	3.4			
18	031771						0.18	0.11	0.07	2.2			
19	031772						0.04	0.03	0.01	0.3			
20	031775						0.15	0.09	0.06	1.9			
21	031777						0.07	0.04	0.03	0.9			
22	031797						0.36	0.15	0.21	6.6			
23	031798						0.21	0.16	0.05	1.6			
24	031799						0.21	0.17	0.04	1.3			
25	031800						0.20	0.13	0.07	2.2			
26	031801						0.11	0.06	0.05	1.6			
27	031802						0.65	0.29	0.36	11.3			
28	031803						0.99	0.74	0.25	7.8			
29	031804						1.81	1.40	0.41	12.8			
30	031805						0.45	0.28	0.17	5.3			
31	031806						0.08	0.06	0.02	0.6			
32	031811						0.12	0.09	0.03	0.9			
33	031812						0.36	0.27	0.09	2.8			
34	031817						0.16	0.09	0.07	2.2			
35	031818						0.16	0.10	0.06	1.9			
36	116732						4.52	2.50	2.02	63.1			
37	116733						0.03	0.01	0.02	0.6			
38	116734						0.70	0.53	0.17	5.3			
39	116735						0.61	0.41	0.20	6.3			
40	116736						0.12	0.06	0.06	1.9			
41	116737						0.66	0.53	0.13	4.1			
42	116738						1.31	0.83	0.48	15.0			
43	116739						0.14	0.10	0.04	1.3			
44	116740						0.05	0.02	0.03	0.9			
45	116741						0.03	0.01	0.02	0.6			
46	116742						1.29	0.04	1.25	39.1			
47	116743						0.78	0.14	0.64	20.0			
48	116744						0.56	0.24	0.32	10.0			
49	116745						0.08	0.01	0.07	2.2			
50	031757						0.08	0.04	0.04	1.3			
51	031758						1.94	1.02	0.92	28.8			
52	031761						0.36	0.16	0.20	6.3			
53	031773						0.22	0.14	0.08	2.5			
54	031774						0.87	0.37	0.50	15.6			
55	031776						0.54	0.37	0.17	5.3			
56	031778						0.12	0.06	0.06	1.9			
57	031779						0.14	0.07	0.07	2.2			
58	031780						0.46	0.32	0.14	4.4			
59	031781						0.05	0.03	0.02	0.6			
60	031782						0.04	0.02	0.02	0.6			
61	031783						0.08	0.04	0.04	1.3			
62	031784						0.15	0.09	0.06	1.9			
63	031785						0.15	0.07	0.08	2.5			
64	031786						6.65	4.70	1.95	60.9			
65	031788						1.72	0.61	1.11	34.7			
66	031789						0.34	0.15	0.19	5.9			
67	031790						1.78	1.52	0.26	8.1			

Global
ARD Testing Services Inc.

CERTIFICATE OF ANALYSIS ▪ ABA RESULTS

GLOBAL PROJECT NO: 2329 (B14)-A
CLIENT: WSP Canada Ltd.
PROJECT NAME: Kinross Great Bear Project
PROJECT NO: N/A
REPORT VERSION: 7

S. No.	Sample ID	Paste pH	Fizz Rating	Total Carbon	Total Inorganic C	$CaCO_3$ Equivalents[*1]	Total Sulphur	Sulphate Sulphur	Sulphide Sulphur	AP[*3]	Modified ABA NP	NNP[*4]	NPR[*5]
Units:		pH Units		wt %	wt %	kg CaCO3/tonne	wt %	wt %	wt %	kg CaCO3/tonne			
Reported Detection Limit:		*0.1*		*0.02*	*0.02*	*1.7*	*0.01*	*0.01*	*0.01*	0.3			
68	031791						0.45	0.27	0.18	5.6			
69	031792						0.08	0.03	0.05	1.6			
70	031793						0.20	0.16	0.04	1.3			
71	031794						0.06	0.02	0.04	1.3			
72	031796						0.06	0.02	0.04	1.3			
73	031807						0.32	0.01	0.31	9.7			
74	031808						0.26	0.20	0.06	1.9			
75	031809						0.02	0.01	0.01	0.3			
76	031813						0.33	0.17	0.16	5.0			
77	031814						0.20	0.15	0.05	1.6			
78	031815						10.10	8.48	1.62	50.6			
79	031816						0.10	0.04	0.06	1.9			
80	031819						0.16	0.09	0.07	2.2			
81	116746						0.24	0.10	0.14	4.4			
82	116747						3.50	2.77	0.73	22.8			
83	116748						0.16	0.11	0.05	1.6			
84	116749						0.39	0.29	0.10	3.1			
85	116750						5.56	4.22	1.34	41.9			
86	116967						0.04	0.02	0.02	0.6			
87	116968						0.55	0.26	0.29	9.1			
88	116969						0.51	0.29	0.22	6.9			
89	116970						3.76	0.22	3.54	110.6			
90	116971						2.08	0.07	2.01	62.8			
91	116972						2.18	0.38	1.80	56.3			
92	116973						1.84	0.50	1.34	41.9			
93	116974						4.83	0.11	4.72	147.5			
94	116975						5.34	0.14	5.20	162.5			
95	116976						3.64	0.08	3.56	111.3			
96	116977						0.57	0.32	0.25	7.8			
97	116978						0.75	0.35	0.40	12.5			
98	116979						0.56	0.20	0.36	11.3			
99	116980						0.35	0.16	0.19	5.9			
100	116981						0.31	0.12	0.19	5.9			
101	116983						0.05	0.02	0.03	0.9			
102	116984						0.03	0.01	0.02	0.6			
103	116985						1.31	0.03	1.28	40.0			
104	116986						1.03	0.23	0.80	25.0			
105	031716						0.71	0.20	0.51	15.9			
106	031717						0.97	0.03	0.94	29.4			
107	031718	9.8	Moderate		0.50	41.7	0.13	0.06	0.07	2.2	48.8	46.6	22.3
108	031719						0.33	0.11	0.22	6.9			
109	031720						0.04	0.01	0.03	0.9			
110	031721						0.45	0.36	0.09	2.8			
111	031722						0.25	0.14	0.11	3.4			
112	031723						2.50	0.05	2.45	76.6			
113	031724						2.80	0.20	2.60	81.3			
114	031725						6.50	0.98	5.52	172.5			
115	031726						2.69	0.40	2.29	71.6			
116	031727						1.92	0.18	1.74	54.4			
117	031728						0.04	0.02	0.02	0.6			
118	031729						3.30	2.33	0.97	30.3			
119	031730						0.03	0.01	0.02	0.6			
120	031731						0.07	0.02	0.05	1.6			
121	031732						0.17	0.13	0.04	1.3			
122	031733						1.25	0.93	0.32	10.0			
123	031734						0.02	<0.01	0.02	0.6			
124	031735						0.31	0.10	0.21	6.6			
125	031736						0.09	0.05	0.04	1.3			
126	031737						0.38	0.24	0.14	4.4			
127	031738						0.40	0.22	0.18	5.6			
128	031739						0.03	<0.01	0.03	0.9			
129	031740						0.04	0.01	0.03	0.9			
130	031826						0.03	<0.01	0.03	0.9			
131	031827						0.12	0.06	0.06	1.9			
132	031828						0.63	0.08	0.55	17.2			
133	031829						0.59	0.10	0.49	15.3			
134	031830						0.29	0.18	0.11	3.4			

Global
ARD Testing Services Inc.

CERTIFICATE OF ANALYSIS ▪ ABA RESULTS

GLOBAL PROJECT NO: 2329 (B14)-A
CLIENT: WSP Canada Ltd.
PROJECT NAME: Kinross Great Bear Project
PROJECT NO: N/A
REPORT VERSION: 7

S. No.	Sample ID	Paste pH	Fizz Rating	Total Carbon	Total Inorganic C	$CaCO_3$ Equivalents[*1]	Total Sulphur	Sulphate Sulphur	Sulphide Sulphur	AP[*3]	Modified ABA NP	NNP[*4]	NPR[*5]
Units:		pH Units		wt %	wt %	kg CaCO3/tonne	wt %	wt %	wt %		kg CaCO3/tonne		
Reported Detection Limit:		*0.1*		*0.02*	*0.02*	*1.7*	*0.01*	*0.01*	*0.01*	0.3			
135	031831						1.72	<0.01	1.72	53.8			
136	031832						0.35	0.27	0.08	2.5			
137	031833						0.07	0.04	0.03	0.9			
138	031834						1.83	<0.01	1.83	57.2			
139	031835						1.72	1.09	0.63	19.7			
140	031836						1.24	0.62	0.62	19.4			
141	031837						0.28	0.15	0.13	4.1			
142	031838						0.28	0.17	0.11	3.4			
143	031839						0.05	0.02	0.03	0.9			
144	031840						0.14	0.02	0.12	3.8			
145	031841						0.04	0.01	0.03	0.9			
146	031842						0.02	0.01	0.01	0.3			
147	031843						0.22	0.02	0.20	6.3			
148	031844						0.28	0.14	0.14	4.4			
149	031845						0.25	0.11	0.14	4.4			
150	031846						0.75	0.11	0.64	20.0			
QUALITY ASSURANCE / QUALITY CONTROL													
Pulp Duplicates:													
6	031756						0.42	0.26					
6D	031756 Dup						0.42	0.28					
%RPD							0%	-7%					
16	031769						0.15	0.06					
16D	031769 Dup						0.13	0.05					
%RPD							9%	18%					
21	031777						0.07	0.04					
21D	031777 Dup						0.06	0.04					
%RPD							23%	0%					
26	031801						0.11	0.06					
26D	031801 Dup						0.10	0.06					
%RPD							7%	0%					
36	116732						4.52	2.50					
36D	116732 Dup						4.41	2.63					
%RPD							2%	-5%					
46	116742						1.29	0.04					
46D	116742 Dup						1.26	0.04					
%RPD							2%	0%					
55	031776						0.54	0.37					
55D	031776 Dup						0.52	0.34					
%RPD							5%	8%					
60	031782						0.04	0.02					
60D	031782 Dup						0.04	0.02					
%RPD							11%	0%					
64	031786						6.65	4.70					
64D	031786 Dup						6.58	4.25					
%RPD							1%	10%					
69	031792						0.08	0.03					
69D	031792 Dup						0.08	0.03					
%RPD							-3%	0%					
73	031807						0.32	0.01					
73D	031807 Dup						0.31	<0.01					
%RPD							4%						
78	031815						10.1	8.48					
78D	031815 Dup						10.1	7.78					
%RPD							0%	9%					
83	116748						0.16	0.11					
83D	116748 Dup						0.16	0.11					
%RPD							-3%	0%					
93	116974						4.83	0.11					
93D	116974 Dup						4.86	0.11					
%RPD							-1%	0%					
103	116985						1.31	0.03					
103D	116985 Dup						1.32	0.03					
%RPD							-1%	0%					
109	031720						0.04	0.01					
109D	031720 Dup						0.04	0.02					
%RPD							-4%	-67%					
112	031723						2.50	0.05					
112D	031723 Dup						2.52	0.06					
%RPD							-1%	-18%					
117	031728						0.04	0.02					
117D	031728 Dup						0.04	0.01					
%RPD							2%	67%					
122	031733						1.25	0.93					
122D	031733 Dup						1.25	0.92					
%RPD							0%	1%					
131	031827						0.12	0.06					
131D	031827 Dup						0.12	0.06					
%RPD							-3%	0%					

Global
ARD Testing Services Inc.

CERTIFICATE OF ANALYSIS ▪ ABA RESULTS

GLOBAL PROJECT NO: 2329 (B14)-A
CLIENT: WSP Canada Ltd.
PROJECT NAME: Kinross Great Bear Project
PROJECT NO: N/A
REPORT VERSION: 7

S. No.	Sample ID	Paste pH	Fizz Rating	Total Carbon	Total Inorganic C	$CaCO_3$ Equivalents[*1]	Total Sulphur	Sulphate Sulphur	Sulphide Sulphur	AP[*3]	Modified ABA NP	NNP[*4]	NPR[*5]
Units:		pH Units		wt %	wt %	kg CaCO3/tonne	wt %	wt %	wt %	kg CaCO3/tonne			
Reported Detection Limit:		*0.1*		*0.02*	*0.02*	*1.7*	*0.01*	*0.01*	*0.01*	0.3			
141	031837						0.28	0.15					
141D	031837 Dup						0.29	0.15					
%RPD							-2%	0%					
150	031846						0.73	0.09					
150D	031846 Dup						0.75	0.09					
%RPD							-2%	0%					
Pulp Replicates:													
10	031763						0.15	0.03					
10R	031763 R						0.15	0.04					
%RPD							1%	-29%					
20	031775						0.15	0.09					
20R	031775 R						0.14	0.08					
%RPD							6%	12%					
30	031805						0.45	0.28					
30R	031805 R						0.44	0.23					
%RPD							2%	20%					
40	116736						0.12	0.06					
40R	116736 R						0.12	0.05					
%RPD							2%	18%					
50	031757						0.08	0.04					
50R	031757 R						0.08	0.04					
%RPD							-3%	0%					
70	031793						0.20	0.16					
70R	031793 R						0.20	0.15					
%RPD							-2%	6%					
80	031819						0.16	0.09					
80R	031819 R						0.16	0.09					
%RPD							-1%	0%					
90	116971						2.08	0.07					
90R	116971 R						2.07	0.08					
%RPD							0%	-13%					
100	116981						0.31	0.12					
100R	116981 R						0.31	0.11					
%RPD							0%	9%					
110	031721						0.45	0.36					
110R	031721 R						0.45	0.36					
%RPD							1%	0%					
120	031731						0.07	0.02					
120R	031731 R						0.07	0.02					
%RPD							2%	0%					
130	031826						0.03	<0.01					
130R	031826 R						0.03	<0.01					
%RPD							-3%						
140	031836						1.24	0.62					
140R	031836 R						1.24	0.65					
%RPD							0%	-5%					
Reference Material Analysis:													
Reference Material		1) NBM-1 2) KZK-1		OREAS 279	KZK-1		1) OREAS 277 2) OREAS 279	RTS-3a			1) KZK-1 (Slight) 2) KZK-1 (Moderate)		
Ref. Material Certified Value		**1) 8.45 2) 8.80**		**1.13**	**0.92**		**1) 0.64 2) 1.27**	**1.10**			**1) 58.9 2) 61.6**		
Reference Material Results		1) 8.30 2) N/A		1.11	0.89		1) 0.62 2) 1.27	1.00			1) 56.7 2) N/A		
Acceptance Range:		***90% - 110%***		***90% - 110%***	***80% - 120%***		***90% - 110%***	***90% - 110%***			***90% - 110%***		
Method Blank Analysis:													
Method Blank Results				<0.01	<0.02		<0.01	<0.01					
GLOBAL SOP NO./METHOD:		*ARD-005*	*ARD-005*	*LECO*	*HCl Leach LECO*	*Calc.*	*LECO*	*EPA 600 (HCl Leach)*	*Calc.*	*Calc.*	*ARD-005*	*Calc.*	*Calc.*

NOTES:
Job No: 20240531-20240612

Date of Analysis (24 h): June 3-4, 2024
pH of DI water used (pH units): 6.25
EC of DI water used (µS/cm): 0.60

METHODS:
Total Sulphur by Leco.
Total Inorganic Carbon (TIC): HCl leach, analysed by LECO

ABBREVIATIONS:
R = Rep = Replicate (a replicate is a sub-sample scooped from a single pulp sample bag produced per client sample)
D = Dup = Duplicate (a duplicate is 2nd sub-pulp sample bag produced by processing a 2nd split of the client sample. A duplicate pulp sample is prepared only at client request.
EC = Electric Conductivity
NP = Neutralization Potential
Calc. = Calculation
IND = Indeterminate
COA = Certificate Of Analysis
N/A = Not Applicable
NR = Not Reported

Global
ARD Testing Services Inc.

CERTIFICATE OF ANALYSIS ▪ ABA RESULTS

GLOBAL PROJECT NO: 2329 (B14)-A
CLIENT: WSP Canada Ltd.
PROJECT NAME: Kinross Great Bear Project
PROJECT NO: N/A
REPORT VERSION: 7

S. No.	Sample ID	Paste pH	Fizz Rating	Total Carbon	Total Inorganic C	$CaCO_3$ Equivalents[*1]	Total Sulphur	Sulphate Sulphur	Sulphide Sulphur	AP[*3]	Modified ABA NP	NNP[*4]	NPR[*5]
	Units:	pH Units		wt %	wt %	kg CaCO3/tonne	wt %	wt %	wt %	kg CaCO3/tonne			
	Reported Detection Limit:	*0.1*		*0.02*	*0.02*	*1.7*	*0.01*	*0.01*	*0.01*	0.3			

CALCULATIONS:

*[1] $CaCO_3$ Equivalents: Is based on TIC (Total Inorganic Carbon)
*[2] Non-Extractable Sulphur: Total sulphur - (sulphate sulphur + sulphide sulphur)
*[3] AP (Acid Potential): Sulphide-sulphur x 31.25
*[4] NNP (Net Neutralization Potential): NP - AP
*[5] NPR (Neutralization Potential Ratio): NP/AP

REFERENCES:

Sample Preparation: ASTM E877-08; MEND Report 1.20.1, Version 0 (2009)
ABA: Air-dried, jaw-crushed, split by riffling and pulverized to 85% passing 200 mesh (75 µm).
Modified ABA (Sobek) NP: MEND Acid Rock Drainage Prediction Manual, MEND Project 1.16.1b (pages 6.2-11 to 17), March 1991.
Paste pH / Fizz Rating: Sobek, A.A., Schuller, W.A., Freeman, J.R. and Smith, R.M.; US EPA-600/2-78-054 (1978).
Sulphate Sulphur: Sobek, A.A., Schuller, W.A., Freeman, J.R. and Smith, R.M.; US EPA-600/2-78-054 (1978).

Global
ARD Testing Services Inc.

CERTIFICATE OF ANALYSIS ▪ METALS RESULTS BY AQUA REGIA DIGEST & ICP-MS ANALYSIS ON SOLIDS

GLOBAL PROJECT NO: 2329 (B14)-A
CLIENT: WSP Canada Ltd.
PROJECT NAME: Kinross Great Bear Project
PROJECT NO: N/A
REPORT VERSION: 7

S. No.	Sample ID	Method	Silver (Ag)	Aluminum (Al)	Arsenic (As)	Gold (Au)	Boron (B)	Barium (Ba)	Beryllium (Be)	Bismuth (Bi)	Calcium (Ca)	Cadmium (Cd)	Cerium (Ce)	Cobalt (Co)	Chromium (Cr)	Cesium (Cs)	r (Cu)	Iron (Fe)	Gallium (Ga)	Germanium (Ge)	Hafnium (Hf)	Mercury (Hg)	Indium (In)	Potassium (K)	Lanthanum (La)	Lithium (Li)	Magnesium (Mg)	Manganese (Mn)
		Analyte																										
		Unit	ppm	%	ppm	ppm	ppm	ppm	ppm	ppm	%	ppm	ppm	ppm	ppm	ppm	ppm	%	ppm	ppm	ppm	ppm	ppm	%	ppm	ppm	%	ppm
		MDL	0.01	0.01	0.1	0.0005	10	10	0.05	0.01	0.01	0.01	0.02	0.1	1	0.05	0.2	0.01	0.05	0.05	0.02	0.005	0.005	0.01	0.2	0.1	0.01	5
		Sample Type																										
61	031783	Pulp	0.08	1.88	3.2	0.0059	<10	253	0.07	0.06	0.35	0.02	67.77	10.5	19	5.66	17.7	4.36	9.03	0.07	1.12	<0.005	0.011	1.39	37.7	26.5	0.37	454
69	031792	Pulp	0.12	0.24	12.2	0.0024	<10	27	0.17	0.07	0.91	0.09	61.32	3.7	4	0.44	20.0	0.38	1.10	<0.05	0.51	<0.005	<0.005	0.11	34.5	5.5	0.06	79
71	031794	Pulp	0.30	1.96	1.3	0.0036	<10	176	0.08	0.07	0.54	0.05	55.94	15.4	29	3.41	83.3	3.85	8.61	0.06	0.61	<0.005	0.015	1.15	27.5	25.5	0.55	317
97	116978	Pulp	0.27	1.70	56.8	0.7565	<10	21	0.16	0.08	2.87	0.18	10.19	26.2	14	0.27	171.7	5.28	5.28	0.13	0.08	<0.005	0.022	0.07	4.2	5.8	0.85	1240
101	116983	Pulp	0.07	1.82	6.6	0.0089	<10	17	0.14	0.01	3.10	0.05	14.70	22.7	49	0.08	56.3	3.97	6.46	0.12	0.11	0.01	0.029	0.02	5.5	5.1	0.78	923
109	031720	Pulp	0.14	0.40	5.0	0.0031	<10	80	0.07	0.76	0.50	0.05	86.98	2.3	2	0.98	7.2	0.66	2.11	<0.05	1.25	<0.005	<0.005	0.28	43.6	4.0	0.09	134
QUALITY ASSURANCE / QUALITY CONTROL																												
Pulp Duplicates																												
69	031792		0.12	0.24	12.2	0.0024	<10	27	0.17	0.07	0.91	0.09	61.32	3.7	4	0.44	20.0	0.38	1.1	<0.05	0.51	<0.005	<0.005	0.11	34.5	5.5	0.06	79
69D	031792 Dup		0.11	0.25	12.0	0.003	<10	27	0.18	0.06	0.93	0.11	60.77	3.7	4	0.45	20.1	0.39	1.12	<0.05	0.53	0.006	<0.005	0.12	34.1	5.5	0.06	82
		%RPD	9%	-4%	2%	-22%		0%	-6%	15%	-2%	-20%	1%	0%	0%	-2%	0%	-3%	-2%		-4%			-9%	1%	0%	0%	-4%
109	031720		0.14	0.40	5.0	0.0031	<10	80	0.07	0.76	0.50	0.05	86.98	2.3	2	0.98	7.2	0.66	2.11	<0.05	1.25	<0.005	<0.005	0.28	43.6	4.0	0.09	134
109D	031720 Dup		0.13	0.40	4.9	0.0024	<10	79	0.07	0.68	0.50	0.05	84.87	2.3	1	0.94	7.6	0.66	2.09	<0.05	1.32	<0.005	<0.005	0.28	42.6	4.1	0.09	135
		%RPD	7%	0%	2%	25%		1%	0%	11%	0%	0%	2%	0%	67%	4%	-5%	0%	1%		-5%			0%	2%	-2%	0%	-1%
Pulp Replicates																												
69	031792		0.12	0.24	12.2	0.0024	<10	27	0.17	0.07	0.91	0.09	61.32	3.7	4	0.44	20.0	0.38	1.1	<0.05	0.51	<0.005	<0.005	0.11	34.5	5.5	0.06	79
69R	031792 Rep		0.1	0.25	13.1	0.0026	<10	27	0.18	0.06	0.93	0.12	63.22	3.9	5	0.46	18.7	0.38	1.12	<0.05	0.51	<0.005	<0.005	0.12	35.7	5.4	0.06	81
		%RPD	18%	-4%	-7%	-8%		0%	-6%	15%	-2%	-29%	-3%	-5%	-22%	-4%	7%	0%	-2%		0%			-9%	-3%	2%	0%	-3%
Reference Material																												
STD OREAS 601C			50.35	0.650	379.2	0.921	<10	235	0.55	22.20	0.76	2.70	33.0	4.50	15.0	1.24	1128.0	1.80	3.65	0.06	0.90	0.217	0.499	0.240	16.3	7.90	0.080	203
True Value STD OREAS 601C			**50.41**	**0.663**	**378.2**		**< 10**		**0.59**	**21.32**	**0.78**	**2.70**	**34.7**	**4.27**	**14.7**	**1.32**	**1157.6**	**1.84**	**3.86**	**0.08**	**0.97**	**0.216**	**0.497**	**0.254**	**17.3**	**7.56**	**0.084**	**213**
% Difference			0%	-2%	0%				-7%	4%	-2%	0%	-5%	5%	2%	-6%	-3%	-2%	-6%	-28%	-7%	0%	0%	-5%	-6%	4%	-5%	-5%
Method Blank:																												
Method Blank			<0.01	<0.01	<0.1	<0.0005	<10	<10	<0.05	<0.01	<0.01	<0.01	<0.02	<0.1	<1	<0.05	<0.2	<0.01	<0.05	<0.05	<0.02	<0.005	<0.005	<0.01	<0.2	<0.1	<0.01	<5

Notes:
Job No: YVR2410603

Analytical Methods (IMS-130):
A 0.5 g of pulp sample is leached in hot (95°C) 3:1 aqua regia digestion followed by ICP Mass Spec analysis.
Gold determinations by this method are semi-quantitative due to the small sample weight used (0.5 g).
Refractory and graphitic samples can limit Au solubility.

Abbreviations:
R / Rep = Replicate (a replicate is a sub-sample scooped from a single sample bag produced per client sample)
D / Dup = Duplicate (a duplicate is 2nd sub-sample bag produced by processing a second split of the original client sample received)
MDL = Measurable Detection Limit
COA: Certificate Of Analysis.
IND = Indeterminate
NR: Not reported in COA

On Cerfified Reference Material and Tolerance:
Any one element in a run reporting outside tolerance limits does not constitute failure of the standard.
As per Certificate of Analysis (COA): All values indicated are Certified. Values indicated in green are indicative only.
NR = Not Reported (in the Certificate Of Analysis).

Global
ARD Testing Services Inc.

CERTIFICATE OF ANALYSIS ▪ METALS RESULTS BY AQUA REGIA DIGEST & ICP-MS ANALYSIS ON SOLIDS

GLOBAL PROJECT NO: 2329 (B14)-A
CLIENT: WSP Canada Ltd.
PROJECT NAME: Kinross Great Bear Project
PROJECT NO: N/A
REPORT VERSION: 7

S. No.	Sample ID	Method																										
		Analyte	Molybdenum (Mo)	Sodium (Na)	Niobium (Nb)	Nickel (Ni)	Phosphorous (P)	Lead (Pb)	Rubidium (Rb)	Rhenium (Re)	Sulphur (S)	Antimony (Sb)	Scandium (Sc)	Selenium (Se)	Tin (Sn)	m (Sr)	Tantalum (Ta)	Tellurium (Te)	Thorium (Th)	Titanium (Ti)	Thallium (Tl)	Uranium (U)	Vandium (V)	Tungsten (W)	Yttrium (Y)	Zinc (Zn)	Zirconium (Zr)
		Unit	ppm	%	ppm	ppm	ppm	ppm	ppm	ppm	%	ppm	ppm	ppm	ppm	ppm	ppm	ppm	ppm	%	ppm	ppm	ppm	ppm	ppm	ppm	ppm
		MDL	0.05	0.01	0.05	0.2	10	0.2	0.1	0.001	0.01	0.05	0.1	0.2	0.2	0.2	0.01	0.01	0.2	0.005	0.02	0.05	1	0.05	0.05	1	0.5
		Sample Typ																										
61	031783	Pulp	0.49	0.06	0.20	18.3	227	2.1	71.0	<0.001	0.08	0.1	4.5	<0.2	0.7	8.2	<0.01	0.03	6.9	0.167	0.24	0.97	29	0.22	5.57	71	47.6
69	031792	Pulp	0.89	0.03	<0.05	3.3	309	3.7	4.0	<0.001	0.08	0.11	0.5	<0.2	<0.2	10.8	<0.01	0.01	6.9	0.006	0.02	0.77	2	0.07	3.31	49	22.2
71	031794	Pulp	0.68	0.08	0.16	24.2	974	1.8	65.5	<0.001	0.05	0.09	5.5	<0.2	0.6	24.2	<0.01	0.01	5.0	0.171	0.34	0.64	57	0.13	7.01	83	26.4
97	116978	Pulp	0.23	0.19	0.07	24.1	290	0.4	2.7	0.002	0.73	0.26	10.7	1.3	0.3	57.9	<0.01	0.09	0.5	0.104	<0.02	0.05	82	0.55	8.09	40	2.4
101	116983	Pulp	0.41	0.20	0.08	25.8	754	0.2	1.1	0.002	0.04	0.12	11.3	<0.2	0.4	28.3	<0.01	0.02	0.8	0.178	<0.02	0.07	105	6.09	10.19	38	3.4
109	031720	Pulp	2.68	0.05	0.51	1.1	131	4.7	15.4	<0.001	0.04	0.18	0.8	<0.2	<0.2	8.1	0.01	0.01	10.9	0.036	0.1	2.14	<1	0.36	10.71	18	47.5
QUALITY ASSURANCE / QUALITY CONTROL																												
Pulp Duplicates																												
69	031792		0.89	0.03	<0.05	3.3	309	3.7	4.0	<0.001	0.08	0.11	0.5	<0.2	<0.2	10.8	<0.01	0.01	6.9	0.006	0.02	0.77	2	0.07	3.31	49	22.2
69D	031792 Dup		0.91	0.03	<0.05	3.2	319	3.0	4.1	<0.001	0.08	0.12	0.5	<0.2	<0.2	10.8	<0.01	0.02	7.1	0.006	0.02	0.79	2	0.07	3.34	48	22.7
		%RPD	-2%	0%		3%	-3%	21%	-2%		0%	-9%	0%			0%		-67%	-3%	0%	0%	-3%	0%	0%	-1%	2%	-2%
109	031720		2.68	0.05	0.51	1.1	131	4.7	15.4	<0.001	0.04	0.18	0.8	<0.2	<0.2	8.1	0.01	0.01	10.9	0.036	0.1	2.14	<1	0.36	10.71	18	47.5
109D	031720 Dup		2.69	0.05	0.52	1.1	126	4.6	16.0	<0.001	0.03	0.18	0.8	<0.2	<0.2	8.4	0.01	<0.01	11.3	0.036	0.1	2.1	<1	0.36	10.35	17	49.9
		%RPD	0%	0%	-2%	0%	4%	2%	-4%		29%	0%	0%			-4%	0%		-4%	0%	0%	2%		0%	3%	6%	-5%
Pulp Replicates																												
69	031792		0.89	0.03	<0.05	3.3	309	3.7	4.0	<0.001	0.08	0.11	0.5	<0.2	<0.2	10.8	<0.01	0.01	6.9	0.006	0.02	0.77	2	0.07	3.31	49	22.2
69R	031792 Rep		0.89	0.03	<0.05	3.4	321	3.9	4.0	<0.001	0.08	0.12	0.5	<0.2	<0.2	11.1	<0.01	0.01	7.2	0.006	0.02	0.79	2	0.07	3.4	50	22.3
		%RPD	0%	0%		-3%	-4%	-5%	0%		0%	-9%	0%			-3%		0%	-4%	0%	0%	-3%	0%	0%	-3%	-2%	0%
Reference Material																												
STD OREAS 601C			3.29	0.05	0.15	6.2	225	247.2	11.8	<0.001	0.89	29.71	1.10	8.0	1.60	34.5	<0.01	7.25	6.2	0.010	1.24	2.06	5.00	1.12	4.99	374	33.2
True Value STD OREAS 601C			**3.35**	**0.05**	**<1**	**6.0**	**243**	**248.1**	**12.4**	**< 0.001**	**0.91**	**29.73**	**1.03**	**8.0**	**1.587**	**36.3**	**< 0.05**	**7.22**	**6.1**	**0.010**	**1.20**	**2.04**	**4.75**	**1.16**	**5.10**	**380.6**	**33.5**
% Difference			-2%	-5%		3%	-8%	0%	-5%		-2%	0%	7%	0%	1%	-5%		0%	1%	5%	4%	1%	5%	-4%	-2%	-2%	-1%
Method Blank:																												
Method Blank			<0.05	<0.01	<0.05	<0.2	<10	<0.2	<0.1	<0.001	<0.01	<0.05	<0.1	<0.2	<0.2	<0.2	<0.01	<0.01	<0.2	<0.005	<0.02	<0.05	<1	<0.05	<0.05	<1	<0.5

CERTIFICATE OF ANALYSIS ▪ METALS RESULTS BY 4-ACID DIGEST & ICP-MS ANALYSIS ON SOLIDS

Global ARD Testing Services Inc.

GLOBAL PROJECT NO: 2329 (B14)-A
CLIENT: WSP Canada Ltd.
PROJECT NAME: Kinross Great Bear Project
PROJECT NO: N/A
REPORT VERSION: 7

S. No.	Sample ID	Method	Silver (Ag)	Aluminum (Al)	Arsenic (As)	Barium (Ba)	Beryllium (Be)	Bismuth (Bi)	Calcium (Ca)	Cadmium (Cd)	Cerium (Ce)	Cobalt (Co)	Chromium (Cr)	Cesium (Cs)	Copper (Cu)	Iron (Fe)	Gallium (Ga)	Germanium (Ge)	Hafnium (Hf)	Indium (In)	Potassium (K)	Lanthanum (La)	Lithium (Li)	Magnesium (Mg)	Manganese (Mn)	Molybdenum (Mo)
		Analyte																								
		Unit	ppm	%	ppm	ppm	ppm	ppm	%	ppm	ppm	ppm	ppm	ppm	ppm	%	ppm	ppm	ppm	ppm	%	ppm	ppm	%	ppm	ppm
		MDL	0.01	0.01	0.2	10	0.05	0.01	0.01	0.02	0.02	0.1	1	0.05	0.2	0.01	0.05	0.05	0.1	0.005	0.01	0.5	0.2	0.01	5	0.05
		Sample Type																								
37	116733	Pulp	0.07	6.62	2.4	605	0.84	0.02	1.89	0.06	70.24	2.7	5	1.65	4.0	1.03	16.71	<0.05	3.40	0.016	1.98	37.9	17.6	0.33	187	0.83
44	116740	Pulp	0.21	8.00	43.9	403	0.66	0.05	1.51	0.06	54.08	21.3	50	1.36	30.1	1.45	21.07	0.06	4.20	0.029	1.61	26.7	15.4	0.33	184	1.73
57	031779	Pulp	0.42	8.13	10.0	477	1.10	0.09	2.01	0.16	41.16	7.4	15	4.32	18.3	1.79	21.37	0.06	3.10	0.022	2.18	21.2	16.9	0.6	608	0.88
58	031780	Pulp	0.20	4.38	214.7	58	0.44	0.14	3.62	0.11	16.59	16.8	276	0.87	43.4	4.46	10.86	<0.05	1.60	0.034	0.08	7.9	4.3	1.42	952	0.81
59	031781	Pulp	0.15	6.99	12.0	412	0.84	0.06	1.50	0.04	79.59	7.5	118	2.60	27.8	1.38	18.40	<0.05	4.30	0.021	1.35	42.7	12.6	0.68	220	1.32
63	031785	Pulp	0.25	7.60	145.9	274	0.90	0.02	2.38	0.36	58.55	17.8	239	1.39	11.9	8.27	18.74	0.08	3.20	0.024	1.10	28.1	20.2	0.81	2017	2.78
66	031789	Pulp	0.37	8.46	2.4	433	1.16	0.22	2.30	0.31	68.59	12.3	174	3.99	27.3	2.91	21.78	0.07	3.80	0.030	2.47	32.0	26.8	0.83	842	1.77
69	031792	Pulp	0.13	6.05	12.2	521	0.98	0.05	1.22	0.14	65.97	3.6	7	1.60	20.8	0.64	15.25	<0.05	3.10	0.016	2.09	35.8	10.0	0.13	100	0.96
102	116984	Pulp	0.11	7.39	17.0	95	0.47	0.03	6.51	0.14	17.23	46.9	53	0.98	62.0	10.71	18.79	<0.05	2.30	0.078	0.38	7.0	22.5	2.93	2306	0.31
QUALITY ASSURANCE / QUALITY CONTROL																										
Pulp Replicates:																										
63	031785		0.25	7.60	145.9	274	0.90	0.02	2.38	0.36	59	17.8	239	1.39	11.9	8.27	18.74	0.08	3.20	0.024	1.10	28.1	20.2	0.81	2017	2.78
63	031785		0.25	7.63	139.0	275	0.89	0.03	2.39	0.38	57	17.6	245	1.38	11.7	8.29	18.54	0.09	3.20	0.023	1.11	27.6	20.5	0.82	2018	2.86
		%RPD	0%	0%	5%	0%	1%	-40%	0%	-5%	2%	1%	-2%	1%	2%	0%	1%	-12%	0%	4%	-1%	2%	-1%	-1%	0%	-3%
69	031792		0.13	6.05	12.2	521	0.98	0.05	1.22	0.14	66	3.6	7	1.60	20.8	0.64	15.25	<0.05	3.10	0.016	2.09	35.8	10.0	0.13	100	0.96
69	031792		0.13	6.04	16.3	519	1.00	0.05	1.22	0.14	67	4.1	6	1.62	19.4	0.65	15.70	<0.05	3.00	0.016	2.08	36.1	10.3	0.13	99	0.96
		%RPD	0%	0%	-29%	0%	-2%	0%	0%	0%	-1%	-13%	15%	-1%	7%	-2%	-3%		3%	0%	0%	-1%	-3%	0%	1%	0%
102	116984		0.11	7.39	17.0	95	0.47	0.03	6.51	0.14	17	46.9	53	0.98	62.0	10.71	18.79	<0.05	2.30	0.078	0.38	7.0	22.5	2.93	2306	0.31
102	116984		0.12	7.41	22.8	94	0.52	0.03	6.40	0.33	17	49.2	51	0.98	62.2	10.63	18.78	<0.05	2.30	0.081	0.37	6.9	22.0	2.92	2265	0.34
		%RPD	-9%	0%	-29%	1%	-10%	0%	2%	-81%	2%	-5%	4%	0%	0%	1%	0%		0%	-4%	3%	1%	2%	0%	2%	-9%
Certified Reference Material:																										
STD OREAS 601C			49.38	7.02	392.6	414	2.35	21.08	0.96	2.76	75.7	4.70	16	5.42	1169	2.38	24.01	0.11	5.00	0.56	2.75	36.1	26.0	0.170	231	3.64
True Value STD OREAS 601C			**50.30**	**7.06**	**390.0**		**2.46**	**21.10**	**0.95**	**2.77**	**75.0**	**4.99**	**18**	**5.17**	**1160**	**2.41**	**23.50**	**0.18**	**4.93**	**0.56**	**2.72**	**37.1**	**26.7**	**0.169**	**230**	**3.66**
% Difference			-2%	-1%	1%		-4%	0%	1%	0%	1%	-6%	-9%	5%	1%	-1%	2%	-39%	1%	0%	1%	-3%	-3%	1%	0%	-1%
Method Blank:																										
Method Blank			<0.01	<0.01	<0.2	<10	<0.05	<0.01	<0.01	<0.02	<0.02	<0.1	<1	<0.05	<0.2	<0.01	<0.05	<0.05	<0.1	<0.005	<0.01	<0.5	<0.2	<0.01	<5	<0.05

NOTES:
Job No: YVR2410603

Analytical Methods (IMS-230):
Analytical Method: A 0.25 g of pulp sample is digested with HClO4, HNO3, HCl, HF to 10 mL. (>) Concentration exceeds upper limits.
REE's may not be totally soluble in this method.
While multi-acid digestion is considered to be near total digestion this digestion is only partial for some Cr and Ba minerals and oxides of Al, Fe, Hf, Mn, Sn, Ta and Zr.
Additionally volatilization during fuming may result in some loss of As, S and Sb.

Abbreviations:
R / Rep = Replicate (a replicate is a sub-sample scooped from a single sample bag produced per client sample)
D / Dup = Duplicate (a duplicate is 2nd sub-sample bag produced by processing a second split of the original client sample received)
MDL = Measurable Detection Limit
IND = Indeterminate
NR = Not Requested

On Cerfified Reference Material and Tolerance:
Any one element in a run reporting outside tolerance limits does not constitute failure of the standard.
As per Certificate of Analysis (COA): All values indicated are Certified. Values indicated in green are indicative only.
NR = Not Reported (in the Certificate Of Analysis).

On Tolerance:
Any one element in a run reporting outside tolerance limits does not constitute failure of the standard.
All 'True Values' indicated in green are indicative values as per Certificate Of Analysis (COA) - not certified values.

Global
ARD Testing Services Inc.

CERTIFICATE OF ANALYSIS ▪ METALS RESULTS BY 4-ACID DIGEST & ICP-MS ANALYSIS ON SOLIDS

GLOBAL PROJECT NO: 2329 (B14)-A
CLIENT: WSP Canada Ltd.
PROJECT NAME: Kinross Great Bear Project
PROJECT NO: N/A
REPORT VERSION: 7

S. No.	Sample ID	Method	Sodium (Na)	Niobium (Nb)	Nickel (Ni)	Phosphorous (P)	Lead (Pb)	Rubidium (Rb)	Rhenium (Re)	Sulphur (S)	Antimony (Sb)	Scandium (Sc)	Selenium (Se)	Tin (Sn)	Stronium (Sr)	Tantalum (Ta)	Tellurium (Te)	Thorium (Th)	Titanium (Ti)	Thallium (Tl)	Uranium (U)	Vandium (V)	Tungsten (W)	Yttrium (Y)	Zinc (Zn)	Zirconium (Zr)
		Analyte																								
		Unit	%	ppm	ppm	ppm	ppm	ppm	ppm	%	ppm	ppm	ppm	ppm	ppm	ppm	ppm	ppm	%	ppm	ppm	ppm	ppm	ppm	ppm	ppm
		MDL	0.01	0.1	0.2	10	0.5	0.1	0.002	0.01	0.5	0.1	1	0.2	0.2	0.05	0.05	0.2	0.01	0.02	0.1	1	0.1	0.1	2	0.5
		Sample Typ																								
37	116733	Pulp	2	6.60	3.8	363	7.4	43.8	<0.002	0.02	<0.5	3.2	<1	0.9	204.4	0.48	0.08	8.5	0.19	0.19	1.4	24	0.60	6.20	24	133.6
44	116740	Pulp	3	7.90	51.2	730	8.0	42.5	<0.002	0.03	<0.5	12.6	<1	1.2	272.6	0.56	0.1	5.4	0.38	0.19	1.3	84	0.60	7.90	18	173.5
57	031779	Pulp	3	5.00	11.5	369	35.1	89.0	<0.002	0.13	<0.5	5.3	<1	0.8	263.9	0.43	0.06	6.6	0.22	0.75	1.8	40	0.90	5.10	69	118.7
58	031780	Pulp	3	3.40	85.7	230	5.6	3.6	<0.002	0.43	<0.5	9	<1	0.6	281.4	0.18	0.14	1.7	0.29	0.05	0.4	73	5.30	7.10	47	59.5
59	031781	Pulp	3	8.00	18.3	158	12.2	34.1	<0.002	0.04	<0.5	5.7	<1	1.1	222.2	0.63	0.09	10.3	0.18	0.17	1.9	33	0.70	9.10	31	161.8
63	031785	Pulp	2	7.00	33.5	1101	32.7	32.9	<0.002	0.13	<0.5	8.5	<1	0.8	209.2	0.48	0.07	5.1	0.35	0.26	1.3	71	0.40	10.00	107	132.0
66	031789	Pulp	2	8.40	24.0	879	29.4	88.7	<0.002	0.33	<0.5	8.3	<1	1	326.7	0.63	0.16	8.5	0.36	0.57	2.1	71	0.90	10.90	112	143.1
69	031792	Pulp	2	4.50	4.6	337	7.0	53.7	<0.002	0.08	<0.5	2.4	<1	0.7	195.8	0.35	0.08	7.8	0.14	0.22	1.2	22	0.60	5.20	56	125.3
102	116984	Pulp	2	5.40	53.3	433	1.5	12.6	0.003	0.02	0.50	39.1	<1	0.7	131.4	0.35	<0.05	0.8	0.72	0.07	0.2	302	0.50	23.60	110	79.1
QUALITY ASSURANCE / QUALITY CONTROL																										
Pulp Replicates:																										
63	031785		2	7.00	33.5	1101	32.7	32.9	<0.002	0.13	<0.5	8.5	<1	0.8	209.2	0.48	0.07	5.1	0.35	0.26	1.3	71	0.40	10.00	107	132.0
63	031785		2	7.00	33.7	1104	32.6	34.4	<0.002	0.13	<0.5	8.4	<1	0.8	209.1	0.54	0.07	5.2	0.35	0.26	1.3	71	0.40	10.00	109	130.4
		%RPD	1%	0%	-1%	0%	0%	-4%		0%		1%		0%	0%	-12%	0%	-2%	0%	0%	0%	0%	0%	0%	-2%	1%
69	031792		2	4.50	4.6	337	7.0	53.7	<0.002	0.08	<0.5	2.4	<1	0.7	195.8	0.35	0.08	7.8	0.14	0.22	1.2	22	0.60	5.20	56	125.3
69	031792		2	4.60	4.9	321	7.7	54.8	<0.002	0.08	<0.5	2.4	<1	0.7	195.2	0.36	0.07	8.0	0.14	0.23	1.2	22	0.60	5.20	58	118.0
		%RPD	-1%	-2%	-6%	5%	-10%	-2%		0%		0%		0%	0%	-3%	13%	-3%	0%	-4%	0%	0%	0%	0%	-4%	6%
102	116984		2	5.40	53.3	433	1.5	12.6	0.003	0.02	0.50	39.1	<1	0.7	131.4	0.35	<0.05	0.8	0.72	0.07	0.2	302	0.50	23.60	110	79.1
102	116984		2	5.40	53.4	429	1.3	12.5	0.003	0.02	0.50	38.9	<1	1.1	131	0.34	0.06	0.8	0.71	0.06	0.2	296	0.50	23.80	109	80.0
		%RPD	1%	0%	0%	1%	14%	1%	0%	0%		1%		-44%	0%	3%		0%	1%	15%	0%	2%	0%	-1%	1%	-1%
Certified Reference Material:																										
STD OREAS 601C			1.93	15.0	6.4	387	339.1	111.5	<0.002	1.59	37.3	3.90	9.0	4.40	232	1.13	7.6	13.2	0.14	1.81	4.6	15.0	4.8	11.6	439	174
True Value STD OREAS 601C			**1.94**	**14.7**	**6.8**	**390**	**328.0**	**115.0**	**<0.002**	**1.58**	**37.2**	**4.01**	**8.8**	**4.23**	**230**	**1.11**	**7.5**	**12.4**	**0.135**	**1.75**	**4.4**	**15.5**	**4.67**	**11.5**	**425**	**178**
% Difference			-1%	2%	-6%	-1%	3%	-3%		1%	0%	-3%	3%	4%	1%	2%	1%	6%	4%	3%	5%	-3%	3%	1%	3%	-2%
Method Blank:																										
Method Blank			<0.01	<0.1	<0.2	<10	<0.5	<0.1	<0.002	<0.01	<0.5	<0.1	<1	<0.2	<0.2	<0.05	<0.05	<0.2	<0.01	<0.02	<0.1	<1	<0.1	<0.1	<2	<0.5

CERTIFICATE OF ANALYSIS ▪ COVER PAGE

Global ARD Testing Services Inc.

CLIENT INFORMATION	
Client:	WSP Canada Ltd.
Project Manager:	Anna Klein
Mailing Address	201-1224 Gardiners Rd.
	Kingston, ON. K7P 0G2
Contact No:	(343) 333-2306

COMPANY INFORMATION	
Legal Name:	Global ARD Testing Services Inc.
Mailing Address:	6891 Antrim Avenue
	Burnaby, BC
	V5J 4M5
Contact No:	
	Main: (604) 428-2730
	Alternate: (604) 603-1359

PROJECT INFORMATION	
Project Name:	Kinross Great Bear Project
Project Number:	N/A

RESULTS		
Reported To:	**1**	Kristen Gault (kristen.gault@wsp.com)
	2	Anna Klein (anna.klein@wsp.com)
	3	Matias Silva (matias.silvacaceres@wsp.com)
	4	Yuanyi Wang (yuanyi.wang@wsp.com)
Date Reported:	**Version-1:**	Tuesday, July 9, 2024
	Version-2:	Tuesday, July 30, 2024
	Version-3:	Thursday, August 22, 2024
	Version-4:	Monday, November 10, 2025

REPORTING	
Global Project No:	2329 (B14)-B
Report Version:	4
Pages (Including Cover):	5
Report Title:	COA 2329 (B14)-B x 150 Kinross Great Bear Project Samples (rec'd 29-Apr24)
Analysis Reviewed By:	Prab Bhatia (Pbhatia@globalARDtesting.com)
Position:	Project Manager
Report Certified By:	Prab Bhatia
Signature:	

INVOICE		
Submitted To:	**1**	Sabina Abdullayeva (sabina.abdullayeva@kinross.com)
	2	Matthew Hart (matthew.hart@kinross.com)
	3	Kristen Gault (kristen.gault@wsp.com)
	4	Anna Klein (anna.klein@wsp.com)
Client PO No:		
Global Invoice No:		ARD2329-0724A
Date Submitted:		Wednesday, July 31, 2024

NOTES
All samples and pulps are stored at no charge for 90 days past reporting date.
Please contact the lab if you would like to continue storage past 90 days.
Storage charges will apply.
VERSION:
Verison-1: ABA
Version-2: Full Report
Version-3: Updated to show <DL rather than true values

CERTIFICATE OF ANALYSIS ▪ SAMPLE DETAILS

Global
ARD Testing Services Inc.

GLOBAL PROJECT NO: 2329 (B14)-B
CLIENT: WSP Canada Ltd.
PROJECT NAME: Kinross Great Bear Project
PROJECT NO: N/A
REPORT VERSION: 4

SAMPLE RECEIPT INFO	
Date Samples Received:	Monday, April 29, 2024
No of Samples Received:	150
Samples Received By:	Said

ANALYTICAL INSTRUCTIONS	
From:	
	as per email Confirmation
Date:	Monday, April 29, 2024

S. No.	Sample ID	Sample Description	Condition (Wet/Dry)	Wt. of Sample Rec'd (kg)	Global Notes (if any)
1	31847	Pulp	Dry		
2	31848	Pulp	Dry		
3	31849	Pulp	Dry		
4	31850	Pulp	Dry		
5	31704	Pulp	Dry		
6	116955	Pulp	Dry		
7	116956	Pulp	Dry		
8	116957	Pulp	Dry		
9	116958	Pulp	Dry		
10	116959	Pulp	Dry		
11	116960	Pulp	Dry		
12	116961	Pulp	Dry		
13	116962	Pulp	Dry		
14	116963	Pulp	Dry		
15	116964	Pulp	Dry		
16	116965	Pulp	Dry		
17	116966	Pulp	Dry		
18	31851	Pulp	Dry		
19	31852	Pulp	Dry		
20	31853	Pulp	Dry		
21	31854	Pulp	Dry		
22	31855	Pulp	Dry		
23	31856	Pulp	Dry		
24	31857	Pulp	Dry		
25	31858	Pulp	Dry		
26	31859	Pulp	Dry		
27	31860	Pulp	Dry		
28	31861	Pulp	Dry		
29	31862	Pulp	Dry		
30	31863	Pulp	Dry		
31	31864	Pulp	Dry		
32	31865	Pulp	Dry		
33	31866	Pulp	Dry		
34	31867	Pulp	Dry		
35	31868	Pulp	Dry		
36	31869	Pulp	Dry		
37	31870	Pulp	Dry		
38	31871	Pulp	Dry		
39	31873	Pulp	Dry		
40	31874	Pulp	Dry		
41	31875	Pulp	Dry		
42	31876	Pulp	Dry		
43	31877	Pulp	Dry		
44	31878	Pulp	Dry		
45	31879	Pulp	Dry		
46	31880	Pulp	Dry		
47	31881	Pulp	Dry		
48	31932	Pulp	Dry		
49	31933	Pulp	Dry		
50	31934	Pulp	Dry		
51	31935	Pulp	Dry		
52	31936	Pulp	Dry		
53	31937	Pulp	Dry		
54	31938	Pulp	Dry		
55	31939	Pulp	Dry		

CERTIFICATE OF ANALYSIS ▪ SAMPLE DETAILS

Global
ARD Testing Services Inc.

GLOBAL PROJECT NO: 2329 (B14)-B
CLIENT: WSP Canada Ltd.
PROJECT NAME: Kinross Great Bear Project
PROJECT NO: N/A
REPORT VERSION: 4

SAMPLE RECEIPT INFO	
Date Samples Received:	Monday, April 29, 2024
No of Samples Received:	150
Samples Received By:	Said

ANALYTICAL INSTRUCTIONS	
From:	
	as per email Confirmation
Date:	Monday, April 29, 2024

S. No.	Sample ID	Sample Description	Condition (Wet/Dry)	Wt. of Sample Rec'd (kg)	Global Notes (if any)
56	31940	Pulp	Dry		
57	31941	Pulp	Dry		
58	31942	Pulp	Dry		
59	31954	Pulp	Dry		
60	31955	Pulp	Dry		
61	31956	Pulp	Dry		
62	31957	Pulp	Dry		
63	31958	Pulp	Dry		
64	31959	Pulp	Dry		
65	31960	Pulp	Dry		
66	31961	Pulp	Dry		
67	31962	Pulp	Dry		
68	31872	Pulp	Dry		
69	31893	Pulp	Dry		
70	31894	Pulp	Dry		
71	31895	Pulp	Dry		
72	31896	Pulp	Dry		
73	31897	Pulp	Dry		
74	31898	Pulp	Dry		
75	31899	Pulp	Dry		
76	31909	Pulp	Dry		
77	31910	Pulp	Dry		
78	31912	Pulp	Dry		
79	31913	Pulp	Dry		
80	31914	Pulp	Dry		
81	31915	Pulp	Dry		
82	31916	Pulp	Dry		
83	31917	Pulp	Dry		
84	31918	Pulp	Dry		
85	31919	Pulp	Dry		
86	31920	Pulp	Dry		
87	31921	Pulp	Dry		
88	31922	Pulp	Dry		
89	31923	Pulp	Dry		
90	31924	Pulp	Dry		
91	31925	Pulp	Dry		
92	31926	Pulp	Dry		
93	31927	Pulp	Dry		
94	31928	Pulp	Dry		
95	31929	Pulp	Dry		
96	31930	Pulp	Dry		
97	31931	Pulp	Dry		
98	31963	Pulp	Dry		
99	31964	Pulp	Dry		
100	31965	Pulp	Dry		
101	31966	Pulp	Dry		
102	31967	Pulp	Dry		
103	31968	Pulp	Dry		
104	31969	Pulp	Dry		
105	31970	Pulp	Dry		
106	31971	Pulp	Dry		
107	31972	Pulp	Dry		
108	31974	Pulp	Dry		
109	31975	Pulp	Dry		
110	31976	Pulp	Dry		
111	31977	Pulp	Dry		

CERTIFICATE OF ANALYSIS ▪ SAMPLE DETAILS

Global ARD Testing Services Inc.

GLOBAL PROJECT NO: 2329 (B14)-B
CLIENT: WSP Canada Ltd.
PROJECT NAME: Kinross Great Bear Project
PROJECT NO: N/A
REPORT VERSION: 4

SAMPLE RECEIPT INFO	
Date Samples Received:	Monday, April 29, 2024
No of Samples Received:	150
Samples Received By:	Said

ANALYTICAL INSTRUCTIONS	
From:	
	as per email Confirmation
Date:	Monday, April 29, 2024

S. No.	Sample ID	Sample Description	Condition (Wet/Dry)	Wt. of Sample Rec'd (kg)	Global Notes (if any)
112	31978	Pulp	Dry		
113	31979	Pulp	Dry		
114	31980	Pulp	Dry		
115	DX450001	Pulp	Dry		
116	DX450002	Pulp	Dry		
117	DX450003	Pulp	Dry		
118	DX450004	Pulp	Dry		
119	DX450005	Pulp	Dry		
120	DX450006	Pulp	Dry		
121	DX450007	Pulp	Dry		
122	DX450008	Pulp	Dry		
123	DX450009	Pulp	Dry		
124	DX450010	Pulp	Dry		
125	DX450011	Pulp	Dry		
126	DX450012	Pulp	Dry		
127	DX450013	Pulp	Dry		
128	DX450014	Pulp	Dry		
129	DX450015	Pulp	Dry		
130	DX450016	Pulp	Dry		
131	DX450017	Pulp	Dry		
132	DX450018	Pulp	Dry		
133	DX450020	Pulp	Dry		
134	DX450021	Pulp	Dry		
135	DX450022	Pulp	Dry		
136	DX450023	Pulp	Dry		
137	DX450024	Pulp	Dry		
138	DX450025	Pulp	Dry		
139	DX450026	Pulp	Dry		
140	DX450027	Pulp	Dry		
141	DX450028	Pulp	Dry		
142	DX450029	Pulp	Dry		
143	DX450030	Pulp	Dry		
144	DX450031	Pulp	Dry		
145	DX450032	Pulp	Dry		
146	DX450033	Pulp	Dry		
147	DX450034	Pulp	Dry		
148	DX450035	Pulp	Dry		
149	DX450036	Pulp	Dry		
150	DX450037	Pulp	Dry		

Total wt of sample rec'd (kg): **0.00**

Global
ARD Testing Services Inc.

CERTIFICATE OF ANALYSIS ▪ ABA RESULTS

GLOBAL PROJECT NO: 2329 (B14)-B
CLIENT: WSP Canada Ltd.
PROJECT NAME: Kinross Great Bear Project
PROJECT NO: N/A
REPORT VERSION: 4

S. No.	Sample ID	Paste pH	Fizz Rating	Total Carbon	Total Inorganic C	$CaCO_3$ Equivalents[*1]	Total Sulphur	Sulphate Sulphur	Sulphide Sulphur	AP[*3]	Modified ABA NP	NNP[*4]	NPR[*5]
	Units:	pH Units		wt %	wt %	kg CaCO3/tonne	wt %	wt %	wt %		kg CaCO3/tonne		
	Reported Detection Limit:	*0.1*		*0.02*	*0.02*	*1.7*	*0.01*	*0.01*	*0.01*	0.3			
1	31847						1.52	1.00	0.52	16.3			
2	31848						0.11	0.08	0.03	0.9			
3	31849						0.36	0.24	0.12	3.8			
4	31850						0.45	0.35	0.10	3.1			
5	31704						0.03	<0.01	0.03	0.9			
6	116955						0.40	0.19	0.21	6.6			
7	116956						0.94	0.34	0.60	18.8			
8	116957						0.39	0.25	0.14	4.4			
9	116958						0.04	0.01	0.03	0.9			
10	116959						0.62	0.13	0.49	15.3			
11	116960						0.05	0.01	0.04	1.3			
12	116961						0.64	0.38	0.26	8.1			
13	116962						4.25	0.39	3.86	120.6			
14	116963						0.40	0.22	0.18	5.6			
15	116964						0.06	0.02	0.04	1.3			
16	116965						0.04	0.01	0.03	0.9			
17	116966						0.32	0.18	0.14	4.4			
18	31851	9.8	Slight	0.44	0.36	30.0	0.28	0.17	0.11	3.4	44.9	41.5	13.1
19	31852	9.7	Slight	0.44	0.38	31.7	0.12	0.04	0.08	2.5	43.6	41.1	17.4
20	31853	9.6	Slight	0.51	0.43	35.8	0.28	0.11	0.17	5.3	49.6	44.3	9.3
21	31854	9.5	Slight	0.22	0.18	15.0	0.41	0.24	0.17	5.3	29.2	23.9	5.5
22	31855	9.7	None	0.08	0.05	4.2	0.35	0.22	0.13	4.1	12.9	8.8	3.2
23	31856	9.7	None	0.10	0.05	4.2	0.14	0.04	0.10	3.1	14.5	11.4	4.6
24	31857	9.4	Slight	0.21	0.16	13.3	0.15	0.03	0.12	3.8	24.6	20.9	6.6
25	31858	9.8	Slight	0.24	0.20	16.7	0.12	0.04	0.08	2.5	31.4	28.9	12.6
26	31859	9.8	Slight	0.50	0.46	38.3	0.17	0.01	0.16	5.0	49.8	44.8	10.0
27	31860	9.5	Slight	0.51	0.47	39.2	0.17	0.07	0.10	3.1	47.9	44.8	15.3
28	31861	8.7	Slight	0.44	0.39	32.5	0.10	0.02	0.08	2.5	44.5	42.0	17.8
29	31862	9.3	Slight	0.67	0.64	53.3	0.19	0.07	0.12	3.8	63.2	59.5	16.9
30	31863	9.4	Slight	0.16	0.14	11.7	0.13	0.05	0.08	2.5	20.9	18.4	8.4
31	31864	9.8	Slight	0.48	0.45	37.5	0.11	0.06	0.05	1.6	47.1	45.5	30.2
32	31865	9.4	Slight	0.43	0.40	33.3	0.08	0.05	0.03	0.9	42.1	41.2	44.8
33	31866	8.8	Slight	0.09	0.06	5.0	0.41	0.29	0.12	3.8	16.0	12.3	4.3
34	31867	9.5	Slight	0.40	0.34	28.3	0.38	0.12	0.26	8.1	39.9	31.8	4.9
35	31868	9.8	Slight	0.16	0.11	9.2	0.33	0.22	0.11	3.4	18.8	15.4	5.5
36	31869	9.7	Slight	0.14	0.11	9.2	0.35	0.23	0.12	3.8	19.2	15.5	5.1
37	31870	9.5	Slight	0.12	0.10	8.3	0.47	0.33	0.14	4.4	17.5	13.1	4.0
38	31871	9.6	Slight	0.48	0.45	37.5	0.69	0.22	0.47	14.7	47.5	32.8	3.2
39	31873	9.2	Slight	0.54	0.52	43.3	0.63	0.01	0.62	19.4	52.5	33.1	2.7
40	31874	9.5	Slight	0.32	0.29	24.2	0.68	0.03	0.65	20.3	33.9	13.6	1.7
41	31875	9.1	Slight	0.38	0.36	30.0	0.66	0.18	0.48	15.0	37.0	22.0	2.5
42	31876	9.5	Slight	0.77	0.75	62.5	0.57	0.14	0.43	13.4	84.8	71.4	6.3
43	31877	9.7	Slight	0.27	0.26	21.7	0.53	0.15	0.38	11.9	33.1	21.2	2.8
44	31878	9.1	Slight	0.47	0.45	37.5	0.54	0.20	0.34	10.6	46.1	35.5	4.3
45	31879	8.9	None	0.09	0.08	6.7	0.45	0.18	0.27	8.4	11.3	2.9	1.3
46	31880	9.6	Slight	0.29	0.27	22.5	1.00	0.19	0.81	25.3	32.0	6.7	1.3
47	31881	9.5	Slight	0.37	0.34	28.3	0.50	0.16	0.34	10.6	39.6	29.0	3.7
48	31932						0.52	0.23	0.29	9.1			
49	31933	9.0	None	0.10	0.08	6.7	0.80	0.44	0.36	11.3	9.8	-1.5	0.9
50	31934	9.5	Slight	0.26	0.24	20.0	0.70	0.40	0.30	9.4	25.1	15.7	2.7
51	31935	9.5	Slight	0.45	0.42	35.0	0.44	0.19	0.25	7.8	42.9	35.1	5.5
52	31936	9.6	None	<0.02	<0.02	<1.7	0.62	0.40	0.22	6.9	7.8	0.9	1.1
53	31937	9.7	Slight	0.47	0.44	36.7	0.36	0.10	0.26	8.1	47.0	38.9	5.8
54	31938	9.0	None	0.08	0.06	5.0	1.97	0.64	1.33	41.6	11.8	-29.8	0.3
55	31939	9.5	Strong	1.49	1.45	120.8	2.09	0.05	2.04	63.8	128.1	64.4	2.0
56	31940	8.3	None	0.04	<0.02	<1.7	2.47	0.66	1.81	56.6	10.6	-46.0	0.2
57	31941	8.9	None	0.07	0.04	3.3	2.29	0.61	1.68	52.5	14.3	-38.2	0.3
58	31942	8.4	Slight	0.13	0.09	7.5	1.92	0.19	1.73	54.1	17.9	-36.2	0.3
59	31954	9.7	Slight	0.08	0.06	5.0	0.41	0.26	0.15	4.7	14.0	9.3	3.0
60	31955	9.6	Slight	0.23	0.18	15.0	0.57	0.39	0.18	5.6	26.7	21.1	4.7
61	31956	9.4	Slight	0.36	0.25	20.8	0.44	0.19	0.25	7.8	36.1	28.3	4.6
62	31957	9.6	None	0.02	<0.02	<1.7	0.43	0.20	0.23	7.2	6.8	-0.4	1.0
63	31958	8.9	Slight	0.18	0.08	6.7	2.69	0.84	1.85	57.8	23.1	-34.7	0.4
64	31959	7.9	None	0.08	<0.02	<1.7	5.23	0.26	4.97	155.3	10.8	-144.5	0.1
65	31960	7.9	None	0.02	<0.02	<1.7	3.64	1.05	2.59	80.9	5.7	-75.2	0.1
66	31961	8.3	None	0.03	<0.02	<1.7	3.36	0.39	2.97	92.8	8.7	-84.1	0.1
67	31962	9.1	None	0.04	<0.02	<1.7	1.84	0.73	1.11	34.7	9.8	-24.9	0.3

Global
ARD Testing Services Inc.

CERTIFICATE OF ANALYSIS ▪ ABA RESULTS

GLOBAL PROJECT NO: 2329 (B14)-B
CLIENT: WSP Canada Ltd.
PROJECT NAME: Kinross Great Bear Project
PROJECT NO: N/A
REPORT VERSION: 4

S. No.	Sample ID	Paste pH	Fizz Rating	Total Carbon	Total Inorganic C	$CaCO_3$ Equivalents[*1]	Total Sulphur	Sulphate Sulphur	Sulphide Sulphur	AP[*3]	Modified ABA NP	NNP[*4]	NPR[*5]
	Units:	pH Units		wt %	wt %	kg CaCO3/tonne	wt %	wt %	wt %		kg CaCO3/tonne		
	Reported Detection Limit:	*0.1*		*0.02*	*0.02*	*1.7*	*0.01*	*0.01*	*0.01*	0.3			
68	31872	9.8	Moderate	0.65	0.59	49.2	0.67	0.36	0.31	9.7	59.8	50.1	6.2
69	31893						0.29	0.09	0.20	6.3			
70	31894	9.7	None	<0.02	<0.02	<1.7	0.29	0.11	0.18	5.6	9.0	3.4	1.6
71	31895	9.7	Slight	0.05	<0.02	<1.7	0.37	0.22	0.15	4.7	11.8	7.1	2.5
72	31896	9.4	None	0.03	<0.02	<1.7	0.39	0.12	0.27	8.4	10.5	2.1	1.2
73	31897	9.5	None	0.02	<0.02	<1.7	0.38	0.19	0.19	5.9	7.8	1.9	1.3
74	31898	9.7	Slight	0.29	0.20	16.7	0.33	0.14	0.19	5.9	34.9	29.0	5.9
75	31899	9.4	None	<0.02	<0.02	<1.7	0.54	0.17	0.37	11.6	9.8	-1.8	0.9
76	31909	9.6	None	<0.02	<0.02	<1.7	0.37	0.13	0.24	7.5	10.7	3.2	1.4
77	31910	9.3	None	0.03	<0.02	<1.7	0.30	0.08	0.22	6.9	12.0	5.1	1.7
78	31912	9.0	Slight	0.29	0.20	16.7	1.14	0.38	0.76	23.8	31.8	8.1	1.3
79	31913	9.3	None	0.03	<0.02	<1.7	1.13	0.32	0.81	25.3	11.5	-13.8	0.5
80	31914	9.2	None	0.03	<0.02	<1.7	1.45	0.03	1.42	44.4	7.9	-36.5	0.2
81	31915	9.4	Slight	0.42	0.36	30.0	1.64	0.92	0.72	22.5	42.9	20.4	1.9
82	31916	9.6	Slight	0.22	0.11	9.2	1.21	0.70	0.51	15.9	26.5	10.6	1.7
83	31917	8.6	Slight	0.47	0.39	32.5	0.84	0.39	0.45	14.1	46.9	32.8	3.3
84	31918	9.3	Slight	0.04	<0.02	<1.7	0.27	0.11	0.16	5.0	11.7	6.7	2.3
85	31919	9.6	None	0.16	0.09	7.5	1.26	0.46	0.80	25.0	18.3	-6.7	0.7
86	31920	8.2	Slight	0.07	<0.02	<1.7	2.39	0.70	1.69	52.8	14.7	-38.1	0.3
87	31921	9.4	Slight	0.10	0.03	2.5	0.33	0.15	0.18	5.6	15.0	9.4	2.7
88	31922	9.5	None	0.08	<0.02	<1.7	0.20	0.05	0.15	4.7	14.7	10.0	3.1
89	31923	8.7	None	0.03	<0.02	<1.7	0.62	0.31	0.31	9.7	5.9	-3.8	0.6
90	31924	9.5	Slight	0.19	0.11	9.2	0.39	0.05	0.34	10.6	19.2	8.6	1.8
91	31925	9.1	None	0.03	<0.02	<1.7	0.95	0.76	0.19	5.9	10.0	4.1	1.7
92	31926	9.1	Slight	0.25	0.17	14.2	0.49	0.33	0.16	5.0	26.8	21.8	5.4
93	31927	9.0	None	<0.02	<0.02	<1.7	0.29	0.09	0.20	6.3	8.5	2.3	1.4
94	31928	9.6	Slight	0.17	0.11	9.2	0.18	0.08	0.10	3.1	19.8	16.7	6.3
95	31929	8.9	Slight	0.14	0.05	4.2	0.26	0.16	0.10	3.1	21.3	18.2	6.8
96	31930	9.3	Slight	0.25	0.19	15.8	0.31	0.11	0.20	6.3	30.8	24.6	4.9
97	31931	9.6	None	0.02	<0.02	<1.7	0.99	0.31	0.68	21.3	9.5	-11.8	0.5
98	31963	8.8	None	0.05	<0.02	<1.7	0.88	0.10	0.78	24.4	6.8	-17.6	0.3
99	31964	9.5	Slight	0.47	0.39	32.5	0.89	0.28	0.61	19.1	46.9	27.8	2.5
100	31965	9.6	Slight	0.41	0.34	28.3	0.85	0.13	0.72	22.5	45.3	22.8	2.0
101	31966	8.8	None	<0.02	<0.02	<1.7	0.97	0.24	0.73	22.8	4.0	-18.8	0.2
102	31967	9.1	None	0.07	0.02	1.7	1.24	0.35	0.89	27.8	6.7	-21.1	0.2
103	31968	8.9	None	0.16	0.11	9.2	1.47	0.28	1.19	37.2	6.5	-30.7	0.2
104	31969	8.9	Slight	0.17	0.09	7.5	0.72	0.14	0.58	18.1	18.4	0.3	1.0
105	31970	8.8	None	0.04	<0.02	<1.7	1.13	0.32	0.81	25.3	4.3	-21.0	0.2
106	31971	9.2	Slight	0.51	0.47	39.2	0.94	0.41	0.53	16.6	47.4	30.8	2.9
107	31972	8.7	None	<0.02	<0.02	<1.7	1.36	0.32	1.04	32.5	3.6	-28.9	0.1
108	31974	9.5	None	0.13	0.06	5.0	0.02	<0.01	0.02	0.6	17.0	16.4	27.0
109	31975	9.5	Slight	0.27	0.15	12.5	0.13	0.03	0.10	3.1	34.0	30.9	10.9
110	31976	9.2	Slight	0.59	0.51	42.5	0.13	0.09	0.04	1.3	54.5	53.3	43.6
111	31977	9.2	Slight	0.51	0.43	35.8	0.22	0.08	0.14	4.4	47.5	43.1	10.8
112	31978	9.2	Slight	0.37	0.32	26.7	0.20	0.14	0.06	1.9	37.6	35.7	20.0
113	31979	9.3	Slight	0.41	0.37	30.8	0.08	0.04	0.04	1.3	37.2	36.0	29.8
114	31980	9.3	None	0.12	0.02	1.7	0.11	0.04	0.07	2.2	10.6	8.4	4.8
115	DX450001						0.21	0.07	0.14	4.4			
116	DX450002						0.12	0.02	0.10	3.1			
117	DX450003						0.13	0.05	0.08	2.5			
118	DX450004						0.31	0.17	0.14	4.4			
119	DX450005						0.09	0.01	0.08	2.5			
120	DX450006						0.25	0.17	0.08	2.5			
122	DX450008						0.22	0.02	0.20	6.3			
123	DX450009						0.43	0.09	0.34	10.6			
124	DX450010						0.58	0.30	0.28	8.8			
125	DX450011						0.83	0.20	0.63	19.7			
126	DX450012						2.01	0.40	1.61	50.3			
127	DX450013						0.84	0.17	0.67	20.9			
128	DX450014						0.26	0.11	0.15	4.7			
129	DX450015						0.25	0.15	0.10	3.1			
130	DX450016						0.62	0.30	0.32	10.0			
131	DX450017						0.39	0.09	0.30	9.4			
132	DX450018						0.04	0.02	0.02	0.6			
133	DX450020						0.02	<0.01	0.02	0.6			
135	DX450022						0.18	0.09	0.09	2.8			
136	DX450023						0.24	0.11	0.13	4.1			

Global
ARD Testing Services Inc.

CERTIFICATE OF ANALYSIS ▪ ABA RESULTS

GLOBAL PROJECT NO: 2329 (B14)-B
CLIENT: WSP Canada Ltd.
PROJECT NAME: Kinross Great Bear Project
PROJECT NO: N/A
REPORT VERSION: 4

S. No.	Sample ID	Paste pH	Fizz Rating	Total Carbon	Total Inorganic C	$CaCO_3$ Equivalents[*1]	Total Sulphur	Sulphate Sulphur	Sulphide Sulphur	AP[*3]	Modified ABA NP	NNP[*4]	NPR[*5]
Units:		pH Units		wt %	wt %	kg CaCO3/tonne	wt %	wt %	wt %		kg CaCO3/tonne		
Reported Detection Limit:		*0.1*		*0.02*	*0.02*	*1.7*	*0.01*	*0.01*	*0.01*	0.3			
138	DX450025						0.08	0.04	0.04	1.3			
139	DX450026						0.50	0.11	0.39	12.2			
142	DX450029						0.62	0.10	0.52	16.3			
144	DX450031						0.38	0.10	0.28	8.8			
145	DX450032						1.03	0.02	1.01	31.6			
146	DX450033						0.12	0.04	0.08	2.5			
147	DX450034						0.01	<0.01	0.01	0.3			
150	DX450037						2.42	0.18	2.42	75.6			
QUALITY ASSURANCE / QUALITY CONTROL													
Pulp Duplicates:													
4	031850						0.45	0.35					
4D	031850 D						0.46	0.36					
%RPD							-2%	-3%					
10	116959						0.62	0.13					
10D	116959 D						0.64	0.14					
%RPD							-3%	-7%					
11	116960						0.05	0.01					
11D	116960 D						0.05	0.01					
%RPD							0%	0%					
21	031854	9.5	Slight	0.22	0.18		0.41	0.24			29.2		
21D	031854 D	9.5	Slight	0.23	0.18		0.41	0.25			28.4		
%RPD		0%		-4%	0%		0%	-4%			3%		
30	031863			0.16	0.14		0.13	0.05					
30D	031863 D			0.18	0.12		0.13	0.05					
%RPD				-12%	15%		0%	0%					
39	031873	9.2	Slight	0.54	0.52		0.63	0.01			52.5		
39D	031873 D	9.2	Slight	0.57	0.54		0.61	0.02			54.2		
%RPD		0%		-5%	-4%		3%	-67%			-3%		
46	031880						1.00	0.19					
46D	031880 D						1.03	0.17					
%RPD							-3%	11%					
49	031933						0.80	0.44					
49D	031933 D						0.80	0.48					
%RPD							0%	-9%					
58	031942	8.4	Slight	0.13	0.09		1.92	0.19			17.9		
58D	031942 D	8.4	Slight	0.14	0.11		1.91	0.18			17.6		
%RPD		0%		-7%	-20%		1%	5%			2%		
69	031893						0.29	0.09					
69D	031893 D						0.29	0.11					
%RPD							0%	-20%					
79	031913						1.13	0.32					
79D	031913 D						1.14	0.34					
%RPD							-1%	-6%					
89	031923	8.7	None	0.03	<0.02		0.62	0.31			5.9		
89D	031923 D	8.7	None	0.03	<0.02		0.61	0.34			6.0		
%RPD		0%		0%			2%	-9%			-2%		
100	031965	9.6	Slight	0.41	0.34		0.85	0.13			45.3		
100D	031965 D	9.6	Slight	0.44	0.36		0.82	0.15			46.5		
%RPD		0%		-7%	-6%		4%	-14%			-3%		
110	031976	9.2	Slight	0.59	0.51		0.13	0.09			54.5		
110D	031976 D	9.2	Slight	0.63	0.55		0.13	0.09			54.7		
%RPD		0%		-7%	-8%		0%	0%			0%		
112	031978						0.20	0.14					
112D	031978 D						0.20	0.14					
%RPD							0%	0%					
120	DX450006						0.25	0.17					
120D	DX450006 D						0.25	0.19					
%RPD							0%	-11%					
131	DX450017						0.39	0.09					
131D	DX450017 D						0.39	0.09					
%RPD							0%	0%					
132	DX450018						0.04	0.02					
132D	DX450018 D						0.04	0.02					
%RPD							0%	0%					
146	DX450033						0.12	0.04					
146D	DX450033 D						0.12	0.03					
%RPD							0%	29%					
Pulp Replicates:													
20	031853	9.6	Slight	0.51	0.43		0.28	0.11			49.6		
20R	031853 R	9.6	Slight	0.52	0.46		0.28	0.16			49.1		
%RPD		0%		-2%	-7%		0%	-37%			1%		
40	031874	9.5	Slight	0.32	0.29		0.68	0.03			33.9		
40R	031874 R	9.5	Slight	0.33	0.30		0.68	0.04			34		
%RPD		0%		-3%	-3%		0%	-29%			0%		
50	031934	9.5	Slight	0.26	0.24		0.7	0.40			25.1		
50R	031934 R	9.5	Slight	0.25	0.23		0.7	0.43			25.6		
%RPD		0%		4%	4%		0%	-7%			-2%		
60	031955	9.6	Slight	0.23	0.18		0.57	0.39			26.7		
60R	031955 R	9.5	Slight	0.24	0.18		0.56	0.39			26.9		
%RPD		0%		-4%	0%		2%	0%			-1%		

CERTIFICATE OF ANALYSIS ▪ ABA RESULTS

GLOBAL PROJECT NO: 2329 (B14)-B
CLIENT: WSP Canada Ltd.
PROJECT NAME: Kinross Great Bear Project
PROJECT NO: N/A
REPORT VERSION: 4

S. No.	Sample ID	Paste pH	Fizz Rating	Total Carbon	Total Inorganic C	$CaCO_3$ Equivalents[*1]	Total Sulphur	Sulphate Sulphur	Sulphide Sulphur	AP[*3]	Modified ABA NP	NNP[*4]	NPR[*5]
	Units:	**pH Units**		**wt %**	**wt %**	**kg CaCO3/tonne**	**wt %**	**wt %**	**wt %**		**kg CaCO3/tonne**		
	Reported Detection Limit:	***0.1***		***0.02***	***0.02***	***1.7***	***0.01***	***0.01***	***0.01***	**0.3**			
70	031894	9.7	None	<0.02	<0.02		0.29	0.11			9.0		
70R	031894 R	9.7	None	<0.02	<0.02		0.29	0.08			10.3		
	%RPD	0%					0%	32%			-13%		
80	031914	9.2	None	0.03	<0.02		1.45	0.03			7.9		
80R	031914 R	9.2	None	0.02	<0.02		1.46	<0.01			8.2		
	%RPD	0%		40%			-1%				-4%		
90	031924	9.5	Slight	0.19	0.11		0.39	0.05			19.2		
90R	031924 R	9.6	Slight	0.15	0.11		0.39	0.04			18.7		
	%RPD	0%		24%	0%		0%	22%			3%		
130	DX450016						0.62	0.30					
130R	DX450016 R						0.62	0.33					
	%RPD						0%	-10%					
150	DX450037						2.42	0.18					
150R	DX450037 R						2.43	0.16					
	%RPD						0%	12%					
	Reference Material Analysis:												
	Reference Material	1) NBM-1 2) KZK-1		OREAS 279	KZK-1		OREAS 277	RTS-3a			1) KZK-1 (Slight) 2) KZK-1 (Moderate)		
	Ref. Material Certified Value	**1) 8.45 2) 8.80**		**1.13**	**0.92**		**0.64**	**1.10**			**1) 58.9 2) 61.6**		
	Reference Material Results	1) 8.30 2) N/A		1.10/ 1.12	0.85		0.64	1.21			1) 57.3 2) N/A		
	Acceptance Range:	***90% - 110%***		***90% - 110%***	***80% - 120%***		***90% - 110%***	***90% - 110%***			***90% - 110%***		
	Method Blank Analysis:												
	Method Blank Results			<0.01	<0.02		<0.01	<0.01					
	GLOBAL SOP NO./METHOD:	*ARD-005*	*ARD-005*	*LECO*	*HCl Leach LECO*	*Calc.*	*LECO*	*EPA600*	*Calc.*	*Calc.*	*ARD-005*	*Calc.*	*Calc.*

NOTES:
Job No: 20240620-20240628

Date of Analysis (24 h): June 20-July 1, 2024
pH of DI water used (pH units): 5.80, 5.67, 5.81, 5.55
EC of DI water used (µS/cm): 1.02, 0.88, 0.87, 0.72

METHODS:
Total Sulphur by Leco.
Total Inorganic Carbon (TIC): HCl leach, analysed by LECO.

ABBREVIATIONS:
R = Rep = Replicate (a replicate is a sub-sample scooped from a single pulp sample bag produced per client sample)
D = Dup = Duplicate (a duplicate is 2nd sub-pulp sample bag produced by processing a 2nd split of the client sample. A duplicate pulp sample is prepared only at client request.
EC = Electric Conductivity
NP = Neutralization Potential
Calc. = Calculation
IND = Indeterminate
COA = Certificate Of Analysis
N/A = Not Applicable
NR = Not Reported

CALCULATIONS:
*1 $CaCO_3$ Equivalents: Is based on TIC (Total Inorganic Carbon)
*2 Non-Extractable Sulphur: Total sulphur - (sulphate sulphur + sulphide sulphur)
*3 AP (Acid Potential): Sulphide-sulphur x 31.25
*4 NNP (Net Neutralization Potential): NP - AP
*5 NPR (Neutralization Potential Ratio): NP/AP

REFERENCES:
Sample Preparation: ASTM E877-08; MEND Report 1.20.1, Version 0 (2009)
ABA: Air-dried, jaw-crushed, split by riffling and pulverized to 85% passing 200 mesh (75 µm).
Modified ABA (Sobek) NP: MEND Acid Rock Drainage Prediction Manual, MEND Project 1.16.1b (pages 6.2-11 to 17), March 1991.
Paste pH / Fizz Rating: Sobek, A.A., Schuller, W.A., Freeman, J.R. and Smith, R.M.; US EPA-600/2-78-054 (1978).
Sulphate Sulphur: Sobek, A.A., Schuller, W.A., Freeman, J.R. and Smith, R.M.; US EPA-600/2-78-054 (1978).

CERTIFICATE OF ANALYSIS ▪ METALS RESULTS BY AQUA REGIA DIGEST & ICP-MS ANALYSIS ON SOLIDS

Global
ARD Testing Services Inc.

GLOBAL PROJECT NO: 2329 (B14)-B
CLIENT: WSP Canada Ltd.
PROJECT NAME: Kinross Great Bear Project
PROJECT NO: N/A
REPORT VERSION: 4

S. No.	Sample ID	Method																									
		Analyte	Silver (Ag)	Aluminum (Al)	Arsenic (As)	Gold (Au)	Boron (B)	Barium (Ba)	Beryllium (Be)	Bismuth (Bi)	Calcium (Ca)	Cadmium (Cd)	Cerium (Ce)	Cobalt (Co)	Chromium (Cr)	Cesium (Cs)	r (Cu)	Iron (Fe)	Gallium (Ga)	Germanium (Ge)	Hafnium (Hf)	Mercury (Hg)	Indium (In)	Potassium (K)	Lanthanum (La)	Lithium (Li)	Magnesium (Mg)	Manganese (Mn)
		Unit	ppm	%	ppm	ppm	ppm	ppm	ppm	ppm	%	ppm	ppm	ppm	ppm	ppm	ppm	%	ppm	ppm	ppm	ppm	ppm	%	ppm	ppm	%	ppm
		MDL	0.01	0.01	0.1	0.0005	10	10	0.05	0.01	0.01	0.01	0.02	0.1	1	0.05	0.2	0.01	0.05	0.05	0.02	0.005	0.005	0.01	0.2	0.1	0.01	5
		Sample Type																									
3	031849	Pulp	0.09	1.94	56.2	0.0036	14	54	0.06	0.03	2.41	0.03	10.41	33.2	70	0.59	213.9	3.89	7.07	0.11	0.04	<0.005	0.025	0.18	3.9	12.3	0.61	775
13	116962	Pulp	0.92	0.81	114.0	0.3799	24	36	0.14	3.44	1.96	0.47	41.68	13.9	16	1.52	26.8	4.53	4.14	0.08	0.55	0.01	0.030	0.67	21.0	7.2	0.64	1078
19	031852	Pulp	0.08	1.83	319.5	0.0025	13	145	0.06	0.15	1.61	0.06	65.33	7.0	16	8.16	8.2	3.14	8.32	0.10	0.48	<0.005	0.016	1.45	32.1	23.5	0.92	518
86	031920	Pulp	0.93	3.16	17.8	0.0258	19	96	0.14	0.42	0.53	0.07	34.78	12.6	64	5.27	127.2	8.73	12.67	0.16	0.29	<0.005	0.028	1.18	16.9	23.6	1.75	206
133	DX450020	Pulp	0.03	3.61	0.8	0.0032	<10	51	0.05	<0.01	2.78	0.03	6.17	20.9	120	0.20	61.1	2.34	7.23	0.08	0.03	<0.005	0.008	0.03	2.3	16.2	1.90	303
QUALITY ASSURANCE / QUALITY CONTROL																											
Pulp Replicates																											
3	031849	Pulp	0.09	1.94	56.2	0.0036	14	54	0.06	0.03	2.41	0.03	10.41	33.2	70	0.59	213.9	3.89	7.07	0.11	0.04	<0.005	0.025	0.18	3.9	12.3	0.61	775
3R	031849 (Rep)	Pulp	0.1	2.05	50.2	0.0028	<10	55	0.06	0.03	2.52	0.03	10.84	33.6	74	0.61	221.7	4.12	7.35	0.12	0.04	<0.005	0.026	0.19	4.1	12.9	0.65	845
		%RPD	-11%	-6%	11%	25%		-2%	0%	0%	-4%	0%	-4%	-1%	-6%	-3%	-4%	-6%	-4%	-9%	0%		-4%	-5%	-5%	-5%	-6%	-9%
Reference Material																											
STD OREAS 601C			51.81	0.620	378.5	1.007	<10	220	0.55	22.18	0.76	2.70	29.3	4.20	14.0	1.32	1163.6	1.82	3.74	0.07	0.97	0.238	0.500	0.240	14.6	7.20	0.080	210
True Value STD OREAS 601C			**50.41**	**0.663**	**378.2**		**< 10**		**0.59**	**21.32**	**0.78**	**2.70**	**34.7**	**4.27**	**14.7**	**1.32**	**1157.6**	**1.84**	**3.86**	**0.08**	**0.97**	**0.216**	**0.497**	**0.254**	**17.3**	**7.56**	**0.084**	**213**
% Difference			3%	-6%	0%				-7%	4%	-2%	0%	-16%	-2%	-5%	0%	1%	-1%	-3%	-16%	0%	10%	1%	-5%	-15%	-5%	-5%	-1%
Method Blank:																											
Method Blank			<0.01	<0.01	<0.1	<0.0005	<10	<10	<0.05	<0.01	<0.01	<0.01	<0.02	<0.1	<1	<0.05	<0.2	<0.01	<0.05	<0.05	<0.02	<0.005	<0.005	<0.01	<0.2	<0.1	<0.01	<5

Notes:
Job No: YVR2410719

Analytical Methods (IMS-130):
A 0.5 g of pulp sample is leached in hot (95°C) 3:1 aqua regia digestion followed by ICP Mass Spec analysis.
Gold determinations by this method are semi-quantitative due to the small sample weight used (0.5 g).
Refractory and graphitic samples can limit Au solubility.

Abbreviations:
R / Rep = Replicate (a replicate is a sub-sample scooped from a single sample bag produced per client sample)
D / Dup = Duplicate (a duplicate is 2nd sub-sample bag produced by processing a second split of the original client sample received)
MDL = Measurable Detection Limit
COA: Certificate Of Analysis.
IND = Indeterminate
NR: Not reported in COA

On Cerfified Reference Material and Tolerance:
Any one element in a run reporting outside tolerance limits does not constitute failure of the standard.
As per Certificate of Analysis (COA): All values indicated are Certified. Values indicated in green are indicative only.
NR = Not Reported (in the Certificate Of Analysis).

Global
ARD Testing Services Inc.

CERTIFICATE OF ANALYSIS ▪ METALS RESULTS BY AQUA REGIA DIGEST & ICP-MS ANALYSIS ON SOLIDS

GLOBAL PROJECT NO: 2329 (B14)-B
CLIENT: WSP Canada Ltd.
PROJECT NAME: Kinross Great Bear Project
PROJECT NO: N/A
REPORT VERSION: 4

S. No.	Sample ID	Method																									
		Analyte	Molybdenum (Mo)	Sodium (Na)	Niobium (Nb)	Nickel (Ni)	Phosphorous (P)	Lead (Pb)	Rubidium (Rb)	Rhenium (Re)	Sulphur (S)	Antimony (Sb)	Scandium (Sc)	Selenium (Se)	Tin (Sn)	m (Sr)	Tantalum (Ta)	Tellurium (Te)	Thorium (Th)	Titanium (Ti)	Thallium (Tl)	Uranium (U)	Vandium (V)	n (W)	Yttrium (Y)	Zinc (Zn)	Zirconium (Zr)
		Unit	ppm	%	ppm	ppm	ppm	ppm	ppm	ppm	%	ppm	ppm	ppm	ppm	ppm	ppm	ppm	ppm	%	ppm	ppm	ppm	ppm	ppm	ppm	ppm
		MDL	0.05	0.01	0.05	0.2	10	0.2	0.1	0.001	0.01	0.05	0.1	0.2	0.2	0.2	0.01	0.01	0.2	0.005	0.02	0.05	1	0.05	0.05	1	0.5
		Sample Typ																									
3	031849	Pulp	0.35	0.12	0.10	56.4	363	0.4	9.0	0.002	0.32	0.12	11.6	0.5	0.3	17.8	0.01	0.03	0.5	0.062	0.04	0.08	111	0.12	8.14	31	1
13	116962	Pulp	1.54	0.03	0.47	16.5	449	23.1	39.4	0.001	4.20	0.9	2.7	4.9	0.3	49.7	<0.01	1.13	5.6	0.09	0.38	1.05	25	9.09	4.43	103	19.1
19	031852	Pulp	1.23	0.08	0.40	17.7	741	3.5	95.3	<0.001	0.10	0.26	4.7	<0.2	0.6	23.6	<0.01	0.01	8.0	0.224	0.56	1.49	46	0.64	8.70	60	18.2
86	031920	Pulp	0.77	0.03	0.28	38.7	944	11.0	55.9	<0.001	2.33	0.16	5.7	0.5	0.7	7.8	<0.01	0.09	4.3	0.142	0.39	0.86	69	0.91	5.77	85	11.6
133	DX450020	Pulp	0.22	0.29	<0.05	122.7	199	0.4	1.0	<0.001	0.01	<0.05	3.4	<0.2	<0.2	53.2	<0.01	<0.01	0.3	0.058	<0.02	<0.05	36	0.1	3.39	25	0.7
QUALITY ASSURANCE / QUALITY CONTRO																											
Pulp Replicates																											
3	031849	Pulp	0.35	0.12	0.10	56.4	363	0.4	9.0	0.002	0.32	0.12	11.6	0.5	0.3	17.8	0.01	0.03	0.5	0.062	0.04	0.08	111	0.12	8.14	31	1
3R	031849 (Rep)	Pulp	0.36	0.12	0.16	57.6	371	0.4	9.1	0.002	0.32	0.13	12.5	0.5	0.3	18.2	<0.01	0.03	0.6	0.082	0.04	0.08	118	0.14	8.7	33	1.1
		%RPD	-3%	0%	-46%	-2%	-2%	0%	-1%	0%	0%	-8%	-7%	0%	0%	-2%		0%	-18%	-28%	0%	0%	-6%	-15%	-7%	-6%	-10%
Reference Material																											
STD OREAS 601C			3.34	0.06	0.24	5.9	240	244.3	11.6	<0.001	0.90	27.76	1.00	8.0	1.60	34.7	<0.01	7.22	6.2	0.010	1.23	2.05	4.00	1.16	5.14	381	33.7
True Value STD OREAS 601C			**3.35**	**0.05**	**<1**	**6.0**	**243**	**248.1**	**12.4**	**< 0.001**	**0.91**	**29.73**	**1.03**	**8.0**	**1.59**	**36.3**	**< 0.05**	**7.22**	**6.1**	**0.010**	**1.20**	**2.04**	**4.75**	**1.16**	**5.10**	**380.58**	**33.5**
% Difference			0%	14%		-2%	-1%	-2%	-7%		-1%	-7%	-3%	0%	1%	-4%		0%	1%	5%	3%	0%	-16%	0%	1%	0%	0%
Method Blank:																											
Method Blank			<0.05	<0.01	<0.05	<0.2	<10	<0.2	<0.1	<0.001	<0.01	<0.05	<0.1	<0.2	<0.2	<0.2	<0.01	<0.01	<0.2	<0.005	<0.02	<0.05	<1	<0.05	<0.05	<1	<0.5

CERTIFICATE OF ANALYSIS • METALS RESULTS BY 4-ACID DIGEST & ICP-MS ANALYSIS ON SOLIDS

Global
ARD Testing Services Inc.

GLOBAL PROJECT NO: 2329 (B14)-B
CLIENT: WSP Canada Ltd.
PROJECT NAME: Kinross Great Bear Project
PROJECT NO: N/A
REPORT VERSION: 4

S. No.	Sample ID	Method																								
		Analyte	Silver (Ag)	Aluminum (Al)	Arsenic (As)	Barium (Ba)	Beryllium (Be)	Bismuth (Bi)	Calcium (Ca)	Cadmium (Cd)	Cerium (Ce)	Cobalt (Co)	Chromium (Cr)	Cesium (Cs)	Copper (Cu)	Iron (Fe)	Gallium (Ga)	Germanium (Ge)	Hafnium (Hf)	Indium (In)	Potassium (K)	Lanthanum (La)	Lithium (Li)	Magnesium (Mg)	Manganese (Mn)	Molybdenum (Mo)
		Unit	ppm	%	ppm	ppm	ppm	ppm	%	ppm	ppm	ppm	ppm	ppm	ppm	%	ppm	ppm	ppm	ppm	%	ppm	ppm	%	ppm	ppm
		MDL	0.01	0.01	0.2	10	0.05	0.01	0.01	0.02	0.02	0.1	1	0.05	0.2	0.01	0.05	0.05	0.1	0.005	0.01	0.5	0.2	0.01	5	0.05
		Sample Type																								
5	031704	Pulp	0.05	7.36	3.1	426	1.23	0.16	2.18	<0.02	46.8	8.7	15	2.92	19.0	2.44	19.39	0.06	2.90	0.022	1.48	22.1	20.4	0.38	369	1.44
10	116959	Pulp	0.13	6.47	93.6	470	1.01	0.06	2.29	0.06	68.71	2.0	2	1.39	4.7	1.43	18.30	0.07	4.50	0.024	1.15	32.5	13.1	0.23	322	1.87
19	031852	Pulp	0.09	7.85	403.6	418	1.42	0.16	3.14	0.06	62.28	7.1	15	7.38	8.8	3.34	20.13	0.12	3.00	0.027	2.36	29.2	27.8	0.97	541	1.42
86	031920	Pulp	0.88	6.63	19.9	398	0.56	0.43	1.16	0.2	43.87	12.9	90	4.85	125.1	12.83	16.18	0.07	2.50	0.040	1.55	21.2	25.5	1.92	925	0.82
108	031974	Pulp	0.06	7.84	8.7	286	0.95	0.07	2.50	0.04	38.89	10.9	43	0.77	11.3	0.80	20.90	0.07	3.60	0.021	1.03	18.6	7.0	0.1	103	4.27
118	DX450004	Pulp	0.06	8.56	0.3	165	0.65	0.06	5.94	0.06	6.34	43.5	282	0.85	57.4	6.27	16.16	0.20	0.80	0.040	0.34	2.4	23.0	4.2	951	0.19
119	DX450005	Pulp	0.07	7.58	1.1	549	1.79	0.06	2.35	0.03	49.91	13.9	363	1.76	38.7	3.50	20.26	0.15	3.90	0.026	2.16	24.1	16.7	0.79	553	1.32
121	DX450007	Pulp	0.12	7.70	<0.2	896	1.17	0.39	2.19	0.05	56.54	10.4	259	3.01	33.6	2.81	20.53	0.13	3.40	0.025	1.94	27.1	27.2	0.6	364	0.97
133	DX450020	Pulp	0.03	8.70	0.8	150	0.26	0.01	7.60	0.04	7.05	50.6	178	0.26	62.9	6.98	16.12	0.21	0.70	0.042	0.15	2.6	21.3	5.68	1129	0.26
147	DX450034	Pulp	0.09	7.35	0.7	474	1.10	0.02	2.31	<0.02	47.58	8.6	177	2.94	16.8	2.34	19.65	0.18	3.00	0.022	1.98	23.1	18.7	0.6	336	0.74
QUALITY ASSURANCE / QUALITY CONTROL																										
Pulp Duplicates:																										
5	031704	Pulp	0.05	7.36	3.1	426	1.23	0.16	2.18	<0.02	47	8.7	15	2.92	19.0	2.44	19.39	0.06	2.90	0.022	1.48	22.1	20.4	0.38	369	1.44
5D	031704 (Dup)	Pulp	0.04	7.45	3.9	429	1.22	0.15	2.21	<0.02	48	9.1	12	2.95	19.4	2.46	19.94	0.08	3.00	0.021	1.50	23.5	20.9	0.39	374	1.46
		%RPD	22%	-1%	-23%	-1%	1%	6%	-1%		-3%	-4%	22%	-1%	-2%	-1%	-3%		-3%	5%	-1%	-6%	-2%	-3%	-1%	-1%
86	031920	Pulp	0.88	6.63	19.9	398	0.56	0.43	1.16	0.20	44	12.9	90	4.85	125.1	12.83	16.18	0.07	2.50	0.040	1.55	21.2	25.5	1.92	925	0.82
86D	031920 (Dup)	Pulp	0.88	6.55	18.2	395	0.55	0.41	1.15	0.18	42	12.8	87	4.70	123.5	12.70	15.60	<0.05	2.50	0.035	1.53	20.5	24.3	1.9	911	0.83
		%RPD	0%	1%	9%	1%	2%	5%	1%	11%	4%	1%	3%	3%	1%	1%	4%		0%	13%	1%	3%	5%	1%	2%	-1%
Certified Reference Material:																										
STD OREAS 601C			49.38	7.02	392.6	414	2.35	21.08	0.96	2.76	75.7	4.70	16	5.42	1169	2.38	24.01	0.11	5.00	0.56	2.75	36.1	26.0	0.170	231	3.64
True Value STD OREAS 601C			**50.30**	**7.06**	**390.0**		**2.46**	**21.10**	**0.95**	**2.77**	**75.0**	**4.99**	**18**	**5.17**	**1160**	**2.41**	**23.50**	**0.18**	**4.93**	**0.56**	**2.72**	**37.1**	**26.7**	**0.169**	**230**	**3.66**
% Difference			-2%	-1%	1%		-4%	0%	1%	0%	1%	-6%	-9%	5%	1%	-1%	2%	-39%	1%	0%	1%	-3%	-3%	1%	0%	-1%
Method Blank:																										
Method Blank			<0.01	<0.01	<0.2	<10	<0.05	<0.01	<0.01	<0.02	<0.02	<0.1	<1	<0.05	<0.2	<0.01	<0.05	<0.05	<0.1	<0.005	<0.01	<0.5	<0.2	<0.01	<5	<0.05

NOTES:
Job No: YVR2410719

Analytical Methods (IMS-230):
Analytical Method: A 0.25 g of pulp sample is digested with HClO4, HNO3, HCl, HF to 10 mL. (>) Concentration exceeds upper limits.
REE's may not be totally soluble in this method.
While multi-acid digestion is considered to be near total digestion this digestion is only partial for some Cr and Ba minerals and oxides of Al, Fe, Hf, Mn, Sn, Ta and Zr.
Additionally volatilization during fuming may result in some loss of As, S and Sb.

Abbreviations:
R / Rep = Replicate (a replicate is a sub-sample scooped from a single sample bag produced per client sample)
D / Dup = Duplicate (a duplicate is 2nd sub-sample bag produced by processing a second split of the original client sample received)
MDL = Measurable Detection Limit
IND = Indeterminate
NR = Not Requested

On Certified Reference Material and Tolerance:
Any one element in a run reporting outside tolerance limits does not constitute failure of the standard.
As per Certificate of Analysis (COA): All values indicated are Certified. Values indicated in green are indicative only.
NR = Not Reported (in the Certificate Of Analysis).

On Tolerance:
Any one element in a run reporting outside tolerance limits does not constitute failure of the standard.
All 'True Values' indicated in green are indicative values as per Certificate Of Analysis (COA) - not certified values.

Global
ARD Testing Services Inc.

CERTIFICATE OF ANALYSIS • METALS RESULTS BY 4-ACID DIGEST & ICP-MS ANALYSIS ON SOLIDS

GLOBAL PROJECT NO: 2329 (B14)-B
CLIENT: WSP Canada Ltd.
PROJECT NAME: Kinross Great Bear Project
PROJECT NO: N/A
REPORT VERSION: 4

S. No.	Sample ID	Method	Sodium (Na)	Niobium (Nb)	Nickel (Ni)	Phosphorous (P)	Lead (Pb)	Rubidium (Rb)	Rhenium (Re)	Sulphur (S)	Antimony (Sb)	Scandium (Sc)	Selenium (Se)	Tin (Sn)	Stronium (Sr)	Tantalum (Ta)	Tellurium (Te)	Thorium (Th)	Titanium (Ti)	Thallium (Tl)	Uranium (U)	Vandium (V)	Tungsten (W)	Yttrium (Y)	Zinc (Zn)	Zirconium (Zr)
		Analyte	%	ppm	ppm	ppm	ppm	ppm	ppm	%	ppm	ppm	ppm	ppm	ppm	ppm	ppm	ppm	%	ppm	ppm	ppm	ppm	ppm	ppm	ppm
		MDL	0.01	0.1	0.2	10	0.5	0.1	0.002	0.01	0.5	0.1	1	0.2	0.2	0.05	0.05	0.2	0.01	0.02	0.1	1	0.1	0.1	2	0.5
		Sample Type																								
5	031704	Pulp	3	7.00	14.4	602	8.9	57.7	<0.002	0.01	<0.5	6	<1	1	276.5	0.66	0.05	7.7	0.25	0.3	2	49	0.60	8.00	51	111.4
10	116959	Pulp	4	6.30	1.0	166	11.5	34.4	<0.002	0.64	<0.5	4.4	<1	1.1	290.6	0.52	0.14	10.5	0.11	0.19	1.9	2	2.20	11.90	57	171.9
19	031852	Pulp	2	7.50	17.7	769	12.9	98.0	<0.002	0.10	0.60	7.5	<1	1	307.2	0.63	0.08	8	0.31	0.62	2.1	58	2.80	9.70	65	111.3
86	031920	Pulp	1	5.20	40.2	991	14.6	54.3	<0.002	2.21	0.50	12.7	<1	0.9	70.3	0.53	0.16	5.4	0.28	0.41	1.4	90	2.20	13.00	94	92.8
108	031974	Pulp	3	6.90	25.5	690	8.4	24.8	<0.002	0.01	<0.5	6.3	<1	1.1	281.4	0.51	0.06	4.3	0.36	0.11	1	70	1.00	6.40	19	136.3
118	DX450004	Pulp	2	1.90	218.0	335	4.3	7.1	<0.002	0.28	<0.5	24.6	<1	0.6	721	0.15	0.23	0.4	0.34	0.04	<0.1	155	9.30	13.20	62	28.1
119	DX450005	Pulp	3	7.40	47.3	801	6.0	76.7	<0.002	0.09	<0.5	9.2	<1	1.2	336.9	0.56	0.12	5.3	0.33	0.39	1.3	65	2.10	9.70	67	153.9
121	DX450007	Pulp	2	7.70	22.1	696	9.8	77.3	<0.002	0.06	<0.5	6.9	<1	1.1	387.9	0.66	0.08	8.1	0.28	0.46	2.2	56	1.00	9.20	62	129.3
133	DX450020	Pulp	1	2.00	279.7	217	0.9	2.1	<0.002	0.02	<0.5	25	<1	0.4	131.1	0.15	<0.05	0.4	0.36	<0.02	<0.1	162	0.40	14.00	64	23.2
147	DX450034	Pulp	3	4.90	14.5	530	9.2	80.2	<0.002	<0.01	<0.5	5.7	<1	0.9	299.7	0.48	<0.05	7.8	0.23	0.41	2.2	46	0.50	7.50	53	107.8
QUALITY ASSURANCE / QUALITY CONTROL																										
Pulp Duplicates:																										
5	031704	Pulp	3	7.00	14.4	602	8.9	57.7	<0.002	0.01	<0.5	6	<1	1	276.5	0.66	0.05	7.7	0.25	0.3	2	49	0.60	8.00	51	111.4
5D	031704 (Dup)	Pulp	3	7.20	14.7	595	8.8	61.1	<0.002	0.01	<0.5	6.2	<1	0.9	278.5	0.66	0.06	8.1	0.26	0.3	2.1	49	0.60	8.30	51	109.4
		%RPD	-1%	-3%	-2%	1%	1%	-6%		0%		-3%		11%	-1%	0%	-18%	-5%	-4%	0%	-5%	0%	0%	-4%	0%	2%
86	031920	Pulp	1	5.20	40.2	991	14.6	54.3	<0.002	2.21	0.50	12.7	<1	0.9	70.3	0.53	0.16	5.4	0.28	0.41	1.4	90	2.20	13.00	94	92.8
86D	031920 (Dup)	Pulp	0	5.00	39.5	972	14.4	53.8	<0.002	2.23	<0.5	12	<1	0.8	68.9	0.37	0.12	5.3	0.28	0.4	1.4	89	2.20	12.50	93	95.2
		%RPD	2%	4%	2%	2%	1%	1%		-1%		6%		12%	2%	36%	29%	2%	0%	2%	0%	1%	0%	4%	1%	-3%
Certified Reference Material:																										
STD OREAS 601C			1.93	15.0	6.4	387	339.1	111.5	<0.002	1.59	37.3	3.90	9.0	4.40	232	1.13	7.6	13.2	0.14	1.81	4.6	15.0	4.8	11.6	439	174
True Value STD OREAS 601C			**1.94**	**14.7**	**6.8**	**390**	**328.0**	**115.0**	**<0.002**	**1.58**	**37.2**	**4.01**	**8.8**	**4.23**	**230**	**1.11**	**7.5**	**12.4**	**0.135**	**1.75**	**4.4**	**15.5**	**4.67**	**11.5**	**425**	**178**
% Difference			-1%	2%	-6%	-1%	3%	-3%		1%	0%	-3%	3%	4%	1%	2%	1%	6%	4%	3%	5%	-3%	3%	1%	3%	-2%
Method Blank:																										
Method Blank			<0.01	<0.1	<0.2	<10	<0.5	<0.1	<0.002	<0.01	<0.5	<0.1	<1	<0.2	<0.2	<0.05	<0.05	<0.2	<0.01	<0.02	<0.1	<1	<0.1	<0.1	<2	<0.5

CERTIFICATE OF ANALYSIS ▪ COVER PAGE

Global ARD Testing Services Inc.

CLIENT INFORMATION	
Client:	WSP Canada Ltd.
Project Manager:	Anna Klein
Mailing Address	201-1224 Gardiners Rd.
	Kingston, ON. K7P 0G2
Contact No:	343-333-2306

COMPANY INFORMATION	
Legal Name:	Global ARD Testing Services Inc.
Mailing Address:	6891 Antrim Avenue
	Burnaby, BC
	V5J 4M5
Contact No:	
	Main: (604) 428-2730
	Alternate: (604) 603-1359

PROJECT INFORMATION	
Project Name:	Kinross Great Bear Project
Project Number:	N/A

REPORTING	
Global Project No:	2329 (B14)-C
Report Version:	6
Pages (Including Cover):	5
Report Title:	COA 2329 (B14)-C x 150 Kinross Great Bear Project Samples (rec'd 29-Apr24)
Analysis Reviewed By:	Prab Bhatia (Pbhatia@globalARDtesting.com)
Position:	Project Manager
Report Certified By:	Prab Bhatia
Signature:	Prab Bhatia

RESULTS		
Reported To:	**1**	Kristen Gault (kristen.gault@wsp.com)
	2	Anna Klein (anna.klein@wsp.com)
	3	Matias Silva (matias.silvacaceres@wsp.com)
	4	Yuanyi Wang (yuanyi.wang@wsp.com)
Date Reported:	**Version-1:**	Friday, July 19, 2024
	Version-2:	Tuesday, July 30, 2024
	Version-3:	Tuesday, August 13, 2024
	Version-4:	Thursday, August 22, 2024
	Version-5:	
	Version-6:	Monday, November 10, 2025

INVOICE		
Submitted To:	**1**	Sabina Abdullayeva (sabina.abdullayeva@kinross.com)
	2	Matthew Hart (matthew.hart@kinross.com)
	3	Kristen Gault (kristen.gault@wsp.com)
	4	Anna Klein (anna.klein@wsp.com)
Client PO No:		
Global Invoice No:		ARD2329-0724A
Date Submitted:		Wednesday, July 31, 2024

NOTES
All samples and pulps are stored at no charge for 90 days past reporting date.
Please contact the lab if you would like to continue storage past 90 days.
Storage charges will apply.
VERSIONS:
Version-1: ABA
Version-2: Full Report
Version-3: Added TC/TIC Results for Sample DX450160
Version-4: Added Sample#37 DUP

CERTIFICATE OF ANALYSIS ▪ SAMPLE DETAILS

Global
ARD Testing Services Inc.

GLOBAL PROJECT NO: 2329 (B14)-C
CLIENT: WSP Canada Ltd.
PROJECT NAME: Kinross Great Bear Project
PROJECT NO: N/A
REPORT VERSION: 6

SAMPLE RECEIPT INFO	
Date Samples Received:	Monday, April 29, 2024
No of Samples Received:	121
Samples Received By:	Said

ANALYTICAL INSTRUCTIONS	
From:	
	as per email Confirmation
Date:	Monday, April 29, 2024

S. No.	Sample ID	Sample Description	Condition (Wet/Dry)	Wt. of Sample Rec'd (kg)	Global Notes (if any)
3	DX450040	Pulp	Dry		
5	DX450042	Pulp	Dry		
6	DX450043	Pulp	Dry		
7	DX450044	Pulp	Dry		
8	DX450045	Pulp	Dry		
11	DX450048	Pulp	Dry		
12	DX450049	Pulp	Dry		
13	DX450050	Pulp	Dry		
14	DX450051	Pulp	Dry		
15	DX450052	Pulp	Dry		
16	DX450053	Pulp	Dry		
17	DX450054	Pulp	Dry		
18	DX450055	Pulp	Dry		
19	DX450056	Pulp	Dry		
20	DX450057	Pulp	Dry		
22	DX450059	Pulp	Dry		
23	DX450060	Pulp	Dry		
24	DX450061	Pulp	Dry		
25	DX450062	Pulp	Dry		
27	DX450064	Pulp	Dry		
28	DX450065	Pulp	Dry		
30	DX450067	Pulp	Dry		
31	DX450068	Pulp	Dry		
32	DX450069	Pulp	Dry		
33	DX450070	Pulp	Dry		
34	DX450071	Pulp	Dry		
35	DX450072	Pulp	Dry		
36	DX450073	Pulp	Dry		
37	DX450074	Pulp	Dry		
38	DX450075	Pulp	Dry		
40	DX450077	Pulp	Dry		
42	DX450079	Pulp	Dry		
43	DX450080	Pulp	Dry		
44	DX450081	Pulp	Dry		
45	DX450082	Pulp	Dry		
47	DX450084	Pulp	Dry		
49	DX450086	Pulp	Dry		
50	DX450087	Pulp	Dry		
51	DX450088	Pulp	Dry		
52	DX450089	Pulp	Dry		
53	DX450090	Pulp	Dry		
54	DX450091	Pulp	Dry		
55	DX450092	Pulp	Dry		
56	DX450093	Pulp	Dry		
57	DX450094	Pulp	Dry		
58	DX450095	Pulp	Dry		
62	DX450099	Pulp	Dry		
64	DX450101	Pulp	Dry		
65	DX450102	Pulp	Dry		
66	DX450103	Pulp	Dry		
67	DX450104	Pulp	Dry		
69	DX450106	Pulp	Dry		

CERTIFICATE OF ANALYSIS ▪ SAMPLE DETAILS

Global
ARD Testing Services Inc.

GLOBAL PROJECT NO: 2329 (B14)-C
CLIENT: WSP Canada Ltd.
PROJECT NAME: Kinross Great Bear Project
PROJECT NO: N/A
REPORT VERSION: 6

SAMPLE RECEIPT INFO	
Date Samples Received:	Monday, April 29, 2024
No of Samples Received:	121
Samples Received By:	Said

ANALYTICAL INSTRUCTIONS	
From:	
	as per email Confirmation
Date:	Monday, April 29, 2024

S. No.	Sample ID	Sample Description	Condition (Wet/Dry)	Wt. of Sample Rec'd (kg)	Global Notes (if any)
70	DX450107	Pulp	Dry		
71	DX450108	Pulp	Dry		
72	DX450109	Pulp	Dry		
73	DX450110	Pulp	Dry		
75	DX450112	Pulp	Dry		
76	DX450113	Pulp	Dry		
77	DX450114	Pulp	Dry		
78	DX450115	Pulp	Dry		
79	DX450116	Pulp	Dry		
80	DX450117	Pulp	Dry		
80	DX450117	Pulp	Dry		
81	DX450118	Pulp	Dry		
82	DX450119	Pulp	Dry		
83	DX450120	Pulp	Dry		
84	DX450121	Pulp	Dry		
85	DX450122	Pulp	Dry		
86	DX450123	Pulp	Dry		
87	DX450124	Pulp	Dry		
89	DX450126	Pulp	Dry		
90	DX450127	Pulp	Dry		
91	DX450128	Pulp	Dry		
92	DX450129	Pulp	Dry		
93	DX450130	Pulp	Dry		
94	DX450131	Pulp	Dry		
96	DX450133	Pulp	Dry		
98	DX450135	Pulp	Dry		
99	DX450136	Pulp	Dry		
100	DX450137	Pulp	Dry		
101	DX450138	Pulp	Dry		
102	DX450139	Pulp	Dry		
103	DX450140	Pulp	Dry		
104	DX450141	Pulp	Dry		
106	DX450143	Pulp	Dry		
107	DX450144	Pulp	Dry		
108	DX450145	Pulp	Dry		
109	DX450146	Pulp	Dry		
110	DX450147	Pulp	Dry		
111	DX450148	Pulp	Dry		
112	DX450149	Pulp	Dry		
113	DX450150	Pulp	Dry		
114	DX450151	Pulp	Dry		
115	DX450152	Pulp	Dry		
116	DX450153	Pulp	Dry		
118	DX450155	Pulp	Dry		
119	DX450156	Pulp	Dry		
120	DX450157	Pulp	Dry		
121	DX450158	Pulp	Dry		
122	DX450159	Pulp	Dry		
123	DX450160	Pulp	Dry		
124	DX450161	Pulp	Dry		
126	DX450163	Pulp	Dry		
127	DX450164	Pulp	Dry		

CERTIFICATE OF ANALYSIS ▪ SAMPLE DETAILS

Global ARD Testing Services Inc.

GLOBAL PROJECT NO: 2329 (B14)-C
CLIENT: WSP Canada Ltd.
PROJECT NAME: Kinross Great Bear Project
PROJECT NO: N/A
REPORT VERSION: 6

SAMPLE RECEIPT INFO	
Date Samples Received:	Monday, April 29, 2024
No of Samples Received:	121
Samples Received By:	Said

ANALYTICAL INSTRUCTIONS	
From:	
	as per email Confirmation
Date:	Monday, April 29, 2024

S. No.	Sample ID	Sample Description	Condition (Wet/Dry)	Wt. of Sample Rec'd (kg)	Global Notes (if any)
128	DX450165	Pulp	Dry		
130	DX450167	Pulp	Dry		
132	DX450169	Pulp	Dry		
134	DX450171	Pulp	Dry		
135	DX450172	Pulp	Dry		
137	DX450175	Pulp	Dry		
139	DX450177	Pulp	Dry		
140	DX450178	Pulp	Dry		
141	DX450180	Pulp	Dry		
142	DX450181	Pulp	Dry		
143	DX450182	Pulp	Dry		
144	DX450184	Pulp	Dry		
145	DX450185	Pulp	Dry		
146	DX450186	Pulp	Dry		
147	DX450187	Pulp	Dry		
149	DX450189	Pulp	Dry		
150	DX450190	Pulp	Dry		

Total wt of sample rec'd (kg): **0.00**

Global
ARD Testing Services Inc.

CERTIFICATE OF ANALYSIS ▪ ABA RESULTS

GLOBAL PROJECT NO: 2329 (B14)-C
CLIENT: WSP Canada Ltd.
PROJECT NAME: Kinross Great Bear Project
PROJECT NO: N/A
REPORT VERSION: 6

S. No.	Sample ID	Paste pH	Fizz Rating	Total Carbon	Total Inorganic C	$CaCO_3$ Equivalents[*1]	Total Sulphur	Sulphate Sulphur	Sulphide Sulphur	AP[*3]	Modified ABA NP	NNP[*4]	NPR[*5]
	Units:	pH Units		wt %	wt %	kg CaCO3/tonne	wt %	wt %	wt %		kg CaCO3/tonne		
	Reported Detection Limit:	*0.1*		*0.02*	*0.02*	*1.7*	*0.01*	*0.01*	*0.01*	0.3			
3	DX450040						0.20	0.06	0.14	4.4			
5	DX450042						4.08	2.82	1.26	39.4			
6	DX450043						2.38	0.20	2.18	68.1			
7	DX450044						0.39	<0.01	0.39	12.2			
8	DX450045						0.03	<0.01	0.03	0.9			
11	DX450048						0.28	0.05	0.23	7.2			
12	DX450049						0.44	0.20	0.24	7.5			
13	DX450050	9.1	Strong	1.35	1.38	115					123		
14	DX450051						2.91	0.06	2.85	89.1			
15	DX450052						3.37	0.10	3.27	102.2			
16	DX450053						0.13	0.04	0.09	2.8			
17	DX450054						0.11	0.02	0.09	2.8			
18	DX450055						0.03	<0.01	0.03	0.9			
19	DX450056						0.06	0.01	0.05	1.6			
20	DX450057						0.03	<0.01	0.03	0.9			
22	DX450059						0.09	0.02	0.07	2.2			
23	DX450060						0.12	0.02	0.10	3.1			
24	DX450061						0.15	0.04	0.11	3.4			
25	DX450062						0.07	0.03	0.04	1.3			
27	DX450064						0.13	0.05	0.08	2.5			
30	DX450067						0.15	0.08	0.07	2.2			
31	DX450068						2.81	<0.01	2.81	87.8			
32	DX450069						0.11	0.02	0.09	2.8			
33	DX450070						0.09	0.04	0.05	1.6			
34	DX450071						0.82	0.10	0.72	22.5			
35	DX450072						1.24	0.32	0.92	28.8			
36	DX450073						0.44	0.26	0.18	5.6			
37	DX450074						0.61	0.31	0.30	9.38			
38	DX450075						3.43	1.25	2.18	68.1			
40	DX450077						0.15	0.06	0.09	2.8			
42	DX450079						0.76	0.08	0.68	21.3			
43	DX450080						0.20	0.09	0.11	3.4			
44	DX450081						0.36	0.19	0.17	5.3			
45	DX450082						1.14	<0.01	1.14	35.6			
47	DX450084						0.26	0.12	0.14	4.4			
49	DX450086						0.36	0.20	0.16	5.0			
50	DX450087						0.29	0.13	0.16	5.0			
51	DX450088						1.65	0.17	1.48	46.3			
52	DX450089						0.39	<0.01	0.39	12.2			
53	DX450090						2.07	0.74	1.33	41.6			
54	DX450091						0.30	0.05	0.25	7.8			
55	DX450092						0.26	0.14	0.12	3.8			
56	DX450093						0.46	0.18	0.28	8.8			
57	DX450094						0.10	0.04	0.06	1.9			
58	DX450095						0.06	0.02	0.04	1.3			
62	DX450099						1.47	<0.01	1.47	45.9			
64	DX450101						0.09	0.04	0.05	1.6			
65	DX450102						0.02	0.01	0.01	0.3			
66	DX450103						0.03	0.01	0.02	0.6			
67	DX450104						0.48	0.08	0.40	12.5			
69	DX450106						0.88	0.24	0.64	20.0			
70	DX450107						0.03	<0.01	0.03	0.9			
71	DX450108						0.54	<0.01	0.54	16.9			
72	DX450109						0.76	0.12	0.64	20.0			
73	DX450110						0.24	0.09	0.15	4.7			
76	DX450113						0.49	0.09	0.40	12.5			
77	DX450114						0.19	<0.01	0.19	5.9			
78	DX450115						0.25	<0.01	0.25	7.8			
79	DX450116						0.26	0.08	0.18	5.6			
80	DX450117						0.54	0.09	0.45	14.1			
80	DX450117						0.52	0.10	0.42	13.1			
81	DX450118						0.27	0.10	0.17	5.3			
82	DX450119						7.56	5.66	1.90	59.4			
83	DX450120						0.16	0.07	0.09	2.8			
84	DX450121						0.06	0.02	0.04	1.3			
85	DX450122						0.15	0.03	0.12	3.8			
86	DX450123						0.42	0.16	0.26	8.1			

Global
ARD Testing Services Inc.

CERTIFICATE OF ANALYSIS ▪ ABA RESULTS

GLOBAL PROJECT NO: 2329 (B14)-C
CLIENT: WSP Canada Ltd.
PROJECT NAME: Kinross Great Bear Project
PROJECT NO: N/A
REPORT VERSION: 6

S. No.	Sample ID	Paste pH	Fizz Rating	Total Carbon	Total Inorganic C	$CaCO_3$ Equivalents[*1]	Total Sulphur	Sulphate Sulphur	Sulphide Sulphur	AP[*3]	Modified ABA NP	NNP[*4]	NPR[*5]
Units:		pH Units		wt %	wt %	kg CaCO3/tonne	wt %	wt %	wt %	kg CaCO3/tonne			
Reported Detection Limit:		*0.1*		*0.02*	*0.02*	*1.7*	*0.01*	*0.01*	*0.01*	0.3			
90	DX450127						2.37	0.57	1.80	56.3			
91	DX450128						1.07	0.43	0.64	20.0			
92	DX450129						0.12	0.02	0.10	3.1			
93	DX450130						0.34	<0.01	0.34	10.6			
94	DX450131						1.60	<0.01	1.60	50.0			
96	DX450133						1.34	<0.01	1.34	41.9			
98	DX450135						0.04	0.01	0.03	0.9			
99	DX450136						0.12	<0.01	0.12	3.8			
100	DX450137						0.11	0.03	0.08	2.5			
101	DX450138						0.03	0.01	0.02	0.6			
102	DX450139						1.34	0.18	1.16	36.3			
103	DX450140						1.09	0.07	1.02	31.9			
104	DX450141						0.34	0.11	0.23	7.2			
106	DX450143						1.42	0.07	1.35	42.2			
107	DX450144						0.13	0.01	0.12	3.8			
108	DX450145						0.04	0.02	0.02	0.6			
110	DX450147						0.15	0.04	0.11	3.4			
111	DX450148						0.02	<0.01	0.02	0.6			
112	DX450149						0.16	0.03	0.13	4.1			
113	DX450150						0.06	0.02	0.04	1.3			
114	DX450151						3.66	0.13	3.53	110.3			
115	DX450152						1.63	0.06	1.57	49.1			
116	DX450153						4.07	0.02	4.05	126.6			
118	DX450155						1.18	<0.01	1.18	36.9			
119	DX450156						1.71	0.22	1.49	46.6			
120	DX450157						0.26	<0.01	0.26	8.1			
121	DX450158						2.51	0.66	1.85	57.8			
122	DX450159						1.31	0.03	1.28	40.0			
123	DX450160						0.18	0.07	0.11	3.4			
124	DX450161						0.03	0.01	0.02	0.6			
126	DX450163						0.03	0.01	0.02	0.6			
127	DX450164						0.20	0.10	0.10	3.1			
128	DX450165						0.37	0.20	0.17	5.3			
130	DX450167						1.87	0.02	1.85	57.8			
132	DX450169						2.43	0.23	2.20	68.8			
134	DX450171						1.24	0.14	1.10	34.4			
137	DX450175						0.19	0.11	0.08	2.5			
139	DX450177						5.84	2.94	2.90	90.6			
140	DX450178						3.04	2.35	0.69	21.6			
141	DX450180						0.50	0.14	0.36	11.3			
142	DX450181						0.05	0.01	0.04	1.3			
143	DX450182						0.52	0.16	0.36	11.3			
144	DX450184						0.61	0.18	0.43	13.4			
145	DX450185						0.60	0.41	0.19	5.9			
146	DX450186						0.57	0.33	0.24	7.5			
147	DX450187						0.20	0.13	0.07	2.2			
149	DX450189						2.72	1.12	1.60	50.0			
150	DX450190						0.27	0.16	0.11	3.4			
QUALITY ASSURANCE / QUALITY CONTROL													
Pulp Duplicates:													
14	DX450051						2.91	0.06					
14D	DX450051D						2.93	0.06					
%RPD							-1%	0%					
24	DX450061						0.15	0.04					
24D	DX450061D						0.15	0.03					
%RPD							0%	29%					
37	DX450074						0.61	0.31					
37D	DX450074 D						0.61	0.32					
%RPD							0%	-3%					
51	DX450088						1.65	0.17					
51D	DX450088 D						1.64	0.16					
%RPD							1%	6%					
58	DX450095						0.06	0.02					
58D	DX450095 D						0.06	0.02					
%RPD							0%	0%					
64	DX450101						0.09	0.04					
64D	DX450101D						0.09	0.04					
%RPD							0%	0%					
73	DX450110						0.24	0.09					
73D	DX450110D						0.24	0.08					
%RPD							0%	12%					

Global
ARD Testing Services Inc.

CERTIFICATE OF ANALYSIS ▪ ABA RESULTS

GLOBAL PROJECT NO: 2329 (B14)-C
CLIENT: WSP Canada Ltd.
PROJECT NAME: Kinross Great Bear Project
PROJECT NO: N/A
REPORT VERSION: 6

S. No.	Sample ID	Paste pH	Fizz Rating	Total Carbon	Total Inorganic C	$CaCO_3$ Equivalents[*1]	Total Sulphur	Sulphate Sulphur	Sulphide Sulphur	AP[*3]	Modified ABA NP	NNP[*4]	NPR[*5]
Units:		pH Units		wt %	wt %	kg CaCO3/tonne	wt %	wt %	wt %	kg CaCO3/tonne			
Reported Detection Limit:		*0.1*		*0.02*	*0.02*	*1.7*	*0.01*	*0.01*	*0.01*	0.3			
78	DX450115						0.25	<0.01					
78D	DX450115 D						0.25	<0.01					
%RPD							0%						
92	DX450129						0.12	0.02					
92D	DX450129 D						0.12	0.01					
%RPD							0%	67%					
106	DX450143						1.42	0.07					
106D	DX450143 D						1.43	0.08					
%RPD							-1%	-13%					
116	DX450153						4.07	0.02					
116D	DX450153 D						3.98	0.02					
%RPD							2%	0%					
122	DX450159						1.31	0.03					
122D	DX450159 D						1.31	0.04					
%RPD							0%	-29%					
139	DX450177						5.84	2.94					
139D	DX450177 D						5.75	3.06					
%RPD							2%	-4%					
142	DX450181						0.05	0.01					
142	DX450181D						0.05	<0.01					
%RPD							0%						
150	DX450190						0.27	0.16					
150D	DX450190 D						0.28	0.17					
%RPD							-4%	-6%					
Pulp Replicates:													
20	DX450057						0.03	<0.01					
20R	DX450057 R						0.03	<0.01					
%RPD							0%						
30	DX450067						0.15	0.08					
30R	DX450067 R						0.15	0.08					
%RPD							0%	0%					
40	DX450077						0.15	0.06					
40R	DX450077 R						0.15	0.06					
%RPD							0%	0%					
50	DX450087						0.29	0.13					
50R	DX450087 R						0.29	0.12					
%RPD							0%	8%					
70	DX450107						0.03	<0.01					
70R	DX450107 R						0.03	0.01					
%RPD							0%						
80	DX450117						0.54	0.09					
80R	DX450117 R						0.52	0.10					
%RPD							4%	-11%					
90	DX450127						2.37	0.57					
90R	DX450127 R						2.37	0.55					
%RPD							0%	4%					
100	DX450137						0.11	0.03					
100R	DX450137 R						0.09	0.02					
%RPD							20%	40%					
110	DX450147						0.15	0.04					
110R	DX450147 R						0.15	0.05					
%RPD							0%	-22%					
120	DX450157						0.26	<0.01					
120R	DX450157 R						0.27	0.01					
%RPD							-4%						
130	DX450167						1.87	0.02					
130R	DX450167 R						1.86	0.03					
%RPD							1%	-40%					
140	DX450178						3.04	2.35					
140R	DX450178 R						3.04	2.41					
%RPD							0%	-3%					
Reference Material Analysis:													
Reference Material		1) NBM-1 2) KZK-1		OREAS 279	KZK-1		OREAS 277	RTS-3a			1) KZK-1 (Slight) 2) KZK-1 (Moderate)		
Ref. Material Certified Value		**1) 8.45 2) 8.80**		**1.13**	**0.92**		**0.64**	**1.10**			**1) 58.9 2) 61.6**		
Reference Material Results		1) 8.30 2) N/A		1.12	0.89		0.62	1.06			1) 2) N/A		
Acceptance Range:		***90% - 110%***		***90% - 110%***	***80% - 120%***		***90% - 110%***	***90% - 110%***			***90% - 110%***		
Method Blank Analysis:													
Method Blank Results				<0.01	<0.02		<0.01	<0.01					
GLOBAL SOP NO./METHOD:		*ARD-005*	*ARD-005*	*LECO*	*HCl Leach LECO*	*Calc.*	*LECO*	*EPA 600*	*Calc.*	*Calc.*	*ARD-005*	*Calc.*	*Calc.*

NOTES:
Job No: 20240708-20240710

Date of Analysis (24 h): July 15-16, 2024
pH of DI water used (pH units):
EC of DI water used (µS/cm):

CERTIFICATE OF ANALYSIS ▪ ABA RESULTS

GLOBAL PROJECT NO: 2329 (B14)-C
CLIENT: WSP Canada Ltd.
PROJECT NAME: Kinross Great Bear Project
PROJECT NO: N/A
REPORT VERSION: 6

S. No.	Sample ID	Paste pH	Fizz Rating	Total Carbon	Total Inorganic C	$CaCO_3$ Equivalents[*1]	Total Sulphur	Sulphate Sulphur	Sulphide Sulphur	AP[*3]	Modified ABA NP	NNP[*4]	NPR[*5]
	Units:	pH Units		wt %	wt %	kg CaCO3/tonne	wt %	wt %	wt %	kg CaCO3/tonne			
	Reported Detection Limit:	*0.1*		*0.02*	*0.02*	*1.7*	*0.01*	*0.01*	*0.01*	0.3			

METHODS:

Total Sulphur by Leco.
Total Inorganic Carbon (TIC): $HClO_4$ leach, evolved CO_2 analysed by CO_2 Coulometer.

ABBREVIATIONS:

R = Rep = Replicate (a replicate is a sub-sample scooped from a single pulp sample bag produced per client sample)
D = Dup = Duplicate (a duplicate is 2nd sub-pulp sample bag produced by processing a 2nd split of the client sample. A duplicate pulp sample is prepared only at client request.
EC = Electric Conductivity
NP = Neutralization Potential
Calc. = Calculation
IND = Indeterminate
COA = Certificate Of Analysis
N/A = Not Applicable
NR = Not Reported

CALCULATIONS:

*1 $CaCO_3$ Equivalents: Is based on TIC (Total Inorganic Carbon)
*2 Non-Extractable Sulphur: Total sulphur - (sulphate sulphur + sulphide sulphur)
*3 AP (Acid Potential): Sulphide-sulphur x 31.25
*4 NNP (Net Neutralization Potential): NP - AP
*5 NPR (Neutralization Potential Ratio): NP/AP

REFERENCES:

Sample Preparation: ASTM E877-08; MEND Report 1.20.1, Version 0 (2009)
ABA: Air-dried, jaw-crushed, split by riffling and pulverized to 85% passing 200 mesh (75 µm).
Modified ABA (Sobek) NP: MEND Acid Rock Drainage Prediction Manual, MEND Project 1.16.1b (pages 6.2-11 to 17), March 1991.
Paste pH / Fizz Rating: Sobek, A.A., Schuller, W.A., Freeman, J.R. and Smith, R.M.; US EPA-600/2-78-054 (1978).
Sulphate Sulphur: Sobek, A.A., Schuller, W.A., Freeman, J.R. and Smith, R.M.; US EPA-600/2-78-054 (1978).

Global
ARD Testing Services Inc.

CERTIFICATE OF ANALYSIS ▪ METALS RESULTS BY AQUA REGIA DIGEST & ICP-MS ANALYSIS ON SOLIDS

GLOBAL PROJECT NO: 2329 (B14)-C
CLIENT: WSP Canada Ltd.
PROJECT NAME: Kinross Great Bear Project
PROJECT NO: N/A
REPORT VERSION: 6

S. No.	Sample ID	Method	Silver (Ag)	Aluminum (Al)	Arsenic (As)	Gold (Au)	Boron (B)	Barium (Ba)	Beryllium (Be)	Bismuth (Bi)	Calcium (Ca)	Cadmium (Cd)	Cerium (Ce)	Cobalt (Co)	Chromium (Cr)	Cesium (Cs)	r (Cu)	Iron (Fe)	Gallium (Ga)	Germanium (Ge)	Hafnium (Hf)	Mercury (Hg)	Indium (In)	Potassium (K)	Lanthanum (La)	Lithium (Li)	Magnesium (Mg)	Manganese (Mn)
		Analyte	Silver (Ag)	Aluminum (Al)	Arsenic (As)	Gold (Au)	Boron (B)	Barium (Ba)	Beryllium (Be)	Bismuth (Bi)	Calcium (Ca)	Cadmium (Cd)	Cerium (Ce)	Cobalt (Co)	Chromium (Cr)	Cesium (Cs)	r (Cu)	Iron (Fe)	Gallium (Ga)	Germanium (Ge)	Hafnium (Hf)	Mercury (Hg)	Indium (In)	Potassium (K)	Lanthanum (La)	Lithium (Li)	Magnesium (Mg)	Manganese (Mn)
		Unit	ppm	%	ppm	ppm	ppm	ppm	ppm	ppm	%	ppm	ppm	ppm	ppm	ppm	ppm	%	ppm	ppm	ppm	ppm	ppm	%	ppm	ppm	%	ppm
		MDL	0.01	0.01	0.1	0.0005	10	10	0.05	0.01	0.01	0.01	0.02	0.1	1	0.05	0.2	0.01	0.05	0.05	0.02	0.005	0.005	0.01	0.2	0.1	0.01	5
		Sample Type																										
75	DX450112	Pulp	0.13	0.70	5.7	0.0012	<10	91	0.06	0.03	0.82	0.04	59.52	8.7	15	0.96	28.1	0.90	3.04	<0.05	0.87	<0.005	0.006	0.37	32.0	8.3	0.32	135
84	DX450121	Pulp	0.05	1.33	1.5	0.0037	<10	35	0.07	0.01	3.32	0.04	13.68	16.7	33	0.89	86.3	3.06	4.80	0.10	0.06	<0.005	0.019	0.15	4.8	7.0	0.90	555
89	DX450126	Pulp	0.04	1.27	1.0	0.0023	<10	189	0.06	0.04	0.25	0.02	58.59	8.0	10	2.09	14.1	2.71	5.36	<0.05	0.85	<0.005	0.007	0.83	33.1	12.8	0.32	304
98	DX450135	Pulp	0.19	0.78	5.1	0.0096	<10	50	0.07	0.29	0.69	0.63	33.61	4.1	32	2.16	3.2	1.03	2.61	<0.05	0.58	<0.005	<0.005	0.46	18.6	6.9	0.32	512
101	DX450138	Pulp	0.04	0.42	1.9	0.0019	<10	41	0.09	0.06	0.42	0.04	74.32	1.2	3	0.68	4.1	0.61	2.02	<0.05	0.96	<0.005	<0.005	0.18	37.4	5.5	0.16	109
107	DX450144	Pulp	0.08	0.96	28.7	0.0206	13	61	0.06	0.16	0.30	0.16	37.59	12.2	53	1.49	23.4	1.55	3.92	<0.05	0.86	<0.005	0.009	0.37	21.6	14.1	0.53	146
109	DX450146	Pulp	0.05	1.18	32.6	0.0049	<10	<10	0.08	<0.01	1.21	0.03	10.19	21.4	24	0.34	98.1	1.48	2.66	0.06	0.05	<0.005	0.010	0.03	3.8	5.9	0.69	186
113	DX450150	Pulp	0.05	1.51	3.8	0.0068	11	89	0.07	0.01	3.38	0.08	12.05	15.3	27	0.62	85.9	3.26	4.67	0.11	0.05	<0.005	0.017	0.13	4.0	5.7	0.90	862
135	DX450172	Pulp	0.30	1.67	11.0	0.0107	10	114	<0.05	0.07	0.36	0.04	43.27	17.1	329	2.27	77.4	3.73	6.96	<0.05	0.71	<0.005	0.014	0.69	22.1	17.5	0.47	313
QUALITY ASSURANCE / QUALITY CONTROL																												
Pulp Replicates																												
		%RPD																										
Reference Material																												
STD OREAS 601C			51.11	0.630	380.7	0.998	10	181	0.60	21.44	0.77	2.69	31.4	4.30	14.0	1.33	1193.4	1.82	3.86	0.08	0.96	0.218	0.492	0.230	15.7	7.50	0.080	212
True Value STD OREAS 601C			**50.41**	**0.663**	**378.2**		**< 10**		**0.59**	**21.32**	**0.78**	**2.70**	**34.7**	**4.27**	**14.7**	**1.32**	**1157.6**	**1.84**	**3.86**	**0.08**	**0.97**	**0.216**	**0.497**	**0.254**	**17.3**	**7.56**	**0.084**	**213**
% Difference			1%	-5%	1%				2%	1%	-1%	0%	-10%	1%	-5%	1%	3%	-1%	0%	-4%	-1%	1%	-1%	-9%	-9%	-1%	-5%	0%
Method Blank:																												
Method Blank			<0.01	<0.01	<0.1	<0.0005	<10	<10	<0.05	<0.01	<0.01	<0.01	<0.02	<0.1	<1	<0.05	<0.2	<0.01	<0.05	<0.05	<0.02	<0.005	<0.005	<0.01	<0.2	<0.1	<0.01	<5

Notes:
Job No: YVR2410719

Analytical Methods (IMS-130):
A 0.5 g of pulp sample is leached in hot (95°C) 3:1 aqua regia digestion followed by ICP Mass Spec analysis.
Gold determinations by this method are semi-quantitative due to the small sample weight used (0.5 g).
Refractory and graphitic samples can limit Au solubility.

Abbreviations:
R / Rep = Replicate (a replicate is a sub-sample scooped from a single sample bag produced per client sample)
D / Dup = Duplicate (a duplicate is 2nd sub-sample bag produced by processing a second split of the original client sample received)
MDL = Measurable Detection Limit
COA: Certificate Of Analysis.
IND = Indeterminate
NR: Not reported in COA

On Cerfified Reference Material and Tolerance:
Any one element in a run reporting outside tolerance limits does not constitute failure of the standard.
As per Certificate of Analysis (COA): All values indicated are Certified. Values indicated in green are indicative only.
NR = Not Reported (in the Certificate Of Analysis).

Global
ARD Testing Services Inc.

CERTIFICATE OF ANALYSIS ▪ METALS RESULTS BY AQUA REGIA DIGEST & ICP-MS ANALYSIS ON SOLIDS

GLOBAL PROJECT NO: 2329 (B14)-C
CLIENT: WSP Canada Ltd.
PROJECT NAME: Kinross Great Bear Project
PROJECT NO: N/A
REPORT VERSION: 6

S. No.	Sample ID	Method																										
		Analyte	Molybdenum (Mo)	Sodium (Na)	Niobium (Nb)	Nickel (Ni)	Phosphorous (P)	Lead (Pb)	Rubidium (Rb)	Rhenium (Re)	Sulphur (S)	Antimony (Sb)	Scandium (Sc)	Selenium (Se)	Tin (Sn)	Stronium (Sr)	Tantalum (Ta)	Tellurium (Te)	Thorium (Th)	Titanium (Ti)	Thallium (Tl)	Uranium (U)	Vandium (V)	Tungsten (W)	Yttrium (Y)	Zinc (Zn)	Zirconium (Zr)
		Unit	ppm	%	ppm	ppm	ppm	ppm	ppm	ppm	%	ppm	ppm	ppm	ppm	ppm	ppm	ppm	ppm	%	ppm	ppm	ppm	ppm	ppm	ppm	ppm
		MDL	0.05	0.01	0.05	0.2	10	0.2	0.1	0.001	0.01	0.05	0.1	0.2	0.2	0.2	0.01	0.01	0.2	0.005	0.02	0.05	1	0.05	0.05	1	0.5
		Sample Type																										
75	DX450112	Pulp	0.64	0.05	0.25	12.0	547	2.4	17.4	<0.001	0.03	0.07	2.1	<0.2	<0.2	11.1	<0.01	<0.01	6.3	0.08	0.09	0.79	23	0.08	6.85	27	32.5
84	DX450121	Pulp	0.28	0.12	0.13	20.9	562	0.5	10.5	0.002	0.05	0.09	7.9	<0.2	0.2	17.2	<0.01	0.01	0.6	0.121	0.03	0.11	79	0.09	6.45	30	1.8
89	DX450126	Pulp	0.47	0.04	0.31	11.8	288	2.1	41.8	<0.001	0.04	<0.05	2.1	<0.2	0.4	8.2	<0.01	<0.01	6.4	0.115	0.15	0.76	20	0.14	4.53	44	33.1
98	DX450135	Pulp	0.52	0.04	0.66	5.6	349	14.5	36.6	<0.001	0.03	0.07	0.8	<0.2	<0.2	11	<0.01	0.02	5.9	0.086	0.29	1.27	10	0.11	1.69	154	19.2
101	DX450138	Pulp	2.61	0.04	0.52	2.6	177	3.8	8.9	<0.001	0.01	0.07	0.8	<0.2	<0.2	5.5	<0.01	0.02	7.8	0.032	0.03	0.84	4	0.09	3.62	22	36.9
107	DX450144	Pulp	2.73	0.03	0.30	34.6	653	1.4	23.6	<0.001	0.12	0.12	2.2	<0.2	0.4	7.5	<0.01	0.02	3.5	0.045	0.15	0.55	21	0.17	4.00	59	32.6
109	DX450146	Pulp	0.21	0.14	0.10	48.2	457	0.4	0.7	<0.001	0.06	0.08	4.4	<0.2	0.4	18.8	<0.01	<0.01	0.6	0.083	<0.02	0.10	24	0.33	2.85	15	1.3
113	DX450150	Pulp	0.28	0.12	0.24	17.0	451	0.4	8.6	0.001	0.05	0.11	8.3	<0.2	0.2	25.9	<0.01	0.02	0.5	0.1	<0.02	0.09	77	0.11	6.70	33	1.2
135	DX450172	Pulp	1.21	0.06	0.69	34.3	659	1.5	29.2	<0.001	0.16	0.14	6.2	<0.2	0.5	8.5	<0.01	0.01	4.4	0.113	0.17	0.67	50	0.25	5.91	49	30.1
QUALITY ASSURANCE / QUALITY CONTROL																												
Pulp Replicates																												
		%RPD																										
Reference Material																												
STD OREAS 601C			3.49	0.05	0.48	6.1	236	248.7	12.5	<0.001	0.91	29.82	1.00	8.0	1.60	36.3	<0.01	7.25	6.1	0.010	1.22	2.02	4.00	1.17	5.07	382	34.0
True Value STD OREAS 601C			**3.35**	**0.05**	**<1**	**6.0**	**243**	**248.1**	**12.4**	**< 0.001**	**0.91**	**29.73**	**1.03**	**8.0**	**1.59**	**36.3**	**< 0.05**	**7.22**	**6.1**	**0.010**	**1.20**	**2.04**	**4.75**	**1.16**	**5.10**	**380.58**	**33.5**
% Difference			4%	-5%		2%	-3%	0%	1%		0%	0%	-3%	0%	1%	0%		0%	0%	5%	2%	-1%	-16%	0%	-1%	0%	1%
Method Blank:																												
Method Blank			<0.05	<0.01	<0.05	<0.2	<10	<0.2	<0.1	<0.001	<0.01	<0.05	<0.1	<0.2	<0.2	<0.2	<0.01	<0.01	<0.2	<0.005	<0.02	<0.05	<1	<0.05	<0.05	<1	<0.5

Global
ARD Testing Services Inc.

CERTIFICATE OF ANALYSIS ▪ METALS RESULTS BY 4-ACID DIGEST & ICP-MS ANALYSIS ON SOLIDS

GLOBAL PROJECT NO: 2329 (B14)-C
CLIENT: WSP Canada Ltd.
PROJECT NAME: Kinross Great Bear Project
PROJECT NO: N/A
REPORT VERSION: 6

S. No.	Sample ID	Method	Silver (Ag)	Aluminum (Al)	Arsenic (As)	Barium (Ba)	Beryllium (Be)	Bismuth (Bi)	Calcium (Ca)	m (Cd)	Cerium (Ce)	Cobalt (Co)	Chromium (Cr)	Cesium (Cs)	Copper (Cu)	Iron (Fe)	Gallium (Ga)	Germanium (Ge)	Hafnium (Hf)	Indium (In)	Potassium (K)	Lanthanum (La)	Lithium (Li)	Magnesium (Mg)	Manganese (Mn)	Molybdenum (Mo)
		Analyte	Silver (Ag)	Aluminum (Al)	Arsenic (As)	Barium (Ba)	Beryllium (Be)	Bismuth (Bi)	Calcium (Ca)	m (Cd)	Cerium (Ce)	Cobalt (Co)	Chromium (Cr)	Cesium (Cs)	Copper (Cu)	Iron (Fe)	Gallium (Ga)	Germanium (Ge)	Hafnium (Hf)	Indium (In)	Potassium (K)	Lanthanum (La)	Lithium (Li)	Magnesium (Mg)	Manganese (Mn)	Molybdenum (Mo)
		Unit	ppm	%	ppm	ppm	ppm	ppm	%	ppm	ppm	ppm	ppm	ppm	ppm	%	ppm	ppm	ppm	ppm	%	ppm	ppm	%	ppm	ppm
		MDL	0.01	0.01	0.2	10	0.05	0.01	0.01	0.02	0.02	0.1	1	0.05	0.2	0.01	0.05	0.05	0.1	0.005	0.01	0.5	0.2	0.01	5	0.05
		Sample Type																								
28	DX450065	Pulp	0.04	7.72	1.0	42	0.25	<0.01	7.65	0.07	7.97	38.0	248	0.20	53.5	6.34	15.40	0.07	0.80	0.040	0.17	3.0	34.3	3.81	874	0.51
84	DX450121	Pulp	0.06	7.02	1.7	61	0.60	0.03	7.18	0.13	17.65	52.1	85	1.05	90.5	10.88	21.66	0.26	1.50	0.081	0.30	6.9	12.6	2.87	1518	0.41
87	DX450124	Pulp	0.04	7.69	1.5	552	0.48	0.04	7.46	0.07	10.38	44.9	159	1.64	73.9	7.99	19.43	0.15	1.20	0.063	0.35	3.6	17.2	4.41	1151	0.24
92	DX450129	Pulp	0.04	5.09	12.5	250	0.87	0.07	11.12	0.03	55.51	3.8	12	1.28	10.6	2.21	12.83	0.07	3.50	0.053	0.81	27.9	10.9	0.5	1238	0.54
98	DX450135	Pulp	0.13	6.94	4.8	473	1.18	0.27	2.48	0.78	34.32	4.5	44	2.35	3.4	1.55	20.02	0.09	3.60	0.015	2.10	19.4	15.1	0.39	1819	0.64
101	DX450138	Pulp	0.06	6.52	2.8	492	1.03	0.05	1.05	0.04	80.07	1.6	13	1.25	5.4	0.89	18.56	0.16	4.90	0.015	1.61	45.1	11.0	0.25	155	3.56
107	DX450144	Pulp	0.11	8.46	37.2	353	1.12	0.15	2.05	0.24	55.63	15.0	98	1.66	28.7	3.94	22.31	0.17	3.80	0.031	1.48	26.7	21.7	0.67	836	3.66
109	DX450146	Pulp	0.06	7.43	33.3	31	0.60	0.02	6.33	0.11	11.18	47.8	118	0.43	98.2	8.16	18.55	0.16	1.30	0.059	0.18	4.2	15.3	3.81	1200	0.33
111	DX450148	Pulp	0.02	6.85	50.2	134	1.22	0.05	6.06	0.12	35.69	42.3	339	4.59	12.9	6.04	15.16	0.07	2.60	0.041	0.57	15.1	12.8	5.03	1102	0.35
112	DX450149	Pulp	0.06	7.63	4.0	49	0.79	0.07	5.68	0.12	21.75	55.9	91	0.77	132.9	11.29	22.89	<0.05	2.10	0.088	0.17	8.3	13.3	3.46	1531	0.41
113	DX450150	Pulp	0.06	6.64	3.9	121	0.59	0.03	7.38	0.19	14.79	42.4	67	0.70	89.9	11.12	18.50	<0.05	1.30	0.071	0.26	5.6	11.6	2.77	2305	0.25
124	DX450161	Pulp	0.05	8.32	2.1	460	1.00	0.05	1.49	0.06	74.16	16.0	413	3.90	8.8	8.36	22.09	0.12	3.70	0.030	1.32	35.6	26.8	0.86	1569	0.75
QUALITY ASSURANCE / QUALITY CONTROL																										
Pulp Duplicates:																										
28	DX450065	Pulp	0.04	7.72	1.0	42	0.25	<0.01	7.65	0.07	8	38.0	248	0.20	53.5	6.34	15.40	0.07	0.80	0.040	0.17	3.0	34.3	3.81	874	0.51
28D	DX450065 (Dup)	Pulp	0.04	7.71	0.8	41	0.22	<0.01	7.66	0.08	8	37.8	256	0.20	54.2	6.36	15.00	<0.05	0.70	0.040	0.17	3.0	31.1	3.8	875	0.47
		%RPD	0%	0%	22%	2%	13%		0%	-13%	1%	1%	-3%	0%	-1%	0%	3%		13%	0%	0%	0%	10%	0%	0%	8%
92	DX450129	Pulp	0.04	5.09	12.5	250	0.87	0.07	11.12	0.03	56	3.8	12	1.28	10.6	2.21	12.83	0.07	3.50	0.053	0.81	27.9	10.9	0.5	1238	0.54
92D	DX450129 (Dup)	Pulp	0.08	5.15	11.9	247	0.82	0.06	11.31	0.03	57	3.9	13	1.27	11.5	2.22	12.68	<0.05	3.50	0.052	0.81	28.7	10.3	0.51	1257	0.51
		%RPD	-67%	-1%	5%	1%	6%	15%	-2%	0%	-3%	-3%	-8%	1%	-8%	0%	1%		0%	2%	0%	-3%	6%	-2%	-2%	6%
Certified Reference Material:																										
STD OREAS 601C			50.78	7.09	390.4	410	2.50	21.00	0.96	2.74	74.0	5.00	17	5.31	1138	2.38	23.94	0.10	5.10	0.57	2.75	36.8	27.5	0.170	231	3.63
True Value STD OREAS 601C			**50.30**	**7.06**	**390.0**		**2.46**	**21.10**	**0.95**	**2.77**	**75.0**	**4.99**	**18**	**5.17**	**1160**	**2.41**	**23.50**	**0.18**	**4.93**	**0.56**	**2.72**	**37.1**	**26.7**	**0.169**	**230**	**3.66**
% Difference			1%	0%	0%		2%	0%	1%	-1%	-1%	0%	-3%	3%	-2%	-1%	2%	-44%	3%	2%	1%	-1%	3%	1%	0%	-1%
Method Blank:																										
Method Blank			<0.01	<0.01	<0.2	<10	<0.05	<0.01	<0.01	<0.02	<0.02	<0.1	<1	<0.05	<0.2	<0.01	<0.05	<0.05	<0.1	<0.005	<0.01	<0.5	<0.2	<0.01	<5	<0.05

NOTES:
Job No: YVR2410719

Analytical Methods (IMS-230):
Analytical Method: A 0.25 g of pulp sample is digested with HClO4, HNO3, HCl, HF to 10 mL. (>) Concentration exceeds upper limits.
REE's may not be totally soluble in this method.
While multi-acid digestion is considered to be near total digestion this digestion is only partial for some Cr and Ba minerals and oxides of Al, Fe, Hf, Mn, Sn, Ta and Zr.
Additionally volatilization during fuming may result in some loss of As, S and Sb.

Abbreviations:
R / Rep = Replicate (a replicate is a sub-sample scooped from a single sample bag produced per client sample)
D / Dup = Duplicate (a duplicate is 2nd sub-sample bag produced by processing a second split of the original client sample received)
MDL = Measurable Detection Limit
IND = Indeterminate
NR = Not Requested

On Cerfified Reference Material and Tolerance:
Any one element in a run reporting outside tolerance limits does not constitute failure of the standard.
As per Certificate of Analysis (COA): All values indicated are Certified. Values indicated in green are indicative only.
NR = Not Reported (in the Certificate Of Analysis).

On Tolerance:
Any one element in a run reporting outside tolerance limits does not constitute failure of the standard.
All 'True Values' indicated in green are indicative values as per Certificate Of Analysis (COA) - not certified values.

Global
ARD Testing Services Inc.

CERTIFICATE OF ANALYSIS ▪ METALS RESULTS BY 4-ACID DIGEST & ICP-MS ANALYSIS ON SOLIDS

GLOBAL PROJECT NO: 2329 (B14)-C
CLIENT: WSP Canada Ltd.
PROJECT NAME: Kinross Great Bear Project
PROJECT NO: N/A
REPORT VERSION: 6

S. No.	Sample ID	Method	Sodium (Na)	Niobium (Nb)	Nickel (Ni)	Phosphorous (P)	Lead (Pb)	Rubidium (Rb)	Rhenium (Re)	Sulphur (S)	Antimony (Sb)	Scandium (Sc)	Selenium (Se)	Tin (Sn)	Stronium (Sr)	Tantalum (Ta)	Tellurium (Te)	Thorium (Th)	Titanium (Ti)	Thallium (Tl)	Uranium (U)	Vandium (V)	Tungsten (W)	Yttrium (Y)	Zinc (Zn)	Zirconium (Zr)
		Analyte																								
		Unit	%	ppm	ppm	ppm	ppm	ppm	ppm	%	ppm	ppm	ppm	ppm	ppm	ppm	ppm	ppm	%	ppm	ppm	ppm	ppm	ppm	ppm	ppm
		MDL	0.01	0.1	0.2	10	0.5	0.1	0.002	0.01	0.5	0.1	1	0.2	0.2	0.05	0.05	0.2	0.01	0.02	0.1	1	0.1	0.1	2	0.5
		Sample Type																								
28	DX450065	Pulp	1	2.00	117.1	239	1.0	2.9	<0.002	0.01	<0.5	25.9	<1	0.5	116.8	0.18	<0.05	0.4	0.41	0.02	<0.1	170	0.40	14.70	56	25.4
84	DX450121	Pulp	2	5.90	64.7	587	1.9	11.6	<0.002	0.05	<0.5	35.3	<1	0.9	179.1	0.38	0.06	0.8	0.93	0.04	0.2	269	0.30	22.00	107	52.0
87	DX450124	Pulp	2	3.10	84.0	312	1.4	12.3	<0.002	0.01	<0.5	37.8	<1	0.6	135.7	0.21	0.05	0.5	0.58	0.08	0.1	250	2.30	22.00	48	43.1
92	DX450129	Pulp	3	5.00	2.8	329	6.8	25.5	<0.002	0.12	<0.5	5.1	<1	0.9	1032.1	0.42	0.11	7.5	0.13	0.15	1.5	22	2.70	13.70	21	123.5
98	DX450135	Pulp	2	5.30	6.4	346	36.9	64.8	<0.002	0.04	<0.5	3.2	<1	0.9	227.4	0.59	0.08	6.6	0.16	0.52	2.3	24	1.20	4.20	171	116.2
101	DX450138	Pulp	3	8.50	4.3	187	11.4	39.9	<0.002	0.02	<0.5	3	<1	1.1	158.4	0.68	<0.05	10.8	0.15	0.13	1.9	12	1.00	7.80	32	176.4
107	DX450144	Pulp	2	5.40	43.7	682	9.6	38.6	<0.002	0.11	<0.5	9.3	<1	1.2	362	0.41	0.13	5.6	0.3	0.23	1.4	57	1.10	8.70	111	136.0
109	DX450146	Pulp	2	4.80	163.1	506	2.2	0.8	<0.002	0.06	<0.5	28.1	<1	1.2	215.5	0.32	<0.05	0.7	0.69	0.03	0.2	148	1.30	15.80	90	45.1
111	DX450148	Pulp	2	4.00	278.6	692	2.5	31.5	<0.002	<0.01	0.50	21	<1	1.2	259.8	0.26	0.06	3.4	0.39	0.13	0.8	136	0.30	12.70	76	89.0
112	DX450149	Pulp	2	6.50	71.5	620	2.9	3.3	0.003	0.14	0.80	38	<1	1	274.3	0.42	0.07	0.9	0.98	0.04	0.2	295	0.90	24.30	109	67.5
113	DX450150	Pulp	1	4.50	47.9	483	1.3	9.2	0.002	0.05	<0.5	35.8	<1	0.8	153.8	0.3	<0.05	0.6	0.77	0.03	0.1	265	0.30	22.30	108	39.5
124	DX450161	Pulp	2	10.00	29.5	909	7.9	42.1	<0.002	0.01	<0.5	10.2	<1	0.9	217	0.69	0.08	6.8	0.41	0.22	1.8	80	1.00	11.70	85	140.2
QUALITY ASSURANCE / QUALITY CONTROL																										
Pulp Duplicates:																										
28	DX450065	Pulp	1	2.00	117.1	239	1.0	2.9	<0.002	0.01	<0.5	25.9	<1	0.5	116.8	0.18	<0.05	0.4	0.41	0.02	<0.1	170	0.40	14.70	56	25.4
28D	DX450065 (Dup)	Pulp	1	2.00	117.6	242	1.1	2.9	<0.002	0.01	<0.5	25.4	<1	0.5	115.1	0.18	<0.05	0.4	0.41	0.02	<0.1	171	0.90	14.70	56	23.1
		%RPD	0%	0%	0%	-1%	-10%	0%		0%		2%		0%	1%	0%		0%	0%	0%		-1%	-77%	0%	0%	9%
92	DX450129	Pulp	3	5.00	2.8	329	6.8	25.5	<0.002	0.12	<0.5	5.1	<1	0.9	1032.1	0.42	0.11	7.5	0.13	0.15	1.5	22	2.70	13.70	21	123.5
92D	DX450129 (Dup)	Pulp	3	5.10	2.9	336	6.9	26.1	<0.002	0.12	<0.5	5	<1	1	1058.2	0.43	0.1	7.4	0.13	0.15	1.5	23	2.50	13.70	21	125.3
		%RPD	-1%	-2%	-4%	-2%	-1%	-2%		0%		2%		-11%	-2%	-2%	10%	1%	0%	0%	0%	-4%	8%	0%	0%	-1%
Certified Reference Material:																										
STD OREAS 601C			1.89	15.1	6.9	376	339.4	115.8	<0.002	1.57	38.3	4.00	9.0	4.30	232	1.15	7.6	12.7	0.14	1.80	4.5	15.0	4.8	11.6	439	183
True Value STD OREAS 601C			**1.94**	**14.7**	**6.8**	**390**	**328.0**	**115.0**	**<0.002**	**1.58**	**37.2**	**4.01**	**8.8**	**4.23**	**230**	**1.11**	**7.5**	**12.4**	**0.135**	**1.75**	**4.4**	**15.5**	**4.67**	**11.5**	**425**	**178**
% Difference			-3%	3%	1%	-4%	3%	1%		-1%	3%	0%	3%	2%	1%	4%	1%	2%	4%	3%	2%	-3%	3%	1%	3%	3%
Method Blank:																										
Method Blank			<0.01	<0.1	<0.2	<10	<0.5	<0.1	<0.002	<0.01	<0.5	<0.1	<1	<0.2	<0.2	<0.05	<0.05	<0.2	<0.01	<0.02	<0.1	<1	<0.1	<0.1	<2	<0.5

CERTIFICATE OF ANALYSIS ▪ COVER PAGE

Global ARD Testing Services Inc.

CLIENT INFORMATION	
Client:	WSP Canada Ltd.
Project Manager:	Anna Klein
Mailing Address	201-1224 Gardiners Rd.
	Kingston, ON. K7P 0G2
Contact No:	343-333-2306

COMPANY INFORMATION	
Legal Name:	Global ARD Testing Services Inc.
Mailing Address:	6891 Antrim Avenue
	Burnaby, BC
	V5J 4M5
Contact No:	
	Main: (604) 428-2730
	Alternate: (604) 603-1359

PROJECT INFORMATION	
Project Name:	Kinross Great Bear Project
Project Number:	N/A

REPORTING	
Global Project No:	2329 (B14)-D
Report Version:	4
Pages (Including Cover):	5
Report Title:	COA 2329 (B14)-D x 150 Kinross Great Bear Project Samples (rec'd 29-Apr24)
Analysis Reviewed By:	Prab Bhatia (Pbhatia@globalARDtesting.com)
Position:	Project Manager
Report Certified By:	Prab Bhatia
Signature:	

RESULTS		
Reported To:	**1**	Kristen Gault (kristen.gault@wsp.com)
	2	Anna Klein (anna.klein@wsp.com)
	3	Matias Silva (matias.silvacaceres@wsp.com)
	4	Yuanyi Wang (yuanyi.wang@wsp.com)
Date Reported:	**Version-1:**	Tuesday, July 23, 2024
	Version-2:	Tuesday, July 30, 2024
	Version-3:	Monday, August 12, 2024
	Version-4:	Monday, November 10, 2025

INVOICE		
Submitted To:	**1**	Sabina Abdullayeva (sabina.abdullayeva@kinross.com)
	2	Matthew Hart (matthew.hart@kinross.com)
	3	Kristen Gault (kristen.gault@wsp.com)
	4	Anna Klein (anna.klein@wsp.com)
Client PO No:		
Global Invoice No:		ARD2329-0724A
Date Submitted:		July 31, 2024

NOTES
All samples and pulps are stored at no charge for 90 days past reporting date.
Please contact the lab if you would like to continue storage past 90 days.
Storage charges will apply.
VERSIONS:
Version-1: ABA - Partial
Version-2: Full Report
Version-3: Correct Zero value for SO4

CERTIFICATE OF ANALYSIS ▪ SAMPLE DETAILS

Global
ARD Testing Services Inc.

GLOBAL PROJECT NO: 2329 (B14)-D
CLIENT: WSP Canada Ltd.
PROJECT NAME: Kinross Great Bear Project
PROJECT NO: N/A
REPORT VERSION: 4

SAMPLE RECEIPT INFO	
Date Samples Received:	Monday, April 29, 2024
No of Samples Received:	150
Samples Received By:	Said

ANALYTICAL INSTRUCTIONS	
From:	
	as per email Confirmation
Date:	Monday, April 29, 2024

S. No.	Sample ID	Sample Description	Condition (Wet/Dry)	Wt. of Sample Rec'd (kg)	Global Notes (if any)
1	DX450191	Pulp	Dry		
2	DX450192	Pulp	Dry		
4	DX450194	Pulp	Dry		
5	DX450195	Pulp	Dry		
6	DX450196	Pulp	Dry		
7	DX450197	Pulp	Dry		
8	DX450198	Pulp	Dry		
10	DX450200	Pulp	Dry		
11	DX450201	Pulp	Dry		
13	DX450203	Pulp	Dry		
14	DX450204	Pulp	Dry		
15	DX450205	Pulp	Dry		
16	DX450206	Pulp	Dry		
18	DX450208	Pulp	Dry		
19	DX450209	Pulp	Dry		
20	DX450210	Pulp	Dry		
21	DX450211	Pulp	Dry		
22	DX450212	Pulp	Dry		
23	DX450214	Pulp	Dry		
24	DX450215	Pulp	Dry		
25	DX450216	Pulp	Dry		
26	DX450217	Pulp	Dry		
27	DX450218	Pulp	Dry		
28	DX450219	Pulp	Dry		
29	DX450220	Pulp	Dry		
32	DX450223	Pulp	Dry		
35	DX450226	Pulp	Dry		
36	DX450227	Pulp	Dry		
38	DX450229	Pulp	Dry		
39	DX450230	Pulp	Dry		
40	DX450231	Pulp	Dry		
42	DX450233	Pulp	Dry		
44	DX450235	Pulp	Dry		
45	DX450236	Pulp	Dry		
46	DX450237	Pulp	Dry		
47	DX450238	Pulp	Dry		
48	DX450239	Pulp	Dry		
49	031525	Pulp	Dry		
50	031622	Pulp	Dry		
51	031623	Pulp	Dry		
52	031624	Pulp	Dry		
53	031625	Pulp	Dry		
54	031626	Pulp	Dry		
55	031627	Pulp	Dry		
56	031628	Pulp	Dry		
57	031629	Pulp	Dry		
58	031630	Pulp	Dry		
59	031631	Pulp	Dry		
60	031632	Pulp	Dry		
61	031633	Pulp	Dry		
62	031634	Pulp	Dry		
63	031635	Pulp	Dry		
64	031636	Pulp	Dry		
65	031637	Pulp	Dry		
66	031638	Pulp	Dry		

CERTIFICATE OF ANALYSIS ▪ SAMPLE DETAILS

Global
ARD Testing Services Inc.

GLOBAL PROJECT NO: 2329 (B14)-D
CLIENT: WSP Canada Ltd.
PROJECT NAME: Kinross Great Bear Project
PROJECT NO: N/A
REPORT VERSION: 4

SAMPLE RECEIPT INFO	
Date Samples Received:	Monday, April 29, 2024
No of Samples Received:	150
Samples Received By:	Said

ANALYTICAL INSTRUCTIONS	
From:	
	as per email Confirmation
Date:	Monday, April 29, 2024

S. No.	Sample ID	Sample Description	Condition (Wet/Dry)	Wt. of Sample Rec'd (kg)	Global Notes (if any)
67	031639	Pulp	Dry		
68	031640	Pulp	Dry		
69	031641	Pulp	Dry		
70	031642	Pulp	Dry		
71	031643	Pulp	Dry		
72	031646	Pulp	Dry		
73	031647	Pulp	Dry		
74	031648	Pulp	Dry		
75	031649	Pulp	Dry		
76	031650	Pulp	Dry		
77	031651	Pulp	Dry		
78	031652	Pulp	Dry		
79	031653	Pulp	Dry		
80	031654	Pulp	Dry		
81	031655	Pulp	Dry		
82	031656	Pulp	Dry		
83	031657	Pulp	Dry		
84	031658	Pulp	Dry		
85	031660	Pulp	Dry		
86	031661	Pulp	Dry		
87	031662	Pulp	Dry		
88	031663	Pulp	Dry		
89	031664	Pulp	Dry		
90	031533	Pulp	Dry		
91	031535	Pulp	Dry		
92	031536	Pulp	Dry		
93	031537	Pulp	Dry		
94	031538	Pulp	Dry		
95	031539	Pulp	Dry		
96	031540	Pulp	Dry		
97	031541	Pulp	Dry		
98	031501	Pulp	Dry		
99	031502	Pulp	Dry		
100	031503	Pulp	Dry		
101	031504	Pulp	Dry		
102	031505	Pulp	Dry		
103	031506	Pulp	Dry		
104	031507	Pulp	Dry		
105	031508	Pulp	Dry		
106	031509	Pulp	Dry		
107	031510	Pulp	Dry		
108	031511	Pulp	Dry		
109	031512	Pulp	Dry		
110	031513	Pulp	Dry		
111	031514	Pulp	Dry		
112	031515	Pulp	Dry		
113	031517	Pulp	Dry		
114	031534	Pulp	Dry		
115	031542	Pulp	Dry		
116	031543	Pulp	Dry		
117	031544	Pulp	Dry		
118	031545	Pulp	Dry		
119	031546	Pulp	Dry		
120	031547	Pulp	Dry		
121	031548	Pulp	Dry		
122	031549	Pulp	Dry		

CERTIFICATE OF ANALYSIS ▪ SAMPLE DETAILS

Global ARD Testing Services Inc.

GLOBAL PROJECT NO: 2329 (B14)-D
CLIENT: WSP Canada Ltd.
PROJECT NAME: Kinross Great Bear Project
PROJECT NO: N/A
REPORT VERSION: 4

SAMPLE RECEIPT INFO	
Date Samples Received:	Monday, April 29, 2024
No of Samples Received:	150
Samples Received By:	Said

ANALYTICAL INSTRUCTIONS	
From:	
	as per email Confirmation
Date:	Monday, April 29, 2024

S. No.	Sample ID	Sample Description	Condition (Wet/Dry)	Wt. of Sample Rec'd (kg)	Global Notes (if any)
123	031550	Pulp	Dry		
124	031552	Pulp	Dry		
125	031554	Pulp	Dry		
126	031555	Pulp	Dry		
127	031556	Pulp	Dry		
128	031557	Pulp	Dry		
129	031558	Pulp	Dry		
130	031559	Pulp	Dry		
131	031560	Pulp	Dry		
132	031561	Pulp	Dry		
133	031562	Pulp	Dry		
134	031563	Pulp	Dry		
135	031566	Pulp	Dry		
136	031567	Pulp	Dry		
137	031568	Pulp	Dry		
138	031569	Pulp	Dry		
139	031570	Pulp	Dry		
140	031571	Pulp	Dry		
141	031572	Pulp	Dry		
142	031573	Pulp	Dry		
143	031574	Pulp	Dry		
144	031575	Pulp	Dry		
145	116952	Pulp	Dry		
146	031516	Pulp	Dry		
147	031518	Pulp	Dry		
148	031519	Pulp	Dry		
149	031520	Pulp	Dry		
150	031521	Pulp	Dry		

Total wt of sample rec'd (kg): **0.00**

Global
ARD Testing Services Inc.

CERTIFICATE OF ANALYSIS ▪ ABA RESULTS

GLOBAL PROJECT NO: 2329 (B14)-D
CLIENT: WSP Canada Ltd.
PROJECT NAME: Kinross Great Bear Project
PROJECT NO: N/A
REPORT VERSION: 4

S. No.	Sample ID	Paste pH	Fizz Rating	Total Carbon	Total Inorganic C	$CaCO_3$ Equivalents[*1]	Total Sulphur	Sulphate Sulphur	Sulphide Sulphur	AP[*3]	Modified ABA NP	NNP[*4]	NPR[*5]
	Units:	pH Units		wt %	wt %	kg CaCO3/tonne	wt %	wt %	wt %		kg CaCO3/tonne		
	Reported Detection Limit:	*0.1*		*0.02*	*0.02*	*1.7*	*0.01*	*0.01*	*0.01*	0.3			
1	DX450191						0.10	0.01	0.09	2.8			
2	DX450192						0.33	0.21	0.12	3.8			
4	DX450194						1.71	0.03	1.68	52.5			
5	DX450195						1.47	<0.01	1.47	45.9			
6	DX450196						0.28	0.16	0.12	3.8			
7	DX450197						0.41	0.18	0.23	7.2			
8	DX450198						0.37	0.30	0.07	2.2			
10	DX450200						2.62	0.31	2.31	72.2			
11	DX450201	8.1	Slight	0.19	0.21	17.5					30.4		
14	DX450204						0.40	<0.01	0.40	12.5			
15	DX450205						0.52	0.03	0.49	15.3			
16	DX450206						1.38	0.04	1.34	41.9			
18	DX450208						0.58	0.07	0.51	15.9			
20	DX450210						0.54	0.18	0.36	11.3			
21	DX450211						1.02	0.26	0.76	23.8			
22	DX450212						0.42	0.12	0.30	9.4			
23	DX450214						5.42	0.03	5.39	168.4			
24	DX450215						2.86	<0.01	2.86	89.4			
25	DX450216						1.01	0.02	0.99	30.9			
26	DX450217						1.02	0.10	0.92	28.8			
27	DX450218						0.58	<0.01	0.58	18.1			
28	DX450219						0.24	0.06	0.18	5.6			
29	DX450220						0.44	0.32	0.12	3.8			
32	DX450223						1.09	0.12	0.97	30.3			
35	DX450226						2.11	<0.01	2.11	65.9			
38	DX450229						1.84	0.02	1.82	56.9			
39	DX450230						0.07	<0.01	0.07	2.2			
40	DX450231						0.67	<0.01	0.67	20.9			
42	DX450233						3.10	1.76	1.34	41.9			
44	DX450235						0.49	0.07	0.42	13.1			
45	DX450236						0.53	0.04	0.49	15.3			
46	DX450237						0.69	0.34	0.35	10.9			
47	DX450238						0.82	0.27	0.55	17.2			
48	DX450239						5.51	0.97	4.54	141.9			
49	031525						0.89	0.28	0.61	19.1			
50	031622						0.11	<0.01.	0.11	3.4			
51	031623						0.10	<0.01.	0.10	3.1			
52	031624						2.90	<0.01	2.90	90.6			
53	031625						2.06	0.01	2.05	64.1			
54	031626						0.95	0.10	0.85	26.6			
55	031627						0.36	<0.01	0.36	11.3			
56	031628						0.56	0.25	0.31	9.7			
57	031629						2.99	<0.01	2.99	93.4			
58	031630						1.78	<0.01	1.78	55.6			
59	031631	8.4	None	<0.02	<0.02	<1.7	2.63	0.21	2.42	75.6	6.6	-69.0	0.1
60	031632	9.2	Slight	0.26	0.26	21.67	1.62	<0.01	1.62	50.6	28.6	-22.0	0.6
61	031633						4.09	0.32	3.77	117.8			
62	031634						2.62	<0.01	2.62	81.9			
63	031635						1.70	<0.01	1.70	53.1			
64	031636						0.38	0.09	0.29	9.1			
65	031637	9.1	Slight	0.13	0.13	10.83	0.06	<0.01	0.06	1.9	19.8	17.9	10.5
66	031638	8.7	Slight	0.21	0.21	17.5	1.70	<0.01	1.70	53.1	24	-29.1	0.5
67	031639						0.14	0.02	0.12	3.8			
68	031640						1.17	<0.01	1.17	36.6			
69	031641						0.96	0.05	0.91	28.4			
70	031642						0.38	0.05	0.33	10.3			
71	031643						1.32	<0.01	1.32	41.3			
72	031646						0.02	<0.01	0.02	0.6			
73	031647						0.97	<0.01	0.97	30.3			
74	031648						0.13	0.01	0.12	3.8			
75	031649						1.02	0.16	0.86	26.9			
76	031650						0.17	0.03	0.14	4.4			
77	031651						0.30	0.04	0.26	8.1			
78	031652						0.24	0.01	0.23	7.2			
79	031653						0.10	<0.01	0.10	3.1			
80	031654						0.35	0.08	0.27	8.4			
81	031655						0.04	0.01	0.03	0.9			

Global
ARD Testing Services Inc.

GLOBAL PROJECT NO: 2329 (B14)-D
CLIENT: WSP Canada Ltd.
PROJECT NAME: Kinross Great Bear Project
PROJECT NO: N/A
REPORT VERSION: 4

S. No.	Sample ID	Paste pH	Fizz Rating	Total Carbon	Total Inorganic C	$CaCO_3$ Equivalents[*1]	Total Sulphur	Sulphate Sulphur	Sulphide Sulphur	AP[*3]	Modified ABA NP	NNP[*4]	NPR[*5]
	Units:	pH Units		wt %	wt %	kg CaCO3/tonne	wt %	wt %	wt %	kg CaCO3/tonne			
	Reported Detection Limit:	*0.1*		*0.02*	*0.02*	*1.7*	*0.01*	*0.01*	*0.01*	0.3			
82	031656						0.46	0.05	0.41	12.8			
83	031657						0.20	0.04	0.16	5.0			
84	031658	9.5	Slight	0.16	0.15	12.5	0.04	<0.01	0.04	1.3	22.0	20.8	17.6
85	031660						0.09	<0.01	0.09	2.8			
86	031661						3.01	0.05	2.96	92.5			
87	031662						1.03	0.01	1.02	31.9			
88	031663						0.24	0.04	0.20	6.3			
89	031664						0.70	0.10	0.60	18.8			
90	031533						0.03	<0.01	0.03	0.9			
91	031535						0.17	0.02	0.15	4.7			
92	031536						0.46	0.04	0.42	13.1			
93	031537						0.04	<0.01	0.04	1.3			
94	031538						2.73	<0.01	2.73	85.3			
95	031539						2.17	0.02	2.15	67.2			
96	031540						1.32	0.01	1.31	40.9			
97	031541						0.70	0.03	0.67	20.9			
98	031501						0.51	<0.01	0.51	15.9			
99	031502						0.82	<0.01	0.82	25.6			
100	031503						1.13	<0.01	1.13	35.3			
101	031504						0.03	<0.01	0.03	0.9			
102	031505	9.5	Slight	0.24	0.22	18.33	0.22	<0.01	0.22	6.9	28.4	21.5	4.1
103	031506						0.63	<0.01	0.63	19.7			
104	031507						0.19	<0.01	0.19	5.9			
105	031508						1.41	0.70	0.71	22.2			
106	031509						0.36	<0.01	0.36	11.3			
107	031510						2.84	<0.01	2.84	88.8			
108	031511						2.16	<0.01	2.16	67.5			
109	031512						1.09	<0.01	1.09	34.1			
110	031513						1.26	<0.01	1.26	39.4			
111	031514						0.46	0.12	0.34	10.6			
112	031515						2.02	<0.01	2.02	63.1			
113	031517	8.7	Slight	0.24	0.24	20	0.74	<0.01	0.74	23.1	29.7	6.6	1.3
114	031534						0.08	<0.01	0.08	2.5			
115	031542						3.17	0.51	2.66	83.1			
116	031543						0.30	<0.01	0.30	9.4			
117	031544						0.31	<0.01	0.31	9.7			
118	031545						0.99	0.01	0.98	30.6			
119	031546						0.06	<0.01	0.06	1.9			
120	031547						1.62	<0.01	1.62	50.6			
121	031548						0.79	0.04	0.75	23.4			
122	031549						0.89	<0.01	0.89	27.8			
123	031550						0.20	<0.01	0.20	6.3			
124	031552						0.30	<0.01	0.30	9.4			
125	031554						0.36	<0.01	0.36	11.3			
126	031555						0.18	0.01	0.17	5.3			
127	031556						0.19	<0.01	0.19	5.9			
128	031557						1.60	<0.01	1.60	50.0			
129	031558						1.46	<0.01	1.46	45.6			
130	031559						1.77	<0.01	1.77	55.3			
131	031560						1.63	<0.01	1.63	50.9			
132	031561						1.82	<0.01	1.82	56.9			
133	031562						2.70	<0.01	2.70	84.4			
134	031563						2.97	<0.01	2.97	92.8			
135	031566						1.64	<0.01	1.64	51.3			
136	031567						2.60	<0.01	2.60	81.3			
137	031568						3.21	0.07	3.14	98.1			
138	031569						0.24	<0.01	0.24	7.5			
139	031570						0.02	<0.01	0.02	0.6			
140	031571						6.02	<0.01	6.02	188.1			
141	031572						2.90	<0.01	2.90	90.6			
142	031573						5.16	<0.01	5.16	161.3			
143	031574						3.09	<0.01	3.09	96.6			
144	031575						0.30	0.08	0.22	6.9			
145	116952						1.46	1.20	0.26	8.1			
146	031516						3.80	<0.01	3.80	118.8			
147	031518						1.47	0.02	1.45	45.3			
148	031519						1.60	0.36	1.24	38.8			
149	031520						1.28	0.51	0.77	24.1			

Global ARD Testing Services Inc.

GLOBAL PROJECT NO: 2329 (B14)-D
CLIENT: WSP Canada Ltd.
PROJECT NAME: Kinross Great Bear Project
PROJECT NO: N/A
REPORT VERSION: 4

S. No.	Sample ID	Paste pH	Fizz Rating	Total Carbon	Total Inorganic C	$CaCO_3$ Equivalents[*1]	Total Sulphur	Sulphate Sulphur	Sulphide Sulphur	AP[*3]	Modified ABA NP	NNP[*4]	NPR[*5]
Units:		pH Units		wt %	wt %	kg CaCO3/tonne	wt %	wt %	wt %	kg CaCO3/tonne			
Reported Detection Limit:		*0.1*		*0.02*	*0.02*	*1.7*	*0.01*	*0.01*	*0.01*	0.3			
150	031521						0.42	0.11	0.31	9.7			
QUALITY ASSURANCE / QUALITY CONTROL													
							1.38	0.04					
16D	DX450206 D						1.36	0.04					
%RPD							1%	0%					
24	DX450215						2.86	<0.01					
24D	DX450215 D						2.86	<0.01					
%RPD							0%						
29	DX450220						0.44	0.32					
29D	DX450220 D						0.44	0.29					
%RPD							0%	10%					
47	DX450238						0.82	0.27					
47D	DX450238 D						0.83	0.27					
%RPD							-1%	0%					
50	031622						0.11	<0.01					
50D	031622 D						0.11	0.01					
%RPD							0%						
57	031629						2.99	<0.01					
57D	031629 D						2.98	<0.01					
%RPD							0%						
66	031638	8.7	Slight	0.21	0.21		1.70	<0.01			24		
66D	031638 D						1.66	<0.01					
%RPD							2%						
76	031650						0.17	0.03					
76D	031650 D						0.17	0.03					
%RPD							0%	0%					
88	031663						0.24	0.04					
88D	031663 D						0.24	0.05					
%RPD							0%	-22%					
102	031505	9.5	Slight	0.24	0.22		0.22	<0.01			28.4		
102D	031505 D	9.4	Slight	0.25	0.22		0.22	<0.01			27.7		
%RPD		0%		-4%	0%		0%				2%		
104	031507						0.19	<0.01					
104D	031507 D						0.18	<0.01					
%RPD							5%						
115	031542						3.17	0.51					
115D	031542 D						3.07	0.51					
%RPD							3%	0%					
119	031546						0.06	<0.01					
119D	031546 D						0.06	<0.01					
%RPD							0%						
125	031554						0.36	<0.01					
125D	031554 D						0.36	<0.01					
%RPD							0%						
136	031567						2.60	<0.01					
136D	031567 D						2.55	<0.01					
%RPD							2%						
146	031516						3.80	<0.01					
146D	031516 D						3.77	<0.01					
%RPD							1%						
Pulp Duplicates:													
10	DX450200						2.62	0.31					
10R	DX450200 R						2.63	0.30					
%RPD							0%	3%					
20	DX450210						0.54	0.18					
20R	DX450210 R						0.53	0.19					
%RPD							2%	-5%					
40	DX450231						0.67	<0.01					
40R	DX450231 R						0.67	0.03					
%RPD							0%						
60	031632	9.2	Slight	0.26	0.26		1.62	<0.01			28.6		
60R	031632 R	9.2	Slight	0.28	0.28		1.59	0.01			28.8		
%RPD		0%		-7%	-7%		2%				-1%		
70	031642						0.38	0.05					
70R	031642 R						0.39	0.07					
%RPD							-3%	-33%					
80	031654						0.35	0.08					
80R	031654 R						0.35	0.09					
%RPD							0%	-12%					
90	031533						0.03	<0.01					
90R	031533 R						0.02	<0.01					
%RPD							40%						
100	031503						1.13	<0.01					
100R	031503 R						1.16	<0.01					
%RPD							-3%						
110	031513						1.26	<0.01					
110R	031513 R						1.24	<0.01					
%RPD							2%						
120	031547						1.62	<0.01					
120R	031547 R						1.56	<0.01					
%RPD							4%						
130	031559						1.77	<0.01					
130R	031559 R						1.75	<0.01					

Global
ARD Testing Services Inc.

GLOBAL PROJECT NO: 2329 (B14)-D
CLIENT: WSP Canada Ltd.
PROJECT NAME: Kinross Great Bear Project
PROJECT NO: N/A
REPORT VERSION: 4

S. No.	Sample ID	Paste pH	Fizz Rating	Total Carbon	Total Inorganic C	$CaCO_3$ Equivalents[*1]	Total Sulphur	Sulphate Sulphur	Sulphide Sulphur	AP[*3]	Modified ABA NP	NNP[*4]	NPR[*5]
	Units:	**pH Units**		**wt %**	**wt %**	**kg CaCO3/tonne**	**wt %**	**wt %**	**wt %**	**kg CaCO3/tonne**			
	Reported Detection Limit:	***0.1***		***0.02***	***0.02***	***1.7***	***0.01***	***0.01***	***0.01***	**0.3**			
	%RPD						1%						
140	031571						6.02	<0.01					
140R	031571 R						5.96	<0.01					
	%RPD						1%						
150	031521						0.42	0.11					
150R	031521 R						0.42	0.11					
	%RPD						0%	0%					
Reference Material Analysis:													
Reference Material		1) NBM-1 2) KZK-1		OREAS 279	KZK-1		OREAS 277	RTS-3a			1) KZK-1 (Slight) 2) KZK-1 (Moderate)		
Ref. Material Certified Value		**1) 8.45 2) 8.80**		**1.13**	**0.92**		**0.64**	**1.10**			**1) 58.9 2) 61.6**		
Reference Material Results		1) 8.30 2) N/A		1.12	0.88		0.64	1.09			1) 57.9 2) N/A		
Acceptance Range:		***90% - 110%***		***90% - 110%***	***80% - 120%***		***90% - 110%***	***90% - 110%***			***90% - 110%***		
Method Blank Analysis:													
Method Blank Results				<0.01	<0.02		<0.01	<0.01					
GLOBAL SOP NO./METHOD:		*ARD-005*	*ARD-005*	*LECO*	*HCl Leach LECO*	*Calc.*	*LECO*	*EPA 600*	*Calc.*	*Calc.*	*ARD-005*	*Calc.*	*Calc.*

NOTES:
Job No: 20240715-20240719

Date of Analysis (24 h): July 16-17, 2024
pH of DI water used (pH units): 5.77
EC of DI water used (µS/cm): 1.22

METHODS:
Total Sulphur by Leco.
Total Inorganic Carbon (TIC): $HClO_4$ leach, evolved CO_2 analysed by CO_2 Coulometer.

ABBREVIATIONS:
R = Rep = Replicate (a replicate is a sub-sample scooped from a single pulp sample bag produced per client sample)
D = Dup = Duplicate (a duplicate is 2nd sub-pulp sample bag produced by processing a 2nd split of the client sample. A duplicate pulp sample is prepared only at client request.
EC = Electric Conductivity
NP = Neutralization Potential
Calc. = Calculation
IND = Indeterminate
COA = Certificate Of Analysis
N/A = Not Applicable
NR = Not Reported

CALCULATIONS:
*1 $CaCO_3$ Equivalents: Is based on TIC (Total Inorganic Carbon)
*2 Non-Extractable Sulphur: Total sulphur - (sulphate sulphur + sulphide sulphur)
*3 AP (Acid Potential): Sulphide-sulphur x 31.25
*4 NNP (Net Neutralization Potential): NP - AP
*5 NPR (Neutralization Potential Ratio): NP/AP

REFERENCES:
Sample Preparation: ASTM E877-08; MEND Report 1.20.1, Version 0 (2009)
ABA: Air-dried, jaw-crushed, split by riffling and pulverized to 85% passing 200 mesh (75 µm).
Modified ABA (Sobek) NP: MEND Acid Rock Drainage Prediction Manual, MEND Project 1.16.1b (pages 6.2-11 to 17), March 1991.
Paste pH / Fizz Rating: Sobek, A.A., Schuller, W.A., Freeman, J.R. and Smith, R.M.; US EPA-600/2-78-054 (1978).
Sulphate Sulphur: Sobek, A.A., Schuller, W.A., Freeman, J.R. and Smith, R.M.; US EPA-600/2-78-054 (1978).

Global
ARD Testing Services Inc.

CERTIFICATE OF ANALYSIS ▪ METALS RESULTS BY AQUA REGIA DIGEST & ICP-MS ANALYSIS ON SOLIDS

GLOBAL PROJECT NO: 2329 (B14)-D
CLIENT: WSP Canada Ltd.
PROJECT NAME: Kinross Great Bear Project
PROJECT NO: N/A
REPORT VERSION: 4

S. No.	Sample ID	Method																										
		Analyte	Silver (Ag)	Aluminum (Al)	Arsenic (As)	Gold (Au)	Boron (B)	Barium (Ba)	Beryllium (Be)	Bismuth (Bi)	Calcium (Ca)	Cadmium (Cd)	Cerium (Ce)	Cobalt (Co)	Chromium (Cr)	Cesium (Cs)	r (Cu)	Iron (Fe)	Gallium (Ga)	Germanium (Ge)	Hafnium (Hf)	Mercury (Hg)	Indium (In)	Potassium (K)	Lanthanum (La)	Lithium (Li)	Magnesium (Mg)	Manganese (Mn)
		Unit	ppm	%	ppm	ppm	ppm	ppm	ppm	ppm	%	ppm	ppm	ppm	ppm	ppm	ppm	%	ppm	ppm	ppm	ppm	ppm	%	ppm	ppm	%	ppm
		MDL	0.01	0.01	0.1	0.0005	10	10	0.05	0.01	0.01	0.01	0.02	0.1	1	0.05	0.2	0.01	0.05	0.05	0.02	0.005	0.005	0.01	0.2	0.1	0.01	5
		Sample Type																										
13	DX450203	Pulp	0.04	0.80	0.9	0.0051	<10	46	0.13	0.02	1.43	0.02	50.69	8.8	270	1.46	15.6	1.83	4.11	<0.05	0.56	<0.005	0.006	0.33	26.4	14.4	0.44	271
19	DX450209	Pulp	0.08	1.35	1.0	0.0030	<10	239	<0.05	0.06	0.47	0.04	65.84	10.0	232	3.74	21.2	2.91	6.58	0.05	0.89	<0.005	0.011	1.00	33.6	16.0	0.41	332
36	DX450227	Pulp	0.08	0.64	1.8	0.0111	<10	54	0.06	0.03	0.85	0.03	51.34	8.1	44	1.71	15.2	1.81	3.92	<0.05	0.47	<0.005	0.007	0.38	26.7	11.6	0.42	234
39	DX450230	Pulp	0.06	1.52	0.7	0.0029	<10	210	0.05	0.06	0.98	0.05	53.44	9.6	38	3.35	22.7	2.53	7.44	0.08	0.49	<0.005	0.012	1.17	27.4	24.1	0.95	394
QUALITY ASSURANCE / QUALITY CONTROL																												
Pulp Replicates:																												
		%RPD																										
Reference Material																												
STD OREAS 601C			50.30	0.690	376.6	0.986	<10	472	0.59	21.19	0.76	2.68	36.7	4.30	14.0	1.32	1141.0	1.84	3.88	0.08	0.95	0.217	0.492	0.270	18.2	7.50	0.080	206
True Value STD OREAS 601C			**50.41**	**0.663**	**378.2**		**< 10**		**0.59**	**21.32**	**0.78**	**2.70**	**34.7**	**4.27**	**14.7**	**1.32**	**1157.6**	**1.84**	**3.86**	0.08	**0.97**	**0.216**	**0.497**	**0.254**	**17.3**	**7.56**	**0.084**	**213**
% Difference			0%	4%	0%				0%	-1%	-2%	-1%	6%	1%	-5%	0%	-1%	0%	0%	-4%	-2%	0%	-1%	6%	5%	-1%	-5%	-3%
Method Blank:																												
Method Blank			<0.01	<0.01	<0.1	<0.0005	<10	<10	<0.05	<0.01	<0.01	<0.01	<0.02	<0.1	<1	<0.05	<0.2	<0.01	<0.05	<0.05	<0.02	<0.005	<0.005	<0.01	<0.2	<0.1	<0.01	<5

Notes:
Job No: YVR2410719

Analytical Methods (IMS-130):
A 0.5 g of pulp sample is leached in hot (95°C) 3:1 aqua regia digestion followed by ICP Mass Spec analysis.
Gold determinations by this method are semi-quantitative due to the small sample weight used (0.5 g).
Refractory and graphitic samples can limit Au solubility.

Abbreviations:
R / Rep = Replicate (a replicate is a sub-sample scooped from a single sample bag produced per client sample)
D / Dup = Duplicate (a duplicate is 2nd sub-sample bag produced by processing a second split of the original client sample received)
MDL = Measurable Detection Limit
COA: Certificate Of Analysis.
IND = Indeterminate
NR: Not reported in COA

On Certified Reference Material and Tolerance:
Any one element in a run reporting outside tolerance limits does not constitute failure of the standard.
As per Certificate of Analysis (COA): All values indicated are Certified. Values indicated in green are indicative only.
NR = Not Reported (in the Certificate Of Analysis).

CERTIFICATE OF ANALYSIS ▪ METALS RESULTS BY AQUA REGIA DIGEST & ICP-MS ANALYSIS ON SOLIDS

Global
ARD Testing Services Inc.

GLOBAL PROJECT NO: 2329 (B14)-D
CLIENT: WSP Canada Ltd.
PROJECT NAME: Kinross Great Bear Project
PROJECT NO: N/A
REPORT VERSION: 4

S. No.	Sample ID	Method / Analyte / Unit / MDL / Sample Typ	m (Mo) ppm 0.05	Sodium (Na) % 0.01	Niobium (Nb) ppm 0.05	Nickel (Ni) ppm 0.2	Phosphorous (P) ppm 10	Lead (Pb) ppm 0.2	Rubidium (Rb) ppm 0.1	Rhenium (Re) ppm 0.001	Sulphur (S) % 0.01	Antimony (Sb) ppm 0.05	Scandium (Sc) ppm 0.1	Selenium (Se) ppm 0.2	Tin (Sn) ppm 0.2	m (Sr) ppm 0.2	Tantalum (Ta) ppm 0.01	Tellurium (Te) ppm 0.01	Thorium (Th) ppm 0.2	Titanium (Ti) % 0.005	Thallium (Tl) ppm 0.02	Uranium (U) ppm 0.05	Vandium (V) ppm 1	n (W) ppm 0.05	Yttrium (Y) ppm 0.05	Zinc (Zn) ppm 1	Zirconium (Zr) ppm 0.5
13	DX450203	Pulp	0.29	0.04	0.24	13.6	538	1.6	23.5	<0.001	0.05	0.07	1.7	<0.2	0.3	24.6	<0.01	<0.01	8.0	0.106	0.14	1.56	25	0.15	6.25	43	18.5
19	DX450209	Pulp	0.45	0.06	0.25	17.5	982	2.0	59.5	<0.001	0.06	0.06	4.3	<0.2	0.5	14.7	<0.01	<0.01	6.3	0.185	0.26	0.96	49	0.11	9.29	62	35.1
36	DX450227	Pulp	0.56	0.02	0.30	12.4	544	2.2	28.0	<0.001	0.04	0.05	1.7	<0.2	0.3	10.1	<0.01	<0.01	8.0	0.098	0.17	1.39	28	0.35	6.06	45	15.2
39	DX450230	Pulp	0.68	0.03	0.35	18.1	638	3.4	65.3	<0.001	0.07	<0.05	3.9	<0.2	0.8	17.5	<0.01	<0.01	7.6	0.211	0.36	1.25	47	0.32	6.31	63	17.2
QUALITY ASSURANCE / QUALITY CONT																											
Pulp Replicates:																											
		%RPD																									
Reference Material																											
STD OREAS 601C			3.19	0.07	0.41	6.0	236	245.7	13.1	<0.001	0.90	31.33	1.10	8.3	1.60	36.0	<0.01	7.30	6.4	0.012	1.17	2.04	5.00	1.20	5.11	378	33.2
True Value STD OREAS 601C			**3.35**	**0.05**	**<1**	**6.0**	**243**	**248.1**	**12.4**	**< 0.001**	**0.91**	**29.73**	**1.03**	**8.0**	**1.59**	**36.3**	**< 0.05**	**7.22**	**6.1**	**0.010**	**1.20**	**2.04**	**4.75**	**1.16**	**5.10**	**381**	**33.5**
% Difference			-5%	32%		0%	-3%	-1%	5%		-1%	5%	7%	3%	1%	-1%		1%	4%	26%	-2%	0%	5%	3%	0%	-1%	-1%
Method Blank:																											
Method Blank			<0.05	<0.01	<0.05	<0.2	<10	<0.2	<0.1	<0.001	<0.01	<0.05	<0.1	<0.2	<0.2	<0.2	<0.01	<0.01	<0.2	<0.005	<0.02	<0.05	<1	<0.05	<0.05	<1	<0.5

Global
ARD Testing Services Inc.

CERTIFICATE OF ANALYSIS ▪ METALS RESULTS BY 4-ACID DIGEST & ICP-MS ANALYSIS ON SOLIDS

GLOBAL PROJECT NO: 2329 (B14)-D
CLIENT: WSP Canada Ltd.
PROJECT NAME: Kinross Great Bear Project
PROJECT NO: N/A
REPORT VERSION: 4

S. No.	Sample ID	Method / Analyte / Unit / MDL / Sample Type	Silver (Ag) ppm 0.01	Aluminum (Al) % 0.01	Arsenic (As) ppm 0.2	Barium (Ba) ppm 10	Beryllium (Be) ppm 0.05	Bismuth (Bi) ppm 0.01	Calcium (Ca) % 0.01	Cadmium (Cd) ppm 0.02	Cerium (Ce) ppm 0.02	Cobalt (Co) ppm 0.1	Chromium (Cr) ppm 1	Cesium (Cs) ppm 0.05	Copper (Cu) ppm 0.2	Iron (Fe) % 0.01	Gallium (Ga) ppm 0.05	Germanium (Ge) ppm 0.05	Hafnium (Hf) ppm 0.1	Indium (In) ppm 0.005	Potassium (K) % 0.01	Lanthanum (La) ppm 0.5	Lithium (Li) ppm 0.2	Magnesium (Mg) % 0.01	Manganese (Mn) ppm 5	Molybdenum (Mo) ppm 0.05
11	DX450201	Pulp	0.06	9.09	8.6	292	0.29	0.04	7.58	0.21	7.11	45.1	276	0.76	60.3	7.05	16.43	<0.05	0.70	0.046	0.24	2.6	13.3	5.04	1130	0.22
13	DX450203	Pulp	0.05	7.37	1.2	428	0.99	0.05	2.63	0.04	49.94	9.4	229	2.23	14.1	2.49	18.99	0.05	2.80	0.022	2.00	23.9	18.8	0.5	368	0.31
19	DX450209	Pulp	0.10	8.27	1.1	626	1.13	0.10	2.31	0.06	66.4	11.2	226	3.64	21.8	3.41	21.22	0.11	3.80	0.028	2.02	30.4	20.5	0.45	465	0.57
21	DX450211	Pulp	0.72	6.21	15.7	1066	1.11	2.78	2.63	30.89	42.53	8.8	334	2.27	93.9	2.37	16.80	0.10	2.70	0.248	1.58	20.9	14.0	0.59	1008	35.48
24	DX450215	Pulp	3.12	5.32	26.8	1208	0.88	5.61	4.01	2.92	47.82	7.7	224	2.01	12.0	3.53	13.53	0.07	1.90	0.117	1.99	23.0	11.7	0.69	1080	1.15
36	DX450227	Pulp	0.08	7.68	3.3	472	1.12	0.04	2.21	0.05	49.14	9.7	58	1.98	18.5	2.38	19.33	0.10	3.40	0.024	1.87	23.4	16.4	0.48	353	0.53
67	031639	Pulp	0.11	7.88	1.3	380	1.24	0.05	2.08	0.05	54.44	9.0	61	3.25	17.1	2.38	19.98	0.10	3.50	0.024	2.11	26.1	18.6	0.63	370	1.08
72	031646	Pulp	0.09	7.65	0.3	443	1.19	0.03	2.40	0.03	49.79	9.3	15	2.89	21.9	2.38	20.40	0.12	3.10	0.024	1.81	23.2	17.7	0.42	394	0.40
81	031655	Pulp	0.09	7.47	2.7	576	1.10	0.17	2.58	0.05	47.64	9.1	141	3.77	21.1	2.44	19.61	0.09	3.10	0.023	1.99	21.6	19.4	0.51	394	1.53
90	031533	Pulp	0.08	7.67	1.0	460	1.14	0.04	2.22	0.05	54.08	8.6	64	3.45	12.9	2.27	19.91	0.11	3.10	0.023	1.87	26.0	14.4	0.69	379	1.13
92	031536	Pulp	0.16	8.04	2.7	457	1.16	0.24	1.50	0.13	58.18	17.4	130	3.75	76.7	5.66	18.43	0.13	3.50	0.038	1.94	27.7	42.7	1.43	582	1.18
95	031539	Pulp	0.94	7.39	33.7	672	1.16	7.76	2.44	10.52	63.63	10.7	81	3.32	91.3	4.04	20.02	0.13	3.40	0.262	2.68	31.2	16.5	1.04	2235	1.66
101	031504	Pulp	0.10	7.83	0.4	557	1.14	0.14	2.61	0.06	54.29	9.0	10	3.09	18.0	2.48	19.74	0.13	3.30	0.024	1.98	25.8	31.7	0.61	411	0.50
139	031570	Pulp	0.09	7.44	0.5	475	1.05	0.09	2.66	0.06	57.94	10.6	36	2.03	20.1	2.73	18.79	0.06	3.30	0.022	1.71	27.2	20.7	0.72	458	0.62
QUALITY ASSURANCE / QUALITY CONTROL																										
Pulp Duplicates:																										
24	DX450215	Pulp	3.12	5.32	26.8	1208	0.88	5.61	4.01	2.92	48	7.7	224	2.01	12.0	3.53	13.53	0.07	1.90	0.117	1.99	23.0	11.7	0.69	1080	1.15
24D	DX450215 (Dup)	Pulp	2.95	5.41	27.8	1237	0.84	5.57	4.07	2.90	48	7.5	219	1.98	12.2	3.54	13.55	0.06	2.00	0.126	2.03	23.3	11.6	0.71	1101	1.16
		%RPD	6%	-2%	-4%	-2%	5%	1%	-1%	1%	-1%	3%	2%	2%	-2%	0%	0%	15%	-5%	-7%	-2%	-1%	1%	-3%	-2%	-1%
Pulp Replicates:																										
19	DX450209	Pulp	0.1	8.27	1.1	626	1.13	0.1	2.31	0.06	66	11.2	226	3.64	21.8	3.41	21.22	0.11	3.80	0.028	2.02	30.4	20.5	0.45	465	0.57
19R	DX450209 (Rep)	Pulp	0.09	8.33	0.6	630	1.24	0.09	2.33	0.05	67	11.1	213	3.73	21.6	3.43	21.58	0.16	3.90	0.031	2.04	30.9	21.1	0.45	468	0.56
		%RPD	11%	-1%	59%	-1%	-9%	11%	-1%	18%	-1%	1%	6%	-2%	1%	-1%	-2%	-37%	-3%	-10%	-1%	-2%	-3%	0%	-1%	2%
Certified Reference Material:																										
STD OREAS 601C			49.38	7.02	392.6	414	2.35	21.08	0.96	2.76	75.7	4.70	16	5.42	1169	2.38	24.01	0.11	5.00	0.56	2.75	36.1	26.0	0.170	231	3.64
True Value STD OREAS 601C			**50.30**	**7.06**	**390.0**		**2.46**	**21.10**	**0.95**	**2.77**	**75.0**	**4.99**	**18**	**5.17**	**1160**	**2.41**	**23.50**	**0.18**	**4.93**	**0.56**	**2.72**	**37.1**	**26.7**	**0.169**	**230**	**3.66**
% Difference			-2%	-1%	1%		-4%	0%	1%	0%	1%	-6%	-9%	5%	1%	-1%	2%	-39%	1%	0%	1%	-3%	-3%	1%	0%	-1%
Method Blank:																										
Method Blank			<0.01	<0.01	<0.2	<10	<0.05	<0.01	<0.01	<0.02	<0.02	<0.1	<1	<0.05	<0.2	<0.01	<0.05	<0.05	<0.1	<0.005	<0.01	<0.5	<0.2	<0.01	<5	<0.05

NOTES:
Job No: YVR2410719

Analytical Methods (IMS-230):
Analytical Method: A 0.25 g of pulp sample is digested with HClO4, HNO3, HCl, HF to 10 mL. (>) Concentration exceeds upper limits.
REE's may not be totally soluble in this method.
While multi-acid digestion is considered to be near total digestion this digestion is only partial for some Cr and Ba minerals and oxides of Al, Fe, Hf, Mn, Sn, Ta and Zr.
Additionally volatilization during fuming may result in some loss of As, S and Sb.

Abbreviations:
R / Rep = Replicate (a replicate is a sub-sample scooped from a single sample bag produced per client sample)
D / Dup = Duplicate (a duplicate is 2nd sub-sample bag produced by processing a second split of the original client sample received)
MDL = Measurable Detection Limit
IND = Indeterminate
NR = Not Requested

On Cerfified Reference Material and Tolerance:
Any one element in a run reporting outside tolerance limits does not constitute failure of the standard.
As per Certificate of Analysis (COA): All values indicated are Certified. Values indicated in green are indicative only.
NR = Not Reported (in the Certificate Of Analysis).

On Tolerance:
Any one element in a run reporting outside tolerance limits does not constitute failure of the standard.
All 'True Values' indicated in green are indicative values as per Certificate Of Analysis (COA) - not certified values.

Global
ARD Testing Services Inc.

CERTIFICATE OF ANALYSIS ▪ METALS RESULTS BY 4-ACID DIGEST & ICP-MS ANALYSIS ON SOLIDS

GLOBAL PROJECT NO: 2329 (B14)-D
CLIENT: WSP Canada Ltd.
PROJECT NAME: Kinross Great Bear Project
PROJECT NO: N/A
REPORT VERSION: 4

S. No.	Sample ID	Method	Sodium (Na)	Niobium (Nb)	Nickel (Ni)	Phosphorous (P)	Lead (Pb)	Rubidium (Rb)	Rhenium (Re)	Sulphur (S)	Antimony (Sb)	Scandium (Sc)	Selenium (Se)	Tin (Sn)	Stronium (Sr)	Tantalum (Ta)	Tellurium (Te)	Thorium (Th)	Titanium (Ti)	Thallium (Tl)	Uranium (U)	Vandium (V)	Tungsten (W)	Yttrium (Y)	Zinc (Zn)	Zirconium (Zr)
		Analyte	%	ppm	ppm	ppm	ppm	ppm	ppm	%	ppm	ppm	ppm	ppm	ppm	ppm	ppm	ppm	%	ppm	ppm	ppm	ppm	ppm	ppm	ppm
		Unit	0.01	0.1	0.2	10	0.5	0.1	0.002	0.01	0.5	0.1	1	0.2	0.2	0.05	0.05	0.2	0.01	0.02	0.1	1	0.1	0.1	2	0.5
		MDL																								
		Sample Type																								
11	DX450201	Pulp	1	1.90	208.7	232	1.6	4.4	<0.002	0.01	<0.5	25.8	<1	0.5	154.1	0.18	<0.05	0.3	0.4	0.04	<0.1	172	0.60	14.20	74	21.8
13	DX450203	Pulp	3	5.50	13.7	536	7.2	70.9	<0.002	0.05	<0.5	5.4	<1	0.9	286.6	0.57	0.05	8	0.24	0.36	2	46	0.50	7.80	49	103.9
19	DX450209	Pulp	2	9.50	19.8	1012	8.8	74.6	<0.002	0.06	<0.5	8.9	<1	1	362	0.68	0.07	6.4	0.39	0.31	1.4	74	1.00	9.50	66	147.7
21	DX450211	Pulp	3	4.30	15.0	490	23.2	57.4	0.069	1.10	<0.5	4.6	2	1.8	270.6	0.42	0.96	7.9	0.17	0.62	2.1	39	7.20	6.20	4373	93.3
24	DX450215	Pulp	2	2.50	14.7	572	511.5	51.1	<0.002	2.85	1.00	4.5	7	1.6	594.5	0.26	1.19	6.2	0.15	0.52	1.7	46	36.50	6.30	700	71.5
36	DX450227	Pulp	3	6.70	14.4	567	9.3	67.1	<0.002	0.06	<0.5	5.8	<1	1	283.3	0.65	0.05	8.3	0.25	0.34	2.1	45	1.10	8.10	52	114.5
67	031639	Pulp	2	7.30	16.2	567	12.2	79.4	<0.002	0.14	<0.5	6	<1	1	266.9	0.68	0.06	8.6	0.26	0.49	2.3	49	0.90	8.20	61	122.9
72	031646	Pulp	3	7.10	13.7	561	9.4	71.4	<0.002	<0.01	<0.5	5.9	<1	1	272.6	0.68	0.07	8.4	0.25	0.46	2.1	48	0.70	7.80	55	107.7
81	031655	Pulp	3	7.30	14.7	590	10.3	67.0	<0.002	0.03	<0.5	5.8	<1	0.9	288.6	0.7	0.06	7.7	0.26	0.43	1.9	50	0.90	8.10	56	105.9
90	031533	Pulp	3	6.80	11.5	589	10.6	68.6	<0.002	0.02	<0.5	5.7	<1	0.9	300.7	0.83	0.06	8.3	0.24	0.39	2.3	46	1.70	7.90	74	106.5
92	031536	Pulp	2	6.90	44.1	776	12.6	78.3	<0.002	0.46	<0.5	12	<1	1	306.6	0.56	0.12	7.6	0.32	0.47	1.9	87	0.80	11.80	52	125.0
95	031539	Pulp	1	5.20	18.6	760	14.6	96.3	<0.002	2.24	<0.5	6.4	3	1.6	231.2	0.5	0.88	8.5	0.25	0.97	2.2	52	7.90	9.90	971	121.2
101	031504	Pulp	3	8.20	12.4	619	9.0	79.6	<0.002	0.02	<0.5	6.1	<1	1.1	337.8	0.78	0.06	8.5	0.26	0.51	2.2	51	0.90	8.60	57	115.5
139	031570	Pulp	3	7.00	26.1	737	9.3	53.9	<0.002	<0.01	<0.5	7.1	<1	1	361.8	0.66	<0.05	7.3	0.29	0.25	1.9	62	0.60	8.90	58	122.8
QUALITY ASSURANCE / QUALITY CONTROL																										
Pulp Duplicates:																										
24	DX450215	Pulp	2	2.50	14.7	572	511.5	51.1	<0.002	2.85	1.00	4.5	7	1.6	594.5	0.26	1.19	6.2	0.15	0.52	1.7	46	36.50	6.30	700	71.5
24D	DX450215 (Dup)	Pulp	2	2.60	14.6	576	494.2	51.0	<0.002	2.85	1.00	4.5	7	1.5	605	0.39	1.24	6.3	0.15	0.51	1.7	47	35.80	6.50	728	73.8
		%RPD	-2%	-4%	1%	-1%	3%	0%		0%		0%		6%	-2%	-40%	-4%	-2%	0%	2%	0%	-2%	2%	-3%	-4%	-3%
Pulp Replicates:																										
19	DX450209	Pulp	2	9.50	19.8	1012	8.8	74.6	<0.002	0.06	<0.5	8.9	<1	1	362	0.68	0.07	6.4	0.39	0.31	1.4	74	1.00	9.50	66	147.7
19R	DX450209 (Rep)	Pulp	2	9.80	19.6	1027	8.9	75.0	<0.002	0.06	<0.5	9	<1	1	367.7	0.68	0.09	6.2	0.39	0.31	1.4	74	1.00	9.70	66	152.1
		%RPD	0%	-3%	1%	-1%	-1%	-1%		0%		-1%		0%	-2%	0%	-25%	3%	0%	0%	0%	0%	0%	-2%	0%	-3%
Certified Reference Material:																										
STD OREAS 601C			1.93	15.0	6.4	387	339.1	111.5	<0.002	1.59	37.3	3.90	9.0	4.40	232	1.13	7.6	13.2	0.14	1.81	4.6	15.0	4.8	11.6	439	174
True Value STD OREAS 601C			**1.94**	**14.7**	**6.8**	**390**	**328.0**	**115.0**	**<0.002**	**1.58**	**37.2**	**4.01**	**8.8**	**4.23**	**230**	**1.11**	**7.5**	**12.4**	**0.135**	**1.75**	**4.4**	**15.5**	**4.67**	**11.5**	**425**	**178**
% Difference			-1%	2%	-6%	-1%	3%	-3%		1%	0%	-3%	3%	4%	1%	2%	1%	6%	4%	3%	5%	-3%	3%	1%	3%	-2%
Method Blank:																										
Method Blank			<0.01	<0.1	<0.2	<10	<0.5	<0.1	<0.002	<0.01	<0.5	<0.1	<1	<0.2	<0.2	<0.05	<0.05	<0.2	<0.01	<0.02	<0.1	<1	<0.1	<0.1	<2	<0.5

CERTIFICATE OF ANALYSIS ▪ COVER PAGE

Global ARD Testing Services Inc.

CLIENT INFORMATION	
Client:	WSP Canada Ltd.
Project Manager:	Anna Klein
Mailing Address	201-1224 Gardiners Rd.
	Kingston, ON. K7P 0G2
Contact No:	(343) 333-2306

COMPANY INFORMATION	
Legal Name:	Global ARD Testing Services Inc.
Mailing Address:	6891 Antrim Avenue
	Burnaby, BC
	V5J 4M5
Contact No:	
	Main: (604) 428-2730
	Alternate: (604) 603-1359

PROJECT INFORMATION	
Project Name:	Kinross Great Bear Project
Project Number:	OMEMA2303

REPORTING	
Global Project No:	2329 (B18)
Report Version:	4
Pages (Including Cover):	4
Report Title:	COA 2329 (B18) x 30 Great Bear Samples (rec'd 15-May24)
Analysis Reviewed By:	Prab Bhatia (Pbhatia@globalARDtesting.com)
Position:	Project Manager
Report Certified By:	Prab Bhatia
Signature:	Prab Bhatia

RESULTS		
Reported To:	**1**	Kristen Gault (kristen.gault@wsp.com)
	2	Anna Klein (anna.klein@wsp.com)
	3	Matias Silva (matias.silvacaceres@wsp.com)
	4	Yuanyi Wang (yuanyi.wang@wsp.com)
Date Reported:	**Version-1:**	Monday, June 17, 2024
	Version-2:	July 26, 2024
	Version-3:	September 12, 2024
	Version-4:	November 10, 2025

INVOICE		
Submitted To:	**1**	Sabina Abdullayeva (sabina.abdullayeva@kinross.com)
	2	Matthew Hart (matthew.hart@kinross.com)
	3	Kristen Gault (kristen.gault@wsp.com)
	4	Anna Klein (anna.klein@wsp.com)
Client PO No:		
Global Invoice No:		ARD2329-0724C
Date Submitted:		July 31, 2024

NOTES
All samples and pulps are stored at no charge for 90 days past reporting date.
Please contact the lab if you would like to continue storage past 90 days.
Storage charges will apply.
VERSIONS:
V-2: Missing Sample #12 ABA updated
V-3: Sulfate Recheck.
V-4: Alternate Summarized Report for Sarah

CERTIFICATE OF ANALYSIS ▪ SAMPLE DETAILS

Global ARD Testing Services Inc.

GLOBAL PROJECT NO: 2329 (B18)
CLIENT: WSP Canada Ltd.
PROJECT NAME: Kinross Great Bear Project
PROJECT NO: OMEMA2303
REPORT VERSION: 4

SAMPLE RECEIPT INFO	
Date Samples Received:	Wednesday, May 15, 2024
No of Samples Received:	5
Samples Received By:	Said

ANALYTICAL INSTRUCTIONS	
From:	
	as per email Confirmation
Date:	Wednesday, May 15, 2024

S. No.	Sample ID	Sample Description	Condition	1/4" Wt. of Sample Rec'd (K)	9.5mm Wt. of Sample Rec'd (Kg)	Pulp Available
2	031805	Pulp	Dry	250.00	1.00	
6	031502	Pulp	Dry	250.00	1.00	
15	031709	Pulp	Dry	250.00	1.00	
17	031643	Pulp	Dry	250.00	1.00	
30	116958	Pulp	Dry	250.00	1.00	
	Total wt of sample rec'd (kg):			**1.25**	**5.00**	

CERTIFICATE OF ANALYSIS ▪ METALS RESULTS BY AQUA REGIA DIGEST & ICP-MS ANALYSIS ON SOLIDS

Global
ARD Testing Services Inc.

GLOBAL PROJECT NO: 2329 (B18)
CLIENT: WSP Canada Ltd.
PROJECT NAME: Kinross Great Bear Project
PROJECT NO: OMEMA2303
REPORT VERSION: 4

S. No.	Sample ID	Method																										
		Analyte	Silver (Ag)	Aluminum (Al)	Arsenic (As)	Gold (Au)	Boron (B)	Barium (Ba)	Beryllium (Be)	Bismuth (Bi)	Calcium (Ca)	Cadmium (Cd)	Cerium (Ce)	Cobalt (Co)	Chromium (Cr)	Cesium (Cs)	r (Cu)	Iron (Fe)	Gallium (Ga)	Germanium (Ge)	Hafnium (Hf)	Mercury (Hg)	Indium (In)	Potassium (K)	Lanthanum (La)	Lithium (Li)	Magnesium (Mg)	Manganese (Mn)
		Unit	ppm	%	ppm	ppm	ppm	ppm	ppm	ppm	%	ppm	ppm	ppm	ppm	ppm	ppm	%	ppm	ppm	ppm	ppm	ppm	%	ppm	ppm	%	ppm
		MDL	0.01	0.01	0.1	0.0005	10	10	0.05	0.01	0.01	0.01	0.02	0.1	1	0.05	0.2	0.01	0.05	0.05	0.02	0.005	0.005	0.01	0.2	0.1	0.01	5
		Sample Type																										
2	031805	Pulp	0.09	2.66	5.5	0.0062	10	125	0.21	0.05	4.67	0.28	14.33	31.1	113	2.62	36.7	6.14	10.89	0.08	0.07	<0.005	0.030	0.77	5.5	36.9	1.53	1156
QUALITY ASSURANCE / QUALITY CONTROL																												
Pulp Replicates																												
		%RPD																										
Reference Material																												
STD OREAS 601C			49.31	0.670	364.4	1.010	<10	376	0.60	21.33	0.77	2.71	34.1	4.30	14.0	1.31	1147.7	1.82	3.90	0.08	0.98	0.215	0.494	0.250	17.2	7.50	0.080	211
True Value STD OREAS 601C			**50.41**	**0.663**	**378.2**		**< 10**		**0.59**	**21.32**	**0.78**	**2.70**	**34.7**	**4.27**	**14.7**	**1.32**	**1157.6**	**1.84**	**3.86**	**0.08**	**0.97**	**0.216**	**0.497**	**0.254**	**17.3**	**7.56**	**0.084**	**213**
% Difference			-2%	1%	-4%				2%	0%	-1%	0%	-2%	1%	-5%	-1%	-1%	-1%	1%	-4%	1%	0%	-1%	-1%	0%	-1%	-5%	-1%
Method Blank:																												
Method Blank			<0.01	<0.01	<0.1	<0.0005	<10	<10	<0.05	<0.01	<0.01	<0.01	<0.02	<0.1	<1	<0.05	<0.2	<0.01	<0.05	<0.05	<0.02	<0.005	<0.005	<0.01	<0.2	<0.1	<0.01	<5

Notes:
Job No: YVR2410547

Analytical Methods (IMS-130):
A 0.5 g of pulp sample is leached in hot (95°C) 3:1 aqua regia digestion followed by ICP Mass Spec analysis.
Gold determinations by this method are semi-quantitative due to the small sample weight used (0.5 g).
Refractory and graphitic samples can limit Au solubility.

Abbreviations:
R / Rep = Replicate (a replicate is a sub-sample scooped from a single sample bag produced per client sample)
D / Dup = Duplicate (a duplicate is 2nd sub-sample bag produced by processing a second split of the original client sample received)
MDL = Measurable Detection Limit
COA: Certificate Of Analysis.
IND = Indeterminate
NR: Not reported in COA

On Cerfified Reference Material and Tolerance:
Any one element in a run reporting outside tolerance limits does not constitute failure of the standard.
As per Certificate of Analysis (COA): All values indicated are Certified. Values indicated in green are indicative only.
NR = Not Reported (in the Certificate Of Analysis).

CERTIFICATE OF ANALYSIS ▪ METALS RESULTS BY AQUA REGIA DIGEST & ICP-MS ANALYSIS ON SOLIDS

Global
ARD Testing Services Inc.

GLOBAL PROJECT NO: 2329 (B18)
CLIENT: WSP Canada Ltd.
PROJECT NAME: Kinross Great Bear Project
PROJECT NO: OMEMA2303
REPORT VERSION: 4

S. No.	Sample ID	Method																											
		Analyte	Molybdenum (Mo)	Sodium (Na)	Niobium (Nb)	Nickel (Ni)	Phosphorous (P)	Lead (Pb)	Rubidium (Rb)	Rhenium (Re)	Sulphur (S)	Antimony (Sb)	Scandium (Sc)	Selenium (Se)	Tin (Sn)	Stronium (Sr)	Tantalum (Ta)	Tellurium (Te)	Thorium (Th)	Titanium (Ti)	Thallium (Tl)	Uranium (U)	Vandium (V)	Tungsten (W)	Yttrium (Y)	Zinc (Zn)	Zirconium (Zr)
		Unit	ppm	%	ppm	ppm	ppm	ppm	ppm	ppm	%	ppm	ppm	ppm	ppm	ppm	ppm	ppm	ppm	%	ppm	ppm	ppm	ppm	ppm	ppm	ppm
		MDL	0.05	0.01	0.05	0.2	10	0.2	0.1	0.001	0.01	0.05	0.1	0.2	0.2	0.2	0.01	0.01	0.2	0.005	0.02	0.05	1	0.05	0.05	1	0.5
		Sample Typ																									
2	031805	Pulp	0.77	0.07	0.12	48.2	577	2.0	38.8	0.002	0.49	<0.05	13.8	<0.2	0.5	53.1	<0.01	0.02	0.6	0.242	0.16	0.08	194	0.46	10.63	89	2.2
QUALITY ASSURANCE / QUALITY CONTRO																											
Pulp Replicates																											
		%RPD																									
Reference Material																											
STD OREAS 601C			3.25	0.04	0.31	5.9	237	245.5	12.4	0.001	0.89	28.31	1.00	8.1	1.60	36.4	<0.01	7.29	6.3	0.011	1.20	2.07	5.00	1.10	5.09	372	33.0
True Value STD OREAS 601C			**3.35**	**0.05**	**<1**	**6.0**	**243**	**248.1**	**12.4**	**< 0.001**	**0.91**	**29.73**	**1.03**	**8.0**	**1.59**	**36.3**	**< 0.05**	**7.22**	**6.1**	**0.010**	**1.20**	**2.04**	**4.75**	**1.16**	**5.10**	**381**	**33.5**
% Difference			-3%	-24%		-2%	-3%	-1%	0%		-2%	-5%	-3%	1%	1%	0%		1%	3%	15%	0%	1%	5%	-6%	0%	-2%	-2%
Method Blank:																											
Method Blank			<0.05	<0.01	<0.05	<0.2	<10	<0.2	<0.1	<0.001	<0.01	<0.05	<0.1	<0.2	<0.2	<0.2	<0.01	<0.01	<0.2	<0.005	<0.02	<0.05	<1	<0.05	<0.05	<1	<0.5

Global
ARD Testing Services Inc.

CERTIFICATE OF ANALYSIS ▪ METALS RESULTS BY 4-ACID DIGEST & ICP-MS ANALYSIS ON SOLIDS

GLOBAL PROJECT NO: 2329 (B18)
CLIENT: WSP Canada Ltd.
PROJECT NAME: Kinross Great Bear Project
PROJECT NO: OMEMA2303
REPORT VERSION: 4

S. No.	Sample ID	Method / Analyte / Unit / MDL / Sample Type	Silver (Ag) ppm 0.01	Aluminum (Al) % 0.01	Arsenic (As) ppm 0.2	Barium (Ba) ppm 10	Beryllium (Be) ppm 0.05	Bismuth (Bi) ppm 0.01	Calcium (Ca) % 0.01	Cadmium (Cd) ppm 0.02	Cerium (Ce) ppm 0.02	Cobalt (Co) ppm 0.1	Chromium (Cr) ppm 1	Cesium (Cs) ppm 0.05	Copper (Cu) ppm 0.2	Iron (Fe) % 0.01	Gallium (Ga) ppm 0.05	Germanium (Ge) ppm 0.05	Hafnium (Hf) ppm 0.1	Indium (In) ppm 0.005	Potassium (K) % 0.01	Lanthanum (La) ppm 0.5	Lithium (Li) ppm 0.2	Magnesium (Mg) % 0.01	Manganese (Mn) ppm 5	Molybdenum (Mo) ppm 0.05
6	031502	Pulp	0.16	7.60	34.6	454	1.05	0.24	2.53	0.18	68.25	9.9	56	2.44	21.3	2.58	20.36	<0.05	3.70	0.027	1.79	36.2	17.1	0.78	617	1.44
15	031709	Pulp	0.24	6.94	90.1	446	1.21	0.23	1.33	0.08	82.92	1.8	49	1.68	3.1	1.84	19.68	<0.05	5.40	0.030	2.05	44.6	12.7	0.2	329	1.23
17	031643	Pulp	0.25	6.61	77.2	406	1.21	0.22	2.58	0.1	78.25	2.6	86	4.82	6.0	2.41	18.99	<0.05	5.60	0.039	2.21	42.0	18.1	0.64	776	1.91
30	116958	Pulp	0.11	7.75	4.9	380	1.12	0.14	2.31	0.06	40.99	5.7	48	3.06	4.9	1.56	20.71	<0.05	3.20	0.019	1.85	22.6	15.9	0.47	360	1.05
QUALITY ASSURANCE / QUALITY CONTROL																										
Pulp Replicates:																										
		%RPD																								
Certified Reference Material:																										
STD OREAS 601C			49.73	6.91	382.0	493	2.48	21.36	0.94	2.82	71.9	5.00	15	5.01	1141	2.30	24.06	<0.05	5.10	0.57	2.66	37.8	28.2	0.160	225	3.65
True Value STD OREAS 601C			**50.30**	**7.06**	**390.0**		**2.46**	**21.10**	**0.95**	**2.77**	**75.0**	**4.99**	**18**	**5.17**	**1160**	**2.41**	**23.50**	**0.18**	**4.93**	**0.56**	**2.72**	**37.1**	**26.7**	**0.169**	**230**	**3.66**
% Difference			-1%	-2%	-2%		1%	1%	-1%	2%	-4%	0%	-14%	-3%	-2%	-5%	2%	#VALUE!	3%	1%	-2%	2%	6%	-5%	-2%	0%
Method Blank:																										
Method Blank			<0.01	<0.01	<0.2	<10	<0.05	<0.01	<0.01	<0.02	<0.02	<0.1	<1	<0.05	<0.2	<0.01	<0.05	<0.05	<0.1	<0.005	<0.01	<0.5	<0.2	<0.01	<5	<0.05

NOTES:
Job No: YVR2410547

Analytical Methods (IMS-230):
Analytical Method: A 0.25 g of pulp sample is digested with HClO4, HNO3, HCl, HF to 10 mL. (>) Concentration exceeds upper limits.
REE's may not be totally soluble in this method.
While multi-acid digestion is considered to be near total digestion this digestion is only partial for some Cr and Ba minerals and oxides of Al, Fe, Hf, Mn, Sn, Ta and Zr.
Additionally volatilization during fuming may result in some loss of As, S and Sb.

Abbreviations:
R / Rep = Replicate (a replicate is a sub-sample scooped from a single sample bag produced per client sample)
D / Dup = Duplicate (a duplicate is 2nd sub-sample bag produced by processing a second split of the original client sample received)
MDL = Measurable Detection Limit
IND = Indeterminate
NR = Not Requested

On Cerfified Reference Material and Tolerance:
Any one element in a run reporting outside tolerance limits does not constitute failure of the standard.
As per Certificate of Analysis (COA): All values indicated are Certified. Values indicated in green are indicative only.
NR = Not Reported (in the Certificate Of Analysis).

On Tolerance:
Any one element in a run reporting outside tolerance limits does not constitute failure of the standard.
All 'True Values' indicated in green are indicative values as per Certificate Of Analysis (COA) - not certified values.

Global
ARD Testing Services Inc.

CERTIFICATE OF ANALYSIS ▪ METALS RESULTS BY 4-ACID DIGEST & ICP-MS ANALYSIS ON SOLIDS

GLOBAL PROJECT NO: 2329 (B18)
CLIENT: WSP Canada Ltd.
PROJECT NAME: Kinross Great Bear Project
PROJECT NO: OMEMA2303
REPORT VERSION: 4

S. No.	Sample ID	Method																								
		Analyte	Sodium (Na)	Niobium (Nb)	Nickel (Ni)	Phosphorous (P)	Lead (Pb)	Rubidium (Rb)	Rhenium (Re)	Sulphur (S)	Antimony (Sb)	Scandium (Sc)	Selenium (Se)	Tin (Sn)	Stronium (Sr)	Tantalum (Ta)	Tellurium (Te)	Thorium (Th)	Titanium (Ti)	Thallium (Tl)	Uranium (U)	Vandium (V)	Tungsten (W)	Yttrium (Y)	Zinc (Zn)	Zirconium (Zr)
		Unit	%	ppm	ppm	ppm	ppm	ppm	ppm	%	ppm	ppm	ppm	ppm	ppm	ppm	ppm	ppm	%	ppm	ppm	ppm	ppm	ppm	ppm	ppm
		MDL	0.01	0.1	0.2	10	0.5	0.1	0.002	0.01	0.5	0.1	1	0.2	0.2	0.05	0.05	0.2	0.01	0.02	0.1	1	0.1	0.1	2	0.5
		Sample Typ																								
6	031502	Pulp	3	6.60	15.0	748	17.7	67.5	<0.002	0.86	<0.5	6.5	<1	1.1	322	0.57	0.16	8.8	0.26	0.44	2.2	52	3.90	10.60	82	126.8
15	031709	Pulp	2	6.30	1.2	183	14.5	69.5	<0.002	1.49	<0.5	4.5	<1	1.2	161.7	0.54	0.09	11.7	0.11	0.39	2.2	1	1.50	12.70	54	198.0
17	031643	Pulp	2	6.90	1.8	173	13.6	95.7	<0.002	1.60	0.80	4.8	<1	1.2	184.7	0.58	0.09	11.1	0.11	0.61	2.3	2	1.20	15.80	63	206.4
30	116958	Pulp	2	5.40	8.2	491	14.2	74.8	<0.002	0.02	<0.5	4.5	<1	0.9	252.3	0.53	0.07	6.1	0.19	0.49	1.7	36	0.70	4.90	52	100.3
QUALITY ASSURANCE / QUALITY CONTROL																										
Pulp Replicates:																										
		%RPD																								
Certified Reference Material:																										
STD OREAS 601C			1.85	15.1	6.7	388	323.9	112.2	<0.002	1.56	37.5	4.10	8.0	4.20	225	1.13	7.5	12.9	0.13	1.75	4.5	15.0	4.7	11.6	412	178
True Value STD OREAS 601C			**1.94**	**14.7**	**6.8**	**390**	**328.0**	**115.0**	**<0.002**	**1.58**	**37.2**	**4.01**	**8.8**	**4.23**	**230**	**1.11**	**7.5**	**12.4**	**0.135**	**1.75**	**4.4**	**15.5**	**4.67**	**11.5**	**425**	**178**
% Difference			-5%	3%	-2%	-1%	-1%	-2%		-1%	1%	2%	-9%	-1%	-2%	2%	-1%	4%	-4%	0%	2%	-3%	1%	1%	-3%	0%
Method Blank:																										
Method Blank			<0.01	<0.1	<0.2	<10	<0.5	<0.1	<0.002	<0.01	<0.5	<0.1	<1	<0.2	<0.2	<0.05	<0.05	<0.2	<0.01	<0.02	<0.1	<1	<0.1	<0.1	<2	<0.5

CERTIFICATE OF ANALYSIS ▪ COVER PAGE

Global ARD Testing Services Inc.

CLIENT INFORMATION	
Client:	WSP Canada Ltd.
Project Manager:	Anna Klein
Mailing Address	6925 Century Ave., 6th Floor
	Mississauga, ON; L5N 7KZ
Contact No:	6476205190

COMPANY INFORMATION	
Legal Name:	Global ARD Testing Services Inc.
Mailing Address:	6891 Antrim Avenue
	Burnaby, BC
	V5J 4M5
Contact No:	
	Main: (604) 428-2730
	Alternate: (604) 603-1359

PROJECT INFORMATION	
Project Name:	Kinross Great Bear Project
Project Number:	OMEMA2303

REPORTING	
Global Project No:	2329 (B23)
Report Version:	2
Pages (Including Cover):	7
Report Title:	COA 2329 (B23) x 64 Kinross Great Bear Project Samples (rec'd 24-Jun24)
Analysis Reviewed By:	Prab Bhatia (Pbhatia@globalARDtesting.com)
Position:	Project Manager
Report Certified By:	Prab Bhatia
Signature:	Prab Bhatia

RESULTS		
Reported To:	**1**	Kristen Gault (kristen.gault@wsp.com)
	2	Anna Klein (anna.klein@wsp.com)
	3	Forrest McAdam (forrest.mcadam@wsp.com)
	4	
Date Reported:		
	Version-1:	Thursday, August 22, 2024
	Version-2:	November 12, 2025

INVOICE		
Submitted To:	**1**	Sabina Abdullayeva (sabina.abdullayeva@kinross.com)
	2	Matthew Hart (matthew.hart@kinross.com)
	3	Kristen Gault (kristen.gault@wsp.com)
	4	
Client PO No:		
Global Invoice No:		ARD2329-0824B
Date Submitted:		October 22, 2024

NOTES
All samples and pulps are stored at no charge for 90 days past reporting date.
Please contact the lab if you would like to continue storage past 90 days.
Storage charges will apply.
VERSIONS:
Version-1: Full Report
Version-2: Alternate Summarized Report for Sarah

CERTIFICATE OF ANALYSIS ▪ SAMPLE DETAILS

Global ARD Testing Services Inc.

GLOBAL PROJECT NO: 2329 (B23)
CLIENT: WSP Canada Ltd.
PROJECT NAME: Kinross Great Bear Project
PROJECT NO: OMEMA2303
REPORT VERSION: 2

SAMPLE RECEIPT INFO	
Date Samples Received:	Monday, June 24, 2024
No of Samples Received:	64
Samples Received By:	Said

ANALYTICAL INSTRUCTIONS	
From:	
	as per email Confirmation
Date:	Monday, July 8, 2024

S. No.	Sample ID	Sample Description	Condition (Wet/Dry)	Wt. of Sample Rec'd (kg)	Global Notes (if any)
1	117480	Core	Dry	2.95	
2	117481	Core	Dry	2.35	
3	117482	Core	Dry	2.10	
4	117479	Core	Dry	2.25	
5	117478	Core	Dry	3.40	
6	117468	Core	Dry	2.30	
7	117469	Core	Dry	2.50	
8	117470	Core	Dry	2.10	
9	117471	Core	Dry	2.25	
10	117472	Core	Dry	0.75	
11	117473	Core	Dry	1.25	
12	117474	Core	Dry	2.25	
13	117475	Core	Dry	2.14	
14	117476	Core	Dry	1.95	
15	117477	Core	Dry	2.40	
16	117493	Core	Dry	7.25	
17	117492	Core	Dry	8.05	
18	117491	Core	Dry	5.70	
19	117490	Core	Dry	7.95	
20	117489	Core	Dry	7.75	
21	117487	Core	Dry	8.15	
22	117488	Core	Dry	8.10	
23	117486	Core	Dry	7.60	
24	117485	Core	Dry	8.50	
25	117484	Core	Dry	7.25	
26	117483	Core	Dry	4.00	
27	117451	Core	Dry	1.65	
28	117452	Core	Dry	2.90	
29	117453	Core	Dry	3.15	
30	117454	Core	Dry	3.60	
31	117455	Core	Dry	0.75	
32	117456	Core	Dry	2.95	
33	117457	Core	Dry	3.00	
34	117458	Core	Dry	3.45	
35	117459	Core	Dry	0.95	
36	117460	Core	Dry	2.70	
37	117461	Core	Dry	3.65	
38	117462	Core	Dry	3.55	
39	117463	Core	Dry	2.20	
40	117464	Core	Dry	2.30	
41	117465	Core	Dry	2.80	
42	117466	Core	Dry	2.35	
43	117467	Core	Dry	2.85	
44	117498	Core	Dry	3.40	
45	117497	Core	Dry	3.55	
46	117496	Core	Dry	4.50	
47	117495	Core	Dry	3.85	
48	117494	Core	Dry	3.40	
49	DX489414	Core	Dry	3.60	
50	DX489413	Core	Dry	2.65	
51	DX489412	Core	Dry	3.80	
52	DX489411	Core	Dry	2.20	
53	117500	Core	Dry	3.30	
54	117499	Core	Dry	2.65	
55	DX489416	Core	Dry	3.30	
56	DX489415	Core	Dry	2.60	
57	A0962870	Core	Dry	3.80	
58	A0962869	Core	Dry	3.80	
59	A0962868	Core	Dry	3.95	
60	DX489422	Core	Dry	3.45	
61	DX489421	Core	Dry	3.80	
62	DX489420	Core	Dry	3.65	
63	DX489418	Core	Dry	3.85	
64	DX489417	Core	Dry	3.25	

Total wt of sample rec'd (kg): **230.39**

Global
ARD Testing Services Inc.

CERTIFICATE OF ANALYSIS • ABA RESULTS

GLOBAL PROJECT NO: 2329 (B23)
CLIENT: WSP Canada Ltd.
PROJECT NAME: Kinross Great Bear Project
PROJECT NO: OMEMA2303
REPORT VERSION: 2

S. No.	Sample ID	Paste pH	Fizz Rating	Total Carbon	Total Inorganic C	$CaCO_3$ Equivalents[*1]	Total Sulphur	Sulphate Sulphur	Sulphide Sulphur	AP[*3]	Modified ABA NP	NNP[*4]	NPR[*5]
	Units:	pH Units		wt %	wt %	kg CaCO3/tonne	wt %	wt %	wt %		kg CaCO3/tonne		
	Reported Detection Limit:	***0.1***		***0.02***	***0.02***	***1.7***	***0.01***	***0.01***	***0.01***	**0.3**			
1	117480	7.9	None	0.08	0.08	6.7	0.33	0.03	0.30	9.4	8.4	-1.0	0.9
2	117481	9.1	Slight	0.21	0.20	16.7	0.11	0.02	0.09	2.8	21.4	18.6	7.6
3	117482	8.5	None	0.05	0.07	5.8	0.50	0.10	0.40	12.5	11.3	-1.2	0.9
4	117479	9.1	Slight	0.21	0.24	20.0	0.38	0.16	0.22	6.9	24.4	17.5	3.6
5	117478	9.2	Slight	0.55	0.58	48.3	0.05	<0.01	0.05	1.6	53.0	51.4	34.0
6	117468	8.5	Slight	0.12	0.14	11.7	0.28	0.15	0.13	4.1	14.5	10.4	3.6
7	117469	8.8	None	0.07	0.08	6.7	0.27	0.08	0.19	5.9	10.8	4.9	1.8
8	117470	9.3	None	0.05	<0.02	<1.7	0.26	0.08	0.18	5.6	10.4	4.8	1.9
9	117471	9.1	Slight	0.17	0.18	15.0	0.12	0.02	0.10	3.1	17.5	14.4	5.6
10	117472	9.0	None	<0.02	0.03	2.5	0.44	0.09	0.35	10.9	5.9	-5.0	0.5
11	117473	8.9	Slight	0.30	0.32	26.7	0.59	0.13	0.46	14.4	34.9	20.5	2.4
12	117474	9.2	Slight	0.29	0.31	25.8	0.04	<0.01	0.04	1.3	30.9	29.7	24.7
13	117475	8.4	Slight	0.17	0.19	15.8	0.38	0.08	0.30	9.4	15.7	6.3	1.7
14	117476	8.3	Slight	0.17	0.18	15.0	0.18	0.03	0.15	4.7	14.2	9.5	3.0
15	117477	9.1	Slight	0.21	0.24	20.0	0.48	0.08	0.40	12.5	21.2	8.7	1.7
16	117493	9.3	None	0.04	0.07	5.8	0.21	0.05	0.16	5.0	8.4	3.4	1.7
17	117492	9.2	None	0.04	0.06	5.0	0.26	0.06	0.20	6.3	9.7	3.5	1.6
18	117491	9.1	None	0.03	0.03	2.5	0.32	0.09	0.23	7.2	7.5	0.3	1.0
19	117490	8.7	Slight	0.05	0.07	5.8	0.35	0.12	0.23	7.2	12.6	5.4	1.8
20	117489	9.1	Slight	0.15	0.12	10.0	0.36	0.16	0.20	6.3	16.8	10.6	2.7
21	117487	8.6	None	<0.02	0.03	2.5	0.49	0.18	0.31	9.7	6.7	-3.0	0.7
22	117488	9.2	None	0.03	<0.02	<1.7	0.44	0.13	0.31	9.7	7.8	-1.9	0.8
23	117486	9.2	None	0.03	0.03	2.5	0.32	0.11	0.21	6.6	7.9	1.3	1.2
24	117485	8.6	None	0.06	0.05	4.2	0.46	0.12	0.34	10.6	9.6	-1.0	0.9
25	117484	9.0	Slight	0.17	0.16	13.3	0.18	0.03	0.15	4.7	18.5	13.8	3.9
26	117483	9.2	None	0.02	<0.02	<1.7	0.09	<0.01	0.09	2.8	6.4	3.6	2.3
27	117451	9.2	Slight	0.08	0.07	5.8	0.71	0.12	0.59	18.4	11.6	-6.8	0.6
28	117452	9.1	Slight	0.49	0.47	39.2	0.29	0.10	0.19	5.9	47.3	41.4	8.0
29	117453	9.2	Slight	0.11	0.08	6.7	0.15	0.05	0.10	3.1	10.4	7.3	3.3
30	117454	9.3	Slight	0.21	0.21	17.5	0.04	<0.01	0.04	1.3	23.3	22.1	18.6
31	117455	8.5	Slight	0.24	0.23	19.2	0.05	<0.01	0.05	1.6	26.5	24.9	17.0
32	117456	9.1	Slight	0.34	0.33	27.5	0.11	0.03	0.08	2.5	38.7	36.2	15.5
33	117457	8.7	None	0.06	<0.02	<1.7	0.16	0.05	0.11	3.4	5.8	2.4	1.7
34	117458	8.7	Slight	0.14	0.12	10.0	0.36	0.03	0.33	10.3	17.0	6.7	1.7
35	117459	9.6	Strong	1.38	1.35	112.5	0.07	<0.01	0.07	2.2	125.6	123.4	57.4
36	117460	9.0	None	0.03	<0.02	<1.7	0.38	0.05	0.33	10.3	8.2	-2.1	0.8
37	117461	9.3	Slight	0.21	0.19	15.8	0.16	0.07	0.09	2.8	22.6	19.8	8.0
38	117462	8.7	None	0.03	<0.02	<1.7	0.52	0.06	0.46	14.4	8.2	-6.2	0.6
39	117463	9.2	None	0.02	<0.02	<1.7	0.30	0.07	0.23	7.2	6.8	-0.4	1.0
40	117464	9.4	Slight	0.55	0.52	43.3	0.12	0.05	0.07	2.2	54.8	52.6	25.0
41	117465	9.4	Slight	0.41	0.38	31.7	0.07	<0.01	0.07	2.2	42.0	39.8	19.2
42	117466	9.2	Slight	0.14	0.13	10.8	0.09	0.01	0.08	2.5	13.4	10.9	5.4
43	117467	9.4	Slight	0.12	0.09	7.5	0.26	0.14	0.12	3.8	12.0	8.3	3.2
44	117498	9.5	Slight	0.15	0.13	10.8	0.27	0.11	0.16	5.0	16.5	11.5	3.3
45	117497	9.0	None	0.02	<0.02	<1.7	0.36	0.04	0.32	10.0	6.6	-3.4	0.7
46	117496	9.2	Slight	0.05	0.04	3.3	0.35	0.05	0.30	9.4	11.0	1.6	1.2
47	117495	9.4	Slight	0.06	0.03	2.5	0.30	0.14	0.16	5.0	10.2	5.2	2.0
48	117494	9.2	None	0.04	<0.02	<1.7	0.41	0.11	0.30	9.4	8.6	-0.8	0.9
49	DX489414	9.1	Slight	0.13	0.12	10.0	0.22	0.07	0.15	4.7	13.2	8.5	2.8
50	DX489413	8.5	Slight	0.17	0.13	10.8	0.47	0.14	0.33	10.3	14.6	4.3	1.4
51	DX489412	9.4	Slight	0.21	0.16	13.3	0.19	0.07	0.12	3.8	22.2	18.5	5.9
52	DX489411	9.5	None	0.03	<0.02	<1.7	0.09	0.02	0.07	2.2	7.2	5.0	3.3
53	117500	9.4	None	<0.02	<0.02	<1.7	0.11	0.04	0.07	2.2	6.6	4.4	3.0
54	117499	9.3	Slight	0.28	0.23	19.2	0.03	<0.01	0.03	0.9	29.5	28.6	31.4
55	DX489416	9.1	Moderate	0.66	0.62	51.7	0.04	<0.01	0.04	1.3	61.4	60.2	49.1
56	DX489415	8.6	Moderate	0.94	0.91	75.8	0.03	<0.01	0.03	0.9	83.3	82.4	88.6
57	A0962870	9.5	Slight	0.14	0.11	9.2	0.13	0.05	0.08	2.5	15.3	12.8	6.1
58	A0962869	9.2	Slight	0.12	0.08	6.7	0.12	0.03	0.09	2.8	13.3	10.5	4.7
59	A0962868	9.3	None	0.02	<0.02	<1.7	0.19	0.03	0.16	5.0	9.8	4.8	2.0
60	DX489422	9.2	None	0.06	0.03	2.5	0.03	<0.01	0.03	0.9	7.4	6.5	7.9
61	DX489421	9.0	None	0.02	0.02	1.7	0.34	0.12	0.22	6.9	11.1	4.2	1.6
62	DX489420	8..71	None	<0.02	<0.02	<1.7	0.25	0.07	0.18	5.6	5.4	-0.2	1.0
63	DX489418	9.1	Slight	0.14	0.15	12.5	0.35	0.11	0.24	7.5	15.9	8.4	2.1
64	DX489417	9.0	Slight	0.08	0.07	5.8	0.04	<0.01	0.04	1.3	14.7	13.5	11.8
	QUALITY ASSURANCE / QUALITY CONTROL												
	Pulp Replicates:												
10	117472	9.0	None	<0.02	0.03		0.44	0.09			5.9		
10R	117472 R	9.0	None	0.02	0.04		0.45	0.10			5.9		
	%RPD	0%			-29%		-2%	-11%			0%		
20	117489	9.1	Slight	0.15	0.11		0.36	0.16			16.8		
20R	117489 R	9.2	Slight	0.15	0.12		0.35	0.17			16.5		
	%RPD	0%		0%	-9%		3%	-6%			2%		
30	117454	9.3	Slight	0.21	0.21		0.04	<0.01			23.3		
30R	117454 R	9.3	Slight	0.21	0.19		0.04	0.01			23.9		
	%RPD	0%		0%	10%		0%				-3%		
40	117464	9.4	Slight	0.55	0.52		0.12	0.05			54.8		
40R	117464 R	9.4	Slight	0.55	0.51		0.11	0.03			55.4		
	%RPD	0%		0%	2%		9%	50%			-1%		
50	DX489413	8.5	Slight	0.17	0.13		0.47	0.14			14.6		
50R	DX489413 R	8.4	Slight	0.17	0.14		0.46	0.13			15.0		
	%RPD	0%		0%	-7%		2%	7%			-3%		
60	DX489422	9.2	None	0.06	0.03		0.03	<0.01			7.4		
60R	DX489422 R	9.2	None	0.07	0.05		0.03	<0.01			7.6		
	%RPD	0%		-15%	-50%		0%				-3%		
	Reference Material Analysis:												
	Reference Material	1) NBM-1 2) KZK-1		OREAS 279	KZK-1		OREAS 279	RTS-3a			1) KZK-1 (Slight) 2) KZK-1 (Moderate)		
	Ref. Material Certified Value	**1) 8.45** **2) 8.80**		**1.13**	**0.92**		**1.27**	**1.10**			**1) 58.9** **2) 61.6**		
	Reference Material Results	1) 8.30 2) N/A		1.10	0.93		1.23	1.14			1) 59.4 2) N/A		
	Acceptance Range:	***90% - 110%***		***90% - 110%***	***80% - 120%***		***90% - 110%***	***90% - 110%***			***90% - 110%***		
	Method Blank Analysis:												
	Method Blank Results			<0.01	<0.02		<0.01	<0.01					
	GLOBAL SOP NO./METHOD:	*ARD-005*	*ARD-005*	*LECO*	*HCl Leach LECO*	*Calc.*	*LECO*	*EPA600 (HCl Leach)*	*Calc.*	*Calc.*	*ARD-005*	*Calc.*	*Calc.*

NOTES:
Job No: 20240731

Date of Analysis (24 h): July 23-25, 2024
pH of DI water used (pH units): 5.85
EC of DI water used (µS/cm): 0.85

METHODS:
Total Sulphur by Leco.
Total Inorganic Carbon (TIC): HCl leach, evolved CO_2 analysed by LECO.

ABBREVIATIONS:
R = Rep = Replicate (a replicate is a sub-sample scooped from a single pulp sample bag produced per client sample)
D = Dup = Duplicate (a duplicate is 2nd sub-pulp sample bag produced by processing a 2nd split of the client sample. A duplicate pulp sample is prepared only at client request.
EC = Electric Conductivity
NP = Neutralization Potential
Calc. = Calculation
IND = Indeterminate
COA = Certificate Of Analysis
N/A = Not Applicable
NR = Not Reported

CALCULATIONS:
[*1] $CaCO_3$ Equivalents: Is based on TIC (Total Inorganic Carbon)
[*2] Non-Extractable Sulphur: Total sulphur - (sulphate sulphur + sulphide sulphur)
[*3] AP (Acid Potential): Sulphide-sulphur x 31.25
[*4] NNP (Net Neutralization Potential): NP - AP
[*5] NPR (Neutralization Potential Ratio): NP/AP

REFERENCES:
Sample Preparation: ASTM E877-08; MEND Report 1.20.1, Version 0 (2009)
ABA: Air-dried, jaw-crushed, split by riffling and pulverized to 85% passing 200 mesh (75 µm).
Surface Rinse-pH: MEND Report 1.20.1, Version 0 (2009).
Modified ABA (Sobek) NP: MEND Acid Rock Drainage Prediction Manual, MEND Project 1.16.1b (pages 6.2-11 to 17), March 1991.
STD Sobek NP / Paste pH / Fizz Rating: Sobek, A.A., Schuller, W.A., Freeman, J.R. and Smith, R.M.; US EPA-600/2-78-054 (1978).
Paste pH / Fizz Rating: Sobek, A.A., Schuller, W.A., Freeman, J.R. and Smith, R.M.; US EPA-600/2-78-054 (1978).
Sulphate Sulphur: Based on MEND method using HCl leach. The S extracted is determined by analysing the extract for SO_4 using UV-Vis Spectrophotometer (STD Method 4500-SO42- E).
Sulphur Speciation: Sequential HCl and HNO_3 leach. The S extracted is determined by analysing the extract for SO_4 using UV-Vis Spectrophotometer (STD Method 4500-SO42- E).

Global
ARD Testing Services Inc.

CERTIFICATE OF ANALYSIS ▪ METALS RESULTS BY AQUA REGIA DIGEST & ICP-MS ANALYSIS ON SOLIDS

GLOBAL PROJECT NO: 2329 (B23)
CLIENT: WSP Canada Ltd.
PROJECT NAME: Kinross Great Bear Project
PROJECT NO: OMEMA2303
REPORT VERSION: 2

S. No.	Sample ID	Method	Silver (Ag)	Aluminum (Al)	Arsenic (As)	Gold (Au)	Boron (B)	Barium (Ba)	Beryllium (Be)	Bismuth (Bi)	Calcium (Ca)	Cadmium (Cd)	Cerium (Ce)	Cobalt (Co)	Chromium (Cr)	Cesium (Cs)	r (Cu)	Iron (Fe)	Gallium (Ga)	Germanium (Ge)	Hafnium (Hf)	Mercury (Hg)	Indium (In)	Potassium (K)	Lanthanum (La)	Lithium (Li)	Magnesium (Mg)	Manganese (Mn)
		Analyte	Ag	Al	As	Au	B	Ba	Be	Bi	Ca	Cd	Ce	Co	Cr	Cs	Cu	Fe	Ga	Ge	Hf	Hg	In	K	La	Li	Mg	Mn
		Unit	ppm	%	ppm	ppm	ppm	ppm	ppm	ppm	%	ppm	ppm	ppm	ppm	ppm	ppm	%	ppm	ppm	ppm	ppm	ppm	%	ppm	ppm	%	ppm
		MDL	0.01	0.01	0.1	0.0005	10	10	0.05	0.01	0.01	0.01	0.02	0.1	1	0.05	0.2	0.01	0.05	0.05	0.02	0.005	0.005	0.01	0.2	0.1	0.01	5
		Sample Type																										
1	117480	Pulp	0.27	1.46	2.2	0.0043	<10	201	0.17	0.24	0.25	0.43	45.80	15.4	94	5.05	48.8	2.53	7.78	0.07	0.78	<0.005	0.024	1.12	23.4	28.7	1.04	278
2	117481	Pulp	0.14	1.56	45.6	0.0237	<10	127	0.10	0.26	0.81	0.07	55.06	14.8	74	12.44	32.1	2.73	6.39	0.09	1.21	<0.005	0.024	1.32	27.9	20.7	1.01	200
3	117482	Pulp	0.29	3.01	290.8	0.0134	<10	120	0.52	0.18	1.09	0.06	62.72	16.9	67	9.74	37.7	3.58	10.36	0.12	0.70	<0.005	0.012	1.61	30.5	19.9	1.31	497
4	117479	Pulp	0.31	1.35	74.3	0.0552	<10	111	0.12	0.13	0.88	0.03	52.65	12.3	66	6.03	32.9	2.42	5.48	0.06	0.57	0.01	0.007	1.09	26.8	13.4	0.92	352
5	117478	Pulp	0.09	0.98	5.1	0.0045	<10	104	0.07	0.06	1.84	0.08	55.50	8.7	88	2.49	30.5	1.58	5.54	0.05	0.85	<0.005	0.014	0.77	29.2	22.1	0.62	336
6	117468	Pulp	0.11	1.21	1.8	0.0024	<10	77	0.09	0.06	0.65	0.07	52.93	7.8	37	3.19	17.0	1.97	5.19	0.05	0.61	<0.005	0.005	0.86	27.3	17.3	0.67	335
7	117469	Pulp	0.13	1.91	1.6	0.0055	<10	224	0.42	0.21	0.53	0.09	40.33	16.0	96	6.16	51.4	2.98	8.00	0.08	0.64	<0.005	0.016	1.33	20.2	19.9	1.17	387
8	117470	Pulp	0.10	1.90	1.3	0.0025	<10	187	0.15	0.15	0.47	0.05	43.17	18.0	164	7.63	32.5	2.93	6.95	0.08	0.57	<0.005	0.010	1.44	21.5	20.7	1.41	412
9	117471	Pulp	0.10	0.77	7.3	0.0026	<10	59	0.07	0.50	0.70	0.04	41.99	5.8	36	2.88	15.9	1.31	4.21	<0.05	0.57	<0.005	<0.005	0.46	22.5	10.8	0.49	202
10	117472	Pulp	0.15	1.62	10.8	0.0049	<10	117	0.07	0.22	0.14	0.08	43.28	17.5	81	7.93	53.8	3.23	7.24	0.06	0.74	<0.005	0.016	1.19	21.6	17.3	1.04	284
11	117473	Pulp	0.25	2.93	12.3	0.0093	<10	201	0.39	0.20	1.37	0.11	43.37	24.4	163	14.57	60.2	4.45	9.82	0.15	0.52	<0.005	0.014	2.25	21.3	24.2	2.13	595
12	117474	Pulp	0.11	1.30	22.0	0.0019	<10	132	0.11	0.17	1.19	0.05	56.98	7.5	41	5.16	13.9	1.83	5.93	0.05	0.64	<0.005	0.008	0.95	29.2	15.3	0.70	331
13	117475	Pulp	0.10	0.36	117.9	0.2561	<10	30	0.11	0.09	0.58	0.03	83.70	2.5	36	0.85	4.1	1.02	2.25	<0.05	0.60	<0.005	0.008	0.20	43.3	3.2	0.09	139
14	117476	Pulp	0.18	0.50	89.4	0.4866	<10	77	0.12	0.05	0.56	0.07	75.30	1.7	41	2.05	6.0	1.14	3.40	<0.05	0.88	0.01	0.006	0.36	38.6	8.6	0.16	249
15	117477	Pulp	0.20	0.39	7.0	0.0994	<10	79	0.07	0.35	0.73	0.05	77.53	2.2	55	0.79	19.1	1.28	2.50	<0.05	1.05	0.01	0.012	0.26	39.8	4.4	0.15	205
16	117493	Pulp	0.14	1.63	4.6	0.0217	<10	242	0.08	0.54	0.31	0.03	49.55	15.3	89	7.70	45.4	2.89	7.81	0.08	0.83	<0.005	0.010	1.36	24.8	19.4	1.05	460
17	117492	Pulp	0.13	2.01	6.0	0.0079	<10	209	0.15	0.24	0.48	0.08	56.59	17.3	78	7.20	44.3	3.05	7.92	0.08	0.82	0.09	0.010	1.45	27.9	18.8	1.14	465
18	117491	Pulp	0.14	1.65	4.2	0.0098	<10	198	0.06	0.22	0.22	0.11	49.73	17.1	82	8.20	44.9	3.10	8.35	0.09	0.76	<0.005	0.018	1.35	24.8	18.1	1.08	552
19	117490	Pulp	0.17	2.84	16.9	0.0086	<10	209	0.37	0.22	1.12	0.31	52.89	18.6	90	6.84	50.7	2.91	9.27	0.09	0.69	<0.005	0.020	1.34	26.7	18.8	1.16	367
20	117489	Pulp	0.13	1.42	4.7	0.0039	<10	115	0.07	0.20	0.58	0.14	50.65	14.8	83	4.76	41.8	2.49	6.28	0.07	0.62	<0.005	0.011	0.99	25.9	14.3	0.99	255
21	117487	Pulp	0.17	1.51	1.1	0.0048	<10	132	0.07	0.21	0.15	0.09	46.01	17.8	114	6.66	56.1	3.08	7.49	0.09	0.78	<0.005	0.013	1.28	23.4	17.4	1.01	474
22	117488	Pulp	0.15	1.27	1.5	0.0038	<10	122	0.05	0.23	0.26	0.08	49.27	16.6	94	4.16	44.1	2.81	6.61	0.06	0.83	<0.005	0.013	0.82	24.9	13.2	0.84	441
23	117486	Pulp	0.11	1.27	2.9	0.0041	<10	100	0.06	0.16	0.28	0.06	41.47	14.1	90	4.66	36.2	2.25	5.34	0.06	0.79	<0.005	0.009	0.97	21.1	11.9	0.83	303
24	117485	Pulp	0.20	1.30	17.2	0.0085	<10	38	0.18	0.25	0.40	0.08	58.95	19.1	79	3.16	54.9	2.99	5.89	<0.05	1.20	0.01	0.008	0.58	30.1	13.0	0.83	352
25	117484	Pulp	0.17	0.86	5.7	0.0092	<10	71	0.06	0.32	0.66	0.07	39.65	6.4	45	3.71	22.8	1.56	4.83	<0.05	0.68	<0.005	0.007	0.69	21.4	11.1	0.48	212
26	117483	Pulp	0.12	1.34	1.3	0.0139	<10	113	0.09	0.21	0.28	0.04	49.04	14.7	90	5.95	28.4	2.13	5.92	0.07	0.77	<0.005	0.008	0.71	24.8	17.6	1.02	278
27	117451	Pulp	0.42	1.63	32.5	13.0697	<10	131	0.09	0.27	0.40	0.05	52.05	18.7	100	10.07	60.9	3.77	7.83	0.12	0.70	0.01	0.012	1.41	26.0	17.9	1.07	477
28	117452	Pulp	0.22	1.24	164.1	0.2120	<10	40	0.26	0.11	1.98	0.05	59.91	7.9	39	3.29	12.7	1.54	4.48	0.05	0.63	<0.005	<0.005	0.70	31.4	6.6	0.51	325
29	117453	Pulp	0.10	0.52	21.5	0.0245	<10	112	0.08	0.03	0.41	0.04	75.17	1.7	37	2.45	15.2	1.25	3.37	<0.05	1.10	<0.005	0.010	0.39	38.4	6.7	0.16	250
30	117454	Pulp	0.07	1.07	0.9	0.0058	<10	119	0.06	0.04	0.89	0.04	54.32	8.0	46	2.75	18.4	2.06	5.99	0.06	0.73	<0.005	0.009	0.81	28.2	15.0	0.54	293
31	117455	Pulp	0.08	1.27	0.8	0.0066	<10	32	0.35	0.04	1.23	0.01	48.54	8.1	66	1.06	9.7	2.02	6.25	<0.05	0.50	<0.005	0.008	0.16	25.3	22.5	0.90	313
32	117456	Pulp	0.11	1.50	0.7	0.0070	<10	231	0.13	0.07	1.26	0.06	53.78	10.0	60	3.25	31.1	2.50	7.37	0.07	0.64	<0.005	0.012	1.26	27.8	21.9	1.05	371
33	117457	Pulp	0.07	1.17	1.0	0.0059	<10	68	0.33	0.04	0.43	0.03	78.16	3.1	41	2.67	8.2	1.44	3.62	<0.05	1.07	<0.005	0.006	0.51	40.0	9.1	0.29	211
34	117458	Pulp	0.11	0.57	0.9	0.0033	<10	36	0.08	0.12	0.65	0.05	50.67	9.7	45	0.91	27.3	1.22	2.85	<0.05	0.78	<0.005	<0.005	0.23	25.4	12.2	0.28	110
35	117459	Pulp	0.37	4.76	2.7	0.0050	<10	208	0.51	0.21	4.37	0.10	31.06	33.8	532	31.48	63.3	5.67	15.53	0.20	0.17	<0.005	0.026	4.50	14.4	123.0	4.91	1037
36	117460	Pulp	0.12	1.62	1.1	0.0039	<10	185	0.06	0.20	0.24	0.06	52.90	16.5	84	4.32	50.8	3.11	6.66	0.07	0.71	<0.005	0.015	1.20	24.1	28.2	1.00	334
37	117461	Pulp	0.15	0.83	1.6	0.0024	<10	40	<0.05	0.09	0.90	0.03	42.29	5.7	38	2.64	14.9	1.59	3.88	<0.05	0.69	<0.005	<0.005	0.55	20.6	10.3	0.47	253
38	117462	Pulp	0.15	1.73	1.3	0.0016	<10	92	0.14	0.18	0.27	0.06	64.62	19.0	98	5.23	52.9	3.20	6.33	0.07	0.64	<0.005	0.012	1.09	30.1	23.0	1.24	422
39	117463	Pulp	0.17	2.07	1.6	0.0060	<10	215	0.06	0.41	0.20	0.05	65.01	18.4	78	8.94	68.9	3.92	8.08	0.11	0.86	<0.005	0.015	1.75	29.0	32.9	1.22	609
40	117464	Pulp	0.10	1.65	5.4	0.0097	<10	144	0.08	0.10	2.00	0.05	75.22	12.3	47	5.70	23.7	2.76	6.35	0.08	0.83	<0.005	0.010	1.35	32.7	17.0	1.04	430
41	117465	Pulp	0.13	1.51	9.0	0.0046	<10	128	0.08	0.06	1.55	0.03	66.29	11.0	41	5.10	21.2	2.53	5.75	0.07	0.52	<0.005	0.009	1.24	30.3	19.1	0.95	406
42	117466	Pulp	0.14	0.56	92.6	0.0157	<10	37	0.10	0.22	0.53	0.03	86.34	2.1	35	2.31	5.9	1.05	2.68	0.06	1.27	<0.005	0.007	0.32	40.5	6.2	0.18	178
43	117467	Pulp	0.11	0.48	32.4	0.0227	<10	48	<0.05	0.03	0.50	0.03	89.24	1.8	29	2.07	7.5	1.12	2.42	0.06	0.79	<0.005	0.011	0.34	42.0	3.6	0.12	216
44	117498	Pulp	0.11	1.33	13.5	0.0034	<10	72	<0.05	0.12	0.67	0.05	51.87	12.3	57	3.86	33.4	2.40	5.15	0.06	0.77	<0.005	0.006	1.04	24.4	11.0	0.75	259
45	117497	Pulp	0.19	1.76	2.7	0.0096	<10	80	0.09	0.21	0.18	0.05	52.32	17.9	84	7.45	42.4	3.31	6.09	0.07	0.81	<0.005	0.010	1.26	24.0	15.4	1.08	339
46	117496	Pulp	0.13	2.33	4.7	0.0038	<10	209	0.15	0.14	0.47	0.07	54.09	21.5	126	7.02	39.0	3.76	7.66	0.12	0.56	<0.005	0.016	1.68	24.4	20.3	1.56	549
47	117495	Pulp	0.11	1.77	3.4	0.0044	<10	213	0.05	0.14	0.39	0.08	52.60	15.2	82	5.00	40.0	3.07	7.05	0.09	0.66	<0.005	0.016	1.40	24.3	15.5	1.06	570
48	117494	Pulp	0.14	1.55	2.7	0.0033	<10	179	0.06	0.16	0.26	0.08	50.14	17.5	82	4.32	48.0	2.92	6.31	0.08	0.63	<0.005	0.014	1.18	23.0	16.4	0.96	374

49	DX489414	Pulp	0.29	0.59	62.8	0.0785	<10	33	0.07	0.16	0.49	0.06	96.14	1.8	38	1.09	10.9	1.30	3.08	0.06	0.85	<0.005	0.012	0.26	45.2	5.2	0.18	263
50	DX489413	Pulp	0.42	0.38	85.0	0.2172	<10	40	0.06	0.07	0.62	0.04	85.58	2.0	42	0.73	9.7	1.06	1.86	0.06	0.62	<0.005	0.007	0.25	39.8	2.7	0.10	221
51	DX489412	Pulp	0.12	1.38	2.5	0.0061	<10	189	0.09	0.07	0.93	0.02	55.98	13.8	68	4.64	27.4	2.57	4.78	0.07	0.43	0.01	0.010	1.08	26.2	14.1	0.82	386
52	DX489411	Pulp	0.07	1.21	0.7	0.0106	<10	202	<0.05	0.07	0.24	0.04	62.37	9.8	47	7.06	22.9	2.46	5.64	0.08	0.49	<0.005	0.011	0.91	29.0	11.4	0.53	246
53	117500	Pulp	0.13	1.22	0.7	0.0040	<10	369	<0.05	0.03	0.25	0.03	58.90	8.1	49	5.06	64.7	2.12	6.18	0.10	0.59	<0.005	0.012	0.89	27.9	9.4	0.64	243
54	117499	Pulp	0.06	1.21	0.9	0.0079	<10	99	0.08	0.02	1.15	0.02	57.82	8.7	47	2.50	26.7	1.98	4.60	0.07	0.50	<0.005	0.007	0.98	27.0	13.3	0.69	313
55	DX489416	Pulp	0.10	1.96	0.5	0.0023	<10	242	0.06	0.08	2.22	0.04	65.80	13.8	108	3.65	32.8	2.96	7.85	0.08	0.67	0.01	0.019	1.19	28.9	14.5	1.31	534
56	DX489415	Pulp	0.03	1.04	2.2	0.0014	<10	41	0.16	0.12	3.19	0.03	65.08	2.7	49	2.34	5.7	1.23	4.02	<0.05	0.69	<0.005	<0.005	0.59	33.5	9.9	0.84	361
57	A0962870	Pulp	0.16	1.06	2.9	0.0040	<10	111	<0.05	0.06	0.59	0.04	43.25	7.3	42	5.45	14.4	1.89	5.08	0.05	0.52	<0.005	0.006	0.82	21.3	8.7	0.59	289
58	A0962869	Pulp	0.12	0.87	2.3	0.0014	<10	50	<0.05	0.10	0.59	0.03	43.99	6.0	44	3.15	18.4	1.52	3.98	0.05	0.58	<0.005	0.005	0.53	21.6	6.4	0.50	220
59	A0962868	Pulp	0.16	3.94	65.2	0.0154	<10	205	0.30	0.19	0.97	0.03	53.37	23.6	117	14.96	36.6	4.81	10.65	0.14	0.49	0.01	0.007	2.29	24.1	20.2	1.59	812
60	DX489422	Pulp	0.03	0.86	0.8	0.0017	<10	123	<0.05	0.02	0.27	0.02	77.66	2.4	27	3.78	3.0	1.63	3.76	0.07	1.10	<0.005	0.007	0.67	36.2	8.0	0.26	304
61	DX489421	Pulp	0.11	2.58	1.0	0.0051	<10	163	0.78	0.14	1.11	0.03	76.01	9.7	43	5.09	24.8	2.75	6.52	0.08	0.92	<0.005	0.011	0.94	34.2	10.1	0.86	290
62	DX489420	Pulp	0.10	1.09	0.7	0.0025	<10	54	0.07	0.07	0.20	0.02	42.96	11.3	45	1.58	30.3	2.50	4.47	0.05	0.54	<0.005	0.008	0.38	19.4	9.7	0.29	100
63	DX489418	Pulp	0.08	0.94	1.6	0.0020	<10	88	<0.05	0.15	0.79	0.02	64.96	12.4	67	1.03	24.0	1.48	3.91	0.05	0.70	<0.005	0.009	0.41	29.8	11.1	0.46	138
64	DX489417	Pulp	0.15	2.18	2.0	0.0019	<10	93	0.08	0.04	1.07	0.05	55.52	15.0	119	1.35	67.5	2.18	7.60	0.07	0.48	<0.005	0.016	0.52	25.0	16.1	0.85	217
QUALITY ASSURANCE / QUALITY CONTROL																												
Pulp Replicates																												
14	117476	Pulp	0.18	0.50	89.4	0.4866	<10	77	0.12	0.05	0.56	0.07	75.30	1.7	41	2.05	6.0	1.14	3.4	<0.05	0.88	0.006	0.006	0.36	38.6	8.6	0.16	249
14R	117476 (Rep)	Pulp	0.21	0.51	86.7	0.3595	<10	77	0.12	0.04	0.57	0.06	81.23	1.7	43	2.17	6.3	1.16	3.21	<0.05	0.85	<0.005	0.006	0.36	41.7	8.4	0.16	249
		%RPD	-15%	-2%	3%	30%		0%	0%	22%	-2%	15%	-8%	0%	-5%	-6%	-5%	-2%	6%		3%		0%	0%	-8%	2%	0%	0%
39	117463	Pulp	0.17	2.07	1.6	0.006	<10	215	0.06	0.41	0.20	0.05	65.01	18.4	78	8.94	68.9	3.92	8.08	0.11	0.86	<0.005	0.015	1.75	29.0	32.9	1.22	609
39R	117463 (Rep)	Pulp	0.2	2.11	2.0	0.0066	<10	217	<0.05	0.45	0.20	0.04	67.14	19.7	78	9.19	72.5	3.99	8.29	0.14	0.88	<0.005	0.015	1.75	32.1	23.8	1.23	614
		%RPD	-16%	-2%	-22%	-10%		-1%		-9%	0%	22%	-3%	-7%	0%	-3%	-5%	-2%	-3%	-24%	-2%		0%	0%	-10%	32%	-1%	-1%
Reference Material																												
STD OREAS 601C			48.70	0.610	365.3	1.004	<10	170	0.59	21.40	0.76	2.65	33.3	4.20	13.0	1.29	1122.7	1.77	3.75	0.07	0.95	0.221	0.490	0.240	16.8	7.40	0.080	205
True Value STD OREAS 601C			**50.41**	**0.663**	**378.2**		**< 10**		**0.59**	**21.32**	**0.78**	**2.70**	**34.7**	**4.27**	**14.7**	**1.32**	**1157.6**	**1.84**	**3.86**	**0.08**	**0.97**	**0.216**	**0.497**	**0.254**	**17.3**	**7.56**	**0.084**	**213**
% Difference			-3%	-8%	-3%				0%	0%	-2%	-2%	-4%	-2%	-12%	-2%	-3%	-4%	-3%	-16%	-2%	2%	-1%	-5%	-3%	-2%	-5%	-4%
Method Blank:																												
Method Blank			<0.01	<0.01	<0.1	<0.0005	<10	<10	<0.05	<0.01	<0.01	<0.01	<0.02	<0.1	<1	<0.05	<0.2	<0.01	<0.05	<0.05	<0.02	<0.005	<0.005	<0.01	<0.2	<0.1	<0.01	<5

Notes:
Job No: YVR2410777

Analytical Methods (IMS-130):
A 0.5 g of pulp sample is leached in hot (95°C) 3:1 aqua regia digestion followed by ICP Mass Spec analysis.
Gold determinations by this method are semi-quantitative due to the small sample weight used (0.5 g).
Refractory and graphitic samples can limit Au solubility.

Abbreviations:
R / Rep = Replicate (a replicate is a sub-sample scooped from a single sample bag produced per client sample)
D / Dup = Duplicate (a duplicate is 2nd sub-sample bag produced by processing a second split of the original client sample received)
MDL = Measurable Detection Limit
COA: Certificate Of Analysis.
IND = Indeterminate
NR: Not reported in COA

On Cerfified Reference Material and Tolerance:
Any one element in a run reporting outside tolerance limits does not constitute failure of the standard.
As per Certificate of Analysis (COA): All values indicated are Certified. Values indicated in green are indicative only.
NR = Not Reported (in the Certificate Of Analysis).

Global
ARD Testing Services Inc.

CERTIFICATE OF ANALYSIS ▪ METALS RESULTS BY AQUA REGIA DIGEST & ICP-MS ANALYSIS ON SOLIDS

GLOBAL PROJECT NO: 2329 (B23)
CLIENT: WSP Canada Ltd.
PROJECT NAME: Kinross Great Bear Project
PROJECT NO: OMEMA2303
REPORT VERSION: 2

S. No.	Sample ID	Method	Molybdenum (Mo)	Sodium (Na)	Niobium (Nb)	Nickel (Ni)	Phosphorous (P)	Lead (Pb)	Rubidium (Rb)	Rhenium (Re)	Sulphur (S)	Antimony (Sb)	Scandium (Sc)	Selenium (Se)	Tin (Sn)	m (Sr)	Tantalum (Ta)	Tellurium (Te)	Thorium (Th)	Titanium (Ti)	Thallium (Tl)	Uranium (U)	Vandium (V)	n (W)	Yttrium (Y)	Zinc (Zn)	Zirconium (Zr)
		Analyte																									
		Unit	ppm	%	ppm	ppm	ppm	ppm	ppm	ppm	%	ppm	ppm	ppm	ppm	ppm	ppm	ppm	ppm	%	ppm	ppm	ppm	ppm	ppm	ppm	ppm
		MDL	0.05	0.01	0.05	0.2	10	0.2	0.1	0.001	0.01	0.05	0.1	0.2	0.2	0.2	0.01	0.01	0.2	0.005	0.02	0.05	1	0.05	0.05	1	0.5
		Sample Typ																									
1	117480	Pulp	1.58	0.04	0.15	37.2	466	7.4	72.9	<0.001	0.32	0.22	5.2	<0.2	0.6	5.8	0.04	0.05	5.3	0.156	0.49	1.01	48	0.21	5.25	138	26.5
2	117481	Pulp	1.57	0.04	0.19	36.4	523	3.5	99.5	<0.001	0.09	0.27	3.0	<0.2	0.4	10.6	<0.01	0.02	6.9	0.186	0.8	1.36	37	0.27	8.58	33	44.3
3	117482	Pulp	1.28	0.16	0.13	37.1	834	5.4	100.9	<0.001	0.45	0.36	4.8	<0.2	0.5	54	<0.01	0.03	7.1	0.231	0.71	1.11	59	0.7	9.64	65	27.7
4	117479	Pulp	0.89	0.06	0.13	19.9	667	3.1	69.7	<0.001	0.36	0.29	2.3	0.2	0.3	22.5	<0.01	0.03	7.1	0.162	0.47	1.45	41	0.23	6.46	46	20
5	117478	Pulp	0.60	0.05	0.14	33.3	562	1.8	40.9	<0.001	0.03	0.09	3.6	<0.2	0.5	19	<0.01	<0.01	5.2	0.142	0.2	0.52	36	1.74	6.05	51	33.6
6	117468	Pulp	1.71	0.07	0.21	12.7	583	3.4	63.1	<0.001	0.24	0.11	1.6	<0.2	<0.2	17.1	<0.01	<0.01	7.8	0.149	0.41	1.39	27	0.15	5.43	54	21.2
7	117469	Pulp	0.86	0.07	0.20	35.4	701	3.5	80.3	<0.001	0.24	0.14	4.7	0.2	0.4	38	<0.01	0.06	4.7	0.178	0.54	0.94	55	0.14	5.34	79	23.5
8	117470	Pulp	0.91	0.05	0.10	50.7	563	2.9	76.4	<0.001	0.23	0.09	3.3	<0.2	0.3	17.7	<0.01	0.04	5.1	0.2	0.52	1.05	54	0.2	6.10	80	21.2
9	117471	Pulp	0.76	0.03	0.20	9.6	443	4.0	31.2	<0.001	0.10	0.12	1.2	<0.2	0.2	8.9	<0.01	<0.01	6.4	0.09	0.26	1.44	14	0.23	3.24	39	19.9
10	117472	Pulp	1.07	0.03	0.18	48.1	540	4.4	74.3	<0.001	0.39	0.19	4.2	0.2	0.6	3.1	<0.01	0.04	5.4	0.156	0.52	1.06	48	0.18	4.92	84	26.6
11	117473	Pulp	0.95	0.07	0.09	59.9	636	5.0	118.7	<0.001	0.58	0.27	5.6	0.3	0.5	72.8	<0.01	0.04	5.0	0.272	0.98	1.11	91	0.56	8.69	82	20.7
12	117474	Pulp	0.82	0.07	0.23	10.6	579	3.1	72.3	<0.001	0.02	0.3	1.9	<0.2	0.3	24.6	<0.01	<0.01	7.5	0.158	0.47	1.45	26	0.18	6.12	54	20
13	117475	Pulp	1.79	0.03	0.26	1.1	167	5.2	12.6	<0.001	0.40	0.27	0.8	<0.2	<0.2	6.8	<0.01	0.03	10.4	0.017	0.1	1.35	<1	0.31	7.70	21	23.7
14	117476	Pulp	1.41	0.04	0.56	1.3	165	4.0	32.5	<0.001	0.16	0.26	1.3	<0.2	0.3	7.4	<0.01	0.02	10.1	0.059	0.27	1.30	1	0.56	6.55	50	31.7
15	117477	Pulp	1.92	0.05	0.50	1.6	165	4.0	14.8	<0.001	0.45	0.17	1.4	0.9	0.3	11.8	<0.01	0.04	10.1	0.046	0.12	1.35	1	0.74	8.15	35	35.7
16	117493	Pulp	1.54	0.05	0.15	48.4	591	3.0	85.5	0.001	0.17	0.15	4.6	<0.2	0.4	10.1	<0.01	0.1	6.2	0.196	0.57	1.18	56	0.26	9.25	73	29.4
17	117492	Pulp	1.47	0.09	0.17	38.1	560	4.1	84.2	0.003	0.25	0.12	4.1	<0.2	0.4	26.1	<0.01	0.06	6.8	0.196	0.56	1.43	50	84.59	9.22	80	31.2
18	117491	Pulp	1.00	0.04	0.18	38.8	613	3.2	77.8	<0.001	0.28	0.11	6.1	<0.2	0.6	6.5	<0.01	0.04	5.7	0.196	0.57	0.99	57	0.71	7.11	81	28.4
19	117490	Pulp	1.68	0.16	0.10	42.7	519	8.0	79.0	<0.001	0.32	0.15	5.3	0.2	0.5	86	<0.01	0.07	6.7	0.163	0.56	1.22	50	0.66	8.19	96	28
20	117489	Pulp	0.94	0.05	0.11	35.2	462	3.3	66.4	<0.001	0.30	0.28	3.4	0.2	0.3	10.9	<0.01	0.06	6.3	0.134	0.47	1.11	41	0.21	6.72	67	24.3
21	117487	Pulp	1.82	0.04	0.15	44.8	508	3.9	73.5	<0.001	0.41	0.12	5.3	0.3	0.5	5.7	0.04	0.05	5.5	0.182	0.5	0.98	52	0.31	6.55	75	29.6
22	117488	Pulp	1.18	0.04	0.20	39.3	533	3.6	45.4	<0.001	0.37	0.09	4.3	0.2	0.4	7.5	<0.01	0.05	6.3	0.164	0.32	1.22	44	0.23	7.15	68	30.1
23	117486	Pulp	0.94	0.04	0.17	34.0	507	2.7	53.8	<0.001	0.28	0.09	3.1	<0.2	0.3	12	<0.01	0.03	5.4	0.13	0.38	1.16	35	0.77	5.94	56	29.4
24	117485	Pulp	1.75	0.02	0.20	50.8	533	6.3	36.5	<0.001	0.41	0.2	3.2	0.3	0.2	6.5	<0.01	0.07	7.2	0.152	0.31	1.52	33	0.26	8.12	87	43.4
25	117484	Pulp	0.58	0.05	0.24	11.2	444	5.1	47.2	<0.001	0.17	0.12	1.6	<0.2	0.2	8.3	<0.01	0.02	6.4	0.116	0.35	1.17	21	0.19	3.80	59	23.6
26	117483	Pulp	3.35	0.04	0.16	33.8	492	3.0	42.3	0.002	0.07	0.08	2.4	<0.2	0.3	13	<0.01	0.01	6.4	0.141	0.29	1.29	38	0.4	8.51	62	28.6
27	117451	Pulp	6.80	0.04	0.19	45.5	580	3.1	94.2	<0.001	0.65	0.19	4.2	0.9	0.5	7.1	<0.01	0.05	6.5	0.234	0.65	1.42	61	0.35	9.82	62	25.5
28	117452	Pulp	0.89	0.09	0.15	12.1	583	3.7	50.5	<0.001	0.27	0.29	1.3	0.4	0.2	27.3	<0.01	0.02	8.5	0.101	0.39	1.69	16	1.3	8.06	34	22.2
29	117453	Pulp	1.07	0.04	0.50	1.5	158	4.2	30.7	<0.001	0.13	0.12	1.5	<0.2	0.3	9.7	<0.01	0.02	10.4	0.072	0.21	1.36	2	0.47	8.15	51	38.5
30	117454	Pulp	0.73	0.05	0.26	13.8	563	3.2	56.5	<0.001	0.02	0.07	2.4	<0.2	0.3	13.6	<0.01	<0.01	8.2	0.17	0.3	1.55	35	0.21	6.02	47	24.5
31	117455	Pulp	3.58	0.03	0.25	13.0	552	4.6	10.4	<0.001	0.03	0.09	1.6	<0.2	0.3	41	<0.01	0.01	7.7	0.118	0.08	1.69	21	0.53	6.12	22	17.1
32	117456	Pulp	0.70	0.05	0.16	20.6	611	6.1	70.3	<0.001	0.10	0.08	3.7	<0.2	0.4	12.6	<0.01	0.01	7.3	0.198	0.37	1.12	46	0.22	6.72	54	23
33	117457	Pulp	0.86	0.08	0.43	2.7	310	4.5	35.9	<0.001	0.15	0.07	0.9	<0.2	0.2	36.8	<0.01	0.02	10.5	0.069	0.25	1.27	5	0.09	10.54	40	40.5
34	117458	Pulp	1.52	0.04	0.17	21.4	745	2.5	12.9	<0.001	0.38	0.09	1.7	<0.2	0.2	8.5	<0.01	0.05	4.8	0.033	0.12	0.73	15	0.08	6.09	26	29.3
35	117459	Pulp	0.10	0.03	<0.05	106.1	808	9.3	392.7	<0.001	0.05	0.16	12.3	<0.2	0.7	105	<0.01	0.03	2.3	0.246	2.37	0.46	140	0.22	10.55	86	9.7
36	117460	Pulp	0.98	0.03	0.40	36.7	538	3.0	61.1	<0.001	0.35	0.16	4.8	0.2	0.5	6.8	0.02	0.06	5.5	0.16	0.42	1.04	49	0.12	5.78	77	26.4
37	117461	Pulp	0.56	0.03	0.92	9.1	438	2.8	39.4	<0.001	0.17	0.09	1.3	<0.2	0.3	8.9	<0.01	0.01	7.0	0.095	0.33	1.50	15	0.37	3.74	48	24.5
38	117462	Pulp	1.64	0.04	0.68	45.6	553	5.1	55.5	0.005	0.49	0.08	4.3	0.3	0.5	10.5	<0.01	0.06	7.2	0.157	0.45	1.69	50	0.14	10.28	90	25.5
39	117463	Pulp	3.95	0.04	0.52	43.6	713	3.0	80.4	0.002	0.28	0.08	5.9	0.2	0.6	6.6	<0.01	0.06	6.3	0.214	0.55	1.45	65	0.17	10.63	89	33.5
40	117464	Pulp	0.67	0.04	0.46	23.6	749	3.3	72.9	<0.001	0.11	0.28	3.5	<0.2	0.4	21.7	<0.01	<0.01	7.4	0.187	0.48	1.21	41	0.91	7.58	64	32.9
41	117465	Pulp	0.63	0.04	0.42	19.5	750	2.1	72.9	<0.001	0.07	0.29	2.7	<0.2	0.4	15.4	<0.01	<0.01	7.7	0.188	0.46	1.25	36	0.64	7.93	59	19
42	117466	Pulp	0.93	0.03	0.77	1.4	175	3.6	23.4	<0.001	0.08	0.2	1.0	<0.2	0.2	6.5	<0.01	0.03	11.3	0.045	0.18	1.55	1	0.25	10.85	28	54.5
43	117467	Pulp	0.98	0.03	1.02	0.7	163	3.5	25.3	<0.001	0.24	0.14	1.2	<0.2	0.2	8.3	<0.01	0.01	11.2	0.047	0.21	1.53	<1	0.38	12.10	43	29.8
44	117498	Pulp	0.57	0.04	0.40	24.1	500	2.7	53.4	<0.001	0.25	0.18	2.8	<0.2	0.3	8.7	<0.01	0.03	5.3	0.155	0.4	0.91	31	0.18	5.13	70	31.6
45	117497	Pulp	1.17	0.03	0.34	42.9	536	4.8	66.3	0.001	0.35	0.14	4.2	<0.2	0.5	4.6	<0.01	0.05	6.4	0.17	0.51	1.35	44	0.26	7.37	89	32.6
46	117496	Pulp	0.96	0.05	0.25	50.8	689	3.8	78.6	<0.001	0.36	0.13	5.5	<0.2	0.5	24	<0.01	0.03	5.0	0.22	0.58	0.92	68	0.22	6.73	88	22.4
47	117495	Pulp	0.77	0.05	0.33	32.2	528	3.9	64.8	<0.001	0.28	0.14	5.6	<0.2	0.6	9.1	<0.01	0.05	5.6	0.186	0.45	1.01	54	0.17	6.43	80	27.4
48	117494	Pulp	0.92	0.04	0.39	33.4	573	5.0	60.5	<0.001	0.41	0.13	4.3	0.2	0.5	5.4	<0.01	0.05	5.3	0.154	0.44	0.92	46	0.11	5.14	88	25.3

49	DX489414	Pulp	1.59	0.03	0.75	1.1	174	4.2	15.7	<0.001	0.21	0.14	1.1	<0.2	0.4	5.9	<0.01	0.02	11.2	0.033	0.13	1.17	2	0.16	9.53	50	37.1
50	DX489413	Pulp	1.17	0.03	0.85	1.6	158	5.8	13.8	<0.001	0.47	0.13	0.8	0.6	0.2	7.2	<0.01	0.15	8.7	0.029	0.11	0.99	<1	0.41	6.62	44	24.2
51	DX489412	Pulp	1.34	0.04	0.39	22.4	629	3.9	66.9	<0.001	0.19	0.14	2.5	<0.2	0.3	16.8	<0.01	0.01	7.0	0.163	0.46	1.75	41	0.63	6.58	49	17.2
52	DX489411	Pulp	1.07	0.05	0.55	15.5	620	3.1	50.0	<0.001	0.08	0.12	3.3	<0.2	0.4	7.3	0.01	0.02	7.9	0.17	0.34	1.40	44	0.22	7.01	76	18
53	117500	Pulp	0.66	0.06	0.66	11.8	586	3.0	49.0	<0.001	0.10	0.08	3.3	<0.2	0.5	10.5	<0.01	0.02	8.0	0.159	0.28	1.29	42	0.44	8.06	41	22.5
54	117499	Pulp	0.67	0.04	0.39	12.7	576	2.0	57.9	<0.001	<0.01	0.12	1.7	<0.2	0.3	14.1	<0.01	<0.01	7.9	0.156	0.3	1.55	24	0.1	6.26	52	19.1
55	DX489416	Pulp	0.52	0.06	0.50	46.6	571	2.1	58.9	<0.001	0.02	0.16	5.6	<0.2	0.6	24.3	<0.01	0.01	5.7	0.159	0.22	0.50	46	0.12	6.43	76	31.4
56	DX489415	Pulp	0.32	0.03	0.35	7.1	203	2.4	31.5	<0.001	0.02	0.09	0.8	<0.2	0.3	23.5	<0.01	<0.01	8.0	0.045	0.12	0.75	6	0.12	4.52	36	26.5
57	A0962870	Pulp	0.52	0.04	0.43	9.7	443	2.3	56.8	<0.001	0.12	0.08	1.6	<0.2	0.5	8.6	<0.01	0.01	6.4	0.131	0.38	1.29	23	0.13	3.63	55	19.7
58	A0962869	Pulp	0.51	0.04	0.49	9.2	447	3.0	35.8	<0.001	0.12	0.09	1.3	<0.2	0.2	7.7	<0.01	0.01	6.6	0.111	0.26	1.20	17	0.29	3.45	39	22.3
59	A0962868	Pulp	2.76	0.16	0.26	54.6	552	5.3	127.1	<0.001	0.19	0.12	5.1	<0.2	0.4	56	<0.01	0.04	6.0	0.271	0.92	1.07	97	2.7	12.32	118	21.6
60	DX489422	Pulp	0.42	0.02	0.73	1.3	232	2.7	46.6	<0.001	<0.01	0.06	1.5	<0.2	0.3	3.9	<0.01	<0.01	8.8	0.093	0.31	0.98	2	0.09	8.94	53	44.1
61	DX489421	Pulp	0.83	0.08	0.55	9.0	781	3.6	63.3	<0.001	0.32	0.06	3.0	<0.2	0.4	144.4	<0.01	0.04	7.9	0.12	0.36	1.24	39	0.46	9.82	71	40.9
62	DX489420	Pulp	0.52	0.03	0.76	21.3	648	1.5	21.1	<0.001	0.21	0.08	1.8	<0.2	0.3	6.2	<0.01	0.03	4.0	0.074	0.13	0.69	25	0.11	3.57	42	23.3
63	DX489418	Pulp	1.01	0.06	0.45	31.1	890	3.3	13.9	<0.001	0.35	0.1	3.2	<0.2	0.3	12.1	<0.01	0.03	5.1	0.049	0.07	0.65	32	0.08	5.54	35	31.6
64	DX489417	Pulp	0.95	0.08	0.55	53.5	1038	2.0	19.7	<0.001	0.02	0.1	4.7	<0.2	0.5	32.7	<0.01	<0.01	4.0	0.092	0.09	0.36	51	0.09	4.88	73	24.2
QUALITY ASSURANCE / QUALITY CONT																											
Pulp Replicates																											
14	117476	Pulp	1.41	0.04	0.56	1.3	165	4.0	32.5	<0.001	0.16	0.26	1.3	<0.2	0.3	7.4	<0.01	0.02	10.1	0.059	0.27	1.3	1	0.56	6.55	50	31.7
14R	117476 (Rep)	Pulp	1.36	0.03	0.52	1.2	171	3.8	31.4	<0.001	0.16	0.24	1.2	<0.2	0.3	7.2	<0.01	0.02	9.9	0.059	0.26	1.22	1	0.55	6.32	51	29.2
		%RPD	4%	29%	7%	8%	-4%	5%	3%		0%	8%	8%		0%	3%		0%	2%	0%	4%	6%	0%	2%	4%	-2%	8%
39	117463	Pulp	3.95	0.04	0.52	43.6	713	3.0	80.4	0.002	0.28	0.08	5.9	0.2	0.6	6.6	<0.01	0.06	6.3	0.214	0.55	1.45	65	0.17	10.63	89	33.5
39R	117463 (Rep)	Pulp	4.18	0.04	0.38	45.7	751	2.9	82.8	0.002	0.30	0.08	5.9	0.3	0.6	6.4	<0.01	0.06	6.1	0.223	0.54	1.34	66	0.18	11.04	89	34.9
		%RPD	-6%	0%	31%	-5%	-5%	3%	-3%	0%	-7%	0%	0%	-40%	0%	3%		0%	3%	-4%	2%	8%	-2%	-6%	-4%	0%	-4%
Reference Material																											
STD OREAS 601C			3.36	0.06	0.20	6.0	235	239.9	12.1	<0.001	0.88	30.87	1.00	8.1	1.60	35.6	0.05	7.15	6.0	0.011	1.19	1.99	4.00	1.19	5.00	367	33.0
True Value STD OREAS 601C			**3.35**	**0.05**	**<1**	**6.0**	**243**	**248.1**	**12.4**	**< 0.001**	**0.91**	**29.73**	**1.03**	**8.0**	**1.587**	**36.3**	**< 0.05**	**7.22**	**6.1**	**0.010**	**1.20**	**2.04**	**4.75**	**1.16**	**5.10**	**380.6**	**33.5**
% Difference			0%	14%		0%	-3%	-3%	-3%		-3%	4%	-3%	1%	1%	-2%		-1%	-2%	15%	0%	-2%	-16%	2%	-2%	-4%	-2%
Method Blank:																											
Method Blank			<0.05	<0.01	<0.05	<0.2	<10	<0.2	<0.1	<0.001	<0.01	<0.05	<0.1	<0.2	<0.2	<0.2	<0.01	<0.01	<0.2	<0.005	<0.02	<0.05	<1	<0.05	<0.05	<1	<0.5

CERTIFICATE OF ANALYSIS ▪ METALS RESULTS BY 4-ACID DIGEST & ICP-MS ANALYSIS ON SOLIDS

Global
ARD Testing Services Inc.

GLOBAL PROJECT NO: 2329 (B23)
CLIENT: WSP Canada Ltd.
PROJECT NAME: Kinross Great Bear Project
PROJECT NO: OMEMA2303
REPORT VERSION: 2

S. No.	Sample ID	Method	Silver (Ag)	Aluminum (Al)	Arsenic (As)	Barium (Ba)	Beryllium (Be)	Bismuth (Bi)	Calcium (Ca)	Cadmium (Cd)	Cerium (Ce)	Cobalt (Co)	Chromium (Cr)	Cesium (Cs)	Copper (Cu)	Iron (Fe)	Gallium (Ga)	Germanium (Ge)	Hafnium (Hf)	Indium (In)	Potassium (K)	Lanthanum (La)	Lithium (Li)	Magnesium (Mg)	Manganese (Mn)	Molybdenum (Mo)
		Analyte																								
		Unit	ppm	%	ppm	ppm	ppm	ppm	%	ppm	ppm	ppm	ppm	ppm	ppm	%	ppm	ppm	ppm	ppm	%	ppm	ppm	%	ppm	ppm
		MDL	0.01	0.01	0.2	10	0.05	0.01	0.01	0.02	0.02	0.1	1	0.05	0.2	0.01	0.05	0.05	0.1	0.005	0.01	0.5	0.2	0.01	5	0.05
		Sample Type																								
1	117480	Pulp	0.26	7.80	2.6	546	1.21	0.21	1.54	0.4	49.77	15.4	121	4.78	48.0	2.82	19.97	0.07	3.20	0.038	2.42	26.1	31.0	1.07	336	1.50
2	117481	Pulp	0.14	7.61	45.5	500	1.08	0.27	1.94	0.1	50.25	15.6	108	11.85	33.3	3.23	17.26	0.07	3.40	0.069	2.96	26.2	24.2	1.15	220	1.77
3	117482	Pulp	0.28	8.47	255.5	539	1.30	0.18	2.23	0.08	66.14	17.1	94	10.09	39.6	4.14	19.68	0.08	3.50	0.032	3.68	30.3	22.6	1.41	577	1.38
4	117479	Pulp	0.31	7.81	72.6	410	1.20	0.14	2.39	0.06	51.21	12.9	81	6.21	32.1	3.03	19.39	0.09	2.80	0.026	2.82	26.4	19.6	1.12	436	1.03
5	117478	Pulp	0.09	7.52	5.2	423	0.95	0.05	3.46	0.08	53.75	8.7	99	2.33	32.3	1.90	19.34	0.10	4.00	0.025	1.97	29.1	24.2	0.68	385	0.64
6	117468	Pulp	0.13	8.15	1.5	477	1.11	0.07	2.61	0.07	50.39	8.1	49	2.98	18.7	2.39	19.45	0.09	2.80	0.021	2.42	26.1	23.7	0.76	391	1.69
7	117469	Pulp	0.13	7.21	1.6	610	1.46	0.21	1.72	0.13	44.59	16.4	131	6.26	53.0	3.48	14.02	0.08	2.80	0.030	2.19	22.7	22.7	1.33	520	1.04
8	117470	Pulp	0.14	7.24	1.8	464	1.12	0.17	2.39	0.2	50.13	21.2	208	8.17	36.7	4.01	15.80	0.08	3.00	0.038	2.34	25.3	22.7	2.17	694	1.06
9	117471	Pulp	0.13	7.97	11.3	688	1.02	0.73	1.96	0.04	38	7.6	52	3.50	16.6	1.84	19.85	0.08	2.90	0.017	2.57	20.6	21.0	0.63	238	0.83
10	117472	Pulp	0.17	7.43	11.9	474	0.98	0.22	1.09	0.13	49.4	18.1	113	7.76	56.8	3.62	16.18	0.08	3.30	0.034	2.43	25.1	17.6	1.09	478	1.32
11	117473	Pulp	0.24	7.65	11.6	381	1.27	0.23	3.08	0.14	42.32	25.1	174	14.35	58.3	5.00	14.62	0.08	2.70	0.032	2.92	21.1	25.4	2.33	711	2.23
12	117474	Pulp	0.10	7.92	24.1	753	1.10	0.18	2.67	0.06	52.08	7.8	51	4.96	13.6	2.42	19.25	0.09	3.20	0.020	2.81	27.4	17.7	0.82	387	0.87
13	117475	Pulp	0.14	7.39	179.6	424	1.03	0.08	1.14	0.04	88.62	2.0	46	2.02	3.9	1.72	18.46	0.07	5.00	0.033	2.73	44.1	14.5	0.2	212	1.97
14	117476	Pulp	0.22	7.19	93.7	661	1.33	0.06	1.34	0.08	73.73	1.6	57	2.21	7.1	1.67	18.53	0.08	4.90	0.021	2.35	35.5	16.2	0.21	512	1.53
15	117477	Pulp	0.19	7.24	9.9	624	1.16	0.36	1.46	0.07	79.73	2.3	73	0.93	18.5	1.78	16.89	<0.05	5.10	0.030	1.24	41.3	9.6	0.22	286	2.14
16	117493	Pulp	0.16	7.39	4.9	727	1.46	0.67	1.99	0.06	52.17	14.8	115	7.67	43.9	3.30	16.86	0.09	3.00	0.032	2.26	26.8	21.4	1.12	522	1.58
17	117492	Pulp	0.12	7.78	6.4	677	1.19	0.23	1.98	0.12	54.75	17.6	100	6.98	39.1	3.25	16.59	0.09	3.20	0.032	2.63	26.1	19.6	1.15	489	1.42
18	117491	Pulp	0.15	7.59	4.6	508	1.01	0.20	1.78	0.11	50.8	16.6	99	7.77	45.4	3.37	15.22	0.09	3.20	0.027	2.11	24.3	18.3	1.1	622	1.04
19	117490	Pulp	0.18	8.56	19.3	617	1.29	0.20	2.15	0.3	53.62	18.2	131	7.52	52.2	3.29	19.38	0.09	3.10	0.038	2.88	27.8	22.4	1.25	435	1.80
20	117489	Pulp	0.14	7.44	3.3	445	1.02	0.18	2.10	0.15	53.17	15.2	103	4.58	44.1	2.76	16.22	0.10	3.00	0.028	1.99	27.6	16.2	1.06	296	1.12
21	117487	Pulp	0.18	7.00	0.8	336	1.28	0.19	1.55	0.1	46.97	16.5	140	6.28	62.3	3.36	14.20	0.10	2.80	0.024	1.94	24.6	17.4	1.04	529	1.85
22	117488	Pulp	0.15	7.25	1.3	565	1.07	0.21	1.39	0.08	50.66	17.3	126	4.23	45.4	3.14	15.98	0.10	3.30	0.029	2.10	26.1	16.3	0.89	501	1.35
23	117486	Pulp	0.11	6.10	2.5	436	0.89	0.16	1.39	0.08	44.15	14.1	129	4.63	37.3	2.63	13.42	0.09	2.60	0.027	1.98	23.2	13.3	0.98	394	1.18
24	117485	Pulp	0.23	9.04	21.3	453	1.68	0.21	1.49	0.11	63.72	19.5	143	4.09	59.3	3.71	23.78	0.10	3.70	0.036	3.17	33.2	19.9	1.02	464	2.05
25	117484	Pulp	0.19	7.61	5.0	474	0.92	0.27	2.08	0.09	39.94	6.2	54	3.74	23.7	1.77	20.54	0.10	3.00	0.020	2.23	22.0	14.2	0.53	234	0.67
26	117483	Pulp	0.12	7.22	1.2	604	1.12	0.30	1.82	0.06	48.65	14.2	116	7.28	29.7	2.46	15.61	0.10	2.60	0.031	2.22	25.3	25.0	1.06	303	3.54
27	117451	Pulp	0.30	7.95	34.8	465	1.61	0.27	1.96	0.06	57.38	19.2	120	10.90	61.0	4.19	18.13	0.10	3.40	0.034	2.77	29.6	22.3	1.12	524	7.44
28	117452	Pulp	0.24	7.96	162.8	491	1.53	0.11	2.76	0.06	59.71	8.7	54	4.36	13.5	2.17	19.47	0.13	3.00	0.023	3.63	32.2	19.7	0.7	355	1.06
29	117453	Pulp	0.11	7.10	14.4	894	1.36	0.04	1.26	0.06	80.73	1.8	49	2.75	15.5	1.66	17.93	0.11	5.10	0.027	1.78	42.0	12.9	0.2	323	1.16
30	117454	Pulp	0.08	7.88	1.2	428	1.26	0.06	2.50	0.04	55.63	8.3	55	2.78	18.0	2.32	19.03	0.13	3.10	0.021	1.73	29.6	16.4	0.57	335	0.86
31	117455	Pulp	0.10	7.43	1.0	631	1.25	0.06	2.71	0.03	53.83	8.4	79	2.38	9.8	2.49	18.61	0.11	2.80	0.022	2.48	28.9	28.3	0.92	372	3.40
32	117456	Pulp	0.10	7.90	0.5	644	1.28	0.08	2.76	0.07	58.35	11.0	66	3.34	31.6	2.75	19.10	0.13	3.40	0.029	2.09	31.1	26.4	1.09	404	0.70
33	117457	Pulp	0.07	7.79	0.6	586	1.19	0.05	1.47	0.04	81.56	3.4	56	3.40	7.9	2.05	21.03	0.10	4.50	0.030	2.87	42.7	14.2	0.42	417	0.96
34	117458	Pulp	0.12	8.10	1.4	398	1.00	0.11	2.09	0.04	54.55	10.6	76	1.49	28.2	1.69	21.89	0.11	3.00	0.028	1.77	27.3	24.9	0.37	225	1.86
35	117459	Pulp	0.36	6.21	1.3	251	1.00	0.18	5.03	0.11	36.8	35.3	403	30.41	62.4	6.01	16.22	0.12	2.00	0.055	4.49	17.4	113.0	5.03	1090	0.11
36	117460	Pulp	0.14	7.57	1.2	594	1.12	0.21	1.51	0.11	55.36	16.7	113	4.37	51.7	3.26	17.66	0.11	3.40	0.032	2.11	28.9	28.4	1.03	400	1.34
37	117461	Pulp	0.18	7.63	1.8	345	1.05	0.09	2.01	0.04	41.68	6.4	51	3.21	14.2	1.74	19.26	0.12	3.00	0.019	2.27	23.3	17.0	0.54	249	0.75
38	117462	Pulp	0.16	7.91	1.2	526	1.28	0.20	1.43	0.1	60.14	20.0	137	5.83	51.4	3.30	18.87	0.11	3.40	0.037	2.99	31.7	32.3	1.26	444	2.28
39	117463	Pulp	0.20	8.74	1.7	581	1.27	0.43	1.89	0.11	64.45	18.6	108	9.51	78.2	4.24	20.16	0.11	3.60	0.041	2.78	32.1	35.0	1.27	700	5.35
40	117464	Pulp	0.12	7.77	4.3	580	1.14	0.11	2.88	0.08	84.92	12.0	57	5.88	24.5	2.83	19.78	0.13	3.60	0.028	2.41	35.3	20.2	1.07	441	0.84
41	117465	Pulp	0.15	7.78	8.3	539	1.07	0.06	2.66	0.05	61.65	11.0	52	5.22	21.8	2.82	18.66	0.12	3.20	0.025	2.46	32.4	22.3	0.99	426	1.13
42	117466	Pulp	0.17	7.17	99.8	401	1.19	0.26	1.20	0.06	85.41	1.9	46	4.17	6.1	1.56	20.07	0.10	5.60	0.041	2.79	45.2	16.4	0.29	208	1.28
43	117467	Pulp	0.14	6.94	33.2	469	1.25	0.06	1.54	0.05	81.36	2.0	37	3.11	7.4	1.65	20.72	0.12	5.10	0.036	2.45	42.6	12.0	0.21	284	1.26
44	117498	Pulp	0.15	7.55	23.5	330	0.99	0.14	1.91	0.09	53.49	13.7	81	4.33	35.1	2.54	19.10	0.12	3.60	0.026	2.29	28.6	15.0	0.81	276	0.87
45	117497	Pulp	0.20	8.05	2.4	424	1.35	0.23	1.04	0.09	51.9	17.4	122	8.65	41.2	3.45	18.53	0.13	3.40	0.034	3.08	26.7	20.7	1.12	371	1.45
46	117496	Pulp	0.13	7.22	6.0	463	1.18	0.17	2.08	0.18	57.26	23.5	145	7.79	40.0	4.04	17.26	0.13	3.20	0.036	2.35	29.3	22.6	1.81	687	1.31
47	117495	Pulp	0.13	7.75	2.8	610	1.05	0.15	1.80	0.15	52.5	14.6	99	4.97	39.6	3.07	17.81	0.12	3.40	0.031	2.17	27.6	17.7	1.04	602	1.01
48	117494	Pulp	0.15	7.20	2.1	493	1.02	0.17	1.43	0.16	56.29	16.6	104	4.33	46.4	2.90	16.74	0.12	3.40	0.029	1.92	29.2	19.0	0.93	429	1.44
49	DX489414	Pulp	0.33	8.00	66.5	436	1.46	0.17	1.18	0.1	94.42	2.1	51	2.55	11.3	1.83	22.73	0.11	6.10	0.055	2.89	49.5	20.8	0.28	315	1.94
50	DX489413	Pulp	0.50	7.11	121.3	535	1.23	0.07	1.33	0.06	82.98	1.9	58	1.44	8.9	1.58	18.66	0.13	5.10	0.031	2.39	43.7	14.4	0.2	303	1.27
51	DX489412	Pulp	0.13	7.81	2.2	670	1.29	0.18	2.88	0.05	55.82	13.7	86	4.77	25.8	2.99	20.15	0.14	3.00	0.027	2.18	29.3	22.7	0.89	493	1.44
52	DX489411	Pulp	0.09	8.78	0.4	484	1.12	0.08	1.89	0.08	60.43	9.4	56	7.09	20.8	2.52	20.66	0.13	3.50	0.025	1.50	31.8	15.6	0.52	305	1.24
53	117500	Pulp	0.14	7.83	0.4	431	1.41	0.05	2.48	0.04	59.35	8.5	59	4.94	62.3	2.14	18.63	0.14	3.50	0.025	0.95	31.7	12.0	0.65	289	0.84
54	117499	Pulp	0.09	7.54	1.0	435	1.13	0.04	2.10	0.03	51.89	8.5	60	2.64	24.7	2.26	18.25	0.11	3.30	0.022	2.12	27.6	20.7	0.73	312	0.73
55	DX489416	Pulp	0.10	7.27	0.6	470	1.03	0.07	3.41	0.08	73.98	13.8	106	3.55	30.2	3.03	17.92	0.13	4.40	0.028	1.53	30.9	17.7	1.2	522	0.62
56	DX489415	Pulp	0.04	6.64	1.7	421	1.09	0.14	3.56	0.05	68.79	2.8	61	3.29	6.0	1.30	16.66	0.12	3.50	0.015	2.12	39.9	17.6	0.94	344	0.54
57	A0962870	Pulp	0.22	7.83	2.6	508	1.06	0.10	2.18	0.09	40.33	7.5	50	5.67	15.0	2.00	19.05	0.10	3.10	0.019	1.76	22.2	14.6	0.61	293	0.59
58	A0962869	Pulp	0.10	7.70	1.8	475	1.08	0.14	2.05	0.04	42.1	6.1	53	3.88	17.6	1.64	19.80	0.13	3.10	0.018	2.44	23.6	13.5	0.52	230	0.75
59	A0962868	Pulp	0.17	7.66	50.2	392	1.16	0.35	2.20	0.11	52.67	23.4	144	15.06	34.1	4.86	18.48	0.11	3.60	0.047	3.00	25.9	26.9	1.56	902	3.19
60	DX489422	Pulp	0.05	7.00	0.6	757	1.00	0.03	1.34	0.03	75.23	2.5	35	4.22	2.7	1.85	18.25	0.12	4.60	0.029	2.23	39.1	14.6	0.33	314	0.54
61	DX489421	Pulp	0.13	7.92	0.4	600	2.35	0.14	2.29	0.09	71.81	10.1	58	5.15	25.9	3.29	18.97	0.13	4.50	0.038	2.28	36.9	14.9	1.05	550	1.09
62	DX489420	Pulp	0.11	8.47	0.6	406	1.01	0.08	1.00	0.04	71.71	12.1	78	2.27	26.6	4.28	24.03	0.14	3.60	0.036	2.18	36.6	21.0	0.33	533	0.74
63	DX489418	Pulp	0.09	8.17	2.2	381	0.99	0.15	2.41	0.04	63.95	11.9	82	1.84	23.6	1.58	23.39	0.12	3.70	0.028	1.56	31.8	24.3	0.5	177	1.15
64	DX489417	Pulp	0.17	9.17	2.7	365	0.73	0.05	2.64	0.08	68.32	14.8	155	2.08	63.3	2.57	25.00	0.13	5.00	0.035	1.82	34.2	26.0	0.87	398	1.14
QUALITY ASSURANCE / QUALITY CONTROL																										

Pulp Replicates:																										
54	117499	Pulp	0.09	7.54	1.0	435	1.13	0.04	2.10	0.03	52	8.5	60	2.64	24.7	2.26	18.25	0.11	3.30	0.022	2.12	27.6	20.7	0.73	312	0.73
54R	117499 (Rep)	Pulp	0.1	7.88	0.8	456	1.19	0.04	2.20	0.03	55	8.7	59	2.75	25.1	2.35	21.16	0.12	3.30	0.022	2.21	26.9	21.8	0.76	325	0.71
		%RPD	-11%	-4%	22%	-5%	-5%	0%	-5%	0%	-5%	-2%	2%	-4%	-2%	-4%	-15%	-9%	0%	0%	-4%	3%	-5%	-4%	-4%	3%
52	DX489411	Pulp	0.09	8.78	0.4	484	1.12	0.08	1.89	0.08	60	9.4	56	7.09	20.8	2.52	20.66	0.13	3.50	0.025	1.50	31.8	15.6	0.52	305	1.24
52R	DX489411 (Rep)	Pulp	0.08	8.31	0.9	460	1.09	0.07	1.79	0.06	61	9.2	52	7.34	20.1	2.39	21.18	0.12	3.40	0.025	1.43	29.8	15.5	0.5	288	1.20
		%RPD	12%	6%	-77%	5%	3%	13%	5%	29%	-1%	2%	7%	-3%	3%	5%	-2%	8%	3%	0%	5%	6%	1%	4%	6%	3%
Certified Reference Material:																										
STD OREAS 601C			50.46	7.02	392.9	418	2.53	21.19	0.96	2.73	73.6	4.70	16	4.87	1144	2.35	25.72	0.14	4.90	0.56	2.72	35.0	28.1	0.170	230	3.99
True Value STD OREAS 601C			**50.30**	**7.06**	**390.0**		**2.46**	**21.10**	**0.95**	**2.77**	**75.0**	**4.99**	**18**	**5.17**	**1160**	**2.41**	**23.50**	**0.18**	**4.93**	**0.56**	**2.72**	**37.1**	**26.7**	**0.169**	**230**	**3.66**
% Difference			0%	-1%	1%		3%	0%	1%	-1%	-2%	-6%	-9%	-6%	-1%	-2%	9%	-22%	-1%	0%	0%	-6%	5%	1%	0%	9%
Method Blank:																										
Method Blank			<0.01	<0.01	<0.2	<10	<0.05	<0.01	<0.01	<0.02	<0.02	<0.1	<1	<0.05	<0.2	<0.01	<0.05	<0.05	<0.1	<0.005	<0.01	<0.5	<0.2	<0.01	<5	<0.05

NOTES:

Job No: YVR2410777

Analytical Methods (IMS-230):

Analytical Method: A 0.25 g of pulp sample is digested with HClO4, HNO3, HCl, HF to 10 mL. (>) Concentration exceeds upper limits.
REE's may not be totally soluble in this method.
While multi-acid digestion is considered to be near total digestion this digestion is only partial for some Cr and Ba minerals and oxides of Al, Fe, Hf, Mn, Sn, Ta and Zr.
Additionally volatilization during fuming may result in some loss of As, S and Sb.

Abbreviations:

R / Rep = Replicate (a replicate is a sub-sample scooped from a single sample bag produced per client sample)
D / Dup = Duplicate (a duplicate is 2nd sub-sample bag produced by processing a second split of the original client sample received)
MDL = Measurable Detection Limit
IND = Indeterminate
NR = Not Requested

On Cerfified Reference Material and Tolerance:

Any one element in a run reporting outside tolerance limits does not constitute failure of the standard.
As per Certificate of Analysis (COA): All values indicated are Certified. Values indicated in green are indicative only.
NR = Not Reported (in the Certificate Of Analysis).

On Tolerance:

Any one element in a run reporting outside tolerance limits does not constitute failure of the standard.
All 'True Values' indicated in green are indicative values as per Certificate Of Analysis (COA) - not certified values.

Global
ARD Testing Services Inc.

CERTIFICATE OF ANALYSIS ▪ METALS RESULTS BY 4-ACID DIGEST & ICP-MS ANALYSIS ON SOLIDS

GLOBAL PROJECT NO: 2329 (B23)
CLIENT: WSP Canada Ltd.
PROJECT NAME: Kinross Great Bear Project
PROJECT NO: OMEMA2303
REPORT VERSION: 2

S. No.	Sample ID	Method	Sodium (Na)	Niobium (Nb)	Nickel (Ni)	Phosphorous (P)	Lead (Pb)	Rubidium (Rb)	Rhenium (Re)	Sulphur (S)	Antimony (Sb)	Scandium (Sc)	Selenium (Se)	Tin (Sn)	Stronium (Sr)	Tantalum (Ta)	Tellurium (Te)	Thorium (Th)	Titanium (Ti)	Thallium (Tl)	Uranium (U)	Vandium (V)	Tungsten (W)	Yttrium (Y)	Zinc (Zn)	Zirconium (Zr)
		Analyte																								
		Unit	%	ppm	ppm	ppm	ppm	ppm	ppm	%	ppm	ppm	ppm	ppm	ppm	ppm	ppm	ppm	%	ppm	ppm	ppm	ppm	ppm	ppm	ppm
		MDL	0.01	0.1	0.2	10	0.5	0.1	0.002	0.01	0.5	0.1	1	0.2	0.2	0.05	0.05	0.2	0.01	0.02	0.1	1	0.1	0.1	2	0.5
		Sample Typ																								
1	117480	Pulp	2	5.20	36.2	493	17.8	79.9	<0.002	0.32	<0.5	8.6	<1	0.9	309.5	0.53	0.14	5.8	0.28	0.55	1.7	74	1.20	9.90	148	128.8
2	117481	Pulp	1	4.90	38.9	556	10.8	117.3	<0.002	0.09	<0.5	7.2	<1	1	186.8	0.45	0.06	6.5	0.28	0.9	1.8	73	2.10	10.60	39	135.0
3	117482	Pulp	1	5.40	37.3	889	10.9	116.7	<0.002	0.46	<0.5	10.8	<1	1	181.7	0.48	0.07	6.5	0.37	0.81	1.6	100	4.50	11.70	75	148.2
4	117479	Pulp	2	5.50	20.9	674	10.7	96.0	<0.002	0.34	<0.5	7.7	<1	0.9	244.6	0.57	0.07	7	0.31	0.59	1.9	76	2.40	9.40	54	108.6
5	117478	Pulp	3	5.30	34.5	617	6.5	51.5	<0.002	0.03	<0.5	6	<1	0.9	260.7	0.45	0.08	5.3	0.29	0.24	1.1	56	2.90	8.40	58	175.1
6	117468	Pulp	2	6.00	13.5	600	11.7	84.6	<0.002	0.24	<0.5	5	<1	0.9	313.5	0.66	0.08	7.6	0.27	0.49	2	52	1.50	7.80	62	110.8
7	117469	Pulp	2	4.40	37.0	768	11.1	80.4	<0.002	0.24	<0.5	9.6	<1	0.9	373.5	0.38	0.12	5.4	0.3	0.55	1.5	88	1.00	9.40	89	116.0
8	117470	Pulp	2	4.90	61.3	614	10.0	80.4	<0.002	0.22	<0.5	13.1	<1	1	270.9	0.39	0.11	5.3	0.31	0.57	1.6	99	1.30	12.60	107	116.8
9	117471	Pulp	2	4.70	10.8	466	9.6	80.2	<0.002	0.10	<0.5	3.6	<1	0.8	234.5	0.57	0.06	6.6	0.21	0.48	2.2	35	1.70	4.90	50	116.0
10	117472	Pulp	2	5.40	49.8	564	12.9	83.4	<0.002	0.37	<0.5	10	<1	1	219.6	0.46	0.09	6.4	0.31	0.57	1.8	86	1.90	10.00	90	129.8
11	117473	Pulp	1	4.60	59.4	683	12.5	113.6	<0.002	0.56	<0.5	13.1	<1	0.9	330	0.37	0.09	5	0.37	1.02	1.5	123	2.80	12.00	93	112.2
12	117474	Pulp	2	5.80	11.5	628	9.1	102.2	<0.002	0.03	<0.5	4.4	<1	0.9	289.1	0.6	0.07	7.2	0.26	0.6	1.8	48	1.20	8.00	66	125.5
13	117475	Pulp	2	10.00	1.0	168	11.7	86.5	<0.002	0.37	<0.5	3.6	<1	1.2	157.2	1.09	0.12	10.4	0.14	0.48	2.2	2	3.10	14.70	38	214.4
14	117476	Pulp	3	8.20	1.2	178	11.6	74.0	<0.002	0.16	<0.5	3.7	<1	1.3	176.4	0.69	0.08	10.4	0.14	0.41	2.1	3	2.90	11.60	66	203.0
15	117477	Pulp	4	8.60	1.5	178	11.3	30.2	<0.002	0.45	<0.5	3.9	<1	1.4	230	0.68	0.11	10.2	0.14	0.16	2.1	4	2.20	13.70	49	214.2
16	117493	Pulp	2	5.50	49.2	630	11.6	84.7	<0.002	0.17	<0.5	11.1	<1	0.9	279.5	0.46	0.2	6	0.3	0.58	1.8	87	1.60	13.60	82	120.4
17	117492	Pulp	1	5.10	40.4	572	12.4	86.1	0.003	0.22	<0.5	8.7	<1	0.9	275.4	0.41	0.11	6	0.29	0.57	1.7	82	117.40	12.00	86	128.4
18	117491	Pulp	2	4.70	39.0	655	12.2	78.1	<0.002	0.27	<0.5	8.3	<1	0.8	302.1	0.39	0.11	5.9	0.28	0.57	1.6	78	1.60	11.20	88	124.5
19	117490	Pulp	1	5.20	44.2	543	15.1	95.9	<0.002	0.31	<0.5	11.4	<1	1	303.6	0.41	0.12	6.5	0.32	0.65	1.7	93	2.70	11.20	109	120.9
20	117489	Pulp	2	4.10	35.9	475	13.5	75.9	<0.002	0.29	<0.5	7.6	<1	0.8	325.7	0.33	0.13	6.4	0.25	0.51	1.7	68	0.70	10.80	75	117.1
21	117487	Pulp	2	4.50	44.0	551	12.1	69.3	<0.002	0.44	<0.5	7.5	<1	0.7	285	0.36	0.12	5.6	0.26	0.5	1.6	70	1.70	11.00	83	115.8
22	117488	Pulp	2	5.10	40.2	566	11.0	65.0	<0.002	0.38	<0.5	8.4	<1	0.9	265.9	0.41	0.13	6.4	0.27	0.43	1.7	72	1.70	12.00	77	128.1
23	117486	Pulp	1	4.30	35.2	551	8.7	63.2	<0.002	0.29	<0.5	6.7	<1	0.7	208.2	0.33	0.1	5.3	0.22	0.45	1.6	61	2.40	9.90	66	104.2
24	117485	Pulp	2	6.50	55.7	581	13.7	97.9	<0.002	0.40	<0.5	12.7	<1	1	220.8	0.54	0.14	7.2	0.34	0.6	2.2	96	2.70	14.00	107	144.6
25	117484	Pulp	2	5.00	11.3	442	12.6	69.1	<0.002	0.17	<0.5	3.9	<1	0.7	244.9	0.55	0.09	6.4	0.2	0.43	1.9	35	1.10	6.10	66	116.0
26	117483	Pulp	2	4.40	33.7	507	8.8	77.1	0.004	0.07	<0.5	7.7	<1	0.9	239.8	0.32	0.07	5.9	0.25	0.49	1.7	70	2.60	10.40	69	104.1
27	117451	Pulp	2	6.00	47.6	618	11.8	105.4	<0.002	0.65	<0.5	10.5	<1	1	237.4	0.44	0.11	6.6	0.32	0.73	2	87	2.10	14.70	69	129.7
28	117452	Pulp	1	5.10	12.9	613	8.1	113.9	<0.002	0.28	<0.5	5.5	<1	1.1	113.1	0.48	0.06	9.9	0.24	0.69	2	51	6.20	9.50	44	115.6
29	117453	Pulp	3	8.70	1.4	157	12.9	57.6	<0.002	0.13	<0.5	4	<1	1.1	222.5	0.67	0.1	10.6	0.13	0.31	2	3	1.80	14.70	60	202.4
30	117454	Pulp	3	6.70	14.1	585	9.9	70.0	<0.002	0.02	<0.5	5.4	<1	0.9	302.3	0.68	0.08	7.9	0.26	0.37	2	50	0.70	8.80	52	115.3
31	117455	Pulp	2	6.30	13.5	555	7.4	107.5	<0.002	0.03	<0.5	5.2	<1	0.9	397	0.62	0.09	7.5	0.24	0.47	2.3	47	1.50	11.00	27	104.3
32	117456	Pulp	3	6.50	21.5	654	15.5	77.2	<0.002	0.10	<0.5	6.7	<1	0.9	347.9	0.63	0.09	7.6	0.28	0.41	1.6	60	0.80	10.10	59	126.6
33	117457	Pulp	1	8.60	2.8	327	11.5	90.9	<0.002	0.14	<0.5	4.8	<1	1.4	191.6	0.69	0.07	10.1	0.19	0.47	1.8	13	1.10	15.00	55	177.8
34	117458	Pulp	3	4.80	23.3	766	9.4	42.6	<0.002	0.36	<0.5	8.4	<1	0.9	347.4	0.41	0.14	5.1	0.28	0.22	1.3	65	0.80	9.10	33	118.1
35	117459	Pulp	0	5.80	111.5	841	12.1	352.9	<0.002	0.05	<0.5	22.2	<1	1.1	316.2	0.4	0.06	2.4	0.44	2.41	0.7	155	0.50	20.30	95	71.0
36	117460	Pulp	2	5.70	41.2	584	13.6	77.1	<0.002	0.34	<0.5	9.5	<1	1	357	0.53	0.14	6.5	0.28	0.5	1.8	76	1.20	11.50	81	128.5
37	117461	Pulp	3	5.20	10.5	421	8.5	88.3	<0.002	0.14	<0.5	4.2	<1	0.9	221.3	0.58	0.08	6.8	0.19	0.56	2	34	2.20	5.20	53	111.9
38	117462	Pulp	1	5.30	50.3	562	12.7	103.9	0.006	0.45	<0.5	12.7	<1	1.2	256.8	0.42	0.16	6.9	0.3	0.68	1.9	88	2.10	13.40	87	126.5
39	117463	Pulp	2	6.70	49.5	783	13.3	96.0	0.002	0.27	<0.5	13	<1	1.1	295.3	0.51	0.13	6.5	0.36	0.61	2.1	104	2.00	15.20	92	140.6
40	117464	Pulp	2	6.90	27.0	776	8.3	94.3	<0.002	0.09	0.60	8	<1	0.9	371.1	0.61	0.09	7.5	0.29	0.58	2	62	6.00	10.80	63	134.3
41	117465	Pulp	2	6.10	22.0	770	12.7	99.3	<0.002	0.06	0.50	7	<1	0.9	257.8	0.57	0.07	7.4	0.29	0.57	1.6	61	1.90	9.40	64	122.3
42	117466	Pulp	2	9.30	1.6	182	13.3	102.5	<0.002	0.07	<0.5	4.7	<1	1.4	153.5	0.73	0.11	11.4	0.14	0.54	2.2	4	2.50	15.80	38	215.4
43	117467	Pulp	2	9.30	0.8	164	13.9	86.4	<0.002	0.22	<0.5	4.5	<1	1.2	161.9	0.73	0.1	10.8	0.13	0.47	2.1	2	2.50	16.00	58	198.9
44	117498	Pulp	2	6.30	28.6	516	11.8	83.0	<0.002	0.24	<0.5	7.6	<1	1	228.2	0.55	0.11	6.7	0.27	0.54	1.6	56	1.10	10.20	73	131.2
45	117497	Pulp	2	5.60	46.9	550	13.4	100.9	<0.002	0.32	<0.5	11.8	<1	1.1	202.2	0.44	0.14	6.6	0.3	0.67	2	88	3.10	11.30	90	127.6
46	117496	Pulp	2	5.40	60.5	699	12.7	90.5	<0.002	0.31	<0.5	13.8	<1	1	334.7	0.41	0.15	5.8	0.32	0.67	1.6	95	1.40	13.80	94	118.1
47	117495	Pulp	2	5.70	35.0	557	13.9	75.7	<0.002	0.24	<0.5	8.9	<1	1	335.4	0.48	0.13	6.4	0.28	0.5	1.7	72	1.20	11.00	80	129.2
48	117494	Pulp	2	5.60	36.7	586	16.1	74.0	<0.002	0.35	<0.5	8.5	<1	0.9	322.9	0.45	0.16	6.7	0.27	0.53	1.8	67	0.80	10.30	86	125.8
49	DX489414	Pulp	3	10.10	1.2	183	13.3	102.9	<0.002	0.19	<0.5	5	<1	1.8	167.5	0.8	0.11	12.5	0.15	0.58	2.3	6	3.10	16.80	60	238.9
50	DX489413	Pulp	2	8.90	1.2	162	16.3	68.9	<0.002	0.44	<0.5	4.4	<1	1.4	174	0.69	0.2	11	0.13	0.35	2	4	4.60	14.80	56	203.3
51	DX489412	Pulp	2	6.80	24.8	660	11.0	89.1	<0.002	0.17	<0.5	8.9	<1	1	333.6	0.63	0.11	7.6	0.29	0.55	2.4	71	1.40	10.10	51	108.7
52	DX489411	Pulp	4	7.50	16.7	639	16.3	61.6	<0.002	0.08	<0.5	6.6	<1	1	412.7	0.85	0.1	9	0.29	0.4	2	56	1.30	9.10	78	122.4
53	117500	Pulp	3	6.70	13.6	594	11.9	50.6	<0.002	0.09	<0.5	5.9	<1	0.9	319.4	0.71	0.12	8.5	0.26	0.3	1.8	47	0.70	9.60	40	123.2
54	117499	Pulp	3	6.40	14.2	563	8.1	85.1	<0.002	0.01	<0.5	5.7	<1	0.9	267.8	0.64	0.09	7.9	0.25	0.38	2.1	48	0.70	8.00	52	116.4
55	DX489416	Pulp	2	7.10	49.0	555	6.9	64.1	<0.002	0.02	<0.5	8.3	<1	1.1	321.6	0.54	0.11	5.8	0.31	0.23	1.1	54	0.40	9.80	77	168.6
56	DX489415	Pulp	2	6.40	9.1	207	6.9	76.4	<0.002	0.02	<0.5	2.8	<1	1.1	183	0.6	0.08	9.8	0.12	0.23	1.5	15	0.80	8.00	40	116.8
57	A0962870	Pulp	3	5.30	10.9	454	8.0	76.0	<0.002	0.12	<0.5	4.2	<1	1.1	276.7	0.59	0.1	7	0.2	0.47	2.1	35	0.70	5.30	58	107.8
58	A0962869	Pulp	3	5.50	10.3	429	11.3	81.6	<0.002	0.11	<0.5	4.3	<1	0.9	218.1	0.6	0.07	7.2	0.2	0.47	1.9	30	1.40	5.30	40	107.5
59	A0962868	Pulp	1	6.50	56.3	562	11.8	135.8	<0.002	0.18	<0.5	17.4	<1	1.2	194	0.51	0.11	6	0.41	1	1.7	128	8.90	16.90	117	132.2
60	DX489422	Pulp	2	8.40	1.5	233	9.7	84.5	<0.002	<0.01	<0.5	4.8	<1	1.2	168.7	0.66	0.09	10.1	0.16	0.44	1.7	6	0.90	14.80	58	167.9
61	DX489421	Pulp	1	7.30	10.0	781	9.0	94.2	<0.002	0.29	<0.5	9.5	<1	1.5	319.3	0.58	0.13	8.5	0.29	0.47	1.9	63	2.10	15.10	79	165.5
62	DX489420	Pulp	2	9.50	24.5	653	9.0	60.7	<0.002	0.21	<0.5	10.2	<1	1.2	273.9	0.65	0.13	6.2	0.4	0.25	1.6	77	1.10	9.30	48	136.2
63	DX489418	Pulp	3	5.50	32.0	879	10.0	44.4	<0.002	0.32	<0.5	9.2	<1	1	348.4	0.44	0.17	5.6	0.3	0.18	1.4	79	0.50	9.20	43	142.7
64	DX489417	Pulp	2	9.60	60.0	1105	6.6	45.1	<0.002	0.02	<0.5	13.1	<1	1.3	288.6	0.6	0.12	5.1	0.49	0.15	1.1	97	0.50	9.80	92	198.3
QUALITY ASSURANCE / QUALITY CONTRO																										

Pulp Replicates:																									
54	117499	Pulp	3	6.40	14.2	563	8.1	85.1	<0.002	0.01	<0.5	5.7	<1	0.9	267.8	0.64	0.09	7.9	0.25	0.38	2.1	48	0.70	8.00	52	116.4
54R	117499 (Rep)	Pulp	3	6.80	14.5	595	9.1	88.1	<0.002	0.01	<0.5	6.1	<1	1	281.5	0.68	0.11	7.7	0.26	0.4	2.2	50	0.70	8.60	53	121.7
		%RPD	-5%	-6%	-2%	-6%	-12%	-3%	#VALUE!	0%		-7%		-11%	-5%	-6%	-20%	3%	-4%	-5%	-5%	-4%	0%	-7%	-2%	-4%
52	DX489411	Pulp	4	7.50	16.7	639	16.3	61.6	<0.002	0.08	<0.5	6.6	<1	1	412.7	0.85	0.1	9.0	0.29	0.4	2	56	1.30	9.10	78	122.4
52R	DX489411 (Rep)	Pulp	4	7.40	16.2	620	15.6	59.9	<0.002	0.08	<0.5	6.6	<1	1	393.3	0.72	0.11	8.3	0.28	0.38	2	53	1.20	9.10	69	119.7
		%RPD	5%	1%	3%	3%	4%	3%	#VALUE!	0%		0%		0%	5%	17%	-10%	8%	4%	5%	0%	6%	8%	0%	12%	2%
Certified Reference Material:																										
STD OREAS 601C			1.87	14.9	6.8	384	342.9	115.1	<0.002	1.58	37.2	4.00	9.0	4.30	232	1.10	7.6	11.3	0.14	1.82	4.3	16.0	4.9	11.6	435	178
True Value STD OREAS 601C			**1.94**	**14.7**	**6.8**	**390**	**328.0**	**115.0**	**<0.002**	**1.58**	**37.2**	**4.01**	**8.8**	**4.23**	**230**	**1.11**	**7.5**	**12.4**	**0.135**	**1.75**	**4.4**	**15.5**	**4.67**	**11.5**	**425**	**178**
% Difference			-4%	1%	0%	-2%	5%	0%		0%	0%	0%	3%	2%	1%	-1%	1%	-9%	4%	4%	-2%	3%	5%	1%	2%	0%
Method Blank:																										
Method Blank			<0.01	<0.1	<0.2	<10	<0.5	<0.1	<0.002	<0.01	<0.5	<0.1	<1	<0.2	<0.2	<0.05	<0.05	<0.2	<0.01	<0.02	<0.1	<1	<0.1	<0.1	<2	<0.5

Global ARD Testing Services Inc.

CERTIFICATE OF ANALYSIS ▪ MEND SHAKE FLASK EXTRACTION RESULTS

GLOBAL PROJECT NO: 2329 (B23)
CLIENT: WSP Canada Ltd.
PROJECT NAME: Kinross Great Bear Project
PROJECT NO: OMEMA2303
REPORT VERSION: 2

Parameter	Method	Unit	RDL	5	5R	7	11	14	17	20	22	25	29	33	40	43	47	50	53	59	61	64	Method Blank
				117478	117478 (Rep)	117469	117473	117476	117492	117489	117488	117484	117453	117457	117464	117467	117495	DX489413	117500	A0962868	DX489421	DX489417	
Weight of dry sample used	Weighing Scale	g	0.01	250		250	250	250	250	250	250	250	250	250	250	250	250	250	250	250	250	250	N/A
Volume of DI water used	Graduated Cylinder	mL	0.50	750		750	750	750	750	750	750	750	750	750	750	750	750	750	750	750	750	750	750
On filtered samples (using 0.45 µm filter paper):																							
pH	Meter	pH units	0.01	6.1	6.4	6.3	6.4	6.4	6.4	6.4	6.4	6.5	6.5	6.2	6.7	6.6	6.4	6.3	6.4	6.3	6.4	6.6	6.6
EC	Meter	µS/cm	1	65	66	61	79	85	43	58	42	56	47	42	66	50	67	88	20	44	37	45	0.91
Acidity (to pH 8.3)	Titration	mg $CaCO_3$/L	0.5	42.2	36.9	33.1	38.3	33.8	36.9	33.2	38.3	33.4	30.5	28.0	42.7	36.2	41.7	35.5	22.3	36.5	29.7	32.5	5.5
Alkalinity (to pH 4.5)	Titration	mg $CaCO_3$/L	0.5	34.2	35.3	19.1	30.5	27.7	21.6	25.5	20.8	27.7	25.7	21.1	35.4	27.7	24.0	25.8	10.0	20.3	15.6	26.7	2.3
Sulphate	Gravimetric	mg/L	1	1.93		8.07	8.19	13.30	2.61	4.11	2.65	4.01	2.50	2.69	2.96	3.98	3.58	16.67	1.92	2.09	2.10	1.97	1.70
Phosphorus, Total Dissolved		mg/L	0.005	0.0085		0.0061	0.0102	0.0057	0.0065	0.0084	0.0115	<0.0050	<0.0050	<0.0050	<0.0050	<0.0050	<0.0050	<0.0050	0.0147	<0.0050	<0.0050	<0.0050	
Dissolved Metals Analysis by ICP-MS:																							
Dissolved Hardness (CaCO3)	ICP-MS	mg/L	0.125	24.8		18.6	30.0	35.6	14.2	20.7	10.8	21.4	17.0	14.0	22.4	18.4	17.2	37.4	3.6	13.2	10.5	21.7	<0.125
Aluminum Dissolved	ICP-MS	mg/L	0.001	0.52	0.524	0.249	0.328	0.239	0.392	0.365	0.42	0.383	0.373	0.338	0.543	0.459	0.345	0.224	0.194	0.374	0.332	0.457	<0.0010
Antimony Dissolved	ICP-MS	mg/L	0.00005	0.00126	0.00119	0.000455	0.00144	0.000695	0.00125	0.00241	0.000242	0.000614	0.000493	0.000297	0.00458	0.00106	0.00114	0.000385	0.000607	0.00151	0.000516	0.000805	<0.000050
Arsenic Dissolved	ICP-MS	mg/L	0.00005	0.0154	0.0154	0.00246	0.00163	0.0132	0.00197	0.00186	0.00063	0.00154	0.00853	0.00117	0.00279	0.00646	0.000744	0.0033	0.000827	0.00626	0.000773	0.00118	<0.000050
Barium Dissolved	ICP-MS	mg/L	0.0001	0.00171	0.00167	0.00287	0.00296	0.00373	0.00166	0.00132	0.00168	0.00115	0.00229	0.00094	0.00201	0.00121	0.00273	0.00193	0.00188	0.00128	0.00116	0.00165	<0.00010
Beryllium Dissolved	ICP-MS	mg/L	0.00001	<0.000010	<0.000010	<0.000010	<0.000010	<0.000010	<0.000010	<0.000010	<0.000010	<0.000010	<0.000010	<0.000010	<0.000010	<0.000010	<0.000010	<0.000010	<0.000010	<0.000010	<0.000010	<0.000010	<0.000010
Bismuth Dissolved	ICP-MS	mg/L	0.00001	<0.000010	<0.000010	<0.000010	<0.000010	<0.000010	<0.000010	<0.000010	<0.000010	<0.000010	<0.000010	<0.000010	<0.000010	<0.000010	<0.000010	<0.000010	<0.000010	<0.000010	<0.000010	<0.000010	<0.000010
Boron Dissolved	ICP-MS	mg/L	0.002	0.0279	0.0282	0.0062	0.0077	0.0076	0.0067	0.0063	0.0045	0.0036	0.0045	0.0122	0.0063	0.0097	0.0047	0.0042	0.0282	0.0058	0.0059	0.0054	<0.0020
Cadmium Dissolved	ICP-MS	mg/L	0.000002	0.0000022	0.0000022	0.0000035	0.0000022	<0.0000140	0.0000028	0.0000049	<0.0000020	0.0000024	0.0000021	<0.0000020	0.0000034	0.0000109	0.0000048	<0.0000020	0.0000025	<0.0000020	<0.0000020	<0.0000020	<0.0000020
Calcium Dissolved	ICP-MS	mg/L	0.05	9.29	9.40	6.37	10.70	12.40	4.95	7.53	3.87	7.98	6.40	4.90	8.29	7.10	6.15	13.90	1.21	4.32	3.59	7.63	<0.050
Chromium Dissolved	ICP-MS	mg/L	0.001	<0.00050	<0.00050	<0.00050	<0.00050	<0.00050	<0.00050	<0.00050	<0.00050	<0.00050	<0.00050	<0.00050	<0.00050	<0.00050	<0.00050	<0.00050	<0.00050	<0.00050	<0.00050	<0.00050	<0.00050
Cobalt Dissolved	ICP-MS	mg/L	0.000005	0.0000268	0.0000284	0.0000101	0.0000807	0.0000882	0.0000322	0.0000688	0.0000271	0.0000295	0.0000017	0.0000148	0.0000209	0.0000027	0.0000531	0.0000305	0.0000238	0.0000419	0.0000274	0.0000203	<0.0000050
Copper Dissolved	ICP-MS	mg/L	0.0001	0.00123	0.00127	0.00043	0.00085	0.0019	0.00035	0.00032	0.00037	0.0003	0.00069	0.00061	0.00049	0.00076	0.00034	0.00046	0.00065	0.00033	0.00028	0.00027	<0.00010
Iron Dissolved	ICP-MS	mg/L	0.002	0.0073	0.0073	0.0084	0.0101	0.0056	0.0106	0.0069	0.0254	0.0061	0.0073	0.0053	0.0038	0.0075	0.0085	<0.0020	0.0086	0.0099	0.0273	0.0026	<0.0020
Lead Dissolved	ICP-MS	mg/L	0.00005	<0.000050	<0.000050	0.000051	<0.000050	<0.000050	<0.000050	<0.000050	<0.000050	<0.000050	<0.000050	<0.000050	<0.000050	<0.000050	0.000053	<0.000050	<0.000050	<0.000050	<0.000050	<0.000050	<0.000050
Lithium Dissolved	ICP-MS	mg/L	0.000	0.0037	0.0038	0.0020	0.0020	0.0029	0.0013	0.0016	0.0010	0.0021	0.0017	0.0010	0.0019	0.0013	0.0019	0.0017	0.0010	0.0021	0.0003	0.0012	<0.000050
Magnesium Dissolved	ICP-MS	mg/L	0.005	0.392	0.396	0.660	0.825	1.110	0.440	0.455	0.274	0.361	0.250	0.430	0.410	0.154	0.453	0.638	0.142	0.581	0.359	0.644	<0.0050
Manganese Dissolved	ICP-MS	mg/L	0.00005	0.0319	0.0318	0.0115	0.0111	0.0335	0.00881	0.0229	0.00569	0.0206	0.0266	0.00465	0.0146	0.0426	0.025	0.0449	0.00313	0.00462	0.00284	0.00641	<0.000050
Mercury Dissolved	CVAA	ug/L	0.005	<0.0050	<0.000020	<0.0050	<0.0050	<0.0050	<0.0050	<0.0050	<0.0050	<0.0050	<0.0050	<0.0050	<0.0050	<0.0050	<0.0050	<0.0050	<0.0050	<0.0050	<0.0050	<0.0050	<0.000020
Molybdenum Dissolved	ICP-MS	mg/L	0.00001	0.000201	0.000192	0.000215	0.000209	0.0177	0.000227	0.000222	0.000273	0.000218	0.000286	0.000177	0.000468	0.000176	0.000212	0.000242	0.000056	0.000284	0.000325	0.000153	<0.000010
Nickel Dissolved	ICP-MS	mg/L	0.00004	0.000468	0.000472	0.00123	0.00136	0.000212	0.00027	0.000379	0.000197	0.000141	<0.000040	0.000066	0.00042	<0.000040	0.000245	<0.000040	0.000114	0.000372	0.000041	0.000089	<0.000040
Phosphorus Dissolved	ICP-MS	mg/L	0.01	<0.010	<0.010	<0.010	<0.010	<0.010	<0.010	<0.010	<0.010	<0.010	<0.010	<0.010	<0.010	<0.010	<0.010	<0.010	0.017	<0.010	<0.010	<0.010	<0.010
Potassium Dissolved	ICP-MS	mg/L	0.02	6.3	6.39	8.78	9.39	5.13	6.79	6.87	7.25	5.48	3.68	5.92	8.88	4.53	8.84	6.17	2.48	7.38	5.48	2.13	<0.020
Selenium Dissolved	ICP-MS	mg/L	0.0001	<0.00010	<0.00010	0.00068	0.00057	0.00054	0.00026	0.0002	0.00024	0.00018	0.00026	<0.00010	<0.00010	<0.00010	0.00038	0.00063	<0.00010	0.00012	<0.00010	<0.00010	<0.00010
Silicon Dissolved	ICP-MS	mg/L	0.1	1.66	1.66	1.18	1.2	1.36	1.27	1.36	1.55	1.34	1.71	1.54	1.72	1.61	1.23	1.02	0.98	1.22	1.33	1.16	<0.10
Silver Dissolved	ICP-MS	mg/L	0.00001	0.000012	<0.000010	0.000023	0.000049	0.000052	0.000033	0.00116	0.000013	0.000027	0.000059	0.000028	0.000013	0.00007	0.000018	0.000032	0.000029	0.000013	0.00001	<0.000010	0.000013
Sodium Dissolved	ICP-MS	mg/L	0.02	3.3	3.31	1.79	1.91	2.93	1.03	1.68	2.02	2.1	2.84	1.49	2.85	2.67	4.14	2.18	2.04	1.33	1.86	1.36	<0.020
Strontium Dissolved	ICP-MS	mg/L	0.0001	0.0294	0.0296	0.0115	0.0419	0.0286	0.011	0.0126	0.00589	0.0123	0.0123	0.0126	0.0171	0.014	0.0135	0.015	0.00858	0.0103	0.00783	0.0248	<0.00010
Sulphur Dissolved	ICP-MS	mg/L	1.00000	<1.00	<1.00	5.0	5.7	7.0	1.9	3.8	1.8	2.3	<1.00	<1.00	1.2	1.2	2.4	8.3	<1.00	1.1	<1.00	<1.00	<1.00
Tellurium Dissolved	ICP-MS	mg/L	0.00005	<0.000050	<0.000050	<0.000050	<0.000050	<0.000050	<0.000050	<0.000050	<0.000050	<0.000050	<0.000050	<0.000050	<0.000050	<0.000050	<0.000050	<0.000050	<0.000050	<0.000050	<0.000050	<0.000050	<0.000050
Thallium Dissolved	ICP-MS	mg/L	0.000004	0.0000063	0.0000073	0.0000221	0.0000237	0.0000208	0.0000104	0.0000094	0.0000145	0.0000373	0.0000055	0.0000058	0.0000104	0.0000073	0.000013	0.0000162	0.0000055	0.0000125	0.000009	0.0000046	<0.0000040
Thorium Dissolved	ICP-MS	mg/L	0.00001	<0.000010	<0.000010	0.000018	<0.000010	0.000025	0.000026	<0.000010	0.00008	0.000015	0.000038	0.000011	<0.000010	0.000063	0.000018	<0.000010	0.000084	0.000012	0.000046	<0.000010	<0.000010
Tin Dissolved	ICP-MS	mg/L	0.00005	<0.000050	<0.000050	<0.000050	<0.000050	<0.000050	<0.000050	<0.000050	<0.000050	<0.000050	<0.000050	<0.000050	<0.000050	<0.000050	<0.000050	0.000058	<0.000050	<0.000050	0.000159	0.000087	<0.000050
Titanium Dissolved	ICP-MS	mg/L	0.0002	0.00032	0.00035	0.00071	0.00076	0.00021	0.00097	0.00073	0.00294	0.00071	0.0004	0.00045	0.00029	0.00058	0.00072	<0.00020	0.00086	0.00091	0.00228	0.00036	<0.00020
Tungsten Dissolved	ICP-MS	mg/L	0.0002	0.00073	0.00068	0.00057	0.00093	0.00914	0.0062	0.00031	0.00054	0.00036	0.00061	0.00058	0.00079	0.00066	0.00025	0.00039	0.00042	0.00166	0.00048	0.00044	<0.00020
Uranium Dissolved	ICP-MS	mg/L	0.000001	0.000168	0.00017	0.0000872	0.000167	0.000976	0.000203	0.000122	0.0000862	0.000197	0.00131	0.000246	0.0002	0.000942	0.0000292	0.000291	0.000207	0.0000292	0.00007	0.0000294	<0.0000010
Vanadium Dissolved	ICP-MS	mg/L	0.001	0.0027	0.00263	0.00123	0.00136	<0.00100	0.00193	0.00136	0.00246	<0.00100	<0.00100	<0.00100	0.0027	<0.00100	0.00159	<0.00100	0.00204	0.00177	<0.00100	0.00129	<0.00100
Zinc Dissolved	ICP-MS	mg/L	0.001	<0.0010	<0.0010	<0.0010	<0.0010	<0.0010	<0.0010	0.0010	<0.0010	<0.0010	<0.0010	<0.0010	<0.0010	<0.0010	<0.0010	<0.0010	<0.0010	<0.0010	<0.0010	<0.0010	<0.0010
Zirconium Dissolved	ICP-MS	mg/L	0.00002	0.00010	0.00006	0.00020	0.00014	0.00071	0.00012	0.00012	0.00066	0.00017	0.00018	0.00025	0.00004	0.00009	0.00020	0.00009	0.00011	0.00005	0.00063	0.00031	<0.000020
Ion Balance:																							
Major Anions	Calc.	meq/L		0.72	0.75	0.55	0.78	0.83	0.49	0.60	0.47	0.64	0.57	0.48	0.77	0.64	0.55	0.86	0.24	0.45	0.36	0.58	
Major Cations	Calc.	meq/L		0.87	0.88	0.71	0.97	1.00	0.55	0.71	0.54	0.70	0.60	0.54	0.86	0.66	0.79	1.03	0.25	0.55	0.47	0.60	
Difference	Calc.	meq/L		0.15	0.13	0.16	0.19	0.17	0.06	0.11	0.07	0.07	0.04	0.06	0.09	0.02	0.24	0.16	0.02	0.11	0.03		
Balance (%)	Calc.	%		9.1%	8.1%	12.4%	10.6%	9.3%	6.0%	8.5%	6.7%	5.0%	3.1%	5.9%	5.7%	1.4%	17.7%	8.7%	3.2%	10.5%	13.8%	2.1%	
		Shake Flask Extract ID:		*24G2892-01*	*24G2892-01*	*24G2892-02*	*24G2892-03*	*24G2892-04*	*24G2892-05*	*24G2892-06*	*24G2892-07*	*24G2892-08*	*24G2892-09*	*24G2892-10*	*24G2892-11*	*24G2892-12*	*24G2892-13*	*24G2892-14*	*24G2892-15*	*24G2892-16*	*24G2892-17*	*24G2892-18*	*24G2892-19*

NOTES:
Job No: 24G2892
Date of Analysis (24 h): July 21-22, 2024
pH of DI water used (pH Units): 6.17
EC of DI water used (µS/cm): 1.09

ABBREVIATIONS:
R / Rep = Replicate (which involves the analysis of the same Shake Flask Extract aliquot).
D / Dup = Duplicate (which involves the analysis of a separate SF extract, produced by processing a secopnd split of the original client sample received).
Calc. = Calculation
EC = Electrical Conductivity
IC = Ion Chromatography
NA = Not Applicable.
NR = Not Reported.
mg/L = Milligrams per Litre

REFERENCE:
Prediction Manual for Drainage Chemistry from Sulphidic Geologic Material, MEND Report 1.20.1; Version 0 - Dec. 2009. Section 11.5; P 11 (8-9).
Extraction Method used: Using gyratory shaker for 24 h (± 2 h; gentle agitation).
Liquid: Solid ratio used: 3: 1; L: S; 750 mL DI H_2O: 250 g of crushed sample (85% passing 1/4 inch - i.e. 6.3 mm)

CERTIFICATE OF ANALYSIS ▪ MEND-SFE QA/QC RESULTS

Global
ARD Testing Services Inc.

GLOBAL PROJECT NO: 2329 (B23)
CLIENT: WSP Canada Ltd.
PROJECT NAME: Kinross Great Bear Project
PROJECT NO: OMEMA2303
REPORT VERSION: 2

Sulphate:

Certified Reference Material:	Parameter: Sulphate	% Recovery	Matrix Spike %	Units	QC Limits
STD Mineral Water (34.78 mg/L	35.24	101.3%		%	80 - 120
Spiked Blank (19.61 mg/L)	18.29		93.3%	%	80 - 120

Dissolved Metals by ICP-MS:

Sample Code	Parameter	Result	Result Units	Total or Filtered	Method Type	Method Name	Date Analyzed	EQL	EQL Units	UCL	LCL
24G2892_B4G4106-BLK1	Aluminum dissolved	<0.0010	mg/L	F	REG	EPA 6020B	'24 Jul 2024	0.001	mg/L		
24G2892_B4G4106-BLK1	Antimony dissolved	<0.000050	mg/L	F	REG	EPA 6020B	'24 Jul 2024	0.00005	mg/L		
24G2892_B4G4106-BLK1	Arsenic dissolved	<0.000050	mg/L	F	REG	EPA 6020B	'24 Jul 2024	0.00005	mg/L		
24G2892_B4G4106-BLK1	Barium dissolved	<0.00010	mg/L	F	REG	EPA 6020B	'24 Jul 2024	0.0001	mg/L		
24G2892_B4G4106-BLK1	Beryllium dissolved	<0.000010	mg/L	F	REG	EPA 6020B	'24 Jul 2024	0.00001	mg/L		
24G2892_B4G4106-BLK1	Bismuth dissolved	<0.000010	mg/L	F	REG	EPA 6020B	'24 Jul 2024	0.00001	mg/L		
24G2892_B4G4106-BLK1	Boron dissolved	<0.0020	mg/L	F	REG	EPA 6020B	'24 Jul 2024	0.002	mg/L		
24G2892_B4G4106-BLK1	Cadmium dissolved	<0.0000020	mg/L	F	REG	EPA 6020B	'24 Jul 2024	0.000002	mg/L		
24G2892_B4G4106-BLK1	Calcium dissolved	<0.050	mg/L	F	REG	EPA 6020B	'24 Jul 2024	0.05	mg/L		
24G2892_B4G4106-BLK1	Chromium dissolved	<0.00050	mg/L	F	REG	EPA 6020B	'24 Jul 2024	0.0005	mg/L		
24G2892_B4G4106-BLK1	Cobalt dissolved	<0.0000050	mg/L	F	REG	EPA 6020B	'24 Jul 2024	0.000005	mg/L		
24G2892_B4G4106-BLK1	Copper dissolved	<0.00010	mg/L	F	REG	EPA 6020B	'24 Jul 2024	0.0001	mg/L		
24G2892_B4G4106-BLK1	Iron dissolved	<0.0020	mg/L	F	REG	EPA 6020B	'24 Jul 2024	0.002	mg/L		
24G2892_B4G4106-BLK1	Lead dissolved	<0.000050	mg/L	F	REG	EPA 6020B	'24 Jul 2024	0.00005	mg/L		
24G2892_B4G4106-BLK1	Lithium dissolved	<0.000050	mg/L	F	REG	EPA 6020B	'24 Jul 2024	0.00005	mg/L		
24G2892_B4G4106-BLK1	Magnesium dissolved	<0.0050	mg/L	F	REG	EPA 6020B	'24 Jul 2024	0.005	mg/L		
24G2892_B4G4106-BLK1	Manganese dissolved	<0.000050	mg/L	F	REG	EPA 6020B	'24 Jul 2024	0.00005	mg/L		
24G2892_B4G4106-BLK1	Mercury dissolved	<0.000020	mg/L	F	REG	EPA 6020B	'24 Jul 2024	0.00002	mg/L		
24G2892_B4G4106-BLK1	Molybdenum dissolved	<0.000010	mg/L	F	REG	EPA 6020B	'24 Jul 2024	0.00001	mg/L		
24G2892_B4G4106-BLK1	Nickel dissolved	<0.000040	mg/L	F	REG	EPA 6020B	'24 Jul 2024	0.00004	mg/L		
24G2892_B4G4106-BLK1	Phosphorus dissolved	<0.010	mg/L	F	REG	EPA 6020B	'24 Jul 2024	0.01	mg/L		
24G2892_B4G4106-BLK1	Potassium dissolved	<0.020	mg/L	F	REG	EPA 6020B	'24 Jul 2024	0.02	mg/L		
24G2892_B4G4106-BLK1	Selenium dissolved	<0.00010	mg/L	F	REG	EPA 6020B	'24 Jul 2024	0.0001	mg/L		
24G2892_B4G4106-BLK1	Silicon dissolved	<0.10	mg/L	F	REG	EPA 6020B	'24 Jul 2024	0.1	mg/L		
24G2892_B4G4106-BLK1	Silver dissolved	<0.000010	mg/L	F	REG	EPA 6020B	'24 Jul 2024	0.00001	mg/L		
24G2892_B4G4106-BLK1	Sodium dissolved	<0.020	mg/L	F	REG	EPA 6020B	'24 Jul 2024	0.02	mg/L		
24G2892_B4G4106-BLK1	Strontium dissolved	<0.00010	mg/L	F	REG	EPA 6020B	'24 Jul 2024	0.0001	mg/L		
24G2892_B4G4106-BLK1	Sulfur dissolved	<1.00	mg/L	F	REG	EPA 6020B	'24 Jul 2024	1	mg/L		
24G2892_B4G4106-BLK1	Tellurium dissolved	<0.000050	mg/L	F	REG	EPA 6020B	'24 Jul 2024	0.00005	mg/L		
24G2892_B4G4106-BLK1	Thallium dissolved	<0.0000040	mg/L	F	REG	EPA 6020B	'24 Jul 2024	0.000004	mg/L		
24G2892_B4G4106-BLK1	Thorium dissolved	<0.000010	mg/L	F	REG	EPA 6020B	'24 Jul 2024	0.00001	mg/L		
24G2892_B4G4106-BLK1	Tin dissolved	<0.000050	mg/L	F	REG	EPA 6020B	'24 Jul 2024	0.00005	mg/L		
24G2892_B4G4106-BLK1	Titanium dissolved	<0.00020	mg/L	F	REG	EPA 6020B	'24 Jul 2024	0.0002	mg/L		
24G2892_B4G4106-BLK1	Tungsten dissolved	<0.00020	mg/L	F	REG	EPA 6020B	'24 Jul 2024	0.0002	mg/L		
24G2892_B4G4106-BLK1	Uranium dissolved	<0.0000010	mg/L	F	REG	EPA 6020B	'24 Jul 2024	0.000001	mg/L		
24G2892_B4G4106-BLK1	Vanadium dissolved	<0.00100	mg/L	F	REG	EPA 6020B	'24 Jul 2024	0.001	mg/L		
24G2892_B4G4106-BLK1	Zinc dissolved	<0.0010	mg/L	F	REG	EPA 6020B	'24 Jul 2024	0.001	mg/L		
24G2892_B4G4106-BLK1	Zirconium dissolved	<0.000020	mg/L	F	REG	EPA 6020B	'24 Jul 2024	0.00002	mg/L		
24G2892_B4G4106-BS1	Aluminum dissolved	100	%	F	SC	EPA 6020B	'24 Jul 2024	1	%	120	80
24G2892_B4G4106-BS1	Antimony dissolved	100	%	F	SC	EPA 6020B	'24 Jul 2024	1	%	120	80
24G2892_B4G4106-BS1	Arsenic dissolved	100	%	F	SC	EPA 6020B	'24 Jul 2024	1	%	120	80
24G2892_B4G4106-BS1	Barium dissolved	98	%	F	SC	EPA 6020B	'24 Jul 2024	1	%	120	80
24G2892_B4G4106-BS1	Beryllium dissolved	96	%	F	SC	EPA 6020B	'24 Jul 2024	1	%	120	80
24G2892_B4G4106-BS1	Bismuth dissolved	98	%	F	SC	EPA 6020B	'24 Jul 2024	1	%	120	80
24G2892_B4G4106-BS1	Boron dissolved	102	%	F	SC	EPA 6020B	'24 Jul 2024	1	%	120	80
24G2892_B4G4106-BS1	Cadmium dissolved	98	%	F	SC	EPA 6020B	'24 Jul 2024	1	%	120	80
24G2892_B4G4106-BS1	Calcium dissolved	98	%	F	SC	EPA 6020B	'24 Jul 2024	1	%	120	80
24G2892_B4G4106-BS1	Chromium dissolved	99	%	F	SC	EPA 6020B	'24 Jul 2024	1	%	120	80
24G2892_B4G4106-BS1	Cobalt dissolved	100	%	F	SC	EPA 6020B	'24 Jul 2024	1	%	120	80
24G2892_B4G4106-BS1	Copper dissolved	99	%	F	SC	EPA 6020B	'24 Jul 2024	1	%	120	80
24G2892_B4G4106-BS1	Iron dissolved	101	%	F	SC	EPA 6020B	'24 Jul 2024	1	%	120	80
24G2892_B4G4106-BS1	Lead dissolved	99	%	F	SC	EPA 6020B	'24 Jul 2024	1	%	120	80
24G2892_B4G4106-BS1	Lithium dissolved	90	%	F	SC	EPA 6020B	'24 Jul 2024	1	%	120	80
24G2892_B4G4106-BS1	Magnesium dissolved	96	%	F	SC	EPA 6020B	'24 Jul 2024	1	%	120	80
24G2892_B4G4106-BS1	Manganese dissolved	100	%	F	SC	EPA 6020B	'24 Jul 2024	1	%	120	80
24G2892_B4G4106-BS1	Mercury dissolved	101	%	F	SC	EPA 6020B	'24 Jul 2024	1	%	120	80
24G2892_B4G4106-BS1	Molybdenum dissolved	100	%	F	SC	EPA 6020B	'24 Jul 2024	1	%	120	80
24G2892_B4G4106-BS1	Nickel dissolved	99	%	F	SC	EPA 6020B	'24 Jul 2024	1	%	120	80
24G2892_B4G4106-BS1	Phosphorus dissolved	99	%	F	SC	EPA 6020B	'24 Jul 2024	1	%	120	80
24G2892_B4G4106-BS1	Potassium dissolved	99	%	F	SC	EPA 6020B	'24 Jul 2024	1	%	120	80
24G2892_B4G4106-BS1	Selenium dissolved	99	%	F	SC	EPA 6020B	'24 Jul 2024	1	%	120	80
24G2892_B4G4106-BS1	Silicon dissolved	98	%	F	SC	EPA 6020B	'24 Jul 2024	1	%	120	80
24G2892_B4G4106-BS1	Silver dissolved	97	%	F	SC	EPA 6020B	'24 Jul 2024	1	%	120	80
24G2892_B4G4106-BS1	Sodium dissolved	98	%	F	SC	EPA 6020B	'24 Jul 2024	1	%	120	80
24G2892_B4G4106-BS1	Strontium dissolved	98	%	F	SC	EPA 6020B	'24 Jul 2024	1	%	120	80
24G2892_B4G4106-BS1	Sulfur dissolved	97	%	F	SC	EPA 6020B	'24 Jul 2024	1	%	120	80
24G2892_B4G4106-BS1	Tellurium dissolved	104	%	F	SC	EPA 6020B	'24 Jul 2024	1	%	120	80
24G2892_B4G4106-BS1	Thallium dissolved	99	%	F	SC	EPA 6020B	'24 Jul 2024	1	%	120	80
24G2892_B4G4106-BS1	Thorium dissolved	107	%	F	SC	EPA 6020B	'24 Jul 2024	1	%	120	80
24G2892_B4G4106-BS1	Tin dissolved	101	%	F	SC	EPA 6020B	'24 Jul 2024	1	%	120	80
24G2892_B4G4106-BS1	Titanium dissolved	104	%	F	SC	EPA 6020B	'24 Jul 2024	1	%	120	80
24G2892_B4G4106-BS1	Tungsten dissolved	104	%	F	SC	EPA 6020B	'24 Jul 2024	1	%	120	80
24G2892_B4G4106-BS1	Uranium dissolved	101	%	F	SC	EPA 6020B	'24 Jul 2024	1	%	120	80
24G2892_B4G4106-BS1	Vanadium dissolved	101	%	F	SC	EPA 6020B	'24 Jul 2024	1	%	120	80
24G2892_B4G4106-BS1	Zinc dissolved	101	%	F	SC	EPA 6020B	'24 Jul 2024	1	%	120	80
24G2892_B4G4106-BS1	Zirconium dissolved	100	%	F	SC	EPA 6020B	'24 Jul 2024	1	%	120	80

CERTIFICATE OF ANALYSIS ▪ MEND-SFE QA/QC RESULTS

Global
ARD Testing Services Inc.

GLOBAL PROJECT NO: 2329 (B23)
CLIENT: WSP Canada Ltd.
PROJECT NAME: Kinross Great Bear Project
PROJECT NO: OMEMA2303
REPORT VERSION: 2

Sulphate:

Certified Reference Material:	Parameter: Sulphate	% Recovery	Matrix Spike %	Units	QC Limits
STD Mineral Water (34.78 mg/L	35.24	101.3%		%	80 - 120
Spiked Blank (19.61 mg/L)	18.29		93.3%	%	80 - 120

Dissolved Metals by ICP-MS:

Sample Code	Parameter	Result	Result Units	Total or Filtered	Method Type	Method Name	Date Analyzed	EQL	EQL Units	UCL	LCL
24G2892_B4G4106-MS1	Aluminum dissolved	3.98	mg/L	F	REG	EPA 6020B	'24 Jul 2024	0.001	mg/L	130	70
24G2892_B4G4106-MS1	Antimony dissolved	0.0407	mg/L	F	REG	EPA 6020B	'24 Jul 2024	0.00005	mg/L	130	70
24G2892_B4G4106-MS1	Arsenic dissolved	0.401	mg/L	F	REG	EPA 6020B	'24 Jul 2024	0.00005	mg/L	130	70
24G2892_B4G4106-MS1	Barium dissolved	0.0389	mg/L	F	REG	EPA 6020B	'24 Jul 2024	0.0001	mg/L	130	70
24G2892_B4G4106-MS1	Beryllium dissolved	0.0383	mg/L	F	REG	EPA 6020B	'24 Jul 2024	0.00001	mg/L	130	70
24G2892_B4G4106-MS1	Bismuth dissolved	0.0384	mg/L	F	REG	EPA 6020B	'24 Jul 2024	0.00001	mg/L	130	70
24G2892_B4G4106-MS1	Boron dissolved	0.407	mg/L	F	REG	EPA 6020B	'24 Jul 2024	0.002	mg/L	130	70
24G2892_B4G4106-MS1	Cadmium dissolved	0.039	mg/L	F	REG	EPA 6020B	'24 Jul 2024	0.000002	mg/L	130	70
24G2892_B4G4106-MS1	Calcium dissolved	3.86	mg/L	F	REG	EPA 6020B	'24 Jul 2024	0.05	mg/L	130	70
24G2892_B4G4106-MS1	Chromium dissolved	0.0394	mg/L	F	REG	EPA 6020B	'24 Jul 2024	0.0005	mg/L	130	70
24G2892_B4G4106-MS1	Cobalt dissolved	0.0399	mg/L	F	REG	EPA 6020B	'24 Jul 2024	0.000005	mg/L	130	70
24G2892_B4G4106-MS1	Copper dissolved	0.0395	mg/L	F	REG	EPA 6020B	'24 Jul 2024	0.0001	mg/L	130	70
24G2892_B4G4106-MS1	Iron dissolved	4.01	mg/L	F	REG	EPA 6020B	'24 Jul 2024	0.002	mg/L	130	70
24G2892_B4G4106-MS1	Lead dissolved	0.0387	mg/L	F	REG	EPA 6020B	'24 Jul 2024	0.00005	mg/L	130	70
24G2892_B4G4106-MS1	Lithium dissolved	0.0381	mg/L	F	REG	EPA 6020B	'24 Jul 2024	0.00005	mg/L	130	70
24G2892_B4G4106-MS1	Magnesium dissolved	3.87	mg/L	F	REG	EPA 6020B	'24 Jul 2024	0.005	mg/L	130	70
24G2892_B4G4106-MS1	Manganese dissolved	0.0394	mg/L	F	REG	EPA 6020B	'24 Jul 2024	0.00005	mg/L	130	70
24G2892_B4G4106-MS1	Mercury dissolved	0.00417	mg/L	F	REG	EPA 6020B	'24 Jul 2024	0.00002	mg/L	130	70
24G2892_B4G4106-MS1	Molybdenum dissolved	0.0419	mg/L	F	REG	EPA 6020B	'24 Jul 2024	0.00001	mg/L	130	70
24G2892_B4G4106-MS1	Nickel dissolved	0.04	mg/L	F	REG	EPA 6020B	'24 Jul 2024	0.00004	mg/L	130	70
24G2892_B4G4106-MS1	Phosphorus dissolved	4.01	mg/L	F	REG	EPA 6020B	'24 Jul 2024	0.01	mg/L	130	70
24G2892_B4G4106-MS1	Potassium dissolved	3.95	mg/L	F	REG	EPA 6020B	'24 Jul 2024	0.02	mg/L	130	70
24G2892_B4G4106-MS1	Selenium dissolved	0.399	mg/L	F	REG	EPA 6020B	'24 Jul 2024	0.0001	mg/L	130	70
24G2892_B4G4106-MS1	Silicon dissolved	4.18	mg/L	F	REG	EPA 6020B	'24 Jul 2024	0.1	mg/L	130	70
24G2892_B4G4106-MS1	Silver dissolved	0.0363	mg/L	F	REG	EPA 6020B	'24 Jul 2024	0.00001	mg/L	130	70
24G2892_B4G4106-MS1	Sodium dissolved	3.89	mg/L	F	REG	EPA 6020B	'24 Jul 2024	0.02	mg/L	130	70
24G2892_B4G4106-MS1	Strontium dissolved	0.0396	mg/L	F	REG	EPA 6020B	'24 Jul 2024	0.0001	mg/L	130	70
24G2892_B4G4106-MS1	Sulfur dissolved	38.4	mg/L	F	REG	EPA 6020B	'24 Jul 2024	1	mg/L	130	70
24G2892_B4G4106-MS1	Tellurium dissolved	0.0441	mg/L	F	REG	EPA 6020B	'24 Jul 2024	0.00005	mg/L	130	70
24G2892_B4G4106-MS1	Thallium dissolved	0.0395	mg/L	F	REG	EPA 6020B	'24 Jul 2024	0.000004	mg/L	130	70
24G2892_B4G4106-MS1	Thorium dissolved	0.0394	mg/L	F	REG	EPA 6020B	'24 Jul 2024	0.00001	mg/L	130	70
24G2892_B4G4106-MS1	Tin dissolved	0.0427	mg/L	F	REG	EPA 6020B	'24 Jul 2024	0.00005	mg/L	130	70
24G2892_B4G4106-MS1	Titanium dissolved	0.0436	mg/L	F	REG	EPA 6020B	'24 Jul 2024	0.0002	mg/L	130	70
24G2892_B4G4106-MS1	Tungsten dissolved	0.0429	mg/L	F	REG	EPA 6020B	'24 Jul 2024	0.0002	mg/L	130	70
24G2892_B4G4106-MS1	Uranium dissolved	0.0389	mg/L	F	REG	EPA 6020B	'24 Jul 2024	0.000001	mg/L	130	70
24G2892_B4G4106-MS1	Vanadium dissolved	0.0399	mg/L	F	REG	EPA 6020B	'24 Jul 2024	0.001	mg/L	130	70
24G2892_B4G4106-MS1	Zinc dissolved	0.408	mg/L	F	REG	EPA 6020B	'24 Jul 2024	0.001	mg/L	130	70
24G2892_B4G4106-MS1	Zirconium dissolved	0.0413	mg/L	F	REG	EPA 6020B	'24 Jul 2024	0.00002	mg/L	130	70
24G2892_B4G4137-BLK1	Mercury dissolved	<0.0050	ug/L	F	REG	EPA 245.7*	'25 Jul 2024	0.005	ug/L		
24G2892_B4G4137-BLK2	Mercury dissolved	<0.0050	ug/L	F	REG	EPA 245.7*	'25 Jul 2024	0.005	ug/L		
24G2892_B4G4137-BS1	Mercury dissolved	106	%	F	SC	EPA 245.7*	'25 Jul 2024	1	%	120	80
24G2892_B4G4137-BS2	Mercury dissolved	97	%	F	SC	EPA 245.7*	'25 Jul 2024	1	%	120	80
24G2892_B4G4137-DUP2	Mercury dissolved	<0.0050	ug/L	F	REG	EPA 245.7*	'25 Jul 2024	0.005	ug/L		
24G2892_B4G4137-MS1	Mercury dissolved	2.12	ug/L	F	REG	EPA 245.7*	'25 Jul 2024	0.005	ug/L	130	70
24G2892_B4G4137-MS2	Mercury dissolved	2.33	ug/L	F	REG	EPA 245.7*	'25 Jul 2024	0.005	ug/L	130	70
24G2892_B4G4345-BLK2	Phosphorus Total Dissolved	<0.0050	mg/L	F	REG	SM 4500-P F (2021)	'26 Jul 2024	0.005	mg/L		
24G2892_B4G4345-BS2	Phosphorus Total Dissolved	100	%	F	SC	SM 4500-P F (2021)	'26 Jul 2024	1	%	115	85

NOTES:
Job No: 24G2892

Abbreviations & Descriptions:
Method Blank (Blk): A blank sample that undergoes sample processing identical to that carried out for the test samples.
Method Blank results are used to assess contamination from the laboratory environment and reagents.

Duplicate (Dup): An additional or second portion of a randomly selected sample in the analytical run carried through the entire analytical process.
Duplicates provide a measure of the analytical method's precision (reproducibility).

Blank Spike (BS): A sample of known concentration which undergoes processing identical to that carried out for test samples, also referred to as a laboratory control sample (LCS).
Blank spikes provide a measure of the analytical method's accuracy.

Matrix Spike (MS): A second aliquot of sample is fortified with a known concentration of target analytes and carried through the entire analytical process.
Matrix spikes evaluate potential matrix effects that may affect the analyte recovery.

Standard Reference Material (SRM): A homogenous material of similar matrix to the samples, certified for the parameter(s) listed.
Reference Materials ensure that the analytical process is adequate to achieve acceptable recoveries of the parameter(s) tested.

Each QC type is analyzed at a 5-10% frequency, i.e. one blank/duplicate/spike for every 10-20 samples.

For all types of QC, specified recovery (% Rec) and relative percent difference (RPD) limits are derived from long-term method performance averages and/or prescribed by the reference method.

EQL = Estimated Quantitation Limits
PQL = Practical Quantitation Limits
UCL = Upper Control Limit
LCL = Lower Control Limit
BLK = Blank
BS = Blank Spike
MS = Matrix Spike
DUP = Duplicate

CERTIFICATE OF ANALYSIS ▪ COVER PAGE

Global ARD Testing Services Inc.

CLIENT INFORMATION	
Client:	WSP Canada Ltd.
Project Manager:	Anna Klein
Mailing Address	6925 Century Ave., 6th Floor
	Mississauga, ON; L5N 7KZ
Contact No:	6476205190

COMPANY INFORMATION	
Legal Name:	Global ARD Testing Services Inc.
Mailing Address:	6891 Antrim Avenue
	Burnaby, BC
	V5J 4M5
Contact No:	
	Main: (604) 428-2730
	Alternate: (604) 603-1359

PROJECT INFORMATION	
Project Name:	Kinross Great Bear Project
Project Number:	OMEMA2303

RESULTS		
Reported To:	**1**	Kristen Gault (kristen.gault@wsp.com)
	2	Anna Klein (anna.klein@wsp.com)
	3	Forrest McAdam (forrest.mcadam@wsp.com)
	4	Matthew Hart (matthew.hart@kinross.com)
Date Reported:	**Version-1:**	Friday, August 30, 2024
	Version-2:	Thursday, September 26, 2024
	Version-3:	Friday, September 27, 2024
	Version-4:	Monday, November 10, 2025

REPORTING	
Global Project No:	2329 (B32) - Rechecks
Report Version:	4
Pages (Including Cover):	4
Report Title:	COA 2329(B32) Rechecks x88 Kinross Great Bear Project Samples (rec'd 16-Aug24)
Analysis Reviewed By:	Prab Bhatia (Pbhatia@globalARDtesting.com)
Position:	Project Manager
Report Certified By:	Prab Bhatia
Signature:	

INVOICE		
Submitted To:	**1**	Sabina Abdullayeva (sabina.abdullayeva@kinross.com)
	2	Matthew Hart (matthew.hart@kinross.com)
	3	Kristen Gault (kristen.gault@wsp.com)
	4	
Client PO No:		
Global Invoice No:		ARD2329-1124C
Date Submitted:		November 14, 2024

NOTES
All samples and pulps are stored at no charge for 90 days past reporting date.
Please contact the lab if you would like to continue storage past 90 days.
Storage charges will apply.
VERSIONS:
Version-1: Partial - TS
Version-2: TS, NAG
Version-3: Full Report

CERTIFICATE OF ANALYSIS ▪ SAMPLE DETAILS

Global ARD Testing Services Inc.

GLOBAL PROJECT NO: 2329 (B32) - Rechecks
CLIENT: WSP Canada Ltd.
PROJECT NAME: Kinross Great Bear Project
PROJECT NO: OMEMA2303
REPORT VERSION: 4

SAMPLE RECEIPT INFO	
Date Samples Received:	Friday, August 16, 2024
No of Samples Received:	22
Samples Received By:	Said

ANALYTICAL INSTRUCTIONS	
From:	
	as per email Confirmation
Date:	Monday, August 26, 2024

S. No.	Sample ID	Sample Description	Condition (Wet/Dry)	Wt. of Sample Rec'd (kg)	Global Notes (if any)
1	116739	Pulp	Dry		B14A #43
2	031637	Pulp	Dry		B14D #65
3	031639	Pulp	Dry		B14D #67
6	031525	Pulp	Dry		B14D #49
7	DX450022	Pulp	Dry		B14B #135
8	DX450032	Pulp	Dry		B14B #145
14	DX450103	Pulp	Dry		B14C #66
15	DX450107	Pulp	Dry		B14C #70
16	DX450124	Pulp	Dry		B14C #87
17	DX450129	Pulp	Dry		B14C #92
18	031949	Pulp	Dry		B13 #137
20	031718	Pulp	Dry		B14A #107
22	DX450065	Pulp	Dry		B14C #28
23	DX450211	Pulp	Dry		B14D #21
28	DX450034	Pulp	Dry		B14B #147
30	DX450148	Pulp	Dry		B14C #111
31	DX450161	Pulp	Dry		B14C # 124
39	031997	Pulp	Dry		B13 #159
43	031533	Pulp	Dry		B14D #90
48	031618	Pulp	Dry		B14E #40
49	117002	Pulp	Dry		B12 #10
59	116967	Pulp	Dry		B14A #86

Total wt of sample rec'd (kg): **0.00**

Global
ARD Testing Services Inc.

CERTIFICATE OF ANALYSIS ▪ SINGLE ADDITION NAG RESULTS (EGi Method)

GLOBAL PROJECT NO: 2329 (B32) - Rechecks
CLIENT: WSP Canada Ltd.
PROJECT NAME: Kinross Great Bear Project
PROJECT NO: OMEMA2303
REPORT VERSION: 4

S. No:	Sample ID	Pulp Sample Weight (g)	Vol. of 15% H_2O_2 (mL)	NAG pH (pH Units)	NaOH to pH 4.5 (mL)	NaOH to pH 7.0 (mL)	NaOH Conc. (N)	NAG Acidity pH 4.5 (kg H_2SO_4/tonne)	NAG Acidity pH 7.0 (kg H_2SO_4/tonne)	% RPD to pH 4.5	% RPD to pH 7.0	% RPD Acceptance Criteria
1	116739	2.5	250	8.96	0.00	0.00	0.1	0.0	0.0			
2	031637	2.5	250	9.42	0.00	0.00	0.1	0.0	0.0			
3	031639	2.5	250	9.37	0.00	0.00	0.1	0.0	0.0			
6	031525	2.5	250	3.05	3.52	5.47	0.1	6.9	10.7			
QUALITY ASSURANCE / QUALITY CONTROL												
Replicates:												
												10%
Method Blank Analysis:												
Method Blank (15% H_2O_2 Solution)		N/A	250	5.08	0.00	23.60	0.1					
GLOBAL SOP NO:		***ARD-017***										

NOTES:
Date of Analysis: August 29-30, 2024

pH (pH Units) of 15% H_2O_2 (buffered with 0.5 N NaOH): 4.95
EC (µS/cm) of 15% H_2O_2 (buffered with 0.5 N NaOH): 28.4
pH (pH Units) of DI water used: 5.65
EC (µS/cm) of DI water used: 0.93

Solid:Liquid ratio used: 1:100; 2.5 g Pulp Sample: 250 mL 15% H_2O_2.
pH measurement of 15% H_2O_2 solution was conducted at room temperature & buffered with 0.5N NaOH solution to ensure a pH between 4 and 7.
NAG pH & method blank pH measurements were taken after digesting with peroxide solution and making up the solution to its original volume of 250 mL with DI water.
On client's request the NAG procedure is repeated using 1 g of pulp sample when the NAG value for pH 4.5 exceeds 25 kg H_2SO_4 per tonne.

ABBREVIATIONS:
R = Replicate (i.e. using a pulp sample from the same bag).
D = Duplicate (i.e. client sample is processed to produced a 2nd pulp bag & analyzed as a duplicate).
RPD = Relative Percent Difference.
EC = Electrical Conductivity
ORP = Oxidation Reduction Potential
RDL = Reportable Detection Limit.
EDL = Estimated Detection Limit
SIE = Selective Ion Electrode
IC = Ion Chromatography
Calc. = Calculation

REFERENCE:
Egi - Environmental Geochemistry International; Single Addition Net Acid Generation (NAG) Test Procedure; Miller et al; Revised Dec. 2006; Page 2 to 4.

Global
ARD Testing Services Inc.

CERTIFICATE OF ANALYSIS ▪ METALS RESULTS BY AQUA REGIA DIGEST & ICP-MS ANALYSIS ON SOLIDS

GLOBAL PROJECT NO: 2329 (B32) - Rechecks
CLIENT: WSP Canada Ltd.
PROJECT NAME: Kinross Great Bear Project
PROJECT NO: OMEMA2303
REPORT VERSION: 4

S. No.	Sample ID	Method	Silver (Ag)	Aluminum (Al)	Arsenic (As)	Gold (Au)	Boron (B)	Barium (Ba)	Beryllium (Be)	Bismuth (Bi)	Calcium (Ca)	Cadmium (Cd)	Cerium (Ce)	Cobalt (Co)	Chromium (Cr)	Cesium (Cs)	r (Cu)	Iron (Fe)	Gallium (Ga)	Germanium (Ge)	Hafnium (Hf)	Mercury (Hg)	Indium (In)	Potassium (K)	Lanthanum (La)	Lithium (Li)	Magnesium (Mg)	Manganese (Mn)
		Analyte																										
		Unit	ppm	%	ppm	ppm	ppm	ppm	ppm	ppm	%	ppm	ppm	ppm	ppm	ppm	ppm	%	ppm	ppm	ppm	ppm	ppm	%	ppm	ppm	%	ppm
		MDL	0.01	0.01	0.1	0.0005	10	10	0.05	0.01	0.01	0.01	0.02	0.1	1	0.05	0.2	0.01	0.05	0.05	0.02	0.005	0.005	0.01	0.2	0.1	0.01	5
		Sample Type																										
7	DX450022	Pulp	0.07	1.00	8.0	0.0129	<10	<10	<0.05	0.02	5.83	0.15	8.14	14.8	62	<0.05	146.3	1.73	2.71	0.09	0.04	<0.005	0.015	0.02	3.0	2.8	0.44	1124
8	DX450032	Pulp	0.40	1.38	18.4	0.0486	<10	143	0.06	1.41	0.89	1.18	68.47	8.2	44	2.76	8.7	2.34	6.53	0.08	0.37	0.01	0.059	1.00	33.9	16.3	0.92	728
14	DX450103	Pulp	0.06	0.98	4.9	<0.0005	<10	92	0.13	0.11	1.19	0.05	69.05	6.2	12	2.08	11.4	1.22	4.08	<0.05	0.99	<0.005	<0.005	0.59	38.4	8.7	0.40	285
15	DX450107	Pulp	0.07	0.64	4.2	0.0026	<10	51	0.11	0.08	0.93	0.05	73.94	2.0	4	1.42	7.4	0.89	2.96	<0.05	1.06	<0.005	<0.005	0.35	39.7	7.7	0.27	237
16	DX450124	Pulp	0.04	1.52	1.6	0.0163	<10	436	0.05	0.01	2.47	0.01	8.56	11.7	68	1.61	67.9	1.83	4.26	0.10	0.05	<0.005	0.012	0.26	3.0	9.5	1.00	320
17	DX450129	Pulp	0.04	0.81	11.0	0.0074	<10	24	0.20	0.05	11.34	0.04	52.22	3.9	16	0.87	10.6	2.18	4.08	<0.05	0.79	<0.005	0.043	0.14	25.8	9.1	0.50	1271
18	031949	Pulp	0.19	2.43	6.5	0.0457	<10	333	0.27	0.05	0.76	0.11	46.42	7.7	5	8.83	15.6	8.29	9.60	0.17	0.54	<0.005	0.007	1.16	24.7	16.7	0.59	815
20	031718	Pulp	0.07	1.76	9.1	0.0013	<10	128	0.09	0.13	1.80	0.07	47.11	12.8	71	2.97	25.4	3.23	7.20	0.08	0.51	<0.005	0.013	1.19	24.7	18.3	0.75	724
22	DX450065	Pulp	0.04	3.55	1.3	0.0048	<10	<10	0.09	<0.01	4.86	0.04	7.47	18.3	265	0.17	55.2	2.87	7.10	0.09	0.03	<0.005	0.012	0.03	2.8	29.3	1.72	357
23	DX450211	Pulp	0.72	0.84	14.1	0.0961	<10	179	0.09	2.70	1.84	29.43	41.65	8.0	340	2.05	86.7	2.16	3.87	<0.05	0.69	0.13	0.224	0.66	21.7	7.5	0.52	905
28	DX450034	Pulp	0.05	1.11	0.5	<0.0005	<10	91	0.11	<0.01	1.36	0.02	55.40	8.1	185	2.63	16.4	2.03	5.06	<0.05	0.63	<0.005	0.009	0.83	28.2	14.5	0.55	316
30	DX450148	Pulp	0.02	1.55	57.8	0.0049	<10	124	0.09	0.01	1.69	0.03	38.67	22.4	209	5.56	13.7	2.10	4.56	0.08	0.45	<0.005	0.009	0.59	16.4	11.9	1.61	341
31	DX450161	Pulp	0.04	2.22	2.3	0.0066	<10	240	0.10	0.03	0.36	0.02	57.46	13.5	420	3.66	8.5	4.63	10.03	0.08	1.03	<0.005	0.015	0.87	27.4	21.2	0.78	376
39	031997	Pulp	0.13	2.26	24.3	0.0027	<10	112	0.10	0.04	3.89	0.08	13.21	38.7	89	1.97	152.4	5.41	8.54	0.14	0.08	<0.005	0.029	0.71	5.2	14.8	0.95	1693
43	031533	Pulp	0.06	1.12	1.1	0.0122	<10	115	0.07	0.02	1.02	0.04	55.24	8.7	45	3.27	13.6	2.02	5.54	0.05	0.82	<0.005	0.013	0.93	28.8	11.8	0.65	351
48	031618	Pulp	0.08	0.52	0.9	0.0019	<10	33	0.11	0.40	0.26	0.04	21.15	0.6	1	0.74	1.3	0.24	2.13	<0.05	0.72	<0.005	<0.005	0.35	8.2	4.5	0.10	135
49	117002	Pulp	0.13	1.62	1.0	0.0030	<10	231	0.07	0.06	0.61	0.06	68.57	13.7	71	3.83	43.0	3.06	7.10	0.09	0.78	<0.005	0.009	1.26	33.9	23.7	0.76	439
59	116967	Pulp	0.06	1.13	3.4	0.0020	<10	91	0.08	0.18	0.68	0.07	45.31	7.4	10	1.56	16.3	1.34	4.84	<0.05	0.87	<0.005	0.007	0.52	23.3	11.7	0.47	158
QUALITY ASSURANCE / QUALITY CONTROL																												
Pulp Replicates																												
18	031949	Pulp	0.19	2.43	6.5	0.0457	<10	333	0.27	0.05	0.76	0.11	46.42	7.7	5	8.83	15.6	8.29	9.6	0.17	0.54	<0.005	0.007	1.16	24.7	16.7	0.59	815
18R	031949 (Rep)	Pulp	0.17	2.36	6.1	0.0231	<10	315	0.25	0.02	0.76	0.10	46.00	7.4	5	8.49	15.4	8.00	9.37	0.17	0.53	<0.005	0.007	1.10	23.5	15.4	0.56	840
		%RPD	11%	3%	6%	66%		6%	8%	86%	0%	10%	1%	4%	0%	4%	1%	4%	2%	0%	2%		0%	5%	5%	8%	5%	-3%
Reference Material																												
STD OREAS 601C			50.51	0.670	374.5	1.024	<10	168	0.57	21.19	0.79	2.69	33.5	4.30	14.0	1.28	1176.0	1.84	3.56	0.07	0.95	0.210	0.490	0.250	16.2	7.20	0.080	215
True Value STD OREAS 601C			**50.41**	**0.663**	**378.2**		**< 10**		**0.59**	**21.32**	**0.78**	**2.70**	**34.7**	**4.27**	**14.7**	**1.32**	**1157.6**	**1.84**	**3.86**	**0.08**	**0.97**	**0.216**	**0.497**	**0.254**	**17.3**	**7.56**	**0.084**	**213**
% Difference			0%	1%	-1%				-3%	-1%	1%	0%	-3%	1%	-5%	-3%	2%	0%	-8%	-16%	-2%	-3%	-1%	-1%	-6%	-5%	-5%	1%
Method Blank:																												
Method Blank			<0.01	<0.01	<0.1	<0.0005	<10	<10	<0.05	<0.01	<0.01	<0.01	<0.02	<0.1	<1	<0.05	<0.2	<0.01	<0.05	<0.05	<0.02	<0.005	<0.005	<0.01	<0.2	<0.1	<0.01	<5

Notes:
Job No: YVR2410910

Analytical Methods (IMS-130):
A 0.5 g of pulp sample is leached in hot (95°C) 3:1 aqua regia digestion followed by ICP Mass Spec analysis.
Gold determinations by this method are semi-quantitative due to the small sample weight used (0.5 g).
Refractory and graphitic samples can limit Au solubility.

Abbreviations:
R / Rep = Replicate (a replicate is a sub-sample scooped from a single sample bag produced per client sample)
D / Dup = Duplicate (a duplicate is 2nd sub-sample bag produced by processing a second split of the original client sample received)
MDL = Measurable Detection Limit
COA: Certificate Of Analysis.
IND = Indeterminate
NR: Not reported in COA

On Cerfified Reference Material and Tolerance:
Any one element in a run reporting outside tolerance limits does not constitute failure of the standard.
As per Certificate of Analysis (COA): All values indicated are Certified. Values indicated in green are indicative only.
NR = Not Reported (in the Certificate Of Analysis).

Global
ARD Testing Services Inc.

CERTIFICATE OF ANALYSIS ▪ METALS RESULTS BY AQUA REGIA DIGEST & ICP-MS ANALYSIS ON SOLIDS

GLOBAL PROJECT NO: 2329 (B32) - Rechecks
CLIENT: WSP Canada Ltd.
PROJECT NAME: Kinross Great Bear Project
PROJECT NO: OMEMA2303
REPORT VERSION: 4

S. No.	Sample ID	Method	Molybdenum (Mo)	Sodium (Na)	Niobium (Nb)	Nickel (Ni)	Phosphorous (P)	Lead (Pb)	Rubidium (Rb)	Rhenium (Re)	Sulphur (S)	Antimony (Sb)	Scandium (Sc)	Selenium (Se)	Tin (Sn)	m (Sr)	Tantalum (Ta)	Tellurium (Te)	Thorium (Th)	Titanium (Ti)	Thallium (Tl)	Uranium (U)	Vandium (V)	n (W)	Yttrium (Y)	Zinc (Zn)	Zirconium (Zr)
		Analyte																									
		Unit	ppm	%	ppm	ppm	ppm	ppm	ppm	ppm	%	ppm	ppm	ppm	ppm	ppm	ppm	ppm	ppm	%	ppm	ppm	ppm	ppm	ppm	ppm	ppm
		MDL	0.05	0.01	0.05	0.2	10	0.2	0.1	0.001	0.01	0.05	0.1	0.2	0.2	0.2	0.01	0.01	0.2	0.005	0.02	0.05	1	0.05	0.05	1	0.5
		Sample Typ																									
7	DX450022	Pulp	0.61	0.12	0.10	20.9	323	0.5	0.4	<0.001	0.18	0.05	5.9	0.3	0.2	28	<0.01	0.04	0.3	0.05	<0.02	<0.05	43	0.09	5.22	23	0.8
8	DX450032	Pulp	1.11	0.07	0.24	18.4	1021	3.2	54.4	<0.001	1.07	0.4	3.8	0.8	0.4	19.1	<0.01	0.78	7.4	0.162	0.63	1.61	41	0.4	6.49	273	11.4
14	DX450103	Pulp	0.73	0.06	0.33	11.0	302	2.9	37.4	<0.001	0.01	0.12	1.7	<0.2	0.3	15.2	<0.01	<0.01	8.4	0.072	0.12	1.08	14	0.1	4.71	40	34.3
15	DX450107	Pulp	1.04	0.04	0.31	4.5	172	2.6	21.7	<0.001	0.01	0.11	1.3	<0.2	0.2	16.5	<0.01	0.01	8.6	0.039	0.09	0.99	5	0.09	4.05	39	37.5
16	DX450124	Pulp	0.23	0.15	0.05	22.3	307	0.8	12.0	<0.001	<0.01	0.06	5.7	<0.2	<0.2	19.1	<0.01	0.02	0.3	0.107	0.07	<0.05	49	1.55	4.93	12	1.7
17	DX450129	Pulp	0.43	0.04	0.20	2.8	353	4.2	6.9	<0.001	0.12	0.14	3.1	<0.2	0.3	837.2	<0.01	0.04	5.8	0.05	0.05	0.83	21	0.65	9.85	20	26.9
18	031949	Pulp	0.64	0.10	0.21	49.4	410	5.1	49.1	<0.001	0.31	0.14	4.5	<0.2	0.6	8.1	<0.01	0.01	5.7	0.179	0.3	0.82	32	0.57	6.51	107	18.4
20	031718	Pulp	0.71	0.05	0.32	29.4	447	2.6	52.9	<0.001	0.14	0.12	4.9	<0.2	0.6	11.9	<0.01	0.02	5.1	0.165	0.26	1.11	46	0.36	8.16	64	17.6
22	DX450065	Pulp	0.39	0.27	<0.05	56.4	248	0.5	0.8	<0.001	0.01	0.07	6.4	<0.2	<0.2	40.6	<0.01	0.02	0.3	0.059	<0.02	<0.05	61	0.13	4.60	28	0.7
23	DX450211	Pulp	29.55	0.06	0.28	12.8	484	11.9	39.5	0.066	1.08	0.28	2.0	1.7	0.8	24.2	<0.01	1.23	6.9	0.103	0.48	1.62	23	3.56	4.88	4133	20.4
28	DX450034	Pulp	0.57	0.07	0.15	12.9	537	1.7	54.9	<0.001	<0.01	0.08	2.6	<0.2	0.3	19	<0.01	<0.01	7.6	0.136	0.3	1.51	31	0.17	6.09	49	21.2
30	DX450148	Pulp	0.38	0.08	0.09	117.8	771	0.5	35.7	<0.001	<0.01	0.26	3.1	<0.2	0.2	14.1	<0.01	0.01	3.2	0.098	0.13	0.50	39	0.07	3.38	29	16.2
31	DX450161	Pulp	0.62	0.05	0.42	27.4	888	1.7	35.1	<0.001	<0.01	0.08	3.7	<0.2	0.5	6.2	<0.01	<0.01	5.2	0.119	0.17	0.92	53	0.19	5.33	67	37.8
39	031997	Pulp	0.17	0.16	0.11	62.8	321	0.6	48.6	0.002	0.69	0.15	14.6	0.6	0.4	22.3	<0.01	0.05	0.5	0.173	0.26	0.08	161	0.19	11.58	45	2.3
43	031533	Pulp	0.94	0.05	0.47	11.0	547	3.3	62.6	<0.001	0.02	0.08	3.4	<0.2	0.5	14.2	<0.01	0.02	7.6	0.169	0.34	1.90	36	0.58	6.86	72	26.6
48	031618	Pulp	1.32	0.03	0.69	0.9	19	5.5	26.5	<0.001	<0.01	<0.05	0.5	<0.2	<0.2	3.7	<0.01	<0.01	4.7	0.006	0.17	3.57	<1	0.1	7.03	30	17.4
49	117002	Pulp	0.83	0.05	0.59	32.4	701	2.9	80.0	<0.001	0.07	0.09	4.1	<0.2	0.4	13.5	<0.01	<0.01	7.1	0.205	0.46	1.41	48	0.18	6.90	67	31.5
59	116967	Pulp	1.27	0.09	0.28	11.4	471	2.3	29.2	<0.001	0.02	0.13	2.1	<0.2	0.3	14.1	<0.01	0.01	5.9	0.069	0.18	1.31	22	0.1	4.53	52	34.6
QUALITY ASSURANCE / QUALITY CONT																											
Pulp Replicates																											
18	031949	Pulp	0.64	0.1	0.21	49.4	410	5.1	49.1	<0.001	0.31	0.14	4.5	<0.2	0.6	8.1	<0.01	0.01	5.7	0.179	0.3	0.82	32	0.57	6.51	107	18.4
18R	031949 (Rep)	Pulp	0.63	0.1	0.22	48.0	383	4.9	47.5	<0.001	0.29	0.09	4.5	<0.2	0.6	8.2	<0.01	0.01	5.5	0.171	0.28	0.83	31	0.49	6.56	103	18.7
		%RPD	2%	0%	-5%	3%	7%	4%	3%		7%	43%	0%		0%	-1%		0%	4%	5%	7%	-1%	3%	15%	-1%	4%	-2%
Reference Material																											
STD OREAS 601C			3.25	0.06	0.31	5.9	243	249.7	11.9	<0.001	0.91	28.43	1.10	8.0	1.50	33.0	<0.01	7.17	5.8	0.010	1.18	1.90	4.00	1.09	4.99	381	32.5
True Value STD OREAS 601C			**3.35**	**0.05**	**<1**	**6.0**	**243**	**248.1**	**12.4**	**< 0.001**	**0.91**	**29.73**	**1.03**	**8.0**	**1.587**	**36.3**	**< 0.05**	**7.22**	**6.1**	**0.010**	**1.20**	**2.04**	**4.75**	**1.16**	**5.10**	**380.6**	**33.5**
% Difference			-3%	14%		-2%	0%	1%	-4%		0%	-4%	7%	0%	-5%	-9%		-1%	-5%	5%	-1%	-7%	-16%	-6%	-2%	0%	-3%
Method Blank:																											
Method Blank			<0.05	<0.01	<0.05	<0.2	<10	<0.2	<0.1	<0.001	<0.01	<0.05	<0.1	<0.2	<0.2	<0.2	<0.01	<0.01	<0.2	<0.005	<0.02	<0.05	<1	<0.05	<0.05	<1	<0.5

CERTIFICATE OF ANALYSIS ▪ COVER PAGE

Global ARD Testing Services Inc.

CLIENT INFORMATION	
Client:	WSP Canada Ltd.
Project Manager:	Anna Klein
Mailing Address	6925 Century Ave., 6th Floor
	Mississauga, ON; L5N 7KZ
Contact No:	(647) 620-5190

COMPANY INFORMATION	
Legal Name:	Global ARD Testing Services Inc.
Mailing Address:	6891 Antrim Avenue
	Burnaby, BC
	V5J 4M5
Contact No:	
	Main: (604) 428-2730
	Alternate: (604) 603-1359

PROJECT INFORMATION	
Project Name:	Kinross Great Bear Project
Project Number:	OMEMA2303

REPORTING	
Global Project No:	2329 (B35) - Rechecks
Report Version:	2
Pages (Including Cover):	4
Report Title:	COA 2329 (B35) x12 Kinross Great Bear Project Samples (rec'd 30-Aug24)
Analysis Reviewed By:	Prab Bhatia (Pbhatia@globalARDtesting.com)
Position:	Project Manager
Report Certified By:	Prab Bhatia
Signature:	

RESULTS		
Reported To:	**1**	Kristen Gault (kristen.gault@wsp.com)
	2	Anna Klein (anna.klein@wsp.com)
	3	Matthews, Sarah (Sarah.Matthews1@wsp.com)
	4	Matthew Hart (matthew.hart@kinross.com)
Date Reported:		
	Version-1:	Friday, September 13, 2024
	Version-2:	November 10, 2025

INVOICE		
Submitted To:	**1**	Sabina Abdullayeva (sabina.abdullayeva@kinross.com)
	2	Matthew Hart (matthew.hart@kinross.com)
	3	Kristen Gault (kristen.gault@wsp.com)
	4	
Client PO No:		
Global Invoice No:		ARD2329-1124F
Date Submitted:		November 15, 2024

NOTES
All samples and pulps are stored at no charge for 90 days past reporting date.
Please contact the lab if you would like to continue storage past 90 days.
Storage charges will apply.
VERSIONS:
Version-1: Full Report
Version-2: Alternate Summarized Report for Sarah

CERTIFICATE OF ANALYSIS ▪ SAMPLE DETAILS

Global ARD Testing Services Inc.

GLOBAL PROJECT NO: 2329 (B35) - Rechecks
CLIENT: WSP Canada Ltd.
PROJECT NAME: Kinross Great Bear Project
PROJECT NO: OMEMA2303
REPORT VERSION: 2

SAMPLE RECEIPT INFO	
Date Samples Received:	Friday, August 30, 2024
No of Samples Received:	7
Samples Received By:	Said

ANALYTICAL INSTRUCTIONS	
From:	
	as per email Confirmation
Date:	Friday, August 30, 2024

S. No.	Sample ID	Sample Description	Weights (g)	Wt. of Sample Used for SFE (g)	Wt. of Sample Rec'd (kg)	Global Notes (if any)
6	DX450105	Crushed Rocks	155.0	150.0		2329 (B3+), 2329 (B14)-C (metals)
7	DX450093	Crushed Rocks	928.0	250.0		2329 (B14)-C
8	DX450040	Crushed Rocks	350.0	250.0		2329 (B14)-C
9	031994	Crushed Rocks	90.0	75.0		2329 (B13)
10	031513	Crushed Rocks	255.0	250.0		2329 (B14)-D
11	031590	Crushed Rocks		250.0	1.20	2329 (B14)-E
12	031693	Crushed Rocks	160.0	150.0		2329 (B13)

Total wt of sample rec'd (kg):

Global
ARD Testing Services Inc.

CERTIFICATE OF ANALYSIS • MEND SHAKE FLASK EXTRACTION RESULTS

GLOBAL PROJECT NO: 2329 (B35) - Rechecks
CLIENT: WSP Canada Ltd.
PROJECT NAME: Kinross Great Bear Project
PROJECT NO: OMEMA2303
REPORT VERSION: 2

Parameter	Method	Unit	RDL	6	7	8	8R	9	10	11	12	Method Blank
				DX450105	DX450093	DX450040	DX450040 (Rep)	031994	031513	031590	031693	
Weight of dry sample used	Weighing Scale	g	0.01	150	250	250		75	250	250	150	N/A
Volume of DI water used	Graduated Cylinder	mL	0.50	450	750	750		225	750	750	450	750
On filtered samples (using 0.45 µm filter paper):												
pH	Meter	pH units	0.01	6.0	6.2	6.6		6.5	6.4	6.6	6.3	6.7
EC	Meter	µS/cm	1	63	76	63		107	88	84	104	1.29
Acidity (to pH 8.3)	Titration	mg $CaCO_3$/L	0.5	11.1	27.8	14.4		19.4	11.5	15.5	20.7	9.3
Alkalinity (to pH 4.5)	Titration	mg $CaCO_3$/L	0.5	8.7	13.0	25.6		47.1	30.5	28.4	20.5	1.6
Sulphate	Gravimetric	mg/L	1	9.1	11.7	4.0		3.8	6.9	6.0	14.4	
Phosphorous by IC	IC	mg/L	0.005	<0.0050	0.013	0.022		<0.0050	<0.0050	0.006	<0.0050	
Dissolved Metals Analysis by ICP-MS:												
Dissolved Hardness (CaCO3)	ICP-MS	mg/L	0.125	15.5	16.6	22.0		44.2	34.1	32.4	26.5	<0.125
Aluminum Dissolved	ICP-MS	mg/L	0.001	0.0287	0.11	0.18	0.179	0.118	0.0869	0.0884	0.109	<0.0010
Antimony Dissolved	ICP-MS	mg/L	0.00005	0.00244	0.000828	0.000473	0.000473	0.00037	0.001	0.000292	0.000816	<0.000050
Arsenic Dissolved	ICP-MS	mg/L	0.00005	0.525	0.00527	0.0162	0.0161	0.00763	0.00487	0.0077	0.00147	<0.000050
Barium Dissolved	ICP-MS	mg/L	0.0001	0.00097	0.00144	0.00101	0.00111	0.00339	0.00904	0.00457	0.00425	<0.00010
Beryllium Dissolved	ICP-MS	mg/L	0.00001	<0.000010	<0.000010	<0.000010	<0.000010	<0.000010	<0.000010	<0.000010	<0.000010	<0.000010
Bismuth Dissolved	ICP-MS	mg/L	0.00001	<0.000010	<0.000010	<0.000010	<0.000010	<0.000010	0.000034	0.000023	<0.000010	<0.000010
Boron Dissolved	ICP-MS	mg/L	0.002	0.0043	0.0038	0.0054	0.0057	0.0183	0.0033	0.004	0.0056	<0.0020
Cadmium Dissolved	ICP-MS	mg/L	0.000002	0.0000047	0.0000036	0.0000054	0.0000056	0.0000033	0.000007	0.0000099	0.000005	<0.0000020
Calcium Dissolved	ICP-MS	mg/L	0.05	5.73	5.94	8.55	8.45	16.1	12.8	12.4	8.66	<0.050
Chromium Dissolved	ICP-MS	mg/L	0.001	<0.00050	<0.00050	<0.00050	<0.00050	<0.00050	<0.00050	<0.00050	<0.00050	<0.00050
Cobalt Dissolved	ICP-MS	mg/L	0.000005	0.000574	0.0000918	0.0000708	0.0000745	0.000118	0.0000365	0.000243	0.000751	<0.0000050
Copper Dissolved	ICP-MS	mg/L	0.0001	0.00053	0.00105	0.00107	0.00105	0.0008	0.00082	0.00313	0.00069	<0.00010
Iron Dissolved	ICP-MS	mg/L	0.002	0.004	0.0107	0.0057	0.0057	0.0033	0.0099	0.0067	0.0089	<0.0020
Lead Dissolved	ICP-MS	mg/L	0.00005	0.000141	<0.000050	0.00007	0.000068	<0.000050	0.000064	0.000106	<0.000050	<0.000050
Lithium Dissolved	ICP-MS	mg/L	0.0001	0.0011	0.0016	0.0014	0.0015	0.0025	0.0010	0.0006	0.0051	<0.000050
Magnesium Dissolved	ICP-MS	mg/L	0.005	0.279	0.423	0.156	0.156	0.961	0.517	0.342	1.170	<0.0050
Manganese Dissolved	ICP-MS	mg/L	0.00005	0.0515	0.00395	0.0813	0.0811	0.0185	0.123	0.0537	0.0282	<0.000050
Mercury Dissolved	CVAA	ug/L	0.005	<0.0050	<0.0050	<0.0050		<0.0050	<0.0050	<0.0050	<0.0050	<0.0050
Molybdenum Dissolved	ICP-MS	mg/L	0.00001	0.000081	0.000104	0.000235	0.000232	0.000086	0.00231	0.00533	0.000171	<0.000010
Nickel Dissolved	ICP-MS	mg/L	0.00004	0.000089	0.00221	0.000405	0.000398	0.00075	0.000498	0.000538	0.00614	<0.000040
Phosphorus Dissolved	ICP-MS	mg/L	0.01	<0.010	<0.010	0.029	0.028	0.012	<0.010	<0.010	<0.010	<0.010
Potassium Dissolved	ICP-MS	mg/L	0.02	6.17	7.4	4.73	4.71	2.92	1.49	0.836	9.42	<0.020
Selenium Dissolved	ICP-MS	mg/L	0.0001	<0.00010	0.00016	<0.00010	<0.00010	<0.00010	0.00158	0.00186	0.00059	<0.00010
Silicon Dissolved	ICP-MS	mg/L	0.1	0.45	0.64	1.07	1.07	0.88	1.01	1.11	0.86	<0.10
Silver Dissolved	ICP-MS	mg/L	0.00001	<0.000010	<0.000010	0.000012	0.000011	<0.000010	<0.000010	<0.000010	<0.000010	<0.000010
Sodium Dissolved	ICP-MS	mg/L	0.02	0.942	2.37	1.22	1.21	1.97	2.71	3	2.72	0.026
Strontium Dissolved	ICP-MS	mg/L	0.0001	0.0106	0.0139	0.0105	0.0104	0.0422	0.057	0.0464	0.0425	<0.00010
Sulphur Dissolved	ICP-MS	mg/L	1	5.0	6.9	1.3	1.4	<1.00	3.2	2.3	8.2	<1.00
Tellurium Dissolved	ICP-MS	mg/L	0.00005	<0.000050	<0.000050	<0.000050	<0.000050	<0.000050	0.000079	<0.000050	<0.000050	<0.000050
Thallium Dissolved	ICP-MS	mg/L	0.000004	0.0000075	0.0000129	0.000016	0.0000156	0.0000115	0.0000065	<0.0000040	0.000014	<0.0000040
Thorium Dissolved	ICP-MS	mg/L	0.00001	0.000159	<0.000010	0.000077	0.000066	<0.000010	0.000078	0.000065	<0.000010	<0.000010
Tin Dissolved	ICP-MS	mg/L	0.00005	<0.000050	<0.000050	0.00052	0.00049	<0.000050	<0.000050	0.000129	<0.000050	<0.000050
Titanium Dissolved	ICP-MS	mg/L	0.0002	<0.00020	0.00059	0.0004	0.0004	<0.00020	<0.00020	0.00024	0.0006	<0.00020
Tungsten Dissolved	ICP-MS	mg/L	0.0002	0.0003	0.00027	0.00448	0.00445	0.00064	0.0026	0.00875	0.00022	<0.00020
Uranium Dissolved	ICP-MS	mg/L	0.000001	0.00115	0.0000953	0.00246	0.00241	0.0000402	0.00119	0.00153	0.000162	<0.0000010
Vanadium Dissolved	ICP-MS	mg/L	0.001	<0.00100	<0.00100	<0.00100	<0.00100	<0.00100	<0.00100	<0.00100	<0.00100	<0.00100
Zinc Dissolved	ICP-MS	mg/L	0.001	0.0013	<0.0010	<0.0010	<0.0010	<0.0010	0.0038	0.0046	<0.0010	<0.0010
Zirconium Dissolved	ICP-MS	mg/L	0.00002	0.00037	0.00004	0.00008	0.00007	0.00002	0.00051	0.00103	0.00009	<0.000020
Ion Balance:												
Major Anions	Calc.	meq/L		0.37	0.50	0.60	0.60	1.02	0.75	0.69	0.71	
Major Cations	Calc.	meq/L		0.54	0.64	0.64	0.63	1.06	0.85	0.81	0.90	
Difference	Calc.	meq/L		0.17	0.14	0.04	0.04	0.04	0.10	0.12	0.20	
Balance (%)	Calc.	%		19.0%	11.9%	3.5%	3.0%	2.0%	6.4%	8.1%	12.1%	
			Shake Flask Extract ID:	*24I0314-06*	*24I0314-07*	*24I0314-08*	*24I0314-08*	*24I0314-09*	*24I0314-10*	*24I0314-11*	*24I0314-12*	*24I0276-02*

NOTES:
Job No: 24I0314
Date of Analysis (24 h): September 3-4, 2024
pH of DI water used (pH Units): 5.62
EC of DI water used (µS/cm): 1.24

ABBREVIATIONS:
R / Rep = Replicate (which involves the analysis of the same Shake Flask Extract aliquot).
D / Dup = Duplicate (which involves the analysis of a separate SF extract, produced by processing a secopnd split of the original client sample received).
Calc. = Calculation
EC = Electrical Conductivity
IC = Ion Chromatography
NA = Not Applicable.
NR = Not Reported.
mg/L = Milligrams per Litre

REFERENCE:
Prediction Manual for Drainage Chemistry from Sulphidic Geologic Material, MEND Report 1.20.1; Version 0 - Dec. 2009. Section 11.5; P 11 (8-9).
Extraction Method used: Using gyratory shaker for 24 h (± 2 h; gentle agitation).
Liquid: Solid ratio used: 3: 1; L: S; 750 mL DI H_2O: 250 g of crushed sample (85% passing 1/4 inch - i.e. 6.3 mm)

Sulphate:

Certified Reference Material:	Parameter: Sulphate	% Recovery	Matrix Spike %	Units	QC Limits
STD Mineral Water (34.78 mg/L)	32.14	92.4%		%	80 - 120
Spiked Blank (19.61 mg/L)	17.08		87.1%	%	80 - 120

Dissolved Metals by ICP-MS:

Sample Code	Parameter	Result	Result Units	Total or Filtered	Method Type	Method Name	Date Analyzed	EQL	EQL Units	UCL	LCL
24I0314_B4I1900-BLK1	Aluminum dissolved	<0.0010	mg/L	F	REG	EPA 6020B	'06 Sep 2024 11:47	0.001	mg/L		
24I0314_B4I1900-BLK1	Antimony dissolved	<0.000050	mg/L	F	REG	EPA 6020B	'06 Sep 2024 11:47	0.00005	mg/L		
24I0314_B4I1900-BLK1	Arsenic dissolved	<0.000050	mg/L	F	REG	EPA 6020B	'06 Sep 2024 11:47	0.00005	mg/L		
24I0314_B4I1900-BLK1	Barium dissolved	<0.00010	mg/L	F	REG	EPA 6020B	'06 Sep 2024 11:47	0.0001	mg/L		
24I0314_B4I1900-BLK1	Beryllium dissolved	<0.000010	mg/L	F	REG	EPA 6020B	'06 Sep 2024 11:47	0.00001	mg/L		
24I0314_B4I1900-BLK1	Bismuth dissolved	<0.000010	mg/L	F	REG	EPA 6020B	'06 Sep 2024 11:47	0.00001	mg/L		
24I0314_B4I1900-BLK1	Boron dissolved	<0.0020	mg/L	F	REG	EPA 6020B	'06 Sep 2024 11:47	0.002	mg/L		
24I0314_B4I1900-BLK1	Cadmium dissolved	<0.0000020	mg/L	F	REG	EPA 6020B	'06 Sep 2024 11:47	0.000002	mg/L		
24I0314_B4I1900-BLK1	Calcium dissolved	<0.050	mg/L	F	REG	EPA 6020B	'06 Sep 2024 11:47	0.05	mg/L		
24I0314_B4I1900-BLK1	Chromium dissolved	<0.00050	mg/L	F	REG	EPA 6020B	'06 Sep 2024 11:47	0.0005	mg/L		
24I0314_B4I1900-BLK1	Cobalt dissolved	<0.0000050	mg/L	F	REG	EPA 6020B	'06 Sep 2024 11:47	0.000005	mg/L		
24I0314_B4I1900-BLK1	Copper dissolved	<0.00010	mg/L	F	REG	EPA 6020B	'06 Sep 2024 11:47	0.0001	mg/L		
24I0314_B4I1900-BLK1	Iron dissolved	<0.0020	mg/L	F	REG	EPA 6020B	'06 Sep 2024 11:47	0.002	mg/L		
24I0314_B4I1900-BLK1	Lead dissolved	<0.000050	mg/L	F	REG	EPA 6020B	'06 Sep 2024 11:47	0.00005	mg/L		
24I0314_B4I1900-BLK1	Lithium dissolved	<0.000050	mg/L	F	REG	EPA 6020B	'06 Sep 2024 11:47	0.00005	mg/L		
24I0314_B4I1900-BLK1	Magnesium dissolved	<0.0050	mg/L	F	REG	EPA 6020B	'06 Sep 2024 11:47	0.005	mg/L		
24I0314_B4I1900-BLK1	Manganese dissolved	<0.000050	mg/L	F	REG	EPA 6020B	'06 Sep 2024 11:47	0.00005	mg/L		
24I0314_B4I1900-BLK1	Molybdenum dissolved	<0.000010	mg/L	F	REG	EPA 6020B	'06 Sep 2024 11:47	0.00001	mg/L		
24I0314_B4I1900-BLK1	Nickel dissolved	<0.000040	mg/L	F	REG	EPA 6020B	'06 Sep 2024 11:47	0.00004	mg/L		
24I0314_B4I1900-BLK1	Phosphorus dissolved	<0.010	mg/L	F	REG	EPA 6020B	'06 Sep 2024 11:47	0.01	mg/L		
24I0314_B4I1900-BLK1	Potassium dissolved	<0.020	mg/L	F	REG	EPA 6020B	'06 Sep 2024 11:47	0.02	mg/L		
24I0314_B4I1900-BLK1	Selenium dissolved	<0.00010	mg/L	F	REG	EPA 6020B	'06 Sep 2024 11:47	0.0001	mg/L		
24I0314_B4I1900-BLK1	Silicon dissolved	<0.10	mg/L	F	REG	EPA 6020B	'06 Sep 2024 11:47	0.1	mg/L		
24I0314_B4I1900-BLK1	Silver dissolved	<0.000010	mg/L	F	REG	EPA 6020B	'06 Sep 2024 11:47	0.00001	mg/L		
24I0314_B4I1900-BLK1	Sodium dissolved	<0.020	mg/L	F	REG	EPA 6020B	'06 Sep 2024 11:47	0.02	mg/L		
24I0314_B4I1900-BLK1	Strontium dissolved	<0.00010	mg/L	F	REG	EPA 6020B	'06 Sep 2024 11:47	0.0001	mg/L		
24I0314_B4I1900-BLK1	Sulfur dissolved	<1.00	mg/L	F	REG	EPA 6020B	'06 Sep 2024 11:47	1	mg/L		
24I0314_B4I1900-BLK1	Tellurium dissolved	<0.000050	mg/L	F	REG	EPA 6020B	'06 Sep 2024 11:47	0.00005	mg/L		
24I0314_B4I1900-BLK1	Thallium dissolved	<0.0000040	mg/L	F	REG	EPA 6020B	'06 Sep 2024 11:47	0.000004	mg/L		
24I0314_B4I1900-BLK1	Thorium dissolved	<0.000010	mg/L	F	REG	EPA 6020B	'06 Sep 2024 11:47	0.00001	mg/L		
24I0314_B4I1900-BLK1	Tin dissolved	<0.000050	mg/L	F	REG	EPA 6020B	'06 Sep 2024 11:47	0.00005	mg/L		
24I0314_B4I1900-BLK1	Titanium dissolved	<0.00020	mg/L	F	REG	EPA 6020B	'06 Sep 2024 11:47	0.0002	mg/L		
24I0314_B4I1900-BLK1	Tungsten dissolved	<0.00020	mg/L	F	REG	EPA 6020B	'06 Sep 2024 11:47	0.0002	mg/L		
24I0314_B4I1900-BLK1	Uranium dissolved	<0.0000010	mg/L	F	REG	EPA 6020B	'06 Sep 2024 11:47	0.000001	mg/L		
24I0314_B4I1900-BLK1	Vanadium dissolved	<0.00100	mg/L	F	REG	EPA 6020B	'06 Sep 2024 11:47	0.001	mg/L		
24I0314_B4I1900-BLK1	Zinc dissolved	<0.0010	mg/L	F	REG	EPA 6020B	'06 Sep 2024 11:47	0.001	mg/L		
24I0314_B4I1900-BLK1	Zirconium dissolved	<0.000020	mg/L	F	REG	EPA 6020B	'06 Sep 2024 11:47	0.00002	mg/L		
24I0314_B4I1900-BS1	Aluminum dissolved	100	%	F	SC	EPA 6020B	'06 Sep 2024 13:52	1	%	120	80
24I0314_B4I1900-BS1	Antimony dissolved	99	%	F	SC	EPA 6020B	'06 Sep 2024 13:52	1	%	120	80
24I0314_B4I1900-BS1	Arsenic dissolved	98	%	F	SC	EPA 6020B	'06 Sep 2024 13:52	1	%	120	80
24I0314_B4I1900-BS1	Barium dissolved	99	%	F	SC	EPA 6020B	'06 Sep 2024 13:52	1	%	120	80
24I0314_B4I1900-BS1	Beryllium dissolved	98	%	F	SC	EPA 6020B	'06 Sep 2024 13:52	1	%	120	80
24I0314_B4I1900-BS1	Bismuth dissolved	100	%	F	SC	EPA 6020B	'06 Sep 2024 13:52	1	%	120	80
24I0314_B4I1900-BS1	Boron dissolved	99	%	F	SC	EPA 6020B	'06 Sep 2024 13:52	1	%	120	80
24I0314_B4I1900-BS1	Cadmium dissolved	98	%	F	SC	EPA 6020B	'06 Sep 2024 13:52	1	%	120	80
24I0314_B4I1900-BS1	Calcium dissolved	100	%	F	SC	EPA 6020B	'06 Sep 2024 13:52	1	%	120	80
24I0314_B4I1900-BS1	Chromium dissolved	100	%	F	SC	EPA 6020B	'06 Sep 2024 13:52	1	%	120	80
24I0314_B4I1900-BS1	Cobalt dissolved	98	%	F	SC	EPA 6020B	'06 Sep 2024 13:52	1	%	120	80
24I0314_B4I1900-BS1	Copper dissolved	97	%	F	SC	EPA 6020B	'06 Sep 2024 13:52	1	%	120	80
24I0314_B4I1900-BS1	Iron dissolved	97	%	F	SC	EPA 6020B	'06 Sep 2024 13:52	1	%	120	80
24I0314_B4I1900-BS1	Lead dissolved	102	%	F	SC	EPA 6020B	'06 Sep 2024 13:52	1	%	120	80
24I0314_B4I1900-BS1	Lithium dissolved	101	%	F	SC	EPA 6020B	'06 Sep 2024 13:52	1	%	120	80
24I0314_B4I1900-BS1	Magnesium dissolved	97	%	F	SC	EPA 6020B	'06 Sep 2024 13:52	1	%	120	80
24I0314_B4I1900-BS1	Manganese dissolved	98	%	F	SC	EPA 6020B	'06 Sep 2024 13:52	1	%	120	80
24I0314_B4I1900-BS1	Molybdenum dissolved	98	%	F	SC	EPA 6020B	'06 Sep 2024 13:52	1	%	120	80
24I0314_B4I1900-BS1	Nickel dissolved	99	%	F	SC	EPA 6020B	'06 Sep 2024 13:52	1	%	120	80
24I0314_B4I1900-BS1	Phosphorus dissolved	99	%	F	SC	EPA 6020B	'06 Sep 2024 13:52	1	%	120	80
24I0314_B4I1900-BS1	Potassium dissolved	100	%	F	SC	EPA 6020B	'06 Sep 2024 13:52	1	%	120	80
24I0314_B4I1900-BS1	Selenium dissolved	97	%	F	SC	EPA 6020B	'06 Sep 2024 13:52	1	%	120	80
24I0314_B4I1900-BS1	Silicon dissolved	101	%	F	SC	EPA 6020B	'06 Sep 2024 13:52	1	%	120	80
24I0314_B4I1900-BS1	Silver dissolved	99	%	F	SC	EPA 6020B	'06 Sep 2024 13:52	1	%	120	80
24I0314_B4I1900-BS1	Sodium dissolved	98	%	F	SC	EPA 6020B	'06 Sep 2024 13:52	1	%	120	80
24I0314_B4I1900-BS1	Strontium dissolved	99	%	F	SC	EPA 6020B	'06 Sep 2024 13:52	1	%	120	80
24I0314_B4I1900-BS1	Sulfur dissolved	103	%	F	SC	EPA 6020B	'06 Sep 2024 13:52	1	%	120	80
24I0314_B4I1900-BS1	Tellurium dissolved	95	%	F	SC	EPA 6020B	'06 Sep 2024 13:52	1	%	120	80
24I0314_B4I1900-BS1	Thallium dissolved	101	%	F	SC	EPA 6020B	'06 Sep 2024 13:52	1	%	120	80
24I0314_B4I1900-BS1	Thorium dissolved	103	%	F	SC	EPA 6020B	'06 Sep 2024 13:52	1	%	120	80
24I0314_B4I1900-BS1	Tin dissolved	98	%	F	SC	EPA 6020B	'06 Sep 2024 13:52	1	%	120	80
24I0314_B4I1900-BS1	Titanium dissolved	98	%	F	SC	EPA 6020B	'06 Sep 2024 13:52	1	%	120	80
24I0314_B4I1900-BS1	Tungsten dissolved	103	%	F	SC	EPA 6020B	'06 Sep 2024 13:52	1	%	120	80
24I0314_B4I1900-BS1	Uranium dissolved	103	%	F	SC	EPA 6020B	'06 Sep 2024 13:52	1	%	120	80
24I0314_B4I1900-BS1	Vanadium dissolved	98	%	F	SC	EPA 6020B	'06 Sep 2024 13:52	1	%	120	80
24I0314_B4I1900-BS1	Zinc dissolved	98	%	F	SC	EPA 6020B	'06 Sep 2024 13:52	1	%	120	80
24I0314_B4I1900-BS1	Zirconium dissolved	98	%	F	SC	EPA 6020B	'06 Sep 2024 13:52	1	%	120	80

Sulphate:

Certified Reference Material:	Parameter: Sulphate	% Recovery	Matrix Spike %	Units	QC Limits
STD Mineral Water (34.78 mg/L)	32.14	92.4%		%	80 - 120
Spiked Blank (19.61 mg/L)	17.08		87.1%	%	80 - 120

Dissolved Metals by ICP-MS:

Sample Code	Parameter	Result	Result Units	Total or Filtered	Method Type	Method Name	Date Analyzed	EQL	EQL Units	UCL	LCL
24I0314_B4I1900-MS1	Aluminum dissolved	4.21	mg/L	F	REG	EPA 6020B	'06 Sep 2024 13:50	0.001	mg/L	130	70
24I0314_B4I1900-MS1	Antimony dissolved	0.0425	mg/L	F	REG	EPA 6020B	'06 Sep 2024 13:50	0.00005	mg/L	130	70
24I0314_B4I1900-MS1	Arsenic dissolved	0.413	mg/L	F	REG	EPA 6020B	'06 Sep 2024 13:50	0.00005	mg/L	130	70
24I0314_B4I1900-MS1	Barium dissolved	0.0432	mg/L	F	REG	EPA 6020B	'06 Sep 2024 13:50	0.0001	mg/L	130	70
24I0314_B4I1900-MS1	Beryllium dissolved	0.0418	mg/L	F	REG	EPA 6020B	'06 Sep 2024 13:50	0.00001	mg/L	130	70
24I0314_B4I1900-MS1	Bismuth dissolved	0.0367	mg/L	F	REG	EPA 6020B	'06 Sep 2024 13:50	0.00001	mg/L	130	70
24I0314_B4I1900-MS1	Boron dissolved	0.402	mg/L	F	REG	EPA 6020B	'06 Sep 2024 13:50	0.002	mg/L	130	70
24I0314_B4I1900-MS1	Cadmium dissolved	0.0423	mg/L	F	REG	EPA 6020B	'06 Sep 2024 13:50	0.000002	mg/L	130	70
24I0314_B4I1900-MS1	Calcium dissolved	6.5	mg/L	F	REG	EPA 6020B	'06 Sep 2024 13:50	0.05	mg/L	130	70
24I0314_B4I1900-MS1	Chromium dissolved	0.0416	mg/L	F	REG	EPA 6020B	'06 Sep 2024 13:50	0.0005	mg/L	130	70
24I0314_B4I1900-MS1	Cobalt dissolved	0.0399	mg/L	F	REG	EPA 6020B	'06 Sep 2024 13:50	0.000005	mg/L	130	70
24I0314_B4I1900-MS1	Copper dissolved	0.0404	mg/L	F	REG	EPA 6020B	'06 Sep 2024 13:50	0.0001	mg/L	130	70
24I0314_B4I1900-MS1	Iron dissolved	4	mg/L	F	REG	EPA 6020B	'06 Sep 2024 13:50	0.002	mg/L	130	70
24I0314_B4I1900-MS1	Lead dissolved	0.0429	mg/L	F	REG	EPA 6020B	'06 Sep 2024 13:50	0.00005	mg/L	130	70
24I0314_B4I1900-MS1	Lithium dissolved	0.0469	mg/L	F	REG	EPA 6020B	'06 Sep 2024 13:50	0.00005	mg/L	130	70
24I0314_B4I1900-MS1	Magnesium dissolved	4.72	mg/L	F	REG	EPA 6020B	'06 Sep 2024 13:50	0.005	mg/L	130	70
24I0314_B4I1900-MS1	Manganese dissolved	0.0436	mg/L	F	REG	EPA 6020B	'06 Sep 2024 13:50	0.00005	mg/L	130	70
24I0314_B4I1900-MS1	Molybdenum dissolved	0.0402	mg/L	F	REG	EPA 6020B	'06 Sep 2024 13:50	0.00001	mg/L	130	70
24I0314_B4I1900-MS1	Nickel dissolved	0.0423	mg/L	F	REG	EPA 6020B	'06 Sep 2024 13:50	0.00004	mg/L	130	70
24I0314_B4I1900-MS1	Phosphorus dissolved	4.25	mg/L	F	REG	EPA 6020B	'06 Sep 2024 13:50	0.01	mg/L	130	70
24I0314_B4I1900-MS1	Potassium dissolved	8.78	mg/L	F	REG	EPA 6020B	'06 Sep 2024 13:50	0.02	mg/L	130	70
24I0314_B4I1900-MS1	Selenium dissolved	0.4	mg/L	F	REG	EPA 6020B	'06 Sep 2024 13:50	0.0001	mg/L	130	70
24I0314_B4I1900-MS1	Silicon dissolved	4.77	mg/L	F	REG	EPA 6020B	'06 Sep 2024 13:50	0.1	mg/L	130	70
24I0314_B4I1900-MS1	Silver dissolved	0.0291	mg/L	F	REG	EPA 6020B	'06 Sep 2024 13:50	0.00001	mg/L	130	70
24I0314_B4I1900-MS1	Sodium dissolved	5.48	mg/L	F	REG	EPA 6020B	'06 Sep 2024 13:50	0.02	mg/L	130	70
24I0314_B4I1900-MS1	Strontium dissolved	0.0474	mg/L	F	REG	EPA 6020B	'06 Sep 2024 13:50	0.0001	mg/L	130	70
24I0314_B4I1900-MS1	Sulfur dissolved	45.2	mg/L	F	REG	EPA 6020B	'06 Sep 2024 13:50	1	mg/L	130	70
24I0314_B4I1900-MS1	Tellurium dissolved	0.0405	mg/L	F	REG	EPA 6020B	'06 Sep 2024 13:50	0.00005	mg/L	130	70
24I0314_B4I1900-MS1	Thallium dissolved	0.0431	mg/L	F	REG	EPA 6020B	'06 Sep 2024 13:50	0.000004	mg/L	130	70
24I0314_B4I1900-MS1	Thorium dissolved	0.0418	mg/L	F	REG	EPA 6020B	'06 Sep 2024 13:50	0.00001	mg/L	130	70
24I0314_B4I1900-MS1	Tin dissolved	0.0418	mg/L	F	REG	EPA 6020B	'06 Sep 2024 13:50	0.00005	mg/L	130	70
24I0314_B4I1900-MS1	Titanium dissolved	0.041	mg/L	F	REG	EPA 6020B	'06 Sep 2024 13:50	0.0002	mg/L	130	70
24I0314_B4I1900-MS1	Tungsten dissolved	0.0407	mg/L	F	REG	EPA 6020B	'06 Sep 2024 13:50	0.0002	mg/L	130	70
24I0314_B4I1900-MS1	Uranium dissolved	0.0428	mg/L	F	REG	EPA 6020B	'06 Sep 2024 13:50	0.000001	mg/L	130	70
24I0314_B4I1900-MS1	Vanadium dissolved	0.0406	mg/L	F	REG	EPA 6020B	'06 Sep 2024 13:50	0.001	mg/L	130	70
24I0314_B4I1900-MS1	Zinc dissolved	0.419	mg/L	F	REG	EPA 6020B	'06 Sep 2024 13:50	0.001	mg/L	130	70
24I0314_B4I1900-MS1	Zirconium dissolved	0.0417	mg/L	F	REG	EPA 6020B	'06 Sep 2024 13:50	0.00002	mg/L	130	70
24I0314_B4I1906-BLK1	Aluminum dissolved	<0.0010	mg/L	F	REG	EPA 6020B	'06 Sep 2024 20:39	0.001	mg/L		
24I0314_B4I1906-BLK1	Antimony dissolved	<0.000050	mg/L	F	REG	EPA 6020B	'06 Sep 2024 20:39	0.00005	mg/L		
24I0314_B4I1906-BLK1	Arsenic dissolved	<0.000050	mg/L	F	REG	EPA 6020B	'06 Sep 2024 20:39	0.00005	mg/L		
24I0314_B4I1906-BLK1	Barium dissolved	<0.00010	mg/L	F	REG	EPA 6020B	'06 Sep 2024 20:39	0.0001	mg/L		
24I0314_B4I1906-BLK1	Beryllium dissolved	<0.000010	mg/L	F	REG	EPA 6020B	'06 Sep 2024 20:39	0.00001	mg/L		
24I0314_B4I1906-BLK1	Bismuth dissolved	<0.000010	mg/L	F	REG	EPA 6020B	'06 Sep 2024 20:39	0.00001	mg/L		
24I0314_B4I1906-BLK1	Boron dissolved	<0.0020	mg/L	F	REG	EPA 6020B	'06 Sep 2024 20:39	0.002	mg/L		
24I0314_B4I1906-BLK1	Cadmium dissolved	<0.0000020	mg/L	F	REG	EPA 6020B	'06 Sep 2024 20:39	0.000002	mg/L		
24I0314_B4I1906-BLK1	Calcium dissolved	<0.050	mg/L	F	REG	EPA 6020B	'06 Sep 2024 20:39	0.05	mg/L		
24I0314_B4I1906-BLK1	Chromium dissolved	<0.00050	mg/L	F	REG	EPA 6020B	'06 Sep 2024 20:39	0.0005	mg/L		
24I0314_B4I1906-BLK1	Cobalt dissolved	<0.0000050	mg/L	F	REG	EPA 6020B	'06 Sep 2024 20:39	0.000005	mg/L		
24I0314_B4I1906-BLK1	Copper dissolved	<0.00010	mg/L	F	REG	EPA 6020B	'06 Sep 2024 20:39	0.0001	mg/L		
24I0314_B4I1906-BLK1	Iron dissolved	<0.0020	mg/L	F	REG	EPA 6020B	'06 Sep 2024 20:39	0.002	mg/L		
24I0314_B4I1906-BLK1	Lead dissolved	<0.000050	mg/L	F	REG	EPA 6020B	'06 Sep 2024 20:39	0.00005	mg/L		
24I0314_B4I1906-BLK1	Lithium dissolved	<0.000050	mg/L	F	REG	EPA 6020B	'06 Sep 2024 20:39	0.00005	mg/L		
24I0314_B4I1906-BLK1	Magnesium dissolved	<0.0050	mg/L	F	REG	EPA 6020B	'06 Sep 2024 20:39	0.005	mg/L		
24I0314_B4I1906-BLK1	Manganese dissolved	<0.000050	mg/L	F	REG	EPA 6020B	'06 Sep 2024 20:39	0.00005	mg/L		
24I0314_B4I1906-BLK1	Molybdenum dissolved	<0.000010	mg/L	F	REG	EPA 6020B	'06 Sep 2024 20:39	0.00001	mg/L		
24I0314_B4I1906-BLK1	Nickel dissolved	<0.000040	mg/L	F	REG	EPA 6020B	'06 Sep 2024 20:39	0.00004	mg/L		
24I0314_B4I1906-BLK1	Phosphorus dissolved	<0.010	mg/L	F	REG	EPA 6020B	'06 Sep 2024 20:39	0.01	mg/L		
24I0314_B4I1906-BLK1	Potassium dissolved	<0.020	mg/L	F	REG	EPA 6020B	'06 Sep 2024 20:39	0.02	mg/L		
24I0314_B4I1906-BLK1	Selenium dissolved	<0.00010	mg/L	F	REG	EPA 6020B	'06 Sep 2024 20:39	0.0001	mg/L		
24I0314_B4I1906-BLK1	Silicon dissolved	<0.10	mg/L	F	REG	EPA 6020B	'06 Sep 2024 20:39	0.1	mg/L		
24I0314_B4I1906-BLK1	Silver dissolved	<0.000010	mg/L	F	REG	EPA 6020B	'06 Sep 2024 20:39	0.00001	mg/L		
24I0314_B4I1906-BLK1	Sodium dissolved	<0.020	mg/L	F	REG	EPA 6020B	'06 Sep 2024 20:39	0.02	mg/L		
24I0314_B4I1906-BLK1	Strontium dissolved	<0.00010	mg/L	F	REG	EPA 6020B	'06 Sep 2024 20:39	0.0001	mg/L		
24I0314_B4I1906-BLK1	Sulfur dissolved	<1.00	mg/L	F	REG	EPA 6020B	'06 Sep 2024 20:39	1	mg/L		
24I0314_B4I1906-BLK1	Tellurium dissolved	<0.000050	mg/L	F	REG	EPA 6020B	'06 Sep 2024 20:39	0.00005	mg/L		
24I0314_B4I1906-BLK1	Thallium dissolved	<0.0000040	mg/L	F	REG	EPA 6020B	'06 Sep 2024 20:39	0.000004	mg/L		
24I0314_B4I1906-BLK1	Thorium dissolved	<0.000010	mg/L	F	REG	EPA 6020B	'06 Sep 2024 20:39	0.00001	mg/L		
24I0314_B4I1906-BLK1	Tin dissolved	<0.000050	mg/L	F	REG	EPA 6020B	'06 Sep 2024 20:39	0.00005	mg/L		
24I0314_B4I1906-BLK1	Titanium dissolved	<0.00020	mg/L	F	REG	EPA 6020B	'06 Sep 2024 20:39	0.0002	mg/L		
24I0314_B4I1906-BLK1	Tungsten dissolved	<0.00020	mg/L	F	REG	EPA 6020B	'06 Sep 2024 20:39	0.0002	mg/L		
24I0314_B4I1906-BLK1	Uranium dissolved	<0.0000010	mg/L	F	REG	EPA 6020B	'06 Sep 2024 20:39	0.000001	mg/L		
24I0314_B4I1906-BLK1	Vanadium dissolved	<0.00100	mg/L	F	REG	EPA 6020B	'06 Sep 2024 20:39	0.001	mg/L		
24I0314_B4I1906-BLK1	Zinc dissolved	<0.0010	mg/L	F	REG	EPA 6020B	'06 Sep 2024 20:39	0.001	mg/L		
24I0314_B4I1906-BLK1	Zirconium dissolved	<0.000020	mg/L	F	REG	EPA 6020B	'06 Sep 2024 20:39	0.00002	mg/L		

CERTIFICATE OF ANALYSIS ▪ MEND-SFE QA/QC RESULTS

Global
ARD Testing Services Inc.

GLOBAL PROJECT NO: 2329 (B35) - Rechecks
CLIENT: WSP Canada Ltd.
PROJECT NAME: Kinross Great Bear Project
PROJECT NO: OMEMA2303
REPORT VERSION: 2

Sulphate:

Certified Reference Material:	Parameter: Sulphate	% Recovery	Matrix Spike %	Units	QC Limits
STD Mineral Water (34.78 mg/L)	32.14	92.4%		%	80 - 120
Spiked Blank (19.61 mg/L)	17.08		87.1%	%	80 - 120

Dissolved Metals by ICP-MS:

Sample Code	Parameter	Result	Result Units	Total or Filtered	Method Type	Method Name	Date Analyzed	EQL	EQL Units	UCL	LCL
24I0314_B4I1906-BS1	Aluminum dissolved	100	%	F	SC	EPA 6020B	'06 Sep 2024 22:11	1	%	120	80
24I0314_B4I1906-BS1	Antimony dissolved	103	%	F	SC	EPA 6020B	'06 Sep 2024 22:11	1	%	120	80
24I0314_B4I1906-BS1	Arsenic dissolved	99	%	F	SC	EPA 6020B	'06 Sep 2024 22:11	1	%	120	80
24I0314_B4I1906-BS1	Barium dissolved	102	%	F	SC	EPA 6020B	'06 Sep 2024 22:11	1	%	120	80
24I0314_B4I1906-BS1	Beryllium dissolved	99	%	F	SC	EPA 6020B	'06 Sep 2024 22:11	1	%	120	80
24I0314_B4I1906-BS1	Bismuth dissolved	102	%	F	SC	EPA 6020B	'06 Sep 2024 22:11	1	%	120	80
24I0314_B4I1906-BS1	Boron dissolved	100	%	F	SC	EPA 6020B	'06 Sep 2024 22:11	1	%	120	80
24I0314_B4I1906-BS1	Cadmium dissolved	102	%	F	SC	EPA 6020B	'06 Sep 2024 22:11	1	%	120	80
24I0314_B4I1906-BS1	Calcium dissolved	98	%	F	SC	EPA 6020B	'06 Sep 2024 22:11	1	%	120	80
24I0314_B4I1906-BS1	Chromium dissolved	100	%	F	SC	EPA 6020B	'06 Sep 2024 22:11	1	%	120	80
24I0314_B4I1906-BS1	Cobalt dissolved	99	%	F	SC	EPA 6020B	'06 Sep 2024 22:11	1	%	120	80
24I0314_B4I1906-BS1	Copper dissolved	99	%	F	SC	EPA 6020B	'06 Sep 2024 22:11	1	%	120	80
24I0314_B4I1906-BS1	Iron dissolved	99	%	F	SC	EPA 6020B	'06 Sep 2024 22:11	1	%	120	80
24I0314_B4I1906-BS1	Lead dissolved	101	%	F	SC	EPA 6020B	'06 Sep 2024 22:11	1	%	120	80
24I0314_B4I1906-BS1	Lithium dissolved	99	%	F	SC	EPA 6020B	'06 Sep 2024 22:11	1	%	120	80
24I0314_B4I1906-BS1	Magnesium dissolved	100	%	F	SC	EPA 6020B	'06 Sep 2024 22:11	1	%	120	80
24I0314_B4I1906-BS1	Manganese dissolved	99	%	F	SC	EPA 6020B	'06 Sep 2024 22:11	1	%	120	80
24I0314_B4I1906-BS1	Molybdenum dissolved	101	%	F	SC	EPA 6020B	'06 Sep 2024 22:11	1	%	120	80
24I0314_B4I1906-BS1	Nickel dissolved	99	%	F	SC	EPA 6020B	'06 Sep 2024 22:11	1	%	120	80
24I0314_B4I1906-BS1	Phosphorus dissolved	100	%	F	SC	EPA 6020B	'06 Sep 2024 22:11	1	%	120	80
24I0314_B4I1906-BS1	Potassium dissolved	102	%	F	SC	EPA 6020B	'06 Sep 2024 22:11	1	%	120	80
24I0314_B4I1906-BS1	Selenium dissolved	97	%	F	SC	EPA 6020B	'06 Sep 2024 22:11	1	%	120	80
24I0314_B4I1906-BS1	Silicon dissolved	100	%	F	SC	EPA 6020B	'06 Sep 2024 22:11	1	%	120	80
24I0314_B4I1906-BS1	Silver dissolved	103	%	F	SC	EPA 6020B	'06 Sep 2024 22:11	1	%	120	80
24I0314_B4I1906-BS1	Sodium dissolved	99	%	F	SC	EPA 6020B	'06 Sep 2024 22:11	1	%	120	80
24I0314_B4I1906-BS1	Strontium dissolved	99	%	F	SC	EPA 6020B	'06 Sep 2024 22:11	1	%	120	80
24I0314_B4I1906-BS1	Sulfur dissolved	99	%	F	SC	EPA 6020B	'06 Sep 2024 22:11	1	%	120	80
24I0314_B4I1906-BS1	Tellurium dissolved	97	%	F	SC	EPA 6020B	'06 Sep 2024 22:11	1	%	120	80
24I0314_B4I1906-BS1	Thallium dissolved	101	%	F	SC	EPA 6020B	'06 Sep 2024 22:11	1	%	120	80
24I0314_B4I1906-BS1	Thorium dissolved	104	%	F	SC	EPA 6020B	'06 Sep 2024 22:11	1	%	120	80
24I0314_B4I1906-BS1	Tin dissolved	101	%	F	SC	EPA 6020B	'06 Sep 2024 22:11	1	%	120	80
24I0314_B4I1906-BS1	Titanium dissolved	98	%	F	SC	EPA 6020B	'06 Sep 2024 22:11	1	%	120	80
24I0314_B4I1906-BS1	Tungsten dissolved	103	%	F	SC	EPA 6020B	'06 Sep 2024 22:11	1	%	120	80
24I0314_B4I1906-BS1	Uranium dissolved	102	%	F	SC	EPA 6020B	'06 Sep 2024 22:11	1	%	120	80
24I0314_B4I1906-BS1	Vanadium dissolved	100	%	F	SC	EPA 6020B	'06 Sep 2024 22:11	1	%	120	80
24I0314_B4I1906-BS1	Zinc dissolved	99	%	F	SC	EPA 6020B	'06 Sep 2024 22:11	1	%	120	80
24I0314_B4I1906-BS1	Zirconium dissolved	101	%	F	SC	EPA 6020B	'06 Sep 2024 22:11	1	%	120	80
24I0314_B4I2107-BLK1	Phosphorus Total Dissolved	<0.0050	mg/L	F	REG	SM 4500-P F (20	'09 Sep 2024 00:00	0.005	mg/L		
24I0314_B4I2107-BLK3	Phosphorus Total Dissolved	<0.0050	mg/L	F	REG	SM 4500-P F (20	'09 Sep 2024 00:00	0.005	mg/L		
24I0314_B4I2107-BS1	Phosphorus Total Dissolved	98	%	F	SC	SM 4500-P F (20	'09 Sep 2024 00:00	1	%	115	85
24I0314_B4I2107-BS3	Phosphorus Total Dissolved	105	%	F	SC	SM 4500-P F (20	'09 Sep 2024 00:00	1	%	115	85
24I0314_B4I2130-BLK1	Mercury dissolved	<0.0050	ug/L	F	REG	EPA 245.7*	'08 Sep 2024 11:19	0.005	ug/L		
24I0314_B4I2130-BLK2	Mercury dissolved	<0.0050	ug/L	F	REG	EPA 245.7*	'08 Sep 2024 12:02	0.005	ug/L		
24I0314_B4I2130-BLK3	Mercury dissolved	<0.0050	ug/L	F	REG	EPA 245.7*	'08 Sep 2024 12:45	0.005	ug/L		
24I0314_B4I2130-BLK4	Mercury dissolved	<0.0050	ug/L	F	REG	EPA 245.7*	'08 Sep 2024 13:29	0.005	ug/L		
24I0314_B4I2130-BLK5	Mercury dissolved	<0.0050	ug/L	F	REG	EPA 245.7*	'08 Sep 2024 14:17	0.005	ug/L		
24I0314_B4I2130-BLK6	Mercury dissolved	<0.0050	ug/L	F	REG	EPA 245.7*	'08 Sep 2024 14:55	0.005	ug/L		
24I0314_B4I2130-BS1	Mercury dissolved	106	%	F	SC	EPA 245.7*	'08 Sep 2024 11:57	1	%	120	80
24I0314_B4I2130-BS2	Mercury dissolved	102	%	F	SC	EPA 245.7*	'08 Sep 2024 12:40	1	%	120	80
24I0314_B4I2130-BS3	Mercury dissolved	104	%	F	SC	EPA 245.7*	'08 Sep 2024 13:23	1	%	120	80
24I0314_B4I2130-BS4	Mercury dissolved	105	%	F	SC	EPA 245.7*	'08 Sep 2024 14:11	1	%	120	80
24I0314_B4I2130-BS5	Mercury dissolved	95	%	F	SC	EPA 245.7*	'08 Sep 2024 14:49	1	%	120	80
24I0314_B4I2130-BS6	Mercury dissolved	103	%	F	SC	EPA 245.7*	'08 Sep 2024 15:30	1	%	120	80
24I0314_B4I2130-MS1	Mercury dissolved	2.24	ug/L	F	REG	EPA 245.7*	'08 Sep 2024 11:55	0.005	ug/L	130	70

NOTES:
Job No: 24I0314

Abbreviations & Descriptions:
Method Blank (Blk): A blank sample that undergoes sample processing identical to that carried out for the test samples.
Method Blank results are used to assess contamination from the laboratory environment and reagents.

Duplicate (Dup): An additional or second portion of a randomly selected sample in the analytical run carried through the entire analytical process.
Duplicates provide a measure of the analytical method's precision (reproducibility).

Blank Spike (BS): A sample of known concentration which undergoes processing identical to that carried out for test samples, also referred to as a laboratory control sample (LCS).
Blank spikes provide a measure of the analytical method's accuracy.

Matrix Spike (MS): A second aliquot of sample is fortified with a known concentration of target analytes and carried through the entire analytical process.
Matrix spikes evaluate potential matrix effects that may affect the analyte recovery.

Standard Reference Material (SRM): A homogenous material of similar matrix to the samples, certified for the parameter(s) listed.
Reference Materials ensure that the analytical process is adequate to achieve acceptable recoveries of the parameter(s) tested.

CERTIFICATE OF ANALYSIS ▪ MEND-SFE QA/QC RESULTS

Global
ARD Testing Services Inc.

GLOBAL PROJECT NO: 2329 (B35) - Rechecks
CLIENT: WSP Canada Ltd.
PROJECT NAME: Kinross Great Bear Project
PROJECT NO: OMEMA2303
REPORT VERSION: 2

Sulphate:

Certified Reference Material:	Parameter: Sulphate	% Recovery	Matrix Spike %	Units	QC Limits
STD Mineral Water (34.78 mg/L)	32.14	92.4%		%	80 - 120
Spiked Blank (19.61 mg/L)	17.08		87.1%	%	80 - 120

Dissolved Metals by ICP-MS:

Sample Code	Parameter	Result	Result Units	Total or Filtered	Method Type	Method Name	Date Analyzed	EQL	EQL Units	UCL	LCL

Each QC type is analyzed at a 5-10% frequency, i.e. one blank/duplicate/spike for every 10-20 samples.

For all types of QC, specified recovery (% Rec) and relative percent difference (RPD) limits are derived from long-term method performance averages and/or prescribed by the reference method.

EQL = Estimated Quantitation Limits
PQL = Practical Quantitation Limits
UCL = Upper Control Limit
LCL = Lower Control Limit
BLK = Blank
BS = Blank Spike
MS = Matrix Spike
DUP = Duplicate

CERTIFICATE OF ANALYSIS ▪ COVER PAGE

Global ARD Testing Services Inc.

CLIENT INFORMATION	
Client:	WSP E&I Canada Ltd.
Project Manager:	Anna Klein
Mailing Address	6925 Century Ave.
	Mississauga, ON; L5N 7K2
Contact No:	647-620-5190

COMPANY INFORMATION	
Legal Name:	Global ARD Testing Services Inc.
Mailing Address:	6891 Antrim Avenue
	Burnaby, BC
	V5J 4M5
Contact No:	
	Main: (604) 428-2730
	Alternate: (604) 603-1359

PROJECT INFORMATION	
Project Name:	Kinross Great Bear Project
Project Number:	OMEMA2303

REPORTING	
Global Project No:	2329 (B3)
Report Version:	3
Pages (Including Cover):	3
Report Title:	COA 2329(B3) x50 Great Bear Samples (rec'd 7-Jul23)
Analysis Reviewed By:	Prab Bhatia (Pbhatia@globalARDtesting.com)
Position:	Project Manager
Report Certified By:	Prab Bhatia
Signature:	Prab Bhatia

RESULTS		
Reported To:	**1**	Kristen Gault (kristen.gault@woodplc.com)
	2	Anna Klein (anna.klein@woodplc.com)
	3	Ashley Moncrief (ashley.moncrief@kinross.com)
	4	
Date Reported:		
	Version-1:	July 21, 2023
	Version-2:	August 3, 2023
	Version-3:	August 15, 2023 (Sulphide-S by EPA600)

INVOICE		
Submitted To:	**1**	Ashley Moncrief (ashley.moncrief@kinross.com)
	2	Kristen Gault (kristen.gault@woodplc.com)
	3	Anna Klein (anna.klein@woodplc.com)
	4	
Client PO No:		
Global Invoice No:		ARD2329-0723A
Date Submitted:		

NOTES
All samples and pulps are stored at no charge for 90 days past reporting date.
Please contact the lab if you would like to continue storage past 90 days.
Storage charges will apply.

Global
ARD Testing Services Inc.

CERTIFICATE OF ANALYSIS ▪ SAMPLE DETAILS

GLOBAL PROJECT NO: 2329 (B3)
CLIENT: WSP E&I Canada Ltd.
PROJECT NAME: Kinross Great Bear Project
PROJECT NO: OMEMA2303
REPORT VERSION: 3

SAMPLE RECEIPT INFO	
Date Samples Received:	July 7, 2023
No of Samples Received:	50
Samples Received By:	Garry

ANALYTICAL INSTRUCTIONS	
From:	Anna Klein (anna.klein@woodplc.com)
	as per email Confirmation
Date:	June 23, 2023

S. No.	Sample ID	Sample Description	Condition (Wet/Dry)	Wt. of Sample Rec'd (g)	Global Notes (if any)
1	DX450021	Pulp	Dry	50.00	
2	DX450024	Pulp	Dry	50.00	
3	DX450028	Pulp	Dry	50.00	
4	DX450035	Pulp	Dry	50.00	
5	DX450036	Pulp	Dry	50.00	
6	DX450038	Pulp	Dry	50.00	
7	DX450041	Pulp	Dry	50.00	
8	DX450046	Pulp	Dry	50.00	
9	DX450047	Pulp	Dry	50.00	
10	DX450050	Pulp	Dry	50.00	
11	DX450063	Pulp	Dry	50.00	
12	DX450065	Pulp	Dry	50.00	
13	DX450066	Pulp	Dry	50.00	
14	DX450076	Pulp	Dry	50.00	
15	DX450096	Pulp	Dry	50.00	
16	DX450097	Pulp	Dry	50.00	
17	DX450098	Pulp	Dry	50.00	
18	DX450100	Pulp	Dry	50.00	
19	DX450105	Pulp	Dry	50.00	
20	DX450111	Pulp	Dry	50.00	
21	DX450124	Pulp	Dry	50.00	
22	DX450125	Pulp	Dry	50.00	
23	DX450126	Pulp	Dry	50.00	
24	DX450132	Pulp	Dry	50.00	
25	DX450134	Pulp	Dry	50.00	
26	DX450142	Pulp	Dry	50.00	
27	DX450146	Pulp	Dry	50.00	
28	DX450154	Pulp	Dry	50.00	
29	DX450162	Pulp	Dry	50.00	
30	DX450166	Pulp	Dry	50.00	
31	DX450172	Pulp	Dry	50.00	
32	DX450188	Pulp	Dry	50.00	
33	DX450193	Pulp	Dry	50.00	
34	DX450201	Pulp	Dry	50.00	
35	DX450209	Pulp	Dry	50.00	
36	DX450221	Pulp	Dry	50.00	
37	DX450222	Pulp	Dry	50.00	
38	DX450227	Pulp	Dry	50.00	
39	DX450232	Pulp	Dry	50.00	
40	DX 550060	Pulp	Dry	50.00	
41	DX 550063	Pulp	Dry	50.00	
42	DX 550065	Pulp	Dry	50.00	
43	DX 550066	Pulp	Dry	50.00	
44	DX 550072	Pulp	Dry	50.00	
45	DX 550074	Pulp	Dry	50.00	
46	DX 550080	Pulp	Dry	50.00	
47	DX 550083	Pulp	Dry	50.00	
48	DX 550085	Pulp	Dry	50.00	
49	DX 550107	Pulp	Dry	50.00	
50	DX 550108	Pulp	Dry	50.00	

Total wt of sample rec'd (kg): **2.50**

Global
ARD Testing Services Inc.

CERTIFICATE OF ANALYSIS ▪ ABA RESULTS

GLOBAL PROJECT NO: 2329 (B3)
CLIENT: WSP E&I Canada Ltd.
PROJECT NAME: Kinross Great Bear Project
PROJECT NO: OMEMA2303
REPORT VERSION: 3

								Sequential Leach		Na_2CO_3 Leach	Nitric Acid Leach					
S. No.	**Sample ID**	**Paste pH**	**Fizz Rating**	**Total Carbon**	**Total Inorganic C**	**$CaCO_3$ Equivalents[*1]**	**Total Sulphur**	**Sulphate Sulphur**	**Sulphide Sulphur**	**Sulphate Sulphur**	**Sulphide Sulphur**	**Non-Extractable Sulphur[*2]**	**AP[*3]**	**Modified ABA NP**	**NNP[*4]**	**NPR[*5]**
	Units:	**pH Units**		**wt %**	**wt %**	**kg CaCO3/tonne**	**wt %**	**wt %**	**wt %**	**wt %**	**wt %**	**wt %**	**kg CaCO3/tonne**			
	Reported Detection Limit:	***0.1***		***0.02***	***0.02***	***1.7***	***0.01***	***0.01***	***0.01***	***0.01***	***0.01***	***0.01***	**0.3**	***0.5***		
1	DX450021						8.49	0.04	1.79	0.04	1.51	6.98				
2	DX450024						0.23	<0.01	0.01	<0.01	0.01	0.22				
3	DX450028						0.51	<0.01	0.03	<0.01	0.02	0.49				
4	DX450035						8.69	0.03	0.04	0.01						
5	DX450036						2.59	<0.01	0.09	<0.01	0.13	2.46				
6	DX450038						2.78	<0.01	1.86	0.01	1.62	1.16				
7	DX450041						1.73	<0.01	0.36	0.01	0.30	1.43				
8	DX450046						0.05	<0.01	0.01	<0.01	0.02	0.03				
9	DX450047						0.09	<0.01	0.01	<0.01	0.02	0.07				
10	DX450050						0.67	<0.01	0.16	<0.01	0.18	0.49				
11	DX450063						5.95	0.02	0.03	0.01						
12	DX450065						0.04	<0.01	0.01	<0.01	0.02	0.02				
13	DX450066						0.13	<0.01	0.01	<0.01	0.02	0.12				
14	DX450076						6.81	<0.01	3.83	0.01	3.93	2.88				
15	DX450096						4.01	<0.01	1.23	<0.01	1.57	2.44				
16	DX450097						0.28	<0.01	0.02	<0.01	<0.01	0.28				
17	DX450098						0.17	<0.01	0.03	<0.01	0.07	0.10				
18	DX450100						0.08	<0.01	0.01	<0.01	0.03	0.05				
19	DX450105						2.01	<0.01	1.03	<0.01	0.97	1.04				
20	DX450111						0.18	<0.01	0.04	<0.01	0.05	0.12				
21	DX450124						0.04	<0.01	0.01	<0.01	0.02	0.02				
22	DX450125						0.12	<0.01	0.02	<0.01	0.04	0.08				
23	DX450126						0.02	<0.01	0.01	<0.01	<0.01	0.02				
24	DX450132						1.49	<0.01	0.71	0.01	0.72	0.77				
25	DX450134						5.70	<0.01	0.79	0.02						
26	DX450142						0.35	<0.01	0.18	<0.01						
27	DX450146						0.08	<0.01	<0.01	<0.01	0.02	0.07				
28	DX450154						3.32	<0.01	2.29	0.01	2.60	0.72				
29	DX450162						0.14	<0.01	<0.01	<0.01	0.02	0.12				
30	DX450166						0.52	<0.01	0.10	<0.01	0.14	0.38				
31	DX450172						0.11	<0.01	<0.01	<0.01	<0.01	0.11				
32	DX450188						0.11	<0.01	<0.01	<0.01	0.03	0.08				
33	DX450193						4.17	<0.01	3.38	0.01	3.31	0.86				
34	DX450201						0.04	<0.01	0.01	<0.01	0.02	0.02				

35	DX450209						0.08	<0.01	0.01	<0.01	0.04	0.05				
36	DX450221						0.36	<0.01	0.17	<0.01	0.17	0.19				
37	DX450222						1.81	<0.01	1.32	0.01	1.57	0.24				
38	DX450227						0.06	<0.01	0.01	0.01	0.02	0.05				
39	DX450232						1.29	<0.01	0.86	0.01	0.77	0.52				
40	DX 550060						3.37	<0.01	0.03	0.01						
41	DX 550063						0.96	<0.01	0.06	0.01	0.03	0.94				
42	DX 550065						0.84	<0.01	0.02	0.01	<0.01	0.84				
43	DX 550066						0.13	<0.01	0.01	0.01	0.03	0.10				
44	DX 550072						0.36	<0.01	0.01	0.01	<0.01	0.36				
45	DX 550074						1.46	<0.01	0.96	0.01	1.12	0.34				
46	DX 550080						0.88	<0.01	0.29	0.01	0.27	0.61				
47	DX 550083						1.31	<0.01	0.23	0.01	0.27	1.04				
48	DX 550085						2.18	<0.01	1.41	0.01	1.41	0.77				
49	DX 550107						2.55	0.01	1.91	0.03	1.92	0.63				
50	DX 550108						2.11	<0.01	1.44	0.02	1.35	0.76				
QUALITY ASSURANCE / QUALITY CONTROL																
Pulp Replicates:																
10	DX450050						0.67	<0.01	0.16	<0.01	0.18					
10D	DX450050(Dup)						0.68	<0.01	0.16	<0.01	0.18					
%RPD							-1%		0%		0%					
20	DX450111						0.18	<0.01	0.04	<0.01	0.05					
20D	DX450111(Dup)						0.18	<0.01	0.04	<0.01	0.03					
%RPD							1%		0%		54%					
30	DX450166						0.52	<0.01	0.10	<0.01	0.14					
30D	DX450166(Dup)						0.51	<0.01	0.09	<0.01	0.12					
%RPD							2%		11%		13%					
40	DX 550060						3.37	<0.01	0.03	0.01						
40D	DX 550060(Dup)						3.37	<0.01	0.03	0.01						
%RPD							0%			0%						
50	DX 550108						2.11	<0.01	1.44	0.02	1.35					
50D	DX 550108(Dup)						2.08	<0.01	1.38	0.02	1.40					
%RPD							1%		4%	0%	-4%					
1	DX450021						8.49	0.04	1.79							
1D	DX450021(Dup)						8.42	0.03	1.85							
%RPD							1%	29%	-3%							
4	DX450035						8.69	0.03	0.04							
4D	DX450035(Dup)						8.61	0.02	0.05							
%RPD							1%	40%	-22%							
5	DX450036						2.59	<0.01	0.09							
5D	DX450036(Dup)						2.54	<0.01	0.08							
%RPD							2%		12%							
11	DX450063						5.95	0.02	0.03							
11D	DX450063(Dup)						5.86	0.01	0.04							
%RPD							2%	67%	-29%							
14	DX450076						6.81	<0.01	3.83							
14D	DX450076(Dup)						6.72	<0.01	3.83							
%RPD							1%		0%							
15	DX450096						4.01	<0.01	1.23							
15D	DX450096(Dup)						3.95	<0.01	1.31							

%RPD							2%		-6%							
25	DX450134						5.70	<0.01	0.79							
25D	DX450134(Dup)						5.56	<0.01	0.86							
%RPD							2%		-8%							
47	DX 550083						1.31	<0.01	0.23							
47D	DX 550083(Dup)						1.29	<0.01	0.24							
%RPD							2%		-4%							
Reference Material Analysis:																
Reference Material							LECO ORE	RTS-3a	KZK-1	RTS-3a	KZK-1					
Ref. Material Certified Value							**1.94**	**1.10**	**0.37**	**1.10**	**0.37**					
Reference Material Results							1.94	1.05	0.35	0.97	0.38					
Acceptance Range:							***90% - 110%***	***90% - 110%***	***90% - 110%***	***90% - 110%***	***90% - 110%***					
Method Blank Analysis:																
Method Blank Results			<0.01	<0.02			<0.01	<0.01	<0.01	<0.01	<0.01					
GLOBAL SOP NO./METHOD:	*ARD-005*	*ARD-005*	*LECO*	*$HClO_4$ Leach CO_2 Coulometer*	*Calc.*	*LECO*	*ARD-013 (Seq. HCl/HNO3 leach)*			*ARD-013 (Na_2CO_3 Leach)*	*EPA600*	*Calc.*	*Calc.*	*ARD-005*	*Calc.*	*Calc.*

NOTES:
Job No: 20230717 & 20230721 & 20230724

Date of Analysis (24 h): July 14, 2023
pH of DI water used (pH units): 5.57
EC of DI water used (µS/cm): 0.95

METHODS:
Total Sulphur by Leco.
Total Inorganic Carbon (TIC): $HClO_4$ leach, evolved CO_2 analysed by CO_2 Coulometer.

ABBREVIATIONS:
R = Rep = Replicate (a replicate is a sub-sample scooped from a single pulp sample bag produced per client sample)
D = Dup = Duplicate (a duplicate is 2nd sub-pulp sample bag produced by processing a 2nd split of the client sample. A duplicate pulp sample is prepared only at client request.
EC = Electric Conductivity
NP = Neutralization Potential
Calc. = Calculation
IND = Indeterminate
COA = Certificate Of Analysis
N/A = Not Applicable
NR = Not Reported

CALCULATIONS:
- *[1] $CaCO_3$ Equivalents: Is based on TIC (Total Inorganic Carbon)
- *[2] Non-Extractable Sulphur: Total sulphur - (sulphate sulphur + sulphide sulphur)
- *[3] AP (Acid Potential): Sulphide-sulphur x 31.25
- *[4] NNP (Net Neutralization Potential): NP - AP
- *[5] NPR (Neutralization Potential Ratio): NP/AP

REFERENCES:
Sample Preparation: ASTM E877-08; MEND Report 1.20.1, Version 0 (2009)
ABA: Air-dried, jaw-crushed, split by riffling and pulverized to 85% passing 200 mesh (75 µm).
Surface Rinse-pH: MEND Report 1.20.1, Version 0 (2009).
Modified ABA (Sobek) NP: MEND Acid Rock Drainage Prediction Manual, MEND Project 1.16.1b (pages 6.2-11 to 17), March 1991.
STD Sobek NP / Paste pH / Fizz Rating: Sobek, A.A., Schuller, W.A., Freeman, J.R. and Smith, R.M.; US EPA-600/2-78-054 (1978).
Paste pH / Fizz Rating: Sobek, A.A., Schuller, W.A., Freeman, J.R. and Smith, R.M.; US EPA-600/2-78-054 (1978).
Sulphate Sulphur: Based on MEND method using HCl leach. The S extracted is determined by analysing the extract for SO_4 using UV-Vis Spectrophotometer (STD Method 4500-SO42- E).
Sulphur Speciation: Sequential HCl and HNO_3 leach. The S extracted is determined by analysing the extract for SO_4 using UV-Vis Spectrophotometer (STD Method 4500-SO42- E).
Peroxide Siderite Correction for Sobek NP: Skousen, J., Renton, J., Brown, H., Evans, P., Leavitt, B., Brady, K., Cohen, L. and Ziemkiewicz, P. (1997), Neutralization Potential of Overburden Samples containing Siderite, Journal of Environmental Quality, v26, n3, p673-681.

CERTIFICATE OF ANALYSIS ▪ COVER PAGE

Global ARD Testing Services Inc.

CLIENT INFORMATION	
Client:	WSP Canada Ltd.
Project Manager:	Anna Klein
Mailing Address	201-1224 Gardiners Rd.
	Kingston, ON. K7P 0G2
Contact No:	(343) 333-2306

COMPANY INFORMATION	
Legal Name:	Global ARD Testing Services Inc.
Mailing Address:	6891 Antrim Avenue
	Burnaby, BC
	V5J 4M5
Contact No:	
	Main: (604) 428-2730
	Alternate: (604) 603-1359

PROJECT INFORMATION	
Project Name:	Kinross Great Bear Project
Project Number:	N/A

RESULTS		
Reported To:	**1**	Kristen Gault (kristen.gault@wsp.com)
	2	Anna Klein (anna.klein@wsp.com)
	3	Matias Silva (matias.silvacaceres@wsp.com)
	4	Yuanyi Wang (yuanyi.wang@wsp.com)
Date Reported:	**Version-1:**	Tuesday, July 30, 2024
	Version-2:	August 22, 2024
	Version-3:	November 12, 2025

REPORTING	
Global Project No:	2329 (B14)-E
Report Version:	3
Pages (Including Cover):	5
Report Title:	COA 2329 (B14)-E x 75 Kinross Great Bear Project Samples (rec'd 29-Apr24)
Analysis Reviewed By:	Prab Bhatia (Pbhatia@globalARDtesting.com)
Position:	Project Manager
Report Certified By:	Prab Bhatia
Signature:	Prab Bhatia

INVOICE		
Submitted To:	**1**	Sabina Abdullayeva (sabina.abdullayeva@kinross.com)
	2	Matthew Hart (matthew.hart@kinross.com)
	3	Kristen Gault (kristen.gault@wsp.com)
	4	Anna Klein (anna.klein@wsp.com)
Client PO No:		
Global Invoice No:		ARD2329-0724A
Date Submitted:		Wednesday, July 31, 2024

NOTES
All samples and pulps are stored at no charge for 90 days past reporting date.
Please contact the lab if you would like to continue storage past 90 days.
Storage charges will apply.
VERSIONS:
Version-1: Full Report
Version-2: Added Se Raw Data
Version-3: Alternate Summarized Report for Sarah

CERTIFICATE OF ANALYSIS ▪ SAMPLE DETAILS

Global
ARD Testing Services Inc.

GLOBAL PROJECT NO: 2329 (B14)-E
CLIENT: WSP Canada Ltd.
PROJECT NAME: Kinross Great Bear Project
PROJECT NO: N/A
REPORT VERSION: 3

SAMPLE RECEIPT INFO	
Date Samples Received:	Monday, April 29, 2024
No of Samples Received:	65
Samples Received By:	Said

ANALYTICAL INSTRUCTIONS	
From:	
	as per email Confirmation
Date:	Monday, April 29, 2024

S. No.	Sample ID	Sample Description	Condition (Wet/Dry)	Wt. of Sample Rec'd (kg)	Global Notes (if any)
1	031522	Pulp	Dry		
2	031523	Pulp	Dry		
3	031524	Pulp	Dry		
4	031526	Pulp	Dry		
5	031527	Pulp	Dry		
6	031528	Pulp	Dry		
7	031529	Pulp	Dry		
8	031530	Pulp	Dry		
9	031531	Pulp	Dry		
10	031532	Pulp	Dry		
11	031577	Pulp	Dry		
12	031578	Pulp	Dry		
13	031579	Pulp	Dry		
14	031580	Pulp	Dry		
15	031581	Pulp	Dry		
16	031582	Pulp	Dry		
17	031583	Pulp	Dry		
18	031584	Pulp	Dry		
19	031585	Pulp	Dry		
20	031586	Pulp	Dry		
21	031587	Pulp	Dry		
22	031588	Pulp	Dry		
23	031589	Pulp	Dry		
24	031590	Pulp	Dry		
25	031591	Pulp	Dry		
26	031592	Pulp	Dry		
27	031593	Pulp	Dry		
28	031594	Pulp	Dry		
29	031595	Pulp	Dry		
30	031596	Pulp	Dry		
31	031597	Pulp	Dry		
32	031598	Pulp	Dry		
33	031602	Pulp	Dry		
34	031603	Pulp	Dry		
35	031604	Pulp	Dry		
36	031610	Pulp	Dry		
37	031611	Pulp	Dry		
38	031614	Pulp	Dry		
39	031617	Pulp	Dry		
40	031618	Pulp	Dry		
41	031620	Pulp	Dry		
42	031621	Pulp	Dry		
43	116951	Pulp	Dry		
44	031599	Pulp	Dry		
45	031600	Pulp	Dry		
46	031601	Pulp	Dry		
47	031606	Pulp	Dry		
48	031607	Pulp	Dry		
49	031608	Pulp	Dry		
50	031609	Pulp	Dry		

CERTIFICATE OF ANALYSIS ▪ SAMPLE DETAILS

Global ARD Testing Services Inc.

GLOBAL PROJECT NO: 2329 (B14)-E
CLIENT: WSP Canada Ltd.
PROJECT NAME: Kinross Great Bear Project
PROJECT NO: N/A
REPORT VERSION: 3

SAMPLE RECEIPT INFO	
Date Samples Received:	Monday, April 29, 2024
No of Samples Received:	65
Samples Received By:	Said

ANALYTICAL INSTRUCTIONS	
From:	
	as per email Confirmation
Date:	Monday, April 29, 2024

S. No.	Sample ID	Sample Description	Condition (Wet/Dry)	Wt. of Sample Rec'd (kg)	Global Notes (if any)
51	031612	Pulp	Dry		
52	031613	Pulp	Dry		
53	031615	Pulp	Dry		
54	031616	Pulp	Dry		
55	116953	Pulp	Dry		
56	116954	Pulp	Dry		
57	031645	Pulp	Dry		
58	031644	Pulp	Dry		
59	031619	Pulp	Dry		
60	031576	Pulp	Dry		
61	DX450213	Pulp	Dry		
62	DX450179	Pulp	Dry		
64	DX450174	Pulp	Dry		
65	31787	Pulp	Dry		
66	31795	Pulp	Dry		

Global ARD Testing Services Inc.

CERTIFICATE OF ANALYSIS ▪ ABA RESULTS

GLOBAL PROJECT NO: 2329 (B14)-E
CLIENT: WSP Canada Ltd.
PROJECT NAME: Kinross Great Bear Project
PROJECT NO: N/A
REPORT VERSION: 3

S. No.	Sample ID	Paste pH	Fizz Rating	Total Carbon	Total Inorganic C	$CaCO_3$ Equivalents[*1]	Total Sulphur	Sulphate Sulphur	Sulphide Sulphur	AP[*3]	Modified ABA NP	NNP[*4]	NPR[*5]
Units:		pH Units		wt %	wt %	kg CaCO3/tonne	wt %	wt %	wt %		kg CaCO3/tonne		
Reported Detection Limit:		*0.1*		*0.02*	*0.02*	*1.7*	*0.01*	*0.01*	*0.01*	0.3			
1	031522						1.77	0.29	1.48	46.3			
2	031523						1.36	0.15	1.21	37.8			
3	031524						0.16	0.03	0.13	4.1			
4	031526						0.27	0.04	0.23	7.2			
5	031527						0.34	0.01	0.33	10.3			
6	031528						0.02	<0.01	0.02	0.6			
7	031529						0.35	0.02	0.33	10.3			
8	031530						0.83	0.10	0.73	22.8			
9	031531						1.31	<0.01	1.31	40.9			
10	031532						0.45	0.04	0.41	12.8			
11	031577						3.61	0.24	3.37	105.3			
12	031578						0.57	0.04	0.53	16.6			
13	031579						1.56	<0.01	1.56	48.8			
14	031580						0.21	0.04	0.17	5.3			
15	031581						0.03	<0.01	0.03	0.9			
16	031582						0.05	<0.01	0.05	1.6			
17	031583						0.10	<0.01	0.10	3.1			
18	031584						0.10	0.02	0.08	2.5			
19	031585						0.22	0.06	0.16	5.0			
20	031586						0.15	0.05	0.10	3.1			
21	031587						0.07	0.02	0.05	1.6			
22	031588						1.24	0.01	1.23	38.4			
23	031589						0.12	0.02	0.10	3.1			
24	031590						0.52	<0.01	0.52	16.3			
25	031591						0.76	0.17	0.59	18.4			
26	031592						0.19	0.01	0.18	5.6			
27	031593						0.22	<0.01	0.22	6.9			
28	031594						0.25	0.01	0.24	7.5			
29	031595						0.58	0.06	0.52	16.3			
30	031596						0.12	<0.01	0.12	3.8			
31	031597						0.03	<0.01	0.03	0.9			
32	031598						0.33	0.07	0.26	8.1			
33	031602						1.61	<0.01	1.61	50.3			
34	031603	8.7	None		<0.02	<1.7	0.24	0.04	0.20	6.3	9.8	3.6	1.6
35	031604						0.03	<0.01	0.03	0.9			
36	031610						0.11	0.01	0.10	3.1			
37	031611						0.12	<0.01	0.12	3.8			
38	031614						0.05	<0.01	0.05	1.6			
39	031617	8.6	None		<0.02	<1.7	0.33	0.02	0.31	9.7	4.9	-4.8	0.5
40	031618	9.6	None		<0.02	<1.7	0.03	<0.01	0.03	0.9	9.0	8.1	9.6
41	031620						2.81	<0.01	2.81	87.8			
42	031621						0.06	<0.01	0.06	1.9			
43	116951						0.25	0.01	0.24	7.5			
44	031599						0.69	0.20	0.49	15.3			
45	031600						0.38	0.04	0.34	10.6			
46	031601						0.31	0.05	0.26	8.1			
47	031606						0.15	0.01	0.14	4.4			
48	031607						0.25	0.11	0.14	4.4			
49	031608						0.10	0.02	0.08	2.5			
50	031609						0.05	<0.01	0.05	1.6			
51	031612						0.05	<0.01	0.05	1.6			
52	031613						2.64	<0.01	2.64	82.5			
53	031615						0.05	0.01	0.04	1.3			
54	031616						0.49	0.13	0.36	11.3			
55	116953						1.19	<0.01	1.19	37.2			
56	116954						0.77	0.16	0.61	19.1			
57	031645						0.38	0.07	0.31	9.7			
58	031644						0.53	0.06	0.47	14.7			
59	031619						0.47	0.05	0.42	13.1			
60	031576						0.72	0.03	0.69	21.6			
61	DX450213						5.35	0.35	5.00	156.3			
62	DX450179						0.16	0.01	0.15	4.7			
64	DX450174						0.25	0.16	0.09	2.8			
65	31787						0.20	0.06	0.14	4.4			
66	31795						0.13	0.06	0.07	2.2			
QUALITY ASSURANCE / QUALITY CONTROL													
Pulp Duplicates:													
6	031528						0.02	<0.01					
6D	031528 D						0.02	<0.01					
%RPD							0%						
15	031581						0.03	<0.01					
15D	031581D						0.03	<0.01					
%RPD							0%						
16	031582						0.05	<0.01					
16D	031582D						0.05	<0.01					
%RPD							0%						
25	031591						0.76	0.17					
25D	031591D						0.76	0.17					
%RPD							0%	0%					

PROJECT NO: N/A
REPORT VERSION: 3

S. No.	Sample ID	Paste pH	Fizz Rating	Total Carbon	Total Inorganic C	$CaCO_3$ Equivalents[*1]	Total Sulphur	Sulphate Sulphur	Sulphide Sulphur	AP[*3]	Modified ABA NP	NNP[*4]	NPR[*5]
	Units:	**pH Units**		**wt %**	**wt %**	**kg CaCO3/tonne**	**wt %**	**wt %**	**wt %**		**kg CaCO3/tonne**		
	Reported Detection Limit:	***0.1***		***0.02***	***0.02***	***1.7***	***0.01***	***0.01***	***0.01***	**0.3**			
35	031604						0.03	<0.01					
35D	031604D						0.03	<0.01					
	%RPD						0%						
44	031599						0.69	0.2					
44D	031599D						0.74	0.2					
	%RPD						-7%	0%					
50	031609						0.05	<0.01					
50D	031609 D						0.05	<0.01					
	%RPD						0%						
54	031616						0.49	0.13					
54D	031616D						0.47	0.14					
	%RPD						4%	-7%					
60	031576						0.72	0.03					
60D	031576 D						0.71	0.02					
	%RPD						1%	40%					
Pulp Replicates:													
10	031532						0.45	0.04					
10R	031532 R						0.45	0.04					
	%RPD						0%	0%					
20	031586						0.15	0.05					
20R	031586 R						0.15	0.05					
	%RPD						0%	0%					
30	031596						0.12	<0.01					
30R	031596 R						0.11	<0.01					
	%RPD						9%						
40	031618	9.6	None		<0.02		0.03	<0.01			9.0		
40R	031618 R	9.6	None		0.02		0.03	<0.01			8.9		
	%RPD	0%					0%				1%		
Reference Material Analysis:													
Reference Material		1) NBM-1 2) KZK-1		OREAS 279	KZK-1		OREAS 277	RTS-3a			1) KZK-1 (Slight) 2) KZK-1 (Moderate)		
Ref. Material Certified Value		**1) 8.45 2) 8.80**		**1.13**	**0.92**		**0.64**	**1.10**			**1) 58.9 2) 61.6**		
Reference Material Results		1) 8.30 2) N/A		1.10	0.88		0.63	1.06			1) 2) N/A		
Acceptance Range:		***90% - 110%***		***90% - 110%***	***80% - 120%***		***90% - 110%***	***90% - 110%***			***90% - 110%***		
Method Blank Analysis:													
Method Blank Results				<0.01	<0.02		<0.01	<0.01					
GLOBAL SOP NO./METHOD:		*ARD-005*	*ARD-005*	*LECO*	*HCl Leach LECO*	*Calc.*	*LECO*	*EPA600 (HCl Leach)*	*Calc.*	*Calc.*	*ARD-005*	*Calc.*	*Calc.*

NOTES:
Job No: 20240725

Date of Analysis (24 h): July 18-19, 2024
pH of DI water used (pH units): 5.34
EC of DI water used (µS/cm): 1.56

METHODS:
Total Sulphur by Leco.
Total Inorganic Carbon (TIC): HCl leach, analysed by LECO.

ABBREVIATIONS:
R = Rep = Replicate (a replicate is a sub-sample scooped from a single pulp sample bag produced per client sample)
D = Dup = Duplicate (a duplicate is 2nd sub-pulp sample bag produced by processing a 2nd split of the client sample. A duplicate pulp sample is prepared only at client request.
EC = Electric Conductivity
NP = Neutralization Potential
Calc. = Calculation
IND = Indeterminate
COA = Certificate Of Analysis
N/A = Not Applicable
NR = Not Reported

CALCULATIONS:
*1 $CaCO_3$ Equivalents: Is based on TIC (Total Inorganic Carbon)
*2 Non-Extractable Sulphur: Total sulphur - (sulphate sulphur + sulphide sulphur)
*3 AP (Acid Potential): Sulphide-sulphur x 31.25
*4 NNP (Net Neutralization Potential): NP - AP
*5 NPR (Neutralization Potential Ratio): NP/AP

REFERENCES:
Sample Preparation: ASTM E877-08; MEND Report 1.20.1, Version 0 (2009)
ABA: Air-dried, jaw-crushed, split by riffling and pulverized to 85% passing 200 mesh (75 µm).
Modified ABA (Sobek) NP: MEND Acid Rock Drainage Prediction Manual, MEND Project 1.16.1b (pages 6.2-11 to 17), March 1991.
Paste pH / Fizz Rating: Sobek, A.A., Schuller, W.A., Freeman, J.R. and Smith, R.M.; US EPA-600/2-78-054 (1978).
Sulphate Sulphur: Sobek, A.A., Schuller, W.A., Freeman, J.R. and Smith, R.M.; US EPA-600/2-78-054 (1978).

Global
ARD Testing Services Inc.

CERTIFICATE OF ANALYSIS ▪ METALS RESULTS BY AQUA REGIA DIGEST & ICP-MS ANALYSIS ON SOLIDS

GLOBAL PROJECT NO: 2329 (B14)-E
CLIENT: WSP Canada Ltd.
PROJECT NAME: Kinross Great Bear Project
PROJECT NO: N/A
REPORT VERSION: 3

S. No.	Sample ID	Method / Analyte / Unit / MDL / Sample Type	Silver (Ag) ppm 0.01	Aluminum (Al) % 0.01	Arsenic (As) ppm 0.1	Gold (Au) ppm 0.0005	Boron (B) ppm 10	Barium (Ba) ppm 10	Beryllium (Be) ppm 0.05	Bismuth (Bi) ppm 0.01	Calcium (Ca) % 0.01	Cadmium (Cd) ppm 0.01	Cerium (Ce) ppm 0.02	Cobalt (Co) ppm 0.1	Chromium (Cr) ppm 1	Cesium (Cs) ppm 0.05	r (Cu) ppm 0.2	Iron (Fe) % 0.01	Gallium (Ga) ppm 0.05	Germanium (Ge) ppm 0.05	Hafnium (Hf) ppm 0.02	Mercury (Hg) ppm 0.005	Indium (In) ppm 0.005	Potassium (K) % 0.01	Lanthanum (La) ppm 0.2	Lithium (Li) ppm 0.1	Magnesium (Mg) % 0.01	Manganese (Mn) ppm 5
25	031591	Pulp	5.18	0.45	97.7	20.1204	<10	68	0.11	8.89	1.05	3.85	89.66	3.1	3	0.30	26.6	1.55	2.79	<0.05	0.90	0.02	0.045	0.17	46.9	2.7	0.13	675
41	031620	Pulp	0.86	2.15	158.2	2.1469	<10	94	0.13	0.96	1.24	0.18	54.55	23.3	116	3.90	36.0	6.08	12.43	0.19	0.58	<0.005	0.027	1.91	26.5	24.7	1.53	1077
QUALITY ASSURANCE / QUALITY CONTROL																												
Pulp Duplicates																												
25	031591	Pulp	5.18	0.45	97.7	20.1204	<10	68	0.11	8.89	1.05	3.85	89.66	3.1	3	0.30	26.6	1.55	2.79	<0.05	0.90	0.02	0.045	0.17	46.9	2.7	0.13	675
25D	031591 (Dup)	Pulp	4.56	0.45	99.7	10.9668	<10	68	0.10	9.07	1.05	3.82	90.10	2.9	3	0.30	25.6	1.56	2.67	<0.05	0.85	0.026	0.043	0.17	46.3	2.6	0.13	671
		%RPD	13%	0%	-2%	59%		0%	10%	-2%	0%	1%	0%	7%	0%	0%	4%	-1%	4%		6%	-26%	5%	0%	1%	4%	0%	1%
Reference Material																												
STD OREAS 601C			51.81	0.620	378.5	1.007	<10	220	0.55	22.18	0.76	2.70	29.3	4.20	14.0	1.32	1163.6	1.82	3.74	0.07	0.97	0.238	0.500	0.240	14.6	7.20	0.080	210
True Value STD OREAS 601C			**50.41**	**0.663**	**378.2**		**< 10**		**0.59**	**21.32**	**0.78**	**2.70**	**34.7**	**4.27**	**14.7**	**1.32**	**1157.6**	**1.84**	**3.86**	**0.08**	**0.97**	**0.216**	**0.497**	**0.254**	**17.3**	**7.56**	**0.084**	**213**
% Difference			3%	-6%	0%				-7%	4%	-2%	0%	-16%	-2%	-5%	0%	1%	-1%	-3%	-16%	0%	10%	1%	-5%	-15%	-5%	-5%	-1%
Method Blank:																												
Method Blank			<0.01	<0.01	<0.1	<0.0005	<10	<10	<0.05	<0.01	<0.01	<0.01	<0.02	<0.1	<1	<0.05	<0.2	<0.01	<0.05	<0.05	<0.02	<0.005	<0.005	<0.01	<0.2	<0.1	<0.01	<5

Notes:
Job No: YVR2410719

Analytical Methods (IMS-130):
A 0.5 g of pulp sample is leached in hot (95°C) 3:1 aqua regia digestion followed by ICP Mass Spec analysis.
Gold determinations by this method are semi-quantitative due to the small sample weight used (0.5 g).
Refractory and graphitic samples can limit Au solubility.

Abbreviations:
R / Rep = Replicate (a replicate is a sub-sample scooped from a single sample bag produced per client sample)
D / Dup = Duplicate (a duplicate is 2nd sub-sample bag produced by processing a second split of the original client sample received)
MDL = Measurable Detection Limit
COA: Certificate Of Analysis.
IND = Indeterminate
NR: Not reported in COA

On Certified Reference Material and Tolerance:
Any one element in a run reporting outside tolerance limits does not constitute failure of the standard.
As per Certificate of Analysis (COA): All values indicated are Certified. Values indicated in green are indicative only.
NR = Not Reported (in the Certificate Of Analysis).

Global
ARD Testing Services Inc.

CERTIFICATE OF ANALYSIS ▪ METALS RESULTS BY AQUA REGIA DIGEST & ICP-MS ANALYSIS ON SOLIDS

GLOBAL PROJECT NO: 2329 (B14)-E
CLIENT: WSP Canada Ltd.
PROJECT NAME: Kinross Great Bear Project
PROJECT NO: N/A
REPORT VERSION: 3

S. No.	Sample ID	Method																										
		Analyte	Molybdenum (Mo)	Sodium (Na)	Niobium (Nb)	Nickel (Ni)	Phosphorous (P)	Lead (Pb)	Rubidium (Rb)	Rhenium (Re)	Sulphur (S)	Antimony (Sb)	Scandium (Sc)	Selenium (Se)	Tin (Sn)	m (Sr)	Tantalum (Ta)	Tellurium (Te)	Thorium (Th)	Titanium (Ti)	Thallium (Tl)	Uranium (U)	Vandium (V)	n (W)	Yttrium (Y)	Zinc (Zn)	Zirconium (Zr)
		Unit	ppm	%	ppm	ppm	ppm	ppm	ppm	ppm	%	ppm	ppm	ppm	ppm	ppm	ppm	ppm	ppm	%	ppm	ppm	ppm	ppm	ppm	ppm	ppm	ppm
		MDL	0.05	0.01	0.05	0.2	10	0.2	0.1	0.001	0.01	0.05	0.1	0.2	0.2	0.2	0.01	0.01	0.2	0.005	0.02	0.05	1	0.05	0.05	1	0.5
		Sample Typ																										
25	031591	Pulp	26.15	0.06	0.73	1.4	262	952.1	8.8	0.003	0.79	0.15	1.2	2.2	0.7	22.4	0.01	0.95	14.9	0.035	0.09	2.04	7	14.1	8.57	792	31.1
41	031620	Pulp	1.23	0.07	0.22	53.3	655	6.7	68.2	<0.001	2.86	0.16	16.0	3.7	0.8	18.9	<0.01	0.91	5.2	0.28	0.54	0.97	122	0.65	7.96	78	21
QUALITY ASSURANCE / QUALITY CONT																												
Pulp Duplicates																												
25	031591	Pulp	26.15	0.06	0.73	1.4	262	952.1	8.8	0.003	0.79	0.15	1.2	2.2	0.7	22.4	0.01	0.95	14.9	0.035	0.09	2.04	7	14.1	8.57	792	31.1
25D	031591 (Dup)	Pulp	25.51	0.06	0.66	1.4	265	963.7	8.5	0.002	0.79	0.14	1.2	2.1	0.6	21.8	<0.01	0.88	14.6	0.034	0.08	2	7	15.12	8.26	796	29.7
		%RPD	2%	0%	10%	0%	-1%	-1%	3%	40%	0%	7%	0%	5%	15%	3%		8%	2%	3%	12%	2%	0%	-7%	4%	-1%	5%
Reference Material																												
STD OREAS 601C			3.34	0.06	0.24	5.9	240	244.3	11.6	<0.001	0.90	27.76	1.00	8.0	1.60	34.7	<0.01	7.22	6.2	0.010	1.23	2.05	4.00	1.16	5.14	381	33.7
True Value STD OREAS 601C			**3.35**	**0.05**	**<1**	**6.0**	**243**	**248.1**	**12.4**	**< 0.001**	**0.91**	**29.73**	**1.03**	**8.0**	**1.59**	**36.3**	**< 0.05**	**7.22**	**6.1**	**0.010**	**1.20**	**2.04**	**4.75**	**1.16**	**5.10**	**381**	**33.5**
% Difference			0%	14%		-2%	-1%	-2%	-7%		-1%	-7%	-3%	0%	1%	-4%		0%	1%	5%	3%	0%	-16%	0%	1%	0%	0%
Method Blank:																												
Method Blank			<0.05	<0.01	<0.05	<0.2	<10	<0.2	<0.1	<0.001	<0.01	<0.05	<0.1	<0.2	<0.2	<0.2	<0.01	<0.01	<0.2	<0.005	<0.02	<0.05	<1	<0.05	<0.05	<1	<0.5

Global
ARD Testing Services Inc.

CERTIFICATE OF ANALYSIS ▪ METALS RESULTS BY 4-ACID DIGEST & ICP-MS ANALYSIS ON SOLIDS

GLOBAL PROJECT NO: 2329 (B14)-E
CLIENT: WSP Canada Ltd.
PROJECT NAME: Kinross Great Bear Project
PROJECT NO: N/A
REPORT VERSION: 3

S. No.	Sample ID	Method																							
		Analyte	Silver (Ag)	Aluminum (Al)	Arsenic (As)	Barium (Ba)	Beryllium (Be)	Bismuth (Bi)	Calcium (Ca)	Cadmium (Cd)	Cerium (Ce)	Cobalt (Co)	Chromium (Cr)	Cesium (Cs)	Copper (Cu)	Iron (Fe)	Gallium (Ga)	Germanium (Ge)	Hafnium (Hf)	Indium (In)	Potassium (K)	Lanthanum (La)	Lithium (Li)	Magnesium (Mg)	Manganese (Mn)	Molybdenum (Mo)
		Unit	ppm	%	ppm	ppm	ppm	ppm	%	ppm	ppm	ppm	ppm	ppm	ppm	%	ppm	ppm	ppm	ppm	%	ppm	ppm	%	ppm	ppm
		MDL	0.01	0.01	0.2	10	0.05	0.01	0.01	0.02	0.02	0.1	1	0.05	0.2	0.01	0.05	0.05	0.1	0.005	0.01	0.5	0.2	0.01	5	0.05
		Sample Type																								
5	031527	Pulp	0.26	8.33	28.3	410	1.17	0.25	1.06	0.24	58.27	20.7	101	3.22	57.7	4.57	19.58	0.08	3.20	0.041	2.07	27.7	19.1	1.43	490	1.37
25	031591	Pulp	4.74	6.20	105.1	621	1.14	8.92	1.42	3.81	88.51	3.1	3	0.58	28.2	1.88	17.36	0.06	5.30	0.060	1.35	43.3	11.4	0.2	1450	28.26
26	031592	Pulp	0.19	7.36	13.8	551	1.21	0.12	2.55	0.78	48.42	12.0	8	2.76	20.5	2.35	18.94	0.06	3.10	0.032	2.06	22.2	15.2	0.69	376	1.91
44	031599	Pulp	0.27	7.20	11.0	590	1.52	0.26	1.83	0.12	62.31	7.6	73	2.93	31.9	2.52	20.41	0.08	4.70	0.035	2.20	30.2	17.5	0.54	461	2.11
45	031600	Pulp	0.19	7.96	19.6	632	1.22	0.24	1.40	0.14	52.1	19.5	133	4.44	52.2	3.14	18.97	0.09	3.40	0.034	2.44	25.4	32.8	1.07	337	1.07
47	031606	Pulp	0.15	7.30	7.8	540	1.14	0.25	2.53	0.05	49.8	10.6	86	5.06	21.3	2.62	19.04	0.06	3.10	0.026	2.75	23.3	16.8	0.9	410	1.15
48	031607	Pulp	0.13	6.87	338.3	379	1.17	0.07	1.57	0.05	70.14	1.9	62	2.65	4.9	1.65	19.44	0.06	5.10	0.042	2.08	33.6	14.0	0.18	302	0.54
54	031616	Pulp	0.53	6.55	89.6	650	1.32	3.64	1.19	0.07	74.37	2.4	96	2.31	13.6	1.52	17.10	<0.05	5.10	0.042	1.92	36.3	13.8	0.22	210	2.06
68	031667	Pulp	0.14	8.79	9.4	414	0.90	0.06	1.95	0.05	73.91	14.0	61	2.39	33.2	1.45	24.08	<0.05	5.00	0.028	1.59	39.5	23.6	0.46	304	0.40
70	031714	Pulp	0.05	6.79	2.1	476	1.22	0.05	3.25	0.03	52.52	8.3	12	3.72	15.3	2.24	17.93	0.07	3.00	0.019	1.95	24.4	22.7	0.93	345	0.73
73	031674	Pulp	0.05	7.68	2.6	505	1.19	0.07	2.40	0.05	44.2	10.3	13	3.52	10.8	2.51	20.50	0.08	3.40	0.025	2.08	20.8	22.7	0.76	353	0.57
74	031677	Pulp	0.06	7.86	22.5	105	0.60	0.05	5.60	0.11	13.51	57.1	113	0.86	72.5	8.47	18.57	0.12	1.80	0.060	0.09	5.3	20.6	4.67	1105	1.15
QUALITY ASSURANCE / QUALITY CONTROL																										
Pulp Duplicates																										
25	031591	Pulp	4.74	6.20	105.1	621	1.14	8.92	1.42	3.81	89	3.1	3	0.58	28.2	1.88	17.36	0.06	5.30	0.060	1.35	43.3	11.4	0.2	1450	28.26
25D	031591 (Dup)	Pulp	4.85	6.13	98.6	616	1.19	9.58	1.41	3.78	89	3.0	4	0.59	27.9	1.85	17.36	0.06	5.00	0.062	1.33	43.5	11.5	0.2	1411	27.25
		%RPD	-2%	1%	6%	1%	-4%	-7%	1%	1%	-1%	3%	-29%	-2%	1%	2%	0%	0%	6%	-3%	1%	0%	-1%	0%	3%	4%
54	031616	Pulp	0.53	6.55	89.6	650	1.32	3.64	1.19	0.07	74	2.4	96	2.31	13.6	1.52	17.10	<0.05	5.10	0.042	1.92	36.3	13.8	0.22	210	2.06
54D	031616 (Dup)	Pulp	0.62	6.56	89.9	658	1.25	3.77	1.18	0.07	69	2.1	104	2.21	12.4	1.54	16.42	<0.05	4.80	0.040	1.94	33.7	13.4	0.22	212	1.90
		%RPD	-16%	0%	0%	-1%	5%	-4%	1%	0%	7%	13%	-8%	4%	9%	-1%	4%		6%	5%	-1%	7%	3%	0%	-1%	8%
Pulp Replicates:																										
45	031600	Pulp	0.19	7.96	19.6	632	1.22	0.24	1.40	0.14	52	19.5	133	4.44	52.2	3.14	18.97	0.09	3.40	0.034	2.44	25.4	32.8	1.07	337	1.07
45R	031600 (Rep)	Pulp	0.2	8.04	18.3	635	1.26	0.24	1.41	0.13	58	19.1	127	4.66	52.7	3.16	19.29	0.08	3.60	0.033	2.44	28.3	33.1	1.08	343	1.09
		%RPD	-5%	-1%	7%	0%	-3%	0%	-1%	7%	-10%	2%	5%	-5%	-1%	-1%	-2%	12%	-8%	3%	0%	-11%	-1%	-1%	-2%	-2%
Certified Reference Material:																										
STD OREAS 601C			50.78	7.09	390.4	410	2.50	21.00	0.96	2.74	74.0	5.00	17	5.31	1138	2.38	23.94	0.10	5.10	0.57	2.75	36.8	27.5	0.170	231	3.63
True Value STD OREAS 601C			**50.30**	**7.06**	**390.0**		**2.46**	**21.10**	**0.95**	**2.77**	**75.0**	**4.99**	**18**	**5.17**	**1160**	**2.41**	**23.50**	**0.18**	**4.93**	**0.56**	**2.72**	**37.1**	**26.7**	**0.169**	**230**	**3.66**
% Difference			1%	0%	0%		2%	0%	1%	-1%	-1%	0%	-3%	3%	-2%	-1%	2%	-44%	3%	2%	1%	-1%	3%	1%	0%	-1%
Method Blank:																										
Method Blank			<0.01	<0.01	<0.2	<10	<0.05	<0.01	<0.01	<0.02	<0.02	<0.1	<1	<0.05	<0.2	<0.01	<0.05	<0.05	<0.1	<0.005	<0.01	<0.5	<0.2	<0.01	<5	<0.05

NOTES:
Job No: YVR2410719

Analytical Methods (IMS-230):
Analytical Method: A 0.25 g of pulp sample is digested with HClO4, HNO3, HCl, HF to 10 mL. (>) Concentration exceeds upper limits.
REE's may not be totally soluble in this method.
While multi-acid digestion is considered to be near total digestion this digestion is only partial for some Cr and Ba minerals and oxides of Al, Fe, Hf, Mn, Sn, Ta and Zr.
Additionally volatilization during fuming may result in some loss of As, S and Sb.

Abbreviations:
R / Rep = Replicate (a replicate is a sub-sample scooped from a single sample bag produced per client sample)
D / Dup = Duplicate (a duplicate is 2nd sub-sample bag produced by processing a second split of the original client sample received)
MDL = Measurable Detection Limit
IND = Indeterminate
NR = Not Requested

On Cerfified Reference Material and Tolerance:
Any one element in a run reporting outside tolerance limits does not constitute failure of the standard.
As per Certificate of Analysis (COA): All values indicated are Certified. Values indicated in green are indicative only.
NR = Not Reported (in the Certificate Of Analysis).

On Tolerance:
Any one element in a run reporting outside tolerance limits does not constitute failure of the standard.
All 'True Values' indicated in green are indicative values as per Certificate Of Analysis (COA) - not certified values.

Global
ARD Testing Services Inc.

CERTIFICATE OF ANALYSIS ▪ METALS RESULTS BY 4-ACID DIGEST & ICP-MS ANALYSIS ON SOLIDS

GLOBAL PROJECT NO: 2329 (B14)-E
CLIENT: WSP Canada Ltd.
PROJECT NAME: Kinross Great Bear Project
PROJECT NO: N/A
REPORT VERSION: 3

S. No.	Sample ID	Method																								
		Analyte	Sodium (Na)	Niobium (Nb)	Nickel (Ni)	Phosphorous (P)	Lead (Pb)	Rubidium (Rb)	Rhenium (Re)	Sulphur (S)	Antimony (Sb)	Scandium (Sc)	Selenium (Se)	Tin (Sn)	Stronium (Sr)	Tantalum (Ta)	Tellurium (Te)	Thorium (Th)	Titanium (Ti)	Thallium (Tl)	Uranium (U)	Vandium (V)	Tungsten (W)	Yttrium (Y)	Zinc (Zn)	Zirconium (Zr)
		Unit	%	ppm	ppm	ppm	ppm	ppm	ppm	%	ppm	ppm	ppm	ppm	ppm	ppm	ppm	ppm	%	ppm	ppm	ppm	ppm	ppm	ppm	ppm
		MDL	0.01	0.1	0.2	10	0.5	0.1	0.002	0.01	0.5	0.1	1	0.2	0.2	0.05	0.05	0.2	0.01	0.02	0.1	1	0.1	0.1	2	0.5
		Sample Type																								
5	031527	Pulp	2	6.20	48.9	724	18.5	78.3	<0.002	0.32	0.60	14	<1	1	331.3	0.47	0.12	7.4	0.34	0.47	1.9	106	1.20	10.20	83	113.0
25	031591	Pulp	3	9.40	1.5	268	936.0	42.7	0.003	0.76	<0.5	3.3	2	1.6	222.4	0.84	0.86	14.3	0.14	0.29	2.8	18	16.70	12.40	800	190.1
26	031592	Pulp	3	6.70	11.5	627	34.5	57.2	0.002	0.20	<0.5	5.3	<1	1	320.8	0.64	0.13	7.3	0.25	0.37	1.9	47	80.30	7.20	166	109.7
44	031599	Pulp	3	8.50	16.1	299	16.6	67.7	<0.002	0.60	<0.5	5.9	<1	1.1	215	0.69	0.08	9	0.19	0.38	2	28	2.40	11.90	76	180.7
45	031600	Pulp	2	5.90	49.6	633	16.2	79.7	<0.002	0.32	<0.5	10.4	<1	0.9	415.1	0.41	0.14	6.7	0.29	0.57	1.8	82	1.00	9.60	88	130.3
47	031606	Pulp	2	6.70	18.9	613	10.7	84.8	<0.002	0.14	<0.5	6.6	<1	1	213.9	0.64	<0.05	6.8	0.27	0.6	1.9	55	1.20	8.40	50	114.0
48	031607	Pulp	3	10.10	1.2	172	10.6	70.8	<0.002	0.21	<0.5	4.5	<1	1.4	173.1	0.82	0.1	10.2	0.14	0.42	1.9	3	9.30	13.50	41	196.9
54	031616	Pulp	3	8.00	2.1	154	16.7	61.6	<0.002	0.42	<0.5	4.1	<1	2.3	163.8	0.71	0.09	10.7	0.12	0.36	2.4	3	2.60	13.60	45	195.7
68	031667	Pulp	3	8.20	40.8	636	11.8	46.7	<0.002	0.03	<0.5	11.2	<1	1.2	334.6	0.65	0.08	6.1	0.37	0.22	1.4	72	0.70	8.00	43	192.3
70	031714	Pulp	2	6.40	13.1	537	8.7	62.7	<0.002	0.02	<0.5	5.1	<1	0.9	294.9	0.6	<0.05	7.6	0.23	0.41	1.9	47	0.80	8.60	50	107.9
73	031674	Pulp	3	7.60	15.2	595	10.6	68.3	<0.002	0.02	<0.5	6.1	<1	1	306.5	0.7	<0.05	7.1	0.27	0.42	1.6	51	0.70	7.50	58	124.8
74	031677	Pulp	2	4.70	212.5	484	1.5	1.4	<0.002	0.02	<0.5	24.7	<1	0.9	182.1	0.33	<0.05	0.7	0.74	0.04	0.2	144	0.40	14.40	97	63.9
QUALITY ASSURANCE / QUALITY CONTROL																										
Pulp Duplicates																										
25	031591	Pulp	3	9.40	1.5	268	936.0	42.7	0.003	0.76	<0.5	3.3	2	1.6	222.4	0.84	0.86	14.3	0.14	0.29	2.8	18	16.70	12.40	800	190.1
25D	031591 (Dup)	Pulp	3	9.30	1.4	264	910.1	42.7	0.003	0.77	<0.5	3.3	2	1.6	219.1	0.81	0.92	14.0	0.13	0.28	2.8	18	17.00	12.20	788	181.9
		%RPD	1%	1%	7%	2%	3%	0%	0%	-1%		0%		0%	1%	4%	-7%	2%	7%	4%	0%	0%	-2%	2%	2%	4%
54	031616	Pulp	3	8.00	2.1	154	16.7	61.6	<0.002	0.42	<0.5	4.1	<1	2.3	163.8	0.71	0.09	10.7	0.12	0.36	2.4	3	2.60	13.60	45	195.7
54D	031616 (Dup)	Pulp	3	7.70	1.9	152	16.8	58.5	<0.002	0.42	<0.5	3.9	<1	2.1	164.2	0.68	0.1	10.0	0.12	0.36	2.2	3	2.40	12.80	46	195.3
		%RPD	0%	4%	10%	1%	-1%	5%		0%		5%		9%	0%	4%	-11%	7%	0%	0%	9%	0%	8%	6%	-2%	0%
Pulp Replicates:																										
45	031600	Pulp	2	5.90	49.6	633	16.2	79.7	<0.002	0.32	<0.5	10.4	<1	0.9	415.1	0.41	0.14	6.7	0.29	0.57	1.8	82	1.00	9.60	88	130.3
45R	031600 (Rep)	Pulp	2	6.00	49.7	639	16.6	83.9	<0.002	0.34	<0.5	10.8	<1	0.9	415	0.42	0.17	7.0	0.29	0.57	2	82	1.00	10.30	87	135.3
		%RPD	-1%	-2%	0%	-1%	-2%	-5%		-6%		-4%		0%	0%	-2%	-19%	-4%	0%	0%	-11%	0%	0%	-7%	1%	-4%
Certified Reference Material:																										
STD OREAS 601C			1.89	15.1	6.9	376	339.4	115.8	<0.002	1.57	38.3	4.00	9.0	4.30	232	1.15	7.6	12.7	0.14	1.80	4.5	15.0	4.8	11.6	439	183
True Value STD OREAS 601C			**1.94**	**14.7**	**6.8**	**390**	**328.0**	**115.0**	**<0.002**	**1.58**	**37.2**	**4.01**	**8.8**	**4.23**	**230**	**1.11**	**7.5**	**12.4**	**0.135**	**1.75**	**4.4**	**15.5**	**4.67**	**11.5**	**425**	**178**
% Difference			-3%	3%	1%	-4%	3%	1%		-1%	3%	0%	3%	2%	1%	4%	1%	2%	4%	3%	2%	-3%	3%	1%	3%	3%
Method Blank:																										
Method Blank			<0.01	<0.1	<0.2	<10	<0.5	<0.1	<0.002	<0.01	<0.5	<0.1	<1	<0.2	<0.2	<0.05	<0.05	<0.2	<0.01	<0.02	<0.1	<1	<0.1	<0.1	<2	<0.5

CERTIFICATE OF ANALYSIS ▪ COVER PAGE

Global ARD Testing Services Inc.

CLIENT INFORMATION	
Client:	WSP Canada Ltd.
Project Manager:	Anna Klein
Mailing Address	201-1224 Gardiners Rd.
	Kingston, ON. K7P 0G2
Contact No:	(343) 333-2306

COMPANY INFORMATION	
Legal Name:	Global ARD Testing Services Inc.
Mailing Address:	6891 Antrim Avenue
	Burnaby, BC
	V5J 4M5
Contact No:	
	Main: (604) 428-2730
	Alternate: (604) 603-1359

PROJECT INFORMATION	
Project Name:	Kinross Great Bear Project
Project Number:	OMEMA2303

REPORTING	
Global Project No:	2329 (B36)
Report Version:	1
Pages (Including Cover):	3
Report Title:	COA 2329 (B36) x 2 Kinross Great Bear Project Samples (rec'd 2-Sep24)
Analysis Reviewed By:	Prab Bhatia (Pbhatia@globalARDtesting.com)
Position:	Project Manager
Report Certified By:	Prab Bhatia
Signature:	Prab Bhatia

RESULTS		
Reported To:	**1**	Kristen Gault (kristen.gault@wsp.com)
	2	Anna Klein (anna.klein@wsp.com)
	3	Matias Silva (matias.silvacaceres@wsp.com)
	4	Yuanyi Wang (yuanyi.wang@wsp.com)
Date Reported:		
	Version-1:	Wednesday, September 11, 2024
	Version-2:	November 27, 2025

INVOICE		
Submitted To:	**1**	Sabina Abdullayeva (sabina.abdullayeva@kinross.com)
	2	Matthew Hart (matthew.hart@kinross.com)
	3	Kristen Gault (kristen.gault@wsp.com)
	4	Anna Klein (anna.klein@wsp.com)
Client PO No:		
Global Invoice No:		ARD2329-1124A
Date Submitted:		November 14, 2024

NOTES
All samples and pulps are stored at no charge for 90 days past reporting date.
Please contact the lab if you would like to continue storage past 90 days.
Storage charges will apply.
VERSIONS:
Version 1: Full Report
Version 2: Alternate Summarized Report for Sarah

CERTIFICATE OF ANALYSIS ▪ SAMPLE DETAILS

Global ARD Testing Services Inc.

GLOBAL PROJECT NO: 2329 (B36)
CLIENT: WSP Canada Ltd.
PROJECT NAME: Kinross Great Bear Project
PROJECT NO: OMEMA2303
REPORT VERSION: 1

SAMPLE RECEIPT INFO	
Date Samples Received:	Monday, September 2, 2024
No of Samples Received:	2
Samples Received By:	Said

ANALYTICAL INSTRUCTIONS	
From:	
	as per email Confirmation
Date:	Monday, September 2, 2024

S. No.	Sample ID	Sample Description	Condition (Wet/Dry)	Wt. of Sample Rec'd (kg)	Global Notes (if any)
1	031636; COA: 2329 (B14)-D	Pulp	Dry		
2	031645; COA: 2329 (B14)-E	Pulp	Dry		

Total wt of sample rec'd (kg): **0.00**

Global ARD Testing Services Inc.

CERTIFICATE OF ANALYSIS ▪ SINGLE ADDITION NAG RESULTS (EGi Method)

GLOBAL PROJECT NO: 2329 (B36)
CLIENT: WSP Canada Ltd.
PROJECT NAME: Kinross Great Bear Project
PROJECT NO: OMEMA2303
REPORT VERSION: 1

S. No:	Sample ID	Pulp Sample Weight (g)	Vol. of 15% H_2O_2 (mL)	NAG pH (pH Units)	NaOH to pH 4.5 (mL)	NaOH to pH 7.0 (mL)	NaOH Conc. (N)	NAG Acidity pH 4.5 (kg H_2SO_4/tonne)	NAG Acidity pH 7.0 (kg H_2SO_4/tonne)	% RPD		
										to pH 4.5	to pH 7.0	Acceptance Criteria
1	031636; COA: 2329 (B14)-D	2.5	250	9.85	0.00	0.00	0.1	0.0	0.0			
2	031645; COA: 2329 (B14)-E	2.5	250	9.79	0.00	0.00	0.1	0.0	0.0			
QUALITY ASSURANCE / QUALITY CONTROL												
Replicates:												
												10%
Method Blank Analysis:												
Method Blank (15% H_2O_2 Solution)		N/A	250	4.90	0.00	15.75	0.1					
GLOBAL SOP NO:		***ARD-017***										

NOTES:
Date of Analysis: September 3-4, 2024

pH (pH Units) of 15% H_2O_2 (buffered with 0.5 N NaOH): 4.95
EC (µS/cm) of 15% H_2O_2 (buffered with 0.5 N NaOH): 20.9
pH of DI water used (pH units): 5.62
EC of DI water used (µS/cm): 1.24

Solid:Liquid ratio used: 1:100; 2.5 g Pulp Sample: 250 mL 15% H_2O_2.
pH measurement of 15% H_2O_2 solution was conducted at room temperature & buffered with 0.5N NaOH solution to ensure a pH between 4 and 7.
NAG pH & method blank pH measurements were taken after digesting with peroxide solution and making up the solution to its original volume of 250 mL with DI water.
On client's request the NAG procedure is repeated using 1 g of pulp sample when the NAG value for pH 4.5 exceeds 25 kg H_2SO_4 per tonne.

ABBREVIATIONS:
R = Replicate (i.e. using a pulp sample from the same bag).
D = Duplicate (i.e. client sample is processed to produced a 2nd pulp bag & analyzed as a duplicate).
RPD = Relative Percent Difference.
EC = Electrical Conductivity
ORP = Oxidation Reduction Potential
RDL = Reportable Detection Limit.
EDL = Estimated Detection Limit
SIE = Selective Ion Electrode
IC = Ion Chromatography
Calc. = Calculation

REFERENCE:
Egi - Environmental Geochemistry International; Single Addition Net Acid Generation (NAG) Test Procedure; Miller et al; Revised Dec. 2006; Page 2 to 4.

SGS Canada Inc.
P.O. Box 4300 - 185 Concession St.
Lakefield - Ontario - KOL 2HO
Phone: 705-652-2000 FAX: 705-652-6365

11-November-2025

Great Bear Resources Ltd.
Attn : Ashley Moncrief

1020 - 800 West Pender St.
Vancouver, BC
V6C 2V6, Canada

Phone: 778-833-2160
Fax:

Date Rec. : 18 September 2023
LR Report: **CA19294-AUG23**
Reference: Great Bear Project/ OMEMA2303 - Set 3

Copy: #2

CERTIFICATE OF ANALYSIS
Final Report - Revised

Analysis	1: Analysis Start Date	2: Analysis Start Time	3: Analysis Completed Date	4: Analysis Completed Time	39: 031603	43: 031617	44: 031618
Sample Date & Time					N/A	N/A	N/A
C [%]	14-Oct-23	12:08	16-Oct-23	13:37	0.023	0.042	0.139

*NP (Neutralization Potential)

$$= \frac{50 \times (N \text{ of HCL} \times \text{Total HCL added} - N\ NaOH \times NaOH \text{ added})}{\text{Weight of Sample}}$$

*AP (Acid Potential) = % Sulphide Sulphur x 31.25
*Net NP (Net Neutralization Potential) = NP-AP
NP/AP Ratio = NP/AP
*Results expressed as tonnes CaCO3 equivalent/1000 tonnes of material
Samples with a % Sulphide value of <0.04 will be calculated using a 0.04 value.

Revised report with sample changes as per client request.

OnLine LIMS

0004324349

Results relate only to the sample tested. Data reported represents the sample submitted to SGS. Reproduction of this analytical report in full or in part is prohibited without prior written approval. Please refer to SGS General Conditions of Services located at https://www.sgs.ca/en/terms-and-conditions (Printed copies are available upon request.)
Test method information available upon request. "Temperature Upon Receipt" is representative of the whole shipment and may not reflect the temperature of individual samples.
SGS Canada Inc. Environment-Health & Safety statement of conformity decision rule does not consider uncertainty when analytical results are compared to a specified standard or regulation.

SGS Canada Inc.
P.O. Box 4300 - 185 Concession St.
Lakefield - Ontario - KOL 2HO
Phone: 705-652-2000 FAX: 705-652-6365

Method Descriptions

Parameter	Units	SGS Method Code	Reference Method Code
Carbon/Sulphur	%	ME-CA-[ENV]ARD-LAK-AN-019	ASTM E1915-07A

Catharine Arnold

Catharine Arnold, B.Sc., C.Chem
Project Specialist,
Environment, Health & Safety

OnLine LIMS

0004324349

Results relate only to the sample tested. Data reported represents the sample submitted to SGS. Reproduction of this analytical report in full or in part is prohibited without prior written approval. Please refer to SGS General Conditions of Services located at https://www.sgs.ca/en/terms-and-conditions (Printed copies are available upon request.)
Test method information available upon request. "Temperature Upon Receipt" is representative of the whole shipment and may not reflect the temperature of individual samples.
SGS Canada Inc. Environment-Health & Safety statement of conformity decision rule does not consider uncertainty when analytical results are compared to a specified standard or regulation.

SGS Canada Inc.
P.O. Box 4300 - 185 Concession St.
Lakefield - Ontario - KOL 2HO
Phone: 705-652-2000 FAX: 705-652-6365

LR Report : **CA19294-AUG23**

Quality Control Report

Inorganic Analysis														
Parameter	Reporting Limit	Unit	Method Blank	Duplicate				LCS / Spike Blank			Matrix Spike / Reference Material			
				Result 1	Result 2	RPD	Acceptance Criteria	Spike Recovery (%)	Recovery Limits (%)		Spike Recovery (%)	Recovery Limits (%)		
							%		Low	High		Low	High	
Carbon/Sulphur - QCBatchID: ECS0053-OCT23														
Carbon (total)	0.005	%	<0.005			1	20				96	70	130	

OnLine LIMS

0004324349

Results relate only to the sample tested. Data reported represents the sample submitted to SGS. Reproduction of this analytical report in full or in part is prohibited without prior written approval. Please refer to SGS General Conditions of Services located at https://www.sgs.ca/en/terms-and-conditions (Printed copies are available upon request.)
Test method information available upon request. "Temperature Upon Receipt" is representative of the whole shipment and may not reflect the temperature of individual samples.
SGS Canada Inc. Environment-Health & Safety statement of conformity decision rule does not consider uncertainty when analytical results are compared to a specified standard or regulation.

SGS Canada Inc.
P.O. Box 4300 - 185 Concession St.
Lakefield - Ontario - KOL 2HO
Phone: 705-652-2000 FAX: 705-652-6365

11-November-2025

Great Bear Resources Ltd.
Attn : Ashley Moncrief

1020 - 800 West Pender St.
Vancouver, BC
V6C 2V6, Canada

Phone: 778-833-2160
Fax:

Date Rec. : 04 October 2023
LR Report: **CA19088-OCT23**
Reference: Great Bear Project/OMGS21045

Copy: #2

CERTIFICATE OF ANALYSIS
Final Report - Revised

Analysis	1: Analysis Start Date	2: Analysis Start Time	3: Analysis Completed Date	4: Analysis Completed Time	7: 031718
Sample Date & Time					N/A
C [%]	27-Nov-23	14:52	27-Nov-23	16:39	0.523

Revised report with sample changes as per client request.

Method Descriptions

Parameter	Units	SGS Method Code	Reference Method Code
Carbon/Sulphur	%	ME-CA-[ENV]ARD-LAK-AN-019	ASTM E1915-07A

Catharine Arnold

Catharine Arnold, B.Sc., C.Chem
Project Specialist,
Environment, Health & Safety

OnLine LIMS

000432341

Results relate only to the sample tested. Data reported represents the sample submitted to SGS. Reproduction of this analytical report in full or in part is prohibited without prior written approval. Please refer to SGS General Conditions of Services located at https://www.sgs.ca/en/terms-and-conditions (Printed copies are available upon request.)
Test method information available upon request. "Temperature Upon Receipt" is representative of the whole shipment and may not reflect the temperature of individual samples.
SGS Canada Inc. Environment-Health & Safety statement of conformity decision rule does not consider uncertainty when analytical results are compared to a specified standard or regulation.

SGS Canada Inc.
P.O. Box 4300 - 185 Concession St.
Lakefield - Ontario - KOL 2HO
Phone: 705-652-2000 FAX: 705-652-6365

LR Report : **CA19088-OCT23**

Quality Control Report

Inorganic Analysis														
Parameter	Reporting Limit	Unit	Method Blank	Duplicate				LCS / Spike Blank			Matrix Spike / Reference Material			
				Result 1	Result 2	RPD	Acceptance Criteria	Spike Recovery (%)	Recovery Limits (%)		Spike Recovery (%)	Recovery Limits (%)		
							%		Low	High		Low	High	
Carbon/Sulphur - QCBatchID: ECS0097-NOV23														
Carbon (total)	0.005	%	<0.005			0	20				95	70	130	

OnLine LIMS

000432441

Results relate only to the sample tested. Data reported represents the sample submitted to SGS. Reproduction of this analytical report in full or in part is prohibited without prior written approval. Please refer to SGS General Conditions of Services located at https://www.sgs.ca/en/terms-and-conditions (Printed copies are available upon request.)
Test method information available upon request. "Temperature Upon Receipt" is representative of the whole shipment and may not reflect the temperature of individual samples.
SGS Canada Inc. Environment-Health & Safety statement of conformity decision rule does not consider uncertainty when analytical results are compared to a specified standard or regulation.

SGS Canada Inc.
P.O. Box 4300 - 185 Concession St.
Lakefield - Ontario - KOL 2HO
Phone: 705-652-2000 FAX: 705-652-6365

ABA - Modified Sobek

11-November-2025

Great Bear Resources Ltd.
Attn : Ashley Moncrief

1020 - 800 West Pender St.
Vancouver, BC
V6C 2V6, Canada

Phone: 778-833-2160
Fax:

Date Rec. : 05 December 2022
LR Report: **CA19039-DEC22**
Reference: Great Bear Project /OMGS21045

Copy: #5

CERTIFICATE OF ANALYSIS
Final Report - Revised

Analysis	1: Analysis Start Date	2: Analysis Start Time	3: Analysis Completed Date	4: Analysis Completed Time	5: DX 550079	6: DX 550078	7: DX 550076	8: DX 550075	9: DX 550074	10: DX 550077	11: DX 550081
Sample Date & Time					N/A	N/A	N/A	N/A	N/A	N/A	N/A
Paste pH [no unit]	21-Dec-22	15:59	05-Jan-23	15:38	9.65	9.21	9.17	9.26	8.63	9.83	9.39
Fizz Rate [rating]	21-Dec-22	15:59	05-Jan-23	15:38	2	2	3	2	2	3	2
Sample weight [g]	21-Dec-22	15:59	05-Jan-23	15:38	2.03	2.10	1.98	2.07	2.10	2.04	2.00
HCl_add [mL]	22-Dec-22	13:51	05-Jan-23	15:38	20.00	35.00	40.50	35.00	37.00	35.00	25.00
HCl [Normality]	21-Dec-22	15:59	05-Jan-23	15:38	0.10	0.10	0.10	0.10	0.10	0.10	0.10
NaOH [Normality]	21-Dec-22	15:59	05-Jan-23	15:38	0.10	0.10	0.10	0.10	0.10	0.10	0.10
Vol NaOH to pH=8.3 [mL]	22-Dec-22	15:54	05-Jan-23	15:38	13.87	23.22	21.71	21.98	24.61	13.68	12.80
Final pH [no unit]	22-Dec-22	15:54	05-Jan-23	15:38	1.81	1.84	1.55	1.80	1.85	1.77	1.70
NP [t CaCO3/1000 t]	22-Dec-22	15:54	05-Jan-23	15:38	15.1	28.1	47.5	31.5	29.5	52.2	30.5
C [%]	04-Jan-23	15:43	11-Jan-23	14:01	0.095	0.129	0.436	0.217	0.245	0.553	0.313
CO3 (HCl) [%]	11-Jan-23	09:10	11-Jan-23	14:01	0.37	0.59	2.10	1.01	1.12	2.70	1.50

Analysis	12: DX 550080	13: DX 550082	14: DX 550083	15: DX 550084	16: DX 550085	17: DX 550107	18: DX 550108	19: DX 550109	20: DX 550086	21: DX 550087	22: DX 550070	23: DX 550069
Sample Date & Time	N/A	N/A	N/A	N/A	N/A	N/A	N/A	N/A	N/A	N/A	N/A	N/A

OnLine LIMS

000432174

Results relate only to the sample tested. Data reported represents the sample submitted to SGS. Reproduction of this analytical report in full or in part is prohibited without prior written approval. Please refer to SGS General Conditions of Services located at https://www.sgs.ca/en/terms-and-conditions (Printed copies are available upon request.)
Test method information available upon request. "Temperature Upon Receipt" is representative of the whole shipment and may not reflect the temperature of individual samples.
SGS Canada Inc. Environment-Health & Safety statement of conformity decision rule does not consider uncertainty when analytical results are compared to a specified standard or regulation.

SGS Canada Inc.
P.O. Box 4300 - 185 Concession St.
Lakefield - Ontario - KOL 2HO
Phone: 705-652-2000 FAX: 705-652-6365

ABA - Modified Sobek

LR Report : **CA19039-DEC22**

Analysis	12: DX 550080	13: DX 550082	14: DX 550083	15: DX 550084	16: DX 550085	17: DX 550107	18: DX 550108	19: DX 550109	20: DX 550086	21: DX 550087	22: DX 550070	23: DX 550069
Paste pH [no unit]	9.74	9.79	10.01	9.88	10.16	9.06	9.83	9.27	9.65	9.74	10.08	9.79
Fizz Rate [rating]	2	2	3	2	3	2	3	2	2	3	3	2
Sample weight [g]	2.02	1.99	2.10	2.08	2.09	2.04	2.07	2.10	2.07	2.03	2.05	2.06
HCl_add [mL]	25.00	20.00	42.00	29.00	37.00	20.00	25.00	20.00	20.00	25.00	35.50	20.00
HCl [Normality]	0.10	0.10	0.10	0.10	0.10	0.10	0.10	0.10	0.10	0.10	0.10	0.10
NaOH [Normality]	0.10	0.10	0.10	0.10	0.10	0.10	0.10	0.10	0.10	0.10	0.10	0.10
Vol NaOH to pH=8.3 [mL]	12.21	11.94	14.58	19.84	13.36	13.13	10.60	12.94	11.60	11.76	19.35	16.44
Final pH [no unit]	1.76	1.54	1.76	1.61	1.73	1.59	1.63	1.90	1.50	1.63	1.58	1.31
NP [t CaCO3/1000 t]	31.6	20.3	65.3	22.0	56.5	16.8	34.8	16.8	20.3	32.6	39.4	8.6
C [%]	0.319	0.185	0.667	0.130	0.603	0.131	0.343	0.106	0.171	0.312	0.276	0.056
CO3 (HCl) [%]	1.53	0.85	3.25	0.57	2.97	0.59	1.65	0.47	0.82	1.52	1.34	0.22

Analysis	24: DX 550068	25: DX 550062	27: DX 550064	28: DX 550065	29: DX 550066	30: DX 550067	31: DX 550072	32: DX 550073	33: DX 550071	34: DX 550051	35: DX 550052	36: DX 550054
Sample Date & Time	N/A	N/A	N/A	N/A	N/A	N/A	N/A	N/A	N/A	N/A	N/A	N/A
Paste pH [no unit]	9.75	10.09	9.68	9.76	10.04	9.89	9.29	9.40	9.77	8.98	9.91	9.79
Fizz Rate [rating]	2	3	3	3	2	2	3	3	3	3	3	3
Sample weight [g]	2.06	2.00	2.04	2.10	1.94	1.96	2.06	2.04	2.00	1.96	1.98	1.90
HCl_add [mL]	20.00	58.00	25.00	50.60	20.00	30.00	50.00	55.00	30.00	80.10	56.80	45.40
HCl [Normality]	0.10	0.10	0.10	0.10	0.10	0.10	0.10	0.10	0.10	0.10	0.10	0.10
NaOH [Normality]	0.10	0.10	0.10	0.10	0.10	0.10	0.10	0.10	0.10	0.10	0.10	0.10
Vol NaOH to pH=8.3 [mL]	12.45	23.14	12.22	31.52	11.94	19.81	23.18	26.87	14.44	34.84	32.86	26.87
Final pH [no unit]	1.64	1.78	1.71	1.54	1.72	1.50	1.80	1.76	1.74	1.63	1.56	1.56
NP [t CaCO3/1000 t]	18.3	87.2	31.3	45.4	20.8	26.0	65.1	68.9	38.9	116	60.4	48.8
C [%]	0.166	0.766	0.337	0.379	0.178	0.210	0.584	0.593	0.361	1.11	0.499	0.372
CO3 (HCl) [%]	0.76	3.76	1.63	1.82	0.83	0.95	2.88	2.93	1.76	5.47	2.44	1.81

OnLine LNMS

0004324174

Results relate only to the sample tested. Data reported represents the sample submitted to SGS. Reproduction of this analytical report in full or in part is prohibited without prior written approval. Please refer to SGS General Conditions of Services located at https://www.sgs.ca/en/terms-and-conditions (Printed copies are available upon request.)
Test method information available upon request. "Temperature Upon Receipt" is representative of the whole shipment and may not reflect the temperature of individual samples.
SGS Canada Inc. Environment-Health & Safety statement of conformity decision rule does not consider uncertainty when analytical results are compared to a specified standard or regulation.

SGS Canada Inc.
P.O. Box 4300 - 185 Concession St.
Lakefield - Ontario - KOL 2HO
Phone: 705-652-2000 FAX: 705-652-6365

ABA - Modified Sobek

LR Report : CA19039-DEC22

Analysis	37: DX 550055	38: DX 550053	39: DX 550056	40: DX 550058	41: DX 550057	42: DX 550059	43: DX 550060	44: DX 550061	45: DX 550088	46: DX 550089	47: DX 550090	48: DX 550091
Sample Date & Time	N/A	N/A	N/A	N/A	N/A	N/A	N/A	N/A	N/A	N/A	N/A	N/A
Paste pH [no unit]	9.32	9.53	9.42	9.77	9.89	9.40	8.99	8.82	8.93	8.92	8.92	9.05
Fizz Rate [rating]	3	3	3	3	3	3	3	3	3	3	2	3
Sample weight [g]	2.07	1.96	2.05	2.07	2.10	2.08	1.95	1.97	1.99	2.09	1.99	2.07
HCl_add [mL]	42.00	45.00	43.00	86.30	65.10	60.50	85.20	127.10	50.00	78.10	40.00	57.00
HCl [Normality]	0.10	0.10	0.10	0.10	0.10	0.10	0.10	0.10	0.10	0.10	0.10	0.10
NaOH [Normality]	0.10	0.10	0.10	0.10	0.10	0.10	0.10	0.10	0.10	0.10	0.10	0.10
Vol NaOH to pH=8.3 [mL]	15.11	18.61	19.00	50.78	34.70	26.30	38.68	59.89	16.78	41.22	16.19	23.56
Final pH [no unit]	1.87	1.66	1.69	1.65	1.61	1.89	1.59	1.72	1.79	1.57	1.85	1.58
NP [t CaCO3/1000 t]	65.0	67.3	58.5	85.8	72.4	82.2	119	171	83.5	88.2	59.8	80.8
C [%]	0.727	0.696	0.592	0.802	0.595	0.783	1.44	2.15	0.913	0.801	0.649	0.897
CO3 (HCl) [%]	3.59	3.42	2.89	3.91	2.82	3.85	7.12	10.7	4.48	3.94	3.19	4.45

Analysis	49: DX 550092	50: DX 550093	51: DX 550094	52: DX 550095	53: DX 550096	54: DX 550097	55: DX 550098	56: DX 550105	57: DX 550099	58: DX 550106	59: DX 550100	60: DX 550103
Sample Date & Time	N/A	N/A	N/A	N/A	N/A	N/A	N/A	N/A	N/A	N/A	N/A	N/A
Paste pH [no unit]	9.34	9.22	9.65	9.58	9.48	8.70	9.61	9.49	9.44	8.89	9.67	9.25
Fizz Rate [rating]	2	2	3	3	2	3	2	2	3	3	2	2
Sample weight [g]	2.07	2.04	2.03	2.09	2.02	2.02	2.05	1.97	2.07	2.02	1.98	2.07
HCl_add [mL]	45.00	78.70	80.00	135.00	57.20	65.00	63.60	65.00	50.00	75.00	33.40	45.10
HCl [Normality]	0.10	0.10	0.10	0.10	0.10	0.10	0.10	0.10	0.10	0.10	0.10	0.10
NaOH [Normality]	0.10	0.10	0.10	0.10	0.10	0.10	0.10	0.10	0.10	0.10	0.10	0.10
Vol NaOH to pH=8.3 [mL]	22.86	35.31	39.27	74.19	37.94	32.64	33.92	33.28	18.00	34.16	19.80	24.33
Final pH [no unit]	1.73	1.60	1.58	1.58	1.48	1.55	1.64	1.53	1.70	1.66	1.49	1.55
NP [t CaCO3/1000 t]	53.5	106	100	146	47.7	80.1	72.4	80.5	77.3	101	34.3	50.2
C [%]	0.499	1.14	0.911	1.49	0.384	0.865	0.290	0.826	0.859	1.07	0.320	0.492
CO3 (HCl) [%]	2.47	5.67	4.52	7.26	1.87	4.26	1.42	4.07	4.25	5.30	1.56	2.41

OnLine LIMS

0004324174

Results relate only to the sample tested. Data reported represents the sample submitted to SGS. Reproduction of this analytical report in full or in part is prohibited without prior written approval. Please refer to SGS General Conditions of Services located at https://www.sgs.ca/en/terms-and-conditions (Printed copies are available upon request.)
Test method information available upon request. "Temperature Upon Receipt" is representative of the whole shipment and may not reflect the temperature of individual samples.
SGS Canada Inc. Environment-Health & Safety statement of conformity decision rule does not consider uncertainty when analytical results are compared to a specified standard or regulation.

SGS Canada Inc.
P.O. Box 4300 - 185 Concession St.
Lakefield - Ontario - KOL 2HO
Phone: 705-652-2000 FAX: 705-652-6365

Analysis	61: DX 550101	62: DX 550104	63: DX 550102
Sample Date & Time	N/A	N/A	N/A
Paste pH [no unit]	9.32	10.15	9.61
Fizz Rate [rating]	3	2	2
Sample weight [g]	2.08	2.08	2.08
HCl_add [mL]	40.00	20.00	100.00
HCl [Normality]	0.10	0.10	0.10
NaOH [Normality]	0.10	0.10	0.10
Vol NaOH to pH=8.3 [mL]	13.96	14.35	34.79
Final pH [no unit]	1.82	1.17	1.78
NP [t CaCO3/1000 t]	62.6	13.6	157
C [%]	0.703	0.156	1.84
CO3 (HCl) [%]	3.48	0.74	9.12

*NP (Neutralization Potential)

$$= \frac{50 \times (\text{N of HCL} \times \text{Total HCL added} - \text{N NaOH} \times \text{NaOH added})}{\text{Weight of Sample}}$$

*AP (Acid Potential) = % Sulphide Sulphur x 31.25
*Net NP (Net Neutralization Potential) = NP-AP
NP/AP Ratio = NP/AP
*Results expressed as tonnes CaCO3 equivalent/1000 tonnes of material
Samples with a % Sulphide value of <0.04 will be calculated using a 0.04 value.

Revised report with selected samples included - June 2023
Revised report with selected samples and analysis as per client request - 18-Sep-25 LT
Revised report #3 with sample changes as per client request - Nov 2025.

Method Descriptions

Parameter	Units	SGS Method Code	Reference Method Code
	g	NA	Sample weight
	mL		MEND PROJECT 1.16.1B
	mL	NA	MEND PROJECT 1.16.1B

OnLine LNMS

Results relate only to the sample tested. Data reported represents the sample submitted to SGS. Reproduction of this analytical report in full or in part is prohibited without prior written approval. Please refer to SGS General Conditions of Services located at https://www.sgs.ca/en/terms-and-conditions (Printed copies are available upon request.)
Test method information available upon request. "Temperature Upon Receipt" is representative of the whole shipment and may not reflect the temperature of individual samples.
SGS Canada Inc. Environment-Health & Safety statement of conformity decision rule does not consider uncertainty when analytical results are compared to a specified standard or regulation.

SGS Canada Inc.
P.O. Box 4300 - 185 Concession St.
Lakefield - Ontario - KOL 2HO
Phone: 705-652-2000 FAX: 705-652-6365

Parameter	Units	SGS Method Code	Reference Method Code
	no unit	NA	SM 4500
	Normality	NA	MEND PROJECT 1.16.1B
	rating	NA	MEND PROJECT 1.16.1B
	t CaCO3/1000 t	ME-CA-[ENV]ARD-LAK-AN-001/003	MEND PROJECT 1.16.1B
Carbon/Sulphur	%	ME-CA-[ENV]ARD-LAK-AN-019	ASTM E1915-07A
Carbon/Sulphur	%	ME-CA-[ENV]ARD-LAK-AN-020	ASTM E1915-07A
Neutralization Potential	t CaCO3/1000 t	ME-CA-[ENV]ARD-LAK-AN-001/003	MEND PROJECT 1.16.1B
Paste pH	no unit	ME-CA-[ENV]ARD-LAK-AN-005	ARD Predicition Manual 2009

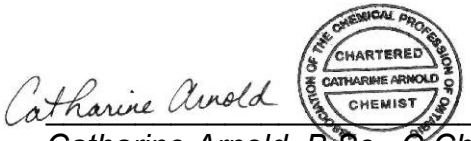

Catharine Arnold, B.Sc., C.Chem
Project Specialist,
Environment, Health & Safety

OnLine LIMS

Results relate only to the sample tested. Data reported represents the sample submitted to SGS. Reproduction of this analytical report in full or in part is prohibited without prior written approval. Please refer to SGS General Conditions of Services located at https://www.sgs.ca/en/terms-and-conditions (Printed copies are available upon request.)
Test method information available upon request. "Temperature Upon Receipt" is representative of the whole shipment and may not reflect the temperature of individual samples.
SGS Canada Inc. Environment-Health & Safety statement of conformity decision rule does not consider uncertainty when analytical results are compared to a specified standard or regulation.

SGS Canada Inc.
P.O. Box 4300 - 185 Concession St.
Lakefield - Ontario - KOL 2HO
Phone: 705-652-2000 FAX: 705-652-6365

Quality Control Report

Inorganic Analysis														
Parameter	Reporting Limit	Unit	Method Blank	Duplicate				LCS / Spike Blank			Matrix Spike / Reference Material			
				Result 1	Result 2	RPD	Acceptance Criteria	Spike Recovery (%)	Recovery Limits (%)		Spike Recovery (%)	Recovery Limits (%)		
							%		Low	High		Low	High	
Carbon/Sulphur - QCBatchID: ECS0010-JAN23														
Carbon (total)	0.005	%	<0.005			1	20				99	70	130	
Carbon/Sulphur - QCBatchID: ECS0028-JAN23														
Carbonate (HCl)	0.04	%	<0.04			0	20	98	80	120				

OnLine LIMS

000432417A

Results relate only to the sample tested. Data reported represents the sample submitted to SGS. Reproduction of this analytical report in full or in part is prohibited without prior written approval. Please refer to SGS General Conditions of Services located at https://www.sgs.ca/en/terms-and-conditions (Printed copies are available upon request.)
Test method information available upon request. "Temperature Upon Receipt" is representative of the whole shipment and may not reflect the temperature of individual samples.
SGS Canada Inc. Environment-Health & Safety statement of conformity decision rule does not consider uncertainty when analytical results are compared to a specified standard or regulation.

SGS Canada Inc.
P.O. Box 4300 - 185 Concession St.
Lakefield - Ontario - KOL 2HO
Phone: 705-652-2000 FAX: 705-652-6365

11-November-2025

Great Bear Resources Ltd.
Attn : Ashley Moncrief

1020 - 800 West Pender St.
Vancouver, BC
V6C 2V6, Canada

Phone: 778-833-2160
Fax:

Date Rec. : 15 June 2023
LR Report: **CA19044-JUN23**
Reference: Great Bear Project/OMGS21045 - Set 1

Copy: #3

CERTIFICATE OF ANALYSIS
Final Report - Revised

Analysis	1: Analysis Start Date	2: Analysis Start Time	3: Analysis Completed Date	4: Analysis Completed Time	5: 031806	6: 031805	7: 031804	8: 031800	9: 031801	10: 031811	12: 031799	13: 031798	14: 031803
Sample Date & Time					N/A	N/A	N/A	N/A	N/A	N/A	N/A	N/A	N/A
Paste pH [no unit]	31-Jul-23	08:09	02-Aug-23	11:13	9.43	9.18	8.99	9.00	9.47	9.17	9.46	9.61	9.56
Fizz Rate [rating]	31-Jul-23	08:09	02-Aug-23	11:13	4	4	4	4	4	4	4	4	4
Sample weight [g]	31-Jul-23	08:09	02-Aug-23	11:13	2.00	2.06	2.13	2.14	2.04	2.06	1.96	2.12	1.99
HCl_add [mL]	01-Aug-23	08:28	02-Aug-23	11:13	60.00	80.00	40.00	55.00	40.00	40.00	40.00	65.00	40.00
HCl [Normality]	31-Jul-23	08:09	02-Aug-23	11:13	0.10	0.10	0.10	0.10	0.10	0.10	0.10	0.10	0.10
NaOH [Normality]	31-Jul-23	08:09	02-Aug-23	11:13	0.10	0.10	0.10	0.10	0.10	0.10	0.10	0.10	0.10
Vol NaOH to pH=8.3 [mL]	01-Aug-23	08:28	02-Aug-23	11:13	22.74	36.99	19.24	22.47	17.40	27.11	20.00	35.71	22.18
Final pH [no unit]	01-Aug-23	08:28	02-Aug-23	11:13	1.76	1.68	1.70	1.64	1.62	1.50	1.91	1.62	1.51
NP [t CaCO3/1000 t]	01-Aug-23	08:28	02-Aug-23	11:13	93.2	104	48.7	76.0	55.4	31.3	51.0	69.1	44.8
C [%]	17-Aug-23	10:19	20-Aug-23	17:24	1.06	1.47	0.550	0.897	0.640	0.358	0.699	0.470	0.757
CO3 (HCl) as %CO3 [%]	20-Aug-23	09:31	20-Aug-23	17:24	5.11	7.13	2.52	4.26	2.96	1.60	3.25	2.15	3.58

OnLine LIMS

0004324178

Results relate only to the sample tested. Data reported represents the sample submitted to SGS. Reproduction of this analytical report in full or in part is prohibited without prior written approval. Please refer to SGS General Conditions of Services located at https://www.sgs.ca/en/terms-and-conditions (Printed copies are available upon request.)
Test method information available upon request. "Temperature Upon Receipt" is representative of the whole shipment and may not reflect the temperature of individual samples.
SGS Canada Inc. Environment-Health & Safety statement of conformity decision rule does not consider uncertainty when analytical results are compared to a specified standard or regulation.

SGS Canada Inc.
P.O. Box 4300 - 185 Concession St.
Lakefield - Ontario - KOL 2HO
Phone: 705-652-2000 FAX: 705-652-6365

LR Report : **CA19044-JUN23**

Analysis	15: 031802	16: 031797	17: 116744	18: 116742	19: 116743	20: 116745	21: 031817	22: 031818	23: 031762	24: 031763	25: 031765	26: 031764	27: 031753	28: 031752	29: 031772
Sample Date & Time	N/A	N/A	N/A	N/A	N/A	N/A	N/A	N/A	N/A	N/A	N/A	N/A	N/A	N/A	N/A
Paste pH [no unit]	9.76	9.02	9.81	9.97	9.95	9.76	10.10	9.98	8.48	9.65	9.70	9.35	9.83	9.63	10.08
Fizz Rate [rating]	4	4	2	2	4	2	2	2	2	2	2	2	2	2	2
Sample weight [g]	2.06	2.08	2.18	2.02	2.00	2.06	2.18	1.97	2.06	2.12	1.97	2.15	2.01	2.15	2.02
HCl_add [mL]	40.00	65.00	20.00	20.00	40.00	20.00	20.00	20.00	20.00	20.00	30.00	20.00	30.00	45.00	20.00
HCl [Normality]	0.10	0.10	0.10	0.10	0.10	0.10	0.10	0.10	0.10	0.10	0.10	0.10	0.10	0.10	0.10
NaOH [Normality]	0.10	0.10	0.10	0.10	0.10	0.10	0.10	0.10	0.10	0.10	0.10	0.10	0.10	0.10	0.10
Vol NaOH to pH=8.3 [mL]	21.80	18.53	15.06	15.25	17.37	13.65	15.61	16.61	17.68	11.97	19.51	14.30	18.54	25.80	10.37
Final pH [no unit]	1.80	1.74	1.06	1.27	1.70	1.88	1.61	1.31	1.43	1.63	1.52	1.66	1.86	1.55	1.99
NP [t CaCO3/1000 t]	44.2	112	11.3	11.8	56.6	15.4	10.1	8.6	5.6	18.9	26.6	13.3	28.5	44.7	23.8
C [%]	0.390	1.35	0.167	0.132	0.598	0.081	0.057	0.076	0.018	0.191	0.563	0.135	0.229	0.250	0.241
CO3 (HCl) as %CO3 [%]	1.76	6.53	0.61	0.48	2.78	0.19	0.09	0.18	< 0.04	0.76	1.49	0.46	0.99	1.01	1.02

Analysis	30: 031754	31: 031751	32: 031812	33: 116738	34: 116736	35: 116737	36: 116732	37: 116733	38: 116734	39: 116735	40: 031767	41: 031768	42: 031755	43: 031756	44: 031766
Sample Date & Time	N/A	N/A	N/A	N/A	N/A	N/A	N/A	N/A	N/A	N/A	N/A	N/A	N/A	N/A	N/A
Paste pH [no unit]	9.58	9.62	9.11	8.87	9.18	9.83	10.01	9.48	9.98	9.64	10.00	10.06	10.01	9.65	9.44
Fizz Rate [rating]	2	2	2	2	2	2	2	2	2	4	2	2	2	2	2
Sample weight [g]	1.98	2.13	2.17	1.98	2.10	2.05	2.07	2.03	2.09	2.01	2.08	2.13	2.11	2.03	2.11
HCl_add [mL]	30.00	30.00	40.00	20.00	20.00	30.00	30.00	20.00	20.00	40.00	20.00	20.00	20.00	30.00	20.00
HCl [Normality]	0.10	0.10	0.10	0.10	0.10	0.10	0.10	0.10	0.10	0.10	0.10	0.10	0.10	0.10	0.10
NaOH [Normality]	0.10	0.10	0.10	0.10	0.10	0.10	0.10	0.10	0.10	0.10	0.10	0.10	0.10	0.10	0.10
Vol NaOH to pH=8.3 [mL]	18.12	21.93	24.60	15.59	13.56	20.22	23.24	12.90	13.97	18.05	14.59	12.84	14.87	20.13	13.09
Final pH [no unit]	1.71	1.58	1.67	1.79	1.65	1.50	1.59	1.33	2.00	1.84	1.63	1.34	1.44	1.72	1.36
NP [t CaCO3/1000 t]	30.0	18.9	35.5	11.1	15.3	23.9	16.3	17.5	14.4	54.6	13.0	16.8	12.1	24.3	16.4
C [%]	0.230	0.099	0.312	0.137	0.145	0.177	0.066	0.191	0.120	0.564	0.100	0.168	0.113	0.192	0.039
CO3 (HCl) as %CO3 [%]	0.94	0.30	1.36	0.10	0.53	0.66	0.13	0.71	0.41	2.63	0.31	0.65	0.34	0.76	< 0.04

OnLine LNMS

0004324178

Results relate only to the sample tested. Data reported represents the sample submitted to SGS. Reproduction of this analytical report in full or in part is prohibited without prior written approval. Please refer to SGS General Conditions of Services located at https://www.sgs.ca/en/terms-and-conditions (Printed copies are available upon request.)
Test method information available upon request. "Temperature Upon Receipt" is representative of the whole shipment and may not reflect the temperature of individual samples.
SGS Canada Inc. Environment-Health & Safety statement of conformity decision rule does not consider uncertainty when analytical results are compared to a specified standard or regulation.

SGS Canada Inc.
P.O. Box 4300 - 185 Concession St.
Lakefield - Ontario - KOL 2HO
Phone: 705-652-2000 FAX: 705-652-6365

LR Report : **CA19044-JUN23**

Analysis	45: 031769	46: 031770	47: 031771	48: 116739	49: 116740	50: 116741	51: 031777	52: 031775	53: 031760	54: 031759
Sample Date & Time	N/A	N/A	N/A	N/A	N/A	N/A	N/A	N/A	N/A	N/A
Paste pH [no unit]	10.14	9.31	9.81	9.94	9.88	10.40	9.74	9.48	10.01	9.60
Fizz Rate [rating]	2	2	4	2	2	2	2	4	2	2
Sample weight [g]	2.16	2.10	2.06	1.98	2.12	2.14	2.06	2.04	2.00	2.05
HCl_add [mL]	20.00	20.00	40.00	20.00	20.00	20.00	20.00	65.00	20.00	20.00
HCl [Normality]	0.10	0.10	0.10	0.10	0.10	0.10	0.10	0.10	0.10	0.10
NaOH [Normality]	0.10	0.10	0.10	0.10	0.10	0.10	0.10	0.10	0.10	0.10
Vol NaOH to pH=8.3 [mL]	16.33	13.23	20.39	16.78	16.76	13.13	17.70	32.03	13.57	15.02
Final pH [no unit]	1.21	1.46	1.65	1.46	1.30	1.38	1.24	1.73	1.60	2.00
NP [t CaCO3/1000 t]	8.5	16.1	47.6	8.1	7.7	16.0	5.6	80.8	16.1	12.1
C [%]	0.049	0.159	0.607	0.050	0.053	0.174	0.047	0.789	0.174	0.103
CO3 (HCl) as %CO3 [%]	0.06	0.60	2.84	0.09	< 0.04	0.69	0.04	3.72	0.62	0.21

*NP (Neutralization Potential)

$$= \frac{50 \times (\text{N of HCL} \times \text{Total HCL added} - \text{N NaOH} \times \text{NaOH added})}{\text{Weight of Sample}}$$

*AP (Acid Potential) = % Sulphide Sulphur x 31.25
*Net NP (Net Neutralization Potential) = NP-AP
NP/AP Ratio = NP/AP
*Results expressed as tonnes CaCO3 equivalent/1000 tonnes of material
Samples with a % Sulphide value of <0.04 will be calculated using a 0.04 value.

Analysis performed as per MEND Project 1.16.1B using ASTM E1915.
HCL and HNO3 Insoluble Sulphur analysed on leach residue by combustion IR Sulphur Analyser. Soluble Sulphur values are calculated from Total Sulphur minus Insoluble Sulphur.
Na2CO3 Soluble Sulphur as analysed on the leach solution using ion chromatography EPA 300.1. Insoluble Na2CO3 Sulphur is calculated from Total Sulphur minus Soluble Sulphur.

**Revised report with selected samples and analysis as per client request - 18-Sep-25 LT
Revised report #2 with sample changes as per client request.

OnLine LIMS

0004324178

Results relate only to the sample tested. Data reported represents the sample submitted to SGS. Reproduction of this analytical report in full or in part is prohibited without prior written approval. Please refer to SGS General Conditions of Services located at https://www.sgs.ca/en/terms-and-conditions (Printed copies are available upon request.)
Test method information available upon request. "Temperature Upon Receipt" is representative of the whole shipment and may not reflect the temperature of individual samples.
SGS Canada Inc. Environment-Health & Safety statement of conformity decision rule does not consider uncertainty when analytical results are compared to a specified standard or regulation.

SGS Canada Inc.
P.O. Box 4300 - 185 Concession St.
Lakefield - Ontario - KOL 2HO
Phone: 705-652-2000 FAX: 705-652-6365

LR Report : **CA19044-JUN23**

Method Descriptions

Parameter	Units	SGS Method Code	Reference Method Code
	g	NA	Sample weight
	mL		MEND PROJECT 1.16.1B
	mL	NA	MEND PROJECT 1.16.1B
	no unit	NA	SM 4500
	Normality	NA	MEND PROJECT 1.16.1B
	rating	NA	MEND PROJECT 1.16.1B
	ratio	ME-CA-[ENV]ARD-LAK-AN-001/003	MEND PROJECT 1.16.1B
	t CaCO3/1000 t	ME-CA-[ENV]ARD-LAK-AN-001/003	MEND PROJECT 1.16.1B
Carbon/Sulphur	%	ME-CA-[ENV]ARD-LAK-AN-019	ASTM E1915-07A
Carbon/Sulphur	%	ME-CA-[ENV]ARD-LAK-AN-020	ASTM E1915-07A
Neutralization Potential	t CaCO3/1000 t	ME-CA-[ENV]ARD-LAK-AN-001/003	MEND PROJECT 1.16.1B
Paste pH	no unit	ME-CA-[ENV]ARD-LAK-AN-005	ARD Predicition Manual 2009



Catharine Arnold, B.Sc., C.Chem
Project Specialist,
Environment, Health & Safety

OnLine LNMS

0004324178

Results relate only to the sample tested. Data reported represents the sample submitted to SGS. Reproduction of this analytical report in full or in part is prohibited without prior written approval. Please refer to SGS General Conditions of Services located at https://www.sgs.ca/en/terms-and-conditions (Printed copies are available upon request.)
Test method information available upon request. "Temperature Upon Receipt" is representative of the whole shipment and may not reflect the temperature of individual samples.
SGS Canada Inc. Environment-Health & Safety statement of conformity decision rule does not consider uncertainty when analytical results are compared to a specified standard or regulation.

SGS Canada Inc.
P.O. Box 4300 - 185 Concession St.
Lakefield - Ontario - KOL 2HO
Phone: 705-652-2000 FAX: 705-652-6365

Quality Control Report

Inorganic Analysis														
Parameter	Reporting Limit	Unit	Method Blank	Duplicate				LCS / Spike Blank			Matrix Spike / Reference Material			
				Result 1	Result 2	RPD	Acceptance Criteria	Spike Recovery (%)	Recovery Limits (%)		Spike Recovery (%)	Recovery Limits (%)		
							%		Low	High		Low	High	
Carbon/Sulphur - QCBatchID: ECS0073-AUG23														
Carbon (total)	0.005	%	<0.005			0	20				99	70	130	
Carbon/Sulphur - QCBatchID: ECS0082-AUG23														
Carbonate (HCl) as %CO3	0.04	%	<0.04			0	20	101	80	120				

OnLine LIMS

0004324178

Results relate only to the sample tested. Data reported represents the sample submitted to SGS. Reproduction of this analytical report in full or in part is prohibited without prior written approval. Please refer to SGS General Conditions of Services located at https://www.sgs.ca/en/terms-and-conditions (Printed copies are available upon request.)
Test method information available upon request. "Temperature Upon Receipt" is representative of the whole shipment and may not reflect the temperature of individual samples.
SGS Canada Inc. Environment-Health & Safety statement of conformity decision rule does not consider uncertainty when analytical results are compared to a specified standard or regulation.

SGS Canada Inc.
P.O. Box 4300 - 185 Concession St.
Lakefield - Ontario - KOL 2HO
Phone: 705-652-2000 FAX: 705-652-6365

ABA - Modified Sobek

19-November-2025

Great Bear Resources Ltd.
Attn : Ashley Moncrief

1020 - 800 West Pender St.
Vancouver, BC
V6C 2V6, Canada

Phone: 778-833-2160
Fax:

Date Rec. : 15 June 2023
LR Report: **CA19051-JUN23**
Reference: Great Bear Project/OMGS21045 - Set 1

Copy: #4

CERTIFICATE OF ANALYSIS
Final Report - Revised

Analysis	1: Analysis Start Date	2: Analysis Start Time	3: Analysis Completed Date	4: Analysis Completed Time	5: 031757	6: 031758	7: 031761	8: 031788	9: 031782	10: 031789	11: 031787	12: 031784	13: 031786	14: 031785	15: 031780	16: 031778
Sample Date & Time					N/A	N/A	N/A	N/A	N/A	N/A	N/A	N/A	N/A	N/A	N/A	N/A
Paste pH [no unit]	27-Jul-23	08:30	28-Jul-23	14:22	9.95	9.03	9.74	9.05	10.01	9.56	10.10	10.04	8.32	9.84	9.63	10.24
Fizz Rate [rating]	27-Jul-23	08:30	28-Jul-23	14:22	2	2	2	2	2	2	2	2	2	2	4	2
Sample weight [g]	27-Jul-23	08:30	28-Jul-23	14:22	2.02	2.02	2.02	2.01	2.00	2.02	2.01	2.02	2.01	2.01	2.00	2.02
HCl Added [mL]	28-Jul-23	06:15	28-Jul-23	14:22	20.00	20.00	49.00	50.00	20.00	20.00	20.00	20.00	26.00	25.00	55.00	20.00
HCl [Normality]	27-Jul-23	08:30	28-Jul-23	14:22	0.10	0.10	0.10	0.10	0.10	0.10	0.10	0.10	0.10	0.10	0.10	0.10
NaOH [Normality]	27-Jul-23	08:30	28-Jul-23	14:22	0.10	0.10	0.10	0.10	0.10	0.10	0.10	0.10	0.10	0.10	0.10	0.10
NaOH to pH=8.3 [mL]	28-Jul-23	08:13	28-Jul-23	14:22	13.06	18.69	33.65	29.89	12.25	15.48	16.02	13.77	22.50	20.75	23.36	15.86
Final pH [no unit]	28-Jul-23	08:13	28-Jul-23	14:22	1.63	1.32	1.69	1.69	1.87	1.75	1.88	1.72	1.60	1.60	1.70	1.83
NP [t CaCO3/1000 t]	28-Jul-23	08:13	28-Jul-23	14:22	17.2	3.2	38.0	50.0	19.4	11.2	9.9	15.4	8.7	10.6	79.1	10.3
Net NP [t CaCO3/1000 t]	16-Aug-23	14:29	16-Aug-23	14:30	16.0	-23.05	28.3	21.2	18.2	4.64	7.40	12.9	-156.30	8.10	66.9	8.74
NP/AP [ratio]	16-Aug-23	14:29	16-Aug-23	14:30	13.8	0.12	3.92	1.74	15.5	1.71	3.96	6.16	0.05	4.24	6.49	6.59
Carbon (total) [%]	15-Aug-23	12:25	16-Aug-23	14:29	0.168	0.012	0.281	0.474	0.231	0.062	0.051	0.145	0.065	0.034	0.910	0.072
Carbonate (HCl) as %CO3 [%]	16-Aug-23	08:36	16-Aug-23	14:30	0.77	< 0.04	1.34	2.27	1.12	0.26	0.19	0.67	0.24	0.12	4.49	0.31

Analysis	17: 031779	18: 031781	19: 031783	20: 031795	21: 031796	22: 031794	23: 031790	24: 031791	25: 031792	26: 031816	27: 031807	28: 116748	29: 116749	30: 031776	31: 116747	32: 116746	33: 031774
Sample Date & Time	N/A	N/A	N/A	N/A	N/A	N/A	N/A	N/A	N/A	N/A	N/A	N/A	N/A	N/A	N/A	N/A	N/A
Paste pH [no unit]	10.03	10.03	10.04	9.80	9.98	9.30	9.31	9.88	9.74	9.85	9.87	10.12	9.12	9.47	9.15	9.82	9.00

OnLine LIMS

0004334148

Results relate only to the sample tested. Data reported represents the sample submitted to SGS. Reproduction of this analytical report in full or in part is prohibited without prior written approval. Please refer to SGS General Conditions of Services located at https://www.sgs.ca/en/terms-and-conditions (Printed copies are available upon request.)
Test method information available upon request. "Temperature Upon Receipt" is representative of the whole shipment and may not reflect the temperature of individual samples.
SGS Canada Inc. Environment-Health & Safety statement of conformity decision rule does not consider uncertainty when analytical results are compared to a specified standard or regulation.

SGS Canada Inc.
P.O. Box 4300 - 185 Concession St.
Lakefield - Ontario - KOL 2HO
Phone: 705-652-2000 FAX: 705-652-6365

ABA - Modified Sobek

LR Report : **CA19051-JUN23**

Analysis	17: 031779	18: 031781	19: 031783	20: 031795	21: 031796	22: 031794	23: 031790	24: 031791	25: 031792	26: 031816	27: 031807	28: 116748	29: 116749	30: 031776	31: 116747	32: 116746	33: 031774
Fizz Rate [rating]	2	2	2	2	2	2	2	2	2	2	4	2	4	2	2	2	2
Sample weight [g]	2.00	2.02	2.02	2.01	2.01	1.97	1.99	1.96	2.10	2.20	1.97	2.04	1.99	2.18	2.09	1.99	2.08
HCl Added [mL]	20.00	20.00	20.00	40.00	20.00	20.00	40.00	40.00	20.00	30.00	100.00	65.00	60.00	45.00	30.00	105.00	90.00
HCl [Normality]	0.10	0.10	0.10	0.10	0.10	0.10	0.10	0.10	0.10	0.10	0.10	0.10	0.10	0.10	0.10	0.10	0.10
NaOH [Normality]	0.10	0.10	0.10	0.10	0.10	0.10	0.10	0.10	0.10	0.10	0.10	0.10	0.10	0.10	0.10	0.10	0.10
NaOH to pH=8.3 [mL]	16.38	15.21	16.06	33.78	12.17	16.43	25.08	24.08	8.06	22.23	28.99	36.99	30.05	27.69	22.38	36.71	42.78
Final pH [no unit]	1.56	1.47	2.00	1.57	2.00	1.80	1.78	1.86	1.85	1.76	1.82	1.72	1.59	1.76	1.52	1.90	1.61
NP [t CaCO3/1000 t]	9.1	11.9	9.8	15.5	19.5	9.1	37.5	40.6	28.4	17.7	180	68.7	75.3	39.7	18.2	172	114
Net NP [t CaCO3/1000 t]	7.22	10.6	8.55	14.2	18.2	7.85	6.88	31.2	27.2	15.8	168	65.3	59.7	28.8	-58.68	167	98.2
NP/AP [ratio]	4.85	9.52	7.84	12.4	15.6	7.28	1.22	4.33	22.7	9.44	15.2	20.0	4.82	3.63	0.24	34.3	7.41
Carbon (total) [%]	0.066	0.103	0.079	0.039	0.186	0.030	0.351	0.396	0.341	0.005	2.08	0.645	0.821	0.347	1.36	1.97	1.40
Carbonate (HCl) as %CO3 [%]	0.28	0.47	0.35	0.16	0.86	0.13	1.66	1.94	1.65	< 0.04	10.3	3.16	4.03	1.69	1.48	9.70	6.62

Analysis	34: 031773	35: 116750	36: 031793	37: 031808	38: 031809	39: 031813	40: 031814	41: 031815	42: 031819
Sample Date & Time	N/A	N/A	N/A	N/A	N/A	N/A	N/A	N/A	N/A
Paste pH [no unit]	9.56	8.62	9.15	9.18	10.15	9.22	9.60	8.49	9.31
Fizz Rate [rating]	2	2	4	2	2	2	2	2	2
Sample weight [g]	2.02	2.09	2.04	2.04	2.09	2.08	2.12	2.12	2.11
HCl Added [mL]	60.00	40.00	45.00	65.00	30.00	40.00	70.00	50.00	25.00
HCl [Normality]	0.10	0.10	0.10	0.10	0.10	0.10	0.10	0.10	0.10
NaOH [Normality]	0.10	0.10	0.10	0.10	0.10	0.10	0.10	0.10	0.10
NaOH to pH=8.3 [mL]	28.82	22.61	19.45	26.76	20.33	17.50	31.72	25.81	16.44
Final pH [no unit]	1.58	1.72	1.77	1.65	1.50	1.93	1.89	2.01	1.57
NP [t CaCO3/1000 t]	77.2	41.6	62.6	93.7	23.1	54.1	90.3	57.1	20.3
Net NP [t CaCO3/1000 t]	74.4	-92.15	59.5	90.3	21.8	48.8	87.8	-83.84	18.1
NP/AP [ratio]	27.4	0.31	20.0	27.3	18.5	10.2	36.1	0.41	9.28
Carbon (total) [%]	0.846	1.49	0.721	1.08	0.254	0.607	0.986	1.60	0.167
Carbonate (HCl) as %CO3 [%]	4.20	3.54	3.51	5.35	1.21	2.97	4.88	4.01	0.76

*NP (Neutralization Potential)

$$= \frac{50 \times (\text{N of HCL} \times \text{Total HCL added} - \text{N NaOH} \times \text{NaOH added})}{\text{Weight of Sample}}$$

*AP (Acid Potential) = % Sulphide Sulphur x 31.25
*Net NP (Net Neutralization Potential) = NP-AP
NP/AP Ratio = NP/AP

OnLine LNMS

0004334148

Results relate only to the sample tested. Data reported represents the sample submitted to SGS. Reproduction of this analytical report in full or in part is prohibited without prior written approval. Please refer to SGS General Conditions of Services located at https://www.sgs.ca/en/terms-and-conditions (Printed copies are available upon request.)
Test method information available upon request. "Temperature Upon Receipt" is representative of the whole shipment and may not reflect the temperature of individual samples.
SGS Canada Inc. Environment-Health & Safety statement of conformity decision rule does not consider uncertainty when analytical results are compared to a specified standard or regulation.

SGS Canada Inc.
P.O. Box 4300 - 185 Concession St.
Lakefield - Ontario - KOL 2HO
Phone: 705-652-2000 FAX: 705-652-6365

*Results expressed as tonnes CaCO3 equivalent/1000 tonnes of material
Samples with a % Sulphide value of <0.04 will be calculated using a 0.04 value.

**Revised report with selected samples and analysis as per client request - 18-Sep-25 LT
Revised report #2 with sample changes as per client request.

Method Descriptions

Parameter	Units	SGS Method Code	Reference Method Code
	g	NA	Sample weight
	mL		MEND PROJECT 1.16.1B
	mL	NA	MEND PROJECT 1.16.1B
	no unit	NA	SM 4500
	Normality	NA	MEND PROJECT 1.16.1B
	rating	NA	MEND PROJECT 1.16.1B
	ratio	ME-CA-[ENV]ARD-LAK-AN-001/003	MEND PROJECT 1.16.1B
	t CaCO3/1000 t	ME-CA-[ENV]ARD-LAK-AN-001/003	MEND PROJECT 1.16.1B
Carbon/Sulphur	%	ME-CA-[ENV]ARD-LAK-AN-019	ASTM E1915-07A
Carbon/Sulphur	%	ME-CA-[ENV]ARD-LAK-AN-020	ASTM E1915-07A
Neutralization Potential	t CaCO3/1000 t	ME-CA-[ENV]ARD-LAK-AN-001/003	MEND PROJECT 1.16.1B
Paste pH	no unit	ME-CA-[ENV]ARD-LAK-AN-005	ARD Predicition Manual 2009

Catharine Arnold

CHARTERED CATHARINE ARNOLD CHEMIST

Catharine Arnold, B.Sc., C.Chem
Project Specialist,
Environment, Health & Safety

OnLine LMS

0004334148

Results relate only to the sample tested. Data reported represents the sample submitted to SGS. Reproduction of this analytical report in full or in part is prohibited without prior written approval. Please refer to SGS General Conditions of Services located at https://www.sgs.ca/en/terms-and-conditions (Printed copies are available upon request.)
Test method information available upon request. "Temperature Upon Receipt" is representative of the whole shipment and may not reflect the temperature of individual samples.
SGS Canada Inc. Environment-Health & Safety statement of conformity decision rule does not consider uncertainty when analytical results are compared to a specified standard or regulation.

SGS Canada Inc.
P.O. Box 4300 - 185 Concession St.
Lakefield - Ontario - KOL 2HO
Phone: 705-652-2000 FAX: 705-652-6365

Quality Control Report

Inorganic Analysis														
Parameter	Reporting Limit	Unit	Method Blank	Duplicate				LCS / Spike Blank			Matrix Spike / Reference Material			
				Result 1	Result 2	RPD	Acceptance Criteria	Spike Recovery (%)	Recovery Limits (%)		Spike Recovery (%)	Recovery Limits (%)		
							%		Low	High		Low	High	
Carbon/Sulphur - QCBatchID: ECS0061-AUG23														
Carbon (total)	0.005	%	<0.005			2	20				98	70	130	
Carbon/Sulphur - QCBatchID: ECS0068-AUG23														
Carbonate (HCl) as %CO3	0.04	%	<0.04			3	20	99	80	120				

OnLine LIMS

000433414B

Results relate only to the sample tested. Data reported represents the sample submitted to SGS. Reproduction of this analytical report in full or in part is prohibited without prior written approval. Please refer to SGS General Conditions of Services located at https://www.sgs.ca/en/terms-and-conditions (Printed copies are available upon request.)
Test method information available upon request. "Temperature Upon Receipt" is representative of the whole shipment and may not reflect the temperature of individual samples.
SGS Canada Inc. Environment-Health & Safety statement of conformity decision rule does not consider uncertainty when analytical results are compared to a specified standard or regulation.

SGS Canada Inc.
P.O. Box 4300 - 185 Concession St.
Lakefield - Ontario - KOL 2HO
Phone: 705-652-2000 FAX: 705-652-6365

11-November-2025

Great Bear Resources Ltd.
Attn : Ashley Moncrief

1020 - 800 West Pender St.
Vancouver, BC
V6C 2V6, Canada

Phone: 778-833-2160
Fax:

Date Rec. : 10 October 2023
LR Report: **CA19052-OCT23**
Reference: Great Bear Project/OMGS21045

Copy: #3

CERTIFICATE OF ANALYSIS
Final Report - Revised

Analysis	1: Analysis Start Date	2: Analysis Start Time	3: Analysis Completed Date	4: Analysis Completed Time	5: 116967	6: 116968	7: 116969	8: 116970	9: 116971	10: 116972	11: 116973	12: 116974	13: 116975	14: 116976
Sample Date & Time					N/A	N/A	N/A	N/A	N/A	N/A	N/A	N/A	N/A	N/A
Paste pH [no unit]	29-Nov-23	07:52	08-Dec-23	12:57	9.81	9.81	10.17	9.39	9.68	9.90	9.60	8.31	8.76	9.50
Fizz Rate [rating]	27-Nov-23	09:34	08-Dec-23	12:58	3	3	3	3	3	3	3	3	3	3
Sample weight [g]	24-Nov-23	15:07	13-Dec-23	08:39	2.00	2.00	2.20	1.99	2.03	2.00	2.02	2.04	2.01	1.98
HCl_add [mL]	28-Nov-23	08:09	13-Dec-23	08:39	20.00	28.50	24.80	66.60	56.00	63.30	24.40	20.00	20.00	52.20
HCl [Normality]	27-Nov-23	09:46	13-Dec-23	08:39	0.10	0.10	0.10	0.10	0.10	0.10	0.10	0.10	0.10	0.10
NaOH [Normality]	27-Nov-23	09:46	13-Dec-23	08:39	0.10	0.10	0.10	0.10	0.10	0.10	0.10	0.10	0.10	0.10
Vol NaOH to pH=8.3 [mL]	29-Nov-23	07:42	13-Dec-23	08:39	12.33	11.91	10.40	19.29	18.42	17.60	16.72	17.39	15.59	32.31
Final pH [no unit]	28-Nov-23	09:37	13-Dec-23	08:39	1.63	1.59	1.87	1.90	1.71	1.95	1.64	1.36	1.56	1.56
NP [t CaCO3/1000 t]	29-Nov-23	07:42	13-Dec-23	08:39	19.2	41.5	32.7	119	92.6	114	19.0	6.4	11.0	50.2
C [%]	20-Nov-23	14:53	21-Nov-23	13:33	0.175	0.469	0.313	1.42	1.11	1.29	0.130	0.017	0.056	0.479
CO3 (HCl) as %CO3 [%]	21-Nov-23	09:32	21-Nov-23	13:33	0.81	2.26	1.49	7.09	5.57	6.46	0.68	< 0.04	0.27	2.38

Analysis	15: 116977	16: 116978	17: 116979	18: 116980	19: 116981	21: 116983	22: 116984	23: 116985	24: 116986
Sample Date & Time	N/A	N/A	N/A	N/A	N/A	N/A	N/A	N/A	N/A

OnLine LIMS

0004324254

Results relate only to the sample tested. Data reported represents the sample submitted to SGS. Reproduction of this analytical report in full or in part is prohibited without prior written approval. Please refer to SGS General Conditions of Services located at https://www.sgs.ca/en/terms-and-conditions (Printed copies are available upon request.)
Test method information available upon request. "Temperature Upon Receipt" is representative of the whole shipment and may not reflect the temperature of individual samples.
SGS Canada Inc. Environment-Health & Safety statement of conformity decision rule does not consider uncertainty when analytical results are compared to a specified standard or regulation.

SGS Canada Inc.
P.O. Box 4300 - 185 Concession St.
Lakefield - Ontario - KOL 2HO
Phone: 705-652-2000 FAX: 705-652-6365

LR Report : **CA19052-OCT23**

Analysis	15: 116977	16: 116978	17: 116979	18: 116980	19: 116981	21: 116983	22: 116984	23: 116985	24: 116986
Paste pH [no unit]	9.23	9.32	9.45	9.62	9.83	9.61	9.48	9.47	9.27
Fizz Rate [rating]	3	3	3	3	3	3	3	3	3
Sample weight [g]	2.00	2.03	2.02	2.01	2.01	2.01	2.02	2.02	2.03
HCl_add [mL]	65.80	70.20	93.20	98.70	41.70	36.30	59.80	20.00	20.00
HCl [Normality]	0.10	0.10	0.10	0.10	0.10	0.10	0.10	0.10	0.10
NaOH [Normality]	0.10	0.10	0.10	0.10	0.10	0.10	0.10	0.10	0.10
Vol NaOH to pH=8.3 [mL]	38.24	53.10	72.89	77.53	25.01	14.78	36.49	15.54	15.68
Final pH [no unit]	1.82	1.52	1.65	1.58	1.58	1.65	1.53	1.80	1.51
NP [t CaCO3/1000 t]	68.9	42.1	50.3	52.7	41.5	53.5	57.7	11.1	10.6
C [%]	0.821	0.435	0.406	0.316	0.322	0.589	0.597	0.101	0.096
CO3 (HCl) as %CO3 [%]	4.05	2.16	2.01	1.59	1.57	2.90	2.98	0.54	0.53

*NP (Neutralization Potential)

$$= \frac{50 \times (\text{N of HCL} \times \text{Total HCL added} - \text{N NaOH} \times \text{NaOH added})}{\text{Weight of Sample}}$$

*AP (Acid Potential) = % Sulphide Sulphur x 31.25
*Net NP (Net Neutralization Potential) = NP-AP
NP/AP Ratio = NP/AP
*Results expressed as tonnes CaCO3 equivalent/1000 tonnes of material
Samples with a % Sulphide value of <0.04 will be calculated using a 0.04 value.

Revised report with sample changes as per client request.

Method Descriptions

Parameter	Units	SGS Method Code	Reference Method Code
	g	NA	Sample weight
	mL		MEND PROJECT 1.16.1B
	mL	NA	MEND PROJECT 1.16.1B
	no unit	NA	SM 4500
	Normality	NA	MEND PROJECT 1.16.1B
	rating	NA	MEND PROJECT 1.16.1B

OnLine LIMS

0004324254

Results relate only to the sample tested. Data reported represents the sample submitted to SGS. Reproduction of this analytical report in full or in part is prohibited without prior written approval. Please refer to SGS General Conditions of Services located at https://www.sgs.ca/en/terms-and-conditions (Printed copies are available upon request.)
Test method information available upon request. "Temperature Upon Receipt" is representative of the whole shipment and may not reflect the temperature of individual samples.
SGS Canada Inc. Environment-Health & Safety statement of conformity decision rule does not consider uncertainty when analytical results are compared to a specified standard or regulation.

SGS Canada Inc.
P.O. Box 4300 - 185 Concession St.
Lakefield - Ontario - KOL 2HO
Phone: 705-652-2000 FAX: 705-652-6365

LR Report : **CA19052-OCT23**

Parameter	Units	SGS Method Code	Reference Method Code
Carbon/Sulphur	%	ME-CA-[ENV]ARD-LAK-AN-019	ASTM E1915-07A
Carbon/Sulphur	%	ME-CA-[ENV]ARD-LAK-AN-020	ASTM E1915-07A
Neutralization Potential	t CaCO3/1000 t	ME-CA-[ENV]ARD-LAK-AN-001/003	MEND PROJECT 1.16.1B
Paste pH	no unit	ME-CA-[ENV]ARD-LAK-AN-005	ARD Predicition Manual 2009

Catharine Arnold

CHARTERED CHEMICAL PROFESSION OF ONTARIO CATHARINE ARNOLD CHEMIST

Catharine Arnold, B.Sc., C.Chem
Project Specialist,
Environment, Health & Safety

OnLine LIMS

0004324254

Results relate only to the sample tested. Data reported represents the sample submitted to SGS. Reproduction of this analytical report in full or in part is prohibited without prior written approval. Please refer to SGS General Conditions of Services located at https://www.sgs.ca/en/terms-and-conditions (Printed copies are available upon request.)
Test method information available upon request. "Temperature Upon Receipt" is representative of the whole shipment and may not reflect the temperature of individual samples.
SGS Canada Inc. Environment-Health & Safety statement of conformity decision rule does not consider uncertainty when analytical results are compared to a specified standard or regulation.

SGS Canada Inc.
P.O. Box 4300 - 185 Concession St.
Lakefield - Ontario - KOL 2HO
Phone: 705-652-2000 FAX: 705-652-6365

LR Report : **CA19052-OCT23**

Quality Control Report

Inorganic Analysis														
Parameter	Reporting Limit	Unit	Method Blank	Duplicate				LCS / Spike Blank			Matrix Spike / Reference Material			
				Result 1	Result 2	RPD	Acceptance Criteria	Spike Recovery (%)	Recovery Limits (%)		Spike Recovery (%)	Recovery Limits (%)		
							%		Low	High		Low	High	
Carbon/Sulphur - QCBatchID: ECS0075-NOV23														
Carbonate (HCl) as %CO3	0.04	%	<0.04			0	20	106	80	120				
Carbon/Sulphur - QCBatchID: ECS0076-NOV23														
Carbon (total)	0.005	%	<0.005			0	20				100	70	130	
Carbon/Sulphur - QCBatchID: ECS0079-NOV23														
Carbonate (HCl) as %CO3	0.04	%	<0.04			0	20	102	80	120				

OnLine LIMS

0004324254

Results relate only to the sample tested. Data reported represents the sample submitted to SGS. Reproduction of this analytical report in full or in part is prohibited without prior written approval. Please refer to SGS General Conditions of Services located at https://www.sgs.ca/en/terms-and-conditions (Printed copies are available upon request.)
Test method information available upon request. "Temperature Upon Receipt" is representative of the whole shipment and may not reflect the temperature of individual samples.
SGS Canada Inc. Environment-Health & Safety statement of conformity decision rule does not consider uncertainty when analytical results are compared to a specified standard or regulation.

SGS Canada Inc.
P.O. Box 4300 - 185 Concession St.
Lakefield - Ontario - KOL 2HO
Phone: 705-652-2000 FAX: 705-652-6365

11-November-2025

Great Bear Resources Ltd.
Attn : Ashley Moncrief

1020 - 800 West Pender St.
Vancouver, BC
V6C 2V6, Canada

Phone: 778-833-2160
Fax:

Date Rec. : 04 October 2023
LR Report: **CA19088-OCT23**
Reference: Great Bear Project/OMGS21045

Copy: #2

CERTIFICATE OF ANALYSIS
Final Report - Revised

Analysis	1: Analysis Start Date	2: Analysis Start Time	3: Analysis Completed Date	4: Analysis Completed Time	5: 031716	6: 031717	8: 031719	9: 031720	10: 031721	11: 031722	12: 031723	13: 031724
Sample Date & Time					N/A	N/A	N/A	N/A	N/A	N/A	N/A	N/A
Paste pH [no unit]	29-Nov-23	15:36	06-Dec-23	16:34	9.88	9.89	9.60	9.94	9.82	9.74	8.45	9.08
Fizz Rate [rating]	28-Nov-23	10:15	06-Dec-23	16:34	3	3	3	3	3	3	3	3
Sample weight [g]	27-Nov-23	14:45	06-Dec-23	16:34	2.00	2.01	2.01	2.00	2.01	2.00	1.99	2.02
HCl_add [mL]	29-Nov-23	09:15	06-Dec-23	16:34	23.60	20.00	20.00	20.00	20.00	20.00	20.00	226.30
HCl [Normality]	27-Nov-23	10:31	06-Dec-23	16:34	0.10	0.10	0.10	0.10	0.10	0.10	0.10	0.10
NaOH [Normality]	27-Nov-23	10:31	06-Dec-23	16:34	0.10	0.10	0.10	0.10	0.10	0.10	0.10	0.10
Vol NaOH to pH=8.3 [mL]	29-Nov-23	14:40	06-Dec-23	16:34	10.51	8.91	13.96	12.90	15.09	12.19	16.42	54.14
Final pH [no unit]	29-Nov-23	10:31	06-Dec-23	16:34	1.59	1.68	1.74	1.52	1.50	1.55	1.32	1.55
NP [t CaCO3/1000 t]	29-Nov-23	14:40	06-Dec-23	16:34	32.7	27.6	15.0	17.8	12.2	19.5	9.0	426
C [%]	27-Nov-23	14:52	27-Nov-23	16:39	0.359	0.264	0.082	0.188	0.052	0.192	0.127	5.16
CO3 (HCl) as %CO3 [%]	28-Nov-23	12:02	28-Nov-23	14:16	1.74	1.24	0.33	0.86	0.14	0.88	< 0.04	25.7

OnLine LNMS

0004324323

Results relate only to the sample tested. Data reported represents the sample submitted to SGS. Reproduction of this analytical report in full or in part is prohibited without prior written approval. Please refer to SGS General Conditions of Services located at https://www.sgs.ca/en/terms-and-conditions (Printed copies are available upon request.)
Test method information available upon request. "Temperature Upon Receipt" is representative of the whole shipment and may not reflect the temperature of individual samples.
SGS Canada Inc. Environment-Health & Safety statement of conformity decision rule does not consider uncertainty when analytical results are compared to a specified standard or regulation.

SGS Canada Inc.
P.O. Box 4300 - 185 Concession St.
Lakefield - Ontario - KOL 2HO
Phone: 705-652-2000 FAX: 705-652-6365

LR Report : **CA19088-OCT23**

Analysis	14: 031725	15: 031726	16: 031727	17: 031728	18: 031729	19: 031730	20: 031731	21: 031732	22: 031733	23: 031734	24: 031735	25: 031736	26: 031737
Sample Date & Time	N/A	N/A	N/A	N/A	N/A	N/A	N/A	N/A	N/A	N/A	N/A	N/A	N/A
Paste pH [no unit]	7.87	9.21	9.25	9.85	9.60	10.07	9.82	9.83	9.99	9.40	10.07	9.80	9.57
Fizz Rate [rating]	3	3	3	3	3	3	3	3	3	3	3	3	3
Sample weight [g]	2.00	2.02	1.99	2.01	1.99	2.03	1.98	2.02	2.02	2.01	2.02	2.01	2.01
HCl_add [mL]	20.00	20.00	20.00	20.00	20.00	39.40	20.00	45.50	35.60	29.90	20.00	20.00	26.10
HCl [Normality]	0.10	0.10	0.10	0.10	0.10	0.10	0.10	0.10	0.10	0.10	0.10	0.10	0.10
NaOH [Normality]	0.10	0.10	0.10	0.10	0.10	0.10	0.10	0.10	0.10	0.10	0.10	0.10	0.10
Vol NaOH to pH=8.3 [mL]	17.14	10.22	5.59	12.55	15.60	17.43	14.41	20.30	24.81	13.66	10.35	14.32	18.92
Final pH [no unit]	1.38	1.50	1.69	1.53	1.71	1.77	1.64	1.61	1.68	1.68	1.83	1.74	1.70
NP [t CaCO3/1000 t]	7.1	24.2	36.2	18.5	11.1	54.1	14.1	62.4	26.7	40.4	23.9	14.1	17.9
C [%]	0.032	0.222	0.400	0.169	0.006	0.587	0.046	0.688	0.147	0.443	0.193	0.123	0.116
CO3 (HCl) as %CO3 [%]	0.07	1.06	1.87	0.74	< 0.04	2.87	0.17	3.34	0.66	2.14	0.62	0.54	0.36

Analysis	27: 031738	28: 031739	29: 031740	30: 031826	31: 031827	32: 031828	33: 031829	34: 031830	35: 031831	36: 031832	37: 031833	38: 031834	39: 031835
Sample Date & Time	N/A	N/A	N/A	N/A	N/A	N/A	N/A	N/A	N/A	N/A	N/A	N/A	N/A
Paste pH [no unit]	9.87	10.05	9.86	9.71	9.75	9.93	9.97	9.78	9.34	9.84	9.75	9.47	9.73
Fizz Rate [rating]	3	3	3	3	3	3	3	3	3	3	3	3	3
Sample weight [g]	2.02	2.02	2.00	2.00	2.02	2.01	2.03	2.00	2.02	2.01	2.01	2.10	2.00
HCl_add [mL]	20.00	20.00	20.00	20.00	20.00	30.90	20.00	20.00	20.00	20.00	28.30	28.60	20.00
HCl [Normality]	0.10	0.10	0.10	0.10	0.10	0.10	0.10	0.10	0.10	0.10	0.10	0.10	0.10
NaOH [Normality]	0.10	0.10	0.10	0.10	0.10	0.10	0.10	0.10	0.10	0.10	0.10	0.10	0.10
Vol NaOH to pH=8.3 [mL]	9.94	12.35	14.29	13.26	12.43	8.64	9.67	16.10	15.92	14.00	21.62	12.43	15.09
Final pH [no unit]	1.72	1.52	1.53	1.58	1.63	1.91	1.60	1.95	1.52	1.73	1.63	1.51	1.67
NP [t CaCO3/1000 t]	24.9	18.9	14.3	16.8	18.7	55.4	25.4	9.7	10.1	14.9	16.6	38.5	12.3
C [%]	0.216	0.125	0.111	0.132	0.185	0.630	0.234	0.040	0.089	0.129	0.092	0.427	0.031
CO3 (HCl) as %CO3 [%]	0.98	0.56	0.45	0.54	0.77	2.97	1.07	< 0.04	0.36	0.54	0.37	2.05	0.08

OnLine LNMS

0004324323

Results relate only to the sample tested. Data reported represents the sample submitted to SGS. Reproduction of this analytical report in full or in part is prohibited without prior written approval. Please refer to SGS General Conditions of Services located at https://www.sgs.ca/en/terms-and-conditions (Printed copies are available upon request.)
Test method information available upon request. "Temperature Upon Receipt" is representative of the whole shipment and may not reflect the temperature of individual samples.
SGS Canada Inc. Environment-Health & Safety statement of conformity decision rule does not consider uncertainty when analytical results are compared to a specified standard or regulation.

SGS Canada Inc.
P.O. Box 4300 - 185 Concession St.
Lakefield - Ontario - KOL 2HO
Phone: 705-652-2000 FAX: 705-652-6365

LR Report : **CA19088-OCT23**

Analysis	40: 031836	41: 031837	42: 031838	43: 031839	44: 031840	45: 031841	46: 031842	47: 031843	48: 031844	49: 031845	50: 031846	51: 031847	52: 031848
Sample Date & Time	N/A	N/A	N/A	N/A	N/A	N/A	N/A	N/A	N/A	N/A	N/A	N/A	N/A
Paste pH [no unit]	9.93	10.08	10.06	9.99	9.91	9.91	9.90	10.09	10.24	10.14	9.84	9.88	9.95
Fizz Rate [rating]	3	3	3	3	3	3	3	3	3	3	3	3	3
Sample weight [g]	2.02	2.02	2.01	2.01	2.02	2.01	2.01	2.00	2.01	2.00	2.01	2.02	1.99
HCl_add [mL]	20.00	28.40	20.00	20.00	51.10	20.00	20.00	20.00	20.00	27.30	83.80	23.90	20.00
HCl [Normality]	0.10	0.10	0.10	0.10	0.10	0.10	0.10	0.10	0.10	0.10	0.10	0.10	0.10
NaOH [Normality]	0.10	0.10	0.10	0.10	0.10	0.10	0.10	0.10	0.10	0.10	0.10	0.10	0.10
Vol NaOH to pH=8.3 [mL]	11.64	13.75	13.86	15.51	25.62	10.02	10.69	8.12	7.17	11.78	32.79	16.69	15.64
Final pH [no unit]	1.82	1.70	1.88	1.69	1.69	1.94	1.56	1.54	1.91	1.64	1.63	1.55	1.25
NP [t CaCO3/1000 t]	20.7	36.3	15.3	11.2	63.1	24.8	23.2	29.7	31.9	38.8	127	17.8	11.0
C [%]	0.180	0.375	0.085	0.046	0.611	0.222	0.232	0.327	0.353	0.432	1.49	0.118	0.093
CO3 (HCl) as %CO3 [%]	0.79	1.81	0.37	0.08	2.93	1.05	1.03	1.57	1.60	2.09	7.34	0.49	0.34

Analysis	53: 031849	54: 031850
Sample Date & Time	N/A	N/A
Paste pH [no unit]	9.18	9.72
Fizz Rate [rating]	3	3
Sample weight [g]	2.00	2.01
HCl_add [mL]	68.40	77.70
HCl [Normality]	0.10	0.10
NaOH [Normality]	0.10	0.10
Vol NaOH to pH=8.3 [mL]	40.83	49.23
Final pH [no unit]	1.60	1.53
NP [t CaCO3/1000 t]	68.9	70.8
C [%]	0.733	0.705
CO3 (HCl) as %CO3 [%]	3.55	3.33

OnLine LNMS

Revised report with sample changes as per client request.

0004324323

Results relate only to the sample tested. Data reported represents the sample submitted to SGS. Reproduction of this analytical report in full or in part is prohibited without prior written approval. Please refer to SGS General Conditions of Services located at https://www.sgs.ca/en/terms-and-conditions (Printed copies are available upon request.)
Test method information available upon request. "Temperature Upon Receipt" is representative of the whole shipment and may not reflect the temperature of individual samples.
SGS Canada Inc. Environment-Health & Safety statement of conformity decision rule does not consider uncertainty when analytical results are compared to a specified standard or regulation.

SGS Canada Inc.
P.O. Box 4300 - 185 Concession St.
Lakefield - Ontario - KOL 2HO
Phone: 705-652-2000 FAX: 705-652-6365

LR Report : **CA19088-OCT23**

Method Descriptions

Parameter	Units	SGS Method Code	Reference Method Code
	g	NA	Sample weight
	mL		MEND PROJECT 1.16.1B
	mL	NA	MEND PROJECT 1.16.1B
	no unit	NA	SM 4500
	Normality	NA	MEND PROJECT 1.16.1B
	rating	NA	MEND PROJECT 1.16.1B
Carbon/Sulphur	%	ME-CA-[ENV]ARD-LAK-AN-019	ASTM E1915-07A
Carbon/Sulphur	%	ME-CA-[ENV]ARD-LAK-AN-020	ASTM E1915-07A
Neutralization Potential	t CaCO3/1000 t	ME-CA-[ENV]ARD-LAK-AN-001/003	MEND PROJECT 1.16.1B
Paste pH	no unit	ME-CA-[ENV]ARD-LAK-AN-005	ARD Predicition Manual 2009

Catharine Arnold

CHARTERED CHEMIST CATHARINE ARNOLD THE CHEMICAL PROFESSION OF ONTARIO

Catharine Arnold, B.Sc., C.Chem
Project Specialist,
Environment, Health & Safety

OnLine LNMS

0004324323

Results relate only to the sample tested. Data reported represents the sample submitted to SGS. Reproduction of this analytical report in full or in part is prohibited without prior written approval. Please refer to SGS General Conditions of Services located at https://www.sgs.ca/en/terms-and-conditions (Printed copies are available upon request.)
Test method information available upon request. "Temperature Upon Receipt" is representative of the whole shipment and may not reflect the temperature of individual samples.
SGS Canada Inc. Environment-Health & Safety statement of conformity decision rule does not consider uncertainty when analytical results are compared to a specified standard or regulation.

SGS Canada Inc.
P.O. Box 4300 - 185 Concession St.
Lakefield - Ontario - KOL 2HO
Phone: 705-652-2000 FAX: 705-652-6365

Quality Control Report

Inorganic Analysis														
Parameter	Reporting Limit	Unit	Method Blank	Duplicate				LCS / Spike Blank			Matrix Spike / Reference Material			
				Result 1	Result 2	RPD	Acceptance Criteria	Spike Recovery (%)	Recovery Limits (%)		Spike Recovery (%)	Recovery Limits (%)		
							%		Low	High		Low	High	
Carbon/Sulphur - QCBatchID: ECS0095-NOV23														
Carbonate (HCl) as %CO3	0.04	%	<0.04			4	20	101	80	120				
Carbon/Sulphur - QCBatchID: ECS0097-NOV23														
Carbon (total)	0.005	%	<0.005			0	20				95	70	130	

OnLine LIMS

000432323

Results relate only to the sample tested. Data reported represents the sample submitted to SGS. Reproduction of this analytical report in full or in part is prohibited without prior written approval. Please refer to SGS General Conditions of Services located at https://www.sgs.ca/en/terms-and-conditions (Printed copies are available upon request.)
Test method information available upon request. "Temperature Upon Receipt" is representative of the whole shipment and may not reflect the temperature of individual samples.
SGS Canada Inc. Environment-Health & Safety statement of conformity decision rule does not consider uncertainty when analytical results are compared to a specified standard or regulation.

SGS Canada Inc.
P.O. Box 4300 - 185 Concession St.
Lakefield - Ontario - KOL 2HO
Phone: 705-652-2000 FAX: 705-652-6365

11-November-2025

Great Bear Resources Ltd.
Attn : Ashley Moncrief

1020 - 800 West Pender St.
Vancouver, BC
V6C 2V6, Canada

Phone: 778-833-2160
Fax:

Date Rec. : 04 October 2023
LR Report: **CA19095-OCT23**
Reference: Great Bear Project/OMGS21045 - Set 3

Copy: #3

CERTIFICATE OF ANALYSIS
Final Report - Revised

Analysis	1: Analysis Start Date	2: Analysis Start Time	3: Analysis Completed Date	4: Analysis Completed Time	5: 116955	6: 116957	7: 116958	8: 116960	9: 116961	10: 116962	11: 116963	12: 116965	13: 031704
Sample Date & Time					N/A	N/A	N/A	N/A	N/A	N/A	N/A	N/A	N/A
Paste pH [no unit]	01-Dec-23	14:21	13-Dec-23	08:42	9.87	10.12	10.18	10.03	10.12	9.60	9.87	9.84	9.83
Fizz Rate [rating]	30-Nov-23	09:12	13-Dec-23	08:42	2	3	2	2	3	3	3	2	3
Sample weight [g]	30-Nov-23	07:45	13-Dec-23	08:42	2.01	1.99	2.00	1.98	2.02	2.00	1.98	2.00	2.04
HCl_add [mL]	01-Dec-23	08:13	13-Dec-23	08:42	20.00	24.60	20.00	20.00	27.80	34.80	20.00	20.00	20.00
HCl [Normality]	30-Nov-23	09:31	13-Dec-23	08:42	0.10	0.10	0.10	0.10	0.10	0.10	0.10	0.10	0.10
NaOH [Normality]	30-Nov-23	09:31	13-Dec-23	08:42	0.10	0.10	0.10	0.10	0.10	0.10	0.10	0.10	0.10
Vol NaOH to pH=8.3 [mL]	01-Dec-23	07:52	13-Dec-23	08:42	15.22	11.84	12.89	14.86	9.39	13.05	7.70	14.96	11.10
Final pH [no unit]	01-Dec-23	09:36	13-Dec-23	08:42	1.51	1.52	1.50	1.64	1.91	1.64	1.74	1.59	1.61
NP [t CaCO3/1000 t]	02-Dec-23	07:52	13-Dec-23	08:42	11.9	32.1	17.8	13.0	45.6	54.4	31.1	12.6	21.8
C [%]	01-Nov-23	19:44	06-Nov-23	09:10	0.042	0.275	0.108	0.059	0.454	0.710	0.345	0.079	0.209
CO3 (HCl) as %CO3 [%]	03-Nov-23	09:18	06-Nov-23	09:10	0.07	1.22	0.44	0.15	2.08	3.41	1.56	0.26	0.90

OnLine LIMS

0004324315

Results relate only to the sample tested. Data reported represents the sample submitted to SGS. Reproduction of this analytical report in full or in part is prohibited without prior written approval. Please refer to SGS General Conditions of Services located at https://www.sgs.ca/en/terms-and-conditions (Printed copies are available upon request.)
Test method information available upon request. "Temperature Upon Receipt" is representative of the whole shipment and may not reflect the temperature of individual samples.
SGS Canada Inc. Environment-Health & Safety statement of conformity decision rule does not consider uncertainty when analytical results are compared to a specified standard or regulation.

SGS Canada Inc.
P.O. Box 4300 - 185 Concession St.
Lakefield - Ontario - KOL 2HO
Phone: 705-652-2000 FAX: 705-652-6365

LR Report : **CA19095-OCT23**

Analysis	14: 116956	15: 116959	16: 116966	17: 116964
Sample Date & Time	N/A	N/A	N/A	N/A
Paste pH [no unit]	9.69	9.93	10.00	10.00
Fizz Rate [rating]	3	3	3	3
Sample weight [g]	2.00	2.02	2.00	2.02
HCl_add [mL]	20.00	32.80	31.20	20.00
HCl [Normality]	0.10	0.10	0.10	0.10
NaOH [Normality]	0.10	0.10	0.10	0.10
Vol NaOH to pH=8.3 [mL]	10.72	14.07	17.40	13.12
Final pH [no unit]	1.50	1.52	1.58	1.50
NP [t CaCO3/1000 t]	23.2	46.4	34.5	17.0
C [%]	0.236	0.518	0.286	0.166
CO3 (HCl) as %CO3 [%]	1.06	2.46	1.23	0.71

Revised report with sample changes as per client request.

Method Descriptions

Parameter	Units	SGS Method Code	Reference Method Code
	g	NA	Sample weight
	mL		MEND PROJECT 1.16.1B
	mL	NA	MEND PROJECT 1.16.1B
	no unit	NA	SM 4500
	Normality	NA	MEND PROJECT 1.16.1B
	rating	NA	MEND PROJECT 1.16.1B
Carbon/Sulphur	%	ME-CA-[ENV]ARD-LAK-AN-019	ASTM E1915-07A
Carbon/Sulphur	%	ME-CA-[ENV]ARD-LAK-AN-020	ASTM E1915-07A
Neutralization Potential	t CaCO3/1000 t	ME-CA-[ENV]ARD-LAK-AN-001/003	MEND PROJECT 1.16.1B
Paste pH	no unit	ME-CA-[ENV]ARD-LAK-AN-005	ARD Predicition Manual 2009

OnLine LMS

0004324315

Results relate only to the sample tested. Data reported represents the sample submitted to SGS. Reproduction of this analytical report in full or in part is prohibited without prior written approval. Please refer to SGS General Conditions of Services located at https://www.sgs.ca/en/terms-and-conditions (Printed copies are available upon request.)
Test method information available upon request. "Temperature Upon Receipt" is representative of the whole shipment and may not reflect the temperature of individual samples.
SGS Canada Inc. Environment-Health & Safety statement of conformity decision rule does not consider uncertainty when analytical results are compared to a specified standard or regulation.

SGS Canada Inc.
P.O. Box 4300 - 185 Concession St.
Lakefield - Ontario - KOL 2HO
Phone: 705-652-2000 FAX: 705-652-6365

LR Report : **CA19095-OCT23**



Catharine Arnold, B.Sc., C.Chem
Project Specialist,
Environment, Health & Safety

OnLine LNMS

0004324315

Results relate only to the sample tested. Data reported represents the sample submitted to SGS. Reproduction of this analytical report in full or in part is prohibited without prior written approval. Please refer to SGS General Conditions of Services located at https://www.sgs.ca/en/terms-and-conditions (Printed copies are available upon request.)
Test method information available upon request. "Temperature Upon Receipt" is representative of the whole shipment and may not reflect the temperature of individual samples.
SGS Canada Inc. Environment-Health & Safety statement of conformity decision rule does not consider uncertainty when analytical results are compared to a specified standard or regulation.

SGS Canada Inc.
P.O. Box 4300 - 185 Concession St.
Lakefield - Ontario - KOL 2HO
Phone: 705-652-2000 FAX: 705-652-6365

LR Report : **CA19095-OCT23**

Quality Control Report

Inorganic Analysis														
Parameter	Reporting Limit	Unit	Method Blank	Duplicate				LCS / Spike Blank			Matrix Spike / Reference Material			
				Result 1	Result 2	RPD	Acceptance Criteria	Spike Recovery (%)	Recovery Limits (%)		Spike Recovery (%)	Recovery Limits (%)		
							%		Low	High		Low	High	
Carbon/Sulphur - QCBatchID: ECS0005-NOV23														
Carbonate (HCl) as %CO3	0.04	%	<0.04			0	20	99	80	120				
Carbon/Sulphur - QCBatchID: ECS0008-NOV23														
Carbon (total)	0.005	%	<0.005			1	20				97	70	130	

OnLine LIMS

000432415

Results relate only to the sample tested. Data reported represents the sample submitted to SGS. Reproduction of this analytical report in full or in part is prohibited without prior written approval. Please refer to SGS General Conditions of Services located at https://www.sgs.ca/en/terms-and-conditions (Printed copies are available upon request.)
Test method information available upon request. "Temperature Upon Receipt" is representative of the whole shipment and may not reflect the temperature of individual samples.
SGS Canada Inc. Environment-Health & Safety statement of conformity decision rule does not consider uncertainty when analytical results are compared to a specified standard or regulation.

SGS Canada Inc.
P.O. Box 4300 - 185 Concession St.
Lakefield - Ontario - KOL 2HO
Phone: 705-652-2000 FAX: 705-652-6365

11-November-2025

Great Bear Resources Ltd.
Attn : Ashley Moncrief

1020 - 800 West Pender St.
Vancouver, BC
V6C 2V6, Canada

Phone: 778-833-2160
Fax:

Date Rec. : 14 August 2023
LR Report: **CA19120-AUG23**
Reference: Great Bear Project/OMEMA2303 (Set #1)

Copy: #3

CERTIFICATE OF ANALYSIS
Final Report - Revised

Analysis	1: Analysis Start Date	2: Analysis Start Time	3: Analysis Completed Date	4: Analysis Completed Time	43: 031932
Sample Date & Time					NA
Paste pH [no unit]	11-Sep-23	08:35	15-Sep-23	16:47	9.53
Fizz Rate [rating]	11-Sep-23	08:35	15-Sep-23	16:47	2
Sample weight [g]	11-Sep-23	08:35	15-Sep-23	16:47	1.96
HCl_add [mL]	12-Sep-23	06:32	15-Sep-23	16:47	30.00
HCl [Normality]	11-Sep-23	08:35	15-Sep-23	16:47	0.10
NaOH [Normality]	11-Sep-23	08:35	15-Sep-23	16:47	0.10
Vol NaOH to pH=8.3 [mL]	12-Sep-23	08:05	15-Sep-23	16:47	19.92
Final pH [no unit]	12-Sep-23	08:05	15-Sep-23	16:47	1.56
NP [t CaCO3/1000 t]	12-Sep-23	08:05	15-Sep-23	16:47	25.7
C [%]	29-Sep-23	15:15	02-Oct-23	15:26	0.200
CO3 (HCl) as %CO3 [%]	28-Sep-23	10:30	29-Sep-23	19:39	1.00

*NP (Neutralization Potential)

$$= \frac{50 \times (\text{N of HCL} \times \text{Total HCL added} - \text{N NaOH} \times \text{NaOH added})}{\text{Weight of Sample}}$$

*AP (Acid Potential) = % Sulphide Sulphur x 31.25
*Net NP (Net Neutralization Potential) = NP-AP

OnLine LIMS

0004324247

Results relate only to the sample tested. Data reported represents the sample submitted to SGS. Reproduction of this analytical report in full or in part is prohibited without prior written approval. Please refer to SGS General Conditions of Services located at https://www.sgs.ca/en/terms-and-conditions (Printed copies are available upon request.)
Test method information available upon request. "Temperature Upon Receipt" is representative of the whole shipment and may not reflect the temperature of individual samples.
SGS Canada Inc. Environment-Health & Safety statement of conformity decision rule does not consider uncertainty when analytical results are compared to a specified standard or regulation.

SGS Canada Inc.
P.O. Box 4300 - 185 Concession St.
Lakefield - Ontario - KOL 2HO
Phone: 705-652-2000 FAX: 705-652-6365

LR Report : **CA19120-AUG23**

NP/AP Ratio = NP/AP
*Results expressed as tonnes CaCO3 equivalent/1000 tonnes of material
Samples with a % Sulphide value of <0.04 will be calculated using a 0.04 value.

Revised report with sample changes as per client request.

Method Descriptions

Parameter	Units	SGS Method Code	Reference Method Code
	g	NA	Sample weight
	mL		MEND PROJECT 1.16.1B
	mL	NA	MEND PROJECT 1.16.1B
	no unit	NA	SM 4500
	Normality	NA	MEND PROJECT 1.16.1B
	rating	NA	MEND PROJECT 1.16.1B
Carbon/Sulphur	%	ME-CA-[ENV]ARD-LAK-AN-019	ASTM E1915-07A
Carbon/Sulphur	%	ME-CA-[ENV]ARD-LAK-AN-020	ASTM E1915-07A
Neutralization Potential	t CaCO3/1000 t	ME-CA-[ENV]ARD-LAK-AN-001/003	MEND PROJECT 1.16.1B
Paste pH	no unit	ME-CA-[ENV]ARD-LAK-AN-005	ARD Predicition Manual 2009



Catharine Arnold, B.Sc., C.Chem
Project Specialist,
Environment, Health & Safety

OnLine LNMS

0004324247

Results relate only to the sample tested. Data reported represents the sample submitted to SGS. Reproduction of this analytical report in full or in part is prohibited without prior written approval. Please refer to SGS General Conditions of Services located at https://www.sgs.ca/en/terms-and-conditions (Printed copies are available upon request.)
Test method information available upon request. "Temperature Upon Receipt" is representative of the whole shipment and may not reflect the temperature of individual samples.
SGS Canada Inc. Environment-Health & Safety statement of conformity decision rule does not consider uncertainty when analytical results are compared to a specified standard or regulation.

SGS Canada Inc.
P.O. Box 4300 - 185 Concession St.
Lakefield - Ontario - KOL 2HO
Phone: 705-652-2000 FAX: 705-652-6365

Quality Control Report

Inorganic Analysis														
Parameter	Reporting Limit	Unit	Method Blank	Duplicate				LCS / Spike Blank			Matrix Spike / Reference Material			
				Result 1	Result 2	RPD	Acceptance Criteria	Spike Recovery (%)	Recovery Limits (%)		Spike Recovery (%)	Recovery Limits (%)		
							%		Low	High		Low	High	
Carbon/Sulphur - QCBatchID: ECS0077-SEP23														
Carbonate (HCl) as %CO3	0.04	%	< 0.04			7	20	1	80	120				
Carbon/Sulphur - QCBatchID: ECS0078-SEP23														
Carbon (total)	0.005	%	< 0.005			16	20				95	70	130	
Carbon/Sulphur - QCBatchID: ECS0085-SEP23														
Carbon (total)	0.005	%	<0.005			1	20				95	70	130	

OnLine LIMS

0004324247

Results relate only to the sample tested. Data reported represents the sample submitted to SGS. Reproduction of this analytical report in full or in part is prohibited without prior written approval. Please refer to SGS General Conditions of Services located at https://www.sgs.ca/en/terms-and-conditions (Printed copies are available upon request.)
Test method information available upon request. "Temperature Upon Receipt" is representative of the whole shipment and may not reflect the temperature of individual samples.
SGS Canada Inc. Environment-Health & Safety statement of conformity decision rule does not consider uncertainty when analytical results are compared to a specified standard or regulation.

SGS Canada Inc.
P.O. Box 4300 - 185 Concession St.
Lakefield - Ontario - KOL 2HO
Phone: 705-652-2000 FAX: 705-652-6365

11-November-2025

Great Bear Resources Ltd.
Attn : Ashley Moncrief

1020 - 800 West Pender St.
Vancouver, BC
V6C 2V6, Canada

Phone: 778-833-2160
Fax:

Date Rec. : 14 August 2023
LR Report: **CA19123-AUG23**
Reference: Great Bear Project/OMEMA2303 - Set 2

Copy: #3

CERTIFICATE OF ANALYSIS
Final Report - Revised

Analysis	1: Analysis Start Date	2: Analysis Start Time	3: Analysis Completed Date	4: Analysis Completed Time	5: 031908	6: 031907	7: 031906	8: 031905	9: 031883	10: 031882	11: 031884	12: 031885	13: 031886	14: 031887
Sample Date & Time					NA	NA	NA	NA	NA	NA	NA	NA	NA	NA
Paste pH [no unit]	12-Sep-23	09:01	14-Sep-23	16:57	9.33	9.52	9.43	9.38	9.67	9.70	9.24	9.35	9.67	9.68
Fizz Rate [rating]	12-Sep-23	09:01	14-Sep-23	16:57	2	2	2	3	3	2	2	2	2	2
Sample weight [g]	12-Sep-23	09:01	14-Sep-23	16:57	2.00	2.00	2.02	2.01	2.01	2.00	2.00	2.00	2.14	2.08
HCl_add [mL]	13-Sep-23	07:21	14-Sep-23	16:57	20.00	20.00	20.00	20.00	40.00	40.00	20.00	20.00	20.00	20.00
HCl [Normality]	12-Sep-23	09:01	14-Sep-23	16:57	0.10	0.10	0.10	0.10	0.10	0.10	0.10	0.10	0.10	0.10
NaOH [Normality]	12-Sep-23	09:01	14-Sep-23	16:57	0.10	0.10	0.10	0.10	0.10	0.10	0.10	0.10	0.10	0.10
Vol NaOH to pH=8.3 [mL]	13-Sep-23	09:59	14-Sep-23	16:57	16.08	12.07	17.67	13.89	14.96	14.20	16.62	15.36	16.99	13.27
Final pH [no unit]	13-Sep-23	09:59	14-Sep-23	16:57	1.46	1.52	1.23	1.46	1.78	1.65	1.25	1.55	1.32	1.77
NP [t CaCO3/1000 t]	13-Sep-23	09:59	14-Sep-23	16:57	9.8	19.8	5.8	15.2	62.3	64.5	8.5	11.6	7.0	16.2
C [%]	19-Sep-23	13:21	20-Sep-23	15:39	0.066	0.175	0.016	0.104	0.645	0.718	0.067	0.088	0.030	0.120
CO3 (HCl) as %CO3 [%]	24-Sep-23	11:13	25-Sep-23	09:54	0.21	0.77	< 0.04	0.40	3.10	3.49	0.20	0.27	< 0.04	0.49

OnLine LIMS

0004324216

Results relate only to the sample tested. Data reported represents the sample submitted to SGS. Reproduction of this analytical report in full or in part is prohibited without prior written approval. Please refer to SGS General Conditions of Services located at https://www.sgs.ca/en/terms-and-conditions (Printed copies are available upon request.)
Test method information available upon request. "Temperature Upon Receipt" is representative of the whole shipment and may not reflect the temperature of individual samples.
SGS Canada Inc. Environment-Health & Safety statement of conformity decision rule does not consider uncertainty when analytical results are compared to a specified standard or regulation.

SGS Canada Inc.
P.O. Box 4300 - 185 Concession St.
Lakefield - Ontario - KOL 2HO
Phone: 705-652-2000 FAX: 705-652-6365

LR Report : **CA19123-AUG23**

Analysis	**15: 031903**	**16: 031904**	**17: 031901**	**18: 031902**	**19: 031900**	**20: 031891**	**21: 031892**	**22: 031889**	**23: 031888**	**24: 031890**	**25: 031947**	**26: 031948**	**27: 031944**	**28: 031949**	**29: 031943**
Sample Date & Time	NA	NA	NA	NA	NA	NA	NA	NA	NA	NA	NA	NA	NA	NA	NA
Paste pH [no unit]	8.83	8.73	8.47	7.21	7.66	9.04	8.64	8.49	8.21	8.62	8.97	9.23	8.82	9.31	9.26
Fizz Rate [rating]	2	2	3	2	2	2	2	2	2	2	3	3	2	2	3
Sample weight [g]	1.99	2.01	2.08	1.97	2.05	2.05	2.02	2.02	2.16	2.00	2.09	2.05	1.98	2.05	2.19
HCl_add [mL]	20.00	20.00	40.00	20.00	20.00	20.00	20.00	20.00	20.00	20.00	40.00	30.00	30.00	25.00	25.00
HCl [Normality]	0.10	0.10	0.10	0.10	0.10	0.10	0.10	0.10	0.10	0.10	0.10	0.10	0.10	0.10	0.10
NaOH [Normality]	0.10	0.10	0.10	0.10	0.10	0.10	0.10	0.10	0.10	0.10	0.10	0.10	0.10	0.10	0.10
Vol NaOH to pH=8.3 [mL]	15.76	15.58	11.28	18.25	18.44	15.78	16.68	17.25	16.87	16.87	15.46	13.45	22.35	21.09	13.11
Final pH [no unit]	1.33	1.35	1.92	1.28	1.31	1.38	1.40	1.36	1.36	1.43	1.83	1.97	1.47	1.63	1.74
NP [t CaCO3/1000 t]	10.7	11.0	69.0	4.4	3.8	10.3	8.2	6.8	7.3	7.8	58.7	40.4	19.3	9.5	27.1
C [%]	0.068	0.073	0.792	0.016	0.018	0.069	0.023	0.012	0.035	0.034	0.670	0.401	0.139	0.038	0.282
CO3 (HCl) as %CO3 [%]	0.24	0.26	3.82	< 0.04	< 0.04	0.23	< 0.04	< 0.04	0.08	0.06	3.23	1.88	0.58	0.09	1.29

Analysis	**30: 031946**	**31: 031945**	**32: 031995**	**33: 031993**	**34: 031996**	**35: 031992**	**36: 031997**	**37: 031998**	**38: 031994**	**39: 031990**	**40: 031989**	**41: 031991**	**42: 031987**	**44: 031984**	**45: 031985**
Sample Date & Time	NA	NA	NA	NA	NA	NA	NA	NA	NA	NA	NA	NA	NA	NA	NA
Paste pH [no unit]	9.03	9.08	8.85	9.16	9.02	9.23	9.50	9.42	9.15	9.45	9.45	8.93	9.38	9.54	9.32
Fizz Rate [rating]	3	3	3	3	2	3	3	2	2	3	3	3	2	2	3
Sample weight [g]	2.13	2.15	2.05	2.02	2.19	1.98	2.05	2.12	2.08	2.03	2.14	1.98	2.01	1.98	2.04
HCl_add [mL]	50.00	40.00	65.00	30.00	20.00	20.00	50.00	40.00	20.00	50.00	40.00	55.00	30.00	20.00	40.00
HCl [Normality]	0.10	0.10	0.10	0.10	0.10	0.10	0.10	0.10	0.10	0.10	0.10	0.10	0.10	0.10	0.10
NaOH [Normality]	0.10	0.10	0.10	0.10	0.10	0.10	0.10	0.10	0.10	0.10	0.10	0.10	0.10	0.10	0.10
Vol NaOH to pH=8.3 [mL]	29.55	18.69	28.60	18.25	15.70	8.28	25.23	17.26	11.74	28.80	18.64	15.74	13.65	12.44	18.69
Final pH [no unit]	1.56	1.56	1.62	1.46	1.89	1.93	1.63	1.80	1.81	1.62	1.79	1.79	1.65	1.68	1.64
NP [t CaCO3/1000 t]	48.0	49.6	88.8	29.1	9.8	29.6	60.4	53.6	19.8	52.2	49.9	99.1	40.7	19.1	52.2
C [%]	0.620	0.497	0.934	0.241	0.016	0.288	0.606	0.551	0.156	0.490	0.498	1.14	0.409	0.111	0.572
CO3 (HCl) as %CO3 [%]	2.96	2.35	4.55	1.08	< 0.04	1.33	2.92	2.65	0.62	2.35	2.37	5.59	1.93	0.45	2.74

OnLine LNMS

0004324216

Results relate only to the sample tested. Data reported represents the sample submitted to SGS. Reproduction of this analytical report in full or in part is prohibited without prior written approval. Please refer to SGS General Conditions of Services located at https://www.sgs.ca/en/terms-and-conditions (Printed copies are available upon request.)
Test method information available upon request. "Temperature Upon Receipt" is representative of the whole shipment and may not reflect the temperature of individual samples.
SGS Canada Inc. Environment-Health & Safety statement of conformity decision rule does not consider uncertainty when analytical results are compared to a specified standard or regulation.

SGS Canada Inc.
P.O. Box 4300 - 185 Concession St.
Lakefield - Ontario - KOL 2HO
Phone: 705-652-2000 FAX: 705-652-6365

LR Report : **CA19123-AUG23**

Analysis	46: 031983	47: 031950	48: 031986	49: 031951	50: 031952	51: 031988	52: 031973	53: 031982	54: 031981
Sample Date & Time	NA	NA	NA	NA	NA	NA	NA	NA	NA
Paste pH [no unit]	9.51	9.41	9.33	9.12	9.58	9.43	9.62	9.71	9.90
Fizz Rate [rating]	3	3	3	3	3	3	2	3	3
Sample weight [g]	2.00	2.01	2.01	1.99	2.01	2.01	2.03	2.01	2.01
HCl_add [mL]	30.00	50.00	40.00	40.00	35.00	30.00	20.00	20.00	30.00
HCl [Normality]	0.10	0.10	0.10	0.10	0.10	0.10	0.10	0.10	0.10
NaOH [Normality]	0.10	0.10	0.10	0.10	0.10	0.10	0.10	0.10	0.10
Vol NaOH to pH=8.3 [mL]	17.91	23.99	19.74	16.46	15.23	11.61	12.29	9.12	15.10
Final pH [no unit]	1.60	1.57	1.54	1.87	1.88	1.92	1.53	1.87	1.61
NP [t CaCO3/1000 t]	30.2	64.7	50.4	59.1	49.2	45.8	19.0	27.1	37.1
C [%]	0.266	0.642	0.513	0.585	0.460	0.467	0.185	0.257	0.345
CO3 (HCl) as %CO3 [%]	1.21	3.10	2.43	2.79	2.16	2.22	0.78	1.13	1.59

*NP (Neutralization Potential)

$$= \frac{50 \times (\text{N of HCL} \times \text{Total HCL added} - \text{N NaOH} \times \text{NaOH added})}{\text{Weight of Sample}}$$

*AP (Acid Potential) = % Sulphide Sulphur x 31.25
*Net NP (Net Neutralization Potential) = NP-AP
NP/AP Ratio = NP/AP
*Results expressed as tonnes CaCO3 equivalent/1000 tonnes of material
Samples with a % Sulphide value of <0.04 will be calculated using a 0.04 value.

Duplicate RPD is high as sample result as at the RL.

Revised report with sample changes as per client request.

Method Descriptions

Parameter	Units	SGS Method Code	Reference Method Code
	g	NA	Sample weight
	mL		MEND PROJECT 1.16.1B
	mL	NA	MEND PROJECT 1.16.1B

OnLine LNMS

Results relate only to the sample tested. Data reported represents the sample submitted to SGS. Reproduction of this analytical report in full or in part is prohibited without prior written approval. Please refer to SGS General Conditions of Services located at https://www.sgs.ca/en/terms-and-conditions (Printed copies are available upon request.)
Test method information available upon request. "Temperature Upon Receipt" is representative of the whole shipment and may not reflect the temperature of individual samples.
SGS Canada Inc. Environment-Health & Safety statement of conformity decision rule does not consider uncertainty when analytical results are compared to a specified standard or regulation.

SGS Canada Inc.
P.O. Box 4300 - 185 Concession St.
Lakefield - Ontario - KOL 2HO
Phone: 705-652-2000 FAX: 705-652-6365

LR Report : **CA19123-AUG23**

Parameter	Units	SGS Method Code	Reference Method Code
	no unit	NA	SM 4500
	Normality	NA	MEND PROJECT 1.16.1B
	rating	NA	MEND PROJECT 1.16.1B
Carbon/Sulphur	%	ME-CA-[ENV]ARD-LAK-AN-019	ASTM E1915-07A
Carbon/Sulphur	%	ME-CA-[ENV]ARD-LAK-AN-020	ASTM E1915-07A
Neutralization Potential	t CaCO3/1000 t	ME-CA-[ENV]ARD-LAK-AN-001/003	MEND PROJECT 1.16.1B
Paste pH	no unit	ME-CA-[ENV]ARD-LAK-AN-005	ARD Predicition Manual 2009



Catharine Arnold, B.Sc., C.Chem
Project Specialist,
Environment, Health & Safety

OnLine LMS

0004324216

Results relate only to the sample tested. Data reported represents the sample submitted to SGS. Reproduction of this analytical report in full or in part is prohibited without prior written approval. Please refer to SGS General Conditions of Services located at https://www.sgs.ca/en/terms-and-conditions (Printed copies are available upon request.)
Test method information available upon request. "Temperature Upon Receipt" is representative of the whole shipment and may not reflect the temperature of individual samples.
SGS Canada Inc. Environment-Health & Safety statement of conformity decision rule does not consider uncertainty when analytical results are compared to a specified standard or regulation.

SGS Canada Inc.
P.O. Box 4300 - 185 Concession St.
Lakefield - Ontario - KOL 2HO
Phone: 705-652-2000 FAX: 705-652-6365

Quality Control Report

Inorganic Analysis													
Parameter	Reporting Limit	Unit	Method Blank	Duplicate				LCS / Spike Blank			Matrix Spike / Reference Material		
				Result 1	Result 2	RPD	Acceptance Criteria	Spike Recovery (%)	Recovery Limits (%)		Spike Recovery (%)	Recovery Limits (%)	
							%		Low	High		Low	High
Carbon/Sulphur - QCBatchID: ECS0046-SEP23													
Carbon (total)	0.005	%	< 0.005			1	20				98	70	130
Carbon/Sulphur - QCBatchID: ECS0053-SEP23													
Carbon (total)	0.005	%	<0.005			7	20				95	70	130
Carbon/Sulphur - QCBatchID: ECS0066-SEP23													
Carbonate (HCl) as %CO3	0.04	%	<0.04			0	20	100	80	120			

OnLine LIMS

0004324216

Results relate only to the sample tested. Data reported represents the sample submitted to SGS. Reproduction of this analytical report in full or in part is prohibited without prior written approval. Please refer to SGS General Conditions of Services located at https://www.sgs.ca/en/terms-and-conditions (Printed copies are available upon request.)
Test method information available upon request. "Temperature Upon Receipt" is representative of the whole shipment and may not reflect the temperature of individual samples.
SGS Canada Inc. Environment-Health & Safety statement of conformity decision rule does not consider uncertainty when analytical results are compared to a specified standard or regulation.

SGS Canada Inc.
P.O. Box 4300 - 185 Concession St.
Lakefield - Ontario - KOL 2HO
Phone: 705-652-2000 FAX: 705-652-6365

11-November-2025

Great Bear Resources Ltd.
Attn : Ashley Moncrief

1020 - 800 West Pender St., Vancouver
Canada, V6C 2V6
Phone: 778-833-2160, Fax:

Date Rec. : 14 August 2023
LR Report: **CA19126-AUG23**
Reference: Great Bear Project/OMEMA2303 Set#3

Copy: #3

CERTIFICATE OF ANALYSIS
Final Report - Revised

Analysis	1: Analysis Start Date	2: Analysis Start Time	3: Analysis Completed Date	4: Analysis Completed Time	30: 031893
Sample Date & Time					NA
Paste pH [no unit]	07-Sep-23	08:22	11-Sep-23	13:02	9.75
Fizz Rate [rating]	07-Sep-23	08:22	11-Sep-23	13:02	2
Sample weight [g]	07-Sep-23	08:22	11-Sep-23	13:02	2.12
HCl_add [mL]	08-Sep-23	06:15	11-Sep-23	13:02	40.00
HCl [Normality]	07-Sep-23	08:22	11-Sep-23	13:02	0.10
NaOH [Normality]	07-Sep-23	08:22	11-Sep-23	13:02	0.10
Vol NaOH to pH=8.3 [mL]	08-Sep-23	08:09	11-Sep-23	13:02	33.27
Final pH [no unit]	08-Sep-23	08:09	11-Sep-23	13:02	1.54
NP [t CaCO3/1000 t]	08-Sep-23	08:09	11-Sep-23	13:02	15.9
C [%]	19-Sep-23	13:21	19-Sep-23	14:47	0.025
CO3 (HCl) as %CO3 [%]	20-Sep-23	09:59	20-Sep-23	11:20	0.11

*NP (Neutralization Potential)

$$= \frac{50 \times (N \text{ of HCL} \times \text{Total HCL added} - N\ NaOH \times NaOH\ added)}{\text{Weight of Sample}}$$

*AP (Acid Potential) = % Sulphide Sulphur x 31.25
*Net NP (Net Neutralization Potential) = NP-AP

OnLine LNMS

0004324241

Results relate only to the sample tested. Data reported represents the sample submitted to SGS. Reproduction of this analytical report in full or in part is prohibited without prior written approval. Please refer to SGS General Conditions of Services located at https://www.sgs.ca/en/terms-and-conditions (Printed copies are available upon request.)
Test method information available upon request. "Temperature Upon Receipt" is representative of the whole shipment and may not reflect the temperature of individual samples.
SGS Canada Inc. Environment-Health & Safety statement of conformity decision rule does not consider uncertainty when analytical results are compared to a specified standard or regulation.

SGS Canada Inc.
P.O. Box 4300 - 185 Concession St.
Lakefield - Ontario - KOL 2HO
Phone: 705-652-2000 FAX: 705-652-6365

LR Report : **CA19126-AUG23**

NP/AP Ratio = NP/AP
*Results expressed as tonnes CaCO3 equivalent/1000 tonnes of material
Samples with a % Sulphide value of <0.04 will be calculated using a 0.04 value.

Revised report with sample changes as per client request.

Method Descriptions

Parameter	Units	SGS Method Code	Reference Method Code
	g	NA	Sample weight
	mL		MEND PROJECT 1.16.1B
	mL	NA	MEND PROJECT 1.16.1B
	no unit	NA	SM 4500
	Normality	NA	MEND PROJECT 1.16.1B
	rating	NA	MEND PROJECT 1.16.1B
Carbon/Sulphur	%	ME-CA-[ENV]ARD-LAK-AN-019	ASTM E1915-07A
Carbon/Sulphur	%	ME-CA-[ENV]ARD-LAK-AN-020	ASTM E1915-07A
Neutralization Potential	t CaCO3/1000 t	ME-CA-[ENV]ARD-LAK-AN-001/003	MEND PROJECT 1.16.1B
Paste pH	no unit	ME-CA-[ENV]ARD-LAK-AN-005	ARD Predicition Manual 2009



Catharine Arnold, B.Sc., C.Chem
Project Specialist,
Environment, Health & Safety

OnLine LNMS

0004324241

Results relate only to the sample tested. Data reported represents the sample submitted to SGS. Reproduction of this analytical report in full or in part is prohibited without prior written approval. Please refer to SGS General Conditions of Services located at https://www.sgs.ca/en/terms-and-conditions (Printed copies are available upon request.)
Test method information available upon request. "Temperature Upon Receipt" is representative of the whole shipment and may not reflect the temperature of individual samples.
SGS Canada Inc. Environment-Health & Safety statement of conformity decision rule does not consider uncertainty when analytical results are compared to a specified standard or regulation.

SGS Canada Inc.
P.O. Box 4300 - 185 Concession St.
Lakefield - Ontario - KOL 2HO
Phone: 705-652-2000 FAX: 705-652-6365

Quality Control Report

Inorganic Analysis													
Parameter	Reporting Limit	Unit	Method Blank	Duplicate				LCS / Spike Blank			Matrix Spike / Reference Material		
				Result 1	Result 2	RPD	Acceptance Criteria	Spike Recovery (%)	Recovery Limits (%)		Spike Recovery (%)	Recovery Limits (%)	
							%		Low	High		Low	High
Carbon/Sulphur - QCBatchID: ECS0046-SEP23													
Carbon (total)	0.005	%	< 0.005			1	20				98	70	130
Carbon/Sulphur - QCBatchID: ECS0047-SEP23													
Carbonate (HCl) as %CO3	0.04	%	<0.04			3	20	104	80	120			
Carbon/Sulphur - QCBatchID: ECS0066-SEP23													
Carbonate (HCl) as %CO3	0.04	%	<0.04			0	20	100	80	120			

OnLine LIMS

Results relate only to the sample tested. Data reported represents the sample submitted to SGS. Reproduction of this analytical report in full or in part is prohibited without prior written approval. Please refer to SGS General Conditions of Services located at https://www.sgs.ca/en/terms-and-conditions (Printed copies are available upon request.)
Test method information available upon request. "Temperature Upon Receipt" is representative of the whole shipment and may not reflect the temperature of individual samples.
SGS Canada Inc. Environment-Health & Safety statement of conformity decision rule does not consider uncertainty when analytical results are compared to a specified standard or regulation.

000432424

SGS Canada Inc.
P.O. Box 4300 - 185 Concession St.
Lakefield - Ontario - KOL 2HO
Phone: 705-652-2000 FAX: 705-652-6365

ABA - Modified Sobek

11-November-2025

Great Bear Resources Ltd.
Attn : Ashley Moncrief

1020 - 800 West Pender St.
Vancouver, BC
V6C 2V6, Canada

Phone: 778-833-2160
Fax:

Date Rec. : 28 September 2022
LR Report: **CA19156-SEP22**
Reference: Great Bear Project/OMGS21045 - Set 1/5

Copy: #3

CERTIFICATE OF ANALYSIS
Final Report - Reissue

Analysis	1: Analysis Start Date	2: Analysis Start Time	3: Analysis Completed Date	4: Analysis Completed Time	5: DX450001	6: DX450002	7: DX450003	8: DX450004	9: DX450005	10: DX450006
Sample Date & Time					N/A	N/A	N/A	N/A	N/A	N/A
Paste pH [no unit]	06-Oct-22	16:00	11-Oct-22	09:27	9.89	9.65	10.13	9.15	9.50	9.90
Fizz Rate [rating]	06-Oct-22	16:00	11-Oct-22	09:27	3	4	3	3	3	3
Sample weight [g]	06-Oct-22	16:00	11-Oct-22	09:27	1.97	2.11	1.94	2.03	2.00	2.14
HCl_add [mL]	06-Oct-22	16:00	11-Oct-22	09:27	20.00	40.00	25.80	40.00	26.20	30.00
HCl [Normality]	06-Oct-22	16:00	11-Oct-22	09:27	0.10	0.10	0.10	0.10	0.10	0.10
NaOH [Normality]	06-Oct-22	16:00	11-Oct-22	09:27	0.10	0.10	0.10	0.10	0.10	0.10
Vol NaOH to pH=8.3 [mL]	06-Oct-22	16:00	11-Oct-22	09:27	10.07	22.38	12.19	18.66	14.82	11.98
Final pH [no unit]	06-Oct-22	16:00	11-Oct-22	09:27	1.80	1.51	1.70	1.67	1.52	1.87
NP [t CaCO3/1000 t]	06-Oct-22	16:00	11-Oct-22	09:27	25.2	41.8	35.1	52.6	28.4	42.1
C [%]	05-Oct-22	10:42	07-Oct-22	14:32	0.193	0.436	0.355	0.523	0.240	0.448
CO3 (HCl) [%]	06-Oct-22	07:12	07-Oct-22	14:32	0.86	2.06	1.67	2.51	1.05	2.09

OnLine LNMS

Results relate only to the sample tested. Data reported represents the sample submitted to SGS. Reproduction of this analytical report in full or in part is prohibited without prior written approval. Please refer to SGS General Conditions of Services located at https://www.sgs.ca/en/terms-and-conditions (Printed copies are available upon request.)
Test method information available upon request. "Temperature Upon Receipt" is representative of the whole shipment and may not reflect the temperature of individual samples.
SGS Canada Inc. Environment-Health & Safety statement of conformity decision rule does not consider uncertainty when analytical results are compared to a specified standard or regulation.

SGS Canada Inc.
P.O. Box 4300 - 185 Concession St.
Lakefield - Ontario - KOL 2HO
Phone: 705-652-2000 FAX: 705-652-6365

Analysis	11: DX450007	12: DX450008	13: DX450009	14: DX450010	15: DX450011	16: DX450012	17: DX450013	18: DX450014	19: DX450015	20: DX450016
Sample Date & Time	N/A	N/A	N/A	N/A	N/A	N/A	N/A	N/A	N/A	N/A
Paste pH [no unit]	9.93	9.89	9.91	9.85	10.00	9.63	9.95	9.77	9.86	9.73
Fizz Rate [rating]	3	3	2	2	3	2	2	2	2	3
Sample weight [g]	1.86	1.94	2.15	2.01	2.07	1.93	2.03	2.04	1.94	1.94
HCl_add [mL]	20.00	20.00	20.00	20.00	20.00	20.00	20.00	20.00	20.00	20.00
HCl [Normality]	0.10	0.10	0.10	0.10	0.10	0.10	0.10	0.10	0.10	0.10
NaOH [Normality]	0.10	0.10	0.10	0.10	0.10	0.10	0.10	0.10	0.10	0.10
Vol NaOH to pH=8.3 [mL]	15.28	16.61	14.20	15.78	13.45	15.44	13.99	16.25	16.31	12.82
Final pH [no unit]	1.38	1.21	1.45	1.35	1.41	1.29	1.33	1.42	1.38	1.38
NP [t CaCO3/1000 t]	12.7	8.7	13.5	10.5	15.8	11.8	14.8	9.2	9.5	18.5
C [%]	0.083	0.080	0.107	0.061	0.117	0.080	0.122	0.033	0.018	0.192
CO3 (HCl) [%]	0.30	0.28	0.43	0.19	0.48	0.29	0.49	0.04	< 0.04	0.86

Analysis	21: DX450017	22: DX450018	23: DX450020	24: DX450021	25: DX450022	26: DX450023	27: DX450024	28: DX450025	29: DX450026	30: DX450027
Sample Date & Time	N/A	N/A	N/A	N/A	N/A	N/A	N/A	N/A	N/A	N/A
Paste pH [no unit]	9.40	10.07	9.46	7.75	9.41	9.44	9.08	9.25	9.65	9.57
Fizz Rate [rating]	2	3	3	3	4	4	4	4	3	3
Sample weight [g]	2.07	2.13	2.03	1.86	1.99	1.98	2.15	2.08	2.00	1.97
HCl_add [mL]	20.00	20.00	40.30	32.80	50.00	50.00	80.00	40.00	20.00	20.00
HCl [Normality]	0.10	0.10	0.10	0.10	0.10	0.10	0.10	0.10	0.10	0.10
NaOH [Normality]	0.10	0.10	0.10	0.10	0.10	0.10	0.10	0.10	0.10	0.10
Vol NaOH to pH=8.3 [mL]	14.33	11.83	21.82	25.33	19.17	19.49	19.33	16.41	12.74	14.82
Final pH [no unit]	1.62	1.56	1.50	1.50	1.59	1.60	1.84	1.80	1.52	1.39
NP [t CaCO3/1000 t]	13.7	19.2	45.5	20.1	77.5	77.0	141	56.7	18.1	13.1
C [%]	0.089	0.187	0.420	2.57	0.896	0.895	1.64	0.661	0.149	0.102
CO3 (HCl) [%]	0.32	0.84	1.99	1.34	4.29	4.35	8.09	3.17	0.63	0.41

OnLine LIMS

0004324185

Results relate only to the sample tested. Data reported represents the sample submitted to SGS. Reproduction of this analytical report in full or in part is prohibited without prior written approval. Please refer to SGS General Conditions of Services located at https://www.sgs.ca/en/terms-and-conditions (Printed copies are available upon request.)
Test method information available upon request. "Temperature Upon Receipt" is representative of the whole shipment and may not reflect the temperature of individual samples.
SGS Canada Inc. Environment-Health & Safety statement of conformity decision rule does not consider uncertainty when analytical results are compared to a specified standard or regulation.

SGS Canada Inc.
P.O. Box 4300 - 185 Concession St.
Lakefield - Ontario - KOL 2HO
Phone: 705-652-2000 FAX: 705-652-6365

Analysis	31: DX450028	32: DX450029	33: DX450030	34: DX450031	35: DX450032	36: DX450033	37: DX450034	38: DX450035	39: DX450036	40: DX450037
Sample Date & Time	N/A	N/A	N/A	N/A	N/A	N/A	N/A	N/A	N/A	N/A
Paste pH [no unit]	9.88	10.00	9.83	10.03	9.74	9.92	10.01	8.40	9.46	8.78
Fizz Rate [rating]	3	3	3	3	2	2	3	4	3	3
Sample weight [g]	1.95	2.00	1.93	1.90	2.08	1.91	2.12	2.17	1.91	1.94
HCl_add [mL]	20.00	20.00	20.00	30.00	20.00	20.00	30.00	210.00	40.20	30.00
HCl [Normality]	0.10	0.10	0.10	0.10	0.10	0.10	0.10	0.10	0.10	0.10
NaOH [Normality]	0.10	0.10	0.10	0.10	0.10	0.10	0.10	0.10	0.10	0.10
Vol NaOH to pH=8.3 [mL]	14.42	11.68	11.53	9.97	17.62	15.68	15.17	46.50	23.85	12.49
Final pH [no unit]	1.36	1.50	1.33	1.90	1.20	1.71	1.45	1.79	1.56	1.55
NP [t CaCO3/1000 t]	14.3	20.8	21.9	52.7	5.7	11.3	35.0	377	42.8	45.1
C [%]	0.088	0.178	0.238	0.569	0.015	0.056	0.346	4.48	1.95	0.492
CO3 (HCl) [%]	0.29	0.76	1.08	2.72	< 0.04	0.16	1.61	22.2	1.98	2.32

Analysis	41: DX450038	42: DX450039	43: DX450040	44: DX450041	45: DX450042	46: DX450043	47: DX450044	48: DX450045	49: DX450046	50: DX450047
Sample Date & Time	N/A	N/A	N/A	N/A	N/A	N/A	N/A	N/A	N/A	N/A
Paste pH [no unit]	9.38	9.67	9.85	8.21	8.56	9.13	9.42	9.88	9.65	9.55
Fizz Rate [rating]	3	3	2	2	4	2	4	3	4	3
Sample weight [g]	2.04	1.91	2.01	1.88	2.06	2.02	2.02	2.06	2.03	1.92
HCl_add [mL]	20.00	20.00	20.00	20.00	52.40	20.00	85.00	32.50	78.00	20.00
HCl [Normality]	0.10	0.10	0.10	0.10	0.10	0.10	0.10	0.10	0.10	0.10
NaOH [Normality]	0.10	0.10	0.10	0.10	0.10	0.10	0.10	0.10	0.10	0.10
Vol NaOH to pH=8.3 [mL]	8.97	13.60	14.47	18.10	24.09	16.39	19.54	17.24	37.84	12.94
Final pH [no unit]	1.53	1.28	1.31	1.20	1.54	1.18	1.82	1.52	1.54	1.75
NP [t CaCO3/1000 t]	27.0	16.7	13.8	5.1	68.7	8.9	162	37.0	98.9	18.4
C [%]	0.281	0.146	0.114	0.028	1.41	0.061	1.88	0.315	0.999	1.40
CO3 (HCl) [%]	1.25	0.61	0.46	< 0.04	3.93	0.18	9.27	1.48	4.90	6.90

OnLine LNMS

0004324185

Results relate only to the sample tested. Data reported represents the sample submitted to SGS. Reproduction of this analytical report in full or in part is prohibited without prior written approval. Please refer to SGS General Conditions of Services located at https://www.sgs.ca/en/terms-and-conditions (Printed copies are available upon request.)
Test method information available upon request. "Temperature Upon Receipt" is representative of the whole shipment and may not reflect the temperature of individual samples.
SGS Canada Inc. Environment-Health & Safety statement of conformity decision rule does not consider uncertainty when analytical results are compared to a specified standard or regulation.

SGS Canada Inc.
P.O. Box 4300 - 185 Concession St.
Lakefield - Ontario - KOL 2HO
Phone: 705-652-2000 FAX: 705-652-6365

Analysis	51: DX450048	52: DX450049	54: DX450051
Sample Date & Time	N/A	N/A	N/A
Paste pH [no unit]	10.14	10.10	9.00
Fizz Rate [rating]	3	3	2
Sample weight [g]	1.97	2.01	1.97
HCl_add [mL]	20.00	20.00	20.00
HCl [Normality]	0.10	0.10	0.10
NaOH [Normality]	0.10	0.10	0.10
Vol NaOH to pH=8.3 [mL]	10.90	8.63	14.89
Final pH [no unit]	1.47	1.85	1.27
NP [t CaCO3/1000 t]	23.1	28.3	13.0
C [%]	0.104	0.263	0.107
CO3 (HCl) [%]	0.42	1.20	0.42

*NP (Neutralization Potential)

$$= \frac{50 \times (\text{N of HCL} \times \text{Total HCL added} - \text{N NaOH} \times \text{NaOH added})}{\text{Weight of Sample}}$$

*AP (Acid Potential) = % Sulphide Sulphur x 31.25
*Net NP (Net Neutralization Potential) = NP-AP
NP/AP Ratio = NP/AP
*Results expressed as tonnes CaCO3 equivalent/1000 tonnes of material
Samples with a % Sulphide value of <0.04 will be calculated using a 0.04 value.

Reissued report with specific samples included.
Revised report #2 with sample changes as per client request.

Method Descriptions

Parameter	Units	SGS Method Code	Reference Method Code
	g	NA	Sample weight
	mL		MEND PROJECT 1.16.1B
	mL	NA	MEND PROJECT 1.16.1B

OnLine LNMS

0004324185

Results relate only to the sample tested. Data reported represents the sample submitted to SGS. Reproduction of this analytical report in full or in part is prohibited without prior written approval. Please refer to SGS General Conditions of Services located at https://www.sgs.ca/en/terms-and-conditions (Printed copies are available upon request.)
Test method information available upon request. "Temperature Upon Receipt" is representative of the whole shipment and may not reflect the temperature of individual samples.
SGS Canada Inc. Environment-Health & Safety statement of conformity decision rule does not consider uncertainty when analytical results are compared to a specified standard or regulation.

SGS Canada Inc.
P.O. Box 4300 - 185 Concession St.
Lakefield - Ontario - KOL 2HO
Phone: 705-652-2000 FAX: 705-652-6365

Parameter	Units	SGS Method Code	Reference Method Code
	no unit	NA	SM 4500
	Normality	NA	MEND PROJECT 1.16.1B
	rating	NA	MEND PROJECT 1.16.1B
	ratio	ME-CA-[ENV]ARD-LAK-AN-001/003	MEND PROJECT 1.16.1B
	t CaCO3/1000 t	ME-CA-[ENV]ARD-LAK-AN-001/003	MEND PROJECT 1.16.1B
Carbon/Sulphur	%	ME-CA-[ENV]ARD-LAK-AN-019	ASTM E1915-07A
Carbon/Sulphur	%	ME-CA-[ENV]ARD-LAK-AN-020	ASTM E1915-07A
Neutralization Potential	t CaCO3/1000 t	ME-CA-[ENV]ARD-LAK-AN-001/003	MEND PROJECT 1.16.1B
Paste pH	no unit	ME-CA-[ENV]ARD-LAK-AN-005	ARD Predicition Manual 2009

Catharine Arnold

CHARTERED CHEMICAL PROFESSION OF ONTARIO CATHARINE ARNOLD CHEMIST

Catharine Arnold, B.Sc., C.Chem
Project Specialist,
Environment, Health & Safety

OnLine LNMS

0004324185

Results relate only to the sample tested. Data reported represents the sample submitted to SGS. Reproduction of this analytical report in full or in part is prohibited without prior written approval. Please refer to SGS General Conditions of Services located at https://www.sgs.ca/en/terms-and-conditions (Printed copies are available upon request.)
Test method information available upon request. "Temperature Upon Receipt" is representative of the whole shipment and may not reflect the temperature of individual samples.
SGS Canada Inc. Environment-Health & Safety statement of conformity decision rule does not consider uncertainty when analytical results are compared to a specified standard or regulation.

SGS Canada Inc.
P.O. Box 4300 - 185 Concession St.
Lakefield - Ontario - KOL 2HO
Phone: 705-652-2000 FAX: 705-652-6365

Quality Control Report

Inorganic Analysis														
Parameter	Reporting Limit	Unit	Method Blank	Duplicate				LCS / Spike Blank			Matrix Spike / Reference Material			
				Result 1	Result 2	RPD	Acceptance Criteria	Spike Recovery (%)	Recovery Limits (%)		Spike Recovery (%)	Recovery Limits (%)		
							%		Low	High		Low	High	
Carbon/Sulphur - QCBatchID: ECS0013-OCT22														
Carbon (total)	0.005	%	<0.005			1	20				95	70	130	
Carbon/Sulphur - QCBatchID: ECS0014-OCT22														
Carbonate (HCl)	0.04	%	<0.04			2	20	98	80	120				

OnLine LIMS

0004324185

Results relate only to the sample tested. Data reported represents the sample submitted to SGS. Reproduction of this analytical report in full or in part is prohibited without prior written approval. Please refer to SGS General Conditions of Services located at https://www.sgs.ca/en/terms-and-conditions (Printed copies are available upon request.)
Test method information available upon request. "Temperature Upon Receipt" is representative of the whole shipment and may not reflect the temperature of individual samples.
SGS Canada Inc. Environment-Health & Safety statement of conformity decision rule does not consider uncertainty when analytical results are compared to a specified standard or regulation.

SGS Canada Inc.
P.O. Box 4300 - 185 Concession St.
Lakefield - Ontario - KOL 2HO
Phone: 705-652-2000 FAX: 705-652-6365

ABA - Modified Sobek

11-November-2025

Great Bear Resources Ltd.
Attn : Ashley Moncrief

1020 - 800 West Pender St.
Vancouver, BC
V6C 2V6, Canada

Phone: 778-833-2160
Fax:

Date Rec. : 28 September 2022
LR Report: **CA19160-SEP22**
Reference: Great Bear Project/OMGS21045 - Set 2/5

Copy: #3

CERTIFICATE OF ANALYSIS
Final Report - Reissue

Analysis	1: Analysis Start Date	2: Analysis Start Time	3: Analysis Completed Date	4: Analysis Completed Time	5: DX450052	6: DX450053	7: DX450054	8: DX450055	9: DX450056	10: DX450057
Sample Date & Time					N/A	N/A	N/A	N/A	N/A	N/A
Paste pH [no unit]	18-Oct-22	08:15	19-Oct-22	17:25	8.37	9.16	9.17	9.62	9.71	9.82
Fizz Rate [rating]	18-Oct-22	08:15	19-Oct-22	17:25	2	4	4	4	2	4
Sample weight [g]	18-Oct-22	08:15	19-Oct-22	17:25	2.13	2.01	2.00	2.06	2.00	2.00
HCl_add [mL]	18-Oct-22	08:15	19-Oct-22	17:25	20.00	40.00	55.00	40.00	20.00	85.00
HCl [Normality]	18-Oct-22	08:15	19-Oct-22	17:25	0.10	0.10	0.10	0.10	0.10	0.10
NaOH [Normality]	18-Oct-22	08:15	19-Oct-22	17:25	0.10	0.10	0.10	0.10	0.10	0.10
Vol NaOH to pH=8.3 [mL]	18-Oct-22	08:15	19-Oct-22	17:25	13.45	9.99	20.24	15.81	11.99	25.54
Final pH [no unit]	18-Oct-22	08:15	19-Oct-22	17:25	1.55	1.90	1.58	1.79	1.63	1.65
NP [t CaCO3/1000 t]	18-Oct-22	08:15	19-Oct-22	17:25	15.4	74.6	86.9	58.7	20.0	149
C [%]	18-Oct-22	13:25	21-Oct-22	12:54	0.138	0.878	0.992	0.599	0.157	1.71
CO3 (HCl) as %CO3 [%]	21-Oct-22	08:13	21-Oct-22	12:54	0.59	4.23	4.85	2.87	0.68	8.38

OnLine LIMS

0004324188

Results relate only to the sample tested. Data reported represents the sample submitted to SGS. Reproduction of this analytical report in full or in part is prohibited without prior written approval. Please refer to SGS General Conditions of Services located at https://www.sgs.ca/en/terms-and-conditions (Printed copies are available upon request.)
Test method information available upon request. "Temperature Upon Receipt" is representative of the whole shipment and may not reflect the temperature of individual samples.
SGS Canada Inc. Environment-Health & Safety statement of conformity decision rule does not consider uncertainty when analytical results are compared to a specified standard or regulation.

SGS Canada Inc.
P.O. Box 4300 - 185 Concession St.
Lakefield - Ontario - KOL 2HO
Phone: 705-652-2000 FAX: 705-652-6365

Analysis	11: DX450058	12: DX450059	13: DX450060	14: DX450061	15: DX450062	16: DX450063	17: DX450064	18: DX450065	19: DX450066	20: DX450067
Sample Date & Time	N/A	N/A	N/A	N/A	N/A	N/A	N/A	N/A	N/A	N/A
Paste pH [no unit]	9.63	9.45	9.45	9.52	9.21	8.40	9.51	9.34	9.55	9.40
Fizz Rate [rating]	4	4	4	4	4	2	4	4	4	4
Sample weight [g]	2.00	2.15	2.07	2.13	2.04	2.06	2.00	2.08	2.15	2.04
HCl_add [mL]	40.00	40.00	40.00	75.00	60.00	25.00	55.00	65.00	40.00	55.00
HCl [Normality]	0.10	0.10	0.10	0.10	0.10	0.10	0.10	0.10	0.10	0.10
NaOH [Normality]	0.10	0.10	0.10	0.10	0.10	0.10	0.10	0.10	0.10	0.10
Vol NaOH to pH=8.3 [mL]	15.40	13.38	12.77	37.72	17.68	16.31	23.55	17.29	13.41	23.07
Final pH [no unit]	1.56	1.76	1.78	1.59	1.74	1.65	1.50	1.90	1.69	1.51
NP [t CaCO3/1000 t]	61.5	61.9	65.8	87.5	104	21.1	78.6	115	61.8	78.3
C [%]	0.674	0.691	0.735	0.852	1.20	1.44	0.891	1.21	0.679	0.873
CO3 (HCl) as %CO3 [%]	3.27	3.35	3.57	4.01	5.87	0.98	4.36	5.96	3.30	4.27

Analysis	21: DX450068	22: DX450069	23: DX450070	24: DX450071	25: DX450072	26: DX450073	27: DX450074	28: DX450075	29: DX450076	30: DX450077
Sample Date & Time	N/A	N/A	N/A	N/A	N/A	N/A	N/A	N/A	N/A	N/A
Paste pH [no unit]	8.51	9.70	9.15	9.65	9.96	9.72	9.74	9.07	8.04	9.60
Fizz Rate [rating]	2	3	4	4	4	2	2	2	2	4
Sample weight [g]	1.99	2.03	2.06	2.03	2.03	2.04	2.08	2.07	2.06	2.15
HCl_add [mL]	20.00	20.00	60.00	40.00	50.00	20.00	20.00	20.00	20.00	55.00
HCl [Normality]	0.10	0.10	0.10	0.10	0.10	0.10	0.10	0.10	0.10	0.10
NaOH [Normality]	0.10	0.10	0.10	0.10	0.10	0.10	0.10	0.10	0.10	0.10
Vol NaOH to pH=8.3 [mL]	13.87	10.02	19.20	12.82	18.28	16.57	15.19	15.53	16.60	22.67
Final pH [no unit]	1.24	1.50	1.67	1.88	1.58	1.31	1.32	1.33	1.32	1.77
NP [t CaCO3/1000 t]	15.4	24.6	99.0	66.9	78.1	8.4	11.6	10.8	8.3	75.2
C [%]	0.126	0.224	1.11	0.741	0.871	0.031	0.060	0.076	0.030	0.768
CO3 (HCl) as %CO3 [%]	0.52	1.03	5.47	3.60	4.25	0.06	0.17	0.24	0.05	3.76

OnLine LNMS

0004324188

Results relate only to the sample tested. Data reported represents the sample submitted to SGS. Reproduction of this analytical report in full or in part is prohibited without prior written approval. Please refer to SGS General Conditions of Services located at https://www.sgs.ca/en/terms-and-conditions (Printed copies are available upon request.)
Test method information available upon request. "Temperature Upon Receipt" is representative of the whole shipment and may not reflect the temperature of individual samples.
SGS Canada Inc. Environment-Health & Safety statement of conformity decision rule does not consider uncertainty when analytical results are compared to a specified standard or regulation.

SGS Canada Inc.
P.O. Box 4300 - 185 Concession St.
Lakefield - Ontario - KOL 2HO
Phone: 705-652-2000 FAX: 705-652-6365

Analysis	32: DX450079	33: DX450080	34: DX450081	35: DX450082	36: DX450083	37: DX450084	38: DX450085	39: DX450086	40: DX450087	41: DX450088
Sample Date & Time	N/A	N/A	N/A	N/A	N/A	N/A	N/A	N/A	N/A	N/A
Paste pH [no unit]	10.11	9.62	9.67	9.51	9.70	9.63	10.09	9.50	8.97	9.47
Fizz Rate [rating]	4	2	4	3	2	2	4	4	4	2
Sample weight [g]	2.08	1.99	2.05	2.10	2.02	2.08	1.97	2.03	2.02	2.07
HCl_add [mL]	40.00	20.00	85.00	20.00	30.00	30.00	60.00	75.00	55.00	30.00
HCl [Normality]	0.10	0.10	0.10	0.10	0.10	0.10	0.10	0.10	0.10	0.10
NaOH [Normality]	0.10	0.10	0.10	0.10	0.10	0.10	0.10	0.10	0.10	0.10
Vol NaOH to pH=8.3 [mL]	17.60	16.60	37.46	8.61	17.94	25.25	27.29	42.88	25.25	21.36
Final pH [no unit]	1.56	1.45	1.58	1.60	1.53	1.61	1.76	1.54	1.72	1.58
NP [t CaCO3/1000 t]	53.8	8.5	116	27.1	29.9	11.4	83.0	79.1	73.6	20.9
C [%]	0.526	0.016	1.22	0.315	0.304	0.028	0.740	0.741	0.760	0.141
CO3 (HCl) as %CO3 [%]	2.55	< 0.04	6.02	1.51	1.43	< 0.04	3.62	3.62	3.72	0.62

Analysis	42: DX450089	43: DX450090	44: DX450091	45: DX450092	46: DX450093	47: DX450094	48: DX450095	49: DX450096	50: DX450097	51: DX450098
Sample Date & Time	N/A	N/A	N/A	N/A	N/A	N/A	N/A	N/A	N/A	N/A
Paste pH [no unit]	9.81	9.37	9.81	9.45	9.85	9.99	9.70	8.81	8.88	10.03
Fizz Rate [rating]	2	1	2	2	2	2	3	1	4	4
Sample weight [g]	2.03	2.06	2.07	2.08	1.97	2.08	2.00	2.01	2.05	2.12
HCl_add [mL]	30.00	20.00	20.00	25.00	20.00	20.00	30.00	20.00	260.00	40.00
HCl [Normality]	0.10	0.10	0.10	0.10	0.10	0.10	0.10	0.10	0.10	0.10
NaOH [Normality]	0.10	0.10	0.10	0.10	0.10	0.10	0.10	0.10	0.10	0.10
Vol NaOH to pH=8.3 [mL]	14.48	15.25	12.23	15.04	15.93	12.59	15.87	17.13	77.38	19.27
Final pH [no unit]	1.51	1.32	1.46	1.74	1.60	1.44	1.56	1.21	1.60	1.56
NP [t CaCO3/1000 t]	38.2	11.5	18.8	24.0	10.3	17.8	35.3	7.1	445	48.9
C [%]	0.388	0.076	0.178	0.198	0.037	0.173	0.351	0.028	5.03	0.497
CO3 (HCl) as %CO3 [%]	1.86	0.28	0.80	0.90	0.05	0.79	1.66	< 0.04	25.0	2.37

OnLine LIMS

Results relate only to the sample tested. Data reported represents the sample submitted to SGS. Reproduction of this analytical report in full or in part is prohibited without prior written approval. Please refer to SGS General Conditions of Services located at https://www.sgs.ca/en/terms-and-conditions (Printed copies are available upon request.)
Test method information available upon request. "Temperature Upon Receipt" is representative of the whole shipment and may not reflect the temperature of individual samples.
SGS Canada Inc. Environment-Health & Safety statement of conformity decision rule does not consider uncertainty when analytical results are compared to a specified standard or regulation.

SGS Canada Inc.
P.O. Box 4300 - 185 Concession St.
Lakefield - Ontario - KOL 2HO
Phone: 705-652-2000 FAX: 705-652-6365

Analysis	52: DX450099	53: DX450100	54: DX450101
Sample Date & Time	N/A	N/A	N/A
Paste pH [no unit]	9.06	9.84	9.66
Fizz Rate [rating]	1	2	1
Sample weight [g]	2.15	2.03	2.06
HCl_add [mL]	20.00	20.00	20.00
HCl [Normality]	0.10	0.10	0.10
NaOH [Normality]	0.10	0.10	0.10
Vol NaOH to pH=8.3 [mL]	18.00	16.38	16.28
Final pH [no unit]	1.11	1.53	1.34
NP [t CaCO3/1000 t]	4.6	8.9	9.0
C [%]	0.033	0.028	0.025
CO3 (HCl) as %CO3 [%]	0.05	< 0.04	< 0.04

*NP (Neutralization Potential)

$$= \frac{50 \times (N \text{ of HCL} \times \text{Total HCL added} - N\ NaOH \times NaOH \text{ added})}{\text{Weight of Sample}}$$

*AP (Acid Potential) = % Sulphide Sulphur x 31.25
*Net NP (Net Neutralization Potential) = NP-AP
NP/AP Ratio = NP/AP
*Results expressed as tonnes CaCO3 equivalent/1000 tonnes of material
Samples with a % Sulphide value of <0.04 will be calculated using a 0.04 value.

Reissued report with specific samples included.
Revised report #2 with sample changes as per client request.

Method Descriptions

Parameter	Units	SGS Method Code	Reference Method Code
	g	NA	Sample weight
	mL		MEND PROJECT 1.16.1B
	mL	NA	MEND PROJECT 1.16.1B

OnLine LNMS

Results relate only to the sample tested. Data reported represents the sample submitted to SGS. Reproduction of this analytical report in full or in part is prohibited without prior written approval. Please refer to SGS General Conditions of Services located at https://www.sgs.ca/en/terms-and-conditions (Printed copies are available upon request.)
Test method information available upon request. "Temperature Upon Receipt" is representative of the whole shipment and may not reflect the temperature of individual samples.
SGS Canada Inc. Environment-Health & Safety statement of conformity decision rule does not consider uncertainty when analytical results are compared to a specified standard or regulation.

SGS Canada Inc.
P.O. Box 4300 - 185 Concession St.
Lakefield - Ontario - KOL 2HO
Phone: 705-652-2000 FAX: 705-652-6365

Parameter	Units	SGS Method Code	Reference Method Code
	no unit	NA	SM 4500
	Normality	NA	MEND PROJECT 1.16.1B
	rating	NA	MEND PROJECT 1.16.1B
	ratio	ME-CA-[ENV]ARD-LAK-AN-001/003	MEND PROJECT 1.16.1B
	t CaCO3/1000 t	ME-CA-[ENV]ARD-LAK-AN-001/003	MEND PROJECT 1.16.1B
Carbon/Sulphur	%	ME-CA-[ENV]ARD-LAK-AN-019	ASTM E1915-07A
Carbon/Sulphur	%	ME-CA-[ENV]ARD-LAK-AN-020	ASTM E1915-07A
Neutralization Potential	t CaCO3/1000 t	ME-CA-[ENV]ARD-LAK-AN-001/003	MEND PROJECT 1.16.1B
Paste pH	no unit	ME-CA-[ENV]ARD-LAK-AN-005	ARD Predicition Manual 2009

Catharine Arnold

CHARTERED CHEMICAL PROFESSION OF ONTARIO CATHARINE ARNOLD CHEMIST

Catharine Arnold, B.Sc., C.Chem
Project Specialist,
Environment, Health & Safety

OnLine LNMS

Results relate only to the sample tested. Data reported represents the sample submitted to SGS. Reproduction of this analytical report in full or in part is prohibited without prior written approval. Please refer to SGS General Conditions of Services located at https://www.sgs.ca/en/terms-and-conditions (Printed copies are available upon request.)
Test method information available upon request. "Temperature Upon Receipt" is representative of the whole shipment and may not reflect the temperature of individual samples.
SGS Canada Inc. Environment-Health & Safety statement of conformity decision rule does not consider uncertainty when analytical results are compared to a specified standard or regulation.

SGS Canada Inc.
P.O. Box 4300 - 185 Concession St.
Lakefield - Ontario - KOL 2HO
Phone: 705-652-2000 FAX: 705-652-6365

Quality Control Report

Inorganic Analysis														
Parameter	Reporting Limit	Unit	Method Blank	Duplicate				LCS / Spike Blank			Matrix Spike / Reference Material			
				Result 1	Result 2	RPD	Acceptance Criteria	Spike Recovery (%)	Recovery Limits (%)		Spike Recovery (%)	Recovery Limits (%)		
							%		Low	High		Low	High	
Carbon/Sulphur - QCBatchID: ECS0050-OCT22														
Carbon (total)	0.005	%	0.0050			4	20				96	70	130	
Carbon/Sulphur - QCBatchID: ECS0056-OCT22														
Carbonate (HCl) as %CO3	0.04	%	<0.04			3	20	99	80	120				

OnLine LIMS

Results relate only to the sample tested. Data reported represents the sample submitted to SGS. Reproduction of this analytical report in full or in part is prohibited without prior written approval. Please refer to SGS General Conditions of Services located at https://www.sgs.ca/en/terms-and-conditions (Printed copies are available upon request.)
Test method information available upon request. "Temperature Upon Receipt" is representative of the whole shipment and may not reflect the temperature of individual samples.
SGS Canada Inc. Environment-Health & Safety statement of conformity decision rule does not consider uncertainty when analytical results are compared to a specified standard or regulation.

000432418

SGS Canada Inc.
P.O. Box 4300 - 185 Concession St.
Lakefield - Ontario - KOL 2HO
Phone: 705-652-2000 FAX: 705-652-6365

ABA - Modified Sobek

11-November-2025

Great Bear Resources Ltd.
Attn : Ashley Moncrief

1020 - 800 West Pender St.
Vancouver, BC
V6C 2V6, Canada

Phone: 778-833-2160
Fax:

Date Rec. : 28 September 2022
LR Report: **CA19164-SEP22**
Reference: Great Bear Project/OMGS21045 - Set 3/5

Copy: #3

CERTIFICATE OF ANALYSIS
Final Report - Reissue

Analysis	1: Analysis Start Date	2: Analysis Start Time	3: Analysis Completed Date	4: Analysis Completed Time	5: DX450102	6: DX450103	7: DX450104	8: DX450105	9: DX450106	10: DX450107
Sample Date & Time					N/A	N/A	N/A	N/A	N/A	N/A
Paste pH [no unit]	17-Oct-22	08:10	18-Oct-22	15:46	9.85	9.85	9.63	8.87	9.64	9.67
Fizz Rate [rating]	17-Oct-22	08:10	18-Oct-22	15:46	3	3	2	1	2	3
Sample weight [g]	17-Oct-22	08:10	18-Oct-22	15:46	2.09	2.05	2.01	2.00	2.07	1.99
HCl_add [mL]	17-Oct-22	08:10	18-Oct-22	15:46	20.00	25.00	20.00	20.00	20.00	20.00
HCl [Normality]	17-Oct-22	08:10	18-Oct-22	15:46	0.10	0.10	0.10	0.10	0.10	0.10
NaOH [Normality]	17-Oct-22	08:10	18-Oct-22	15:46	0.10	0.10	0.10	0.10	0.10	0.10
Vol NaOH to pH=8.3 [mL]	17-Oct-22	08:10	18-Oct-22	15:46	9.48	11.94	16.06	19.11	13.89	12.70
Final pH [no unit]	17-Oct-22	08:10	18-Oct-22	15:46	1.75	1.87	1.50	1.07	1.58	1.40
NP [t CaCO3/1000 t]	17-Oct-22	08:10	18-Oct-22	15:46	25.2	31.8	9.8	2.2	14.8	18.4
C [%]	18-Oct-22	08:58	20-Oct-22	16:46	0.257	0.348	0.020	0.017	0.111	0.204
CO3 (HCl) as %CO3 [%]	20-Oct-22	09:30	20-Oct-22	16:46	1.21	1.64	< 0.04	< 0.04	0.44	0.92

OnLine LNMS

Results relate only to the sample tested. Data reported represents the sample submitted to SGS. Reproduction of this analytical report in full or in part is prohibited without prior written approval. Please refer to SGS General Conditions of Services located at https://www.sgs.ca/en/terms-and-conditions (Printed copies are available upon request.)
Test method information available upon request. "Temperature Upon Receipt" is representative of the whole shipment and may not reflect the temperature of individual samples.
SGS Canada Inc. Environment-Health & Safety statement of conformity decision rule does not consider uncertainty when analytical results are compared to a specified standard or regulation.

SGS Canada Inc.
P.O. Box 4300 - 185 Concession St.
Lakefield - Ontario - KOL 2HO
Phone: 705-652-2000 FAX: 705-652-6365

Analysis	11: DX450108	12: DX450109	13: DX450110	14: DX450111	15: DX450112	16: DX450113	17: DX450114	18: DX450115	19: DX450116	20: DX450117
Sample Date & Time	N/A	N/A	N/A	N/A	N/A	N/A	N/A	N/A	N/A	N/A
Paste pH [no unit]	9.82	9.81	9.92	9.81	9.85	9.00	9.94	9.85	9.98	9.96
Fizz Rate [rating]	3	2	2	4	2	4	2	2	2	2
Sample weight [g]	2.05	2.00	2.03	2.00	2.07	2.06	1.97	2.09	2.06	2.07
HCl_add [mL]	40.00	20.00	20.00	40.00	20.00	40.00	20.00	27.60	20.00	27.40
HCl [Normality]	0.10	0.10	0.10	0.10	0.10	0.10	0.10	0.10	0.10	0.10
NaOH [Normality]	0.10	0.10	0.10	0.10	0.10	0.10	0.10	0.10	0.10	0.10
Vol NaOH to pH=8.3 [mL]	17.85	11.88	14.11	16.62	12.42	10.41	9.12	13.44	14.33	14.32
Final pH [no unit]	1.57	1.36	1.40	1.75	1.40	1.91	1.76	1.53	1.33	1.50
NP [t CaCO3/1000 t]	54.0	20.3	14.5	58.5	18.3	71.8	27.6	33.9	13.8	31.6
C [%]	0.593	0.220	0.128	0.569	0.189	0.829	0.271	0.347	0.146	0.408
CO3 (HCl) as %CO3 [%]	2.86	1.00	0.54	2.75	0.86	4.03	1.23	1.63	0.63	1.96

Analysis	21: DX450118	22: DX450119	23: DX450120	24: DX450121	25: DX450122	26: DX450123	27: DX450124	28: DX450125	29: DX450126	30: DX450127
Sample Date & Time	N/A	N/A	N/A	N/A	N/A	N/A	N/A	N/A	N/A	N/A
Paste pH [no unit]	9.82	8.37	8.90	9.20	9.22	9.31	9.65	10.03	9.74	8.65
Fizz Rate [rating]	2	2	4	4	4	4	4	4	1	2
Sample weight [g]	2.00	1.95	2.09	2.00	2.03	2.03	1.97	2.02	2.05	1.97
HCl_add [mL]	20.00	27.50	120.00	55.00	100.00	40.00	40.00	40.00	20.00	27.30
HCl [Normality]	0.10	0.10	0.10	0.10	0.10	0.10	0.10	0.10	0.10	0.10
NaOH [Normality]	0.10	0.10	0.10	0.10	0.10	0.10	0.10	0.10	0.10	0.10
Vol NaOH to pH=8.3 [mL]	11.73	19.50	36.77	22.08	45.34	16.55	17.34	19.66	16.65	18.01
Final pH [no unit]	1.40	1.53	1.65	1.64	1.60	1.62	1.60	1.56	1.36	1.77
NP [t CaCO3/1000 t]	20.7	20.5	199	82.3	135	57.8	57.5	50.4	8.2	23.6
C [%]	0.234	3.32	2.36	0.905	1.51	0.647	0.609	0.487	0.054	0.190
CO3 (HCl) as %CO3 [%]	1.08	1.80	11.6	4.43	7.44	3.13	2.94	2.35	0.15	0.80

OnLine LNMS

Results relate only to the sample tested. Data reported represents the sample submitted to SGS. Reproduction of this analytical report in full or in part is prohibited without prior written approval. Please refer to SGS General Conditions of Services located at https://www.sgs.ca/en/terms-and-conditions (Printed copies are available upon request.)
Test method information available upon request. "Temperature Upon Receipt" is representative of the whole shipment and may not reflect the temperature of individual samples.
SGS Canada Inc. Environment-Health & Safety statement of conformity decision rule does not consider uncertainty when analytical results are compared to a specified standard or regulation.

SGS Canada Inc.
P.O. Box 4300 - 185 Concession St.
Lakefield - Ontario - KOL 2HO
Phone: 705-652-2000 FAX: 705-652-6365

Analysis	31: DX450128	32: DX450129	33: DX450130	34: DX450131	35: DX450132	36: DX450133	37: DX450134	38: DX450135	39: DX450136	40: DX450137
Sample Date & Time	N/A	N/A	N/A	N/A	N/A	N/A	N/A	N/A	N/A	N/A
Paste pH [no unit]	8.94	8.81	9.90	9.00	8.75	9.26	8.37	9.86	9.93	9.89
Fizz Rate [rating]	4	4	4	4	3	3	4	2	3	3
Sample weight [g]	2.03	2.09	2.04	2.07	2.04	2.04	1.96	1.98	2.04	2.03
HCl_add [mL]	40.00	200.00	40.00	240.00	20.00	20.00	52.40	20.00	20.00	25.00
HCl [Normality]	0.10	0.10	0.10	0.10	0.10	0.10	0.10	0.10	0.10	0.10
NaOH [Normality]	0.10	0.10	0.10	0.10	0.10	0.10	0.10	0.10	0.10	0.10
Vol NaOH to pH=8.3 [mL]	18.18	58.41	15.54	69.24	8.14	18.10	24.42	13.88	11.67	11.08
Final pH [no unit]	1.63	1.61	1.74	1.58	1.48	1.07	1.53	1.32	1.50	1.66
NP [t CaCO3/1000 t]	53.7	339	60.0	412	29.1	4.6	71.4	15.5	20.4	34.3
C [%]	0.560	3.91	0.631	4.63	0.329	0.038	0.749	0.162	0.194	0.364
CO3 (HCl) as %CO3 [%]	2.67	19.4	3.08	23.0	1.56	0.12	3.63	0.74	0.88	1.72

Analysis	41: DX450138	42: DX450139	43: DX450140	44: DX450141	45: DX450142	46: DX450143	47: DX450144	48: DX450145	49: DX450146	50: DX450147
Sample Date & Time	N/A	N/A	N/A	N/A	N/A	N/A	N/A	N/A	N/A	N/A
Paste pH [no unit]	9.89	8.68	9.27	9.72	9.63	9.54	9.61	9.77	9.81	9.54
Fizz Rate [rating]	2	4	1	3	2	1	1	3	2	4
Sample weight [g]	1.98	2.07	2.07	2.06	1.97	2.00	1.95	1.97	2.02	2.00
HCl_add [mL]	20.00	260.00	20.00	20.00	20.00	20.00	20.00	30.00	20.00	55.00
HCl [Normality]	0.10	0.10	0.10	0.10	0.10	0.10	0.10	0.10	0.10	0.10
NaOH [Normality]	0.10	0.10	0.10	0.10	0.10	0.10	0.10	0.10	0.10	0.10
Vol NaOH to pH=8.3 [mL]	15.97	78.32	18.36	11.52	11.11	15.98	17.14	15.18	14.66	20.26
Final pH [no unit]	1.17	1.56	1.08	1.46	1.39	1.64	1.20	1.60	1.35	1.84
NP [t CaCO3/1000 t]	10.2	439	4.0	20.6	22.6	10.1	7.3	37.6	13.2	86.9
C [%]	0.108	4.95	0.028	0.197	0.258	0.022	0.033	0.391	0.057	0.911
CO3 (HCl) as %CO3 [%]	0.47	24.6	0.07	0.90	1.23	< 0.04	< 0.04	1.86	0.22	4.48

OnLine LNMS

0004324193

Results relate only to the sample tested. Data reported represents the sample submitted to SGS. Reproduction of this analytical report in full or in part is prohibited without prior written approval. Please refer to SGS General Conditions of Services located at https://www.sgs.ca/en/terms-and-conditions (Printed copies are available upon request.)
Test method information available upon request. "Temperature Upon Receipt" is representative of the whole shipment and may not reflect the temperature of individual samples.
SGS Canada Inc. Environment-Health & Safety statement of conformity decision rule does not consider uncertainty when analytical results are compared to a specified standard or regulation.

SGS Canada Inc.
P.O. Box 4300 - 185 Concession St.
Lakefield - Ontario - KOL 2HO
Phone: 705-652-2000 FAX: 705-652-6365

Analysis	51: DX450148	52: DX450149	53: DX450150	54: DX450151
Sample Date & Time	N/A	N/A	N/A	N/A
Paste pH [no unit]	9.81	9.58	9.48	8.84
Fizz Rate [rating]	3	2	4	2
Sample weight [g]	2.02	2.00	2.02	2.07
HCl_add [mL]	30.00	20.00	40.00	20.00
HCl [Normality]	0.10	0.10	0.10	0.10
NaOH [Normality]	0.10	0.10	0.10	0.10
Vol NaOH to pH=8.3 [mL]	12.95	9.06	14.46	15.83
Final pH [no unit]	1.70	1.83	1.91	1.34
NP [t CaCO3/1000 t]	42.2	27.4	63.2	10.1
C [%]	0.374	0.271	0.666	0.057
CO3 (HCl) as %CO3 [%]	1.78	1.27	3.26	0.22

*NP (Neutralization Potential)

$$= \frac{50 \times (N \text{ of HCL} \times \text{Total HCL added} - N\ NaOH \times NaOH \text{ added})}{\text{Weight of Sample}}$$

*AP (Acid Potential) = % Sulphide Sulphur x 31.25
*Net NP (Net Neutralization Potential) = NP-AP
NP/AP Ratio = NP/AP
*Results expressed as tonnes CaCO3 equivalent/1000 tonnes of material
Samples with a % Sulphide value of <0.04 will be calculated using a 0.04 value.

Reissued report with specific samples included.
Revised report #2 with sample changes as per client request.

Method Descriptions

Parameter	Units	SGS Method Code	Reference Method Code
	g	NA	Sample weight
	mL		MEND PROJECT 1.16.1B
	mL	NA	MEND PROJECT 1.16.1B

OnLine LNMS

Results relate only to the sample tested. Data reported represents the sample submitted to SGS. Reproduction of this analytical report in full or in part is prohibited without prior written approval. Please refer to SGS General Conditions of Services located at https://www.sgs.ca/en/terms-and-conditions (Printed copies are available upon request.)
Test method information available upon request. "Temperature Upon Receipt" is representative of the whole shipment and may not reflect the temperature of individual samples.
SGS Canada Inc. Environment-Health & Safety statement of conformity decision rule does not consider uncertainty when analytical results are compared to a specified standard or regulation.

SGS Canada Inc.
P.O. Box 4300 - 185 Concession St.
Lakefield - Ontario - KOL 2HO
Phone: 705-652-2000 FAX: 705-652-6365

Parameter	Units	SGS Method Code	Reference Method Code
	no unit	NA	SM 4500
	Normality	NA	MEND PROJECT 1.16.1B
	rating	NA	MEND PROJECT 1.16.1B
	ratio	ME-CA-[ENV]ARD-LAK-AN-001/003	MEND PROJECT 1.16.1B
	t CaCO3/1000 t	ME-CA-[ENV]ARD-LAK-AN-001/003	MEND PROJECT 1.16.1B
Carbon/Sulphur	%	ME-CA-[ENV]ARD-LAK-AN-019	ASTM E1915-07A
Carbon/Sulphur	%	ME-CA-[ENV]ARD-LAK-AN-020	ASTM E1915-07A
Neutralization Potential	t CaCO3/1000 t	ME-CA-[ENV]ARD-LAK-AN-001/003	MEND PROJECT 1.16.1B
Paste pH	no unit	ME-CA-[ENV]ARD-LAK-AN-005	ARD Predicition Manual 2009

Catharine Arnold

CHARTERED CHEMICAL PROFESSION OF ONTARIO CATHARINE ARNOLD CHEMIST

Catharine Arnold, B.Sc., C.Chem
Project Specialist,
Environment, Health & Safety

OnLine LNMS

Results relate only to the sample tested. Data reported represents the sample submitted to SGS. Reproduction of this analytical report in full or in part is prohibited without prior written approval. Please refer to SGS General Conditions of Services located at https://www.sgs.ca/en/terms-and-conditions (Printed copies are available upon request.)
Test method information available upon request. "Temperature Upon Receipt" is representative of the whole shipment and may not reflect the temperature of individual samples.
SGS Canada Inc. Environment-Health & Safety statement of conformity decision rule does not consider uncertainty when analytical results are compared to a specified standard or regulation.

SGS Canada Inc.
P.O. Box 4300 - 185 Concession St.
Lakefield - Ontario - KOL 2HO
Phone: 705-652-2000 FAX: 705-652-6365

Quality Control Report

Inorganic Analysis														
Parameter	Reporting Limit	Unit	Method Blank	Duplicate				LCS / Spike Blank			Matrix Spike / Reference Material			
				Result 1	Result 2	RPD	Acceptance Criteria	Spike Recovery (%)	Recovery Limits (%)		Spike Recovery (%)	Recovery Limits (%)		
							%		Low	High		Low	High	
Carbon/Sulphur - QCBatchID: ECS0045-OCT22														
Carbon (total)	0.005	%	<0.005			3	20				96	70	130	
Carbon/Sulphur - QCBatchID: ECS0053-OCT22														
Carbonate (HCl) as %CO3	0.04	%	<0.04			1	20	98	80	120				

OnLine LIMS

0004324193

Results relate only to the sample tested. Data reported represents the sample submitted to SGS. Reproduction of this analytical report in full or in part is prohibited without prior written approval. Please refer to SGS General Conditions of Services located at https://www.sgs.ca/en/terms-and-conditions (Printed copies are available upon request.)
Test method information available upon request. "Temperature Upon Receipt" is representative of the whole shipment and may not reflect the temperature of individual samples.
SGS Canada Inc. Environment-Health & Safety statement of conformity decision rule does not consider uncertainty when analytical results are compared to a specified standard or regulation.

SGS Canada Inc.
P.O. Box 4300 - 185 Concession St.
Lakefield - Ontario - KOL 2HO
Phone: 705-652-2000 FAX: 705-652-6365

ABA - Modified Sobek

11-November-2025

Great Bear Resources Ltd.
Attn : Ashley Moncrief

1020 - 800 West Pender St.
Vancouver, BC
V6C 2V6, Canada

Phone: 778-833-2160
Fax:

Date Rec. : 28 September 2022
LR Report: **CA19168-SEP22**
Reference: Great Bear Project/OMGS21045 - Set 4/5

Copy: #2

CERTIFICATE OF ANALYSIS
Final Report - Revised

Analysis	1: Analysis Start Date	2: Analysis Start Time	3: Analysis Completed Date	4: Analysis Completed Time	5: DX450152	6: DX450153	7: DX450154	8: DX450155	9: DX450156	10: DX450157
Sample Date & Time					N/A	N/A	N/A	N/A	N/A	N/A
Paste pH [no unit]	18-Oct-22	16:00	20-Oct-22	11:32	9.31	8.81	9.00	9.58	9.39	9.53
Fizz Rate [rating]	18-Oct-22	16:00	20-Oct-22	11:32	1	1	1	2	2	2
Sample weight [g]	18-Oct-22	16:00	20-Oct-22	11:32	2.04	2.00	2.13	2.04	1.99	2.09
HCl_add [mL]	18-Oct-22	16:00	20-Oct-22	11:32	20.00	20.00	20.00	20.00	20.00	20.00
HCl [Normality]	18-Oct-22	16:00	20-Oct-22	11:32	0.10	0.10	0.10	0.10	0.10	0.10
NaOH [Normality]	18-Oct-22	16:00	20-Oct-22	11:32	0.10	0.10	0.10	0.10	0.10	0.10
Vol NaOH to pH=8.3 [mL]	18-Oct-22	16:00	20-Oct-22	11:32	16.02	17.47	17.22	1.12	10.86	15.81
Final pH [no unit]	18-Oct-22	16:00	20-Oct-22	11:32	1.19	1.03	1.09	1.66	1.36	1.32
NP [t CaCO3/1000 t]	18-Oct-22	16:00	20-Oct-22	11:32	9.8	6.3	6.5	46.3	23.0	10.0
C [%]	21-Oct-22	10:31	24-Oct-22	10:37	0.030	0.016	0.035	0.246	0.259	0.059
CO3 (HCl) as %CO3 [%]	23-Oct-22	09:47	24-Oct-22	10:37	0.15	0.08	0.16	1.13	1.26	0.27

OnLine LNMS

Results relate only to the sample tested. Data reported represents the sample submitted to SGS. Reproduction of this analytical report in full or in part is prohibited without prior written approval. Please refer to SGS General Conditions of Services located at https://www.sgs.ca/en/terms-and-conditions (Printed copies are available upon request.)
Test method information available upon request. "Temperature Upon Receipt" is representative of the whole shipment and may not reflect the temperature of individual samples.
SGS Canada Inc. Environment-Health & Safety statement of conformity decision rule does not consider uncertainty when analytical results are compared to a specified standard or regulation.

SGS Canada Inc.
P.O. Box 4300 - 185 Concession St.
Lakefield - Ontario - KOL 2HO
Phone: 705-652-2000 FAX: 705-652-6365

Analysis	11: DX450158	12: DX450159	13: DX450160	14: DX450161	15: DX450162	16: DX450163	17: DX450164	18: DX450165	19: DX450166	20: DX450167
Sample Date & Time	N/A	N/A	N/A	N/A	N/A	N/A	N/A	N/A	N/A	N/A
Paste pH [no unit]	9.52	9.34	9.80	9.69	9.63	9.98	9.84	9.70	9.34	9.54
Fizz Rate [rating]	3	2	2	2	2	3	3	2	2	2
Sample weight [g]	1.98	2.04	2.07	2.06	2.07	2.03	2.04	1.98	1.99	2.05
HCl_add [mL]	28.90	20.00	20.00	20.00	20.00	24.50	63.20	20.00	20.00	20.00
HCl [Normality]	0.10	0.10	0.10	0.10	0.10	0.10	0.10	0.10	0.10	0.10
NaOH [Normality]	0.10	0.10	0.10	0.10	0.10	0.10	0.10	0.10	0.10	0.10
Vol NaOH to pH=8.3 [mL]	10.25	16.74	16.96	15.66	16.66	11.53	28.41	15.97	14.53	13.93
Final pH [no unit]	1.64	1.12	1.38	1.45	1.21	1.64	1.62	1.28	1.66	1.18
NP [t CaCO3/1000 t]	47.1	8.0	7.3	10.5	8.1	31.9	85.3	10.2	13.7	14.8
C [%]	0.519	0.079	0.138	0.046	0.115	0.345	0.891	0.084	0.077	0.136
CO3 (HCl) as %CO3 [%]	2.57	0.36	0.05	0.24	0.20	1.72	4.44	0.39	0.39	0.67

Analysis	21: DX450168	22: DX450169	23: DX450170	24: DX450171	25: DX450172	26: DX450173	27: DX450174	28: DX450175	29: DX450176	30: DX450177
Sample Date & Time	N/A	N/A	N/A	N/A	N/A	N/A	N/A	N/A	N/A	N/A
Paste pH [no unit]	9.84	9.86	8.58	9.51	9.76	9.93	10.01	10.02	8.23	8.59
Fizz Rate [rating]	2	2	2	1	1	2	3	3	1	1
Sample weight [g]	2.02	2.06	2.03	2.04	2.05	2.09	1.98	2.08	2.07	2.05
HCl_add [mL]	20.00	26.90	20.00	26.00	20.00	20.00	36.00	64.80	20.00	20.00
HCl [Normality]	0.10	0.10	0.10	0.10	0.10	0.10	0.10	0.10	0.10	0.10
NaOH [Normality]	0.10	0.10	0.10	0.10	0.10	0.10	0.10	0.10	0.10	0.10
Vol NaOH to pH=8.3 [mL]	13.01	11.34	14.25	20.44	16.91	15.39	16.04	35.06	15.18	16.97
Final pH [no unit]	1.10	1.56	1.11	1.52	1.39	1.18	1.68	1.58	1.71	1.12
NP [t CaCO3/1000 t]	17.3	37.8	14.2	13.6	7.5	11.0	50.4	71.5	11.6	7.4
C [%]	0.133	0.419	0.149	0.058	0.033	0.098	0.581	0.663	0.037	0.041
CO3 (HCl) as %CO3 [%]	0.66	2.06	0.73	0.28	0.14	0.40	2.78	3.24	0.07	0.09

OnLine LIMS

0004324197

Results relate only to the sample tested. Data reported represents the sample submitted to SGS. Reproduction of this analytical report in full or in part is prohibited without prior written approval. Please refer to SGS General Conditions of Services located at https://www.sgs.ca/en/terms-and-conditions (Printed copies are available upon request.)
Test method information available upon request. "Temperature Upon Receipt" is representative of the whole shipment and may not reflect the temperature of individual samples.
SGS Canada Inc. Environment-Health & Safety statement of conformity decision rule does not consider uncertainty when analytical results are compared to a specified standard or regulation.

SGS Canada Inc.
P.O. Box 4300 - 185 Concession St.
Lakefield - Ontario - KOL 2HO
Phone: 705-652-2000 FAX: 705-652-6365

Analysis	31: DX450178	32: DX450179	33: DX450180	34: DX450181	35: DX450182	36: DX450183	37: DX450184	38: DX450185	39: DX450186	40: DX450187
Sample Date & Time	N/A	N/A	N/A	N/A	N/A	N/A	N/A	N/A	N/A	N/A
Paste pH [no unit]	9.59	10.05	9.84	9.84	10.08	9.51	9.42	10.08	10.00	9.82
Fizz Rate [rating]	2	2	2	2	2	2	1	1	3	1
Sample weight [g]	2.05	2.00	2.03	1.99	2.03	1.97	2.07	1.97	2.03	2.03
HCl_add [mL]	30.00	20.00	20.00	20.00	20.00	26.00	20.00	20.00	20.00	20.00
HCl [Normality]	0.10	0.10	0.10	0.10	0.10	0.10	0.10	0.10	0.10	0.10
NaOH [Normality]	0.10	0.10	0.10	0.10	0.10	0.10	0.10	0.10	0.10	0.10
Vol NaOH to pH=8.3 [mL]	14.73	14.63	15.68	12.78	10.09	12.61	15.36	14.60	9.20	15.84
Final pH [no unit]	1.94	1.28	1.08	1.42	1.84	1.59	1.26	1.52	1.62	1.52
NP [t CaCO3/1000 t]	37.2	13.4	10.6	18.1	24.4	34.0	11.2	13.7	26.6	10.2
C [%]	0.316	0.084	0.067	0.163	0.212	0.341	0.085	0.065	0.295	0.058
CO3 (HCl) as %CO3 [%]	1.47	0.35	0.25	0.74	0.97	1.55	0.32	0.20	1.36	0.18

Analysis	41: DX450188	42: DX450189	43: DX450190	44: DX450191	45: DX450192	46: DX450193	47: DX450194	48: DX450195	49: DX450196	50: DX450197
Sample Date & Time	N/A	N/A	N/A	N/A	N/A	N/A	N/A	N/A	N/A	N/A
Paste pH [no unit]	9.94	9.15	10.04	9.63	9.90	9.30	9.64	9.58	10.10	10.01
Fizz Rate [rating]	3	2	2	2	2	2	1	1	1	2
Sample weight [g]	1.98	1.98	2.14	2.00	2.11	1.99	2.10	1.94	1.99	2.06
HCl_add [mL]	25.40	20.00	20.00	20.00	20.00	20.00	20.00	20.00	20.00	20.00
HCl [Normality]	0.10	0.10	0.10	0.10	0.10	0.10	0.10	0.10	0.10	0.10
NaOH [Normality]	0.10	0.10	0.10	0.10	0.10	0.10	0.10	0.10	0.10	0.10
Vol NaOH to pH=8.3 [mL]	11.06	13.17	13.14	10.89	14.49	14.57	15.58	17.80	14.95	12.48
Final pH [no unit]	1.96	1.45	1.41	1.94	1.48	1.49	1.15	1.10	1.41	1.89
NP [t CaCO3/1000 t]	36.2	17.2	16.0	22.8	13.1	13.6	10.5	5.7	12.7	18.2
C [%]	0.376	0.161	0.121	0.185	0.070	0.220	0.048	0.019	0.090	0.094
CO3 (HCl) as %CO3 [%]	1.76	0.71	0.49	0.84	0.25	0.98	0.10	< 0.04	0.14	0.39

OnLine LNMS

0004324197

Results relate only to the sample tested. Data reported represents the sample submitted to SGS. Reproduction of this analytical report in full or in part is prohibited without prior written approval. Please refer to SGS General Conditions of Services located at https://www.sgs.ca/en/terms-and-conditions (Printed copies are available upon request.)
Test method information available upon request. "Temperature Upon Receipt" is representative of the whole shipment and may not reflect the temperature of individual samples.
SGS Canada Inc. Environment-Health & Safety statement of conformity decision rule does not consider uncertainty when analytical results are compared to a specified standard or regulation.

SGS Canada Inc.
P.O. Box 4300 - 185 Concession St.
Lakefield - Ontario - KOL 2HO
Phone: 705-652-2000 FAX: 705-652-6365

Analysis	51: DX450198	53: DX450200
Sample Date & Time	N/A	N/A
Paste pH [no unit]	9.86	9.57
Fizz Rate [rating]	1	3
Sample weight [g]	2.01	2.05
HCl_add [mL]	20.00	35.00
HCl [Normality]	0.10	0.10
NaOH [Normality]	0.10	0.10
Vol NaOH to pH=8.3 [mL]	16.87	15.96
Final pH [no unit]	1.32	1.48
NP [t CaCO3/1000 t]	7.8	46.4
C [%]	0.040	0.484
CO3 (HCl) as %CO3 [%]	0.10	2.34

*NP (Neutralization Potential)

$$= \frac{50 \times (\text{N of HCL} \times \text{Total HCL added} - \text{N NaOH} \times \text{NaOH added})}{\text{Weight of Sample}}$$

*AP (Acid Potential) = % Sulphide Sulphur x 31.25
*Net NP (Net Neutralization Potential) = NP-AP
NP/AP Ratio = NP/AP
*Results expressed as tonnes CaCO3 equivalent/1000 tonnes of material
Samples with a % Sulphide value of <0.04 will be calculated using a 0.04 value.

Reissued report with specific samples included.
Revised report #2 with sample changes as per client request.

Method Descriptions

Parameter	Units	SGS Method Code	Reference Method Code
	g	NA	Sample weight
	mL		MEND PROJECT 1.16.1B
	mL	NA	MEND PROJECT 1.16.1B

OnLine LNMS

Results relate only to the sample tested. Data reported represents the sample submitted to SGS. Reproduction of this analytical report in full or in part is prohibited without prior written approval. Please refer to SGS General Conditions of Services located at https://www.sgs.ca/en/terms-and-conditions (Printed copies are available upon request.)
Test method information available upon request. "Temperature Upon Receipt" is representative of the whole shipment and may not reflect the temperature of individual samples.
SGS Canada Inc. Environment-Health & Safety statement of conformity decision rule does not consider uncertainty when analytical results are compared to a specified standard or regulation.

SGS Canada Inc.
P.O. Box 4300 - 185 Concession St.
Lakefield - Ontario - KOL 2HO
Phone: 705-652-2000 FAX: 705-652-6365

Parameter	Units	SGS Method Code	Reference Method Code
	no unit	NA	SM 4500
	Normality	NA	MEND PROJECT 1.16.1B
	rating	NA	MEND PROJECT 1.16.1B
	t CaCO3/1000 t	ME-CA-[ENV]ARD-LAK-AN-001/003	MEND PROJECT 1.16.1B
Carbon/Sulphur	%	ME-CA-[ENV]ARD-LAK-AN-019	ASTM E1915-07A
Carbon/Sulphur	%	ME-CA-[ENV]ARD-LAK-AN-020	ASTM E1915-07A
Neutralization Potential	t CaCO3/1000 t	ME-CA-[ENV]ARD-LAK-AN-001/003	MEND PROJECT 1.16.1B
Paste pH	no unit	ME-CA-[ENV]ARD-LAK-AN-005	ARD Predicition Manual 2009

Catharine Arnold

CHARTERED CATHARINE ARNOLD CHEMIST

Catharine Arnold, B.Sc., C.Chem
Project Specialist,
Environment, Health & Safety

OnLine LNMS

0004324197

Results relate only to the sample tested. Data reported represents the sample submitted to SGS. Reproduction of this analytical report in full or in part is prohibited without prior written approval. Please refer to SGS General Conditions of Services located at https://www.sgs.ca/en/terms-and-conditions (Printed copies are available upon request.)
Test method information available upon request. "Temperature Upon Receipt" is representative of the whole shipment and may not reflect the temperature of individual samples.
SGS Canada Inc. Environment-Health & Safety statement of conformity decision rule does not consider uncertainty when analytical results are compared to a specified standard or regulation.

SGS Canada Inc.
P.O. Box 4300 - 185 Concession St.
Lakefield - Ontario - KOL 2HO
Phone: 705-652-2000 FAX: 705-652-6365

Quality Control Report

Inorganic Analysis														
Parameter	Reporting Limit	Unit	Method Blank	Duplicate				LCS / Spike Blank			Matrix Spike / Reference Material			
				Result 1	Result 2	RPD	Acceptance Criteria	Spike Recovery (%)	Recovery Limits (%)		Spike Recovery (%)	Recovery Limits (%)		
							%		Low	High		Low	High	
Carbon/Sulphur - QCBatchID: ECS0058-OCT22														
Carbon (total)	0.005	%	<0.005			0	20				96	70	130	
Carbon/Sulphur - QCBatchID: ECS0063-OCT22														
Carbonate (HCl) as %CO3	0.04	%	<0.04			4	20	102	80	120				

OnLine LIMS

0004324197

Results relate only to the sample tested. Data reported represents the sample submitted to SGS. Reproduction of this analytical report in full or in part is prohibited without prior written approval. Please refer to SGS General Conditions of Services located at https://www.sgs.ca/en/terms-and-conditions (Printed copies are available upon request.)
Test method information available upon request. "Temperature Upon Receipt" is representative of the whole shipment and may not reflect the temperature of individual samples.
SGS Canada Inc. Environment-Health & Safety statement of conformity decision rule does not consider uncertainty when analytical results are compared to a specified standard or regulation.

SGS Canada Inc.
P.O. Box 4300 - 185 Concession St.
Lakefield - Ontario - KOL 2HO
Phone: 705-652-2000 FAX: 705-652-6365

ABA - Modified Sobek

Great Bear Resources Ltd.
Attn : Ashley Moncrief

1020 - 800 West Pender St.
Vancouver, BC
V6C 2V6, Canada

Phone: 778-833-2160
Fax:

11-November-2025

Date Rec. : 28 September 2022
LR Report: **CA19172-SEP22**
Reference: Great Bear Project/OMGS21045 - Set 5/5

Copy: #3

CERTIFICATE OF ANALYSIS
Final Report - Revised

Analysis	1: Analysis Start Date	2: Analysis Start Time	3: Analysis Completed Date	4: Analysis Completed Time	5: DX450202	6: DX450203	7: DX450204	8: DX450205	9: DX450206	10: DX450207	11: DX450208	12: DX450209
Sample Date & Time					N/A	N/A	N/A	N/A	N/A	N/A	N/A	N/A
Paste pH [no unit]	16-Oct-22	08:05	17-Oct-22	15:59	9.78	9.56	9.50	9.37	9.61	9.62	9.66	9.75
Fizz Rate [rating]	16-Oct-22	08:05	17-Oct-22	15:59	3	3	2	2	3	4	2	2
Sample weight [g]	16-Oct-22	08:05	17-Oct-22	15:59	1.88	1.93	1.97	1.92	2.10	2.00	2.03	2.01
HCl_add [mL]	17-Oct-22	06:11	17-Oct-22	15:59	41.00	20.00	20.00	20.00	20.00	51.30	30.20	20.00
HCl [Normality]	16-Oct-22	08:05	17-Oct-22	15:59	0.10	0.10	0.10	0.10	0.10	0.10	0.10	0.10
NaOH [Normality]	16-Oct-22	08:05	17-Oct-22	15:59	0.10	0.10	0.10	0.10	0.10	0.10	0.10	0.10
Vol NaOH to pH=8.3 [mL]	17-Oct-22	08:00	17-Oct-22	15:59	18.90	8.89	13.50	15.80	11.75	11.52	10.83	15.45
Final pH [no unit]	17-Oct-22	08:00	17-Oct-22	15:59	1.59	1.64	1.61	1.52	1.44	1.75	1.80	1.38
NP [t CaCO3/1000 t]	17-Oct-22	08:00	17-Oct-22	15:59	58.8	28.8	16.5	11.0	19.6	99.5	47.7	11.3
C [%]	14-Oct-22	15:31	17-Oct-22	16:00	0.573	0.304	0.118	0.020	0.178	0.548	0.525	0.053
CO3 (HCl) as %CO3 [%]	19-Oct-22	08:39	19-Oct-22	13:07	2.75	1.41	0.49	< 0.04	0.77	2.58	2.49	0.15

OnLine LIMS

0004324205

Results relate only to the sample tested. Data reported represents the sample submitted to SGS. Reproduction of this analytical report in full or in part is prohibited without prior written approval. Please refer to SGS General Conditions of Services located at https://www.sgs.ca/en/terms-and-conditions (Printed copies are available upon request.)
Test method information available upon request. "Temperature Upon Receipt" is representative of the whole shipment and may not reflect the temperature of individual samples.
SGS Canada Inc. Environment-Health & Safety statement of conformity decision rule does not consider uncertainty when analytical results are compared to a specified standard or regulation.

SGS Canada Inc.
P.O. Box 4300 - 185 Concession St.
Lakefield - Ontario - KOL 2HO
Phone: 705-652-2000 FAX: 705-652-6365

ABA - Modified Sobek

LR Report : **CA19172-SEP22**

Analysis	13: DX450210	14: DX450211	15: DX450212	16: DX450213	17: DX450214	18: DX450215	19: DX450216	20: DX450217	21: DX450218	22: DX450219	23: DX450220	24: DX450221
Sample Date & Time	N/A	N/A	N/A	N/A	N/A	N/A	N/A	N/A	N/A	N/A	N/A	N/A
Paste pH [no unit]	9.75	9.67	8.96	8.14	8.67	9.09	9.56	9.22	9.44	9.80	9.95	9.38
Fizz Rate [rating]	2	3	3	2	2	3	3	3	2	3	3	2
Sample weight [g]	2.10	2.04	1.85	1.96	2.05	2.02	2.06	1.99	2.09	2.00	1.90	1.97
HCl_add [mL]	20.00	29.90	20.00	20.00	20.00	40.00	20.00	20.00	20.00	25.00	20.00	25.00
HCl [Normality]	0.10	0.10	0.10	0.10	0.10	0.10	0.10	0.10	0.10	0.10	0.10	0.10
NaOH [Normality]	0.10	0.10	0.10	0.10	0.10	0.10	0.10	0.10	0.10	0.10	0.10	0.10
Vol NaOH to pH=8.3 [mL]	13.85	12.36	16.76	17.68	15.24	11.78	7.37	12.40	12.47	11.45	11.66	16.07
Final pH [no unit]	1.44	1.60	1.35	1.23	1.25	1.80	1.90	1.43	1.41	1.73	1.59	1.57
NP [t CaCO3/1000 t]	14.6	43.0	8.7	5.9	11.6	69.8	30.6	19.1	18.0	33.9	22.0	22.7
C [%]	0.092	0.485	0.029	0.014	0.084	0.788	0.329	0.177	0.152	0.374	0.190	0.147
CO3 (HCl) as %CO3 [%]	0.34	2.32	0.05	< 0.04	0.28	3.81	1.52	0.76	0.65	1.73	0.81	0.60

Analysis	25: DX450222	26: DX450223	27: DX450224	28: DX450225	29: DX450226	30: DX450227	31: DX450228	32: DX450229	33: DX450230	34: DX450231	35: DX450232	36: DX450233
Sample Date & Time	N/A	N/A	N/A	N/A	N/A	N/A	N/A	N/A	N/A	N/A	N/A	N/A
Paste pH [no unit]	9.32	9.67	9.86	9.79	9.05	9.72	9.34	9.18	9.88	9.49	9.65	9.20
Fizz Rate [rating]	2	3	3	2	2	2	3	3	3	3	2	2
Sample weight [g]	2.09	2.01	2.10	1.92	1.89	2.02	2.15	1.94	1.99	2.00	1.94	1.96
HCl_add [mL]	20.00	20.00	25.40	20.00	20.00	20.00	20.00	30.20	20.00	20.00	20.00	20.00
HCl [Normality]	0.10	0.10	0.10	0.10	0.10	0.10	0.10	0.10	0.10	0.10	0.10	0.10
NaOH [Normality]	0.10	0.10	0.10	0.10	0.10	0.10	0.10	0.10	0.10	0.10	0.10	0.10
Vol NaOH to pH=8.3 [mL]	13.73	10.62	12.07	12.95	18.25	11.37	12.23	9.27	11.77	10.20	13.08	15.48
Final pH [no unit]	1.33	1.52	1.62	1.39	1.09	1.40	1.39	1.66	1.46	1.44	1.35	1.47
NP [t CaCO3/1000 t]	15.0	23.3	31.7	18.4	4.6	21.4	18.1	53.9	20.7	24.5	17.8	11.5
C [%]	0.132	0.237	0.310	0.161	0.021	0.197	0.160	0.601	0.173	0.254	0.144	0.064
CO3 (HCl) as %CO3 [%]	0.53	0.83	1.45	0.67	< 0.04	0.87	0.71	2.91	0.79	1.18	0.64	0.21

OnLine LIMS

0004324205

Results relate only to the sample tested. Data reported represents the sample submitted to SGS. Reproduction of this analytical report in full or in part is prohibited without prior written approval. Please refer to SGS General Conditions of Services located at https://www.sgs.ca/en/terms-and-conditions (Printed copies are available upon request.)
Test method information available upon request. "Temperature Upon Receipt" is representative of the whole shipment and may not reflect the temperature of individual samples.
SGS Canada Inc. Environment-Health & Safety statement of conformity decision rule does not consider uncertainty when analytical results are compared to a specified standard or regulation.

SGS Canada Inc.
P.O. Box 4300 - 185 Concession St.
Lakefield - Ontario - KOL 2HO
Phone: 705-652-2000 FAX: 705-652-6365

Analysis	37: DX450234	38: DX450235	39: DX450236	40: DX450237	41: DX450238	42: DX450239
Sample Date & Time	N/A	N/A	N/A	N/A	N/A	N/A
Paste pH [no unit]	9.75	9.83	9.85	9.45	9.73	8.06
Fizz Rate [rating]	3	3	3	2	3	2
Sample weight [g]	1.93	2.02	2.10	2.16	1.98	1.93
HCl_add [mL]	30.30	29.00	27.70	20.00	20.00	20.00
HCl [Normality]	0.10	0.10	0.10	0.10	0.10	0.10
NaOH [Normality]	0.10	0.10	0.10	0.10	0.10	0.10
Vol NaOH to pH=8.3 [mL]	10.73	10.50	10.71	13.26	12.60	16.90
Final pH [no unit]	1.83	1.90	1.73	1.66	1.30	1.12
NP [t CaCO3/1000 t]	50.7	45.8	40.4	15.6	18.7	8.0
C [%]	0.533	0.486	0.412	0.106	0.196	0.046
CO3 (HCl) as %CO3 [%]	2.57	2.30	1.97	0.43	0.88	0.13

*NP (Neutralization Potential)

$$= \frac{50 \times (\text{N of HCL} \times \text{Total HCL added} - \text{N NaOH} \times \text{NaOH added})}{\text{Weight of Sample}}$$

*AP (Acid Potential) = % Sulphide Sulphur x 31.25
*Net NP (Net Neutralization Potential) = NP-AP
NP/AP Ratio = NP/AP
*Results expressed as tonnes CaCO3 equivalent/1000 tonnes of material
Samples with a % Sulphide value of <0.04 will be calculated using a 0.04 value.

Reissued report with specific samples included.
Revised report #2 with sample changes as per client request.

Method Descriptions

Parameter	Units	SGS Method Code	Reference Method Code
	g	NA	Sample weight
	mL		MEND PROJECT 1.16.1B
	mL	NA	MEND PROJECT 1.16.1B
	no unit	NA	SM 4500

OnLine LIMS

Results relate only to the sample tested. Data reported represents the sample submitted to SGS. Reproduction of this analytical report in full or in part is prohibited without prior written approval. Please refer to SGS General Conditions of Services located at https://www.sgs.ca/en/terms-and-conditions (Printed copies are available upon request.)
Test method information available upon request. "Temperature Upon Receipt" is representative of the whole shipment and may not reflect the temperature of individual samples.
SGS Canada Inc. Environment-Health & Safety statement of conformity decision rule does not consider uncertainty when analytical results are compared to a specified standard or regulation.

SGS Canada Inc.
P.O. Box 4300 - 185 Concession St.
Lakefield - Ontario - KOL 2HO
Phone: 705-652-2000 FAX: 705-652-6365

Parameter	Units	SGS Method Code	Reference Method Code
	Normality	NA	MEND PROJECT 1.16.1B
	rating	NA	MEND PROJECT 1.16.1B
	t CaCO3/1000 t	ME-CA-[ENV]ARD-LAK-AN-001/003	MEND PROJECT 1.16.1B
Carbon/Sulphur	%	ME-CA-[ENV]ARD-LAK-AN-019	ASTM E1915-07A
Carbon/Sulphur	%	ME-CA-[ENV]ARD-LAK-AN-020	ASTM E1915-07A
Neutralization Potential	t CaCO3/1000 t	ME-CA-[ENV]ARD-LAK-AN-001/003	MEND PROJECT 1.16.1B
Paste pH	no unit	ME-CA-[ENV]ARD-LAK-AN-005	ARD Predicition Manual 2009

Catharine Arnold

CHARTERED CATHARINE ARNOLD CHEMIST

Catharine Arnold, B.Sc., C.Chem
Project Specialist,
Environment, Health & Safety

OnLine LIMS

0004324205

Results relate only to the sample tested. Data reported represents the sample submitted to SGS. Reproduction of this analytical report in full or in part is prohibited without prior written approval. Please refer to SGS General Conditions of Services located at https://www.sgs.ca/en/terms-and-conditions (Printed copies are available upon request.)
Test method information available upon request. "Temperature Upon Receipt" is representative of the whole shipment and may not reflect the temperature of individual samples.
SGS Canada Inc. Environment-Health & Safety statement of conformity decision rule does not consider uncertainty when analytical results are compared to a specified standard or regulation.

SGS Canada Inc.
P.O. Box 4300 - 185 Concession St.
Lakefield - Ontario - KOL 2HO
Phone: 705-652-2000 FAX: 705-652-6365

Quality Control Report

Inorganic Analysis														
Parameter	Reporting Limit	Unit	Method Blank	Duplicate				LCS / Spike Blank			Matrix Spike / Reference Material			
				Result 1	Result 2	RPD	Acceptance Criteria	Spike Recovery (%)	Recovery Limits (%)		Spike Recovery (%)	Recovery Limits (%)		
							%		Low	High		Low	High	
Carbon/Sulphur - QCBatchID: ECS0029-OCT22														
Carbon (total)	0.005	%	<0.005			0	20				97	70	130	
Carbon/Sulphur - QCBatchID: ECS0038-OCT22														
Carbon (total)	0.005	%	<0.005			7	20				96	70	130	
Carbon/Sulphur - QCBatchID: ECS0042-OCT22														
Carbonate (HCl) as %CO3	0.04	%	<0.04			1	20	100	80	120				

OnLine LIMS

0004324205

Results relate only to the sample tested. Data reported represents the sample submitted to SGS. Reproduction of this analytical report in full or in part is prohibited without prior written approval. Please refer to SGS General Conditions of Services located at https://www.sgs.ca/en/terms-and-conditions (Printed copies are available upon request.)
Test method information available upon request. "Temperature Upon Receipt" is representative of the whole shipment and may not reflect the temperature of individual samples.
SGS Canada Inc. Environment-Health & Safety statement of conformity decision rule does not consider uncertainty when analytical results are compared to a specified standard or regulation.

SGS Canada Inc.
P.O. Box 4300 - 185 Concession St.
Lakefield - Ontario - KOL 2HO
Phone: 705-652-2000 FAX: 705-652-6365

11-November-2025

Great Bear Resources Ltd.
Attn : Ashley Moncrief

1020 - 800 West Pender St., Vancouver
Canada, V6C 2V6
Phone: 778-833-2160, Fax:

Date Rec. : 17 October 2023
LR Report: **CA19205-OCT23**
Reference: Great Bear Project/OMEMA2303

Copy: #2

CERTIFICATE OF ANALYSIS
Final Report - Revised

Analysis	1: Analysis Start Date	2: Analysis Start Time	3: Analysis Completed Date	4: Analysis Completed Time	5: 031525
Sample Date & Time					N/A
Paste pH [no unit]	01-Dec-23	14:21	08-Dec-23	11:11	9.68
Fizz Rate [rating]	30-Nov-23	09:12	08-Dec-23	11:11	3
Sample weight [g]	30-Nov-23	07:45	08-Dec-23	11:11	1.98
HCl_add [mL]	01-Dec-23	08:13	08-Dec-23	11:11	20.00
HCl [Normality]	30-Nov-23	09:31	08-Dec-23	11:11	0.10
NaOH [Normality]	30-Nov-23	09:31	08-Dec-23	11:11	0.10
Vol NaOH to pH=8.3 [mL]	01-Dec-23	07:52	08-Dec-23	11:11	12.92
Final pH [no unit]	01-Dec-23	09:36	08-Dec-23	11:11	1.63
NP [t CaCO3/1000 t]	02-Dec-23	07:52	08-Dec-23	11:11	17.9
C [%]	14-Nov-23	11:28	15-Nov-23	11:15	0.159
CO3 (HCl) as %CO3 [%]	15-Nov-23	14:05	15-Nov-23	16:51	0.71

Revised report with sample changes as per client request.

OnLine LIMS

0004324287

Results relate only to the sample tested. Data reported represents the sample submitted to SGS. Reproduction of this analytical report in full or in part is prohibited without prior written approval. Please refer to SGS General Conditions of Services located at https://www.sgs.ca/en/terms-and-conditions (Printed copies are available upon request.)
Test method information available upon request. "Temperature Upon Receipt" is representative of the whole shipment and may not reflect the temperature of individual samples.
SGS Canada Inc. Environment-Health & Safety statement of conformity decision rule does not consider uncertainty when analytical results are compared to a specified standard or regulation.

SGS Canada Inc.
P.O. Box 4300 - 185 Concession St.
Lakefield - Ontario - KOL 2HO
Phone: 705-652-2000 FAX: 705-652-6365

Method Descriptions

Parameter	Units	SGS Method Code	Reference Method Code
	g	NA	Sample weight
	mL		MEND PROJECT 1.16.1B
	mL	NA	MEND PROJECT 1.16.1B
	no unit	NA	SM 4500
	Normality	NA	MEND PROJECT 1.16.1B
	rating	NA	MEND PROJECT 1.16.1B
Carbon/Sulphur	%	ME-CA-[ENV]ARD-LAK-AN-019	ASTM E1915-07A
Carbon/Sulphur	%	ME-CA-[ENV]ARD-LAK-AN-020	ASTM E1915-07A
Neutralization Potential	t CaCO3/1000 t	ME-CA-[ENV]ARD-LAK-AN-001/003	MEND PROJECT 1.16.1B
Paste pH	no unit	ME-CA-[ENV]ARD-LAK-AN-005	ARD Predicition Manual 2009

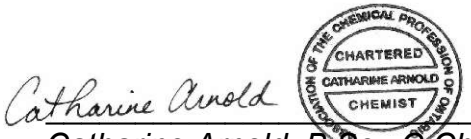

Catharine Arnold, B.Sc., C.Chem
Project Specialist,
Environment, Health & Safety

OnLine LIMS

Results relate only to the sample tested. Data reported represents the sample submitted to SGS. Reproduction of this analytical report in full or in part is prohibited without prior written approval. Please refer to SGS General Conditions of Services located at https://www.sgs.ca/en/terms-and-conditions (Printed copies are available upon request.)
Test method information available upon request. "Temperature Upon Receipt" is representative of the whole shipment and may not reflect the temperature of individual samples.
SGS Canada Inc. Environment-Health & Safety statement of conformity decision rule does not consider uncertainty when analytical results are compared to a specified standard or regulation.

SGS Canada Inc.
P.O. Box 4300 - 185 Concession St.
Lakefield - Ontario - KOL 2HO
Phone: 705-652-2000 FAX: 705-652-6365

LR Report : **CA19205-OCT23**

Quality Control Report

Inorganic Analysis														
Parameter	Reporting Limit	Unit	Method Blank	Duplicate				LCS / Spike Blank			Matrix Spike / Reference Material			
				Result 1	Result 2	RPD	Acceptance Criteria	Spike Recovery (%)	Recovery Limits (%)		Spike Recovery (%)	Recovery Limits (%)		
							%		Low	High		Low	High	
Carbon/Sulphur - QCBatchID: ECS0050-NOV23														
Carbonate (HCl) as %CO3	0.04	%	<0.04			1	20	103	80	120				
Carbon/Sulphur - QCBatchID: ECS0056-NOV23														
Carbon (total)	0.005	%	<0.005			1	20				98	70	130	

OnLine LIMS

0004324287

Results relate only to the sample tested. Data reported represents the sample submitted to SGS. Reproduction of this analytical report in full or in part is prohibited without prior written approval. Please refer to SGS General Conditions of Services located at https://www.sgs.ca/en/terms-and-conditions (Printed copies are available upon request.)
Test method information available upon request. "Temperature Upon Receipt" is representative of the whole shipment and may not reflect the temperature of individual samples.
SGS Canada Inc. Environment-Health & Safety statement of conformity decision rule does not consider uncertainty when analytical results are compared to a specified standard or regulation.

SGS Canada Inc.
P.O. Box 4300 - 185 Concession St.
Lakefield - Ontario - KOL 2HO
Phone: 705-652-2000 FAX: 705-652-6365

11-November-2025

Great Bear Resources Ltd.
Attn : Ashley Moncrief

1020 - 800 West Pender St.
Vancouver, BC
V6C 2V6, Canada

Phone: 778-833-2160
Fax:

Date Rec. : 21 September 2023
LR Report: **CA19224-SEP23**
Reference: Great Bear Project/ OMEMA2303 - Set 5

Copy: #3

CERTIFICATE OF ANALYSIS
Final Report - Revised

Analysis	1: Analysis Start Date	2: Analysis Start Time	3: Analysis Completed Date	4: Analysis Completed Time	5: 031622	6: 031623	7: 031624	8: 031625	9: 031626	10: 031627	11: 031634	12: 031635
Sample Date & Time					N/A	N/A	N/A	N/A	N/A	N/A	N/A	N/A
Paste pH [no unit]	24-Oct-23	14:35	24-Oct-23	16:36	9.64	9.60	8.94	9.21	8.85	9.48	8.92	9.70
Fizz Rate [rating]	23-Oct-23	09:05	24-Oct-23	16:36	3	2	2	2	3	2	2	3
Sample weight [g]	21-Oct-23	12:19	24-Oct-23	16:36	1.98	2.00	1.99	2.00	2.01	2.00	1.99	2.02
HCl_add [mL]	24-Oct-23	08:23	24-Oct-23	16:36	25.30	20.00	20.00	20.00	29.50	20.00	20.00	33.70
HCl [Normality]	23-Oct-23	09:05	24-Oct-23	16:36	0.10	0.10	0.10	0.10	0.10	0.10	0.10	0.10
NaOH [Normality]	23-Oct-23	09:05	24-Oct-23	16:36	0.10	0.10	0.10	0.10	0.10	0.10	0.10	0.10
Vol NaOH to pH=8.3 [mL]	24-Oct-23	16:13	24-Oct-23	16:36	9.29	14.29	9.97	14.65	15.09	15.39	15.36	13.13
Final pH [no unit]	24-Oct-23	09:42	24-Oct-23	16:36	1.95	1.40	1.25	1.02	1.56	1.50	1.02	1.58
NP [t CaCO3/1000 t]	24-Oct-23	16:13	24-Oct-23	16:36	40.4	14.3	25.2	13.4	35.9	11.5	11.7	50.9
C [%]	17-Oct-23	10:40	17-Oct-23	12:49	0.468	0.149	0.247	0.116	0.375	0.067	0.098	0.634
CO3 (HCl) as %CO3 [%]	18-Oct-23	10:14	18-Oct-23	10:16	2.29	0.71	1.22	0.59	1.84	0.31	0.46	3.11

OnLine LIMS

0004324304

Results relate only to the sample tested. Data reported represents the sample submitted to SGS. Reproduction of this analytical report in full or in part is prohibited without prior written approval. Please refer to SGS General Conditions of Services located at https://www.sgs.ca/en/terms-and-conditions (Printed copies are available upon request.)
Test method information available upon request. "Temperature Upon Receipt" is representative of the whole shipment and may not reflect the temperature of individual samples.
SGS Canada Inc. Environment-Health & Safety statement of conformity decision rule does not consider uncertainty when analytical results are compared to a specified standard or regulation.

SGS Canada Inc.
P.O. Box 4300 - 185 Concession St.
Lakefield - Ontario - KOL 2HO
Phone: 705-652-2000 FAX: 705-652-6365

LR Report : **CA19224-SEP23**

Analysis	13: 031628	14: 031636	15: 031629	16: 031639	19: 031640	20: 031642	21: 031641	22: 031643	23: 031644	24: 031645	25: 031646	26: 031647	27: 031649
Sample Date & Time	N/A	N/A	N/A	N/A	N/A	N/A	N/A	N/A	N/A	N/A	N/A	N/A	N/A
Paste pH [no unit]	8.80	8.78	8.54	8.51	8.78	9.20	9.24	9.20	9.39	9.37	9.63	9.25	9.41
Fizz Rate [rating]	2	3	2	2	3	3	2	3	3	3	3	3	3
Sample weight [g]	2.01	2.00	2.00	2.00	2.01	2.00	1.99	2.01	2.02	2.01	2.00	2.01	2.02
HCl_add [mL]	20.00	47.50	20.00	20.00	20.00	20.00	20.00	20.00	24.70	20.00	20.00	25.60	20.00
HCl [Normality]	0.10	0.10	0.10	0.10	0.10	0.10	0.10	0.10	0.10	0.10	0.10	0.10	0.10
NaOH [Normality]	0.10	0.10	0.10	0.10	0.10	0.10	0.10	0.10	0.10	0.10	0.10	0.10	0.10
Vol NaOH to pH=8.3 [mL]	17.38	18.24	14.67	14.67	10.97	10.91	16.54	10.49	10.38	10.11	11.83	12.16	11.04
Final pH [no unit]	1.12	1.51	1.05	1.25	1.37	1.39	1.20	1.23	1.93	1.50	1.32	1.66	1.32
NP [t CaCO3/1000 t]	6.5	73.1	13.3	13.3	22.5	22.7	8.7	23.7	35.4	24.6	20.4	33.4	22.2
C [%]	0.063	0.817	0.099	0.100	0.222	0.218	0.043	0.249	0.387	0.302	0.180	0.353	0.180
CO3 (HCl) as %CO3 [%]	0.27	4.05	0.48	0.47	1.07	1.07	0.20	1.22	1.82	1.48	0.89	1.75	0.86

Analysis	28: 031648	29: 031650	30: 031652	31: 031651	32: 031653	33: 031655	34: 031654	35: 031630	36: 031656	37: 031661	38: 031657	40: 031660	41: 031662
Sample Date & Time	N/A	N/A	N/A	N/A	N/A	N/A	N/A	N/A	N/A	N/A	N/A	N/A	N/A
Paste pH [no unit]	9.54	9.39	9.09	9.30	9.46	8.67	8.98	8.62	9.13	8.67	9.13	9.47	8.97
Fizz Rate [rating]	2	3	2	3	2	2	2	2	3	3	3	3	2
Sample weight [g]	2.01	2.00	2.01	2.01	2.01	2.02	2.00	2.00	2.02	1.99	2.02	1.99	2.01
HCl_add [mL]	20.00	20.00	20.00	27.90	20.00	20.00	20.00	20.00	20.00	26.30	30.30	20.00	20.00
HCl [Normality]	0.10	0.10	0.10	0.10	0.10	0.10	0.10	0.10	0.10	0.10	0.10	0.10	0.10
NaOH [Normality]	0.10	0.10	0.10	0.10	0.10	0.10	0.10	0.10	0.10	0.10	0.10	0.10	0.10
Vol NaOH to pH=8.3 [mL]	13.28	11.50	15.98	15.60	15.81	13.40	13.61	15.85	10.86	7.16	17.50	9.25	11.82
Final pH [no unit]	1.17	1.38	1.26	1.59	1.38	1.21	1.34	1.05	1.32	1.63	1.62	1.63	1.16
NP [t CaCO3/1000 t]	16.7	21.3	10.0	30.6	10.4	16.3	16.0	10.4	22.6	48.1	31.7	27.0	20.3
C [%]	0.153	0.190	0.038	0.269	0.123	0.159	0.140	0.078	0.227	0.532	0.291	0.284	0.226
CO3 (HCl) as %CO3 [%]	0.73	0.93	0.17	1.32	0.59	0.73	0.63	0.37	1.06	2.62	1.44	1.40	1.10

OnLine LIMS

0004324304

Results relate only to the sample tested. Data reported represents the sample submitted to SGS. Reproduction of this analytical report in full or in part is prohibited without prior written approval. Please refer to SGS General Conditions of Services located at https://www.sgs.ca/en/terms-and-conditions (Printed copies are available upon request.)
Test method information available upon request. "Temperature Upon Receipt" is representative of the whole shipment and may not reflect the temperature of individual samples.
SGS Canada Inc. Environment-Health & Safety statement of conformity decision rule does not consider uncertainty when analytical results are compared to a specified standard or regulation.

SGS Canada Inc.
P.O. Box 4300 - 185 Concession St.
Lakefield - Ontario - KOL 2HO
Phone: 705-652-2000 FAX: 705-652-6365

LR Report : **CA19224-SEP23**

Analysis	43: 031633	45: 031663	46: 031664
Sample Date & Time	N/A	N/A	N/A
Paste pH [no unit]	8.14	8.74	9.28
Fizz Rate [rating]	2	2	2
Sample weight [g]	2.00	2.02	1.98
HCl_add [mL]	20.00	20.00	20.00
HCl [Normality]	0.10	0.10	0.10
NaOH [Normality]	0.10	0.10	0.10
Vol NaOH to pH=8.3 [mL]	17.73	15.10	14.18
Final pH [no unit]	1.16	1.09	1.08
NP [t CaCO3/1000 t]	5.7	12.1	14.7
C [%]	0.044	0.064	0.164
CO3 (HCl) as %CO3 [%]	0.19	0.28	0.78

*NP (Neutralization Potential)

$$= \frac{50 \times (N \text{ of HCL} \times \text{Total HCL added} - N\ NaOH \times NaOH \text{ added})}{\text{Weight of Sample}}$$

*Results expressed as tonnes CaCO3 equivalent/1000 tonnes of material

Revised report with sample changes as per client request.

Method Descriptions

Parameter	Units	SGS Method Code	Reference Method Code
	g	NA	Sample weight
	mL		MEND PROJECT 1.16.1B
	mL	NA	MEND PROJECT 1.16.1B
	no unit	NA	SM 4500
	Normality	NA	MEND PROJECT 1.16.1B
	rating	NA	MEND PROJECT 1.16.1B
Carbon/Sulphur	%	ME-CA-[ENV]ARD-LAK-AN-019	ASTM E1915-07A

OnLine LIMS

0004324304

Results relate only to the sample tested. Data reported represents the sample submitted to SGS. Reproduction of this analytical report in full or in part is prohibited without prior written approval. Please refer to SGS General Conditions of Services located at https://www.sgs.ca/en/terms-and-conditions (Printed copies are available upon request.)
Test method information available upon request. "Temperature Upon Receipt" is representative of the whole shipment and may not reflect the temperature of individual samples.
SGS Canada Inc. Environment-Health & Safety statement of conformity decision rule does not consider uncertainty when analytical results are compared to a specified standard or regulation.

SGS Canada Inc.
P.O. Box 4300 - 185 Concession St.
Lakefield - Ontario - KOL 2HO
Phone: 705-652-2000 FAX: 705-652-6365

Parameter	Units	SGS Method Code	Reference Method Code
Carbon/Sulphur	%	ME-CA-[ENV]ARD-LAK-AN-020	ASTM E1915-07A
Neutralization Potential	t CaCO3/1000 t	ME-CA-[ENV]ARD-LAK-AN-001/003	MEND PROJECT 1.16.1B
Paste pH	no unit	ME-CA-[ENV]ARD-LAK-AN-005	ARD Predicition Manual 2009

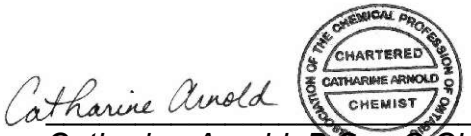

Catharine Arnold, B.Sc., C.Chem
Project Specialist,
Environment, Health & Safety

OnLine LIMS

Results relate only to the sample tested. Data reported represents the sample submitted to SGS. Reproduction of this analytical report in full or in part is prohibited without prior written approval. Please refer to SGS General Conditions of Services located at https://www.sgs.ca/en/terms-and-conditions (Printed copies are available upon request.)
Test method information available upon request. "Temperature Upon Receipt" is representative of the whole shipment and may not reflect the temperature of individual samples.
SGS Canada Inc. Environment-Health & Safety statement of conformity decision rule does not consider uncertainty when analytical results are compared to a specified standard or regulation.

SGS Canada Inc.
P.O. Box 4300 - 185 Concession St.
Lakefield - Ontario - KOL 2HO
Phone: 705-652-2000 FAX: 705-652-6365

Quality Control Report

Inorganic Analysis														
Parameter	Reporting Limit	Unit	Method Blank	Duplicate				LCS / Spike Blank			Matrix Spike / Reference Material			
				Result 1	Result 2	RPD	Acceptance Criteria	Spike Recovery (%)	Recovery Limits (%)		Spike Recovery (%)	Recovery Limits (%)		
							%		Low	High		Low	High	
Carbon/Sulphur - QCBatchID: ECS0061-OCT23														
Carbonate (HCl) as %CO3	0.04	%	< 0.005			2	20	1	80	120				
Carbon/Sulphur - QCBatchID: ECS0062-OCT23														
Carbon (total)	0.005	%	< 0.005			11	20				99	70	130	

OnLine LIMS

0004324304

Results relate only to the sample tested. Data reported represents the sample submitted to SGS. Reproduction of this analytical report in full or in part is prohibited without prior written approval. Please refer to SGS General Conditions of Services located at https://www.sgs.ca/en/terms-and-conditions (Printed copies are available upon request.)
Test method information available upon request. "Temperature Upon Receipt" is representative of the whole shipment and may not reflect the temperature of individual samples.
SGS Canada Inc. Environment-Health & Safety statement of conformity decision rule does not consider uncertainty when analytical results are compared to a specified standard or regulation.

SGS Canada Inc.
P.O. Box 4300 - 185 Concession St.
Lakefield - Ontario - KOL 2HO
Phone: 705-652-2000 FAX: 705-652-6365

11-November-2025

Great Bear Resources Ltd.
Attn : Ashley Moncrief

1020 - 800 West Pender St.
Vancouver, BC
V6C 2V6, Canada

Phone: 778-833-2160
Fax:

Date Rec. : 18 September 2023
LR Report: **CA19282-AUG23**
Reference: Great Bear Project/ OMEMA2303 - Set 1

Copy: #3

CERTIFICATE OF ANALYSIS
Final Report - Revised

Analysis	1: Analysis Start Date	2: Analysis Start Time	3: Analysis Completed Date	4: Analysis Completed Time	5: 031533	6: 031535	7: 031536	8: 031537	9: 031538	10: 031539	11: 031541	12: 031540
Sample Date & Time					N/A	N/A	N/A	N/A	N/A	N/A	N/A	N/A
Paste pH [no unit]	25-Sep-23	08:14	27-Sep-23	16:14	10.11	9.72	9.64	9.95	8.90	9.22	9.69	9.97
Fizz Rate [rating]	25-Sep-23	08:14	27-Sep-23	16:14	3	2	2	2	2	2	3	3
Sample weight [g]	25-Sep-23	08:14	27-Sep-23	16:14	2.01	2.08	1.96	2.01	1.97	2.04	1.99	2.00
HCl_add [mL]	26-Sep-23	06:04	27-Sep-23	16:14	25.60	20.00	20.00	20.00	20.00	20.00	28.00	26.90
HCl [Normality]	25-Sep-23	08:14	27-Sep-23	16:14	0.10	0.10	0.10	0.10	0.10	0.10	0.10	0.10
NaOH [Normality]	25-Sep-23	08:14	27-Sep-23	16:14	0.10	0.10	0.10	0.10	0.10	0.10	0.10	0.10
Vol NaOH to pH=8.3 [mL]	26-Sep-23	07:43	27-Sep-23	16:14	13.35	16.33	15.43	13.60	15.51	15.77	12.95	12.20
Final pH [no unit]	26-Sep-23	07:43	27-Sep-23	16:14	1.67	1.57	1.81	1.52	1.20	1.61	1.74	1.70
NP [t CaCO3/1000 t]	26-Sep-23	07:43	27-Sep-23	16:14	30.5	8.8	11.7	15.9	11.4	10.4	37.8	36.8
C [%]	11-Oct-23	11:55	12-Oct-23	08:57	0.304	0.029	0.032	0.126	0.082	0.052	0.388	0.376
CO3 (HCl) as %CO3 [%]	12-Oct-23	08:02	12-Oct-23	08:57	1.40	0.06	0.06	0.52	0.29	0.18	1.83	1.78

*NP (Neutralization Potential)

$$= \frac{50 \times (N \text{ of HCL} \times \text{Total HCL added} - N\ NaOH \times NaOH\ added)}{\text{Weight of Sample}}$$

*AP (Acid Potential) = % Sulphide Sulphur x 31.25

OnLine LIMS

0004324291

Results relate only to the sample tested. Data reported represents the sample submitted to SGS. Reproduction of this analytical report in full or in part is prohibited without prior written approval. Please refer to SGS General Conditions of Services located at https://www.sgs.ca/en/terms-and-conditions (Printed copies are available upon request.)
Test method information available upon request. "Temperature Upon Receipt" is representative of the whole shipment and may not reflect the temperature of individual samples.
SGS Canada Inc. Environment-Health & Safety statement of conformity decision rule does not consider uncertainty when analytical results are compared to a specified standard or regulation.

SGS Canada Inc.
P.O. Box 4300 - 185 Concession St.
Lakefield - Ontario - KOL 2HO
Phone: 705-652-2000 FAX: 705-652-6365

LR Report : **CA19282-AUG23**

*Net NP (Net Neutralization Potential) = NP-AP
NP/AP Ratio = NP/AP
*Results expressed as tonnes CaCO3 equivalent/1000 tonnes of material
Samples with a % Sulphide value of <0.04 will be calculated using a 0.04 value.

Revised report with sample changes as per client request.

Method Descriptions

Parameter	Units	SGS Method Code	Reference Method Code
	g	NA	Sample weight
	mL		MEND PROJECT 1.16.1B
	mL	NA	MEND PROJECT 1.16.1B
	no unit	NA	SM 4500
	Normality	NA	MEND PROJECT 1.16.1B
	rating	NA	MEND PROJECT 1.16.1B
Carbon/Sulphur	%	ME-CA-[ENV]ARD-LAK-AN-019	ASTM E1915-07A
Carbon/Sulphur	%	ME-CA-[ENV]ARD-LAK-AN-020	ASTM E1915-07A
Neutralization Potential	t CaCO3/1000 t	ME-CA-[ENV]ARD-LAK-AN-001/003	MEND PROJECT 1.16.1B
Paste pH	no unit	ME-CA-[ENV]ARD-LAK-AN-005	ARD Predicition Manual 2009

Catharine Arnold

CHARTERED CHEMIST CATHARINE ARNOLD

Catharine Arnold, B.Sc., C.Chem
Project Specialist,
Environment, Health & Safety

OnLine LIMS

0004324291

Results relate only to the sample tested. Data reported represents the sample submitted to SGS. Reproduction of this analytical report in full or in part is prohibited without prior written approval. Please refer to SGS General Conditions of Services located at https://www.sgs.ca/en/terms-and-conditions (Printed copies are available upon request.)
Test method information available upon request. "Temperature Upon Receipt" is representative of the whole shipment and may not reflect the temperature of individual samples.
SGS Canada Inc. Environment-Health & Safety statement of conformity decision rule does not consider uncertainty when analytical results are compared to a specified standard or regulation.

SGS Canada Inc.
P.O. Box 4300 - 185 Concession St.
Lakefield - Ontario - KOL 2HO
Phone: 705-652-2000 FAX: 705-652-6365

LR Report : **CA19282-AUG23**

Quality Control Report

Inorganic Analysis														
Parameter	Reporting Limit	Unit	Method Blank	Duplicate				LCS / Spike Blank			Matrix Spike / Reference Material			
				Result 1	Result 2	RPD	Acceptance Criteria	Spike Recovery (%)	Recovery Limits (%)		Spike Recovery (%)	Recovery Limits (%)		
							%		Low	High		Low	High	
Carbon/Sulphur - QCBatchID: ECS0031-OCT23														
Carbonate (HCl) as %CO3	0.04	%	<0.04			1	20	97	80	120				
Carbon/Sulphur - QCBatchID: ECS0033-OCT23														
Carbon (total)	0.005	%	< 0.005			0	20				98	70	130	

OnLine LIMS

0004324291

Results relate only to the sample tested. Data reported represents the sample submitted to SGS. Reproduction of this analytical report in full or in part is prohibited without prior written approval. Please refer to SGS General Conditions of Services located at https://www.sgs.ca/en/terms-and-conditions (Printed copies are available upon request.)
Test method information available upon request. "Temperature Upon Receipt" is representative of the whole shipment and may not reflect the temperature of individual samples.
SGS Canada Inc. Environment-Health & Safety statement of conformity decision rule does not consider uncertainty when analytical results are compared to a specified standard or regulation.

SGS Canada Inc.
P.O. Box 4300 - 185 Concession St.
Lakefield - Ontario - KOL 2HO
Phone: 705-652-2000 FAX: 705-652-6365

11-November-2025

Great Bear Resources Ltd.
Attn : Ashley Moncrief

1020 - 800 West Pender St.
Vancouver, BC
V6C 2V6, Canada

Phone: 778-833-2160
Fax:

Date Rec. : 18 September 2023
LR Report: **CA19288-AUG23**
Reference: Great Bear Project/ OMEMA2303 - Set 2

Copy: #3

CERTIFICATE OF ANALYSIS
Final Report - Revised

Analysis	1: Analysis Start Date	2: Analysis Start Time	3: Analysis Completed Date	4: Analysis Completed Time	5: 031542	6: 031543	7: 031534	8: 031544	9: 031545	10: 031546	11: 031547	12: 031548	13: 031549	14: 031550
Sample Date & Time														
Paste pH [no unit]	20-Oct-23	13:51	23-Oct-23	15:12	8.34	9.22	9.08	8.76	8.39	8.77	8.40	8.70	8.77	8.68
Fizz Rate [rating]	20-Oct-23	09:12	23-Oct-23	15:12	2	2	3	2	2	2	3	2	2	2
Sample weight [g]	19-Oct-23	12:22	23-Oct-23	15:12	2.00	1.98	2.00	2.01	1.99	2.01	2.00	2.00	2.00	2.01
HCl_add [mL]	21-Oct-23	08:33	23-Oct-23	15:12	20.00	20.00	28.50	20.00	20.00	20.00	20.00	20.00	20.00	20.00
HCl [Normality]	20-Oct-23	09:36	23-Oct-23	15:12	0.10	0.10	0.10	0.10	0.10	0.10	0.10	0.10	0.10	0.10
NaOH [Normality]	20-Oct-23	09:36	23-Oct-23	15:12	0.10	0.10	0.10	0.10	0.10	0.10	0.10	0.10	0.10	0.10
Vol NaOH to pH=8.3 [mL]	21-Oct-23	14:21	23-Oct-23	15:12	16.56	15.93	8.78	14.71	17.15	13.62	8.57	16.96	13.46	16.77
Final pH [no unit]	21-Oct-23	09:36	23-Oct-23	15:12	1.12	1.36	1.86	1.34	1.28	1.25	1.56	1.22	1.30	1.23
NP [t CaCO3/1000 t]	21-Oct-23	14:21	23-Oct-23	15:12	8.6	10.3	49.3	13.1	7.2	15.9	28.6	7.6	16.3	8.0
C [%]	15-Oct-23	10:05	15-Oct-23	16:32	0.046	0.029	0.540	0.113	0.015	0.148	0.288	0.026	0.137	0.024
CO3 (HCl) as %CO3 [%]	16-Oct-23	14:24	17-Oct-23	09:08	0.11	0.05	2.62	0.47	< 0.04	0.62	1.34	< 0.04	0.61	< 0.04

OnLine LIMS

0004324261

Results relate only to the sample tested. Data reported represents the sample submitted to SGS. Reproduction of this analytical report in full or in part is prohibited without prior written approval. Please refer to SGS General Conditions of Services located at https://www.sgs.ca/en/terms-and-conditions (Printed copies are available upon request.)
Test method information available upon request. "Temperature Upon Receipt" is representative of the whole shipment and may not reflect the temperature of individual samples.
SGS Canada Inc. Environment-Health & Safety statement of conformity decision rule does not consider uncertainty when analytical results are compared to a specified standard or regulation.

SGS Canada Inc.
P.O. Box 4300 - 185 Concession St.
Lakefield - Ontario - KOL 2HO
Phone: 705-652-2000 FAX: 705-652-6365

LR Report : **CA19288-AUG23**

Analysis	15: 031552	17: 031554	18: 031555	19: 031556	20: 031557	21: 031558	22: 031559	23: 031560	24: 031561	25: 031562	26: 031563	27: 031510	28: 031511	29: 031512	30: 031569
Sample Date & Time															
Paste pH [no unit]	8.82	8.75	8.90	9.19	8.61	8.49	8.43	8.58	8.65	8.05	8.10	8.16	8.41	8.40	8.79
Fizz Rate [rating]	3	2	2	3	3	2	2	2	3	2	2	2	3	3	3
Sample weight [g]	2.01	2.01	2.00	2.00	1.99	1.99	2.01	1.99	2.01	1.99	2.00	2.00	2.01	2.00	2.01
HCl_add [mL]	20.00	20.00	20.00	24.70	20.00	20.00	20.00	20.00	20.00	20.00	20.00	20.00	20.00	24.40	20.00
HCl [Normality]	0.10	0.10	0.10	0.10	0.10	0.10	0.10	0.10	0.10	0.10	0.10	0.10	0.10	0.10	0.10
NaOH [Normality]	0.10	0.10	0.10	0.10	0.10	0.10	0.10	0.10	0.10	0.10	0.10	0.10	0.10	0.10	0.10
Vol NaOH to pH=8.3 [mL]	8.00	16.66	11.91	11.40	10.96	12.10	14.73	14.05	7.26	18.56	16.17	15.26	5.82	10.94	11.93
Final pH [no unit]	1.69	1.22	1.39	1.53	1.26	1.29	1.11	1.14	1.66	1.01	1.08	1.13	1.89	1.52	1.31
NP [t CaCO3/1000 t]	29.9	8.3	20.2	33.2	22.7	19.9	13.1	14.9	31.7	3.6	9.6	11.9	35.3	33.6	20.1
C [%]	0.327	0.024	0.195	0.268	0.226	0.185	0.113	0.141	0.345	0.024	0.079	0.092	0.381	0.355	0.184
CO3 (HCl) as %CO3 [%]	1.55	< 0.04	0.87	1.27	1.04	0.82	0.49	0.60	1.66	0.04	0.31	0.38	1.80	1.72	0.84

Analysis	31: 031570	33: 031504	34: 031503	35: 031566	36: 031567	37: 031568	38: 031571	39: 031572	40: 031507	41: 031575	43: 031574	44: 031573	45: 031513	47: 031514	48: 031509
Sample Date & Time															
Paste pH [no unit]	8.92	8.89	8.63	8.56	8.24	8.03	7.52	8.34	8.92	8.53	8.13	8.24	9.05	8.95	8.82
Fizz Rate [rating]	3	3	2	3	2	2	2	2	3	2	3	3	3	3	3
Sample weight [g]	2.02	1.99	2.00	1.98	2.02	2.00	2.02	2.01	2.02	1.99	2.01	2.01	2.03	2.02	2.02
HCl_add [mL]	20.00	20.00	20.00	20.00	20.00	20.00	20.00	20.00	20.00	20.00	20.00	41.10	40.10	20.00	20.00
HCl [Normality]	0.10	0.10	0.10	0.10	0.10	0.10	0.10	0.10	0.10	0.10	0.10	0.10	0.10	0.10	0.10
NaOH [Normality]	0.10	0.10	0.10	0.10	0.10	0.10	0.10	0.10	0.10	0.10	0.10	0.10	0.10	0.10	0.10
Vol NaOH to pH=8.3 [mL]	9.91	8.59	15.30	9.51	13.82	17.67	17.54	14.99	10.14	17.13	10.74	10.63	14.92	7.73	9.03
Final pH [no unit]	1.63	1.61	1.25	1.35	1.11	0.96	1.14	1.19	1.52	1.19	1.22	1.67	1.56	1.67	1.56
NP [t CaCO3/1000 t]	25.0	28.7	11.8	26.5	15.3	5.8	6.1	12.5	24.4	7.2	23.0	75.8	62.0	30.4	27.1
C [%]	0.256	0.292	0.092	0.255	0.166	0.053	0.018	0.114	0.223	0.025	0.234	0.670	0.788	0.267	0.232
CO3 (HCl) as %CO3 [%]	1.24	1.43	0.42	1.22	0.79	0.20	0.06	0.54	1.10	0.10	1.13	3.29	3.89	1.30	1.11

OnLine LIMS

0004324261

Results relate only to the sample tested. Data reported represents the sample submitted to SGS. Reproduction of this analytical report in full or in part is prohibited without prior written approval. Please refer to SGS General Conditions of Services located at https://www.sgs.ca/en/terms-and-conditions (Printed copies are available upon request.)
Test method information available upon request. "Temperature Upon Receipt" is representative of the whole shipment and may not reflect the temperature of individual samples.
SGS Canada Inc. Environment-Health & Safety statement of conformity decision rule does not consider uncertainty when analytical results are compared to a specified standard or regulation.

SGS Canada Inc.
P.O. Box 4300 - 185 Concession St.
Lakefield - Ontario - KOL 2HO
Phone: 705-652-2000 FAX: 705-652-6365

LR Report : **CA19288-AUG23**

Analysis	49: 116952	50: 031508	51: 031506	52: 031502	53: 031501	54: 031515
Sample Date & Time						
Paste pH [no unit]	8.65	8.20	8.96	8.82	8.83	8.39
Fizz Rate [rating]	2	3	2	3	3	2
Sample weight [g]	1.98	2.00	2.00	2.03	1.99	2.00
HCl_add [mL]	20.00	24.30	20.00	26.60	27.70	20.00
HCl [Normality]	0.10	0.10	0.10	0.10	0.10	0.10
NaOH [Normality]	0.10	0.10	0.10	0.10	0.10	0.10
Vol NaOH to pH=8.3 [mL]	10.05	16.05	13.74	13.40	9.88	9.60
Final pH [no unit]	1.07	1.52	1.34	1.78	1.89	1.23
NP [t CaCO3/1000 t]	25.1	20.6	15.6	32.5	44.8	26.0
C [%]	0.065	0.241	0.113	0.429	0.498	0.168
CO3 (HCl) as %CO3 [%]	0.29	1.15	0.53	2.10	2.45	0.80

*NP (Neutralization Potential)

$$= \frac{50 \times (\text{N of HCL} \times \text{Total HCL added} - \text{N NaOH} \times \text{NaOH added})}{\text{Weight of Sample}}$$

*AP (Acid Potential) = % Sulphide Sulphur x 31.25
*Net NP (Net Neutralization Potential) = NP-AP
NP/AP Ratio = NP/AP
*Results expressed as tonnes CaCO3 equivalent/1000 tonnes of material
Samples with a % Sulphide value of <0.04 will be calculated using a 0.04 value.

Revised report with sample changes as per client request.

Method Descriptions

Parameter	Units	SGS Method Code	Reference Method Code
	g	NA	Sample weight
	mL		MEND PROJECT 1.16.1B
	mL	NA	MEND PROJECT 1.16.1B
	no unit	NA	SM 4500
	Normality	NA	MEND PROJECT 1.16.1B

OnLine LIMS

0004324261

Results relate only to the sample tested. Data reported represents the sample submitted to SGS. Reproduction of this analytical report in full or in part is prohibited without prior written approval. Please refer to SGS General Conditions of Services located at https://www.sgs.ca/en/terms-and-conditions (Printed copies are available upon request.)
Test method information available upon request. "Temperature Upon Receipt" is representative of the whole shipment and may not reflect the temperature of individual samples.
SGS Canada Inc. Environment-Health & Safety statement of conformity decision rule does not consider uncertainty when analytical results are compared to a specified standard or regulation.

SGS Canada Inc.
P.O. Box 4300 - 185 Concession St.
Lakefield - Ontario - K0L 2H0
Phone: 705-652-2000 FAX: 705-652-6365

Parameter	Units	SGS Method Code	Reference Method Code
	rating	NA	MEND PROJECT 1.16.1B
Carbon/Sulphur	%	ME-CA-[ENV]ARD-LAK-AN-019	ASTM E1915-07A
Carbon/Sulphur	%	ME-CA-[ENV]ARD-LAK-AN-020	ASTM E1915-07A
Neutralization Potential	t CaCO3/1000 t	ME-CA-[ENV]ARD-LAK-AN-001/003	MEND PROJECT 1.16.1B
Paste pH	no unit	ME-CA-[ENV]ARD-LAK-AN-005	ARD Predicition Manual 2009

Catharine Arnold

CHARTERED CATHARINE ARNOLD CHEMIST

Catharine Arnold, B.Sc., C.Chem
Project Specialist,
Environment, Health & Safety

OnLine LIMS

0004324261

Results relate only to the sample tested. Data reported represents the sample submitted to SGS. Reproduction of this analytical report in full or in part is prohibited without prior written approval. Please refer to SGS General Conditions of Services located at https://www.sgs.ca/en/terms-and-conditions (Printed copies are available upon request.)
Test method information available upon request. "Temperature Upon Receipt" is representative of the whole shipment and may not reflect the temperature of individual samples.
SGS Canada Inc. Environment-Health & Safety statement of conformity decision rule does not consider uncertainty when analytical results are compared to a specified standard or regulation.

SGS Canada Inc.
P.O. Box 4300 - 185 Concession St.
Lakefield - Ontario - KOL 2HO
Phone: 705-652-2000 FAX: 705-652-6365

LR Report : **CA19288-AUG23**

Quality Control Report

Inorganic Analysis														
Parameter	Reporting Limit	Unit	Method Blank	Duplicate				LCS / Spike Blank			Matrix Spike / Reference Material			
				Result 1	Result 2	RPD	Acceptance Criteria	Spike Recovery (%)	Recovery Limits (%)		Spike Recovery (%)	Recovery Limits (%)		
							%		Low	High		Low	High	
Carbon/Sulphur - QCBatchID: ECS0050-OCT23														
Carbonate (HCl) as %CO3	0.04	%	<0.04			ND	20	98	80	120				
Carbon/Sulphur - QCBatchID: ECS0055-OCT23														
Carbon (total)	0.005	%	<0.005			0	20				96	70	130	

OnLine LIMS

0004324261

Results relate only to the sample tested. Data reported represents the sample submitted to SGS. Reproduction of this analytical report in full or in part is prohibited without prior written approval. Please refer to SGS General Conditions of Services located at https://www.sgs.ca/en/terms-and-conditions (Printed copies are available upon request.)
Test method information available upon request. "Temperature Upon Receipt" is representative of the whole shipment and may not reflect the temperature of individual samples.
SGS Canada Inc. Environment-Health & Safety statement of conformity decision rule does not consider uncertainty when analytical results are compared to a specified standard or regulation.

SGS Canada Inc.
P.O. Box 4300 - 185 Concession St.
Lakefield - Ontario - KOL 2HO
Phone: 705-652-2000 FAX: 705-652-6365

Great Bear Resources Ltd.
Attn : Ashley Moncrief

1020 - 800 West Pender St.
Vancouver, BC
V6C 2V6, Canada

Phone: 778-833-2160
Fax:

19-November-2025

Date Rec. : 18 September 2023
LR Report: **CA19294-AUG23**
Reference: Great Bear Project/ OMEMA2303 - Set 3

Copy: #3

CERTIFICATE OF ANALYSIS
Final Report - Revised

Analysis	1: Analysis Start Date	2: Analysis Start Time	3: Analysis Completed Date	4: Analysis Completed Time	5: 031516	6: 031518	7: 031519	8: 031521	9: 031576	10: 031577	11: 031520	12: 031578	13: 031526	14: 031527	15: 031579	16: 116951
Sample Date & Time					N/A	N/A	N/A	N/A	N/A	N/A	N/A	N/A	N/A	N/A	N/A	N/A
Paste pH [no unit]	18-Oct-23	06:45	20-Oct-23	17:16	8.46	9.16	9.15	9.69	9.53	8.66	9.43	9.74	9.65	9.11	9.09	9.73
Fizz Rate [rating]	18-Oct-23	08:03	20-Oct-23	17:16	2	2	2	2	3	2	2	2	2	2	2	2
Sample weight [g]	18-Oct-23	10:13	20-Oct-23	17:16	2.02	1.99	2.00	2.01	2.02	1.98	2.01	2.02	2.00	1.99	2.02	1.99
HCl Added [mL]	20-Oct-23	06:47	20-Oct-23	17:16	20.00	20.00	20.00	20.00	20.00	20.00	20.00	20.00	20.00	20.00	20.00	20.00
HCl [Normality]	18-Oct-23	08:35	20-Oct-23	17:16	0.10	0.10	0.10	0.10	0.10	0.10	0.10	0.10	0.10	0.10	0.10	0.10
NaOH to pH=8.3 [mL]	20-Oct-23	16:16	20-Oct-23	17:16	17.41	14.34	14.88	13.49	7.01	15.28	15.66	13.36	15.78	17.26	16.50	14.11
Final pH [no unit]	20-Oct-23	08:35	20-Oct-23	17:16	1.30	1.34	1.29	1.25	1.91	1.17	1.29	1.32	1.24	1.28	1.10	1.38
NP [t CaCO3/1000 t]	20-Oct-23	16:16	20-Oct-23	17:16	6.4	14.2	12.8	16.2	32.2	11.9	10.8	16.4	10.6	6.9	8.7	14.8
Carbon (total) [%]	14-Oct-23	12:08	16-Oct-23	13:37	0.015	0.117	0.098	0.193	0.362	0.110	0.052	0.142	0.075	0.015	0.086	0.107
Carbonate (HCl) as %CO3 [%]	16-Oct-23	14:03	17-Oct-23	09:10	< 0.04	0.53	0.43	0.90	1.74	0.41	0.16	0.62	0.29	< 0.04	0.36	< 0.04

Analysis	17: 031580	18: 031581	19: 031582	20: 031619	22: 031583	23: 031522	24: 031523	25: 031524	26: 031528	27: 031584	28: 031585	29: 031586	30: 031587	31: 031588	32: 031589	33: 031590	35: 031591
Sample Date & Time	N/A	N/A	N/A	N/A	N/A	N/A	N/A	N/A	N/A	N/A	N/A	N/A	N/A	N/A	N/A	N/A	N/A
Paste pH [no unit]	9.63	9.87	9.69	9.85	9.81	8.70	9.73	9.62	9.86	9.75	9.87	9.73	9.73	8.69	9.54	9.72	9.49
Fizz Rate [rating]	2	3	3	3	3	2	3	3	2	2	2	3	2	2	2	3	3
Sample weight [g]	2.00	1.99	2.00	2.00	1.98	2.00	1.99	1.99	2.00	1.99	2.01	2.01	2.02	2.00	2.03	2.00	2.00
HCl Added [mL]	20.00	20.00	20.00	39.20	24.70	25.30	34.30	20.00	20.00	20.00	20.00	36.60	20.00	20.00	20.00	20.00	20.00

OnLine LIMS

0004334213

Results relate only to the sample tested. Data reported represents the sample submitted to SGS. Reproduction of this analytical report in full or in part is prohibited without prior written approval. Please refer to SGS General Conditions of Services located at https://www.sgs.ca/en/terms-and-conditions (Printed copies are available upon request.)
Test method information available upon request. "Temperature Upon Receipt" is representative of the whole shipment and may not reflect the temperature of individual samples.
SGS Canada Inc. Environment-Health & Safety statement of conformity decision rule does not consider uncertainty when analytical results are compared to a specified standard or regulation.

SGS Canada Inc.
P.O. Box 4300 - 185 Concession St.
Lakefield - Ontario - KOL 2HO
Phone: 705-652-2000 FAX: 705-652-6365

LR Report : **CA19294-AUG23**

Analysis	17: 031580	18: 031581	19: 031582	20: 031619	22: 031583	23: 031522	24: 031523	25: 031524	26: 031528	27: 031584	28: 031585	29: 031586	30: 031587	31: 031588	32: 031589	33: 031590	35: 031591
HCl [Normality]	0.10	0.10	0.10	0.10	0.10	0.10	0.10	0.10	0.10	0.10	0.10	0.10	0.10	0.10	0.10	0.10	0.10
NaOH to pH=8.3 [mL]	13.47	10.89	9.92	12.54	8.14	17.99	14.97	10.70	13.01	14.10	13.02	10.66	14.74	16.23	13.49	10.09	10.57
Final pH [no unit]	1.34	1.50	1.89	1.88	1.83	1.78	1.52	1.50	1.25	1.21	1.26	1.94	1.27	1.26	1.35	1.32	1.53
NP [t CaCO3/1000 t]	16.3	22.9	25.2	66.6	41.8	18.3	48.6	23.4	17.5	14.8	17.4	64.5	13.0	9.4	16.0	24.8	23.6
Carbon (total) [%]	0.136	0.228	0.380	0.752	0.464	0.149	0.534	0.249	0.184	0.152	0.186	0.760	0.123	0.065	0.116	0.277	0.253
Carbonate (HCl) as %CO3 [%]	0.46	1.04	1.80	3.69	2.23	0.65	2.59	1.14	0.77	0.70	0.84	3.70	0.53	0.23	0.48	1.28	1.17

Analysis	36: 031592	37: 031593	38: 031594	40: 031604	41: 031602	47: 031595	48: 031596	49: 031597	50: 031598	51: 031532	52: 031529	53: 031530	54: 031531
Sample Date & Time	N/A	N/A	N/A	N/A	N/A	N/A	N/A	N/A	N/A	N/A	N/A	N/A	N/A
Paste pH [no unit]	9.97	9.74	9.58	9.75	8.71	8.88	9.92	9.72	9.65	9.23	9.45	9.27	8.93
Fizz Rate [rating]	3	3	3	2	2	2	2	2	2	2	2	2	2
Sample weight [g]	1.99	1.99	2.00	2.03	1.99	1.99	2.03	1.98	2.03	2.01	1.98	2.03	2.04
HCl Added [mL]	24.60	24.10	20.00	20.00	20.00	20.00	20.00	20.00	20.00	20.00	20.00	20.00	20.00
HCl [Normality]	0.10	0.10	0.10	0.10	0.10	0.10	0.10	0.10	0.10	0.10	0.10	0.10	0.10
NaOH to pH=8.3 [mL]	8.84	7.63	13.44	13.69	13.19	12.62	13.60	13.19	16.17	17.41	17.44	16.45	15.67
Final pH [no unit]	1.77	1.71	1.28	1.26	1.31	1.23	1.32	1.19	1.23	1.22	1.32	1.18	1.12
NP [t CaCO3/1000 t]	39.6	41.4	16.4	15.5	17.1	18.5	15.8	17.2	9.4	6.5	6.5	8.8	10.6
Carbon (total) [%]	0.423	0.453	0.185	0.156	0.169	0.186	0.158	0.084	0.019	0.019	0.034	0.112	0.125
Carbonate (HCl) as %CO3 [%]	2.04	2.14	0.79	0.70	0.74	0.86	0.71	0.30	< 0.04	< 0.04	0.04	0.44	0.50

*NP (Neutralization Potential)

$$= \frac{50 \times (\text{N of HCL} \times \text{Total HCL added} - \text{N NaOH} \times \text{NaOH added})}{\text{Weight of Sample}}$$

*AP (Acid Potential) = % Sulphide Sulphur x 31.25
*Net NP (Net Neutralization Potential) = NP-AP
NP/AP Ratio = NP/AP
*Results expressed as tonnes CaCO3 equivalent/1000 tonnes of material
Samples with a % Sulphide value of <0.04 will be calculated using a 0.04 value.

Revised report with sample changes as per client request.

OnLine LNMS

Results relate only to the sample tested. Data reported represents the sample submitted to SGS. Reproduction of this analytical report in full or in part is prohibited without prior written approval. Please refer to SGS General Conditions of Services located at https://www.sgs.ca/en/terms-and-conditions (Printed copies are available upon request.)
Test method information available upon request. "Temperature Upon Receipt" is representative of the whole shipment and may not reflect the temperature of individual samples.
SGS Canada Inc. Environment-Health & Safety statement of conformity decision rule does not consider uncertainty when analytical results are compared to a specified standard or regulation.

SGS Canada Inc.
P.O. Box 4300 - 185 Concession St.
Lakefield - Ontario - KOL 2HO
Phone: 705-652-2000 FAX: 705-652-6365

Method Descriptions

Parameter	Units	SGS Method Code	Reference Method Code
	g	NA	Sample weight
	mL		MEND PROJECT 1.16.1B
	mL	NA	MEND PROJECT 1.16.1B
	no unit	NA	SM 4500
	Normality	NA	MEND PROJECT 1.16.1B
	rating	NA	MEND PROJECT 1.16.1B
Carbon/Sulphur	%	ME-CA-[ENV]ARD-LAK-AN-019	ASTM E1915-07A
Carbon/Sulphur	%	ME-CA-[ENV]ARD-LAK-AN-020	ASTM E1915-07A
Neutralization Potential	t CaCO3/1000 t	ME-CA-[ENV]ARD-LAK-AN-001/003	MEND PROJECT 1.16.1B
Paste pH	no unit	ME-CA-[ENV]ARD-LAK-AN-005	ARD Predicition Manual 2009

Catharine Arnold

CHARTERED CATHARINE ARNOLD CHEMIST

Catharine Arnold, B.Sc., C.Chem
Project Specialist,
Environment, Health & Safety

OnLine LNMS

0004334213

Results relate only to the sample tested. Data reported represents the sample submitted to SGS. Reproduction of this analytical report in full or in part is prohibited without prior written approval. Please refer to SGS General Conditions of Services located at https://www.sgs.ca/en/terms-and-conditions (Printed copies are available upon request.)
Test method information available upon request. "Temperature Upon Receipt" is representative of the whole shipment and may not reflect the temperature of individual samples.
SGS Canada Inc. Environment-Health & Safety statement of conformity decision rule does not consider uncertainty when analytical results are compared to a specified standard or regulation.

SGS Canada Inc.
P.O. Box 4300 - 185 Concession St.
Lakefield - Ontario - KOL 2HO
Phone: 705-652-2000 FAX: 705-652-6365

Quality Control Report

Inorganic Analysis														
Parameter	Reporting Limit	Unit	Method Blank	Duplicate				LCS / Spike Blank			Matrix Spike / Reference Material			
				Result 1	Result 2	RPD	Acceptance Criteria	Spike Recovery (%)	Recovery Limits (%)		Spike Recovery (%)	Recovery Limits (%)		
							%		Low	High		Low	High	
Carbon/Sulphur - QCBatchID: ECS0051-OCT23														
Carbonate (HCl) as %CO3	0.04	%	<0.04			ND	20	74	80	120				
Carbon/Sulphur - QCBatchID: ECS0053-OCT23														
Carbon (total)	0.005	%	<0.005			1	20				96	70	130	

OnLine LIMS

000433421 3

Results relate only to the sample tested. Data reported represents the sample submitted to SGS. Reproduction of this analytical report in full or in part is prohibited without prior written approval. Please refer to SGS General Conditions of Services located at https://www.sgs.ca/en/terms-and-conditions (Printed copies are available upon request.)
Test method information available upon request. "Temperature Upon Receipt" is representative of the whole shipment and may not reflect the temperature of individual samples.
SGS Canada Inc. Environment-Health & Safety statement of conformity decision rule does not consider uncertainty when analytical results are compared to a specified standard or regulation.

SGS Canada Inc.
P.O. Box 4300 - 185 Concession St.
Lakefield - Ontario - KOL 2HO
Phone: 705-652-2000 FAX: 705-652-6365

11-November-2025

Great Bear Resources Ltd.
Attn : Ashley Moncrief

1020 - 800 West Pender St.
Vancouver, BC
V6C 2V6, Canada

Phone: 778-833-2160
Fax:

Date Rec. : 18 September 2023
LR Report: **CA19300-AUG23**
Reference: Great Bear Project/ OMEMA2303 - Set 4

Copy: #3

CERTIFICATE OF ANALYSIS
Final Report - Revised

Analysis	1: Analysis Start Date	2: Analysis Start Time	3: Analysis Completed Date	4: Analysis Completed Time	5: 031599	6: 031612	7: 031601	8: 031600	9: 116953	10: 116954	11: 031613	12: 031606
Sample Date & Time					N/A	N/A	N/A	N/A	N/A	N/A	N/A	N/A
Paste pH [no unit]	25-Sep-23	08:14	27-Sep-23	16:14	9.74	10.11	9.44	9.90	9.98	10.17	9.09	10.06
Fizz Rate [rating]	25-Sep-23	08:14	27-Sep-23	16:14	2	2	2	2	3	3	2	3
Sample weight [g]	25-Sep-23	08:14	27-Sep-23	16:14	1.96	2.17	1.99	2.10	2.05	2.15	2.03	1.98
HCl_add [mL]	26-Sep-23	06:04	27-Sep-23	16:14	20.00	20.00	20.00	20.00	40.00	27.90	20.00	20.00
HCl [Normality]	25-Sep-23	08:14	27-Sep-23	16:14	0.10	0.10	0.10	0.10	0.10	0.10	0.10	0.10
NaOH [Normality]	25-Sep-23	08:14	27-Sep-23	16:14	0.10	0.10	0.10	0.10	0.10	0.10	0.10	0.10
Vol NaOH to pH=8.3 [mL]	26-Sep-23	07:43	27-Sep-23	16:14	14.64	16.04	17.30	17.34	10.33	10.85	14.87	10.97
Final pH [no unit]	26-Sep-23	07:43	27-Sep-23	16:14	1.27	1.20	1.30	1.23	1.94	1.69	1.22	1.54
NP [t CaCO3/1000 t]	26-Sep-23	07:43	27-Sep-23	16:14	13.7	9.1	6.8	6.3	72.4	39.6	12.6	22.8
C [%]	11-Oct-23	11:55	12-Oct-23	09:04	0.143	0.086	0.021	0.020	0.787	0.451	0.119	0.212
CO3 (HCl) as %CO3 [%]	12-Oct-23	08:02	12-Oct-23	09:04	0.61	0.36	< 0.04	< 0.04	3.85	2.17	0.50	0.99

OnLine LIMS

0004324298

Results relate only to the sample tested. Data reported represents the sample submitted to SGS. Reproduction of this analytical report in full or in part is prohibited without prior written approval. Please refer to SGS General Conditions of Services located at https://www.sgs.ca/en/terms-and-conditions (Printed copies are available upon request.)
Test method information available upon request. "Temperature Upon Receipt" is representative of the whole shipment and may not reflect the temperature of individual samples.
SGS Canada Inc. Environment-Health & Safety statement of conformity decision rule does not consider uncertainty when analytical results are compared to a specified standard or regulation.

SGS Canada Inc.
P.O. Box 4300 - 185 Concession St.
Lakefield - Ontario - KOL 2HO
Phone: 705-652-2000 FAX: 705-652-6365

LR Report : **CA19300-AUG23**

Analysis	13: 031607	14: 031608	15: 031609	16: 031615	17: 031616
Sample Date & Time	N/A	N/A	N/A	N/A	N/A
Paste pH [no unit]	9.96	10.15	9.67	10.07	9.90
Fizz Rate [rating]	3	3	2	2	3
Sample weight [g]	1.92	2.03	2.04	2.08	1.96
HCl_add [mL]	20.00	20.00	20.00	20.00	20.00
HCl [Normality]	0.10	0.10	0.10	0.10	0.10
NaOH [Normality]	0.10	0.10	0.10	0.10	0.10
Vol NaOH to pH=8.3 [mL]	12.20	12.33	16.48	14.44	13.80
Final pH [no unit]	1.41	1.43	1.25	1.39	1.30
NP [t CaCO3/1000 t]	20.3	18.9	8.6	13.4	15.8
C [%]	0.212	0.178	0.050	0.110	0.181
CO3 (HCl) as %CO3 [%]	0.97	0.81	0.14	0.46	0.78

*NP (Neutralization Potential)

$$= \frac{50 \times (N \text{ of HCL} \times \text{Total HCL added} - N\ NaOH \times NaOH \text{ added})}{\text{Weight of Sample}}$$

*AP (Acid Potential) = % Sulphide Sulphur x 31.25
*Net NP (Net Neutralization Potential) = NP-AP
NP/AP Ratio = NP/AP
*Results expressed as tonnes CaCO3 equivalent/1000 tonnes of material
Samples with a % Sulphide value of <0.04 will be calculated using a 0.04 value.

Revised report with sample changes as per client request.

Method Descriptions

Parameter	Units	SGS Method Code	Reference Method Code
	g	NA	Sample weight
	mL		MEND PROJECT 1.16.1B
	mL	NA	MEND PROJECT 1.16.1B
	no unit	NA	SM 4500

OnLine LIMS

0004324298

Results relate only to the sample tested. Data reported represents the sample submitted to SGS. Reproduction of this analytical report in full or in part is prohibited without prior written approval. Please refer to SGS General Conditions of Services located at https://www.sgs.ca/en/terms-and-conditions (Printed copies are available upon request.)
Test method information available upon request. "Temperature Upon Receipt" is representative of the whole shipment and may not reflect the temperature of individual samples.
SGS Canada Inc. Environment-Health & Safety statement of conformity decision rule does not consider uncertainty when analytical results are compared to a specified standard or regulation.

SGS Canada Inc.
P.O. Box 4300 - 185 Concession St.
Lakefield - Ontario - KOL 2HO
Phone: 705-652-2000 FAX: 705-652-6365

LR Report : **CA19300-AUG23**

Parameter	Units	SGS Method Code	Reference Method Code
	Normality	NA	MEND PROJECT 1.16.1B
	rating	NA	MEND PROJECT 1.16.1B
Carbon/Sulphur	%	ME-CA-[ENV]ARD-LAK-AN-019	ASTM E1915-07A
Carbon/Sulphur	%	ME-CA-[ENV]ARD-LAK-AN-020	ASTM E1915-07A
Neutralization Potential	t CaCO3/1000 t	ME-CA-[ENV]ARD-LAK-AN-001/003	MEND PROJECT 1.16.1B
Paste pH	no unit	ME-CA-[ENV]ARD-LAK-AN-005	ARD Predicition Manual 2009

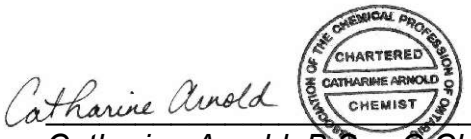

Catharine Arnold, B.Sc., C.Chem
Project Specialist,
Environment, Health & Safety

OnLine LIMS

0004324298

Results relate only to the sample tested. Data reported represents the sample submitted to SGS. Reproduction of this analytical report in full or in part is prohibited without prior written approval. Please refer to SGS General Conditions of Services located at https://www.sgs.ca/en/terms-and-conditions (Printed copies are available upon request.)
Test method information available upon request. "Temperature Upon Receipt" is representative of the whole shipment and may not reflect the temperature of individual samples.
SGS Canada Inc. Environment-Health & Safety statement of conformity decision rule does not consider uncertainty when analytical results are compared to a specified standard or regulation.

SGS Canada Inc.
P.O. Box 4300 - 185 Concession St.
Lakefield - Ontario - KOL 2HO
Phone: 705-652-2000 FAX: 705-652-6365

LR Report : **CA19300-AUG23**

Quality Control Report

Inorganic Analysis														
Parameter	Reporting Limit	Unit	Method Blank	Duplicate				LCS / Spike Blank			Matrix Spike / Reference Material			
				Result 1	Result 2	RPD	Acceptance Criteria	Spike Recovery (%)	Recovery Limits (%)		Spike Recovery (%)	Recovery Limits (%)		
							%		Low	High		Low	High	
Carbon/Sulphur - QCBatchID: ECS0031-OCT23														
Carbonate (HCl) as %CO3	0.04	%	<0.04			1	20	97	80	120				
Carbon/Sulphur - QCBatchID: ECS0033-OCT23														
Carbon (total)	0.005	%	< 0.005			0	20				98	70	130	

OnLine LIMS

0004324298

Results relate only to the sample tested. Data reported represents the sample submitted to SGS. Reproduction of this analytical report in full or in part is prohibited without prior written approval. Please refer to SGS General Conditions of Services located at https://www.sgs.ca/en/terms-and-conditions (Printed copies are available upon request.)
Test method information available upon request. "Temperature Upon Receipt" is representative of the whole shipment and may not reflect the temperature of individual samples.
SGS Canada Inc. Environment-Health & Safety statement of conformity decision rule does not consider uncertainty when analytical results are compared to a specified standard or regulation.

SGS Canada Inc.
P.O. Box 4300 - 185 Concession St.
Lakefield - Ontario - KOL 2HO
Phone: 705-652-2000 FAX: 705-652-6365

11-November-2025

Great Bear Resources Ltd.
Attn : Ashley Moncrief

1020 - 800 West Pender St.
Vancouver, BC
V6C 2V6, Canada

Phone: 778-833-2160
Fax:

Date Rec. : 15 June 2023
LR Report: **CA19045-JUN23**
Reference: Great Bear Project/OMGS21045 - Set 1

Copy: #4

CERTIFICATE OF ANALYSIS
Final Report - Revised

Analysis	1: Analysis Start Date	2: Analysis Start Time	3: Analysis Completed Date	4: Analysis Completed Time	5: 031806	7: 031804	8: 031800	9: 031801	10: 031811	12: 031799	13: 031798	14: 031803	15: 031802	16: 031797	17: 116744	18: 116742
Sample Date & Time					N/A	N/A	N/A	N/A	N/A	N/A	N/A	N/A	N/A	N/A	N/A	N/A
Hg MS [ug/g]	06-Jul-23	20:26	10-Jul-23	16:24	< 0.05	< 0.05	< 0.05	< 0.05	< 0.05	< 0.05	< 0.05	< 0.05	< 0.05	< 0.05	< 0.05	< 0.05
Ag [µg/g]	06-Jul-23	20:26	10-Jul-23	16:24	< 0.5	< 0.5	< 0.5	< 0.5	< 0.5	< 0.5	< 0.5	< 0.5	< 0.5	< 0.5	< 0.5	< 0.5
As [µg/g]	06-Jul-23	20:26	10-Jul-23	16:24	2.3	2.5	13	1.4	2.3	85	20	1.6	1.7	4.8	140	63
Al [µg/g]	06-Jul-23	20:26	10-Jul-23	16:24	13000	12000	19000	13000	15000	18000	12000	9500	17000	12000	4300	3800
Ba [µg/g]	06-Jul-23	20:26	10-Jul-23	16:24	200	64	2.5	51	29	240	150	54	210	8.8	37	61
B [µg/g]	06-Jul-23	20:26	10-Jul-23	16:24	1	< 1	2	< 1	1	1	< 1	< 1	2	2	1	< 1
Be [µg/g]	06-Jul-23	20:26	10-Jul-23	16:24	0.10	0.09	0.05	0.03	0.08	0.10	0.05	0.06	0.18	0.05	0.12	0.05
Bi [µg/g]	06-Jul-23	20:26	10-Jul-23	16:24	< 0.085	0.116	< 0.085	< 0.085	< 0.085	< 0.085	< 0.085	< 0.085	< 0.085	< 0.085	0.119	0.143
Ca [µg/g]	06-Jul-23	20:26	10-Jul-23	16:24	37000	26000	32000	24000	22000	29000	21000	32000	21000	50000	6300	4800
Cd [µg/g]	06-Jul-23	20:26	10-Jul-23	16:24	0.07	0.06	0.20	0.05	0.04	0.06	0.07	0.05	0.07	0.04	0.14	0.08
Co [µg/g]	06-Jul-23	20:26	10-Jul-23	16:24	21	35	22	15	18	37	22	25	35	17	2.0	2.3
Cr [µg/g]	06-Jul-23	20:26	10-Jul-23	16:24	38	28	21	14	33	51	12	17	58	37	1.6	1.7
Cu [µg/g]	06-Jul-23	20:26	10-Jul-23	16:24	100	130	200	140	47	150	170	150	110	130	11	10
Fe [µg/g]	06-Jul-23	20:26	10-Jul-23	16:24	30000	53000	43000	28000	31000	40000	29000	29000	40000	24000	12000	14000
K [µg/g]	06-Jul-23	20:26	10-Jul-23	16:24	2800	940	140	540	440	6900	3800	1400	9200	300	1900	2300
Mg [µg/g]	06-Jul-23	20:26	10-Jul-23	16:24	7800	5300	12000	8700	6100	8500	6000	5300	11000	7000	1100	1100
Mn [µg/g]	06-Jul-23	20:26	10-Jul-23	16:24	950	1000	1100	760	970	880	700	780	880	910	220	180
Mo [µg/g]	06-Jul-23	20:26	10-Jul-23	16:24	0.2	0.2	0.3	0.1	0.2	0.2	0.2	1.8	0.2	0.3	0.9	0.6
Na [µg/g]	06-Jul-23	20:26	10-Jul-23	16:24	810	1000	650	670	1400	1100	770	1000	780	930	440	830

OnLine LIMS

0004324592

Results relate only to the sample tested. Data reported represents the sample submitted to SGS. Reproduction of this analytical report in full or in part is prohibited without prior written approval. Please refer to SGS General Conditions of Services located at https://www.sgs.ca/en/terms-and-conditions (Printed copies are available upon request.)
Test method information available upon request. "Temperature Upon Receipt" is representative of the whole shipment and may not reflect the temperature of individual samples.
SGS Canada Inc. Environment-Health & Safety statement of conformity decision rule does not consider uncertainty when analytical results are compared to a specified standard or regulation.

SGS Canada Inc.
P.O. Box 4300 - 185 Concession St.
Lakefield - Ontario - KOL 2HO
Phone: 705-652-2000 FAX: 705-652-6365

LR Report : **CA19045-JUN23**

Analysis	1: Analysis Start Date	2: Analysis Start Time	3: Analysis Completed Date	4: Analysis Completed Time	5: 031806	7: 031804	8: 031800	9: 031801	10: 031811	12: 031799	13: 031798	14: 031803	15: 031802	16: 031797	17: 116744	18: 116742
Ni [µg/g]	06-Jul-23	20:26	10-Jul-23	16:24	31	56	21	17	30	38	21	33	51	40	0.5	1.0
P [µg/g]	06-Jul-23	20:26	10-Jul-23	16:24	650	430	320	310	380	640	410	470	740	280	150	130
Pb [µg/g]	06-Jul-23	20:26	10-Jul-23	16:24	0.73	0.54	0.64	0.53	0.55	0.70	0.52	0.84	1.4	1.2	6.2	6.4
S [µg/g]	06-Jul-23	20:26	10-Jul-23	16:24	610	13000	2700	1100	620	2100	2000	5000	4900	2800	3400	9800
Sb [µg/g]	06-Jul-23	20:26	10-Jul-23	16:24	< 2	< 2	< 2	< 2	< 2	< 2	< 2	< 2	< 2	< 2	< 2	< 2
Se [µg/g]	06-Jul-23	20:26	10-Jul-23	16:24	0.3	1.2	0.8	0.5	0.2	0.6	0.6	0.7	0.6	1.0	0.2	0.2
Sn [µg/g]	06-Jul-23	20:26	10-Jul-23	16:24	< 2	< 2	< 2	< 2	< 2	< 2	< 2	< 2	< 2	< 2	< 2	< 2
Sr [µg/g]	06-Jul-23	20:26	10-Jul-23	16:24	25	34	24	14	12	30	15	25	16	33	12	12
Th [µg/g]	06-Jul-23	20:26	28-Jul-23	14:54	< 0.5	0.6	< 0.5	< 0.5	< 0.5	0.5	< 0.5	< 0.5	0.5	< 0.5	8.9	9.9
Ti [µg/g]	06-Jul-23	20:26	10-Jul-23	16:25	1300	950	550	630	1000	1700	1000	970	2700	520	190	200
Tl [µg/g]	06-Jul-23	20:26	10-Jul-23	16:25	0.04	< 0.02	< 0.02	< 0.02	< 0.02	0.25	0.18	0.06	0.26	0.06	0.06	0.10
U [µg/g]	06-Jul-23	20:26	10-Jul-23	16:25	0.052	0.056	0.037	0.029	0.078	0.052	0.047	0.062	0.10	0.038	1.6	1.5
V [µg/g]	06-Jul-23	20:26	10-Jul-23	16:25	93	55	95	59	71	140	64	51	91	46	< 1	2
W [µg/g]	06-Jul-23	20:26	10-Jul-23	16:25	0.13	0.30	0.21	0.062	0.14	0.13	0.13	0.80	0.29	0.13	0.56	0.094
Y [µg/g]	06-Jul-23	20:26	10-Jul-23	16:25	8.2	5.9	5.8	4.7	7.0	7.3	4.8	5.4	5.2	5.1	10	8.6
Zn [µg/g]	06-Jul-23	20:26	10-Jul-23	16:25	39	31	77	36	46	50	41	29	61	24	94	59
Zr [µg/g]	06-Jul-23	20:26	10-Jul-23	16:25	1.6	2.1	0.55	0.44	1.2	2.9	2.3	2.8	6.0	0.53	10	17

Analysis	19: 116743	20: 116745	21: 031817	22: 031818	23: 031762	24: 031763	25: 031765	26: 031764	27: 031753	28: 031752	29: 031772	30: 031754	31: 031751	32: 031812	33: 116738	34: 116736	35: 116737	36: 116732
Sample Date & Time	N/A	N/A	N/A	N/A	N/A	N/A	N/A	N/A	N/A	N/A	N/A	N/A	N/A	N/A	N/A	N/A	N/A	N/A
Hg MS [ug/g]	< 0.05	< 0.05	< 0.05	< 0.05	< 0.05	< 0.05	< 0.05	< 0.05	< 0.05	< 0.05	< 0.05	< 0.05	< 0.05	< 0.05	< 0.05	< 0.05	0.09	0.07
Ag [µg/g]	< 0.5	< 0.5	< 0.5	< 0.5	< 0.5	< 0.5	< 0.5	< 0.5	< 0.5	< 0.5	< 0.5	< 0.5	< 0.5	< 0.5	< 0.5	< 0.5	< 0.5	0.5
As [µg/g]	1100	57	4.1	3.4	24	3.8	68	2.4	1.9	230	8.1	310	15	22	120	17	1400	5.0
Al [µg/g]	15000	19000	18000	5300	7800	7100	10000	12000	17000	15000	12000	19000	22000	18000	16000	12000	9500	24000
Ba [µg/g]	160	120	410	70	79	51	210	99	360	120	390	420	250	130	16	52	170	250
B [µg/g]	< 1	1	1	1	3	4	< 1	4	< 1	1	1	3	< 1	2	2	5	< 1	< 1
Be [µg/g]	0.48	0.10	0.10	0.05	0.11	0.15	0.09	0.13	0.06	0.08	0.08	0.07	0.27	0.12	0.31	0.27	0.06	0.04
Bi [µg/g]	0.758	< 0.085	0.250	< 0.085	0.189	< 0.085	0.613	0.176	0.086	< 0.085	< 0.085	0.180	< 0.085	< 0.085	0.189	0.235	0.475	0.152
Ca [µg/g]	21000	7600	4300	3900	2800	8400	8300	5600	13000	16000	8800	12000	12000	18000	4600	5900	7700	4900
Cd [µg/g]	0.11	< 0.02	0.04	< 0.02	0.05	0.03	0.29	0.37	0.14	0.03	0.04	0.11	0.02	0.06	0.02	0.09	0.08	0.47
Co [µg/g]	12	28	11	8.5	8.2	6.8	15	4.8	22	27	8.4	33	17	22	22	9.2	31	21
Cr [µg/g]	46	320	28	15	10	20	23	3.6	46	20	22	64	44	34	34	6.6	24	33
Cu [µg/g]	31	28	43	23	57	40	79	26	66	49	15	120	42	86	86	19	69	48
Fe [µg/g]	30000	26000	28000	7800	42000	11000	39000	19000	39000	33000	22000	40000	31000	40000	60000	19000	39000	82000
K [µg/g]	8800	11000	11000	3200	4300	3400	2600	4700	7400	2400	7400	5300	5900	4500	1500	5000	3900	17000

OnLine LIMS

0004324592

Results relate only to the sample tested. Data reported represents the sample submitted to SGS. Reproduction of this analytical report in full or in part is prohibited without prior written approval. Please refer to SGS General Conditions of Services located at https://www.sgs.ca/en/terms-and-conditions (Printed copies are available upon request.)
Test method information available upon request. "Temperature Upon Receipt" is representative of the whole shipment and may not reflect the temperature of individual samples.
SGS Canada Inc. Environment-Health & Safety statement of conformity decision rule does not consider uncertainty when analytical results are compared to a specified standard or regulation.

SGS Canada Inc.
P.O. Box 4300 - 185 Concession St.
Lakefield - Ontario - KOL 2HO
Phone: 705-652-2000 FAX: 705-652-6365

Trace Metals - Aqua Regia Digest, ICP-MS

LR Report : **CA19045-JUN23**

Analysis	19: 116743	20: 116745	21: 031817	22: 031818	23: 031762	24: 031763	25: 031765	26: 031764	27: 031753	28: 031752	29: 031772	30: 031754	31: 031751	32: 031812	33: 116738	34: 116736	35: 116737	36: 116732
Mg [µg/g]	12000	16000	6900	1000	3000	1400	5800	5100	7400	5700	7000	11000	8500	7000	7500	5600	4600	9900
Mn [µg/g]	640	340	340	110	170	160	510	270	650	690	270	410	450	650	210	370	360	650
Mo [µg/g]	1.2	0.2	1.5	0.5	5.3	0.5	1.2	0.7	0.6	0.3	0.7	0.2	0.4	0.4	0.6	10	1.8	0.9
Na [µg/g]	530	990	910	490	560	460	730	520	940	1100	580	710	1200	1100	220	350	620	670
Ni [µg/g]	15	103	23	16	24	13	21	6.7	57	52	17	80	44	64	45	16	43	44
P [µg/g]	820	710	670	610	840	560	290	290	430	510	450	540	810	600	740	320	430	670
Pb [µg/g]	8.4	1.7	2.9	1.7	3.0	4.6	3.0	7.6	1.2	0.75	2.4	0.85	1.2	0.87	1.6	5.4	2.5	5.8
S [µg/g]	6800	430	1400	1100	18000	840	9600	2700	5300	1900	310	2400	1100	3600	13000	1400	9300	8300
Sb [µg/g]	< 2	< 2	< 2	< 2	< 2	< 2	< 2	< 2	< 2	< 2	< 2	< 2	< 2	< 2	< 2	< 2	< 2	< 2
Se [µg/g]	4.2	0.1	0.2	< 0.1	< 0.1	< 0.1	1.8	0.3	0.3	0.2	< 0.1	0.4	0.2	0.4	0.5	< 0.1	2.3	0.2
Sn [µg/g]	6	< 2	< 2	< 2	< 2	< 2	< 2	< 2	< 2	< 2	< 2	< 2	< 2	< 2	< 2	< 2	< 2	< 2
Sr [µg/g]	50	41	18	8.3	13	12	13	14	13	25	13	11	54	20	13	9.3	11	13
Th [µg/g]	11.1	4.4	7.3	4.3	3.9	3.3	5.9	9.0	4.0	1.7	8.5	2.4	2.3	1.7	3.2	7.1	4.7	8.0
Ti [µg/g]	1500	1700	1600	440	480	470	610	640	1400	910	1300	1200	1300	1300	500	570	710	2200
Tl [µg/g]	0.29	0.29	0.21	0.07	0.19	0.08	0.09	0.14	0.15	0.05	0.18	0.10	0.16	0.15	0.13	0.15	0.13	0.48
U [µg/g]	1.2	0.36	1.2	0.75	0.85	0.54	0.42	0.81	0.25	0.098	1.5	0.16	0.23	0.13	0.30	2.9	0.60	0.90
V [µg/g]	66	56	55	16	25	16	52	14	80	52	48	73	63	70	50	13	45	59
W [µg/g]	2.7	0.16	0.38	0.096	0.057	0.079	3.1	0.21	0.34	0.17	1.2	0.13	0.85	0.33	0.28	0.14	8.7	7.0
Y [µg/g]	8.1	4.2	7.6	5.5	6.8	5.2	5.3	5.9	6.1	5.1	6.2	4.3	4.7	5.2	3.8	7.8	4.3	6.1
Zn [µg/g]	93	49	76	16	61	25	97	100	89	42	60	76	46	60	51	67	61	340
Zr [µg/g]	23	30	34	35	29	20	35	45	25	12	50	18	16	13	16	35	23	33

Analysis	37: 116733	38: 116734	39: 116735	40: 031767	41: 031768	42: 031755	43: 031756	44: 031766	45: 031769	46: 031770	47: 031771	48: 116739	49: 116740	50: 116741	51: 031777	52: 031775	53: 031760	54: 031759
Sample Date & Time	N/A	N/A	N/A	N/A	N/A	N/A	N/A	N/A	N/A	N/A	N/A	N/A	N/A	N/A	N/A	N/A	N/A	N/A
Hg MS [ug/g]	< 0.05	< 0.05	< 0.05	< 0.05	< 0.05	< 0.05	< 0.05	< 0.05	< 0.05	< 0.05	< 0.05	< 0.05	< 0.05	< 0.05	< 0.05	< 0.05	< 0.05	< 0.05
Ag [µg/g]	< 0.5	< 0.5	< 0.5	< 0.5	< 0.5	< 0.5	< 0.5	< 0.5	< 0.5	< 0.5	< 0.5	< 0.5	< 0.5	< 0.5	< 0.5	< 0.5	< 0.5	< 0.5
As [µg/g]	4.6	430	6.2	3.1	2.9	1.4	20	1.7	5.6	270	61	6.2	44	4.3	48	1.9	7.3	110
Al [µg/g]	5600	9800	17000	13000	4900	8000	22000	16000	13000	12000	6800	13000	6500	3400	4800	14000	11000	27000
Ba [µg/g]	71	170	220	170	58	120	320	64	110	31	21	130	43	120	39	170	77	180
B [µg/g]	6	< 1	< 1	1	< 1	< 1	< 1	2	< 1	4	2	1	1	< 1	1	2	2	5
Be [µg/g]	0.14	0.04	0.18	0.05	0.03	0.05	0.11	0.10	0.04	0.22	0.06	0.08	0.05	0.08	0.06	0.10	0.10	0.41
Bi [µg/g]	< 0.085	0.339	< 0.085	< 0.085	< 0.085	< 0.085	0.227	< 0.085	0.138	0.184	0.321	0.166	< 0.085	0.130	< 0.085	< 0.085	0.162	< 0.085
Ca [µg/g]	7200	4200	22000	5500	7100	5200	9700	4300	2100	6700	18000	3000	3100	5300	2800	27000	7500	8400
Cd [µg/g]	0.04	0.05	0.04	0.04	0.02	0.03	0.05	< 0.02	< 0.02	0.35	0.06	0.03	0.03	0.05	0.02	0.04	0.03	0.04
Co [µg/g]	2.4	16	26	10	10	8.0	33	12	8.8	10	4.8	10	19	1.1	16	26	4.4	12

OnLine LIMS

0004324592

Results relate only to the sample tested. Data reported represents the sample submitted to SGS. Reproduction of this analytical report in full or in part is prohibited without prior written approval. Please refer to SGS General Conditions of Services located at https://www.sgs.ca/en/terms-and-conditions (Printed copies are available upon request.)
Test method information available upon request. "Temperature Upon Receipt" is representative of the whole shipment and may not reflect the temperature of individual samples.
SGS Canada Inc. Environment-Health & Safety statement of conformity decision rule does not consider uncertainty when analytical results are compared to a specified standard or regulation.

SGS Canada Inc.
P.O. Box 4300 - 185 Concession St.
Lakefield - Ontario - KOL 2HO
Phone: 705-652-2000 FAX: 705-652-6365

LR Report : **CA19045-JUN23**

Analysis	37: 116733	38: 116734	39: 116735	40: 031767	41: 031768	42: 031755	43: 031756	44: 031766	45: 031769	46: 031770	47: 031771	48: 116739	49: 116740	50: 116741	51: 031777	52: 031775	53: 031760	54: 031759
Cr [µg/g]	4.1	24	72	17	32	22	68	17	14	12	7.6	16	19	5.4	7.9	48	12	11
Cu [µg/g]	6.1	60	92	34	31	28	68	23	32	35	20	22	29	9.1	28	150	13	17
Fe [µg/g]	6700	40000	38000	27000	12000	15000	49000	34000	22000	19000	12000	22000	8800	6500	4800	33000	15000	41000
K [µg/g]	2700	4600	10000	9700	3600	4900	12000	1800	9700	2500	3100	8400	2000	1300	2000	4300	5800	13000
Mg [µg/g]	2300	3900	10000	3400	1800	1900	7500	6400	6600	7600	4200	5000	2200	1900	520	9000	1300	4600
Mn [µg/g]	120	370	990	420	160	160	480	260	190	290	250	320	79	330	47	680	260	320
Mo [µg/g]	0.7	0.8	1.8	0.5	0.5	1.3	1.2	0.5	0.8	0.3	0.9	1.7	1.4	1.2	1.4	0.2	0.4	0.5
Na [µg/g]	350	590	650	590	490	800	960	490	430	330	740	400	550	890	400	740	870	1200
Ni [µg/g]	2.5	33	32	16	21	19	81	19	15	14	6.0	21	44	3.1	29	42	8.8	28
P [µg/g]	350	320	350	880	610	620	600	730	160	230	280	300	580	55	500	500	310	310
Pb [µg/g]	1.6	3.2	1.1	2.8	1.7	2.2	2.5	2.3	2.2	3.4	3.7	3.0	2.6	3.0	2.7	0.77	2.6	22
S [µg/g]	230	5800	3200	1600	3100	790	3900	510	1200	1700	1500	2500	170	250	320	1300	250	780
Sb [µg/g]	< 2	< 2	< 2	< 2	< 2	< 2	< 2	< 2	< 2	< 2	< 2	< 2	< 2	< 2	< 2	< 2	< 2	< 2
Se [µg/g]	< 0.1	1.5	0.5	< 0.1	< 0.1	< 0.1	0.3	< 0.1	0.1	0.1	0.3	0.1	< 0.1	< 0.1	< 0.1	0.5	< 0.1	< 0.1
Sn [µg/g]	< 2	< 2	< 2	< 2	< 2	< 2	< 2	3	< 2	< 2	< 2	< 2	< 2	< 2	< 2	< 2	< 2	< 2
Sr [µg/g]	12	6.9	20	13	10	17	18	18	7.4	12	28	11	9.2	13	10	17	24	43
Th [µg/g]	8.0	8.0	2.2	7.7	5.2	6.1	2.5	5.7	5.9	5.3	6.0	7.9	4.7	4.8	4.7	3.3	6.9	9.2
Ti [µg/g]	300	750	2000	1900	720	760	2400	880	1400	730	590	960	310	170	190	1200	950	1200
Tl [µg/g]	0.07	0.11	0.38	0.35	0.21	0.16	0.34	0.03	0.39	0.11	0.14	0.38	0.06	0.04	0.04	0.05	0.27	0.54
U [µg/g]	0.87	1.4	0.35	0.91	0.30	0.64	0.59	0.77	0.83	0.74	1.4	1.3	0.41	3.0	0.59	0.069	0.93	0.77
V [µg/g]	7	49	130	47	27	26	88	47	26	16	13	21	20	6	7	110	19	18
W [µg/g]	0.16	3.4	0.37	0.12	0.072	0.081	0.56	0.23	0.16	0.42	0.50	0.15	0.087	0.24	0.062	0.072	0.096	0.10
Y [µg/g]	4.7	5.0	4.9	8.3	5.2	6.5	8.5	6.2	3.6	3.6	3.2	5.9	4.1	5.1	5.6	6.7	5.3	4.6
Zn [µg/g]	17	47	59	71	31	44	87	58	74	160	65	52	21	26	18	45	46	120
Zr [µg/g]	30	37	20	62	37	57	8.7	20	34	16	22	43	52	16	27	25	20	29

Bi and Se reported below SGS reporting limits. Results below SGS RLs may be unreliable.

**Revised report with selected samples and analysis as per client request - 18-Sep-25 LT
Revised report #2 with sample changes as per client request.

Method Descriptions

Parameter	Units	SGS Method Code	Reference Method Code
Mercury by CVAAS	ug/g	ME-CA-[ENV]SPE-LAK-AN-004	EPA 7471A/EPA 245
Metals in Soil - Aqua-regia/ICP-MS	µg/g	ME-CA-[ENV]SPE-LAK-AN-005	EPA 3050/EPA 200.8

OnLine LIMS

0004324592

Results relate only to the sample tested. Data reported represents the sample submitted to SGS. Reproduction of this analytical report in full or in part is prohibited without prior written approval. Please refer to SGS General Conditions of Services located at https://www.sgs.ca/en/terms-and-conditions (Printed copies are available upon request.)
Test method information available upon request. "Temperature Upon Receipt" is representative of the whole shipment and may not reflect the temperature of individual samples.
SGS Canada Inc. Environment-Health & Safety statement of conformity decision rule does not consider uncertainty when analytical results are compared to a specified standard or regulation.

SGS Canada Inc.
P.O. Box 4300 - 185 Concession St.
Lakefield - Ontario - KOL 2HO
Phone: 705-652-2000 FAX: 705-652-6365

LR Report : **CA19045-JUN23**

Catharine Arnold

CHARTERED CHEMIST CATHARINE ARNOLD

Catharine Arnold, B.Sc., C.Chem
Project Specialist,
Environment, Health & Safety

OnLine LIMS

0004324592

Results relate only to the sample tested. Data reported represents the sample submitted to SGS. Reproduction of this analytical report in full or in part is prohibited without prior written approval. Please refer to SGS General Conditions of Services located at https://www.sgs.ca/en/terms-and-conditions (Printed copies are available upon request.)
Test method information available upon request. "Temperature Upon Receipt" is representative of the whole shipment and may not reflect the temperature of individual samples.
SGS Canada Inc. Environment-Health & Safety statement of conformity decision rule does not consider uncertainty when analytical results are compared to a specified standard or regulation.

SGS Canada Inc.
P.O. Box 4300 - 185 Concession St.
Lakefield - Ontario - KOL 2HO
Phone: 705-652-2000 FAX: 705-652-6365

Quality Control Report

Inorganic Analysis														
Parameter	Reporting Limit	Unit	Method Blank	Duplicate				LCS / Spike Blank			Matrix Spike / Reference Material			
				Result 1	Result 2	RPD	Acceptance Criteria	Spike Recovery (%)	Recovery Limits (%)		Spike Recovery (%)	Recovery Limits (%)		
							%		Low	High		Low	High	
Mercury by CVAAS - QCBatchID: EMS0260-JUN23														
Mercury	0.05	ug/g	<0.05			ND	30	104	80	120	111	70	130	
Metals in Soil - Aqua-regia/ICP-MS - QCBatchID: EMS0252-JUL23														
Thorium	0.5	µg/g	<0.5			ND	20	103	70	130	NV	70	130	
Metals in Soil - Aqua-regia/ICP-MS - QCBatchID: EMS0260-JUN23														
Aluminum	3	µg/g	<3			1	20	99	70	130	Error!	70	130	
Antimony	2	µg/g	<0.8			ND	20	101	70	130	NV	70	130	
Arsenic	0.5	µg/g	<0.5			16	20	96	70	130	115	70	130	
Barium	0.01	µg/g	<0.01			3	20	99	70	130	102	70	130	
Beryllium	0.02	µg/g	<0.02			5	20	107	70	130	NV	70	130	
Bismuth	0.085	µg/g	<0.09			ND	20	98	70	130	NV	70	130	
Boron	1	µg/g	<1			ND	20	102	70	130	NV	70	130	
Cadmium	0.02	µg/g	<0.02			1	20	100	70	130	NV	70	130	
Calcium	3	µg/g	<3			1	20	103	70	130	NV	70	130	
Chromium	0.5	µg/g	<0.5			2	20	98	70	130	86	70	130	
Cobalt	0.01	µg/g	<0.01			1	20	97	70	130	100	70	130	
Copper	0.1	µg/g	<0.1			1	20	100	70	130	100	70	130	
Iron	3	µg/g	9			1	20	99	70	130	104	70	130	
Lead	0.05	µg/g	<0.05			10	20	108	70	130	120	70	130	
Magnesium	3	µg/g	<3			0	20	103	70	130	NV	70	130	
Manganese	0.1	µg/g	<0.1			1	20	102	70	130	125	70	130	
Molybdenum	0.1	µg/g	<0.1			1	20	91	70	130	NV	70	130	
Nickel	0.1	µg/g	<0.1			1	20	102	70	130	100	70	130	
Phosphorus	3	µg/g	<3			0	20	101	70	130	NV	70	130	
Potassium	3	µg/g	<3			1	20	104	70	130	NV	70	130	
Selenium	0.1	µg/g	<0.1			9	20	103	70	130	NV	70	130	
Silver	0.5	µg/g	<0.01			3	20	96	70	130	129	70	130	
Sodium	3	µg/g	<3			1	20	98	70	130	NV	70	130	
Strontium	0.02	µg/g	<0.02			1	20	101	70	130	NV	70	130	
Sulfur	50	µg/g	<50			10	20	98	70	130	NV	70	130	
Thallium	0.02	µg/g	<0.02			5	20	100	70	130	NV	70	130	
Tin	2	µg/g	<2			ND	20	107	70	130	NV	70	130	
Titanium	0.1	µg/g	<0.1			0	20	94	70	130	NV	70	130	
Tungsten	0.04	µg/g	<0.04			0	20	108	70	130	NV	70	130	
Uranium	0.002	µg/g	<0.002			1	20	97	70	130	NV	70	130	
Vanadium	1	µg/g	<1			2	20	98	70	130	104	70	130	

OnLine LIMS

0004324592

Results relate only to the sample tested. Data reported represents the sample submitted to SGS. Reproduction of this analytical report in full or in part is prohibited without prior written approval. Please refer to SGS General Conditions of Services located at https://www.sgs.ca/en/terms-and-conditions (Printed copies are available upon request.)
Test method information available upon request. "Temperature Upon Receipt" is representative of the whole shipment and may not reflect the temperature of individual samples.
SGS Canada Inc. Environment-Health & Safety statement of conformity decision rule does not consider uncertainty when analytical results are compared to a specified standard or regulation.

SGS Canada Inc.
P.O. Box 4300 - 185 Concession St.
Lakefield - Ontario - KOL 2HO
Phone: 705-652-2000 FAX: 705-652-6365

Inorganic Analysis														
Parameter	Reporting Limit	Unit	Method Blank	Duplicate				LCS / Spike Blank			Matrix Spike / Reference Material			
				Result 1	Result 2	RPD	Acceptance Criteria	Spike Recovery (%)	Recovery Limits (%)		Spike Recovery (%)	Recovery Limits (%)		
							%		Low	High		Low	High	
Yttrium	0.004	µg/g	<0.004			1	20	97	70	130	NV	70	130	
Zinc	0.7	µg/g	<0.7			6	20	100	70	130	99	70	130	
Zirconium	0.03	µg/g	<0.1			1	20	1	70	130	NV	70	130	

OnLine LIMS

Results relate only to the sample tested. Data reported represents the sample submitted to SGS. Reproduction of this analytical report in full or in part is prohibited without prior written approval. Please refer to SGS General Conditions of Services located at https://www.sgs.ca/en/terms-and-conditions (Printed copies are available upon request.)
Test method information available upon request. "Temperature Upon Receipt" is representative of the whole shipment and may not reflect the temperature of individual samples.
SGS Canada Inc. Environment-Health & Safety statement of conformity decision rule does not consider uncertainty when analytical results are compared to a specified standard or regulation.

0004324592

SGS Canada Inc.
P.O. Box 4300 - 185 Concession St.
Lakefield - Ontario - KOL 2HO
Phone: 705-652-2000 FAX: 705-652-6365

19-November-2025

Great Bear Resources Ltd.
Attn : Ashley Moncrief

1020 - 800 West Pender St.
Vancouver, BC
V6C 2V6, Canada

Phone: 778-833-2160
Fax:

Date Rec. : 07 June 2023
LR Report: **CA19052-JUN23**
Reference: Great Bear Project/OMGS21045

Copy: #4

CERTIFICATE OF ANALYSIS
Final Report - Revised

Analysis	1: Analysis Start Date	2: Analysis Start Time	3: Analysis Completed Date	4: Analysis Completed Time	5: 031757	6: 031758	7: 031761	8: 031788	9: 031782	10: 031789	11: 031787	12: 031784	13: 031786	14: 031785
Sample Date & Time					N/A	N/A	N/A	N/A	N/A	N/A	N/A	N/A	N/A	N/A
Mercury [ug/g]	11-Aug-23	19:07	15-Aug-23	15:49	< 0.05	< 0.05	< 0.05	< 0.05	< 0.05	< 0.05	< 0.05	< 0.05	< 0.05	< 0.05
Silver [µg/g]	11-Aug-23	19:07	15-Aug-23	15:49	< 0.5	6.8	< 0.5	< 0.5	< 0.5	< 0.5	< 0.5	< 0.5	7.9	< 0.5
Arsenic [µg/g]	11-Aug-23	19:07	15-Aug-23	15:49	1.9	2.5	6.0	18	10	3.1	1.7	20	18	92
Aluminum [µg/g]	11-Aug-23	19:07	15-Aug-23	15:49	6700	4300	41000	20000	7400	13000	13000	10000	8600	18000
Barium [µg/g]	11-Aug-23	19:07	15-Aug-23	15:49	79	53	280	290	87	98	190	170	53	140
Boron [µg/g]	11-Aug-23	19:07	15-Aug-23	15:49	2	2	3	4	2	4	< 1	1	2	1
Beryllium [µg/g]	11-Aug-23	19:07	15-Aug-23	15:49	0.05	0.16	0.40	0.26	0.06	0.13	0.06	0.06	0.10	0.11
Bismuth [µg/g]	11-Aug-23	19:07	15-Aug-23	15:50	< 0.085	0.12	0.24	0.19	< 0.085	0.30	< 0.085	< 0.085	1.0	< 0.085
Calcium [µg/g]	11-Aug-23	19:07	15-Aug-23	15:50	6100	430	22000	16000	7200	3500	3300	6500	3900	5000
Cadmium [µg/g]	11-Aug-23	19:07	15-Aug-23	15:50	< 0.02	0.13	0.10	0.06	0.02	0.15	0.03	0.04	1.9	0.07
Cobalt [µg/g]	11-Aug-23	19:07	15-Aug-23	15:50	7.6	6.0	30	7.9	3.7	12	7.4	14	16	15
Chromium [µg/g]	11-Aug-23	19:07	15-Aug-23	15:50	33	2.4	52	34	12	18	150	130	100	170
Copper [µg/g]	11-Aug-23	19:07	15-Aug-23	15:50	28	28	72	36	8.9	40	27	17	130	11
Iron [µg/g]	11-Aug-23	19:07	15-Aug-23	15:50	9500	29000	46000	61000	13000	21000	26000	17000	120000	44000
Potassium [µg/g]	11-Aug-23	19:07	15-Aug-23	15:50	4100	2800	15000	7100	4400	7400	7600	5900	3200	6700
Magnesium [µg/g]	11-Aug-23	19:07	15-Aug-23	15:50	1400	440	7900	9700	1100	5800	3900	2700	3500	6100
Manganese [µg/g]	11-Aug-23	19:07	15-Aug-23	15:50	130	100	680	470	200	410	260	370	330	320

OnLine LIMS

0004333846

Results relate only to the sample tested. Data reported represents the sample submitted to SGS. Reproduction of this analytical report in full or in part is prohibited without prior written approval. Please refer to SGS General Conditions of Services located at https://www.sgs.ca/en/terms-and-conditions (Printed copies are available upon request.)
Test method information available upon request. "Temperature Upon Receipt" is representative of the whole shipment and may not reflect the temperature of individual samples.
SGS Canada Inc. Environment-Health & Safety statement of conformity decision rule does not consider uncertainty when analytical results are compared to a specified standard or regulation.

SGS Canada Inc.
P.O. Box 4300 - 185 Concession St.
Lakefield - Ontario - KOL 2HO
Phone: 705-652-2000 FAX: 705-652-6365

LR Report : **CA19052-JUN23**

Analysis	1: Analysis Start Date	2: Analysis Start Time	3: Analysis Completed Date	4: Analysis Completed Time	5: 031757	6: 031758	7: 031761	8: 031788	9: 031782	10: 031789	11: 031787	12: 031784	13: 031786	14: 031785
Molybdenum [µg/g]	11-Aug-23	19:07	15-Aug-23	15:50	0.5	0.4	2.5	0.6	0.3	1.8	2.4	1.1	1.8	3.0
Sodium [µg/g]	11-Aug-23	19:07	15-Aug-23	15:50	570	120	2100	800	590	470	1000	930	330	1100
Nickel [µg/g]	11-Aug-23	19:07	15-Aug-23	15:50	14	13	69	29	8.1	26	16	28	61	30
Phosphorus [µg/g]	11-Aug-23	19:07	15-Aug-23	15:50	590	110	680	630	310	760	840	720	820	1000
Lead [µg/g]	11-Aug-23	19:07	15-Aug-23	15:50	2.0	67	3.8	8.3	2.1	11	2.0	2.1	13	6.5
Sulfur [µg/g]	11-Aug-23	19:07	15-Aug-23	15:50	540	13000	4000	9200	350	2700	1200	1400	43000	910
Antimony [µg/g]	11-Aug-23	19:07	15-Aug-23	15:50	< 2	2	< 2	< 2	< 2	< 2	< 2	< 2	< 2	< 2
Selenium [µg/g]	11-Aug-23	19:07	15-Aug-23	15:49	< 0.1	0.22	0.14	< 0.1	< 0.1	0.18	< 0.1	< 0.1	< 0.1	< 0.1
Tin [µg/g]	11-Aug-23	19:07	15-Aug-23	15:48	< 2	< 2	< 2	< 2	< 2	< 2	< 2	< 2	< 2	< 2
Strontium [µg/g]	11-Aug-23	19:07	15-Aug-23	15:48	9.0	3.4	100	29	10	11	14	14	6.8	19
Thorium [µg/g]	11-Aug-23	19:07	15-Aug-23	15:48	16	22	17	22	10	23	22	18	24	20
Titanium [µg/g]	11-Aug-23	19:07	15-Aug-23	15:48	810	70	3300	1300	820	1500	1500	1200	470	1400
Thallium [µg/g]	11-Aug-23	19:07	15-Aug-23	15:48	0.10	0.04	0.67	0.43	0.12	0.38	0.34	0.37	0.12	0.23
Uranium [µg/g]	11-Aug-23	19:07	15-Aug-23	15:48	0.53	0.60	0.72	0.87	0.75	1.1	0.79	0.61	0.58	0.67
Vanadium [µg/g]	11-Aug-23	19:07	15-Aug-23	15:48	22	1	80	40	16	28	49	29	16	50
Tungsten [µg/g]	11-Aug-23	19:07	15-Aug-23	15:48	0.15	0.11	0.33	0.34	0.11	0.25	0.25	0.13	0.084	0.20
Yttrium [µg/g]	11-Aug-23	19:07	15-Aug-23	15:48	5.3	2.3	9.4	5.2	4.1	6.8	7.1	6.2	5.9	4.5
Zinc [µg/g]	11-Aug-23	19:07	15-Aug-23	15:48	18	50	94	55	28	75	46	46	360	74
Zirconium [µg/g]	11-Aug-23	19:07	15-Aug-23	15:48	7.9	5.7	5.9	5.9	4.6	10	13	8.4	10	7.3

Analysis	15: 031780	16: 031778	17: 031779	18: 031781	20: 031795	21: 031796	22: 031794	23: 031790	24: 031791	26: 031816	27: 031807	28: 116748	29: 116749	30: 031776	31: 116747	32: 116746
Sample Date & Time	N/A	N/A	N/A	N/A	N/A	N/A	N/A	N/A	N/A	N/A	N/A	N/A	N/A	N/A	N/A	N/A
Mercury [ug/g]	0.08	< 0.05	< 0.05	< 0.05	< 0.05	< 0.05	< 0.05	0.06	0.13	< 0.05	< 0.05	< 0.05	< 0.05	< 0.05	< 0.05	< 0.05
Silver [µg/g]	< 0.5	< 0.5	< 0.5	< 0.5	< 0.5	< 0.5	< 0.5	< 0.5	< 0.5	< 0.5	< 0.5	< 0.5	< 0.5	< 0.5	< 0.5	< 0.5
Arsenic [µg/g]	250	12	7.8	15	27	0.8	1.2	31	14	9.1	160	2.9	1.8	940	200	7.3
Aluminum [µg/g]	5700	15000	10000	9200	34000	13000	18000	13000	26000	19000	34000	19000	14000	16000	5600	29000
Barium [µg/g]	41	150	96	88	620	140	190	130	450	150	670	370	36	77	28	980
Boron [µg/g]	< 1	2	2	1	< 1	3	1	< 1	< 1	1	< 1	2	2	2	2	2
Beryllium [µg/g]	0.06	0.11	0.07	0.06	0.16	0.09	0.08	0.06	0.10	0.12	1.0	0.04	0.09	0.11	0.07	1.5
Bismuth [µg/g]	0.18	0.14	0.10	< 0.085	< 0.085	< 0.085	< 0.085	0.24	0.18	< 0.085	0.46	< 0.085	< 0.085	0.11	0.70	< 0.085

OnLine LIMS

0004333846

Results relate only to the sample tested. Data reported represents the sample submitted to SGS. Reproduction of this analytical report in full or in part is prohibited without prior written approval. Please refer to SGS General Conditions of Services located at https://www.sgs.ca/en/terms-and-conditions (Printed copies are available upon request.)
Test method information available upon request. "Temperature Upon Receipt" is representative of the whole shipment and may not reflect the temperature of individual samples.
SGS Canada Inc. Environment-Health & Safety statement of conformity decision rule does not consider uncertainty when analytical results are compared to a specified standard or regulation.

SGS Canada Inc.
P.O. Box 4300 - 185 Concession St.
Lakefield - Ontario - KOL 2HO
Phone: 705-652-2000 FAX: 705-652-6365

Trace Metals - Aqua Regia Digest, ICP-MS

LR Report : **CA19052-JUN23**

Analysis	15: 031780	16: 031778	17: 031779	18: 031781	20: 031795	21: 031796	22: 031794	23: 031790	24: 031791	26: 031816	27: 031807	28: 116748	29: 116749	30: 031776	31: 116747	32: 116746
Calcium [µg/g]	22000	4300	2900	3600	4700	7200	4000	13000	12000	8200	45000	19000	33000	13000	4400	40000
Cadmium [µg/g]	0.14	0.04	0.08	0.03	0.03	0.03	0.03	0.07	0.06	0.83	0.21	0.05	0.06	0.17	3.6	0.08
Cobalt [µg/g]	18	11	6.1	7.0	30	9.7	13	34	29	8.4	38	55	21	41	23	33
Chromium [µg/g]	190	110	140	100	160	100	82	200	120	81	750	150	95	150	140	380
Copper [µg/g]	53	16	16	27	46	23	77	81	44	31	66	100	300	97	190	62
Iron [µg/g]	24000	17000	13000	10000	57000	26000	32000	53000	58000	26000	44000	37000	44000	35000	58000	48000
Potassium [µg/g]	640	9100	6700	4200	20000	7600	9900	3400	14000	8300	31000	13000	990	3600	1000	18000
Magnesium [µg/g]	5000	5700	4500	5200	13000	5400	5000	5800	12000	4000	57000	9000	7100	11000	5000	41000
Manganese [µg/g]	470	390	460	160	300	320	270	820	840	460	940	730	1000	470	240	760
Molybdenum [µg/g]	1.0	0.9	1.0	1.5	0.8	0.8	0.7	0.9	1.2	0.6	0.1	0.4	0.4	2.8	3.2	0.2
Sodium [µg/g]	650	1100	760	630	1600	660	1000	810	800	1100	240	1000	1300	1000	1000	400
Nickel [µg/g]	88	24	9.8	14	70	27	22	88	59	17	390	85	23	83	39	150
Phosphorus [µg/g]	200	410	300	140	410	590	780	210	340	820	1500	660	510	530	480	1900
Lead [µg/g]	1.4	3.3	13	2.8	1.8	1.7	1.7	6.0	2.5	3.5	5.4	0.34	0.41	1.1	5.0	1.5
Sulfur [µg/g]	5300	520	630	120	390	230	< 50	11000	3500	610	3900	1400	5600	3800	29000	1800
Antimony [µg/g]	< 2	< 2	< 2	< 2	< 2	< 2	< 2	< 2	< 2	< 2	< 2	< 2	< 2	< 2	< 2	< 2
Selenium [µg/g]	1.1	< 0.1	< 0.1	< 0.1	0.11	< 0.1	< 0.1	2.5	0.39	< 0.1	0.42	0.33	1.2	0.31	4.3	0.20
Tin [µg/g]	< 2	< 2	< 2	< 2	< 2	< 2	< 2	< 2	< 2	< 2	< 2	< 2	< 2	< 2	< 2	< 2
Strontium [µg/g]	50	19	11	11	26	16	22	16	19	26	260	8.9	52	24	11	160
Thorium [µg/g]	6.9	21	20	29	17	18	19	6.6	20	21	25	3.7	4.5	6.2	24	17
Titanium [µg/g]	360	1700	990	590	3400	2100	1800	1000	2300	1700	3600	3200	1200	1400	370	2700
Thallium [µg/g]	0.04	0.74	0.48	0.12	0.31	0.37	0.31	0.15	0.37	0.55	0.79	0.11	0.03	0.08	0.07	0.41
Uranium [µg/g]	0.11	1.2	1.2	0.90	0.39	0.49	0.53	0.062	1.4	0.76	0.62	0.061	0.070	0.18	1.2	0.55
Vanadium [µg/g]	38	31	14	20	140	47	50	88	110	39	96	290	69	98	34	130
Tungsten [µg/g]	6.8	0.20	0.19	0.15	0.33	0.41	0.18	5.6	12	0.13	0.31	0.33	0.31	0.28	3.1	0.35
Yttrium [µg/g]	3.2	5.7	3.3	4.9	7.2	5.8	5.9	3.7	7.1	6.9	9.2	10	6.4	5.1	4.3	10
Zinc [µg/g]	38	55	51	24	91	51	71	51	100	140	83	56	32	97	1000	62
Zirconium [µg/g]	3.2	9.6	7.7	12	11	8.4	10	3.3	12	10	9.0	1.4	0.83	2.5	14	11

OnLine LIMS

0004333846

Results relate only to the sample tested. Data reported represents the sample submitted to SGS. Reproduction of this analytical report in full or in part is prohibited without prior written approval. Please refer to SGS General Conditions of Services located at https://www.sgs.ca/en/terms-and-conditions (Printed copies are available upon request.)
Test method information available upon request. "Temperature Upon Receipt" is representative of the whole shipment and may not reflect the temperature of individual samples.
SGS Canada Inc. Environment-Health & Safety statement of conformity decision rule does not consider uncertainty when analytical results are compared to a specified standard or regulation.

SGS Canada Inc.
P.O. Box 4300 - 185 Concession St.
Lakefield - Ontario - KOL 2HO
Phone: 705-652-2000 FAX: 705-652-6365

LR Report : **CA19052-JUN23**

Analysis	33: 031774	34: 031773	35: 116750	36: 031793	37: 031808	38: 031809	39: 031813	40: 031814	41: 031815	42: 031819
Sample Date & Time	N/A	N/A	N/A	N/A	N/A	N/A	N/A	N/A	N/A	N/A
Mercury [ug/g]	< 0.05	< 0.05	< 0.05	0.06	< 0.05	< 0.05	< 0.05	< 0.05	< 0.05	< 0.05
Silver [µg/g]	< 0.5	< 0.5	0.9	< 0.5	< 0.5	< 0.5	< 0.5	< 0.5	0.6	< 0.5
Arsenic [µg/g]	28	2.5	44	13	82	1.3	12	1.0	8.3	0.8
Aluminum [µg/g]	22000	10000	6400	14000	17000	5700	15000	15000	11000	13000
Barium [µg/g]	160	160	4.4	2.1	9.4	82	54	180	270	2.9
Boron [µg/g]	8	< 1	3	< 1	2	2	5	< 1	1	< 1
Beryllium [µg/g]	0.30	0.07	0.05	0.08	0.12	0.22	0.08	0.05	0.08	0.04
Bismuth [µg/g]	< 0.085	< 0.085	1.1	< 0.085	< 0.085	0.37	< 0.085	< 0.085	0.76	< 0.085
Calcium [µg/g]	43000	30000	14000	28000	40000	7600	24000	29000	17000	14000
Cadmium [µg/g]	0.38	0.05	3.9	0.06	0.12	0.04	0.03	0.05	2.9	0.05
Cobalt [µg/g]	35	19	53	21	19	1.8	18	22	110	12
Chromium [µg/g]	120	70	150	140	93	160	110	170	110	240
Copper [µg/g]	260	110	630	86	62	3.1	140	56	400	140
Iron [µg/g]	37000	26000	100000	34000	39000	7500	34000	32000	120000	21000
Potassium [µg/g]	1000	1600	120	170	380	2400	390	4700	5100	300
Magnesium [µg/g]	10000	5800	3700	7300	7100	1300	8500	7700	6800	7600
Manganese [µg/g]	720	680	610	1300	1200	220	970	600	760	360
Molybdenum [µg/g]	0.5	0.3	2.6	0.4	0.4	0.9	0.4	0.4	2.8	0.5
Sodium [µg/g]	830	1300	690	1500	1200	1200	1400	590	780	1800
Nickel [µg/g]	73	19	74	30	27	4.0	24	38	87	28
Phosphorus [µg/g]	390	480	310	250	430	48	310	390	360	230
Lead [µg/g]	2.6	0.30	6.9	0.44	0.53	1.7	0.29	0.20	12	0.31
Sulfur [µg/g]	6400	1400	45000	1500	1600	< 50	1900	780	56000	680
Antimony [µg/g]	< 2	< 2	< 2	< 2	< 2	< 2	< 2	< 2	< 2	< 2
Selenium [µg/g]	0.40	0.37	7.0	0.32	0.27	< 0.1	0.51	0.22	4.4	0.26
Tin [µg/g]	< 2	< 2	< 2	< 2	< 2	< 2	< 2	< 2	< 2	< 2
Strontium [µg/g]	150	13	23	23	49	8.5	20	22	20	17
Thorium [µg/g]	13	5.4	27	4.1	4.2	15	6.6	4.1	23	2.2
Titanium [µg/g]	780	1400	270	870	1100	210	1100	1400	1100	1000
Thallium [µg/g]	0.06	0.07	< 0.02	< 0.02	< 0.02	0.05	< 0.02	0.03	0.16	< 0.02
Uranium [µg/g]	0.16	0.056	0.93	0.041	0.12	2.8	0.080	0.055	0.67	0.042
Vanadium [µg/g]	54	72	22	69	74	7	71	130	42	51

OnLine LIMS

0004333846

Results relate only to the sample tested. Data reported represents the sample submitted to SGS. Reproduction of this analytical report in full or in part is prohibited without prior written approval. Please refer to SGS General Conditions of Services located at https://www.sgs.ca/en/terms-and-conditions (Printed copies are available upon request.)
Test method information available upon request. "Temperature Upon Receipt" is representative of the whole shipment and may not reflect the temperature of individual samples.
SGS Canada Inc. Environment-Health & Safety statement of conformity decision rule does not consider uncertainty when analytical results are compared to a specified standard or regulation.

SGS Canada Inc.
P.O. Box 4300 - 185 Concession St.
Lakefield - Ontario - KOL 2HO
Phone: 705-652-2000 FAX: 705-652-6365

LR Report : **CA19052-JUN23**

Analysis	33: 031774	34: 031773	35: 116750	36: 031793	37: 031808	38: 031809	39: 031813	40: 031814	41: 031815	42: 031819
Tungsten [µg/g]	0.43	0.24	4.2	5.1	0.39	0.27	0.22	0.13	0.75	0.25
Yttrium [µg/g]	6.1	7.2	6.2	5.3	6.3	6.1	5.7	4.6	4.9	3.8
Zinc [µg/g]	100	28	810	26	39	19	27	37	750	21
Zirconium [µg/g]	1.7	1.5	9.1	1.7	1.7	4.0	2.0	1.8	11	0.97

Bi and Se reported below SGS reporting limits. Results below SGS RLs may be unreliable.

**Revised report with selected samples and analysis as per client request - 18-Sep-25 LT
Revised report #2 with sample changes as per client request.

Method Descriptions

Parameter	Units	SGS Method Code	Reference Method Code
Mercury by CVAAS	ug/g	ME-CA-[ENV]SPE-LAK-AN-004	EPA 7471A/EPA 245
Metals in Soil - Aqua-regia/ICP-MS	µg/g	ME-CA-[ENV]SPE-LAK-AN-005	EPA 3050/EPA 200.8

Catharine Arnold

CHARTERED CHEMIST CATHARINE ARNOLD

Catharine Arnold, B.Sc., C.Chem
Project Specialist,
Environment, Health & Safety

OnLine LIMS

0004333846

Results relate only to the sample tested. Data reported represents the sample submitted to SGS. Reproduction of this analytical report in full or in part is prohibited without prior written approval. Please refer to SGS General Conditions of Services located at https://www.sgs.ca/en/terms-and-conditions (Printed copies are available upon request.)
Test method information available upon request. "Temperature Upon Receipt" is representative of the whole shipment and may not reflect the temperature of individual samples.
SGS Canada Inc. Environment-Health & Safety statement of conformity decision rule does not consider uncertainty when analytical results are compared to a specified standard or regulation.

SGS Canada Inc.
P.O. Box 4300 - 185 Concession St.
Lakefield - Ontario - KOL 2HO
Phone: 705-652-2000 FAX: 705-652-6365

Quality Control Report

Inorganic Analysis														
Parameter	Reporting Limit	Unit	Method Blank	Duplicate				LCS / Spike Blank			Matrix Spike / Reference Material			
				Result 1	Result 2	RPD	Acceptance Criteria	Spike Recovery (%)	Recovery Limits (%)		Spike Recovery (%)	Recovery Limits (%)		
							%		Low	High		Low	High	
Mercury by CVAAS - QCBatchID: EMS0064-AUG23														
Mercury	0.05	ug/g	<0.05			ND	30	101	80	120	127	70	130	
Metals in Soil - Aqua-regia/ICP-MS - QCBatchID: EMS0064-AUG23														
Aluminum	3	µg/g	<3			1	20	93	70	130	NV	70	130	
Antimony	2	µg/g	<0.8			ND	20	99	70	130	NV	70	130	
Arsenic	0.5	µg/g	<0.5			3	20	98	70	130	104	70	130	
Barium	0.01	µg/g	<0.01			1	20	103	70	130	94	70	130	
Beryllium	0.02	µg/g	<0.02			1	20	100	70	130	NV	70	130	
Bismuth	0.085	µg/g	<0.09			ND	20	107	70	130	NV	70	130	
Boron	1	µg/g	<1			3	20	102	70	130	NV	70	130	
Cadmium	0.02	µg/g	<0.02			ND	20	101	70	130	NV	70	130	
Calcium	3	µg/g	7.3			3	20	93	70	130	NV	70	130	
Chromium	0.5	µg/g	<0.5			6	20	100	70	130	80	70	130	
Cobalt	0.01	µg/g	<0.01			1	20	100	70	130	90	70	130	
Copper	0.1	µg/g	<0.1			1	20	105	70	130	89	70	130	
Iron	3	µg/g	15.6			2	20	93	70	130	94	70	130	
Lead	0.05	µg/g	<0.05			1	20	105	70	130	104	70	130	
Magnesium	3	µg/g	<3			2	20	102	70	130	NV	70	130	
Manganese	0.1	µg/g	<0.1			5	20	105	70	130	110	70	130	
Molybdenum	0.1	µg/g	<0.1			2	20	101	70	130	NV	70	130	
Nickel	0.1	µg/g	<0.1			5	20	102	70	130	89	70	130	
Phosphorus	3	µg/g	<3			4	20	102	70	130	NV	70	130	
Potassium	3	µg/g	<3			2	20	103	70	130	NV	70	130	
Selenium	0.1	µg/g	<0.1			ND	20	107	70	130	NV	70	130	
Silver	0.5	µg/g	<0.01			0	20	99	70	130	120	70	130	
Sodium	3	µg/g	<3			4	20	101	70	130	NV	70	130	
Strontium	0.02	µg/g	<0.02			3	20	98	70	130	NV	70	130	
Sulfur	50	µg/g	<50			19	20	96	70	130	NV	70	130	
Thallium	0.02	µg/g	<0.02			2	20	99	70	130	NV	70	130	
Thorium	0.5	µg/g	0.928			ND	20	100	70	130	NV	70	130	
Tin	2	µg/g	<2			ND	20	104	70	130	NV	70	130	
Titanium	0.1	µg/g	<0.1			1	20	99	70	130	NV	70	130	
Tungsten	0.04	µg/g	<0.04			7	20	107	70	130	NV	70	130	
Uranium	0.002	µg/g	<0.002			1	20	100	70	130	NV	70	130	
Vanadium	1	µg/g	<1			4	20	99	70	130	93	70	130	
Yttrium	0.004	µg/g	<0.004			5	20	99	70	130	NV	70	130	

OnLine LIMS

00043338446

Results relate only to the sample tested. Data reported represents the sample submitted to SGS. Reproduction of this analytical report in full or in part is prohibited without prior written approval. Please refer to SGS General Conditions of Services located at https://www.sgs.ca/en/terms-and-conditions (Printed copies are available upon request.)
Test method information available upon request. "Temperature Upon Receipt" is representative of the whole shipment and may not reflect the temperature of individual samples.
SGS Canada Inc. Environment-Health & Safety statement of conformity decision rule does not consider uncertainty when analytical results are compared to a specified standard or regulation.

SGS Canada Inc.
P.O. Box 4300 - 185 Concession St.
Lakefield - Ontario - KOL 2HO
Phone: 705-652-2000 FAX: 705-652-6365

Trace Metals - Aqua Regia Digest, ICP-MS

LR Report : **CA19052-JUN23**

Inorganic Analysis														
Parameter	Reporting Limit	Unit	Method Blank	Duplicate				LCS / Spike Blank			Matrix Spike / Reference Material			
				Result 1	Result 2	RPD	Acceptance Criteria	Spike Recovery (%)	Recovery Limits (%)		Spike Recovery (%)	Recovery Limits (%)		
							%		Low	High		Low	High	
Zinc	0.7	µg/g	<0.7			1	20	101	70	130	81	70	130	
Zirconium	0.03	µg/g	<			ND	20	91	70	130	NV	70	130	

OnLine LIMS

0004333846

Results relate only to the sample tested. Data reported represents the sample submitted to SGS. Reproduction of this analytical report in full or in part is prohibited without prior written approval. Please refer to SGS General Conditions of Services located at https://www.sgs.ca/en/terms-and-conditions (Printed copies are available upon request.)
Test method information available upon request. "Temperature Upon Receipt" is representative of the whole shipment and may not reflect the temperature of individual samples.
SGS Canada Inc. Environment-Health & Safety statement of conformity decision rule does not consider uncertainty when analytical results are compared to a specified standard or regulation.

SGS Canada Inc.
P.O. Box 4300 - 185 Concession St.
Lakefield - Ontario - KOL 2HO
Phone: 705-652-2000 FAX: 705-652-6365

11-November-2025

Great Bear Resources Ltd.
Attn : Ashley Moncrief

1020 - 800 West Pender St.
Vancouver, BC
V6C 2V6, Canada

Phone: 778-833-2160
Fax:

Date Rec. : 10 October 2023
LR Report: **CA19053-OCT23**
Reference: Great Bear Project/OMGS21046

Copy: #4

CERTIFICATE OF ANALYSIS
Final Report - Revised

Analysis	1: Analysis Start Date	2: Analysis Start Time	3: Analysis Completed Date	4: Analysis Completed Time	6: 116968	7: 116969	8: 116970	9: 116971	10: 116972	11: 116973	12: 116974	13: 116975	14: 116976	15: 116977
Sample Date & Time					N/A	N/A	N/A	N/A	N/A	N/A	N/A	N/A	N/A	N/A
Hg MS [ug/g]	01-Dec-23	12:19	06-Dec-23	13:27	< 0.05	0.06	14	12.0	0.46	0.08	< 0.05	< 0.05	0.06	0.05
Ag [µg/g]	01-Dec-23	12:19	06-Dec-23	13:27	< 0.5	1.9	3.4	10	3.4	3.6	0.6	0.9	< 0.5	< 0.5
As [µg/g]	01-Dec-23	12:19	06-Dec-23	13:27	2700	940	25	18	41	27	68	73	43	100
Al [µg/g]	01-Dec-23	12:19	06-Dec-23	13:27	2700	4500	15000	7800	9500	26000	11000	15000	18000	6700
B [µg/g]	01-Dec-23	12:19	06-Dec-23	13:27	< 1	< 1	6	1	< 1	4	4	9	4	< 1
Ba [µg/g]	01-Dec-23	12:19	06-Dec-23	13:27	8.9	92	180	160	160	57	100	150	85	31
Be [µg/g]	01-Dec-23	12:19	06-Dec-23	13:27	0.059	0.057	0.21	0.075	0.25	0.37	0.22	0.34	0.26	0.071
Bi [µg/g]	01-Dec-23	12:19	06-Dec-23	13:27	0.28	0.39	6.4	15	10	0.46	4.8	7.3	3.4	0.20
Ca [µg/g]	01-Dec-23	12:19	06-Dec-23	13:27	13000	11000	45000	33000	37000	14000	1200	3100	19000	24000
Cd [µg/g]	01-Dec-23	12:19	06-Dec-23	13:27	0.078	0.085	5.0	7.8	12	21	0.13	0.048	0.14	0.084
Co [µg/g]	01-Dec-23	12:19	06-Dec-23	13:27	5.1	4.5	6.7	5.7	13	9.5	16	16	15	18
Cr [µg/g]	01-Dec-23	12:19	06-Dec-23	13:27	5.7	6.5	7.8	6.7	52	9.4	17	23	58	13
Cu [µg/g]	01-Dec-23	12:19	06-Dec-23	13:27	6.9	26	37	110	170	70	12	9.8	10	43
Fe [µg/g]	01-Dec-23	12:19	06-Dec-23	13:27	12000	13000	41000	24000	33000	27000	57000	56000	42000	25000
K [µg/g]	01-Dec-23	12:19	06-Dec-23	13:27	350	2400	6100	4900	5500	8000	7200	9500	12000	370
Mg [µg/g]	01-Dec-23	12:19	06-Dec-23	13:27	2400	3000	7000	5900	9400	6800	5100	8500	15000	3900

OnLine LIMS

0004324647

Results relate only to the sample tested. Data reported represents the sample submitted to SGS. Reproduction of this analytical report in full or in part is prohibited without prior written approval. Please refer to SGS General Conditions of Services located at https://www.sgs.ca/en/terms-and-conditions (Printed copies are available upon request.)
Test method information available upon request. "Temperature Upon Receipt" is representative of the whole shipment and may not reflect the temperature of individual samples.
SGS Canada Inc. Environment-Health & Safety statement of conformity decision rule does not consider uncertainty when analytical results are compared to a specified standard or regulation.

SGS Canada Inc.
P.O. Box 4300 - 185 Concession St.
Lakefield - Ontario - KOL 2HO
Phone: 705-652-2000 FAX: 705-652-6365

LR Report : CA19053-OCT23

Analysis	1: Analysis Start Date	2: Analysis Start Time	3: Analysis Completed Date	4: Analysis Completed Time	6: 116968	7: 116969	8: 116970	9: 116971	10: 116972	11: 116973	12: 116974	13: 116975	14: 116976	15: 116977
Mn [µg/g]	01-Dec-23	12:19	06-Dec-23	13:27	360	360	1600	1700	2500	630	380	540	1600	890
Mo [µg/g]	01-Dec-23	12:19	06-Dec-23	13:27	1.7	1.1	0.68	0.82	11	0.65	0.92	2.4	1.2	0.70
Na [µg/g]	01-Dec-23	12:19	06-Dec-23	13:27	1300	1800	760	680	1900	2200	130	380	1300	1600
Ni [µg/g]	01-Dec-23	12:19	06-Dec-23	13:27	8.5	7.1	10	9.5	29	16	35	42	54	39
P [µg/g]	01-Dec-23	12:19	06-Dec-23	13:27	270	320	350	370	680	490	440	600	980	580
Pb [µg/g]	01-Dec-23	12:19	06-Dec-23	13:27	13	25	420	2100	230	620	7.5	12	12	1.7
S [µg/g]	01-Dec-23	12:19	06-Dec-23	13:27	4700	4600	35000	19000	20000	17000	43000	48000	34000	4800
Sb [µg/g]	01-Dec-23	12:19	06-Dec-23	13:27	< 2	< 2	< 2	2	< 2	< 2	< 2	< 2	< 2	< 2
Se [µg/g]	01-Dec-23	12:19	06-Dec-23	13:27	6.7	5.7	6.2	20	6.0	1.5	2.2	3.0	1.8	1.1
Sn [µg/g]	01-Dec-23	12:19	06-Dec-23	13:27	< 2	< 2	< 2	< 2	< 2	< 2	< 2	< 2	< 2	< 2
Sr [µg/g]	01-Dec-23	12:19	06-Dec-23	13:27	27	22	280	100	150	39	4.6	8.6	35	35
Ti [µg/g]	01-Dec-23	12:19	06-Dec-23	13:27	110	470	600	440	780	930	610	790	1300	410
Th [µg/g]	01-Dec-23	12:19	06-Dec-23	13:27	4.5	3.0	8.1	7.3	8.8	9.2	7.8	8.6	8.2	2.5
Tl [µg/g]	01-Dec-23	12:19	06-Dec-23	13:27	< 0.02	0.060	0.69	0.47	0.25	0.69	0.52	0.79	0.95	< 0.02
U [µg/g]	01-Dec-23	12:19	06-Dec-23	13:27	0.87	0.88	1.3	1.3	1.3	1.5	1.1	1.4	0.99	0.17
V [µg/g]	01-Dec-23	12:19	06-Dec-23	13:27	6.4	8.7	21	13	34	24	13	17	63	36
W [µg/g]	01-Dec-23	12:19	05-Feb-24	09:42	0.59	5.4	1700	1500	51	2.3	1.8	1.5	7.2	6.1
Y [µg/g]	01-Dec-23	12:19	06-Dec-23	13:27	2.2	1.9	3.6	3.8	6.3	5.4	4.6	7.5	4.7	6.4
Zn [µg/g]	01-Dec-23	12:19	06-Dec-23	13:27	17	13	1300	2000	2700	3700	38	54	60	19
Zr [µg/g]	01-Dec-23	12:19	06-Dec-23	13:27	2.2	0.47	6.8	5.0	8.0	5.8	8.5	11	7.2	3.9

Analysis	17: 116979	18: 116980	19: 116981	20: 116982	22: 116984	23: 116985	24: 116986
Sample Date & Time	N/A	N/A	N/A	N/A	N/A	N/A	N/A
Hg MS [ug/g]	< 0.05	< 0.05	< 0.05	< 0.05	< 0.05	< 0.05	< 0.05
Ag [µg/g]	< 0.5	< 0.5	< 0.5	< 0.5	< 0.5	6.7	< 0.5
As [µg/g]	35	160	5.0	59	18	430	1600
Al [µg/g]	15000	21000	17000	14000	16000	6000	5800
B [µg/g]	2	< 1	1	1	3	2	3

OnLine LIMS

0004324647

Results relate only to the sample tested. Data reported represents the sample submitted to SGS. Reproduction of this analytical report in full or in part is prohibited without prior written approval. Please refer to SGS General Conditions of Services located at https://www.sgs.ca/en/terms-and-conditions (Printed copies are available upon request.)
Test method information available upon request. "Temperature Upon Receipt" is representative of the whole shipment and may not reflect the temperature of individual samples.
SGS Canada Inc. Environment-Health & Safety statement of conformity decision rule does not consider uncertainty when analytical results are compared to a specified standard or regulation.

SGS Canada Inc.
P.O. Box 4300 - 185 Concession St.
Lakefield - Ontario - KOL 2HO
Phone: 705-652-2000 FAX: 705-652-6365

Analysis	17: 116979	18: 116980	19: 116981	20: 116982	22: 116984	23: 116985	24: 116986
Ba [µg/g]	250	350	170	87	56	58	51
Be [µg/g]	0.13	0.10	0.22	0.069	0.11	0.082	0.10
Bi [µg/g]	0.13	0.096	< 0.085	< 0.085	< 0.085	0.56	< 0.085
Ca [µg/g]	19000	16000	18000	34000	23000	3300	3300
Cd [µg/g]	0.029	0.067	0.054	0.080	0.053	0.061	0.38
Co [µg/g]	16	34	22	28	23	3.1	2.5
Cr [µg/g]	40	90	34	23	24	10	3.6
Cu [µg/g]	42	82	180	96	66	6.5	4.8
Fe [µg/g]	48000	37000	39000	34000	34000	15000	15000
K [µg/g]	3600	8000	7600	2500	1400	3700	3600
Mg [µg/g]	7800	9700	10000	7200	11000	2000	1900
Mn [µg/g]	870	390	750	780	770	140	160
Mo [µg/g]	0.50	0.69	0.27	0.20	0.31	1.3	1.4
Na [µg/g]	1100	1500	1400	1000	1100	450	530
Ni [µg/g]	43	67	31	30	24	5.5	3.3
P [µg/g]	520	870	740	480	350	180	160
Pb [µg/g]	0.74	1.0	0.62	0.53	0.27	27	23
S [µg/g]	4800	2900	2700	2300	100	12000	9600
Sb [µg/g]	< 2	< 2	< 2	< 2	< 2	5	< 2
Se [µg/g]	0.3	0.4	0.6	0.4	0.2	0.2	0.3
Sn [µg/g]	< 2	< 2	< 2	< 2	< 2	< 2	< 2
Sr [µg/g]	29	32	17	28	14	7.3	5.1
Ti [µg/g]	990	1500	1500	1100	800	140	140
Th [µg/g]	1.9	1.7	1.5	0.9	0.9	10.3	11.3
Tl [µg/g]	0.11	0.26	0.20	0.078	0.064	0.15	0.15
U [µg/g]	0.17	0.14	0.23	0.063	0.064	1.4	1.6
V [µg/g]	46	130	94	76	95	4.1	3.4
W [µg/g]	0.85	2.1	0.43	0.31	0.36	0.31	0.25
Y [µg/g]	5.1	5.1	6.2	5.9	6.6	6.5	6.4
Zn [µg/g]	27	61	40	40	40	47	130
Zr [µg/g]	1.5	2.7	2.1	1.2	1.7	3.8	4.1

OnLine LIMS

0004324647

Results relate only to the sample tested. Data reported represents the sample submitted to SGS. Reproduction of this analytical report in full or in part is prohibited without prior written approval. Please refer to SGS General Conditions of Services located at https://www.sgs.ca/en/terms-and-conditions (Printed copies are available upon request.)
Test method information available upon request. "Temperature Upon Receipt" is representative of the whole shipment and may not reflect the temperature of individual samples.
SGS Canada Inc. Environment-Health & Safety statement of conformity decision rule does not consider uncertainty when analytical results are compared to a specified standard or regulation.

SGS Canada Inc.
P.O. Box 4300 - 185 Concession St.
Lakefield - Ontario - KOL 2HO
Phone: 705-652-2000 FAX: 705-652-6365

LR Report : **CA19053-OCT23**

Revised report with sample changes as per client request.

Method Descriptions

Parameter	Units	SGS Method Code	Reference Method Code
Mercury by CVAAS	ug/g	ME-CA-[ENV]SPE-LAK-AN-004	EPA 7471A/EPA 245
Metals in Soil - Aqua-regia/ICP-MS	µg/g	ME-CA-[ENV]SPE-LAK-AN-005	EPA 3050/EPA 200.8



Catharine Arnold, B.Sc., C.Chem
Project Specialist,
Environment, Health & Safety

OnLine LIMS

0004324647

Results relate only to the sample tested. Data reported represents the sample submitted to SGS. Reproduction of this analytical report in full or in part is prohibited without prior written approval. Please refer to SGS General Conditions of Services located at https://www.sgs.ca/en/terms-and-conditions (Printed copies are available upon request.)
Test method information available upon request. "Temperature Upon Receipt" is representative of the whole shipment and may not reflect the temperature of individual samples.
SGS Canada Inc. Environment-Health & Safety statement of conformity decision rule does not consider uncertainty when analytical results are compared to a specified standard or regulation.

SGS Canada Inc.
P.O. Box 4300 - 185 Concession St.
Lakefield - Ontario - KOL 2HO
Phone: 705-652-2000 FAX: 705-652-6365

Quality Control Report

Inorganic Analysis														
Parameter	Reporting Limit	Unit	Method Blank	Duplicate				LCS / Spike Blank			Matrix Spike / Reference Material			
				Result 1	Result 2	RPD	Acceptance Criteria	Spike Recovery (%)	Recovery Limits (%)		Spike Recovery (%)	Recovery Limits (%)		
							%		Low	High		Low	High	
Mercury by CVAAS - QCBatchID: EMS0300-NOV23														
Mercury	0.05	ug/g	<0.05			ND	30	105	80	120	114	70	130	
Metals in Soil - Aqua-regia/ICP-MS - QCBatchID: EMS0300-NOV23														
Aluminum	3	µg/g	<3			0	20	96	70	130	NV	70	130	
Antimony	2	µg/g	<0.8			ND	20	98	70	130	NV	70	130	
Arsenic	0.5	µg/g	0.869			7	20	95	70	130	103	70	130	
Barium	0.01	µg/g	<0.01			1	20	92	70	130	91	70	130	
Beryllium	0.02	µg/g	<0.02			0	20	104	70	130	NV	70	130	
Bismuth	0.085	µg/g	<0.09			ND	20	93	70	130	NV	70	130	
Boron	1	µg/g	<1			12	20	100	70	130	NV	70	130	
Cadmium	0.02	µg/g	<0.02			17	20	105	70	130	NV	70	130	
Calcium	3	µg/g	6.3			0	20	98	70	130	NV	70	130	
Chromium	0.5	µg/g	<0.5			1	20	98	70	130	80	70	130	
Cobalt	0.01	µg/g	<0.01			1	20	100	70	130	96	70	130	
Copper	0.1	µg/g	<0.1			1	20	103	70	130	91	70	130	
Iron	3	µg/g	<3			0	20	103	70	130	103	70	130	
Lead	0.05	µg/g	<0.05			4	20	92	70	130	103	70	130	
Magnesium	3	µg/g	<3			3	20	105	70	130	NV	70	130	
Manganese	0.1	µg/g	<0.1			2	20	100	70	130	115	70	130	
Molybdenum	0.1	µg/g	<0.1			0	20	102	70	130	NV	70	130	
Nickel	0.1	µg/g	<0.1			0	20	103	70	130	95	70	130	
Phosphorus	3	µg/g	<3			0	20	96	70	130	NV	70	130	
Potassium	3	µg/g	<3			1	20	103	70	130	NV	70	130	
Selenium	0.1	µg/g	<0.1			2	20	103	70	130	NV	70	130	
Silver	0.5	µg/g	<0.01			6	20	107	70	130	NV	70	130	
Sodium	3	µg/g	<3			4	20	106	70	130	NV	70	130	
Strontium	0.02	µg/g	<0.02			0	20	97	70	130	NV	70	130	
Sulfur	50	µg/g	<50			4	20	106	70	130	NV	70	130	
Thallium	0.02	µg/g	<0.02			2	20	NV	70	130	NV	70	130	
Thorium	0.5	µg/g	<0.5			9	20	99	70	130	NV	70	130	
Tin	2	µg/g	<2			ND	20	102	70	130	NV	70	130	
Titanium	0.1	µg/g	<0.1			ND	20	NV	70	130	NV	70	130	
Tungsten	0.04	µg/g	<0.04			11	20	104	70	130	NV	70	130	
Uranium	0.002	µg/g	<0.002			2	20	93	70	130	NV	70	130	
Vanadium	1	µg/g	<1			0	20	104	70	130	103	70	130	
Yttrium	0.004	µg/g	<0.004			2	20	98	70	130	NV	70	130	

OnLine LIMS

0004324647

Results relate only to the sample tested. Data reported represents the sample submitted to SGS. Reproduction of this analytical report in full or in part is prohibited without prior written approval. Please refer to SGS General Conditions of Services located at https://www.sgs.ca/en/terms-and-conditions (Printed copies are available upon request.)
Test method information available upon request. "Temperature Upon Receipt" is representative of the whole shipment and may not reflect the temperature of individual samples.
SGS Canada Inc. Environment-Health & Safety statement of conformity decision rule does not consider uncertainty when analytical results are compared to a specified standard or regulation.

SGS Canada Inc.
P.O. Box 4300 - 185 Concession St.
Lakefield - Ontario - KOL 2HO
Phone: 705-652-2000 FAX: 705-652-6365

Trace Metals - Aqua Regia Digest, ICP-MS

LR Report : **CA19053-OCT23**

Inorganic Analysis														
Parameter	Reporting Limit	Unit	Method Blank	Duplicate				LCS / Spike Blank			Matrix Spike / Reference Material			
				Result 1	Result 2	RPD	Acceptance Criteria	Spike Recovery (%)	Recovery Limits (%)		Spike Recovery (%)	Recovery Limits (%)		
							%		Low	High		Low	High	
Zinc	0.7	µg/g	<0.7			2	20	104	70	130	89	70	130	
Zirconium	0.03	µg/g	-0.0018378			6	20	101	70	130	NV	70	130	

OnLine LIMS

0004324647

Results relate only to the sample tested. Data reported represents the sample submitted to SGS. Reproduction of this analytical report in full or in part is prohibited without prior written approval. Please refer to SGS General Conditions of Services located at https://www.sgs.ca/en/terms-and-conditions (Printed copies are available upon request.)
Test method information available upon request. "Temperature Upon Receipt" is representative of the whole shipment and may not reflect the temperature of individual samples.
SGS Canada Inc. Environment-Health & Safety statement of conformity decision rule does not consider uncertainty when analytical results are compared to a specified standard or regulation.

SGS Canada Inc.
P.O. Box 4300 - 185 Concession St.
Lakefield - Ontario - KOL 2HO
Phone: 705-652-2000 FAX: 705-652-6365

Great Bear Resources Ltd.
Attn : Ashley Moncrief

1020 - 800 West Pender St.
Vancouver, BC
V6C 2V6, Canada

Phone: 778-833-2160
Fax:

11-November-2025

Date Rec. : 11 July 2023
LR Report: **CA19061-JUL23**
Reference: Great Bear Project/OMGS21045 - Set 2/5

Copy: #4

CERTIFICATE OF ANALYSIS
Final Report - Revised

Analysis	1: Analysis Start Date	2: Analysis Start Time	3: Analysis Completed Date	4: Analysis Completed Time	5: DX450052	6: DX450053	7: DX450054	8: DX450055	9: DX450056	10: DX450057	11: DX450058
Sample Date & Time					N/A	N/A	N/A	N/A	N/A	N/A	N/A
S [µg/g]	17-Jul-23	16:51	19-Jul-23	13:32	30000	1600	1900	650	670	1100	1900
Hg MS [ug/g]	29-Jul-23	01:20	02-Aug-23	10:23	0.09	0.05	< 0.05	< 0.05	< 0.05	0.07	< 0.05
Ag [µg/g]	29-Jul-23	01:20	02-Aug-23	10:23	8.1	< 0.5	< 0.5	< 0.5	< 0.5	< 0.5	< 0.5
As [µg/g]	29-Jul-23	01:20	02-Aug-23	10:23	85	12	18	8.0	0.57	2.1	< 0.5
Al [µg/g]	29-Jul-23	01:20	02-Aug-23	10:23	11000	6900	6600	11000	15000	32000	6800
B [µg/g]	29-Jul-23	01:20	02-Aug-23	10:23	5	< 1	< 1	1	< 1	1	< 1
Ba [µg/g]	29-Jul-23	01:20	02-Aug-23	10:23	32	0.94	2.6	86	270	660	3.7
Be [µg/g]	29-Jul-23	01:20	02-Aug-23	10:23	0.43	0.046	0.076	0.034	0.032	0.66	0.022
Bi [µg/g]	29-Jul-23	01:20	02-Aug-23	10:23	0.14	< 0.085	< 0.085	< 0.085	< 0.085	< 0.085	< 0.085
Ca [µg/g]	29-Jul-23	01:20	02-Aug-23	10:23	8800	30000	34000	23000	11000	34000	26000
Cd [µg/g]	29-Jul-23	01:20	02-Aug-23	10:23	33	0.056	0.13	< 0.02	< 0.02	0.063	0.067
Co [µg/g]	29-Jul-23	01:20	02-Aug-23	10:23	9.8	16	23	12	13	45	12
Cr [µg/g]	29-Jul-23	01:20	02-Aug-23	10:23	16	21	28	51	40	780	22
Cu [µg/g]	29-Jul-23	01:20	02-Aug-23	10:23	100	92	270	84	69	22	160
Fe [µg/g]	29-Jul-23	01:20	02-Aug-23	10:23	37000	20000	16000	12000	13000	39000	12000

OnLine LIMS

0004324452

Results relate only to the sample tested. Data reported represents the sample submitted to SGS. Reproduction of this analytical report in full or in part is prohibited without prior written approval. Please refer to SGS General Conditions of Services located at https://www.sgs.ca/en/terms-and-conditions (Printed copies are available upon request.)
Test method information available upon request. "Temperature Upon Receipt" is representative of the whole shipment and may not reflect the temperature of individual samples.
SGS Canada Inc. Environment-Health & Safety statement of conformity decision rule does not consider uncertainty when analytical results are compared to a specified standard or regulation.

SGS Canada Inc.
P.O. Box 4300 - 185 Concession St.
Lakefield - Ontario - KOL 2HO
Phone: 705-652-2000 FAX: 705-652-6365

LR Report : **CA19061-JUL23**

Analysis	1: Analysis Start Date	2: Analysis Start Time	3: Analysis Completed Date	4: Analysis Completed Time	5: DX450052	6: DX450053	7: DX450054	8: DX450055	9: DX450056	10: DX450057	11: DX450058
K [µg/g]	29-Jul-23	01:20	02-Aug-23	10:23	3300	25	69	1600	840	26000	82
Li [µg/g]	29-Jul-23	01:20	02-Aug-23	10:23	6.8	< 2	2.9	8.4	9.4	44	2.3
Mg [µg/g]	29-Jul-23	01:20	02-Aug-23	10:23	3000	3800	5100	6900	9900	59000	4100
Mn [µg/g]	29-Jul-23	01:20	02-Aug-23	10:23	380	850	600	280	160	820	370
Mo [µg/g]	29-Jul-23	01:20	02-Aug-23	10:23	1.2	0.30	0.29	0.25	0.28	1.6	0.32
Na [µg/g]	29-Jul-23	01:20	02-Aug-23	10:23	760	600	480	760	1300	240	850
Ni [µg/g]	29-Jul-23	01:20	02-Aug-23	10:23	16	15	40	36	100	580	33
P [µg/g]	29-Jul-23	01:20	02-Aug-23	10:23	570	610	430	270	210	510	300
Pb [µg/g]	29-Jul-23	01:20	02-Aug-23	10:23	6200	4.6	12	0.75	1.7	5.1	3.8
Sb [µg/g]	29-Jul-23	01:20	02-Aug-23	10:23	6	< 2	< 2	< 2	< 2	< 2	< 2
Se [µg/g]	29-Jul-23	01:20	02-Aug-23	10:23	2.2	0.24	0.23	< 0.1	0.21	< 0.1	0.37
Sn [µg/g]	29-Jul-23	01:20	02-Aug-23	10:23	< 2	< 2	< 2	< 2	< 2	< 2	< 2
Sr [µg/g]	29-Jul-23	01:20	02-Aug-23	10:23	24	51	97	25	23	270	15
Ti [µg/g]	29-Jul-23	01:20	02-Aug-23	10:23	280	560	480	500	460	1700	430
Th [µg/g]	29-Jul-23	01:20	02-Aug-23	10:23	40	6.3	4.9	2.4	1.9	21	2.1
Tl [µg/g]	29-Jul-23	01:20	02-Aug-23	10:23	0.23	< 0.02	< 0.02	0.041	0.027	0.51	< 0.02
U [µg/g]	29-Jul-23	01:20	02-Aug-23	10:23	1.6	0.056	0.10	0.033	0.035	0.88	0.028
V [µg/g]	29-Jul-23	01:20	02-Aug-23	10:23	8.5	40	26	26	17	73	25
W [µg/g]	29-Jul-23	01:20	02-Aug-23	10:23	0.38	3.8	0.48	1.6	0.19	5.7	0.18
Y [µg/g]	29-Jul-23	01:20	02-Aug-23	10:23	5.1	6.3	3.9	3.2	1.9	3.7	3.4
Zn [µg/g]	29-Jul-23	01:20	02-Aug-23	10:23	6200	21	27	9.2	14	50	15
Zr [µg/g]	29-Jul-23	01:20	02-Aug-23	10:23	4.2	1.1	0.74	0.43	0.88	5.2	0.43

Analysis	12: DX450059	13: DX450060	14: DX450061	15: DX450062	16: DX450063	17: DX450064	19: DX450066	20: DX450067	21: DX450068	22: DX450069	23: DX450070
Sample Date & Time	N/A	N/A	N/A	N/A	N/A	N/A	N/A	N/A	N/A	N/A	N/A
S [µg/g]	1200	1600	1900	1300	47000	1700	1500	1900	25000	1200	1700
Hg MS [ug/g]	< 0.05	< 0.05	< 0.05	< 0.05	< 0.05	< 0.05	< 0.05	< 0.05	< 0.05	< 0.05	< 0.05
Ag [µg/g]	< 0.5	< 0.5	< 0.5	< 0.5	< 0.5	< 0.5	< 0.5	< 0.5	< 0.5	< 0.5	< 0.5

OnLine LMS

0004324452

Results relate only to the sample tested. Data reported represents the sample submitted to SGS. Reproduction of this analytical report in full or in part is prohibited without prior written approval. Please refer to SGS General Conditions of Services located at https://www.sgs.ca/en/terms-and-conditions (Printed copies are available upon request.)
Test method information available upon request. "Temperature Upon Receipt" is representative of the whole shipment and may not reflect the temperature of individual samples.
SGS Canada Inc. Environment-Health & Safety statement of conformity decision rule does not consider uncertainty when analytical results are compared to a specified standard or regulation.

SGS Canada Inc.
P.O. Box 4300 - 185 Concession St.
Lakefield - Ontario - KOL 2HO
Phone: 705-652-2000 FAX: 705-652-6365

Trace Metals - Aqua Regia Digest, ICP-MS

LR Report : **CA19061-JUL23**

Analysis	12: DX450059	13: DX450060	14: DX450061	15: DX450062	16: DX450063	17: DX450064	19: DX450066	20: DX450067	21: DX450068	22: DX450069	23: DX450070
As [µg/g]	0.52	0.66	1.4	1.8	3.5	5.4	1.9	< 0.5	3.9	0.62	0.79
Al [µg/g]	11000	7800	14000	9600	15000	5300	7200	8700	3500	7300	11000
B [µg/g]	2	< 1	< 1	< 1	3	1	< 1	< 1	3	< 1	< 1
Ba [µg/g]	6.8	6.4	160	1.8	240	1.2	6.4	6.9	29	5.1	49
Be [µg/g]	0.041	0.026	0.040	0.052	0.15	0.054	0.022	0.026	0.22	0.023	0.028
Bi [µg/g]	< 0.085	< 0.085	< 0.085	< 0.085	1.2	< 0.085	< 0.085	< 0.085	2.1	< 0.085	< 0.085
Ca [µg/g]	26000	27000	28000	38000	7300	30000	24000	32000	6200	12000	40000
Cd [µg/g]	0.021	0.044	0.042	0.034	1.6	0.053	0.049	0.041	0.037	0.039	0.061
Co [µg/g]	14	11	32	12	63	15	14	14	10	9.5	12
Cr [µg/g]	43	25	53	8.0	60	5.0	32	21	3.6	24	25
Cu [µg/g]	110	140	110	86	500	100	140	120	20	140	120
Fe [µg/g]	16000	10000	35000	25000	120000	17000	15000	12000	26000	9900	13000
K [µg/g]	120	180	7700	50	2400	44	85	87	1200	190	190
Li [µg/g]	10	2.6	13	3.5	8.5	3.1	5.7	2.8	8.7	2.0	3.9
Mg [µg/g]	5700	3700	7900	6600	9100	4200	5000	3400	3300	3400	4000
Mn [µg/g]	420	440	780	880	270	560	330	460	100	180	590
Mo [µg/g]	0.24	0.30	0.34	0.76	2.2	0.34	0.24	0.23	1.6	0.27	0.29
Na [µg/g]	1200	920	530	470	370	640	610	1000	320	870	1100
Ni [µg/g]	42	29	43	14	120	13	28	46	16	27	38
P [µg/g]	320	320	550	380	370	540	340	300	800	300	300
Pb [µg/g]	0.44	0.63	0.32	0.53	6.7	1.1	0.36	0.23	4.0	0.21	0.55
Sb [µg/g]	< 2	< 2	< 2	< 2	< 2	< 2	< 2	< 2	< 2	< 2	< 2
Se [µg/g]	0.23	0.37	0.28	0.12	3.3	0.26	0.27	0.34	1.6	0.28	0.29
Sn [µg/g]	< 2	4	< 2	< 2	< 2	< 2	< 2	< 2	< 2	< 2	< 2
Sr [µg/g]	19	23	24	48	25	22	15	23	12	12	51
Ti [µg/g]	450	440	1500	420	570	560	420	360	49	440	370
Th [µg/g]	1.9	1.4	4.1	2.8	24	3.4	1.4	1.1	25	2.4	1.7
Tl [µg/g]	< 0.02	< 0.02	0.052	< 0.02	0.17	< 0.02	< 0.02	< 0.02	0.097	< 0.02	< 0.02
U [µg/g]	0.034	0.026	0.055	0.047	0.52	0.043	0.025	0.024	1.3	0.027	0.028
V [µg/g]	50	27	150	47	89	42	39	26	5.0	24	26
W [µg/g]	0.057	0.29	0.18	3.2	1.6	0.23	1.4	0.044	0.28	0.17	0.39

OnLine LIMS

0004324452

Results relate only to the sample tested. Data reported represents the sample submitted to SGS. Reproduction of this analytical report in full or in part is prohibited without prior written approval. Please refer to SGS General Conditions of Services located at https://www.sgs.ca/en/terms-and-conditions (Printed copies are available upon request.)
Test method information available upon request. "Temperature Upon Receipt" is representative of the whole shipment and may not reflect the temperature of individual samples.
SGS Canada Inc. Environment-Health & Safety statement of conformity decision rule does not consider uncertainty when analytical results are compared to a specified standard or regulation.

SGS Canada Inc.
P.O. Box 4300 - 185 Concession St.
Lakefield - Ontario - KOL 2HO
Phone: 705-652-2000 FAX: 705-652-6365

LR Report : **CA19061-JUL23**

Analysis	12: DX450059	13: DX450060	14: DX450061	15: DX450062	16: DX450063	17: DX450064	19: DX450066	20: DX450067	21: DX450068	22: DX450069	23: DX450070
Y [µg/g]	3.7	3.7	7.0	5.9	4.2	6.2	3.6	3.4	4.4	2.5	3.6
Zn [µg/g]	14	11	35	26	320	15	16	12	14	10	14
Zr [µg/g]	0.39	0.42	1.3	0.59	3.7	1.0	0.37	0.27	7.5	0.59	0.44

Analysis	24: DX450071	25: DX450072	26: DX450073	27: DX450074	28: DX450075	29: DX450076	30: DX450077	32: DX450079	33: DX450080	34: DX450081	35: DX450082
Sample Date & Time	N/A	N/A	N/A	N/A	N/A	N/A	N/A	N/A	N/A	N/A	N/A
S [µg/g]	7000	12000	3600	5600	32000	61000	2000	8700	1700	3800	11000
Hg MS [ug/g]	0.24	0.14	< 0.05	< 0.05	1.27	2.16	< 0.05	7.97	0.11	0.05	< 0.05
Ag [µg/g]	1.6	< 0.5	< 0.5	< 0.5	7.4	9.4	< 0.5	< 0.5	< 0.5	< 0.5	< 0.5
As [µg/g]	5500	9500	19	15	29	96	3.0	20	180	4.8	210
Al [µg/g]	6600	3300	16000	18000	13000	7900	14000	12000	26000	12000	3100
B [µg/g]	4	< 1	2	1	1	2	< 1	1	2	< 1	1
Ba [µg/g]	72	49	230	200	61	49	230	180	220	300	38
Be [µg/g]	0.13	0.036	0.072	0.11	0.12	0.17	0.079	0.063	0.21	0.063	0.13
Bi [µg/g]	0.78	0.71	0.18	0.27	8.9	14	< 0.085	0.14	0.53	< 0.085	0.19
Ca [µg/g]	24000	28000	1900	3800	5000	2700	29000	18000	4100	39000	10000
Cd [µg/g]	0.17	0.065	0.054	0.062	96	210	0.54	0.18	0.11	0.078	0.26
Co [µg/g]	7.0	9.6	15	17	12	20	21	11	23	29	2.5
Cr [µg/g]	8.9	8.8	43	62	6.5	3.5	50	24	91	55	2.9
Cu [µg/g]	18	24	42	46	320	480	97	21	42	96	11
Fe [µg/g]	20000	24000	33000	35000	46000	66000	34000	26000	41000	36000	16000
K [µg/g]	3300	1700	11000	13000	8000	5400	3700	11000	16000	6800	1300
Li [µg/g]	10	4.2	30	25	6.9	4.9	10	19	25	15	4.1
Mg [µg/g]	4400	3100	9400	11000	6800	4500	7600	10000	13000	7300	1400
Mn [µg/g]	480	820	340	520	640	550	920	880	160	890	230
Mo [µg/g]	3.4	3.8	0.77	1.3	0.52	1.1	0.69	0.69	1.1	0.32	1.5
Na [µg/g]	580	550	390	490	610	150	950	530	690	550	500
Ni [µg/g]	11	16	21	39	16	31	33	21	60	39	1.9

OnLine LNIS

0004324452

Results relate only to the sample tested. Data reported represents the sample submitted to SGS. Reproduction of this analytical report in full or in part is prohibited without prior written approval. Please refer to SGS General Conditions of Services located at https://www.sgs.ca/en/terms-and-conditions (Printed copies are available upon request.)
Test method information available upon request. "Temperature Upon Receipt" is representative of the whole shipment and may not reflect the temperature of individual samples.
SGS Canada Inc. Environment-Health & Safety statement of conformity decision rule does not consider uncertainty when analytical results are compared to a specified standard or regulation.

SGS Canada Inc.
P.O. Box 4300 - 185 Concession St.
Lakefield - Ontario - KOL 2HO
Phone: 705-652-2000 FAX: 705-652-6365

LR Report : **CA19061-JUL23**

Analysis	24: DX450071	25: DX450072	26: DX450073	27: DX450074	28: DX450075	29: DX450076	30: DX450077	32: DX450079	33: DX450080	34: DX450081	35: DX450082
P [µg/g]	410	730	540	600	520	910	560	600	640	640	170
Pb [µg/g]	10	6.6	4.0	3.5	1200	910	5.7	3.0	3.0	1.4	10
Sb [µg/g]	< 2	< 2	< 2	< 2	< 2	< 2	< 2	< 2	< 2	< 2	< 2
Se [µg/g]	12	21	0.31	0.22	8.1	14	0.39	0.49	0.17	0.77	0.69
Sn [µg/g]	< 2	< 2	< 2	< 2	< 2	< 2	< 2	< 2	< 2	< 2	< 2
Sr [µg/g]	36	40	8.9	23	12	6.5	21	20	18	33	12
Ti [µg/g]	510	430	1600	1700	920	500	1300	1600	1900	1500	190
Th [µg/g]	29	32	36	37	45	75	7.8	33	21	6.2	41
Tl [µg/g]	0.13	0.067	0.49	0.49	0.62	0.49	0.050	0.31	0.50	0.11	0.067
U [µg/g]	2.3	1.4	1.4	1.1	1.3	1.9	0.069	0.99	0.92	0.051	1.2
V [µg/g]	13	8.1	69	68	18	8.2	85	28	82	95	2.4
W [µg/g]	19	11	0.32	0.18	1.1	0.39	0.20	660	0.53	3.0	2.5
Y [µg/g]	8.1	5.2	5.1	7.5	5.7	9.4	6.8	3.4	3.6	6.6	7.3
Zn [µg/g]	57	26	66	80	15000	34000	110	69	44	37	50
Zr [µg/g]	1.2	1.1	5.5	9.0	6.1	13	2.1	8.2	8.9	2.2	5.0

Analysis	36: DX450083	37: DX450084	38: DX450085	39: DX450086	40: DX450087	41: DX450088	42: DX450089	43: DX450090	44: DX450091	45: DX450092	46: DX450093
Sample Date & Time	N/A	N/A	N/A	N/A	N/A	N/A	N/A	N/A	N/A	N/A	N/A
S [µg/g]	8600	1700	2300	4900	3400	15000	4100	18000	3100	2900	4400
Hg MS [ug/g]	< 0.05	< 0.05	< 0.05	< 0.05	< 0.05	< 0.05	< 0.05	0.05	< 0.05	< 0.05	< 0.05
Ag [µg/g]	< 0.5	< 0.5	< 0.5	< 0.5	< 0.5	< 0.5	< 0.5	2.4	< 0.5	< 0.5	< 0.5
As [µg/g]	36	34	2.6	24	2.0	12	7.6	21	17	260	99
Al [µg/g]	5100	14000	18000	14000	14000	11000	12000	9800	9500	22000	27000
B [µg/g]	2	5	3	2	2	6	1	1	1	1	< 1
Ba [µg/g]	150	96	370	88	2.2	69	92	44	80	120	230
Be [µg/g]	0.15	0.29	0.20	0.086	0.066	0.17	0.060	0.086	0.11	0.23	0.15
Bi [µg/g]	0.12	0.097	0.097	< 0.085	< 0.085	0.10	< 0.085	1.2	< 0.085	0.25	0.50
Ca [µg/g]	9500	3200	26000	29000	31000	6300	13000	4700	6600	8200	1900

OnLine LMS

0004324452

Results relate only to the sample tested. Data reported represents the sample submitted to SGS. Reproduction of this analytical report in full or in part is prohibited without prior written approval. Please refer to SGS General Conditions of Services located at https://www.sgs.ca/en/terms-and-conditions (Printed copies are available upon request.)
Test method information available upon request. "Temperature Upon Receipt" is representative of the whole shipment and may not reflect the temperature of individual samples.
SGS Canada Inc. Environment-Health & Safety statement of conformity decision rule does not consider uncertainty when analytical results are compared to a specified standard or regulation.

SGS Canada Inc.
P.O. Box 4300 - 185 Concession St.
Lakefield - Ontario - KOL 2HO
Phone: 705-652-2000 FAX: 705-652-6365

LR Report : **CA19061-JUL23**

Analysis	36: DX450083	37: DX450084	38: DX450085	39: DX450086	40: DX450087	41: DX450088	42: DX450089	43: DX450090	44: DX450091	45: DX450092	46: DX450093
Cd [µg/g]	0.045	0.041	0.056	0.066	0.064	0.051	0.11	35	0.14	0.13	< 0.02
Co [µg/g]	1.9	23	13	34	17	9.9	11	10	8.7	23	17
Cr [µg/g]	85	120	130	83	270	180	57	66	61	120	120
Cu [µg/g]	4.6	53	32	130	100	16	21	35	21	51	40
Fe [µg/g]	13000	13000	27000	43000	41000	25000	26000	26000	19000	42000	56000
K [µg/g]	3200	4000	15000	2700	100	5900	10000	5900	5500	7500	19000
Li [µg/g]	3.4	7.7	40	15	6.3	15	12	5.6	9.8	27	25
Mg [µg/g]	940	3600	13000	7400	8400	5700	7700	4600	6200	14000	13000
Mn [µg/g]	320	87	480	890	1100	420	550	480	400	270	110
Mo [µg/g]	1.2	1.0	0.73	0.35	0.55	1.4	1.5	0.85	1.0	1.3	1.8
Na [µg/g]	980	1100	650	1300	1100	960	380	900	450	380	520
Ni [µg/g]	1.0	45	40	41	21	15	17	13	16	57	55
P [µg/g]	150	500	1900	380	320	580	750	520	540	690	660
Pb [µg/g]	5.3	4.5	3.5	0.52	0.36	4.6	7.6	1200	5.6	9.3	2.0
Sb [µg/g]	< 2	< 2	< 2	< 2	< 2	< 2	< 2	2	< 2	< 2	< 2
Se [µg/g]	< 0.1	< 0.1	0.10	0.60	0.34	< 0.1	< 0.1	1.3	< 0.1	0.18	0.15
Sn [µg/g]	< 2	< 2	< 2	< 2	< 2	< 2	< 2	< 2	< 2	< 2	< 2
Sr [µg/g]	15	35	76	15	44	19	19	13	8.3	22	4.7
Ti [µg/g]	220	290	2200	1300	860	690	2100	850	1100	910	2300
Th [µg/g]	43	22	42	8.6	5.5	43	39	35	21	25	19
Tl [µg/g]	0.11	0.12	0.25	0.072	< 0.02	0.29	0.54	0.44	0.23	0.26	0.66
U [µg/g]	1.4	0.48	0.90	0.075	0.050	1.4	1.5	1.2	1.7	0.83	0.69
V [µg/g]	< 1	22	53	100	72	25	42	19	32	74	80
W [µg/g]	0.58	0.38	2.5	1.6	0.90	0.22	0.86	0.67	2.0	0.22	0.41
Y [µg/g]	8.7	5.0	8.1	8.3	6.8	6.7	7.9	4.3	7.5	5.2	3.1
Zn [µg/g]	48	25	49	45	27	51	74	5800	48	52	29
Zr [µg/g]	11	14	25	4.7	2.8	18	11	9.2	6.5	6.3	9.7

OnLine LIMS

0004324452

Results relate only to the sample tested. Data reported represents the sample submitted to SGS. Reproduction of this analytical report in full or in part is prohibited without prior written approval. Please refer to SGS General Conditions of Services located at https://www.sgs.ca/en/terms-and-conditions (Printed copies are available upon request.)
Test method information available upon request. "Temperature Upon Receipt" is representative of the whole shipment and may not reflect the temperature of individual samples.
SGS Canada Inc. Environment-Health & Safety statement of conformity decision rule does not consider uncertainty when analytical results are compared to a specified standard or regulation.

SGS Canada Inc.
P.O. Box 4300 - 185 Concession St.
Lakefield - Ontario - KOL 2HO
Phone: 705-652-2000 FAX: 705-652-6365

LR Report : **CA19061-JUL23**

Analysis	47: DX450094	48: DX450095	49: DX450096	50: DX450097	51: DX450098	52: DX450099	53: DX450100	54: DX450101
Sample Date & Time	N/A	N/A	N/A	N/A	N/A	N/A	N/A	N/A
S [µg/g]	840	660	37000	5800	1800	13000	180	820
Hg MS [ug/g]	< 0.05	< 0.05	0.86	0.24	< 0.05	< 0.05	< 0.05	< 0.05
Ag [µg/g]	< 0.5	< 0.5	7.1	0.8	< 0.5	1.5	< 0.5	< 0.5
As [µg/g]	3.6	6.2	67	4.0	48	390	33	1.9
Al [µg/g]	8000	11000	8600	8200	13000	3000	26000	18000
B [µg/g]	2	3	2	< 1	1	2	2	1
Ba [µg/g]	130	98	56	35	83	45	210	300
Be [µg/g]	0.080	0.12	0.16	0.076	0.061	0.12	0.15	0.048
Bi [µg/g]	< 0.085	< 0.085	9.5	1.2	< 0.085	< 0.085	0.18	< 0.085
Ca [µg/g]	6300	13000	3400	170000	17000	1200	1100	2300
Cd [µg/g]	0.064	0.079	140	3.7	0.13	0.069	0.022	< 0.02
Co [µg/g]	4.0	8.1	13	6.6	10	2.3	9.1	14
Cr [µg/g]	48	69	34	30	52	68	82	81
Cu [µg/g]	9.9	9.6	450	30	18	5.3	3.7	38
Fe [µg/g]	17000	15000	41000	21000	25000	15000	54000	41000
K [µg/g]	5700	6000	5100	3800	11000	2100	19000	12000
Li [µg/g]	9.8	14	4.0	8.3	13	< 2	12	38
Mg [µg/g]	3100	4700	3500	6200	8200	810	9900	6500
Mn [µg/g]	340	310	460	1000	490	49	64	140
Mo [µg/g]	0.98	1.7	1.2	0.96	0.81	2.1	0.96	1.1
Na [µg/g]	480	600	410	320	350	130	340	360
Ni [µg/g]	5.4	16	14	12	21	2.7	31	39
P [µg/g]	370	420	790	370	810	190	440	810
Pb [µg/g]	4.1	1.5	1600	430	4.3	6.5	2.2	1.9
Sb [µg/g]	< 2	< 2	< 2	< 2	< 2	4	< 2	< 2
Se [µg/g]	< 0.1	< 0.1	7.1	3.4	< 0.1	< 0.1	< 0.1	< 0.1
Sn [µg/g]	< 2	< 2	< 2	< 2	< 2	< 2	< 2	< 2
Sr [µg/g]	14	17	14	1000	24	6.3	3.5	6.0
Ti [µg/g]	1100	890	390	730	2000	76	2400	1600
Th [µg/g]	40	30	65	21	38	40	31	31

OnLine LNMS

0004324452

Results relate only to the sample tested. Data reported represents the sample submitted to SGS. Reproduction of this analytical report in full or in part is prohibited without prior written approval. Please refer to SGS General Conditions of Services located at https://www.sgs.ca/en/terms-and-conditions (Printed copies are available upon request.)
Test method information available upon request. "Temperature Upon Receipt" is representative of the whole shipment and may not reflect the temperature of individual samples.
SGS Canada Inc. Environment-Health & Safety statement of conformity decision rule does not consider uncertainty when analytical results are compared to a specified standard or regulation.

SGS Canada Inc.
P.O. Box 4300 - 185 Concession St.
Lakefield - Ontario - KOL 2HO
Phone: 705-652-2000 FAX: 705-652-6365

LR Report : **CA19061-JUL23**

Analysis	47: DX450094	48: DX450095	49: DX450096	50: DX450097	51: DX450098	52: DX450099	53: DX450100	54: DX450101
Tl [µg/g]	0.27	0.17	0.49	0.16	0.45	0.15	0.69	0.21
U [µg/g]	1.2	0.64	1.9	0.68	1.4	1.5	0.75	0.62
V [µg/g]	9.8	21	5.4	19	37	3.7	70	51
W [µg/g]	0.94	0.20	0.33	12	0.61	0.19	0.40	0.23
Y [µg/g]	11	5.5	8.4	4.1	7.2	8.1	2.5	4.5
Zn [µg/g]	52	52	23000	1700	69	32	13	61
Zr [µg/g]	9.1	6.2	15	6.1	11	6.5	14	19

Bi and Se reported below SGS reporting limits. Results below SGS RLs may be unreliable.

Revised report with sample changes as per client request.

Method Descriptions

Parameter	Units	SGS Method Code	Reference Method Code
Mercury by CVAAS	ug/g	ME-CA-[ENV]SPE-LAK-AN-004	EPA 7471A/EPA 245
Metals in Soil - Aqua-regia/ICP-MS	µg/g	ME-CA-[ENV]SPE-LAK-AN-005	EPA 3050/EPA 200.8

Catharine Arnold

CHARTERED CHEMIST — CATHARINE ARNOLD — THE CHEMICAL PROFESSION OF ONTARIO

Catharine Arnold, B.Sc., C.Chem
Project Specialist,
Environment, Health & Safety

OnLine LNMS

0004324452

Results relate only to the sample tested. Data reported represents the sample submitted to SGS. Reproduction of this analytical report in full or in part is prohibited without prior written approval. Please refer to SGS General Conditions of Services located at https://www.sgs.ca/en/terms-and-conditions (Printed copies are available upon request.)
Test method information available upon request. "Temperature Upon Receipt" is representative of the whole shipment and may not reflect the temperature of individual samples.
SGS Canada Inc. Environment-Health & Safety statement of conformity decision rule does not consider uncertainty when analytical results are compared to a specified standard or regulation.

SGS Canada Inc.
P.O. Box 4300 - 185 Concession St.
Lakefield - Ontario - KOL 2HO
Phone: 705-652-2000 FAX: 705-652-6365

Quality Control Report

Inorganic Analysis														
Parameter	Reporting Limit	Unit	Method Blank	Duplicate				LCS / Spike Blank			Matrix Spike / Reference Material			
				Result 1	Result 2	RPD	Acceptance Criteria	Spike Recovery (%)	Recovery Limits (%)		Spike Recovery (%)	Recovery Limits (%)		
							%		Low	High		Low	High	
Mercury by CVAAS - QCBatchID: EMS0219-JUL23														
Mercury	0.05	ug/g	<0.05			10	30	98	80	120	126	70	130	
Metals in Soil - Aqua-regia/ICP-MS - QCBatchID: EMS0219-JUL23														
Aluminum	3	µg/g	<3			1	20	91	70	130	NV	70	130	
Antimony	2	µg/g	<0.8			6	20	109	70	130	NV	70	130	
Arsenic	0.5	µg/g	<0.5			4	20	95	70	130	95	70	130	
Barium	0.01	µg/g	<0.01			4	20	96	70	130	90	70	130	
Beryllium	0.02	µg/g	<0.02			8	20	101	70	130	NV	70	130	
Bismuth	0.085	µg/g	<0.09			3	20	106	70	130	NV	70	130	
Boron	1	µg/g	<1			6	20	99	70	130	NV	70	130	
Cadmium	0.02	µg/g	<0.02			8	20	96	70	130	NV	70	130	
Calcium	3	µg/g	3.5			4	20	95	70	130	NV	70	130	
Chromium	0.5	µg/g	<0.5			0	20	100	70	130	82	70	130	
Cobalt	0.01	µg/g	<0.01			6	20	100	70	130	96	70	130	
Copper	0.1	µg/g	<0.1			5	20	100	70	130	88	70	130	
Iron	3	µg/g	13			3	20	101	70	130	104	70	130	
Lead	0.05	µg/g	<0.05			5	20	98	70	130	108	70	130	
Lithium	2	µg/g	<2			4	20	101	70	130	NV	70	130	
Magnesium	3	µg/g	<3			1	20	100	70	130	NV	70	130	
Manganese	0.1	µg/g	<0.1			2	20	101	70	130	116	70	130	
Molybdenum	0.1	µg/g	<0.1			10	20	96	70	130	NV	70	130	
Nickel	0.1	µg/g	<0.1			1	20	102	70	130	95	70	130	
Phosphorus	3	µg/g	<3			5	20	107	70	130	NV	70	130	
Potassium	3	µg/g	<3			1	20	99	70	130	NV	70	130	
Selenium	0.1	µg/g	<0.1			7	20	94	70	130	NV	70	130	
Silver	0.5	µg/g	<0.01			10	20	106	70	130	104	70	130	
Sodium	3	µg/g	<3			0	20	99	70	130	NV	70	130	
Strontium	0.02	µg/g	<0.02			2	20	98	70	130	NV	70	130	
Thallium	0.02	µg/g	<0.02			1	20	NV	70	130	NV	70	130	
Thorium	0.5	µg/g	<0.5			4	20	99	70	130	NV	70	130	
Tin	2	µg/g	<2			ND	20	104	70	130	NV	70	130	
Titanium	0.1	µg/g	<0.1			0	20	98	70	130	NV	70	130	
Tungsten	0.04	µg/g	<0.04			8	20	103	70	130	NV	70	130	
Uranium	0.002	µg/g	<0.002			6	20	98	70	130	NV	70	130	
Vanadium	1	µg/g	<1			1	20	98	70	130	100	70	130	
Yttrium	0.004	µg/g	<0.004			6	20	102	70	130	NV	70	130	

OnLine LIMS

0004324452

Results relate only to the sample tested. Data reported represents the sample submitted to SGS. Reproduction of this analytical report in full or in part is prohibited without prior written approval. Please refer to SGS General Conditions of Services located at https://www.sgs.ca/en/terms-and-conditions (Printed copies are available upon request.)
Test method information available upon request. "Temperature Upon Receipt" is representative of the whole shipment and may not reflect the temperature of individual samples.
SGS Canada Inc. Environment-Health & Safety statement of conformity decision rule does not consider uncertainty when analytical results are compared to a specified standard or regulation.

SGS Canada Inc.
P.O. Box 4300 - 185 Concession St.
Lakefield - Ontario - KOL 2HO
Phone: 705-652-2000 FAX: 705-652-6365

Trace Metals - Aqua Regia Digest, ICP-MS

LR Report : **CA19061-JUL23**

Inorganic Analysis														
Parameter	Reporting Limit	Unit	Method Blank	Duplicate				LCS / Spike Blank			Matrix Spike / Reference Material			
				Result 1	Result 2	RPD	Acceptance Criteria	Spike Recovery (%)	Recovery Limits (%)		Spike Recovery (%)	Recovery Limits (%)		
							%		Low	High		Low	High	
Zinc	0.7	µg/g	<0.7			7	20	97	70	130	79	70	130	
Zirconium	0.03	µg/g	<			8	20	100	70	130	NV	70	130	

OnLine LIMS

0004324452

Results relate only to the sample tested. Data reported represents the sample submitted to SGS. Reproduction of this analytical report in full or in part is prohibited without prior written approval. Please refer to SGS General Conditions of Services located at https://www.sgs.ca/en/terms-and-conditions (Printed copies are available upon request.)
Test method information available upon request. "Temperature Upon Receipt" is representative of the whole shipment and may not reflect the temperature of individual samples.
SGS Canada Inc. Environment-Health & Safety statement of conformity decision rule does not consider uncertainty when analytical results are compared to a specified standard or regulation.

SGS Canada Inc.
P.O. Box 4300 - 185 Concession St.
Lakefield - Ontario - KOL 2HO
Phone: 705-652-2000 FAX: 705-652-6365

11-November-2025

Great Bear Resources Ltd.
Attn : Ashley Moncrief

1020 - 800 West Pender St.
Vancouver, BC
V6C 2V6, Canada

Phone: 778-833-2160
Fax:

Date Rec. : 11 July 2023
LR Report: **CA19064-JUL23**
Reference: Great Bear Project /OMGS21045

Copy: #2

CERTIFICATE OF ANALYSIS
Final Report - Revised

Analysis	1: Analysis Start Date	2: Analysis Start Time	3: Analysis Completed Date	4: Analysis Completed Time	5: DX 550079	6: DX 550078	7: DX 550076	8: DX 550075	9: DX 550074	10: DX 550077	11: DX 550081	12: DX 550080	13: DX 550082
Sample Date & Time					N/A	N/A	N/A	N/A	N/A	N/A	N/A	N/A	N/A
S [µg/g]	17-Jul-23	15:27	19-Jul-23	13:34	620	4800	1000	1500	11000	3700	6700	6000	8300
Hg MS [ug/g]	28-Jul-23	19:52	31-Jul-23	17:31	< 0.05	< 0.05	< 0.05	< 0.05	< 0.05	0.10	< 0.05	< 0.05	< 0.05
Ag [µg/g]	28-Jul-23	19:52	31-Jul-23	17:31	< 0.5	< 0.5	< 0.5	< 0.5	< 0.5	< 0.5	0.6	< 0.5	< 0.5
As [µg/g]	28-Jul-23	19:52	31-Jul-23	17:31	38	1.0	0.68	1.7	54	13	19	40	25
Al [µg/g]	28-Jul-23	19:52	31-Jul-23	17:31	10000	19000	15000	21000	28000	8300	4900	4700	4400
B [µg/g]	28-Jul-23	19:52	31-Jul-23	17:31	2	3	5	2	3	< 1	3	2	1
Ba [µg/g]	28-Jul-23	19:52	31-Jul-23	17:31	77	69	43	42	41	89	47	74	93
Be [µg/g]	28-Jul-23	19:52	31-Jul-23	17:31	0.064	0.099	0.33	0.19	0.28	0.13	0.21	0.091	0.061
Bi [µg/g]	28-Jul-23	19:52	31-Jul-23	17:31	< 0.085	0.22	< 0.085	0.14	0.22	0.18	0.66	< 0.085	0.16
Ca [µg/g]	28-Jul-23	19:52	31-Jul-23	17:31	5000	7500	16000	9300	8700	18000	10000	11000	6300
Cd [µg/g]	28-Jul-23	19:52	31-Jul-23	17:31	0.020	0.080	< 0.02	0.028	0.13	0.13	6.5	0.97	0.24
Co [µg/g]	28-Jul-23	19:52	31-Jul-23	17:31	20	15	8.1	14	27	7.2	2.1	2.1	2.1
Cr [µg/g]	28-Jul-23	19:52	31-Jul-23	17:31	130	120	83	86	76	73	71	78	57
Cu [µg/g]	28-Jul-23	19:52	31-Jul-23	17:31	28	30	15	52	44	14	37	15	6.5
Fe [µg/g]	28-Jul-23	19:52	31-Jul-23	17:31	19000	74000	30000	53000	77000	19000	14000	14000	17000
K [µg/g]	28-Jul-23	19:52	31-Jul-23	17:31	4800	4900	3600	3700	3400	3800	2700	3300	3100
Li [µg/g]	28-Jul-23	19:52	31-Jul-23	17:31	13	17	39	21	30	8.8	5.8	4.3	3.2
Mg [µg/g]	28-Jul-23	19:52	31-Jul-23	17:31	2700	10000	4600	9400	11000	5600	1100	1200	1300
Mn [µg/g]	28-Jul-23	19:52	31-Jul-23	17:31	200	500	390	410	500	460	370	570	300
Mo [µg/g]	28-Jul-23	19:52	31-Jul-23	17:31	0.67	0.62	0.51	0.27	0.74	0.39	1.4	0.89	1.4
Na [µg/g]	28-Jul-23	19:52	31-Jul-23	17:31	890	660	460	580	380	890	620	850	990

OnLine LIMS

0004324542

Results relate only to the sample tested. Data reported represents the sample submitted to SGS. Reproduction of this analytical report in full or in part is prohibited without prior written approval. Please refer to SGS General Conditions of Services located at https://www.sgs.ca/en/terms-and-conditions (Printed copies are available upon request.)
Test method information available upon request. "Temperature Upon Receipt" is representative of the whole shipment and may not reflect the temperature of individual samples.
SGS Canada Inc. Environment-Health & Safety statement of conformity decision rule does not consider uncertainty when analytical results are compared to a specified standard or regulation.

SGS Canada Inc.
P.O. Box 4300 - 185 Concession St.
Lakefield - Ontario - KOL 2HO
Phone: 705-652-2000 FAX: 705-652-6365

Trace Metals - Aqua Regia Digest, ICP-MS

LR Report : **CA19064-JUL23**

Analysis	1: Analysis Start Date	2: Analysis Start Time	3: Analysis Completed Date	4: Analysis Completed Time	5: DX 550079	6: DX 550078	7: DX 550076	8: DX 550075	9: DX 550074	10: DX 550077	11: DX 550081	12: DX 550080	13: DX 550082
Ni [µg/g]	28-Jul-23	19:52	31-Jul-23	17:31	45	36	18	30	39	12	1.1	3.5	0.93
P [µg/g]	28-Jul-23	19:52	31-Jul-23	17:31	650	1100	920	1000	240	540	150	200	150
Pb [µg/g]	28-Jul-23	19:52	31-Jul-23	17:31	2.8	4.4	0.54	4.8	7.6	4.5	200	120	8.3
S [µg/g]	28-Jul-23	19:52	31-Jul-23	17:31	620	5500	970	1700	12000	4000	7100	7000	9100
Sb [µg/g]	28-Jul-23	19:52	31-Jul-23	17:31	< 2	< 2	< 2	< 2	< 2	< 2	< 2	< 2	< 2
Se [µg/g]	28-Jul-23	19:52	31-Jul-23	17:31	< 0.1	< 0.1	< 0.1	< 0.1	0.12	0.21	0.11	< 0.1	< 0.1
Sn [µg/g]	28-Jul-23	19:52	31-Jul-23	17:31	< 2	< 2	< 2	< 2	< 2	< 2	< 2	< 2	< 2
Sr [µg/g]	28-Jul-23	19:52	31-Jul-23	17:31	15	20	14	19	14	32	9.5	14	12
Ti [µg/g]	28-Jul-23	19:52	31-Jul-23	17:31	960	1000	120	710	370	570	100	220	380
Th [µg/g]	28-Jul-23	19:52	31-Jul-23	17:31	22.8	35.5	23.1	33.1	30.8	31.7	41.4	47.1	28.0
Tl [µg/g]	28-Jul-23	19:52	31-Jul-23	17:31	0.037	0.13	0.11	0.099	0.23	0.14	0.11	0.14	0.17
U [µg/g]	28-Jul-23	19:52	31-Jul-23	17:31	0.49	0.65	0.53	0.73	0.72	1.5	1.2	1.5	1.5
V [µg/g]	28-Jul-23	19:52	31-Jul-23	17:31	37	56	27	54	40	23	< 1	1.4	< 1
W [µg/g]	28-Jul-23	19:52	31-Jul-23	17:31	0.23	0.32	0.33	0.17	0.13	7.7	0.40	0.68	0.56
Y [µg/g]	28-Jul-23	19:52	31-Jul-23	17:31	5.2	6.3	9.6	6.3	3.5	4.1	8.2	9.6	7.9
Zn [µg/g]	28-Jul-23	19:52	31-Jul-23	17:31	24	120	19	71	54	66	1300	220	85
Zr [µg/g]	28-Jul-23	19:52	31-Jul-23	17:31	5.5	5.5	3.2	4.4	4.2	3.9	3.4	4.7	6.0

Analysis	14: DX 550083	15: DX 550084	16: DX 550085	17: DX 550107	18: DX 550108	19: DX 550109	20: DX 550086	21: DX 550087	22: DX 550070	23: DX 550069	24: DX 550068	25: DX 550062	26: DX 550063
Sample Date & Time	N/A	N/A	N/A	N/A	N/A	N/A	N/A	N/A	N/A	N/A	N/A	N/A	N/A
S [µg/g]	9600	13000	14000	21000	18000	31000	24000	20000	2400	3300	3000	6600	5700
Hg MS [ug/g]	0.14	0.10	0.46	0.32	0.07	< 0.05	0.19	0.05	< 0.05	< 0.05	< 0.05	< 0.05	< 0.05
Ag [µg/g]	1.4	0.7	< 0.5	< 0.5	< 0.5	0.7	< 0.5	< 0.5	< 0.5	< 0.5	< 0.5	< 0.5	< 0.5
As [µg/g]	1100	830	26	12	16	55	9.7	34	1.4	1.1	2.3	3.5	20
Al [µg/g]	4000	19000	6200	11000	7300	18000	7900	9600	19000	7100	6000	27000	22000
B [µg/g]	< 1	1	< 1	2	< 1	2	6	1	2	2	1	< 1	< 1
Ba [µg/g]	100	260	220	47	51	73	53	88	190	85	85	400	120
Be [µg/g]	0.10	0.17	0.19	0.11	0.035	0.22	0.044	0.064	0.38	0.040	0.050	0.50	0.053
Bi [µg/g]	4.8	1.7	2.5	3.0	1.3	2.0	2.4	0.10	0.10	0.13	0.13	0.54	0.29
Ca [µg/g]	22000	5400	19000	8100	12000	10000	7300	12000	12000	2100	6100	26000	2300
Cd [µg/g]	0.26	0.39	0.48	0.23	0.70	0.62	0.095	0.13	0.059	0.038	0.061	0.074	0.024
Co [µg/g]	9.7	18	6.3	9.6	7.1	10	9.2	12	11	2.1	5.9	20	11
Cr [µg/g]	78	140	71	130	61	80	79	75	150	44	79	110	63
Cu [µg/g]	38	64	13	17	9.3	25	11	36	27	5.9	16	19	25
Fe [µg/g]	24000	48000	23000	26000	21000	42000	28000	28000	27000	15000	14000	49000	49000

OnLine LIMS

0004324542

Results relate only to the sample tested. Data reported represents the sample submitted to SGS. Reproduction of this analytical report in full or in part is prohibited without prior written approval. Please refer to SGS General Conditions of Services located at https://www.sgs.ca/en/terms-and-conditions (Printed copies are available upon request.)
Test method information available upon request. "Temperature Upon Receipt" is representative of the whole shipment and may not reflect the temperature of individual samples.
SGS Canada Inc. Environment-Health & Safety statement of conformity decision rule does not consider uncertainty when analytical results are compared to a specified standard or regulation.

SGS Canada Inc.
P.O. Box 4300 - 185 Concession St.
Lakefield - Ontario - KOL 2HO
Phone: 705-652-2000 FAX: 705-652-6365

Trace Metals - Aqua Regia Digest, ICP-MS

LR Report : **CA19064-JUL23**

Analysis	14: DX 550083	15: DX 550084	16: DX 550085	17: DX 550107	18: DX 550108	19: DX 550109	20: DX 550086	21: DX 550087	22: DX 550070	23: DX 550069	24: DX 550068	25: DX 550062	26: DX 550063
K [µg/g]	2900	15000	5300	5500	5600	8000	5800	7400	14000	4800	3500	23000	16000
Li [µg/g]	5.8	17	6.5	7.8	8.7	7.7	7.2	13	20	6.1	5.3	59	31
Mg [µg/g]	4300	12000	6600	6800	6800	7400	6400	7300	13000	1500	1200	22000	9700
Mn [µg/g]	580	1300	1500	440	760	670	540	610	510	220	210	830	460
Mo [µg/g]	1.7	1.1	1.6	0.98	1.2	0.97	3.5	1.3	0.47	0.99	1.3	0.22	0.54
Na [µg/g]	1100	710	860	990	630	1500	790	740	1000	550	880	650	670
Ni [µg/g]	15	50	11	19	11	17	18	23	28	3.9	9.4	26	20
P [µg/g]	680	660	560	610	600	760	630	510	900	200	280	1600	380
Pb [µg/g]	58	7.1	9.8	8.9	25	19	6.3	5.2	3.6	3.4	3.2	2.6	2.3
S [µg/g]	11000	15000	15000	24000	19000	35000	25000	22000	2600	3700	3400	6700	6600
Sb [µg/g]	< 2	< 2	< 2	< 2	< 2	< 2	< 2	< 2	< 2	< 2	< 2	< 2	< 2
Se [µg/g]	8.1	1.9	2.3	1.2	1.0	2.6	1.8	0.51	0.10	< 0.1	< 0.1	< 0.1	< 0.1
Sn [µg/g]	< 2	< 2	< 2	< 2	< 2	< 2	< 2	< 2	< 2	< 2	< 2	< 2	< 2
Sr [µg/g]	87	12	76	25	18	49	16	19	38	8.0	12	52	9.1
Ti [µg/g]	750	2500	820	550	610	950	770	840	1900	540	550	3600	1400
Th [µg/g]	34.7	43.8	28.0	37.4	35.2	49.5	36.7	43.6	30.7	45.8	37.6	32.6	33.5
Tl [µg/g]	0.13	0.79	0.13	0.46	0.53	0.70	0.48	0.43	0.38	0.14	0.11	0.65	0.69
U [µg/g]	1.5	1.4	1.2	1.3	2.5	1.5	1.2	1.5	0.90	1.0	1.1	0.85	0.95
V [µg/g]	21	72	27	22	12	25	18	29	56	1.1	6.6	130	27
W [µg/g]	11	7.7	40	28	5.8	1.4	15	3.9	0.44	0.21	0.28	1.0	0.20
Y [µg/g]	4.0	7.4	4.5	4.2	4.2	7.4	3.9	5.2	8.4	10	7.4	9.5	5.8
Zn [µg/g]	54	160	110	65	160	200	44	47	64	58	37	100	64
Zr [µg/g]	4.3	4.8	2.3	7.3	6.3	6.4	7.5	9.7	6.9	8.6	11	14	8.8

Analysis	27: DX 550064	28: DX 550065	29: DX 550066	30: DX 550067	31: DX 550072	32: DX 550073	33: DX 550071	34: DX 550051	35: DX 550052	36: DX 550054	37: DX 550055	38: DX 550053	39: DX 550056
Sample Date & Time	N/A	N/A	N/A	N/A	N/A	N/A	N/A	N/A	N/A	N/A	N/A	N/A	N/A
S [µg/g]	410	7500	1000	1800	2800	1200	550	7600	1700	2600	3000	1700	2900
Hg MS [ug/g]	< 0.05	< 0.05	< 0.05	< 0.05	< 0.05	< 0.05	< 0.05	< 0.05	< 0.05	< 0.05	< 0.05	< 0.05	< 0.05
Ag [µg/g]	< 0.5	< 0.5	< 0.5	< 0.5	< 0.5	< 0.5	< 0.5	0.6	< 0.5	< 0.5	< 0.5	< 0.5	< 0.5
As [µg/g]	12	180	13	9.6	1.9	40	8.4	64	16	2.2	2.1	1.9	1.9
Al [µg/g]	5900	24000	9100	11000	20000	20000	11000	25000	19000	12000	11000	11000	14000
B [µg/g]	2	2	2	1	< 1	3	3	6	1	< 1	< 1	< 1	< 1
Ba [µg/g]	55	270	86	97	76	96	89	34	190	160	43	30	90
Be [µg/g]	0.11	0.27	0.044	0.049	0.052	0.12	0.30	0.13	0.049	< 0.02	0.028	0.022	0.029
Bi [µg/g]	0.13	0.80	0.09	0.15	< 0.085	< 0.085	< 0.085	< 0.085	< 0.085	< 0.085	< 0.085	< 0.085	< 0.085

OnLine LIMS

0004324542

Results relate only to the sample tested. Data reported represents the sample submitted to SGS. Reproduction of this analytical report in full or in part is prohibited without prior written approval. Please refer to SGS General Conditions of Services located at https://www.sgs.ca/en/terms-and-conditions (Printed copies are available upon request.)
Test method information available upon request. "Temperature Upon Receipt" is representative of the whole shipment and may not reflect the temperature of individual samples.
SGS Canada Inc. Environment-Health & Safety statement of conformity decision rule does not consider uncertainty when analytical results are compared to a specified standard or regulation.

SGS Canada Inc.
P.O. Box 4300 - 185 Concession St.
Lakefield - Ontario - KOL 2HO
Phone: 705-652-2000 FAX: 705-652-6365

LR Report : **CA19064-JUL23**

Analysis	27: DX 550064	28: DX 550065	29: DX 550066	30: DX 550067	31: DX 550072	32: DX 550073	33: DX 550071	34: DX 550051	35: DX 550052	36: DX 550054	37: DX 550055	38: DX 550053	39: DX 550056
Ca [µg/g]	11000	19000	6400	8600	22000	21000	13000	39000	20000	16000	28000	28000	24000
Cd [µg/g]	0.066	0.33	0.037	0.11	0.067	< 0.02	0.025	0.16	0.058	0.046	0.057	0.034	0.038
Co [µg/g]	3.0	10	5.2	6.7	25	33	4.8	50	32	20	16	14	25
Cr [µg/g]	70	110	64	57	56	290	72	110	97	42	73	61	59
Cu [µg/g]	11	47	19	19	200	49	13	160	99	200	130	170	190
Fe [µg/g]	6400	53000	16000	18000	50000	50000	17000	66000	41000	31000	33000	29000	38000
K [µg/g]	3000	10000	6400	8000	2400	3700	4800	1700	9900	4600	390	470	1000
Li [µg/g]	5.1	18	9.7	9.5	15	30	12	42	21	13	3.3	3.8	6.0
Mg [µg/g]	1300	8800	4500	5400	13000	13000	4600	15000	9000	8300	6600	7400	9400
Mn [µg/g]	140	580	390	800	800	1200	330	1300	850	610	930	1000	930
Mo [µg/g]	0.71	1.0	0.84	0.35	0.38	0.52	0.55	0.48	0.31	0.27	0.42	0.21	0.52
Na [µg/g]	700	1100	800	810	660	660	680	680	1000	810	830	1000	1000
Ni [µg/g]	6.1	32	7.4	11	25	85	7.8	64	40	21	24	21	29
P [µg/g]	240	720	360	530	370	510	480	350	430	340	280	260	350
Pb [µg/g]	3.3	4.5	3.5	17	0.48	1.4	3.6	9.3	0.58	0.28	0.34	0.23	0.50
S [µg/g]	320	7800	1000	1800	2800	990	340	7600	1500	2400	2800	1300	2700
Sb [µg/g]	< 2	< 2	< 2	< 2	< 2	< 2	< 2	< 2	< 2	< 2	< 2	< 2	< 2
Se [µg/g]	< 0.1	0.12	< 0.1	< 0.1	0.57	0.12	< 0.1	0.54	0.25	0.59	0.50	0.41	0.58
Sn [µg/g]	< 2	< 2	< 2	< 2	< 2	< 2	< 2	< 2	< 2	< 2	< 2	< 2	< 2
Sr [µg/g]	14	68	12	20	17	25	30	15	13	8.4	47	17	19
Ti [µg/g]	180	1500	1000	1300	830	1800	870	1500	2000	1200	590	640	800
Th [µg/g]	16.8	38.9	32.2	37.7	10.5	8.4	16.9	10.4	6.6	3.7	3.3	2.8	3.5
Tl [µg/g]	0.10	0.47	0.39	0.51	0.077	0.14	0.22	0.14	0.24	0.098	< 0.02	< 0.02	0.12
U [µg/g]	0.91	0.95	1.5	1.6	0.037	0.11	0.62	0.053	0.11	0.028	0.034	0.022	0.029
V [µg/g]	5.5	50	16	22	110	180	26	180	130	80	51	56	72
W [µg/g]	0.14	0.86	0.20	0.77	0.94	1.1	0.20	0.24	0.36	0.16	0.18	0.13	0.11
Y [µg/g]	2.2	5.8	3.4	4.9	5.1	6.3	5.3	7.0	7.0	4.5	4.9	5.1	5.6
Zn [µg/g]	18	150	48	70	52	34	38	68	50	35	29	21	32
Zr [µg/g]	2.0	5.1	6.2	5.4	1.8	2.9	1.7	0.86	1.0	0.62	0.51	0.44	0.50

Analysis	40: DX 550058	41: DX 550057	42: DX 550059	43: DX 550060	44: DX 550061	45: DX 550088	46: DX 550089	47: DX 550090	48: DX 550091	49: DX 550092	50: DX 550093	51: DX 550094	52: DX 550095
Sample Date & Time	N/A	N/A	N/A	N/A	N/A	N/A	N/A	N/A	N/A	N/A	N/A	N/A	N/A
S [µg/g]	1800	2300	1900	18000	7000	2200	9300	1200	3100	1300	2800	1900	2600
Hg MS [ug/g]	< 0.05	< 0.05	< 0.05	< 0.05	< 0.05	< 0.05	< 0.05	< 0.05	< 0.05	< 0.05	< 0.05	< 0.05	< 0.05
Ag [µg/g]	< 0.5	< 0.5	< 0.5	< 0.5	< 0.5	< 0.5	< 0.5	< 0.5	< 0.5	< 0.5	< 0.5	< 0.5	< 0.5

OnLine LIMS

0004324542

Results relate only to the sample tested. Data reported represents the sample submitted to SGS. Reproduction of this analytical report in full or in part is prohibited without prior written approval. Please refer to SGS General Conditions of Services located at https://www.sgs.ca/en/terms-and-conditions (Printed copies are available upon request.)
Test method information available upon request. "Temperature Upon Receipt" is representative of the whole shipment and may not reflect the temperature of individual samples.
SGS Canada Inc. Environment-Health & Safety statement of conformity decision rule does not consider uncertainty when analytical results are compared to a specified standard or regulation.

SGS Canada Inc.
P.O. Box 4300 - 185 Concession St.
Lakefield - Ontario - KOL 2HO
Phone: 705-652-2000 FAX: 705-652-6365

Trace Metals - Aqua Regia Digest, ICP-MS

LR Report : **CA19064-JUL23**

Analysis	40: DX 550058	41: DX 550057	42: DX 550059	43: DX 550060	44: DX 550061	45: DX 550088	46: DX 550089	47: DX 550090	48: DX 550091	49: DX 550092	50: DX 550093	51: DX 550094	52: DX 550095
As [µg/g]	1.9	< 0.5	< 0.5	2.9	3.6	5.3	1.4	29	3.6	1.3	1.2	16	2.5
Al [µg/g]	18000	22000	17000	13000	19000	15000	17000	18000	12000	15000	14000	21000	27000
B [µg/g]	< 1	< 1	< 1	< 1	2	< 1	1	4	< 1	< 1	< 1	3	1
Ba [µg/g]	330	230	220	270	290	20	130	24	5.4	350	120	280	170
Be [µg/g]	0.035	0.080	0.057	0.064	0.27	0.19	0.042	0.048	0.035	0.065	0.034	0.23	0.079
Bi [µg/g]	< 0.085	< 0.085	< 0.085	0.10	< 0.085	< 0.085	< 0.085	< 0.085	< 0.085	< 0.085	< 0.085	< 0.085	0.36
Ca [µg/g]	27000	25000	29000	45000	52000	32000	30000	28000	32000	21000	38000	31000	49000
Cd [µg/g]	0.10	0.12	0.10	0.24	0.19	0.052	0.061	0.045	0.054	0.055	0.062	0.12	0.086
Co [µg/g]	41	28	28	51	40	18	28	18	19	20	24	34	35
Cr [µg/g]	96	83	140	170	160	150	180	180	160	180	190	250	200
Cu [µg/g]	110	99	120	190	310	91	210	41	120	94	140	120	120
Fe [µg/g]	42000	35000	42000	67000	77000	42000	52000	40000	36000	40000	38000	39000	56000
K [µg/g]	10000	9200	6100	4800	7200	560	5600	380	250	3800	3200	13000	16000
Li [µg/g]	14	11	17	11	19	9.7	14	5.3	3.7	7.7	8.0	39	33
Mg [µg/g]	9300	9700	11000	11000	20000	11000	10000	10000	7500	8800	7700	17000	17000
Mn [µg/g]	990	640	780	940	1400	1100	1200	1100	870	750	960	830	1500
Mo [µg/g]	0.35	0.34	0.45	0.52	0.34	0.48	1.8	0.38	0.52	0.49	0.54	0.58	0.41
Na [µg/g]	960	1700	960	570	530	720	970	1100	920	1100	840	830	1100
Ni [µg/g]	58	39	29	100	100	22	31	26	28	30	33	44	45
P [µg/g]	660	580	540	460	410	590	330	260	480	600	610	870	340
Pb [µg/g]	0.25	0.55	0.63	1.1	1.3	0.44	1.4	0.23	0.34	0.21	0.31	1.0	0.65
S [µg/g]	1500	2200	1700	18000	7400	1900	9600	840	2900	1000	2700	1700	2400
Sb [µg/g]	< 2	< 2	< 2	< 2	< 2	< 2	< 2	< 2	< 2	< 2	< 2	< 2	< 2
Se [µg/g]	0.28	0.42	0.28	0.73	0.33	0.24	1.3	0.13	0.44	0.20	0.45	0.26	0.71
Sn [µg/g]	< 2	< 2	< 2	< 2	< 2	< 2	< 2	< 2	< 2	< 2	< 2	< 2	< 2
Sr [µg/g]	13	29	22	53	95	40	17	42	33	23	26	31	33
Ti [µg/g]	2400	2000	1800	1200	1500	920	1300	630	850	1500	1200	2100	2700
Th [µg/g]	4.7	4.3	4.7	7.5	6.0	4.3	3.9	2.5	3.5	3.7	3.8	6.4	3.3
Tl [µg/g]	0.087	0.096	0.095	0.36	0.58	0.028	0.24	< 0.02	< 0.02	0.087	0.054	0.39	0.40
U [µg/g]	0.067	0.059	0.073	0.12	0.072	0.081	0.045	0.027	0.10	0.041	0.068	0.20	0.034
V [µg/g]	190	150	130	93	130	82	92	67	66	86	87	150	210
W [µg/g]	0.17	0.16	0.073	0.24	0.20	0.17	0.26	0.19	0.25	0.15	0.45	0.17	0.26
Y [µg/g]	9.4	7.1	6.2	8.1	6.3	6.6	6.3	5.7	6.3	5.5	7.8	9.0	8.1
Zn [µg/g]	48	71	63	95	80	33	40	31	30	37	42	55	53
Zr [µg/g]	0.82	0.68	0.82	1.1	0.97	0.75	0.81	0.39	0.49	0.70	0.54	2.4	0.73

OnLine LIMS

0004324542

Results relate only to the sample tested. Data reported represents the sample submitted to SGS. Reproduction of this analytical report in full or in part is prohibited without prior written approval. Please refer to SGS General Conditions of Services located at https://www.sgs.ca/en/terms-and-conditions (Printed copies are available upon request.)
Test method information available upon request. "Temperature Upon Receipt" is representative of the whole shipment and may not reflect the temperature of individual samples.
SGS Canada Inc. Environment-Health & Safety statement of conformity decision rule does not consider uncertainty when analytical results are compared to a specified standard or regulation.

SGS Canada Inc.
P.O. Box 4300 - 185 Concession St.
Lakefield - Ontario - KOL 2HO
Phone: 705-652-2000 FAX: 705-652-6365

LR Report : **CA19064-JUL23**

Analysis	53: DX 550096	54: DX 550097	55: DX 550098	57: DX 550099	59: DX 550100	60: DX 550103	61: DX 550101	62: DX 550104	63: DX 550102
Sample Date & Time	N/A	N/A	N/A	N/A	N/A	N/A	N/A	N/A	N/A
S [µg/g]	3200	14000	1300	630	360	900	670	390	1700
Hg MS [ug/g]	< 0.05	< 0.05	< 0.05	< 0.05	< 0.05	< 0.05	< 0.05	< 0.05	< 0.05
Ag [µg/g]	< 0.5	< 0.5	< 0.5	< 0.5	< 0.5	< 0.5	< 0.5	< 0.5	< 0.5
As [µg/g]	45	17	13	5.5	6.7	6.5	1.6	3.1	1.2
Al [µg/g]	21000	13000	26000	5400	4500	13000	8900	1700	20000
B [µg/g]	1	1	3	< 1	< 1	2	< 1	< 1	2
Ba [µg/g]	310	77	410	42	38	23	5.6	12	220
Be [µg/g]	0.15	0.12	0.082	< 0.02	0.025	< 0.02	< 0.02	0.10	0.16
Bi [µg/g]	< 0.085	0.14	< 0.085	< 0.085	< 0.085	< 0.085	< 0.085	0.18	0.44
Ca [µg/g]	21000	32000	29000	28000	13000	20000	26000	4600	58000
Cd [µg/g]	0.072	0.10	0.047	< 0.02	< 0.02	0.045	0.036	< 0.02	0.11
Co [µg/g]	33	28	29	11	8.7	15	8.8	0.58	14
Cr [µg/g]	220	260	300	230	140	190	180	200	250
Cu [µg/g]	95	120	100	120	130	110	76	3.4	17
Fe [µg/g]	49000	64000	32000	15000	13000	19000	15000	3300	37000
K [µg/g]	9100	1300	7000	390	660	580	180	1500	17000
Li [µg/g]	16	5.1	24	3.8	4.5	8.9	3.4	< 2	30
Mg [µg/g]	9600	5600	12000	4400	3800	8000	4800	200	17000
Mn [µg/g]	730	560	560	540	190	280	520	86	1300
Mo [µg/g]	0.74	1.0	0.48	0.55	0.48	0.33	0.48	0.68	0.59
Na [µg/g]	1100	850	2200	620	590	780	1100	480	390
Ni [µg/g]	49	36	100	14	8.8	30	22	2.5	21
P [µg/g]	560	420	270	320	550	340	290	41	730
Pb [µg/g]	1.0	0.71	0.37	0.25	0.15	0.38	0.37	1.7	3.5
S [µg/g]	3200	14000	950	150	< 50	500	110	160	830
Sb [µg/g]	< 2	< 2	< 2	< 2	< 2	< 2	< 2	< 2	< 2
Se [µg/g]	0.27	1.3	0.17	< 0.1	< 0.1	0.18	< 0.1	< 0.1	< 0.1
Sn [µg/g]	< 2	< 2	< 2	< 2	< 2	< 2	< 2	< 2	< 2
Sr [µg/g]	41	24	19	15	12	20	20	4.0	64
Ti [µg/g]	2100	830	1400	360	420	380	370	8.8	2200
Th [µg/g]	3.1	4.5	2.1	2.1	3.3	1.6	1.2	9.0	19.1
Tl [µg/g]	0.33	0.090	0.22	0.024	0.031	0.033	< 0.02	0.037	0.58
U [µg/g]	0.070	0.060	0.046	0.073	0.063	0.034	0.027	2.5	6.1
V [µg/g]	98	64	97	34	28	36	36	1.1	72
W [µg/g]	0.57	0.31	0.73	0.13	0.15	0.13	0.20	0.11	0.25
Y [µg/g]	7.3	6.9	4.5	4.7	3.4	2.7	3.9	2.9	11
Zn [µg/g]	51	37	35	13	12	21	14	2.0	84

OnLine LIMS

0004324542

Results relate only to the sample tested. Data reported represents the sample submitted to SGS. Reproduction of this analytical report in full or in part is prohibited without prior written approval. Please refer to SGS General Conditions of Services located at https://www.sgs.ca/en/terms-and-conditions (Printed copies are available upon request.)
Test method information available upon request. "Temperature Upon Receipt" is representative of the whole shipment and may not reflect the temperature of individual samples.
SGS Canada Inc. Environment-Health & Safety statement of conformity decision rule does not consider uncertainty when analytical results are compared to a specified standard or regulation.

SGS Canada Inc.
P.O. Box 4300 - 185 Concession St.
Lakefield - Ontario - KOL 2HO
Phone: 705-652-2000 FAX: 705-652-6365

LR Report : **CA19064-JUL23**

Analysis	53: DX 550096	54: DX 550097	55: DX 550098	57: DX 550099	59: DX 550100	60: DX 550103	61: DX 550101	62: DX 550104	63: DX 550102
Zr [µg/g]	0.29	0.44	0.65	0.20	0.70	0.18	0.16	0.78	4.6

Bi and Se reported below SGS reporting limits. Results below SGS RLs may be unreliable.

Revised report with sample changes as per client request.

Method Descriptions

Parameter	Units	SGS Method Code	Reference Method Code
Mercury by CVAAS	ug/g	ME-CA-[ENV]SPE-LAK-AN-004	EPA 7471A/EPA 245
Metals in Soil - Aqua-regia/ICP-MS	µg/g	ME-CA-[ENV]SPE-LAK-AN-005	EPA 3050/EPA 200.8

Catharine Arnold

CHARTERED CHEMIST CATHARINE ARNOLD

Catharine Arnold, B.Sc., C.Chem
Project Specialist,
Environment, Health & Safety

OnLine LNMS

0004324542

Results relate only to the sample tested. Data reported represents the sample submitted to SGS. Reproduction of this analytical report in full or in part is prohibited without prior written approval. Please refer to SGS General Conditions of Services located at https://www.sgs.ca/en/terms-and-conditions (Printed copies are available upon request.)
Test method information available upon request. "Temperature Upon Receipt" is representative of the whole shipment and may not reflect the temperature of individual samples.
SGS Canada Inc. Environment-Health & Safety statement of conformity decision rule does not consider uncertainty when analytical results are compared to a specified standard or regulation.

SGS Canada Inc.
P.O. Box 4300 - 185 Concession St.
Lakefield - Ontario - KOL 2HO
Phone: 705-652-2000 FAX: 705-652-6365

Quality Control Report

Inorganic Analysis														
Parameter	Reporting Limit	Unit	Method Blank	Duplicate				LCS / Spike Blank			Matrix Spike / Reference Material			
				Result 1	Result 2	RPD	Acceptance Criteria	Spike Recovery (%)	Recovery Limits (%)		Spike Recovery (%)	Recovery Limits (%)		
							%		Low	High		Low	High	
Mercury by CVAAS - QCBatchID: EMS0209-JUL23														
Mercury	0.05	ug/g	<0.05			ND	30	93	80	120	128	70	130	
Metals in Soil - Aqua-regia/ICP-MS - QCBatchID: EMS0209-JUL23														
Aluminum	3	µg/g	<3			3	20	91	70	130	NV	70	130	
Antimony	2	µg/g	<0.8			ND	20	109	70	130	NV	70	130	
Arsenic	0.5	µg/g	<0.5			2	20	98	70	130	108	70	130	
Barium	0.01	µg/g	<0.01			1	20	96	70	130	92	70	130	
Beryllium	0.02	µg/g	<0.02			5	20	105	70	130	NV	70	130	
Bismuth	0.085	µg/g	<0.09			ND	20	106	70	130	NV	70	130	
Boron	1	µg/g	<1			5	20	103	70	130	NV	70	130	
Cadmium	0.02	µg/g	<0.02			ND	20	96	70	130	NV	70	130	
Calcium	3	µg/g	<3			2	20	95	70	130	NV	70	130	
Chromium	0.5	µg/g	<0.5			4	20	100	70	130	83	70	130	
Cobalt	0.01	µg/g	<0.01			1	20	100	70	130	96	70	130	
Copper	0.1	µg/g	<0.1			2	20	100	70	130	88	70	130	
Iron	3	µg/g	6.3			2	20	101	70	130	105	70	130	
Lead	0.05	µg/g	<0.05			3	20	98	70	130	107	70	130	
Lithium	2	µg/g	<2			1	20	108	70	130	NV	70	130	
Magnesium	3	µg/g	<3			0	20	100	70	130	NV	70	130	
Manganese	0.1	µg/g	<0.1			2	20	101	70	130	116	70	130	
Molybdenum	0.1	µg/g	<0.1			2	20	96	70	130	NV	70	130	
Nickel	0.1	µg/g	<0.1			1	20	102	70	130	95	70	130	
Phosphorus	3	µg/g	<3			3	20	107	70	130	NV	70	130	
Potassium	3	µg/g	<3			2	20	99	70	130	NV	70	130	
Selenium	0.1	µg/g	<0.1			ND	20	91	70	130	NV	70	130	
Silver	0.5	µg/g	<0.01			7	20	106	70	130	102	70	130	
Sodium	3	µg/g	<3			2	20	99	70	130	NV	70	130	
Strontium	0.02	µg/g	<0.02			1	20	98	70	130	NV	70	130	
Sulfur	50	µg/g	<50			14	20	105	70	130	NV	70	130	
Thallium	0.02	µg/g	<0.02			7	20	NV	70	130	NV	70	130	
Thorium	0.5	µg/g	<0.5			19	20	99	70	130	NV	70	130	
Tin	2	µg/g	<2			ND	20	104	70	130	NV	70	130	
Titanium	0.1	µg/g	<0.1			0	20	98	70	130	NV	70	130	
Tungsten	0.04	µg/g	<0.04			4	20	103	70	130	NV	70	130	
Uranium	0.002	µg/g	<0.002			0	20	98	70	130	NV	70	130	
Vanadium	1	µg/g	<1			1	20	98	70	130	101	70	130	

OnLine LIMS

0004324542

Results relate only to the sample tested. Data reported represents the sample submitted to SGS. Reproduction of this analytical report in full or in part is prohibited without prior written approval. Please refer to SGS General Conditions of Services located at https://www.sgs.ca/en/terms-and-conditions (Printed copies are available upon request.)
Test method information available upon request. "Temperature Upon Receipt" is representative of the whole shipment and may not reflect the temperature of individual samples.
SGS Canada Inc. Environment-Health & Safety statement of conformity decision rule does not consider uncertainty when analytical results are compared to a specified standard or regulation.

SGS Canada Inc.
P.O. Box 4300 - 185 Concession St.
Lakefield - Ontario - KOL 2HO
Phone: 705-652-2000 FAX: 705-652-6365

Inorganic Analysis													
Parameter	Reporting Limit	Unit	Method Blank	Duplicate				LCS / Spike Blank			Matrix Spike / Reference Material		
				Result 1	Result 2	RPD	Acceptance Criteria	Spike Recovery (%)	Recovery Limits (%)		Spike Recovery (%)	Recovery Limits (%)	
							%		Low	High		Low	High
Yttrium	0.004	µg/g	<0.004			1	20	102	70	130	NV	70	130
Zinc	0.7	µg/g	<0.7			1	20	99	70	130	84	70	130
Zirconium	0.03	µg/g	0.0046			0	20	98	70	130	NV	70	130

OnLine LIMS

Results relate only to the sample tested. Data reported represents the sample submitted to SGS. Reproduction of this analytical report in full or in part is prohibited without prior written approval. Please refer to SGS General Conditions of Services located at https://www.sgs.ca/en/terms-and-conditions (Printed copies are available upon request.)
Test method information available upon request. "Temperature Upon Receipt" is representative of the whole shipment and may not reflect the temperature of individual samples.
SGS Canada Inc. Environment-Health & Safety statement of conformity decision rule does not consider uncertainty when analytical results are compared to a specified standard or regulation.

0004324542

SGS Canada Inc.
P.O. Box 4300 - 185 Concession St.
Lakefield - Ontario - KOL 2HO
Phone: 705-652-2000 FAX: 705-652-6365

Trace Metals - Aqua Regia Digest, ICP-MS

Great Bear Resources Ltd.
Attn : Ashley Moncrief

1020 - 800 West Pender St.
Vancouver, BC
V6C 2V6, Canada

Phone: 778-833-2160
Fax:

11-November-2025

Date Rec. : 04 October 2023
LR Report: **CA19082-OCT23**
Reference: Great Bear Project/OMGS21046 - Set 1

Copy: #4

CERTIFICATE OF ANALYSIS
Final Report - Revised

Analysis	1: Analysis Start Date	2: Analysis Start Time	3: Analysis Completed Date	4: Analysis Completed Time	5: 031665	6: 031666	7: 031667	8: 031668	9: 031669	10: 031670	11: 031671	12: 031672	13: 031673
Sample Date & Time					N/A	N/A	N/A	N/A	N/A	N/A	N/A	N/A	N/A
Hg MS [ug/g]	17-Nov-23	22:33	21-Nov-23	17:19	< 0.05	< 0.05	< 0.05	< 0.05	< 0.05	< 0.05	< 0.05	< 0.05	0.28
Ag [µg/g]	17-Nov-23	22:33	21-Nov-23	17:19	< 0.5	< 0.5	< 0.5	< 0.5	< 0.5	< 0.5	< 0.5	< 0.5	< 0.5
As [µg/g]	17-Nov-23	22:33	21-Nov-23	17:19	26	2.6	6.7	21	1.6	700	23	8.6	6.3
Al [µg/g]	17-Nov-23	22:33	21-Nov-23	17:19	13000	19000	8900	12000	21000	21000	24000	14000	12000
B [µg/g]	17-Nov-23	22:33	21-Nov-23	17:19	2	3	1	2	2	2	< 1	< 1	< 1
Ba [µg/g]	17-Nov-23	22:33	21-Nov-23	17:19	76	92	61	100	430	230	110	93	200
Be [µg/g]	17-Nov-23	22:33	21-Nov-23	17:19	0.11	0.54	0.079	0.12	0.11	0.16	0.20	0.094	0.053
Bi [µg/g]	17-Nov-23	22:33	21-Nov-23	17:19	< 0.085	0.096	< 0.085	0.095	0.30	0.45	< 0.085	< 0.085	0.11
Ca [µg/g]	17-Nov-23	22:33	21-Nov-23	17:19	8100	21000	2900	16000	1900	2700	10000	4100	9100
Cd [µg/g]	17-Nov-23	22:33	21-Nov-23	17:19	0.16	< 0.02	0.025	2.5	0.053	0.42	0.080	< 0.02	0.064
Co [µg/g]	17-Nov-23	22:33	21-Nov-23	17:19	8.6	17	11	12	23	5.9	17	15	6.8
Cr [µg/g]	17-Nov-23	22:33	21-Nov-23	17:19	9.5	130	31	12	100	7.1	67	29	21
Cu [µg/g]	17-Nov-23	22:33	21-Nov-23	17:19	15	35	30	20	70	54	36	13	13
Fe [µg/g]	17-Nov-23	22:33	21-Nov-23	17:19	22000	26000	11000	26000	51000	61000	33000	23000	21000
K [µg/g]	17-Nov-23	22:33	21-Nov-23	17:19	8900	3600	2500	6200	16000	15000	8500	5100	7100

OnLine LIMS

0004324694

Results relate only to the sample tested. Data reported represents the sample submitted to SGS. Reproduction of this analytical report in full or in part is prohibited without prior written approval. Please refer to SGS General Conditions of Services located at https://www.sgs.ca/en/terms-and-conditions (Printed copies are available upon request.)
Test method information available upon request. "Temperature Upon Receipt" is representative of the whole shipment and may not reflect the temperature of individual samples.
SGS Canada Inc. Environment-Health & Safety statement of conformity decision rule does not consider uncertainty when analytical results are compared to a specified standard or regulation.

SGS Canada Inc.
P.O. Box 4300 - 185 Concession St.
Lakefield - Ontario - KOL 2HO
Phone: 705-652-2000 FAX: 705-652-6365

LR Report : **CA19082-OCT23**

Analysis	1: Analysis Start Date	2: Analysis Start Time	3: Analysis Completed Date	4: Analysis Completed Time	5: 031665	6: 031666	7: 031667	8: 031668	9: 031669	10: 031670	11: 031671	12: 031672	13: 031673
Mg [µg/g]	17-Nov-23	22:33	21-Nov-23	17:19	7700	22000	3700	7600	14000	7200	12000	4200	7400
Mn [µg/g]	17-Nov-23	22:33	21-Nov-23	17:19	290	420	120	1200	360	570	360	170	400
Mo [µg/g]	17-Nov-23	22:33	21-Nov-23	17:19	0.46	0.11	0.32	0.86	1.6	1.7	0.77	1.2	1.1
Na [µg/g]	17-Nov-23	22:33	24-Nov-23	15:23	820	630	860	770	750	580	1400	1000	940
Ni [µg/g]	17-Nov-23	22:33	21-Nov-23	17:19	13	110	32	15	59	50	60	33	17
P [µg/g]	17-Nov-23	22:33	14-Dec-23	12:14	560	1000	530	640	470	56	780	510	550
Pb [µg/g]	17-Nov-23	22:33	21-Nov-23	17:19	3.7	1.1	6.4	170	6.9	3.7	2.2	1.9	2.7
S [µg/g]	17-Nov-23	22:33	24-Nov-23	15:23	1600	1200	190	6700	6400	3300	1800	94	340
Sb [µg/g]	17-Nov-23	22:33	21-Nov-23	17:19	< 2	< 2	< 2	< 2	< 2	< 2	< 2	< 2	< 2
Se [µg/g]	17-Nov-23	22:33	21-Nov-23	17:19	0.2	< 0.1	< 0.1	0.3	0.7	0.2	< 0.1	< 0.1	< 0.1
Sn [µg/g]	17-Nov-23	22:33	21-Nov-23	17:19	< 2	< 2	< 2	< 2	< 2	< 2	< 2	< 2	< 2
Sr [µg/g]	17-Nov-23	22:33	21-Nov-23	17:19	13	50	13	17	10	5.0	43	14	20
Ti [µg/g]	17-Nov-23	22:33	21-Nov-23	17:19	1500	1400	510	1200	2500	460	1600	980	1200
Th [µg/g]	01-Dec-23	12:19	06-Dec-23	13:29	9.3	4.9	6.1	10.8	7.3	8.4	4.6	6.5	8.4
Tl [µg/g]	17-Nov-23	22:33	21-Nov-23	17:19	0.40	0.15	0.076	0.31	0.57	0.56	0.28	0.12	0.18
U [µg/g]	17-Nov-23	22:33	21-Nov-23	17:19	1.9	0.61	0.49	1.8	0.92	1.5	0.60	0.76	1.5
V [µg/g]	17-Nov-23	22:33	21-Nov-23	17:19	27	40	22	30	120	14	68	37	47
W [µg/g]	17-Nov-23	22:33	14-Dec-23	12:14	0.81	0.34	0.23	2.1	2.0	0.50	0.62	0.28	34
Y [µg/g]	17-Nov-23	22:33	21-Nov-23	17:19	7.1	3.8	4.2	5.0	8.0	3.7	6.0	5.1	6.6
Zn [µg/g]	17-Nov-23	22:33	21-Nov-23	17:19	66	56	30	440	96	140	91	52	32
Zr [µg/g]	17-Nov-23	22:33	24-Nov-23	15:22	19	12	15	19	20	9.2	3.3	14	7.1

Analysis	14: 031674	15: 031675	16: 031676	17: 031677	18: 031678	19: 031679	20: 031680	21: 031681	22: 031682	23: 031683	24: 031684	25: 031685	26: 031686	27: 031687
Sample Date & Time	N/A	N/A	N/A	N/A	N/A	N/A	N/A	N/A	N/A	N/A	N/A	N/A	N/A	N/A
Hg MS [ug/g]	< 0.05	< 0.05	< 0.05	< 0.05	< 0.05	< 0.05	< 0.05	0.25	< 0.05	< 0.05	< 0.05	0.15	0.07	< 0.05
Ag [µg/g]	< 0.5	< 0.5	< 0.5	< 0.5	< 0.5	< 0.5	< 0.5	< 0.5	< 0.5	< 0.5	< 0.5	< 0.5	< 0.5	< 0.5
As [µg/g]	1.5	21	7.1	14	8.7	160	4.7	110	51	21	3.2	150	9.5	17
Al [µg/g]	13000	18000	19000	20000	15000	6500	18000	3600	5300	5400	24000	8200	12000	21000

OnLine LNMS

0004324694

Results relate only to the sample tested. Data reported represents the sample submitted to SGS. Reproduction of this analytical report in full or in part is prohibited without prior written approval. Please refer to SGS General Conditions of Services located at https://www.sgs.ca/en/terms-and-conditions (Printed copies are available upon request.)
Test method information available upon request. "Temperature Upon Receipt" is representative of the whole shipment and may not reflect the temperature of individual samples.
SGS Canada Inc. Environment-Health & Safety statement of conformity decision rule does not consider uncertainty when analytical results are compared to a specified standard or regulation.

SGS Canada Inc.
P.O. Box 4300 - 185 Concession St.
Lakefield - Ontario - KOL 2HO
Phone: 705-652-2000 FAX: 705-652-6365

Trace Metals - Aqua Regia Digest, ICP-MS

LR Report : **CA19082-OCT23**

Analysis	14: 031674	15: 031675	16: 031676	17: 031677	18: 031678	19: 031679	20: 031680	21: 031681	22: 031682	23: 031683	24: 031684	25: 031685	26: 031686	27: 031687
B [µg/g]	3	10	4	1	4	3	3	2	2	2	< 1	< 1	< 1	4
Ba [µg/g]	150	96	230	20	150	120	240	38	81	120	440	160	390	150
Be [µg/g]	0.11	0.20	0.12	0.067	0.10	0.13	0.099	0.15	0.084	0.085	0.32	0.075	0.23	0.099
Bi [µg/g]	< 0.085	0.16	0.36	< 0.085	0.34	< 0.085	0.13	0.17	0.17	< 0.085	0.11	0.11	0.15	< 0.085
Ca [µg/g]	6900	5400	2900	13000	5700	6000	12000	6400	22000	6300	22000	7600	18000	28000
Cd [µg/g]	0.028	0.064	0.092	0.024	0.074	0.070	0.069	< 0.02	0.070	0.032	0.079	0.048	0.056	0.053
Co [µg/g]	8.5	11	15	21	11	1.5	12	2.1	13	1.6	18	4.6	9.4	31
Cr [µg/g]	11	24	49	53	26	2.3	42	5.6	18	2.1	52	15	13	96
Cu [µg/g]	6.2	7.8	47	55	37	7.8	20	0.97	22	6.2	96	15	21	74
Fe [µg/g]	24000	28000	29000	26000	24000	14000	34000	20000	7700	13000	54000	18000	25000	30000
K [µg/g]	9400	7200	14000	250	11000	4500	12000	1900	3000	3200	16000	5900	8000	4300
Mg [µg/g]	7100	11000	8200	16000	7400	1700	8600	1200	1300	1600	17000	2000	7800	6300
Mn [µg/g]	320	170	360	210	380	240	640	120	140	240	830	270	330	630
Mo [µg/g]	0.41	0.71	4.9	0.82	0.53	0.45	0.48	1.0	3.7	1.0	0.25	0.51	1.3	0.29
Na [µg/g]	790	900	660	1200	770	860	1000	890	650	1200	1200	980	1000	2200
Ni [µg/g]	13	28	37	81	24	0.31	26	1.7	28	0.59	26	11	15	64
P [µg/g]	540	1100	570	500	480	150	550	120	500	140	980	320	630	420
Pb [µg/g]	3.0	1.6	4.8	0.26	4.7	3.6	2.9	3.2	2.2	4.3	1.4	2.4	5.2	0.46
S [µg/g]	87	680	420	68	1100	1400	1000	17000	570	1800	4200	850	1200	710
Sb [µg/g]	< 2	< 2	< 2	< 2	< 2	< 2	< 2	< 2	< 2	< 2	< 2	< 2	< 2	< 2
Se [µg/g]	< 0.1	< 0.1	0.1	< 0.1	0.1	0.3	< 0.1	< 0.1	0.1	0.2	0.1	< 0.1	0.2	0.3
Sn [µg/g]	< 2	< 2	< 2	< 2	< 2	< 2	< 2	< 2	< 2	< 2	< 2	< 2	< 2	< 2
Sr [µg/g]	16	25	16	18	13	8.4	18	7.5	29	15	36	14	35	26
Ti [µg/g]	1600	1100	1800	860	1400	620	1900	30	460	430	2400	900	1400	1300
Th [µg/g]	9.8	5.0	7.3	0.9	7.2	12.6	7.1	10.3	5.1	13.0	3.5	8.0	8.8	1.2
Tl [µg/g]	0.33	0.29	0.54	0.021	0.51	0.22	0.26	0.051	0.12	0.16	0.42	0.14	0.37	0.12
U [µg/g]	1.2	0.57	1.3	0.080	1.3	1.5	1.3	0.99	0.54	1.7	0.43	0.80	1.5	0.075
V [µg/g]	32	34	36	30	28	2.6	47	1.2	21	1.4	88	20	42	150
W [µg/g]	0.30	0.99	0.27	0.29	0.26	1.1	0.35	31	1.7	0.77	0.22	17	8.2	0.14
Y [µg/g]	5.9	7.4	7.8	3.2	5.4	8.5	6.7	3.8	4.6	9.4	8.6	5.7	6.4	7.9
Zn [µg/g]	47	59	77	31	65	56	66	3.6	31	41	48	33	53	34

OnLine LIMS

0004324694

Results relate only to the sample tested. Data reported represents the sample submitted to SGS. Reproduction of this analytical report in full or in part is prohibited without prior written approval. Please refer to SGS General Conditions of Services located at https://www.sgs.ca/en/terms-and-conditions (Printed copies are available upon request.)
Test method information available upon request. "Temperature Upon Receipt" is representative of the whole shipment and may not reflect the temperature of individual samples.
SGS Canada Inc. Environment-Health & Safety statement of conformity decision rule does not consider uncertainty when analytical results are compared to a specified standard or regulation.

SGS Canada Inc.
P.O. Box 4300 - 185 Concession St.
Lakefield - Ontario - KOL 2HO
Phone: 705-652-2000 FAX: 705-652-6365

LR Report : **CA19082-OCT23**

Analysis	14: 031674	15: 031675	16: 031676	17: 031677	18: 031678	19: 031679	20: 031680	21: 031681	22: 031682	23: 031683	24: 031684	25: 031685	26: 031686	27: 031687
Zr [µg/g]	12	22	19	2.4	13	13	10	12	17	15	10	16	19	2.5

Analysis	28: 031688	29: 031689	30: 031690	31: 031691	32: 031692	33: 031693	34: 031694	35: 031695	36: 031696	37: 031697	38: 031698	39: 031699	40: 031700	41: 031701
Sample Date & Time	N/A	N/A	N/A	N/A	N/A	N/A	N/A	N/A	N/A	N/A	N/A	N/A	N/A	N/A
Hg MS [ug/g]	< 0.05	< 0.05	< 0.05	< 0.05	< 0.05	< 0.05	< 0.05	< 0.05	< 0.05	< 0.05	< 0.05	< 0.05	< 0.05	< 0.05
Ag [µg/g]	< 0.5	< 0.5	1.1	< 0.5	< 0.5	< 0.5	< 0.5	< 0.5	< 0.5	< 0.5	< 0.5	< 0.5	< 0.5	< 0.5
As [µg/g]	1.8	6.7	850	730	580	27	15	2.4	1.1	2.0	3.3	1.4	2.3	1.7
Al [µg/g]	23000	18000	5400	18000	32000	22000	20000	22000	14000	6900	16000	15000	19000	17000
B [µg/g]	< 1	2	4	3	4	2	3	3	2	2	6	2	1	2
Ba [µg/g]	380	110	99	140	150	240	130	330	100	47	50	170	220	55
Be [µg/g]	0.081	0.16	0.23	0.42	1.2	0.10	0.13	0.16	0.067	0.090	0.15	0.091	0.38	0.089
Bi [µg/g]	< 0.085	< 0.085	0.086	0.24	0.27	0.29	0.32	0.27	0.26	0.14	0.15	0.27	0.11	< 0.085
Ca [µg/g]	5300	15000	3000	6800	12000	2400	1400	5500	1200	5300	15000	3200	13000	8200
Cd [µg/g]	0.034	0.12	0.070	0.083	0.047	0.10	0.11	0.049	0.087	0.033	2.8	0.080	0.037	0.029
Co [µg/g]	7.3	9.3	1.6	15	14	21	18	15	14	8.1	24	15	11	10
Cr [µg/g]	12	20	3.3	100	48	83	61	60	38	34	30	39	15	18
Cu [µg/g]	18	28	8.1	33	48	60	65	29	42	31	64	37	31	14
Fe [µg/g]	60000	17000	13000	28000	37000	44000	43000	34000	27000	18000	49000	30000	71000	43000
K [µg/g]	16000	3900	2800	14000	17000	17000	10000	15000	12000	2800	1400	9200	5800	4600
Mg [µg/g]	5600	4700	1400	14000	12000	12000	13000	9300	7800	2200	5600	7000	9000	6100
Mn [µg/g]	440	270	110	320	410	310	340	590	270	180	550	290	980	250
Mo [µg/g]	0.69	1.2	0.80	0.93	1.1	1.1	1.3	0.51	0.91	1.1	1.8	1.5	0.72	1.7
Na [µg/g]	590	1400	440	590	1400	690	420	1100	430	780	1800	890	1900	710
Ni [µg/g]	37	23	1.1	60	30	49	43	36	34	23	63	31	16	33
P [µg/g]	290	810	120	670	670	430	530	620	440	530	690	570	760	810
Pb [µg/g]	3.1	2.4	11	5.6	6.9	3.4	11	3.9	3.9	1.6	0.93	3.3	1.2	1.5
S [µg/g]	270	340	5600	3000	2100	3100	8400	510	2900	960	4400	3600	7300	1500
Sb [µg/g]	< 2	< 2	< 2	< 2	< 2	< 2	< 2	< 2	< 2	< 2	< 2	< 2	< 2	< 2

OnLine LIMS

0004324694

Results relate only to the sample tested. Data reported represents the sample submitted to SGS. Reproduction of this analytical report in full or in part is prohibited without prior written approval. Please refer to SGS General Conditions of Services located at https://www.sgs.ca/en/terms-and-conditions (Printed copies are available upon request.)
Test method information available upon request. "Temperature Upon Receipt" is representative of the whole shipment and may not reflect the temperature of individual samples.
SGS Canada Inc. Environment-Health & Safety statement of conformity decision rule does not consider uncertainty when analytical results are compared to a specified standard or regulation.

SGS Canada Inc.
P.O. Box 4300 - 185 Concession St.
Lakefield - Ontario - KOL 2HO
Phone: 705-652-2000 FAX: 705-652-6365

LR Report : **CA19082-OCT23**

Analysis	28: 031688	29: 031689	30: 031690	31: 031691	32: 031692	33: 031693	34: 031694	35: 031695	36: 031696	37: 031697	38: 031698	39: 031699	40: 031700	41: 031701
Se [µg/g]	< 0.1	< 0.1	3.8	< 0.1	0.1	0.2	0.4	< 0.1	0.2	< 0.1	0.3	0.2	< 0.1	< 0.1
Sn [µg/g]	< 2	< 2	< 2	< 2	< 2	< 2	< 2	< 2	< 2	< 2	< 2	< 2	< 2	< 2
Sr [µg/g]	7.2	51	8.3	19	120	7.5	6.0	23	6.0	13	13	14	26	17
Ti [µg/g]	1800	640	140	1700	2100	2400	1300	2100	1500	760	1300	1400	1300	960
Th [µg/g]	7.6	6.0	9.9	7.6	9.3	5.9	6.3	7.2	7.8	6.1	1.6	7.4	3.1	5.3
Tl [µg/g]	0.27	0.12	0.081	0.64	0.77	0.46	0.53	0.65	0.50	0.096	0.040	0.34	0.14	0.080
U [µg/g]	0.91	0.75	1.3	0.99	1.4	1.0	0.95	1.4	1.3	0.64	0.11	0.95	0.38	0.82
V [µg/g]	34	29	1.8	35	50	95	42	55	27	26	73	34	40	24
W [µg/g]	0.32	1.4	0.75	0.32	0.39	0.39	0.12	0.30	0.20	0.35	0.48	1.3	0.27	0.15
Y [µg/g]	5.5	5.3	6.1	6.2	10	4.2	4.4	11	6.2	5.6	8.6	7.8	5.0	4.4
Zn [µg/g]	76	110	43	73	48	100	110	74	69	33	300	71	28	94
Zr [µg/g]	16	18	5.6	8.3	18	17	16	17	17	9.7	3.6	16	9.4	10

Analysis	42: 031702	43: 031703	44: 031705	45: 031706	46: 031707	48: 031709	49: 031710	51: 031712	52: 031713	53: 031714	54: 031715
Sample Date & Time	N/A	N/A	N/A	N/A	N/A	N/A	N/A	N/A	N/A	N/A	N/A
Hg MS [ug/g]	< 0.05	< 0.05	< 0.05	< 0.05	< 0.05	< 0.05	< 0.05	< 0.05	< 0.05	< 0.05	< 0.05
Ag [µg/g]	< 0.5	< 0.5	< 0.5	< 0.5	< 0.5	< 0.5	< 0.5	< 0.5	< 0.5	< 0.5	< 0.5
As [µg/g]	0.78	16	< 0.5	3.3	1200	78	1.4	5.9	1.3	1.5	450
Al [µg/g]	19000	16000	12000	14000	8500	4800	14000	11000	11000	12000	4800
B [µg/g]	2	2	1	2	2	1	3	2	3	1	2
Ba [µg/g]	220	200	150	100	74	63	170	84	110	110	76
Be [µg/g]	0.20	0.11	0.078	0.17	0.20	0.079	0.12	0.090	0.14	0.14	0.14
Bi [µg/g]	< 0.085	< 0.085	< 0.085	< 0.085	< 0.085	0.22	< 0.085	0.28	0.39	< 0.085	0.098
Ca [µg/g]	23000	6600	3300	7300	8100	5900	6000	7600	4300	13000	8200
Cd [µg/g]	0.13	0.050	< 0.02	0.038	0.023	0.041	0.041	0.047	0.059	< 0.02	0.30
Co [µg/g]	9.6	12	6.1	7.9	2.5	1.5	12	5.9	4.4	6.8	2.0
Cr [µg/g]	60	8.9	31	11	1.9	0.99	29	8.2	2.9	8.5	5.4
Cu [µg/g]	6.6	9.4	25	13	5.9	4.8	22	17	11	15	14

OnLine LIMS

0004324694

Results relate only to the sample tested. Data reported represents the sample submitted to SGS. Reproduction of this analytical report in full or in part is prohibited without prior written approval. Please refer to SGS General Conditions of Services located at https://www.sgs.ca/en/terms-and-conditions (Printed copies are available upon request.)
Test method information available upon request. "Temperature Upon Receipt" is representative of the whole shipment and may not reflect the temperature of individual samples.
SGS Canada Inc. Environment-Health & Safety statement of conformity decision rule does not consider uncertainty when analytical results are compared to a specified standard or regulation.

SGS Canada Inc.
P.O. Box 4300 - 185 Concession St.
Lakefield - Ontario - KOL 2HO
Phone: 705-652-2000 FAX: 705-652-6365

Analysis	42: 031702	43: 031703	44: 031705	45: 031706	46: 031707	48: 031709	49: 031710	51: 031712	52: 031713	53: 031714	54: 031715
Fe [µg/g]	27000	20000	19000	23000	17000	16000	28000	17000	14000	19000	13000
K [µg/g]	9800	8600	5400	6100	5400	3000	6000	6800	6700	7000	3000
Mg [µg/g]	11000	5900	3600	8200	2600	900	5300	5100	4800	7100	1300
Mn [µg/g]	470	160	110	340	250	240	340	210	260	270	160
Mo [µg/g]	0.38	0.99	1.2	0.82	1.1	0.84	0.95	0.50	1.4	0.42	1.3
Na [µg/g]	1400	1500	1600	1300	950	840	830	920	660	690	500
Ni [µg/g]	22	16	14	12	0.78	0.22	24	8.8	4.2	11	1.3
P [µg/g]	510	1200	740	510	260	150	570	380	230	460	140
Pb [µg/g]	2.4	2.2	2.0	4.3	11	6.1	4.2	3.2	3.9	2.9	13
S [µg/g]	100	470	330	720	5700	12000	410	1900	1600	130	4100
Sb [µg/g]	< 2	< 2	< 2	< 2	< 2	< 2	< 2	< 2	< 2	< 2	< 2
Se [µg/g]	< 0.1	< 0.1	< 0.1	< 0.1	< 0.1	< 0.1	< 0.1	< 0.1	< 0.1	< 0.1	0.8
Sn [µg/g]	< 2	< 2	< 2	< 2	< 2	< 2	< 2	< 2	< 2	< 2	< 2
Sr [µg/g]	31	32	18	21	12	8.9	19	14	14	22	8.0
Ti [µg/g]	1500	1400	940	1500	460	130	1300	940	500	1100	190
Th [µg/g]	6.5	5.5	5.5	10.2	13.7	11.6	10.8	8.3	13.5	10.0	11.6
Tl [µg/g]	0.20	0.24	0.088	0.23	0.30	0.11	0.21	0.37	0.31	0.26	0.11
U [µg/g]	0.40	0.56	0.51	1.7	2.0	1.4	1.6	1.4	1.5	1.2	1.5
V [µg/g]	43	34	35	33	7.5	< 1	32	16	4.0	22	2.5
W [µg/g]	0.16	0.20	0.17	0.30	0.18	0.16	0.16	0.93	0.49	0.24	0.29
Y [µg/g]	5.7	10	4.3	5.8	12	6.7	6.3	3.6	9.2	5.9	6.9
Zn [µg/g]	94	64	29	48	39	37	51	37	51	37	220
Zr [µg/g]	12	14	14	13	5.0	12	17	6.8	25	11	4.5

Revised report with W and P added.

Revised report #2 with sample changes as per client request.

OnLine LIMS

0004324694

Results relate only to the sample tested. Data reported represents the sample submitted to SGS. Reproduction of this analytical report in full or in part is prohibited without prior written approval. Please refer to SGS General Conditions of Services located at https://www.sgs.ca/en/terms-and-conditions (Printed copies are available upon request.)
Test method information available upon request. "Temperature Upon Receipt" is representative of the whole shipment and may not reflect the temperature of individual samples.
SGS Canada Inc. Environment-Health & Safety statement of conformity decision rule does not consider uncertainty when analytical results are compared to a specified standard or regulation.

SGS Canada Inc.
P.O. Box 4300 - 185 Concession St.
Lakefield - Ontario - KOL 2HO
Phone: 705-652-2000 FAX: 705-652-6365

Method Descriptions

Parameter	Units	SGS Method Code	Reference Method Code
Mercury by CVAAS	ug/g	ME-CA-[ENV]SPE-LAK-AN-004	EPA 7471A/EPA 245
Metals in Soil - Aqua-regia/ICP-MS	µg/g	ME-CA-[ENV]SPE-LAK-AN-005	EPA 3050/EPA 200.8

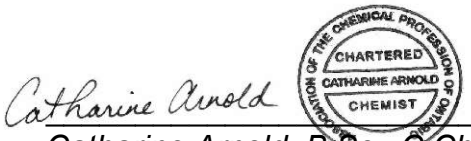

Catharine Arnold, B.Sc., C.Chem
Project Specialist,
Environment, Health & Safety

OnLine LIMS

0004324694

Results relate only to the sample tested. Data reported represents the sample submitted to SGS. Reproduction of this analytical report in full or in part is prohibited without prior written approval. Please refer to SGS General Conditions of Services located at https://www.sgs.ca/en/terms-and-conditions (Printed copies are available upon request.)
Test method information available upon request. "Temperature Upon Receipt" is representative of the whole shipment and may not reflect the temperature of individual samples.
SGS Canada Inc. Environment-Health & Safety statement of conformity decision rule does not consider uncertainty when analytical results are compared to a specified standard or regulation.

SGS Canada Inc.
P.O. Box 4300 - 185 Concession St.
Lakefield - Ontario - KOL 2HO
Phone: 705-652-2000 FAX: 705-652-6365

Quality Control Report

Inorganic Analysis														
Parameter	Reporting Limit	Unit	Method Blank	Duplicate				LCS / Spike Blank			Matrix Spike / Reference Material			
				Result 1	Result 2	RPD	Acceptance Criteria	Spike Recovery (%)	Recovery Limits (%)		Spike Recovery (%)	Recovery Limits (%)		
							%		Low	High		Low	High	
Mercury by CVAAS - QCBatchID: EMS0125-NOV23														
Mercury	0.05	ug/g	<0.05			ND	30	103	80	120	113	70	130	
Metals in Soil - Aqua-regia/ICP-MS - QCBatchID: EMS0125-NOV23														
Aluminum	3	µg/g	<3			2	20	106	70	130	NV	70	130	
Antimony	2	µg/g	<0.8			ND	20	101	70	130	NV	70	130	
Arsenic	0.5	µg/g	<0.5			ND	20	106	70	130	99	70	130	
Barium	0.01	µg/g	<0.01			6	20	104	70	130	97	70	130	
Beryllium	0.02	µg/g	<0.02			4	20	99	70	130	NV	70	130	
Bismuth	0.085	µg/g	<0.09			1	20	99	70	130	NV	70	130	
Boron	1	µg/g	<1			7	20	110	70	130	NV	70	130	
Cadmium	0.02	µg/g	<0.02			14	20	96	70	130	NV	70	130	
Calcium	3	µg/g	<3			0	20	98	70	130	NV	70	130	
Chromium	0.5	µg/g	<0.5			0	20	102	70	130	83	70	130	
Cobalt	0.01	µg/g	<0.01			2	20	96	70	130	93	70	130	
Copper	0.1	µg/g	<0.1			2	20	97	70	130	92	70	130	
Iron	3	µg/g	4.2			0	20	107	70	130	106	70	130	
Lead	0.05	µg/g	<0.05			0	20	105	70	130	115	70	130	
Magnesium	3	µg/g	<3			4	20	105	70	130	NV	70	130	
Manganese	0.1	µg/g	<0.1			0	20	97	70	130	107	70	130	
Molybdenum	0.1	µg/g	<0.1			3	20	108	70	130	NV	70	130	
Nickel	0.1	µg/g	<0.1			1	20	99	70	130	92	70	130	
Phosphorus	3	µg/g	<3			0	20	107	70	130	NV	70	130	
Potassium	3	µg/g	<3			2	20	104	70	130	NV	70	130	
Selenium	0.1	µg/g	<0.1			ND	20	102	70	130	NV	70	130	
Silver	0.5	µg/g	<0.01			ND	20	100	70	130	122	70	130	
Sodium	3	µg/g	<3			3	20	103	70	130	NV	70	130	
Strontium	0.02	µg/g	<0.02			3	20	96	70	130	NV	70	130	
Sulfur	50	µg/g	<50			ND	20	98	70	130	NV	70	130	
Thallium	0.02	µg/g	<0.02			2	20	NV	70	130	NV	70	130	
Tin	2	µg/g	<2			ND	20	106	70	130	NV	70	130	
Titanium	0.1	µg/g	<0.1			9	20	102	70	130	NV	70	130	
Tungsten	0.04	µg/g	<0.04			ND	20	109	70	130	NV	70	130	
Uranium	0.002	µg/g	<0.002			1	20	103	70	130	NV	70	130	
Vanadium	1	µg/g	<1			ND	20	94	70	130	95	70	130	
Yttrium	0.004	µg/g	<0.004			4	20	96	70	130	NV	70	130	
Zinc	0.7	µg/g	<0.7			2	20	96	70	130	86	70	130	

OnLine LIMS

0004324694

Results relate only to the sample tested. Data reported represents the sample submitted to SGS. Reproduction of this analytical report in full or in part is prohibited without prior written approval. Please refer to SGS General Conditions of Services located at https://www.sgs.ca/en/terms-and-conditions (Printed copies are available upon request.)
Test method information available upon request. "Temperature Upon Receipt" is representative of the whole shipment and may not reflect the temperature of individual samples.
SGS Canada Inc. Environment-Health & Safety statement of conformity decision rule does not consider uncertainty when analytical results are compared to a specified standard or regulation.

SGS Canada Inc.
P.O. Box 4300 - 185 Concession St.
Lakefield - Ontario - KOL 2HO
Phone: 705-652-2000 FAX: 705-652-6365

Inorganic Analysis														
Parameter	Reporting Limit	Unit	Method Blank	Duplicate				LCS / Spike Blank			Matrix Spike / Reference Material			
				Result 1	Result 2	RPD	Acceptance Criteria	Spike Recovery (%)	Recovery Limits (%)		Spike Recovery (%)	Recovery Limits (%)		
							%		Low	High		Low	High	
Zirconium	0.03	µg/g	< 0.03			ND	20	107	70	130	NV	70	130	
Metals in Soil - Aqua-regia/ICP-MS - QCBatchID: EMS0300-NOV23														
Thorium	0.5	µg/g	<0.5			9	20	99	70	130	NV	70	130	

OnLine LIMS

0004324694

Results relate only to the sample tested. Data reported represents the sample submitted to SGS. Reproduction of this analytical report in full or in part is prohibited without prior written approval. Please refer to SGS General Conditions of Services located at https://www.sgs.ca/en/terms-and-conditions (Printed copies are available upon request.)
Test method information available upon request. "Temperature Upon Receipt" is representative of the whole shipment and may not reflect the temperature of individual samples.
SGS Canada Inc. Environment-Health & Safety statement of conformity decision rule does not consider uncertainty when analytical results are compared to a specified standard or regulation.

SGS Canada Inc.
P.O. Box 4300 - 185 Concession St.
Lakefield - Ontario - KOL 2HO
Phone: 705-652-2000 FAX: 705-652-6365

Trace Metals - Aqua Regia Digest, ICP-MS

Great Bear Resources Ltd.
Attn : Ashley Moncrief

1020 - 800 West Pender St.
Vancouver, BC
V6C 2V6, Canada

Phone: 778-833-2160
Fax:

11-November-2025

Date Rec. : 04 October 2023
LR Report: **CA19089-OCT23**
Reference: Great Bear Project/OMGS21046 - Set 2

Copy: #4

CERTIFICATE OF ANALYSIS
Final Report - Revised

Analysis	1: Analysis Start Date	2: Analysis Start Time	3: Analysis Completed Date	4: Analysis Completed Time	5: 031716	6: 031717	8: 031719	10: 031721	11: 031722	12: 031723	13: 031724	14: 031725	15: 031726
Sample Date & Time					N/A	N/A	N/A	N/A	N/A	N/A	N/A	N/A	N/A
Hg MS [ug/g]	23-Nov-23	22:51	29-Nov-23	12:29	< 0.05	0.17	< 0.05	< 0.05	< 0.05	< 0.05	3.79	< 0.05	< 0.05
Ag [µg/g]	23-Nov-23	22:51	29-Nov-23	12:29	< 0.5	0.5	< 0.5	< 0.5	< 0.5	0.7	22	3.0	< 0.5
As [µg/g]	23-Nov-23	22:51	29-Nov-23	12:29	110	76	1500	160	99	6.6	11	210	6.8
Al [µg/g]	23-Nov-23	22:51	29-Nov-23	12:29	4700	8100	27000	17000	6000	6300	7600	6800	6600
B [µg/g]	23-Nov-23	22:51	29-Nov-23	12:29	< 1	2	4	< 1	< 1	2	< 1	2	< 1
Ba [µg/g]	23-Nov-23	22:51	29-Nov-23	12:29	110	180	81	110	140	44	190	95	74
Be [µg/g]	23-Nov-23	22:51	29-Nov-23	12:29	0.13	0.14	0.88	0.12	0.14	0.13	0.20	0.17	0.069
Bi [µg/g]	23-Nov-23	22:51	29-Nov-23	12:29	0.16	0.31	0.099	0.15	0.31	10	54	9.7	2.0
Ca [µg/g]	23-Nov-23	22:51	29-Nov-23	12:29	11000	9000	12000	2800	5900	2900	160000	1700	8600
Cd [µg/g]	23-Nov-23	22:51	29-Nov-23	12:29	0.11	0.21	0.049	0.099	0.075	0.086	12	0.38	0.11
Co [µg/g]	23-Nov-23	22:51	29-Nov-23	12:29	2.2	5.0	7.1	18	2.2	8.3	6.0	15	11
Cr [µg/g]	23-Nov-23	22:51	29-Nov-23	12:29	66	72	64	100	60	74	31	67	100
Cu [µg/g]	23-Nov-23	22:51	29-Nov-23	12:29	13	15	14	43	9.9	35	220	72	100
Fe [µg/g]	23-Nov-23	22:51	29-Nov-23	12:29	16000	20000	22000	31000	14000	24000	26000	71000	27000
K [µg/g]	23-Nov-23	22:51	29-Nov-23	12:29	2300	4700	9200	12000	3800	4200	5900	5300	4500

OnLine LIMS
0004324704

Results relate only to the sample tested. Data reported represents the sample submitted to SGS. Reproduction of this analytical report in full or in part is prohibited without prior written approval. Please refer to SGS General Conditions of Services located at https://www.sgs.ca/en/terms-and-conditions (Printed copies are available upon request.)
Test method information available upon request. "Temperature Upon Receipt" is representative of the whole shipment and may not reflect the temperature of individual samples.
SGS Canada Inc. Environment-Health & Safety statement of conformity decision rule does not consider uncertainty when analytical results are compared to a specified standard or regulation.

SGS Canada Inc.
P.O. Box 4300 - 185 Concession St.
Lakefield - Ontario - KOL 2HO
Phone: 705-652-2000 FAX: 705-652-6365

LR Report : **CA19089-OCT23**

Analysis	1: Analysis Start Date	2: Analysis Start Time	3: Analysis Completed Date	4: Analysis Completed Time	5: 031716	6: 031717	8: 031719	10: 031721	11: 031722	12: 031723	13: 031724	14: 031725	15: 031726
Mg [µg/g]	23-Nov-23	22:51	29-Nov-23	12:29	1900	5700	6300	8800	1000	3900	9500	1900	5000
Mn [µg/g]	23-Nov-23	22:51	29-Nov-23	12:29	270	340	340	350	240	150	4200	230	220
Mo [µg/g]	23-Nov-23	22:51	29-Nov-23	12:29	1.1	1.6	0.48	1.2	1.3	0.97	28	0.89	6.4
Na [µg/g]	23-Nov-23	22:51	29-Nov-23	12:29	1500	1000	2300	800	750	440	870	210	850
Ni [µg/g]	23-Nov-23	22:51	29-Nov-23	12:29	2.1	8.5	14	42	1.6	13	16	12	17
P [µg/g]	23-Nov-23	22:51	29-Nov-23	12:29	140	360	570	480	130	570	430	350	450
Pb [µg/g]	23-Nov-23	22:51	29-Nov-23	12:29	5.1	4.8	7.6	3.7	5.0	11	2100	58	14
S [µg/g]	23-Nov-23	22:51	29-Nov-23	12:29	7100	9800	3100	4100	3000	21000	17000	56000	22000
Sb [µg/g]	23-Nov-23	22:51	29-Nov-23	12:29	< 2	< 2	< 2	< 2	< 2	< 2	< 2	< 2	< 2
Se [µg/g]	23-Nov-23	22:51	29-Nov-23	12:29	1.9	1.8	0.4	0.3	0.4	0.8	24	5.9	1.7
Sn [µg/g]	23-Nov-23	22:51	29-Nov-23	12:29	< 2	< 2	< 2	< 2	< 2	< 2	< 2	< 2	< 2
Sr [µg/g]	23-Nov-23	22:51	29-Nov-23	12:29	28	23	90	11	15	45	980	4.8	23
Ti [µg/g]	23-Nov-23	22:51	29-Nov-23	12:29	420	800	1100	1500	460	230	840	260	590
Th [µg/g]	23-Nov-23	22:51	29-Nov-23	12:29	14.0	11.4	12.5	8.2	13.4	10.9	4.7	8.9	8.1
Tl [µg/g]	23-Nov-23	22:51	29-Nov-23	12:29	0.10	0.14	0.48	0.63	0.20	0.56	0.28	0.27	0.28
U [µg/g]	23-Nov-23	22:51	29-Nov-23	12:29	1.7	1.3	1.8	1.2	1.5	1.9	0.58	1.5	1.4
V [µg/g]	23-Nov-23	22:51	29-Nov-23	12:29	3.2	17	19	41	1.9	7.0	25	3.9	16
W [µg/g]	23-Nov-23	22:51	14-Dec-23	12:14	3.0	20	1.6	0.93	1.5	3.0	470	1.2	2.9
Y [µg/g]	23-Nov-23	22:51	29-Nov-23	12:29	7.0	7.6	8.5	10	8.8	5.4	9.7	3.4	3.8
Zn [µg/g]	23-Nov-23	22:51	29-Nov-23	12:29	47	92	42	81	59	21	2700	85	37
Zr [µg/g]	23-Nov-23	22:51	29-Nov-23	12:29	11	5.5	9.7	13	11	12	6.0	5.6	8.0

Analysis	16: 031727	17: 031728	18: 031729	19: 031730	20: 031731	21: 031732	22: 031733	23: 031734	24: 031735	25: 031736	26: 031737	27: 031738	28: 031739	29: 031740
Sample Date & Time	N/A	N/A	N/A	N/A	N/A	N/A	N/A	N/A	N/A	N/A	N/A	N/A	N/A	N/A
Hg MS [ug/g]	0.06	< 0.05	< 0.05	< 0.05	< 0.05	< 0.05	< 0.05	< 0.05	< 0.05	< 0.05	< 0.05	< 0.05	< 0.05	< 0.05
Ag [µg/g]	0.7	< 0.5	< 0.5	< 0.5	< 0.5	< 0.5	< 0.5	< 0.5	< 0.5	< 0.5	< 0.5	< 0.5	< 0.5	< 0.5
As [µg/g]	4.7	3.3	2.5	1.5	3.6	2.9	1.8	2.1	15	140	240	55	3.7	1.8
Al [µg/g]	5700	9100	21000	18000	17000	10000	31000	10000	13000	7200	30000	13000	15000	11000

OnLine LIMS

0004324704

Results relate only to the sample tested. Data reported represents the sample submitted to SGS. Reproduction of this analytical report in full or in part is prohibited without prior written approval. Please refer to SGS General Conditions of Services located at https://www.sgs.ca/en/terms-and-conditions (Printed copies are available upon request.)
Test method information available upon request. "Temperature Upon Receipt" is representative of the whole shipment and may not reflect the temperature of individual samples.
SGS Canada Inc. Environment-Health & Safety statement of conformity decision rule does not consider uncertainty when analytical results are compared to a specified standard or regulation.

SGS Canada Inc.
P.O. Box 4300 - 185 Concession St.
Lakefield - Ontario - KOL 2HO
Phone: 705-652-2000 FAX: 705-652-6365

LR Report : **CA19089-OCT23**

Analysis	16: 031727	17: 031728	18: 031729	19: 031730	20: 031731	21: 031732	22: 031733	23: 031734	24: 031735	25: 031736	26: 031737	27: 031738	28: 031739	29: 031740
B [µg/g]	< 1	< 1	< 1	< 1	< 1	< 1	4	4	< 1	< 1	1	2	2	1
Ba [µg/g]	73	110	190	270	190	110	450	63	110	130	380	150	130	130
Be [µg/g]	0.095	0.090	0.13	0.16	0.078	0.056	0.18	0.27	0.081	0.11	0.24	0.093	0.096	0.091
Bi [µg/g]	2.2	< 0.085	0.22	< 0.085	< 0.085	< 0.085	< 0.085	< 0.085	< 0.085	< 0.085	0.29	0.12	0.15	0.11
Ca [µg/g]	13000	5800	2000	20000	4700	24000	17000	14000	8000	4200	6100	8000	6100	3500
Cd [µg/g]	0.12	0.033	0.022	0.053	0.023	0.060	0.035	< 0.02	0.067	0.042	0.034	0.10	0.046	0.48
Co [µg/g]	7.1	6.1	13	5.6	12	23	23	4.6	9.3	2.3	17	8.9	9.9	3.5
Cr [µg/g]	73	89	120	66	82	44	82	61	66	77	130	63	77	54
Cu [µg/g]	87	12	33	13	15	160	50	9.2	19	9.0	47	26	35	7.8
Fe [µg/g]	19000	17000	62000	24000	32000	23000	40000	14000	22000	13000	60000	23000	24000	17000
K [µg/g]	3700	6000	12000	9900	9900	2000	9900	3300	8400	4600	11000	9200	8800	7200
Mg [µg/g]	4500	2900	11000	6800	5000	6200	9500	6700	7000	1200	15000	6500	7600	4000
Mn [µg/g]	170	260	130	430	190	720	570	330	450	270	260	560	380	500
Mo [µg/g]	4.3	0.53	2.0	1.1	0.85	0.35	0.90	0.83	0.47	0.68	0.99	3.1	0.59	0.46
Na [µg/g]	1000	580	700	1300	1100	1100	2400	570	1100	820	1000	830	1200	790
Ni [µg/g]	12	24	47	7.4	25	16	49	7.8	16	3.7	43	13	16	9.0
P [µg/g]	490	330	540	290	980	360	490	290	520	150	660	590	530	140
Pb [µg/g]	9.9	4.1	2.8	3.6	2.1	1.0	1.8	1.5	4.0	3.7	3.5	3.7	3.7	6.2
S [µg/g]	16000	730	13000	840	500	1900	3100	890	3500	1200	3800	3600	490	200
Sb [µg/g]	2	< 2	< 2	< 2	< 2	< 2	< 2	< 2	< 2	< 2	< 2	< 2	< 2	< 2
Se [µg/g]	1.0	< 0.1	0.2	< 0.1	< 0.1	0.5	0.2	< 0.1	0.1	0.1	0.3	< 0.1	< 0.1	< 0.1
Sn [µg/g]	< 2	< 2	< 2	< 2	< 2	< 2	< 2	< 2	< 2	< 2	< 2	< 2	< 2	< 2
Sr [µg/g]	27	12	11	51	19	12	84	14	15	9.6	43	18	23	11
Ti [µg/g]	280	980	1600	1300	1600	1200	2000	360	1500	530	1800	1600	1700	770
Th [µg/g]	9.0	7.8	5.6	8.2	6.0	1.0	2.0	10.7	10.0	13.4	6.2	12.8	10.0	12.2
Tl [µg/g]	0.25	0.14	0.55	0.36	0.46	0.047	0.20	0.081	0.46	0.25	0.50	0.51	0.35	0.22
U [µg/g]	1.5	0.86	0.91	0.88	0.68	0.058	0.27	1.1	1.6	1.7	0.96	1.5	1.5	1.1
V [µg/g]	8.5	17	64	19	49	85	89	12	36	1.6	98	32	34	7.5
W [µg/g]	7.7	0.72	0.51	0.72	0.35	0.38	0.51	0.48	2.5	0.68	0.45	0.64	0.26	0.27
Y [µg/g]	5.0	4.7	4.1	5.7	6.3	7.0	6.4	5.4	7.0	10	7.0	8.4	7.1	4.7
Zn [µg/g]	40	32	28	63	71	34	51	35	39	40	82	72	73	120

OnLine LNMS

0004324704

Results relate only to the sample tested. Data reported represents the sample submitted to SGS. Reproduction of this analytical report in full or in part is prohibited without prior written approval. Please refer to SGS General Conditions of Services located at https://www.sgs.ca/en/terms-and-conditions (Printed copies are available upon request.)
Test method information available upon request. "Temperature Upon Receipt" is representative of the whole shipment and may not reflect the temperature of individual samples.
SGS Canada Inc. Environment-Health & Safety statement of conformity decision rule does not consider uncertainty when analytical results are compared to a specified standard or regulation.

SGS Canada Inc.
P.O. Box 4300 - 185 Concession St.
Lakefield - Ontario - KOL 2HO
Phone: 705-652-2000 FAX: 705-652-6365

Analysis	16: 031727	17: 031728	18: 031729	19: 031730	20: 031731	21: 031732	22: 031733	23: 031734	24: 031735	25: 031736	26: 031737	27: 031738	28: 031739	29: 031740
Zr [µg/g]	8.8	13	7.3	11	12	1.4	3.2	9.4	14	10	5.5	15	7.5	19

Analysis	30: 031826	31: 031827	32: 031828	33: 031829	34: 031830	35: 031831	36: 031832	37: 031833	38: 031834	39: 031835	40: 031836	41: 031837	42: 031838	43: 031839
Sample Date & Time	N/A	N/A	N/A	N/A	N/A	N/A	N/A	N/A	N/A	N/A	N/A	N/A	N/A	N/A
Hg MS [ug/g]	< 0.05	< 0.05	< 0.05	< 0.05	< 0.05	< 0.05	< 0.05	0.15	0.09	0.10	< 0.05	< 0.05	< 0.05	< 0.05
Ag [µg/g]	< 0.5	< 0.5	< 0.5	< 0.5	< 0.5	< 0.5	0.9	< 0.5	1.4	0.6	1.0	< 0.5	< 0.5	< 0.5
As [µg/g]	3.0	130	13	44	22	22	5.5	1.8	10	12	1300	8.4	2.7	9.3
Al [µg/g]	12000	9400	16000	12000	26000	3100	6400	22000	5900	23000	15000	15000	18000	13000
B [µg/g]	4	< 1	1	< 1	< 1	1	2	1	1	< 1	< 1	< 1	< 1	< 1
Ba [µg/g]	130	140	91	130	210	44	140	110	67	310	570	220	200	170
Be [µg/g]	0.13	0.079	0.23	0.10	0.12	0.059	0.11	0.19	0.13	0.14	0.18	0.083	0.10	0.057
Bi [µg/g]	< 0.085	< 0.085	< 0.085	0.13	0.21	0.21	0.10	0.16	2.6	0.75	2.3	0.20	< 0.085	< 0.085
Ca [µg/g]	6200	6100	21000	8300	1600	3000	4300	8900	14000	2600	6800	13000	5700	2000
Cd [µg/g]	0.068	0.16	0.088	0.12	0.043	0.049	0.029	0.034	1.2	25	3.1	1.8	4.0	0.033
Co [µg/g]	16	6.5	12	11	21	2.2	2.7	8.0	7.4	19	11	10	13	5.2
Cr [µg/g]	95	76	66	68	130	47	50	69	77	120	70	55	76	56
Cu [µg/g]	37	16	16	23	50	3.8	6.2	14	120	79	56	23	37	7.8
Fe [µg/g]	22000	21000	26000	24000	49000	17000	13000	21000	21000	50000	40000	29000	34000	25000
K [µg/g]	4900	4600	9700	9300	13000	2100	4400	8100	3600	16000	10000	11000	12000	8900
Mg [µg/g]	3100	2300	9200	6900	13000	560	1500	6800	4000	13000	7800	7400	5900	3000
Mn [µg/g]	210	300	1000	500	150	120	230	240	490	800	890	1200	570	320
Mo [µg/g]	0.92	0.71	0.47	0.77	0.96	1.2	1.5	0.98	13	1.9	1.0	1.2	1.3	0.69
Na [µg/g]	1200	870	1300	1000	630	590	820	1200	790	900	1100	970	1200	800
Ni [µg/g]	24	13	21	18	53	1.4	2.7	14	13	51	14	14	24	11
P [µg/g]	620	260	540	500	580	140	170	340	510	550	630	640	760	140
Pb [µg/g]	3.9	3.1	8.7	11	2.3	5.0	5.3	2.7	190	4.3	17	3.2	2.9	2.9
S [µg/g]	290	860	7200	6500	2700	15000	2500	860	17000	9300	9800	3200	1300	380
Sb [µg/g]	< 2	< 2	< 2	< 2	< 2	< 2	< 2	< 2	< 2	< 2	< 2	< 2	< 2	< 2

OnLine LIMS

0004324704

Results relate only to the sample tested. Data reported represents the sample submitted to SGS. Reproduction of this analytical report in full or in part is prohibited without prior written approval. Please refer to SGS General Conditions of Services located at https://www.sgs.ca/en/terms-and-conditions (Printed copies are available upon request.)
Test method information available upon request. "Temperature Upon Receipt" is representative of the whole shipment and may not reflect the temperature of individual samples.
SGS Canada Inc. Environment-Health & Safety statement of conformity decision rule does not consider uncertainty when analytical results are compared to a specified standard or regulation.

SGS Canada Inc.
P.O. Box 4300 - 185 Concession St.
Lakefield - Ontario - KOL 2HO
Phone: 705-652-2000 FAX: 705-652-6365

Analysis	30: 031826	31: 031827	32: 031828	33: 031829	34: 031830	35: 031831	36: 031832	37: 031833	38: 031834	39: 031835	40: 031836	41: 031837	42: 031838	43: 031839
Se [µg/g]	< 0.1	< 0.1	0.2	0.4	0.2	< 0.1	0.3	< 0.1	2.9	0.8	2.8	0.1	0.1	< 0.1
Sn [µg/g]	< 2	< 2	< 2	< 2	< 2	< 2	< 2	< 2	< 2	< 2	< 2	< 2	< 2	< 2
Sr [µg/g]	21	14	31	10	7.2	6.3	16	36	21	15	15	19	18	10
Ti [µg/g]	1200	930	1700	1500	1700	73	490	930	340	2200	1800	2100	1900	870
Th [µg/g]	7.1	7.8	9.3	9.7	4.4	11.9	13.1	7.1	9.1	7.7	8.9	8.5	7.2	11.6
Tl [µg/g]	0.15	0.12	0.52	0.40	0.56	0.053	0.29	0.39	0.31	0.80	0.54	0.55	0.52	0.26
U [µg/g]	0.57	0.65	1.6	1.8	0.95	1.2	1.4	1.0	1.6	1.3	1.7	1.4	1.0	0.92
V [µg/g]	36	20	42	34	79	< 1	3.6	22	16	73	45	43	41	7.0
W [µg/g]	0.30	1.5	1.9	2.7	0.23	0.19	0.47	23	7.1	4.1	2.0	0.56	0.69	0.19
Y [µg/g]	6.2	4.9	6.3	7.7	3.4	6.3	11	3.8	4.7	7.8	5.6	6.1	7.9	5.9
Zn [µg/g]	59	110	58	60	40	44	38	54	270	4000	480	410	180	55
Zr [µg/g]	15	11	11	17	7.3	16	13	9.6	13	6.9	2.0	3.9	7.2	11

Analysis	44: 031840	45: 031841	46: 031842	47: 031843	48: 031844	49: 031845	50: 031846	51: 031847	52: 031848	54: 031850
Sample Date & Time	N/A	N/A	N/A	N/A	N/A	N/A	N/A	N/A	N/A	N/A
Hg MS [ug/g]	< 0.05	< 0.05	< 0.05	< 0.05	0.13	< 0.05	0.37	0.73	< 0.05	< 0.05
Ag [µg/g]	< 0.5	< 0.5	< 0.5	< 0.5	< 0.5	< 0.5	1.9	< 0.5	< 0.5	< 0.5
As [µg/g]	8.8	2.6	9.3	14	1300	5.1	66	870	4.4	14
Al [µg/g]	32000	11000	7900	5200	6100	3700	16000	17000	8100	30000
B [µg/g]	2	2	3	< 1	< 1	< 1	< 1	< 1	1	4
Ba [µg/g]	450	140	65	28	120	56	280	250	150	270
Be [µg/g]	0.37	0.086	0.12	0.21	0.14	0.11	0.91	0.092	0.085	0.18
Bi [µg/g]	0.28	< 0.085	0.088	0.28	0.17	0.14	7.4	0.28	< 0.085	< 0.085
Ca [µg/g]	21000	8800	8500	11000	11000	13000	39000	5400	3600	29000
Cd [µg/g]	0.069	0.033	0.036	0.039	0.057	0.060	0.44	1.0	0.030	0.063
Co [µg/g]	21	12	4.9	1.8	4.8	1.7	16	23	1.8	28
Cr [µg/g]	110	89	67	46	110	69	150	78	53	130
Cu [µg/g]	58	29	11	23	8.9	16	37	32	1.1	57

OnLine LIMS

0004324704

Results relate only to the sample tested. Data reported represents the sample submitted to SGS. Reproduction of this analytical report in full or in part is prohibited without prior written approval. Please refer to SGS General Conditions of Services located at https://www.sgs.ca/en/terms-and-conditions (Printed copies are available upon request.)
Test method information available upon request. "Temperature Upon Receipt" is representative of the whole shipment and may not reflect the temperature of individual samples.
SGS Canada Inc. Environment-Health & Safety statement of conformity decision rule does not consider uncertainty when analytical results are compared to a specified standard or regulation.

SGS Canada Inc.
P.O. Box 4300 - 185 Concession St.
Lakefield - Ontario - KOL 2HO
Phone: 705-652-2000 FAX: 705-652-6365

Analysis	44: 031840	45: 031841	46: 031842	47: 031843	48: 031844	49: 031845	50: 031846	51: 031847	52: 031848	54: 031850
Fe [µg/g]	52000	22000	12000	12000	13000	9500	46000	65000	15000	49000
K [µg/g]	19000	6400	3800	510	2900	1000	13000	11000	5300	12000
Mg [µg/g]	23000	2600	4200	2100	4200	1100	16000	5200	1500	12000
Mn [µg/g]	900	290	160	260	210	270	1000	570	270	860
Mo [µg/g]	0.20	0.44	0.49	0.47	0.84	0.71	0.73	2.4	0.50	0.54
Na [µg/g]	970	1100	750	1100	1400	1400	1100	1200	810	2300
Ni [µg/g]	59	28	7.2	1.9	14	2.5	77	34	1.7	70
P [µg/g]	780	530	260	140	150	140	420	570	130	450
Pb [µg/g]	3.5	1.9	2.3	3.9	5.1	3.5	110	10	3.4	2.2
S [µg/g]	1800	770	820	2600	3100	2500	7500	8400	830	4400
Sb [µg/g]	< 2	< 2	< 2	< 2	< 2	< 2	< 2	< 2	< 2	< 2
Se [µg/g]	0.2	< 0.1	< 0.1	0.3	0.7	0.3	2.7	0.2	< 0.1	0.2
Sn [µg/g]	< 2	< 2	< 2	< 2	< 2	< 2	3	< 2	< 2	< 2
Sr [µg/g]	43	19	17	21	39	29	270	17	8.7	46
Ti [µg/g]	3200	1500	860	290	460	280	2100	1700	830	2300
Th [µg/g]	7.2	6.1	5.6	13.7	13.9	13.0	8.9	6.9	14.2	2.6
Tl [µg/g]	0.73	0.19	0.14	< 0.02	0.11	0.051	0.80	0.36	0.24	0.38
U [µg/g]	1.0	0.55	0.77	1.1	1.7	1.2	0.94	0.78	0.98	0.34
V [µg/g]	120	42	17	5.1	15	4.5	79	40	1.6	86
W [µg/g]	0.41	0.25	1.5	3.9	17	1.8	44	100	0.31	0.34
Y [µg/g]	16	6.5	2.7	5.5	5.7	5.1	8.2	5.4	10	6.6
Zn [µg/g]	87	40	31	11	33	22	170	240	56	60
Zr [µg/g]	11	9.0	6.2	12	8.2	13	21	9.6	27	4.8

Revised with W added.
Revised report #2 with sample changes as per client request.

OnLine LIMS

Results relate only to the sample tested. Data reported represents the sample submitted to SGS. Reproduction of this analytical report in full or in part is prohibited without prior written approval. Please refer to SGS General Conditions of Services located at https://www.sgs.ca/en/terms-and-conditions (Printed copies are available upon request.)
Test method information available upon request. "Temperature Upon Receipt" is representative of the whole shipment and may not reflect the temperature of individual samples.
SGS Canada Inc. Environment-Health & Safety statement of conformity decision rule does not consider uncertainty when analytical results are compared to a specified standard or regulation.

SGS Canada Inc.
P.O. Box 4300 - 185 Concession St.
Lakefield - Ontario - KOL 2HO
Phone: 705-652-2000 FAX: 705-652-6365

Method Descriptions

Parameter	Units	SGS Method Code	Reference Method Code
Mercury by CVAAS	ug/g	ME-CA-[ENV]SPE-LAK-AN-004	EPA 7471A/EPA 245
Metals in Soil - Aqua-regia/ICP-MS	µg/g	ME-CA-[ENV]SPE-LAK-AN-005	EPA 3050/EPA 200.8

Catharine Arnold

CHARTERED CHEMIST CATHARINE ARNOLD

Catharine Arnold, B.Sc., C.Chem
Project Specialist,
Environment, Health & Safety

OnLine LIMS

0004324704

Results relate only to the sample tested. Data reported represents the sample submitted to SGS. Reproduction of this analytical report in full or in part is prohibited without prior written approval. Please refer to SGS General Conditions of Services located at https://www.sgs.ca/en/terms-and-conditions (Printed copies are available upon request.)
Test method information available upon request. "Temperature Upon Receipt" is representative of the whole shipment and may not reflect the temperature of individual samples.
SGS Canada Inc. Environment-Health & Safety statement of conformity decision rule does not consider uncertainty when analytical results are compared to a specified standard or regulation.

SGS Canada Inc.
P.O. Box 4300 - 185 Concession St.
Lakefield - Ontario - KOL 2HO
Phone: 705-652-2000 FAX: 705-652-6365

Quality Control Report

Inorganic Analysis														
Parameter	Reporting Limit	Unit	Method Blank	Duplicate				LCS / Spike Blank			Matrix Spike / Reference Material			
				Result 1	Result 2	RPD	Acceptance Criteria	Spike Recovery (%)	Recovery Limits (%)		Spike Recovery (%)	Recovery Limits (%)		
							%		Low	High		Low	High	
Mercury by CVAAS - QCBatchID: EMS0217-NOV23														
Mercury	0.05	ug/g	<0.05			ND	30	98	80	120	123	70	130	
Metals in Soil - Aqua-regia/ICP-MS - QCBatchID: EMS0217-NOV23														
Aluminum	3	µg/g	<3			0	20	97	70	130	NV	70	130	
Antimony	2	µg/g	<0.8			ND	20	99	70	130	NV	70	130	
Arsenic	0.5	µg/g	<0.5			4	20	101	70	130	111	70	130	
Barium	0.01	µg/g	<0.01			4	20	97	70	130	96	70	130	
Beryllium	0.02	µg/g	<0.02			0	20	105	70	130	NV	70	130	
Bismuth	0.085	µg/g	<0.09			9	20	92	70	130	NV	70	130	
Boron	1	µg/g	<1			ND	20	97	70	130	NV	70	130	
Cadmium	0.02	µg/g	<0.02			17	20	107	70	130	NV	70	130	
Calcium	3	µg/g	4.7			2	20	95	70	130	NV	70	130	
Chromium	0.5	µg/g	<0.5			2	20	103	70	130	83	70	130	
Cobalt	0.01	µg/g	<0.01			0	20	106	70	130	99	70	130	
Copper	0.1	µg/g	<0.1			1	20	98	70	130	94	70	130	
Iron	3	µg/g	<3			1	20	106	70	130	107	70	130	
Lead	0.05	µg/g	<0.05			4	20	98	70	130	111	70	130	
Magnesium	3	µg/g	<3			1	20	101	70	130	NV	70	130	
Manganese	0.1	µg/g	<0.1			3	20	101	70	130	114	70	130	
Molybdenum	0.1	µg/g	<0.1			0	20	102	70	130	NV	70	130	
Nickel	0.1	µg/g	<0.1			1	20	104	70	130	94	70	130	
Phosphorus	3	µg/g	<3			2	20	96	70	130	NV	70	130	
Potassium	3	µg/g	<3			1	20	97	70	130	NV	70	130	
Selenium	0.1	µg/g	<0.1			3	20	102	70	130	NV	70	130	
Silver	0.5	µg/g	<0.01			2	20	103	70	130	123	70	130	
Sodium	3	µg/g	<3			12	20	98	70	130	NV	70	130	
Strontium	0.02	µg/g	<0.02			2	20	99	70	130	NV	70	130	
Sulfur	50	µg/g	<50			1	20	108	70	130	NV	70	130	
Thallium	0.02	µg/g	<0.02			2	20	91	70	130	NV	70	130	
Thorium	0.5	µg/g	<0.5			16	20	101	70	130	NV	70	130	
Tin	2	µg/g	<2			ND	20	110	70	130	NV	70	130	
Titanium	0.1	µg/g	<0.1			2	20	105	70	130	NV	70	130	
Tungsten	0.04	µg/g	<0.04			4	20	103	70	130	NV	70	130	
Uranium	0.002	µg/g	<0.002			14	20	93	70	130	NV	70	130	
Vanadium	1	µg/g	<1			7	20	106	70	130	97	70	130	
Yttrium	0.004	µg/g	<0.004			3	20	102	70	130	NV	70	130	

OnLine LIMS

Results relate only to the sample tested. Data reported represents the sample submitted to SGS. Reproduction of this analytical report in full or in part is prohibited without prior written approval. Please refer to SGS General Conditions of Services located at https://www.sgs.ca/en/terms-and-conditions (Printed copies are available upon request.)
Test method information available upon request. "Temperature Upon Receipt" is representative of the whole shipment and may not reflect the temperature of individual samples.
SGS Canada Inc. Environment-Health & Safety statement of conformity decision rule does not consider uncertainty when analytical results are compared to a specified standard or regulation.

0004324704

SGS Canada Inc.
P.O. Box 4300 - 185 Concession St.
Lakefield - Ontario - KOL 2HO
Phone: 705-652-2000 FAX: 705-652-6365

Inorganic Analysis													
Parameter	Reporting Limit	Unit	Method Blank	Duplicate				LCS / Spike Blank			Matrix Spike / Reference Material		
				Result 1	Result 2	RPD	Acceptance Criteria	Spike Recovery (%)	Recovery Limits (%)		Spike Recovery (%)	Recovery Limits (%)	
							%		Low	High		Low	High
Zinc	0.7	µg/g	<0.7			2	20	108	70	130	93	70	130
Zirconium	0.03	µg/g	< 0.03			0	20	99	70	130	NV	70	130

OnLine LIMS

0004324704

Results relate only to the sample tested. Data reported represents the sample submitted to SGS. Reproduction of this analytical report in full or in part is prohibited without prior written approval. Please refer to SGS General Conditions of Services located at https://www.sgs.ca/en/terms-and-conditions (Printed copies are available upon request.)
Test method information available upon request. "Temperature Upon Receipt" is representative of the whole shipment and may not reflect the temperature of individual samples.
SGS Canada Inc. Environment-Health & Safety statement of conformity decision rule does not consider uncertainty when analytical results are compared to a specified standard or regulation.

SGS Canada Inc.
P.O. Box 4300 - 185 Concession St.
Lakefield - Ontario - KOL 2HO
Phone: 705-652-2000 FAX: 705-652-6365

Trace Metals - Aqua Regia Digest, ICP-MS

Great Bear Resources Ltd.
Attn : Ashley Moncrief

1020 - 800 West Pender St.
Vancouver, BC
V6C 2V6, Canada

Phone: 778-833-2160
Fax:

11-November-2025

Date Rec. : 04 October 2023
LR Report: **CA19096-OCT23**
Reference: Great Bear Project/OMGS21046 - Set 3

Copy: #4

CERTIFICATE OF ANALYSIS
Final Report - Reissue

Analysis	1: Analysis Start Date	2: Analysis Start Time	3: Analysis Completed Date	4: Analysis Completed Time	5: 116955	6: 116957	7: 116958	8: 116960	9: 116961	11: 116963	12: 116965	13: 031704	14: 116956
Sample Date & Time					N/A	N/A	N/A	N/A	N/A	N/A	N/A	N/A	N/A
Hg MS [ug/g]	17-Nov-23	22:33	21-Nov-23	17:18	< 0.05	< 0.05	< 0.05	< 0.05	< 0.05	< 0.05	< 0.05	< 0.05	< 0.05
Ag [µg/g]	17-Nov-23	22:33	21-Nov-23	17:18	< 0.5	< 0.5	< 0.5	< 0.5	< 0.5	0.8	< 0.5	< 0.5	< 0.5
As [µg/g]	17-Nov-23	22:33	21-Nov-23	17:18	12	2.9	4.3	2.0	130	47	1.4	2.6	20
Al [µg/g]	17-Nov-23	22:33	21-Nov-23	17:18	22000	18000	10000	18000	10000	6200	13000	9700	5200
B [µg/g]	17-Nov-23	22:33	21-Nov-23	17:18	< 1	1	1	1	< 1	1	1	2	2
Ba [µg/g]	17-Nov-23	22:33	21-Nov-23	17:18	230	170	110	230	370	140	140	110	95
Be [µg/g]	17-Nov-23	22:33	21-Nov-23	17:18	0.088	0.11	0.050	0.068	0.25	0.12	0.11	0.17	0.093
Bi [µg/g]	17-Nov-23	22:33	21-Nov-23	17:18	0.24	0.12	0.095	< 0.085	0.21	< 0.085	0.11	0.11	< 0.085
Ca [µg/g]	17-Nov-23	22:33	21-Nov-23	17:18	2200	12000	4600	4100	16000	11000	3100	8100	7600
Cd [µg/g]	17-Nov-23	22:33	21-Nov-23	17:18	0.074	0.25	0.035	0.022	0.084	0.39	0.10	< 0.02	1.4
Co [µg/g]	17-Nov-23	22:33	21-Nov-23	17:18	19	11	5.5	14	7.8	2.8	3.8	8.0	2.3
Cr [µg/g]	17-Nov-23	22:33	21-Nov-23	17:18	92	25	6.2	28	15	3.3	5.8	11	2.3
Cu [µg/g]	17-Nov-23	22:33	21-Nov-23	17:18	56	19	2.9	19	20	8.3	8.2	17	12
Fe [µg/g]	17-Nov-23	22:33	21-Nov-23	17:18	40000	28000	14000	36000	25000	14000	22000	21000	17000
K [µg/g]	17-Nov-23	22:33	21-Nov-23	17:18	13000	12000	7500	12000	7600	4300	6600	5000	3300

OnLine LIMS

0004324697

Results relate only to the sample tested. Data reported represents the sample submitted to SGS. Reproduction of this analytical report in full or in part is prohibited without prior written approval. Please refer to SGS General Conditions of Services located at https://www.sgs.ca/en/terms-and-conditions (Printed copies are available upon request.)
Test method information available upon request. "Temperature Upon Receipt" is representative of the whole shipment and may not reflect the temperature of individual samples.
SGS Canada Inc. Environment-Health & Safety statement of conformity decision rule does not consider uncertainty when analytical results are compared to a specified standard or regulation.

SGS Canada Inc.
P.O. Box 4300 - 185 Concession St.
Lakefield - Ontario - KOL 2HO
Phone: 705-652-2000 FAX: 705-652-6365

LR Report : **CA19096-OCT23**

Analysis	1: Analysis Start Date	2: Analysis Start Time	3: Analysis Completed Date	4: Analysis Completed Time	5: 116955	6: 116957	7: 116958	8: 116960	9: 116961	11: 116963	12: 116965	13: 031704	14: 116956
Mg [µg/g]	17-Nov-23	22:33	21-Nov-23	17:18	13000	10000	4400	5700	7800	1900	6300	3600	1000
Mn [µg/g]	17-Nov-23	22:33	21-Nov-23	17:18	220	960	300	310	400	630	400	260	340
Mo [µg/g]	17-Nov-23	22:33	21-Nov-23	17:18	1.7	1.6	0.70	0.60	1.5	0.81	0.60	1.1	1.3
Na [µg/g]	17-Nov-23	22:33	24-Nov-23	15:17	890	1400	710	1100	1300	840	590	820	710
Ni [µg/g]	17-Nov-23	22:33	21-Nov-23	17:18	58	25	6.8	24	15	2.6	9.6	13	0.36
P [µg/g]	17-Nov-23	22:33	24-Nov-23	15:17	460	660	460	900	670	240	120	540	140
Pb [µg/g]	17-Nov-23	22:33	21-Nov-23	17:18	3.1	16	2.8	1.8	6.4	100	5.2	2.6	40
S [µg/g]	17-Nov-23	22:33	24-Nov-23	15:17	3300	3600	71	320	5200	3400	250	150	7200
Sb [µg/g]	17-Nov-23	22:33	21-Nov-23	17:18	< 2	< 2	< 2	< 2	< 2	< 2	< 2	< 2	< 2
Se [µg/g]	17-Nov-23	22:33	21-Nov-23	17:18	0.2	< 0.1	< 0.1	< 0.1	1.9	< 0.1	< 0.1	< 0.1	< 0.1
Sn [µg/g]	17-Nov-23	22:33	21-Nov-23	17:18	< 2	< 2	< 2	< 2	< 2	< 2	< 2	< 2	< 2
Sr [µg/g]	17-Nov-23	22:33	21-Nov-23	17:18	8.8	25	11	16	38	18	8.9	17	12
Ti [µg/g]	17-Nov-23	22:33	21-Nov-23	17:18	1800	1900	960	1800	1300	500	550	1100	290
Th [µg/g]	01-Dec-23	12:19	06-Dec-23	13:29	4.8	9.3	7.0	6.4	10.3	11.8	11.8	10.0	12.7
Tl [µg/g]	17-Nov-23	22:33	21-Nov-23	17:18	0.52	0.64	0.42	0.34	0.28	0.24	0.17	0.20	0.17
U [µg/g]	17-Nov-23	22:33	21-Nov-23	17:18	1.1	1.5	1.3	0.60	2.0	1.2	1.2	1.5	1.5
V [µg/g]	17-Nov-23	22:33	21-Nov-23	17:18	72	43	17	52	39	2.8	5.9	26	< 1
W [µg/g]	17-Nov-23	22:33	14-Dec-23	12:11	0.40	0.87	0.35	0.15	3.3	0.46	0.17	0.26	0.81
Y [µg/g]	17-Nov-23	22:33	21-Nov-23	17:18	4.0	6.5	3.5	5.9	6.4	9.6	4.4	6.3	8.4
Zn [µg/g]	17-Nov-23	22:33	21-Nov-23	17:18	83	110	50	70	52	180	52	40	250
Zr [µg/g]	17-Nov-23	22:33	24-Nov-23	15:19	12	13	6.9	22	9.7	11	20	12	15

Analysis	15: 116959	16: 116966	17: 116964
Sample Date & Time	N/A	N/A	N/A
Hg MS [ug/g]	< 0.05	< 0.05	< 0.05
Ag [µg/g]	< 0.5	< 0.5	< 0.5
As [µg/g]	93	1.2	2.4
Al [µg/g]	3800	12000	8500

OnLine LIMS

0004324697

Results relate only to the sample tested. Data reported represents the sample submitted to SGS. Reproduction of this analytical report in full or in part is prohibited without prior written approval. Please refer to SGS General Conditions of Services located at https://www.sgs.ca/en/terms-and-conditions (Printed copies are available upon request.)
Test method information available upon request. "Temperature Upon Receipt" is representative of the whole shipment and may not reflect the temperature of individual samples.
SGS Canada Inc. Environment-Health & Safety statement of conformity decision rule does not consider uncertainty when analytical results are compared to a specified standard or regulation.

SGS Canada Inc.
P.O. Box 4300 - 185 Concession St.
Lakefield - Ontario - KOL 2HO
Phone: 705-652-2000 FAX: 705-652-6365

LR Report : **CA19096-OCT23**

Analysis	15: 116959	16: 116966	17: 116964
B [µg/g]	1	1	1
Ba [µg/g]	58	170	120
Be [µg/g]	0.088	0.14	0.045
Bi [µg/g]	< 0.085	0.10	< 0.085
Ca [µg/g]	16000	11000	5900
Cd [µg/g]	0.076	0.040	0.034
Co [µg/g]	1.8	16	4.0
Cr [µg/g]	1.5	82	14
Cu [µg/g]	4.8	38	13
Fe [µg/g]	13000	16000	17000
K [µg/g]	1800	7400	6000
Mg [µg/g]	1600	8100	1600
Mn [µg/g]	270	200	250
Mo [µg/g]	1.3	1.0	0.32
Na [µg/g]	840	1000	720
Ni [µg/g]	0.72	45	8.5
P [µg/g]	150	890	330
Pb [µg/g]	5.0	3.3	2.3
S [µg/g]	5800	2500	280
Sb [µg/g]	< 2	< 2	< 2
Se [µg/g]	0.3	< 0.1	< 0.1
Sn [µg/g]	< 2	< 2	< 2
Sr [µg/g]	31	42	11
Ti [µg/g]	170	770	1000
Th [µg/g]	13.5	10.3	7.7
Tl [µg/g]	0.072	0.23	0.16
U [µg/g]	1.5	1.3	0.90
V [µg/g]	< 1	34	20
W [µg/g]	0.86	0.16	0.13
Y [µg/g]	8.3	8.7	4.8
Zn [µg/g]	48	32	32

OnLine LIMS

0004324697

Results relate only to the sample tested. Data reported represents the sample submitted to SGS. Reproduction of this analytical report in full or in part is prohibited without prior written approval. Please refer to SGS General Conditions of Services located at https://www.sgs.ca/en/terms-and-conditions (Printed copies are available upon request.)
Test method information available upon request. "Temperature Upon Receipt" is representative of the whole shipment and may not reflect the temperature of individual samples.
SGS Canada Inc. Environment-Health & Safety statement of conformity decision rule does not consider uncertainty when analytical results are compared to a specified standard or regulation.

SGS Canada Inc.
P.O. Box 4300 - 185 Concession St.
Lakefield - Ontario - KOL 2HO
Phone: 705-652-2000 FAX: 705-652-6365

Analysis	15: 116959	16: 116966	17: 116964
Zr [µg/g]	8.9	23	14

Revised report with W added.
Revised report #2 with sample changes as per client request.

Method Descriptions

Parameter	Units	SGS Method Code	Reference Method Code
Mercury by CVAAS	ug/g	ME-CA-[ENV]SPE-LAK-AN-004	EPA 7471A/EPA 245
Metals in Soil - Aqua-regia/ICP-MS	µg/g	ME-CA-[ENV]SPE-LAK-AN-005	EPA 3050/EPA 200.8

Catharine Arnold

CHARTERED CHEMICAL PROFESSION OF ONTARIO CATHARINE ARNOLD CHEMIST

Catharine Arnold, B.Sc., C.Chem
Project Specialist,
Environment, Health & Safety

OnLine LIMS

0004324697

Results relate only to the sample tested. Data reported represents the sample submitted to SGS. Reproduction of this analytical report in full or in part is prohibited without prior written approval. Please refer to SGS General Conditions of Services located at https://www.sgs.ca/en/terms-and-conditions (Printed copies are available upon request.)
Test method information available upon request. "Temperature Upon Receipt" is representative of the whole shipment and may not reflect the temperature of individual samples.
SGS Canada Inc. Environment-Health & Safety statement of conformity decision rule does not consider uncertainty when analytical results are compared to a specified standard or regulation.

SGS Canada Inc.
P.O. Box 4300 - 185 Concession St.
Lakefield - Ontario - KOL 2HO
Phone: 705-652-2000 FAX: 705-652-6365

Quality Control Report

Inorganic Analysis														
Parameter	Reporting Limit	Unit	Method Blank	Duplicate				LCS / Spike Blank			Matrix Spike / Reference Material			
				Result 1	Result 2	RPD	Acceptance Criteria	Spike Recovery (%)	Recovery Limits (%)		Spike Recovery (%)	Recovery Limits (%)		
							%		Low	High		Low	High	
Mercury by CVAAS - QCBatchID: EMS0125-NOV23														
Mercury	0.05	ug/g	<0.05			ND	30	103	80	120	113	70	130	
Metals in Soil - Aqua-regia/ICP-MS - QCBatchID: EMS0125-NOV23														
Aluminum	3	µg/g	<3			2	20	106	70	130	NV	70	130	
Antimony	2	µg/g	<0.8			ND	20	101	70	130	NV	70	130	
Arsenic	0.5	µg/g	<0.5			ND	20	106	70	130	99	70	130	
Barium	0.01	µg/g	<0.01			6	20	104	70	130	97	70	130	
Beryllium	0.02	µg/g	<0.02			4	20	99	70	130	NV	70	130	
Bismuth	0.085	µg/g	<0.09			1	20	99	70	130	NV	70	130	
Boron	1	µg/g	<1			7	20	110	70	130	NV	70	130	
Cadmium	0.02	µg/g	<0.02			14	20	96	70	130	NV	70	130	
Calcium	3	µg/g	<3			0	20	98	70	130	NV	70	130	
Chromium	0.5	µg/g	<0.5			0	20	102	70	130	83	70	130	
Cobalt	0.01	µg/g	<0.01			2	20	96	70	130	93	70	130	
Copper	0.1	µg/g	<0.1			2	20	97	70	130	92	70	130	
Iron	3	µg/g	4.2			0	20	107	70	130	106	70	130	
Lead	0.05	µg/g	<0.05			0	20	105	70	130	115	70	130	
Magnesium	3	µg/g	<3			4	20	105	70	130	NV	70	130	
Manganese	0.1	µg/g	<0.1			0	20	97	70	130	107	70	130	
Molybdenum	0.1	µg/g	<0.1			3	20	108	70	130	NV	70	130	
Nickel	0.1	µg/g	<0.1			1	20	99	70	130	92	70	130	
Phosphorus	3	µg/g	<3			0	20	107	70	130	NV	70	130	
Potassium	3	µg/g	<3			2	20	104	70	130	NV	70	130	
Selenium	0.1	µg/g	<0.1			ND	20	102	70	130	NV	70	130	
Silver	0.5	µg/g	<0.01			ND	20	100	70	130	122	70	130	
Sodium	3	µg/g	<3			3	20	103	70	130	NV	70	130	
Strontium	0.02	µg/g	<0.02			3	20	96	70	130	NV	70	130	
Sulfur	50	µg/g	<50			ND	20	98	70	130	NV	70	130	
Thallium	0.02	µg/g	<0.02			2	20	NV	70	130	NV	70	130	
Tin	2	µg/g	<2			ND	20	106	70	130	NV	70	130	
Titanium	0.1	µg/g	<0.1			9	20	102	70	130	NV	70	130	
Tungsten	0.04	µg/g	<0.04			ND	20	109	70	130	NV	70	130	
Uranium	0.002	µg/g	<0.002			1	20	103	70	130	NV	70	130	
Vanadium	1	µg/g	<1			ND	20	94	70	130	95	70	130	
Yttrium	0.004	µg/g	<0.004			4	20	96	70	130	NV	70	130	
Zinc	0.7	µg/g	<0.7			2	20	96	70	130	86	70	130	

OnLine LIMS

0004324697

Results relate only to the sample tested. Data reported represents the sample submitted to SGS. Reproduction of this analytical report in full or in part is prohibited without prior written approval. Please refer to SGS General Conditions of Services located at https://www.sgs.ca/en/terms-and-conditions (Printed copies are available upon request.)
Test method information available upon request. "Temperature Upon Receipt" is representative of the whole shipment and may not reflect the temperature of individual samples.
SGS Canada Inc. Environment-Health & Safety statement of conformity decision rule does not consider uncertainty when analytical results are compared to a specified standard or regulation.

SGS Canada Inc.
P.O. Box 4300 - 185 Concession St.
Lakefield - Ontario - KOL 2HO
Phone: 705-652-2000 FAX: 705-652-6365

Trace Metals - Aqua Regia Digest, ICP-MS

LR Report : **CA19096-OCT23**

Inorganic Analysis														
Parameter	Reporting Limit	Unit	Method Blank	Duplicate				LCS / Spike Blank			Matrix Spike / Reference Material			
				Result 1	Result 2	RPD	Acceptance Criteria	Spike Recovery (%)	Recovery Limits (%)		Spike Recovery (%)	Recovery Limits (%)		
							%		Low	High		Low	High	
Zirconium	0.03	µg/g	< 0.03			ND	20	107	70	130	NV	70	130	
Metals in Soil - Aqua-regia/ICP-MS - QCBatchID: EMS0300-NOV23														
Thorium	0.5	µg/g	<0.5			9	20	99	70	130	NV	70	130	

OnLine LIMS

0004324697

Results relate only to the sample tested. Data reported represents the sample submitted to SGS. Reproduction of this analytical report in full or in part is prohibited without prior written approval. Please refer to SGS General Conditions of Services located at https://www.sgs.ca/en/terms-and-conditions (Printed copies are available upon request.)
Test method information available upon request. "Temperature Upon Receipt" is representative of the whole shipment and may not reflect the temperature of individual samples.
SGS Canada Inc. Environment-Health & Safety statement of conformity decision rule does not consider uncertainty when analytical results are compared to a specified standard or regulation.

SGS Canada Inc.
P.O. Box 4300 - 185 Concession St.
Lakefield - Ontario - KOL 2HO
Phone: 705-652-2000 FAX: 705-652-6365

Great Bear Resources Ltd.
Attn : Ashley Moncrief

1020 - 800 West Pender St.
Vancouver, BC
V6C 2V6, Canada

Phone: 778-833-2160
Fax:

11-November-2025

Date Rec. : 14 August 2023
LR Report: **CA19121-AUG23**
Reference: Great Bear Project/OMEMA2303 Set #1

Copy: #3

CERTIFICATE OF ANALYSIS
Final Report - Revised

Analysis	1: Analysis Start Date	2: Analysis Start Time	3: Analysis Completed Date	4: Analysis Completed Time	5: 031855	6: 031854	7: 031853	9: 031851	10: 031867	11: 031869	12: 031870	13: 031866	14: 031868	15: 031861
Sample Date & Time					NA	NA	NA	NA	NA	NA	NA	NA	NA	NA
Hg MS [ug/g]	03-Sep-23	10:25	05-Sep-23	15:47	< 0.05	< 0.05	0.11	< 0.05	< 0.05	< 0.05	< 0.05	0.10	< 0.05	< 0.05
Ag [µg/g]	03-Sep-23	10:25	05-Sep-23	15:47	< 0.5	< 0.5	< 0.5	< 0.5	< 0.5	< 0.5	< 0.5	< 0.5	< 0.5	< 0.5
As [µg/g]	03-Sep-23	10:25	05-Sep-23	15:47	460	230	110	120	170	390	860	830	67	6.8
Al [µg/g]	03-Sep-23	10:25	05-Sep-23	15:47	12000	11000	11000	17000	15000	14000	14000	26000	7800	13000
B [µg/g]	03-Sep-23	10:25	05-Sep-23	15:47	2	2	2	2	2	1	2	4	2	2
Ba [µg/g]	03-Sep-23	10:25	05-Sep-23	15:47	66	95	110	120	190	75	96	51	32	110
Be [µg/g]	03-Sep-23	10:25	05-Sep-23	15:47	0.08	0.07	0.13	0.07	0.11	0.06	0.07	0.65	0.10	0.08
Bi [µg/g]	03-Sep-23	10:25	05-Sep-23	15:47	0.12	0.10	0.17	0.25	0.12	0.14	0.14	0.18	0.10	< 0.085
Ca [µg/g]	03-Sep-23	10:25	05-Sep-23	15:47	4800	8500	16000	14000	13000	6700	6700	14000	5900	14000
Cd [µg/g]	03-Sep-23	10:25	05-Sep-23	15:47	0.06	0.18	0.10	0.05	0.06	0.05	0.06	0.06	0.15	0.07
Co [µg/g]	03-Sep-23	10:25	05-Sep-23	15:47	7.8	6.9	6.8	10	9.6	8.6	9.7	4.9	3.9	9.8
Cr [µg/g]	03-Sep-23	10:25	05-Sep-23	15:47	13	7.4	11	16	10	9.3	12	5.8	5.1	14
Cu [µg/g]	03-Sep-23	10:25	05-Sep-23	15:47	19	13	18	18	23	20	18	9.1	10	16
Fe [µg/g]	03-Sep-23	10:25	05-Sep-23	15:47	18000	19000	19000	27000	27000	23000	25000	18000	13000	22000
K [µg/g]	03-Sep-23	10:25	05-Sep-23	15:47	7800	6800	7700	12000	11000	9700	9300	6500	3700	10000

OnLine LNMS

0004324614

Results relate only to the sample tested. Data reported represents the sample submitted to SGS. Reproduction of this analytical report in full or in part is prohibited without prior written approval. Please refer to SGS General Conditions of Services located at https://www.sgs.ca/en/terms-and-conditions (Printed copies are available upon request.)
Test method information available upon request. "Temperature Upon Receipt" is representative of the whole shipment and may not reflect the temperature of individual samples.
SGS Canada Inc. Environment-Health & Safety statement of conformity decision rule does not consider uncertainty when analytical results are compared to a specified standard or regulation.

SGS Canada Inc.
P.O. Box 4300 - 185 Concession St.
Lakefield - Ontario - KOL 2HO
Phone: 705-652-2000 FAX: 705-652-6365

LR Report : CA19121-AUG23

Analysis	1: Analysis Start Date	2: Analysis Start Time	3: Analysis Completed Date	4: Analysis Completed Time	5: 031855	6: 031854	7: 031853	9: 031851	10: 031867	11: 031869	12: 031870	13: 031866	14: 031868	15: 031861
Mg [µg/g]	03-Sep-23	10:25	05-Sep-23	15:47	5500	4800	6200	9100	8700	6500	6800	4200	3800	7900
Mn [µg/g]	03-Sep-23	10:25	05-Sep-23	15:47	350	640	700	500	560	440	440	280	500	390
Mo [µg/g]	03-Sep-23	10:25	05-Sep-23	15:47	1.0	0.7	0.8	0.8	1.4	1.2	1.4	1.1	0.8	0.5
Na [µg/g]	03-Sep-23	10:25	05-Sep-23	15:47	530	760	430	710	530	690	720	1000	540	440
Ni [µg/g]	03-Sep-23	10:25	05-Sep-23	15:47	18	9.2	16	19	17	11	13	6.1	5.1	19
P [µg/g]	03-Sep-23	10:25	05-Sep-23	15:47	510	560	520	880	770	710	690	450	370	700
Pb [µg/g]	03-Sep-23	10:25	05-Sep-23	15:47	7.2	4.8	4.2	2.8	2.6	3.3	3.5	7.5	12	3.1
Sb [µg/g]	03-Sep-23	10:25	05-Sep-23	15:47	< 2	< 2	< 2	< 2	< 2	< 2	< 2	< 2	< 2	< 2
S [µg/g]	03-Sep-23	10:25	05-Sep-23	15:47	2700	3800	2100	2100	2900	2900	3400	3200	2600	620
Se [µg/g]	03-Sep-23	10:25	05-Sep-23	15:47	0.1	0.4	0.3	0.2	0.2	0.1	0.1	0.2	0.2	0.1
Sn [µg/g]	03-Sep-23	10:25	05-Sep-23	15:47	< 2	< 2	< 2	< 2	< 2	< 2	< 2	< 2	< 2	< 2
Sr [µg/g]	03-Sep-23	10:25	05-Sep-23	15:47	13	23	30	19	18	13	17	64	12	26
Ti [µg/g]	03-Sep-23	10:25	05-Sep-23	15:47	1100	1100	930	2100	2000	1600	1300	920	730	1700
Th [µg/g]	03-Sep-23	10:25	05-Sep-23	15:47	19	22	20	20	23	25	24	23	22	12
Tl [µg/g]	03-Sep-23	10:25	05-Sep-23	15:47	0.31	0.44	0.41	0.57	0.58	0.45	0.43	0.41	0.29	0.44
U [µg/g]	03-Sep-23	10:25	05-Sep-23	15:47	1.4	1.6	1.3	1.2	1.3	1.3	1.2	1.2	1.8	1.5
V [µg/g]	03-Sep-23	10:25	05-Sep-23	15:47	20	21	19	42	41	26	30	15	13	35
W [µg/g]	03-Sep-23	10:25	05-Sep-23	15:47	0.56	1.7	10	1.6	0.92	0.39	0.19	8.6	1.3	0.86
Y [µg/g]	03-Sep-23	10:25	05-Sep-23	15:47	6.3	6.3	5.8	6.6	7.8	8.3	6.6	8.1	4.4	7.0
Zn [µg/g]	03-Sep-23	10:25	05-Sep-23	15:47	41	75	53	58	62	54	57	42	64	54
Zr [µg/g]	03-Sep-23	10:25	05-Sep-23	15:47	6.5	5.7	9.3	9.7	11	14	16	7.8	9.5	7.3

Analysis	16: 031860	17: 031859	18: 031856	19: 031857	20: 031858	21: 031862	22: 031863	23: 031864	24: 031865	25: 031879	26: 031878	27: 031876	28: 031874	29: 031877	30: 031875
Sample Date & Time	NA	NA	NA	NA	NA	NA	NA	NA	NA	NA	NA	NA	NA	NA	NA
Hg MS [ug/g]	< 0.05	< 0.05	< 0.05	< 0.05	< 0.05	< 0.05	< 0.05	< 0.05	< 0.05	< 0.05	< 0.05	0.10	< 0.05	< 0.05	< 0.05
Ag [µg/g]	< 0.5	< 0.5	< 0.5	< 0.5	< 0.5	< 0.5	< 0.5	< 0.5	< 0.5	< 0.5	< 0.5	< 0.5	< 0.5	< 0.5	< 0.5
As [µg/g]	6.0	1.6	1.3	1.9	5.5	1.5	3.2	3.0	2.3	1.8	9.9	19	9.6	17	19
Al [µg/g]	14000	22000	19000	16000	19000	12000	18000	15000	12000	14000	9100	22000	12000	25000	11000

OnLine LNMS

0004324614

Results relate only to the sample tested. Data reported represents the sample submitted to SGS. Reproduction of this analytical report in full or in part is prohibited without prior written approval. Please refer to SGS General Conditions of Services located at https://www.sgs.ca/en/terms-and-conditions (Printed copies are available upon request.)
Test method information available upon request. "Temperature Upon Receipt" is representative of the whole shipment and may not reflect the temperature of individual samples.
SGS Canada Inc. Environment-Health & Safety statement of conformity decision rule does not consider uncertainty when analytical results are compared to a specified standard or regulation.

SGS Canada Inc.
P.O. Box 4300 - 185 Concession St.
Lakefield - Ontario - KOL 2HO
Phone: 705-652-2000 FAX: 705-652-6365

LR Report : **CA19121-AUG23**

Analysis	16: 031860	17: 031859	18: 031856	19: 031857	20: 031858	21: 031862	22: 031863	23: 031864	24: 031865	25: 031879	26: 031878	27: 031876	28: 031874	29: 031877	30: 031875
B [µg/g]	2	1	2	3	< 1	1	5	< 1	2	5	2	3	3	1	2
Ba [µg/g]	150	380	270	98	490	170	160	140	140	68	57	160	89	99	43
Be [µg/g]	0.06	0.19	0.11	0.17	0.05	0.05	0.13	0.07	0.06	0.15	0.11	0.20	0.09	0.32	0.12
Bi [µg/g]	0.11	< 0.085	0.11	0.14	0.12	< 0.085	< 0.085	0.10	0.14	0.11	0.10	< 0.085	< 0.085	< 0.085	0.18
Ca [µg/g]	18000	19000	6400	12000	9800	20000	7600	15000	14000	5500	16000	30000	10000	16000	11000
Cd [µg/g]	0.14	0.08	0.04	0.05	0.09	0.14	0.08	0.09	0.04	0.11	0.16	0.04	0.13	0.08	0.11
Co [µg/g]	9.4	15	11	9.7	12	9.2	8.3	10	6.9	6.8	6.0	19	7.8	11	9.2
Cr [µg/g]	26	62	21	8.6	12	21	14	15	18	10	6.9	59	18	51	11
Cu [µg/g]	13	34	24	15	18	27	13	21	15	21	10	21	15	22	21
Fe [µg/g]	23000	37000	27000	24000	31000	20000	23000	24000	20000	19000	17000	33000	21000	25000	21000
K [µg/g]	9500	18000	11000	6300	13000	6200	9800	11000	6400	7700	3800	14000	6100	13000	4000
Mg [µg/g]	7600	15000	8300	11000	10000	8200	7900	8500	5200	6800	4500	20000	7600	11000	7000
Mn [µg/g]	930	640	390	490	440	540	300	420	410	400	620	650	790	780	710
Mo [µg/g]	1.1	4.9	0.6	0.3	1.3	1.0	1.7	0.9	1.9	0.9	0.6	0.2	0.6	0.7	1.2
Na [µg/g]	570	480	1100	560	690	470	990	520	670	870	430	380	570	1500	480
Ni [µg/g]	21	27	19	13	21	24	15	19	14	12	8.6	60	16	21	16
P [µg/g]	450	920	560	550	990	640	680	740	560	460	560	2700	500	630	510
Pb [µg/g]	2.5	1.7	2.8	2.7	2.5	2.3	3.3	2.6	2.9	12	7.7	3.7	6.7	3.6	6.9
Sb [µg/g]	< 2	< 2	< 2	< 2	< 2	< 2	< 2	< 2	< 2	< 2	< 2	< 2	< 2	< 2	< 2
S [µg/g]	1100	1000	910	680	790	1200	700	650	510	3400	4200	5200	5000	4400	5600
Se [µg/g]	0.1	0.2	0.1	0.1	0.2	0.1	0.2	0.1	0.1	0.1	0.2	0.3	0.2	0.2	0.2
Sn [µg/g]	< 2	< 2	< 2	< 2	< 2	< 2	< 2	< 2	< 2	< 2	< 2	< 2	< 2	< 2	< 2
Sr [µg/g]	24	31	28	25	21	31	31	21	21	22	19	55	16	37	15
Ti [µg/g]	1400	2700	2000	1300	2000	1400	1900	1800	1100	1200	820	2400	1300	1800	1100
Th [µg/g]	17	15	20	21	21	15	21	19	20	18	24	26	21	21	20
Tl [µg/g]	0.37	0.51	0.40	0.29	0.38	0.15	0.34	0.42	0.17	0.42	0.24	0.45	0.33	0.66	0.24
U [µg/g]	1.3	0.80	1.3	1.9	1.3	0.57	1.4	1.2	1.3	1.3	1.4	1.6	1.3	1.5	1.1
V [µg/g]	38	75	49	30	67	35	42	44	33	28	18	54	32	48	27
W [µg/g]	0.83	0.41	0.34	0.33	0.76	0.17	0.15	1.5	3.0	0.12	1.1	8.0	0.40	1.5	2.3
Y [µg/g]	6.2	7.2	7.3	6.9	9.2	6.2	7.0	6.8	6.0	5.6	6.1	9.1	5.4	7.8	4.3
Zn [µg/g]	49	69	61	67	63	41	61	62	41	60	68	71	46	60	41

OnLine LMS

0004324614

Results relate only to the sample tested. Data reported represents the sample submitted to SGS. Reproduction of this analytical report in full or in part is prohibited without prior written approval. Please refer to SGS General Conditions of Services located at https://www.sgs.ca/en/terms-and-conditions (Printed copies are available upon request.)
Test method information available upon request. "Temperature Upon Receipt" is representative of the whole shipment and may not reflect the temperature of individual samples.
SGS Canada Inc. Environment-Health & Safety statement of conformity decision rule does not consider uncertainty when analytical results are compared to a specified standard or regulation.

SGS Canada Inc.
P.O. Box 4300 - 185 Concession St.
Lakefield - Ontario - KOL 2HO
Phone: 705-652-2000 FAX: 705-652-6365

LR Report : **CA19121-AUG23**

Analysis	16: 031860	17: 031859	18: 031856	19: 031857	20: 031858	21: 031862	22: 031863	23: 031864	24: 031865	25: 031879	26: 031878	27: 031876	28: 031874	29: 031877	30: 031875
Zr [µg/g]	9.7	12	11	9.6	11	15	12	17	9.9	11	13	13	13	11	13

Analysis	31: 031873	32: 031880	33: 031871	34: 031881	35: 031954	36: 031937	37: 031936	38: 031935	39: 031934	40: 031933	41: 031957	42: 031956	43: 031932	44: 031955	45: 031942	46: 031959
Sample Date & Time	NA	NA	NA	NA	NA	NA	NA	NA	NA	NA	NA	NA	NA	NA	NA	NA
Hg MS [ug/g]	< 0.05	< 0.05	0.13	< 0.05	< 0.05	0.38	< 0.05	0.29	0.07	< 0.05	< 0.05	< 0.05	< 0.05	< 0.05	0.16	0.31
Ag [µg/g]	< 0.5	< 0.5	< 0.5	< 0.5	< 0.5	< 0.5	< 0.5	< 0.5	< 0.5	< 0.5	< 0.5	< 0.5	1.2	< 0.5	3.1	55
As [µg/g]	13	15	10.0	8.6	1800	930	1300	260	3500	2900	1500	2700	850	450	33	34
Al [µg/g]	14000	18000	12000	16000	12000	8900	13000	10000	3200	28000	24000	8900	16000	17000	17000	7800
B [µg/g]	3	1	< 1	2	1	< 1	1	2	< 1	4	2	2	2	2	6	2
Ba [µg/g]	110	170	350	110	56	310	30	120	11	77	180	120	460	77	31	83
Be [µg/g]	0.13	0.20	0.10	0.07	0.05	0.17	0.21	0.15	0.07	0.33	0.07	0.15	0.12	0.13	0.34	0.13
Bi [µg/g]	< 0.085	0.20	0.44	0.12	0.13	0.27	0.10	0.19	0.15	0.47	0.22	0.12	29	< 0.085	3.5	110
Ca [µg/g]	20000	15000	16000	9200	4700	15000	4800	13000	8800	12000	1800	9000	7400	9200	7300	5400
Cd [µg/g]	0.13	0.06	0.46	0.07	0.04	0.03	0.06	0.18	0.14	0.05	0.07	0.11	0.11	0.04	23	23
Co [µg/g]	7.9	16	10	11	7.6	7.0	7.9	8.3	4.5	16	21	6.9	11	8.1	12	8.7
Cr [µg/g]	14	35	25	12	11	13	6.3	13	6.5	21	68	8.6	21	18	17	7.4
Cu [µg/g]	29	28	18	14	14	22	17	10	18	22	54	18	28	14	290	1100
Fe [µg/g]	20000	36000	25000	27000	22000	19000	17000	20000	13000	28000	41000	17000	38000	22000	37000	45000
K [µg/g]	8100	14000	8300	12000	8500	5800	5900	7200	770	8900	17000	6400	9200	8700	3000	2400
Mg [µg/g]	8500	12000	7700	9500	6000	6000	3900	5900	2500	8400	13000	4500	7300	7300	11000	2300
Mn [µg/g]	1100	620	670	600	400	240	340	510	300	470	400	350	520	470	930	300
Mo [µg/g]	0.6	0.7	1.1	0.8	0.9	0.9	0.4	1.3	1.1	1.5	1.3	0.9	3.8	0.5	2.9	1.2
Na [µg/g]	740	530	740	600	590	690	1100	460	710	2100	440	400	650	1500	480	680
Ni [µg/g]	15	18	18	17	13	12	16	16	6.9	21	53	11	22	17	23	14
P [µg/g]	490	880	520	750	660	570	470	450	350	610	590	520	590	480	710	430
Pb [µg/g]	8.1	2.7	2.4	4.5	3.3	2.4	4.0	9.4	7.5	5.9	3.7	5.1	3.1	2.9	600	4700
Sb [µg/g]	< 2	< 2	< 2	< 2	< 2	< 2	< 2	< 2	< 2	< 2	< 2	< 2	< 2	< 2	< 2	3
S [µg/g]	5200	9000	5800	4300	3200	2800	5400	4100	4600	7100	4000	4000	5900	4500	16000	43000

OnLine LIMS

0004324614

Results relate only to the sample tested. Data reported represents the sample submitted to SGS. Reproduction of this analytical report in full or in part is prohibited without prior written approval. Please refer to SGS General Conditions of Services located at https://www.sgs.ca/en/terms-and-conditions (Printed copies are available upon request.)
Test method information available upon request. "Temperature Upon Receipt" is representative of the whole shipment and may not reflect the temperature of individual samples.
SGS Canada Inc. Environment-Health & Safety statement of conformity decision rule does not consider uncertainty when analytical results are compared to a specified standard or regulation.

SGS Canada Inc.
P.O. Box 4300 - 185 Concession St.
Lakefield - Ontario - KOL 2HO
Phone: 705-652-2000 FAX: 705-652-6365

LR Report : **CA19121-AUG23**

Analysis	31: 031873	32: 031880	33: 031871	34: 031881	35: 031954	36: 031937	37: 031936	38: 031935	39: 031934	40: 031933	41: 031957	42: 031956	43: 031932	44: 031955	45: 031942	46: 031959
Se [µg/g]	0.2	0.2	0.7	0.2	0.1	0.7	0.2	0.6	6.8	0.2	0.4	3.5	1.3	0.1	2.2	49
Sn [µg/g]	< 2	< 2	< 2	< 2	< 2	< 2	< 2	< 2	< 2	< 2	< 2	< 2	< 2	< 2	< 2	< 2
Sr [µg/g]	24	25	20	15	11	38	23	22	14	62	7.9	13	15	29	16	22
Ti [µg/g]	1300	2300	1400	2000	1200	940	670	1100	340	1300	2100	810	1400	1500	990	340
Th [µg/g]	18	18	19	20	12	17	18	21	11	21	22	20	21	21	20	17
Tl [µg/g]	0.48	0.49	0.29	0.44	0.47	0.18	0.27	0.31	0.03	0.48	0.76	0.32	0.41	0.43	0.22	0.28
U [µg/g]	1.2	1.2	1.3	1.2	1.8	2.1	1.6	1.4	0.74	1.2	1.4	1.8	1.4	1.3	1.0	1.1
V [µg/g]	31	72	48	52	28	41	10	22	6	34	56	15	47	36	35	12
W [µg/g]	1.3	0.21	10	0.76	0.26	34	0.36	25	5.5	0.37	0.57	0.27	0.59	0.26	0.57	17
Y [µg/g]	4.6	7.5	5.9	5.6	6.4	6.0	6.6	5.9	2.6	7.6	8.7	6.8	5.7	5.1	5.8	4.2
Zn [µg/g]	48	55	100	51	55	39	46	54	24	43	120	58	59	42	3900	5700
Zr [µg/g]	9.4	13	14	11	3.7	2.3	2.3	8.8	2.0	7.5	15	4.9	8.9	10	12	7.3

Analysis	47: 031941	48: 031940	49: 031939	50: 031958	51: 031962	52: 031961	53: 031938	54: 031960
Sample Date & Time	NA	NA	NA	NA	NA	NA	NA	NA
Hg MS [ug/g]	0.55	0.43	4.80	0.26	0.20	0.15	0.06	0.32
Ag [µg/g]	1.2	2.9	13	4.9	1.4	10	1.6	3.6
As [µg/g]	65	25	35	47	34	39	31	77
Al [µg/g]	23000	24000	9100	23000	19000	27000	12000	9500
B [µg/g]	2	5	< 1	3	2	4	2	3
Ba [µg/g]	52	60	180	52	62	100	84	55
Be [µg/g]	0.41	0.46	0.16	0.27	0.38	0.26	0.14	0.14
Bi [µg/g]	1.6	1.1	28	9.3	1.8	9.3	2.0	3.5
Ca [µg/g]	13000	10000	43000	17000	8400	5400	4700	2500
Cd [µg/g]	49	77	39	35	23	16	7.5	67
Co [µg/g]	7.7	11	9.6	9.1	8.3	12	7.6	11
Cr [µg/g]	6.4	5.5	19	14	5.7	8.6	7.1	4.5
Cu [µg/g]	82	560	250	300	97	710	220	370

OnLine LIMS

0004324614

Results relate only to the sample tested. Data reported represents the sample submitted to SGS. Reproduction of this analytical report in full or in part is prohibited without prior written approval. Please refer to SGS General Conditions of Services located at https://www.sgs.ca/en/terms-and-conditions (Printed copies are available upon request.)
Test method information available upon request. "Temperature Upon Receipt" is representative of the whole shipment and may not reflect the temperature of individual samples.
SGS Canada Inc. Environment-Health & Safety statement of conformity decision rule does not consider uncertainty when analytical results are compared to a specified standard or regulation.

SGS Canada Inc.
P.O. Box 4300 - 185 Concession St.
Lakefield - Ontario - KOL 2HO
Phone: 705-652-2000 FAX: 705-652-6365

LR Report : **CA19121-AUG23**

Analysis	47: 031941	48: 031940	49: 031939	50: 031958	51: 031962	52: 031961	53: 031938	54: 031960
Fe [µg/g]	28000	40000	33000	28000	29000	71000	37000	38000
K [µg/g]	6000	8100	7900	7200	6800	15000	6500	6200
Mg [µg/g]	4400	6100	6600	7200	5200	11000	5300	4100
Mn [µg/g]	530	580	2600	920	570	970	540	480
Mo [µg/g]	1.1	1.4	4.4	1.4	1.4	0.5	0.7	0.8
Na [µg/g]	1300	1400	270	1900	1400	1200	590	200
Ni [µg/g]	11	17	15	18	14	17	8.7	14
P [µg/g]	560	850	420	590	530	470	370	720
Pb [µg/g]	210	220	2500	180	270	180	85	560
Sb [µg/g]	< 2	< 2	< 2	< 2	< 2	< 2	< 2	< 2
S [µg/g]	22000	26000	22000	20000	16000	35000	19000	28000
Se [µg/g]	2.9	5.5	21	2.9	1.9	3.6	1.1	3.9
Sn [µg/g]	< 2	< 2	< 2	< 2	< 2	< 2	< 2	< 2
Sr [µg/g]	47	38	170	66	33	23	11	7.2
Ti [µg/g]	690	760	1100	1000	710	1500	740	480
Th [µg/g]	22	29	14	19	21	23	18	19
Tl [µg/g]	0.51	1.0	0.38	0.49	0.77	1.4	0.51	0.42
U [µg/g]	1.4	1.8	0.78	1.4	1.7	1.4	1.3	1.5
V [µg/g]	16	13	27	29	13	23	14	7
W [µg/g]	0.59	0.42	410	2.4	1.6	0.40	1.1	0.36
Y [µg/g]	6.2	7.8	5.7	5.3	6.9	5.9	3.2	6.6
Zn [µg/g]	8800	13000	8900	4800	4000	2800	1300	12000
Zr [µg/g]	8.0	10	6.9	7.6	11	11	10	14

Revised report with sample changes as per client request.

Method Descriptions

Parameter	Units	SGS Method Code	Reference Method Code
Mercury by CVAAS	ug/g	ME-CA-[ENV]SPE-LAK-AN-004	EPA 7471A/EPA 245
Metals in Soil - Aqua-regia/ICP-MS	µg/g	ME-CA-[ENV]SPE-LAK-AN-005	EPA 3050/EPA 200.8

OnLine LNMS

0004324614

Results relate only to the sample tested. Data reported represents the sample submitted to SGS. Reproduction of this analytical report in full or in part is prohibited without prior written approval. Please refer to SGS General Conditions of Services located at https://www.sgs.ca/en/terms-and-conditions (Printed copies are available upon request.)
Test method information available upon request. "Temperature Upon Receipt" is representative of the whole shipment and may not reflect the temperature of individual samples.
SGS Canada Inc. Environment-Health & Safety statement of conformity decision rule does not consider uncertainty when analytical results are compared to a specified standard or regulation.

SGS Canada Inc.
P.O. Box 4300 - 185 Concession St.
Lakefield - Ontario - KOL 2HO
Phone: 705-652-2000 FAX: 705-652-6365

LR Report : **CA19121-AUG23**

Catharine Arnold

CHARTERED CHEMIST CATHARINE ARNOLD — THE CHEMICAL PROFESSION OF ONTARIO

Catharine Arnold, B.Sc., C.Chem
Project Specialist,
Environment, Health & Safety

OnLine LIMS

0004324614

Results relate only to the sample tested. Data reported represents the sample submitted to SGS. Reproduction of this analytical report in full or in part is prohibited without prior written approval. Please refer to SGS General Conditions of Services located at https://www.sgs.ca/en/terms-and-conditions (Printed copies are available upon request.)
Test method information available upon request. "Temperature Upon Receipt" is representative of the whole shipment and may not reflect the temperature of individual samples.
SGS Canada Inc. Environment-Health & Safety statement of conformity decision rule does not consider uncertainty when analytical results are compared to a specified standard or regulation.

SGS Canada Inc.
P.O. Box 4300 - 185 Concession St.
Lakefield - Ontario - KOL 2HO
Phone: 705-652-2000 FAX: 705-652-6365

Quality Control Report

Inorganic Analysis														
Parameter	Reporting Limit	Unit	Method Blank	Duplicate				LCS / Spike Blank			Matrix Spike / Reference Material			
				Result 1	Result 2	RPD	Acceptance Criteria	Spike Recovery (%)	Recovery Limits (%)		Spike Recovery (%)	Recovery Limits (%)		
							%		Low	High		Low	High	
Mercury by CVAAS - QCBatchID: EMS0197-AUG23														
Mercury	0.05	ug/g	<0.05			ND	30	94	80	120	113	70	130	
Metals in Soil - Aqua-regia/ICP-MS - QCBatchID: EMS0197-AUG23														
Aluminum	3	µg/g	<3			4	20	100	70	130	NV	70	130	
Antimony	2	µg/g	<0.8			ND	20	107	70	130	NV	70	130	
Arsenic	0.5	µg/g	<0.5			4	20	97	70	130	101	70	130	
Barium	0.01	µg/g	<0.01			2	20	103	70	130	92	70	130	
Beryllium	0.02	µg/g	<0.02			1	20	99	70	130	NV	70	130	
Bismuth	0.085	µg/g	<0.09			3	20	107	70	130	NV	70	130	
Boron	1	µg/g	<1			4	20	94	70	130	NV	70	130	
Cadmium	0.02	µg/g	<0.02			10	20	105	70	130	NV	70	130	
Calcium	3	µg/g	3.9			4	20	94	70	130	NV	70	130	
Chromium	0.5	µg/g	<0.5			2	20	97	70	130	79	70	130	
Cobalt	0.01	µg/g	<0.01			1	20	97	70	130	92	70	130	
Copper	0.1	µg/g	<0.1			5	20	100	70	130	92	70	130	
Iron	3	µg/g	5.9			2	20	98	70	130	100	70	130	
Lead	0.05	µg/g	<0.05			0	20	103	70	130	108	70	130	
Magnesium	3	µg/g	<3			4	20	100	70	130	NV	70	130	
Manganese	0.1	µg/g	<0.1			1	20	102	70	130	119	70	130	
Molybdenum	0.1	µg/g	<0.1			7	20	100	70	130	NV	70	130	
Nickel	0.1	µg/g	<0.1			4	20	103	70	130	93	70	130	
Phosphorus	3	µg/g	<3			4	20	102	70	130	NV	70	130	
Potassium	3	µg/g	<3			5	20	99	70	130	NV	70	130	
Selenium	0.1	µg/g	<0.1			11	20	101	70	130	NV	70	130	
Silver	0.5	µg/g	<0.01			ND	20	102	70	130	119	70	130	
Sodium	3	µg/g	<3			4	20	99	70	130	NV	70	130	
Strontium	0.02	µg/g	<0.02			2	20	96	70	130	NV	70	130	
Sulfur	50	µg/g	<50			3	20	94	70	130	NV	70	130	
Thallium	0.02	µg/g	<0.02			1	20	NV	70	130	NV	70	130	
Thorium	0.5	µg/g	<0.5			12	20	101	70	130	NV	70	130	
Tin	2	µg/g	<2			ND	20	101	70	130	NV	70	130	
Titanium	0.1	µg/g	<0.1			4	20	93	70	130	NV	70	130	
Tungsten	0.04	µg/g	<0.04			3	20	101	70	130	NV	70	130	
Uranium	0.002	µg/g	<0.002			3	20	96	70	130	NV	70	130	
Vanadium	1	µg/g	<1			4	20	99	70	130	95	70	130	
Yttrium	0.004	µg/g	<0.004			3	20	98	70	130	NV	70	130	

OnLine LIMS

0004324614

Results relate only to the sample tested. Data reported represents the sample submitted to SGS. Reproduction of this analytical report in full or in part is prohibited without prior written approval. Please refer to SGS General Conditions of Services located at https://www.sgs.ca/en/terms-and-conditions (Printed copies are available upon request.)
Test method information available upon request. "Temperature Upon Receipt" is representative of the whole shipment and may not reflect the temperature of individual samples.
SGS Canada Inc. Environment-Health & Safety statement of conformity decision rule does not consider uncertainty when analytical results are compared to a specified standard or regulation.

SGS Canada Inc.
P.O. Box 4300 - 185 Concession St.
Lakefield - Ontario - KOL 2HO
Phone: 705-652-2000 FAX: 705-652-6365

Trace Metals - Aqua Regia Digest, ICP-MS

LR Report : **CA19121-AUG23**

Inorganic Analysis													
Parameter	Reporting Limit	Unit	Method Blank	Duplicate				LCS / Spike Blank			Matrix Spike / Reference Material		
				Result 1	Result 2	RPD	Acceptance Criteria	Spike Recovery (%)	Recovery Limits (%)		Spike Recovery (%)	Recovery Limits (%)	
							%		Low	High		Low	High
Zinc	0.7	µg/g	<0.7			3	20	106	70	130	86	70	130
Zirconium	0.03	µg/g	<0.1			ND	20	110	70	130	NV	70	130

OnLine LIMS

0004324614

Results relate only to the sample tested. Data reported represents the sample submitted to SGS. Reproduction of this analytical report in full or in part is prohibited without prior written approval. Please refer to SGS General Conditions of Services located at https://www.sgs.ca/en/terms-and-conditions (Printed copies are available upon request.)
Test method information available upon request. "Temperature Upon Receipt" is representative of the whole shipment and may not reflect the temperature of individual samples.
SGS Canada Inc. Environment-Health & Safety statement of conformity decision rule does not consider uncertainty when analytical results are compared to a specified standard or regulation.

SGS Canada Inc.
P.O. Box 4300 - 185 Concession St.
Lakefield - Ontario - KOL 2HO
Phone: 705-652-2000 FAX: 705-652-6365

11-November-2025

Great Bear Resources Ltd.
Attn : Ashley Moncrief

1020 - 800 West Pender St.
Vancouver, BC
V6C 2V6, Canada

Phone: 778-833-2160
Fax:

Date Rec. : 14 August 2023
LR Report: **CA19124-AUG23**
Reference: Great Bear Project/OMEMA2303 Set #2

Copy: #3

CERTIFICATE OF ANALYSIS
Final Report - Revised

Analysis	1: Analysis Start Date	2: Analysis Start Time	3: Analysis Completed Date	4: Analysis Completed Time	5: 031908	6: 031907	7: 031906	8: 031905	9: 031883	10: 031882	11: 031884	12: 031885	13: 031886	14: 031887	15: 031903	16: 031904
Sample Date & Time					NA	NA	NA	NA	NA	NA	NA	NA	NA	NA	NA	NA
Hg MS [ug/g]	15-Sep-23	22:23	18-Sep-23	14:05	< 0.05	< 0.05	< 0.05	1.9	0.16	0.12	< 0.05	0.06	< 0.05	< 0.05	< 0.05	< 0.05
Ag [µg/g]	15-Sep-23	22:23	18-Sep-23	14:05	1.1	0.8	0.7	< 0.5	< 0.5	< 0.5	< 0.5	0.8	< 0.5	< 0.5	0.5	1.1
As [µg/g]	15-Sep-23	22:23	18-Sep-23	14:05	39	120	150	190	100	130	100	140	160	100	50	51
Al [µg/g]	15-Sep-23	22:23	18-Sep-23	14:05	14000	11000	11000	18000	17000	7600	7800	13000	12000	21000	15000	15000
B [µg/g]	15-Sep-23	22:23	13-Nov-23	11:47	5	5	5	6	5	5	5	5	5	5	10	7
Ba [µg/g]	15-Sep-23	22:23	18-Sep-23	14:05	96	90	30	61	320	150	42	110	49	58	44	65
Be [µg/g]	15-Sep-23	22:23	18-Sep-23	14:05	0.15	0.08	0.07	0.17	0.20	0.21	0.11	0.26	0.04	0.27	0.28	0.22
Bi [µg/g]	15-Sep-23	22:23	18-Sep-23	14:05	0.86	0.18	< 0.085	0.95	1.3	1.0	0.26	1.8	< 0.085	< 0.085	6.2	10
Ca [µg/g]	15-Sep-23	22:23	18-Sep-23	14:05	2300	7500	1700	7500	23000	24000	3800	3200	2300	9000	5600	8200
Cd [µg/g]	15-Sep-23	22:23	18-Sep-23	14:05	0.68	0.27	0.06	0.22	0.26	0.65	0.29	0.92	0.13	0.05	0.27	0.59
Co [µg/g]	15-Sep-23	22:23	18-Sep-23	14:05	2.9	8.9	9.6	12	14	6.5	8.9	8.9	11	14	14	9.8
Cr [µg/g]	15-Sep-23	22:23	18-Sep-23	14:05	9.1	8.8	8.4	16	59	11	5.9	12	15	63	15	5.9
Cu [µg/g]	15-Sep-23	22:23	18-Sep-23	14:05	96	37	35	47	33	35	8.3	110	48	45	12	7.5
Fe [µg/g]	15-Sep-23	22:23	18-Sep-23	14:05	57000	29000	25000	37000	36000	18000	21000	63000	24000	28000	44000	42000
K [µg/g]	15-Sep-23	22:23	18-Sep-23	14:05	11000	7000	7600	9800	13000	3900	4800	8600	8400	11000	5800	4700
Mg [µg/g]	15-Sep-23	22:23	18-Sep-23	14:05	5800	6200	7300	9400	12000	5900	3600	8000	8200	11000	11000	5500
Mn [µg/g]	15-Sep-23	22:23	18-Sep-23	14:05	620	530	550	760	1500	760	240	700	460	490	740	410
Mo [µg/g]	15-Sep-23	22:23	18-Sep-23	14:05	0.7	1.1	0.4	1.0	1.0	0.7	0.6	0.6	0.8	0.4	0.9	0.9
Na [µg/g]	15-Sep-23	22:23	18-Sep-23	14:05	380	540	380	1200	560	680	370	370	410	730	610	1300

OnLine LIMS

0004324626

Results relate only to the sample tested. Data reported represents the sample submitted to SGS. Reproduction of this analytical report in full or in part is prohibited without prior written approval. Please refer to SGS General Conditions of Services located at https://www.sgs.ca/en/terms-and-conditions (Printed copies are available upon request.)
Test method information available upon request. "Temperature Upon Receipt" is representative of the whole shipment and may not reflect the temperature of individual samples.
SGS Canada Inc. Environment-Health & Safety statement of conformity decision rule does not consider uncertainty when analytical results are compared to a specified standard or regulation.

SGS Canada Inc.
P.O. Box 4300 - 185 Concession St.
Lakefield - Ontario - KOL 2HO
Phone: 705-652-2000 FAX: 705-652-6365

Trace Metals - Aqua Regia Digest, ICP-MS

LR Report : **CA19124-AUG23**

Analysis	1: Analysis Start Date	2: Analysis Start Time	3: Analysis Completed Date	4: Analysis Completed Time	5: 031908	6: 031907	7: 031906	8: 031905	9: 031883	10: 031882	11: 031884	12: 031885	13: 031886	14: 031887	15: 031903	16: 031904
Ni [µg/g]	15-Sep-23	22:23	18-Sep-23	14:05	5.6	10	14	19	34	9.2	12	11	20	41	24	15
P [µg/g]	15-Sep-23	22:23	18-Sep-23	14:05	320	670	510	780	780	400	450	420	610	580	780	550
Pb [µg/g]	15-Sep-23	22:23	18-Sep-23	14:05	18	24	29	8.8	16	17	23	19	11	25	9.8	8.0
Sb [µg/g]	15-Sep-23	22:23	18-Sep-23	14:05	< 2	< 2	< 2	< 2	< 2	< 2	< 2	< 2	< 2	< 2	< 2	< 2
S [µg/g]	15-Sep-23	22:23	18-Sep-23	14:05	16000	12000	11000	18000	14000	10000	13000	24000	9700	12000	35000	39000
Se [µg/g]	15-Sep-23	22:23	18-Sep-23	14:05	1.5	1.5	1.0	1.8	2.5	0.8	0.5	5.3	0.3	0.4	1.7	2.8
Sn [µg/g]	15-Sep-23	22:23	18-Sep-23	14:05	< 2	< 2	< 2	< 2	< 2	< 2	< 2	< 2	< 2	< 2	< 2	< 2
Sr [µg/g]	15-Sep-23	22:23	18-Sep-23	14:05	3.9	6.9	3.7	20	39	37	10	5.7	3.7	26	14	38
Ti [µg/g]	15-Sep-23	22:23	18-Sep-23	14:05	1500	970	920	1600	2000	620	470	1300	1000	990	900	380
Th [µg/g]	15-Sep-23	22:23	18-Sep-23	14:05	12	13	9.5	16	14	11	11	17	14	14	17	17
Tl [µg/g]	15-Sep-23	22:23	18-Sep-23	14:05	0.97	0.39	0.44	0.76	0.48	0.18	0.24	0.58	0.53	0.59	0.70	0.59
U [µg/g]	15-Sep-23	22:23	18-Sep-23	14:05	1.8	1.5	2.3	1.8	1.3	1.4	1.3	1.9	2.0	2.1	2.1	1.7
V [µg/g]	15-Sep-23	22:23	18-Sep-23	14:05	25	26	24	52	62	23	11	36	30	32	29	10
W [µg/g]	15-Sep-23	22:23	18-Sep-23	14:05	5.1	0.29	0.34	210	17	11	1.2	6.3	0.26	0.38	4.0	0.24
Y [µg/g]	15-Sep-23	22:23	18-Sep-23	14:05	2.7	7.3	8.2	5.4	4.5	3.9	5.1	5.1	7.7	7.9	5.4	5.2
Zn [µg/g]	15-Sep-23	22:23	18-Sep-23	14:05	270	120	73	100	110	150	71	250	100	88	97	140
Zr [µg/g]	15-Sep-23	22:23	18-Sep-23	14:05	7.7	13	3.4	7.3	12	15	9.1	9.6	6.7	7.9	16	14

Analysis	18: 031902	19: 031900	20: 031891	21: 031892	22: 031889	23: 031888	24: 031890	25: 031947	26: 031948	27: 031944	29: 031943	30: 031946	31: 031945	32: 031995	33: 031993	34: 031996	35: 031992	37: 031998
Sample Date & Time	NA	NA	NA	NA	NA	NA	NA	NA	NA	NA	NA	NA	NA	NA	NA	NA	NA	NA
Hg MS [ug/g]	< 0.05	< 0.05	< 0.05	< 0.05	< 0.05	< 0.05	< 0.05	< 0.05	< 0.05	< 0.05	< 0.05	< 0.05	< 0.05	< 0.05	< 0.05	< 0.05	< 0.05	< 0.05
Ag [µg/g]	1.2	1.2	< 0.5	1.2	0.8	1.2	0.9	< 0.5	< 0.5	< 0.5	< 0.5	< 0.5	< 0.5	< 0.5	< 0.5	< 0.5	< 0.5	< 0.5
As [µg/g]	43	68	22	48	87	80	66	120	63	59	17	550	25	74	120	36	88	57
Al [µg/g]	10000	6900	12000	11000	15000	17000	14000	14000	19000	24000	13000	25000	10000	23000	18000	25000	11000	22000
B [µg/g]	5	5	5	7	8	6	9	6	6	8	5	5	5	5	11	8	5	7
Ba [µg/g]	96	67	71	100	110	80	93	37	120	150	14	150	47	97	72	110	55	200
Be [µg/g]	0.14	0.13	0.08	0.09	0.18	0.42	0.18	0.07	0.07	0.15	0.15	0.08	0.08	0.07	0.05	0.13	0.09	0.07
Bi [µg/g]	6.5	6.1	8.7	6.8	6.6	9.3	9.7	0.09	0.13	0.63	0.20	0.09	0.14	< 0.085	0.29	0.09	< 0.085	0.15
Ca [µg/g]	1300	1300	4800	3200	2200	6600	3700	28000	19000	7800	12000	24000	21000	35000	14000	7900	16000	22000
Cd [µg/g]	0.11	0.12	0.12	0.09	0.07	0.14	0.22	0.03	0.12	2.1	0.09	0.07	0.05	0.09	0.03	0.06	0.05	0.10
Co [µg/g]	17	9.6	10	16	15	12	18	28	49	40	13	42	33	40	35	24	20	49
Cr [µg/g]	3.9	4.6	9.5	5.8	22	6.0	15	37	160	150	9.8	50	23	18	46	62	15	59
Cu [µg/g]	25	8.9	8.9	3.6	21	9.8	10	59	63	200	53	160	140	360	110	46	93	99
Fe [µg/g]	56000	49000	30000	52000	56000	53000	48000	41000	41000	64000	41000	65000	38000	54000	30000	33000	28000	37000
K [µg/g]	6600	4500	6400	6500	9800	6400	7000	1400	4500	4500	510	3200	750	2400	970	5100	540	7600

OnLine LIMS

0004324626

Results relate only to the sample tested. Data reported represents the sample submitted to SGS. Reproduction of this analytical report in full or in part is prohibited without prior written approval. Please refer to SGS General Conditions of Services located at https://www.sgs.ca/en/terms-and-conditions (Printed copies are available upon request.)
Test method information available upon request. "Temperature Upon Receipt" is representative of the whole shipment and may not reflect the temperature of individual samples.
SGS Canada Inc. Environment-Health & Safety statement of conformity decision rule does not consider uncertainty when analytical results are compared to a specified standard or regulation.

SGS Canada Inc.
P.O. Box 4300 - 185 Concession St.
Lakefield - Ontario - KOL 2HO
Phone: 705-652-2000 FAX: 705-652-6365

Trace Metals - Aqua Regia Digest, ICP-MS

LR Report : **CA19124-AUG23**

Analysis	18: 031902	19: 031900	20: 031891	21: 031892	22: 031889	23: 031888	24: 031890	25: 031947	26: 031948	27: 031944	29: 031943	30: 031946	31: 031945	32: 031995	33: 031993	34: 031996	35: 031992	37: 031998
Mg [µg/g]	4300	2700	8500	5000	9300	4400	8700	5800	6700	10000	6200	11000	4200	15000	11000	9300	5500	7200
Mn [µg/g]	330	170	510	400	670	360	470	880	920	650	930	1300	860	1100	330	190	720	380
Mo [µg/g]	1.0	0.8	1.1	1.2	0.9	0.9	1.3	0.4	0.8	0.5	0.7	0.1	0.2	0.1	0.3	0.5	0.3	0.3
Na [µg/g]	110	110	650	370	360	1200	440	910	950	530	690	720	860	620	780	1300	980	810
Ni [µg/g]	10	14	19	22	27	13	23	43	159	83	14	48	55	31	81	60	15	120
P [µg/g]	510	470	720	680	520	460	720	300	300	350	520	380	320	330	530	710	480	650
Pb [µg/g]	17	11	5.6	6.9	7.4	8.6	13	0.44	1.3	3.6	3.3	0.51	0.46	1.7	0.45	2.7	0.40	1.2
Sb [µg/g]	< 2	< 2	< 2	< 2	< 2	< 2	< 2	< 2	< 2	< 2	< 2	< 2	< 2	< 2	< 2	< 2	< 2	< 2
S [µg/g]	41000	40000	24000	45000	37000	44000	39000	4700	5100	9300	8700	5600	9300	4200	1800	4800	1100	1600
Se [µg/g]	3.4	3.0	2.0	5.5	2.9	2.9	3.6	0.5	0.3	0.7	0.6	0.6	0.9	1.1	0.2	0.3	0.3	0.3
Sn [µg/g]	< 2	< 2	< 2	< 2	< 2	< 2	< 2	< 2	< 2	< 2	< 2	< 2	< 2	< 2	< 2	< 2	< 2	< 2
Sr [µg/g]	2.3	3.4	16	10	5.4	20	14	14	16	8.8	18	25	12	25	13	41	25	21
Ti [µg/g]	640	320	480	630	1300	700	830	660	1000	1600	550	820	590	670	590	960	720	1700
Th [µg/g]	15	17	16	21	16	16	17	2.0	1.8	1.6	4.4	1.7	1.2	5.3	2.8	5.6	2.0	2.3
Tl [µg/g]	0.75	0.43	0.61	0.59	0.82	0.54	0.61	0.11	0.19	0.18	0.03	0.13	0.04	0.13	0.03	0.15	0.03	0.19
U [µg/g]	1.5	2.4	2.1	2.4	1.5	1.8	1.7	0.056	0.20	0.15	0.29	0.073	0.060	0.043	0.17	0.40	0.062	0.16
V [µg/g]	7	4	18	10	31	9	20	58	81	210	31	120	52	100	47	99	45	140
W [µg/g]	0.59	0.39	0.13	0.62	0.65	1.2	0.42	0.26	0.19	0.75	0.59	0.26	0.36	0.17	0.14	0.23	0.29	0.29
Y [µg/g]	5.3	5.1	7.0	9.0	5.5	4.0	6.9	4.8	4.5	5.4	3.2	5.0	5.7	5.5	4.7	5.4	4.6	11
Zn [µg/g]	46	41	98	88	39	68	97	32	56	370	52	57	25	54	39	68	25	71
Zr [µg/g]	22	14	20	24	21	13	19	2.6	3.2	1.6	4.1	1.5	1.2	0.76	0.91	4.2	1.3	1.1

Analysis	38: 031994	39: 031990	40: 031989	41: 031991	42: 031987	43: 031953	44: 031984	45: 031985	46: 031983	47: 031950	48: 031986	49: 031951	50: 031952	51: 031988	52: 031973	53: 031982	54: 031981
Sample Date & Time	NA	NA	NA	NA	NA	NA	NA	NA	NA	NA	NA	NA	NA	NA	NA	NA	NA
Hg MS [ug/g]	< 0.05	< 0.05	< 0.05	< 0.05	< 0.05	< 0.05	< 0.05	< 0.05	< 0.05	< 0.05	< 0.05	< 0.05	< 0.05	< 0.05	< 0.05	< 0.05	< 0.05
Ag [µg/g]	< 0.5	< 0.5	< 0.5	< 0.5	< 0.5	< 0.5	< 0.5	< 0.5	< 0.5	< 0.5	< 0.5	< 0.5	< 0.5	< 0.5	< 0.5	< 0.5	< 0.5
As [µg/g]	100	18	80	69	8.3	1.8	18	10	32	5.5	19	79	62	4.6	22	19	20
Al [µg/g]	22000	21000	19000	17000	11000	25000	14000	12000	18000	15000	17000	15000	8400	17000	9300	15000	22000
B [µg/g]	7	5	5	5	5	7	5	6	5	5	6	5	5	7	5	5	6
Ba [µg/g]	24	380	130	3.3	19	610	300	64	110	180	87	140	100	51	100	160	250
Be [µg/g]	0.07	0.06	0.04	0.05	0.04	0.07	0.04	0.04	0.07	0.10	0.15	0.06	0.04	0.06	0.17	0.08	0.08
Bi [µg/g]	< 0.085	< 0.085	< 0.085	< 0.085	< 0.085	< 0.085	< 0.085	< 0.085	< 0.085	< 0.085	< 0.085	< 0.085	< 0.085	< 0.085	0.29	0.16	0.16
Ca [µg/g]	11000	21000	20000	43000	19000	8100	7600	23000	17000	26000	23000	25000	19000	20000	8000	11000	14000
Cd [µg/g]	0.11	0.07	0.04	0.08	< 0.02	0.03	0.05	0.03	0.10	0.03	0.07	0.05	0.08	0.05	0.03	0.14	0.06
Co [µg/g]	36	34	60	24	16	18	24	27	27	8.5	13	34	19	37	3.8	10	15

OnLine LIMS

0004324626

Results relate only to the sample tested. Data reported represents the sample submitted to SGS. Reproduction of this analytical report in full or in part is prohibited without prior written approval. Please refer to SGS General Conditions of Services located at https://www.sgs.ca/en/terms-and-conditions (Printed copies are available upon request.)
Test method information available upon request. "Temperature Upon Receipt" is representative of the whole shipment and may not reflect the temperature of individual samples.
SGS Canada Inc. Environment-Health & Safety statement of conformity decision rule does not consider uncertainty when analytical results are compared to a specified standard or regulation.

SGS Canada Inc.
P.O. Box 4300 - 185 Concession St.
Lakefield - Ontario - KOL 2HO
Phone: 705-652-2000 FAX: 705-652-6365

LR Report : **CA19124-AUG23**

Analysis	38: 031994	39: 031990	40: 031989	41: 031991	42: 031987	43: 031953	44: 031984	45: 031985	46: 031983	47: 031950	48: 031986	49: 031951	50: 031952	51: 031988	52: 031973	53: 031982	54: 031981
Cr [µg/g]	120	82	160	36	11	61	63	62	77	11	44	47	14	130	2.9	26	21
Cu [µg/g]	41	100	160	140	190	28	100	160	59	6.7	67	140	180	100	6.0	20	23
Fe [µg/g]	40000	45000	30000	40000	18000	30000	24000	24000	26000	31000	33000	28000	17000	34000	17000	24000	34000
K [µg/g]	1100	8600	7700	140	690	11000	3300	1800	3000	4000	1100	3700	2700	1600	3600	7900	16000
Mg [µg/g]	13000	7500	6900	10000	6900	12000	12000	4900	5600	7700	10000	8300	5300	7800	4100	9100	12000
Mn [µg/g]	580	870	710	1500	380	240	180	850	580	1200	750	1200	760	530	330	430	580
Mo [µg/g]	0.2	0.5	0.3	0.3	0.2	0.6	0.2	0.2	0.2	0.7	0.5	0.2	0.1	0.4	0.7	0.9	1.0
Na [µg/g]	760	860	1200	730	880	1400	610	810	1300	770	760	930	700	610	450	420	450
Ni [µg/g]	92	57	98	26	13	32	57	53	53	11	44	36	14	76	0.9	20	16
P [µg/g]	560	380	410	230	380	760	630	410	390	470	540	270	340	410	340	540	660
Pb [µg/g]	0.69	0.67	0.65	0.47	0.32	1.1	0.54	0.32	0.44	1.0	1.1	0.34	0.32	1.5	5.5	4.0	3.4
Sb [µg/g]	< 2	< 2	< 2	< 2	< 2	< 2	< 2	< 2	< 2	< 2	< 2	< 2	< 2	< 2	< 2	< 2	< 2
S [µg/g]	1200	1300	2100	2800	230	400	610	1900	450	94	1200	790	380	1000	1600	1400	1100
Se [µg/g]	0.2	0.4	0.6	0.5	0.2	0.1	0.3	0.5	0.3	< 0.1	0.3	0.3	0.2	0.4	0.2	0.2	0.2
Sn [µg/g]	< 2	< 2	< 2	< 2	< 2	< 2	< 2	< 2	< 2	< 2	< 2	< 2	< 2	< 2	< 2	< 2	< 2
Sr [µg/g]	9.4	14	11	62	12	30	8.3	9.4	13	28	16	12	9.9	14	15	11	21
Ti [µg/g]	740	1800	1600	380	700	1800	1000	730	1000	1000	920	970	780	1100	720	1500	2500
Th [µg/g]	4.0	1.7	1.4	1.0	0.9	2.8	2.3	1.2	1.1	3.5	4.2	4.0	2.0	2.1	17	15	14
Tl [µg/g]	0.03	0.25	0.20	< 0.02	< 0.02	0.14	0.09	0.06	0.05	0.12	0.03	0.10	0.11	0.06	0.23	0.29	0.76
U [µg/g]	0.36	0.082	0.098	0.066	0.092	0.48	0.18	0.067	0.070	0.31	0.43	0.065	0.043	0.076	1.7	1.5	1.2
V [µg/g]	72	150	260	63	57	120	63	91	110	39	35	77	52	140	16	43	73
W [µg/g]	0.20	0.25	0.16	0.21	0.13	0.24	0.11	0.16	0.16	0.79	1.8	0.11	0.14	0.23	0.27	5.3	1.0
Y [µg/g]	4.2	6.5	10	5.5	5.3	4.2	4.8	7.1	7.7	4.2	4.4	4.9	3.9	7.4	11	6.6	9.3
Zn [µg/g]	83	67	39	32	15	64	45	26	38	31	44	28	24	44	41	82	82
Zr [µg/g]	2.8	1.5	1.3	0.89	1.2	2.7	2.6	0.95	0.92	4.6	4.1	1.1	0.99	3.7	27	17	16

Revised with lower RL for Bi and Sb. Results below the SGS RL may be unreliable.

Revised report with sample changes as per client request.

Method Descriptions

Parameter	Units	SGS Method Code	Reference Method Code
Mercury by CVAAS	ug/g	ME-CA-[ENV]SPE-LAK-AN-004	EPA 7471A/EPA 245
Metals in Soil - Aqua-regia/ICP-MS	µg/g	ME-CA-[ENV]SPE-LAK-AN-005	EPA 3050/EPA 200.8

OnLine LIMS

00043246

Results relate only to the sample tested. Data reported represents the sample submitted to SGS. Reproduction of this analytical report in full or in part is prohibited without prior written approval. Please refer to SGS General Conditions of Services located at https://www.sgs.ca/en/terms-and-conditions (Printed copies are available upon request.)
Test method information available upon request. "Temperature Upon Receipt" is representative of the whole shipment and may not reflect the temperature of individual samples.
SGS Canada Inc. Environment-Health & Safety statement of conformity decision rule does not consider uncertainty when analytical results are compared to a specified standard or regulation.

SGS Canada Inc.
P.O. Box 4300 - 185 Concession St.
Lakefield - Ontario - KOL 2HO
Phone: 705-652-2000 FAX: 705-652-6365

LR Report : **CA19124-AUG23**

Catharine Arnold

CHARTERED CATHARINE ARNOLD CHEMIST

Catharine Arnold, B.Sc., C.Chem
Project Specialist,
Environment, Health & Safety

OnLine LIMS

0004324626

Results relate only to the sample tested. Data reported represents the sample submitted to SGS. Reproduction of this analytical report in full or in part is prohibited without prior written approval. Please refer to SGS General Conditions of Services located at https://www.sgs.ca/en/terms-and-conditions (Printed copies are available upon request.)
Test method information available upon request. "Temperature Upon Receipt" is representative of the whole shipment and may not reflect the temperature of individual samples.
SGS Canada Inc. Environment-Health & Safety statement of conformity decision rule does not consider uncertainty when analytical results are compared to a specified standard or regulation.

SGS Canada Inc.
P.O. Box 4300 - 185 Concession St.
Lakefield - Ontario - KOL 2HO
Phone: 705-652-2000 FAX: 705-652-6365

Quality Control Report

Inorganic Analysis														
Parameter	Reporting Limit	Unit	Method Blank	Duplicate				LCS / Spike Blank			Matrix Spike / Reference Material			
				Result 1	Result 2	RPD	Acceptance Criteria	Spike Recovery (%)	Recovery Limits (%)		Spike Recovery (%)	Recovery Limits (%)		
							%		Low	High		Low	High	
Mercury by CVAAS - QCBatchID: EMS0104-SEP23														
Mercury	0.05	ug/g	<0.05			ND	30	97	80	120	115	70	130	
Metals in Soil - Aqua-regia/ICP-MS - QCBatchID: EMS0104-SEP23														
Aluminum	3	µg/g	<3			3	20	106	70	130	NV	70	130	
Antimony	2	µg/g	<0.8			ND	20	102	70	130	NV	70	130	
Arsenic	0.5	µg/g	<0.5			6	20	101	70	130	122	70	130	
Barium	0.01	µg/g	<0.01			0	20	101	70	130	105	70	130	
Beryllium	0.02	µg/g	<0.02			11	20	102	70	130	NV	70	130	
Bismuth	0.085	µg/g	<0.09			4	20	94	70	130	NV	70	130	
Boron	1	µg/g	<1			0	20	103	70	130	NV	70	130	
Cadmium	0.02	µg/g	<0.02			2	20	102	70	130	NV	70	130	
Calcium	3	µg/g	4.8			1	20	97	70	130	NV	70	130	
Chromium	0.5	µg/g	<0.5			1	20	108	70	130	94	70	130	
Cobalt	0.01	µg/g	<0.01			3	20	109	70	130	108	70	130	
Copper	0.1	µg/g	<0.1			1	20	108	70	130	103	70	130	
Iron	3	µg/g	4.7			1	20	101	70	130	109	70	130	
Lead	0.05	µg/g	<0.05			2	20	98	70	130	126	70	130	
Magnesium	3	µg/g	<3			2	20	105	70	130	NV	70	130	
Manganese	0.1	µg/g	<0.1			1	20	97	70	130	119	70	130	
Molybdenum	0.1	µg/g	<0.1			2	20	102	70	130	NV	70	130	
Nickel	0.1	µg/g	<0.1			1	20	101	70	130	98	70	130	
Phosphorus	3	µg/g	5.3			2	20	95	70	130	NV	70	130	
Potassium	3	µg/g	<3			1	20	104	70	130	NV	70	130	
Selenium	0.1	µg/g	<0.1			1	20	105	70	130	NV	70	130	
Silver	0.5	µg/g	<0.01			1	20	95	70	130	126	70	130	
Sodium	3	µg/g	<3			4	20	102	70	130	NV	70	130	
Strontium	0.02	µg/g	<0.02			3	20	106	70	130	NV	70	130	
Sulfur	50	µg/g	<50			2	20	94	70	130	NV	70	130	
Thallium	0.02	µg/g	<0.02			0	20	97	70	130	NV	70	130	
Thorium	0.5	µg/g	0.7274			6	20	100	70	130	NV	70	130	
Tin	2	µg/g	<2			ND	20	94	70	130	NV	70	130	
Titanium	0.1	µg/g	<0.1			1	20	100	70	130	NV	70	130	
Tungsten	0.04	µg/g	<0.04			2	20	98	70	130	NV	70	130	
Uranium	0.002	µg/g	<0.002			4	20	95	70	130	NV	70	130	
Vanadium	1	µg/g	<1			0	20	104	70	130	111	70	130	
Yttrium	0.004	µg/g	<0.004			1	20	107	70	130	NV	70	130	

OnLine LIMS

0004324626

Results relate only to the sample tested. Data reported represents the sample submitted to SGS. Reproduction of this analytical report in full or in part is prohibited without prior written approval. Please refer to SGS General Conditions of Services located at https://www.sgs.ca/en/terms-and-conditions (Printed copies are available upon request.)
Test method information available upon request. "Temperature Upon Receipt" is representative of the whole shipment and may not reflect the temperature of individual samples.
SGS Canada Inc. Environment-Health & Safety statement of conformity decision rule does not consider uncertainty when analytical results are compared to a specified standard or regulation.

SGS Canada Inc.
P.O. Box 4300 - 185 Concession St.
Lakefield - Ontario - KOL 2HO
Phone: 705-652-2000 FAX: 705-652-6365

Trace Metals - Aqua Regia Digest, ICP-MS

LR Report : **CA19124-AUG23**

Inorganic Analysis														
Parameter	Reporting Limit	Unit	Method Blank	Duplicate				LCS / Spike Blank			Matrix Spike / Reference Material			
				Result 1	Result 2	RPD	Acceptance Criteria	Spike Recovery (%)	Recovery Limits (%)		Spike Recovery (%)	Recovery Limits (%)		
							%		Low	High		Low	High	
Zinc	0.7	µg/g	<0.7			2	20	109	70	130	101	70	130	
Zirconium	0.03	µg/g	<			ND	20	100	70	130	NV	70	130	

OnLine LIMS

0004324626

Results relate only to the sample tested. Data reported represents the sample submitted to SGS. Reproduction of this analytical report in full or in part is prohibited without prior written approval. Please refer to SGS General Conditions of Services located at https://www.sgs.ca/en/terms-and-conditions (Printed copies are available upon request.)
Test method information available upon request. "Temperature Upon Receipt" is representative of the whole shipment and may not reflect the temperature of individual samples.
SGS Canada Inc. Environment-Health & Safety statement of conformity decision rule does not consider uncertainty when analytical results are compared to a specified standard or regulation.

SGS Canada Inc.
P.O. Box 4300 - 185 Concession St.
Lakefield - Ontario - KOL 2HO
Phone: 705-652-2000 FAX: 705-652-6365

11-November-2025

Great Bear Resources Ltd.
Attn : Ashley Moncrief

1020 - 800 West Pender St.
Vancouver, BC
V6C 2V6, Canada

Phone: 778-833-2160
Fax:

Date Rec. : 14 August 2023
LR Report: **CA19127-AUG23**
Reference: Great Bear Project/OMEMA2303

Copy: #4

CERTIFICATE OF ANALYSIS
Final Report - Revised

Analysis	1: Analysis Start Date	2: Analysis Start Time	3: Analysis Completed Date	4: Analysis Completed Time	5: 031975	6: 031979	7: 031978	8: 031980	9: 031977	10: 031976	11: 031974	12: 031965	13: 031972	14: 031971
Sample Date & Time					NA	NA	NA	NA	NA	NA	NA	NA	NA	NA
Hg MS [ug/g]	29-Aug-23	13:31	05-Sep-23	14:09	0.06	< 0.05	< 0.05	< 0.05	0.92	< 0.05	< 0.05	0.49	< 0.05	< 0.05
Ag [µg/g]	29-Aug-23	13:31	05-Sep-23	14:09	< 0.5	< 0.5	< 0.5	< 0.5	< 0.5	< 0.5	< 0.5	0.6	< 0.5	0.7
As [µg/g]	29-Aug-23	13:31	05-Sep-23	14:09	10	6.7	9.7	12	8.0	18	4.9	1000	910	1000
Al [µg/g]	29-Aug-23	13:31	05-Sep-23	14:09	11000	6600	17000	7900	17000	8000	4200	5000	4600	3200
B [µg/g]	29-Aug-23	13:31	13-Nov-23	11:47	1	2	4	2	4	3	2	< 1	1	< 1
Ba [µg/g]	29-Aug-23	13:31	05-Sep-23	14:09	160	99	68	61	210	56	49	100	53	19
Be [µg/g]	29-Aug-23	13:31	05-Sep-23	14:09	0.12	0.10	0.28	0.11	0.15	0.08	0.03	0.06	0.13	0.10
Bi [µg/g]	29-Aug-23	13:31	05-Sep-23	14:09	0.09	0.24	< 0.085	0.18	< 0.085	< 0.085	< 0.085	0.80	0.49	0.96
Ca [µg/g]	29-Aug-23	13:31	05-Sep-23	14:09	9700	7000	13000	4100	13000	11000	5000	18000	470	17000
Cd [µg/g]	29-Aug-23	13:31	05-Sep-23	14:09	0.03	0.06	0.05	0.04	0.04	0.03	0.03	0.21	0.06	0.65
Co [µg/g]	29-Aug-23	13:31	05-Sep-23	14:09	6.3	1.5	6.5	1.7	12	1.6	5.8	6.1	2.3	2.0
Cr [µg/g]	29-Aug-23	13:31	05-Sep-23	14:09	8.5	2.3	78	2.3	18	1.7	17	9.6	2.0	1.8
Cu [µg/g]	29-Aug-23	13:31	05-Sep-23	14:09	21	5.3	11	6.3	67	4.2	8.2	6.6	6.9	28
Fe [µg/g]	29-Aug-23	13:31	05-Sep-23	14:09	18000	11000	18000	15000	34000	14000	3500	18000	17000	17000
K [µg/g]	29-Aug-23	13:31	05-Sep-23	14:09	3700	3600	8000	3400	9600	4600	1900	3000	2900	290
Mg [µg/g]	29-Aug-23	13:31	05-Sep-23	14:09	5800	1700	7200	1600	8600	1900	420	3200	150	1400
Mn [µg/g]	29-Aug-23	13:31	05-Sep-23	14:09	280	320	420	350	530	360	45	650	21	430

OnLine LIMS

0004324639

Results relate only to the sample tested. Data reported represents the sample submitted to SGS. Reproduction of this analytical report in full or in part is prohibited without prior written approval. Please refer to SGS General Conditions of Services located at https://www.sgs.ca/en/terms-and-conditions (Printed copies are available upon request.)
Test method information available upon request. "Temperature Upon Receipt" is representative of the whole shipment and may not reflect the temperature of individual samples.
SGS Canada Inc. Environment-Health & Safety statement of conformity decision rule does not consider uncertainty when analytical results are compared to a specified standard or regulation.

SGS Canada Inc.
P.O. Box 4300 - 185 Concession St.
Lakefield - Ontario - KOL 2HO
Phone: 705-652-2000 FAX: 705-652-6365

Trace Metals - Aqua Regia Digest, ICP-MS

LR Report : **CA19127-AUG23**

Analysis	1: Analysis Start Date	2: Analysis Start Time	3: Analysis Completed Date	4: Analysis Completed Time	5: 031975	6: 031979	7: 031978	8: 031980	9: 031977	10: 031976	11: 031974	12: 031965	13: 031972	14: 031971
Mo [µg/g]	29-Aug-23	13:31	05-Sep-23	14:09	1.4	0.4	0.4	1.6	1.8	0.6	1.0	1.5	1.5	2.3
Na [µg/g]	29-Aug-23	13:31	05-Sep-23	14:09	2400	860	1000	780	810	600	940	1100	390	1300
Ni [µg/g]	29-Aug-23	13:31	05-Sep-23	14:09	13	1.2	14	0.7	35	0.3	14	11	1.6	0.4
P [µg/g]	29-Aug-23	13:31	05-Sep-23	14:09	380	130	190	190	450	140	470	440	130	190
Pb [µg/g]	29-Aug-23	13:31	05-Sep-23	14:09	2.6	3.1	4.7	4.0	2.6	3.8	1.5	12	39	94
Sb [µg/g]	29-Aug-23	13:31	05-Sep-23	14:09	< 2	< 2	< 2	< 2	< 2	< 2	< 2	< 2	< 2	< 2
S [µg/g]	29-Aug-23	13:31	05-Sep-23	14:09	1100	580	1700	750	3200	1100	< 50	7500	14000	9300
Se [µg/g]	29-Aug-23	13:31	05-Sep-23	14:09	0.2	0.1	0.2	0.2	0.2	0.2	< 0.1	2.8	0.3	3.5
Sn [µg/g]	29-Aug-23	13:31	05-Sep-23	14:09	< 2	< 2	< 2	< 2	< 2	< 2	< 2	< 2	< 2	< 2
Sr [µg/g]	29-Aug-23	13:31	05-Sep-23	14:09	31	16	26	12	26	46	12	45	3.0	24
Ti [µg/g]	29-Aug-23	13:31	05-Sep-23	14:09	820	540	750	560	1600	630	500	770	47	140
Th [µg/g]	29-Aug-23	13:31	05-Sep-23	14:09	12	24	26	29	22	24	10	15	19	25
Tl [µg/g]	29-Aug-23	13:31	05-Sep-23	14:09	0.09	0.20	0.43	0.20	0.45	0.27	0.03	0.09	0.06	< 0.02
U [µg/g]	29-Aug-23	13:31	05-Sep-23	14:09	1.2	1.3	1.3	1.8	1.4	1.4	0.47	1.2	1.5	1.7
V [µg/g]	29-Aug-23	13:31	05-Sep-23	14:09	26	4	20	1	34	< 1	13	15	< 1	4
W [µg/g]	29-Aug-23	13:31	05-Sep-23	14:09	5.2	0.95	0.15	0.36	80	0.65	0.16	46	0.36	3.9
Y [µg/g]	29-Aug-23	13:31	05-Sep-23	14:09	3.3	6.4	12	11	9.1	9.6	3.9	3.4	3.1	7.2
Zn [µg/g]	29-Aug-23	13:31	13-Nov-23	11:47	32	30	56	39	48	44	9.9	58	39	150
Zr [µg/g]	29-Aug-23	13:31	05-Sep-23	14:09	4.9	11	8.9	12	9.1	7.6	8.2	4.1	4.9	7.0

Analysis	15: 031969	16: 031964	17: 031970	18: 031968	19: 031963	20: 031966	21: 031967	22: 031910	23: 031911	24: 031899	25: 031897	26: 031894	27: 031898	28: 031895	29: 031909	30: 031893
Sample Date & Time	NA	NA	NA	NA	NA	NA	NA	NA	NA	NA	NA	NA	NA	NA	NA	NA
Hg MS [ug/g]	0.14	0.07	< 0.05	< 0.05	< 0.05	< 0.05	< 0.05	< 0.05	< 0.05	< 0.05	< 0.05	< 0.05	< 0.05	< 0.05	< 0.05	< 0.05
Ag [µg/g]	< 0.5	< 0.5	< 0.5	< 0.5	< 0.5	< 0.5	< 0.5	< 0.5	< 0.5	< 0.5	< 0.5	< 0.5	< 0.5	< 0.5	< 0.5	< 0.5
As [µg/g]	1400	2100	470	550	2500	4500	910	610	280	430	560	130	920	54	210	200
Al [µg/g]	9200	2200	8800	5900	5000	4600	6400	30000	24000	32000	26000	27000	37000	24000	20000	30000
B [µg/g]	1	< 1	2	3	3	2	3	3	< 1	2	1	2	3	1	11	3
Ba [µg/g]	28	27	48	36	42	40	53	200	130	200	120	180	240	140	160	180
Be [µg/g]	0.21	0.04	0.16	0.08	0.12	0.12	0.07	0.18	0.11	0.13	0.08	0.14	0.21	0.15	0.13	0.17
Bi [µg/g]	0.09	0.46	0.19	0.48	0.13	0.15	< 0.085	0.22	0.33	0.26	0.39	0.30	0.24	0.18	0.56	0.31

OnLine LIMS

0004324639

Results relate only to the sample tested. Data reported represents the sample submitted to SGS. Reproduction of this analytical report in full or in part is prohibited without prior written approval. Please refer to SGS General Conditions of Services located at https://www.sgs.ca/en/terms-and-conditions (Printed copies are available upon request.)
Test method information available upon request. "Temperature Upon Receipt" is representative of the whole shipment and may not reflect the temperature of individual samples.
SGS Canada Inc. Environment-Health & Safety statement of conformity decision rule does not consider uncertainty when analytical results are compared to a specified standard or regulation.

SGS Canada Inc.
P.O. Box 4300 - 185 Concession St.
Lakefield - Ontario - KOL 2HO
Phone: 705-652-2000 FAX: 705-652-6365

Trace Metals - Aqua Regia Digest, ICP-MS

LR Report : **CA19127-AUG23**

Analysis	15: 031969	16: 031964	17: 031970	18: 031968	19: 031963	20: 031966	21: 031967	22: 031910	23: 031911	24: 031899	25: 031897	26: 031894	27: 031898	28: 031895	29: 031909	30: 031893
Ca [µg/g]	8900	14000	3300	2300	1900	770	1800	4700	1400	1700	1500	1500	11000	4800	3700	1800
Cd [µg/g]	0.15	0.17	0.15	0.03	0.27	0.18	0.05	0.08	0.07	0.19	0.07	0.05	0.14	0.07	0.06	0.06
Co [µg/g]	7.9	6.9	3.3	3.0	1.8	1.6	1.7	22	22	19	22	19	25	16	16	23
Cr [µg/g]	22	8.4	3.9	3.0	2.1	2.4	1.9	140	73	94	89	100	240	71	70	79
Cu [µg/g]	22	6.1	12	7.0	4.9	6.1	6.7	56	64	52	60	53	40	44	75	61
Fe [µg/g]	21000	14000	17000	20000	13000	13000	17000	43000	39000	56000	44000	42000	51000	33000	34000	50000
K [µg/g]	2100	570	4000	3600	3200	3100	3800	15000	16000	16000	8900	19000	19000	11000	11000	15000
Mg [µg/g]	7200	1500	1700	1700	680	330	2700	17000	12000	16000	14000	14000	25000	11000	9900	15000
Mn [µg/g]	530	330	150	160	56	29	260	400	300	190	270	390	590	280	270	320
Mo [µg/g]	0.8	1.2	1.3	1.5	1.3	1.7	1.0	1.5	1.1	1.2	1.6	1.6	1.5	0.9	1.6	1.5
Na [µg/g]	620	1300	610	570	330	200	950	790	570	570	350	590	800	1100	710	400
Ni [µg/g]	14	12	4.5	1.8	0.4	0.4	0.3	60	57	58	79	68	76	40	52	63
P [µg/g]	550	450	250	170	130	110	140	580	530	610	470	570	510	510	460	620
Pb [µg/g]	8.3	13	11	9.8	23	39	4.5	5.0	2.7	21	2.7	3.1	2.7	2.5	4.1	3.1
Sb [µg/g]	< 2	< 2	< 2	< 2	4	3	< 2	< 2	< 2	< 2	< 2	< 2	< 2	< 2	< 2	< 2
S [µg/g]	5700	7500	12000	14000	8800	8600	11000	2400	3600	4300	3000	2400	2200	3300	3900	2500
Se [µg/g]	4.0	4.2	0.2	0.2	0.2	0.3	0.2	0.3	0.3	0.3	0.3	0.3	0.2	0.3	0.4	0.3
Sn [µg/g]	< 2	< 2	< 2	< 2	< 2	< 2	< 2	< 2	< 2	< 2	< 2	< 2	< 2	< 2	< 2	< 2
Sr [µg/g]	16	48	14	7.9	5.1	4.5	9.8	21	5.9	5.9	5.7	7.1	25	27	13	7.1
Ti [µg/g]	970	270	170	220	43	35	290	2000	1800	2100	1100	2400	2500	1500	1400	1900
Th [µg/g]	19	17	25	26	24	23	29	22	14	6.3	17	17	13	12	14	14
Tl [µg/g]	0.07	0.02	0.18	0.16	0.12	0.05	0.27	0.49	0.61	0.61	0.39	0.67	0.62	0.41	0.45	0.63
U [µg/g]	1.6	1.6	1.7	1.7	1.6	1.4	1.8	1.0	0.99	0.93	1.4	1.2	0.94	0.93	1.0	1.0
V [µg/g]	52	7	4	3	< 1	< 1	< 1	89	61	84	70	80	120	61	57	68
W [µg/g]	11	5.9	0.26	0.25	0.30	0.20	0.099	0.39	0.56	0.25	0.25	0.25	0.39	1.8	0.39	0.21
Y [µg/g]	6.2	5.1	9.9	10	6.0	4.8	10	7.2	4.3	3.4	7.0	7.0	7.5	4.4	5.2	4.9
Zn [µg/g]	52	26	120	21	78	74	47	87	100	47	95	99	93	69	60	87
Zr [µg/g]	4.2	3.3	3.9	3.6	4.2	3.6	8.6	11	11	4.7	8.6	13	12	10	11	14

OnLine LIMS

0004324639

Results relate only to the sample tested. Data reported represents the sample submitted to SGS. Reproduction of this analytical report in full or in part is prohibited without prior written approval. Please refer to SGS General Conditions of Services located at https://www.sgs.ca/en/terms-and-conditions (Printed copies are available upon request.)
Test method information available upon request. "Temperature Upon Receipt" is representative of the whole shipment and may not reflect the temperature of individual samples.
SGS Canada Inc. Environment-Health & Safety statement of conformity decision rule does not consider uncertainty when analytical results are compared to a specified standard or regulation.

SGS Canada Inc.
P.O. Box 4300 - 185 Concession St.
Lakefield - Ontario - KOL 2HO
Phone: 705-652-2000 FAX: 705-652-6365

Trace Metals - Aqua Regia Digest, ICP-MS

LR Report : **CA19127-AUG23**

Analysis	31: 031896	32: 031931	34: 031919	35: 031913	36: 031918	37: 031912	38: 031916	39: 031915	40: 031917	41: 031914	42: 031928	43: 031930	44: 031927	45: 031929	46: 031922	47: 031923
Sample Date & Time	NA	NA	NA	NA	NA	NA	NA	NA	NA	NA	NA	NA	NA	NA	NA	NA
Hg MS [ug/g]	< 0.05	0.21	< 0.05	< 0.05	< 0.05	0.12	< 0.05	0.06	< 0.05	< 0.05	< 0.05	< 0.05	< 0.05	< 0.05	< 0.05	< 0.05
Ag [µg/g]	< 0.5	1.3	0.5	< 0.5	< 0.5	< 0.5	< 0.5	0.6	0.6	0.9	< 0.5	< 0.5	< 0.5	< 0.5	< 0.5	< 0.5
As [µg/g]	55	26	40	24	70	40	800	19	64	37	6.0	5.1	1.0	3.1	2.1	18
Al [µg/g]	27000	24000	20000	26000	32000	19000	16000	19000	21000	18000	9600	14000	14000	11000	15000	15000
B [µg/g]	3	1	1	3	4	4	< 1	< 1	5	2	1	2	4	4	2	4
Ba [µg/g]	180	330	180	160	560	370	160	390	160	93	110	200	140	62	120	48
Be [µg/g]	0.15	0.16	0.34	0.21	0.24	0.24	0.32	0.31	0.22	0.12	0.07	0.09	0.13	0.10	0.07	0.18
Bi [µg/g]	0.25	3.7	1.5	0.31	0.22	0.58	0.45	1.8	< 0.085	1.3	0.15	0.26	< 0.085	< 0.085	0.15	0.27
Ca [µg/g]	2100	1600	5700	3500	3500	11000	7900	11000	10000	2000	6400	9400	3000	6900	2300	1500
Cd [µg/g]	0.06	0.65	0.25	0.07	0.03	0.12	0.28	0.37	0.28	0.12	0.02	0.05	0.06	< 0.02	0.07	0.09
Co [µg/g]	20	20	25	14	15	11	25	22	12	17	5.0	14	13	8.2	12	15
Cr [µg/g]	87	79	100	86	61	47	120	110	32	47	8.6	18	27	11	28	12
Cu [µg/g]	53	89	49	45	20	70	53	77	18	88	18	19	54	7.4	40	25
Fe [µg/g]	46000	56000	47000	47000	56000	73000	40000	53000	46000	29000	15000	23000	20000	7400	27000	31000
K [µg/g]	10000	19000	16000	18000	17000	11000	13000	16000	7300	8000	5600	8600	9200	2600	9700	4000
Mg [µg/g]	13000	12000	12000	16000	14000	11000	11000	14000	9500	12000	3900	7300	5800	1900	6400	5200
Mn [µg/g]	280	1100	560	710	290	450	760	700	730	560	240	360	290	82	410	190
Mo [µg/g]	1.3	1.5	1.8	1.1	1.5	2.7	1.6	1.7	0.6	1.2	1.9	2.0	2.4	1.1	1.3	2.0
Na [µg/g]	570	480	690	710	1100	1100	970	1100	980	390	970	1000	940	920	680	740
Ni [µg/g]	57	54	75	37	41	41	67	64	35	49	6.9	20	23	20	25	16
P [µg/g]	570	540	510	770	720	660	470	540	690	560	330	1100	530	590	430	76
Pb [µg/g]	2.6	41	4.8	5.8	3.2	5.1	6.0	23	13	6.3	2.5	4.6	4.1	2.7	2.7	3.7
Sb [µg/g]	< 2	< 2	< 2	< 2	< 2	< 2	< 2	< 2	< 2	< 2	< 2	< 2	< 2	< 2	< 2	< 2
S [µg/g]	3500	11000	18000	8200	2200	13000	12000	17000	5500	12000	1900	2500	2000	1100	3300	4500
Se [µg/g]	0.3	2.8	1.7	0.6	0.2	0.9	2.6	4.3	0.2	0.5	0.1	0.2	0.3	0.1	0.2	0.4
Sn [µg/g]	< 2	< 2	< 2	< 2	< 2	< 2	< 2	< 2	< 2	< 2	< 2	< 2	< 2	< 2	< 2	< 2
Sr [µg/g]	11	5.7	14	10	18	34	25	22	21	9.1	15	22	22	33	10	8.6
Ti [µg/g]	1500	2700	2700	2300	2300	1800	2300	2600	1700	690	1000	2000	1500	430	1600	1100
Th [µg/g]	16	18	18	19	21	19	18	17	19	16	16	18	9.3	9.9	16	12
Tl [µg/g]	0.53	0.92	0.70	0.80	0.57	0.62	0.65	0.63	0.36	0.85	0.27	0.32	0.31	0.06	0.56	0.30
U [µg/g]	1.3	1.5	1.3	1.4	1.4	1.1	1.5	1.1	1.0	1.3	1.5	1.1	0.99	0.70	1.0	0.99
V [µg/g]	74	73	81	73	89	64	94	120	57	32	18	54	40	17	38	29

OnLine LIMS

0004324639

Results relate only to the sample tested. Data reported represents the sample submitted to SGS. Reproduction of this analytical report in full or in part is prohibited without prior written approval. Please refer to SGS General Conditions of Services located at https://www.sgs.ca/en/terms-and-conditions (Printed copies are available upon request.)
Test method information available upon request. "Temperature Upon Receipt" is representative of the whole shipment and may not reflect the temperature of individual samples.
SGS Canada Inc. Environment-Health & Safety statement of conformity decision rule does not consider uncertainty when analytical results are compared to a specified standard or regulation.

SGS Canada Inc.
P.O. Box 4300 - 185 Concession St.
Lakefield - Ontario - KOL 2HO
Phone: 705-652-2000 FAX: 705-652-6365

LR Report : **CA19127-AUG23**

Analysis	31: 031896	32: 031931	34: 031919	35: 031913	36: 031918	37: 031912	38: 031916	39: 031915	40: 031917	41: 031914	42: 031928	43: 031930	44: 031927	45: 031929	46: 031922	47: 031923
W [µg/g]	0.27	16	2.4	1.0	0.38	10	0.55	4.5	0.48	0.098	2.1	1.1	0.20	0.095	0.17	0.41
Y [µg/g]	6.0	8.8	7.0	8.9	7.3	8.2	7.1	8.6	7.3	5.6	3.5	8.8	7.2	5.1	7.2	2.7
Zn [µg/g]	80	360	120	100	75	120	93	110	150	110	34	50	61	14	60	79
Zr [µg/g]	13	7.4	17	19	14	16	15	22	12	11	11	15	7.8	7.9	17	9.0

Analysis	48: 031926	49: 031924	50: 031921	51: 031925	52: 031872
Sample Date & Time	NA	NA	NA	NA	N/A
Hg MS [ug/g]	< 0.05	< 0.05	< 0.05	< 0.05	< 0.05
Ag [µg/g]	< 0.5	< 0.5	< 0.5	< 0.5	< 0.5
As [µg/g]	2.6	6.9	5.6	31	11
Al [µg/g]	13000	19000	11000	20000	15000
B [µg/g]	4	2	2	3	1
Ba [µg/g]	99	390	100	180	320
Be [µg/g]	0.12	0.14	0.06	0.25	0.09
Bi [µg/g]	0.25	0.22	< 0.085	0.14	0.37
Ca [µg/g]	2700	9000	4300	4100	14000
Cd [µg/g]	0.12	0.08	0.14	0.02	0.04
Co [µg/g]	8.4	11	4.0	14	12
Cr [µg/g]	19	35	4.3	18	35
Cu [µg/g]	15	30	9.7	45	9.8
Fe [µg/g]	22000	56000	19000	49000	31000
K [µg/g]	8000	13000	6800	11000	11000
Mg [µg/g]	5100	11000	3700	6900	9800
Mn [µg/g]	300	490	390	420	640
Mo [µg/g]	0.9	1.3	2.9	1.5	1.3
Na [µg/g]	550	910	830	1100	1000
Ni [µg/g]	18	28	4.4	22	29
P [µg/g]	450	620	270	670	570
Pb [µg/g]	3.6	4.9	7.9	2.7	2.5
Sb [µg/g]	< 2	< 2	< 2	< 2	< 2

OnLine LIMS

00043246339

Results relate only to the sample tested. Data reported represents the sample submitted to SGS. Reproduction of this analytical report in full or in part is prohibited without prior written approval. Please refer to SGS General Conditions of Services located at https://www.sgs.ca/en/terms-and-conditions (Printed copies are available upon request.)
Test method information available upon request. "Temperature Upon Receipt" is representative of the whole shipment and may not reflect the temperature of individual samples.
SGS Canada Inc. Environment-Health & Safety statement of conformity decision rule does not consider uncertainty when analytical results are compared to a specified standard or regulation.

SGS Canada Inc.
P.O. Box 4300 - 185 Concession St.
Lakefield - Ontario - KOL 2HO
Phone: 705-652-2000 FAX: 705-652-6365

LR Report : **CA19127-AUG23**

Analysis	48: 031926	49: 031924	50: 031921	51: 031925	52: 031872
S [µg/g]	3600	4100	1600	5500	6300
Se [µg/g]	0.2	0.3	< 0.1	0.4	0.2
Sn [µg/g]	< 2	< 2	< 2	< 2	< 2
Sr [µg/g]	9.8	23	11	22	23
Ti [µg/g]	1100	2100	670	1900	1800
Th [µg/g]	17	20	12	15	18
Tl [µg/g]	0.31	0.45	0.39	0.42	0.32
U [µg/g]	1.1	1.1	0.93	0.89	1.2
V [µg/g]	27	59	11	56	58
W [µg/g]	0.31	2.5	0.11	1.0	1.7
Y [µg/g]	6.5	7.8	2.4	6.1	6.3
Zn [µg/g]	56	70	47	63	45
Zr [µg/g]	16	14	7.7	11	13

Revised report with sample changes as per client request.

Method Descriptions

Parameter	Units	SGS Method Code	Reference Method Code
Mercury by CVAAS	ug/g	ME-CA-[ENV]SPE-LAK-AN-004	EPA 7471A/EPA 245
Metals in Soil - Aqua-regia/ICP-MS	µg/g	ME-CA-[ENV]SPE-LAK-AN-005	EPA 3050/EPA 200.8

Catharine Arnold

CHARTERED CHEMICAL PROFESSION OF ONTARIO CATHARINE ARNOLD CHEMIST

Catharine Arnold, B.Sc., C.Chem
Project Specialist,
Environment, Health & Safety

OnLine LIMS

0004324639

Results relate only to the sample tested. Data reported represents the sample submitted to SGS. Reproduction of this analytical report in full or in part is prohibited without prior written approval. Please refer to SGS General Conditions of Services located at https://www.sgs.ca/en/terms-and-conditions (Printed copies are available upon request.)
Test method information available upon request. "Temperature Upon Receipt" is representative of the whole shipment and may not reflect the temperature of individual samples.
SGS Canada Inc. Environment-Health & Safety statement of conformity decision rule does not consider uncertainty when analytical results are compared to a specified standard or regulation.

SGS Canada Inc.
P.O. Box 4300 - 185 Concession St.
Lakefield - Ontario - KOL 2HO
Phone: 705-652-2000 FAX: 705-652-6365

Quality Control Report

Inorganic Analysis														
Parameter	Reporting Limit	Unit	Method Blank	Duplicate				LCS / Spike Blank			Matrix Spike / Reference Material			
				Result 1	Result 2	RPD	Acceptance Criteria	Spike Recovery (%)	Recovery Limits (%)		Spike Recovery (%)	Recovery Limits (%)		
							%		Low	High		Low	High	
Mercury by CVAAS - QCBatchID: EMS0195-AUG23														
Mercury	0.05	ug/g	<0.05			12	30	93	80	120	130	70	130	
Metals in Soil - Aqua-regia/ICP-MS - QCBatchID: EMS0195-AUG23														
Aluminum	3	µg/g	<3			3	20	100	70	130	NV	70	130	
Antimony	2	µg/g	<0.8			ND	20	107	70	130	NV	70	130	
Arsenic	0.5	µg/g	<0.5			6	20	97	70	130	97	70	130	
Barium	0.01	µg/g	<0.01			3	20	103	70	130	96	70	130	
Beryllium	0.02	µg/g	<0.02			6	20	96	70	130	NV	70	130	
Bismuth	0.085	µg/g	<0.09			ND	20	107	70	130	NV	70	130	
Boron	1	µg/g	<1			1	20	94	70	130	NV	70	130	
Cadmium	0.02	µg/g	<0.02			ND	20	105	70	130	NV	70	130	
Calcium	3	µg/g	7.1			2	20	94	70	130	NV	70	130	
Chromium	0.5	µg/g	<0.5			7	20	97	70	130	81	70	130	
Cobalt	0.01	µg/g	<0.01			3	20	97	70	130	93	70	130	
Copper	0.1	µg/g	<0.1			2	20	100	70	130	93	70	130	
Iron	3	µg/g	11.6			6	20	98	70	130	102	70	130	
Lead	0.05	µg/g	<0.05			3	20	103	70	130	109	70	130	
Magnesium	3	µg/g	<3			3	20	100	70	130	NV	70	130	
Manganese	0.1	µg/g	<0.1			2	20	102	70	130	119	70	130	
Molybdenum	0.1	µg/g	<0.1			1	20	102	70	130	NV	70	130	
Nickel	0.1	µg/g	<0.1			3	20	103	70	130	93	70	130	
Phosphorus	3	µg/g	<3			1	20	94	70	130	NV	70	130	
Potassium	3	µg/g	<3			0	20	99	70	130	NV	70	130	
Selenium	0.1	µg/g	<0.1			10	20	101	70	130	NV	70	130	
Silver	0.5	µg/g	<0.01			ND	20	105	70	130	128	70	130	
Sodium	3	µg/g	<3			10	20	99	70	130	NV	70	130	
Strontium	0.02	µg/g	<0.02			2	20	96	70	130	NV	70	130	
Sulfur	50	µg/g	<50			6	20	94	70	130	NV	70	130	
Thallium	0.02	µg/g	<0.02			6	20	NV	70	130	NV	70	130	
Thorium	0.5	µg/g	<0.5			15	20	97	70	130	NV	70	130	
Tin	2	µg/g	<2			ND	20	101	70	130	NV	70	130	
Titanium	0.1	µg/g	<0.1			2	20	93	70	130	NV	70	130	
Tungsten	0.04	µg/g	<0.04			3	20	101	70	130	NV	70	130	
Uranium	0.002	µg/g	<0.002			5	20	96	70	130	NV	70	130	
Vanadium	1	µg/g	<1			3	20	99	70	130	98	70	130	
Yttrium	0.004	µg/g	<0.004			4	20	98	70	130	NV	70	130	

OnLine LIMS

0004324639

Results relate only to the sample tested. Data reported represents the sample submitted to SGS. Reproduction of this analytical report in full or in part is prohibited without prior written approval. Please refer to SGS General Conditions of Services located at https://www.sgs.ca/en/terms-and-conditions (Printed copies are available upon request.)
Test method information available upon request. "Temperature Upon Receipt" is representative of the whole shipment and may not reflect the temperature of individual samples.
SGS Canada Inc. Environment-Health & Safety statement of conformity decision rule does not consider uncertainty when analytical results are compared to a specified standard or regulation.

SGS Canada Inc.
P.O. Box 4300 - 185 Concession St.
Lakefield - Ontario - KOL 2HO
Phone: 705-652-2000 FAX: 705-652-6365

Trace Metals - Aqua Regia Digest, ICP-MS

LR Report : **CA19127-AUG23**

Inorganic Analysis														
Parameter	Reporting Limit	Unit	Method Blank	Duplicate				LCS / Spike Blank			Matrix Spike / Reference Material			
				Result 1	Result 2	RPD	Acceptance Criteria	Spike Recovery (%)	Recovery Limits (%)		Spike Recovery (%)	Recovery Limits (%)		
							%		Low	High		Low	High	
Zinc	0.7	µg/g	<0.7			1	20	106	70	130	86	70	130	
Zirconium	0.03	µg/g	<0.1			3	20	93	70	130	NV	70	130	

OnLine LIMS

0004324639

Results relate only to the sample tested. Data reported represents the sample submitted to SGS. Reproduction of this analytical report in full or in part is prohibited without prior written approval. Please refer to SGS General Conditions of Services located at https://www.sgs.ca/en/terms-and-conditions (Printed copies are available upon request.)
Test method information available upon request. "Temperature Upon Receipt" is representative of the whole shipment and may not reflect the temperature of individual samples.
SGS Canada Inc. Environment-Health & Safety statement of conformity decision rule does not consider uncertainty when analytical results are compared to a specified standard or regulation.

SGS Canada Inc.
P.O. Box 4300 - 185 Concession St.
Lakefield - Ontario - KOL 2HO
Phone: 705-652-2000 FAX: 705-652-6365

Great Bear Resources Ltd.
Attn : Ashley Moncrief

1020 - 800 West Pender St.
Vancouver, BC
V6C 2V6, Canadap

Phone: 778-833-2160
Fax:

11-November-2025

Date Rec. : 28 September 2022
LR Report: **CA19157-SEP22**
Reference: Great Bear Project/OMGS21045 - Set 1/5

Copy: #4

CERTIFICATE OF ANALYSIS
Final Report - Revised

Analysis	1: Analysis Start Date	2: Analysis Start Time	3: Analysis Completed Date	4: Analysis Completed Time	5: DX450001	6: DX450002	7: DX450003	8: DX450004	9: DX450005	10: DX450006	11: DX450007
Sample Date & Time					N/A	N/A	N/A	N/A	N/A	N/A	N/A
Hg MS [ug/g]	05-Oct-22	23:27	06-Oct-22	10:09	< 0.05	< 0.05	< 0.05	0.08	< 0.05	< 0.05	< 0.05
Ag [µg/g]	05-Oct-22	23:27	06-Oct-22	10:09	< 0.75	< 0.75	< 0.75	< 0.75	< 0.75	< 0.75	< 0.75
As [µg/g]	05-Oct-22	23:27	06-Oct-22	10:09	3.8	13	8.3	1.9	1.2	8.7	0.8
Al [µg/g]	05-Oct-22	23:27	06-Oct-22	10:09	15000	12000	12000	16000	14000	16000	13000
B [µg/g]	05-Oct-22	23:27	06-Oct-22	10:09	2	2	< 1	1	2	1	2
Ba [µg/g]	05-Oct-22	23:27	06-Oct-22	10:09	140	100	81	140	33	96	240
Be [µg/g]	05-Oct-22	23:27	06-Oct-22	10:09	0.10	0.13	0.08	0.07	0.55	0.05	0.08
Bi [µg/g]	05-Oct-22	23:27	06-Oct-22	10:09	0.19	0.31	< 0.085	0.12	< 0.085	0.22	0.54
Ca [µg/g]	05-Oct-22	23:27	06-Oct-22	10:09	11000	17000	14000	22000	12000	19000	4600
Cd [µg/g]	05-Oct-22	23:27	06-Oct-22	10:09	0.08	0.06	0.12	0.04	0.04	4.0	0.04
Co [µg/g]	05-Oct-22	23:27	06-Oct-22	10:09	16	7.9	7.5	27	13	41	9.6
Cr [µg/g]	05-Oct-22	23:27	06-Oct-22	10:09	53	46	8.0	120	78	65	17
Cu [µg/g]	05-Oct-22	23:27	06-Oct-22	10:09	69	260	15	110	42	68	33
Fe [µg/g]	05-Oct-22	23:27	06-Oct-22	10:09	25000	25000	22000	27000	31000	26000	25000
K [µg/g]	05-Oct-22	23:27	06-Oct-22	10:09	8800	8100	8800	1800	1400	8700	8500

OnLine LNMS

0004324436

Results relate only to the sample tested. Data reported represents the sample submitted to SGS. Reproduction of this analytical report in full or in part is prohibited without prior written approval. Please refer to SGS General Conditions of Services located at https://www.sgs.ca/en/terms-and-conditions (Printed copies are available upon request.)
Test method information available upon request. "Temperature Upon Receipt" is representative of the whole shipment and may not reflect the temperature of individual samples.
SGS Canada Inc. Environment-Health & Safety statement of conformity decision rule does not consider uncertainty when analytical results are compared to a specified standard or regulation.

SGS Canada Inc.
P.O. Box 4300 - 185 Concession St.
Lakefield - Ontario - KOL 2HO
Phone: 705-652-2000 FAX: 705-652-6365

LR Report : **CA19157-SEP22**

Analysis	1: Analysis Start Date	2: Analysis Start Time	3: Analysis Completed Date	4: Analysis Completed Time	5: DX450001	6: DX450002	7: DX450003	8: DX450004	9: DX450005	10: DX450006	11: DX450007
Mg [µg/g]	05-Oct-22	23:27	06-Oct-22	10:09	9900	6900	6700	15000	9600	6000	5700
Mn [µg/g]	05-Oct-22	23:27	06-Oct-22	10:09	350	360	490	350	520	380	300
Mo [µg/g]	05-Oct-22	23:27	06-Oct-22	10:09	1.9	8.4	1.1	1.7	0.9	0.9	0.7
Na [µg/g]	05-Oct-22	23:27	06-Oct-22	10:09	830	750	710	920	610	1100	640
Ni [µg/g]	05-Oct-22	23:27	06-Oct-22	10:09	45	11	10	140	42	110	19
P [µg/g]	05-Oct-22	23:27	06-Oct-22	10:09	740	500	490	310	770	610	570
Pb [µg/g]	05-Oct-22	23:27	06-Oct-22	10:09	3.1	2.1	3.0	0.61	1.7	0.71	1.9
S [µg/g]	05-Oct-22	23:27	06-Oct-22	10:09	2000	1800	1100	3200	420	1400	390
Sb [µg/g]	05-Oct-22	23:27	06-Oct-22	10:09	< 2	< 2	< 2	< 2	< 2	< 2	< 2
Se [µg/g]	05-Oct-22	23:27	06-Oct-22	10:09	< 0.5	< 0.5	< 0.5	< 0.5	< 0.5	< 0.5	< 0.5
Sn [µg/g]	05-Oct-22	23:27	06-Oct-22	10:09	< 2	< 2	< 2	< 2	< 2	< 2	< 2
Sr [µg/g]	05-Oct-22	23:27	06-Oct-22	10:09	32	22	17	46	30	23	17
Th [µg/g]	05-Oct-22	23:27	06-Oct-22	10:09	4.5	5.6	7.2	2.0	5.1	2.4	6.8
Ti [µg/g]	05-Oct-22	23:27	06-Oct-22	10:09	1600	1400	1700	660	1200	2300	1600
Tl [µg/g]	05-Oct-22	23:27	06-Oct-22	10:09	0.29	0.38	0.35	0.05	0.02	0.24	0.34
U [µg/g]	05-Oct-22	23:27	06-Oct-22	10:09	0.84	1.5	1.8	0.054	0.64	0.12	1.4
V [µg/g]	05-Oct-22	23:27	06-Oct-22	10:09	36	29	33	40	36	130	34
W [µg/g]	05-Oct-22	23:27	06-Oct-22	10:09	0.24	0.47	0.93	4.3	0.68	0.17	0.14
Y [µg/g]	05-Oct-22	23:27	06-Oct-22	10:09	6.0	6.0	7.2	3.3	7.1	9.8	6.7
Zn [µg/g]	05-Oct-22	23:27	06-Oct-22	10:09	63	51	81	24	64	370	57
Zr [µg/g]	05-Oct-22	23:27	06-Oct-22	10:09	4.3	4.1	4.2	0.71	3.2	1.3	4.4

Analysis	12: DX450008	13: DX450009	14: DX450010	15: DX450011	16: DX450012	17: DX450013	18: DX450014	19: DX450015	20: DX450016	21: DX450017	22: DX450018
Sample Date & Time	N/A	N/A	N/A	N/A	N/A	N/A	N/A	N/A	N/A	N/A	N/A
Hg MS [ug/g]	< 0.05	< 0.05	< 0.05	< 0.05	0.11	< 0.05	< 0.05	< 0.05	< 0.05	< 0.05	< 0.05
Ag [µg/g]	< 0.75	< 0.75	< 0.75	< 0.75	< 0.75	< 0.75	< 0.75	< 0.75	< 0.75	< 0.75	< 0.75
As [µg/g]	1.4	2.2	5.3	8.7	99	33	4.2	110	45	10	0.9
Al [µg/g]	4600	12000	12000	15000	14000	7200	18000	25000	3600	16000	12000

OnLine LNIS

0004324436

Results relate only to the sample tested. Data reported represents the sample submitted to SGS. Reproduction of this analytical report in full or in part is prohibited without prior written approval. Please refer to SGS General Conditions of Services located at https://www.sgs.ca/en/terms-and-conditions (Printed copies are available upon request.)
Test method information available upon request. "Temperature Upon Receipt" is representative of the whole shipment and may not reflect the temperature of individual samples.
SGS Canada Inc. Environment-Health & Safety statement of conformity decision rule does not consider uncertainty when analytical results are compared to a specified standard or regulation.

SGS Canada Inc.
P.O. Box 4300 - 185 Concession St.
Lakefield - Ontario - KOL 2HO
Phone: 705-652-2000 FAX: 705-652-6365

LR Report : **CA19157-SEP22**

Analysis	12: DX450008	13: DX450009	14: DX450010	15: DX450011	16: DX450012	17: DX450013	18: DX450014	19: DX450015	20: DX450016	21: DX450017	22: DX450018
B [µg/g]	1	1	1	1	1	2	2	3	1	6	1
Ba [µg/g]	46	94	100	94	53	55	79	140	35	98	130
Be [µg/g]	0.07	0.07	0.06	0.08	0.13	0.06	0.12	0.13	0.09	0.18	0.09
Bi [µg/g]	0.69	1.7	1.9	3.4	0.73	0.57	0.49	0.36	0.72	0.16	0.23
Ca [µg/g]	3200	5000	3400	5500	6500	5200	3100	1900	7000	4300	7900
Cd [µg/g]	0.06	0.05	0.09	0.09	16	0.09	0.11	0.15	0.06	0.21	0.05
Co [µg/g]	2.1	10	12	13	9.9	6.5	17	24	1.8	9.6	6.1
Cr [µg/g]	31	14	43	36	35	6.3	97	87	25	28	30
Cu [µg/g]	20	31	37	40	67	9.3	51	53	8.4	27	33
Fe [µg/g]	6700	24000	26000	32000	34000	17000	36000	44000	14000	29000	18000
K [µg/g]	2600	7800	7000	11000	7600	4800	7200	15000	1700	9300	7600
Mg [µg/g]	1300	6300	6800	10000	7100	3900	11000	13000	1200	6900	5800
Mn [µg/g]	97	280	280	490	620	380	280	270	200	290	320
Mo [µg/g]	2.7	1.2	1.2	1.5	1.2	1.0	1.4	1.0	1.3	1.9	0.6
Na [µg/g]	540	590	520	690	1100	630	550	490	580	340	760
Ni [µg/g]	1.7	17	25	26	16	9.3	44	56	1.0	21	5.8
P [µg/g]	68	480	450	550	510	380	500	560	130	460	240
Pb [µg/g]	3.7	4.0	3.3	3.0	19	4.8	3.6	2.7	3.7	1.4	2.7
S [µg/g]	1600	4100	5400	8000	18000	7300	2500	2300	5400	1800	170
Sb [µg/g]	< 2	< 2	< 2	< 2	< 2	< 2	< 2	< 2	< 2	< 2	< 2
Se [µg/g]	< 0.5	< 0.5	< 0.5	< 0.5	0.9	< 0.5	< 0.5	< 0.5	< 0.5	< 0.5	< 0.5
Sn [µg/g]	< 2	< 2	< 2	< 2	< 2	< 2	< 2	< 2	< 2	< 2	< 2
Sr [µg/g]	9.8	12	12	12	20	8.5	9.8	7.4	8.7	7.6	18
Th [µg/g]	8.2	8.1	7.9	4.8	6.8	6.5	6.1	5.4	9.0	6.4	7.9
Ti [µg/g]	210	1400	990	2000	1100	650	1400	2000	200	1100	1300
Tl [µg/g]	0.11	0.30	0.32	0.70	0.53	0.21	0.22	0.48	0.05	0.27	0.22
U [µg/g]	1.1	1.4	1.6	1.5	1.9	1.6	1.4	1.1	1.5	0.87	0.92
V [µg/g]	2	27	28	51	27	13	64	72	1	23	32
W [µg/g]	0.10	0.092	0.11	0.21	0.77	0.25	0.32	0.18	0.15	0.22	0.33
Y [µg/g]	7.0	8.0	7.8	7.6	6.1	3.9	7.3	4.7	7.1	5.0	7.0
Zn [µg/g]	29	45	59	76	2500	34	70	110	38	89	55

OnLine LNMS

0004324436

Results relate only to the sample tested. Data reported represents the sample submitted to SGS. Reproduction of this analytical report in full or in part is prohibited without prior written approval. Please refer to SGS General Conditions of Services located at https://www.sgs.ca/en/terms-and-conditions (Printed copies are available upon request.)
Test method information available upon request. "Temperature Upon Receipt" is representative of the whole shipment and may not reflect the temperature of individual samples.
SGS Canada Inc. Environment-Health & Safety statement of conformity decision rule does not consider uncertainty when analytical results are compared to a specified standard or regulation.

SGS Canada Inc.
P.O. Box 4300 - 185 Concession St.
Lakefield - Ontario - KOL 2HO
Phone: 705-652-2000 FAX: 705-652-6365

LR Report : **CA19157-SEP22**

Analysis	12: DX450008	13: DX450009	14: DX450010	15: DX450011	16: DX450012	17: DX450013	18: DX450014	19: DX450015	20: DX450016	21: DX450017	22: DX450018
Zr [µg/g]	7.6	8.0	7.3	4.9	2.8	4.5	6.4	4.9	3.2	5.5	5.3

Analysis	24: DX450021	26: DX450023	27: DX450024	28: DX450025	29: DX450026	30: DX450027	31: DX450028	32: DX450029	33: DX450030	34: DX450031	36: DX450033
Sample Date & Time	N/A	N/A	N/A	N/A	N/A	N/A	N/A	N/A	N/A	N/A	N/A
Hg MS [ug/g]	< 0.05	< 0.05	< 0.05	< 0.05	< 0.05	0.41	< 0.05	< 0.05	< 0.05	0.45	< 0.05
Ag [µg/g]	< 0.75	< 0.75	< 0.75	< 0.75	< 0.75	7.7	< 0.75	< 0.75	< 0.75	< 0.75	< 0.75
As [µg/g]	2.0	0.9	1.2	2.2	2.1	10	3.8	8.3	20	15	5.6
Al [µg/g]	14000	8900	13000	16000	16000	14000	17000	12000	3400	4000	17000
B [µg/g]	4	< 1	2	1	2	1	1	1	2	< 1	1
Ba [µg/g]	130	49	4.7	85	140	61	150	140	71	63	200
Be [µg/g]	0.15	0.03	0.04	0.05	0.12	0.09	0.09	0.06	0.07	0.10	0.06
Bi [µg/g]	3.9	< 0.085	< 0.085	< 0.085	0.49	22	0.52	0.80	0.48	1.7	0.88
Ca [µg/g]	5200	35000	59000	26000	7000	7000	5800	8000	8900	20000	3100
Cd [µg/g]	3.9	0.07	0.09	0.06	0.11	99	0.17	0.69	0.50	0.14	0.05
Co [µg/g]	64	20	20	14	19	9.3	15	7.8	1.8	4.8	14
Cr [µg/g]	73	54	47	77	69	30	36	48	2.3	36	45
Cu [µg/g]	340	130	140	88	49	46	40	23	9.0	8.4	16
Fe [µg/g]	150000	19000	25000	30000	34000	32000	32000	23000	9800	16000	38000
K [µg/g]	5900	150	150	440	7400	7400	10000	8400	2100	1200	11000
Mg [µg/g]	6000	4600	7300	8200	11000	5900	8900	8700	1000	3600	6300
Mn [µg/g]	350	770	950	830	380	700	530	310	380	550	310
Mo [µg/g]	4.0	0.3	0.2	0.3	1.1	0.9	1.4	1.4	0.8	1.3	1.4
Na [µg/g]	490	1100	1100	1300	490	670	640	640	500	680	700
Ni [µg/g]	99	44	42	27	39	11	33	18	1.1	7.2	27
P [µg/g]	310	290	250	260	560	470	550	480	140	340	340
Pb [µg/g]	5.8	0.20	0.29	0.23	5.1	560	4.5	7.4	19	8.8	2.2
S [µg/g]	65000	2200	1800	450	4700	18000	4300	5500	5500	2800	1000
Sb [µg/g]	< 2	< 2	< 2	< 2	< 2	< 2	< 2	< 2	< 2	< 2	< 2

OnLine LMS

0004324436

Results relate only to the sample tested. Data reported represents the sample submitted to SGS. Reproduction of this analytical report in full or in part is prohibited without prior written approval. Please refer to SGS General Conditions of Services located at https://www.sgs.ca/en/terms-and-conditions (Printed copies are available upon request.)
Test method information available upon request. "Temperature Upon Receipt" is representative of the whole shipment and may not reflect the temperature of individual samples.
SGS Canada Inc. Environment-Health & Safety statement of conformity decision rule does not consider uncertainty when analytical results are compared to a specified standard or regulation.

SGS Canada Inc.
P.O. Box 4300 - 185 Concession St.
Lakefield - Ontario - KOL 2HO
Phone: 705-652-2000 FAX: 705-652-6365

Analysis	24: DX450021	26: DX450023	27: DX450024	28: DX450025	29: DX450026	30: DX450027	31: DX450028	32: DX450029	33: DX450030	34: DX450031	36: DX450033
Se [µg/g]	6.5	< 0.5	< 0.5	< 0.5	< 0.5	< 0.5	< 0.5	< 0.5	< 0.5	< 0.5	< 0.5
Sn [µg/g]	< 2	< 2	< 2	< 2	< 2	< 2	< 2	< 2	< 2	< 2	< 2
Sr [µg/g]	6.8	19	29	24	19	15	17	15	13	62	12
Th [µg/g]	6.8	1.3	1.2	1.1	4.9	7.0	7.4	8.3	10.7	6.8	5.1
Ti [µg/g]	1000	590	540	700	1200	1200	1700	1500	250	330	1500
Tl [µg/g]	0.13	< 0.02	< 0.02	< 0.02	0.22	0.52	0.47	0.26	0.10	< 0.02	0.20
U [µg/g]	0.39	0.046	0.038	0.049	0.97	1.6	1.5	1.7	1.7	1.00	0.68
V [µg/g]	71	47	56	68	60	21	46	33	3	12	29
W [µg/g]	0.25	0.045	0.095	0.074	0.10	0.14	0.13	1.2	2.0	23	0.27
Y [µg/g]	3.9	4.6	5.2	4.3	6.1	5.6	9.7	4.6	6.2	4.1	4.8
Zn [µg/g]	520	19	28	28	69	17000	85	160	140	34	51
Zr [µg/g]	5.3	0.94	0.54	0.90	4.8	4.9	8.4	6.2	6.1	3.0	3.5

Analysis	38: DX450035	39: DX450036	40: DX450037	41: DX450038	42: DX450039	43: DX450040	44: DX450041	45: DX450042	46: DX450043	47: DX450044	48: DX450045
Sample Date & Time	N/A	N/A	N/A	N/A	N/A	N/A	N/A	N/A	N/A	N/A	N/A
Hg MS [ug/g]	< 0.05	< 0.05	0.09	0.35	< 0.05	< 0.05	< 0.05	0.14	< 0.05	< 0.05	< 0.05
Ag [µg/g]	< 0.75	< 0.75	< 0.75	1	< 0.75	< 0.75	< 0.75	< 0.75	1	< 0.75	< 0.75
As [µg/g]	1.2	1.3	3.4	14	733	203	5.9	2231	14	3.7	1.1
Al [µg/g]	5600	34000	7100	7500	9300	9000	3100	4500	8200	31000	19000
B [µg/g]	4	3	< 1	1	< 1	< 1	< 1	< 1	< 1	< 1	< 1
Ba [µg/g]	13	350	61	47	58	72	27	70	63	280	75
Be [µg/g]	< 0.02	0.23	0.06	0.09	0.07	0.05	0.08	0.05	0.07	0.39	0.04
Bi [µg/g]	1.1	3.2	2.6	4.4	1.9	0.42	0.43	1.2	1.6	0.35	< 0.085
Ca [µg/g]	140000	22000	20000	12000	6000	5100	950	25000	3900	50000	19000
Cd [µg/g]	0.11	3.2	0.15	0.39	0.65	0.77	0.68	1.0	0.20	0.42	0.03
Co [µg/g]	47	37	12	11	16	7.3	4.9	63	13	63	13
Cr [µg/g]	17	110	27	11	120	6.4	110	16	50	790	81
Cu [µg/g]	450	160	120	170	39	29	40	210	88	56	70

OnLine LNTS

Results relate only to the sample tested. Data reported represents the sample submitted to SGS. Reproduction of this analytical report in full or in part is prohibited without prior written approval. Please refer to SGS General Conditions of Services located at https://www.sgs.ca/en/terms-and-conditions (Printed copies are available upon request.)
Test method information available upon request. "Temperature Upon Receipt" is representative of the whole shipment and may not reflect the temperature of individual samples.
SGS Canada Inc. Environment-Health & Safety statement of conformity decision rule does not consider uncertainty when analytical results are compared to a specified standard or regulation.

SGS Canada Inc.
P.O. Box 4300 - 185 Concession St.
Lakefield - Ontario - KOL 2HO
Phone: 705-652-2000 FAX: 705-652-6365

LR Report : **CA19157-SEP22**

Analysis	38: DX450035	39: DX450036	40: DX450037	41: DX450038	42: DX450039	43: DX450040	44: DX450041	45: DX450042	46: DX450043	47: DX450044	48: DX450045
Fe [µg/g]	130000	81000	34000	32000	32000	17000	31000	79000	29000	41000	16000
K [µg/g]	290	13000	5000	5400	7000	5700	1800	1300	5600	15000	1600
Mg [µg/g]	6100	15000	7500	7600	7700	3800	1100	4600	7600	56000	11000
Mn [µg/g]	2300	510	350	310	720	390	59	620	480	990	200
Mo [µg/g]	0.7	2.4	17	16	1.9	1.2	1.3	2.8	1.2	0.4	0.2
Na [µg/g]	170	1900	600	580	480	410	140	560	460	160	1400
Ni [µg/g]	77	78	18	16	52	11	15	62	28	870	89
P [µg/g]	110	350	580	600	360	320	110	370	700	350	210
Pb [µg/g]	1.9	5.3	4.4	19	8.7	3.5	21	3.0	9.9	1.5	0.58
S [µg/g]	38000	24000	25000	25000	19000	2600	15000	32000	22000	3200	100
Sb [µg/g]	< 2	< 2	< 2	< 2	< 2	< 2	< 2	< 2	< 2	< 2	< 2
Se [µg/g]	6.2	3.2	2.1	1.6	< 0.5	< 0.5	< 0.5	3.5	1.3	< 0.5	< 0.5
Sn [µg/g]	< 2	2	< 2	< 2	< 2	< 2	< 2	< 2	< 2	< 2	< 2
Sr [µg/g]	98	41	27	16	6.6	10	4.8	21	8.9	132	43
Th [µg/g]	4.1	3.6	7.5	7.2	6.5	6.0	7.7	5.9	7.4	4.1	1.7
Ti [µg/g]	110	1800	630	760	940	770	57	320	470	1200	560
Tl [µg/g]	< 0.02	0.27	0.32	0.29	0.29	0.33	< 0.02	0.06	0.51	0.30	< 0.02
U [µg/g]	0.26	0.22	1.5	1.3	2.0	1.2	0.73	0.54	1.1	0.36	0.046
V [µg/g]	18	106	19	26	36	12	2	30	21	55	23
W [µg/g]	0.41	0.43	4.5	18	0.43	0.18	0.15	7.0	0.30	0.15	0.14
Y [µg/g]	7.5	5.3	4.4	4.7	6.2	4.9	3.6	4.9	4.5	3.6	1.9
Zn [µg/g]	20	760	50	90	160	150	120	220	80	110	19
Zr [µg/g]	1.1	2.5	10	9.2	3.1	2.8	2.8	6.4	11	4.2	0.73

Analysis	49: DX450046	50: DX450047	51: DX450048	52: DX450049	53: DX450050	54: DX450051
Sample Date & Time	N/A	N/A	N/A	N/A	N/A	N/A
Hg MS [ug/g]	< 0.05	< 0.05	< 0.05	< 0.05	0.94	0.12
Ag [µg/g]	< 0.75	< 0.75	< 0.75	< 0.75	5.3	14.7

OnLine LIMS

0004324436

Results relate only to the sample tested. Data reported represents the sample submitted to SGS. Reproduction of this analytical report in full or in part is prohibited without prior written approval. Please refer to SGS General Conditions of Services located at https://www.sgs.ca/en/terms-and-conditions (Printed copies are available upon request.)
Test method information available upon request. "Temperature Upon Receipt" is representative of the whole shipment and may not reflect the temperature of individual samples.
SGS Canada Inc. Environment-Health & Safety statement of conformity decision rule does not consider uncertainty when analytical results are compared to a specified standard or regulation.

SGS Canada Inc.
P.O. Box 4300 - 185 Concession St.
Lakefield - Ontario - KOL 2HO
Phone: 705-652-2000 FAX: 705-652-6365

Analysis	49: DX450046	50: DX450047	51: DX450048	52: DX450049	53: DX450050	54: DX450051
As [µg/g]	32	1.0	9.0	75	116	103
Al [µg/g]	33000	25000	3900	3400	11000	11000
B [µg/g]	2	< 1	< 1	< 1	< 1	2
Ba [µg/g]	390	120	80	80	110	29
Be [µg/g]	0.11	0.04	0.14	0.13	0.40	0.24
Bi [µg/g]	< 0.085	< 0.085	0.24	0.85	1.7	0.58
Ca [µg/g]	50000	14000	9300	9700	47000	8100
Cd [µg/g]	0.05	0.03	0.06	0.21	0.12	37
Co [µg/g]	18	18	2.3	2.2	13	10
Cr [µg/g]	65	54	6.0	29	140	19
Cu [µg/g]	62	75	38	23	38	77
Fe [µg/g]	15000	19000	11000	12000	38000	36000
K [µg/g]	2600	120	1400	1100	3900	4300
Mg [µg/g]	9400	13000	1900	2400	12000	3500
Mn [µg/g]	450	170	170	290	970	380
Mo [µg/g]	0.2	0.1	0.4	1.4	0.7	1.0
Na [µg/g]	2300	2000	950	1100	750	700
Ni [µg/g]	83	120	3.3	6.0	64	17
P [µg/g]	200	230	130	120	510	550
Pb [µg/g]	1.1	0.49	5.9	18	7.8	9000
S [µg/g]	220	420	2500	2700	5600	29000
Sb [µg/g]	< 2	< 2	< 2	< 2	< 2	19
Se [µg/g]	< 0.5	< 0.5	< 0.5	0.6	1.4	1.7
Sn [µg/g]	< 2	< 2	< 2	< 2	< 2	< 2
Sr [µg/g]	72	32	26	35	241	19
Th [µg/g]	1.4	1.1	8.4	8.5	7.0	8.9
Ti [µg/g]	700	430	330	310	670	390
Tl [µg/g]	0.04	< 0.02	0.06	0.05	0.20	0.31
U [µg/g]	0.045	0.044	1.4	1.3	0.74	1.8
V [µg/g]	31	23	10	8	66	8
W [µg/g]	2.2	0.096	0.66	1.5	47	1.2

OnLine LNMS

0004324436

Results relate only to the sample tested. Data reported represents the sample submitted to SGS. Reproduction of this analytical report in full or in part is prohibited without prior written approval. Please refer to SGS General Conditions of Services located at https://www.sgs.ca/en/terms-and-conditions (Printed copies are available upon request.)
Test method information available upon request. "Temperature Upon Receipt" is representative of the whole shipment and may not reflect the temperature of individual samples.
SGS Canada Inc. Environment-Health & Safety statement of conformity decision rule does not consider uncertainty when analytical results are compared to a specified standard or regulation.

SGS Canada Inc.
P.O. Box 4300 - 185 Concession St.
Lakefield - Ontario - KOL 2HO
Phone: 705-652-2000 FAX: 705-652-6365

LR Report : **CA19157-SEP22**

Analysis	49: DX450046	50: DX450047	51: DX450048	52: DX450049	53: DX450050	54: DX450051
Y [µg/g]	3.0	1.9	5.3	3.5	7.3	5.9
Zn [µg/g]	24	20	28	72	33	7300
Zr [µg/g]	2.6	0.42	3.8	4.0	5.4	4.5

Revised report with Lower RL updated.

Reporting limits for Ag, Sb, Se and Bi are lower than SGS reporting limits and may be unreliable.

Reissued report with specific samples included.
Revised report with sample changes as per client request.

Method Descriptions

Parameter	Units	SGS Method Code	Reference Method Code
Mercury by CVAAS	ug/g	ME-CA-[ENV]SPE-LAK-AN-004	EPA 7471A/EPA 245
Metals in Soil - Aqua-regia/ICP-MS	µg/g	ME-CA-[ENV]SPE-LAK-AN-005	EPA 3050/EPA 200.8

Catharine Arnold

CHARTERED CHEMIST CATHARINE ARNOLD THE CHEMICAL PROFESSION OF ONTARIO

Catharine Arnold, B.Sc., C.Chem
Project Specialist,
Environment, Health & Safety

OnLine LNMS

0004324436

Results relate only to the sample tested. Data reported represents the sample submitted to SGS. Reproduction of this analytical report in full or in part is prohibited without prior written approval. Please refer to SGS General Conditions of Services located at https://www.sgs.ca/en/terms-and-conditions (Printed copies are available upon request.)
Test method information available upon request. "Temperature Upon Receipt" is representative of the whole shipment and may not reflect the temperature of individual samples.
SGS Canada Inc. Environment-Health & Safety statement of conformity decision rule does not consider uncertainty when analytical results are compared to a specified standard or regulation.

SGS Canada Inc.
P.O. Box 4300 - 185 Concession St.
Lakefield - Ontario - KOL 2HO
Phone: 705-652-2000 FAX: 705-652-6365

Quality Control Report

Inorganic Analysis														
Parameter	Reporting Limit	Unit	Method Blank	Duplicate				LCS / Spike Blank			Matrix Spike / Reference Material			
				Result 1	Result 2	RPD	Acceptance Criteria	Spike Recovery (%)	Recovery Limits (%)		Spike Recovery (%)	Recovery Limits (%)		
							%		Low	High		Low	High	
Mercury by CVAAS - QCBatchID: EMS0021-OCT22														
Mercury	0.05	ug/g	<0.05			ND	30	101	80	120	NV	70	130	
Metals in Soil - Aqua-regia/ICP-MS - QCBatchID: EMS0021-OCT22														
Aluminum	3	µg/g	<3			0	20	102	70	130	NV	70	130	
Antimony	2	µg/g	<0.8			ND	20	90	70	130	NV	70	130	
Arsenic	0.5	µg/g	<0.5			4	20	103	70	130	108	70	130	
Barium	0.01	µg/g	<0.01			2	20	99	70	130	87	70	130	
Beryllium	0.02	µg/g	<0.02			1	20	100	70	130	NV	70	130	
Bismuth	0.085	µg/g	<0.09			9	20	94	70	130	NV	70	130	
Boron	1	µg/g	<1			13	20	107	70	130	NV	70	130	
Cadmium	0.02	µg/g	<0.02			7	20	98	70	130	NV	70	130	
Calcium	3	µg/g	<3			1	20	109	70	130	NV	70	130	
Chromium	0.5	µg/g	<0.5			0	20	97	70	130	86	70	130	
Cobalt	0.01	µg/g	<0.01			2	20	97	70	130	101	70	130	
Copper	0.1	µg/g	<0.1			1	20	96	70	130	93	70	130	
Iron	3	µg/g	<3			0	20	108	70	130	116	70	130	
Lead	0.05	µg/g	<0.05			1	20	103	70	130	107	70	130	
Magnesium	3	µg/g	<3			1	20	109	70	130	NV	70	130	
Manganese	0.1	µg/g	<0.1			0	20	97	70	130	119	70	130	
Molybdenum	0.1	µg/g	<0.1			3	20	106	70	130	NV	70	130	
Nickel	0.1	µg/g	<0.1			0	20	94	70	130	97	70	130	
Phosphorus	3	µg/g	<3			0	20	98	70	130	NV	70	130	
Potassium	3	µg/g	<3			0	20	102	70	130	NV	70	130	
Selenium	0.5	µg/g	<0.7			ND	20	105	70	130	NV	70	130	
Silver	0.75	µg/g	<0.01			10	20	90	70	130	129	70	130	
Sodium	3	µg/g	<3			1	20	104	70	130	NV	70	130	
Strontium	0.02	µg/g	<0.02			1	20	97	70	130	NV	70	130	
Sulfur	10	µg/g	<10			4	20	103	70	130	NV	70	130	
Thallium	0.02	µg/g	<0.02			1	20	93	70	130	NV	70	130	
Thorium	0.5	µg/g	<0.5			17	20	90	70	130	NV	70	130	
Tin	2	µg/g	<2			ND	20	107	70	130	NV	70	130	
Titanium	0.1	µg/g	<0.1			2	20	109	70	130	NV	70	130	
Tungsten	0.04	µg/g	<0.04			13	20	109	70	130	NV	70	130	
Uranium	0.002	µg/g	<0.002			2	20	106	70	130	NV	70	130	
Vanadium	1	µg/g	<1			0	20	97	70	130	103	70	130	
Yttrium	0.004	µg/g	<0.004			2	20	100	70	130	NV	70	130	

OnLine LIMS

0004324436

Results relate only to the sample tested. Data reported represents the sample submitted to SGS. Reproduction of this analytical report in full or in part is prohibited without prior written approval. Please refer to SGS General Conditions of Services located at https://www.sgs.ca/en/terms-and-conditions (Printed copies are available upon request.)
Test method information available upon request. "Temperature Upon Receipt" is representative of the whole shipment and may not reflect the temperature of individual samples.
SGS Canada Inc. Environment-Health & Safety statement of conformity decision rule does not consider uncertainty when analytical results are compared to a specified standard or regulation.

SGS Canada Inc.
P.O. Box 4300 - 185 Concession St.
Lakefield - Ontario - KOL 2HO
Phone: 705-652-2000 FAX: 705-652-6365

Inorganic Analysis													
Parameter	Reporting Limit	Unit	Method Blank	Duplicate				LCS / Spike Blank			Matrix Spike / Reference Material		
				Result 1	Result 2	RPD	Acceptance Criteria	Spike Recovery (%)	Recovery Limits (%)		Spike Recovery (%)	Recovery Limits (%)	
							%		Low	High		Low	High
Zinc	0.7	µg/g	<0.7			1	20	98	70	130	94	70	130
Zirconium	0.03	µg/g	<			2	20	108	70	130	NV	70	130

OnLine LIMS

0004324436

Results relate only to the sample tested. Data reported represents the sample submitted to SGS. Reproduction of this analytical report in full or in part is prohibited without prior written approval. Please refer to SGS General Conditions of Services located at https://www.sgs.ca/en/terms-and-conditions (Printed copies are available upon request.)
Test method information available upon request. "Temperature Upon Receipt" is representative of the whole shipment and may not reflect the temperature of individual samples.
SGS Canada Inc. Environment-Health & Safety statement of conformity decision rule does not consider uncertainty when analytical results are compared to a specified standard or regulation.

SGS Canada Inc.
P.O. Box 4300 - 185 Concession St.
Lakefield - Ontario - KOL 2HO
Phone: 705-652-2000 FAX: 705-652-6365

Great Bear Resources Ltd.
Attn : Ashley Moncrief

1020 - 800 West Pender St.
Vancouver, BC
V6C 2V6, Canada

Phone: 778-833-2160
Fax:

11-November-2025

Date Rec. : 28 September 2022
LR Report: **CA19165-SEP22**
Reference: Great Bear Project/OMGS21045 - Set 3/5

Copy: #4

CERTIFICATE OF ANALYSIS
Final Report - Revised

Analysis	1: Analysis Start Date	2: Analysis Start Time	3: Analysis Completed Date	4: Analysis Completed Time	5: DX450102	7: DX450104	8: DX450105	9: DX450106	11: DX450108	12: DX450109	13: DX450110
Sample Date & Time					N/A	N/A	N/A	N/A	N/A	N/A	N/A
Hg MS [ug/g]	29-Oct-22	16:24	01-Nov-22	13:55	< 0.05	< 0.05	< 0.05	< 0.05	0.13	< 0.05	< 0.05
Ag [µg/g]	29-Oct-22	16:24	01-Nov-22	13:55	< 0.75	< 0.75	< 0.75	< 0.75	< 0.75	< 0.75	< 0.75
As [µg/g]	29-Oct-22	16:24	01-Nov-22	13:55	2.5	30	11000	150	21	120	4.9
Al [µg/g]	29-Oct-22	16:24	01-Nov-22	13:55	4500	27000	2000	17000	8600	3000	7500
B [µg/g]	29-Oct-22	16:24	01-Nov-22	13:55	4	< 1	1	1	< 1	1	1
Ba [µg/g]	29-Oct-22	16:24	01-Nov-22	13:55	37	140	25	41	100	60	49
Be [µg/g]	29-Oct-22	16:24	01-Nov-22	13:55	0.055	0.080	0.051	0.14	0.094	0.056	0.038
Bi [µg/g]	29-Oct-22	16:24	01-Nov-22	13:55	< 0.085	0.36	0.38	0.099	1.9	0.75	0.50
Ca [µg/g]	29-Oct-22	16:24	01-Nov-22	13:55	10000	3100	740	9100	20000	8200	5600
Cd [µg/g]	29-Oct-22	16:24	01-Nov-22	13:55	< 0.02	0.052	0.079	0.070	0.19	0.068	0.066
Co [µg/g]	29-Oct-22	16:24	01-Nov-22	13:55	2.8	20	2.4	12	8.2	2.5	5.0
Cr [µg/g]	29-Oct-22	16:24	01-Nov-22	13:56	150	67	1.4	33	12	2.6	7.9
Cu [µg/g]	29-Oct-22	16:24	01-Nov-22	13:56	19	55	14	80	14	17	17
Fe [µg/g]	29-Oct-22	16:24	01-Nov-22	13:56	5300	52000	29000	31000	23000	12000	19000
K [µg/g]	29-Oct-22	16:24	01-Nov-22	13:56	2000	11000	1500	5000	6800	2000	5800

OnLine LIMS

0004324472

Results relate only to the sample tested. Data reported represents the sample submitted to SGS. Reproduction of this analytical report in full or in part is prohibited without prior written approval. Please refer to SGS General Conditions of Services located at https://www.sgs.ca/en/terms-and-conditions (Printed copies are available upon request.)
Test method information available upon request. "Temperature Upon Receipt" is representative of the whole shipment and may not reflect the temperature of individual samples.
SGS Canada Inc. Environment-Health & Safety statement of conformity decision rule does not consider uncertainty when analytical results are compared to a specified standard or regulation.

SGS Canada Inc.
P.O. Box 4300 - 185 Concession St.
Lakefield - Ontario - KOL 2HO
Phone: 705-652-2000 FAX: 705-652-6365

LR Report : **CA19165-SEP22**

Analysis	1: Analysis Start Date	2: Analysis Start Time	3: Analysis Completed Date	4: Analysis Completed Time	5: DX450102	7: DX450104	8: DX450105	9: DX450106	11: DX450108	12: DX450109	13: DX450110
Mg [µg/g]	29-Oct-22	16:24	01-Nov-22	13:56	1000	14000	190	9700	6300	1300	3600
Mn [µg/g]	29-Oct-22	16:24	01-Nov-22	13:56	81	170	32	440	430	290	300
Mo [µg/g]	29-Oct-22	16:24	01-Nov-22	13:56	0.62	1.1	1.1	1.7	16	1.3	1.0
Na [µg/g]	29-Oct-22	16:24	01-Nov-22	13:56	790	470	120	1100	590	470	530
Ni [µg/g]	29-Oct-22	16:24	01-Nov-22	13:56	6.2	46	0.39	18	13	1.4	6.4
P [µg/g]	29-Oct-22	16:24	01-Nov-22	13:56	540	790	160	790	590	190	350
Pb [µg/g]	29-Oct-22	16:24	01-Nov-22	13:56	1.2	2.0	19	4.0	3.7	13	2.2
S [µg/g]	29-Oct-22	16:24	01-Nov-22	13:56	< 10	2600	19000	6900	4600	5500	3100
Sb [µg/g]	29-Oct-22	16:24	01-Nov-22	13:56	< 2	< 2	12	< 2	< 2	< 2	< 2
Se [µg/g]	29-Oct-22	16:24	01-Nov-22	13:56	< 0.5	< 0.5	< 0.5	< 0.5	0.56	< 0.5	< 0.5
Sn [µg/g]	29-Oct-22	16:24	01-Nov-22	13:56	< 2	< 2	< 2	< 2	< 2	< 2	< 2
Sr [µg/g]	29-Oct-22	16:24	01-Nov-22	13:56	16	11	4.1	30	36	10	10
Th [µg/g]	29-Oct-22	16:24	01-Nov-22	13:56	2.2	4.9	8.2	7.8	6.8	8.5	6.6
Ti [µg/g]	29-Oct-22	16:24	01-Nov-22	13:56	460	1500	57	1300	1100	290	770
Tl [µg/g]	29-Oct-22	16:24	01-Nov-22	13:56	0.033	0.34	0.030	0.21	0.21	0.11	0.25
U [µg/g]	29-Oct-22	16:24	01-Nov-22	13:56	0.26	0.74	2.5	1.4	0.91	1.0	1.1
V [µg/g]	29-Oct-22	16:24	01-Nov-22	13:56	18	73	< 1	44	31	4.3	13
W [µg/g]	29-Oct-22	16:24	01-Nov-22	13:56	< 0.04	0.23	0.046	0.13	5.0	1.5	0.24
Y [µg/g]	29-Oct-22	16:24	01-Nov-22	13:56	4.2	4.8	9.6	7.2	5.8	5.4	3.3
Zn [µg/g]	29-Oct-22	16:24	01-Nov-22	13:56	9.7	74	44	65	61	33	44
Zr [µg/g]	29-Oct-22	16:24	01-Nov-22	13:56	0.68	1.2	0.67	0.97	1.8	1.4	1.3

Analysis	14: DX450111	16: DX450113	17: DX450114	18: DX450115	19: DX450116	20: DX450117	21: DX450118	22: DX450119	23: DX450120	25: DX450122	26: DX450123
Sample Date & Time	N/A	N/A	N/A	N/A	N/A	N/A	N/A	N/A	N/A	N/A	N/A
Hg MS [ug/g]	< 0.05	< 0.05	< 0.05	< 0.05	< 0.05	0.33	0.10	< 0.05	< 0.05	< 0.05	< 0.05
Ag [µg/g]	< 0.75	< 0.75	< 0.75	< 0.75	< 0.75	< 0.75	< 0.75	< 0.75	< 0.75	< 0.75	< 0.75
As [µg/g]	7.5	390	3.7	3.0	5.7	26	14	5.1	27	2.0	0.92
Al [µg/g]	25000	11000	17000	11000	4000	1500	3600	19000	17000	15000	8000

OnLine LNMS

0004324472

Results relate only to the sample tested. Data reported represents the sample submitted to SGS. Reproduction of this analytical report in full or in part is prohibited without prior written approval. Please refer to SGS General Conditions of Services located at https://www.sgs.ca/en/terms-and-conditions (Printed copies are available upon request.)
Test method information available upon request. "Temperature Upon Receipt" is representative of the whole shipment and may not reflect the temperature of individual samples.
SGS Canada Inc. Environment-Health & Safety statement of conformity decision rule does not consider uncertainty when analytical results are compared to a specified standard or regulation.

SGS Canada Inc.
P.O. Box 4300 - 185 Concession St.
Lakefield - Ontario - KOL 2HO
Phone: 705-652-2000 FAX: 705-652-6365

Trace Metals - Aqua Regia Digest, ICP-MS

LR Report : CA19165-SEP22

Analysis	14: DX450111	16: DX450113	17: DX450114	18: DX450115	19: DX450116	20: DX450117	21: DX450118	22: DX450119	23: DX450120	25: DX450122	26: DX450123
B [µg/g]	2	2	2	2	< 1	< 1	< 1	5	< 1	< 1	< 1
Ba [µg/g]	250	12	150	88	49	59	49	180	24	130	8.7
Be [µg/g]	0.32	0.066	0.081	0.062	0.060	0.071	0.099	0.16	0.037	0.030	0.026
Bi [µg/g]	0.14	0.14	< 0.085	< 0.085	0.31	0.37	0.43	3.8	< 0.085	< 0.085	< 0.085
Ca [µg/g]	24000	33000	12000	14000	5000	10000	8200	11000	84000	53000	25000
Cd [µg/g]	0.057	0.032	0.026	0.13	0.41	0.053	0.17	5.2	0.059	0.089	0.076
Co [µg/g]	18	17	13	8.3	1.2	2.3	1.8	93	23	24	27
Cr [µg/g]	91	37	20	8.1	2.0	2.6	3.6	41	49	32	12
Cu [µg/g]	56	56	24	16	23	28	9.7	420	92	100	140
Fe [µg/g]	46000	84000	32000	22000	12000	13000	11000	170000	19000	35000	27000
K [µg/g]	18000	410	14000	7800	2200	580	2000	7600	330	4300	370
Mg [µg/g]	18000	6300	11000	7100	1800	2200	1200	7400	5900	9100	5800
Mn [µg/g]	650	1100	610	370	150	290	210	570	1100	950	430
Mo [µg/g]	0.58	0.48	1.3	0.92	3.0	1.1	1.2	4.5	0.27	0.33	0.62
Na [µg/g]	390	500	640	500	670	800	620	1100	1800	630	610
Ni [µg/g]	30	37	11	9.9	0.88	1.0	0.91	130	71	30	28
P [µg/g]	1200	370	620	550	120	150	160	300	240	470	510
Pb [µg/g]	1.6	0.65	1.5	3.5	9.1	5.2	2.9	9.8	0.71	0.41	0.45
S [µg/g]	800	4500	920	1700	2000	5400	1000	67000	960	860	3300
Sb [µg/g]	< 2	< 2	< 2	< 2	< 2	< 2	< 2	< 2	< 2	< 2	< 2
Se [µg/g]	< 0.5	< 0.5	< 0.5	< 0.5	< 0.5	0.71	< 0.5	9.6	< 0.5	< 0.5	0.55
Sn [µg/g]	< 2	< 2	< 2	< 2	< 2	< 2	< 2	2	< 2	< 2	< 2
Sr [µg/g]	41	77	20	13	9.1	43	16	16	40	32	12
Th [µg/g]	2.7	2.6	5.8	6.5	6.3	7.6	8.8	9.5	2.6	1.8	1.6
Ti [µg/g]	3000	430	2500	1700	360	200	380	1200	360	1200	640
Tl [µg/g]	0.37	< 0.02	0.43	0.28	0.094	0.029	0.088	0.28	< 0.02	0.046	< 0.02
U [µg/g]	0.51	0.088	1.3	1.6	0.88	1.1	0.97	0.29	0.023	0.056	0.034
V [µg/g]	110	51	65	35	3.8	7.1	4.3	59	35	97	51
W [µg/g]	0.16	0.54	0.31	0.96	0.44	13	3.9	0.41	0.20	0.14	0.14
Y [µg/g]	10	4.0	6.3	6.5	2.9	3.5	6.3	3.8	5.9	6.2	5.9
Zn [µg/g]	78	25	74	69	63	23	52	2000	22	51	39

OnLine LNIS

0004324472

Results relate only to the sample tested. Data reported represents the sample submitted to SGS. Reproduction of this analytical report in full or in part is prohibited without prior written approval. Please refer to SGS General Conditions of Services located at https://www.sgs.ca/en/terms-and-conditions (Printed copies are available upon request.)
Test method information available upon request. "Temperature Upon Receipt" is representative of the whole shipment and may not reflect the temperature of individual samples.
SGS Canada Inc. Environment-Health & Safety statement of conformity decision rule does not consider uncertainty when analytical results are compared to a specified standard or regulation.

SGS Canada Inc.
P.O. Box 4300 - 185 Concession St.
Lakefield - Ontario - KOL 2HO
Phone: 705-652-2000 FAX: 705-652-6365

LR Report : **CA19165-SEP22**

Analysis	14: DX450111	16: DX450113	17: DX450114	18: DX450115	19: DX450116	20: DX450117	21: DX450118	22: DX450119	23: DX450120	25: DX450122	26: DX450123
Zr [µg/g]	0.95	0.34	1.4	2.1	1.9	1.5	2.1	2.2	0.60	0.53	0.42

Analysis	28: DX450125	30: DX450127	31: DX450128	33: DX450130	34: DX450131	35: DX450132	36: DX450133	37: DX450134	39: DX450136	40: DX450137	42: DX450139
Sample Date & Time	N/A	N/A	N/A	N/A	N/A	N/A	N/A	N/A	N/A	N/A	N/A
Hg MS [ug/g]	0.13	0.12	0.08	0.53	0.30	0.18	0.09	< 0.05	< 0.05	< 0.05	15.7
Ag [µg/g]	< 0.75	0.79	< 0.75	< 0.75	< 0.75	8.6	4.1	0.83	< 0.75	< 0.75	19
As [µg/g]	2.3	450	9.8	2300	5.7	5.6	6.3	5100	6.7	2.7	6.4
Al [µg/g]	19000	24000	19000	6500	3700	1200	3400	16000	11000	12000	1600
B [µg/g]	1	2	1	< 1	< 1	< 1	2	7	1	2	< 1
Ba [µg/g]	210	140	25	200	27	8.7	42	49	110	110	17
Be [µg/g]	0.071	0.16	0.11	0.16	0.021	< 0.02	0.062	0.092	0.051	0.042	0.046
Bi [µg/g]	< 0.085	6.0	0.14	0.90	1.5	5.8	23	12	0.098	0.093	40
Ca [µg/g]	18000	13000	25000	21000	160000	12000	1800	27000	8200	14000	180000
Cd [µg/g]	0.051	12	0.16	0.15	5.6	3.5	7.3	0.61	0.051	0.051	19
Co [µg/g]	17	26	27	7.5	5.9	10	2.7	400	8.2	9.9	7.1
Cr [µg/g]	160	34	99	15	5.3	6.0	1.0	85	14	19	3.6
Cu [µg/g]	22	670	59	17	21	5600	630	1400	18	23	310
Fe [µg/g]	30000	95000	61000	21000	19000	17000	14000	110000	23000	24000	16000
K [µg/g]	15000	6300	860	4600	2900	920	2600	4500	8800	9900	370
Mg [µg/g]	18000	9100	11000	6100	6900	1200	2000	14000	6800	7500	2400
Mn [µg/g]	330	550	1200	410	2800	220	140	510	250	520	3600
Mo [µg/g]	1.6	0.67	0.48	0.79	0.67	15	1.5	0.90	1.5	0.46	1.3
Na [µg/g]	510	620	510	570	320	170	190	200	460	420	190
Ni [µg/g]	110	81	59	13	8.1	17	1.3	6100	16	17	7.7
P [µg/g]	400	610	420	480	410	150	180	570	660	500	220
Pb [µg/g]	2.2	1.5	1.2	9.6	18	6.9	51	4.1	3.0	2.6	2400
S [µg/g]	670	29000	6000	2800	15000	14000	11000	43000	450	470	13000
Sb [µg/g]	< 2	< 2	< 2	< 2	< 2	< 2	< 2	13	< 2	< 2	< 2

OnLine LNMS

0004324472

Results relate only to the sample tested. Data reported represents the sample submitted to SGS. Reproduction of this analytical report in full or in part is prohibited without prior written approval. Please refer to SGS General Conditions of Services located at https://www.sgs.ca/en/terms-and-conditions (Printed copies are available upon request.)
Test method information available upon request. "Temperature Upon Receipt" is representative of the whole shipment and may not reflect the temperature of individual samples.
SGS Canada Inc. Environment-Health & Safety statement of conformity decision rule does not consider uncertainty when analytical results are compared to a specified standard or regulation.

SGS Canada Inc.
P.O. Box 4300 - 185 Concession St.
Lakefield - Ontario - KOL 2HO
Phone: 705-652-2000 FAX: 705-652-6365

Analysis	28: DX450125	30: DX450127	31: DX450128	33: DX450130	34: DX450131	35: DX450132	36: DX450133	37: DX450134	39: DX450136	40: DX450137	42: DX450139
Se [µg/g]	< 0.5	3.5	< 0.5	1.2	1.4	2.9	2.9	13	< 0.5	< 0.5	17
Sn [µg/g]	< 2	< 2	< 2	< 2	< 2	< 2	< 2	< 2	< 2	< 2	< 2
Sr [µg/g]	26	21	12	58	980	19	6.5	22	14	14	720
Th [µg/g]	2.5	3.2	2.0	6.3	2.5	1.8	5.7	6.6	6.5	7.3	3.7
Ti [µg/g]	2200	1400	960	790	280	70	130	610	1600	1900	230
Tl [µg/g]	0.23	0.092	0.022	0.097	0.28	0.073	0.19	0.34	0.24	0.29	0.038
U [µg/g]	0.17	0.079	0.16	1.4	0.74	0.22	0.94	0.80	1.4	1.3	0.35
V [µg/g]	61	80	99	32	9.2	3.5	2.5	51	29	34	6.4
W [µg/g]	4.9	4.7	3.4	23	5.6	0.40	0.62	0.17	0.39	0.31	530
Y [µg/g]	3.0	6.4	5.4	6.2	7.1	1.9	4.8	6.9	5.8	4.8	2.3
Zn [µg/g]	49	940	92	65	1400	170	1400	66	72	63	4400
Zr [µg/g]	1.4	0.85	0.57	1.2	0.44	0.33	1.8	1.2	2.0	2.1	0.83

Analysis	43: DX450140	44: DX450141	45: DX450142	46: DX450143	48: DX450145	50: DX450147	52: DX450149	54: DX450151
Sample Date & Time	N/A	N/A	N/A	N/A	N/A	N/A	N/A	N/A
Hg MS [ug/g]	0.41	0.24	0.06	0.07	< 0.05	< 0.05	< 0.05	0.18
Ag [µg/g]	< 0.75	< 0.75	< 0.75	< 0.75	< 0.75	< 0.75	< 0.75	7.7
As [µg/g]	1900	20	61	140	1.6	8.5	3.2	21
Al [µg/g]	3100	10000	4600	40000	8400	12000	12000	16000
B [µg/g]	2	2	< 1	1	2	1	< 1	2
Ba [µg/g]	19	52	31	270	70	390	14	54
Be [µg/g]	0.079	0.038	0.060	0.14	0.084	0.040	0.041	0.17
Bi [µg/g]	0.59	1.8	0.20	0.79	0.11	< 0.085	0.12	25
Ca [µg/g]	1800	8600	9200	2400	14000	33000	14000	3500
Cd [µg/g]	0.091	0.057	0.057	0.049	0.037	0.19	0.035	64
Co [µg/g]	2.5	8.4	1.6	28	2.5	28	21	8.9
Cr [µg/g]	1.3	7.6	3.2	120	7.4	48	18	8.2
Cu [µg/g]	16	20	25	180	15	190	130	770

OnLine LIMS

0004324472

Results relate only to the sample tested. Data reported represents the sample submitted to SGS. Reproduction of this analytical report in full or in part is prohibited without prior written approval. Please refer to SGS General Conditions of Services located at https://www.sgs.ca/en/terms-and-conditions (Printed copies are available upon request.)
Test method information available upon request. "Temperature Upon Receipt" is representative of the whole shipment and may not reflect the temperature of individual samples.
SGS Canada Inc. Environment-Health & Safety statement of conformity decision rule does not consider uncertainty when analytical results are compared to a specified standard or regulation.

SGS Canada Inc.
P.O. Box 4300 - 185 Concession St.
Lakefield - Ontario - KOL 2HO
Phone: 705-652-2000 FAX: 705-652-6365

Analysis	43: DX450140	44: DX450141	45: DX450142	46: DX450143	48: DX450145	50: DX450147	52: DX450149	54: DX450151
Fe [µg/g]	14000	21000	15000	95000	16000	31000	29000	63000
K [µg/g]	1700	8000	660	24000	6400	5500	480	8000
Mg [µg/g]	470	6400	1600	22000	4100	9400	9000	10000
Mn [µg/g]	48	340	200	100	410	670	260	760
Mo [µg/g]	1.9	0.58	0.48	1.7	0.48	0.47	0.35	1.3
Na [µg/g]	210	420	510	500	460	630	620	220
Ni [µg/g]	1.3	12	0.47	73	5.9	38	33	14
P [µg/g]	190	500	140	760	180	410	550	500
Pb [µg/g]	11	9.5	4.3	3.0	3.5	0.67	2.5	64
S [µg/g]	8800	2800	2100	13000	< 10	1900	1000	39000
Sb [µg/g]	2	< 2	< 2	< 2	< 2	< 2	< 2	< 2
Se [µg/g]	< 0.5	< 0.5	0.99	0.87	< 0.5	0.55	< 0.5	1.3
Sn [µg/g]	< 2	< 2	< 2	< 2	< 2	< 2	< 2	< 2
Sr [µg/g]	8.2	12	11	5.7	16	13	14	6.0
Th [µg/g]	7.7	7.8	7.6	6.2	7.1	2.5	2.1	4.0
Ti [µg/g]	60	1300	180	3000	830	1300	720	920
Tl [µg/g]	0.036	0.33	< 0.02	0.56	0.16	0.11	< 0.02	0.76
U [µg/g]	1.6	1.3	0.76	0.59	0.79	0.10	0.077	1.1
V [µg/g]	< 1	24	3.8	140	8.9	81	57	19
W [µg/g]	16	9.1	2.4	3.0	1.4	0.64	1.1	0.43
Y [µg/g]	10	4.9	5.5	3.0	4.8	5.0	4.9	3.5
Zn [µg/g]	68	61	33	120	43	66	35	10000
Zr [µg/g]	0.79	1.5	1.6	1.9	2.3	0.70	0.73	0.80

Revised report with Lower RL updated.

Reporting limits for Ag, Sb, Se and Bi are lower than SGS reporting limits.

Revised report with sample changes as per client request.

OnLine LNMS

0004324472

Results relate only to the sample tested. Data reported represents the sample submitted to SGS. Reproduction of this analytical report in full or in part is prohibited without prior written approval. Please refer to SGS General Conditions of Services located at https://www.sgs.ca/en/terms-and-conditions (Printed copies are available upon request.)
Test method information available upon request. "Temperature Upon Receipt" is representative of the whole shipment and may not reflect the temperature of individual samples.
SGS Canada Inc. Environment-Health & Safety statement of conformity decision rule does not consider uncertainty when analytical results are compared to a specified standard or regulation.

SGS Canada Inc.
P.O. Box 4300 - 185 Concession St.
Lakefield - Ontario - KOL 2HO
Phone: 705-652-2000 FAX: 705-652-6365

Method Descriptions

Parameter	Units	SGS Method Code	Reference Method Code
Mercury by CVAAS	ug/g	ME-CA-[ENV]SPE-LAK-AN-004	EPA 7471A/EPA 245
Metals in Soil - Aqua-regia/ICP-MS	µg/g	ME-CA-[ENV]SPE-LAK-AN-005	EPA 3050/EPA 200.8

Catharine Arnold

CHARTERED CATHARINE ARNOLD CHEMIST

Catharine Arnold, B.Sc., C.Chem
Project Specialist,
Environment, Health & Safety

OnLine LIMS

0004324472

Results relate only to the sample tested. Data reported represents the sample submitted to SGS. Reproduction of this analytical report in full or in part is prohibited without prior written approval. Please refer to SGS General Conditions of Services located at https://www.sgs.ca/en/terms-and-conditions (Printed copies are available upon request.)
Test method information available upon request. "Temperature Upon Receipt" is representative of the whole shipment and may not reflect the temperature of individual samples.
SGS Canada Inc. Environment-Health & Safety statement of conformity decision rule does not consider uncertainty when analytical results are compared to a specified standard or regulation.

SGS Canada Inc.
P.O. Box 4300 - 185 Concession St.
Lakefield - Ontario - KOL 2HO
Phone: 705-652-2000 FAX: 705-652-6365

Quality Control Report

Inorganic Analysis														
Parameter	Reporting Limit	Unit	Method Blank	Duplicate				LCS / Spike Blank			Matrix Spike / Reference Material			
				Result 1	Result 2	RPD	Acceptance Criteria	Spike Recovery (%)	Recovery Limits (%)		Spike Recovery (%)	Recovery Limits (%)		
							%		Low	High		Low	High	
Mercury by CVAAS - QCBatchID: EMS0096-OCT22														
Mercury	0.05	ug/g	<0.05			ND	30	92	80	120	NV	70	130	
Metals in Soil - Aqua-regia/ICP-MS - QCBatchID: EMS0096-OCT22														
Aluminum	3	µg/g	<3			3	20	95	70	130	NV	70	130	
Antimony	2	µg/g	<0.8			ND	20	107	70	130	NV	70	130	
Arsenic	0.5	µg/g	<0.5			2	20	94	70	130	95	70	130	
Barium	0.01	µg/g	<0.01			6	20	94	70	130	78	70	130	
Beryllium	0.02	µg/g	<0.02			10	20	91	70	130	NV	70	130	
Bismuth	0.085	µg/g	<0.09			ND	20	96	70	130	NV	70	130	
Boron	1	µg/g	<1			6	20	92	70	130	NV	70	130	
Cadmium	0.02	µg/g	<0.02			ND	20	97	70	130	NV	70	130	
Calcium	3	µg/g	<3			0	20	94	70	130	NV	70	130	
Chromium	0.5	µg/g	<0.5			8	20	94	70	130	84	70	130	
Cobalt	0.01	µg/g	<0.01			1	20	93	70	130	96	70	130	
Copper	0.1	µg/g	<0.1			1	20	95	70	130	92	70	130	
Iron	3	µg/g	<3			3	20	93	70	130	110	70	130	
Lead	0.05	µg/g	<0.05			1	20	94	70	130	100	70	130	
Magnesium	3	µg/g	<3			0	20	95	70	130	NV	70	130	
Manganese	0.1	µg/g	<0.1			3	20	93	70	130	113	70	130	
Molybdenum	0.1	µg/g	<0.1			5	20	94	70	130	NV	70	130	
Nickel	0.1	µg/g	<0.1			2	20	92	70	130	92	70	130	
Phosphorus	3	µg/g	<3			0	20	93	70	130	NV	70	130	
Potassium	3	µg/g	3.7			2	20	92	70	130	NV	70	130	
Selenium	0.5	µg/g	<0.7			ND	20	92	70	130	NV	70	130	
Silver	0.75	µg/g	<0.01			ND	20	109	70	130	71	70	130	
Sodium	3	µg/g	<3			4	20	95	70	130	NV	70	130	
Strontium	0.02	µg/g	<0.02			3	20	94	70	130	NV	70	130	
Sulfur	10	µg/g	<10			ND	20	97	70	130	NV	70	130	
Thallium	0.02	µg/g	<0.02			11	20	98	70	130	NV	70	130	
Thorium	0.5	µg/g	<0.5			20	20	107	70	130	NV	70	130	
Tin	2	µg/g	<2			ND	20	109	70	130	NV	70	130	
Titanium	0.1	µg/g	<0.1			11	20	95	70	130	NV	70	130	
Tungsten	0.04	µg/g	<0.04			ND	20	91	70	130	NV	70	130	
Uranium	0.002	µg/g	<0.002			2	20	97	70	130	NV	70	130	
Vanadium	1	µg/g	<1			0	20	93	70	130	102	70	130	
Yttrium	0.004	µg/g	<0.004			1	20	90	70	130	NV	70	130	

OnLine LIMS

0004324472

Results relate only to the sample tested. Data reported represents the sample submitted to SGS. Reproduction of this analytical report in full or in part is prohibited without prior written approval. Please refer to SGS General Conditions of Services located at https://www.sgs.ca/en/terms-and-conditions (Printed copies are available upon request.)
Test method information available upon request. "Temperature Upon Receipt" is representative of the whole shipment and may not reflect the temperature of individual samples.
SGS Canada Inc. Environment-Health & Safety statement of conformity decision rule does not consider uncertainty when analytical results are compared to a specified standard or regulation.

SGS Canada Inc.
P.O. Box 4300 - 185 Concession St.
Lakefield - Ontario - KOL 2HO
Phone: 705-652-2000 FAX: 705-652-6365

Trace Metals - Aqua Regia Digest, ICP-MS

LR Report : **CA19165-SEP22**

Inorganic Analysis														
Parameter	Reporting Limit	Unit	Method Blank	Duplicate				LCS / Spike Blank			Matrix Spike / Reference Material			
				Result 1	Result 2	RPD	Acceptance Criteria	Spike Recovery (%)	Recovery Limits (%)		Spike Recovery (%)	Recovery Limits (%)		
							%		Low	High		Low	High	
Zinc	0.7	µg/g	<0.7			6	20	94	70	130	89	70	130	
Zirconium	0.03	µg/g	0			14	20	101	70	130	NV	70	130	

OnLine LIMS

0004324472

Results relate only to the sample tested. Data reported represents the sample submitted to SGS. Reproduction of this analytical report in full or in part is prohibited without prior written approval. Please refer to SGS General Conditions of Services located at https://www.sgs.ca/en/terms-and-conditions (Printed copies are available upon request.)
Test method information available upon request. "Temperature Upon Receipt" is representative of the whole shipment and may not reflect the temperature of individual samples.
SGS Canada Inc. Environment-Health & Safety statement of conformity decision rule does not consider uncertainty when analytical results are compared to a specified standard or regulation.

SGS Canada Inc.
P.O. Box 4300 - 185 Concession St.
Lakefield - Ontario - KOL 2HO
Phone: 705-652-2000 FAX: 705-652-6365

Great Bear Resources Ltd.
Attn : Ashley Moncrief

1020 - 800 West Pender St.
Vancouver, BC
V6C 2V6, Canada

Phone: 778-833-2160
Fax:

11-November-2025

Date Rec. : 28 September 2022
LR Report: **CA19169-SEP22**
Reference: Great Bear Project/OMGS21045 - Set 4/5

Copy: #4

CERTIFICATE OF ANALYSIS
Final Report - Reissue

Analysis	5: DX450152	6: DX450153	7: DX450154	8: DX450155	9: DX450156	10: DX450157	11: DX450158	12: DX450159	13: DX450160	15: DX450162	16: DX450163
Sample Date & Time	N/A	N/A	N/A	N/A	N/A	N/A	N/A	N/A	N/A	N/A	N/A
Hg MS [ug/g]	< 0.05	< 0.05	< 0.05	0.09	0.96	< 0.05	< 0.05	< 0.05	< 0.05	< 0.05	< 0.05
Ag [µg/g]	1.2	< 0.75	< 0.75	1.0	1.5	< 0.75	0.77	< 0.75	< 0.75	< 0.75	< 0.75
As [µg/g]	13	2.3	9.9	10	1600	17	510	70	62	18	5.2
Al [µg/g]	22000	9900	12000	12000	5000	22000	8100	4900	30000	11000	9000
B [µg/g]	2	1	< 1	2	< 1	2	< 1	2	1	2	1
Ba [µg/g]	110	50	57	60	55	120	49	46	170	66	60
Be [µg/g]	0.16	0.090	0.11	0.12	0.13	0.24	0.16	0.099	0.14	0.089	0.11
Bi [µg/g]	3.5	6.9	3.8	2.0	2.6	0.30	0.26	1.1	0.50	0.12	0.12
Ca [µg/g]	4000	1800	2200	11000	9400	3300	20000	3300	1700	3200	12000
Cd [µg/g]	1.3	0.12	0.38	4.1	93	0.15	0.36	0.040	0.033	0.041	0.052
Co [µg/g]	24	23	21	8.4	6.9	28	18	3.0	17	9.9	3.1
Cr [µg/g]	160	85	89	89	80	110	130	83	94	73	53
Cu [µg/g]	70	78	25	170	180	59	59	5.7	29	24	6.1
Fe [µg/g]	40000	48000	39000	24000	26000	42000	44000	17000	61000	21000	14000
K [µg/g]	13000	6700	6900	6300	2400	10000	5800	3200	20000	4400	6400
Mg [µg/g]	17000	9500	9300	7100	2800	14000	7900	1800	12000	4400	4800
Mn [µg/g]	630	260	310	770	460	410	570	130	99	130	370

OnLine LNMS

0004324490

Results relate only to the sample tested. Data reported represents the sample submitted to SGS. Reproduction of this analytical report in full or in part is prohibited without prior written approval. Please refer to SGS General Conditions of Services located at https://www.sgs.ca/en/terms-and-conditions (Printed copies are available upon request.)
Test method information available upon request. "Temperature Upon Receipt" is representative of the whole shipment and may not reflect the temperature of individual samples.
SGS Canada Inc. Environment-Health & Safety statement of conformity decision rule does not consider uncertainty when analytical results are compared to a specified standard or regulation.

SGS Canada Inc.
P.O. Box 4300 - 185 Concession St.
Lakefield - Ontario - KOL 2HO
Phone: 705-652-2000 FAX: 705-652-6365

LR Report : **CA19169-SEP22**

Analysis	5: DX450152	6: DX450153	7: DX450154	8: DX450155	9: DX450156	10: DX450157	11: DX450158	12: DX450159	13: DX450160	15: DX450162	16: DX450163
Mo [µg/g]	1.9	0.83	1.3	27	8.3	2.6	2.1	1.2	1.8	2.7	0.55
Na [µg/g]	530	370	350	980	500	300	380	400	580	520	500
Ni [µg/g]	58	49	45	16	6.0	62	50	4.0	49	26	9.3
P [µg/g]	610	550	530	490	200	620	300	200	560	500	150
Pb [µg/g]	12	2.9	2.8	13	30	4.0	16	4.3	2.3	1.2	3.5
S [µg/g]	16000	37000	25000	9000	18000	2500	23000	11000	2200	760	450
Sb [µg/g]	< 2	< 2	< 2	< 2	< 2	< 2	< 2	< 2	< 2	< 2	< 2
Se [µg/g]	0.85	1.3	1.2	1.7	4.6	< 0.5	8.5	< 0.5	< 0.5	< 0.5	< 0.5
Sn [µg/g]	< 2	< 2	< 2	< 2	< 2	< 2	< 2	< 2	< 2	< 2	< 2
Sr [µg/g]	13	6.5	6.3	21	18	6.6	28	8.0	4.2	11	13
Th [µg/g]	3.1	2.9	2.4	6.2	8.2	6.9	6.4	8.2	7.7	5.1	7.5
Ti [µg/g]	1300	320	570	1100	300	1300	840	180	2300	580	630
Tl [µg/g]	1.0	0.59	0.54	0.39	0.13	0.30	0.27	0.12	0.55	0.11	0.13
U [µg/g]	1.2	0.68	0.87	1.6	1.8	1.0	0.74	1.5	0.98	0.59	0.95
V [µg/g]	61	22	28	30	10	70	58	6.1	69	25	6.8
W [µg/g]	0.11	0.056	0.056	2.8	3.0	0.28	0.43	0.23	0.52	0.15	0.15
Y [µg/g]	5.4	2.7	2.9	5.1	5.6	7.3	4.3	7.2	5.0	5.0	5.0
Zn [µg/g]	330	73	150	670	15000	95	92	19	32	47	55
Zr [µg/g]	1.6	2.7	2.5	2.6	1.6	2.4	1.6	2.3	4.3	4.2	4.0

Analysis	17: DX450164	18: DX450165	19: DX450166	20: DX450167	21: DX450168	22: DX450169	23: DX450170	24: DX450171	26: DX450173	27: DX450174	28: DX450175
Sample Date & Time	N/A	N/A	N/A	N/A	N/A	N/A	N/A	N/A	N/A	N/A	N/A
Hg MS [ug/g]	< 0.05	< 0.05	< 0.05	0.13	0.07	0.23	0.25	0.06	< 0.05	0.15	< 0.05
Ag [µg/g]	< 0.75	< 0.75	2.4	0.91	1.0	5.1	5.6	< 0.75	< 0.75	< 0.75	< 0.75
As [µg/g]	13	680	4700	19	6.0	9.2	20	67	2.0	75	1.5
Al [µg/g]	24000	10000	24000	8200	9100	6600	3000	27000	8100	5900	24000
B [µg/g]	1	2	5	2	< 1	< 1	2	< 1	< 1	< 1	< 1
Ba [µg/g]	170	92	62	75	120	90	50	440	95	40	170
Be [µg/g]	0.085	0.10	0.39	0.077	0.052	0.092	0.097	0.25	0.067	0.064	0.097
Bi [µg/g]	< 0.085	0.22	9.5	2.3	1.8	8.5	12	1.2	0.34	0.31	0.11
Ca [µg/g]	38000	4000	10000	6600	6500	16000	5700	3400	4000	20000	33000

OnLine LIMS

0004324490

Results relate only to the sample tested. Data reported represents the sample submitted to SGS. Reproduction of this analytical report in full or in part is prohibited without prior written approval. Please refer to SGS General Conditions of Services located at https://www.sgs.ca/en/terms-and-conditions (Printed copies are available upon request.)
Test method information available upon request. "Temperature Upon Receipt" is representative of the whole shipment and may not reflect the temperature of individual samples.
SGS Canada Inc. Environment-Health & Safety statement of conformity decision rule does not consider uncertainty when analytical results are compared to a specified standard or regulation.

SGS Canada Inc.
P.O. Box 4300 - 185 Concession St.
Lakefield - Ontario - KOL 2HO
Phone: 705-652-2000 FAX: 705-652-6365

LR Report : **CA19169-SEP22**

Analysis	17: DX450164	18: DX450165	19: DX450166	20: DX450167	21: DX450168	22: DX450169	23: DX450170	24: DX450171	26: DX450173	27: DX450174	28: DX450175
Cd [µg/g]	0.092	0.13	0.16	1.8	0.17	2.0	9.3	0.096	0.031	0.086	0.094
Co [µg/g]	39	4.0	20	11	9.2	9.8	4.2	23	5.2	12	19
Cr [µg/g]	120	62	100	110	90	83	77	180	68	91	37
Cu [µg/g]	120	13	83	250	370	220	160	75	17	32	140
Fe [µg/g]	40000	19000	34000	27000	26000	31000	55000	71000	18000	22000	59000
K [µg/g]	10000	6700	12000	6100	7000	5100	1700	16000	5500	1000	14000
Mg [µg/g]	11000	3500	9400	7700	8800	5800	1300	17000	1400	4200	13000
Mn [µg/g]	740	270	330	370	380	620	220	660	210	480	1700
Mo [µg/g]	1.0	2.5	2.6	16	13	21	3.4	1.5	0.55	1.9	0.30
Na [µg/g]	1500	500	1000	730	640	690	400	660	530	560	1200
Ni [µg/g]	70	6.2	47	20	17	19	3.3	67	14	15	21
P [µg/g]	360	350	540	600	570	480	160	570	330	270	380
Pb [µg/g]	0.71	3.3	7.0	4.1	2.6	460	500	10	2.8	2.3	0.97
S [µg/g]	2100	2600	5300	17000	15000	21000	46000	11000	410	2300	1900
Sb [µg/g]	< 2	< 2	7	< 2	< 2	< 2	< 2	< 2	< 2	< 2	< 2
Se [µg/g]	< 0.5	< 0.5	< 0.5	1.6	1.2	5.9	12	2.1	< 0.5	< 0.5	< 0.5
Sn [µg/g]	< 2	< 2	< 2	< 2	< 2	< 2	< 2	< 2	< 2	< 2	< 2
Sr [µg/g]	28	9.3	42	8.9	12	40	9.1	8.6	8.2	39	20
Th [µg/g]	3.5	9.1	7.9	7.6	3.8	5.2	8.7	7.3	5.2	3.1	2.4
Ti [µg/g]	2200	810	1400	890	1000	630	85	2500	900	440	2400
Tl [µg/g]	0.14	0.23	0.47	0.17	0.19	0.29	0.090	0.52	0.093	0.032	0.30
U [µg/g]	0.058	1.4	1.6	1.0	1.1	1.1	1.2	1.0	0.56	0.16	0.098
V [µg/g]	180	9.2	32	30	35	19	2.7	140	20	33	110
W [µg/g]	0.59	0.34	0.24	4.5	2.4	7.8	2.0	2.1	0.16	5.7	0.60
Y [µg/g]	10	12	12	5.4	3.9	3.7	5.1	9.1	4.4	4.7	7.2
Zn [µg/g]	60	68	59	300	64	480	2000	87	43	35	72
Zr [µg/g]	0.97	4.9	2.6	5.8	2.4	2.6	3.6	3.9	2.8	1.6	1.1

Analysis	29: DX450176	30: DX450177	31: DX450178	32: DX450179	33: DX450180	34: DX450181	35: DX450182	36: DX450183	37: DX450184	38: DX450185	39: DX450186
Sample Date & Time	N/A	N/A	N/A	N/A	N/A	N/A	N/A	N/A	N/A	N/A	N/A
Hg MS [ug/g]	0.30	2.50	1.15	< 0.05	< 0.05	< 0.05	0.06	< 0.05	< 0.05	< 0.05	< 0.05

OnLine LIMS

0004324490

Results relate only to the sample tested. Data reported represents the sample submitted to SGS. Reproduction of this analytical report in full or in part is prohibited without prior written approval. Please refer to SGS General Conditions of Services located at https://www.sgs.ca/en/terms-and-conditions (Printed copies are available upon request.)
Test method information available upon request. "Temperature Upon Receipt" is representative of the whole shipment and may not reflect the temperature of individual samples.
SGS Canada Inc. Environment-Health & Safety statement of conformity decision rule does not consider uncertainty when analytical results are compared to a specified standard or regulation.

SGS Canada Inc.
P.O. Box 4300 - 185 Concession St.
Lakefield - Ontario - KOL 2HO
Phone: 705-652-2000 FAX: 705-652-6365

LR Report : **CA19169-SEP22**

Analysis	29: DX450176	30: DX450177	31: DX450178	32: DX450179	33: DX450180	34: DX450181	35: DX450182	36: DX450183	37: DX450184	38: DX450185	39: DX450186
Ag [µg/g]	7.2	40	1.3	< 0.75	< 0.75	< 0.75	< 0.75	< 0.75	< 0.75	< 0.75	< 0.75
As [µg/g]	6.7	18	43	1.2	5.0	1.2	13	9.5	95	9.7	110
Al [µg/g]	12000	4000	19000	14000	10000	12000	18000	11000	10000	19000	3300
B [µg/g]	3	2	1	1	2	4	1	2	3	1	< 1
Ba [µg/g]	35	27	140	160	70	100	79	22	34	130	44
Be [µg/g]	0.29	0.15	0.18	0.081	0.066	0.12	0.081	0.15	0.12	0.14	0.069
Bi [µg/g]	2.7	57	1.1	0.19	0.22	< 0.085	0.16	0.090	0.13	0.24	0.34
Ca [µg/g]	3200	2300	19000	4800	4200	7100	11000	15000	4800	7300	11000
Cd [µg/g]	69	450	220	0.41	0.64	0.11	0.12	0.064	0.070	0.069	0.11
Co [µg/g]	13	5.1	17	11	9.5	8.4	14	9.0	7.1	16	2.1
Cr [µg/g]	73	95	130	93	76	84	92	89	82	110	60
Cu [µg/g]	300	1600	87	27	24	14	33	19	19	41	12
Fe [µg/g]	43000	61000	47000	24000	22000	22000	32000	23000	17000	29000	15000
K [µg/g]	3700	1900	8900	9500	7000	8100	13000	2800	5900	12000	1900
Mg [µg/g]	7500	980	6800	8300	4500	6600	12000	7000	5900	11000	1100
Mn [µg/g]	620	380	890	290	270	300	660	400	280	380	300
Mo [µg/g]	1.5	0.68	4.3	0.89	2.9	0.50	1.8	0.82	1.5	1.3	1.7
Na [µg/g]	330	230	1000	730	560	590	760	510	640	720	600
Ni [µg/g]	19	5.5	21	21	14	16	31	16	13	41	1.9
P [µg/g]	560	220	750	500	530	490	740	520	440	780	160
Pb [µg/g]	1800	940	7.5	3.5	3.6	1.3	3.7	6.4	4.5	3.0	8.1
S [µg/g]	24000	43000	24000	1100	4200	260	4600	4800	4800	4300	4800
Sb [µg/g]	3	< 2	< 2	< 2	< 2	< 2	< 2	< 2	< 2	< 2	< 2
Se [µg/g]	3.5	0.82	4.5	< 0.5	< 0.5	< 0.5	< 0.5	< 0.5	< 0.5	< 0.5	1.3
Sn [µg/g]	< 2	< 2	< 2	< 2	< 2	< 2	< 2	< 2	< 2	< 2	< 2
Sr [µg/g]	7.9	6.1	44	15	12	10	15	13	9.5	30	17
Th [µg/g]	6.3	8.4	7.7	8.1	8.6	7.8	8.1	8.5	7.7	8.8	10.5
Ti [µg/g]	480	120	1300	1400	1100	1500	2000	950	820	1700	290
Tl [µg/g]	0.23	0.082	0.37	0.33	0.32	0.34	0.44	0.10	0.26	0.44	0.091
U [µg/g]	1.3	1.3	1.4	1.4	1.4	1.0	1.1	1.4	1.6	1.2	1.4
V [µg/g]	10	1.4	33	34	21	33	53	23	16	46	1.1
W [µg/g]	0.21	0.18	3.4	0.35	0.17	0.69	2.2	1.1	0.21	1.1	1.1
Y [µg/g]	5.8	9.6	6.5	6.3	6.6	5.3	6.8	6.6	5.3	9.0	11

OnLine LIMS

0004324490

Results relate only to the sample tested. Data reported represents the sample submitted to SGS. Reproduction of this analytical report in full or in part is prohibited without prior written approval. Please refer to SGS General Conditions of Services located at https://www.sgs.ca/en/terms-and-conditions (Printed copies are available upon request.)
Test method information available upon request. "Temperature Upon Receipt" is representative of the whole shipment and may not reflect the temperature of individual samples.
SGS Canada Inc. Environment-Health & Safety statement of conformity decision rule does not consider uncertainty when analytical results are compared to a specified standard or regulation.

SGS Canada Inc.
P.O. Box 4300 - 185 Concession St.
Lakefield - Ontario - KOL 2HO
Phone: 705-652-2000 FAX: 705-652-6365

LR Report : CA19169-SEP22

Analysis	29: DX450176	30: DX450177	31: DX450178	32: DX450179	33: DX450180	34: DX450181	35: DX450182	36: DX450183	37: DX450184	38: DX450185	39: DX450186
Zn [µg/g]	12000	74000	35000	120	160	67	87	49	51	70	65
Zr [µg/g]	3.4	1.5	2.3	3.2	3.3	3.1	3.6	4.0	2.4	3.4	2.3

Analysis	40: DX450187	41: DX450188	42: DX450189	43: DX450190	44: DX450191	45: DX450192	46: DX450193	47: DX450194	48: DX450195	49: DX450196	50: DX450197
Sample Date & Time	N/A	N/A	N/A	N/A	N/A	N/A	N/A	N/A	N/A	N/A	N/A
Hg MS [ug/g]	< 0.05	< 0.05	0.31	< 0.05	< 0.05	< 0.05	< 0.05	< 0.05	< 0.05	< 0.05	< 0.05
Ag [µg/g]	< 0.75	< 0.75	5.2	< 0.75	< 0.75	< 0.75	7.2	0.96	< 0.75	< 0.75	< 0.75
As [µg/g]	58	2.0	25	0.83	1.6	45	36	30	3.0	0.74	21
Al [µg/g]	18000	15000	11000	12000	15000	21000	19000	12000	7800	28000	29000
B [µg/g]	1	1	3	1	2	1	< 1	1	< 1	< 1	< 1
Ba [µg/g]	80	120	34	150	99	160	68	97	55	270	650
Be [µg/g]	0.13	0.099	0.28	0.056	0.098	0.11	0.14	0.089	0.073	0.071	0.18
Bi [µg/g]	0.66	0.18	4.0	0.19	< 0.085	0.27	17	1.4	2.7	0.38	0.30
Ca [µg/g]	5000	17000	9900	5700	11000	4100	8300	3500	1900	3800	5000
Cd [µg/g]	0.045	0.21	100	0.18	0.11	0.13	1.2	0.22	0.18	0.12	0.051
Co [µg/g]	6.7	7.7	10	13	21	21	13	16	8.5	22	23
Cr [µg/g]	60	58	49	87	71	110	74	66	65	140	190
Cu [µg/g]	44	16	150	32	35	52	25	40	3.6	54	69
Fe [µg/g]	24000	18000	27000	26000	40000	39000	57000	32000	18000	52000	56000
K [µg/g]	8200	8100	4600	9300	5900	14000	11000	8100	4900	21000	19000
Mg [µg/g]	7100	7600	3700	6400	5300	11000	11000	8300	5800	16000	21000
Mn [µg/g]	170	370	450	460	630	450	890	700	260	770	410
Mo [µg/g]	0.70	1.3	1.3	1.4	3.2	1.6	6.9	1.9	1.5	1.6	1.4
Na [µg/g]	820	940	480	530	580	410	1300	430	460	540	650
Ni [µg/g]	9.7	21	14	26	37	50	28	32	18	71	65
P [µg/g]	290	380	620	470	1300	610	670	660	540	750	800
Pb [µg/g]	2.2	2.8	1100	3.8	3.5	3.6	25	13	3.5	4.7	2.5
S [µg/g]	1000	1200	23000	2200	1100	2800	38000	16000	13000	2400	3500
Sb [µg/g]	< 2	< 2	4	< 2	< 2	< 2	< 2	< 2	< 2	< 2	< 2
Se [µg/g]	< 0.5	< 0.5	6.9	< 0.5	< 0.5	< 0.5	1.7	0.65	0.94	< 0.5	< 0.5
Sn [µg/g]	< 2	< 2	< 2	< 2	< 2	< 2	< 2	< 2	< 2	< 2	< 2

OnLine LIMS

0004324490

Results relate only to the sample tested. Data reported represents the sample submitted to SGS. Reproduction of this analytical report in full or in part is prohibited without prior written approval. Please refer to SGS General Conditions of Services located at https://www.sgs.ca/en/terms-and-conditions (Printed copies are available upon request.)
Test method information available upon request. "Temperature Upon Receipt" is representative of the whole shipment and may not reflect the temperature of individual samples.
SGS Canada Inc. Environment-Health & Safety statement of conformity decision rule does not consider uncertainty when analytical results are compared to a specified standard or regulation.

SGS Canada Inc.
P.O. Box 4300 - 185 Concession St.
Lakefield - Ontario - KOL 2HO
Phone: 705-652-2000 FAX: 705-652-6365

LR Report : **CA19169-SEP22**

Analysis	40: DX450187	41: DX450188	42: DX450189	43: DX450190	44: DX450191	45: DX450192	46: DX450193	47: DX450194	48: DX450195	49: DX450196	50: DX450197
Sr [µg/g]	22	36	17	13	19	12	23	9.1	6.3	12	11
Th [µg/g]	7.5	4.3	7.2	5.8	6.2	7.3	8.7	8.4	6.5	9.1	7.3
Ti [µg/g]	800	1100	350	1500	1500	1900	1200	1000	200	3100	2600
Tl [µg/g]	0.21	0.18	0.37	0.33	0.13	0.46	0.91	0.58	0.33	0.52	0.44
U [µg/g]	1.1	0.96	1.8	1.2	0.77	1.1	1.3	1.4	1.6	1.8	1.1
V [µg/g]	22	24	7.4	38	52	59	31	29	9.2	100	130
W [µg/g]	0.58	0.12	0.22	0.11	0.12	0.10	0.078	0.51	0.086	0.34	1.1
Y [µg/g]	3.4	6.2	7.5	7.0	11	8.3	7.3	8.0	3.4	14	8.6
Zn [µg/g]	59	60	19000	92	110	97	360	120	84	100	87
Zr [µg/g]	2.6	1.5	1.7	2.0	2.6	3.2	3.4	4.3	3.0	3.5	3.3

Analysis	51: DX450198	53: DX450200	54: DX450201
Sample Date & Time	N/A	N/A	N/A
Hg MS [ug/g]	< 0.05	1.17	< 0.05
Ag [µg/g]	< 0.75	26	< 0.75
As [µg/g]	3.7	8.8	6.1
Al [µg/g]	11000	12000	32000
B [µg/g]	< 1	1	3
Ba [µg/g]	80	61	170
Be [µg/g]	0.054	0.094	0.090
Bi [µg/g]	0.21	3.1	< 0.085
Ca [µg/g]	2500	19000	28000
Cd [µg/g]	0.090	130	0.16
Co [µg/g]	7.4	9.0	9.3
Cr [µg/g]	65	56	81
Cu [µg/g]	26	4800	71
Fe [µg/g]	24000	35000	12000
K [µg/g]	7200	8700	940
Mg [µg/g]	3800	8800	8100
Mn [µg/g]	260	1600	180
Mo [µg/g]	1.3	6.3	0.26

OnLine LIMS

0004324490

Results relate only to the sample tested. Data reported represents the sample submitted to SGS. Reproduction of this analytical report in full or in part is prohibited without prior written approval. Please refer to SGS General Conditions of Services located at https://www.sgs.ca/en/terms-and-conditions (Printed copies are available upon request.)
Test method information available upon request. "Temperature Upon Receipt" is representative of the whole shipment and may not reflect the temperature of individual samples.
SGS Canada Inc. Environment-Health & Safety statement of conformity decision rule does not consider uncertainty when analytical results are compared to a specified standard or regulation.

SGS Canada Inc.
P.O. Box 4300 - 185 Concession St.
Lakefield - Ontario - KOL 2HO
Phone: 705-652-2000 FAX: 705-652-6365

Analysis	51: DX450198	53: DX450200	54: DX450201
Na [µg/g]	630	420	2600
Ni [µg/g]	12	15	45
P [µg/g]	390	510	210
Pb [µg/g]	2.7	9.7	0.73
S [µg/g]	3000	20000	270
Sb [µg/g]	< 2	< 2	< 2
Se [µg/g]	< 0.5	2.8	< 0.5
Sn [µg/g]	< 2	< 2	< 2
Sr [µg/g]	7.7	15	62
Th [µg/g]	6.4	8.9	2.7
Ti [µg/g]	950	1300	490
Tl [µg/g]	0.36	0.65	0.025
U [µg/g]	1.1	1.7	0.055
V [µg/g]	18	33	21
W [µg/g]	0.094	4.1	0.29
Y [µg/g]	4.5	4.8	2.0
Zn [µg/g]	85	18000	42
Zr [µg/g]	2.9	3.5	0.45

Revised report with Lower RL updated.

Reporting limits for Ag, Sb, Se and Bi are lower than SGS reporting limits.

Reissued report with specific samples included.
Revised report #2 with sample changes as per client request.

Method Descriptions

Parameter	Units	SGS Method Code	Reference Method Code
Mercury by CVAAS	ug/g	ME-CA-[ENV]SPE-LAK-AN-004	EPA 7471A/EPA 245
Metals in Soil - Aqua-regia/ICP-MS	µg/g	ME-CA-[ENV]SPE-LAK-AN-005	EPA 3050/EPA 200.8

OnLine LIMS

0004324490

Results relate only to the sample tested. Data reported represents the sample submitted to SGS. Reproduction of this analytical report in full or in part is prohibited without prior written approval. Please refer to SGS General Conditions of Services located at https://www.sgs.ca/en/terms-and-conditions (Printed copies are available upon request.)
Test method information available upon request. "Temperature Upon Receipt" is representative of the whole shipment and may not reflect the temperature of individual samples.
SGS Canada Inc. Environment-Health & Safety statement of conformity decision rule does not consider uncertainty when analytical results are compared to a specified standard or regulation.

SGS Canada Inc.
P.O. Box 4300 - 185 Concession St.
Lakefield - Ontario - KOL 2HO
Phone: 705-652-2000 FAX: 705-652-6365

LR Report : **CA19169-SEP22**



Catharine Arnold, B.Sc., C.Chem
Project Specialist,
Environment, Health & Safety

OnLine LIMS

0004324490

Results relate only to the sample tested. Data reported represents the sample submitted to SGS. Reproduction of this analytical report in full or in part is prohibited without prior written approval. Please refer to SGS General Conditions of Services located at https://www.sgs.ca/en/terms-and-conditions (Printed copies are available upon request.)
Test method information available upon request. "Temperature Upon Receipt" is representative of the whole shipment and may not reflect the temperature of individual samples.
SGS Canada Inc. Environment-Health & Safety statement of conformity decision rule does not consider uncertainty when analytical results are compared to a specified standard or regulation.

SGS Canada Inc.
P.O. Box 4300 - 185 Concession St.
Lakefield - Ontario - KOL 2HO
Phone: 705-652-2000 FAX: 705-652-6365

Quality Control Report

Inorganic Analysis														
Parameter	Reporting Limit	Unit	Method Blank	Duplicate				LCS / Spike Blank			Matrix Spike / Reference Material			
				Result 1	Result 2	RPD	Acceptance Criteria	Spike Recovery (%)	Recovery Limits (%)		Spike Recovery (%)	Recovery Limits (%)		
							%		Low	High		Low	High	
Mercury by CVAAS - QCBatchID: EMS0134-OCT22														
Mercury	0.05	ug/g	<0.05			ND	30	99	80	120	82	70	130	
Metals in Soil - Aqua-regia/ICP-MS - QCBatchID: EMS0134-OCT22														
Aluminum	3	µg/g	<3			9	20	92	70	130	NV	70	130	
Antimony	2	µg/g	<0.8			ND	20	96	70	130	NV	70	130	
Arsenic	0.5	µg/g	<0.5			7	20	94	70	130	90	70	130	
Barium	0.01	µg/g	<0.01			12	20	103	70	130	85	70	130	
Beryllium	0.02	µg/g	<0.02			14	20	93	70	130	NV	70	130	
Bismuth	0.085	µg/g	<0.09			14	20	92	70	130	NV	70	130	
Boron	1	µg/g	<1			3	20	92	70	130	NV	70	130	
Cadmium	0.02	µg/g	<0.02			10	20	97	70	130	NV	70	130	
Calcium	3	µg/g	<3			9	20	100	70	130	NV	70	130	
Chromium	0.5	µg/g	<0.5			11	20	94	70	130	90	70	130	
Cobalt	0.01	µg/g	<0.01			12	20	94	70	130	105	70	130	
Copper	0.1	µg/g	<0.1			10	20	97	70	130	100	70	130	
Iron	3	µg/g	<3			11	20	101	70	130	115	70	130	
Lead	0.05	µg/g	<0.05			11	20	102	70	130	106	70	130	
Magnesium	3	µg/g	<3			11	20	99	70	130	NV	70	130	
Manganese	0.1	µg/g	<0.1			11	20	96	70	130	125	70	130	
Molybdenum	0.1	µg/g	<0.1			14	20	95	70	130	NV	70	130	
Nickel	0.1	µg/g	<0.1			11	20	91	70	130	99	70	130	
Phosphorus	3	µg/g	<3			7	20	91	70	130	NV	70	130	
Potassium	3	µg/g	<3			9	20	97	70	130	NV	70	130	
Selenium	0.5	µg/g	<0.7			13	20	101	70	130	NV	70	130	
Silver	0.75	µg/g	<0.01			6	20	92	70	130	130	70	130	
Sodium	3	µg/g	<3			10	20	97	70	130	NV	70	130	
Strontium	0.02	µg/g	<0.02			9	20	96	70	130	NV	70	130	
Sulfur	10	µg/g	<10			6	20	108	70	130	NV	70	130	
Thallium	0.02	µg/g	<0.02			17	20	91	70	130	NV	70	130	
Thorium	0.5	µg/g	<0.5			13	20	108	70	130	NV	70	130	
Tin	2	µg/g	<2			ND	20	104	70	130	NV	70	130	
Titanium	0.1	µg/g	<0.1			10	20	91	70	130	NV	70	130	
Tungsten	0.04	µg/g	<0.04			ND	20	91	70	130	NV	70	130	
Uranium	0.002	µg/g	<0.002			18	20	102	70	130	NV	70	130	
Vanadium	1	µg/g	<1			11	20	93	70	130	109	70	130	
Yttrium	0.004	µg/g	<0.004			9	20	92	70	130	NV	70	130	

OnLine LIMS

0004324490

Results relate only to the sample tested. Data reported represents the sample submitted to SGS. Reproduction of this analytical report in full or in part is prohibited without prior written approval. Please refer to SGS General Conditions of Services located at https://www.sgs.ca/en/terms-and-conditions (Printed copies are available upon request.)
Test method information available upon request. "Temperature Upon Receipt" is representative of the whole shipment and may not reflect the temperature of individual samples.
SGS Canada Inc. Environment-Health & Safety statement of conformity decision rule does not consider uncertainty when analytical results are compared to a specified standard or regulation.

SGS Canada Inc.
P.O. Box 4300 - 185 Concession St.
Lakefield - Ontario - KOL 2HO
Phone: 705-652-2000 FAX: 705-652-6365

Trace Metals - Aqua Regia Digest, ICP-MS

LR Report : **CA19169-SEP22**

Inorganic Analysis														
Parameter	Reporting Limit	Unit	Method Blank	Duplicate				LCS / Spike Blank			Matrix Spike / Reference Material			
				Result 1	Result 2	RPD	Acceptance Criteria	Spike Recovery (%)	Recovery Limits (%)		Spike Recovery (%)	Recovery Limits (%)		
							%		Low	High		Low	High	
Zinc	0.7	µg/g	<0.7			12	20	95	70	130	97	70	130	
Zirconium	0.03	µg/g	<			ND	20	104	70	130	NV	70	130	

OnLine LIMS

0004324490

Results relate only to the sample tested. Data reported represents the sample submitted to SGS. Reproduction of this analytical report in full or in part is prohibited without prior written approval. Please refer to SGS General Conditions of Services located at https://www.sgs.ca/en/terms-and-conditions (Printed copies are available upon request.)
Test method information available upon request. "Temperature Upon Receipt" is representative of the whole shipment and may not reflect the temperature of individual samples.
SGS Canada Inc. Environment-Health & Safety statement of conformity decision rule does not consider uncertainty when analytical results are compared to a specified standard or regulation.

SGS Canada Inc.
P.O. Box 4300 - 185 Concession St.
Lakefield - Ontario - KOL 2HO
Phone: 705-652-2000 FAX: 705-652-6365

Great Bear Resources Ltd.
Attn : Ashley Moncrief

1020 - 800 West Pender St.
Vancouver, BC
V6C 2V6, Canada

Phone: 778-833-2160
Fax:

11-November-2025

Date Rec. : 28 September 2022
LR Report: **CA19173-SEP22**
Reference: Great Bear Project/OMGS21045 - Set 5/5

Copy: #5

CERTIFICATE OF ANALYSIS
Final Report - Revised

Analysis	1: Analysis Start Date	2: Analysis Start Time	3: Analysis Completed Date	4: Analysis Completed Time	5: DX450202	7: DX450204	8: DX450205	9: DX450206	10: DX450207	11: DX450208	13: DX450210
Sample Date & Time					N/A	N/A	N/A	N/A	N/A	N/A	N/A
Hg MS [ug/g]	19-Oct-22	17:27	21-Oct-22	15:36	0.20	< 0.05	< 0.05	< 0.05	< 0.05	0.08	< 0.05
Ag [µg/g]	19-Oct-22	17:27	21-Oct-22	15:36	< 0.75	< 0.75	< 0.75	< 0.75	< 0.75	< 0.75	< 0.75
As [µg/g]	19-Oct-22	17:27	21-Oct-22	15:36	24	3.7	0.86	6.2	62	120	1.7
Al [µg/g]	19-Oct-22	17:27	21-Oct-22	15:36	14000	17000	22000	7700	8100	8800	11000
B [µg/g]	19-Oct-22	17:27	21-Oct-22	15:36	< 1	2	1	1	< 1	< 1	2
Ba [µg/g]	19-Oct-22	17:27	21-Oct-22	15:36	280	85	140	50	86	110	86
Be [µg/g]	19-Oct-22	17:27	21-Oct-22	15:36	0.41	0.16	0.12	0.066	0.21	0.15	0.11
Bi [µg/g]	19-Oct-22	17:27	21-Oct-22	15:36	0.27	0.67	0.54	2.4	7.3	0.82	1.5
Ca [µg/g]	19-Oct-22	17:27	21-Oct-22	15:36	20000	7300	2200	7400	17000	18000	6000
Cd [µg/g]	19-Oct-22	17:27	21-Oct-22	15:36	0.053	0.041	0.034	0.031	0.26	0.29	0.041
Co [µg/g]	19-Oct-22	17:27	21-Oct-22	15:36	12	14	15	6.9	8.4	7.8	15
Cr [µg/g]	19-Oct-22	17:27	21-Oct-22	15:36	160	75	140	59	72	52	83
Cu [µg/g]	19-Oct-22	17:27	21-Oct-22	15:36	28	37	94	10	17	14	39
Fe [µg/g]	19-Oct-22	17:27	21-Oct-22	15:36	26000	32000	53000	20000	38000	21000	26000
K [µg/g]	19-Oct-22	17:27	21-Oct-22	15:36	8300	6400	7500	5100	6900	6300	6300

OnLine LIMS

0004324498

Results relate only to the sample tested. Data reported represents the sample submitted to SGS. Reproduction of this analytical report in full or in part is prohibited without prior written approval. Please refer to SGS General Conditions of Services located at https://www.sgs.ca/en/terms-and-conditions (Printed copies are available upon request.)
Test method information available upon request. "Temperature Upon Receipt" is representative of the whole shipment and may not reflect the temperature of individual samples.
SGS Canada Inc. Environment-Health & Safety statement of conformity decision rule does not consider uncertainty when analytical results are compared to a specified standard or regulation.

SGS Canada Inc.
P.O. Box 4300 - 185 Concession St.
Lakefield - Ontario - KOL 2HO
Phone: 705-652-2000 FAX: 705-652-6365

LR Report : **CA19173-SEP22**

Analysis	1: Analysis Start Date	2: Analysis Start Time	3: Analysis Completed Date	4: Analysis Completed Time	5: DX450202	7: DX450204	8: DX450205	9: DX450206	10: DX450207	11: DX450208	13: DX450210
Mg [µg/g]	19-Oct-22	17:27	21-Oct-22	15:36	12000	8500	11000	5200	7000	5900	5800
Mn [µg/g]	19-Oct-22	17:27	21-Oct-22	15:36	370	340	120	300	1100	450	340
Mo [µg/g]	19-Oct-22	17:27	21-Oct-22	15:36	0.38	0.76	1.6	1.0	1.6	1.0	1.8
Na [µg/g]	19-Oct-22	17:27	21-Oct-22	15:36	1400	610	470	690	980	930	580
Ni [µg/g]	19-Oct-22	17:27	21-Oct-22	15:36	25	27	46	10	19	12	22
P [µg/g]	19-Oct-22	17:27	21-Oct-22	15:36	730	580	540	390	280	610	1000
Pb [µg/g]	19-Oct-22	17:27	21-Oct-22	15:36	2.3	4.1	2.5	3.3	24	10	3.0
S [µg/g]	19-Oct-22	17:27	21-Oct-22	15:36	1900	4400	3800	9700	24000	5000	3700
Sb [µg/g]	19-Oct-22	17:27	21-Oct-22	15:36	< 2	< 2	< 2	< 2	< 2	< 2	< 2
Se [µg/g]	19-Oct-22	17:27	21-Oct-22	15:36	< 0.5	< 0.5	< 0.5	0.61	4.9	1.2	< 0.5
Sn [µg/g]	19-Oct-22	17:27	21-Oct-22	15:36	< 2	< 2	< 2	< 2	< 2	< 2	< 2
Sr [µg/g]	19-Oct-22	17:27	21-Oct-22	15:36	47	24	8.1	15	65	36	17
Th [µg/g]	26-Oct-22	05:58	27-Oct-22	13:35	5.7	6.8	5.9	7.7	7.7	8.4	6.7
Ti [µg/g]	19-Oct-22	17:27	21-Oct-22	15:36	1400	1200	1200	780	910	960	1200
Tl [µg/g]	19-Oct-22	17:27	21-Oct-22	15:36	0.30	0.25	0.29	0.37	0.46	0.33	0.44
U [µg/g]	19-Oct-22	17:27	21-Oct-22	15:36	1.2	1.4	0.92	1.3	0.99	2.0	1.3
V [µg/g]	19-Oct-22	17:27	21-Oct-22	15:36	64	34	73	19	21	22	39
W [µg/g]	19-Oct-22	17:27	21-Oct-22	15:36	7.8	0.40	0.16	0.36	0.74	2.9	0.13
Y [µg/g]	19-Oct-22	17:27	21-Oct-22	15:36	6.1	7.3	3.3	4.4	4.9	7.5	8.3
Zn [µg/g]	19-Oct-22	17:27	21-Oct-22	15:36	62	59	38	39	140	80	67
Zr [µg/g]	19-Oct-22	17:27	21-Oct-22	15:36	2.2	1.7	1.5	2.6	2.6	2.1	1.3

Analysis	15: DX450212	16: DX450213	17: DX450214	18: DX450215	19: DX450216	20: DX450217	21: DX450218	22: DX450219	23: DX450220	24: DX450221	25: DX450222
Sample Date & Time	N/A	N/A	N/A	N/A	N/A	N/A	N/A	N/A	N/A	N/A	N/A
Hg MS [ug/g]	< 0.05	< 0.05	0.50	0.31	< 0.05	< 0.05	< 0.05	< 0.05	< 0.05	< 0.05	< 0.05
Ag [µg/g]	< 0.75	< 0.75	< 0.75	2.6	< 0.75	< 0.75	0.78	< 0.75	< 0.75	< 0.75	< 0.75
As [µg/g]	24	29	22	30	22	14	17	6.9	6.8	3.6	21
Al [µg/g]	17000	7300	7900	7100	9400	13000	12000	12000	14000	17000	7600

OnLine LNMS

0004324498

Results relate only to the sample tested. Data reported represents the sample submitted to SGS. Reproduction of this analytical report in full or in part is prohibited without prior written approval. Please refer to SGS General Conditions of Services located at https://www.sgs.ca/en/terms-and-conditions (Printed copies are available upon request.)
Test method information available upon request. "Temperature Upon Receipt" is representative of the whole shipment and may not reflect the temperature of individual samples.
SGS Canada Inc. Environment-Health & Safety statement of conformity decision rule does not consider uncertainty when analytical results are compared to a specified standard or regulation.

SGS Canada Inc.
P.O. Box 4300 - 185 Concession St.
Lakefield - Ontario - KOL 2HO
Phone: 705-652-2000 FAX: 705-652-6365

LR Report : **CA19173-SEP22**

Analysis	15: DX450212	16: DX450213	17: DX450214	18: DX450215	19: DX450216	20: DX450217	21: DX450218	22: DX450219	23: DX450220	24: DX450221	25: DX450222
B [µg/g]	4	4	5	1	1	4	4	2	2	4	2
Ba [µg/g]	14	71	47	120	45	61	120	74	200	170	45
Be [µg/g]	0.11	0.13	0.095	0.11	0.095	0.13	0.12	0.068	0.058	0.17	0.077
Bi [µg/g]	0.42	14	7.6	7.4	0.41	0.40	0.22	0.095	0.30	0.18	0.48
Ca [µg/g]	3100	1700	5300	26000	12000	8300	6000	13000	8200	9500	6200
Cd [µg/g]	0.16	0.029	0.064	0.57	0.29	3.9	1.1	0.087	0.079	0.034	0.073
Co [µg/g]	15	14	15	9.0	8.2	8.7	7.7	8.6	12	21	9.8
Cr [µg/g]	81	70	65	68	66	70	76	69	62	94	69
Cu [µg/g]	370	9.6	8.5	14	23	23	29	17	27	30	16
Fe [µg/g]	35000	62000	52000	42000	22000	26000	22000	23000	29000	29000	25000
K [µg/g]	780	5000	4600	5800	5800	7900	8200	8800	11000	7900	3900
Mg [µg/g]	7300	3000	5500	6200	6200	6800	8100	6700	9100	16000	5700
Mn [µg/g]	170	210	440	960	570	740	750	400	430	380	340
Mo [µg/g]	1.6	2.2	2.3	1.8	1.3	2.1	0.95	1.2	1.4	0.83	1.2
Na [µg/g]	660	150	600	430	760	830	500	720	730	820	660
Ni [µg/g]	44	13	20	16	15	15	14	13	19	45	16
P [µg/g]	660	540	630	530	430	460	430	470	660	750	490
Pb [µg/g]	1.9	4.8	4.3	300	22	20	24	3.2	2.6	1.9	4.9
S [µg/g]	2500	45000	43000	32000	7900	8700	4800	1500	2700	2900	15000
Sb [µg/g]	< 2	< 2	< 2	< 2	< 2	< 2	< 2	< 2	< 2	< 2	< 2
Se [µg/g]	< 0.5	2.6	5.1	5.6	< 0.5	< 0.5	< 0.5	< 0.5	< 0.5	< 0.5	< 0.5
Sn [µg/g]	< 2	< 2	< 2	< 2	< 2	< 2	< 2	< 2	< 2	< 2	< 2
Sr [µg/g]	15	6.8	17	110	14	17	10	15	13	28	15
Th [µg/g]	6.3	10.5	10.0	8.5	4.3	6.2	6.3	7.4	7.6	3.8	7.4
Ti [µg/g]	230	440	610	720	930	1200	1200	1600	1900	1700	680
Tl [µg/g]	0.038	0.50	0.44	0.47	0.33	0.65	0.59	0.42	0.36	0.33	0.22
U [µg/g]	0.53	2.0	1.4	1.4	1.2	1.6	1.1	1.4	1.1	0.33	1.1
V [µg/g]	26	5.7	23	20	28	29	30	36	52	59	22
W [µg/g]	0.17	0.26	22	13	0.71	0.51	0.67	0.61	1.9	0.30	0.23
Y [µg/g]	5.5	8.9	4.8	4.3	4.8	5.9	4.5	5.9	6.0	2.9	5.8
Zn [µg/g]	110	32	39	200	88	660	220	61	63	56	60

OnLine LNMS

0004324498

Results relate only to the sample tested. Data reported represents the sample submitted to SGS. Reproduction of this analytical report in full or in part is prohibited without prior written approval. Please refer to SGS General Conditions of Services located at https://www.sgs.ca/en/terms-and-conditions (Printed copies are available upon request.)
Test method information available upon request. "Temperature Upon Receipt" is representative of the whole shipment and may not reflect the temperature of individual samples.
SGS Canada Inc. Environment-Health & Safety statement of conformity decision rule does not consider uncertainty when analytical results are compared to a specified standard or regulation.

SGS Canada Inc.
P.O. Box 4300 - 185 Concession St.
Lakefield - Ontario - KOL 2HO
Phone: 705-652-2000 FAX: 705-652-6365

LR Report : **CA19173-SEP22**

Analysis	15: DX450212	16: DX450213	17: DX450214	18: DX450215	19: DX450216	20: DX450217	21: DX450218	22: DX450219	23: DX450220	24: DX450221	25: DX450222
Zr [µg/g]	1.3	1.7	4.1	2.1	2.5	3.6	2.1	2.8	3.1	3.0	2.8

Analysis	26: DX450223	27: DX450224	28: DX450225	29: DX450226	31: DX450228	32: DX450229	34: DX450231	35: DX450232	36: DX450233	37: DX450234	38: DX450235
Sample Date & Time	N/A	N/A	N/A	N/A	N/A	N/A	N/A	N/A	N/A	N/A	N/A
Hg MS [ug/g]	< 0.05	0.11	< 0.05	< 0.05	< 0.05	3.35	< 0.05	< 0.05	0.05	0.82	0.10
Ag [µg/g]	< 0.75	< 0.75	< 0.75	< 0.75	< 0.75	1.8	< 0.75	< 0.75	1.5	< 0.75	< 0.75
As [µg/g]	23	21	47	170	18	5.0	3.4	15	5.3	8.0	4.6
Al [µg/g]	11000	11000	11000	2700	9600	5000	5400	13000	21000	9800	14000
B [µg/g]	1	1	1	< 1	2	1	1	2	4	1	1
Ba [µg/g]	74	110	57	32	35	39	23	130	58	81	110
Be [µg/g]	0.064	0.078	0.068	0.093	0.083	0.069	0.080	0.075	0.21	0.072	0.085
Bi [µg/g]	1.1	0.41	0.24	0.80	2.3	8.8	0.37	2.5	3.8	0.19	0.26
Ca [µg/g]	9300	12000	7400	1200	9000	21000	9500	7900	6800	18000	17000
Cd [µg/g]	3.4	0.26	0.074	0.16	0.98	3.8	0.11	0.96	12	0.26	0.20
Co [µg/g]	11	8.9	8.7	7.6	10	6.5	5.1	9.2	10	8.2	11
Cr [µg/g]	58	64	62	66	62	79	66	62	66	66	66
Cu [µg/g]	41	39	12	2.8	24	180	11	7.2	130	17	26
Fe [µg/g]	28000	25000	22000	18000	28000	21000	13000	24000	63000	20000	28000
K [µg/g]	8400	8400	7800	2100	4700	3300	1500	7700	11000	6400	10000
Mg [µg/g]	7300	7300	6700	270	6300	4600	3600	8000	9200	6200	8300
Mn [µg/g]	720	580	460	21	530	570	170	690	890	750	690
Mo [µg/g]	1.6	1.3	1.4	0.52	0.98	19	1.3	0.80	1.4	0.57	1.5
Na [µg/g]	580	720	640	91	820	550	610	870	840	710	750
Ni [µg/g]	16	13	15	11	17	11	6.8	16	18	14	20
P [µg/g]	600	720	480	340	690	400	300	780	540	440	720
Pb [µg/g]	14	4.0	3.4	21	6.5	210	4.5	3.3	5.2	6.9	6.5
S [µg/g]	10000	6100	6300	15000	24000	15000	4600	9300	21000	2900	2900
Sb [µg/g]	< 2	< 2	< 2	< 2	< 2	< 2	< 2	< 2	< 2	< 2	< 2

OnLine LIMS

0004324498

Results relate only to the sample tested. Data reported represents the sample submitted to SGS. Reproduction of this analytical report in full or in part is prohibited without prior written approval. Please refer to SGS General Conditions of Services located at https://www.sgs.ca/en/terms-and-conditions (Printed copies are available upon request.)
Test method information available upon request. "Temperature Upon Receipt" is representative of the whole shipment and may not reflect the temperature of individual samples.
SGS Canada Inc. Environment-Health & Safety statement of conformity decision rule does not consider uncertainty when analytical results are compared to a specified standard or regulation.

SGS Canada Inc.
P.O. Box 4300 - 185 Concession St.
Lakefield - Ontario - KOL 2HO
Phone: 705-652-2000 FAX: 705-652-6365

Analysis	26: DX450223	27: DX450224	28: DX450225	29: DX450226	31: DX450228	32: DX450229	34: DX450231	35: DX450232	36: DX450233	37: DX450234	38: DX450235
Se [µg/g]	< 0.5	< 0.5	< 0.5	0.71	1.4	3.4	< 0.5	0.9	2.2	< 0.5	< 0.5
Sn [µg/g]	< 2	< 2	< 2	< 2	< 2	< 2	< 2	< 2	< 2	< 2	< 2
Sr [µg/g]	15	17	15	2.1	29	53	12	22	18	19	25
Th [µg/g]	7.9	8.1	8.5	6.6	8.8	8.8	6.6	8.7	9.3	8.6	9.4
Ti [µg/g]	1300	1400	1200	91	520	560	370	1300	1600	1100	2000
Tl [µg/g]	0.62	0.39	0.43	0.042	0.40	0.24	0.085	0.66	1.1	0.33	0.46
U [µg/g]	1.3	1.5	1.6	1.3	0.98	1.2	1.1	1.7	1.5	1.5	1.3
V [µg/g]	37	35	31	2.7	20	14	9.8	36	31	31	49
W [µg/g]	0.27	4.5	0.53	0.48	0.83	150	0.61	0.31	0.95	35	4.4
Y [µg/g]	5.7	7.4	6.3	4.0	4.8	3.2	2.5	5.8	6.8	6.5	7.9
Zn [µg/g]	640	90	45	24	250	810	88	220	2000	75	76
Zr [µg/g]	2.8	2.2	2.8	0.99	3.7	3.4	1.5	1.3	1.3	2.1	3.8

Analysis	39: DX450236	40: DX450237	41: DX450238	42: DX450239
Sample Date & Time	N/A	N/A	N/A	N/A
Hg MS [ug/g]	0.26	< 0.05	< 0.05	< 0.05
Ag [µg/g]	< 0.75	< 0.75	< 0.75	1.2
As [µg/g]	11	2.7	160	62
Al [µg/g]	10000	21000	3300	6000
B [µg/g]	< 1	2	< 1	5
Ba [µg/g]	170	150	34	46
Be [µg/g]	0.060	0.15	0.074	0.16
Bi [µg/g]	0.22	0.72	0.12	15
Ca [µg/g]	14000	4700	7000	3300
Cd [µg/g]	0.12	0.064	0.038	0.030
Co [µg/g]	9.5	21	2.3	19
Cr [µg/g]	51	120	51	62
Cu [µg/g]	20	64	4.1	2.7

OnLine LIMS

0004324498

Results relate only to the sample tested. Data reported represents the sample submitted to SGS. Reproduction of this analytical report in full or in part is prohibited without prior written approval. Please refer to SGS General Conditions of Services located at https://www.sgs.ca/en/terms-and-conditions (Printed copies are available upon request.)
Test method information available upon request. "Temperature Upon Receipt" is representative of the whole shipment and may not reflect the temperature of individual samples.
SGS Canada Inc. Environment-Health & Safety statement of conformity decision rule does not consider uncertainty when analytical results are compared to a specified standard or regulation.

SGS Canada Inc.
P.O. Box 4300 - 185 Concession St.
Lakefield - Ontario - KOL 2HO
Phone: 705-652-2000 FAX: 705-652-6365

LR Report : **CA19173-SEP22**

Analysis	39: DX450236	40: DX450237	41: DX450238	42: DX450239
Fe [µg/g]	22000	50000	15000	74000
K [µg/g]	7700	10000	1500	3500
Mg [µg/g]	6700	13000	1100	2400
Mn [µg/g]	690	280	180	170
Mo [µg/g]	0.63	1.6	0.97	1.3
Na [µg/g]	750	490	590	200
Ni [µg/g]	13	53	1.3	12
P [µg/g]	460	580	130	440
Pb [µg/g]	2.9	2.8	3.9	6.4
S [µg/g]	5200	5700	5400	64000
Sb [µg/g]	< 2	< 2	< 2	< 2
Se [µg/g]	< 0.5	< 0.5	< 0.5	6.6
Sn [µg/g]	< 2	< 2	< 2	< 2
Sr [µg/g]	22	14	10	8.4
Th [µg/g]	4.9	5.6	8.8	10.1
Ti [µg/g]	1300	1400	270	240
Tl [µg/g]	0.33	0.46	0.095	0.38
U [µg/g]	1.4	1.1	1.3	1.5
V [µg/g]	37	71	1.1	4.2
W [µg/g]	12	0.95	0.87	0.74
Y [µg/g]	6.3	6.7	7.9	5.3
Zn [µg/g]	44	77	39	21
Zr [µg/g]	2.5	3.0	2.0	3.2

Revised report with Lower RL updated.

Reporting limits for Ag, Sb, Se and Bi are lower than SGS reporting limits.

Reissued report with specific samples included.
Revised report #2 with sample changes as per client request.

OnLine LIMS

0004324498

Results relate only to the sample tested. Data reported represents the sample submitted to SGS. Reproduction of this analytical report in full or in part is prohibited without prior written approval. Please refer to SGS General Conditions of Services located at https://www.sgs.ca/en/terms-and-conditions (Printed copies are available upon request.)
Test method information available upon request. "Temperature Upon Receipt" is representative of the whole shipment and may not reflect the temperature of individual samples.
SGS Canada Inc. Environment-Health & Safety statement of conformity decision rule does not consider uncertainty when analytical results are compared to a specified standard or regulation.

SGS Canada Inc.
P.O. Box 4300 - 185 Concession St.
Lakefield - Ontario - KOL 2HO
Phone: 705-652-2000 FAX: 705-652-6365

Method Descriptions

Parameter	Units	SGS Method Code	Reference Method Code
Mercury by CVAAS	ug/g	ME-CA-[ENV]SPE-LAK-AN-004	EPA 7471A/EPA 245
Metals in Soil - Aqua-regia/ICP-MS	µg/g	ME-CA-[ENV]SPE-LAK-AN-005	EPA 3050/EPA 200.8

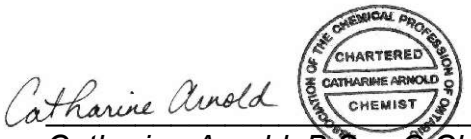

Catharine Arnold, B.Sc., C.Chem
Project Specialist,
Environment, Health & Safety

OnLine LIMS

0004324498

Results relate only to the sample tested. Data reported represents the sample submitted to SGS. Reproduction of this analytical report in full or in part is prohibited without prior written approval. Please refer to SGS General Conditions of Services located at https://www.sgs.ca/en/terms-and-conditions (Printed copies are available upon request.)
Test method information available upon request. "Temperature Upon Receipt" is representative of the whole shipment and may not reflect the temperature of individual samples.
SGS Canada Inc. Environment-Health & Safety statement of conformity decision rule does not consider uncertainty when analytical results are compared to a specified standard or regulation.

SGS Canada Inc.
P.O. Box 4300 - 185 Concession St.
Lakefield - Ontario - KOL 2HO
Phone: 705-652-2000 FAX: 705-652-6365

Quality Control Report

Inorganic Analysis														
Parameter	Reporting Limit	Unit	Method Blank	Duplicate				LCS / Spike Blank			Matrix Spike / Reference Material			
				Result 1	Result 2	RPD	Acceptance Criteria	Spike Recovery (%)	Recovery Limits (%)		Spike Recovery (%)	Recovery Limits (%)		
							%		Low	High		Low	High	
Mercury by CVAAS - QCBatchID: EMS0130-OCT22														
Mercury	0.05	ug/g	<0.05			12	30	100	80	120	NV	70	130	
Metals in Soil - Aqua-regia/ICP-MS - QCBatchID: EMS0130-OCT22														
Aluminum	3	µg/g	<3			3	20	104	70	130	NV	70	130	
Antimony	2	µg/g	<0.8			ND	20	94	70	130	NV	70	130	
Arsenic	0.5	µg/g	<0.5			15	20	96	70	130	91	70	130	
Barium	0.01	µg/g	<0.01			1	20	96	70	130	80	70	130	
Beryllium	0.02	µg/g	<0.02			2	20	91	70	130	NV	70	130	
Bismuth	0.085	µg/g	<0.09			8	20	102	70	130	NV	70	130	
Boron	1	µg/g	<1			ND	20	92	70	130	NV	70	130	
Cadmium	0.02	µg/g	<0.02			4	20	92	70	130	NV	70	130	
Calcium	3	µg/g	<3			5	20	108	70	130	NV	70	130	
Chromium	0.5	µg/g	<0.5			6	20	96	70	130	79	70	130	
Cobalt	0.01	µg/g	<0.01			11	20	95	70	130	93	70	130	
Copper	0.1	µg/g	<0.1			3	20	92	70	130	86	70	130	
Iron	3	µg/g	<3			4	20	104	70	130	104	70	130	
Lead	0.05	µg/g	<0.05			2	20	97	70	130	102	70	130	
Magnesium	3	µg/g	<3			4	20	104	70	130	NV	70	130	
Manganese	0.1	µg/g	<0.1			4	20	97	70	130	110	70	130	
Molybdenum	0.1	µg/g	<0.1			4	20	93	70	130	NV	70	130	
Nickel	0.1	µg/g	<0.1			4	20	90	70	130	87	70	130	
Phosphorus	3	µg/g	<3			4	20	99	70	130	NV	70	130	
Potassium	3	µg/g	<3			4	20	103	70	130	NV	70	130	
Selenium	0.5	µg/g	<0.7			ND	20	100	70	130	NV	70	130	
Silver	0.75	µg/g	<0.01			8	20	91	70	130	130	70	130	
Sodium	3	µg/g	<3			1	20	105	70	130	NV	70	130	
Strontium	0.02	µg/g	<0.02			2	20	93	70	130	NV	70	130	
Sulfur	10	µg/g	<10			6	20	91	70	130	NV	70	130	
Thallium	0.02	µg/g	<0.02			3	20	94	70	130	NV	70	130	
Tin	2	µg/g	<2			ND	20	99	70	130	NV	70	130	
Titanium	0.1	µg/g	<0.1			4	20	99	70	130	NV	70	130	
Tungsten	0.04	µg/g	<0.04			11	20	91	70	130	NV	70	130	
Uranium	0.002	µg/g	<0.002			0	20	96	70	130	NV	70	130	
Vanadium	1	µg/g	<1			4	20	95	70	130	95	70	130	
Yttrium	0.004	µg/g	<0.004			2	20	92	70	130	NV	70	130	
Zinc	0.7	µg/g	<0.7			0	20	95	70	130	92	70	130	

OnLine LIMS

0004324498

Results relate only to the sample tested. Data reported represents the sample submitted to SGS. Reproduction of this analytical report in full or in part is prohibited without prior written approval. Please refer to SGS General Conditions of Services located at https://www.sgs.ca/en/terms-and-conditions (Printed copies are available upon request.)
Test method information available upon request. "Temperature Upon Receipt" is representative of the whole shipment and may not reflect the temperature of individual samples.
SGS Canada Inc. Environment-Health & Safety statement of conformity decision rule does not consider uncertainty when analytical results are compared to a specified standard or regulation.

SGS Canada Inc.
P.O. Box 4300 - 185 Concession St.
Lakefield - Ontario - KOL 2HO
Phone: 705-652-2000 FAX: 705-652-6365

Trace Metals - Aqua Regia Digest, ICP-MS

LR Report : **CA19173-SEP22**

Inorganic Analysis														
Parameter	Reporting Limit	Unit	Method Blank	Duplicate				LCS / Spike Blank			Matrix Spike / Reference Material			
				Result 1	Result 2	RPD	Acceptance Criteria	Spike Recovery (%)	Recovery Limits (%)		Spike Recovery (%)	Recovery Limits (%)		
							%		Low	High		Low	High	
Zirconium	0.03	µg/g	<			19	20	100	70	130	NV	70	130	
Metals in Soil - Aqua-regia/ICP-MS - QCBatchID: EMS0169-OCT22														
Thorium	0.5	µg/g	<0.01			30	20	105	70	130				

OnLine LIMS

0004324498

Results relate only to the sample tested. Data reported represents the sample submitted to SGS. Reproduction of this analytical report in full or in part is prohibited without prior written approval. Please refer to SGS General Conditions of Services located at https://www.sgs.ca/en/terms-and-conditions (Printed copies are available upon request.)
Test method information available upon request. "Temperature Upon Receipt" is representative of the whole shipment and may not reflect the temperature of individual samples.
SGS Canada Inc. Environment-Health & Safety statement of conformity decision rule does not consider uncertainty when analytical results are compared to a specified standard or regulation.

SGS Canada Inc.
P.O. Box 4300 - 185 Concession St.
Lakefield - Ontario - KOL 2HO
Phone: 705-652-2000 FAX: 705-652-6365

11-November-2025

Great Bear Resources Ltd.
Attn : Ashley Moncrief

1020 - 800 West Pender St., Vancouver
Canada, V6C 2V6
Phone: 778-833-2160, Fax:

Date Rec. : 18 October 2023
LR Report: **CA19206-OCT23**
Reference: Great Bear Project/OMGS21046 - Set 2

Copy: #4

CERTIFICATE OF ANALYSIS
Final Report - Revised

Analysis	1: Analysis Start Date	2: Analysis Start Time	3: Analysis Completed Date	4: Analysis Completed Time	5: 031525
Sample Date & Time					N/A
Prep-Env AR [Prep]	01-Dec-23	06:58	06-Dec-23	12:09	1
Hg MS [ug/g]	01-Dec-23	12:19	06-Dec-23	13:25	< 0.05
Ag [µg/g]	01-Dec-23	12:19	06-Dec-23	13:25	< 0.5
As [µg/g]	01-Dec-23	12:19	06-Dec-23	13:25	5.0
Al [µg/g]	01-Dec-23	12:19	06-Dec-23	13:25	8000
B [µg/g]	01-Dec-23	12:19	06-Dec-23	13:25	2
Ba [µg/g]	01-Dec-23	12:19	06-Dec-23	13:25	71
Be [µg/g]	01-Dec-23	12:19	06-Dec-23	13:25	0.059
Bi [µg/g]	01-Dec-23	12:19	06-Dec-23	13:25	0.24
Ca [µg/g]	01-Dec-23	12:19	06-Dec-23	13:25	6200
Cd [µg/g]	01-Dec-23	12:19	06-Dec-23	13:25	0.072
Co [µg/g]	01-Dec-23	12:19	06-Dec-23	13:25	9.2
Cr [µg/g]	01-Dec-23	12:19	06-Dec-23	13:25	6.6
Cu [µg/g]	01-Dec-23	12:19	06-Dec-23	13:25	23
Fe [µg/g]	01-Dec-23	12:19	06-Dec-23	13:25	17000

OnLine LIMS

0004324670

Results relate only to the sample tested. Data reported represents the sample submitted to SGS. Reproduction of this analytical report in full or in part is prohibited without prior written approval. Please refer to SGS General Conditions of Services located at https://www.sgs.ca/en/terms-and-conditions (Printed copies are available upon request.)
Test method information available upon request. "Temperature Upon Receipt" is representative of the whole shipment and may not reflect the temperature of individual samples.
SGS Canada Inc. Environment-Health & Safety statement of conformity decision rule does not consider uncertainty when analytical results are compared to a specified standard or regulation.

SGS Canada Inc.
P.O. Box 4300 - 185 Concession St.
Lakefield - Ontario - KOL 2HO
Phone: 705-652-2000 FAX: 705-652-6365

LR Report : **CA19206-OCT23**

Analysis	1: Analysis Start Date	2: Analysis Start Time	3: Analysis Completed Date	4: Analysis Completed Time	5: 031525
K [µg/g]	01-Dec-23	12:19	06-Dec-23	13:25	5000
Mg [µg/g]	01-Dec-23	12:19	06-Dec-23	13:25	2800
Mn [µg/g]	01-Dec-23	12:19	06-Dec-23	13:25	220
Mo [µg/g]	01-Dec-23	12:19	06-Dec-23	13:25	1.0
Na [µg/g]	01-Dec-23	12:19	06-Dec-23	13:25	800
Ni [µg/g]	01-Dec-23	12:19	06-Dec-23	13:25	13
P [µg/g]	01-Dec-23	12:19	06-Dec-23	13:25	520
Pb [µg/g]	01-Dec-23	12:19	06-Dec-23	13:25	8.3
S [µg/g]	01-Dec-23	12:19	06-Dec-23	13:25	6200
Sb [µg/g]	01-Dec-23	12:19	06-Dec-23	13:25	< 2
Se [µg/g]	01-Dec-23	12:19	06-Dec-23	13:25	0.1
Sn [µg/g]	01-Dec-23	12:19	06-Dec-23	13:25	< 2
Sr [µg/g]	01-Dec-23	12:19	06-Dec-23	13:25	11
Ti [µg/g]	01-Dec-23	12:19	06-Dec-23	13:25	710
Th [µg/g]	01-Dec-23	12:19	06-Dec-23	13:25	9.2
Tl [µg/g]	01-Dec-23	12:19	06-Dec-23	13:25	0.38
U [µg/g]	01-Dec-23	12:19	06-Dec-23	13:25	1.4
V [µg/g]	01-Dec-23	12:19	06-Dec-23	13:25	19
W [µg/g]	01-Dec-23	12:19	12-Mar-24	10:35	0.22
Y [µg/g]	01-Dec-23	12:19	06-Dec-23	13:25	5.4
Zn [µg/g]	01-Dec-23	12:19	06-Dec-23	13:25	56
Zr [µg/g]	01-Dec-23	12:19	06-Dec-23	13:25	6.1

Revised report to add W.

Revised report with sample changes as per client request.

Method Descriptions

Parameter	Units	SGS Method Code	Reference Method Code
Mercury by CVAAS	ug/g	ME-CA-[ENV]SPE-LAK-AN-004	EPA 7471A/EPA 245

OnLine LIMS

0004324670

Results relate only to the sample tested. Data reported represents the sample submitted to SGS. Reproduction of this analytical report in full or in part is prohibited without prior written approval. Please refer to SGS General Conditions of Services located at https://www.sgs.ca/en/terms-and-conditions (Printed copies are available upon request.)
Test method information available upon request. "Temperature Upon Receipt" is representative of the whole shipment and may not reflect the temperature of individual samples.
SGS Canada Inc. Environment-Health & Safety statement of conformity decision rule does not consider uncertainty when analytical results are compared to a specified standard or regulation.

SGS Canada Inc.
P.O. Box 4300 - 185 Concession St.
Lakefield - Ontario - KOL 2HO
Phone: 705-652-2000 FAX: 705-652-6365

Parameter	Units	SGS Method Code	Reference Method Code
Metals in Soil - Aqua-regia/ICP-MS	µg/g	ME-CA-[ENV]SPE-LAK-AN-005	EPA 3050/EPA 200.8
Metals Prep	Prep		EPA 3050/EPA 200.8

Catharine Arnold

Catharine Arnold, B.Sc., C.Chem
Project Specialist,
Environment, Health & Safety

OnLine LIMS

0004324670

Results relate only to the sample tested. Data reported represents the sample submitted to SGS. Reproduction of this analytical report in full or in part is prohibited without prior written approval. Please refer to SGS General Conditions of Services located at https://www.sgs.ca/en/terms-and-conditions (Printed copies are available upon request.)
Test method information available upon request. "Temperature Upon Receipt" is representative of the whole shipment and may not reflect the temperature of individual samples.
SGS Canada Inc. Environment-Health & Safety statement of conformity decision rule does not consider uncertainty when analytical results are compared to a specified standard or regulation.

SGS Canada Inc.
P.O. Box 4300 - 185 Concession St.
Lakefield - Ontario - KOL 2HO
Phone: 705-652-2000 FAX: 705-652-6365

Quality Control Report

Inorganic Analysis														
Parameter	Reporting Limit	Unit	Method Blank	Duplicate				LCS / Spike Blank			Matrix Spike / Reference Material			
				Result 1	Result 2	RPD	Acceptance Criteria	Spike Recovery (%)	Recovery Limits (%)		Spike Recovery (%)	Recovery Limits (%)		
							%		Low	High		Low	High	
Mercury by CVAAS - QCBatchID: EMS0300-NOV23														
Mercury	0.05	ug/g	<0.05			ND	30	105	80	120	114	70	130	
Metals in Soil - Aqua-regia/ICP-MS - QCBatchID: EMS0300-NOV23														
Aluminum	3	µg/g	<3			0	20	96	70	130	NV	70	130	
Antimony	2	µg/g	<0.8			ND	20	98	70	130	NV	70	130	
Arsenic	0.5	µg/g	0.869			7	20	95	70	130	103	70	130	
Barium	0.01	µg/g	<0.01			1	20	92	70	130	91	70	130	
Beryllium	0.02	µg/g	<0.02			0	20	104	70	130	NV	70	130	
Bismuth	0.09	µg/g	<0.09			ND	20	93	70	130	NV	70	130	
Boron	1	µg/g	<1			12	20	100	70	130	NV	70	130	
Cadmium	0.02	µg/g	<0.02			17	20	105	70	130	NV	70	130	
Calcium	3	µg/g	6.3			0	20	98	70	130	NV	70	130	
Chromium	0.5	µg/g	<0.5			1	20	98	70	130	80	70	130	
Cobalt	0.01	µg/g	<0.01			1	20	100	70	130	96	70	130	
Copper	0.1	µg/g	<0.1			1	20	103	70	130	91	70	130	
Iron	3	µg/g	<3			0	20	103	70	130	103	70	130	
Lead	0.05	µg/g	<0.05			4	20	92	70	130	103	70	130	
Magnesium	3	µg/g	<3			3	20	105	70	130	NV	70	130	
Manganese	0.1	µg/g	<0.1			2	20	100	70	130	115	70	130	
Molybdenum	0.1	µg/g	<0.1			0	20	102	70	130	NV	70	130	
Nickel	0.1	µg/g	<0.1			0	20	103	70	130	95	70	130	
Phosphorus	3	µg/g	<3			0	20	96	70	130	NV	70	130	
Potassium	3	µg/g	<3			1	20	103	70	130	NV	70	130	
Selenium	0.1	µg/g	<0.1			2	20	103	70	130	NV	70	130	
Silver	0.5	µg/g	<0.01			6	20	107	70	130	NV	70	130	
Sodium	3	µg/g	<3			4	20	106	70	130	NV	70	130	
Strontium	0.02	µg/g	<0.02			0	20	97	70	130	NV	70	130	
Sulfur	50	µg/g	<50			4	20	106	70	130	NV	70	130	
Thallium	0.02	µg/g	<0.02			2	20	NV	70	130	NV	70	130	
Thorium	0.5	µg/g	<0.5			9	20	99	70	130	NV	70	130	
Tin	2	µg/g	<2			ND	20	102	70	130	NV	70	130	
Titanium	0.1	µg/g	<0.1			ND	20	NV	70	130	NV	70	130	
Tungsten	0.04	µg/g	<0.04			11	20	104	70	130	NV	70	130	
Uranium	0.002	µg/g	<0.002			2	20	93	70	130	NV	70	130	
Vanadium	1	µg/g	<1			0	20	104	70	130	103	70	130	
Yttrium	0.004	µg/g	<0.004			2	20	98	70	130	NV	70	130	

OnLine LIMS

0004324670

Results relate only to the sample tested. Data reported represents the sample submitted to SGS. Reproduction of this analytical report in full or in part is prohibited without prior written approval. Please refer to SGS General Conditions of Services located at https://www.sgs.ca/en/terms-and-conditions (Printed copies are available upon request.)
Test method information available upon request. "Temperature Upon Receipt" is representative of the whole shipment and may not reflect the temperature of individual samples.
SGS Canada Inc. Environment-Health & Safety statement of conformity decision rule does not consider uncertainty when analytical results are compared to a specified standard or regulation.

SGS Canada Inc.
P.O. Box 4300 - 185 Concession St.
Lakefield - Ontario - KOL 2HO
Phone: 705-652-2000 FAX: 705-652-6365

Trace Metals - Aqua Regia Digest, ICP-MS

LR Report : **CA19206-OCT23**

Inorganic Analysis														
Parameter	Reporting Limit	Unit	Method Blank	Duplicate				LCS / Spike Blank			Matrix Spike / Reference Material			
				Result 1	Result 2	RPD	Acceptance Criteria	Spike Recovery (%)	Recovery Limits (%)		Spike Recovery (%)	Recovery Limits (%)		
							%		Low	High		Low	High	
Zinc	0.7	µg/g	<0.7			2	20	104	70	130	89	70	130	
Zirconium	0.03	µg/g	-0.0018378			6	20	101	70	130	NV	70	130	

OnLine LIMS

0004324670

Results relate only to the sample tested. Data reported represents the sample submitted to SGS. Reproduction of this analytical report in full or in part is prohibited without prior written approval. Please refer to SGS General Conditions of Services located at https://www.sgs.ca/en/terms-and-conditions (Printed copies are available upon request.)
Test method information available upon request. "Temperature Upon Receipt" is representative of the whole shipment and may not reflect the temperature of individual samples.
SGS Canada Inc. Environment-Health & Safety statement of conformity decision rule does not consider uncertainty when analytical results are compared to a specified standard or regulation.

SGS Canada Inc.
P.O. Box 4300 - 185 Concession St.
Lakefield - Ontario - KOL 2HO
Phone: 705-652-2000 FAX: 705-652-6365

Great Bear Resources Ltd.
Attn : Ashley Moncrief

1020 - 800 West Pender St.
Vancouver, BC
V6C 2V6, Canada

Phone: 778-833-2160
Fax:

11-November-2025

Date Rec. : 21 September 2023
LR Report: **CA19225-SEP23**
Reference: Great Bear Project/ OMEMA2303 - Set 5

Copy: #2

CERTIFICATE OF ANALYSIS
Final Report - Revised

Analysis	1: Analysis Start Date	2: Analysis Start Time	3: Analysis Completed Date	4: Analysis Completed Time	5: 031622	6: 031623	7: 031624	8: 031625	9: 031626	10: 031627	11: 031634	12: 031635	13: 031628
Sample Date & Time					N/A	N/A	N/A	N/A	N/A	N/A	N/A	N/A	N/A
Hg MS [ug/g]	03-Oct-23	22:09	06-Oct-23	15:24	< 0.05	< 0.05	0.19	< 0.05	0.09	< 0.05	< 0.05	0.25	< 0.05
Ag [µg/g]	03-Oct-23	22:09	06-Oct-23	15:24	< 0.5	< 0.5	< 0.5	0.7	< 0.5	< 0.5	< 0.5	0.6	0.7
As [µg/g]	03-Oct-23	22:09	06-Oct-23	15:24	3.6	43	21	8.9	27	3.1	13	30	250
Al [µg/g]	03-Oct-23	22:09	06-Oct-23	15:24	12000	11000	5100	7700	24000	22000	8800	9800	3900
Ba [µg/g]	03-Oct-23	22:09	06-Oct-23	15:24	200	120	73	120	77	170	43	200	65
B [µg/g]	03-Oct-23	22:09	06-Oct-23	15:24	1	3	12	2	4	10	1	1	2
Be [µg/g]	03-Oct-23	22:09	06-Oct-23	15:24	0.22	0.12	0.10	0.10	0.31	0.18	0.12	0.13	0.10
Bi [µg/g]	03-Oct-23	22:09	06-Oct-23	15:24	0.136	0.186	2.4	1.8	0.617	0.174	2.1	1.3	< 0.085
Ca [µg/g]	03-Oct-23	22:09	06-Oct-23	15:24	14000	4400	9300	4900	19000	4900	5500	18000	2200
Cd [µg/g]	03-Oct-23	22:09	06-Oct-23	15:24	0.06	0.07	0.07	1.3	0.14	0.15	0.09	0.10	0.07
Co [µg/g]	03-Oct-23	22:09	06-Oct-23	15:24	7.8	17	6.3	11	9.9	16	7.2	7.7	1.8
Cr [µg/g]	03-Oct-23	22:09	06-Oct-23	15:24	71	110	76	96	84	130	81	110	110
Cu [µg/g]	03-Oct-23	22:09	06-Oct-23	15:24	17	13	3.5	120	22	38	1.8	35	6.4
Fe [µg/g]	03-Oct-23	22:09	06-Oct-23	15:24	20000	23000	26000	23000	25000	29000	27000	27000	11000
K [µg/g]	03-Oct-23	22:09	06-Oct-23	15:24	8000	6000	3300	4200	9000	13000	3900	6700	2500

OnLine LIMS

0004324688

Results relate only to the sample tested. Data reported represents the sample submitted to SGS. Reproduction of this analytical report in full or in part is prohibited without prior written approval. Please refer to SGS General Conditions of Services located at https://www.sgs.ca/en/terms-and-conditions (Printed copies are available upon request.)
Test method information available upon request. "Temperature Upon Receipt" is representative of the whole shipment and may not reflect the temperature of individual samples.
SGS Canada Inc. Environment-Health & Safety statement of conformity decision rule does not consider uncertainty when analytical results are compared to a specified standard or regulation.

SGS Canada Inc.
P.O. Box 4300 - 185 Concession St.
Lakefield - Ontario - KOL 2HO
Phone: 705-652-2000 FAX: 705-652-6365

LR Report : CA19225-SEP23

Analysis	1: Analysis Start Date	2: Analysis Start Time	3: Analysis Completed Date	4: Analysis Completed Time	5: 031622	6: 031623	7: 031624	8: 031625	9: 031626	10: 031627	11: 031634	12: 031635	13: 031628
Mg [µg/g]	03-Oct-23	22:09	06-Oct-23	15:24	6500	3200	3200	6200	8200	10000	4500	6500	860
Mn [µg/g]	03-Oct-23	22:09	06-Oct-23	15:24	270	500	470	370	1000	500	360	1000	110
Mo [µg/g]	03-Oct-23	22:09	06-Oct-23	15:24	1.2	1.0	1.0	3.5	1.3	0.9	1.5	1.4	0.9
Na [µg/g]	03-Oct-23	22:09	06-Oct-23	15:24	1300	690	630	1000	1900	730	920	1500	460
Ni [µg/g]	03-Oct-23	22:09	06-Oct-23	15:24	12	68	12	21	19	41	15	15	2.5
P [µg/g]	03-Oct-23	22:09	06-Oct-23	15:24	490	100	450	510	620	500	540	540	130
Pb [µg/g]	03-Oct-23	22:09	06-Oct-23	15:24	4.0	5.7	5.3	15	6.4	5.3	4.9	5.8	5.7
S [µg/g]	03-Oct-23	22:09	06-Oct-23	15:24	850	490	24000	18000	8600	3000	25000	14000	4300
Sb [µg/g]	03-Oct-23	22:09	06-Oct-23	15:24	< 2	< 2	< 2	< 2	< 2	< 2	< 2	< 2	< 2
Se [µg/g]	03-Oct-23	22:09	06-Oct-23	15:24	0.3	0.1	1.3	2.4	0.9	0.3	2.3	2.7	1.6
Sn [µg/g]	03-Oct-23	22:09	06-Oct-23	15:24	< 2	< 2	< 2	< 2	< 2	< 2	< 2	< 2	< 2
Sr [µg/g]	03-Oct-23	22:09	06-Oct-23	15:24	28	6.9	19	21	61	32	23	45	10
Th [µg/g]	03-Oct-23	22:09	06-Oct-23	15:24	14	16	24	25	23	21	24	19	21
Ti [µg/g]	03-Oct-23	22:09	06-Oct-23	15:24	1300	880	270	510	1500	1700	390	1200	180
Tl [µg/g]	03-Oct-23	22:09	06-Oct-23	15:24	0.25	0.18	0.29	0.29	0.61	0.56	0.29	0.26	0.12
U [µg/g]	03-Oct-23	22:09	06-Oct-23	15:24	1.2	1.2	1.5	2.0	1.4	1.3	1.6	1.3	1.2
V [µg/g]	03-Oct-23	22:09	06-Oct-23	15:24	37	29	12	17	41	45	11	32	2
W [µg/g]	03-Oct-23	22:09	06-Oct-23	15:24	0.98	0.21	19	0.91	7.5	0.90	1.2	24	1.1
Y [µg/g]	03-Oct-23	22:09	06-Oct-23	15:24	5.3	4.7	7.2	4.0	5.4	6.5	4.3	3.5	8.0
Zn [µg/g]	03-Oct-23	22:09	06-Oct-23	15:24	51	45	17	230	120	92	45	61	47
Zr [µg/g]	03-Oct-23	22:09	06-Oct-23	15:24	5.8	6.0	13	12	5.6	9.6	11	6.1	3.1

Analysis	14: 031636	15: 031629	16: 031639	17: 031637	18: 031638	19: 031640	20: 031642	21: 031641	22: 031643	23: 031644	24: 031645	25: 031646	26: 031647	27: 031649
Sample Date & Time	N/A	N/A	N/A	N/A	N/A	N/A	N/A	N/A	N/A	N/A	N/A	N/A	N/A	N/A
Hg MS [ug/g]	< 0.05	0.05	< 0.05	< 0.05	< 0.05	< 0.05	< 0.05	< 0.05	< 0.05	< 0.05	< 0.05	< 0.05	< 0.05	< 0.05
Ag [µg/g]	< 0.5	< 0.5	< 0.5	< 0.5	< 0.5	< 0.5	< 0.5	< 0.5	< 0.5	< 0.5	< 0.5	< 0.5	< 0.5	< 0.5
As [µg/g]	2.2	17	1.6	1.6	26	26	19	7000	57	160	250	1.7	13	25
Al [µg/g]	12000	12000	12000	28000	9600	12000	13000	9900	6600	21000	5100	9300	13000	13000

OnLine LNMS

0004324688

Results relate only to the sample tested. Data reported represents the sample submitted to SGS. Reproduction of this analytical report in full or in part is prohibited without prior written approval. Please refer to SGS General Conditions of Services located at https://www.sgs.ca/en/terms-and-conditions (Printed copies are available upon request.)
Test method information available upon request. "Temperature Upon Receipt" is representative of the whole shipment and may not reflect the temperature of individual samples.
SGS Canada Inc. Environment-Health & Safety statement of conformity decision rule does not consider uncertainty when analytical results are compared to a specified standard or regulation.

SGS Canada Inc.
P.O. Box 4300 - 185 Concession St.
Lakefield - Ontario - KOL 2HO
Phone: 705-652-2000 FAX: 705-652-6365

LR Report : **CA19225-SEP23**

Analysis	14: 031636	15: 031629	16: 031639	17: 031637	18: 031638	19: 031640	20: 031642	21: 031641	22: 031643	23: 031644	24: 031645	25: 031646	26: 031647	27: 031649
Ba [µg/g]	100	70	130	330	95	58	90	47	69	140	50	110	120	140
B [µg/g]	3	2	2	3	4	3	4	2	2	4	2	2	3	< 1
Be [µg/g]	0.12	0.12	0.09	0.22	0.10	0.11	0.14	0.10	0.07	0.34	0.12	0.08	0.10	0.09
Bi [µg/g]	0.226	3.0	< 0.085	< 0.085	0.952	0.216	0.154	0.221	0.195	0.113	0.118	< 0.085	0.331	0.540
Ca [µg/g]	27000	5700	4400	12000	7800	8600	8000	3100	8300	14000	8400	7300	12000	7800
Cd [µg/g]	0.46	0.09	0.03	0.06	0.97	0.74	0.25	0.10	0.07	0.06	0.20	< 0.02	0.24	0.05
Co [µg/g]	9.2	14	8.0	16	6.7	9.4	9.0	14	2.2	13	2.1	7.9	9.4	10
Cr [µg/g]	69	99	66	91	110	88	85	66	64	110	74	78	88	74
Cu [µg/g]	22	4.7	16	21	9.1	15	63	14	6.4	32	4.9	13	19	19
Fe [µg/g]	19000	34000	18000	33000	22000	23000	20000	25000	17000	29000	10000	19000	23000	23000
K [µg/g]	7100	8300	8100	11000	5400	5900	9000	7000	4700	14000	3300	5900	8600	8500
Mg [µg/g]	5100	9500	5000	9700	6000	7600	7300	5100	3500	13000	1300	3700	7800	7300
Mn [µg/g]	800	580	280	560	650	780	530	380	450	810	240	260	920	400
Mo [µg/g]	1.9	1.3	1.0	0.8	1.3	0.8	0.9	1.1	1.6	1.0	1.6	0.4	1.0	1.3
Na [µg/g]	670	1000	790	1600	970	990	800	550	730	1200	760	970	1100	1200
Ni [µg/g]	15	29	15	25	13	17	20	19	1.7	28	2.4	13	19	20
P [µg/g]	470	680	480	1400	550	500	530	810	150	920	150	470	600	510
Pb [µg/g]	18	6.5	3.9	3.7	24	7.1	11	18	5.2	4.7	3.7	1.8	4.3	3.4
S [µg/g]	3400	29000	1300	460	13000	11000	3500	9300	10000	5000	2900	60	8900	9200
Sb [µg/g]	< 2	< 2	< 2	< 2	< 2	< 2	< 2	3	< 2	< 2	< 2	< 2	< 2	< 2
Se [µg/g]	0.2	2.9	0.1	0.2	1.4	0.3	0.3	0.3	0.2	0.3	0.2	0.1	0.3	0.2
Sn [µg/g]	< 2	< 2	< 2	< 2	< 2	< 2	< 2	< 2	< 2	< 2	< 2	< 2	< 2	< 2
Sr [µg/g]	75	19	14	74	19	18	9.8	9.6	12	42	13	15	24	20
Th [µg/g]	22	26	22	18	20	22	24	24	30	17	24	24	23	24
Ti [µg/g]	1200	1100	1200	2100	950	1200	1400	770	350	2200	270	1100	1400	1300
Tl [µg/g]	0.46	0.61	0.38	0.26	0.40	0.38	0.47	0.30	0.27	0.69	0.21	0.36	0.64	0.60
U [µg/g]	1.3	1.3	1.5	1.2	1.4	1.5	1.3	1.9	1.5	1.6	1.9	1.6	1.5	1.3
V [µg/g]	23	40	25	66	23	30	31	21	1	53	1	31	35	36
W [µg/g]	0.16	4.3	0.14	0.24	4.1	0.47	1.9	0.49	0.17	1.3	0.66	0.17	0.92	0.19
Y [µg/g]	6.3	4.8	5.7	9.3	4.9	4.4	5.4	7.7	8.4	8.0	9.6	5.5	5.8	6.7
Zn [µg/g]	120	62	55	78	260	180	99	71	45	75	64	47	120	52

OnLine LIMS

0004324688

Results relate only to the sample tested. Data reported represents the sample submitted to SGS. Reproduction of this analytical report in full or in part is prohibited without prior written approval. Please refer to SGS General Conditions of Services located at https://www.sgs.ca/en/terms-and-conditions (Printed copies are available upon request.)
Test method information available upon request. "Temperature Upon Receipt" is representative of the whole shipment and may not reflect the temperature of individual samples.
SGS Canada Inc. Environment-Health & Safety statement of conformity decision rule does not consider uncertainty when analytical results are compared to a specified standard or regulation.

SGS Canada Inc.
P.O. Box 4300 - 185 Concession St.
Lakefield - Ontario - KOL 2HO
Phone: 705-652-2000 FAX: 705-652-6365

Analysis	14: 031636	15: 031629	16: 031639	17: 031637	18: 031638	19: 031640	20: 031642	21: 031641	22: 031643	23: 031644	24: 031645	25: 031646	26: 031647	27: 031649
Zr [µg/g]	8.8	14	9.8	10	6.7	9.7	12	7.7	18	3.8	2.8	7.9	9.5	13

Analysis	28: 031648	29: 031650	30: 031652	31: 031651	32: 031653	33: 031655	34: 031654	35: 031630	36: 031656	37: 031661	38: 031657	39: 031658	40: 031660	41: 031662
Sample Date & Time	N/A	N/A	N/A	N/A	N/A	N/A	N/A	N/A	N/A	N/A	N/A	N/A	N/A	N/A
Hg MS [ug/g]	< 0.05	< 0.05	< 0.05	< 0.05	< 0.05	< 0.05	< 0.05	< 0.05	< 0.05	< 0.05	< 0.05	< 0.05	< 0.05	< 0.05
Ag [µg/g]	< 0.5	< 0.5	< 0.5	< 0.5	< 0.5	< 0.5	< 0.5	< 0.5	< 0.5	< 0.5	< 0.5	< 0.5	< 0.5	< 0.5
As [µg/g]	9.7	8.6	1.2	17	13	3.1	120	15	61	9.8	2.6	5.8	3.0	120
Al [µg/g]	14000	15000	21000	28000	40000	12000	19000	7900	10000	6300	14000	8200	13000	3600
Ba [µg/g]	160	99	350	260	270	170	69	39	69	92	130	96	130	41
B [µg/g]	2	3	4	3	4	2	7	3	2	21	3	2	2	1
Be [µg/g]	0.09	0.10	0.11	0.38	0.45	0.09	0.41	0.10	0.09	0.09	0.12	0.05	0.09	0.11
Bi [µg/g]	< 0.085	< 0.085	0.331	0.255	0.117	< 0.085	< 0.085	0.180	0.094	1.5	< 0.085	< 0.085	< 0.085	0.147
Ca [µg/g]	6100	7600	4100	15000	12000	6100	8700	4100	8000	18000	10000	7600	9600	7000
Cd [µg/g]	0.03	0.04	0.04	0.23	0.05	0.03	0.08	0.05	0.05	0.12	0.12	0.03	0.05	0.10
Co [µg/g]	9.5	9.3	15	29	24	8.6	8.2	9.4	6.7	10	8.5	14	7.9	1.8
Cr [µg/g]	81	74	88	270	290	76	87	73	77	93	79	78	80	69
Cu [µg/g]	22	17	61	160	21	14	16	15	12	33	13	21	13	3.8
Fe [µg/g]	21000	21000	33000	36000	43000	20000	19000	22000	17000	29000	21000	13000	20000	12000
K [µg/g]	9500	10000	13000	15000	24000	8600	8900	3100	6600	4300	9000	4300	9100	1900
Mg [µg/g]	7300	8300	8700	17000	25000	4400	7200	3700	5200	5400	7100	1800	6600	810
Mn [µg/g]	280	270	420	460	680	290	350	320	320	760	550	210	320	200
Mo [µg/g]	0.6	0.5	0.6	0.5	0.4	1.2	0.7	1.5	1.1	40	1.0	0.7	1.6	2.1
Na [µg/g]	930	940	1300	1900	1900	1000	1500	670	920	910	900	900	1100	780
Ni [µg/g]	16	16	35	51	48	15	16	16	11	20	14	30	14	1.7
P [µg/g]	530	520	840	900	880	520	550	530	500	640	500	570	620	150
Pb [µg/g]	3.2	4.4	4.2	7.9	2.7	2.3	5.8	3.6	4.4	4.4	3.2	1.9	2.2	8.9
S [µg/g]	1400	1600	2100	3200	810	130	2700	14000	3700	27000	1100	320	850	8500
Sb [µg/g]	< 2	< 2	< 2	< 2	< 2	< 2	< 2	< 2	< 2	< 2	< 2	< 2	< 2	< 2

OnLine LIMS

0004324688

Results relate only to the sample tested. Data reported represents the sample submitted to SGS. Reproduction of this analytical report in full or in part is prohibited without prior written approval. Please refer to SGS General Conditions of Services located at https://www.sgs.ca/en/terms-and-conditions (Printed copies are available upon request.)
Test method information available upon request. "Temperature Upon Receipt" is representative of the whole shipment and may not reflect the temperature of individual samples.
SGS Canada Inc. Environment-Health & Safety statement of conformity decision rule does not consider uncertainty when analytical results are compared to a specified standard or regulation.

SGS Canada Inc.
P.O. Box 4300 - 185 Concession St.
Lakefield - Ontario - KOL 2HO
Phone: 705-652-2000 FAX: 705-652-6365

Analysis	28: 031648	29: 031650	30: 031652	31: 031651	32: 031653	33: 031655	34: 031654	35: 031630	36: 031656	37: 031661	38: 031657	39: 031658	40: 031660	41: 031662
Se [µg/g]	0.1	0.2	0.2	0.4	0.2	0.1	0.7	0.2	0.2	2.3	0.1	0.1	0.2	0.3
Sn [µg/g]	< 2	< 2	< 2	< 2	< 2	< 2	< 2	< 2	< 2	< 2	< 2	< 2	< 2	< 2
Sr [µg/g]	20	15	22	120	100	16	29	11	15	30	15	13	22	12
Th [µg/g]	23	22	24	13	12	22	21	21	25	22	23	15	23	25
Ti [µg/g]	1700	1600	2100	2700	3000	1600	1200	580	1200	590	1300	840	1700	96
Tl [µg/g]	0.36	0.43	0.30	0.75	0.85	0.36	0.52	0.19	0.31	0.25	0.42	0.10	0.32	0.07
U [µg/g]	1.5	1.3	1.3	0.83	0.60	1.5	1.7	1.2	2.0	1.4	1.6	0.63	2.1	1.2
V [µg/g]	33	31	66	91	120	30	22	15	21	13	34	25	33	< 1
W [µg/g]	0.29	0.26	0.26	0.54	0.77	0.22	0.61	0.16	0.38	1.3	0.25	0.19	1.7	0.26
Y [µg/g]	4.9	5.2	7.6	6.6	7.6	6.1	6.3	5.9	5.7	5.3	5.9	5.0	6.0	6.3
Zn [µg/g]	53	40	69	99	88	52	68	51	47	31	77	27	46	46
Zr [µg/g]	9.3	10	11	7.8	6.4	9.5	6.5	8.1	9.2	14	9.5	14	10	8.8

Analysis	42: 031631	43: 031633	44: 031632	45: 031663	46: 031664
Sample Date & Time	N/A	N/A	N/A	N/A	N/A
Hg MS [ug/g]	< 0.05	0.08	0.58	< 0.05	< 0.05
Ag [µg/g]	< 0.5	1.1	< 0.5	< 0.5	< 0.5
As [µg/g]	14	110	9.6	1.0	140
Al [µg/g]	4400	9000	5600	16000	5400
Ba [µg/g]	72	96	66	93	53
B [µg/g]	3	1	3	2	3
Be [µg/g]	0.09	0.14	0.06	0.12	0.10
Bi [µg/g]	4.3	5.9	0.407	< 0.085	< 0.085
Ca [µg/g]	2000	2600	4300	5700	5500
Cd [µg/g]	< 0.02	0.04	0.10	0.03	0.03
Co [µg/g]	12	9.7	4.5	8.8	1.8
Cr [µg/g]	66	73	69	70	80
Cu [µg/g]	2.7	6.0	3.6	16	7.6

OnLine LIMS

0004324688

Results relate only to the sample tested. Data reported represents the sample submitted to SGS. Reproduction of this analytical report in full or in part is prohibited without prior written approval. Please refer to SGS General Conditions of Services located at https://www.sgs.ca/en/terms-and-conditions (Printed copies are available upon request.)
Test method information available upon request. "Temperature Upon Receipt" is representative of the whole shipment and may not reflect the temperature of individual samples.
SGS Canada Inc. Environment-Health & Safety statement of conformity decision rule does not consider uncertainty when analytical results are compared to a specified standard or regulation.

SGS Canada Inc.
P.O. Box 4300 - 185 Concession St.
Lakefield - Ontario - KOL 2HO
Phone: 705-652-2000 FAX: 705-652-6365

LR Report : **CA19225-SEP23**

Analysis	42: 031631	43: 031633	44: 031632	45: 031663	46: 031664
Fe [µg/g]	23000	49000	16000	22000	12000
K [µg/g]	3000	6200	3600	7800	2800
Mg [µg/g]	980	3900	3100	5000	1100
Mn [µg/g]	40	330	270	320	190
Mo [µg/g]	1.3	1.1	0.8	0.6	0.9
Na [µg/g]	220	350	900	1100	1100
Ni [µg/g]	20	12	6.3	18	2.0
P [µg/g]	660	550	220	580	150
Pb [µg/g]	3.2	5.3	26	3.6	5.1
S [µg/g]	23000	38000	13000	1600	5100
Sb [µg/g]	< 2	< 2	< 2	< 2	< 2
Se [µg/g]	1.3	2.4	1.1	< 0.1	0.6
Sn [µg/g]	< 2	< 2	< 2	< 2	< 2
Sr [µg/g]	6.4	6.4	12	26	14
Th [µg/g]	25	17	22	22	24
Ti [µg/g]	120	510	270	1100	310
Tl [µg/g]	0.07	0.61	0.31	0.30	0.10
U [µg/g]	1.8	2.1	1.4	1.7	1.7
V [µg/g]	3	7	8	28	1
W [µg/g]	0.23	6.3	42	0.30	0.59
Y [µg/g]	4.1	5.8	4.4	6.7	9.8
Zn [µg/g]	4.4	28	37	52	39
Zr [µg/g]	10	2.0	61	41	24

Revised report with sample changes as per client request.

Method Descriptions

Parameter	Units	SGS Method Code	Reference Method Code
Mercury by CVAAS	ug/g	ME-CA-[ENV]SPE-LAK-AN-004	EPA 7471A/EPA 245
Metals in Soil - Aqua-regia/ICP-MS	µg/g	ME-CA-[ENV]SPE-LAK-AN-005	EPA 3050/EPA 200.8

OnLine LIMS

0004324688

Results relate only to the sample tested. Data reported represents the sample submitted to SGS. Reproduction of this analytical report in full or in part is prohibited without prior written approval. Please refer to SGS General Conditions of Services located at https://www.sgs.ca/en/terms-and-conditions (Printed copies are available upon request.)
Test method information available upon request. "Temperature Upon Receipt" is representative of the whole shipment and may not reflect the temperature of individual samples.
SGS Canada Inc. Environment-Health & Safety statement of conformity decision rule does not consider uncertainty when analytical results are compared to a specified standard or regulation.

SGS Canada Inc.
P.O. Box 4300 - 185 Concession St.
Lakefield - Ontario - KOL 2HO
Phone: 705-652-2000 FAX: 705-652-6365

LR Report : **CA19225-SEP23**

Catharine Arnold

CHARTERED CATHARINE ARNOLD CHEMIST

Catharine Arnold, B.Sc., C.Chem
Project Specialist,
Environment, Health & Safety

OnLine LIMS

0004324688

Results relate only to the sample tested. Data reported represents the sample submitted to SGS. Reproduction of this analytical report in full or in part is prohibited without prior written approval. Please refer to SGS General Conditions of Services located at https://www.sgs.ca/en/terms-and-conditions (Printed copies are available upon request.)
Test method information available upon request. "Temperature Upon Receipt" is representative of the whole shipment and may not reflect the temperature of individual samples.
SGS Canada Inc. Environment-Health & Safety statement of conformity decision rule does not consider uncertainty when analytical results are compared to a specified standard or regulation.

SGS Canada Inc.
P.O. Box 4300 - 185 Concession St.
Lakefield - Ontario - KOL 2HO
Phone: 705-652-2000 FAX: 705-652-6365

Quality Control Report

Inorganic Analysis														
Parameter	Reporting Limit	Unit	Method Blank	Duplicate				LCS / Spike Blank			Matrix Spike / Reference Material			
				Result 1	Result 2	RPD	Acceptance Criteria	Spike Recovery (%)	Recovery Limits (%)		Spike Recovery (%)	Recovery Limits (%)		
							%		Low	High		Low	High	
Mercury by CVAAS - QCBatchID: EMS0016-OCT23														
Mercury	0.05	ug/g	<0.05			ND	30	106	80	120	130	70	130	
Mercury by CVAAS - QCBatchID: EMS0047-OCT23														
Mercury	0.05	ug/g	<0.05			ND	30	92	80	120	89	70	130	
Metals in Soil - Aqua-regia/ICP-MS - QCBatchID: EMS0016-OCT23														
Aluminum	3	µg/g	<3			1	20	105	70	130	NV	70	130	
Antimony	2	µg/g	<0.8			ND	20	108	70	130	NV	70	130	
Arsenic	0.5	µg/g	<0.5			0	20	97	70	130	108	70	130	
Barium	0.01	µg/g	<0.01			2	20	98	70	130	103	70	130	
Beryllium	0.02	µg/g	<0.02			0	20	104	70	130	NV	70	130	
Bismuth	0.085	µg/g	<0.09			8	20	96	70	130	NV	70	130	
Boron	1	µg/g	<1			0	20	99	70	130	NV	70	130	
Cadmium	0.02	µg/g	<0.02			16	20	102	70	130	NV	70	130	
Calcium	3	µg/g	<3			3	20	100	70	130	NV	70	130	
Chromium	0.5	µg/g	<0.5			2	20	102	70	130	84	70	130	
Cobalt	0.01	µg/g	<0.01			2	20	102	70	130	99	70	130	
Copper	0.1	µg/g	<0.1			4	20	102	70	130	86	70	130	
Iron	3	µg/g	<3			1	20	105	70	130	103	70	130	
Lead	0.05	µg/g	<0.05			1	20	98	70	130	113	70	130	
Magnesium	3	µg/g	<3			3	20	103	70	130	NV	70	130	
Manganese	0.1	µg/g	<0.1			2	20	104	70	130	117	70	130	
Molybdenum	0.1	µg/g	<0.1			1	20	107	70	130	NV	70	130	
Nickel	0.1	µg/g	<0.1			0	20	105	70	130	97	70	130	
Phosphorus	3	µg/g	<3			3	20	100	70	130	NV	70	130	
Potassium	3	µg/g	<3			4	20	101	70	130	NV	70	130	
Selenium	0.1	µg/g	<0.1			2	20	103	70	130	NV	70	130	
Silver	0.5	µg/g	<0.01			ND	20	104	70	130	127	70	130	
Sodium	3	µg/g	<3			4	20	102	70	130	NV	70	130	
Strontium	0.02	µg/g	<0.02			1	20	105	70	130	NV	70	130	
Sulfur	50	µg/g	<50			11	20	93	70	130	NV	70	130	
Thallium	0.02	µg/g	<0.02			4	20	NV	70	130	NV	70	130	
Thorium	0.5	µg/g	<0.5			ND	20	97	70	130	NV	70	130	
Tin	2	µg/g	<2			ND	20	102	70	130	NV	70	130	
Titanium	0.1	µg/g	<0.1			4	20	104	70	130	NV	70	130	
Tungsten	0.04	µg/g	<0.04			8	20	100	70	130	NV	70	130	
Uranium	0.002	µg/g	<0.002			12	20	102	70	130	NV	70	130	

OnLine LIMS

0004324688

Results relate only to the sample tested. Data reported represents the sample submitted to SGS. Reproduction of this analytical report in full or in part is prohibited without prior written approval. Please refer to SGS General Conditions of Services located at https://www.sgs.ca/en/terms-and-conditions (Printed copies are available upon request.)
Test method information available upon request. "Temperature Upon Receipt" is representative of the whole shipment and may not reflect the temperature of individual samples.
SGS Canada Inc. Environment-Health & Safety statement of conformity decision rule does not consider uncertainty when analytical results are compared to a specified standard or regulation.

SGS Canada Inc.
P.O. Box 4300 - 185 Concession St.
Lakefield - Ontario - KOL 2HO
Phone: 705-652-2000 FAX: 705-652-6365

Inorganic Analysis													
Parameter	Reporting Limit	Unit	Method Blank	Duplicate				LCS / Spike Blank			Matrix Spike / Reference Material		
				Result 1	Result 2	RPD	Acceptance Criteria	Spike Recovery (%)	Recovery Limits (%)		Spike Recovery (%)	Recovery Limits (%)	
							%		Low	High		Low	High
Vanadium	1	µg/g	<1			2	20	102	70	130	105	70	130
Yttrium	0.004	µg/g	<0.004			3	20	102	70	130	NV	70	130
Zinc	0.7	µg/g	<0.7			1	20	107	70	130	92	70	130
Zirconium	0.03	µg/g	<0.05			ND	20	102	70	130	NV	70	130
Metals in Soil - Aqua-regia/ICP-MS - QCBatchID: EMS0047-OCT23													
Aluminum	3	µg/g	<3			5	20	109	70	130	Error!	70	130
Antimony	2	µg/g	<0.8			ND	20	106	70	130	NV	70	130
Arsenic	0.5	µg/g	<0.5			1	20	103	70	130	111	70	130
Barium	0.01	µg/g	<0.01			1	20	102	70	130	102	70	130
Beryllium	0.02	µg/g	<0.02			0	20	101	70	130	NV	70	130
Bismuth	0.085	µg/g	<0.09			2	20	95	70	130	NV	70	130
Boron	1	µg/g	<1			4	20	100	70	130	NV	70	130
Cadmium	0.02	µg/g	<0.02			3	20	100	70	130	NV	70	130
Calcium	3	µg/g	7.3			1	20	100	70	130	NV	70	130
Chromium	0.5	µg/g	<0.5			1	20	98	70	130	82	70	130
Cobalt	0.01	µg/g	<0.01			0	20	99	70	130	96	70	130
Copper	0.1	µg/g	<0.1			0	20	106	70	130	91	70	130
Iron	3	µg/g	4.6			1	20	105	70	130	104	70	130
Lead	0.05	µg/g	<0.05			0	20	105	70	130	118	70	130
Magnesium	3	µg/g	<3			0	20	104	70	130	NV	70	130
Manganese	0.1	µg/g	<0.1			0	20	102	70	130	115	70	130
Molybdenum	0.1	µg/g	<0.1			4	20	104	70	130	NV	70	130
Nickel	0.1	µg/g	<0.1			0	20	102	70	130	96	70	130
Phosphorus	3	µg/g	<3			4	20	98	70	130	NV	70	130
Potassium	3	µg/g	<3			5	20	102	70	130	NV	70	130
Selenium	0.1	µg/g	<0.1			5	20	103	70	130	NV	70	130
Silver	0.5	µg/g	<0.01			1	20	100	70	130	125	70	130
Sodium	3	µg/g	<3			1	20	103	70	130	NV	70	130
Strontium	0.02	µg/g	<0.02			2	20	98	70	130	NV	70	130
Sulfur	50	µg/g	<50			1	20	96	70	130	NV	70	130
Thallium	0.02	µg/g	<0.02			0	20	96	70	130	NV	70	130
Thorium	0.5	µg/g	<0.5			4	20	92	70	130	NV	70	130
Tin	2	µg/g	<2			ND	20	107	70	130	NV	70	130
Titanium	0.1	µg/g	<0.1			1	20	102	70	130	NV	70	130
Tungsten	0.04	µg/g	<0.04			1	20	110	70	130	NV	70	130
Uranium	0.002	µg/g	<0.002			1	20	102	70	130	NV	70	130
Vanadium	1	µg/g	<1			1	20	101	70	130	104	70	130
Yttrium	0.004	µg/g	<0.004			2	20	99	70	130	NV	70	130
Zinc	0.7	µg/g	<0.7			1	20	106	70	130	89	70	130

OnLine LIMS

00043246888

Results relate only to the sample tested. Data reported represents the sample submitted to SGS. Reproduction of this analytical report in full or in part is prohibited without prior written approval. Please refer to SGS General Conditions of Services located at https://www.sgs.ca/en/terms-and-conditions (Printed copies are available upon request.)
Test method information available upon request. "Temperature Upon Receipt" is representative of the whole shipment and may not reflect the temperature of individual samples.
SGS Canada Inc. Environment-Health & Safety statement of conformity decision rule does not consider uncertainty when analytical results are compared to a specified standard or regulation.

SGS Canada Inc.
P.O. Box 4300 - 185 Concession St.
Lakefield - Ontario - KOL 2HO
Phone: 705-652-2000 FAX: 705-652-6365

Inorganic Analysis													
Parameter	Reporting Limit	Unit	Method Blank	Duplicate				LCS / Spike Blank			Matrix Spike / Reference Material		
				Result 1	Result 2	RPD	Acceptance Criteria	Spike Recovery (%)	Recovery Limits (%)		Spike Recovery (%)	Recovery Limits (%)	
							%		Low	High		Low	High
Zirconium	0.03	µg/g	<			4	20	103	70	130	NV	70	130

OnLine LIMS

0004324688

Results relate only to the sample tested. Data reported represents the sample submitted to SGS. Reproduction of this analytical report in full or in part is prohibited without prior written approval. Please refer to SGS General Conditions of Services located at https://www.sgs.ca/en/terms-and-conditions (Printed copies are available upon request.)
Test method information available upon request. "Temperature Upon Receipt" is representative of the whole shipment and may not reflect the temperature of individual samples.
SGS Canada Inc. Environment-Health & Safety statement of conformity decision rule does not consider uncertainty when analytical results are compared to a specified standard or regulation.

SGS Canada Inc.
P.O. Box 4300 - 185 Concession St.
Lakefield - Ontario - KOL 2HO
Phone: 705-652-2000 FAX: 705-652-6365

11-November-2025

Great Bear Resources Ltd.
Attn : Ashley Moncrief

1020 - 800 West Pender St.
Vancouver, BC
V6C 2V6, Canada

Phone: 778-833-2160
Fax:

Date Rec. : 18 September 2023
LR Report: **CA19283-AUG23**
Reference: Great Bear Project/ OMEMA2303 - Set 1

Copy: #2

CERTIFICATE OF ANALYSIS
Final Report - Reissue

Analysis	1: Analysis Start Date	2: Analysis Start Time	3: Analysis Completed Date	4: Analysis Completed Time	6: 031535	7: 031536	8: 031537	9: 031538	10: 031539	11: 031541	12: 031540
Sample Date & Time					N/A	N/A	N/A	N/A	N/A	N/A	N/A
Hg MS [ug/g]	22-Sep-23	06:19	25-Sep-23	16:22	0.05	< 0.05	< 0.05	< 0.05	< 0.05	0.07	< 0.05
Ag [µg/g]	22-Sep-23	06:19	25-Sep-23	16:22	< 0.5	< 0.5	< 0.5	< 0.5	0.9	0.7	< 0.5
As [µg/g]	22-Sep-23	06:19	25-Sep-23	16:22	140	3.4	2.6	7.0	37	14	82
Al [µg/g]	22-Sep-23	06:19	25-Sep-23	16:22	26000	28000	14000	7500	27000	13000	9300
Ba [µg/g]	22-Sep-23	06:19	25-Sep-23	16:22	150	230	160	43	110	220	160
B [µg/g]	22-Sep-23	06:19	25-Sep-23	16:22	2	2	2	3	5	1	2
Be [µg/g]	22-Sep-23	06:19	25-Sep-23	16:22	0.12	0.17	0.09	0.13	0.38	0.09	0.06
Bi [µg/g]	22-Sep-23	06:19	25-Sep-23	16:22	0.24	0.27	< 0.085	2.9	8.0	0.72	0.99
Ca [µg/g]	22-Sep-23	06:19	25-Sep-23	16:22	2100	2700	5900	4500	11000	14000	13000
Cd [µg/g]	22-Sep-23	06:19	25-Sep-23	16:22	0.43	0.16	0.13	0.77	8.3	1.8	1.8
Co [µg/g]	22-Sep-23	06:19	25-Sep-23	16:22	23	15	9.8	11	12	12	6.5
Cr [µg/g]	22-Sep-23	06:19	25-Sep-23	16:22	170	130	85	110	93	110	110
Cu [µg/g]	22-Sep-23	06:19	25-Sep-23	16:22	55	62	15	29	76	50	21
Fe [µg/g]	22-Sep-23	06:19	25-Sep-23	16:22	38000	52000	22000	28000	37000	22000	22000
K [µg/g]	22-Sep-23	06:19	25-Sep-23	16:22	14000	11000	7500	3900	9500	7200	6800

OnLine LIMS

0004324677

Results relate only to the sample tested. Data reported represents the sample submitted to SGS. Reproduction of this analytical report in full or in part is prohibited without prior written approval. Please refer to SGS General Conditions of Services located at https://www.sgs.ca/en/terms-and-conditions (Printed copies are available upon request.)
Test method information available upon request. "Temperature Upon Receipt" is representative of the whole shipment and may not reflect the temperature of individual samples.
SGS Canada Inc. Environment-Health & Safety statement of conformity decision rule does not consider uncertainty when analytical results are compared to a specified standard or regulation.

SGS Canada Inc.
P.O. Box 4300 - 185 Concession St.
Lakefield - Ontario - KOL 2HO
Phone: 705-652-2000 FAX: 705-652-6365

LR Report : **CA19283-AUG23**

Analysis	1: Analysis Start Date	2: Analysis Start Time	3: Analysis Completed Date	4: Analysis Completed Time	6: 031535	7: 031536	8: 031537	9: 031538	10: 031539	11: 031541	12: 031540
Mg [µg/g]	22-Sep-23	06:19	25-Sep-23	16:22	14000	14000	5900	6900	8700	7000	5600
Mn [µg/g]	22-Sep-23	06:19	25-Sep-23	16:22	270	260	340	220	810	870	1000
Mo [µg/g]	22-Sep-23	06:19	25-Sep-23	16:22	1.5	1.1	0.5	1.6	1.6	1.7	1.5
Na [µg/g]	22-Sep-23	06:19	25-Sep-23	16:22	700	690	830	750	2400	910	960
Ni [µg/g]	22-Sep-23	06:19	25-Sep-23	16:22	61	42	17	21	18	18	13
P [µg/g]	22-Sep-23	06:19	25-Sep-23	16:22	510	690	540	660	650	660	660
Pb [µg/g]	22-Sep-23	06:19	25-Sep-23	16:22	10	6.8	6.9	7.2	8.7	9.1	2.9
S [µg/g]	22-Sep-23	06:19	25-Sep-23	16:22	2000	3900	390	30000	23000	6600	13000
Sb [µg/g]	22-Sep-23	06:19	25-Sep-23	16:22	< 2	< 2	< 2	< 2	< 2	< 2	< 2
Se [µg/g]	22-Sep-23	06:19	25-Sep-23	16:22	0.5	0.5	0.3	1.3	3.6	1.1	2.0
Sn [µg/g]	22-Sep-23	06:19	25-Sep-23	16:22	< 2	< 2	< 2	< 2	< 2	< 2	< 2
Sr [µg/g]	22-Sep-23	06:19	25-Sep-23	16:22	9.6	13	18	15	77	28	22
Th [µg/g]	22-Sep-23	06:19	25-Sep-23	16:22	14	15	18	15	19	17	14
Ti [µg/g]	22-Sep-23	06:19	25-Sep-23	16:22	1700	1600	1400	410	1300	1100	1100
Tl [µg/g]	22-Sep-23	06:19	25-Sep-23	16:22	0.59	0.46	0.36	0.32	0.79	0.39	0.36
U [µg/g]	22-Sep-23	06:19	25-Sep-23	16:22	1.3	1.1	1.8	1.6	1.8	1.9	1.5
V [µg/g]	22-Sep-23	06:19	25-Sep-23	16:22	84	73	31	17	27	33	21
W [µg/g]	22-Sep-23	06:19	25-Sep-23	16:22	0.22	0.21	0.59	0.19	1.3	39	20
Y [µg/g]	22-Sep-23	06:19	25-Sep-23	16:22	4.4	5.6	7.2	4.9	6.3	6.6	4.4
Zn [µg/g]	22-Sep-23	06:19	25-Sep-23	16:22	190	77	94	160	780	290	380
Zr [µg/g]	22-Sep-23	06:19	25-Sep-23	16:22	28	31	27	31	28	22	12

Revised with lower RL for Bi and Sb. Results below the SGS RL may be unreliable.

Revised report with sample changes as per client request.

Method Descriptions

Parameter	Units	SGS Method Code	Reference Method Code
Mercury by CVAAS	ug/g	ME-CA-[ENV]SPE-LAK-AN-004	EPA 7471A/EPA 245
Metals in Soil - Aqua-regia/ICP-MS	µg/g	ME-CA-[ENV]SPE-LAK-AN-005	EPA 3050/EPA 200.8

OnLine LIMS

0004324677

Results relate only to the sample tested. Data reported represents the sample submitted to SGS. Reproduction of this analytical report in full or in part is prohibited without prior written approval. Please refer to SGS General Conditions of Services located at https://www.sgs.ca/en/terms-and-conditions (Printed copies are available upon request.)
Test method information available upon request. "Temperature Upon Receipt" is representative of the whole shipment and may not reflect the temperature of individual samples.
SGS Canada Inc. Environment-Health & Safety statement of conformity decision rule does not consider uncertainty when analytical results are compared to a specified standard or regulation.

SGS Canada Inc.
P.O. Box 4300 - 185 Concession St.
Lakefield - Ontario - KOL 2HO
Phone: 705-652-2000 FAX: 705-652-6365

LR Report : **CA19283-AUG23**

Catharine Arnold

CHARTERED CATHARINE ARNOLD CHEMIST

Catharine Arnold, B.Sc., C.Chem
Project Specialist,
Environment, Health & Safety

OnLine LIMS

0004324677

Results relate only to the sample tested. Data reported represents the sample submitted to SGS. Reproduction of this analytical report in full or in part is prohibited without prior written approval. Please refer to SGS General Conditions of Services located at https://www.sgs.ca/en/terms-and-conditions (Printed copies are available upon request.)
Test method information available upon request. "Temperature Upon Receipt" is representative of the whole shipment and may not reflect the temperature of individual samples.
SGS Canada Inc. Environment-Health & Safety statement of conformity decision rule does not consider uncertainty when analytical results are compared to a specified standard or regulation.

SGS Canada Inc.
P.O. Box 4300 - 185 Concession St.
Lakefield - Ontario - KOL 2HO
Phone: 705-652-2000 FAX: 705-652-6365

Quality Control Report

Inorganic Analysis														
Parameter	Reporting Limit	Unit	Method Blank	Duplicate				LCS / Spike Blank			Matrix Spike / Reference Material			
				Result 1	Result 2	RPD	Acceptance Criteria	Spike Recovery (%)	Recovery Limits (%)		Spike Recovery (%)	Recovery Limits (%)		
							%		Low	High		Low	High	
Mercury by CVAAS - QCBatchID: EMS0179-SEP23														
Mercury	0.05	ug/g	<0.05			2	30	109	80	120	87	70	130	
Metals in Soil - Aqua-regia/ICP-MS - QCBatchID: EMS0179-SEP23														
Aluminum	3	µg/g	<3			0	20	108	70	130	NV	70	130	
Antimony	2	µg/g	<0.8			0	20	100	70	130	NV	70	130	
Arsenic	0.5	µg/g	<0.5			1	20	93	70	130	115	70	130	
Barium	0.01	µg/g	<0.01			0	20	100	70	130	103	70	130	
Beryllium	0.02	µg/g	<0.02			9	20	101	70	130	NV	70	130	
Bismuth	0.085	µg/g	<0.09			0	20	104	70	130	NV	70	130	
Boron	1	µg/g	<1			11	20	103	70	130	NV	70	130	
Cadmium	0.02	µg/g	<0.02			1	20	101	70	130	NV	70	130	
Calcium	3	µg/g	4			1	20	101	70	130	NV	70	130	
Chromium	0.5	µg/g	<0.5			0	20	109	70	130	90	70	130	
Cobalt	0.01	µg/g	<0.01			1	20	109	70	130	105	70	130	
Copper	0.1	µg/g	<0.1			1	20	105	70	130	100	70	130	
Iron	3	µg/g	6.1			1	20	107	70	130	106	70	130	
Lead	0.05	µg/g	<0.05			0	20	100	70	130	115	70	130	
Magnesium	3	µg/g	<3			1	20	103	70	130	NV	70	130	
Manganese	0.1	µg/g	<0.1			0	20	104	70	130	120	70	130	
Molybdenum	0.1	µg/g	<0.1			0	20	102	70	130	NV	70	130	
Nickel	0.1	µg/g	<0.1			1	20	108	70	130	105	70	130	
Phosphorus	3	µg/g	<3			6	20	107	70	130	NV	70	130	
Potassium	3	µg/g	6.4			0	20	105	70	130	NV	70	130	
Selenium	0.1	µg/g	<0.1			0	20	108	70	130	NV	70	130	
Silver	0.5	µg/g	<0.01			1	20	98	70	130	118	70	130	
Sodium	3	µg/g	<3			0	20	108	70	130	NV	70	130	
Strontium	0.02	µg/g	<0.02			0	20	110	70	130	NV	70	130	
Sulfur	50	µg/g	<50			1	20	106	70	130	NV	70	130	
Thallium	0.02	µg/g	<0.02			1	20	99	70	130	NV	70	130	
Thorium	0.5	µg/g	<0.5			3	20	105	70	130	NV	70	130	
Tin	2	µg/g	<2			4	20	95	70	130	NV	70	130	
Titanium	0.1	µg/g	<0.1			1	20	103	70	130	NV	70	130	
Tungsten	0.04	µg/g	<0.04			4	20	90	70	130	NV	70	130	
Uranium	0.002	µg/g	<0.002			0	20	101	70	130	NV	70	130	
Vanadium	1	µg/g	<1			0	20	108	70	130	109	70	130	
Yttrium	0.004	µg/g	<0.004			1	20	107	70	130	NV	70	130	

OnLine LIMS

0004324677

Results relate only to the sample tested. Data reported represents the sample submitted to SGS. Reproduction of this analytical report in full or in part is prohibited without prior written approval. Please refer to SGS General Conditions of Services located at https://www.sgs.ca/en/terms-and-conditions (Printed copies are available upon request.)
Test method information available upon request. "Temperature Upon Receipt" is representative of the whole shipment and may not reflect the temperature of individual samples.
SGS Canada Inc. Environment-Health & Safety statement of conformity decision rule does not consider uncertainty when analytical results are compared to a specified standard or regulation.

SGS Canada Inc.
P.O. Box 4300 - 185 Concession St.
Lakefield - Ontario - KOL 2HO
Phone: 705-652-2000 FAX: 705-652-6365

Trace Metals - Aqua Regia Digest, ICP-MS

LR Report : **CA19283-AUG23**

Inorganic Analysis														
Parameter	Reporting Limit	Unit	Method Blank	Duplicate				LCS / Spike Blank			Matrix Spike / Reference Material			
				Result 1	Result 2	RPD	Acceptance Criteria	Spike Recovery (%)	Recovery Limits (%)		Spike Recovery (%)	Recovery Limits (%)		
							%		Low	High		Low	High	
Zinc	0.7	µg/g	<0.7			1	20	110	70	130	106	70	130	
Zirconium	0.03	µg/g	< 0.03			3	20	97	70	130	NV	70	130	

OnLine LIMS

0004324677

Results relate only to the sample tested. Data reported represents the sample submitted to SGS. Reproduction of this analytical report in full or in part is prohibited without prior written approval. Please refer to SGS General Conditions of Services located at https://www.sgs.ca/en/terms-and-conditions (Printed copies are available upon request.)
Test method information available upon request. "Temperature Upon Receipt" is representative of the whole shipment and may not reflect the temperature of individual samples.
SGS Canada Inc. Environment-Health & Safety statement of conformity decision rule does not consider uncertainty when analytical results are compared to a specified standard or regulation.

SGS Canada Inc.
P.O. Box 4300 - 185 Concession St.
Lakefield - Ontario - KOL 2HO
Phone: 705-652-2000 FAX: 705-652-6365

Great Bear Resources Ltd.
Attn : Ashley Moncrief

1020 - 800 West Pender St.
Vancouver, BC
V6C 2V6, Canada

Phone: 778-833-2160
Fax:

11-November-2025

Date Rec. : 18 September 2023
LR Report: **CA19289-AUG23**
Reference: Great Bear Project/ OMEMA2303 - Set 2

Copy: #3

CERTIFICATE OF ANALYSIS
Final Report - Revised

Analysis	1: Analysis Start Date	2: Analysis Start Time	3: Analysis Completed Date	4: Analysis Completed Time	5: 031542	6: 031543	7: 031534	8: 031544	9: 031545	10: 031546	11: 031547	12: 031548	13: 031549	14: 031550
Sample Date & Time														
Hg MS [ug/g]	19-Oct-23	00:04	20-Oct-23	13:08	< 0.05	< 0.05	0.14	< 0.05	< 0.05	< 0.05	< 0.05	< 0.05	< 0.05	< 0.05
Ag [µg/g]	19-Oct-23	00:04	20-Oct-23	13:08	1.9	< 0.5	< 0.5	< 0.5	0.6	< 0.5	1.3	< 0.5	< 0.5	< 0.5
As [µg/g]	19-Oct-23	00:04	20-Oct-23	13:08	150	12	3.3	2.5	4200	3.0	79	4.6	40	62
Al [µg/g]	19-Oct-23	00:04	20-Oct-23	13:08	12000	22000	14000	14000	20000	9500	8600	19000	12000	22000
Ba [µg/g]	19-Oct-23	00:04	20-Oct-23	13:08	62	490	300	180	53	34	54	180	34	180
B [µg/g]	19-Oct-23	00:04	20-Oct-23	13:08	1	1	< 1	3	6	3	2	< 1	2	3
Be [µg/g]	19-Oct-23	00:04	20-Oct-23	13:08	0.10	0.28	0.12	0.09	0.42	0.15	0.08	0.11	0.19	0.13
Bi [µg/g]	19-Oct-23	00:04	20-Oct-23	13:08	1.9	0.34	0.099	0.19	0.61	< 0.085	2.2	0.28	0.15	0.24
Ca [µg/g]	19-Oct-23	00:04	20-Oct-23	13:08	2600	2500	20000	4800	5300	7800	12000	2400	7800	1700
Cd [µg/g]	19-Oct-23	00:04	20-Oct-23	13:08	13	0.47	0.10	0.07	0.17	0.03	18	0.11	0.53	0.21
Co [µg/g]	19-Oct-23	00:04	20-Oct-23	13:08	12	20	10	15	18	7.8	10	18	11	19
Cr [µg/g]	19-Oct-23	00:04	20-Oct-23	13:08	58	210	72	98	96	64	73	130	84	160
Cu [µg/g]	19-Oct-23	00:04	20-Oct-23	13:08	370	66	13	48	48	15	89	60	75	62
Fe [µg/g]	19-Oct-23	00:04	20-Oct-23	13:08	55000	42000	25000	28000	33000	18000	32000	41000	25000	35000
K [µg/g]	19-Oct-23	00:04	20-Oct-23	13:08	9400	14000	10000	11000	10000	1800	6000	15000	2900	13000

OnLine LIMS

00043246S6

Results relate only to the sample tested. Data reported represents the sample submitted to SGS. Reproduction of this analytical report in full or in part is prohibited without prior written approval. Please refer to SGS General Conditions of Services located at https://www.sgs.ca/en/terms-and-conditions (Printed copies are available upon request.)
Test method information available upon request. "Temperature Upon Receipt" is representative of the whole shipment and may not reflect the temperature of individual samples.
SGS Canada Inc. Environment-Health & Safety statement of conformity decision rule does not consider uncertainty when analytical results are compared to a specified standard or regulation.

SGS Canada Inc.
P.O. Box 4300 - 185 Concession St.
Lakefield - Ontario - KOL 2HO
Phone: 705-652-2000 FAX: 705-652-6365

LR Report : CA19289-AUG23

Analysis	1: Analysis Start Date	2: Analysis Start Time	3: Analysis Completed Date	4: Analysis Completed Time	5: 031542	6: 031543	7: 031534	8: 031544	9: 031545	10: 031546	11: 031547	12: 031548	13: 031549	14: 031550
Mg [µg/g]	19-Oct-23	00:04	20-Oct-23	13:08	7500	14000	9200	7500	8600	5000	5400	11000	9500	12000
Mn [µg/g]	19-Oct-23	00:04	20-Oct-23	13:08	610	580	490	380	360	290	740	350	620	250
Mo [µg/g]	19-Oct-23	00:04	20-Oct-23	13:08	0.5	1.3	1.0	0.8	0.6	0.6	1.1	0.8	0.4	1.3
Na [µg/g]	19-Oct-23	00:04	20-Oct-23	13:08	310	950	540	550	860	420	680	590	540	450
Ni [µg/g]	19-Oct-23	00:04	20-Oct-23	13:08	16	63	21	32	43	15	20	52	18	65
P [µg/g]	19-Oct-23	00:04	20-Oct-23	13:08	520	500	750	580	570	530	570	490	790	450
Pb [µg/g]	19-Oct-23	00:04	20-Oct-23	13:08	100	18	4.6	3.1	8.6	4.0	250	3.3	79	7.8
S [µg/g]	19-Oct-23	00:04	20-Oct-23	13:08	27000	2600	760	3200	8600	370	27000	7700	8800	1600
Sb [µg/g]	19-Oct-23	00:04	20-Oct-23	13:08	< 2	< 2	< 2	< 2	2	< 2	< 2	< 2	< 2	< 2
Se [µg/g]	19-Oct-23	00:04	20-Oct-23	13:08	1.9	0.2	0.1	0.2	0.2	< 0.1	1.3	0.9	0.4	0.2
Sn [µg/g]	19-Oct-23	00:04	20-Oct-23	13:08	< 2	< 2	< 2	< 2	< 2	< 2	< 2	< 2	< 2	< 2
Sr [µg/g]	19-Oct-23	00:04	20-Oct-23	13:08	3.5	10	24	10	38	12	19	10	13	4.6
Th [µg/g]	19-Oct-23	00:04	20-Oct-23	13:08	10	8.7	11	9.1	11	13	13	9.3	12	6.8
Ti [µg/g]	19-Oct-23	00:04	20-Oct-23	13:08	1300	2300	1300	1600	1000	630	850	1800	800	1500
Tl [µg/g]	19-Oct-23	00:04	20-Oct-23	13:08	0.73	0.48	0.41	0.41	0.53	0.04	0.45	0.50	0.13	0.59
U [µg/g]	19-Oct-23	00:04	20-Oct-23	13:08	1.5	1.3	1.3	0.79	1.3	1.6	1.3	1.3	1.5	1.2
V [µg/g]	19-Oct-23	00:04	20-Oct-23	13:08	26	99	45	44	28	17	29	77	35	67
W [µg/g]	19-Oct-23	00:04	20-Oct-23	13:08	1.2	2.6	15	0.46	0.61	0.15	0.58	1.7	0.63	0.50
Y [µg/g]	19-Oct-23	00:04	20-Oct-23	13:08	4.1	8.1	6.5	6.0	8.4	5.9	4.1	6.8	6.8	3.2
Zn [µg/g]	19-Oct-23	00:04	20-Oct-23	13:08	1900	170	82	70	89	42	2600	88	180	97
Zr [µg/g]	19-Oct-23	00:04	20-Oct-23	13:08	8.7	9.9	11	9.1	6.6	7.4	8.7	7.6	9.9	8.2

Analysis	15: 031552	17: 031554	18: 031555	19: 031556	20: 031557	21: 031558	22: 031559	23: 031560	24: 031561	25: 031562	26: 031563	27: 031510	28: 031511	29: 031512	30: 031569
Sample Date & Time															
Hg MS [ug/g]	< 0.05	< 0.05	< 0.05	< 0.05	< 0.05	< 0.05	< 0.05	0.10	< 0.05	0.55	< 0.05	0.23	0.09	< 0.05	< 0.05
Ag [µg/g]	< 0.5	< 0.5	< 0.5	< 0.5	< 0.5	< 0.5	< 0.5	12	0.6	1.0	< 0.5	2.1	2.3	< 0.5	< 0.5
As [µg/g]	11	79	1.8	3.2	10	23	13	4.7	10	19	27	20	170	32	6.3
Al [µg/g]	3200	22000	9300	33000	4000	11000	5300	7300	8500	4800	8100	12000	7000	13000	9400

OnLine LIMS

0004324656

Results relate only to the sample tested. Data reported represents the sample submitted to SGS. Reproduction of this analytical report in full or in part is prohibited without prior written approval. Please refer to SGS General Conditions of Services located at https://www.sgs.ca/en/terms-and-conditions (Printed copies are available upon request.)
Test method information available upon request. "Temperature Upon Receipt" is representative of the whole shipment and may not reflect the temperature of individual samples.
SGS Canada Inc. Environment-Health & Safety statement of conformity decision rule does not consider uncertainty when analytical results are compared to a specified standard or regulation.

SGS Canada Inc.
P.O. Box 4300 - 185 Concession St.
Lakefield - Ontario - KOL 2HO
Phone: 705-652-2000 FAX: 705-652-6365

LR Report : **CA19289-AUG23**

Analysis	15: 031552	17: 031554	18: 031555	19: 031556	20: 031557	21: 031558	22: 031559	23: 031560	24: 031561	25: 031562	26: 031563	27: 031510	28: 031511	29: 031512	30: 031569
Ba [µg/g]	140	200	140	370	39	85	43	96	150	69	63	99	33	52	74
B [µg/g]	< 1	2	1	2	2	3	1	1	1	3	1	2	< 1	8	2
Be [µg/g]	0.12	0.09	0.05	0.30	0.08	0.09	0.05	0.05	0.08	0.17	0.07	0.08	0.24	0.25	0.05
Bi [µg/g]	0.16	0.30	< 0.085	< 0.085	0.91	1.5	0.16	11	0.58	3.7	3.5	7.7	4.0	0.23	< 0.085
Ca [µg/g]	11000	2300	8000	16000	9500	7500	5300	6200	13000	1500	4400	5300	13000	13000	7200
Cd [µg/g]	0.13	0.13	0.04	0.02	0.21	0.56	0.07	2.7	0.14	0.35	0.05	0.15	3.9	0.26	0.07
Co [µg/g]	1.9	15	8.3	27	4.5	8.9	8.0	7.4	9.3	7.7	9.9	9.7	7.7	9.4	6.2
Cr [µg/g]	45	110	64	250	65	70	60	86	86	66	76	72	83	62	59
Cu [µg/g]	18	51	22	4.1	140	62	18	750	120	2.8	4.7	38	46	14	15
Fe [µg/g]	10000	38000	19000	36000	17000	26000	21000	25000	24000	28000	33000	41000	35000	28000	16000
K [µg/g]	2000	16000	7000	27000	2300	8100	3500	5700	6100	2700	4900	8600	1100	7200	6900
Mg [µg/g]	1500	13000	3700	32000	3000	7700	2700	6500	6900	1100	7200	6800	6800	8800	5200
Mn [µg/g]	260	520	290	530	230	710	230	250	390	91	420	670	720	920	570
Mo [µg/g]	0.5	1.4	0.5	0.1	9.3	11	0.4	39	5.7	1.4	1.6	1.1	1.6	1.0	1.0
Na [µg/g]	710	480	570	560	430	630	600	640	790	240	710	780	460	420	580
Ni [µg/g]	1.7	47	14	100	7.2	18	11	16	18	2.9	20	18	14	13	10
P [µg/g]	150	420	590	1200	360	600	540	530	600	140	730	710	440	550	400
Pb [µg/g]	3.8	4.6	3.3	1.4	12	13	3.8	480	19	160	4.2	160	40	25	5.4
S [µg/g]	3000	2900	1600	1500	16000	16000	17000	21000	18000	28000	31000	31000	27000	12000	1900
Sb [µg/g]	< 2	< 2	< 2	< 2	< 2	< 2	< 2	< 2	< 2	< 2	< 2	< 2	< 2	< 2	< 2
Se [µg/g]	0.5	0.2	< 0.1	< 0.1	2.1	2.0	0.1	8.8	1.3	3.2	1.6	3.8	4.5	0.5	< 0.1
Sn [µg/g]	< 2	< 2	< 2	< 2	< 2	< 2	< 2	< 2	< 2	< 2	< 2	< 2	< 2	< 2	< 2
Sr [µg/g]	25	7.4	14	40	12	11	11	10	19	11	12	13	25	12	8.7
Th [µg/g]	14	16	11	4.8	14	11.4	13.2	11.2	12.9	19.9	12.8	14.4	9.1	14.0	10.5
Ti [µg/g]	370	1900	1200	2700	250	1100	560	800	790	83	540	1100	82	1200	1200
Tl [µg/g]	0.11	0.69	0.39	1.1	0.16	0.98	0.18	0.26	0.26	0.17	0.38	0.80	0.03	0.40	0.43
U [µg/g]	0.89	1.7	1.7	0.43	1.3	1.0	1.3	1.1	1.5	1.5	1.5	1.7	1.1	1.5	1.0
V [µg/g]	6	56	27	84	7	33	16	20	27	2	19	29	23	33	23
W [µg/g]	0.52	0.32	0.23	4.3	1.3	0.34	0.097	5.3	4.8	66	0.28	28	4.7	2.6	0.57
Y [µg/g]	4.1	7.7	5.6	4.4	3.9	3.8	5.3	3.7	5.2	5.1	4.9	6.1	3.4	4.8	2.9
Zn [µg/g]	35	100	51	72	47	110	37	380	68	97	63	70	910	99	47

OnLine LIMS

0004324656

Results relate only to the sample tested. Data reported represents the sample submitted to SGS. Reproduction of this analytical report in full or in part is prohibited without prior written approval. Please refer to SGS General Conditions of Services located at https://www.sgs.ca/en/terms-and-conditions (Printed copies are available upon request.)
Test method information available upon request. "Temperature Upon Receipt" is representative of the whole shipment and may not reflect the temperature of individual samples.
SGS Canada Inc. Environment-Health & Safety statement of conformity decision rule does not consider uncertainty when analytical results are compared to a specified standard or regulation.

SGS Canada Inc.
P.O. Box 4300 - 185 Concession St.
Lakefield - Ontario - KOL 2HO
Phone: 705-652-2000 FAX: 705-652-6365

LR Report : **CA19289-AUG23**

Analysis	15: 031552	17: 031554	18: 031555	19: 031556	20: 031557	21: 031558	22: 031559	23: 031560	24: 031561	25: 031562	26: 031563	27: 031510	28: 031511	29: 031512	30: 031569
Zr [µg/g]	11	14	7.3	4.1	11	18	9.0	9.8	7.6	12	18	10	5.1	11	9.4

Analysis	31: 031570	33: 031504	34: 031503	35: 031566	36: 031567	37: 031568	38: 031571	39: 031572	40: 031507	41: 031575	42: 031505	43: 031574	44: 031573	45: 031513	46: 031517
Sample Date & Time															
Hg MS [ug/g]	< 0.05	< 0.05	< 0.05	< 0.05	14.6	< 0.05	< 0.05	0.08	< 0.05	< 0.05	< 0.05	< 0.05	0.13	0.71	< 0.05
Ag [µg/g]	< 0.5	< 0.5	1.3	< 0.5	3.6	0.9	1.1	< 0.5	< 0.5	< 0.5	< 0.5	< 0.5	1.4	< 0.5	< 0.5
As [µg/g]	0.6	0.8	47	12	17	100	53	91	0.9	1.3	2.1	6.3	110	41	20
Al [µg/g]	13000	11000	10000	8200	4500	3300	15000	11000	16000	13000	13000	6000	14000	1900	20000
Ba [µg/g]	160	120	51	45	57	57	140	130	210	91	120	41	150	38	54
B [µg/g]	2	2	1	2	2	3	1	2	2	2	1	2	1	< 1	4
Be [µg/g]	0.06	0.07	0.10	0.07	0.07	0.09	0.16	0.12	0.07	0.06	0.05	0.05	0.10	0.05	0.21
Bi [µg/g]	< 0.085	0.11	0.54	0.91	7.7	6.6	4.0	1.2	0.10	0.16	< 0.085	2.7	1.7	1.8	0.15
Ca [µg/g]	9400	11000	4000	11000	6600	2000	1700	4800	9400	2000	8800	8900	24000	25000	13000
Cd [µg/g]	0.04	0.04	4.0	0.04	5.1	0.06	0.11	12	0.04	0.07	0.04	0.13	1.0	5.8	0.14
Co [µg/g]	11	7.9	11	10	5.2	3.5	13	20	11	13	8.8	10	11	3.4	14
Cr [µg/g]	110	64	74	61	82	61	56	87	64	82	56	77	66	66	120
Cu [µg/g]	18	19	36	2.7	6.1	12	25	43	19	31	18	54	120	8.6	17
Fe [µg/g]	26000	19000	29000	21000	27000	33000	80000	41000	25000	25000	23000	40000	68000	14000	33000
K [µg/g]	9400	7900	6300	4600	2800	2600	11000	9000	13000	9100	10000	5000	11000	740	7900
Mg [µg/g]	6800	5000	6600	6800	2600	670	7400	6400	9600	6500	7100	6200	7900	1900	16000
Mn [µg/g]	350	340	260	530	300	100	670	650	400	250	430	360	1500	750	610
Mo [µg/g]	0.6	0.5	1.3	1.6	1.6	0.9	0.8	3.5	0.9	0.9	0.8	33	0.9	1.0	0.8
Na [µg/g]	670	570	530	540	560	220	150	430	690	430	590	430	330	820	580
Ni [µg/g]	28	12	19	17	7.0	3.2	21	54	23	28	13	17	22	3.4	40
P [µg/g]	680	520	530	710	340	210	700	480	610	520	550	500	670	180	640
Pb [µg/g]	2.5	2.2	320	3.7	380	30	29	8.6	2.9	3.4	3.2	6.0	78	4.0	5.8
S [µg/g]	250	350	17000	16000	27000	32000	46000	28000	2200	2500	2600	40000	48000	12000	6200
Sb [µg/g]	< 2	< 2	< 2	< 2	< 2	< 2	< 2	< 2	< 2	< 2	< 2	< 2	< 2	< 2	< 2

OnLine LIMS

0004324656

Results relate only to the sample tested. Data reported represents the sample submitted to SGS. Reproduction of this analytical report in full or in part is prohibited without prior written approval. Please refer to SGS General Conditions of Services located at https://www.sgs.ca/en/terms-and-conditions (Printed copies are available upon request.)
Test method information available upon request. "Temperature Upon Receipt" is representative of the whole shipment and may not reflect the temperature of individual samples.
SGS Canada Inc. Environment-Health & Safety statement of conformity decision rule does not consider uncertainty when analytical results are compared to a specified standard or regulation.

SGS Canada Inc.
P.O. Box 4300 - 185 Concession St.
Lakefield - Ontario - KOL 2HO
Phone: 705-652-2000 FAX: 705-652-6365

LR Report : **CA19289-AUG23**

Analysis	31: 031570	33: 031504	34: 031503	35: 031566	36: 031567	37: 031568	38: 031571	39: 031572	40: 031507	41: 031575	42: 031505	43: 031574	44: 031573	45: 031513	46: 031517
Se [µg/g]	< 0.1	< 0.1	2.2	0.7	6.0	2.4	2.6	1.7	0.1	0.2	< 0.1	1.9	5.1	1.5	0.1
Sn [µg/g]	< 2	< 2	< 2	< 2	< 2	< 2	< 2	< 2	< 2	< 2	< 2	< 2	< 2	< 2	< 2
Sr [µg/g]	15	17	7.8	15	13	5.2	3.0	7.9	16	6.0	14	12	45	93	17
Th [µg/g]	12.8	13.1	9.3	14.0	14.6	16.9	12.7	13.0	12.6	11.0	13.7	10.3	12.2	12.8	12.0
Ti [µg/g]	1600	1400	990	650	210	98	1300	1200	2000	1200	1700	470	1600	170	1400
Tl [µg/g]	0.23	0.40	0.26	0.33	0.35	0.11	0.96	0.44	0.50	0.36	0.53	0.45	0.57	< 0.02	0.32
U [µg/g]	1.1	1.2	1.3	1.5	1.9	1.3	1.3	1.5	1.2	1.0	1.3	1.1	1.1	0.88	1.3
V [µg/g]	44	28	24	23	6	2	14	31	43	29	35	16	65	9	50
W [µg/g]	0.27	0.18	0.35	0.40	1700	0.75	1.6	2.5	1.1	0.22	0.67	4.9	15	74	2.1
Y [µg/g]	6.0	4.9	4.7	5.6	4.0	3.7	5.9	6.2	6.2	5.7	5.1	3.1	4.9	4.1	6.5
Zn [µg/g]	55	46	1000	44	1200	14	77	1800	51	61	54	46	270	1200	89
Zr [µg/g]	13	9.4	11	9.2	16	11	12	18	10	9.5	9.5	13	7.0	8.4	11

Analysis	47: 031514	48: 031509	49: 116952	50: 031508	51: 031506	52: 031502	53: 031501	54: 031515
Sample Date & Time								
Hg MS [ug/g]	< 0.05	< 0.05	< 0.05	< 0.05	< 0.05	< 0.05	< 0.05	0.12
Ag [µg/g]	< 0.5	< 0.5	6.9	1.2	< 0.5	< 0.5	< 0.5	0.5
As [µg/g]	93	2.9	93	23	4.7	33	46	16
Al [µg/g]	9000	15000	9000	8800	15000	12000	12000	11000
Ba [µg/g]	84	130	45	180	170	97	160	42
B [µg/g]	2	3	2	1	1	1	1	4
Be [µg/g]	0.12	0.10	0.09	0.11	0.13	0.06	0.11	0.18
Bi [µg/g]	0.17	0.10	1.4	0.23	0.16	0.20	< 0.085	3.5
Ca [µg/g]	10000	9200	3700	9100	6800	16000	17000	9600
Cd [µg/g]	0.05	0.24	1.0	0.17	0.18	0.28	0.20	0.47
Co [µg/g]	4.6	11	7.6	5.4	14	8.3	8.5	8.4
Cr [µg/g]	110	58	74	140	97	64	59	75
Cu [µg/g]	7.7	21	81	170	46	22	22	31

OnLine LIMS

0004324656

Results relate only to the sample tested. Data reported represents the sample submitted to SGS. Reproduction of this analytical report in full or in part is prohibited without prior written approval. Please refer to SGS General Conditions of Services located at https://www.sgs.ca/en/terms-and-conditions (Printed copies are available upon request.)
Test method information available upon request. "Temperature Upon Receipt" is representative of the whole shipment and may not reflect the temperature of individual samples.
SGS Canada Inc. Environment-Health & Safety statement of conformity decision rule does not consider uncertainty when analytical results are compared to a specified standard or regulation.

SGS Canada Inc.
P.O. Box 4300 - 185 Concession St.
Lakefield - Ontario - KOL 2HO
Phone: 705-652-2000 FAX: 705-652-6365

Analysis	47: 031514	48: 031509	49: 116952	50: 031508	51: 031506	52: 031502	53: 031501	54: 031515
Fe [µg/g]	19000	27000	20000	38000	27000	26000	23000	25000
K [µg/g]	6400	11000	6400	6300	11000	9700	8500	4000
Mg [µg/g]	6000	8400	5600	6300	12000	7700	6800	5300
Mn [µg/g]	370	380	300	290	610	670	410	500
Mo [µg/g]	1.6	0.6	1.3	1.8	0.6	1.3	1.1	1.2
Na [µg/g]	540	570	440	320	660	650	560	1300
Ni [µg/g]	15	18	14	29	28	13	11	16
P [µg/g]	480	670	600	650	730	680	740	530
Pb [µg/g]	3.5	18	140	17	5.2	7.2	22	13
S [µg/g]	5200	3800	8800	13000	6300	7300	5100	23000
Sb [µg/g]	< 2	< 2	< 2	< 2	< 2	< 2	< 2	< 2
Se [µg/g]	0.2	< 0.1	1.5	9.1	0.2	0.3	0.8	1.4
Sn [µg/g]	< 2	< 2	< 2	< 2	< 2	< 2	< 2	< 2
Sr [µg/g]	13	12	9.2	8.8	23	19	19	34
Th [µg/g]	18.6	13.8	15.3	4.8	12.2	14.7	12.3	11.3
Ti [µg/g]	650	1900	900	950	1900	1500	1300	470
Tl [µg/g]	0.40	0.53	0.29	0.24	0.54	0.42	0.31	0.43
U [µg/g]	1.7	1.3	1.7	0.30	1.2	1.3	1.1	1.6
V [µg/g]	9	47	22	26	51	32	35	15
W [µg/g]	4.4	0.33	0.84	0.69	0.54	2.9	0.34	12
Y [µg/g]	11	6.2	6.7	3.1	5.3	5.9	6.9	3.1
Zn [µg/g]	55	92	250	81	69	110	99	120
Zr [µg/g]	16	11	5.1	4.9	8.8	10	7.6	6.5

Revised with lower RL for Bi and Sb. Results below the SGS RL may be unreliable.

Revised report with sample changes as per client request.

OnLine LIMS

00043246S6

Results relate only to the sample tested. Data reported represents the sample submitted to SGS. Reproduction of this analytical report in full or in part is prohibited without prior written approval. Please refer to SGS General Conditions of Services located at https://www.sgs.ca/en/terms-and-conditions (Printed copies are available upon request.)
Test method information available upon request. "Temperature Upon Receipt" is representative of the whole shipment and may not reflect the temperature of individual samples.
SGS Canada Inc. Environment-Health & Safety statement of conformity decision rule does not consider uncertainty when analytical results are compared to a specified standard or regulation.

SGS Canada Inc.
P.O. Box 4300 - 185 Concession St.
Lakefield - Ontario - KOL 2HO
Phone: 705-652-2000 FAX: 705-652-6365

LR Report : **CA19289-AUG23**

Method Descriptions

Parameter	Units	SGS Method Code	Reference Method Code
Mercury by CVAAS	ug/g	ME-CA-[ENV]SPE-LAK-AN-004	EPA 7471A/EPA 245
Metals in Soil - Aqua-regia/ICP-MS	µg/g	ME-CA-[ENV]SPE-LAK-AN-005	EPA 3050/EPA 200.8

Catharine Arnold

CHARTERED CHEMIST CATHARINE ARNOLD

Catharine Arnold, B.Sc., C.Chem
Project Specialist,
Environment, Health & Safety

OnLine LIMS

0004324656

Results relate only to the sample tested. Data reported represents the sample submitted to SGS. Reproduction of this analytical report in full or in part is prohibited without prior written approval. Please refer to SGS General Conditions of Services located at https://www.sgs.ca/en/terms-and-conditions (Printed copies are available upon request.)
Test method information available upon request. "Temperature Upon Receipt" is representative of the whole shipment and may not reflect the temperature of individual samples.
SGS Canada Inc. Environment-Health & Safety statement of conformity decision rule does not consider uncertainty when analytical results are compared to a specified standard or regulation.

SGS Canada Inc.
P.O. Box 4300 - 185 Concession St.
Lakefield - Ontario - KOL 2HO
Phone: 705-652-2000 FAX: 705-652-6365

Quality Control Report

Inorganic Analysis														
Parameter	Reporting Limit	Unit	Method Blank	Duplicate				LCS / Spike Blank			Matrix Spike / Reference Material			
				Result 1	Result 2	RPD	Acceptance Criteria	Spike Recovery (%)	Recovery Limits (%)		Spike Recovery (%)	Recovery Limits (%)		
							%		Low	High		Low	High	
Mercury by CVAAS - QCBatchID: EMS0131-OCT23														
Mercury	0.05	ug/g	<0.05			ND	30	98	80	120	114	70	130	
Mercury by CVAAS - QCBatchID: EMS0151-OCT23														
Mercury	0.05	ug/g	<0.05			ND	30	99	80	120	119	70	130	
Metals in Soil - Aqua-regia/ICP-MS - QCBatchID: EMS0131-OCT23														
Aluminum	3	µg/g	<3			0	20	109	70	130	Error!	70	130	
Antimony	2	µg/g	<0.8			ND	20	104	70	130	NV	70	130	
Arsenic	0.5	µg/g	<0.5			3	20	96	70	130	103	70	130	
Barium	0.01	µg/g	<0.01			3	20	99	70	130	92	70	130	
Beryllium	0.02	µg/g	<0.02			3	20	106	70	130	NV	70	130	
Bismuth	0.085	µg/g	<0.09			4	20	100	70	130	NV	70	130	
Boron	1	µg/g	<1			1	20	100	70	130	NV	70	130	
Cadmium	0.02	µg/g	<0.02			11	20	104	70	130	NV	70	130	
Calcium	3	µg/g	5.3			2	20	104	70	130	NV	70	130	
Chromium	0.5	µg/g	<0.5			0	20	102	70	130	83	70	130	
Cobalt	0.01	µg/g	<0.01			1	20	101	70	130	96	70	130	
Copper	0.1	µg/g	<0.1			2	20	105	70	130	98	70	130	
Iron	3	µg/g	<3			1	20	109	70	130	110	70	130	
Lead	0.05	µg/g	<0.05			0	20	103	70	130	113	70	130	
Magnesium	3	µg/g	<3			2	20	96	70	130	NV	70	130	
Manganese	0.1	µg/g	<0.1			1	20	103	70	130	115	70	130	
Molybdenum	0.1	µg/g	<0.1			5	20	108	70	130	NV	70	130	
Nickel	0.1	µg/g	<0.1			1	20	104	70	130	97	70	130	
Phosphorus	3	µg/g	<3			2	20	104	70	130	NV	70	130	
Potassium	3	µg/g	<3			4	20	107	70	130	NV	70	130	
Selenium	0.1	µg/g	<0.1			4	20	102	70	130	NV	70	130	
Silver	0.5	µg/g	<0.01			2	20	102	70	130	120	70	130	
Sodium	3	µg/g	4.3			3	20	109	70	130	NV	70	130	
Strontium	0.02	µg/g	<0.02			4	20	102	70	130	NV	70	130	
Sulfur	50	µg/g	<50			2	20	104	70	130	NV	70	130	
Thallium	0.02	µg/g	<0.02			2	20	97	70	130	NV	70	130	
Thorium	0.5	µg/g	<0.5			8	20	103	70	130	NV	70	130	
Tin	2	µg/g	<2			ND	20	105	70	130	NV	70	130	
Titanium	0.1	µg/g	<0.1			3	20	104	70	130	NV	70	130	
Tungsten	0.04	µg/g	<0.04			4	20	102	70	130	NV	70	130	
Uranium	0.002	µg/g	<0.002			2	20	95	70	130	NV	70	130	

OnLine LIMS

00043246S6

Results relate only to the sample tested. Data reported represents the sample submitted to SGS. Reproduction of this analytical report in full or in part is prohibited without prior written approval. Please refer to SGS General Conditions of Services located at https://www.sgs.ca/en/terms-and-conditions (Printed copies are available upon request.)
Test method information available upon request. "Temperature Upon Receipt" is representative of the whole shipment and may not reflect the temperature of individual samples.
SGS Canada Inc. Environment-Health & Safety statement of conformity decision rule does not consider uncertainty when analytical results are compared to a specified standard or regulation.

SGS Canada Inc.
P.O. Box 4300 - 185 Concession St.
Lakefield - Ontario - KOL 2HO
Phone: 705-652-2000 FAX: 705-652-6365

Inorganic Analysis													
Parameter	Reporting Limit	Unit	Method Blank	Duplicate				LCS / Spike Blank			Matrix Spike / Reference Material		
				Result 1	Result 2	RPD	Acceptance Criteria	Spike Recovery (%)	Recovery Limits (%)		Spike Recovery (%)	Recovery Limits (%)	
							%		Low	High		Low	High
Vanadium	1	µg/g	<1			1	20	102	70	130	103	70	130
Yttrium	0.004	µg/g	<0.004			3	20	103	70	130	NV	70	130
Zinc	0.7	µg/g	<0.7			3	20	107	70	130	88	70	130
Zirconium	0.03	µg/g	-0.0025333			14	20	98	70	130	NV	70	130
Metals in Soil - Aqua-regia/ICP-MS - QCBatchID: EMS0151-OCT23													
Aluminum	3	µg/g	<3			4	20	103	70	130	NV	70	130
Antimony	2	µg/g	<0.8			ND	20	97	70	130	NV	70	130
Arsenic	0.5	µg/g	<0.5			3	20	103	70	130	115	70	130
Barium	0.01	µg/g	<0.01			3	20	102	70	130	105	70	130
Beryllium	0.02	µg/g	<0.02			3	20	96	70	130	NV	70	130
Bismuth	0.085	µg/g	<0.09			6	20	101	70	130	NV	70	130
Boron	1	µg/g	<1			5	20	102	70	130	NV	70	130
Cadmium	0.02	µg/g	<0.02			6	20	109	70	130	NV	70	130
Calcium	3	µg/g	6.1			5	20	96	70	130	NV	70	130
Chromium	0.5	µg/g	<0.5			3	20	105	70	130	86	70	130
Cobalt	0.01	µg/g	<0.01			5	20	103	70	130	98	70	130
Copper	0.1	µg/g	<0.1			2	20	108	70	130	96	70	130
Iron	3	µg/g	<3			5	20	102	70	130	110	70	130
Lead	0.05	µg/g	<0.05			4	20	98	70	130	117	70	130
Magnesium	3	µg/g	<3			6	20	102	70	130	NV	70	130
Manganese	0.1	µg/g	<0.1			2	20	104	70	130	119	70	130
Molybdenum	0.1	µg/g	<0.1			8	20	102	70	130	NV	70	130
Nickel	0.1	µg/g	<0.1			6	20	105	70	130	98	70	130
Phosphorus	3	µg/g	<3			3	20	105	70	130	NV	70	130
Potassium	3	µg/g	<3			2	20	101	70	130	NV	70	130
Selenium	0.1	µg/g	<0.1			1	20	105	70	130	NV	70	130
Silver	0.5	µg/g	<0.01			3	20	104	70	130	116	70	130
Sodium	3	µg/g	<3			5	20	101	70	130	NV	70	130
Strontium	0.02	µg/g	<0.02			5	20	106	70	130	NV	70	130
Sulfur	50	µg/g	<50			6	20	106	70	130	NV	70	130
Thallium	0.02	µg/g	<0.02			2	20	103	70	130	NV	70	130
Thorium	0.5	µg/g	<0.5			3	20	100	70	130	NV	70	130
Tin	2	µg/g	<2			ND	20	97	70	130	NV	70	130
Titanium	0.1	µg/g	<0.1			5	20	100	70	130	NV	70	130
Tungsten	0.04	µg/g	<0.04			ND	20	98	70	130	NV	70	130
Uranium	0.002	µg/g	<0.002			2	20	98	70	130	NV	70	130
Vanadium	1	µg/g	<1			3	20	105	70	130	106	70	130
Yttrium	0.004	µg/g	<0.004			3	20	106	70	130	NV	70	130
Zinc	0.7	µg/g	<0.7			4	20	104	70	130	92	70	130

OnLine LIMS

00043246S6

Results relate only to the sample tested. Data reported represents the sample submitted to SGS. Reproduction of this analytical report in full or in part is prohibited without prior written approval. Please refer to SGS General Conditions of Services located at https://www.sgs.ca/en/terms-and-conditions (Printed copies are available upon request.)
Test method information available upon request. "Temperature Upon Receipt" is representative of the whole shipment and may not reflect the temperature of individual samples.
SGS Canada Inc. Environment-Health & Safety statement of conformity decision rule does not consider uncertainty when analytical results are compared to a specified standard or regulation.

SGS Canada Inc.
P.O. Box 4300 - 185 Concession St.
Lakefield - Ontario - KOL 2HO
Phone: 705-652-2000 FAX: 705-652-6365

LR Report : **CA19289-AUG23**

Inorganic Analysis													
Parameter	Reporting Limit	Unit	Method Blank	Duplicate				LCS / Spike Blank			Matrix Spike / Reference Material		
				Result 1	Result 2	RPD	Acceptance Criteria	Spike Recovery (%)	Recovery Limits (%)		Spike Recovery (%)	Recovery Limits (%)	
							%		Low	High		Low	High
Zirconium	0.03	µg/g	-0.0215			8	20	96	70	130	NV	70	130

OnLine LIMS

0004324656

Results relate only to the sample tested. Data reported represents the sample submitted to SGS. Reproduction of this analytical report in full or in part is prohibited without prior written approval. Please refer to SGS General Conditions of Services located at https://www.sgs.ca/en/terms-and-conditions (Printed copies are available upon request.)
Test method information available upon request. "Temperature Upon Receipt" is representative of the whole shipment and may not reflect the temperature of individual samples.
SGS Canada Inc. Environment-Health & Safety statement of conformity decision rule does not consider uncertainty when analytical results are compared to a specified standard or regulation.

SGS Canada Inc.
P.O. Box 4300 - 185 Concession St.
Lakefield - Ontario - KOL 2HO
Phone: 705-652-2000 FAX: 705-652-6365

Great Bear Resources Ltd.
Attn : Ashley Moncrief

1020 - 800 West Pender St.
Vancouver, BC
V6C 2V6, Canada

Phone: 778-833-2160
Fax:

11-November-2025

Date Rec. : 18 September 2023
LR Report: **CA19295-AUG23**
Reference: Great Bear Project/ OMEMA2303 - Set 3

Copy: #3

CERTIFICATE OF ANALYSIS
Final Report - Revised

Analysis	1: Analysis Start Date	2: Analysis Start Time	3: Analysis Completed Date	4: Analysis Completed Time	5: 031516	6: 031518	7: 031519	8: 031521	9: 031576	10: 031577	11: 031520	12: 031578	13: 031526
Sample Date & Time					N/A	N/A	N/A	N/A	N/A	N/A	N/A	N/A	N/A
Hg MS [ug/g]	19-Oct-23	00:04	20-Oct-23	13:08	< 0.05	0.06	0.12	< 0.05	0.09	0.15	< 0.05	< 0.05	< 0.05
Ag [µg/g]	19-Oct-23	00:04	20-Oct-23	13:08	1.7	1.2	1.1	0.8	1.7	1.5	1.4	< 0.5	< 0.5
As [µg/g]	19-Oct-23	00:04	20-Oct-23	13:08	82	14	34	95	98	69	2600	10	18
Al [µg/g]	19-Oct-23	00:04	20-Oct-23	13:08	17000	14000	14000	4100	8400	9900	14000	13000	12000
Ba [µg/g]	19-Oct-23	00:04	20-Oct-23	13:08	210	110	78	66	130	82	53	130	70
B [µg/g]	19-Oct-23	00:04	20-Oct-23	13:08	1	2	2	2	1	1	2	1	2
Be [µg/g]	19-Oct-23	00:04	20-Oct-23	13:08	0.15	0.07	0.11	0.07	0.09	0.09	0.15	0.06	0.06
Bi [µg/g]	19-Oct-23	00:04	20-Oct-23	13:08	5.9	3.1	2.6	< 0.085	0.21	0.65	0.22	0.31	0.15
Ca [µg/g]	19-Oct-23	00:04	20-Oct-23	13:08	1500	5900	6700	6700	13000	5500	4800	7000	4600
Cd [µg/g]	19-Oct-23	00:04	20-Oct-23	13:08	1.7	5.1	27	0.07	0.48	41	0.13	0.15	0.08
Co [µg/g]	19-Oct-23	00:04	20-Oct-23	13:08	16	9.8	9.3	1.7	7.0	13	13	9.6	8.9
Cr [µg/g]	19-Oct-23	00:04	20-Oct-23	13:08	110	88	70	43	72	64	88	49	65
Cu [µg/g]	19-Oct-23	00:04	20-Oct-23	13:08	69	95	66	7.0	46	16	28	24	23
Fe [µg/g]	19-Oct-23	00:04	20-Oct-23	13:08	56000	37000	32000	13000	19000	45000	37000	25000	21000
K [µg/g]	19-Oct-23	00:04	20-Oct-23	13:08	12000	11000	8800	2800	5800	7300	10000	10000	9100

OnLine LIMS
0004324667

Results relate only to the sample tested. Data reported represents the sample submitted to SGS. Reproduction of this analytical report in full or in part is prohibited without prior written approval. Please refer to SGS General Conditions of Services located at https://www.sgs.ca/en/terms-and-conditions (Printed copies are available upon request.)
Test method information available upon request. "Temperature Upon Receipt" is representative of the whole shipment and may not reflect the temperature of individual samples.
SGS Canada Inc. Environment-Health & Safety statement of conformity decision rule does not consider uncertainty when analytical results are compared to a specified standard or regulation.

SGS Canada Inc.
P.O. Box 4300 - 185 Concession St.
Lakefield - Ontario - KOL 2HO
Phone: 705-652-2000 FAX: 705-652-6365

LR Report : **CA19295-AUG23**

Analysis	1: Analysis Start Date	2: Analysis Start Time	3: Analysis Completed Date	4: Analysis Completed Time	5: 031516	6: 031518	7: 031519	8: 031521	9: 031576	10: 031577	11: 031520	12: 031578	13: 031526
Mg [µg/g]	19-Oct-23	00:04	20-Oct-23	13:08	9600	8400	7300	1600	6000	5800	9700	8000	6500
Mn [µg/g]	19-Oct-23	00:04	20-Oct-23	13:08	340	760	650	240	610	650	470	530	300
Mo [µg/g]	19-Oct-23	00:04	20-Oct-23	13:08	1.1	1.0	1.3	3.5	0.9	1.4	0.8	0.5	0.7
Na [µg/g]	19-Oct-23	00:04	20-Oct-23	13:08	380	480	740	420	540	630	460	700	540
Ni [µg/g]	19-Oct-23	00:04	20-Oct-23	13:08	39	14	18	1.0	13	17	19	15	15
P [µg/g]	19-Oct-23	00:04	20-Oct-23	13:08	520	680	590	170	490	540	1100	660	570
Pb [µg/g]	19-Oct-23	00:04	20-Oct-23	13:08	25	8.8	12	3.3	31	1000	5.6	4.9	3.5
S [µg/g]	19-Oct-23	00:04	20-Oct-23	13:08	32000	17000	20000	4500	7500	41000	12000	6400	2900
Sb [µg/g]	19-Oct-23	00:04	20-Oct-23	13:08	< 2	< 2	< 2	< 2	< 2	< 2	< 2	< 2	< 2
Se [µg/g]	19-Oct-23	00:04	20-Oct-23	13:08	2.9	1.3	0.3	0.2	1.0	3.3	3.7	0.2	< 0.1
Sn [µg/g]	19-Oct-23	00:04	20-Oct-23	13:08	< 2	< 2	< 2	< 2	< 2	< 2	< 2	< 2	< 2
Sr [µg/g]	19-Oct-23	00:04	20-Oct-23	13:08	3.8	9.8	14	7.1	14	7.3	8.0	17	10
Th [µg/g]	19-Oct-23	00:04	20-Oct-23	13:08	7.1	12	12	16	8.6	13	11	14	13
Ti [µg/g]	19-Oct-23	00:04	20-Oct-23	13:08	1200	1400	1100	350	790	1000	1400	1600	1200
Tl [µg/g]	19-Oct-23	00:04	20-Oct-23	13:08	1.1	0.81	0.62	0.18	0.18	0.56	0.60	0.45	0.45
U [µg/g]	19-Oct-23	00:04	20-Oct-23	13:08	1.5	2.0	1.6	1.3	0.95	1.7	1.3	1.5	1.4
V [µg/g]	19-Oct-23	00:04	20-Oct-23	13:08	43	25	26	< 1	30	30	61	42	25
W [µg/g]	19-Oct-23	00:04	20-Oct-23	13:08	0.36	0.70	0.72	0.70	9.6	3.0	0.50	1.4	0.69
Y [µg/g]	19-Oct-23	00:04	20-Oct-23	13:08	3.3	5.0	5.3	7.7	4.6	5.2	6.3	5.7	6.1
Zn [µg/g]	19-Oct-23	00:04	20-Oct-23	13:08	320	930	3800	47	110	6300	80	77	65
Zr [µg/g]	19-Oct-23	00:04	20-Oct-23	13:08	2.7	5.1	9.2	12	7.1	11	6.4	8.8	8.9

Analysis	14: 031527	15: 031579	16: 116951	17: 031580	18: 031581	19: 031582	20: 031619	22: 031583	23: 031522	24: 031523	25: 031524	26: 031528	27: 031584	28: 031585
Sample Date & Time	N/A	N/A	N/A	N/A	N/A	N/A	N/A	N/A	N/A	N/A	N/A	N/A	N/A	N/A
Hg MS [ug/g]	< 0.05	< 0.05	< 0.05	< 0.05	< 0.05	< 0.05	0.06	< 0.05	< 0.05	0.09	< 0.05	< 0.05	< 0.05	< 0.05
Ag [µg/g]	< 0.5	< 0.5	< 0.5	< 0.5	< 0.5	< 0.5	< 0.5	< 0.5	< 0.5	1.1	< 0.5	< 0.5	< 0.5	< 0.5
As [µg/g]	33	71	1.0	2.3	1.2	1.2	130	35	460	68	4.4	2.9	39	6.3
Al [µg/g]	23000	6100	17000	14000	11000	19000	13000	11000	17000	13000	8800	4800	6400	4000

OnLine LIMS

0004324667

Results relate only to the sample tested. Data reported represents the sample submitted to SGS. Reproduction of this analytical report in full or in part is prohibited without prior written approval. Please refer to SGS General Conditions of Services located at https://www.sgs.ca/en/terms-and-conditions (Printed copies are available upon request.)
Test method information available upon request. "Temperature Upon Receipt" is representative of the whole shipment and may not reflect the temperature of individual samples.
SGS Canada Inc. Environment-Health & Safety statement of conformity decision rule does not consider uncertainty when analytical results are compared to a specified standard or regulation.

SGS Canada Inc.
P.O. Box 4300 - 185 Concession St.
Lakefield - Ontario - KOL 2HO
Phone: 705-652-2000 FAX: 705-652-6365

Trace Metals - Aqua Regia Digest, ICP-MS

LR Report : **CA19295-AUG23**

Analysis	14: 031527	15: 031579	16: 116951	17: 031580	18: 031581	19: 031582	20: 031619	22: 031583	23: 031522	24: 031523	25: 031524	26: 031528	27: 031584	28: 031585
Ba [µg/g]	150	47	260	180	90	320	160	120	160	370	62	54	69	76
B [µg/g]	1	4	1	2	1	2	< 1	2	2	< 1	1	1	1	< 1
Be [µg/g]	0.15	0.09	0.05	0.07	0.06	0.08	0.15	0.10	0.11	0.26	0.06	0.04	0.07	0.06
Bi [µg/g]	0.23	0.38	0.11	0.20	0.43	< 0.085	0.19	< 0.085	0.28	0.71	0.098	0.092	0.24	0.30
Ca [µg/g]	1700	4200	5900	6800	9800	17000	29000	18000	7900	20000	9400	7200	5700	7100
Cd [µg/g]	0.14	0.12	0.09	0.10	0.04	0.07	0.16	0.11	0.04	0.27	0.06	0.08	0.05	0.10
Co [µg/g]	19	3.2	16	8.7	8.6	13	10	8.3	11	18	6.6	3.1	1.6	1.8
Cr [µg/g]	130	64	110	64	54	68	59	45	94	110	53	44	44	44
Cu [µg/g]	51	5.1	42	20	16	26	15	4.1	54	76	17	3.2	5.6	13
Fe [µg/g]	40000	19000	33000	23000	21000	35000	24000	20000	61000	36000	12000	5700	14000	11000
K [µg/g]	9800	3400	13000	10000	9000	13000	9400	8000	6700	11000	5900	3200	4500	2800
Mg [µg/g]	14000	3500	9000	8100	6900	12000	8300	6700	7500	9800	4900	2100	1800	1200
Mn [µg/g]	210	290	470	380	360	490	800	560	190	870	220	320	330	300
Mo [µg/g]	0.8	1.8	0.5	1.3	0.4	0.3	1.1	0.3	0.6	1.3	1.3	0.4	0.9	0.5
Na [µg/g]	460	620	620	720	560	610	740	490	630	700	480	610	470	590
Ni [µg/g]	51	4.0	37	15	13	21	22	11	26	47	13	4.3	1.3	1.6
P [µg/g]	650	190	710	550	550	1300	830	570	670	530	370	260	160	150
Pb [µg/g]	2.8	5.2	4.5	4.9	2.8	2.3	5.4	2.6	1.5	46	2.6	2.0	3.7	16
S [µg/g]	2300	18000	2900	2000	67	270	4400	1000	13000	15000	760	< 50	720	2400
Sb [µg/g]	< 2	< 2	< 2	< 2	< 2	< 2	< 2	< 2	< 2	< 2	< 2	< 2	< 2	< 2
Se [µg/g]	0.2	< 0.1	0.2	< 0.1	< 0.1	< 0.1	0.4	< 0.1	0.3	2.9	< 0.1	< 0.1	0.1	0.3
Sn [µg/g]	< 2	< 2	< 2	< 2	< 2	< 2	< 2	< 2	< 2	< 2	< 2	< 2	< 2	< 2
Sr [µg/g]	6.2	9.8	15	14	14	27	52	16	12	50	11	9.6	7.2	10
Th [µg/g]	7.2	16	8.4	12	12	9.3	12	11	9.2	7.9	8.9	6.7	15	18
Ti [µg/g]	1200	300	2100	1500	1500	2000	1200	1300	830	1800	860	400	660	360
Tl [µg/g]	0.46	0.22	0.44	0.47	0.44	0.33	0.39	0.32	0.31	0.41	0.39	0.19	0.32	0.20
U [µg/g]	1.0	1.4	1.0	1.4	1.5	0.91	1.4	1.7	0.74	0.88	1.2	0.99	1.0	1.5
V [µg/g]	78	3	61	38	31	65	39	32	29	73	19	8	< 1	4
W [µg/g]	0.30	0.18	0.25	0.49	0.23	0.22	6.5	2.5	2.5	9.4	0.14	0.16	0.23	1.1
Y [µg/g]	3.7	7.1	7.2	5.3	4.9	8.2	7.4	6.1	4.0	4.4	3.5	2.0	6.9	5.8
Zn [µg/g]	74	61	83	61	57	82	59	73	70	130	46	27	43	65

OnLine LIMS

0004324667

Results relate only to the sample tested. Data reported represents the sample submitted to SGS. Reproduction of this analytical report in full or in part is prohibited without prior written approval. Please refer to SGS General Conditions of Services located at https://www.sgs.ca/en/terms-and-conditions (Printed copies are available upon request.)
Test method information available upon request. "Temperature Upon Receipt" is representative of the whole shipment and may not reflect the temperature of individual samples.
SGS Canada Inc. Environment-Health & Safety statement of conformity decision rule does not consider uncertainty when analytical results are compared to a specified standard or regulation.

SGS Canada Inc.
P.O. Box 4300 - 185 Concession St.
Lakefield - Ontario - KOL 2HO
Phone: 705-652-2000 FAX: 705-652-6365

Analysis	14: 031527	15: 031579	16: 116951	17: 031580	18: 031581	19: 031582	20: 031619	22: 031583	23: 031522	24: 031523	25: 031524	26: 031528	27: 031584	28: 031585
Zr [µg/g]	8.1	18	6.9	10	10	6.3	9.3	7.2	4.9	9.6	6.2	5.7	10	13

Analysis	29: 031586	30: 031587	31: 031588	32: 031589	33: 031590	34: 031621	36: 031592	37: 031593	38: 031594	39: 031603	40: 031604	41: 031602	42: 031614	43: 031617
Sample Date & Time	N/A	N/A	N/A	N/A	N/A	N/A	N/A	N/A	N/A	N/A	N/A	N/A	N/A	N/A
Hg MS [ug/g]	0.26	< 0.05	< 0.05	< 0.05	0.64	< 0.05	0.37	< 0.05	< 0.05	< 0.05	< 0.05	< 0.05	< 0.05	< 0.05
Ag [µg/g]	< 0.5	< 0.5	< 0.5	< 0.5	< 0.5	< 0.5	< 0.5	< 0.5	< 0.5	< 0.5	< 0.5	< 0.5	< 0.5	< 0.5
As [µg/g]	15	4.4	110	5.0	1000	1.7	35	3.0	7.6	7.9	0.8	31	1.1	0.9
Al [µg/g]	12000	9000	15000	20000	2700	7500	12000	9700	6700	23000	7000	7700	13000	5500
Ba [µg/g]	240	120	27	230	6.8	90	140	11	55	29	31	58	220	56
B [µg/g]	< 1	2	6	3	< 1	2	2	< 1	2	2	2	1	2	2
Be [µg/g]	0.12	0.04	0.22	0.14	0.08	0.07	0.08	0.19	0.09	0.22	0.12	0.09	0.06	0.08
Bi [µg/g]	0.29	< 0.085	0.12	0.12	0.63	0.16	0.14	0.13	< 0.085	0.23	< 0.085	0.16	0.26	0.50
Ca [µg/g]	25000	6100	5800	10000	10000	19000	17000	18000	6800	2900	7500	8100	8100	1000
Cd [µg/g]	0.25	0.03	0.06	0.06	0.36	0.12	1.2	0.06	0.11	1.2	< 0.02	0.09	0.03	0.09
Co [µg/g]	10	11	8.6	10	1.9	4.1	17	7.9	7.9	19	7.7	8.8	11	2.5
Cr [µg/g]	76	84	74	100	67	54	49	130	52	110	71	72	73	44
Cu [µg/g]	11	17	21	19	17	14	26	18	30	57	14	24	21	7.2
Fe [µg/g]	22000	18000	26000	24000	10000	16000	24000	20000	16000	39000	16000	22000	25000	17000
K [µg/g]	7600	6200	6300	9600	170	4800	10000	250	3300	2100	1900	4300	10000	3600
Mg [µg/g]	8600	1900	8400	9500	1200	1800	7100	9700	2000	16000	3400	4300	8200	1200
Mn [µg/g]	450	200	470	310	170	380	390	520	260	350	240	330	320	210
Mo [µg/g]	0.8	0.4	0.9	0.7	0.9	0.6	1.0	0.8	1.7	1.1	0.4	1.8	0.3	2.0
Na [µg/g]	580	600	950	1100	810	450	600	670	420	250	520	580	650	330
Ni [µg/g]	24	27	20	20	2.3	9.5	12	16	17	55	13	15	27	2.0
P [µg/g]	520	620	690	800	130	360	580	770	270	720	520	600	910	120
Pb [µg/g]	7.3	1.6	6.1	4.5	15	12	50	5.8	15	600	2.3	5.4	1.7	4.8
S [µg/g]	1000	400	12000	800	4500	420	3900	1600	2500	2600	< 50	15000	170	3200
Sb [µg/g]	< 2	< 2	< 2	< 2	< 2	< 2	< 2	< 2	< 2	< 2	< 2	< 2	< 2	< 2

OnLine LIMS

0004324667

Results relate only to the sample tested. Data reported represents the sample submitted to SGS. Reproduction of this analytical report in full or in part is prohibited without prior written approval. Please refer to SGS General Conditions of Services located at https://www.sgs.ca/en/terms-and-conditions (Printed copies are available upon request.)
Test method information available upon request. "Temperature Upon Receipt" is representative of the whole shipment and may not reflect the temperature of individual samples.
SGS Canada Inc. Environment-Health & Safety statement of conformity decision rule does not consider uncertainty when analytical results are compared to a specified standard or regulation.

SGS Canada Inc.
P.O. Box 4300 - 185 Concession St.
Lakefield - Ontario - KOL 2HO
Phone: 705-652-2000 FAX: 705-652-6365

Analysis	29: 031586	30: 031587	31: 031588	32: 031589	33: 031590	34: 031621	36: 031592	37: 031593	38: 031594	39: 031603	40: 031604	41: 031602	42: 031614	43: 031617
Se [µg/g]	0.2	< 0.1	0.2	< 0.1	0.9	< 0.1	0.5	0.3	< 0.1	0.2	< 0.1	0.3	< 0.1	< 0.1
Sn [µg/g]	< 2	< 2	< 2	< 2	< 2	< 2	< 2	< 2	< 2	< 2	< 2	< 2	< 2	< 2
Sr [µg/g]	38	12	16	46	17	23	18	37	9.3	7.5	17	15	16	3.8
Th [µg/g]	9.9	6.9	12	9.2	14	8.4	8.5	15	13	12	12	12	10	15
Ti [µg/g]	1100	1200	860	1400	64	810	1700	380	530	580	640	680	1700	280
Tl [µg/g]	0.24	0.21	0.37	0.35	< 0.02	0.14	0.38	< 0.02	0.12	0.09	0.08	0.37	0.25	0.35
U [µg/g]	1.3	0.41	1.3	0.85	1.3	0.72	1.2	1.0	0.79	1.2	1.5	1.4	0.91	2.3
V [µg/g]	38	37	27	51	5	18	38	26	12	57	21	21	51	< 1
W [µg/g]	30	0.16	0.24	0.90	74	0.76	44	0.51	0.22	0.21	0.31	1.1	0.21	0.11
Y [µg/g]	6.0	4.7	6.4	6.0	3.1	4.1	5.6	7.1	4.7	6.3	5.3	6.2	7.5	5.8
Zn [µg/g]	70	31	56	46	80	43	210	50	77	400	41	45	62	50
Zr [µg/g]	7.1	7.8	7.2	7.5	4.6	7.5	5.7	5.1	9.0	7.2	6.4	9.8	11	17

Analysis	45: 031610	46: 031611	47: 031595	48: 031596	49: 031597	50: 031598	51: 031532	52: 031529	53: 031530	54: 031531
Sample Date & Time	N/A	N/A	N/A	N/A	N/A	N/A	N/A	N/A	N/A	N/A
Hg MS [ug/g]	< 0.05	< 0.05	< 0.05	< 0.05	< 0.05	< 0.05	< 0.05	< 0.05	< 0.05	< 0.05
Ag [µg/g]	< 0.5	< 0.5	< 0.5	< 0.5	< 0.5	< 0.5	< 0.5	< 0.5	< 0.5	3.1
As [µg/g]	2.7	1.5	49	1.8	1.2	59	87	280	420	65
Al [µg/g]	20000	15000	3800	13000	11000	24000	19000	33000	4600	6700
Ba [µg/g]	260	180	29	190	120	160	150	180	38	78
B [µg/g]	2	3	1	2	3	3	2	2	2	2
Be [µg/g]	0.08	0.08	0.08	0.05	0.06	0.14	0.09	0.18	0.08	0.14
Bi [µg/g]	0.13	< 0.085	0.12	0.32	< 0.085	0.32	0.32	0.34	0.16	0.22
Ca [µg/g]	3100	7600	6600	6800	4000	1700	1700	2600	4000	4600
Cd [µg/g]	0.07	0.03	0.50	0.04	< 0.02	0.08	0.06	0.04	0.05	0.07
Co [µg/g]	11	11	2.1	9.8	9.8	22	19	29	1.7	4.4
Cr [µg/g]	79	67	57	54	78	170	100	150	60	53
Cu [µg/g]	31	18	5.7	18	18	77	62	61	4.2	12

OnLine LIMS

0004324667

Results relate only to the sample tested. Data reported represents the sample submitted to SGS. Reproduction of this analytical report in full or in part is prohibited without prior written approval. Please refer to SGS General Conditions of Services located at https://www.sgs.ca/en/terms-and-conditions (Printed copies are available upon request.)
Test method information available upon request. "Temperature Upon Receipt" is representative of the whole shipment and may not reflect the temperature of individual samples.
SGS Canada Inc. Environment-Health & Safety statement of conformity decision rule does not consider uncertainty when analytical results are compared to a specified standard or regulation.

SGS Canada Inc.
P.O. Box 4300 - 185 Concession St.
Lakefield - Ontario - KOL 2HO
Phone: 705-652-2000 FAX: 705-652-6365

Analysis	45: 031610	46: 031611	47: 031595	48: 031596	49: 031597	50: 031598	51: 031532	52: 031529	53: 031530	54: 031531
Fe [µg/g]	26000	33000	12000	22000	22000	40000	38000	60000	13000	21000
K [µg/g]	14000	8700	2300	11000	6800	16000	9900	17000	2600	4100
Mg [µg/g]	13000	5300	1500	8000	3700	14000	11000	20000	2100	4600
Mn [µg/g]	300	430	240	360	290	250	250	240	210	310
Mo [µg/g]	0.7	1.1	1.0	0.7	0.5	1.2	1.1	1.1	0.8	1.2
Na [µg/g]	520	540	500	390	410	430	310	370	350	270
Ni [µg/g]	26	20	1.5	17	29	72	58	73	1.4	3.4
P [µg/g]	470	960	170	580	590	460	500	780	170	370
Pb [µg/g]	2.8	2.4	24	4.3	1.3	4.8	3.1	3.3	4.9	7.6
S [µg/g]	1100	640	5100	1000	< 50	2800	5300	3900	4900	14000
Sb [µg/g]	< 2	< 2	< 2	< 2	< 2	< 2	< 2	< 2	< 2	< 2
Se [µg/g]	< 0.1	< 0.1	0.2	< 0.1	< 0.1	0.2	0.2	0.2	0.2	0.1
Sn [µg/g]	< 2	< 2	< 2	< 2	< 2	< 2	< 2	< 2	< 2	< 2
Sr [µg/g]	8.7	11	6.8	11	5.4	4.1	3.4	3.9	4.6	8.5
Th [µg/g]	7.5	9.6	15	12	8.4	6.9	8.8	5.5	16	14
Ti [µg/g]	1600	1400	320	1500	1100	1700	1200	1900	310	360
Tl [µg/g]	0.44	0.31	0.19	0.47	0.17	0.60	0.37	0.77	0.19	0.27
U [µg/g]	0.72	0.87	1.2	1.2	0.50	1.5	1.0	0.81	1.5	1.1
V [µg/g]	40	54	1	31	29	76	59	110	< 1	16
W [µg/g]	0.32	0.18	0.81	0.16	0.18	0.38	0.31	0.44	0.16	0.17
Y [µg/g]	3.1	6.3	6.6	4.4	4.2	3.0	4.7	3.6	7.5	7.2
Zn [µg/g]	65	60	120	57	49	78	78	71	39	39
Zr [µg/g]	12	9.6	7.9	7.9	9.8	7.7	11	9.0	4.9	8.8

Revised with lower RL for Bi and Sb. Results below the SGS RL may be unreliable.

Revised report with sample changes as per client request.

OnLine LIMS

0004324667

Results relate only to the sample tested. Data reported represents the sample submitted to SGS. Reproduction of this analytical report in full or in part is prohibited without prior written approval. Please refer to SGS General Conditions of Services located at https://www.sgs.ca/en/terms-and-conditions (Printed copies are available upon request.)
Test method information available upon request. "Temperature Upon Receipt" is representative of the whole shipment and may not reflect the temperature of individual samples.
SGS Canada Inc. Environment-Health & Safety statement of conformity decision rule does not consider uncertainty when analytical results are compared to a specified standard or regulation.

SGS Canada Inc.
P.O. Box 4300 - 185 Concession St.
Lakefield - Ontario - KOL 2HO
Phone: 705-652-2000 FAX: 705-652-6365

Method Descriptions

Parameter	Units	SGS Method Code	Reference Method Code
Mercury by CVAAS	ug/g	ME-CA-[ENV]SPE-LAK-AN-004	EPA 7471A/EPA 245
Metals in Soil - Aqua-regia/ICP-MS	µg/g	ME-CA-[ENV]SPE-LAK-AN-005	EPA 3050/EPA 200.8

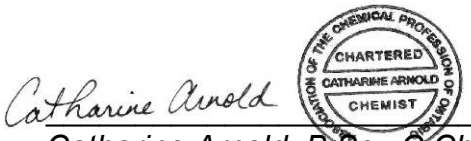

Catharine Arnold, B.Sc., C.Chem
Project Specialist,
Environment, Health & Safety

OnLine LIMS

0004324667

Results relate only to the sample tested. Data reported represents the sample submitted to SGS. Reproduction of this analytical report in full or in part is prohibited without prior written approval. Please refer to SGS General Conditions of Services located at https://www.sgs.ca/en/terms-and-conditions (Printed copies are available upon request.)
Test method information available upon request. "Temperature Upon Receipt" is representative of the whole shipment and may not reflect the temperature of individual samples.
SGS Canada Inc. Environment-Health & Safety statement of conformity decision rule does not consider uncertainty when analytical results are compared to a specified standard or regulation.

SGS Canada Inc.
P.O. Box 4300 - 185 Concession St.
Lakefield - Ontario - KOL 2HO
Phone: 705-652-2000 FAX: 705-652-6365

Quality Control Report

Inorganic Analysis														
Parameter	Reporting Limit	Unit	Method Blank	Duplicate				LCS / Spike Blank			Matrix Spike / Reference Material			
				Result 1	Result 2	RPD	Acceptance Criteria	Spike Recovery (%)	Recovery Limits (%)		Spike Recovery (%)	Recovery Limits (%)		
							%		Low	High		Low	High	
Mercury by CVAAS - QCBatchID: EMS0151-OCT23														
Mercury	0.05	ug/g	<0.05			ND	30	99	80	120	119	70	130	
Metals in Soil - Aqua-regia/ICP-MS - QCBatchID: EMS0151-OCT23														
Aluminum	3	µg/g	<3			4	20	103	70	130	NV	70	130	
Antimony	2	µg/g	<0.8			ND	20	97	70	130	NV	70	130	
Arsenic	0.5	µg/g	<0.5			3	20	103	70	130	115	70	130	
Barium	0.01	µg/g	<0.01			3	20	102	70	130	105	70	130	
Beryllium	0.02	µg/g	<0.02			3	20	96	70	130	NV	70	130	
Bismuth	0.085	µg/g	<0.09			6	20	101	70	130	NV	70	130	
Boron	1	µg/g	<1			5	20	102	70	130	NV	70	130	
Cadmium	0.02	µg/g	<0.02			6	20	109	70	130	NV	70	130	
Calcium	3	µg/g	6.1			5	20	96	70	130	NV	70	130	
Chromium	0.5	µg/g	<0.5			3	20	105	70	130	86	70	130	
Cobalt	0.01	µg/g	<0.01			5	20	103	70	130	98	70	130	
Copper	0.1	µg/g	<0.1			2	20	108	70	130	96	70	130	
Iron	3	µg/g	<3			5	20	102	70	130	110	70	130	
Lead	0.05	µg/g	<0.05			4	20	98	70	130	117	70	130	
Magnesium	3	µg/g	<3			6	20	102	70	130	NV	70	130	
Manganese	0.1	µg/g	<0.1			2	20	104	70	130	119	70	130	
Molybdenum	0.1	µg/g	<0.1			8	20	102	70	130	NV	70	130	
Nickel	0.1	µg/g	<0.1			6	20	105	70	130	98	70	130	
Phosphorus	3	µg/g	<3			3	20	105	70	130	NV	70	130	
Potassium	3	µg/g	<3			2	20	101	70	130	NV	70	130	
Selenium	0.1	µg/g	<0.1			1	20	105	70	130	NV	70	130	
Silver	0.5	µg/g	<0.01			3	20	104	70	130	116	70	130	
Sodium	3	µg/g	<3			5	20	101	70	130	NV	70	130	
Strontium	0.02	µg/g	<0.02			5	20	106	70	130	NV	70	130	
Sulfur	50	µg/g	<50			6	20	106	70	130	NV	70	130	
Thallium	0.02	µg/g	<0.02			2	20	103	70	130	NV	70	130	
Thorium	0.5	µg/g	<0.5			3	20	100	70	130	NV	70	130	
Tin	2	µg/g	<2			ND	20	97	70	130	NV	70	130	
Titanium	0.1	µg/g	<0.1			5	20	100	70	130	NV	70	130	
Tungsten	0.04	µg/g	<0.04			ND	20	98	70	130	NV	70	130	
Uranium	0.002	µg/g	<0.002			2	20	98	70	130	NV	70	130	
Vanadium	1	µg/g	<1			3	20	105	70	130	106	70	130	
Yttrium	0.004	µg/g	<0.004			3	20	106	70	130	NV	70	130	

OnLine LIMS

0004324667

Results relate only to the sample tested. Data reported represents the sample submitted to SGS. Reproduction of this analytical report in full or in part is prohibited without prior written approval. Please refer to SGS General Conditions of Services located at https://www.sgs.ca/en/terms-and-conditions (Printed copies are available upon request.)
Test method information available upon request. "Temperature Upon Receipt" is representative of the whole shipment and may not reflect the temperature of individual samples.
SGS Canada Inc. Environment-Health & Safety statement of conformity decision rule does not consider uncertainty when analytical results are compared to a specified standard or regulation.

SGS Canada Inc.
P.O. Box 4300 - 185 Concession St.
Lakefield - Ontario - KOL 2HO
Phone: 705-652-2000 FAX: 705-652-6365

Trace Metals - Aqua Regia Digest, ICP-MS

LR Report : **CA19295-AUG23**

Inorganic Analysis														
Parameter	Reporting Limit	Unit	Method Blank	Duplicate				LCS / Spike Blank			Matrix Spike / Reference Material			
				Result 1	Result 2	RPD	Acceptance Criteria	Spike Recovery (%)	Recovery Limits (%)		Spike Recovery (%)	Recovery Limits (%)		
							%		Low	High		Low	High	
Zinc	0.7	µg/g	<0.7			4	20	104	70	130	92	70	130	
Zirconium	0.03	µg/g	-0.0215			8	20	96	70	130	NV	70	130	

OnLine LIMS

0004324667

Results relate only to the sample tested. Data reported represents the sample submitted to SGS. Reproduction of this analytical report in full or in part is prohibited without prior written approval. Please refer to SGS General Conditions of Services located at https://www.sgs.ca/en/terms-and-conditions (Printed copies are available upon request.)
Test method information available upon request. "Temperature Upon Receipt" is representative of the whole shipment and may not reflect the temperature of individual samples.
SGS Canada Inc. Environment-Health & Safety statement of conformity decision rule does not consider uncertainty when analytical results are compared to a specified standard or regulation.

SGS Canada Inc.
P.O. Box 4300 - 185 Concession St.
Lakefield - Ontario - KOL 2HO
Phone: 705-652-2000 FAX: 705-652-6365

Trace Metals - Aqua Regia Digest, ICP-MS

Great Bear Resources Ltd.
Attn : Ashley Moncrief

1020 - 800 West Pender St.
Vancouver, BC
V6C 2V6, Canada

Phone: 778-833-2160
Fax:

11-November-2025

Date Rec. : 18 September 2023
LR Report: **CA19301-AUG23**
Reference: Great Bear Project/ OMEMA2303 - Set 4

Copy: #3

CERTIFICATE OF ANALYSIS
Final Report - Revised

Analysis	1: Analysis Start Date	2: Analysis Start Time	3: Analysis Completed Date	4: Analysis Completed Time	5: 031599	6: 031612	7: 031601	8: 031600	9: 116953	10: 116954	11: 031613	12: 031606	13: 031607
Sample Date & Time					N/A	N/A	N/A	N/A	N/A	N/A	N/A	N/A	N/A
Hg MS [ug/g]	22-Sep-23	06:19	25-Sep-23	16:22	< 0.05	< 0.05	< 0.05	< 0.05	0.14	0.06	< 0.05	< 0.05	< 0.05
Ag [µg/g]	22-Sep-23	06:19	25-Sep-23	16:22	< 0.5	< 0.5	< 0.5	< 0.5	4.1	2.9	< 0.5	< 0.5	< 0.5
As [µg/g]	22-Sep-23	06:19	25-Sep-23	16:22	8.2	1.4	88	17	14	200	7.7	9.3	330
Al [µg/g]	22-Sep-23	06:19	25-Sep-23	16:22	9100	9700	26000	18000	16000	3500	9300	17000	4500
Ba [µg/g]	22-Sep-23	06:19	25-Sep-23	16:22	53	92	130	200	370	36	110	120	47
B [µg/g]	22-Sep-23	06:19	25-Sep-23	16:22	2	2	2	2	1	< 1	2	2	1
Be [µg/g]	22-Sep-23	06:19	25-Sep-23	16:22	0.07	0.05	0.12	0.07	0.11	0.09	0.08	0.10	0.06
Bi [µg/g]	22-Sep-23	06:19	25-Sep-23	16:22	0.25	< 0.085	0.28	0.27	4.5	2.9	1.5	0.24	< 0.085
Ca [µg/g]	22-Sep-23	06:19	25-Sep-23	16:22	4800	3400	1700	1400	26000	14000	5300	9100	6900
Cd [µg/g]	22-Sep-23	06:19	25-Sep-23	16:22	0.13	0.04	0.20	0.11	2.6	1.8	0.32	0.05	0.04
Co [µg/g]	22-Sep-23	06:19	25-Sep-23	16:22	7.5	6.7	23	18	17	3.1	13	10	1.8
Cr [µg/g]	22-Sep-23	06:19	25-Sep-23	16:22	69	69	120	110	67	40	95	65	69
Cu [µg/g]	22-Sep-23	06:19	25-Sep-23	16:22	37	10	68	51	210	58	93	27	3.5
Fe [µg/g]	22-Sep-23	06:19	25-Sep-23	16:22	26000	14000	45000	29000	34000	13000	31000	24000	12000
K [µg/g]	22-Sep-23	06:19	25-Sep-23	16:22	3000	7200	9100	13000	13000	750	6800	11000	3100

OnLine LIMS
0004324684

Results relate only to the sample tested. Data reported represents the sample submitted to SGS. Reproduction of this analytical report in full or in part is prohibited without prior written approval. Please refer to SGS General Conditions of Services located at https://www.sgs.ca/en/terms-and-conditions (Printed copies are available upon request.)
Test method information available upon request. "Temperature Upon Receipt" is representative of the whole shipment and may not reflect the temperature of individual samples.
SGS Canada Inc. Environment-Health & Safety statement of conformity decision rule does not consider uncertainty when analytical results are compared to a specified standard or regulation.

SGS Canada Inc.
P.O. Box 4300 - 185 Concession St.
Lakefield - Ontario - KOL 2HO
Phone: 705-652-2000 FAX: 705-652-6365

LR Report : **CA19301-AUG23**

Analysis	1: Analysis Start Date	2: Analysis Start Time	3: Analysis Completed Date	4: Analysis Completed Time	5: 031599	6: 031612	7: 031601	8: 031600	9: 116953	10: 116954	11: 031613	12: 031606	13: 031607
Mg [µg/g]	22-Sep-23	06:19	25-Sep-23	16:22	6000	5200	14000	10000	12000	2800	8500	8500	1200
Mn [µg/g]	22-Sep-23	06:19	25-Sep-23	16:22	370	250	230	280	960	370	220	370	220
Mo [µg/g]	22-Sep-23	06:19	25-Sep-23	16:22	1.7	0.5	1.0	0.8	6.3	2.2	9.9	0.6	0.5
Na [µg/g]	22-Sep-23	06:19	25-Sep-23	16:22	430	460	350	440	610	960	630	800	550
Ni [µg/g]	22-Sep-23	06:19	25-Sep-23	16:22	27	12	63	49	34	3.0	24	20	2.1
P [µg/g]	22-Sep-23	06:19	25-Sep-23	16:22	300	440	670	560	800	530	750	630	160
Pb [µg/g]	22-Sep-23	06:19	25-Sep-23	16:22	5.3	2.3	5.8	4.3	190	46	5.1	3.3	3.6
S [µg/g]	22-Sep-23	06:19	25-Sep-23	16:22	7700	900	4800	4100	15000	7800	30000	1900	2300
Sb [µg/g]	22-Sep-23	06:19	25-Sep-23	16:22	< 2	< 2	< 2	< 2	< 2	< 2	< 2	< 2	< 2
Se [µg/g]	22-Sep-23	06:19	25-Sep-23	16:22	0.4	0.1	0.4	0.4	3.3	4.2	2.1	0.2	0.4
Sn [µg/g]	22-Sep-23	06:19	25-Sep-23	16:22	< 2	< 2	< 2	< 2	< 2	< 2	< 2	< 2	< 2
Sr [µg/g]	22-Sep-23	06:19	25-Sep-23	16:22	9.8	11	6.2	7.7	46	58	15	21	9.5
Th [µg/g]	22-Sep-23	06:19	25-Sep-23	16:22	19	13	13	13	14	26	17	17	21
Ti [µg/g]	22-Sep-23	06:19	25-Sep-23	16:22	740	1000	1200	1500	1900	180	550	1800	430
Tl [µg/g]	22-Sep-23	06:19	25-Sep-23	16:22	0.18	0.31	0.52	0.58	0.50	0.05	0.63	0.56	0.26
U [µg/g]	22-Sep-23	06:19	25-Sep-23	16:22	1.3	1.1	0.99	1.1	0.94	2.3	1.7	1.5	1.6
V [µg/g]	22-Sep-23	06:19	25-Sep-23	16:22	19	20	76	50	65	12	30	40	1
W [µg/g]	22-Sep-23	06:19	25-Sep-23	16:22	0.71	0.059	0.16	0.11	61	21	0.30	0.45	0.44
Y [µg/g]	22-Sep-23	06:19	25-Sep-23	16:22	7.6	3.8	4.1	5.2	5.0	6.4	5.2	7.0	10.0
Zn [µg/g]	22-Sep-23	06:19	25-Sep-23	16:22	83	57	120	94	660	350	71	57	32
Zr [µg/g]	22-Sep-23	06:19	25-Sep-23	16:22	24	17	21	24	29	20	27	20	13

Analysis	14: 031608	15: 031609	16: 031615	17: 031616
Sample Date & Time	N/A	N/A	N/A	N/A
Hg MS [ug/g]	< 0.05	< 0.05	< 0.05	< 0.05
Ag [µg/g]	< 0.5	< 0.5	< 0.5	< 0.5
As [µg/g]	2.4	4.4	1.9	140
Al [µg/g]	12000	15000	18000	3900

OnLine LIMS

0004324684

Results relate only to the sample tested. Data reported represents the sample submitted to SGS. Reproduction of this analytical report in full or in part is prohibited without prior written approval. Please refer to SGS General Conditions of Services located at https://www.sgs.ca/en/terms-and-conditions (Printed copies are available upon request.)
Test method information available upon request. "Temperature Upon Receipt" is representative of the whole shipment and may not reflect the temperature of individual samples.
SGS Canada Inc. Environment-Health & Safety statement of conformity decision rule does not consider uncertainty when analytical results are compared to a specified standard or regulation.

SGS Canada Inc.
P.O. Box 4300 - 185 Concession St.
Lakefield - Ontario - KOL 2HO
Phone: 705-652-2000 FAX: 705-652-6365

LR Report : **CA19301-AUG23**

Analysis	14: 031608	15: 031609	16: 031615	17: 031616
Ba [µg/g]	130	150	170	60
B [µg/g]	1	6	2	1
Be [µg/g]	0.04	0.08	0.07	0.07
Bi [µg/g]	< 0.085	< 0.085	0.10	2.9
Ca [µg/g]	6900	2600	5800	5700
Cd [µg/g]	0.04	0.07	0.06	0.11
Co [µg/g]	8.9	14	12	2.5
Cr [µg/g]	59	85	71	81
Cu [µg/g]	29	19	18	13
Fe [µg/g]	21000	26000	28000	13000
K [µg/g]	8600	7000	12000	2500
Mg [µg/g]	4400	4900	7200	1500
Mn [µg/g]	330	160	400	160
Mo [µg/g]	0.6	2.9	0.6	1.4
Na [µg/g]	550	480	710	580
Ni [µg/g]	16	25	23	2.7
P [µg/g]	580	490	660	160
Pb [µg/g]	2.7	1.6	2.8	11
S [µg/g]	710	270	320	5400
Sb [µg/g]	< 2	< 2	< 2	< 2
Se [µg/g]	0.2	0.1	0.2	0.9
Sn [µg/g]	< 2	< 2	< 2	< 2
Sr [µg/g]	12	8.3	23	8.9
Th [µg/g]	18	13	16	10
Ti [µg/g]	1500	940	2100	370
Tl [µg/g]	0.45	0.28	0.48	0.20
U [µg/g]	1.4	0.86	1.3	1.9
V [µg/g]	34	36	44	1
W [µg/g]	0.50	0.13	0.12	0.46
Y [µg/g]	5.8	4.4	5.9	7.9
Zn [µg/g]	58	64	69	46

OnLine LIMS

0004324684

Results relate only to the sample tested. Data reported represents the sample submitted to SGS. Reproduction of this analytical report in full or in part is prohibited without prior written approval. Please refer to SGS General Conditions of Services located at https://www.sgs.ca/en/terms-and-conditions (Printed copies are available upon request.)
Test method information available upon request. "Temperature Upon Receipt" is representative of the whole shipment and may not reflect the temperature of individual samples.
SGS Canada Inc. Environment-Health & Safety statement of conformity decision rule does not consider uncertainty when analytical results are compared to a specified standard or regulation.

SGS Canada Inc.
P.O. Box 4300 - 185 Concession St.
Lakefield - Ontario - KOL 2HO
Phone: 705-652-2000 FAX: 705-652-6365

LR Report : **CA19301-AUG23**

Analysis	14: 031608	15: 031609	16: 031615	17: 031616
Zr [µg/g]	20	25	28	15

Revised with lower RL for Bi and Sb. Results below the SGS RL may be unreliable.

Revised report with sample changes as per client request.

Method Descriptions

Parameter	Units	SGS Method Code	Reference Method Code
Mercury by CVAAS	ug/g	ME-CA-[ENV]SPE-LAK-AN-004	EPA 7471A/EPA 245
Metals in Soil - Aqua-regia/ICP-MS	µg/g	ME-CA-[ENV]SPE-LAK-AN-005	EPA 3050/EPA 200.8

Catharine Arnold

CHARTERED CATHARINE ARNOLD CHEMIST

Catharine Arnold, B.Sc., C.Chem
Project Specialist,
Environment, Health & Safety

OnLine LIMS

0004324684

Results relate only to the sample tested. Data reported represents the sample submitted to SGS. Reproduction of this analytical report in full or in part is prohibited without prior written approval. Please refer to SGS General Conditions of Services located at https://www.sgs.ca/en/terms-and-conditions (Printed copies are available upon request.)
Test method information available upon request. "Temperature Upon Receipt" is representative of the whole shipment and may not reflect the temperature of individual samples.
SGS Canada Inc. Environment-Health & Safety statement of conformity decision rule does not consider uncertainty when analytical results are compared to a specified standard or regulation.

SGS Canada Inc.
P.O. Box 4300 - 185 Concession St.
Lakefield - Ontario - KOL 2HO
Phone: 705-652-2000 FAX: 705-652-6365

Quality Control Report

Inorganic Analysis														
Parameter	Reporting Limit	Unit	Method Blank	Duplicate				LCS / Spike Blank			Matrix Spike / Reference Material			
				Result 1	Result 2	RPD	Acceptance Criteria	Spike Recovery (%)	Recovery Limits (%)		Spike Recovery (%)	Recovery Limits (%)		
							%		Low	High		Low	High	
Mercury by CVAAS - QCBatchID: EMS0179-SEP23														
Mercury	0.05	ug/g	<0.05			2	30	109	80	120	87	70	130	
Metals in Soil - Aqua-regia/ICP-MS - QCBatchID: EMS0179-SEP23														
Aluminum	3	µg/g	<3			0	20	108	70	130	NV	70	130	
Antimony	2	µg/g	<0.8			0	20	100	70	130	NV	70	130	
Arsenic	0.5	µg/g	<0.5			1	20	93	70	130	115	70	130	
Barium	0.01	µg/g	<0.01			0	20	100	70	130	103	70	130	
Beryllium	0.02	µg/g	<0.02			9	20	101	70	130	NV	70	130	
Bismuth	0.085	µg/g	<0.09			0	20	104	70	130	NV	70	130	
Boron	1	µg/g	<1			11	20	103	70	130	NV	70	130	
Cadmium	0.02	µg/g	<0.02			1	20	101	70	130	NV	70	130	
Calcium	3	µg/g	4			1	20	101	70	130	NV	70	130	
Chromium	0.5	µg/g	<0.5			0	20	109	70	130	90	70	130	
Cobalt	0.01	µg/g	<0.01			1	20	109	70	130	105	70	130	
Copper	0.1	µg/g	<0.1			1	20	105	70	130	100	70	130	
Iron	3	µg/g	6.1			1	20	107	70	130	106	70	130	
Lead	0.05	µg/g	<0.05			0	20	100	70	130	115	70	130	
Magnesium	3	µg/g	<3			1	20	103	70	130	NV	70	130	
Manganese	0.1	µg/g	<0.1			0	20	104	70	130	120	70	130	
Molybdenum	0.1	µg/g	<0.1			0	20	102	70	130	NV	70	130	
Nickel	0.1	µg/g	<0.1			1	20	108	70	130	105	70	130	
Phosphorus	3	µg/g	<3			6	20	107	70	130	NV	70	130	
Potassium	3	µg/g	6.4			0	20	105	70	130	NV	70	130	
Selenium	0.1	µg/g	<0.1			0	20	108	70	130	NV	70	130	
Silver	0.5	µg/g	<0.01			1	20	98	70	130	118	70	130	
Sodium	3	µg/g	<3			0	20	108	70	130	NV	70	130	
Strontium	0.02	µg/g	<0.02			0	20	110	70	130	NV	70	130	
Sulfur	50	µg/g	<50			1	20	106	70	130	NV	70	130	
Thallium	0.02	µg/g	<0.02			1	20	99	70	130	NV	70	130	
Thorium	0.5	µg/g	<0.5			3	20	105	70	130	NV	70	130	
Tin	2	µg/g	<2			4	20	95	70	130	NV	70	130	
Titanium	0.1	µg/g	<0.1			1	20	103	70	130	NV	70	130	
Tungsten	0.04	µg/g	<0.04			4	20	90	70	130	NV	70	130	
Uranium	0.002	µg/g	<0.002			0	20	101	70	130	NV	70	130	
Vanadium	1	µg/g	<1			0	20	108	70	130	109	70	130	
Yttrium	0.004	µg/g	<0.004			1	20	107	70	130	NV	70	130	

OnLine LIMS

0004324684

Results relate only to the sample tested. Data reported represents the sample submitted to SGS. Reproduction of this analytical report in full or in part is prohibited without prior written approval. Please refer to SGS General Conditions of Services located at https://www.sgs.ca/en/terms-and-conditions (Printed copies are available upon request.)
Test method information available upon request. "Temperature Upon Receipt" is representative of the whole shipment and may not reflect the temperature of individual samples.
SGS Canada Inc. Environment-Health & Safety statement of conformity decision rule does not consider uncertainty when analytical results are compared to a specified standard or regulation.

SGS Canada Inc.
P.O. Box 4300 - 185 Concession St.
Lakefield - Ontario - KOL 2HO
Phone: 705-652-2000 FAX: 705-652-6365

Trace Metals - Aqua Regia Digest, ICP-MS

LR Report : **CA19301-AUG23**

Inorganic Analysis														
Parameter	Reporting Limit	Unit	Method Blank	Duplicate				LCS / Spike Blank			Matrix Spike / Reference Material			
				Result 1	Result 2	RPD	Acceptance Criteria	Spike Recovery (%)	Recovery Limits (%)		Spike Recovery (%)	Recovery Limits (%)		
							%		Low	High		Low	High	
Zinc	0.7	µg/g	<0.7			1	20	110	70	130	106	70	130	
Zirconium	0.03	µg/g	< 0.03			3	20	97	70	130	NV	70	130	

OnLine LIMS

0004324684

Results relate only to the sample tested. Data reported represents the sample submitted to SGS. Reproduction of this analytical report in full or in part is prohibited without prior written approval. Please refer to SGS General Conditions of Services located at https://www.sgs.ca/en/terms-and-conditions (Printed copies are available upon request.)
Test method information available upon request. "Temperature Upon Receipt" is representative of the whole shipment and may not reflect the temperature of individual samples.
SGS Canada Inc. Environment-Health & Safety statement of conformity decision rule does not consider uncertainty when analytical results are compared to a specified standard or regulation.

SGS Canada Inc.
P.O. Box 4300 - 185 Concession St.
Lakefield - Ontario - KOL 2HO
Phone: 705-652-2000 FAX: 705-652-6365

11-November-2025

Great Bear Resources Ltd.
Attn : Ashley Moncrief

1020 - 800 West Pender St.
Vancouver, BC
V6C 2V6, Canada

Phone: 778-833-2160
Fax:

Date Rec. : 05 December 2022
LR Report: **CA19041-DEC22**
Reference: Great Bear Project/OMGS201045

Copy: #4

CERTIFICATE OF ANALYSIS
Final Report - Revised

Analysis	1: Analysis Start Date	2: Analysis Start Time	3: Analysis Completed Date	4: Analysis Completed Time	6: DX 550078	10: DX 550077
Sample Date & Time					N/A	N/A
Ag [µg/g]	23-Jan-23	03:23	26-Jan-23	16:20	< 0.75	< 0.75
Al [µg/g]	23-Jan-23	03:23	26-Jan-23	16:20	62000	65000
As [µg/g]	23-Jan-23	03:23	26-Jan-23	16:20	1.3	13
Ba [µg/g]	23-Jan-23	03:23	26-Jan-23	16:20	110	440
Be [µg/g]	23-Jan-23	03:23	26-Jan-23	16:20	0.50	0.72
Bi [µg/g]	23-Jan-23	03:23	26-Jan-23	16:20	0.30	0.24
Ca [µg/g]	23-Jan-23	03:23	26-Jan-23	16:20	25000	22000
Cd [µg/g]	23-Jan-23	03:23	26-Jan-23	16:20	0.10	0.12
Co [µg/g]	23-Jan-23	03:23	26-Jan-23	16:20	17	7.2
Cr [µg/g]	23-Jan-23	03:23	26-Jan-23	16:20	130	81
Cu [µg/g]	23-Jan-23	03:23	26-Jan-23	16:20	31	14
Fe [µg/g]	23-Jan-23	03:23	26-Jan-23	16:20	98000	23000
K [µg/g]	23-Jan-23	03:23	26-Jan-23	16:20	5500	8600
Mg [µg/g]	23-Jan-23	03:23	26-Jan-23	16:20	13000	5500
Mn [µg/g]	23-Jan-23	03:23	26-Jan-23	16:20	1700	450
Mo [µg/g]	23-Jan-23	03:23	26-Jan-23	16:20	0.7	0.6
Na [µg/g]	23-Jan-23	03:23	26-Jan-23	16:20	20000	41000

OnLine LIMS

0004324882

Results relate only to the sample tested. Data reported represents the sample submitted to SGS. Reproduction of this analytical report in full or in part is prohibited without prior written approval. Please refer to SGS General Conditions of Services located at https://www.sgs.ca/en/terms-and-conditions (Printed copies are available upon request.)
Test method information available upon request. "Temperature Upon Receipt" is representative of the whole shipment and may not reflect the temperature of individual samples.
SGS Canada Inc. Environment-Health & Safety statement of conformity decision rule does not consider uncertainty when analytical results are compared to a specified standard or regulation.

SGS Canada Inc.
P.O. Box 4300 - 185 Concession St.
Lakefield - Ontario - KOL 2HO
Phone: 705-652-2000 FAX: 705-652-6365

LR Report : **CA19041-DEC22**

Analysis	1: Analysis Start Date	2: Analysis Start Time	3: Analysis Completed Date	4: Analysis Completed Time	6: DX 550078	10: DX 550077
Ni [µg/g]	23-Jan-23	03:23	26-Jan-23	16:20	38	12
P [µg/g]	23-Jan-23	03:23	26-Jan-23	16:20	1000	550
Pb [µg/g]	23-Jan-23	03:23	26-Jan-23	16:20	9	9
S [µg/g]	23-Jan-23	03:23	26-Jan-23	16:20	5800	2500
Sb [µg/g]	23-Jan-23	03:23	26-Jan-23	16:20	< 2	< 2
Se [µg/g]	23-Jan-23	03:23	26-Jan-23	16:20	< 0.5	< 0.5
Sn [µg/g]	23-Jan-23	03:23	26-Jan-23	16:20	7	7
Sr [µg/g]	23-Jan-23	03:23	26-Jan-23	16:20	330	290
Th [µg/g]	23-Jan-23	03:23	26-Jan-23	16:20	10.2	10.7
Ti [µg/g]	23-Jan-23	03:23	26-Jan-23	16:20	3500	2100
Tl [µg/g]	23-Jan-23	03:23	26-Jan-23	16:20	0.17	0.19
U [µg/g]	23-Jan-23	03:23	26-Jan-23	16:20	1.22	2.28
V [µg/g]	23-Jan-23	03:23	26-Jan-23	16:20	63	33
W [µg/g]	23-Jan-23	03:23	26-Jan-23	16:20	0.48	12
Y [µg/g]	23-Jan-23	03:23	26-Jan-23	16:20	11.0	6.10
Zn [µg/g]	23-Jan-23	03:23	26-Jan-23	16:20	170	70
Zr [µg/g]	23-Jan-23	03:23	26-Jan-23	16:20	93	77

Ag, Bi, Sb and Se reported below SGS reporting limits. Results below SGS RLs may be unreliable.
Revised report with selected samples included.

**Revised report with selected samples and analysis as per client request - 18-Sep-25 LT
Revised report #3 with sample changes as per client request.

Method Descriptions

Parameter	Units	SGS Method Code	Reference Method Code
	µg/g	ME-CA-[ENV]SPE-LAK-AN-001	EPA 3052/200.8
	µg/g	ME-CA-[ENV]SPE-LAK-AN-013	EPA 3052/200.8
Metals - Microwave/ICP-MS	µg/g	ME-CA-[ENV]SPE-LAK-AN-007	EPA 3052/200.8
Metals - Microwave/ICP-MS	µg/g	ME-CA-[ENV]SPE-LAK-AN-013	EPA 3052/200.8

OnLine LIMS

0004324882

Results relate only to the sample tested. Data reported represents the sample submitted to SGS. Reproduction of this analytical report in full or in part is prohibited without prior written approval. Please refer to SGS General Conditions of Services located at https://www.sgs.ca/en/terms-and-conditions (Printed copies are available upon request.)
Test method information available upon request. "Temperature Upon Receipt" is representative of the whole shipment and may not reflect the temperature of individual samples.
SGS Canada Inc. Environment-Health & Safety statement of conformity decision rule does not consider uncertainty when analytical results are compared to a specified standard or regulation.

SGS Canada Inc.
P.O. Box 4300 - 185 Concession St.
Lakefield - Ontario - KOL 2HO
Phone: 705-652-2000 FAX: 705-652-6365

LR Report : **CA19041-DEC22**

Catharine Arnold

CHARTERED CATHARINE ARNOLD CHEMIST

Catharine Arnold, B.Sc., C.Chem
Project Specialist,
Environment, Health & Safety

OnLine LIMS

0004324882

Results relate only to the sample tested. Data reported represents the sample submitted to SGS. Reproduction of this analytical report in full or in part is prohibited without prior written approval. Please refer to SGS General Conditions of Services located at https://www.sgs.ca/en/terms-and-conditions (Printed copies are available upon request.)
Test method information available upon request. "Temperature Upon Receipt" is representative of the whole shipment and may not reflect the temperature of individual samples.
SGS Canada Inc. Environment-Health & Safety statement of conformity decision rule does not consider uncertainty when analytical results are compared to a specified standard or regulation.

SGS Canada Inc.
P.O. Box 4300 - 185 Concession St.
Lakefield - Ontario - KOL 2HO
Phone: 705-652-2000 FAX: 705-652-6365

Quality Control Report

Inorganic Analysis														
Parameter	Reporting Limit	Unit	Method Blank	Duplicate				LCS / Spike Blank			Matrix Spike / Reference Material			
				Result 1	Result 2	RPD	Acceptance Criteria	Spike Recovery (%)	Recovery Limits (%)		Spike Recovery (%)	Recovery Limits (%)		
							%		Low	High		Low	High	
**QCR_SubCategory* - QCBatchID: EMS0110-JAN23*														
Calcium	3	µg/g	<3			0		104						
Phosphorus	3	µg/g	<3			5		99						
Potassium	3	µg/g	<3			0		103						
Sodium	3	µg/g	<3			1		105						
**QCR_SubCategory* - QCBatchID: EMS0111-JAN23*														
Calcium	3	µg/g	<3			7		100						
Phosphorus	3	µg/g	<3			0		95						
Potassium	3	µg/g	<3			1		99						
Sodium	3	µg/g	<3			9		103						
**QCR_SubCategory* - QCBatchID: EMS0112-JAN23*														
Calcium	3	µg/g	<3			4		101						
Phosphorus	3	µg/g	<3			5		95						
Potassium	3	µg/g	<3			5		99						
Sodium	3	µg/g	<3			4		101						
**QCR_SubCategory* - QCBatchID: EMS0182-JAN23*														
Sulfur	10	µg/g	<10			1		102						
Metals - Microwave/ICP-MS - QCBatchID: EMS0110-JAN23														
Aluminum	3	µg/g	<3			0	20	105	70	130				
Antimony	2	µg/g	<0.8			ND	20	91	70	130				
Arsenic	0.5	µg/g	<0.5			14	20	100	70	130				
Barium	0.01	µg/g	<0.01			1	20	96	70	130				
Beryllium	0.02	µg/g	<0.02			2	20	104	70	130				
Bismuth	0.085	µg/g	<0.09			ND	20	97	70	130				
Cadmium	0.02	µg/g	<0.02			ND	20	102	70	130				
Chromium	0.5	µg/g	<0.5			4	20	100	70	130				
Cobalt	0.01	µg/g	<0.01			6	20	101	70	130				
Copper	0.1	µg/g	<0.1			1	20	102	70	130				
Iron	3	µg/g	<3			1	20	105	70	130				
Lead	0.05	µg/g	<0.05			2	20	97	70	130				
Magnesium	3	µg/g	<0.1			0	20	105	70	130				
Manganese	0.1	µg/g	<0.1			0	20	103	70	130				
Molybdenum	0.1	µg/g	<0.1			3	20	96	70	130				
Nickel	0.1	µg/g	<0.1			5	20	101	70	130				
Selenium	0.5	µg/g	<0.7			ND	20	100	70	130				
Silver	0.75	µg/g	<0.01			20	20	105	70	130				

OnLine LIMS

0004324882

Results relate only to the sample tested. Data reported represents the sample submitted to SGS. Reproduction of this analytical report in full or in part is prohibited without prior written approval. Please refer to SGS General Conditions of Services located at https://www.sgs.ca/en/terms-and-conditions (Printed copies are available upon request.)
Test method information available upon request. "Temperature Upon Receipt" is representative of the whole shipment and may not reflect the temperature of individual samples.
SGS Canada Inc. Environment-Health & Safety statement of conformity decision rule does not consider uncertainty when analytical results are compared to a specified standard or regulation.

SGS Canada Inc.
P.O. Box 4300 - 185 Concession St.
Lakefield - Ontario - KOL 2HO
Phone: 705-652-2000 FAX: 705-652-6365

Inorganic Analysis														
Parameter	Reporting Limit	Unit	Method Blank	Duplicate				LCS / Spike Blank			Matrix Spike / Reference Material			
				Result 1	Result 2	RPD	Acceptance Criteria	Spike Recovery (%)	Recovery Limits (%)		Spike Recovery (%)	Recovery Limits (%)	
							%		Low	High		Low	High
Strontium	0.02	µg/g	<0.02			1	20	97	70	130			
Thallium	0.02	µg/g	<0.02			5	20	NV	70	130			
Tin	6	µg/g	<6			2	20	91	70	130			
Titanium	0.1	µg/g	<0.1			4	20	102	70	130			
Tungsten	0.04	µg/g	<0.04			6	20	96	70	130			
Uranium	0.002	µg/g	<0.002			1	20	105	70	130			
Vanadium	1	µg/g	<1			1	20	98	70	130			
Yttrium	0.004	µg/g	<0.004			1	20	104	70	130			
Zinc	0.7	µg/g	<0.7			2	20	98	70	130			
Zirconium	0.03	µg/g	<0.1			0	20	110	70	130			
Metals - Microwave/ICP-MS - QCBatchID: EMS0111-JAN23													
Aluminum	3	µg/g	<3			20	20	99	70	130			
Antimony	2	µg/g	<0.8			ND	20	101	70	130			
Arsenic	0.5	µg/g	<0.5			2	20	93	70	130			
Barium	0.01	µg/g	<0.01			3	20	91	70	130			
Beryllium	0.02	µg/g	<0.02			2	20	96	70	130			
Bismuth	0.085	µg/g	<0.09			3	20	93	70	130			
Cadmium	0.02	µg/g	<0.02			ND	20	93	70	130			
Chromium	0.5	µg/g	<0.5			3	20	92	70	130			
Cobalt	0.01	µg/g	<0.01			0	20	91	70	130			
Copper	0.1	µg/g	<0.1			4	20	93	70	130			
Iron	3	µg/g	<3			4	20	104	70	130			
Lead	0.05	µg/g	<0.05			0	20	99	70	130			
Magnesium	3	µg/g	<0.1			2	20	103	70	130			
Manganese	0.1	µg/g	<0.1			6	20	91	70	130			
Molybdenum	0.1	µg/g	<0.1			20	20	92	70	130			
Nickel	0.1	µg/g	<0.1			3	20	96	70	130			
Selenium	0.5	µg/g	<0.7			ND	20	95	70	130			
Silver	0.75	µg/g	<0.01			1	20	98	70	130			
Strontium	0.02	µg/g	<0.02			6	20	90	70	130			
Thallium	0.02	µg/g	<0.02			1	20	NV	70	130			
Tin	6	µg/g	<6			1	20	97	70	130			
Titanium	0.1	µg/g	<0.1			4	20	108	70	130			
Tungsten	0.04	µg/g	<0.04			9	20	93	70	130			
Uranium	0.002	µg/g	<0.002			3	20	97	70	130			
Vanadium	1	µg/g	<1			1	20	91	70	130			
Yttrium	0.004	µg/g	<0.004			16	20	97	70	130			
Zinc	0.7	µg/g	<0.7			2	20	97	70	130			
Zirconium	0.03	µg/g	<0.1			2	20	102	70	130			

OnLine LIMS

0004324882

Results relate only to the sample tested. Data reported represents the sample submitted to SGS. Reproduction of this analytical report in full or in part is prohibited without prior written approval. Please refer to SGS General Conditions of Services located at https://www.sgs.ca/en/terms-and-conditions (Printed copies are available upon request.)
Test method information available upon request. "Temperature Upon Receipt" is representative of the whole shipment and may not reflect the temperature of individual samples.
SGS Canada Inc. Environment-Health & Safety statement of conformity decision rule does not consider uncertainty when analytical results are compared to a specified standard or regulation.

SGS Canada Inc.
P.O. Box 4300 - 185 Concession St.
Lakefield - Ontario - KOL 2HO
Phone: 705-652-2000 FAX: 705-652-6365

Inorganic Analysis													
Parameter	Reporting Limit	Unit	Method Blank	Duplicate				LCS / Spike Blank			Matrix Spike / Reference Material		
				Result 1	Result 2	RPD	Acceptance Criteria	Spike Recovery (%)	Recovery Limits (%)		Spike Recovery (%)	Recovery Limits (%)	
							%		Low	High		Low	High
Metals - Microwave/ICP-MS - QCBatchID: EMS0112-JAN23													
Aluminum	3	µg/g	<3			6	20	91	70	130			
Antimony	2	µg/g	<0.8			ND	20	105	70	130			
Arsenic	0.5	µg/g	<0.5			4	20	95	70	130			
Barium	0.01	µg/g	<0.01			2	20	95	70	130			
Beryllium	0.02	µg/g	<0.02			1	20	92	70	130			
Bismuth	0.085	µg/g	<0.09			ND	20	93	70	130			
Cadmium	0.02	µg/g	<0.02			4	20	91	70	130			
Chromium	0.5	µg/g	<0.5			1	20	92	70	130			
Cobalt	0.01	µg/g	<0.01			2	20	92	70	130			
Copper	0.1	µg/g	<0.1			3	20	91	70	130			
Iron	3	µg/g	<3			1	20	103	70	130			
Lead	0.05	µg/g	<0.05			5	20	94	70	130			
Magnesium	3	µg/g	<0.1			5	20	102	70	130			
Manganese	0.1	µg/g	<0.1			2	20	96	70	130			
Molybdenum	0.1	µg/g	<0.1			5	20	93	70	130			
Nickel	0.1	µg/g	<0.1			2	20	95	70	130			
Selenium	0.5	µg/g	<0.7			ND	20	100	70	130			
Silver	0.75	µg/g	<0.01			7	20	92	70	130			
Strontium	0.02	µg/g	<0.02			3	20	92	70	130			
Thallium	0.02	µg/g	<0.02			0	20	NV	70	130			
Tin	6	µg/g	<6			4	20	98	70	130			
Titanium	0.1	µg/g	<0.1			2	20	98	70	130			
Tungsten	0.04	µg/g	<0.04			14	20	90	70	130			
Uranium	0.002	µg/g	<0.002			16	20	106	70	130			
Vanadium	1	µg/g	<1			3	20	94	70	130			
Yttrium	0.004	µg/g	<0.004			3	20	107	70	130			
Zinc	0.7	µg/g	<0.7			2	20	95	70	130			
Zirconium	0.03	µg/g	<0.1			18	20	90	70	130			
Metals - Microwave/ICP-MS - QCBatchID: EMS0182-JAN23													
Thorium	0.5	µg/g	<0.01			10	20	102	70	130			

OnLine LIMS

0004324882

Results relate only to the sample tested. Data reported represents the sample submitted to SGS. Reproduction of this analytical report in full or in part is prohibited without prior written approval. Please refer to SGS General Conditions of Services located at https://www.sgs.ca/en/terms-and-conditions (Printed copies are available upon request.)
Test method information available upon request. "Temperature Upon Receipt" is representative of the whole shipment and may not reflect the temperature of individual samples.
SGS Canada Inc. Environment-Health & Safety statement of conformity decision rule does not consider uncertainty when analytical results are compared to a specified standard or regulation.

SGS Canada Inc.
P.O. Box 4300 - 185 Concession St.
Lakefield - Ontario - KOL 2HO
Phone: 705-652-2000 FAX: 705-652-6365

Great Bear Resources Ltd.
Attn : Ashley Moncrief

1020 - 800 West Pender St.
Vancouver, BC
V6C 2V6, Canada

Phone: 778-833-2160
Fax:

11-November-2025

Date Rec. : 15 June 2023
LR Report: **CA19046-JUN23**
Reference: Great Bear Project/OMGS21045 - Set 1

Copy: #3

CERTIFICATE OF ANALYSIS
Final Report - Revised

Analysis	1: Analysis Start Date	2: Analysis Start Time	3: Analysis Completed Date	4: Analysis Completed Time	5: 031806	6: 031805	7: 031804	8: 031800	9: 031801	10: 031811	12: 031799	13: 031798	14: 031803	15: 031802
Sample Date & Time					N/A	N/A	N/A	N/A	N/A	N/A	N/A	N/A	N/A	N/A
Ag [µg/g]	07-Jul-23	03:48	10-Jul-23	13:08	< 0.5	< 0.5	< 0.5	< 0.5	< 0.5	< 0.5	< 0.5	< 0.5	< 0.5	< 0.5
Al [µg/g]	07-Jul-23	03:48	10-Jul-23	13:08	75000	61000	66000	69000	71000	78000	76000	74000	70000	74000
As [µg/g]	07-Jul-23	03:48	10-Jul-23	13:08	2.1	0.6	1.7	6.8	1.1	2.5	90	19	1.6	2.2
Ba [µg/g]	07-Jul-23	03:48	10-Jul-23	13:08	330	280	120	22	120	79	280	200	93	260
Be [µg/g]	07-Jul-23	03:48	10-Jul-23	13:08	0.99	1.1	0.68	0.44	0.43	0.56	0.76	0.58	0.51	1.4
Bi [µg/g]	07-Jul-23	03:48	10-Jul-23	13:09	< 0.085	< 0.085	0.11	< 0.085	< 0.085	< 0.085	< 0.085	< 0.085	0.12	< 0.085
Ca [µg/g]	07-Jul-23	03:48	10-Jul-23	13:09	65000	66000	64000	71000	64000	67000	63000	68000	82000	68000
Cd [µg/g]	07-Jul-23	03:48	10-Jul-23	13:09	0.12	0.24	0.19	0.29	0.13	0.15	0.12	0.17	0.13	0.19
Co [µg/g]	07-Jul-23	03:48	10-Jul-23	13:09	48	34	44	48	46	53	53	48	47	50
Cr [µg/g]	07-Jul-23	03:48	10-Jul-23	13:09	43	32	51	30	33	82	53	32	56	77
Cu [µg/g]	07-Jul-23	03:48	10-Jul-23	13:09	91	34	110	180	130	43	130	150	130	100
Fe [µg/g]	07-Jul-23	03:48	10-Jul-23	13:09	91000	78000	150000	130000	110000	120000	100000	120000	110000	92000
K [µg/g]	07-Jul-23	03:48	10-Jul-23	13:09	4200	12000	2200	1000	1600	1700	8400	5700	3800	13000
Mg [µg/g]	07-Jul-23	03:48	10-Jul-23	13:09	21000	19000	24000	33000	33000	22000	21000	25000	27000	28000
Mn [µg/g]	07-Jul-23	03:48	10-Jul-23	13:09	2400	2100	4500	3900	2900	3300	2400	3100	2800	2400
Mo [µg/g]	07-Jul-23	03:48	10-Jul-23	13:09	0.3	0.6	0.2	0.3	0.1	0.2	0.2	0.3	2.1	0.3

OnLine LIMS

0004324879

Results relate only to the sample tested. Data reported represents the sample submitted to SGS. Reproduction of this analytical report in full or in part is prohibited without prior written approval. Please refer to SGS General Conditions of Services located at https://www.sgs.ca/en/terms-and-conditions (Printed copies are available upon request.)
Test method information available upon request. "Temperature Upon Receipt" is representative of the whole shipment and may not reflect the temperature of individual samples.
SGS Canada Inc. Environment-Health & Safety statement of conformity decision rule does not consider uncertainty when analytical results are compared to a specified standard or regulation.

SGS Canada Inc.
P.O. Box 4300 - 185 Concession St.
Lakefield - Ontario - KOL 2HO
Phone: 705-652-2000 FAX: 705-652-6365

LR Report : CA19046-JUN23

Analysis	1: Analysis Start Date	2: Analysis Start Time	3: Analysis Completed Date	4: Analysis Completed Time	5: 031806	6: 031805	7: 031804	8: 031800	9: 031801	10: 031811	12: 031799	13: 031798	14: 031803	15: 031802
Na [µg/g]	07-Jul-23	03:48	10-Jul-23	13:09	25000	10000	11000	11000	17000	14000	19000	15000	14000	15000
Ni [µg/g]	07-Jul-23	03:48	10-Jul-23	13:09	63	56	66	47	47	78	57	49	55	68
P [µg/g]	07-Jul-23	03:48	10-Jul-23	13:09	640	500	420	330	310	380	640	430	450	720
Pb [µg/g]	07-Jul-23	03:48	10-Jul-23	13:09	2	3	2	2	2	1	2	2	3	4
S [µg/g]	07-Jul-23	03:48	10-Jul-23	14:30	680	2700	12000	2600	1100	670	1900	1800	4800	4600
Sb [µg/g]	07-Jul-23	03:48	10-Jul-23	13:09	< 0.8	< 0.8	< 0.8	< 0.8	< 0.8	< 0.8	< 0.8	< 0.8	< 0.8	< 0.8
Se [µg/g]	07-Jul-23	03:48	10-Jul-23	13:09	0.34	0.24	1.3	0.89	0.63	0.23	0.74	0.72	0.76	0.65
Sn [µg/g]	07-Jul-23	03:48	10-Jul-23	13:09	< 6	< 6	< 6	< 6	< 6	< 6	< 6	< 6	< 6	< 6
Sr [µg/g]	07-Jul-23	03:48	10-Jul-23	13:09	230	250	190	120	140	120	210	150	180	230
Th [µg/g]	07-Jul-23	03:48	10-Jul-23	13:09	2.4	2.0	1.9	1.4	1.2	1.2	1.2	1.2	1.1	1.1
Ti [µg/g]	07-Jul-23	03:48	10-Jul-23	13:09	10000	7500	8300	6400	6500	7100	10000	7400	7900	8500
Tl [µg/g]	07-Jul-23	03:48	10-Jul-23	13:09	0.04	0.26	< 0.02	< 0.02	0.02	< 0.02	0.25	0.19	0.09	0.29
U [µg/g]	07-Jul-23	03:48	10-Jul-23	13:09	0.20	0.18	0.19	0.13	0.12	0.16	0.17	0.16	0.17	0.30
W [µg/g]	07-Jul-23	03:48	10-Jul-23	13:09	0.26	0.86	0.56	0.50	0.15	0.34	0.33	0.43	1.5	0.78
V [µg/g]	07-Jul-23	03:48	10-Jul-23	13:09	260	240	240	290	290	270	290	280	270	260
Y [µg/g]	07-Jul-23	03:48	10-Jul-23	13:09	23	19	22	25	23	23	26	26	23	23
Zn [µg/g]	07-Jul-23	03:48	10-Jul-23	13:09	100	110	120	160	120	150	110	120	120	130
Zr [µg/g]	07-Jul-23	03:48	10-Jul-23	13:09	240	170	200	140	180	160	220	180	180	94

Analysis	16: 031797	17: 116744	18: 116742	19: 116743	20: 116745	21: 031817	22: 031818	23: 031762	24: 031763	25: 031765	26: 031764	27: 031753	28: 031752	29: 031772	30: 031754	31: 031751
Sample Date & Time	N/A	N/A	N/A	N/A	N/A	N/A	N/A	N/A	N/A	N/A	N/A	N/A	N/A	N/A	N/A	N/A
Ag [µg/g]	< 0.5	< 0.5	< 0.5	< 0.5	< 0.5	< 0.5	< 0.5	< 0.5	< 0.5	< 0.5	< 0.5	< 0.5	< 0.5	< 0.5	< 0.5	< 0.5
Al [µg/g]	69000	71000	65000	65000	74000	65000	77000	80000	78000	80000	72000	81000	80000	63000	80000	80000
As [µg/g]	7.5	100	29	860	61	2.9	3.3	21	3.7	63	1.6	1.8	280	5.0	360	17
Ba [µg/g]	40	570	500	330	160	550	490	500	440	340	620	410	150	540	580	370
Be [µg/g]	0.31	1.3	1.1	2.4	0.99	1.4	1.0	1.5	0.99	1.1	1.1	0.77	0.69	1.2	0.54	1.5
Bi [µg/g]	< 0.085	0.12	0.14	0.74	0.12	0.25	< 0.085	0.18	< 0.085	0.59	0.17	0.11	< 0.085	< 0.085	0.21	< 0.085
Ca [µg/g]	95000	12000	12000	28000	54000	23000	15000	17000	17000	20000	17000	47000	60000	22000	45000	47000
Cd [µg/g]	0.11	0.17	0.10	0.11	0.09	0.07	0.03	0.06	0.03	0.34	0.38	0.43	0.10	0.05	0.22	0.10
Co [µg/g]	45	2.0	2.1	11	38	11	9.5	7.7	7.6	14	4.5	30	44	8.1	44	31

OnLine LIMS

0004324879

Results relate only to the sample tested. Data reported represents the sample submitted to SGS. Reproduction of this analytical report in full or in part is prohibited without prior written approval. Please refer to SGS General Conditions of Services located at https://www.sgs.ca/en/terms-and-conditions (Printed copies are available upon request.)
Test method information available upon request. "Temperature Upon Receipt" is representative of the whole shipment and may not reflect the temperature of individual samples.
SGS Canada Inc. Environment-Health & Safety statement of conformity decision rule does not consider uncertainty when analytical results are compared to a specified standard or regulation.

SGS Canada Inc.
P.O. Box 4300 - 185 Concession St.
Lakefield - Ontario - KOL 2HO
Phone: 705-652-2000 FAX: 705-652-6365

Trace Metals - Strong Acid Digest, ICP-MS

LR Report : **CA19046-JUN23**

Analysis	16: 031797	17: 116744	18: 116742	19: 116743	20: 116745	21: 031817	22: 031818	23: 031762	24: 031763	25: 031765	26: 031764	27: 031753	28: 031752	29: 031772	30: 031754	31: 031751
Cr [µg/g]	80	1.8	2.1	34	320	15	17	15	20	16	4.2	49	45	9.7	98	69
Cu [µg/g]	120	9.9	8.9	29	27	42	22	51	35	69	23	61	47	14	110	40
Fe [µg/g]	97000	17000	15000	29000	54000	28000	13000	43000	16000	47000	21000	85000	120000	22000	90000	100000
K [µg/g]	1800	26000	15000	13000	14000	13000	19000	18000	24000	3100	21000	8300	4000	8200	6600	6900
Mg [µg/g]	30000	2000	1500	13000	45000	6700	1600	3600	2000	7500	5600	15000	20000	6100	25000	23000
Mn [µg/g]	2400	290	200	620	1200	460	230	390	280	850	340	2300	3900	340	1600	2900
Mo [µg/g]	0.4	1.3	0.7	1.6	0.2	1.9	0.8	6.6	0.5	1.4	0.9	0.7	0.4	0.9	0.3	0.5
Na [µg/g]	12000	26000	33000	34000	19000	28000	23000	21000	18000	42000	17000	19000	14000	35000	20000	14000
Ni [µg/g]	93	0.5	1.0	14	180	22	21	22	16	19	6.6	70	96	16	120	75
P [µg/g]	290	150	120	800	720	660	600	820	590	300	290	440	520	400	530	800
Pb [µg/g]	2	13	13	17	9	10	7	15	9	14	14	6	3	10	3	4
S [µg/g]	2700	3200	9300	6700	290	1100	700	18000	490	8600	2400	4200	1500	85	2100	1100
Sb [µg/g]	< 0.8	< 0.8	< 0.8	< 0.8	< 0.8	< 0.8	< 0.8	< 0.8	< 0.8	0.8	< 0.8	< 0.8	< 0.8	< 0.8	< 0.8	< 0.8
Se [µg/g]	1.1	0.22	0.16	4.0	0.16	0.16	< 0.085	0.11	< 0.085	1.8	0.31	0.41	0.27	0.088	0.44	0.20
Sn [µg/g]	< 6	< 6	< 6	< 6	< 6	< 6	< 6	< 6	< 6	< 6	< 6	< 6	< 6	< 6	< 6	< 6
Sr [µg/g]	130	190	170	390	670	290	220	360	190	320	230	250	290	310	210	290
Th [µg/g]	0.8	6.5	6.7	7.6	4.0	5.1	4.1	5.9	4.2	4.5	6.8	2.6	1.7	5.8	1.9	2.0
Ti [µg/g]	5500	1300	730	2600	3500	3100	3100	2700	3000	3400	1900	5700	7400	2300	5800	6400
Tl [µg/g]	0.07	0.55	0.25	0.38	0.32	0.22	0.17	0.37	0.26	0.10	0.31	0.16	0.05	0.21	0.10	0.18
U [µg/g]	0.076	1.9	2.0	1.2	0.80	0.98	1.5	1.5	1.3	1.2	1.5	0.63	0.26	1.9	0.31	0.57
W [µg/g]	0.35	2.2	0.81	4.5	0.46	0.75	1.00	0.50	1.2	4.2	1.4	0.60	0.33	1.3	0.31	1.4
V [µg/g]	250	2.1	3.1	62	140	52	54	63	53	59	23	160	180	42	180	160
Y [µg/g]	22	13	9.4	14	13	7.0	6.8	9.0	7.7	11	7.7	21	24	6.4	18	17
Zn [µg/g]	95	100	64	94	96	79	22	63	29	120	110	200	130	61	140	110
Zr [µg/g]	63	560	510	370	300	240	450	410	430	400	380	300	260	330	180	290

Analysis	32: 031812	33: 116738	34: 116736	35: 116737	36: 116732	38: 116734	39: 116735	40: 031767	41: 031768	42: 031755	43: 031756	44: 031766	45: 031769	46: 031770	47: 031771	48: 116739
Sample Date & Time	N/A	N/A	N/A	N/A	N/A	N/A	N/A	N/A	N/A	N/A	N/A	N/A	N/A	N/A	N/A	N/A
Ag [µg/g]	< 0.5	< 0.5	< 0.5	< 0.5	9.4	< 0.5	< 0.5	< 0.5	< 0.5	< 0.5	< 0.5	< 0.5	< 0.5	< 0.5	< 0.5	< 0.5
Al [µg/g]	78000	64000	86000	70000	78000	78000	67000	58000	53000	56000	83000	50000	54000	69000	48000	57000

OnLine LIMS

0004324879

Results relate only to the sample tested. Data reported represents the sample submitted to SGS. Reproduction of this analytical report in full or in part is prohibited without prior written approval. Please refer to SGS General Conditions of Services located at https://www.sgs.ca/en/terms-and-conditions (Printed copies are available upon request.)
Test method information available upon request. "Temperature Upon Receipt" is representative of the whole shipment and may not reflect the temperature of individual samples.
SGS Canada Inc. Environment-Health & Safety statement of conformity decision rule does not consider uncertainty when analytical results are compared to a specified standard or regulation.

SGS Canada Inc.
P.O. Box 4300 - 185 Concession St.
Lakefield - Ontario - KOL 2HO
Phone: 705-652-2000 FAX: 705-652-6365

Trace Metals - Strong Acid Digest, ICP-MS

LR Report : **CA19046-JUN23**

Analysis	32: 031812	33: 116738	34: 116736	35: 116737	36: 116732	38: 116734	39: 116735	40: 031767	41: 031768	42: 031755	43: 031756	44: 031766	45: 031769	46: 031770	47: 031771	48: 116739
As [µg/g]	22	120	15	1500	6.4	460	4.7	2.2	1.7	0.5	22	1.7	5.8	290	48	3.6
Ba [µg/g]	210	240	640	260	300	200	300	400	360	370	490	290	300	480	76	650
Be [µg/g]	0.85	2.2	1.9	0.89	0.70	0.87	1.7	1.3	1.0	1.1	1.3	1.2	1.1	1.4	0.92	1.5
Bi [µg/g]	< 0.085	0.19	0.24	0.42	0.23	0.35	0.16	< 0.085	< 0.085	< 0.085	0.24	< 0.085	0.14	0.22	0.30	0.16
Ca [µg/g]	52000	22000	14000	24000	25000	18000	56000	22000	22000	21000	34000	21000	16000	17000	34000	13000
Cd [µg/g]	0.12	0.12	0.12	0.18	0.74	0.10	0.13	0.06	0.05	0.05	0.10	0.03	0.05	0.36	0.07	0.05
Co [µg/g]	35	24	9.2	33	21	17	33	10	10	8.8	34	12	8.8	11	4.4	9.9
Cr [µg/g]	46	56	7.6	34	25	23	64	12	23	18	45	11	12	15	5.6	17
Cu [µg/g]	80	82	18	64	46	52	89	31	28	27	64	22	30	31	19	19
Fe [µg/g]	100000	140000	22000	66000	98000	67000	78000	29000	15000	17000	64000	38000	25000	21000	11000	23000
K [µg/g]	6600	16000	35000	4300	18000	4500	14000	19000	18000	11000	17000	9300	19000	29000	7500	23000
Mg [µg/g]	16000	20000	7000	11000	11000	7800	21000	2800	1400	1600	8400	5800	6000	8600	3600	5200
Mn [µg/g]	2800	1700	440	1500	3500	1400	2500	530	280	270	1400	630	300	340	270	530
Mo [µg/g]	0.5	0.8	12	2.7	1.2	1.2	2.3	0.6	0.6	1.6	1.5	0.5	1.3	0.3	1.1	2.3
Na [µg/g]	14000	4900	14000	36000	20000	41000	14000	26000	30000	28000	23000	23000	27000	20000	34000	14000
Ni [µg/g]	90	47	17	46	43	34	41	16	20	19	81	18	15	14	5.7	20
P [µg/g]	600	750	320	430	700	330	350	820	540	510	620	650	160	220	200	300
Pb [µg/g]	6	4	13	9	31	10	5	12	9	11	8	6	10	9	11	11
S [µg/g]	3200	13000	1400	8500	7500	5000	3100	1400	2400	550	3700	200	820	1700	1100	2100
Sb [µg/g]	< 0.8	< 0.8	< 0.8	0.8	< 0.8	< 0.8	< 0.8	< 0.8	< 0.8	< 0.8	< 0.8	< 0.8	< 0.8	< 0.8	< 0.8	< 0.8
Se [µg/g]	0.45	0.53	0.11	2.3	0.19	1.5	0.54	< 0.085	< 0.085	< 0.085	0.30	< 0.085	0.091	0.11	0.22	< 0.085
Sn [µg/g]	< 6	< 6	< 6	< 6	< 6	< 6	< 6	< 6	< 6	< 6	< 6	< 6	< 6	< 6	< 6	< 6
Sr [µg/g]	200	110	180	260	210	230	230	250	190	280	290	300	210	280	310	200
Th [µg/g]	1.6	2.3	5.1	3.5	5.5	4.9	1.8	4.7	3.8	4.1	3.6	4.4	4.4	3.9	4.2	9.9
Ti [µg/g]	6900	3900	2100	4300	3300	2700	4400	3700	3100	3000	7000	3000	4000	3000	1300	2400
Tl [µg/g]	0.18	0.49	0.48	0.16	0.50	0.11	0.44	0.43	0.40	0.24	0.42	0.16	0.52	0.61	0.21	0.52
U [µg/g]	0.40	0.84	3.6	1.0	1.4	2.2	0.58	1.0	0.67	1.0	1.0	0.50	0.76	1.0	0.52	1.8
W [µg/g]	0.68	1.1	1.1	10	8.6	4.2	0.61	0.56	0.31	0.37	1.0	0.43	0.85	1.9	0.85	1.2
V [µg/g]	170	120	38	93	64	66	220	68	55	51	99	55	36	39	15	42
Y [µg/g]	20	17	10	13	9.6	10	19	6.4	5.1	5.8	16	7.0	3.3	4.4	3.4	5.8
Zn [µg/g]	130	92	73	100	380	92	110	73	37	48	100	61	80	160	65	56
Zr [µg/g]	270	260	270	260	300	240	99	400	440	390	370	300	550	430	250	320

OnLine LIMS

0004324879

Results relate only to the sample tested. Data reported represents the sample submitted to SGS. Reproduction of this analytical report in full or in part is prohibited without prior written approval. Please refer to SGS General Conditions of Services located at https://www.sgs.ca/en/terms-and-conditions (Printed copies are available upon request.)
Test method information available upon request. "Temperature Upon Receipt" is representative of the whole shipment and may not reflect the temperature of individual samples.
SGS Canada Inc. Environment-Health & Safety statement of conformity decision rule does not consider uncertainty when analytical results are compared to a specified standard or regulation.

SGS Canada Inc.
P.O. Box 4300 - 185 Concession St.
Lakefield - Ontario - KOL 2HO
Phone: 705-652-2000 FAX: 705-652-6365

LR Report : **CA19046-JUN23**

Analysis	50: 116741	51: 031777	52: 031775	53: 031760	54: 031759
Sample Date & Time	N/A	N/A	N/A	N/A	N/A
Ag [µg/g]	< 0.5	< 0.5	< 0.5	< 0.5	< 0.5
Al [µg/g]	35000	54000	74000	66000	70000
As [µg/g]	2.2	47	1.5	7.0	140
Ba [µg/g]	160	420	230	540	640
Be [µg/g]	0.99	1.1	0.70	1.2	1.2
Bi [µg/g]	0.12	< 0.085	< 0.085	0.19	< 0.085
Ca [µg/g]	10000	10000	57000	21000	14000
Cd [µg/g]	0.07	0.04	0.11	0.04	0.09
Co [µg/g]	1.3	15	47	4.2	12
Cr [µg/g]	3.3	15	74	8.0	16
Cu [µg/g]	8.2	26	140	12	17
Fe [µg/g]	8300	8300	87000	17000	50000
K [µg/g]	880	21000	5700	24000	30000
Mg [µg/g]	2300	960	21000	1500	4900
Mn [µg/g]	570	110	1800	310	1300
Mo [µg/g]	1.5	1.7	0.2	0.5	0.6
Na [µg/g]	43000	13000	21000	15000	4500
Ni [µg/g]	3.5	31	65	8.9	28
P [µg/g]	35	470	530	320	320
Pb [µg/g]	8	10	2	10	28
S [µg/g]	88	130	1300	65	680
Sb [µg/g]	< 0.8	< 0.8	< 0.8	< 0.8	< 0.8
Se [µg/g]	< 0.085	< 0.085	0.68	< 0.085	< 0.085
Sn [µg/g]	< 6	< 6	< 6	< 6	< 6
Sr [µg/g]	170	180	160	240	130
Th [µg/g]	6.2	6.1	5.3	6.9	7.7
Ti [µg/g]	280	2800	9100	2000	2200
Tl [µg/g]	0.04	0.32	0.06	0.42	0.74
U [µg/g]	2.3	1.0	0.19	1.49	1.45
W [µg/g]	0.30	0.68	0.29	0.55	0.91
V [µg/g]	7.5	45	270	26	32
Y [µg/g]	6.1	4.1	23	5.7	7.0

OnLine LIMS

0004324879

Results relate only to the sample tested. Data reported represents the sample submitted to SGS. Reproduction of this analytical report in full or in part is prohibited without prior written approval. Please refer to SGS General Conditions of Services located at https://www.sgs.ca/en/terms-and-conditions (Printed copies are available upon request.)
Test method information available upon request. "Temperature Upon Receipt" is representative of the whole shipment and may not reflect the temperature of individual samples.
SGS Canada Inc. Environment-Health & Safety statement of conformity decision rule does not consider uncertainty when analytical results are compared to a specified standard or regulation.

SGS Canada Inc.
P.O. Box 4300 - 185 Concession St.
Lakefield - Ontario - KOL 2HO
Phone: 705-652-2000 FAX: 705-652-6365

LR Report : **CA19046-JUN23**

Analysis	50: 116741	51: 031777	52: 031775	53: 031760	54: 031759
Zn [µg/g]	35	24	110	55	120
Zr [µg/g]	140	450	200	340	360

Bi and Se reported below SGS reporting limits. Results below SGS RLs may be unreliable.

**Revised report with selected samples and analysis as per client request - 18-Sep-25 LT
Revised report #2 with sample changes as per client request.

Method Descriptions

Parameter	Units	SGS Method Code	Reference Method Code
	µg/g	ME-CA-[ENV]SPE-LAK-AN-001	EPA 3052/200.8
	µg/g	ME-CA-[ENV]SPE-LAK-AN-013	EPA 3052/200.8
Metals - Microwave/ICP-MS	µg/g	ME-CA-[ENV]SPE-LAK-AN-007	EPA 3052/200.8
Metals - Microwave/ICP-MS	µg/g	ME-CA-[ENV]SPE-LAK-AN-013	EPA 3052/200.8



Catharine Arnold, B.Sc., C.Chem
Project Specialist,
Environment, Health & Safety

OnLine LIMS

0004324879

Results relate only to the sample tested. Data reported represents the sample submitted to SGS. Reproduction of this analytical report in full or in part is prohibited without prior written approval. Please refer to SGS General Conditions of Services located at https://www.sgs.ca/en/terms-and-conditions (Printed copies are available upon request.)
Test method information available upon request. "Temperature Upon Receipt" is representative of the whole shipment and may not reflect the temperature of individual samples.
SGS Canada Inc. Environment-Health & Safety statement of conformity decision rule does not consider uncertainty when analytical results are compared to a specified standard or regulation.

SGS Canada Inc.
P.O. Box 4300 - 185 Concession St.
Lakefield - Ontario - KOL 2HO
Phone: 705-652-2000 FAX: 705-652-6365

Quality Control Report

Inorganic Analysis													
Parameter	Reporting Limit	Unit	Method Blank	Duplicate				LCS / Spike Blank			Matrix Spike / Reference Material		
				Result 1	Result 2	RPD	Acceptance Criteria	Spike Recovery (%)	Recovery Limits (%)		Spike Recovery (%)	Recovery Limits (%)	
							%		Low	High		Low	High
**QCR_SubCategory* - QCBatchID: EMS0286-JUN23*													
Calcium	3	µg/g	<3			0		103			96		
Phosphorus	3	µg/g	<3			2		101			88		
Potassium	3	µg/g	<3			0		104			100		
Sodium	3	µg/g	<3			0		109			102		
Sulfur	50	µg/g	<50			7		98			NV		
Metals - Microwave/ICP-MS - QCBatchID: EMS0286-JUN23													
Aluminum	3	µg/g	<3			1	20	99	70	130	99	70	130
Antimony	0.8	µg/g	<0.8			ND	20	101	70	130	113	70	130
Arsenic	0.5	µg/g	<0.5			8	20	101	70	130	96	70	130
Barium	0.01	µg/g	<0.01			1	20	99	70	130	105	70	130
Beryllium	0.02	µg/g	<0.02			5	20	107	70	130	100	70	130
Bismuth	0.085	µg/g	<0.09			ND	20	98	70	130	NV	70	130
Cadmium	0.02	µg/g	<0.02			4	20	100	70	130	NV	70	130
Chromium	0.5	µg/g	<0.5			1	20	98	70	130	NV	70	130
Cobalt	0.01	µg/g	<0.01			1	20	97	70	130	90	70	130
Copper	0.1	µg/g	<0.1			0	20	100	70	130	98	70	130
Iron	3	µg/g	<3			1	20	99	70	130	94	70	130
Lead	0.05	µg/g	<0.05			1	20	108	70	130	104	70	130
Magnesium	3	µg/g	<3			1	20	108	70	130	96	70	130
Manganese	0.1	µg/g	<0.1			1	20	102	70	130	104	70	130
Molybdenum	0.1	µg/g	<0.1			3	20	91	70	130	87	70	130
Nickel	0.1	µg/g	<0.1			1	20	102	70	130	105	70	130
Selenium	0.085	µg/g	<0.1			8	20	103	70	130	NV	70	130
Silver	0.5	µg/g	<0.01			6	20	104	70	130	NV	70	130
Strontium	0.02	µg/g	<0.02			0	20	101	70	130	110	70	130
Thallium	0.02	µg/g	<0.02			2	20	100	70	130	NV	70	130
Tin	6	µg/g	<6			ND	20	107	70	130	NV	70	130
Titanium	0.1	µg/g	<0.1			1	20	94	70	130	82	70	130
Tungsten	0.04	µg/g	<0.04			1	20	108	70	130	NV	70	130
Uranium	0.002	µg/g	<0.002			2	20	97	70	130	87	70	130
Vanadium	1	µg/g	<1			0	20	98	70	130	92	70	130
Yttrium	0.004	µg/g	<0.004			2	20	97	70	130	NV	70	130
Zinc	0.7	µg/g	<0.7			2	20	100	70	130	102	70	130
Zirconium	0.03	µg/g	<0.03			1	20	91	70	130	NV	70	130

OnLine LIMS

0004324879

Results relate only to the sample tested. Data reported represents the sample submitted to SGS. Reproduction of this analytical report in full or in part is prohibited without prior written approval. Please refer to SGS General Conditions of Services located at https://www.sgs.ca/en/terms-and-conditions (Printed copies are available upon request.)
Test method information available upon request. "Temperature Upon Receipt" is representative of the whole shipment and may not reflect the temperature of individual samples.
SGS Canada Inc. Environment-Health & Safety statement of conformity decision rule does not consider uncertainty when analytical results are compared to a specified standard or regulation.

SGS Canada Inc.
P.O. Box 4300 - 185 Concession St.
Lakefield - Ontario - KOL 2HO
Phone: 705-652-2000 FAX: 705-652-6365

19-November-2025

Great Bear Resources Ltd.
Attn : Ashley Moncrief

1020 - 800 West Pender St.
Vancouver, BC
V6C 2V6, Canada

Phone: 778-833-2160
Fax:

Date Rec. : 07 June 2023
LR Report: **CA19053-JUN23**
Reference: YGreat Bear Project/OMGS21045

Copy: #5

CERTIFICATE OF ANALYSIS
Final Report - Revised

Analysis	1: Analysis Start Date	2: Analysis Start Time	3: Analysis Completed Date	4: Analysis Completed Time	5: 031757	6: 031758	7: 031761	8: 031788	9: 031782	11: 031787	12: 031784	13: 031786	16: 031778	19: 031783
Sample Date & Time					N/A	N/A	N/A	N/A	N/A	N/A	N/A	N/A	N/A	N/A
Silver [µg/g]	10-Aug-23	16:07	14-Aug-23	09:25	< 0.5	7.2	< 0.5	< 0.5	< 0.5	< 0.5	< 0.5	9.5	< 0.5	< 0.5
Aluminum [µg/g]	10-Aug-23	16:07	14-Aug-23	09:25	79000	59000	74000	60000	51000	66000	62000	68000	71000	67000
Arsenic [µg/g]	10-Aug-23	16:07	14-Aug-23	09:25	1.6	3.2	6.1	19	8.4	1.4	19	17	12	2.7
Barium [µg/g]	10-Aug-23	16:07	14-Aug-23	09:25	510	520	410	320	360	340	380	120	410	380
Beryllium [µg/g]	10-Aug-23	16:07	14-Aug-23	09:25	0.90	1.2	1.0	1.5	0.91	1.1	0.90	0.99	1.1	0.94
Bismuth [µg/g]	10-Aug-23	16:07	14-Aug-23	09:25	< 0.085	0.096	0.30	0.18	< 0.085	< 0.085	< 0.085	0.97	0.10	< 0.085
Calcium [µg/g]	10-Aug-23	16:07	14-Aug-23	09:25	20000	1100	35000	34000	16000	20000	22000	14000	18000	14000
Cadmium [µg/g]	10-Aug-23	16:07	14-Aug-23	09:25	0.04	0.16	0.13	0.22	0.05	0.06	0.07	2.1	0.06	0.05
Cobalt [µg/g]	10-Aug-23	16:07	14-Aug-23	09:25	8.6	6.1	30	9.0	3.9	7.2	13	15	10	8.6
Chromium [µg/g]	10-Aug-23	16:07	14-Aug-23	09:25	27	7.9	21	29	15	58	46	68	51	39
Copper [µg/g]	10-Aug-23	16:07	14-Aug-23	09:25	27	26	68	35	9.4	26	15	110	15	14
Iron [µg/g]	10-Aug-23	16:07	14-Aug-23	09:25	15000	35000	50000	100000	17000	29000	22000	120000	20000	42000
Potassium [µg/g]	10-Aug-23	16:07	14-Aug-23	09:25	21000	27000	21000	8900	18000	12000	14000	20000	19000	16000
Magnesium [µg/g]	10-Aug-23	16:07	14-Aug-23	09:25	2000	2000	8700	14000	1100	3700	2800	5000	6400	3500
Manganese [µg/g]	10-Aug-23	16:07	14-Aug-23	09:25	260	1100	920	1800	260	460	550	1200	450	670
Molybdenum [µg/g]	10-Aug-23	16:07	14-Aug-23	09:25	0.6	0.6	3.1	0.6	0.3	2.7	1.2	3.1	1.0	0.6
Sodium [µg/g]	10-Aug-23	16:07	14-Aug-23	09:25	27000	2600	11000	10000	25000	27000	24000	13000	23000	27000

OnLine LNMS

0004333843

Results relate only to the sample tested. Data reported represents the sample submitted to SGS. Reproduction of this analytical report in full or in part is prohibited without prior written approval. Please refer to SGS General Conditions of Services located at https://www.sgs.ca/en/terms-and-conditions (Printed copies are available upon request.)
Test method information available upon request. "Temperature Upon Receipt" is representative of the whole shipment and may not reflect the temperature of individual samples.
SGS Canada Inc. Environment-Health & Safety statement of conformity decision rule does not consider uncertainty when analytical results are compared to a specified standard or regulation.

SGS Canada Inc.
P.O. Box 4300 - 185 Concession St.
Lakefield - Ontario - KOL 2HO
Phone: 705-652-2000 FAX: 705-652-6365

LR Report : CA19053-JUN23

Analysis	1: Analysis Start Date	2: Analysis Start Time	3: Analysis Completed Date	4: Analysis Completed Time	5: 031757	6: 031758	7: 031761	8: 031788	9: 031782	11: 031787	12: 031784	13: 031786	16: 031778	19: 031783
Nickel [µg/g]	10-Aug-23	16:07	14-Aug-23	09:25	17	13	68	33	9.0	15	27	55	23	17
Phosphorus [µg/g]	10-Aug-23	16:07	14-Aug-23	09:25	640	120	670	660	320	810	690	830	390	190
Lead [µg/g]	10-Aug-23	16:07	14-Aug-23	09:25	8	71	7	27	10	9	11	30	13	9
Sulfur [µg/g]	10-Aug-23	16:07	14-Aug-23	09:25	470	16000	3800	9600	190	1300	1100	58000	700	530
Antimony [µg/g]	10-Aug-23	16:07	14-Aug-23	09:25	< 2	2	< 2	< 2	< 2	< 2	< 2	< 2	< 2	< 2
Selenium [µg/g]	10-Aug-23	16:07	14-Aug-23	09:25	< 0.1	0.2	0.1	< 0.1	< 0.1	< 0.1	< 0.1	< 0.1	< 0.1	< 0.1
Tin [µg/g]	10-Aug-23	16:07	14-Aug-23	09:25	< 6	< 6	< 6	< 6	< 6	< 6	< 6	< 6	< 6	< 6
Strontium [µg/g]	10-Aug-23	16:07	14-Aug-23	09:25	200	49	260	210	160	260	200	170	210	190
Thorium [µg/g]	10-Aug-23	16:07	14-Aug-23	09:25	7.7	17	21	18	14	15	12	16	12	15
Titanium [µg/g]	10-Aug-23	16:07	14-Aug-23	09:25	3500	1300	5900	2600	2000	3400	3000	2900	2500	2200
Thallium [µg/g]	10-Aug-23	16:07	14-Aug-23	09:25	0.18	0.30	0.72	0.44	0.19	0.37	0.50	0.36	0.87	0.23
Uranium [µg/g]	10-Aug-23	16:07	14-Aug-23	09:25	1.2	1.6	1.2	1.4	0.92	1.2	0.93	1.2	1.4	1.4
Tungsten [µg/g]	10-Aug-23	16:07	14-Aug-23	09:25	1.3	1.5	0.54	0.46	0.42	0.52	0.32	0.49	0.58	0.56
Vanadium [µg/g]	10-Aug-23	16:07	14-Aug-23	09:25	53	14	85	61	30	58	49	61	46	30
Yttrium [µg/g]	10-Aug-23	16:07	14-Aug-23	09:25	7.8	6.1	14	11	4.1	6.9	5.9	9.1	5.6	5.8
Zinc [µg/g]	10-Aug-23	16:07	14-Aug-23	09:25	22	56	100	79	34	48	52	360	58	65
Zirconium [µg/g]	10-Aug-23	16:07	14-Aug-23	09:25	430	440	230	250	280	340	340	450	340	430

Analysis	20: 031795	21: 031796	23: 031790	24: 031791	26: 031816	27: 031807	28: 116748	29: 116749	30: 031776	31: 116747	32: 116746	33: 031774	34: 031773	35: 116750	36: 031793	37: 031808
Sample Date & Time	N/A	N/A	N/A	N/A	N/A	N/A	N/A	N/A	N/A	N/A	N/A	N/A	N/A	N/A	N/A	N/A
Silver [µg/g]	< 0.5	< 0.5	< 0.5	< 0.5	< 0.5	< 0.5	< 0.5	< 0.5	< 0.5	< 0.5	< 0.5	< 0.5	< 0.5	0.9	< 0.5	< 0.5
Aluminum [µg/g]	87000	81000	54000	80000	75000	51000	78000	62000	73000	68000	59000	54000	67000	58000	69000	60000
Arsenic [µg/g]	28	1.0	32	14	9.2	170	3.2	2.5	960	200	6.9	29	2.2	49	13	80
Barium [µg/g]	680	680	140	530	370	700	400	64	170	57	1100	290	230	58	14	29
Beryllium [µg/g]	1.2	1.2	0.42	1.2	1.1	1.3	0.62	0.54	0.76	0.84	3.3	0.92	0.49	0.67	0.55	0.65
Bismuth [µg/g]	< 0.085	< 0.085	0.22	0.17	< 0.085	0.51	< 0.085	< 0.085	0.12	0.63	< 0.085	< 0.085	< 0.085	1.0	< 0.085	< 0.085
Calcium [µg/g]	25000	25000	33000	29000	25000	47000	38000	71000	41000	14000	53000	75000	68000	36000	68000	72000
Cadmium [µg/g]	0.10	0.04	0.21	0.13	0.93	0.23	0.08	0.16	0.23	3.8	0.10	0.46	0.13	4.0	0.13	0.30
Cobalt [µg/g]	31	9.9	37	29	8.4	40	56	43	43	21	36	55	46	53	47	40
Chromium [µg/g]	87	43	150	52	57	590	68	100	160	88	260	200	67	150	140	100

OnLine LIMS

0004333843

Results relate only to the sample tested. Data reported represents the sample submitted to SGS. Reproduction of this analytical report in full or in part is prohibited without prior written approval. Please refer to SGS General Conditions of Services located at https://www.sgs.ca/en/terms-and-conditions (Printed copies are available upon request.)
Test method information available upon request. "Temperature Upon Receipt" is representative of the whole shipment and may not reflect the temperature of individual samples.
SGS Canada Inc. Environment-Health & Safety statement of conformity decision rule does not consider uncertainty when analytical results are compared to a specified standard or regulation.

SGS Canada Inc.
P.O. Box 4300 - 185 Concession St.
Lakefield - Ontario - KOL 2HO
Phone: 705-652-2000 FAX: 705-652-6365

LR Report : **CA19053-JUN23**

Analysis	20: 031795	21: 031796	23: 031790	24: 031791	26: 031816	27: 031807	28: 116748	29: 116749	30: 031776	31: 116747	32: 116746	33: 031774	34: 031773	35: 116750	36: 031793	37: 031808
Copper [µg/g]	46	23	77	41	30	67	94	280	99	160	61	250	99	620	81	59
Iron [µg/g]	78000	31000	97000	69000	32000	48000	50000	150000	57000	64000	61000	100000	100000	130000	130000	120000
Potassium [µg/g]	21000	25000	4000	15000	17000	32000	14000	2300	6500	1600	20000	3500	2800	750	640	1400
Magnesium [µg/g]	15000	6100	13000	13000	4600	66000	9600	27000	24000	9600	53000	36000	24000	13000	28000	19000
Manganese [µg/g]	1100	410	3100	1500	1100	970	1200	3700	1300	730	950	2100	2000	1600	4300	3300
Molybdenum [µg/g]	0.9	0.9	1.1	1.4	0.7	0.1	0.5	0.5	3.3	3.3	0.2	0.5	0.4	3.1	0.4	0.4
Sodium [µg/g]	19000	24000	19000	29000	17000	12000	30000	12000	25000	45000	17000	5100	20000	23000	16000	9600
Nickel [µg/g]	73	27	75	58	18	400	84	46	99	36	170	140	39	75	74	54
Phosphorus [µg/g]	440	630	220	340	870	1600	660	530	540	470	2000	400	510	320	250	450
Lead [µg/g]	7	9	12	9	10	8	2	1	6	13	4	4	1	20	2	2
Sulfur [µg/g]	930	290	14000	3200	800	4400	1000	5700	3800	26000	2200	6900	1200	49000	1500	1500
Antimony [µg/g]	< 2	< 2	< 2	< 2	< 2	< 2	< 2	< 2	< 2	< 2	< 2	< 2	< 2	< 2	< 2	< 2
Selenium [µg/g]	0.1	< 0.1	2.5	0.3	< 0.1	0.4	0.3	1.2	0.2	3.7	0.2	0.5	0.4	6.7	0.3	0.3
Tin [µg/g]	< 6	< 6	< 6	< 6	< 6	< 6	< 6	< 6	< 6	< 6	< 6	< 6	< 6	< 6	< 6	< 6
Strontium [µg/g]	250	320	170	280	220	510	140	190	450	240	720	230	120	270	150	180
Thorium [µg/g]	12	11	5.4	11	7.6	12	4.0	3.4	6.3	16	10	4.6	3.0	14	2.7	2.5
Titanium [µg/g]	6600	3400	4300	4400	3500	3500	11000	8200	5800	2300	4100	6800	8500	2400	5400	7900
Thallium [µg/g]	0.32	0.53	0.14	0.38	0.68	0.87	0.10	0.02	0.10	0.07	0.43	0.08	0.07	< 0.02	< 0.02	< 0.02
Uranium [µg/g]	0.80	1.1	0.19	1.7	1.2	1.4	0.15	0.18	0.47	2.5	1.2	0.30	0.17	1.9	0.12	0.16
Tungsten [µg/g]	0.40	0.54	5.3	11	0.34	0.50	0.49	0.36	0.41	3.4	0.55	0.77	0.26	4.6	5.6	0.50
Vanadium [µg/g]	150	59	190	110	60	99	270	250	170	51	160	220	300	74	260	240
Yttrium [µg/g]	14	8.9	13	12	8.5	12	15	20	13	8.7	17	16	25	15	19	20
Zinc [µg/g]	100	58	110	110	150	94	72	110	140	970	77	200	110	920	85	110
Zirconium [µg/g]	450	410	180	320	390	400	260	230	280	380	400	190	290	320	260	110

Analysis	38: 031809	39: 031813	40: 031814	41: 031815	42: 031819
Sample Date & Time	N/A	N/A	N/A	N/A	N/A
Silver [µg/g]	< 0.5	< 0.5	< 0.5	0.5	< 0.5
Aluminum [µg/g]	70000	64000	56000	51000	71000
Arsenic [µg/g]	1.4	14	1.8	7.2	0.8

OnLine LIMS

0004333843

Results relate only to the sample tested. Data reported represents the sample submitted to SGS. Reproduction of this analytical report in full or in part is prohibited without prior written approval. Please refer to SGS General Conditions of Services located at https://www.sgs.ca/en/terms-and-conditions (Printed copies are available upon request.)
Test method information available upon request. "Temperature Upon Receipt" is representative of the whole shipment and may not reflect the temperature of individual samples.
SGS Canada Inc. Environment-Health & Safety statement of conformity decision rule does not consider uncertainty when analytical results are compared to a specified standard or regulation.

SGS Canada Inc.
P.O. Box 4300 - 185 Concession St.
Lakefield - Ontario - KOL 2HO
Phone: 705-652-2000 FAX: 705-652-6365

LR Report : **CA19053-JUN23**

Analysis	38: 031809	39: 031813	40: 031814	41: 031815	42: 031819
Barium [µg/g]	540	110	210	230	16
Beryllium [µg/g]	1.7	0.45	0.50	0.77	0.26
Bismuth [µg/g]	0.39	< 0.085	< 0.085	0.68	< 0.085
Calcium [µg/g]	15000	64000	46000	36000	69000
Cadmium [µg/g]	0.05	0.10	0.09	3.0	0.14
Cobalt [µg/g]	2.2	45	34	100	45
Chromium [µg/g]	62	120	98	85	270
Copper [µg/g]	2.8	130	56	370	120
Iron [µg/g]	11000	120000	70000	130000	98000
Potassium [µg/g]	12000	1200	5600	5700	1400
Magnesium [µg/g]	2200	31000	14000	10000	40000
Manganese [µg/g]	270	3400	1500	970	1600
Molybdenum [µg/g]	0.9	0.4	0.5	3.3	0.5
Sodium [µg/g]	32000	12000	16000	16000	14000
Nickel [µg/g]	4.4	60	50	85	99
Phosphorus [µg/g]	48	340	410	380	250
Lead [µg/g]	8	1	0.82	26	1
Sulfur [µg/g]	< 50	2000	890	64000	970
Antimony [µg/g]	< 2	< 2	< 2	< 2	< 2
Selenium [µg/g]	< 0.1	0.5	0.2	3.9	0.3
Tin [µg/g]	< 6	< 6	< 6	< 6	< 6
Strontium [µg/g]	120	120	98	200	120
Thorium [µg/g]	1.9	2.0	1.5	11	1.6
Titanium [µg/g]	510	6200	6800	2100	5600
Thallium [µg/g]	0.11	< 0.02	< 0.02	0.17	< 0.02
Uranium [µg/g]	3.7	0.14	0.14	1.6	0.063
Tungsten [µg/g]	0.47	0.25	0.12	1.0	0.41
Vanadium [µg/g]	9.9	260	190	58	280
Yttrium [µg/g]	11	21	12	9.8	20
Zinc [µg/g]	26	100	70	740	96
Zirconium [µg/g]	92	160	160	300	93

OnLine LIMS

0004333843

Results relate only to the sample tested. Data reported represents the sample submitted to SGS. Reproduction of this analytical report in full or in part is prohibited without prior written approval. Please refer to SGS General Conditions of Services located at https://www.sgs.ca/en/terms-and-conditions (Printed copies are available upon request.)
Test method information available upon request. "Temperature Upon Receipt" is representative of the whole shipment and may not reflect the temperature of individual samples.
SGS Canada Inc. Environment-Health & Safety statement of conformity decision rule does not consider uncertainty when analytical results are compared to a specified standard or regulation.

SGS Canada Inc.
P.O. Box 4300 - 185 Concession St.
Lakefield - Ontario - KOL 2HO
Phone: 705-652-2000 FAX: 705-652-6365

LR Report : **CA19053-JUN23**

Bi and Se reported below SGS reporting limits. Results below SGS RLs may be unreliable.

**Revised report with selected samples and analysis as per client request - 18-Sep-25 LT
Revised report #2 with sample changes as per client request.

Method Descriptions

Parameter	Units	SGS Method Code	Reference Method Code
	µg/g	ME-CA-[ENV]SPE-LAK-AN-001	EPA 3052/200.8
	µg/g	ME-CA-[ENV]SPE-LAK-AN-013	EPA 3052/200.8
Metals - Microwave/ICP-MS	µg/g	ME-CA-[ENV]SPE-LAK-AN-007	EPA 3052/200.8
Metals - Microwave/ICP-MS	µg/g	ME-CA-[ENV]SPE-LAK-AN-013	EPA 3052/200.8



Catharine Arnold, B.Sc., C.Chem
Project Specialist,
Environment, Health & Safety

OnLine LNMS

0004333843

Results relate only to the sample tested. Data reported represents the sample submitted to SGS. Reproduction of this analytical report in full or in part is prohibited without prior written approval. Please refer to SGS General Conditions of Services located at https://www.sgs.ca/en/terms-and-conditions (Printed copies are available upon request.)
Test method information available upon request. "Temperature Upon Receipt" is representative of the whole shipment and may not reflect the temperature of individual samples.
SGS Canada Inc. Environment-Health & Safety statement of conformity decision rule does not consider uncertainty when analytical results are compared to a specified standard or regulation.

SGS Canada Inc.
P.O. Box 4300 - 185 Concession St.
Lakefield - Ontario - KOL 2HO
Phone: 705-652-2000 FAX: 705-652-6365

Quality Control Report

Inorganic Analysis														
Parameter	Reporting Limit	Unit	Method Blank	Duplicate				LCS / Spike Blank			Matrix Spike / Reference Material			
				Result 1	Result 2	RPD	Acceptance Criteria	Spike Recovery (%)	Recovery Limits (%)		Spike Recovery (%)	Recovery Limits (%)		
							%		Low	High		Low	High	
**QCR_SubCategory* - QCBatchID: EMS0053-AUG23*														
Calcium	3	µg/g	<3			1		96			89			
Phosphorus	3	µg/g	<3			3		98			88			
Potassium	3	µg/g	<3			2		98			88			
Sodium	3	µg/g	<3			1		102			97			
Sulfur	50	µg/g	<50			8		100			NV			
Metals - Microwave/ICP-MS - QCBatchID: EMS0053-AUG23														
Aluminum	3	µg/g	<3			3	20	101	70	130	90	70	130	
Antimony	2	µg/g	<0.8			ND	20	106	70	130	79	70	130	
Arsenic	0.5	µg/g	<0.5			9	20	103	70	130	85	70	130	
Barium	0.01	µg/g	<0.01			0	20	98	70	130	90	70	130	
Beryllium	0.02	µg/g	<0.02			3	20	95	70	130	80	70	130	
Bismuth	0.085	µg/g	<0.09			ND	20	98	70	130	NV	70	130	
Cadmium	0.02	µg/g	<0.02			19	20	104	70	130	NV	70	130	
Chromium	0.5	µg/g	<0.5			5	20	100	70	130	NV	70	130	
Cobalt	0.01	µg/g	<0.01			2	20	98	70	130	84	70	130	
Copper	0.1	µg/g	<0.1			2	20	101	70	130	91	70	130	
Iron	3	µg/g	<3			2	20	98	70	130	93	70	130	
Lead	0.05	µg/g	<0.05			0	20	103	70	130	97	70	130	
Magnesium	3	µg/g	<3			1	20	103	70	130	94	70	130	
Manganese	0.1	µg/g	<0.1			1	20	103	70	130	95	70	130	
Molybdenum	0.1	µg/g	<0.1			2	20	103	70	130	89	70	130	
Nickel	0.1	µg/g	<0.1			1	20	102	70	130	97	70	130	
Selenium	0.1	µg/g	<0.1			ND	20	103	70	130	NV	70	130	
Silver	0.5	µg/g	<0.01			ND	20	109	70	130	NV	70	130	
Strontium	0.02	µg/g	<0.02			1	20	103	70	130	100	70	130	
Thallium	0.02	µg/g	<0.02			1	20	97	70	130	NV	70	130	
Tin	6	µg/g	<6			ND	20	101	70	130	NV	70	130	
Titanium	0.1	µg/g	<0.1			4	20	95	70	130	74	70	130	
Tungsten	0.04	µg/g	<0.04			2	20	100	70	130	NV	70	130	
Uranium	0.002	µg/g	<0.002			1	20	102	70	130	88	70	130	
Vanadium	1	µg/g	<1			2	20	100	70	130	86	70	130	
Yttrium	0.004	µg/g	<0.004			0	20	100	70	130	NV	70	130	
Zinc	0.7	µg/g	<0.7			0	20	101	70	130	89	70	130	
Zirconium	0.03	µg/g	<0.03			14	20	100	70	130	NV	70	130	

OnLine LIMS

0004333843

Results relate only to the sample tested. Data reported represents the sample submitted to SGS. Reproduction of this analytical report in full or in part is prohibited without prior written approval. Please refer to SGS General Conditions of Services located at https://www.sgs.ca/en/terms-and-conditions (Printed copies are available upon request.)
Test method information available upon request. "Temperature Upon Receipt" is representative of the whole shipment and may not reflect the temperature of individual samples.
SGS Canada Inc. Environment-Health & Safety statement of conformity decision rule does not consider uncertainty when analytical results are compared to a specified standard or regulation.

SGS Canada Inc.
P.O. Box 4300 - 185 Concession St.
Lakefield - Ontario - KOL 2HO
Phone: 705-652-2000 FAX: 705-652-6365

11-November-2025

Great Bear Resources Ltd.
Attn : Ashley Moncrief

1020 - 800 West Pender St., Vancouver
Canada, V6C 2V6
Phone: 778-833-2160, Fax:

Date Rec. : 10 October 2023
LR Report: **CA19054-OCT23**
Reference: Great Bear Project/OMGS21045

Copy: #4

CERTIFICATE OF ANALYSIS
Final Report - Revised

Analysis	2: Analysis Start Time	3: Analysis Completed Date	4: Analysis Completed Time	5: 116967	6: 116968	7: 116969	8: 116970	9: 116971	10: 116972	11: 116973	12: 116974	13: 116975	14: 116976	15: 116977
Sample Date & Time				N/A	N/A	N/A	N/A	N/A	N/A	N/A	N/A	N/A	N/A	N/A
Ag [µg/g]	13:06	07-Dec-23	10:52	< 0.5	< 0.5	0.9	3.7	9.9	3.2	3.3	0.6	1.0	< 0.5	< 0.5
Al [µg/g]	13:06	07-Dec-23	10:52	80000	49000	52000	62000	63000	84000	84000	65000	77000	77000	79000
As [µg/g]	13:06	07-Dec-23	10:52	4.0	2200	770	22	17	34	18	66	68	39	130
Ba [µg/g]	13:06	07-Dec-23	10:52	360	26	120	180	280	200	450	170	160	190	100
Be [µg/g]	13:06	07-Dec-23	10:52	1.1	0.30	0.43	1.0	0.85	1.1	1.0	1.1	1.4	1.4	0.92
Bi [µg/g]	13:06	07-Dec-23	10:52	0.14	0.26	0.39	6.5	15	9.7	0.49	4.7	7.4	3.3	0.21
Ca [µg/g]	13:06	07-Dec-23	10:52	21000	15000	16000	56000	43000	45000	29000	1600	5400	34000	43000
Cd [µg/g]	13:06	07-Dec-23	10:52	0.08	0.08	0.11	5.2	7.7	11	22	0.14	0.06	0.15	0.13
Co [µg/g]	13:06	07-Dec-23	10:52	7.5	5.3	4.8	6.8	5.7	13	9.9	17	16	15	26
Cr [µg/g]	13:06	07-Dec-23	10:52	7.4	6.3	5.6	11	7.8	29	12	58	69	51	28
Cu [µg/g]	13:06	07-Dec-23	10:52	15	6.8	26	37	110	160	72	12	10	10	42
Fe [µg/g]	13:06	07-Dec-23	10:52	14000	12000	15000	43000	25000	38000	33000	64000	65000	43000	81000
K [µg/g]	13:06	07-Dec-23	10:52	14000	810	2400	23000	21000	6000	30000	36000	40000	34000	830
Li [µg/g]	13:06	07-Dec-23	10:52	14	2.2	2.8	15	16	8.8	17	20	29	23	8.0
Mg [µg/g]	13:06	07-Dec-23	10:52	5200	2900	5200	8400	7100	13000	8300	7900	12000	16000	15000
Mn [µg/g]	13:06	07-Dec-23	10:52	180	390	480	1900	1700	3100	2500	580	940	2000	2500
Mo [µg/g]	13:06	07-Dec-23	10:52	1.2	1.6	1.2	0.8	1.2	12	0.8	1.1	2.9	1.3	0.8

OnLine LIMS

0004324907

Results relate only to the sample tested. Data reported represents the sample submitted to SGS. Reproduction of this analytical report in full or in part is prohibited without prior written approval. Please refer to SGS General Conditions of Services located at https://www.sgs.ca/en/terms-and-conditions (Printed copies are available upon request.)
Test method information available upon request. "Temperature Upon Receipt" is representative of the whole shipment and may not reflect the temperature of individual samples.
SGS Canada Inc. Environment-Health & Safety statement of conformity decision rule does not consider uncertainty when analytical results are compared to a specified standard or regulation.

SGS Canada Inc.
P.O. Box 4300 - 185 Concession St.
Lakefield - Ontario - KOL 2HO
Phone: 705-652-2000 FAX: 705-652-6365

LR Report : CA19054-OCT23

Analysis	2: Analysis Start Time	3: Analysis Completed Date	4: Analysis Completed Time	5: 116967	6: 116968	7: 116969	8: 116970	9: 116971	10: 116972	11: 116973	12: 116974	13: 116975	14: 116976	15: 116977
Na [µg/g]	13:06	07-Dec-23	10:52	27000	36000	39000	8400	19000	58000	8600	1600	3200	15000	41000
Ni [µg/g]	13:06	07-Dec-23	10:52	12	9.1	7.3	10	9.5	29	16	35	45	53	53
P [µg/g]	13:06	07-Dec-23	10:52	450	270	330	370	360	690	500	440	610	980	600
Pb [µg/g]	13:06	07-Dec-23	10:52	10	14	28	350	2000	240	640	7	12	17	8
S [µg/g]	13:06	05-Feb-24	09:43	< 200	4400	3900	35000	18000	19000	16000	41000	46000	32000	4700
Sb [µg/g]	13:06	07-Dec-23	10:52	< 2	< 2	< 2	< 2	3	< 2	< 2	< 2	< 2	< 2	< 2
Se [µg/g]	13:06	07-Dec-23	10:52	0.1	5.9	5.1	6.0	18	5.6	1.5	2.1	2.9	1.8	1.2
Sn [µg/g]	13:06	07-Dec-23	10:52	< 6	< 6	< 6	< 6	< 6	< 6	< 6	< 6	< 6	< 6	< 6
Sr [µg/g]	13:06	07-Dec-23	10:52	230	110	140	460	660	450	130	31	48	250	400
Ti [µg/g]	13:06	07-Dec-23	10:52	1600	1200	1200	1400	1000	2800	2100	2400	2800	3000	5900
Th [µg/g]	13:06	07-Dec-23	10:52	5.9	3.5	3.7	6.8	6.2	7.7	8.8	5.6	6.6	7.0	2.2
Tl [µg/g]	13:06	07-Dec-23	10:52	0.24	< 0.02	0.05	1.3	0.82	0.25	1.1	1.1	1.5	1.3	0.03
U [µg/g]	13:06	07-Dec-23	10:52	1.8	1.0	1.0	1.9	2.0	2.0	2.1	1.7	2.0	1.8	0.6
V [µg/g]	13:06	07-Dec-23	10:52	30	8.9	11	36	29	40	46	65	84	73	120
W [µg/g]	13:06	05-Feb-24	09:43	0.58	1.8	5.1	1700	1300	49	4.3	11	11	6.9	5.8
Y [µg/g]	13:06	07-Dec-23	10:52	4.71	3.46	4.00	6.27	5.52	9.59	9.08	5.78	8.84	11.1	15.4
Zn [µg/g]	13:06	07-Dec-23	10:52	51	19	18	1300	2000	2700	3800	45	66	63	91
Zr [µg/g]	13:06	07-Dec-23	10:52	190	59	70	120	120	160	190	160	190	150	190

Analysis	16: 116978	17: 116979	18: 116980	19: 116981	20: 116982	21: 116983	23: 116985	24: 116986
Sample Date & Time	N/A	N/A	N/A	N/A	N/A	N/A	N/A	N/A
Ag [µg/g]	< 0.5	< 0.5	< 0.5	< 0.5	< 0.5	< 0.5	6.8	< 0.5
Al [µg/g]	67000	80000	89000	81000	75000	79000	68000	74000
As [µg/g]	71	32	150	4.1	63	9.5	350	1300
Ba [µg/g]	39	380	430	200	140	80	590	530
Be [µg/g]	0.64	1.0	0.85	1.7	0.54	0.76	1.1	1.1
Bi [µg/g]	0.099	0.17	0.099	< 0.085	< 0.085	< 0.085	0.56	< 0.085
Ca [µg/g]	73000	61000	42000	62000	75000	63000	8000	8800
Cd [µg/g]	0.28	0.11	0.12	0.13	0.23	0.10	0.08	0.35
Co [µg/g]	44	29	43	42	47	55	3.4	2.5

OnLine LIMS

0004324907

Results relate only to the sample tested. Data reported represents the sample submitted to SGS. Reproduction of this analytical report in full or in part is prohibited without prior written approval. Please refer to SGS General Conditions of Services located at https://www.sgs.ca/en/terms-and-conditions (Printed copies are available upon request.)
Test method information available upon request. "Temperature Upon Receipt" is representative of the whole shipment and may not reflect the temperature of individual samples.
SGS Canada Inc. Environment-Health & Safety statement of conformity decision rule does not consider uncertainty when analytical results are compared to a specified standard or regulation.

SGS Canada Inc.
P.O. Box 4300 - 185 Concession St.
Lakefield - Ontario - KOL 2HO
Phone: 705-652-2000 FAX: 705-652-6365

LR Report : **CA19054-OCT23**

Analysis	16: 116978	17: 116979	18: 116980	19: 116981	20: 116982	21: 116983	23: 116985	24: 116986
Cr [µg/g]	36	82	87	59	48	86	8.3	3.1
Cu [µg/g]	170	43	81	175	98	62	6.5	4.8
Fe [µg/g]	160000	160000	86000	110000	120000	120000	19000	18000
K [µg/g]	1900	5500	8700	10000	4600	720	26000	24000
Li [µg/g]	15	16	25	20	14	9.9	16	13
Mg [µg/g]	34000	31000	21000	29000	22000	25000	4200	3300
Mn [µg/g]	5100	6300	1700	2700	2700	2800	270	320
Mo [µg/g]	0.2	0.6	0.8	0.3	0.2	0.5	1.6	1.6
Na [µg/g]	9000	14000	28000	18000	13000	19000	16000	18000
Ni [µg/g]	44	85	86	52	58	69	5.8	3.3
P [µg/g]	290	570	870	770	500	720	200	170
Pb [µg/g]	1	3	4	3	2	2	33	37
S [µg/g]	7100	5900	3200	3400	3400	1300	11000	8400
Sb [µg/g]	< 2	< 2	< 2	< 2	< 2	< 2	5	< 2
Se [µg/g]	1.6	0.3	0.5	0.7	0.6	0.3	0.3	0.3
Sn [µg/g]	< 6	< 6	< 6	< 6	< 6	< 6	< 6	< 6
Sr [µg/g]	150	250	220	200	150	190	130	100
Ti [µg/g]	5900	6200	8000	6500	9000	11000	1200	1100
Th [µg/g]	0.7	1.6	1.8	1.4	0.7	0.9	10.0	11.0
Tl [µg/g]	< 0.02	0.13	0.27	0.21	0.07	< 0.02	0.54	0.56
U [µg/g]	0.1	0.4	0.5	0.4	0.2	0.2	2.0	2.1
V [µg/g]	280	150	200	270	260	280	7.3	4.2
W [µg/g]	1.1	1.0	2.4	0.62	0.45	10	1.8	1.2
Y [µg/g]	24.5	16.7	18.4	20.9	21.3	21.2	9.81	10.5
Zn [µg/g]	130	99	120	110	130	130	57	140
Zr [µg/g]	98	150	160	110	110	140	240	200

Revised report with sample changes as per client request.

OnLine LIMS

0004324907

Results relate only to the sample tested. Data reported represents the sample submitted to SGS. Reproduction of this analytical report in full or in part is prohibited without prior written approval. Please refer to SGS General Conditions of Services located at https://www.sgs.ca/en/terms-and-conditions (Printed copies are available upon request.)
Test method information available upon request. "Temperature Upon Receipt" is representative of the whole shipment and may not reflect the temperature of individual samples.
SGS Canada Inc. Environment-Health & Safety statement of conformity decision rule does not consider uncertainty when analytical results are compared to a specified standard or regulation.

SGS Canada Inc.
P.O. Box 4300 - 185 Concession St.
Lakefield - Ontario - KOL 2HO
Phone: 705-652-2000 FAX: 705-652-6365

Method Descriptions

Parameter	Units	SGS Method Code	Reference Method Code
	µg/g	ME-CA-[ENV]SPE-LAK-AN-001	EPA 3052/200.8
	µg/g	ME-CA-[ENV]SPE-LAK-AN-013	EPA 3052/200.8
Metals - Microwave/ICP-MS	µg/g	ME-CA-[ENV]SPE-LAK-AN-007	EPA 3052/200.8
Metals - Microwave/ICP-MS	µg/g	ME-CA-[ENV]SPE-LAK-AN-013	EPA 3052/200.8

Catharine Arnold

CHARTERED CATHARINE ARNOLD CHEMIST

Catharine Arnold, B.Sc., C.Chem
Project Specialist,
Environment, Health & Safety

OnLine LIMS

0004324907

Results relate only to the sample tested. Data reported represents the sample submitted to SGS. Reproduction of this analytical report in full or in part is prohibited without prior written approval. Please refer to SGS General Conditions of Services located at https://www.sgs.ca/en/terms-and-conditions (Printed copies are available upon request.)
Test method information available upon request. "Temperature Upon Receipt" is representative of the whole shipment and may not reflect the temperature of individual samples.
SGS Canada Inc. Environment-Health & Safety statement of conformity decision rule does not consider uncertainty when analytical results are compared to a specified standard or regulation.

SGS Canada Inc.
P.O. Box 4300 - 185 Concession St.
Lakefield - Ontario - K0L 2H0
Phone: 705-652-2000 FAX: 705-652-6365

Quality Control Report

Inorganic Analysis													
Parameter	Reporting Limit	Unit	Method Blank	Duplicate				LCS / Spike Blank			Matrix Spike / Reference Material		
				Result 1	Result 2	RPD	Acceptance Criteria	Spike Recovery (%)	Recovery Limits (%)		Spike Recovery (%)	Recovery Limits (%)	
							%		Low	High		Low	High
**QCR_SubCategory* - QCBatchID: EMS0301-NOV23*													
Calcium	3	µg/g	<3			5		99			99		
Phosphorus	3	µg/g	<3			5		97			88		
Potassium	3	µg/g	<3			10		103			96		
Sodium	3	µg/g	<3			2		105			103		
Sulfur	200	µg/g	<50			6		96			NV		
Metals - Microwave/ICP-MS - QCBatchID: EMS0301-NOV23													
Aluminum	3	µg/g	<3			9	20	109	70	130	104	70	130
Antimony	2	µg/g	<0.8			ND	20	93	70	130	111	70	130
Arsenic	0.5	µg/g	<0.5			12	20	109	70	130	102	70	130
Barium	0.01	µg/g	<0.01			0	20	101	70	130	108	70	130
Beryllium	0.02	µg/g	<0.02			8	20	103	70	130	90	70	130
Bismuth	0.085	µg/g	<0.09			8	20	94	70	130	NV	70	130
Cadmium	0.02	µg/g	<0.02			ND	20	107	70	130	NV	70	130
Chromium	0.5	µg/g	<0.5			18	20	105	70	130	NV	70	130
Cobalt	0.01	µg/g	<0.01			4	20	107	70	130	95	70	130
Copper	0.1	µg/g	<0.1			1	20	108	70	130	101	70	130
Iron	3	µg/g	<3			2	20	105	70	130	103	70	130
Lead	0.05	µg/g	<0.05			5	20	102	70	130	106	70	130
Lithium	2	µg/g	<2			6	20	96	70	130	100	70	130
Magnesium	3	µg/g	<3			7	20	104	70	130	100	70	130
Manganese	0.1	µg/g	<0.1			6	20	108	70	130	103	70	130
Molybdenum	0.1	µg/g	<0.1			4	20	102	70	130	104	70	130
Nickel	0.1	µg/g	<0.1			5	20	108	70	130	107	70	130
Selenium	0.1	µg/g	<0.1			4	20	105	70	130	NV	70	130
Silver	0.5	µg/g	<0.01			11	20	106	70	130	NV	70	130
Strontium	0.02	µg/g	<0.02			7	20	103	70	130	103	70	130
Thallium	0.02	µg/g	<0.02			7	20	70	70	130	NV	70	130
Thorium	0.5	µg/g	<0.5			12	20	NV	70	130	NV	70	130
Tin	6	µg/g	<6			ND	20	100	70	130	NV	70	130
Titanium	0.1	µg/g	<0.1			6	20	107	70	130	80	70	130
Tungsten	0.04	µg/g	<0.04			1	20	95	70	130	NV	70	130
Uranium	0.002	µg/g	<0.002			12	20	101	70	130	89	70	130
Vanadium	1	µg/g	<1			7	20	109	70	130	98	70	130
Yttrium	0.004	µg/g	<0.004			4	20	101	70	130	NV	70	130
Zinc	0.7	µg/g	<0.7			6	20	103	70	130	97	70	130

OnLine LIMS

0004324907

Results relate only to the sample tested. Data reported represents the sample submitted to SGS. Reproduction of this analytical report in full or in part is prohibited without prior written approval. Please refer to SGS General Conditions of Services located at https://www.sgs.ca/en/terms-and-conditions (Printed copies are available upon request.)
Test method information available upon request. "Temperature Upon Receipt" is representative of the whole shipment and may not reflect the temperature of individual samples.
SGS Canada Inc. Environment-Health & Safety statement of conformity decision rule does not consider uncertainty when analytical results are compared to a specified standard or regulation.

SGS Canada Inc.
P.O. Box 4300 - 185 Concession St.
Lakefield - Ontario - KOL 2HO
Phone: 705-652-2000 FAX: 705-652-6365

Inorganic Analysis													
Parameter	Reporting Limit	Unit	Method Blank	Duplicate				LCS / Spike Blank			Matrix Spike / Reference Material		
				Result 1	Result 2	RPD	Acceptance Criteria	Spike Recovery (%)	Recovery Limits (%)		Spike Recovery (%)	Recovery Limits (%)	
							%		Low	High		Low	High
Zirconium	0.03	µg/g	<0.03			8	20	108	70	130	NV	70	130

OnLine LIMS

0004324907

Results relate only to the sample tested. Data reported represents the sample submitted to SGS. Reproduction of this analytical report in full or in part is prohibited without prior written approval. Please refer to SGS General Conditions of Services located at https://www.sgs.ca/en/terms-and-conditions (Printed copies are available upon request.)
Test method information available upon request. "Temperature Upon Receipt" is representative of the whole shipment and may not reflect the temperature of individual samples.
SGS Canada Inc. Environment-Health & Safety statement of conformity decision rule does not consider uncertainty when analytical results are compared to a specified standard or regulation.

SGS Canada Inc.
P.O. Box 4300 - 185 Concession St.
Lakefield - Ontario - KOL 2HO
Phone: 705-652-2000 FAX: 705-652-6365

Great Bear Resources Ltd.
Attn : Ashley Moncrief

1020 - 800 West Pender St.
Vancouver, BC
V6C 2V6, Canada

Phone: 778-833-2160
Fax:

11-November-2025

Date Rec. : 11 July 2023
LR Report: **CA19062-JUL23**
Reference: Great Bear Project/OMGS21045 - Set 2/5

Copy: #2

CERTIFICATE OF ANALYSIS
Final Report - Revised

Analysis	1: Analysis Start Date	2: Analysis Start Time	3: Analysis Completed Date	4: Analysis Completed Time	5: DX450052	6: DX450053	7: DX450054	8: DX450055	9: DX450056	10: DX450057	11: DX450058	12: DX450059	13: DX450060	14: DX450061
Sample Date & Time					N/A	N/A	N/A	N/A	N/A	N/A	N/A	N/A	N/A	N/A
S [µg/g]	19-Jul-23	14:18	20-Jul-23	11:41	31000	2000	2600	1600	1800	1200	2700	2000	2100	2000
Ag [µg/g]	29-Jul-23	06:14	02-Aug-23	15:16	8.5	< 0.5	< 0.5	< 0.5	< 0.5	< 0.5	< 0.5	< 0.5	< 0.5	< 0.5
Al [µg/g]	29-Jul-23	06:14	02-Aug-23	15:16	71000	64000	51000	72000	80000	42000	66000	72000	65000	67000
As [µg/g]	29-Jul-23	06:14	02-Aug-23	15:16	75	13	21	8.5	0.9	2.8	< 0.5	< 0.5	0.7	2.1
Ba [µg/g]	29-Jul-23	06:14	02-Aug-23	15:16	380	9	22	140	420	700	39	52	25	180
Be [µg/g]	29-Jul-23	06:14	02-Aug-23	15:16	1.3	0.64	0.79	0.44	0.24	1.1	0.23	0.25	0.22	0.47
Bi [µg/g]	29-Jul-23	06:14	02-Aug-23	15:16	0.13	< 0.085	< 0.085	< 0.085	< 0.085	< 0.085	< 0.085	< 0.085	< 0.085	< 0.085
Ca [µg/g]	29-Jul-23	06:14	02-Aug-23	15:16	15000	68000	80000	75000	69000	48000	80000	74000	74000	53000
Cd [µg/g]	29-Jul-23	06:14	02-Aug-23	15:16	32	0.10	0.20	0.06	0.06	0.09	0.11	0.07	0.12	0.07
Co [µg/g]	29-Jul-23	06:14	02-Aug-23	15:16	9.3	46	67	46	50	76	49	48	48	50
Cr [µg/g]	29-Jul-23	06:14	02-Aug-23	15:16	28	52	77	90	180	470	96	100	110	60
Cu [µg/g]	29-Jul-23	06:14	02-Aug-23	15:16	92	86	240	78	65	22	150	100	130	100
Fe [µg/g]	29-Jul-23	06:14	02-Aug-23	15:16	41000	120000	110000	71000	68000	60000	93000	78000	80000	76000
K [µg/g]	29-Jul-23	06:14	02-Aug-23	15:16	36000	330	770	2600	1700	25000	990	1200	740	8700
Li [µg/g]	29-Jul-23	06:14	02-Aug-23	15:16	24	10	11	15	18	47	10	17	12	15
Mg [µg/g]	29-Jul-23	06:14	02-Aug-23	15:16	5000	22000	36000	39000	54000	110000	35000	27000	35000	15000
Mn [µg/g]	29-Jul-23	06:14	02-Aug-23	15:16	1100	3200	2100	1200	1200	1100	1600	1400	1800	1700
Mo [µg/g]	29-Jul-23	06:14	02-Aug-23	15:16	1.8	0.5	0.4	0.4	0.3	1.6	0.3	0.3	0.3	0.5
Na [µg/g]	29-Jul-23	06:14	02-Aug-23	15:16	4700	18000	8600	17000	15000	3300	14000	15000	15000	21000

OnLine LIMS

0004324718

Results relate only to the sample tested. Data reported represents the sample submitted to SGS. Reproduction of this analytical report in full or in part is prohibited without prior written approval. Please refer to SGS General Conditions of Services located at https://www.sgs.ca/en/terms-and-conditions (Printed copies are available upon request.)
Test method information available upon request. "Temperature Upon Receipt" is representative of the whole shipment and may not reflect the temperature of individual samples.
SGS Canada Inc. Environment-Health & Safety statement of conformity decision rule does not consider uncertainty when analytical results are compared to a specified standard or regulation.

SGS Canada Inc.
P.O. Box 4300 - 185 Concession St.
Lakefield - Ontario - KOL 2HO
Phone: 705-652-2000 FAX: 705-652-6365

LR Report : CA19062-JUL23

Analysis	1: Analysis Start Date	2: Analysis Start Time	3: Analysis Completed Date	4: Analysis Completed Time	5: DX450052	6: DX450053	7: DX450054	8: DX450055	9: DX450056	10: DX450057	11: DX450058	12: DX450059	13: DX450060	14: DX450061
Ni [µg/g]	29-Jul-23	06:14	02-Aug-23	15:16	16	58	160	140	290	1100	98	120	92	58
P [µg/g]	29-Jul-23	06:14	02-Aug-23	15:16	550	630	430	260	230	490	300	330	350	560
Pb [µg/g]	29-Jul-23	06:14	02-Aug-23	15:17	5500	5.8	14	1.9	2.4	2.6	1.2	2.6	2.2	1.3
S [µg/g]	29-Jul-23	06:14	28-Aug-23	16:48	32000	1200	1300	210	410	440	1300	490	760	1000
Sb [µg/g]	29-Jul-23	06:14	02-Aug-23	15:17	7	< 2	< 2	< 2	< 2	< 2	< 2	< 2	< 2	< 2
Se [µg/g]	29-Jul-23	06:14	02-Aug-23	15:17	2.0	0.3	0.3	0.1	0.2	< 0.1	0.5	0.2	0.3	0.3
Sn [µg/g]	29-Jul-23	06:14	02-Aug-23	15:17	< 6	< 6	< 6	< 6	< 6	< 6	< 6	< 6	< 6	< 6
Sr [µg/g]	29-Jul-23	06:14	02-Aug-23	15:17	110	230	290	170	140	470	92	120	130	150
Th [µg/g]	29-Jul-23	06:14	14-Aug-23	09:23	10	2.8	2.2	1.1	0.8	5.2	0.9	0.8	0.6	1.1
Ti [µg/g]	29-Jul-23	06:14	02-Aug-23	15:17	2200	10000	8000	4900	4000	2000	6100	6100	6200	9800
Tl [µg/g]	29-Jul-23	06:14	02-Aug-23	15:17	0.93	< 0.02	< 0.02	0.04	0.03	0.55	< 0.02	< 0.02	< 0.02	0.05
U [µg/g]	29-Jul-23	06:14	02-Aug-23	15:17	2.1	0.13	0.16	0.046	0.025	1.2	0.012	0.004	< 0.002	0.11
V [µg/g]	29-Jul-23	06:14	02-Aug-23	15:17	46	270	230	200	150	89	270	270	280	270
W [µg/g]	29-Jul-23	06:14	02-Aug-23	15:17	4.0	4.8	0.93	2.1	0.44	5.3	0.27	0.19	0.69	0.43
Y [µg/g]	29-Jul-23	06:14	02-Aug-23	15:17	8.0	23	17	19	15	8.4	23	21	21	19
Zn [µg/g]	29-Jul-23	06:14	02-Aug-23	15:17	5800	110	120	49	58	79	86	77	82	68
Zr [µg/g]	29-Jul-23	06:14	02-Aug-23	15:17	250	160	120	91	49	140	37	52	44	160

Analysis	15: DX450062	16: DX450063	17: DX450064	19: DX450066	20: DX450067	21: DX450068	22: DX450069	23: DX450070	24: DX450071	25: DX450072	26: DX450073	27: DX450074	28: DX450075	29: DX450076
Sample Date & Time	N/A	N/A	N/A	N/A	N/A	N/A	N/A	N/A	N/A	N/A	N/A	N/A	N/A	N/A
S [µg/g]	1800	52000	2200	2300	2800	24000	2300	2500	7100	12000	3400	4900	31000	61000
Ag [µg/g]	< 0.5	< 0.5	< 0.5	< 0.5	< 0.5	< 0.5	< 0.5	< 0.5	1.7	< 0.5	< 0.5	< 0.5	7.1	8.9
Al [µg/g]	61000	52000	61000	62000	66000	61000	67000	67000	68000	67000	59000	52000	69000	77000
As [µg/g]	1.0	3.3	5.8	2.9	< 0.5	3.6	0.5	0.8	3800	9700	18	14	32	90
Ba [µg/g]	18	260	19	55	53	390	20	110	450	100	520	510	200	85
Be [µg/g]	0.68	1.3	0.57	0.31	0.19	1.1	0.23	0.20	0.84	0.45	1.1	1.3	1.0	1.2
Bi [µg/g]	< 0.085	1.2	< 0.085	< 0.085	< 0.085	2.1	< 0.085	< 0.085	0.74	0.71	0.19	0.24	8.6	13
Ca [µg/g]	75000	21000	70000	70000	82000	12000	70000	91000	32000	38000	16000	17000	16000	5700
Cd [µg/g]	0.08	1.6	0.13	0.12	0.11	0.06	0.13	0.12	0.18	0.09	0.09	0.09	92	205
Co [µg/g]	43	65	49	47	48	9.8	48	48	6.3	9.0	15	17	11	19
Cr [µg/g]	23	81	16	110	95	14	150	130	8.3	8.6	30	51	13	15
Cu [µg/g]	83	490	94	130	110	19	130	110	16	21	39	44	280	430
Fe [µg/g]	110000	140000	100000	88000	85000	27000	93000	86000	20000	24000	33000	35000	49000	70000
K [µg/g]	610	3400	660	860	1100	21000	1200	1200	11000	2500	18000	22000	32000	54000
Li [µg/g]	10	10	9.0	12	8.4	24	13	13	16	4.8	31	28	17	30

OnLine LIMS

0004324718

Results relate only to the sample tested. Data reported represents the sample submitted to SGS. Reproduction of this analytical report in full or in part is prohibited without prior written approval. Please refer to SGS General Conditions of Services located at https://www.sgs.ca/en/terms-and-conditions (Printed copies are available upon request.)
Test method information available upon request. "Temperature Upon Receipt" is representative of the whole shipment and may not reflect the temperature of individual samples.
SGS Canada Inc. Environment-Health & Safety statement of conformity decision rule does not consider uncertainty when analytical results are compared to a specified standard or regulation.

SGS Canada Inc.
P.O. Box 4300 - 185 Concession St.
Lakefield - Ontario - KOL 2HO
Phone: 705-652-2000 FAX: 705-652-6365

Trace Metals - Strong Acid Digest, ICP-MS

LR Report : **CA19062-JUL23**

Analysis	15: DX450062	16: DX450063	17: DX450064	19: DX450066	20: DX450067	21: DX450068	22: DX450069	23: DX450070	24: DX450071	25: DX450072	26: DX450073	27: DX450074	28: DX450075	29: DX450076
Mg [µg/g]	25000	16000	23000	30000	28000	8700	40000	27000	4300	5400	9000	10000	8200	7700
Mn [µg/g]	2600	1300	1900	1400	1600	240	1400	1800	500	950	580	580	1400	690
Mo [µg/g]	1.4	2.6	0.4	0.3	0.3	1.9	0.3	0.4	4.7	6.0	1.2	2.1	0.9	2.0
Na [µg/g]	14000	14000	19000	15000	12000	26000	13000	11000	39000	45000	22000	21000	9300	5100
Ni [µg/g]	49	120	43	78	120	16	99	120	11	15	20	38	15	30
P [µg/g]	400	360	540	320	310	800	310	300	380	710	540	620	510	870
Pb [µg/g]	1.4	11	2.1	1.3	0.67	6.2	0.64	1.6	21	13	17	15	1100	770
S [µg/g]	450	56000	920	650	890	25000	520	570	5600	9600	2700	4300	33000	66000
Sb [µg/g]	< 2	< 2	< 2	< 2	< 2	< 2	< 2	< 2	< 2	2	< 2	< 2	< 2	< 2
Se [µg/g]	< 0.1	3.3	0.2	0.3	0.3	1.5	0.2	0.3	11	19	0.2	0.2	7.7	13
Sn [µg/g]	< 6	< 6	< 6	< 6	< 6	< 6	< 6	< 6	< 6	< 6	< 6	< 6	< 6	< 6
Sr [µg/g]	220	350	210	120	110	200	89	200	340	400	390	260	110	100
Th [µg/g]	0.8	5.5	1.0	0.5	2.0	1.5	6.9	1.8	11	9.5	10	11	11	17
Ti [µg/g]	6900	4400	8600	6500	5800	2200	6200	5800	2000	2100	2600	3300	2400	3700
Tl [µg/g]	< 0.02	0.18	< 0.02	< 0.02	< 0.02	1.1	< 0.02	< 0.02	0.20	0.06	0.54	0.57	0.96	1.5
U [µg/g]	0.067	0.94	0.097	0.029	< 0.002	2.5	< 0.002	0.004	2.5	2.0	1.3	0.68	2.1	2.9
V [µg/g]	270	120	280	290	260	49	300	270	32	14	81	88	49	75
W [µg/g]	3.0	2.1	0.43	1.4	0.13	5.2	0.46	0.40	22	15	1.2	1.3	6.1	10
Y [µg/g]	23	11	26	23	21	8.6	21	21	11	12	7.0	7.3	8.0	6.7
Zn [µg/g]	110	380	94	85	77	32	86	85	58	36	65	82	14000	31000
Zr [µg/g]	120	180	170	64	35	270	50	36	340	210	250	300	260	360

Analysis	30: DX450077	32: DX450079	33: DX450080	34: DX450081	35: DX450082	36: DX450083	37: DX450084	38: DX450085	39: DX450086	40: DX450087	41: DX450088	42: DX450089	43: DX450090	44: DX450091
Sample Date & Time	N/A	N/A	N/A	N/A	N/A	N/A	N/A	N/A	N/A	N/A	N/A	N/A	N/A	N/A
S [µg/g]	2400	8800	1700	3800	10000	8800	1800	2300	4900	3600	14000	3900	16000	3000
Ag [µg/g]	< 0.5	< 0.5	< 0.5	< 0.5	0.8	< 0.5	< 0.5	< 0.5	< 0.5	< 0.5	< 0.5	< 0.5	2.2	< 0.5
Al [µg/g]	65000	64000	77000	63000	57000	39000	59000	61000	64000	56000	54000	58000	64000	40000
As [µg/g]	4.2	23	190	8.5	190	20	34	3.7	31	6.4	17	11	23	13
Ba [µg/g]	290	430	560	370	410	700	360	580	120	14	420	480	490	390
Be [µg/g]	0.68	0.60	1.8	0.56	0.87	1.1	0.94	1.0	0.45	0.37	1.1	0.95	0.89	0.90
Bi [µg/g]	< 0.085	0.22	0.53	< 0.085	0.16	0.090	< 0.085	0.091	< 0.085	< 0.085	< 0.085	< 0.085	1.1	< 0.085
Ca [µg/g]	63000	31000	18000	67000	13000	12000	8900	34000	64000	71000	18000	26000	17000	16000
Cd [µg/g]	0.60	0.24	0.27	0.14	0.29	0.07	0.06	0.08	0.15	0.17	0.06	0.12	34	0.16
Co [µg/g]	47	10	21	45	2.4	1.8	22	13	50	45	9.1	10	9.7	7.6
Cr [µg/g]	91	17	60	84	4.0	54	61	54	91	220	80	43	59	44

OnLine LIMS

0004324718

Results relate only to the sample tested. Data reported represents the sample submitted to SGS. Reproduction of this analytical report in full or in part is prohibited without prior written approval. Please refer to SGS General Conditions of Services located at https://www.sgs.ca/en/terms-and-conditions (Printed copies are available upon request.)
Test method information available upon request. "Temperature Upon Receipt" is representative of the whole shipment and may not reflect the temperature of individual samples.
SGS Canada Inc. Environment-Health & Safety statement of conformity decision rule does not consider uncertainty when analytical results are compared to a specified standard or regulation.

SGS Canada Inc.
P.O. Box 4300 - 185 Concession St.
Lakefield - Ontario - KOL 2HO
Phone: 705-652-2000 FAX: 705-652-6365

LR Report : **CA19062-JUL23**

Analysis	30: DX450077	32: DX450079	33: DX450080	34: DX450081	35: DX450082	36: DX450083	37: DX450084	38: DX450085	39: DX450086	40: DX450087	41: DX450088	42: DX450089	43: DX450090	44: DX450091
Cu [µg/g]	92	20	40	92	9.1	4.4	48	31	120	99	14	20	32	19
Fe [µg/g]	110000	26000	48000	93000	18000	15000	16000	28000	110000	140000	25000	26000	27000	18000
K [µg/g]	4700	13000	23000	8400	11000	17000	16000	21000	4100	560	24000	21000	31000	16000
Li [µg/g]	15	19	26	16	12	13	19	45	22	16	27	15	9.8	12
Mg [µg/g]	22000	10000	13000	18000	2000	1200	3800	14000	19000	31000	5700	7900	4800	5300
Mn [µg/g]	2700	870	850	2000	270	350	140	480	2900	4200	410	520	990	390
Mo [µg/g]	0.8	1.0	1.7	0.4	2.0	1.3	1.1	0.8	0.4	0.6	1.4	2.2	1.3	1.4
Na [µg/g]	17000	39000	17000	22000	33000	29000	15000	20000	16000	9200	20000	21000	15000	23000
Ni [µg/g]	64	20	59	52	1.7	0.8	44	39	66	53	14	17	12	14
P [µg/g]	550	590	650	620	170	150	510	1900	380	330	560	720	510	450
Pb [µg/g]	6.8	9.4	15	2.4	14	11	9.6	8.4	2.1	1.1	10	23	1200	9.8
S [µg/g]	1200	8000	1100	2400	10000	7300	1100	1200	3700	2800	15000	3500	17000	2500
Sb [µg/g]	< 2	< 2	< 2	< 2	< 2	< 2	< 2	< 2	< 2	< 2	< 2	< 2	3	< 2
Se [µg/g]	0.4	0.4	0.1	0.7	0.5	< 0.1	< 0.1	< 0.1	0.6	0.3	< 0.1	< 0.1	1.2	< 0.1
Sn [µg/g]	< 6	< 6	< 6	< 6	< 6	< 6	< 6	< 6	< 6	< 6	< 6	< 6	< 6	< 6
Sr [µg/g]	170	270	310	240	160	110	190	470	110	130	190	320	170	110
Th [µg/g]	3.0	3.6	7.0	1.9	11	10	5.9	8.2	2.2	1.3	7.9	7.1	7.2	7.8
Ti [µg/g]	9600	2700	3700	10000	1100	1200	2800	3400	7500	5900	2000	2800	1800	2100
Tl [µg/g]	0.04	0.31	0.53	0.11	0.18	0.32	0.25	0.27	0.07	< 0.02	0.54	0.62	0.75	0.37
U [µg/g]	0.16	0.95	2.0	0.12	1.7	1.4	1.0	1.8	0.13	0.078	1.1	0.94	1.9	1.0
V [µg/g]	270	34	100	260	5.2	1.4	48	53	300	260	49	48	34	37
W [µg/g]	0.45	740	8.1	4.0	3.8	1.2	0.87	4.0	2.1	1.5	0.79	1.5	2.8	3.8
Y [µg/g]	22	8.4	14	22	11	7.5	5.0	13	28	25	6.7	8.9	6.5	5.6
Zn [µg/g]	170	68	53	82	51	53	35	52	110	100	52	74	5600	43
Zr [µg/g]	170	270	310	170	390	380	370	440	170	140	280	220	260	200

Analysis	45: DX450092	46: DX450093	47: DX450094	48: DX450095	49: DX450096	50: DX450097	51: DX450098	52: DX450099	53: DX450100	54: DX450101
Sample Date & Time	N/A	N/A	N/A	N/A	N/A	N/A	N/A	N/A	N/A	N/A
S [µg/g]	2800	3800	1000	720	33000	5400	2000	12000	290	910
Ag [µg/g]	< 0.5	< 0.5	< 0.5	< 0.5	41	1.4	< 0.5	1.5	< 0.5	< 0.5
Al [µg/g]	57000	52000	32000	42000	65000	32000	56000	50000	69000	55000
As [µg/g]	330	120	3.5	7.4	63	5.7	45	380	32	3.6
Ba [µg/g]	440	390	510	400	210	380	400	710	520	380
Be [µg/g]	1.2	1.3	0.90	0.83	1.0	0.62	0.83	1.2	1.3	0.77
Bi [µg/g]	0.25	0.52	0.30	< 0.085	8.7	1.2	< 0.085	< 0.085	0.16	< 0.085

OnLine LIMS

0004324718

Results relate only to the sample tested. Data reported represents the sample submitted to SGS. Reproduction of this analytical report in full or in part is prohibited without prior written approval. Please refer to SGS General Conditions of Services located at https://www.sgs.ca/en/terms-and-conditions (Printed copies are available upon request.)
Test method information available upon request. "Temperature Upon Receipt" is representative of the whole shipment and may not reflect the temperature of individual samples.
SGS Canada Inc. Environment-Health & Safety statement of conformity decision rule does not consider uncertainty when analytical results are compared to a specified standard or regulation.

SGS Canada Inc.
P.O. Box 4300 - 185 Concession St.
Lakefield - Ontario - KOL 2HO
Phone: 705-652-2000 FAX: 705-652-6365

LR Report : **CA19062-JUL23**

Analysis	45: DX450092	46: DX450093	47: DX450094	48: DX450095	49: DX450096	50: DX450097	51: DX450098	52: DX450099	53: DX450100	54: DX450101
Ca [µg/g]	17000	8700	16000	21000	7100	150000	24000	2200	8300	15000
Cd [µg/g]	0.22	0.06	0.09	0.09	134	3.7	0.16	0.08	0.07	0.05
Co [µg/g]	22	17	3.6	7.8	11	5.4	8.6	2.0	8.2	15
Cr [µg/g]	97	110	33	41	44	27	31	57	74	78
Cu [µg/g]	44	35	9.0	8.0	370	27	15	4.7	3.2	35
Fe [µg/g]	46000	64000	17000	15000	44000	20000	25000	17000	56000	68000
K [µg/g]	18000	23000	16000	18000	42000	13000	23000	29000	27000	14000
Li [µg/g]	28	23	13	16	24	11	16	9.0	14	38
Mg [µg/g]	16000	13000	1700	3900	6000	5500	8200	2300	9500	6400
Mn [µg/g]	490	440	360	300	1400	860	430	72	260	1100
Mo [µg/g]	1.9	2.5	1.7	2.3	1.9	1.3	1.2	3.4	1.3	1.7
Na [µg/g]	18000	12000	23000	21000	3800	6600	19000	2200	13000	18000
Ni [µg/g]	57	50	4.9	15	12	10	18	2.2	28	36
P [µg/g]	650	630	260	300	720	290	770	180	420	800
Pb [µg/g]	18	10	12	5.6	1500	440	9.5	10	8.2	6.6
S [µg/g]	2600	3900	630	460	35000	2000	1200	12000	160	780
Sb [µg/g]	< 2	< 2	< 2	< 2	2	< 2	< 2	5	< 2	< 2
Se [µg/g]	0.1	0.1	< 0.1	< 0.1	6.1	2.7	< 0.1	< 0.1	< 0.1	< 0.1
Sn [µg/g]	< 6	< 6	< 6	< 6	< 6	< 6	< 6	< 6	< 6	< 6
Sr [µg/g]	260	150	130	140	83	1100	230	60	130	180
Th [µg/g]	7.7	8.2	17	17	22	10	13	14	16	11
Ti [µg/g]	2900	3300	1700	2500	2800	1300	2800	1300	3600	3500
Tl [µg/g]	0.45	0.67	0.39	0.24	1.5	0.24	0.53	0.97	0.69	0.21
U [µg/g]	1.7	1.8	1.0	0.56	2.9	1.0	1.4	2.2	1.9	0.80
V [µg/g]	100	88	14	34	45	24	45	5.7	92	57
W [µg/g]	1.1	1.5	2.7	1.2	5.9	16	2.1	2.4	3.0	0.55
Y [µg/g]	10	9.0	6.9	5.0	7.6	5.2	9.3	10	10	6.7
Zn [µg/g]	58	31	52	50	20000	1500	65	37	15	61
Zr [µg/g]	280	270	260	280	360	86	240	370	300	280

Bi and Se reported below SGS reporting limits. Results below SGS RLs may be unreliable.

Revised report with sample changes as per client request.

OnLine LNMS

0004324718

Results relate only to the sample tested. Data reported represents the sample submitted to SGS. Reproduction of this analytical report in full or in part is prohibited without prior written approval. Please refer to SGS General Conditions of Services located at https://www.sgs.ca/en/terms-and-conditions (Printed copies are available upon request.)
Test method information available upon request. "Temperature Upon Receipt" is representative of the whole shipment and may not reflect the temperature of individual samples.
SGS Canada Inc. Environment-Health & Safety statement of conformity decision rule does not consider uncertainty when analytical results are compared to a specified standard or regulation.

SGS Canada Inc.
P.O. Box 4300 - 185 Concession St.
Lakefield - Ontario - KOL 2HO
Phone: 705-652-2000 FAX: 705-652-6365

LR Report : **CA19062-JUL23**

Method Descriptions

Parameter	Units	SGS Method Code	Reference Method Code
	µg/g	ME-CA-[ENV]SPE-LAK-AN-001	EPA 3052/200.8
	µg/g	ME-CA-[ENV]SPE-LAK-AN-013	EPA 3052/200.8
Metals - Microwave/ICP-MS	µg/g	ME-CA-[ENV]SPE-LAK-AN-007	EPA 3052/200.8
Metals - Microwave/ICP-MS	µg/g	ME-CA-[ENV]SPE-LAK-AN-013	EPA 3052/200.8
Metals - Microwave/ICP-OES	µg/g	ME-CA-[ENV]SPE-LAK-AN-001	EPA 3052/200.7



Catharine Arnold, B.Sc., C.Chem
Project Specialist,
Environment, Health & Safety

OnLine LNMS

0004324718

Results relate only to the sample tested. Data reported represents the sample submitted to SGS. Reproduction of this analytical report in full or in part is prohibited without prior written approval. Please refer to SGS General Conditions of Services located at https://www.sgs.ca/en/terms-and-conditions (Printed copies are available upon request.)
Test method information available upon request. "Temperature Upon Receipt" is representative of the whole shipment and may not reflect the temperature of individual samples.
SGS Canada Inc. Environment-Health & Safety statement of conformity decision rule does not consider uncertainty when analytical results are compared to a specified standard or regulation.

SGS Canada Inc.
P.O. Box 4300 - 185 Concession St.
Lakefield - Ontario - K0L 2H0
Phone: 705-652-2000 FAX: 705-652-6365

Quality Control Report

Inorganic Analysis														
Parameter	Reporting Limit	Unit	Method Blank	Duplicate				LCS / Spike Blank			Matrix Spike / Reference Material			
				Result 1	Result 2	RPD	Acceptance Criteria	Spike Recovery (%)	Recovery Limits (%)		Spike Recovery (%)	Recovery Limits (%)		
							%		Low	High		Low	High	
**QCR_SubCategory* - QCBatchID: EMS0221-JUL23*														
Calcium	3	µg/g	<3			2		94			86			
Phosphorus	3	µg/g	<3			1		107			96			
Potassium	3	µg/g	<3			3		99			90			
Sodium	3	µg/g	<3			0		99			94			
Sulfur	50	µg/g	<50			2		105			NV			
Metals - Microwave/ICP-MS - QCBatchID: EMS0221-JUL23														
Aluminum	3	µg/g	<3			1	20	91	70	130	86	70	130	
Antimony	2	µg/g	<0.8			0	20	109	70	130	109	70	130	
Arsenic	0.5	µg/g	<0.5			7	20	98	70	130	81	70	130	
Barium	0.01	µg/g	<0.01			0	20	96	70	130	97	70	130	
Beryllium	0.02	µg/g	<0.02			1	20	105	70	130	81	70	130	
Bismuth	0.085	µg/g	<0.09			1	20	106	70	130	NV	70	130	
Cadmium	0.02	µg/g	<0.02			4	20	96	70	130	NV	70	130	
Chromium	0.5	µg/g	<0.5			20	20	100	70	130	43	70	130	
Cobalt	0.01	µg/g	<0.01			3	20	100	70	130	88	70	130	
Copper	0.1	µg/g	<0.1			2	20	100	70	130	95	70	130	
Iron	3	µg/g	<3			1	20	101	70	130	95	70	130	
Lead	0.05	µg/g	<0.05			1	20	98	70	130	95	70	130	
Lithium	2	µg/g	<2			4	20	108	70	130	101	70	130	
Magnesium	3	µg/g	<3			0	20	100	70	130	91	70	130	
Manganese	0.1	µg/g	<0.1			1	20	101	70	130	96	70	130	
Molybdenum	0.1	µg/g	<0.1			4	20	96	70	130	96	70	130	
Nickel	0.1	µg/g	<0.1			1	20	102	70	130	102	70	130	
Selenium	0.1	µg/g	<0.1			4	20	94	70	130	NV	70	130	
Silver	0.5	µg/g	<0.01			9	20	106	70	130	NV	70	130	
Strontium	0.02	µg/g	<0.02			0	20	98	70	130	102	70	130	
Thallium	0.02	µg/g	<0.02			0	20	NV	70	130	NV	70	130	
Tin	6	µg/g	<6			ND	20	104	70	130	NV	70	130	
Titanium	0.1	µg/g	<0.1			1	20	98	70	130	84	70	130	
Tungsten	0.04	µg/g	<0.04			1	20	103	70	130	NV	70	130	
Uranium	0.002	µg/g	<0.002			2	20	98	70	130	84	70	130	
Vanadium	1	µg/g	<1			0	20	98	70	130	90	70	130	
Yttrium	0.004	µg/g	<0.004			1	20	102	70	130	NV	70	130	
Zinc	0.7	µg/g	<0.7			2	20	94	70	130	83	70	130	
Zirconium	0.03	µg/g	<0.03			3	20	106	70	130	NV	70	130	

OnLine LIMS

00043247 18

Results relate only to the sample tested. Data reported represents the sample submitted to SGS. Reproduction of this analytical report in full or in part is prohibited without prior written approval. Please refer to SGS General Conditions of Services located at https://www.sgs.ca/en/terms-and-conditions (Printed copies are available upon request.)
Test method information available upon request. "Temperature Upon Receipt" is representative of the whole shipment and may not reflect the temperature of individual samples.
SGS Canada Inc. Environment-Health & Safety statement of conformity decision rule does not consider uncertainty when analytical results are compared to a specified standard or regulation.

SGS Canada Inc.
P.O. Box 4300 - 185 Concession St.
Lakefield - Ontario - KOL 2HO
Phone: 705-652-2000 FAX: 705-652-6365

Inorganic Analysis													
Parameter	Reporting Limit	Unit	Method Blank	Duplicate				LCS / Spike Blank			Matrix Spike / Reference Material		
				Result 1	Result 2	RPD	Acceptance Criteria	Spike Recovery (%)	Recovery Limits (%)		Spike Recovery (%)	Recovery Limits (%)	
							%		Low	High		Low	High
Metals - Microwave/ICP-OES - QCBatchID: ESG0037-JUL23													
Sulphur	3	µg/g	<3			8	20	96	80	120	NV	70	130

OnLine LIMS

000432471B

Results relate only to the sample tested. Data reported represents the sample submitted to SGS. Reproduction of this analytical report in full or in part is prohibited without prior written approval. Please refer to SGS General Conditions of Services located at https://www.sgs.ca/en/terms-and-conditions (Printed copies are available upon request.)
Test method information available upon request. "Temperature Upon Receipt" is representative of the whole shipment and may not reflect the temperature of individual samples.
SGS Canada Inc. Environment-Health & Safety statement of conformity decision rule does not consider uncertainty when analytical results are compared to a specified standard or regulation.

SGS Canada Inc.
P.O. Box 4300 - 185 Concession St.
Lakefield - Ontario - KOL 2HO
Phone: 705-652-2000 FAX: 705-652-6365

11-November-2025

Great Bear Resources Ltd.
Attn : Ashley Moncrief

1020 - 800 West Pender St.
Vancouver, BC
V6C 2V6, Canada

Phone: 778-833-2160
Fax:

Date Rec. : 11 July 2023
LR Report: **CA19065-JUL23**
Reference: Great Bear Project /OMGS21045

Copy: #2

CERTIFICATE OF ANALYSIS
Final Report - Revised

Analysis	1: Analysis Start Date	2: Analysis Start Time	3: Analysis Completed Date	4: Analysis Completed Time	9: DX 550074	11: DX 550081	12: DX 550080	13: DX 550082	14: DX 550083	15: DX 550084
Sample Date & Time					N/A	N/A	N/A	N/A	N/A	N/A
S [µg/g]	18-Jul-23	11:08	19-Jul-23	14:12	12000	6600	6200	8400	11000	14000
Ag [µg/g]	31-Jul-23	15:41	04-Aug-23	10:45	< 0.5	0.6	< 0.5	< 0.5	2.1	0.7
Al [µg/g]	31-Jul-23	15:41	04-Aug-23	10:45	90000	58000	71000	70000	73000	89000
As [µg/g]	31-Jul-23	15:41	04-Aug-23	10:45	59	12	27	13	1100	790
Ba [µg/g]	31-Jul-23	15:41	04-Aug-23	10:45	220	520	500	680	130	230
Be [µg/g]	31-Jul-23	15:41	04-Aug-23	10:45	1.1	1.4	1.4	1.4	0.88	1.7
Bi [µg/g]	31-Jul-23	15:41	04-Aug-23	10:45	0.22	0.61	< 0.085	0.15	4.9	1.6
Ca [µg/g]	31-Jul-23	15:41	04-Aug-23	10:45	14000	14000	16000	13000	30000	12000
Cd [µg/g]	31-Jul-23	15:41	04-Aug-23	10:45	0.22	6.9	1.1	0.30	0.35	0.49
Co [µg/g]	31-Jul-23	15:41	04-Aug-23	10:45	28	2.1	2.0	2.2	10	18
Cr [µg/g]	31-Jul-23	15:41	04-Aug-23	10:50	60	37	44	34	46	93
Cu [µg/g]	31-Jul-23	15:41	04-Aug-23	10:50	45	35	14	7.0	40	63
Fe [µg/g]	31-Jul-23	15:41	04-Aug-23	10:50	110000	16000	18000	19000	27000	50000
K [µg/g]	31-Jul-23	15:41	04-Aug-23	10:50	14000	28000	19000	18000	3500	33000
Li [µg/g]	31-Jul-23	15:41	04-Aug-23	10:50	40	19	19	12	7.8	29
Mg [µg/g]	31-Jul-23	15:41	04-Aug-23	10:50	12000	1900	2500	2000	7500	13000

OnLine LIMS

0004324874

Results relate only to the sample tested. Data reported represents the sample submitted to SGS. Reproduction of this analytical report in full or in part is prohibited without prior written approval. Please refer to SGS General Conditions of Services located at https://www.sgs.ca/en/terms-and-conditions (Printed copies are available upon request.)
Test method information available upon request. "Temperature Upon Receipt" is representative of the whole shipment and may not reflect the temperature of individual samples.
SGS Canada Inc. Environment-Health & Safety statement of conformity decision rule does not consider uncertainty when analytical results are compared to a specified standard or regulation.

SGS Canada Inc.
P.O. Box 4300 - 185 Concession St.
Lakefield - Ontario - KOL 2HO
Phone: 705-652-2000 FAX: 705-652-6365

LR Report : **CA19065-JUL23**

Analysis	1: Analysis Start Date	2: Analysis Start Time	3: Analysis Completed Date	4: Analysis Completed Time	9: DX 550074	11: DX 550081	12: DX 550080	13: DX 550082	14: DX 550083	15: DX 550084
Mn [µg/g]	31-Jul-23	15:41	04-Aug-23	10:50	1300	1000	1800	600	760	1600
Mo [µg/g]	31-Jul-23	15:41	04-Aug-23	10:50	1.0	1.5	1.2	1.7	2.2	1.3
Na [µg/g]	31-Jul-23	15:41	04-Aug-23	10:50	13000	21000	28000	34000	55000	31000
Ni [µg/g]	31-Jul-23	15:41	04-Aug-23	10:50	40	1.2	3.9	1.9	16	50
P [µg/g]	31-Jul-23	15:41	04-Aug-23	10:51	240	150	190	160	690	600
Pb [µg/g]	31-Jul-23	15:41	04-Aug-23	10:51	11	210	120	18	62	11
S [µg/g]	31-Jul-23	15:41	04-Aug-23	10:51	13000	7600	6900	9700	12000	15000
Sb [µg/g]	31-Jul-23	15:41	04-Aug-23	10:51	< 2	< 2	< 2	< 2	< 2	< 2
Se [µg/g]	31-Jul-23	15:41	04-Aug-23	10:51	0.2	0.1	< 0.1	0.1	9.3	2.2
Sn [µg/g]	31-Jul-23	15:41	04-Aug-23	10:51	< 6	< 6	< 6	< 6	< 6	< 6
Sr [µg/g]	31-Jul-23	15:41	04-Aug-23	10:51	200	99	140	180	330	260
Th [µg/g]	31-Jul-23	15:41	04-Aug-23	10:51	10	12	14	14	8.5	9.6
Ti [µg/g]	31-Jul-23	15:41	04-Aug-23	10:51	2600	1100	1300	1300	3000	3400
Tl [µg/g]	31-Jul-23	15:41	04-Aug-23	10:51	0.48	0.54	0.43	0.38	0.14	0.93
U [µg/g]	31-Jul-23	15:41	04-Aug-23	10:51	1.5	1.5	2.1	2.5	1.7	2.0
V [µg/g]	31-Jul-23	15:41	04-Aug-23	10:51	66	3.3	5.1	3.1	38	100
W [µg/g]	31-Jul-23	15:41	04-Aug-23	10:51	0.41	1.7	1.8	1.3	14	12
Y [µg/g]	31-Jul-23	15:41	04-Aug-23	10:51	10	9.0	13	12	9.4	12
Zn [µg/g]	31-Jul-23	15:41	04-Aug-23	10:51	75	1300	240	94	75	170
Zr [µg/g]	31-Jul-23	15:41	04-Aug-23	10:51	300	510	540	610	200	330

Analysis	16: DX 550085	17: DX 550107	18: DX 550108	19: DX 550109	20: DX 550086	21: DX 550087	22: DX 550070	23: DX 550069	25: DX 550062	26: DX 550063
Sample Date & Time	N/A	N/A	N/A	N/A	N/A	N/A	N/A	N/A	N/A	N/A
S [µg/g]	14000	23000	19000	33000	25000	20000	2700	3500	6800	6100
Ag [µg/g]	< 0.5	< 0.5	< 0.5	0.8	< 0.5	< 0.5	< 0.5	< 0.5	< 0.5	< 0.5
Al [µg/g]	63000	79000	75000	81000	77000	80000	79000	71000	83000	84000
As [µg/g]	18	11	15	53	8.9	31	2.1	1.8	4.4	22
Ba [µg/g]	240	460	420	81	280	450	540	540	520	350

OnLine LIMS

0004324874

Results relate only to the sample tested. Data reported represents the sample submitted to SGS. Reproduction of this analytical report in full or in part is prohibited without prior written approval. Please refer to SGS General Conditions of Services located at https://www.sgs.ca/en/terms-and-conditions (Printed copies are available upon request.)
Test method information available upon request. "Temperature Upon Receipt" is representative of the whole shipment and may not reflect the temperature of individual samples.
SGS Canada Inc. Environment-Health & Safety statement of conformity decision rule does not consider uncertainty when analytical results are compared to a specified standard or regulation.

SGS Canada Inc.
P.O. Box 4300 - 185 Concession St.
Lakefield - Ontario - KOL 2HO
Phone: 705-652-2000 FAX: 705-652-6365

LR Report : **CA19065-JUL23**

Analysis	16: DX 550085	17: DX 550107	18: DX 550108	19: DX 550109	20: DX 550086	21: DX 550087	22: DX 550070	23: DX 550069	25: DX 550062	26: DX 550063
Be [µg/g]	0.64	1.4	1.2	1.3	1.3	1.4	3.0	1.4	4.6	1.1
Bi [µg/g]	2.3	2.8	1.3	2.1	2.4	0.10	0.14	0.13	0.60	0.32
Ca [µg/g]	20000	24000	27000	23000	22000	25000	30000	12000	42000	13000
Cd [µg/g]	0.49	0.26	0.73	0.73	0.14	0.16	0.10	0.07	0.12	0.08
Co [µg/g]	6.1	9.0	7.1	10	9.0	12	12	2.2	21	13
Cr [µg/g]	34	52	44	71	62	52	60	26	61	37
Cu [µg/g]	12	15	9.4	25	11	34	28	5.6	22	25
Fe [µg/g]	22000	26000	21000	46000	30000	29000	31000	18000	51000	54000
K [µg/g]	5700	21000	17000	32000	21000	25000	24000	23000	27000	28000
Li [µg/g]	7.7	15	17	17	13	22	26	16	71	44
Mg [µg/g]	6800	8600	8800	9200	8700	9200	14000	2400	24000	11000
Mn [µg/g]	1500	520	840	2100	610	650	630	300	900	1100
Mo [µg/g]	1.9	1.1	1.4	1.2	4.0	1.5	0.6	1.2	0.3	0.7
Na [µg/g]	46000	19000	24000	11000	22000	26000	19000	18000	28000	14000
Ni [µg/g]	11	18	11	18	18	24	29	4.1	28	21
P [µg/g]	520	560	580	750	610	500	860	200	1500	370
Pb [µg/g]	12	22	39	25	13	15	16	11	9.2	7.9
S [µg/g]	16000	24000	20000	37000	27000	23000	3900	4500	8900	7600
Sb [µg/g]	< 2	< 2	< 2	< 2	< 2	< 2	< 2	< 2	< 2	< 2
Se [µg/g]	2.3	1.3	1.2	3.1	2.2	0.6	0.2	< 0.1	0.2	< 0.1
Sn [µg/g]	< 6	< 6	< 6	< 6	< 6	< 6	< 6	< 6	< 6	< 6
Sr [µg/g]	210	300	330	240	290	280	420	180	610	180
Th [µg/g]	6.9	8.5	8.9	11	8.4	9.6	7.5	13	7.3	18
Ti [µg/g]	1200	1600	1900	2400	2200	2100	3100	1500	4700	2400
Tl [µg/g]	0.12	0.81	0.84	1.2	0.75	0.65	0.45	0.26	0.70	0.81
U [µg/g]	1.5	2.1	2.2	2.4	2.1	1.8	1.6	1.6	1.6	1.7
V [µg/g]	27	42	36	55	43	63	62	4.6	130	38
W [µg/g]	42	29	8.3	4.7	19	7.0	0.88	1.3	1.2	0.92
Y [µg/g]	5.7	7.6	8.1	11	8.3	7.7	12	10	17	8.6
Zn [µg/g]	120	71	170	210	54	53	72	69	110	70
Zr [µg/g]	200	290	280	310	300	340	370	530	380	330

OnLine LIMS

0004324874

Results relate only to the sample tested. Data reported represents the sample submitted to SGS. Reproduction of this analytical report in full or in part is prohibited without prior written approval. Please refer to SGS General Conditions of Services located at https://www.sgs.ca/en/terms-and-conditions (Printed copies are available upon request.)
Test method information available upon request. "Temperature Upon Receipt" is representative of the whole shipment and may not reflect the temperature of individual samples.
SGS Canada Inc. Environment-Health & Safety statement of conformity decision rule does not consider uncertainty when analytical results are compared to a specified standard or regulation.

SGS Canada Inc.
P.O. Box 4300 - 185 Concession St.
Lakefield - Ontario - KOL 2HO
Phone: 705-652-2000 FAX: 705-652-6365

LR Report : **CA19065-JUL23**

Analysis	28: DX 550065	31: DX 550072	34: DX 550051	43: DX 550060	44: DX 550061	46: DX 550089	53: DX 550096	54: DX 550097
Sample Date & Time	N/A	N/A	N/A	N/A	N/A	N/A	N/A	N/A
S [µg/g]	7200	3100	8100	20000	8400	9300	3500	15000
Ag [µg/g]	0.8	< 0.5	0.6	< 0.5	< 0.5	< 0.5	< 0.5	< 0.5
Al [µg/g]	75000	77000	73000	59000	55000	67000	74000	53000
As [µg/g]	200	2.0	70	3.3	4.6	2.2	52	21
Ba [µg/g]	350	110	170	320	390	150	350	110
Be [µg/g]	1.7	0.56	0.48	0.88	1.1	0.46	0.90	0.86
Bi [µg/g]	0.83	< 0.085	< 0.085	0.10	< 0.085	< 0.085	< 0.085	0.17
Ca [µg/g]	39000	63000	62000	70000	73000	69000	63000	63000
Cd [µg/g]	0.82	0.22	0.21	0.42	0.33	0.20	0.23	0.28
Co [µg/g]	12	54	57	65	54	48	53	38
Cr [µg/g]	86	74	100	170	150	160	250	250
Cu [µg/g]	49	200	170	190	320	200	95	130
Fe [µg/g]	91000	150000	95000	120000	130000	130000	140000	160000
K [µg/g]	13000	3900	7300	5400	8300	7100	11000	2800
Li [µg/g]	25	24	53	13	23	19	22	11
Mg [µg/g]	13000	36000	21000	30000	35000	30000	26000	20000
Mn [µg/g]	3100	3900	2500	2200	2500	3900	3000	1900
Mo [µg/g]	1.4	0.5	0.5	0.6	0.4	2.2	1.0	1.3
Na [µg/g]	12000	11000	14000	19000	15000	9900	8200	8100
Ni [µg/g]	38	52	75	130	130	55	74	49
P [µg/g]	710	370	350	430	400	320	530	420
Pb [µg/g]	13	1.5	10	4.8	4.2	2.6	2.8	2.2
S [µg/g]	9400	4900	9500	22000	9800	11000	4600	17000
Sb [µg/g]	< 2	< 2	< 2	< 2	< 2	< 2	< 2	< 2
Se [µg/g]	0.2	0.7	0.7	1.0	0.5	1.7	0.4	1.7
Sn [µg/g]	< 6	< 6	< 6	< 6	< 6	< 6	< 6	< 6
Sr [µg/g]	280	95	120	360	370	89	120	83
Th [µg/g]	14	6.3	3.9	2.1	2.0	1.4	3.8	3.6
Ti [µg/g]	3100	7400	6800	8600	7700	6500	11000	7800
Tl [µg/g]	0.52	0.09	0.19	0.36	0.61	0.25	0.36	0.10

OnLine LIMS

0004324874

Results relate only to the sample tested. Data reported represents the sample submitted to SGS. Reproduction of this analytical report in full or in part is prohibited without prior written approval. Please refer to SGS General Conditions of Services located at https://www.sgs.ca/en/terms-and-conditions (Printed copies are available upon request.)
Test method information available upon request. "Temperature Upon Receipt" is representative of the whole shipment and may not reflect the temperature of individual samples.
SGS Canada Inc. Environment-Health & Safety statement of conformity decision rule does not consider uncertainty when analytical results are compared to a specified standard or regulation.

SGS Canada Inc.
P.O. Box 4300 - 185 Concession St.
Lakefield - Ontario - KOL 2HO
Phone: 705-652-2000 FAX: 705-652-6365

Analysis	28: DX 550065	31: DX 550072	34: DX 550051	43: DX 550060	44: DX 550061	46: DX 550089	53: DX 550096	54: DX 550097
U [µg/g]	1.8	0.15	0.14	0.32	0.26	0.14	0.18	0.19
V [µg/g]	72	350	300	240	230	280	300	210
W [µg/g]	1.2	1.6	0.84	0.46	0.80	0.45	0.97	0.56
Y [µg/g]	13	25	21	16	13	20	24	20
Zn [µg/g]	220	130	100	240	150	120	130	130
Zr [µg/g]	310	160	110	180	170	130	150	150

Bi and Se reported below SGS reporting limits. Results below SGS RLs may be unreliable.

Revised report with sample changes as per client request.

Method Descriptions

Parameter	Units	SGS Method Code	Reference Method Code
	µg/g	ME-CA-[ENV]SPE-LAK-AN-001	EPA 3052/200.8
	µg/g	ME-CA-[ENV]SPE-LAK-AN-013	EPA 3052/200.8
Metals - Microwave/ICP-MS	µg/g	ME-CA-[ENV]SPE-LAK-AN-007	EPA 3052/200.8
Metals - Microwave/ICP-MS	µg/g	ME-CA-[ENV]SPE-LAK-AN-013	EPA 3052/200.8
Metals - Microwave/ICP-OES	µg/g	ME-CA-[ENV]SPE-LAK-AN-001	EPA 3052/200.7



Catharine Arnold, B.Sc., C.Chem
Project Specialist,
Environment, Health & Safety

OnLine LIMS

0004324874

Results relate only to the sample tested. Data reported represents the sample submitted to SGS. Reproduction of this analytical report in full or in part is prohibited without prior written approval. Please refer to SGS General Conditions of Services located at https://www.sgs.ca/en/terms-and-conditions (Printed copies are available upon request.)
Test method information available upon request. "Temperature Upon Receipt" is representative of the whole shipment and may not reflect the temperature of individual samples.
SGS Canada Inc. Environment-Health & Safety statement of conformity decision rule does not consider uncertainty when analytical results are compared to a specified standard or regulation.

SGS Canada Inc.
P.O. Box 4300 - 185 Concession St.
Lakefield - Ontario - KOL 2HO
Phone: 705-652-2000 FAX: 705-652-6365

Quality Control Report

Inorganic Analysis													
Parameter	Reporting Limit	Unit	Method Blank	Duplicate				LCS / Spike Blank			Matrix Spike / Reference Material		
				Result 1	Result 2	RPD	Acceptance Criteria	Spike Recovery (%)	Recovery Limits (%)		Spike Recovery (%)	Recovery Limits (%)	
							%		Low	High		Low	High
**QCR_SubCategory* - QCBatchID: EMS0111-JUL23*													
Calcium	3	µg/g	<3			4		91			95		
Phosphorus	3	µg/g	<3			2		92			90		
Potassium	3	µg/g	<3			5		93			94		
Sodium	3	µg/g	<3			0		98			103		
Sulfur	50	µg/g	<50			4		99			NV		
Metals - Microwave/ICP-MS - QCBatchID: EMS0111-JUL23													
Aluminum	3	µg/g	<3			13	20	105	70	130	103	70	130
Antimony	2	µg/g	<0.8			ND	20	90	70	130	114	70	130
Arsenic	0.5	µg/g	<0.5			3	20	101	70	130	82	70	130
Barium	0.01	µg/g	<0.01			13	20	94	70	130	99	70	130
Beryllium	0.02	µg/g	<0.02			13	20	104	70	130	101	70	130
Bismuth	0.085	µg/g	<0.09			ND	20	99	70	130	NV	70	130
Cadmium	0.02	µg/g	<0.02			12	20	101	70	130	NV	70	130
Chromium	0.5	µg/g	<0.5			0	20	100	70	130	NV	70	130
Cobalt	0.01	µg/g	<0.01			0	20	100	70	130	92	70	130
Copper	0.1	µg/g	<0.1			0	20	101	70	130	98	70	130
Iron	3	µg/g	<3			3	20	99	70	130	97	70	130
Lead	0.05	µg/g	<0.05			0	20	99	70	130	101	70	130
Lithium	2	µg/g	<2			2	20	98	70	130	115	70	130
Magnesium	3	µg/g	<3			6	20	100	70	130	99	70	130
Manganese	0.1	µg/g	<0.1			5	20	101	70	130	102	70	130
Molybdenum	0.1	µg/g	<0.1			4	20	92	70	130	95	70	130
Nickel	0.1	µg/g	<0.1			1	20	104	70	130	107	70	130
Selenium	0.1	µg/g	<0.1			ND	20	103	70	130	NV	70	130
Silver	0.5	µg/g	<0.01			8	20	100	70	130	NV	70	130
Strontium	0.02	µg/g	<0.02			16	20	99	70	130	103	70	130
Thallium	0.02	µg/g	<0.02			2	20	NV	70	130	NV	70	130
Tin	6	µg/g	<6			ND	20	102	70	130	NV	70	130
Titanium	0.1	µg/g	<0.1			0	20	94	70	130	85	70	130
Tungsten	0.04	µg/g	<0.04			3	20	103	70	130	NV	70	130
Uranium	0.002	µg/g	<0.002			15	20	97	70	130	94	70	130
Vanadium	1	µg/g	<1			2	20	108	70	130	95	70	130
Yttrium	0.004	µg/g	<0.004			15	20	100	70	130	NV	70	130
Zinc	0.7	µg/g	<0.7			3	20	99	70	130	91	70	130
Zirconium	0.03	µg/g	<0.03			1	20	90	70	130	NV	70	130

OnLine LIMS

0004324874

Results relate only to the sample tested. Data reported represents the sample submitted to SGS. Reproduction of this analytical report in full or in part is prohibited without prior written approval. Please refer to SGS General Conditions of Services located at https://www.sgs.ca/en/terms-and-conditions (Printed copies are available upon request.)
Test method information available upon request. "Temperature Upon Receipt" is representative of the whole shipment and may not reflect the temperature of individual samples.
SGS Canada Inc. Environment-Health & Safety statement of conformity decision rule does not consider uncertainty when analytical results are compared to a specified standard or regulation.

SGS Canada Inc.
P.O. Box 4300 - 185 Concession St.
Lakefield - Ontario - KOL 2HO
Phone: 705-652-2000 FAX: 705-652-6365

12-November-2025

Great Bear Resources Ltd.
Attn : Ashley Moncrief

1020 - 800 West Pender St.
Vancouver, BC
V6C 2V6, Canada

Phone: 778-833-2160
Fax:

Date Rec. : 04 October 2023
LR Report: **CA19083-OCT23**
Reference: Great Bear Project/OMGS21045 - Set 1

Copy: #4

CERTIFICATE OF ANALYSIS
Final Report - Revised

Analysis	1: Analysis Start Date	2: Analysis Start Time	3: Analysis Completed Date	4: Analysis Completed Time	5: 031665	6: 031666	8: 031668	9: 031669	10: 031670	11: 031671	12: 031672	15: 031675	16: 031676	18: 031678	19: 031679	20: 031680
Sample Date & Time					N/A	N/A	N/A	N/A	N/A	N/A	N/A	N/A	N/A	N/A	N/A	N/A
Ag [µg/g]	21-Nov-23	20:27	24-Nov-23	11:12	< 0.5	< 0.5	< 0.5	< 0.5	< 0.5	< 0.5	< 0.5	< 0.5	< 0.5	< 0.5	< 0.5	< 0.5
Al [µg/g]	21-Nov-23	20:27	24-Nov-23	11:12	80000	80000	79000	84000	58000	81000	80000	85000	79000	76000	57000	75000
As [µg/g]	21-Nov-23	20:27	24-Nov-23	11:12	31	4.4	23	2.1	660	24	9.0	27	7.9	11	87	5.9
Ba [µg/g]	21-Nov-23	20:27	24-Nov-23	11:12	510	480	450	500	400	250	300	350	720	760	600	470
Be [µg/g]	21-Nov-23	20:27	24-Nov-23	11:12	1.3	1.4	1.5	1.4	0.91	1.1	1.1	1.2	1.2	1.1	1.5	1.1
Bi [µg/g]	21-Nov-23	20:27	24-Nov-23	11:12	< 0.085	0.21	0.09	0.29	0.45	0.09	< 0.085	0.17	0.37	0.46	< 0.085	0.15
Ca [µg/g]	21-Nov-23	20:27	24-Nov-23	11:12	25000	43000	32000	18000	9200	42000	21000	22000	15000	19000	13000	30000
Cd [µg/g]	21-Nov-23	20:27	24-Nov-23	11:12	0.22	0.04	2.7	0.10	0.48	0.25	0.05	0.16	0.10	0.08	0.09	0.09
Co [µg/g]	21-Nov-23	20:27	24-Nov-23	11:12	8.8	19	12	24	6.2	23	16	12	16	11	1.6	13
Cr [µg/g]	21-Nov-23	20:27	24-Nov-23	11:12	4.5	81	6.8	59	5.9	60	15	14	35	16	2.3	23
Cu [µg/g]	21-Nov-23	20:27	24-Nov-23	11:12	14	36	20	72	55	36	13	8.1	45	37	7.4	20
Fe [µg/g]	21-Nov-23	20:27	24-Nov-23	11:12	23000	33000	29000	50000	65000	54000	27000	36000	30000	26000	15000	34000
K [µg/g]	21-Nov-23	20:27	24-Nov-23	11:12	25000	11000	15000	17000	16000	13000	11000	16000	27000	24000	18000	16000
Li [µg/g]	21-Nov-23	20:27	24-Nov-23	11:12	20	42	22	24	15	18	15	29	21	23	15	20
Mg [µg/g]	21-Nov-23	20:27	24-Nov-23	11:12	8100	23000	8100	13000	7200	20000	4300	11000	8400	8100	1700	8600
Mn [µg/g]	21-Nov-23	20:27	24-Nov-23	11:12	310	560	4800	570	1500	1300	410	500	390	420	300	850
Mo [µg/g]	21-Nov-23	20:27	24-Nov-23	11:12	0.5	0.1	0.9	1.6	1.9	0.8	1.4	0.7	4.8	0.5	0.5	0.5
Na [µg/g]	21-Nov-23	20:27	24-Nov-23	11:12	19000	28000	29000	32000	17000	12000	26000	19000	12000	17000	28000	18000
Ni [µg/g]	21-Nov-23	20:27	24-Nov-23	11:12	13	120	16	60	52	110	36	32	38	24	0.4	27

OnLine LIMS

0004324932

Results relate only to the sample tested. Data reported represents the sample submitted to SGS. Reproduction of this analytical report in full or in part is prohibited without prior written approval. Please refer to SGS General Conditions of Services located at https://www.sgs.ca/en/terms-and-conditions (Printed copies are available upon request.)
Test method information available upon request. "Temperature Upon Receipt" is representative of the whole shipment and may not reflect the temperature of individual samples.
SGS Canada Inc. Environment-Health & Safety statement of conformity decision rule does not consider uncertainty when analytical results are compared to a specified standard or regulation.

SGS Canada Inc.
P.O. Box 4300 - 185 Concession St.
Lakefield - Ontario - KOL 2HO
Phone: 705-652-2000 FAX: 705-652-6365

Trace Metals - Strong Acid Digest, ICP-MS

LR Report : **CA19083-OCT23**

Analysis	1: Analysis Start Date	2: Analysis Start Time	3: Analysis Completed Date	4: Analysis Completed Time	5: 031665	6: 031666	8: 031668	9: 031669	10: 031670	11: 031671	12: 031672	15: 031675	16: 031676	18: 031678	19: 031679	20: 031680
P [µg/g]	21-Nov-23	20:27	24-Nov-23	11:12	520	940	610	460	60	710	510	1100	500	440	140	530
Pb [µg/g]	21-Nov-23	20:27	24-Nov-23	11:12	10	6	178	22	12	5	7	10	13	12	12	9
S [µg/g]	21-Nov-23	20:27	24-Nov-23	15:13	950	820	6100	5700	2700	1400	< 50	300	< 50	600	640	670
Sb [µg/g]	21-Nov-23	20:27	24-Nov-23	11:12	< 2	< 2	< 2	< 2	< 2	< 2	< 2	< 2	< 2	< 2	< 2	< 2
Se [µg/g]	21-Nov-23	20:27	24-Nov-23	11:12	0.2	0.1	0.4	0.8	0.2	0.1	< 0.1	0.1	0.1	0.2	0.3	< 0.1
Sn [µg/g]	21-Nov-23	20:27	24-Nov-23	11:12	< 6	< 6	< 6	< 6	< 6	< 6	< 6	< 6	< 6	< 6	< 6	< 6
Sr [µg/g]	21-Nov-23	20:27	24-Nov-23	11:12	180	680	250	450	90	280	250	270	230	200	120	210
Ti [µg/g]	21-Nov-23	20:27	24-Nov-23	11:12	2400	3500	2500	4500	560	5300	3000	5700	2600	2200	1200	2800
Th [µg/g]	2047653.001	0.0007	24-Nov-23	15:13	7.5	4.8	6.7	5.0	6.4	3.4	4.4	5.0	5.6	5.8	6.5	5.2
Tl [µg/g]	21-Nov-23	20:27	24-Nov-23	11:12	0.67	0.42	0.50	0.67	0.63	0.37	0.20	0.39	0.68	0.71	0.41	0.35
U [µg/g]	21-Nov-23	20:27	24-Nov-23	11:12	3.4	1.2	1.9	1.6	2.0	0.9	1.3	1.4	2.0	2.2	1.8	1.9
V [µg/g]	21-Nov-23	20:27	24-Nov-23	11:12	41	71	50	110	16	120	53	60	61	46	3.6	51
W [µg/g]	21-Nov-23	20:27	14-Dec-23	12:15	1.9	0.68	3.2	2.6	0.96	1.3	0.71	3.9	1.6	1.2	2.2	0.70
Y [µg/g]	21-Nov-23	20:27	24-Nov-23	11:12	9	11	9	12	7	14	7	13	11	9	9	10
Zn [µg/g]	21-Nov-23	20:27	24-Nov-23	11:12	75	65	460	100	150	130	61	76	82	73	69	73
Zr [µg/g]	21-Nov-23	20:27	24-Nov-23	15:16	127	125	150	175	59	115	166	201	141	129	234	132

Analysis	21: 031681	22: 031682	23: 031683	24: 031684	25: 031685	26: 031686	27: 031687	28: 031688	29: 031689	30: 031690	31: 031691	32: 031692	33: 031693	34: 031694	35: 031695	36: 031696	37: 031697	38: 031698
Sample Date & Time	N/A	N/A	N/A	N/A	N/A	N/A	N/A	N/A	N/A	N/A	N/A	N/A	N/A	N/A	N/A	N/A	N/A	N/A
Ag [µg/g]	< 0.5	< 0.5	< 0.5	< 0.5	< 0.5	< 0.5	< 0.5	< 0.5	< 0.5	0.7	< 0.5	< 0.5	< 0.5	< 0.5	< 0.5	< 0.5	< 0.5	< 0.5
Al [µg/g]	71000	63000	74000	75000	73000	76000	86000	64000	76000	57000	77000	81000	71000	79000	78000	74000	55000	73000
As [µg/g]	110	52	29	4.4	140	9.6	22	2.2	5.2	640	720	590	27	23	2.8	1.4	1.9	4.1
Ba [µg/g]	400	480	690	470	510	640	180	420	300	1100	450	490	320	490	1000	440	390	71
Be [µg/g]	1.2	1.4	0.89	3.1	1.2	1.3	0.59	0.89	1.1	1.5	1.4	2.1	1.1	1.1	1.2	1.1	1.1	0.65
Bi [µg/g]	0.15	0.14	0.09	0.16	0.12	0.15	< 0.085	< 0.085	< 0.085	0.09	0.28	0.29	0.28	0.31	0.45	0.25	0.18	0.17
Ca [µg/g]	9100	33000	13000	49000	19000	25000	64000	15000	35000	8600	19000	20000	14000	11000	23000	10000	18000	47000
Cd [µg/g]	0.02	0.09	0.05	0.13	0.05	0.10	0.08	0.09	0.15	0.07	0.10	0.08	0.17	0.13	0.11	0.11	0.06	3.2
Co [µg/g]	2.4	16	1.9	22	5.1	9.1	49	8.0	11	1.7	16	15	22	20	17	15	9.1	40
Cr [µg/g]	5.0	15	2.4	43	11	7.9	91	8.9	20	6.5	61	47	37	53	44	28	28	48
Cu [µg/g]	0.8	23	6.6	100	16	20	74	20	29	8.2	35	50	63	68	29	42	31	65
Fe [µg/g]	21000	11000	17000	83000	20000	25000	62000	65000	29000	16000	33000	40000	45000	46000	37000	29000	21000	130000
K [µg/g]	20000	14000	11000	16000	13000	9800	5500	17000	8300	24000	29000	33000	19000	21000	25000	26000	19000	2400
Li [µg/g]	16	7.5	10	27	11	16	21	17	22	15	31	26	25	34	27	26	10	12
Mg [µg/g]	2500	1800	2000	21000	2000	7700	11000	5600	5900	2600	16000	13000	12000	14000	9800	8600	1900	13000
Mn [µg/g]	170	200	330	2400	360	410	1400	1400	800	310	380	460	570	540	770	290	340	3400

OnLine LIMS

0004324932

Results relate only to the sample tested. Data reported represents the sample submitted to SGS. Reproduction of this analytical report in full or in part is prohibited without prior written approval. Please refer to SGS General Conditions of Services located at https://www.sgs.ca/en/terms-and-conditions (Printed copies are available upon request.)
Test method information available upon request. "Temperature Upon Receipt" is representative of the whole shipment and may not reflect the temperature of individual samples.
SGS Canada Inc. Environment-Health & Safety statement of conformity decision rule does not consider uncertainty when analytical results are compared to a specified standard or regulation.

SGS Canada Inc.
P.O. Box 4300 - 185 Concession St.
Lakefield - Ontario - KOL 2HO
Phone: 705-652-2000 FAX: 705-652-6365

LR Report : **CA19083-OCT23**

Analysis	21: 031681	22: 031682	23: 031683	24: 031684	25: 031685	26: 031686	27: 031687	28: 031688	29: 031689	30: 031690	31: 031691	32: 031692	33: 031693	34: 031694	35: 031695	36: 031696	37: 031697	38: 031698
Mo [µg/g]	1.1	4.1	1.1	0.3	0.6	1.5	0.3	0.7	1.3	0.9	1.1	1.2	1.2	1.5	0.5	1.0	1.2	1.8
Na [µg/g]	33000	24000	39000	15000	32000	42000	18000	20000	20000	8000	12000	6200	22000	15000	13000	14000	28000	13000
Ni [µg/g]	2.2	30	0.7	32	12	15	95	40	27	1.9	67	33	51	45	39	36	25	88
P [µg/g]	120	490	140	960	300	590	390	290	810	120	660	650	450	530	610	410	480	660
Pb [µg/g]	7	8	11	6	9	11	1	10	8	19	13	15	13	22	12	12	7	3
S [µg/g]	16000	340	1500	3600	370	810	600	370	200	4900	2600	1800	2600	7800	240	2200	660	3800
Sb [µg/g]	< 2	< 2	< 2	< 2	< 2	< 2	< 2	< 2	< 2	< 2	< 2	< 2	< 2	< 2	< 2	< 2	< 2	< 2
Se [µg/g]	< 0.1	0.2	0.3	0.2	< 0.1	0.2	0.3	< 0.1	< 0.1	3.8	0.1	0.2	0.3	0.5	0.1	0.3	< 0.1	0.3
Sn [µg/g]	< 6	< 6	< 6	< 6	< 6	< 6	< 6	< 6	< 6	< 6	< 6	< 6	< 6	< 6	< 6	< 6	< 6	< 6
Sr [µg/g]	110	220	220	430	230	400	140	160	340	100	220	240	240	230	200	210	160	190
Ti [µg/g]	710	2700	1200	3900	2100	2500	7400	2100	2800	1100	2900	2900	3700	2800	3000	2400	2700	6800
Th [µg/g]	7.4	3.6	9.6	2.5	5.6	6.7	0.7	5.5	4.2	7.3	5.9	6.8	4.9	5.9	6.1	5.7	2.7	0.9
Tl [µg/g]	0.50	0.27	0.32	0.47	0.21	0.41	0.14	0.31	0.17	0.45	0.90	1.0	0.52	0.66	0.83	0.67	0.29	0.05
U [µg/g]	1.9	1.1	2.4	0.9	1.4	2.1	0.2	1.4	1.3	1.6	1.8	2.3	1.8	1.9	2.2	1.9	0.9	0.2
V [µg/g]	3.4	43	2.7	110	29	41	270	33	48	7.4	56	72	94	72	74	52	42	190
W [µg/g]	35	4.0	1.6	0.32	17	8.5	0.24	0.42	2.4	7.7	2.8	2.2	0.98	0.87	1.6	1.4	0.86	0.73
Y [µg/g]	9	7	13	16	6	8	23	10	7	10	11	15	9	10	15	10	4	34
Zn [µg/g]	12	39	54	72	41	58	69	84	130	55	88	56	110	120	83	77	42	460
Zr [µg/g]	241	178	226	124	186	129	63	127	155	142	161	182	162	148	149	141	184	81

Analysis	39: 031699	40: 031700	41: 031701	42: 031702	43: 031703	44: 031705	45: 031706	46: 031707	49: 031710	50: 031711	51: 031712	52: 031713	54: 031715
Sample Date & Time	N/A	N/A	N/A	N/A	N/A	N/A	N/A	N/A	N/A	N/A	N/A	N/A	N/A
Ag [µg/g]	< 0.5	< 0.5	< 0.5	< 0.5	< 0.5	< 0.5	< 0.5	< 0.5	< 0.5	< 0.5	< 0.5	< 0.5	0.8
Al [µg/g]	73000	74000	64000	72000	74000	63000	58000	69000	75000	64000	67000	77000	64000
As [µg/g]	1.5	3.4	2.1	1.1	18	0.7	3.0	960	1.4	5.0	4.3	1.5	410
Ba [µg/g]	510	250	140	390	490	260	390	440	620	490	420	500	550
Be [µg/g]	1.2	1.9	0.57	1.0	1.2	0.93	1.1	1.8	1.4	1.4	1.1	1.6	1.5
Bi [µg/g]	0.26	0.14	< 0.085	< 0.085	< 0.085	< 0.085	< 0.085	< 0.085	< 0.085	0.22	0.29	0.50	0.09
Ca [µg/g]	16000	47000	21000	40000	29000	20000	22000	18000	26000	19000	21000	17000	14000
Cd [µg/g]	0.11	0.12	0.07	0.15	0.11	0.03	0.06	0.03	0.08	0.13	0.06	0.10	0.37
Co [µg/g]	16	16	12	11	14	7.4	8.3	2.7	14	22	6.4	5.4	2.3
Cr [µg/g]	34	21	20	29	7.8	22	7.3	2.3	27	72	7.6	6.3	4.6
Cu [µg/g]	38	32	14	6.9	10	27	13	6.0	24	43	18	11	15
Fe [µg/g]	32000	130000	84000	28000	25000	31000	23000	20000	32000	35000	18000	19000	17000
K [µg/g]	19000	6800	7100	13000	15000	7000	15000	23000	16000	19000	20000	22000	18000

OnLine LIMS

0004324932

Results relate only to the sample tested. Data reported represents the sample submitted to SGS. Reproduction of this analytical report in full or in part is prohibited without prior written approval. Please refer to SGS General Conditions of Services located at https://www.sgs.ca/en/terms-and-conditions (Printed copies are available upon request.)
Test method information available upon request. "Temperature Upon Receipt" is representative of the whole shipment and may not reflect the temperature of individual samples.
SGS Canada Inc. Environment-Health & Safety statement of conformity decision rule does not consider uncertainty when analytical results are compared to a specified standard or regulation.

SGS Canada Inc.
P.O. Box 4300 - 185 Concession St.
Lakefield - Ontario - KOL 2HO
Phone: 705-652-2000 FAX: 705-652-6365

Analysis	39: 031699	40: 031700	41: 031701	42: 031702	43: 031703	44: 031705	45: 031706	46: 031707	49: 031710	50: 031711	51: 031712	52: 031713	54: 031715
Li [µg/g]	19	19	33	20	16	18	22	20	24	31	14	22	21
Mg [µg/g]	7300	19000	7700	12000	6000	3500	7600	3600	5800	20000	5600	5700	2300
Mn [µg/g]	380	5600	1200	550	380	490	350	360	490	450	260	400	250
Mo [µg/g]	1.5	0.7	1.7	0.4	1.1	1.2	0.8	1.1	1.1	0.9	0.5	1.6	1.4
Na [µg/g]	20000	14000	12000	19000	25000	27000	28000	19000	25000	21000	21000	19000	21000
Ni [µg/g]	33	23	36	24	19	15	13	0.9	27	82	9.5	6.5	1.6
P [µg/g]	570	770	780	510	1100	690	450	250	570	600	350	230	130
Pb [µg/g]	13	5	5	7	11	9	10	25	12	11	9	13	21
S [µg/g]	2900	6300	1500	< 50	130	150	270	5100	210	2700	990	960	3300
Sb [µg/g]	< 2	< 2	< 2	< 2	< 2	< 2	< 2	< 2	< 2	< 2	< 2	< 2	< 2
Se [µg/g]	0.2	0.1	< 0.1	< 0.1	< 0.1	< 0.1	< 0.1	0.1	< 0.1	0.3	< 0.1	< 0.1	1.0
Sn [µg/g]	< 6	< 6	< 6	< 6	< 6	< 6	< 6	< 6	< 6	< 6	< 6	< 6	< 6
Sr [µg/g]	290	380	230	250	390	270	230	130	360	300	200	240	140
Ti [µg/g]	2900	3500	2700	2600	5300	3100	2400	1200	2900	2900	1800	2000	1200
Th [µg/g]	4.5	2.2	4.0	4.8	2.6	3.3	4.1	7.5	4.6	5.5	4.2	7.8	7.4
Tl [µg/g]	0.52	0.15	0.12	0.24	0.34	0.11	0.44	0.71	0.35	0.56	0.56	0.54	0.33
U [µg/g]	1.4	0.8	1.2	1.0	0.7	1.0	1.2	1.7	1.6	1.9	1.7	2.0	1.7
V [µg/g]	53	81	44	45	53	46	38	9.1	53	63	26	20	6.9
W [µg/g]	4.2	0.40	0.32	0.29	0.56	0.43	0.71	1.1	0.76	0.78	2.4	2.3	2.8
Y [µg/g]	8	13	11	9	9	5	5	10	6	11	4	12	8
Zn [µg/g]	79	64	120	100	80	38	53	52	61	62	43	65	240
Zr [µg/g]	151	120	116	199	162	177	129	98	167	154	130	241	188

Revised report with W added.

Revised report with sample changes as per client request.

Method Descriptions

Parameter	Units	SGS Method Code	Reference Method Code
	µg/g	ME-CA-[ENV]SPE-LAK-AN-001	EPA 3052/200.8
	µg/g	ME-CA-[ENV]SPE-LAK-AN-013	EPA 3052/200.8
Metals - Microwave/ICP-MS	µg/g	ME-CA-[ENV]SPE-LAK-AN-007	EPA 3052/200.8
Metals - Microwave/ICP-MS	µg/g	ME-CA-[ENV]SPE-LAK-AN-013	EPA 3052/200.8

OnLine LNMS

0004324932

Results relate only to the sample tested. Data reported represents the sample submitted to SGS. Reproduction of this analytical report in full or in part is prohibited without prior written approval. Please refer to SGS General Conditions of Services located at https://www.sgs.ca/en/terms-and-conditions (Printed copies are available upon request.)
Test method information available upon request. "Temperature Upon Receipt" is representative of the whole shipment and may not reflect the temperature of individual samples.
SGS Canada Inc. Environment-Health & Safety statement of conformity decision rule does not consider uncertainty when analytical results are compared to a specified standard or regulation.

SGS Canada Inc.
P.O. Box 4300 - 185 Concession St.
Lakefield - Ontario - KOL 2HO
Phone: 705-652-2000 FAX: 705-652-6365

LR Report : **CA19083-OCT23**

Catharine Arnold

CHARTERED CHEMIST CATHARINE ARNOLD — THE CHEMICAL PROFESSION OF ONTARIO

Catharine Arnold, B.Sc., C.Chem
Project Specialist,
Environment, Health & Safety

OnLine LIMS

0004324932

Results relate only to the sample tested. Data reported represents the sample submitted to SGS. Reproduction of this analytical report in full or in part is prohibited without prior written approval. Please refer to SGS General Conditions of Services located at https://www.sgs.ca/en/terms-and-conditions (Printed copies are available upon request.)
Test method information available upon request. "Temperature Upon Receipt" is representative of the whole shipment and may not reflect the temperature of individual samples.
SGS Canada Inc. Environment-Health & Safety statement of conformity decision rule does not consider uncertainty when analytical results are compared to a specified standard or regulation.

SGS Canada Inc.
P.O. Box 4300 - 185 Concession St.
Lakefield - Ontario - K0L 2H0
Phone: 705-652-2000 FAX: 705-652-6365

Quality Control Report

Inorganic Analysis														
Parameter	Reporting Limit	Unit	Method Blank	Duplicate				LCS / Spike Blank			Matrix Spike / Reference Material			
				Result 1	Result 2	RPD	Acceptance Criteria	Spike Recovery (%)	Recovery Limits (%)		Spike Recovery (%)	Recovery Limits (%)		
							%		Low	High		Low	High	
**QCR_SubCategory* - QCBatchID: EMS0128-NOV23*														
Calcium	3	µg/g	<3			13		102			97			
Phosphorus	3	µg/g	<3			17		95			87			
Potassium	3	µg/g	<3			13		93			87			
Sodium	3	µg/g	<3			13		95			96			
Sulfur	50	µg/g	<50			10		99			NV			
Metals - Microwave/ICP-MS - QCBatchID: EMS0128-NOV23														
Aluminum	3	µg/g	<3			18	20	107	70	130	98	70	130	
Antimony	2	µg/g	<0.8			ND	20	95	70	130	106	70	130	
Arsenic	0.5	µg/g	<0.5			18	20	105	70	130	98	70	130	
Barium	0.01	µg/g	<0.01			11	20	96	70	130	100	70	130	
Beryllium	0.02	µg/g	<0.02			11	20	102	70	130	90	70	130	
Bismuth	0.085	µg/g	<0.09			ND	20	95	70	130	NV	70	130	
Cadmium	0.02	µg/g	<0.02			7	20	100	70	130	NV	70	130	
Chromium	0.5	µg/g	<0.5			6	20	95	70	130	NV	70	130	
Cobalt	0.01	µg/g	<0.01			14	20	100	70	130	90	70	130	
Copper	0.1	µg/g	<0.1			10	20	101	70	130	97	70	130	
Iron	3	µg/g	<3			12	20	102	70	130	94	70	130	
Lead	0.05	µg/g	<0.05			11	20	99	70	130	105	70	130	
Lithium	2	µg/g	<2			14	20	100	70	130	107	70	130	
Magnesium	3	µg/g	<3			13	20	100	70	130	93	70	130	
Manganese	0.1	µg/g	<0.1			12	20	100	70	130	98	70	130	
Molybdenum	0.1	µg/g	<0.1			11	20	100	70	130	87	70	130	
Nickel	0.1	µg/g	<0.1			12	20	101	70	130	103	70	130	
Selenium	0.1	µg/g	<0.1			12	20	102	70	130	NV	70	130	
Silver	0.5	µg/g	<0.01			4	20	101	70	130	NV	70	130	
Strontium	0.02	µg/g	<0.02			14	20	100	70	130	99	70	130	
Thallium	0.02	µg/g	<0.02			15	20	99	70	130	NV	70	130	
Thorium	0.5	µg/g	<0.5			ND	20	NV	70	130	NV	70	130	
Tin	6	µg/g	<6			ND	20	104	70	130	NV	70	130	
Titanium	0.1	µg/g	<0.1			14	20	105	70	130	74	70	130	
Tungsten	0.04	µg/g	<0.04			16	20	107	70	130	NV	70	130	
Uranium	0.002	µg/g	<0.002			12	20	96	70	130	89	70	130	
Vanadium	1	µg/g	<1			14	20	95	70	130	88	70	130	
Yttrium	0.004	µg/g	<0.004			8	20	102	70	130	NV	70	130	
Zinc	0.7	µg/g	<0.7			11	20	99	70	130	94	70	130	

OnLine LIMS

0004324932

Results relate only to the sample tested. Data reported represents the sample submitted to SGS. Reproduction of this analytical report in full or in part is prohibited without prior written approval. Please refer to SGS General Conditions of Services located at https://www.sgs.ca/en/terms-and-conditions (Printed copies are available upon request.)
Test method information available upon request. "Temperature Upon Receipt" is representative of the whole shipment and may not reflect the temperature of individual samples.
SGS Canada Inc. Environment-Health & Safety statement of conformity decision rule does not consider uncertainty when analytical results are compared to a specified standard or regulation.

SGS Canada Inc.
P.O. Box 4300 - 185 Concession St.
Lakefield - Ontario - KOL 2HO
Phone: 705-652-2000 FAX: 705-652-6365

Inorganic Analysis													
Parameter	Reporting Limit	Unit	Method Blank	Duplicate				LCS / Spike Blank			Matrix Spike / Reference Material		
				Result 1	Result 2	RPD	Acceptance Criteria	Spike Recovery (%)	Recovery Limits (%)		Spike Recovery (%)	Recovery Limits (%)	
							%		Low	High		Low	High
Zirconium	0.03	µg/g	<0.03			1	20	100	70	130	NV	70	130

OnLine LIMS

Results relate only to the sample tested. Data reported represents the sample submitted to SGS. Reproduction of this analytical report in full or in part is prohibited without prior written approval. Please refer to SGS General Conditions of Services located at https://www.sgs.ca/en/terms-and-conditions (Printed copies are available upon request.)
Test method information available upon request. "Temperature Upon Receipt" is representative of the whole shipment and may not reflect the temperature of individual samples.
SGS Canada Inc. Environment-Health & Safety statement of conformity decision rule does not consider uncertainty when analytical results are compared to a specified standard or regulation.

0004324932

SGS Canada Inc.
P.O. Box 4300 - 185 Concession St.
Lakefield - Ontario - KOL 2HO
Phone: 705-652-2000 FAX: 705-652-6365

Great Bear Resources Ltd.
Attn : Ashley Moncrief

1020 - 800 West Pender St.
Vancouver, BC
V6C 2V6, Canada

Phone: 778-833-2160
Fax:

12-November-2025

Date Rec. : 04 October 2023
LR Report: **CA19090-OCT23**
Reference: Great Bear Project/OMGS21045 - Set 2

Copy: #4

CERTIFICATE OF ANALYSIS
Final Report - Revised

Analysis	1: Analysis Start Date	2: Analysis Start Time	3: Analysis Completed Date	4: Analysis Completed Time	5: 031716	6: 031717	7: 031718	8: 031719	9: 031720	10: 031721	11: 031722	12: 031723	13: 031724	14: 031725
Sample Date & Time					N/A	N/A	N/A	N/A	N/A	N/A	N/A	N/A	N/A	N/A
Ag [µg/g]	29-Nov-23	00:59	29-Nov-23	12:49	< 0.5	< 0.5	< 0.5	< 0.5	< 0.5	< 0.5	< 0.5	0.8	24	3.4
Al [µg/g]	29-Nov-23	00:59	29-Nov-23	12:49	73000	69000	72000	94000	66000	70000	73000	78000	47000	77000
As [µg/g]	29-Nov-23	00:59	29-Nov-23	12:49	72	46	30	930	3.4	140	86	6.5	9.8	200
Ba [µg/g]	29-Nov-23	00:59	29-Nov-23	12:49	440	380	340	570	750	370	940	160	230	67
Be [µg/g]	29-Nov-23	00:59	29-Nov-23	12:49	0.78	0.83	1.0	2.1	1.3	1.1	1.4	1.3	0.72	1.1
Bi [µg/g]	29-Nov-23	00:59	29-Nov-23	12:49	0.13	0.27	0.30	0.10	0.35	0.12	0.34	10	55	9.1
Ca [µg/g]	29-Nov-23	00:59	29-Nov-23	12:49	14000	17000	27000	21000	13000	15000	14000	12000	170000	2800
Cd [µg/g]	29-Nov-23	00:59	29-Nov-23	12:49	0.11	0.21	0.10	0.07	0.08	0.12	0.09	0.09	11	0.35
Co [µg/g]	29-Nov-23	00:59	29-Nov-23	12:49	2.1	4.8	19	6.7	2.5	17	2.3	7.4	5.6	14
Cr [µg/g]	29-Nov-23	00:59	29-Nov-23	12:49	63	74	70	42	30	64	40	86	24	95
Cu [µg/g]	29-Nov-23	00:59	29-Nov-23	12:49	13	15	65	15	11	40	12	32	220	67
Fe [µg/g]	29-Nov-23	00:59	29-Nov-23	12:49	18000	21000	60000	25000	12000	32000	19000	24000	26000	79000
K [µg/g]	29-Nov-23	00:59	29-Nov-23	12:49	6000	8400	21000	36000	19000	23000	21000	27000	7100	50000
Li [µg/g]	29-Nov-23	00:59	29-Nov-23	12:49	7.6	16	23	20	17	15	19	24	11	37
Mg [µg/g]	29-Nov-23	00:59	29-Nov-23	12:49	2100	6100	10000	8200	1600	9800	1700	7600	10000	4700

OnLine LIMS

0004324937

Results relate only to the sample tested. Data reported represents the sample submitted to SGS. Reproduction of this analytical report in full or in part is prohibited without prior written approval. Please refer to SGS General Conditions of Services located at https://www.sgs.ca/en/terms-and-conditions (Printed copies are available upon request.)
Test method information available upon request. "Temperature Upon Receipt" is representative of the whole shipment and may not reflect the temperature of individual samples.
SGS Canada Inc. Environment-Health & Safety statement of conformity decision rule does not consider uncertainty when analytical results are compared to a specified standard or regulation.

SGS Canada Inc.
P.O. Box 4300 - 185 Concession St.
Lakefield - Ontario - KOL 2HO
Phone: 705-652-2000 FAX: 705-652-6365

LR Report : CA19090-OCT23

Analysis	1: Analysis Start Date	2: Analysis Start Time	3: Analysis Completed Date	4: Analysis Completed Time	5: 031716	6: 031717	7: 031718	8: 031719	9: 031720	10: 031721	11: 031722	12: 031723	13: 031724	14: 031725
Mn [µg/g]	29-Nov-23	00:59	29-Nov-23	12:49	280	400	1200	400	200	390	300	220	4200	840
Mo [µg/g]	29-Nov-23	00:59	29-Nov-23	12:49	1.3	1.8	2.4	0.6	1.3	1.5	1.6	1.2	30	1.1
Na [µg/g]	29-Nov-23	00:59	29-Nov-23	12:49	51000	40000	18000	7400	31000	12000	30000	15000	30000	3900
Ni [µg/g]	29-Nov-23	00:59	29-Nov-23	12:49	3.0	8.3	54	14	2.2	40	1.9	13	16	11
P [µg/g]	29-Nov-23	00:59	29-Nov-23	12:49	150	380	430	570	120	480	140	570	480	380
Pb [µg/g]	29-Nov-23	00:59	29-Nov-23	12:49	13	15	10	16	15	16	15	17	2300	21
S [µg/g]	29-Nov-23	00:59	30-Nov-23	11:42	6800	10000	5000	2900	310	3800	2600	22000	18000	62000
Sb [µg/g]	29-Nov-23	00:59	29-Nov-23	12:49	< 2	< 2	< 2	< 2	< 2	< 2	< 2	< 2	< 2	< 2
Se [µg/g]	29-Nov-23	00:59	29-Nov-23	12:49	1.8	1.7	0.1	0.4	< 0.1	0.2	0.3	0.7	29	5.8
Sn [µg/g]	29-Nov-23	00:59	29-Nov-23	12:49	< 6	< 6	< 6	< 6	< 6	< 6	< 6	< 6	< 6	< 6
Sr [µg/g]	29-Nov-23	00:59	29-Nov-23	12:49	230	360	160	220	180	160	220	290	1400	52
Ti [µg/g]	29-Nov-23	00:59	29-Nov-23	12:49	1200	1500	2700	2600	1200	2400	1200	1800	1500	1800
Th [µg/g]	29-Nov-23	00:59	29-Nov-23	12:49	10	8.4	4.7	9.1	8.5	5.5	9.8	8.4	3.5	5.7
Tl [µg/g]	29-Nov-23	00:59	29-Nov-23	12:49	0.10	0.12	0.32	0.67	0.27	0.64	0.37	1.5	0.23	0.92
U [µg/g]	29-Nov-23	00:59	29-Nov-23	12:49	2.4	1.9	2.0	2.6	2.6	1.9	2.3	2.6	1.1	2.1
V [µg/g]	29-Nov-23	00:59	29-Nov-23	12:49	4.4	18	64	49	1.8	62	2.3	39	29	37
W [µg/g]	29-Nov-23	00:59	14-Dec-23	12:13	4.5	19	0.73	6.5	0.96	3.9	3.3	7.2	430	8.6
Y [µg/g]	29-Nov-23	00:59	29-Nov-23	12:49	11	10	10	10	10	12	12	9	12	6
Zn [µg/g]	29-Nov-23	00:59	29-Nov-23	12:49	50	95	83	48	32	82	71	31	2800	99
Zr [µg/g]	29-Nov-23	00:59	29-Nov-23	12:49	240	170	120	160	220	140	250	120	69	130

Analysis	15: 031726	16: 031727	17: 031728	18: 031729	19: 031730	20: 031731	21: 031732	22: 031733	23: 031734	24: 031735	25: 031736	26: 031737	27: 031738	28: 031739	29: 031740
Sample Date & Time	N/A	N/A	N/A	N/A	N/A	N/A	N/A	N/A	N/A	N/A	N/A	N/A	N/A	N/A	N/A
Ag [µg/g]	< 0.5	0.7	< 0.5	< 0.5	< 0.5	< 0.5	< 0.5	< 0.5	< 0.5	< 0.5	< 0.5	< 0.5	< 0.5	< 0.5	< 0.5
Al [µg/g]	66000	67000	78000	75000	70000	88000	70000	85000	74000	82000	71000	83000	87000	77000	73000
As [µg/g]	5.8	2.4	3.1	2.9	1.6	4.0	2.6	1.8	1.8	9.7	100	230	51	3.4	1.6
Ba [µg/g]	150	470	580	410	650	450	170	490	630	540	830	640	930	530	480
Be [µg/g]	0.97	1.1	1.1	1.2	0.98	1.0	0.54	0.82	1.0	1.2	1.1	1.6	1.2	1.1	1.2

OnLine LNMS

0004324937

Results relate only to the sample tested. Data reported represents the sample submitted to SGS. Reproduction of this analytical report in full or in part is prohibited without prior written approval. Please refer to SGS General Conditions of Services located at https://www.sgs.ca/en/terms-and-conditions (Printed copies are available upon request.)
Test method information available upon request. "Temperature Upon Receipt" is representative of the whole shipment and may not reflect the temperature of individual samples.
SGS Canada Inc. Environment-Health & Safety statement of conformity decision rule does not consider uncertainty when analytical results are compared to a specified standard or regulation.

SGS Canada Inc.
P.O. Box 4300 - 185 Concession St.
Lakefield - Ontario - KOL 2HO
Phone: 705-652-2000 FAX: 705-652-6365

LR Report : **CA19090-OCT23**

Analysis	15: 031726	16: 031727	17: 031728	18: 031729	19: 031730	20: 031731	21: 031732	22: 031733	23: 031734	24: 031735	25: 031736	26: 031737	27: 031738	28: 031739	29: 031740
Bi [µg/g]	2.0	2.2	0.09	0.22	< 0.085	< 0.085	< 0.085	< 0.085	< 0.085	< 0.085	< 0.085	0.32	0.11	0.28	0.13
Ca [µg/g]	20000	21000	18000	13000	34000	24000	64000	50000	22000	25000	12000	21000	24000	24000	15000
Cd [µg/g]	0.11	0.12	0.04	0.08	0.06	0.06	0.10	0.11	0.02	0.10	0.05	0.09	0.12	0.07	0.50
Co [µg/g]	11	6.7	6.9	13	5.3	12	48	35	4.6	8.8	2.3	17	8.8	9.4	3.6
Cr [µg/g]	110	75	53	98	34	57	43	84	42	57	72	86	40	42	40
Cu [µg/g]	100	84	13	35	15	15	140	51	9.5	19	9.1	46	25	34	8.6
Fe [µg/g]	29000	20000	22000	83000	24000	43000	83000	88000	16000	23000	17000	79000	26000	26000	20000
K [µg/g]	21000	15000	21000	20000	17000	17000	3200	13000	21000	24000	24000	19000	34000	21000	18000
Li [µg/g]	11	13	11	24	21	21	15	28	23	15	16	35	25	21	18
Mg [µg/g]	6900	6300	5000	13000	7100	5800	24000	20000	8000	7900	1900	17000	7600	8200	4700
Mn [µg/g]	240	180	400	830	430	870	2100	2100	330	510	310	790	630	400	710
Mo [µg/g]	8.4	5.3	0.7	2.8	1.3	1.0	0.4	1.1	1.0	0.6	0.9	1.1	4.0	0.7	0.5
Na [µg/g]	25000	34000	23000	13000	20000	24000	19000	14000	22000	27000	23000	16000	23000	28000	23000
Ni [µg/g]	17	13	31	47	7.7	25	30	69	8.4	16	3.7	44	13	16	9.5
P [µg/g]	500	510	360	610	310	1100	390	560	290	520	150	710	630	540	140
Pb [µg/g]	14	20	11	12	10	11	2	5	7	16	11	14	18	13	33
S [µg/g]	25000	17000	250	15000	280	490	1700	2900	190	3100	960	3600	3400	290	260
Sb [µg/g]	< 2	2.3	< 2	< 2	< 2	< 2	< 2	< 2	< 2	< 2	< 2	< 2	< 2	< 2	< 2
Se [µg/g]	1.7	0.9	< 0.1	0.2	< 0.1	< 0.1	0.6	0.2	< 0.1	< 0.1	< 0.1	0.2	< 0.1	< 0.1	< 0.1
Sn [µg/g]	< 6	< 6	< 6	< 6	< 6	< 6	< 6	< 6	< 6	< 6	< 6	< 6	< 6	< 6	< 6
Sr [µg/g]	290	290	230	210	280	330	120	250	200	240	150	380	310	310	180
Ti [µg/g]	1400	890	2100	2900	1700	3700	7500	6800	1400	2300	1200	3500	2500	2400	1300
Th [µg/g]	5.9	5.9	6.4	6.4	7.2	4.7	0.7	1.6	8.5	7.3	9.7	5.3	9.8	6.7	9.4
Tl [µg/g]	0.44	0.37	0.15	0.50	0.32	0.44	< 0.02	0.17	0.21	0.50	0.41	0.50	0.65	0.42	0.23
U [µg/g]	2.0	2.0	1.6	1.8	1.4	1.4	0.15	0.6	2.1	2.2	2.1	1.7	2.6	2.0	2.0
V [µg/g]	37	31	32	89	23	71	350	170	23	42	1.5	100	40	43	11
W [µg/g]	4.3	8.8	1.2	1.1	0.65	0.60	0.38	0.63	1.5	3.1	2.5	0.84	1.5	0.60	0.70
Y [µg/g]	7	6	7	13	7	10	25	18	8	8	12	16	12	8	7
Zn [µg/g]	41	47	38	41	62	75	110	100	39	42	49	87	79	75	120
Zr [µg/g]	81	100	160	140	150	170	77	110	150	140	210	140	210	120	200

OnLine LIMS

0004324937

Results relate only to the sample tested. Data reported represents the sample submitted to SGS. Reproduction of this analytical report in full or in part is prohibited without prior written approval. Please refer to SGS General Conditions of Services located at https://www.sgs.ca/en/terms-and-conditions (Printed copies are available upon request.)
Test method information available upon request. "Temperature Upon Receipt" is representative of the whole shipment and may not reflect the temperature of individual samples.
SGS Canada Inc. Environment-Health & Safety statement of conformity decision rule does not consider uncertainty when analytical results are compared to a specified standard or regulation.

SGS Canada Inc.
P.O. Box 4300 - 185 Concession St.
Lakefield - Ontario - KOL 2HO
Phone: 705-652-2000 FAX: 705-652-6365

LR Report : **CA19090-OCT23**

Analysis	30: 031826	31: 031827	32: 031828	33: 031829	34: 031830	35: 031831	36: 031832	37: 031833	38: 031834	39: 031835	40: 031836	41: 031837	42: 031838	43: 031839	44: 031840
Sample Date & Time	N/A	N/A	N/A	N/A	N/A	N/A	N/A	N/A	N/A	N/A	N/A	N/A	N/A	N/A	N/A
Ag [µg/g]	< 0.5	< 0.5	< 0.5	< 0.5	< 0.5	< 0.5	< 0.5	< 0.5	1.4	0.8	1.2	< 0.5	< 0.5	< 0.5	< 0.5
Al [µg/g]	76000	62000	76000	76000	87000	73000	71000	80000	65000	93000	81000	78000	82000	67000	82000
As [µg/g]	2.4	110	14	36	21	17	4.4	1.8	8.5	15	1300	7.3	2.6	7.1	9.0
Ba [µg/g]	460	500	490	510	560	340	980	400	280	910	520	520	440	450	750
Be [µg/g]	1.0	0.85	1.3	1.5	1.3	1.2	1.2	1.1	1.1	1.7	1.4	1.2	1.1	0.96	1.6
Bi [µg/g]	< 0.085	< 0.085	0.10	0.12	0.22	0.21	0.10	0.17	2.6	0.78	2.5	0.27	0.10	< 0.085	0.32
Ca [µg/g]	21000	14000	44000	21000	13000	12000	11000	25000	23000	16000	18000	33000	26000	14000	36000
Cd [µg/g]	0.08	0.16	0.11	0.14	0.11	0.06	0.05	0.07	1.1	23	2.9	1.8	4.0	0.05	0.07
Co [µg/g]	15	6.5	11	11	20	2.1	2.6	8.2	6.8	18	10	9.6	13	5.1	21
Cr [µg/g]	59	55	39	55	120	37	38	53	87	110	56	29	59	63	77
Cu [µg/g]	34	15	16	23	48	4.5	7.0	15	120	76	55	23	37	8.5	61
Fe [µg/g]	25000	23000	28000	26000	54000	18000	18000	26000	22000	54000	43000	31000	40000	28000	54000
K [µg/g]	16000	13000	24000	23000	24000	23000	24000	18000	21000	32000	19000	19000	20000	18000	27000
Li [µg/g]	16	11	16	16	29	16	17	18	14	27	17	17	24	19	49
Mg [µg/g]	3200	2500	10000	8200	15000	2200	2300	8200	5100	14000	9000	8100	6700	3600	26000
Mn [µg/g]	370	370	1400	510	470	360	320	410	500	1800	1700	2600	1500	410	990
Mo [µg/g]	1.0	0.9	0.6	1.0	1.1	1.7	1.9	1.1	16	2.6	1.3	1.5	1.7	0.9	0.2
Na [µg/g]	29000	26000	18000	27000	18000	23000	26000	15000	25000	21000	34000	24000	21000	20000	21000
Ni [µg/g]	25	13	21	18	53	1.5	3.1	15	13	50	14	15	25	11	61
P [µg/g]	620	270	540	550	650	160	180	340	550	600	680	640	810	160	870
Pb [µg/g]	11	10	30	25	16	11	14	10	190	19	28	14	15	13	13
S [µg/g]	720	1300	7700	7000	3000	17000	2500	1000	18000	9700	10000	2400	1300	790	1600
Sb [µg/g]	< 2	< 2	< 2	< 2	< 2	< 2	< 2	< 2	< 2	< 2	< 2	< 2	< 2	< 2	< 2
Se [µg/g]	< 0.1	< 0.1	0.1	0.3	0.2	< 0.1	0.3	< 0.1	3.0	0.8	2.8	< 0.1	< 0.1	< 0.1	0.1
Sn [µg/g]	< 6	< 6	< 6	< 6	< 6	< 6	< 6	< 6	< 6	< 6	< 6	< 6	< 6	< 6	< 6
Sr [µg/g]	340	210	280	160	270	150	220	210	230	360	300	250	240	190	500
Ti [µg/g]	3100	1800	2300	2100	3100	900	1300	2000	990	3200	2700	2600	3300	1300	3800
Th [µg/g]	4.2	5.9	7.0	6.8	6.6	10	8.9	5.2	6.6	6.5	6.9	6.4	5.3	8.4	5.6
Tl [µg/g]	0.19	0.13	0.55	0.41	0.55	0.34	0.54	0.40	0.59	0.81	0.56	0.51	0.51	0.25	0.71
U [µg/g]	1.1	1.2	2.1	2.1	2.0	2.4	2.1	1.6	2.2	2.1	2.1	2.0	1.5	1.8	1.6

OnLine LIMS

0004324937

Results relate only to the sample tested. Data reported represents the sample submitted to SGS. Reproduction of this analytical report in full or in part is prohibited without prior written approval. Please refer to SGS General Conditions of Services located at https://www.sgs.ca/en/terms-and-conditions (Printed copies are available upon request.)
Test method information available upon request. "Temperature Upon Receipt" is representative of the whole shipment and may not reflect the temperature of individual samples.
SGS Canada Inc. Environment-Health & Safety statement of conformity decision rule does not consider uncertainty when analytical results are compared to a specified standard or regulation.

SGS Canada Inc.
P.O. Box 4300 - 185 Concession St.
Lakefield - Ontario - KOL 2HO
Phone: 705-652-2000 FAX: 705-652-6365

LR Report : **CA19090-OCT23**

Analysis	30: 031826	31: 031827	32: 031828	33: 031829	34: 031830	35: 031831	36: 031832	37: 031833	38: 031834	39: 031835	40: 031836	41: 031837	42: 031838	43: 031839	44: 031840
V [µg/g]	57	25	48	44	97	1.8	5.8	32	42	110	54	46	56	9.0	120
W [µg/g]	1.2	2.5	1.9	3.7	0.91	1.6	2.0	25	10	11	4.0	0.98	1.5	0.63	0.64
Y [µg/g]	7	6	10	8	11	12	12	6	7	12	8	9	10	7	20
Zn [µg/g]	63	110	60	63	53	51	50	59	270	4000	490	400	190	58	93
Zr [µg/g]	170	140	130	130	150	250	240	150	110	150	110	120	120	200	140

Analysis	45: 031841	46: 031842	47: 031843	48: 031844	49: 031845	50: 031846	51: 031847	52: 031848	53: 031849	54: 031850
Sample Date & Time	N/A	N/A	N/A	N/A	N/A	N/A	N/A	N/A	N/A	N/A
Ag [µg/g]	< 0.5	< 0.5	< 0.5	< 0.5	< 0.5	2.2	< 0.5	< 0.5	< 0.5	< 0.5
Al [µg/g]	73000	67000	65000	65000	68000	65000	71000	71000	71000	76000
As [µg/g]	2.2	6.6	10	1000	4.1	61	780	3.2	94	14
Ba [µg/g]	480	440	430	300	200	310	420	850	56	280
Be [µg/g]	1.0	1.0	0.89	0.81	0.68	1.6	0.98	1.1	0.31	0.65
Bi [µg/g]	< 0.085	< 0.085	0.24	0.15	0.13	7.4	0.28	< 0.085	< 0.085	< 0.085
Ca [µg/g]	25000	19000	14000	15000	16000	42000	19000	14000	66000	58000
Cd [µg/g]	0.04	0.04	0.04	0.08	0.07	0.40	0.92	0.04	0.08	0.10
Co [µg/g]	12	4.8	1.8	4.1	1.6	16	21	1.8	49	32
Cr [µg/g]	61	45	45	65	51	60	78	52	130	87
Cu [µg/g]	28	11	23	9.1	16	36	30	1.8	250	56
Fe [µg/g]	26000	14000	13000	14000	11000	48000	67000	17000	140000	81000
K [µg/g]	19000	19000	7700	5700	2800	15000	15000	23000	2500	15000
Li [µg/g]	13	13	5.9	7.4	4.4	24	16	8.7	23	25
Mg [µg/g]	2700	5000	2100	5200	1300	17000	5400	1800	20000	19000
Mn [µg/g]	370	180	310	250	300	1100	1300	300	4700	1800
Mo [µg/g]	0.6	0.7	0.7	1.0	0.9	0.9	3.1	0.6	0.4	0.6
Na [µg/g]	28000	26000	45000	43000	51000	39000	29000	24000	9000	11000
Ni [µg/g]	29	7.6	2.4	14	2.8	76	32	1.9	84	78
P [µg/g]	550	270	140	160	150	440	590	150	350	460

OnLine LIMS

0004324937

Results relate only to the sample tested. Data reported represents the sample submitted to SGS. Reproduction of this analytical report in full or in part is prohibited without prior written approval. Please refer to SGS General Conditions of Services located at https://www.sgs.ca/en/terms-and-conditions (Printed copies are available upon request.)
Test method information available upon request. "Temperature Upon Receipt" is representative of the whole shipment and may not reflect the temperature of individual samples.
SGS Canada Inc. Environment-Health & Safety statement of conformity decision rule does not consider uncertainty when analytical results are compared to a specified standard or regulation.

SGS Canada Inc.
P.O. Box 4300 - 185 Concession St.
Lakefield - Ontario - KOL 2HO
Phone: 705-652-2000 FAX: 705-652-6365

Analysis	45: 031841	46: 031842	47: 031843	48: 031844	49: 031845	50: 031846	51: 031847	52: 031848	53: 031849	54: 031850
Pb [µg/g]	8	9	10	10	10	110	38	11	1	5
S [µg/g]	450	200	2000	2600	2300	8100	8100	1000	6200	4300
Sb [µg/g]	< 2	< 2	< 2	< 2	< 2	< 2	< 2	< 2	< 2	< 2
Se [µg/g]	< 0.1	< 0.1	0.3	0.7	0.3	2.9	0.1	< 0.1	0.9	0.2
Sn [µg/g]	< 6	< 6	< 6	< 6	< 6	< 6	< 6	< 6	< 6	< 6
Sr [µg/g]	290	290	200	260	250	540	270	150	53	140
Ti [µg/g]	3100	1600	1100	1100	1100	4800	2500	1200	5900	5500
Th [µg/g]	3.2	3.1	10	9.6	11	6.5	4.5	9.4	0.7	1.8
Tl [µg/g]	0.22	0.24	0.07	0.09	0.04	0.67	0.30	0.30	< 0.02	0.31
U [µg/g]	0.8	1.0	2.5	2.2	2.6	1.6	1.3	1.9	0.14	0.69
V [µg/g]	52	22	5.9	15	5.7	70	41	1.4	250	130
W [µg/g]	0.50	2.0	5.7	16	2.5	41	99	1.2	0.56	0.47
Y [µg/g]	6	3	10	8	9	11	7	13	22	15
Zn [µg/g]	44	34	12	35	24	170	230	62	92	94
Zr [µg/g]	180	100	190	160	190	150	130	250	51	100

Revised with W added.

Revised report with sample changes as per client request.

Method Descriptions

Parameter	Units	SGS Method Code	Reference Method Code
	µg/g	ME-CA-[ENV]SPE-LAK-AN-001	EPA 3052/200.8
	µg/g	ME-CA-[ENV]SPE-LAK-AN-013	EPA 3052/200.8
Metals - Microwave/ICP-MS	µg/g	ME-CA-[ENV]SPE-LAK-AN-007	EPA 3052/200.8
Metals - Microwave/ICP-MS	µg/g	ME-CA-[ENV]SPE-LAK-AN-013	EPA 3052/200.8

OnLine LIMS

0004324937

Results relate only to the sample tested. Data reported represents the sample submitted to SGS. Reproduction of this analytical report in full or in part is prohibited without prior written approval. Please refer to SGS General Conditions of Services located at https://www.sgs.ca/en/terms-and-conditions (Printed copies are available upon request.)
Test method information available upon request. "Temperature Upon Receipt" is representative of the whole shipment and may not reflect the temperature of individual samples.
SGS Canada Inc. Environment-Health & Safety statement of conformity decision rule does not consider uncertainty when analytical results are compared to a specified standard or regulation.

SGS Canada Inc.
P.O. Box 4300 - 185 Concession St.
Lakefield - Ontario - KOL 2HO
Phone: 705-652-2000 FAX: 705-652-6365

LR Report : **CA19090-OCT23**

Catharine Arnold

CHARTERED CATHARINE ARNOLD CHEMIST

Catharine Arnold, B.Sc., C.Chem
Project Specialist,
Environment, Health & Safety

OnLine LIMS

0004324937

Results relate only to the sample tested. Data reported represents the sample submitted to SGS. Reproduction of this analytical report in full or in part is prohibited without prior written approval. Please refer to SGS General Conditions of Services located at https://www.sgs.ca/en/terms-and-conditions (Printed copies are available upon request.)
Test method information available upon request. "Temperature Upon Receipt" is representative of the whole shipment and may not reflect the temperature of individual samples.
SGS Canada Inc. Environment-Health & Safety statement of conformity decision rule does not consider uncertainty when analytical results are compared to a specified standard or regulation.

SGS Canada Inc.
P.O. Box 4300 - 185 Concession St.
Lakefield - Ontario - KOL 2HO
Phone: 705-652-2000 FAX: 705-652-6365

Quality Control Report

Inorganic Analysis														
Parameter	Reporting Limit	Unit	Method Blank	Duplicate				LCS / Spike Blank			Matrix Spike / Reference Material			
				Result 1	Result 2	RPD	Acceptance Criteria	Spike Recovery (%)	Recovery Limits (%)		Spike Recovery (%)	Recovery Limits (%)		
							%		Low	High		Low	High	
**QCR_SubCategory* - QCBatchID: EMS0221-NOV23*														
Calcium	3	µg/g	<3			1		97			97			
Phosphorus	3	µg/g	<3			2		94			87			
Potassium	3	µg/g	<3			4		101			97			
Sodium	3	µg/g	<3			2		105			103			
Sulfur	50	µg/g	<50			1		97			NV			
Metals - Microwave/ICP-MS - QCBatchID: EMS0221-NOV23														
Aluminum	3	µg/g	<3			1	20	100	70	130	99	70	130	
Antimony	2	µg/g	<0.8			12	20	91	70	130	117	70	130	
Arsenic	0.5	µg/g	<0.5			4	20	99	70	130	96	70	130	
Barium	0.01	µg/g	<0.01			4	20	93	70	130	101	70	130	
Beryllium	0.02	µg/g	<0.02			9	20	96	70	130	88	70	130	
Bismuth	0.085	µg/g	<0.09			15	20	95	70	130	NV	70	130	
Cadmium	0.02	µg/g	<0.02			4	20	99	70	130	NV	70	130	
Chromium	0.5	µg/g	<0.5			7	20	97	70	130	NV	70	130	
Cobalt	0.01	µg/g	<0.01			3	20	98	70	130	88	70	130	
Copper	0.1	µg/g	<0.1			6	20	98	70	130	95	70	130	
Iron	3	µg/g	<3			0	20	104	70	130	98	70	130	
Lead	0.05	µg/g	<0.05			11	20	104	70	130	111	70	130	
Lithium	2	µg/g	<2			2	20	95	70	130	109	70	130	
Magnesium	3	µg/g	<3			0	20	104	70	130	97	70	130	
Manganese	0.1	µg/g	<0.1			0	20	97	70	130	99	70	130	
Molybdenum	0.1	µg/g	<0.1			7	20	91	70	130	90	70	130	
Nickel	0.1	µg/g	<0.1			2	20	99	70	130	102	70	130	
Selenium	0.1	µg/g	<0.1			ND	20	97	70	130	NV	70	130	
Silver	0.5	µg/g	<0.01			2	20	108	70	130	NV	70	130	
Strontium	0.02	µg/g	<0.02			2	20	97	70	130	104	70	130	
Thallium	0.02	µg/g	<0.02			6	20	NV	70	130	NV	70	130	
Thorium	0.5	µg/g	<0.5			4	20	95	70	130	NV	70	130	
Tin	6	µg/g	<6			ND	20	97	70	130	NV	70	130	
Titanium	0.1	µg/g	<0.1			2	20	91	70	130	73	70	130	
Tungsten	0.04	µg/g	<0.04			ND	20	95	70	130	NV	70	130	
Uranium	0.002	µg/g	<0.002			5	20	97	70	130	91	70	130	
Vanadium	1	µg/g	<1			2	20	99	70	130	91	70	130	
Yttrium	0.004	µg/g	<0.004			3	20	95	70	130	NV	70	130	
Zinc	0.7	µg/g	<0.7			2	20	99	70	130	96	70	130	

OnLine LIMS

0004324937

Results relate only to the sample tested. Data reported represents the sample submitted to SGS. Reproduction of this analytical report in full or in part is prohibited without prior written approval. Please refer to SGS General Conditions of Services located at https://www.sgs.ca/en/terms-and-conditions (Printed copies are available upon request.)
Test method information available upon request. "Temperature Upon Receipt" is representative of the whole shipment and may not reflect the temperature of individual samples.
SGS Canada Inc. Environment-Health & Safety statement of conformity decision rule does not consider uncertainty when analytical results are compared to a specified standard or regulation.

SGS Canada Inc.
P.O. Box 4300 - 185 Concession St.
Lakefield - Ontario - KOL 2HO
Phone: 705-652-2000 FAX: 705-652-6365

Inorganic Analysis													
Parameter	Reporting Limit	Unit	Method Blank	Duplicate				LCS / Spike Blank			Matrix Spike / Reference Material		
				Result 1	Result 2	RPD	Acceptance Criteria	Spike Recovery (%)	Recovery Limits (%)		Spike Recovery (%)	Recovery Limits (%)	
							%		Low	High		Low	High
Zirconium	0.03	µg/g	<0.03			2	20	110	70	130	NV	70	130

OnLine LIMS

0004324937

Results relate only to the sample tested. Data reported represents the sample submitted to SGS. Reproduction of this analytical report in full or in part is prohibited without prior written approval. Please refer to SGS General Conditions of Services located at https://www.sgs.ca/en/terms-and-conditions (Printed copies are available upon request.)
Test method information available upon request. "Temperature Upon Receipt" is representative of the whole shipment and may not reflect the temperature of individual samples.
SGS Canada Inc. Environment-Health & Safety statement of conformity decision rule does not consider uncertainty when analytical results are compared to a specified standard or regulation.

SGS Canada Inc.
P.O. Box 4300 - 185 Concession St.
Lakefield - Ontario - KOL 2HO
Phone: 705-652-2000 FAX: 705-652-6365

Great Bear Resources Ltd.
Attn : Ashley Moncrief

1020 - 800 West Pender St.
Vancouver, BC
V6C 2V6, Canada

Phone: 778-833-2160
Fax:

12-November-2025

Date Rec. : 04 October 2023
LR Report: **CA19097-OCT23**
Reference: Great Bear Project/OMGS21045 - Set 3

Copy: #4

CERTIFICATE OF ANALYSIS
Final Report - Revised

Analysis	1: Analysis Start Date	2: Analysis Start Time	3: Analysis Completed Date	4: Analysis Completed Time	5: 116955	6: 116957	8: 116960	9: 116961	10: 116962	11: 116963	12: 116965	14: 116956	16: 116966	17: 116964
Sample Date & Time					N/A	N/A	N/A	N/A	N/A	N/A	N/A	N/A	N/A	N/A
Ag [µg/g]	20-Nov-23	04:34	21-Nov-23	12:26	< 0.5	< 0.5	< 0.5	< 0.5	1.3	0.8	< 0.5	< 0.5	< 0.5	< 0.5
Al [µg/g]	20-Nov-23	04:34	21-Nov-23	12:26	69000	66000	70000	62000	57000	52000	53000	47000	72000	56000
As [µg/g]	20-Nov-23	04:34	21-Nov-23	12:26	10	2.4	1.9	65	100	29	1.3	60	1.4	1.7
Ba [µg/g]	20-Nov-23	04:34	21-Nov-23	12:26	410	390	390	660	120	590	560	390	420	430
Be [µg/g]	20-Nov-23	04:34	21-Nov-23	12:26	1.2	1.2	1.0	1.1	0.79	1.2	1.2	0.90	1.3	0.98
Bi [µg/g]	20-Nov-23	04:34	21-Nov-23	12:26	0.27	0.12	< 0.085	0.19	3.3	< 0.085	0.12	< 0.085	0.11	< 0.085
Ca [µg/g]	20-Nov-23	04:34	21-Nov-23	12:26	15000	29000	21000	21000	27000	15000	11000	19000	31000	18000
Cd [µg/g]	20-Nov-23	04:34	21-Nov-23	12:26	0.17	0.29	0.05	0.08	0.33	0.42	0.11	0.09	0.07	0.03
Co [µg/g]	20-Nov-23	04:34	21-Nov-23	12:26	18	11	14	7.8	15	2.9	3.7	1.8	17	4.1
Cr [µg/g]	20-Nov-23	04:34	21-Nov-23	12:26	42	12	19	8.5	13	3.1	7.7	1.6	43	12
Cu [µg/g]	20-Nov-23	04:34	21-Nov-23	12:26	53	18	18	19	32	8.3	7.7	4.4	36	12
Fe [µg/g]	20-Nov-23	04:34	21-Nov-23	12:26	42000	28000	39000	24000	55000	19000	23000	14000	21000	20000
K [µg/g]	20-Nov-23	04:34	21-Nov-23	12:26	18000	18000	17000	9100	47000	17000	17000	9500	15000	16000
Li [µg/g]	20-Nov-23	04:34	21-Nov-23	12:26	25	20	25	14	11	11	17	11	25	11
Mg [µg/g]	20-Nov-23	04:34	21-Nov-23	12:26	12000	9800	5400	7200	7600	2100	6500	1600	14000	1500
Mn [µg/g]	20-Nov-23	04:34	21-Nov-23	12:26	570	1300	760	380	1200	1400	400	270	300	320

OnLine LIMS

0004324943

Results relate only to the sample tested. Data reported represents the sample submitted to SGS. Reproduction of this analytical report in full or in part is prohibited without prior written approval. Please refer to SGS General Conditions of Services located at https://www.sgs.ca/en/terms-and-conditions (Printed copies are available upon request.)
Test method information available upon request. "Temperature Upon Receipt" is representative of the whole shipment and may not reflect the temperature of individual samples.
SGS Canada Inc. Environment-Health & Safety statement of conformity decision rule does not consider uncertainty when analytical results are compared to a specified standard or regulation.

SGS Canada Inc.
P.O. Box 4300 - 185 Concession St.
Lakefield - Ontario - KOL 2HO
Phone: 705-652-2000 FAX: 705-652-6365

LR Report : **CA19097-OCT23**

Analysis	1: Analysis Start Date	2: Analysis Start Time	3: Analysis Completed Date	4: Analysis Completed Time	5: 116955	6: 116957	8: 116960	9: 116961	10: 116962	11: 116963	12: 116965	14: 116956	16: 116966	17: 116964
Mo [µg/g]	20-Nov-23	04:34	21-Nov-23	12:26	1.9	1.9	0.6	1.6	3.4	0.9	0.8	1.6	1.2	0.4
Na [µg/g]	20-Nov-23	04:34	21-Nov-23	12:26	21000	24000	25000	45000	12000	31000	20000	36000	28000	26000
Ni [µg/g]	20-Nov-23	04:34	21-Nov-23	12:26	56	24	23	14	18	2.5	9.7	1.2	50	9.2
P [µg/g]	20-Nov-23	04:34	21-Nov-23	12:26	430	570	800	590	420	210	120	120	810	300
Pb [µg/g]	20-Nov-23	04:34	21-Nov-23	12:26	15	32	7	14	6	100	16	10	11	9
S [µg/g]	20-Nov-23	04:34	24-Nov-23	15:22	2500	3000	230	4600	43000	3000	160	5400	2100	100
Sb [µg/g]	20-Nov-23	04:34	21-Nov-23	12:26	< 2	< 2	< 2	< 2	3.9	< 2	< 2	< 2	< 2	< 2
Se [µg/g]	20-Nov-23	04:34	21-Nov-23	12:26	0.1	< 0.1	< 0.1	1.7	4.7	< 0.1	< 0.1	0.3	< 0.1	< 0.1
Sn [µg/g]	20-Nov-23	04:34	21-Nov-23	12:26	< 6	< 6	< 6	< 6	< 6	< 6	< 6	< 6	< 6	< 6
Sr [µg/g]	20-Nov-23	04:34	21-Nov-23	12:26	210	290	310	370	270	170	160	210	460	190
Ti [µg/g]	20-Nov-23	04:34	21-Nov-23	12:26	4100	3100	4300	2000	2100	1900	1300	1100	2400	2400
Th [µg/g]	20-Nov-23	04:34	29-Nov-23	17:18	9.3	9.6	6.3	10	7.8	12	12	13	10	8.3
Tl [µg/g]	20-Nov-23	04:34	21-Nov-23	12:26	0.5	0.7	0.3	0.3	0.8	0.4	0.3	0.2	0.3	0.2
U [µg/g]	20-Nov-23	04:34	21-Nov-23	12:26	2.0	1.8	0.9	2.1	1.6	1.5	2.0	1.8	1.8	1.1
V [µg/g]	20-Nov-23	04:34	21-Nov-23	12:26	74	48	60	37	42	7.1	9.3	2.3	60	27
W [µg/g]	20-Nov-23	04:34	14-Dec-23	12:19	1.3	1.6	0.44	5.3	14	1.0	0.89	2.2	0.50	0.51
Y [µg/g]	20-Nov-23	04:34	21-Nov-23	12:26	7.7	6.6	5.9	6.7	7.5	7.2	5.2	6.7	10	3.2
Zn [µg/g]	20-Nov-23	04:34	21-Nov-23	12:26	85	110	72	53	85	190	57	53	41	36
Zr [µg/g]	20-Nov-23	04:34	14-Dec-23	12:08	300	250	320	190	210	300	300	380	270	290

Revised report with W and Zr added.

Revised report with sample changes as per client request.

Method Descriptions

Parameter	Units	SGS Method Code	Reference Method Code
	µg/g	ME-CA-[ENV]SPE-LAK-AN-001	EPA 3052/200.8

OnLine LNMS

0004324943

Results relate only to the sample tested. Data reported represents the sample submitted to SGS. Reproduction of this analytical report in full or in part is prohibited without prior written approval. Please refer to SGS General Conditions of Services located at https://www.sgs.ca/en/terms-and-conditions (Printed copies are available upon request.)
Test method information available upon request. "Temperature Upon Receipt" is representative of the whole shipment and may not reflect the temperature of individual samples.
SGS Canada Inc. Environment-Health & Safety statement of conformity decision rule does not consider uncertainty when analytical results are compared to a specified standard or regulation.

SGS Canada Inc.
P.O. Box 4300 - 185 Concession St.
Lakefield - Ontario - KOL 2HO
Phone: 705-652-2000 FAX: 705-652-6365

Parameter	Units	SGS Method Code	Reference Method Code
	µg/g	ME-CA-[ENV]SPE-LAK-AN-013	EPA 3052/200.8
Metals - Microwave/ICP-MS	µg/g	ME-CA-[ENV]SPE-LAK-AN-007	EPA 3052/200.8
Metals - Microwave/ICP-MS	µg/g	ME-CA-[ENV]SPE-LAK-AN-013	EPA 3052/200.8

Catharine Arnold

CHARTERED CATHARINE ARNOLD CHEMIST

Catharine Arnold, B.Sc., C.Chem
Project Specialist,
Environment, Health & Safety

OnLine LNMS

0004324943

Results relate only to the sample tested. Data reported represents the sample submitted to SGS. Reproduction of this analytical report in full or in part is prohibited without prior written approval. Please refer to SGS General Conditions of Services located at https://www.sgs.ca/en/terms-and-conditions (Printed copies are available upon request.)
Test method information available upon request. "Temperature Upon Receipt" is representative of the whole shipment and may not reflect the temperature of individual samples.
SGS Canada Inc. Environment-Health & Safety statement of conformity decision rule does not consider uncertainty when analytical results are compared to a specified standard or regulation.

SGS Canada Inc.
P.O. Box 4300 - 185 Concession St.
Lakefield - Ontario - KOL 2HO
Phone: 705-652-2000 FAX: 705-652-6365

Quality Control Report

Inorganic Analysis														
Parameter	Reporting Limit	Unit	Method Blank	Duplicate				LCS / Spike Blank			Matrix Spike / Reference Material			
				Result 1	Result 2	RPD	Acceptance Criteria	Spike Recovery (%)	Recovery Limits (%)		Spike Recovery (%)	Recovery Limits (%)		
							%		Low	High		Low	High	
**QCR_SubCategory* - QCBatchID: EMS0120-NOV23*														
Calcium	3	µg/g	<3			1		96			97			
Phosphorus	3	µg/g	<3			0		92			86			
Potassium	3	µg/g	<3			4		99			95			
Sodium	3	µg/g	<3			4		102			104			
Sulfur	50	µg/g	<50			ND		101			NV			
Metals - Microwave/ICP-MS - QCBatchID: EMS0120-NOV23														
Aluminum	3	µg/g	<3			3	20	100	70	130	94	70	130	
Antimony	2	µg/g	<0.8			ND	20	93	70	130	92	70	130	
Arsenic	0.5	µg/g	<0.5			4	20	96	70	130	94	70	130	
Barium	0.01	µg/g	<0.01			4	20	97	70	130	95	70	130	
Beryllium	0.02	µg/g	<0.02			1	20	95	70	130	80	70	130	
Bismuth	0.085	µg/g	<0.09			ND	20	94	70	130	NV	70	130	
Cadmium	0.02	µg/g	<0.02			ND	20	95	70	130	NV	70	130	
Chromium	0.5	µg/g	<0.5			10	20	96	70	130	NV	70	130	
Cobalt	0.01	µg/g	<0.01			1	20	93	70	130	85	70	130	
Copper	0.1	µg/g	<0.1			1	20	92	70	130	93	70	130	
Iron	3	µg/g	<3			2	20	103	70	130	100	70	130	
Lead	0.05	µg/g	<0.05			3	20	94	70	130	96	70	130	
Lithium	2	µg/g	<2			5	20	93	70	130	100	70	130	
Magnesium	3	µg/g	<3			3	20	103	70	130	98	70	130	
Manganese	0.1	µg/g	<0.1			3	20	94	70	130	94	70	130	
Molybdenum	0.1	µg/g	<0.1			12	20	95	70	130	96	70	130	
Nickel	0.1	µg/g	<0.1			12	20	98	70	130	102	70	130	
Selenium	0.1	µg/g	<0.1			ND	20	99	70	130	NV	70	130	
Silver	0.5	µg/g	<0.01			ND	20	98	70	130	NV	70	130	
Strontium	0.02	µg/g	<0.02			2	20	95	70	130	95	70	130	
Thallium	0.02	µg/g	<0.02			9	20	NV	70	130	NV	70	130	
Tin	6	µg/g	<6			ND	20	98	70	130	NV	70	130	
Titanium	0.1	µg/g	<0.1			4	20	108	70	130	NV	70	130	
Tungsten	0.04	µg/g	<0.04			5	20	100	70	130	NV	70	130	
Uranium	0.002	µg/g	<0.002			4	20	102	70	130	81	70	130	
Vanadium	1	µg/g	<1			0	20	97	70	130	85	70	130	
Yttrium	0.004	µg/g	<0.004			0	20	91	70	130	NV	70	130	
Zinc	0.7	µg/g	<0.7			1	20	95	70	130	89	70	130	
Zirconium	0.03	µg/g	<0.03			9	20	98	70	130	NV	70	130	

OnLine LIMS

Results relate only to the sample tested. Data reported represents the sample submitted to SGS. Reproduction of this analytical report in full or in part is prohibited without prior written approval. Please refer to SGS General Conditions of Services located at https://www.sgs.ca/en/terms-and-conditions (Printed copies are available upon request.)
Test method information available upon request. "Temperature Upon Receipt" is representative of the whole shipment and may not reflect the temperature of individual samples.
SGS Canada Inc. Environment-Health & Safety statement of conformity decision rule does not consider uncertainty when analytical results are compared to a specified standard or regulation.

0004324943

SGS Canada Inc.
P.O. Box 4300 - 185 Concession St.
Lakefield - Ontario - KOL 2HO
Phone: 705-652-2000 FAX: 705-652-6365

19-November-2025

Great Bear Resources Ltd.
Attn : Ashley Moncrief

1020 - 800 West Pender St.
Vancouver, BC
V6C 2V6, Canada

Phone: 778-833-2160
Fax:

Date Rec. : 14 August 2023
LR Report: **CA19122-AUG23**
Reference: Great Bear Project/OMEMA2303 Set #1

Copy: #4

CERTIFICATE OF ANALYSIS
Final Report - Revised

Analysis	1: Analysis Start Date	2: Analysis Start Time	3: Analysis Completed Date	4: Analysis Completed Time	5: 031855	6: 031854	7: 031853	9: 031851	10: 031867	11: 031869	12: 031870	13: 031866	14: 031868	15: 031861
Sample Date & Time					NA	NA	NA	NA	NA	NA	NA	NA	NA	NA
Silver [µg/g]	20-Sep-23	08:00	24-Sep-23	22:22	< 0.5	< 0.5	< 0.5	< 0.5	< 0.5	< 0.5	< 0.5	< 0.5	< 0.5	< 0.5
Aluminum [µg/g]	20-Sep-23	08:00	24-Sep-23	22:22	86000	77000	82000	84000	80000	82000	84000	78000	82000	85000
Arsenic [µg/g]	20-Sep-23	08:00	24-Sep-23	22:22	490	250	140	150	160	320	880	850	57	8.6
Barium [µg/g]	20-Sep-23	08:00	24-Sep-23	22:22	580	1000	660	610	760	470	400	730	620	550
Beryllium [µg/g]	20-Sep-23	08:00	24-Sep-23	22:22	1.2	1.1	1.4	1.3	1.3	1.1	1.2	1.2	1.4	1.1
Bismuth [µg/g]	20-Sep-23	08:00	24-Sep-23	22:22	0.15	0.14	0.19	0.32	0.17	0.17	0.19	0.22	0.12	< 0.085
Calcium [µg/g]	20-Sep-23	08:00	24-Sep-23	22:22	20000	25000	26000	31000	26000	23000	25000	19000	22000	27000
Cadmium [µg/g]	20-Sep-23	08:00	24-Sep-23	22:22	0.12	0.26	0.11	0.06	0.09	0.08	0.07	0.09	0.23	0.09
Cobalt [µg/g]	20-Sep-23	08:00	24-Sep-23	22:22	8.4	7.4	7.3	11	9.9	8.9	10	4.7	4.0	10
Chromium [µg/g]	20-Sep-23	08:00	24-Sep-23	22:22	8.5	5.1	6.8	12	8.0	7.8	8.5	4.4	3.6	5.5
Copper [µg/g]	20-Sep-23	08:00	24-Sep-23	22:22	19	13	19	18	23	20	18	9.3	11	17
Iron [µg/g]	20-Sep-23	08:00	24-Sep-23	22:22	22000	22000	25000	30000	28000	26000	27000	23000	17000	28000
Potassium [µg/g]	20-Sep-23	08:00	24-Sep-23	22:22	29000	23000	24000	24000	22000	25000	19000	34000	29000	22000
Magnesium [µg/g]	20-Sep-23	08:00	24-Sep-23	22:22	7200	5400	7800	10000	9300	7500	7800	5500	4800	9400
Manganese [µg/g]	20-Sep-23	08:00	24-Sep-23	22:22	400	740	960	530	570	480	550	400	930	440
Molybdenum [µg/g]	20-Sep-23	08:00	24-Sep-23	22:22	1.2	0.8	0.9	1.0	1.6	1.5	1.7	1.5	1.1	0.6

OnLine LIMS

0004333849

Results relate only to the sample tested. Data reported represents the sample submitted to SGS. Reproduction of this analytical report in full or in part is prohibited without prior written approval. Please refer to SGS General Conditions of Services located at https://www.sgs.ca/en/terms-and-conditions (Printed copies are available upon request.)
Test method information available upon request. "Temperature Upon Receipt" is representative of the whole shipment and may not reflect the temperature of individual samples.
SGS Canada Inc. Environment-Health & Safety statement of conformity decision rule does not consider uncertainty when analytical results are compared to a specified standard or regulation.

SGS Canada Inc.
P.O. Box 4300 - 185 Concession St.
Lakefield - Ontario - KOL 2HO
Phone: 705-652-2000 FAX: 705-652-6365

LR Report : CA19122-AUG23

Analysis	1: Analysis Start Date	2: Analysis Start Time	3: Analysis Completed Date	4: Analysis Completed Time	5: 031855	6: 031854	7: 031853	9: 031851	10: 031867	11: 031869	12: 031870	13: 031866	14: 031868	15: 031861
Sodium [µg/g]	20-Sep-23	08:00	24-Sep-23	22:22	13000	17000	19000	17000	22000	16000	20000	2700	18000	24000
Nickel [µg/g]	20-Sep-23	08:00	24-Sep-23	22:22	19	10	17	20	17	11	13	6.4	5.7	20
Phosphorus [µg/g]	20-Sep-23	08:00	24-Sep-23	22:22	550	540	530	910	780	710	720	510	400	750
Lead [µg/g]	20-Sep-23	08:00	24-Sep-23	22:22	22	17	13	10	13	13	13	19	35	10
Antimony [µg/g]	20-Sep-23	08:00	24-Sep-23	22:22	< 2	< 2	< 2	< 2	< 2	< 2	< 2	< 2	< 2	< 2
Sulfur [µg/g]	20-Sep-23	08:00	24-Sep-23	22:22	2100	2900	1900	1800	2300	2300	3200	3000	2500	510
Selenium [µg/g]	20-Sep-23	08:00	24-Sep-23	22:22	0.1	0.4	0.3	0.2	0.2	0.1	0.1	0.1	0.2	< 0.1
Tin [µg/g]	20-Sep-23	08:00	24-Sep-23	22:22	< 6	< 6	< 6	< 6	< 6	< 6	< 6	< 6	< 6	< 6
Strontium [µg/g]	20-Sep-23	08:00	24-Sep-23	22:22	170	280	320	230	270	180	270	140	190	400
Titanium [µg/g]	20-Sep-23	08:00	24-Sep-23	22:22	2400	2200	2500	3100	2700	2700	2800	2100	1600	2800
Thorium [µg/g]	13-Oct-23	06:36	24-Sep-23	22:22	15	14	9.2	12	14	17	17	18	19	15
Thallium [µg/g]	20-Sep-23	08:00	24-Sep-23	22:22	0.49	0.67	0.60	0.77	0.75	0.62	0.57	0.84	0.76	0.59
Uranium [µg/g]	20-Sep-23	08:00	24-Sep-23	22:22	2.6	2.5	2.3	2.1	2.3	2.5	2.5	2.3	2.8	2.4
Vanadium [µg/g]	20-Sep-23	08:00	24-Sep-23	22:22	44	35	47	58	49	41	45	29	23	56
Tungsten [µg/g]	20-Sep-23	08:00	24-Sep-23	22:22	2.9	2.1	15	2.9	2.0	1.9	1.0	17	2.5	2.2
Yttrium [µg/g]	20-Sep-23	08:00	24-Sep-23	22:22	8.9	9.0	7.9	11	11	11	11	11	6.9	9.3
Zinc [µg/g]	20-Sep-23	08:00	24-Sep-23	22:22	53	88	68	70	71	66	70	57	80	67
Zirconium [µg/g]	20-Sep-23	08:00	24-Sep-23	22:22	190	170	170	210	200	230	230	230	210	200

Analysis	16: 031860	17: 031859	18: 031856	19: 031857	20: 031858	21: 031862	22: 031863	23: 031864	24: 031865	25: 031879	26: 031878	27: 031876	28: 031874	29: 031877	30: 031875	31: 031873
Sample Date & Time	NA	NA	NA	NA	NA	NA	NA	NA	NA	NA	NA	NA	NA	NA	NA	NA
Silver [µg/g]	< 0.5	< 0.5	< 0.5	< 0.5	< 0.5	< 0.5	< 0.5	< 0.5	< 0.5	< 0.5	< 0.5	< 0.5	< 0.5	< 0.5	< 0.5	< 0.5
Aluminum [µg/g]	84000	75000	85000	87000	72000	72000	87000	76000	76000	77000	85000	76000	83000	78000	90000	75000
Arsenic [µg/g]	5.4	1.5	1.4	2.0	4.2	1.5	3.3	3.6	2.4	2.5	12	25	10	15	21	15
Barium [µg/g]	470	640	520	570	740	620	360	490	360	430	1000	690	850	540	650	480
Beryllium [µg/g]	1.1	1.9	1.3	1.3	1.0	0.69	1.4	1.2	1.0	1.2	1.1	1.2	1.2	1.4	1.4	1.3
Bismuth [µg/g]	0.13	0.14	0.24	0.63	0.12	0.12	< 0.085	0.13	0.15	0.15	0.13	0.22	0.09	< 0.085	0.23	< 0.085
Calcium [µg/g]	36000	35000	30000	36000	30000	37000	30000	28000	32000	21000	28000	51000	27000	29000	30000	39000
Cadmium [µg/g]	0.20	0.11	0.11	0.17	0.13	0.24	0.08	0.11	0.06	0.18	0.17	0.09	0.18	0.11	0.14	0.21
Cobalt [µg/g]	11	15	11	10	13	11	9.0	11	7.4	7.6	6.4	21	8.4	11	10	8.3

OnLine LIMS

0004333849

Results relate only to the sample tested. Data reported represents the sample submitted to SGS. Reproduction of this analytical report in full or in part is prohibited without prior written approval. Please refer to SGS General Conditions of Services located at https://www.sgs.ca/en/terms-and-conditions (Printed copies are available upon request.)
Test method information available upon request. "Temperature Upon Receipt" is representative of the whole shipment and may not reflect the temperature of individual samples.
SGS Canada Inc. Environment-Health & Safety statement of conformity decision rule does not consider uncertainty when analytical results are compared to a specified standard or regulation.

SGS Canada Inc.
P.O. Box 4300 - 185 Concession St.
Lakefield - Ontario - KOL 2HO
Phone: 705-652-2000 FAX: 705-652-6365

LR Report : **CA19122-AUG23**

Analysis	16: 031860	17: 031859	18: 031856	19: 031857	20: 031858	21: 031862	22: 031863	23: 031864	24: 031865	25: 031879	26: 031878	27: 031876	28: 031874	29: 031877	30: 031875	31: 031873
Chromium [µg/g]	11	24	10	6.1	8.1	12	5.0	5.1	8.0	4.7	3.5	32	10	27	9.1	10
Copper [µg/g]	14	33	25	14	18	29	14	22	16	23	10	23	15	21	23	31
Iron [µg/g]	27000	38000	30000	33000	32000	27000	26000	28000	23000	21000	21000	40000	23000	27000	25000	24000
Potassium [µg/g]	17000	21000	15000	20000	15000	12000	17000	19000	11000	20000	26000	26000	23000	31000	24000	18000
Magnesium [µg/g]	9000	15000	8800	12000	11000	13000	8900	9400	5800	7600	5900	21000	8400	11000	8200	9500
Manganese [µg/g]	1200	680	480	710	520	800	380	470	470	420	750	760	880	830	910	1400
Molybdenum [µg/g]	1.4	5.3	0.7	0.4	1.7	1.4	2.0	1.1	2.3	1.1	0.7	0.2	0.9	0.8	1.5	0.7
Sodium [µg/g]	25000	19000	24000	17000	25000	24000	27000	27000	27000	18000	20000	16000	22000	12000	22000	16000
Nickel [µg/g]	23	27	19	14	22	26	16	21	16	13	9.2	64	17	21	17	16
Phosphorus [µg/g]	500	870	570	540	1000	660	710	760	580	480	550	2700	530	620	540	490
Lead [µg/g]	9	8	12	10	11	9	13	10	10	22	21	12	22	16	20	22
Antimony [µg/g]	< 2	< 2	< 2	< 2	< 2	< 2	< 2	< 2	< 2	< 2	< 2	< 2	< 2	< 2	< 2	< 2
Sulfur [µg/g]	1100	770	830	560	690	1100	590	640	350	3200	3800	5000	4800	4000	5500	5100
Selenium [µg/g]	0.1	0.1	0.1	< 0.1	0.1	0.2	0.2	0.1	< 0.1	0.1	0.2	0.4	0.2	0.2	0.3	0.2
Tin [µg/g]	< 6	< 6	< 6	< 6	< 6	< 6	< 6	< 6	< 6	< 6	< 6	< 6	< 6	< 6	< 6	< 6
Strontium [µg/g]	380	440	340	290	410	330	410	320	330	260	280	520	280	170	300	260
Titanium [µg/g]	2600	3300	2900	2600	3600	3400	3000	3000	2500	1800	2400	5500	2200	2400	2400	2200
Thorium [µg/g]	14	9.5	16	16	14	10	16	14	15	13	14	15	7.2	16	13	12
Thallium [µg/g]	0.49	0.57	0.46	0.50	0.46	0.20	0.44	0.51	0.19	0.54	0.72	0.67	0.63	0.89	0.68	0.68
Uranium [µg/g]	2.5	1.4	2.0	2.8	1.1	1.3	1.8	1.6	1.9	2.4	2.7	2.8	2.3	2.3	2.3	2.1
Vanadium [µg/g]	50	73	52	52	61	53	50	55	39	37	35	79	43	50	45	41
Tungsten [µg/g]	2.9	0.92	0.67	1.1	1.1	0.54	0.49	2.2	3.9	0.47	2.5	11	1.1	2.6	5.0	2.9
Yttrium [µg/g]	9.9	11	9.5	10	9.4	9.9	8.7	8.1	7.2	8.6	10	19	9.1	9.5	7.9	8.3
Zinc [µg/g]	63	76	72	80	73	61	73	74	48	72	88	86	57	70	52	57
Zirconium [µg/g]	180	150	200	150	190	200	210	190	150	170	200	240	190	160	200	140

Analysis	32: 031880	33: 031871	34: 031881	35: 031954	36: 031937	37: 031936	38: 031935	39: 031934	40: 031933	41: 031957	42: 031956	43: 031932	44: 031955	45: 031942	46: 031959	47: 031941
Sample Date & Time	NA	NA	NA	NA	NA	NA	NA	NA	NA	NA	NA	NA	NA	NA	NA	NA
Silver [µg/g]	< 0.5	< 0.5	< 0.5	< 0.5	< 0.5	< 0.5	< 0.5	< 0.5	< 0.5	< 0.5	< 0.5	1.1	< 0.5	3.6	95	1.3
Aluminum [µg/g]	87000	76000	80000	74000	75000	81000	74000	47000	89000	90000	74000	88000	83000	87000	47000	80000

OnLine LIMS

0004333849

Results relate only to the sample tested. Data reported represents the sample submitted to SGS. Reproduction of this analytical report in full or in part is prohibited without prior written approval. Please refer to SGS General Conditions of Services located at https://www.sgs.ca/en/terms-and-conditions (Printed copies are available upon request.)
Test method information available upon request. "Temperature Upon Receipt" is representative of the whole shipment and may not reflect the temperature of individual samples.
SGS Canada Inc. Environment-Health & Safety statement of conformity decision rule does not consider uncertainty when analytical results are compared to a specified standard or regulation.

SGS Canada Inc.
P.O. Box 4300 - 185 Concession St.
Lakefield - Ontario - KOL 2HO
Phone: 705-652-2000 FAX: 705-652-6365

Trace Metals - Strong Acid Digest, ICP-MS

LR Report : **CA19122-AUG23**

Analysis	32: 031880	33: 031871	34: 031881	35: 031954	36: 031937	37: 031936	38: 031935	39: 031934	40: 031933	41: 031957	42: 031956	43: 031932	44: 031955	45: 031942	46: 031959	47: 031941
Arsenic [µg/g]	18	12	10	1800	910	1300	220	3200	3200	1300	2800	960	470	36	28	62
Barium [µg/g]	470	550	500	350	450	450	1100	72	650	620	1200	730	400	260	93	210
Beryllium [µg/g]	2.3	0.96	1.2	1.1	0.98	1.2	1.6	0.55	1.2	1.4	1.9	1.4	1.2	1.3	0.79	1.2
Bismuth [µg/g]	0.25	0.48	0.18	0.13	0.31	0.11	0.24	0.17	0.66	0.22	0.13	31	< 0.085	3.9	125	1.8
Calcium [µg/g]	33000	26000	27000	22000	21000	15000	22000	13000	29000	14000	16000	24000	31000	17000	14000	20000
Cadmium [µg/g]	0.06	0.52	0.09	0.06	0.06	0.07	0.21	0.20	0.09	0.10	0.15	0.17	0.07	26	25	54
Cobalt [µg/g]	17	11	11	7.8	7.3	8.9	9.5	4.9	17	20	7.3	14	9.0	12	9.0	7.8
Chromium [µg/g]	17	10	5.4	8.2	8.8	13	14	6.6	22	60	9.0	16	9.5	20	14	8.6
Copper [µg/g]	29	18	14	14	23	17	11	19	23	47	19	31	15	300	1100	82
Iron [µg/g]	40000	28000	29000	24000	20000	22000	23000	15000	33000	39000	21000	44000	25000	43000	46000	32000
Potassium [µg/g]	22000	10000	23000	21000	6700	32000	25000	2800	28000	28000	25000	13000	18000	41000	9500	33000
Magnesium [µg/g]	13000	8300	9900	6500	6300	5800	7100	4000	10000	12000	6000	8600	7900	12000	2800	5700
Manganese [µg/g]	700	830	620	420	340	470	580	390	610	400	380	730	510	2500	570	1000
Molybdenum [µg/g]	1.0	1.3	1.0	1.1	1.1	0.5	1.5	1.3	1.9	1.4	1.1	4.5	0.5	3.5	1.4	1.4
Sodium [µg/g]	24000	38000	24000	21000	45000	7100	24000	33000	9500	17000	18000	34000	19000	8500	11000	6500
Nickel [µg/g]	20	20	18	13	13	16	17	7.3	23	46	12	25	18	24	16	11
Phosphorus [µg/g]	920	540	760	670	580	470	480	350	650	510	520	670	490	730	430	560
Lead [µg/g]	13	8	13	13	10	17	20	12	14	15	12	20	10	640	5100	230
Antimony [µg/g]	< 2	< 2	< 2	< 2	< 2	< 2	< 2	< 2	< 2	< 2	< 2	< 2	< 2	< 2	3.9	< 2
Sulfur [µg/g]	9000	5400	3800	2600	2400	4700	4100	4600	7000	3300	3900	6600	4100	16000	41000	21000
Selenium [µg/g]	0.2	0.8	0.2	< 0.1	0.8	0.2	0.6	7.6	0.1	0.3	3.8	1.4	0.1	2.6	51	3.0
Tin [µg/g]	< 6	< 6	< 6	< 6	< 6	< 6	< 6	< 6	< 6	< 6	< 6	< 6	< 6	< 6	< 6	< 6
Strontium [µg/g]	350	280	290	210	410	120	220	130	220	260	170	470	250	180	170	140
Titanium [µg/g]	3100	2500	3000	2600	2200	2300	2100	1200	2700	3100	1800	2800	2000	2800	1000	2000
Thorium [µg/g]	15	15	13	13	13	14	13	11	16	17	12	14	29	9.5	5.5	11
Thallium [µg/g]	0.62	0.32	0.56	0.61	0.18	0.60	0.50	0.05	0.75	0.83	0.56	0.49	0.54	1.2	0.49	1.1
Uranium [µg/g]	2.4	2.2	1.8	2.1	2.6	2.3	1.9	0.92	2.4	2.3	2.2	2.6	2.4	2.2	1.9	2.4
Vanadium [µg/g]	82	50	60	40	38	38	37	12	60	87	37	55	39	67	27	39
Tungsten [µg/g]	0.65	11	2.1	0.85	45	4.9	35	7.4	1.9	3.5	2.0	1.7	0.53	3.2	25	4.1
Yttrium [µg/g]	13	8.0	8.8	7.1	7.3	7.8	7.8	4.3	11	12	7.9	9.0	8.6	10	6.9	8.8
Zinc [µg/g]	67	120	58	65	46	62	67	40	55	120	74	77	50	4500	6200	9700
Zirconium [µg/g]	190	190	180	150	130	160	210	79	200	190	130	170	190	200	110	170

OnLine LIMS

0004333849

Results relate only to the sample tested. Data reported represents the sample submitted to SGS. Reproduction of this analytical report in full or in part is prohibited without prior written approval. Please refer to SGS General Conditions of Services located at https://www.sgs.ca/en/terms-and-conditions (Printed copies are available upon request.)
Test method information available upon request. "Temperature Upon Receipt" is representative of the whole shipment and may not reflect the temperature of individual samples.
SGS Canada Inc. Environment-Health & Safety statement of conformity decision rule does not consider uncertainty when analytical results are compared to a specified standard or regulation.

SGS Canada Inc.
P.O. Box 4300 - 185 Concession St.
Lakefield - Ontario - KOL 2HO
Phone: 705-652-2000 FAX: 705-652-6365

LR Report : **CA19122-AUG23**

Analysis	48: 031940	49: 031939	50: 031958	51: 031962	52: 031961	53: 031938	54: 031960
Sample Date & Time	NA	NA	NA	NA	NA	NA	NA
Silver [µg/g]	3.1	14	4.9	1.5	7.4	1.5	3.8
Aluminum [µg/g]	95000	56000	79000	82000	86000	78000	74000
Arsenic [µg/g]	27	37	48	38	43	32	81
Barium [µg/g]	180	640	240	260	120	190	210
Beryllium [µg/g]	1.1	0.61	1.1	1.2	1.0	1.5	0.75
Bismuth [µg/g]	1.2	32	11	1.9	11	2.2	3.7
Calcium [µg/g]	15000	47000	32000	14000	13000	18000	3500
Cadmium [µg/g]	85	46	39	25	18	8.1	73
Cobalt [µg/g]	12	10	9.6	8.5	12	7.6	11
Chromium [µg/g]	13	15	11	12	13	11	14
Copper [µg/g]	580	250	310	100	720	200	360
Iron [µg/g]	48000	36000	30000	35000	79000	39000	44000
Potassium [µg/g]	41000	34000	27000	36000	38000	26000	37000
Magnesium [µg/g]	8500	7500	8300	7300	13000	6300	7100
Manganese [µg/g]	2100	2800	1700	1800	2600	1400	680
Molybdenum [µg/g]	1.7	5.8	1.7	1.5	0.6	0.9	1.0
Sodium [µg/g]	3700	14000	11000	4600	6300	14000	1300
Nickel [µg/g]	17	16	19	15	17	8.9	15
Phosphorus [µg/g]	800	450	620	530	480	360	730
Lead [µg/g]	220	2300	210	280	190	97	580
Antimony [µg/g]	< 2	< 2	< 2	< 2	< 2	< 2	< 2
Sulfur [µg/g]	26000	23000	20000	15000	34000	18000	26000
Selenium [µg/g]	6.3	24	3.2	2.1	4.0	1.2	4.1
Tin [µg/g]	< 6	< 6	< 6	< 6	< 6	< 6	< 6
Strontium [µg/g]	95	460	240	95	92	160	38
Titanium [µg/g]	3000	1500	2100	2400	2400	1600	2700
Thorium [µg/g]	14	6.4	8.9	11	9.6	9.9	8.8
Thallium [µg/g]	2.1	0.65	0.85	1.7	2.0	0.87	1.2
Uranium [µg/g]	3.1	1.6	2.2	2.6	2.3	2.3	2.3
Vanadium [µg/g]	61	36	44	48	50	27	53
Tungsten [µg/g]	7.3	500	3.3	6.1	2.5	3.7	5.4
Yttrium [µg/g]	12	8.2	8.3	9.4	8.2	5.7	7.2

OnLine LIMS

0004333849

Results relate only to the sample tested. Data reported represents the sample submitted to SGS. Reproduction of this analytical report in full or in part is prohibited without prior written approval. Please refer to SGS General Conditions of Services located at https://www.sgs.ca/en/terms-and-conditions (Printed copies are available upon request.)
Test method information available upon request. "Temperature Upon Receipt" is representative of the whole shipment and may not reflect the temperature of individual samples.
SGS Canada Inc. Environment-Health & Safety statement of conformity decision rule does not consider uncertainty when analytical results are compared to a specified standard or regulation.

SGS Canada Inc.
P.O. Box 4300 - 185 Concession St.
Lakefield - Ontario - KOL 2HO
Phone: 705-652-2000 FAX: 705-652-6365

LR Report : **CA19122-AUG23**

Analysis	48: 031940	49: 031939	50: 031958	51: 031962	52: 031961	53: 031938	54: 031960
Zinc [µg/g]	15000	10000	5400	4500	3100	1300	13000
Zirconium [µg/g]	210	120	130	170	150	160	160

Revised with lower RL for Bi and Sb. Results below the SGS RL may be unreliable.

Revised report with sample changes as per client request.

Method Descriptions

Parameter	Units	SGS Method Code	Reference Method Code
	µg/g	ME-CA-[ENV]SPE-LAK-AN-001	EPA 3052/200.8
	µg/g	ME-CA-[ENV]SPE-LAK-AN-013	EPA 3052/200.8
Metals - Microwave/ICP-MS	µg/g	ME-CA-[ENV]SPE-LAK-AN-007	EPA 3052/200.8
Metals - Microwave/ICP-MS	µg/g	ME-CA-[ENV]SPE-LAK-AN-013	EPA 3052/200.8

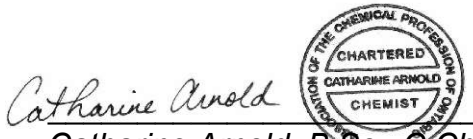

Catharine Arnold, B.Sc., C.Chem
Project Specialist,
Environment, Health & Safety

OnLine LIMS

0004333849

Results relate only to the sample tested. Data reported represents the sample submitted to SGS. Reproduction of this analytical report in full or in part is prohibited without prior written approval. Please refer to SGS General Conditions of Services located at https://www.sgs.ca/en/terms-and-conditions (Printed copies are available upon request.)
Test method information available upon request. "Temperature Upon Receipt" is representative of the whole shipment and may not reflect the temperature of individual samples.
SGS Canada Inc. Environment-Health & Safety statement of conformity decision rule does not consider uncertainty when analytical results are compared to a specified standard or regulation.

SGS Canada Inc.
P.O. Box 4300 - 185 Concession St.
Lakefield - Ontario - KOL 2HO
Phone: 705-652-2000 FAX: 705-652-6365

Quality Control Report

Inorganic Analysis														
Parameter	Reporting Limit	Unit	Method Blank	Duplicate				LCS / Spike Blank			Matrix Spike / Reference Material			
				Result 1	Result 2	RPD	Acceptance Criteria	Spike Recovery (%)	Recovery Limits (%)		Spike Recovery (%)	Recovery Limits (%)		
							%		Low	High		Low	High	
**QCR_SubCategory* - QCBatchID: EMS0134-SEP23*														
Calcium	3	µg/g	<3			4		98			100			
Phosphorus	3	µg/g	<3			2		98			93			
Potassium	3	µg/g	<3			5		101			93			
Sodium	3	µg/g	<3			4		99			99			
Sulfur	50	µg/g	<50			13		92			NV			
Metals - Microwave/ICP-MS - QCBatchID: EMS0134-SEP23														
Aluminum	3	µg/g	<3			5	20	103	70	130	107	70	130	
Antimony	2	µg/g	<0.8			ND	20	97	70	130	112	70	130	
Arsenic	0.5	µg/g	<0.5			8	20	101	70	130	105	70	130	
Barium	0.01	µg/g	<0.01			3	20	103	70	130	112	70	130	
Beryllium	0.02	µg/g	<0.02			6	20	102	70	130	96	70	130	
Bismuth	0.085	µg/g	<0.09			ND	20	102	70	130	NV	70	130	
Cadmium	0.02	µg/g	<0.02			2	20	104	70	130	NV	70	130	
Chromium	0.5	µg/g	<0.5			0	20	98	70	130	NV	70	130	
Cobalt	0.01	µg/g	<0.01			5	20	98	70	130	93	70	130	
Copper	0.1	µg/g	<0.1			7	20	97	70	130	100	70	130	
Iron	3	µg/g	<3			3	20	103	70	130	99	70	130	
Lead	0.05	µg/g	<0.05			10	20	99	70	130	110	70	130	
Magnesium	3	µg/g	<3			2	20	102	70	130	95	70	130	
Manganese	0.1	µg/g	<0.1			2	20	105	70	130	105	70	130	
Molybdenum	0.1	µg/g	<0.1			4	20	94	70	130	91	70	130	
Nickel	0.1	µg/g	<0.1			2	20	99	70	130	106	70	130	
Selenium	0.1	µg/g	<0.1			14	20	106	70	130	NV	70	130	
Silver	0.5	µg/g	<0.01			ND	20	96	70	130	NV	70	130	
Strontium	0.02	µg/g	<0.02			1	20	99	70	130	106	70	130	
Thallium	0.02	µg/g	<0.02			6	20	96	70	130	NV	70	130	
Tin	6	µg/g	<6			ND	20	92	70	130	NV	70	130	
Titanium	0.1	µg/g	<0.1			2	20	107	70	130	82	70	130	
Tungsten	0.04	µg/g	<0.04			7	20	98	70	130	NV	70	130	
Uranium	0.002	µg/g	<0.002			1	20	103	70	130	96	70	130	
Vanadium	1	µg/g	<1			3	20	98	70	130	92	70	130	
Yttrium	0.004	µg/g	<0.004			10	20	100	70	130	NV	70	130	
Zinc	0.7	µg/g	<0.7			3	20	102	70	130	101	70	130	
Zirconium	0.03	µg/g	<0.03			0	20	93	70	130	NV	70	130	

OnLine LIMS

0004333849

Results relate only to the sample tested. Data reported represents the sample submitted to SGS. Reproduction of this analytical report in full or in part is prohibited without prior written approval. Please refer to SGS General Conditions of Services located at https://www.sgs.ca/en/terms-and-conditions (Printed copies are available upon request.)
Test method information available upon request. "Temperature Upon Receipt" is representative of the whole shipment and may not reflect the temperature of individual samples.
SGS Canada Inc. Environment-Health & Safety statement of conformity decision rule does not consider uncertainty when analytical results are compared to a specified standard or regulation.

SGS Canada Inc.
P.O. Box 4300 - 185 Concession St.
Lakefield - Ontario - KOL 2HO
Phone: 705-652-2000 FAX: 705-652-6365

Great Bear Resources Ltd.
Attn : Ashley Moncrief

1020 - 800 West Pender St.
Vancouver, BC
V6C 2V6, Canada

Phone: 778-833-2160
Fax:

11-November-2025

Date Rec. : 14 August 2023
LR Report: **CA19125-AUG23**
Reference: Great Bear Project/OMEMA2303 Set#2

Copy: #3

CERTIFICATE OF ANALYSIS
Final Report - Revised

Analysis	1: Analysis Start Date	2: Analysis Start Time	3: Analysis Completed Date	4: Analysis Completed Time	6: 031907	8: 031905	14: 031887	16: 031904	19: 031900	21: 031892	22: 031889	23: 031888	24: 031890	34: 031996
Sample Date & Time					NA	NA	NA	NA	NA	NA	NA	NA	NA	NA
Ag [µg/g]	25-Sep-23	18:32	29-Sep-23	13:34	0.6	< 0.5	< 0.5	0.9	1.3	1.2	0.8	1.3	0.9	< 0.5
Al [µg/g]	25-Sep-23	18:32	29-Sep-23	13:34	74000	39000	54000	55000	56000	53000	53000	49000	54000	84000
As [µg/g]	25-Sep-23	18:32	29-Sep-23	13:34	110	180	90	51	68	48	88	80	66	34
Ba [µg/g]	25-Sep-23	18:32	29-Sep-23	13:34	500	600	470	890	970	1100	1700	1100	800	260
Be [µg/g]	25-Sep-23	18:32	29-Sep-23	13:34	1.1	1.7	1.7	1.3	1.3	1.6	1.8	1.3	1.5	1.1
Bi [µg/g]	25-Sep-23	18:32	29-Sep-23	13:34	0.16	0.94	< 0.09	8.6	6.2	6.8	6.2	9.3	10	0.10
Ca [µg/g]	25-Sep-23	18:32	29-Sep-23	13:34	16000	20000	15000	17000	2000	12000	7400	8800	13000	30000
Cd [µg/g]	25-Sep-23	18:32	29-Sep-23	13:34	0.24	0.28	0.08	0.60	0.14	0.12	0.10	0.17	0.25	0.11
Co [µg/g]	25-Sep-23	18:32	29-Sep-23	13:34	7.6	11	12	8.3	8.5	14	13	11	16	24
Cr [µg/g]	25-Sep-23	18:32	29-Sep-23	13:34	9.9	15	61	15	16	20	41	15	21	110
Cu [µg/g]	25-Sep-23	18:32	29-Sep-23	13:34	32	39	38	6.3	7.2	2.8	19	8.2	9.0	39
Fe [µg/g]	25-Sep-23	18:32	29-Sep-23	13:34	22000	30000	25000	36000	46000	49000	49000	49000	43000	43000
K [µg/g]	25-Sep-23	18:32	29-Sep-23	13:34	18000	23000	27000	21000	32000	31000	39000	29000	23000	9000
Mg [µg/g]	25-Sep-23	18:32	29-Sep-23	13:34	6200	5900	8600	6400	4600	5500	7100	4900	7200	12000
Mn [µg/g]	25-Sep-23	18:32	29-Sep-23	13:34	530	1400	490	600	680	480	1000	900	480	1200
Mo [µg/g]	25-Sep-23	18:32	29-Sep-23	13:34	1.2	1.3	0.6	1.3	1.3	1.7	1.4	1.4	1.7	0.8

OnLine LIMS

0004324903

Results relate only to the sample tested. Data reported represents the sample submitted to SGS. Reproduction of this analytical report in full or in part is prohibited without prior written approval. Please refer to SGS General Conditions of Services located at https://www.sgs.ca/en/terms-and-conditions (Printed copies are available upon request.)
Test method information available upon request. "Temperature Upon Receipt" is representative of the whole shipment and may not reflect the temperature of individual samples.
SGS Canada Inc. Environment-Health & Safety statement of conformity decision rule does not consider uncertainty when analytical results are compared to a specified standard or regulation.

SGS Canada Inc.
P.O. Box 4300 - 185 Concession St.
Lakefield - Ontario - KOL 2HO
Phone: 705-652-2000 FAX: 705-652-6365

LR Report : **CA19125-AUG23**

Analysis	1: Analysis Start Date	2: Analysis Start Time	3: Analysis Completed Date	4: Analysis Completed Time	6: 031907	8: 031905	14: 031887	16: 031904	19: 031900	21: 031892	22: 031889	23: 031888	24: 031890	34: 031996
Na [µg/g]	25-Sep-23	18:32	29-Sep-23	13:34	22000	13000	9400	7900	1900	15000	7800	3100	9800	15000
Ni [µg/g]	25-Sep-23	18:32	29-Sep-23	13:34	9.4	17	37	14	13	23	26	13	22	77
P [µg/g]	25-Sep-23	18:32	29-Sep-23	13:34	590	650	520	460	410	590	450	390	620	610
Pb [µg/g]	25-Sep-23	18:32	29-Sep-23	13:34	37	30	40	13	15	18	16	15	20	6
Sb [µg/g]	25-Sep-23	18:32	29-Sep-23	13:34	< 2	< 2	< 2	< 2	< 2	< 2	< 2	< 2	< 2	< 2
S [µg/g]	25-Sep-23	18:32	29-Sep-23	13:34	9100	11000	7000	31000	30000	36000	25000	35000	30000	2000
Se [µg/g]	25-Sep-23	18:32	29-Sep-23	13:34	1.3	1.4	0.2	2.8	2.7	5.4	2.6	2.8	3.5	0.2
Sn [µg/g]	25-Sep-23	18:32	29-Sep-23	13:34	< 6	< 6	< 6	6.2	7.3	8.0	6.7	< 6	< 6	< 6
Sr [µg/g]	25-Sep-23	18:32	29-Sep-23	13:34	150	200	160	200	28	270	91	59	250	360
Ti [µg/g]	25-Sep-23	18:32	29-Sep-23	13:34	1600	2400	2300	1900	2000	3100	2300	1800	2300	4400
Th [µg/g]	25-Sep-23	18:32	29-Sep-23	13:34	9.5	11	9.5	13	12	17	12	12	9.8	4.7
Tl [µg/g]	25-Sep-23	18:32	29-Sep-23	13:34	0.39	0.65	0.60	1.1	1.1	1.2	1.1	0.71	0.85	0.21
U [µg/g]	25-Sep-23	18:32	29-Sep-23	13:34	2.1	2.3	2.3	2.4	2.7	3.2	2.1	2.3	2.2	0.89
V [µg/g]	25-Sep-23	18:32	29-Sep-23	13:34	43	55	57	41	37	58	60	36	53	120
W [µg/g]	25-Sep-23	18:32	29-Sep-23	13:34	1.9	220	3.8	2.5	7.0	9.2	7.2	9.4	3.7	0.63
Y [µg/g]	25-Sep-23	18:32	29-Sep-23	13:34	10	4.1	5.4	4.5	3.4	4.5	4.6	3.8	5.5	12
Zn [µg/g]	25-Sep-23	18:32	29-Sep-23	13:34	100	86	83	130	48	98	38	70	91	74
Zr [µg/g]	25-Sep-23	18:32	29-Sep-23	13:34	220	180	150	180	170	270	210	170	200	180

Analysis	45: 031985	46: 031983	49: 031951	50: 031952
Sample Date & Time	NA	NA	NA	NA
Ag [µg/g]	< 0.5	< 0.5	< 0.5	< 0.5
Al [µg/g]	72000	93000	77000	78000
As [µg/g]	12	33	79	41
Ba [µg/g]	100	140	180	140
Be [µg/g]	0.58	0.62	0.58	0.61
Bi [µg/g]	< 0.09	< 0.09	< 0.09	< 0.09
Ca [µg/g]	52000	58000	71000	70000
Cd [µg/g]	0.07	0.12	0.10	0.17
Co [µg/g]	42	51	51	38

OnLine LIMS

0004324903

Results relate only to the sample tested. Data reported represents the sample submitted to SGS. Reproduction of this analytical report in full or in part is prohibited without prior written approval. Please refer to SGS General Conditions of Services located at https://www.sgs.ca/en/terms-and-conditions (Printed copies are available upon request.)
Test method information available upon request. "Temperature Upon Receipt" is representative of the whole shipment and may not reflect the temperature of individual samples.
SGS Canada Inc. Environment-Health & Safety statement of conformity decision rule does not consider uncertainty when analytical results are compared to a specified standard or regulation.

SGS Canada Inc.
P.O. Box 4300 - 185 Concession St.
Lakefield - Ontario - KOL 2HO
Phone: 705-652-2000 FAX: 705-652-6365

LR Report : **CA19125-AUG23**

Analysis	45: 031985	46: 031983	49: 031951	50: 031952
Cr [µg/g]	140	180	140	53
Cu [µg/g]	120	49	110	140
Fe [µg/g]	62000	78000	99000	95000
K [µg/g]	2700	4200	5100	4200
Mg [µg/g]	11000	14000	26000	29000
Mn [µg/g]	2200	1900	3800	3200
Mo [µg/g]	0.4	0.3	0.2	0.2
Na [µg/g]	14000	19000	16000	22000
Ni [µg/g]	84	100	71	44
P [µg/g]	330	390	260	330
Pb [µg/g]	1	1	1	2
Sb [µg/g]	< 2	< 2	< 2	< 2
S [µg/g]	< 50	210	700	270
Se [µg/g]	0.3	0.4	0.3	0.4
Sn [µg/g]	< 6	< 6	< 6	< 6
Sr [µg/g]	120	130	92	140
Ti [µg/g]	6100	8300	5800	7500
Th [µg/g]	0.9	0.9	0.8	0.8
Tl [µg/g]	0.06	0.05	0.09	0.10
U [µg/g]	0.14	0.16	0.15	0.15
V [µg/g]	280	350	310	320
W [µg/g]	0.37	0.24	0.30	0.26
Y [µg/g]	23	28	20	23
Zn [µg/g]	64	91	78	99
Zr [µg/g]	84	130	130	170

Revised with lower RL for Bi and Sb. Results below the SGS RL may be unreliable.

Revised report with sample changes as per client request.

OnLine LIMS

0004324903

Results relate only to the sample tested. Data reported represents the sample submitted to SGS. Reproduction of this analytical report in full or in part is prohibited without prior written approval. Please refer to SGS General Conditions of Services located at https://www.sgs.ca/en/terms-and-conditions (Printed copies are available upon request.)
Test method information available upon request. "Temperature Upon Receipt" is representative of the whole shipment and may not reflect the temperature of individual samples.
SGS Canada Inc. Environment-Health & Safety statement of conformity decision rule does not consider uncertainty when analytical results are compared to a specified standard or regulation.

SGS Canada Inc.
P.O. Box 4300 - 185 Concession St.
Lakefield - Ontario - KOL 2HO
Phone: 705-652-2000 FAX: 705-652-6365

Method Descriptions

Parameter	Units	SGS Method Code	Reference Method Code
	µg/g	ME-CA-[ENV]SPE-LAK-AN-001	EPA 3052/200.8
	µg/g	ME-CA-[ENV]SPE-LAK-AN-013	EPA 3052/200.8
Metals - Microwave/ICP-MS	µg/g	ME-CA-[ENV]SPE-LAK-AN-007	EPA 3052/200.8
Metals - Microwave/ICP-MS	µg/g	ME-CA-[ENV]SPE-LAK-AN-013	EPA 3052/200.8

Catharine Arnold

CHARTERED CATHARINE ARNOLD CHEMIST

Catharine Arnold, B.Sc., C.Chem
Project Specialist,
Environment, Health & Safety

OnLine LIMS

0004324903

Results relate only to the sample tested. Data reported represents the sample submitted to SGS. Reproduction of this analytical report in full or in part is prohibited without prior written approval. Please refer to SGS General Conditions of Services located at https://www.sgs.ca/en/terms-and-conditions (Printed copies are available upon request.)
Test method information available upon request. "Temperature Upon Receipt" is representative of the whole shipment and may not reflect the temperature of individual samples.
SGS Canada Inc. Environment-Health & Safety statement of conformity decision rule does not consider uncertainty when analytical results are compared to a specified standard or regulation.

SGS Canada Inc.
P.O. Box 4300 - 185 Concession St.
Lakefield - Ontario - KOL 2HO
Phone: 705-652-2000 FAX: 705-652-6365

Quality Control Report

Inorganic Analysis														
Parameter	Reporting Limit	Unit	Method Blank	Duplicate				LCS / Spike Blank			Matrix Spike / Reference Material			
				Result 1	Result 2	RPD	Acceptance Criteria	Spike Recovery (%)	Recovery Limits (%)		Spike Recovery (%)	Recovery Limits (%)		
							%		Low	High		Low	High	
**QCR_SubCategory* - QCBatchID: EMS0159-SEP23*														
Calcium	3	µg/g	<3			2		99						
Phosphorus	3	µg/g	<3			6		93						
Potassium	3	µg/g	<3			0		94						
Sodium	3	µg/g	<3			1		90						
Sulfur	50	µg/g	<50			4		103						
**QCR_SubCategory* - QCBatchID: EMS0167-SEP23*														
Calcium	3	µg/g	<3			1		94						
Phosphorus	3	µg/g	<3			3		97						
Potassium	3	µg/g	<3			1		97						
Sodium	3	µg/g	<3			1		96						
Sulfur	50	µg/g	<50			1		101						
Metals - Microwave/ICP-MS - QCBatchID: EMS0159-SEP23														
Aluminum	3	µg/g	<3			2	20	106	70	130				
Antimony	2	µg/g	<0.8			ND	20	101	70	130				
Arsenic	0.5	µg/g	<0.5			5	20	97	70	130				
Barium	0.01	µg/g	<0.01			2	20	96	70	130				
Beryllium	0.02	µg/g	<0.02			1	20	109	70	130				
Bismuth	0.09	µg/g	<0.09			1	20	98	70	130				
Cadmium	0.02	µg/g	<0.02			2	20	99	70	130				
Chromium	0.5	µg/g	<0.5			1	20	96	70	130				
Cobalt	0.01	µg/g	<0.01			3	20	96	70	130				
Copper	0.1	µg/g	<0.1			2	20	106	70	130				
Iron	3	µg/g	<3			0	20	98	70	130				
Lead	0.05	µg/g	<0.05			3	20	93	70	130				
Magnesium	3	µg/g	<0.1			0	20	103	70	130				
Manganese	0.1	µg/g	<0.1			2	20	98	70	130				
Molybdenum	0.1	µg/g	<0.1			11	20	98	70	130				
Nickel	0.1	µg/g	<0.1			1	20	99	70	130				
Selenium	0.1	µg/g	<0.1			1	20	97	70	130				
Silver	0.5	µg/g	<0.01			20	20	102	70	130				
Strontium	0.02	µg/g	<0.02			1	20	101	70	130				
Thallium	0.02	µg/g	<0.02			3	20	NV	70	130				
Tin	6	µg/g	<6			2	20	93	70	130				
Titanium	0.1	µg/g	<0.1			0	20	100	70	130				
Tungsten	0.04	µg/g	<0.04			5	20	108	70	130				

OnLine LIMS

0004324903

Results relate only to the sample tested. Data reported represents the sample submitted to SGS. Reproduction of this analytical report in full or in part is prohibited without prior written approval. Please refer to SGS General Conditions of Services located at https://www.sgs.ca/en/terms-and-conditions (Printed copies are available upon request.)
Test method information available upon request. "Temperature Upon Receipt" is representative of the whole shipment and may not reflect the temperature of individual samples.
SGS Canada Inc. Environment-Health & Safety statement of conformity decision rule does not consider uncertainty when analytical results are compared to a specified standard or regulation.

SGS Canada Inc.
P.O. Box 4300 - 185 Concession St.
Lakefield - Ontario - KOL 2HO
Phone: 705-652-2000 FAX: 705-652-6365

LR Report : **CA19125-AUG23**

Inorganic Analysis														
Parameter	Reporting Limit	Unit	Method Blank	Duplicate				LCS / Spike Blank			Matrix Spike / Reference Material			
				Result 1	Result 2	RPD	Acceptance Criteria	Spike Recovery (%)	Recovery Limits (%)		Spike Recovery (%)	Recovery Limits (%)		
							%		Low	High		Low	High	
Uranium	0.002	µg/g	<0.002			4	20	95	70	130				
Vanadium	1	µg/g	<1			0	20	95	70	130				
Yttrium	0.004	µg/g	<0.004			0	20	101	70	130				
Zinc	0.7	µg/g	<0.7			1	20	96	70	130				
Zirconium	0.03	µg/g	<0.1			Error!	20	93	70	130				
Metals - Microwave/ICP-MS - QCBatchID: EMS0167-SEP23														
Aluminum	3	µg/g	<3			0	20	107	70	130				
Antimony	2	µg/g	<0.8			3	20	99	70	130				
Arsenic	0.5	µg/g	<0.5			6	20	96	70	130				
Barium	0.01	µg/g	<0.01			1	20	96	70	130				
Beryllium	0.02	µg/g	<0.02			1	20	101	70	130				
Bismuth	0.09	µg/g	<0.09			ND	20	94	70	130				
Cadmium	0.02	µg/g	<0.02			8	20	96	70	130				
Chromium	0.5	µg/g	<0.5			2	20	95	70	130				
Cobalt	0.01	µg/g	<0.01			5	20	93	70	130				
Copper	0.1	µg/g	<0.1			3	20	98	70	130				
Iron	3	µg/g	<3			1	20	98	70	130				
Lead	0.05	µg/g	<0.05			3	20	92	70	130				
Magnesium	3	µg/g	<0.1			0	20	96	70	130				
Manganese	0.1	µg/g	<0.1			0	20	95	70	130				
Molybdenum	0.1	µg/g	<0.1			3	20	97	70	130				
Nickel	0.1	µg/g	<0.1			2	20	96	70	130				
Selenium	0.1	µg/g	<0.1			3	20	96	70	130				
Silver	0.5	µg/g	<0.01			1	20	100	70	130				
Strontium	0.02	µg/g	<0.02			0	20	99	70	130				
Thallium	0.02	µg/g	<0.02			0	20	NV	70	130				
Tin	6	µg/g	<6			ND	20	91	70	130				
Titanium	0.1	µg/g	<0.1			2	20	100	70	130				
Tungsten	0.04	µg/g	<0.04			1	20	107	70	130				
Uranium	0.002	µg/g	<0.002			2	20	99	70	130				
Vanadium	1	µg/g	<1			2	20	95	70	130				
Yttrium	0.004	µg/g	<0.004			1	20	100	70	130				
Zinc	0.7	µg/g	<0.7			0	20	93	70	130				
Zirconium	0.03	µg/g	<0.1			Error!	20	Error!	70	130				

OnLine LIMS

0004324903

Results relate only to the sample tested. Data reported represents the sample submitted to SGS. Reproduction of this analytical report in full or in part is prohibited without prior written approval. Please refer to SGS General Conditions of Services located at https://www.sgs.ca/en/terms-and-conditions (Printed copies are available upon request.)
Test method information available upon request. "Temperature Upon Receipt" is representative of the whole shipment and may not reflect the temperature of individual samples.
SGS Canada Inc. Environment-Health & Safety statement of conformity decision rule does not consider uncertainty when analytical results are compared to a specified standard or regulation.

SGS Canada Inc.
P.O. Box 4300 - 185 Concession St.
Lakefield - Ontario - KOL 2HO
Phone: 705-652-2000 FAX: 705-652-6365

Great Bear Resources Ltd.
Attn : Ashley Moncrief

1020 - 800 West Pender St.
Vancouver, BC
V6C 2V6, Canada

Phone: 778-833-2160
Fax:

19-November-2025

Date Rec. : 14 August 2023
LR Report: **CA19128-AUG23**
Reference: Great Bear Project/OMEMA2303 Set #3

Copy: #4

CERTIFICATE OF ANALYSIS
Final Report - Revised

Analysis	1: Analysis Start Date	2: Analysis Start Time	3: Analysis Completed Date	4: Analysis Completed Time	5: 031975	6: 031979	7: 031978	8: 031980	9: 031977	10: 031976	12: 031965	13: 031972	14: 031971	15: 031969
Sample Date & Time					NA	NA	NA	NA	NA	NA	NA	NA	NA	NA
Silver [µg/g]	16-Sep-23	10:17	19-Sep-23	10:29	< 0.5	< 0.5	< 0.5	< 0.5	< 0.5	< 0.5	0.5	< 0.5	0.7	< 0.5
Aluminum [µg/g]	16-Sep-23	10:17	19-Sep-23	10:29	88000	74000	79000	80000	71000	76000	69000	73000	73000	78000
Arsenic [µg/g]	16-Sep-23	10:17	19-Sep-23	10:29	12	7.5	8.9	8.8	9.5	12	1000	890	930	1500
Barium [µg/g]	16-Sep-23	10:17	19-Sep-23	10:29	340	1100	570	550	700	480	140	550	120	790
Beryllium [µg/g]	16-Sep-23	10:17	19-Sep-23	10:29	1.1	1.2	1.3	1.6	1.5	1.3	0.50	1.4	0.56	1.6
Bismuth [µg/g]	16-Sep-23	10:17	19-Sep-23	10:29	0.12	0.16	0.10	0.21	0.13	< 0.085	0.88	0.52	0.95	0.12
Calcium [µg/g]	16-Sep-23	10:17	19-Sep-23	10:29	26000	13000	24000	14000	32000	24000	27000	1200	19000	17000
Cadmium [µg/g]	16-Sep-23	10:17	19-Sep-23	10:29	0.05	0.09	0.11	0.08	0.07	0.10	0.24	0.10	0.67	0.19
Cobalt [µg/g]	16-Sep-23	10:17	19-Sep-23	10:29	7.6	1.7	7.4	1.9	13	1.8	6.7	2.3	2.0	8.7
Chromium [µg/g]	16-Sep-23	10:17	19-Sep-23	10:29	6.2	2.2	47	2.9	26	1.8	8.1	2.1	2.4	11
Copper [µg/g]	16-Sep-23	10:17	19-Sep-23	10:29	22	5.7	11	6.7	70	4.4	7.4	6.9	28	24
Iron [µg/g]	16-Sep-23	10:17	19-Sep-23	10:29	21000	13000	23000	18000	37000	17000	19000	19000	16000	21000
Potassium [µg/g]	16-Sep-23	10:17	19-Sep-23	10:29	6400	23000	30000	19000	18000	27000	3400	24000	1900	34000
Magnesium [µg/g]	16-Sep-23	10:17	19-Sep-23	10:29	7000	2100	9200	2000	9300	2300	6300	1700	1400	7800
Manganese [µg/g]	16-Sep-23	10:17	19-Sep-23	10:29	380	350	950	480	660	430	850	48	480	600
Molybdenum [µg/g]	16-Sep-23	10:17	19-Sep-23	10:29	1.9	0.4	0.4	1.8	1.9	0.7	1.8	1.7	2.3	1.0

OnLine LIMS

0004333809

Results relate only to the sample tested. Data reported represents the sample submitted to SGS. Reproduction of this analytical report in full or in part is prohibited without prior written approval. Please refer to SGS General Conditions of Services located at https://www.sgs.ca/en/terms-and-conditions (Printed copies are available upon request.)
Test method information available upon request. "Temperature Upon Receipt" is representative of the whole shipment and may not reflect the temperature of individual samples.
SGS Canada Inc. Environment-Health & Safety statement of conformity decision rule does not consider uncertainty when analytical results are compared to a specified standard or regulation.

SGS Canada Inc.
P.O. Box 4300 - 185 Concession St.
Lakefield - Ontario - KOL 2HO
Phone: 705-652-2000 FAX: 705-652-6365

Trace Metals - Strong Acid Digest, ICP-MS

LR Report : **CA19128-AUG23**

Analysis	1: Analysis Start Date	2: Analysis Start Time	3: Analysis Completed Date	4: Analysis Completed Time	5: 031975	6: 031979	7: 031978	8: 031980	9: 031977	10: 031976	12: 031965	13: 031972	14: 031971	15: 031969
Sodium [µg/g]	16-Sep-23	10:17	19-Sep-23	10:29	40000	29000	7500	28000	20000	18000	44000	12000	49000	23000
Nickel [µg/g]	16-Sep-23	10:17	19-Sep-23	10:29	16	1.1	16	0.5	37	0.1	12	1.5	0.2	15
Phosphorus [µg/g]	16-Sep-23	10:17	19-Sep-23	10:29	430	160	200	200	460	150	490	120	200	580
Lead [µg/g]	16-Sep-23	10:17	19-Sep-23	10:29	10	12	13	15	9	14	17	49	101	18
Antimony [µg/g]	16-Sep-23	10:17	19-Sep-23	10:29	< 2	< 2	< 2	< 2	< 2	< 2	< 2	< 2	< 2	< 2
Sulfur [µg/g]	16-Sep-23	10:17	19-Sep-23	10:29	900	470	1500	550	3100	810	7900	13000	9000	5900
Selenium [µg/g]	16-Sep-23	10:17	19-Sep-23	10:29	0.3	0.2	0.2	0.2	0.2	0.3	2.8	0.4	3.4	4.0
Tin [µg/g]	16-Sep-23	10:17	19-Sep-23	10:29	< 6	< 6	< 6	< 6	< 6	< 6	< 6	< 6	< 6	< 6
Strontium [µg/g]	16-Sep-23	10:17	19-Sep-23	10:29	400	160	120	210	270	240	230	44	190	190
Titanium [µg/g]	16-Sep-23	10:17	19-Sep-23	10:29	2100	1200	1600	1300	2600	1300	2000	1200	920	2700
Thorium [µg/g]	16-Sep-23	10:17	29-Sep-23	13:04	8.3	15	14	14	11	14	9.2	13	14	11
Thallium [µg/g]	16-Sep-23	10:17	19-Sep-23	10:29	0.14	0.45	0.80	0.52	0.62	0.55	0.10	0.51	0.04	0.74
Uranium [µg/g]	16-Sep-23	10:17	19-Sep-23	10:29	2.0	2.7	2.2	2.4	1.5	2.5	1.8	2.6	2.3	2.5
Vanadium [µg/g]	16-Sep-23	10:17	19-Sep-23	10:29	34	5.6	26	2.3	50	1.7	26	2.2	5.5	63
Tungsten [µg/g]	16-Sep-23	10:17	19-Sep-23	10:29	7.2	4.9	1.3	2.0	98	2.3	56	3.0	7.8	15
Yttrium [µg/g]	16-Sep-23	10:17	19-Sep-23	10:29	6.4	12	18	13	9.4	15	8.2	7.5	12	13
Zinc [µg/g]	16-Sep-23	10:17	19-Sep-23	10:29	43	39	79	52	57	57	92	50	150	62
Zirconium [µg/g]	16-Sep-23	10:17	19-Sep-23	10:29	240	310	370	400	220	350	140	350	220	170

Analysis	16: 031964	17: 031970	18: 031968	19: 031963	20: 031966	21: 031967	22: 031910	23: 031911	24: 031899	25: 031897	26: 031894	27: 031898	28: 031895	29: 031909	30: 031893	31: 031896
Sample Date & Time	NA	NA	NA	NA	NA	NA	NA	NA	NA	NA	NA	NA	NA	NA	NA	NA
Silver [µg/g]	< 0.5	< 0.5	< 0.5	0.6	< 0.5	< 0.5	< 0.5	< 0.5	< 0.5	< 0.5	< 0.5	< 0.5	< 0.5	< 0.5	< 0.5	< 0.5
Aluminum [µg/g]	70000	80000	76000	130000	73000	75000	100000	100000	93000	100000	97000	74000	86000	81000	93000	93000
Arsenic [µg/g]	1700	430	390	3000	4700	900	660	300	480	610	130	810	72	250	210	56
Barium [µg/g]	38	550	480	830	520	640	820	560	510	540	650	330	360	460	820	630
Beryllium [µg/g]	0.41	1.3	1.3	2.1	1.1	1.2	1.5	1.5	1.1	1.3	1.7	1.3	1.5	1.2	1.1	1.5
Bismuth [µg/g]	0.46	0.18	0.50	0.56	0.18	< 0.085	0.25	0.36	0.28	0.45	0.33	0.24	0.21	0.60	0.28	0.23
Calcium [µg/g]	21000	7400	12000	15000	1700	16000	18000	10000	12000	12000	12000	24000	19000	15000	8600	16000
Cadmium [µg/g]	0.21	0.18	0.04	0.31	0.21	0.08	0.14	0.12	0.31	0.16	0.09	0.18	0.18	0.14	0.08	0.11
Cobalt [µg/g]	7.1	3.5	3.1	4.6	1.7	1.7	24	23	22	24	21	25	18	18	24	20

OnLine LIMS

0004333809

Results relate only to the sample tested. Data reported represents the sample submitted to SGS. Reproduction of this analytical report in full or in part is prohibited without prior written approval. Please refer to SGS General Conditions of Services located at https://www.sgs.ca/en/terms-and-conditions (Printed copies are available upon request.)
Test method information available upon request. "Temperature Upon Receipt" is representative of the whole shipment and may not reflect the temperature of individual samples.
SGS Canada Inc. Environment-Health & Safety statement of conformity decision rule does not consider uncertainty when analytical results are compared to a specified standard or regulation.

SGS Canada Inc.
P.O. Box 4300 - 185 Concession St.
Lakefield - Ontario - KOL 2HO
Phone: 705-652-2000 FAX: 705-652-6365

Analysis	16: 031964	17: 031970	18: 031968	19: 031963	20: 031966	21: 031967	22: 031910	23: 031911	24: 031899	25: 031897	26: 031894	27: 031898	28: 031895	29: 031909	30: 031893	31: 031896
Chromium [µg/g]	9.4	4.6	3.1	5.2	3.9	2.4	100	71	63	82	86	150	38	32	78	77
Copper [µg/g]	6.1	12	7.2	12	6.2	6.8	60	67	56	63	56	40	48	81	62	54
Iron [µg/g]	20000	20000	22000	42000	18000	17000	45000	43000	63000	49000	44000	54000	36000	38000	57000	53000
Potassium [µg/g]	940	31000	28000	53000	32000	24000	28000	32000	25000	24000	32000	23000	17000	17000	36000	24000
Magnesium [µg/g]	6700	3500	2800	5500	2500	2900	18000	14000	17000	15000	14000	26000	12000	12000	17000	15000
Manganese [µg/g]	580	240	380	440	57	410	530	500	520	680	500	780	440	580	570	570
Molybdenum [µg/g]	1.1	1.4	1.8	2.8	1.8	1.0	1.7	1.3	1.4	1.8	1.6	1.3	0.9	1.6	1.4	1.2
Sodium [µg/g]	57000	8200	15000	26000	3200	22000	17000	17000	14000	14000	20000	20000	21000	18000	12000	19000
Nickel [µg/g]	13	4.5	1.9	2.2	0.3	0.2	65	60	63	82	71	77	43	56	63	57
Phosphorus [µg/g]	450	270	190	330	130	160	640	590	680	510	610	520	560	500	640	590
Lead [µg/g]	16	20	28	52	52	17	18	16	35	14	17	13	14	18	11	16
Antimony [µg/g]	< 2	< 2	< 2	5.3	3.8	< 2	< 2	< 2	< 2	< 2	< 2	< 2	< 2	< 2	< 2	< 2
Sulfur [µg/g]	6900	13000	15000	24000	9300	11000	2300	3400	4100	2700	2500	1300	3000	3600	1700	2900
Selenium [µg/g]	3.8	0.2	0.3	0.3	0.3	0.2	0.4	0.4	0.5	0.4	0.4	0.2	0.4	0.5	0.3	0.3
Tin [µg/g]	< 6	< 6	< 6	< 6	< 6	< 6	< 6	< 6	< 6	< 6	< 6	< 6	< 6	< 6	< 6	< 6
Strontium [µg/g]	150	83	160	230	59	180	280	190	190	180	260	240	290	230	190	320
Titanium [µg/g]	1900	1500	1100	2100	1200	740	3900	3800	3500	4200	4300	3700	2800	3000	3300	3300
Thorium [µg/g]	9.0	13	13	13	13	13	12	11	12	11	12	9.8	10	10	12	12
Thallium [µg/g]	0.02	0.73	0.59	1.1	0.53	0.74	0.66	0.75	0.67	0.54	0.83	0.61	0.50	0.53	0.69	0.57
Uranium [µg/g]	1.8	2.5	2.2	3.9	2.2	2.5	2.3	2.3	2.2	2.5	2.3	1.5	1.9	2.2	2.0	2.3
Vanadium [µg/g]	14	12	6.8	9.0	1.7	1.6	130	120	100	120	120	110	74	78	120	120
Tungsten [µg/g]	8.1	2.8	2.2	6.2	2.3	0.71	3.6	5.4	1.1	1.7	2.7	0.92	4.1	1.5	2.2	1.7
Yttrium [µg/g]	6.3	12	13	17	10	14	12	8.2	12	15	11	10	8.1	11	10	12
Zinc [µg/g]	51	140	31	120	94	55	100	120	66	110	110	99	85	76	94	88
Zirconium [µg/g]	100	270	220	450	270	250	270	260	240	270	280	220	220	230	220	220

Analysis	32: 031931	34: 031919	35: 031913	36: 031918	37: 031912	38: 031916	39: 031915	40: 031917	41: 031914	42: 031928	43: 031930	44: 031927	45: 031929	46: 031922	47: 031923	48: 031926
Sample Date & Time	NA	NA	NA	NA	NA	NA	NA	NA	NA	NA	NA	NA	NA	NA	NA	NA
Silver [µg/g]	1.5	< 0.5	< 0.5	< 0.5	< 0.5	< 0.5	0.6	0.6	0.8	< 0.5	< 0.5	< 0.5	< 0.5	< 0.5	< 0.5	< 0.5
Aluminum [µg/g]	100000	83000	100000	99000	74000	82000	87000	88000	92000	72000	82000	86000	67000	90000	63000	90000

OnLine LIMS

0004333809

Results relate only to the sample tested. Data reported represents the sample submitted to SGS. Reproduction of this analytical report in full or in part is prohibited without prior written approval. Please refer to SGS General Conditions of Services located at https://www.sgs.ca/en/terms-and-conditions (Printed copies are available upon request.)
Test method information available upon request. "Temperature Upon Receipt" is representative of the whole shipment and may not reflect the temperature of individual samples.
SGS Canada Inc. Environment-Health & Safety statement of conformity decision rule does not consider uncertainty when analytical results are compared to a specified standard or regulation.

SGS Canada Inc.
P.O. Box 4300 - 185 Concession St.
Lakefield - Ontario - KOL 2HO
Phone: 705-652-2000 FAX: 705-652-6365

Trace Metals - Strong Acid Digest, ICP-MS

LR Report : CA19128-AUG23

Analysis	32: 031931	34: 031919	35: 031913	36: 031918	37: 031912	38: 031916	39: 031915	40: 031917	41: 031914	42: 031928	43: 031930	44: 031927	45: 031929	46: 031922	47: 031923	48: 031926
Arsenic [µg/g]	30	38	24	69	45	880	22	79	39	5.6	7.2	1.4	2.6	2.8	19	2.9
Barium [µg/g]	480	220	740	930	470	990	630	580	760	470	550	500	390	520	230	570
Beryllium [µg/g]	1.5	1.7	2.3	1.9	1.2	1.4	1.4	1.6	1.3	1.3	1.4	1.9	1.1	1.4	1.0	1.4
Bismuth [µg/g]	4.1	1.4	0.35	0.25	0.68	0.52	2.0	< 0.085	1.4	0.15	0.33	0.09	< 0.085	0.18	0.29	0.26
Calcium [µg/g]	8300	12000	17000	22000	23000	12000	17000	29000	12000	21000	29000	22000	23000	17000	6500	15000
Cadmium [µg/g]	0.69	0.31	0.12	0.07	0.20	0.32	0.41	0.48	0.17	0.04	0.08	0.08	0.03	0.11	0.30	0.16
Cobalt [µg/g]	22	25	15	17	13	30	24	14	17	5.3	16	14	10	14	17	8.7
Chromium [µg/g]	87	81	84	63	31	70	75	20	74	5.8	13	25	25	28	15	22
Copper [µg/g]	96	49	49	22	76	58	83	20	92	19	19	58	8.3	43	28	15
Iron [µg/g]	59000	50000	49000	72000	80000	40000	50000	56000	31000	15000	25000	23000	9600	31000	48000	25000
Potassium [µg/g]	42000	46000	32000	24000	11000	24000	18000	20000	28000	15000	14000	22000	14000	23000	11000	28000
Magnesium [µg/g]	13000	14000	17000	15000	14000	12000	14000	11000	13000	3700	7200	6400	1800	7400	5700	6100
Manganese [µg/g]	1500	520	760	660	670	810	710	2000	1200	270	470	390	170	870	640	430
Molybdenum [µg/g]	1.8	1.8	1.1	1.6	3.1	2.0	2.0	0.7	1.4	2.1	2.2	2.6	1.3	1.6	2.4	1.1
Sodium [µg/g]	22000	28000	26000	20000	34000	42000	43000	19000	14000	28000	33000	26000	26000	24000	30000	15000
Nickel [µg/g]	59	74	40	45	45	72	68	40	51	7.1	21	25	23	27	18	18
Phosphorus [µg/g]	610	570	820	780	730	490	540	760	590	310	1100	570	560	450	84	450
Lead [µg/g]	37	9	19	13	13	10	30	40	21	8	18	15	11	13	8	12
Antimony [µg/g]	< 2	< 2	< 2	< 2	< 2	< 2	< 2	< 2	< 2	< 2	< 2	< 2	< 2	< 2	< 2	< 2
Sulfur [µg/g]	12000	17000	8300	2400	14000	12000	17000	5300	12000	1400	2500	1700	760	3100	4700	3200
Selenium [µg/g]	3.1	1.6	0.7	0.3	1.0	2.8	4.5	0.3	0.5	0.1	0.2	0.3	0.1	0.2	0.5	0.2
Tin [µg/g]	< 6	< 6	< 6	< 6	< 6	< 6	< 6	< 6	< 6	< 6	< 6	< 6	< 6	< 6	< 6	< 6
Strontium [µg/g]	180	240	270	300	400	300	280	280	240	240	360	420	320	250	120	250
Titanium [µg/g]	3800	3300	3300	4000	2900	3000	3000	3700	1800	1600	4500	3400	2900	3700	6400	3100
Thorium [µg/g]	12	11	11	14	10	11	12	13	12	11	11	10	8.1	11	7.5	11
Thallium [µg/g]	1.2	0.82	0.99	0.66	0.70	0.81	0.68	0.80	1.3	0.40	0.43	0.44	0.17	0.84	0.40	0.51
Uranium [µg/g]	2.4	1.6	2.4	2.7	1.8	2.7	2.2	2.0	2.2	2.1	1.7	1.2	0.68	1.6	1.2	2.1
Vanadium [µg/g]	130	110	110	110	71	100	120	73	100	24	69	69	56	72	50	68
Tungsten [µg/g]	31	7.7	7.2	1.1	14	3.1	7.8	1.4	0.68	3.5	2.0	1.2	0.55	1.0	3.3	3.1
Yttrium [µg/g]	13	9.3	13	15	13	13	15	13	12	3.7	9.6	8.0	4.4	9.2	3.6	9.3
Zinc [µg/g]	410	130	120	88	170	110	130	200	130	40	60	74	20	74	96	68
Zirconium [µg/g]	270	260	280	280	220	270	250	280	240	230	260	260	220	320	460	300

OnLine LIMS

0004333809

Results relate only to the sample tested. Data reported represents the sample submitted to SGS. Reproduction of this analytical report in full or in part is prohibited without prior written approval. Please refer to SGS General Conditions of Services located at https://www.sgs.ca/en/terms-and-conditions (Printed copies are available upon request.)
Test method information available upon request. "Temperature Upon Receipt" is representative of the whole shipment and may not reflect the temperature of individual samples.
SGS Canada Inc. Environment-Health & Safety statement of conformity decision rule does not consider uncertainty when analytical results are compared to a specified standard or regulation.

SGS Canada Inc.
P.O. Box 4300 - 185 Concession St.
Lakefield - Ontario - KOL 2HO
Phone: 705-652-2000 FAX: 705-652-6365

LR Report : **CA19128-AUG23**

Analysis	49: 031924	50: 031921	51: 031925	52: 031872
Sample Date & Time	NA	NA	NA	N/A
Silver [µg/g]	< 0.5	< 0.5	< 0.5	< 0.5
Aluminum [µg/g]	73000	70000	70000	76000
Arsenic [µg/g]	11	5.4	38	11
Barium [µg/g]	570	430	280	510
Beryllium [µg/g]	1.5	0.99	1.5	1.1
Bismuth [µg/g]	0.28	< 0.085	0.16	0.41
Calcium [µg/g]	25000	19000	19000	29000
Cadmium [µg/g]	0.14	0.17	0.07	0.05
Cobalt [µg/g]	13	4.3	16	14
Chromium [µg/g]	16	4.7	11	19
Copper [µg/g]	32	10	49	11
Iron [µg/g]	58000	21000	51000	30000
Potassium [µg/g]	14000	17000	15000	12000
Magnesium [µg/g]	12000	3700	7200	9800
Manganese [µg/g]	600	590	910	710
Molybdenum [µg/g]	1.5	3.2	1.5	1.4
Sodium [µg/g]	29000	26000	26000	37000
Nickel [µg/g]	31	5.7	23	30
Phosphorus [µg/g]	660	250	720	610
Lead [µg/g]	16	26	10	10
Antimony [µg/g]	< 2	< 2	< 2	< 2
Sulfur [µg/g]	3900	1400	5200	5800
Selenium [µg/g]	0.3	< 0.1	0.4	0.2
Tin [µg/g]	< 6	< 6	< 6	< 6
Strontium [µg/g]	400	200	210	340
Titanium [µg/g]	3000	1700	3100	2600
Thorium [µg/g]	13	7.5	8.8	11
Thallium [µg/g]	0.50	0.59	0.55	0.37
Uranium [µg/g]	1.5	1.3	1.3	1.7
Vanadium [µg/g]	60	26	63	57
Tungsten [µg/g]	3.4	0.64	2.0	3.8
Yttrium [µg/g]	11	2.9	7.0	8.3

OnLine LIMS

0004333809

Results relate only to the sample tested. Data reported represents the sample submitted to SGS. Reproduction of this analytical report in full or in part is prohibited without prior written approval. Please refer to SGS General Conditions of Services located at https://www.sgs.ca/en/terms-and-conditions (Printed copies are available upon request.)
Test method information available upon request. "Temperature Upon Receipt" is representative of the whole shipment and may not reflect the temperature of individual samples.
SGS Canada Inc. Environment-Health & Safety statement of conformity decision rule does not consider uncertainty when analytical results are compared to a specified standard or regulation.

SGS Canada Inc.
P.O. Box 4300 - 185 Concession St.
Lakefield - Ontario - KOL 2HO
Phone: 705-652-2000 FAX: 705-652-6365

Analysis	49: 031924	50: 031921	51: 031925	52: 031872
Zinc [µg/g]	83	60	72	52
Zirconium [µg/g]	260	200	200	250

Revised with lower RL for Bi and Sb. Results below the SGS RL may be unreliable.

Revised report with sample changes as per client request.

Method Descriptions

Parameter	Units	SGS Method Code	Reference Method Code
	µg/g	ME-CA-[ENV]SPE-LAK-AN-001	EPA 3052/200.8
	µg/g	ME-CA-[ENV]SPE-LAK-AN-013	EPA 3052/200.8
Metals - Microwave/ICP-MS	µg/g	ME-CA-[ENV]SPE-LAK-AN-007	EPA 3052/200.8
Metals - Microwave/ICP-MS	µg/g	ME-CA-[ENV]SPE-LAK-AN-013	EPA 3052/200.8

Catharine Arnold

CHARTERED CATHARINE ARNOLD CHEMIST

Catharine Arnold, B.Sc., C.Chem
Project Specialist,
Environment, Health & Safety

OnLine LIMS

0004333809

Results relate only to the sample tested. Data reported represents the sample submitted to SGS. Reproduction of this analytical report in full or in part is prohibited without prior written approval. Please refer to SGS General Conditions of Services located at https://www.sgs.ca/en/terms-and-conditions (Printed copies are available upon request.)
Test method information available upon request. "Temperature Upon Receipt" is representative of the whole shipment and may not reflect the temperature of individual samples.
SGS Canada Inc. Environment-Health & Safety statement of conformity decision rule does not consider uncertainty when analytical results are compared to a specified standard or regulation.

SGS Canada Inc.
P.O. Box 4300 - 185 Concession St.
Lakefield - Ontario - K0L 2H0
Phone: 705-652-2000 FAX: 705-652-6365

Quality Control Report

Inorganic Analysis														
Parameter	Reporting Limit	Unit	Method Blank	Duplicate				LCS / Spike Blank			Matrix Spike / Reference Material			
				Result 1	Result 2	RPD	Acceptance Criteria	Spike Recovery (%)	Recovery Limits (%)		Spike Recovery (%)	Recovery Limits (%)		
							%		Low	High		Low	High	
**QCR_SubCategory* - QCBatchID: EMS0062-SEP23*														
Calcium	3	µg/g	<3			1		100			87			
Phosphorus	3	µg/g	<3			3		100			93			
Potassium	3	µg/g	<3			2		101			95			
Sodium	3	µg/g	<3			1		98			99			
Sulfur	50	µg/g	<50			19		101			NV			
Metals - Microwave/ICP-MS - QCBatchID: EMS0062-SEP23														
Aluminum	3	µg/g	<3			5	20	105	70	130	94	70	130	
Antimony	2	µg/g	<0.8			ND	20	110	70	130	115	70	130	
Arsenic	0.5	µg/g	<0.5			2	20	108	70	130	111	70	130	
Barium	0.01	µg/g	<0.01			1	20	103	70	130	113	70	130	
Beryllium	0.02	µg/g	<0.02			1	20	103	70	130	93	70	130	
Bismuth	0.085	µg/g	<0.09			17	20	102	70	130	NV	70	130	
Cadmium	0.02	µg/g	<0.02			15	20	106	70	130	NV	70	130	
Chromium	0.5	µg/g	<0.5			1	20	105	70	130	86	70	130	
Cobalt	0.01	µg/g	<0.01			1	20	105	70	130	96	70	130	
Copper	0.1	µg/g	<0.1			3	20	107	70	130	104	70	130	
Iron	3	µg/g	<3			2	20	98	70	130	93	70	130	
Lead	0.05	µg/g	<0.05			1	20	102	70	130	113	70	130	
Magnesium	3	µg/g	<3			0	20	101	70	130	93	70	130	
Manganese	0.1	µg/g	<0.1			2	20	108	70	130	103	70	130	
Molybdenum	0.1	µg/g	<0.1			2	20	103	70	130	98	70	130	
Nickel	0.1	µg/g	<0.1			4	20	106	70	130	110	70	130	
Selenium	0.1	µg/g	<0.1			11	20	107	70	130	NV	70	130	
Silver	0.5	µg/g	<0.01			20	20	99	70	130	NV	70	130	
Strontium	0.02	µg/g	<0.02			2	20	101	70	130	96	70	130	
Thallium	0.02	µg/g	<0.02			3	20	99	70	130	NV	70	130	
Tin	6	µg/g	<6			ND	20	100	70	130	NV	70	130	
Titanium	0.1	µg/g	<0.1			2	20	100	70	130	79	70	130	
Tungsten	0.04	µg/g	<0.04			7	20	104	70	130	NV	70	130	
Uranium	0.002	µg/g	<0.002			6	20	99	70	130	98	70	130	
Vanadium	1	µg/g	<1			5	20	102	70	130	99	70	130	
Yttrium	0.004	µg/g	<0.004			9	20	106	70	130	NV	70	130	
Zinc	0.7	µg/g	<0.7			1	20	109	70	130	101	70	130	
Zirconium	0.03	µg/g	<0.03			5	20	97	70	130	NV	70	130	

OnLine LIMS

00043338O9

Results relate only to the sample tested. Data reported represents the sample submitted to SGS. Reproduction of this analytical report in full or in part is prohibited without prior written approval. Please refer to SGS General Conditions of Services located at https://www.sgs.ca/en/terms-and-conditions (Printed copies are available upon request.)
Test method information available upon request. "Temperature Upon Receipt" is representative of the whole shipment and may not reflect the temperature of individual samples.
SGS Canada Inc. Environment-Health & Safety statement of conformity decision rule does not consider uncertainty when analytical results are compared to a specified standard or regulation.

SGS Canada Inc.
P.O. Box 4300 - 185 Concession St.
Lakefield - Ontario - KOL 2HO
Phone: 705-652-2000 FAX: 705-652-6365

Great Bear Resources Ltd.
Attn : Ashley Moncrief

1020 - 800 West Pender St.
Vancouver, BC
V6C 2V6, Canada

Phone: 778-833-2160
Fax:

11-November-2025

Date Rec. : 28 September 2022
LR Report: **CA19158-SEP22**
Reference: Great Bear Project/OMGS21045 - Set 1/5

Copy: #3

CERTIFICATE OF ANALYSIS
Final Report - Revised

Analysis	5: DX450001	6: DX450002	7: DX450003	10: DX450006	12: DX450008	13: DX450009	14: DX450010	15: DX450011	16: DX450012	17: DX450013	18: DX450014	19: DX450015	20: DX450016	21: DX450017
Sample Date & Time	N/A	N/A	N/A	N/A	N/A	N/A	N/A	N/A	N/A	N/A	N/A	N/A	N/A	N/A
Ag [µg/g]	< 0.75	< 0.75	< 0.75	< 0.75	< 0.75	< 0.75	< 0.75	< 0.75	< 0.75	< 0.75	< 0.75	< 0.75	< 0.75	< 0.75
Al [µg/g]	74000	74000	69000	92000	71000	73000	76000	81000	84000	72000	81000	93000	60000	76000
As [µg/g]	4.1	12	5.0	11	1.7	2.3	5.5	9.1	100	22	3.7	75	42	14
Ba [µg/g]	440	520	350	320	450	340	480	430	610	390	380	420	380	450
Be [µg/g]	0.97	1	1	0.64	1	1	1	1	1	1	1	1	1	1
Bi [µg/g]	0.21	0.23	< 0.085	0.21	0.63	1	1	3	0.62	0.48	0.45	0.31	0.55	0.19
Ca [µg/g]	32000	26000	25000	46000	13000	20000	17000	23000	25000	16000	16000	15000	12000	12000
Cd [µg/g]	0.13	0.08	0.17	4	0.09	0.08	0.11	0.08	16	0.13	0.18	0.21	0.10	0.19
Co [µg/g]	20	8	8	46	2	10	12	13	9	6	18	21	2	10
Cr [µg/g]	34	84	6.3	47	14	9.7	33	19	26	8.4	83	50	17	18
Cu [µg/g]	64	250	14	67	19	29	35	39	64	9.1	49	50	8.8	29
Fe [µg/g]	37000	28000	24000	35000	9300	28000	29000	34000	36000	20000	38000	47000	18000	35000
K [µg/g]	17000	21000	20000	21000	20000	18000	19000	26000	33000	21000	25000	30000	18000	28000
Mg [µg/g]	18000	7800	7300	6900	2300	7200	8000	11000	8200	4600	12000	14000	1900	8100
Mn [µg/g]	600	390	500	730	120	310	380	480	1700	400	330	490	310	400
Mo [µg/g]	2.0	8.3	1.4	1.2	3.7	1.4	1.8	2.1	1.8	1.2	2.1	1.4	1.7	2.8
Na [µg/g]	24000	29000	30000	23000	21000	23000	20000	26000	15000	31000	26000	19000	31000	11000
Ni [µg/g]	56	12	10	110	1.5	18	25	27	16	9.7	44	54	1.3	23
P [µg/g]	730	490	500	660	81	500	470	600	530	380	550	590	150	500
Pb [µg/g]	9	10	11	4	12	10	12	12	36	14	11	14	10	5
S [µg/g]	1500	1200	300	1200	770	3700	4900	7500	17000	6500	1800	1500	4400	1100

OnLine LIMS

Results relate only to the sample tested. Data reported represents the sample submitted to SGS. Reproduction of this analytical report in full or in part is prohibited without prior written approval. Please refer to SGS General Conditions of Services located at https://www.sgs.ca/en/terms-and-conditions (Printed copies are available upon request.)
Test method information available upon request. "Temperature Upon Receipt" is representative of the whole shipment and may not reflect the temperature of individual samples.
SGS Canada Inc. Environment-Health & Safety statement of conformity decision rule does not consider uncertainty when analytical results are compared to a specified standard or regulation.

000432471 4

SGS Canada Inc.
P.O. Box 4300 - 185 Concession St.
Lakefield - Ontario - KOL 2HO
Phone: 705-652-2000 FAX: 705-652-6365

Trace Metals - Strong Acid Digest, ICP-MS

LR Report : **CA19158-SEP22**

Analysis	5: DX450001	6: DX450002	7: DX450003	10: DX450006	12: DX450008	13: DX450009	14: DX450010	15: DX450011	16: DX450012	17: DX450013	18: DX450014	19: DX450015	20: DX450016	21: DX450017
Sb [µg/g]	< 2	< 2	< 2	< 2	< 2	< 2	< 2	< 2	< 2	< 2	< 2	< 2	< 2	< 2
Se [µg/g]	< 0.5	< 0.5	< 0.5	< 0.5	< 0.5	< 0.5	< 0.5	< 0.5	0.8	< 0.5	< 0.5	< 0.5	< 0.5	< 0.5
Sn [µg/g]	< 6	< 6	< 6	< 6	< 6	< 6	< 6	< 6	< 6	< 6	< 6	< 6	< 6	< 6
Sr [µg/g]	350	230	220	250	190	230	290	270	180	190	250	250	130	110
Th [µg/g]	27.0	20.1	16.1	8.2	14.4	10.0	8.9	9.1	10.9	8.7	8.9	9.6	9.3	8.0
Ti [µg/g]	2900	2300	2400	8900	1100	2500	2400	2500	2300	1700	3300	3700	1300	2500
Tl [µg/g]	0.34	0.50	0.45	0.32	0.35	0.43	0.48	0.87	0.81	0.40	0.53	0.57	0.30	0.36
U [µg/g]	1.52	1.95	1.76	0.28	2.30	1.89	2.04	2.00	2.47	2.13	1.39	2.05	1.97	1.67
V [µg/g]	65	40	42	150	2.8	46	52	61	49	29	84	96	2.5	40
W [µg/g]	1	3	1	0.54	1	0.54	0.94	0.95	3	2	2	1	1	2
Y [µg/g]	11.5	7.74	6.72	15.0	13.4	8.42	8.99	8.93	9.66	4.17	9.42	10.8	8.32	7.97
Zn [µg/g]	78	53	84	380	37	48	65	80	2500	40	73	110	47	96
Zr [µg/g]	84	290	220	170	230	130	120	130	130	130	150	140	150	140

Analysis	22: DX450018	24: DX450021	25: DX450022	26: DX450023	27: DX450024	28: DX450025	29: DX450026	30: DX450027	31: DX450028	32: DX450029	33: DX450030	34: DX450031	35: DX450032	36: DX450033
Sample Date & Time	N/A	N/A	N/A	N/A	N/A	N/A	N/A	N/A	N/A	N/A	N/A	N/A	N/A	N/A
Ag [µg/g]	< 0.75	< 0.75	< 0.75	< 0.75	< 0.75	< 0.75	< 0.75	9.3	< 0.75	< 0.75	< 0.75	< 0.75	< 0.75	< 0.75
Al [µg/g]	63000	61000	78000	81000	72000	77000	65000	78000	81000	65000	52000	54000	90000	63000
As [µg/g]	1.1	1.8	8.4	0.9	1.5	2.4	2.0	11	3.9	8.4	19	13	7.3	5.1
Ba [µg/g]	460	61	46	170	39	180	430	580	460	450	1000	78	300	390
Be [µg/g]	1	1	0.35	0.37	0.26	0.35	1	0.91	1	1	1	0.53	1	1
Bi [µg/g]	0.25	4	< 0.085	< 0.085	< 0.085	< 0.085	0.47	21	0.59	0.80	0.48	2	0.31	0.97
Ca [µg/g]	18000	18000	87000	86000	100000	69000	20000	20000	24000	25000	17000	22000	14000	18000
Cd [µg/g]	0.06	4	0.15	0.17	0.17	0.12	0.14	98	0.22	0.71	0.55	0.14	0.06	0.09
Co [µg/g]	6	62	50	53	47	48	19	10	15	7	2	5	8	14
Cr [µg/g]	13	92	110	120	79	180	45	22	21	30	3.3	34	12	34
Cu [µg/g]	32	320	95	130	140	81	47	43	38	22	8.1	8.1	17	17
Fe [µg/g]	20000	160000	90000	94000	86000	110000	36000	39000	36000	23000	13000	18000	30000	46000
K [µg/g]	24000	9300	880	1100	1300	1900	18000	31000	22000	14000	22000	1600	27000	17000
Mg [µg/g]	6400	6800	26000	26000	26000	29000	11000	7700	9800	8900	1700	5100	5600	6700
Mn [µg/g]	340	1100	2100	2200	2100	2600	460	2800	690	310	930	680	480	790
Mo [µg/g]	0.7	4.3	0.4	0.4	0.3	0.4	1.4	1.5	2.0	2.2	1.0	1.6	1.2	2.1
Na [µg/g]	21000	20000	15000	18000	14000	15000	24000	11000	20000	29000	22000	42000	18000	26000
Ni [µg/g]	6.2	96	92	94	82	90	39	11	32	18	1.2	8.3	17	28
P [µg/g]	260	330	320	320	270	300	560	520	580	490	130	360	510	360
Pb [µg/g]	10	9	0.62	0.41	0.47	0.54	14	580	16	14	27	11	14	10
S [µg/g]	< 10	74000	460	2200	2200	480	4200	18000	3800	5000	5100	2300	2000	550
Sb [µg/g]	< 2	< 2	< 2	< 2	< 2	< 2	< 2	< 2	< 2	< 2	< 2	< 2	< 2	< 2

OnLine LIMS

000432471 4

Results relate only to the sample tested. Data reported represents the sample submitted to SGS. Reproduction of this analytical report in full or in part is prohibited without prior written approval. Please refer to SGS General Conditions of Services located at https://www.sgs.ca/en/terms-and-conditions (Printed copies are available upon request.)
Test method information available upon request. "Temperature Upon Receipt" is representative of the whole shipment and may not reflect the temperature of individual samples.
SGS Canada Inc. Environment-Health & Safety statement of conformity decision rule does not consider uncertainty when analytical results are compared to a specified standard or regulation.

SGS Canada Inc.
P.O. Box 4300 - 185 Concession St.
Lakefield - Ontario - KOL 2HO
Phone: 705-652-2000 FAX: 705-652-6365

LR Report : **CA19158-SEP22**

Analysis	22: DX450018	24: DX450021	25: DX450022	26: DX450023	27: DX450024	28: DX450025	29: DX450026	30: DX450027	31: DX450028	32: DX450029	33: DX450030	34: DX450031	35: DX450032	36: DX450033
Se [µg/g]	< 0.5	6.1	< 0.5	0.6	< 0.5	< 0.5	< 0.5	< 0.5	< 0.5	< 0.5	< 0.5	< 0.5	< 0.5	< 0.5
Sn [µg/g]	< 6	< 6	< 6	< 6	< 6	< 6	< 6	< 6	< 6	< 6	< 6	< 6	< 6	< 6
Sr [µg/g]	200	130	130	140	110	120	360	140	240	280	160	230	300	240
Th [µg/g]	8.0	5.0	2.6	1.8	1.6	1.0	4.9	8.3	7.3	7.1	8.8	3.4	8.0	5.9
Ti [µg/g]	2000	2700	6600	6900	6000	6300	2900	2300	3200	2200	1100	1600	3500	2700
Tl [µg/g]	0.34	0.16	< 0.02	< 0.02	< 0.02	< 0.02	0.35	0.88	0.61	0.31	0.49	< 0.02	0.63	0.25
U [µg/g]	1.36	1.14	0.075	0.074	0.066	0.074	1.18	2.26	1.70	1.66	1.49	1.27	1.91	0.99
V [µg/g]	33	77	290	280	250	280	71	44	66	34	6.2	11	54	39
W [µg/g]	0.80	0.40	0.24	0.11	0.29	0.18	0.53	0.93	0.75	1	3	23	1	0.81
Y [µg/g]	8.44	10.2	22.7	23.3	20.3	20.9	9.88	8.17	10.2	6.51	7.47	5.49	8.38	4.80
Zn [µg/g]	58	610	97	99	98	100	74	17000	90	160	140	41	55	58
Zr [µg/g]	120	110	56	42	37	44	82	96	120	87	120	48	130	120

Analysis	38: DX450035	39: DX450036	40: DX450037	41: DX450038	42: DX450039	43: DX450040	44: DX450041	45: DX450042	46: DX450043	47: DX450044	48: DX450045	49: DX450046	50: DX450047	51: DX450048
Sample Date & Time	N/A	N/A	N/A	N/A	N/A	N/A	N/A	N/A	N/A	N/A	N/A	N/A	N/A	N/A
Ag [µg/g]	< 0.75	< 0.75	< 0.75	0.9	< 0.75	< 0.75	< 0.75	< 0.75	0.8	< 0.75	< 0.75	< 0.75	< 0.75	< 0.75
Al [µg/g]	22000	74000	67000	60000	57000	79000	61000	51000	72000	44000	89000	79000	90000	53000
As [µg/g]	1.0	1.7	3.9	14	840	210	6.7	2200	13	4.1	1.5	35	1.5	6.7
Ba [µg/g]	30	250	340	250	460	430	590	120	510	260	170	410	260	170
Be [µg/g]	0.02	0.72	0.97	1	1	1	0.86	0.71	1	0.70	0.35	0.35	0.26	0.73
Bi [µg/g]	1	3	2	4	2	0.46	0.37	1	2	0.35	< 0.085	< 0.085	< 0.085	0.24
Ca [µg/g]	170000	35000	33000	23000	16000	19000	2400	45000	20000	61000	81000	96000	75000	12000
Cd [µg/g]	0.17	3	0.15	0.35	0.65	0.79	0.67	1	0.29	0.44	0.11	0.07	0.10	0.07
Co [µg/g]	51	36	11	11	16	7	5	61	13	88	53	48	53	2
Cr [µg/g]	31	110	42	14	110	8.0	88	42	45	490	200	140	200	7.2
Cu [µg/g]	470	160	120	150	38	27	35	190	84	56	69	59	70	33
Fe [µg/g]	170000	83000	36000	31000	32000	23000	32000	93000	30000	65000	78000	78000	82000	12000
K [µg/g]	840	18000	12000	21000	21000	24000	35000	1900	22000	16000	3200	3600	770	2700
Mg [µg/g]	15000	17000	9000	8300	8500	5500	2200	15000	9500	130000	59000	46000	63000	1900
Mn [µg/g]	3200	670	370	310	880	540	88	1200	540	1200	1300	1500	1300	200
Mo [µg/g]	1.3	2.5	26	21	2.5	2.2	1.6	3.2	1.9	0.5	0.5	0.3	0.3	0.6
Na [µg/g]	2100	13000	32000	26000	24000	18000	6300	24000	25000	810	17000	9600	14000	45000
Ni [µg/g]	85	76	19	15	50	12	13	60	27	1200	300	270	280	5.0
P [µg/g]	120	370	610	600	370	340	120	380	740	370	240	210	250	120
Pb [µg/g]	2	8	11	20	16	13	27	7	23	1	1	2	0.50	11
S [µg/g]	66000	25000	26000	26000	21000	2000	14000	36000	23000	3600	280	390	620	1700
Sb [µg/g]	< 2	< 2	< 2	< 2	< 2	< 2	< 2	< 2	< 2	< 2	< 2	< 2	< 2	< 2
Se [µg/g]	6.4	3.1	2.0	1.4	< 0.5	< 0.5	< 0.5	3.5	1.2	< 0.5	< 0.5	< 0.5	< 0.5	< 0.5

OnLine LIMS

000432471 4

Results relate only to the sample tested. Data reported represents the sample submitted to SGS. Reproduction of this analytical report in full or in part is prohibited without prior written approval. Please refer to SGS General Conditions of Services located at https://www.sgs.ca/en/terms-and-conditions (Printed copies are available upon request.)
Test method information available upon request. "Temperature Upon Receipt" is representative of the whole shipment and may not reflect the temperature of individual samples.
SGS Canada Inc. Environment-Health & Safety statement of conformity decision rule does not consider uncertainty when analytical results are compared to a specified standard or regulation.

SGS Canada Inc.
P.O. Box 4300 - 185 Concession St.
Lakefield - Ontario - KOL 2HO
Phone: 705-652-2000 FAX: 705-652-6365

LR Report : **CA19158-SEP22**

Analysis	38: DX450035	39: DX450036	40: DX450037	41: DX450038	42: DX450039	43: DX450040	44: DX450041	45: DX450042	46: DX450043	47: DX450044	48: DX450045	49: DX450046	50: DX450047	51: DX450048
Sn [µg/g]	< 6	< 6	< 6	< 6	< 6	< 6	< 6	< 6	< 6	< 6	< 6	< 6	< 6	< 6
Sr [µg/g]	110	110	300	250	120	220	100	230	270	140	220	120	130	170
Th [µg/g]	2.9	3.8	6.2	5.3	5.3	7.3	9.5	4.3	7.2	4.4	3.2	1.6	1.5	7.5
Ti [µg/g]	950	3400	1600	2000	1500	2200	1300	3000	1800	1500	4200	4200	3800	1100
Tl [µg/g]	< 0.02	0.33	0.44	0.46	0.39	0.57	0.30	0.07	0.93	0.32	0.03	0.03	< 0.02	0.07
U [µg/g]	0.38	0.74	1.46	1.16	1.56	1.58	1.74	1.28	1.40	0.71	0.094	0.083	0.091	1.90
V [µg/g]	62	120	39	46	54	32	14	85	55	73	180	170	180	10
W [µg/g]	0.52	1	7	18	0.96	0.71	1	8	2	0.51	0.76	3	0.28	0.96
Y [µg/g]	17.0	9.30	8.03	8.67	8.09	5.52	6.44	12.4	6.54	7.64	15.9	15.3	16.2	7.20
Zn [µg/g]	72	770	56	85	160	170	120	270	90	150	75	92	74	28
Zr [µg/g]	43	110	82	75	76	140	160	81	140	75	76	42	45	92

Analysis	52: DX450049	53: DX450050	54: DX450051
Sample Date & Time	N/A	N/A	N/A
Ag [µg/g]	< 0.75	2.5	12.9
Al [µg/g]	57000	56000	71000
As [µg/g]	81	120	83
Ba [µg/g]	350	120	370
Be [µg/g]	0.86	0.99	0.95
Bi [µg/g]	0.63	2	0.50
Ca [µg/g]	11000	52000	11000
Cd [µg/g]	0.21	0.13	33
Co [µg/g]	3	12	10
Cr [µg/g]	25	64	38
Cu [µg/g]	23	36	69
Fe [µg/g]	14000	46000	39000
K [µg/g]	3000	4300	40000
Mg [µg/g]	2700	16000	6000
Mn [µg/g]	320	1200	1200
Mo [µg/g]	1.9	0.9	1.6
Na [µg/g]	49000	36000	4000
Ni [µg/g]	8.1	64	16
P [µg/g]	130	540	540
Pb [µg/g]	18	9	8300
S [µg/g]	1800	6000	29000
Sb [µg/g]	< 2	< 2	19
Se [µg/g]	0.6	1.4	1.4
Sn [µg/g]	< 6	< 6	< 6

OnLine LNMS

000432471 4

Results relate only to the sample tested. Data reported represents the sample submitted to SGS. Reproduction of this analytical report in full or in part is prohibited without prior written approval. Please refer to SGS General Conditions of Services located at https://www.sgs.ca/en/terms-and-conditions (Printed copies are available upon request.)
Test method information available upon request. "Temperature Upon Receipt" is representative of the whole shipment and may not reflect the temperature of individual samples.
SGS Canada Inc. Environment-Health & Safety statement of conformity decision rule does not consider uncertainty when analytical results are compared to a specified standard or regulation.

SGS Canada Inc.
P.O. Box 4300 - 185 Concession St.
Lakefield - Ontario - KOL 2HO
Phone: 705-652-2000 FAX: 705-652-6365

Analysis	52: DX450049	53: DX450050	54: DX450051
Sr [µg/g]	170	420	78
Th [µg/g]	9.0	6.2	6.4
Ti [µg/g]	1100	4400	2400
Tl [µg/g]	0.07	0.20	0.97
U [µg/g]	1.94	1.34	2.26
V [µg/g]	11	62	46
W [µg/g]	2	48	14
Y [µg/g]	5.68	10.5	6.66
Zn [µg/g]	74	47	6700
Zr [µg/g]	110	99	96

Revised report with Lower RL updated.

Reporting limits for Ag, Sb, Se and Bi are lower than SGS reporting limits.

Reissued report with specific samples included.
Revised report #3 with sample changes as per client request.

Method Descriptions

Parameter	Units	SGS Method Code	Reference Method Code
	µg/g	ME-CA-[ENV]SPE-LAK-AN-001	EPA 3052/200.8
	µg/g	ME-CA-[ENV]SPE-LAK-AN-013	EPA 3052/200.8
Metals - Microwave/ICP-MS	µg/g	ME-CA-[ENV]SPE-LAK-AN-007	EPA 3052/200.8
Metals - Microwave/ICP-MS	µg/g	ME-CA-[ENV]SPE-LAK-AN-013	EPA 3052/200.8

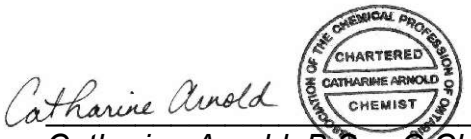

Catharine Arnold, B.Sc., C.Chem
Project Specialist,
Environment, Health & Safety

OnLine LNMS

0004324714

Results relate only to the sample tested. Data reported represents the sample submitted to SGS. Reproduction of this analytical report in full or in part is prohibited without prior written approval. Please refer to SGS General Conditions of Services located at https://www.sgs.ca/en/terms-and-conditions (Printed copies are available upon request.)
Test method information available upon request. "Temperature Upon Receipt" is representative of the whole shipment and may not reflect the temperature of individual samples.
SGS Canada Inc. Environment-Health & Safety statement of conformity decision rule does not consider uncertainty when analytical results are compared to a specified standard or regulation.

SGS Canada Inc.
P.O. Box 4300 - 185 Concession St.
Lakefield - Ontario - KOL 2HO
Phone: 705-652-2000 FAX: 705-652-6365

Quality Control Report

Inorganic Analysis														
Parameter	Reporting Limit	Unit	Method Blank	Duplicate				LCS / Spike Blank			Matrix Spike / Reference Material			
				Result 1	Result 2	RPD	Acceptance Criteria	Spike Recovery (%)	Recovery Limits (%)		Spike Recovery (%)	Recovery Limits (%)		
							%		Low	High		Low	High	
**QCR_SubCategory* - QCBatchID: EMS0022-OCT22*														
Calcium	3	µg/g	<3			3		109			100			
Phosphorus	3	µg/g	<3			2		98			89			
Potassium	3	µg/g	<3			1		102			86			
Sodium	3	µg/g	<3			2		104			101			
Sulfur	10	µg/g	<10			10		92			NV			
Metals - Microwave/ICP-MS - QCBatchID: EMS0022-OCT22														
Aluminum	3	µg/g	<3			2	20	102	70	130	97	70	130	
Antimony	2	µg/g	<0.8			ND	20	91	70	130	118	70	130	
Arsenic	0.5	µg/g	<0.5			2	20	99	70	130	97	70	130	
Barium	0.01	µg/g	<0.01			1	20	99	70	130	84	70	130	
Beryllium	0.02	µg/g	<0.02			5	20	100	70	130	80	70	130	
Bismuth	0.085	µg/g	<0.09			0	20	94	70	130	NV	70	130	
Cadmium	0.02	µg/g	<0.02			6	20	98	70	130	NV	70	130	
Chromium	0.5	µg/g	<0.5			4	20	97	70	130	NV	70	130	
Cobalt	0.01	µg/g	<0.01			1	20	97	70	130	90	70	130	
Copper	0.1	µg/g	<0.1			1	20	96	70	130	99	70	130	
Iron	3	µg/g	<3			2	20	108	70	130	105	70	130	
Lead	0.05	µg/g	<0.05			6	20	103	70	130	95	70	130	
Magnesium	3	µg/g	<3			1	20	109	70	130	100	70	130	
Manganese	0.1	µg/g	<0.1			2	20	97	70	130	98	70	130	
Molybdenum	0.1	µg/g	<0.1			7	20	106	70	130	88	70	130	
Nickel	0.1	µg/g	<0.1			4	20	94	70	130	104	70	130	
Selenium	0.5	µg/g	<0.7			ND	20	105	70	130	NV	70	130	
Silver	0.75	µg/g	<0.01			14	20	91	70	130	NV	70	130	
Strontium	0.02	µg/g	<0.02			2	20	97	70	130	101	70	130	
Thallium	0.02	µg/g	<0.02			4	20	93	70	130	NV	70	130	
Thorium	0.5	µg/g	<0.5			5	20	107	70	130	NV	70	130	
Tin	6	µg/g	<6			ND	20	102	70	130	NV	70	130	
Titanium	0.1	µg/g	<0.1			1	20	91	70	130	73	70	130	
Tungsten	0.04	µg/g	<0.04			1	20	109	70	130	NV	70	130	
Uranium	0.002	µg/g	<0.002			1	20	106	70	130	86	70	130	
Vanadium	1	µg/g	<1			2	20	97	70	130	90	70	130	
Yttrium	0.004	µg/g	<0.004			4	20	100	70	130	NV	70	130	
Zinc	0.7	µg/g	<0.7			3	20	98	70	130	95	70	130	
Zirconium	0.03	µg/g	<0.03			14	20	106	70	130	NV	70	130	

OnLine LIMS

000432471 4

Results relate only to the sample tested. Data reported represents the sample submitted to SGS. Reproduction of this analytical report in full or in part is prohibited without prior written approval. Please refer to SGS General Conditions of Services located at https://www.sgs.ca/en/terms-and-conditions (Printed copies are available upon request.)
Test method information available upon request. "Temperature Upon Receipt" is representative of the whole shipment and may not reflect the temperature of individual samples.
SGS Canada Inc. Environment-Health & Safety statement of conformity decision rule does not consider uncertainty when analytical results are compared to a specified standard or regulation.

SGS Canada Inc.
P.O. Box 4300 - 185 Concession St.
Lakefield - Ontario - KOL 2HO
Phone: 705-652-2000 FAX: 705-652-6365

11-November-2025

Great Bear Resources Ltd.
Attn : Ashley Moncrief

1020 - 800 West Pender St.
Vancouver, BC
V6C 2V6, Canada

Phone: 778-833-2160
Fax:

Date Rec. : 28 September 2022
LR Report: **CA19166-SEP22**
Reference: Great Bear Project/OMGS21045 - Set 3/5

Copy: #4

CERTIFICATE OF ANALYSIS
Final Report - Revised

Analysis	1: Analysis Start Date	2: Analysis Start Time	3: Analysis Completed Date	4: Analysis Completed Time	5: DX450102	6: DX450103	7: DX450104	8: DX450105	9: DX450106	10: DX450107	11: DX450108
Sample Date & Time					N/A	N/A	N/A	N/A	N/A	N/A	N/A
Ag [µg/g]	28-Oct-22	17:14	02-Nov-22	09:16	< 0.75	< 0.75	< 0.75	< 0.75	< 0.75	< 0.75	< 0.75
Al [µg/g]	28-Oct-22	17:14	02-Nov-22	09:16	64000	66000	78000	58000	19000	58000	61000
As [µg/g]	28-Oct-22	17:14	02-Nov-22	09:16	3.5	5.5	43	13000	150	20	23
Ba [µg/g]	28-Oct-22	17:14	02-Nov-22	09:16	260	500	370	500	45	380	350
Be [µg/g]	28-Oct-22	17:14	02-Nov-22	09:16	0.69	0.99	1.1	1.1	0.25	0.85	0.86
Bi [µg/g]	28-Oct-22	17:14	02-Nov-22	09:16	< 0.085	0.12	0.27	0.26	0.096	0.086	1.5
Ca [µg/g]	28-Oct-22	17:14	02-Nov-22	09:16	24000	24000	14000	3400	14000	13000	25000
Cd [µg/g]	28-Oct-22	17:14	02-Nov-22	09:16	0.12	0.10	0.13	0.07	0.07	0.09	0.19
Co [µg/g]	28-Oct-22	17:14	02-Nov-22	09:17	3.7	7.3	19	2.3	11	2.1	7.7
Cr [µg/g]	28-Oct-22	17:14	02-Nov-22	09:17	43	40	41	3.4	25	5.3	5.6
Cu [µg/g]	28-Oct-22	17:14	02-Nov-22	09:17	18	11	50	13	75	9.3	12
Fe [µg/g]	28-Oct-22	17:14	02-Nov-22	09:17	9000	16000	60000	32000	31000	12000	24000
K [µg/g]	28-Oct-22	17:14	02-Nov-22	09:17	13000	20000	23000	28000	5300	17000	11000
Mg [µg/g]	28-Oct-22	17:14	02-Nov-22	09:17	1500	5000	15000	2400	9600	3200	6100
Mn [µg/g]	28-Oct-22	17:14	02-Nov-22	09:17	110	310	480	120	440	230	460

OnLine LIMS

0004324722

Results relate only to the sample tested. Data reported represents the sample submitted to SGS. Reproduction of this analytical report in full or in part is prohibited without prior written approval. Please refer to SGS General Conditions of Services located at https://www.sgs.ca/en/terms-and-conditions (Printed copies are available upon request.)
Test method information available upon request. "Temperature Upon Receipt" is representative of the whole shipment and may not reflect the temperature of individual samples.
SGS Canada Inc. Environment-Health & Safety statement of conformity decision rule does not consider uncertainty when analytical results are compared to a specified standard or regulation.

SGS Canada Inc.
P.O. Box 4300 - 185 Concession St.
Lakefield - Ontario - KOL 2HO
Phone: 705-652-2000 FAX: 705-652-6365

LR Report : **CA19166-SEP22**

Analysis	1: Analysis Start Date	2: Analysis Start Time	3: Analysis Completed Date	4: Analysis Completed Time	5: DX450102	6: DX450103	7: DX450104	8: DX450105	9: DX450106	10: DX450107	11: DX450108
Mo [µg/g]	28-Oct-22	17:14	02-Nov-22	09:17	0.7	0.9	1.1	2.2	1.6	0.9	20
Na [µg/g]	28-Oct-22	17:14	02-Nov-22	09:17	26000	22000	16000	5600	1800	27000	44000
Ni [µg/g]	28-Oct-22	17:14	02-Nov-22	09:17	8.0	11	44	0.5	17	5.2	12
P [µg/g]	28-Oct-22	17:14	02-Nov-22	09:18	590	290	770	150	710	190	590
Pb [µg/g]	28-Oct-22	17:14	02-Nov-22	09:18	5.7	8.5	10.0	25	4.6	8.4	9.8
S [µg/g]	28-Oct-22	17:14	02-Nov-22	09:18	260	240	3100	19000	7700	< 10	5100
Sb [µg/g]	28-Oct-22	17:14	02-Nov-22	09:18	< 2	< 2	< 2	13	< 2	< 2	< 2
Se [µg/g]	28-Oct-22	17:14	02-Nov-22	09:18	< 0.5	< 0.5	< 0.5	< 0.5	< 0.5	< 0.5	0.5
Sn [µg/g]	28-Oct-22	17:14	02-Nov-22	09:18	< 6	< 6	< 6	< 6	< 6	< 6	< 6
Sr [µg/g]	28-Oct-22	17:14	02-Nov-22	09:18	260	190	210	65	62	160	350
Th [µg/g]	28-Oct-22	17:14	02-Nov-22	09:18	41	34	34	14	4.3	30	20
Ti [µg/g]	28-Oct-22	17:14	02-Nov-22	09:18	2600	1500	3300	1200	2300	1200	2300
Tl [µg/g]	28-Oct-22	17:14	02-Nov-22	09:18	0.09	0.18	0.41	0.45	0.23	0.15	0.24
U [µg/g]	28-Oct-22	17:14	02-Nov-22	09:19	0.84	1.7	1.7	2.9	1.7	1.5	1.3
V [µg/g]	28-Oct-22	17:14	02-Nov-22	09:19	45	24	95	2.8	47	11	39
W [µg/g]	28-Oct-22	17:14	02-Nov-22	09:19	0.09	0.29	1.1	1.2	0.11	0.63	6.3
Y [µg/g]	28-Oct-22	17:14	02-Nov-22	09:19	7.2	7.8	11	13	10	6.3	6.1
Zn [µg/g]	28-Oct-22	17:14	02-Nov-22	09:19	15	48	74	49	59	38	54
Zr [µg/g]	28-Oct-22	17:14	02-Nov-22	09:19	450	310	280	74	3	240	160

Analysis	12: DX450109	13: DX450110	14: DX450111	15: DX450112	16: DX450113	17: DX450114	18: DX450115	19: DX450116	20: DX450117	21: DX450118	22: DX450119	23: DX450120
Sample Date & Time	N/A	N/A	N/A	N/A	N/A	N/A	N/A	N/A	N/A	N/A	N/A	N/A
Ag [µg/g]	< 0.75	< 0.75	< 0.75	< 0.75	< 0.75	< 0.75	< 0.75	< 0.75	< 0.75	< 0.75	0.87	< 0.75
Al [µg/g]	58000	69000	71000	67000	33000	16000	11000	42000	54000	56000	45000	67000
As [µg/g]	130	6.5	6.8	7.7	390	6.1	3.7	10	21	8.2	4.3	36
Ba [µg/g]	970	310	370	550	18	150	110	180	110	400	42	70
Be [µg/g]	1.1	0.93	2.5	0.88	0.35	0.10	0.10	0.61	0.58	0.90	0.62	0.27
Bi [µg/g]	0.51	0.38	0.15	< 0.085	0.13	< 0.085	< 0.085	0.23	0.26	0.32	3.0	< 0.085

OnLine LMS

0004324722

Results relate only to the sample tested. Data reported represents the sample submitted to SGS. Reproduction of this analytical report in full or in part is prohibited without prior written approval. Please refer to SGS General Conditions of Services located at https://www.sgs.ca/en/terms-and-conditions (Printed copies are available upon request.)
Test method information available upon request. "Temperature Upon Receipt" is representative of the whole shipment and may not reflect the temperature of individual samples.
SGS Canada Inc. Environment-Health & Safety statement of conformity decision rule does not consider uncertainty when analytical results are compared to a specified standard or regulation.

SGS Canada Inc.
P.O. Box 4300 - 185 Concession St.
Lakefield - Ontario - KOL 2HO
Phone: 705-652-2000 FAX: 705-652-6365

Trace Metals - Strong Acid Digest, ICP-MS

LR Report : **CA19166-SEP22**

Analysis	12: DX450109	13: DX450110	14: DX450111	15: DX450112	16: DX450113	17: DX450114	18: DX450115	19: DX450116	20: DX450117	21: DX450118	22: DX450119	23: DX450120
Ca [µg/g]	15000	22000	40000	21000	50000	11000	13000	8100	10000	12000	22000	130000
Cd [µg/g]	0.09	0.12	0.09	0.06	0.07	0.04	0.12	0.37	0.06	0.19	5.2	0.12
Co [µg/g]	2.3	5.1	16	8.7	19	11	7.5	1.3	2.0	1.7	88	41
Cr [µg/g]	2.4	5.5	31	9.0	52	8.9	4.7	1.9	2.6	3.7	36	86
Cu [µg/g]	15	15	50	27	50	21	14	22	24	8.4	390	88
Fe [µg/g]	14000	20000	46000	12000	150000	31000	22000	13000	14000	14000	170000	66000
K [µg/g]	18000	18000	22000	18000	1000	13000	8200	4900	1100	10000	10000	1100
Mg [µg/g]	2000	3900	17000	3700	15000	10000	6900	1500	2000	1500	7600	22000
Mn [µg/g]	500	340	670	150	4700	560	350	180	280	250	670	1800
Mo [µg/g]	1.6	1.1	0.8	0.8	0.3	1.3	0.8	3.3	1.4	1.4	3.9	0.3
Na [µg/g]	29000	27000	24000	26000	3300	820	750	46000	53000	40000	10000	13000
Ni [µg/g]	1.5	6.3	28	12	44	11	9.5	0.9	1.3	0.9	130	140
P [µg/g]	180	330	1200	510	320	530	480	130	150	140	300	240
Pb [µg/g]	21	8.1	6.1	7.9	1.1	1.7	3.4	17	8.2	6.5	13	1.8
S [µg/g]	5800	3200	2100	190	6400	2900	3700	2400	5100	1200	85000	3400
Sb [µg/g]	< 2	< 2	< 2	< 2	< 2	< 2	< 2	< 2	< 2	< 2	< 2	< 2
Se [µg/g]	< 0.5	< 0.5	< 0.5	< 0.5	< 0.5	< 0.5	< 0.5	< 0.5	0.6	< 0.5	9.0	< 0.5
Sn [µg/g]	< 6	< 6	< 6	< 6	< 6	< 6	< 6	< 6	< 6	< 6	< 6	< 6
Sr [µg/g]	170	270	410	240	96	22	15	180	180	190	58	120
Th [µg/g]	19	16	16	14	1.1	3.5	3.7	18	16	16	10	12
Ti [µg/g]	1100	1500	3800	2200	1200	2100	1600	960	1100	1200	1800	3900
Tl [µg/g]	0.33	0.34	0.37	0.19	< 0.02	0.44	0.31	0.13	0.03	0.16	0.32	0.02
U [µg/g]	1.7	1.3	1.1	1.0	0.23	1.6	1.8	1.4	2.0	2.1	0.95	0.097
V [µg/g]	11	24	98	44	84	48	30	5.7	8.4	6.8	63	160
W [µg/g]	2.2	1.1	0.32	0.26	0.25	< 0.04	0.26	0.96	13	5.7	0.56	0.30
Y [µg/g]	9.0	4.6	15	7.2	13	8.2	7.8	3.6	6.5	9.0	7.2	17
Zn [µg/g]	31	42	77	29	46	66	63	60	21	52	1900	61
Zr [µg/g]	150	140	150	130	8	4	4	120	120	120	76	98

OnLine LIMS

0004324722

Results relate only to the sample tested. Data reported represents the sample submitted to SGS. Reproduction of this analytical report in full or in part is prohibited without prior written approval. Please refer to SGS General Conditions of Services located at https://www.sgs.ca/en/terms-and-conditions (Printed copies are available upon request.)
Test method information available upon request. "Temperature Upon Receipt" is representative of the whole shipment and may not reflect the temperature of individual samples.
SGS Canada Inc. Environment-Health & Safety statement of conformity decision rule does not consider uncertainty when analytical results are compared to a specified standard or regulation.

SGS Canada Inc.
P.O. Box 4300 - 185 Concession St.
Lakefield - Ontario - KOL 2HO
Phone: 705-652-2000 FAX: 705-652-6365

LR Report : **CA19166-SEP22**

Analysis	25: DX450122	26: DX450123	28: DX450125	29: DX450126	30: DX450127	31: DX450128	33: DX450130	34: DX450131	35: DX450132	36: DX450133	37: DX450134	39: DX450136
Sample Date & Time	N/A	N/A	N/A	N/A	N/A	N/A	N/A	N/A	N/A	N/A	N/A	N/A
Ag [µg/g]	< 0.75	< 0.75	< 0.75	< 0.75	1.2	< 0.75	< 0.75	< 0.75	10	3.8	1.3	< 0.75
Al [µg/g]	63000	62000	66000	62000	66000	60000	61000	46000	12000	50000	63000	61000
As [µg/g]	3.4	1.1	3.2	2.3	540	22	2000	12	6.0	6.3	6000	8.4
Ba [µg/g]	160	28	300	540	400	190	230	100	66	970	230	380
Be [µg/g]	0.49	0.49	0.74	0.82	0.59	0.69	0.68	0.35	0.19	0.79	0.70	0.89
Bi [µg/g]	< 0.085	< 0.085	< 0.085	0.18	6.7	0.23	0.89	1.3	5.4	14	10	0.12
Ca [µg/g]	85000	62000	34000	14000	35000	59000	26000	160000	13000	7100	34000	20000
Cd [µg/g]	0.16	0.18	0.04	0.05	16	0.30	0.17	5.8	3.7	6.8	0.61	0.07
Co [µg/g]	47	50	17	8.1	26	41	7.4	5.7	9.9	2.6	400	8.4
Cr [µg/g]	29	34	60	8.5	46	100	10	4.9	9.5	2.3	77	10
Cu [µg/g]	96	130	21	25	640	52	16	20	5300	550	1400	18
Fe [µg/g]	99000	110000	32000	32000	140000	120000	24000	20000	18000	17000	120000	25000
K [µg/g]	5600	1300	17000	18000	14000	7300	4900	5400	2800	31000	13000	16000
Mg [µg/g]	21000	26000	19000	3100	15000	20000	6500	7200	1600	4600	19000	6800
Mn [µg/g]	1800	1600	350	490	4400	3600	480	2700	220	230	590	310
Mo [µg/g]	0.4	0.6	2.0	0.8	0.9	0.5	1.0	0.7	18	2.3	1.2	1.8
Na [µg/g]	19000	22000	34000	26000	6300	11000	50000	29000	6700	11000	18000	34000
Ni [µg/g]	50	48	110	12	83	80	13	8.1	17	1.2	5900	17
P [µg/g]	470	520	400	260	650	410	500	400	140	200	620	610
Pb [µg/g]	1.4	2.3	8.7	7.6	2.8	3.5	15	29	9.7	57	8.8	9.6
S [µg/g]	3200	4400	1700	510	32000	8000	4000	17000	15000	12000	53000	940
Sb [µg/g]	< 2	< 2	< 2	< 2	< 2	< 2	< 2	< 2	2.2	< 2	14	< 2
Se [µg/g]	< 0.5	0.7	< 0.5	< 0.5	3.8	0.5	1.1	1.5	3.0	2.8	13	< 0.5
Sn [µg/g]	< 6	< 6	< 6	< 6	< 6	< 6	< 6	< 6	< 6	< 6	< 6	< 6
Sr [µg/g]	160	140	450	190	110	190	290	1200	79	140	260	310
Th [µg/g]	6.4	4.9	5.0	8.0	4.8	3.7	9.4	7.9	0.9	14	11	9.6
Ti [µg/g]	8800	8300	2900	2400	6600	5900	2200	630	240	1400	1800	2600
Tl [µg/g]	0.05	< 0.02	0.25	0.17	0.15	0.11	0.11	0.33	0.10	0.84	0.40	0.28
U [µg/g]	0.15	0.21	0.41	0.99	0.25	0.29	1.7	1.4	0.47	2.1	1.4	2.0
V [µg/g]	250	260	50	32	150	240	29	14	11	16	100	39

OnLine LNMS

0004324722

Results relate only to the sample tested. Data reported represents the sample submitted to SGS. Reproduction of this analytical report in full or in part is prohibited without prior written approval. Please refer to SGS General Conditions of Services located at https://www.sgs.ca/en/terms-and-conditions (Printed copies are available upon request.)
Test method information available upon request. "Temperature Upon Receipt" is representative of the whole shipment and may not reflect the temperature of individual samples.
SGS Canada Inc. Environment-Health & Safety statement of conformity decision rule does not consider uncertainty when analytical results are compared to a specified standard or regulation.

SGS Canada Inc.
P.O. Box 4300 - 185 Concession St.
Lakefield - Ontario - KOL 2HO
Phone: 705-652-2000 FAX: 705-652-6365

LR Report : **CA19166-SEP22**

Analysis	25: DX450122	26: DX450123	28: DX450125	29: DX450126	30: DX450127	31: DX450128	33: DX450130	34: DX450131	35: DX450132	36: DX450133	37: DX450134	39: DX450136
W [µg/g]	0.23	0.21	5.2	0.68	5.4	5.6	25	8.0	0.72	5.9	1.1	1.2
Y [µg/g]	21	23	6.0	5.7	19	24	6.9	9.2	2.7	9.4	11	6.6
Zn [µg/g]	110	150	46	45	1100	140	69	1300	170	1300	78	71
Zr [µg/g]	61	67	75	90	66	49	80	57	6	120	85	90

Analysis	40: DX450137	42: DX450139	43: DX450140	44: DX450141	45: DX450142	46: DX450143	48: DX450145	50: DX450147	54: DX450151
Sample Date & Time	N/A	N/A	N/A	N/A	N/A	N/A	N/A	N/A	N/A
Ag [µg/g]	< 0.75	26	< 0.75	< 0.75	< 0.75	< 0.75	< 0.75	< 0.75	9.5
Al [µg/g]	59000	24000	56000	63000	32000	73000	46000	65000	57000
As [µg/g]	4.2	8.2	2100	17	51	160	2.3	11	21
Ba [µg/g]	400	93	400	410	850	300	410	440	400
Be [µg/g]	0.90	0.34	0.80	0.87	0.46	1.1	0.85	0.50	0.81
Bi [µg/g]	0.11	33	0.75	0.87	0.18	0.72	0.091	< 0.085	24
Ca [µg/g]	31000	180000	3900	25000	9900	13000	20000	76000	9800
Cd [µg/g]	0.09	18	0.13	0.11	0.06	0.15	0.06	0.22	76
Co [µg/g]	9.7	6.4	2.3	9.6	1.7	28	2.5	50	9.1
Cr [µg/g]	8.5	6.5	3.6	7.5	5.9	100	7.6	85	17
Cu [µg/g]	21	300	14	19	24	170	15	180	750
Fe [µg/g]	26000	21000	19000	24000	15000	130000	17000	94000	73000
K [µg/g]	20000	1400	35000	27000	19000	26000	21000	7300	32000
Mg [µg/g]	7800	5800	2600	7300	830	24000	4100	30000	12000
Mn [µg/g]	530	3600	130	370	210	1000	400	1600	1800
Mo [µg/g]	0.4	1.4	2.7	0.8	0.5	2.4	0.6	0.6	1.8
Na [µg/g]	25000	16000	2800	20000	39000	20000	24000	21000	8200
Ni [µg/g]	17	9.2	1.5	12	0.6	73	6.1	74	14
P [µg/g]	500	150	200	540	93	830	150	450	490
Pb [µg/g]	8.0	2400	18	17	10	12	9.3	1.6	77
S [µg/g]	1200	15000	9500	3600	3000	14000	390	3700	42000

OnLine LIMS

0004324722

Results relate only to the sample tested. Data reported represents the sample submitted to SGS. Reproduction of this analytical report in full or in part is prohibited without prior written approval. Please refer to SGS General Conditions of Services located at https://www.sgs.ca/en/terms-and-conditions (Printed copies are available upon request.)
Test method information available upon request. "Temperature Upon Receipt" is representative of the whole shipment and may not reflect the temperature of individual samples.
SGS Canada Inc. Environment-Health & Safety statement of conformity decision rule does not consider uncertainty when analytical results are compared to a specified standard or regulation.

SGS Canada Inc.
P.O. Box 4300 - 185 Concession St.
Lakefield - Ontario - KOL 2HO
Phone: 705-652-2000 FAX: 705-652-6365

LR Report : **CA19166-SEP22**

Analysis	40: DX450137	42: DX450139	43: DX450140	44: DX450141	45: DX450142	46: DX450143	48: DX450145	50: DX450147	54: DX450151
Sb [µg/g]	< 2	< 2	2.9	< 2	< 2	< 2	< 2	< 2	< 2
Se [µg/g]	< 0.5	22	< 0.5	< 0.5	1.1	1.0	< 0.5	0.6	1.5
Sn [µg/g]	< 6	< 6	< 6	< 6	< 6	< 6	< 6	< 6	< 6
Sr [µg/g]	260	1300	56	210	87	210	160	120	100
Th [µg/g]	7.8	1.2	14	9.9	7.0	14	6.0	4.2	8.4
Ti [µg/g]	2400	880	1400	2400	1200	4700	1300	5900	2500
Tl [µg/g]	0.35	0.05	0.61	0.46	0.31	0.59	0.23	0.12	1
U [µg/g]	1.0	0.75	2.2	1.9	1.4	1.7	0.94	0.25	2.0
V [µg/g]	39	17	5.0	38	5.8	140	12	240	46
W [µg/g]	0.53	839	33	13	6.1	5.6	1.8	1.2	2.7
Y [µg/g]	6.6	5.1	11	7.2	9.1	16	5.2	21	6.0
Zn [µg/g]	61	4200	75	62	32	130	41	110	10000
Zr [µg/g]	71	6	130	87	100	160	77	62	66

Revised report with Lower RL updated.

Reporting limits for Ag, Sb, Se and Bi are lower than SGS reporting limits.

Reissued report with specific samples included.
Revised report #3 with sample changes as per client request.

Method Descriptions

Parameter	Units	SGS Method Code	Reference Method Code
	µg/g	ME-CA-[ENV]SPE-LAK-AN-001	EPA 3052/200.8
	µg/g	ME-CA-[ENV]SPE-LAK-AN-013	EPA 3052/200.8
Metals - Microwave/ICP-MS	µg/g	ME-CA-[ENV]SPE-LAK-AN-007	EPA 3052/200.8
Metals - Microwave/ICP-MS	µg/g	ME-CA-[ENV]SPE-LAK-AN-013	EPA 3052/200.8

OnLine LNMS

0004324722

Results relate only to the sample tested. Data reported represents the sample submitted to SGS. Reproduction of this analytical report in full or in part is prohibited without prior written approval. Please refer to SGS General Conditions of Services located at https://www.sgs.ca/en/terms-and-conditions (Printed copies are available upon request.)
Test method information available upon request. "Temperature Upon Receipt" is representative of the whole shipment and may not reflect the temperature of individual samples.
SGS Canada Inc. Environment-Health & Safety statement of conformity decision rule does not consider uncertainty when analytical results are compared to a specified standard or regulation.

SGS Canada Inc.
P.O. Box 4300 - 185 Concession St.
Lakefield - Ontario - KOL 2HO
Phone: 705-652-2000 FAX: 705-652-6365

LR Report : **CA19166-SEP22**



Catharine Arnold, B.Sc., C.Chem
Project Specialist,
Environment, Health & Safety

OnLine LIMS

0004324722

Results relate only to the sample tested. Data reported represents the sample submitted to SGS. Reproduction of this analytical report in full or in part is prohibited without prior written approval. Please refer to SGS General Conditions of Services located at https://www.sgs.ca/en/terms-and-conditions (Printed copies are available upon request.)
Test method information available upon request. "Temperature Upon Receipt" is representative of the whole shipment and may not reflect the temperature of individual samples.
SGS Canada Inc. Environment-Health & Safety statement of conformity decision rule does not consider uncertainty when analytical results are compared to a specified standard or regulation.

SGS Canada Inc.
P.O. Box 4300 - 185 Concession St.
Lakefield - Ontario - KOL 2HO
Phone: 705-652-2000 FAX: 705-652-6365

Quality Control Report

Inorganic Analysis														
Parameter	Reporting Limit	Unit	Method Blank	Duplicate				LCS / Spike Blank			Matrix Spike / Reference Material			
				Result 1	Result 2	RPD	Acceptance Criteria	Spike Recovery (%)	Recovery Limits (%)		Spike Recovery (%)	Recovery Limits (%)		
							%		Low	High		Low	High	
**QCR_SubCategory* - QCBatchID: EMS0099-OCT22*														
Calcium	3	µg/g	<3			1		106			96			
Phosphorus	3	µg/g	<3			4		105			87			
Potassium	3	µg/g	<3			2		106			91			
Sodium	3	µg/g	<3			1		105			101			
Sulfur	10	µg/g	<10			ND		96			NV			
Metals - Microwave/ICP-MS - QCBatchID: EMS0099-OCT22														
Aluminum	3	µg/g	<3			1	20	93	70	130	82	70	130	
Antimony	2	µg/g	<0.8			ND	20	97	70	130	98	70	130	
Arsenic	0.5	µg/g	<0.5			5	20	94	70	130	104	70	130	
Barium	0.01	µg/g	<0.01			5	20	97	70	130	82	70	130	
Beryllium	0.02	µg/g	<0.02			1	20	100	70	130	NV	70	130	
Bismuth	0.085	µg/g	<0.09			ND	20	93	70	130	NV	70	130	
Cadmium	0.02	µg/g	<0.02			8	20	92	70	130	NV	70	130	
Chromium	0.5	µg/g	<0.5			13	20	92	70	130	NV	70	130	
Cobalt	0.01	µg/g	<0.01			3	20	92	70	130	87	70	130	
Copper	0.1	µg/g	<0.1			2	20	94	70	130	97	70	130	
Iron	3	µg/g	<3			6	20	107	70	130	98	70	130	
Lead	0.05	µg/g	<0.05			1	20	100	70	130	91	70	130	
Magnesium	3	µg/g	<3			0	20	104	70	130	94	70	130	
Manganese	0.1	µg/g	<0.1			5	20	93	70	130	90	70	130	
Molybdenum	0.1	µg/g	<0.1			9	20	90	70	130	81	70	130	
Nickel	0.1	µg/g	<0.1			1	20	90	70	130	98	70	130	
Selenium	0.5	µg/g	<0.7			ND	20	98	70	130	NV	70	130	
Silver	0.75	µg/g	<0.01			17	20	91	70	130	NV	70	130	
Strontium	0.02	µg/g	<0.02			0	20	91	70	130	96	70	130	
Thallium	0.02	µg/g	<0.02			16	20	98	70	130	NV	70	130	
Thorium	0.5	µg/g	<0.5			4	20	108	70	130	NV	70	130	
Tin	6	µg/g	<6			ND	20	108	70	130	NV	70	130	
Titanium	0.1	µg/g	<0.1			4	20	92	70	130	NV	70	130	
Tungsten	0.04	µg/g	<0.04			ND	20	96	70	130	NV	70	130	
Uranium	0.002	µg/g	<0.002			12	20	103	70	130	75	70	130	
Vanadium	1	µg/g	<1			0	20	93	70	130	88	70	130	
Yttrium	0.004	µg/g	<0.004			6	20	93	70	130	NV	70	130	
Zinc	0.7	µg/g	<0.7			16	20	93	70	130	91	70	130	
Zirconium	0.03	µg/g	<0.03			7	20	106	70	130	NV	70	130	

OnLine LIMS

0004324722

Results relate only to the sample tested. Data reported represents the sample submitted to SGS. Reproduction of this analytical report in full or in part is prohibited without prior written approval. Please refer to SGS General Conditions of Services located at https://www.sgs.ca/en/terms-and-conditions (Printed copies are available upon request.)
Test method information available upon request. "Temperature Upon Receipt" is representative of the whole shipment and may not reflect the temperature of individual samples.
SGS Canada Inc. Environment-Health & Safety statement of conformity decision rule does not consider uncertainty when analytical results are compared to a specified standard or regulation.

SGS Canada Inc.
P.O. Box 4300 - 185 Concession St.
Lakefield - Ontario - KOL 2HO
Phone: 705-652-2000 FAX: 705-652-6365

11-November-2025

Great Bear Resources Ltd.
Attn : Ashley Moncrief

1020 - 800 West Pender St.
Vancouver, BC
V6C 2V6, Canada

Phone: 778-833-2160
Fax:

Date Rec. : 28 September 2022
LR Report: **CA19170-SEP22**
Reference: Great Bear Project/OMGS21045 - Set 4/5

Copy: #4

CERTIFICATE OF ANALYSIS
Final Report - Revised

Analysis	1: Analysis Start Date	2: Analysis Start Time	3: Analysis Completed Date	4: Analysis Completed Time	5: DX450152	6: DX450153	7: DX450154	8: DX450155	9: DX450156	10: DX450157	11: DX450158
Sample Date & Time					N/A	N/A	N/A	N/A	N/A	N/A	N/A
Ag [µg/g]	26-Oct-22	22:58	27-Oct-22	16:41	1.2	< 0.75	< 0.75	0.96	1.2	< 0.75	< 0.75
Al [µg/g]	26-Oct-22	22:58	27-Oct-22	16:41	88000	87000	87000	70000	8300	100000	66000
As [µg/g]	26-Oct-22	22:58	27-Oct-22	16:41	17	3.7	16	14	1700	21	600
Ba [µg/g]	26-Oct-22	22:58	27-Oct-22	16:41	510	160	230	430	140	800	81
Be [µg/g]	26-Oct-22	22:58	27-Oct-22	16:41	1.2	1.1	1.0	0.90	0.26	1.4	0.76
Bi [µg/g]	26-Oct-22	22:58	27-Oct-22	16:41	3.2	6.3	3.9	2.1	2.7	0.34	0.27
Ca [µg/g]	26-Oct-22	22:58	27-Oct-22	16:41	17000	14000	15000	27000	9300	11000	22000
Cd [µg/g]	26-Oct-22	22:58	27-Oct-22	16:41	1.5	0.15	0.47	3.8	86	0.18	0.31
Co [µg/g]	26-Oct-22	22:58	27-Oct-22	16:41	21	21	22	8.1	6.9	24	16
Cr [µg/g]	26-Oct-22	22:58	27-Oct-22	16:41	100	130	140	47	94	67	110
Cu [µg/g]	26-Oct-22	22:58	27-Oct-22	16:41	59	70	22	160	160	54	51
Fe [µg/g]	26-Oct-22	22:58	27-Oct-22	16:42	41000	47000	44000	25000	27000	45000	42000
K [µg/g]	26-Oct-22	22:58	27-Oct-22	16:42	28000	25000	25000	20000	3900	33000	35000
Mg [µg/g]	26-Oct-22	22:58	27-Oct-22	16:42	18000	12000	11000	7700	2800	15000	8200
Mn [µg/g]	26-Oct-22	22:58	27-Oct-22	16:42	1300	310	750	960	450	450	530

OnLine LIMS

0004324871

Results relate only to the sample tested. Data reported represents the sample submitted to SGS. Reproduction of this analytical report in full or in part is prohibited without prior written approval. Please refer to SGS General Conditions of Services located at https://www.sgs.ca/en/terms-and-conditions (Printed copies are available upon request.)
Test method information available upon request. "Temperature Upon Receipt" is representative of the whole shipment and may not reflect the temperature of individual samples.
SGS Canada Inc. Environment-Health & Safety statement of conformity decision rule does not consider uncertainty when analytical results are compared to a specified standard or regulation.

SGS Canada Inc.
P.O. Box 4300 - 185 Concession St.
Lakefield - Ontario - KOL 2HO
Phone: 705-652-2000 FAX: 705-652-6365

LR Report : **CA19170-SEP22**

Analysis	1: Analysis Start Date	2: Analysis Start Time	3: Analysis Completed Date	4: Analysis Completed Time	5: DX450152	6: DX450153	7: DX450154	8: DX450155	9: DX450156	10: DX450157	11: DX450158
Mo [µg/g]	26-Oct-22	22:58	27-Oct-22	16:42	3.3	1.4	2.4	34	14	4.8	3.1
Na [µg/g]	26-Oct-22	22:58	27-Oct-22	16:42	14000	20000	18000	18000	880	22000	25000
Ni [µg/g]	26-Oct-22	22:58	27-Oct-22	16:42	53	49	50	16	5.7	59	46
P [µg/g]	26-Oct-22	22:58	27-Oct-22	16:42	560	580	530	460	180	610	300
Pb [µg/g]	26-Oct-22	22:58	27-Oct-22	16:42	31	7.0	8.2	28	30	14	14
S [µg/g]	26-Oct-22	22:58	27-Oct-22	16:42	17000	41000	32000	9700	22000	2700	25000
Sb [µg/g]	26-Oct-22	22:58	27-Oct-22	16:42	< 2	< 2	< 2	< 2	< 2	< 2	< 2
Se [µg/g]	26-Oct-22	22:58	27-Oct-22	16:42	0.8	1.2	1.3	1.5	4.1	0.5	7.4
Sn [µg/g]	26-Oct-22	22:58	27-Oct-22	16:42	< 6	< 6	< 6	< 6	< 6	< 6	< 6
Sr [µg/g]	26-Oct-22	22:58	27-Oct-22	16:42	230	320	290	250	20	210	160
Th [µg/g]	26-Oct-22	22:58	27-Oct-22	16:42	43.6	27.8	21.4	5.9	7.4	27.6	11.9
Ti [µg/g]	26-Oct-22	22:58	27-Oct-22	16:42	2600	1400	1600	2100	450	4000	2800
Tl [µg/g]	26-Oct-22	22:58	27-Oct-22	16:43	1	0.88	0.85	0.59	0.17	0.53	0.49
U [µg/g]	26-Oct-22	22:58	27-Oct-22	16:43	1.9	1.6	1.7	2.1	1.7	2.0	1.5
V [µg/g]	26-Oct-22	22:58	27-Oct-22	16:43	100	80	82	37	11	110	92
W [µg/g]	26-Oct-22	22:58	27-Oct-22	16:43	0.59	0.61	0.47	3.0	1.3	2.5	4.1
Y [µg/g]	26-Oct-22	22:58	27-Oct-22	16:43	14.1	7.50	10.3	8.64	7.33	15.0	12.8
Zn [µg/g]	26-Oct-22	22:58	27-Oct-22	16:43	310	87	160	660	14000	98	86
Zr [µg/g]	26-Oct-22	22:58	27-Oct-22	16:43	320	220	160	14	6	150	67

Analysis	12: DX450159	13: DX450160	15: DX450162	16: DX450163	17: DX450164	18: DX450165	19: DX450166	20: DX450167	21: DX450168	22: DX450169	23: DX450170
Sample Date & Time	N/A	N/A	N/A	N/A	N/A	N/A	N/A	N/A	N/A	N/A	N/A
Ag [µg/g]	< 0.75	< 0.75	< 0.75	< 0.75	< 0.75	< 0.75	3.1	0.84	0.83	4.0	5.1
Al [µg/g]	75000	96000	88000	73000	52000	18000	84000	70000	54000	65000	69000
As [µg/g]	91	73	17	3.0	18	710	5900	26	11	12	28
Ba [µg/g]	510	540	310	530	170	150	360	360	310	430	47
Be [µg/g]	1.1	1.4	0.97	0.99	0.27	0.13	1.1	0.87	0.87	0.90	0.80
Bi [µg/g]	1.1	0.57	0.12	0.15	< 0.085	0.20	12	2.5	1.8	8.5	13

OnLine LIMS

0004324871

Results relate only to the sample tested. Data reported represents the sample submitted to SGS. Reproduction of this analytical report in full or in part is prohibited without prior written approval. Please refer to SGS General Conditions of Services located at https://www.sgs.ca/en/terms-and-conditions (Printed copies are available upon request.)
Test method information available upon request. "Temperature Upon Receipt" is representative of the whole shipment and may not reflect the temperature of individual samples.
SGS Canada Inc. Environment-Health & Safety statement of conformity decision rule does not consider uncertainty when analytical results are compared to a specified standard or regulation.

SGS Canada Inc.
P.O. Box 4300 - 185 Concession St.
Lakefield - Ontario - KOL 2HO
Phone: 705-652-2000 FAX: 705-652-6365

LR Report : **CA19170-SEP22**

Analysis	12: DX450159	13: DX450160	15: DX450162	16: DX450163	17: DX450164	18: DX450165	19: DX450166	20: DX450167	21: DX450168	22: DX450169	23: DX450170
Ca [µg/g]	9600	12000	20000	21000	58000	4100	16000	20000	19000	22000	11000
Cd [µg/g]	0.07	0.09	0.14	0.06	0.09	0.10	0.16	1.7	0.18	1.9	9.2
Co [µg/g]	2.8	16	11	2.9	50	3.6	20	9.5	8.1	8.7	4.0
Cr [µg/g]	38	72	57	34	65	53	110	67	46	92	77
Cu [µg/g]	5.5	26	22	5.6	110	12	78	220	310	190	160
Fe [µg/g]	20000	70000	58000	14000	71000	19000	42000	25000	24000	29000	58000
K [µg/g]	28000	35000	15000	23000	11000	9700	34000	11000	8900	16000	30000
Mg [µg/g]	3700	13000	7300	5600	19000	3300	11000	7700	8100	6300	3000
Mn [µg/g]	190	380	970	350	1200	270	410	340	330	570	390
Mo [µg/g]	1.9	2.6	3.8	0.8	1.0	2.8	3.5	22	18	27	4.7
Na [µg/g]	15000	12000	22000	25000	7400	750	4300	32000	29000	32000	18000
Ni [µg/g]	3.8	48	31	10.0	85	8.2	48	22	17	18	3.8
P [µg/g]	230	600	530	150	320	300	510	550	510	450	170
Pb [µg/g]	10	8.4	8.2	11	1.4	3.9	12	14	9.2	380	470
S [µg/g]	13000	3200	1300	140	3200	2900	5100	17000	15000	22000	53000
Sb [µg/g]	< 2	< 2	< 2	< 2	< 2	< 2	8	< 2	< 2	< 2	< 2
Se [µg/g]	< 0.5	< 0.5	< 0.5	< 0.5	< 0.5	< 0.5	< 0.5	1.4	1.0	5.1	11
Sn [µg/g]	< 6	< 6	< 6	< 6	< 6	< 6	< 6	< 6	< 6	< 6	< 6
Sr [µg/g]	120	110	290	180	67	13	120	240	280	340	150
Th [µg/g]	19.7	18.0	11.8	14.4	0.6	5.6	19.0	12.9	8.6	10.7	17.0
Ti [µg/g]	1600	4200	3600	1300	3100	950	3500	2000	2100	1600	960
Tl [µg/g]	0.52	0.72	0.17	0.23	0.14	0.29	0.75	0.20	0.24	0.47	0.74
U [µg/g]	2.2	1.8	1.4	1.9	0.087	1.7	2.1	1.9	1.0	1.7	2.5
V [µg/g]	7.7	100	56	9.8	250	8.8	82	38	37	38	17
W [µg/g]	2.7	3.9	0.57	0.48	0.41	0.19	2.9	7.1	2.8	11	6.4
Y [µg/g]	13.7	16.3	10.9	8.80	24.1	13.4	14.6	9.41	6.22	6.81	12.2
Zn [µg/g]	31	38	82	57	90	66	65	280	64	460	1900
Zr [µg/g]	130	130	96	84	3	3	78	63	47	62	100

OnLine LIMS

0004324871

Results relate only to the sample tested. Data reported represents the sample submitted to SGS. Reproduction of this analytical report in full or in part is prohibited without prior written approval. Please refer to SGS General Conditions of Services located at https://www.sgs.ca/en/terms-and-conditions (Printed copies are available upon request.)
Test method information available upon request. "Temperature Upon Receipt" is representative of the whole shipment and may not reflect the temperature of individual samples.
SGS Canada Inc. Environment-Health & Safety statement of conformity decision rule does not consider uncertainty when analytical results are compared to a specified standard or regulation.

SGS Canada Inc.
P.O. Box 4300 - 185 Concession St.
Lakefield - Ontario - KOL 2HO
Phone: 705-652-2000 FAX: 705-652-6365

LR Report : **CA19170-SEP22**

Analysis	24: DX450171	25: DX450172	26: DX450173	27: DX450174	28: DX450175	29: DX450176	30: DX450177	31: DX450178	32: DX450179	33: DX450180	34: DX450181
Sample Date & Time	N/A	N/A	N/A	N/A	N/A	N/A	N/A	N/A	N/A	N/A	N/A
Ag [µg/g]	< 0.75	< 0.75	< 0.75	< 0.75	< 0.75	5.5	40	1.1	< 0.75	< 0.75	< 0.75
Al [µg/g]	90000	88000	67000	52000	75000	80000	62000	63000	65000	79000	67000
As [µg/g]	87	7.2	2.5	96	2.5	9.2	21	52	2.0	7.0	2.0
Ba [µg/g]	630	370	350	59	180	470	110	470	340	440	410
Be [µg/g]	1.4	0.66	0.80	0.36	0.52	0.98	0.86	0.94	0.94	0.96	0.95
Bi [µg/g]	1.3	0.17	0.22	0.30	0.16	2.8	57	2.0	0.38	0.38	< 0.085
Ca [µg/g]	11000	22000	12000	26000	75000	9000	11000	35000	22000	21000	19000
Cd [µg/g]	0.08	0.13	0.08	0.13	0.20	66	435	206	0.86	0.37	0.19
Co [µg/g]	21	17	5.2	13	33	12	4.9	16	11	8.6	8.2
Cr [µg/g]	88	67	56	73	56	100	130	120	44	42	50
Cu [µg/g]	69	44	16	29	120	270	1500	79	26	22	14
Fe [µg/g]	69000	50000	21000	37000	140000	50000	68000	49000	27000	27000	24000
K [µg/g]	19000	16000	15000	1300	16000	34000	27000	13000	14000	23000	21000
Mg [µg/g]	17000	5500	1400	8000	29000	10000	2700	7100	7800	5600	6700
Mn [µg/g]	790	960	290	870	4500	2000	1300	2200	360	370	330
Mo [µg/g]	2.0	2.0	0.8	2.6	0.4	2.2	1.8	7.3	1.2	3.9	0.7
Na [µg/g]	41000	24000	31000	33000	12000	5400	5200	14000	28000	21000	28000
Ni [µg/g]	62	37	13	16	32	18	5.3	21	23	14	16
P [µg/g]	560	660	320	260	380	520	200	700	470	530	460
Pb [µg/g]	25	7.6	13	7.2	3.1	1700	870	19	11	12	7.9
S [µg/g]	12000	990	370	2700	3600	25000	55000	24000	1600	4200	650
Sb [µg/g]	< 2	< 2	< 2	< 2	< 2	3	< 2	< 2	< 2	< 2	< 2
Se [µg/g]	2.0	< 0.5	< 0.5	< 0.5	0.5	3.3	0.8	4.0	< 0.5	< 0.5	< 0.5
Sn [µg/g]	< 6	< 6	< 6	< 6	< 6	< 6	< 6	< 6	< 6	< 6	< 6
Sr [µg/g]	230	220	200	230	100	95	90	200	250	250	230
Th [µg/g]	12.5	9.7	8.7	5.2	4.4	11.0	12.0	10.1	9.7	11.4	9.5
Ti [µg/g]	4600	4300	2700	3400	8000	3100	1700	2300	2700	2900	2700
Tl [µg/g]	0.54	0.18	0.13	0.05	0.32	0.85	0.60	0.40	0.35	0.48	0.42
U [µg/g]	1.8	1.3	1.2	0.47	0.22	2.0	1.7	1.9	1.5	2.0	1.7
V [µg/g]	130	69	31	44	320	49	8.0	41	42	41	37

OnLine LIMS

0004324871

Results relate only to the sample tested. Data reported represents the sample submitted to SGS. Reproduction of this analytical report in full or in part is prohibited without prior written approval. Please refer to SGS General Conditions of Services located at https://www.sgs.ca/en/terms-and-conditions (Printed copies are available upon request.)
Test method information available upon request. "Temperature Upon Receipt" is representative of the whole shipment and may not reflect the temperature of individual samples.
SGS Canada Inc. Environment-Health & Safety statement of conformity decision rule does not consider uncertainty when analytical results are compared to a specified standard or regulation.

SGS Canada Inc.
P.O. Box 4300 - 185 Concession St.
Lakefield - Ontario - KOL 2HO
Phone: 705-652-2000 FAX: 705-652-6365

LR Report : **CA19170-SEP22**

Analysis	24: DX450171	25: DX450172	26: DX450173	27: DX450174	28: DX450175	29: DX450176	30: DX450177	31: DX450178	32: DX450179	33: DX450180	34: DX450181
W [µg/g]	4.1	0.89	1.2	6.3	0.92	2.4	2.2	4.2	0.80	1.2	1.1
Y [µg/g]	16.5	10.5	5.25	9.34	29.1	10.5	14.2	11.1	7.02	8.30	7.10
Zn [µg/g]	82	69	50	61	150	11000	71000	33000	190	100	78
Zr [µg/g]	86	100	83	51	54	66	64	56	63	71	66

Analysis	35: DX450182	36: DX450183	37: DX450184	38: DX450185	39: DX450186	40: DX450187	41: DX450188	42: DX450189	43: DX450190	44: DX450191	45: DX450192
Sample Date & Time	N/A	N/A	N/A	N/A	N/A	N/A	N/A	N/A	N/A	N/A	N/A
Ag [µg/g]	< 0.75	< 0.75	< 0.75	< 0.75	< 0.75	< 0.75	< 0.75	4.7	< 0.75	< 0.75	< 0.75
Al [µg/g]	80000	70000	77000	77000	58000	84000	73000	89000	56000	64000	85000
As [µg/g]	18	9.2	88	13	110	62	2.4	33	1.3	2.0	51
Ba [µg/g]	360	290	490	490	400	270	390	530	370	350	650
Be [µg/g]	0.96	0.82	0.92	0.99	0.67	0.87	0.83	1.1	0.85	0.82	1.0
Bi [µg/g]	0.29	0.11	0.12	0.79	0.31	0.52	0.24	3.9	0.21	< 0.085	0.27
Ca [µg/g]	32000	26000	19000	26000	14000	19000	32000	15000	20000	26000	15000
Cd [µg/g]	0.22	0.13	0.07	0.18	0.13	0.12	0.21	101	0.27	0.17	0.18
Co [µg/g]	13	8.0	6.4	15	1.8	6.4	9.3	9.8	11	20	19
Cr [µg/g]	50	77	51	48	44	43	31	73	49	55	84
Cu [µg/g]	30	18	17	39	11	40	16	140	27	32	48
Fe [µg/g]	32000	25000	18000	32000	17000	27000	26000	34000	25000	43000	41000
K [µg/g]	22000	21000	29000	26000	12000	19000	19000	44000	15000	17000	30000
Mg [µg/g]	12000	7700	6600	12000	1400	7600	10000	6900	5800	4900	12000
Mn [µg/g]	630	420	290	430	360	360	490	1700	430	870	520
Mo [µg/g]	2.2	1.1	2.0	1.7	2.1	1.0	1.8	1.7	1.7	4.4	2.2
Na [µg/g]	21000	24000	15000	15000	35000	19000	19000	3700	26000	26000	17000
Ni [µg/g]	28	15	12	39	3.4	10	24	16	23	34	47
P [µg/g]	680	470	390	740	130	290	390	550	390	1100	600
Pb [µg/g]	16	11	13	12	13	10.0	8.7	1100	12	8.6	14
S [µg/g]	5000	5000	3900	4100	3900	1100	1300	23000	1800	1700	2900

OnLine LIMS

00043248 71

Results relate only to the sample tested. Data reported represents the sample submitted to SGS. Reproduction of this analytical report in full or in part is prohibited without prior written approval. Please refer to SGS General Conditions of Services located at https://www.sgs.ca/en/terms-and-conditions (Printed copies are available upon request.)
Test method information available upon request. "Temperature Upon Receipt" is representative of the whole shipment and may not reflect the temperature of individual samples.
SGS Canada Inc. Environment-Health & Safety statement of conformity decision rule does not consider uncertainty when analytical results are compared to a specified standard or regulation.

SGS Canada Inc.
P.O. Box 4300 - 185 Concession St.
Lakefield - Ontario - KOL 2HO
Phone: 705-652-2000 FAX: 705-652-6365

Analysis	35: DX450182	36: DX450183	37: DX450184	38: DX450185	39: DX450186	40: DX450187	41: DX450188	42: DX450189	43: DX450190	44: DX450191	45: DX450192
Sb [µg/g]	< 2	< 2	< 2	< 2	< 2	< 2	< 2	4	< 2	< 2	< 2
Se [µg/g]	< 0.5	< 0.5	< 0.5	< 0.5	1.2	< 0.5	< 0.5	6.4	< 0.5	< 0.5	< 0.5
Sn [µg/g]	< 6	< 6	< 6	< 6	< 6	< 6	< 6	< 6	< 6	< 6	< 6
Sr [µg/g]	250	190	150	270	150	220	200	92	290	240	340
Th [µg/g]	11.1	10.2	9.4	9.9	12.2	10.9	11.3	14.6	7.5	7.1	13.0
Ti [µg/g]	3500	2700	1800	3100	1400	2100	2800	2900	2700	4800	3800
Tl [µg/g]	0.50	0.37	0.49	0.52	0.20	0.28	0.26	1.2	0.35	0.21	0.53
U [µg/g]	1.8	1.7	2.1	1.9	1.9	1.6	2.2	2.4	1.1	0.94	1.9
V [µg/g]	56	37	27	58	2.7	30	37	49	42	65	84
W [µg/g]	3.0	3.0	1.7	2.8	2.0	0.94	0.40	3.1	0.49	0.56	0.86
Y [µg/g]	10.6	8.17	6.40	13.2	10.4	5.13	12.0	11.3	7.26	9.79	12.3
Zn [µg/g]	93	56	47	77	72	67	79	18000	100	120	100
Zr [µg/g]	77	65	50	60	96	79	79	89	60	93	110

Analysis	46: DX450193	47: DX450194	48: DX450195	49: DX450196	50: DX450197	51: DX450198	53: DX450200
Sample Date & Time	N/A	N/A	N/A	N/A	N/A	N/A	N/A
Ag [µg/g]	7.0	0.90	< 0.75	< 0.75	< 0.75	< 0.75	24
Al [µg/g]	70000	83000	80000	69000	84000	58000	76000
As [µg/g]	35	37	4.2	1.0	37	4.9	13
Ba [µg/g]	300	680	560	400	710	280	340
Be [µg/g]	0.89	1.2	0.96	1.1	2.1	0.76	0.90
Bi [µg/g]	19	1.5	2.9	0.40	0.31	0.20	3.2
Ca [µg/g]	22000	17000	13000	20000	24000	17000	33000
Cd [µg/g]	1.3	0.29	0.17	0.16	0.11	0.11	123
Co [µg/g]	11	15	8.2	20	22	7.2	8.7
Cr [µg/g]	99	69	55	68	110	49	66
Cu [µg/g]	22	37	4.1	51	65	26	4500
Fe [µg/g]	56000	33000	19000	48000	58000	27000	38000

OnLine LIMS

0004324871

Results relate only to the sample tested. Data reported represents the sample submitted to SGS. Reproduction of this analytical report in full or in part is prohibited without prior written approval. Please refer to SGS General Conditions of Services located at https://www.sgs.ca/en/terms-and-conditions (Printed copies are available upon request.)
Test method information available upon request. "Temperature Upon Receipt" is representative of the whole shipment and may not reflect the temperature of individual samples.
SGS Canada Inc. Environment-Health & Safety statement of conformity decision rule does not consider uncertainty when analytical results are compared to a specified standard or regulation.

SGS Canada Inc.
P.O. Box 4300 - 185 Concession St.
Lakefield - Ontario - KOL 2HO
Phone: 705-652-2000 FAX: 705-652-6365

Analysis	46: DX450193	47: DX450194	48: DX450195	49: DX450196	50: DX450197	51: DX450198	53: DX450200
K [µg/g]	27000	24000	22000	24000	19000	17000	32000
Mg [µg/g]	12000	9300	7700	15000	21000	3500	9500
Mn [µg/g]	2300	1200	380	680	690	460	2600
Mo [µg/g]	8.9	2.5	2.2	2.0	2.1	1.9	11
Na [µg/g]	12000	21000	21000	29000	27000	21000	18000
Ni [µg/g]	27	30	18	66	63	12	16
P [µg/g]	620	600	530	700	740	350	490
Pb [µg/g]	31	28	15	15	12	17	25
S [µg/g]	40000	16000	14000	2900	3700	2700	23000
Sb [µg/g]	< 2	< 2	< 2	< 2	< 2	< 2	2
Se [µg/g]	1.6	0.6	0.9	< 0.5	< 0.5	< 0.5	2.9
Sn [µg/g]	< 6	< 6	< 6	< 6	< 6	< 6	< 6
Sr [µg/g]	150	290	250	330	360	160	220
Th [µg/g]	10.7	12.4	11.9	9.5	10.9	5.8	11.1
Ti [µg/g]	2800	3000	1500	3900	4400	2700	2400
Tl [µg/g]	1	0.87	0.62	0.52	0.45	0.48	0.88
U [µg/g]	1.9	2.1	2.1	1.9	1.7	0.84	2.3
V [µg/g]	54	69	40	84	110	30	46
W [µg/g]	0.68	3.1	0.67	0.83	1.7	0.50	7.4
Y [µg/g]	8.81	11.3	5.46	11.0	13.7	3.66	8.17
Zn [µg/g]	340	130	94	100	92	92	18000
Zr [µg/g]	69	85	67	74	83	59	54

Revised report with Lower RL updated.

Reporting limits for Ag, Sb, Se and Bi are lower than SGS reporting limits.

Reissued report with specific samples included.
Revised report #3 with sample changes as per client request.

OnLine LIMS

Results relate only to the sample tested. Data reported represents the sample submitted to SGS. Reproduction of this analytical report in full or in part is prohibited without prior written approval. Please refer to SGS General Conditions of Services located at https://www.sgs.ca/en/terms-and-conditions (Printed copies are available upon request.)
Test method information available upon request. "Temperature Upon Receipt" is representative of the whole shipment and may not reflect the temperature of individual samples.
SGS Canada Inc. Environment-Health & Safety statement of conformity decision rule does not consider uncertainty when analytical results are compared to a specified standard or regulation.

SGS Canada Inc.
P.O. Box 4300 - 185 Concession St.
Lakefield - Ontario - KOL 2HO
Phone: 705-652-2000 FAX: 705-652-6365

Method Descriptions

Parameter	Units	SGS Method Code	Reference Method Code
	µg/g	ME-CA-[ENV]SPE-LAK-AN-001	EPA 3052/200.8
	µg/g	ME-CA-[ENV]SPE-LAK-AN-013	EPA 3052/200.8
Metals - Microwave/ICP-MS	µg/g	ME-CA-[ENV]SPE-LAK-AN-007	EPA 3052/200.8
Metals - Microwave/ICP-MS	µg/g	ME-CA-[ENV]SPE-LAK-AN-013	EPA 3052/200.8

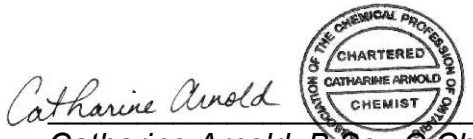

Catharine Arnold, B.Sc., C.Chem
Project Specialist,
Environment, Health & Safety

OnLine LIMS

0004324871

Results relate only to the sample tested. Data reported represents the sample submitted to SGS. Reproduction of this analytical report in full or in part is prohibited without prior written approval. Please refer to SGS General Conditions of Services located at https://www.sgs.ca/en/terms-and-conditions (Printed copies are available upon request.)
Test method information available upon request. "Temperature Upon Receipt" is representative of the whole shipment and may not reflect the temperature of individual samples.
SGS Canada Inc. Environment-Health & Safety statement of conformity decision rule does not consider uncertainty when analytical results are compared to a specified standard or regulation.

SGS Canada Inc.
P.O. Box 4300 - 185 Concession St.
Lakefield - Ontario - KOL 2HO
Phone: 705-652-2000 FAX: 705-652-6365

Quality Control Report

Inorganic Analysis														
Parameter	Reporting Limit	Unit	Method Blank	Duplicate				LCS / Spike Blank			Matrix Spike / Reference Material			
				Result 1	Result 2	RPD	Acceptance Criteria	Spike Recovery (%)	Recovery Limits (%)		Spike Recovery (%)	Recovery Limits (%)		
							%		Low	High		Low	High	
**QCR_SubCategory* - QCBatchID: EMS0146-OCT22*														
Calcium	3	µg/g	<3			1		100			109			
Phosphorus	3	µg/g	<3			4		91			93			
Potassium	3	µg/g	<3			1		97			97			
Sodium	3	µg/g	<3			0		97			106			
Sulfur	10	µg/g	<10			0		103			NV			
Metals - Microwave/ICP-MS - QCBatchID: EMS0146-OCT22														
Aluminum	3	µg/g	<3			0	20	92	70	130	103	70	130	
Antimony	2	µg/g	<0.8			ND	20	96	70	130	113	70	130	
Arsenic	0.5	µg/g	<0.5			5	20	94	70	130	108	70	130	
Barium	0.01	µg/g	<0.01			9	20	103	70	130	92	70	130	
Beryllium	0.02	µg/g	<0.02			15	20	93	70	130	70	70	130	
Bismuth	0.085	µg/g	<0.09			8	20	92	70	130	NV	70	130	
Cadmium	0.02	µg/g	<0.02			11	20	97	70	130	NV	70	130	
Chromium	0.5	µg/g	<0.5			1	20	94	70	130	NV	70	130	
Cobalt	0.01	µg/g	<0.01			1	20	94	70	130	95	70	130	
Copper	0.1	µg/g	<0.1			2	20	97	70	130	104	70	130	
Iron	3	µg/g	<3			1	20	101	70	130	105	70	130	
Lead	0.05	µg/g	<0.05			7	20	102	70	130	94	70	130	
Magnesium	3	µg/g	<3			1	20	99	70	130	102	70	130	
Manganese	0.1	µg/g	<0.1			3	20	95	70	130	103	70	130	
Molybdenum	0.1	µg/g	<0.1			3	20	95	70	130	99	70	130	
Nickel	0.1	µg/g	<0.1			1	20	91	70	130	104	70	130	
Selenium	0.5	µg/g	<0.7			6	20	101	70	130	NV	70	130	
Silver	0.75	µg/g	<0.01			16	20	91	70	130	NV	70	130	
Strontium	0.02	µg/g	<0.02			0	20	96	70	130	102	70	130	
Thallium	0.02	µg/g	<0.02			5	20	66	70	130	NV	70	130	
Thorium	0.5	µg/g	<0.5			1	20	108	70	130	NV	70	130	
Tin	6	µg/g	<6			10	20	104	70	130	NV	70	130	
Titanium	0.1	µg/g	<0.1			1	20	100	70	130	72	70	130	
Tungsten	0.04	µg/g	<0.04			6	20	92	70	130	NV	70	130	
Uranium	0.002	µg/g	<0.002			1	20	102	70	130	77	70	130	
Vanadium	1	µg/g	<1			0	20	93	70	130	91	70	130	
Yttrium	0.004	µg/g	<0.004			20	20	92	70	130	NV	70	130	
Zinc	0.7	µg/g	<0.7			2	20	95	70	130	101	70	130	
Zirconium	0.03	µg/g	<0.03			3	20	101	70	130	NV	70	130	

OnLine LIMS

0004324871

Results relate only to the sample tested. Data reported represents the sample submitted to SGS. Reproduction of this analytical report in full or in part is prohibited without prior written approval. Please refer to SGS General Conditions of Services located at https://www.sgs.ca/en/terms-and-conditions (Printed copies are available upon request.)
Test method information available upon request. "Temperature Upon Receipt" is representative of the whole shipment and may not reflect the temperature of individual samples.
SGS Canada Inc. Environment-Health & Safety statement of conformity decision rule does not consider uncertainty when analytical results are compared to a specified standard or regulation.

SGS Canada Inc.
P.O. Box 4300 - 185 Concession St.
Lakefield - Ontario - KOL 2HO
Phone: 705-652-2000 FAX: 705-652-6365

11-November-2025

Great Bear Resources Ltd.
Attn : Ashley Moncrief

1020 - 800 West Pender St.
Vancouver, BC
V6C 2V6, Canada

Phone: 778-833-2160
Fax:

Date Rec. : 28 September 2022
LR Report: **CA19174-SEP22**
Reference: Great Bear Project/OMGS21045 - Set 5/5

Copy: #4

CERTIFICATE OF ANALYSIS
Final Report - Revised

Analysis	1: Analysis Start Date	2: Analysis Start Time	3: Analysis Completed Date	4: Analysis Completed Time	5: DX450202	7: DX450204	8: DX450205	9: DX450206	10: DX450207	11: DX450208	13: DX450210	15: DX450212	16: DX450213	17: DX450214
Sample Date & Time					N/A	N/A	N/A	N/A	N/A	N/A	N/A	N/A	N/A	N/A
Ag [µg/g]	25-Oct-22	20:06	27-Oct-22	14:34	< 0.75	< 0.75	< 0.75	< 0.75	< 0.75	< 0.75	< 0.75	< 0.75	< 0.75	< 0.75
Al [µg/g]	25-Oct-22	20:06	27-Oct-22	14:34	73000	86000	31000	10000	54000	61000	83000	90000	73000	72000
As [µg/g]	25-Oct-22	20:06	27-Oct-22	14:34	39	5.0	1.3	6.9	51	113	2.7	29	36	26
Ba [µg/g]	25-Oct-22	20:06	27-Oct-22	14:34	410	430	160	75	260	510	420	240	85	82
Be [µg/g]	25-Oct-22	20:06	27-Oct-22	14:34	2	0.97	0.21	0.10	0.66	1	1	1	0.73	0.88
Bi [µg/g]	25-Oct-22	20:06	27-Oct-22	14:34	0.16	0.65	0.34	1.5	4.4	0.66	1.4	0.36	7.1	5.0
Ca [µg/g]	25-Oct-22	20:06	27-Oct-22	14:34	34000	26000	3000	9000	20000	23000	28000	21000	3500	20000
Cd [µg/g]	25-Oct-22	20:06	27-Oct-22	14:34	0.14	0.09	0.06	0.04	0.33	0.35	0.11	0.25	0.10	0.12
Co [µg/g]	25-Oct-22	20:06	27-Oct-22	14:34	18	16	16	7	9	8	17	16	15	15
Cr [µg/g]	25-Oct-22	20:06	27-Oct-22	14:34	110	61	89	68	78	38	58	74	100	75
Cu [µg/g]	25-Oct-22	20:06	27-Oct-22	14:34	31	41	110	12	19	15	44	380	10	8.4
Fe [µg/g]	25-Oct-22	20:06	27-Oct-22	14:34	34000	44000	68000	22000	40000	22000	38000	44000	74000	54000
K [µg/g]	25-Oct-22	20:06	27-Oct-22	14:34	11000	25000	9500	6800	26000	15000	21000	11000	40000	29000
Mg [µg/g]	25-Oct-22	20:06	27-Oct-22	14:34	21000	12000	15000	6400	8000	6400	8500	9800	6300	7200
Mn [µg/g]	25-Oct-22	20:06	27-Oct-22	14:34	590	550	230	330	1100	470	720	400	910	520
Mo [µg/g]	25-Oct-22	20:06	27-Oct-22	14:34	0.8	1.3	2.7	1.8	3.0	1.8	3.4	2.8	4.4	4.2
Na [µg/g]	25-Oct-22	20:06	27-Oct-22	14:34	44000	17000	580	800	34000	42000	27000	21000	2500	16000
Ni [µg/g]	25-Oct-22	20:06	27-Oct-22	14:34	39	30	53	11	20	13	26	49	16	20
P [µg/g]	25-Oct-22	20:06	27-Oct-22	14:34	850	690	640	450	330	670	1200	730	640	660

OnLine LIMS

0004324711

Results relate only to the sample tested. Data reported represents the sample submitted to SGS. Reproduction of this analytical report in full or in part is prohibited without prior written approval. Please refer to SGS General Conditions of Services located at https://www.sgs.ca/en/terms-and-conditions (Printed copies are available upon request.)
Test method information available upon request. "Temperature Upon Receipt" is representative of the whole shipment and may not reflect the temperature of individual samples.
SGS Canada Inc. Environment-Health & Safety statement of conformity decision rule does not consider uncertainty when analytical results are compared to a specified standard or regulation.

SGS Canada Inc.
P.O. Box 4300 - 185 Concession St.
Lakefield - Ontario - KOL 2HO
Phone: 705-652-2000 FAX: 705-652-6365

LR Report : **CA19174-SEP22**

Analysis	1: Analysis Start Date	2: Analysis Start Time	3: Analysis Completed Date	4: Analysis Completed Time	5: DX450202	7: DX450204	8: DX450205	9: DX450206	10: DX450207	11: DX450208	13: DX450210	15: DX450212	16: DX450213	17: DX450214
Pb [µg/g]	25-Oct-22	20:06	27-Oct-22	14:34	7	9	3	4	16	17	12	9	4	7
S [µg/g]	25-Oct-22	20:06	27-Oct-22	14:34	1800	4200	4200	10000	25000	4200	3300	2200	47000	42000
Sb [µg/g]	25-Oct-22	20:06	27-Oct-22	14:34	< 2	< 2	< 2	< 2	< 2	< 2	< 2	< 2	< 2	< 2
Se [µg/g]	25-Oct-22	20:06	27-Oct-22	14:34	< 0.5	< 0.5	< 0.5	0.6	4.8	1.0	< 0.5	< 0.5	2.5	4.8
Sn [µg/g]	25-Oct-22	20:06	27-Oct-22	14:34	< 6	< 6	< 6	< 6	< 6	< 6	< 6	< 6	< 6	< 6
Sr [µg/g]	25-Oct-22	20:06	27-Oct-22	14:34	370	270	9	15	190	260	340	270	57	230
Th [µg/g]	25-Oct-22	20:06	27-Oct-22	14:34	20.9	12.1	2.2	3.0	17.3	13.1	11.2	11.6	11.9	11.1
Ti [µg/g]	25-Oct-22	20:06	27-Oct-22	14:34	3500	3000	1700	1600	1400	1800	4500	3000	2800	1600
Tl [µg/g]	25-Oct-22	20:06	27-Oct-22	14:34	0.26	0.38	0.25	0.32	0.51	0.31	0.45	0.13	1	0.73
U [µg/g]	25-Oct-22	20:06	27-Oct-22	14:34	1.70	1.75	1.28	1.66	0.92	1.63	1.64	1.24	2.39	1.91
V [µg/g]	25-Oct-22	20:06	27-Oct-22	14:34	74	69	75	24	27	37	74	62	45	49
W [µg/g]	25-Oct-22	20:06	27-Oct-22	14:34	10	1	0.11	0.20	1	4	0.54	0.61	4	26
Y [µg/g]	25-Oct-22	20:06	27-Oct-22	14:34	12.2	11.0	6.79	7.32	4.90	6.16	13.7	9.57	9.18	8.47
Zn [µg/g]	25-Oct-22	20:06	27-Oct-22	14:34	79	77	48	47	150	87	91	130	50	45
Zr [µg/g]	25-Oct-22	20:06	27-Oct-22	14:34	120	65	2	4	57	59	68	74	51	47

Analysis	19: DX450216	20: DX450217	21: DX450218	22: DX450219	23: DX450220	24: DX450221	25: DX450222	26: DX450223	27: DX450224	28: DX450225	29: DX450226	31: DX450228	32: DX450229	33: DX450230
Sample Date & Time	N/A	N/A	N/A	N/A	N/A	N/A	N/A	N/A	N/A	N/A	N/A	N/A	N/A	N/A
Ag [µg/g]	< 0.75	< 0.75	1.0	< 0.75	< 0.75	< 0.75	< 0.75	< 0.75	< 0.75	< 0.75	< 0.75	< 0.75	1.5	< 0.75
Al [µg/g]	71000	82000	74000	66000	68000	89000	76000	80000	52000	75000	52000	80000	62000	84000
As [µg/g]	22	17	26	8.2	13	5.1	18	25	16	38	171	23	6.2	1.1
Ba [µg/g]	430	590	460	280	430	310	520	500	350	410	650	430	630	540
Be [µg/g]	1.00	0.87	0.85	0.92	0.98	0.85	1	0.93	0.83	1	0.95	0.90	0.82	0.95
Bi [µg/g]	0.39	0.29	0.18	< 0.085	0.23	0.61	0.35	0.77	0.25	0.20	0.56	1.7	5.4	0.25
Ca [µg/g]	24000	25000	21000	29000	28000	52000	22000	27000	25000	24000	1300	30000	33000	29000
Cd [µg/g]	0.34	4	1	0.10	0.11	0.12	0.11	4	0.30	0.09	0.19	1	4	0.07
Co [µg/g]	9	9	9	10	13	25	10	11	9	9	8	10	7	10
Cr [µg/g]	43	49	53	42	33	92	62	49	70	44	50	57	54	40
Cu [µg/g]	25	24	33	20	29	33	16	45	42	13	3.1	25	180	25
Fe [µg/g]	24000	30000	25000	25000	30000	51000	26000	30000	27000	24000	23000	30000	23000	29000
K [µg/g]	22000	33000	21000	19000	16000	15000	23000	25000	16000	26000	37000	23000	16000	21000
Mg [µg/g]	8100	8700	10000	7900	10000	28000	7100	9000	7400	8200	2600	10000	6000	9200
Mn [µg/g]	600	1800	1400	440	480	830	370	910	650	490	79	830	600	410
Mo [µg/g]	3.0	3.8	1.8	1.9	2.4	1.5	2.1	3.4	2.6	2.5	0.9	1.9	31	1.7
Na [µg/g]	30000	16000	24000	29000	30000	25000	24000	23000	32000	21000	1400	21000	29000	26000

OnLine LIMS

0004324711

Results relate only to the sample tested. Data reported represents the sample submitted to SGS. Reproduction of this analytical report in full or in part is prohibited without prior written approval. Please refer to SGS General Conditions of Services located at https://www.sgs.ca/en/terms-and-conditions (Printed copies are available upon request.)
Test method information available upon request. "Temperature Upon Receipt" is representative of the whole shipment and may not reflect the temperature of individual samples.
SGS Canada Inc. Environment-Health & Safety statement of conformity decision rule does not consider uncertainty when analytical results are compared to a specified standard or regulation.

SGS Canada Inc.
P.O. Box 4300 - 185 Concession St.
Lakefield - Ontario - KOL 2HO
Phone: 705-652-2000 FAX: 705-652-6365

LR Report : **CA19174-SEP22**

Analysis	19: DX450216	20: DX450217	21: DX450218	22: DX450219	23: DX450220	24: DX450221	25: DX450222	26: DX450223	27: DX450224	28: DX450225	29: DX450226	31: DX450228	32: DX450229	33: DX450230
Ni [µg/g]	19	16	15	14	21	54	16	17	14	15	12	18	11	18
P [µg/g]	500	540	510	520	730	860	550	680	780	530	400	780	460	600
Pb [µg/g]	34	36	39	10	10	9	12	34	12	12	28	17	220	9
S [µg/g]	7400	8300	5100	1200	2400	3700	14000	9800	6300	5900	15000	24000	15000	280
Sb [µg/g]	< 2	< 2	< 2	< 2	< 2	< 2	< 2	< 2	< 2	< 2	< 2	< 2	< 2	< 2
Se [µg/g]	< 0.5	< 0.5	< 0.5	< 0.5	< 0.5	< 0.5	< 0.5	0.5	< 0.5	< 0.5	0.7	1.4	3.3	< 0.5
Sn [µg/g]	< 6	< 6	< 6	< 6	< 6	< 6	< 6	< 6	< 6	< 6	< 6	< 6	< 6	< 6
Sr [µg/g]	250	160	220	240	270	620	270	290	210	230	25	340	400	450
Th [µg/g]	11.2	11.3	9.3	7.3	7.9	7.4	9.5	9.5	6.4	9.2	6.9	7.9	8.0	9.7
Ti [µg/g]	1800	2400	2300	2500	3100	4600	1900	2700	3100	2200	2100	2100	1900	3000
Tl [µg/g]	0.43	0.73	0.57	0.41	0.30	0.31	0.44	0.69	0.35	0.46	0.34	0.64	0.33	0.39
U [µg/g]	1.59	1.98	1.89	1.15	0.99	0.69	1.83	1.93	0.82	1.82	1.41	1.84	1.49	1.80
V [µg/g]	38	45	42	43	52	110	40	47	46	39	36	47	29	46
W [µg/g]	2	1	3	0.99	2	1	1	0.87	6	1	6	2	155	4
Y [µg/g]	7.08	10.2	9.22	7.29	8.92	11.8	9.19	10.3	7.20	7.80	3.70	10.9	6.79	9.54
Zn [µg/g]	97	680	250	61	69	85	67	650	100	52	44	270	830	70
Zr [µg/g]	43	48	40	31	39	42	43	42	46	46	30	41	34	49

Analysis	34: DX450231	35: DX450232	36: DX450233	37: DX450234	38: DX450235	39: DX450236	40: DX450237	41: DX450238	42: DX450239
Sample Date & Time	N/A	N/A	N/A	N/A	N/A	N/A	N/A	N/A	N/A
Ag [µg/g]	< 0.75	< 0.75	1.4	< 0.75	< 0.75	< 0.75	< 0.75	< 0.75	1.2
Al [µg/g]	64000	78000	76000	58000	74000	45000	86000	53000	66000
As [µg/g]	3.0	19	5.2	6.2	5.9	12	3.4	165	63
Ba [µg/g]	350	470	540	420	450	530	560	420	66
Be [µg/g]	0.79	0.92	0.79	0.76	0.99	1	1	0.99	0.76
Bi [µg/g]	0.26	1.7	2.8	0.19	0.21	0.19	0.51	0.090	12
Ca [µg/g]	19000	33000	19000	29000	33000	30000	15000	13000	4400
Cd [µg/g]	0.13	1	14	0.25	0.26	0.10	0.09	0.07	0.04
Co [µg/g]	5	10	10	8	12	11	21	2	19
Cr [µg/g]	51	43	90	53	49	41	95	43	100
Cu [µg/g]	12	8.7	140	19	28	22	66	4.6	3.2
Fe [µg/g]	16000	28000	71000	23000	31000	23000	54000	17000	83000
K [µg/g]	18000	16000	38000	16000	22000	14000	24000	16000	40000
Mg [µg/g]	4700	10000	12000	7300	10000	6700	15000	1500	6500
Mn [µg/g]	190	1300	1900	880	810	750	380	300	390

OnLine LIMS

0004324711

Results relate only to the sample tested. Data reported represents the sample submitted to SGS. Reproduction of this analytical report in full or in part is prohibited without prior written approval. Please refer to SGS General Conditions of Services located at https://www.sgs.ca/en/terms-and-conditions (Printed copies are available upon request.)
Test method information available upon request. "Temperature Upon Receipt" is representative of the whole shipment and may not reflect the temperature of individual samples.
SGS Canada Inc. Environment-Health & Safety statement of conformity decision rule does not consider uncertainty when analytical results are compared to a specified standard or regulation.

SGS Canada Inc.
P.O. Box 4300 - 185 Concession St.
Lakefield - Ontario - KOL 2HO
Phone: 705-652-2000 FAX: 705-652-6365

LR Report : **CA19174-SEP22**

Analysis	34: DX450231	35: DX450232	36: DX450233	37: DX450234	38: DX450235	39: DX450236	40: DX450237	41: DX450238	42: DX450239
Mo [µg/g]	2.4	1.6	2.8	1.1	2.6	1.3	2.7	1.8	2.7
Na [µg/g]	31000	23000	7900	30000	29000	31000	24000	33000	1400
Ni [µg/g]	7.3	17	19	15	21	15	53	1.5	13
P [µg/g]	320	880	580	480	830	500	660	140	510
Pb [µg/g]	9	9	14	16	19	11	15	10	6
S [µg/g]	4100	9800	22000	3100	3200	5600	5100	4800	64000
Sb [µg/g]	< 2	< 2	< 2	< 2	< 2	< 2	< 2	< 2	< 2
Se [µg/g]	< 0.5	0.9	2.3	< 0.5	< 0.5	< 0.5	< 0.5	< 0.5	6.5
Sn [µg/g]	< 6	< 6	< 6	< 6	< 6	< 6	< 6	< 6	< 6
Sr [µg/g]	210	320	96	220	350	310	390	120	33
Th [µg/g]	6.0	8.3	10.7	6.3	8.1	4.7	9.5	8.1	9.1
Ti [µg/g]	1400	2900	2700	2500	3400	2600	3500	1500	2400
Tl [µg/g]	0.29	0.62	1	0.37	0.45	0.34	0.49	0.27	1
U [µg/g]	1.47	1.89	1.88	0.95	1.25	0.51	1.78	1.58	1.84
V [µg/g]	19	46	46	40	53	43	93	2.5	44
W [µg/g]	2	0.92	3	42	5	13	4	2	7
Y [µg/g]	3.64	11.0	9.92	5.91	10.4	4.55	11.8	8.21	6.08
Zn [µg/g]	100	250	2100	85	87	53	82	49	31
Zr [µg/g]	43	42	42	35	44	39	55	60	37

Revised report with Lower RL updated.

Reporting limits for Ag, Sb, Se and Bi are lower than SGS reporting limits.

Reissued report with specific samples included.
Revised report #3 with sample changes as per client request.

Method Descriptions

Parameter	Units	SGS Method Code	Reference Method Code
	µg/g	ME-CA-[ENV]SPE-LAK-AN-001	EPA 3052/200.8
	µg/g	ME-CA-[ENV]SPE-LAK-AN-013	EPA 3052/200.8
Metals - Microwave/ICP-MS	µg/g	ME-CA-[ENV]SPE-LAK-AN-007	EPA 3052/200.8
Metals - Microwave/ICP-MS	µg/g	ME-CA-[ENV]SPE-LAK-AN-013	EPA 3052/200.8

OnLine LNMS

0004324711

Results relate only to the sample tested. Data reported represents the sample submitted to SGS. Reproduction of this analytical report in full or in part is prohibited without prior written approval. Please refer to SGS General Conditions of Services located at https://www.sgs.ca/en/terms-and-conditions (Printed copies are available upon request.)
Test method information available upon request. "Temperature Upon Receipt" is representative of the whole shipment and may not reflect the temperature of individual samples.
SGS Canada Inc. Environment-Health & Safety statement of conformity decision rule does not consider uncertainty when analytical results are compared to a specified standard or regulation.

SGS Canada Inc.
P.O. Box 4300 - 185 Concession St.
Lakefield - Ontario - KOL 2HO
Phone: 705-652-2000 FAX: 705-652-6365

LR Report : **CA19174-SEP22**



Catharine Arnold, B.Sc., C.Chem
Project Specialist,
Environment, Health & Safety

OnLine LIMS

0004324711

Results relate only to the sample tested. Data reported represents the sample submitted to SGS. Reproduction of this analytical report in full or in part is prohibited without prior written approval. Please refer to SGS General Conditions of Services located at https://www.sgs.ca/en/terms-and-conditions (Printed copies are available upon request.)
Test method information available upon request. "Temperature Upon Receipt" is representative of the whole shipment and may not reflect the temperature of individual samples.
SGS Canada Inc. Environment-Health & Safety statement of conformity decision rule does not consider uncertainty when analytical results are compared to a specified standard or regulation.

SGS Canada Inc.
P.O. Box 4300 - 185 Concession St.
Lakefield - Ontario - K0L 2H0
Phone: 705-652-2000 FAX: 705-652-6365

Quality Control Report

Inorganic Analysis														
Parameter	Reporting Limit	Unit	Method Blank	Duplicate				LCS / Spike Blank			Matrix Spike / Reference Material			
				Result 1	Result 2	RPD	Acceptance Criteria	Spike Recovery (%)	Recovery Limits (%)		Spike Recovery (%)	Recovery Limits (%)		
							%		Low	High		Low	High	
**QCR_SubCategory* - QCBatchID: EMS0100-OCT22*														
Calcium	3	µg/g	<3			0		100			108			
Phosphorus	3	µg/g	<3			6		91			96			
Potassium	3	µg/g	<3			2		97			98			
Sodium	3	µg/g	<3			2		97			109			
Sulfur	10	µg/g	<10			5		94			NV			
Metals - Microwave/ICP-MS - QCBatchID: EMS0100-OCT22														
Aluminum	3	µg/g	<3			2	20	91	70	130	101	70	130	
Antimony	2	µg/g	<0.8			ND	20	96	70	130	103	70	130	
Arsenic	0.5	µg/g	<0.5			10	20	94	70	130	109	70	130	
Barium	0.01	µg/g	<0.01			2	20	103	70	130	92	70	130	
Beryllium	0.02	µg/g	<0.02			3	20	93	70	130	67	70	130	
Bismuth	0.085	µg/g	<0.09			5	20	94	70	130	NV	70	130	
Cadmium	0.02	µg/g	<0.02			17	20	97	70	130	NV	70	130	
Chromium	0.5	µg/g	<0.5			3	20	94	70	130	NV	70	130	
Cobalt	0.01	µg/g	<0.01			11	20	94	70	130	97	70	130	
Copper	0.1	µg/g	<0.1			2	20	97	70	130	106	70	130	
Iron	3	µg/g	<3			1	20	101	70	130	107	70	130	
Lead	0.05	µg/g	<0.05			3	20	102	70	130	97	70	130	
Magnesium	3	µg/g	<3			1	20	99	70	130	102	70	130	
Manganese	0.1	µg/g	<0.1			1	20	95	70	130	105	70	130	
Molybdenum	0.1	µg/g	<0.1			18	20	95	70	130	110	70	130	
Nickel	0.1	µg/g	<0.1			1	20	91	70	130	106	70	130	
Selenium	0.5	µg/g	<0.7			ND	20	101	70	130	NV	70	130	
Silver	0.75	µg/g	<0.01			19	20	91	70	130	NV	70	130	
Strontium	0.02	µg/g	<0.02			1	20	96	70	130	103	70	130	
Thallium	0.02	µg/g	<0.02			5	20	91	70	130	NV	70	130	
Thorium	0.5	µg/g	<0.5			17	20	100	70	130	NV	70	130	
Tin	6	µg/g	<6			ND	20	104	70	130	NV	70	130	
Titanium	0.1	µg/g	<0.1			6	20	96	70	130	73	70	130	
Tungsten	0.04	µg/g	<0.04			18	20	91	70	130	NV	70	130	
Uranium	0.002	µg/g	<0.002			0	20	102	70	130	77	70	130	
Vanadium	1	µg/g	<1			1	20	93	70	130	98	70	130	
Yttrium	0.004	µg/g	<0.004			1	20	92	70	130	NV	70	130	
Zinc	0.7	µg/g	<0.7			7	20	95	70	130	101	70	130	
Zirconium	0.03	µg/g	<0.03			18	20	107	70	130	NV	70	130	

OnLine LIMS

000432471

Results relate only to the sample tested. Data reported represents the sample submitted to SGS. Reproduction of this analytical report in full or in part is prohibited without prior written approval. Please refer to SGS General Conditions of Services located at https://www.sgs.ca/en/terms-and-conditions (Printed copies are available upon request.)
Test method information available upon request. "Temperature Upon Receipt" is representative of the whole shipment and may not reflect the temperature of individual samples.
SGS Canada Inc. Environment-Health & Safety statement of conformity decision rule does not consider uncertainty when analytical results are compared to a specified standard or regulation.

SGS Canada Inc.
P.O. Box 4300 - 185 Concession St.
Lakefield - Ontario - KOL 2HO
Phone: 705-652-2000 FAX: 705-652-6365

11-November-2025

Great Bear Resources Ltd.
Attn : Ashley Moncrief

1020 - 800 West Pender St., Vancouver
Canada, V6C 2V6
Phone: 778-833-2160, Fax:

Date Rec. : 18 October 2023
LR Report: **CA19207-OCT23**
Reference: Great Bear Project/OMGS21045 - Set 2

Copy: #3

CERTIFICATE OF ANALYSIS
Final Report - Revised

Analysis	1: Analysis Start Date	2: Analysis Start Time	3: Analysis Completed Date	4: Analysis Completed Time	5: 031525
Sample Date & Time					N/A
Ag [µg/g]	05-Dec-23	13:06	07-Dec-23	10:55	< 0.5
Al [µg/g]	05-Dec-23	13:06	07-Dec-23	10:55	80000
As [µg/g]	05-Dec-23	13:06	07-Dec-23	10:55	5.5
Ba [µg/g]	05-Dec-23	13:06	07-Dec-23	10:55	500
Be [µg/g]	05-Dec-23	13:06	07-Dec-23	10:55	1.1
Bi [µg/g]	05-Dec-23	13:06	07-Dec-23	10:55	0.28
Ca [µg/g]	05-Dec-23	13:06	07-Dec-23	10:55	22000
Cd [µg/g]	05-Dec-23	13:06	07-Dec-23	10:55	0.07
Co [µg/g]	05-Dec-23	13:06	07-Dec-23	10:55	9.4
Cr [µg/g]	05-Dec-23	13:06	07-Dec-23	10:55	8.3
Cu [µg/g]	05-Dec-23	13:06	07-Dec-23	10:55	22
Fe [µg/g]	05-Dec-23	13:06	07-Dec-23	10:55	22000
K [µg/g]	05-Dec-23	13:06	07-Dec-23	10:55	20000
Li [µg/g]	05-Dec-23	13:06	07-Dec-23	10:55	15
Mg [µg/g]	05-Dec-23	13:06	07-Dec-23	10:55	3400
Mn [µg/g]	05-Dec-23	13:06	07-Dec-23	10:55	380

OnLine LIMS

Results relate only to the sample tested. Data reported represents the sample submitted to SGS. Reproduction of this analytical report in full or in part is prohibited without prior written approval. Please refer to SGS General Conditions of Services located at https://www.sgs.ca/en/terms-and-conditions (Printed copies are available upon request.)
Test method information available upon request. "Temperature Upon Receipt" is representative of the whole shipment and may not reflect the temperature of individual samples.
SGS Canada Inc. Environment-Health & Safety statement of conformity decision rule does not consider uncertainty when analytical results are compared to a specified standard or regulation.

SGS Canada Inc.
P.O. Box 4300 - 185 Concession St.
Lakefield - Ontario - KOL 2HO
Phone: 705-652-2000 FAX: 705-652-6365

Analysis	1: Analysis Start Date	2: Analysis Start Time	3: Analysis Completed Date	4: Analysis Completed Time	5: 031525
Mo [µg/g]	05-Dec-23	13:06	07-Dec-23	10:55	1.4
Na [µg/g]	05-Dec-23	13:06	07-Dec-23	10:55	25000
Ni [µg/g]	05-Dec-23	13:06	07-Dec-23	10:55	13
P [µg/g]	05-Dec-23	13:06	07-Dec-23	10:55	500
Pb [µg/g]	05-Dec-23	13:06	07-Dec-23	10:55	18
S [µg/g]	05-Dec-23	13:06	07-Dec-23	10:55	5600
Sb [µg/g]	05-Dec-23	13:06	07-Dec-23	10:55	< 2
Se [µg/g]	05-Dec-23	13:06	07-Dec-23	10:56	0.1
Sn [µg/g]	05-Dec-23	13:06	07-Dec-23	10:56	< 6
Sr [µg/g]	05-Dec-23	13:06	07-Dec-23	10:56	240
Ti [µg/g]	05-Dec-23	13:06	07-Dec-23	10:56	2500
Th [µg/g]	05-Dec-23	13:06	07-Dec-23	10:56	7.9
Tl [µg/g]	05-Dec-23	13:06	07-Dec-23	10:56	0.61
U [µg/g]	05-Dec-23	13:06	07-Dec-23	10:56	1.9
V [µg/g]	05-Dec-23	13:06	07-Dec-23	10:56	44
W [µg/g]	05-Dec-23	13:06	12-Mar-24	10:38	0.85
Y [µg/g]	05-Dec-23	13:06	07-Dec-23	10:56	6.78
Zn [µg/g]	05-Dec-23	13:06	07-Dec-23	10:56	66
Zr [µg/g]	05-Dec-23	13:06	07-Dec-23	10:56	180

Revised with W added.

Revised report with sample changes as per client request.

Method Descriptions

Parameter	Units	SGS Method Code	Reference Method Code
	µg/g	ME-CA-[ENV]SPE-LAK-AN-001	EPA 3052/200.8
	µg/g	ME-CA-[ENV]SPE-LAK-AN-013	EPA 3052/200.8
Metals - Microwave/ICP-MS	µg/g	ME-CA-[ENV]SPE-LAK-AN-007	EPA 3052/200.8
Metals - Microwave/ICP-MS	µg/g	ME-CA-[ENV]SPE-LAK-AN-013	EPA 3052/200.8

OnLine LNMS

0004324916

Results relate only to the sample tested. Data reported represents the sample submitted to SGS. Reproduction of this analytical report in full or in part is prohibited without prior written approval. Please refer to SGS General Conditions of Services located at https://www.sgs.ca/en/terms-and-conditions (Printed copies are available upon request.)
Test method information available upon request. "Temperature Upon Receipt" is representative of the whole shipment and may not reflect the temperature of individual samples.
SGS Canada Inc. Environment-Health & Safety statement of conformity decision rule does not consider uncertainty when analytical results are compared to a specified standard or regulation.

SGS Canada Inc.
P.O. Box 4300 - 185 Concession St.
Lakefield - Ontario - KOL 2HO
Phone: 705-652-2000 FAX: 705-652-6365

LR Report : **CA19207-OCT23**

Catharine Arnold

CHARTERED CHEMIST CATHARINE ARNOLD — THE CHEMICAL PROFESSION OF ONTARIO

Catharine Arnold, B.Sc., C.Chem
Project Specialist,
Environment, Health & Safety

OnLine LIMS

0004324916

Results relate only to the sample tested. Data reported represents the sample submitted to SGS. Reproduction of this analytical report in full or in part is prohibited without prior written approval. Please refer to SGS General Conditions of Services located at https://www.sgs.ca/en/terms-and-conditions (Printed copies are available upon request.)
Test method information available upon request. "Temperature Upon Receipt" is representative of the whole shipment and may not reflect the temperature of individual samples.
SGS Canada Inc. Environment-Health & Safety statement of conformity decision rule does not consider uncertainty when analytical results are compared to a specified standard or regulation.

SGS Canada Inc.
P.O. Box 4300 - 185 Concession St.
Lakefield - Ontario - KOL 2HO
Phone: 705-652-2000 FAX: 705-652-6365

Quality Control Report

Inorganic Analysis														
Parameter	Reporting Limit	Unit	Method Blank	Duplicate				LCS / Spike Blank			Matrix Spike / Reference Material			
				Result 1	Result 2	RPD	Acceptance Criteria	Spike Recovery (%)	Recovery Limits (%)		Spike Recovery (%)	Recovery Limits (%)		
							%		Low	High		Low	High	
**QCR_SubCategory* - QCBatchID: EMS0301-NOV23*														
Calcium	3	µg/g	<3			5		99			99			
Phosphorus	3	µg/g	<3			5		97			88			
Potassium	3	µg/g	<3			10		103			96			
Sodium	3	µg/g	<3			2		105			103			
Sulfur	50	µg/g	<50			6		96			NV			
Metals - Microwave/ICP-MS - QCBatchID: EMS0301-NOV23														
Aluminum	3	µg/g	<3			9	20	109	70	130	104	70	130	
Antimony	2	µg/g	<0.8			ND	20	93	70	130	111	70	130	
Arsenic	0.5	µg/g	<0.5			12	20	109	70	130	102	70	130	
Barium	0.01	µg/g	<0.01			0	20	101	70	130	108	70	130	
Beryllium	0.02	µg/g	<0.02			8	20	103	70	130	90	70	130	
Bismuth	0.09	µg/g	<0.09			8	20	94	70	130	NV	70	130	
Cadmium	0.02	µg/g	<0.02			ND	20	107	70	130	NV	70	130	
Chromium	0.5	µg/g	<0.5			18	20	105	70	130	NV	70	130	
Cobalt	0.01	µg/g	<0.01			4	20	107	70	130	95	70	130	
Copper	0.1	µg/g	<0.1			1	20	108	70	130	101	70	130	
Iron	3	µg/g	<3			2	20	105	70	130	103	70	130	
Lead	0.05	µg/g	<0.05			5	20	102	70	130	106	70	130	
Lithium	2	µg/g	<2			6	20	96	70	130	100	70	130	
Magnesium	3	µg/g	<3			7	20	104	70	130	100	70	130	
Manganese	0.1	µg/g	<0.1			6	20	108	70	130	103	70	130	
Molybdenum	0.1	µg/g	<0.1			4	20	102	70	130	104	70	130	
Nickel	0.1	µg/g	<0.1			5	20	108	70	130	107	70	130	
Selenium	0.1	µg/g	<0.1			4	20	105	70	130	NV	70	130	
Silver	0.5	µg/g	<0.01			11	20	106	70	130	NV	70	130	
Strontium	0.02	µg/g	<0.02			7	20	103	70	130	103	70	130	
Thallium	0.02	µg/g	<0.02			7	20	70	70	130	NV	70	130	
Thorium	0.5	µg/g	<0.5			12	20	NV	70	130	NV	70	130	
Tin	6	µg/g	<6			ND	20	100	70	130	NV	70	130	
Titanium	0.1	µg/g	<0.1			6	20	107	70	130	80	70	130	
Tungsten	0.04	µg/g	<0.04			1	20	95	70	130	NV	70	130	
Uranium	0.002	µg/g	<0.002			12	20	101	70	130	89	70	130	
Vanadium	1	µg/g	<1			7	20	109	70	130	98	70	130	
Yttrium	0.004	µg/g	<0.004			4	20	101	70	130	NV	70	130	
Zinc	0.7	µg/g	<0.7			6	20	103	70	130	97	70	130	

OnLine LIMS

0004324916

Results relate only to the sample tested. Data reported represents the sample submitted to SGS. Reproduction of this analytical report in full or in part is prohibited without prior written approval. Please refer to SGS General Conditions of Services located at https://www.sgs.ca/en/terms-and-conditions (Printed copies are available upon request.)
Test method information available upon request. "Temperature Upon Receipt" is representative of the whole shipment and may not reflect the temperature of individual samples.
SGS Canada Inc. Environment-Health & Safety statement of conformity decision rule does not consider uncertainty when analytical results are compared to a specified standard or regulation.

SGS Canada Inc.
P.O. Box 4300 - 185 Concession St.
Lakefield - Ontario - KOL 2HO
Phone: 705-652-2000 FAX: 705-652-6365

Inorganic Analysis													
Parameter	Reporting Limit	Unit	Method Blank	Duplicate				LCS / Spike Blank			Matrix Spike / Reference Material		
				Result 1	Result 2	RPD	Acceptance Criteria	Spike Recovery (%)	Recovery Limits (%)		Spike Recovery (%)	Recovery Limits (%)	
							%		Low	High		Low	High
Zirconium	0.03	µg/g	<0.03			8	20	108	70	130	NV	70	130

OnLine LIMS

0004324916

Results relate only to the sample tested. Data reported represents the sample submitted to SGS. Reproduction of this analytical report in full or in part is prohibited without prior written approval. Please refer to SGS General Conditions of Services located at https://www.sgs.ca/en/terms-and-conditions (Printed copies are available upon request.)
Test method information available upon request. "Temperature Upon Receipt" is representative of the whole shipment and may not reflect the temperature of individual samples.
SGS Canada Inc. Environment-Health & Safety statement of conformity decision rule does not consider uncertainty when analytical results are compared to a specified standard or regulation.

SGS Canada Inc.
P.O. Box 4300 - 185 Concession St.
Lakefield - Ontario - KOL 2HO
Phone: 705-652-2000 FAX: 705-652-6365

Great Bear Resources Ltd.
Attn : Ashley Moncrief

1020 - 800 West Pender St.
Vancouver, BC
V6C 2V6, Canada

Phone: 778-833-2160
Fax:

11-November-2025

Date Rec. : 21 September 2023
LR Report: **CA19226-SEP23**
Reference: Great Bear Project/ OMEMA2303 - Set 5

Copy: #3

CERTIFICATE OF ANALYSIS
Final Report - Revised

Analysis	1: Analysis Start Date	2: Analysis Start Time	3: Analysis Completed Date	4: Analysis Completed Time	5: 031622	6: 031623	7: 031624	8: 031625	9: 031626	10: 031627	11: 031634	12: 031635	13: 031628	14: 031636
Sample Date & Time					N/A	N/A	N/A	N/A	N/A	N/A	N/A	N/A	N/A	N/A
Ag [µg/g]	04-Oct-23	11:48	25-Oct-23	10:27	< 0.5	< 0.5	< 0.5	0.7	< 0.5	< 0.5	< 0.5	0.6	0.9	< 0.5
Al [µg/g]	04-Oct-23	11:48	25-Oct-23	10:27	78000	67000	72000	80000	80000	85000	79000	67000	65000	80000
As [µg/g]	04-Oct-23	11:48	25-Oct-23	10:27	2.7	41	22	9.0	27	3.0	14	28	240	2.1
Ba [µg/g]	04-Oct-23	11:48	25-Oct-23	10:27	510	630	1300	1200	890	540	630	260	1100	480
Be [µg/g]	04-Oct-23	11:48	25-Oct-23	10:27	1.3	1.1	1.1	1.2	1.2	1.1	1.2	0.63	1.2	1.1
Bi [µg/g]	04-Oct-23	11:48	25-Oct-23	10:27	0.11	0.17	2.2	1.7	0.68	0.18	2.0	1.3	< 0.085	0.31
Ca [µg/g]	04-Oct-23	11:48	25-Oct-23	10:27	20000	11000	21000	18000	32000	17000	20000	23000	9300	45000
Cd [µg/g]	04-Oct-23	11:48	25-Oct-23	10:27	0.06	0.12	0.08	1.2	0.18	0.18	0.09	0.10	0.07	0.50
Co [µg/g]	04-Oct-23	11:48	25-Oct-23	10:27	7.2	15	6.0	10	9.8	16	6.7	7.3	1.8	9.5
Cr [µg/g]	04-Oct-23	11:48	25-Oct-23	10:27	120	180	140	160	140	210	140	190	220	130
Cu [µg/g]	04-Oct-23	11:48	25-Oct-23	10:27	17	13	3.6	125	23	40	1.8	36	6.4	23
Fe [µg/g]	04-Oct-23	11:48	25-Oct-23	10:27	22000	26000	27000	24000	28000	33000	27000	27000	15000	25000
K [µg/g]	04-Oct-23	11:48	25-Oct-23	10:27	14000	19000	25000	19000	33000	29000	26000	7400	27000	22000
Mg [µg/g]	04-Oct-23	11:48	25-Oct-23	10:27	7100	3800	4800	7100	9200	13000	6500	6700	1800	6500
Mn [µg/g]	04-Oct-23	11:48	25-Oct-23	10:27	300	850	650	450	1800	590	460	1000	190	960
Mo [µg/g]	04-Oct-23	11:48	25-Oct-23	10:27	1.3	1.4	1.3	4.7	1.7	1.3	2.0	1.9	1.3	2.8

OnLine LIMS

0004324928

Results relate only to the sample tested. Data reported represents the sample submitted to SGS. Reproduction of this analytical report in full or in part is prohibited without prior written approval. Please refer to SGS General Conditions of Services located at https://www.sgs.ca/en/terms-and-conditions (Printed copies are available upon request.)
Test method information available upon request. "Temperature Upon Receipt" is representative of the whole shipment and may not reflect the temperature of individual samples.
SGS Canada Inc. Environment-Health & Safety statement of conformity decision rule does not consider uncertainty when analytical results are compared to a specified standard or regulation.

SGS Canada Inc.
P.O. Box 4300 - 185 Concession St.
Lakefield - Ontario - KOL 2HO
Phone: 705-652-2000 FAX: 705-652-6365

LR Report : **CA19226-SEP23**

Analysis	1: Analysis Start Date	2: Analysis Start Time	3: Analysis Completed Date	4: Analysis Completed Time	5: 031622	6: 031623	7: 031624	8: 031625	9: 031626	10: 031627	11: 031634	12: 031635	13: 031628	14: 031636
Na [µg/g]	04-Oct-23	11:48	25-Oct-23	10:27	41000	21000	18000	29000	11000	14000	16000	41000	13000	16000
Ni [µg/g]	04-Oct-23	11:48	25-Oct-23	10:27	10	63	11	20	18	43	15	14	2.5	15
P [µg/g]	04-Oct-23	11:48	25-Oct-23	10:27	490	120	440	490	610	540	530	540	150	480
Pb [µg/g]	04-Oct-23	11:48	25-Oct-23	10:27	14	13	13	30	17	14	14	10	15	36
S [µg/g]	23-Oct-23	23:57	25-Oct-23	14:39	550	180	24000	18000	5900	890	25000	14000	1500	2500
Sb [µg/g]	04-Oct-23	11:48	25-Oct-23	10:27	< 2	< 2	< 2	< 2	< 2	< 2	< 2	< 2	< 2	< 2
Se [µg/g]	04-Oct-23	11:48	25-Oct-23	10:27	0.3	< 0.1	1.1	2.2	0.7	0.2	2.2	2.6	1.1	< 0.1
Sn [µg/g]	04-Oct-23	11:48	25-Oct-23	10:27	< 6	< 6	6.4	7.4	6.4	6.0	6.1	6.1	6.5	6.1
Sr [µg/g]	04-Oct-23	11:48	25-Oct-23	10:27	310	120	230	450	240	230	270	290	130	310
Th [µg/g]	04-Oct-23	11:48	23-Oct-23	17:43	5.9	5.5	7.6	7.7	6.9	6.3	7.3	5.7	8.3	7.3
Ti [µg/g]	04-Oct-23	11:48	25-Oct-23	10:27	2300	1500	1000	1400	3000	2800	1600	2200	1000	2500
Tl [µg/g]	04-Oct-23	11:48	25-Oct-23	10:27	0.28	0.28	0.85	0.62	0.93	0.67	0.85	0.27	0.47	0.63
U [µg/g]	04-Oct-23	11:48	25-Oct-23	10:27	2.2	1.9	2.4	2.9	2.2	2.3	2.4	1.9	1.8	2.3
V [µg/g]	04-Oct-23	11:48	25-Oct-23	10:27	46	53	29	34	61	76	44	37	5.8	55
W [µg/g]	04-Oct-23	11:48	25-Oct-23	10:27	3.9	1.0	25	3.3	9.8	5.0	4.5	25	5.3	0.88
Y [µg/g]	04-Oct-23	11:48	25-Oct-23	10:27	7.9	8.2	13	7.2	9.9	11	7.1	7.4	11	10
Zn [µg/g]	04-Oct-23	11:48	25-Oct-23	10:27	50	45	23	220	120	93	50	59	56	120
Zr [µg/g]	04-Oct-23	11:48	25-Oct-23	10:27	180	100	260	290	240	270	220	180	300	250

Analysis	15: 031629	17: 031637	18: 031638	19: 031640	20: 031642	21: 031641	23: 031644	24: 031645	26: 031647	27: 031649	28: 031648	29: 031650	30: 031652	31: 031651	32: 031653	34: 031654
Sample Date & Time	N/A	N/A	N/A	N/A	N/A	N/A	N/A	N/A	N/A	N/A	N/A	N/A	N/A	N/A	N/A	N/A
Ag [µg/g]	< 0.5	< 0.5	0.5	< 0.5	< 0.5	< 0.5	< 0.5	< 0.5	< 0.5	< 0.5	< 0.5	< 0.5	< 0.5	< 0.5	< 0.5	0.6
Al [µg/g]	84000	86000	68000	81000	85000	85000	80000	82000	84000	83000	77000	76000	79000	78000	84000	70000
As [µg/g]	17	1.1	26	27	17	6900	150	260	12	22	8.5	8.2	1.0	15	7.9	120
Ba [µg/g]	960	460	540	570	540	570	470	460	510	530	520	430	430	330	310	500
Be [µg/g]	1.2	1.1	1.0	1.0	1.4	1.5	2.2	1.3	1.2	1.0	1.2	1.1	1.1	1.7	1.6	1.5
Bi [µg/g]	2.8	0.09	0.96	0.23	0.16	0.20	0.14	0.11	0.32	0.53	0.10	< 0.085	0.34	0.36	0.32	< 0.085
Ca [µg/g]	22000	35000	22000	26000	20000	14000	32000	14000	27000	24000	22000	23000	24000	50000	50000	20000
Cd [µg/g]	0.14	0.13	0.99	0.74	0.28	0.12	0.10	0.20	0.24	0.07	0.06	0.07	0.08	0.40	0.28	0.13
Co [µg/g]	13	17	6.5	8.9	8.5	13	12	2.0	9.0	9.6	9.0	9.2	15	35	30	8.1

OnLine LIMS

0004324928

Results relate only to the sample tested. Data reported represents the sample submitted to SGS. Reproduction of this analytical report in full or in part is prohibited without prior written approval. Please refer to SGS General Conditions of Services located at https://www.sgs.ca/en/terms-and-conditions (Printed copies are available upon request.)
Test method information available upon request. "Temperature Upon Receipt" is representative of the whole shipment and may not reflect the temperature of individual samples.
SGS Canada Inc. Environment-Health & Safety statement of conformity decision rule does not consider uncertainty when analytical results are compared to a specified standard or regulation.

SGS Canada Inc.
P.O. Box 4300 - 185 Concession St.
Lakefield - Ontario - KOL 2HO
Phone: 705-652-2000 FAX: 705-652-6365

LR Report : **CA19226-SEP23**

Analysis	15: 031629	17: 031637	18: 031638	19: 031640	20: 031642	21: 031641	23: 031644	24: 031645	26: 031647	27: 031649	28: 031648	29: 031650	30: 031652	31: 031651	32: 031653	34: 031654
Cr [µg/g]	160	150	210	150	150	120	160	130	140	120	95	100	120	360	400	130
Cu [µg/g]	4.6	22	8.9	15	64	14	32	4.7	19	20	22	17	61	150	21	16
Fe [µg/g]	34000	39000	24000	25000	23000	28000	31000	16000	25000	25000	23000	22000	33000	58000	64000	23000
K [µg/g]	34000	15000	14000	23000	29000	35000	27000	24000	18000	20000	18000	21000	14000	18000	17000	24000
Mg [µg/g]	10000	10000	6900	8400	8300	7000	13000	2600	8700	8300	7600	9000	8600	36000	42000	7900
Mn [µg/g]	610	1100	1500	1400	580	420	820	300	980	410	320	280	530	1000	1400	390
Mo [µg/g]	1.7	1.1	2.0	1.0	1.2	1.5	1.4	2.1	1.4	1.7	0.7	0.6	0.7	0.5	0.7	0.9
Na [µg/g]	19000	19000	20000	20000	23000	14000	19000	25000	27000	24000	24000	21000	25000	15000	12000	9200
Ni [µg/g]	27	25	13	16	19	17	28	2.3	18	20	15	16	33	69	70	15
P [µg/g]	670	1400	580	500	530	780	920	160	610	510	480	490	850	850	840	510
Pb [µg/g]	26	10	39	18	26	40	13	10	14	13	12	12	12	15	8	13
S [µg/g]	29000	93	13000	11000	2200	4600	3000	1100	8500	7800	1300	1400	1900	3300	1300	2500
Sb [µg/g]	< 2	< 2	< 2	< 2	< 2	3.7	< 2	< 2	< 2	< 2	< 2	< 2	< 2	< 2	< 2	< 2
Se [µg/g]	2.5	< 0.1	1.2	0.2	0.2	0.2	0.2	< 0.1	0.2	< 0.1	< 0.1	< 0.1	< 0.1	0.3	< 0.1	0.5
Sn [µg/g]	6.7	< 6	6.2	< 6	6.2	6.1	6.1	6.1	< 6	< 6	< 6	< 6	< 6	< 6	< 6	< 6
Sr [µg/g]	260	460	270	210	170	170	340	150	360	280	360	220	320	570	520	130
Th [µg/g]	7.2	5.1	7.0	7.0	7.4	7.1	8.4	11	6.4	7.4	7.2	7.3	6.5	3.5	3.0	7.1
Ti [µg/g]	2500	4600	2000	2500	2500	2600	3300	1400	2200	1900	2600	2600	3200	5100	5200	2500
Tl [µg/g]	0.97	0.32	0.55	0.70	0.61	0.54	0.79	0.54	0.78	0.76	0.37	0.46	0.28	0.71	0.81	0.70
U [µg/g]	2.2	1.9	2.1	2.4	2.5	2.3	2.5	2.6	2.4	2.2	2.19	1.89	1.82	1.32	1.01	1.73
V [µg/g]	65	78	41	50	52	63	69	5.6	52	55	51	51	70	180	200	49
W [µg/g]	6.6	0.43	5.6	1.3	4.6	5.0	2.9	4.4	2.2	1.1	0.67	1.3	0.47	1.3	1.2	4.5
Y [µg/g]	9.3	13	7.5	8.6	8.6	9.8	11	14	8.6	8.5	7.87	7.37	9.02	16.5	16.5	6.56
Zn [µg/g]	63	81	250	160	96	74	71	74	120	51	54	42	70	130	120	72
Zr [µg/g]	240	390	180	230	260	240	260	400	240	270	150	150	140	130	120	140

Analysis	35: 031630	36: 031656	37: 031661	38: 031657	39: 031658	40: 031660	41: 031662	42: 031631	43: 031633	44: 031632	45: 031663	46: 031664
Sample Date & Time	N/A	N/A	N/A	N/A	N/A	N/A	N/A	N/A	N/A	N/A	N/A	N/A
Ag [µg/g]	< 0.5	< 0.5	< 0.5	< 0.5	< 0.5	< 0.5	< 0.5	< 0.5	0.6	< 0.5	< 0.5	< 0.5
Al [µg/g]	71000	68000	71000	77000	70000	66000	47000	70000	66000	63000	81000	54000

OnLine LIMS

0004324928

Results relate only to the sample tested. Data reported represents the sample submitted to SGS. Reproduction of this analytical report in full or in part is prohibited without prior written approval. Please refer to SGS General Conditions of Services located at https://www.sgs.ca/en/terms-and-conditions (Printed copies are available upon request.)
Test method information available upon request. "Temperature Upon Receipt" is representative of the whole shipment and may not reflect the temperature of individual samples.
SGS Canada Inc. Environment-Health & Safety statement of conformity decision rule does not consider uncertainty when analytical results are compared to a specified standard or regulation.

SGS Canada Inc.
P.O. Box 4300 - 185 Concession St.
Lakefield - Ontario - KOL 2HO
Phone: 705-652-2000 FAX: 705-652-6365

LR Report : **CA19226-SEP23**

Analysis	35: 031630	36: 031656	37: 031661	38: 031657	39: 031658	40: 031660	41: 031662	42: 031631	43: 031633	44: 031632	45: 031663	46: 031664
As [µg/g]	15	59	12	2.0	6.0	2.8	110	14	100	9.7	1.0	140
Ba [µg/g]	360	370	110	450	370	530	450	210	100	170	310	370
Be [µg/g]	1.7	1.1	1.1	1.1	0.70	1.1	1.1	0.73	1.3	1.0	1.2	1.2
Bi [µg/g]	0.16	< 0.085	1.0	< 0.085	< 0.085	< 0.085	0.13	2.6	3.5	0.28	< 0.085	< 0.085
Ca [µg/g]	16000	18000	27000	22000	20000	20000	9100	3700	6600	14000	20000	12000
Cd [µg/g]	0.07	0.06	0.16	0.13	0.05	0.08	0.13	0.03	0.06	0.11	0.06	0.06
Co [µg/g]	9.0	6.5	9.9	8.4	15	8.3	1.8	11	9.7	4.4	8.7	2.0
Cr [µg/g]	110	98	140	96	120	120	120	120	120	87	88	96
Cu [µg/g]	14	12	35	13	20	14	3.6	2.7	6.3	4.0	16	7.3
Fe [µg/g]	24000	19000	30000	23000	17000	22000	15000	25000	53000	15000	25000	16000
K [µg/g]	21000	20000	13000	18000	16000	17000	21000	34000	34000	21000	18000	18000
Mg [µg/g]	4800	5800	7900	7800	2100	7100	1800	4900	6200	4200	5500	1700
Mn [µg/g]	430	340	810	650	350	330	260	110	670	280	460	290
Mo [µg/g]	2.1	1.4	45	1.3	0.9	2.1	2.8	1.8	1.4	1.1	0.8	1.1
Na [µg/g]	21000	25000	29000	25000	27000	32000	29000	4500	6000	21000	19000	25000
Ni [µg/g]	15	11	20	14	32	15	1.7	20	11	6.2	18	2.0
P [µg/g]	480	460	620	490	500	600	120	620	530	210	560	120
Pb [µg/g]	11	13	3	10	7	8	16	2	2	14	11	15
S [µg/g]	13000	3500	27000	1100	310	1000	8300	22000	38000	13000	1700	4900
Sb [µg/g]	< 2	< 2	< 2	< 2	< 2	< 2	< 2	< 2	< 2	< 2	< 2	< 2
Se [µg/g]	< 0.1	< 0.1	2.0	< 0.1	< 0.1	< 0.1	< 0.1	1.1	2.1	0.9	< 0.1	0.5
Sn [µg/g]	< 6	< 6	< 6	< 6	< 6	< 6	< 6	< 6	< 6	< 6	< 6	< 6
Sr [µg/g]	250	240	350	260	200	360	130	87	72	200	270	170
Th [µg/g]	7.0	8.1	6.7	7.4	5.1	7.6	9.9	8.0	7.7	9.0	7.9	10.4
Ti [µg/g]	2400	2000	1700	2500	3000	2600	1100	2300	2200	850	2700	1200
Tl [µg/g]	0.59	0.41	0.34	0.42	0.15	0.37	0.40	0.60	1.2	0.61	0.30	0.24
U [µg/g]	2.08	2.45	2.23	2.22	0.83	1.09	1.34	2.25	2.41	2.35	2.59	1.32
V [µg/g]	51	36	48	49	55	47	1.7	54	39	18	51	2.7
W [µg/g]	0.86	1.2	4.4	0.88	0.91	3.8	2.3	3.0	15	38	0.93	2.2
Y [µg/g]	7.22	6.69	9.53	7.59	6.98	6.11	6.66	5.04	5.72	6.78	8.97	9.72
Zn [µg/g]	56	50	40	86	32	49	56	14	36	41	57	52
Zr [µg/g]	160	150	140	150	210	140	270	120	140	180	170	250

Revised report with sample changes as per client request.

OnLine LNMS

0004324928

Results relate only to the sample tested. Data reported represents the sample submitted to SGS. Reproduction of this analytical report in full or in part is prohibited without prior written approval. Please refer to SGS General Conditions of Services located at https://www.sgs.ca/en/terms-and-conditions (Printed copies are available upon request.)
Test method information available upon request. "Temperature Upon Receipt" is representative of the whole shipment and may not reflect the temperature of individual samples.
SGS Canada Inc. Environment-Health & Safety statement of conformity decision rule does not consider uncertainty when analytical results are compared to a specified standard or regulation.

SGS Canada Inc.
P.O. Box 4300 - 185 Concession St.
Lakefield - Ontario - KOL 2HO
Phone: 705-652-2000 FAX: 705-652-6365

Method Descriptions

Parameter	Units	SGS Method Code	Reference Method Code
	µg/g	ME-CA-[ENV]SPE-LAK-AN-001	EPA 3052/200.8
	µg/g	ME-CA-[ENV]SPE-LAK-AN-013	EPA 3052/200.8
Metals - Microwave/ICP-MS	µg/g	ME-CA-[ENV]SPE-LAK-AN-007	EPA 3052/200.8
Metals - Microwave/ICP-MS	µg/g	ME-CA-[ENV]SPE-LAK-AN-013	EPA 3052/200.8

Catharine Arnold

CHARTERED CATHARINE ARNOLD CHEMIST

Catharine Arnold, B.Sc., C.Chem
Project Specialist,
Environment, Health & Safety

OnLine LNMS

0004324928

Results relate only to the sample tested. Data reported represents the sample submitted to SGS. Reproduction of this analytical report in full or in part is prohibited without prior written approval. Please refer to SGS General Conditions of Services located at https://www.sgs.ca/en/terms-and-conditions (Printed copies are available upon request.)
Test method information available upon request. "Temperature Upon Receipt" is representative of the whole shipment and may not reflect the temperature of individual samples.
SGS Canada Inc. Environment-Health & Safety statement of conformity decision rule does not consider uncertainty when analytical results are compared to a specified standard or regulation.

SGS Canada Inc.
P.O. Box 4300 - 185 Concession St.
Lakefield - Ontario - K0L 2H0
Phone: 705-652-2000 FAX: 705-652-6365

LR Report : **CA19226-SEP23**

Quality Control Report

Inorganic Analysis														
Parameter	Reporting Limit	Unit	Method Blank	Duplicate				LCS / Spike Blank			Matrix Spike / Reference Material			
				Result 1	Result 2	RPD	Acceptance Criteria	Spike Recovery (%)	Recovery Limits (%)		Spike Recovery (%)	Recovery Limits (%)		
							%		Low	High		Low	High	
**QCR_SubCategory* - QCBatchID: EMS0019-OCT23*														
Calcium	3	µg/g	<3			5		100						
Phosphorus	3	µg/g	<3			2		98						
Potassium	3	µg/g	<3			0		102						
Sodium	3	µg/g	<3			1		103						
Sulfur	50	µg/g	<50			1		96						
**QCR_SubCategory* - QCBatchID: EMS0020-OCT23*														
Calcium	3	µg/g	<3			0		97						
Phosphorus	3	µg/g	<3			1		93						
Potassium	3	µg/g	<3			1		99						
Sodium	3	µg/g	<3			0		100						
Sulfur	50	µg/g	<50			2		101						
**QCR_SubCategory* - QCBatchID: EMS0046-OCT23*														
Calcium	3	µg/g	<3			1		98			85			
Phosphorus	3	µg/g	<3			2		100			84			
Potassium	3	µg/g	<3			0		103			89			
Sodium	3	µg/g	<3			3		104			98			
Sulfur	50	µg/g	<50			1		103			NV			
**QCR_SubCategory* - QCBatchID: EMS0240-OCT23*														
Sulfur	50	µg/g	<50			1		96						
Metals - Microwave/ICP-MS - QCBatchID: EMS0019-OCT23														
Aluminum	3	µg/g	<3			9	20	109	70	130				
Antimony	2	µg/g	<0.8			ND	20	106	70	130				
Arsenic	0.5	µg/g	<0.5			1	20	101	70	130				
Barium	0.01	µg/g	<0.01			1	20	102	70	130				
Beryllium	0.02	µg/g	<0.02			3	20	101	70	130				
Bismuth	0.085	µg/g	<0.09			5	20	95	70	130				
Cadmium	0.02	µg/g	<0.02			12	20	100	70	130				
Chromium	0.5	µg/g	<0.5			1	20	98	70	130				
Cobalt	0.01	µg/g	<0.01			3	20	99	70	130				
Copper	0.1	µg/g	<0.1			4	20	106	70	130				
Iron	3	µg/g	<3			0	20	105	70	130				
Lead	0.05	µg/g	<0.05			0	20	105	70	130				
Magnesium	3	µg/g	<0.1			10	20	104	70	130				
Manganese	0.1	µg/g	<0.1			0	20	102	70	130				
Molybdenum	0.1	µg/g	<0.1			11	20	104	70	130				

OnLine LIMS

0004324928

Results relate only to the sample tested. Data reported represents the sample submitted to SGS. Reproduction of this analytical report in full or in part is prohibited without prior written approval. Please refer to SGS General Conditions of Services located at https://www.sgs.ca/en/terms-and-conditions (Printed copies are available upon request.)
Test method information available upon request. "Temperature Upon Receipt" is representative of the whole shipment and may not reflect the temperature of individual samples.
SGS Canada Inc. Environment-Health & Safety statement of conformity decision rule does not consider uncertainty when analytical results are compared to a specified standard or regulation.

SGS Canada Inc.
P.O. Box 4300 - 185 Concession St.
Lakefield - Ontario - KOL 2HO
Phone: 705-652-2000 FAX: 705-652-6365

LR Report : **CA19226-SEP23**

Inorganic Analysis														
Parameter	Reporting Limit	Unit	Method Blank	Duplicate				LCS / Spike Blank			Matrix Spike / Reference Material			
				Result 1	Result 2	RPD	Acceptance Criteria	Spike Recovery (%)	Recovery Limits (%)		Spike Recovery (%)	Recovery Limits (%)		
							%		Low	High		Low	High	
Nickel	0.1	µg/g	<0.1			3	20	102	70	130				
Selenium	0.1	µg/g	<0.1			3	20	103	70	130				
Silver	0.5	µg/g	<0.01			3	20	109	70	130				
Strontium	0.02	µg/g	<0.02			3	20	98	70	130				
Thallium	0.02	µg/g	<0.02			2	20	96	70	130				
Tin	6	µg/g	<6			1	20	107	70	130				
Titanium	0.1	µg/g	<0.1			3	20	102	70	130				
Tungsten	0.04	µg/g	<0.04			8	20	110	70	130				
Uranium	0.002	µg/g	<0.002			0	20	102	70	130				
Vanadium	1	µg/g	<1			2	20	101	70	130				
Yttrium	0.004	µg/g	<0.004			10	20	99	70	130				
Zinc	0.7	µg/g	<0.7			3	20	106	70	130				
Zirconium	0.03	µg/g	<0.1			2	20	90	70	130				
Metals - Microwave/ICP-MS - QCBatchID: EMS0020-OCT23														
Aluminum	3	µg/g	<3			1	20	106	70	130				
Antimony	2	µg/g	<0.8			ND	20	102	70	130				
Arsenic	0.5	µg/g	<0.5			6	20	96	70	130				
Barium	0.01	µg/g	<0.01			1	20	97	70	130				
Beryllium	0.02	µg/g	<0.02			0	20	102	70	130				
Bismuth	0.085	µg/g	<0.09			3	20	93	70	130				
Cadmium	0.02	µg/g	<0.02			14	20	98	70	130				
Chromium	0.5	µg/g	<0.5			5	20	96	70	130				
Cobalt	0.01	µg/g	<0.01			2	20	95	70	130				
Copper	0.1	µg/g	<0.1			2	20	102	70	130				
Iron	3	µg/g	<3			1	20	104	70	130				
Lead	0.05	µg/g	<0.05			1	20	102	70	130				
Magnesium	3	µg/g	<0.1			1	20	102	70	130				
Manganese	0.1	µg/g	<0.1			1	20	97	70	130				
Molybdenum	0.1	µg/g	<0.1			9	20	107	70	130				
Nickel	0.1	µg/g	<0.1			1	20	95	70	130				
Selenium	0.1	µg/g	<0.1			2	20	99	70	130				
Silver	0.5	µg/g	<0.01			1	20	105	70	130				
Strontium	0.02	µg/g	<0.02			1	20	99	70	130				
Thallium	0.02	µg/g	<0.02			0	20	94	70	130				
Tin	6	µg/g	<6			1	20	104	70	130				
Titanium	0.1	µg/g	<0.1			4	20	96	70	130				
Tungsten	0.04	µg/g	<0.04			3	20	101	70	130				
Uranium	0.002	µg/g	<0.002			6	20	98	70	130				
Vanadium	1	µg/g	<1			1	20	94	70	130				

OnLine LIMS

0004324928

Results relate only to the sample tested. Data reported represents the sample submitted to SGS. Reproduction of this analytical report in full or in part is prohibited without prior written approval. Please refer to SGS General Conditions of Services located at https://www.sgs.ca/en/terms-and-conditions (Printed copies are available upon request.)
Test method information available upon request. "Temperature Upon Receipt" is representative of the whole shipment and may not reflect the temperature of individual samples.
SGS Canada Inc. Environment-Health & Safety statement of conformity decision rule does not consider uncertainty when analytical results are compared to a specified standard or regulation.

SGS Canada Inc.
P.O. Box 4300 - 185 Concession St.
Lakefield - Ontario - KOL 2HO
Phone: 705-652-2000 FAX: 705-652-6365

Inorganic Analysis														
Parameter	Reporting Limit	Unit	Method Blank	Duplicate				LCS / Spike Blank			Matrix Spike / Reference Material			
				Result 1	Result 2	RPD	Acceptance Criteria	Spike Recovery (%)	Recovery Limits (%)		Spike Recovery (%)	Recovery Limits (%)		
							%		Low	High		Low	High	
Yttrium	0.004	µg/g	<0.004			2	20	97	70	130				
Zinc	0.7	µg/g	<0.7			2	20	102	70	130				
Zirconium	0.03	µg/g	<0.1			8	20	109	70	130				
Metals - Microwave/ICP-MS - QCBatchID: EMS0046-OCT23														
Aluminum	3	µg/g	<3			4	20	99	70	130	92	70	130	
Antimony	2	µg/g	<0.8			ND	20	107	70	130	110	70	130	
Arsenic	0.5	µg/g	<0.5			9	20	106	70	130	94	70	130	
Barium	0.01	µg/g	<0.01			2	20	103	70	130	97	70	130	
Beryllium	0.02	µg/g	<0.02			5	20	104	70	130	82	70	130	
Bismuth	0.085	µg/g	<0.09			6	20	101	70	130	NV	70	130	
Cadmium	0.02	µg/g	<0.02			4	20	108	70	130	NV	70	130	
Chromium	0.5	µg/g	<0.5			10	20	103	70	130	80	70	130	
Cobalt	0.01	µg/g	<0.01			1	20	107	70	130	89	70	130	
Copper	0.1	µg/g	<0.1			1	20	106	70	130	94	70	130	
Iron	3	µg/g	<3			0	20	106	70	130	93	70	130	
Lead	0.05	µg/g	<0.05			1	20	105	70	130	99	70	130	
Magnesium	3	µg/g	<3			1	20	105	70	130	91	70	130	
Manganese	0.1	µg/g	<0.1			0	20	103	70	130	96	70	130	
Molybdenum	0.1	µg/g	<0.1			1	20	107	70	130	92	70	130	
Nickel	0.1	µg/g	<0.1			3	20	107	70	130	103	70	130	
Selenium	0.1	µg/g	<0.1			ND	20	101	70	130	NV	70	130	
Silver	0.5	µg/g	<0.01			5	20	107	70	130	NV	70	130	
Strontium	0.02	µg/g	<0.02			1	20	105	70	130	96	70	130	
Thallium	0.02	µg/g	<0.02			4	20	101	70	130	NV	70	130	
Tin	6	µg/g	<6			ND	20	104	70	130	NV	70	130	
Titanium	0.1	µg/g	<0.1			0	20	107	70	130	83	70	130	
Tungsten	0.04	µg/g	<0.04			10	20	105	70	130	NV	70	130	
Uranium	0.002	µg/g	<0.002			2	20	103	70	130	82	70	130	
Vanadium	1	µg/g	<1			0	20	99	70	130	98	70	130	
Yttrium	0.004	µg/g	<0.004			5	20	107	70	130	NV	70	130	
Zinc	0.7	µg/g	<0.7			1	20	107	70	130	91	70	130	
Zirconium	0.03	µg/g	<0.03			2	20	103	70	130	NV	70	130	

OnLine LIMS

Results relate only to the sample tested. Data reported represents the sample submitted to SGS. Reproduction of this analytical report in full or in part is prohibited without prior written approval. Please refer to SGS General Conditions of Services located at https://www.sgs.ca/en/terms-and-conditions (Printed copies are available upon request.)
Test method information available upon request. "Temperature Upon Receipt" is representative of the whole shipment and may not reflect the temperature of individual samples.
SGS Canada Inc. Environment-Health & Safety statement of conformity decision rule does not consider uncertainty when analytical results are compared to a specified standard or regulation.

0004324928

SGS Canada Inc.
P.O. Box 4300 - 185 Concession St.
Lakefield - Ontario - KOL 2HO
Phone: 705-652-2000 FAX: 705-652-6365

Great Bear Resources Ltd.
Attn : Ashley Moncrief

1020 - 800 West Pender St.
Vancouver, BC
V6C 2V6, Canada

Phone: 778-833-2160
Fax:

11-November-2025

Date Rec. : 18 September 2023
LR Report: **CA19284-AUG23**
Reference: Great Bear Project/ OMEMA2303 - Set 1

Copy: #3

CERTIFICATE OF ANALYSIS
Final Report - Revised

Analysis	1: Analysis Start Date	2: Analysis Start Time	3: Analysis Completed Date	4: Analysis Completed Time	6: 031535	8: 031537	9: 031538	11: 031541	12: 031540
Sample Date & Time					N/A	N/A	N/A	N/A	N/A
Ag [µg/g]	26-Sep-23	21:43	29-Sep-23	13:35	< 0.5	< 0.5	< 0.5	1.0	< 0.5
Al [µg/g]	26-Sep-23	21:43	29-Sep-23	13:35	92000	87000	83000	78000	66000
As [µg/g]	26-Sep-23	21:43	29-Sep-23	13:35	150	2.6	7.1	13	68
Ba [µg/g]	26-Sep-23	21:43	29-Sep-23	13:35	370	660	550	880	1100
Be [µg/g]	26-Sep-23	21:43	29-Sep-23	13:35	1.4	1.3	1.2	1.1	0.64
Bi [µg/g]	26-Sep-23	21:43	29-Sep-23	13:35	0.24	< 0.085	2.8	0.70	0.94
Ca [µg/g]	26-Sep-23	21:43	29-Sep-23	13:35	14000	22000	19000	29000	22000
Cd [µg/g]	26-Sep-23	21:43	29-Sep-23	13:35	0.40	0.15	0.72	1.7	1.6
Co [µg/g]	26-Sep-23	21:43	29-Sep-23	13:35	22	9.7	10	11	6.1
Cr [µg/g]	26-Sep-23	21:43	29-Sep-23	13:35	240	130	190	180	180
Cu [µg/g]	26-Sep-23	21:43	29-Sep-23	13:35	52	15	27	46	19
Fe [µg/g]	26-Sep-23	21:43	29-Sep-23	13:35	40000	26000	28000	25000	22000
K [µg/g]	26-Sep-23	21:43	29-Sep-23	13:35	22000	20000	18000	14000	13000
Mg [µg/g]	26-Sep-23	21:43	29-Sep-23	13:35	14000	6300	8600	7300	5700
Mn [µg/g]	26-Sep-23	21:43	29-Sep-23	13:35	410	430	290	1500	1300

OnLine LIMS

0004324921

Results relate only to the sample tested. Data reported represents the sample submitted to SGS. Reproduction of this analytical report in full or in part is prohibited without prior written approval. Please refer to SGS General Conditions of Services located at https://www.sgs.ca/en/terms-and-conditions (Printed copies are available upon request.)
Test method information available upon request. "Temperature Upon Receipt" is representative of the whole shipment and may not reflect the temperature of individual samples.
SGS Canada Inc. Environment-Health & Safety statement of conformity decision rule does not consider uncertainty when analytical results are compared to a specified standard or regulation.

SGS Canada Inc.
P.O. Box 4300 - 185 Concession St.
Lakefield - Ontario - KOL 2HO
Phone: 705-652-2000 FAX: 705-652-6365

LR Report : **CA19284-AUG23**

Analysis	1: Analysis Start Date	2: Analysis Start Time	3: Analysis Completed Date	4: Analysis Completed Time	6: 031535	8: 031537	9: 031538	11: 031541	12: 031540
Mo [µg/g]	26-Sep-23	21:43	29-Sep-23	13:35	2.3	0.7	2.0	2.3	2.0
Na [µg/g]	26-Sep-23	21:43	29-Sep-23	13:35	20000	25000	26000	24000	28000
Ni [µg/g]	26-Sep-23	21:43	29-Sep-23	13:35	58	17	20	17	13
P [µg/g]	26-Sep-23	21:43	29-Sep-23	13:35	500	510	620	600	540
Pb [µg/g]	26-Sep-23	21:43	29-Sep-23	13:35	21	13	14	23	7
S [µg/g]	26-Sep-23	21:43	29-Sep-23	13:35	790	410	24000	4800	9500
Sb [µg/g]	26-Sep-23	21:43	29-Sep-23	13:35	< 2	< 2	< 2	< 2	< 2
Se [µg/g]	26-Sep-23	21:43	29-Sep-23	13:35	0.3	< 0.1	1.2	0.9	1.8
Sn [µg/g]	26-Sep-23	21:43	29-Sep-23	13:35	< 6	< 6	6.5	< 6	< 6
Sr [µg/g]	26-Sep-23	21:43	29-Sep-23	13:35	240	250	300	450	240
Th [µg/g]	27-Sep-23	17:41	29-Sep-23	13:35	11	13	11	12	9.8
Ti [µg/g]	26-Sep-23	21:43	29-Sep-23	13:35	3600	2600	1400	2400	1800
Tl [µg/g]	26-Sep-23	21:43	29-Sep-23	13:35	0.58	0.55	0.62	0.45	0.37
U [µg/g]	26-Sep-23	21:43	29-Sep-23	13:35	2.6	2.7	2.5	2.3	1.8
V [µg/g]	26-Sep-23	21:43	29-Sep-23	13:35	110	53	51	49	30
W [µg/g]	26-Sep-23	21:43	29-Sep-23	13:35	1.1	2.2	2.0	48	23
Y [µg/g]	26-Sep-23	21:43	29-Sep-23	13:35	9.6	9.3	8.9	8.7	7.0
Zn [µg/g]	26-Sep-23	21:43	29-Sep-23	13:35	170	89	150	250	320
Zr [µg/g]	26-Sep-23	21:43	29-Sep-23	13:35	240	220	150	140	120

Revised with lower RL for Bi and Sb. Results below the SGS RL may be unreliable.

Revised report with sample changes as per client request.

Method Descriptions

Parameter	Units	SGS Method Code	Reference Method Code
	µg/g	ME-CA-[ENV]SPE-LAK-AN-001	EPA 3052/200.8
	µg/g	ME-CA-[ENV]SPE-LAK-AN-013	EPA 3052/200.8
Metals - Microwave/ICP-MS	µg/g	ME-CA-[ENV]SPE-LAK-AN-007	EPA 3052/200.8
Metals - Microwave/ICP-MS	µg/g	ME-CA-[ENV]SPE-LAK-AN-013	EPA 3052/200.8

OnLine LNMS

0004324921

Results relate only to the sample tested. Data reported represents the sample submitted to SGS. Reproduction of this analytical report in full or in part is prohibited without prior written approval. Please refer to SGS General Conditions of Services located at https://www.sgs.ca/en/terms-and-conditions (Printed copies are available upon request.)
Test method information available upon request. "Temperature Upon Receipt" is representative of the whole shipment and may not reflect the temperature of individual samples.
SGS Canada Inc. Environment-Health & Safety statement of conformity decision rule does not consider uncertainty when analytical results are compared to a specified standard or regulation.

SGS Canada Inc.
P.O. Box 4300 - 185 Concession St.
Lakefield - Ontario - KOL 2HO
Phone: 705-652-2000 FAX: 705-652-6365

LR Report : **CA19284-AUG23**

Catharine Arnold

CHARTERED CHEMIST CATHARINE ARNOLD

Catharine Arnold, B.Sc., C.Chem
Project Specialist,
Environment, Health & Safety

OnLine LIMS

0004324921

Results relate only to the sample tested. Data reported represents the sample submitted to SGS. Reproduction of this analytical report in full or in part is prohibited without prior written approval. Please refer to SGS General Conditions of Services located at https://www.sgs.ca/en/terms-and-conditions (Printed copies are available upon request.)
Test method information available upon request. "Temperature Upon Receipt" is representative of the whole shipment and may not reflect the temperature of individual samples.
SGS Canada Inc. Environment-Health & Safety statement of conformity decision rule does not consider uncertainty when analytical results are compared to a specified standard or regulation.

SGS Canada Inc.
P.O. Box 4300 - 185 Concession St.
Lakefield - Ontario - KOL 2HO
Phone: 705-652-2000 FAX: 705-652-6365

Quality Control Report

Inorganic Analysis													
Parameter	Reporting Limit	Unit	Method Blank	Duplicate				LCS / Spike Blank			Matrix Spike / Reference Material		
				Result 1	Result 2	RPD	Acceptance Criteria	Spike Recovery (%)	Recovery Limits (%)		Spike Recovery (%)	Recovery Limits (%)	
							%		Low	High		Low	High
**QCR_SubCategory* - QCBatchID: EMS0183-SEP23*													
Calcium	3	µg/g	<3			1		99					
Phosphorus	3	µg/g	<3			3		93					
Potassium	3	µg/g	<3			1		94					
Sodium	3	µg/g	<3			2		95					
Sulfur	50	µg/g	<50			7		91					
Metals - Microwave/ICP-MS - QCBatchID: EMS0183-SEP23													
Aluminum	3	µg/g	<3			2	20	106	70	130			
Antimony	2	µg/g	<0.8			ND	20	101	70	130			
Arsenic	0.5	µg/g	<0.5			10	20	97	70	130			
Barium	0.01	µg/g	<0.01			1	20	96	70	130			
Beryllium	0.02	µg/g	<0.02			1	20	91	70	130			
Bismuth	0.085	µg/g	<0.09			ND	20	98	70	130			
Cadmium	0.02	µg/g	<0.02			5	20	99	70	130			
Chromium	0.5	µg/g	<0.5			1	20	96	70	130			
Cobalt	0.01	µg/g	<0.01			2	20	96	70	130			
Copper	0.1	µg/g	<0.1			1	20	106	70	130			
Iron	3	µg/g	<3			1	20	98	70	130			
Lead	0.05	µg/g	<0.05			0	20	93	70	130			
Magnesium	3	µg/g	<0.1			0	20	93	70	130			
Manganese	0.1	µg/g	<0.1			0	20	98	70	130			
Molybdenum	0.1	µg/g	<0.1			1	20	98	70	130			
Nickel	0.1	µg/g	<0.1			2	20	99	70	130			
Selenium	0.1	µg/g	<0.1			3	20	97	70	130			
Silver	0.5	µg/g	<0.01			2	20	102	70	130			
Strontium	0.02	µg/g	<0.02			2	20	101	70	130			
Thallium	0.02	µg/g	<0.02			3	20	NV	70	130			
Tin	6	µg/g	<6			ND	20	93	70	130			
Titanium	0.1	µg/g	<0.1			0	20	100	70	130			
Tungsten	0.04	µg/g	<0.04			4	20	108	70	130			
Uranium	0.002	µg/g	<0.002			1	20	95	70	130			
Vanadium	1	µg/g	<1			0	20	95	70	130			
Yttrium	0.004	µg/g	<0.004			1	20	101	70	130			
Zinc	0.7	µg/g	<0.7			4	20	96	70	130			
Zirconium	0.03	µg/g	<0.1			1	20	93	70	130			

OnLine LIMS

0004324921

Results relate only to the sample tested. Data reported represents the sample submitted to SGS. Reproduction of this analytical report in full or in part is prohibited without prior written approval. Please refer to SGS General Conditions of Services located at https://www.sgs.ca/en/terms-and-conditions (Printed copies are available upon request.)
Test method information available upon request. "Temperature Upon Receipt" is representative of the whole shipment and may not reflect the temperature of individual samples.
SGS Canada Inc. Environment-Health & Safety statement of conformity decision rule does not consider uncertainty when analytical results are compared to a specified standard or regulation.

SGS Canada Inc.
P.O. Box 4300 - 185 Concession St.
Lakefield - Ontario - KOL 2HO
Phone: 705-652-2000 FAX: 705-652-6365

Great Bear Resources Ltd.
Attn : Ashley Moncrief

1020 - 800 West Pender St.
Vancouver, BC
V6C 2V6, Canada

Phone: 778-833-2160
Fax:

11-November-2025

Date Rec. : 18 September 2023
LR Report: **CA19290-AUG23**
Reference: Great Bear Project/ OMEMA2303 - Set 2

Copy: #3

CERTIFICATE OF ANALYSIS
Final Report - Revised

Analysis	1: Analysis Start Date	2: Analysis Start Time	3: Analysis Completed Date	4: Analysis Completed Time	5: 031542	6: 031543	7: 031534	8: 031544	9: 031545	10: 031546	11: 031547	12: 031548	13: 031549	14: 031550
Sample Date & Time														
Ag [µg/g]	20-Oct-23	19:00	24-Oct-23	14:16	1.6	< 0.5	< 0.5	< 0.5	0.6	< 0.5	1.3	< 0.5	< 0.5	< 0.5
Al [µg/g]	20-Oct-23	19:00	24-Oct-23	14:16	76000	63000	77000	63000	66000	63000	68000	74000	74000	79000
As [µg/g]	20-Oct-23	19:00	24-Oct-23	14:16	150	12	3.6	2.6	4100	3.3	77	4.7	34	65
Ba [µg/g]	20-Oct-23	19:00	24-Oct-23	14:16	95	730	800	520	380	460	320	420	440	440
Be [µg/g]	20-Oct-23	19:00	24-Oct-23	14:16	1.2	1.8	1.3	1.1	1.2	1.2	1.5	1.5	1.6	1.2
Bi [µg/g]	20-Oct-23	19:00	24-Oct-23	14:16	1.2	0.30	< 0.085	0.17	0.55	< 0.085	1.6	0.23	0.12	0.19
Ca [µg/g]	20-Oct-23	19:00	24-Oct-23	14:16	9400	11000	25000	16000	6900	15000	25000	12000	20000	13000
Cd [µg/g]	20-Oct-23	19:00	24-Oct-23	14:16	13	0.50	0.12	0.09	0.21	0.04	17	0.14	0.54	0.26
Co [µg/g]	20-Oct-23	19:00	24-Oct-23	14:16	12	19	11	15	18	8.1	10	18	11	20
Cr [µg/g]	20-Oct-23	19:00	24-Oct-23	14:16	88	190	79	130	170	94	110	160	87	140
Cu [µg/g]	20-Oct-23	19:00	24-Oct-23	14:16	350	63	11	45	45	14	79	59	70	57
Fe [µg/g]	20-Oct-23	19:00	24-Oct-23	14:16	54000	39000	26000	27000	35000	22000	31000	42000	26000	35000
K [µg/g]	20-Oct-23	19:00	24-Oct-23	14:16	31000	21000	15000	20000	28000	21000	25000	23000	24000	21000
Mg [µg/g]	20-Oct-23	19:00	24-Oct-23	14:16	8000	13000	9200	7300	9600	5700	5600	12000	9500	12000
Mn [µg/g]	20-Oct-23	19:00	24-Oct-23	14:16	1100	640	580	440	650	320	860	470	710	590
Mo [µg/g]	20-Oct-23	19:00	24-Oct-23	14:16	0.7	1.8	1.4	1.3	1.0	0.9	1.4	1.4	0.6	1.7

OnLine LIMS

0004324910

Results relate only to the sample tested. Data reported represents the sample submitted to SGS. Reproduction of this analytical report in full or in part is prohibited without prior written approval. Please refer to SGS General Conditions of Services located at https://www.sgs.ca/en/terms-and-conditions (Printed copies are available upon request.)
Test method information available upon request. "Temperature Upon Receipt" is representative of the whole shipment and may not reflect the temperature of individual samples.
SGS Canada Inc. Environment-Health & Safety statement of conformity decision rule does not consider uncertainty when analytical results are compared to a specified standard or regulation.

SGS Canada Inc.
P.O. Box 4300 - 185 Concession St.
Lakefield - Ontario - KOL 2HO
Phone: 705-652-2000 FAX: 705-652-6365

Trace Metals - Strong Acid Digest, ICP-MS

LR Report : CA19290-AUG23

Analysis	1: Analysis Start Date	2: Analysis Start Time	3: Analysis Completed Date	4: Analysis Completed Time	5: 031542	6: 031543	7: 031534	8: 031544	9: 031545	10: 031546	11: 031547	12: 031548	13: 031549	14: 031550
Na [µg/g]	20-Oct-23	19:00	24-Oct-23	14:16	18000	34000	37000	24000	4000	22000	22000	18000	23000	20000
Ni [µg/g]	20-Oct-23	19:00	24-Oct-23	14:17	17	61	21	31	42	15	20	52	19	62
P [µg/g]	20-Oct-23	19:00	24-Oct-23	14:17	470	430	650	520	500	460	510	460	670	410
Pb [µg/g]	20-Oct-23	19:00	24-Oct-23	14:17	46	36	13	11	14	9	190	14	98	19
S [µg/g]	20-Oct-23	19:00	24-Oct-23	14:17	25000	2100	570	2500	6700	100	23000	6100	7100	1100
Sb [µg/g]	20-Oct-23	19:00	24-Oct-23	14:17	< 2	< 2	< 2	< 2	2.7	< 2	< 2	< 2	< 2	< 2
Se [µg/g]	20-Oct-23	19:00	24-Oct-23	14:17	1.7	0.2	0.1	0.2	0.2	< 0.1	1.1	0.8	0.4	0.2
Sn [µg/g]	20-Oct-23	19:00	24-Oct-23	14:17	< 6	< 6	< 6	< 6	< 6	< 6	< 6	< 6	< 6	< 6
Sr [µg/g]	20-Oct-23	19:00	24-Oct-23	14:17	130	250	360	360	100	240	230	200	210	200
Th [µg/g]	23-Oct-23	10:12	26-Oct-23	11:21	6.7	5.5	6.5	5.3	5.8	7.4	7.0	5.7	7.0	5.8
Ti [µg/g]	20-Oct-23	19:00	24-Oct-23	14:17	2100	3400	2700	2700	2700	2300	1800	3400	2300	3000
Tl [µg/g]	20-Oct-23	19:00	24-Oct-23	14:17	0.74	0.53	0.40	0.40	0.64	0.41	0.59	0.45	0.47	0.48
U [µg/g]	20-Oct-23	19:00	24-Oct-23	14:17	2.2	1.3	1.9	1.4	1.9	1.9	1.7	1.9	1.6	2.2
V [µg/g]	20-Oct-23	19:00	24-Oct-23	14:17	47	95	60	63	83	45	48	110	61	85
W [µg/g]	20-Oct-23	19:00	24-Oct-23	14:17	6.1	4.8	18	1.1	8.2	1.1	1.6	6.4	2.2	2.8
Y [µg/g]	20-Oct-23	19:00	24-Oct-23	14:17	7.2	9.2	7.8	7.4	9.3	5.4	6.5	9.1	8.8	9.6
Zn [µg/g]	20-Oct-23	19:00	24-Oct-23	14:17	1800	160	84	70	94	45	2500	88	170	92
Zr [µg/g]	20-Oct-23	19:00	24-Oct-23	14:17	120	160	130	150	140	130	140	140	140	150

Analysis	15: 031552	16: 031553	17: 031554	18: 031555	19: 031556	20: 031557	21: 031558	22: 031559	23: 031560	24: 031561	25: 031562	26: 031563	27: 031510	28: 031511	29: 031512	30: 031569
Sample Date & Time																
Ag [µg/g]	< 0.5	2.7	< 0.5	< 0.5	< 0.5	< 0.5	< 0.5	< 0.5	8.2	0.5	0.9	< 0.5	< 0.5	2.1	< 0.5	< 0.5
Al [µg/g]	54000	62000	74000	66000	62000	41000	69000	68000	52000	57000	56000	51000	54000	54000	78000	57000
As [µg/g]	10	100	70	1.8	1.7	8.9	24	14	5.6	12	22	30	31	200	39	6.8
Ba [µg/g]	560	390	490	570	530	360	250	380	150	170	100	180	200	110	290	430
Be [µg/g]	0.87	0.99	1.4	1.2	1.1	1.1	1.1	1.3	1.0	1.1	1.1	1.3	1.2	1.1	1.5	1.2
Bi [µg/g]	0.11	8.4	0.25	< 0.085	< 0.085	0.55	0.96	0.14	7.8	0.32	1.7	2.5	2.8	2.2	0.16	< 0.085
Ca [µg/g]	10000	25000	14000	20000	19000	12000	20000	18000	15000	21000	2500	17000	17000	14000	23000	19000
Cd [µg/g]	0.16	4.3	0.17	0.07	0.06	0.19	0.63	0.10	2.6	0.14	0.39	0.07	0.09	4.2	0.29	0.11
Co [µg/g]	2.1	2.9	15	8.6	7.9	4.3	8.8	7.8	7.0	9.2	7.7	9.5	9.3	8.3	9.0	6.1

OnLine LIMS

0004324910

Results relate only to the sample tested. Data reported represents the sample submitted to SGS. Reproduction of this analytical report in full or in part is prohibited without prior written approval. Please refer to SGS General Conditions of Services located at https://www.sgs.ca/en/terms-and-conditions (Printed copies are available upon request.)
Test method information available upon request. "Temperature Upon Receipt" is representative of the whole shipment and may not reflect the temperature of individual samples.
SGS Canada Inc. Environment-Health & Safety statement of conformity decision rule does not consider uncertainty when analytical results are compared to a specified standard or regulation.

SGS Canada Inc.
P.O. Box 4300 - 185 Concession St.
Lakefield - Ontario - KOL 2HO
Phone: 705-652-2000 FAX: 705-652-6365

Trace Metals - Strong Acid Digest, ICP-MS

LR Report : **CA19290-AUG23**

Analysis	15: 031552	16: 031553	17: 031554	18: 031555	19: 031556	20: 031557	21: 031558	22: 031559	23: 031560	24: 031561	25: 031562	26: 031563	27: 031510	28: 031511	29: 031512	30: 031569
Cr [µg/g]	50	59	130	100	89	85	78	84	100	120	100	120	120	130	77	60
Cu [µg/g]	16	13	49	21	20	120	61	16	690	120	2.6	4.4	6.7	45	12	14
Fe [µg/g]	10000	20000	39000	23000	21000	16000	24000	20000	22000	23000	31000	30000	30000	35000	28000	17000
K [µg/g]	4000	8300	26000	18000	18000	18000	21000	19000	9300	10000	38000	13000	14000	20000	38000	18000
Mg [µg/g]	1200	1800	13000	3900	3800	3600	8300	3400	6600	7100	3500	7900	7800	8200	9700	5200
Mn [µg/g]	260	940	650	390	350	200	740	240	230	370	360	480	530	750	1100	620
Mo [µg/g]	0.7	0.9	2.2	0.7	0.7	14	14	0.5	47	7.6	2.0	2.5	2.2	2.4	1.5	1.5
Na [µg/g]	50000	53000	16000	29000	28000	28000	24000	29000	28000	34000	2300	28000	26000	26000	17000	26000
Ni [µg/g]	1.8	2.9	48	15	15	7.5	18	12	16	18	3.0	20	20	15	13	10
P [µg/g]	130	390	390	510	480	300	550	510	460	540	130	670	650	450	510	340
Pb [µg/g]	7	66	20	11	11	10	10	10	250	11	29	5	11	9	22	17
S [µg/g]	2200	16000	2200	1100	910	12000	13000	15000	17000	16000	25000	28000	26000	26000	11000	1300
Sb [µg/g]	< 2	< 2	< 2	< 2	< 2	< 2	< 2	< 2	< 2	< 2	< 2	< 2	< 2	< 2	< 2	< 2
Se [µg/g]	0.4	2.9	0.2	< 0.1	< 0.1	1.8	1.8	0.1	7.6	1.2	2.9	1.6	1.6	4.5	0.5	< 0.1
Sn [µg/g]	< 6	< 6	< 6	< 6	< 6	< 6	< 6	< 6	< 6	< 6	< 6	< 6	< 6	< 6	< 6	< 6
Sr [µg/g]	150	160	180	280	240	150	260	270	260	320	120	270	290	120	180	180
Th [µg/g]	9.1	11	8.8	7.6	3.0	8.5	6.4	7.3	5.9	7.0	11	7.2	7.5	5.3	7.2	5.1
Ti [µg/g]	1100	800	3000	2500	2500	1100	1800	1600	1600	1400	980	1300	1400	1000	2300	1800
Tl [µg/g]	0.12	0.16	0.63	0.44	0.41	0.38	1.0	0.33	0.24	0.26	0.97	0.58	0.61	0.23	0.52	0.45
U [µg/g]	1.8	2.0	2.3	1.6	1.3	0.77	1.4	1.7	0.88	0.89	2.8	0.68	1.6	1.4	2.4	1.1
V [µg/g]	8.4	9.9	81	50	48	21	49	44	38	47	15	48	46	49	53	34
W [µg/g]	1.1	10	1.7	0.64	0.61	5.2	3.0	0.64	6.7	5.3	73	1.1	3.4	8.8	7.6	1.5
Y [µg/g]	6.6	8.0	8.8	4.7	5.5	5.8	6.2	5.7	6.1	6.4	6.7	6.5	6.4	5.0	8.3	3.3
Zn [µg/g]	37	900	100	56	53	46	110	42	340	68	110	75	78	940	110	50
Zr [µg/g]	190	200	160	140	140	150	160	150	84	89	170	130	120	98	140	120

Analysis	34: 031503	35: 031566	36: 031567	37: 031568	38: 031571	39: 031572	40: 031507	41: 031575	42: 031505	43: 031574	44: 031573	45: 031513	46: 031517	47: 031514	48: 031509	49: 116952
Sample Date & Time																
Ag [µg/g]	1.3	< 0.5	3.3	3.1	1.1	< 0.5	< 0.5	< 0.5	< 0.5	< 0.5	1.3	< 0.5	< 0.5	< 0.5	< 0.5	1.5
Al [µg/g]	50000	65000	47000	57000	66000	79000	76000	69000	75000	51000	62000	22000	62000	53000	67000	66000

OnLine LIMS

Results relate only to the sample tested. Data reported represents the sample submitted to SGS. Reproduction of this analytical report in full or in part is prohibited without prior written approval. Please refer to SGS General Conditions of Services located at https://www.sgs.ca/en/terms-and-conditions (Printed copies are available upon request.)
Test method information available upon request. "Temperature Upon Receipt" is representative of the whole shipment and may not reflect the temperature of individual samples.
SGS Canada Inc. Environment-Health & Safety statement of conformity decision rule does not consider uncertainty when analytical results are compared to a specified standard or regulation.

0004324910

SGS Canada Inc.
P.O. Box 4300 - 185 Concession St.
Lakefield - Ontario - KOL 2HO
Phone: 705-652-2000 FAX: 705-652-6365

Trace Metals - Strong Acid Digest, ICP-MS

LR Report : **CA19290-AUG23**

Analysis	34: 031503	35: 031566	36: 031567	37: 031568	38: 031571	39: 031572	40: 031507	41: 031575	42: 031505	43: 031574	44: 031573	45: 031513	46: 031517	47: 031514	48: 031509	49: 116952
As [µg/g]	48	12	16	14	56	99	1.2	1.4	2.3	7.2	120	41	19	110	3.3	110
Ba [µg/g]	270	430	230	150	96	110	590	470	530	99	330	43	370	430	540	430
Be [µg/g]	1.2	1.2	1.1	1.1	1.0	1.8	1.1	1.0	1.2	0.84	0.68	0.42	1.2	1.4	1.1	1.6
Bi [µg/g]	0.42	0.75	5.0	3.6	1.8	0.52	0.12	0.12	< 0.085	1.6	0.69	1.1	0.13	0.14	0.09	1.0
Ca [µg/g]	9000	21000	14000	14000	2300	12000	26000	11000	25000	15000	25000	21000	22000	15000	22000	13000
Cd [µg/g]	3.7	0.07	4.9	5.0	0.13	12	0.07	0.09	0.07	0.14	0.99	5.8	0.17	0.08	0.25	1.0
Co [µg/g]	10	9.8	5.1	5.1	13	20	11	12	8.8	9.7	10	3.3	13	4.4	11	7.5
Cr [µg/g]	91	79	130	120	93	140	69	94	65	110	85	94	130	130	76	95
Cu [µg/g]	33	2.4	5.5	5.4	24	41	18	30	16	54	110	8.0	16	7.4	21	78
Fe [µg/g]	28000	20000	26000	26000	81000	43000	26000	26000	25000	37000	63000	12000	31000	20000	26000	21000
K [µg/g]	24000	18000	23000	23000	38000	33000	22000	22000	23000	18000	40000	800	26000	20000	25000	30000
Mg [µg/g]	6300	7900	3600	3800	9400	8100	10000	7200	7900	6900	7900	1000	15000	6400	8700	6600
Mn [µg/g]	250	520	420	390	1700	960	450	300	510	370	1700	710	620	470	390	300
Mo [µg/g]	1.4	2.1	1.9	2.0	1.5	4.6	1.1	1.1	1.1	42	1.6	1.4	1.0	2.1	0.8	1.9
Na [µg/g]	25000	24000	17000	17000	2100	19000	21000	18000	22000	19000	13000	45000	17000	23000	23000	19000
Ni [µg/g]	19	17	7.3	7.3	21	53	23	27	13	16	22	3.9	38	15	18	14
P [µg/g]	460	620	320	320	610	430	550	480	490	440	590	140	560	440	590	580
Pb [µg/g]	250	7	140	100	9	4	10	12	12	4	14	6	13	9	28	160
S [µg/g]	14000	13000	25000	25000	42000	25000	1600	1700	2100	35000	43000	9900	4800	3900	3200	7600
Sb [µg/g]	< 2	< 2	< 2	< 2	< 2	< 2	< 2	< 2	< 2	< 2	< 2	< 2	< 2	< 2	< 2	< 2
Se [µg/g]	1.9	0.6	5.0	4.2	2.4	1.5	< 0.1	0.1	< 0.1	1.7	4.8	1.4	0.1	0.2	< 0.1	1.5
Sn [µg/g]	< 6	< 6	< 6	< 6	10	< 6	< 6	< 6	< 6	< 6	< 6	< 6	< 6	< 6	< 6	< 6
Sr [µg/g]	130	300	150	170	30	160	270	210	290	190	200	170	190	170	240	220
Th [µg/g]	6.6	7.3	7.3	9.5	6.8	6.3	6.6	6.3	7.1	4.9	6.5	7.6	6.3	10	7.9	8.2
Ti [µg/g]	1900	1400	910	870	2500	3100	2500	2400	2500	1000	2200	940	2300	1500	2700	1800
Tl [µg/g]	0.36	0.63	0.97	0.90	1.4	0.57	0.46	0.39	0.51	0.60	0.73	< 0.02	0.57	0.56	0.59	0.48
U [µg/g]	1.2	1.9	1.9	2.5	2.2	2.0	1.7	1.6	1.7	1.6	1.8	0.21	1.7	1.5	1.1	1.5
V [µg/g]	51	49	26	26	56	90	59	59	53	37	76	13	63	11	60	41
W [µg/g]	3.4	1.5	1200	710	8.2	8.4	1.5	1.3	1.0	5.9	15	66	4.0	5.4	0.98	4.9
Y [µg/g]	3.9	6.1	3.8	5.0	6.2	8.1	8.0	7.1	7.3	4.9	7.2	3.1	8.0	9.9	6.7	6.1
Zn [µg/g]	890	48	1100	1100	86	1700	53	64	57	50	260	1100	87	62	95	250
Zr [µg/g]	140	110	140	150	130	160	140	140	150	90	120	120	110	200	150	100

OnLine LIMS

0004324910

Results relate only to the sample tested. Data reported represents the sample submitted to SGS. Reproduction of this analytical report in full or in part is prohibited without prior written approval. Please refer to SGS General Conditions of Services located at https://www.sgs.ca/en/terms-and-conditions (Printed copies are available upon request.)
Test method information available upon request. "Temperature Upon Receipt" is representative of the whole shipment and may not reflect the temperature of individual samples.
SGS Canada Inc. Environment-Health & Safety statement of conformity decision rule does not consider uncertainty when analytical results are compared to a specified standard or regulation.

SGS Canada Inc.
P.O. Box 4300 - 185 Concession St.
Lakefield - Ontario - KOL 2HO
Phone: 705-652-2000 FAX: 705-652-6365

LR Report : **CA19290-AUG23**

Analysis	50: 031508	51: 031506	53: 031501	54: 031515
Sample Date & Time				
Ag [µg/g]	0.7	< 0.5	< 0.5	< 0.5
Al [µg/g]	36000	80000	53000	56000
As [µg/g]	26	6.0	46	18
Ba [µg/g]	300	520	540	250
Be [µg/g]	0.84	1.2	0.98	1.1
Bi [µg/g]	0.21	0.25	< 0.085	2.0
Ca [µg/g]	13000	31000	22000	20000
Cd [µg/g]	0.21	0.25	0.23	0.48
Co [µg/g]	5.8	16	8.6	8.1
Cr [µg/g]	240	110	75	110
Cu [µg/g]	170	44	22	29
Fe [µg/g]	37000	33000	23000	22000
K [µg/g]	9100	18000	16000	28000
Mg [µg/g]	6700	16000	6600	6300
Mn [µg/g]	300	870	460	680
Mo [µg/g]	2.8	0.9	1.4	1.5
Na [µg/g]	13000	24000	32000	15000
Ni [µg/g]	28	34	11	15
P [µg/g]	840	690	610	460
Pb [µg/g]	18	21	38	10
S [µg/g]	12000	5500	3900	19000
Sb [µg/g]	< 2	< 2	< 2	< 2
Se [µg/g]	8.6	0.3	0.7	1.2
Sn [µg/g]	< 6	< 6	< 6	< 6
Sr [µg/g]	120	470	300	220
Th [µg/g]	2.7	6.4	7.4	7.6
Ti [µg/g]	1600	3100	2500	1200
Tl [µg/g]	0.26	0.54	0.34	1.0
U [µg/g]	0.87	1.9	0.81	1.8
V [µg/g]	36	81	51	36
W [µg/g]	2.3	1.4	1.6	13
Y [µg/g]	5.3	11	6.0	4.4

OnLine LIMS

0004324910

Results relate only to the sample tested. Data reported represents the sample submitted to SGS. Reproduction of this analytical report in full or in part is prohibited without prior written approval. Please refer to SGS General Conditions of Services located at https://www.sgs.ca/en/terms-and-conditions (Printed copies are available upon request.)
Test method information available upon request. "Temperature Upon Receipt" is representative of the whole shipment and may not reflect the temperature of individual samples.
SGS Canada Inc. Environment-Health & Safety statement of conformity decision rule does not consider uncertainty when analytical results are compared to a specified standard or regulation.

SGS Canada Inc.
P.O. Box 4300 - 185 Concession St.
Lakefield - Ontario - KOL 2HO
Phone: 705-652-2000 FAX: 705-652-6365

LR Report : **CA19290-AUG23**

Analysis	50: 031508	51: 031506	53: 031501	54: 031515
Zn [µg/g]	88	77	100	120
Zr [µg/g]	68	130	140	120

Revised with lower RL for Bi and Sb. Results below the SGS RL may be unreliable.

Revised report with sample changes as per client request.

Method Descriptions

Parameter	Units	SGS Method Code	Reference Method Code
	µg/g	ME-CA-[ENV]SPE-LAK-AN-001	EPA 3052/200.8
	µg/g	ME-CA-[ENV]SPE-LAK-AN-013	EPA 3052/200.8
Metals - Microwave/ICP-MS	µg/g	ME-CA-[ENV]SPE-LAK-AN-007	EPA 3052/200.8
Metals - Microwave/ICP-MS	µg/g	ME-CA-[ENV]SPE-LAK-AN-013	EPA 3052/200.8



Catharine Arnold, B.Sc., C.Chem
Project Specialist,
Environment, Health & Safety

OnLine LIMS

0004324910

Results relate only to the sample tested. Data reported represents the sample submitted to SGS. Reproduction of this analytical report in full or in part is prohibited without prior written approval. Please refer to SGS General Conditions of Services located at https://www.sgs.ca/en/terms-and-conditions (Printed copies are available upon request.)
Test method information available upon request. "Temperature Upon Receipt" is representative of the whole shipment and may not reflect the temperature of individual samples.
SGS Canada Inc. Environment-Health & Safety statement of conformity decision rule does not consider uncertainty when analytical results are compared to a specified standard or regulation.

SGS Canada Inc.
P.O. Box 4300 - 185 Concession St.
Lakefield - Ontario - KOL 2HO
Phone: 705-652-2000 FAX: 705-652-6365

Quality Control Report

Inorganic Analysis														
Parameter	Reporting Limit	Unit	Method Blank	Duplicate				LCS / Spike Blank			Matrix Spike / Reference Material			
				Result 1	Result 2	RPD	Acceptance Criteria	Spike Recovery (%)	Recovery Limits (%)		Spike Recovery (%)	Recovery Limits (%)		
							%		Low	High		Low	High	
**QCR_SubCategory* - QCBatchID: EMS0163-OCT23*														
Calcium	3	µg/g	<3			2		95			82			
Phosphorus	3	µg/g	<3			1		97			87			
Potassium	3	µg/g	<3			3		104			92			
Sodium	3	µg/g	<3			1		102			98			
Sulfur	50	µg/g	<50			3		106			NV			
Metals - Microwave/ICP-MS - QCBatchID: EMS0163-OCT23														
Aluminum	3	µg/g	<3			5	20	108	70	130	91	70	130	
Antimony	2	µg/g	<0.8			ND	20	100	70	130	121	70	130	
Arsenic	0.5	µg/g	<0.5			1	20	103	70	130	96	70	130	
Barium	0.01	µg/g	<0.01			2	20	99	70	130	99	70	130	
Beryllium	0.02	µg/g	<0.02			3	20	98	70	130	87	70	130	
Bismuth	0.085	µg/g	<0.09			12	20	99	70	130	NV	70	130	
Cadmium	0.02	µg/g	<0.02			3	20	104	70	130	NV	70	130	
Chromium	0.5	µg/g	<0.5			4	20	103	70	130	72	70	130	
Cobalt	0.01	µg/g	<0.01			1	20	102	70	130	89	70	130	
Copper	0.1	µg/g	<0.1			3	20	103	70	130	96	70	130	
Iron	3	µg/g	<3			3	20	104	70	130	95	70	130	
Lead	0.05	µg/g	<0.05			1	20	98	70	130	101	70	130	
Magnesium	3	µg/g	<3			2	20	106	70	130	91	70	130	
Manganese	0.1	µg/g	<0.1			2	20	103	70	130	98	70	130	
Molybdenum	0.1	µg/g	<0.1			5	20	105	70	130	85	70	130	
Nickel	0.1	µg/g	<0.1			1	20	103	70	130	103	70	130	
Selenium	0.1	µg/g	<0.1			4	20	97	70	130	NV	70	130	
Silver	0.5	µg/g	<0.01			7	20	100	70	130	NV	70	130	
Strontium	0.02	µg/g	<0.02			0	20	102	70	130	92	70	130	
Thallium	0.02	µg/g	<0.02			6	20	94	70	130	NV	70	130	
Thorium	0.5	µg/g	<0.5			9	20	104	70	130	NV	70	130	
Tin	6	µg/g	<6			ND	20	102	70	130	NV	70	130	
Titanium	0.1	µg/g	<0.1			1	20	108	70	130	NV	70	130	
Tungsten	0.04	µg/g	<0.04			1	20	100	70	130	NV	70	130	
Uranium	0.002	µg/g	<0.002			2	20	98	70	130	87	70	130	
Vanadium	1	µg/g	<1			3	20	101	70	130	97	70	130	
Yttrium	0.004	µg/g	<0.004			8	20	102	70	130	NV	70	130	
Zinc	0.7	µg/g	<0.7			2	20	100	70	130	88	70	130	
Zirconium	0.03	µg/g	<0.03			5	20	90	70	130	NV	70	130	

OnLine LIMS

0004324910

Results relate only to the sample tested. Data reported represents the sample submitted to SGS. Reproduction of this analytical report in full or in part is prohibited without prior written approval. Please refer to SGS General Conditions of Services located at https://www.sgs.ca/en/terms-and-conditions (Printed copies are available upon request.)
Test method information available upon request. "Temperature Upon Receipt" is representative of the whole shipment and may not reflect the temperature of individual samples.
SGS Canada Inc. Environment-Health & Safety statement of conformity decision rule does not consider uncertainty when analytical results are compared to a specified standard or regulation.

SGS Canada Inc.
P.O. Box 4300 - 185 Concession St.
Lakefield - Ontario - KOL 2HO
Phone: 705-652-2000 FAX: 705-652-6365

Great Bear Resources Ltd.
Attn : Ashley Moncrief

1020 - 800 West Pender St.
Vancouver, BC
V6C 2V6, Canada

Phone: 778-833-2160
Fax:

19-November-2025

Date Rec. : 18 September 2023
LR Report: **CA19296-AUG23**
Reference: Great Bear Project/ OMEMA2303 - Set 3

Copy: #4

CERTIFICATE OF ANALYSIS
Final Report - Revised

Analysis	1: Analysis Start Date	2: Analysis Start Time	3: Analysis Completed Date	4: Analysis Completed Time	5: 031516	6: 031518	7: 031519	8: 031521	9: 031576	10: 031577	11: 031520	12: 031578	13: 031526	15: 031579
Sample Date & Time					N/A	N/A	N/A	N/A	N/A	N/A	N/A	N/A	N/A	N/A
Silver [µg/g]	20-Oct-23	19:00	25-Oct-23	10:23	4.3	1.1	1.0	< 0.5	< 0.5	1.3	< 0.5	< 0.5	< 0.5	< 0.5
Aluminum [µg/g]	20-Oct-23	19:00	25-Oct-23	10:23	52000	51000	56000	30000	47000	69000	69000	52000	53000	37000
Arsenic [µg/g]	20-Oct-23	19:00	25-Oct-23	10:23	80	14	32	120	95	66	2500	8.9	13	59
Barium [µg/g]	20-Oct-23	19:00	25-Oct-23	10:23	220	480	450	470	660	92	460	530	440	400
Beryllium [µg/g]	20-Oct-23	19:00	25-Oct-23	10:23	1.3	0.84	1.2	1.1	0.87	1.4	1.5	1.2	0.93	1.2
Bismuth [µg/g]	20-Oct-23	19:00	25-Oct-23	10:23	3.5	2.0	1.9	< 0.085	0.13	0.45	0.17	0.31	0.16	0.29
Calcium [µg/g]	20-Oct-23	19:00	25-Oct-23	10:23	4100	15000	16000	9600	16000	16000	17000	21000	15000	14000
Cadmium [µg/g]	20-Oct-23	19:00	25-Oct-23	10:23	1.7	4.7	26	0.09	0.44	38	0.15	0.19	0.10	0.12
Cobalt [µg/g]	20-Oct-23	19:00	25-Oct-23	10:23	17	9.4	8.7	1.8	7.1	12	13	9.4	8.4	3.1
Chromium [µg/g]	20-Oct-23	19:00	25-Oct-23	10:23	200	100	100	73	97	86	120	68	87	100
Copper [µg/g]	20-Oct-23	19:00	25-Oct-23	10:23	67	85	61	6.5	45	15	27	23	21	4.5
Iron [µg/g]	20-Oct-23	19:00	25-Oct-23	10:23	59000	36000	30000	15000	18000	43000	37000	25000	21000	18000
Potassium [µg/g]	20-Oct-23	19:00	25-Oct-23	10:23	29000	25000	28000	18000	17000	27000	35000	21000	25000	22000
Magnesium [µg/g]	20-Oct-23	19:00	25-Oct-23	10:23	9700	8500	7400	1200	5900	6000	9800	6200	6500	3400
Manganese [µg/g]	20-Oct-23	19:00	25-Oct-23	10:23	1200	1000	1500	270	610	1100	500	570	280	280
Molybdenum [µg/g]	20-Oct-23	19:00	25-Oct-23	10:23	1.6	1.6	2.0	5.5	1.3	1.8	1.4	0.8	0.9	2.6

OnLine LIMS

0004333818

Results relate only to the sample tested. Data reported represents the sample submitted to SGS. Reproduction of this analytical report in full or in part is prohibited without prior written approval. Please refer to SGS General Conditions of Services located at https://www.sgs.ca/en/terms-and-conditions (Printed copies are available upon request.)
Test method information available upon request. "Temperature Upon Receipt" is representative of the whole shipment and may not reflect the temperature of individual samples.
SGS Canada Inc. Environment-Health & Safety statement of conformity decision rule does not consider uncertainty when analytical results are compared to a specified standard or regulation.

SGS Canada Inc.
P.O. Box 4300 - 185 Concession St.
Lakefield - Ontario - KOL 2HO
Phone: 705-652-2000 FAX: 705-652-6365

LR Report : CA19296-AUG23

Analysis	1: Analysis Start Date	2: Analysis Start Time	3: Analysis Completed Date	4: Analysis Completed Time	5: 031516	6: 031518	7: 031519	8: 031521	9: 031576	10: 031577	11: 031520	12: 031578	13: 031526	15: 031579
Sodium [µg/g]	20-Oct-23	19:00	25-Oct-23	10:23	9300	16000	13000	26000	28000	18000	17000	22000	17000	18000
Nickel [µg/g]	20-Oct-23	19:00	25-Oct-23	10:23	41	14	17	1.3	14	16	19	15	14	4.6
Phosphorus [µg/g]	20-Oct-23	19:00	25-Oct-23	16:47	450	560	480	130	410	440	950	560	460	160
Lead [µg/g]	20-Oct-23	19:00	25-Oct-23	10:23	23	16	20	10	28	430	14	13	13	10
Sulfur [µg/g]	23-Oct-23	23:57	25-Oct-23	10:23	26000	13000	15000	2900	6000	33000	9400	5000	1700	14000
Antimony [µg/g]	20-Oct-23	19:00	25-Oct-23	10:23	< 2	< 2	< 2	< 2	< 2	< 2	< 2	< 2	< 2	< 2
Selenium [µg/g]	20-Oct-23	19:00	25-Oct-23	10:23	2.6	1.0	0.3	0.1	0.8	2.8	3.2	0.1	< 0.1	< 0.1
Tin [µg/g]	20-Oct-23	19:00	25-Oct-23	10:23	< 6	< 6	< 6	< 6	< 6	< 6	< 6	< 6	< 6	< 6
Strontium [µg/g]	20-Oct-23	19:00	25-Oct-23	10:23	73	160	160	76	180	120	160	260	180	130
Thorium [µg/g]	23-Oct-23	10:12	24-Oct-23	16:39	5.7	7.5	7.4	10	5.7	7.5	6.7	7.5	7.5	10
Titanium [µg/g]	20-Oct-23	19:00	25-Oct-23	10:23	2600	2200	1900	1100	1400	1800	2800	2300	2300	920
Thallium [µg/g]	20-Oct-23	19:00	25-Oct-23	10:23	1.2	0.82	0.74	0.38	0.21	0.61	0.68	0.46	0.52	0.43
Uranium [µg/g]	20-Oct-23	19:00	25-Oct-23	10:23	1.8	1.8	1.7	0.77	0.73	2.1	2.0	1.2	1.6	1.4
Vanadium [µg/g]	20-Oct-23	19:00	25-Oct-23	10:23	93	43	47	2.0	49	49	80	54	46	8.5
Tungsten [µg/g]	20-Oct-23	19:00	25-Oct-23	10:23	4.6	1.9	3.2	2.4	15	6.4	2.6	2.9	4.3	0.95
Yttrium [µg/g]	20-Oct-23	19:00	25-Oct-23	10:23	4.5	4.8	5.2	4.0	4.6	6.1	9.3	3.9	4.5	6.3
Zinc [µg/g]	20-Oct-23	19:00	25-Oct-23	10:23	350	840	3600	52	110	5600	79	76	63	60
Zirconium [µg/g]	20-Oct-23	19:00	25-Oct-23	10:23	110	110	130	220	100	130	150	130	120	220

Analysis	16: 116951	17: 031580	18: 031581	19: 031582	20: 031619	21: 031620	22: 031583	23: 031522	24: 031523	25: 031524	26: 031528	27: 031584	28: 031585	29: 031586	30: 031587	31: 031588
Sample Date & Time	N/A	N/A	N/A	N/A	N/A	N/A	N/A	N/A	N/A	N/A	N/A	N/A	N/A	N/A	N/A	N/A
Silver [µg/g]	< 0.5	< 0.5	< 0.5	< 0.5	< 0.5	1.3	< 0.5	< 0.5	0.9	< 0.5	< 0.5	< 0.5	< 0.5	0.7	< 0.5	< 0.5
Aluminum [µg/g]	46000	52000	51000	72000	68000	67000	46000	59000	63000	66000	43000	50000	43000	65000	72000	77000
Arsenic [µg/g]	0.8	1.9	1.1	1.3	120	200	40	410	67	3.4	2.4	40	6.5	11	4.9	110
Barium [µg/g]	460	480	440	540	570	110	460	170	270	450	340	390	840	510	410	340
Beryllium [µg/g]	0.94	1.1	0.95	1.0	1.1	0.66	1.00	0.86	1.3	1.1	1.00	1.1	1.2	1.1	1.0	1.1
Bismuth [µg/g]	0.12	0.19	0.39	< 0.085	0.16	1.4	< 0.085	0.27	0.46	0.10	0.09	0.16	0.25	0.18	< 0.085	0.10
Calcium [µg/g]	18000	21000	18000	32000	28000	16000	22000	27000	19000	18000	16000	8600	8800	28000	21000	16000
Cadmium [µg/g]	0.10	0.10	0.07	0.09	0.16	0.26	0.10	0.14	0.28	0.08	0.09	0.07	0.12	0.21	0.06	0.09
Cobalt [µg/g]	15	8.8	8.9	13	10	31	8.8	13	17	6.5	3.2	1.7	1.6	9.3	13	8.6

OnLine LIMS

0004333818

Results relate only to the sample tested. Data reported represents the sample submitted to SGS. Reproduction of this analytical report in full or in part is prohibited without prior written approval. Please refer to SGS General Conditions of Services located at https://www.sgs.ca/en/terms-and-conditions (Printed copies are available upon request.)
Test method information available upon request. "Temperature Upon Receipt" is representative of the whole shipment and may not reflect the temperature of individual samples.
SGS Canada Inc. Environment-Health & Safety statement of conformity decision rule does not consider uncertainty when analytical results are compared to a specified standard or regulation.

SGS Canada Inc.
P.O. Box 4300 - 185 Concession St.
Lakefield - Ontario - KOL 2HO
Phone: 705-652-2000 FAX: 705-652-6365

LR Report : **CA19296-AUG23**

Analysis	16: 116951	17: 031580	18: 031581	19: 031582	20: 031619	21: 031620	22: 031583	23: 031522	24: 031523	25: 031524	26: 031528	27: 031584	28: 031585	29: 031586	30: 031587	31: 031588
Chromium [µg/g]	120	86	66	83	71	120	64	140	120	75	68	61	55	94	92	94
Copper [µg/g]	39	19	15	26	15	45	3.6	49	71	16	3.1	5.2	12	11	16	19
Iron [µg/g]	29000	21000	22000	36000	26000	90000	19000	120000	33000	13000	7700	16000	12000	23000	20000	26000
Potassium [µg/g]	16000	16000	21000	18000	14000	31000	16000	7100	14000	20000	13000	20000	20000	11000	18000	27000
Magnesium [µg/g]	7900	7700	6300	11000	7900	15000	5900	15000	9200	5300	1800	1900	1300	8600	1800	8800
Manganese [µg/g]	460	380	360	640	900	1200	550	870	820	210	370	360	350	480	290	500
Molybdenum [µg/g]	0.8	1.8	0.6	0.4	1.7	1.4	0.4	1.0	2.3	2.1	0.6	1.2	0.7	1.2	0.5	1.5
Sodium [µg/g]	26000	23000	26000	23000	37000	32000	29000	9300	41000	23000	32000	27000	29000	31000	26000	11000
Nickel [µg/g]	36	16	14	22	22	59	12	32	44	12	4.9	1.2	2.1	24	28	19
Phosphorus [µg/g]	590	450	420	1100	670	560	450	570	420	300	190	110	97	450	530	580
Lead [µg/g]	13	13	10	9	12	2	8	5	16	10	8	11	28	22	8	17
Sulfur [µg/g]	1800	1300	< 50	210	3300	49000	640	11000	12000	790	130	750	1700	1100	500	9600
Antimony [µg/g]	< 2	< 2	< 2	< 2	< 2	< 2	< 2	< 2	< 2	< 2	< 2	< 2	< 2	< 2	< 2	< 2
Selenium [µg/g]	0.2	< 0.1	< 0.1	< 0.1	0.4	6.3	< 0.1	0.2	2.3	< 0.1	< 0.1	< 0.1	0.2	0.2	< 0.1	0.1
Tin [µg/g]	< 6	< 6	< 6	< 6	< 6	< 6	< 6	< 6	< 6	< 6	< 6	< 6	< 6	< 6	< 6	< 6
Strontium [µg/g]	370	330	200	440	390	150	210	200	320	260	200	100	110	400	260	140
Thorium [µg/g]	6.2	7.6	8.0	6.0	7.7	5.9	6.9	4.9	5.2	5.3	4.0	9.4	11	5.7	4.4	6.9
Titanium [µg/g]	2800	2300	2200	4000	2700	3000	2100	2400	3000	1900	1600	1300	1200	2400	3500	2100
Thallium [µg/g]	0.40	0.44	0.46	0.31	0.36	0.68	0.34	0.23	0.34	0.51	0.30	0.42	0.42	0.23	0.25	0.51
Uranium [µg/g]	0.56	1.3	0.79	1.0	1.8	1.4	0.64	1.2	1.0	1.5	0.38	1.1	1.1	1.7	0.68	2.0
Vanadium [µg/g]	67	47	46	74	58	120	43	60	110	35	26	1.6	5.8	53	63	53
Tungsten [µg/g]	0.66	1.0	0.82	0.43	9.0	7.0	4.6	3.2	12	0.49	0.82	1.9	1.5	34	0.41	3.3
Yttrium [µg/g]	6.9	5.1	4.5	9.4	7.0	8.0	3.9	10	9.7	3.6	1.3	6.5	4.2	7.6	5.1	8.1
Zinc [µg/g]	77	60	56	82	61	83	72	140	130	50	32	54	72	77	34	60
Zirconium [µg/g]	150	130	120	200	130	150	110	130	160	150	120	270	190	120	210	150

Analysis	32: 031589	33: 031590	34: 031621	37: 031593	38: 031594	39: 031603	40: 031604	41: 031602	42: 031614	43: 031617	44: 031618	45: 031610	46: 031611	47: 031595	48: 031596	49: 031597
Sample Date & Time	N/A	N/A	N/A	N/A	N/A	N/A	N/A	N/A	N/A	N/A	N/A	N/A	N/A	N/A	N/A	N/A
Silver [µg/g]	< 0.5	< 0.5	< 0.5	< 0.5	< 0.5	< 0.5	< 0.5	< 0.5	< 0.5	< 0.5	< 0.5	< 0.5	< 0.5	< 0.5	< 0.5	< 0.5
Aluminum [µg/g]	67000	37000	61000	68000	73000	98000	56000	76000	75000	66000	51000	80000	63000	35000	71000	83000

OnLine LIMS

0004333818

Results relate only to the sample tested. Data reported represents the sample submitted to SGS. Reproduction of this analytical report in full or in part is prohibited without prior written approval. Please refer to SGS General Conditions of Services located at https://www.sgs.ca/en/terms-and-conditions (Printed copies are available upon request.)
Test method information available upon request. "Temperature Upon Receipt" is representative of the whole shipment and may not reflect the temperature of individual samples.
SGS Canada Inc. Environment-Health & Safety statement of conformity decision rule does not consider uncertainty when analytical results are compared to a specified standard or regulation.

SGS Canada Inc.
P.O. Box 4300 - 185 Concession St.
Lakefield - Ontario - KOL 2HO
Phone: 705-652-2000 FAX: 705-652-6365

Trace Metals - Strong Acid Digest, ICP-MS

LR Report : **CA19296-AUG23**

Analysis	32: 031589	33: 031590	34: 031621	37: 031593	38: 031594	39: 031603	40: 031604	41: 031602	42: 031614	43: 031617	44: 031618	45: 031610	46: 031611	47: 031595	48: 031596	49: 031597
Arsenic [µg/g]	4.5	960	2.2	3.4	6.9	7.5	0.7	31	1.3	0.9	0.5	2.9	1.5	47	2.1	1.4
Barium [µg/g]	310	47	470	310	450	570	370	180	490	500	340	780	370	240	540	470
Beryllium [µg/g]	1.2	0.63	0.96	1.4	1.2	1.3	1.1	1.3	1.1	1.5	1.8	1.1	1.1	1.1	1.1	0.85
Bismuth [µg/g]	0.22	0.41	0.12	0.14	< 0.085	0.20	< 0.085	0.13	0.32	0.39	0.42	0.12	< 0.085	0.09	0.37	< 0.085
Calcium [µg/g]	26000	8200	25000	23000	13000	7600	16000	21000	26000	6100	7500	18000	20000	9000	22000	16000
Cadmium [µg/g]	0.11	0.33	0.12	0.10	0.14	1.2	0.03	0.13	0.05	0.13	0.06	0.14	0.05	0.43	0.07	0.04
Cobalt [µg/g]	10	2.0	4.3	9.3	8.6	20	7.3	8.9	11	3.0	0.25	11	11	2.1	11	10
Chromium [µg/g]	120	84	73	150	76	150	75	100	85	67	81	99	96	82	71	95
Copper [µg/g]	19	16	12	17	27	53	12	23	20	8.2	1.5	28	18	5.1	18	16
Iron [µg/g]	25000	8300	17000	24000	19000	40000	19000	25000	27000	25000	4900	25000	33000	12000	25000	25000
Potassium [µg/g]	12000	1100	17000	5300	20000	28000	17000	20000	16000	24000	25000	22000	15000	15000	20000	20000
Magnesium [µg/g]	9300	730	1900	12000	2600	17000	3300	4900	8300	2100	1900	13000	4800	1200	8400	4200
Manganese [µg/g]	430	170	420	610	350	520	280	460	470	560	420	310	550	270	400	390
Molybdenum [µg/g]	1.1	1.3	0.8	1.1	2.6	1.5	0.4	2.8	0.5	3.3	1.6	1.1	1.9	1.3	1.0	0.9
Sodium [µg/g]	18000	47000	21000	36000	23000	9700	23000	23000	24000	19000	21000	21000	26000	32000	25000	25000
Nickel [µg/g]	22	2.3	9.6	19	20	57	12	15	28	2.3	1.6	25	21	1.5	18	30
Phosphorus [µg/g]	710	67	270	630	220	630	380	530	800	92	15	400	830	96	510	500
Lead [µg/g]	11	17	18	12	33	600	7	8	9	16	17	11	8	31	11	8
Sulfur [µg/g]	1200	3700	770	1800	2200	2200	360	14000	810	3100	110	1300	1300	4200	1400	240
Antimony [µg/g]	< 2	< 2	< 2	< 2	< 2	< 2	< 2	< 2	< 2	< 2	< 2	< 2	< 2	< 2	< 2	< 2
Selenium [µg/g]	< 0.1	0.7	< 0.1	0.2	< 0.1	0.2	< 0.1	0.2	< 0.1	< 0.1	< 0.1	< 0.1	< 0.1	0.1	< 0.1	< 0.1
Tin [µg/g]	< 6	< 6	< 6	< 6	< 6	< 6	< 6	< 6	< 6	< 6	< 6	< 6	< 6	< 6	< 6	< 6
Strontium [µg/g]	340	110	210	330	200	200	240	290	370	130	100	280	240	95	280	190
Thorium [µg/g]	5.0	8.2	5.6	9.0	8.6	7.4	7.9	6.6	5.5	9.4	3.9	5.2	5.5	9.4	7.4	5.1
Titanium [µg/g]	2700	790	1900	1700	2000	3600	1900	1900	3800	1100	240	2400	3700	1200	2600	3100
Thallium [µg/g]	0.33	0.02	0.17	0.10	0.21	0.39	0.29	0.62	0.25	0.64	0.64	0.42	0.31	0.34	0.46	0.21
Uranium [µg/g]	1.7	1.1	1.4	1.9	1.5	2.2	1.4	2.1	1.4	3.5	3.3	1.7	0.84	1.2	1.3	1.3
Vanadium [µg/g]	57	7.0	31	47	29	130	41	49	73	2.7	< 1	56	72	1.9	52	52
Tungsten [µg/g]	1.1	65	1.3	1.2	1.6	1.2	0.84	3.5	0.53	1.1	0.58	2.5	0.69	1.4	0.67	1.9
Yttrium [µg/g]	9.3	3.9	5.7	13	6.4	11	5.1	8.0	9.4	8.4	4.5	5.2	5.9	4.5	6.7	6.4
Zinc [µg/g]	48	76	49	60	86	410	42	66	67	67	42	67	62	120	61	53
Zirconium [µg/g]	160	110	180	190	240	190	130	150	170	250	54	190	180	240	160	230

OnLine LIMS

0004333818

Results relate only to the sample tested. Data reported represents the sample submitted to SGS. Reproduction of this analytical report in full or in part is prohibited without prior written approval. Please refer to SGS General Conditions of Services located at https://www.sgs.ca/en/terms-and-conditions (Printed copies are available upon request.)
Test method information available upon request. "Temperature Upon Receipt" is representative of the whole shipment and may not reflect the temperature of individual samples.
SGS Canada Inc. Environment-Health & Safety statement of conformity decision rule does not consider uncertainty when analytical results are compared to a specified standard or regulation.

SGS Canada Inc.
P.O. Box 4300 - 185 Concession St.
Lakefield - Ontario - KOL 2HO
Phone: 705-652-2000 FAX: 705-652-6365

LR Report : **CA19296-AUG23**

Analysis	50: 031598	51: 031532	52: 031529	53: 031530	54: 031531
Sample Date & Time	N/A	N/A	N/A	N/A	N/A
Silver [µg/g]	< 0.5	< 0.5	< 0.5	< 0.5	2.9
Aluminum [µg/g]	83000	88000	88000	51000	49000
Arsenic [µg/g]	44	85	270	430	65
Barium [µg/g]	360	680	470	530	460
Beryllium [µg/g]	1.3	1.4	1.3	1.3	1.8
Bismuth [µg/g]	0.28	0.28	0.29	0.14	0.18
Calcium [µg/g]	14000	11000	10000	9700	7900
Cadmium [µg/g]	0.19	0.09	0.10	0.06	0.07
Cobalt [µg/g]	21	19	29	1.7	4.0
Chromium [µg/g]	170	120	180	95	89
Copper [µg/g]	71	58	55	4.1	12
Iron [µg/g]	40000	41000	63000	15000	20000
Potassium [µg/g]	23000	24000	29000	20000	24000
Magnesium [µg/g]	13000	12000	20000	2800	6200
Manganese [µg/g]	660	520	550	250	390
Molybdenum [µg/g]	1.9	1.9	2.0	1.4	1.9
Sodium [µg/g]	19000	20000	12000	22000	15000
Nickel [µg/g]	69	56	75	2.4	3.4
Phosphorus [µg/g]	400	460	720	130	300
Lead [µg/g]	19	13	13	13	9
Sulfur [µg/g]	2700	4300	3300	4100	11000
Antimony [µg/g]	< 2	< 2	< 2	< 2	< 2
Selenium [µg/g]	0.2	0.2	0.2	0.1	< 0.1
Tin [µg/g]	< 6	< 6	< 6	< 6	< 6
Strontium [µg/g]	180	180	160	130	160
Thorium [µg/g]	6.8	6.6	6.4	10	9.0
Titanium [µg/g]	3700	3900	4500	1200	1500
Thallium [µg/g]	0.55	0.40	0.73	0.43	0.63
Uranium [µg/g]	2.9	2.1	2.0	1.7	1.7
Vanadium [µg/g]	96	110	150	2.1	21
Tungsten [µg/g]	2.4	2.8	2.3	1.6	1.3
Yttrium [µg/g]	11	10	11	6.6	8.4

OnLine LIMS

0004333818

Results relate only to the sample tested. Data reported represents the sample submitted to SGS. Reproduction of this analytical report in full or in part is prohibited without prior written approval. Please refer to SGS General Conditions of Services located at https://www.sgs.ca/en/terms-and-conditions (Printed copies are available upon request.)
Test method information available upon request. "Temperature Upon Receipt" is representative of the whole shipment and may not reflect the temperature of individual samples.
SGS Canada Inc. Environment-Health & Safety statement of conformity decision rule does not consider uncertainty when analytical results are compared to a specified standard or regulation.

SGS Canada Inc.
P.O. Box 4300 - 185 Concession St.
Lakefield - Ontario - KOL 2HO
Phone: 705-652-2000 FAX: 705-652-6365

LR Report : **CA19296-AUG23**

Analysis	50: 031598	51: 031532	52: 031529	53: 031530	54: 031531
Zinc [µg/g]	82	85	81	46	45
Zirconium [µg/g]	200	200	180	210	230

Revised with lower RL for Bi and Sb. Results below the SGS RL may be unreliable.

Revised report with sample changes as per client request.

Method Descriptions

Parameter	Units	SGS Method Code	Reference Method Code
	µg/g	ME-CA-[ENV]SPE-LAK-AN-001	EPA 3052/200.8
	µg/g	ME-CA-[ENV]SPE-LAK-AN-013	EPA 3052/200.8
Metals - Microwave/ICP-MS	µg/g	ME-CA-[ENV]SPE-LAK-AN-007	EPA 3052/200.8
Metals - Microwave/ICP-MS	µg/g	ME-CA-[ENV]SPE-LAK-AN-013	EPA 3052/200.8



Catharine Arnold, B.Sc., C.Chem
Project Specialist,
Environment, Health & Safety

OnLine LIMS

0004333818

Results relate only to the sample tested. Data reported represents the sample submitted to SGS. Reproduction of this analytical report in full or in part is prohibited without prior written approval. Please refer to SGS General Conditions of Services located at https://www.sgs.ca/en/terms-and-conditions (Printed copies are available upon request.)
Test method information available upon request. "Temperature Upon Receipt" is representative of the whole shipment and may not reflect the temperature of individual samples.
SGS Canada Inc. Environment-Health & Safety statement of conformity decision rule does not consider uncertainty when analytical results are compared to a specified standard or regulation.

SGS Canada Inc.
P.O. Box 4300 - 185 Concession St.
Lakefield - Ontario - KOL 2HO
Phone: 705-652-2000 FAX: 705-652-6365

Quality Control Report

Inorganic Analysis														
Parameter	Reporting Limit	Unit	Method Blank	Duplicate				LCS / Spike Blank			Matrix Spike / Reference Material			
				Result 1	Result 2	RPD	Acceptance Criteria	Spike Recovery (%)	Recovery Limits (%)		Spike Recovery (%)	Recovery Limits (%)		
							%		Low	High		Low	High	
**QCR_SubCategory* - QCBatchID: EMS0046-OCT23*														
Calcium	3	µg/g	<3			1		98			85			
Phosphorus	3	µg/g	<3			2		100			84			
Potassium	3	µg/g	<3			0		103			89			
Sodium	3	µg/g	<3			3		104			98			
Sulfur	50	µg/g	<50			1		103			NV			
**QCR_SubCategory* - QCBatchID: EMS0163-OCT23*														
Calcium	3	µg/g	<3			2		95			82			
Phosphorus	3	µg/g	<3			1		97			87			
Potassium	3	µg/g	<3			3		104			92			
Sodium	3	µg/g	<3			1		102			98			
Sulfur	50	µg/g	<50			3		106			NV			
Metals - Microwave/ICP-MS - QCBatchID: EMS0046-OCT23														
Aluminum	3	µg/g	<3			4	20	99	70	130	92	70	130	
Antimony	2	µg/g	<0.8			ND	20	107	70	130	110	70	130	
Arsenic	0.5	µg/g	<0.5			9	20	106	70	130	94	70	130	
Barium	0.01	µg/g	<0.01			2	20	103	70	130	97	70	130	
Beryllium	0.02	µg/g	<0.02			5	20	104	70	130	82	70	130	
Bismuth	0.085	µg/g	<0.09			6	20	101	70	130	NV	70	130	
Cadmium	0.02	µg/g	<0.02			4	20	108	70	130	NV	70	130	
Chromium	0.5	µg/g	<0.5			10	20	103	70	130	80	70	130	
Cobalt	0.01	µg/g	<0.01			1	20	107	70	130	89	70	130	
Copper	0.1	µg/g	<0.1			1	20	106	70	130	94	70	130	
Iron	3	µg/g	<3			0	20	106	70	130	93	70	130	
Lead	0.05	µg/g	<0.05			1	20	105	70	130	99	70	130	
Magnesium	3	µg/g	<3			1	20	105	70	130	91	70	130	
Manganese	0.1	µg/g	<0.1			0	20	103	70	130	96	70	130	
Molybdenum	0.1	µg/g	<0.1			1	20	107	70	130	92	70	130	
Nickel	0.1	µg/g	<0.1			3	20	107	70	130	103	70	130	
Selenium	0.1	µg/g	<0.1			ND	20	101	70	130	NV	70	130	
Silver	0.5	µg/g	<0.01			5	20	107	70	130	NV	70	130	
Strontium	0.02	µg/g	<0.02			1	20	105	70	130	96	70	130	
Thallium	0.02	µg/g	<0.02			4	20	101	70	130	NV	70	130	
Tin	6	µg/g	<6			ND	20	104	70	130	NV	70	130	
Titanium	0.1	µg/g	<0.1			0	20	107	70	130	83	70	130	
Tungsten	0.04	µg/g	<0.04			10	20	105	70	130	NV	70	130	

OnLine LIMS

0004333818

Results relate only to the sample tested. Data reported represents the sample submitted to SGS. Reproduction of this analytical report in full or in part is prohibited without prior written approval. Please refer to SGS General Conditions of Services located at https://www.sgs.ca/en/terms-and-conditions (Printed copies are available upon request.)
Test method information available upon request. "Temperature Upon Receipt" is representative of the whole shipment and may not reflect the temperature of individual samples.
SGS Canada Inc. Environment-Health & Safety statement of conformity decision rule does not consider uncertainty when analytical results are compared to a specified standard or regulation.

SGS Canada Inc.
P.O. Box 4300 - 185 Concession St.
Lakefield - Ontario - KOL 2HO
Phone: 705-652-2000 FAX: 705-652-6365

LR Report : **CA19296-AUG23**

Inorganic Analysis													
Parameter	Reporting Limit	Unit	Method Blank	Duplicate				LCS / Spike Blank			Matrix Spike / Reference Material		
				Result 1	Result 2	RPD	Acceptance Criteria	Spike Recovery (%)	Recovery Limits (%)		Spike Recovery (%)	Recovery Limits (%)	
							%		Low	High		Low	High
Uranium	0.002	µg/g	<0.002			2	20	103	70	130	82	70	130
Vanadium	1	µg/g	<1			0	20	99	70	130	98	70	130
Yttrium	0.004	µg/g	<0.004			5	20	107	70	130	NV	70	130
Zinc	0.7	µg/g	<0.7			1	20	107	70	130	91	70	130
Zirconium	0.03	µg/g	<0.03			2	20	103	70	130	NV	70	130
Metals - Microwave/ICP-MS - QCBatchID: EMS0163-OCT23													
Aluminum	3	µg/g	<3			5	20	108	70	130	91	70	130
Antimony	2	µg/g	<0.8			ND	20	100	70	130	121	70	130
Arsenic	0.5	µg/g	<0.5			1	20	103	70	130	96	70	130
Barium	0.01	µg/g	<0.01			2	20	99	70	130	99	70	130
Beryllium	0.02	µg/g	<0.02			3	20	98	70	130	87	70	130
Bismuth	0.085	µg/g	<0.09			12	20	99	70	130	NV	70	130
Cadmium	0.02	µg/g	<0.02			3	20	104	70	130	NV	70	130
Chromium	0.5	µg/g	<0.5			4	20	103	70	130	72	70	130
Cobalt	0.01	µg/g	<0.01			1	20	102	70	130	89	70	130
Copper	0.1	µg/g	<0.1			3	20	103	70	130	96	70	130
Iron	3	µg/g	<3			3	20	104	70	130	95	70	130
Lead	0.05	µg/g	<0.05			1	20	98	70	130	101	70	130
Magnesium	3	µg/g	<3			2	20	106	70	130	91	70	130
Manganese	0.1	µg/g	<0.1			2	20	103	70	130	98	70	130
Molybdenum	0.1	µg/g	<0.1			5	20	105	70	130	85	70	130
Nickel	0.1	µg/g	<0.1			1	20	103	70	130	103	70	130
Selenium	0.1	µg/g	<0.1			4	20	97	70	130	NV	70	130
Silver	0.5	µg/g	<0.01			7	20	100	70	130	NV	70	130
Strontium	0.02	µg/g	<0.02			0	20	102	70	130	92	70	130
Thallium	0.02	µg/g	<0.02			6	20	94	70	130	NV	70	130
Tin	6	µg/g	<6			ND	20	102	70	130	NV	70	130
Titanium	0.1	µg/g	<0.1			1	20	108	70	130	NV	70	130
Tungsten	0.04	µg/g	<0.04			1	20	100	70	130	NV	70	130
Uranium	0.002	µg/g	<0.002			2	20	98	70	130	87	70	130
Vanadium	1	µg/g	<1			3	20	101	70	130	97	70	130
Yttrium	0.004	µg/g	<0.004			8	20	102	70	130	NV	70	130
Zinc	0.7	µg/g	<0.7			2	20	100	70	130	88	70	130
Zirconium	0.03	µg/g	<0.03			5	20	90	70	130	NV	70	130
Metals - Microwave/ICP-MS - QCBatchID: EMS0174-OCT23													
Thorium	0.5	µg/g	<0.5					99	70	130			

OnLine LIMS

0004333818

Results relate only to the sample tested. Data reported represents the sample submitted to SGS. Reproduction of this analytical report in full or in part is prohibited without prior written approval. Please refer to SGS General Conditions of Services located at https://www.sgs.ca/en/terms-and-conditions (Printed copies are available upon request.)
Test method information available upon request. "Temperature Upon Receipt" is representative of the whole shipment and may not reflect the temperature of individual samples.
SGS Canada Inc. Environment-Health & Safety statement of conformity decision rule does not consider uncertainty when analytical results are compared to a specified standard or regulation.

SGS Canada Inc.
P.O. Box 4300 - 185 Concession St.
Lakefield - Ontario - KOL 2HO
Phone: 705-652-2000 FAX: 705-652-6365

11-November-2025

Great Bear Resources Ltd.
Attn : Ashley Moncrief

1020 - 800 West Pender St.
Vancouver, BC
V6C 2V6, Canada

Phone: 778-833-2160
Fax:

Date Rec. : 18 September 2023
LR Report: **CA19302-AUG23**
Reference: Great Bear Project/ OMEMA2303 - Set 4

Copy: #3

CERTIFICATE OF ANALYSIS
Final Report - Revised

Analysis	1: Analysis Start Date	2: Analysis Start Time	3: Analysis Completed Date	4: Analysis Completed Time	6: 031612	7: 031601	9: 116953	10: 116954	11: 031613	14: 031608	15: 031609	16: 031615
Sample Date & Time					N/A	N/A	N/A	N/A	N/A	N/A	N/A	N/A
Ag [µg/g]	26-Sep-23	21:43	29-Sep-23	13:37	< 0.5	< 0.5	2.4	3.3	< 0.5	< 0.5	< 0.5	< 0.5
Al [µg/g]	26-Sep-23	21:43	29-Sep-23	13:37	89000	110000	75000	88000	81000	83000	84000	86000
As [µg/g]	26-Sep-23	21:43	29-Sep-23	13:37	1.1	79	11	210	7.2	2.5	3.7	1.8
Ba [µg/g]	26-Sep-23	21:43	29-Sep-23	13:37	440	590	670	50	530	650	500	470
Be [µg/g]	26-Sep-23	21:43	29-Sep-23	13:37	1.1	1.6	1.2	0.63	1.2	1.1	0.95	1.1
Bi [µg/g]	26-Sep-23	21:43	29-Sep-23	13:37	0.11	0.33	4.4	2.5	1.4	0.10	< 0.085	0.14
Ca [µg/g]	26-Sep-23	21:43	29-Sep-23	13:37	23000	15000	39000	17000	22000	24000	17000	27000
Cd [µg/g]	26-Sep-23	21:43	29-Sep-23	13:37	0.06	0.26	2.2	1.7	0.26	0.05	0.08	0.06
Co [µg/g]	26-Sep-23	21:43	29-Sep-23	13:37	6.5	24	15	2.7	12	8.6	14	11
Cr [µg/g]	26-Sep-23	21:43	29-Sep-23	13:37	100	220	93	61	160	92	140	110
Cu [µg/g]	26-Sep-23	21:43	29-Sep-23	13:37	8.9	69	190	51	86	27	18	17
Fe [µg/g]	26-Sep-23	21:43	29-Sep-23	13:37	17000	55000	32000	14000	30000	23000	29000	29000
K [µg/g]	26-Sep-23	21:43	29-Sep-23	13:37	17000	25000	14000	960	13000	22000	17000	20000
Mg [µg/g]	26-Sep-23	21:43	29-Sep-23	13:37	5500	16000	12000	3300	9400	4500	5100	7200
Mn [µg/g]	26-Sep-23	21:43	29-Sep-23	13:37	320	640	950	520	260	400	420	440

OnLine LIMS

0004324924

Results relate only to the sample tested. Data reported represents the sample submitted to SGS. Reproduction of this analytical report in full or in part is prohibited without prior written approval. Please refer to SGS General Conditions of Services located at https://www.sgs.ca/en/terms-and-conditions (Printed copies are available upon request.)
Test method information available upon request. "Temperature Upon Receipt" is representative of the whole shipment and may not reflect the temperature of individual samples.
SGS Canada Inc. Environment-Health & Safety statement of conformity decision rule does not consider uncertainty when analytical results are compared to a specified standard or regulation.

SGS Canada Inc.
P.O. Box 4300 - 185 Concession St.
Lakefield - Ontario - KOL 2HO
Phone: 705-652-2000 FAX: 705-652-6365

LR Report : **CA19302-AUG23**

Analysis	1: Analysis Start Date	2: Analysis Start Time	3: Analysis Completed Date	4: Analysis Completed Time	6: 031612	7: 031601	9: 116953	10: 116954	11: 031613	14: 031608	15: 031609	16: 031615
Mo [µg/g]	26-Sep-23	21:43	29-Sep-23	13:37	0.6	1.8	9.0	3.4	14	0.8	3.7	0.9
Na [µg/g]	26-Sep-23	21:43	29-Sep-23	13:37	26000	19000	32000	64000	29000	25000	21000	20000
Ni [µg/g]	26-Sep-23	21:43	29-Sep-23	13:37	11	66	31	2.7	23	14	24	22
P [µg/g]	26-Sep-23	21:43	29-Sep-23	13:37	380	660	670	430	680	510	460	620
Pb [µg/g]	26-Sep-23	21:43	29-Sep-23	13:37	11	21	190	45	16	10	8	10
S [µg/g]	26-Sep-23	21:43	29-Sep-23	13:37	280	1600	11000	4300	25000	410	340	430
Sb [µg/g]	26-Sep-23	21:43	29-Sep-23	13:37	< 2	< 2	< 2	< 2	< 2	< 2	< 2	< 2
Se [µg/g]	26-Sep-23	21:43	29-Sep-23	13:37	< 0.1	0.3	2.6	2.7	1.8	0.1	< 0.1	< 0.1
Sn [µg/g]	26-Sep-23	21:43	29-Sep-23	13:37	< 6	< 6	6.1	< 6	6.6	< 6	< 6	< 6
Sr [µg/g]	26-Sep-23	21:43	29-Sep-23	13:37	430	320	490	260	390	260	250	400
Th [µg/g]	26-Sep-23	21:43	05-Oct-23	16:22	16	19	18	34	22	23	10	19
Ti [µg/g]	26-Sep-23	21:43	29-Sep-23	13:37	2000	4300	3400	1500	1200	2500	2900	2900
Tl [µg/g]	26-Sep-23	21:43	29-Sep-23	13:37	0.36	0.62	0.45	0.03	0.70	0.48	0.30	0.48
U [µg/g]	26-Sep-23	21:43	29-Sep-23	13:37	1.8	2.6	1.9	2.9	2.3	2.2	1.7	2.0
V [µg/g]	26-Sep-23	21:43	29-Sep-23	13:37	38	140	75	15	55	50	56	62
W [µg/g]	26-Sep-23	21:43	29-Sep-23	13:37	0.59	1.4	72	26	1.2	1.3	0.74	0.62
Y [µg/g]	26-Sep-23	21:43	29-Sep-23	13:37	6.1	13	11	10	9.3	8.8	7.5	9.1
Zn [µg/g]	26-Sep-23	21:43	29-Sep-23	13:37	51	110	550	290	67	52	60	62
Zr [µg/g]	26-Sep-23	21:43	29-Sep-23	13:37	190	270	190	290	170	200	210	220

Revised with lower RL for Bi and Sb. Results below the SGS RL may be unreliable.

Revised report with sample changes as per client request.

Method Descriptions

Parameter	Units	SGS Method Code	Reference Method Code
	µg/g	ME-CA-[ENV]SPE-LAK-AN-001	EPA 3052/200.8
	µg/g	ME-CA-[ENV]SPE-LAK-AN-013	EPA 3052/200.8
Metals - Microwave/ICP-MS	µg/g	ME-CA-[ENV]SPE-LAK-AN-007	EPA 3052/200.8
Metals - Microwave/ICP-MS	µg/g	ME-CA-[ENV]SPE-LAK-AN-013	EPA 3052/200.8

OnLine LNMS

0004324924

Results relate only to the sample tested. Data reported represents the sample submitted to SGS. Reproduction of this analytical report in full or in part is prohibited without prior written approval. Please refer to SGS General Conditions of Services located at https://www.sgs.ca/en/terms-and-conditions (Printed copies are available upon request.)
Test method information available upon request. "Temperature Upon Receipt" is representative of the whole shipment and may not reflect the temperature of individual samples.
SGS Canada Inc. Environment-Health & Safety statement of conformity decision rule does not consider uncertainty when analytical results are compared to a specified standard or regulation.

SGS Canada Inc.
P.O. Box 4300 - 185 Concession St.
Lakefield - Ontario - KOL 2HO
Phone: 705-652-2000 FAX: 705-652-6365

LR Report : **CA19302-AUG23**

Catharine Arnold

CHARTERED CHEMIST CATHARINE ARNOLD

Catharine Arnold, B.Sc., C.Chem
Project Specialist,
Environment, Health & Safety

OnLine LNMS

0004324924

Results relate only to the sample tested. Data reported represents the sample submitted to SGS. Reproduction of this analytical report in full or in part is prohibited without prior written approval. Please refer to SGS General Conditions of Services located at https://www.sgs.ca/en/terms-and-conditions (Printed copies are available upon request.)
Test method information available upon request. "Temperature Upon Receipt" is representative of the whole shipment and may not reflect the temperature of individual samples.
SGS Canada Inc. Environment-Health & Safety statement of conformity decision rule does not consider uncertainty when analytical results are compared to a specified standard or regulation.

SGS Canada Inc.
P.O. Box 4300 - 185 Concession St.
Lakefield - Ontario - KOL 2HO
Phone: 705-652-2000 FAX: 705-652-6365

Quality Control Report

Inorganic Analysis													
Parameter	Reporting Limit	Unit	Method Blank	Duplicate				LCS / Spike Blank			Matrix Spike / Reference Material		
				Result 1	Result 2	RPD	Acceptance Criteria	Spike Recovery (%)	Recovery Limits (%)		Spike Recovery (%)	Recovery Limits (%)	
							%		Low	High		Low	High
**QCR_SubCategory* - QCBatchID: EMS0183-SEP23*													
Calcium	3	µg/g	<3			1		99					
Phosphorus	3	µg/g	<3			3		93					
Potassium	3	µg/g	<3			1		94					
Sodium	3	µg/g	<3			2		95					
Sulfur	50	µg/g	<50			7		91					
Metals - Microwave/ICP-MS - QCBatchID: EMS0183-SEP23													
Aluminum	3	µg/g	<3			2	20	106	70	130			
Antimony	2	µg/g	<0.8			ND	20	101	70	130			
Arsenic	0.5	µg/g	<0.5			10	20	97	70	130			
Barium	0.01	µg/g	<0.01			1	20	96	70	130			
Beryllium	0.02	µg/g	<0.02			1	20	91	70	130			
Bismuth	0.085	µg/g	<0.09			ND	20	98	70	130			
Cadmium	0.02	µg/g	<0.02			5	20	99	70	130			
Chromium	0.5	µg/g	<0.5			1	20	96	70	130			
Cobalt	0.01	µg/g	<0.01			2	20	96	70	130			
Copper	0.1	µg/g	<0.1			1	20	106	70	130			
Iron	3	µg/g	<3			1	20	98	70	130			
Lead	0.05	µg/g	<0.05			0	20	93	70	130			
Magnesium	3	µg/g	<0.1			0	20	93	70	130			
Manganese	0.1	µg/g	<0.1			0	20	98	70	130			
Molybdenum	0.1	µg/g	<0.1			1	20	98	70	130			
Nickel	0.1	µg/g	<0.1			2	20	99	70	130			
Selenium	0.1	µg/g	<0.1			3	20	97	70	130			
Silver	0.5	µg/g	<0.01			2	20	102	70	130			
Strontium	0.02	µg/g	<0.02			2	20	101	70	130			
Thallium	0.02	µg/g	<0.02			3	20	NV	70	130			
Tin	6	µg/g	<6			ND	20	93	70	130			
Titanium	0.1	µg/g	<0.1			0	20	100	70	130			
Tungsten	0.04	µg/g	<0.04			4	20	108	70	130			
Uranium	0.002	µg/g	<0.002			1	20	95	70	130			
Vanadium	1	µg/g	<1			0	20	95	70	130			
Yttrium	0.004	µg/g	<0.004			1	20	101	70	130			
Zinc	0.7	µg/g	<0.7			4	20	96	70	130			
Zirconium	0.03	µg/g	<0.1			1	20	93	70	130			

OnLine LIMS

0004324924

Results relate only to the sample tested. Data reported represents the sample submitted to SGS. Reproduction of this analytical report in full or in part is prohibited without prior written approval. Please refer to SGS General Conditions of Services located at https://www.sgs.ca/en/terms-and-conditions (Printed copies are available upon request.)
Test method information available upon request. "Temperature Upon Receipt" is representative of the whole shipment and may not reflect the temperature of individual samples.
SGS Canada Inc. Environment-Health & Safety statement of conformity decision rule does not consider uncertainty when analytical results are compared to a specified standard or regulation.

SGS Canada Inc.
P.O. Box 4300 - 185 Concession St.
Lakefield - Ontario - KOL 2HO
Phone: 705-652-2000 FAX: 705-652-6365

10-November-2025

Great Bear Resources Ltd.
Attn : Ashley Moncrief

1020 - 800 West Pender St.
Vancouver, BC
V6C 2V6, Canada

Phone: 778-833-2160
Fax:

Date Rec. : 01 September 2023
LR Report: **CA19001-SEP23**
Reference: Great Bear Project/ OMGS21045

Copy: #2

CERTIFICATE OF ANALYSIS
Final Report - Revised

Analysis	1: Analysis Start Date	2: Analysis Start Time	3: Analysis Completed Date	4: Analysis Completed Time	5: DX450037	6: DX450143	7: DX450169	8: DX450200	9: DX450215	10: DX450229	11: DX 550060	12: DX 550087
Sample Date & Time					N/A	N/A	N/A	N/A	N/A	N/A	N/A	N/A
Sample weight [g]	10-Oct-23	06:32	10-Oct-23	17:03	2.46	2.61	2.46	2.48	2.49	2.50	2.48	2.50
Vol H2O2 [mL]	10-Oct-23	06:32	10-Oct-23	17:03	250	250	250	250	250	250	250	250
pH [No unit]	11-Oct-23	13:42	12-Oct-23	13:32	9.22	2.64	7.38	7.22	7.29	9.80	6.79	9.13
Conductivity [uS/cm]	11-Oct-23	13:42	13-Oct-23	14:48	357	412	94	219	184	111	540	68
Alkalinity [mg/L as CaCO3]	11-Oct-23	13:42	12-Oct-23	13:32	58	< 2	23	20	22	66	9	57
Acidity [mg/L as CaCO3]	11-Oct-23	13:42	12-Oct-23	13:32	< 2	259	< 2	< 2	< 2	< 2	< 2	< 2
SO4 [mg/L]	16-Oct-23	08:24	19-Oct-23	13:08	250	340	65	140	100	91	510	130
Hg [mg/L]	13-Oct-23	15:13	13-Oct-23	16:07	< 0.00001	< 0.00001	< 0.00001	< 0.00001	< 0.00001	< 0.00001	< 0.00001	< 0.00001
Ag [mg/L]	12-Oct-23	17:17	19-Oct-23	09:52	< 0.00005	0.00098	< 0.00005	0.00014	< 0.00005	< 0.00005	< 0.00005	< 0.00005
Al [mg/L]	12-Oct-23	17:17	19-Oct-23	09:52	1.67	12.1	1.55	0.062	1.98	2.71	0.253	1.73
As [mg/L]	12-Oct-23	17:17	19-Oct-23	09:52	0.0007	0.0358	0.0039	0.0012	0.0031	0.0003	< 0.0002	0.0091
B [mg/L]	12-Oct-23	17:17	19-Oct-23	09:52	0.059	0.103	0.017	0.090	0.025	0.146	0.102	0.016
Ba [mg/L]	12-Oct-23	17:17	19-Oct-23	09:52	0.0109	0.256	0.00977	0.0319	0.0347	0.0138	0.188	0.00416
Be [mg/L]	12-Oct-23	17:17	19-Oct-23	09:52	< 0.000007	0.000476	< 0.000007	< 0.000007	< 0.000007	< 0.000007	< 0.000007	< 0.000007
Bi [mg/L]	12-Oct-23	17:17	19-Oct-23	09:52	< 0.00001	< 0.00001	0.00002	< 0.00001	0.00002	0.00016	< 0.00001	< 0.00001
Ca [mg/L]	12-Oct-23	17:17	19-Oct-23	09:52	127	10.0	21.7	64.9	46.6	68.2	215	67.4
Cd [mg/L]	12-Oct-23	17:17	19-Oct-23	09:52	0.000110	0.000343	0.000109	0.00213	0.000020	0.000089	0.000006	0.000010
Co [mg/L]	12-Oct-23	17:17	19-Oct-23	09:52	0.000011	0.187	0.000010	0.000014	0.000010	< 0.000004	0.000088	0.000005
Cr [mg/L]	12-Oct-23	17:17	19-Oct-23	09:52	0.0150	0.00448	0.00585	0.00679	0.00997	0.0180	0.00015	0.0192
Cu [mg/L]	12-Oct-23	17:17	19-Oct-23	09:52	0.0003	1.41	0.0008	0.0018	0.0003	0.0004	0.0007	0.0004
Fe [mg/L]	12-Oct-23	17:17	19-Oct-23	09:52	< 0.007	19.0	0.008	< 0.007	0.007	< 0.007	0.008	0.007

OnLine LIMS

0004322400

Results relate only to the sample tested. Data reported represents the sample submitted to SGS. Reproduction of this analytical report in full or in part is prohibited without prior written approval. Please refer to SGS General Conditions of Services located at https://www.sgs.ca/en/terms-and-conditions (Printed copies are available upon request.)
Test method information available upon request. "Temperature Upon Receipt" is representative of the whole shipment and may not reflect the temperature of individual samples.
SGS Canada Inc. Environment-Health & Safety statement of conformity decision rule does not consider uncertainty when analytical results are compared to a specified standard or regulation.

SGS Canada Inc.
P.O. Box 4300 - 185 Concession St.
Lakefield - Ontario - KOL 2HO
Phone: 705-652-2000 FAX: 705-652-6365

LR Report : **CA19001-SEP23**

Analysis	1: Analysis Start Date	2: Analysis Start Time	3: Analysis Completed Date	4: Analysis Completed Time	5: DX450037	6: DX450143	7: DX450169	8: DX450200	9: DX450215	10: DX450229	11: DX 550060	12: DX 550087
K [mg/L]	12-Oct-23	17:17	19-Oct-23	09:52	8.91	27.1	11.7	17.3	14.2	9.01	22.8	16.3
Li [mg/L]	12-Oct-23	17:17	19-Oct-23	09:52	0.0041	0.0340	0.0052	0.0084	0.0071	0.0031	0.0184	0.0069
Mg [mg/L]	12-Oct-23	17:17	19-Oct-23	09:52	0.014	12.7	0.029	0.014	0.062	0.014	0.416	0.013
Mn [mg/L]	12-Oct-23	17:17	19-Oct-23	09:52	0.00031	0.210	0.00124	0.00108	0.00240	0.00015	0.00337	0.00026
Mo [mg/L]	12-Oct-23	17:17	19-Oct-23	09:52	0.269	0.00053	0.159	0.0350	0.0107	0.212	0.00407	0.0131
Na [mg/L]	12-Oct-23	17:17	19-Oct-23	09:52	5.05	3.02	4.70	3.73	2.26	3.47	5.02	3.80
Ni [mg/L]	12-Oct-23	17:17	19-Oct-23	09:52	0.0001	0.462	< 0.0001	0.0001	0.0001	< 0.0001	0.0003	< 0.0001
P [mg/L]	12-Oct-23	17:17	19-Oct-23	09:52	< 0.003	0.044	0.007	0.004	0.005	< 0.003	< 0.003	0.005
Pb [mg/L]	12-Oct-23	17:17	19-Oct-23	09:52	< 0.00009	0.00659	0.00280	0.00009	0.00094	0.00033	0.00013	< 0.00009
Sb [mg/L]	12-Oct-23	17:17	19-Oct-23	09:52	0.0010	< 0.0009	0.0019	0.0033	0.0028	< 0.0009	< 0.0009	0.0029
Se [mg/L]	12-Oct-23	17:17	19-Oct-23	09:52	0.00713	0.00696	0.0387	0.00742	0.0266	0.0185	0.00749	0.00135
Si [mg/L]	12-Oct-23	17:17	19-Oct-23	09:52	11.5	30.7	9.75	4.58	8.21	14.5	3.45	9.80
Sn [mg/L]	12-Oct-23	17:17	19-Oct-23	09:52	0.00013	0.00015	0.00017	0.00020	0.00020	0.00015	0.00019	0.00013
Sr [mg/L]	12-Oct-23	17:17	19-Oct-23	09:52	0.177	0.0465	0.0784	0.0639	0.246	0.201	0.255	0.0532
Ti [mg/L]	12-Oct-23	17:17	19-Oct-23	09:52	0.00023	0.00290	0.00036	0.00031	0.00033	0.00017	0.00022	0.00022
Tl [mg/L]	12-Oct-23	17:17	19-Oct-23	09:52	0.000069	0.000394	0.000075	0.000137	0.000239	0.000176	0.000225	0.000048
U [mg/L]	12-Oct-23	17:17	19-Oct-23	09:52	0.000019	0.00382	0.000058	0.000089	0.000080	0.000014	0.000004	0.000078
W [mg/L]	12-Oct-23	17:17	19-Oct-23	09:52	0.00272	0.00018	0.00814	0.00673	0.00936	0.0303	0.00021	0.00249
V [mg/L]	12-Oct-23	17:17	19-Oct-23	09:52	0.00933	0.00108	0.00667	0.00456	0.00836	0.00575	0.00093	0.0233
Zn [mg/L]	12-Oct-23	17:17	19-Oct-23	09:52	< 0.002	0.188	< 0.002	0.013	< 0.002	< 0.002	< 0.002	< 0.002

Revised report with sample changes as per client request.

Method Descriptions

Parameter	Units	SGS Method Code	Reference Method Code
	g	NA	Sample weight
	mL	NA	
Acidity	mg/L as CaCO3	ME-CA-[ENV]EWL-LAK-AN-006	SM 2310
Alkalinity	mg/L as CaCO3	ME-CA-[ENV]EWL-LAK-AN-006	SM 2320
Anions by IC	mg/L	ME-CA-[ENV]IC-LAK-AN-001	EPA300/MA300-Ions1.3
Conductivity	uS/cm	ME-CA-[ENV]EWL-LAK-AN-006	SM 2510
Inorganics-General	mg/L	ME-CA-[ENV]SPE-LAK-AN-004	EPA 7471A/SM 3112B
Metals in aqueous samples - ICP-MS	mg/L	ME-CA-[ENV]SPE-LAK-AN-006	SM 3030/EPA 200.8

OnLine LNMS

0004322400

Results relate only to the sample tested. Data reported represents the sample submitted to SGS. Reproduction of this analytical report in full or in part is prohibited without prior written approval. Please refer to SGS General Conditions of Services located at https://www.sgs.ca/en/terms-and-conditions (Printed copies are available upon request.)
Test method information available upon request. "Temperature Upon Receipt" is representative of the whole shipment and may not reflect the temperature of individual samples.
SGS Canada Inc. Environment-Health & Safety statement of conformity decision rule does not consider uncertainty when analytical results are compared to a specified standard or regulation.

SGS Canada Inc.
P.O. Box 4300 - 185 Concession St.
Lakefield - Ontario - KOL 2HO
Phone: 705-652-2000 FAX: 705-652-6365

LR Report : **CA19001-SEP23**

Parameter	Units	SGS Method Code	Reference Method Code
pH	No unit	ME-CA-[ENV]EWL-LAK-AN-006	SM 4500



Catharine Arnold, B.Sc., C.Chem
Project Specialist,
Environment, Health & Safety

OnLine LIMS

0004322400

Results relate only to the sample tested. Data reported represents the sample submitted to SGS. Reproduction of this analytical report in full or in part is prohibited without prior written approval. Please refer to SGS General Conditions of Services located at https://www.sgs.ca/en/terms-and-conditions (Printed copies are available upon request.)
Test method information available upon request. "Temperature Upon Receipt" is representative of the whole shipment and may not reflect the temperature of individual samples.
SGS Canada Inc. Environment-Health & Safety statement of conformity decision rule does not consider uncertainty when analytical results are compared to a specified standard or regulation.

SGS Canada Inc.
P.O. Box 4300 - 185 Concession St.
Lakefield - Ontario - K0L 2H0
Phone: 705-652-2000 FAX: 705-652-6365

LR Report : **CA19001-SEP23**

Quality Control Report

Inorganic Analysis													
Parameter	Reporting Limit	Unit	Method Blank	Duplicate				LCS / Spike Blank			Matrix Spike / Reference Material		
				Result 1	Result 2	RPD	Acceptance Criteria	Spike Recovery (%)	Recovery Limits (%)		Spike Recovery (%)	Recovery Limits (%)	
							%		Low	High		Low	High
Acidity - QCBatchID: EWL0236-OCT23													
Acidity	2	mg/L as Ca	< 2			ND	20	98	90	110	NA		
Alkalinity - QCBatchID: EWL0236-OCT23													
Alkalinity	2	mg/L as Ca	< 2			0	20	100	80	120	NA		
Anions by IC - QCBatchID: DIO0375-OCT23													
Sulphate	0.2	mg/L	<0.2			ND	20	97	90	110	115	75	125
Anions by IC - QCBatchID: DIO0474-OCT23													
Sulphate	0.2	mg/L	<0.2			6	20	90	90	110	88	75	125
Conductivity - QCBatchID: EWL0236-OCT23													
Conductivity	2	uS/cm	< 2			6	10	100	90	110	NA		
Inorganics-General - QCBatchID: EHG0019-OCT23													
Mercury	0.00001	mg/L	< 0.00001			ND	20	102	80	120	109	70	130
Metals in aqueous samples - ICP-MS - QCBatchID: EMS0085-OCT23													
Aluminum	0.001	mg/L	<0.001			19	20	101	90	110	87	70	130
Antimony	0.0009	mg/L	<0.0009			ND	20	109	90	110	111	70	130
Arsenic	0.0002	mg/L	<0.0002			2	20	99	90	110	103	70	130
Barium	0.00008	mg/L	<0.00008			1	20	94	90	110	95	70	130
Beryllium	0.000007	mg/L	<0.000007			18	20	110	90	110	92	70	130
Bismuth	0.00001	mg/L	<0.00001			ND	20	101	90	110	97	70	130
Boron	0.002	mg/L	<0.002			1	20	98	90	110	98	70	130
Cadmium	0.000003	mg/L	<0.000003			ND	20	101	90	110	98	70	130
Calcium	0.01	mg/L	<0.01			1	20	96	90	110	98	70	130
Chromium	0.00008	mg/L	<0.00008			4	20	102	90	110	72	70	130
Cobalt	0.000004	mg/L	<0.000004			0	20	100	90	110	95	70	130
Copper	0.0002	mg/L	<0.0002			17	20	101	90	110	83	70	130
Iron	0.007	mg/L	<0.007			0	20	96	90	110	100	70	130
Lead	0.00009	mg/L	<0.00009			ND	20	102	90	110	101	70	130
Lithium	0.0001	mg/L	<0.0001			7	20	99	90	110	83	70	130
Magnesium	0.001	mg/L	<0.001			1	20	98	90	110	74	70	130
Manganese	0.00001	mg/L	<0.00001			0	20	100	90	110	107	70	130
Molybdenum	0.00004	mg/L	<0.00004			19	20	102	90	110	104	70	130
Nickel	0.0001	mg/L	<0.0001			1	20	100	90	110	99	70	130
Phosphorus	0.003	mg/L	<0.003			ND	20	98	90	110	NV	70	130
Potassium	0.003	mg/L	<0.009			1	20	96	90	110	101	70	130
Selenium	0.00004	mg/L	<0.00004			3	20	96	90	110	96	70	130
Silicon	0.02	mg/L	<0.02			2	20	94	90	110	NV	70	130

OnLine LIMS

0004322400

Results relate only to the sample tested. Data reported represents the sample submitted to SGS. Reproduction of this analytical report in full or in part is prohibited without prior written approval. Please refer to SGS General Conditions of Services located at https://www.sgs.ca/en/terms-and-conditions (Printed copies are available upon request.)
Test method information available upon request. "Temperature Upon Receipt" is representative of the whole shipment and may not reflect the temperature of individual samples.
SGS Canada Inc. Environment-Health & Safety statement of conformity decision rule does not consider uncertainty when analytical results are compared to a specified standard or regulation.

SGS Canada Inc.
P.O. Box 4300 - 185 Concession St.
Lakefield - Ontario - KOL 2HO
Phone: 705-652-2000 FAX: 705-652-6365

LR Report : **CA19001-SEP23**

Inorganic Analysis														
Parameter	Reporting Limit	Unit	Method Blank	Duplicate				LCS / Spike Blank			Matrix Spike / Reference Material			
				Result 1	Result 2	RPD	Acceptance Criteria	Spike Recovery (%)	Recovery Limits (%)		Spike Recovery (%)	Recovery Limits (%)		
							%		Low	High		Low	High	
Silver	0.00005	mg/L	<0.00005			ND	20	99	90	110	79	70	130	
Sodium	0.01	mg/L	<0.01			0	20	95	90	110	80	70	130	
Strontium	0.00008	mg/L	<0.00008			0	20	99	90	110	98	70	130	
Thallium	0.000005	mg/L	<0.000005			ND	20	104	90	110	103	70	130	
Tin	0.00006	mg/L	<0.00006			8	20	97	90	110	NV	70	130	
Titanium	0.00007	mg/L	<0.00005			3	20	100	90	110	NV	70	130	
Tungsten	0.00002	mg/L	<0.00002			19	20	104	90	110	NV	70	130	
Uranium	0.000002	mg/L	<0.000002			1	20	100	90	110	98	70	130	
Vanadium	0.00001	mg/L	<0.00001			3	20	100	90	110	73	70	130	
Zinc	0.002	mg/L	<0.002			19	20	101	90	110	99	70	130	
pH - QCBatchID: EWL0236-OCT23														
pH	0.05	No unit	NA			0		100			NA			

OnLine LIMS

0004322400

Results relate only to the sample tested. Data reported represents the sample submitted to SGS. Reproduction of this analytical report in full or in part is prohibited without prior written approval. Please refer to SGS General Conditions of Services located at https://www.sgs.ca/en/terms-and-conditions (Printed copies are available upon request.)
Test method information available upon request. "Temperature Upon Receipt" is representative of the whole shipment and may not reflect the temperature of individual samples.
SGS Canada Inc. Environment-Health & Safety statement of conformity decision rule does not consider uncertainty when analytical results are compared to a specified standard or regulation.

SGS Canada Inc.
P.O. Box 4300 - 185 Concession St.
Lakefield - Ontario - KOL 2HO
Phone: 705-652-2000 FAX: 705-652-6365

10-November-2025

Great Bear Resources Ltd.
Attn : Ashley Moncrief

1020 - 800 West Pender St.
Vancouver, BC
V6C 2V6, Canada

Phone: 778-833-2160
Fax:

Date Rec. : 01 September 2023
LR Report: **CA19002-SEP23**
Reference: Great Bear Project/ OMGS21045

Copy: #2

CERTIFICATE OF ANALYSIS
Final Report - Revised

Analysis	3: Analysis Completed Date	4: Analysis Completed Time	6: DX450143
Sample Date & Time			N/A
Sample weight [g]	12-Oct-23	16:56	2.61
Vol H2O2 [mL]	12-Oct-23	16:56	250
pH [No unit]	16-Oct-23	13:31	3.96
Conductivity [uS/cm]	16-Oct-23	13:31	59
Alkalinity [mg/L as CaCO3]	16-Oct-23	13:31	< 2
Acidity [mg/L as CaCO3]	16-Oct-23	13:31	12
SO4 [mg/L]	17-Oct-23	15:49	65
Hg [mg/L]	17-Oct-23	09:45	< 0.00001
Ag [mg/L]	17-Oct-23	09:45	0.00027
Al [mg/L]	17-Oct-23	09:45	0.286
As [mg/L]	17-Oct-23	09:45	< 0.0002
B [mg/L]	17-Oct-23	09:45	0.053
Ba [mg/L]	17-Oct-23	09:45	0.0274
Be [mg/L]	17-Oct-23	09:45	0.000009
Bi [mg/L]	17-Oct-23	09:45	< 0.00001
Ca [mg/L]	17-Oct-23	09:45	4.54
Cd [mg/L]	17-Oct-23	09:45	0.000028
Co [mg/L]	17-Oct-23	09:45	0.0195
Cr [mg/L]	17-Oct-23	09:45	0.00774
Cu [mg/L]	17-Oct-23	09:45	0.0094
Fe [mg/L]	17-Oct-23	09:45	0.022

OnLine LNMS

0004322410

Results relate only to the sample tested. Data reported represents the sample submitted to SGS. Reproduction of this analytical report in full or in part is prohibited without prior written approval. Please refer to SGS General Conditions of Services located at https://www.sgs.ca/en/terms-and-conditions (Printed copies are available upon request.)
Test method information available upon request. "Temperature Upon Receipt" is representative of the whole shipment and may not reflect the temperature of individual samples.
SGS Canada Inc. Environment-Health & Safety statement of conformity decision rule does not consider uncertainty when analytical results are compared to a specified standard or regulation.

SGS Canada Inc.
P.O. Box 4300 - 185 Concession St.
Lakefield - Ontario - KOL 2HO
Phone: 705-652-2000 FAX: 705-652-6365

LR Report : **CA19002-SEP23**

Analysis	3: Analysis Completed Date	4: Analysis Completed Time	6: DX450143
K [mg/L]	17-Oct-23	09:45	5.39
Li [mg/L]	17-Oct-23	09:45	0.0072
Mg [mg/L]	17-Oct-23	09:45	1.80
Mn [mg/L]	17-Oct-23	09:45	0.130
Mo [mg/L]	17-Oct-23	09:45	0.00569
Na [mg/L]	17-Oct-23	09:45	1.50
Ni [mg/L]	17-Oct-23	09:45	0.0329
P [mg/L]	17-Oct-23	09:45	< 0.003
Pb [mg/L]	17-Oct-23	09:45	0.00019
Sb [mg/L]	17-Oct-23	09:45	< 0.0009
Se [mg/L]	17-Oct-23	09:45	0.00109
Si [mg/L]	17-Oct-23	09:45	9.62
Sn [mg/L]	17-Oct-23	09:45	0.00011
Sr [mg/L]	17-Oct-23	09:45	0.00880
Ti [mg/L]	17-Oct-23	09:45	0.00038
Tl [mg/L]	17-Oct-23	09:45	0.000103
U [mg/L]	17-Oct-23	09:45	0.000024
W [mg/L]	17-Oct-23	09:45	0.00034
V [mg/L]	17-Oct-23	09:45	0.02895
Zn [mg/L]	17-Oct-23	09:45	0.009

Revised report with sample changes as per client request.

Method Descriptions

Parameter	Units	SGS Method Code	Reference Method Code
	g	NA	Sample weight
	mL	NA	
Acidity	mg/L as CaCO3	ME-CA-[ENV]EWL-LAK-AN-006	SM 2310
Alkalinity	mg/L as CaCO3	ME-CA-[ENV]EWL-LAK-AN-006	SM 2320
Anions by IC	mg/L	ME-CA-[ENV]IC-LAK-AN-001	EPA300/MA300-Ions1.3
Conductivity	uS/cm	ME-CA-[ENV]EWL-LAK-AN-006	SM 2510
Inorganics-General	mg/L	ME-CA-[ENV]SPE-LAK-AN-004	EPA 7471A/SM 3112B
Metals in aqueous samples - ICP-MS	mg/L	ME-CA-[ENV]SPE-LAK-AN-006	SM 3030/EPA 200.8

OnLine LNMS

0004322410

Results relate only to the sample tested. Data reported represents the sample submitted to SGS. Reproduction of this analytical report in full or in part is prohibited without prior written approval. Please refer to SGS General Conditions of Services located at https://www.sgs.ca/en/terms-and-conditions (Printed copies are available upon request.)
Test method information available upon request. "Temperature Upon Receipt" is representative of the whole shipment and may not reflect the temperature of individual samples.
SGS Canada Inc. Environment-Health & Safety statement of conformity decision rule does not consider uncertainty when analytical results are compared to a specified standard or regulation.

SGS Canada Inc.
P.O. Box 4300 - 185 Concession St.
Lakefield - Ontario - KOL 2HO
Phone: 705-652-2000 FAX: 705-652-6365

Parameter	Units	SGS Method Code	Reference Method Code
pH	No unit	ME-CA-[ENV]EWL-LAK-AN-006	SM 4500



Catharine Arnold, B.Sc., C.Chem
Project Specialist,
Environment, Health & Safety

OnLine LMS

0004322410

Results relate only to the sample tested. Data reported represents the sample submitted to SGS. Reproduction of this analytical report in full or in part is prohibited without prior written approval. Please refer to SGS General Conditions of Services located at https://www.sgs.ca/en/terms-and-conditions (Printed copies are available upon request.)
Test method information available upon request. "Temperature Upon Receipt" is representative of the whole shipment and may not reflect the temperature of individual samples.
SGS Canada Inc. Environment-Health & Safety statement of conformity decision rule does not consider uncertainty when analytical results are compared to a specified standard or regulation.

SGS Canada Inc.
P.O. Box 4300 - 185 Concession St.
Lakefield - Ontario - KOL 2HO
Phone: 705-652-2000 FAX: 705-652-6365

LR Report : **CA19002-SEP23**

Quality Control Report

Inorganic Analysis														
Parameter	Reporting Limit	Unit	Method Blank	Duplicate				LCS / Spike Blank			Matrix Spike / Reference Material		
				Result 1	Result 2	RPD	Acceptance Criteria	Spike Recovery (%)	Recovery Limits (%)		Spike Recovery (%)	Recovery Limits (%)	
							%		Low	High		Low	High
Acidity - QCBatchID: EWL0306-OCT23													
Acidity	2	mg/L as Ca	< 2			ND	20	100	90	110	NA		
Alkalinity - QCBatchID: EWL0306-OCT23													
Alkalinity	2	mg/L as Ca	< 2			ND	20	98	80	120	NA		
Anions by IC - QCBatchID: DIO0375-OCT23													
Sulphate	0.2	mg/L	<0.2			ND	20	97	90	110	115	75	125
Conductivity - QCBatchID: EWL0306-OCT23													
Conductivity	2	uS/cm	< 2			ND	10	100	90	110	NA		
Inorganics-General - QCBatchID: EHG0027-OCT23													
Mercury	0.00001	mg/L	< 0.00001			ND	20	120	80	120	117	70	130
Metals in aqueous samples - ICP-MS - QCBatchID: EMS0102-OCT23													
Aluminum	0.001	mg/L	<0.001			0	20	100	90	110	100	70	130
Antimony	0.0009	mg/L	<0.0009			ND	20	100	90	110	101	70	130
Arsenic	0.0002	mg/L	<0.0002			13	20	103	90	110	101	70	130
Barium	0.00008	mg/L	<0.00008			1	20	102	90	110	104	70	130
Beryllium	0.000007	mg/L	<0.000007			17	20	99	90	110	102	70	130
Bismuth	0.00001	mg/L	<0.00001			ND	20	99	90	110	99	70	130
Boron	0.002	mg/L	<0.002			1	20	96	90	110	96	70	130
Cadmium	0.000003	mg/L	<0.000003			15	20	103	90	110	101	70	130
Calcium	0.01	mg/L	<0.01			0	20	100	90	110	97	70	130
Chromium	0.00008	mg/L	<0.00008			13	20	101	90	110	107	70	130
Cobalt	0.000004	mg/L	<0.000004			3	20	101	90	110	96	70	130
Copper	0.0002	mg/L	<0.0002			2	20	103	90	110	101	70	130
Iron	0.007	mg/L	<0.007			1	20	98	90	110	100	70	130
Lead	0.00009	mg/L	<0.00009			1	20	100	90	110	100	70	130
Lithium	0.0001	mg/L	<0.0001			4	20	98	90	110	99	70	130
Magnesium	0.001	mg/L	<0.001			0	20	100	90	110	95	70	130
Manganese	0.00001	mg/L	<0.00001			1	20	103	90	110	103	70	130
Molybdenum	0.00004	mg/L	<0.00004			2	20	103	90	110	NV	70	130
Nickel	0.0001	mg/L	<0.0001			0	20	101	90	110	98	70	130
Phosphorus	0.003	mg/L	<0.003			6	20	98	90	110	NV	70	130
Potassium	0.009	mg/L	<0.009			1	20	94	90	110	93	70	130
Selenium	0.00004	mg/L	<0.00004			13	20	100	90	110	98	70	130
Silicon	0.02	mg/L	<0.02			1	20	98	90	110	NV	70	130
Silver	0.00005	mg/L	<0.00005			ND	20	100	90	110	96	70	130
Sodium	0.01	mg/L	<0.01			0	20	100	90	110	98	70	130

OnLine LIMS

0004322410

Results relate only to the sample tested. Data reported represents the sample submitted to SGS. Reproduction of this analytical report in full or in part is prohibited without prior written approval. Please refer to SGS General Conditions of Services located at https://www.sgs.ca/en/terms-and-conditions (Printed copies are available upon request.)
Test method information available upon request. "Temperature Upon Receipt" is representative of the whole shipment and may not reflect the temperature of individual samples.
SGS Canada Inc. Environment-Health & Safety statement of conformity decision rule does not consider uncertainty when analytical results are compared to a specified standard or regulation.

SGS Canada Inc.
P.O. Box 4300 - 185 Concession St.
Lakefield - Ontario - KOL 2HO
Phone: 705-652-2000 FAX: 705-652-6365

LR Report : **CA19002-SEP23**

Inorganic Analysis													
Parameter	Reporting Limit	Unit	Method Blank	Duplicate				LCS / Spike Blank			Matrix Spike / Reference Material		
				Result 1	Result 2	RPD	Acceptance Criteria	Spike Recovery (%)	Recovery Limits (%)		Spike Recovery (%)	Recovery Limits (%)	
							%		Low	High		Low	High
Strontium	0.00008	mg/L	<0.00008			0	20	104	90	110	99	70	130
Thallium	0.000005	mg/L	<0.000005			20	20	101	90	110	102	70	130
Tin	0.00006	mg/L	<0.00006			6	20	104	90	110	NV	70	130
Titanium	0.00007	mg/L	<0.00005			3	20	105	90	110	NV	70	130
Tungsten	0.00002	mg/L	<0.00002			ND	20	106	90	110	NV	70	130
Uranium	0.000002	mg/L	<0.000002			2	20	100	90	110	99	70	130
Vanadium	0.00001	mg/L	<0.00001			7	20	100	90	110	101	70	130
Zinc	0.002	mg/L	<0.002			2	20	100	90	110	108	70	130
pH - QCBatchID: EWL0306-OCT23													
pH	0.05	No unit	NA			0		101			NA		

OnLine LIMS

00043224 10

Results relate only to the sample tested. Data reported represents the sample submitted to SGS. Reproduction of this analytical report in full or in part is prohibited without prior written approval. Please refer to SGS General Conditions of Services located at https://www.sgs.ca/en/terms-and-conditions (Printed copies are available upon request.)
Test method information available upon request. "Temperature Upon Receipt" is representative of the whole shipment and may not reflect the temperature of individual samples.
SGS Canada Inc. Environment-Health & Safety statement of conformity decision rule does not consider uncertainty when analytical results are compared to a specified standard or regulation.

SGS Canada Inc.
P.O. Box 4300 - 185 Concession St.
Lakefield - Ontario - KOL 2HO
Phone: 705-652-2000 FAX: 705-652-6365

10-November-2025

Great Bear Resources Ltd.
Attn : Ashley Moncrief

1020 - 800 West Pender St.
Vancouver, BC
V6C 2V6, Canada

Phone: 778-833-2160
Fax:

Date Rec. : 01 September 2023
LR Report: **CA19003-SEP23**
Reference: Great Bear Project/ OMGS21045

Copy: #2

CERTIFICATE OF ANALYSIS
Final Report - Revised

Analysis	3: Analysis Completed Date	4: Analysis Completed Time	6: DX450143	15:BLK: ~H2O2 Blank
Sample Date & Time			N/A	
Sample weight [g]	13-Oct-23	16:10	2.61	---
Vol H2O2 [mL]	13-Oct-23	16:10	250	250
pH [No unit]	17-Oct-23	11:52	4.61	4.42
Conductivity [uS/cm]	17-Oct-23	11:52	42	9
Alkalinity [mg/L as CaCO3]	17-Oct-23	11:52	< 2	< 2
Acidity [mg/L as CaCO3]	17-Oct-23	11:52	7	722
SO4 [mg/L]	17-Oct-23	15:49	16	< 2
Hg [mg/L]	20-Oct-23	14:10	< 0.00001	< 0.00001
Ag [mg/L]	20-Oct-23	14:10	0.00012	< 0.00005
Al [mg/L]	20-Oct-23	14:10	0.055	0.003
As [mg/L]	20-Oct-23	14:10	< 0.0002	< 0.0002
B [mg/L]	20-Oct-23	14:10	0.043	0.034
Ba [mg/L]	20-Oct-23	14:10	0.00648	0.00134
Be [mg/L]	20-Oct-23	14:10	< 0.000007	< 0.000007
Bi [mg/L]	20-Oct-23	14:10	< 0.00001	< 0.00001
Ca [mg/L]	20-Oct-23	14:10	1.75	0.09
Cd [mg/L]	20-Oct-23	14:10	0.000017	< 0.000003
Co [mg/L]	20-Oct-23	14:10	0.001848	0.000062
Cr [mg/L]	20-Oct-23	14:10	0.01410	0.00246
Cu [mg/L]	20-Oct-23	14:10	0.0011	0.0025
Fe [mg/L]	20-Oct-23	14:10	0.007	< 0.007

OnLine LNMS

Results relate only to the sample tested. Data reported represents the sample submitted to SGS. Reproduction of this analytical report in full or in part is prohibited without prior written approval. Please refer to SGS General Conditions of Services located at https://www.sgs.ca/en/terms-and-conditions (Printed copies are available upon request.)
Test method information available upon request. "Temperature Upon Receipt" is representative of the whole shipment and may not reflect the temperature of individual samples.
SGS Canada Inc. Environment-Health & Safety statement of conformity decision rule does not consider uncertainty when analytical results are compared to a specified standard or regulation.

SGS Canada Inc.
P.O. Box 4300 - 185 Concession St.
Lakefield - Ontario - KOL 2HO
Phone: 705-652-2000 FAX: 705-652-6365

LR Report : **CA19003-SEP23**

Analysis	3: Analysis Completed Date	4: Analysis Completed Time	6: DX450143	15:BLK: ~H2O2 Blank
K [mg/L]	20-Oct-23	14:10	2.11	0.426
Li [mg/L]	20-Oct-23	14:10	0.0017	0.0001
Mg [mg/L]	20-Oct-23	14:10	0.533	0.018
Mn [mg/L]	20-Oct-23	14:10	0.05569	0.00100
Mo [mg/L]	20-Oct-23	14:10	0.00028	0.00067
Na [mg/L]	20-Oct-23	14:10	0.43	0.19
Ni [mg/L]	20-Oct-23	14:10	0.0045	0.0018
P [mg/L]	20-Oct-23	14:10	< 0.003	0.191
Pb [mg/L]	20-Oct-23	14:10	0.00012	0.00012
Sb [mg/L]	20-Oct-23	14:10	< 0.0009	< 0.0009
Se [mg/L]	20-Oct-23	14:10	0.00046	0.00010
Si [mg/L]	20-Oct-23	14:10	5.46	0.05
Sn [mg/L]	20-Oct-23	14:10	0.00010	0.00013
Sr [mg/L]	20-Oct-23	14:10	0.00381	0.00030
Ti [mg/L]	20-Oct-23	14:10	0.00007	0.00138
Tl [mg/L]	20-Oct-23	14:10	0.000041	< 0.000005
U [mg/L]	20-Oct-23	14:10	< 0.000002	0.000045
W [mg/L]	20-Oct-23	14:10	0.00004	0.00008
V [mg/L]	20-Oct-23	14:10	0.00186	0.00016
Zn [mg/L]	20-Oct-23	14:10	< 0.002	0.003

Revised report with sample changes as per client request.

Method Descriptions

Parameter	Units	SGS Method Code	Reference Method Code
	g	NA	Sample weight
	mL	NA	
Acidity	mg/L as CaCO3	ME-CA-[ENV]EWL-LAK-AN-006	SM 2310
Alkalinity	mg/L as CaCO3	ME-CA-[ENV]EWL-LAK-AN-006	SM 2320
Anions by IC	mg/L	ME-CA-[ENV]IC-LAK-AN-001	EPA300/MA300-Ions1.3
Conductivity	uS/cm	ME-CA-[ENV]EWL-LAK-AN-006	SM 2510
Inorganics-General	mg/L	ME-CA-[ENV]SPE-LAK-AN-004	EPA 7471A/SM 3112B
Metals in aqueous samples - ICP-MS	mg/L	ME-CA-[ENV]SPE-LAK-AN-006	SM 3030/EPA 200.8

OnLine LNMS

0004322417

Results relate only to the sample tested. Data reported represents the sample submitted to SGS. Reproduction of this analytical report in full or in part is prohibited without prior written approval. Please refer to SGS General Conditions of Services located at https://www.sgs.ca/en/terms-and-conditions (Printed copies are available upon request.)
Test method information available upon request. "Temperature Upon Receipt" is representative of the whole shipment and may not reflect the temperature of individual samples.
SGS Canada Inc. Environment-Health & Safety statement of conformity decision rule does not consider uncertainty when analytical results are compared to a specified standard or regulation.

SGS Canada Inc.
P.O. Box 4300 - 185 Concession St.
Lakefield - Ontario - KOL 2HO
Phone: 705-652-2000 FAX: 705-652-6365

LR Report : **CA19003-SEP23**

Parameter	Units	SGS Method Code	Reference Method Code
pH	No unit	ME-CA-[ENV]EWL-LAK-AN-006	SM 4500



Catharine Arnold, B.Sc., C.Chem
Project Specialist,
Environment, Health & Safety

OnLine LIMS

0004322417

Results relate only to the sample tested. Data reported represents the sample submitted to SGS. Reproduction of this analytical report in full or in part is prohibited without prior written approval. Please refer to SGS General Conditions of Services located at https://www.sgs.ca/en/terms-and-conditions (Printed copies are available upon request.)
Test method information available upon request. "Temperature Upon Receipt" is representative of the whole shipment and may not reflect the temperature of individual samples.
SGS Canada Inc. Environment-Health & Safety statement of conformity decision rule does not consider uncertainty when analytical results are compared to a specified standard or regulation.

SGS Canada Inc.
P.O. Box 4300 - 185 Concession St.
Lakefield - Ontario - KOL 2HO
Phone: 705-652-2000 FAX: 705-652-6365

LR Report : **CA19003-SEP23**

Quality Control Report

Inorganic Analysis													
Parameter	Reporting Limit	Unit	Method Blank	Duplicate				LCS / Spike Blank			Matrix Spike / Reference Material		
				Result 1	Result 2	RPD	Acceptance Criteria	Spike Recovery (%)	Recovery Limits (%)		Spike Recovery (%)	Recovery Limits (%)	
							%		Low	High		Low	High
Acidity - QCBatchID: EWL0307-OCT23													
Acidity	2	mg/L as Ca	< 2			ND	20	96	90	110	NA		
Alkalinity - QCBatchID: EWL0356-OCT23													
Alkalinity	2	mg/L as Ca	2			1	20	102	80	120	NA		
Anions by IC - QCBatchID: DIO0375-OCT23													
Sulphate	0.2	mg/L	<0.2			ND	20	97	90	110	115	75	125
Conductivity - QCBatchID: EWL0307-OCT23													
Conductivity	2	uS/cm	2			3	10	103	90	110	NA		
Inorganics-General - QCBatchID: EHG0032-OCT23													
Mercury	0.00001	mg/L	< 0.00001			ND	20	109	80	120	109	70	130
Metals in aqueous samples - ICP-MS - QCBatchID: EMS0123-OCT23													
Aluminum	0.001	mg/L	<0.001			16	20	98	90	110	97	70	130
Antimony	0.0009	mg/L	<0.0009			ND	20	95	90	110	97	70	130
Arsenic	0.0002	mg/L	<0.0002			5	20	99	90	110	102	70	130
Barium	0.00008	mg/L	<0.00008			3	20	96	90	110	105	70	130
Beryllium	0.000007	mg/L	<0.000007			0	20	94	90	110	93	70	130
Bismuth	0.00001	mg/L	<0.00001			ND	20	95	90	110	83	70	130
Boron	0.002	mg/L	<0.002			2	20	99	90	110	94	70	130
Cadmium	0.000003	mg/L	<0.000003			ND	20	102	90	110	100	70	130
Calcium	0.01	mg/L	<0.01			2	20	98	90	110	113	70	130
Chromium	0.00008	mg/L	<0.00008			2	20	98	90	110	103	70	130
Cobalt	0.000004	mg/L	<0.000004			14	20	93	90	110	94	70	130
Copper	0.0002	mg/L	<0.0002			0	20	99	90	110	86	70	130
Iron	0.007	mg/L	<0.007			2	20	98	90	110	100	70	130
Lead	0.00009	mg/L	<0.00009			ND	20	94	90	110	94	70	130
Lithium	0.0001	mg/L	<0.0001			3	20	94	90	110	97	70	130
Magnesium	0.001	mg/L	<0.001			1	20	108	90	110	98	70	130
Manganese	0.00001	mg/L	<0.00001			0	20	93	90	110	100	70	130
Molybdenum	0.00004	mg/L	<0.00004			2	20	99	90	110	101	70	130
Nickel	0.0001	mg/L	<0.0001			18	20	95	90	110	97	70	130
Phosphorus	0.003	mg/L	<0.003			ND	20	95	90	110	NV	70	130
Potassium	0.009	mg/L	<0.009			3	20	102	90	110	81	70	130
Selenium	0.00004	mg/L	<0.00004			ND	20	92	90	110	121	70	130
Silicon	0.02	mg/L	<0.02			2	20	96	90	110	NV	70	130
Silver	0.00005	mg/L	<0.00005			ND	20	93	90	110	86	70	130
Sodium	0.01	mg/L	<0.01			1	20	96	90	110	92	70	130

OnLine LIMS

000432417

Results relate only to the sample tested. Data reported represents the sample submitted to SGS. Reproduction of this analytical report in full or in part is prohibited without prior written approval. Please refer to SGS General Conditions of Services located at https://www.sgs.ca/en/terms-and-conditions (Printed copies are available upon request.)
Test method information available upon request. "Temperature Upon Receipt" is representative of the whole shipment and may not reflect the temperature of individual samples.
SGS Canada Inc. Environment-Health & Safety statement of conformity decision rule does not consider uncertainty when analytical results are compared to a specified standard or regulation.

SGS Canada Inc.
P.O. Box 4300 - 185 Concession St.
Lakefield - Ontario - KOL 2HO
Phone: 705-652-2000 FAX: 705-652-6365

LR Report : **CA19003-SEP23**

Inorganic Analysis														
Parameter	Reporting Limit	Unit	Method Blank	Duplicate				LCS / Spike Blank			Matrix Spike / Reference Material			
				Result 1	Result 2	RPD	Acceptance Criteria	Spike Recovery (%)	Recovery Limits (%)		Spike Recovery (%)	Recovery Limits (%)		
							%		Low	High		Low	High	
Strontium	0.00008	mg/L	<0.00008			1	20	96	90	110	97	70	130	
Thallium	0.000005	mg/L	<0.000005			13	20	95	90	110	95	70	130	
Tin	0.00006	mg/L	<0.00006			9	20	95	90	110	NV	70	130	
Titanium	0.00007	mg/L	<0.00005			7	20	97	90	110	NV	70	130	
Tungsten	0.00002	mg/L	<0.00002			0	20	98	90	110	NV	70	130	
Uranium	0.000002	mg/L	<0.000002			2	20	95	90	110	88	70	130	
Vanadium	0.00001	mg/L	<0.00001			5	20	98	90	110	95	70	130	
Zinc	0.002	mg/L	<0.002			ND	20	100	90	110	115	70	130	
pH - QCBatchID: EWL0307-OCT23														
pH	0.05	No unit	NA			0		100			NA			

OnLine LIMS

000432417

Results relate only to the sample tested. Data reported represents the sample submitted to SGS. Reproduction of this analytical report in full or in part is prohibited without prior written approval. Please refer to SGS General Conditions of Services located at https://www.sgs.ca/en/terms-and-conditions (Printed copies are available upon request.)
Test method information available upon request. "Temperature Upon Receipt" is representative of the whole shipment and may not reflect the temperature of individual samples.
SGS Canada Inc. Environment-Health & Safety statement of conformity decision rule does not consider uncertainty when analytical results are compared to a specified standard or regulation.

SGS Canada Inc.
P.O. Box 4300 - 185 Concession St.
Lakefield - Ontario - KOL 2HO
Phone: 705-652-2000 FAX: 705-652-6365

NAG Test with Analyses- 2 Stage Analysis- Stage 1- Save solids for additional an

10-November-2025

Great Bear Resources Ltd.
Attn : Ashley Moncrief

1020 - 800 West Pender St.
Vancouver, BC
V6C 2V6, Canada

Phone: 778-833-2160
Fax:

Date Rec. : 06 February 2023
LR Report: **CA19045-FEB23**
Reference: Great Bear Project /OMGS21045

Copy: #3

CERTIFICATE OF ANALYSIS
Final Report - Revised

Analysis	1: Analysis Start Date	2: Analysis Start Time	3: Analysis Completed Date	4: Analysis Completed Time	6: DX 550078	11: DX 550081	13: DX 550082	23: DX 550069	26: DX 550063	28: DX 550065
Sample Date & Time					N/A	N/A	N/A	N/A	N/A	N/A
Sample weight [g]	16-Feb-23	06:54	16-Feb-23	12:31	2.53	2.48	2.53	2.52	2.52	2.53
Vol H2O2 [mL]	16-Feb-23	06:54	16-Feb-23	12:31	250	250	250	250	250	250
pH [No unit]	16-Feb-23	14:08	21-Feb-23	15:34	5.55	9.77	3.39	3.87	3.42	7.66
Conductivity [uS/cm]	16-Feb-23	14:08	21-Feb-23	14:14	366	351	662	278	481	521
Alkalinity [mg/L as CaCO3]	16-Feb-23	14:08	21-Feb-23	14:14	< 2	72	< 2	< 2	< 2	36
Acidity [mg/L as CaCO3]	16-Feb-23	14:08	21-Feb-23	14:14	3	< 2	60	35	67	< 2
SO4 [mg/L]	16-Feb-23	18:17	22-Feb-23	16:47	220	120	270	110	210	250
Total P [mg/L]	16-Feb-23	16:31	22-Feb-23	16:35	< 0.03	< 0.03	< 0.03	0.09	< 0.03	< 0.03
Hg [mg/L]	17-Feb-23	07:48	17-Feb-23	16:59	< 0.00001	< 0.00001	< 0.00001	< 0.00001	< 0.00001	< 0.00001
Al [mg/L]	22-Feb-23	10:47	22-Feb-23	16:04	0.048	2.48	5.84	3.61	7.15	2.49
Ag [mg/L]	22-Feb-23	10:47	22-Feb-23	16:04	0.00013	< 0.00005	< 0.00005	0.00038	< 0.00005	< 0.00005
As [mg/L]	22-Feb-23	10:47	22-Feb-23	16:04	< 0.0002	0.0014	0.0036	0.0029	0.0022	0.0166
B [mg/L]	22-Feb-23	10:47	22-Feb-23	16:04	0.037	0.081	0.088	0.163	0.040	0.091
Ba [mg/L]	22-Feb-23	10:47	22-Feb-23	16:04	0.0710	0.00242	0.370	0.209	0.186	0.0182
Be [mg/L]	22-Feb-23	10:47	22-Feb-23	16:04	0.000007	< 0.000007	0.000405	0.000215	0.000164	< 0.000007
Bi [mg/L]	22-Feb-23	10:47	22-Feb-23	16:04	< 0.00001	< 0.00001	< 0.00001	< 0.00001	< 0.00001	< 0.00001
Ca [mg/L]	22-Feb-23	10:47	22-Feb-23	16:04	43.6	69.3	67.6	18.0	10.9	90.4
Cd [mg/L]	22-Feb-23	10:47	22-Feb-23	16:04	0.000217	0.000011	0.00264	0.000387	0.000266	0.000005
Co [mg/L]	22-Feb-23	10:47	22-Feb-23	16:04	0.006374	< 0.000004	0.0127	0.00102	0.0289	0.000013
Cr [mg/L]	22-Feb-23	10:47	22-Feb-23	16:04	0.0221	0.00538	0.00556	0.00428	0.00427	0.0141
Cu [mg/L]	22-Feb-23	10:47	22-Feb-23	16:04	0.0014	0.0002	0.0151	0.0009	0.0260	< 0.0002

OnLine LIMS

0004322517

Results relate only to the sample tested. Data reported represents the sample submitted to SGS. Reproduction of this analytical report in full or in part is prohibited without prior written approval. Please refer to SGS General Conditions of Services located at https://www.sgs.ca/en/terms-and-conditions (Printed copies are available upon request.)
Test method information available upon request. "Temperature Upon Receipt" is representative of the whole shipment and may not reflect the temperature of individual samples.
SGS Canada Inc. Environment-Health & Safety statement of conformity decision rule does not consider uncertainty when analytical results are compared to a specified standard or regulation.

SGS Canada Inc.
P.O. Box 4300 - 185 Concession St.
Lakefield - Ontario - KOL 2HO
Phone: 705-652-2000 FAX: 705-652-6365

LR Report : **CA19045-FEB23**

Analysis	1: Analysis Start Date	2: Analysis Start Time	3: Analysis Completed Date	4: Analysis Completed Time	6: DX 550078	11: DX 550081	13: DX 550082	23: DX 550069	26: DX 550063	28: DX 550065
Fe [mg/L]	22-Feb-23	10:47	22-Feb-23	16:04	< 0.007	< 0.007	0.228	0.034	0.173	0.009
K [mg/L]	22-Feb-23	10:47	22-Feb-23	16:04	18.6	12.8	15.7	20.2	37.0	31.9
Li [mg/L]	22-Feb-23	10:47	22-Feb-23	16:04	0.0042	0.0073	0.0125	0.0112	0.0509	0.0136
Mg [mg/L]	22-Feb-23	10:47	22-Feb-23	16:04	10.4	0.008	2.37	2.43	7.94	0.017
Mn [mg/L]	22-Feb-23	10:47	22-Feb-23	16:04	0.456	0.00028	1.39	0.659	0.630	0.00019
Mo [mg/L]	22-Feb-23	10:47	22-Feb-23	16:04	0.00084	0.0135	0.00935	0.0119	0.00258	0.0121
Na [mg/L]	22-Feb-23	10:47	22-Feb-23	16:04	4.08	4.76	10.2	4.36	3.51	3.20
Ni [mg/L]	22-Feb-23	10:47	22-Feb-23	16:04	0.0064	< 0.0001	0.0036	0.0111	0.0822	0.0002
P [mg/L]	22-Feb-23	10:47	22-Feb-23	16:04	0.004	0.004	0.006	0.009	0.006	0.012
Pb [mg/L]	22-Feb-23	10:47	22-Feb-23	16:04	< 0.00009	0.00011	0.0108	0.00127	0.00113	< 0.00009
Sb [mg/L]	22-Feb-23	10:47	22-Feb-23	16:04	< 0.0009	0.0021	< 0.0009	< 0.0009	< 0.0009	< 0.0009
Se [mg/L]	22-Feb-23	10:47	22-Feb-23	16:04	0.00068	0.00151	0.00091	< 0.00004	0.00070	0.00173
Si [mg/L]	22-Feb-23	10:47	22-Feb-23	16:04	18.6	13.9	29.7	27.3	38.1	6.75
Sn [mg/L]	22-Feb-23	10:47	22-Feb-23	16:04	< 0.00006	0.00009	< 0.00006	< 0.00006	< 0.00006	0.00008
Sr [mg/L]	22-Feb-23	10:47	22-Feb-23	16:04	0.0709	0.0378	0.0750	0.0416	0.0334	0.0789
Ti [mg/L]	22-Feb-23	10:47	22-Feb-23	16:04	0.00015	0.00012	0.00620	0.00734	0.00767	0.00046
Tl [mg/L]	22-Feb-23	10:47	22-Feb-23	16:04	0.000204	0.000081	0.000340	0.000141	0.000403	0.000107
U [mg/L]	22-Feb-23	10:47	22-Feb-23	16:04	0.000091	0.0103	0.0112	0.00846	0.0145	0.0130
V [mg/L]	22-Feb-23	10:47	22-Feb-23	16:04	0.00845	0.00135	0.00156	0.00233	0.0174	0.0216
W [mg/L]	22-Feb-23	10:47	22-Feb-23	16:04	< 0.00002	0.00066	0.00006	0.00098	0.00003	0.00099
Zn [mg/L]	22-Feb-23	10:47	22-Feb-23	16:04	0.008	0.002	0.402	0.016	0.046	0.002

Phos_T RL raised for blank due to sample matrix.

**Revised report with selected samples and analysis as per client request - 21-Sep-25 LT
Revised report #2 with sample changes as per client request.

Method Descriptions

Parameter	Units	SGS Method Code	Reference Method Code
	g	NA	Sample weight
	mL	NA	
Acidity	mg/L as CaCO3	ME-CA-[ENV]EWL-LAK-AN-006	SM 2310
Alkalinity	mg/L as CaCO3	ME-CA-[ENV]EWL-LAK-AN-006	SM 2320
Anions by IC	mg/L	ME-CA-[ENV]IC-LAK-AN-001	EPA300/MA300-Ions1.3

OnLine LNMS

Results relate only to the sample tested. Data reported represents the sample submitted to SGS. Reproduction of this analytical report in full or in part is prohibited without prior written approval. Please refer to SGS General Conditions of Services located at https://www.sgs.ca/en/terms-and-conditions (Printed copies are available upon request.)
Test method information available upon request. "Temperature Upon Receipt" is representative of the whole shipment and may not reflect the temperature of individual samples.
SGS Canada Inc. Environment-Health & Safety statement of conformity decision rule does not consider uncertainty when analytical results are compared to a specified standard or regulation.

SGS Canada Inc.
P.O. Box 4300 - 185 Concession St.
Lakefield - Ontario - KOL 2HO
Phone: 705-652-2000 FAX: 705-652-6365

Parameter	Units	SGS Method Code	Reference Method Code
Conductivity	uS/cm	ME-CA-[ENV]EWL-LAK-AN-006	SM 2510
Inorganics-General	mg/L	ME-CA-[ENV]SPE-LAK-AN-004	EPA 7471A/SM 3112B
Metals in aqueous samples - ICP-MS	mg/L	ME-CA-[ENV]SPE-LAK-AN-006	SM 3030/EPA 200.8
pH	No unit	ME-CA-[ENV]EWL-LAK-AN-006	SM 4500
Phosphorus by SFA	mg/L	ME-CA-[ENV]SFA-LAK-AN-003	SM 4500-P J

Catharine Arnold

CHARTERED CATHARINE ARNOLD CHEMIST

Catharine Arnold, B.Sc., C.Chem
Project Specialist,
Environment, Health & Safety

OnLine LNMS

0004322517

Results relate only to the sample tested. Data reported represents the sample submitted to SGS. Reproduction of this analytical report in full or in part is prohibited without prior written approval. Please refer to SGS General Conditions of Services located at https://www.sgs.ca/en/terms-and-conditions (Printed copies are available upon request.)
Test method information available upon request. "Temperature Upon Receipt" is representative of the whole shipment and may not reflect the temperature of individual samples.
SGS Canada Inc. Environment-Health & Safety statement of conformity decision rule does not consider uncertainty when analytical results are compared to a specified standard or regulation.

SGS Canada Inc.
P.O. Box 4300 - 185 Concession St.
Lakefield - Ontario - KOL 2HO
Phone: 705-652-2000 FAX: 705-652-6365

Quality Control Report

Inorganic Analysis														
Parameter	Reporting Limit	Unit	Method Blank	Duplicate				LCS / Spike Blank			Matrix Spike / Reference Material			
				Result 1	Result 2	RPD	Acceptance Criteria	Spike Recovery (%)	Recovery Limits (%)		Spike Recovery (%)	Recovery Limits (%)		
							%		Low	High		Low	High	
Acidity - QCBatchID: EWL0276-FEB23														
Acidity	2	mg/L as Ca	< 2			ND	20	98	90	110	NA			
Alkalinity - QCBatchID: EWL0276-FEB23														
Alkalinity	2	mg/L as Ca	< 2			0	20	94	80	120	NA			
Anions by IC - QCBatchID: DIO0357-FEB23														
Sulphate	0.2	mg/L	<0.2			0	20	91	90	110	91	75	125	
Anions by IC - QCBatchID: DIO0436-FEB23														
Sulphate	0.2	mg/L				NV	20	97	90	110	NV	75	125	
Conductivity - QCBatchID: EWL0276-FEB23														
Conductivity	2	uS/cm	< 2			0	10	97	90	110	NA			
Inorganics-General - QCBatchID: EHG0019-FEB23														
Mercury	0.00001	mg/L	< 0.00001			0	20	109	80	120	113	70	130	
Metals in aqueous samples - ICP-MS - QCBatchID: EMS0112-FEB23														
Aluminum	0.001	mg/L	<0.001			ND	20	103	90	110	116	70	130	
Antimony	0.0009	mg/L	<0.0009			ND	20	96	90	110	129	70	130	
Arsenic	0.0002	mg/L	<0.0002			ND	20	104	90	110	101	70	130	
Barium	0.00008	mg/L	<0.00002			ND	20	99	90	110	101	70	130	
Beryllium	0.000007	mg/L	<0.000007			ND	20	97	90	110	97	70	130	
Bismuth	0.00001	mg/L	<0.00001			ND	20	100	90	110	87	70	130	
Boron	0.002	mg/L	<0.002			ND	20	101	90	110	100	70	130	
Cadmium	0.000003	mg/L	<0.000003			ND	20	101	90	110	106	70	130	
Calcium	0.01	mg/L	<0.01			ND	20	103	90	110	104	70	130	
Chromium	0.00008	mg/L	<0.00008			ND	20	104	90	110	103	70	130	
Cobalt	0.000004	mg/L	<0.000004			ND	20	101	90	110	107	70	130	
Copper	0.0002	mg/L	<0.0002			ND	20	98	90	110	114	70	130	
Iron	0.007	mg/L	<0.007			ND	20	100	90	110	NV	70	130	
Lead	0.00009	mg/L	<0.00001			ND	20	102	90	110	101	70	130	
Lithium	0.0001	mg/L	<0.0001			ND	20	98	90	110	99	70	130	
Magnesium	0.001	mg/L	<0.001			ND	20	101	90	110	102	70	130	
Manganese	0.00001	mg/L	<0.00001			ND	20	104	90	110	103	70	130	
Molybdenum	0.00004	mg/L	<0.00004			ND	20	103	90	110	103	70	130	
Nickel	0.0001	mg/L	<0.0001			ND	20	100	90	110	95	70	130	
Phosphorus	0.003	mg/L	<0.003			ND	20	100	90	110	NV	70	130	
Potassium	0.009	mg/L	<0.009			ND	20	103	90	110	103	70	130	
Selenium	0.00004	mg/L	<0.00004			ND	20	102	90	110	109	70	130	
Silicon	0.02	mg/L	<0.02			ND	20	110	90	110	NV	70	130	

OnLine LIMS

Results relate only to the sample tested. Data reported represents the sample submitted to SGS. Reproduction of this analytical report in full or in part is prohibited without prior written approval. Please refer to SGS General Conditions of Services located at https://www.sgs.ca/en/terms-and-conditions (Printed copies are available upon request.)
Test method information available upon request. "Temperature Upon Receipt" is representative of the whole shipment and may not reflect the temperature of individual samples.
SGS Canada Inc. Environment-Health & Safety statement of conformity decision rule does not consider uncertainty when analytical results are compared to a specified standard or regulation.

0004322517

SGS Canada Inc.
P.O. Box 4300 - 185 Concession St.
Lakefield - Ontario - KOL 2HO
Phone: 705-652-2000 FAX: 705-652-6365

Inorganic Analysis													
Parameter	Reporting Limit	Unit	Method Blank	Duplicate				LCS / Spike Blank			Matrix Spike / Reference Material		
				Result 1	Result 2	RPD	Acceptance Criteria	Spike Recovery (%)	Recovery Limits (%)		Spike Recovery (%)	Recovery Limits (%)	
							%		Low	High		Low	High
Silver	0.00005	mg/L	<0.00005			ND	20	99	90	110	101	70	130
Sodium	0.01	mg/L	<0.01			ND	20	99	90	110	102	70	130
Strontium	0.00008	mg/L	<0.00002			ND	20	100	90	110	102	70	130
Thallium	0.000005	mg/L	<0.000005			ND	20	100	90	110	100	70	130
Tin	0.00006	mg/L	<0.00006			ND	20	100	90	110	NV	70	130
Titanium	0.00005	mg/L	<0.00005			ND	20	103	90	110	NV	70	130
Tungsten	0.00002	mg/L	<0.00002			ND	20	100	90	110	NV	70	130
Uranium	0.000002	mg/L	<0.000002			ND	20	100	90	110	102	70	130
Vanadium	0.00001	mg/L	<0.00001			ND	20	101	90	110	106	70	130
Zinc	0.002	mg/L	<0.002			ND	20	100	90	110	NV	70	130
pH - QCBatchID: EWL0276-FEB23													
pH	0.05	No unit	NA			0		100			NA		
pH - QCBatchID: EWL0307-FEB23													
pH	0.05	No unit	NA			0		100			NA		
Phosphorus by SFA - QCBatchID: SKA0156-FEB23													
Phosphorus (total)	0.3	mg/L	<0.03			2	10	91	90	110	82	75	125
Phosphorus by SFA - QCBatchID: SKA0183-FEB23													
Phosphorus (total)	0.3	mg/L	<0.03			6	10	97	90	110	77	75	125

OnLine LIMS

0004322517

Results relate only to the sample tested. Data reported represents the sample submitted to SGS. Reproduction of this analytical report in full or in part is prohibited without prior written approval. Please refer to SGS General Conditions of Services located at https://www.sgs.ca/en/terms-and-conditions (Printed copies are available upon request.)
Test method information available upon request. "Temperature Upon Receipt" is representative of the whole shipment and may not reflect the temperature of individual samples.
SGS Canada Inc. Environment-Health & Safety statement of conformity decision rule does not consider uncertainty when analytical results are compared to a specified standard or regulation.

SGS Canada Inc.
P.O. Box 4300 - 185 Concession St.
Lakefield - Ontario - KOL 2HO
Phone: 705-652-2000 FAX: 705-652-6365

NAG Test with Analyses- 2 stage - stage 2- save solids for additional analysis

10-November-2025

Great Bear Resources Ltd.
Attn : Ashley Moncrief

1020 - 800 West Pender St., Vancouver
Canada, V6C 2V6
Phone: 778-833-2160, Fax:

Date Rec. : 06 February 2023
LR Report: **CA19047-FEB23**
Reference: Great Bear Project /OMGS21045

Copy: #2

CERTIFICATE OF ANALYSIS
Final Report - Revised

Analysis	1: Analysis Start Date	2: Analysis Start Time	3: Analysis Completed Date	4: Analysis Completed Time	6: DX 550078	11: DX 550081	13: DX 550082	23: DX 550069	26: DX 550063	28: DX 550065
Sample Date & Time					N/A	N/A	N/A	N/A	N/A	N/A
Sample weight [g]	17-Feb-23	07:36	17-Feb-23	09:42	2.53	2.48	2.53	2.52	2.52	2.53
Vol H2O2 [mL]	17-Feb-23	07:36	17-Feb-23	09:42	250	250	250	250	250	250
pH [No unit]	17-Feb-23	14:26	22-Feb-23	11:33	6.58	5.90	4.56	5.02	4.57	8.09
Conductivity [uS/cm]	17-Feb-23	14:26	22-Feb-23	11:33	22	231	47	27	49	113
Alkalinity [mg/L as CaCO3]	17-Feb-23	14:26	22-Feb-23	13:50	< 2	< 2	< 2	< 2	< 2	16
Acidity [mg/L as CaCO3]	17-Feb-23	14:26	22-Feb-23	11:33	2	4	7	9	6	< 2
SO4 [mg/L]	22-Feb-23	09:54	22-Feb-23	16:48	8.0	120	17	9.4	19	37
Total P [mg/L]	17-Feb-23	16:12	22-Feb-23	16:37	< 0.03	< 0.03	< 0.03	< 0.03	< 0.03	0.04
Hg [mg/L]	21-Feb-23	07:43	21-Feb-23	11:31	< 0.00001	< 0.00001	< 0.00001	< 0.00001	< 0.00001	< 0.00001
Al [mg/L]	22-Feb-23	08:55	22-Feb-23	12:26	0.017	0.005	0.265	0.128	0.222	2.61
Ag [mg/L]	22-Feb-23	08:55	22-Feb-23	12:26	< 0.00005	0.00019	0.00011	< 0.00005	0.00027	< 0.00005
As [mg/L]	22-Feb-23	08:55	22-Feb-23	12:26	< 0.0002	0.0006	0.0003	0.0006	0.0017	0.193
B [mg/L]	22-Feb-23	08:55	22-Feb-23	12:26	0.013	0.099	0.052	0.060	0.022	0.056
Ba [mg/L]	22-Feb-23	08:55	22-Feb-23	12:26	0.00124	0.0211	0.0129	0.00570	0.00520	0.00379
Be [mg/L]	22-Feb-23	08:55	22-Feb-23	12:26	< 0.000007	0.000011	0.000025	0.000011	0.000007	< 0.000007
Bi [mg/L]	22-Feb-23	08:55	22-Feb-23	12:26	< 0.00001	< 0.00001	< 0.00001	< 0.00001	< 0.00001	< 0.00001
Ca [mg/L]	22-Feb-23	08:55	22-Feb-23	12:26	1.80	42.4	2.64	1.04	2.70	16.0
Cd [mg/L]	22-Feb-23	08:55	22-Feb-23	12:26	< 0.000003	0.0188	0.000098	0.000008	0.000011	< 0.000003
Co [mg/L]	22-Feb-23	08:55	22-Feb-23	12:26	0.000040	0.00301	0.000349	0.000028	0.000718	0.000004
Cr [mg/L]	22-Feb-23	08:55	22-Feb-23	12:26	0.0121	0.00519	0.00693	0.00428	0.00519	0.00396
Cu [mg/L]	22-Feb-23	08:55	22-Feb-23	12:26	< 0.0002	0.0013	0.0006	0.0002	0.0004	0.0003

OnLine LIMS

0004322522

Results relate only to the sample tested. Data reported represents the sample submitted to SGS. Reproduction of this analytical report in full or in part is prohibited without prior written approval. Please refer to SGS General Conditions of Services located at https://www.sgs.ca/en/terms-and-conditions (Printed copies are available upon request.)
Test method information available upon request. "Temperature Upon Receipt" is representative of the whole shipment and may not reflect the temperature of individual samples.
SGS Canada Inc. Environment-Health & Safety statement of conformity decision rule does not consider uncertainty when analytical results are compared to a specified standard or regulation.

SGS Canada Inc.
P.O. Box 4300 - 185 Concession St.
Lakefield - Ontario - KOL 2HO
Phone: 705-652-2000 FAX: 705-652-6365

Analysis	1: Analysis Start Date	2: Analysis Start Time	3: Analysis Completed Date	4: Analysis Completed Time	6: DX 550078	11: DX 550081	13: DX 550082	23: DX 550069	26: DX 550063	28: DX 550065
Fe [mg/L]	22-Feb-23	08:55	22-Feb-23	12:26	< 0.007	< 0.007	< 0.007	< 0.007	< 0.007	0.034
K [mg/L]	22-Feb-23	08:55	22-Feb-23	12:26	1.55	5.00	1.42	1.58	2.97	13.3
Li [mg/L]	22-Feb-23	08:55	22-Feb-23	12:26	0.0001	0.0051	0.0018	0.0016	0.0053	0.0085
Mg [mg/L]	22-Feb-23	08:55	22-Feb-23	12:26	0.417	1.23	0.185	0.134	0.694	0.029
Mn [mg/L]	22-Feb-23	08:55	22-Feb-23	12:26	0.00342	0.783	0.168	0.0233	0.0640	0.00070
Mo [mg/L]	22-Feb-23	08:55	22-Feb-23	12:26	0.00220	0.00024	0.00353	0.00156	0.00071	0.00114
Na [mg/L]	22-Feb-23	08:55	22-Feb-23	12:26	0.51	2.37	1.58	0.65	0.66	0.70
Ni [mg/L]	22-Feb-23	08:55	22-Feb-23	12:26	0.0001	0.0002	0.0009	0.0001	0.0013	< 0.0001
P [mg/L]	22-Feb-23	08:55	22-Feb-23	12:26	0.004	0.009	< 0.003	0.005	0.003	0.008
Pb [mg/L]	22-Feb-23	08:55	22-Feb-23	12:26	< 0.00009	0.00080	0.00030	< 0.00009	< 0.00009	< 0.00009
Sb [mg/L]	22-Feb-23	08:55	22-Feb-23	12:26	< 0.0009	< 0.0009	< 0.0009	< 0.0009	< 0.0009	< 0.0009
Se [mg/L]	22-Feb-23	08:55	22-Feb-23	12:26	0.00014	0.00055	0.00020	0.00011	0.00020	0.00048
Si [mg/L]	22-Feb-23	08:55	22-Feb-23	12:26	6.40	18.0	9.20	6.81	8.56	6.64
Sn [mg/L]	22-Feb-23	08:55	22-Feb-23	12:26	0.00007	0.00024	0.00011	0.00066	< 0.00006	0.00018
Sr [mg/L]	22-Feb-23	08:55	22-Feb-23	12:26	0.00319	0.0340	0.00901	0.00385	0.00485	0.0128
Ti [mg/L]	22-Feb-23	08:55	22-Feb-23	12:26	< 0.00005	0.00006	0.00025	0.00030	0.00026	0.00113
Tl [mg/L]	22-Feb-23	08:55	22-Feb-23	12:26	0.000012	0.000071	0.000040	0.000012	0.000045	0.000033
U [mg/L]	22-Feb-23	08:55	22-Feb-23	12:26	0.000153	0.000196	0.00208	0.000720	0.000259	0.000514
V [mg/L]	22-Feb-23	08:55	22-Feb-23	12:26	0.00137	0.00028	0.00030	0.00041	0.00265	0.0234
W [mg/L]	22-Feb-23	08:55	22-Feb-23	12:26	0.00004	< 0.00002	0.00011	0.00013	0.00003	0.00051
Zn [mg/L]	22-Feb-23	08:55	22-Feb-23	12:26	< 0.002	0.636	0.009	< 0.002	0.004	< 0.002

Revised report with sample changes as per client request.

Method Descriptions

Parameter	Units	SGS Method Code	Reference Method Code
	g	NA	Sample weight
	mL	NA	
Acidity	mg/L as CaCO3	ME-CA-[ENV]EWL-LAK-AN-006	SM 2310
Alkalinity	mg/L as CaCO3	ME-CA-[ENV]EWL-LAK-AN-006	SM 2320
Anions by IC	mg/L	ME-CA-[ENV]IC-LAK-AN-001	EPA300/MA300-Ions1.3
Conductivity	uS/cm	ME-CA-[ENV]EWL-LAK-AN-006	SM 2510
Inorganics-General	mg/L	ME-CA-[ENV]SPE-LAK-AN-004	EPA 7471A/SM 3112B

OnLine LIMS

Results relate only to the sample tested. Data reported represents the sample submitted to SGS. Reproduction of this analytical report in full or in part is prohibited without prior written approval. Please refer to SGS General Conditions of Services located at https://www.sgs.ca/en/terms-and-conditions (Printed copies are available upon request.)
Test method information available upon request. "Temperature Upon Receipt" is representative of the whole shipment and may not reflect the temperature of individual samples.
SGS Canada Inc. Environment-Health & Safety statement of conformity decision rule does not consider uncertainty when analytical results are compared to a specified standard or regulation.

SGS Canada Inc.
P.O. Box 4300 - 185 Concession St.
Lakefield - Ontario - KOL 2HO
Phone: 705-652-2000 FAX: 705-652-6365

Parameter	Units	SGS Method Code	Reference Method Code
Metals in aqueous samples - ICP-MS	mg/L	ME-CA-[ENV]SPE-LAK-AN-006	SM 3030/EPA 200.8
pH	No unit	ME-CA-[ENV]EWL-LAK-AN-006	SM 4500
Phosphorus by SFA	mg/L	ME-CA-[ENV]SFA-LAK-AN-003	SM 4500-P J

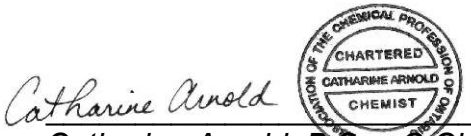

Catharine Arnold, B.Sc., C.Chem
Project Specialist,
Environment, Health & Safety

OnLine LIMS

Results relate only to the sample tested. Data reported represents the sample submitted to SGS. Reproduction of this analytical report in full or in part is prohibited without prior written approval. Please refer to SGS General Conditions of Services located at https://www.sgs.ca/en/terms-and-conditions (Printed copies are available upon request.)
Test method information available upon request. "Temperature Upon Receipt" is representative of the whole shipment and may not reflect the temperature of individual samples.
SGS Canada Inc. Environment-Health & Safety statement of conformity decision rule does not consider uncertainty when analytical results are compared to a specified standard or regulation.

SGS Canada Inc.
P.O. Box 4300 - 185 Concession St.
Lakefield - Ontario - KOL 2HO
Phone: 705-652-2000 FAX: 705-652-6365

NAG Test with Analyses- 2 stage - stage 2- save solids for additional analysis

LR Report : **CA19047-FEB23**

Quality Control Report

Inorganic Analysis													
Parameter	Reporting Limit	Unit	Method Blank	Duplicate				LCS / Spike Blank			Matrix Spike / Reference Material		
				Result 1	Result 2	RPD	Acceptance Criteria	Spike Recovery (%)	Recovery Limits (%)		Spike Recovery (%)	Recovery Limits (%)	
							%		Low	High		Low	High
Acidity - QCBatchID: EWL0301-FEB23													
Acidity	2	mg/L as Ca	< 2			ND	20	100	90	110	NA		
Alkalinity - QCBatchID: EWL0301-FEB23													
Alkalinity	2	mg/L as Ca	< 2			7	20	102	80	120	NA		
Anions by IC - QCBatchID: DIO0436-FEB23													
Sulphate	0.2	mg/L				NV	20	97	90	110	NV	75	125
Conductivity - QCBatchID: EWL0301-FEB23													
Conductivity	2	uS/cm	< 2			3	10	102	90	110	NA		
Inorganics-General - QCBatchID: EHG0021-FEB23													
Mercury	0.00001	mg/L	< 0.00001			0	20	102	80	120	104	70	130
Metals in aqueous samples - ICP-MS - QCBatchID: EMS0132-FEB23													
Aluminum	0.001	mg/L	<0.001			14	20	99	90	110	102	70	130
Antimony	0.0009	mg/L	<0.0009			10	20	100	90	110	100	70	130
Arsenic	0.0002	mg/L	<0.0002			9	20	100	90	110	110	70	130
Barium	0.00008	mg/L	<0.00002			1	20	98	90	110	127	70	130
Beryllium	0.000007	mg/L	<0.000007			5	20	101	90	110	100	70	130
Bismuth	0.00001	mg/L	<0.00001			5	20	102	90	110	88	70	130
Boron	0.002	mg/L	<0.002			8	20	106	90	110	101	70	130
Cadmium	0.000003	mg/L	<0.000003			15	20	103	90	110	102	70	130
Calcium	0.01	mg/L	<0.01			6	20	106	90	110	104	70	130
Chromium	0.00008	mg/L	<0.00008			14	20	97	90	110	114	70	130
Cobalt	0.000004	mg/L	<0.000004			17	20	103	90	110	101	70	130
Copper	0.0002	mg/L	<0.0002			19	20	101	90	110	107	70	130
Iron	0.007	mg/L	<0.007			13	20	101	90	110	114	70	130
Lead	0.00009	mg/L	<0.00001			8	20	103	90	110	96	70	130
Lithium	0.0001	mg/L	<0.0001			14	20	100	90	110	101	70	130
Magnesium	0.001	mg/L	<0.001			0	20	104	90	110	92	70	130
Manganese	0.00001	mg/L	<0.00001			3	20	98	90	110	94	70	130
Molybdenum	0.00004	mg/L	<0.00004			11	20	99	90	110	106	70	130
Nickel	0.0001	mg/L	<0.0001			12	20	103	90	110	89	70	130
Phosphorus	0.003	mg/L	<0.003			ND	20	103	90	110	NV	70	130
Potassium	0.009	mg/L	<0.009			3	20	105	90	110	100	70	130
Selenium	0.00004	mg/L	<0.00004			20	20	107	90	110	NV	70	130
Silicon	0.02	mg/L	<0.02			3	20	109	90	110	NV	70	130
Silver	0.00005	mg/L	<0.00005			ND	20	100	90	110	95	70	130
Sodium	0.01	mg/L	<0.01			1	20	107	90	110	103	70	130

OnLine LIMS

0004322522

Results relate only to the sample tested. Data reported represents the sample submitted to SGS. Reproduction of this analytical report in full or in part is prohibited without prior written approval. Please refer to SGS General Conditions of Services located at https://www.sgs.ca/en/terms-and-conditions (Printed copies are available upon request.)
Test method information available upon request. "Temperature Upon Receipt" is representative of the whole shipment and may not reflect the temperature of individual samples.
SGS Canada Inc. Environment-Health & Safety statement of conformity decision rule does not consider uncertainty when analytical results are compared to a specified standard or regulation.

SGS Canada Inc.
P.O. Box 4300 - 185 Concession St.
Lakefield - Ontario - KOL 2HO
Phone: 705-652-2000 FAX: 705-652-6365

NAG Test with Analyses- 2 stage - stage 2- save solids for additional analysis

LR Report : **CA19047-FEB23**

Inorganic Analysis														
Parameter	Reporting Limit	Unit	Method Blank	Duplicate				LCS / Spike Blank			Matrix Spike / Reference Material			
				Result 1	Result 2	RPD	Acceptance Criteria	Spike Recovery (%)	Recovery Limits (%)		Spike Recovery (%)	Recovery Limits (%)		
							%		Low	High		Low	High	
Strontium	0.00008	mg/L	<0.00002			1	20	101	90	110	107	70	130	
Thallium	0.000005	mg/L	<0.000005			ND	20	101	90	110	96	70	130	
Tin	0.00006	mg/L	<0.00006			1	20	100	90	110	NV	70	130	
Titanium	0.00005	mg/L	<0.00005			3	20	98	90	110	NV	70	130	
Tungsten	0.00002	mg/L	<0.00002			ND	20	104	90	110	NV	70	130	
Uranium	0.000002	mg/L	<0.000002			4	20	95	90	110	98	70	130	
Vanadium	0.00001	mg/L	<0.00001			10	20	101	90	110	103	70	130	
Zinc	0.002	mg/L	<0.002			2	20	93	90	110	94	70	130	
pH - QCBatchID: EWL0301-FEB23														
pH	0.05	No unit	NA			1		101			NA			
Phosphorus by SFA - QCBatchID: SKA0166-FEB23														
Phosphorus (total)	3.0	mg/L	<0.03			1	10	97	90	110	89	75	125	
Phosphorus by SFA - QCBatchID: SKA0183-FEB23														
Phosphorus (total)	3.0	mg/L	<0.03			6	10	97	90	110	77	75	125	

OnLine LIMS

Results relate only to the sample tested. Data reported represents the sample submitted to SGS. Reproduction of this analytical report in full or in part is prohibited without prior written approval. Please refer to SGS General Conditions of Services located at https://www.sgs.ca/en/terms-and-conditions (Printed copies are available upon request.)
Test method information available upon request. "Temperature Upon Receipt" is representative of the whole shipment and may not reflect the temperature of individual samples.
SGS Canada Inc. Environment-Health & Safety statement of conformity decision rule does not consider uncertainty when analytical results are compared to a specified standard or regulation.

0004322522

SGS Canada Inc.
P.O. Box 4300 - 185 Concession St.
Lakefield - Ontario - KOL 2HO
Phone: 705-652-2000 FAX: 705-652-6365

10-November-2025

Great Bear Resources Ltd.
Attn : Ashley Moncrief

1020 - 800 West Pender St.
Vancouver, BC
V6C 2V6, Canada

Phone: 778-833-2160
Fax:

Date Rec. : 13 December 2022
LR Report: **CA19159-DEC22**
Reference: Great Bear Project/OMGS21045

Copy: #1

CERTIFICATE OF ANALYSIS
Final Report

Analysis	3: Analysis Completed Date	4: Analysis Completed Time	24: DX450021	54: DX450051
Sample Date & Time			N/A	N/A
Sample weight [g]	13-Jan-23	12:53	2.46	2.50
Vol H2O2 [mL]	13-Jan-23	12:53	250	250
pH [No unit]	24-Jan-23	09:32	2.18	2.39
Conductivity [uS/cm]	20-Jan-23	10:08	4150	2120
Alkalinity [mg/L as CaCO3]	20-Jan-23	10:08	< 2	< 2
Acidity [mg/L as CaCO3]	20-Jan-23	10:08	1650	496
SO4 [mg/L]	26-Jan-23	06:16	1800	670
Total P [mg/L]	17-Jan-23	15:50	0.04	< 0.03
Hg [mg/L]	18-Jan-23	16:30	0.00001	0.00002
Ag [mg/L]	20-Jan-23	14:58	< 0.00005	0.0308
Al [mg/L]	20-Jan-23	14:58	29.1	17.4
As [mg/L]	20-Jan-23	14:58	0.0045	0.0077
B [mg/L]	20-Jan-23	14:58	0.170	0.039
Ba [mg/L]	20-Jan-23	14:58	0.169	0.00247
Be [mg/L]	20-Jan-23	14:58	0.00121	0.000792
Bi [mg/L]	20-Jan-23	14:58	0.00005	0.00001
Ca [mg/L]	20-Jan-23	14:58	50.6	44.8
Cd [mg/L]	20-Jan-23	14:58	0.0356	0.398
Co [mg/L]	20-Jan-23	14:58	0.353	0.0590
Cr [mg/L]	20-Jan-23	14:58	0.0605	0.0235
Cu [mg/L]	20-Jan-23	14:58	1.35	0.645

OnLine LIMS

Results relate only to the sample tested. Data reported represents the sample submitted to SGS. Reproduction of this analytical report in full or in part is prohibited without prior written approval. Please refer to SGS General Conditions of Services located at https://www.sgs.ca/en/terms-and-conditions (Printed copies are available upon request.)
Test method information available upon request. "Temperature Upon Receipt" is representative of the whole shipment and may not reflect the temperature of individual samples.
SGS Canada Inc. Environment-Health & Safety statement of conformity decision rule does not consider uncertainty when analytical results are compared to a specified standard or regulation.

0004322328

SGS Canada Inc.
P.O. Box 4300 - 185 Concession St.
Lakefield - Ontario - KOL 2HO
Phone: 705-652-2000 FAX: 705-652-6365

Analysis	3: Analysis Completed Date	4: Analysis Completed Time	24: DX450021	54: DX450051
Fe [mg/L]	20-Jan-23	14:58	517	14.9
K [mg/L]	20-Jan-23	14:58	36.1	22.3
Li [mg/L]	20-Jan-23	14:58	0.0656	0.0134
Mg [mg/L]	20-Jan-23	14:59	17.4	3.53
Mn [mg/L]	20-Jan-23	14:59	2.10	1.44
Mo [mg/L]	20-Jan-23	14:59	0.00023	0.00011
Na [mg/L]	20-Jan-23	14:59	6.04	2.41
Ni [mg/L]	20-Jan-23	14:59	0.852	0.106
P [mg/L]	20-Jan-23	14:59	0.070	0.009
Pb [mg/L]	20-Jan-23	14:59	0.0152	6.89
Sb [mg/L]	20-Jan-23	14:59	0.0009	0.0013
Se [mg/L]	20-Jan-23	14:59	0.0353	0.01337
Si [mg/L]	20-Jan-23	14:59	46.9	31.6
Sn [mg/L]	20-Jan-23	14:59	0.00030	0.00014
Sr [mg/L]	20-Jan-23	14:59	0.0682	0.05597
Ti [mg/L]	20-Jan-23	14:59	0.0178	0.00773
Tl [mg/L]	20-Jan-23	14:59	0.000380	0.001017
U [mg/L]	20-Jan-23	14:59	0.00421	0.014750
V [mg/L]	20-Jan-23	14:59	0.0345	0.00027
W [mg/L]	20-Jan-23	14:59	0.00006	0.00002
Zn [mg/L]	20-Jan-23	14:59	4.82	64.1

Method Descriptions

Parameter	Units	SGS Method Code	Reference Method Code
	g	NA	Sample weight
	mL	NA	
Acidity	mg/L as CaCO3	ME-CA-[ENV]EWL-LAK-AN-006	SM 2310
Alkalinity	mg/L as CaCO3	ME-CA-[ENV]EWL-LAK-AN-006	SM 2320
Anions by IC	mg/L	ME-CA-[ENV]IC-LAK-AN-001	EPA300/MA300-Ions1.3
Conductivity	uS/cm	ME-CA-[ENV]EWL-LAK-AN-006	SM 2510
Inorganics-General	mg/L	ME-CA-[ENV]SPE-LAK-AN-004	EPA 7471A/SM 3112B
Metals in aqueous samples - ICP-MS	mg/L	ME-CA-[ENV]SPE-LAK-AN-006	SM 3030/EPA 200.8

OnLine LNMS

Results relate only to the sample tested. Data reported represents the sample submitted to SGS. Reproduction of this analytical report in full or in part is prohibited without prior written approval. Please refer to SGS General Conditions of Services located at https://www.sgs.ca/en/terms-and-conditions (Printed copies are available upon request.)
Test method information available upon request. "Temperature Upon Receipt" is representative of the whole shipment and may not reflect the temperature of individual samples.
SGS Canada Inc. Environment-Health & Safety statement of conformity decision rule does not consider uncertainty when analytical results are compared to a specified standard or regulation.

SGS Canada Inc.
P.O. Box 4300 - 185 Concession St.
Lakefield - Ontario - KOL 2HO
Phone: 705-652-2000 FAX: 705-652-6365

Parameter	Units	SGS Method Code	Reference Method Code
pH	No unit	ME-CA-[ENV]EWL-LAK-AN-006	SM 4500
Phosphorus by SFA	mg/L	ME-CA-[ENV]SFA-LAK-AN-003	SM 4500-P J

Catharine Arnold

Catharine Arnold, B.Sc., C.Chem
Project Specialist,
Environment, Health & Safety

OnLine LIMS

0004322328

Results relate only to the sample tested. Data reported represents the sample submitted to SGS. Reproduction of this analytical report in full or in part is prohibited without prior written approval. Please refer to SGS General Conditions of Services located at https://www.sgs.ca/en/terms-and-conditions (Printed copies are available upon request.)
Test method information available upon request. "Temperature Upon Receipt" is representative of the whole shipment and may not reflect the temperature of individual samples.
SGS Canada Inc. Environment-Health & Safety statement of conformity decision rule does not consider uncertainty when analytical results are compared to a specified standard or regulation.

SGS Canada Inc.
P.O. Box 4300 - 185 Concession St.
Lakefield - Ontario - KOL 2HO
Phone: 705-652-2000 FAX: 705-652-6365

Quality Control Report

Inorganic Analysis													
Parameter	Reporting Limit	Unit	Method Blank	Duplicate				LCS / Spike Blank			Matrix Spike / Reference Material		
				Result 1	Result 2	RPD	Acceptance Criteria	Spike Recovery (%)	Recovery Limits (%)		Spike Recovery (%)	Recovery Limits (%)	
							%		Low	High		Low	High
Acidity - QCBatchID: EWL0261-JAN23													
Acidity	2	mg/L as Ca	2			ND	20	106	90	110	NA		
Acidity - QCBatchID: EWL0285-JAN23													
Acidity	2	mg/L as Ca	3			ND	20	100	90	110	NA		
Acidity - QCBatchID: EWL0310-JAN23													
Acidity	2	mg/L as Ca	3			ND	20	104	90	110	NA		
Alkalinity - QCBatchID: EWL0261-JAN23													
Alkalinity	2	mg/L as Ca	< 2			ND	20	100	80	120	NA		
Alkalinity - QCBatchID: EWL0310-JAN23													
Alkalinity	2	mg/L as Ca	< 2			0	20	83	80	120	NA		
Anions by IC - QCBatchID: DIO0494-JAN23													
Sulphate	0.2	mg/L	<0.2			2	20	98	90	110	100	75	125
Conductivity - QCBatchID: EWL0261-JAN23													
Conductivity	2	uS/cm	< 2			2	10	99	90	110	NA		
Conductivity - QCBatchID: EWL0310-JAN23													
Conductivity	2	uS/cm	< 2			0	10	96	90	110	NA		
Inorganics-General - QCBatchID: EHG0033-JAN23													
Mercury	0.00001	mg/L	< 0.00001			ND	20	118	80	120	124	70	130
Metals in aqueous samples - ICP-MS - QCBatchID: EMS0092-JAN23													
Aluminum	0.001	mg/L	<0.001			4	20	99	90	110	112	70	130
Antimony	0.0009	mg/L	<0.0009			ND	20	94	90	110	114	70	130
Arsenic	0.0002	mg/L	<0.0002			3	20	105	90	110	109	70	130
Barium	0.00008	mg/L	<0.00002			5	20	99	90	110	101	70	130
Beryllium	0.000007	mg/L	<0.000007			19	20	97	90	110	103	70	130
Bismuth	0.00001	mg/L	<0.00001			0	20	97	90	110	99	70	130
Boron	0.002	mg/L	<0.002			1	20	99	90	110	93	70	130
Cadmium	0.000003	mg/L	<0.000003			13	20	101	90	110	108	70	130
Calcium	0.01	mg/L	<0.01			1	20	101	90	110	106	70	130
Chromium	0.00008	mg/L	<0.00008			10	20	100	90	110	100	70	130
Cobalt	0.000004	mg/L	<0.000004			6	20	100	90	110	104	70	130
Copper	0.0002	mg/L	<0.0002			1	20	102	90	110	110	70	130
Iron	0.007	mg/L	<0.007			4	20	105	90	110	NV	70	130
Lead	0.00009	mg/L	<0.00001			13	20	104	90	110	108	70	130
Lithium	0.0001	mg/L	<0.0001			0	20	97	90	110	105	70	130
Magnesium	0.001	mg/L	<0.001			0	20	103	90	110	104	70	130
Manganese	0.00001	mg/L	<0.00001			2	20	103	90	110	101	70	130

OnLine LIMS

0004322328

Results relate only to the sample tested. Data reported represents the sample submitted to SGS. Reproduction of this analytical report in full or in part is prohibited without prior written approval. Please refer to SGS General Conditions of Services located at https://www.sgs.ca/en/terms-and-conditions (Printed copies are available upon request.)
Test method information available upon request. "Temperature Upon Receipt" is representative of the whole shipment and may not reflect the temperature of individual samples.
SGS Canada Inc. Environment-Health & Safety statement of conformity decision rule does not consider uncertainty when analytical results are compared to a specified standard or regulation.

SGS Canada Inc.
P.O. Box 4300 - 185 Concession St.
Lakefield - Ontario - KOL 2HO
Phone: 705-652-2000 FAX: 705-652-6365

NAG Test with Analyses

LR Report : **CA19159-DEC22**

Inorganic Analysis													
Parameter	Reporting Limit	Unit	Method Blank	Duplicate				LCS / Spike Blank			Matrix Spike / Reference Material		
				Result 1	Result 2	RPD	Acceptance Criteria	Spike Recovery (%)	Recovery Limits (%)		Spike Recovery (%)	Recovery Limits (%)	
							%		Low	High		Low	High
Molybdenum	0.00004	mg/L	<0.00004			1	20	106	90	110	108	70	130
Nickel	0.0001	mg/L	<0.0001			15	20	103	90	110	102	70	130
Phosphorus	0.003	mg/L	<0.003			2	20	100	90	110	NV	70	130
Potassium	0.003	mg/L	<0.009			3	20	103	90	110	102	70	130
Selenium	0.00004	mg/L	<0.00004			ND	20	105	90	110	89	70	130
Silicon	0.02	mg/L	<0.02			1	20	94	90	110	NV	70	130
Silver	0.00005	mg/L	<0.00005			ND	20	100	90	110	118	70	130
Sodium	0.01	mg/L	<0.01			1	20	104	90	110	109	70	130
Strontium	0.00008	mg/L	<0.00002			1	20	100	90	110	103	70	130
Thallium	0.000005	mg/L	<0.000005			6	20	103	90	110	112	70	130
Tin	0.00006	mg/L	<0.00006			16	20	99	90	110	NV	70	130
Titanium	0.00005	mg/L	<0.00005			3	20	103	90	110	NV	70	130
Tungsten	0.00002	mg/L	<0.00002			6	20	100	90	110	NV	70	130
Uranium	0.000002	mg/L	<0.000002			0	20	102	90	110	113	70	130
Vanadium	0.00001	mg/L	<0.00001			1	20	102	90	110	110	70	130
Zinc	0.002	mg/L	<0.002			0	20	97	90	110	101	70	130
Metals in aqueous samples - ICP-MS - QCBatchID: EMS0135-JAN23													
Aluminum	0.001	mg/L	<0.001			17	20	100	90	110	115	70	130
Antimony	0.0009	mg/L	<0.0009			6	20	103	90	110	128	70	130
Arsenic	0.0002	mg/L	<0.0002			4	20	106	90	110	105	70	130
Barium	0.00008	mg/L	<0.00002			1	20	96	90	110	102	70	130
Beryllium	0.000007	mg/L	<0.000007			0	20	97	90	110	97	70	130
Bismuth	0.00001	mg/L	<0.00001			ND	20	92	90	110	96	70	130
Boron	0.002	mg/L	<0.002			20	20	103	90	110	100	70	130
Cadmium	0.000003	mg/L	<0.000003			12	20	102	90	110	105	70	130
Calcium	0.01	mg/L	<0.01			1	20	98	90	110	100	70	130
Chromium	0.00008	mg/L	<0.00008			ND	20	101	90	110	114	70	130
Cobalt	0.000004	mg/L	<0.000004			6	20	100	90	110	102	70	130
Copper	0.0002	mg/L	<0.0002			ND	20	102	90	110	102	70	130
Iron	0.007	mg/L	<0.007			ND	20	97	90	110	100	70	130
Lead	0.00009	mg/L	<0.00001			8	20	98	90	110	103	70	130
Lithium	0.0001	mg/L	<0.0001			4	20	101	90	110	110	70	130
Magnesium	0.001	mg/L	<0.001			0	20	102	90	110	100	70	130
Manganese	0.00001	mg/L	<0.00001			3	20	105	90	110	123	70	130
Molybdenum	0.00004	mg/L	<0.00004			ND	20	103	90	110	106	70	130
Nickel	0.0001	mg/L	<0.0001			4	20	102	90	110	106	70	130
Phosphorus	0.003	mg/L	<0.003			ND	20	99	90	110	NV	70	130
Potassium	0.003	mg/L	<0.009			2	20	103	90	110	104	70	130
Selenium	0.00004	mg/L	<0.00004			ND	20	98	90	110	104	70	130

OnLine LIMS

0004322328

Results relate only to the sample tested. Data reported represents the sample submitted to SGS. Reproduction of this analytical report in full or in part is prohibited without prior written approval. Please refer to SGS General Conditions of Services located at https://www.sgs.ca/en/terms-and-conditions (Printed copies are available upon request.)
Test method information available upon request. "Temperature Upon Receipt" is representative of the whole shipment and may not reflect the temperature of individual samples.
SGS Canada Inc. Environment-Health & Safety statement of conformity decision rule does not consider uncertainty when analytical results are compared to a specified standard or regulation.

SGS Canada Inc.
P.O. Box 4300 - 185 Concession St.
Lakefield - Ontario - KOL 2HO
Phone: 705-652-2000 FAX: 705-652-6365

NAG Test with Analyses

LR Report : **CA19159-DEC22**

Inorganic Analysis														
Parameter	Reporting Limit	Unit	Method Blank	Duplicate				LCS / Spike Blank			Matrix Spike / Reference Material			
				Result 1	Result 2	RPD	Acceptance Criteria	Spike Recovery (%)	Recovery Limits (%)		Spike Recovery (%)	Recovery Limits (%)		
							%		Low	High		Low	High	
Silicon	0.02	mg/L	<0.02			8	20	91	90	110	NV	70	130	
Silver	0.00005	mg/L	<0.00005			0	20	101	90	110	111	70	130	
Sodium	0.01	mg/L	<0.01			8	20	99	90	110	108	70	130	
Strontium	0.00008	mg/L	<0.00002			4	20	101	90	110	101	70	130	
Thallium	0.000005	mg/L	<0.000005			ND	20	98	90	110	104	70	130	
Tin	0.00006	mg/L	<0.00006			ND	20	102	90	110	NV	70	130	
Titanium	0.00005	mg/L	<0.00005			ND	20	103	90	110	NV	70	130	
Tungsten	0.00002	mg/L	<0.00002			ND	20	101	90	110	NV	70	130	
Uranium	0.000002	mg/L	<0.000002			4	20	98	90	110	108	70	130	
Vanadium	0.00001	mg/L	<0.00001			ND	20	99	90	110	104	70	130	
Zinc	0.002	mg/L	<0.002			17	20	105	90	110	115	70	130	
pH - QCBatchID: EWL0261-JAN23														
pH	0.05	No unit	NA			0		101			NA			
pH - QCBatchID: EWL0310-JAN23														
pH	0.05	No unit	NA			0		101			NA			
Phosphorus by SFA - QCBatchID: SKA0146-JAN23														
Phosphorus (total)	0.03	mg/L	<0.03			1	10	91	90	110	94	75	125	

OnLine LIMS

0004322328

Results relate only to the sample tested. Data reported represents the sample submitted to SGS. Reproduction of this analytical report in full or in part is prohibited without prior written approval. Please refer to SGS General Conditions of Services located at https://www.sgs.ca/en/terms-and-conditions (Printed copies are available upon request.)
Test method information available upon request. "Temperature Upon Receipt" is representative of the whole shipment and may not reflect the temperature of individual samples.
SGS Canada Inc. Environment-Health & Safety statement of conformity decision rule does not consider uncertainty when analytical results are compared to a specified standard or regulation.

SGS Canada Inc.
P.O. Box 4300 - 185 Concession St.
Lakefield - Ontario - KOL 2HO
Phone: 705-652-2000 FAX: 705-652-6365

10-November-2025

Great Bear Resources Ltd.
Attn : Ashley Moncrief

1020 - 800 West Pender St.
Vancouver, BC
V6C 2V6, Canada

Phone: 778-833-2160
Fax:

Date Rec. : 13 December 2022
LR Report: **CA19164-DEC22**
Reference: Great Bear Project/OMGS21045

Copy: #2

CERTIFICATE OF ANALYSIS
Final Report - Revised

Analysis	3: Analysis Completed Date	4: Analysis Completed Time	27: DX450074	43: DX450090	46: DX450093
Sample Date & Time			N/A	N/A	N/A
Sample weight [g]	13-Jan-23	12:53	2.53	2.51	2.48
Vol H2O2 [mL]	13-Jan-23	12:53	250	250	250
pH [No unit]	20-Jan-23	10:08	3.11	2.48	3.44
Conductivity [uS/cm]	20-Jan-23	10:08	650	1780	422
Alkalinity [mg/L as CaCO3]	20-Jan-23	10:08	< 2	< 2	< 2
Acidity [mg/L as CaCO3]	20-Jan-23	10:08	81	387	76
SO4 [mg/L]	30-Jan-23	12:50	190	500	170
Hg [mg/L]	18-Jan-23	16:30	< 0.00001	< 0.00001	< 0.00001
Ag [mg/L]	19-Jan-23	14:31	0.00043	0.00723	0.00049
Al [mg/L]	19-Jan-23	14:31	3.94	13.8	5.49
As [mg/L]	23-Jan-23	16:14	0.0031	0.0037	0.0024
B [mg/L]	19-Jan-23	14:31	0.022	0.038	0.023
Ba [mg/L]	19-Jan-23	14:31	0.334	0.0576	0.199
Be [mg/L]	19-Jan-23	14:31	0.000215	0.000321	0.000254
Bi [mg/L]	19-Jan-23	14:31	0.00002	< 0.00001	< 0.00001
Ca [mg/L]	19-Jan-23	14:31	22.1	28.5	7.86
Cd [mg/L]	19-Jan-23	14:31	0.000782	0.364	0.000207
Co [mg/L]	19-Jan-23	14:31	0.123	0.0830	0.111
Cr [mg/L]	19-Jan-23	14:31	0.00545	0.0337	0.0165
Cu [mg/L]	19-Jan-23	14:31	0.259	0.291	0.176
Fe [mg/L]	19-Jan-23	14:31	0.303	5.15	0.869

OnLine LIMS

0004322479

Results relate only to the sample tested. Data reported represents the sample submitted to SGS. Reproduction of this analytical report in full or in part is prohibited without prior written approval. Please refer to SGS General Conditions of Services located at https://www.sgs.ca/en/terms-and-conditions (Printed copies are available upon request.)
Test method information available upon request. "Temperature Upon Receipt" is representative of the whole shipment and may not reflect the temperature of individual samples.
SGS Canada Inc. Environment-Health & Safety statement of conformity decision rule does not consider uncertainty when analytical results are compared to a specified standard or regulation.

SGS Canada Inc.
P.O. Box 4300 - 185 Concession St.
Lakefield - Ontario - KOL 2HO
Phone: 705-652-2000 FAX: 705-652-6365

Analysis	3: Analysis Completed Date	4: Analysis Completed Time	27: DX450074	43: DX450090	46: DX450093
K [mg/L]	19-Jan-23	14:31	29.0	26.3	29.1
Li [mg/L]	19-Jan-23	14:31	0.0332	0.0140	0.0230
Mg [mg/L]	19-Jan-23	14:31	4.90	4.61	6.88
Mn [mg/L]	19-Jan-23	14:31	0.632	1.48	0.178
Mo [mg/L]	19-Jan-23	14:31	0.00020	0.00034	0.00016
Na [mg/L]	19-Jan-23	14:31	3.23	5.87	3.38
Ni [mg/L]	19-Jan-23	14:31	0.297	0.0830	0.329
P [mg/L]	19-Jan-23	14:31	0.008	0.010	0.006
Pb [mg/L]	19-Jan-23	14:31	0.00417	6.38	0.00196
Sb [mg/L]	19-Jan-23	14:31	< 0.0009	< 0.0009	< 0.0009
Se [mg/L]	19-Jan-23	14:31	0.00280	0.01281	0.00196
Si [mg/L]	19-Jan-23	14:31	21.1	33.3	23.5
Sn [mg/L]	19-Jan-23	14:31	< 0.00006	0.00015	< 0.00006
Sr [mg/L]	19-Jan-23	14:31	0.08358	0.06880	0.03703
Ti [mg/L]	19-Jan-23	14:31	0.00085	0.00725	0.00058
Tl [mg/L]	19-Jan-23	14:31	0.000557	0.00114	0.000302
U [mg/L]	19-Jan-23	14:31	0.00694	0.00838	0.00338
V [mg/L]	19-Jan-23	14:31	0.00005	0.00028	0.00008
W [mg/L]	19-Jan-23	14:31	< 0.00002	< 0.00002	< 0.00002
Zn [mg/L]	19-Jan-23	14:31	0.254	56.0	0.042

Revised report with sample changes as per client request.

Method Descriptions

Parameter	Units	SGS Method Code	Reference Method Code
	g	NA	Sample weight
	mL	NA	
Acidity	mg/L as CaCO3	ME-CA-[ENV]EWL-LAK-AN-006	SM 2310
Alkalinity	mg/L as CaCO3	ME-CA-[ENV]EWL-LAK-AN-006	SM 2320
Anions by IC	mg/L	ME-CA-[ENV]IC-LAK-AN-001	EPA300/MA300-Ions1.3
Conductivity	uS/cm	ME-CA-[ENV]EWL-LAK-AN-006	SM 2510
Inorganics-General	mg/L	ME-CA-[ENV]SPE-LAK-AN-004	EPA 7471A/SM 3112B

OnLine LIMS

Results relate only to the sample tested. Data reported represents the sample submitted to SGS. Reproduction of this analytical report in full or in part is prohibited without prior written approval. Please refer to SGS General Conditions of Services located at https://www.sgs.ca/en/terms-and-conditions (Printed copies are available upon request.)
Test method information available upon request. "Temperature Upon Receipt" is representative of the whole shipment and may not reflect the temperature of individual samples.
SGS Canada Inc. Environment-Health & Safety statement of conformity decision rule does not consider uncertainty when analytical results are compared to a specified standard or regulation.

0004322479

SGS Canada Inc.
P.O. Box 4300 - 185 Concession St.
Lakefield - Ontario - KOL 2HO
Phone: 705-652-2000 FAX: 705-652-6365

Parameter	Units	SGS Method Code	Reference Method Code
Metals in aqueous samples - ICP-MS	mg/L	ME-CA-[ENV]SPE-LAK-AN-006	SM 3030/EPA 200.8
pH	No unit	ME-CA-[ENV]EWL-LAK-AN-006	SM 4500

Catharine Arnold

Catharine Arnold, B.Sc., C.Chem
Project Specialist,
Environment, Health & Safety

OnLine LNMS

0004322479

Results relate only to the sample tested. Data reported represents the sample submitted to SGS. Reproduction of this analytical report in full or in part is prohibited without prior written approval. Please refer to SGS General Conditions of Services located at https://www.sgs.ca/en/terms-and-conditions (Printed copies are available upon request.)
Test method information available upon request. "Temperature Upon Receipt" is representative of the whole shipment and may not reflect the temperature of individual samples.
SGS Canada Inc. Environment-Health & Safety statement of conformity decision rule does not consider uncertainty when analytical results are compared to a specified standard or regulation.

SGS Canada Inc.
P.O. Box 4300 - 185 Concession St.
Lakefield - Ontario - KOL 2HO
Phone: 705-652-2000 FAX: 705-652-6365

Quality Control Report

Inorganic Analysis													
Parameter	Reporting Limit	Unit	Method Blank	Duplicate				LCS / Spike Blank			Matrix Spike / Reference Material		
				Result 1	Result 2	RPD	Acceptance Criteria	Spike Recovery (%)	Recovery Limits (%)		Spike Recovery (%)	Recovery Limits (%)	
							%		Low	High		Low	High
Acidity - QCBatchID: EWL0261-JAN23													
Acidity	2	mg/L as Ca	2			ND	20	106	90	110	NA		
Acidity - QCBatchID: EWL0310-JAN23													
Acidity	2	mg/L as Ca	3			ND	20	104	90	110	NA		
Alkalinity - QCBatchID: EWL0261-JAN23													
Alkalinity	2	mg/L as Ca	< 2			ND	20	100	80	120	NA		
Alkalinity - QCBatchID: EWL0310-JAN23													
Alkalinity	2	mg/L as Ca	< 2			0	20	83	80	120	NA		
Anions by IC - QCBatchID: DIO0555-JAN23													
Sulphate	0.2	mg/L	<0.2			3	20	95	90	110	103	75	125
Conductivity - QCBatchID: EWL0261-JAN23													
Conductivity	2	uS/cm	< 2			2	10	99	90	110	NA		
Conductivity - QCBatchID: EWL0310-JAN23													
Conductivity	2	uS/cm	< 2			0	10	96	90	110	NA		
Inorganics-General - QCBatchID: EHG0033-JAN23													
Mercury	0.00001	mg/L	< 0.00001			ND	20	118	80	120	124	70	130
Metals in aqueous samples - ICP-MS - QCBatchID: EMS0092-JAN23													
Aluminum	0.001	mg/L	<0.001			4	20	99	90	110	112	70	130
Antimony	0.0009	mg/L	<0.0009			ND	20	94	90	110	114	70	130
Arsenic	0.0002	mg/L	<0.0002			3	20	105	90	110	109	70	130
Barium	0.00008	mg/L	<0.00002			5	20	99	90	110	101	70	130
Beryllium	0.000007	mg/L	<0.000007			19	20	97	90	110	103	70	130
Bismuth	0.00001	mg/L	<0.00001			0	20	97	90	110	99	70	130
Boron	0.002	mg/L	<0.002			1	20	99	90	110	93	70	130
Cadmium	0.000003	mg/L	<0.000003			13	20	101	90	110	108	70	130
Calcium	0.01	mg/L	<0.01			1	20	101	90	110	106	70	130
Chromium	0.00008	mg/L	<0.00008			10	20	100	90	110	100	70	130
Cobalt	0.000004	mg/L	<0.000004			6	20	100	90	110	104	70	130
Copper	0.0002	mg/L	<0.0002			1	20	102	90	110	110	70	130
Iron	0.007	mg/L	<0.007			4	20	105	90	110	NV	70	130
Lead	0.00009	mg/L	<0.00001			13	20	104	90	110	108	70	130
Lithium	0.0001	mg/L	<0.0001			0	20	97	90	110	105	70	130
Magnesium	0.001	mg/L	<0.001			0	20	103	90	110	104	70	130
Manganese	0.00001	mg/L	<0.00001			2	20	103	90	110	101	70	130
Molybdenum	0.00004	mg/L	<0.00004			1	20	106	90	110	108	70	130
Nickel	0.0001	mg/L	<0.0001			15	20	103	90	110	102	70	130

OnLine LIMS

0004322479

Results relate only to the sample tested. Data reported represents the sample submitted to SGS. Reproduction of this analytical report in full or in part is prohibited without prior written approval. Please refer to SGS General Conditions of Services located at https://www.sgs.ca/en/terms-and-conditions (Printed copies are available upon request.)
Test method information available upon request. "Temperature Upon Receipt" is representative of the whole shipment and may not reflect the temperature of individual samples.
SGS Canada Inc. Environment-Health & Safety statement of conformity decision rule does not consider uncertainty when analytical results are compared to a specified standard or regulation.

SGS Canada Inc.
P.O. Box 4300 - 185 Concession St.
Lakefield - Ontario - KOL 2HO
Phone: 705-652-2000 FAX: 705-652-6365

NAG Test with Analyses

LR Report : **CA19164-DEC22**

Inorganic Analysis														
Parameter	Reporting Limit	Unit	Method Blank	Duplicate				LCS / Spike Blank			Matrix Spike / Reference Material			
				Result 1	Result 2	RPD	Acceptance Criteria	Spike Recovery (%)	Recovery Limits (%)		Spike Recovery (%)	Recovery Limits (%)		
							%		Low	High		Low	High	
Phosphorus	0.003	mg/L	<0.003			2	20	100	90	110	NV	70	130	
Potassium	0.009	mg/L	<0.009			3	20	103	90	110	102	70	130	
Selenium	0.00004	mg/L	<0.00004			ND	20	105	90	110	89	70	130	
Silicon	0.02	mg/L	<0.02			1	20	94	90	110	NV	70	130	
Silver	0.00005	mg/L	<0.00005			ND	20	100	90	110	118	70	130	
Sodium	0.01	mg/L	<0.01			1	20	104	90	110	109	70	130	
Strontium	0.00008	mg/L	<0.00002			1	20	100	90	110	103	70	130	
Thallium	0.000005	mg/L	<0.000005			6	20	103	90	110	112	70	130	
Tin	0.00006	mg/L	<0.00006			16	20	99	90	110	NV	70	130	
Titanium	0.00005	mg/L	<0.00005			3	20	103	90	110	NV	70	130	
Tungsten	0.00002	mg/L	<0.00002			6	20	100	90	110	NV	70	130	
Uranium	0.000002	mg/L	<0.000002			0	20	102	90	110	113	70	130	
Vanadium	0.00001	mg/L	<0.00001			1	20	102	90	110	110	70	130	
Zinc	0.002	mg/L	<0.002			0	20	97	90	110	101	70	130	
Metals in aqueous samples - ICP-MS - QCBatchID: EMS0128-JAN23														
Arsenic	0.0002	mg/L	<0.0002			4	20	104	90	110	106	70	130	
pH - QCBatchID: EWL0261-JAN23														
pH	0.05	No unit	NA			0		101			NA			
pH - QCBatchID: EWL0310-JAN23														
pH	0.05	No unit	NA			0		101			NA			

OnLine LIMS

0004322479

Results relate only to the sample tested. Data reported represents the sample submitted to SGS. Reproduction of this analytical report in full or in part is prohibited without prior written approval. Please refer to SGS General Conditions of Services located at https://www.sgs.ca/en/terms-and-conditions (Printed copies are available upon request.)
Test method information available upon request. "Temperature Upon Receipt" is representative of the whole shipment and may not reflect the temperature of individual samples.
SGS Canada Inc. Environment-Health & Safety statement of conformity decision rule does not consider uncertainty when analytical results are compared to a specified standard or regulation.

SGS Canada Inc.
P.O. Box 4300 - 185 Concession St.
Lakefield - Ontario - KOL 2HO
Phone: 705-652-2000 FAX: 705-652-6365

10-November-2025

Great Bear Resources Ltd.
Attn : Ashley Moncrief

1020 - 800 West Pender St.
Vancouver, BC
V6C 2V6, Canada

Phone: 778-833-2160
Fax:

Date Rec. : 13 December 2022
LR Report: **CA19169-DEC22**
Reference: Great Bear Project/OMGS21045

Copy: #2

CERTIFICATE OF ANALYSIS
Final Report - Revised

Analysis	3: Analysis Completed Date	4: Analysis Completed Time	13: DX450110	37: DX450134	43: DX450140
Sample Date & Time			N/A	N/A	N/A
Sample weight [g]	13-Jan-23	12:53	2.52	2.53	2.48
Vol H2O2 [mL]	13-Jan-23	12:53	250	250	250
pH [No unit]	20-Jan-23	10:09	3.57	5.29	2.47
Conductivity [uS/cm]	20-Jan-23	10:09	246	244	1490
Alkalinity [mg/L as CaCO3]	20-Jan-23	10:09	< 2	< 2	< 2
Acidity [mg/L as CaCO3]	20-Jan-23	10:09	47	9	255
SO4 [mg/L]	26-Jan-23	06:16	92	120	300
Total P [mg/L]	17-Jan-23	15:51	< 0.03	< 0.03	0.03
Hg [mg/L]	18-Jan-23	16:31	< 0.00001	< 0.00001	< 0.00001
Ag [mg/L]	19-Jan-23	14:32	0.00082	< 0.00005	0.00150
Al [mg/L]	19-Jan-23	14:32	3.07	0.030	11.1
As [mg/L]	19-Jan-23	14:32	0.0039	0.0007	0.249
B [mg/L]	19-Jan-23	14:32	0.020	0.022	0.044
Ba [mg/L]	19-Jan-23	14:32	0.136	0.0236	0.103
Be [mg/L]	19-Jan-23	14:32	0.000157	< 0.000007	0.000573
Bi [mg/L]	19-Jan-23	14:32	< 0.00001	< 0.00001	< 0.00001
Ca [mg/L]	19-Jan-23	14:32	2.36	37.8	11.1
Cd [mg/L]	19-Jan-23	14:32	0.000183	0.000098	0.001849
Co [mg/L]	19-Jan-23	14:32	0.0212	0.00619	0.0206
Cr [mg/L]	19-Jan-23	14:32	0.00605	0.00328	0.00091
Cu [mg/L]	19-Jan-23	14:32	0.0147	0.0138	0.132

OnLine LIMS

0004322487

Results relate only to the sample tested. Data reported represents the sample submitted to SGS. Reproduction of this analytical report in full or in part is prohibited without prior written approval. Please refer to SGS General Conditions of Services located at https://www.sgs.ca/en/terms-and-conditions (Printed copies are available upon request.)
Test method information available upon request. "Temperature Upon Receipt" is representative of the whole shipment and may not reflect the temperature of individual samples.
SGS Canada Inc. Environment-Health & Safety statement of conformity decision rule does not consider uncertainty when analytical results are compared to a specified standard or regulation.

SGS Canada Inc.
P.O. Box 4300 - 185 Concession St.
Lakefield - Ontario - KOL 2HO
Phone: 705-652-2000 FAX: 705-652-6365

Analysis	3: Analysis Completed Date	4: Analysis Completed Time	13: DX450110	37: DX450134	43: DX450140
Fe [mg/L]	19-Jan-23	14:32	0.071	0.282	3.59
K [mg/L]	19-Jan-23	14:32	20.8	18.5	10.6
Li [mg/L]	19-Jan-23	14:32	0.0094	0.0039	0.0078
Mg [mg/L]	19-Jan-23	14:32	4.02	1.08	1.37
Mn [mg/L]	19-Jan-23	14:32	0.0597	0.0493	0.242
Mo [mg/L]	19-Jan-23	14:32	0.0149	0.00415	0.00028
Na [mg/L]	19-Jan-23	14:32	2.22	2.77	1.60
Ni [mg/L]	19-Jan-23	14:32	0.114	0.130	0.0112
P [mg/L]	19-Jan-23	14:32	< 0.003	< 0.003	0.034
Pb [mg/L]	19-Jan-23	14:32	0.00634	0.00014	0.0547
Sb [mg/L]	19-Jan-23	14:32	< 0.0009	< 0.0009	< 0.0009
Se [mg/L]	19-Jan-23	14:32	0.00252	0.00119	0.00033
Si [mg/L]	19-Jan-23	14:32	18.4	7.06	16.5
Sn [mg/L]	19-Jan-23	14:32	< 0.00006	< 0.00006	0.00010
Sr [mg/L]	19-Jan-23	14:32	0.0232	0.0418	0.0507
Ti [mg/L]	19-Jan-23	14:32	0.00431	0.00009	0.00078
Tl [mg/L]	19-Jan-23	14:32	0.000215	0.000263	0.000145
U [mg/L]	19-Jan-23	14:32	0.00353	0.000064	0.00937
V [mg/L]	19-Jan-23	14:32	0.0263	0.00272	0.00004
W [mg/L]	19-Jan-23	14:32	0.00017	0.00003	0.00003
Zn [mg/L]	19-Jan-23	14:32	0.012	0.007	0.512

Revised report with sample changes as per client request.

Method Descriptions

Parameter	Units	SGS Method Code	Reference Method Code
	g	NA	Sample weight
	mL	NA	
Acidity	mg/L as CaCO3	ME-CA-[ENV]EWL-LAK-AN-006	SM 2310
Alkalinity	mg/L as CaCO3	ME-CA-[ENV]EWL-LAK-AN-006	SM 2320
Anions by IC	mg/L	ME-CA-[ENV]IC-LAK-AN-001	EPA300/MA300-Ions1.3
Conductivity	uS/cm	ME-CA-[ENV]EWL-LAK-AN-006	SM 2510

OnLine LNMS

Results relate only to the sample tested. Data reported represents the sample submitted to SGS. Reproduction of this analytical report in full or in part is prohibited without prior written approval. Please refer to SGS General Conditions of Services located at https://www.sgs.ca/en/terms-and-conditions (Printed copies are available upon request.)
Test method information available upon request. "Temperature Upon Receipt" is representative of the whole shipment and may not reflect the temperature of individual samples.
SGS Canada Inc. Environment-Health & Safety statement of conformity decision rule does not consider uncertainty when analytical results are compared to a specified standard or regulation.

SGS Canada Inc.
P.O. Box 4300 - 185 Concession St.
Lakefield - Ontario - KOL 2HO
Phone: 705-652-2000 FAX: 705-652-6365

Parameter	Units	SGS Method Code	Reference Method Code
Inorganics-General	mg/L	ME-CA-[ENV]SPE-LAK-AN-004	EPA 7471A/SM 3112B
Metals in aqueous samples - ICP-MS	mg/L	ME-CA-[ENV]SPE-LAK-AN-006	SM 3030/EPA 200.8
pH	No unit	ME-CA-[ENV]EWL-LAK-AN-006	SM 4500
Phosphorus by SFA	mg/L	ME-CA-[ENV]SFA-LAK-AN-003	SM 4500-P J

Catharine Arnold

CHARTERED CHEMICAL PROFESSION OF ONTARIO CATHARINE ARNOLD CHEMIST

Catharine Arnold, B.Sc., C.Chem
Project Specialist,
Environment, Health & Safety

OnLine LNMS

0004322487

Results relate only to the sample tested. Data reported represents the sample submitted to SGS. Reproduction of this analytical report in full or in part is prohibited without prior written approval. Please refer to SGS General Conditions of Services located at https://www.sgs.ca/en/terms-and-conditions (Printed copies are available upon request.)
Test method information available upon request. "Temperature Upon Receipt" is representative of the whole shipment and may not reflect the temperature of individual samples.
SGS Canada Inc. Environment-Health & Safety statement of conformity decision rule does not consider uncertainty when analytical results are compared to a specified standard or regulation.

SGS Canada Inc.
P.O. Box 4300 - 185 Concession St.
Lakefield - Ontario - KOL 2HO
Phone: 705-652-2000 FAX: 705-652-6365

Quality Control Report

Inorganic Analysis														
Parameter	Reporting Limit	Unit	Method Blank	Duplicate				LCS / Spike Blank			Matrix Spike / Reference Material		
				Result 1	Result 2	RPD	Acceptance Criteria	Spike Recovery (%)	Recovery Limits (%)		Spike Recovery (%)	Recovery Limits (%)	
							%		Low	High		Low	High
Acidity - QCBatchID: EWL0261-JAN23													
Acidity	2	mg/L as Ca	2			ND	20	106	90	110	NA		
Acidity - QCBatchID: EWL0310-JAN23													
Acidity	2	mg/L as Ca	3			ND	20	104	90	110	NA		
Alkalinity - QCBatchID: EWL0261-JAN23													
Alkalinity	2	mg/L as Ca	< 2			ND	20	100	80	120	NA		
Alkalinity - QCBatchID: EWL0310-JAN23													
Alkalinity	2	mg/L as Ca	< 2			0	20	83	80	120	NA		
Anions by IC - QCBatchID: DIO0303-JAN23													
Sulphate	0.2	mg/L	<0.2			NV	20	103	90	110	NV	75	125
Anions by IC - QCBatchID: DIO0494-JAN23													
Sulphate	0.2	mg/L	<0.2			2	20	98	90	110	100	75	125
Conductivity - QCBatchID: EWL0261-JAN23													
Conductivity	2	uS/cm	< 2			2	10	99	90	110	NA		
Conductivity - QCBatchID: EWL0310-JAN23													
Conductivity	2	uS/cm	< 2			0	10	96	90	110	NA		
Inorganics-General - QCBatchID: EHG0033-JAN23													
Mercury	0.00001	mg/L	< 0.00001			ND	20	118	80	120	124	70	130
Metals in aqueous samples - ICP-MS - QCBatchID: EMS0092-JAN23													
Aluminum	0.001	mg/L	<0.001			4	20	99	90	110	112	70	130
Antimony	0.0009	mg/L	<0.0009			ND	20	94	90	110	114	70	130
Arsenic	0.0002	mg/L	<0.0002			3	20	105	90	110	109	70	130
Barium	0.00008	mg/L	<0.00002			5	20	99	90	110	101	70	130
Beryllium	0.000007	mg/L	<0.000007			19	20	97	90	110	103	70	130
Bismuth	0.00001	mg/L	<0.00001			0	20	97	90	110	99	70	130
Boron	0.002	mg/L	<0.002			1	20	99	90	110	93	70	130
Cadmium	0.000003	mg/L	<0.000003			13	20	101	90	110	108	70	130
Calcium	0.01	mg/L	<0.01			1	20	101	90	110	106	70	130
Chromium	0.00008	mg/L	<0.00008			10	20	100	90	110	100	70	130
Cobalt	0.000004	mg/L	<0.000004			6	20	100	90	110	104	70	130
Copper	0.0002	mg/L	<0.0002			1	20	102	90	110	110	70	130
Iron	0.007	mg/L	<0.007			4	20	105	90	110	NV	70	130
Lead	0.00009	mg/L	<0.00001			13	20	104	90	110	108	70	130
Lithium	0.0001	mg/L	<0.0001			0	20	97	90	110	105	70	130
Magnesium	0.001	mg/L	<0.001			0	20	103	90	110	104	70	130
Manganese	0.00001	mg/L	<0.00001			2	20	103	90	110	101	70	130

OnLine LIMS

0004322487

Results relate only to the sample tested. Data reported represents the sample submitted to SGS. Reproduction of this analytical report in full or in part is prohibited without prior written approval. Please refer to SGS General Conditions of Services located at https://www.sgs.ca/en/terms-and-conditions (Printed copies are available upon request.)
Test method information available upon request. "Temperature Upon Receipt" is representative of the whole shipment and may not reflect the temperature of individual samples.
SGS Canada Inc. Environment-Health & Safety statement of conformity decision rule does not consider uncertainty when analytical results are compared to a specified standard or regulation.

SGS Canada Inc.
P.O. Box 4300 - 185 Concession St.
Lakefield - Ontario - KOL 2HO
Phone: 705-652-2000 FAX: 705-652-6365

NAG Test with Analyses

LR Report : **CA19169-DEC22**

Inorganic Analysis													
Parameter	Reporting Limit	Unit	Method Blank	Duplicate				LCS / Spike Blank			Matrix Spike / Reference Material		
				Result 1	Result 2	RPD	Acceptance Criteria	Spike Recovery (%)	Recovery Limits (%)		Spike Recovery (%)	Recovery Limits (%)	
							%		Low	High		Low	High
Molybdenum	0.00004	mg/L	<0.00004			1	20	106	90	110	108	70	130
Nickel	0.0001	mg/L	<0.0001			15	20	103	90	110	102	70	130
Phosphorus	0.003	mg/L	<0.003			2	20	100	90	110	NV	70	130
Potassium	0.009	mg/L	<0.009			3	20	103	90	110	102	70	130
Selenium	0.00004	mg/L	<0.00004			ND	20	105	90	110	89	70	130
Silicon	0.02	mg/L	<0.02			1	20	94	90	110	NV	70	130
Silver	0.00005	mg/L	<0.00005			ND	20	100	90	110	118	70	130
Sodium	0.01	mg/L	<0.01			1	20	104	90	110	109	70	130
Strontium	0.00008	mg/L	<0.00002			1	20	100	90	110	103	70	130
Thallium	0.000005	mg/L	<0.000005			6	20	103	90	110	112	70	130
Tin	0.00006	mg/L	<0.00006			16	20	99	90	110	NV	70	130
Titanium	0.00005	mg/L	<0.00005			3	20	103	90	110	NV	70	130
Tungsten	0.00002	mg/L	<0.00002			6	20	100	90	110	NV	70	130
Uranium	0.000002	mg/L	<0.000002			0	20	102	90	110	113	70	130
Vanadium	0.00001	mg/L	<0.00001			1	20	102	90	110	110	70	130
Zinc	0.002	mg/L	<0.002			0	20	97	90	110	101	70	130
Metals in aqueous samples - ICP-MS - QCBatchID: EMS0135-JAN23													
Zinc	0.002	mg/L	<0.002			17	20	105	90	110	115	70	130
pH - QCBatchID: EWL0261-JAN23													
pH	0.05	No unit	NA			0		101			NA		
pH - QCBatchID: EWL0310-JAN23													
pH	0.05	No unit	NA			0		101			NA		
Phosphorus by SFA - QCBatchID: SKA0146-JAN23													
Phosphorus (total)	0.03	mg/L	<0.03			1	10	91	90	110	94	75	125

OnLine LIMS

Results relate only to the sample tested. Data reported represents the sample submitted to SGS. Reproduction of this analytical report in full or in part is prohibited without prior written approval. Please refer to SGS General Conditions of Services located at https://www.sgs.ca/en/terms-and-conditions (Printed copies are available upon request.)
Test method information available upon request. "Temperature Upon Receipt" is representative of the whole shipment and may not reflect the temperature of individual samples.
SGS Canada Inc. Environment-Health & Safety statement of conformity decision rule does not consider uncertainty when analytical results are compared to a specified standard or regulation.

00043224B7

SGS Canada Inc.
P.O. Box 4300 - 185 Concession St.
Lakefield - Ontario - KOL 2HO
Phone: 705-652-2000 FAX: 705-652-6365

10-November-2025

Great Bear Resources Ltd.
Attn : Ashley Moncrief

1020 - 800 West Pender St.
Vancouver, BC
V6C 2V6, Canada

Phone: 778-833-2160
Fax:

Date Rec. : 13 December 2022
LR Report: **CA19174-DEC22**
Reference: Great Bear Project/OMGS21045

Copy: #2

CERTIFICATE OF ANALYSIS
Final Report - Revised

Analysis	3: Analysis Completed Date	4: Analysis Completed Time	9: DX450156	13: DX450160	19: DX450166	24: DX450171	30: DX450177
Sample Date & Time			N/A	N/A	N/A	N/A	N/A
Sample weight [g]	13-Jan-23	12:53	2.50	2.50	2.49	2.54	2.46
Vol H2O2 [mL]	13-Jan-23	12:53	250	250	250	250	250
pH [No unit]	23-Jan-23	12:49	2.59	2.80	3.42	2.69	2.17
Conductivity [uS/cm]	23-Jan-23	12:49	1820	2070	445	1300	3940
Alkalinity [mg/L as CaCO3]	23-Jan-23	12:49	< 2	< 2	< 2	< 2	< 2
Acidity [mg/L as CaCO3]	24-Jan-23	15:07	414	406	58	223	1610
SO4 [mg/L]	31-Jan-23	16:23	640	1300	170	390	1700
Total P [mg/L]	19-Jan-23	14:54	< 0.03	< 0.03	0.05	< 0.03	< 0.03
Hg [mg/L]	18-Jan-23	16:31	< 0.00001	< 0.00001	< 0.00001	< 0.00001	0.00001
Ag [mg/L]	19-Jan-23	14:34	0.00273	< 0.00005	0.00018	0.00113	0.00040
Al [mg/L]	19-Jan-23	14:34	6.00	4.96	4.93	8.94	12.6
As [mg/L]	19-Jan-23	14:34	0.0814	0.0435	0.759	0.0054	0.0082
B [mg/L]	19-Jan-23	14:34	0.034	0.102	0.158	0.232	0.177
Ba [mg/L]	19-Jan-23	14:34	0.367	0.342	0.0818	0.265	0.0367
Be [mg/L]	19-Jan-23	14:34	0.000549	0.000586	0.000434	0.000797	0.000980
Bi [mg/L]	19-Jan-23	14:34	< 0.00001	0.00002	< 0.00001	< 0.00001	0.00011
Ca [mg/L]	19-Jan-23	14:34	82.3	261	27.4	18.0	16.1
Cd [mg/L]	19-Jan-23	14:34	0.706	0.007602	0.000975	0.000769	4.17
Co [mg/L]	19-Jan-23	14:34	0.056234	2.22	0.0899	0.166	0.0407
Cr [mg/L]	19-Jan-23	14:34	0.01653	0.00227	0.00546	0.02408	0.08695
Cu [mg/L]	19-Jan-23	14:34	1.29	4.74	0.0994	0.493	12.1

OnLine LIMS

Results relate only to the sample tested. Data reported represents the sample submitted to SGS. Reproduction of this analytical report in full or in part is prohibited without prior written approval. Please refer to SGS General Conditions of Services located at https://www.sgs.ca/en/terms-and-conditions (Printed copies are available upon request.)
Test method information available upon request. "Temperature Upon Receipt" is representative of the whole shipment and may not reflect the temperature of individual samples.
SGS Canada Inc. Environment-Health & Safety statement of conformity decision rule does not consider uncertainty when analytical results are compared to a specified standard or regulation.

0004322502

SGS Canada Inc.
P.O. Box 4300 - 185 Concession St.
Lakefield - Ontario - KOL 2HO
Phone: 705-652-2000 FAX: 705-652-6365

Analysis	3: Analysis Completed Date	4: Analysis Completed Time	9: DX450156	13: DX450160	19: DX450166	24: DX450171	30: DX450177
Fe [mg/L]	19-Jan-23	14:34	3.29	101	0.916	13.5	17.2
K [mg/L]	19-Jan-23	14:35	13.6	25.7	20.7	23.3	11.2
Li [mg/L]	19-Jan-23	14:35	0.0089	0.0231	0.0183	0.0335	0.0190
Mg [mg/L]	19-Jan-23	14:35	2.39	12.5	3.80	12.7	3.44
Mn [mg/L]	19-Jan-23	14:35	2.48	4.06	0.480	1.07	2.51
Mo [mg/L]	19-Jan-23	14:35	0.00055	0.00019	0.00137	0.00035	0.00097
Na [mg/L]	19-Jan-23	14:35	5.30	2.35	2.07	5.42	3.98
Ni [mg/L]	20-Jan-23	15:00	0.0353	46.0	0.181	0.481	0.0481
P [mg/L]	19-Jan-23	14:36	0.011	0.005	0.005	0.018	0.100
Pb [mg/L]	19-Jan-23	14:36	0.109	0.01958	0.00103	0.01923	5.07
Sb [mg/L]	19-Jan-23	14:36	< 0.0009	< 0.0009	0.0024	< 0.0009	< 0.0009
Se [mg/L]	19-Jan-23	14:36	0.04807	0.107	0.00124	0.01801	0.00666
Si [mg/L]	19-Jan-23	14:36	15.6	14.4	23.6	29.4	17.4
Sn [mg/L]	19-Jan-23	14:36	< 0.00006	0.00009	< 0.00006	0.00007	0.00019
Sr [mg/L]	19-Jan-23	14:36	0.163	0.255	0.0758	0.0675	0.0481
Ti [mg/L]	19-Jan-23	14:36	0.00082	0.00109	0.00093	0.00328	0.01450
Tl [mg/L]	19-Jan-23	14:36	0.000719	0.00251	0.000319	0.000649	0.000300
U [mg/L]	19-Jan-23	14:37	0.008490	0.00694	0.00336	0.00564	0.0132
V [mg/L]	19-Jan-23	14:37	0.00025	0.00089	0.00096	0.00101	0.00043
W [mg/L]	19-Jan-23	14:37	< 0.00002	0.00004	< 0.00002	0.00004	0.00011
Zn [mg/L]	19-Jan-23	14:37	120	0.217	0.046	0.182	654

Revised report with sample changes as per client request.

Method Descriptions

Parameter	Units	SGS Method Code	Reference Method Code
	g	NA	Sample weight
	mL	NA	
Acidity	mg/L as CaCO3	ME-CA-[ENV]EWL-LAK-AN-006	SM 2310
Alkalinity	mg/L as CaCO3	ME-CA-[ENV]EWL-LAK-AN-006	SM 2320
Anions by IC	mg/L	ME-CA-[ENV]IC-LAK-AN-001	EPA300/MA300-Ions1.3
Conductivity	uS/cm	ME-CA-[ENV]EWL-LAK-AN-006	SM 2510

OnLine LIMS

Results relate only to the sample tested. Data reported represents the sample submitted to SGS. Reproduction of this analytical report in full or in part is prohibited without prior written approval. Please refer to SGS General Conditions of Services located at https://www.sgs.ca/en/terms-and-conditions (Printed copies are available upon request.)
Test method information available upon request. "Temperature Upon Receipt" is representative of the whole shipment and may not reflect the temperature of individual samples.
SGS Canada Inc. Environment-Health & Safety statement of conformity decision rule does not consider uncertainty when analytical results are compared to a specified standard or regulation.

SGS Canada Inc.
P.O. Box 4300 - 185 Concession St.
Lakefield - Ontario - KOL 2HO
Phone: 705-652-2000 FAX: 705-652-6365

Parameter	Units	SGS Method Code	Reference Method Code
Inorganics-General	mg/L	ME-CA-[ENV]SPE-LAK-AN-004	EPA 7471A/SM 3112B
Metals in aqueous samples - ICP-MS	mg/L	ME-CA-[ENV]SPE-LAK-AN-006	SM 3030/EPA 200.8
pH	No unit	ME-CA-[ENV]EWL-LAK-AN-006	SM 4500
Phosphorus by SFA	mg/L	ME-CA-[ENV]SFA-LAK-AN-003	SM 4500-P J

Catharine Arnold

CHARTERED CATHARINE ARNOLD CHEMIST

Catharine Arnold, B.Sc., C.Chem
Project Specialist,
Environment, Health & Safety

OnLine LIMS

0004322502

Results relate only to the sample tested. Data reported represents the sample submitted to SGS. Reproduction of this analytical report in full or in part is prohibited without prior written approval. Please refer to SGS General Conditions of Services located at https://www.sgs.ca/en/terms-and-conditions (Printed copies are available upon request.)
Test method information available upon request. "Temperature Upon Receipt" is representative of the whole shipment and may not reflect the temperature of individual samples.
SGS Canada Inc. Environment-Health & Safety statement of conformity decision rule does not consider uncertainty when analytical results are compared to a specified standard or regulation.

SGS Canada Inc.
P.O. Box 4300 - 185 Concession St.
Lakefield - Ontario - K0L 2H0
Phone: 705-652-2000 FAX: 705-652-6365

Quality Control Report

Inorganic Analysis														
Parameter	Reporting Limit	Unit	Method Blank	Duplicate				LCS / Spike Blank			Matrix Spike / Reference Material		
				Result 1	Result 2	RPD	Acceptance Criteria	Spike Recovery (%)	Recovery Limits (%)		Spike Recovery (%)	Recovery Limits (%)	
							%		Low	High		Low	High
Acidity - QCBatchID: EWL0261-JAN23													
Acidity	2	mg/L as Ca	2			ND	20	106	90	110	NA		
Acidity - QCBatchID: EWL0285-JAN23													
Acidity	2	mg/L as Ca	3			ND	20	100	90	110	NA		
Acidity - QCBatchID: EWL0310-JAN23													
Acidity	2	mg/L as Ca	3			ND	20	104	90	110	NA		
Acidity - QCBatchID: EWL0336-JAN23													
Acidity	2	mg/L as Ca	3			4	20	104	90	110	NA		
Acidity - QCBatchID: EWL0372-JAN23													
Acidity	2	mg/L as Ca	2			ND	20	102	90	110	NA		
Alkalinity - QCBatchID: EWL0261-JAN23													
Alkalinity	2	mg/L as Ca	< 2			ND	20	100	80	120	NA		
Alkalinity - QCBatchID: EWL0285-JAN23													
Alkalinity	2	mg/L as Ca	< 2			5	20	98	80	120	NA		
Alkalinity - QCBatchID: EWL0310-JAN23													
Alkalinity	2	mg/L as Ca	< 2			0	20	83	80	120	NA		
Anions by IC - QCBatchID: DIO0302-JAN23													
Sulphate	0.2	mg/L	<0.2			0	20	98	90	110	NV	75	125
Anions by IC - QCBatchID: DIO0555-JAN23													
Sulphate	0.2	mg/L	<0.2			3	20	95	90	110	103	75	125
Anions by IC - QCBatchID: DIO0636-JAN23													
Sulphate	0.2	mg/L	<0.2			6	20	98	90	110	95	75	125
Conductivity - QCBatchID: EWL0261-JAN23													
Conductivity	2	uS/cm	< 2			2	10	99	90	110	NA		
Conductivity - QCBatchID: EWL0285-JAN23													
Conductivity	2	uS/cm	< 2			0	10	100	90	110	NA		
Conductivity - QCBatchID: EWL0310-JAN23													
Conductivity	2	uS/cm	< 2			0	10	96	90	110	NA		
Inorganics-General - QCBatchID: EHG0033-JAN23													
Mercury	0.00001	mg/L	< 0.00001			ND	20	118	80	120	124	70	130
Metals in aqueous samples - ICP-MS - QCBatchID: EMS0092-JAN23													
Aluminum	0.001	mg/L	<0.001			4	20	99	90	110	112	70	130
Antimony	0.0009	mg/L	<0.0009			ND	20	94	90	110	114	70	130
Arsenic	0.0002	mg/L	<0.0002			3	20	105	90	110	109	70	130
Barium	0.00008	mg/L	<0.00002			5	20	99	90	110	101	70	130
Beryllium	0.000007	mg/L	<0.000007			19	20	97	90	110	103	70	130

OnLine LIMS

0004322502

Results relate only to the sample tested. Data reported represents the sample submitted to SGS. Reproduction of this analytical report in full or in part is prohibited without prior written approval. Please refer to SGS General Conditions of Services located at https://www.sgs.ca/en/terms-and-conditions (Printed copies are available upon request.)
Test method information available upon request. "Temperature Upon Receipt" is representative of the whole shipment and may not reflect the temperature of individual samples.
SGS Canada Inc. Environment-Health & Safety statement of conformity decision rule does not consider uncertainty when analytical results are compared to a specified standard or regulation.

SGS Canada Inc.
P.O. Box 4300 - 185 Concession St.
Lakefield - Ontario - KOL 2HO
Phone: 705-652-2000 FAX: 705-652-6365

NAG Test with Analyses

LR Report : **CA19174-DEC22**

Inorganic Analysis													
Parameter	Reporting Limit	Unit	Method Blank	Duplicate				LCS / Spike Blank			Matrix Spike / Reference Material		
				Result 1	Result 2	RPD	Acceptance Criteria	Spike Recovery (%)	Recovery Limits (%)		Spike Recovery (%)	Recovery Limits (%)	
							%		Low	High		Low	High
Bismuth	0.00001	mg/L	<0.00001			0	20	97	90	110	99	70	130
Boron	0.002	mg/L	<0.002			1	20	99	90	110	93	70	130
Cadmium	0.000003	mg/L	<0.000003			13	20	101	90	110	108	70	130
Calcium	0.01	mg/L	<0.01			1	20	101	90	110	106	70	130
Chromium	0.00008	mg/L	<0.00008			10	20	100	90	110	100	70	130
Cobalt	0.000004	mg/L	<0.000004			6	20	100	90	110	104	70	130
Copper	0.0002	mg/L	<0.0002			1	20	102	90	110	110	70	130
Iron	0.007	mg/L	<0.007			4	20	105	90	110	NV	70	130
Lead	0.00009	mg/L	<0.00001			13	20	104	90	110	108	70	130
Lithium	0.0001	mg/L	<0.0001			0	20	97	90	110	105	70	130
Magnesium	0.001	mg/L	<0.001			0	20	103	90	110	104	70	130
Manganese	0.00001	mg/L	<0.00001			2	20	103	90	110	101	70	130
Molybdenum	0.00004	mg/L	<0.00004			1	20	106	90	110	108	70	130
Nickel	0.0001	mg/L	<0.0001			15	20	103	90	110	102	70	130
Phosphorus	0.003	mg/L	<0.003			2	20	100	90	110	NV	70	130
Potassium	0.009	mg/L	<0.009			3	20	103	90	110	102	70	130
Selenium	0.00004	mg/L	<0.00004			ND	20	105	90	110	89	70	130
Silicon	0.02	mg/L	<0.02			1	20	94	90	110	NV	70	130
Silver	0.00005	mg/L	<0.00005			ND	20	100	90	110	118	70	130
Sodium	0.01	mg/L	<0.01			1	20	104	90	110	109	70	130
Strontium	0.00008	mg/L	<0.00002			1	20	100	90	110	103	70	130
Thallium	0.000005	mg/L	<0.000005			6	20	103	90	110	112	70	130
Tin	0.00006	mg/L	<0.00006			16	20	99	90	110	NV	70	130
Titanium	0.00005	mg/L	<0.00005			3	20	103	90	110	NV	70	130
Tungsten	0.00002	mg/L	<0.00002			6	20	100	90	110	NV	70	130
Uranium	0.000002	mg/L	<0.000002			0	20	102	90	110	113	70	130
Vanadium	0.00001	mg/L	<0.00001			1	20	102	90	110	110	70	130
Zinc	0.002	mg/L	<0.002			0	20	97	90	110	101	70	130
Metals in aqueous samples - ICP-MS - QCBatchID: EMS0135-JAN23													
Aluminum	0.001	mg/L	<0.001			17	20	100	90	110	115	70	130
Antimony	0.0009	mg/L	<0.0009			6	20	103	90	110	128	70	130
Arsenic	0.0002	mg/L	<0.0002			4	20	106	90	110	105	70	130
Barium	0.00008	mg/L	<0.00002			1	20	96	90	110	102	70	130
Beryllium	0.000007	mg/L	<0.000007			0	20	97	90	110	97	70	130
Bismuth	0.00001	mg/L	<0.00001			ND	20	92	90	110	96	70	130
Boron	0.002	mg/L	<0.002			20	20	103	90	110	100	70	130
Cadmium	0.000003	mg/L	<0.000003			12	20	102	90	110	105	70	130
Calcium	0.01	mg/L	<0.01			1	20	98	90	110	100	70	130
Chromium	0.00008	mg/L	<0.00008			ND	20	101	90	110	114	70	130

OnLine LIMS

0004322502

Results relate only to the sample tested. Data reported represents the sample submitted to SGS. Reproduction of this analytical report in full or in part is prohibited without prior written approval. Please refer to SGS General Conditions of Services located at https://www.sgs.ca/en/terms-and-conditions (Printed copies are available upon request.)
Test method information available upon request. "Temperature Upon Receipt" is representative of the whole shipment and may not reflect the temperature of individual samples.
SGS Canada Inc. Environment-Health & Safety statement of conformity decision rule does not consider uncertainty when analytical results are compared to a specified standard or regulation.

SGS Canada Inc.
P.O. Box 4300 - 185 Concession St.
Lakefield - Ontario - KOL 2HO
Phone: 705-652-2000 FAX: 705-652-6365

NAG Test with Analyses

LR Report : **CA19174-DEC22**

Inorganic Analysis													
Parameter	Reporting Limit	Unit	Method Blank	Duplicate				LCS / Spike Blank			Matrix Spike / Reference Material		
				Result 1	Result 2	RPD	Acceptance Criteria	Spike Recovery (%)	Recovery Limits (%)		Spike Recovery (%)	Recovery Limits (%)	
							%		Low	High		Low	High
Cobalt	0.000004	mg/L	<0.000004			6	20	100	90	110	102	70	130
Copper	0.0002	mg/L	<0.0002			ND	20	102	90	110	102	70	130
Iron	0.007	mg/L	<0.007			ND	20	97	90	110	100	70	130
Lead	0.00009	mg/L	<0.00001			8	20	98	90	110	103	70	130
Lithium	0.0001	mg/L	<0.0001			4	20	101	90	110	110	70	130
Magnesium	0.001	mg/L	<0.001			0	20	102	90	110	100	70	130
Manganese	0.00001	mg/L	<0.00001			3	20	105	90	110	123	70	130
Molybdenum	0.00004	mg/L	<0.00004			ND	20	103	90	110	106	70	130
Nickel	0.0001	mg/L	<0.0001			4	20	102	90	110	106	70	130
Phosphorus	0.003	mg/L	<0.003			ND	20	99	90	110	NV	70	130
Potassium	0.009	mg/L	<0.009			2	20	103	90	110	104	70	130
Selenium	0.00004	mg/L	<0.00004			ND	20	98	90	110	104	70	130
Silicon	0.02	mg/L	<0.02			8	20	91	90	110	NV	70	130
Silver	0.00005	mg/L	<0.00005			0	20	101	90	110	111	70	130
Sodium	0.01	mg/L	<0.01			8	20	99	90	110	108	70	130
Strontium	0.00008	mg/L	<0.00002			4	20	101	90	110	101	70	130
Thallium	0.000005	mg/L	<0.000005			ND	20	98	90	110	104	70	130
Tin	0.00006	mg/L	<0.00006			ND	20	102	90	110	NV	70	130
Titanium	0.00005	mg/L	<0.00005			ND	20	103	90	110	NV	70	130
Tungsten	0.00002	mg/L	<0.00002			ND	20	101	90	110	NV	70	130
Uranium	0.000002	mg/L	<0.000002			4	20	98	90	110	108	70	130
Vanadium	0.00001	mg/L	<0.00001			ND	20	99	90	110	104	70	130
Zinc	0.002	mg/L	<0.002			17	20	105	90	110	115	70	130
pH - QCBatchID: EWL0261-JAN23													
pH	0.05	No unit	NA			0		101			NA		
pH - QCBatchID: EWL0285-JAN23													
pH	0.05	No unit	NA			0		100			NA		
pH - QCBatchID: EWL0310-JAN23													
pH	0.05	No unit	NA			0		101			NA		
Phosphorus by SFA - QCBatchID: SKA0146-JAN23													
Phosphorus (total)	3.0	mg/L	<0.03			1	10	91	90	110	94	75	125
Phosphorus by SFA - QCBatchID: SKA0167-JAN23													
Phosphorus (total)	3.0	mg/L	<0.03			1	10	103	90	110	89	75	125

OnLine LIMS

0004322502

Results relate only to the sample tested. Data reported represents the sample submitted to SGS. Reproduction of this analytical report in full or in part is prohibited without prior written approval. Please refer to SGS General Conditions of Services located at https://www.sgs.ca/en/terms-and-conditions (Printed copies are available upon request.)
Test method information available upon request. "Temperature Upon Receipt" is representative of the whole shipment and may not reflect the temperature of individual samples.
SGS Canada Inc. Environment-Health & Safety statement of conformity decision rule does not consider uncertainty when analytical results are compared to a specified standard or regulation.

SGS Canada Inc.
P.O. Box 4300 - 185 Concession St.
Lakefield - Ontario - KOL 2HO
Phone: 705-652-2000 FAX: 705-652-6365

NAG Test with Analyses- 2 Stage Analysis- Stage 1- Save solids for additional an

10-November-2025

Great Bear Resources Ltd.
Attn : Ashley Moncrief

1020 - 800 West Pender St.
Vancouver, BC
V6C 2V6, Canada

Phone: 778-833-2160
Fax:

Date Rec. : 31 January 2023
LR Report: **CA19175-JAN23**
Reference: Great Bear Project /OMGS21045

Copy: #2

CERTIFICATE OF ANALYSIS
Final Report - Revised

Analysis	3: Analysis Completed Date	4: Analysis Completed Time	15: DX 550084	17: DX 550107	20: DX 550086	29: DX 550066	54: DX 550097
Sample Date & Time			N/A	N/A	N/A		N/A
Sample weight [g]	03-Feb-23	10:08	2.52	2.54	2.52		2.51
Vol H2O2 [mL]	03-Feb-23	10:08	250	250	250		250
pH [No unit]	07-Feb-23	09:28	2.57	2.29	2.17		7.31
Conductivity [uS/cm]	07-Feb-23	09:28	1450	2260	2700		826
Alkalinity [mg/L as CaCO3]	07-Feb-23	09:28	< 2	< 2	< 2		10
Acidity [mg/L as CaCO3]	07-Feb-23	09:28	230	453	508		< 2
SO4 [mg/L]	13-Feb-23	15:29	450	680	750		430
Total P [mg/L]	15-Feb-23	10:00	0.04	0.08	0.13		< 0.03
Hg [mg/L]	08-Feb-23	15:23	< 0.00001	< 0.00001	< 0.00001		< 0.00001
Al [mg/L]	15-Feb-23	13:56	1.54	25.4	17.8		0.372
Ag [mg/L]	15-Feb-23	13:56	0.00019	0.00153	0.00151		< 0.00005
As [mg/L]	15-Feb-23	13:56	0.0180	0.0038	0.0039		0.0009
B [mg/L]	15-Feb-23	13:56	0.011	0.024	0.089		0.077
Ba [mg/L]	15-Feb-23	13:56	0.08183	0.299	0.409		0.0510
Be [mg/L]	15-Feb-23	13:56	0.000078	0.000703	0.000504		< 0.000007
Bi [mg/L]	15-Feb-23	13:56	< 0.00001	< 0.00001	< 0.00001		< 0.00001
Ca [mg/L]	15-Feb-23	13:56	5.00	61.8	63.6		191
Cd [mg/L]	15-Feb-23	13:56	0.000462	0.002398	0.001174		0.000004
Co [mg/L]	15-Feb-23	13:56	0.017245	0.0839	0.0785		0.000045
Cr [mg/L]	15-Feb-23	13:56	0.00146	0.0251	0.0159		0.00018
Cu [mg/L]	15-Feb-23	13:56	0.0523	0.132	0.0907		0.0002

OnLine LIMS

0004322542

Results relate only to the sample tested. Data reported represents the sample submitted to SGS. Reproduction of this analytical report in full or in part is prohibited without prior written approval. Please refer to SGS General Conditions of Services located at https://www.sgs.ca/en/terms-and-conditions (Printed copies are available upon request.)
Test method information available upon request. "Temperature Upon Receipt" is representative of the whole shipment and may not reflect the temperature of individual samples.
SGS Canada Inc. Environment-Health & Safety statement of conformity decision rule does not consider uncertainty when analytical results are compared to a specified standard or regulation.

SGS Canada Inc.
P.O. Box 4300 - 185 Concession St.
Lakefield - Ontario - KOL 2HO
Phone: 705-652-2000 FAX: 705-652-6365

Analysis	3: Analysis Completed Date	4: Analysis Completed Time	15: DX 550084	17: DX 550107	20: DX 550086	29: DX 550066	54: DX 550097
Fe [mg/L]	15-Feb-23	13:56	0.353	11.3	9.71		0.018
K [mg/L]	15-Feb-23	13:56	50.9	24.7	31.5		10.2
Li [mg/L]	15-Feb-23	13:56	0.0047	0.0153	0.0166		0.0095
Mg [mg/L]	15-Feb-23	13:56	1.44	7.67	8.51		0.777
Mn [mg/L]	15-Feb-23	13:56	0.392	1.78	2.53		0.00266
Mo [mg/L]	15-Feb-23	13:56	0.00061	0.00018	0.00021		0.00732
Na [mg/L]	15-Feb-23	13:56	1.28	7.57	8.11		2.77
Ni [mg/L]	15-Feb-23	13:56	0.0392	0.123	0.120		0.0003
P [mg/L]	15-Feb-23	13:56	< 0.003	0.073	0.101		< 0.003
Pb [mg/L]	15-Feb-23	13:56	0.00147	0.0394	0.0328		< 0.00009
Sb [mg/L]	15-Feb-23	13:56	< 0.0009	< 0.0009	< 0.0009		< 0.0009
Se [mg/L]	15-Feb-23	13:56	0.0249	0.0129	0.0208		0.0158
Si [mg/L]	15-Feb-23	13:56	4.38	57.3	46.2		2.52
Sn [mg/L]	15-Feb-23	13:56	< 0.00006	< 0.00006	< 0.00006		< 0.00006
Sr [mg/L]	15-Feb-23	13:56	0.00963	0.180	0.131		0.135
Ti [mg/L]	15-Feb-23	13:56	0.00058	0.0177	0.0329		0.00012
Tl [mg/L]	15-Feb-23	13:56	0.000087	0.00116	0.00194		0.000075
U [mg/L]	15-Feb-23	13:56	0.003690	0.0103	0.0112		0.00168
V [mg/L]	15-Feb-23	13:56	0.00023	0.00053	0.00078		0.00163
W [mg/L]	15-Feb-23	13:56	0.00007	0.00005	0.00003		0.00018
Zn [mg/L]	15-Feb-23	13:56	0.101	0.285	0.130		< 0.002

**Revised report with selected samples and analysis as per client request - 21-Sep-25 LT

Revised report #2 with sample changes as per client request.

Method Descriptions

Parameter	Units	SGS Method Code	Reference Method Code
	g	NA	Sample weight
	mL	NA	
Acidity	mg/L as CaCO3	ME-CA-[ENV]EWL-LAK-AN-006	SM 2310
Alkalinity	mg/L as CaCO3	ME-CA-[ENV]EWL-LAK-AN-006	SM 2320
Anions by IC	mg/L	ME-CA-[ENV]IC-LAK-AN-001	EPA300/MA300-Ions1.3
Conductivity	uS/cm	ME-CA-[ENV]EWL-LAK-AN-006	SM 2510

OnLine LNMS

0004322542

Results relate only to the sample tested. Data reported represents the sample submitted to SGS. Reproduction of this analytical report in full or in part is prohibited without prior written approval. Please refer to SGS General Conditions of Services located at https://www.sgs.ca/en/terms-and-conditions (Printed copies are available upon request.)
Test method information available upon request. "Temperature Upon Receipt" is representative of the whole shipment and may not reflect the temperature of individual samples.
SGS Canada Inc. Environment-Health & Safety statement of conformity decision rule does not consider uncertainty when analytical results are compared to a specified standard or regulation.

SGS Canada Inc.
P.O. Box 4300 - 185 Concession St.
Lakefield - Ontario - KOL 2HO
Phone: 705-652-2000 FAX: 705-652-6365

Parameter	Units	SGS Method Code	Reference Method Code
Inorganics-General	mg/L	ME-CA-[ENV]SPE-LAK-AN-004	EPA 7471A/SM 3112B
Metals in aqueous samples - ICP-MS	mg/L	ME-CA-[ENV]SPE-LAK-AN-006	SM 3030/EPA 200.8
pH	No unit	ME-CA-[ENV]EWL-LAK-AN-006	SM 4500
Phosphorus by SFA	mg/L	ME-CA-[ENV]SFA-LAK-AN-003	SM 4500-P J



Catharine Arnold, B.Sc., C.Chem
Project Specialist,
Environment, Health & Safety

OnLine LIMS

0004322542

Results relate only to the sample tested. Data reported represents the sample submitted to SGS. Reproduction of this analytical report in full or in part is prohibited without prior written approval. Please refer to SGS General Conditions of Services located at https://www.sgs.ca/en/terms-and-conditions (Printed copies are available upon request.)
Test method information available upon request. "Temperature Upon Receipt" is representative of the whole shipment and may not reflect the temperature of individual samples.
SGS Canada Inc. Environment-Health & Safety statement of conformity decision rule does not consider uncertainty when analytical results are compared to a specified standard or regulation.

SGS Canada Inc.
P.O. Box 4300 - 185 Concession St.
Lakefield - Ontario - KOL 2HO
Phone: 705-652-2000 FAX: 705-652-6365

Quality Control Report

Inorganic Analysis														
Parameter	Reporting Limit	Unit	Method Blank	Duplicate				LCS / Spike Blank			Matrix Spike / Reference Material			
				Result 1	Result 2	RPD	Acceptance Criteria	Spike Recovery (%)	Recovery Limits (%)		Spike Recovery (%)	Recovery Limits (%)		
							%		Low	High		Low	High	
Acidity - QCBatchID: EWL0064-FEB23														
Acidity	2	mg/L as Ca	2			ND	20	20	90	110	NA			
Alkalinity - QCBatchID: EWL0064-FEB23														
Alkalinity	2	mg/L as Ca	< 2			0	20	102	80	120	NA			
Anions by IC - QCBatchID: DIO0234-FEB23														
Sulphate	0.2	mg/L	<0.2			0	20	98	90	110	94	75	125	
Conductivity - QCBatchID: EWL0064-FEB23														
Conductivity	2	uS/cm	< 2			0	10	97	90	110	NA			
Inorganics-General - QCBatchID: EHG0004-FEB23														
Mercury	0.00001	mg/L	< 0.00001			ND	20	118	80	120	NV	70	130	
Metals in aqueous samples - ICP-MS - QCBatchID: EMS0024-FEB23														
Aluminum	0.001	mg/L	<0.001			3	20	100	90	110	77	70	130	
Antimony	0.0009	mg/L	<0.0009			ND	20	96	90	110	93	70	130	
Arsenic	0.0002	mg/L	<0.0002			0	20	98	90	110	84	70	130	
Barium	0.00008	mg/L	<0.00002			2	20	100	90	110	103	70	130	
Beryllium	0.000007	mg/L	<0.000007			5	20	93	90	110	98	70	130	
Bismuth	0.00001	mg/L	<0.00001			ND	20	99	90	110	100	70	130	
Cadmium	0.000003	mg/L	<0.000003			ND	20	98	90	110	101	70	130	
Calcium	0.01	mg/L	<0.01			1	20	101	90	110	107	70	130	
Chromium	0.00008	mg/L	<0.00008			2	20	99	90	110	102	70	130	
Cobalt	0.000004	mg/L	<0.000004			2	20	97	90	110	70	70	130	
Copper	0.0002	mg/L	<0.0002			3	20	97	90	110	83	70	130	
Iron	0.007	mg/L	<0.007			3	20	101	90	110	125	70	130	
Lead	0.00009	mg/L	<0.00001			10	20	101	90	110	98	70	130	
Lithium	0.0001	mg/L	<0.0001			2	20	92	90	110	90	70	130	
Magnesium	0.001	mg/L	<0.001			3	20	103	90	110	104	70	130	
Manganese	0.00001	mg/L	<0.00001			1	20	103	90	110	106	70	130	
Molybdenum	0.00004	mg/L	<0.00004			4	20	103	90	110	105	70	130	
Nickel	0.0001	mg/L	<0.0001			1	20	97	90	110	101	70	130	
Phosphorus	0.003	mg/L	<0.003			2	20	102	90	110	NV	70	130	
Potassium	0.003	mg/L	<0.009			2	20	109	90	110	108	70	130	
Selenium	0.00004	mg/L	<0.00004			7	20	96	90	110	106	70	130	
Silicon	0.02	mg/L	<0.02			5	20	95	90	110	NV	70	130	
Silver	0.00005	mg/L	<0.00005			ND	20	99	90	110	74	70	130	
Sodium	0.01	mg/L	<0.01			1	20	97	90	110	98	70	130	
Strontium	0.00008	mg/L	<0.00002			1	20	98	90	110	102	70	130	

OnLine LIMS

0004322542

Results relate only to the sample tested. Data reported represents the sample submitted to SGS. Reproduction of this analytical report in full or in part is prohibited without prior written approval. Please refer to SGS General Conditions of Services located at https://www.sgs.ca/en/terms-and-conditions (Printed copies are available upon request.)
Test method information available upon request. "Temperature Upon Receipt" is representative of the whole shipment and may not reflect the temperature of individual samples.
SGS Canada Inc. Environment-Health & Safety statement of conformity decision rule does not consider uncertainty when analytical results are compared to a specified standard or regulation.

SGS Canada Inc.
P.O. Box 4300 - 185 Concession St.
Lakefield - Ontario - KOL 2HO
Phone: 705-652-2000 FAX: 705-652-6365

Inorganic Analysis													
Parameter	Reporting Limit	Unit	Method Blank	Duplicate				LCS / Spike Blank			Matrix Spike / Reference Material		
				Result 1	Result 2	RPD	Acceptance Criteria	Spike Recovery (%)	Recovery Limits (%)		Spike Recovery (%)	Recovery Limits (%)	
							%		Low	High		Low	High
Thallium	0.000005	mg/L	<0.000005			ND	20	102	90	110	100	70	130
Tin	0.00006	mg/L	<0.00006			5	20	103	90	110	NV	70	130
Titanium	0.00005	mg/L	<0.00005			3	20	103	90	110	NV	70	130
Tungsten	0.00002	mg/L	<0.00002			10	20	102	90	110	NV	70	130
Uranium	0.000002	mg/L	<0.000002			9	20	99	90	110	103	70	130
Vanadium	0.00001	mg/L	<0.00001			1	20	98	90	110	105	70	130
Zinc	0.002	mg/L	<0.002			ND	20	99	90	110	110	70	130
Metals in aqueous samples - ICP-MS - QCBatchID: EMS0086-FEB23													
Aluminum	0.001	mg/L	<0.001			ND	20	110	90	110	120	70	130
Antimony	0.0009	mg/L	<0.0009			ND	20	93	90	110	128	70	130
Barium	0.00008	mg/L	<0.00002			5	20	101	90	110	113	70	130
Beryllium	0.000007	mg/L	<0.000007			ND	20	102	90	110	102	70	130
Bismuth	0.00001	mg/L	<0.00001			ND	20	98	90	110	126	70	130
Boron	0.002	mg/L	<0.002			1	20	100	90	110	104	70	130
Cadmium	0.000003	mg/L	<0.000003			NV	20	101	90	110	NV	70	130
Calcium	0.01	mg/L	<0.01			4	20	103	90	110	106	70	130
Chromium	0.00008	mg/L	<0.00008			3	20	107	90	110	126	70	130
Cobalt	0.000004	mg/L	<0.000004			3	20	104	90	110	120	70	130
Copper	0.0002	mg/L	<0.0002			2	20	104	90	110	125	70	130
Iron	0.007	mg/L	<0.007			1	20	103	90	110	NV	70	130
Lead	0.00009	mg/L	<0.00001			1	20	101	90	110	115	70	130
Lithium	0.0001	mg/L	<0.0001			0	20	95	90	110	117	70	130
Magnesium	0.001	mg/L	<0.001			1	20	101	90	110	107	70	130
Manganese	0.00001	mg/L	<0.00001			2	20	106	90	110	119	70	130
Molybdenum	0.00004	mg/L	<0.00004			2	20	102	90	110	103	70	130
Nickel	0.0001	mg/L	<0.0001			4	20	106	90	110	114	70	130
Phosphorus	0.003	mg/L	<0.003			NV	20	102	90	110	NV	70	130
Silicon	0.02	mg/L	<0.02			1	20	102	90	110	NV	70	130
Silver	0.00005	mg/L	<0.00005			ND	20	102	90	110	88	70	130
Sodium	0.01	mg/L	<0.01			0	20	106	90	110	111	70	130
Strontium	0.00008	mg/L	<0.00002			1	20	101	90	110	101	70	130
Thallium	0.000005	mg/L	<0.000005			0	20	91	90	110	129	70	130
Tin	0.00006	mg/L	<0.00006			ND	20	99	90	110	NV	70	130
Titanium	0.00005	mg/L	<0.00005			18	20	106	90	110	NV	70	130
Tungsten	0.00002	mg/L	<0.00002			ND	20	105	90	110	NV	70	130
Uranium	0.000002	mg/L	2e-006			1	20	99	90	110	NV	70	130
Vanadium	0.00001	mg/L	<0.00001			ND	20	104	90	110	122	70	130
Zinc	0.002	mg/L	<0.002			4	20	102	90	110	80	70	130
Metals in aqueous samples - ICP-MS - QCBatchID: EMS0100-FEB23													

OnLine LIMS

0004322542

Results relate only to the sample tested. Data reported represents the sample submitted to SGS. Reproduction of this analytical report in full or in part is prohibited without prior written approval. Please refer to SGS General Conditions of Services located at https://www.sgs.ca/en/terms-and-conditions (Printed copies are available upon request.)
Test method information available upon request. "Temperature Upon Receipt" is representative of the whole shipment and may not reflect the temperature of individual samples.
SGS Canada Inc. Environment-Health & Safety statement of conformity decision rule does not consider uncertainty when analytical results are compared to a specified standard or regulation.

SGS Canada Inc.
P.O. Box 4300 - 185 Concession St.
Lakefield - Ontario - KOL 2HO
Phone: 705-652-2000 FAX: 705-652-6365

NAG Test with Analyses- 2 Stage Analysis- Stage 1- Save solids for additional an

LR Report : **CA19175-JAN23**

Inorganic Analysis													
Parameter	Reporting Limit	Unit	Method Blank	Duplicate				LCS / Spike Blank			Matrix Spike / Reference Material		
				Result 1	Result 2	RPD	Acceptance Criteria	Spike Recovery (%)	Recovery Limits (%)		Spike Recovery (%)	Recovery Limits (%)	
							%		Low	High		Low	High
Arsenic	0.0002	mg/L	<0.0002			ND	20	106	90	110	102	70	130
Boron	0.002	mg/L	<0.002			ND	20	108	90	110	102	70	130
Potassium	0.003	mg/L	<0.009			0	20	102	90	110	100	70	130
Selenium	0.00004	mg/L	<0.00004			6	20	100	90	110	105	70	130
pH - QCBatchID: EWL0064-FEB23													
pH	0.05	No unit	NA			0		100			NA		
Phosphorus by SFA - QCBatchID: SKA0131-FEB23													
Phosphorus (total)	0.03	mg/L	<0.03			3	10	103	90	110	97	75	125

OnLine LIMS

0004322542

Results relate only to the sample tested. Data reported represents the sample submitted to SGS. Reproduction of this analytical report in full or in part is prohibited without prior written approval. Please refer to SGS General Conditions of Services located at https://www.sgs.ca/en/terms-and-conditions (Printed copies are available upon request.)
Test method information available upon request. "Temperature Upon Receipt" is representative of the whole shipment and may not reflect the temperature of individual samples.
SGS Canada Inc. Environment-Health & Safety statement of conformity decision rule does not consider uncertainty when analytical results are compared to a specified standard or regulation.

SGS Canada Inc.
P.O. Box 4300 - 185 Concession St.
Lakefield - Ontario - KOL 2HO
Phone: 705-652-2000 FAX: 705-652-6365

NAG Test with Analyses- 2 stage - stage 2- save solids for additional analysis

Great Bear Resources Ltd.
Attn : Ashley Moncrief

1020 - 800 West Pender St.
Vancouver, BC
V6C 2V6, Canada

Phone: 778-833-2160
Fax:

10-November-2025

Date Rec. : 31 January 2023
LR Report: **CA19177-JAN23**
Reference: Great Bear Project /OMGS21045

Copy: #2

CERTIFICATE OF ANALYSIS
Final Report - Revised

Analysis	3: Analysis Completed Date	4: Analysis Completed Time	15: DX 550084	17: DX 550107	20: DX 550086	54: DX 550097	64: DX 550097	65:BLK: ~H2O2 Blank
Sample Date & Time			N/A	N/A	N/A	N/A		
Sample weight [g]	06-Feb-23	10:51	2.52	2.54	2.52	2.51	2.50	---
Vol H2O2 [mL]	06-Feb-23	10:51	250	250	250	250	250	250
pH [No unit]	07-Feb-23	10:42	4.24	3.28	3.19	10.2	9.70	4.46
Conductivity [uS/cm]	08-Feb-23	11:13	50	83	133	126	127	< 2
Alkalinity [mg/L as CaCO3]	07-Feb-23	10:42	< 2	< 2	< 2	82	77	< 2
Acidity [mg/L as CaCO3]	07-Feb-23	10:42	12	70	65	< 2	< 2	763
SO4 [mg/L]	13-Feb-23	15:41	43	130	170	14	13	< 2
Total P [mg/L]	15-Feb-23	13:30	< 0.03	0.37	< 1.5	< 0.03	---	---
Hg [mg/L]	09-Feb-23	09:21	< 0.00001	< 0.00001	< 0.00001	< 0.00001	< 0.00001	< 0.00001
Al [mg/L]	13-Feb-23	12:19	0.404	2.88	2.11	1.62	1.41	0.003
Ag [mg/L]	13-Feb-23	12:19	0.00028	0.00042	0.00039	< 0.00005	< 0.00005	< 0.00005
As [mg/L]	13-Feb-23	12:19	0.0012	0.0006	0.0006	0.0013	0.0028	0.0011
B [mg/L]	13-Feb-23	12:19	0.028	0.011	0.025	1.22	1.23	0.045
Ba [mg/L]	13-Feb-23	12:19	0.0638	0.0474	0.0517	0.00261	0.00220	0.00063
Be [mg/L]	13-Feb-23	12:19	0.000020	0.000132	0.000109	< 0.000007	< 0.000007	< 0.000007
Bi [mg/L]	13-Feb-23	12:19	< 0.00001	< 0.00001	< 0.00001	< 0.00001	< 0.00001	< 0.00001
Ca [mg/L]	13-Feb-23	12:19	6.72	11.6	14.6	39.6	38.3	0.08
Cd [mg/L]	13-Feb-23	12:19	0.000108	0.000103	0.000107	< 0.000003	0.000030	0.000014
Co [mg/L]	13-Feb-23	12:19	0.00555	0.00806	0.00877	0.000018	0.000014	0.000048
Cr [mg/L]	13-Feb-23	12:19	0.0119	0.0697	0.0225	0.05559	0.0611	0.00224
Cu [mg/L]	13-Feb-23	12:19	0.0035	0.0034	0.0010	0.0003	0.0013	0.0009

OnLine LIMS

Results relate only to the sample tested. Data reported represents the sample submitted to SGS. Reproduction of this analytical report in full or in part is prohibited without prior written approval. Please refer to SGS General Conditions of Services located at https://www.sgs.ca/en/terms-and-conditions (Printed copies are available upon request.)
Test method information available upon request. "Temperature Upon Receipt" is representative of the whole shipment and may not reflect the temperature of individual samples.
SGS Canada Inc. Environment-Health & Safety statement of conformity decision rule does not consider uncertainty when analytical results are compared to a specified standard or regulation.

SGS Canada Inc.
P.O. Box 4300 - 185 Concession St.
Lakefield - Ontario - KOL 2HO
Phone: 705-652-2000 FAX: 705-652-6365

Analysis	3: Analysis Completed Date	4: Analysis Completed Time	15: DX 550084	17: DX 550107	20: DX 550086	54: DX 550097	64: DX 550097	65:BLK: ~H2O2 Blank
Fe [mg/L]	13-Feb-23	12:19	< 0.007	0.050	0.073	0.009	0.015	< 0.007
K [mg/L]	13-Feb-23	12:19	8.43	7.33	10.7	1.66	1.68	0.444
Li [mg/L]	13-Feb-23	12:19	0.0073	0.0031	0.0049	0.0009	0.0009	< 0.0001
Mg [mg/L]	13-Feb-23	12:19	2.22	0.945	2.06	0.009	0.026	0.005
Mn [mg/L]	13-Feb-23	12:19	0.370	0.121	0.266	0.00030	0.00056	0.00082
Mo [mg/L]	13-Feb-23	12:19	0.00810	0.00453	0.0158	0.00265	0.00255	0.00120
Na [mg/L]	13-Feb-23	12:19	1.06	1.95	2.05	1.97	1.93	0.07
Ni [mg/L]	13-Feb-23	12:19	0.0124	0.0145	0.0164	0.0003	0.0002	0.0015
P [mg/L]	13-Feb-23	12:19	0.007	0.006	0.006	< 0.003	0.003	0.257
Pb [mg/L]	13-Feb-23	12:19	0.00014	0.00164	0.00136	< 0.00009	< 0.00009	< 0.00009
Sb [mg/L]	13-Feb-23	12:19	< 0.0009	< 0.0009	< 0.0009	< 0.0009	< 0.0009	< 0.0009
Se [mg/L]	13-Feb-23	12:19	0.00333	0.00228	0.00410	0.00104	0.00105	0.00010
Si [mg/L]	13-Feb-23	12:19	15.1	24.1	25.2	12.1	11.0	0.06
Sn [mg/L]	13-Feb-23	12:19	< 0.00006	< 0.00006	< 0.00006	0.00022	0.00016	0.00040
Sr [mg/L]	13-Feb-23	12:19	0.0136	0.0333	0.0273	0.0272	0.0256	0.00018
Ti [mg/L]	13-Feb-23	12:19	0.00317	0.08132	0.117	0.00041	0.00032	0.00143
Tl [mg/L]	13-Feb-23	12:19	0.000150	0.000480	0.000845	0.000031	0.000016	< 0.000005
U [mg/L]	13-Feb-23	12:19	0.00430	0.00493	0.00218	0.000013	0.000321	0.000712
V [mg/L]	13-Feb-23	12:19	0.0549	0.0461	0.0721	0.0133	0.0143	0.00054
W [mg/L]	13-Feb-23	12:19	0.0123	0.218	0.122	0.00045	0.00035	0.00029
Zn [mg/L]	13-Feb-23	12:19	0.024	0.019	0.019	< 0.002	< 0.002	0.004

**Revised report with selected samples and analysis as per client request - 21-Sep-25 LT

Revised report #2 with sample changes as per client request.

Method Descriptions

Parameter	Units	SGS Method Code	Reference Method Code
	g	NA	Sample weight
	mL	NA	
Acidity	mg/L as CaCO3	ME-CA-[ENV]EWL-LAK-AN-006	SM 2310
Alkalinity	mg/L as CaCO3	ME-CA-[ENV]EWL-LAK-AN-006	SM 2320
Anions by IC	mg/L	ME-CA-[ENV]IC-LAK-AN-001	EPA300/MA300-Ions1.3
Conductivity	uS/cm	ME-CA-[ENV]EWL-LAK-AN-006	SM 2510

OnLine LNMS

0004322558

Results relate only to the sample tested. Data reported represents the sample submitted to SGS. Reproduction of this analytical report in full or in part is prohibited without prior written approval. Please refer to SGS General Conditions of Services located at https://www.sgs.ca/en/terms-and-conditions (Printed copies are available upon request.)
Test method information available upon request. "Temperature Upon Receipt" is representative of the whole shipment and may not reflect the temperature of individual samples.
SGS Canada Inc. Environment-Health & Safety statement of conformity decision rule does not consider uncertainty when analytical results are compared to a specified standard or regulation.

SGS Canada Inc.
P.O. Box 4300 - 185 Concession St.
Lakefield - Ontario - KOL 2HO
Phone: 705-652-2000 FAX: 705-652-6365

Parameter	Units	SGS Method Code	Reference Method Code
Inorganics-General	mg/L	ME-CA-[ENV]SPE-LAK-AN-004	EPA 7471A/SM 3112B
Metals in aqueous samples - ICP-MS	mg/L	ME-CA-[ENV]SPE-LAK-AN-006	SM 3030/EPA 200.8
pH	No unit	ME-CA-[ENV]EWL-LAK-AN-006	SM 4500
Phosphorus by SFA	mg/L	ME-CA-[ENV]SFA-LAK-AN-003	SM 4500-P J

Catharine Arnold

CHARTERED CHEMIST CATHARINE ARNOLD ASSOCIATION OF THE CHEMICAL PROFESSION OF ONTARIO

Catharine Arnold, B.Sc., C.Chem
Project Specialist,
Environment, Health & Safety

OnLine LIMS

0004322558

Results relate only to the sample tested. Data reported represents the sample submitted to SGS. Reproduction of this analytical report in full or in part is prohibited without prior written approval. Please refer to SGS General Conditions of Services located at https://www.sgs.ca/en/terms-and-conditions (Printed copies are available upon request.)
Test method information available upon request. "Temperature Upon Receipt" is representative of the whole shipment and may not reflect the temperature of individual samples.
SGS Canada Inc. Environment-Health & Safety statement of conformity decision rule does not consider uncertainty when analytical results are compared to a specified standard or regulation.

SGS Canada Inc.
P.O. Box 4300 - 185 Concession St.
Lakefield - Ontario - K0L 2H0
Phone: 705-652-2000 FAX: 705-652-6365

Quality Control Report

Inorganic Analysis														
Parameter	Reporting Limit	Unit	Method Blank	Duplicate				LCS / Spike Blank			Matrix Spike / Reference Material			
				Result 1	Result 2	RPD	Acceptance Criteria	Spike Recovery (%)	Recovery Limits (%)		Spike Recovery (%)	Recovery Limits (%)		
							%		Low	High		Low	High	
Acidity - QCBatchID: EWL0087-FEB23														
Acidity	2	mg/L as Ca	2			ND	20	104	90	110	NA			
Alkalinity - QCBatchID: EWL0087-FEB23														
Alkalinity	2	mg/L as Ca	< 2			5	20	102	80	120	NA			
Anions by IC - QCBatchID: DIO0123-FEB23														
Sulphate	0.2	mg/L	<0.2			11	20	94	90	110	NV	75	125	
Anions by IC - QCBatchID: DIO0234-FEB23														
Sulphate	0.2	mg/L	<0.2			0	20	98	90	110	94	75	125	
Conductivity - QCBatchID: EWL0087-FEB23														
Conductivity	2	uS/cm	< 2			18	10	98	90	110	NA			
Inorganics-General - QCBatchID: EHG0005-FEB23														
Mercury	0.00001	mg/L	< 0.00001			ND	20	118	80	120	129	70	130	
Metals in aqueous samples - ICP-MS - QCBatchID: EMS0031-FEB23														
Aluminum	0.001	mg/L	<0.001			3	20	95	90	110	109	70	130	
Antimony	0.0009	mg/L	<0.0009			6	20	95	90	110	99	70	130	
Arsenic	0.0002	mg/L	<0.0002			0	20	98	90	110	96	70	130	
Barium	0.00008	mg/L	<0.00002			4	20	101	90	110	79	70	130	
Beryllium	0.000007	mg/L	<0.000007			ND	20	97	90	110	104	70	130	
Bismuth	0.00001	mg/L	<0.00001			ND	20	103	90	110	105	70	130	
Boron	0.002	mg/L	<0.002			ND	20	99	90	110	94	70	130	
Cadmium	0.000003	mg/L	<0.000003			11	20	97	90	110	90	70	130	
Calcium	0.01	mg/L	<0.01			0	20	101	90	110	104	70	130	
Chromium	0.00008	mg/L	<0.00008			1	20	96	90	110	74	70	130	
Cobalt	0.000004	mg/L	<0.000004			8	20	95	90	110	95	70	130	
Copper	0.0002	mg/L	<0.0002			1	20	94	90	110	99	70	130	
Iron	0.007	mg/L	<0.007			1	20	101	90	110	100	70	130	
Lead	0.00009	mg/L	<0.00001			8	20	104	90	110	105	70	130	
Lithium	0.0001	mg/L	<0.0001			6	20	97	90	110	81	70	130	
Magnesium	0.001	mg/L	<0.001			1	20	105	90	110	104	70	130	
Manganese	0.00001	mg/L	<0.00001			3	20	99	90	110	101	70	130	
Molybdenum	0.00004	mg/L	<0.00004			3	20	105	90	110	103	70	130	
Nickel	0.0001	mg/L	<0.0001			3	20	95	90	110	70	70	130	
Phosphorus	0.003	mg/L	<0.003			3	20	101	90	110	NV	70	130	
Potassium	0.003	mg/L	<0.009			1	20	109	90	110	100	70	130	
Selenium	0.00004	mg/L	<0.00004			3	20	97	90	110	105	70	130	
Silicon	0.02	mg/L	<0.02			1	20	100	90	110	NV	70	130	

OnLine LIMS

0004322558

Results relate only to the sample tested. Data reported represents the sample submitted to SGS. Reproduction of this analytical report in full or in part is prohibited without prior written approval. Please refer to SGS General Conditions of Services located at https://www.sgs.ca/en/terms-and-conditions (Printed copies are available upon request.)
Test method information available upon request. "Temperature Upon Receipt" is representative of the whole shipment and may not reflect the temperature of individual samples.
SGS Canada Inc. Environment-Health & Safety statement of conformity decision rule does not consider uncertainty when analytical results are compared to a specified standard or regulation.

SGS Canada Inc.
P.O. Box 4300 - 185 Concession St.
Lakefield - Ontario - KOL 2HO
Phone: 705-652-2000 FAX: 705-652-6365

NAG Test with Analyses- 2 stage - stage 2- save solids for additional analysis

LR Report : **CA19177-JAN23**

Inorganic Analysis													
Parameter	Reporting Limit	Unit	Method Blank	Duplicate				LCS / Spike Blank			Matrix Spike / Reference Material		
				Result 1	Result 2	RPD	Acceptance Criteria	Spike Recovery (%)	Recovery Limits (%)		Spike Recovery (%)	Recovery Limits (%)	
							%		Low	High		Low	High
Silver	0.00005	mg/L	<0.00005			ND	20	97	90	110	75	70	130
Sodium	0.01	mg/L	<0.01			0	20	102	90	110	104	70	130
Strontium	0.00008	mg/L	<0.00002			3	20	94	90	110	97	70	130
Thallium	0.000005	mg/L	<0.000005			13	20	101	90	110	107	70	130
Tin	0.00006	mg/L	<0.00006			ND	20	100	90	110	NV	70	130
Titanium	0.00005	mg/L	<0.00005			0	20	104	90	110	NV	70	130
Tungsten	0.00002	mg/L	<0.00002			9	20	98	90	110	NV	70	130
Uranium	0.000002	mg/L	<0.000002			9	20	100	90	110	103	70	130
Vanadium	0.00001	mg/L	<0.00001			2	20	95	90	110	80	70	130
Zinc	0.002	mg/L	<0.002			8	20	94	90	110	97	70	130
Metals in aqueous samples - ICP-MS - QCBatchID: EMS0100-FEB23													
Boron	0.002	mg/L	<0.002			ND	20	108	90	110	102	70	130
Zinc	0.002	mg/L	<0.002			ND	20	102	90	110			
pH - QCBatchID: EWL0087-FEB23													
pH	0.05	No unit	NA			1		99			NA		
Phosphorus by SFA - QCBatchID: SKA0131-FEB23													
Phosphorus (total)	1.5	mg/L	<0.03			3	10	103	90	110	97	75	125
Phosphorus by SFA - QCBatchID: SKA0137-FEB23													
Phosphorus (total)	1.5	mg/L	<0.03			9	10	95	90	110	nv	75	125

OnLine LIMS

0004322558

Results relate only to the sample tested. Data reported represents the sample submitted to SGS. Reproduction of this analytical report in full or in part is prohibited without prior written approval. Please refer to SGS General Conditions of Services located at https://www.sgs.ca/en/terms-and-conditions (Printed copies are available upon request.)
Test method information available upon request. "Temperature Upon Receipt" is representative of the whole shipment and may not reflect the temperature of individual samples.
SGS Canada Inc. Environment-Health & Safety statement of conformity decision rule does not consider uncertainty when analytical results are compared to a specified standard or regulation.

SGS Canada Inc.
P.O. Box 4300 - 185 Concession St.
Lakefield - Ontario - KOL 2HO
Phone: 705-652-2000 FAX: 705-652-6365

10-November-2025

Great Bear Resources Ltd.
Attn : Ashley Moncrief

1020 - 800 West Pender St.
Vancouver, BC
V6C 2V6, Canada

Phone: 778-833-2160
Fax:

Date Rec. : 13 December 2022
LR Report: **CA19179-DEC22**
Reference: Great Bear Project/OMGS21045

Copy: #2

CERTIFICATE OF ANALYSIS
Final Report - Revised

Analysis	3: Analysis Completed Date	4: Analysis Completed Time	8: DX450205	12: DX450209	20: DX450217	26: DX450223	27: DX450224	31: DX450228
Sample Date & Time			N/A	N/A	N/A	N/A	N/A	N/A
Sample weight [g]	13-Jan-23	12:54	2.48	2.57	2.47	2.49	2.53	2.44
Vol H2O2 [mL]	13-Jan-23	12:54	250	250	250	250	250	250
pH [No unit]	20-Jan-23	10:10	3.07	7.53	2.87	2.87	9.80	2.27
Conductivity [uS/cm]	20-Jan-23	10:10	569	87	1060	1130	221	2780
Alkalinity [mg/L as CaCO3]	20-Jan-23	10:10	< 2	27	< 2	< 2	46	< 2
Acidity [mg/L as CaCO3]	20-Jan-23	10:10	93	< 2	125	119	< 2	530
SO4 [mg/L]	26-Jan-23	06:17	180	16	340	370	73	790
Total P [mg/L]	18-Jan-23	13:38	< 0.03	0.07	< 0.03	< 0.03	< 0.03	0.10
Hg [mg/L]	18-Jan-23	16:31	< 0.00001	< 0.00001	< 0.00001	< 0.00001	< 0.00001	< 0.00001
Ag [mg/L]	19-Jan-23	14:38	0.00062	< 0.00005	0.00123	0.00126	< 0.00005	0.00161
Al [mg/L]	19-Jan-23	14:38	6.21	0.583	5.57	3.50	2.32	23.7
As [mg/L]	19-Jan-23	14:38	0.0011	0.0026	0.0041	0.0043	0.0021	0.0059
B [mg/L]	19-Jan-23	14:38	0.049	0.015	0.047	0.053	0.052	0.083
Ba [mg/L]	19-Jan-23	14:38	0.172	0.00317	0.207	0.264	0.00859	0.233
Be [mg/L]	19-Jan-23	14:38	0.000336	< 0.000007	0.000321	0.000201	< 0.000007	0.000495
Bi [mg/L]	19-Jan-23	14:38	0.00002	< 0.00001	< 0.00001	< 0.00001	< 0.00001	0.00007
Ca [mg/L]	19-Jan-23	14:38	7.55	10.0	67.1	79.8	45.9	74.7
Cd [mg/L]	19-Jan-23	14:38	0.00107	0.000037	0.0480	0.0386	0.000587	0.00994
Co [mg/L]	19-Jan-23	14:38	0.0480	0.000073	0.0835	0.0997	0.000011	0.0839
Cr [mg/L]	19-Jan-23	14:38	0.0152	0.0243	0.0142	0.0104	0.0145	0.0899
Cu [mg/L]	19-Jan-23	14:38	0.697	0.0009	0.159	0.287	0.0015	0.205

OnLine LIMS

0004322470

Results relate only to the sample tested. Data reported represents the sample submitted to SGS. Reproduction of this analytical report in full or in part is prohibited without prior written approval. Please refer to SGS General Conditions of Services located at https://www.sgs.ca/en/terms-and-conditions (Printed copies are available upon request.)
Test method information available upon request. "Temperature Upon Receipt" is representative of the whole shipment and may not reflect the temperature of individual samples.
SGS Canada Inc. Environment-Health & Safety statement of conformity decision rule does not consider uncertainty when analytical results are compared to a specified standard or regulation.

SGS Canada Inc.
P.O. Box 4300 - 185 Concession St.
Lakefield - Ontario - KOL 2HO
Phone: 705-652-2000 FAX: 705-652-6365

Analysis	3: Analysis Completed Date	4: Analysis Completed Time	8: DX450205	12: DX450209	20: DX450217	26: DX450223	27: DX450224	31: DX450228
Fe [mg/L]	19-Jan-23	14:38	2.43	0.024	0.830	0.744	0.009	12.9
K [mg/L]	19-Jan-23	14:38	13.0	13.1	24.0	24.4	20.2	21.5
Li [mg/L]	19-Jan-23	14:38	0.0235	0.0017	0.0208	0.0176	0.0013	0.0133
Mg [mg/L]	19-Jan-23	14:38	6.75	0.398	4.92	4.80	0.005	4.67
Mn [mg/L]	19-Jan-23	14:38	0.163	0.00299	1.97	2.73	0.00056	2.27
Mo [mg/L]	19-Jan-23	14:38	0.00073	0.00506	0.00013	0.00016	0.0159	0.00231
Na [mg/L]	19-Jan-23	14:38	2.78	1.90	2.85	3.20	3.67	6.41
Ni [mg/L]	19-Jan-23	14:38	0.111	0.0006	0.109	0.0890	0.0002	0.125
P [mg/L]	19-Jan-23	14:38	0.012	0.031	0.005	0.008	< 0.003	0.132
Pb [mg/L]	19-Jan-23	14:38	0.0178	0.00012	0.0595	0.0334	0.00057	0.0573
Sb [mg/L]	19-Jan-23	14:38	< 0.0009	< 0.0009	< 0.0009	< 0.0009	< 0.0009	< 0.0009
Se [mg/L]	19-Jan-23	14:38	0.00341	0.00015	0.00205	0.00463	0.00181	0.0131
Si [mg/L]	19-Jan-23	14:38	21.0	7.57	23.2	18.2	15.6	47.0
Sn [mg/L]	19-Jan-23	14:38	0.00007	0.00010	< 0.00006	0.00008	0.00007	0.00006
Sr [mg/L]	19-Jan-23	14:38	0.0394	0.0108	0.0714	0.0945	0.0490	0.206
Ti [mg/L]	19-Jan-23	14:38	0.00163	0.0182	0.00318	0.00264	0.00011	0.0317
Tl [mg/L]	19-Jan-23	14:38	0.000275	0.000026	0.00107	0.000866	0.000109	0.00119
U [mg/L]	19-Jan-23	14:38	0.00627	0.000360	0.00890	0.00719	0.000023	0.00756
V [mg/L]	19-Jan-23	14:38	0.00010	0.0265	0.00006	0.00009	0.0191	0.00092
W [mg/L]	19-Jan-23	14:38	0.00016	0.00037	0.00002	< 0.00002	0.00170	0.00068
Zn [mg/L]	19-Jan-23	14:38	0.068	0.004	5.69	4.97	0.090	1.75

Revised report with sample changes as per client request.

Method Descriptions

Parameter	Units	SGS Method Code	Reference Method Code
	g	NA	Sample weight
	mL	NA	
Acidity	mg/L as CaCO3	ME-CA-[ENV]EWL-LAK-AN-006	SM 2310
Alkalinity	mg/L as CaCO3	ME-CA-[ENV]EWL-LAK-AN-006	SM 2320
Anions by IC	mg/L	ME-CA-[ENV]IC-LAK-AN-001	EPA300/MA300-Ions1.3
Conductivity	uS/cm	ME-CA-[ENV]EWL-LAK-AN-006	SM 2510

OnLine LNMS

0004322470

Results relate only to the sample tested. Data reported represents the sample submitted to SGS. Reproduction of this analytical report in full or in part is prohibited without prior written approval. Please refer to SGS General Conditions of Services located at https://www.sgs.ca/en/terms-and-conditions (Printed copies are available upon request.)
Test method information available upon request. "Temperature Upon Receipt" is representative of the whole shipment and may not reflect the temperature of individual samples.
SGS Canada Inc. Environment-Health & Safety statement of conformity decision rule does not consider uncertainty when analytical results are compared to a specified standard or regulation.

SGS Canada Inc.
P.O. Box 4300 - 185 Concession St.
Lakefield - Ontario - KOL 2HO
Phone: 705-652-2000 FAX: 705-652-6365

Parameter	Units	SGS Method Code	Reference Method Code
Inorganics-General	mg/L	ME-CA-[ENV]SPE-LAK-AN-004	EPA 7471A/SM 3112B
Metals in aqueous samples - ICP-MS	mg/L	ME-CA-[ENV]SPE-LAK-AN-006	SM 3030/EPA 200.8
pH	No unit	ME-CA-[ENV]EWL-LAK-AN-006	SM 4500
Phosphorus by SFA	mg/L	ME-CA-[ENV]SFA-LAK-AN-003	SM 4500-P J

Catharine Arnold

CHARTERED CATHARINE ARNOLD CHEMIST

Catharine Arnold, B.Sc., C.Chem
Project Specialist,
Environment, Health & Safety

OnLine LNMS

0004322470

Results relate only to the sample tested. Data reported represents the sample submitted to SGS. Reproduction of this analytical report in full or in part is prohibited without prior written approval. Please refer to SGS General Conditions of Services located at https://www.sgs.ca/en/terms-and-conditions (Printed copies are available upon request.)
Test method information available upon request. "Temperature Upon Receipt" is representative of the whole shipment and may not reflect the temperature of individual samples.
SGS Canada Inc. Environment-Health & Safety statement of conformity decision rule does not consider uncertainty when analytical results are compared to a specified standard or regulation.

SGS Canada Inc.
P.O. Box 4300 - 185 Concession St.
Lakefield - Ontario - KOL 2HO
Phone: 705-652-2000 FAX: 705-652-6365

Quality Control Report

Inorganic Analysis														
Parameter	Reporting Limit	Unit	Method Blank	Duplicate				LCS / Spike Blank			Matrix Spike / Reference Material		
				Result 1	Result 2	RPD	Acceptance Criteria	Spike Recovery (%)	Recovery Limits (%)		Spike Recovery (%)	Recovery Limits (%)	
							%		Low	High		Low	High
Acidity - QCBatchID: EWL0261-JAN23													
Acidity	2	mg/L as Ca	2			ND	20	106	90	110	NA		
Acidity - QCBatchID: EWL0285-JAN23													
Acidity	2	mg/L as Ca	3			ND	20	100	90	110	NA		
Acidity - QCBatchID: EWL0310-JAN23													
Acidity	2	mg/L as Ca	3			ND	20	104	90	110	NA		
Alkalinity - QCBatchID: EWL0261-JAN23													
Alkalinity	2	mg/L as Ca	< 2			ND	20	100	80	120	NA		
Alkalinity - QCBatchID: EWL0285-JAN23													
Alkalinity	2	mg/L as Ca	< 2			5	20	98	80	120	NA		
Alkalinity - QCBatchID: EWL0310-JAN23													
Alkalinity	2	mg/L as Ca	< 2			0	20	83	80	120	NA		
Anions by IC - QCBatchID: DIO0303-JAN23													
Sulphate	0.2	mg/L	<0.2			NV	20	103	90	110	NV	75	125
Anions by IC - QCBatchID: DIO0494-JAN23													
Sulphate	0.2	mg/L	<0.2			2	20	98	90	110	100	75	125
Conductivity - QCBatchID: EWL0261-JAN23													
Conductivity	2	uS/cm	< 2			2	10	99	90	110	NA		
Conductivity - QCBatchID: EWL0285-JAN23													
Conductivity	2	uS/cm	< 2			0	10	100	90	110	NA		
Conductivity - QCBatchID: EWL0310-JAN23													
Conductivity	2	uS/cm	< 2			0	10	96	90	110	NA		
Inorganics-General - QCBatchID: EHG0033-JAN23													
Mercury	0.00001	mg/L	< 0.00001			ND	20	118	80	120	124	70	130
Metals in aqueous samples - ICP-MS - QCBatchID: EMS0092-JAN23													
Aluminum	0.001	mg/L	<0.001			4	20	99	90	110	112	70	130
Antimony	0.0009	mg/L	<0.0009			ND	20	94	90	110	114	70	130
Arsenic	0.0002	mg/L	<0.0002			3	20	105	90	110	109	70	130
Barium	0.00008	mg/L	<0.00002			5	20	99	90	110	101	70	130
Beryllium	0.000007	mg/L	<0.000007			19	20	97	90	110	103	70	130
Bismuth	0.00001	mg/L	<0.00001			0	20	97	90	110	99	70	130
Boron	0.002	mg/L	<0.002			1	20	99	90	110	93	70	130
Cadmium	0.000003	mg/L	<0.000003			13	20	101	90	110	108	70	130
Calcium	0.01	mg/L	<0.01			1	20	101	90	110	106	70	130
Chromium	0.00008	mg/L	<0.00008			10	20	100	90	110	100	70	130
Cobalt	0.000004	mg/L	<0.000004			6	20	100	90	110	104	70	130

OnLine LIMS

000432247O

Results relate only to the sample tested. Data reported represents the sample submitted to SGS. Reproduction of this analytical report in full or in part is prohibited without prior written approval. Please refer to SGS General Conditions of Services located at https://www.sgs.ca/en/terms-and-conditions (Printed copies are available upon request.)
Test method information available upon request. "Temperature Upon Receipt" is representative of the whole shipment and may not reflect the temperature of individual samples.
SGS Canada Inc. Environment-Health & Safety statement of conformity decision rule does not consider uncertainty when analytical results are compared to a specified standard or regulation.

SGS Canada Inc.
P.O. Box 4300 - 185 Concession St.
Lakefield - Ontario - KOL 2HO
Phone: 705-652-2000 FAX: 705-652-6365

NAG Test with Analyses

LR Report : **CA19179-DEC22**

Inorganic Analysis														
Parameter	Reporting Limit	Unit	Method Blank	Duplicate				LCS / Spike Blank			Matrix Spike / Reference Material		
				Result 1	Result 2	RPD	Acceptance Criteria	Spike Recovery (%)	Recovery Limits (%)		Spike Recovery (%)	Recovery Limits (%)	
							%		Low	High		Low	High
Copper	0.0002	mg/L	<0.0002			1	20	102	90	110	110	70	130
Iron	0.007	mg/L	<0.007			4	20	105	90	110	NV	70	130
Lead	0.00009	mg/L	<0.00001			13	20	104	90	110	108	70	130
Lithium	0.0001	mg/L	<0.0001			0	20	97	90	110	105	70	130
Magnesium	0.001	mg/L	<0.001			0	20	103	90	110	104	70	130
Manganese	0.00001	mg/L	<0.00001			2	20	103	90	110	101	70	130
Molybdenum	0.00004	mg/L	<0.00004			1	20	106	90	110	108	70	130
Nickel	0.0001	mg/L	<0.0001			15	20	103	90	110	102	70	130
Phosphorus	0.003	mg/L	<0.003			2	20	100	90	110	NV	70	130
Potassium	0.009	mg/L	<0.009			3	20	103	90	110	102	70	130
Selenium	0.00004	mg/L	<0.00004			ND	20	105	90	110	89	70	130
Silicon	0.02	mg/L	<0.02			1	20	94	90	110	NV	70	130
Silver	0.00005	mg/L	<0.00005			ND	20	100	90	110	118	70	130
Sodium	0.01	mg/L	<0.01			1	20	104	90	110	109	70	130
Strontium	0.00008	mg/L	<0.00002			1	20	100	90	110	103	70	130
Thallium	0.000005	mg/L	<0.000005			6	20	103	90	110	112	70	130
Tin	0.00006	mg/L	<0.00006			16	20	99	90	110	NV	70	130
Titanium	0.00005	mg/L	<0.00005			3	20	103	90	110	NV	70	130
Tungsten	0.00002	mg/L	<0.00002			6	20	100	90	110	NV	70	130
Uranium	0.000002	mg/L	<0.000002			0	20	102	90	110	113	70	130
Vanadium	0.00001	mg/L	<0.00001			1	20	102	90	110	110	70	130
Zinc	0.002	mg/L	<0.002			0	20	97	90	110	101	70	130
Metals in aqueous samples - ICP-MS - QCBatchID: EMS0135-JAN23													
Arsenic	0.0002	mg/L	<0.0002			4	20	106	90	110	105	70	130
pH - QCBatchID: EWL0261-JAN23													
pH	0.05	No unit	NA			0		101			NA		
pH - QCBatchID: EWL0285-JAN23													
pH	0.05	No unit	NA			0		100			NA		
pH - QCBatchID: EWL0310-JAN23													
pH	0.05	No unit	NA			0		101			NA		
Phosphorus by SFA - QCBatchID: SKA0146-JAN23													
Phosphorus (total)	0.03	mg/L	<0.03			1	10	91	90	110	94	75	125
Phosphorus by SFA - QCBatchID: SKA0153-JAN23													
Phosphorus (total)	0.03	mg/L	<0.03			5	10	101	90	110	102	75	125

OnLine LIMS

00043224 70

Results relate only to the sample tested. Data reported represents the sample submitted to SGS. Reproduction of this analytical report in full or in part is prohibited without prior written approval. Please refer to SGS General Conditions of Services located at https://www.sgs.ca/en/terms-and-conditions (Printed copies are available upon request.)
Test method information available upon request. "Temperature Upon Receipt" is representative of the whole shipment and may not reflect the temperature of individual samples.
SGS Canada Inc. Environment-Health & Safety statement of conformity decision rule does not consider uncertainty when analytical results are compared to a specified standard or regulation.

SGS Canada Inc.
P.O. Box 4300 - 185 Concession St.
Lakefield - Ontario - KOL 2HO
Phone: 705-652-2000 FAX: 705-652-6365

NAG Test with Analyses- 3 Stages- Stage 1 - complete all stages for all samples

Great Bear Resources Ltd.
Attn : Ashley Moncrief

1020 - 800 West Pender St.
Vancouver, BC
V6C 2V6, Canada

Phone: 778-833-2160
Fax:

10-November-2025

Date Rec. : 26 October 2023
LR Report: **CA19256-OCT23**
Reference: Great Bear Project/ OMGS21045

Copy: #3

CERTIFICATE OF ANALYSIS
Final Report - Revised

Analysis	1: Analysis Start Date	2: Analysis Start Time	3: Analysis Completed Date	4: Analysis Completed Time	54: DX450048	55: 116744	56: 116743	57: 031764	58: 031817	59: 031767	60: 031779	61: DX450165	62: DX450183
Sample Date & Time					N/A	N/A	N/A	N/A	N/A	N/A	N/A	N/A	N/A
Sample weight [g]	11-Dec-23	06:30	11-Dec-23	16:29	2.50	2.54	2.65	2.55	2.52	2.62	2.63	2.56	2.56
Vol H2O2 [mL]	11-Dec-23	06:30	11-Dec-23	16:29	250	250	250	250	250	250	250	250	250
pH [No unit]	11-Dec-23	13:52	13-Dec-23	13:51	9.68	7.81	9.88	7.10	6.89	8.25	7.59	5.24	9.52
Conductivity [uS/cm]	11-Dec-23	13:52	13-Dec-23	13:52	204	269	258	199	137	150	119	209	217
Alkalinity [mg/L as CaCO3]	11-Dec-23	13:52	12-Dec-23	11:14	73	25	63	7	6	30	16	< 2	49
Acidity [mg/L as CaCO3]	11-Dec-23	13:52	12-Dec-23	11:14	< 2	< 2	< 2	< 2	4	< 2	< 2	13	< 2
SO4 [mg/L]	19-Dec-23	08:19	19-Dec-23	15:12	52	120	81	85	50	46	35	102	71
Hg [mg/L]	13-Dec-23	12:12	13-Dec-23	14:33	0.00001	0.00001	0.00001	0.00001	0.00001	0.00001	< 0.00001	0.00001	0.00001
Ag [mg/L]	14-Dec-23	10:00	15-Dec-23	12:55	< 0.00005	< 0.00005	< 0.00005	< 0.00005	< 0.00005	< 0.00005	< 0.00005	0.00009	< 0.00005
Al [mg/L]	14-Dec-23	10:00	15-Dec-23	12:55	1.95	1.12	3.32	0.183	0.075	1.90	0.633	0.066	4.05
As [mg/L]	14-Dec-23	10:00	15-Dec-23	12:55	0.0009	0.383	0.0267	0.0023	0.0024	0.0049	0.0189	0.118	0.0007
B [mg/L]	14-Dec-23	10:00	15-Dec-23	12:55	0.034	0.030	0.230	0.044	0.046	0.037	0.020	0.153	0.303
Ba [mg/L]	14-Dec-23	10:00	15-Dec-23	12:55	0.0172	0.00181	0.0118	0.00585	0.0254	0.00149	0.00198	0.0504	0.00200
Be [mg/L]	14-Dec-23	10:00	15-Dec-23	12:55	< 0.000007	< 0.000007	< 0.000007	< 0.000007	< 0.000007	< 0.000007	< 0.000007	< 0.000007	< 0.000007
Bi [mg/L]	14-Dec-23	10:00	15-Dec-23	12:55	< 0.00001	< 0.00001	< 0.00001	< 0.00001	< 0.00001	< 0.00001	< 0.00001	< 0.00001	< 0.00001
Ca [mg/L]	14-Dec-23	10:00	15-Dec-23	12:55	36.1	47.3	36.9	28.4	10.9	16.9	10.6	24.5	37.4
Cd [mg/L]	14-Dec-23	10:00	15-Dec-23	12:55	0.000011	0.000004	0.000007	0.000004	0.000011	0.000003	0.000009	0.000496	< 0.000003
Co [mg/L]	14-Dec-23	10:00	15-Dec-23	12:55	0.000010	0.000009	0.000009	0.000023	0.000060	0.000011	0.000026	0.000104	0.000008
Cr [mg/L]	14-Dec-23	10:00	15-Dec-23	12:55	0.00621	0.00347	0.0142	0.00374	0.0115	0.00847	0.0269	0.0135	0.0302
Cu [mg/L]	14-Dec-23	10:00	15-Dec-23	12:55	0.0003	< 0.0002	0.0004	0.0002	0.0009	< 0.0002	0.0009	0.0022	0.0003
Fe [mg/L]	14-Dec-23	10:00	15-Dec-23	12:55	< 0.007	< 0.007	< 0.007	0.007	0.017	0.009	0.015	< 0.007	< 0.007

OnLine LIMS

0004322444

Results relate only to the sample tested. Data reported represents the sample submitted to SGS. Reproduction of this analytical report in full or in part is prohibited without prior written approval. Please refer to SGS General Conditions of Services located at https://www.sgs.ca/en/terms-and-conditions (Printed copies are available upon request.)
Test method information available upon request. "Temperature Upon Receipt" is representative of the whole shipment and may not reflect the temperature of individual samples.
SGS Canada Inc. Environment-Health & Safety statement of conformity decision rule does not consider uncertainty when analytical results are compared to a specified standard or regulation.

SGS Canada Inc.
P.O. Box 4300 - 185 Concession St.
Lakefield - Ontario - KOL 2HO
Phone: 705-652-2000 FAX: 705-652-6365

NAG Test with Analyses- 3 Stages- Stage 1 - complete all stages for all samples

LR Report : **CA19256-OCT23**

Analysis	1: Analysis Start Date	2: Analysis Start Time	3: Analysis Completed Date	4: Analysis Completed Time	54: DX450048	55: 116744	56: 116743	57: 031764	58: 031817	59: 031767	60: 031779	61: DX450165	62: DX450183
K [mg/L]	14-Dec-23	10:00	15-Dec-23	12:55	6.24	6.97	27.0	13.3	16.4	15.5	15.3	19.5	15.1
Li [mg/L]	14-Dec-23	10:00	15-Dec-23	12:55	0.0017	0.0022	0.0007	0.0025	0.0118	0.0073	0.0001	0.0010	0.0011
Mg [mg/L]	14-Dec-23	10:00	15-Dec-23	12:55	0.032	0.059	0.023	0.222	1.25	0.022	0.409	1.84	0.018
Mn [mg/L]	14-Dec-23	10:00	15-Dec-23	12:55	0.00026	0.00086	0.00020	0.00179	0.00274	0.00041	0.00167	0.582	0.00023
Mo [mg/L]	14-Dec-23	10:00	15-Dec-23	12:55	0.00489	0.0151	0.0182	0.00838	0.0215	0.00654	0.00915	0.0350	0.00654
Na [mg/L]	14-Dec-23	10:00	15-Dec-23	12:55	5.55	3.04	7.17	2.21	3.14	2.75	3.24	3.00	5.03
Ni [mg/L]	14-Dec-23	10:00	15-Dec-23	12:55	0.0002	0.0001	< 0.0001	0.0002	0.0006	0.0002	0.0003	0.0005	0.0002
P [mg/L]	14-Dec-23	10:00	15-Dec-23	12:55	< 0.003	< 0.003	< 0.003	< 0.003	< 0.003	0.030	0.025	< 0.003	< 0.003
Pb [mg/L]	14-Dec-23	10:00	15-Dec-23	12:55	0.00012	0.00012	0.00026	0.00012	0.00012	< 0.00009	0.00129	0.00024	0.00013
S [mg/L]	14-Dec-23	10:00	15-Dec-23	12:55	14	35	32	33	15	13	10	39	29
Sb [mg/L]	14-Dec-23	10:00	15-Dec-23	12:55	0.0011	< 0.0009	< 0.0009	< 0.0009	< 0.0009	< 0.0009	< 0.0009	< 0.0009	< 0.0009
Se [mg/L]	14-Dec-23	10:00	15-Dec-23	12:55	0.00297	0.00103	0.0156	0.00190	0.00129	0.00015	0.00037	0.00181	0.00009
Si [mg/L]	14-Dec-23	10:00	15-Dec-23	12:55	12.4	7.35	5.32	7.03	8.94	9.02	10.8	16.5	5.58
Sn [mg/L]	14-Dec-23	10:00	15-Dec-23	12:55	0.00008	0.00011	0.00015	0.00007	0.00011	0.00008	0.00009	< 0.00006	0.00024
Sr [mg/L]	14-Dec-23	10:00	15-Dec-23	12:55	0.119	0.0426	0.150	0.0269	0.0194	0.0113	0.0124	0.0396	0.0352
Ti [mg/L]	14-Dec-23	10:00	15-Dec-23	12:55	0.00013	0.00073	0.00008	0.00269	0.00253	0.00394	0.02641	0.00158	< 0.00007
Tl [mg/L]	14-Dec-23	10:00	15-Dec-23	12:55	0.000034	0.000028	0.000079	0.000024	0.000041	0.000022	0.000077	0.000159	0.000083
U [mg/L]	14-Dec-23	10:00	15-Dec-23	12:55	0.000028	0.000207	0.000004	0.000043	0.000320	0.000175	0.000972	0.000084	0.000014
V [mg/L]	14-Dec-23	10:00	15-Dec-23	12:55	0.0116	0.00123	0.0207	0.0103	0.0364	0.0397	0.0179	0.00724	0.00902
W [mg/L]	14-Dec-23	10:00	15-Dec-23	12:55	0.00106	0.00180	0.00103	0.00047	0.00144	0.00030	0.00148	0.00157	0.00126
Zn [mg/L]	14-Dec-23	10:00	15-Dec-23	12:55	< 0.002	< 0.002	< 0.002	< 0.002	< 0.002	< 0.002	< 0.002	0.003	< 0.002

Analysis	63: DX450190	64: DX450196	65: DX450224	66: 031751	67: 031804	68: 031788
Sample Date & Time	N/A	N/A	N/A	N/A	N/A	N/A
Sample weight [g]	2.50	2.65	2.65	2.58	2.54	2.56
Vol H2O2 [mL]	250	250	250	250	250	250
pH [No unit]	8.23	5.74	9.71	8.43	7.35	7.68
Conductivity [uS/cm]	191	207	293	236	950	572
Alkalinity [mg/L as CaCO3]	25	< 2	60	31	11	32
Acidity [mg/L as CaCO3]	< 2	5	< 2	< 2	< 2	< 2
SO4 [mg/L]	58	87	55	34	430	200
Hg [mg/L]	0.00001	0.00001	0.00001	0.00001	0.00001	0.00001
Ag [mg/L]	< 0.00005	< 0.00005	< 0.00005	< 0.00005	< 0.00005	< 0.00005
Al [mg/L]	1.88	0.021	1.99	1.32	0.484	1.62
As [mg/L]	0.0010	0.0003	0.0007	0.0341	0.0004	0.0008

OnLine LNMS

0004322444

Results relate only to the sample tested. Data reported represents the sample submitted to SGS. Reproduction of this analytical report in full or in part is prohibited without prior written approval. Please refer to SGS General Conditions of Services located at https://www.sgs.ca/en/terms-and-conditions (Printed copies are available upon request.)
Test method information available upon request. "Temperature Upon Receipt" is representative of the whole shipment and may not reflect the temperature of individual samples.
SGS Canada Inc. Environment-Health & Safety statement of conformity decision rule does not consider uncertainty when analytical results are compared to a specified standard or regulation.

SGS Canada Inc.
P.O. Box 4300 - 185 Concession St.
Lakefield - Ontario - KOL 2HO
Phone: 705-652-2000 FAX: 705-652-6365

Analysis	63: DX450190	64: DX450196	65: DX450224	66: 031751	67: 031804	68: 031788
B [mg/L]	0.017	0.034	0.102	0.021	0.031	0.047
Ba [mg/L]	0.00547	0.05097	0.0108	0.0171	0.0848	0.0380
Be [mg/L]	< 0.000007	< 0.000007	< 0.000007	< 0.000007	< 0.000007	< 0.000007
Bi [mg/L]	< 0.00001	< 0.00001	< 0.00001	< 0.00001	< 0.00001	< 0.00001
Ca [mg/L]	21.6	14.0	32.4	16.3	162	73.9
Cd [mg/L]	0.000003	0.000213	0.000004	0.000003	< 0.000003	0.000003
Co [mg/L]	0.000016	0.002050	0.000006	0.000017	0.000042	0.000012
Cr [mg/L]	0.0260	0.0354	0.0152	0.0178	0.00395	0.0111
Cu [mg/L]	< 0.0002	0.0006	0.0002	0.0004	0.0003	0.0003
Fe [mg/L]	0.012	< 0.007	< 0.007	0.018	0.010	0.009
K [mg/L]	22.9	24.7	42.6	46.0	50.8	57.2
Li [mg/L]	0.0090	0.0020	0.0010	0.0107	0.0067	0.0045
Mg [mg/L]	0.025	4.35	0.009	0.026	1.78	0.026
Mn [mg/L]	0.00113	0.263	0.00028	0.00049	0.00079	0.00021
Mo [mg/L]	0.00600	0.00177	0.0191	0.00550	0.00220	0.00787
Na [mg/L]	2.37	3.15	3.07	1.89	2.72	2.67
Ni [mg/L]	0.0002	0.0098	< 0.0001	0.0002	0.0003	0.0002
P [mg/L]	0.006	< 0.003	< 0.003	0.017	< 0.003	< 0.003
Pb [mg/L]	0.00015	0.00014	0.00016	0.00015	0.00019	0.00051
S [mg/L]	17	28	18	10	141	63
Sb [mg/L]	< 0.0009	< 0.0009	0.0009	0.0011	< 0.0009	< 0.0009
Se [mg/L]	0.00098	0.00324	0.00123	0.00121	0.0109	0.00068
Si [mg/L]	7.10	13.0	11.3	7.29	3.32	6.45
Sn [mg/L]	0.00026	< 0.00006	0.00010	0.00011	0.00007	0.00013
Sr [mg/L]	0.0247	0.0444	0.0458	0.0219	0.280	0.0704
Ti [mg/L]	0.00065	0.00012	0.00012	0.00465	0.00013	0.00020
Tl [mg/L]	0.000021	0.000105	0.000081	0.000051	0.000053	0.000194
U [mg/L]	0.000210	0.000070	0.000008	0.000040	0.000005	0.000018
V [mg/L]	0.0253	0.00188	0.0188	0.0499	0.00273	0.0165
W [mg/L]	0.00040	< 0.00002	0.00254	0.00192	0.00023	0.00066
Zn [mg/L]	< 0.002	0.003	< 0.002	< 0.002	< 0.002	< 0.002

**Revised report with selected samples and analysis as per client request - 21-Sep-25 LT
Revised report #2 with sample changes as per client request.

OnLine LNMS

Results relate only to the sample tested. Data reported represents the sample submitted to SGS. Reproduction of this analytical report in full or in part is prohibited without prior written approval. Please refer to SGS General Conditions of Services located at https://www.sgs.ca/en/terms-and-conditions (Printed copies are available upon request.)
Test method information available upon request. "Temperature Upon Receipt" is representative of the whole shipment and may not reflect the temperature of individual samples.
SGS Canada Inc. Environment-Health & Safety statement of conformity decision rule does not consider uncertainty when analytical results are compared to a specified standard or regulation.

SGS Canada Inc.
P.O. Box 4300 - 185 Concession St.
Lakefield - Ontario - KOL 2HO
Phone: 705-652-2000 FAX: 705-652-6365

Method Descriptions

Parameter	Units	SGS Method Code	Reference Method Code
	g	NA	Sample weight
	mL	NA	
Acidity	mg/L as CaCO3	ME-CA-[ENV]EWL-LAK-AN-006	SM 2310
Alkalinity	mg/L as CaCO3	ME-CA-[ENV]EWL-LAK-AN-006	SM 2320
Anions by IC	mg/L	ME-CA-[ENV]IC-LAK-AN-001	EPA300/MA300-Ions1.3
Conductivity	uS/cm	ME-CA-[ENV]EWL-LAK-AN-006	SM 2510
Inorganics-General	mg/L	ME-CA-[ENV]SPE-LAK-AN-004	EPA 7471A/SM 3112B
Metals in aqueous samples - ICP-MS	mg/L	ME-CA-[ENV]SPE-LAK-AN-006	SM 3030/EPA 200.8
pH	No unit	ME-CA-[ENV]EWL-LAK-AN-006	SM 4500

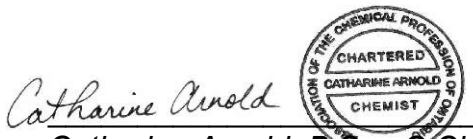

Catharine Arnold, B.Sc., C.Chem
Project Specialist,
Environment, Health & Safety

OnLine LNMS

0004322444

Results relate only to the sample tested. Data reported represents the sample submitted to SGS. Reproduction of this analytical report in full or in part is prohibited without prior written approval. Please refer to SGS General Conditions of Services located at https://www.sgs.ca/en/terms-and-conditions (Printed copies are available upon request.)
Test method information available upon request. "Temperature Upon Receipt" is representative of the whole shipment and may not reflect the temperature of individual samples.
SGS Canada Inc. Environment-Health & Safety statement of conformity decision rule does not consider uncertainty when analytical results are compared to a specified standard or regulation.

SGS Canada Inc.
P.O. Box 4300 - 185 Concession St.
Lakefield - Ontario - K0L 2H0
Phone: 705-652-2000 FAX: 705-652-6365

Quality Control Report

Inorganic Analysis														
Parameter	Reporting Limit	Unit	Method Blank	Duplicate				LCS / Spike Blank			Matrix Spike / Reference Material			
				Result 1	Result 2	RPD	Acceptance Criteria	Spike Recovery (%)	Recovery Limits (%)		Spike Recovery (%)	Recovery Limits (%)		
							%		Low	High		Low	High	
Acidity - QCBatchID: EWL0200-DEC23														
Acidity	2	mg/L as Ca	< 2			ND	20	100	90	110	NA			
Anions by IC - QCBatchID: DIO0319-DEC23														
Sulphate	0.2	mg/L	<0.2			0	20	96	90	110	NV	75	125	
Anions by IC - QCBatchID: DIO0376-DEC23														
Sulphate	0.2	mg/L	<0.2			1	20	103	90	110	116	75	125	
Anions by IC - QCBatchID: DIO0430-DEC23														
Sulphate	0.2	mg/L	<0.2			0	20	99	90	110	104	75	125	
Anions by IC - QCBatchID: DIO0448-DEC23														
Sulphate	0.2	mg/L	<0.2			ND	20	100	90	110	104	75	125	
Inorganics-General - QCBatchID: EHG0019-DEC23														
Mercury	0.00001	mg/L	< 0.00001			ND	20	82	80	120	87	70	130	
Metals in aqueous samples - ICP-MS - QCBatchID: EMS0094-DEC23														
Aluminum	0.001	mg/L	<0.001			3	20	96	90	110	94	70	130	
Antimony	0.0009	mg/L	<0.0009			ND	20	103	90	110	83	70	130	
Arsenic	0.0002	mg/L	<0.0002			6	20	103	90	110	105	70	130	
Barium	0.00008	mg/L	<0.00008			1	20	105	90	110	93	70	130	
Beryllium	0.000007	mg/L	<0.000007			ND	20	103	90	110	96	70	130	
Bismuth	0.00001	mg/L	<0.00001			ND	20	100	90	110	97	70	130	
Boron	0.002	mg/L	<0.002			3	20	106	90	110	112	70	130	
Cadmium	0.000003	mg/L	<0.000003			13	20	106	90	110	112	70	130	
Calcium	0.01	mg/L	<0.01			3	20	98	90	110	75	70	130	
Chromium	0.00008	mg/L	<0.00008			14	20	103	90	110	100	70	130	
Cobalt	0.000004	mg/L	<0.000004			0	20	102	90	110	95	70	130	
Copper	0.0002	mg/L	<0.0002			2	20	99	90	110	94	70	130	
Iron	0.007	mg/L	<0.007			ND	20	100	90	110	100	70	130	
Lead	0.00009	mg/L	<0.00009			ND	20	102	90	110	101	70	130	
Lithium	0.0001	mg/L	<0.0001			2	20	110	90	110	117	70	130	
Magnesium	0.001	mg/L	<0.001			0	20	101	90	110	99	70	130	
Manganese	0.00001	mg/L	<0.00001			1	20	102	90	110	125	70	130	
Molybdenum	0.00004	mg/L	<0.00004			2	20	98	90	110	101	70	130	
Nickel	0.0001	mg/L	<0.0001			1	20	104	90	110	84	70	130	
Phosphorus	0.003	mg/L	<0.003			ND	20	109	90	110	NV	70	130	
Potassium	0.009	mg/L	<0.009			2	20	104	90	110	97	70	130	
Selenium	0.00004	mg/L	<0.00004			0	20	100	90	110	116	70	130	
Silicon	0.02	mg/L	<0.02			2	20	110	90	110	NV	70	130	

OnLine LIMS

0004322444

Results relate only to the sample tested. Data reported represents the sample submitted to SGS. Reproduction of this analytical report in full or in part is prohibited without prior written approval. Please refer to SGS General Conditions of Services located at https://www.sgs.ca/en/terms-and-conditions (Printed copies are available upon request.)
Test method information available upon request. "Temperature Upon Receipt" is representative of the whole shipment and may not reflect the temperature of individual samples.
SGS Canada Inc. Environment-Health & Safety statement of conformity decision rule does not consider uncertainty when analytical results are compared to a specified standard or regulation.

SGS Canada Inc.
P.O. Box 4300 - 185 Concession St.
Lakefield - Ontario - KOL 2HO
Phone: 705-652-2000 FAX: 705-652-6365

NAG Test with Analyses- 3 Stages- Stage 1 - complete all stages for all samples

LR Report : **CA19256-OCT23**

Inorganic Analysis													
Parameter	Reporting Limit	Unit	Method Blank	Duplicate				LCS / Spike Blank			Matrix Spike / Reference Material		
				Result 1	Result 2	RPD	Acceptance Criteria	Spike Recovery (%)	Recovery Limits (%)		Spike Recovery (%)	Recovery Limits (%)	
							%		Low	High		Low	High
Silver	0.00005	mg/L	<0.00005			ND	20	103	90	110	99	70	130
Sodium	0.01	mg/L	<0.01			0	20	95	90	110	96	70	130
Strontium	0.00008	mg/L	<0.00008			2	20	97	90	110	72	70	130
Sulfur	3	mg/L	<1			0	20	106	90	110	NV	70	130
Thallium	0.000005	mg/L	<0.000005			0	20	101	90	110	99	70	130
Tin	0.00006	mg/L	<0.00006			8	20	97	90	110	NV	70	130
Titanium	0.00007	mg/L	<0.00005			11	20	97	90	110	NV	70	130
Tungsten	0.00002	mg/L	<0.00002			2	20	95	90	110	NV	70	130
Uranium	0.000002	mg/L	<0.000002			3	20	102	90	110	122	70	130
Vanadium	0.00001	mg/L	<0.00001			3	20	100	90	110	119	70	130
Zinc	0.002	mg/L	<0.002			ND	20	104	90	110	109	70	130

OnLine LIMS

0004322444

Results relate only to the sample tested. Data reported represents the sample submitted to SGS. Reproduction of this analytical report in full or in part is prohibited without prior written approval. Please refer to SGS General Conditions of Services located at https://www.sgs.ca/en/terms-and-conditions (Printed copies are available upon request.)
Test method information available upon request. "Temperature Upon Receipt" is representative of the whole shipment and may not reflect the temperature of individual samples.
SGS Canada Inc. Environment-Health & Safety statement of conformity decision rule does not consider uncertainty when analytical results are compared to a specified standard or regulation.

SGS Canada Inc.
P.O. Box 4300 - 185 Concession St.
Lakefield - Ontario - KOL 2HO
Phone: 705-652-2000 FAX: 705-652-6365

NAG Test with Analyses- 3 Stages- Stage 2 - complete all stages for all samples

10-November-2025

Great Bear Resources Ltd.
Attn : Ashley Moncrief

1020 - 800 West Pender St.
Vancouver, BC
V6C 2V6, Canada

Phone: 778-833-2160
Fax:

Date Rec. : 26 October 2023
LR Report: **CA19257-OCT23**
Reference: Great Bear Project/ OMGS21045

Copy: #2

CERTIFICATE OF ANALYSIS
Final Report - Revised

Analysis	1: Analysis Start Date	2: Analysis Start Time	3: Analysis Completed Date	4: Analysis Completed Time	54: DX450048	55: 116744	56: 116743	57: 031764	58: 031817	59: 031767	60: 031779	61: DX450165	62: DX450183
Sample Date & Time					N/A	N/A	N/A	N/A	N/A	N/A	N/A	N/A	N/A
Sample weight [g]	12-Dec-23	06:28	13-Dec-23	08:32	2.50	2.54	2.65	2.55	2.52	2.62	2.63	2.56	2.56
Vol H2O2 [mL]	12-Dec-23	06:28	13-Dec-23	08:32	250	250	250	250	250	250	250	250	250
pH [No unit]	12-Dec-23	13:50	14-Dec-23	09:23	8.47	6.20	9.94	7.20	6.93	7.31	7.14	6.01	8.70
Conductivity [uS/cm]	12-Dec-23	13:50	14-Dec-23	09:23	168	82	221	35	34	46	36	22	271
Alkalinity [mg/L as CaCO3]	12-Dec-23	13:50	14-Dec-23	09:23	50	2	67	9	11	11	13	< 2	74
Acidity [mg/L as CaCO3]	12-Dec-23	13:50	14-Dec-23	09:23	< 2	3	< 2	< 2	9	< 2	17	14	< 2
SO4 [mg/L]	19-Dec-23	08:19	19-Dec-23	15:12	33	26	38	4.4	12	8.3	2.7	4.2	61
Hg [mg/L]	14-Dec-23	07:34	14-Dec-23	13:00	< 0.00001	< 0.00001	< 0.00001	< 0.00001	< 0.00001	< 0.00001	< 0.00001	< 0.00001	< 0.00001
Ag [mg/L]	14-Dec-23	10:25	14-Dec-23	13:00	< 0.00005	< 0.00005	< 0.00005	< 0.00005	< 0.00005	< 0.00005	< 0.00005	< 0.00005	< 0.00005
Al [mg/L]	14-Dec-23	10:25	14-Dec-23	13:00	1.96	0.018	0.860	0.093	0.090	0.179	0.070	0.009	0.763
As [mg/L]	14-Dec-23	10:25	14-Dec-23	13:00	0.0140	0.0242	0.0520	0.0022	0.0024	0.0017	0.0100	0.461	0.0160
B [mg/L]	14-Dec-23	10:25	14-Dec-23	13:00	0.051	0.058	0.213	0.047	0.040	0.038	0.014	0.083	0.137
Ba [mg/L]	14-Dec-23	10:25	14-Dec-23	13:00	0.00757	0.00188	0.00883	0.00150	0.00276	0.00103	0.00090	0.00223	0.00142
Be [mg/L]	14-Dec-23	10:25	14-Dec-23	13:00	< 0.000007	< 0.000007	< 0.000007	< 0.000007	< 0.000007	< 0.000007	< 0.000007	< 0.000007	< 0.000007
Bi [mg/L]	14-Dec-23	10:25	14-Dec-23	13:00	< 0.00001	< 0.00001	< 0.00001	< 0.00001	< 0.00001	< 0.00001	< 0.00001	< 0.00001	< 0.00001
Ca [mg/L]	14-Dec-23	10:25	14-Dec-23	13:00	29.2	9.66	38.5	3.84	0.92	5.65	3.24	1.04	51.2
Cd [mg/L]	14-Dec-23	10:25	14-Dec-23	13:00	< 0.000003	0.000006	< 0.000003	< 0.000003	< 0.000003	< 0.000003	< 0.000003	0.000015	< 0.000003
Co [mg/L]	14-Dec-23	10:25	14-Dec-23	13:00	< 0.000004	0.000072	< 0.000004	< 0.000004	0.000047	0.000011	< 0.000004	0.000018	0.000007
Cr [mg/L]	14-Dec-23	10:25	14-Dec-23	13:00	0.00340	0.00298	0.00623	0.00296	0.00472	0.00414	0.0119	0.0128	0.0165
Cu [mg/L]	14-Dec-23	10:25	14-Dec-23	13:00	< 0.0002	< 0.0002	< 0.0002	< 0.0002	0.0005	< 0.0002	0.0004	< 0.0002	0.0005
Fe [mg/L]	14-Dec-23	10:25	14-Dec-23	13:00	< 0.007	< 0.007	< 0.007	0.013	0.077	0.020	0.007	< 0.007	0.009

OnLine LIMS

0004322450

Results relate only to the sample tested. Data reported represents the sample submitted to SGS. Reproduction of this analytical report in full or in part is prohibited without prior written approval. Please refer to SGS General Conditions of Services located at https://www.sgs.ca/en/terms-and-conditions (Printed copies are available upon request.)
Test method information available upon request. "Temperature Upon Receipt" is representative of the whole shipment and may not reflect the temperature of individual samples.
SGS Canada Inc. Environment-Health & Safety statement of conformity decision rule does not consider uncertainty when analytical results are compared to a specified standard or regulation.

SGS Canada Inc.
P.O. Box 4300 - 185 Concession St.
Lakefield - Ontario - KOL 2HO
Phone: 705-652-2000 FAX: 705-652-6365

NAG Test with Analyses- 3 Stages- Stage 2 - complete all stages for all samples

LR Report : **CA19257-OCT23**

Analysis	1: Analysis Start Date	2: Analysis Start Time	3: Analysis Completed Date	4: Analysis Completed Time	54: DX450048	55: 116744	56: 116743	57: 031764	58: 031817	59: 031767	60: 031779	61: DX450165	62: DX450183
K [mg/L]	14-Dec-23	10:25	14-Dec-23	13:00	2.40	3.90	20.2	4.01	5.45	4.38	4.89	2.98	3.24
Li [mg/L]	14-Dec-23	10:25	14-Dec-23	13:00	0.0014	0.0002	0.0007	< 0.0001	0.0001	< 0.0001	< 0.0001	< 0.0001	0.0011
Mg [mg/L]	14-Dec-23	10:25	14-Dec-23	13:00	0.009	0.333	0.007	0.153	0.216	0.087	0.282	0.112	0.016
Mn [mg/L]	14-Dec-23	10:25	14-Dec-23	13:00	0.00039	0.00285	0.00014	0.00091	0.00152	0.00136	0.00482	0.0203	0.00048
Mo [mg/L]	14-Dec-23	10:25	14-Dec-23	13:00	0.00073	0.00085	0.00151	0.00074	0.00131	0.00055	0.00051	0.00153	0.00089
Na [mg/L]	14-Dec-23	10:25	14-Dec-23	13:00	2.21	1.27	1.16	0.80	1.03	0.90	0.95	0.54	0.68
Ni [mg/L]	14-Dec-23	10:25	14-Dec-23	13:00	< 0.0001	0.0002	0.0001	< 0.0001	0.0002	< 0.0001	< 0.0001	0.0001	0.0002
P [mg/L]	14-Dec-23	10:25	14-Dec-23	13:00	< 0.003	< 0.003	< 0.003	0.014	0.028	0.021	0.025	0.012	0.008
Pb [mg/L]	14-Dec-23	10:25	14-Dec-23	13:00	< 0.00009	< 0.00009	< 0.00009	< 0.00009	0.00016	< 0.00009	0.00013	< 0.00009	< 0.00009
S [mg/L]	14-Dec-23	10:25	14-Dec-23	13:00	11	8	13	< 3	< 3	< 3	< 3	< 3	21
Sb [mg/L]	14-Dec-23	10:25	14-Dec-23	13:00	< 0.0009	< 0.0009	< 0.0009	< 0.0009	< 0.0009	< 0.0009	< 0.0009	0.0017	< 0.0009
Se [mg/L]	14-Dec-23	10:25	14-Dec-23	13:00	0.00145	0.00016	0.00385	0.00005	0.00011	< 0.00004	< 0.00004	< 0.00004	0.00013
Si [mg/L]	14-Dec-23	10:25	14-Dec-23	13:00	9.80	8.16	18.3	7.60	7.52	8.39	9.30	5.06	14.7
Sn [mg/L]	14-Dec-23	10:25	14-Dec-23	13:00	0.00014	< 0.00006	< 0.00006	0.00010	0.00061	0.00012	0.00007	< 0.00006	0.00013
Sr [mg/L]	14-Dec-23	10:25	14-Dec-23	13:00	0.0508	0.0187	0.0696	0.00610	0.00274	0.00707	0.00626	0.00227	0.0201
Ti [mg/L]	14-Dec-23	10:25	14-Dec-23	13:00	0.00075	0.00027	0.00021	0.00237	0.00734	0.0116	0.00513	0.00055	0.00293
Tl [mg/L]	14-Dec-23	10:25	14-Dec-23	13:00	0.000008	< 0.000005	< 0.000005	< 0.000005	< 0.000005	< 0.000005	0.000011	< 0.000005	< 0.000005
U [mg/L]	14-Dec-23	10:25	14-Dec-23	13:00	0.000119	0.000060	0.000005	0.000169	0.000407	0.000239	0.000513	0.000052	0.000216
V [mg/L]	14-Dec-23	10:25	14-Dec-23	13:00	0.00531	0.00045	0.0760	0.00393	0.0110	0.0118	0.00452	0.00195	0.0177
W [mg/L]	14-Dec-23	10:25	14-Dec-23	13:00	0.00041	0.00059	0.00028	0.00034	0.00077	0.00014	0.00036	0.00058	0.00023
Zn [mg/L]	14-Dec-23	10:25	14-Dec-23	13:00	< 0.002	< 0.002	< 0.002	< 0.002	< 0.002	< 0.002	< 0.002	< 0.002	< 0.002

Analysis	63: DX450190	64: DX450196	65: DX450224	66: 031751	67: 031804	68: 031788
Sample Date & Time	N/A	N/A	N/A	N/A	N/A	N/A
Sample weight [g]	2.50	2.65	2.65	2.58	2.54	2.56
Vol H2O2 [mL]	250	250	250	250	250	250
pH [No unit]	6.61	6.24	8.88	7.25	6.99	6.90
Conductivity [uS/cm]	74	24	224	53	129	236
Alkalinity [mg/L as CaCO3]	5	2	39	15	7	7
Acidity [mg/L as CaCO3]	< 2	3	< 2	< 2	< 2	< 2
SO4 [mg/L]	21	8.2	62	3.7	42	90
Hg [mg/L]	< 0.00001	< 0.00001	< 0.00001	< 0.00001	< 0.00001	< 0.00001
Ag [mg/L]	< 0.00005	< 0.00005	< 0.00005	< 0.00005	< 0.00005	< 0.00005
Al [mg/L]	0.041	0.023	1.72	0.388	0.629	0.156
As [mg/L]	0.0002	< 0.0002	0.0102	0.0232	0.0003	0.0022

OnLine LIMS

Results relate only to the sample tested. Data reported represents the sample submitted to SGS. Reproduction of this analytical report in full or in part is prohibited without prior written approval. Please refer to SGS General Conditions of Services located at https://www.sgs.ca/en/terms-and-conditions (Printed copies are available upon request.)
Test method information available upon request. "Temperature Upon Receipt" is representative of the whole shipment and may not reflect the temperature of individual samples.
SGS Canada Inc. Environment-Health & Safety statement of conformity decision rule does not consider uncertainty when analytical results are compared to a specified standard or regulation.

SGS Canada Inc.
P.O. Box 4300 - 185 Concession St.
Lakefield - Ontario - KOL 2HO
Phone: 705-652-2000 FAX: 705-652-6365

Analysis	63: DX450190	64: DX450196	65: DX450224	66: 031751	67: 031804	68: 031788
B [mg/L]	0.029	0.030	0.307	0.036	0.071	0.033
Ba [mg/L]	0.00596	0.00210	0.00635	0.0107	0.00590	0.0187
Be [mg/L]	< 0.000007	< 0.000007	< 0.000007	< 0.000007	< 0.000007	< 0.000007
Bi [mg/L]	< 0.00001	< 0.00001	< 0.00001	< 0.00001	< 0.00001	< 0.00001
Ca [mg/L]	6.00	0.96	30.0	4.28	18.6	30.6
Cd [mg/L]	0.000004	0.000007	< 0.000003	< 0.000003	< 0.000003	0.000006
Co [mg/L]	0.000024	0.000074	< 0.000004	0.000074	0.000033	0.000109
Cr [mg/L]	0.0241	0.0362	0.0136	0.00660	0.00127	0.00104
Cu [mg/L]	0.0003	< 0.0002	< 0.0002	0.0006	0.0007	0.0003
Fe [mg/L]	0.015	0.023	0.008	0.110	0.031	0.020
K [mg/L]	8.81	3.57	15.6	8.62	4.14	13.3
Li [mg/L]	0.0002	< 0.0001	0.0024	0.0023	0.0015	0.0070
Mg [mg/L]	0.158	0.284	0.010	0.108	0.311	0.671
Mn [mg/L]	0.00248	0.0102	0.00050	0.00220	0.00094	0.00046
Mo [mg/L]	0.00082	0.0119	0.00182	0.00064	0.00090	0.00053
Na [mg/L]	1.06	0.56	1.41	0.63	0.58	0.56
Ni [mg/L]	0.0002	0.0003	0.0001	0.0003	0.0002	0.0003
P [mg/L]	0.008	0.004	< 0.003	0.037	< 0.003	0.006
Pb [mg/L]	< 0.00009	< 0.00009	< 0.00009	< 0.00009	0.00009	< 0.00009
S [mg/L]	7	< 3	21	< 3	14	30
Sb [mg/L]	< 0.0009	< 0.0009	< 0.0009	< 0.0009	< 0.0009	< 0.0009
Se [mg/L]	0.00030	0.00018	0.00104	0.00018	0.00141	0.00014
Si [mg/L]	7.44	5.67	8.37	7.14	2.27	3.54
Sn [mg/L]	0.00014	0.00012	0.00011	0.00044	0.00013	0.00010
Sr [mg/L]	0.0147	0.00310	0.0225	0.0083	0.0277	0.0217
Ti [mg/L]	0.00139	0.00247	0.00034	0.0170	0.00081	0.00046
Tl [mg/L]	< 0.000005	< 0.000005	< 0.000005	< 0.000005	< 0.000005	0.000028
U [mg/L]	0.000050	0.000054	0.000103	0.000048	0.000003	0.000004
V [mg/L]	0.0128	0.0458	0.0223	0.0170	0.00093	0.00182
W [mg/L]	0.00021	0.00078	0.00145	0.00063	0.00022	0.00019
Zn [mg/L]	< 0.002	< 0.002	< 0.002	< 0.002	< 0.002	< 0.002

**Revised report with selected samples and analysis as per client request - 21-Sep-25 LT
Revised report #2 with sample changes as per client request.

OnLine LNMS

Results relate only to the sample tested. Data reported represents the sample submitted to SGS. Reproduction of this analytical report in full or in part is prohibited without prior written approval. Please refer to SGS General Conditions of Services located at https://www.sgs.ca/en/terms-and-conditions (Printed copies are available upon request.)
Test method information available upon request. "Temperature Upon Receipt" is representative of the whole shipment and may not reflect the temperature of individual samples.
SGS Canada Inc. Environment-Health & Safety statement of conformity decision rule does not consider uncertainty when analytical results are compared to a specified standard or regulation.

SGS Canada Inc.
P.O. Box 4300 - 185 Concession St.
Lakefield - Ontario - KOL 2HO
Phone: 705-652-2000 FAX: 705-652-6365

Method Descriptions

Parameter	Units	SGS Method Code	Reference Method Code
	g	NA	Sample weight
	mL	NA	
Acidity	mg/L as CaCO3	ME-CA-[ENV]EWL-LAK-AN-006	SM 2310
Alkalinity	mg/L as CaCO3	ME-CA-[ENV]EWL-LAK-AN-006	SM 2320
Anions by IC	mg/L	ME-CA-[ENV]IC-LAK-AN-001	EPA300/MA300-Ions1.3
Conductivity	uS/cm	ME-CA-[ENV]EWL-LAK-AN-006	SM 2510
Inorganics-General	mg/L	ME-CA-[ENV]SPE-LAK-AN-004	EPA 7471A/SM 3112B
Metals in aqueous samples - ICP-MS	mg/L	ME-CA-[ENV]SPE-LAK-AN-006	SM 3030/EPA 200.8
pH	No unit	ME-CA-[ENV]EWL-LAK-AN-006	SM 4500

Catharine Arnold

CHARTERED CATHARINE ARNOLD CHEMIST

Catharine Arnold, B.Sc., C.Chem
Project Specialist,
Environment, Health & Safety

OnLine LNMS

0004322450

Results relate only to the sample tested. Data reported represents the sample submitted to SGS. Reproduction of this analytical report in full or in part is prohibited without prior written approval. Please refer to SGS General Conditions of Services located at https://www.sgs.ca/en/terms-and-conditions (Printed copies are available upon request.)
Test method information available upon request. "Temperature Upon Receipt" is representative of the whole shipment and may not reflect the temperature of individual samples.
SGS Canada Inc. Environment-Health & Safety statement of conformity decision rule does not consider uncertainty when analytical results are compared to a specified standard or regulation.

SGS Canada Inc.
P.O. Box 4300 - 185 Concession St.
Lakefield - Ontario - KOL 2HO
Phone: 705-652-2000 FAX: 705-652-6365

Quality Control Report

Inorganic Analysis														
Parameter	Reporting Limit	Unit	Method Blank	Duplicate				LCS / Spike Blank			Matrix Spike / Reference Material			
				Result 1	Result 2	RPD	Acceptance Criteria	Spike Recovery (%)	Recovery Limits (%)		Spike Recovery (%)	Recovery Limits (%)		
							%		Low	High		Low	High	
Acidity - QCBatchID: EWL0224-DEC23														
Acidity	2	mg/L as Ca	< 2			ND	20	96	90	110	NA			
Acidity - QCBatchID: EWL0238-DEC23														
Acidity	2	mg/L as Ca	2			0	20	100	90	110	NA			
Alkalinity - QCBatchID: EWL0224-DEC23														
Alkalinity	2	mg/L as Ca	< 2			0	20	100	80	120	NA			
Alkalinity - QCBatchID: EWL0238-DEC23														
Alkalinity	2	mg/L as Ca	< 2			0	20	96	80	120	NA			
Anions by IC - QCBatchID: DIO0376-DEC23														
Sulphate	0.2	mg/L	<0.2			1	20	103	90	110	116	75	125	
Anions by IC - QCBatchID: DIO0378-DEC23														
Sulphate	0.2	mg/L	<0.2			3	20	100	90	110	106	75	125	
Anions by IC - QCBatchID: DIO0448-DEC23														
Sulphate	0.2	mg/L	<0.2			ND	20	100	90	110	104	75	125	
Conductivity - QCBatchID: EWL0224-DEC23														
Conductivity	2	uS/cm	< 2			0	10	96	90	110	NA			
Conductivity - QCBatchID: EWL0238-DEC23														
Conductivity	2	uS/cm	< 2			0	10	99	90	110	NA			
Inorganics-General - QCBatchID: EHG0020-DEC23														
Mercury	0.00001	mg/L	< 0.00001			ND	20	90	80	120	87	70	130	
Metals in aqueous samples - ICP-MS - QCBatchID: EMS0118-DEC23														
Aluminum	0.001	mg/L	<0.001			0	20	97	90	110	107	70	130	
Antimony	0.0009	mg/L	<0.0009			ND	20	109	90	110	107	70	130	
Arsenic	0.0002	mg/L	<0.0002			0	20	98	90	110	100	70	130	
Barium	0.00008	mg/L	<0.00008			2	20	100	90	110	71	70	130	
Beryllium	0.000007	mg/L	<0.000007			ND	20	100	90	110	94	70	130	
Bismuth	0.00001	mg/L	<0.00001			ND	20	98	90	110	109	70	130	
Boron	0.002	mg/L	<0.002			1	20	98	90	110	100	70	130	
Cadmium	0.000003	mg/L	<0.000003			ND	20	100	90	110	116	70	130	
Calcium	0.01	mg/L	<0.01			0	20	98	90	110	101	70	130	
Chromium	0.00008	mg/L	<0.00008			4	20	100	90	110	100	70	130	
Cobalt	0.000004	mg/L	<0.000004			ND	20	101	90	110	101	70	130	
Copper	0.0002	mg/L	<0.0002			ND	20	100	90	110	100	70	130	
Iron	0.007	mg/L	<0.007			ND	20	101	90	110	100	70	130	
Lead	0.00009	mg/L	<0.00009			ND	20	103	90	110	104	70	130	
Lithium	0.0001	mg/L	<0.0001			2	20	94	90	110	81	70	130	

OnLine LIMS

0004322450

Results relate only to the sample tested. Data reported represents the sample submitted to SGS. Reproduction of this analytical report in full or in part is prohibited without prior written approval. Please refer to SGS General Conditions of Services located at https://www.sgs.ca/en/terms-and-conditions (Printed copies are available upon request.)
Test method information available upon request. "Temperature Upon Receipt" is representative of the whole shipment and may not reflect the temperature of individual samples.
SGS Canada Inc. Environment-Health & Safety statement of conformity decision rule does not consider uncertainty when analytical results are compared to a specified standard or regulation.

SGS Canada Inc.
P.O. Box 4300 - 185 Concession St.
Lakefield - Ontario - KOL 2HO
Phone: 705-652-2000 FAX: 705-652-6365

NAG Test with Analyses- 3 Stages- Stage 2 - complete all stages for all samples

LR Report : **CA19257-OCT23**

Inorganic Analysis													
Parameter	Reporting Limit	Unit	Method Blank	Duplicate				LCS / Spike Blank			Matrix Spike / Reference Material		
				Result 1	Result 2	RPD	Acceptance Criteria	Spike Recovery (%)	Recovery Limits (%)		Spike Recovery (%)	Recovery Limits (%)	
							%		Low	High		Low	High
Magnesium	0.001	mg/L	<0.001			0	20	98	90	110	91	70	130
Manganese	0.00001	mg/L	<0.00001			13	20	100	90	110	96	70	130
Molybdenum	0.00004	mg/L	<0.00004			9	20	97	90	110	86	70	130
Nickel	0.0001	mg/L	<0.0001			9	20	100	90	110	98	70	130
Phosphorus	0.003	mg/L	<0.003			ND	20	96	90	110	NV	70	130
Potassium	0.009	mg/L	<0.009			0	20	97	90	110	99	70	130
Selenium	0.00004	mg/L	<0.00004			1	20	97	90	110	118	70	130
Silicon	0.02	mg/L	<0.02			1	20	95	90	110	NV	70	130
Silver	0.00005	mg/L	<0.00005			ND	20	104	90	110	95	70	130
Sodium	0.01	mg/L	<0.01			0	20	98	90	110	76	70	130
Strontium	0.00008	mg/L	<0.00008			1	20	101	90	110	75	70	130
Sulfur	3	mg/L	<1			1	20	105	90	110	NV	70	130
Thallium	0.000005	mg/L	<0.000005			ND	20	104	90	110	105	70	130
Tin	0.00006	mg/L	<0.00006			ND	20	93	90	110	NV	70	130
Titanium	0.00007	mg/L	<0.00005			15	20	95	90	110	NV	70	130
Tungsten	0.00002	mg/L	<0.00002			1	20	98	90	110	NV	70	130
Uranium	0.000002	mg/L	<0.000002			0	20	103	90	110	105	70	130
Vanadium	0.00001	mg/L	<0.00001			1	20	99	90	110	101	70	130
Zinc	0.002	mg/L	<0.002			ND	20	103	90	110	107	70	130
pH - QCBatchID: EWL0224-DEC23													
pH	0.05	No unit	NA			0		101			NA		
pH - QCBatchID: EWL0238-DEC23													
pH	0.05	No unit	NA			0		101			NA		

OnLine LIMS

0004322450

Results relate only to the sample tested. Data reported represents the sample submitted to SGS. Reproduction of this analytical report in full or in part is prohibited without prior written approval. Please refer to SGS General Conditions of Services located at https://www.sgs.ca/en/terms-and-conditions (Printed copies are available upon request.)
Test method information available upon request. "Temperature Upon Receipt" is representative of the whole shipment and may not reflect the temperature of individual samples.
SGS Canada Inc. Environment-Health & Safety statement of conformity decision rule does not consider uncertainty when analytical results are compared to a specified standard or regulation.

SGS Canada Inc.
P.O. Box 4300 - 185 Concession St.
Lakefield - Ontario - KOL 2HO
Phone: 705-652-2000 FAX: 705-652-6365

NAG Test with Analyses- 3 Stages- Stage 3 - complete all stages for all samples

10-November-2025

Great Bear Resources Ltd.
Attn : Ashley Moncrief

1020 - 800 West Pender St.
Vancouver, BC
V6C 2V6, Canada

Phone: 778-833-2160
Fax:

Date Rec. : 26 October 2023
LR Report: **CA19258-OCT23**
Reference: Great Bear Project/ OMGS21045

Copy: #2

CERTIFICATE OF ANALYSIS
Final Report - Revised

Analysis	3: Analysis Completed Date	4: Analysis Completed Time	67: 031804	68: 031788
Sample Date & Time			N/A	N/A
Sample weight [g]	13-Dec-23	14:36	2.54	2.56
Vol H2O2 [mL]	13-Dec-23	14:36	250	250
pH [No unit]	18-Dec-23	13:13	6.34	6.05
Conductivity [uS/cm]	18-Dec-23	15:37	65	162
Alkalinity [mg/L as CaCO3]	18-Dec-23	13:13	3	< 2
Acidity [mg/L as CaCO3]	18-Dec-23	13:13	2	4
SO4 [mg/L]	19-Dec-23	15:13	20	72
Hg [mg/L]	19-Dec-23	13:52	< 0.00001	< 0.00001
Ag [mg/L]	19-Dec-23	13:52	< 0.00005	< 0.00005
Al [mg/L]	19-Dec-23	13:52	0.069	0.011
As [mg/L]	19-Dec-23	13:52	< 0.0002	0.0004
B [mg/L]	19-Dec-23	13:52	0.048	0.035
Ba [mg/L]	19-Dec-23	13:52	0.00567	0.0461
Be [mg/L]	19-Dec-23	13:52	< 0.000007	< 0.000007
Bi [mg/L]	19-Dec-23	13:52	< 0.00001	< 0.00001
Ca [mg/L]	19-Dec-23	13:52	8.94	17.1
Cd [mg/L]	19-Dec-23	13:52	< 0.000003	0.000003
Co [mg/L]	19-Dec-23	13:52	0.000156	0.000081
Cr [mg/L]	19-Dec-23	13:52	0.00126	< 0.00008
Cu [mg/L]	19-Dec-23	13:52	0.0004	0.0003
Fe [mg/L]	19-Dec-23	13:52	0.007	0.007

OnLine LIMS

0004322533

Results relate only to the sample tested. Data reported represents the sample submitted to SGS. Reproduction of this analytical report in full or in part is prohibited without prior written approval. Please refer to SGS General Conditions of Services located at https://www.sgs.ca/en/terms-and-conditions (Printed copies are available upon request.)
Test method information available upon request. "Temperature Upon Receipt" is representative of the whole shipment and may not reflect the temperature of individual samples.
SGS Canada Inc. Environment-Health & Safety statement of conformity decision rule does not consider uncertainty when analytical results are compared to a specified standard or regulation.

SGS Canada Inc.
P.O. Box 4300 - 185 Concession St.
Lakefield - Ontario - KOL 2HO
Phone: 705-652-2000 FAX: 705-652-6365

Analysis	3: Analysis Completed Date	4: Analysis Completed Time	67: 031804	68: 031788
K [mg/L]	19-Dec-23	13:52	0.947	6.94
Li [mg/L]	19-Dec-23	13:52	0.0011	0.0128
Mg [mg/L]	19-Dec-23	13:52	0.721	5.83
Mn [mg/L]	19-Dec-23	13:52	0.00242	0.00467
Mo [mg/L]	19-Dec-23	13:52	0.00047	0.00057
Na [mg/L]	19-Dec-23	13:52	0.30	0.38
Ni [mg/L]	19-Dec-23	13:52	0.0004	0.0003
P [mg/L]	19-Dec-23	13:52	< 0.003	< 0.003
Pb [mg/L]	19-Dec-23	13:52	< 0.00009	< 0.00009
S [mg/L]	19-Dec-23	13:52	8	29
Sb [mg/L]	19-Dec-23	13:52	< 0.0009	< 0.0009
Se [mg/L]	19-Dec-23	13:52	0.00058	0.00015
Si [mg/L]	19-Dec-23	13:52	3.68	6.92
Sn [mg/L]	19-Dec-23	13:52	< 0.00006	0.00007
Sr [mg/L]	19-Dec-23	13:52	0.0149	0.0217
Ti [mg/L]	19-Dec-23	13:52	0.00014	0.00018
Tl [mg/L]	19-Dec-23	13:52	0.000010	0.000153
U [mg/L]	19-Dec-23	13:52	0.000002	0.000006
V [mg/L]	19-Dec-23	13:52	0.00068	0.00013
W [mg/L]	19-Dec-23	13:52	0.00007	< 0.00002
Zn [mg/L]	19-Dec-23	13:52	< 0.002	< 0.002

Revised report with sample changes as per client request.

Method Descriptions

Parameter	Units	SGS Method Code	Reference Method Code
	g	NA	Sample weight
	mL	NA	
Acidity	mg/L as CaCO3	ME-CA-[ENV]EWL-LAK-AN-006	SM 2310
Alkalinity	mg/L as CaCO3	ME-CA-[ENV]EWL-LAK-AN-006	SM 2320
Anions by IC	mg/L	ME-CA-[ENV]IC-LAK-AN-001	EPA300/MA300-Ions1.3
Conductivity	uS/cm	ME-CA-[ENV]EWL-LAK-AN-006	SM 2510
Inorganics-General	mg/L	ME-CA-[ENV]SPE-LAK-AN-004	EPA 7471A/SM 3112B

OnLine LNMS

0004322533

Results relate only to the sample tested. Data reported represents the sample submitted to SGS. Reproduction of this analytical report in full or in part is prohibited without prior written approval. Please refer to SGS General Conditions of Services located at https://www.sgs.ca/en/terms-and-conditions (Printed copies are available upon request.)
Test method information available upon request. "Temperature Upon Receipt" is representative of the whole shipment and may not reflect the temperature of individual samples.
SGS Canada Inc. Environment-Health & Safety statement of conformity decision rule does not consider uncertainty when analytical results are compared to a specified standard or regulation.

SGS Canada Inc.
P.O. Box 4300 - 185 Concession St.
Lakefield - Ontario - KOL 2HO
Phone: 705-652-2000 FAX: 705-652-6365

Parameter	Units	SGS Method Code	Reference Method Code
Metals in aqueous samples - ICP-MS	mg/L	ME-CA-[ENV]SPE-LAK-AN-006	SM 3030/EPA 200.8
pH	No unit	ME-CA-[ENV]EWL-LAK-AN-006	SM 4500

Catharine Arnold

Catharine Arnold, B.Sc., C.Chem
Project Specialist,
Environment, Health & Safety

OnLine LIMS

0004322533

Results relate only to the sample tested. Data reported represents the sample submitted to SGS. Reproduction of this analytical report in full or in part is prohibited without prior written approval. Please refer to SGS General Conditions of Services located at https://www.sgs.ca/en/terms-and-conditions (Printed copies are available upon request.)
Test method information available upon request. "Temperature Upon Receipt" is representative of the whole shipment and may not reflect the temperature of individual samples.
SGS Canada Inc. Environment-Health & Safety statement of conformity decision rule does not consider uncertainty when analytical results are compared to a specified standard or regulation.

SGS Canada Inc.
P.O. Box 4300 - 185 Concession St.
Lakefield - Ontario - KOL 2HO
Phone: 705-652-2000 FAX: 705-652-6365

Quality Control Report

Inorganic Analysis														
Parameter	Reporting Limit	Unit	Method Blank	Duplicate				LCS / Spike Blank			Matrix Spike / Reference Material			
				Result 1	Result 2	RPD	Acceptance Criteria	Spike Recovery (%)	Recovery Limits (%)		Spike Recovery (%)	Recovery Limits (%)		
							%		Low	High		Low	High	
Acidity - QCBatchID: EWL0278-DEC23														
Acidity	2	mg/L as Ca	2			ND	20	102	90	110	NA			
Acidity - QCBatchID: EWL0279-DEC23														
Acidity	2	mg/L as Ca	2			ND	20				NA			
Alkalinity - QCBatchID: EWL0278-DEC23														
Alkalinity	2	mg/L as Ca	< 2			3	20	98	80	120	NA			
Alkalinity - QCBatchID: EWL0279-DEC23														
Alkalinity	2	mg/L as Ca	< 2								NA			
Anions by IC - QCBatchID: DIO0357-DEC23														
Sulphate	0.2	mg/L	<0.2			1	20	95	90	110	91	75	125	
Anions by IC - QCBatchID: DIO0430-DEC23														
Sulphate	0.2	mg/L	<0.2			0	20	99	90	110	104	75	125	
Anions by IC - QCBatchID: DIO0448-DEC23														
Sulphate	0.2	mg/L	<0.2			ND	20	100	90	110	104	75	125	
Conductivity - QCBatchID: EWL0278-DEC23														
Conductivity	2	uS/cm	< 2			1	10	97	90	110	NA			
Conductivity - QCBatchID: EWL0279-DEC23														
Conductivity	2	uS/cm	< 2								NA			
Inorganics-General - QCBatchID: EHG0023-DEC23														
Mercury	0.00001	mg/L	< 0.00001			ND	20	97	80	120	96	70	130	
Metals in aqueous samples - ICP-MS - QCBatchID: EMS0126-DEC23														
Aluminum	0.001	mg/L	<0.001			2	20	102	90	110	130	70	130	
Antimony	0.0009	mg/L	<0.0009			ND	20	107	90	110	125	70	130	
Arsenic	0.0002	mg/L	<0.0002			ND	20	106	90	110	108	70	130	
Barium	0.00008	mg/L	<0.00008			14	20	105	90	110	107	70	130	
Beryllium	0.000007	mg/L	<0.000007			ND	20	92	90	110	122	70	130	
Bismuth	0.00001	mg/L	<0.00001			ND	20	98	90	110	75	70	130	
Boron	0.002	mg/L	<0.002			1	20	98	90	110	97	70	130	
Cadmium	0.000003	mg/L	<0.000003			ND	20	109	90	110	110	70	130	
Calcium	0.01	mg/L	<0.01			2	20	99	90	110	101	70	130	
Chromium	0.00008	mg/L	<0.00008			ND	20	102	90	110	128	70	130	
Cobalt	0.000004	mg/L	<0.000004			0	20	103	90	110	123	70	130	
Copper	0.0002	mg/L	<0.0002			6	20	104	90	110	117	70	130	
Iron	0.007	mg/L	<0.007			ND	20	103	90	110	125	70	130	
Lead	0.00009	mg/L	<0.00009			ND	20	98	90	110	114	70	130	
Lithium	0.0001	mg/L	<0.0001			3	20	90	90	110	117	70	130	

OnLine LIMS

0004322533

Results relate only to the sample tested. Data reported represents the sample submitted to SGS. Reproduction of this analytical report in full or in part is prohibited without prior written approval. Please refer to SGS General Conditions of Services located at https://www.sgs.ca/en/terms-and-conditions (Printed copies are available upon request.)
Test method information available upon request. "Temperature Upon Receipt" is representative of the whole shipment and may not reflect the temperature of individual samples.
SGS Canada Inc. Environment-Health & Safety statement of conformity decision rule does not consider uncertainty when analytical results are compared to a specified standard or regulation.

SGS Canada Inc.
P.O. Box 4300 - 185 Concession St.
Lakefield - Ontario - KOL 2HO
Phone: 705-652-2000 FAX: 705-652-6365

NAG Test with Analyses- 3 Stages- Stage 3 - complete all stages for all samples

LR Report : **CA19258-OCT23**

Inorganic Analysis													
Parameter	Reporting Limit	Unit	Method Blank	Duplicate				LCS / Spike Blank			Matrix Spike / Reference Material		
				Result 1	Result 2	RPD	Acceptance Criteria	Spike Recovery (%)	Recovery Limits (%)		Spike Recovery (%)	Recovery Limits (%)	
							%		Low	High		Low	High
Magnesium	0.001	mg/L	<0.001			2	20	97	90	110	106	70	130
Manganese	0.00001	mg/L	<0.00001			2	20	100	90	110	114	70	130
Molybdenum	0.00004	mg/L	<0.00004			0	20	101	90	110	113	70	130
Nickel	0.0001	mg/L	<0.0001			ND	20	107	90	110	128	70	130
Phosphorus	0.003	mg/L	<0.003			ND	20	99	90	110	NV	70	130
Potassium	0.009	mg/L	<0.009			1	20	95	90	110	98	70	130
Selenium	0.00004	mg/L	<0.00004			15	20	106	90	110	117	70	130
Silicon	0.02	mg/L	<0.02			1	20	100	90	110	NV	70	130
Silver	0.00005	mg/L	<0.00005			ND	20	102	90	110	105	70	130
Sodium	0.01	mg/L	<0.01			4	20	96	90	110	111	70	130
Strontium	0.00008	mg/L	<0.00008			1	20	97	90	110	113	70	130
Sulfur	3	mg/L	<1			4	20	107	90	110	NV	70	130
Thallium	0.000005	mg/L	<0.000005			ND	20	98	90	110	109	70	130
Tin	0.00006	mg/L	<0.00006			6	20	96	90	110	NV	70	130
Titanium	0.00007	mg/L	<0.00005			0	20	97	90	110	NV	70	130
Tungsten	0.00002	mg/L	<0.00002			17	20	99	90	110	NV	70	130
Uranium	0.000002	mg/L	2e-006			2	20	102	90	110	123	70	130
Vanadium	0.00001	mg/L	<0.00001			1	20	102	90	110	125	70	130
Zinc	0.002	mg/L	<0.002			ND	20	106	90	110	127	70	130
pH - QCBatchID: EWL0278-DEC23													
pH	0.05	No unit	NA			0		107			NA		
pH - QCBatchID: EWL0279-DEC23													
pH	0.05	No unit	NA								NA		

OnLine LIMS

0004322533

Results relate only to the sample tested. Data reported represents the sample submitted to SGS. Reproduction of this analytical report in full or in part is prohibited without prior written approval. Please refer to SGS General Conditions of Services located at https://www.sgs.ca/en/terms-and-conditions (Printed copies are available upon request.)
Test method information available upon request. "Temperature Upon Receipt" is representative of the whole shipment and may not reflect the temperature of individual samples.
SGS Canada Inc. Environment-Health & Safety statement of conformity decision rule does not consider uncertainty when analytical results are compared to a specified standard or regulation.

SGS Canada Inc.
P.O. Box 4300 - 185 Concession St.
Lakefield - Ontario - KOL 2HO
Phone: 705-652-2000 FAX: 705-652-6365

22-February-2023

Great Bear Resources Ltd.
Attn : Ashley Moncrief

1020 - 800 West Pender St., Vancouver
Canada, V6C 2V6
Phone: 778-833-2160, Fax:

Date Rec. : 06 February 2023
LR Report: **CA19049-FEB23**
Reference: Great Bear Project/OMGS21045

Copy: #1

CERTIFICATE OF ANALYSIS
Final Report

Analysis	3: Analysis Completed Date	4: Analysis Completed Time	29: DX450026
Sample Date & Time			N/A
Sample weight [g]	16-Feb-23	12:31	2.54
Vol H2O2 [mL]	16-Feb-23	12:31	250
pH [No unit]	21-Feb-23	14:12	5.29
Conductivity [uS/cm]	21-Feb-23	14:12	326
Alkalinity [mg/L as CaCO3]	21-Feb-23	14:12	< 2
Acidity [mg/L as CaCO3]	21-Feb-23	14:12	4
SO4 [mg/L]	22-Feb-23	16:48	140
Total P [mg/L]	17-Feb-23	14:10	< 0.03
Hg [mg/L]	17-Feb-23	16:59	< 0.00001
Ag [mg/L]	22-Feb-23	09:01	0.00016
Al [mg/L]	22-Feb-23	09:01	0.046
As [mg/L]	22-Feb-23	09:01	0.0032
B [mg/L]	22-Feb-23	09:01	0.089
Ba [mg/L]	22-Feb-23	09:01	0.146
Be [mg/L]	22-Feb-23	09:01	0.000007
Bi [mg/L]	22-Feb-23	09:01	< 0.00001
Ca [mg/L]	22-Feb-23	09:01	44.3
Cd [mg/L]	22-Feb-23	09:01	0.000513
Co [mg/L]	22-Feb-23	09:01	0.006471
Cr [mg/L]	22-Feb-23	09:01	0.01329
Cu [mg/L]	22-Feb-23	09:01	0.0009
Fe [mg/L]	22-Feb-23	09:01	< 0.007
K [mg/L]	22-Feb-23	09:01	17.4
Li [mg/L]	22-Feb-23	09:01	0.0045
Mg [mg/L]	22-Feb-23	09:01	4.26
Mn [mg/L]	22-Feb-23	09:01	0.523
Mo [mg/L]	22-Feb-23	09:01	0.00075
Na [mg/L]	22-Feb-23	09:01	2.78

OnLine LIMS

0003239091

Results relate only to the sample tested. Data reported represents the sample submitted to SGS. Reproduction of this analytical report in full or in part is prohibited without prior written approval. Please refer to SGS General Conditions of Services located at https://www.sgs.ca/en/terms-and-conditions (Printed copies are available upon request.)
Test method information available upon request. "Temperature Upon Receipt" is representative of the whole shipment and may not reflect the temperature of individual samples.
SGS Canada Inc. Environment-Health & Safety statement of conformity decision rule does not consider uncertainty when analytical results are compared to a specified standard or regulation.

SGS Canada Inc.
P.O. Box 4300 - 185 Concession St.
Lakefield - Ontario - KOL 2HO
Phone: 705-652-2000 FAX: 705-652-6365

LR Report : **CA19049-FEB23**

Analysis	3: Analysis Completed Date	4: Analysis Completed Time	29: DX450026
Ni [mg/L]	22-Feb-23	09:01	0.0418
P [mg/L]	22-Feb-23	09:01	< 0.003
Pb [mg/L]	22-Feb-23	09:01	< 0.00009
Sb [mg/L]	22-Feb-23	09:01	< 0.0009
Se [mg/L]	22-Feb-23	09:01	0.00418
Si [mg/L]	22-Feb-23	09:01	10.6
Sn [mg/L]	22-Feb-23	09:01	0.00014
Sr [mg/L]	22-Feb-23	09:01	0.101
Ti [mg/L]	22-Feb-23	09:01	0.00010
Tl [mg/L]	22-Feb-23	09:01	0.000211
U [mg/L]	22-Feb-23	09:01	0.000788
V [mg/L]	22-Feb-23	09:01	0.00266
W [mg/L]	22-Feb-23	09:01	< 0.00002
Zn [mg/L]	22-Feb-23	09:01	0.006

Catharine Arnold

CHARTERED CATHARINE ARNOLD CHEMIST

Catharine Arnold, B.Sc., C.Chem
Project Specialist,
Environment, Health & Safety

OnLine LIMS

0003239091

Results relate only to the sample tested. Data reported represents the sample submitted to SGS. Reproduction of this analytical report in full or in part is prohibited without prior written approval. Please refer to SGS General Conditions of Services located at https://www.sgs.ca/en/terms-and-conditions (Printed copies are available upon request.)
Test method information available upon request. "Temperature Upon Receipt" is representative of the whole shipment and may not reflect the temperature of individual samples.
SGS Canada Inc. Environment-Health & Safety statement of conformity decision rule does not consider uncertainty when analytical results are compared to a specified standard or regulation.

SGS Canada Inc.
P.O. Box 4300 - 185 Concession St.
Lakefield - Ontario - KOL 2HO
Phone: 705-652-2000 FAX: 705-652-6365

NAG Test with Analyses- 3 Stages- Stage 1 - complete all stages for all samples

Great Bear Resources Ltd.
Attn : Ashley Moncrief

1020 - 800 West Pender St.
Vancouver, BC
V6C 2V6, Canada

Phone: 778-833-2160
Fax:

22-September-2025

Date Rec. : 26 October 2023
LR Report: **CA19256-OCT23**
Reference: Great Bear Project/ OMGS21045

Copy: #2

CERTIFICATE OF ANALYSIS

Final Report - Revised

Analysis	3: Analysis Completed Date	4: Analysis Completed Time	55: 116744	56: 116743	57: 031764	58: 031817	59: 031767	60: 031779	66: 031751	67: 031804	68: 031788	69: 031788	70:BLK: ~H2O2 Blank
Sample Date & Time			N/A	N/A	N/A	N/A	N/A	N/A	N/A	N/A	N/A		
Sample weight [g]	11-Dec-23	16:29	2.54	2.65	2.55	2.52	2.62	2.63	2.58	2.54	2.56	2.55	---
Vol H2O2 [mL]	11-Dec-23	16:29	250	250	250	250	250	250	250	250	250	250	250
pH [No unit]	13-Dec-23	13:51	7.81	9.88	7.10	6.89	8.25	7.59	8.43	7.35	7.68	7.49	5.23
Conductivity [uS/cm]	13-Dec-23	13:52	269	258	199	137	150	119	236	950	572	577	9
Alkalinity [mg/L as CaCO3]	12-Dec-23	11:14	25	63	7	6	30	16	31	11	32	32	< 2
Acidity [mg/L as CaCO3]	12-Dec-23	11:14	< 2	< 2	< 2	4	< 2	< 2	< 2	< 2	< 2	< 2	581
SO4 [mg/L]	19-Dec-23	15:12	120	81	85	50	46	35	34	430	200	190	< 2
Hg [mg/L]	13-Dec-23	14:33	0.00001	0.00001	0.00001	0.00001	0.00001	< 0.00001	0.00001	0.00001	0.00001	0.00001	< 0.00001
Ag [mg/L]	15-Dec-23	12:55	< 0.00005	< 0.00005	< 0.00005	< 0.00005	< 0.00005	< 0.00005	< 0.00005	< 0.00005	< 0.00005	< 0.00005	0.00013
Al [mg/L]	15-Dec-23	12:55	1.12	3.32	0.183	0.075	1.90	0.633	1.32	0.484	1.62	1.67	0.002
As [mg/L]	15-Dec-23	12:55	0.383	0.0267	0.0023	0.0024	0.0049	0.0189	0.0341	0.0004	0.0008	0.0011	0.0017
B [mg/L]	15-Dec-23	12:55	0.030	0.230	0.044	0.046	0.037	0.020	0.021	0.031	0.047	0.047	0.203
Ba [mg/L]	15-Dec-23	12:55	0.00181	0.0118	0.00585	0.0254	0.00149	0.00198	0.0171	0.0848	0.0380	0.0338	0.00161
Be [mg/L]	15-Dec-23	12:55	< 0.000007	< 0.000007	< 0.000007	< 0.000007	< 0.000007	< 0.000007	< 0.000007	< 0.000007	< 0.000007	< 0.000007	< 0.000007
Bi [mg/L]	15-Dec-23	12:55	< 0.00001	< 0.00001	< 0.00001	< 0.00001	< 0.00001	< 0.00001	< 0.00001	< 0.00001	< 0.00001	< 0.00001	< 0.00001
Ca [mg/L]	15-Dec-23	12:55	47.3	36.9	28.4	10.9	16.9	10.6	16.3	162	73.9	67.4	0.21
Cd [mg/L]	15-Dec-23	12:55	0.000004	0.000007	0.000004	0.000011	0.000003	0.000009	0.000003	< 0.000003	0.000003	0.000010	0.000619
Co [mg/L]	15-Dec-23	12:55	0.000009	0.000009	0.000023	0.000060	0.000011	0.000026	0.000017	0.000042	0.000012	0.000031	0.000144
Cr [mg/L]	15-Dec-23	12:55	0.00347	0.0142	0.00374	0.0115	0.00847	0.0269	0.0178	0.00395	0.0111	0.0105	0.00273
Cu [mg/L]	15-Dec-23	12:55	< 0.0002	0.0004	0.0002	0.0009	< 0.0002	0.0009	0.0004	0.0003	0.0003	0.0005	0.0042
Fe [mg/L]	15-Dec-23	12:55	< 0.007	< 0.007	0.007	0.017	0.009	0.015	0.018	0.010	0.009	0.008	< 0.007

OnLine LIMS

0004265901

Results relate only to the sample tested. Data reported represents the sample submitted to SGS. Reproduction of this analytical report in full or in part is prohibited without prior written approval. Please refer to SGS General Conditions of Services located at https://www.sgs.ca/en/terms-and-conditions (Printed copies are available upon request.)
Test method information available upon request. "Temperature Upon Receipt" is representative of the whole shipment and may not reflect the temperature of individual samples.
SGS Canada Inc. Environment-Health & Safety statement of conformity decision rule does not consider uncertainty when analytical results are compared to a specified standard or regulation.

SGS Canada Inc.
P.O. Box 4300 - 185 Concession St.
Lakefield - Ontario - KOL 2HO
Phone: 705-652-2000 FAX: 705-652-6365

NAG Test with Analyses- 3 Stages- Stage 1 - complete all stages for all samples

LR Report : **CA19256-OCT23**

Analysis	3: Analysis Completed Date	4: Analysis Completed Time	55: 116744	56: 116743	57: 031764	58: 031817	59: 031767	60: 031779	66: 031751	67: 031804	68: 031788	69: 031788	70:BLK: ~H2O2 Blank
K [mg/L]	15-Dec-23	12:55	6.97	27.0	13.3	16.4	15.5	15.3	46.0	50.8	57.2	37.4	1.63
Li [mg/L]	15-Dec-23	12:55	0.0022	0.0007	0.0025	0.0118	0.0073	0.0001	0.0107	0.0067	0.0045	0.0045	0.0004
Mg [mg/L]	15-Dec-23	12:55	0.059	0.023	0.222	1.25	0.022	0.409	0.026	1.78	0.026	0.042	0.037
Mn [mg/L]	15-Dec-23	12:55	0.00086	0.00020	0.00179	0.00274	0.00041	0.00167	0.00049	0.00079	0.00021	0.00052	0.00472
Mo [mg/L]	15-Dec-23	12:55	0.0151	0.0182	0.00838	0.0215	0.00654	0.00915	0.00550	0.00220	0.00787	0.00760	0.00070
Na [mg/L]	15-Dec-23	12:55	3.04	7.17	2.21	3.14	2.75	3.24	1.89	2.72	2.67	2.45	0.30
Ni [mg/L]	15-Dec-23	12:55	0.0001	< 0.0001	0.0002	0.0006	0.0002	0.0003	0.0002	0.0003	0.0002	0.0002	0.0025
P [mg/L]	15-Dec-23	12:55	< 0.003	< 0.003	< 0.003	< 0.003	0.030	0.025	0.017	< 0.003	< 0.003	< 0.003	0.211
Pb [mg/L]	15-Dec-23	12:55	0.00012	0.00026	0.00012	0.00012	< 0.00009	0.00129	0.00015	0.00019	0.00051	0.00276	0.226
S [mg/L]	15-Dec-23	12:55	35	32	33	15	13	10	10	141	63	58	< 3
Sb [mg/L]	15-Dec-23	12:55	< 0.0009	< 0.0009	< 0.0009	< 0.0009	< 0.0009	< 0.0009	0.0011	< 0.0009	< 0.0009	< 0.0009	< 0.0009
Se [mg/L]	15-Dec-23	12:55	0.00103	0.0156	0.00190	0.00129	0.00015	0.00037	0.00121	0.0109	0.00068	0.00066	< 0.00004
Si [mg/L]	15-Dec-23	12:55	7.35	5.32	7.03	8.94	9.02	10.8	7.29	3.32	6.45	6.10	0.18
Sn [mg/L]	15-Dec-23	12:55	0.00011	0.00015	0.00007	0.00011	0.00008	0.00009	0.00011	0.00007	0.00013	0.00036	0.00006
Sr [mg/L]	15-Dec-23	12:55	0.0426	0.150	0.0269	0.0194	0.0113	0.0124	0.0219	0.280	0.0704	0.0621	0.00075
Ti [mg/L]	15-Dec-23	12:55	0.00073	0.00008	0.00269	0.00253	0.00394	0.02641	0.00465	0.00013	0.00020	0.00021	0.00047
Tl [mg/L]	15-Dec-23	12:55	0.000028	0.000079	0.000024	0.000041	0.000022	0.000077	0.000051	0.000053	0.000194	0.000140	0.000012
U [mg/L]	15-Dec-23	12:55	0.000207	0.000004	0.000043	0.000320	0.000175	0.000972	0.000040	0.000005	0.000018	0.000020	0.000007
V [mg/L]	15-Dec-23	12:55	0.00123	0.0207	0.0103	0.0364	0.0397	0.0179	0.0499	0.00273	0.0165	0.0164	0.00057
W [mg/L]	15-Dec-23	12:55	0.00180	0.00103	0.00047	0.00144	0.00030	0.00148	0.00192	0.00023	0.00066	0.00062	0.00012
Zn [mg/L]	15-Dec-23	12:55	< 0.002	< 0.002	< 0.002	< 0.002	< 0.002	< 0.002	< 0.002	< 0.002	< 0.002	0.002	0.203

**Revised report with selected samples and analysis as per client request - 21-Sep-25 LT

Method Descriptions

Parameter	Units	SGS Method Code
	g	NA
	mL	NA
Acidity	mg/L as CaCO3	ME-CA-[ENV]EWL-LAK-AN-006
Alkalinity	mg/L as CaCO3	ME-CA-[ENV]EWL-LAK-AN-006
Anions by IC	mg/L	ME-CA-[ENV]IC-LAK-AN-001
Conductivity	uS/cm	ME-CA-[ENV]EWL-LAK-AN-006
Inorganics-General	mg/L	ME-CA-[ENV]SPE-LAK-AN-004

OnLine LIMS

0004265901

Results relate only to the sample tested. Data reported represents the sample submitted to SGS. Reproduction of this analytical report in full or in part is prohibited without prior written approval. Please refer to SGS General Conditions of Services located at https://www.sgs.ca/en/terms-and-conditions (Printed copies are available upon request.)
Test method information available upon request. "Temperature Upon Receipt" is representative of the whole shipment and may not reflect the temperature of individual samples.
SGS Canada Inc. Environment-Health & Safety statement of conformity decision rule does not consider uncertainty when analytical results are compared to a specified standard or regulation.

SGS Canada Inc.
P.O. Box 4300 - 185 Concession St.
Lakefield - Ontario - KOL 2HO
Phone: 705-652-2000 FAX: 705-652-6365

Parameter	Units	SGS Method Code
Metals in aqueous samples - ICP-MS	mg/L	ME-CA-[ENV]SPE-LAK-AN-006
pH	No unit	ME-CA-[ENV]EWL-LAK-AN-006

Catharine Arnold

Catharine Arnold, B.Sc., C.Chem
Project Specialist,
Environment, Health & Safety

OnLine LIMS

0004265901

Results relate only to the sample tested. Data reported represents the sample submitted to SGS. Reproduction of this analytical report in full or in part is prohibited without prior written approval. Please refer to SGS General Conditions of Services located at https://www.sgs.ca/en/terms-and-conditions (Printed copies are available upon request.)
Test method information available upon request. "Temperature Upon Receipt" is representative of the whole shipment and may not reflect the temperature of individual samples.
SGS Canada Inc. Environment-Health & Safety statement of conformity decision rule does not consider uncertainty when analytical results are compared to a specified standard or regulation.

SGS Canada Inc.
P.O. Box 4300 - 185 Concession St.
Lakefield - Ontario - KOL 2HO
Phone: 705-652-2000 FAX: 705-652-6365

Quality Control Report

Inorganic Analysis													
Parameter	Reporting Limit	Unit	Method Blank	Duplicate				LCS / Spike Blank			Matrix Spike / Reference Material		
				Result 1	Result 2	RPD	Acceptance Criteria	Spike Recovery (%)	Recovery Limits (%)		Spike Recovery (%)	Recovery Limits (%)	
							%		Low	High		Low	High
Acidity - QCBatchID: EWL0200-DEC23													
Acidity	2	mg/L as Ca	< 2			ND	20	100	90	110	NA		
Anions by IC - QCBatchID: DIO0319-DEC23													
Sulphate	0.2	mg/L	<0.2			0	20	96	90	110	NV	75	125
Anions by IC - QCBatchID: DIO0376-DEC23													
Sulphate	0.2	mg/L	<0.2			1	20	103	90	110	116	75	125
Anions by IC - QCBatchID: DIO0430-DEC23													
Sulphate	0.2	mg/L	<0.2			0	20	99	90	110	104	75	125
Anions by IC - QCBatchID: DIO0448-DEC23													
Sulphate	0.2	mg/L	<0.2			ND	20	100	90	110	104	75	125
Inorganics-General - QCBatchID: EHG0019-DEC23													
Mercury	0.00001	mg/L	< 0.00001			ND	20	82	80	120	87	70	130
Metals in aqueous samples - ICP-MS - QCBatchID: EMS0094-DEC23													
Aluminum	0.001	mg/L	<0.001			3	20	96	90	110	94	70	130
Antimony	0.0009	mg/L	<0.0009			ND	20	103	90	110	83	70	130
Arsenic	0.0002	mg/L	<0.0002			6	20	103	90	110	105	70	130
Barium	0.00008	mg/L	<0.00008			1	20	105	90	110	93	70	130
Beryllium	0.000007	mg/L	<0.000007			ND	20	103	90	110	96	70	130
Bismuth	0.00001	mg/L	<0.00001			ND	20	100	90	110	97	70	130
Boron	0.002	mg/L	<0.002			3	20	106	90	110	112	70	130
Cadmium	0.000003	mg/L	<0.000003			13	20	106	90	110	112	70	130
Calcium	0.01	mg/L	<0.01			3	20	98	90	110	75	70	130
Chromium	0.00008	mg/L	<0.00008			14	20	103	90	110	100	70	130
Cobalt	0.000004	mg/L	<0.000004			0	20	102	90	110	95	70	130
Copper	0.0002	mg/L	<0.0002			2	20	99	90	110	94	70	130
Iron	0.007	mg/L	<0.007			ND	20	100	90	110	100	70	130
Lead	0.00009	mg/L	<0.00009			ND	20	102	90	110	101	70	130
Lithium	0.0001	mg/L	<0.0001			2	20	110	90	110	117	70	130
Magnesium	0.001	mg/L	<0.001			0	20	101	90	110	99	70	130
Manganese	0.00001	mg/L	<0.00001			1	20	102	90	110	125	70	130
Molybdenum	0.00004	mg/L	<0.00004			2	20	98	90	110	101	70	130
Nickel	0.0001	mg/L	<0.0001			1	20	104	90	110	84	70	130
Phosphorus	0.003	mg/L	<0.003			ND	20	109	90	110	NV	70	130
Potassium	0.009	mg/L	<0.009			2	20	104	90	110	97	70	130
Selenium	0.00004	mg/L	<0.00004			0	20	100	90	110	116	70	130
Silicon	0.02	mg/L	<0.02			2	20	110	90	110	NV	70	130

OnLine LIMS

00042659O1

Results relate only to the sample tested. Data reported represents the sample submitted to SGS. Reproduction of this analytical report in full or in part is prohibited without prior written approval. Please refer to SGS General Conditions of Services located at https://www.sgs.ca/en/terms-and-conditions (Printed copies are available upon request.)
Test method information available upon request. "Temperature Upon Receipt" is representative of the whole shipment and may not reflect the temperature of individual samples.
SGS Canada Inc. Environment-Health & Safety statement of conformity decision rule does not consider uncertainty when analytical results are compared to a specified standard or regulation.

SGS Canada Inc.
P.O. Box 4300 - 185 Concession St.
Lakefield - Ontario - KOL 2HO
Phone: 705-652-2000 FAX: 705-652-6365

NAG Test with Analyses- 3 Stages- Stage 1 - complete all stages for all samples

LR Report : **CA19256-OCT23**

Inorganic Analysis													
Parameter	Reporting Limit	Unit	Method Blank	Duplicate				LCS / Spike Blank			Matrix Spike / Reference Material		
				Result 1	Result 2	RPD	Acceptance Criteria	Spike Recovery (%)	Recovery Limits (%)		Spike Recovery (%)	Recovery Limits (%)	
							%		Low	High		Low	High
Silver	0.00005	mg/L	<0.00005			ND	20	103	90	110	99	70	130
Sodium	0.01	mg/L	<0.01			0	20	95	90	110	96	70	130
Strontium	0.00008	mg/L	<0.00008			2	20	97	90	110	72	70	130
Sulfur	3	mg/L	<1			0	20	106	90	110	NV	70	130
Thallium	0.000005	mg/L	<0.000005			0	20	101	90	110	99	70	130
Tin	0.00006	mg/L	<0.00006			8	20	97	90	110	NV	70	130
Titanium	0.00007	mg/L	<0.00005			11	20	97	90	110	NV	70	130
Tungsten	0.00002	mg/L	<0.00002			2	20	95	90	110	NV	70	130
Uranium	0.000002	mg/L	<0.000002			3	20	102	90	110	122	70	130
Vanadium	0.00001	mg/L	<0.00001			3	20	100	90	110	119	70	130
Zinc	0.002	mg/L	<0.002			ND	20	104	90	110	109	70	130

OnLine LIMS

Results relate only to the sample tested. Data reported represents the sample submitted to SGS. Reproduction of this analytical report in full or in part is prohibited without prior written approval. Please refer to SGS General Conditions of Services located at https://www.sgs.ca/en/terms-and-conditions (Printed copies are available upon request.)
Test method information available upon request. "Temperature Upon Receipt" is representative of the whole shipment and may not reflect the temperature of individual samples.
SGS Canada Inc. Environment-Health & Safety statement of conformity decision rule does not consider uncertainty when analytical results are compared to a specified standard or regulation.

00042659O1

SGS Canada Inc.
P.O. Box 4300 - 185 Concession St.
Lakefield - Ontario - KOL 2HO
Phone: 705-652-2000 FAX: 705-652-6365

NAG Test with Analyses- 3 Stages- Stage 2 - complete all stages for all samples

Great Bear Resources Ltd.
Attn : Ashley Moncrief

1020 - 800 West Pender St.
Vancouver, BC
V6C 2V6, Canada

Phone: 778-833-2160
Fax:

22-September-2025

Date Rec. : 26 October 2023
LR Report: **CA19257-OCT23**
Reference: Great Bear Project/ OMGS21045

Copy: #2

CERTIFICATE OF ANALYSIS

Final Report - Revised

Analysis	3: Analysis Completed Date	4: Analysis Completed Time	55: 116744	56: 116743	57: 031764	58: 031817	59: 031767	60: 031779	66: 031751	67: 031804	68: 031788	69: 031788	70:BLK: ~H2O2 Blank
Sample Date & Time			N/A	N/A	N/A	N/A	N/A	N/A	N/A	N/A	N/A		
Sample weight [g]	13-Dec-23	08:32	2.54	2.65	2.55	2.52	2.62	2.63	2.58	2.54	2.56	2.55	---
Vol H2O2 [mL]	13-Dec-23	08:32	250	250	250	250	250	250	250	250	250	250	250
pH [No unit]	14-Dec-23	09:23	6.20	9.94	7.20	6.93	7.31	7.14	7.25	6.99	6.90	6.81	4.71
Conductivity [uS/cm]	14-Dec-23	09:23	82	221	35	34	46	36	53	129	236	240	8
Alkalinity [mg/L as CaCO3]	14-Dec-23	09:23	2	67	9	11	11	13	15	7	7	6	< 2
Acidity [mg/L as CaCO3]	14-Dec-23	09:23	3	< 2	< 2	9	< 2	17	< 2	< 2	< 2	< 2	364
SO4 [mg/L]	19-Dec-23	15:12	26	38	4.4	12	8.3	2.7	3.7	42	90	92	2.0
Hg [mg/L]	14-Dec-23	13:00	< 0.00001	< 0.00001	< 0.00001	< 0.00001	< 0.00001	< 0.00001	< 0.00001	< 0.00001	< 0.00001	< 0.00001	< 0.00001
Ag [mg/L]	14-Dec-23	13:00	< 0.00005	< 0.00005	< 0.00005	< 0.00005	< 0.00005	< 0.00005	< 0.00005	< 0.00005	< 0.00005	< 0.00005	< 0.00005
Al [mg/L]	14-Dec-23	13:00	0.018	0.860	0.093	0.090	0.179	0.070	0.388	0.629	0.156	0.149	0.005
As [mg/L]	14-Dec-23	13:00	0.0242	0.0520	0.0022	0.0024	0.0017	0.0100	0.0232	0.0003	0.0022	0.0019	0.0007
B [mg/L]	14-Dec-23	13:00	0.058	0.213	0.047	0.040	0.038	0.014	0.036	0.071	0.033	0.033	0.127
Ba [mg/L]	14-Dec-23	13:00	0.00188	0.00883	0.00150	0.00276	0.00103	0.00090	0.0107	0.00590	0.0187	0.0231	0.00060
Be [mg/L]	14-Dec-23	13:00	< 0.000007	< 0.000007	< 0.000007	< 0.000007	< 0.000007	< 0.000007	< 0.000007	< 0.000007	< 0.000007	< 0.000007	0.000007
Bi [mg/L]	14-Dec-23	13:00	< 0.00001	< 0.00001	< 0.00001	< 0.00001	< 0.00001	< 0.00001	< 0.00001	< 0.00001	< 0.00001	< 0.00001	< 0.00001
Ca [mg/L]	14-Dec-23	13:00	9.66	38.5	3.84	0.92	5.65	3.24	4.28	18.6	30.6	30.8	0.12
Cd [mg/L]	14-Dec-23	13:00	0.000006	< 0.000003	< 0.000003	< 0.000003	< 0.000003	< 0.000003	< 0.000003	< 0.000003	0.000006	0.000008	0.000035
Co [mg/L]	14-Dec-23	13:00	0.000072	< 0.000004	< 0.000004	0.000047	0.000011	< 0.000004	0.000074	0.000033	0.000109	0.000100	0.000113
Cr [mg/L]	14-Dec-23	13:00	0.00298	0.00623	0.00296	0.00472	0.00414	0.0119	0.00660	0.00127	0.00104	0.00094	0.00265
Cu [mg/L]	14-Dec-23	13:00	< 0.0002	< 0.0002	< 0.0002	0.0005	< 0.0002	0.0004	0.0006	0.0007	0.0003	< 0.0002	0.0021
Fe [mg/L]	14-Dec-23	13:00	< 0.007	< 0.007	0.013	0.077	0.020	0.007	0.110	0.031	0.020	0.016	< 0.007

OnLine LIMS

0004265913

Results relate only to the sample tested. Data reported represents the sample submitted to SGS. Reproduction of this analytical report in full or in part is prohibited without prior written approval. Please refer to SGS General Conditions of Services located at https://www.sgs.ca/en/terms-and-conditions (Printed copies are available upon request.)
Test method information available upon request. "Temperature Upon Receipt" is representative of the whole shipment and may not reflect the temperature of individual samples.
SGS Canada Inc. Environment-Health & Safety statement of conformity decision rule does not consider uncertainty when analytical results are compared to a specified standard or regulation.

SGS Canada Inc.
P.O. Box 4300 - 185 Concession St.
Lakefield - Ontario - KOL 2HO
Phone: 705-652-2000 FAX: 705-652-6365

NAG Test with Analyses- 3 Stages- Stage 2 - complete all stages for all samples

LR Report : **CA19257-OCT23**

Analysis	3: Analysis Completed Date	4: Analysis Completed Time	55: 116744	56: 116743	57: 031764	58: 031817	59: 031767	60: 031779	66: 031751	67: 031804	68: 031788	69: 031788	70:BLK: ~H2O2 Blank
K [mg/L]	14-Dec-23	13:00	3.90	20.2	4.01	5.45	4.38	4.89	8.62	4.14	13.3	13.0	1.42
Li [mg/L]	14-Dec-23	13:00	0.0002	0.0007	< 0.0001	0.0001	< 0.0001	< 0.0001	0.0023	0.0015	0.0070	0.0075	0.0002
Mg [mg/L]	14-Dec-23	13:00	0.333	0.007	0.153	0.216	0.087	0.282	0.108	0.311	0.671	0.765	0.016
Mn [mg/L]	14-Dec-23	13:00	0.00285	0.00014	0.00091	0.00152	0.00136	0.00482	0.00220	0.00094	0.00046	0.00047	0.00079
Mo [mg/L]	14-Dec-23	13:00	0.00085	0.00151	0.00074	0.00131	0.00055	0.00051	0.00064	0.00090	0.00053	0.00064	0.00140
Na [mg/L]	14-Dec-23	13:00	1.27	1.16	0.80	1.03	0.90	0.95	0.63	0.58	0.56	0.56	0.19
Ni [mg/L]	14-Dec-23	13:00	0.0002	0.0001	< 0.0001	0.0002	< 0.0001	< 0.0001	0.0003	0.0002	0.0003	0.0003	0.0021
P [mg/L]	14-Dec-23	13:00	< 0.003	< 0.003	0.014	0.028	0.021	0.025	0.037	< 0.003	0.006	< 0.003	0.185
Pb [mg/L]	14-Dec-23	13:00	< 0.00009	< 0.00009	< 0.00009	0.00016	< 0.00009	0.00013	< 0.00009	0.00009	< 0.00009	< 0.00009	0.07999
S [mg/L]	14-Dec-23	13:00	8	13	< 3	< 3	< 3	< 3	< 3	14	30	30	< 3
Sb [mg/L]	14-Dec-23	13:00	< 0.0009	< 0.0009	< 0.0009	< 0.0009	< 0.0009	< 0.0009	< 0.0009	< 0.0009	< 0.0009	< 0.0009	< 0.0009
Se [mg/L]	14-Dec-23	13:00	0.00016	0.00385	0.00005	0.00011	< 0.00004	< 0.00004	0.00018	0.00141	0.00014	0.00016	< 0.00004
Si [mg/L]	14-Dec-23	13:00	8.16	18.3	7.60	7.52	8.39	9.30	7.14	2.27	3.54	3.57	0.08
Sn [mg/L]	14-Dec-23	13:00	< 0.00006	< 0.00006	0.00010	0.00061	0.00012	0.00007	0.00044	0.00013	0.00010	0.00008	< 0.00006
Sr [mg/L]	14-Dec-23	13:00	0.0187	0.0696	0.00610	0.00274	0.00707	0.00626	0.0083	0.0277	0.0217	0.0222	0.00036
Ti [mg/L]	14-Dec-23	13:00	0.00027	0.00021	0.00237	0.00734	0.0116	0.00513	0.0170	0.00081	0.00046	0.00060	0.00200
Tl [mg/L]	14-Dec-23	13:00	< 0.000005	< 0.000005	< 0.000005	< 0.000005	< 0.000005	0.000011	< 0.000005	< 0.000005	0.000028	0.000044	< 0.000005
U [mg/L]	14-Dec-23	13:00	0.000060	0.000005	0.000169	0.000407	0.000239	0.000513	0.000048	0.000003	0.000004	0.000041	0.000056
V [mg/L]	14-Dec-23	13:00	0.00045	0.0760	0.00393	0.0110	0.0118	0.00452	0.0170	0.00093	0.00182	0.00152	0.00078
W [mg/L]	14-Dec-23	13:00	0.00059	0.00028	0.00034	0.00077	0.00014	0.00036	0.00063	0.00022	0.00019	0.00019	0.00157
Zn [mg/L]	14-Dec-23	13:00	< 0.002	< 0.002	< 0.002	< 0.002	< 0.002	< 0.002	< 0.002	< 0.002	< 0.002	< 0.002	0.013

**Revised report with selected samples and analysis as per client request - 21-Sep-25 LT

Method Descriptions

Parameter	Units	SGS Method Code
	g	NA
	mL	NA
Acidity	mg/L as CaCO3	ME-CA-[ENV]EWL-LAK-AN-006
Alkalinity	mg/L as CaCO3	ME-CA-[ENV]EWL-LAK-AN-006
Anions by IC	mg/L	ME-CA-[ENV]IC-LAK-AN-001
Conductivity	uS/cm	ME-CA-[ENV]EWL-LAK-AN-006
Inorganics-General	mg/L	ME-CA-[ENV]SPE-LAK-AN-004

OnLine LIMS

0004265913

Results relate only to the sample tested. Data reported represents the sample submitted to SGS. Reproduction of this analytical report in full or in part is prohibited without prior written approval. Please refer to SGS General Conditions of Services located at https://www.sgs.ca/en/terms-and-conditions (Printed copies are available upon request.)
Test method information available upon request. "Temperature Upon Receipt" is representative of the whole shipment and may not reflect the temperature of individual samples.
SGS Canada Inc. Environment-Health & Safety statement of conformity decision rule does not consider uncertainty when analytical results are compared to a specified standard or regulation.

SGS Canada Inc.
P.O. Box 4300 - 185 Concession St.
Lakefield - Ontario - KOL 2HO
Phone: 705-652-2000 FAX: 705-652-6365

NAG Test with Analyses- 3 Stages- Stage 2 - complete all stages for all samples

LR Report : **CA19257-OCT23**

Parameter	Units	SGS Method Code
Metals in aqueous samples - ICP-MS	mg/L	ME-CA-[ENV]SPE-LAK-AN-006
pH	No unit	ME-CA-[ENV]EWL-LAK-AN-006

Catharine Arnold

Catharine Arnold, B.Sc., C.Chem
Project Specialist,
Environment, Health & Safety

OnLine LIMS

0004265913

Results relate only to the sample tested. Data reported represents the sample submitted to SGS. Reproduction of this analytical report in full or in part is prohibited without prior written approval. Please refer to SGS General Conditions of Services located at https://www.sgs.ca/en/terms-and-conditions (Printed copies are available upon request.)
Test method information available upon request. "Temperature Upon Receipt" is representative of the whole shipment and may not reflect the temperature of individual samples.
SGS Canada Inc. Environment-Health & Safety statement of conformity decision rule does not consider uncertainty when analytical results are compared to a specified standard or regulation.

SGS Canada Inc.
P.O. Box 4300 - 185 Concession St.
Lakefield - Ontario - K0L 2H0
Phone: 705-652-2000 FAX: 705-652-6365

Quality Control Report

Inorganic Analysis													
Parameter	Reporting Limit	Unit	Method Blank	Duplicate				LCS / Spike Blank			Matrix Spike / Reference Material		
				Result 1	Result 2	RPD	Acceptance Criteria	Spike Recovery (%)	Recovery Limits (%)		Spike Recovery (%)	Recovery Limits (%)	
							%		Low	High		Low	High
Acidity - QCBatchID: EWL0224-DEC23													
Acidity	2	mg/L as Ca	< 2			ND	20	96	90	110	NA		
Acidity - QCBatchID: EWL0238-DEC23													
Acidity	2	mg/L as Ca	2			0	20	100	90	110	NA		
Alkalinity - QCBatchID: EWL0224-DEC23													
Alkalinity	2	mg/L as Ca	< 2			0	20	100	80	120	NA		
Alkalinity - QCBatchID: EWL0238-DEC23													
Alkalinity	2	mg/L as Ca	< 2			0	20	96	80	120	NA		
Anions by IC - QCBatchID: DIO0376-DEC23													
Sulphate	0.2	mg/L	<0.2			1	20	103	90	110	116	75	125
Anions by IC - QCBatchID: DIO0378-DEC23													
Sulphate	0.2	mg/L	<0.2			3	20	100	90	110	106	75	125
Anions by IC - QCBatchID: DIO0448-DEC23													
Sulphate	0.2	mg/L	<0.2			ND	20	100	90	110	104	75	125
Conductivity - QCBatchID: EWL0224-DEC23													
Conductivity	2	uS/cm	< 2			0	10	96	90	110	NA		
Conductivity - QCBatchID: EWL0238-DEC23													
Conductivity	2	uS/cm	< 2			0	10	99	90	110	NA		
Inorganics-General - QCBatchID: EHG0020-DEC23													
Mercury	0.00001	mg/L	< 0.00001			ND	20	90	80	120	87	70	130
Metals in aqueous samples - ICP-MS - QCBatchID: EMS0118-DEC23													
Aluminum	0.001	mg/L	<0.001			0	20	97	90	110	107	70	130
Antimony	0.0009	mg/L	<0.0009			ND	20	109	90	110	107	70	130
Arsenic	0.0002	mg/L	<0.0002			0	20	98	90	110	100	70	130
Barium	0.00008	mg/L	<0.00008			2	20	100	90	110	71	70	130
Beryllium	0.000007	mg/L	<0.000007			ND	20	100	90	110	94	70	130
Bismuth	0.00001	mg/L	<0.00001			ND	20	98	90	110	109	70	130
Boron	0.002	mg/L	<0.002			1	20	98	90	110	100	70	130
Cadmium	0.000003	mg/L	<0.000003			ND	20	100	90	110	116	70	130
Calcium	0.01	mg/L	<0.01			0	20	98	90	110	101	70	130
Chromium	0.00008	mg/L	<0.00008			4	20	100	90	110	100	70	130
Cobalt	0.000004	mg/L	<0.000004			ND	20	101	90	110	101	70	130
Copper	0.0002	mg/L	<0.0002			ND	20	100	90	110	100	70	130
Iron	0.007	mg/L	<0.007			ND	20	101	90	110	100	70	130
Lead	0.00009	mg/L	<0.00009			ND	20	103	90	110	104	70	130
Lithium	0.0001	mg/L	<0.0001			2	20	94	90	110	81	70	130

OnLine LIMS

0004265913

Results relate only to the sample tested. Data reported represents the sample submitted to SGS. Reproduction of this analytical report in full or in part is prohibited without prior written approval. Please refer to SGS General Conditions of Services located at https://www.sgs.ca/en/terms-and-conditions (Printed copies are available upon request.)
Test method information available upon request. "Temperature Upon Receipt" is representative of the whole shipment and may not reflect the temperature of individual samples.
SGS Canada Inc. Environment-Health & Safety statement of conformity decision rule does not consider uncertainty when analytical results are compared to a specified standard or regulation.

SGS Canada Inc.
P.O. Box 4300 - 185 Concession St.
Lakefield - Ontario - KOL 2HO
Phone: 705-652-2000 FAX: 705-652-6365

NAG Test with Analyses- 3 Stages- Stage 2 - complete all stages for all samples

LR Report : **CA19257-OCT23**

Inorganic Analysis														
Parameter	Reporting Limit	Unit	Method Blank	Duplicate				LCS / Spike Blank			Matrix Spike / Reference Material			
				Result 1	Result 2	RPD	Acceptance Criteria	Spike Recovery (%)	Recovery Limits (%)		Spike Recovery (%)	Recovery Limits (%)		
							%		Low	High		Low	High	
Magnesium	0.001	mg/L	<0.001			0	20	98	90	110	91	70	130	
Manganese	0.00001	mg/L	<0.00001			13	20	100	90	110	96	70	130	
Molybdenum	0.00004	mg/L	<0.00004			9	20	97	90	110	86	70	130	
Nickel	0.0001	mg/L	<0.0001			9	20	100	90	110	98	70	130	
Phosphorus	0.003	mg/L	<0.003			ND	20	96	90	110	NV	70	130	
Potassium	0.009	mg/L	<0.009			0	20	97	90	110	99	70	130	
Selenium	0.00004	mg/L	<0.00004			1	20	97	90	110	118	70	130	
Silicon	0.02	mg/L	<0.02			1	20	95	90	110	NV	70	130	
Silver	0.00005	mg/L	<0.00005			ND	20	104	90	110	95	70	130	
Sodium	0.01	mg/L	<0.01			0	20	98	90	110	76	70	130	
Strontium	0.00008	mg/L	<0.00008			1	20	101	90	110	75	70	130	
Sulfur	3	mg/L	<1			1	20	105	90	110	NV	70	130	
Thallium	0.000005	mg/L	<0.000005			ND	20	104	90	110	105	70	130	
Tin	0.00006	mg/L	<0.00006			ND	20	93	90	110	NV	70	130	
Titanium	0.00007	mg/L	<0.00005			15	20	95	90	110	NV	70	130	
Tungsten	0.00002	mg/L	<0.00002			1	20	98	90	110	NV	70	130	
Uranium	0.000002	mg/L	<0.000002			0	20	103	90	110	105	70	130	
Vanadium	0.00001	mg/L	<0.00001			1	20	99	90	110	101	70	130	
Zinc	0.002	mg/L	<0.002			ND	20	103	90	110	107	70	130	
pH - QCBatchID: EWL0224-DEC23														
pH	0.05	No unit	NA			0		101			NA			
pH - QCBatchID: EWL0238-DEC23														
pH	0.05	No unit	NA			0		101			NA			

OnLine LIMS

0004265913

Results relate only to the sample tested. Data reported represents the sample submitted to SGS. Reproduction of this analytical report in full or in part is prohibited without prior written approval. Please refer to SGS General Conditions of Services located at https://www.sgs.ca/en/terms-and-conditions (Printed copies are available upon request.)
Test method information available upon request. "Temperature Upon Receipt" is representative of the whole shipment and may not reflect the temperature of individual samples.
SGS Canada Inc. Environment-Health & Safety statement of conformity decision rule does not consider uncertainty when analytical results are compared to a specified standard or regulation.

SGS Canada Inc.
P.O. Box 4300 - 185 Concession St.
Lakefield - Ontario - KOL 2HO
Phone: 705-652-2000 FAX: 705-652-6365

20-December-2023

Great Bear Resources Ltd.
Attn : Ashley Moncrief

1020 - 800 West Pender St.
Vancouver, BC
V6C 2V6, Canada

Phone: 778-833-2160
Fax:

Date Rec. : 26 October 2023
LR Report: **CA19258-OCT23**
Reference: Great Bear Project/ OMGS21045

Copy: #1

CERTIFICATE OF ANALYSIS
Final Report

Analysis	3: Analysis Completed Date	4: Analysis Completed Time	67: 031804	68: 031788	69: 031788	70:BLK: ~H2O2 Blank
Sample Date & Time			N/A	N/A		
Sample weight [g]	13-Dec-23	14:36	2.54	2.56	2.55	---
Vol H2O2 [mL]	13-Dec-23	14:36	250	250	250	250
pH [No unit]	18-Dec-23	13:13	6.34	6.05	5.89	4.62
Conductivity [uS/cm]	18-Dec-23	15:37	65	162	97	8
Alkalinity [mg/L as CaCO3]	18-Dec-23	13:13	3	< 2	< 2	< 2
Acidity [mg/L as CaCO3]	18-Dec-23	13:13	2	4	4	815
SO4 [mg/L]	19-Dec-23	15:13	20	72	32	< 2
Hg [mg/L]	19-Dec-23	13:52	< 0.00001	< 0.00001	< 0.00001	< 0.00001
Ag [mg/L]	19-Dec-23	13:52	< 0.00005	< 0.00005	< 0.00005	< 0.00005
Al [mg/L]	19-Dec-23	13:52	0.069	0.011	0.015	0.003
As [mg/L]	19-Dec-23	13:52	< 0.0002	0.0004	0.0004	0.0007
B [mg/L]	19-Dec-23	13:52	0.048	0.035	0.029	0.087
Ba [mg/L]	19-Dec-23	13:52	0.00567	0.0461	0.0229	0.00087
Be [mg/L]	19-Dec-23	13:52	< 0.000007	< 0.000007	< 0.000007	< 0.000007
Bi [mg/L]	19-Dec-23	13:52	< 0.00001	< 0.00001	< 0.00001	< 0.00001
Ca [mg/L]	19-Dec-23	13:52	8.94	17.1	8.25	0.10
Cd [mg/L]	19-Dec-23	13:52	< 0.000003	0.000003	< 0.000003	0.000011
Co [mg/L]	19-Dec-23	13:52	0.000156	0.000081	0.000041	0.000098
Cr [mg/L]	19-Dec-23	13:52	0.00126	< 0.00008	0.00271	0.00236
Cu [mg/L]	19-Dec-23	13:52	0.0004	0.0003	0.0007	0.0023
Fe [mg/L]	19-Dec-23	13:52	0.007	0.007	< 0.007	< 0.007
K [mg/L]	19-Dec-23	13:52	0.947	6.94	4.14	0.951
Li [mg/L]	19-Dec-23	13:52	0.0011	0.0128	0.0078	0.0002
Mg [mg/L]	19-Dec-23	13:52	0.721	5.83	2.85	0.008
Mn [mg/L]	19-Dec-23	13:52	0.00242	0.00467	0.00143	0.00320
Mo [mg/L]	19-Dec-23	13:52	0.00047	0.00057	0.00032	0.00047
Na [mg/L]	19-Dec-23	13:52	0.30	0.38	0.26	0.12
Ni [mg/L]	19-Dec-23	13:52	0.0004	0.0003	0.0002	0.0019

OnLine LIMS

0003569326

Results relate only to the sample tested. Data reported represents the sample submitted to SGS. Reproduction of this analytical report in full or in part is prohibited without prior written approval. Please refer to SGS General Conditions of Services located at https://www.sgs.ca/en/terms-and-conditions (Printed copies are available upon request.)
Test method information available upon request. "Temperature Upon Receipt" is representative of the whole shipment and may not reflect the temperature of individual samples.
SGS Canada Inc. Environment-Health & Safety statement of conformity decision rule does not consider uncertainty when analytical results are compared to a specified standard or regulation.

SGS Canada Inc.
P.O. Box 4300 - 185 Concession St.
Lakefield - Ontario - KOL 2HO
Phone: 705-652-2000 FAX: 705-652-6365

LR Report : **CA19258-OCT23**

Analysis	3: Analysis Completed Date	4: Analysis Completed Time	67: 031804	68: 031788	69: 031788	70:BLK: ~H2O2 Blank
P [mg/L]	19-Dec-23	13:52	< 0.003	< 0.003	< 0.003	0.186
Pb [mg/L]	19-Dec-23	13:52	< 0.00009	< 0.00009	< 0.00009	0.03657
S [mg/L]	19-Dec-23	13:52	8	29	14	< 3
Sb [mg/L]	19-Dec-23	13:52	< 0.0009	< 0.0009	< 0.0009	< 0.0009
Se [mg/L]	19-Dec-23	13:52	0.00058	0.00015	0.00011	< 0.00004
Si [mg/L]	19-Dec-23	13:52	3.68	6.92	5.41	0.08
Sn [mg/L]	19-Dec-23	13:52	< 0.00006	0.00007	< 0.00006	0.00008
Sr [mg/L]	19-Dec-23	13:52	0.0149	0.0217	0.0102	0.00038
Ti [mg/L]	19-Dec-23	13:52	0.00014	0.00018	0.00015	0.00078
Tl [mg/L]	19-Dec-23	13:52	0.000010	0.000153	0.000092	0.000010
U [mg/L]	19-Dec-23	13:52	0.000002	0.000006	0.000002	0.000259
V [mg/L]	19-Dec-23	13:52	0.00068	0.00013	0.00023	0.00018
W [mg/L]	19-Dec-23	13:52	0.00007	< 0.00002	0.00003	0.00011
Zn [mg/L]	19-Dec-23	13:52	< 0.002	< 0.002	< 0.002	0.004

Catharine Arnold

Catharine Arnold, B.Sc., C.Chem
Project Specialist,
Environment, Health & Safety

OnLine LIMS

0003569326

Results relate only to the sample tested. Data reported represents the sample submitted to SGS. Reproduction of this analytical report in full or in part is prohibited without prior written approval. Please refer to SGS General Conditions of Services located at https://www.sgs.ca/en/terms-and-conditions (Printed copies are available upon request.)
Test method information available upon request. "Temperature Upon Receipt" is representative of the whole shipment and may not reflect the temperature of individual samples.
SGS Canada Inc. Environment-Health & Safety statement of conformity decision rule does not consider uncertainty when analytical results are compared to a specified standard or regulation.

SGS Canada Inc.
P.O. Box 4300 - 185 Concession St.
Lakefield - Ontario - KOL 2HO
Phone: 705-652-2000 FAX: 705-652-6365

10-November-2025

Great Bear Resources Ltd.
Attn : Ashley Moncrief

1020 - 800 West Pender St.
Vancouver, BC
V6C 2V6, Canada

Phone: 778-833-2160
Fax:

Date Rec. : 01 September 2023
LR Report: **CA19000-SEP23**
Reference: Great Bear Project/ OMGS21045 (Stage 1)

Copy: #2

CERTIFICATE OF ANALYSIS
Final Report - Revised

Analysis	1: Analysis Start Date	2: Analysis Start Time	3: Analysis Completed Date	4: Analysis Completed Time	5: DX450037	6: DX450143	7: DX450169	8: DX450200	9: DX450215	10: DX450229	11: DX 550060	12: DX 550087	13: DX 550097
Sample Date & Time					N/A	N/A	N/A	N/A	N/A	N/A	N/A	N/A	N/A
Sample weight [g]	10-Oct-23	06:22	16-Oct-23	10:57	1.60	1.48	1.49	1.58	1.54	1.63	1.62	1.46	1.47
Vol H2O2 [mL]	10-Oct-23	06:22	16-Oct-23	10:57	150	150	150	150	150	150	150	150	150
Initial pH	10-Oct-23	10:37	16-Oct-23	10:57	10.22	2.61	9.17	8.85	9.71	10.30	7.93	9.33	7.70
NaOH [Normality]	10-Oct-23	10:37	16-Oct-23	10:57	0.10	0.10	0.10	0.10	0.10	0.10	0.10	0.10	0.10
Vol NaOH to PH 4.5 [mL]	10-Oct-23	10:37	16-Oct-23	10:57	0.00	4.90	0.00	0.00	0.00	0.00	0.00	0.00	0.00
Vol NaOH to PH 7.0 [mL]	10-Oct-23	10:37	16-Oct-23	10:57	0.00	6.96	0.00	0.00	0.00	0.00	0.00	0.00	0.00
NAG (pH 4.5) [kg H2SO4/tonne]	10-Oct-23	10:37	16-Oct-23	10:57	0.0	16	0.0	0.0	0.0	0.0	0.0	0.0	0.0
NAG (pH 7.0) [kg H2SO4/tonne]	10-Oct-23	10:37	16-Oct-23	10:57	0.0	23	0.0	0.0	0.0	0.0	0.0	0.0	0.0

NAG = (49 x Vol. of base x N of base)/sample weight
kg H2SO4/tonne

Revised report with sample changes as per client request.

Method Descriptions

Parameter	Units	SGS Method Code	Reference Method Code
	g	NA	Sample weight

OnLine LNMS

0004322730

Results relate only to the sample tested. Data reported represents the sample submitted to SGS. Reproduction of this analytical report in full or in part is prohibited without prior written approval. Please refer to SGS General Conditions of Services located at https://www.sgs.ca/en/terms-and-conditions (Printed copies are available upon request.)
Test method information available upon request. "Temperature Upon Receipt" is representative of the whole shipment and may not reflect the temperature of individual samples.
SGS Canada Inc. Environment-Health & Safety statement of conformity decision rule does not consider uncertainty when analytical results are compared to a specified standard or regulation.

SGS Canada Inc.
P.O. Box 4300 - 185 Concession St.
Lakefield - Ontario - KOL 2HO
Phone: 705-652-2000 FAX: 705-652-6365

NAG Test - (Stage 1)

LR Report : **CA19000-SEP23**

Parameter	Units	SGS Method Code	Reference Method Code
	mL	NA	
	no unit	NA	
	Normality	NA	MEND PROJECT 1.16.1B
NAG@pH4.5	kg H2SO4/tonne	ME-CA-[ENV]ARD-LAK-AN-008	Miller et al. (1997)
NAG@pH7	kg H2SO4/tonne	ME-CA-[ENV]ARD-LAK-AN-008	Miller et al. (1997)
Vol NaOH to PH 4.5	mL	NA	
Vol NaOH to PH 7.0	mL	NA	

Catharine Arnold

CHARTERED CATHARINE ARNOLD CHEMIST

Catharine Arnold, B.Sc., C.Chem
Project Specialist,
Environment, Health & Safety

OnLine LIMS

0004322730

Results relate only to the sample tested. Data reported represents the sample submitted to SGS. Reproduction of this analytical report in full or in part is prohibited without prior written approval. Please refer to SGS General Conditions of Services located at https://www.sgs.ca/en/terms-and-conditions (Printed copies are available upon request.)
Test method information available upon request. "Temperature Upon Receipt" is representative of the whole shipment and may not reflect the temperature of individual samples.
SGS Canada Inc. Environment-Health & Safety statement of conformity decision rule does not consider uncertainty when analytical results are compared to a specified standard or regulation.

SGS Canada Inc.
P.O. Box 4300 - 185 Concession St.
Lakefield - Ontario - KOL 2HO
Phone: 705-652-2000 FAX: 705-652-6365

11-November-2025

Great Bear Resources Ltd.
Attn : Ashley Moncrief

1020 - 800 West Pender St., Vancouver
Canada, V6C 2V6
Phone: 778-833-2160, Fax:

Date Rec. : 01 September 2023
LR Report: **CA19012-SEP23**
Reference: Great Bear Project/ OMGS21045 (Stage 2)

Copy: #2

CERTIFICATE OF ANALYSIS
Final Report - Revised

Analysis	1: Analysis Start Date	2: Analysis Start Time	3: Analysis Completed Date	4: Analysis Completed Time	6: DX450143
Sample Date & Time					N/A
Sample weight [g]	12-Oct-23	06:19	12-Oct-23	16:55	1.48
Vol H2O2 [mL]	12-Oct-23	06:19	12-Oct-23	16:55	150
Initial pH	12-Oct-23	14:14	12-Oct-23	16:55	3.57
NaOH [Normality]	12-Oct-23	14:14	12-Oct-23	16:55	0.10
Vol NaOH to PH 4.5 [mL]	12-Oct-23	14:14	12-Oct-23	16:55	0.39
Vol NaOH to PH 7.0 [mL]	12-Oct-23	14:14	12-Oct-23	16:55	0.63
NAG (pH 4.5) [kg H2SO4/tonne]	12-Oct-23	10:33	12-Oct-23	16:55	1.3
NAG (pH 7.0) [kg H2SO4/tonne]	12-Oct-23	10:33	12-Oct-23	16:55	2.1

NAG = (49 x Vol. of base x N of base)/sample weight
kg H2SO4/tonne

Revised report with sample changes as per client request.

Method Descriptions

Parameter	Units	SGS Method Code	Reference Method Code
	g	NA	Sample weight

OnLine LIMS

0004323663

Results relate only to the sample tested. Data reported represents the sample submitted to SGS. Reproduction of this analytical report in full or in part is prohibited without prior written approval. Please refer to SGS General Conditions of Services located at https://www.sgs.ca/en/terms-and-conditions (Printed copies are available upon request.)
Test method information available upon request. "Temperature Upon Receipt" is representative of the whole shipment and may not reflect the temperature of individual samples.
SGS Canada Inc. Environment-Health & Safety statement of conformity decision rule does not consider uncertainty when analytical results are compared to a specified standard or regulation.

SGS Canada Inc.
P.O. Box 4300 - 185 Concession St.
Lakefield - Ontario - KOL 2HO
Phone: 705-652-2000 FAX: 705-652-6365

Parameter	Units	SGS Method Code	Reference Method Code
	mL	NA	
	no unit	NA	
	Normality	NA	MEND PROJECT 1.16.1B
NAG@pH4.5	kg H2SO4/tonne	ME-CA-[ENV]ARD-LAK-AN-008	Miller et al. (1997)
NAG@pH7	kg H2SO4/tonne	ME-CA-[ENV]ARD-LAK-AN-008	Miller et al. (1997)
Vol NaOH to PH 4.5	mL	NA	
Vol NaOH to PH 7.0	mL	NA	

Catharine Arnold

CHARTERED CATHARINE ARNOLD CHEMIST

Catharine Arnold, B.Sc., C.Chem
Project Specialist,
Environment, Health & Safety

OnLine LIMS

0004323663

Results relate only to the sample tested. Data reported represents the sample submitted to SGS. Reproduction of this analytical report in full or in part is prohibited without prior written approval. Please refer to SGS General Conditions of Services located at https://www.sgs.ca/en/terms-and-conditions (Printed copies are available upon request.)
Test method information available upon request. "Temperature Upon Receipt" is representative of the whole shipment and may not reflect the temperature of individual samples.
SGS Canada Inc. Environment-Health & Safety statement of conformity decision rule does not consider uncertainty when analytical results are compared to a specified standard or regulation.

SGS Canada Inc.
P.O. Box 4300 - 185 Concession St.
Lakefield - Ontario - KOL 2HO
Phone: 705-652-2000 FAX: 705-652-6365

11-November-2025

Great Bear Resources Ltd.
Attn : Ashley Moncrief

1020 - 800 West Pender St., Vancouver
Canada, V6C 2V6
Phone: 778-833-2160, Fax:

Date Rec. : 01 September 2023
LR Report: **CA19013-SEP23**
Reference: Great Bear Project/ OMGS21045 (Stage 3)

Copy: #2

CERTIFICATE OF ANALYSIS
Final Report - Revised

Analysis	1: Analysis Start Date	2: Analysis Start Time	3: Analysis Completed Date	4: Analysis Completed Time	6: DX450143
Sample Date & Time					N/A
Sample weight [g]	13-Oct-23	06:37	13-Oct-23	16:17	1.48
Vol H2O2 [mL]	13-Oct-23	06:37	13-Oct-23	16:17	150
Initial pH	13-Oct-23	10:45	13-Oct-23	16:17	4.53
NaOH [Normality]	13-Oct-23	10:45	13-Oct-23	16:17	0.10
Vol NaOH to PH 4.5 [mL]	13-Oct-23	10:45	13-Oct-23	16:17	0.00
Vol NaOH to PH 7.0 [mL]	13-Oct-23	10:45	13-Oct-23	16:17	0.53
NAG (pH 4.5) [kg H2SO4/tonne]	13-Oct-23	10:45	13-Oct-23	16:17	0.0
NAG (pH 7.0) [kg H2SO4/tonne]	13-Oct-23	10:45	13-Oct-23	16:17	1.8

NAG = (49 x Vol. of base x N of base)/sample weight
kg H2SO4/tonne

Revised report with sample changes as per client request.

Method Descriptions

Parameter	Units	SGS Method Code	Reference Method Code
	g	NA	Sample weight

OnLine LIMS

0004323671

Results relate only to the sample tested. Data reported represents the sample submitted to SGS. Reproduction of this analytical report in full or in part is prohibited without prior written approval. Please refer to SGS General Conditions of Services located at https://www.sgs.ca/en/terms-and-conditions (Printed copies are available upon request.)
Test method information available upon request. "Temperature Upon Receipt" is representative of the whole shipment and may not reflect the temperature of individual samples.
SGS Canada Inc. Environment-Health & Safety statement of conformity decision rule does not consider uncertainty when analytical results are compared to a specified standard or regulation.

SGS Canada Inc.
P.O. Box 4300 - 185 Concession St.
Lakefield - Ontario - KOL 2HO
Phone: 705-652-2000 FAX: 705-652-6365

Parameter	Units	SGS Method Code	Reference Method Code
	mL	NA	
	no unit	NA	
	Normality	NA	MEND PROJECT 1.16.1B
NAG@pH4.5	kg H2SO4/tonne	ME-CA-[ENV]ARD-LAK-AN-008	Miller et al. (1997)
NAG@pH7	kg H2SO4/tonne	ME-CA-[ENV]ARD-LAK-AN-008	Miller et al. (1997)
Vol NaOH to PH 4.5	mL	NA	
Vol NaOH to PH 7.0	mL	NA	

Catharine Arnold

CHARTERED CATHARINE ARNOLD CHEMIST

Catharine Arnold, B.Sc., C.Chem
Project Specialist,
Environment, Health & Safety

OnLine LIMS

0004323671

Results relate only to the sample tested. Data reported represents the sample submitted to SGS. Reproduction of this analytical report in full or in part is prohibited without prior written approval. Please refer to SGS General Conditions of Services located at https://www.sgs.ca/en/terms-and-conditions (Printed copies are available upon request.)
Test method information available upon request. "Temperature Upon Receipt" is representative of the whole shipment and may not reflect the temperature of individual samples.
SGS Canada Inc. Environment-Health & Safety statement of conformity decision rule does not consider uncertainty when analytical results are compared to a specified standard or regulation.

SGS Canada Inc.
P.O. Box 4300 - 185 Concession St.
Lakefield - Ontario - KOL 2HO
Phone: 705-652-2000 FAX: 705-652-6365

11-November-2025

Great Bear Resources Ltd.
Attn : Ashley Moncrief

1020 - 800 West Pender St.
Vancouver, BC
V6C 2V6, Canada

Phone: 778-833-2160
Fax:

Date Rec. : 05 December 2023
LR Report: **CA19017-DEC23**

Copy: #3

CERTIFICATE OF ANALYSIS
Final Report - Revised

Analysis	1: Analysis Start Date	2: Analysis Start Time	3: Analysis Completed Date	4: Analysis Completed Time	5: DX 550098	6: DX450235
Sample Date & Time					NA	NA
Sample weight [g]	15-Dec-23	06:31	19-Dec-23	14:12	1.52	1.57
Vol H2O2 [mL]	15-Dec-23	06:31	19-Dec-23	14:12	150	150
Initial pH	15-Dec-23	10:48	19-Dec-23	14:12	11.13	10.92
NaOH [Normality]	15-Dec-23	10:48	19-Dec-23	14:12	0.10	0.10
Vol NaOH to PH 4.5 [mL]	15-Dec-23	10:48	19-Dec-23	14:12	0.00	0.00
Vol NaOH to PH 7.0 [mL]	15-Dec-23	10:48	19-Dec-23	14:12	0.00	0.00
NAG (pH 4.5) [kg H2SO4/tonne]	15-Dec-23	10:48	19-Dec-23	14:12	0.0	0.0
NAG (pH 7.0) [kg H2SO4/tonne]	15-Dec-23	10:48	19-Dec-23	14:12	0.0	0.0

NAG = (49 x Vol. of base x N of base)/sample weight
kg H2SO4/tonne

Initial pH result is after H2O2 addition and pre-titration

**Revised report with selected samples and analysis as per client request - 18-Sep-25 LT
Revised report #2 with sample changes as per client request.

Method Descriptions

Parameter	Units	SGS Method Code	Reference Method Code
	g	NA	Sample weight

OnLine LIMS

0004323735

Results relate only to the sample tested. Data reported represents the sample submitted to SGS. Reproduction of this analytical report in full or in part is prohibited without prior written approval. Please refer to SGS General Conditions of Services located at https://www.sgs.ca/en/terms-and-conditions (Printed copies are available upon request.)
Test method information available upon request. "Temperature Upon Receipt" is representative of the whole shipment and may not reflect the temperature of individual samples.
SGS Canada Inc. Environment-Health & Safety statement of conformity decision rule does not consider uncertainty when analytical results are compared to a specified standard or regulation.

SGS Canada Inc.
P.O. Box 4300 - 185 Concession St.
Lakefield - Ontario - KOL 2HO
Phone: 705-652-2000 FAX: 705-652-6365

Parameter	Units	SGS Method Code	Reference Method Code
	mL	NA	
	no unit	NA	
	Normality	NA	MEND PROJECT 1.16.1B
NAG@pH4.5	kg H2SO4/tonne	ME-CA-[ENV]ARD-LAK-AN-008	Miller et al. (1997)
NAG@pH7	kg H2SO4/tonne	ME-CA-[ENV]ARD-LAK-AN-008	Miller et al. (1997)
Vol NaOH to PH 4.5	mL	NA	
Vol NaOH to PH 7.0	mL	NA	

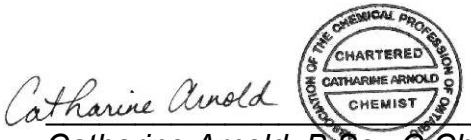

Catharine Arnold, B.Sc., C.Chem
Project Specialist,
Environment, Health & Safety

OnLine LIMS

Results relate only to the sample tested. Data reported represents the sample submitted to SGS. Reproduction of this analytical report in full or in part is prohibited without prior written approval. Please refer to SGS General Conditions of Services located at https://www.sgs.ca/en/terms-and-conditions (Printed copies are available upon request.)
Test method information available upon request. "Temperature Upon Receipt" is representative of the whole shipment and may not reflect the temperature of individual samples.
SGS Canada Inc. Environment-Health & Safety statement of conformity decision rule does not consider uncertainty when analytical results are compared to a specified standard or regulation.

SGS Canada Inc.
P.O. Box 4300 - 185 Concession St.
Lakefield - Ontario - KOL 2HO
Phone: 705-652-2000 FAX: 705-652-6365

Great Bear Resources Ltd.
Attn : Ashley Moncrief

1020 - 800 West Pender St.
Vancouver, BC
V6C 2V6, Canada

Phone: 778-833-2160
Fax:

11-November-2025

Date Rec. : 08 September 2023
LR Report: **CA19024-SEP23**
Reference: Great Bear Project/ OMEMA2303 - Set 1

Copy: #2

CERTIFICATE OF ANALYSIS
Final Report - Revised

Analysis	1: Analysis Start Date	2: Analysis Start Time	3: Analysis Completed Date	4: Analysis Completed Time	5: 031533	6: 031535	7: 031536	8: 031537	9: 031538	10: 031539	11: 031541	12: 031540
Sample Date & Time					N/A	N/A	N/A	N/A	N/A	N/A	N/A	N/A
Sample weight [g]	22-Sep-23	06:35	13-Oct-23	10:39	1.51	1.50	1.51	1.50	1.50	1.50	1.50	1.50
Vol H2O2 [mL]	22-Sep-23	06:35	13-Oct-23	10:39	150	150	150	150	150	150	150	150
Initial pH	22-Sep-23	06:35	13-Oct-23	10:39	10.68	6.34	3.61	8.35	1.94	2.31	10.04	9.83
NaOH [Normality]	22-Sep-23	06:35	13-Oct-23	10:39	0.10	0.10	0.10	0.10	0.10	0.10	0.10	0.10
Vol NaOH to PH 4.5 [mL]	22-Sep-23	06:35	13-Oct-23	10:39	0.00	0.00	0.60	0.00	15.81	9.78	0.00	0.00
Vol NaOH to PH 7.0 [mL]	22-Sep-23	06:35	13-Oct-23	10:39	0.00	0.12	1.31	0.00	18.91	13.62	0.00	0.00
NAG (pH 4.5) [kg H2SO4/tonne]	22-Sep-23	06:35	13-Oct-23	10:39	0.0	0.0	1.9	0.0	52	32	0.0	0.0
NAG (pH 7.0) [kg H2SO4/tonne]	22-Sep-23	06:35	13-Oct-23	10:39	0.0	0.4	4.3	0.0	62	44	0.0	0.0

NAG = (49 x Vol. of base x N of base)/sample weight
kg H2SO4/tonne

Revised report with sample changes as per client request.

Method Descriptions

Parameter	Units	SGS Method Code	Reference Method Code
	g	NA	Sample weight

OnLine LIMS

0004324015

Results relate only to the sample tested. Data reported represents the sample submitted to SGS. Reproduction of this analytical report in full or in part is prohibited without prior written approval. Please refer to SGS General Conditions of Services located at https://www.sgs.ca/en/terms-and-conditions (Printed copies are available upon request.)
Test method information available upon request. "Temperature Upon Receipt" is representative of the whole shipment and may not reflect the temperature of individual samples.
SGS Canada Inc. Environment-Health & Safety statement of conformity decision rule does not consider uncertainty when analytical results are compared to a specified standard or regulation.

SGS Canada Inc.
P.O. Box 4300 - 185 Concession St.
Lakefield - Ontario - KOL 2HO
Phone: 705-652-2000 FAX: 705-652-6365

Parameter	Units	SGS Method Code	Reference Method Code
	mL	NA	
	no unit	NA	
	Normality	NA	MEND PROJECT 1.16.1B
NAG@pH4.5	kg H2SO4/tonne	ME-CA-[ENV]ARD-LAK-AN-008	Miller et al. (1997)
NAG@pH7	kg H2SO4/tonne	ME-CA-[ENV]ARD-LAK-AN-008	Miller et al. (1997)
Vol NaOH to PH 4.5	mL	NA	
Vol NaOH to PH 7.0	mL	NA	

Catharine Arnold

CHARTERED CATHARINE ARNOLD CHEMIST

Catharine Arnold, B.Sc., C.Chem
Project Specialist,
Environment, Health & Safety

OnLine LIMS

0004324015

Results relate only to the sample tested. Data reported represents the sample submitted to SGS. Reproduction of this analytical report in full or in part is prohibited without prior written approval. Please refer to SGS General Conditions of Services located at https://www.sgs.ca/en/terms-and-conditions (Printed copies are available upon request.)
Test method information available upon request. "Temperature Upon Receipt" is representative of the whole shipment and may not reflect the temperature of individual samples.
SGS Canada Inc. Environment-Health & Safety statement of conformity decision rule does not consider uncertainty when analytical results are compared to a specified standard or regulation.

SGS Canada Inc.
P.O. Box 4300 - 185 Concession St.
Lakefield - Ontario - KOL 2HO
Phone: 705-652-2000 FAX: 705-652-6365

19-November-2025

Great Bear Resources Ltd.
Attn : Ashley Moncrief

1020 - 800 West Pender St.
Vancouver, BC
V6C 2V6, Canada

Phone: 778-833-2160
Fax:

Date Rec. : 08 September 2023
LR Report: **CA19025-SEP23**
Reference: Great Bear Project/ OMEMA2303 - Set 2

Copy: #3

CERTIFICATE OF ANALYSIS
Final Report - Revised

Analysis	1: Analysis Start Date	2: Analysis Start Time	3: Analysis Completed Date	4: Analysis Completed Time	5: 031542	6: 031543	7: 031534	8: 031544	9: 031545	10: 031546	11: 031547	12: 031548	13: 031549
Sample Date & Time													
Sample weight [g]	05-Oct-23	06:18	05-Oct-23	16:45	1.56	1.59	1.64	1.63	1.46	1.50	1.62	1.53	1.52
Vol H2O2 [mL]	05-Oct-23	06:18	05-Oct-23	16:45	150	150	150	150	150	150	150	150	150
Initial pH	05-Oct-23	10:23	05-Oct-23	16:45	2.10	6.84	10.99	7.08	2.64	8.66	8.92	2.58	2.88
NaOH [Normality]	05-Oct-23	10:23	05-Oct-23	16:45	0.10	0.10	0.10	0.10	0.10	0.10	0.10	0.10	0.10
Vol NaOH to PH 4.5 [mL]	05-Oct-23	10:23	05-Oct-23	16:45	12.37	0.00	0.00	0.00	3.95	0.00	0.00	3.69	1.82
Vol NaOH to PH 7.0 [mL]	05-Oct-23	10:23	05-Oct-23	16:45	17.26	0.10	0.00	0.00	5.52	0.00	0.00	4.95	3.02
NAG (pH 4.5) [kg H2SO4/tonne]	05-Oct-23	10:23	05-Oct-23	16:45	39	0.0	0.0	0.0	13	0.0	0.0	12	5.9
NAG (pH 7.0) [kg H2SO4/tonne]	05-Oct-23	10:23	05-Oct-23	16:45	54	0.3	0.0	0.0	18	0.0	0.0	16	9.7

Analysis	14: 031550	15: 031552	16: 031553	17: 031554	18: 031555	19: 031556	20: 031557	21: 031558	22: 031559	23: 031560	24: 031561	25: 031562	26: 031563	27: 031510	28: 031511
Sample Date & Time															
Sample weight [g]	1.49	1.50	1.57	1.57	1.51	1.55	1.53	1.46	1.49	1.55	1.51	1.49	1.59	1.58	1.57

OnLine LIMS

0004333798

Results relate only to the sample tested. Data reported represents the sample submitted to SGS. Reproduction of this analytical report in full or in part is prohibited without prior written approval. Please refer to SGS General Conditions of Services located at https://www.sgs.ca/en/terms-and-conditions (Printed copies are available upon request.)
Test method information available upon request. "Temperature Upon Receipt" is representative of the whole shipment and may not reflect the temperature of individual samples.
SGS Canada Inc. Environment-Health & Safety statement of conformity decision rule does not consider uncertainty when analytical results are compared to a specified standard or regulation.

SGS Canada Inc.
P.O. Box 4300 - 185 Concession St.
Lakefield - Ontario - KOL 2HO
Phone: 705-652-2000 FAX: 705-652-6365

NAG Test

LR Report : **CA19025-SEP23**

Analysis	14: 031550	15: 031552	16: 031553	17: 031554	18: 031555	19: 031556	20: 031557	21: 031558	22: 031559	23: 031560	24: 031561	25: 031562	26: 031563	27: 031510	28: 031511
Vol H2O2 [mL]	150	150	150	150	150	150	150	150	150	150	150	150	150	150	150
Initial pH	4.74	10.75	10.20	3.58	10.06	10.08	2.35	2.31	2.13	2.44	9.72	1.85	1.85	1.96	9.31
NaOH [Normality]	0.10	0.10	0.10	0.10	0.10	0.10	0.10	0.10	0.10	0.10	0.10	0.50	0.50	0.50	0.10
Vol NaOH to PH 4.5 [mL]	0.00	0.00	0.00	0.58	0.00	0.00	5.24	6.20	8.83	4.22	0.00	11.16	3.60	3.29	0.00
Vol NaOH to PH 7.0 [mL]	0.19	0.00	0.00	1.20	0.00	0.00	6.74	8.28	10.75	6.02	0.00	14.26	4.28	4.21	0.00
NAG (pH 4.5) [kg H2SO4/tonne]	0.0	0.0	0.0	1.8	0.0	0.0	17	21	29	13	0.0	184	56	51	0.0
NAG (pH 7.0) [kg H2SO4/tonne]	0.6	0.0	0.0	3.7	0.0	0.0	22	28	35	19	0.0	234	66	65	0.0

Analysis	29: 031512	30: 031569	31: 031570	33: 031504	34: 031503	35: 031566	36: 031567	37: 031568	38: 031571	39: 031572	40: 031507	41: 031575	42: 031505	43: 031574	44: 031573
Sample Date & Time															
Sample weight [g]	1.51	1.58	1.50	1.61	1.48	1.56	1.52	1.52	1.48	1.48	1.52	1.54	1.53	1.49	1.60
Vol H2O2 [mL]	150	150	150	150	150	150	150	150	150	150	150	150	150	150	150
Initial pH	9.85	9.83	10.36	10.30	2.23	2.44	1.91	1.76	1.82	1.96	10.22	4.09	10.05	1.89	9.09
NaOH [Normality]	0.10	0.10	0.10	0.10	0.10	0.10	0.50	0.50	0.50	0.50	0.10	0.10	0.10	0.50	0.10
Vol NaOH to PH 4.5 [mL]	0.00	0.00	0.00	0.00	7.55	4.66	3.10	4.24	4.83	2.90	0.00	0.08	0.00	3.75	0.00
Vol NaOH to PH 7.0 [mL]	0.00	0.00	0.00	0.00	10.11	6.29	3.77	4.96	6.24	3.46	0.00	0.50	0.00	4.52	0.00
NAG (pH 4.5) [kg H2SO4/tonne]	0.0	0.0	0.0	0.0	25	15	50	68	80	48	0.0	0.3	0.0	62	0.0
NAG (pH 7.0) [kg H2SO4/tonne]	0.0	0.0	0.0	0.0	34	20	61	80	103	57	0.0	1.6	0.0	74	0.0

Analysis	45: 031513	46: 031517	47: 031514	48: 031509	49: 116952	50: 031508	51: 031506	52: 031502	53: 031501	54: 031515
Sample Date & Time										
Sample weight [g]	1.50	1.49	1.49	1.59	1.50	1.60	1.51	1.54	1.59	1.57
Vol H2O2 [mL]	150	150	150	150	150	150	150	150	150	150
Initial pH	10.35	10.56	10.18	10.38	2.57	2.49	3.58	10.57	10.80	2.18
NaOH [Normality]	0.10	0.10	0.10	0.10	0.10	0.10	0.10	0.10	0.10	0.10

OnLine LIMS

0004333798

Results relate only to the sample tested. Data reported represents the sample submitted to SGS. Reproduction of this analytical report in full or in part is prohibited without prior written approval. Please refer to SGS General Conditions of Services located at https://www.sgs.ca/en/terms-and-conditions (Printed copies are available upon request.)
Test method information available upon request. "Temperature Upon Receipt" is representative of the whole shipment and may not reflect the temperature of individual samples.
SGS Canada Inc. Environment-Health & Safety statement of conformity decision rule does not consider uncertainty when analytical results are compared to a specified standard or regulation.

SGS Canada Inc.
P.O. Box 4300 - 185 Concession St.
Lakefield - Ontario - KOL 2HO
Phone: 705-652-2000 FAX: 705-652-6365

Analysis	45: 031513	46: 031517	47: 031514	48: 031509	49: 116952	50: 031508	51: 031506	52: 031502	53: 031501	54: 031515
Vol NaOH to PH 4.5 [mL]	0.00	0.00	0.00	0.00	3.96	4.47	0.45	0.00	0.00	10.39
Vol NaOH to PH 7.0 [mL]	0.00	0.00	0.00	0.00	5.45	6.31	1.09	0.00	0.00	13.48
NAG (pH 4.5) [kg H2SO4/tonne]	0.0	0.0	0.0	0.0	13	14	1.5	0.0	0.0	32
NAG (pH 7.0) [kg H2SO4/tonne]	0.0	0.0	0.0	0.0	18	19	3.5	0.0	0.0	42

NAG = (49 x Vol. of base x N of base)/sample weight
kg H2SO4/tonne

Revised report with sample changes as per client request.

Method Descriptions

Parameter	Units	SGS Method Code	Reference Method Code
	g	NA	Sample weight
	mL	NA	
	no unit	NA	
	Normality	NA	MEND PROJECT 1.16.1B
NAG@pH4.5	kg H2SO4/tonne	ME-CA-[ENV]ARD-LAK-AN-008	Miller et al. (1997)
NAG@pH7	kg H2SO4/tonne	ME-CA-[ENV]ARD-LAK-AN-008	Miller et al. (1997)
Vol NaOH to PH 4.5	mL	NA	
Vol NaOH to PH 7.0	mL	NA	

Catharine Arnold

CHARTERED CHEMIST CATHARINE ARNOLD THE CHEMICAL PROFESSION OF ONTARIO

Catharine Arnold, B.Sc., C.Chem
Project Specialist,
Environment, Health & Safety

OnLine LIMS

0004333798

Results relate only to the sample tested. Data reported represents the sample submitted to SGS. Reproduction of this analytical report in full or in part is prohibited without prior written approval. Please refer to SGS General Conditions of Services located at https://www.sgs.ca/en/terms-and-conditions (Printed copies are available upon request.)
Test method information available upon request. "Temperature Upon Receipt" is representative of the whole shipment and may not reflect the temperature of individual samples.
SGS Canada Inc. Environment-Health & Safety statement of conformity decision rule does not consider uncertainty when analytical results are compared to a specified standard or regulation.

SGS Canada Inc.
P.O. Box 4300 - 185 Concession St.
Lakefield - Ontario - KOL 2HO
Phone: 705-652-2000 FAX: 705-652-6365

Great Bear Resources Ltd.
Attn : Ashley Moncrief

1020 - 800 West Pender St.
Vancouver, BC
V6C 2V6, Canada

Phone: 778-833-2160
Fax:

11-November-2025

Date Rec. : 08 September 2023
LR Report: **CA19026-SEP23**
Reference: Great Bear Project/ OMEMA2303 - Set 3

Copy: #2

CERTIFICATE OF ANALYSIS
Final Report - Revised

Analysis	1: Analysis Start Date	2: Analysis Start Time	3: Analysis Completed Date	4: Analysis Completed Time	5: 031516	6: 031518	7: 031519	8: 031521	9: 031576	10: 031577	11: 031520	12: 031578	13: 031526
Sample Date & Time					N/A	N/A	N/A	N/A	N/A	N/A	N/A	N/A	N/A
Sample weight [g]	21-Oct-23	07:44	23-Oct-23	15:17	1.62	1.55	1.52	1.40	1.64	1.38	1.42	1.45	1.58
Vol H2O2 [mL]	21-Oct-23	07:44	23-Oct-23	15:17	150	150	150	150	150	150	150	150	150
Initial pH	21-Oct-23	11:55	23-Oct-23	15:17	2.06	2.43	2.39	9.64	10.77	2.10	2.52	3.61	6.50
NaOH [Normality]	21-Oct-23	11:55	23-Oct-23	15:17	0.10	0.10	0.10	0.10	0.10	0.10	0.10	0.10	0.10
Vol NaOH to PH 4.5 [mL]	21-Oct-23	11:55	23-Oct-23	15:17	15.93	6.35	7.14	0.00	0.00	16.28	5.26	0.46	0.00
Vol NaOH to PH 7.0 [mL]	21-Oct-23	11:55	23-Oct-23	15:17	21.87	8.42	9.92	0.00	0.00	20.91	6.80	0.88	0.06
NAG (pH 4.5) [kg H2SO4/tonne]	21-Oct-23	11:55	23-Oct-23	15:17	48	20	23	0.0	0.0	58	18	1.6	0.0
NAG (pH 7.0) [kg H2SO4/tonne]	21-Oct-23	11:55	23-Oct-23	15:17	66	27	32	0.0	0.0	74	24	3.0	0.2

Analysis	14: 031527	15: 031579	16: 116951	17: 031580	18: 031581	19: 031582	20: 031619	21: 031620	22: 031583	23: 031522	24: 031523	25: 031524	26: 031528	27: 031584	28: 031585
Sample Date & Time	N/A	N/A	N/A	N/A	N/A	N/A	N/A	N/A	N/A	N/A	N/A	N/A	N/A	N/A	N/A
Sample weight [g]	1.37	1.50	1.45	1.60	1.41	1.48	1.52	1.54	1.45	1.59	1.62	1.43	1.59	1.53	1.42
Vol H2O2 [mL]	150	150	150	150	150	150	150	150	150	150	150	150	150	150	150

OnLine LIMS

0004323998

Results relate only to the sample tested. Data reported represents the sample submitted to SGS. Reproduction of this analytical report in full or in part is prohibited without prior written approval. Please refer to SGS General Conditions of Services located at https://www.sgs.ca/en/terms-and-conditions (Printed copies are available upon request.)
Test method information available upon request. "Temperature Upon Receipt" is representative of the whole shipment and may not reflect the temperature of individual samples.
SGS Canada Inc. Environment-Health & Safety statement of conformity decision rule does not consider uncertainty when analytical results are compared to a specified standard or regulation.

SGS Canada Inc.
P.O. Box 4300 - 185 Concession St.
Lakefield - Ontario - KOL 2HO
Phone: 705-652-2000 FAX: 705-652-6365

NAG Test

LR Report : **CA19026-SEP23**

Analysis	14: 031527	15: 031579	16: 116951	17: 031580	18: 031581	19: 031582	20: 031619	21: 031620	22: 031583	23: 031522	24: 031523	25: 031524	26: 031528	27: 031584	28: 031585
Initial pH	3.91	2.27	8.76	10.11	10.93	11.10	10.92	2.22	10.94	2.63	10.26	10.88	10.77	10.62	10.45
NaOH [Normality]	0.10	0.10	0.10	0.10	0.10	0.10	0.10	0.10	0.10	0.10	0.10	0.10	0.10	0.10	0.10
Vol NaOH to PH 4.5 [mL]	0.27	9.42	0.00	0.00	0.00	0.00	0.00	13.77	0.00	4.16	0.00	0.00	0.00	0.00	0.00
Vol NaOH to PH 7.0 [mL]	0.60	11.61	0.00	0.00	0.00	0.00	0.00	19.96	0.00	6.67	0.00	0.00	0.00	0.00	0.00
NAG (pH 4.5) [kg H2SO4/tonne]	1.0	31	0.0	0.0	0.0	0.0	0.0	44	0.0	13	0.0	0.0	0.0	0.0	0.0
NAG (pH 7.0) [kg H2SO4/tonne]	2.1	38	0.0	0.0	0.0	0.0	0.0	64	0.0	21	0.0	0.0	0.0	0.0	0.0

Analysis	29: 031586	30: 031587	31: 031588	32: 031589	33: 031590	34: 031621	35: 031591	36: 031592	37: 031593	38: 031594	39: 031603	40: 031604	41: 031602	42: 031614	43: 031617
Sample Date & Time	N/A	N/A	N/A	N/A	N/A	N/A	N/A	N/A	N/A	N/A	N/A	N/A	N/A	N/A	N/A
Sample weight [g]	1.52	1.57	1.48	1.36	1.60	1.48	1.43	1.53	1.49	1.51	1.44	1.44	1.55	1.39	1.49
Vol H2O2 [mL]	150	150	150	150	150	150	150	150	150	150	150	150	150	150	150
Initial pH	11.16	9.71	2.59	8.53	10.67	11.02	9.80	10.97	11.12	10.06	4.10	9.64	2.44	8.75	3.17
NaOH [Normality]	0.10	0.10	0.10	0.10	0.10	0.10	0.10	0.10	0.10	0.10	0.10	0.10	0.10	0.10	0.10
Vol NaOH to PH 4.5 [mL]	0.00	0.00	4.54	0.00	0.00	0.00	0.00	0.00	0.00	0.00	0.21	0.00	6.37	0.00	1.24
Vol NaOH to PH 7.0 [mL]	0.00	0.00	6.31	0.00	0.00	0.00	0.00	0.00	0.00	0.00	0.75	0.00	8.36	0.00	1.96
NAG (pH 4.5) [kg H2SO4/tonne]	0.0	0.0	15	0.0	0.0	0.0	0.0	0.0	0.0	0.0	0.7	0.0	20	0.0	4.1
NAG (pH 7.0) [kg H2SO4/tonne]	0.0	0.0	21	0.0	0.0	0.0	0.0	0.0	0.0	0.0	2.6	0.0	26	0.0	6.4

Analysis	44: 031618	45: 031610	46: 031611	47: 031595	48: 031596	49: 031597	50: 031598	51: 031532	52: 031529	53: 031530	54: 031531
Sample Date & Time	N/A	N/A	N/A	N/A	N/A	N/A	N/A	N/A	N/A	N/A	N/A
Sample weight [g]	1.52	1.66	1.52	1.58	1.59	1.60	1.57	1.62	1.43	1.48	1.54
Vol H2O2 [mL]	150	150	150	150	150	150	150	150	150	150	150
Initial pH	10.80	7.87	10.56	9.96	10.43	8.28	3.36	2.84	3.22	3.28	2.41
NaOH [Normality]	0.10	0.10	0.10	0.10	0.10	0.10	0.10	0.10	0.10	0.10	0.10
Vol NaOH to PH 4.5 [mL]	0.00	0.00	0.00	0.00	0.00	0.00	1.00	2.61	1.01	1.01	6.47
Vol NaOH to PH 7.0 [mL]	0.00	0.00	0.00	0.00	0.00	0.00	1.59	3.74	1.78	1.51	8.14
NAG (pH 4.5) [kg H2SO4/tonne]	0.0	0.0	0.0	0.0	0.0	0.0	3.1	7.9	3.5	3.3	21

OnLine LIMS

0004323998

Results relate only to the sample tested. Data reported represents the sample submitted to SGS. Reproduction of this analytical report in full or in part is prohibited without prior written approval. Please refer to SGS General Conditions of Services located at https://www.sgs.ca/en/terms-and-conditions (Printed copies are available upon request.)
Test method information available upon request. "Temperature Upon Receipt" is representative of the whole shipment and may not reflect the temperature of individual samples.
SGS Canada Inc. Environment-Health & Safety statement of conformity decision rule does not consider uncertainty when analytical results are compared to a specified standard or regulation.

SGS Canada Inc.
P.O. Box 4300 - 185 Concession St.
Lakefield - Ontario - KOL 2HO
Phone: 705-652-2000 FAX: 705-652-6365

NAG Test

LR Report : **CA19026-SEP23**

Analysis	44: 031618	45: 031610	46: 031611	47: 031595	48: 031596	49: 031597	50: 031598	51: 031532	52: 031529	53: 031530	54: 031531
NAG (pH 7.0) [kg H2SO4/tonne]	0.0	0.0	0.0	0.0	0.0	0.0	5.0	11	6.1	5.0	26

NAG = (49 x Vol. of base x N of base)/sample weight
kg H2SO4/tonne

Revised report with sample changes as per client request.

Method Descriptions

Parameter	Units	SGS Method Code	Reference Method Code
	g	NA	Sample weight
	mL	NA	
	no unit	NA	
	Normality	NA	MEND PROJECT 1.16.1B
NAG@pH4.5	kg H2SO4/tonne	ME-CA-[ENV]ARD-LAK-AN-008	Miller et al. (1997)
NAG@pH7	kg H2SO4/tonne	ME-CA-[ENV]ARD-LAK-AN-008	Miller et al. (1997)
Vol NaOH to PH 4.5	mL	NA	
Vol NaOH to PH 7.0	mL	NA	

Catharine Arnold

CHARTERED CATHARINE ARNOLD CHEMIST

Catharine Arnold, B.Sc., C.Chem
Project Specialist,
Environment, Health & Safety

OnLine LIMS

0004323998

Results relate only to the sample tested. Data reported represents the sample submitted to SGS. Reproduction of this analytical report in full or in part is prohibited without prior written approval. Please refer to SGS General Conditions of Services located at https://www.sgs.ca/en/terms-and-conditions (Printed copies are available upon request.)
Test method information available upon request. "Temperature Upon Receipt" is representative of the whole shipment and may not reflect the temperature of individual samples.
SGS Canada Inc. Environment-Health & Safety statement of conformity decision rule does not consider uncertainty when analytical results are compared to a specified standard or regulation.

SGS Canada Inc.
P.O. Box 4300 - 185 Concession St.
Lakefield - Ontario - KOL 2HO
Phone: 705-652-2000 FAX: 705-652-6365

Great Bear Resources Ltd.
Attn : Ashley Moncrief

1020 - 800 West Pender St.
Vancouver, BC
V6C 2V6, Canada

Phone: 778-833-2160
Fax:

11-November-2025

Date Rec. : 08 September 2023
LR Report: **CA19027-SEP23**
Reference: Great Bear Project/ OMEMA2303 - Set 4

Copy: #2

CERTIFICATE OF ANALYSIS
Final Report - Revised

Analysis	1: Analysis Start Date	2: Analysis Start Time	3: Analysis Completed Date	4: Analysis Completed Time	5: 031599	6: 031612	7: 031601	8: 031600	9: 116953	10: 116954	11: 031613	12: 031606	13: 031607
Sample Date & Time					N/A	N/A	N/A	N/A	N/A	N/A	N/A	N/A	N/A
Sample weight [g]	22-Sep-23	06:35	13-Oct-23	10:39	1.51	1.50	1.51	1.50	1.51	1.50	1.50	1.51	1.50
Vol H2O2 [mL]	22-Sep-23	06:35	13-Oct-23	10:39	150	150	150	150	150	150	150	150	150
Initial pH	22-Sep-23	06:35	13-Oct-23	10:39	2.97	7.76	3.05	3.08	10.32	10.98	2.06	10.46	10.66
NaOH [Normality]	22-Sep-23	06:35	13-Oct-23	10:39	0.10	0.10	0.10	0.10	0.10	0.10	0.10	0.10	0.10
Vol NaOH to PH 4.5 [mL]	22-Sep-23	06:35	13-Oct-23	10:39	1.35	0.00	1.16	1.18	0.00	0.00	12.77	0.00	0.00
Vol NaOH to PH 7.0 [mL]	22-Sep-23	06:35	13-Oct-23	10:39	2.26	0.00	2.01	1.92	0.00	0.00	15.97	0.00	0.00
NAG (pH 4.5) [kg H2SO4/tonne]	22-Sep-23	06:35	13-Oct-23	10:39	4.4	0.0	3.8	3.9	0.0	0.0	42	0.0	0.0
NAG (pH 7.0) [kg H2SO4/tonne]	22-Sep-23	06:35	13-Oct-23	10:39	7.3	0.0	6.5	6.3	0.0	0.0	52	0.0	0.0

Analysis	14: 031608	15: 031609	16: 031615	17: 031616
Sample Date & Time	N/A	N/A	N/A	N/A
Sample weight [g]	1.50	1.50	1.51	1.50
Vol H2O2 [mL]	150	150	150	150

OnLine LIMS

0004324008

Results relate only to the sample tested. Data reported represents the sample submitted to SGS. Reproduction of this analytical report in full or in part is prohibited without prior written approval. Please refer to SGS General Conditions of Services located at https://www.sgs.ca/en/terms-and-conditions (Printed copies are available upon request.)
Test method information available upon request. "Temperature Upon Receipt" is representative of the whole shipment and may not reflect the temperature of individual samples.
SGS Canada Inc. Environment-Health & Safety statement of conformity decision rule does not consider uncertainty when analytical results are compared to a specified standard or regulation.

SGS Canada Inc.
P.O. Box 4300 - 185 Concession St.
Lakefield - Ontario - KOL 2HO
Phone: 705-652-2000 FAX: 705-652-6365

NAG Test

LR Report : **CA19027-SEP23**

Analysis	14: 031608	15: 031609	16: 031615	17: 031616
Initial pH	10.48	6.90	7.15	5.47
NaOH [Normality]	0.10	0.10	0.10	0.10
Vol NaOH to PH 4.5 [mL]	0.00	0.00	0.00	0.00
Vol NaOH to PH 7.0 [mL]	0.00	0.12	0.00	0.53
NAG (pH 4.5) [kg H2SO4/tonne]	0.0	0.0	0.0	0.0
NAG (pH 7.0) [kg H2SO4/tonne]	0.0	0.4	0.0	1.7

NAG = (49 x Vol. of base x N of base)/sample weight
kg H2SO4/tonne

Revised report with sample changes as per client request.

Method Descriptions

Parameter	Units	SGS Method Code	Reference Method Code
	g	NA	Sample weight
	mL	NA	
	no unit	NA	
	Normality	NA	MEND PROJECT 1.16.1B
NAG@pH4.5	kg H2SO4/tonne	ME-CA-[ENV]ARD-LAK-AN-008	Miller et al. (1997)
NAG@pH7	kg H2SO4/tonne	ME-CA-[ENV]ARD-LAK-AN-008	Miller et al. (1997)
Vol NaOH to PH 4.5	mL	NA	
Vol NaOH to PH 7.0	mL	NA	

Catharine Arnold

CHARTERED CHEMIST CATHARINE ARNOLD

Catharine Arnold, B.Sc., C.Chem
Project Specialist,
Environment, Health & Safety

OnLine LNMS

0004324008

Results relate only to the sample tested. Data reported represents the sample submitted to SGS. Reproduction of this analytical report in full or in part is prohibited without prior written approval. Please refer to SGS General Conditions of Services located at https://www.sgs.ca/en/terms-and-conditions (Printed copies are available upon request.)
Test method information available upon request. "Temperature Upon Receipt" is representative of the whole shipment and may not reflect the temperature of individual samples.
SGS Canada Inc. Environment-Health & Safety statement of conformity decision rule does not consider uncertainty when analytical results are compared to a specified standard or regulation.

SGS Canada Inc.
P.O. Box 4300 - 185 Concession St.
Lakefield - Ontario - KOL 2HO
Phone: 705-652-2000 FAX: 705-652-6365

NAG Test

19-November-2025

Great Bear Resources Ltd.
Attn : Ashley Moncrief

1020 - 800 West Pender St.
Vancouver, BC
V6C 2V6, Canada

Phone: 778-833-2160
Fax:

Date Rec. : 05 December 2022
LR Report: **CA19042-DEC22**
Reference: Great Bear Project/OMGS21045

Copy: #6

CERTIFICATE OF ANALYSIS
Final Report - Revised

Analysis	1: Analysis Start Date	2: Analysis Start Time	3: Analysis Completed Date	4: Analysis Completed Time	5: DX 550079	7: DX 550076	9: DX 550074	10:	11: DX 550081	13: DX 550082	15: DX 550084
Sample Date & Time					N/A	N/A	N/A		N/A	N/A	N/A
Sample weight [g]	06-Jan-23	06:38	06-Jan-23	12:52	1.54	1.49	1.55		1.52	1.48	1.49
Vol H2O2 [mL]	06-Jan-23	06:38	06-Jan-23	12:52	150	150	150		150	150	150
Final pH [no unit]	06-Jan-23	06:38	06-Jan-23	12:52	8.26	11.02	3.47		10.16	3.41	2.72
NaOH [Normality]	06-Jan-23	06:38	06-Jan-23	12:52	0.10	0.10	0.10		0.10	0.10	0.10
Vol NaOH to PH 4.5 [mL]	06-Jan-23	06:38	06-Jan-23	12:52	0.00	0.00	2.09		0.00	1.33	5.57
Vol NaOH to PH 7.0 [mL]	06-Jan-23	06:38	06-Jan-23	12:52	0.00	0.00	3.52		0.00	2.11	7.05
NAG (pH 4.5) [kg H2SO4/tonne]	06-Jan-23	06:38	06-Jan-23	12:52	0.0	0.0	6.6		0.0	4.4	18
NAG (pH 7.0) [kg H2SO4/tonne]	06-Jan-23	06:38	06-Jan-23	12:52	0.0	0.0	11		0.0	7.0	23

Analysis	17: DX 550107	19: DX 550109	23: DX 550069	25: DX 550062	27: DX 550064	29: DX 550066	31: DX 550072	34: DX 550051	36: DX 550054	38: DX 550053	41: DX 550057
Sample Date & Time	N/A	N/A	N/A	N/A	N/A	N/A	N/A	N/A	N/A	N/A	N/A
Sample weight [g]	1.50	1.49	1.49	1.52	1.49	1.51	1.53	1.54	1.50	1.51	1.50
Vol H2O2 [mL]	150	150	150	150	150	150	150	150	150	150	150
Final pH [no unit]	2.43	2.35	3.97	10.68	10.82	10.27	10.26	10.56	10.32	10.19	10.53

OnLine LIMS

0004333854

Results relate only to the sample tested. Data reported represents the sample submitted to SGS. Reproduction of this analytical report in full or in part is prohibited without prior written approval. Please refer to SGS General Conditions of Services located at https://www.sgs.ca/en/terms-and-conditions (Printed copies are available upon request.)
Test method information available upon request. "Temperature Upon Receipt" is representative of the whole shipment and may not reflect the temperature of individual samples.
SGS Canada Inc. Environment-Health & Safety statement of conformity decision rule does not consider uncertainty when analytical results are compared to a specified standard or regulation.

SGS Canada Inc.
P.O. Box 4300 - 185 Concession St.
Lakefield - Ontario - KOL 2HO
Phone: 705-652-2000 FAX: 705-652-6365

NAG Test

LR Report : **CA19042-DEC22**

Analysis	17: DX 550107	19: DX 550109	23: DX 550069	25: DX 550062	27: DX 550064	29: DX 550066	31: DX 550072	34: DX 550051	36: DX 550054	38: DX 550053	41: DX 550057
NaOH [Normality]	0.10	0.10	0.10	0.10	0.10	0.10	0.10	0.10	0.10	0.10	0.10
Vol NaOH to PH 4.5 [mL]	10.05	14.32	0.35	0.00	0.00	0.00	0.00	0.00	0.00	0.00	0.00
Vol NaOH to PH 7.0 [mL]	14.55	21.20	2.25	0.00	0.00	0.00	0.00	0.00	0.00	0.00	0.00
NAG (pH 4.5) [kg H2SO4/tonne]	33	47	1.2	0.0	0.0	0.0	0.0	0.0	0.0	0.0	0.0
NAG (pH 7.0) [kg H2SO4/tonne]	48	70	7.4	0.0	0.0	0.0	0.0	0.0	0.0	0.0	0.0

Analysis	45: DX 550088	48: DX 550091	51: DX 550094	57: DX 550099	61: DX 550101
Sample Date & Time	N/A	N/A	N/A	N/A	N/A
Sample weight [g]	1.48	1.48	1.47	1.54	1.54
Vol H2O2 [mL]	150	150	150	150	150
Final pH [no unit]	10.41	10.09	10.56	10.83	10.84
NaOH [Normality]	0.10	0.10	0.10	0.10	0.10
Vol NaOH to PH 4.5 [mL]	0.00	0.00	0.00	0.00	0.00
Vol NaOH to PH 7.0 [mL]	0.00	0.00	0.00	0.00	0.00
NAG (pH 4.5) [kg H2SO4/tonne]	0.0	0.0	0.0	0.0	0.0
NAG (pH 7.0) [kg H2SO4/tonne]	0.0	0.0	0.0	0.0	0.0

NAG = (49 x Vol. of base x N of base)/sample weight
kg H2SO4/tonne

Revised report with selected samples included. - June 2023
**Revised report with selected samples and analysis as per client request - 18-Sep-25 LT
Revised report #3 with sample changes as per client request - Nov 2025.

Method Descriptions

Parameter	Units	SGS Method Code	Reference Method Code
	g	NA	Sample weight

OnLine LIMS

0004333854

Results relate only to the sample tested. Data reported represents the sample submitted to SGS. Reproduction of this analytical report in full or in part is prohibited without prior written approval. Please refer to SGS General Conditions of Services located at https://www.sgs.ca/en/terms-and-conditions (Printed copies are available upon request.)
Test method information available upon request. "Temperature Upon Receipt" is representative of the whole shipment and may not reflect the temperature of individual samples.
SGS Canada Inc. Environment-Health & Safety statement of conformity decision rule does not consider uncertainty when analytical results are compared to a specified standard or regulation.

SGS Canada Inc.
P.O. Box 4300 - 185 Concession St.
Lakefield - Ontario - KOL 2HO
Phone: 705-652-2000 FAX: 705-652-6365

Parameter	Units	SGS Method Code	Reference Method Code
	mL	NA	
	no unit	NA	SM 4500
	Normality	NA	MEND PROJECT 1.16.1B
NAG@pH4.5	kg H2SO4/tonne	ME-CA-[ENV]ARD-LAK-AN-008	Miller et al. (1997)
NAG@pH7	kg H2SO4/tonne	ME-CA-[ENV]ARD-LAK-AN-008	Miller et al. (1997)
Vol NaOH to PH 4.5	mL	NA	
Vol NaOH to PH 7.0	mL	NA	



Catharine Arnold, B.Sc., C.Chem
Project Specialist,
Environment, Health & Safety

OnLine LIMS

0004333854

Results relate only to the sample tested. Data reported represents the sample submitted to SGS. Reproduction of this analytical report in full or in part is prohibited without prior written approval. Please refer to SGS General Conditions of Services located at https://www.sgs.ca/en/terms-and-conditions (Printed copies are available upon request.)
Test method information available upon request. "Temperature Upon Receipt" is representative of the whole shipment and may not reflect the temperature of individual samples.
SGS Canada Inc. Environment-Health & Safety statement of conformity decision rule does not consider uncertainty when analytical results are compared to a specified standard or regulation.

SGS Canada Inc.
P.O. Box 4300 - 185 Concession St.
Lakefield - Ontario - KOL 2HO
Phone: 705-652-2000 FAX: 705-652-6365

NAG Test- 2 Stage- Stage 1- Save solids for additional testing

11-November-2025

Great Bear Resources Ltd.
Attn : Ashley Moncrief

1020 - 800 West Pender St.
Vancouver, BC
V6C 2V6, Canada

Phone: 778-833-2160
Fax:

Date Rec. : 06 February 2023
LR Report: **CA19044-FEB23**
Reference: Great Bear Project /OMGS21045

Copy: #3

CERTIFICATE OF ANALYSIS
Final Report - Revised

Analysis	1: Analysis Start Date	2: Analysis Start Time	3: Analysis Completed Date	4: Analysis Completed Time	6: DX 550078	11: DX 550081	13: DX 550082	23: DX 550069	26: DX 550063	28: DX 550065
Sample Date & Time					N/A	N/A	N/A	N/A	N/A	N/A
Sample weight [g]	16-Feb-23	06:53	16-Feb-23	14:52	1.50	1.51	1.52	1.50	1.48	1.51
Vol H2O2 [mL]	16-Feb-23	06:53	16-Feb-23	14:52	150	150	150	150	150	150
Final pH [no unit]	16-Feb-23	06:53	16-Feb-23	14:52	5.40	10.13	3.40	4.01	3.52	9.13
NaOH [Normality]	16-Feb-23	06:53	16-Feb-23	14:52	0.10	0.10	0.10	0.10	0.10	0.10
Vol NaOH to PH 4.5 [mL]	16-Feb-23	06:53	16-Feb-23	14:52	0.00	0.00	0.85	0.35	0.79	0.00
Vol NaOH to PH 7.0 [mL]	16-Feb-23	06:53	16-Feb-23	14:52	0.41	0.00	1.94	1.20	2.34	0.00
NAG (pH 4.5) [kg H2SO4/tonne]	16-Feb-23	06:53	16-Feb-23	14:52	0.0	0.0	2.7	1.1	2.6	0.0
NAG (pH 7.0) [kg H2SO4/tonne]	16-Feb-23	06:53	16-Feb-23	14:52	1.3	0.0	6.3	3.9	7.7	0.0

NAG = (49 x Vol. of base x N of base)/sample weight
kg H2SO4/tonne

**Revised report with selected samples and analysis as per client request - 18-Sep-25 LT
Revised report #2 with sample changes as per client request.

OnLine LIMS

0004323775

Results relate only to the sample tested. Data reported represents the sample submitted to SGS. Reproduction of this analytical report in full or in part is prohibited without prior written approval. Please refer to SGS General Conditions of Services located at https://www.sgs.ca/en/terms-and-conditions (Printed copies are available upon request.)
Test method information available upon request. "Temperature Upon Receipt" is representative of the whole shipment and may not reflect the temperature of individual samples.
SGS Canada Inc. Environment-Health & Safety statement of conformity decision rule does not consider uncertainty when analytical results are compared to a specified standard or regulation.

SGS Canada Inc.
P.O. Box 4300 - 185 Concession St.
Lakefield - Ontario - KOL 2HO
Phone: 705-652-2000 FAX: 705-652-6365

Method Descriptions

Parameter	Units	SGS Method Code	Reference Method Code
	g	NA	Sample weight
	mL	NA	
	no unit	NA	SM 4500
	Normality	NA	MEND PROJECT 1.16.1B
NAG@pH4.5	kg H2SO4/tonne	ME-CA-[ENV]ARD-LAK-AN-008	Miller et al. (1997)
NAG@pH7	kg H2SO4/tonne	ME-CA-[ENV]ARD-LAK-AN-008	Miller et al. (1997)
Vol NaOH to PH 4.5	mL	NA	
Vol NaOH to PH 7.0	mL	NA	

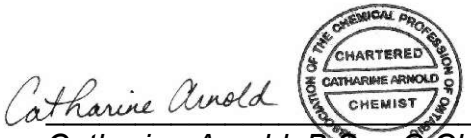

Catharine Arnold, B.Sc., C.Chem
Project Specialist,
Environment, Health & Safety

OnLine LIMS

0004323775

Results relate only to the sample tested. Data reported represents the sample submitted to SGS. Reproduction of this analytical report in full or in part is prohibited without prior written approval. Please refer to SGS General Conditions of Services located at https://www.sgs.ca/en/terms-and-conditions (Printed copies are available upon request.)
Test method information available upon request. "Temperature Upon Receipt" is representative of the whole shipment and may not reflect the temperature of individual samples.
SGS Canada Inc. Environment-Health & Safety statement of conformity decision rule does not consider uncertainty when analytical results are compared to a specified standard or regulation.

SGS Canada Inc.
P.O. Box 4300 - 185 Concession St.
Lakefield - Ontario - KOL 2HO
Phone: 705-652-2000 FAX: 705-652-6365

NAG Test- 2 Stage- Stage 2- Save solids for additional stages

11-November-2025

Great Bear Resources Ltd.
Attn : Ashley Moncrief

1020 - 800 West Pender St.
Vancouver, BC
V6C 2V6, Canada

Phone: 778-833-2160
Fax:

Date Rec. : 06 February 2023
LR Report: **CA19046-FEB23**
Reference: Great Bear Project /OMGS21045

Copy: #3

CERTIFICATE OF ANALYSIS
Final Report - Revised

Analysis	1: Analysis Start Date	2: Analysis Start Time	3: Analysis Completed Date	4: Analysis Completed Time	6: DX 550078	11: DX 550081	13: DX 550082	23: DX 550069	26: DX 550063	28: DX 550065
Sample Date & Time					N/A	N/A	N/A	N/A	N/A	N/A
Sample weight [g]	17-Feb-23	07:36	17-Feb-23	14:57	1.50	1.51	1.52	1.50	1.48	1.51
Vol H2O2 [mL]	17-Feb-23	07:36	17-Feb-23	14:57	150	150	150	150	150	150
Final pH [no unit]	17-Feb-23	07:36	17-Feb-23	14:57	6.32	5.44	4.56	5.00	4.53	7.91
NaOH [Normality]	17-Feb-23	07:36	17-Feb-23	14:57	0.10	0.10	0.10	0.10	0.10	0.10
Vol NaOH to PH 4.5 [mL]	17-Feb-23	07:36	17-Feb-23	14:57	0.00	0.00	0.00	0.00	0.00	0.00
Vol NaOH to PH 7.0 [mL]	17-Feb-23	07:36	17-Feb-23	14:57	0.28	0.35	0.33	0.38	0.32	0.00
NAG (pH 4.5) [kg H2SO4/tonne]	17-Feb-23	07:36	17-Feb-23	14:57	0.0	0.0	0.0	0.0	0.0	0.0
NAG (pH 7.0) [kg H2SO4/tonne]	17-Feb-23	07:36	17-Feb-23	14:57	0.9	1.1	1.1	1.2	1.1	0.0

NAG = (49 x Vol. of base x N of base)/sample weight
kg H2SO4/tonne

**Revised report with selected samples and analysis as per client request - 18-Sep-25 LT
Revised report #2 with sample changes as per client request.

Method Descriptions

Parameter	Units	SGS Method Code	Reference Method Code
	g	NA	Sample weight

OnLine LIMS

0004323784

Results relate only to the sample tested. Data reported represents the sample submitted to SGS. Reproduction of this analytical report in full or in part is prohibited without prior written approval. Please refer to SGS General Conditions of Services located at https://www.sgs.ca/en/terms-and-conditions (Printed copies are available upon request.)
Test method information available upon request. "Temperature Upon Receipt" is representative of the whole shipment and may not reflect the temperature of individual samples.
SGS Canada Inc. Environment-Health & Safety statement of conformity decision rule does not consider uncertainty when analytical results are compared to a specified standard or regulation.

SGS Canada Inc.
P.O. Box 4300 - 185 Concession St.
Lakefield - Ontario - KOL 2HO
Phone: 705-652-2000 FAX: 705-652-6365

Parameter	Units	SGS Method Code	Reference Method Code
	mL	NA	
	no unit	NA	SM 4500
	Normality	NA	MEND PROJECT 1.16.1B
NAG@pH4.5	kg H2SO4/tonne	ME-CA-[ENV]ARD-LAK-AN-008	Miller et al. (1997)
NAG@pH7	kg H2SO4/tonne	ME-CA-[ENV]ARD-LAK-AN-008	Miller et al. (1997)
Vol NaOH to PH 4.5	mL	NA	
Vol NaOH to PH 7.0	mL	NA	

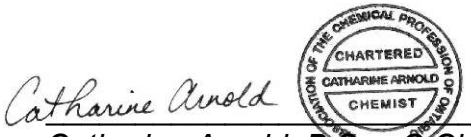

Catharine Arnold, B.Sc., C.Chem
Project Specialist,
Environment, Health & Safety

OnLine LIMS

0004323784

Results relate only to the sample tested. Data reported represents the sample submitted to SGS. Reproduction of this analytical report in full or in part is prohibited without prior written approval. Please refer to SGS General Conditions of Services located at https://www.sgs.ca/en/terms-and-conditions (Printed copies are available upon request.)
Test method information available upon request. "Temperature Upon Receipt" is representative of the whole shipment and may not reflect the temperature of individual samples.
SGS Canada Inc. Environment-Health & Safety statement of conformity decision rule does not consider uncertainty when analytical results are compared to a specified standard or regulation.

SGS Canada Inc.
P.O. Box 4300 - 185 Concession St.
Lakefield - Ontario - KOL 2HO
Phone: 705-652-2000 FAX: 705-652-6365

NAG Test

Great Bear Resources Ltd.
Attn : Ashley Moncrief

1020 - 800 West Pender St.
Vancouver, BC
V6C 2V6, Canada

Phone: 778-833-2160
Fax:

11-November-2025

Date Rec. : 15 June 2023
LR Report: **CA19047-JUN23**
Reference: Great Bear Project/OMGS21045 - Set 1

Copy: #2

CERTIFICATE OF ANALYSIS
Final Report - Revised

Analysis	1: Analysis Start Date	2: Analysis Start Time	3: Analysis Completed Date	4: Analysis Completed Time	5: 031806	7: 031804	9: 031801	13: 031798	16: 031797	17: 116744	18: 116742	19: 116743	20: 116745	22: 031818	24: 031763
Sample Date & Time					N/A	N/A	N/A	N/A	N/A	N/A	N/A	N/A	N/A	N/A	N/A
Sample weight [g]	18-Jul-23	13:52	20-Jul-23	10:17	1.53	1.52	1.50	1.54	1.60	1.54	1.50	1.56	1.50	1.61	1.56
Vol H2O2 [mL]	19-Jul-23	06:28	20-Jul-23	10:17	150	150	150	150	150	150	150	150	150	150	150
Initial pH	19-Jul-23	12:37	20-Jul-23	10:17	10.50	8.69	10.55	10.54	10.85	8.97	2.80	10.33	7.94	7.59	8.70
NaOH [Normality]	19-Jul-23	12:37	20-Jul-23	10:17	0.10	0.10	0.10	0.10	0.10	0.10	0.10	0.10	0.10	0.10	0.10
Vol NaOH to PH 4.5 [mL]	19-Jul-23	12:37	20-Jul-23	10:17	0.00	0.00	0.00	0.00	0.00	0.00	4.05	0.00	0.00	0.00	0.00
Vol NaOH to PH 7.0 [mL]	19-Jul-23	12:37	20-Jul-23	10:17	0.00	0.00	0.00	0.00	0.00	0.00	5.87	0.00	0.00	0.00	0.00
NAG (pH 4.5) [kg H2SO4/tonne]	19-Jul-23	12:37	20-Jul-23	10:17	0.0	0.0	0.0	0.0	0.0	0.0	13	0.0	0.0	0.0	0.0
NAG (pH 7.0) [kg H2SO4/tonne]	19-Jul-23	12:37	20-Jul-23	10:17	0.0	0.0	0.0	0.0	0.0	0.0	19	0.0	0.0	0.0	0.0

Analysis	28: 031752	31: 031751	33: 116738	35: 116737	36: 116732	37: 116733	39: 116735	41: 031768	43: 031756	50: 116741	52: 031775
Sample Date & Time	N/A	N/A	N/A	N/A	N/A	N/A	N/A	N/A	N/A	N/A	N/A
Sample weight [g]	1.51	1.52	1.52	1.53	1.55	1.55	1.58	1.57	1.55	1.59	1.57
Vol H2O2 [mL]	150	150	150	150	150	150	150	150	150	150	150
Initial pH	10.24	8.34	2.60	2.94	2.89	8.42	10.46	9.22	8.69	10.20	10.45
NaOH [Normality]	0.10	0.10	0.10	0.10	0.10	0.10	0.10	0.10	0.10	0.10	0.10
Vol NaOH to PH 4.5 [mL]	0.00	0.00	6.01	1.90	2.73	0.00	0.00	0.00	0.00	0.00	0.00
Vol NaOH to PH 7.0 [mL]	0.00	0.00	9.52	3.13	4.69	0.00	0.00	0.00	0.00	0.00	0.00

OnLine LIMS

0004323802

Results relate only to the sample tested. Data reported represents the sample submitted to SGS. Reproduction of this analytical report in full or in part is prohibited without prior written approval. Please refer to SGS General Conditions of Services located at https://www.sgs.ca/en/terms-and-conditions (Printed copies are available upon request.)
Test method information available upon request. "Temperature Upon Receipt" is representative of the whole shipment and may not reflect the temperature of individual samples.
SGS Canada Inc. Environment-Health & Safety statement of conformity decision rule does not consider uncertainty when analytical results are compared to a specified standard or regulation.

SGS Canada Inc.
P.O. Box 4300 - 185 Concession St.
Lakefield - Ontario - KOL 2HO
Phone: 705-652-2000 FAX: 705-652-6365

NAG Test

LR Report : **CA19047-JUN23**

Analysis	28: 031752	31: 031751	33: 116738	35: 116737	36: 116732	37: 116733	39: 116735	41: 031768	43: 031756	50: 116741	52: 031775
NAG (pH 4.5) [kg H2SO4/tonne]	0.0	0.0	19	6.1	8.6	0.0	0.0	0.0	0.0	0.0	0.0
NAG (pH 7.0) [kg H2SO4/tonne]	0.0	0.0	31	10	15	0.0	0.0	0.0	0.0	0.0	0.0

NAG = (49 x Vol. of base x N of base)/sample weight
kg H2SO4/tonne

**Revised report with selected samples and analysis as per client request - 18-Sep-25 LT
Revised report #2 with sample changes as per client request.

Method Descriptions

Parameter	Units	SGS Method Code	Reference Method Code
	g	NA	Sample weight
	mL	NA	
	no unit	NA	
	Normality	NA	MEND PROJECT 1.16.1B
NAG@pH4.5	kg H2SO4/tonne	ME-CA-[ENV]ARD-LAK-AN-008	Miller et al. (1997)
NAG@pH7	kg H2SO4/tonne	ME-CA-[ENV]ARD-LAK-AN-008	Miller et al. (1997)
Vol NaOH to PH 4.5	mL	NA	
Vol NaOH to PH 7.0	mL	NA	

Catharine Arnold

CHARTERED CHEMIST CATHARINE ARNOLD

Catharine Arnold, B.Sc., C.Chem
Project Specialist,
Environment, Health & Safety

OnLine LIMS

0004323802

Results relate only to the sample tested. Data reported represents the sample submitted to SGS. Reproduction of this analytical report in full or in part is prohibited without prior written approval. Please refer to SGS General Conditions of Services located at https://www.sgs.ca/en/terms-and-conditions (Printed copies are available upon request.)
Test method information available upon request. "Temperature Upon Receipt" is representative of the whole shipment and may not reflect the temperature of individual samples.
SGS Canada Inc. Environment-Health & Safety statement of conformity decision rule does not consider uncertainty when analytical results are compared to a specified standard or regulation.

SGS Canada Inc.
P.O. Box 4300 - 185 Concession St.
Lakefield - Ontario - KOL 2HO
Phone: 705-652-2000 FAX: 705-652-6365

19-November-2025

Great Bear Resources Ltd.
Attn : Ashley Moncrief

1020 - 800 West Pender St.
Vancouver, BC
V6C 2V6, Canada

Phone: 778-833-2160
Fax:

Date Rec. : 15 June 2023
LR Report: **CA19054-JUN23**
Reference: Great Bear Project/ OMGS21045

Copy: #4

CERTIFICATE OF ANALYSIS
Final Report - Revised

Analysis	1: Analysis Start Date	2: Analysis Start Time	3: Analysis Completed Date	4: Analysis Completed Time	6: 031758	9: 031782	13: 031786	16: 031778	19: 031783	22: 031794	25: 031792	26: 031816	29: 116749
Sample Date & Time					N/A	N/A	N/A	N/A	N/A	N/A	N/A	N/A	N/A
Sample weight [g]	25-Jul-23	15:55	26-Jul-23	16:54	1.46	1.50	1.56	1.54	1.55	1.49	1.53	1.47	1.53
Vol H2O2 [mL]	26-Jul-23	06:14	26-Jul-23	16:54	150	150	150	150	150	150	150	150	150
Initial pH	26-Jul-23	06:14	26-Jul-23	16:54	2.27	10.45	2.13	9.30	10.45	7.94	8.99	10.06	9.27
NaOH [Normality]	26-Jul-23	06:14	26-Jul-23	16:54	0.10	0.10	0.10	0.10	0.10	0.10	0.10	0.10	0.10
Vol NaOH to PH 4.5 [mL]	26-Jul-23	12:44	26-Jul-23	16:54	11.23	0.00	21.25	0.00	0.00	0.00	0.00	0.00	0.00
Vol NaOH to PH 7.0 [mL]	26-Jul-23	12:44	26-Jul-23	16:54	14.70	0.00	31.75	0.00	0.00	0.00	0.00	0.00	0.00
NAG (pH 4.5) [kg H2SO4/tonne]	26-Jul-23	12:44	26-Jul-23	16:54	38	0.0	67	0.0	0.0	0.0	0.0	0.0	0.0
NAG (pH 7.0) [kg H2SO4/tonne]	26-Jul-23	12:44	26-Jul-23	16:54	49	0.0	100	0.0	0.0	0.0	0.0	0.0	0.0

Analysis	31: 116747	32: 116746	34: 031773	37: 031808	39: 031813	41: 031815
Sample Date & Time	N/A	N/A	N/A	N/A	N/A	N/A
Sample weight [g]	1.52	1.46	1.54	1.50	1.48	1.50
Vol H2O2 [mL]	150	150	150	150	150	150
Initial pH	2.17	10.70	10.68	10.48	10.37	2.24

OnLine LIMS

0004333898

Results relate only to the sample tested. Data reported represents the sample submitted to SGS. Reproduction of this analytical report in full or in part is prohibited without prior written approval. Please refer to SGS General Conditions of Services located at https://www.sgs.ca/en/terms-and-conditions (Printed copies are available upon request.)
Test method information available upon request. "Temperature Upon Receipt" is representative of the whole shipment and may not reflect the temperature of individual samples.
SGS Canada Inc. Environment-Health & Safety statement of conformity decision rule does not consider uncertainty when analytical results are compared to a specified standard or regulation.

SGS Canada Inc.
P.O. Box 4300 - 185 Concession St.
Lakefield - Ontario - KOL 2HO
Phone: 705-652-2000 FAX: 705-652-6365

Analysis	31: 116747	32: 116746	34: 031773	37: 031808	39: 031813	41: 031815
NaOH [Normality]	0.10	0.10	0.10	0.10	0.10	0.10
Vol NaOH to PH 4.5 [mL]	17.04	0.00	0.00	0.00	0.00	18.82
Vol NaOH to PH 7.0 [mL]	21.91	0.00	0.00	0.00	0.00	29.12
NAG (pH 4.5) [kg H2SO4/tonne]	55	0.0	0.0	0.0	0.0	62
NAG (pH 7.0) [kg H2SO4/tonne]	71	0.0	0.0	0.0	0.0	95

NAG = (49 x Vol. of base x N of base)/sample weight
kg H2SO4/tonne

**Revised report with selected samples and analysis as per client request - 18-Sep-25 LT
Revised report #2 with sample changes as per client request.

Method Descriptions

Parameter	Units	SGS Method Code	Reference Method Code
	g	NA	Sample weight
	mL	NA	
	no unit	NA	
	Normality	NA	MEND PROJECT 1.16.1B
NAG@pH4.5	kg H2SO4/tonne	ME-CA-[ENV]ARD-LAK-AN-008	Miller et al. (1997)
NAG@pH7	kg H2SO4/tonne	ME-CA-[ENV]ARD-LAK-AN-008	Miller et al. (1997)
Vol NaOH to PH 4.5	mL	NA	
Vol NaOH to PH 7.0	mL	NA	

Catharine Arnold

CHARTERED CHEMIST CATHARINE ARNOLD THE CHEMICAL PROFESSION OF ONTARIO

Catharine Arnold, B.Sc., C.Chem
Project Specialist,
Environment, Health & Safety

OnLine LIMS

0004333898

Results relate only to the sample tested. Data reported represents the sample submitted to SGS. Reproduction of this analytical report in full or in part is prohibited without prior written approval. Please refer to SGS General Conditions of Services located at https://www.sgs.ca/en/terms-and-conditions (Printed copies are available upon request.)
Test method information available upon request. "Temperature Upon Receipt" is representative of the whole shipment and may not reflect the temperature of individual samples.
SGS Canada Inc. Environment-Health & Safety statement of conformity decision rule does not consider uncertainty when analytical results are compared to a specified standard or regulation.

SGS Canada Inc.
P.O. Box 4300 - 185 Concession St.
Lakefield - Ontario - KOL 2HO
Phone: 705-652-2000 FAX: 705-652-6365

11-November-2025

Great Bear Resources Ltd.
Attn : Ashley Moncrief

1020 - 800 West Pender St.
Vancouver, BC
V6C 2V6, Canada

Phone: 778-833-2160
Fax:

Date Rec. : 04 October 2023
LR Report: **CA19085-OCT23**
Reference: Great Bear Project/OMGs21045 - Set 1

Copy: #2

CERTIFICATE OF ANALYSIS
Final Report - Revised

Analysis	1: Analysis Start Date	2: Analysis Start Time	3: Analysis Completed Date	4: Analysis Completed Time	5: 031665	6: 031666	7: 031667	8: 031668	9: 031669	10: 031670	11: 031671	12: 031672
Sample Date & Time					N/A	N/A	N/A	N/A	N/A	N/A	N/A	N/A
Sample weight [g]	21-Nov-23	07:15	21-Nov-23	15:23	1.59	1.62	1.52	1.54	1.56	1.55	1.47	1.58
Vol H2O2 [mL]	21-Nov-23	07:15	21-Nov-23	15:23	150	150	150	150	150	150	150	150
Initial pH	21-Nov-23	11:24	21-Nov-23	15:23	9.97	11.10	7.50	10.09	3.07	7.27	7.23	7.75
NaOH [Normality]	21-Nov-23	11:24	21-Nov-23	15:23	0.10	0.10	0.10	0.10	0.10	0.10	0.10	0.10
Vol NaOH to PH 4.5 [mL]	21-Nov-23	11:24	21-Nov-23	15:23	0.00	0.00	0.00	0.00	2.09	0.00	0.00	0.00
Vol NaOH to PH 7.0 [mL]	21-Nov-23	11:24	21-Nov-23	15:23	0.00	0.00	0.00	0.00	3.56	0.00	0.00	0.00
NAG (pH 4.5) [kg H2SO4/tonne]	21-Nov-23	11:24	21-Nov-23	15:23	0.0	0.0	0.0	0.0	6.6	0.0	0.0	0.0
NAG (pH 7.0) [kg H2SO4/tonne]	21-Nov-23	11:24	21-Nov-23	15:23	0.0	0.0	0.0	0.0	11	0.0	0.0	0.0

Analysis	13: 031673	14: 031674	15: 031675	16: 031676	17: 031677	18: 031678	19: 031679	20: 031680	21: 031681	22: 031682	23: 031683	24: 031684	25: 031685
Sample Date & Time	N/A	N/A	N/A	N/A	N/A	N/A	N/A	N/A	N/A	N/A	N/A	N/A	N/A
Sample weight [g]	1.61	1.53	1.54	1.51	1.59	1.65	1.51	1.50	1.56	1.65	1.52	1.50	1.50

OnLine LIMS

0004324033

Results relate only to the sample tested. Data reported represents the sample submitted to SGS. Reproduction of this analytical report in full or in part is prohibited without prior written approval. Please refer to SGS General Conditions of Services located at https://www.sgs.ca/en/terms-and-conditions (Printed copies are available upon request.)
Test method information available upon request. "Temperature Upon Receipt" is representative of the whole shipment and may not reflect the temperature of individual samples.
SGS Canada Inc. Environment-Health & Safety statement of conformity decision rule does not consider uncertainty when analytical results are compared to a specified standard or regulation.

SGS Canada Inc.
P.O. Box 4300 - 185 Concession St.
Lakefield - Ontario - KOL 2HO
Phone: 705-652-2000 FAX: 705-652-6365

NAG Test

LR Report : CA19085-OCT23

Analysis	13: 031673	14: 031674	15: 031675	16: 031676	17: 031677	18: 031678	19: 031679	20: 031680	21: 031681	22: 031682	23: 031683	24: 031684	25: 031685
Vol H2O2 [mL]	150	150	150	150	150	150	150	150	150	150	150	150	150
Initial pH	10.60	10.20	8.00	7.59	10.32	9.57	10.17	10.55	2.38	11.13	10.22	10.20	10.79
NaOH [Normality]	0.10	0.10	0.10	0.10	0.10	0.10	0.10	0.10	0.10	0.10	0.10	0.10	0.10
Vol NaOH to PH 4.5 [mL]	0.00	0.00	0.00	0.00	0.00	0.00	0.00	0.00	9.34	0.00	0.00	0.00	0.00
Vol NaOH to PH 7.0 [mL]	0.00	0.00	0.00	0.00	0.00	0.00	0.00	0.00	12.03	0.00	0.00	0.00	0.00
NAG (pH 4.5) [kg H2SO4/tonne]	0.0	0.0	0.0	0.0	0.0	0.0	0.0	0.0	29	0.0	0.0	0.0	0.0
NAG (pH 7.0) [kg H2SO4/tonne]	0.0	0.0	0.0	0.0	0.0	0.0	0.0	0.0	38	0.0	0.0	0.0	0.0

Analysis	26: 031686	27: 031687	28: 031688	29: 031689	30: 031690	31: 031691	32: 031692	33: 031693	34: 031694	35: 031695	36: 031696	37: 031697	38: 031698
Sample Date & Time	N/A	N/A	N/A	N/A	N/A	N/A	N/A	N/A	N/A	N/A	N/A	N/A	N/A
Sample weight [g]	1.63	1.64	1.54	1.51	1.62	1.64	1.55	1.51	1.47	1.61	1.65	1.53	1.58
Vol H2O2 [mL]	150	150	150	150	150	150	150	150	150	150	150	150	150
Initial pH	11.02	11.09	10.44	10.79	3.06	9.11	7.68	4.80	2.80	7.73	3.91	8.05	6.71
NaOH [Normality]	0.10	0.10	0.10	0.10	0.10	0.10	0.10	0.10	0.10	0.10	0.10	0.10	0.10
Vol NaOH to PH 4.5 [mL]	0.00	0.00	0.00	0.00	1.98	0.00	0.00	0.00	3.79	0.00	0.43	0.00	0.00
Vol NaOH to PH 7.0 [mL]	0.00	0.00	0.00	0.00	3.52	0.00	0.00	0.39	5.44	0.00	0.92	0.00	0.08
NAG (pH 4.5) [kg H2SO4/tonne]	0.0	0.0	0.0	0.0	6.0	0.0	0.0	0.0	13	0.0	1.3	0.0	0.0
NAG (pH 7.0) [kg H2SO4/tonne]	0.0	0.0	0.0	0.0	11	0.0	0.0	1.3	18	0.0	2.7	0.0	0.2

Analysis	39: 031699	40: 031700	41: 031701	42: 031702	43: 031703	44: 031705	45: 031706	46: 031707	47: 031708	48: 031709	49: 031710	50: 031711	51: 031712
Sample Date & Time	N/A	N/A	N/A	N/A	N/A	N/A	N/A	N/A	N/A	N/A	N/A	N/A	N/A
Sample weight [g]	1.60	1.63	1.63	1.64	1.70	1.50	1.51	1.58	1.47	1.51	1.57	1.56	1.48
Vol H2O2 [mL]	150	150	150	150	150	150	150	150	150	150	150	150	150
Initial pH	4.97	3.62	9.29	10.95	8.39	7.81	9.72	7.91	7.77	2.80	8.49	7.33	9.60
NaOH [Normality]	0.10	0.10	0.10	0.10	0.10	0.10	0.10	0.10	0.10	0.10	0.10	0.10	0.10

OnLine LMS

Results relate only to the sample tested. Data reported represents the sample submitted to SGS. Reproduction of this analytical report in full or in part is prohibited without prior written approval. Please refer to SGS General Conditions of Services located at https://www.sgs.ca/en/terms-and-conditions (Printed copies are available upon request.)
Test method information available upon request. "Temperature Upon Receipt" is representative of the whole shipment and may not reflect the temperature of individual samples.
SGS Canada Inc. Environment-Health & Safety statement of conformity decision rule does not consider uncertainty when analytical results are compared to a specified standard or regulation.

SGS Canada Inc.
P.O. Box 4300 - 185 Concession St.
Lakefield - Ontario - KOL 2HO
Phone: 705-652-2000 FAX: 705-652-6365

Analysis	39: 031699	40: 031700	41: 031701	42: 031702	43: 031703	44: 031705	45: 031706	46: 031707	47: 031708	48: 031709	49: 031710	50: 031711	51: 031712
Vol NaOH to PH 4.5 [mL]	0.00	0.72	0.00	0.00	0.00	0.00	0.00	0.00	0.00	4.50	0.00	0.00	0.00
Vol NaOH to PH 7.0 [mL]	0.48	2.18	0.00	0.00	0.00	0.00	0.00	0.00	0.00	6.98	0.00	0.00	0.00
NAG (pH 4.5) [kg H2SO4/tonne]	0.0	2.2	0.0	0.0	0.0	0.0	0.0	0.0	0.0	15	0.0	0.0	0.0
NAG (pH 7.0) [kg H2SO4/tonne]	1.5	6.6	0.0	0.0	0.0	0.0	0.0	0.0	0.0	23	0.0	0.0	0.0

Analysis	52: 031713	53: 031714	54: 031715
Sample Date & Time	N/A	N/A	N/A
Sample weight [g]	1.58	1.66	1.59
Vol H2O2 [mL]	150	150	150
Initial pH	8.40	10.73	9.82
NaOH [Normality]	0.10	0.10	0.10
Vol NaOH to PH 4.5 [mL]	0.00	0.00	0.00
Vol NaOH to PH 7.0 [mL]	0.00	0.00	0.00
NAG (pH 4.5) [kg H2SO4/tonne]	0.0	0.0	0.0
NAG (pH 7.0) [kg H2SO4/tonne]	0.0	0.0	0.0

NAG = (49 x Vol. of base x N of base)/sample weight
kg H2SO4/tonne

Revised report with sample changes as per client request.

Method Descriptions

Parameter	Units	SGS Method Code	Reference Method Code
	g	NA	Sample weight
	mL	NA	
	no unit	NA	
	Normality	NA	MEND PROJECT 1.16.1B

OnLine LIMS

0004324033

Results relate only to the sample tested. Data reported represents the sample submitted to SGS. Reproduction of this analytical report in full or in part is prohibited without prior written approval. Please refer to SGS General Conditions of Services located at https://www.sgs.ca/en/terms-and-conditions (Printed copies are available upon request.)
Test method information available upon request. "Temperature Upon Receipt" is representative of the whole shipment and may not reflect the temperature of individual samples.
SGS Canada Inc. Environment-Health & Safety statement of conformity decision rule does not consider uncertainty when analytical results are compared to a specified standard or regulation.

SGS Canada Inc.
P.O. Box 4300 - 185 Concession St.
Lakefield - Ontario - KOL 2HO
Phone: 705-652-2000 FAX: 705-652-6365

NAG Test

LR Report : **CA19085-OCT23**

Parameter	Units	SGS Method Code	Reference Method Code
NAG@pH4.5	kg H2SO4/tonne	ME-CA-[ENV]ARD-LAK-AN-008	Miller et al. (1997)
NAG@pH7	kg H2SO4/tonne	ME-CA-[ENV]ARD-LAK-AN-008	Miller et al. (1997)
Vol NaOH to PH 4.5	mL	NA	
Vol NaOH to PH 7.0	mL	NA	

Catharine Arnold

CHARTERED CATHARINE ARNOLD CHEMIST

Catharine Arnold, B.Sc., C.Chem
Project Specialist,
Environment, Health & Safety

OnLine LIMS

0004324033

Results relate only to the sample tested. Data reported represents the sample submitted to SGS. Reproduction of this analytical report in full or in part is prohibited without prior written approval. Please refer to SGS General Conditions of Services located at https://www.sgs.ca/en/terms-and-conditions (Printed copies are available upon request.)
Test method information available upon request. "Temperature Upon Receipt" is representative of the whole shipment and may not reflect the temperature of individual samples.
SGS Canada Inc. Environment-Health & Safety statement of conformity decision rule does not consider uncertainty when analytical results are compared to a specified standard or regulation.

SGS Canada Inc.
P.O. Box 4300 - 185 Concession St.
Lakefield - Ontario - KOL 2HO
Phone: 705-652-2000 FAX: 705-652-6365

11-November-2025

Great Bear Resources Ltd.
Attn : Ashley Moncrief

1020 - 800 West Pender St.
Vancouver, BC
V6C 2V6, Canada

Phone: 778-833-2160
Fax:

Date Rec. : 05 October 2023
LR Report: **CA19092-OCT23**
Reference: Great Bear Project/OMGS21045 - Set 2

Copy: #2

CERTIFICATE OF ANALYSIS
Final Report - Revised

Analysis	1: Analysis Start Date	2: Analysis Start Time	3: Analysis Completed Date	4: Analysis Completed Time	5: 031716	6: 031717	7: 031718	8: 031719	9: 031720	10: 031721	11: 031722	12: 031723
Sample Date & Time					N/A	N/A	N/A	N/A	N/A	N/A	N/A	N/A
Sample weight [g]	28-Nov-23	06:38	29-Nov-23	16:34	1.55	1.47	1.50	1.48	1.59	1.60	1.52	1.54
Vol H2O2 [mL]	28-Nov-23	06:38	29-Nov-23	16:34	150	150	150	150	150	150	150	150
Initial pH	28-Nov-23	10:42	29-Nov-23	16:34	10.22	9.85	9.93	7.10	10.21	3.60	9.65	2.17
NaOH [Normality]	28-Nov-23	10:42	29-Nov-23	16:34	0.10	0.10	0.10	0.10	0.10	0.10	0.10	0.10
Vol NaOH to PH 4.5 [mL]	28-Nov-23	10:42	29-Nov-23	16:34	0.00	0.00	0.00	0.00	0.00	0.59	0.00	14.24
Vol NaOH to PH 7.0 [mL]	28-Nov-23	10:42	29-Nov-23	16:34	0.00	0.00	0.00	0.00	0.00	1.39	0.00	17.43
NAG (pH 4.5) [kg H2SO4/tonne]	28-Nov-23	10:42	29-Nov-23	16:34	0.0	0.0	0.0	0.0	0.0	1.8	0.0	45
NAG (pH 7.0) [kg H2SO4/tonne]	28-Nov-23	10:42	29-Nov-23	16:34	0.0	0.0	0.0	0.0	0.0	4.3	0.0	56

Analysis	13: 031724	14: 031725	15: 031726	16: 031727	17: 031728	18: 031729	19: 031730	20: 031731	21: 031732	22: 031733	23: 031734	24: 031735	25: 031736
Sample Date & Time	N/A	N/A	N/A	N/A	N/A	N/A	N/A	N/A	N/A	N/A	N/A	N/A	N/A
Sample weight [g]	1.54	1.55	1.60	1.47	1.52	1.50	1.52	1.56	1.59	1.51	1.63	1.65	1.58

OnLine LIMS

Results relate only to the sample tested. Data reported represents the sample submitted to SGS. Reproduction of this analytical report in full or in part is prohibited without prior written approval. Please refer to SGS General Conditions of Services located at https://www.sgs.ca/en/terms-and-conditions (Printed copies are available upon request.)
Test method information available upon request. "Temperature Upon Receipt" is representative of the whole shipment and may not reflect the temperature of individual samples.
SGS Canada Inc. Environment-Health & Safety statement of conformity decision rule does not consider uncertainty when analytical results are compared to a specified standard or regulation.

0004324039

SGS Canada Inc.
P.O. Box 4300 - 185 Concession St.
Lakefield - Ontario - KOL 2HO
Phone: 705-652-2000 FAX: 705-652-6365

NAG Test

LR Report : **CA19092-OCT23**

Analysis	13: 031724	14: 031725	15: 031726	16: 031727	17: 031728	18: 031729	19: 031730	20: 031731	21: 031732	22: 031733	23: 031734	24: 031735	25: 031736
Vol H2O2 [mL]	150	150	150	150	150	150	150	150	150	150	150	150	150
Initial pH	8.95	1.94	2.27	9.88	10.31	2.53	10.65	8.03	10.48	8.91	10.72	9.92	9.43
NaOH [Normality]	0.10	0.10	0.10	0.10	0.10	0.10	0.10	0.10	0.10	0.10	0.10	0.10	0.10
Vol NaOH to PH 4.5 [mL]	0.00	6.67	11.69	0.00	0.00	7.89	0.00	0.00	0.00	0.00	0.00	0.00	0.00
Vol NaOH to PH 7.0 [mL]	0.00	8.05	15.79	0.00	0.00	11.58	0.00	0.00	0.00	0.00	0.00	0.00	0.00
NAG (pH 4.5) [kg H2SO4/tonne]	0.0	105	36	0.0	0.0	26	0.0	0.0	0.0	0.0	0.0	0.0	0.0
NAG (pH 7.0) [kg H2SO4/tonne]	0.0	127	48	0.0	0.0	38	0.0	0.0	0.0	0.0	0.0	0.0	0.0

Analysis	26: 031737	27: 031738	28: 031739	29: 031740	30: 031826	31: 031827	32: 031828	33: 031829	34: 031830	35: 031831	36: 031832	37: 031833	38: 031834
Sample Date & Time	N/A	N/A	N/A	N/A	N/A	N/A	N/A	N/A	N/A	N/A	N/A	N/A	N/A
Sample weight [g]	1.70	1.55	1.48	1.64	1.53	1.47	1.57	1.63	1.67	1.56	1.69	1.60	1.65
Vol H2O2 [mL]	150	150	150	150	150	150	150	150	150	150	150	150	150
Initial pH	7.57	9.81	9.03	9.66	9.10	10.12	10.45	10.28	3.92	2.39	8.26	8.32	9.97
NaOH [Normality]	0.10	0.10	0.10	0.10	0.10	0.10	0.10	0.10	0.10	0.10	0.10	0.10	0.10
Vol NaOH to PH 4.5 [mL]	0.00	0.00	0.00	0.00	0.00	0.00	0.00	0.00	0.35	10.13	0.00	0.00	0.00
Vol NaOH to PH 7.0 [mL]	0.00	0.00	0.00	0.00	0.00	0.00	0.00	0.00	1.18	13.03	0.00	0.00	0.00
NAG (pH 4.5) [kg H2SO4/tonne]	0.0	0.0	0.0	0.0	0.0	0.0	0.0	0.0	1.0	32	0.0	0.0	0.0
NAG (pH 7.0) [kg H2SO4/tonne]	0.0	0.0	0.0	0.0	0.0	0.0	0.0	0.0	3.5	41	0.0	0.0	0.0

Analysis	39: 031835	40: 031836	41: 031837	42: 031838	43: 031839	44: 031840	45: 031841	46: 031842	47: 031843	48: 031844	49: 031845	50: 031846	51: 031847
Sample Date & Time	N/A	N/A	N/A	N/A	N/A	N/A	N/A	N/A	N/A	N/A	N/A	N/A	N/A
Sample weight [g]	1.59	1.58	1.50	1.50	1.50	1.50	1.50	1.50	1.50	1.50	1.50	1.50	1.50
Vol H2O2 [mL]	150	150	150	150	150	150	150	150	150	150	150	150	150
Initial pH	2.92	2.98	10.13	9.25	8.22	10.51	10.42	10.16	10.30	10.21	10.56	10.17	3.12
NaOH [Normality]	0.10	0.10	0.10	0.10	0.10	0.10	0.10	0.10	0.10	0.10	0.10	0.10	0.10

OnLine LMS

0004324039

Results relate only to the sample tested. Data reported represents the sample submitted to SGS. Reproduction of this analytical report in full or in part is prohibited without prior written approval. Please refer to SGS General Conditions of Services located at https://www.sgs.ca/en/terms-and-conditions (Printed copies are available upon request.)
Test method information available upon request. "Temperature Upon Receipt" is representative of the whole shipment and may not reflect the temperature of individual samples.
SGS Canada Inc. Environment-Health & Safety statement of conformity decision rule does not consider uncertainty when analytical results are compared to a specified standard or regulation.

SGS Canada Inc.
P.O. Box 4300 - 185 Concession St.
Lakefield - Ontario - KOL 2HO
Phone: 705-652-2000 FAX: 705-652-6365

Analysis	39: 031835	40: 031836	41: 031837	42: 031838	43: 031839	44: 031840	45: 031841	46: 031842	47: 031843	48: 031844	49: 031845	50: 031846	51: 031847
Vol NaOH to PH 4.5 [mL]	3.23	2.52	0.00	0.00	0.00	0.00	0.00	0.00	0.00	0.00	0.00	0.00	2.46
Vol NaOH to PH 7.0 [mL]	6.36	4.15	0.00	0.00	0.00	0.00	0.00	0.00	0.00	0.00	0.00	0.00	4.04
NAG (pH 4.5) [kg H2SO4/tonne]	10	7.8	0.0	0.0	0.0	0.0	0.0	0.0	0.0	0.0	0.0	0.0	7.8
NAG (pH 7.0) [kg H2SO4/tonne]	20	13	0.0	0.0	0.0	0.0	0.0	0.0	0.0	0.0	0.0	0.0	13

Analysis	52: 031848	53: 031849	54: 031850
Sample Date & Time	N/A	N/A	N/A
Sample weight [g]	1.50	1.50	1.50
Vol H2O2 [mL]	150	150	150
Initial pH	9.07	9.55	9.80
NaOH [Normality]	0.10	0.10	0.10
Vol NaOH to PH 4.5 [mL]	0.00	0.00	0.00
Vol NaOH to PH 7.0 [mL]	0.00	0.00	0.00
NAG (pH 4.5) [kg H2SO4/tonne]	0.0	0.0	0.0
NAG (pH 7.0) [kg H2SO4/tonne]	0.0	0.0	0.0

NAG = (49 x Vol. of base x N of base)/sample weight
kg H2SO4/tonne

Revised report with sample changes as per client request.

Method Descriptions

Parameter	Units	SGS Method Code	Reference Method Code
	g	NA	Sample weight
	mL	NA	
	no unit	NA	
	Normality	NA	MEND PROJECT 1.16.1B

OnLine LIMS

0004324039

Results relate only to the sample tested. Data reported represents the sample submitted to SGS. Reproduction of this analytical report in full or in part is prohibited without prior written approval. Please refer to SGS General Conditions of Services located at https://www.sgs.ca/en/terms-and-conditions (Printed copies are available upon request.)
Test method information available upon request. "Temperature Upon Receipt" is representative of the whole shipment and may not reflect the temperature of individual samples.
SGS Canada Inc. Environment-Health & Safety statement of conformity decision rule does not consider uncertainty when analytical results are compared to a specified standard or regulation.

SGS Canada Inc.
P.O. Box 4300 - 185 Concession St.
Lakefield - Ontario - KOL 2HO
Phone: 705-652-2000 FAX: 705-652-6365

NAG Test

LR Report : **CA19092-OCT23**

Parameter	Units	SGS Method Code	Reference Method Code
NAG@pH4.5	kg H2SO4/tonne	ME-CA-[ENV]ARD-LAK-AN-008	Miller et al. (1997)
NAG@pH7	kg H2SO4/tonne	ME-CA-[ENV]ARD-LAK-AN-008	Miller et al. (1997)
Vol NaOH to PH 4.5	mL	NA	
Vol NaOH to PH 7.0	mL	NA	

Catharine Arnold

CHARTERED CATHARINE ARNOLD CHEMIST

Catharine Arnold, B.Sc., C.Chem
Project Specialist,
Environment, Health & Safety

OnLine LIMS

0004324039

Results relate only to the sample tested. Data reported represents the sample submitted to SGS. Reproduction of this analytical report in full or in part is prohibited without prior written approval. Please refer to SGS General Conditions of Services located at https://www.sgs.ca/en/terms-and-conditions (Printed copies are available upon request.)
Test method information available upon request. "Temperature Upon Receipt" is representative of the whole shipment and may not reflect the temperature of individual samples.
SGS Canada Inc. Environment-Health & Safety statement of conformity decision rule does not consider uncertainty when analytical results are compared to a specified standard or regulation.

SGS Canada Inc.
P.O. Box 4300 - 185 Concession St.
Lakefield - Ontario - KOL 2HO
Phone: 705-652-2000 FAX: 705-652-6365

Great Bear Resources Ltd.
Attn : Ashley Moncrief

1020 - 800 West Pender St.
Vancouver, BC
V6C 2V6, Canada

Phone: 778-833-2160
Fax:

11-November-2025

Date Rec. : 05 October 2023
LR Report: **CA19099-OCT23**
Reference: Great Bear Project/OMGS21045 - Set 3

Copy: #2

CERTIFICATE OF ANALYSIS
Final Report - Revised

Analysis	1: Analysis Start Date	2: Analysis Start Time	3: Analysis Completed Date	4: Analysis Completed Time	5: 116955	6: 116957	7: 116958	8: 116960	9: 116961	10: 116962	11: 116963	12: 116965	13: 031704
Sample Date & Time					N/A	N/A	N/A	N/A	N/A	N/A	N/A	N/A	N/A
Sample weight [g]	08-Nov-23	06:25	08-Nov-23	16:47	1.50	1.51	1.59	1.55	1.63	1.72	1.54	1.58	1.49
Vol H2O2 [mL]	08-Nov-23	06:25	08-Nov-23	16:47	150	150	150	150	150	150	150	150	150
Initial pH	08-Nov-23	10:41	08-Nov-23	16:47	5.74	9.91	8.54	8.19	10.27	9.02	10.07	8.51	10.48
NaOH [Normality]	08-Nov-23	10:41	08-Nov-23	16:47	0.10	0.10	0.10	0.10	0.10	0.10	0.10	0.10	0.10
Vol NaOH to PH 4.5 [mL]	08-Nov-23	10:41	08-Nov-23	16:47	0.00	0.00	0.00	0.00	0.00	0.00	0.00	0.00	0.00
Vol NaOH to PH 7.0 [mL]	08-Nov-23	10:41	08-Nov-23	16:47	0.19	0.00	0.00	0.00	0.00	0.00	0.00	0.00	0.00
NAG (pH 4.5) [kg H2SO4/tonne]	08-Nov-23	10:41	08-Nov-23	16:47	0.0	0.0	0.0	0.0	0.0	0.0	0.0	0.0	0.0
NAG (pH 7.0) [kg H2SO4/tonne]	08-Nov-23	10:41	08-Nov-23	16:47	0.6	0.0	0.0	0.0	0.0	0.0	0.0	0.0	0.0

Analysis	14: 116956	15: 116959	16: 116966	17: 116964
Sample Date & Time	N/A	N/A	N/A	N/A
Sample weight [g]	1.64	1.53	1.49	1.50
Vol H2O2 [mL]	150	150	150	150

OnLine LIMS

0004324048

Results relate only to the sample tested. Data reported represents the sample submitted to SGS. Reproduction of this analytical report in full or in part is prohibited without prior written approval. Please refer to SGS General Conditions of Services located at https://www.sgs.ca/en/terms-and-conditions (Printed copies are available upon request.)
Test method information available upon request. "Temperature Upon Receipt" is representative of the whole shipment and may not reflect the temperature of individual samples.
SGS Canada Inc. Environment-Health & Safety statement of conformity decision rule does not consider uncertainty when analytical results are compared to a specified standard or regulation.

SGS Canada Inc.
P.O. Box 4300 - 185 Concession St.
Lakefield - Ontario - KOL 2HO
Phone: 705-652-2000 FAX: 705-652-6365

NAG Test

LR Report : **CA19099-OCT23**

Analysis	14: 116956	15: 116959	16: 116966	17: 116964
Initial pH	9.80	10.82	10.39	10.40
NaOH [Normality]	0.10	0.10	0.10	0.10
Vol NaOH to PH 4.5 [mL]	0.00	0.00	0.00	0.00
Vol NaOH to PH 7.0 [mL]	0.00	0.00	0.00	0.00
NAG (pH 4.5) [kg H2SO4/tonne]	0.0	0.0	0.0	0.0
NAG (pH 7.0) [kg H2SO4/tonne]	0.0	0.0	0.0	0.0

NAG = (49 x Vol. of base x N of base)/sample weight
kg H2SO4/tonne

Revised report with sample changes as per client request.

Method Descriptions

Parameter	Units	SGS Method Code	Reference Method Code
	g	NA	Sample weight
	mL	NA	
	no unit	NA	
	Normality	NA	MEND PROJECT 1.16.1B
NAG@pH4.5	kg H2SO4/tonne	ME-CA-[ENV]ARD-LAK-AN-008	Miller et al. (1997)
NAG@pH7	kg H2SO4/tonne	ME-CA-[ENV]ARD-LAK-AN-008	Miller et al. (1997)
Vol NaOH to PH 4.5	mL	NA	
Vol NaOH to PH 7.0	mL	NA	

Catharine Arnold

CHARTERED CHEMIST CATHARINE ARNOLD

Catharine Arnold, B.Sc., C.Chem
Project Specialist,
Environment, Health & Safety

OnLine LNMS

0004324048

Results relate only to the sample tested. Data reported represents the sample submitted to SGS. Reproduction of this analytical report in full or in part is prohibited without prior written approval. Please refer to SGS General Conditions of Services located at https://www.sgs.ca/en/terms-and-conditions (Printed copies are available upon request.)
Test method information available upon request. "Temperature Upon Receipt" is representative of the whole shipment and may not reflect the temperature of individual samples.
SGS Canada Inc. Environment-Health & Safety statement of conformity decision rule does not consider uncertainty when analytical results are compared to a specified standard or regulation.

SGS Canada Inc.
P.O. Box 4300 - 185 Concession St.
Lakefield - Ontario - KOL 2HO
Phone: 705-652-2000 FAX: 705-652-6365

NAG Test

Great Bear Resources Ltd.
Attn : Ashley Moncrief

1020 - 800 West Pender St.
Vancouver, BC
V6C 2V6, Canada

Phone: 778-833-2160
Fax:

10-November-2025

Date Rec. : 28 September 2022
LR Report: **CA19159-SEP22**
Reference: Great Bear Project/OMGS21045 - Set 1/5

Copy: #4

CERTIFICATE OF ANALYSIS
Final Report - Revised

Analysis	1: Analysis Start Date	2: Analysis Start Time	3: Analysis Completed Date	4: Analysis Completed Time	9: DX450005	11: DX450007	17: DX450013	22: DX450018	24: DX450021	28: DX450025	30: DX450027	39: DX450036	48: DX450045
Sample Date & Time					N/A	N/A	N/A	N/A	N/A	N/A	N/A	N/A	N/A
Sample weight [g]	04-Nov-22	10:49	04-Nov-22	13:56	1.48	1.49	1.48	1.50	1.53	1.53	1.50	1.50	1.52
Vol H2O2 [mL]	04-Nov-22	10:49	04-Nov-22	13:56	150	150	150	150	150	150	150	150	150
Final pH [no unit]	04-Nov-22	10:49	04-Nov-22	13:56	10.72	8.18	3.07	10.59	2.35	10.98	2.74	2.85	11.04
NaOH [Normality]	04-Nov-22	10:49	04-Nov-22	13:56	0.10	0.10	0.10	0.10	0.10	0.10	0.10	0.10	0.10
Vol NaOH to PH 4.5 [mL]	04-Nov-22	10:49	04-Nov-22	13:56	0.00	0.00	1.86	0.00	15.01	0.00	4.73	4.79	0.00
Vol NaOH to PH 7.0 [mL]	04-Nov-22	10:49	04-Nov-22	13:56	0.00	0.00	2.95	0.00	33.95	0.00	12.85	8.93	0.00
NAG (pH 4.5) [kg H2SO4/tonne]	04-Nov-22	10:49	04-Nov-22	13:56	0.0	0.0	6.2	0.0	48	0.0	16	16	0.0
NAG (pH 7.0) [kg H2SO4/tonne]	04-Nov-22	10:49	04-Nov-22	13:56	0.0	0.0	9.8	0.0	109	0.0	42	29	0.0

Analysis	51: DX450048
Sample Date & Time	N/A
Sample weight [g]	1.49
Vol H2O2 [mL]	150
Final pH [no unit]	10.57
NaOH [Normality]	0.10
Vol NaOH to PH 4.5 [mL]	0.00
Vol NaOH to PH 7.0 [mL]	0.00

OnLine LIMS

0004322671

Results relate only to the sample tested. Data reported represents the sample submitted to SGS. Reproduction of this analytical report in full or in part is prohibited without prior written approval. Please refer to SGS General Conditions of Services located at https://www.sgs.ca/en/terms-and-conditions (Printed copies are available upon request.)
Test method information available upon request. "Temperature Upon Receipt" is representative of the whole shipment and may not reflect the temperature of individual samples.
SGS Canada Inc. Environment-Health & Safety statement of conformity decision rule does not consider uncertainty when analytical results are compared to a specified standard or regulation.

SGS Canada Inc.
P.O. Box 4300 - 185 Concession St.
Lakefield - Ontario - KOL 2HO
Phone: 705-652-2000 FAX: 705-652-6365

NAG Test

LR Report : **CA19159-SEP22**

Analysis	51: DX450048
NAG (pH 4.5) [kg H2SO4/tonne]	0.0
NAG (pH 7.0) [kg H2SO4/tonne]	0.0

NAG = (49 x Vol. of base x N of base)/sample weight
kg H2SO4/tonne

Reissued report with specific samples included.
Revised report #2 with sample changes as per client request.

Method Descriptions

Parameter	Units	SGS Method Code	Reference Method Code
	g	NA	Sample weight
	mL	NA	
	no unit	NA	SM 4500
	Normality	NA	MEND PROJECT 1.16.1B
NAG@pH4.5	kg H2SO4/tonne	ME-CA-[ENV]ARD-LAK-AN-008	Miller et al. (1997)
NAG@pH7	kg H2SO4/tonne	ME-CA-[ENV]ARD-LAK-AN-008	Miller et al. (1997)
Vol NaOH to PH 4.5	mL	NA	
Vol NaOH to PH 7.0	mL	NA	

Catharine Arnold

CHARTERED CATHARINE ARNOLD CHEMIST

Catharine Arnold, B.Sc., C.Chem
Project Specialist,
Environment, Health & Safety

OnLine LIMS

0004322671

Results relate only to the sample tested. Data reported represents the sample submitted to SGS. Reproduction of this analytical report in full or in part is prohibited without prior written approval. Please refer to SGS General Conditions of Services located at https://www.sgs.ca/en/terms-and-conditions (Printed copies are available upon request.)
Test method information available upon request. "Temperature Upon Receipt" is representative of the whole shipment and may not reflect the temperature of individual samples.
SGS Canada Inc. Environment-Health & Safety statement of conformity decision rule does not consider uncertainty when analytical results are compared to a specified standard or regulation.

SGS Canada Inc.
P.O. Box 4300 - 185 Concession St.
Lakefield - Ontario - KOL 2HO
Phone: 705-652-2000 FAX: 705-652-6365

11-November-2025

Great Bear Resources Ltd.
Attn : Ashley Moncrief

1020 - 800 West Pender St.
Vancouver, BC
V6C 2V6, Canada

Phone: 778-833-2160
Fax:

Date Rec. : 13 December 2022
LR Report: **CA19163-DEC22**
Reference: Great Bear Project/OMGS21045

Copy: #2

CERTIFICATE OF ANALYSIS
Final Report - Revised

Analysis	1: Analysis Start Date	2: Analysis Start Time	3: Analysis Completed Date	4: Analysis Completed Time	43: DX450090
Sample Date & Time					N/A
Sample weight [g]	17-Jan-23	10:54	18-Jan-23	16:50	1.49
Vol H2O2 [mL]	17-Jan-23	10:54	18-Jan-23	16:50	150
Final pH [no unit]	17-Jan-23	10:54	18-Jan-23	16:50	2.49
NaOH [Normality]	17-Jan-23	10:54	18-Jan-23	16:50	0.10
Vol NaOH to PH 4.5 [mL]	17-Jan-23	10:54	18-Jan-23	16:50	7.92
Vol NaOH to PH 7.0 [mL]	17-Jan-23	10:54	18-Jan-23	16:50	12.10
NAG (pH 4.5) [kg H2SO4/tonne]	17-Jan-23	10:54	18-Jan-23	16:50	26
NAG (pH 7.0) [kg H2SO4/tonne]	17-Jan-23	10:54	18-Jan-23	16:50	40

NAG = (49 x Vol. of base x N of base)/sample weight
kg H2SO4/tonne

Revised report with sample changes as per client request.

Method Descriptions

Parameter	Units	SGS Method Code	Reference Method Code
	g	NA	Sample weight
	mL	NA	

OnLine LIMS

0004323615

Results relate only to the sample tested. Data reported represents the sample submitted to SGS. Reproduction of this analytical report in full or in part is prohibited without prior written approval. Please refer to SGS General Conditions of Services located at https://www.sgs.ca/en/terms-and-conditions (Printed copies are available upon request.)
Test method information available upon request. "Temperature Upon Receipt" is representative of the whole shipment and may not reflect the temperature of individual samples.
SGS Canada Inc. Environment-Health & Safety statement of conformity decision rule does not consider uncertainty when analytical results are compared to a specified standard or regulation.

SGS Canada Inc.
P.O. Box 4300 - 185 Concession St.
Lakefield - Ontario - KOL 2HO
Phone: 705-652-2000 FAX: 705-652-6365

NAG Test

LR Report : **CA19163-DEC22**

Parameter	Units	SGS Method Code	Reference Method Code
	no unit	NA	SM 4500
	Normality	NA	MEND PROJECT 1.16.1B
NAG@pH4.5	kg H2SO4/tonne	ME-CA-[ENV]ARD-LAK-AN-008	Miller et al. (1997)
NAG@pH7	kg H2SO4/tonne	ME-CA-[ENV]ARD-LAK-AN-008	Miller et al. (1997)
Vol NaOH to PH 4.5	mL	NA	
Vol NaOH to PH 7.0	mL	NA	

Catharine Arnold

CHARTERED CATHARINE ARNOLD CHEMIST

Catharine Arnold, B.Sc., C.Chem
Project Specialist,
Environment, Health & Safety

OnLine LIMS

0004323615

Results relate only to the sample tested. Data reported represents the sample submitted to SGS. Reproduction of this analytical report in full or in part is prohibited without prior written approval. Please refer to SGS General Conditions of Services located at https://www.sgs.ca/en/terms-and-conditions (Printed copies are available upon request.)
Test method information available upon request. "Temperature Upon Receipt" is representative of the whole shipment and may not reflect the temperature of individual samples.
SGS Canada Inc. Environment-Health & Safety statement of conformity decision rule does not consider uncertainty when analytical results are compared to a specified standard or regulation.

SGS Canada Inc.
P.O. Box 4300 - 185 Concession St.
Lakefield - Ontario - KOL 2HO
Phone: 705-652-2000 FAX: 705-652-6365

11-November-2025

Great Bear Resources Ltd.
Attn : Ashley Moncrief

1020 - 800 West Pender St.
Vancouver, BC
V6C 2V6, Canada

Phone: 778-833-2160
Fax:

Date Rec. : 28 September 2022
LR Report: **CA19163-SEP22**
Reference: Great Bear Project/OMGS21045 - Set 2/5

Copy: #3

CERTIFICATE OF ANALYSIS
Final Report - Revised

Analysis	7: DX450054	12: DX450059	16: DX450063	19: DX450066	21: DX450068	22: DX450069	24: DX450071	27: DX450074	42: DX450089	46: DX450093	50: DX450097	52: DX450099
Sample Date & Time	N/A	N/A	N/A	N/A	N/A	N/A	N/A	N/A	N/A	N/A	N/A	N/A
Sample weight [g]	1.51	1.50	1.50	1.50	1.50	1.47	1.49	1.51	1.52	1.50	1.50	1.50
Vol H2O2 [mL]	150	150	150	150	150	150	150	150	150	150	150	150
Final pH [no unit]	11.08	11.19	2.45	11.15	2.22	10.55	11.05	3.22	10.72	3.33	11.30	2.41
NaOH [Normality]	0.10	0.10	0.10	0.10	0.10	0.10	0.10	0.10	0.10	0.10	0.10	0.10
Vol NaOH to PH 4.5 [mL]	0.00	0.00	12.87	0.00	14.52	0.00	0.00	1.69	0.00	1.34	0.00	8.85
Vol NaOH to PH 7.0 [mL]	0.00	0.00	28.01	0.00	16.91	0.00	0.00	2.52	0.00	2.46	0.00	11.03
NAG (pH 4.5) [kg H2SO4/tonne]	0.0	0.0	42	0.0	47	0.0	0.0	5.5	0.0	4.4	0.0	29
NAG (pH 7.0) [kg H2SO4/tonne]	0.0	0.0	92	0.0	55	0.0	0.0	8.2	0.0	8.0	0.0	36

NAG = (49 x Vol. of base x N of base)/sample weight
kg H2SO4/tonne

Reissued report with specific samples included.
Revised report #2 with sample changes as per client request.

Method Descriptions

Parameter	Units	SGS Method Code	Reference Method Code
	g	NA	Sample weight
	mL	NA	

OnLine LIMS

0004323603

Results relate only to the sample tested. Data reported represents the sample submitted to SGS. Reproduction of this analytical report in full or in part is prohibited without prior written approval. Please refer to SGS General Conditions of Services located at https://www.sgs.ca/en/terms-and-conditions (Printed copies are available upon request.)
Test method information available upon request. "Temperature Upon Receipt" is representative of the whole shipment and may not reflect the temperature of individual samples.
SGS Canada Inc. Environment-Health & Safety statement of conformity decision rule does not consider uncertainty when analytical results are compared to a specified standard or regulation.

SGS Canada Inc.
P.O. Box 4300 - 185 Concession St.
Lakefield - Ontario - KOL 2HO
Phone: 705-652-2000 FAX: 705-652-6365

Parameter	Units	SGS Method Code	Reference Method Code
	no unit	NA	SM 4500
	Normality	NA	MEND PROJECT 1.16.1B
NAG@pH4.5	kg H2SO4/tonne	ME-CA-[ENV]ARD-LAK-AN-008	Miller et al. (1997)
NAG@pH7	kg H2SO4/tonne	ME-CA-[ENV]ARD-LAK-AN-008	Miller et al. (1997)
Vol NaOH to PH 4.5	mL	NA	
Vol NaOH to PH 7.0	mL	NA	

Catharine Arnold

CHARTERED CATHARINE ARNOLD CHEMIST

Catharine Arnold, B.Sc., C.Chem
Project Specialist,
Environment, Health & Safety

OnLine LIMS

0004323603

Results relate only to the sample tested. Data reported represents the sample submitted to SGS. Reproduction of this analytical report in full or in part is prohibited without prior written approval. Please refer to SGS General Conditions of Services located at https://www.sgs.ca/en/terms-and-conditions (Printed copies are available upon request.)
Test method information available upon request. "Temperature Upon Receipt" is representative of the whole shipment and may not reflect the temperature of individual samples.
SGS Canada Inc. Environment-Health & Safety statement of conformity decision rule does not consider uncertainty when analytical results are compared to a specified standard or regulation.

SGS Canada Inc.
P.O. Box 4300 - 185 Concession St.
Lakefield - Ontario - KOL 2HO
Phone: 705-652-2000 FAX: 705-652-6365

19-November-2025

Great Bear Resources Ltd.
Attn : Ashley Moncrief

1020 - 800 West Pender St.
Vancouver, BC
V6C 2V6, Canada

Phone: 778-833-2160
Fax:

Date Rec. : 28 September 2022
LR Report: **CA19167-SEP22**
Reference: Great Bear Project/OMGS21045 - Set 3/5

Copy: #4

CERTIFICATE OF ANALYSIS
Final Report - Revised

Analysis	8: DX450105	12: DX450109	18: DX450115	24: DX450121	27: DX450124	29: DX450126	36: DX450133	38: DX450135	41: DX450138	43: DX450140	45: DX450142	51: DX450148
Sample Date & Time	N/A	N/A	N/A	N/A	N/A	N/A	N/A	N/A	N/A	N/A	N/A	N/A
Sample weight [g]	1.48	1.54	1.53	1.51	1.47	1.48	1.47	1.55	1.46	1.48	1.52	1.50
Vol H2O2 [mL]	150	150	150	150	150	150	150	150	150	150	150	150
Final pH [no unit]	2.15	10.14	11.14	11.43	11.40	7.94	2.85	10.63	8.18	2.65	9.76	10.98
NaOH [Normality]	0.10	0.10	0.10	0.10	0.10	0.10	0.10	0.10	0.10	0.10	0.10	0.10
Vol NaOH to PH 4.5 [mL]	15.11	0.00	0.00	0.00	0.00	0.00	3.42	0.00	0.00	5.89	0.00	0.00
Vol NaOH to PH 7.0 [mL]	17.08	0.00	0.00	0.00	0.00	0.00	4.99	0.00	0.00	7.73	0.00	0.00
NAG (pH 4.5) [kg H2SO4/tonne]	50	0.0	0.0	0.0	0.0	0.0	11	0.0	0.0	20	0.0	0.0
NAG (pH 7.0) [kg H2SO4/tonne]	56	0.0	0.0	0.0	0.0	0.0	17	0.0	0.0	26	0.0	0.0

NAG = (49 x Vol. of base x N of base)/sample weight
kg H2SO4/tonne

Reissued report with specific samples included.

OnLine LIMS

0004333861

Results relate only to the sample tested. Data reported represents the sample submitted to SGS. Reproduction of this analytical report in full or in part is prohibited without prior written approval. Please refer to SGS General Conditions of Services located at https://www.sgs.ca/en/terms-and-conditions (Printed copies are available upon request.)
Test method information available upon request. "Temperature Upon Receipt" is representative of the whole shipment and may not reflect the temperature of individual samples.
SGS Canada Inc. Environment-Health & Safety statement of conformity decision rule does not consider uncertainty when analytical results are compared to a specified standard or regulation.

SGS Canada Inc.
P.O. Box 4300 - 185 Concession St.
Lakefield - Ontario - KOL 2HO
Phone: 705-652-2000 FAX: 705-652-6365

Method Descriptions

Parameter	Units	SGS Method Code	Reference Method Code
	g	NA	Sample weight
	mL	NA	
	no unit	NA	SM 4500
	Normality	NA	MEND PROJECT 1.16.1B
NAG@pH4.5	kg H2SO4/tonne	ME-CA-[ENV]ARD-LAK-AN-008	Miller et al. (1997)
NAG@pH7	kg H2SO4/tonne	ME-CA-[ENV]ARD-LAK-AN-008	Miller et al. (1997)
Vol NaOH to PH 4.5	mL	NA	
Vol NaOH to PH 7.0	mL	NA	

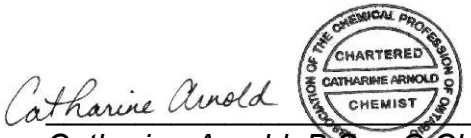

Catharine Arnold, B.Sc., C.Chem
Project Specialist,
Environment, Health & Safety

OnLine LIMS

0004333861

Results relate only to the sample tested. Data reported represents the sample submitted to SGS. Reproduction of this analytical report in full or in part is prohibited without prior written approval. Please refer to SGS General Conditions of Services located at https://www.sgs.ca/en/terms-and-conditions (Printed copies are available upon request.)
Test method information available upon request. "Temperature Upon Receipt" is representative of the whole shipment and may not reflect the temperature of individual samples.
SGS Canada Inc. Environment-Health & Safety statement of conformity decision rule does not consider uncertainty when analytical results are compared to a specified standard or regulation.

SGS Canada Inc.
P.O. Box 4300 - 185 Concession St.
Lakefield - Ontario - KOL 2HO
Phone: 705-652-2000 FAX: 705-652-6365

11-November-2025

Great Bear Resources Ltd.
Attn : Ashley Moncrief

1020 - 800 West Pender St.
Vancouver, BC
V6C 2V6, Canada

Phone: 778-833-2160
Fax:

Date Rec. : 14 December 2022
LR Report: **CA19168-DEC22**
Reference: Great Bear Project/OMGS21045

Copy: #2

CERTIFICATE OF ANALYSIS
Final Report - Revised

Analysis	1: Analysis Start Date	2: Analysis Start Time	3: Analysis Completed Date	4: Analysis Completed Time	13: DX450110	37: DX450134
Sample Date & Time					N/A	N/A
Sample weight [g]	17-Jan-23	10:54	18-Jan-23	16:50	1.55	1.48
Vol H2O2 [mL]	17-Jan-23	10:54	18-Jan-23	16:50	150	150
Final pH [no unit]	17-Jan-23	10:54	18-Jan-23	16:50	2.79	2.63
NaOH [Normality]	17-Jan-23	10:54	18-Jan-23	16:50	0.10	0.10
Vol NaOH to PH 4.5 [mL]	17-Jan-23	10:54	18-Jan-23	16:50	5.10	6.18
Vol NaOH to PH 7.0 [mL]	17-Jan-23	10:54	18-Jan-23	16:50	11.74	9.44
NAG (pH 4.5) [kg H2SO4/tonne]	17-Jan-23	10:54	18-Jan-23	16:50	16	20
NAG (pH 7.0) [kg H2SO4/tonne]	17-Jan-23	10:54	18-Jan-23	16:50	37	31

NAG = (49 x Vol. of base x N of base)/sample weight
kg H2SO4/tonne

Revised report with sample changes as per client request.

Method Descriptions

Parameter	Units	SGS Method Code	Reference Method Code
	g	NA	Sample weight
	mL	NA	

OnLine LIMS

0004323655

Results relate only to the sample tested. Data reported represents the sample submitted to SGS. Reproduction of this analytical report in full or in part is prohibited without prior written approval. Please refer to SGS General Conditions of Services located at https://www.sgs.ca/en/terms-and-conditions (Printed copies are available upon request.)
Test method information available upon request. "Temperature Upon Receipt" is representative of the whole shipment and may not reflect the temperature of individual samples.
SGS Canada Inc. Environment-Health & Safety statement of conformity decision rule does not consider uncertainty when analytical results are compared to a specified standard or regulation.

SGS Canada Inc.
P.O. Box 4300 - 185 Concession St.
Lakefield - Ontario - KOL 2HO
Phone: 705-652-2000 FAX: 705-652-6365

NAG Test

LR Report : **CA19168-DEC22**

Parameter	Units	SGS Method Code	Reference Method Code
	no unit	NA	SM 4500
	Normality	NA	MEND PROJECT 1.16.1B
NAG@pH4.5	kg H2SO4/tonne	ME-CA-[ENV]ARD-LAK-AN-008	Miller et al. (1997)
NAG@pH7	kg H2SO4/tonne	ME-CA-[ENV]ARD-LAK-AN-008	Miller et al. (1997)
Vol NaOH to PH 4.5	mL	NA	
Vol NaOH to PH 7.0	mL	NA	

Catharine Arnold

CHARTERED CATHARINE ARNOLD CHEMIST

Catharine Arnold, B.Sc., C.Chem
Project Specialist,
Environment, Health & Safety

OnLine LIMS

0004323655

Results relate only to the sample tested. Data reported represents the sample submitted to SGS. Reproduction of this analytical report in full or in part is prohibited without prior written approval. Please refer to SGS General Conditions of Services located at https://www.sgs.ca/en/terms-and-conditions (Printed copies are available upon request.)
Test method information available upon request. "Temperature Upon Receipt" is representative of the whole shipment and may not reflect the temperature of individual samples.
SGS Canada Inc. Environment-Health & Safety statement of conformity decision rule does not consider uncertainty when analytical results are compared to a specified standard or regulation.

SGS Canada Inc.
P.O. Box 4300 - 185 Concession St.
Lakefield - Ontario - KOL 2HO
Phone: 705-652-2000 FAX: 705-652-6365

11-November-2025

Great Bear Resources Ltd.
Attn : Ashley Moncrief

1020 - 800 West Pender St.
Vancouver, BC
V6C 2V6, Canada

Phone: 778-833-2160
Fax:

Date Rec. : 28 September 2022
LR Report: **CA19171-SEP22**
Reference: Great Bear Project/OMGS21045 - Set 4/5

Copy: #3

CERTIFICATE OF ANALYSIS
Final Report - Revised

Analysis	1: Analysis Start Date	2: Analysis Start Time	3: Analysis Completed Date	4: Analysis Completed Time	5: DX450152	9: DX450156	12: DX450159	17: DX450164	25: DX450172	31: DX450178	36: DX450183	37:	41: DX450188
Sample Date & Time					N/A	N/A	N/A	N/A	N/A	N/A	N/A		N/A
Sample weight [g]	18-Oct-22	19:01	19-Oct-22	10:45	1.49	1.54	1.50	1.54	1.46	1.47	1.49		1.52
Vol H2O2 [mL]	18-Oct-22	19:01	19-Oct-22	10:45	150	150	150	150	150	150	150		150
Final pH [no unit]	18-Oct-22	19:01	19-Oct-22	10:45	2.51	2.68	2.53	11.21	7.47	3.70	10.81		10.97
NaOH [Normality]	18-Oct-22	19:01	19-Oct-22	10:45	0.10	0.10	0.10	0.10	0.10	0.10	0.10		0.10
Vol NaOH to PH 4.5 [mL]	18-Oct-22	19:01	19-Oct-22	10:45	7.94	5.13	6.90	0.00	0.00	0.64	0.00		0.00
Vol NaOH to PH 7.0 [mL]	18-Oct-22	19:01	19-Oct-22	10:45	10.30	9.39	9.22	0.00	0.00	5.51	0.00		0.00
NAG (pH 4.5) [kg H2SO4/tonne]	18-Oct-22	19:01	19-Oct-22	10:45	26	16	22	0.0	0.0	2.1	0.0		0.0
NAG (pH 7.0) [kg H2SO4/tonne]	18-Oct-22	19:01	19-Oct-22	10:45	34	30	30	0.0	0.0	18	0.0		0.0

Analysis	43: DX450190	49: DX450196	54: DX450201
Sample Date & Time	N/A	N/A	N/A
Sample weight [g]	1.46	1.49	1.50
Vol H2O2 [mL]	150	150	150
Final pH [no unit]	9.27	6.18	11.07
NaOH [Normality]	0.10	0.10	0.10
Vol NaOH to PH 4.5 [mL]	0.00	0.08	0.00
Vol NaOH to PH 7.0 [mL]	0.00	0.14	0.00

OnLine LIMS

0004323692

Results relate only to the sample tested. Data reported represents the sample submitted to SGS. Reproduction of this analytical report in full or in part is prohibited without prior written approval. Please refer to SGS General Conditions of Services located at https://www.sgs.ca/en/terms-and-conditions (Printed copies are available upon request.)
Test method information available upon request. "Temperature Upon Receipt" is representative of the whole shipment and may not reflect the temperature of individual samples.
SGS Canada Inc. Environment-Health & Safety statement of conformity decision rule does not consider uncertainty when analytical results are compared to a specified standard or regulation.

SGS Canada Inc.
P.O. Box 4300 - 185 Concession St.
Lakefield - Ontario - KOL 2HO
Phone: 705-652-2000 FAX: 705-652-6365

NAG Test

LR Report : **CA19171-SEP22**

Analysis	43: DX450190	49: DX450196	54: DX450201
NAG (pH 4.5) [kg H2SO4/tonne]	0.0	0.3	0.0
NAG (pH 7.0) [kg H2SO4/tonne]	0.0	0.5	0.0

NAG = (49 x Vol. of base x N of base)/sample weight
kg H2SO4/tonne

Reissued report with specific samples included.
Revised report #2 with sample changes as per client request.

Method Descriptions

Parameter	Units	SGS Method Code	Reference Method Code
	g	NA	Sample weight
	mL	NA	
	no unit	NA	SM 4500
	Normality	NA	MEND PROJECT 1.16.1B
NAG@pH4.5	kg H2SO4/tonne	ME-CA-[ENV]ARD-LAK-AN-008	Miller et al. (1997)
NAG@pH7	kg H2SO4/tonne	ME-CA-[ENV]ARD-LAK-AN-008	Miller et al. (1997)
Vol NaOH to PH 4.5	mL	NA	
Vol NaOH to PH 7.0	mL	NA	

Catharine Arnold

CHARTERED CHEMIST CATHARINE ARNOLD

Catharine Arnold, B.Sc., C.Chem
Project Specialist,
Environment, Health & Safety

OnLine LIMS

0004323692

Results relate only to the sample tested. Data reported represents the sample submitted to SGS. Reproduction of this analytical report in full or in part is prohibited without prior written approval. Please refer to SGS General Conditions of Services located at https://www.sgs.ca/en/terms-and-conditions (Printed copies are available upon request.)
Test method information available upon request. "Temperature Upon Receipt" is representative of the whole shipment and may not reflect the temperature of individual samples.
SGS Canada Inc. Environment-Health & Safety statement of conformity decision rule does not consider uncertainty when analytical results are compared to a specified standard or regulation.

SGS Canada Inc.
P.O. Box 4300 - 185 Concession St.
Lakefield - Ontario - KOL 2HO
Phone: 705-652-2000 FAX: 705-652-6365

11-November-2025

Great Bear Resources Ltd.
Attn : Ashley Moncrief

1020 - 800 West Pender St.
Vancouver, BC
V6C 2V6, Canada

Phone: 778-833-2160
Fax:

Date Rec. : 13 December 2022
LR Report: **CA19173-DEC22**
Reference: Great Bear Project/OMGS21045

Copy: #2

CERTIFICATE OF ANALYSIS
Final Report - Revised

Analysis	1: Analysis Start Date	2: Analysis Start Time	3: Analysis Completed Date	4: Analysis Completed Time	13: DX450160	18: DX450165	19: DX450166	24: DX450171	30: DX450177
Sample Date & Time					N/A	N/A	N/A	N/A	N/A
Sample weight [g]	06-Jan-23	06:38	06-Jan-23	12:52	1.47	1.50	1.52	1.49	1.50
Vol H2O2 [mL]	06-Jan-23	06:38	06-Jan-23	12:52	150	150	150	150	150
Final pH [no unit]	06-Jan-23	06:38	06-Jan-23	12:52	3.82	5.62	3.45	2.69	2.42
NaOH [Normality]	06-Jan-23	06:38	06-Jan-23	12:52	0.10	0.10	0.10	0.10	0.10
Vol NaOH to PH 4.5 [mL]	06-Jan-23	06:38	06-Jan-23	12:52	0.86	0.00	1.18	7.40	12.04
Vol NaOH to PH 7.0 [mL]	06-Jan-23	06:38	06-Jan-23	12:52	2.06	0.91	2.32	0.00	31.55
NAG (pH 4.5) [kg H2SO4/tonne]	06-Jan-23	06:38	06-Jan-23	12:52	2.9	0.0	3.8	0.0	39
NAG (pH 7.0) [kg H2SO4/tonne]	06-Jan-23	06:38	06-Jan-23	12:52	6.9	3.0	7.5	0.0	103

NAG = (49 x Vol. of base x N of base)/sample weight
kg H2SO4/tonne

Revised report with sample changes as per client request.

Method Descriptions

Parameter	Units	SGS Method Code	Reference Method Code
	g	NA	Sample weight
	mL	NA	

OnLine LIMS

0004323715

Results relate only to the sample tested. Data reported represents the sample submitted to SGS. Reproduction of this analytical report in full or in part is prohibited without prior written approval. Please refer to SGS General Conditions of Services located at https://www.sgs.ca/en/terms-and-conditions (Printed copies are available upon request.)
Test method information available upon request. "Temperature Upon Receipt" is representative of the whole shipment and may not reflect the temperature of individual samples.
SGS Canada Inc. Environment-Health & Safety statement of conformity decision rule does not consider uncertainty when analytical results are compared to a specified standard or regulation.

SGS Canada Inc.
P.O. Box 4300 - 185 Concession St.
Lakefield - Ontario - KOL 2HO
Phone: 705-652-2000 FAX: 705-652-6365

Parameter	Units	SGS Method Code	Reference Method Code
	no unit	NA	SM 4500
	Normality	NA	MEND PROJECT 1.16.1B
NAG@pH4.5	kg H2SO4/tonne	ME-CA-[ENV]ARD-LAK-AN-008	Miller et al. (1997)
NAG@pH7	kg H2SO4/tonne	ME-CA-[ENV]ARD-LAK-AN-008	Miller et al. (1997)
Vol NaOH to PH 4.5	mL	NA	
Vol NaOH to PH 7.0	mL	NA	

Catharine Arnold

CHARTERED CATHARINE ARNOLD CHEMIST

Catharine Arnold, B.Sc., C.Chem
Project Specialist,
Environment, Health & Safety

OnLine LIMS

0004323715

Results relate only to the sample tested. Data reported represents the sample submitted to SGS. Reproduction of this analytical report in full or in part is prohibited without prior written approval. Please refer to SGS General Conditions of Services located at https://www.sgs.ca/en/terms-and-conditions (Printed copies are available upon request.)
Test method information available upon request. "Temperature Upon Receipt" is representative of the whole shipment and may not reflect the temperature of individual samples.
SGS Canada Inc. Environment-Health & Safety statement of conformity decision rule does not consider uncertainty when analytical results are compared to a specified standard or regulation.

SGS Canada Inc.
P.O. Box 4300 - 185 Concession St.
Lakefield - Ontario - KOL 2HO
Phone: 705-652-2000 FAX: 705-652-6365

11-November-2025

Great Bear Resources Ltd.
Attn : Ashley Moncrief

1020 - 800 West Pender St.
Vancouver, BC
V6C 2V6, Canada

Phone: 778-833-2160
Fax:

Date Rec. : 21 November 2023
LR Report: **CA19173-NOV23**

Copy: #3

CERTIFICATE OF ANALYSIS
Final Report - Revised

Analysis	1: Analysis Start Date	2: Analysis Start Time	3: Analysis Completed Date	4: Analysis Completed Time	5: DX 550095	6: DX 550096	7: DX 550052	8: 031770
Sample Date & Time					NA	NA	NA	NA
Sample weight [g]	28-Nov-23	06:38	29-Nov-23	16:33	1.50	1.64	1.61	1.63
Vol H2O2 [mL]	28-Nov-23	06:38	29-Nov-23	16:33	150	150	150	150
Initial pH	28-Nov-23	10:42	29-Nov-23	16:33	9.94	9.92	10.00	8.86
NaOH [Normality]	28-Nov-23	10:42	29-Nov-23	16:33	0.10	0.10	0.10	0.10
Vol NaOH to PH 4.5 [mL]	28-Nov-23	10:42	29-Nov-23	16:33	0.00	0.00	0.00	0.00
Vol NaOH to PH 7.0 [mL]	28-Nov-23	10:42	29-Nov-23	16:33	0.00	0.00	0.00	0.00
NAG (pH 4.5) [kg H2SO4/tonne]	28-Nov-23	10:42	29-Nov-23	16:33	0.0	0.0	0.0	0.0
NAG (pH 7.0) [kg H2SO4/tonne]	28-Nov-23	10:42	29-Nov-23	16:33	0.0	0.0	0.0	0.0

NAG = (49 x Vol. of base x N of base)/sample weight
kg H2SO4/tonne

**Revised report with selected samples and analysis as per client request - 18-Sep-25 LT
Revised report #2 with sample changes as per client request.

Method Descriptions

Parameter	Units	SGS Method Code	Reference Method Code
	g	NA	Sample weight
	mL	NA	

OnLine LIMS

0004324069

Results relate only to the sample tested. Data reported represents the sample submitted to SGS. Reproduction of this analytical report in full or in part is prohibited without prior written approval. Please refer to SGS General Conditions of Services located at https://www.sgs.ca/en/terms-and-conditions (Printed copies are available upon request.)
Test method information available upon request. "Temperature Upon Receipt" is representative of the whole shipment and may not reflect the temperature of individual samples.
SGS Canada Inc. Environment-Health & Safety statement of conformity decision rule does not consider uncertainty when analytical results are compared to a specified standard or regulation.

SGS Canada Inc.
P.O. Box 4300 - 185 Concession St.
Lakefield - Ontario - KOL 2HO
Phone: 705-652-2000 FAX: 705-652-6365

NAG Test

LR Report : **CA19173-NOV23**

Parameter	Units	SGS Method Code	Reference Method Code
	no unit	NA	
	Normality	NA	MEND PROJECT 1.16.1B
NAG@pH4.5	kg H2SO4/tonne	ME-CA-[ENV]ARD-LAK-AN-008	Miller et al. (1997)
NAG@pH7	kg H2SO4/tonne	ME-CA-[ENV]ARD-LAK-AN-008	Miller et al. (1997)
Vol NaOH to PH 4.5	mL	NA	
Vol NaOH to PH 7.0	mL	NA	

Catharine Arnold

Catharine Arnold, B.Sc., C.Chem
Project Specialist,
Environment, Health & Safety

OnLine LIMS

0004324069

Results relate only to the sample tested. Data reported represents the sample submitted to SGS. Reproduction of this analytical report in full or in part is prohibited without prior written approval. Please refer to SGS General Conditions of Services located at https://www.sgs.ca/en/terms-and-conditions (Printed copies are available upon request.)
Test method information available upon request. "Temperature Upon Receipt" is representative of the whole shipment and may not reflect the temperature of individual samples.
SGS Canada Inc. Environment-Health & Safety statement of conformity decision rule does not consider uncertainty when analytical results are compared to a specified standard or regulation.

SGS Canada Inc.
P.O. Box 4300 - 185 Concession St.
Lakefield - Ontario - KOL 2HO
Phone: 705-652-2000 FAX: 705-652-6365

11-November-2025

Great Bear Resources Ltd.
Attn : Ashley Moncrief

1020 - 800 West Pender St.
Vancouver, BC
V6C 2V6, Canada

Phone: 778-833-2160
Fax:

Date Rec. : 28 September 2022
LR Report: **CA19175-SEP22**
Reference: Great Bear Project/OMGS21045 - Set 5/5

Copy: #2

CERTIFICATE OF ANALYSIS
Final Report - Revised

Analysis	1: Analysis Start Date	2: Analysis Start Time	3: Analysis Completed Date	4: Analysis Completed Time	6: DX450203	16: DX450213
Sample Date & Time					N/A	N/A
Sample weight [g]	16-Oct-22	10:45	17-Oct-22	09:06	1.55	1.48
Vol H2O2 [mL]	16-Oct-22	10:45	17-Oct-22	09:06	150	150
Final pH [no unit]	16-Oct-22	10:45	17-Oct-22	09:06	10.89	2.07
NaOH [Normality]	16-Oct-22	10:45	17-Oct-22	09:06	0.10	0.10
Vol NaOH to PH 4.5 [mL]	16-Oct-22	10:45	17-Oct-22	09:06	0.00	24.04
Vol NaOH to PH 7.0 [mL]	16-Oct-22	10:45	17-Oct-22	09:06	0.00	29.12
NAG (pH 4.5) [kg H2SO4/tonne]	16-Oct-22	10:45	17-Oct-22	09:06	0.0	80
NAG (pH 7.0) [kg H2SO4/tonne]	16-Oct-22	10:45	17-Oct-22	09:06	0.0	96

NAG = (49 x Vol. of base x N of base)/sample weight
kg H2SO4/tonne

Revised report with sample changes as per client request.

Method Descriptions

Parameter	Units	SGS Method Code	Reference Method Code
	g	NA	Sample weight

OnLine LNMS

0004323724

Results relate only to the sample tested. Data reported represents the sample submitted to SGS. Reproduction of this analytical report in full or in part is prohibited without prior written approval. Please refer to SGS General Conditions of Services located at https://www.sgs.ca/en/terms-and-conditions (Printed copies are available upon request.)
Test method information available upon request. "Temperature Upon Receipt" is representative of the whole shipment and may not reflect the temperature of individual samples.
SGS Canada Inc. Environment-Health & Safety statement of conformity decision rule does not consider uncertainty when analytical results are compared to a specified standard or regulation.

SGS Canada Inc.
P.O. Box 4300 - 185 Concession St.
Lakefield - Ontario - KOL 2HO
Phone: 705-652-2000 FAX: 705-652-6365

Parameter	Units	SGS Method Code	Reference Method Code
	mL	NA	
	no unit	NA	SM 4500
	Normality	NA	MEND PROJECT 1.16.1B
NAG@pH4.5	kg H2SO4/tonne	ME-CA-[ENV]ARD-LAK-AN-008	Miller et al. (1997)
NAG@pH7	kg H2SO4/tonne	ME-CA-[ENV]ARD-LAK-AN-008	Miller et al. (1997)
Vol NaOH to PH 4.5	mL	NA	
Vol NaOH to PH 7.0	mL	NA	

Catharine Arnold

CHARTERED CATHARINE ARNOLD CHEMIST

Catharine Arnold, B.Sc., C.Chem
Project Specialist,
Environment, Health & Safety

OnLine LNMS

0004323724

Results relate only to the sample tested. Data reported represents the sample submitted to SGS. Reproduction of this analytical report in full or in part is prohibited without prior written approval. Please refer to SGS General Conditions of Services located at https://www.sgs.ca/en/terms-and-conditions (Printed copies are available upon request.)
Test method information available upon request. "Temperature Upon Receipt" is representative of the whole shipment and may not reflect the temperature of individual samples.
SGS Canada Inc. Environment-Health & Safety statement of conformity decision rule does not consider uncertainty when analytical results are compared to a specified standard or regulation.

SGS Canada Inc.
P.O. Box 4300 - 185 Concession St.
Lakefield - Ontario - KOL 2HO
Phone: 705-652-2000 FAX: 705-652-6365

NAG Test- 2 Stage- Stage 2- Save solids for additional stages

11-November-2025

Great Bear Resources Ltd.
Attn : Ashley Moncrief

1020 - 800 West Pender St.
Vancouver, BC
V6C 2V6, Canada

Phone: 778-833-2160
Fax:

Date Rec. : 31 January 2023
LR Report: **CA19176-JAN23**
Reference: Great Bear Project /OMGS21045

Copy: #3

CERTIFICATE OF ANALYSIS
Final Report - Revised

Analysis	1: Analysis Start Date	2: Analysis Start Time	3: Analysis Completed Date	4: Analysis Completed Time	15: DX 550084	17: DX 550107	20: DX 550086	54: DX 550097
Sample Date & Time					N/A	N/A	N/A	N/A
Sample weight [g]	06-Feb-23	07:26	06-Feb-23	14:39	1.51	1.53	1.52	1.52
Vol H2O2 [mL]	06-Feb-23	07:26	06-Feb-23	14:39	150	150	150	150
Final pH [no unit]	06-Feb-23	07:26	06-Feb-23	14:39	4.34	3.60	3.46	10.27
NaOH [Normality]	06-Feb-23	07:26	06-Feb-23	14:39	0.10	0.10	0.10	0.10
Vol NaOH to PH 4.5 [mL]	06-Feb-23	07:26	06-Feb-23	14:39	0.23	0.49	0.70	0.00
Vol NaOH to PH 7.0 [mL]	06-Feb-23	07:26	06-Feb-23	14:39	0.33	0.78	0.95	0.00
NAG (pH 4.5) [kg H2SO4/tonne]	06-Feb-23	07:26	06-Feb-23	14:39	0.7	1.6	2.3	0.0
NAG (pH 7.0) [kg H2SO4/tonne]	06-Feb-23	07:26	06-Feb-23	14:39	1.1	2.5	3.1	0.0

NAG = (49 x Vol. of base x N of base)/sample weight
kg H2SO4/tonne

**Revised report with selected samples and analysis as per client request - 18-Sep-25 LT
Revised report #2 with sample changes as per client request.

OnLine LIMS

0004324059

Results relate only to the sample tested. Data reported represents the sample submitted to SGS. Reproduction of this analytical report in full or in part is prohibited without prior written approval. Please refer to SGS General Conditions of Services located at https://www.sgs.ca/en/terms-and-conditions (Printed copies are available upon request.)
Test method information available upon request. "Temperature Upon Receipt" is representative of the whole shipment and may not reflect the temperature of individual samples.
SGS Canada Inc. Environment-Health & Safety statement of conformity decision rule does not consider uncertainty when analytical results are compared to a specified standard or regulation.

SGS Canada Inc.
P.O. Box 4300 - 185 Concession St.
Lakefield - Ontario - KOL 2HO
Phone: 705-652-2000 FAX: 705-652-6365

Method Descriptions

Parameter	Units	SGS Method Code	Reference Method Code
	g	NA	Sample weight
	mL	NA	
	no unit	NA	SM 4500
	Normality	NA	MEND PROJECT 1.16.1B
NAG@pH4.5	kg H2SO4/tonne	ME-CA-[ENV]ARD-LAK-AN-008	Miller et al. (1997)
NAG@pH7	kg H2SO4/tonne	ME-CA-[ENV]ARD-LAK-AN-008	Miller et al. (1997)
Vol NaOH to PH 4.5	mL	NA	
Vol NaOH to PH 7.0	mL	NA	



Catharine Arnold, B.Sc., C.Chem
Project Specialist,
Environment, Health & Safety

OnLine LIMS

0004324059

Results relate only to the sample tested. Data reported represents the sample submitted to SGS. Reproduction of this analytical report in full or in part is prohibited without prior written approval. Please refer to SGS General Conditions of Services located at https://www.sgs.ca/en/terms-and-conditions (Printed copies are available upon request.)
Test method information available upon request. "Temperature Upon Receipt" is representative of the whole shipment and may not reflect the temperature of individual samples.
SGS Canada Inc. Environment-Health & Safety statement of conformity decision rule does not consider uncertainty when analytical results are compared to a specified standard or regulation.

SGS Canada Inc.
P.O. Box 4300 - 185 Concession St.
Lakefield - Ontario - KOL 2HO
Phone: 705-652-2000 FAX: 705-652-6365

11-November-2025

Great Bear Resources Ltd.
Attn : Ashley Moncrief

1020 - 800 West Pender St.
Vancouver, BC
V6C 2V6, Canada

Phone: 778-833-2160
Fax:

Date Rec. : 13 December 2022
LR Report: **CA19178-DEC22**
Reference: Great Bear Project/OMGS21045

Copy: #2

CERTIFICATE OF ANALYSIS
Final Report - Revised

Analysis	1: Analysis Start Date	2: Analysis Start Time	3: Analysis Completed Date	4: Analysis Completed Time	6:	8: DX450205	12: DX450209	20: DX450217	26: DX450223	27: DX450224	31: DX450228
Sample Date & Time						N/A	N/A	N/A	N/A	N/A	N/A
Sample weight [g]	17-Jan-23	10:54	18-Jan-23	16:50		1.56	1.47	1.49	1.47	1.57	1.57
Vol H2O2 [mL]	17-Jan-23	10:54	18-Jan-23	16:50		150	150	150	150	150	150
Final pH [no unit]	17-Jan-23	10:54	18-Jan-23	16:50		3.08	7.69	2.93	2.92	10.58	2.27
NaOH [Normality]	17-Jan-23	10:54	18-Jan-23	16:50		0.10	0.10	0.10	0.10	0.10	0.10
Vol NaOH to PH 4.5 [mL]	17-Jan-23	10:54	18-Jan-23	16:50		1.88	0.00	2.57	2.58	0.00	12.74
Vol NaOH to PH 7.0 [mL]	17-Jan-23	10:54	18-Jan-23	16:50		3.22	0.00	4.25	4.05	0.00	16.96
NAG (pH 4.5) [kg H2SO4/tonne]	17-Jan-23	10:54	18-Jan-23	16:50		5.9	0.0	8.5	8.6	0.0	40
NAG (pH 7.0) [kg H2SO4/tonne]	17-Jan-23	10:54	18-Jan-23	16:50		10	0.0	14	14	0.0	53

NAG = (49 x Vol. of base x N of base)/sample weight
kg H2SO4/tonne

Revised report with sample changes as per client request.

Method Descriptions

Parameter	Units	SGS Method Code	Reference Method Code
	g	NA	Sample weight
	mL	NA	

OnLine LIMS

0004323731

Results relate only to the sample tested. Data reported represents the sample submitted to SGS. Reproduction of this analytical report in full or in part is prohibited without prior written approval. Please refer to SGS General Conditions of Services located at https://www.sgs.ca/en/terms-and-conditions (Printed copies are available upon request.)
Test method information available upon request. "Temperature Upon Receipt" is representative of the whole shipment and may not reflect the temperature of individual samples.
SGS Canada Inc. Environment-Health & Safety statement of conformity decision rule does not consider uncertainty when analytical results are compared to a specified standard or regulation.

SGS Canada Inc.
P.O. Box 4300 - 185 Concession St.
Lakefield - Ontario - KOL 2HO
Phone: 705-652-2000 FAX: 705-652-6365

NAG Test

LR Report : **CA19178-DEC22**

Parameter	Units	SGS Method Code	Reference Method Code
	no unit	NA	SM 4500
	Normality	NA	MEND PROJECT 1.16.1B
NAG@pH4.5	kg H2SO4/tonne	ME-CA-[ENV]ARD-LAK-AN-008	Miller et al. (1997)
NAG@pH7	kg H2SO4/tonne	ME-CA-[ENV]ARD-LAK-AN-008	Miller et al. (1997)
Vol NaOH to PH 4.5	mL	NA	
Vol NaOH to PH 7.0	mL	NA	

Catharine Arnold

CHARTERED CATHARINE ARNOLD CHEMIST

Catharine Arnold, B.Sc., C.Chem
Project Specialist,
Environment, Health & Safety

OnLine LIMS

0004323731

Results relate only to the sample tested. Data reported represents the sample submitted to SGS. Reproduction of this analytical report in full or in part is prohibited without prior written approval. Please refer to SGS General Conditions of Services located at https://www.sgs.ca/en/terms-and-conditions (Printed copies are available upon request.)
Test method information available upon request. "Temperature Upon Receipt" is representative of the whole shipment and may not reflect the temperature of individual samples.
SGS Canada Inc. Environment-Health & Safety statement of conformity decision rule does not consider uncertainty when analytical results are compared to a specified standard or regulation.

SGS Canada Inc.
P.O. Box 4300 - 185 Concession St.
Lakefield - Ontario - KOL 2HO
Phone: 705-652-2000 FAX: 705-652-6365

19-November-2025

Great Bear Resources Ltd.
Attn : Ashley Moncrief

1020 - 800 West Pender St.
Vancouver, BC
V6C 2V6, Canada

Phone: 778-833-2160
Fax:

Date Rec. : 21 September 2023
LR Report: **CA19230-SEP23**
Reference: Great Bear Project/ OMEMA2303 Set 5

Copy: #3

CERTIFICATE OF ANALYSIS
Final Report - Revised

Analysis	1: Analysis Start Date	2: Analysis Start Time	3: Analysis Completed Date	4: Analysis Completed Time	5: 031622	6: 031623	7: 031624	8: 031625	9: 031626	10: 031627	11: 031634	12: 031635	13: 031628
Sample Date & Time					N/A	N/A	N/A	N/A	N/A	N/A	N/A	N/A	N/A
Sample weight [g]	25-Oct-23	06:24	25-Oct-23	17:07	1.54	1.52	1.48	1.49	1.61	1.51	1.55	1.50	1.57
Vol H2O2 [mL]	25-Oct-23	06:24	25-Oct-23	17:07	150	150	150	150	150	150	150	150	150
Initial pH	25-Oct-23	10:30	25-Oct-23	17:07	10.72	9.99	2.40	2.53	10.31	4.71	2.01	10.21	3.21
NaOH [Normality]	25-Oct-23	10:30	25-Oct-23	17:07	0.10	0.10	0.10	0.10	0.10	0.10	0.10	0.10	0.10
Vol NaOH to PH 4.5 [mL]	25-Oct-23	10:30	25-Oct-23	17:07	0.00	0.00	11.98	7.93	0.00	0.00	14.39	0.00	1.51
Vol NaOH to PH 7.0 [mL]	25-Oct-23	10:30	25-Oct-23	17:07	0.00	0.00	15.10	10.78	0.00	0.47	18.21	0.00	2.59
NAG (pH 4.5) [kg H2SO4/tonne]	25-Oct-23	10:30	25-Oct-23	17:07	0.0	0.0	40	26	0.0	0.0	46	0.0	4.7
NAG (pH 7.0) [kg H2SO4/tonne]	25-Oct-23	10:30	25-Oct-23	17:07	0.0	0.0	50	36	0.0	1.5	58	0.0	8.1

Analysis	15: 031629	18: 031638	19: 031640	20: 031642	21: 031641	22: 031643	23: 031644	25: 031646	26: 031647	27: 031649	28: 031648	29: 031650	30: 031652	31: 031651	32: 031653
Sample Date & Time	N/A	N/A	N/A	N/A	N/A	N/A	N/A	N/A	N/A	N/A	N/A	N/A	N/A	N/A	N/A
Sample weight [g]	1.51	1.59	1.52	1.52	1.46	1.66	1.57	1.53	1.46	1.51	1.58	1.61	1.53	1.53	1.64

OnLine LIMS

0004333888

Results relate only to the sample tested. Data reported represents the sample submitted to SGS. Reproduction of this analytical report in full or in part is prohibited without prior written approval. Please refer to SGS General Conditions of Services located at https://www.sgs.ca/en/terms-and-conditions (Printed copies are available upon request.)
Test method information available upon request. "Temperature Upon Receipt" is representative of the whole shipment and may not reflect the temperature of individual samples.
SGS Canada Inc. Environment-Health & Safety statement of conformity decision rule does not consider uncertainty when analytical results are compared to a specified standard or regulation.

SGS Canada Inc.
P.O. Box 4300 - 185 Concession St.
Lakefield - Ontario - KOL 2HO
Phone: 705-652-2000 FAX: 705-652-6365

NAG Test

LR Report : **CA19230-SEP23**

Analysis	15: 031629	18: 031638	19: 031640	20: 031642	21: 031641	22: 031643	23: 031644	25: 031646	26: 031647	27: 031649	28: 031648	29: 031650	30: 031652	31: 031651	32: 031653
Vol H2O2 [mL]	150	150	150	150	150	150	150	150	150	150	150	150	150	150	150
Initial pH	2.30	2.74	3.04	9.83	2.69	9.77	10.37	10.75	10.34	8.30	8.85	10.01	4.43	9.86	9.27
NaOH [Normality]	0.10	0.10	0.10	0.10	0.10	0.10	0.10	0.10	0.10	0.10	0.10	0.10	0.10	0.10	0.10
Vol NaOH to PH 4.5 [mL]	14.78	4.56	2.08	0.00	5.73	0.00	0.00	0.00	0.00	0.00	0.00	0.00	0.09	0.00	0.00
Vol NaOH to PH 7.0 [mL]	19.20	6.75	3.50	0.00	7.72	0.00	0.00	0.00	0.00	0.00	0.00	0.00	0.51	0.00	0.00
NAG (pH 4.5) [kg H2SO4/tonne]	48	14	6.7	0.0	19	0.0	0.0	0.0	0.0	0.0	0.0	0.0	0.3	0.0	0.0
NAG (pH 7.0) [kg H2SO4/tonne]	62	21	11	0.0	26	0.0	0.0	0.0	0.0	0.0	0.0	0.0	1.6	0.0	0.0

Analysis	33: 031655	34: 031654	35: 031630	36: 031656	37: 031661	38: 031657	39: 031658	40: 031660	41: 031662	42: 031631	43: 031633	44: 031632	45: 031663	46: 031664
Sample Date & Time	N/A	N/A	N/A	N/A	N/A	N/A	N/A	N/A	N/A	N/A	N/A	N/A	N/A	N/A
Sample weight [g]	1.50	1.51	1.66	1.47	1.49	1.47	1.48	1.48	1.46	1.46	1.67	1.57	1.50	1.57
Vol H2O2 [mL]	150	150	150	150	150	150	150	150	150	150	150	150	150	150
Initial pH	9.21	8.03	2.62	9.79	10.01	10.30	10.16	10.26	8.25	2.19	2.00	2.56	6.82	3.98
NaOH [Normality]	0.10	0.10	0.10	0.10	0.10	0.10	0.10	0.10	0.10	0.10	0.10	0.10	0.10	0.10
Vol NaOH to PH 4.5 [mL]	0.00	0.00	8.03	0.00	0.00	0.00	0.00	0.00	0.00	15.02	22.90	7.23	0.00	0.32
Vol NaOH to PH 7.0 [mL]	0.00	0.00	10.89	0.00	0.00	0.00	0.00	0.00	0.00	17.98	29.40	9.61	0.06	0.90
NAG (pH 4.5) [kg H2SO4/tonne]	0.0	0.0	24	0.0	0.0	0.0	0.0	0.0	0.0	50	67	23	0.0	1.0
NAG (pH 7.0) [kg H2SO4/tonne]	0.0	0.0	32	0.0	0.0	0.0	0.0	0.0	0.0	60	86	30	0.2	2.8

NAG = (49 x Vol. of base x N of base)/sample weight
kg H2SO4/tonne

Revised report with sample changes as per client request.

Method Descriptions

Parameter	Units	SGS Method Code	Reference Method Code
	g	NA	Sample weight

OnLine LIMS

0004333888

Results relate only to the sample tested. Data reported represents the sample submitted to SGS. Reproduction of this analytical report in full or in part is prohibited without prior written approval. Please refer to SGS General Conditions of Services located at https://www.sgs.ca/en/terms-and-conditions (Printed copies are available upon request.)
Test method information available upon request. "Temperature Upon Receipt" is representative of the whole shipment and may not reflect the temperature of individual samples.
SGS Canada Inc. Environment-Health & Safety statement of conformity decision rule does not consider uncertainty when analytical results are compared to a specified standard or regulation.

SGS Canada Inc.
P.O. Box 4300 - 185 Concession St.
Lakefield - Ontario - KOL 2HO
Phone: 705-652-2000 FAX: 705-652-6365

Parameter	Units	SGS Method Code	Reference Method Code
	mL	NA	
	no unit	NA	
	Normality	NA	MEND PROJECT 1.16.1B
NAG@pH4.5	kg H2SO4/tonne	ME-CA-[ENV]ARD-LAK-AN-008	Miller et al. (1997)
NAG@pH7	kg H2SO4/tonne	ME-CA-[ENV]ARD-LAK-AN-008	Miller et al. (1997)
Vol NaOH to PH 4.5	mL	NA	
Vol NaOH to PH 7.0	mL	NA	

Catharine Arnold, B.Sc., C.Chem
Project Specialist,
Environment, Health & Safety

OnLine LIMS

0004333888

Results relate only to the sample tested. Data reported represents the sample submitted to SGS. Reproduction of this analytical report in full or in part is prohibited without prior written approval. Please refer to SGS General Conditions of Services located at https://www.sgs.ca/en/terms-and-conditions (Printed copies are available upon request.)
Test method information available upon request. "Temperature Upon Receipt" is representative of the whole shipment and may not reflect the temperature of individual samples.
SGS Canada Inc. Environment-Health & Safety statement of conformity decision rule does not consider uncertainty when analytical results are compared to a specified standard or regulation.

SGS Canada Inc.
P.O. Box 4300 - 185 Concession St.
Lakefield - Ontario - KOL 2HO
Phone: 705-652-2000 FAX: 705-652-6365

NAG Test- 3 stages - Stage 1 - complete all stages for all samples

Great Bear Resources Ltd.
Attn : Ashley Moncrief

1020 - 800 West Pender St.
Vancouver, BC
V6C 2V6, Canada

Phone: 778-833-2160
Fax:

10-November-2025

Date Rec. : 26 October 2023
LR Report: **CA19253-OCT23**
Reference: Great Bear Project/ OMGS21045 Stage 1

Copy: #3

CERTIFICATE OF ANALYSIS
Final Report - Revised

Analysis	1: Analysis Start Date	2: Analysis Start Time	3: Analysis Completed Date	4: Analysis Completed Time	5: DX450026	6: DX450109	7: 031753	8: 031756	9: 031766	10: 031769	11: 031785
Sample Date & Time						N/A	N/A	N/A	N/A	N/A	N/A
Sample weight [g]	04-Dec-23	07:00	13-Dec-23	14:34	1.50	1.50	1.50	1.50	1.50	1.50	1.50
Vol H2O2 [mL]	04-Dec-23	07:00	13-Dec-23	14:34	150	150	150	150	150	150	150
Initial pH	04-Dec-23	07:00	13-Dec-23	14:34	4.96	9.72	9.74	9.19	7.56	7.28	7.16
NaOH [Normality]	04-Dec-23	07:00	13-Dec-23	14:34	0.10	0.10	0.10	0.10	0.10	0.10	0.10
Vol NaOH to PH 4.5 [mL]	04-Dec-23	11:19	13-Dec-23	14:34	0.00	0.00	0.00	0.00	0.00	0.00	0.00
Vol NaOH to PH 7.0 [mL]	04-Dec-23	11:19	13-Dec-23	14:34	0.34	0.00	0.00	0.00	0.00	0.00	0.00
NAG (pH 4.5) [kg H2SO4/tonne]	04-Dec-23	11:19	13-Dec-23	14:34	0.0	0.0	0.0	0.0	0.0	0.0	0.0
NAG (pH 7.0) [kg H2SO4/tonne]	04-Dec-23	11:19	13-Dec-23	14:34	1.0	0.0	0.0	0.0	0.0	0.0	0.0

Analysis	12: 031787	13: 031789	14: 031795	15: 031818	18: DX450144	22: DX450192	23: DX450220	24: DX450221	25: DX450231	26: DX450236	27: DX550068
Sample Date & Time	N/A	N/A	N/A	N/A	N/A	N/A	N/A	N/A	N/A	N/A	N/A
Sample weight [g]	1.50	1.50	1.50	1.50	1.50	1.50	1.50	1.50	1.50	1.50	1.50

OnLine LIMS

0004322724

Results relate only to the sample tested. Data reported represents the sample submitted to SGS. Reproduction of this analytical report in full or in part is prohibited without prior written approval. Please refer to SGS General Conditions of Services located at https://www.sgs.ca/en/terms-and-conditions (Printed copies are available upon request.)
Test method information available upon request. "Temperature Upon Receipt" is representative of the whole shipment and may not reflect the temperature of individual samples.
SGS Canada Inc. Environment-Health & Safety statement of conformity decision rule does not consider uncertainty when analytical results are compared to a specified standard or regulation.

SGS Canada Inc.
P.O. Box 4300 - 185 Concession St.
Lakefield - Ontario - KOL 2HO
Phone: 705-652-2000 FAX: 705-652-6365

NAG Test- 3 stages - Stage 1 - complete all stages for all samples

LR Report : **CA19253-OCT23**

Analysis	12: 031787	13: 031789	14: 031795	15: 031818	18: DX450144	22: DX450192	23: DX450220	24: DX450221	25: DX450231	26: DX450236	27: DX550068
Vol H2O2 [mL]	150	150	150	150	150	150	150	150	150	150	150
Initial pH	7.02	5.28	7.83	7.56	6.96	9.61	9.58	8.98	9.05	10.25	9.37
NaOH [Normality]	0.10	0.10	0.10	0.10	0.10	0.10	0.10	0.10	0.10	0.10	0.10
Vol NaOH to PH 4.5 [mL]	0.00	0.00	0.00	0.00	0.00	0.00	0.00	0.00	0.00	0.00	0.00
Vol NaOH to PH 7.0 [mL]	0.00	0.17	0.00	0.00	0.06	0.00	0.00	0.00	0.00	0.00	0.00
NAG (pH 4.5) [kg H2SO4/tonne]	0.0	0.0	0.0	0.0	0.0	0.0	0.0	0.0	0.0	0.0	0.0
NAG (pH 7.0) [kg H2SO4/tonne]	0.0	0.6	0.0	0.0	0.2	0.0	0.0	0.0	0.0	0.0	0.0

Analysis	28: DX550080	29: DX550108	31: DX450179	32: DX450182	33: DX450157	34: DX450162	36: 031768	37: 031802	38: 031812	39: 031777	40: 031759
Sample Date & Time	N/A	N/A	N/A	N/A	N/A	N/A	N/A	N/A	N/A	N/A	N/A
Sample weight [g]	1.50	1.50	1.50	1.50	1.50	1.50	1.50	1.50	1.50	1.50	1.50
Vol H2O2 [mL]	150	150	150	150	150	150	150	150	150	150	150
Initial pH	9.37	9.72	8.05	9.96	4.95	7.07	9.63	10.47	10.35	7.58	9.73
NaOH [Normality]	0.10	0.10	0.10	0.10	0.10	0.10	0.10	0.10	0.10	0.10	0.10
Vol NaOH to PH 4.5 [mL]	0.00	0.00	0.00	0.00	0.00	0.00	0.00	0.00	0.00	0.00	0.00
Vol NaOH to PH 7.0 [mL]	0.00	0.00	0.00	0.00	0.20	0.00	0.00	0.00	0.00	0.00	0.00
NAG (pH 4.5) [kg H2SO4/tonne]	0.0	0.0	0.0	0.0	0.0	0.0	0.0	0.0	0.0	0.0	0.0
NAG (pH 7.0) [kg H2SO4/tonne]	0.0	0.0	0.0	0.0	0.6	0.0	0.0	0.0	0.0	0.0	0.0

Analysis	41: DX450126	42: DX450172	46: 031761	47: DX450209	48: DX450216	49: DX550083	50: DX550085	51: DX450207	52: DX450155	53: DX450158
Sample Date & Time	N/A	N/A	N/A	N/A	N/A	N/A	N/A	N/A	N/A	N/A
Sample weight [g]	1.50	1.50	1.50	1.50	1.50	1.50	1.50	1.50	1.50	1.50
Vol H2O2 [mL]	150	150	150	150	150	150	150	150	150	150
Initial pH	7.92	7.27	10.22	7.73	10.46	10.19	9.58	9.22	9.75	9.51
NaOH [Normality]	0.10	0.10	0.10	0.10	0.10	0.10	0.10	0.10	0.10	0.10

OnLine LMS

0004322724

Results relate only to the sample tested. Data reported represents the sample submitted to SGS. Reproduction of this analytical report in full or in part is prohibited without prior written approval. Please refer to SGS General Conditions of Services located at https://www.sgs.ca/en/terms-and-conditions (Printed copies are available upon request.)
Test method information available upon request. "Temperature Upon Receipt" is representative of the whole shipment and may not reflect the temperature of individual samples.
SGS Canada Inc. Environment-Health & Safety statement of conformity decision rule does not consider uncertainty when analytical results are compared to a specified standard or regulation.

SGS Canada Inc.
P.O. Box 4300 - 185 Concession St.
Lakefield - Ontario - KOL 2HO
Phone: 705-652-2000 FAX: 705-652-6365

Analysis	41: DX450126	42: DX450172	46: 031761	47: DX450209	48: DX450216	49: DX550083	50: DX550085	51: DX450207	52: DX450155	53: DX450158
Vol NaOH to PH 4.5 [mL]	0.00	0.00	0.00	0.00	0.00	0.00	0.00	0.00	0.00	0.00
Vol NaOH to PH 7.0 [mL]	0.00	0.00	0.00	0.00	0.00	0.00	0.00	0.00	0.00	0.00
NAG (pH 4.5) [kg H2SO4/tonne]	0.0	0.0	0.0	0.0	0.0	0.0	0.0	0.0	0.0	0.0
NAG (pH 7.0) [kg H2SO4/tonne]	0.0	0.0	0.0	0.0	0.0	0.0	0.0	0.0	0.0	0.0

Analysis	54: DX450048	55: 116744	56: 116743	57: 031764	58: 031817	59: 031767	60: 031779	61: DX450165	62: DX450183	63: DX450190	64: DX450196
Sample Date & Time	N/A	N/A	N/A	N/A	N/A	N/A	N/A	N/A	N/A	N/A	N/A
Sample weight [g]	1.50	1.50	1.50	1.50	1.50	1.50	1.50	1.50	1.50	1.50	1.50
Vol H2O2 [mL]	150	150	150	150	150	150	150	150	150	150	150
Initial pH	10.37	9.60	10.94	8.20	7.22	9.08	7.73	5.24	10.65	8.94	6.00
NaOH [Normality]	0.10	0.10	0.10	0.10	0.10	0.10	0.10	0.10	0.10	0.10	0.10
Vol NaOH to PH 4.5 [mL]	0.00	0.00	0.00	0.00	0.00	0.00	0.00	0.00	0.00	0.00	0.00
Vol NaOH to PH 7.0 [mL]	0.00	0.00	0.00	0.00	0.00	0.00	0.00	0.18	0.00	0.00	0.22
NAG (pH 4.5) [kg H2SO4/tonne]	0.0	0.0	0.0	0.0	0.0	0.0	0.0	0.0	0.0	0.0	0.0
NAG (pH 7.0) [kg H2SO4/tonne]	0.0	0.0	0.0	0.0	0.0	0.0	0.0	0.6	0.0	0.0	0.7

Analysis	65: DX450224	66: 031751	67: 031804	68: 031788
Sample Date & Time	N/A	N/A	N/A	N/A
Sample weight [g]	1.50	1.50	1.50	1.50
Vol H2O2 [mL]	150	150	150	150
Initial pH	10.35	9.48	8.60	9.65
NaOH [Normality]	0.10	0.10	0.10	0.10
Vol NaOH to PH 4.5 [mL]	0.00	0.00	0.00	0.00
Vol NaOH to PH 7.0 [mL]	0.00	0.00	0.00	0.00
NAG (pH 4.5) [kg H2SO4/tonne]	0.0	0.0	0.0	0.0

OnLine LIMS

0004322724

Results relate only to the sample tested. Data reported represents the sample submitted to SGS. Reproduction of this analytical report in full or in part is prohibited without prior written approval. Please refer to SGS General Conditions of Services located at https://www.sgs.ca/en/terms-and-conditions (Printed copies are available upon request.)
Test method information available upon request. "Temperature Upon Receipt" is representative of the whole shipment and may not reflect the temperature of individual samples.
SGS Canada Inc. Environment-Health & Safety statement of conformity decision rule does not consider uncertainty when analytical results are compared to a specified standard or regulation.

SGS Canada Inc.
P.O. Box 4300 - 185 Concession St.
Lakefield - Ontario - KOL 2HO
Phone: 705-652-2000 FAX: 705-652-6365

Analysis	65: DX450224	66: 031751	67: 031804	68: 031788
NAG (pH 7.0) [kg H2SO4/tonne]	0.0	0.0	0.0	0.0

**Revised report with selected samples and analysis as per client request - 18-Sep-25 LT
Revised report #2 with sample changes as per client request.

Method Descriptions

Parameter	Units	SGS Method Code	Reference Method Code
	g	NA	Sample weight
	mL	NA	
	no unit	NA	
	Normality	NA	MEND PROJECT 1.16.1B
NAG@pH4.5	kg H2SO4/tonne	ME-CA-[ENV]ARD-LAK-AN-008	Miller et al. (1997)
NAG@pH7	kg H2SO4/tonne	ME-CA-[ENV]ARD-LAK-AN-008	Miller et al. (1997)
Vol NaOH to PH 4.5	mL	NA	
Vol NaOH to PH 7.0	mL	NA	

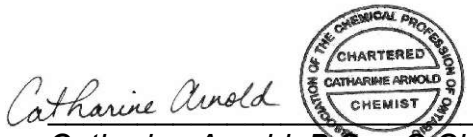

Catharine Arnold, B.Sc., C.Chem
Project Specialist,
Environment, Health & Safety

OnLine LNMS

0004322724

Results relate only to the sample tested. Data reported represents the sample submitted to SGS. Reproduction of this analytical report in full or in part is prohibited without prior written approval. Please refer to SGS General Conditions of Services located at https://www.sgs.ca/en/terms-and-conditions (Printed copies are available upon request.)
Test method information available upon request. "Temperature Upon Receipt" is representative of the whole shipment and may not reflect the temperature of individual samples.
SGS Canada Inc. Environment-Health & Safety statement of conformity decision rule does not consider uncertainty when analytical results are compared to a specified standard or regulation.

SGS Canada Inc.
P.O. Box 4300 - 185 Concession St.
Lakefield - Ontario - KOL 2HO
Phone: 705-652-2000 FAX: 705-652-6365

NAG Test- 3 stages - Stage 2 - complete all stages for all samples

10-November-2025

Great Bear Resources Ltd.
Attn : Ashley Moncrief

1020 - 800 West Pender St., Vancouver
Canada, V6C 2V6
Phone: 778-833-2160, Fax:

Date Rec. : 26 October 2023
LR Report: **CA19254-OCT23**
Reference: Great Bear Project/ OMGS21045 Stage 2

Copy: #2

CERTIFICATE OF ANALYSIS
Final Report - Revised

Analysis	1: Analysis Start Date	2: Analysis Start Time	3: Analysis Completed Date	4: Analysis Completed Time	5: DX450026
Sample Date & Time					
Sample weight [g]	07-Dec-23	09:41	14-Dec-23	15:00	1.60
Vol H2O2 [mL]	07-Dec-23	09:41	14-Dec-23	15:00	150
Initial pH	07-Dec-23	14:42	14-Dec-23	15:00	6.05
NaOH [Normality]	07-Dec-23	14:42	14-Dec-23	15:00	0.10
Vol NaOH to PH 4.5 [mL]	07-Dec-23	14:42	14-Dec-23	15:00	0.00
Vol NaOH to PH 7.0 [mL]	07-Dec-23	14:42	14-Dec-23	15:00	0.08
NAG (pH 4.5) [kg H2SO4/tonne]	07-Dec-23	14:42	14-Dec-23	15:00	0.0
NAG (pH 7.0) [kg H2SO4/tonne]	07-Dec-23	14:42	14-Dec-23	15:00	0.2

Method Descriptions

Parameter	Units	SGS Method Code	Reference Method Code
	g	NA	Sample weight
	mL	NA	

OnLine LIMS

0004322366

Results relate only to the sample tested. Data reported represents the sample submitted to SGS. Reproduction of this analytical report in full or in part is prohibited without prior written approval. Please refer to SGS General Conditions of Services located at https://www.sgs.ca/en/terms-and-conditions (Printed copies are available upon request.)
Test method information available upon request. "Temperature Upon Receipt" is representative of the whole shipment and may not reflect the temperature of individual samples.
SGS Canada Inc. Environment-Health & Safety statement of conformity decision rule does not consider uncertainty when analytical results are compared to a specified standard or regulation.

SGS Canada Inc.
P.O. Box 4300 - 185 Concession St.
Lakefield - Ontario - KOL 2HO
Phone: 705-652-2000 FAX: 705-652-6365

NAG Test- 3 stages - Stage 2 - complete all stages for all samples

LR Report : **CA19254-OCT23**

Parameter	Units	SGS Method Code	Reference Method Code
	no unit	NA	
	Normality	NA	MEND PROJECT 1.16.1B
NAG@pH4.5	kg H2SO4/tonne	ME-CA-[ENV]ARD-LAK-AN-008	Miller et al. (1997)
NAG@pH7	kg H2SO4/tonne	ME-CA-[ENV]ARD-LAK-AN-008	Miller et al. (1997)
Vol NaOH to PH 4.5	mL	NA	
Vol NaOH to PH 7.0	mL	NA	

Catharine Arnold

CHARTERED CATHARINE ARNOLD CHEMIST

Catharine Arnold, B.Sc., C.Chem
Project Specialist,
Environment, Health & Safety

OnLine LIMS

0004322366

Results relate only to the sample tested. Data reported represents the sample submitted to SGS. Reproduction of this analytical report in full or in part is prohibited without prior written approval. Please refer to SGS General Conditions of Services located at https://www.sgs.ca/en/terms-and-conditions (Printed copies are available upon request.)
Test method information available upon request. "Temperature Upon Receipt" is representative of the whole shipment and may not reflect the temperature of individual samples.
SGS Canada Inc. Environment-Health & Safety statement of conformity decision rule does not consider uncertainty when analytical results are compared to a specified standard or regulation.

SGS Canada Inc.
P.O. Box 4300 - 185 Concession St.
Lakefield - Ontario - KOL 2HO
Phone: 705-652-2000 FAX: 705-652-6365

NAG Test- 3 stages - Stage 3 - complete all stages for all samples

11-November-2025

Great Bear Resources Ltd.
Attn : Ashley Moncrief

1020 - 800 West Pender St.
Vancouver, BC
V6C 2V6, Canada

Phone: 778-833-2160
Fax:

Date Rec. : 26 October 2023
LR Report: **CA19255-OCT23**
Reference: Great Bear Project/ OMGS21045 Stage 3

Copy: #2

CERTIFICATE OF ANALYSIS
Final Report - Revised

Analysis	1: Analysis Start Date	2: Analysis Start Time	3: Analysis Completed Date	4: Analysis Completed Time	48: DX450216	49: DX550083	50: DX550085	51: DX450207	52: DX450155	53: DX450158	67: 031804	68: 031788
Sample Date & Time					N/A	N/A	N/A	N/A	N/A	N/A	N/A	N/A
Sample weight [g]	15-Dec-23	06:31	19-Dec-23	14:12	1.63	1.49	1.54	1.50	1.69	1.52	1.51	1.54
Vol H2O2 [mL]	15-Dec-23	06:31	19-Dec-23	14:12	150	150	150	150	150	150	150	150
Initial pH	15-Dec-23	10:48	19-Dec-23	14:12	3.27	10.55	10.29	8.65	5.80	4.55	7.17	6.94
NaOH [Normality]	15-Dec-23	10:48	19-Dec-23	14:12	0.10	0.10	0.10	0.10	0.10	0.10	0.10	0.10
Vol NaOH to PH 4.5 [mL]	15-Dec-23	10:48	19-Dec-23	14:12	0.89	0.00	0.00	0.00	0.00	0.00	0.00	0.00
Vol NaOH to PH 7.0 [mL]	15-Dec-23	10:48	19-Dec-23	14:12	1.48	0.00	0.00	0.00	0.10	0.52	0.00	0.04
NAG (pH 4.5) [kg H2SO4/tonne]	15-Dec-23	10:48	19-Dec-23	14:12	2.7	0.0	0.0	0.0	0.0	0.0	0.0	0.0
NAG (pH 7.0) [kg H2SO4/tonne]	15-Dec-23	10:48	19-Dec-23	14:12	4.4	0.0	0.0	0.0	0.3	1.7	0.0	0.1

Revised report with sample changes as per client request.

Method Descriptions

Parameter	Units	SGS Method Code	Reference Method Code
	g	NA	Sample weight
	mL	NA	
	no unit	NA	

OnLine LIMS

0004323926

Results relate only to the sample tested. Data reported represents the sample submitted to SGS. Reproduction of this analytical report in full or in part is prohibited without prior written approval. Please refer to SGS General Conditions of Services located at https://www.sgs.ca/en/terms-and-conditions (Printed copies are available upon request.)
Test method information available upon request. "Temperature Upon Receipt" is representative of the whole shipment and may not reflect the temperature of individual samples.
SGS Canada Inc. Environment-Health & Safety statement of conformity decision rule does not consider uncertainty when analytical results are compared to a specified standard or regulation.

SGS Canada Inc.
P.O. Box 4300 - 185 Concession St.
Lakefield - Ontario - KOL 2HO
Phone: 705-652-2000 FAX: 705-652-6365

NAG Test- 3 stages - Stage 3 - complete all stages for all samples

LR Report : **CA19255-OCT23**

Parameter	Units	SGS Method Code	Reference Method Code
	Normality	NA	MEND PROJECT 1.16.1B
NAG@pH4.5	kg H2SO4/tonne	ME-CA-[ENV]ARD-LAK-AN-008	Miller et al. (1997)
NAG@pH7	kg H2SO4/tonne	ME-CA-[ENV]ARD-LAK-AN-008	Miller et al. (1997)
Vol NaOH to PH 4.5	mL	NA	
Vol NaOH to PH 7.0	mL	NA	

Catharine Arnold

CHARTERED CHEMIST CATHARINE ARNOLD

Catharine Arnold, B.Sc., C.Chem
Project Specialist,
Environment, Health & Safety

OnLine LIMS

0004323926

Results relate only to the sample tested. Data reported represents the sample submitted to SGS. Reproduction of this analytical report in full or in part is prohibited without prior written approval. Please refer to SGS General Conditions of Services located at https://www.sgs.ca/en/terms-and-conditions (Printed copies are available upon request.)
Test method information available upon request. "Temperature Upon Receipt" is representative of the whole shipment and may not reflect the temperature of individual samples.
SGS Canada Inc. Environment-Health & Safety statement of conformity decision rule does not consider uncertainty when analytical results are compared to a specified standard or regulation.

SGS Canada Inc.
P.O. Box 4300 - 185 Concession St.
Lakefield - Ontario - KOL 2HO
Phone: 705-652-2000 FAX: 705-652-6365

11-November-2025

Great Bear Resources Ltd.
Attn : Ashley Moncrief

1020 - 800 West Pender St.
Vancouver, BC
V6C 2V6, Canada

Phone: 778-833-2160
Fax:

Date Rec. : 29 September 2023
LR Report: **CA19271-SEP23**

Copy: #3

CERTIFICATE OF ANALYSIS
Final Report - Revised

Analysis	1: Analysis Start Date	2: Analysis Start Time	3: Analysis Completed Date	4: Analysis Completed Time	5: 031811
Sample Date & Time					N/A
Sample weight [g]	03-Oct-23	06:31	04-Oct-23	15:46	1.52
Vol H2O2 [mL]	03-Oct-23	06:31	04-Oct-23	15:46	150
Initial pH	03-Oct-23	10:41	04-Oct-23	15:46	10.84
NaOH [Normality]	03-Oct-23	10:41	04-Oct-23	15:46	0.10
Vol NaOH to PH 4.5 [mL]	03-Oct-23	10:41	04-Oct-23	15:46	0.00
Vol NaOH to PH 7.0 [mL]	03-Oct-23	10:41	04-Oct-23	15:46	0.00
NAG (pH 4.5) [kg H2SO4/tonne]	03-Oct-23	10:41	04-Oct-23	15:46	0.0
NAG (pH 7.0) [kg H2SO4/tonne]	03-Oct-23	10:41	04-Oct-23	15:46	0.0

NAG = (49 x Vol. of base x N of base)/sample weight
kg H2SO4/tonne

**Revised report with selected samples and analysis as per client request - 18-Sep-25 LT
Revised report #2 with sample changes as per client request.

Method Descriptions

Parameter	Units	SGS Method Code	Reference Method Code
	g	NA	Sample weight
	mL	NA	

OnLine LIMS

0004323930

Results relate only to the sample tested. Data reported represents the sample submitted to SGS. Reproduction of this analytical report in full or in part is prohibited without prior written approval. Please refer to SGS General Conditions of Services located at https://www.sgs.ca/en/terms-and-conditions (Printed copies are available upon request.)
Test method information available upon request. "Temperature Upon Receipt" is representative of the whole shipment and may not reflect the temperature of individual samples.
SGS Canada Inc. Environment-Health & Safety statement of conformity decision rule does not consider uncertainty when analytical results are compared to a specified standard or regulation.

SGS Canada Inc.
P.O. Box 4300 - 185 Concession St.
Lakefield - Ontario - KOL 2HO
Phone: 705-652-2000 FAX: 705-652-6365

NAG Test

LR Report : **CA19271-SEP23**

Parameter	Units	SGS Method Code	Reference Method Code
	no unit	NA	
	Normality	NA	MEND PROJECT 1.16.1B
NAG@pH4.5	kg H2SO4/tonne	ME-CA-[ENV]ARD-LAK-AN-008	Miller et al. (1997)
NAG@pH7	kg H2SO4/tonne	ME-CA-[ENV]ARD-LAK-AN-008	Miller et al. (1997)
Vol NaOH to PH 4.5	mL	NA	
Vol NaOH to PH 7.0	mL	NA	

Catharine Arnold

CHARTERED CATHARINE ARNOLD CHEMIST

Catharine Arnold, B.Sc., C.Chem
Project Specialist,
Environment, Health & Safety

OnLine LIMS

0004323930

Results relate only to the sample tested. Data reported represents the sample submitted to SGS. Reproduction of this analytical report in full or in part is prohibited without prior written approval. Please refer to SGS General Conditions of Services located at https://www.sgs.ca/en/terms-and-conditions (Printed copies are available upon request.)
Test method information available upon request. "Temperature Upon Receipt" is representative of the whole shipment and may not reflect the temperature of individual samples.
SGS Canada Inc. Environment-Health & Safety statement of conformity decision rule does not consider uncertainty when analytical results are compared to a specified standard or regulation.

SGS Canada Inc.
P.O. Box 4300 - 185 Concession St.
Lakefield - Ontario - KOL 2HO
Phone: 705-652-2000 FAX: 705-652-6365

11-November-2025

Great Bear Resources Ltd.
Attn : Ashley Moncrief

1020 - 800 West Pender St.
Vancouver, BC
V6C 2V6, Canada

Phone: 778-833-2160
Fax:

Date Rec. : 31 August 2023
LR Report: **CA19313-AUG23**
Reference: Great Bear Project/OMGS21045

Copy: #3

CERTIFICATE OF ANALYSIS
Final Report - Revised

Analysis	1: Analysis Start Date	2: Analysis Start Time	3: Analysis Completed Date	4: Analysis Completed Time	6: 031805	8: 031800	12: 031799	14: 031803	15: 031802	21: 031817	23: 031762	25: 031765	26: 031764	27: 031753	29: 031772
Sample Date & Time					N/A	N/A	N/A	N/A	N/A	N/A	N/A	N/A	N/A	N/A	N/A
Sample weight [g]	22-Sep-23	06:35	25-Sep-23	11:28	1.50	1.50	1.51	1.50	1.49	1.50	1.51	1.51	1.50	1.50	1.50
Vol H2O2 [mL]	22-Sep-23	06:35	25-Sep-23	11:28	150	150	150	150	150	150	150	150	150	150	150
Initial pH	22-Sep-23	06:35	25-Sep-23	11:28	10.86	10.73	10.77	10.66	10.73	7.31	2.10	3.12	7.73	9.94	9.75
NaOH [Normality]	22-Sep-23	06:35	25-Sep-23	11:28	0.10	0.10	0.10	0.10	0.10	0.10	0.10	0.10	0.10	0.10	0.10
Vol NaOH to PH 4.5 [mL]	22-Sep-23	06:35	25-Sep-23	11:28	0.00	0.00	0.00	0.00	0.00	0.00	13.05	1.31	0.00	0.00	0.00
Vol NaOH to PH 7.0 [mL]	22-Sep-23	06:35	25-Sep-23	11:28	0.00	0.00	0.00	0.00	0.00	0.00	16.43	2.48	0.00	0.00	0.00
NAG (pH 4.5) [kg H2SO4/tonne]	22-Sep-23	06:35	25-Sep-23	11:28	0.0	0.0	0.0	0.0	0.0	0.0	42	4.3	0.0	0.0	0.0
NAG (pH 7.0) [kg H2SO4/tonne]	22-Sep-23	06:35	25-Sep-23	11:28	0.0	0.0	0.0	0.0	0.0	0.0	53	8.0	0.0	0.0	0.0

Analysis	30: 031754	32: 031812	34: 116736	38: 116734	39: 116735	40: 031767	42: 031755	44: 031766	45: 031769	47: 031771	49: 116740	51: 031777	53: 031760	54: 031759
Sample Date & Time	N/A	N/A	N/A	N/A	N/A	N/A	N/A	N/A	N/A	N/A	N/A	N/A	N/A	N/A
Sample weight [g]	1.50	1.50	1.50	1.50	1.50	1.50	1.50	1.50	1.50	1.50	1.50	1.50	1.50	1.51
Vol H2O2 [mL]	150	150	150	150	150	150	150	150	150	150	150	150	150	150
Initial pH	10.25	10.49	8.65	3.19	10.95	8.29	8.05	7.29	7.04	10.98	7.20	6.97	10.21	8.51
NaOH [Normality]	0.10	0.10	0.10	0.10	0.10	0.10	0.10	0.10	0.10	0.10	0.10	0.10	0.10	0.10
Vol NaOH to PH 4.5 [mL]	0.00	0.00	0.00	1.29	0.00	0.00	0.00	0.00	0.00	0.00	0.00	0.00	0.00	0.00
Vol NaOH to PH 7.0 [mL]	0.00	0.00	0.00	2.12	0.00	0.00	0.00	0.00	0.00	0.00	0.00	0.41	0.00	0.00
NAG (pH 4.5) [kg H2SO4/tonne]	0.0	0.0	0.0	4.2	0.0	0.0	0.0	0.0	0.0	0.0	0.0	0.0	0.0	0.0

OnLine LIMS

0004323815

Results relate only to the sample tested. Data reported represents the sample submitted to SGS. Reproduction of this analytical report in full or in part is prohibited without prior written approval. Please refer to SGS General Conditions of Services located at https://www.sgs.ca/en/terms-and-conditions (Printed copies are available upon request.)
Test method information available upon request. "Temperature Upon Receipt" is representative of the whole shipment and may not reflect the temperature of individual samples.
SGS Canada Inc. Environment-Health & Safety statement of conformity decision rule does not consider uncertainty when analytical results are compared to a specified standard or regulation.

SGS Canada Inc.
P.O. Box 4300 - 185 Concession St.
Lakefield - Ontario - KOL 2HO
Phone: 705-652-2000 FAX: 705-652-6365

NAG Test

LR Report : **CA19313-AUG23**

Analysis	30: 031754	32: 031812	34: 116736	38: 116734	39: 116735	40: 031767	42: 031755	44: 031766	45: 031769	47: 031771	49: 116740	51: 031777	53: 031760	54: 031759
NAG (pH 7.0) [kg H2SO4/tonne]	0.0	0.0	0.0	6.9	0.0	0.0	0.0	0.0	0.0	0.0	0.0	1.3	0.0	0.0

NAG = (49 x Vol. of base x N of base)/sample weight
kg H2SO4/tonne

**Revised report with selected samples and analysis as per client request - 18-Sep-25 LT
Revised report #2 with sample changes as per client request.

Method Descriptions

Parameter	Units	SGS Method Code	Reference Method Code
	g	NA	Sample weight
	mL	NA	
	no unit	NA	
	Normality	NA	MEND PROJECT 1.16.1B
NAG@pH4.5	kg H2SO4/tonne	ME-CA-[ENV]ARD-LAK-AN-008	Miller et al. (1997)
NAG@pH7	kg H2SO4/tonne	ME-CA-[ENV]ARD-LAK-AN-008	Miller et al. (1997)
Vol NaOH to PH 4.5	mL	NA	
Vol NaOH to PH 7.0	mL	NA	

Catharine Arnold

CHARTERED CATHARINE ARNOLD CHEMIST

Catharine Arnold, B.Sc., C.Chem
Project Specialist,
Environment, Health & Safety

OnLine LIMS

0004323815

Results relate only to the sample tested. Data reported represents the sample submitted to SGS. Reproduction of this analytical report in full or in part is prohibited without prior written approval. Please refer to SGS General Conditions of Services located at https://www.sgs.ca/en/terms-and-conditions (Printed copies are available upon request.)
Test method information available upon request. "Temperature Upon Receipt" is representative of the whole shipment and may not reflect the temperature of individual samples.
SGS Canada Inc. Environment-Health & Safety statement of conformity decision rule does not consider uncertainty when analytical results are compared to a specified standard or regulation.

SGS Canada Inc.
P.O. Box 4300 - 185 Concession St.
Lakefield - Ontario - KOL 2HO
Phone: 705-652-2000 FAX: 705-652-6365

11-November-2025

Great Bear Resources Ltd.
Attn : Ashley Moncrief

1020 - 800 West Pender St.
Vancouver, BC
V6C 2V6, Canada

Phone: 778-833-2160
Fax:

Date Rec. : 31 August 2023
LR Report: **CA19314-AUG23**
Reference: Great Bear Project/OMGS21045

Copy: #3

CERTIFICATE OF ANALYSIS
Final Report - Revised

Analysis	1: Analysis Start Date	2: Analysis Start Time	3: Analysis Completed Date	4: Analysis Completed Time	5: 031757	7: 031761	10: 031789	11: 031787	12: 031784	14: 031785	15: 031780	17: 031779	18: 031781	20: 031795	21: 031796
Sample Date & Time					N/A	N/A	N/A	N/A	N/A	N/A	N/A	N/A	N/A	N/A	N/A
Sample weight [g]	08-Sep-23	06:32	08-Sep-23	12:05	1.55	1.52	1.53	1.52	1.53	1.54	1.56	1.50	1.52	1.52	1.52
Vol H2O2 [mL]	08-Sep-23	06:32	08-Sep-23	12:05	150	150	150	150	150	150	150	150	150	150	150
Initial pH	08-Sep-23	10:15	08-Sep-23	12:05	10.26	10.59	5.06	7.11	10.12	7.26	10.45	7.87	8.37	8.60	10.78
NaOH [Normality]	08-Sep-23	10:15	08-Sep-23	12:05	0.10	0.10	0.10	0.10	0.10	0.10	0.10	0.10	0.10	0.10	0.10
Vol NaOH to PH 4.5 [mL]	08-Sep-23	10:15	08-Sep-23	12:05	0.00	0.00	0.00	0.00	0.00	0.00	0.00	0.00	0.00	0.00	0.00
Vol NaOH to PH 7.0 [mL]	08-Sep-23	10:15	08-Sep-23	12:05	0.00	0.00	0.20	0.00	0.00	0.00	0.00	0.00	0.00	0.00	0.00
NAG (pH 4.5) [kg H2SO4/tonne]	08-Sep-23	10:15	08-Sep-23	12:05	0.0	0.0	0.0	0.0	0.0	0.0	0.0	0.0	0.0	0.0	0.0
NAG (pH 7.0) [kg H2SO4/tonne]	08-Sep-23	10:15	08-Sep-23	12:05	0.0	0.0	0.6	0.0	0.0	0.0	0.0	0.0	0.0	0.0	0.0

Analysis	23: 031790	24: 031791	27: 031807	28: 116748	30: 031776	33: 031774	35: 116750	36: 031793	38: 031809	40: 031814	42: 031819
Sample Date & Time	N/A	N/A	N/A	N/A	N/A	N/A	N/A	N/A	N/A	N/A	N/A
Sample weight [g]	1.51	1.50	1.53	1.51	1.51	1.53	1.51	1.53	1.52	1.50	1.53
Vol H2O2 [mL]	150	150	150	150	150	150	150	150	150	150	150
Initial pH	3.00	10.41	10.89	10.68	10.47	9.69	2.23	10.12	10.89	11.05	10.45
NaOH [Normality]	0.10	0.10	0.10	0.10	0.10	0.10	0.10	0.10	0.10	0.10	0.10
Vol NaOH to PH 4.5 [mL]	3.01	0.00	0.00	0.00	0.00	0.00	17.83	0.00	0.00	0.00	0.00
Vol NaOH to PH 7.0 [mL]	4.59	0.00	0.00	0.00	0.00	0.00	25.35	0.00	0.00	0.00	0.00
NAG (pH 4.5) [kg H2SO4/tonne]	9.8	0.0	0.0	0.0	0.0	0.0	58	0.0	0.0	0.0	0.0

OnLine LIMS

0004323938

Results relate only to the sample tested. Data reported represents the sample submitted to SGS. Reproduction of this analytical report in full or in part is prohibited without prior written approval. Please refer to SGS General Conditions of Services located at https://www.sgs.ca/en/terms-and-conditions (Printed copies are available upon request.)
Test method information available upon request. "Temperature Upon Receipt" is representative of the whole shipment and may not reflect the temperature of individual samples.
SGS Canada Inc. Environment-Health & Safety statement of conformity decision rule does not consider uncertainty when analytical results are compared to a specified standard or regulation.

SGS Canada Inc.
P.O. Box 4300 - 185 Concession St.
Lakefield - Ontario - KOL 2HO
Phone: 705-652-2000 FAX: 705-652-6365

NAG Test

LR Report : **CA19314-AUG23**

Analysis	23: 031790	24: 031791	27: 031807	28: 116748	30: 031776	33: 031774	35: 116750	36: 031793	38: 031809	40: 031814	42: 031819
NAG (pH 7.0) [kg H2SO4/tonne]	15	0.0	0.0	0.0	0.0	0.0	82	0.0	0.0	0.0	0.0

AG = (49 x Vol. of base x N of base)/sample weight
kg H2SO4/tonne

**Revised report with selected samples and analysis as per client request - 18-Sep-25 LT
Revised report #2 with sample changes as per client request.

Method Descriptions

Parameter	Units	SGS Method Code	Reference Method Code
	g	NA	Sample weight
	mL	NA	
	no unit	NA	
	Normality	NA	MEND PROJECT 1.16.1B
NAG@pH4.5	kg H2SO4/tonne	ME-CA-[ENV]ARD-LAK-AN-008	Miller et al. (1997)
NAG@pH7	kg H2SO4/tonne	ME-CA-[ENV]ARD-LAK-AN-008	Miller et al. (1997)
Vol NaOH to PH 4.5	mL	NA	
Vol NaOH to PH 7.0	mL	NA	

Catharine Arnold

CHARTERED CATHARINE ARNOLD CHEMIST

Catharine Arnold, B.Sc., C.Chem
Project Specialist,
Environment, Health & Safety

OnLine LIMS

0004323938

Results relate only to the sample tested. Data reported represents the sample submitted to SGS. Reproduction of this analytical report in full or in part is prohibited without prior written approval. Please refer to SGS General Conditions of Services located at https://www.sgs.ca/en/terms-and-conditions (Printed copies are available upon request.)
Test method information available upon request. "Temperature Upon Receipt" is representative of the whole shipment and may not reflect the temperature of individual samples.
SGS Canada Inc. Environment-Health & Safety statement of conformity decision rule does not consider uncertainty when analytical results are compared to a specified standard or regulation.

SGS Canada Inc.
P.O. Box 4300 - 185 Concession St.
Lakefield - Ontario - KOL 2HO
Phone: 705-652-2000 FAX: 705-652-6365

NAG Test

Great Bear Resources Ltd.
Attn : Ashley Moncrief

1020 - 800 West Pender St.
Vancouver, BC
V6C 2V6, Canada

Phone: 778-833-2160
Fax:

10-November-2025

Date Rec. : 31 August 2023
LR Report: **CA19315-AUG23**
Reference: Great Bear Project/OMGS21045

Copy: #2

CERTIFICATE OF ANALYSIS
Final Report - Revised

Analysis	1: Analysis Start Date	2: Analysis Start Time	3: Analysis Completed Date	4: Analysis Completed Time	5: DX450001	6: DX450002	7: DX450003	8: DX450004	10: DX450006	12: DX450008	13: DX450009
Sample Date & Time					N/A	N/A	N/A	N/A	N/A	N/A	N/A
Sample weight [g]	19-Oct-23	06:26	19-Oct-23	16:40	1.61	1.54	1.49	1.54	1.48	1.55	1.48
Vol H2O2 [mL]	19-Oct-23	06:26	19-Oct-23	16:40	150	150	150	150	150	150	150
Initial pH	19-Oct-23	10:46	19-Oct-23	16:40	10.39	10.95	10.80	10.89	10.93	7.53	4.25
NaOH [Normality]	19-Oct-23	10:46	19-Oct-23	16:40	0.10	0.10	0.10	0.10	0.10	0.10	0.10
Vol NaOH to PH 4.5 [mL]	19-Oct-23	10:46	19-Oct-23	16:40	0.00	0.00	0.00	0.00	0.00	0.00	0.11
Vol NaOH to PH 7.0 [mL]	19-Oct-23	10:46	19-Oct-23	16:40	0.00	0.00	0.00	0.00	0.00	0.00	0.52
NAG (pH 4.5) [kg H2SO4/tonne]	19-Oct-23	10:46	19-Oct-23	16:40	0.0	0.0	0.0	0.0	0.0	0.0	0.4
NAG (pH 7.0) [kg H2SO4/tonne]	19-Oct-23	10:46	19-Oct-23	16:40	0.0	0.0	0.0	0.0	0.0	0.0	1.7

Analysis	14: DX450010	15: DX450011	16: DX450012	18: DX450014	19: DX450015	20: DX450016	21: DX450017	23: DX450020	25: DX450022	26: DX450023	27: DX450024
Sample Date & Time	N/A	N/A	N/A	N/A	N/A	N/A	N/A	N/A	N/A	N/A	N/A
Sample weight [g]	1.51	1.56	1.50	1.52	1.56	1.50	1.54	1.51	1.57	1.52	1.49
Vol H2O2 [mL]	150	150	150	150	150	150	150	150	150	150	150

OnLine LIMS

0004322637

Results relate only to the sample tested. Data reported represents the sample submitted to SGS. Reproduction of this analytical report in full or in part is prohibited without prior written approval. Please refer to SGS General Conditions of Services located at https://www.sgs.ca/en/terms-and-conditions (Printed copies are available upon request.)
Test method information available upon request. "Temperature Upon Receipt" is representative of the whole shipment and may not reflect the temperature of individual samples.
SGS Canada Inc. Environment-Health & Safety statement of conformity decision rule does not consider uncertainty when analytical results are compared to a specified standard or regulation.

SGS Canada Inc.
P.O. Box 4300 - 185 Concession St.
Lakefield - Ontario - KOL 2HO
Phone: 705-652-2000 FAX: 705-652-6365

NAG Test

LR Report : **CA19315-AUG23**

Analysis	14: DX450010	15: DX450011	16: DX450012	18: DX450014	19: DX450015	20: DX450016	21: DX450017	23: DX450020	25: DX450022	26: DX450023	27: DX450024
Initial pH	3.02	2.93	2.38	4.36	3.97	7.56	7.74	11.17	11.01	10.79	11.06
NaOH [Normality]	0.10	0.10	0.10	0.10	0.10	0.10	0.10	0.10	0.10	0.10	0.10
Vol NaOH to PH 4.5 [mL]	1.75	2.22	7.38	0.05	0.20	0.00	0.00	0.00	0.00	0.00	0.00
Vol NaOH to PH 7.0 [mL]	2.97	3.45	9.99	0.55	0.80	0.00	0.00	0.00	0.00	0.00	0.00
NAG (pH 4.5) [kg H2SO4/tonne]	5.7	7.0	24	0.2	0.6	0.0	0.0	0.0	0.0	0.0	0.0
NAG (pH 7.0) [kg H2SO4/tonne]	9.6	11	33	1.8	2.5	0.0	0.0	0.0	0.0	0.0	0.0

Analysis	31: DX450028	32: DX450029	33: DX450030	34: DX450031	35: DX450032	36: DX450033	37: DX450034	38: DX450035	41: DX450038	42: DX450039	43: DX450040
Sample Date & Time	N/A	N/A	N/A	N/A	N/A	N/A	N/A	N/A	N/A	N/A	N/A
Sample weight [g]	1.54	1.58	1.50	1.51	1.51	1.49	1.56	1.47	1.55	1.61	1.65
Vol H2O2 [mL]	150	150	150	150	150	150	150	150	150	150	150
Initial pH	4.16	8.02	10.22	10.76	3.17	7.54	10.63	9.05	2.27	2.25	7.96
NaOH [Normality]	0.10	0.10	0.10	0.10	0.10	0.10	0.10	0.10	0.10	0.10	0.10
Vol NaOH to PH 4.5 [mL]	0.29	0.00	0.00	0.00	0.99	0.00	0.00	0.00	9.40	8.63	0.00
Vol NaOH to PH 7.0 [mL]	0.71	0.00	0.00	0.00	1.91	0.00	0.00	0.00	12.07	11.73	0.00
NAG (pH 4.5) [kg H2SO4/tonne]	0.9	0.0	0.0	0.0	3.2	0.0	0.0	0.0	30	26	0.0
NAG (pH 7.0) [kg H2SO4/tonne]	2.3	0.0	0.0	0.0	6.2	0.0	0.0	0.0	38	36	0.0

Analysis	44: DX450041	45: DX450042	46: DX450043	47: DX450044	49: DX450046	50: DX450047	52: DX450049	53: DX450050
Sample Date & Time	N/A	N/A	N/A	N/A	N/A	N/A	N/A	N/A
Sample weight [g]	1.58	1.50	1.54	1.50	1.56	1.60	1.50	1.53
Vol H2O2 [mL]	150	150	150	150	150	150	150	150
Initial pH	2.14	2.33	2.12	10.43	11.00	9.83	10.20	10.28
NaOH [Normality]	0.10	0.10	0.10	0.10	0.10	0.10	0.10	0.10
Vol NaOH to PH 4.5 [mL]	10.58	8.59	10.34	0.00	0.00	0.00	0.00	0.00

OnLine LIMS

0004322637

Results relate only to the sample tested. Data reported represents the sample submitted to SGS. Reproduction of this analytical report in full or in part is prohibited without prior written approval. Please refer to SGS General Conditions of Services located at https://www.sgs.ca/en/terms-and-conditions (Printed copies are available upon request.)
Test method information available upon request. "Temperature Upon Receipt" is representative of the whole shipment and may not reflect the temperature of individual samples.
SGS Canada Inc. Environment-Health & Safety statement of conformity decision rule does not consider uncertainty when analytical results are compared to a specified standard or regulation.

SGS Canada Inc.
P.O. Box 4300 - 185 Concession St.
Lakefield - Ontario - KOL 2HO
Phone: 705-652-2000 FAX: 705-652-6365

NAG Test

LR Report : **CA19315-AUG23**

Analysis	44: DX450041	45: DX450042	46: DX450043	47: DX450044	49: DX450046	50: DX450047	52: DX450049	53: DX450050
Vol NaOH to PH 7.0 [mL]	12.86	11.21	13.42	0.00	0.00	0.00	0.00	0.00
NAG (pH 4.5) [kg H2SO4/tonne]	33	28	33	0.0	0.0	0.0	0.0	0.0
NAG (pH 7.0) [kg H2SO4/tonne]	40	37	43	0.0	0.0	0.0	0.0	0.0

NAG = (49 x Vol. of base x N of base)/sample weight
kg H2SO4/tonne

Revised report with sample changes as per client request.

Method Descriptions

Parameter	Units	SGS Method Code	Reference Method Code
	g	NA	Sample weight
	mL	NA	
	no unit	NA	
	Normality	NA	MEND PROJECT 1.16.1B
NAG@pH4.5	kg H2SO4/tonne	ME-CA-[ENV]ARD-LAK-AN-008	Miller et al. (1997)
NAG@pH7	kg H2SO4/tonne	ME-CA-[ENV]ARD-LAK-AN-008	Miller et al. (1997)
Vol NaOH to PH 4.5	mL	NA	
Vol NaOH to PH 7.0	mL	NA	

Catharine Arnold

CHARTERED CHEMIST CATHARINE ARNOLD

Catharine Arnold, B.Sc., C.Chem
Project Specialist,
Environment, Health & Safety

OnLine LIMS

0004322637

Results relate only to the sample tested. Data reported represents the sample submitted to SGS. Reproduction of this analytical report in full or in part is prohibited without prior written approval. Please refer to SGS General Conditions of Services located at https://www.sgs.ca/en/terms-and-conditions (Printed copies are available upon request.)
Test method information available upon request. "Temperature Upon Receipt" is representative of the whole shipment and may not reflect the temperature of individual samples.
SGS Canada Inc. Environment-Health & Safety statement of conformity decision rule does not consider uncertainty when analytical results are compared to a specified standard or regulation.

SGS Canada Inc.
P.O. Box 4300 - 185 Concession St.
Lakefield - Ontario - KOL 2HO
Phone: 705-652-2000 FAX: 705-652-6365

NAG Test

Great Bear Resources Ltd.
Attn : Ashley Moncrief

1020 - 800 West Pender St.
Vancouver, BC
V6C 2V6, Canada

Phone: 778-833-2160
Fax:

11-November-2025

Date Rec. : 31 August 2023
LR Report: **CA19316-AUG23**
Reference: Great Bear Project/OMGS21045

Copy: #2

CERTIFICATE OF ANALYSIS
Final Report - Revised

Analysis	1: Analysis Start Date	2: Analysis Start Time	3: Analysis Completed Date	4: Analysis Completed Time	5: DX450052	6: DX450053	8: DX450055	9: DX450056	10: DX450057	11: DX450058	13: DX450060
Sample Date & Time					N/A	N/A	N/A	N/A	N/A	N/A	N/A
Sample weight [g]	20-Oct-23	06:29	20-Oct-23	17:14	1.57	1.50	1.58	1.53	1.51	1.49	1.50
Vol H2O2 [mL]	20-Oct-23	06:29	20-Oct-23	17:14	150	150	150	150	150	150	150
Initial pH	20-Oct-23	10:34	20-Oct-23	17:14	2.33	11.11	11.48	10.54	11.40	11.52	11.46
NaOH [Normality]	20-Oct-23	10:34	20-Oct-23	17:14	0.10	0.10	0.10	0.10	0.10	0.10	0.10
Vol NaOH to PH 4.5 [mL]	20-Oct-23	10:34	20-Oct-23	17:14	9.43	0.00	0.00	0.00	0.00	0.00	0.00
Vol NaOH to PH 7.0 [mL]	20-Oct-23	10:34	20-Oct-23	17:14	15.17	0.00	0.00	0.00	0.00	0.00	0.00
NAG (pH 4.5) [kg H2SO4/tonne]	20-Oct-23	10:34	20-Oct-23	17:14	29	0.0	0.0	0.0	0.0	0.0	0.0
NAG (pH 7.0) [kg H2SO4/tonne]	20-Oct-23	10:34	20-Oct-23	17:14	47	0.0	0.0	0.0	0.0	0.0	0.0

Analysis	14: DX450061	15: DX450062	17: DX450064	18: DX450065	20: DX450067	23: DX450070	25: DX450072	26: DX450073	28: DX450075	29: DX450076	30: DX450077	32: DX450079
Sample Date & Time	N/A	N/A	N/A	N/A	N/A	N/A	N/A	N/A	N/A	N/A	N/A	N/A
Sample weight [g]	1.62	1.57	1.53	1.58	1.52	1.53	1.53	1.53	1.58	1.57	1.58	1.62
Vol H2O2 [mL]	150	150	150	150	150	150	150	150	150	150	150	150
Initial pH	11.10	11.49	11.48	11.86	11.52	11.60	10.19	3.37	2.29	2.14	10.76	10.97

OnLine LIMS

0004323573

Results relate only to the sample tested. Data reported represents the sample submitted to SGS. Reproduction of this analytical report in full or in part is prohibited without prior written approval. Please refer to SGS General Conditions of Services located at https://www.sgs.ca/en/terms-and-conditions (Printed copies are available upon request.)
Test method information available upon request. "Temperature Upon Receipt" is representative of the whole shipment and may not reflect the temperature of individual samples.
SGS Canada Inc. Environment-Health & Safety statement of conformity decision rule does not consider uncertainty when analytical results are compared to a specified standard or regulation.

SGS Canada Inc.
P.O. Box 4300 - 185 Concession St.
Lakefield - Ontario - KOL 2HO
Phone: 705-652-2000 FAX: 705-652-6365

NAG Test

LR Report : CA19316-AUG23

Analysis	14: DX450061	15: DX450062	17: DX450064	18: DX450065	20: DX450067	23: DX450070	25: DX450072	26: DX450073	28: DX450075	29: DX450076	30: DX450077	32: DX450079
NaOH [Normality]	0.10	0.10	0.10	0.10	0.10	0.10	0.10	0.10	0.10	0.10	0.10	0.10
Vol NaOH to PH 4.5 [mL]	0.00	0.00	0.00	0.00	0.00	0.00	0.00	0.99	10.65	14.72	0.00	0.00
Vol NaOH to PH 7.0 [mL]	0.00	0.00	0.00	0.00	0.00	0.00	0.00	1.72	16.52	26.03	0.00	0.00
NAG (pH 4.5) [kg H2SO4/tonne]	0.0	0.0	0.0	0.0	0.0	0.0	0.0	3.2	33	46	0.0	0.0
NAG (pH 7.0) [kg H2SO4/tonne]	0.0	0.0	0.0	0.0	0.0	0.0	0.0	5.5	51	81	0.0	0.0

Analysis	33: DX450080	34: DX450081	35: DX450082	36: DX450083	37: DX450084	38: DX450085	39: DX450086	40: DX450087	41: DX450088	44: DX450091	45: DX450092	47: DX450094
Sample Date & Time	N/A	N/A	N/A	N/A	N/A	N/A	N/A	N/A	N/A	N/A	N/A	N/A
Sample weight [g]	1.51	1.56	1.62	1.53	1.54	1.51	1.62	1.49	1.54	1.53	1.55	1.49
Vol H2O2 [mL]	150	150	150	150	150	150	150	150	150	150	150	150
Initial pH	4.41	10.91	10.48	10.59	7.30	11.34	10.57	10.75	2.74	9.91	10.21	10.60
NaOH [Normality]	0.10	0.10	0.10	0.10	0.10	0.10	0.10	0.10	0.10	0.10	0.10	0.10
Vol NaOH to PH 4.5 [mL]	0.08	0.00	0.00	0.00	0.00	0.00	0.00	0.00	4.86	0.00	0.00	0.00
Vol NaOH to PH 7.0 [mL]	0.35	0.00	0.00	0.00	0.00	0.00	0.00	0.00	8.83	0.00	0.00	0.00
NAG (pH 4.5) [kg H2SO4/tonne]	0.3	0.0	0.0	0.0	0.0	0.0	0.0	0.0	16	0.0	0.0	0.0
NAG (pH 7.0) [kg H2SO4/tonne]	1.1	0.0	0.0	0.0	0.0	0.0	0.0	0.0	28	0.0	0.0	0.0

Analysis	48: DX450095	49: DX450096	51: DX450098	53: DX450100	54: DX450101
Sample Date & Time	N/A	N/A	N/A	N/A	N/A
Sample weight [g]	1.51	1.52	1.65	1.50	1.54
Vol H2O2 [mL]	150	150	150	150	150
Initial pH	11.23	2.37	11.18	7.97	7.16
NaOH [Normality]	0.10	0.10	0.10	0.10	0.10
Vol NaOH to PH 4.5 [mL]	0.00	10.15	0.00	0.00	0.00
Vol NaOH to PH 7.0 [mL]	0.00	17.43	0.00	0.00	0.00
NAG (pH 4.5) [kg H2SO4/tonne]	0.0	33	0.0	0.0	0.0
NAG (pH 7.0) [kg H2SO4/tonne]	0.0	56	0.0	0.0	0.0

OnLine LIMS

0004323573

Results relate only to the sample tested. Data reported represents the sample submitted to SGS. Reproduction of this analytical report in full or in part is prohibited without prior written approval. Please refer to SGS General Conditions of Services located at https://www.sgs.ca/en/terms-and-conditions (Printed copies are available upon request.)
Test method information available upon request. "Temperature Upon Receipt" is representative of the whole shipment and may not reflect the temperature of individual samples.
SGS Canada Inc. Environment-Health & Safety statement of conformity decision rule does not consider uncertainty when analytical results are compared to a specified standard or regulation.

SGS Canada Inc.
P.O. Box 4300 - 185 Concession St.
Lakefield - Ontario - KOL 2HO
Phone: 705-652-2000 FAX: 705-652-6365

NAG = (49 x Vol. of base x N of base)/sample weight
kg H2SO4/tonne

Revised report with sample changes as per client request.

Method Descriptions

Parameter	Units	SGS Method Code	Reference Method Code
	g	NA	Sample weight
	mL	NA	
	no unit	NA	
	Normality	NA	MEND PROJECT 1.16.1B
NAG@pH4.5	kg H2SO4/tonne	ME-CA-[ENV]ARD-LAK-AN-008	Miller et al. (1997)
NAG@pH7	kg H2SO4/tonne	ME-CA-[ENV]ARD-LAK-AN-008	Miller et al. (1997)
Vol NaOH to PH 4.5	mL	NA	
Vol NaOH to PH 7.0	mL	NA	

Catharine Arnold

CHARTERED CATHARINE ARNOLD CHEMIST

Catharine Arnold, B.Sc., C.Chem
Project Specialist,
Environment, Health & Safety

OnLine LIMS

0004323573

Results relate only to the sample tested. Data reported represents the sample submitted to SGS. Reproduction of this analytical report in full or in part is prohibited without prior written approval. Please refer to SGS General Conditions of Services located at https://www.sgs.ca/en/terms-and-conditions (Printed copies are available upon request.)
Test method information available upon request. "Temperature Upon Receipt" is representative of the whole shipment and may not reflect the temperature of individual samples.
SGS Canada Inc. Environment-Health & Safety statement of conformity decision rule does not consider uncertainty when analytical results are compared to a specified standard or regulation.

SGS Canada Inc.
P.O. Box 4300 - 185 Concession St.
Lakefield - Ontario - KOL 2HO
Phone: 705-652-2000 FAX: 705-652-6365

11-November-2025

Great Bear Resources Ltd.
Attn : Ashley Moncrief

1020 - 800 West Pender St.
Vancouver, BC
V6C 2V6, Canada

Phone: 778-833-2160
Fax:

Date Rec. : 31 August 2023
LR Report: **CA19317-AUG23**
Reference: Great Bear Project/OMGS21045

Copy: #2

CERTIFICATE OF ANALYSIS
Final Report - Revised

Analysis	1: Analysis Start Date	2: Analysis Start Time	3: Analysis Completed Date	4: Analysis Completed Time	5: DX450102	6: DX450103	7: DX450104	9: DX450106	10: DX450107	11: DX450108	14: DX450111
Sample Date & Time					N/A	N/A	N/A	N/A	N/A	N/A	N/A
Sample weight [g]	18-Oct-23	06:32	18-Oct-23	13:55	1.48	1.61	1.55	1.51	1.51	1.58	1.63
Vol H2O2 [mL]	18-Oct-23	06:32	18-Oct-23	13:55	150	150	150	150	150	150	150
Initial pH	18-Oct-23	10:43	18-Oct-23	13:55	10.51	10.96	3.30	3.05	10.76	10.85	11.11
NaOH [Normality]	18-Oct-23	10:43	18-Oct-23	13:55	0.10	0.10	0.10	0.10	0.10	0.10	0.10
Vol NaOH to PH 4.5 [mL]	18-Oct-23	10:43	18-Oct-23	13:55	0.00	0.00	2.43	4.02	0.00	0.00	0.00
Vol NaOH to PH 7.0 [mL]	18-Oct-23	10:43	18-Oct-23	13:55	0.00	0.00	4.56	6.92	0.00	0.00	0.00
NAG (pH 4.5) [kg H2SO4/tonne]	18-Oct-23	10:43	18-Oct-23	13:55	0.0	0.0	7.7	13	0.0	0.0	0.0
NAG (pH 7.0) [kg H2SO4/tonne]	18-Oct-23	10:43	18-Oct-23	13:55	0.0	0.0	14	22	0.0	0.0	0.0

Analysis	15: DX450112	16: DX450113	17: DX450114	19: DX450116	20: DX450117	21: DX450118	22: DX450119	23: DX450120	25: DX450122	26: DX450123	28: DX450125
Sample Date & Time	N/A	N/A	N/A	N/A	N/A	N/A	N/A	N/A	N/A	N/A	N/A
Sample weight [g]	1.61	1.57	1.51	1.51	1.54	1.51	1.53	1.55	1.61	1.56	1.51
Vol H2O2 [mL]	150	150	150	150	150	150	150	150	150	150	150

OnLine LIMS

0004323632

Results relate only to the sample tested. Data reported represents the sample submitted to SGS. Reproduction of this analytical report in full or in part is prohibited without prior written approval. Please refer to SGS General Conditions of Services located at https://www.sgs.ca/en/terms-and-conditions (Printed copies are available upon request.)
Test method information available upon request. "Temperature Upon Receipt" is representative of the whole shipment and may not reflect the temperature of individual samples.
SGS Canada Inc. Environment-Health & Safety statement of conformity decision rule does not consider uncertainty when analytical results are compared to a specified standard or regulation.

SGS Canada Inc.
P.O. Box 4300 - 185 Concession St.
Lakefield - Ontario - KOL 2HO
Phone: 705-652-2000 FAX: 705-652-6365

NAG Test

LR Report : **CA19317-AUG23**

Analysis	15: DX450112	16: DX450113	17: DX450114	19: DX450116	20: DX450117	21: DX450118	22: DX450119	23: DX450120	25: DX450122	26: DX450123	28: DX450125
Initial pH	10.48	10.47	10.72	9.69	10.22	10.67	2.29	11.11	10.80	10.76	11.00
NaOH [Normality]	0.10	0.10	0.10	0.10	0.10	0.10	0.10	0.10	0.10	0.10	0.10
Vol NaOH to PH 4.5 [mL]	0.00	0.00	0.00	0.00	0.00	0.00	18.75	0.00	0.00	0.00	0.00
Vol NaOH to PH 7.0 [mL]	0.00	0.00	0.00	0.00	0.00	0.00	36.05	0.00	0.00	0.00	0.00
NAG (pH 4.5) [kg H2SO4/tonne]	0.0	0.0	0.0	0.0	0.0	0.0	60	0.0	0.0	0.0	0.0
NAG (pH 7.0) [kg H2SO4/tonne]	0.0	0.0	0.0	0.0	0.0	0.0	116	0.0	0.0	0.0	0.0

Analysis	30: DX450127	31: DX450128	32: DX450129	33: DX450130	34: DX450131	35: DX450132	39: DX450136	40: DX450137	42: DX450139	44: DX450141	47: DX450144
Sample Date & Time	N/A	N/A	N/A	N/A	N/A	N/A	N/A	N/A	N/A	N/A	N/A
Sample weight [g]	1.59	1.58	1.58	1.62	1.55	1.51	1.55	1.51	1.58	1.58	1.59
Vol H2O2 [mL]	150	150	150	150	150	150	150	150	150	150	150
Initial pH	2.41	10.36	11.17	10.63	10.91	9.52	10.71	10.91	9.45	10.25	7.39
NaOH [Normality]	0.10	0.10	0.10	0.10	0.10	0.10	0.10	0.10	0.10	0.10	0.10
Vol NaOH to PH 4.5 [mL]	13.26	0.00	0.00	0.00	0.00	0.00	0.00	0.00	0.00	0.00	0.00
Vol NaOH to PH 7.0 [mL]	24.52	0.00	0.00	0.00	0.00	0.00	0.00	0.00	0.00	0.00	0.00
NAG (pH 4.5) [kg H2SO4/tonne]	41	0.0	0.0	0.0	0.0	0.0	0.0	0.0	0.0	0.0	0.0
NAG (pH 7.0) [kg H2SO4/tonne]	76	0.0	0.0	0.0	0.0	0.0	0.0	0.0	0.0	0.0	0.0

Analysis	48: DX450145	49: DX450146	50: DX450147	52: DX450149	53: DX450150	54: DX450151
Sample Date & Time	N/A	N/A	N/A	N/A	N/A	N/A
Sample weight [g]	1.64	1.49	1.46	1.66	1.50	1.59
Vol H2O2 [mL]	150	150	150	150	150	150
Initial pH	10.85	8.41	10.75	10.76	10.83	2.38
NaOH [Normality]	0.10	0.10	0.10	0.10	0.10	0.10
Vol NaOH to PH 4.5 [mL]	0.00	0.00	0.00	0.00	0.00	12.95

OnLine LIMS

0004323632

Results relate only to the sample tested. Data reported represents the sample submitted to SGS. Reproduction of this analytical report in full or in part is prohibited without prior written approval. Please refer to SGS General Conditions of Services located at https://www.sgs.ca/en/terms-and-conditions (Printed copies are available upon request.)
Test method information available upon request. "Temperature Upon Receipt" is representative of the whole shipment and may not reflect the temperature of individual samples.
SGS Canada Inc. Environment-Health & Safety statement of conformity decision rule does not consider uncertainty when analytical results are compared to a specified standard or regulation.

SGS Canada Inc.
P.O. Box 4300 - 185 Concession St.
Lakefield - Ontario - KOL 2HO
Phone: 705-652-2000 FAX: 705-652-6365

Analysis	48: DX450145	49: DX450146	50: DX450147	52: DX450149	53: DX450150	54: DX450151
Vol NaOH to PH 7.0 [mL]	0.00	0.00	0.00	0.00	0.00	24.36
NAG (pH 4.5) [kg H2SO4/tonne]	0.0	0.0	0.0	0.0	0.0	40
NAG (pH 7.0) [kg H2SO4/tonne]	0.0	0.0	0.0	0.0	0.0	75

NAG = (49 x Vol. of base x N of base)/sample weight
kg H2SO4/tonne

Revised report with sample changes as per client request.

Method Descriptions

Parameter	Units	SGS Method Code	Reference Method Code
	g	NA	Sample weight
	mL	NA	
	no unit	NA	
	Normality	NA	MEND PROJECT 1.16.1B
NAG@pH4.5	kg H2SO4/tonne	ME-CA-[ENV]ARD-LAK-AN-008	Miller et al. (1997)
NAG@pH7	kg H2SO4/tonne	ME-CA-[ENV]ARD-LAK-AN-008	Miller et al. (1997)
Vol NaOH to PH 4.5	mL	NA	
Vol NaOH to PH 7.0	mL	NA	



Catharine Arnold, B.Sc., C.Chem
Project Specialist,
Environment, Health & Safety

OnLine LIMS

Results relate only to the sample tested. Data reported represents the sample submitted to SGS. Reproduction of this analytical report in full or in part is prohibited without prior written approval. Please refer to SGS General Conditions of Services located at https://www.sgs.ca/en/terms-and-conditions (Printed copies are available upon request.)
Test method information available upon request. "Temperature Upon Receipt" is representative of the whole shipment and may not reflect the temperature of individual samples.
SGS Canada Inc. Environment-Health & Safety statement of conformity decision rule does not consider uncertainty when analytical results are compared to a specified standard or regulation.

SGS Canada Inc.
P.O. Box 4300 - 185 Concession St.
Lakefield - Ontario - KOL 2HO
Phone: 705-652-2000 FAX: 705-652-6365

19-November-2025

Great Bear Resources Ltd.
Attn : Ashley Moncrief

1020 - 800 West Pender St.
Vancouver, BC
V6C 2V6, Canada

Phone: 778-833-2160
Fax:

Date Rec. : 31 August 2023
LR Report: **CA19318-AUG23**
Reference: Great Bear Project/OMGS21045

Copy: #3

CERTIFICATE OF ANALYSIS
Final Report - Revised

Analysis	1: Analysis Start Date	2: Analysis Start Time	3: Analysis Completed Date	4: Analysis Completed Time	6: DX450153	7: DX450154	8: DX450155	10: DX450157	11: DX450158	14: DX450161	15: DX450162
Sample Date & Time					N/A	N/A	N/A	N/A	N/A	N/A	N/A
Sample weight [g]	17-Oct-23	06:26	17-Oct-23	16:20	1.54	1.55	1.47	1.50	1.50	1.58	1.57
Vol H2O2 [mL]	17-Oct-23	06:26	17-Oct-23	16:20	150	150	150	150	150	150	150
Initial pH	17-Oct-23	10:33	17-Oct-23	16:20	2.06	2.07	10.04	4.87	9.61	8.20	7.30
NaOH [Normality]	17-Oct-23	10:33	17-Oct-23	16:20	0.10	0.10	0.10	0.10	0.10	0.10	0.10
Vol NaOH to PH 4.5 [mL]	17-Oct-23	10:33	17-Oct-23	16:20	19.54	16.56	0.00	0.00	0.00	0.00	0.00
Vol NaOH to PH 7.0 [mL]	17-Oct-23	10:33	17-Oct-23	16:20	23.52	21.85	0.00	0.48	0.00	0.00	0.00
NAG (pH 4.5) [kg H2SO4/tonne]	17-Oct-23	10:33	17-Oct-23	16:20	62	52	0.0	0.0	0.0	0.0	0.0
NAG (pH 7.0) [kg H2SO4/tonne]	17-Oct-23	10:33	17-Oct-23	16:20	75	69	0.0	1.6	0.0	0.0	0.0

Analysis	16: DX450163	20: DX450167	21: DX450168	23: DX450170	26: DX450173	27: DX450174	28: DX450175	29: DX450176	32: DX450179	33: DX450180	34: DX450181	35: DX450182
Sample Date & Time	N/A	N/A	N/A	N/A	N/A	N/A	N/A	N/A	N/A	N/A	N/A	N/A
Sample weight [g]	1.57	1.56	1.57	1.51	1.47	1.59	1.54	1.50	1.55	1.57	1.52	1.60
Vol H2O2 [mL]	150	150	150	150	150	150	150	150	150	150	150	150
Initial pH	11.18	2.54	2.49	1.97	8.88	11.05	10.63	2.38	8.30	3.36	9.57	10.41

OnLine LIMS

0004333833

Results relate only to the sample tested. Data reported represents the sample submitted to SGS. Reproduction of this analytical report in full or in part is prohibited without prior written approval. Please refer to SGS General Conditions of Services located at https://www.sgs.ca/en/terms-and-conditions (Printed copies are available upon request.)
Test method information available upon request. "Temperature Upon Receipt" is representative of the whole shipment and may not reflect the temperature of individual samples.
SGS Canada Inc. Environment-Health & Safety statement of conformity decision rule does not consider uncertainty when analytical results are compared to a specified standard or regulation.

SGS Canada Inc.
P.O. Box 4300 - 185 Concession St.
Lakefield - Ontario - KOL 2HO
Phone: 705-652-2000 FAX: 705-652-6365

NAG Test

LR Report : **CA19318-AUG23**

Analysis	16: DX450163	20: DX450167	21: DX450168	23: DX450170	26: DX450173	27: DX450174	28: DX450175	29: DX450176	32: DX450179	33: DX450180	34: DX450181	35: DX450182
NaOH [Normality]	0.10	0.10	0.10	0.50	0.10	0.10	0.10	0.10	0.10	0.10	0.10	0.10
Vol NaOH to PH 4.5 [mL]	0.00	6.09	5.72	4.96	0.00	0.00	0.00	8.31	0.00	0.94	0.00	0.00
Vol NaOH to PH 7.0 [mL]	0.00	9.26	8.39	6.25	0.00	0.00	0.00	14.11	0.00	1.95	0.00	0.00
NAG (pH 4.5) [kg H2SO4/tonne]	0.0	19	18	80	0.0	0.0	0.0	27	0.0	2.9	0.0	0.0
NAG (pH 7.0) [kg H2SO4/tonne]	0.0	29	26	101	0.0	0.0	0.0	46	0.0	6.1	0.0	0.0

Analysis	37: DX450184	38: DX450185	39: DX450186	40: DX450187	42: DX450189	44: DX450191	45: DX450192	46: DX450193	47: DX450194	48: DX450195	50: DX450197	51: DX450198
Sample Date & Time	N/A	N/A	N/A	N/A	N/A	N/A	N/A	N/A	N/A	N/A	N/A	N/A
Sample weight [g]	1.57	1.58	1.53	1.53	1.47	1.53	1.48	1.56	1.53	1.56	1.49	1.57
Vol H2O2 [mL]	150	150	150	150	150	150	150	150	150	150	150	150
Initial pH	3.36	3.76	10.51	7.73	2.55	10.57	5.53	2.11	2.34	2.28	6.18	3.80
NaOH [Normality]	0.10	0.10	0.10	0.10	0.10	0.10	0.10	0.10	0.10	0.10	0.10	0.10
Vol NaOH to PH 4.5 [mL]	0.97	0.48	0.00	0.00	6.21	0.00	0.00	16.44	8.66	9.33	0.00	0.58
Vol NaOH to PH 7.0 [mL]	2.05	1.58	0.00	0.00	10.61	0.00	0.35	23.84	12.11	12.27	0.10	1.42
NAG (pH 4.5) [kg H2SO4/tonne]	3.0	1.5	0.0	0.0	21	0.0	0.0	52	28	29	0.0	1.8
NAG (pH 7.0) [kg H2SO4/tonne]	6.4	4.9	0.0	0.0	35	0.0	1.2	75	39	38	0.3	4.4

NAG = (49 x Vol. of base x N of base)/sample weight
kg H2SO4/tonne

Revised report with sample changes as per client request.

Method Descriptions

Parameter	Units	SGS Method Code	Reference Method Code
	g	NA	Sample weight
	mL	NA	
	no unit	NA	
	Normality	NA	MEND PROJECT 1.16.1B

OnLine LIMS

0004333833

Results relate only to the sample tested. Data reported represents the sample submitted to SGS. Reproduction of this analytical report in full or in part is prohibited without prior written approval. Please refer to SGS General Conditions of Services located at https://www.sgs.ca/en/terms-and-conditions (Printed copies are available upon request.)
Test method information available upon request. "Temperature Upon Receipt" is representative of the whole shipment and may not reflect the temperature of individual samples.
SGS Canada Inc. Environment-Health & Safety statement of conformity decision rule does not consider uncertainty when analytical results are compared to a specified standard or regulation.

SGS Canada Inc.
P.O. Box 4300 - 185 Concession St.
Lakefield - Ontario - KOL 2HO
Phone: 705-652-2000 FAX: 705-652-6365

NAG Test

LR Report : **CA19318-AUG23**

Parameter	Units	SGS Method Code	Reference Method Code
NAG@pH4.5	kg H2SO4/tonne	ME-CA-[ENV]ARD-LAK-AN-008	Miller et al. (1997)
NAG@pH7	kg H2SO4/tonne	ME-CA-[ENV]ARD-LAK-AN-008	Miller et al. (1997)
Vol NaOH to PH 4.5	mL	NA	
Vol NaOH to PH 7.0	mL	NA	

Catharine Arnold

CHARTERED CATHARINE ARNOLD CHEMIST

Catharine Arnold, B.Sc., C.Chem
Project Specialist,
Environment, Health & Safety

OnLine LIMS

0004333833

Results relate only to the sample tested. Data reported represents the sample submitted to SGS. Reproduction of this analytical report in full or in part is prohibited without prior written approval. Please refer to SGS General Conditions of Services located at https://www.sgs.ca/en/terms-and-conditions (Printed copies are available upon request.)
Test method information available upon request. "Temperature Upon Receipt" is representative of the whole shipment and may not reflect the temperature of individual samples.
SGS Canada Inc. Environment-Health & Safety statement of conformity decision rule does not consider uncertainty when analytical results are compared to a specified standard or regulation.

SGS Canada Inc.
P.O. Box 4300 - 185 Concession St.
Lakefield - Ontario - KOL 2HO
Phone: 705-652-2000 FAX: 705-652-6365

NAG Test

Great Bear Resources Ltd.
Attn : Ashley Moncrief

1020 - 800 West Pender St.
Vancouver, BC
V6C 2V6, Canada

Phone: 778-833-2160
Fax:

11-November-2025

Date Rec. : 31 August 2023
LR Report: **CA19319-AUG23**
Reference: Great Bear Project/OMGS21045

Copy: #2

CERTIFICATE OF ANALYSIS
Final Report - Revised

Analysis	1: Analysis Start Date	2: Analysis Start Time	3: Analysis Completed Date	4: Analysis Completed Time	5: DX450202	7: DX450204	9: DX450206	10: DX450207	11: DX450208	13: DX450210	14: DX450211
Sample Date & Time					N/A	N/A	N/A	N/A	N/A	N/A	N/A
Sample weight [g]	29-Sep-23	06:24	29-Sep-23	16:53	1.54	1.59	1.52	1.49	1.51	1.55	1.57
Vol H2O2 [mL]	29-Sep-23	06:24	29-Sep-23	16:53	150	150	150	150	150	150	150
Initial pH	29-Sep-23	10:33	29-Sep-23	16:53	10.98	3.76	2.60	9.74	10.81	3.33	10.60
NaOH [Normality]	29-Sep-23	10:33	29-Sep-23	16:53	0.10	0.10	0.10	0.10	0.10	0.10	0.10
Vol NaOH to PH 4.5 [mL]	29-Sep-23	10:33	29-Sep-23	16:53	0.00	0.41	3.48	0.00	0.00	0.73	0.00
Vol NaOH to PH 7.0 [mL]	29-Sep-23	10:33	29-Sep-23	16:53	0.00	1.03	4.68	0.00	0.00	1.32	0.00
NAG (pH 4.5) [kg H2SO4/tonne]	29-Sep-23	10:33	29-Sep-23	16:53	0.0	1.3	11	0.0	0.0	2.3	0.0
NAG (pH 7.0) [kg H2SO4/tonne]	29-Sep-23	10:33	29-Sep-23	16:53	0.0	3.2	15	0.0	0.0	4.2	0.0

Analysis	15: DX450212	17: DX450214	19: DX450216	21: DX450218	22: DX450219	23: DX450220	24: DX450221	25: DX450222	28: DX450225	29: DX450226	30: DX450227
Sample Date & Time	N/A	N/A	N/A	N/A	N/A	N/A	N/A	N/A	N/A	N/A	N/A
Sample weight [g]	1.58	1.50	1.58	1.57	1.62	1.50	1.50	1.53	1.58	1.57	1.57
Vol H2O2 [mL]	150	150	150	150	150	150	150	150	150	150	150

OnLine LIMS

0004323719

Results relate only to the sample tested. Data reported represents the sample submitted to SGS. Reproduction of this analytical report in full or in part is prohibited without prior written approval. Please refer to SGS General Conditions of Services located at https://www.sgs.ca/en/terms-and-conditions (Printed copies are available upon request.)
Test method information available upon request. "Temperature Upon Receipt" is representative of the whole shipment and may not reflect the temperature of individual samples.
SGS Canada Inc. Environment-Health & Safety statement of conformity decision rule does not consider uncertainty when analytical results are compared to a specified standard or regulation.

SGS Canada Inc.
P.O. Box 4300 - 185 Concession St.
Lakefield - Ontario - KOL 2HO
Phone: 705-652-2000 FAX: 705-652-6365

NAG Test

LR Report : **CA19319-AUG23**

Analysis	15: DX450212	17: DX450214	19: DX450216	21: DX450218	22: DX450219	23: DX450220	24: DX450221	25: DX450222	28: DX450225	29: DX450226	30: DX450227
Initial pH	3.28	1.97	10.38	3.53	10.48	9.72	8.68	2.29	3.15	1.94	10.36
NaOH [Normality]	0.10	0.10	0.10	0.10	0.10	0.10	0.10	0.10	0.10	0.10	0.10
Vol NaOH to PH 4.5 [mL]	0.89	23.50	0.00	0.63	0.00	0.00	0.00	8.09	1.05	13.16	0.00
Vol NaOH to PH 7.0 [mL]	1.94	27.52	0.00	1.26	0.00	0.00	0.00	10.67	1.84	15.40	0.00
NAG (pH 4.5) [kg H2SO4/tonne]	2.8	77	0.0	2.0	0.0	0.0	0.0	26	3.3	41	0.0
NAG (pH 7.0) [kg H2SO4/tonne]	6.0	90	0.0	3.9	0.0	0.0	0.0	34	5.7	48	0.0

Analysis	33: DX450230	34: DX450231	35: DX450232	36: DX450233	37: DX450234	39: DX450236	40: DX450237	41: DX450238	42: DX450239
Sample Date & Time	N/A	N/A	N/A	N/A	N/A	N/A	N/A	N/A	N/A
Sample weight [g]	1.59	1.47	1.54	1.50	1.54	1.53	1.50	1.58	1.52
Vol H2O2 [mL]	150	150	150	150	150	150	150	150	150
Initial pH	10.14	8.87	2.59	2.14	10.68	10.50	2.99	3.47	1.70
NaOH [Normality]	0.10	0.10	0.10	0.10	0.10	0.10	0.10	0.10	0.50
Vol NaOH to PH 4.5 [mL]	0.00	0.00	3.73	11.58	0.00	0.00	1.51	0.45	7.29
Vol NaOH to PH 7.0 [mL]	0.00	0.00	5.31	16.19	0.00	0.00	2.37	1.02	8.94
NAG (pH 4.5) [kg H2SO4/tonne]	0.0	0.0	12	38	0.0	0.0	4.9	1.4	118
NAG (pH 7.0) [kg H2SO4/tonne]	0.0	0.0	17	53	0.0	0.0	7.7	3.2	144

NAG = (49 x Vol. of base x N of base)/sample weight
kg H2SO4/tonne

Revised report with sample changes as per client request.

Method Descriptions

Parameter	Units	SGS Method Code	Reference Method Code
	g	NA	Sample weight
	mL	NA	

OnLine LIMS

0004323719

Results relate only to the sample tested. Data reported represents the sample submitted to SGS. Reproduction of this analytical report in full or in part is prohibited without prior written approval. Please refer to SGS General Conditions of Services located at https://www.sgs.ca/en/terms-and-conditions (Printed copies are available upon request.)
Test method information available upon request. "Temperature Upon Receipt" is representative of the whole shipment and may not reflect the temperature of individual samples.
SGS Canada Inc. Environment-Health & Safety statement of conformity decision rule does not consider uncertainty when analytical results are compared to a specified standard or regulation.

SGS Canada Inc.
P.O. Box 4300 - 185 Concession St.
Lakefield - Ontario - KOL 2HO
Phone: 705-652-2000 FAX: 705-652-6365

NAG Test

LR Report : **CA19319-AUG23**

Parameter	Units	SGS Method Code	Reference Method Code
	no unit	NA	
	Normality	NA	MEND PROJECT 1.16.1B
NAG@pH4.5	kg H2SO4/tonne	ME-CA-[ENV]ARD-LAK-AN-008	Miller et al. (1997)
NAG@pH7	kg H2SO4/tonne	ME-CA-[ENV]ARD-LAK-AN-008	Miller et al. (1997)
Vol NaOH to PH 4.5	mL	NA	
Vol NaOH to PH 7.0	mL	NA	

Catharine Arnold

CHARTERED CATHARINE ARNOLD CHEMIST

Catharine Arnold, B.Sc., C.Chem
Project Specialist,
Environment, Health & Safety

OnLine LIMS

0004323719

Results relate only to the sample tested. Data reported represents the sample submitted to SGS. Reproduction of this analytical report in full or in part is prohibited without prior written approval. Please refer to SGS General Conditions of Services located at https://www.sgs.ca/en/terms-and-conditions (Printed copies are available upon request.)
Test method information available upon request. "Temperature Upon Receipt" is representative of the whole shipment and may not reflect the temperature of individual samples.
SGS Canada Inc. Environment-Health & Safety statement of conformity decision rule does not consider uncertainty when analytical results are compared to a specified standard or regulation.

SGS Canada Inc.
P.O. Box 4300 - 185 Concession St.
Lakefield - Ontario - KOL 2HO
Phone: 705-652-2000 FAX: 705-652-6365

11-November-2025

Great Bear Resources Ltd.
Attn : Ashley Moncrief

1020 - 800 West Pender St.
Vancouver, BC
V6C 2V6, Canada

Phone: 778-833-2160
Fax:

Date Rec. : 31 August 2023
LR Report: **CA19320-AUG23**
Reference: Great Bear Project/OMGS21045

Copy: #3

CERTIFICATE OF ANALYSIS
Final Report - Revised

Analysis	1: Analysis Start Date	2: Analysis Start Time	3: Analysis Completed Date	4: Analysis Completed Time	8: DX 550075	10: DX 550077	12: DX 550080	14: DX 550083	16: DX 550085	18: DX 550108	20: DX 550086	22: DX 550070
Sample Date & Time					N/A	N/A	N/A	N/A	N/A	N/A	N/A	N/A
Sample weight [g]	27-Sep-23	06:30	27-Sep-23	16:09	1.52	1.51	1.51	1.52	1.59	1.54	1.58	1.48
Vol H2O2 [mL]	27-Sep-23	06:30	27-Sep-23	16:09	150	150	150	150	150	150	150	150
Initial pH	27-Sep-23	10:30	27-Sep-23	16:09	10.37	10.74	10.11	10.21	9.76	10.10	2.24	10.39
NaOH [Normality]	27-Sep-23	10:30	27-Sep-23	16:09	0.10	0.10	0.10	0.10	0.10	0.10	0.10	0.10
Vol NaOH to PH 4.5 [mL]	27-Sep-23	10:30	27-Sep-23	16:09	0.00	0.00	0.00	0.00	0.00	0.00	12.07	0.00
Vol NaOH to PH 7.0 [mL]	27-Sep-23	10:30	27-Sep-23	16:09	0.00	0.00	0.00	0.00	0.00	0.00	16.64	0.00
NAG (pH 4.5) [kg H2SO4/tonne]	27-Sep-23	10:30	27-Sep-23	16:09	0.0	0.0	0.0	0.0	0.0	0.0	37	0.0
NAG (pH 7.0) [kg H2SO4/tonne]	27-Sep-23	10:30	27-Sep-23	16:09	0.0	0.0	0.0	0.0	0.0	0.0	52	0.0

Analysis	24: DX 550068	30: DX 550067	32: DX 550073	33: DX 550071	37: DX 550055	39: DX 550056	40: DX 550058	42: DX 550059	44: DX 550061	46: DX 550089	47: DX 550090	49: DX 550092	50: DX 550093
Sample Date & Time	N/A	N/A	N/A	N/A	N/A	N/A	N/A	N/A	N/A	N/A	N/A	N/A	N/A
Sample weight [g]	1.55	1.48	1.55	1.56	1.58	1.49	1.54	1.59	1.48	1.55	1.52	1.46	1.59
Vol H2O2 [mL]	150	150	150	150	150	150	150	150	150	150	150	150	150

OnLine LIMS

Results relate only to the sample tested. Data reported represents the sample submitted to SGS. Reproduction of this analytical report in full or in part is prohibited without prior written approval. Please refer to SGS General Conditions of Services located at https://www.sgs.ca/en/terms-and-conditions (Printed copies are available upon request.)
Test method information available upon request. "Temperature Upon Receipt" is representative of the whole shipment and may not reflect the temperature of individual samples.
SGS Canada Inc. Environment-Health & Safety statement of conformity decision rule does not consider uncertainty when analytical results are compared to a specified standard or regulation.

SGS Canada Inc.
P.O. Box 4300 - 185 Concession St.
Lakefield - Ontario - KOL 2HO
Phone: 705-652-2000 FAX: 705-652-6365

NAG Test

LR Report : **CA19320-AUG23**

Analysis	24: DX 550068	30: DX 550067	32: DX 550073	33: DX 550071	37: DX 550055	39: DX 550056	40: DX 550058	42: DX 550059	44: DX 550061	46: DX 550089	47: DX 550090	49: DX 550092	50: DX 550093
Initial pH	9.22	10.27	11.00	10.94	10.07	10.39	10.11	10.77	8.85	9.82	10.67	10.60	10.51
NaOH [Normality]	0.10	0.10	0.10	0.10	0.10	0.10	0.10	0.10	0.10	0.10	0.10	0.10	0.10
Vol NaOH to PH 4.5 [mL]	0.00	0.00	0.00	0.00	0.00	0.00	0.00	0.00	0.00	0.00	0.00	0.00	0.00
Vol NaOH to PH 7.0 [mL]	0.00	0.00	0.00	0.00	0.00	0.00	0.00	0.00	0.00	0.00	0.00	0.00	0.00
NAG (pH 4.5) [kg H2SO4/tonne]	0.0	0.0	0.0	0.0	0.0	0.0	0.0	0.0	0.0	0.0	0.0	0.0	0.0
NAG (pH 7.0) [kg H2SO4/tonne]	0.0	0.0	0.0	0.0	0.0	0.0	0.0	0.0	0.0	0.0	0.0	0.0	0.0

Analysis	56: DX 550105	58: DX 550106	59: DX 550100	60: DX 550103	62: DX 550104	63: DX 550102
Sample Date & Time	N/A	N/A	N/A	N/A	N/A	N/A
Sample weight [g]	1.50	1.51	1.57	1.56	1.49	1.58
Vol H2O2 [mL]	150	150	150	150	150	150
Initial pH	10.05	10.83	10.96	11.15	8.81	11.14
NaOH [Normality]	0.10	0.10	0.10	0.10	0.10	0.10
Vol NaOH to PH 4.5 [mL]	0.00	0.00	0.00	0.00	0.00	0.00
Vol NaOH to PH 7.0 [mL]	0.00	0.00	0.00	0.00	0.00	0.00
NAG (pH 4.5) [kg H2SO4/tonne]	0.0	0.0	0.0	0.0	0.0	0.0
NAG (pH 7.0) [kg H2SO4/tonne]	0.0	0.0	0.0	0.0	0.0	0.0

NAG = (49 x Vol. of base x N of base)/sample weight
kg H2SO4/tonne

**Revised report with selected samples and analysis as per client request - 18-Sep-25 LT
Revised report #2 with sample changes as per client request.

Method Descriptions

Parameter	Units	SGS Method Code	Reference Method Code
	g	NA	Sample weight
	mL	NA	

OnLine LIMS

0004323772

Results relate only to the sample tested. Data reported represents the sample submitted to SGS. Reproduction of this analytical report in full or in part is prohibited without prior written approval. Please refer to SGS General Conditions of Services located at https://www.sgs.ca/en/terms-and-conditions (Printed copies are available upon request.)
Test method information available upon request. "Temperature Upon Receipt" is representative of the whole shipment and may not reflect the temperature of individual samples.
SGS Canada Inc. Environment-Health & Safety statement of conformity decision rule does not consider uncertainty when analytical results are compared to a specified standard or regulation.

SGS Canada Inc.
P.O. Box 4300 - 185 Concession St.
Lakefield - Ontario - KOL 2HO
Phone: 705-652-2000 FAX: 705-652-6365

NAG Test

LR Report : **CA19320-AUG23**

Parameter	Units	SGS Method Code	Reference Method Code
	no unit	NA	
	Normality	NA	MEND PROJECT 1.16.1B
NAG@pH4.5	kg H2SO4/tonne	ME-CA-[ENV]ARD-LAK-AN-008	Miller et al. (1997)
NAG@pH7	kg H2SO4/tonne	ME-CA-[ENV]ARD-LAK-AN-008	Miller et al. (1997)
Vol NaOH to PH 4.5	mL	NA	
Vol NaOH to PH 7.0	mL	NA	

Catharine Arnold

CHARTERED CATHARINE ARNOLD CHEMIST

Catharine Arnold, B.Sc., C.Chem
Project Specialist,
Environment, Health & Safety

OnLine LIMS

0004323772

Results relate only to the sample tested. Data reported represents the sample submitted to SGS. Reproduction of this analytical report in full or in part is prohibited without prior written approval. Please refer to SGS General Conditions of Services located at https://www.sgs.ca/en/terms-and-conditions (Printed copies are available upon request.)
Test method information available upon request. "Temperature Upon Receipt" is representative of the whole shipment and may not reflect the temperature of individual samples.
SGS Canada Inc. Environment-Health & Safety statement of conformity decision rule does not consider uncertainty when analytical results are compared to a specified standard or regulation.

SGS Canada Inc.
P.O. Box 4300 - 185 Concession St.
Lakefield - Ontario - KOL 2HO
Phone: 705-652-2000 FAX: 705-652-6365

12-November-2025

Great Bear Resources Ltd.
Attn : Ashley Moncrief

1020 - 800 West Pender St.
Vancouver, BC
V6C 2V6, Canada

Phone: 778-833-2160
Fax:

Date Rec. : 05 December 2022
LR Report: **CA19043-DEC22**
Reference: Great Bear Project/OMGS21045

Copy: #4

CERTIFICATE OF ANALYSIS
Final Report - Revised

Analysis	9: DX 550074	11: DX 550081	12: DX 550080	14: DX 550083	15: DX 550084	16: DX 550085	17: DX 550107	18: DX 550108	19: DX 550109	20: DX 550086
Sample Date & Time	N/A	N/A	N/A	N/A	N/A	N/A	N/A	N/A	N/A	N/A
Sample weight [g]	250	250	250	250	250	250	250	250	250	250
Volume D.I. Water [mL]	750	750	750	750	750	750	750	750	750	750
Final pH [no unit]	8.37	9.24	9.38	9.63	8.91	9.43	8.77	9.31	8.67	8.87
pH [No unit]	7.88	7.96	7.78	8.64	7.62	7.91	7.85	8.00	7.45	7.89
Conductivity [uS/cm]	176	78	80	74	119	88	240	84	211	95
Alkalinity [mg/L as CaCO3]	39	30	28	33	28	31	21	30	16	26
SO4 [mg/L]	36	3.3	3.9	< 2	8.3	< 2	99	6.9	59	12
Total P [mg/L]	< 0.03	< 0.03	< 0.03	0.11	< 0.03	< 0.03	< 0.03	< 0.03	< 0.03	< 0.03
Hg [mg/L]	< 0.00001	< 0.00001	< 0.00001	< 0.00001	< 0.00001	< 0.00001	< 0.00001	< 0.00001	< 0.00001	< 0.00001
Ag [mg/L]	< 0.00005	< 0.00005	< 0.00005	< 0.00005	0.00008	< 0.00005	< 0.00005	< 0.00005	0.00007	0.00014
Al [mg/L]	0.561	1.00	1.17	0.576	0.941	0.509	0.582	1.09	0.792	0.876
As [mg/L]	0.0011	0.0062	0.0400	0.515	0.0845	0.0305	0.0135	0.0774	0.0108	0.0161
Ba [mg/L]	0.00208	0.00151	0.00168	0.0137	0.00792	0.206	0.00895	0.00130	0.00324	0.0102
B [mg/L]	0.042	0.031	0.022	0.010	0.015	0.010	0.019	0.021	0.028	0.041
Be [mg/L]	< 0.000007	< 0.000007	< 0.000007	< 0.000007	< 0.000007	< 0.000007	< 0.000007	< 0.000007	< 0.000007	< 0.000007
Bi [mg/L]	< 0.00001	0.00001	< 0.00001	0.00009	0.00005	0.00018	0.00002	0.00005	0.00001	0.00021
Ca [mg/L]	25.1	8.15	7.45	7.08	8.08	7.52	40.5	8.82	26.4	11.0
Cd [mg/L]	< 0.000003	0.000003	0.000003	< 0.000003	< 0.000003	0.000003	< 0.000003	< 0.000003	< 0.000003	< 0.000003

OnLine LIMS

0004325396

Results relate only to the sample tested. Data reported represents the sample submitted to SGS. Reproduction of this analytical report in full or in part is prohibited without prior written approval. Please refer to SGS General Conditions of Services located at https://www.sgs.ca/en/terms-and-conditions (Printed copies are available upon request.)
Test method information available upon request. "Temperature Upon Receipt" is representative of the whole shipment and may not reflect the temperature of individual samples.
SGS Canada Inc. Environment-Health & Safety statement of conformity decision rule does not consider uncertainty when analytical results are compared to a specified standard or regulation.

SGS Canada Inc.
P.O. Box 4300 - 185 Concession St.
Lakefield - Ontario - KOL 2HO
Phone: 705-652-2000 FAX: 705-652-6365

Analysis	9: DX 550074	11: DX 550081	12: DX 550080	14: DX 550083	15: DX 550084	16: DX 550085	17: DX 550107	18: DX 550108	19: DX 550109	20: DX 550086
Co [mg/L]	0.000032	0.000037	0.000042	0.000044	0.000045	0.000043	0.000044	0.000036	0.000034	0.000043
Cr [mg/L]	0.00087	0.00076	0.00053	0.00041	0.00094	0.00037	0.00075	0.00063	0.00076	0.00068
Cu [mg/L]	< 0.0002	0.0005	0.0005	0.0007	0.0005	0.0004	0.0004	0.0007	0.0004	0.0006
Fe [mg/L]	0.011	0.026	0.017	0.019	0.070	0.029	0.010	0.012	0.011	0.026
K [mg/L]	9.74	5.68	6.51	7.16	16.7	8.74	8.43	8.31	11.6	7.97
Li [mg/L]	0.0030	0.0054	0.0056	0.0038	0.0058	0.0026	0.0038	0.0040	0.0041	0.0032
Mg [mg/L]	2.08	0.244	0.307	0.489	0.739	0.415	1.01	0.519	0.894	0.656
Mn [mg/L]	0.00385	0.00235	0.00374	0.00146	0.00558	0.00445	0.0137	0.00342	0.0335	0.00928
Mo [mg/L]	0.00033	0.00069	0.00056	0.00045	0.00045	0.00105	0.00057	0.00060	0.00043	0.00047
Na [mg/L]	4.50	5.28	4.18	4.37	3.78	4.02	4.40	3.30	4.18	2.86
Ni [mg/L]	0.0019	0.0004	0.0007	0.0005	0.0006	0.0003	0.0005	0.0006	0.0005	0.0007
P [mg/L]	< 0.003	0.004	0.011	0.015	0.019	0.009	0.007	0.018	0.014	0.016
Pb [mg/L]	< 0.00009	0.00083	0.00043	0.00020	0.00022	0.00031	< 0.00009	0.00041	< 0.00009	0.00029
Sb [mg/L]	0.0011	0.0027	0.0047	0.0050	0.0035	0.0022	0.0060	0.0070	0.0049	0.0067
Se [mg/L]	0.00019	0.00067	0.00026	0.0116	0.00508	0.0110	0.00157	0.00417	0.00226	0.00277
Si [mg/L]	1.18	3.32	3.82	6.15	2.61	4.93	2.71	3.76	2.53	3.22
Sn [mg/L]	< 0.00006	< 0.00006	< 0.00006	0.00007	< 0.00006	0.00011	< 0.00006	0.00007	0.00006	0.00006
Sr [mg/L]	0.08098	0.02700	0.01659	0.04469	0.02618	0.06293	0.08239	0.01571	0.05450	0.02552
Ti [mg/L]	0.00007	0.00080	0.00066	0.00090	0.00258	0.00221	0.00022	0.00071	0.00036	0.00144
Tl [mg/L]	0.000013	< 0.000005	< 0.000005	< 0.000005	0.000005	0.000005	0.000012	0.000011	0.000015	0.000011
U [mg/L]	0.000108	0.00131	0.00192	0.000630	0.000899	0.00147	0.000745	0.00229	0.00125	0.00188
V [mg/L]	0.00015	0.00022	0.00072	0.0103	0.00596	0.00819	0.00225	0.00534	0.00266	0.00343
W [mg/L]	0.00034	0.00150	0.00111	0.00471	0.00241	0.00862	0.00225	0.00505	0.00238	0.00595
Zn [mg/L]	< 0.002	< 0.002	< 0.002	< 0.002	< 0.002	< 0.002	< 0.002	< 0.002	< 0.002	< 0.002

Analysis	26: DX 550063	28: DX 550065	31: DX 550072	32: DX 550073	34: DX 550051	36: DX 550054	37: DX 550055	38: DX 550053	41: DX 550057	43: DX 550060
Sample Date & Time	N/A	N/A	N/A	N/A	N/A	N/A	N/A	N/A	N/A	N/A
Sample weight [g]	250	250	130	250	250	250	250	250	250	250
Volume D.I. Water [mL]	750	750	390	750	750	750	750	750	750	750
Final pH [no unit]	9.23	9.59	9.58	9.66	9.10	9.57	9.50	9.66	9.71	9.24
pH [No unit]	7.99	8.21	7.76	8.51	8.16	9.21	8.05	8.81	9.24	8.21

OnLine LIMS

0004325396

Results relate only to the sample tested. Data reported represents the sample submitted to SGS. Reproduction of this analytical report in full or in part is prohibited without prior written approval. Please refer to SGS General Conditions of Services located at https://www.sgs.ca/en/terms-and-conditions (Printed copies are available upon request.)
Test method information available upon request. "Temperature Upon Receipt" is representative of the whole shipment and may not reflect the temperature of individual samples.
SGS Canada Inc. Environment-Health & Safety statement of conformity decision rule does not consider uncertainty when analytical results are compared to a specified standard or regulation.

SGS Canada Inc.
P.O. Box 4300 - 185 Concession St.
Lakefield - Ontario - KOL 2HO
Phone: 705-652-2000 FAX: 705-652-6365

LR Report : **CA19043-DEC22**

Analysis	26: DX 550063	28: DX 550065	31: DX 550072	32: DX 550073	34: DX 550051	36: DX 550054	37: DX 550055	38: DX 550053	41: DX 550057	43: DX 550060
Conductivity [uS/cm]	42	68	56	57	61	70	56	47	69	103
Alkalinity [mg/L as CaCO3]	27	30	30	30	28	33	27	28	35	35
SO4 [mg/L]	< 2	< 2	< 2	< 2	< 2	< 2	< 2	< 2	< 2	3.0
Total P [mg/L]	NSS	< 0.03	< 0.03	< 0.03	< 0.03	< 0.03	< 0.03	< 0.03	< 0.03	< 0.03
Hg [mg/L]	< 0.00001	< 0.00001	< 0.00001	< 0.00001	< 0.00001	< 0.00001	< 0.00001	< 0.00001	< 0.00001	< 0.00001
Ag [mg/L]	< 0.00005	< 0.00005	< 0.00005	< 0.00005	< 0.00005	< 0.00005	< 0.00005	< 0.00005	< 0.00005	< 0.00005
Al [mg/L]	1.71	1.31	0.673	0.842	1.05	0.813	0.812	0.941	1.44	0.687
As [mg/L]	0.0175	0.0566	0.0008	0.0179	0.0073	0.0011	0.0010	0.0015	0.0008	< 0.0002
Ba [mg/L]	0.00198	0.00602	0.0117	0.00329	0.00353	0.0125	0.00864	0.00830	0.00948	0.0242
B [mg/L]	0.015	0.028	0.011	0.017	0.022	0.018	0.026	0.016	0.014	0.021
Be [mg/L]	< 0.000007	< 0.000007	< 0.000007	< 0.000007	< 0.000007	< 0.000007	< 0.000007	< 0.000007	< 0.000007	< 0.000007
Bi [mg/L]	0.00004	< 0.00001	< 0.00001	< 0.00001	< 0.00001	< 0.00001	< 0.00001	< 0.00001	< 0.00001	< 0.00001
Ca [mg/L]	3.30	5.16	5.52	4.89	7.71	4.46	6.53	5.46	4.29	7.80
Cd [mg/L]	< 0.000003	< 0.000003	< 0.000003	0.000003	< 0.000003	< 0.000003	< 0.000003	< 0.000003	< 0.000003	< 0.000003
Co [mg/L]	0.000049	0.000013	0.000010	0.000016	0.000010	0.000023	0.000020	0.000009	0.000031	0.000009
Cr [mg/L]	0.00130	0.00042	0.00024	0.00070	0.00043	0.00058	0.00066	0.00066	0.00072	0.00065
Cu [mg/L]	0.0006	< 0.0002	< 0.0002	< 0.0002	< 0.0002	< 0.0002	< 0.0002	< 0.0002	0.0004	< 0.0002
Fe [mg/L]	0.226	0.026	0.011	0.014	0.009	0.016	0.012	0.012	0.017	0.012
K [mg/L]	16.7	11.9	8.51	6.69	3.96	10.6	2.19	2.97	14.4	12.2
Li [mg/L]	0.0048	0.0040	0.0008	0.0013	0.0024	0.0037	0.0007	0.0008	0.0066	0.0014
Mg [mg/L]	0.295	0.289	0.593	0.457	0.815	0.276	0.773	0.502	0.114	1.00
Mn [mg/L]	0.00303	0.00067	0.00079	0.00059	0.00084	0.00074	0.00121	0.00086	0.00045	0.00118
Mo [mg/L]	0.00049	0.00029	0.00035	0.00031	0.00053	0.00037	0.00036	0.00038	0.00021	0.00021
Na [mg/L]	2.15	2.74	1.38	3.11	2.19	4.74	2.96	4.24	3.31	6.37
Ni [mg/L]	0.0007	0.0003	0.0001	0.0002	0.0002	0.0003	0.0003	0.0002	0.0004	0.0003
P [mg/L]	0.018	0.009	0.003	0.007	0.003	0.007	0.003	< 0.003	0.005	< 0.003
Pb [mg/L]	0.00015	< 0.00009	< 0.00009	< 0.00009	< 0.00009	< 0.00009	< 0.00009	< 0.00009	< 0.00009	< 0.00009
Sb [mg/L]	0.0020	0.0024	0.0021	< 0.0009	0.0012	0.0024	0.0026	0.0016	0.0009	< 0.0009
Se [mg/L]	0.00019	0.00010	0.00018	0.00024	0.00041	0.00031	0.00019	0.00024	0.00030	0.00017
Si [mg/L]	3.06	3.41	2.58	2.86	1.83	4.38	2.76	3.29	3.90	1.86
Sn [mg/L]	0.00009	< 0.00006	< 0.00006	< 0.00006	0.00009	< 0.00006	< 0.00006	< 0.00006	< 0.00006	< 0.00006
Sr [mg/L]	0.00819	0.0209	0.0376	0.0311	0.0379	0.0258	0.0391	0.0324	0.0104	0.0471
Ti [mg/L]	0.00811	0.00056	0.00017	0.00035	0.00015	0.00026	0.00008	0.00011	0.00050	0.00026

OnLine LIMS

0004325396

Results relate only to the sample tested. Data reported represents the sample submitted to SGS. Reproduction of this analytical report in full or in part is prohibited without prior written approval. Please refer to SGS General Conditions of Services located at https://www.sgs.ca/en/terms-and-conditions (Printed copies are available upon request.)
Test method information available upon request. "Temperature Upon Receipt" is representative of the whole shipment and may not reflect the temperature of individual samples.
SGS Canada Inc. Environment-Health & Safety statement of conformity decision rule does not consider uncertainty when analytical results are compared to a specified standard or regulation.

SGS Canada Inc.
P.O. Box 4300 - 185 Concession St.
Lakefield - Ontario - KOL 2HO
Phone: 705-652-2000 FAX: 705-652-6365

Analysis	26: DX 550063	28: DX 550065	31: DX 550072	32: DX 550073	34: DX 550051	36: DX 550054	37: DX 550055	38: DX 550053	41: DX 550057	43: DX 550060
Tl [mg/L]	0.000005	< 0.000005	< 0.000005	0.000006	0.000009	< 0.000005	< 0.000005	< 0.000005	< 0.000005	< 0.000005
U [mg/L]	0.000647	0.000303	0.000010	0.000016	0.000023	0.000031	0.000020	0.000024	0.000061	0.000009
V [mg/L]	0.00314	0.00524	0.00679	0.0114	0.00431	0.0176	0.00834	0.00831	0.0197	0.00159
W [mg/L]	0.00080	0.00127	0.00135	0.00129	0.00046	0.00119	0.00088	0.00090	0.00144	0.00162
Zn [mg/L]	< 0.002	< 0.002	< 0.002	< 0.002	< 0.002	< 0.002	< 0.002	< 0.002	< 0.002	< 0.002

Analysis	44: DX 550061	45: DX 550088	48: DX 550091	53: DX 550096	54: DX 550097
Sample Date & Time	N/A	N/A	N/A	N/A	N/A
Sample weight [g]	250	250	250	250	250
Volume D.I. Water [mL]	750	750	750	750	750
Final pH [no unit]	9.13	9.47	9.42	9.64	9.34
pH [No unit]	7.88	8.20	8.94	8.84	8.14
Conductivity [uS/cm]	117	54	58	61	70
Alkalinity [mg/L as CaCO3]	47	30	31	29	30
SO4 [mg/L]	< 2	< 2	< 2	< 2	< 2
Total P [mg/L]	< 0.03	< 0.03	< 0.03	< 0.03	< 0.03
Hg [mg/L]	< 0.00001	< 0.00001	< 0.00001	< 0.00001	< 0.00001
Ag [mg/L]	< 0.00005	< 0.00005	< 0.00005	< 0.00005	< 0.00005
Al [mg/L]	0.506	0.634	0.936	1.23	0.742
As [mg/L]	0.0003	0.0011	0.0010	0.0111	0.0022
Ba [mg/L]	0.0309	0.00245	0.00245	0.0111	0.0178
B [mg/L]	0.017	0.015	0.020	0.012	0.024
Be [mg/L]	< 0.000007	< 0.000007	< 0.000007	< 0.000007	< 0.000007
Bi [mg/L]	< 0.00001	< 0.00001	< 0.00001	< 0.00001	< 0.00001
Ca [mg/L]	7.28	6.59	5.15	4.66	7.86
Cd [mg/L]	< 0.000003	< 0.000003	< 0.000003	< 0.000003	< 0.000003
Co [mg/L]	0.000025	0.000010	0.000014	0.000022	0.000010
Cr [mg/L]	0.00079	0.00077	0.00059	0.00055	0.00042
Cu [mg/L]	< 0.0002	< 0.0002	< 0.0002	0.0003	< 0.0002
Fe [mg/L]	0.011	0.012	0.014	0.032	0.008
K [mg/L]	12.1	2.76	2.78	13.4	7.94

OnLine LIMS

0004325396

Results relate only to the sample tested. Data reported represents the sample submitted to SGS. Reproduction of this analytical report in full or in part is prohibited without prior written approval. Please refer to SGS General Conditions of Services located at https://www.sgs.ca/en/terms-and-conditions (Printed copies are available upon request.)
Test method information available upon request. "Temperature Upon Receipt" is representative of the whole shipment and may not reflect the temperature of individual samples.
SGS Canada Inc. Environment-Health & Safety statement of conformity decision rule does not consider uncertainty when analytical results are compared to a specified standard or regulation.

SGS Canada Inc.
P.O. Box 4300 - 185 Concession St.
Lakefield - Ontario - KOL 2HO
Phone: 705-652-2000 FAX: 705-652-6365

LR Report : **CA19043-DEC22**

Analysis	44: DX 550061	45: DX 550088	48: DX 550091	53: DX 550096	54: DX 550097
Li [mg/L]	0.0036	0.0004	0.0006	0.0062	0.0039
Mg [mg/L]	1.75	0.902	0.495	0.203	0.780
Mn [mg/L]	0.00177	0.00078	0.00092	0.00059	0.00123
Mo [mg/L]	0.00030	0.00029	0.00024	0.00020	0.00025
Na [mg/L]	6.12	1.72	6.05	1.27	2.19
Ni [mg/L]	0.0010	0.0002	0.0002	0.0003	0.0002
P [mg/L]	0.004	0.004	0.004	0.010	< 0.003
Pb [mg/L]	< 0.00009	< 0.00009	< 0.00009	< 0.00009	< 0.00009
Sb [mg/L]	< 0.0009	< 0.0009	0.0023	0.0018	0.0011
Se [mg/L]	0.00011	0.00005	0.00019	0.00038	0.00009
Si [mg/L]	1.76	2.71	3.03	4.12	2.52
Sn [mg/L]	0.00006	< 0.00006	< 0.00006	< 0.00006	0.00007
Sr [mg/L]	0.0443	0.0381	0.0283	0.0203	0.0251
Ti [mg/L]	0.00010	0.00008	0.00024	0.00090	0.00005
Tl [mg/L]	< 0.000005	< 0.000005	< 0.000005	< 0.000005	< 0.000005
U [mg/L]	0.000006	0.000015	0.000027	0.000036	0.000021
V [mg/L]	0.00112	0.00495	0.00788	0.0116	0.00301
W [mg/L]	0.00071	0.00072	0.00130	0.00103	0.00082
Zn [mg/L]	< 0.002	< 0.002	< 0.002	< 0.002	< 0.002

Revised report with sample changes as per client request.Revised report with selected samples included. - June 2023

**Revised report with selected samples and analysis as per client request - 21-Sep-25 LT
Revised report #3 with sample changes as per client request - NOV 2025

Method Descriptions

Parameter	Units	SGS Method Code	Reference Method Code
	g	NA	Sample weight

OnLine LIMS

Results relate only to the sample tested. Data reported represents the sample submitted to SGS. Reproduction of this analytical report in full or in part is prohibited without prior written approval. Please refer to SGS General Conditions of Services located at https://www.sgs.ca/en/terms-and-conditions (Printed copies are available upon request.)
Test method information available upon request. "Temperature Upon Receipt" is representative of the whole shipment and may not reflect the temperature of individual samples.
SGS Canada Inc. Environment-Health & Safety statement of conformity decision rule does not consider uncertainty when analytical results are compared to a specified standard or regulation.

SGS Canada Inc.
P.O. Box 4300 - 185 Concession St.
Lakefield - Ontario - KOL 2HO
Phone: 705-652-2000 FAX: 705-652-6365

LR Report : **CA19043-DEC22**

Parameter	Units	SGS Method Code	Reference Method Code
	mL	NA	Volume
	no unit	NA	SM 4500
Alkalinity	mg/L as CaCO3	ME-CA-[ENV]EWL-LAK-AN-006	SM 2320
Anions by IC	mg/L	ME-CA-[ENV]IC-LAK-AN-001	EPA300/MA300-Ions1.3
Conductivity	uS/cm	ME-CA-[ENV]EWL-LAK-AN-006	SM 2510
Inorganics-General	mg/L	ME-CA-[ENV]SPE-LAK-AN-004	EPA 7471A/SM 3112B
Metals in aqueous samples - ICP-MS	mg/L	ME-CA-[ENV]SPE-LAK-AN-006	SM 3030/EPA 200.8
pH	No unit	ME-CA-[ENV]EWL-LAK-AN-006	SM 4500
Phosphorus by SFA	mg/L	ME-CA-[ENV]SFA-LAK-AN-003	SM 4500-P J

Catharine Arnold

CHARTERED CHEMICAL PROFESSION OF ONTARIO CATHARINE ARNOLD CHEMIST

Catharine Arnold, B.Sc., C.Chem
Project Specialist,
Environment, Health & Safety

OnLine LNMS

0004325396

Results relate only to the sample tested. Data reported represents the sample submitted to SGS. Reproduction of this analytical report in full or in part is prohibited without prior written approval. Please refer to SGS General Conditions of Services located at https://www.sgs.ca/en/terms-and-conditions (Printed copies are available upon request.)
Test method information available upon request. "Temperature Upon Receipt" is representative of the whole shipment and may not reflect the temperature of individual samples.
SGS Canada Inc. Environment-Health & Safety statement of conformity decision rule does not consider uncertainty when analytical results are compared to a specified standard or regulation.

SGS Canada Inc.
P.O. Box 4300 - 185 Concession St.
Lakefield - Ontario - KOL 2HO
Phone: 705-652-2000 FAX: 705-652-6365

Quality Control Report

Inorganic Analysis														
Parameter	Reporting Limit	Unit	Method Blank	Duplicate				LCS / Spike Blank			Matrix Spike / Reference Material			
				Result 1	Result 2	RPD	Acceptance Criteria	Spike Recovery (%)	Recovery Limits (%)		Spike Recovery (%)	Recovery Limits (%)		
							%		Low	High		Low	High	
Alkalinity - QCBatchID: EWL0324-DEC22														
Alkalinity	2	mg/L as Ca	< 2			3	20	102	80	120	NA			
Alkalinity - QCBatchID: EWL0336-DEC22														
Alkalinity	2	mg/L as Ca	< 2			ND	20	104	80	120	NA			
Alkalinity - QCBatchID: EWL0343-DEC22														
Alkalinity	2	mg/L as Ca	< 2			0	20	98	80	120	NA			
Anions by IC - QCBatchID: DIO0497-DEC22														
Sulphate	0.2	mg/L	<0.2			6	20	102	90	110	93	75	125	
Anions by IC - QCBatchID: DIO0498-DEC22														
Sulphate	0.2	mg/L	<0.2			12	20	100	90	110	NV	75	125	
Anions by IC - QCBatchID: DIO0548-DEC22														
Sulphate	0.2	mg/L	<0.2			1	20	95	90	110	NV	75	125	
Conductivity - QCBatchID: EWL0324-DEC22														
Conductivity	2	uS/cm	< 2			2	10	99	90	110	NA			
Conductivity - QCBatchID: EWL0336-DEC22														
Conductivity	2	uS/cm	< 2			0	10	99	90	110	NA			
Conductivity - QCBatchID: EWL0343-DEC22														
Conductivity	2	uS/cm	< 2			0	10	98	90	110	NA			
Inorganics-General - QCBatchID: EHG0036-DEC22														
Mercury	0.00001	mg/L	< 0.00001			ND	20	119	80	120	123	70	130	
Metals in aqueous samples - ICP-MS - QCBatchID: EMS0165-DEC22														
Aluminum	0.001	mg/L	<0.001			5	20	98	90	110	110	70	130	
Antimony	0.0009	mg/L	<0.0009			2	20	102	90	110	109	70	130	
Arsenic	0.0002	mg/L	<0.0002			ND	20	96	90	110	104	70	130	
Barium	0.00008	mg/L	<0.00002			3	20	91	90	110	97	70	130	
Beryllium	0.000007	mg/L	<0.000007			ND	20	92	90	110	101	70	130	
Bismuth	0.00001	mg/L	<0.00001			ND	20	101	90	110	93	70	130	
Boron	0.002	mg/L	<0.002			3	20	103	90	110	99	70	130	
Cadmium	0.000003	mg/L	<0.000003			ND	20	93	90	110	97	70	130	
Calcium	0.01	mg/L	<0.01			5	20	93	90	110	92	70	130	
Chromium	0.00008	mg/L	<0.00008			14	20	95	90	110	87	70	130	
Cobalt	0.000004	mg/L	<0.000004			20	20	93	90	110	93	70	130	
Copper	0.0002	mg/L	<0.0002			ND	20	92	90	110	90	70	130	
Iron	0.007	mg/L	<0.007			0	20	104	90	110	112	70	130	
Lead	0.00009	mg/L	<0.00001			2	20	95	90	110	102	70	130	
Lithium	0.0001	mg/L	<0.0001			5	20	104	90	110	104	70	130	

OnLine LIMS

0004325396

Results relate only to the sample tested. Data reported represents the sample submitted to SGS. Reproduction of this analytical report in full or in part is prohibited without prior written approval. Please refer to SGS General Conditions of Services located at https://www.sgs.ca/en/terms-and-conditions (Printed copies are available upon request.)
Test method information available upon request. "Temperature Upon Receipt" is representative of the whole shipment and may not reflect the temperature of individual samples.
SGS Canada Inc. Environment-Health & Safety statement of conformity decision rule does not consider uncertainty when analytical results are compared to a specified standard or regulation.

SGS Canada Inc.
P.O. Box 4300 - 185 Concession St.
Lakefield - Ontario - KOL 2HO
Phone: 705-652-2000 FAX: 705-652-6365

Inorganic Analysis													
Parameter	Reporting Limit	Unit	Method Blank	Duplicate				LCS / Spike Blank			Matrix Spike / Reference Material		
				Result 1	Result 2	RPD	Acceptance Criteria	Spike Recovery (%)	Recovery Limits (%)		Spike Recovery (%)	Recovery Limits (%)	
							%		Low	High		Low	High
Magnesium	0.001	mg/L	<0.001			5	20	92	90	110	90	70	130
Manganese	0.00001	mg/L	<0.00001			6	20	96	90	110	99	70	130
Molybdenum	0.00004	mg/L	<0.00004			20	20	104	90	110	106	70	130
Nickel	0.0001	mg/L	<0.0001			15	20	97	90	110	100	70	130
Phosphorus	0.003	mg/L	<0.003			ND	20	92	90	110	NV	70	130
Potassium	0.003	mg/L	<0.009			4	20	93	90	110	92	70	130
Selenium	0.00004	mg/L	<0.00004			10	20	96	90	110	122	70	130
Silicon	0.02	mg/L	<0.02			1	20	100	90	110	NV	70	130
Silver	0.00005	mg/L	<0.00005			ND	20	95	90	110	99	70	130
Sodium	0.01	mg/L	<0.01			6	20	94	90	110	92	70	130
Strontium	0.00008	mg/L	<0.00002			4	20	91	90	110	93	70	130
Thallium	0.000005	mg/L	<0.000005			ND	20	93	90	110	98	70	130
Tin	0.00006	mg/L	<0.00006			8	20	104	90	110	NV	70	130
Titanium	0.00005	mg/L	<0.00005			ND	20	99	90	110	NV	70	130
Tungsten	0.00002	mg/L	<0.00002			4	20	96	90	110	NV	70	130
Uranium	0.000002	mg/L	<0.000002			4	20	92	90	110	99	70	130
Vanadium	0.00001	mg/L	<0.00001			10	20	94	90	110	94	70	130
Zinc	0.002	mg/L	<0.002			ND	20	94	90	110	99	70	130
pH - QCBatchID: EWL0324-DEC22													
pH	0.05	No unit	NA			1		101			NA		
pH - QCBatchID: EWL0336-DEC22													
pH	0.05	No unit	NA			1		101			NA		
pH - QCBatchID: EWL0343-DEC22													
pH	0.05	No unit	NA			0		100			NA		
Phosphorus by SFA - QCBatchID: SKA0210-DEC22													
Phosphorus (total)	0.03	mg/L	<0.03			4	10	97	90	110	93	75	125

OnLine LIMS

0004325396

Results relate only to the sample tested. Data reported represents the sample submitted to SGS. Reproduction of this analytical report in full or in part is prohibited without prior written approval. Please refer to SGS General Conditions of Services located at https://www.sgs.ca/en/terms-and-conditions (Printed copies are available upon request.)
Test method information available upon request. "Temperature Upon Receipt" is representative of the whole shipment and may not reflect the temperature of individual samples.
SGS Canada Inc. Environment-Health & Safety statement of conformity decision rule does not consider uncertainty when analytical results are compared to a specified standard or regulation.

SGS Canada Inc.
P.O. Box 4300 - 185 Concession St.
Lakefield - Ontario - KOL 2HO
Phone: 705-652-2000 FAX: 705-652-6365

12-November-2025

Great Bear Resources Ltd.
Attn : Ashley Moncrief

1020 - 800 West Pender St.
Vancouver, BC
V6C 2V6, Canada

Phone: 778-833-2160
Fax:

Date Rec. : 06 February 2023
LR Report: **CA19048-FEB23**
Reference: Great Bear Project/OMGS21045

Copy: #2

CERTIFICATE OF ANALYSIS
Final Report - Revised

Analysis	1: Analysis Start Date	2: Analysis Start Time	3: Analysis Completed Date	4: Analysis Completed Time	30: DX450027	32: DX450029	55:BLK: $D.I. Leachate Blank
Sample Date & Time					N/A	N/A	
Sample weight [g]	14-Feb-23	15:39	16-Feb-23	09:45	250	251	---
Volume D.I. Water [mL]	14-Feb-23	15:39	16-Feb-23	09:45	750	750	---
Final pH [no unit]	15-Feb-23	17:05	16-Feb-23	09:45	9.32	9.48	5.87
pH [No unit]	16-Feb-23	17:06	17-Feb-23	16:58	7.70	7.72	5.77
Conductivity [uS/cm]	16-Feb-23	17:06	17-Feb-23	16:58	88	86	11
Alkalinity [mg/L as CaCO3]	16-Feb-23	17:06	17-Feb-23	16:58	25	29	2
SO4 [mg/L]	21-Feb-23	08:34	22-Feb-23	10:28	7	6	< 2
Total P [mg/L]	16-Feb-23	16:31	17-Feb-23	14:09	0.03	0.04	< 0.03
Hg [mg/L]	21-Feb-23	07:43	21-Feb-23	11:31	< 0.00001	< 0.00001	< 0.00001
Ag [mg/L]	21-Feb-23	12:25	22-Feb-23	09:00	0.00007	< 0.00005	< 0.00005
Al [mg/L]	21-Feb-23	12:25	22-Feb-23	09:00	1.19	0.932	< 0.001
As [mg/L]	21-Feb-23	12:25	22-Feb-23	09:00	0.0145	0.0532	< 0.0002
Ba [mg/L]	21-Feb-23	12:25	22-Feb-23	09:00	0.00192	0.00308	< 0.00008
B [mg/L]	21-Feb-23	12:25	22-Feb-23	09:00	0.030	0.036	0.003
Be [mg/L]	21-Feb-23	12:25	22-Feb-23	09:00	0.000007	< 0.000007	< 0.000007
Bi [mg/L]	21-Feb-23	12:25	22-Feb-23	09:00	0.00023	0.00002	< 0.00001

OnLine LIMS

0004325336

Results relate only to the sample tested. Data reported represents the sample submitted to SGS. Reproduction of this analytical report in full or in part is prohibited without prior written approval. Please refer to SGS General Conditions of Services located at https://www.sgs.ca/en/terms-and-conditions (Printed copies are available upon request.)
Test method information available upon request. "Temperature Upon Receipt" is representative of the whole shipment and may not reflect the temperature of individual samples.
SGS Canada Inc. Environment-Health & Safety statement of conformity decision rule does not consider uncertainty when analytical results are compared to a specified standard or regulation.

SGS Canada Inc.
P.O. Box 4300 - 185 Concession St.
Lakefield - Ontario - KOL 2HO
Phone: 705-652-2000 FAX: 705-652-6365

Analysis	1: Analysis Start Date	2: Analysis Start Time	3: Analysis Completed Date	4: Analysis Completed Time	30: DX450027	32: DX450029	55:BLK: $D.I. Leachate Blank
Ca [mg/L]	21-Feb-23	12:25	22-Feb-23	09:00	6.43	6.38	0.01
Cd [mg/L]	21-Feb-23	12:25	22-Feb-23	09:00	0.000055	0.000003	0.000003
Co [mg/L]	21-Feb-23	12:25	22-Feb-23	09:00	0.000042	0.000025	0.000010
Cr [mg/L]	21-Feb-23	12:25	22-Feb-23	09:00	0.00009	0.00017	< 0.00008
Cu [mg/L]	21-Feb-23	12:25	22-Feb-23	09:00	0.0005	0.0004	0.0002
Fe [mg/L]	21-Feb-23	12:25	22-Feb-23	09:00	0.073	0.041	< 0.007
K [mg/L]	21-Feb-23	12:25	22-Feb-23	09:00	11.9	9.96	< 0.009
Li [mg/L]	21-Feb-23	12:25	22-Feb-23	09:00	0.0037	0.0047	< 0.0001
Mg [mg/L]	21-Feb-23	12:25	22-Feb-23	09:00	0.390	0.433	0.002
Mn [mg/L]	21-Feb-23	12:25	22-Feb-23	09:00	0.00437	0.00130	0.00013
Mo [mg/L]	21-Feb-23	12:25	22-Feb-23	09:00	0.00053	0.00061	0.00016
Na [mg/L]	21-Feb-23	12:25	22-Feb-23	09:00	3.00	3.82	0.01
Ni [mg/L]	21-Feb-23	12:25	22-Feb-23	09:00	0.0013	0.0009	< 0.0001
P [mg/L]	21-Feb-23	12:25	22-Feb-23	09:00	0.013	0.017	< 0.003
Pb [mg/L]	21-Feb-23	12:25	22-Feb-23	09:00	0.00254	< 0.00009	< 0.00009
Sb [mg/L]	21-Feb-23	12:25	22-Feb-23	09:00	0.0060	0.0022	< 0.0009
Se [mg/L]	21-Feb-23	12:25	22-Feb-23	09:00	0.00020	0.00021	< 0.00004
Si [mg/L]	21-Feb-23	12:25	22-Feb-23	09:00	2.63	3.06	< 0.02
Sn [mg/L]	21-Feb-23	12:25	22-Feb-23	09:00	0.00014	0.00012	0.00010
Sr [mg/L]	21-Feb-23	12:25	22-Feb-23	09:00	0.0201	0.0293	< 0.00008
Ti [mg/L]	21-Feb-23	12:25	22-Feb-23	09:00	0.00611	0.00366	< 0.00005
Tl [mg/L]	21-Feb-23	12:25	22-Feb-23	09:00	0.000017	0.000012	0.000010
U [mg/L]	21-Feb-23	12:25	22-Feb-23	09:00	0.00563	0.00349	< 0.000002
V [mg/L]	21-Feb-23	12:25	22-Feb-23	09:00	0.00444	0.00881	< 0.00001
W [mg/L]	21-Feb-23	12:25	22-Feb-23	09:00	0.00115	0.00215	< 0.00002
Zn [mg/L]	21-Feb-23	12:25	22-Feb-23	09:00	0.009	0.002	< 0.002

Revised report with sample changes as per client request.

OnLine LNMS

Results relate only to the sample tested. Data reported represents the sample submitted to SGS. Reproduction of this analytical report in full or in part is prohibited without prior written approval. Please refer to SGS General Conditions of Services located at https://www.sgs.ca/en/terms-and-conditions (Printed copies are available upon request.)
Test method information available upon request. "Temperature Upon Receipt" is representative of the whole shipment and may not reflect the temperature of individual samples.
SGS Canada Inc. Environment-Health & Safety statement of conformity decision rule does not consider uncertainty when analytical results are compared to a specified standard or regulation.

SGS Canada Inc.
P.O. Box 4300 - 185 Concession St.
Lakefield - Ontario - KOL 2HO
Phone: 705-652-2000 FAX: 705-652-6365

Method Descriptions

Parameter	Units	SGS Method Code	Reference Method Code
	g	NA	Sample weight
	mL	NA	Volume
	no unit	NA	SM 4500
Alkalinity	mg/L as CaCO3	ME-CA-[ENV]EWL-LAK-AN-006	SM 2320
Anions by discrete analyzer	mg/L	ME-CA-[ENV]EWL-LAK-AN-026	US EPA 375.4
Conductivity	uS/cm	ME-CA-[ENV]EWL-LAK-AN-006	SM 2510
Inorganics-General	mg/L	ME-CA-[ENV]SPE-LAK-AN-004	EPA 7471A/SM 3112B
Metals in aqueous samples - ICP-MS	mg/L	ME-CA-[ENV]SPE-LAK-AN-006	SM 3030/EPA 200.8
pH	No unit	ME-CA-[ENV]EWL-LAK-AN-006	SM 4500
Phosphorus by SFA	mg/L	ME-CA-[ENV]SFA-LAK-AN-003	SM 4500-P J

Catharine Arnold

CHARTERED CATHARINE ARNOLD CHEMIST

Catharine Arnold, B.Sc., C.Chem
Project Specialist,
Environment, Health & Safety

OnLine LNMS

0004325336

Results relate only to the sample tested. Data reported represents the sample submitted to SGS. Reproduction of this analytical report in full or in part is prohibited without prior written approval. Please refer to SGS General Conditions of Services located at https://www.sgs.ca/en/terms-and-conditions (Printed copies are available upon request.)
Test method information available upon request. "Temperature Upon Receipt" is representative of the whole shipment and may not reflect the temperature of individual samples.
SGS Canada Inc. Environment-Health & Safety statement of conformity decision rule does not consider uncertainty when analytical results are compared to a specified standard or regulation.

SGS Canada Inc.
P.O. Box 4300 - 185 Concession St.
Lakefield - Ontario - K0L 2H0
Phone: 705-652-2000 FAX: 705-652-6365

Quality Control Report

Inorganic Analysis														
Parameter	Reporting Limit	Unit	Method Blank	Duplicate				LCS / Spike Blank			Matrix Spike / Reference Material			
				Result 1	Result 2	RPD	Acceptance Criteria	Spike Recovery (%)	Recovery Limits (%)		Spike Recovery (%)	Recovery Limits (%)		
							%		Low	High		Low	High	
Alkalinity - QCBatchID: EWL0281-FEB23														
Alkalinity	2	mg/L as Ca	< 2			0	20	98	80	120	NA			
Anions by discrete analyzer - QCBatchID: DIO5078-FEB23														
Sulphate	2	mg/L	<2			ND	20	109	80	120	110	75	125	
Conductivity - QCBatchID: EWL0281-FEB23														
Conductivity	2	uS/cm	< 2			0	10	99	90	110	NA			
Inorganics-General - QCBatchID: EHG0021-FEB23														
Mercury	0.00001	mg/L	< 0.00001			0	20	102	80	120	104	70	130	
Metals in aqueous samples - ICP-MS - QCBatchID: EMS0121-FEB23														
Aluminum	0.001	mg/L	<0.001			1	20	100	90	110	117	70	130	
Antimony	0.0009	mg/L	<0.0009			6	20	101	90	110	130	70	130	
Arsenic	0.0002	mg/L	<0.0002			2	20	99	90	110	110	70	130	
Barium	0.00008	mg/L	<0.00002			0	20	97	90	110	101	70	130	
Beryllium	0.000007	mg/L	<0.000007			0	20	94	90	110	100	70	130	
Bismuth	0.00001	mg/L	<0.00001			11	20	97	90	110	115	70	130	
Boron	0.002	mg/L	<0.002			2	20	103	90	110	98	70	130	
Cadmium	0.000003	mg/L	<0.000003			0	20	100	90	110	99	70	130	
Calcium	0.01	mg/L	<0.01			0	20	99	90	110	112	70	130	
Chromium	0.00008	mg/L	<0.00008			1	20	101	90	110	114	70	130	
Cobalt	0.000004	mg/L	<0.000004			3	20	99	90	110	98	70	130	
Copper	0.0002	mg/L	<0.0002			3	20	99	90	110	98	70	130	
Iron	0.007	mg/L	<0.007			2	20	99	90	110	125	70	130	
Lead	0.00009	mg/L	<0.00001			1	20	101	90	110	103	70	130	
Lithium	0.0001	mg/L	<0.0001			ND	20	96	90	110	88	70	130	
Magnesium	0.001	mg/L	<0.001			3	20	102	90	110	99	70	130	
Manganese	0.00001	mg/L	<0.00001			1	20	101	90	110	108	70	130	
Molybdenum	0.00004	mg/L	<0.00004			3	20	99	90	110	104	70	130	
Nickel	0.0001	mg/L	<0.0001			2	20	99	90	110	105	70	130	
Phosphorus	0.003	mg/L	<0.003			ND	20	100	90	110	NV	70	130	
Potassium	0.009	mg/L	<0.009			ND	20	101	90	110	101	70	130	
Selenium	0.00004	mg/L	<0.00004			1	20	102	90	110	92	70	130	
Silicon	0.02	mg/L	<0.02			ND	20	98	90	110	NV	70	130	
Silver	0.00005	mg/L	<0.00005			1	20	102	90	110	111	70	130	
Sodium	0.01	mg/L	<0.01			ND	20	104	90	110	106	70	130	
Strontium	0.00008	mg/L	<0.00002			2	20	102	90	110	100	70	130	
Thallium	0.000005	mg/L	<0.000005			2	20	99	90	110	102	70	130	

OnLine LIMS

0004325336

Results relate only to the sample tested. Data reported represents the sample submitted to SGS. Reproduction of this analytical report in full or in part is prohibited without prior written approval. Please refer to SGS General Conditions of Services located at https://www.sgs.ca/en/terms-and-conditions (Printed copies are available upon request.)
Test method information available upon request. "Temperature Upon Receipt" is representative of the whole shipment and may not reflect the temperature of individual samples.
SGS Canada Inc. Environment-Health & Safety statement of conformity decision rule does not consider uncertainty when analytical results are compared to a specified standard or regulation.

SGS Canada Inc.
P.O. Box 4300 - 185 Concession St.
Lakefield - Ontario - KOL 2HO
Phone: 705-652-2000 FAX: 705-652-6365

Inorganic Analysis														
Parameter	Reporting Limit	Unit	Method Blank	Duplicate				LCS / Spike Blank			Matrix Spike / Reference Material			
				Result 1	Result 2	RPD	Acceptance Criteria	Spike Recovery (%)	Recovery Limits (%)		Spike Recovery (%)	Recovery Limits (%)	
							%		Low	High		Low	High
Tin	0.00006	mg/L	<0.00006			6	20	94	90	110	NV	70	130
Titanium	0.00005	mg/L	<0.00005			2	20	104	90	110	NV	70	130
Tungsten	0.00002	mg/L	<0.00002			3	20	97	90	110	NV	70	130
Uranium	0.000002	mg/L	<0.000002			1	20	93	90	110	97	70	130
Vanadium	0.00001	mg/L	<0.00001			0	20	100	90	110	105	70	130
Zinc	0.002	mg/L	<0.002			1	20	99	90	110	NV	70	130
pH - QCBatchID: EWL0281-FEB23													
pH	0.05	No unit	NA			0		100			NA		
Phosphorus by SFA - QCBatchID: SKA0156-FEB23													
Phosphorus (total)	0.03	mg/L	<0.03			2	10	91	90	110	82	75	125

OnLine LIMS

0004325336

Results relate only to the sample tested. Data reported represents the sample submitted to SGS. Reproduction of this analytical report in full or in part is prohibited without prior written approval. Please refer to SGS General Conditions of Services located at https://www.sgs.ca/en/terms-and-conditions (Printed copies are available upon request.)
Test method information available upon request. "Temperature Upon Receipt" is representative of the whole shipment and may not reflect the temperature of individual samples.
SGS Canada Inc. Environment-Health & Safety statement of conformity decision rule does not consider uncertainty when analytical results are compared to a specified standard or regulation.

SGS Canada Inc.
P.O. Box 4300 - 185 Concession St.
Lakefield - Ontario - KOL 2HO
Phone: 705-652-2000 FAX: 705-652-6365

12-November-2025

Great Bear Resources Ltd.
Attn : Ashley Moncrief

1020 - 800 West Pender St.
Vancouver, BC
V6C 2V6, Canada

Phone: 778-833-2160
Fax:

Date Rec. : 15 June 2023
LR Report: **CA19048-JUN23**
Reference: Great Bear Project/OMGS21045 - Set 1

Copy: #3

CERTIFICATE OF ANALYSIS
Final Report - Revised

Analysis	1: Analysis Start Date	2: Analysis Start Time	3: Analysis Completed Date	4: Analysis Completed Time	10: 031811	17: 116744	19: 116743	20: 116745	23: 031762	35: 116737
Sample Date & Time					N/A	N/A	N/A	N/A	N/A	N/A
Sample weight [g]	18-Jul-23	07:36	20-Jul-23	10:12	250	250	250	250	250	250
Volume D.I. Water [mL]	18-Jul-23	07:36	20-Jul-23	10:12	750	750	750	750	750	750
pH [no unit]	19-Jul-23	08:05	20-Jul-23	10:12	9.35	9.40	9.62	9.71	8.16	9.36
pH [No unit]	19-Jul-23	13:42	26-Jul-23	10:53	8.64	7.88	8.14	7.75	7.07	7.94
Alkalinity [mg/L as CaCO3]	19-Jul-23	13:42	21-Jul-23	12:16	25	26	27	35	7	27
Acidity [mg/L as CaCO3]	19-Jul-23	13:42	21-Jul-23	12:16	< 2	< 2	< 2	< 2	10	< 2
Conductivity [uS/cm]	19-Jul-23	13:42	25-Jul-23	13:53	46	67	62	82	77	73
SO4 [mg/L]	21-Jul-23	07:44	21-Jul-23	15:26	< 2	5	4	2	18	6
Hg [mg/L]	21-Jul-23	14:22	25-Jul-23	17:26	0.00001	< 0.00001	0.00001	< 0.00001	< 0.00001	< 0.00001
Ag [mg/L]	21-Jul-23	23:05	26-Jul-23	11:02	< 0.00005	< 0.00005	< 0.00005	< 0.00005	< 0.00005	< 0.00005
Al [mg/L]	21-Jul-23	23:05	26-Jul-23	11:02	0.910	0.784	0.696	0.454	0.183	0.777
As [mg/L]	21-Jul-23	23:05	26-Jul-23	11:02	0.0009	0.0504	0.191	0.151	0.0013	0.497
Ba [mg/L]	21-Jul-23	23:05	26-Jul-23	11:02	0.00187	0.00187	0.00342	0.00161	0.00263	0.00909
B [mg/L]	21-Jul-23	23:05	26-Jul-23	11:02	0.004	0.016	0.005	0.029	0.017	0.009
Be [mg/L]	21-Jul-23	23:05	26-Jul-23	11:02	< 0.000007	< 0.000007	< 0.000007	< 0.000007	< 0.000007	< 0.000007

OnLine LIMS

0004325407

Results relate only to the sample tested. Data reported represents the sample submitted to SGS. Reproduction of this analytical report in full or in part is prohibited without prior written approval. Please refer to SGS General Conditions of Services located at https://www.sgs.ca/en/terms-and-conditions (Printed copies are available upon request.)
Test method information available upon request. "Temperature Upon Receipt" is representative of the whole shipment and may not reflect the temperature of individual samples.
SGS Canada Inc. Environment-Health & Safety statement of conformity decision rule does not consider uncertainty when analytical results are compared to a specified standard or regulation.

SGS Canada Inc.
P.O. Box 4300 - 185 Concession St.
Lakefield - Ontario - KOL 2HO
Phone: 705-652-2000 FAX: 705-652-6365

LR Report : **CA19048-JUN23**

Analysis	1: Analysis Start Date	2: Analysis Start Time	3: Analysis Completed Date	4: Analysis Completed Time	10: 031811	17: 116744	19: 116743	20: 116745	23: 031762	35: 116737
Bi [mg/L]	21-Jul-23	23:05	26-Jul-23	11:02	< 0.00001	< 0.00001	< 0.00001	< 0.00001	< 0.00001	< 0.00001
Ca [mg/L]	21-Jul-23	23:05	26-Jul-23	11:02	6.91	6.63	5.89	3.57	3.86	5.51
Cd [mg/L]	21-Jul-23	23:05	26-Jul-23	11:02	< 0.000003	0.000004	< 0.000003	0.000059	0.000006	< 0.000003
Co [mg/L]	21-Jul-23	23:05	26-Jul-23	11:02	0.000010	0.000039	0.000018	0.000100	0.000108	0.000125
Cr [mg/L]	21-Jul-23	23:05	26-Jul-23	11:02	< 0.00008	< 0.00008	0.00030	0.00179	0.00018	0.00011
Cu [mg/L]	21-Jul-23	23:05	26-Jul-23	11:02	< 0.0002	0.0005	0.0006	0.0062	0.0008	0.0004
Fe [mg/L]	21-Jul-23	23:05	26-Jul-23	11:02	0.009	0.043	0.149	0.117	0.091	0.050
K [mg/L]	21-Jul-23	23:05	26-Jul-23	11:02	1.26	6.86	7.50	11.2	8.77	8.56
Li [mg/L]	21-Jul-23	23:05	26-Jul-23	11:02	0.0015	0.0019	0.0009	0.0026	0.0040	0.0016
Mg [mg/L]	21-Jul-23	23:05	26-Jul-23	11:02	0.678	0.268	0.405	0.383	1.11	0.384
Mn [mg/L]	21-Jul-23	23:05	26-Jul-23	11:02	0.00133	0.00188	0.00158	0.00169	0.01482	0.00123
Mo [mg/L]	21-Jul-23	23:05	26-Jul-23	11:02	0.00023	0.00231	0.00087	0.00065	0.00181	0.00103
Na [mg/L]	21-Jul-23	23:05	26-Jul-23	11:02	1.02	4.01	2.92	6.91	4.92	6.02
Ni [mg/L]	21-Jul-23	23:05	26-Jul-23	11:02	< 0.0001	< 0.0001	0.0038	0.0028	0.0011	0.0036
P [mg/L]	21-Jul-23	23:05	26-Jul-23	11:02	< 0.003	< 0.003	< 0.003	0.020	< 0.003	0.038
Pb [mg/L]	21-Jul-23	23:05	26-Jul-23	11:02	< 0.00009	0.00014	< 0.00009	0.00040	< 0.00009	< 0.00009
Sb [mg/L]	21-Jul-23	23:05	26-Jul-23	11:02	< 0.0009	0.0016	0.0014	0.0015	0.0035	0.0019
Se [mg/L]	21-Jul-23	23:05	26-Jul-23	11:02	0.00007	0.00017	0.00213	0.00014	< 0.00004	0.00052
Si [mg/L]	21-Jul-23	23:05	26-Jul-23	11:02	2.06	3.64	2.53	4.01	2.19	2.30
Sn [mg/L]	21-Jul-23	23:05	26-Jul-23	11:02	0.00006	0.00010	0.00007	0.00009	0.00007	0.00008
Sr [mg/L]	21-Jul-23	23:05	26-Jul-23	11:02	0.01693	0.01732	0.02276	0.02319	0.01966	0.01661
Ti [mg/L]	21-Jul-23	23:05	26-Jul-23	11:02	0.00020	0.00229	0.00150	0.00489	0.00335	0.00142
Tl [mg/L]	21-Jul-23	23:05	26-Jul-23	11:02	< 0.000005	0.000006	0.000005	0.000007	0.000005	< 0.000005
U [mg/L]	21-Jul-23	23:05	26-Jul-23	11:02	0.000024	0.002071	0.000148	0.000052	0.000058	0.000246
V [mg/L]	21-Jul-23	23:05	26-Jul-23	11:02	0.00717	0.00073	0.00606	0.02371	0.00044	0.00750
W [mg/L]	21-Jul-23	23:05	26-Jul-23	11:02	0.00044	0.00639	0.00111	0.00101	0.00027	0.00321
Zn [mg/L]	21-Jul-23	23:05	26-Jul-23	11:02	< 0.002	< 0.002	< 0.002	0.005	0.003	< 0.002

OnLine LIMS

0004325407

Results relate only to the sample tested. Data reported represents the sample submitted to SGS. Reproduction of this analytical report in full or in part is prohibited without prior written approval. Please refer to SGS General Conditions of Services located at https://www.sgs.ca/en/terms-and-conditions (Printed copies are available upon request.)
Test method information available upon request. "Temperature Upon Receipt" is representative of the whole shipment and may not reflect the temperature of individual samples.
SGS Canada Inc. Environment-Health & Safety statement of conformity decision rule does not consider uncertainty when analytical results are compared to a specified standard or regulation.

SGS Canada Inc.
P.O. Box 4300 - 185 Concession St.
Lakefield - Ontario - KOL 2HO
Phone: 705-652-2000 FAX: 705-652-6365

Analysis	39: 116735	44: 031766	46: 031770	50: 116741	51: 031777	52: 031775	54: 031759
Sample Date & Time	N/A	N/A	N/A	N/A	N/A	N/A	N/A
Sample weight [g]	138	249	250	250	250	250	125
Volume D.I. Water [mL]	414	750	750	750	750	750	375
pH [no unit]	9.46	9.33	9.35	9.62	9.35	9.56	9.40
pH [No unit]	7.93	7.84	7.67	7.68	7.92	7.90	7.78
Alkalinity [mg/L as CaCO3]	31	22	29	31	25	46	33
Acidity [mg/L as CaCO3]	< 2	< 2	< 2	< 2	< 2	< 2	< 2
Conductivity [uS/cm]	72	50	74	65	60	127	75
SO4 [mg/L]	2	< 2	4	< 2	< 2	14	< 2
Hg [mg/L]	0.00001	0.00001	< 0.00001	< 0.00001	< 0.00001	0.00001	< 0.00001
Ag [mg/L]	< 0.00005	< 0.00005	< 0.00005	< 0.00005	< 0.00005	< 0.00005	< 0.00005
Al [mg/L]	0.724	0.907	0.918	0.519	1.22	0.658	1.25
As [mg/L]	0.0047	0.0034	0.161	0.0203	0.222	0.0032	0.0599
Ba [mg/L]	0.00832	0.00222	0.00148	0.00649	0.00230	0.00374	0.00299
B [mg/L]	0.009	0.015	0.037	0.008	0.013	0.020	0.029
Be [mg/L]	< 0.000007	< 0.000007	< 0.000007	< 0.000007	< 0.000007	< 0.000007	< 0.000007
Bi [mg/L]	< 0.00001	< 0.00001	< 0.00001	0.00001	< 0.00001	< 0.00001	< 0.00001
Ca [mg/L]	5.58	4.82	6.08	5.76	4.41	3.40	3.58
Cd [mg/L]	0.000003	0.000003	0.000005	0.000005	< 0.000003	< 0.000003	< 0.000003
Co [mg/L]	0.000033	0.000067	0.000054	0.000081	0.000153	0.000116	0.000044
Cr [mg/L]	0.00043	0.00032	0.00068	0.00017	0.00053	0.00018	0.00017
Cu [mg/L]	0.0007	0.0004	0.0005	0.0013	0.0013	0.0012	0.0006
Fe [mg/L]	0.037	0.148	0.114	0.062	0.147	0.073	0.306
K [mg/L]	12.1	3.51	7.94	3.98	9.22	8.72	12.3
Li [mg/L]	0.0036	0.0007	0.0015	0.0022	0.0006	0.0033	0.0031
Mg [mg/L]	0.453	0.322	0.343	0.357	0.102	0.448	0.180
Mn [mg/L]	0.00151	0.00126	0.00163	0.00421	0.00120	0.00134	0.00250
Mo [mg/L]	0.00143	0.00176	0.00238	0.01052	0.00075	0.00205	0.00054
Na [mg/L]	2.97	4.36	5.38	6.58	3.91	18.5	3.96
Ni [mg/L]	0.0008	0.0002	0.0028	0.0008	0.0044	0.0010	0.0005
P [mg/L]	< 0.003	0.021	< 0.003	0.007	0.033	0.003	0.010

OnLine LIMS

0004325407

Results relate only to the sample tested. Data reported represents the sample submitted to SGS. Reproduction of this analytical report in full or in part is prohibited without prior written approval. Please refer to SGS General Conditions of Services located at https://www.sgs.ca/en/terms-and-conditions (Printed copies are available upon request.)
Test method information available upon request. "Temperature Upon Receipt" is representative of the whole shipment and may not reflect the temperature of individual samples.
SGS Canada Inc. Environment-Health & Safety statement of conformity decision rule does not consider uncertainty when analytical results are compared to a specified standard or regulation.

SGS Canada Inc.
P.O. Box 4300 - 185 Concession St.
Lakefield - Ontario - KOL 2HO
Phone: 705-652-2000 FAX: 705-652-6365

LR Report : **CA19048-JUN23**

Analysis	39: 116735	44: 031766	46: 031770	50: 116741	51: 031777	52: 031775	54: 031759
Pb [mg/L]	< 0.00009	< 0.00009	< 0.00009	0.00016	< 0.00009	< 0.00009	0.00015
Sb [mg/L]	< 0.0009	< 0.0009	0.0014	0.0046	0.0038	0.0009	0.0048
Se [mg/L]	0.00009	< 0.00004	0.00011	0.00019	0.00006	0.00095	0.00004
Si [mg/L]	2.36	2.39	2.82	4.69	3.05	2.86	2.45
Sn [mg/L]	0.00011	0.00009	0.00012	0.00017	0.00010	0.00008	0.00012
Sr [mg/L]	0.02313	0.01801	0.02178	0.02494	0.00785	0.02090	0.01202
Ti [mg/L]	0.00166	0.00486	0.00385	0.00168	0.00277	0.00219	0.00577
Tl [mg/L]	< 0.000005	< 0.000005	0.000008	0.000008	0.000008	< 0.000005	0.000007
U [mg/L]	0.000158	0.000166	0.000123	0.002730	0.000898	0.000048	0.000483
V [mg/L]	0.01520	0.00517	0.00444	0.00158	0.00803	0.03543	0.00290
W [mg/L]	0.00090	0.00505	0.01297	0.00190	0.00185	0.00073	0.00070
Zn [mg/L]	< 0.002	< 0.002	< 0.002	< 0.002	< 0.002	< 0.002	< 0.002

**Revised report with selected samples and analysis as per client request - 21-Sep-25 LT
Revised report #2 with sample changes as per client request.

Method Descriptions

Parameter	Units	SGS Method Code	Reference Method Code
	g	NA	Sample weight
	mL	NA	Volume
	no unit	NA	
Acidity	mg/L as CaCO3	ME-CA-[ENV]EWL-LAK-AN-006	SM 2310
Alkalinity	mg/L as CaCO3	ME-CA-[ENV]EWL-LAK-AN-006	SM 2320
Anions by discrete analyzer	mg/L	ME-CA-[ENV]EWL-LAK-AN-026	US EPA 375.4
Conductivity	uS/cm	ME-CA-[ENV]EWL-LAK-AN-006	SM 2510
Inorganics-General	mg/L	ME-CA-[ENV]SPE-LAK-AN-004	EPA 7471A/SM 3112B

OnLine LIMS

Results relate only to the sample tested. Data reported represents the sample submitted to SGS. Reproduction of this analytical report in full or in part is prohibited without prior written approval. Please refer to SGS General Conditions of Services located at https://www.sgs.ca/en/terms-and-conditions (Printed copies are available upon request.)
Test method information available upon request. "Temperature Upon Receipt" is representative of the whole shipment and may not reflect the temperature of individual samples.
SGS Canada Inc. Environment-Health & Safety statement of conformity decision rule does not consider uncertainty when analytical results are compared to a specified standard or regulation.

0004325407

SGS Canada Inc.
P.O. Box 4300 - 185 Concession St.
Lakefield - Ontario - KOL 2HO
Phone: 705-652-2000 FAX: 705-652-6365

LR Report : **CA19048-JUN23**

Parameter	Units	SGS Method Code	Reference Method Code
Metals in aqueous samples - ICP-MS	mg/L	ME-CA-[ENV]SPE-LAK-AN-006	SM 3030/EPA 200.8
pH	No unit	ME-CA-[ENV]EWL-LAK-AN-006	SM 4500



Catharine Arnold, B.Sc., C.Chem
Project Specialist,
Environment, Health & Safety

OnLine LIMS

0004325407

Results relate only to the sample tested. Data reported represents the sample submitted to SGS. Reproduction of this analytical report in full or in part is prohibited without prior written approval. Please refer to SGS General Conditions of Services located at https://www.sgs.ca/en/terms-and-conditions (Printed copies are available upon request.)
Test method information available upon request. "Temperature Upon Receipt" is representative of the whole shipment and may not reflect the temperature of individual samples.
SGS Canada Inc. Environment-Health & Safety statement of conformity decision rule does not consider uncertainty when analytical results are compared to a specified standard or regulation.

SGS Canada Inc.
P.O. Box 4300 - 185 Concession St.
Lakefield - Ontario - KOL 2HO
Phone: 705-652-2000 FAX: 705-652-6365

LR Report : **CA19048-JUN23**

Quality Control Report

Inorganic Analysis													
Parameter	Reporting Limit	Unit	Method Blank	Duplicate				LCS / Spike Blank			Matrix Spike / Reference Material		
				Result 1	Result 2	RPD	Acceptance Criteria	Spike Recovery (%)	Recovery Limits (%)		Spike Recovery (%)	Recovery Limits (%)	
							%		Low	High		Low	High
Acidity - QCBatchID: EWL0390-JUL23													
Acidity	2	mg/L as Ca	2			ND	20	100	90	110	NA		
Acidity - QCBatchID: EWL0420-JUL23													
Acidity	2	mg/L as Ca	3			0	20	104	90	110	NA		
Acidity - QCBatchID: EWL0423-JUL23													
Acidity	2	mg/L as Ca	2			ND	20	106	90	110	NA		
Alkalinity - QCBatchID: EWL0390-JUL23													
Alkalinity	2	mg/L as Ca	< 2			3	20	96	80	120	NA		
Alkalinity - QCBatchID: EWL0420-JUL23													
Alkalinity	2	mg/L as Ca	< 2			0	20	98	80	120	NA		
Anions by discrete analyzer - QCBatchID: DIO5082-JUL23													
Sulphate	2	mg/L	<2			3	20	108	80	120	109	75	125
Conductivity - QCBatchID: EWL0390-JUL23													
Conductivity	2	uS/cm	< 2			2	10	100	90	110	NA		
Conductivity - QCBatchID: EWL0420-JUL23													
Conductivity	2	uS/cm	< 2			0	10	100	90	110	NA		
Inorganics-General - QCBatchID: EHG0036-JUL23													
Mercury	0.00001	mg/L	< 0.00001			13	20	89	80	120	99	70	130
Metals in aqueous samples - ICP-MS - QCBatchID: EMS0162-JUL23													
Aluminum	0.001	mg/L	<0.001			1	20	98	90	110	112	70	130
Antimony	0.0009	mg/L	<0.0009			ND	20	109	90	110	108	70	130
Arsenic	0.0002	mg/L	<0.0002			3	20	98	90	110	102	70	130
Barium	0.00008	mg/L	<0.00008			7	20	93	90	110	102	70	130
Beryllium	0.000007	mg/L	<0.000007			3	20	108	90	110	81	70	130
Bismuth	0.00001	mg/L	<0.00001			ND	20	96	90	110	70	70	130
Boron	0.002	mg/L	<0.002			5	20	109	90	110	106	70	130
Cadmium	0.000003	mg/L	<0.000003			9	20	97	90	110	96	70	130
Calcium	0.01	mg/L	<0.01			2	20	100	90	110	104	70	130
Chromium	0.00008	mg/L	<0.00008			11	20	99	90	110	104	70	130
Cobalt	0.000004	mg/L	<0.000004			1	20	99	90	110	100	70	130
Copper	0.0002	mg/L	<0.0002			1	20	98	90	110	102	70	130
Iron	0.007	mg/L	<0.007			0	20	101	90	110	125	70	130
Lead	0.00009	mg/L	<0.00009			0	20	99	90	110	97	70	130
Lithium	0.0001	mg/L	<0.0001			5	20	110	90	110	122	70	130
Magnesium	0.001	mg/L	<0.001			1	20	102	90	110	103	70	130
Manganese	0.00001	mg/L	<0.00001			ND	20	97	90	110	104	70	130

OnLine LIMS

0004325407

Results relate only to the sample tested. Data reported represents the sample submitted to SGS. Reproduction of this analytical report in full or in part is prohibited without prior written approval. Please refer to SGS General Conditions of Services located at https://www.sgs.ca/en/terms-and-conditions (Printed copies are available upon request.)
Test method information available upon request. "Temperature Upon Receipt" is representative of the whole shipment and may not reflect the temperature of individual samples.
SGS Canada Inc. Environment-Health & Safety statement of conformity decision rule does not consider uncertainty when analytical results are compared to a specified standard or regulation.

SGS Canada Inc.
P.O. Box 4300 - 185 Concession St.
Lakefield - Ontario - KOL 2HO
Phone: 705-652-2000 FAX: 705-652-6365

Inorganic Analysis													
Parameter	Reporting Limit	Unit	Method Blank	Duplicate				LCS / Spike Blank			Matrix Spike / Reference Material		
				Result 1	Result 2	RPD	Acceptance Criteria	Spike Recovery (%)	Recovery Limits (%)		Spike Recovery (%)	Recovery Limits (%)	
							%		Low	High		Low	High
Molybdenum	0.00004	mg/L	<0.00004			6	20	98	90	110	92	70	130
Nickel	0.0001	mg/L	<0.0001			3	20	95	90	110	109	70	130
Phosphorus	0.003	mg/L	<0.003			ND	20	102	90	110	NV	70	130
Potassium	0.003	mg/L	<0.009			1	20	100	90	110	99	70	130
Selenium	0.00004	mg/L	<0.00004			1	20	100	90	110	114	70	130
Silicon	0.02	mg/L	<0.02			3	20	97	90	110	NV	70	130
Silver	0.00005	mg/L	<0.00005			ND	20	101	90	110	95	70	130
Sodium	0.01	mg/L	<0.01			0	20	98	90	110	107	70	130
Strontium	0.00008	mg/L	<0.00008			1	20	93	90	110	91	70	130
Thallium	0.000005	mg/L	<0.000005			ND	20	96	90	110	92	70	130
Tin	0.00006	mg/L	<0.00006			ND	20	96	90	110	NV	70	130
Titanium	0.00005	mg/L	<0.00005			ND	20	101	90	110	NV	70	130
Tungsten	0.00002	mg/L	<0.00002			ND	20	100	90	110	NV	70	130
Uranium	0.000002	mg/L	<0.000002			3	20	99	90	110	NV	70	130
Vanadium	0.00001	mg/L	<0.00001			2	20	98	90	110	91	70	130
Zinc	0.002	mg/L	<0.002			1	20	93	90	110	114	70	130
pH - QCBatchID: EWL0390-JUL23													
pH	0.05	No unit	NA			0		100			NA		
pH - QCBatchID: EWL0453-JUL23													
pH	0.05	No unit	NA			1		100			NA		
pH - QCBatchID: EWL0459-JUL23													
pH	0.05	No unit	NA			0		100			NA		
pH - QCBatchID: EWL0491-JUL23													
pH	0.05	No unit	NA			0		100			NA		

OnLine LIMS

00043254O7

Results relate only to the sample tested. Data reported represents the sample submitted to SGS. Reproduction of this analytical report in full or in part is prohibited without prior written approval. Please refer to SGS General Conditions of Services located at https://www.sgs.ca/en/terms-and-conditions (Printed copies are available upon request.)
Test method information available upon request. "Temperature Upon Receipt" is representative of the whole shipment and may not reflect the temperature of individual samples.
SGS Canada Inc. Environment-Health & Safety statement of conformity decision rule does not consider uncertainty when analytical results are compared to a specified standard or regulation.

SGS Canada Inc.
P.O. Box 4300 - 185 Concession St.
Lakefield - Ontario - KOL 2HO
Phone: 705-652-2000 FAX: 705-652-6365

12-November-2025

Great Bear Resources Ltd.
Attn : Ashley Moncrief

1020 - 800 West Pender St.
Vancouver, BC
V6C 2V6, Canada

Phone: 778-833-2160
Fax:

Date Rec. : 15 June 2023
LR Report: **CA19055-JUN23**
Reference: Great Bear Project/OMGS21045

Copy: #3

CERTIFICATE OF ANALYSIS
Final Report - Revised

Analysis	1: Analysis Start Date	2: Analysis Start Time	3: Analysis Completed Date	4: Analysis Completed Time	5: 031757	6: 031758	8: 031788	10: 031789	12: 031784	16: 031778
Sample Date & Time					N/A	N/A	N/A	N/A	N/A	N/A
Sample weight [g]	18-Jul-23	07:36	27-Jul-23	12:26	250	250	250	250	250	250
Volume D.I. Water [mL]	18-Jul-23	07:36	27-Jul-23	12:26	750	750	750	750	750	750
pH [no unit]	19-Jul-23	08:05	27-Jul-23	12:26	9.60	8.88	8.32	9.13	9.48	9.64
pH [No unit]	21-Jul-23	13:24	14-Aug-23	12:23	7.78	7.65	7.68	7.68	7.64	7.70
Alkalinity [mg/L as CaCO3]	20-Jul-23	13:12	14-Aug-23	12:23	30	22	41	24	26	28
Acidity [mg/L as CaCO3]	20-Jul-23	13:12	14-Aug-23	12:23	< 2	< 2	< 2	< 2	< 2	< 2
Conductivity [uS/cm]	20-Jul-23	13:12	14-Aug-23	12:23	67	73	244	107	57	63
SO4 [mg/L]	20-Jul-23	12:50	15-Aug-23	12:33	3	6	64	22	< 2	3
Hg [mg/L]	28-Jul-23	12:01	28-Jul-23	12:52	< 0.00001	< 0.00001	< 0.00001	< 0.00001	< 0.00001	< 0.00001
Ag [mg/L]	28-Jul-23	23:21	11-Aug-23	15:35	< 0.00005	0.00013	0.00013	< 0.00005	< 0.00005	< 0.00005
Al [mg/L]	28-Jul-23	23:21	11-Aug-23	15:35	1.18	0.843	0.216	0.649	1.15	1.21
As [mg/L]	28-Jul-23	23:21	11-Aug-23	15:35	0.0083	0.0022	0.0007	0.0029	0.0802	0.0314
Ba [mg/L]	28-Jul-23	23:21	11-Aug-23	15:35	0.00141	0.00189	0.0401	0.00217	0.00258	0.00225
B [mg/L]	28-Jul-23	23:21	11-Aug-23	15:35	0.050	0.011	0.022	0.019	0.004	0.014
Be [mg/L]	28-Jul-23	23:21	11-Aug-23	15:35	< 0.000007	< 0.000007	< 0.000007	< 0.000007	< 0.000007	< 0.000007
Bi [mg/L]	28-Jul-23	23:21	11-Aug-23	15:35	< 0.00001	< 0.00001	0.00001	< 0.00001	< 0.00001	0.00001

OnLine LIMS

0004325401

Results relate only to the sample tested. Data reported represents the sample submitted to SGS. Reproduction of this analytical report in full or in part is prohibited without prior written approval. Please refer to SGS General Conditions of Services located at https://www.sgs.ca/en/terms-and-conditions (Printed copies are available upon request.)
Test method information available upon request. "Temperature Upon Receipt" is representative of the whole shipment and may not reflect the temperature of individual samples.
SGS Canada Inc. Environment-Health & Safety statement of conformity decision rule does not consider uncertainty when analytical results are compared to a specified standard or regulation.

SGS Canada Inc.
P.O. Box 4300 - 185 Concession St.
Lakefield - Ontario - KOL 2HO
Phone: 705-652-2000 FAX: 705-652-6365

LR Report : **CA19055-JUN23**

Analysis	1: Analysis Start Date	2: Analysis Start Time	3: Analysis Completed Date	4: Analysis Completed Time	5: 031757	6: 031758	8: 031788	10: 031789	12: 031784	16: 031778
Ca [mg/L]	28-Jul-23	23:21	11-Aug-23	15:35	5.10	6.55	28.0	8.40	4.77	4.01
Cd [mg/L]	28-Jul-23	23:21	11-Aug-23	15:35	< 0.000003	< 0.000003	< 0.000003	< 0.000003	< 0.000003	< 0.000003
Co [mg/L]	28-Jul-23	23:21	11-Aug-23	15:35	0.000025	0.000046	0.000058	0.000033	0.000099	0.000061
Cr [mg/L]	28-Jul-23	23:21	11-Aug-23	15:35	0.00032	0.00015	0.00078	0.00014	0.00079	0.00021
Cu [mg/L]	28-Jul-23	23:21	11-Aug-23	15:35	0.0003	0.0005	0.0023	0.0006	0.0027	0.0012
Fe [mg/L]	28-Jul-23	23:21	11-Aug-23	15:35	0.052	0.050	0.428	0.045	0.201	0.074
K [mg/L]	28-Jul-23	23:21	11-Aug-23	15:35	7.60	9.25	17.0	9.83	6.79	9.82
Li [mg/L]	28-Jul-23	23:21	11-Aug-23	15:35	0.0482	0.0015	0.0064	0.0044	0.0027	0.0029
Mg [mg/L]	28-Jul-23	23:21	11-Aug-23	15:35	0.236	0.191	4.13	1.32	0.244	0.275
Mn [mg/L]	28-Jul-23	23:21	11-Aug-23	15:35	0.00079	0.00260	0.00891	0.00181	0.00323	0.00265
Mo [mg/L]	28-Jul-23	23:21	11-Aug-23	15:35	0.00072	0.00047	0.00055	0.00383	0.00047	0.00178
Na [mg/L]	28-Jul-23	23:21	11-Aug-23	15:35	3.85	1.33	3.48	4.01	2.47	3.21
Ni [mg/L]	28-Jul-23	23:21	11-Aug-23	15:35	0.0003	0.0004	0.0173	0.0025	0.0199	0.0003
P [mg/L]	28-Jul-23	23:21	11-Aug-23	15:35	0.015	0.004	< 0.003	0.006	0.021	0.012
Pb [mg/L]	28-Jul-23	23:21	11-Aug-23	15:35	< 0.00009	0.00066	< 0.00009	< 0.00009	< 0.00009	0.00013
Sb [mg/L]	28-Jul-23	23:21	11-Aug-23	15:35	0.0032	0.0506	0.0013	< 0.0009	0.0016	0.0027
Se [mg/L]	28-Jul-23	23:21	11-Aug-23	15:35	0.00006	0.00012	0.00008	0.00061	0.00007	0.00011
Si [mg/L]	28-Jul-23	23:21	11-Aug-23	15:35	2.94	2.20	1.33	1.98	2.86	3.06
Sn [mg/L]	28-Jul-23	23:21	11-Aug-23	15:35	0.00016	0.00012	0.00014	0.00012	0.00011	0.00014
Sr [mg/L]	28-Jul-23	23:21	11-Aug-23	15:35	0.0137	0.0111	0.150	0.0575	0.00657	0.00902
Ti [mg/L]	28-Jul-23	23:21	11-Aug-23	15:35	0.00304	0.00231	0.00019	0.00212	0.00444	0.00732
Tl [mg/L]	28-Jul-23	23:21	11-Aug-23	15:35	< 0.000005	< 0.000005	0.000022	0.000009	0.000008	0.000011
U [mg/L]	28-Jul-23	23:21	11-Aug-23	15:35	0.000324	0.000099	0.000229	0.000382	0.000544	0.00263
V [mg/L]	28-Jul-23	23:21	11-Aug-23	15:35	0.00755	0.00071	0.00024	0.00393	0.00677	0.00538
W [mg/L]	28-Jul-23	23:21	11-Aug-23	15:35	0.00075	0.00061	0.00055	0.00092	0.00032	0.00163
Zn [mg/L]	28-Jul-23	23:21	11-Aug-23	15:35	< 0.002	< 0.002	< 0.002	< 0.002	< 0.002	< 0.002

OnLine LIMS

00043254O1

Results relate only to the sample tested. Data reported represents the sample submitted to SGS. Reproduction of this analytical report in full or in part is prohibited without prior written approval. Please refer to SGS General Conditions of Services located at https://www.sgs.ca/en/terms-and-conditions (Printed copies are available upon request.)
Test method information available upon request. "Temperature Upon Receipt" is representative of the whole shipment and may not reflect the temperature of individual samples.
SGS Canada Inc. Environment-Health & Safety statement of conformity decision rule does not consider uncertainty when analytical results are compared to a specified standard or regulation.

SGS Canada Inc.
P.O. Box 4300 - 185 Concession St.
Lakefield - Ontario - KOL 2HO
Phone: 705-652-2000 FAX: 705-652-6365

Analysis	18: 031781	24: 031791	25: 031792	31: 116747	32: 116746	35: 116750
Sample Date & Time	N/A	N/A	N/A	N/A	N/A	N/A
Sample weight [g]	250	250	250	250	250	250
Volume D.I. Water [mL]	750	750	750	750	750	750
pH [no unit]	9.66	9.50	9.53	9.00	9.65	8.36
pH [No unit]	7.73	7.76	7.74	7.68	9.31	7.15
Alkalinity [mg/L as CaCO3]	26	35	28	27	57	54
Acidity [mg/L as CaCO3]	< 2	< 2	< 2	< 2	< 2	5
Conductivity [uS/cm]	58	93	67	124	138	208
SO4 [mg/L]	< 2	6	2	20	< 2	28
Hg [mg/L]	< 0.00001	< 0.00001	< 0.00001	< 0.00001	< 0.00001	< 0.00001
Ag [mg/L]	< 0.00005	< 0.00005	< 0.00005	< 0.00005	< 0.00005	< 0.00005
Al [mg/L]	0.977	1.07	1.01	0.354	0.292	0.155
As [mg/L]	0.0199	0.0064	0.0270	0.0189	0.0097	0.0003
Ba [mg/L]	0.00184	0.00616	0.00246	0.00550	0.0327	0.00299
B [mg/L]	0.012	0.014	0.020	0.011	0.026	0.022
Be [mg/L]	< 0.000007	< 0.000007	0.000007	< 0.000007	< 0.000007	< 0.000007
Bi [mg/L]	< 0.00001	< 0.00001	< 0.00001	< 0.00001	< 0.00001	< 0.00001
Ca [mg/L]	4.77	5.29	5.61	10.5	3.76	34.0
Cd [mg/L]	< 0.000003	0.000003	< 0.000003	0.000005	< 0.000003	< 0.000003
Co [mg/L]	0.000035	0.000033	0.000058	0.000029	0.000042	0.000194
Cr [mg/L]	0.00031	0.00029	0.00015	0.00009	0.00033	< 0.00008
Cu [mg/L]	0.0005	0.0003	0.0015	0.0006	0.0004	< 0.0002
Fe [mg/L]	0.035	0.114	0.023	0.021	0.258	< 0.007
K [mg/L]	6.14	12.3	6.45	4.53	24.5	0.778
Li [mg/L]	0.0010	0.0035	0.0035	0.0015	0.0014	0.0021
Mg [mg/L]	0.295	0.445	0.309	1.76	1.02	3.18
Mn [mg/L]	0.00089	0.00178	0.00070	0.00433	0.00231	0.0306
Mo [mg/L]	0.00059	0.00158	0.00258	0.00145	0.00070	0.00073
Na [mg/L]	3.49	5.73	4.24	8.60	10.4	6.34
Ni [mg/L]	0.0003	0.0006	0.0003	0.0002	0.0008	0.0011
P [mg/L]	0.007	0.005	0.009	< 0.003	< 0.003	< 0.003

OnLine LNMS

0004325401

Results relate only to the sample tested. Data reported represents the sample submitted to SGS. Reproduction of this analytical report in full or in part is prohibited without prior written approval. Please refer to SGS General Conditions of Services located at https://www.sgs.ca/en/terms-and-conditions (Printed copies are available upon request.)
Test method information available upon request. "Temperature Upon Receipt" is representative of the whole shipment and may not reflect the temperature of individual samples.
SGS Canada Inc. Environment-Health & Safety statement of conformity decision rule does not consider uncertainty when analytical results are compared to a specified standard or regulation.

SGS Canada Inc.
P.O. Box 4300 - 185 Concession St.
Lakefield - Ontario - KOL 2HO
Phone: 705-652-2000 FAX: 705-652-6365

LR Report : **CA19055-JUN23**

Analysis	18: 031781	24: 031791	25: 031792	31: 116747	32: 116746	35: 116750
Pb [mg/L]	< 0.00009	< 0.00009	< 0.00009	< 0.00009	0.00040	< 0.00009
Sb [mg/L]	0.0034	0.0045	0.0011	0.0019	0.0038	0.0012
Se [mg/L]	0.00013	0.00044	0.00007	0.00037	0.00016	0.00039
Si [mg/L]	2.95	1.62	3.28	1.45	3.03	0.92
Sn [mg/L]	0.00012	0.00006	0.00011	0.00008	0.00018	< 0.00006
Sr [mg/L]	0.00985	0.0532	0.0216	0.0443	0.0437	0.0880
Ti [mg/L]	0.00256	0.00176	0.00302	0.00046	0.00029	< 0.00005
Tl [mg/L]	< 0.000005	< 0.000005	< 0.000005	< 0.000005	0.000013	< 0.000005
U [mg/L]	0.000452	0.000247	0.000508	0.000041	0.000015	0.000149
V [mg/L]	0.00420	0.00590	0.00316	0.00088	0.0103	0.00007
W [mg/L]	0.00277	0.00737	0.00071	0.00143	0.00125	0.00124
Zn [mg/L]	< 0.002	< 0.002	< 0.002	< 0.002	< 0.002	< 0.002

**Revised report with selected samples and analysis as per client request - 21-Sep-25 LT
Revised report #2 with sample changes as per client request.

Method Descriptions

Parameter	Units	SGS Method Code	Reference Method Code
	g	NA	Sample weight
	mL	NA	Volume
	no unit	NA	
Acidity	mg/L as CaCO3	ME-CA-[ENV]EWL-LAK-AN-006	SM 2310
Alkalinity	mg/L as CaCO3	ME-CA-[ENV]EWL-LAK-AN-006	SM 2320
Anions by discrete analyzer	mg/L	ME-CA-[ENV]EWL-LAK-AN-026	US EPA 375.4
Conductivity	uS/cm	ME-CA-[ENV]EWL-LAK-AN-006	SM 2510
Inorganics-General	mg/L	ME-CA-[ENV]SPE-LAK-AN-004	EPA 7471A/SM 3112B

OnLine LIMS

0004325401

Results relate only to the sample tested. Data reported represents the sample submitted to SGS. Reproduction of this analytical report in full or in part is prohibited without prior written approval. Please refer to SGS General Conditions of Services located at https://www.sgs.ca/en/terms-and-conditions (Printed copies are available upon request.)
Test method information available upon request. "Temperature Upon Receipt" is representative of the whole shipment and may not reflect the temperature of individual samples.
SGS Canada Inc. Environment-Health & Safety statement of conformity decision rule does not consider uncertainty when analytical results are compared to a specified standard or regulation.

SGS Canada Inc.
P.O. Box 4300 - 185 Concession St.
Lakefield - Ontario - KOL 2HO
Phone: 705-652-2000 FAX: 705-652-6365

LR Report : **CA19055-JUN23**

Parameter	Units	SGS Method Code	Reference Method Code
Metals in aqueous samples - ICP-MS	mg/L	ME-CA-[ENV]SPE-LAK-AN-006	SM 3030/EPA 200.8
pH	No unit	ME-CA-[ENV]EWL-LAK-AN-006	SM 4500



Catharine Arnold, B.Sc., C.Chem
Project Specialist,
Environment, Health & Safety

OnLine LIMS

0004325401

Results relate only to the sample tested. Data reported represents the sample submitted to SGS. Reproduction of this analytical report in full or in part is prohibited without prior written approval. Please refer to SGS General Conditions of Services located at https://www.sgs.ca/en/terms-and-conditions (Printed copies are available upon request.)
Test method information available upon request. "Temperature Upon Receipt" is representative of the whole shipment and may not reflect the temperature of individual samples.
SGS Canada Inc. Environment-Health & Safety statement of conformity decision rule does not consider uncertainty when analytical results are compared to a specified standard or regulation.

SGS Canada Inc.
P.O. Box 4300 - 185 Concession St.
Lakefield - Ontario - KOL 2HO
Phone: 705-652-2000 FAX: 705-652-6365

Quality Control Report

Inorganic Analysis													
Parameter	Reporting Limit	Unit	Method Blank	Duplicate				LCS / Spike Blank			Matrix Spike / Reference Material		
				Result 1	Result 2	RPD	Acceptance Criteria	Spike Recovery (%)	Recovery Limits (%)		Spike Recovery (%)	Recovery Limits (%)	
							%		Low	High		Low	High
Acidity - QCBatchID: EWL0241-AUG23													
Acidity	2	mg/L as Ca	3			ND	20	102	90	110	NA		
Acidity - QCBatchID: EWL0420-JUL23													
Acidity	2	mg/L as Ca	3			0	20	104	90	110	NA		
Acidity - QCBatchID: EWL0566-JUL23													
Acidity	2	mg/L as Ca	3			5	20	100	90	110	NA		
Alkalinity - QCBatchID: EWL0241-AUG23													
Alkalinity	2	mg/L as Ca	< 2			0	20	102	80	120	NA		
Alkalinity - QCBatchID: EWL0420-JUL23													
Alkalinity	2	mg/L as Ca	< 2			0	20	98	80	120	NA		
Alkalinity - QCBatchID: EWL0566-JUL23													
Alkalinity	2	mg/L as Ca	< 2			0	20	96	80	120	NA		
Anions by discrete analyzer - QCBatchID: DIO5041-AUG23													
Sulphate	2	mg/L	<2			ND	20	103	80	120	106	75	125
Anions by discrete analyzer - QCBatchID: DIO5080-JUL23													
Sulphate	2	mg/L	<2			ND	20	106	80	120	110	75	125
Anions by discrete analyzer - QCBatchID: DIO5089-JUL23													
Sulphate	2	mg/L	<2			0	20	101	80	120	78	75	125
Conductivity - QCBatchID: EWL0241-AUG23													
Conductivity	2	uS/cm	< 2			0	10	99	90	110	NA		
Conductivity - QCBatchID: EWL0420-JUL23													
Conductivity	2	uS/cm	< 2			0	10	100	90	110	NA		
Conductivity - QCBatchID: EWL0566-JUL23													
Conductivity	2	uS/cm	< 2			0	10	99	90	110	NA		
Inorganics-General - QCBatchID: EHG0017-AUG23													
Mercury	0.00001	mg/L	< 0.00001			ND	20	98	80	120	98	70	130
Inorganics-General - QCBatchID: EHG0036-JUL23													
Mercury	0.00001	mg/L	< 0.00001			13	20	89	80	120	99	70	130
Inorganics-General - QCBatchID: EHG0055-JUL23													
Mercury	0.00001	mg/L	< 0.00001			ND	20	91	80	120	107	70	130
Metals in aqueous samples - ICP-MS - QCBatchID: EMS0075-AUG23													
Aluminum	0.001	mg/L	<0.001			5	20	98	90	110	102	70	130
Antimony	0.0009	mg/L	<0.0009			ND	20	100	90	110	128	70	130
Arsenic	0.0002	mg/L	<0.0002			8	20	105	90	110	105	70	130
Barium	0.00008	mg/L	<0.00008			1	20	103	90	110	80	70	130
Beryllium	0.000007	mg/L	<0.000007			15	20	96	90	110	88	70	130

OnLine LIMS

0004325401

Results relate only to the sample tested. Data reported represents the sample submitted to SGS. Reproduction of this analytical report in full or in part is prohibited without prior written approval. Please refer to SGS General Conditions of Services located at https://www.sgs.ca/en/terms-and-conditions (Printed copies are available upon request.)
Test method information available upon request. "Temperature Upon Receipt" is representative of the whole shipment and may not reflect the temperature of individual samples.
SGS Canada Inc. Environment-Health & Safety statement of conformity decision rule does not consider uncertainty when analytical results are compared to a specified standard or regulation.

SGS Canada Inc.
P.O. Box 4300 - 185 Concession St.
Lakefield - Ontario - KOL 2HO
Phone: 705-652-2000 FAX: 705-652-6365

Inorganic Analysis													
Parameter	Reporting Limit	Unit	Method Blank	Duplicate				LCS / Spike Blank			Matrix Spike / Reference Material		
				Result 1	Result 2	RPD	Acceptance Criteria	Spike Recovery (%)	Recovery Limits (%)		Spike Recovery (%)	Recovery Limits (%)	
							%		Low	High		Low	High
Bismuth	0.00001	mg/L	<0.00001			ND	20	94	90	110	92	70	130
Boron	0.002	mg/L	<0.002			2	20	93	90	110	102	70	130
Cadmium	0.000003	mg/L	<0.000003			16	20	103	90	110	101	70	130
Calcium	0.01	mg/L	<0.01			1	20	102	90	110	77	70	130
Chromium	0.00008	mg/L	<0.00008			11	20	100	90	110	101	70	130
Cobalt	0.000004	mg/L	<0.000004			1	20	101	90	110	96	70	130
Copper	0.0002	mg/L	<0.0002			3	20	100	90	110	96	70	130
Iron	0.007	mg/L	<0.007			13	20	102	90	110	100	70	130
Lead	0.00009	mg/L	<0.00009			4	20	101	90	110	99	70	130
Lithium	0.0001	mg/L	<0.0001			2	20	95	90	110	101	70	130
Magnesium	0.001	mg/L	<0.001			0	20	98	90	110	120	70	130
Manganese	0.00001	mg/L	<0.00001			0	20	104	90	110	91	70	130
Molybdenum	0.00004	mg/L	<0.00004			1	20	103	90	110	100	70	130
Nickel	0.0001	mg/L	<0.0001			2	20	101	90	110	99	70	130
Phosphorus	0.003	mg/L	<0.003			11	20	99	90	110	NV	70	130
Potassium	0.003	mg/L	<0.009			1	20	105	90	110	94	70	130
Selenium	0.00004	mg/L	<0.00004			20	20	100	90	110	112	70	130
Silicon	0.02	mg/L	<0.02			2	20	99	90	110	NV	70	130
Silver	0.00005	mg/L	<0.00005			6	20	103	90	110	113	70	130
Sodium	0.01	mg/L	<0.01			1	20	97	90	110	91	70	130
Strontium	0.00008	mg/L	<0.00008			1	20	108	90	110	99	70	130
Thallium	0.000005	mg/L	<0.000005			13	20	98	90	110	96	70	130
Tin	0.00006	mg/L	<0.00006			ND	20	99	90	110	NV	70	130
Titanium	0.00005	mg/L	<0.00005			11	20	98	90	110	NV	70	130
Tungsten	0.00002	mg/L	<0.00002			0	20	101	90	110	NV	70	130
Uranium	0.000002	mg/L	<0.000002			2	20	94	90	110	95	70	130
Vanadium	0.00001	mg/L	<0.00001			6	20	103	90	110	103	70	130
Zinc	0.002	mg/L	<0.002			0	20	102	90	110	96	70	130
Metals in aqueous samples - ICP-MS - QCBatchID: EMS0162-JUL23													
Aluminum	0.001	mg/L	<0.001			1	20	98	90	110	112	70	130
Antimony	0.0009	mg/L	<0.0009			ND	20	109	90	110	108	70	130
Arsenic	0.0002	mg/L	<0.0002			3	20	98	90	110	102	70	130
Barium	0.00008	mg/L	<0.00008			7	20	93	90	110	102	70	130
Beryllium	0.000007	mg/L	<0.000007			3	20	108	90	110	81	70	130
Bismuth	0.00001	mg/L	<0.00001			ND	20	96	90	110	70	70	130
Boron	0.002	mg/L	<0.002			5	20	109	90	110	106	70	130
Cadmium	0.000003	mg/L	<0.000003			9	20	97	90	110	96	70	130
Calcium	0.01	mg/L	<0.01			2	20	100	90	110	104	70	130
Chromium	0.00008	mg/L	<0.00008			11	20	99	90	110	104	70	130

OnLine LIMS

00043254O1

Results relate only to the sample tested. Data reported represents the sample submitted to SGS. Reproduction of this analytical report in full or in part is prohibited without prior written approval. Please refer to SGS General Conditions of Services located at https://www.sgs.ca/en/terms-and-conditions (Printed copies are available upon request.)
Test method information available upon request. "Temperature Upon Receipt" is representative of the whole shipment and may not reflect the temperature of individual samples.
SGS Canada Inc. Environment-Health & Safety statement of conformity decision rule does not consider uncertainty when analytical results are compared to a specified standard or regulation.

SGS Canada Inc.
P.O. Box 4300 - 185 Concession St.
Lakefield - Ontario - KOL 2HO
Phone: 705-652-2000 FAX: 705-652-6365

Inorganic Analysis														
Parameter	Reporting Limit	Unit	Method Blank	Duplicate				LCS / Spike Blank			Matrix Spike / Reference Material		
				Result 1	Result 2	RPD	Acceptance Criteria	Spike Recovery (%)	Recovery Limits (%)		Spike Recovery (%)	Recovery Limits (%)	
							%		Low	High		Low	High
Cobalt	0.000004	mg/L	<0.000004			1	20	99	90	110	100	70	130
Copper	0.0002	mg/L	<0.0002			1	20	98	90	110	102	70	130
Iron	0.007	mg/L	<0.007			0	20	101	90	110	125	70	130
Lead	0.00009	mg/L	<0.00009			0	20	99	90	110	97	70	130
Lithium	0.0001	mg/L	<0.0001			5	20	110	90	110	122	70	130
Magnesium	0.001	mg/L	<0.001			1	20	102	90	110	103	70	130
Manganese	0.00001	mg/L	<0.00001			ND	20	97	90	110	104	70	130
Molybdenum	0.00004	mg/L	<0.00004			6	20	98	90	110	92	70	130
Nickel	0.0001	mg/L	<0.0001			3	20	95	90	110	109	70	130
Phosphorus	0.003	mg/L	<0.003			ND	20	102	90	110	NV	70	130
Potassium	0.003	mg/L	<0.009			1	20	100	90	110	99	70	130
Selenium	0.00004	mg/L	<0.00004			1	20	100	90	110	114	70	130
Silicon	0.02	mg/L	<0.02			3	20	97	90	110	NV	70	130
Silver	0.00005	mg/L	<0.00005			ND	20	101	90	110	95	70	130
Sodium	0.01	mg/L	<0.01			0	20	98	90	110	107	70	130
Strontium	0.00008	mg/L	<0.00008			1	20	93	90	110	91	70	130
Thallium	0.000005	mg/L	<0.000005			ND	20	96	90	110	92	70	130
Tin	0.00006	mg/L	<0.00006			ND	20	96	90	110	NV	70	130
Titanium	0.00005	mg/L	<0.00005			ND	20	101	90	110	NV	70	130
Tungsten	0.00002	mg/L	<0.00002			ND	20	100	90	110	NV	70	130
Uranium	0.000002	mg/L	<0.000002			3	20	99	90	110	NV	70	130
Vanadium	0.00001	mg/L	<0.00001			2	20	98	90	110	91	70	130
Zinc	0.002	mg/L	<0.002			1	20	93	90	110	114	70	130
Metals in aqueous samples - ICP-MS - QCBatchID: EMS0237-JUL23													
Aluminum	0.001	mg/L	<0.001			10	20	93	90	110	103	70	130
Antimony	0.0009	mg/L	<0.0009			1	20	109	90	110	97	70	130
Arsenic	0.0002	mg/L	<0.0002			3	20	103	90	110	111	70	130
Barium	0.00008	mg/L	<0.00008			9	20	99	90	110	90	70	130
Beryllium	0.000007	mg/L	<0.000007			ND	20	98	90	110	106	70	130
Bismuth	0.00001	mg/L	<0.00001			ND	20	96	90	110	86	70	130
Boron	0.002	mg/L	<0.002			1	20	92	90	110	91	70	130
Cadmium	0.000003	mg/L	<0.000003			0	20	98	90	110	96	70	130
Calcium	0.01	mg/L	<0.01			1	20	98	90	110	100	70	130
Chromium	0.00008	mg/L	<0.00008			ND	20	95	90	110	105	70	130
Cobalt	0.000004	mg/L	<0.000004			7	20	96	90	110	100	70	130
Copper	0.0002	mg/L	<0.0002			12	20	97	90	110	101	70	130
Iron	0.007	mg/L	<0.007			3	20	95	90	110	100	70	130
Lead	0.00009	mg/L	<0.00009			2	20	100	90	110	97	70	130
Lithium	0.0001	mg/L	<0.0001			2	20	99	90	110	81	70	130

OnLine LIMS

00043254O1

Results relate only to the sample tested. Data reported represents the sample submitted to SGS. Reproduction of this analytical report in full or in part is prohibited without prior written approval. Please refer to SGS General Conditions of Services located at https://www.sgs.ca/en/terms-and-conditions (Printed copies are available upon request.)
Test method information available upon request. "Temperature Upon Receipt" is representative of the whole shipment and may not reflect the temperature of individual samples.
SGS Canada Inc. Environment-Health & Safety statement of conformity decision rule does not consider uncertainty when analytical results are compared to a specified standard or regulation.

SGS Canada Inc.
P.O. Box 4300 - 185 Concession St.
Lakefield - Ontario - KOL 2HO
Phone: 705-652-2000 FAX: 705-652-6365

Inorganic Analysis													
Parameter	Reporting Limit	Unit	Method Blank	Duplicate				LCS / Spike Blank			Matrix Spike / Reference Material		
				Result 1	Result 2	RPD	Acceptance Criteria	Spike Recovery (%)	Recovery Limits (%)		Spike Recovery (%)	Recovery Limits (%)	
							%		Low	High		Low	High
Magnesium	0.001	mg/L	<0.001			1	20	100	90	110	96	70	130
Manganese	0.00001	mg/L	<0.00001			0	20	102	90	110	101	70	130
Molybdenum	0.00004	mg/L	<0.00004			2	20	98	90	110	99	70	130
Nickel	0.0001	mg/L	<0.0001			NV	20	101	90	110	130	70	130
Phosphorus	0.003	mg/L	<0.003			5	20	95	90	110	NV	70	130
Potassium	0.003	mg/L	<0.009			3	20	97	90	110	103	70	130
Selenium	0.00004	mg/L	<0.00004			0	20	97	90	110	106	70	130
Silicon	0.02	mg/L	<0.02			7	20	93	90	110	NV	70	130
Silver	0.00005	mg/L	<0.00005			ND	20	100	90	110	76	70	130
Sodium	0.01	mg/L	<0.01			0	20	100	90	110	91	70	130
Strontium	0.00008	mg/L	<0.00008			4	20	101	90	110	101	70	130
Thallium	0.000005	mg/L	<0.000005			4	20	96	90	110	99	70	130
Tin	0.00006	mg/L	<0.00006			ND	20	99	90	110	NV	70	130
Titanium	0.00005	mg/L	<0.00005			ND	20	100	90	110	NV	70	130
Tungsten	0.00002	mg/L	<0.00002			6	20	98	90	110	NV	70	130
Uranium	0.000002	mg/L	<0.000002			17	20	97	90	110	95	70	130
Vanadium	0.00001	mg/L	<0.00001			3	20	97	90	110	94	70	130
Zinc	0.002	mg/L	<0.002			ND	20	91	90	110	108	70	130
pH - QCBatchID: EWL0241-AUG23													
pH	0.05	No unit	NA			0		100			NA		
pH - QCBatchID: EWL0453-JUL23													
pH	0.05	No unit	NA			1		100			NA		
pH - QCBatchID: EWL0566-JUL23													
pH	0.05	No unit	NA			0		100			NA		

OnLine LIMS

00043254O1

Results relate only to the sample tested. Data reported represents the sample submitted to SGS. Reproduction of this analytical report in full or in part is prohibited without prior written approval. Please refer to SGS General Conditions of Services located at https://www.sgs.ca/en/terms-and-conditions (Printed copies are available upon request.)
Test method information available upon request. "Temperature Upon Receipt" is representative of the whole shipment and may not reflect the temperature of individual samples.
SGS Canada Inc. Environment-Health & Safety statement of conformity decision rule does not consider uncertainty when analytical results are compared to a specified standard or regulation.

SGS Canada Inc.
P.O. Box 4300 - 185 Concession St.
Lakefield - Ontario - KOL 2HO
Phone: 705-652-2000 FAX: 705-652-6365

12-November-2025

Great Bear Resources Ltd.
Attn : Ashley Moncrief

1020 - 800 West Pender St.
Vancouver, BC
V6C 2V6, Canada

Phone: 778-833-2160
Fax:

Date Rec. : 04 October 2023
LR Report: **CA19084-OCT23**
Reference: Great Bear Project/ OMGS21045 - Set 1

Copy: #1

CERTIFICATE OF ANALYSIS
Final Report

Analysis	1: Analysis Start Date	2: Analysis Start Time	3: Analysis Completed Date	4: Analysis Completed Time	5: 031665	10: 031670	11: 031671	16: 031676	21: 031681	35: 031695
Sample Date & Time					N/A	N/A	N/A	N/A	N/A	N/A
Sample weight [g]	19-Dec-23	15:11	10-Nov-23	16:22	250	249	250	250	249	248
Volume D.I. Water [mL]	19-Dec-23	15:11	10-Nov-23	16:22	750	750	750	750	750	750
pH [no unit]	19-Dec-23	15:11	10-Nov-23	16:22	9.77	9.73	---	9.83	9.20	9.75
pH [No unit]	10-Nov-23	13:47	27-Dec-23	13:42	9.17	9.19	9.43	9.14	8.72	9.30
Alkalinity [mg/L as CaCO3]	10-Nov-23	13:47	22-Dec-23	12:34	36	47	40	38	37	45
Acidity [mg/L as CaCO3]	10-Nov-23	13:47	22-Dec-23	12:34	< 2	< 2	< 2	< 2	< 2	< 2
Conductivity [uS/cm]	10-Nov-23	13:47	22-Dec-23	12:34	82	102	98	82	118	94
SO4 [mg/L]	21-Dec-23	08:20	21-Dec-23	14:59	3.1	2.2	3.9	3.8	13	3.0
Hg [mg/L]	13-Nov-23	16:52	22-Dec-23	12:06	< 0.00001	< 0.00001	< 0.00001	0.00001	< 0.00001	< 0.00001
Ag (diss) [mg/L]	13-Nov-23	19:39	22-Dec-23	13:10	< 0.00005	< 0.00005	< 0.00005	< 0.00005	0.00007	< 0.00005
Al (diss) [mg/L]	13-Nov-23	19:39	22-Dec-23	13:10	1.49	1.81	1.26	2.28	0.548	1.97
As (diss) [mg/L]	13-Nov-23	19:39	22-Dec-23	13:10	0.0187	0.599	0.0638	0.0160	0.0352	0.0066
Ba (diss) [mg/L]	13-Nov-23	19:39	22-Dec-23	13:10	0.00805	0.01842	0.00372	0.02491	0.00645	0.0311
B (diss) [mg/L]	13-Nov-23	19:39	22-Dec-23	13:10	0.020	0.042	0.046	0.027	0.024	0.033
Be (diss) [mg/L]	13-Nov-23	19:39	22-Dec-23	13:10	< 0.000007	0.000011	< 0.000007	0.000011	< 0.000007	0.000010

OnLine LIMS

0004325473

Results relate only to the sample tested. Data reported represents the sample submitted to SGS. Reproduction of this analytical report in full or in part is prohibited without prior written approval. Please refer to SGS General Conditions of Services located at https://www.sgs.ca/en/terms-and-conditions (Printed copies are available upon request.)
Test method information available upon request. "Temperature Upon Receipt" is representative of the whole shipment and may not reflect the temperature of individual samples.
SGS Canada Inc. Environment-Health & Safety statement of conformity decision rule does not consider uncertainty when analytical results are compared to a specified standard or regulation.

SGS Canada Inc.
P.O. Box 4300 - 185 Concession St.
Lakefield - Ontario - KOL 2HO
Phone: 705-652-2000 FAX: 705-652-6365

LR Report : **CA19084-OCT23**

Analysis	1: Analysis Start Date	2: Analysis Start Time	3: Analysis Completed Date	4: Analysis Completed Time	5: 031665	10: 031670	11: 031671	16: 031676	21: 031681	35: 031695
Bi (diss) [mg/L]	13-Nov-23	19:39	22-Dec-23	13:10	0.00001	0.00010	< 0.00001	0.00010	< 0.00001	0.00004
Ca (diss) [mg/L]	13-Nov-23	19:39	22-Dec-23	13:10	6.33	3.56	3.88	2.81	12.7	3.57
Cd (diss) [mg/L]	13-Nov-23	19:39	22-Dec-23	13:10	0.000008	0.000010	< 0.000003	0.000013	0.000003	0.000020
Co (diss) [mg/L]	13-Nov-23	19:39	22-Dec-23	13:10	0.000157	0.000417	0.000280	0.00105	0.000069	0.000858
Cr (diss) [mg/L]	13-Nov-23	19:39	22-Dec-23	13:09	0.00026	0.00029	0.00144	0.00275	0.00023	0.00318
Cu (diss) [mg/L]	13-Nov-23	19:39	22-Dec-23	13:09	0.0009	0.0024	0.0009	0.0021	0.0014	0.0014
Fe (diss) [mg/L]	13-Nov-23	19:39	22-Dec-23	13:09	0.347	1.52	0.399	1.35	0.043	1.46
K (diss) [mg/L]	13-Nov-23	19:39	22-Dec-23	13:09	9.44	17.7	9.89	11.2	6.81	12.6
Li (diss) [mg/L]	13-Nov-23	19:39	22-Dec-23	13:09	0.0027	0.0031	0.0010	0.0054	0.0027	0.0064
Mg (diss) [mg/L]	13-Nov-23	19:39	22-Dec-23	13:09	0.363	0.423	0.414	0.661	1.17	0.692
Mn (diss) [mg/L]	13-Nov-23	19:39	22-Dec-23	13:09	0.00728	0.0187	0.00516	0.0192	0.00134	0.0281
Mo (diss) [mg/L]	13-Nov-23	19:39	22-Dec-23	13:09	0.00019	0.00073	0.00044	0.00065	0.00081	0.00027
Na (diss) [mg/L]	13-Nov-23	19:39	22-Dec-23	13:09	8.76	10.5	12.1	11.0	9.59	11.9
Ni (diss) [mg/L]	13-Nov-23	19:39	22-Dec-23	13:09	0.0010	0.0017	0.0012	0.0032	0.0008	0.0022
P (diss) [mg/L]	13-Nov-23	19:39	22-Dec-23	13:09	0.025	0.009	0.023	0.050	0.005	0.040
Pb (diss) [mg/L]	13-Nov-23	19:39	22-Dec-23	13:09	0.00061	0.00092	0.00015	0.00153	0.00210	0.00120
Sb (diss) [mg/L]	13-Nov-23	19:39	22-Dec-23	13:09	0.0031	0.0038	0.0012	0.0035	0.0015	0.0020
Se (diss) [mg/L]	13-Nov-23	19:39	22-Dec-23	13:09	0.00021	0.00025	0.00005	0.00113	0.00007	0.00049
Si (diss) [mg/L]	13-Nov-23	19:39	22-Dec-23	13:09	4.23	4.20	2.92	4.94	2.62	5.06
Sn (diss) [mg/L]	13-Nov-23	19:39	22-Dec-23	13:09	< 0.00006	0.00033	0.00008	0.00012	< 0.00006	0.00008
Sr (diss) [mg/L]	13-Nov-23	19:39	22-Dec-23	13:09	0.0176	0.00751	0.0141	0.0135	0.0469	0.0166
Ti (diss) [mg/L]	13-Nov-23	19:39	22-Dec-23	13:09	0.0226	0.0146	0.0182	0.0803	0.00182	0.0850
Tl (diss) [mg/L]	13-Nov-23	19:39	22-Dec-23	13:09	0.000009	0.000015	0.000007	0.000028	< 0.000005	0.000031
U (diss) [mg/L]	13-Nov-23	19:39	22-Dec-23	13:09	0.00265	0.00138	0.000226	0.000960	0.000474	0.00116
V (diss) [mg/L]	13-Nov-23	19:39	22-Dec-23	13:09	0.00705	0.00363	0.0136	0.0116	0.00194	0.0149
W (diss) [mg/L]	13-Nov-23	19:39	22-Dec-23	13:09	0.00069	0.00111	0.00120	0.00213	0.00560	0.00059
Y (diss) [mg/L]	13-Nov-23	19:39	22-Dec-23	13:09	0.00035	0.00055	0.00014	0.00130	0.00015	0.00130
Zn (diss) [mg/L]	13-Nov-23	19:39	22-Dec-23	13:09	< 0.002	0.005	< 0.002	0.005	< 0.002	0.005

OnLine LNMS

00043254 73

Results relate only to the sample tested. Data reported represents the sample submitted to SGS. Reproduction of this analytical report in full or in part is prohibited without prior written approval. Please refer to SGS General Conditions of Services located at https://www.sgs.ca/en/terms-and-conditions (Printed copies are available upon request.)
Test method information available upon request. "Temperature Upon Receipt" is representative of the whole shipment and may not reflect the temperature of individual samples.
SGS Canada Inc. Environment-Health & Safety statement of conformity decision rule does not consider uncertainty when analytical results are compared to a specified standard or regulation.

SGS Canada Inc.
P.O. Box 4300 - 185 Concession St.
Lakefield - Ontario - KOL 2HO
Phone: 705-652-2000 FAX: 705-652-6365

Analysis	38: 031698	44: 031705	46: 031707	47: 031708	50: 031711	52: 031713	53: 031714
Sample Date & Time	N/A	N/A	N/A	N/A	N/A	N/A	N/A
Sample weight [g]	251	248	249	249	250	249	251
Volume D.I. Water [mL]	750	750	750	750	750	750	750
pH [no unit]	9.59	9.82	8.59	9.54	9.44	9.58	9.82
pH [No unit]	9.19	9.24	9.24	9.30	9.25	9.34	9.50
Alkalinity [mg/L as CaCO3]	38	39	39	40	45	35	59
Acidity [mg/L as CaCO3]	< 2	< 2	< 2	< 2	< 2	< 2	< 2
Conductivity [uS/cm]	90	79	99	82	112	106	129
SO4 [mg/L]	< 2	< 2	4.6	< 2	10.0	2.2	< 2
Hg [mg/L]	< 0.00001	< 0.00001	< 0.00001	< 0.00001	< 0.00001	< 0.00001	< 0.00001
Ag (diss) [mg/L]	< 0.00005	< 0.00005	< 0.00005	< 0.00005	< 0.00005	< 0.00005	< 0.00005
Al (diss) [mg/L]	1.17	2.38	1.65	2.45	1.24	1.38	1.47
As (diss) [mg/L]	0.0036	0.0019	0.0134	0.0155	0.0025	0.734	0.0059
Ba (diss) [mg/L]	0.0185	0.0237	0.00546	0.0255	0.0110	0.00417	0.00449
B (diss) [mg/L]	0.050	0.024	0.056	0.028	0.054	0.038	0.039
Be (diss) [mg/L]	< 0.000007	< 0.000007	0.000007	0.000008	0.000009	0.000010	< 0.000007
Bi (diss) [mg/L]	0.00002	0.00002	0.00003	0.00002	0.00003	< 0.00001	< 0.00001
Ca (diss) [mg/L]	7.22	3.19	3.14	3.34	5.08	7.06	2.94
Cd (diss) [mg/L]	0.000099	0.000003	0.000010	0.000053	0.000006	< 0.000003	< 0.000003
Co (diss) [mg/L]	0.000431	0.000734	0.000146	0.00110	0.000674	0.000062	0.000102
Cr (diss) [mg/L]	0.00091	0.00229	0.00037	0.00167	0.00467	0.00046	0.00089
Cu (diss) [mg/L]	0.0014	0.0014	0.0006	0.0049	0.0005	0.0007	0.0004
Fe (diss) [mg/L]	0.844	1.81	0.147	1.27	0.809	0.098	0.235
K (diss) [mg/L]	5.78	7.66	9.88	7.21	9.03	7.90	13.6
Li (diss) [mg/L]	0.0018	0.0053	0.0045	0.0041	0.0027	0.0037	0.0025
Mg (diss) [mg/L]	0.490	0.556	0.300	0.464	0.783	0.316	0.239
Mn (diss) [mg/L]	0.00857	0.00507	0.00325	0.0127	0.0105	0.00356	0.00351
Mo (diss) [mg/L]	0.00025	0.00015	0.00065	0.00031	0.00043	0.00018	0.00047
Na (diss) [mg/L]	11.3	12.0	10.4	13.1	16.2	8.16	15.7
Ni (diss) [mg/L]	0.0013	0.0018	0.0004	0.0026	0.0023	0.0007	0.0003
P (diss) [mg/L]	0.008	0.061	0.016	0.167	0.012	0.010	0.008

OnLine LNMS

0004325473

Results relate only to the sample tested. Data reported represents the sample submitted to SGS. Reproduction of this analytical report in full or in part is prohibited without prior written approval. Please refer to SGS General Conditions of Services located at https://www.sgs.ca/en/terms-and-conditions (Printed copies are available upon request.)
Test method information available upon request. "Temperature Upon Receipt" is representative of the whole shipment and may not reflect the temperature of individual samples.
SGS Canada Inc. Environment-Health & Safety statement of conformity decision rule does not consider uncertainty when analytical results are compared to a specified standard or regulation.

SGS Canada Inc.
P.O. Box 4300 - 185 Concession St.
Lakefield - Ontario - KOL 2HO
Phone: 705-652-2000 FAX: 705-652-6365

LR Report : **CA19084-OCT23**

Analysis	38: 031698	44: 031705	46: 031707	47: 031708	50: 031711	52: 031713	53: 031714
Pb (diss) [mg/L]	0.00071	0.00061	0.00041	0.00566	0.00070	0.00092	0.00020
Sb (diss) [mg/L]	< 0.0009	0.0012	0.0020	0.0022	0.0010	0.0047	0.0020
Se (diss) [mg/L]	0.00015	< 0.00004	< 0.00004	0.00004	0.00037	0.00005	< 0.00004
Si (diss) [mg/L]	2.82	4.64	3.55	4.78	3.60	3.44	4.97
Sn (diss) [mg/L]	< 0.00006	< 0.00006	< 0.00006	0.00022	< 0.00006	< 0.00006	< 0.00006
Sr (diss) [mg/L]	0.0210	0.00877	0.00842	0.0112	0.0255	0.0148	0.00812
Ti (diss) [mg/L]	0.0230	0.0600	0.00910	0.0513	0.0387	0.00782	0.0149
Tl (diss) [mg/L]	< 0.000005	0.000009	< 0.000005	0.000014	0.000015	0.000006	0.000007
U (diss) [mg/L]	0.000030	0.000375	0.00149	0.000714	0.000260	0.00119	0.000773
V (diss) [mg/L]	0.00878	0.0127	0.00363	0.0125	0.00830	0.00122	0.0109
W (diss) [mg/L]	0.00208	0.00072	0.00899	0.00130	0.00087	0.00123	0.00957
Y (diss) [mg/L]	0.00012	0.00027	0.00034	0.00058	0.00047	0.00055	0.00008
Zn (diss) [mg/L]	0.010	0.005	0.002	0.006	0.004	< 0.002	< 0.002

Revised report with sample changes as per client request.

Method Descriptions

Parameter	Units	SGS Method Code	Reference Method Code
	g	NA	Sample weight
	mL	NA	Volume
	no unit	NA	
Acidity	mg/L as CaCO3	ME-CA-[ENV]EWL-LAK-AN-006	SM 2310
Alkalinity	mg/L as CaCO3	ME-CA-[ENV]EWL-LAK-AN-006	SM 2320
Anions by IC	mg/L	ME-CA-[ENV]IC-LAK-AN-001	EPA300/MA300-Ions1.3
Conductivity	uS/cm	ME-CA-[ENV]EWL-LAK-AN-006	SM 2510
Inorganics-General	mg/L	ME-CA-[ENV]SPE-LAK-AN-004	EPA 7471A/SM 3112B

OnLine LIMS

0004325473

Results relate only to the sample tested. Data reported represents the sample submitted to SGS. Reproduction of this analytical report in full or in part is prohibited without prior written approval. Please refer to SGS General Conditions of Services located at https://www.sgs.ca/en/terms-and-conditions (Printed copies are available upon request.)
Test method information available upon request. "Temperature Upon Receipt" is representative of the whole shipment and may not reflect the temperature of individual samples.
SGS Canada Inc. Environment-Health & Safety statement of conformity decision rule does not consider uncertainty when analytical results are compared to a specified standard or regulation.

SGS Canada Inc.
P.O. Box 4300 - 185 Concession St.
Lakefield - Ontario - KOL 2HO
Phone: 705-652-2000 FAX: 705-652-6365

Parameter	Units	SGS Method Code	Reference Method Code
Metals in aqueous samples - ICP-MS	mg/L	ME-CA-[ENV]SPE-LAK-AN-006	SM 3030/EPA 200.8
pH	No unit	ME-CA-[ENV]EWL-LAK-AN-006	SM 4500

Catharine Arnold

CHARTERED CATHARINE ARNOLD CHEMIST

Catharine Arnold, B.Sc., C.Chem
Project Specialist,
Environment, Health & Safety

OnLine LIMS

0004325473

Results relate only to the sample tested. Data reported represents the sample submitted to SGS. Reproduction of this analytical report in full or in part is prohibited without prior written approval. Please refer to SGS General Conditions of Services located at https://www.sgs.ca/en/terms-and-conditions (Printed copies are available upon request.)
Test method information available upon request. "Temperature Upon Receipt" is representative of the whole shipment and may not reflect the temperature of individual samples.
SGS Canada Inc. Environment-Health & Safety statement of conformity decision rule does not consider uncertainty when analytical results are compared to a specified standard or regulation.

SGS Canada Inc.
P.O. Box 4300 - 185 Concession St.
Lakefield - Ontario - KOL 2HO
Phone: 705-652-2000 FAX: 705-652-6365

Quality Control Report

Inorganic Analysis													
Parameter	Reporting Limit	Unit	Method Blank	Duplicate				LCS / Spike Blank			Matrix Spike / Reference Material		
				Result 1	Result 2	RPD	Acceptance Criteria	Spike Recovery (%)	Recovery Limits (%)		Spike Recovery (%)	Recovery Limits (%)	
							%		Low	High		Low	High
Acidity - QCBatchID: EWL0266-NOV23													
Acidity	2	mg/L as Ca	< 2			ND	20	94	90	110	NA		
Acidity - QCBatchID: EWL0290-DEC23													
Acidity	2	mg/L as Ca	2			0	20	98	90	110	NA		
Acidity - QCBatchID: EWL0422-DEC23													
Acidity	2	mg/L as Ca	3			0	20	90	90	110	NA		
Alkalinity - QCBatchID: EWL0266-NOV23													
Alkalinity	2	mg/L as Ca	< 2			0	20	100	80	120	NA		
Alkalinity - QCBatchID: EWL0290-DEC23													
Alkalinity	2	mg/L as Ca	< 2			0	20	100	80	120	NA		
Alkalinity - QCBatchID: EWL0422-DEC23													
Alkalinity	2	mg/L as Ca	< 2			3	20	98	80	120	NA		
Anions by IC - QCBatchID: DIO0364-DEC23													
Sulphate	0.2	mg/L	<0.2			2	20	97	90	110	86	75	125
Anions by IC - QCBatchID: DIO0483-NOV23													
Sulphate	0.2	mg/L	<0.2			1	20	99	90	110	97	75	125
Anions by IC - QCBatchID: DIO0501-DEC23													
Sulphate	0.2	mg/L	<0.2			2	20	99	90	110	NV	75	125
Conductivity - QCBatchID: EWL0266-NOV23													
Conductivity	2	uS/cm	< 2			0	10	97	90	110	NA		
Conductivity - QCBatchID: EWL0290-DEC23													
Conductivity	2	uS/cm	< 2			0	10	96	90	110	NA		
Conductivity - QCBatchID: EWL0422-DEC23													
Conductivity	2	uS/cm	< 2			0	10	102	90	110	NA		
Inorganics-General - QCBatchID: EHG0021-NOV23													
Mercury	0.00001	mg/L	< 0.00001			1	20	96	80	120	108	70	130
Inorganics-General - QCBatchID: EHG0027-DEC23													
Mercury	0.00001	mg/L	< 0.00001			ND	20	87	80	120	88	70	130
Inorganics-General - QCBatchID: EHG0040-DEC23													
Mercury	0.00001	mg/L	< 0.00001			ND	20	91	80	120	89	70	130
Metals in aqueous samples - ICP-MS - QCBatchID: EMS0107-NOV23													
Aluminum (dissolved)	0.001	mg/L	<0.001			5	20	98	90	110	91	70	130
Antimony (dissolved)	0.0009	mg/L	<0.0009			ND	20	108	90	110	73	70	130
Arsenic (dissolved)	0.0002	mg/L	<0.0002			4	20	103	90	110	78	70	130
Barium (dissolved)	0.00008	mg/L	<0.00008			3	20	101	90	110	99	70	130
Beryllium (dissolved)	0.000007	mg/L	<0.000007			ND	20	105	90	110	76	70	130

OnLine LIMS

0004325473

Results relate only to the sample tested. Data reported represents the sample submitted to SGS. Reproduction of this analytical report in full or in part is prohibited without prior written approval. Please refer to SGS General Conditions of Services located at https://www.sgs.ca/en/terms-and-conditions (Printed copies are available upon request.)
Test method information available upon request. "Temperature Upon Receipt" is representative of the whole shipment and may not reflect the temperature of individual samples.
SGS Canada Inc. Environment-Health & Safety statement of conformity decision rule does not consider uncertainty when analytical results are compared to a specified standard or regulation.

SGS Canada Inc.
P.O. Box 4300 - 185 Concession St.
Lakefield - Ontario - KOL 2HO
Phone: 705-652-2000 FAX: 705-652-6365

Inorganic Analysis													
Parameter	Reporting Limit	Unit	Method Blank	Duplicate				LCS / Spike Blank			Matrix Spike / Reference Material		
				Result 1	Result 2	RPD	Acceptance Criteria	Spike Recovery (%)	Recovery Limits (%)		Spike Recovery (%)	Recovery Limits (%)	
							%		Low	High		Low	High
Bismuth (dissolved)	0.00001	mg/L	<0.00001			ND	20	100	90	110	100	70	130
Boron (dissolved)	0.002	mg/L	<0.002			4	20	99	90	110	92	70	130
Cadmium (dissolved)	0.000003	mg/L	<0.000003			ND	20	103	90	110	80	70	130
Calcium (dissolved)	0.01	mg/L	<0.01			2	20	99	90	110	109	70	130
Chromium (dissolved)	0.00008	mg/L	<0.00008			5	20	105	90	110	107	70	130
Cobalt (dissolved)	0.000004	mg/L	<0.000004			6	20	100	90	110	75	70	130
Copper (dissolved)	0.0002	mg/L	<0.0002			4	20	100	90	110	94	70	130
Iron (dissolved)	0.007	mg/L	<0.007			0	20	108	90	110	NV	70	130
Lead (dissolved)	0.00009	mg/L	<0.00009			ND	20	101	90	110	72	70	130
Lithium (dissolved)	0.0001	mg/L	<0.0001			4	20	100	90	110	109	70	130
Magnesium (dissolved)	0.001	mg/L	<0.001			2	20	109	90	110	80	70	130
Manganese (dissolved)	0.00001	mg/L	<0.00001			1	20	102	90	110	115	70	130
Molybdenum (dissolved)	0.00004	mg/L	<0.00004			1	20	101	90	110	106	70	130
Nickel (dissolved)	0.0001	mg/L	<0.0001			0	20	102	90	110	74	70	130
Phosphorus (dissolved)	0.003	mg/L	<0.003			ND	20	100	90	110	NV	70	130
Potassium (dissolved)	0.009	mg/L	<0.009			2	20	102	90	110	104	70	130
Selenium (dissolved)	0.00004	mg/L	<0.00004			4	20	101	90	110	115	70	130
Silicon (dissolved)	0.02	mg/L	<0.02			0	20	101	90	110	NV	70	130
Silver (dissolved)	0.00005	mg/L	<0.00005			ND	20	110	90	110	79	70	130
Sodium (dissolved)	0.01	mg/L	<0.01			5	20	104	90	110	104	70	130
Strontium (dissolved)	0.00008	mg/L	<0.00008			0	20	99	90	110	99	70	130
Thallium (dissolved)	0.000005	mg/L	<0.000005			0	20	100	90	110	71	70	130
Tin (dissolved)	0.00006	mg/L	<0.00006			ND	20	99	90	110	NV	70	130
Titanium (dissolved)	0.00007	mg/L	<0.00005			5	20	102	90	110	NV	70	130
Tungsten (dissolved)	0.00002	mg/L	<0.00002			2	20	104	90	110	NV	70	130
Uranium (dissolved)	0.000002	mg/L	<0.000002			ND	20	106	90	110	95	70	130
Vanadium (dissolved)	0.00001	mg/L	<0.00001			1	20	101	90	110	77	70	130
Yttrium (dissolved)	0.00002	mg/L	<0.00002			ND	20	101	90	110	NV	70	130
Zinc (dissolved)	0.002	mg/L	<0.002			ND	20	106	90	110	94	70	130
Metals in aqueous samples - ICP-MS - QCBatchID: EMS0139-DEC23													
Aluminum (dissolved)	0.001	mg/L	<0.001			12	20	99	90	110	95	70	130
Antimony (dissolved)	0.0009	mg/L	<0.0009			1	20	107	90	110	105	70	130
Arsenic (dissolved)	0.0002	mg/L	<0.0002			0	20	101	90	110	100	70	130
Barium (dissolved)	0.00008	mg/L	<0.00008			0	20	99	90	110	93	70	130
Beryllium (dissolved)	0.000007	mg/L	<0.000007			ND	20	102	90	110	106	70	130
Bismuth (dissolved)	0.00001	mg/L	<0.00001			ND	20	94	90	110	95	70	130
Boron (dissolved)	0.002	mg/L	<0.002			ND	20	107	90	110	103	70	130
Cadmium (dissolved)	0.000003	mg/L	<0.000003			ND	20	101	90	110	101	70	130
Calcium (dissolved)	0.01	mg/L	<0.01			1	20	98	90	110	99	70	130

OnLine LIMS

0004325473

Results relate only to the sample tested. Data reported represents the sample submitted to SGS. Reproduction of this analytical report in full or in part is prohibited without prior written approval. Please refer to SGS General Conditions of Services located at https://www.sgs.ca/en/terms-and-conditions (Printed copies are available upon request.)
Test method information available upon request. "Temperature Upon Receipt" is representative of the whole shipment and may not reflect the temperature of individual samples.
SGS Canada Inc. Environment-Health & Safety statement of conformity decision rule does not consider uncertainty when analytical results are compared to a specified standard or regulation.

SGS Canada Inc.
P.O. Box 4300 - 185 Concession St.
Lakefield - Ontario - KOL 2HO
Phone: 705-652-2000 FAX: 705-652-6365

Inorganic Analysis													
Parameter	Reporting Limit	Unit	Method Blank	Duplicate				LCS / Spike Blank			Matrix Spike / Reference Material		
				Result 1	Result 2	RPD	Acceptance Criteria	Spike Recovery (%)	Recovery Limits (%)		Spike Recovery (%)	Recovery Limits (%)	
							%		Low	High		Low	High
Chromium (dissolved)	0.00008	mg/L	<0.00008			ND	20	103	90	110	92	70	130
Cobalt (dissolved)	0.000004	mg/L	<0.000004			1	20	100	90	110	100	70	130
Copper (dissolved)	0.0002	mg/L	<0.0002			9	20	100	90	110	104	70	130
Iron (dissolved)	0.007	mg/L	<0.007			ND	20	100	90	110	100	70	130
Lead (dissolved)	0.00009	mg/L	<0.00009			ND	20	96	90	110	93	70	130
Lithium (dissolved)	0.0001	mg/L	<0.0001			2	20	99	90	110	86	70	130
Magnesium (dissolved)	0.001	mg/L	<0.001			1	20	95	90	110	95	70	130
Manganese (dissolved)	0.00001	mg/L	<0.00001			2	20	100	90	110	100	70	130
Molybdenum (dissolved)	0.00004	mg/L	<0.00004			4	20	99	90	110	91	70	130
Nickel (dissolved)	0.0001	mg/L	<0.0001			2	20	97	90	110	96	70	130
Phosphorus (dissolved)	0.003	mg/L	<0.003			ND	20	95	90	110	NV	70	130
Potassium (dissolved)	0.009	mg/L	<0.009			3	20	92	90	110	89	70	130
Selenium (dissolved)	0.00004	mg/L	<0.00004			ND	20	99	90	110	101	70	130
Silicon (dissolved)	0.02	mg/L	<0.02			3	20	93	90	110	NV	70	130
Silver (dissolved)	0.00005	mg/L	<0.00005			ND	20	100	90	110	80	70	130
Sodium (dissolved)	0.01	mg/L	<0.01			5	20	96	90	110	93	70	130
Strontium (dissolved)	0.00008	mg/L	<0.00008			1	20	100	90	110	101	70	130
Thallium (dissolved)	0.000005	mg/L	<0.000005			ND	20	98	90	110	89	70	130
Tin (dissolved)	0.00006	mg/L	<0.00006			ND	20	97	90	110	NV	70	130
Titanium (dissolved)	0.00007	mg/L	<0.00005			11	20	93	90	110	NV	70	130
Tungsten (dissolved)	0.00002	mg/L	<0.00002			5	20	100	90	110	NV	70	130
Uranium (dissolved)	0.000002	mg/L	<0.000002			9	20	108	90	110	100	70	130
Vanadium (dissolved)	0.00001	mg/L	<0.00001			8	20	99	90	110	96	70	130
Yttrium (dissolved)	0.00002	mg/L	<0.00002			ND	20	100	90	110	NV	70	130
Zinc (dissolved)	0.002	mg/L	<0.002			4	20	99	90	110	125	70	130
Metals in aqueous samples - ICP-MS - QCBatchID: EMS0189-DEC23													
Aluminum (dissolved)	0.001	mg/L	<0.001			2	20	101	90	110	113	70	130
Antimony (dissolved)	0.0009	mg/L	<0.0009			ND	20	106	90	110	106	70	130
Arsenic (dissolved)	0.0002	mg/L	<0.0002			10	20	101	90	110	102	70	130
Barium (dissolved)	0.00008	mg/L	<0.00008			1	20	100	90	110	96	70	130
Beryllium (dissolved)	0.000007	mg/L	<0.000007			ND	20	104	90	110	114	70	130
Bismuth (dissolved)	0.00001	mg/L	<0.00001			ND	20	95	90	110	100	70	130
Boron (dissolved)	0.002	mg/L	<0.002			6	20	94	90	110	101	70	130
Cadmium (dissolved)	0.000003	mg/L	<0.000003			ND	20	102	90	110	105	70	130
Calcium (dissolved)	0.01	mg/L	<0.01			1	20	98	90	110	99	70	130
Chromium (dissolved)	0.00008	mg/L	<0.00008			13	20	105	90	110	96	70	130
Cobalt (dissolved)	0.000004	mg/L	<0.000004			11	20	99	90	110	96	70	130
Copper (dissolved)	0.0002	mg/L	<0.0002			ND	20	99	90	110	95	70	130
Iron (dissolved)	0.007	mg/L	<0.007			ND	20	103	90	110	100	70	130

OnLine LIMS

0004325473

Results relate only to the sample tested. Data reported represents the sample submitted to SGS. Reproduction of this analytical report in full or in part is prohibited without prior written approval. Please refer to SGS General Conditions of Services located at https://www.sgs.ca/en/terms-and-conditions (Printed copies are available upon request.)
Test method information available upon request. "Temperature Upon Receipt" is representative of the whole shipment and may not reflect the temperature of individual samples.
SGS Canada Inc. Environment-Health & Safety statement of conformity decision rule does not consider uncertainty when analytical results are compared to a specified standard or regulation.

SGS Canada Inc.
P.O. Box 4300 - 185 Concession St.
Lakefield - Ontario - KOL 2HO
Phone: 705-652-2000 FAX: 705-652-6365

Inorganic Analysis													
Parameter	Reporting Limit	Unit	Method Blank	Duplicate				LCS / Spike Blank			Matrix Spike / Reference Material		
				Result 1	Result 2	RPD	Acceptance Criteria	Spike Recovery (%)	Recovery Limits (%)		Spike Recovery (%)	Recovery Limits (%)	
							%		Low	High		Low	High
Lead (dissolved)	0.00009	mg/L	<0.00009			ND	20	98	90	110	95	70	130
Lithium (dissolved)	0.0001	mg/L	<0.0001			3	20	99	90	110	90	70	130
Magnesium (dissolved)	0.001	mg/L	<0.001			0	20	101	90	110	98	70	130
Manganese (dissolved)	0.00001	mg/L	<0.00001			1	20	101	90	110	91	70	130
Molybdenum (dissolved)	0.00004	mg/L	<0.00004			14	20	97	90	110	85	70	130
Nickel (dissolved)	0.0001	mg/L	<0.0001			4	20	101	90	110	101	70	130
Phosphorus (dissolved)	0.003	mg/L	<0.003			ND	20	102	90	110	NV	70	130
Potassium (dissolved)	0.009	mg/L	<0.009			1	20	107	90	110	73	70	130
Selenium (dissolved)	0.00004	mg/L	<0.00004			13	20	98	90	110	107	70	130
Silicon (dissolved)	0.02	mg/L	<0.02			4	20	99	90	110	NV	70	130
Silver (dissolved)	0.00005	mg/L	<0.00005			ND	20	99	90	110	89	70	130
Sodium (dissolved)	0.01	mg/L	<0.01			1	20	94	90	110	95	70	130
Strontium (dissolved)	0.00008	mg/L	<0.00008			0	20	102	90	110	82	70	130
Thallium (dissolved)	0.000005	mg/L	<0.000005			ND	20	95	90	110	90	70	130
Tin (dissolved)	0.00006	mg/L	<0.00006			ND	20	94	90	110	NV	70	130
Titanium (dissolved)	0.00007	mg/L	<0.00005			ND	20	92	90	110	NV	70	130
Tungsten (dissolved)	0.00002	mg/L	<0.00002			13	20	102	90	110	NV	70	130
Uranium (dissolved)	0.000002	mg/L	<0.000002			0	20	99	90	110	99	70	130
Vanadium (dissolved)	0.00001	mg/L	<0.00001			3	20	101	90	110	104	70	130
Yttrium (dissolved)	0.00002	mg/L	<0.00002			ND	20	96	90	110	NV	70	130
Zinc (dissolved)	0.002	mg/L	<0.002			ND	20	102	90	110	99	70	130
pH - QCBatchID: EWL0266-NOV23													
pH	0.05	No unit	NA			0		100			NA		
pH - QCBatchID: EWL0290-DEC23													
pH	0.05	No unit	NA			0		101			NA		
pH - QCBatchID: EWL0449-DEC23													
pH	0.05	No unit	NA			0		100			NA		

OnLine LIMS

0004325473

Results relate only to the sample tested. Data reported represents the sample submitted to SGS. Reproduction of this analytical report in full or in part is prohibited without prior written approval. Please refer to SGS General Conditions of Services located at https://www.sgs.ca/en/terms-and-conditions (Printed copies are available upon request.)
Test method information available upon request. "Temperature Upon Receipt" is representative of the whole shipment and may not reflect the temperature of individual samples.
SGS Canada Inc. Environment-Health & Safety statement of conformity decision rule does not consider uncertainty when analytical results are compared to a specified standard or regulation.

SGS Canada Inc.
P.O. Box 4300 - 185 Concession St.
Lakefield - Ontario - KOL 2HO
Phone: 705-652-2000 FAX: 705-652-6365

12-November-2025

Great Bear Resources Ltd.
Attn : Ashley Moncrief

1020 - 800 West Pender St.
Vancouver, BC
V6C 2V6, Canada

Phone: 778-833-2160
Fax:

Date Rec. : 05 October 2023
LR Report: **CA19091-OCT23**
Reference: Great Bear Project/ OMGS21045 - Set 2

Copy: #2

CERTIFICATE OF ANALYSIS
Final Report - Revised

Analysis	1: Analysis Start Date	2: Analysis Start Time	3: Analysis Completed Date	4: Analysis Completed Time	6: 031717	9: 031720	10: 031721	12: 031723	14: 031725	15: 031726
Sample Date & Time					N/A	N/A	N/A	N/A	N/A	N/A
Sample weight [g]	26-Nov-23	08:48	27-Nov-23	11:27	251	250	250	251	250	250
Volume D.I. Water [mL]	26-Nov-23	08:48	27-Nov-23	11:27	750	750	750	750	750	750
pH [no unit]	26-Nov-23	08:48	27-Nov-23	11:27	9.70	9.69	9.77	8.59	8.59	8.64
pH [No unit]	28-Nov-23	14:08	08-Dec-23	09:33	8.10	8.19	9.17	7.35	8.61	7.44
Alkalinity [mg/L as CaCO3]	28-Nov-23	14:08	08-Dec-23	09:33	26	27	36	12	42	17
Acidity [mg/L as CaCO3]	28-Nov-23	14:08	08-Dec-23	09:33	< 2	< 2	< 2	< 2	< 2	< 2
Conductivity [uS/cm]	28-Nov-23	14:08	08-Dec-23	09:33	65	62	88	495	180	523
SO4 [mg/L]	28-Nov-23	17:11	08-Dec-23	16:05	3.8	< 2	2.5	210	21	230
Hg [mg/L]	30-Nov-23	07:14	08-Dec-23	13:16	< 0.00001	< 0.00001	< 0.00001	< 0.00001	< 0.00001	< 0.00001
Ag (diss) [mg/L]	30-Nov-23	09:10	12-Dec-23	15:34	< 0.00005	< 0.00005	< 0.00005	0.00023	0.00041	0.00013
Al (diss) [mg/L]	30-Nov-23	09:10	12-Dec-23	15:34	0.874	1.26	1.91	0.377	0.230	0.374
As (diss) [mg/L]	30-Nov-23	09:10	12-Dec-23	15:34	0.0489	0.0291	0.0785	0.0018	0.0042	0.0033
Ba (diss) [mg/L]	30-Nov-23	09:10	12-Dec-23	15:34	0.00590	0.00427	0.00568	0.00597	0.00798	0.0143
B (diss) [mg/L]	30-Nov-23	09:10	12-Dec-23	15:34	0.011	0.018	0.067	0.019	0.065	0.011
Be (diss) [mg/L]	30-Nov-23	09:10	12-Dec-23	15:34	0.000012	< 0.000007	< 0.000007	< 0.000007	< 0.000007	0.000008

OnLine LIMS

0004325487

Results relate only to the sample tested. Data reported represents the sample submitted to SGS. Reproduction of this analytical report in full or in part is prohibited without prior written approval. Please refer to SGS General Conditions of Services located at https://www.sgs.ca/en/terms-and-conditions (Printed copies are available upon request.)
Test method information available upon request. "Temperature Upon Receipt" is representative of the whole shipment and may not reflect the temperature of individual samples.
SGS Canada Inc. Environment-Health & Safety statement of conformity decision rule does not consider uncertainty when analytical results are compared to a specified standard or regulation.

SGS Canada Inc.
P.O. Box 4300 - 185 Concession St.
Lakefield - Ontario - KOL 2HO
Phone: 705-652-2000 FAX: 705-652-6365

LR Report : **CA19091-OCT23**

Analysis	1: Analysis Start Date	2: Analysis Start Time	3: Analysis Completed Date	4: Analysis Completed Time	6: 031717	9: 031720	10: 031721	12: 031723	14: 031725	15: 031726
Bi (diss) [mg/L]	30-Nov-23	09:10	12-Dec-23	15:34	< 0.00001	< 0.00001	0.00003	0.00005	0.00007	< 0.00001
Ca (diss) [mg/L]	30-Nov-23	09:10	12-Dec-23	15:34	6.40	6.68	2.58	81.5	21.1	91.8
Cd (diss) [mg/L]	30-Nov-23	09:10	12-Dec-23	15:34	< 0.000003	< 0.000003	0.000005	0.000022	< 0.000003	0.000003
Co (diss) [mg/L]	30-Nov-23	09:10	12-Dec-23	15:34	0.000017	0.000012	0.000283	0.000105	0.000018	0.000119
Cr (diss) [mg/L]	30-Nov-23	09:10	12-Dec-23	15:34	< 0.00008	< 0.00008	0.00139	< 0.00008	0.00024	0.00010
Cu (diss) [mg/L]	30-Nov-23	09:10	12-Dec-23	15:34	0.0010	0.0003	0.0009	0.0022	0.0005	0.0007
Fe (diss) [mg/L]	30-Nov-23	09:10	12-Dec-23	15:34	0.019	0.013	0.399	< 0.007	0.011	< 0.007
K (diss) [mg/L]	30-Nov-23	09:10	12-Dec-23	15:34	6.01	6.85	16.8	10.3	18.4	10.8
Li (diss) [mg/L]	30-Nov-23	09:10	12-Dec-23	15:34	0.0058	0.0042	0.0035	0.0075	0.0085	0.0035
Mg (diss) [mg/L]	30-Nov-23	09:10	12-Dec-23	15:34	0.435	0.256	0.346	1.57	1.16	1.62
Mn (diss) [mg/L]	30-Nov-23	09:10	12-Dec-23	15:34	0.00143	0.00082	0.00642	0.0562	0.0141	0.0170
Mo (diss) [mg/L]	30-Nov-23	09:10	12-Dec-23	15:34	0.00037	0.00166	0.00062	0.00052	0.00036	0.00077
Na (diss) [mg/L]	30-Nov-23	09:10	12-Dec-23	15:34	3.01	4.17	10.3	10.1	8.36	4.07
Ni (diss) [mg/L]	30-Nov-23	09:10	12-Dec-23	15:34	0.0002	0.0006	0.0013	0.0021	0.0004	0.0007
P (diss) [mg/L]	30-Nov-23	09:10	12-Dec-23	15:34	0.008	0.015	0.040	0.008	0.004	0.003
Pb (diss) [mg/L]	30-Nov-23	09:10	12-Dec-23	15:34	< 0.00009	< 0.00009	0.00032	0.00009	0.00049	< 0.00009
Sb (diss) [mg/L]	30-Nov-23	09:10	12-Dec-23	15:34	0.0014	0.0043	0.0231	0.0134	0.0069	0.0137
Se (diss) [mg/L]	30-Nov-23	09:10	12-Dec-23	15:34	0.00073	0.00008	0.00027	0.00186	0.01798	0.00134
Si (diss) [mg/L]	30-Nov-23	09:10	12-Dec-23	15:34	3.14	4.05	4.14	2.37	2.04	2.48
Sn (diss) [mg/L]	30-Nov-23	09:10	12-Dec-23	15:34	< 0.00006	< 0.00006	< 0.00006	< 0.00006	< 0.00006	< 0.00006
Sr (diss) [mg/L]	30-Nov-23	09:10	12-Dec-23	15:34	0.0362	0.0188	0.00462	0.257	0.0584	0.323
Ti (diss) [mg/L]	30-Nov-23	09:10	12-Dec-23	15:34	0.00105	0.00156	0.0261	0.00012	0.00051	< 0.00007
Tl (diss) [mg/L]	30-Nov-23	09:10	12-Dec-23	15:34	< 0.000005	< 0.000005	0.000013	0.000020	0.000006	0.000014
U (diss) [mg/L]	30-Nov-23	09:10	12-Dec-23	15:34	0.000460	0.00415	0.00144	0.00322	0.000815	0.000814
V (diss) [mg/L]	30-Nov-23	09:10	12-Dec-23	15:34	0.00430	0.00066	0.0150	0.00111	0.00032	0.00125
W (diss) [mg/L]	30-Nov-23	09:10	12-Dec-23	15:34	0.00496	0.00123	0.00211	0.233	0.00268	0.00392
Y (diss) [mg/L]	30-Nov-23	09:10	12-Dec-23	15:34	0.00003	0.00014	0.00059	0.00014	< 0.00002	< 0.00002
Zn (diss) [mg/L]	30-Nov-23	09:10	12-Dec-23	15:34	< 0.002	< 0.002	< 0.002	< 0.002	< 0.002	< 0.002

OnLine LIMS

00043254B7

Results relate only to the sample tested. Data reported represents the sample submitted to SGS. Reproduction of this analytical report in full or in part is prohibited without prior written approval. Please refer to SGS General Conditions of Services located at https://www.sgs.ca/en/terms-and-conditions (Printed copies are available upon request.)
Test method information available upon request. "Temperature Upon Receipt" is representative of the whole shipment and may not reflect the temperature of individual samples.
SGS Canada Inc. Environment-Health & Safety statement of conformity decision rule does not consider uncertainty when analytical results are compared to a specified standard or regulation.

SGS Canada Inc.
P.O. Box 4300 - 185 Concession St.
Lakefield - Ontario - KOL 2HO
Phone: 705-652-2000 FAX: 705-652-6365

LR Report : **CA19091-OCT23**

Analysis	18: 031729	19: 031730	22: 031733	23: 031734	24: 031735	26: 031737	33: 031829	36: 031832	39: 031835	42: 031838
Sample Date & Time	N/A	N/A	N/A	N/A	N/A	N/A	N/A	N/A	N/A	N/A
Sample weight [g]	250	250	250	251	250	250	250	250	250	250
Volume D.I. Water [mL]	750	750	750	750	750	750	750	750	750	750
pH [no unit]	8.98	9.89	9.93	9.65	9.79	9.62	9.74	9.60	9.42	9.68
pH [No unit]	8.68	9.05	9.06	8.08	9.10	8.12	8.95	8.88	7.93	8.73
Alkalinity [mg/L as CaCO3]	27	39	35	28	39	29	37	30	25	25
Acidity [mg/L as CaCO3]	< 2	< 2	< 2	< 2	< 2	< 2	< 2	< 2	< 2	< 2
Conductivity [uS/cm]	95	73	78	81	93	76	99	65	123	46
SO4 [mg/L]	6.8	< 2	< 2	< 2	2.8	2.2	4.4	2.0	11	< 2
Hg [mg/L]	< 0.00001	< 0.00001	< 0.00001	< 0.00001	< 0.00001	< 0.00001	< 0.00001	< 0.00001	< 0.00001	< 0.00001
Ag (diss) [mg/L]	0.00006	< 0.00005	< 0.00005	< 0.00005	< 0.00005	< 0.00005	< 0.00005	< 0.00005	< 0.00005	< 0.00005
Al (diss) [mg/L]	1.03	1.37	1.27	1.11	1.23	1.81	0.811	1.35	1.30	0.670
As (diss) [mg/L]	0.0019	0.0070	0.0029	0.0073	0.0148	0.0841	0.0454	0.0060	0.0065	0.0021
Ba (diss) [mg/L]	0.00682	0.00416	0.00681	0.00181	0.00503	0.00406	0.00316	0.00823	0.00394	0.00559
B (diss) [mg/L]	0.080	0.055	0.040	0.043	0.066	0.014	0.064	0.059	0.006	0.049
Be (diss) [mg/L]	< 0.000007	< 0.000007	< 0.000007	< 0.000007	0.000007	< 0.000007	< 0.000007	< 0.000007	< 0.000007	< 0.000007
Bi (diss) [mg/L]	0.00004	< 0.00001	< 0.00001	< 0.00001	0.00001	< 0.00001	< 0.00001	0.00001	< 0.00001	< 0.00001
Ca (diss) [mg/L]	3.38	3.57	4.39	5.73	4.35	4.20	4.71	5.23	5.93	2.94
Cd (diss) [mg/L]	0.000003	< 0.000003	< 0.000003	< 0.000003	0.000004	< 0.000003	0.000003	< 0.000003	0.000022	0.000007
Co (diss) [mg/L]	0.000154	0.000032	0.000105	0.000017	0.000273	0.000033	0.000047	0.000075	0.000044	0.000153
Cr (diss) [mg/L]	0.00117	0.00030	0.00041	< 0.00008	0.00070	0.00018	0.00040	0.00029	0.00025	0.00057
Cu (diss) [mg/L]	0.0006	0.0007	0.0006	0.0012	0.0023	0.0005	0.0015	0.0005	0.0009	0.0007
Fe (diss) [mg/L]	0.759	0.079	0.217	0.010	0.424	0.058	0.079	0.146	0.051	0.514
K (diss) [mg/L]	12.9	8.07	12.7	9.34	12.4	15.2	13.1	4.93	20.8	3.38
Li (diss) [mg/L]	0.0029	0.0052	0.0100	0.0021	0.0037	0.0006	0.0052	0.0031	0.0039	0.0024
Mg (diss) [mg/L]	0.779	0.208	0.218	0.309	0.448	0.331	0.364	0.226	0.534	0.246
Mn (diss) [mg/L]	0.00186	0.00148	0.00405	0.00085	0.0131	0.00070	0.00250	0.00491	0.00261	0.0106
Mo (diss) [mg/L]	0.00092	0.00030	0.00060	0.00411	0.00122	0.00033	0.00049	0.00073	0.00104	0.00037
Na (diss) [mg/L]	10.4	11.3	8.11	6.46	12.8	3.42	11.5	9.28	2.87	7.14
Ni (diss) [mg/L]	0.0007	0.0003	0.0005	0.0001	0.0009	0.0003	0.0007	0.0002	0.0005	0.0004
P (diss) [mg/L]	0.012	0.015	0.016	0.003	0.024	0.012	0.017	0.012	0.020	0.018

OnLine LIMS

00043254B7

Results relate only to the sample tested. Data reported represents the sample submitted to SGS. Reproduction of this analytical report in full or in part is prohibited without prior written approval. Please refer to SGS General Conditions of Services located at https://www.sgs.ca/en/terms-and-conditions (Printed copies are available upon request.)
Test method information available upon request. "Temperature Upon Receipt" is representative of the whole shipment and may not reflect the temperature of individual samples.
SGS Canada Inc. Environment-Health & Safety statement of conformity decision rule does not consider uncertainty when analytical results are compared to a specified standard or regulation.

SGS Canada Inc.
P.O. Box 4300 - 185 Concession St.
Lakefield - Ontario - KOL 2HO
Phone: 705-652-2000 FAX: 705-652-6365

Analysis	18: 031729	19: 031730	22: 031733	23: 031734	24: 031735	26: 031737	33: 031829	36: 031832	39: 031835	42: 031838
Pb (diss) [mg/L]	0.00026	0.00009	< 0.00009	< 0.00009	0.00046	< 0.00009	0.00026	0.00029	< 0.00009	0.00017
Sb (diss) [mg/L]	0.0014	0.0044	0.0020	0.0029	0.0022	0.0050	0.0044	0.0032	0.0028	< 0.0009
Se (diss) [mg/L]	0.00005	0.00009	0.00014	< 0.00004	0.00016	0.00012	0.00092	0.00011	0.00038	< 0.00004
Si (diss) [mg/L]	2.61	4.50	3.80	3.13	4.63	1.77	3.65	3.86	2.06	1.66
Sn (diss) [mg/L]	< 0.00006	< 0.00006	< 0.00006	< 0.00006	0.00016	< 0.00006	0.00007	0.00009	< 0.00006	< 0.00006
Sr (diss) [mg/L]	0.00951	0.00790	0.0120	0.0298	0.00953	0.0168	0.0108	0.0156	0.0245	0.00414
Ti (diss) [mg/L]	0.0260	0.00717	0.00815	0.00037	0.0311	0.00217	0.00729	0.0120	0.00248	0.0292
Tl (diss) [mg/L]	0.000007	< 0.000005	< 0.000005	< 0.000005	0.000012	< 0.000005	< 0.000005	0.000005	< 0.000005	0.000007
U (diss) [mg/L]	0.000061	0.00108	0.000157	0.000406	0.00262	0.000172	0.00429	0.00168	0.00112	0.000410
V (diss) [mg/L]	0.00276	0.00537	0.0109	0.00523	0.0110	0.00670	0.0112	0.00149	0.00555	0.00213
W (diss) [mg/L]	0.00094	0.00185	0.00105	0.00222	0.00501	0.00137	0.00248	0.00069	0.00393	0.00028
Y (diss) [mg/L]	0.00006	0.00006	0.00007	0.00002	0.00063	0.00003	0.00013	0.00031	0.00004	0.00014
Zn (diss) [mg/L]	< 0.002	< 0.002	< 0.002	< 0.002	< 0.002	< 0.002	< 0.002	< 0.002	0.003	0.003

Analysis	48: 031844	52: 031848	53: 031849
Sample Date & Time	N/A	N/A	N/A
Sample weight [g]	250	250	250
Volume D.I. Water [mL]	750	750	750
pH [no unit]	9.83	9.81	9.68
pH [No unit]	9.24	8.91	9.06
Alkalinity [mg/L as CaCO3]	36	34	36
Acidity [mg/L as CaCO3]	< 2	< 2	< 2
Conductivity [uS/cm]	79	72	72
SO4 [mg/L]	< 2	< 2	< 2
Hg [mg/L]	< 0.00001	< 0.00001	< 0.00001
Ag (diss) [mg/L]	< 0.00005	0.00005	< 0.00005
Al (diss) [mg/L]	0.677	1.27	1.11
As (diss) [mg/L]	0.394	0.0089	0.0161

OnLine LIMS

Results relate only to the sample tested. Data reported represents the sample submitted to SGS. Reproduction of this analytical report in full or in part is prohibited without prior written approval. Please refer to SGS General Conditions of Services located at https://www.sgs.ca/en/terms-and-conditions (Printed copies are available upon request.)
Test method information available upon request. "Temperature Upon Receipt" is representative of the whole shipment and may not reflect the temperature of individual samples.
SGS Canada Inc. Environment-Health & Safety statement of conformity decision rule does not consider uncertainty when analytical results are compared to a specified standard or regulation.

0004325487

SGS Canada Inc.
P.O. Box 4300 - 185 Concession St.
Lakefield - Ontario - KOL 2HO
Phone: 705-652-2000 FAX: 705-652-6365

Analysis	48: 031844	52: 031848	53: 031849
Ba (diss) [mg/L]	0.00736	0.00750	0.00285
B (diss) [mg/L]	0.048	0.067	0.048
Be (diss) [mg/L]	< 0.000007	< 0.000007	< 0.000007
Bi (diss) [mg/L]	0.00002	< 0.00001	< 0.00001
Ca (diss) [mg/L]	5.40	4.05	5.91
Cd (diss) [mg/L]	< 0.000003	< 0.000003	< 0.000003
Co (diss) [mg/L]	0.000070	0.000076	0.000029
Cr (diss) [mg/L]	0.00086	0.00026	0.00024
Cu (diss) [mg/L]	0.0007	0.0010	0.0003
Fe (diss) [mg/L]	0.117	0.286	0.029
K (diss) [mg/L]	4.40	7.35	5.80
Li (diss) [mg/L]	0.0014	0.0032	0.0020
Mg (diss) [mg/L]	0.421	0.236	0.421
Mn (diss) [mg/L]	0.00212	0.00705	0.00075
Mo (diss) [mg/L]	0.00112	0.00052	0.00057
Na (diss) [mg/L]	12.2	10.6	8.53
Ni (diss) [mg/L]	0.0005	0.0012	0.0012
P (diss) [mg/L]	0.012	0.022	0.004
Pb (diss) [mg/L]	0.00034	0.00046	< 0.00009
Sb (diss) [mg/L]	0.0040	0.0030	0.0031
Se (diss) [mg/L]	0.00083	0.00007	0.00010
Si (diss) [mg/L]	5.06	4.71	2.26
Sn (diss) [mg/L]	0.00009	< 0.00006	< 0.00006
Sr (diss) [mg/L]	0.0244	0.00889	0.0103
Ti (diss) [mg/L]	0.00867	0.0175	0.00107
Tl (diss) [mg/L]	< 0.000005	0.000006	< 0.000005
U (diss) [mg/L]	0.00119	0.00183	0.000048
V (diss) [mg/L]	0.00472	0.00061	0.0112
W (diss) [mg/L]	0.00606	0.00116	0.00151
Y (diss) [mg/L]	0.00011	0.00105	< 0.00002
Zn (diss) [mg/L]	< 0.002	< 0.002	< 0.002

OnLine LIMS

0004325487

Results relate only to the sample tested. Data reported represents the sample submitted to SGS. Reproduction of this analytical report in full or in part is prohibited without prior written approval. Please refer to SGS General Conditions of Services located at https://www.sgs.ca/en/terms-and-conditions (Printed copies are available upon request.)
Test method information available upon request. "Temperature Upon Receipt" is representative of the whole shipment and may not reflect the temperature of individual samples.
SGS Canada Inc. Environment-Health & Safety statement of conformity decision rule does not consider uncertainty when analytical results are compared to a specified standard or regulation.

SGS Canada Inc.
P.O. Box 4300 - 185 Concession St.
Lakefield - Ontario - KOL 2HO
Phone: 705-652-2000 FAX: 705-652-6365

LR Report : **CA19091-OCT23**

Revised report with sample changes as per client request.

Method Descriptions

Parameter	Units	SGS Method Code	Reference Method Code
	g	NA	Sample weight
	mL	NA	Volume
	no unit	NA	
Acidity	mg/L as CaCO3	ME-CA-[ENV]EWL-LAK-AN-006	SM 2310
Alkalinity	mg/L as CaCO3	ME-CA-[ENV]EWL-LAK-AN-006	SM 2320
Anions by IC	mg/L	ME-CA-[ENV]IC-LAK-AN-001	EPA300/MA300-Ions1.3
Conductivity	uS/cm	ME-CA-[ENV]EWL-LAK-AN-006	SM 2510
Inorganics-General	mg/L	ME-CA-[ENV]SPE-LAK-AN-004	EPA 7471A/SM 3112B
Metals in aqueous samples - ICP-MS	mg/L	ME-CA-[ENV]SPE-LAK-AN-006	SM 3030/EPA 200.8
pH	No unit	ME-CA-[ENV]EWL-LAK-AN-006	SM 4500

Catharine Arnold

CHARTERED CATHARINE ARNOLD CHEMIST — THE CHEMICAL PROFESSION OF ONTARIO

Catharine Arnold, B.Sc., C.Chem
Project Specialist,
Environment, Health & Safety

OnLine LIMS

0004325487

Results relate only to the sample tested. Data reported represents the sample submitted to SGS. Reproduction of this analytical report in full or in part is prohibited without prior written approval. Please refer to SGS General Conditions of Services located at https://www.sgs.ca/en/terms-and-conditions (Printed copies are available upon request.)
Test method information available upon request. "Temperature Upon Receipt" is representative of the whole shipment and may not reflect the temperature of individual samples.
SGS Canada Inc. Environment-Health & Safety statement of conformity decision rule does not consider uncertainty when analytical results are compared to a specified standard or regulation.

SGS Canada Inc.
P.O. Box 4300 - 185 Concession St.
Lakefield - Ontario - KOL 2HO
Phone: 705-652-2000 FAX: 705-652-6365

Quality Control Report

Inorganic Analysis														
Parameter	Reporting Limit	Unit	Method Blank	Duplicate				LCS / Spike Blank			Matrix Spike / Reference Material		
				Result 1	Result 2	RPD	Acceptance Criteria	Spike Recovery (%)	Recovery Limits (%)		Spike Recovery (%)	Recovery Limits (%)	
							%		Low	High		Low	High
Acidity - QCBatchID: EWL0107-DEC23													
Acidity	2	mg/L as Ca	3			ND	20	98	90	110	NA		
Acidity - QCBatchID: EWL0642-NOV23													
Acidity	2	mg/L as Ca	2			ND	20	94	90	110	NA		
Alkalinity - QCBatchID: EWL0107-DEC23													
Alkalinity	2	mg/L as Ca	< 2			0	20	91	80	120	NA		
Alkalinity - QCBatchID: EWL0642-NOV23													
Alkalinity	2	mg/L as Ca	< 2			3	20	96	80	120	NA		
Anions by IC - QCBatchID: DIO0109-DEC23													
Sulphate	0.2	mg/L	<0.2			3	20	96	90	110	99	75	125
Anions by IC - QCBatchID: DIO0141-DEC23													
Sulphate	0.2	mg/L	<0.2			1	20	128	90	110	97	75	125
Anions by IC - QCBatchID: DIO0847-NOV23													
Sulphate	0.2	mg/L	<0.2			5	20	100	90	110	99	75	125
Conductivity - QCBatchID: EWL0107-DEC23													
Conductivity	2	uS/cm	2			1	10	100	90	110	NA		
Conductivity - QCBatchID: EWL0642-NOV23													
Conductivity	2	uS/cm	< 2			6	10	96	90	110	NA		
Inorganics-General - QCBatchID: EHG0013-DEC23													
Mercury	0.00001	mg/L	< 0.00001			ND	20	88	80	120	99	70	130
Inorganics-General - QCBatchID: EHG0059-NOV23													
Mercury	0.00001	mg/L	< 0.00001			ND	20	102	80	120	90	70	130
Metals in aqueous samples - ICP-MS - QCBatchID: EMS0052-DEC23													
Aluminum (dissolved)	0.001	mg/L	<0.001			3	20	106	90	110	111	70	130
Antimony (dissolved)	0.0009	mg/L	<0.0009			ND	20	100	90	110	95	70	130
Arsenic (dissolved)	0.0002	mg/L	<0.0002			ND	20	108	90	110	109	70	130
Barium (dissolved)	0.00008	mg/L	<0.00008			1	20	105	90	110	94	70	130
Beryllium (dissolved)	0.000007	mg/L	<0.000007			ND	20	105	90	110	99	70	130
Bismuth (dissolved)	0.00001	mg/L	<0.00001			ND	20	101	90	110	100	70	130
Boron (dissolved)	0.002	mg/L	<0.002			ND	20	98	90	110	94	70	130
Cadmium (dissolved)	0.000003	mg/L	<0.000003			3	20	106	90	110	112	70	130
Calcium (dissolved)	0.01	mg/L	<0.01			0	20	99	90	110	99	70	130
Chromium (dissolved)	0.00008	mg/L	<0.00008			ND	20	109	90	110	95	70	130
Cobalt (dissolved)	0.000004	mg/L	<0.000004			2	20	107	90	110	99	70	130
Copper (dissolved)	0.0002	mg/L	<0.0002			6	20	106	90	110	105	70	130
Iron (dissolved)	0.007	mg/L	<0.007			0	20	99	90	110	100	70	130

OnLine LIMS

0004325487

Results relate only to the sample tested. Data reported represents the sample submitted to SGS. Reproduction of this analytical report in full or in part is prohibited without prior written approval. Please refer to SGS General Conditions of Services located at https://www.sgs.ca/en/terms-and-conditions (Printed copies are available upon request.)
Test method information available upon request. "Temperature Upon Receipt" is representative of the whole shipment and may not reflect the temperature of individual samples.
SGS Canada Inc. Environment-Health & Safety statement of conformity decision rule does not consider uncertainty when analytical results are compared to a specified standard or regulation.

SGS Canada Inc.
P.O. Box 4300 - 185 Concession St.
Lakefield - Ontario - KOL 2HO
Phone: 705-652-2000 FAX: 705-652-6365

Inorganic Analysis													
Parameter	Reporting Limit	Unit	Method Blank	Duplicate				LCS / Spike Blank			Matrix Spike / Reference Material		
				Result 1	Result 2	RPD	Acceptance Criteria	Spike Recovery (%)	Recovery Limits (%)		Spike Recovery (%)	Recovery Limits (%)	
							%		Low	High		Low	High
Lead (dissolved)	0.00009	mg/L	<0.00009			ND	20	102	90	110	97	70	130
Lithium (dissolved)	0.0001	mg/L	<0.0001			1	20	102	90	110	88	70	130
Magnesium (dissolved)	0.001	mg/L	<0.001			1	20	99	90	110	96	70	130
Manganese (dissolved)	0.00001	mg/L	<0.00001			1	20	108	90	110	105	70	130
Molybdenum (dissolved)	0.00004	mg/L	<0.00004			1	20	101	90	110	90	70	130
Nickel (dissolved)	0.0001	mg/L	<0.0001			8	20	104	90	110	100	70	130
Phosphorus (dissolved)	0.003	mg/L	<0.003			ND	20	97	90	110	NV	70	130
Potassium (dissolved)	0.009	mg/L	<0.009			3	20	101	90	110	104	70	130
Selenium (dissolved)	0.00004	mg/L	<0.00004			2	20	105	90	110	92	70	130
Silicon (dissolved)	0.02	mg/L	<0.02			2	20	95	90	110	NV	70	130
Silver (dissolved)	0.00005	mg/L	<0.00005			ND	20	102	90	110	75	70	130
Sodium (dissolved)	0.01	mg/L	<0.01			0	20	96	90	110	93	70	130
Strontium (dissolved)	0.00008	mg/L	<0.00008			0	20	107	90	110	95	70	130
Thallium (dissolved)	0.000005	mg/L	<0.000005			ND	20	102	90	110	91	70	130
Tin (dissolved)	0.00006	mg/L	<0.00006			ND	20	97	90	110	NV	70	130
Titanium (dissolved)	0.00007	mg/L	<0.00005			ND	20	102	90	110	NV	70	130
Tungsten (dissolved)	0.00002	mg/L	<0.00002			ND	20	103	90	110	NV	70	130
Uranium (dissolved)	0.000002	mg/L	<0.000002			2	20	102	90	110	98	70	130
Vanadium (dissolved)	0.00001	mg/L	<0.00001			ND	20	108	90	110	104	70	130
Yttrium (dissolved)	0.00002	mg/L	<0.00002			19	20	103	90	110	NV	70	130
Zinc (dissolved)	0.002	mg/L	<0.002			8	20	105	90	110	102	70	130
Metals in aqueous samples - ICP-MS - QCBatchID: EMS0283-NOV23													
Aluminum (dissolved)	0.001	mg/L	<0.001			3	20	99	90	110	104	70	130
Antimony (dissolved)	0.0009	mg/L	<0.0009			ND	20	105	90	110	125	70	130
Arsenic (dissolved)	0.0002	mg/L	<0.0002			ND	20	98	90	110	129	70	130
Barium (dissolved)	0.00008	mg/L	<0.00008			1	20	96	90	110	103	70	130
Beryllium (dissolved)	0.000007	mg/L	<0.000007			ND	20	104	90	110	100	70	130
Bismuth (dissolved)	0.00001	mg/L	<0.00001			ND	20	98	90	110	85	70	130
Boron (dissolved)	0.002	mg/L	<0.002			ND	20	95	90	110	93	70	130
Cadmium (dissolved)	0.000003	mg/L	<0.000003			ND	20	98	90	110	126	70	130
Calcium (dissolved)	0.01	mg/L	<0.01			1	20	99	90	110	120	70	130
Chromium (dissolved)	0.00008	mg/L	<0.00008			ND	20	103	90	110	101	70	130
Cobalt (dissolved)	0.000004	mg/L	<0.000004			5	20	96	90	110	123	70	130
Copper (dissolved)	0.0002	mg/L	<0.0002			3	20	99	90	110	105	70	130
Iron (dissolved)	0.007	mg/L	<0.007			ND	20	102	90	110	125	70	130
Lead (dissolved)	0.00009	mg/L	<0.00009			ND	20	98	90	110	127	70	130
Lithium (dissolved)	0.0001	mg/L	<0.0001			2	20	103	90	110	103	70	130
Magnesium (dissolved)	0.001	mg/L	<0.001			0	20	100	90	110	128	70	130
Manganese (dissolved)	0.00001	mg/L	<0.00001			2	20	99	90	110	124	70	130

OnLine LIMS

00043254B7

Results relate only to the sample tested. Data reported represents the sample submitted to SGS. Reproduction of this analytical report in full or in part is prohibited without prior written approval. Please refer to SGS General Conditions of Services located at https://www.sgs.ca/en/terms-and-conditions (Printed copies are available upon request.)
Test method information available upon request. "Temperature Upon Receipt" is representative of the whole shipment and may not reflect the temperature of individual samples.
SGS Canada Inc. Environment-Health & Safety statement of conformity decision rule does not consider uncertainty when analytical results are compared to a specified standard or regulation.

SGS Canada Inc.
P.O. Box 4300 - 185 Concession St.
Lakefield - Ontario - KOL 2HO
Phone: 705-652-2000 FAX: 705-652-6365

LR Report : **CA19091-OCT23**

Inorganic Analysis													
Parameter	Reporting Limit	Unit	Method Blank	Duplicate				LCS / Spike Blank			Matrix Spike / Reference Material		
				Result 1	Result 2	RPD	Acceptance Criteria	Spike Recovery (%)	Recovery Limits (%)		Spike Recovery (%)	Recovery Limits (%)	
							%		Low	High		Low	High
Molybdenum (dissolved)	0.00004	mg/L	<0.00004			0	20	93	90	110	115	70	130
Nickel (dissolved)	0.0001	mg/L	<0.0001			10	20	100	90	110	124	70	130
Phosphorus (dissolved)	0.003	mg/L	<0.003			ND	20	99	90	110	NV	70	130
Potassium (dissolved)	0.009	mg/L	<0.009			3	20	103	90	110	99	70	130
Selenium (dissolved)	0.00004	mg/L	<0.00004			6	20	101	90	110	101	70	130
Silicon (dissolved)	0.02	mg/L	<0.02			1	20	98	90	110	NV	70	130
Silver (dissolved)	0.00005	mg/L	<0.00005			ND	20	92	90	110	95	70	130
Sodium (dissolved)	0.01	mg/L	<0.01			2	20	95	90	110	108	70	130
Strontium (dissolved)	0.00008	mg/L	<0.00008			1	20	98	90	110	114	70	130
Thallium (dissolved)	0.000005	mg/L	<0.000005			18	20	99	90	110	114	70	130
Tin (dissolved)	0.00006	mg/L	<0.00006			ND	20	92	90	110	NV	70	130
Titanium (dissolved)	0.00007	mg/L	<0.00005			10	20	92	90	110	NV	70	130
Tungsten (dissolved)	0.00002	mg/L	<0.00002			9	20	100	90	110	NV	70	130
Uranium (dissolved)	0.000002	mg/L	<0.000002			2	20	100	90	110	125	70	130
Vanadium (dissolved)	0.00001	mg/L	<0.00001			5	20	101	90	110	101	70	130
Yttrium (dissolved)	0.00002	mg/L	<0.00002			ND	20	94	90	110	NV	70	130
Zinc (dissolved)	0.002	mg/L	<0.002			9	20	99	90	110	113	70	130
pH - QCBatchID: EWL0107-DEC23													
pH	0.05	No unit	NA			0		101			NA		
pH - QCBatchID: EWL0642-NOV23													
pH	0.05	No unit	NA			0		100			NA		

OnLine LIMS

0004325487

Results relate only to the sample tested. Data reported represents the sample submitted to SGS. Reproduction of this analytical report in full or in part is prohibited without prior written approval. Please refer to SGS General Conditions of Services located at https://www.sgs.ca/en/terms-and-conditions (Printed copies are available upon request.)
Test method information available upon request. "Temperature Upon Receipt" is representative of the whole shipment and may not reflect the temperature of individual samples.
SGS Canada Inc. Environment-Health & Safety statement of conformity decision rule does not consider uncertainty when analytical results are compared to a specified standard or regulation.

SGS Canada Inc.
P.O. Box 4300 - 185 Concession St.
Lakefield - Ontario - KOL 2HO
Phone: 705-652-2000 FAX: 705-652-6365

12-November-2025

Great Bear Resources Ltd.
Attn : Ashley Moncrief

1020 - 800 West Pender St.
Vancouver, BC
V6C 2V6, Canada

Phone: 778-833-2160
Fax:

Date Rec. : 05 October 2023
LR Report: **CA19098-OCT23**
Reference: Great Bear Project/ OMGS21045 - Set 3

Copy: #2

CERTIFICATE OF ANALYSIS
Final Report - Revised

Analysis	1: Analysis Start Date	2: Analysis Start Time	3: Analysis Completed Date	4: Analysis Completed Time	7: 116958	11: 116963	13: 031704	15: 116959
Sample Date & Time					N/A	N/A	N/A	N/A
Sample weight [g]	09-Nov-23	08:28	10-Nov-23	16:23	250	250	251	251
Volume D.I. Water [mL]	09-Nov-23	08:28	10-Nov-23	16:23	750	750	750	750
pH [no unit]	10-Nov-23	08:28	10-Nov-23	16:23	9.85	9.78	9.73	9.71
pH [No unit]	10-Nov-23	14:05	18-Dec-23	12:03	9.31	9.29	9.34	8.93
Alkalinity [mg/L as CaCO3]	10-Nov-23	14:05	18-Dec-23	12:03	59	47	35	39
Acidity [mg/L as CaCO3]	10-Nov-23	14:05	18-Dec-23	12:03	< 2	< 2	< 2	< 2
Conductivity [uS/cm]	10-Nov-23	14:05	18-Dec-23	12:03	127	111	76	83
SO4 [mg/L]	15-Dec-23	08:03	15-Dec-23	16:26	2.8	3.1	< 2	2.3
Hg [mg/L]	13-Nov-23	16:52	18-Dec-23	16:40	< 0.00001	< 0.00001	< 0.00001	< 0.00001
Ag (diss) [mg/L]	13-Nov-23	19:39	18-Dec-23	16:40	< 0.00005	< 0.00005	< 0.00005	< 0.00005
Al (diss) [mg/L]	13-Nov-23	19:39	18-Dec-23	16:40	2.34	1.38	1.68	0.928
As (diss) [mg/L]	13-Nov-23	19:39	18-Dec-23	16:40	0.0226	0.0371	0.0116	0.0244
Ba (diss) [mg/L]	13-Nov-23	19:39	18-Dec-23	16:40	0.01834	0.00972	0.00743	0.00338
B (diss) [mg/L]	13-Nov-23	19:39	18-Dec-23	16:40	0.055	0.041	0.056	0.030
Be (diss) [mg/L]	13-Nov-23	19:39	18-Dec-23	16:40	0.000008	< 0.000007	0.000016	< 0.000007

OnLine LIMS

00043254 79

Results relate only to the sample tested. Data reported represents the sample submitted to SGS. Reproduction of this analytical report in full or in part is prohibited without prior written approval. Please refer to SGS General Conditions of Services located at https://www.sgs.ca/en/terms-and-conditions (Printed copies are available upon request.)
Test method information available upon request. "Temperature Upon Receipt" is representative of the whole shipment and may not reflect the temperature of individual samples.
SGS Canada Inc. Environment-Health & Safety statement of conformity decision rule does not consider uncertainty when analytical results are compared to a specified standard or regulation.

SGS Canada Inc.
P.O. Box 4300 - 185 Concession St.
Lakefield - Ontario - KOL 2HO
Phone: 705-652-2000 FAX: 705-652-6365

Analysis	1: Analysis Start Date	2: Analysis Start Time	3: Analysis Completed Date	4: Analysis Completed Time	7: 116958	11: 116963	13: 031704	15: 116959
Bi (diss) [mg/L]	13-Nov-23	19:39	18-Dec-23	16:40	0.00003	< 0.00001	0.00001	< 0.00001
Ca (diss) [mg/L]	13-Nov-23	19:39	18-Dec-23	16:40	4.51	6.12	4.18	6.61
Cd (diss) [mg/L]	13-Nov-23	19:39	18-Dec-23	16:40	0.000013	0.000010	0.000003	< 0.000003
Co (diss) [mg/L]	13-Nov-23	19:39	18-Dec-23	16:40	0.000718	0.000053	0.000193	0.000004
Cr (diss) [mg/L]	13-Nov-23	19:39	18-Dec-23	16:40	0.00149	0.00090	0.00041	0.00044
Cu (diss) [mg/L]	13-Nov-23	19:39	18-Dec-23	16:40	0.0016	0.0003	0.0013	0.0003
Fe (diss) [mg/L]	13-Nov-23	19:39	18-Dec-23	16:40	1.35	0.263	0.414	0.050
K (diss) [mg/L]	13-Nov-23	19:39	18-Dec-23	16:40	10.9	5.58	5.24	5.08
Li (diss) [mg/L]	13-Nov-23	19:39	18-Dec-23	16:40	0.0062	0.0023	0.0027	0.0015
Mg (diss) [mg/L]	13-Nov-23	19:39	18-Dec-23	16:40	0.750	0.281	0.298	0.324
Mn (diss) [mg/L]	13-Nov-23	19:39	18-Dec-23	16:40	0.0363	0.01201	0.00519	0.00154
Mo (diss) [mg/L]	13-Nov-23	19:39	18-Dec-23	16:40	0.00059	0.00024	0.00069	0.00024
Na (diss) [mg/L]	13-Nov-23	19:39	18-Dec-23	16:40	16.2	14.9	8.57	10.8
Ni (diss) [mg/L]	13-Nov-23	19:39	18-Dec-23	16:40	0.0017	0.0005	0.0005	0.0001
P (diss) [mg/L]	13-Nov-23	19:39	18-Dec-23	16:40	0.040	0.003	0.021	< 0.003
Pb (diss) [mg/L]	13-Nov-23	19:39	18-Dec-23	16:40	0.02789	0.00868	0.00097	0.00080
Sb (diss) [mg/L]	13-Nov-23	19:39	18-Dec-23	16:40	0.0032	0.0060	0.0016	0.0015
Se (diss) [mg/L]	13-Nov-23	19:39	18-Dec-23	16:40	0.00004	0.00017	0.00005	0.00022
Si (diss) [mg/L]	13-Nov-23	19:39	18-Dec-23	16:40	5.58	5.09	4.00	3.42
Sn (diss) [mg/L]	13-Nov-23	19:39	18-Dec-23	16:40	< 0.00006	< 0.00006	0.00025	< 0.00006
Sr (diss) [mg/L]	13-Nov-23	19:39	18-Dec-23	16:40	0.0120	0.0136	0.0119	0.0167
Ti (diss) [mg/L]	13-Nov-23	19:39	18-Dec-23	16:40	0.0657	0.0127	0.0231	0.00271
Tl (diss) [mg/L]	13-Nov-23	19:39	18-Dec-23	16:40	0.000045	0.000007	0.000007	< 0.000005
U (diss) [mg/L]	13-Nov-23	19:39	18-Dec-23	16:40	0.003027	0.002026	0.00171	0.000419
V (diss) [mg/L]	13-Nov-23	19:39	18-Dec-23	16:40	0.00719	0.00126	0.00794	0.00048
W (diss) [mg/L]	13-Nov-23	19:39	18-Dec-23	16:40	0.01609	0.00123	0.00083	0.00078
Y (diss) [mg/L]	13-Nov-23	19:39	18-Dec-23	16:40	0.00121	0.00097	0.00056	0.00015
Zn (diss) [mg/L]	13-Nov-23	19:39	18-Dec-23	16:40	0.007	0.005	0.002	< 0.002

OnLine LIMS

00043254 79

Results relate only to the sample tested. Data reported represents the sample submitted to SGS. Reproduction of this analytical report in full or in part is prohibited without prior written approval. Please refer to SGS General Conditions of Services located at https://www.sgs.ca/en/terms-and-conditions (Printed copies are available upon request.)
Test method information available upon request. "Temperature Upon Receipt" is representative of the whole shipment and may not reflect the temperature of individual samples.
SGS Canada Inc. Environment-Health & Safety statement of conformity decision rule does not consider uncertainty when analytical results are compared to a specified standard or regulation.

SGS Canada Inc.
P.O. Box 4300 - 185 Concession St.
Lakefield - Ontario - KOL 2HO
Phone: 705-652-2000 FAX: 705-652-6365

Revised report with sample changes as per client request.

Method Descriptions

Parameter	Units	SGS Method Code	Reference Method Code
	g	NA	Sample weight
	mL	NA	Volume
	no unit	NA	
Acidity	mg/L as CaCO3	ME-CA-[ENV]EWL-LAK-AN-006	SM 2310
Alkalinity	mg/L as CaCO3	ME-CA-[ENV]EWL-LAK-AN-006	SM 2320
Anions by IC	mg/L	ME-CA-[ENV]IC-LAK-AN-001	EPA300/MA300-Ions1.3
Conductivity	uS/cm	ME-CA-[ENV]EWL-LAK-AN-006	SM 2510
Inorganics-General	mg/L	ME-CA-[ENV]SPE-LAK-AN-004	EPA 7471A/SM 3112B
Metals in aqueous samples - ICP-MS	mg/L	ME-CA-[ENV]SPE-LAK-AN-006	SM 3030/EPA 200.8
pH	No unit	ME-CA-[ENV]EWL-LAK-AN-006	SM 4500

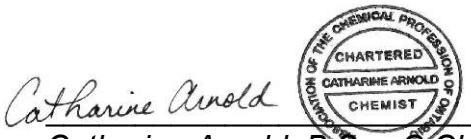

Catharine Arnold, B.Sc., C.Chem
Project Specialist,
Environment, Health & Safety

OnLine LIMS

0004325479

Results relate only to the sample tested. Data reported represents the sample submitted to SGS. Reproduction of this analytical report in full or in part is prohibited without prior written approval. Please refer to SGS General Conditions of Services located at https://www.sgs.ca/en/terms-and-conditions (Printed copies are available upon request.)
Test method information available upon request. "Temperature Upon Receipt" is representative of the whole shipment and may not reflect the temperature of individual samples.
SGS Canada Inc. Environment-Health & Safety statement of conformity decision rule does not consider uncertainty when analytical results are compared to a specified standard or regulation.

SGS Canada Inc.
P.O. Box 4300 - 185 Concession St.
Lakefield - Ontario - KOL 2HO
Phone: 705-652-2000 FAX: 705-652-6365

Quality Control Report

Inorganic Analysis													
Parameter	Reporting Limit	Unit	Method Blank	Duplicate				LCS / Spike Blank			Matrix Spike / Reference Material		
				Result 1	Result 2	RPD	Acceptance Criteria	Spike Recovery (%)	Recovery Limits (%)		Spike Recovery (%)	Recovery Limits (%)	
							%		Low	High		Low	High
Acidity - QCBatchID: EWL0266-NOV23													
Acidity	2	mg/L as Ca	< 2			ND	20	94	90	110	NA		
Acidity - QCBatchID: EWL0268-NOV23													
Acidity	2	mg/L as Ca	< 2			ND	20	96	90	110	NA		
Acidity - QCBatchID: EWL0306-DEC23													
Acidity	2	mg/L as Ca	< 2			ND	20	94	90	110	NA		
Alkalinity - QCBatchID: EWL0266-NOV23													
Alkalinity	2	mg/L as Ca	< 2			0	20	100	80	120	NA		
Alkalinity - QCBatchID: EWL0268-NOV23													
Alkalinity	2	mg/L as Ca	< 2			5	20	91	80	120	NA		
Alkalinity - QCBatchID: EWL0306-DEC23													
Alkalinity	2	mg/L as Ca	< 2			0	20	100	80	120	NA		
Alkalinity - QCBatchID: EWL0343-NOV23													
Alkalinity	2	mg/L as Ca	< 2			0	20	104	80	120	NA		
Anions by IC - QCBatchID: DIO0364-DEC23													
Sulphate	0.2	mg/L	<0.2			2	20	97	90	110	86	75	125
Anions by IC - QCBatchID: DIO0483-NOV23													
Sulphate	0.2	mg/L	<0.2			1	20	99	90	110	97	75	125
Conductivity - QCBatchID: EWL0266-NOV23													
Conductivity	2	uS/cm	< 2			0	10	97	90	110	NA		
Conductivity - QCBatchID: EWL0268-NOV23													
Conductivity	2	uS/cm	< 2			0	10	103	90	110	NA		
Conductivity - QCBatchID: EWL0306-DEC23													
Conductivity	2	uS/cm	< 2			0	10	97	90	110	NA		
Inorganics-General - QCBatchID: EHG0021-NOV23													
Mercury	0.00001	mg/L	< 0.00001			1	20	96	80	120	108	70	130
Inorganics-General - QCBatchID: EHG0028-DEC23													
Mercury	0.00001	mg/L	< 0.00001			ND	20	92	80	120	90	70	130
Metals in aqueous samples - ICP-MS - QCBatchID: EMS0107-NOV23													
Aluminum (dissolved)	0.001	mg/L	<0.001			5	20	98	90	110	91	70	130
Antimony (dissolved)	0.0009	mg/L	<0.0009			ND	20	108	90	110	73	70	130
Arsenic (dissolved)	0.0002	mg/L	<0.0002			4	20	103	90	110	78	70	130
Barium (dissolved)	0.00008	mg/L	<0.00008			3	20	101	90	110	99	70	130
Beryllium (dissolved)	0.000007	mg/L	<0.000007			ND	20	105	90	110	76	70	130
Bismuth (dissolved)	0.00001	mg/L	<0.00001			ND	20	100	90	110	100	70	130
Boron (dissolved)	0.002	mg/L	<0.002			4	20	99	90	110	92	70	130

OnLine LIMS

00043254 79

Results relate only to the sample tested. Data reported represents the sample submitted to SGS. Reproduction of this analytical report in full or in part is prohibited without prior written approval. Please refer to SGS General Conditions of Services located at https://www.sgs.ca/en/terms-and-conditions (Printed copies are available upon request.)
Test method information available upon request. "Temperature Upon Receipt" is representative of the whole shipment and may not reflect the temperature of individual samples.
SGS Canada Inc. Environment-Health & Safety statement of conformity decision rule does not consider uncertainty when analytical results are compared to a specified standard or regulation.

SGS Canada Inc.
P.O. Box 4300 - 185 Concession St.
Lakefield - Ontario - KOL 2HO
Phone: 705-652-2000 FAX: 705-652-6365

Inorganic Analysis													
Parameter	Reporting Limit	Unit	Method Blank	Duplicate				LCS / Spike Blank			Matrix Spike / Reference Material		
				Result 1	Result 2	RPD	Acceptance Criteria	Spike Recovery (%)	Recovery Limits (%)		Spike Recovery (%)	Recovery Limits (%)	
							%		Low	High		Low	High
Cadmium (dissolved)	0.000003	mg/L	<0.000003			ND	20	103	90	110	80	70	130
Calcium (dissolved)	0.01	mg/L	<0.01			2	20	99	90	110	109	70	130
Chromium (dissolved)	0.00008	mg/L	<0.00008			5	20	105	90	110	107	70	130
Cobalt (dissolved)	0.000004	mg/L	<0.000004			6	20	100	90	110	75	70	130
Copper (dissolved)	0.0002	mg/L	<0.0002			4	20	100	90	110	94	70	130
Iron (dissolved)	0.007	mg/L	<0.007			0	20	108	90	110	NV	70	130
Lead (dissolved)	0.00009	mg/L	<0.00009			ND	20	101	90	110	72	70	130
Lithium (dissolved)	0.0001	mg/L	<0.0001			4	20	100	90	110	109	70	130
Magnesium (dissolved)	0.001	mg/L	<0.001			2	20	109	90	110	80	70	130
Manganese (dissolved)	0.00001	mg/L	<0.00001			1	20	102	90	110	115	70	130
Molybdenum (dissolved)	0.00004	mg/L	<0.00004			1	20	101	90	110	106	70	130
Nickel (dissolved)	0.0001	mg/L	<0.0001			0	20	102	90	110	74	70	130
Phosphorus (dissolved)	0.003	mg/L	<0.003			ND	20	100	90	110	NV	70	130
Potassium (dissolved)	0.009	mg/L	<0.009			2	20	102	90	110	104	70	130
Selenium (dissolved)	0.00004	mg/L	<0.00004			4	20	101	90	110	115	70	130
Silicon (dissolved)	0.02	mg/L	<0.02			0	20	101	90	110	NV	70	130
Silver (dissolved)	0.00005	mg/L	<0.00005			ND	20	110	90	110	79	70	130
Sodium (dissolved)	0.01	mg/L	<0.01			5	20	104	90	110	104	70	130
Strontium (dissolved)	0.00008	mg/L	<0.00008			0	20	99	90	110	99	70	130
Thallium (dissolved)	0.000005	mg/L	<0.000005			0	20	100	90	110	71	70	130
Tin (dissolved)	0.00006	mg/L	<0.00006			ND	20	99	90	110	NV	70	130
Titanium (dissolved)	0.00007	mg/L	<0.00005			5	20	102	90	110	NV	70	130
Tungsten (dissolved)	0.00002	mg/L	<0.00002			2	20	104	90	110	NV	70	130
Uranium (dissolved)	0.000002	mg/L	<0.000002			ND	20	106	90	110	95	70	130
Vanadium (dissolved)	0.00001	mg/L	<0.00001			1	20	101	90	110	77	70	130
Yttrium (dissolved)	0.00002	mg/L	<0.00002			ND	20	101	90	110	NV	70	130
Zinc (dissolved)	0.002	mg/L	<0.002			ND	20	106	90	110	94	70	130
Metals in aqueous samples - ICP-MS - QCBatchID: EMS0139-DEC23													
Aluminum (dissolved)	0.001	mg/L	<0.001			12	20	99	90	110	95	70	130
Antimony (dissolved)	0.0009	mg/L	<0.0009			1	20	107	90	110	105	70	130
Arsenic (dissolved)	0.0002	mg/L	<0.0002			0	20	101	90	110	100	70	130
Barium (dissolved)	0.00008	mg/L	<0.00008			0	20	99	90	110	93	70	130
Beryllium (dissolved)	0.000007	mg/L	<0.000007			ND	20	102	90	110	106	70	130
Bismuth (dissolved)	0.00001	mg/L	<0.00001			ND	20	94	90	110	95	70	130
Boron (dissolved)	0.002	mg/L	<0.002			ND	20	107	90	110	103	70	130
Cadmium (dissolved)	0.000003	mg/L	<0.000003			ND	20	101	90	110	101	70	130
Calcium (dissolved)	0.01	mg/L	<0.01			1	20	98	90	110	99	70	130
Chromium (dissolved)	0.00008	mg/L	<0.00008			ND	20	103	90	110	92	70	130
Cobalt (dissolved)	0.000004	mg/L	<0.000004			1	20	100	90	110	100	70	130

OnLine LIMS

00043254 79

Results relate only to the sample tested. Data reported represents the sample submitted to SGS. Reproduction of this analytical report in full or in part is prohibited without prior written approval. Please refer to SGS General Conditions of Services located at https://www.sgs.ca/en/terms-and-conditions (Printed copies are available upon request.)
Test method information available upon request. "Temperature Upon Receipt" is representative of the whole shipment and may not reflect the temperature of individual samples.
SGS Canada Inc. Environment-Health & Safety statement of conformity decision rule does not consider uncertainty when analytical results are compared to a specified standard or regulation.

SGS Canada Inc.
P.O. Box 4300 - 185 Concession St.
Lakefield - Ontario - KOL 2HO
Phone: 705-652-2000 FAX: 705-652-6365

Inorganic Analysis													
Parameter	Reporting Limit	Unit	Method Blank	Duplicate				LCS / Spike Blank			Matrix Spike / Reference Material		
				Result 1	Result 2	RPD	Acceptance Criteria	Spike Recovery (%)	Recovery Limits (%)		Spike Recovery (%)	Recovery Limits (%)	
							%		Low	High		Low	High
Copper (dissolved)	0.0002	mg/L	<0.0002			9	20	100	90	110	104	70	130
Iron (dissolved)	0.007	mg/L	<0.007			ND	20	100	90	110	100	70	130
Lead (dissolved)	0.00009	mg/L	<0.00009			ND	20	96	90	110	93	70	130
Lithium (dissolved)	0.0001	mg/L	<0.0001			2	20	99	90	110	86	70	130
Magnesium (dissolved)	0.001	mg/L	<0.001			1	20	95	90	110	95	70	130
Manganese (dissolved)	0.00001	mg/L	<0.00001			2	20	100	90	110	100	70	130
Molybdenum (dissolved)	0.00004	mg/L	<0.00004			4	20	99	90	110	91	70	130
Nickel (dissolved)	0.0001	mg/L	<0.0001			2	20	97	90	110	96	70	130
Phosphorus (dissolved)	0.003	mg/L	<0.003			ND	20	95	90	110	NV	70	130
Potassium (dissolved)	0.009	mg/L	<0.009			3	20	92	90	110	89	70	130
Selenium (dissolved)	0.00004	mg/L	<0.00004			ND	20	99	90	110	101	70	130
Silicon (dissolved)	0.02	mg/L	<0.02			3	20	93	90	110	NV	70	130
Silver (dissolved)	0.00005	mg/L	<0.00005			ND	20	100	90	110	80	70	130
Sodium (dissolved)	0.01	mg/L	<0.01			5	20	96	90	110	93	70	130
Strontium (dissolved)	0.00008	mg/L	<0.00008			1	20	100	90	110	101	70	130
Thallium (dissolved)	0.000005	mg/L	<0.000005			ND	20	98	90	110	89	70	130
Tin (dissolved)	0.00006	mg/L	<0.00006			ND	20	97	90	110	NV	70	130
Titanium (dissolved)	0.00007	mg/L	<0.00005			11	20	93	90	110	NV	70	130
Tungsten (dissolved)	0.00002	mg/L	<0.00002			5	20	100	90	110	NV	70	130
Uranium (dissolved)	0.000002	mg/L	<0.000002			9	20	108	90	110	100	70	130
Vanadium (dissolved)	0.00001	mg/L	<0.00001			8	20	99	90	110	96	70	130
Yttrium (dissolved)	0.00002	mg/L	<0.00002			ND	20	100	90	110	NV	70	130
Zinc (dissolved)	0.002	mg/L	<0.002			4	20	99	90	110	125	70	130
pH - QCBatchID: EWL0266-NOV23													
pH	0.05	No unit	NA			0		100			NA		
pH - QCBatchID: EWL0268-NOV23													
pH	0.05	No unit	NA			0		100			NA		
pH - QCBatchID: EWL0306-DEC23													
pH	0.05	No unit	NA			0		101			NA		

OnLine LIMS

00043254 79

Results relate only to the sample tested. Data reported represents the sample submitted to SGS. Reproduction of this analytical report in full or in part is prohibited without prior written approval. Please refer to SGS General Conditions of Services located at https://www.sgs.ca/en/terms-and-conditions (Printed copies are available upon request.)
Test method information available upon request. "Temperature Upon Receipt" is representative of the whole shipment and may not reflect the temperature of individual samples.
SGS Canada Inc. Environment-Health & Safety statement of conformity decision rule does not consider uncertainty when analytical results are compared to a specified standard or regulation.

SGS Canada Inc.
P.O. Box 4300 - 185 Concession St.
Lakefield - Ontario - KOL 2HO
Phone: 705-652-2000 FAX: 705-652-6365

12-November-2025

Great Bear Resources Ltd.
Attn : Ashley Moncrief

1020 - 800 West Pender St.
Vancouver, BC
V6C 2V6, Canada

Phone: 778-833-2160
Fax:

Date Rec. : 13 December 2022
LR Report: **CA19157-DEC22**
Reference: Great Bear Project/OMGS21045

Copy: #2

CERTIFICATE OF ANALYSIS
Final Report - Revised

Analysis	1: Analysis Start Date	2: Analysis Start Time	3: Analysis Completed Date	4: Analysis Completed Time	5: DX450001	6: DX450002	8: DX450004	19: DX450015	27: DX450024	42: DX450039
Sample Date & Time					N/A	N/A	N/A	N/A	N/A	N/A
Sample weight [g]	28-Dec-22	06:30	03-Jan-23	12:35	250	250	249	250	251	250
Volume D.I. Water [mL]	28-Dec-22	06:30	03-Jan-23	12:35	750	750	750	750	750	750
Final pH [no unit]	28-Dec-22	06:30	03-Jan-23	12:35	9.35	9.56	8.91	9.40	8.93	9.10
pH [No unit]	30-Dec-22	13:39	03-Jan-23	11:35	7.79	8.07	7.78	7.77	7.86	7.72
Conductivity [uS/cm]	30-Dec-22	13:39	03-Jan-23	11:35	94	86	139	101	86	101
Alkalinity [mg/L as CaCO3]	30-Dec-22	13:39	03-Jan-23	11:35	32	35	58	29	33	29
SO4 [mg/L]	04-Jan-23	09:58	10-Jan-23	13:39	8	3	30	12	5	10
Total P [mg/L]	04-Jan-23	15:56	19-Jan-23	14:53	0.04	< 0.03	< 0.03	0.03	< 0.03	0.04
Hg [mg/L]	04-Jan-23	09:52	04-Jan-23	16:59	< 0.00001	< 0.00001	< 0.00001	< 0.00001	< 0.00001	< 0.00001
Ag [mg/L]	06-Jan-23	18:58	09-Jan-23	11:14	< 0.00005	< 0.00005	< 0.00005	< 0.00005	< 0.00005	0.00008
Al [mg/L]	06-Jan-23	18:58	09-Jan-23	11:14	0.904	1.11	0.289	1.32	0.726	0.827
As [mg/L]	06-Jan-23	18:58	09-Jan-23	11:14	0.0110	0.0418	0.0009	0.0610	0.0007	0.392
Ba [mg/L]	06-Jan-23	18:58	09-Jan-23	11:14	0.00337	0.00180	0.01078	0.00139	0.00082	0.00216
B [mg/L]	06-Jan-23	18:58	09-Jan-23	11:14	0.173	0.020	0.020	0.033	0.029	0.008
Be [mg/L]	06-Jan-23	18:58	09-Jan-23	11:14	0.000020	0.000014	0.000024	0.000042	0.000026	0.000025
Bi [mg/L]	06-Jan-23	18:58	09-Jan-23	11:14	< 0.00001	< 0.00001	< 0.00001	< 0.00001	< 0.00001	0.00004

OnLine LIMS

0004325329

Results relate only to the sample tested. Data reported represents the sample submitted to SGS. Reproduction of this analytical report in full or in part is prohibited without prior written approval. Please refer to SGS General Conditions of Services located at https://www.sgs.ca/en/terms-and-conditions (Printed copies are available upon request.)
Test method information available upon request. "Temperature Upon Receipt" is representative of the whole shipment and may not reflect the temperature of individual samples.
SGS Canada Inc. Environment-Health & Safety statement of conformity decision rule does not consider uncertainty when analytical results are compared to a specified standard or regulation.

SGS Canada Inc.
P.O. Box 4300 - 185 Concession St.
Lakefield - Ontario - KOL 2HO
Phone: 705-652-2000 FAX: 705-652-6365

LR Report : **CA19157-DEC22**

Analysis	1: Analysis Start Date	2: Analysis Start Time	3: Analysis Completed Date	4: Analysis Completed Time	5: DX450001	6: DX450002	8: DX450004	19: DX450015	27: DX450024	42: DX450039
Ca [mg/L]	06-Jan-23	18:58	09-Jan-23	11:14	5.09	4.73	13.9	2.71	9.14	8.14
Cd [mg/L]	06-Jan-23	18:58	09-Jan-23	11:14	0.000003	< 0.000003	< 0.000003	< 0.000003	< 0.000003	< 0.000003
Co [mg/L]	06-Jan-23	18:58	09-Jan-23	11:14	0.000073	0.000024	0.000027	0.000103	0.000016	0.000017
Cr [mg/L]	06-Jan-23	18:58	09-Jan-23	11:14	0.00042	< 0.00008	< 0.00008	0.00028	< 0.00008	0.00027
Cu [mg/L]	06-Jan-23	18:58	09-Jan-23	11:14	0.0005	< 0.0002	< 0.0002	< 0.0002	0.0003	< 0.0002
Fe [mg/L]	06-Jan-23	18:58	09-Jan-23	11:14	0.079	0.021	< 0.007	0.133	< 0.007	0.021
K [mg/L]	06-Jan-23	18:58	09-Jan-23	11:14	15.8	14.0	7.38	17.4	1.52	12.0
Li [mg/L]	06-Jan-23	18:58	09-Jan-23	11:14	0.141	0.0038	0.0008	0.0045	0.0028	0.0042
Mg [mg/L]	06-Jan-23	18:58	09-Jan-23	11:14	0.404	0.389	3.03	0.324	1.72	0.693
Mn [mg/L]	06-Jan-23	18:58	09-Jan-23	11:14	0.00136	0.00053	0.00074	0.00134	0.00231	0.00507
Mo [mg/L]	06-Jan-23	18:58	09-Jan-23	11:14	0.00189	0.00617	0.00041	0.00062	0.00024	0.00064
Na [mg/L]	06-Jan-23	18:58	09-Jan-23	11:14	3.59	5.50	3.23	5.83	5.36	3.27
Ni [mg/L]	06-Jan-23	18:58	09-Jan-23	11:14	0.0014	0.0008	0.0011	0.0011	0.0004	0.0009
P [mg/L]	06-Jan-23	18:58	09-Jan-23	11:14	0.038	0.020	0.006	0.044	< 0.003	0.018
Pb [mg/L]	06-Jan-23	18:58	09-Jan-23	11:14	< 0.00009	< 0.00009	< 0.00009	< 0.00009	< 0.00009	0.00014
Sb [mg/L]	06-Jan-23	18:58	09-Jan-23	11:14	0.0043	0.0023	< 0.0009	0.0037	< 0.0009	0.0049
Se [mg/L]	06-Jan-23	18:58	09-Jan-23	11:14	0.00052	0.00042	0.00048	0.00067	0.00017	0.00041
Si [mg/L]	06-Jan-23	18:58	09-Jan-23	11:14	3.56	3.81	3.04	2.21	1.96	2.82
Sn [mg/L]	06-Jan-23	18:58	09-Jan-23	11:14	0.00007	< 0.00006	< 0.00006	< 0.00006	< 0.00006	< 0.00006
Sr [mg/L]	06-Jan-23	18:58	09-Jan-23	11:14	0.0180	0.0182	0.0806	0.0132	0.0374	0.0131
Ti [mg/L]	06-Jan-23	18:58	09-Jan-23	11:14	0.00535	0.00175	0.00007	0.00645	< 0.00005	0.00171
Tl [mg/L]	06-Jan-23	18:58	09-Jan-23	11:14	< 0.000005	< 0.000005	< 0.000005	< 0.000005	< 0.000005	< 0.000005
U [mg/L]	06-Jan-23	18:58	09-Jan-23	11:14	0.000809	0.00286	0.000016	0.000434	0.000009	0.00268
V [mg/L]	06-Jan-23	18:58	09-Jan-23	11:14	0.0110	0.00985	0.00342	0.0110	0.00491	0.0110
W [mg/L]	06-Jan-23	18:58	09-Jan-23	11:14	0.00114	0.00250	0.00604	0.00205	0.00074	0.00144
Zn [mg/L]	06-Jan-23	18:58	09-Jan-23	11:14	0.002	< 0.002	< 0.002	< 0.002	< 0.002	< 0.002

OnLine LIMS

0004325329

Results relate only to the sample tested. Data reported represents the sample submitted to SGS. Reproduction of this analytical report in full or in part is prohibited without prior written approval. Please refer to SGS General Conditions of Services located at https://www.sgs.ca/en/terms-and-conditions (Printed copies are available upon request.)
Test method information available upon request. "Temperature Upon Receipt" is representative of the whole shipment and may not reflect the temperature of individual samples.
SGS Canada Inc. Environment-Health & Safety statement of conformity decision rule does not consider uncertainty when analytical results are compared to a specified standard or regulation.

SGS Canada Inc.
P.O. Box 4300 - 185 Concession St.
Lakefield - Ontario - KOL 2HO
Phone: 705-652-2000 FAX: 705-652-6365

Analysis	44: DX450041	45: DX450042	47: DX450044	49: DX450046
Sample Date & Time	N/A	N/A	N/A	N/A
Sample weight [g]	251	250	251	249
Volume D.I. Water [mL]	750	750	750	750
Final pH [no unit]	7.78	8.04	8.84	9.61
pH [No unit]	7.94	7.91	7.69	8.06
Conductivity [uS/cm]	308	327	273	74
Alkalinity [mg/L as CaCO3]	63	70	31	32
SO4 [mg/L]	88	66	90	< 2
Total P [mg/L]	< 0.03	< 0.03	< 0.03	< 0.03
Hg [mg/L]	< 0.00001	< 0.00001	< 0.00001	< 0.00001
Ag [mg/L]	< 0.00005	< 0.00005	< 0.00005	< 0.00005
Al [mg/L]	0.119	0.092	0.035	0.919
As [mg/L]	0.0005	0.0236	0.0009	0.0688
Ba [mg/L]	0.00413	0.0696	0.0367	0.0297
B [mg/L]	0.144	0.015	0.014	0.017
Be [mg/L]	0.000041	0.000036	0.000023	0.000034
Bi [mg/L]	< 0.00001	< 0.00001	< 0.00001	< 0.00001
Ca [mg/L]	41.9	48.0	16.1	4.75
Cd [mg/L]	0.000013	< 0.000003	0.000003	< 0.000003
Co [mg/L]	0.000051	0.00165	0.000025	0.000037
Cr [mg/L]	< 0.00008	< 0.00008	0.00045	0.00010
Cu [mg/L]	< 0.0002	0.0004	< 0.0002	< 0.0002
Fe [mg/L]	< 0.007	0.010	< 0.007	< 0.007
K [mg/L]	17.9	12.9	18.2	8.53
Li [mg/L]	0.0044	0.0085	0.0025	0.0033
Mg [mg/L]	3.35	4.96	4.34	0.410
Mn [mg/L]	0.0556	0.0380	0.00140	0.00047
Mo [mg/L]	0.00045	0.00325	0.00048	0.00023
Na [mg/L]	4.75	4.13	20.7	5.51
Ni [mg/L]	0.0012	0.0018	0.0036	0.0036
P [mg/L]	< 0.003	< 0.003	0.007	< 0.003

OnLine LIMS

0004325329

Results relate only to the sample tested. Data reported represents the sample submitted to SGS. Reproduction of this analytical report in full or in part is prohibited without prior written approval. Please refer to SGS General Conditions of Services located at https://www.sgs.ca/en/terms-and-conditions (Printed copies are available upon request.)
Test method information available upon request. "Temperature Upon Receipt" is representative of the whole shipment and may not reflect the temperature of individual samples.
SGS Canada Inc. Environment-Health & Safety statement of conformity decision rule does not consider uncertainty when analytical results are compared to a specified standard or regulation.

SGS Canada Inc.
P.O. Box 4300 - 185 Concession St.
Lakefield - Ontario - KOL 2HO
Phone: 705-652-2000 FAX: 705-652-6365

LR Report : **CA19157-DEC22**

Analysis	44: DX450041	45: DX450042	47: DX450044	49: DX450046
Pb [mg/L]	< 0.00009	< 0.00009	< 0.00009	< 0.00009
Sb [mg/L]	0.0022	0.0025	0.0048	0.0032
Se [mg/L]	0.00007	0.00027	0.00104	0.00009
Si [mg/L]	2.87	1.88	4.08	4.04
Sn [mg/L]	< 0.00006	< 0.00006	0.00012	< 0.00006
Sr [mg/L]	0.106	0.0576	0.143	0.0204
Ti [mg/L]	0.00007	< 0.00005	0.00006	0.00009
Tl [mg/L]	< 0.000005	< 0.000005	0.000034	< 0.000005
U [mg/L]	0.000397	0.000694	0.000053	0.000014
V [mg/L]	0.00008	0.00015	0.00494	0.0138
W [mg/L]	0.00077	0.00212	0.00131	0.00660
Zn [mg/L]	< 0.002	< 0.002	< 0.002	< 0.002

Revised report with sample changes as per client request.

Method Descriptions

Parameter	Units	SGS Method Code	Reference Method Code
	g	NA	Sample weight
	mL	NA	Volume
	no unit	NA	SM 4500
Alkalinity	mg/L as CaCO3	ME-CA-[ENV]EWL-LAK-AN-006	SM 2320
Anions by discrete analyzer	mg/L	ME-CA-[ENV]EWL-LAK-AN-026	US EPA 375.4
Conductivity	uS/cm	ME-CA-[ENV]EWL-LAK-AN-006	SM 2510
Inorganics-General	mg/L	ME-CA-[ENV]SPE-LAK-AN-004	EPA 7471A/SM 3112B
Metals in aqueous samples - ICP-MS	mg/L	ME-CA-[ENV]SPE-LAK-AN-006	SM 3030/EPA 200.8
pH	No unit	ME-CA-[ENV]EWL-LAK-AN-006	SM 4500
Phosphorus by SFA	mg/L	ME-CA-[ENV]SFA-LAK-AN-003	SM 4500-P J

OnLine LIMS

0004325329

Results relate only to the sample tested. Data reported represents the sample submitted to SGS. Reproduction of this analytical report in full or in part is prohibited without prior written approval. Please refer to SGS General Conditions of Services located at https://www.sgs.ca/en/terms-and-conditions (Printed copies are available upon request.)
Test method information available upon request. "Temperature Upon Receipt" is representative of the whole shipment and may not reflect the temperature of individual samples.
SGS Canada Inc. Environment-Health & Safety statement of conformity decision rule does not consider uncertainty when analytical results are compared to a specified standard or regulation.

SGS Canada Inc.
P.O. Box 4300 - 185 Concession St.
Lakefield - Ontario - KOL 2HO
Phone: 705-652-2000 FAX: 705-652-6365

Catharine Arnold

THE ASSOCIATION OF THE CHEMICAL PROFESSION OF ONTARIO
CHARTERED
CATHARINE ARNOLD
CHEMIST

Catharine Arnold, B.Sc., C.Chem
Project Specialist,
Environment, Health & Safety

OnLine LIMS

0004325329

Results relate only to the sample tested. Data reported represents the sample submitted to SGS. Reproduction of this analytical report in full or in part is prohibited without prior written approval. Please refer to SGS General Conditions of Services located at https://www.sgs.ca/en/terms-and-conditions (Printed copies are available upon request.)
Test method information available upon request. "Temperature Upon Receipt" is representative of the whole shipment and may not reflect the temperature of individual samples.
SGS Canada Inc. Environment-Health & Safety statement of conformity decision rule does not consider uncertainty when analytical results are compared to a specified standard or regulation.

SGS Canada Inc.
P.O. Box 4300 - 185 Concession St.
Lakefield - Ontario - KOL 2HO
Phone: 705-652-2000 FAX: 705-652-6365

Quality Control Report

Inorganic Analysis														
Parameter	Reporting Limit	Unit	Method Blank	Duplicate				LCS / Spike Blank			Matrix Spike / Reference Material			
				Result 1	Result 2	RPD	Acceptance Criteria	Spike Recovery (%)	Recovery Limits (%)		Spike Recovery (%)	Recovery Limits (%)		
							%		Low	High		Low	High	
Alkalinity - QCBatchID: EWL0513-DEC22														
Alkalinity	2	mg/L as Ca	< 2			0	20	102	80	120	NA			
Anions by discrete analyzer - QCBatchID: DIO5002-JAN23														
Sulphate	2	mg/L	<2			2	20	105	80	120	89	75	125	
Anions by discrete analyzer - QCBatchID: DIO5005-JAN23														
Sulphate	2	mg/L	<2			ND	20	107	80	120	112	75	125	
Conductivity - QCBatchID: EWL0513-DEC22														
Conductivity	2	uS/cm	< 2			0	10	100	90	110	NA			
Inorganics-General - QCBatchID: EHG0002-JAN23														
Mercury	0.00001	mg/L	< 0.00001			ND	20	90	80	120	NV	70	130	
Metals in aqueous samples - ICP-MS - QCBatchID: EMS0015-JAN23														
Aluminum	0.001	mg/L	<0.001			2	20	93	90	110	90	70	130	
Antimony	0.0009	mg/L	<0.0009			5	20	100	90	110	124	70	130	
Arsenic	0.0002	mg/L	<0.0002			3	20	100	90	110	90	70	130	
Barium	0.00008	mg/L	<0.00002			5	20	94	90	110	76	70	130	
Beryllium	0.000007	mg/L	<0.000007			8	20	97	90	110	102	70	130	
Bismuth	0.00001	mg/L	<0.00001			ND	20	98	90	110	94	70	130	
Boron	0.002	mg/L	<0.002			4	20	96	90	110	89	70	130	
Cadmium	0.000003	mg/L	<0.000003			ND	20	99	90	110	98	70	130	
Calcium	0.01	mg/L	<0.01			2	20	102	90	110	70	70	130	
Chromium	0.00008	mg/L	<0.00008			ND	20	96	90	110	104	70	130	
Cobalt	0.000004	mg/L	<0.000004			7	20	97	90	110	91	70	130	
Copper	0.0002	mg/L	<0.0002			ND	20	95	90	110	99	70	130	
Iron	0.007	mg/L	<0.007			ND	20	101	90	110	100	70	130	
Lead	0.00009	mg/L	<0.00001			ND	20	100	90	110	97	70	130	
Lithium	0.0001	mg/L	<0.0001			4	20	97	90	110	110	70	130	
Magnesium	0.001	mg/L	<0.001			1	20	103	90	110	76	70	130	
Manganese	0.00001	mg/L	<0.00001			3	20	98	90	110	95	70	130	
Molybdenum	0.00004	mg/L	<0.00004			3	20	101	90	110	92	70	130	
Nickel	0.0001	mg/L	<0.0001			10	20	97	90	110	89	70	130	
Phosphorus	0.003	mg/L	<0.003			ND	20	101	90	110	NV	70	130	
Potassium	0.003	mg/L	<0.009			1	20	100	90	110	104	70	130	
Selenium	0.00004	mg/L	<0.00004			10	20	97	90	110	78	70	130	
Silicon	0.02	mg/L	<0.02			2	20	107	90	110	NV	70	130	
Silver	0.00005	mg/L	<0.00005			ND	20	99	90	110	91	70	130	
Sodium	0.01	mg/L	<0.01			3	20	102	90	110	76	70	130	

OnLine LIMS

0004325329

Results relate only to the sample tested. Data reported represents the sample submitted to SGS. Reproduction of this analytical report in full or in part is prohibited without prior written approval. Please refer to SGS General Conditions of Services located at https://www.sgs.ca/en/terms-and-conditions (Printed copies are available upon request.)
Test method information available upon request. "Temperature Upon Receipt" is representative of the whole shipment and may not reflect the temperature of individual samples.
SGS Canada Inc. Environment-Health & Safety statement of conformity decision rule does not consider uncertainty when analytical results are compared to a specified standard or regulation.

SGS Canada Inc.
P.O. Box 4300 - 185 Concession St.
Lakefield - Ontario - KOL 2HO
Phone: 705-652-2000 FAX: 705-652-6365

LR Report : **CA19157-DEC22**

Inorganic Analysis														
Parameter	Reporting Limit	Unit	Method Blank	Duplicate				LCS / Spike Blank			Matrix Spike / Reference Material			
				Result 1	Result 2	RPD	Acceptance Criteria	Spike Recovery (%)	Recovery Limits (%)		Spike Recovery (%)	Recovery Limits (%)		
							%		Low	High		Low	High	
Strontium	0.00008	mg/L	<0.00002			2	20	100	90	110	100	70	130	
Thallium	0.000005	mg/L	5e-006			7	20	95	90	110	101	70	130	
Tin	0.00006	mg/L	<0.00006			ND	20	97	90	110	NV	70	130	
Titanium	0.00005	mg/L	<0.00005			ND	20	99	90	110	NV	70	130	
Tungsten	0.00002	mg/L	<0.00002			4	20	101	90	110	NV	70	130	
Uranium	0.000002	mg/L	<0.000002			10	20	98	90	110	102	70	130	
Vanadium	0.00001	mg/L	<0.00001			2	20	97	90	110	97	70	130	
Zinc	0.002	mg/L	<0.002			ND	20	100	90	110	96	70	130	
pH - QCBatchID: EWL0513-DEC22														
pH	0.05	No unit	NA			0		100			NA			
Phosphorus by SFA - QCBatchID: SKA0054-JAN23														
Phosphorus (total)	0.03	mg/L	<0.03			2	10	102	90	110	91	75	125	
Phosphorus by SFA - QCBatchID: SKA0167-JAN23														
Phosphorus (total)	0.03	mg/L	<0.03			1	10	103	90	110	89	75	125	

OnLine LIMS

0004325329

Results relate only to the sample tested. Data reported represents the sample submitted to SGS. Reproduction of this analytical report in full or in part is prohibited without prior written approval. Please refer to SGS General Conditions of Services located at https://www.sgs.ca/en/terms-and-conditions (Printed copies are available upon request.)
Test method information available upon request. "Temperature Upon Receipt" is representative of the whole shipment and may not reflect the temperature of individual samples.
SGS Canada Inc. Environment-Health & Safety statement of conformity decision rule does not consider uncertainty when analytical results are compared to a specified standard or regulation.

SGS Canada Inc.
P.O. Box 4300 - 185 Concession St.
Lakefield - Ontario - KOL 2HO
Phone: 705-652-2000 FAX: 705-652-6365

12-November-2025

Great Bear Resources Ltd.
Attn : Ashley Moncrief

1020 - 800 West Pender St.
Vancouver, BC
V6C 2V6, Canada

Phone: 778-833-2160
Fax:

Date Rec. : 13 December 2022
LR Report: **CA19162-DEC22**
Reference: Great Bear Project/OMGS21045

Copy: #2

CERTIFICATE OF ANALYSIS
Final Report - Revised

Analysis	1: Analysis Start Date	2: Analysis Start Time	3: Analysis Completed Date	4: Analysis Completed Time	7: DX450054	16: DX450063	21: DX450068	25: DX450072	26: DX450073	27: DX450074
Sample Date & Time					N/A	N/A	N/A	N/A	N/A	N/A
Sample weight [g]	22-Dec-22	08:30	23-Dec-22	11:55	249	249	250	252	250	200
Volume D.I. Water [mL]	22-Dec-22	08:30	23-Dec-22	11:55	750	750	750	750	750	600
Final pH [no unit]	23-Dec-22	06:38	23-Dec-22	11:55	9.42	8.05	8.28	9.13	9.02	9.34
pH [No unit]	27-Dec-22	08:21	28-Dec-22	10:06	8.35	7.91	7.71	8.04	8.56	8.92
Conductivity [uS/cm]	27-Dec-22	08:21	28-Dec-22	10:06	64	265	227	99	127	113
Alkalinity [mg/L as CaCO3]	27-Dec-22	08:21	28-Dec-22	10:06	30	53	35	34	33	38
SO4 [mg/L]	29-Dec-22	12:34	29-Dec-22	14:30	< 2	39	63	3	16	8
Total P [mg/L]	29-Dec-22	15:21	19-Jan-23	14:54	< 0.03	< 0.03	< 0.03	0.26	< 0.03	< 0.03
Hg [mg/L]	29-Dec-22	06:34	29-Dec-22	17:02	< 0.00001	< 0.00001	< 0.00001	< 0.00001	< 0.00001	< 0.00001
Ag [mg/L]	29-Dec-22	17:19	30-Dec-22	13:49	< 0.00005	< 0.00005	0.00005	< 0.00005	< 0.00005	< 0.00005
Al [mg/L]	29-Dec-22	17:19	30-Dec-22	13:49	0.529	0.174	0.199	0.667	0.701	1.21
As [mg/L]	29-Dec-22	17:19	03-Jan-23	16:57	0.0081	0.0011	0.0032	3.90	0.0154	0.0151
Ba [mg/L]	29-Dec-22	17:19	30-Dec-22	13:49	0.00093	0.119	0.00410	0.00440	0.00507	0.00808
B [mg/L]	29-Dec-22	17:19	30-Dec-22	13:49	0.014	0.025	0.026	0.014	0.079	0.090
Be [mg/L]	29-Dec-22	17:19	30-Dec-22	13:49	< 0.000007	< 0.000007	< 0.000007	< 0.000007	0.000008	0.000008
Bi [mg/L]	29-Dec-22	17:19	30-Dec-22	13:49	< 0.00001	< 0.00001	< 0.00001	< 0.00001	0.00002	0.00002

OnLine LIMS

0004325351

Results relate only to the sample tested. Data reported represents the sample submitted to SGS. Reproduction of this analytical report in full or in part is prohibited without prior written approval. Please refer to SGS General Conditions of Services located at https://www.sgs.ca/en/terms-and-conditions (Printed copies are available upon request.)
Test method information available upon request. "Temperature Upon Receipt" is representative of the whole shipment and may not reflect the temperature of individual samples.
SGS Canada Inc. Environment-Health & Safety statement of conformity decision rule does not consider uncertainty when analytical results are compared to a specified standard or regulation.

SGS Canada Inc.
P.O. Box 4300 - 185 Concession St.
Lakefield - Ontario - KOL 2HO
Phone: 705-652-2000 FAX: 705-652-6365

LR Report : **CA19162-DEC22**

Analysis	1: Analysis Start Date	2: Analysis Start Time	3: Analysis Completed Date	4: Analysis Completed Time	7: DX450054	16: DX450063	21: DX450068	25: DX450072	26: DX450073	27: DX450074
Ca [mg/L]	29-Dec-22	17:19	30-Dec-22	13:49	7.62	30.9	22.2	9.05	4.14	3.44
Cd [mg/L]	29-Dec-22	17:19	30-Dec-22	13:49	< 0.000003	0.000007	< 0.000003	< 0.000003	0.000003	0.000019
Co [mg/L]	29-Dec-22	17:19	30-Dec-22	13:49	0.000023	0.000142	0.000093	0.000009	0.000240	0.000490
Cr [mg/L]	29-Dec-22	17:19	30-Dec-22	13:49	0.00040	0.00040	0.00070	0.00066	0.00088	0.00134
Cu [mg/L]	29-Dec-22	17:19	30-Dec-22	13:49	0.0008	0.0006	0.0008	0.0003	0.0008	0.0008
Fe [mg/L]	29-Dec-22	17:19	30-Dec-22	13:49	0.007	< 0.007	< 0.007	< 0.007	0.197	0.383
K [mg/L]	29-Dec-22	17:19	30-Dec-22	13:49	1.46	11.4	12.4	5.36	15.0	17.5
Li [mg/L]	29-Dec-22	17:19	30-Dec-22	13:49	0.0008	0.0039	0.0069	0.0029	0.0060	0.0041
Mg [mg/L]	29-Dec-22	17:19	30-Dec-22	13:49	1.50	4.87	3.67	0.783	0.701	0.522
Mn [mg/L]	29-Dec-22	17:19	30-Dec-22	13:49	0.00122	0.01603	0.00635	0.00335	0.00272	0.00744
Mo [mg/L]	29-Dec-22	17:19	30-Dec-22	13:49	0.00019	0.00053	0.00190	0.00079	0.00069	0.00052
Na [mg/L]	29-Dec-22	17:19	30-Dec-22	13:49	2.88	4.05	5.57	6.43	9.60	8.24
Ni [mg/L]	29-Dec-22	17:19	30-Dec-22	13:49	0.0010	0.0015	0.0031	0.0004	0.0021	0.0013
P [mg/L]	29-Dec-22	17:19	30-Dec-22	13:49	< 0.003	< 0.003	< 0.003	< 0.003	0.013	0.007
Pb [mg/L]	29-Dec-22	17:19	30-Dec-22	13:49	< 0.00009	< 0.00009	< 0.00009	< 0.00009	0.00020	0.00037
Sb [mg/L]	29-Dec-22	17:19	30-Dec-22	13:49	0.0021	0.0010	0.0011	0.0062	0.0021	0.0014
Se [mg/L]	29-Dec-22	17:19	30-Dec-22	13:49	0.00013	0.00024	0.00167	0.00561	0.00038	0.00037
Si [mg/L]	29-Dec-22	17:19	30-Dec-22	13:49	2.76	0.89	2.16	2.72	1.97	2.49
Sn [mg/L]	29-Dec-22	17:19	30-Dec-22	13:49	< 0.00006	< 0.00006	< 0.00006	< 0.00006	< 0.00006	< 0.00006
Sr [mg/L]	29-Dec-22	17:19	30-Dec-22	13:49	0.0628	0.0973	0.0797	0.0420	0.00813	0.00957
Ti [mg/L]	29-Dec-22	17:19	30-Dec-22	13:49	0.00008	0.00008	0.00018	0.00011	0.0124	0.0248
Tl [mg/L]	29-Dec-22	17:19	30-Dec-22	13:49	< 0.000005	< 0.000005	0.000022	< 0.000005	< 0.000005	0.000006
U [mg/L]	29-Dec-22	17:19	30-Dec-22	13:49	0.000029	0.000136	0.000942	0.000651	0.000517	0.00108
V [mg/L]	29-Dec-22	17:19	30-Dec-22	13:49	0.0117	0.00010	0.00264	0.00472	0.00792	0.0129
W [mg/L]	29-Dec-22	17:19	30-Dec-22	13:49	0.00242	0.00150	0.00314	0.00447	0.00272	0.00106
Zn [mg/L]	29-Dec-22	17:19	30-Dec-22	13:49	< 0.002	< 0.002	< 0.002	< 0.002	< 0.002	0.003

OnLine LIMS

0004325351

Results relate only to the sample tested. Data reported represents the sample submitted to SGS. Reproduction of this analytical report in full or in part is prohibited without prior written approval. Please refer to SGS General Conditions of Services located at https://www.sgs.ca/en/terms-and-conditions (Printed copies are available upon request.)
Test method information available upon request. "Temperature Upon Receipt" is representative of the whole shipment and may not reflect the temperature of individual samples.
SGS Canada Inc. Environment-Health & Safety statement of conformity decision rule does not consider uncertainty when analytical results are compared to a specified standard or regulation.

SGS Canada Inc.
P.O. Box 4300 - 185 Concession St.
Lakefield - Ontario - KOL 2HO
Phone: 705-652-2000 FAX: 705-652-6365

Analysis	30: DX450077	32: DX450079	34: DX450081	43: DX450090	50: DX450097	51: DX450098	52: DX450099
Sample Date & Time	N/A	N/A	N/A	N/A	N/A	N/A	N/A
Sample weight [g]	249	252	249	250	240	251	250
Volume D.I. Water [mL]	750	750	750	750	720	750	9.2
Final pH [no unit]	9.36	9.50	9.49	8.70	8.90	9.60	8.51
pH [No unit]	8.29	8.86	8.94	8.16	8.02	9.28	8.37
Conductivity [uS/cm]	83	104	125	159	98	104	142
Alkalinity [mg/L as CaCO3]	35	38	47	34	37	45	43
SO4 [mg/L]	< 2	5	2	23	3	3	19
Total P [mg/L]	< 0.03	< 0.03	< 0.03	< 0.03	< 0.03	0.04	< 0.03
Hg [mg/L]	< 0.00001	< 0.00001	< 0.00001	< 0.00001	< 0.00001	< 0.00001	< 0.00001
Ag [mg/L]	< 0.00005	< 0.00005	< 0.00005	0.00026	< 0.00005	< 0.00005	0.00026
Al [mg/L]	0.866	0.644	1.11	0.470	0.920	1.98	0.632
As [mg/L]	0.0651	0.131	0.0055	0.0033	0.0008	0.0989	0.0957
Ba [mg/L]	0.0156	0.00431	0.00766	0.00589	0.00250	0.0129	0.00630
B [mg/L]	0.021	0.072	0.041	0.079	0.029	0.102	0.076
Be [mg/L]	< 0.000007	< 0.000007	< 0.000007	0.000007	< 0.000007	0.000013	0.000011
Bi [mg/L]	< 0.00001	< 0.00001	< 0.00001	0.00008	< 0.00001	0.00002	0.00002
Ca [mg/L]	5.60	3.96	2.96	9.64	8.64	3.28	8.70
Cd [mg/L]	< 0.000003	0.000003	< 0.000003	0.000196	0.000003	0.000010	0.000008
Co [mg/L]	0.000021	0.000033	0.000018	0.000080	0.000022	0.000277	0.000034
Cr [mg/L]	0.00117	0.00108	< 0.00008	0.00119	0.00067	0.00141	0.00130
Cu [mg/L]	0.0009	0.0015	0.0003	0.0014	0.0006	0.0031	0.0014
Fe [mg/L]	0.015	0.082	0.007	0.145	0.008	0.845	0.080
K [mg/L]	10.5	12.7	16.9	12.1	10.8	15.9	14.6
Li [mg/L]	0.0038	0.0073	0.0056	0.0046	0.0043	0.0061	0.0020
Mg [mg/L]	0.443	0.316	0.294	0.620	0.888	0.541	0.922
Mn [mg/L]	0.00094	0.00317	0.00066	0.00403	0.00110	0.01536	0.00182
Mo [mg/L]	0.00028	0.00050	0.00050	0.00057	0.00058	0.00061	0.00094
Na [mg/L]	4.48	9.49	12.3	13.4	4.17	8.59	9.00
Ni [mg/L]	0.0004	0.0006	0.0002	0.0013	0.0007	0.0015	0.0004
P [mg/L]	< 0.003	0.005	< 0.003	< 0.003	< 0.003	0.025	0.003

OnLine LNMS

0004325351

Results relate only to the sample tested. Data reported represents the sample submitted to SGS. Reproduction of this analytical report in full or in part is prohibited without prior written approval. Please refer to SGS General Conditions of Services located at https://www.sgs.ca/en/terms-and-conditions (Printed copies are available upon request.)
Test method information available upon request. "Temperature Upon Receipt" is representative of the whole shipment and may not reflect the temperature of individual samples.
SGS Canada Inc. Environment-Health & Safety statement of conformity decision rule does not consider uncertainty when analytical results are compared to a specified standard or regulation.

SGS Canada Inc.
P.O. Box 4300 - 185 Concession St.
Lakefield - Ontario - KOL 2HO
Phone: 705-652-2000 FAX: 705-652-6365

LR Report : **CA19162-DEC22**

Analysis	30: DX450077	32: DX450079	34: DX450081	43: DX450090	50: DX450097	51: DX450098	52: DX450099
Pb [mg/L]	0.00022	< 0.00009	< 0.00009	0.06883	< 0.00009	0.00107	0.00138
Sb [mg/L]	0.0032	0.0031	0.0023	0.0211	0.0025	0.0068	0.0228
Se [mg/L]	0.00023	0.00061	0.00050	0.00272	0.00363	0.00024	0.00013
Si [mg/L]	2.14	3.16	2.81	2.22	1.39	4.63	2.30
Sn [mg/L]	< 0.00006	< 0.00006	< 0.00006	0.00007	< 0.00006	0.00006	< 0.00006
Sr [mg/L]	0.0280	0.00910	0.0144	0.0470	0.394	0.00704	0.0118
Ti [mg/L]	0.00026	0.00537	0.00022	0.00761	< 0.00005	0.0742	0.00543
Tl [mg/L]	< 0.000005	< 0.000005	< 0.000005	< 0.000005	< 0.000005	0.000019	0.000005
U [mg/L]	0.000033	0.000914	0.000056	0.00117	0.000378	0.00172	0.00354
V [mg/L]	0.0132	0.00949	0.0266	0.00054	0.00097	0.0153	0.00032
W [mg/L]	0.00200	0.211	0.00273	0.00162	0.01119	0.00153	0.00115
Zn [mg/L]	< 0.002	< 0.002	< 0.002	0.033	< 0.002	0.005	< 0.002

Revised report with sample changes as per client request.

Method Descriptions

Parameter	Units	SGS Method Code	Reference Method Code
	g	NA	Sample weight
	mL	NA	Volume
	no unit	NA	SM 4500
Alkalinity	mg/L as CaCO3	ME-CA-[ENV]EWL-LAK-AN-006	SM 2320
Anions by discrete analyzer	mg/L	ME-CA-[ENV]EWL-LAK-AN-026	US EPA 375.4
Conductivity	uS/cm	ME-CA-[ENV]EWL-LAK-AN-006	SM 2510
Inorganics-General	mg/L	ME-CA-[ENV]SPE-LAK-AN-004	EPA 7471A/SM 3112B
Metals in aqueous samples - ICP-MS	mg/L	ME-CA-[ENV]SPE-LAK-AN-006	SM 3030/EPA 200.8

OnLine LNMS

0004325351

Results relate only to the sample tested. Data reported represents the sample submitted to SGS. Reproduction of this analytical report in full or in part is prohibited without prior written approval. Please refer to SGS General Conditions of Services located at https://www.sgs.ca/en/terms-and-conditions (Printed copies are available upon request.)
Test method information available upon request. "Temperature Upon Receipt" is representative of the whole shipment and may not reflect the temperature of individual samples.
SGS Canada Inc. Environment-Health & Safety statement of conformity decision rule does not consider uncertainty when analytical results are compared to a specified standard or regulation.

SGS Canada Inc.
P.O. Box 4300 - 185 Concession St.
Lakefield - Ontario - KOL 2HO
Phone: 705-652-2000 FAX: 705-652-6365

Parameter	Units	SGS Method Code	Reference Method Code
pH	No unit	ME-CA-[ENV]EWL-LAK-AN-006	SM 4500
Phosphorus by SFA	mg/L	ME-CA-[ENV]SFA-LAK-AN-003	SM 4500-P J

Catharine Arnold

Catharine Arnold, B.Sc., C.Chem
Project Specialist,
Environment, Health & Safety

OnLine LIMS

0004325351

Results relate only to the sample tested. Data reported represents the sample submitted to SGS. Reproduction of this analytical report in full or in part is prohibited without prior written approval. Please refer to SGS General Conditions of Services located at https://www.sgs.ca/en/terms-and-conditions (Printed copies are available upon request.)
Test method information available upon request. "Temperature Upon Receipt" is representative of the whole shipment and may not reflect the temperature of individual samples.
SGS Canada Inc. Environment-Health & Safety statement of conformity decision rule does not consider uncertainty when analytical results are compared to a specified standard or regulation.

SGS Canada Inc.
P.O. Box 4300 - 185 Concession St.
Lakefield - Ontario - KOL 2HO
Phone: 705-652-2000 FAX: 705-652-6365

Quality Control Report

Inorganic Analysis														
Parameter	Reporting Limit	Unit	Method Blank	Duplicate				LCS / Spike Blank			Matrix Spike / Reference Material			
				Result 1	Result 2	RPD	Acceptance Criteria	Spike Recovery (%)	Recovery Limits (%)		Spike Recovery (%)	Recovery Limits (%)		
							%		Low	High		Low	High	
Alkalinity - QCBatchID: EWL0445-DEC22														
Alkalinity	2	mg/L as Ca	< 2			3	20	100	80	120	NA			
Anions by discrete analyzer - QCBatchID: DIO5101-DEC22														
Sulphate	2	mg/L	<2			5	20	103	80	120	113	75	125	
Conductivity - QCBatchID: EWL0445-DEC22														
Conductivity	2	uS/cm	< 2			1	10	99	90	110	NA			
Inorganics-General - QCBatchID: EHG0047-DEC22														
Mercury	0.00001	mg/L	< 0.00001			ND	20	104	80	120	116	70	130	
Metals in aqueous samples - ICP-MS - QCBatchID: EMS0196-DEC22														
Aluminum	0.001	mg/L	<0.001			8	20	104	90	110	87	70	130	
Antimony	0.0009	mg/L	<0.0009			1	20	100	90	110	106	70	130	
Arsenic	0.0002	mg/L	<0.0002			12	20	99	90	110	113	70	130	
Barium	0.00008	mg/L	<0.00002			6	20	98	90	110	96	70	130	
Beryllium	0.000007	mg/L	<0.000007			ND	20	94	90	110	106	70	130	
Bismuth	0.00001	mg/L	<0.00001			ND	20	95	90	110	112	70	130	
Boron	0.002	mg/L	<0.002			8	20	97	90	110	94	70	130	
Cadmium	0.000003	mg/L	<0.000003			0	20	97	90	110	92	70	130	
Calcium	0.01	mg/L	<0.01			2	20	99	90	110	96	70	130	
Chromium	0.00008	mg/L	<0.00008			ND	20	95	90	110	116	70	130	
Cobalt	0.000004	mg/L	< 0.000004			16	20	98	90	110	93	70	130	
Copper	0.0002	mg/L	<0.0002			7	20	102	90	110	100	70	130	
Iron	0.007	mg/L	<0.007			ND	20	97	90	110	75	70	130	
Lead	0.00009	mg/L	<0.00001			18	20	103	90	110	99	70	130	
Lithium	0.0001	mg/L	<0.0001			1	20	102	90	110	101	70	130	
Magnesium	0.001	mg/L	<0.001			3	20	101	90	110	99	70	130	
Manganese	0.00001	mg/L	<0.00001			4	20	101	90	110	97	70	130	
Molybdenum	0.00004	mg/L	<0.00004			5	20	103	90	110	97	70	130	
Nickel	0.0001	mg/L	<0.0001			5	20	100	90	110	98	70	130	
Phosphorus	0.003	mg/L	<0.003			ND	20	99	90	110	NV	70	130	
Potassium	0.009	mg/L	<0.009			2	20	99	90	110	89	70	130	
Selenium	0.00004	mg/L	<0.00004			14	20	108	90	110	117	70	130	
Silicon	0.02	mg/L	<0.02			1	20	93	90	110	NV	70	130	
Silver	0.00005	mg/L	<0.00005			ND	20	103	90	110	94	70	130	
Sodium	0.01	mg/L	<0.01			4	20	102	90	110	107	70	130	
Strontium	0.00008	mg/L	<0.00002			2	20	94	90	110	83	70	130	
Thallium	0.000005	mg/L	<0.000005			ND	20	102	90	110	100	70	130	

OnLine LIMS

0004325351

Results relate only to the sample tested. Data reported represents the sample submitted to SGS. Reproduction of this analytical report in full or in part is prohibited without prior written approval. Please refer to SGS General Conditions of Services located at https://www.sgs.ca/en/terms-and-conditions (Printed copies are available upon request.)
Test method information available upon request. "Temperature Upon Receipt" is representative of the whole shipment and may not reflect the temperature of individual samples.
SGS Canada Inc. Environment-Health & Safety statement of conformity decision rule does not consider uncertainty when analytical results are compared to a specified standard or regulation.

SGS Canada Inc.
P.O. Box 4300 - 185 Concession St.
Lakefield - Ontario - KOL 2HO
Phone: 705-652-2000 FAX: 705-652-6365

Inorganic Analysis														
Parameter	Reporting Limit	Unit	Method Blank	Duplicate				LCS / Spike Blank			Matrix Spike / Reference Material			
				Result 1	Result 2	RPD	Acceptance Criteria	Spike Recovery (%)	Recovery Limits (%)		Spike Recovery (%)	Recovery Limits (%)	
							%		Low	High		Low	High
Tin	0.00006	mg/L	<0.00006			10	20	100	90	110	NV	70	130
Titanium	0.00005	mg/L	<0.00005			ND	20	107	90	110	NV	70	130
Tungsten	0.00002	mg/L	<0.00002			1	20	99	90	110	NV	70	130
Uranium	0.000002	mg/L	<0.000002			5	20	102	90	110	100	70	130
Vanadium	0.00001	mg/L	<0.00001			6	20	98	90	110	102	70	130
Zinc	0.002	mg/L	<0.002			ND	20	95	90	110	102	70	130
Metals in aqueous samples - ICP-MS - QCBatchID: EMS0211-DEC22													
Arsenic	0.0002	mg/L	<0.0002			1	20	101	90	110	93	70	130
pH - QCBatchID: EWL0445-DEC22													
pH	0.05	No unit	NA			1		100			NA		
Phosphorus by SFA - QCBatchID: SKA0054-JAN23													
Phosphorus (total)	0.03	mg/L	<0.03			2	10	102	90	110	91	75	125
Phosphorus by SFA - QCBatchID: SKA0167-JAN23													
Phosphorus (total)	0.03	mg/L	<0.03			1	10	103	90	110	89	75	125

OnLine LIMS

0004325351

Results relate only to the sample tested. Data reported represents the sample submitted to SGS. Reproduction of this analytical report in full or in part is prohibited without prior written approval. Please refer to SGS General Conditions of Services located at https://www.sgs.ca/en/terms-and-conditions (Printed copies are available upon request.)
Test method information available upon request. "Temperature Upon Receipt" is representative of the whole shipment and may not reflect the temperature of individual samples.
SGS Canada Inc. Environment-Health & Safety statement of conformity decision rule does not consider uncertainty when analytical results are compared to a specified standard or regulation.

SGS Canada Inc.
P.O. Box 4300 - 185 Concession St.
Lakefield - Ontario - KOL 2HO
Phone: 705-652-2000 FAX: 705-652-6365

12-November-2025

Great Bear Resources Ltd.
Attn : Ashley Moncrief

1020 - 800 West Pender St.
Vancouver, BC
V6C 2V6, Canada

Phone: 778-833-2160
Fax:

Date Rec. : 13 December 2022
LR Report: **CA19167-DEC22**

Copy: #2

CERTIFICATE OF ANALYSIS
Final Report - Revised

Analysis	1: Analysis Start Date	2: Analysis Start Time	3: Analysis Completed Date	4: Analysis Completed Time	10: DX450107	12: DX450109	13: DX450110	18: DX450115	22: DX450119	30: DX450127
Sample Date & Time					N/A	N/A	N/A	N/A	N/A	N/A
Sample weight [g]	28-Dec-22	06:30	03-Jan-23	12:36	252	250	251	249	249	249
Volume D.I. Water [mL]	28-Dec-22	06:30	03-Jan-23	12:36	750	750	750	750	750	750
Final pH [no unit]	28-Dec-22	06:30	03-Jan-23	12:36	9.49	9.30	9.44	9.50	8.16	8.53
pH [No unit]	30-Dec-22	13:39	03-Jan-23	11:35	7.95	7.84	7.96	7.96	7.78	7.88
Conductivity [uS/cm]	30-Dec-22	13:39	03-Jan-23	11:35	76	88	74	88	214	159
Alkalinity [mg/L as CaCO3]	30-Dec-22	13:39	03-Jan-23	11:35	34	32	32	37	42	40
SO4 [mg/L]	04-Jan-23	09:58	04-Jan-23	12:09	< 2	5	3	4	24	10
Total P [mg/L]	05-Jan-23	21:47	23-Jan-23	14:09	< 0.03	< 0.03	< 0.03	< 0.03	< 0.03	< 0.03
Hg [mg/L]	04-Jan-23	09:52	04-Jan-23	16:59	< 0.00001	< 0.00001	< 0.00001	< 0.00001	< 0.00001	< 0.00001
Ag [mg/L]	06-Jan-23	18:58	09-Jan-23	11:16	< 0.00005	< 0.00005	< 0.00005	< 0.00005	< 0.00005	< 0.00005
Al [mg/L]	06-Jan-23	18:58	09-Jan-23	11:16	1.23	0.825	1.32	1.10	0.264	0.740
As [mg/L]	06-Jan-23	18:58	09-Jan-23	11:16	0.0521	0.150	0.0318	0.0212	0.0005	0.0173
Ba [mg/L]	06-Jan-23	18:58	09-Jan-23	11:16	0.00166	0.00415	0.00181	0.00185	0.0886	0.00763
B [mg/L]	06-Jan-23	18:58	09-Jan-23	11:16	0.016	0.009	0.008	0.010	0.030	0.031
Be [mg/L]	06-Jan-23	18:58	09-Jan-23	11:16	0.000024	0.000022	0.000030	0.000021	0.000033	0.000039
Bi [mg/L]	06-Jan-23	18:58	09-Jan-23	11:16	< 0.00001	0.00003	0.00003	< 0.00001	< 0.00001	< 0.00001
Ca [mg/L]	06-Jan-23	18:58	09-Jan-23	11:16	3.89	6.62	4.18	4.36	24.1	13.7

OnLine LNMS

0004325361

Results relate only to the sample tested. Data reported represents the sample submitted to SGS. Reproduction of this analytical report in full or in part is prohibited without prior written approval. Please refer to SGS General Conditions of Services located at https://www.sgs.ca/en/terms-and-conditions (Printed copies are available upon request.)
Test method information available upon request. "Temperature Upon Receipt" is representative of the whole shipment and may not reflect the temperature of individual samples.
SGS Canada Inc. Environment-Health & Safety statement of conformity decision rule does not consider uncertainty when analytical results are compared to a specified standard or regulation.

SGS Canada Inc.
P.O. Box 4300 - 185 Concession St.
Lakefield - Ontario - KOL 2HO
Phone: 705-652-2000 FAX: 705-652-6365

Analysis	1: Analysis Start Date	2: Analysis Start Time	3: Analysis Completed Date	4: Analysis Completed Time	10: DX450107	12: DX450109	13: DX450110	18: DX450115	22: DX450119	30: DX450127
Cd [mg/L]	06-Jan-23	18:58	09-Jan-23	11:16	< 0.000003	< 0.000003	0.000009	< 0.000003	0.000004	< 0.000003
Co [mg/L]	06-Jan-23	18:58	09-Jan-23	11:16	0.000022	0.000017	0.000045	0.000026	0.000140	0.000027
Cr [mg/L]	06-Jan-23	18:58	09-Jan-23	11:16	< 0.00008	< 0.00008	0.00021	< 0.00008	< 0.00008	< 0.00008
Cu [mg/L]	06-Jan-23	18:58	09-Jan-23	11:16	0.0004	0.0003	0.0004	0.0002	< 0.0002	< 0.0002
Fe [mg/L]	06-Jan-23	18:58	09-Jan-23	11:16	0.046	0.039	0.078	0.069	0.015	0.008
K [mg/L]	06-Jan-23	18:58	09-Jan-23	11:16	10.8	8.98	11.7	12.8	13.6	16.8
Li [mg/L]	06-Jan-23	18:58	09-Jan-23	11:16	0.0023	0.0035	0.0044	0.0028	0.0126	0.0011
Mg [mg/L]	06-Jan-23	18:58	09-Jan-23	11:16	0.224	0.366	0.299	0.376	1.92	1.51
Mn [mg/L]	06-Jan-23	18:58	09-Jan-23	11:16	0.00141	0.00311	0.00251	0.00140	0.0379	0.00119
Mo [mg/L]	06-Jan-23	18:58	09-Jan-23	11:16	0.00101	0.00059	0.00041	0.00055	0.00101	0.00035
Na [mg/L]	06-Jan-23	18:58	09-Jan-23	11:16	5.41	5.01	3.62	5.14	6.47	3.79
Ni [mg/L]	06-Jan-23	18:58	09-Jan-23	11:16	0.0003	0.0002	0.0003	0.0002	0.0008	0.0004
P [mg/L]	06-Jan-23	18:58	09-Jan-23	11:16	< 0.003	0.003	0.011	< 0.003	< 0.003	< 0.003
Pb [mg/L]	06-Jan-23	18:58	09-Jan-23	11:16	< 0.00009	0.00050	0.00017	< 0.00009	< 0.00009	< 0.00009
Sb [mg/L]	06-Jan-23	18:58	09-Jan-23	11:16	0.0038	0.0062	0.0032	0.0023	0.0034	0.0015
Se [mg/L]	06-Jan-23	18:58	09-Jan-23	11:16	0.00008	0.00079	0.00015	0.00007	0.00031	0.00015
Si [mg/L]	06-Jan-23	18:58	09-Jan-23	11:16	3.87	3.70	3.85	3.54	0.94	1.10
Sn [mg/L]	06-Jan-23	18:58	09-Jan-23	11:16	< 0.00006	0.00007	0.00012	< 0.00006	0.00013	< 0.00006
Sr [mg/L]	06-Jan-23	18:58	09-Jan-23	11:16	0.00917	0.0120	0.0118	0.0150	0.0656	0.0340
Ti [mg/L]	06-Jan-23	18:58	09-Jan-23	11:15	0.00234	0.00185	0.00581	0.00527	0.00024	0.00026
Tl [mg/L]	06-Jan-23	18:58	09-Jan-23	11:15	< 0.000005	< 0.000005	< 0.000005	< 0.000005	< 0.000005	< 0.000005
U [mg/L]	06-Jan-23	18:58	09-Jan-23	11:15	0.000877	0.00231	0.00232	0.00186	0.000088	0.000022
V [mg/L]	06-Jan-23	18:58	09-Jan-23	11:15	0.00341	0.00309	0.00635	0.0106	0.00009	0.00074
W [mg/L]	06-Jan-23	18:58	09-Jan-23	11:15	0.00118	0.00226	0.00097	0.00167	0.00035	0.00330
Zn [mg/L]	06-Jan-23	18:58	09-Jan-23	11:15	< 0.002	< 0.002	< 0.002	< 0.002	< 0.002	< 0.002

Analysis	31: DX450128	32: DX450129	33: DX450130	35: DX450132	36: DX450133	37: DX450134	48: DX450145	51: DX450148	52: DX450149
Sample Date & Time	N/A	N/A	N/A	N/A	N/A	N/A	N/A	N/A	N/A

OnLine LNMS

0004325361

Results relate only to the sample tested. Data reported represents the sample submitted to SGS. Reproduction of this analytical report in full or in part is prohibited without prior written approval. Please refer to SGS General Conditions of Services located at https://www.sgs.ca/en/terms-and-conditions (Printed copies are available upon request.)
Test method information available upon request. "Temperature Upon Receipt" is representative of the whole shipment and may not reflect the temperature of individual samples.
SGS Canada Inc. Environment-Health & Safety statement of conformity decision rule does not consider uncertainty when analytical results are compared to a specified standard or regulation.

SGS Canada Inc.
P.O. Box 4300 - 185 Concession St.
Lakefield - Ontario - KOL 2HO
Phone: 705-652-2000 FAX: 705-652-6365

LR Report : **CA19167-DEC22**

Analysis	31: DX450128	32: DX450129	33: DX450130	35: DX450132	36: DX450133	37: DX450134	48: DX450145	51: DX450148	52: DX450149
Sample weight [g]	249	250	250	250	249	199	250	250	250
Volume D.I. Water [mL]	750	750	750	750	750	597	750	750	750
Final pH [no unit]	8.81	9.06	9.51	9.15	8.76	7.98	9.62	9.69	9.54
pH [No unit]	7.92	7.81	8.13	7.72	7.61	7.94	7.98	8.96	7.97
Conductivity [uS/cm]	99	102	96	102	102	360	99	96	86
Alkalinity [mg/L as CaCO3]	31	38	39	29	27	68	39	41	37
SO4 [mg/L]	4	3	3	14	13	70	2	< 2	< 2
Total P [mg/L]	< 0.03	< 0.03	0.15	< 0.03	0.04	0.22	< 0.03	< 0.03	< 0.03
Hg [mg/L]	< 0.00001	< 0.00001	< 0.00001	< 0.00001	< 0.00001	< 0.00001	< 0.00001	< 0.00001	< 0.00001
Ag [mg/L]	< 0.00005	< 0.00005	< 0.00005	< 0.00005	0.00019	< 0.00005	< 0.00005	< 0.00005	< 0.00005
Al [mg/L]	0.955	0.705	0.734	0.224	0.643	0.079	1.15	0.488	0.899
As [mg/L]	0.0022	0.0061	1.45	0.0827	0.399	3.68	0.0264	0.127	0.0038
Ba [mg/L]	0.00268	0.00229	0.0186	0.00170	0.00196	0.0109	0.00171	0.00390	0.00137
B [mg/L]	0.023	0.016	0.010	0.009	0.022	0.062	0.027	0.067	0.015
Be [mg/L]	0.000023	0.000051	0.000019	0.000032	0.000028	0.000046	0.000020	0.000040	0.000030
Bi [mg/L]	< 0.00001	< 0.00001	< 0.00001	0.00002	0.00037	< 0.00001	< 0.00001	< 0.00001	< 0.00001
Ca [mg/L]	10.5	10.5	7.26	13.1	8.03	52.0	4.92	3.45	4.74
Cd [mg/L]	< 0.000003	< 0.000003	< 0.000003	0.000004	0.000010	0.000006	< 0.000003	< 0.000003	< 0.000003
Co [mg/L]	0.000013	0.000015	0.000030	0.000045	0.000068	0.00109	0.000058	0.000014	0.000011
Cr [mg/L]	< 0.00008	< 0.00008	0.00010	< 0.00008	< 0.00008	< 0.00008	< 0.00008	0.00044	< 0.00008
Cu [mg/L]	< 0.0002	< 0.0002	0.0007	0.0021	0.0024	< 0.0002	0.0011	< 0.0002	< 0.0002
Fe [mg/L]	< 0.007	< 0.007	0.007	< 0.007	0.011	< 0.007	0.030	0.009	0.019
K [mg/L]	3.95	6.34	9.79	4.08	13.9	13.9	13.9	12.1	4.36
Li [mg/L]	0.0005	0.0024	0.0014	0.0031	0.0051	0.0013	0.0063	0.0002	0.0001
Mg [mg/L]	1.23	1.14	0.571	0.882	0.984	6.25	0.356	0.252	0.560
Mn [mg/L]	0.00123	0.00281	0.00085	0.00397	0.00277	0.00626	0.00125	0.00032	0.00043
Mo [mg/L]	0.00022	0.00454	0.00061	0.00320	0.00049	0.00048	0.00081	0.00044	0.00024
Na [mg/L]	4.96	5.56	6.24	2.55	2.26	5.09	7.04	9.69	10.6
Ni [mg/L]	0.0002	0.0005	0.0009	0.0018	0.0023	0.143	0.0005	0.0003	0.0002
P [mg/L]	< 0.003	< 0.003	< 0.003	< 0.003	0.014	< 0.003	< 0.003	< 0.003	0.004
Pb [mg/L]	< 0.00009	< 0.00009	< 0.00009	< 0.00009	0.00082	< 0.00009	< 0.00009	< 0.00009	< 0.00009

OnLine LNMS

0004325361

Results relate only to the sample tested. Data reported represents the sample submitted to SGS. Reproduction of this analytical report in full or in part is prohibited without prior written approval. Please refer to SGS General Conditions of Services located at https://www.sgs.ca/en/terms-and-conditions (Printed copies are available upon request.)
Test method information available upon request. "Temperature Upon Receipt" is representative of the whole shipment and may not reflect the temperature of individual samples.
SGS Canada Inc. Environment-Health & Safety statement of conformity decision rule does not consider uncertainty when analytical results are compared to a specified standard or regulation.

SGS Canada Inc.
P.O. Box 4300 - 185 Concession St.
Lakefield - Ontario - KOL 2HO
Phone: 705-652-2000 FAX: 705-652-6365

LR Report : **CA19167-DEC22**

Analysis	31: DX450128	32: DX450129	33: DX450130	35: DX450132	36: DX450133	37: DX450134	48: DX450145	51: DX450148	52: DX450149
Sb [mg/L]	< 0.0009	0.0014	0.0098	0.0297	0.0043	0.0327	0.0056	0.0049	0.0033
Se [mg/L]	0.00008	0.00005	0.00071	0.00436	0.00780	0.00165	0.00013	0.00006	0.00013
Si [mg/L]	1.11	1.50	3.59	5.35	2.88	3.96	3.65	8.02	2.88
Sn [mg/L]	< 0.00006	< 0.00006	0.00008	< 0.00006	< 0.00006	< 0.00006	0.00019	< 0.00006	< 0.00006
Sr [mg/L]	0.0339	0.486	0.0459	0.0540	0.0142	0.194	0.0200	0.0223	0.0218
Ti [mg/L]	0.00018	< 0.00005	0.00020	0.00009	0.00076	0.00022	0.00200	0.00029	0.00043
Tl [mg/L]	< 0.000005	< 0.000005	< 0.000005	0.000008	0.000020	0.000017	< 0.000005	< 0.000005	< 0.000005
U [mg/L]	0.000020	0.000094	0.000481	0.000612	0.000713	0.000250	0.001775	0.000080	0.000056
V [mg/L]	0.00161	0.00128	0.00885	0.00334	0.00189	0.00236	0.00424	0.0228	0.0149
W [mg/L]	0.0479	0.00221	0.00933	0.00299	0.00427	0.00114	0.00186	0.00187	0.00421
Zn [mg/L]	< 0.002	< 0.002	< 0.002	< 0.002	< 0.002	< 0.002	< 0.002	< 0.002	< 0.002

Revised report with sample changes as per client request.

Method Descriptions

Parameter	Units	SGS Method Code	Reference Method Code
	g	NA	Sample weight
	mL	NA	Volume
	no unit	NA	SM 4500
Alkalinity	mg/L as CaCO3	ME-CA-[ENV]EWL-LAK-AN-006	SM 2320
Anions by discrete analyzer	mg/L	ME-CA-[ENV]EWL-LAK-AN-026	US EPA 375.4
Conductivity	uS/cm	ME-CA-[ENV]EWL-LAK-AN-006	SM 2510
Inorganics-General	mg/L	ME-CA-[ENV]SPE-LAK-AN-004	EPA 7471A/SM 3112B
Metals in aqueous samples - ICP-MS	mg/L	ME-CA-[ENV]SPE-LAK-AN-006	SM 3030/EPA 200.8
pH	No unit	ME-CA-[ENV]EWL-LAK-AN-006	SM 4500

OnLine LIMS

0004325361

Results relate only to the sample tested. Data reported represents the sample submitted to SGS. Reproduction of this analytical report in full or in part is prohibited without prior written approval. Please refer to SGS General Conditions of Services located at https://www.sgs.ca/en/terms-and-conditions (Printed copies are available upon request.)
Test method information available upon request. "Temperature Upon Receipt" is representative of the whole shipment and may not reflect the temperature of individual samples.
SGS Canada Inc. Environment-Health & Safety statement of conformity decision rule does not consider uncertainty when analytical results are compared to a specified standard or regulation.

SGS Canada Inc.
P.O. Box 4300 - 185 Concession St.
Lakefield - Ontario - KOL 2HO
Phone: 705-652-2000 FAX: 705-652-6365

LR Report : **CA19167-DEC22**

Parameter	Units	SGS Method Code	Reference Method Code
Phosphorus by SFA	mg/L	ME-CA-[ENV]SFA-LAK-AN-003	SM 4500-P J

Catharine Arnold

CHARTERED CHEMIST CATHARINE ARNOLD — THE CHEMICAL PROFESSION OF ONTARIO

Catharine Arnold, B.Sc., C.Chem
Project Specialist,
Environment, Health & Safety

OnLine LIMS

0004325361

Results relate only to the sample tested. Data reported represents the sample submitted to SGS. Reproduction of this analytical report in full or in part is prohibited without prior written approval. Please refer to SGS General Conditions of Services located at https://www.sgs.ca/en/terms-and-conditions (Printed copies are available upon request.)
Test method information available upon request. "Temperature Upon Receipt" is representative of the whole shipment and may not reflect the temperature of individual samples.
SGS Canada Inc. Environment-Health & Safety statement of conformity decision rule does not consider uncertainty when analytical results are compared to a specified standard or regulation.

SGS Canada Inc.
P.O. Box 4300 - 185 Concession St.
Lakefield - Ontario - KOL 2HO
Phone: 705-652-2000 FAX: 705-652-6365

Quality Control Report

Inorganic Analysis														
Parameter	Reporting Limit	Unit	Method Blank	Duplicate				LCS / Spike Blank			Matrix Spike / Reference Material			
				Result 1	Result 2	RPD	Acceptance Criteria	Spike Recovery (%)	Recovery Limits (%)		Spike Recovery (%)	Recovery Limits (%)		
							%		Low	High		Low	High	
Alkalinity - QCBatchID: EWL0513-DEC22														
Alkalinity	2	mg/L as Ca	< 2			0	20	102	80	120	NA			
Anions by discrete analyzer - QCBatchID: DIO5002-JAN23														
Sulphate	2	mg/L	<2			2	20	105	80	120	89	75	125	
Conductivity - QCBatchID: EWL0513-DEC22														
Conductivity	2	uS/cm	< 2			0	10	100	90	110	NA			
Inorganics-General - QCBatchID: EHG0002-JAN23														
Mercury	0.00001	mg/L	< 0.00001			ND	20	90	80	120	NV	70	130	
Metals in aqueous samples - ICP-MS - QCBatchID: EMS0015-JAN23														
Aluminum	0.001	mg/L	<0.001			2	20	93	90	110	90	70	130	
Antimony	0.0009	mg/L	<0.0009			5	20	100	90	110	124	70	130	
Arsenic	0.0002	mg/L	<0.0002			3	20	100	90	110	90	70	130	
Barium	0.00008	mg/L	<0.00002			5	20	94	90	110	76	70	130	
Beryllium	0.000007	mg/L	<0.000007			8	20	97	90	110	102	70	130	
Bismuth	0.00001	mg/L	<0.00001			ND	20	98	90	110	94	70	130	
Boron	0.002	mg/L	<0.002			4	20	96	90	110	89	70	130	
Cadmium	0.000003	mg/L	<0.000003			ND	20	99	90	110	98	70	130	
Calcium	0.01	mg/L	<0.01			2	20	102	90	110	70	70	130	
Chromium	0.00008	mg/L	<0.00008			ND	20	96	90	110	104	70	130	
Cobalt	0.000004	mg/L	<0.000004			7	20	97	90	110	91	70	130	
Copper	0.0002	mg/L	<0.0002			ND	20	95	90	110	99	70	130	
Iron	0.007	mg/L	<0.007			ND	20	101	90	110	100	70	130	
Lead	0.00009	mg/L	<0.00001			ND	20	100	90	110	97	70	130	
Lithium	0.0001	mg/L	<0.0001			4	20	97	90	110	110	70	130	
Magnesium	0.001	mg/L	<0.001			1	20	103	90	110	76	70	130	
Manganese	0.00001	mg/L	<0.00001			3	20	98	90	110	95	70	130	
Molybdenum	0.00004	mg/L	<0.00004			3	20	101	90	110	92	70	130	
Nickel	0.0001	mg/L	<0.0001			10	20	97	90	110	89	70	130	
Phosphorus	0.003	mg/L	<0.003			ND	20	101	90	110	NV	70	130	
Potassium	0.009	mg/L	<0.009			1	20	100	90	110	104	70	130	
Selenium	0.00004	mg/L	<0.00004			10	20	97	90	110	78	70	130	
Silicon	0.02	mg/L	<0.02			2	20	107	90	110	NV	70	130	
Silver	0.00005	mg/L	<0.00005			ND	20	99	90	110	91	70	130	
Sodium	0.01	mg/L	<0.01			3	20	102	90	110	76	70	130	
Strontium	0.00008	mg/L	<0.00002			2	20	100	90	110	100	70	130	
Thallium	0.000005	mg/L	5e-006			7	20	95	90	110	101	70	130	

OnLine LIMS

0004325361

Results relate only to the sample tested. Data reported represents the sample submitted to SGS. Reproduction of this analytical report in full or in part is prohibited without prior written approval. Please refer to SGS General Conditions of Services located at https://www.sgs.ca/en/terms-and-conditions (Printed copies are available upon request.)
Test method information available upon request. "Temperature Upon Receipt" is representative of the whole shipment and may not reflect the temperature of individual samples.
SGS Canada Inc. Environment-Health & Safety statement of conformity decision rule does not consider uncertainty when analytical results are compared to a specified standard or regulation.

SGS Canada Inc.
P.O. Box 4300 - 185 Concession St.
Lakefield - Ontario - KOL 2HO
Phone: 705-652-2000 FAX: 705-652-6365

Inorganic Analysis														
Parameter	Reporting Limit	Unit	Method Blank	Duplicate				LCS / Spike Blank			Matrix Spike / Reference Material			
				Result 1	Result 2	RPD	Acceptance Criteria	Spike Recovery (%)	Recovery Limits (%)		Spike Recovery (%)	Recovery Limits (%)		
							%		Low	High		Low	High	
Tin	0.00006	mg/L	<0.00006			ND	20	97	90	110	NV	70	130	
Titanium	0.00005	mg/L	<0.00005			ND	20	99	90	110	NV	70	130	
Tungsten	0.00002	mg/L	<0.00002			4	20	101	90	110	NV	70	130	
Uranium	0.000002	mg/L	<0.000002			10	20	98	90	110	102	70	130	
Vanadium	0.00001	mg/L	<0.00001			2	20	97	90	110	97	70	130	
Zinc	0.002	mg/L	<0.002			ND	20	100	90	110	96	70	130	
pH - QCBatchID: EWL0513-DEC22														
pH	0.05	No unit	NA			0		100			NA			
Phosphorus by SFA - QCBatchID: SKA0054-JAN23														
Phosphorus (total)	0.03	mg/L	<0.03			2	10	102	90	110	91	75	125	
Phosphorus by SFA - QCBatchID: SKA0167-JAN23														
Phosphorus (total)	0.03	mg/L	<0.03			1	10	103	90	110	89	75	125	
Phosphorus by SFA - QCBatchID: SKA0195-JAN23														
Phosphorus (total)	0.03	mg/L	<0.03			2	10	98	90	110	85	75	125	

OnLine LIMS

0004325361

Results relate only to the sample tested. Data reported represents the sample submitted to SGS. Reproduction of this analytical report in full or in part is prohibited without prior written approval. Please refer to SGS General Conditions of Services located at https://www.sgs.ca/en/terms-and-conditions (Printed copies are available upon request.)
Test method information available upon request. "Temperature Upon Receipt" is representative of the whole shipment and may not reflect the temperature of individual samples.
SGS Canada Inc. Environment-Health & Safety statement of conformity decision rule does not consider uncertainty when analytical results are compared to a specified standard or regulation.

SGS Canada Inc.
P.O. Box 4300 - 185 Concession St.
Lakefield - Ontario - KOL 2HO
Phone: 705-652-2000 FAX: 705-652-6365

12-November-2025

Great Bear Resources Ltd.
Attn : Ashley Moncrief

1020 - 800 West Pender St.
Vancouver, BC
V6C 2V6, Canada

Phone: 778-833-2160
Fax:

Date Rec. : 13 December 2022
LR Report: **CA19172-DEC22**
Reference: Great Bear Project/OMGS21045

Copy: #2

CERTIFICATE OF ANALYSIS
Final Report - Revised

Analysis	1: Analysis Start Date	2: Analysis Start Time	3: Analysis Completed Date	4: Analysis Completed Time	18: DX450165	19: DX450166	29: DX450176	30: DX450177	38: DX450185	45: DX450192
Sample Date & Time					N/A	N/A	N/A	N/A	N/A	N/A
Sample weight [g]	28-Dec-22	06:30	03-Jan-23	12:35	251	249	251	249	250	250
Volume D.I. Water [mL]	28-Dec-22	06:30	03-Jan-23	12:35	750	750	750	750	750	750
Final pH [no unit]	28-Dec-22	06:30	03-Jan-23	12:35	9.25	8.96	8.01	8.48	9.55	9.36
pH [No unit]	30-Dec-22	13:39	03-Jan-23	11:36	7.82	7.82	7.80	7.66	7.81	7.66
Conductivity [uS/cm]	30-Dec-22	13:39	03-Jan-23	11:36	94	142	279	130	85	94
Alkalinity [mg/L as CaCO3]	30-Dec-22	13:39	03-Jan-23	11:36	34	41	42	28	31	33
SO4 [mg/L]	04-Jan-23	09:58	10-Jan-23	13:39	5	15	81	20	3	6
Total P [mg/L]	04-Jan-23	15:56	19-Jan-23	14:54	0.08	0.14	< 0.03	< 0.03	0.05	< 0.03
Hg [mg/L]	04-Jan-23	09:52	04-Jan-23	16:59	< 0.00001	< 0.00001	< 0.00001	< 0.00001	< 0.00001	< 0.00001
Ag [mg/L]	06-Jan-23	18:58	11-Jan-23	12:29	< 0.00005	0.00010	< 0.00005	0.00025	< 0.00005	< 0.00005
Al [mg/L]	06-Jan-23	18:58	11-Jan-23	12:29	1.47	0.785	0.164	0.577	1.46	1.47
As [mg/L]	06-Jan-23	18:58	11-Jan-23	12:29	0.668	1.75	0.0009	0.0009	0.0317	0.0486
Ba [mg/L]	06-Jan-23	18:58	11-Jan-23	12:29	0.00215	0.00130	0.00417	0.00161	0.00240	0.00255
B [mg/L]	06-Jan-23	18:58	11-Jan-23	12:29	0.022	0.053	0.017	0.024	0.017	0.017
Be [mg/L]	06-Jan-23	18:58	11-Jan-23	12:29	0.000046	0.000031	0.000025	0.000035	0.000015	0.000040
Bi [mg/L]	06-Jan-23	18:58	11-Jan-23	12:29	0.00001	0.00003	< 0.00001	0.00020	0.00002	< 0.00001

OnLine LIMS

0004325371

Results relate only to the sample tested. Data reported represents the sample submitted to SGS. Reproduction of this analytical report in full or in part is prohibited without prior written approval. Please refer to SGS General Conditions of Services located at https://www.sgs.ca/en/terms-and-conditions (Printed copies are available upon request.)
Test method information available upon request. "Temperature Upon Receipt" is representative of the whole shipment and may not reflect the temperature of individual samples.
SGS Canada Inc. Environment-Health & Safety statement of conformity decision rule does not consider uncertainty when analytical results are compared to a specified standard or regulation.

SGS Canada Inc.
P.O. Box 4300 - 185 Concession St.
Lakefield - Ontario - KOL 2HO
Phone: 705-652-2000 FAX: 705-652-6365

Analysis	1: Analysis Start Date	2: Analysis Start Time	3: Analysis Completed Date	4: Analysis Completed Time	18: DX450165	19: DX450166	29: DX450176	30: DX450177	38: DX450185	45: DX450192
Ca [mg/L]	06-Jan-23	18:58	11-Jan-23	12:29	4.18	7.65	30.1	13.3	3.08	3.71
Cd [mg/L]	06-Jan-23	18:58	11-Jan-23	12:29	0.000003	< 0.000003	0.000014	0.000027	< 0.000003	< 0.000003
Co [mg/L]	06-Jan-23	18:58	11-Jan-23	12:29	0.000033	0.000023	0.000078	0.000176	0.000094	0.000120
Cr [mg/L]	06-Jan-23	18:58	11-Jan-23	12:29	< 0.00008	0.00009	< 0.00008	< 0.00008	0.00064	0.00047
Cu [mg/L]	06-Jan-23	18:58	11-Jan-23	12:29	< 0.0002	0.0002	< 0.0002	0.0005	0.0005	< 0.0002
Fe [mg/L]	06-Jan-23	18:58	11-Jan-23	12:29	0.091	0.035	< 0.007	0.014	0.180	0.143
K [mg/L]	06-Jan-23	18:58	11-Jan-23	12:29	16.0	22.6	19.8	13.1	16.5	17.7
Li [mg/L]	06-Jan-23	18:58	11-Jan-23	12:29	0.0046	0.0081	0.0085	0.0070	0.0068	0.0026
Mg [mg/L]	06-Jan-23	18:58	11-Jan-23	12:29	0.342	1.21	7.39	0.562	0.301	0.330
Mn [mg/L]	06-Jan-23	18:58	11-Jan-23	12:29	0.00232	0.00156	0.0536	0.0121	0.00378	0.00253
Mo [mg/L]	06-Jan-23	18:58	11-Jan-23	12:29	0.00157	0.00073	0.00051	0.00074	0.00105	0.00041
Na [mg/L]	06-Jan-23	18:58	11-Jan-23	12:29	4.65	3.77	2.31	2.95	3.69	3.69
Ni [mg/L]	06-Jan-23	18:58	11-Jan-23	12:29	0.0004	0.0005	0.0010	0.0002	0.0009	0.0027
P [mg/L]	06-Jan-23	18:58	11-Jan-23	12:29	0.019	0.010	< 0.003	< 0.003	0.040	0.019
Pb [mg/L]	06-Jan-23	18:58	11-Jan-23	12:29	< 0.00009	< 0.00009	0.00575	0.00370	0.00021	0.00012
Sb [mg/L]	06-Jan-23	18:58	11-Jan-23	12:29	0.0023	0.0329	0.0112	0.0034	0.0035	0.0035
Se [mg/L]	06-Jan-23	18:58	11-Jan-23	12:29	0.00050	0.00020	0.00230	0.00009	0.00025	0.00055
Si [mg/L]	06-Jan-23	18:58	11-Jan-23	12:29	2.56	2.25	2.06	1.66	4.11	2.60
Sn [mg/L]	06-Jan-23	18:58	11-Jan-23	12:29	0.00011	< 0.00006	< 0.00006	< 0.00006	0.00008	< 0.00006
Sr [mg/L]	06-Jan-23	18:58	11-Jan-23	12:29	0.0125	0.0410	0.0424	0.0255	0.0118	0.0153
Ti [mg/L]	06-Jan-23	18:58	11-Jan-23	12:29	0.00546	0.00208	0.00008	0.00029	0.0158	0.00883
Tl [mg/L]	06-Jan-23	18:58	11-Jan-23	12:29	< 0.000005	0.000008	0.000026	< 0.000005	0.000005	0.000005
U [mg/L]	06-Jan-23	18:58	11-Jan-23	12:29	0.00119	0.00174	0.000351	0.000342	0.00305	0.00162
V [mg/L]	06-Jan-23	18:58	11-Jan-23	12:29	0.00342	0.00999	0.00009	0.00010	0.0122	0.0123
W [mg/L]	06-Jan-23	18:58	11-Jan-23	12:29	0.00289	0.00927	0.00081	0.00115	0.00229	0.00144
Zn [mg/L]	06-Jan-23	18:58	11-Jan-23	12:29	< 0.002	< 0.002	0.005	0.006	< 0.002	< 0.002

OnLine LIMS

0004325371

Results relate only to the sample tested. Data reported represents the sample submitted to SGS. Reproduction of this analytical report in full or in part is prohibited without prior written approval. Please refer to SGS General Conditions of Services located at https://www.sgs.ca/en/terms-and-conditions (Printed copies are available upon request.)
Test method information available upon request. "Temperature Upon Receipt" is representative of the whole shipment and may not reflect the temperature of individual samples.
SGS Canada Inc. Environment-Health & Safety statement of conformity decision rule does not consider uncertainty when analytical results are compared to a specified standard or regulation.

SGS Canada Inc.
P.O. Box 4300 - 185 Concession St.
Lakefield - Ontario - KOL 2HO
Phone: 705-652-2000 FAX: 705-652-6365

Analysis	54: DX450201	55:BLK: $D.I. Leachate Blank
Sample Date & Time	N/A	
Sample weight [g]	249	---
Volume D.I. Water [mL]	750	750
Final pH [no unit]	9.60	5.65
pH [No unit]	7.99	5.95
Conductivity [uS/cm]	65	< 2
Alkalinity [mg/L as CaCO3]	32	< 2
SO4 [mg/L]	< 2	< 2
Total P [mg/L]	< 0.03	< 0.03
Hg [mg/L]	< 0.00001	< 0.00001
Ag [mg/L]	< 0.00005	< 0.00005
Al [mg/L]	0.894	< 0.001
As [mg/L]	0.0194	< 0.0002
Ba [mg/L]	0.00841	< 0.00008
B [mg/L]	0.040	< 0.002
Be [mg/L]	0.000042	< 0.000007
Bi [mg/L]	< 0.00001	< 0.00001
Ca [mg/L]	4.47	< 0.01
Cd [mg/L]	< 0.000003	0.000003
Co [mg/L]	0.000025	0.000004
Cr [mg/L]	0.00021	< 0.00008
Cu [mg/L]	< 0.0002	< 0.0002
Fe [mg/L]	0.019	< 0.007
K [mg/L]	4.22	0.018
Li [mg/L]	0.0004	< 0.0001
Mg [mg/L]	0.401	< 0.001
Mn [mg/L]	0.00043	0.00015
Mo [mg/L]	0.00025	0.00009
Na [mg/L]	6.22	0.01
Ni [mg/L]	0.0003	< 0.0001
P [mg/L]	< 0.003	< 0.003

OnLine LIMS

0004325371

Results relate only to the sample tested. Data reported represents the sample submitted to SGS. Reproduction of this analytical report in full or in part is prohibited without prior written approval. Please refer to SGS General Conditions of Services located at https://www.sgs.ca/en/terms-and-conditions (Printed copies are available upon request.)
Test method information available upon request. "Temperature Upon Receipt" is representative of the whole shipment and may not reflect the temperature of individual samples.
SGS Canada Inc. Environment-Health & Safety statement of conformity decision rule does not consider uncertainty when analytical results are compared to a specified standard or regulation.

SGS Canada Inc.
P.O. Box 4300 - 185 Concession St.
Lakefield - Ontario - KOL 2HO
Phone: 705-652-2000 FAX: 705-652-6365

LR Report : **CA19172-DEC22**

Analysis	54: DX450201	55:BLK: $D.I. Leachate Blank
Pb [mg/L]	< 0.00009	< 0.00009
Sb [mg/L]	0.0021	< 0.0009
Se [mg/L]	0.00008	< 0.00004
Si [mg/L]	4.34	< 0.02
Sn [mg/L]	< 0.00006	< 0.00006
Sr [mg/L]	0.0138	< 0.00008
Ti [mg/L]	0.00079	< 0.00005
Tl [mg/L]	< 0.000005	< 0.000005
U [mg/L]	0.000033	< 0.000002
V [mg/L]	0.0159	0.00001
W [mg/L]	0.00126	< 0.00002
Zn [mg/L]	< 0.002	< 0.002

Revised report with sample changes as per client request.

Method Descriptions

Parameter	Units	SGS Method Code	Reference Method Code
	g	NA	Sample weight
	mL	NA	Volume
	no unit	NA	SM 4500
Alkalinity	mg/L as CaCO3	ME-CA-[ENV]EWL-LAK-AN-006	SM 2320
Anions by discrete analyzer	mg/L	ME-CA-[ENV]EWL-LAK-AN-026	US EPA 375.4
Conductivity	uS/cm	ME-CA-[ENV]EWL-LAK-AN-006	SM 2510
Inorganics-General	mg/L	ME-CA-[ENV]SPE-LAK-AN-004	EPA 7471A/SM 3112B
Metals in aqueous samples - ICP-MS	mg/L	ME-CA-[ENV]SPE-LAK-AN-006	SM 3030/EPA 200.8

OnLine LIMS

0004325371

Results relate only to the sample tested. Data reported represents the sample submitted to SGS. Reproduction of this analytical report in full or in part is prohibited without prior written approval. Please refer to SGS General Conditions of Services located at https://www.sgs.ca/en/terms-and-conditions (Printed copies are available upon request.)
Test method information available upon request. "Temperature Upon Receipt" is representative of the whole shipment and may not reflect the temperature of individual samples.
SGS Canada Inc. Environment-Health & Safety statement of conformity decision rule does not consider uncertainty when analytical results are compared to a specified standard or regulation.

SGS Canada Inc.
P.O. Box 4300 - 185 Concession St.
Lakefield - Ontario - KOL 2HO
Phone: 705-652-2000 FAX: 705-652-6365

Parameter	Units	SGS Method Code	Reference Method Code
pH	No unit	ME-CA-[ENV]EWL-LAK-AN-006	SM 4500
Phosphorus by SFA	mg/L	ME-CA-[ENV]SFA-LAK-AN-003	SM 4500-P J

Catharine Arnold

Catharine Arnold, B.Sc., C.Chem
Project Specialist,
Environment, Health & Safety

OnLine LIMS

0004325371

Results relate only to the sample tested. Data reported represents the sample submitted to SGS. Reproduction of this analytical report in full or in part is prohibited without prior written approval. Please refer to SGS General Conditions of Services located at https://www.sgs.ca/en/terms-and-conditions (Printed copies are available upon request.)
Test method information available upon request. "Temperature Upon Receipt" is representative of the whole shipment and may not reflect the temperature of individual samples.
SGS Canada Inc. Environment-Health & Safety statement of conformity decision rule does not consider uncertainty when analytical results are compared to a specified standard or regulation.

SGS Canada Inc.
P.O. Box 4300 - 185 Concession St.
Lakefield - Ontario - KOL 2HO
Phone: 705-652-2000 FAX: 705-652-6365

Quality Control Report

Inorganic Analysis														
Parameter	Reporting Limit	Unit	Method Blank	Duplicate				LCS / Spike Blank			Matrix Spike / Reference Material			
				Result 1	Result 2	RPD	Acceptance Criteria	Spike Recovery (%)	Recovery Limits (%)		Spike Recovery (%)	Recovery Limits (%)		
							%		Low	High		Low	High	
Alkalinity - QCBatchID: EWL0513-DEC22														
Alkalinity	2	mg/L as Ca	< 2			0	20	102	80	120	NA			
Anions by discrete analyzer - QCBatchID: DIO5002-JAN23														
Sulphate	2	mg/L	<2			2	20	105	80	120	89	75	125	
Anions by discrete analyzer - QCBatchID: DIO5005-JAN23														
Sulphate	2	mg/L	<2			ND	20	107	80	120	112	75	125	
Conductivity - QCBatchID: EWL0513-DEC22														
Conductivity	2	uS/cm	< 2			0	10	100	90	110	NA			
Inorganics-General - QCBatchID: EHG0002-JAN23														
Mercury	0.00001	mg/L	< 0.00001			ND	20	90	80	120	NV	70	130	
Metals in aqueous samples - ICP-MS - QCBatchID: EMS0015-JAN23														
Aluminum	0.001	mg/L	<0.001			2	20	93	90	110	90	70	130	
Antimony	0.0009	mg/L	<0.0009			5	20	100	90	110	124	70	130	
Arsenic	0.0002	mg/L	<0.0002			3	20	100	90	110	90	70	130	
Barium	0.00008	mg/L	<0.00002			5	20	94	90	110	76	70	130	
Beryllium	0.000007	mg/L	<0.000007			8	20	97	90	110	102	70	130	
Bismuth	0.00001	mg/L	<0.00001			ND	20	98	90	110	94	70	130	
Boron	0.002	mg/L	<0.002			4	20	96	90	110	89	70	130	
Cadmium	0.000003	mg/L	<0.000003			ND	20	99	90	110	98	70	130	
Calcium	0.01	mg/L	<0.01			2	20	102	90	110	70	70	130	
Chromium	0.00008	mg/L	<0.00008			ND	20	96	90	110	104	70	130	
Cobalt	0.000004	mg/L	<0.000004			7	20	97	90	110	91	70	130	
Copper	0.0002	mg/L	<0.0002			ND	20	95	90	110	99	70	130	
Iron	0.007	mg/L	<0.007			ND	20	101	90	110	100	70	130	
Lead	0.00009	mg/L	<0.00001			ND	20	100	90	110	97	70	130	
Lithium	0.0001	mg/L	<0.0001			4	20	97	90	110	110	70	130	
Magnesium	0.001	mg/L	<0.001			1	20	103	90	110	76	70	130	
Manganese	0.00001	mg/L	<0.00001			3	20	98	90	110	95	70	130	
Molybdenum	0.00004	mg/L	<0.00004			3	20	101	90	110	92	70	130	
Nickel	0.0001	mg/L	<0.0001			10	20	97	90	110	89	70	130	
Phosphorus	0.003	mg/L	<0.003			ND	20	101	90	110	NV	70	130	
Potassium	0.009	mg/L	<0.009			1	20	100	90	110	104	70	130	
Selenium	0.00004	mg/L	<0.00004			10	20	97	90	110	78	70	130	
Silicon	0.02	mg/L	<0.02			2	20	107	90	110	NV	70	130	
Silver	0.00005	mg/L	<0.00005			ND	20	99	90	110	91	70	130	
Sodium	0.01	mg/L	<0.01			3	20	102	90	110	76	70	130	

OnLine LIMS

0004325371

Results relate only to the sample tested. Data reported represents the sample submitted to SGS. Reproduction of this analytical report in full or in part is prohibited without prior written approval. Please refer to SGS General Conditions of Services located at https://www.sgs.ca/en/terms-and-conditions (Printed copies are available upon request.)
Test method information available upon request. "Temperature Upon Receipt" is representative of the whole shipment and may not reflect the temperature of individual samples.
SGS Canada Inc. Environment-Health & Safety statement of conformity decision rule does not consider uncertainty when analytical results are compared to a specified standard or regulation.

SGS Canada Inc.
P.O. Box 4300 - 185 Concession St.
Lakefield - Ontario - KOL 2HO
Phone: 705-652-2000 FAX: 705-652-6365

Inorganic Analysis													
Parameter	Reporting Limit	Unit	Method Blank	Duplicate				LCS / Spike Blank			Matrix Spike / Reference Material		
				Result 1	Result 2	RPD	Acceptance Criteria	Spike Recovery (%)	Recovery Limits (%)		Spike Recovery (%)	Recovery Limits (%)	
							%		Low	High		Low	High
Strontium	0.00008	mg/L	<0.00002			2	20	100	90	110	100	70	130
Thallium	0.000005	mg/L	5e-006			7	20	95	90	110	101	70	130
Tin	0.00006	mg/L	<0.00006			ND	20	97	90	110	NV	70	130
Titanium	0.00005	mg/L	<0.00005			ND	20	99	90	110	NV	70	130
Tungsten	0.00002	mg/L	<0.00002			4	20	101	90	110	NV	70	130
Uranium	0.000002	mg/L	<0.000002			10	20	98	90	110	102	70	130
Vanadium	0.00001	mg/L	<0.00001			2	20	97	90	110	97	70	130
Zinc	0.002	mg/L	<0.002			ND	20	100	90	110	96	70	130
Metals in aqueous samples - ICP-MS - QCBatchID: EMS0075-JAN23													
Aluminum	0.001	mg/L	<0.001			2	20	104	90	110	105	70	130
Antimony	0.0009	mg/L	<0.0009			ND	20	103	90	110	107	70	130
Arsenic	0.0002	mg/L	<0.0002			ND	20	106	90	110	102	70	130
Beryllium	0.000007	mg/L	<0.000007			ND	20	100	90	110	96	70	130
Bismuth	0.00001	mg/L	<0.00001			ND	20	98	90	110	97	70	130
Boron	0.002	mg/L	<0.002			ND	20	109	90	110	103	70	130
Cadmium	0.000003	mg/L	<0.000003			ND	20	102	90	110	103	70	130
Calcium	0.01	mg/L	<0.01			ND	20	105	90	110	107	70	130
Chromium	0.00008	mg/L	<0.00008			ND	20	106	90	110	107	70	130
Cobalt	0.000004	mg/L	<0.000004			18	20	105	90	110	103	70	130
Copper	0.0002	mg/L	<0.0002			ND	20	104	90	110	100	70	130
Iron	0.007	mg/L	<0.007			ND	20	106	90	110	125	70	130
Lithium	0.0001	mg/L	<0.0001			ND	20	95	90	110	91	70	130
Magnesium	0.001	mg/L	<0.001			ND	20	105	90	110	104	70	130
Manganese	0.00001	mg/L	<0.00001			11	20	98	90	110	95	70	130
Nickel	0.0001	mg/L	<0.0001			ND	20	104	90	110	101	70	130
Phosphorus	0.003	mg/L	<0.003			ND	20	106	90	110	NV	70	130
Selenium	0.00004	mg/L	<0.00004			ND	20	103	90	110	100	70	130
Silicon	0.02	mg/L	<0.02			ND	20	109	90	110	NV	70	130
Silver	0.00005	mg/L	<0.00005			ND	20	106	90	110	79	70	130
Sodium	0.01	mg/L	<0.01			ND	20	102	90	110	112	70	130
Thallium	0.000005	mg/L	<0.000005			ND	20	96	90	110	99	70	130
Tin	0.00006	mg/L	<0.00006			ND	20	99	90	110	NV	70	130
Titanium	0.00005	mg/L	<0.00005			ND	20	103	90	110	NV	70	130
Tungsten	0.00002	mg/L	<0.00002			ND	20	98	90	110	NV	70	130
Uranium	0.000002	mg/L	<0.000002			ND	20	97	90	110	100	70	130
Vanadium	0.00001	mg/L	<0.00001			ND	20	105	90	110	103	70	130
Zinc	0.002	mg/L	<0.002			ND	20	97	90	110	105	70	130
pH - QCBatchID: EWL0513-DEC22													
pH	0.05	No unit	NA			0		100			NA		

OnLine LIMS

0004325371

Results relate only to the sample tested. Data reported represents the sample submitted to SGS. Reproduction of this analytical report in full or in part is prohibited without prior written approval. Please refer to SGS General Conditions of Services located at https://www.sgs.ca/en/terms-and-conditions (Printed copies are available upon request.)
Test method information available upon request. "Temperature Upon Receipt" is representative of the whole shipment and may not reflect the temperature of individual samples.
SGS Canada Inc. Environment-Health & Safety statement of conformity decision rule does not consider uncertainty when analytical results are compared to a specified standard or regulation.

SGS Canada Inc.
P.O. Box 4300 - 185 Concession St.
Lakefield - Ontario - KOL 2HO
Phone: 705-652-2000 FAX: 705-652-6365

Inorganic Analysis													
Parameter	Reporting Limit	Unit	Method Blank	Duplicate				LCS / Spike Blank			Matrix Spike / Reference Material		
				Result 1	Result 2	RPD	Acceptance Criteria	Spike Recovery (%)	Recovery Limits (%)		Spike Recovery (%)	Recovery Limits (%)	
							%		Low	High		Low	High
Phosphorus by SFA - QCBatchID: SKA0167-JAN23													
Phosphorus (total)	0.03	mg/L	<0.03			1	10	103	90	110	89	75	125

OnLine LIMS

000432537

Results relate only to the sample tested. Data reported represents the sample submitted to SGS. Reproduction of this analytical report in full or in part is prohibited without prior written approval. Please refer to SGS General Conditions of Services located at https://www.sgs.ca/en/terms-and-conditions (Printed copies are available upon request.)
Test method information available upon request. "Temperature Upon Receipt" is representative of the whole shipment and may not reflect the temperature of individual samples.
SGS Canada Inc. Environment-Health & Safety statement of conformity decision rule does not consider uncertainty when analytical results are compared to a specified standard or regulation.

SGS Canada Inc.
P.O. Box 4300 - 185 Concession St.
Lakefield - Ontario - KOL 2HO
Phone: 705-652-2000 FAX: 705-652-6365

12-November-2025

Great Bear Resources Ltd.
Attn : Ashley Moncrief

1020 - 800 West Pender St.
Vancouver, BC
V6C 2V6, Canada

Phone: 778-833-2160
Fax:

Date Rec. : 13 December 2022
LR Report: **CA19177-DEC22**
Reference: Great Bear Project/OMGS21045

Copy: #2

CERTIFICATE OF ANALYSIS
Final Report - Revised

Analysis	1: Analysis Start Date	2: Analysis Start Time	3: Analysis Completed Date	4: Analysis Completed Time	5: DX450202	42: DX450239
Sample Date & Time					N/A	N/A
Sample weight [g]	28-Dec-22	06:30	03-Jan-23	12:34	250	250
Volume D.I. Water [mL]	28-Dec-22	06:30	03-Jan-23	12:34	750	750
Final pH [no unit]	28-Dec-22	06:30	03-Jan-23	12:34	9.51	8.43
pH [No unit]	30-Dec-22	13:39	03-Jan-23	11:36	8.04	7.72
Conductivity [uS/cm]	30-Dec-22	13:39	03-Jan-23	11:36	91	173
Alkalinity [mg/L as CaCO3]	30-Dec-22	13:39	03-Jan-23	11:36	36	35
SO4 [mg/L]	04-Jan-23	09:58	04-Jan-23	12:10	3	36
Total P [mg/L]	05-Jan-23	21:47	06-Jan-23	16:23	< 0.03	< 0.03
Hg [mg/L]	04-Jan-23	09:52	04-Jan-23	16:59	< 0.00001	< 0.00001
Ag [mg/L]	06-Jan-23	18:58	09-Jan-23	11:18	< 0.00005	0.00009
Al [mg/L]	06-Jan-23	18:58	09-Jan-23	11:18	0.534	0.459
As [mg/L]	06-Jan-23	18:58	09-Jan-23	11:18	0.0410	0.0039
Ba [mg/L]	06-Jan-23	18:58	09-Jan-23	11:18	0.00986	0.00300
B [mg/L]	06-Jan-23	18:58	09-Jan-23	11:18	0.006	0.035
Be [mg/L]	06-Jan-23	18:58	09-Jan-23	11:18	0.000022	0.000031
Bi [mg/L]	06-Jan-23	18:58	09-Jan-23	11:18	< 0.00001	0.00018

OnLine LIMS

0004325379

Results relate only to the sample tested. Data reported represents the sample submitted to SGS. Reproduction of this analytical report in full or in part is prohibited without prior written approval. Please refer to SGS General Conditions of Services located at https://www.sgs.ca/en/terms-and-conditions (Printed copies are available upon request.)
Test method information available upon request. "Temperature Upon Receipt" is representative of the whole shipment and may not reflect the temperature of individual samples.
SGS Canada Inc. Environment-Health & Safety statement of conformity decision rule does not consider uncertainty when analytical results are compared to a specified standard or regulation.

SGS Canada Inc.
P.O. Box 4300 - 185 Concession St.
Lakefield - Ontario - KOL 2HO
Phone: 705-652-2000 FAX: 705-652-6365

Analysis	1: Analysis Start Date	2: Analysis Start Time	3: Analysis Completed Date	4: Analysis Completed Time	5: DX450202	42: DX450239
Ca [mg/L]	06-Jan-23	18:58	09-Jan-23	11:18	4.26	18.1
Cd [mg/L]	06-Jan-23	18:58	09-Jan-23	11:18	< 0.000003	< 0.000003
Co [mg/L]	06-Jan-23	18:58	09-Jan-23	11:18	0.000011	0.000014
Cr [mg/L]	06-Jan-23	18:58	09-Jan-23	11:18	0.00028	< 0.00008
Cu [mg/L]	06-Jan-23	18:58	09-Jan-23	11:18	< 0.0002	< 0.0002
Fe [mg/L]	06-Jan-23	18:58	09-Jan-23	11:18	0.016	0.012
K [mg/L]	06-Jan-23	18:58	09-Jan-23	11:18	14.8	18.7
Li [mg/L]	06-Jan-23	18:58	09-Jan-23	11:18	0.0008	0.0076
Mg [mg/L]	06-Jan-23	18:58	09-Jan-23	11:18	0.373	1.40
Mn [mg/L]	06-Jan-23	18:58	09-Jan-23	11:18	0.00032	0.00967
Mo [mg/L]	06-Jan-23	18:58	09-Jan-23	11:18	0.00068	0.00088
Na [mg/L]	06-Jan-23	18:58	09-Jan-23	11:18	5.19	2.26
Ni [mg/L]	06-Jan-23	18:58	09-Jan-23	11:18	0.0002	0.0002
P [mg/L]	06-Jan-23	18:58	09-Jan-23	11:18	< 0.003	< 0.003
Pb [mg/L]	06-Jan-23	18:58	09-Jan-23	11:18	< 0.00009	0.00016
Sb [mg/L]	06-Jan-23	18:58	09-Jan-23	11:18	0.0031	0.0029
Se [mg/L]	06-Jan-23	18:58	09-Jan-23	11:18	0.00044	0.00345
Si [mg/L]	06-Jan-23	18:58	09-Jan-23	11:18	4.39	2.02
Sn [mg/L]	06-Jan-23	18:58	09-Jan-23	11:18	< 0.00006	< 0.00006
Sr [mg/L]	06-Jan-23	18:58	09-Jan-23	11:18	0.0224	0.0362
Ti [mg/L]	06-Jan-23	18:58	09-Jan-23	11:18	0.00098	0.00069
Tl [mg/L]	06-Jan-23	18:58	09-Jan-23	11:18	< 0.000005	0.000019
U [mg/L]	06-Jan-23	18:58	09-Jan-23	11:18	0.000248	0.00122
V [mg/L]	06-Jan-23	18:58	09-Jan-23	11:18	0.0231	0.00074
W [mg/L]	06-Jan-23	18:58	09-Jan-23	11:18	0.00618	0.00621
Zn [mg/L]	06-Jan-23	18:58	09-Jan-23	11:18	< 0.002	< 0.002

Revised report with sample changes as per client request.

OnLine LIMS

0004325379

Results relate only to the sample tested. Data reported represents the sample submitted to SGS. Reproduction of this analytical report in full or in part is prohibited without prior written approval. Please refer to SGS General Conditions of Services located at https://www.sgs.ca/en/terms-and-conditions (Printed copies are available upon request.)
Test method information available upon request. "Temperature Upon Receipt" is representative of the whole shipment and may not reflect the temperature of individual samples.
SGS Canada Inc. Environment-Health & Safety statement of conformity decision rule does not consider uncertainty when analytical results are compared to a specified standard or regulation.

SGS Canada Inc.
P.O. Box 4300 - 185 Concession St.
Lakefield - Ontario - KOL 2HO
Phone: 705-652-2000 FAX: 705-652-6365

Method Descriptions

Parameter	Units	SGS Method Code	Reference Method Code
	g	NA	Sample weight
	mL	NA	Volume
	no unit	NA	SM 4500
Alkalinity	mg/L as CaCO3	ME-CA-[ENV]EWL-LAK-AN-006	SM 2320
Anions by discrete analyzer	mg/L	ME-CA-[ENV]EWL-LAK-AN-026	US EPA 375.4
Conductivity	uS/cm	ME-CA-[ENV]EWL-LAK-AN-006	SM 2510
Inorganics-General	mg/L	ME-CA-[ENV]SPE-LAK-AN-004	EPA 7471A/SM 3112B
Metals in aqueous samples - ICP-MS	mg/L	ME-CA-[ENV]SPE-LAK-AN-006	SM 3030/EPA 200.8
pH	No unit	ME-CA-[ENV]EWL-LAK-AN-006	SM 4500
Phosphorus by SFA	mg/L	ME-CA-[ENV]SFA-LAK-AN-003	SM 4500-P J

Catharine Arnold

CHARTERED CATHARINE ARNOLD CHEMIST

Catharine Arnold, B.Sc., C.Chem
Project Specialist,
Environment, Health & Safety

OnLine LIMS

0004325379

Results relate only to the sample tested. Data reported represents the sample submitted to SGS. Reproduction of this analytical report in full or in part is prohibited without prior written approval. Please refer to SGS General Conditions of Services located at https://www.sgs.ca/en/terms-and-conditions (Printed copies are available upon request.)
Test method information available upon request. "Temperature Upon Receipt" is representative of the whole shipment and may not reflect the temperature of individual samples.
SGS Canada Inc. Environment-Health & Safety statement of conformity decision rule does not consider uncertainty when analytical results are compared to a specified standard or regulation.

SGS Canada Inc.
P.O. Box 4300 - 185 Concession St.
Lakefield - Ontario - KOL 2HO
Phone: 705-652-2000 FAX: 705-652-6365

Quality Control Report

Inorganic Analysis														
Parameter	Reporting Limit	Unit	Method Blank	Duplicate				LCS / Spike Blank			Matrix Spike / Reference Material			
				Result 1	Result 2	RPD	Acceptance Criteria	Spike Recovery (%)	Recovery Limits (%)		Spike Recovery (%)	Recovery Limits (%)		
							%		Low	High		Low	High	
Alkalinity - QCBatchID: EWL0513-DEC22														
Alkalinity	2	mg/L as Ca	< 2			0	20	102	80	120	NA			
Anions by discrete analyzer - QCBatchID: DIO5002-JAN23														
Sulphate	2	mg/L	<2			2	20	105	80	120	89	75	125	
Conductivity - QCBatchID: EWL0513-DEC22														
Conductivity	2	uS/cm	< 2			0	10	100	90	110	NA			
Inorganics-General - QCBatchID: EHG0002-JAN23														
Mercury	0.00001	mg/L	< 0.00001			ND	20	90	80	120	NV	70	130	
Metals in aqueous samples - ICP-MS - QCBatchID: EMS0015-JAN23														
Aluminum	0.001	mg/L	<0.001			2	20	93	90	110	90	70	130	
Antimony	0.0009	mg/L	<0.0009			5	20	100	90	110	124	70	130	
Arsenic	0.0002	mg/L	<0.0002			3	20	100	90	110	90	70	130	
Barium	0.00008	mg/L	<0.00002			5	20	94	90	110	76	70	130	
Beryllium	0.000007	mg/L	<0.000007			8	20	97	90	110	102	70	130	
Bismuth	0.00001	mg/L	<0.00001			ND	20	98	90	110	94	70	130	
Boron	0.002	mg/L	<0.002			4	20	96	90	110	89	70	130	
Cadmium	0.000003	mg/L	<0.000003			ND	20	99	90	110	98	70	130	
Calcium	0.01	mg/L	<0.01			2	20	102	90	110	70	70	130	
Chromium	0.00008	mg/L	<0.00008			ND	20	96	90	110	104	70	130	
Cobalt	0.000004	mg/L	<0.000004			7	20	97	90	110	91	70	130	
Copper	0.0002	mg/L	<0.0002			ND	20	95	90	110	99	70	130	
Iron	0.007	mg/L	<0.007			ND	20	101	90	110	100	70	130	
Lead	0.00009	mg/L	<0.00001			ND	20	100	90	110	97	70	130	
Lithium	0.0001	mg/L	<0.0001			4	20	97	90	110	110	70	130	
Magnesium	0.001	mg/L	<0.001			1	20	103	90	110	76	70	130	
Manganese	0.00001	mg/L	<0.00001			3	20	98	90	110	95	70	130	
Molybdenum	0.00004	mg/L	<0.00004			3	20	101	90	110	92	70	130	
Nickel	0.0001	mg/L	<0.0001			10	20	97	90	110	89	70	130	
Phosphorus	0.003	mg/L	<0.003			ND	20	101	90	110	NV	70	130	
Potassium	0.009	mg/L	<0.009			1	20	100	90	110	104	70	130	
Selenium	0.00004	mg/L	<0.00004			10	20	97	90	110	78	70	130	
Silicon	0.02	mg/L	<0.02			2	20	107	90	110	NV	70	130	
Silver	0.00005	mg/L	<0.00005			ND	20	99	90	110	91	70	130	
Sodium	0.01	mg/L	<0.01			3	20	102	90	110	76	70	130	
Strontium	0.00008	mg/L	<0.00002			2	20	100	90	110	100	70	130	
Thallium	0.000005	mg/L	5e-006			7	20	95	90	110	101	70	130	

OnLine LIMS

0004325379

Results relate only to the sample tested. Data reported represents the sample submitted to SGS. Reproduction of this analytical report in full or in part is prohibited without prior written approval. Please refer to SGS General Conditions of Services located at https://www.sgs.ca/en/terms-and-conditions (Printed copies are available upon request.)
Test method information available upon request. "Temperature Upon Receipt" is representative of the whole shipment and may not reflect the temperature of individual samples.
SGS Canada Inc. Environment-Health & Safety statement of conformity decision rule does not consider uncertainty when analytical results are compared to a specified standard or regulation.

SGS Canada Inc.
P.O. Box 4300 - 185 Concession St.
Lakefield - Ontario - KOL 2HO
Phone: 705-652-2000 FAX: 705-652-6365

Inorganic Analysis													
Parameter	Reporting Limit	Unit	Method Blank	Duplicate				LCS / Spike Blank			Matrix Spike / Reference Material		
				Result 1	Result 2	RPD	Acceptance Criteria	Spike Recovery (%)	Recovery Limits (%)		Spike Recovery (%)	Recovery Limits (%)	
							%		Low	High		Low	High
Tin	0.00006	mg/L	<0.00006			ND	20	97	90	110	NV	70	130
Titanium	0.00005	mg/L	<0.00005			ND	20	99	90	110	NV	70	130
Tungsten	0.00002	mg/L	<0.00002			4	20	101	90	110	NV	70	130
Uranium	0.000002	mg/L	<0.000002			10	20	98	90	110	102	70	130
Vanadium	0.00001	mg/L	<0.00001			2	20	97	90	110	97	70	130
Zinc	0.002	mg/L	<0.002			ND	20	100	90	110	96	70	130
pH - QCBatchID: EWL0513-DEC22													
pH	0.05	No unit	NA			0		100			NA		
Phosphorus by SFA - QCBatchID: SKA0054-JAN23													
Phosphorus (total)	0.03	mg/L	<0.03			2	10	102	90	110	91	75	125

OnLine LIMS

0004325379

Results relate only to the sample tested. Data reported represents the sample submitted to SGS. Reproduction of this analytical report in full or in part is prohibited without prior written approval. Please refer to SGS General Conditions of Services located at https://www.sgs.ca/en/terms-and-conditions (Printed copies are available upon request.)
Test method information available upon request. "Temperature Upon Receipt" is representative of the whole shipment and may not reflect the temperature of individual samples.
SGS Canada Inc. Environment-Health & Safety statement of conformity decision rule does not consider uncertainty when analytical results are compared to a specified standard or regulation.

SGS Canada Inc.
P.O. Box 4300 - 185 Concession St.
Lakefield - Ontario - KOL 2HO
Phone: 705-652-2000 FAX: 705-652-6365

12-November-2025

Great Bear Resources Ltd.
Attn : Ashley Moncrief

1020 - 800 West Pender St., Vancouver
Canada, V6C 2V6
Phone: 778-833-2160, Fax:

Date Rec. : 21 September 2023
LR Report: **CA19227-SEP23**
Reference: Great Bear Project/ OMEMA2303 - Set 5

Copy: #2

CERTIFICATE OF ANALYSIS
Final Report - Revised

Analysis	1: Analysis Start Date	2: Analysis Start Time	3: Analysis Completed Date	4: Analysis Completed Time	6: 031623	7: 031624	9: 031626	10: 031627	13: 031628	15: 031629
Sample Date & Time					N/A	N/A	N/A	N/A	N/A	N/A
Sample weight [g]	25-Oct-23	06:15	26-Oct-23	15:58	250	250	250	250	250	250
Volume D.I. Water [mL]	25-Oct-23	06:15	26-Oct-23	15:58	750	750	750	750	750	750
pH [no unit]	25-Oct-23	06:15	26-Oct-23	15:58	9.76	9.18	9.64	9.80	9.11	9.02
pH [No unit]	27-Oct-23	13:28	01-Nov-23	11:02	7.77	7.68	7.95	7.71	7.58	7.66
Alkalinity [mg/L as CaCO3]	27-Oct-23	13:28	01-Nov-23	11:02	28	29	29	24	27	27
Acidity [mg/L as CaCO3]	27-Oct-23	13:28	01-Nov-23	11:02	< 2	< 2	< 2	< 2	< 2	< 2
Conductivity [uS/cm]	27-Oct-23	13:28	01-Nov-23	11:02	60	117	79	103	105	132
SO4 [mg/L]	31-Oct-23	14:47	02-Nov-23	14:27	< 2	14	4.1	12	13	17
Hg [mg/L]	27-Oct-23	15:21	03-Nov-23	12:43	< 0.00001	< 0.00001	< 0.00001	< 0.00001	< 0.00001	< 0.00001
Ag (diss) [mg/L]	01-Nov-23	21:16	03-Nov-23	12:43	< 0.00005	0.00012	< 0.00005	< 0.00005	0.00007	0.00007
Al (diss) [mg/L]	01-Nov-23	21:16	03-Nov-23	12:43	1.48	0.666	0.911	1.06	0.699	0.502
As (diss) [mg/L]	01-Nov-23	21:16	03-Nov-23	12:43	0.0691	0.0199	0.0247	0.0073	0.0717	0.0096
Ba (diss) [mg/L]	01-Nov-23	21:16	03-Nov-23	12:43	0.00498	0.00308	0.00176	0.00201	0.00300	0.00262
B (diss) [mg/L]	01-Nov-23	21:16	03-Nov-23	12:43	0.007	0.035	0.011	0.019	0.010	0.013
Be (diss) [mg/L]	01-Nov-23	21:16	03-Nov-23	12:43	< 0.000007	< 0.000007	< 0.000007	< 0.000007	< 0.000007	< 0.000007

OnLine LIMS

0004325460

Results relate only to the sample tested. Data reported represents the sample submitted to SGS. Reproduction of this analytical report in full or in part is prohibited without prior written approval. Please refer to SGS General Conditions of Services located at https://www.sgs.ca/en/terms-and-conditions (Printed copies are available upon request.)
Test method information available upon request. "Temperature Upon Receipt" is representative of the whole shipment and may not reflect the temperature of individual samples.
SGS Canada Inc. Environment-Health & Safety statement of conformity decision rule does not consider uncertainty when analytical results are compared to a specified standard or regulation.

SGS Canada Inc.
P.O. Box 4300 - 185 Concession St.
Lakefield - Ontario - KOL 2HO
Phone: 705-652-2000 FAX: 705-652-6365

LR Report : **CA19227-SEP23**

Analysis	1: Analysis Start Date	2: Analysis Start Time	3: Analysis Completed Date	4: Analysis Completed Time	6: 031623	7: 031624	9: 031626	10: 031627	13: 031628	15: 031629
Bi (diss) [mg/L]	01-Nov-23	21:16	03-Nov-23	12:43	< 0.00001	0.00002	< 0.00001	< 0.00001	< 0.00001	0.00002
Ca (diss) [mg/L]	01-Nov-23	21:16	03-Nov-23	12:43	4.84	14.0	7.28	7.77	10.4	14.1
Cd (diss) [mg/L]	01-Nov-23	21:16	03-Nov-23	12:43	< 0.000003	< 0.000003	< 0.000003	< 0.000003	0.000005	0.000004
Co (diss) [mg/L]	01-Nov-23	21:16	03-Nov-23	12:43	0.000067	0.000021	0.000029	0.000034	0.000029	0.000023
Cr (diss) [mg/L]	01-Nov-23	21:16	03-Nov-23	12:43	0.00028	0.00010	0.00013	0.00028	< 0.00008	0.00017
Cu (diss) [mg/L]	01-Nov-23	21:16	03-Nov-23	12:43	0.0007	0.0007	0.0005	0.0006	0.0005	< 0.0002
Fe (diss) [mg/L]	01-Nov-23	21:16	03-Nov-23	12:43	0.076	0.007	0.015	0.024	0.019	0.008
K (diss) [mg/L]	01-Nov-23	21:16	03-Nov-23	12:43	11.0	9.38	9.76	17.0	10.3	11.6
Li (diss) [mg/L]	01-Nov-23	21:16	03-Nov-23	12:43	0.0037	0.0057	0.0036	0.0040	0.0028	0.0053
Mg (diss) [mg/L]	01-Nov-23	21:16	03-Nov-23	12:43	0.246	0.912	0.477	0.307	1.08	1.62
Mn (diss) [mg/L]	01-Nov-23	21:16	03-Nov-23	12:43	0.00165	0.00523	0.00156	0.00046	0.00439	0.00797
Mo (diss) [mg/L]	01-Nov-23	21:16	03-Nov-23	12:43	0.00074	0.00054	0.00091	0.00196	0.00063	0.00058
Na (diss) [mg/L]	01-Nov-23	21:16	03-Nov-23	12:43	1.90	2.24	2.40	2.33	2.50	3.40
Ni (diss) [mg/L]	01-Nov-23	21:16	03-Nov-23	12:43	0.0011	0.0003	0.0002	0.0007	0.0001	0.0003
P (diss) [mg/L]	01-Nov-23	21:16	03-Nov-23	12:43	0.022	0.013	0.011	0.014	0.012	0.015
Pb (diss) [mg/L]	01-Nov-23	21:16	03-Nov-23	12:43	0.00015	< 0.00009	0.00011	< 0.00009	< 0.00009	< 0.00009
Sb (diss) [mg/L]	01-Nov-23	21:16	03-Nov-23	12:43	0.0013	0.0027	0.0020	0.0013	0.0022	0.0027
Se (diss) [mg/L]	01-Nov-23	21:16	13-Nov-23	14:34	0.00025	0.00071	0.00096	0.00060	0.00281	0.00183
Si (diss) [mg/L]	01-Nov-23	21:16	13-Nov-23	14:34	3.04	2.75	3.03	3.20	2.69	2.49
Sn (diss) [mg/L]	01-Nov-23	21:16	03-Nov-23	12:42	0.00008	0.00007	< 0.00006	< 0.00006	0.00006	< 0.00006
Sr (diss) [mg/L]	01-Nov-23	21:16	03-Nov-23	12:42	0.00711	0.0309	0.0313	0.0207	0.0331	0.0584
Ti (diss) [mg/L]	01-Nov-23	21:16	03-Nov-23	12:42	0.00300	0.00035	0.00066	0.00139	0.00040	0.00053
Tl (diss) [mg/L]	01-Nov-23	21:16	03-Nov-23	12:42	0.000006	0.000013	0.000007	< 0.000005	< 0.000005	0.000014
U (diss) [mg/L]	01-Nov-23	21:16	03-Nov-23	12:42	0.000727	0.000995	0.00119	0.000202	0.00111	0.000485
V (diss) [mg/L]	01-Nov-23	21:16	03-Nov-23	12:42	0.00781	0.00227	0.00589	0.00738	0.00048	0.00326
W (diss) [mg/L]	01-Nov-23	21:16	03-Nov-23	12:42	0.00413	0.0281	0.0169	0.00223	0.00856	0.00290
Zn (diss) [mg/L]	01-Nov-23	21:16	03-Nov-23	12:42	< 0.002	< 0.002	< 0.002	< 0.002	< 0.002	< 0.002

OnLine LIMS

00043254

Results relate only to the sample tested. Data reported represents the sample submitted to SGS. Reproduction of this analytical report in full or in part is prohibited without prior written approval. Please refer to SGS General Conditions of Services located at https://www.sgs.ca/en/terms-and-conditions (Printed copies are available upon request.)
Test method information available upon request. "Temperature Upon Receipt" is representative of the whole shipment and may not reflect the temperature of individual samples.
SGS Canada Inc. Environment-Health & Safety statement of conformity decision rule does not consider uncertainty when analytical results are compared to a specified standard or regulation.

SGS Canada Inc.
P.O. Box 4300 - 185 Concession St.
Lakefield - Ontario - KOL 2HO
Phone: 705-652-2000 FAX: 705-652-6365

LR Report : **CA19227-SEP23**

Analysis	17: 031637	18: 031638	20: 031642	22: 031643	25: 031646	27: 031649	28: 031648	30: 031652	33: 031655	35: 031630
Sample Date & Time	N/A	N/A	N/A	N/A	N/A	N/A	N/A	N/A	N/A	N/A
Sample weight [g]	245	250	250	250	250	250	250	250	250	250
Volume D.I. Water [mL]	750	750	750	750	750	750	750	750	750	750
pH [no unit]	10.37	9.40	9.69	9.51	9.92	9.72	9.86	9.46	9.08	9.82
pH [No unit]	9.26	7.57	7.66	7.88	8.10	7.91	7.93	7.54	7.86	7.79
Alkalinity [mg/L as CaCO3]	34	29	30	28	36	32	30	21	30	30
Acidity [mg/L as CaCO3]	< 2	< 2	< 2	< 2	< 2	< 2	< 2	< 2	< 2	< 2
Conductivity [uS/cm]	76	112	89	95	77	89	74	92	68	122
SO4 [mg/L]	< 2	7.7	5.4	9.8	< 2	7.0	2.1	17	< 2	18
Hg [mg/L]	< 0.00001	< 0.00001	< 0.00001	< 0.00001	< 0.00001	< 0.00001	< 0.00001	< 0.00001	< 0.00001	< 0.00001
Ag (diss) [mg/L]	< 0.00005	< 0.00005	< 0.00005	< 0.00005	< 0.00005	< 0.00005	< 0.00005	< 0.00005	< 0.00005	0.00007
Al (diss) [mg/L]	2.17	0.650	0.945	0.789	1.25	1.03	1.19	0.769	1.22	0.643
As (diss) [mg/L]	0.0032	0.0302	0.0167	0.0378	0.0162	0.0256	0.0391	0.0016	0.0116	0.0034
Ba (diss) [mg/L]	0.00590	0.00327	0.00407	0.00192	0.00237	0.00262	0.00343	0.00919	0.00415	0.00857
B (diss) [mg/L]	0.009	0.020	0.009	0.008	0.011	0.007	0.007	0.017	0.011	0.019
Be (diss) [mg/L]	< 0.000007	< 0.000007	< 0.000007	< 0.000007	< 0.000007	< 0.000007	0.000008	< 0.000007	< 0.000007	< 0.000007
Bi (diss) [mg/L]	< 0.00001	0.00001	0.00001	< 0.00001	< 0.00001	0.00002	< 0.00001	< 0.00001	< 0.00001	< 0.00001
Ca (diss) [mg/L]	7.57	10.4	6.59	9.45	4.61	6.48	4.18	6.37	4.54	10.5
Cd (diss) [mg/L]	0.000004	0.000015	0.000005	< 0.000003	< 0.000003	< 0.000003	< 0.000003	< 0.000003	0.000005	0.000004
Co (diss) [mg/L]	0.000046	0.000063	0.000078	0.000009	0.000081	0.000040	0.000066	0.000047	0.000052	0.000042
Cr (diss) [mg/L]	0.00022	0.00021	0.00031	0.00012	0.00061	0.00017	0.00021	0.00015	0.00012	0.00013
Cu (diss) [mg/L]	0.0006	0.0003	0.0013	< 0.0002	0.0074	0.0008	0.0008	0.0003	0.0011	0.0012
Fe (diss) [mg/L]	0.039	0.016	0.120	0.008	0.083	0.037	0.121	0.060	0.089	0.022
K (diss) [mg/L]	9.73	10.8	13.0	10.0	12.5	12.2	12.6	11.6	11.3	13.4
Li (diss) [mg/L]	0.0018	0.0074	0.0056	0.0049	0.0060	0.0040	0.0048	0.0060	0.0067	0.0113
Mg (diss) [mg/L]	0.071	0.768	0.529	0.733	0.288	0.385	0.317	0.960	0.293	1.31
Mn (diss) [mg/L]	0.00143	0.00487	0.00495	0.00298	0.00224	0.00161	0.00247	0.00214	0.00169	0.00440
Mo (diss) [mg/L]	0.00035	0.00101	0.00101	0.00078	0.00073	0.00047	0.00055	0.00054	0.00119	0.00067
Na (diss) [mg/L]	2.88	3.80	2.95	2.70	4.35	3.67	3.14	2.49	3.23	3.83
Ni (diss) [mg/L]	0.0008	0.0011	0.0007	0.0001	0.0004	0.0006	0.0006	0.0007	0.0006	0.0017
P (diss) [mg/L]	0.022	0.018	0.020	0.007	0.033	0.018	0.029	0.026	0.024	0.037

OnLine LNMS

0004325460

Results relate only to the sample tested. Data reported represents the sample submitted to SGS. Reproduction of this analytical report in full or in part is prohibited without prior written approval. Please refer to SGS General Conditions of Services located at https://www.sgs.ca/en/terms-and-conditions (Printed copies are available upon request.)
Test method information available upon request. "Temperature Upon Receipt" is representative of the whole shipment and may not reflect the temperature of individual samples.
SGS Canada Inc. Environment-Health & Safety statement of conformity decision rule does not consider uncertainty when analytical results are compared to a specified standard or regulation.

SGS Canada Inc.
P.O. Box 4300 - 185 Concession St.
Lakefield - Ontario - KOL 2HO
Phone: 705-652-2000 FAX: 705-652-6365

Analysis	17: 031637	18: 031638	20: 031642	22: 031643	25: 031646	27: 031649	28: 031648	30: 031652	33: 031655	35: 031630
Pb (diss) [mg/L]	< 0.00009	0.00042	0.00060	< 0.00009	0.00039	< 0.00009	0.00016	0.00012	< 0.00009	0.00012
Sb (diss) [mg/L]	< 0.0009	0.0021	0.0017	0.0108	0.0011	0.0054	0.0021	< 0.0009	0.0025	0.0011
Se (diss) [mg/L]	0.00014	0.00136	0.00070	0.00006	0.00011	0.00016	< 0.00004	0.00017	0.00010	0.00006
Si (diss) [mg/L]	5.29	2.84	3.50	3.06	4.22	3.26	3.98	2.51	3.77	2.48
Sn (diss) [mg/L]	0.00009	0.00008	0.00013	< 0.00006	0.00026	< 0.00006	0.00008	0.00006	< 0.00006	< 0.00006
Sr (diss) [mg/L]	0.0425	0.0267	0.0118	0.0369	0.0134	0.0162	0.0130	0.0272	0.0209	0.0222
Ti (diss) [mg/L]	0.00240	0.00115	0.00854	0.00029	0.00656	0.00322	0.00981	0.00425	0.00827	0.00128
Tl (diss) [mg/L]	< 0.000005	0.000013	0.000008	0.000009	0.000009	0.000009	0.000006	0.000007	0.000007	0.000012
U (diss) [mg/L]	0.000266	0.00104	0.00108	0.00178	0.00275	0.00325	0.00308	0.000531	0.00198	0.000658
V (diss) [mg/L]	0.00888	0.00424	0.00634	0.00035	0.0101	0.00858	0.00774	0.00475	0.00854	0.00384
W (diss) [mg/L]	0.00257	0.00526	0.00211	0.00127	0.00334	0.00061	0.00070	0.00051	0.00218	0.00375
Zn (diss) [mg/L]	< 0.002	< 0.002	0.003	< 0.002	0.005	< 0.002	< 0.002	< 0.002	< 0.002	< 0.002

Analysis	38: 031657	39: 031658	43: 031633
Sample Date & Time	N/A	N/A	N/A
Sample weight [g]	250	250	250
Volume D.I. Water [mL]	750	750	750
pH [no unit]	9.73	9.94	8.92
pH [No unit]	7.65	8.85	7.77
Alkalinity [mg/L as CaCO3]	30	30	32
Acidity [mg/L as CaCO3]	< 2	< 2	< 2
Conductivity [uS/cm]	82	68	159
SO4 [mg/L]	5.3	< 2	19
Hg [mg/L]	< 0.00001	< 0.00001	< 0.00001
Ag (diss) [mg/L]	< 0.00005	< 0.00005	0.00009
Al (diss) [mg/L]	0.883	1.61	0.539
As (diss) [mg/L]	0.0124	0.0128	0.0038
Ba (diss) [mg/L]	0.00303	0.00195	0.00366

OnLine LIMS

0004325460

Results relate only to the sample tested. Data reported represents the sample submitted to SGS. Reproduction of this analytical report in full or in part is prohibited without prior written approval. Please refer to SGS General Conditions of Services located at https://www.sgs.ca/en/terms-and-conditions (Printed copies are available upon request.)
Test method information available upon request. "Temperature Upon Receipt" is representative of the whole shipment and may not reflect the temperature of individual samples.
SGS Canada Inc. Environment-Health & Safety statement of conformity decision rule does not consider uncertainty when analytical results are compared to a specified standard or regulation.

SGS Canada Inc.
P.O. Box 4300 - 185 Concession St.
Lakefield - Ontario - KOL 2HO
Phone: 705-652-2000 FAX: 705-652-6365

Analysis	38: 031657	39: 031658	43: 031633
B (diss) [mg/L]	0.010	0.008	0.010
Be (diss) [mg/L]	< 0.000007	< 0.000007	< 0.000007
Bi (diss) [mg/L]	< 0.00001	< 0.00001	0.00002
Ca (diss) [mg/L]	6.41	5.67	15.7
Cd (diss) [mg/L]	0.000004	0.000006	< 0.000003
Co (diss) [mg/L]	0.000028	0.000074	0.000009
Cr (diss) [mg/L]	0.00009	0.00023	< 0.00008
Cu (diss) [mg/L]	0.0005	0.0012	0.0003
Fe (diss) [mg/L]	0.019	0.043	0.008
K (diss) [mg/L]	11.5	8.19	19.0
Li (diss) [mg/L]	0.0077	0.0023	0.0037
Mg (diss) [mg/L]	0.432	0.197	0.802
Mn (diss) [mg/L]	0.00107	0.00134	0.01837
Mo (diss) [mg/L]	0.00342	0.00054	0.00035
Na (diss) [mg/L]	2.93	3.37	1.41
Ni (diss) [mg/L]	0.0002	0.0009	0.0002
P (diss) [mg/L]	0.010	0.021	0.006
Pb (diss) [mg/L]	< 0.00009	< 0.00009	< 0.00009
Sb (diss) [mg/L]	0.0021	0.0009	0.0024
Se (diss) [mg/L]	0.00009	0.00009	0.00161
Si (diss) [mg/L]	3.18	4.05	1.90
Sn (diss) [mg/L]	< 0.00006	0.00010	< 0.00006
Sr (diss) [mg/L]	0.0235	0.0110	0.0158
Ti (diss) [mg/L]	0.00110	0.00278	0.00038
Tl (diss) [mg/L]	< 0.000005	0.000005	0.000014
U (diss) [mg/L]	0.000877	0.000542	0.00115
V (diss) [mg/L]	0.00608	0.00798	0.00060
W (diss) [mg/L]	0.00217	0.00090	0.00340
Zn (diss) [mg/L]	< 0.002	< 0.002	< 0.002

OnLine LIMS

0004325460

Results relate only to the sample tested. Data reported represents the sample submitted to SGS. Reproduction of this analytical report in full or in part is prohibited without prior written approval. Please refer to SGS General Conditions of Services located at https://www.sgs.ca/en/terms-and-conditions (Printed copies are available upon request.)
Test method information available upon request. "Temperature Upon Receipt" is representative of the whole shipment and may not reflect the temperature of individual samples.
SGS Canada Inc. Environment-Health & Safety statement of conformity decision rule does not consider uncertainty when analytical results are compared to a specified standard or regulation.

SGS Canada Inc.
P.O. Box 4300 - 185 Concession St.
Lakefield - Ontario - KOL 2HO
Phone: 705-652-2000 FAX: 705-652-6365

Revised report with sample changes as per client request.

Method Descriptions

Parameter	Units	SGS Method Code	Reference Method Code
	g	NA	Sample weight
	mL	NA	Volume
	no unit	NA	
Acidity	mg/L as CaCO3	ME-CA-[ENV]EWL-LAK-AN-006	SM 2310
Alkalinity	mg/L as CaCO3	ME-CA-[ENV]EWL-LAK-AN-006	SM 2320
Anions by IC	mg/L	ME-CA-[ENV]IC-LAK-AN-001	EPA300/MA300-Ions1.3
Conductivity	uS/cm	ME-CA-[ENV]EWL-LAK-AN-006	SM 2510
Inorganics-General	mg/L	ME-CA-[ENV]SPE-LAK-AN-004	EPA 7471A/SM 3112B
Metals in aqueous samples - ICP-MS	mg/L	ME-CA-[ENV]SPE-LAK-AN-006	SM 3030/EPA 200.8
pH	No unit	ME-CA-[ENV]EWL-LAK-AN-006	SM 4500

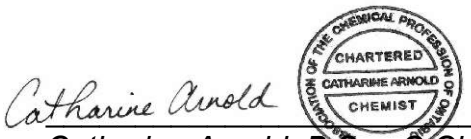

Catharine Arnold, B.Sc., C.Chem
Project Specialist,
Environment, Health & Safety

OnLine LIMS

0004325460

Results relate only to the sample tested. Data reported represents the sample submitted to SGS. Reproduction of this analytical report in full or in part is prohibited without prior written approval. Please refer to SGS General Conditions of Services located at https://www.sgs.ca/en/terms-and-conditions (Printed copies are available upon request.)
Test method information available upon request. "Temperature Upon Receipt" is representative of the whole shipment and may not reflect the temperature of individual samples.
SGS Canada Inc. Environment-Health & Safety statement of conformity decision rule does not consider uncertainty when analytical results are compared to a specified standard or regulation.

SGS Canada Inc.
P.O. Box 4300 - 185 Concession St.
Lakefield - Ontario - KOL 2HO
Phone: 705-652-2000 FAX: 705-652-6365

Quality Control Report

Inorganic Analysis														
Parameter	Reporting Limit	Unit	Method Blank	Duplicate				LCS / Spike Blank			Matrix Spike / Reference Material		
				Result 1	Result 2	RPD	Acceptance Criteria	Spike Recovery (%)	Recovery Limits (%)		Spike Recovery (%)	Recovery Limits (%)	
							%		Low	High		Low	High
Acidity - QCBatchID: EWL0691-OCT23													
Acidity	2	mg/L as Ca	4			ND	20	100	90	110	NA		
Acidity - QCBatchID: EWL0741-OCT23													
Acidity	2	mg/L as Ca	2			0	20	102	90	110	NA		
Alkalinity - QCBatchID: EWL0691-OCT23													
Alkalinity	2	mg/L as Ca	< 2			0	20	98	80	120	NA		
Anions by IC - QCBatchID: DIO0012-NOV23													
Sulphate	0.2	mg/L	<0.2			0	20	97	90	110	98	75	125
Anions by IC - QCBatchID: DIO0908-OCT23													
Sulphate	0.2	mg/L	<0.2			4	20	109	90	110	89	75	125
Conductivity - QCBatchID: EWL0691-OCT23													
Conductivity	2	uS/cm	< 2			0	10	100	90	110	NA		
Inorganics-General - QCBatchID: EHG0060-OCT23													
Mercury	0.00001	mg/L	< 0.00001			0	20	100	80	120	91	70	130
Metals in aqueous samples - ICP-MS - QCBatchID: EMS0081-NOV23													
Selenium (dissolved)	0.00004	mg/L	<0.00004			4	20	98	90	110	107	70	130
Silicon (dissolved)	0.02	mg/L	<0.02			0	20	102	90	110	NV	70	130
Metals in aqueous samples - ICP-MS - QCBatchID: EMS0264-OCT23													
Aluminum (dissolved)	0.001	mg/L	<0.001			0	20	97	90	110	97	70	130
Antimony (dissolved)	0.0009	mg/L	<0.0009			ND	20	93	90	110	86	70	130
Arsenic (dissolved)	0.0002	mg/L	<0.0002			4	20	96	90	110	99	70	130
Barium (dissolved)	0.00008	mg/L	<0.00008			3	20	95	90	110	107	70	130
Beryllium (dissolved)	0.000007	mg/L	<0.000007			ND	20	108	90	110	96	70	130
Bismuth (dissolved)	0.00001	mg/L	<0.00001			ND	20	97	90	110	94	70	130
Boron (dissolved)	0.002	mg/L	<0.002			1	20	106	90	110	107	70	130
Cadmium (dissolved)	0.000003	mg/L	<0.000003			ND	20	99	90	110	94	70	130
Calcium (dissolved)	0.01	mg/L	<0.01			0	20	98	90	110	107	70	130
Chromium (dissolved)	0.00008	mg/L	<0.00008			7	20	97	90	110	100	70	130
Cobalt (dissolved)	0.000004	mg/L	<0.000004			0	20	100	90	110	95	70	130
Copper (dissolved)	0.0002	mg/L	<0.0002			ND	20	98	90	110	89	70	130
Iron (dissolved)	0.007	mg/L	<0.007			13	20	100	90	110	100	70	130
Lead (dissolved)	0.00009	mg/L	<0.00009			ND	20	100	90	110	99	70	130
Lithium (dissolved)	0.0001	mg/L	<0.0001			13	20	101	90	110	92	70	130
Magnesium (dissolved)	0.001	mg/L	0.001			3	20	100	90	110	107	70	130
Manganese (dissolved)	0.00001	mg/L	<0.00001			1	20	97	90	110	95	70	130
Molybdenum (dissolved)	0.00004	mg/L	<0.00004			2	20	99	90	110	83	70	130

OnLine LIMS

0004325460

Results relate only to the sample tested. Data reported represents the sample submitted to SGS. Reproduction of this analytical report in full or in part is prohibited without prior written approval. Please refer to SGS General Conditions of Services located at https://www.sgs.ca/en/terms-and-conditions (Printed copies are available upon request.)
Test method information available upon request. "Temperature Upon Receipt" is representative of the whole shipment and may not reflect the temperature of individual samples.
SGS Canada Inc. Environment-Health & Safety statement of conformity decision rule does not consider uncertainty when analytical results are compared to a specified standard or regulation.

SGS Canada Inc.
P.O. Box 4300 - 185 Concession St.
Lakefield - Ontario - KOL 2HO
Phone: 705-652-2000 FAX: 705-652-6365

Inorganic Analysis													
Parameter	Reporting Limit	Unit	Method Blank	Duplicate				LCS / Spike Blank			Matrix Spike / Reference Material		
				Result 1	Result 2	RPD	Acceptance Criteria	Spike Recovery (%)	Recovery Limits (%)		Spike Recovery (%)	Recovery Limits (%)	
							%		Low	High		Low	High
Nickel (dissolved)	0.0001	mg/L	<0.0001			2	20	102	90	110	97	70	130
Phosphorus (dissolved)	0.003	mg/L	<0.003			ND	20	99	90	110	NV	70	130
Potassium (dissolved)	0.009	mg/L	<0.009			8	20	102	90	110	78	70	130
Selenium (dissolved)	0.00004	mg/L	<0.00004			4	20	96	90	110	108	70	130
Silicon (dissolved)	0.02	mg/L	<0.02			0	20	98	90	110	NV	70	130
Silver (dissolved)	0.00005	mg/L	<0.00005			ND	20	98	90	110	73	70	130
Sodium (dissolved)	0.01	mg/L	<0.01			4	20	96	90	110	104	70	130
Strontium (dissolved)	0.00008	mg/L	<0.00008			3	20	97	90	110	74	70	130
Thallium (dissolved)	0.000005	mg/L	<0.000005			ND	20	97	90	110	95	70	130
Tin (dissolved)	0.00006	mg/L	<0.00006			ND	20	98	90	110	NV	70	130
Titanium (dissolved)	0.00007	mg/L	<0.00005			8	20	99	90	110	NV	70	130
Tungsten (dissolved)	0.00002	mg/L	<0.00002			0	20	100	90	110	NV	70	130
Uranium (dissolved)	0.000002	mg/L	<0.000002			11	20	96	90	110	93	70	130
Vanadium (dissolved)	0.00001	mg/L	<0.00001			2	20	98	90	110	73	70	130
Zinc (dissolved)	0.002	mg/L	<0.002			ND	20	98	90	110	96	70	130
pH - QCBatchID: EWL0691-OCT23													
pH	0.05	No unit	NA			0		100			NA		

OnLine LIMS

0004325460

Results relate only to the sample tested. Data reported represents the sample submitted to SGS. Reproduction of this analytical report in full or in part is prohibited without prior written approval. Please refer to SGS General Conditions of Services located at https://www.sgs.ca/en/terms-and-conditions (Printed copies are available upon request.)
Test method information available upon request. "Temperature Upon Receipt" is representative of the whole shipment and may not reflect the temperature of individual samples.
SGS Canada Inc. Environment-Health & Safety statement of conformity decision rule does not consider uncertainty when analytical results are compared to a specified standard or regulation.

SGS Canada Inc.
P.O. Box 4300 - 185 Concession St.
Lakefield - Ontario - KOL 2HO
Phone: 705-652-2000 FAX: 705-652-6365

12-November-2025

Great Bear Resources Ltd.
Attn : Ashley Moncrief

1020 - 800 West Pender St.
Vancouver, BC
V6C 2V6, Canada

Phone: 778-833-2160
Fax:

Date Rec. : 18 September 2023
LR Report: **CA19285-AUG23**
Reference: Great Bear Project/ OMEMA2303 - Set 1

Copy: #2

CERTIFICATE OF ANALYSIS
Final Report - Revised

Analysis	1: Analysis Start Date	2: Analysis Start Time	3: Analysis Completed Date	4: Analysis Completed Time	5: 031533	9: 031538	12: 031540
Sample Date & Time					N/A	N/A	N/A
Sample weight [g]	11-Oct-23	12:44	13-Oct-23	10:31	250	250	250
Volume D.I. Water [mL]	11-Oct-23	12:44	13-Oct-23	10:31	750	750	750
pH [no unit]	11-Oct-23	12:44	13-Oct-23	10:31	10.00	9.05	9.71
pH [No unit]	13-Oct-23	14:14	16-Oct-23	13:33	9.61	8.65	9.28
Alkalinity [mg/L as CaCO3]	13-Oct-23	14:14	16-Oct-23	13:33	40	36	37
Acidity [mg/L as CaCO3]	13-Oct-23	14:14	16-Oct-23	13:33	< 2	< 2	< 2
Conductivity [uS/cm]	13-Oct-23	14:14	16-Oct-23	13:33	44	99	63
SO4 [mg/L]	21-Oct-23	17:26	23-Oct-23	16:50	< 2	36	9.4
Hg [mg/L]	16-Oct-23	16:09	19-Oct-23	09:55	< 0.00001	< 0.00001	< 0.00001
Ag (diss) [mg/L]	19-Oct-23	14:20	20-Oct-23	14:02	< 0.00005	0.00008	< 0.00005
Al (diss) [mg/L]	19-Oct-23	14:20	20-Oct-23	14:02	1.05	0.143	0.533
As (diss) [mg/L]	19-Oct-23	14:20	20-Oct-23	14:02	0.0113	0.0018	1.56
Ba (diss) [mg/L]	19-Oct-23	14:20	20-Oct-23	14:02	0.00341	0.00273	0.00429
B (diss) [mg/L]	19-Oct-23	14:20	20-Oct-23	14:02	0.017	0.045	0.025
Be (diss) [mg/L]	19-Oct-23	14:20	20-Oct-23	14:02	< 0.000007	< 0.000007	< 0.000007

OnLine LIMS

0004325438

Results relate only to the sample tested. Data reported represents the sample submitted to SGS. Reproduction of this analytical report in full or in part is prohibited without prior written approval. Please refer to SGS General Conditions of Services located at https://www.sgs.ca/en/terms-and-conditions (Printed copies are available upon request.)
Test method information available upon request. "Temperature Upon Receipt" is representative of the whole shipment and may not reflect the temperature of individual samples.
SGS Canada Inc. Environment-Health & Safety statement of conformity decision rule does not consider uncertainty when analytical results are compared to a specified standard or regulation.

SGS Canada Inc.
P.O. Box 4300 - 185 Concession St.
Lakefield - Ontario - KOL 2HO
Phone: 705-652-2000 FAX: 705-652-6365

Analysis	1: Analysis Start Date	2: Analysis Start Time	3: Analysis Completed Date	4: Analysis Completed Time	5: 031533	9: 031538	12: 031540
Bi (diss) [mg/L]	19-Oct-23	14:20	20-Oct-23	14:02	< 0.00001	0.00006	0.00002
Ca (diss) [mg/L]	19-Oct-23	14:20	20-Oct-23	14:02	4.36	16.6	7.10
Cd (diss) [mg/L]	19-Oct-23	14:20	20-Oct-23	14:02	< 0.000003	< 0.000003	< 0.000003
Co (diss) [mg/L]	19-Oct-23	14:20	20-Oct-23	14:02	0.000120	0.000083	0.000040
Cr (diss) [mg/L]	19-Oct-23	14:20	20-Oct-23	14:02	0.00019	0.00015	0.00013
Cu (diss) [mg/L]	19-Oct-23	14:20	20-Oct-23	14:02	0.0005	0.0004	0.0011
Fe (diss) [mg/L]	19-Oct-23	14:20	20-Oct-23	14:02	0.263	0.011	0.038
K (diss) [mg/L]	19-Oct-23	14:20	20-Oct-23	14:02	9.11	7.88	9.44
Li (diss) [mg/L]	19-Oct-23	14:20	20-Oct-23	14:02	0.0089	0.0081	0.0056
Mg (diss) [mg/L]	19-Oct-23	14:20	20-Oct-23	14:02	0.387	2.62	0.506
Mn (diss) [mg/L]	19-Oct-23	14:20	20-Oct-23	14:02	0.00349	0.00166	0.00240
Mo (diss) [mg/L]	19-Oct-23	14:20	20-Oct-23	14:01	0.00068	0.00247	0.00187
Na (diss) [mg/L]	19-Oct-23	14:20	20-Oct-23	14:01	6.81	9.48	6.85
Ni (diss) [mg/L]	19-Oct-23	14:20	20-Oct-23	14:01	0.0002	0.0002	0.0005
P (diss) [mg/L]	19-Oct-23	14:20	20-Oct-23	14:01	0.021	0.021	0.012
Pb (diss) [mg/L]	19-Oct-23	14:20	20-Oct-23	14:01	0.00021	0.00016	< 0.00009
Sb (diss) [mg/L]	19-Oct-23	14:20	20-Oct-23	14:01	0.0010	< 0.0009	0.0021
Se (diss) [mg/L]	19-Oct-23	14:20	20-Oct-23	14:01	0.00007	0.00072	0.00043
Si (diss) [mg/L]	19-Oct-23	14:20	20-Oct-23	14:01	4.11	3.06	3.22
Sn (diss) [mg/L]	19-Oct-23	14:20	20-Oct-23	14:01	0.00006	0.00012	0.00020
Sr (diss) [mg/L]	19-Oct-23	14:20	20-Oct-23	14:01	0.00854	0.0975	0.0179
Ti (diss) [mg/L]	19-Oct-23	14:20	20-Oct-23	14:01	0.0180	0.00070	0.00250
Tl (diss) [mg/L]	19-Oct-23	14:20	20-Oct-23	14:01	< 0.000005	< 0.000005	< 0.000005
U (diss) [mg/L]	19-Oct-23	14:20	20-Oct-23	14:01	0.000938	0.000345	0.00258
V (diss) [mg/L]	19-Oct-23	14:20	20-Oct-23	14:01	0.00906	0.00291	0.00912
W (diss) [mg/L]	19-Oct-23	14:20	20-Oct-23	14:01	0.00070	0.00140	0.00965
Zn (diss) [mg/L]	19-Oct-23	14:20	20-Oct-23	14:01	< 0.002	< 0.002	< 0.002

OnLine LNMS

00043254338

Revised report with sample changes as per client request.

Results relate only to the sample tested. Data reported represents the sample submitted to SGS. Reproduction of this analytical report in full or in part is prohibited without prior written approval. Please refer to SGS General Conditions of Services located at https://www.sgs.ca/en/terms-and-conditions (Printed copies are available upon request.)
Test method information available upon request. "Temperature Upon Receipt" is representative of the whole shipment and may not reflect the temperature of individual samples.
SGS Canada Inc. Environment-Health & Safety statement of conformity decision rule does not consider uncertainty when analytical results are compared to a specified standard or regulation.

SGS Canada Inc.
P.O. Box 4300 - 185 Concession St.
Lakefield - Ontario - KOL 2HO
Phone: 705-652-2000 FAX: 705-652-6365

Method Descriptions

Parameter	Units	SGS Method Code	Reference Method Code
	g	NA	Sample weight
	mL	NA	Volume
	no unit	NA	
Acidity	mg/L as CaCO3	ME-CA-[ENV]EWL-LAK-AN-006	SM 2310
Alkalinity	mg/L as CaCO3	ME-CA-[ENV]EWL-LAK-AN-006	SM 2320
Anions by IC	mg/L	ME-CA-[ENV]IC-LAK-AN-001	EPA300/MA300-Ions1.3
Conductivity	uS/cm	ME-CA-[ENV]EWL-LAK-AN-006	SM 2510
Inorganics-General	mg/L	ME-CA-[ENV]SPE-LAK-AN-004	EPA 7471A/SM 3112B
Metals in aqueous samples - ICP-MS	mg/L	ME-CA-[ENV]SPE-LAK-AN-006	SM 3030/EPA 200.8
pH	No unit	ME-CA-[ENV]EWL-LAK-AN-006	SM 4500

Catharine Arnold

CHARTERED CATHARINE ARNOLD CHEMIST

Catharine Arnold, B.Sc., C.Chem
Project Specialist,
Environment, Health & Safety

OnLine LIMS

0004325438

Results relate only to the sample tested. Data reported represents the sample submitted to SGS. Reproduction of this analytical report in full or in part is prohibited without prior written approval. Please refer to SGS General Conditions of Services located at https://www.sgs.ca/en/terms-and-conditions (Printed copies are available upon request.)
Test method information available upon request. "Temperature Upon Receipt" is representative of the whole shipment and may not reflect the temperature of individual samples.
SGS Canada Inc. Environment-Health & Safety statement of conformity decision rule does not consider uncertainty when analytical results are compared to a specified standard or regulation.

SGS Canada Inc.
P.O. Box 4300 - 185 Concession St.
Lakefield - Ontario - KOL 2HO
Phone: 705-652-2000 FAX: 705-652-6365

Quality Control Report

Inorganic Analysis													
Parameter	Reporting Limit	Unit	Method Blank	Duplicate				LCS / Spike Blank			Matrix Spike / Reference Material		
				Result 1	Result 2	RPD	Acceptance Criteria	Spike Recovery (%)	Recovery Limits (%)		Spike Recovery (%)	Recovery Limits (%)	
							%		Low	High		Low	High
Acidity - QCBatchID: EWL0306-OCT23													
Acidity	2	mg/L as Ca	< 2			ND	20	100	90	110	NA		
Alkalinity - QCBatchID: EWL0306-OCT23													
Alkalinity	2	mg/L as Ca	< 2			ND	20	98	80	120	NA		
Anions by IC - QCBatchID: DIO0591-OCT23													
Sulphate	0.2	mg/L	<0.2			ND	20	92	90	110	90	75	125
Conductivity - QCBatchID: EWL0306-OCT23													
Conductivity	2	uS/cm	< 2			ND	10	100	90	110	NA		
Inorganics-General - QCBatchID: EHG0031-OCT23													
Mercury	0.00001	mg/L	< 0.00001			0	20	108	80	120	108	70	130
Metals in aqueous samples - ICP-MS - QCBatchID: EMS0123-OCT23													
Aluminum (dissolved)	0.001	mg/L	<0.001			16	20	98	90	110	97	70	130
Antimony (dissolved)	0.0009	mg/L	<0.0009			ND	20	95	90	110	97	70	130
Arsenic (dissolved)	0.0002	mg/L	<0.0002			5	20	99	90	110	102	70	130
Barium (dissolved)	0.00008	mg/L	<0.00008			3	20	96	90	110	105	70	130
Beryllium (dissolved)	0.000007	mg/L	<0.000007			0	20	94	90	110	93	70	130
Bismuth (dissolved)	0.00001	mg/L	<0.00001			ND	20	95	90	110	83	70	130
Boron (dissolved)	0.002	mg/L	<0.002			2	20	99	90	110	94	70	130
Cadmium (dissolved)	0.000003	mg/L	<0.000003			ND	20	102	90	110	100	70	130
Calcium (dissolved)	0.01	mg/L	<0.01			2	20	98	90	110	113	70	130
Chromium (dissolved)	0.00008	mg/L	<0.00008			2	20	98	90	110	103	70	130
Cobalt (dissolved)	0.000004	mg/L	<0.000004			14	20	93	90	110	94	70	130
Copper (dissolved)	0.0002	mg/L	<0.0002			0	20	99	90	110	86	70	130
Iron (dissolved)	0.007	mg/L	<0.007			2	20	98	90	110	100	70	130
Lead (dissolved)	0.00009	mg/L	<0.00009			ND	20	94	90	110	94	70	130
Lithium (dissolved)	0.0001	mg/L	<0.0001			3	20	94	90	110	97	70	130
Magnesium (dissolved)	0.001	mg/L	<0.001			1	20	108	90	110	98	70	130
Manganese (dissolved)	0.00001	mg/L	<0.00001			0	20	93	90	110	100	70	130
Molybdenum (dissolved)	0.00004	mg/L	<0.00004			2	20	99	90	110	101	70	130
Nickel (dissolved)	0.0001	mg/L	<0.0001			18	20	95	90	110	97	70	130
Phosphorus (dissolved)	0.003	mg/L	<0.003			ND	20	95	90	110	NV	70	130
Potassium (dissolved)	0.009	mg/L	<0.009			3	20	102	90	110	81	70	130
Selenium (dissolved)	0.00004	mg/L	<0.00004			ND	20	92	90	110	121	70	130
Silicon (dissolved)	0.02	mg/L	<0.02			2	20	96	90	110	NV	70	130
Silver (dissolved)	0.00005	mg/L	<0.00005			ND	20	93	90	110	86	70	130
Sodium (dissolved)	0.01	mg/L	<0.01			1	20	96	90	110	92	70	130

OnLine LIMS

0004325438

Results relate only to the sample tested. Data reported represents the sample submitted to SGS. Reproduction of this analytical report in full or in part is prohibited without prior written approval. Please refer to SGS General Conditions of Services located at https://www.sgs.ca/en/terms-and-conditions (Printed copies are available upon request.)
Test method information available upon request. "Temperature Upon Receipt" is representative of the whole shipment and may not reflect the temperature of individual samples.
SGS Canada Inc. Environment-Health & Safety statement of conformity decision rule does not consider uncertainty when analytical results are compared to a specified standard or regulation.

SGS Canada Inc.
P.O. Box 4300 - 185 Concession St.
Lakefield - Ontario - KOL 2HO
Phone: 705-652-2000 FAX: 705-652-6365

Inorganic Analysis														
Parameter	Reporting Limit	Unit	Method Blank	Duplicate				LCS / Spike Blank			Matrix Spike / Reference Material			
				Result 1	Result 2	RPD	Acceptance Criteria	Spike Recovery (%)	Recovery Limits (%)		Spike Recovery (%)	Recovery Limits (%)		
							%		Low	High		Low	High	
Strontium (dissolved)	0.00008	mg/L	<0.00008			1	20	96	90	110	97	70	130	
Thallium (dissolved)	0.000005	mg/L	<0.000005			13	20	95	90	110	95	70	130	
Tin (dissolved)	0.00006	mg/L	<0.00006			9	20	95	90	110	NV	70	130	
Titanium (dissolved)	0.00007	mg/L	<0.00005			7	20	97	90	110	NV	70	130	
Tungsten (dissolved)	0.00002	mg/L	<0.00002			0	20	98	90	110	NV	70	130	
Uranium (dissolved)	0.000002	mg/L	<0.000002			2	20	95	90	110	88	70	130	
Vanadium (dissolved)	0.00001	mg/L	<0.00001			5	20	98	90	110	95	70	130	
Zinc (dissolved)	0.002	mg/L	<0.002			ND	20	100	90	110	115	70	130	
pH - QCBatchID: EWL0306-OCT23														
pH	0.05	No unit	NA			0		101			NA			

OnLine LIMS

0004325438

Results relate only to the sample tested. Data reported represents the sample submitted to SGS. Reproduction of this analytical report in full or in part is prohibited without prior written approval. Please refer to SGS General Conditions of Services located at https://www.sgs.ca/en/terms-and-conditions (Printed copies are available upon request.)
Test method information available upon request. "Temperature Upon Receipt" is representative of the whole shipment and may not reflect the temperature of individual samples.
SGS Canada Inc. Environment-Health & Safety statement of conformity decision rule does not consider uncertainty when analytical results are compared to a specified standard or regulation.

SGS Canada Inc.
P.O. Box 4300 - 185 Concession St.
Lakefield - Ontario - KOL 2HO
Phone: 705-652-2000 FAX: 705-652-6365

12-November-2025

Great Bear Resources Ltd.
Attn : Ashley Moncrief

1020 - 800 West Pender St.
Vancouver, BC
V6C 2V6, Canada

Phone: 778-833-2160
Fax:

Date Rec. : 18 September 2023
LR Report: **CA19291-AUG23**
Reference: Great Bear Project/ OMEMA2303 - Set 2

Copy: #2

CERTIFICATE OF ANALYSIS
Final Report - Revised

Analysis	1: Analysis Start Date	2: Analysis Start Time	3: Analysis Completed Date	4: Analysis Completed Time	6: 031543	8: 031544	11: 031547	12: 031548	20: 031557	22: 031559
Sample Date & Time										
Sample weight [g]	23-Oct-23	06:15	24-Oct-23	16:33	250	83	250	250	250	250
Volume D.I. Water [mL]	23-Oct-23	06:15	24-Oct-23	16:33	750	250	750	750	750	750
pH [no unit]	23-Oct-23	06:15	24-Oct-23	16:33	9.78	9.29	9.44	9.37	9.34	9.34
pH [No unit]	24-Oct-23	13:14	26-Oct-23	09:56	9.26	8.25	8.37	8.94	8.84	8.55
Alkalinity [mg/L as CaCO3]	24-Oct-23	13:14	26-Oct-23	09:56	35	35	36	38	33	34
Acidity [mg/L as CaCO3]	24-Oct-23	13:14	26-Oct-23	09:56	< 2	< 2	< 2	< 2	< 2	< 2
Conductivity [uS/cm]	24-Oct-23	13:14	26-Oct-23	09:56	92	104	116	132	105	111
SO4 [mg/L]	30-Oct-23	15:10	31-Oct-23	13:26	6.3	8.3	7.5	12	9.4	< 2
Hg [mg/L]	26-Oct-23	15:00	27-Oct-23	13:16	< 0.00001	< 0.00001	< 0.00001	< 0.00001	< 0.00001	< 0.00001
Ag (diss) [mg/L]	31-Oct-23	07:03	01-Nov-23	14:20	< 0.00005	0.00005	< 0.00005	< 0.00005	0.00006	0.00005
Al (diss) [mg/L]	31-Oct-23	07:03	01-Nov-23	14:20	1.01	1.07	0.630	0.947	0.578	0.605
As (diss) [mg/L]	31-Oct-23	07:03	01-Nov-23	14:20	0.0173	0.0062	0.0192	0.0041	0.0063	0.0155
Ba (diss) [mg/L]	31-Oct-23	07:03	01-Nov-23	14:20	0.0118	0.0112	0.00202	0.00761	0.00502	0.00237
B (diss) [mg/L]	31-Oct-23	07:03	01-Nov-23	14:20	0.031	0.038	0.027	0.062	0.033	0.047
Be (diss) [mg/L]	31-Oct-23	07:03	01-Nov-23	14:20	0.000013	0.000014	< 0.000007	< 0.000007	< 0.000007	< 0.000007

OnLine LIMS

0004325421

Results relate only to the sample tested. Data reported represents the sample submitted to SGS. Reproduction of this analytical report in full or in part is prohibited without prior written approval. Please refer to SGS General Conditions of Services located at https://www.sgs.ca/en/terms-and-conditions (Printed copies are available upon request.)
Test method information available upon request. "Temperature Upon Receipt" is representative of the whole shipment and may not reflect the temperature of individual samples.
SGS Canada Inc. Environment-Health & Safety statement of conformity decision rule does not consider uncertainty when analytical results are compared to a specified standard or regulation.

SGS Canada Inc.
P.O. Box 4300 - 185 Concession St.
Lakefield - Ontario - KOL 2HO
Phone: 705-652-2000 FAX: 705-652-6365

LR Report : **CA19291-AUG23**

Analysis	1: Analysis Start Date	2: Analysis Start Time	3: Analysis Completed Date	4: Analysis Completed Time	6: 031543	8: 031544	11: 031547	12: 031548	20: 031557	22: 031559
Bi (diss) [mg/L]	31-Oct-23	07:03	01-Nov-23	14:20	0.00005	0.00005	< 0.00001	0.00010	0.00008	0.00003
Ca (diss) [mg/L]	31-Oct-23	07:03	01-Nov-23	14:20	3.55	7.35	10.7	4.78	10.3	9.01
Cd (diss) [mg/L]	31-Oct-23	07:03	01-Nov-23	14:20	0.000008	0.000008	< 0.000003	0.000011	0.000007	0.000003
Co (diss) [mg/L]	31-Oct-23	07:03	01-Nov-23	14:20	0.000339	0.000526	0.000021	0.000415	0.000027	0.000034
Cr (diss) [mg/L]	31-Oct-23	07:03	01-Nov-23	14:20	0.00276	0.00144	0.00008	0.00214	0.00017	0.00014
Cu (diss) [mg/L]	31-Oct-23	07:03	01-Nov-23	14:20	0.0010	0.0027	0.0006	0.0012	0.0016	0.0005
Fe (diss) [mg/L]	31-Oct-23	07:03	01-Nov-23	14:20	0.681	0.736	0.009	0.750	0.058	0.047
K (diss) [mg/L]	31-Oct-23	07:03	01-Nov-23	14:20	11.5	9.12	9.35	15.7	4.57	7.01
Li (diss) [mg/L]	31-Oct-23	07:03	01-Nov-23	14:20	0.0020	0.0078	0.0045	0.0045	0.0038	0.0040
Mg (diss) [mg/L]	31-Oct-23	07:03	01-Nov-23	14:20	0.580	1.06	0.741	0.747	0.712	0.621
Mn (diss) [mg/L]	31-Oct-23	07:03	01-Nov-23	14:20	0.0107	0.0139	0.00384	0.0104	0.00247	0.00222
Mo (diss) [mg/L]	31-Oct-23	07:03	01-Nov-23	14:20	0.00058	0.00128	0.00040	0.00072	0.00513	0.00051
Na (diss) [mg/L]	31-Oct-23	07:03	01-Nov-23	14:20	9.98	9.02	6.72	12.2	8.72	9.49
Ni (diss) [mg/L]	31-Oct-23	07:03	01-Nov-23	14:20	0.0022	0.0038	0.0008	0.0022	0.0005	0.0014
P (diss) [mg/L]	31-Oct-23	07:03	01-Nov-23	14:20	0.035	0.070	< 0.003	0.040	0.012	0.022
Pb (diss) [mg/L]	31-Oct-23	07:03	01-Nov-23	14:20	0.00187	0.00060	0.00016	0.00051	0.00089	0.00033
Sb (diss) [mg/L]	31-Oct-23	07:03	01-Nov-23	14:20	0.0013	0.0010	0.0053	0.0012	0.0030	0.0030
Se (diss) [mg/L]	31-Oct-23	07:03	01-Nov-23	14:20	0.00070	0.00045	0.00214	0.00042	0.00264	0.00016
Si (diss) [mg/L]	31-Oct-23	07:03	01-Nov-23	14:20	4.00	3.47	2.95	3.45	3.87	3.00
Sn (diss) [mg/L]	31-Oct-23	07:03	01-Nov-23	14:20	0.00010	0.00013	< 0.00006	0.00008	0.00008	0.00008
Sr (diss) [mg/L]	31-Oct-23	07:03	01-Nov-23	14:20	0.0112	0.0138	0.0395	0.00833	0.0308	0.0203
Ti (diss) [mg/L]	31-Oct-23	07:03	01-Nov-23	14:20	0.0383	0.0385	0.00024	0.0409	0.00445	0.00283
Tl (diss) [mg/L]	31-Oct-23	07:03	01-Nov-23	14:20	0.000009	0.000008	0.000005	0.000009	< 0.000005	< 0.000005
U (diss) [mg/L]	31-Oct-23	07:03	01-Nov-23	14:20	0.000323	0.000660	0.000927	0.001018	0.000793	0.00242
V (diss) [mg/L]	31-Oct-23	07:03	01-Nov-23	14:20	0.0144	0.00656	0.00288	0.00764	0.00236	0.00678
W (diss) [mg/L]	31-Oct-23	07:03	01-Nov-23	14:20	0.00312	0.0194	0.00168	0.00261	0.00197	0.00067
Zn (diss) [mg/L]	31-Oct-23	07:03	01-Nov-23	14:20	0.004	0.005	< 0.002	0.003	< 0.002	< 0.002

OnLine LNMS

0004325421

Results relate only to the sample tested. Data reported represents the sample submitted to SGS. Reproduction of this analytical report in full or in part is prohibited without prior written approval. Please refer to SGS General Conditions of Services located at https://www.sgs.ca/en/terms-and-conditions (Printed copies are available upon request.)
Test method information available upon request. "Temperature Upon Receipt" is representative of the whole shipment and may not reflect the temperature of individual samples.
SGS Canada Inc. Environment-Health & Safety statement of conformity decision rule does not consider uncertainty when analytical results are compared to a specified standard or regulation.

SGS Canada Inc.
P.O. Box 4300 - 185 Concession St.
Lakefield - Ontario - KOL 2HO
Phone: 705-652-2000 FAX: 705-652-6365

Analysis	24: 031561	27: 031510	28: 031511	31: 031570	36: 031567	38: 031571	41: 031575	47: 031514	50: 031508	52: 031502
Sample Date & Time										
Sample weight [g]	250	250	250	250	250	250	250	250	250	250
Volume D.I. Water [mL]	750	750	750	750	750	750	750	750	750	750
pH [no unit]	9.41	8.90	9.33	9.87	9.06	8.41	9.22	9.75	8.97	9.68
pH [No unit]	8.33	8.46	9.24	9.31	8.73	9.37	8.31	9.16	8.09	8.84
Alkalinity [mg/L as CaCO3]	34	41	60	40	35	53	30	35	38	39
Acidity [mg/L as CaCO3]	< 2	< 2	< 2	< 2	< 2	< 2	< 2	< 2	< 2	< 2
Conductivity [uS/cm]	123	174	177	97	125	170	124	90	159	114
SO4 [mg/L]	10	22	9.4	< 2	13	18	18	3.9	18	4.6
Hg [mg/L]	< 0.00001	< 0.00001	< 0.00001	< 0.00001	< 0.00001	< 0.00001	< 0.00001	< 0.00001	< 0.00001	0.00001
Ag (diss) [mg/L]	0.00007	0.00017	< 0.00005	< 0.00005	< 0.00005	< 0.00005	< 0.00005	< 0.00005	< 0.00005	< 0.00005
Al (diss) [mg/L]	0.365	0.301	0.240	0.930	0.305	0.127	0.655	0.988	0.173	0.964
As (diss) [mg/L]	0.0288	0.0034	0.0191	0.0035	0.0145	0.0008	0.0018	0.0504	0.0033	0.0663
Ba (diss) [mg/L]	0.00423	0.00525	0.00166	0.00430	0.00295	0.00293	0.00495	0.00506	0.00890	0.00702
B (diss) [mg/L]	0.026	0.083	0.125	0.036	0.047	0.300	0.044	0.036	0.022	0.027
Be (diss) [mg/L]	< 0.000007	< 0.000007	< 0.000007	< 0.000007	< 0.000007	< 0.000007	< 0.000007	0.000008	< 0.000007	0.000007
Bi (diss) [mg/L]	0.00001	0.00019	0.00006	< 0.00001	0.00011	0.00007	0.00002	0.00004	< 0.00001	0.00006
Ca (diss) [mg/L]	10.8	14.1	12.7	5.00	12.2	3.94	7.59	5.63	18.6	7.01
Cd (diss) [mg/L]	< 0.000003	< 0.000003	< 0.000003	< 0.000003	0.000004	< 0.000003	< 0.000003	< 0.000003	< 0.000003	0.000004
Co (diss) [mg/L]	0.000023	0.000030	0.000044	0.000120	0.000068	0.000039	0.000261	0.000134	0.000027	0.000107
Cr (diss) [mg/L]	0.00017	0.00010	0.00027	0.00037	< 0.00008	0.00083	0.00029	0.00069	< 0.00008	0.00054
Cu (diss) [mg/L]	0.0005	0.0005	0.0011	0.0012	0.0003	0.0009	0.0007	0.0005	0.0004	0.0012
Fe (diss) [mg/L]	0.015	0.048	0.035	0.208	0.013	0.684	0.136	0.242	0.011	0.292
K (diss) [mg/L]	8.07	12.8	3.15	10.00	5.38	17.1	12.6	7.10	9.29	12.2
Li (diss) [mg/L]	0.0041	0.0043	0.0020	0.0054	0.0039	0.0027	0.0058	0.0033	0.0027	0.0050
Mg (diss) [mg/L]	0.986	1.25	1.19	0.339	1.10	1.17	1.08	0.441	1.33	0.508
Mn (diss) [mg/L]	0.00107	0.01099	0.00300	0.00307	0.00397	0.00560	0.00228	0.00548	0.00293	0.00792
Mo (diss) [mg/L]	0.00248	0.00209	0.00427	0.00098	0.00069	0.00047	0.00059	0.00094	0.00062	0.00077
Na (diss) [mg/L]	8.45	11.3	23.4	9.87	8.83	23.4	7.97	9.64	6.36	9.91
Ni (diss) [mg/L]	0.0010	0.0008	0.0011	0.0006	0.0006	0.0008	0.0030	0.0029	0.0013	0.0013
P (diss) [mg/L]	0.011	0.016	0.019	0.017	0.009	0.013	0.030	0.090	0.007	0.020

OnLine LNMS

0004325421

Results relate only to the sample tested. Data reported represents the sample submitted to SGS. Reproduction of this analytical report in full or in part is prohibited without prior written approval. Please refer to SGS General Conditions of Services located at https://www.sgs.ca/en/terms-and-conditions (Printed copies are available upon request.)
Test method information available upon request. "Temperature Upon Receipt" is representative of the whole shipment and may not reflect the temperature of individual samples.
SGS Canada Inc. Environment-Health & Safety statement of conformity decision rule does not consider uncertainty when analytical results are compared to a specified standard or regulation.

SGS Canada Inc.
P.O. Box 4300 - 185 Concession St.
Lakefield - Ontario - KOL 2HO
Phone: 705-652-2000 FAX: 705-652-6365

LR Report : **CA19291-AUG23**

Analysis	24: 031561	27: 031510	28: 031511	31: 031570	36: 031567	38: 031571	41: 031575	47: 031514	50: 031508	52: 031502
Pb (diss) [mg/L]	0.00021	0.00196	0.00044	0.00015	0.00345	0.00036	0.00019	0.00043	< 0.00009	0.00089
Sb (diss) [mg/L]	0.0024	0.0024	0.0011	0.0014	0.0261	0.0029	< 0.0009	0.0067	0.0026	0.0038
Se (diss) [mg/L]	0.00156	0.00466	0.01072	0.00011	0.0165	0.00104	0.00042	0.00015	0.00278	0.00077
Si (diss) [mg/L]	3.30	2.46	2.93	4.05	2.97	2.90	2.66	3.99	2.06	4.43
Sn (diss) [mg/L]	0.00009	0.00009	0.00010	0.00009	0.00010	0.00008	0.00018	0.00007	0.00008	0.00012
Sr (diss) [mg/L]	0.0343	0.0213	0.0341	0.0127	0.0443	0.00929	0.0112	0.0158	0.0368	0.0203
Ti (diss) [mg/L]	0.00107	0.00287	0.00071	0.0107	0.00092	0.00388	0.00753	0.0108	0.00020	0.0236
Tl (diss) [mg/L]	< 0.000005	0.000006	< 0.000005	< 0.000005	< 0.000005	< 0.000005	< 0.000005	0.000007	< 0.000005	0.000005
U (diss) [mg/L]	0.00169	0.00161	0.000408	0.00168	0.00139	0.000099	0.000434	0.00126	0.000256	0.00221
V (diss) [mg/L]	0.00731	0.00150	0.00383	0.0128	0.00076	0.00040	0.00380	0.00173	0.00061	0.0109
W (diss) [mg/L]	0.00353	0.0418	0.00362	0.00138	0.887	0.00232	0.00357	0.00238	0.00446	0.00571
Zn (diss) [mg/L]	< 0.002	< 0.002	< 0.002	< 0.002	< 0.002	0.006	< 0.002	< 0.002	< 0.002	0.003

Revised report with sample changes as per client request.

Method Descriptions

Parameter	Units	SGS Method Code	Reference Method Code
	g	NA	Sample weight
	mL	NA	Volume
	no unit	NA	
Acidity	mg/L as CaCO3	ME-CA-[ENV]EWL-LAK-AN-006	SM 2310
Alkalinity	mg/L as CaCO3	ME-CA-[ENV]EWL-LAK-AN-006	SM 2320
Anions by IC	mg/L	ME-CA-[ENV]IC-LAK-AN-001	EPA300/MA300-Ions1.3
Conductivity	uS/cm	ME-CA-[ENV]EWL-LAK-AN-006	SM 2510
Inorganics-General	mg/L	ME-CA-[ENV]SPE-LAK-AN-004	EPA 7471A/SM 3112B

OnLine LIMS

0004325421

Results relate only to the sample tested. Data reported represents the sample submitted to SGS. Reproduction of this analytical report in full or in part is prohibited without prior written approval. Please refer to SGS General Conditions of Services located at https://www.sgs.ca/en/terms-and-conditions (Printed copies are available upon request.)
Test method information available upon request. "Temperature Upon Receipt" is representative of the whole shipment and may not reflect the temperature of individual samples.
SGS Canada Inc. Environment-Health & Safety statement of conformity decision rule does not consider uncertainty when analytical results are compared to a specified standard or regulation.

SGS Canada Inc.
P.O. Box 4300 - 185 Concession St.
Lakefield - Ontario - KOL 2HO
Phone: 705-652-2000 FAX: 705-652-6365

LR Report : **CA19291-AUG23**

Parameter	Units	SGS Method Code	Reference Method Code
Metals in aqueous samples - ICP-MS	mg/L	ME-CA-[ENV]SPE-LAK-AN-006	SM 3030/EPA 200.8
pH	No unit	ME-CA-[ENV]EWL-LAK-AN-006	SM 4500

Catharine Arnold

CHARTERED CATHARINE ARNOLD CHEMIST

Catharine Arnold, B.Sc., C.Chem
Project Specialist,
Environment, Health & Safety

OnLine LIMS

0004325421

Results relate only to the sample tested. Data reported represents the sample submitted to SGS. Reproduction of this analytical report in full or in part is prohibited without prior written approval. Please refer to SGS General Conditions of Services located at https://www.sgs.ca/en/terms-and-conditions (Printed copies are available upon request.)
Test method information available upon request. "Temperature Upon Receipt" is representative of the whole shipment and may not reflect the temperature of individual samples.
SGS Canada Inc. Environment-Health & Safety statement of conformity decision rule does not consider uncertainty when analytical results are compared to a specified standard or regulation.

SGS Canada Inc.
P.O. Box 4300 - 185 Concession St.
Lakefield - Ontario - KOL 2HO
Phone: 705-652-2000 FAX: 705-652-6365

Quality Control Report

Inorganic Analysis													
Parameter	Reporting Limit	Unit	Method Blank	Duplicate				LCS / Spike Blank			Matrix Spike / Reference Material		
				Result 1	Result 2	RPD	Acceptance Criteria	Spike Recovery (%)	Recovery Limits (%)		Spike Recovery (%)	Recovery Limits (%)	
							%		Low	High		Low	High
Acidity - QCBatchID: EWL0574-OCT23													
Acidity	2	mg/L as Ca	3			ND	20	102	90	110	NA		
Acidity - QCBatchID: EWL0575-OCT23													
Acidity	2	mg/L as Ca	3			ND	20	100	90	110	NA		
Alkalinity - QCBatchID: EWL0574-OCT23													
Alkalinity	2	mg/L as Ca	< 2			ND	20	98	80	120	NA		
Alkalinity - QCBatchID: EWL0575-OCT23													
Alkalinity	2	mg/L as Ca	< 2			0	20	104	80	120	NA		
Anions by IC - QCBatchID: DIO0866-OCT23													
Sulphate	0.2	mg/L	<0.2			4	20	99	90	110	96	75	125
Conductivity - QCBatchID: EWL0574-OCT23													
Conductivity	2	uS/cm	< 2			0	10	97	90	110	NA		
Conductivity - QCBatchID: EWL0575-OCT23													
Conductivity	2	uS/cm	< 2			0	10	100	90	110	NA		
Inorganics-General - QCBatchID: EHG0052-OCT23													
Mercury	0.00001	mg/L	< 0.00001			ND	20	90	80	120	84	70	130
Metals in aqueous samples - ICP-MS - QCBatchID: EMS0251-OCT23													
Aluminum (dissolved)	0.001	mg/L	<0.001			3	20	102	90	110	109	70	130
Antimony (dissolved)	0.0009	mg/L	<0.0009			ND	20	94	90	110	105	70	130
Arsenic (dissolved)	0.0002	mg/L	<0.0002			0	20	98	90	110	106	70	130
Barium (dissolved)	0.00008	mg/L	<0.00008			6	20	101	90	110	103	70	130
Beryllium (dissolved)	0.000007	mg/L	<0.000007			0	20	100	90	110	98	70	130
Bismuth (dissolved)	0.00001	mg/L	<0.00001			0	20	99	90	110	96	70	130
Boron (dissolved)	0.002	mg/L	<0.002			6	20	98	90	110	90	70	130
Cadmium (dissolved)	0.000003	mg/L	<0.000003			5	20	102	90	110	95	70	130
Calcium (dissolved)	0.01	mg/L	<0.01			3	20	109	90	110	106	70	130
Chromium (dissolved)	0.00008	mg/L	<0.00008			8	20	101	90	110	82	70	130
Cobalt (dissolved)	0.000004	mg/L	<0.000004			3	20	95	90	110	95	70	130
Copper (dissolved)	0.0002	mg/L	<0.0002			2	20	102	90	110	105	70	130
Iron (dissolved)	0.007	mg/L	<0.007			5	20	106	90	110	100	70	130
Lead (dissolved)	0.00009	mg/L	<0.00009			4	20	101	90	110	99	70	130
Lithium (dissolved)	0.0001	mg/L	<0.0001			9	20	100	90	110	108	70	130
Magnesium (dissolved)	0.001	mg/L	<0.001			4	20	104	90	110	97	70	130
Manganese (dissolved)	0.00001	mg/L	<0.00001			3	20	102	90	110	102	70	130
Molybdenum (dissolved)	0.00004	mg/L	<0.00004			5	20	100	90	110	103	70	130
Nickel (dissolved)	0.0001	mg/L	<0.0001			1	20	102	90	110	100	70	130

OnLine LIMS

0004325421

Results relate only to the sample tested. Data reported represents the sample submitted to SGS. Reproduction of this analytical report in full or in part is prohibited without prior written approval. Please refer to SGS General Conditions of Services located at https://www.sgs.ca/en/terms-and-conditions (Printed copies are available upon request.)
Test method information available upon request. "Temperature Upon Receipt" is representative of the whole shipment and may not reflect the temperature of individual samples.
SGS Canada Inc. Environment-Health & Safety statement of conformity decision rule does not consider uncertainty when analytical results are compared to a specified standard or regulation.

SGS Canada Inc.
P.O. Box 4300 - 185 Concession St.
Lakefield - Ontario - KOL 2HO
Phone: 705-652-2000 FAX: 705-652-6365

Inorganic Analysis														
Parameter	Reporting Limit	Unit	Method Blank	Duplicate				LCS / Spike Blank			Matrix Spike / Reference Material			
				Result 1	Result 2	RPD	Acceptance Criteria	Spike Recovery (%)	Recovery Limits (%)		Spike Recovery (%)	Recovery Limits (%)	
							%		Low	High		Low	High
Phosphorus (dissolved)	0.003	mg/L	<0.003			0	20	107	90	110	NV	70	130
Potassium (dissolved)	0.009	mg/L	<0.009			2	20	100	90	110	97	70	130
Selenium (dissolved)	0.00004	mg/L	<0.00004			3	20	100	90	110	119	70	130
Silicon (dissolved)	0.02	mg/L	<0.02			7	20	97	90	110	NV	70	130
Silver (dissolved)	0.00005	mg/L	<0.00005			ND	20	97	90	110	88	70	130
Sodium (dissolved)	0.01	mg/L	<0.01			1	20	104	90	110	101	70	130
Strontium (dissolved)	0.00008	mg/L	<0.00008			4	20	101	90	110	117	70	130
Thallium (dissolved)	0.000005	mg/L	<0.000005			0	20	102	90	110	101	70	130
Tin (dissolved)	0.00006	mg/L	<0.00006			4	20	100	90	110	NV	70	130
Titanium (dissolved)	0.00007	mg/L	<0.00005			17	20	98	90	110	NV	70	130
Tungsten (dissolved)	0.00002	mg/L	<0.00002			15	20	101	90	110	NV	70	130
Uranium (dissolved)	0.000002	mg/L	<0.000002			13	20	99	90	110	102	70	130
Vanadium (dissolved)	0.00001	mg/L	<0.00001			10	20	100	90	110	106	70	130
Zinc (dissolved)	0.002	mg/L	<0.002			5	20	101	90	110	119	70	130
pH - QCBatchID: EWL0574-OCT23													
pH	0.05	No unit	NA			0		100			NA		
pH - QCBatchID: EWL0575-OCT23													
pH	0.05	No unit	NA			1		101			NA		

OnLine LIMS

0004325421

Results relate only to the sample tested. Data reported represents the sample submitted to SGS. Reproduction of this analytical report in full or in part is prohibited without prior written approval. Please refer to SGS General Conditions of Services located at https://www.sgs.ca/en/terms-and-conditions (Printed copies are available upon request.)
Test method information available upon request. "Temperature Upon Receipt" is representative of the whole shipment and may not reflect the temperature of individual samples.
SGS Canada Inc. Environment-Health & Safety statement of conformity decision rule does not consider uncertainty when analytical results are compared to a specified standard or regulation.

SGS Canada Inc.
P.O. Box 4300 - 185 Concession St.
Lakefield - Ontario - KOL 2HO
Phone: 705-652-2000 FAX: 705-652-6365

12-November-2025

Great Bear Resources Ltd.
Attn : Ashley Moncrief

1020 - 800 West Pender St.
Vancouver, BC
V6C 2V6, Canada

Phone: 778-833-2160
Fax:

Date Rec. : 18 September 2023
LR Report: **CA19297-AUG23**
Reference: Great Bear Project/ OMEMA2303 - Set 3

Copy: #2

CERTIFICATE OF ANALYSIS
Final Report - Revised

Analysis	1: Analysis Start Date	2: Analysis Start Time	3: Analysis Completed Date	4: Analysis Completed Time	7: 031519	11: 031520	16: 116951	19: 031582	20: 031619	21: 031620
Sample Date & Time					N/A	N/A	N/A	N/A	N/A	N/A
Sample weight [g]	24-Oct-23	06:20	25-Oct-23	17:12	250	250	251	250	250	250
Volume D.I. Water [mL]	24-Oct-23	06:20	25-Oct-23	17:12	750	750	750	750	750	750
pH [no unit]	24-Oct-23	06:20	25-Oct-23	17:12	9.32	9.42	9.74	9.86	9.73	9.36
pH [No unit]	26-Oct-23	13:11	09-Nov-23	16:56	9.25	9.23	9.47	9.58	9.36	9.24
Alkalinity [mg/L as CaCO3]	26-Oct-23	13:11	31-Oct-23	15:56	34	34	36	38	37	35
Acidity [mg/L as CaCO3]	26-Oct-23	13:11	31-Oct-23	15:56	< 2	< 2	< 2	< 2	< 2	< 2
Conductivity [uS/cm]	26-Oct-23	13:11	31-Oct-23	15:56	120	110	102	93	102	129
SO4 [mg/L]	30-Oct-23	14:52	02-Nov-23	14:28	7.6	5.3	5.7	< 2	12	11
Hg [mg/L]	27-Oct-23	15:22	03-Nov-23	12:45	< 0.00001	< 0.00001	< 0.00001	< 0.00001	< 0.00001	< 0.00001
Ag (diss) [mg/L]	01-Nov-23	21:16	03-Nov-23	12:45	< 0.00005	< 0.00005	< 0.00005	< 0.00005	< 0.00005	0.00015
Al (diss) [mg/L]	01-Nov-23	21:16	03-Nov-23	12:45	0.575	0.825	1.36	1.18	0.765	0.756
As (diss) [mg/L]	01-Nov-23	21:16	03-Nov-23	12:45	0.0200	0.428	0.0052	0.0073	0.0228	0.0134
Ba (diss) [mg/L]	01-Nov-23	21:16	03-Nov-23	12:45	0.00266	0.00400	0.0123	0.00727	0.00294	0.00544
B (diss) [mg/L]	01-Nov-23	21:16	03-Nov-23	12:45	0.028	0.027	0.018	0.023	0.016	0.033
Be (diss) [mg/L]	01-Nov-23	21:16	03-Nov-23	12:45	< 0.000007	0.000009	< 0.000007	0.000007	< 0.000007	0.000007

OnLine LIMS

0004325433

Results relate only to the sample tested. Data reported represents the sample submitted to SGS. Reproduction of this analytical report in full or in part is prohibited without prior written approval. Please refer to SGS General Conditions of Services located at https://www.sgs.ca/en/terms-and-conditions (Printed copies are available upon request.)
Test method information available upon request. "Temperature Upon Receipt" is representative of the whole shipment and may not reflect the temperature of individual samples.
SGS Canada Inc. Environment-Health & Safety statement of conformity decision rule does not consider uncertainty when analytical results are compared to a specified standard or regulation.

SGS Canada Inc.
P.O. Box 4300 - 185 Concession St.
Lakefield - Ontario - KOL 2HO
Phone: 705-652-2000 FAX: 705-652-6365

LR Report : **CA19297-AUG23**

Analysis	1: Analysis Start Date	2: Analysis Start Time	3: Analysis Completed Date	4: Analysis Completed Time	7: 031519	11: 031520	16: 116951	19: 031582	20: 031619	21: 031620
Bi (diss) [mg/L]	01-Nov-23	21:16	03-Nov-23	12:45	0.00015	0.00003	0.00002	< 0.00001	< 0.00001	0.00033
Ca (diss) [mg/L]	01-Nov-23	21:16	03-Nov-23	12:45	8.46	5.49	4.62	5.49	6.17	7.00
Cd (diss) [mg/L]	01-Nov-23	21:16	03-Nov-23	12:45	0.000055	0.000010	0.000005	0.000003	0.000003	0.000075
Co (diss) [mg/L]	01-Nov-23	21:16	03-Nov-23	12:45	0.000046	0.000144	0.000362	0.000213	0.000039	0.000140
Cr (diss) [mg/L]	01-Nov-23	21:16	03-Nov-23	12:45	0.00013	0.00039	0.00203	0.00041	0.00011	0.00025
Cu (diss) [mg/L]	01-Nov-23	21:16	03-Nov-23	12:45	0.0009	0.0006	0.0009	0.0009	0.0005	0.0013
Fe (diss) [mg/L]	01-Nov-23	21:16	03-Nov-23	12:45	0.068	0.489	0.918	0.427	0.032	0.362
K (diss) [mg/L]	01-Nov-23	21:16	03-Nov-23	12:45	12.2	13.0	13.0	10.2	10.5	15.8
Li (diss) [mg/L]	01-Nov-23	21:16	03-Nov-23	12:45	0.0047	0.0074	0.0077	0.0038	0.0026	0.0052
Mg (diss) [mg/L]	01-Nov-23	21:16	03-Nov-23	12:45	0.605	0.765	0.594	0.447	0.369	0.899
Mn (diss) [mg/L]	01-Nov-23	21:16	03-Nov-23	12:45	0.00311	0.00908	0.0140	0.00549	0.00071	0.01130
Mo (diss) [mg/L]	01-Nov-23	21:16	03-Nov-23	12:45	0.00053	0.00061	0.00037	0.00038	0.00178	0.00063
Na (diss) [mg/L]	01-Nov-23	21:16	03-Nov-23	12:45	6.80	7.78	8.27	7.23	7.61	7.35
Ni (diss) [mg/L]	01-Nov-23	21:16	03-Nov-23	12:45	0.0005	0.0005	0.0014	0.0004	0.0014	0.0004
P (diss) [mg/L]	01-Nov-23	21:16	03-Nov-23	12:45	0.048	0.054	0.043	0.033	0.013	0.026
Pb (diss) [mg/L]	01-Nov-23	21:16	03-Nov-23	12:45	0.00039	0.00054	0.00060	0.00015	0.00011	0.00063
Sb (diss) [mg/L]	01-Nov-23	21:16	03-Nov-23	12:45	0.0031	0.0027	0.0012	< 0.0009	0.0058	0.0023
Se (diss) [mg/L]	01-Nov-23	21:16	03-Nov-23	12:45	0.00050	0.00156	0.00046	0.00006	0.00089	0.00292
Si (diss) [mg/L]	01-Nov-23	21:16	03-Nov-23	12:45	2.91	3.56	4.30	3.94	3.49	2.96
Sn (diss) [mg/L]	01-Nov-23	21:16	03-Nov-23	12:45	0.00008	0.00012	< 0.00006	0.00007	< 0.00006	0.00011
Sr (diss) [mg/L]	01-Nov-23	21:16	03-Nov-23	12:45	0.0234	0.0140	0.0230	0.0251	0.0231	0.0259
Ti (diss) [mg/L]	01-Nov-23	21:16	03-Nov-23	12:45	0.00373	0.0268	0.0656	0.0255	0.00137	0.0204
Tl (diss) [mg/L]	01-Nov-23	21:16	03-Nov-23	12:45	< 0.000005	0.000011	0.000014	0.000006	< 0.000005	0.000013
U (diss) [mg/L]	01-Nov-23	21:16	03-Nov-23	12:45	0.00126	0.000581	0.001053	0.000879	0.000916	0.002003
V (diss) [mg/L]	01-Nov-23	21:16	03-Nov-23	12:45	0.00447	0.0105	0.0128	0.0110	0.00718	0.00408
W (diss) [mg/L]	01-Nov-23	21:16	03-Nov-23	12:45	0.00188	0.00427	0.00222	0.00192	0.00414	0.00161
Zn (diss) [mg/L]	01-Nov-23	21:16	03-Nov-23	12:45	0.008	0.003	0.003	< 0.002	< 0.002	0.014

OnLine LIMS

0004325433

Results relate only to the sample tested. Data reported represents the sample submitted to SGS. Reproduction of this analytical report in full or in part is prohibited without prior written approval. Please refer to SGS General Conditions of Services located at https://www.sgs.ca/en/terms-and-conditions (Printed copies are available upon request.)
Test method information available upon request. "Temperature Upon Receipt" is representative of the whole shipment and may not reflect the temperature of individual samples.
SGS Canada Inc. Environment-Health & Safety statement of conformity decision rule does not consider uncertainty when analytical results are compared to a specified standard or regulation.

SGS Canada Inc.
P.O. Box 4300 - 185 Concession St.
Lakefield - Ontario - KOL 2HO
Phone: 705-652-2000 FAX: 705-652-6365

Analysis	26: 031528	28: 031585	29: 031586	34: 031621	35: 031591	38: 031594	41: 031602	44: 031618	45: 031610	49: 031597
Sample Date & Time	N/A	N/A	N/A	N/A	N/A	N/A	N/A	N/A	N/A	N/A
Sample weight [g]	250	250	250	250	250	250	250	250	250	250
Volume D.I. Water [mL]	750	750	750	750	750	750	750	750	750	750
pH [no unit]	9.87	9.76	9.89	9.87	9.74	9.59	9.43	9.80	9.75	9.68
pH [No unit]	9.49	9.48	9.52	9.39	9.08	9.22	9.20	9.27	9.33	9.32
Alkalinity [mg/L as CaCO3]	39	36	43	43	31	37	30	35	37	40
Acidity [mg/L as CaCO3]	< 2	< 2	< 2	< 2	< 2	< 2	< 2	< 2	< 2	< 2
Conductivity [uS/cm]	82	82	108	89	86	100	120	67	80	90
SO4 [mg/L]	< 2	< 2	3.5	< 2	4.1	5.2	17	< 2	< 2	2.5
Hg [mg/L]	< 0.00001	< 0.00001	< 0.00001	< 0.00001	< 0.00001	< 0.00001	< 0.00001	< 0.00001	0.00001	< 0.00001
Ag (diss) [mg/L]	< 0.00005	< 0.00005	< 0.00005	< 0.00005	< 0.00005	< 0.00005	< 0.00005	< 0.00005	< 0.00005	< 0.00005
Al (diss) [mg/L]	1.56	0.954	0.733	2.01	0.613	1.02	0.787	1.49	1.09	1.11
As (diss) [mg/L]	0.0322	0.0163	0.0109	0.0221	0.0128	0.0157	0.0166	0.0034	0.0210	0.0098
Ba (diss) [mg/L]	0.0103	0.0147	0.00383	0.0200	0.00318	0.00416	0.00407	0.00678	0.0102	0.00710
B (diss) [mg/L]	0.021	0.015	0.054	0.033	0.010	0.019	0.017	0.013	0.028	0.032
Be (diss) [mg/L]	0.000016	0.000013	< 0.000007	0.000018	< 0.000007	0.000010	< 0.000007	0.000033	0.000010	0.000014
Bi (diss) [mg/L]	0.00004	0.00017	< 0.00001	0.00005	0.00036	< 0.00001	0.00009	0.00014	0.00003	< 0.00001
Ca (diss) [mg/L]	5.12	6.29	5.56	6.37	8.06	7.63	9.94	4.41	3.03	3.89
Cd (diss) [mg/L]	0.000005	0.000010	< 0.000003	0.000013	0.000032	0.000007	0.000007	0.000004	0.000012	0.000010
Co (diss) [mg/L]	0.000253	0.000133	0.000137	0.000512	0.000184	0.000224	0.000078	0.000053	0.000378	0.000323
Cr (diss) [mg/L]	0.00025	0.00017	0.00038	0.00137	0.00012	0.00034	0.00024	0.00017	0.00102	0.00091
Cu (diss) [mg/L]	0.0014	0.0024	0.0009	0.0011	0.0011	0.0015	0.0007	0.0007	0.0020	0.0017
Fe (diss) [mg/L]	0.363	0.515	0.135	1.60	0.099	0.222	0.163	0.198	0.553	0.421
K (diss) [mg/L]	7.15	5.04	8.66	9.67	3.93	9.57	9.59	7.37	9.29	7.89
Li (diss) [mg/L]	0.0037	0.0024	0.0017	0.0062	0.0018	0.0030	0.0032	0.0024	0.0041	0.0038
Mg (diss) [mg/L]	0.413	0.376	0.439	0.536	0.400	0.537	0.503	0.345	0.587	0.437
Mn (diss) [mg/L]	0.02180	0.0181	0.00175	0.0393	0.00421	0.00404	0.00572	0.0161	0.00887	0.00681
Mo (diss) [mg/L]	0.00055	0.00059	0.00071	0.00074	0.00452	0.00182	0.00041	0.00049	0.00085	0.00103
Na (diss) [mg/L]	8.08	7.75	10.9	8.00	6.89	6.61	6.63	5.51	8.58	10.2
Ni (diss) [mg/L]	0.0010	0.0006	0.0004	0.0012	< 0.0001	0.0007	0.0003	0.0003	0.0011	0.0009
P (diss) [mg/L]	0.034	0.030	0.018	0.051	0.007	0.015	0.030	0.016	0.062	0.067

OnLine LIMS

0004325433

Results relate only to the sample tested. Data reported represents the sample submitted to SGS. Reproduction of this analytical report in full or in part is prohibited without prior written approval. Please refer to SGS General Conditions of Services located at https://www.sgs.ca/en/terms-and-conditions (Printed copies are available upon request.)
Test method information available upon request. "Temperature Upon Receipt" is representative of the whole shipment and may not reflect the temperature of individual samples.
SGS Canada Inc. Environment-Health & Safety statement of conformity decision rule does not consider uncertainty when analytical results are compared to a specified standard or regulation.

SGS Canada Inc.
P.O. Box 4300 - 185 Concession St.
Lakefield - Ontario - KOL 2HO
Phone: 705-652-2000 FAX: 705-652-6365

LR Report : **CA19297-AUG23**

Analysis	26: 031528	28: 031585	29: 031586	34: 031621	35: 031591	38: 031594	41: 031602	44: 031618	45: 031610	49: 031597
Pb (diss) [mg/L]	0.00087	0.00505	0.00015	0.00233	0.02022	0.00057	0.00086	0.00251	0.00075	0.00093
Sb (diss) [mg/L]	0.0044	0.0035	0.0027	0.0016	0.0024	< 0.0009	0.0028	< 0.0009	0.0023	< 0.0009
Se (diss) [mg/L]	0.00004	0.00068	0.00078	0.00023	0.00651	0.00045	0.00021	0.00005	0.00011	0.00014
Si (diss) [mg/L]	4.82	4.92	3.40	5.51	3.64	3.07	3.23	4.60	4.28	3.97
Sn (diss) [mg/L]	< 0.00006	0.00008	0.00021	< 0.00006	0.00017	0.00011	0.00006	< 0.00006	0.00009	0.00012
Sr (diss) [mg/L]	0.00865	0.0155	0.0303	0.0169	0.0232	0.0148	0.0157	0.00626	0.00677	0.00702
Ti (diss) [mg/L]	0.0188	0.0133	0.00824	0.0742	0.00185	0.00682	0.00976	0.00255	0.0362	0.0183
Tl (diss) [mg/L]	0.000011	0.000012	< 0.000005	0.000017	< 0.000005	< 0.000005	0.000007	0.000014	0.000011	< 0.000005
U (diss) [mg/L]	0.00175	0.00132	0.000747	0.000957	0.001948	0.000509	0.00120	0.00343	0.000382	0.000736
V (diss) [mg/L]	0.00469	0.00147	0.00791	0.00828	0.00160	0.00434	0.00577	0.00030	0.00630	0.00902
W (diss) [mg/L]	0.00092	0.00227	0.01490	0.00064	0.00433	0.00251	0.00143	0.00038	0.00547	0.00787
Zn (diss) [mg/L]	0.002	0.004	< 0.002	0.006	0.006	< 0.002	< 0.002	0.003	0.003	0.003

Revised report with sample changes as per client request.

Method Descriptions

Parameter	Units	SGS Method Code	Reference Method Code
	g	NA	Sample weight
	mL	NA	Volume
	no unit	NA	
Acidity	mg/L as CaCO3	ME-CA-[ENV]EWL-LAK-AN-006	SM 2310
Alkalinity	mg/L as CaCO3	ME-CA-[ENV]EWL-LAK-AN-006	SM 2320
Anions by IC	mg/L	ME-CA-[ENV]IC-LAK-AN-001	EPA300/MA300-Ions1.3
Conductivity	uS/cm	ME-CA-[ENV]EWL-LAK-AN-006	SM 2510
Inorganics-General	mg/L	ME-CA-[ENV]SPE-LAK-AN-004	EPA 7471A/SM 3112B

OnLine LIMS

00043254333

Results relate only to the sample tested. Data reported represents the sample submitted to SGS. Reproduction of this analytical report in full or in part is prohibited without prior written approval. Please refer to SGS General Conditions of Services located at https://www.sgs.ca/en/terms-and-conditions (Printed copies are available upon request.)
Test method information available upon request. "Temperature Upon Receipt" is representative of the whole shipment and may not reflect the temperature of individual samples.
SGS Canada Inc. Environment-Health & Safety statement of conformity decision rule does not consider uncertainty when analytical results are compared to a specified standard or regulation.

SGS Canada Inc.
P.O. Box 4300 - 185 Concession St.
Lakefield - Ontario - KOL 2HO
Phone: 705-652-2000 FAX: 705-652-6365

LR Report : **CA19297-AUG23**

Parameter	Units	SGS Method Code	Reference Method Code
Metals in aqueous samples - ICP-MS	mg/L	ME-CA-[ENV]SPE-LAK-AN-006	SM 3030/EPA 200.8
pH	No unit	ME-CA-[ENV]EWL-LAK-AN-006	SM 4500

Catharine Arnold

CHARTERED CATHARINE ARNOLD CHEMIST

Catharine Arnold, B.Sc., C.Chem
Project Specialist,
Environment, Health & Safety

OnLine LIMS

0004325433

Results relate only to the sample tested. Data reported represents the sample submitted to SGS. Reproduction of this analytical report in full or in part is prohibited without prior written approval. Please refer to SGS General Conditions of Services located at https://www.sgs.ca/en/terms-and-conditions (Printed copies are available upon request.)
Test method information available upon request. "Temperature Upon Receipt" is representative of the whole shipment and may not reflect the temperature of individual samples.
SGS Canada Inc. Environment-Health & Safety statement of conformity decision rule does not consider uncertainty when analytical results are compared to a specified standard or regulation.

SGS Canada Inc.
P.O. Box 4300 - 185 Concession St.
Lakefield - Ontario - K0L 2H0
Phone: 705-652-2000 FAX: 705-652-6365

Quality Control Report

Inorganic Analysis													
Parameter	Reporting Limit	Unit	Method Blank	Duplicate				LCS / Spike Blank			Matrix Spike / Reference Material		
				Result 1	Result 2	RPD	Acceptance Criteria	Spike Recovery (%)	Recovery Limits (%)		Spike Recovery (%)	Recovery Limits (%)	
							%		Low	High		Low	High
Acidity - QCBatchID: EWL0652-OCT23													
Acidity	2	mg/L as Ca	4			29	20	102	90	110	NA		
Alkalinity - QCBatchID: EWL0652-OCT23													
Alkalinity	2	mg/L as Ca	< 2			3	20	100	80	120	NA		
Anions by IC - QCBatchID: DIO0012-NOV23													
Sulphate	0.2	mg/L	<0.2			0	20	97	90	110	98	75	125
Anions by IC - QCBatchID: DIO0866-OCT23													
Sulphate	0.2	mg/L	<0.2			4	20	99	90	110	96	75	125
Anions by IC - QCBatchID: DIO0867-OCT23													
Sulphate	0.2	mg/L	<0.2			9	20	100	90	110	92	75	125
Conductivity - QCBatchID: EWL0652-OCT23													
Conductivity	2	uS/cm	< 2			0	10	99	90	110	NA		
Inorganics-General - QCBatchID: EHG0061-OCT23													
Mercury	0.00001	mg/L	< 0.00001			ND	20	100	80	120	95	70	130
Metals in aqueous samples - ICP-MS - QCBatchID: EMS0264-OCT23													
Aluminum (dissolved)	0.001	mg/L	<0.001			0	20	97	90	110	97	70	130
Antimony (dissolved)	0.0009	mg/L	<0.0009			ND	20	93	90	110	86	70	130
Arsenic (dissolved)	0.0002	mg/L	<0.0002			4	20	96	90	110	99	70	130
Barium (dissolved)	0.00008	mg/L	<0.00008			3	20	95	90	110	107	70	130
Beryllium (dissolved)	0.000007	mg/L	<0.000007			ND	20	108	90	110	96	70	130
Bismuth (dissolved)	0.00001	mg/L	<0.00001			ND	20	97	90	110	94	70	130
Boron (dissolved)	0.002	mg/L	<0.002			1	20	106	90	110	107	70	130
Cadmium (dissolved)	0.000003	mg/L	<0.000003			ND	20	99	90	110	94	70	130
Calcium (dissolved)	0.01	mg/L	<0.01			0	20	98	90	110	107	70	130
Chromium (dissolved)	0.00008	mg/L	<0.00008			7	20	97	90	110	100	70	130
Cobalt (dissolved)	0.000004	mg/L	<0.000004			0	20	100	90	110	95	70	130
Copper (dissolved)	0.0002	mg/L	<0.0002			ND	20	98	90	110	89	70	130
Iron (dissolved)	0.007	mg/L	<0.007			13	20	100	90	110	100	70	130
Lead (dissolved)	0.00009	mg/L	<0.00009			ND	20	100	90	110	99	70	130
Lithium (dissolved)	0.0001	mg/L	<0.0001			13	20	101	90	110	92	70	130
Magnesium (dissolved)	0.001	mg/L	0.001			3	20	100	90	110	107	70	130
Manganese (dissolved)	0.00001	mg/L	<0.00001			1	20	97	90	110	95	70	130
Molybdenum (dissolved)	0.00004	mg/L	<0.00004			2	20	99	90	110	83	70	130
Nickel (dissolved)	0.0001	mg/L	<0.0001			2	20	102	90	110	97	70	130
Phosphorus (dissolved)	0.003	mg/L	<0.003			ND	20	99	90	110	NV	70	130
Potassium (dissolved)	0.009	mg/L	<0.009			8	20	102	90	110	78	70	130

OnLine LIMS

0004325433

Results relate only to the sample tested. Data reported represents the sample submitted to SGS. Reproduction of this analytical report in full or in part is prohibited without prior written approval. Please refer to SGS General Conditions of Services located at https://www.sgs.ca/en/terms-and-conditions (Printed copies are available upon request.)
Test method information available upon request. "Temperature Upon Receipt" is representative of the whole shipment and may not reflect the temperature of individual samples.
SGS Canada Inc. Environment-Health & Safety statement of conformity decision rule does not consider uncertainty when analytical results are compared to a specified standard or regulation.

SGS Canada Inc.
P.O. Box 4300 - 185 Concession St.
Lakefield - Ontario - KOL 2HO
Phone: 705-652-2000 FAX: 705-652-6365

Inorganic Analysis													
Parameter	Reporting Limit	Unit	Method Blank	Duplicate				LCS / Spike Blank			Matrix Spike / Reference Material		
				Result 1	Result 2	RPD	Acceptance Criteria	Spike Recovery (%)	Recovery Limits (%)		Spike Recovery (%)	Recovery Limits (%)	
							%		Low	High		Low	High
Selenium (dissolved)	0.00004	mg/L	<0.00004			4	20	96	90	110	108	70	130
Silicon (dissolved)	0.02	mg/L	<0.02			0	20	98	90	110	NV	70	130
Silver (dissolved)	0.00005	mg/L	<0.00005			ND	20	98	90	110	73	70	130
Sodium (dissolved)	0.01	mg/L	<0.01			4	20	96	90	110	104	70	130
Strontium (dissolved)	0.00008	mg/L	<0.00008			3	20	97	90	110	74	70	130
Thallium (dissolved)	0.000005	mg/L	<0.000005			ND	20	97	90	110	95	70	130
Tin (dissolved)	0.00006	mg/L	<0.00006			ND	20	98	90	110	NV	70	130
Titanium (dissolved)	0.00007	mg/L	<0.00005			8	20	99	90	110	NV	70	130
Tungsten (dissolved)	0.00002	mg/L	<0.00002			0	20	100	90	110	NV	70	130
Uranium (dissolved)	0.000002	mg/L	<0.000002			11	20	96	90	110	93	70	130
Vanadium (dissolved)	0.00001	mg/L	<0.00001			2	20	98	90	110	73	70	130
Zinc (dissolved)	0.002	mg/L	<0.002			ND	20	98	90	110	96	70	130
pH - QCBatchID: EWL0652-OCT23													
pH	0.05	No unit	NA			0		100			NA		

OnLine LIMS

0004325433

Results relate only to the sample tested. Data reported represents the sample submitted to SGS. Reproduction of this analytical report in full or in part is prohibited without prior written approval. Please refer to SGS General Conditions of Services located at https://www.sgs.ca/en/terms-and-conditions (Printed copies are available upon request.)
Test method information available upon request. "Temperature Upon Receipt" is representative of the whole shipment and may not reflect the temperature of individual samples.
SGS Canada Inc. Environment-Health & Safety statement of conformity decision rule does not consider uncertainty when analytical results are compared to a specified standard or regulation.

SGS Canada Inc.
P.O. Box 4300 - 185 Concession St.
Lakefield - Ontario - KOL 2HO
Phone: 705-652-2000 FAX: 705-652-6365

12-November-2025

Great Bear Resources Ltd.
Attn : Ashley Moncrief

1020 - 800 West Pender St., Vancouver
Canada, V6C 2V6
Phone: 778-833-2160, Fax:

Date Rec. : 18 September 2023
LR Report: **CA19303-AUG23**
Reference: Great Bear Project/ OMEMA2303 - Set 4

Copy: #1

CERTIFICATE OF ANALYSIS
Final Report - Revised

Analysis	1: Analysis Start Date	2: Analysis Start Time	3: Analysis Completed Date	4: Analysis Completed Time	6: 031612	7: 031601	9: 116953	12: 031606	15: 031609	16: 031615
Sample Date & Time					N/A	N/A	N/A	N/A	N/A	N/A
	***	***	***	***	***	***	***	***	***	***
Sample weight [g]	24-Oct-23	06:20	25-Oct-23	17:13	250	250	250	250	250	250
Volume D.I. Water [mL]	24-Oct-23	06:20	25-Oct-23	17:13	750	750	750	750	750	750
pH [no unit]	24-Oct-23	06:20	25-Oct-23	17:13	9.84	9.43	9.75	9.84	9.66	9.90
pH [No unit]	26-Oct-23	13:11	31-Oct-23	15:56	9.23	8.62	9.16	9.36	9.15	9.61
Alkalinity [mg/L as CaCO3]	26-Oct-23	13:11	31-Oct-23	15:56	36	28	36	36	51	32
Acidity [mg/L as CaCO3]	26-Oct-23	13:11	31-Oct-23	15:56	< 2	< 2	< 2	< 2	< 2	< 2
Conductivity [uS/cm]	26-Oct-23	13:11	31-Oct-23	15:56	80	76	96	86	107	73
SO4 [mg/L]	30-Oct-23	14:52	02-Nov-23	14:29	< 2	4.8	3.4	< 2	< 2	< 2
Hg [mg/L]	27-Oct-23	15:22	03-Nov-23	12:46	0.00001	< 0.00001	< 0.00001	< 0.00001	0.00001	< 0.00001
Ag (diss) [mg/L]	01-Nov-23	21:16	03-Nov-23	12:46	< 0.00005	< 0.00005	< 0.00005	< 0.00005	< 0.00005	< 0.00005
Al (diss) [mg/L]	01-Nov-23	21:16	03-Nov-23	12:46	2.08	1.17	0.659	1.50	1.67	1.62
As (diss) [mg/L]	01-Nov-23	21:16	03-Nov-23	12:46	0.0079	0.0331	0.0150	0.0230	0.0197	0.0039
Ba (diss) [mg/L]	01-Nov-23	21:16	03-Nov-23	12:46	0.0163	0.00479	0.00610	0.00745	0.0107	0.00804
B (diss) [mg/L]	01-Nov-23	21:16	03-Nov-23	12:46	0.025	0.021	0.022	0.038	0.146	0.026

OnLine LIMS

00043254449

Results relate only to the sample tested. Data reported represents the sample submitted to SGS. Reproduction of this analytical report in full or in part is prohibited without prior written approval. Please refer to SGS General Conditions of Services located at https://www.sgs.ca/en/terms-and-conditions (Printed copies are available upon request.)
Test method information available upon request. "Temperature Upon Receipt" is representative of the whole shipment and may not reflect the temperature of individual samples.
SGS Canada Inc. Environment-Health & Safety statement of conformity decision rule does not consider uncertainty when analytical results are compared to a specified standard or regulation.

SGS Canada Inc.
P.O. Box 4300 - 185 Concession St.
Lakefield - Ontario - KOL 2HO
Phone: 705-652-2000 FAX: 705-652-6365

LR Report : **CA19303-AUG23**

Analysis	1: Analysis Start Date	2: Analysis Start Time	3: Analysis Completed Date	4: Analysis Completed Time	6: 031612	7: 031601	9: 116953	12: 031606	15: 031609	16: 031615
Be (diss) [mg/L]	01-Nov-23	21:16	03-Nov-23	12:46	0.000014	< 0.000007	< 0.000007	0.000016	0.000022	0.000009
Bi (diss) [mg/L]	01-Nov-23	21:16	03-Nov-23	12:46	0.00002	0.00003	0.00003	0.00005	0.00001	0.00001
Ca (diss) [mg/L]	01-Nov-23	21:16	03-Nov-23	12:46	3.04	3.92	5.52	3.97	2.84	3.94
Cd (diss) [mg/L]	01-Nov-23	21:16	03-Nov-23	12:46	0.000019	0.000010	0.000003	0.000010	0.000012	0.000003
Co (diss) [mg/L]	01-Nov-23	21:16	03-Nov-23	12:46	0.000533	0.000359	0.000019	0.000329	0.000852	0.000308
Cr (diss) [mg/L]	01-Nov-23	21:16	03-Nov-23	12:46	0.00137	0.00122	0.00016	0.00054	0.00104	0.00060
Cu (diss) [mg/L]	01-Nov-23	21:16	03-Nov-23	12:46	0.0013	0.0006	0.0004	0.0009	0.0012	0.0005
Fe (diss) [mg/L]	01-Nov-23	21:16	03-Nov-23	12:46	0.978	0.534	0.029	0.804	1.33	0.669
K (diss) [mg/L]	01-Nov-23	21:16	03-Nov-23	12:46	11.3	8.45	11.8	11.0	7.17	9.08
Li (diss) [mg/L]	01-Nov-23	21:16	03-Nov-23	12:46	0.0073	0.0011	0.0046	0.0035	0.0046	0.0033
Mg (diss) [mg/L]	01-Nov-23	21:16	03-Nov-23	12:46	0.689	0.670	0.343	0.582	0.734	0.423
Mn (diss) [mg/L]	01-Nov-23	21:16	03-Nov-23	12:46	0.0223	0.00364	0.00084	0.0134	0.0110	0.0107
Mo (diss) [mg/L]	01-Nov-23	21:16	03-Nov-23	12:46	0.00023	0.00046	0.00106	0.00912	0.00136	0.00075
Na (diss) [mg/L]	01-Nov-23	21:16	03-Nov-23	12:46	7.37	5.55	6.30	7.61	16.0	5.86
Ni (diss) [mg/L]	01-Nov-23	21:16	03-Nov-23	12:46	0.0013	0.0014	0.0002	0.0009	0.0019	0.0006
P (diss) [mg/L]	01-Nov-23	21:16	03-Nov-23	12:46	0.080	0.019	0.059	0.073	0.074	0.032
Pb (diss) [mg/L]	01-Nov-23	21:16	03-Nov-23	12:46	0.00129	0.00042	0.00042	0.00077	0.00050	0.00033
Sb (diss) [mg/L]	01-Nov-23	21:16	03-Nov-23	12:46	< 0.0009	0.0044	0.0032	0.0038	< 0.0009	0.0013
Se (diss) [mg/L]	01-Nov-23	21:16	03-Nov-23	12:46	0.00013	0.00034	0.00439	0.00015	0.00010	0.00013
Si (diss) [mg/L]	01-Nov-23	21:16	03-Nov-23	12:46	5.52	2.43	3.64	5.04	4.42	4.28
Sn (diss) [mg/L]	01-Nov-23	21:16	03-Nov-23	12:46	< 0.00006	< 0.00006	< 0.00006	< 0.00006	< 0.00006	< 0.00006
Sr (diss) [mg/L]	01-Nov-23	21:16	03-Nov-23	12:46	0.0103	0.00790	0.0260	0.0133	0.00933	0.0117
Ti (diss) [mg/L]	01-Nov-23	21:16	03-Nov-23	12:46	0.0583	0.0130	0.00256	0.06320	0.0365	0.0527
Tl (diss) [mg/L]	01-Nov-23	21:16	03-Nov-23	12:46	0.000022	0.000006	< 0.000005	0.000023	0.000014	0.000013
U (diss) [mg/L]	01-Nov-23	21:16	03-Nov-23	12:46	0.000948	0.000066	0.000283	0.001309	0.000643	0.000742
V (diss) [mg/L]	01-Nov-23	21:16	03-Nov-23	12:46	0.00773	0.00520	0.00932	0.00850	0.00734	0.00713
W (diss) [mg/L]	01-Nov-23	21:16	03-Nov-23	12:46	0.00035	0.00050	0.0162	0.00077	0.00068	0.00086
Zn (diss) [mg/L]	01-Nov-23	21:16	03-Nov-23	12:46	0.005	0.002	< 0.002	0.004	0.004	0.004

OnLine LIMS

0004325449

Results relate only to the sample tested. Data reported represents the sample submitted to SGS. Reproduction of this analytical report in full or in part is prohibited without prior written approval. Please refer to SGS General Conditions of Services located at https://www.sgs.ca/en/terms-and-conditions (Printed copies are available upon request.)
Test method information available upon request. "Temperature Upon Receipt" is representative of the whole shipment and may not reflect the temperature of individual samples.
SGS Canada Inc. Environment-Health & Safety statement of conformity decision rule does not consider uncertainty when analytical results are compared to a specified standard or regulation.

SGS Canada Inc.
P.O. Box 4300 - 185 Concession St.
Lakefield - Ontario - KOL 2HO
Phone: 705-652-2000 FAX: 705-652-6365

Revised report with sample changes as per client request.

Method Descriptions

Parameter	Units	SGS Method Code	Reference Method Code
	g	NA	Sample weight
	mL	NA	Volume
	no unit	NA	
Acidity	mg/L as CaCO3	ME-CA-[ENV]EWL-LAK-AN-006	SM 2310
Alkalinity	mg/L as CaCO3	ME-CA-[ENV]EWL-LAK-AN-006	SM 2320
Anions by IC	mg/L	ME-CA-[ENV]IC-LAK-AN-001	EPA300/MA300-Ions1.3
Conductivity	uS/cm	ME-CA-[ENV]EWL-LAK-AN-006	SM 2510
Inorganics-General	mg/L	ME-CA-[ENV]SPE-LAK-AN-004	EPA 7471A/SM 3112B
Metals in aqueous samples - ICP-MS	mg/L	ME-CA-[ENV]SPE-LAK-AN-006	SM 3030/EPA 200.8
pH	No unit	ME-CA-[ENV]EWL-LAK-AN-006	SM 4500

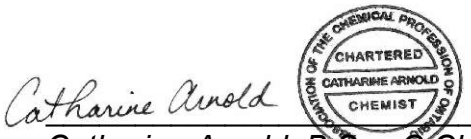

Catharine Arnold, B.Sc., C.Chem
Project Specialist,
Environment, Health & Safety

OnLine LIMS

0004325449

Results relate only to the sample tested. Data reported represents the sample submitted to SGS. Reproduction of this analytical report in full or in part is prohibited without prior written approval. Please refer to SGS General Conditions of Services located at https://www.sgs.ca/en/terms-and-conditions (Printed copies are available upon request.)
Test method information available upon request. "Temperature Upon Receipt" is representative of the whole shipment and may not reflect the temperature of individual samples.
SGS Canada Inc. Environment-Health & Safety statement of conformity decision rule does not consider uncertainty when analytical results are compared to a specified standard or regulation.

SGS Canada Inc.
P.O. Box 4300 - 185 Concession St.
Lakefield - Ontario - KOL 2HO
Phone: 705-652-2000 FAX: 705-652-6365

Quality Control Report

Inorganic Analysis													
Parameter	Reporting Limit	Unit	Method Blank	Duplicate				LCS / Spike Blank			Matrix Spike / Reference Material		
				Result 1	Result 2	RPD	Acceptance Criteria	Spike Recovery (%)	Recovery Limits (%)		Spike Recovery (%)	Recovery Limits (%)	
							%		Low	High		Low	High
Acidity - QCBatchID: EWL0652-OCT23													
Acidity	2	mg/L as Ca	4			29	20	102	90	110	NA		
Alkalinity - QCBatchID: EWL0652-OCT23													
Alkalinity	2	mg/L as Ca	< 2			3	20	100	80	120	NA		
Anions by IC - QCBatchID: DIO0012-NOV23													
Sulphate	0.2	mg/L	<0.2			0	20	97	90	110	98	75	125
Anions by IC - QCBatchID: DIO0867-OCT23													
Sulphate	0.2	mg/L	<0.2			9	20	100	90	110	92	75	125
Conductivity - QCBatchID: EWL0652-OCT23													
Conductivity	2	uS/cm	< 2			0	10	99	90	110	NA		
Inorganics-General - QCBatchID: EHG0061-OCT23													
Mercury	0.00001	mg/L	< 0.00001			ND	20	100	80	120	95	70	130
Metals in aqueous samples - ICP-MS - QCBatchID: EMS0264-OCT23													
Aluminum (dissolved)	0.001	mg/L	<0.001			0	20	97	90	110	97	70	130
Antimony (dissolved)	0.0009	mg/L	<0.0009			ND	20	93	90	110	86	70	130
Arsenic (dissolved)	0.0002	mg/L	<0.0002			4	20	96	90	110	99	70	130
Barium (dissolved)	0.00008	mg/L	<0.00008			3	20	95	90	110	107	70	130
Beryllium (dissolved)	0.000007	mg/L	<0.000007			ND	20	108	90	110	96	70	130
Bismuth (dissolved)	0.00001	mg/L	<0.00001			ND	20	97	90	110	94	70	130
Boron (dissolved)	0.002	mg/L	<0.002			1	20	106	90	110	107	70	130
Cadmium (dissolved)	0.000003	mg/L	<0.000003			ND	20	99	90	110	94	70	130
Calcium (dissolved)	0.01	mg/L	<0.01			0	20	98	90	110	107	70	130
Chromium (dissolved)	0.00008	mg/L	<0.00008			7	20	97	90	110	100	70	130
Cobalt (dissolved)	0.000004	mg/L	<0.000004			0	20	100	90	110	95	70	130
Copper (dissolved)	0.0002	mg/L	<0.0002			ND	20	98	90	110	89	70	130
Iron (dissolved)	0.007	mg/L	<0.007			13	20	100	90	110	100	70	130
Lead (dissolved)	0.00009	mg/L	<0.00009			ND	20	100	90	110	99	70	130
Lithium (dissolved)	0.0001	mg/L	<0.0001			13	20	101	90	110	92	70	130
Magnesium (dissolved)	0.001	mg/L	0.001			3	20	100	90	110	107	70	130
Manganese (dissolved)	0.00001	mg/L	<0.00001			1	20	97	90	110	95	70	130
Molybdenum (dissolved)	0.00004	mg/L	<0.00004			2	20	99	90	110	83	70	130
Nickel (dissolved)	0.0001	mg/L	<0.0001			2	20	102	90	110	97	70	130
Phosphorus (dissolved)	0.003	mg/L	<0.003			ND	20	99	90	110	NV	70	130
Potassium (dissolved)	0.009	mg/L	<0.009			8	20	102	90	110	78	70	130
Selenium (dissolved)	0.00004	mg/L	<0.00004			4	20	96	90	110	108	70	130
Silicon (dissolved)	0.02	mg/L	<0.02			0	20	98	90	110	NV	70	130

OnLine LIMS

00043254449

Results relate only to the sample tested. Data reported represents the sample submitted to SGS. Reproduction of this analytical report in full or in part is prohibited without prior written approval. Please refer to SGS General Conditions of Services located at https://www.sgs.ca/en/terms-and-conditions (Printed copies are available upon request.)
Test method information available upon request. "Temperature Upon Receipt" is representative of the whole shipment and may not reflect the temperature of individual samples.
SGS Canada Inc. Environment-Health & Safety statement of conformity decision rule does not consider uncertainty when analytical results are compared to a specified standard or regulation.

SGS Canada Inc.
P.O. Box 4300 - 185 Concession St.
Lakefield - Ontario - KOL 2HO
Phone: 705-652-2000 FAX: 705-652-6365

Inorganic Analysis														
Parameter	Reporting Limit	Unit	Method Blank	Duplicate				LCS / Spike Blank			Matrix Spike / Reference Material			
				Result 1	Result 2	RPD	Acceptance Criteria	Spike Recovery (%)	Recovery Limits (%)		Spike Recovery (%)	Recovery Limits (%)		
							%		Low	High		Low	High	
Silver (dissolved)	0.00005	mg/L	<0.00005			ND	20	98	90	110	73	70	130	
Sodium (dissolved)	0.01	mg/L	<0.01			4	20	96	90	110	104	70	130	
Strontium (dissolved)	0.00008	mg/L	<0.00008			3	20	97	90	110	74	70	130	
Thallium (dissolved)	0.000005	mg/L	<0.000005			ND	20	97	90	110	95	70	130	
Tin (dissolved)	0.00006	mg/L	<0.00006			ND	20	98	90	110	NV	70	130	
Titanium (dissolved)	0.00007	mg/L	<0.00005			8	20	99	90	110	NV	70	130	
Tungsten (dissolved)	0.00002	mg/L	<0.00002			0	20	100	90	110	NV	70	130	
Uranium (dissolved)	0.000002	mg/L	<0.000002			11	20	96	90	110	93	70	130	
Vanadium (dissolved)	0.00001	mg/L	<0.00001			2	20	98	90	110	73	70	130	
Zinc (dissolved)	0.002	mg/L	<0.002			ND	20	98	90	110	96	70	130	
pH - QCBatchID: EWL0652-OCT23														
pH	0.05	No unit	NA			0		100			NA			

OnLine LIMS

0004325449

Results relate only to the sample tested. Data reported represents the sample submitted to SGS. Reproduction of this analytical report in full or in part is prohibited without prior written approval. Please refer to SGS General Conditions of Services located at https://www.sgs.ca/en/terms-and-conditions (Printed copies are available upon request.)
Test method information available upon request. "Temperature Upon Receipt" is representative of the whole shipment and may not reflect the temperature of individual samples.
SGS Canada Inc. Environment-Health & Safety statement of conformity decision rule does not consider uncertainty when analytical results are compared to a specified standard or regulation.

Quantitative X-Ray Diffraction by Rietveld Refinement

Report Prepared for:	*Environmental Services*
Project Number/ LIMS No.	*Custom XRD/MI4541-JUN23*
Sample Receipt:	*June 27, 2023*
Sample Analysis:	*June 28, 2023*
Reporting Date:	*July 28, 2023*

Instrument:	BRUKER AXS D8 Advance Diffractometer
Test Conditions:	Co radiation, 35 kV, 40 mA; Detector: LYNXEYE Regular Scanning: Step: 0.02°, Step time: 0.75s, 2θ range: 6-80°
Interpretations :	PDF2/PDF4 powder diffraction databases issued by the International Center for Diffraction Data (ICDD). DiffracPlus Eva and Topas software.
Detection Limit :	0.5-2%. Strongly dependent on crystallinity.

Contents:

1) Method Summary
2) Quantitative XRD Results
3) XRD Pattern(s)

Kim Gibbs, H.B.Sc., P.Geo.
Senior Mineralogist

Huyun Zhou, Ph.D., P.Geo.
Senior Mineralogist

ACCREDITATION: SGS Natural Resources Lakefield is accredited to the requirements of ISO/IEC 17025 for specific tests as listed on our scope of accreditation, including geochemical, mineralogical and trade mineral tests. To view a list of the accredited methods, please visit the following website and search SGS Canada Inc. - Minerals: https://www.scc.ca/en/search/palcan.

Method Summary

The Rietveld Method of Mineral Identification by XRD (ME-LR-MIN-MET-MN-D05) method used by SGS Natural Resources is accredited to the requirements of ISO/IEC 17025.

Mineral Identification and Interpretation:

Mineral identification and interpretation involves matching the diffraction pattern of an unknown material to patterns of single-phase reference materials. The reference patterns are compiled by the Joint Committee on Powder Diffraction Standards - International Center for Diffraction Data (JCPDS-ICDD) database and released on software as Powder Diffraction Files (PDF).

Interpretations do not reflect the presence of non-crystalline and/or amorphous compounds, except when internal standards have been added by request. Mineral proportions may be strongly influenced by crystallinity, crystal structure and preferred orientations. Mineral or compound identification and quantitative analysis results should be accompanied by supporting chemical assay data or other additional tests.

Quantitative Rietveld Analysis:

Quantitative Rietveld Analysis is performed by using Topas 4.2 (Bruker AXS), a graphics based profile analysis program built around a non-linear least squares fitting system, to determine the amount of different phases present in a multicomponent sample. Whole pattern analyses are predicated by the fact that the X-ray diffraction pattern is a total sum of both instrumental and specimen factors. Unlike other peak intensity-based methods, the Rietveld method uses a least squares approach to refine a theoretical line profile until it matches the obtained experimental patterns.

Rietveld refinement is completed with a set of minerals specifically identified for the sample. Zero values indicate that the mineral was included in the refinement calculations, but the calculated concentration was less than 0.05wt%. Minerals not identified by the analyst are not included in refinement calculations for specific samples and are indicated with a dash.

DISCLAIMER: This document is issued by the Company under its General Conditions of Service accessible at http://www.sgs.com/en/Terms-and-Conditions.aspx. Attention is drawn to the limitation of liability, indemnification and jurisdiction issues defined therein. Any holder of this document is advised that information contained hereon reflects the Company's findings at the time of its intervention only and within the limits of Client's instructions, if any. The Company's sole responsibility is to its Client and this document does not exonerate parties to a transaction from exercising all their rights and obligations under the transaction documents. Any unauthorized alteration, forgery or falsification of the content or appearance of this document is unlawful and offenders may be prosecuted to the fullest extent of the law.

WARNING: The sample(s) to which the findings recorded herein (the "Findings") relate was(were) drawn and / or provided by the Client or by a third party acting at the Client's direction. The Findings constitute no warranty of the sample's representativeness of any goods and strictly relate to the sample(s). The Company accepts no liability with regard to the origin or source from which the sample(s) is/are said to be extracted.

Summary of Rietveld Quantitative Analysis X-Ray Diffraction Results

Mineral/Compound	31801 JUN4541-1 (wt %)	31798 JUN4541-2 (wt %)	31797 JUN4541-3 (wt %)	31817 JUN4541-4 (wt %)	116737 JUN4541-5 (wt %)	31775 JUN4541-6 (wt %)	31759 JUN4541-7 (wt %)
Quartz	10.1	8.8	10.0	31.8	20.5	16.3	45.3
Albite	19.3	16.1	10.8	46.6	40.4	26.0	8.0
Anorthite	5.7	6.1	7.5	2.7	5.2	4.3	5.0
Orthoclase	0.2	0.5	0.7	0.7	0.6	0.6	0.6
Actinolite	42.2	47.5	48.3	-	11.5	19.3	2.0
Chlorite	5.4	4.0	4.8	2.5	2.0	4.2	2.4
Calcite	4.3	3.1	7.8	-	0.7	4.5	1.4
Calcite magnesian	2.5	2.0	5.7	2.8	2.6	3.3	0.1
Ilmenite	1.5	1.7	1.4	0.5	2.0	3.3	0.1
Magnetite	0.3	0.3	0.3	0.4	0.2	0.5	0.1
Biotite	0.4	5.5	-	-	-	-	-
Phlogopite	-	-	-	11.2	5.8	9.3	13.2
Muscovite	0.8	3.1	-	0.6	1.2	2.2	18.8
Cummingtonite	7.0	1.3	2.2	-	3.5	4.1	-
Pyrite	-	-	0.6	0.3	0.0	0.3	-
Diopside	-	-	-	-	1.6	1.3	1.4
Pyrrhotite-monoclinic	-	-	-	-	1.6	0.4	-
Pyrrhotite-hexagonal	-	-	-	-	0.7	0.1	-
Epidote	-	-	-	-	-	-	1.6
TOTAL	100	100	100	100	100	100	100

Zero values indicate that the mineral was included in the refinement, but the calculated concentration is below a measurable value.

Dashes indicate that the mineral was not identified by the analyst and not included in the refinement calculation for the sample.

The weight percent quantities indicated have been normalized to a sum of 100%. The quantity of amorphous material has not been determined.

Mineral/Compound	Formula
Quartz	SiO_2
Albite	$NaAlSi_3O_8$
Anorthite	$CaAl_2Si_2O_8$
Orthoclase	$KAlSi_3O_8$
Actinolite	$Ca_2(Mg,Fe)_5Si_8O_{22}(OH)_2$
Chlorite	$(Fe,(Mg,Mn)_5,Al)(Si_3Al)O_{10}(OH)_8$
Calcite	$CaCO_3$
Calcite magnesian	$(Ca,Mg)CO_3$
Ilmenite	$FeTiO_3$
Magnetite	Fe_3O_4
Biotite	$K(Mg,Fe)_3(AlSi_3O_{10})(OH)_2$
Phlogopite	$KMg_3(AlSi_3O_{10})(OH)_2$
Muscovite	$KAl_2(AlSi_3O_{10})(OH)_2$
Cummingtonite	$(Mg,Fe)_7Si_8O_{22}(OH)_2$
Pyrite	FeS_2
Diopside	$CaMgSi_2O_6$
Pyrrhotite	Fe_7S_8
Epidote	$Ca_2(Al,Fe)Al_2O(SiO_4)(Si_2O_7)(OH)$

031801

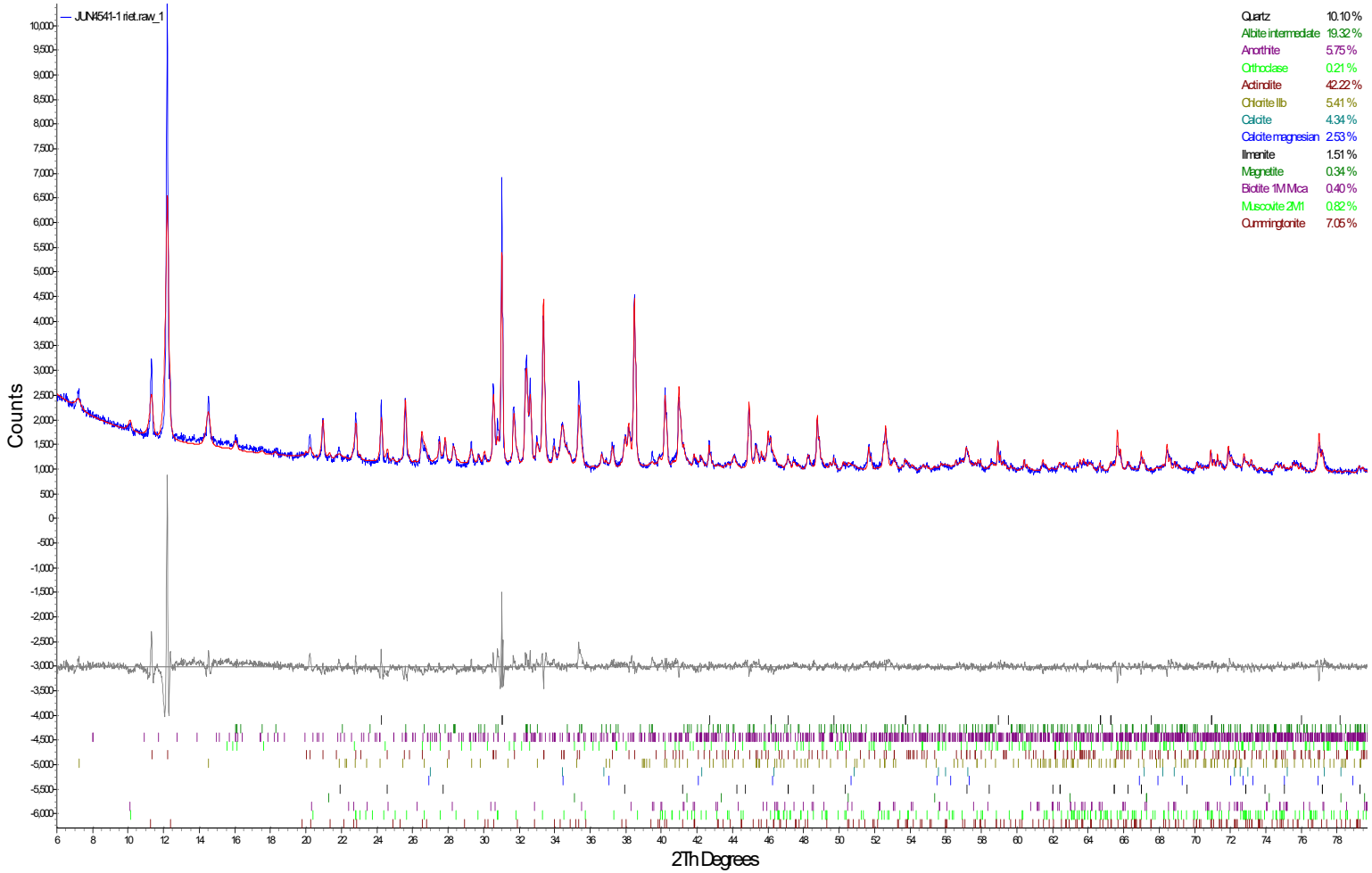
JUN4541-1 riet.raw_1
Counts
2Th Degrees
Quartz 10.10 %
Albite intermediate 19.32 %
Anorthite 5.75 %
Orthoclase 0.21 %
Actinolite 42.22 %
Chlorite IIb 5.41 %
Calcite 4.34 %
Calcite magnesian 2.53 %
Ilmenite 1.51 %
Magnetite 0.34 %
Biotite 1M Mca 0.40 %
Muscovite 2M1 0.82 %
Cummingtonite 7.05 %

031798

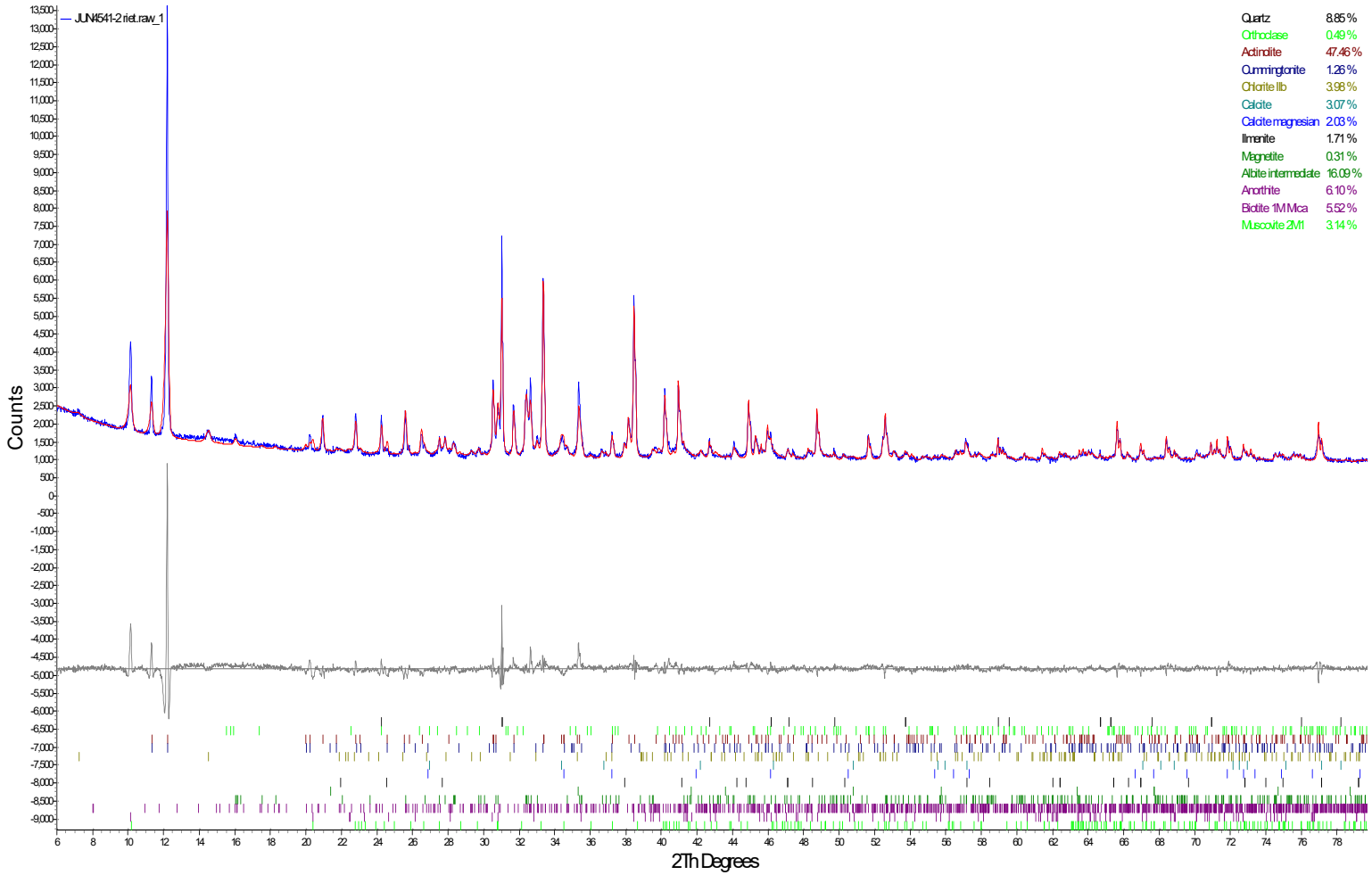
JUN4541-2 riet.raw_1
Quartz 8.85 %
Orthoclase 0.49 %
Actinolite 47.46 %
Cummingtonite 1.26 %
Chlorite IIb 3.98 %
Calcite 3.07 %
Calcite magnesian 2.03 %
Ilmenite 1.71 %
Magnetite 0.31 %
Albite intermediate 16.09 %
Anorthite 6.10 %
Biotite 1M Mca 5.52 %
Muscovite 2M1 3.14 %
Counts
2Th Degrees

031797

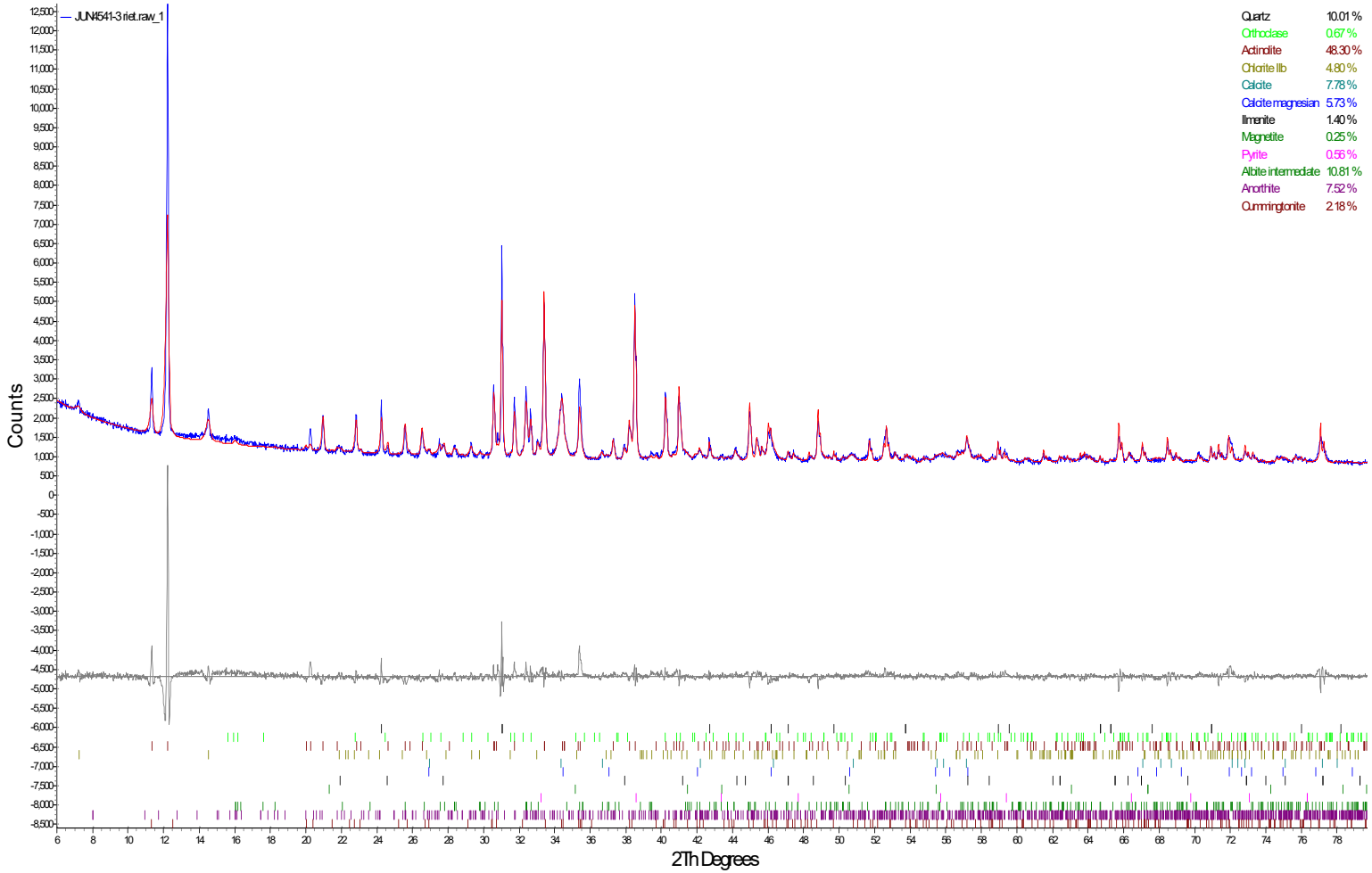
JUN4541-3 riet.raw_1
Counts
2Th Degrees
Quartz 10.01 %
Orthoclase 0.67 %
Actinolite 48.30 %
Chlorite IIb 4.80 %
Calcite 7.78 %
Calcite magnesian 5.73 %
Ilmenite 1.40 %
Magnetite 0.25 %
Pyrite 0.56 %
Albite intermediate 10.81 %
Anorthite 7.52 %
Cummingtonite 2.18 %

031817

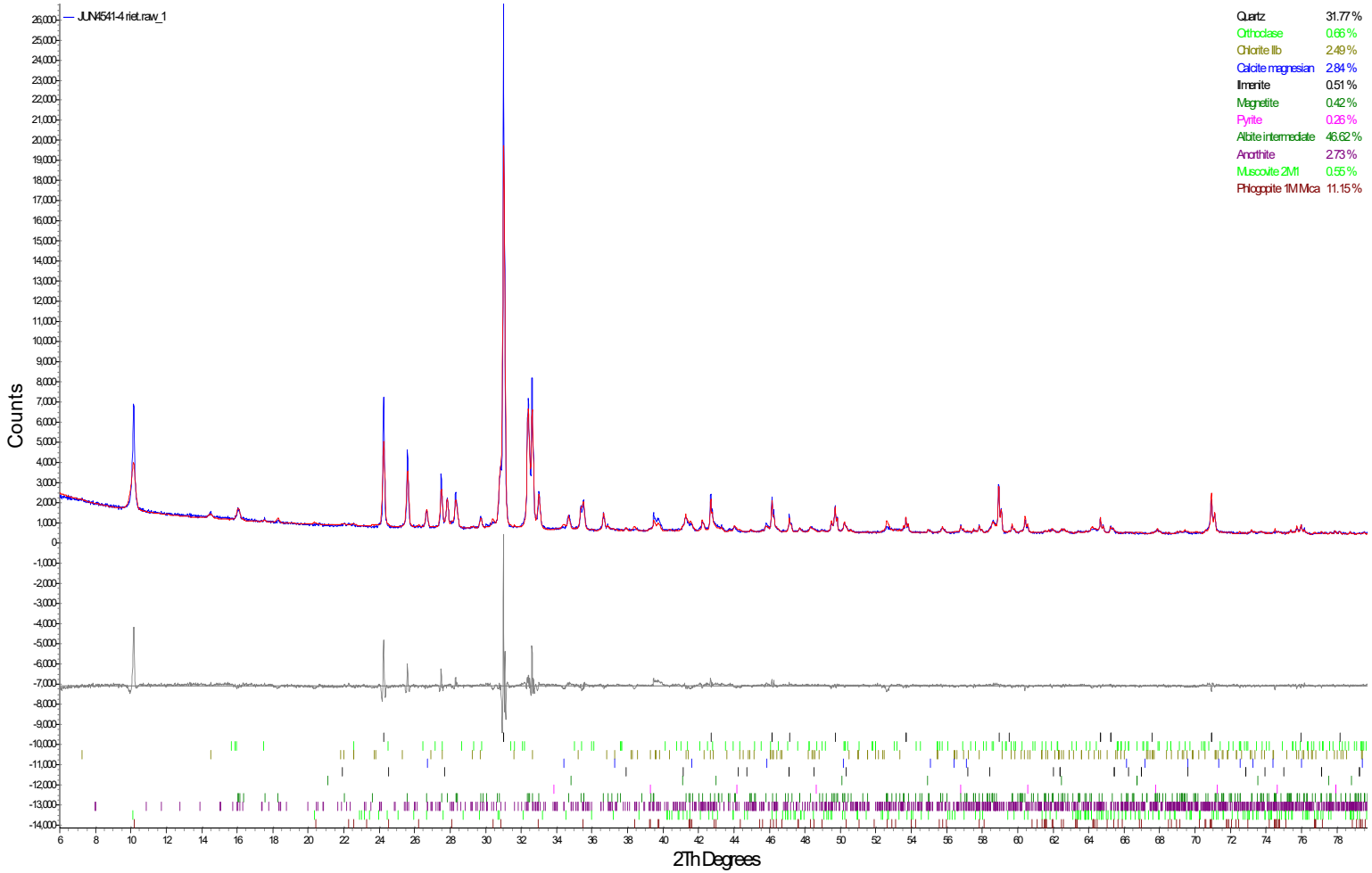
JUN4541-4 riet.raw_1
Counts
2Th Degrees
Quartz 31.77 %
Orthoclase 0.66 %
Chlorite IIb 2.49 %
Calcite magnesian 2.84 %
Ilmenite 0.51 %
Magnetite 0.42 %
Pyrite 0.26 %
Albite intermediate 46.62 %
Anorthite 2.73 %
Muscovite 2M1 0.55 %
Phlogopite 1M Mica 11.15 %

116737

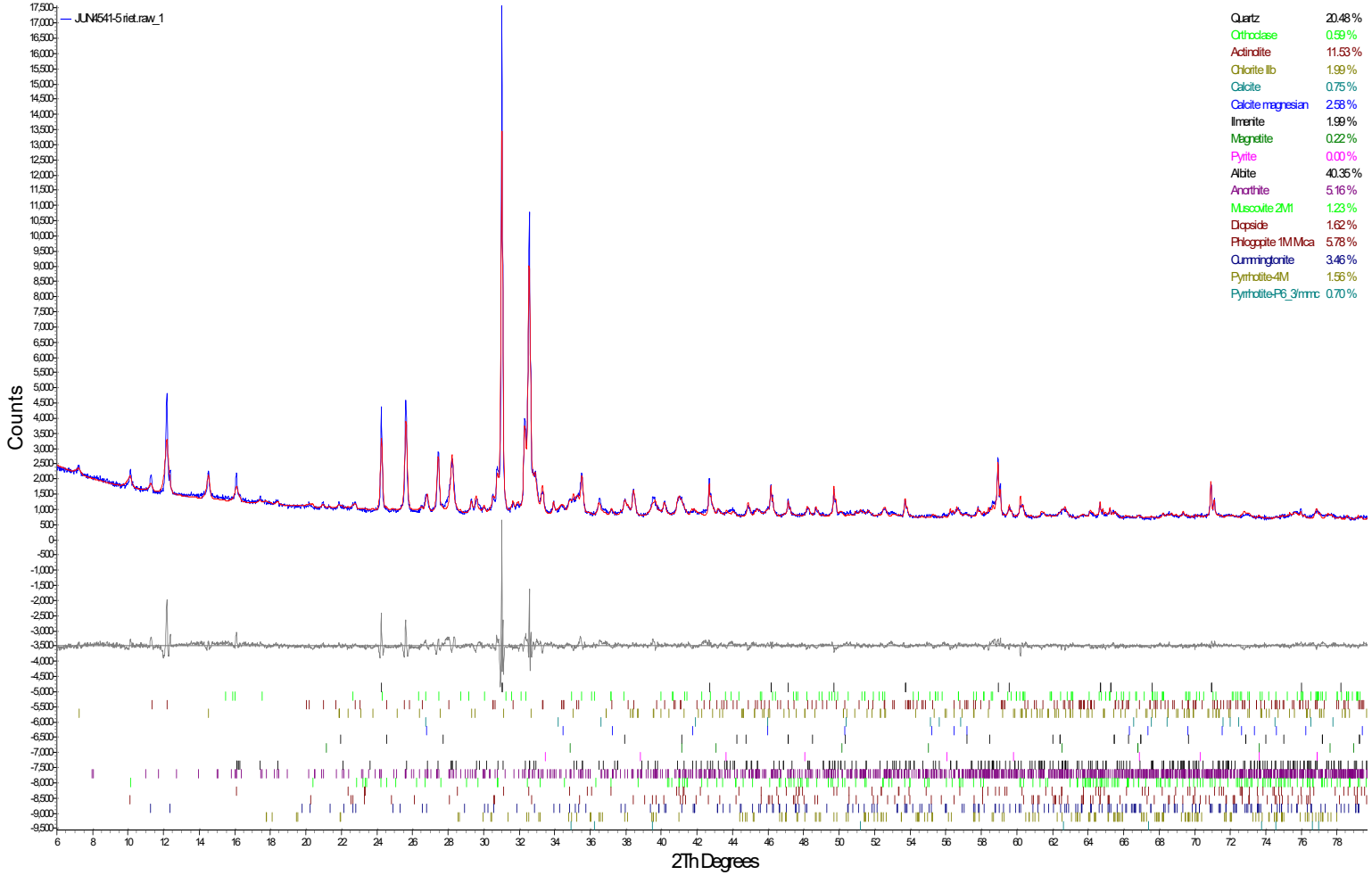
JUN4541-5 riet.raw_1
Counts
2Th Degrees
Quartz 20.48 %
Orthoclase 0.59 %
Actinolite 11.53 %
Chlorite IIb 1.99 %
Calcite 0.75 %
Calcite magnesian 2.58 %
Ilmenite 1.99 %
Magnetite 0.22 %
Pyrite 0.00 %
Albite 40.35 %
Anorthite 5.16 %
Muscovite 2M1 1.23 %
Diopside 1.62 %
Phlogopite 1M Mca 5.78 %
Cummingtonite 3.46 %
Pyrrhotite-4M 1.56 %
Pyrrhotite-P6_3/mmc 0.70 %

031775

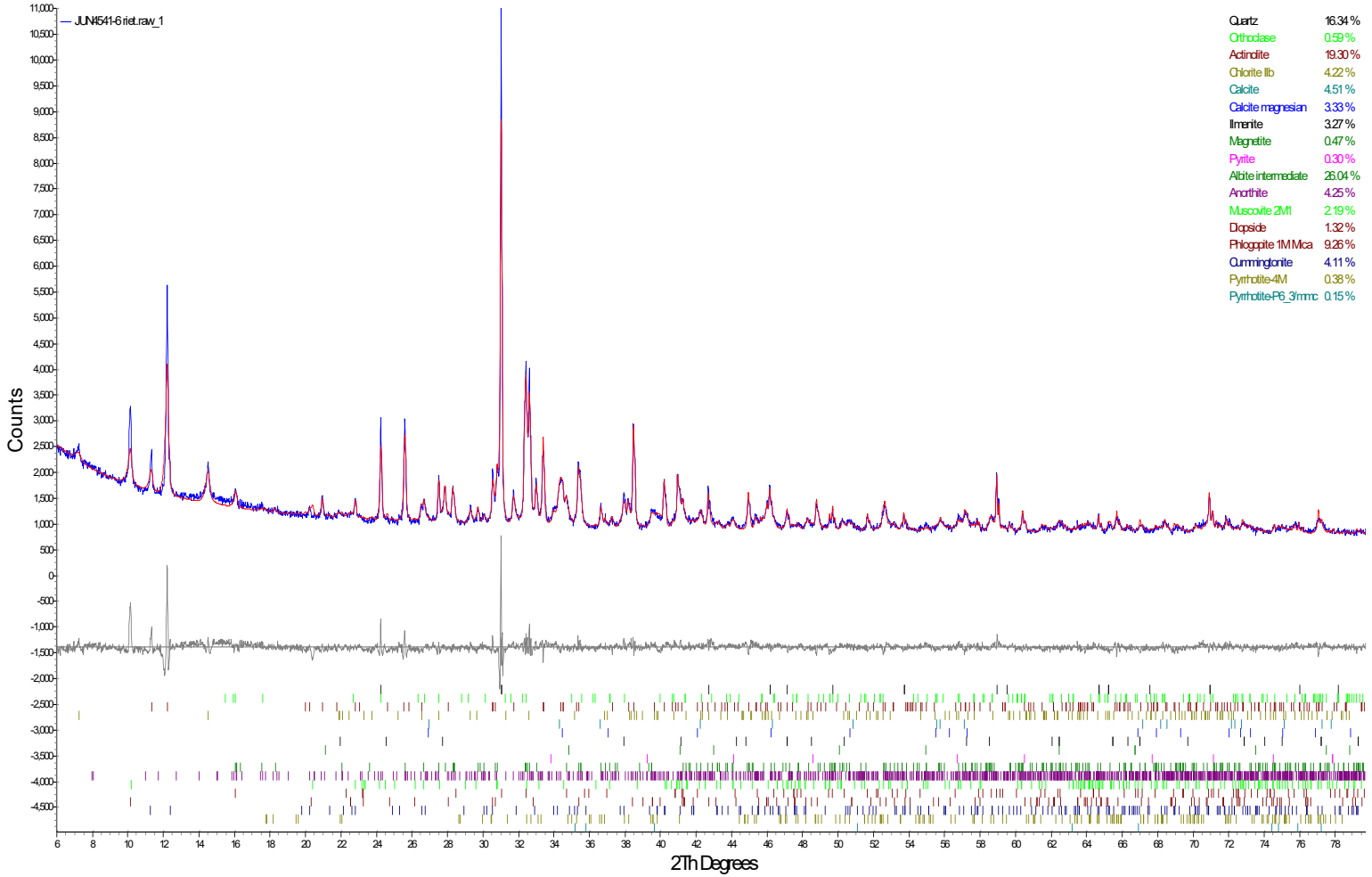
JUN4541-6 riet.raw_1
Counts
2Th Degrees
Quartz 16.34 %
Orthoclase 0.59 %
Actinolite 19.30 %
Chlorite IIb 4.22 %
Calcite 4.51 %
Calcite magnesian 3.33 %
Ilmenite 3.27 %
Magnetite 0.47 %
Pyrite 0.30 %
Albite intermediate 26.04 %
Anorthite 4.25 %
Muscovite 2M1 2.19 %
Diopside 1.32 %
Phlogopite 1M Mca 9.26 %
Cummingtonite 4.11 %
Pyrrhotite-4M 0.38 %
Pyrrhotite-P6_3/mmc 0.15 %

031759

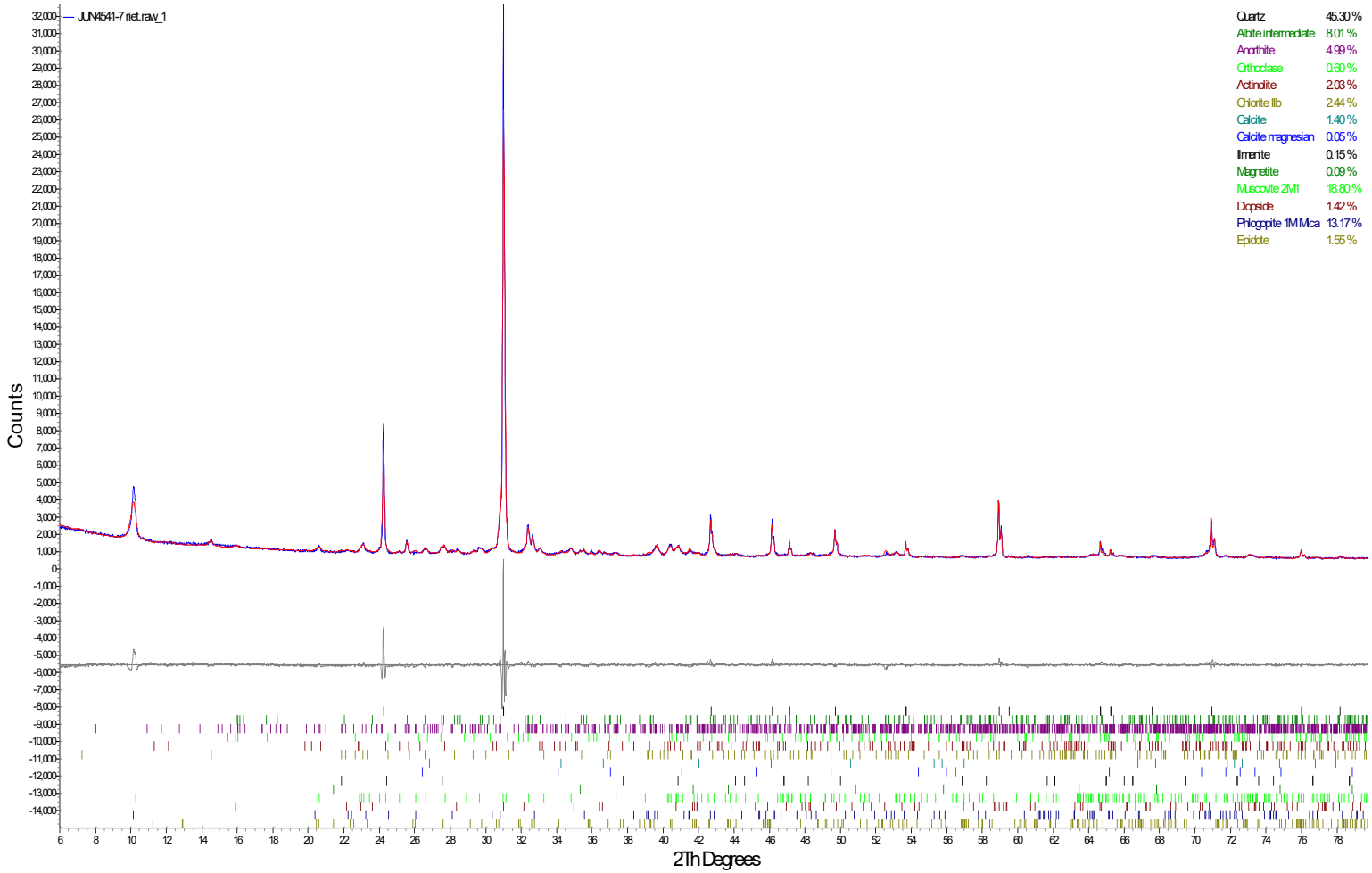
JUN4541-7 riet.raw_1
Counts
2Th Degrees
Quartz 45.30 %
Albite intermediate 8.01 %
Anorthite 4.99 %
Orthoclase 0.60 %
Actinolite 2.03 %
Chlorite IIb 2.44 %
Calcite 1.40 %
Calcite magnesian 0.05 %
Ilmenite 0.15 %
Magnetite 0.09 %
Muscovite 2M1 18.80 %
Diopside 1.42 %
Phlogopite 1M Mca 13.17 %
Epidote 1.55 %

Quantitative X-Ray Diffraction by Rietveld Refinement

Report Prepared for:	*Environmental Services*
Project Number/ LIMS No.	*Custom XRD/MI4542-JUN23*
Sample Receipt:	*June 27, 2023*
Sample Analysis:	*June 28, 2023*
Reporting Date:	*July 27, 2023*

Instrument:	BRUKER AXS D8 Advance Diffractometer
Test Conditions:	Co radiation, 35 kV, 40 mA; Detector: LYNXEYE Regular Scanning: Step: 0.02°, Step time: 0.75s, 2θ range: 6-80°
Interpretations :	PDF2/PDF4 powder diffraction databases issued by the International Center for Diffraction Data (ICDD). DiffracPlus Eva and Topas software.
Detection Limit :	0.5-2%. Strongly dependent on crystallinity.

Contents:

1) Method Summary
2) Quantitative XRD Results
3) XRD Pattern(s)

Kim Gibbs, H.B.Sc., P.Geo.
Senior Mineralogist

Huyun Zhou, Ph.D., P.Geo.
Senior Mineralogist

ACCREDITATION: SGS Natural Resources Lakefield is accredited to the requirements of ISO/IEC 17025 for specific tests as listed on our scope of accreditation, including geochemical, mineralogical and trade mineral tests. To view a list of the accredited methods, please visit the following website and search SGS Canada Inc. - Minerals: https://www.scc.ca/en/search/palcan.

Method Summary

The Rietveld Method of Mineral Identification by XRD (ME-LR-MIN-MET-MN-D05) method used by SGS Natural Resources is accredited to the requirements of ISO/IEC 17025.

Mineral Identification and Interpretation:

Mineral identification and interpretation involves matching the diffraction pattern of an unknown material to patterns of single-phase reference materials. The reference patterns are compiled by the Joint Committee on Powder Diffraction Standards - International Center for Diffraction Data (JCPDS-ICDD) database and released on software as Powder Diffraction Files (PDF).

Interpretations do not reflect the presence of non-crystalline and/or amorphous compounds, except when internal standards have been added by request. Mineral proportions may be strongly influenced by crystallinity, crystal structure and preferred orientations. Mineral or compound identification and quantitative analysis results should be accompanied by supporting chemical assay data or other additional tests.

Quantitative Rietveld Analysis:

Quantitative Rietveld Analysis is performed by using Topas 4.2 (Bruker AXS), a graphics based profile analysis program built around a non-linear least squares fitting system, to determine the amount of different phases present in a multicomponent sample. Whole pattern analyses are predicated by the fact that the X-ray diffraction pattern is a total sum of both instrumental and specimen factors. Unlike other peak intensity-based methods, the Rietveld method uses a least squares approach to refine a theoretical line profile until it matches the obtained experimental patterns.

Rietveld refinement is completed with a set of minerals specifically identified for the sample. Zero values indicate that the mineral was included in the refinement calculations, but the calculated concentration was less than 0.05wt%. Minerals not identified by the analyst are not included in refinement calculations for specific samples and are indicated with a dash.

DISCLAIMER: This document is issued by the Company under its General Conditions of Service accessible at http://www.sgs.com/en/Terms-and-Conditions.aspx. Attention is drawn to the limitation of liability, indemnification and jurisdiction issues defined therein. Any holder of this document is advised that information contained hereon reflects the Company's findings at the time of its intervention only and within the limits of Client's instructions, if any. The Company's sole responsibility is to its Client and this document does not exonerate parties to a transaction from exercising all their rights and obligations under the transaction documents. Any unauthorized alteration, forgery or falsification of the content or appearance of this document is unlawful and offenders may be prosecuted to the fullest extent of the law.

WARNING: The sample(s) to which the findings recorded herein (the "Findings") relate was(were) drawn and / or provided by the Client or by a third party acting at the Client's direction. The Findings constitute no warranty of the sample's representativeness of any goods and strictly relate to the sample(s). The Company accepts no liability with regard to the origin or source from which the sample(s) is/are said to be extracted.

Summary of Rietveld Quantitative Analysis X-Ray Diffraction Results

Mineral/Compound	31788 JUN4542-1 (wt %)	31816 JUN4542-2 (wt %)	116747 JUN4542-3 (wt %)
Quartz	36.3	33.9	16.9
Albite	15.2	26.6	56.6
Anorthite	5.3	5.9	5.2
Orthoclase	0.5	0.8	0.3
Actinolite	15.8	14.0	2.0
Chlorite	2.1	2.3	3.0
Calcite	2.9	2.4	-
Magnetite	1.3	0.3	0.9
Biotite	7.0	3.5	3.1
Muscovite	1.3	7.5	1.8
Almandine	11.0	2.2	-
Pyrite	1.3	0.1	0.3
Ilmenite	-	0.5	-
Ankerite	-	-	0.5
Cummingtonite	-	-	1.5
Pyrrhotite-monoclinic	-	-	3.7
Pyrrhotite-hexagonal	-	-	2.8
Diopside	-	-	1.4
TOTAL	100	100	100

Zero values indicate that the mineral was included in the refinement, but the calculated concentration is below a measurable value.

Dashes indicate that the mineral was not identified by the analyst and not included in the refinement calculation for the sample.

The weight percent quantities indicated have been normalized to a sum of 100%. The quantity of amorphous material has not been determined.

Mineral/Compound	Formula
Quartz	SiO_2
Albite	$NaAlSi_3O_8$
Anorthite	$CaAl_2Si_2O_8$
Orthoclase	$KAlSi_3O_8$
Actinolite	$Ca_2(Mg,Fe)_5Si_8O_{22}(OH)_2$
Chlorite	$(Fe,(Mg,Mn)_5,Al)(Si_3Al)O_{10}(OH)_8$
Calcite	$CaCO_3$
Magnetite	Fe_3O_4
Biotite	$K(Mg,Fe)_3(AlSi_3O_{10})(OH)_2$
Muscovite	$KAl_2(AlSi_3O_{10})(OH)_2$
Almandine	$Fe_3Al_2Si_3O_{12}$
Pyrite	FeS_2
Ilmenite	$FeTiO_3$
Ankerite	$CaFe(CO_3)_2$
Cummingtonite	$(Mg,Fe)_7Si_8O_{22}(OH)_2$
Pyrrhotite	Fe_7S_8
Diopside	$CaMgSi_2O_6$

31788

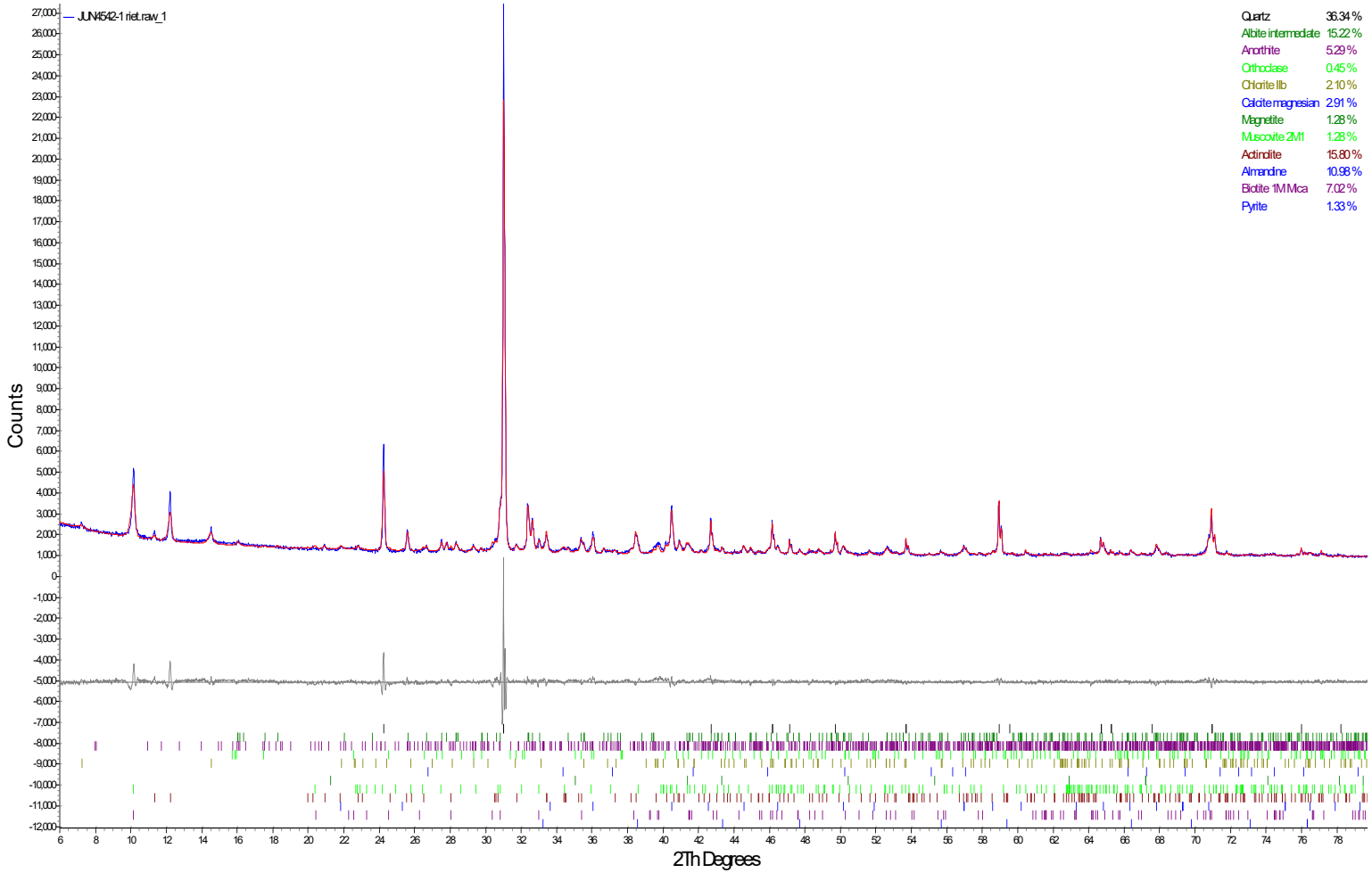
JUN4542-1 riet.raw_1
Quartz 36.34 %
Albite intermediate 15.22 %
Anorthite 5.29 %
Orthoclase 0.45 %
Chlorite IIb 2.10 %
Calcite magnesian 2.91 %
Magnetite 1.28 %
Muscovite 2M1 1.28 %
Actinolite 15.80 %
Almandine 10.98 %
Biotite 1M Mca 7.02 %
Pyrite 1.33 %
Counts
2Th Degrees

31816

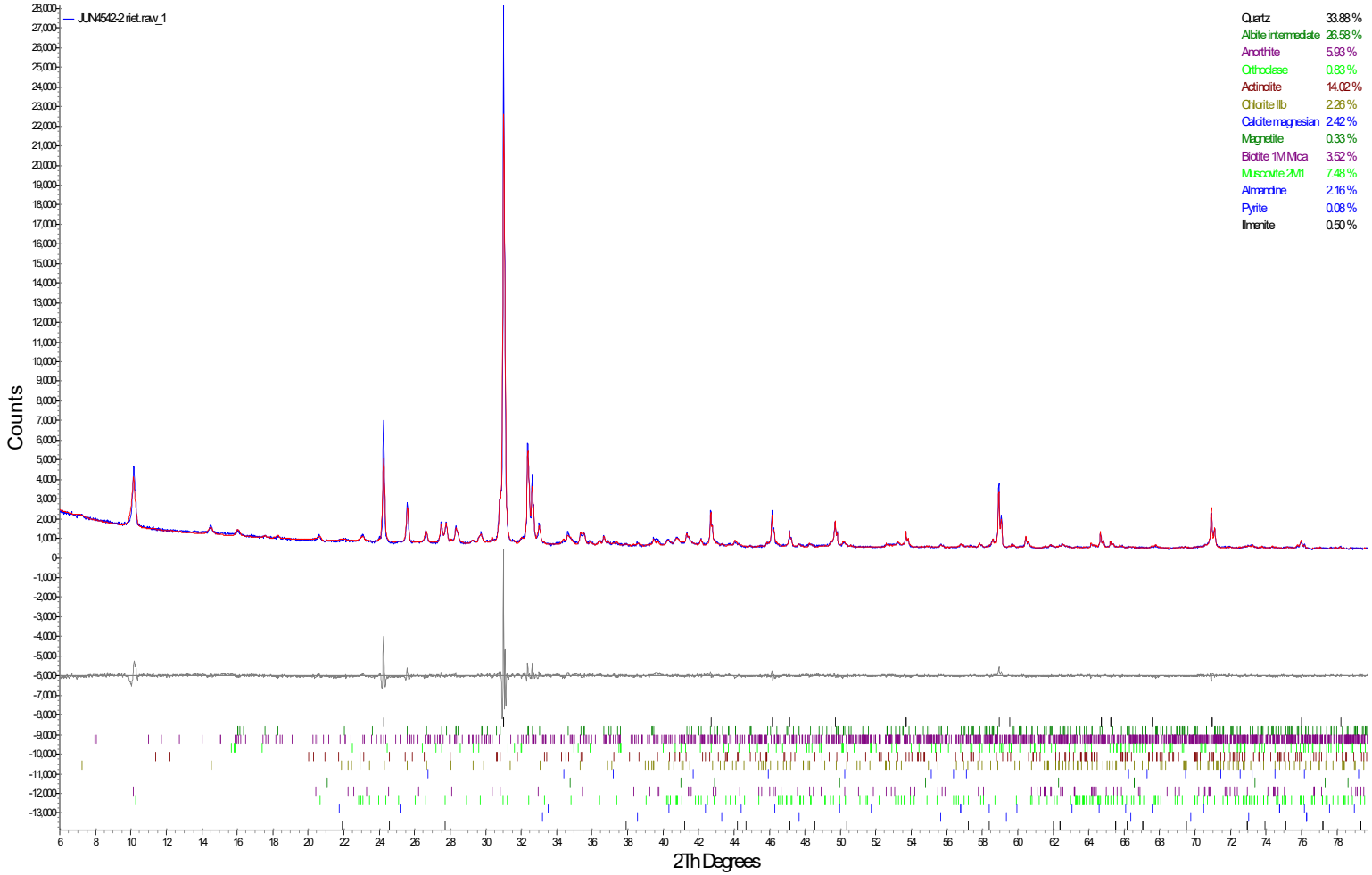
JUN4542-2 riet.raw_1
Quartz 33.88 %
Albite intermediate 26.58 %
Anorthite 5.93 %
Orthoclase 0.83 %
Actinolite 14.02 %
Chlorite IIb 2.26 %
Calcite magnesian 2.42 %
Magnetite 0.33 %
Biotite 1M Mca 3.52 %
Muscovite 2M1 7.48 %
Almandine 2.16 %
Pyrite 0.08 %
Ilmenite 0.50 %
Counts
2Th Degrees

116747

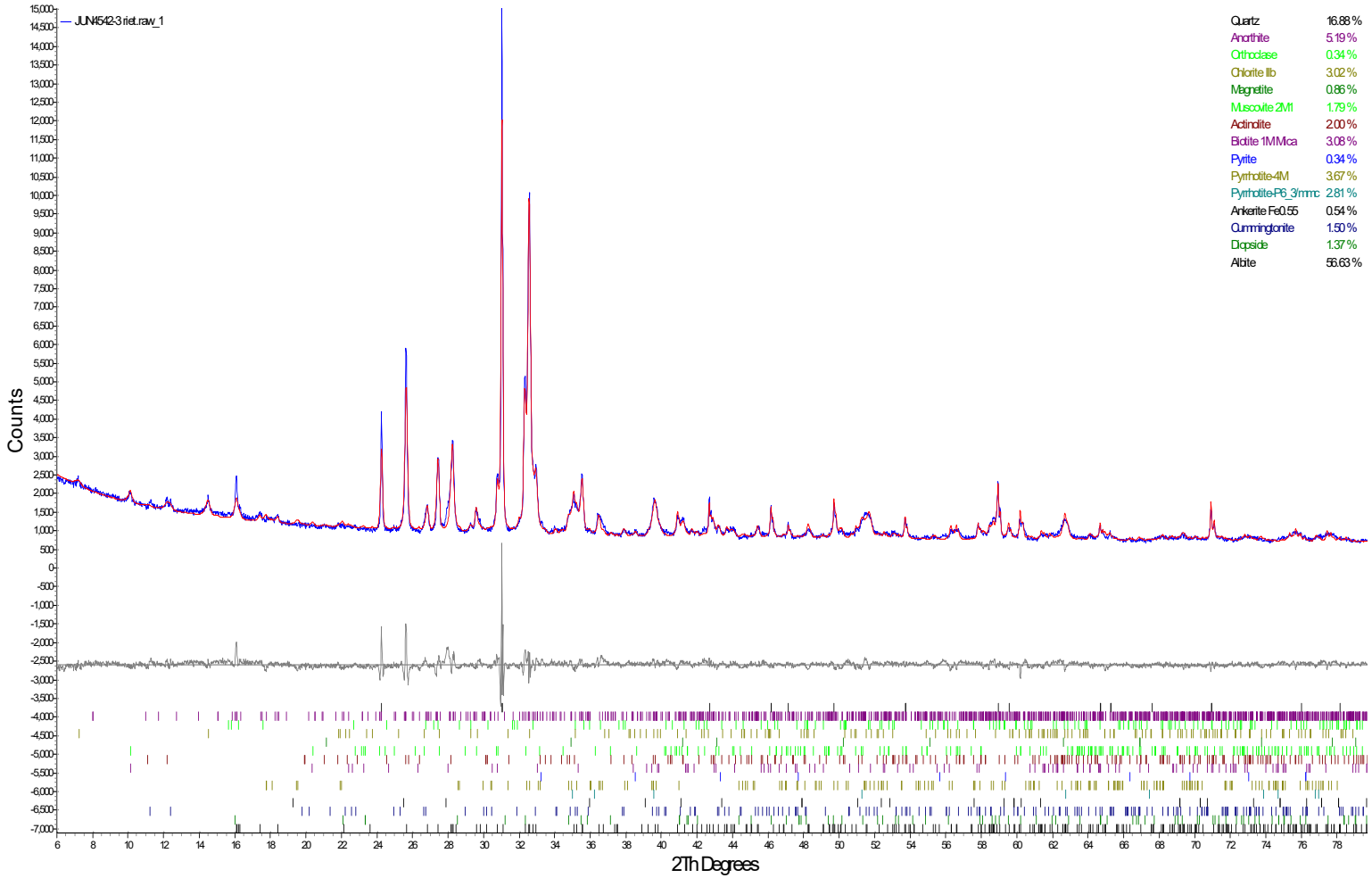
JUN4542-3 riet.raw_1
Counts
2Th Degrees
Quartz 16.88 %
Anorthite 5.19 %
Orthoclase 0.34 %
Chlorite IIb 3.02 %
Magnetite 0.86 %
Muscovite 2M1 1.79 %
Actinolite 2.00 %
Biotite 1MMica 3.08 %
Pyrite 0.34 %
Pyrrhotite-4M 3.67 %
Pyrrhotite-P6_3/mmc 2.81 %
Ankerite Fe0.55 0.54 %
Cummingtonite 1.50 %
Diopside 1.37 %
Albite 56.63 %

Quantitative X-Ray Diffraction by Rietveld Refinement

Report Prepared for:	*Great Bear Resources* *1020 - 800 West Pender St. Vancouver, BC V6C 2V6, Canada*
Project Number/ LIMS No.	*Custom XRD/MI4512-NOV23/CA19087-OCT23*
Sample Receipt:	*November 3, 2023*
Sample Analysis:	*November 22, 2023*
Reporting Date:	*December 14, 2023*

Instrument:	BRUKER AXS D8 Advance Diffractometer
Test Conditions:	Co radiation, 35 kV, 40 mA; Detector: LYNXEYE Regular Scanning: Step: 0.02°, Step time:0.75s, 2θ range: 6-80°
Interpretations :	PDF2/PDF4 powder diffraction databases issued by the International Center for Diffraction Data (ICDD). Diffrac Eva and Topas software.
Detection Limit :	0.5-2%. Strongly dependent on crystallinity.

Contents:

1) Method Summary
2) Quantitative XRD Results
3) XRD Pattern(s)

Kim Gibbs, H.B.Sc., P.Geo.
Senior Mineralogist

Huyun Zhou, Ph.D., P.Geo.
Senior Mineralogist

ACCREDITATION: SGS Natural Resources Lakefield is accredited to the requirements of ISO/IEC 17025 for specific tests as listed on our scope of accreditation, including geochemical, mineralogical and trade mineral tests. To view a list of the accredited methods, please visit the following website and search SGS Canada Inc. - Minerals: https://www.scc.ca/en/search/palcan.

Method Summary

The Rietveld Method of Mineral Identification by XRD (ME-LR-MIN-MET-MN-D05) method used by SGS Natural Resources is accredited to the requirements of ISO/IEC 17025.

Mineral Identification and Interpretation:

Mineral identification and interpretation involves matching the diffraction pattern of an unknown material to patterns of single-phase reference materials. The reference patterns are compiled by the Joint Committee on Powder Diffraction Standards - International Center for Diffraction Data (JCPDS-ICDD) database and released on software as Powder Diffraction Files (PDF).

Interpretations do not reflect the presence of non-crystalline and/or amorphous compounds, except when internal standards have been added by request. Mineral proportions may be strongly influenced by crystallinity, crystal structure and preferred orientations. Mineral or compound identification and quantitative analysis results should be accompanied by supporting chemical assay data or other additional tests.

Quantitative Rietveld Analysis:

Quantitative Rietveld Analysis is performed by using Diffrac Topas 7 (Bruker), a graphics based profile analysis program built around a non-linear least squares fitting system, to determine the amount of different phases present in a multicomponent sample. Whole pattern analyses are predicated by the fact that the X-ray diffraction pattern is a total sum of both instrumental and specimen factors. Unlike other peak intensity-based methods, the Rietveld method uses a least squares approach to refine a theoretical line profile until it matches the obtained experimental patterns.

Rietveld refinement is completed with a set of minerals specifically identified for the sample. Zero values indicate that the mineral was included in the refinement calculations, but the calculated concentration was less than 0.05wt%. Minerals not identified by the analyst are not included in refinement calculations for specific samples and are indicated with a dash.

DISCLAIMER: This document is issued by the Company under its General Conditions of Service accessible at http://www.sgs.com/en/Terms-and-Conditions.aspx. Attention is drawn to the limitation of liability, indemnification and jurisdiction issues defined therein. Any holder of this document is advised that information contained hereon reflects the Company's findings at the time of its intervention only and within the limits of Client's instructions, if any. The Company's sole responsibility is to its Client and this document does not exonerate parties to a transaction from exercising all their rights and obligations under the transaction documents. Any unauthorized alteration, forgery or falsification of the content or appearance of this document is unlawful and offenders may be prosecuted to the fullest extent of the law.

WARNING: The sample(s) to which the findings recorded herein (the "Findings") relate was(were) drawn and / or provided by the Client or by a third party acting at the Client's direction. The Findings constitute no warranty of the sample's representativeness of any goods and strictly relate to the sample(s). The Company accepts no liability with regard to the origin or source from which the sample(s) is/are said to be extracted.

Summary of Rietveld Quantitative Analysis X-Ray Diffraction Results

Mineral/Compound	31666.0 OCT9087-1 (wt %)	31667.0 OCT9087-2 (wt %)	31671.0 OCT9087-3 (wt %)	31676.0 OCT9087-4 (wt %)	31690.0 OCT9087-5 (wt %)	31692.0 OCT9087-6 (wt %)	31693.0 OCT9087-7 (wt %)	31695.0 OCT9087-8 (wt %)	31701.0 OCT9087-9 (wt %)	31705.0 OCT9087-10 (wt %)	31707.0 OCT9087-11 (wt %)	31715.0 OCT9087-12 (wt %)
Quartz	18.9	34.8	31.9	47.2	60.6	45.9	39.9	38.4	36.1	36.4	44.2	46.6
Plagioclase	41.2	41.6	35.1	22.6	15.2	16.5	35.8	27.9	26.2	47.0	28.6	30.2
Biotite	3.7	3.3	8.6	10.1	1.7	13.1	14.9	11.0	6.2	4.2	2.7	2.4
Muscovite	5.4	13.0	6.2	14.8	14.4	15.0	2.3	7.9	2.7	1.4	10.2	13.1
Potassium-feldspar	4.4	0.7	0.8	0.8	4.8	4.3	2.8	6.3	1.2	3.0	6.9	2.9
Calcite	4.2	0.5	0.5	0.5	0.3	0.5	0.3	0.5	0.8	0.5	1.1	1.1
Magnetite	0.2	0.0	0.1	0.0	0.1	0.6	0.3	0.1	0.0	0.1	0.2	0.5
Pyrite	0.2	0.0	0.1	0.1	0.7	0.1	0.2	0.2	0.2	0.0	0.1	0.0
Chlorite	8.2	2.1	3.9	1.9	0.1	1.6	2.4	2.2	3.1	1.7	0.9	1.3
Hornblende	1.7	-	7.7	-	-	-	-	-	5.3	1.1	0.9	0.7
Diopside	2.5	2.1	0.7	1.4	1.7	1.5	1.0	2.4	1.9	0.7	1.8	1.3
Pyrrhotite-monoclinic	0.5	-	-	-	-	-	-	-	-	-	0.3	-
Pyrrhotite-hexagonal	0.1	-	-	-	-	-	-	-	-	-	0.9	-
Almandine	1.2	0.5	0.4	-	-	-	-	-	14.9	2.6	-	-
Epidote	7.6	0.5	1.4	0.6	-	-	-	2.4	0.9	0.5	1.1	-
Ilmenite	-	0.7	1.1	-	-	-	0.2	-	0.4	0.9	0.2	-
Grossular	-	-	1.4	-	-	0.9	-	-	-	-	-	-
Rutile	-	-	-	-	-	-	-	0.8	-	-	-	-
TOTAL	100	100	100	100	100	100	100	100	100	100	100	100

Zero values indicate that the mineral was included in the refinement, but the calculated concentration is below a measurable value.

Dashes indicate that the mineral was not identified by the analyst and not included in the refinement calculation for the sample.

The weight percent quantities indicated have been normalized to a sum of 100%. The quantity of amorphous material has not been determined.

Mineral/Compound	Formula
Quartz	SiO_2
Plagioclase	$(NaSi,CaAl)AlSi_2O_8$
Biotite	$K(Mg,Fe)_3(AlSi_3O_{10})(OH)_2$
Muscovite	$KAl_2(AlSi_3O_{10})(OH)_2$
Potassium-feldspar	$KAlSi_3O_8$
Calcite	$CaCO_3$
Magnetite	Fe_3O_4
Pyrite	FeS_2
Chlorite	$(Fe,(Mg,Mn)_5,Al)(Si_3Al)O_{10}(OH)_8$
Hornblende	$(Ca,Na)_{2-3}(Mg,Fe,Al)_5Si_6(Si,Al)_2O_{22}(OH)_2$
Diopside	$CaMgSi_2O_6$
Pyrrhotite	$Fe_{(1-x)}S$
Almandine	$Fe_3Al_2Si_3O_{12}$
Epidote	$Ca_2(Al,Fe)Al_2O(SiO_4)(Si_2O_7)(OH)$
Ilmenite	$FeTiO_3$
Grossular	$Ca_3Al_2Si_3O_{12}$
Rutile	TiO_2

31666

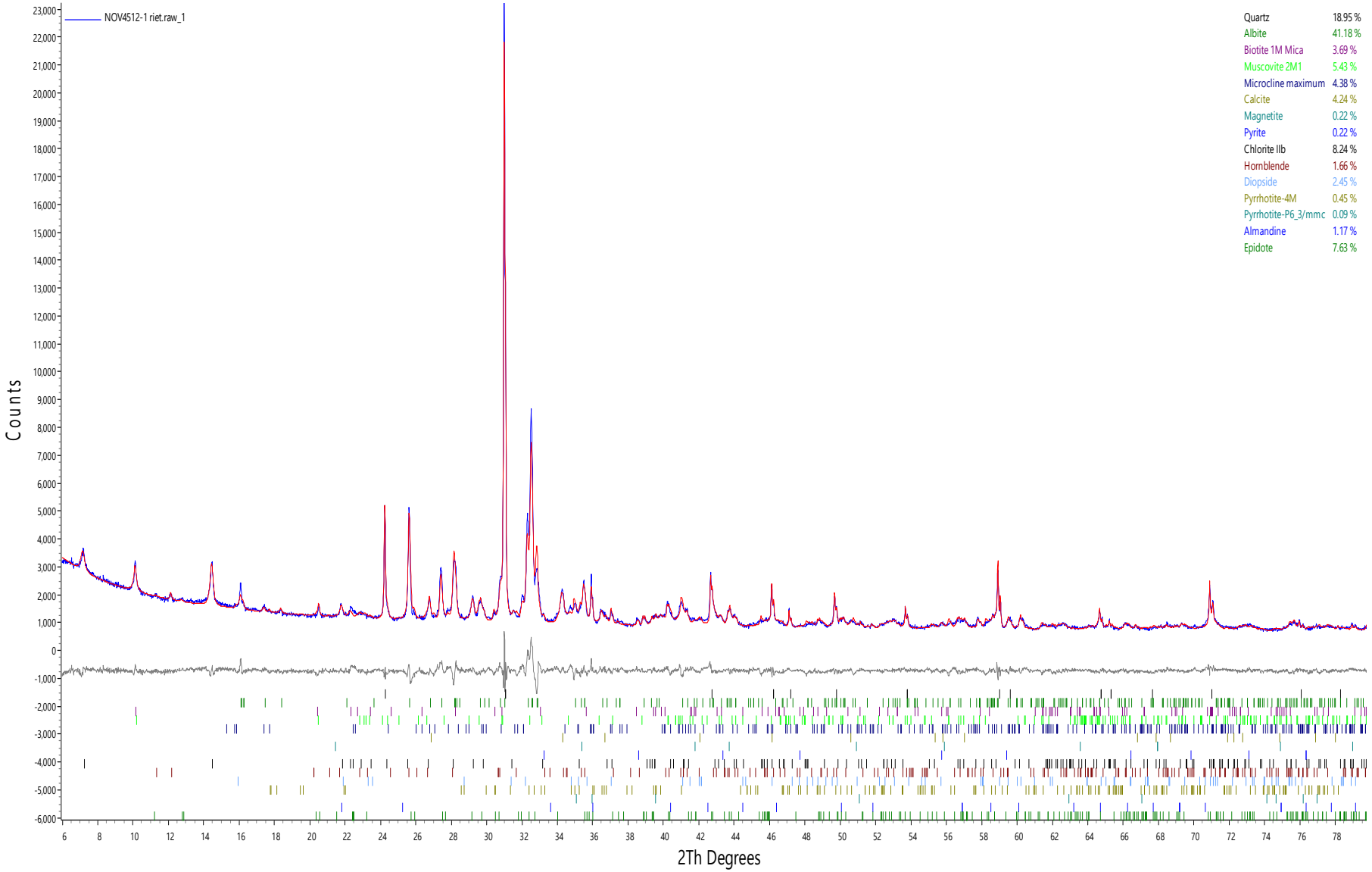
NOV4512-1 riet.raw_1
Counts
2Th Degrees
Quartz 18.95 %
Albite 41.18 %
Biotite 1M Mica 3.69 %
Muscovite 2M1 5.43 %
Microcline maximum 4.38 %
Calcite 4.24 %
Magnetite 0.22 %
Pyrite 0.22 %
Chlorite IIb 8.24 %
Hornblende 1.66 %
Diopside 2.45 %
Pyrrhotite-4M 0.45 %
Pyrrhotite-P6_3/mmc 0.09 %
Almandine 1.17 %
Epidote 7.63 %

31667

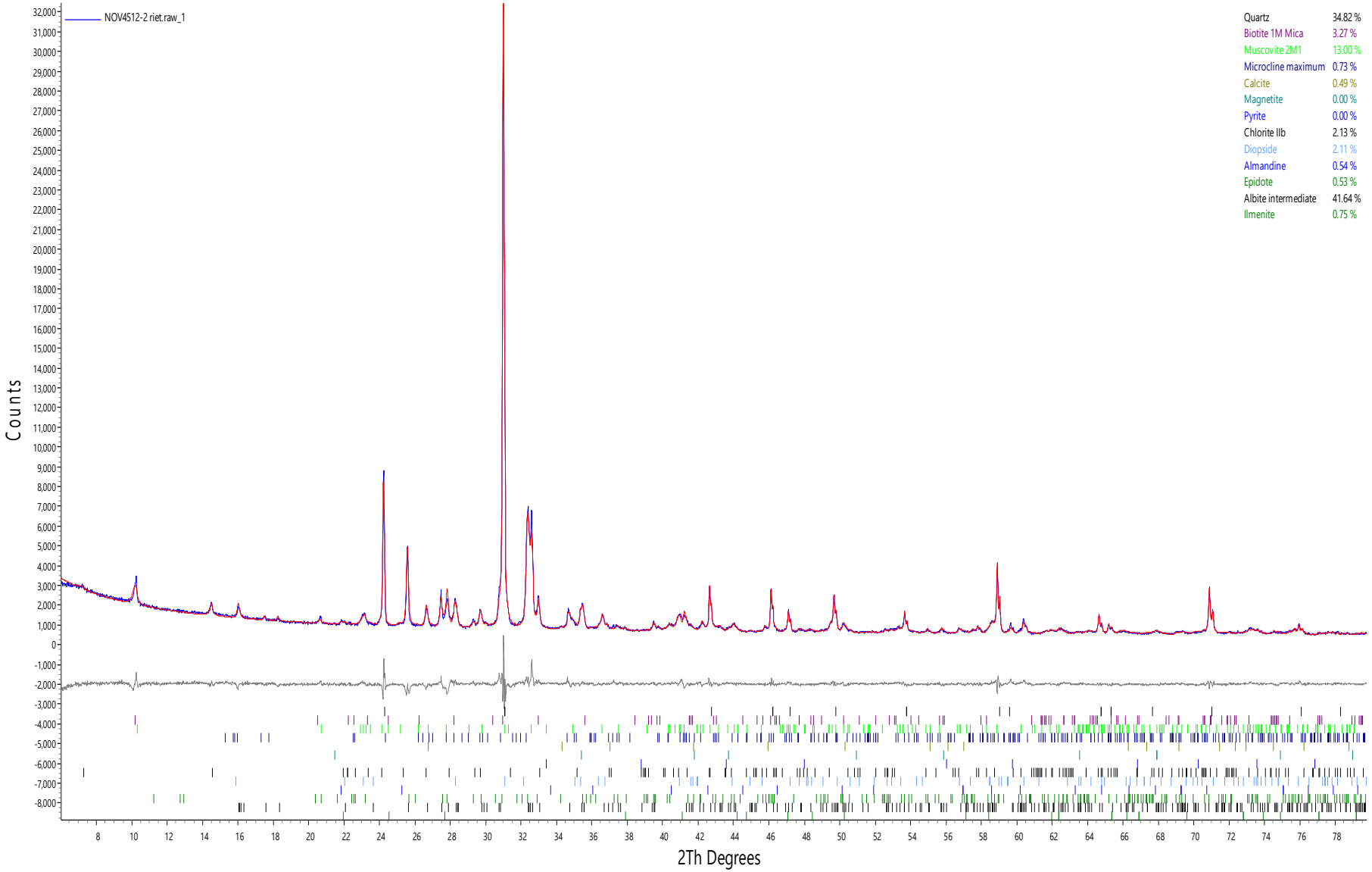
NOV4512-2 riet.raw_1
Counts
2Th Degrees
Quartz 34.82 %
Biotite 1M Mica 3.27 %
Muscovite 2M1 13.00 %
Microcline maximum 0.73 %
Calcite 0.49 %
Magnetite 0.00 %
Pyrite 0.00 %
Chlorite IIb 2.13 %
Diopside 2.11 %
Almandine 0.54 %
Epidote 0.53 %
Albite intermediate 41.64 %
Ilmenite 0.75 %

31671

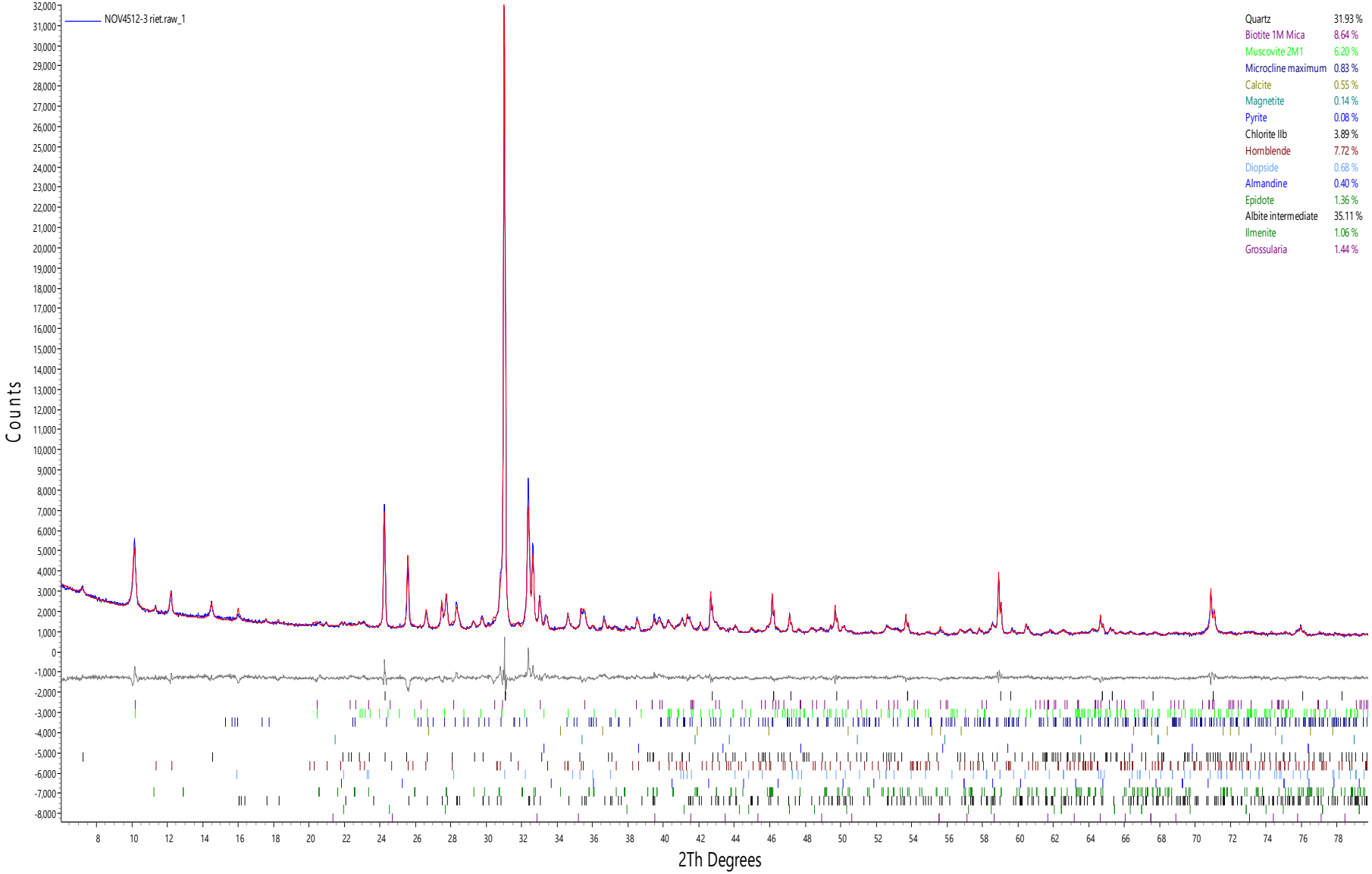
NOV4512-3 riet.raw_1
Quartz 31.93 %
Biotite 1M Mica 8.64 %
Muscovite 2M1 6.20 %
Microcline maximum 0.83 %
Calcite 0.55 %
Magnetite 0.14 %
Pyrite 0.08 %
Chlorite IIb 3.89 %
Hornblende 7.72 %
Diopside 0.68 %
Almandine 0.40 %
Epidote 1.36 %
Albite intermediate 35.11 %
Ilmenite 1.06 %
Grossularia 1.44 %
Counts
2Th Degrees

31676

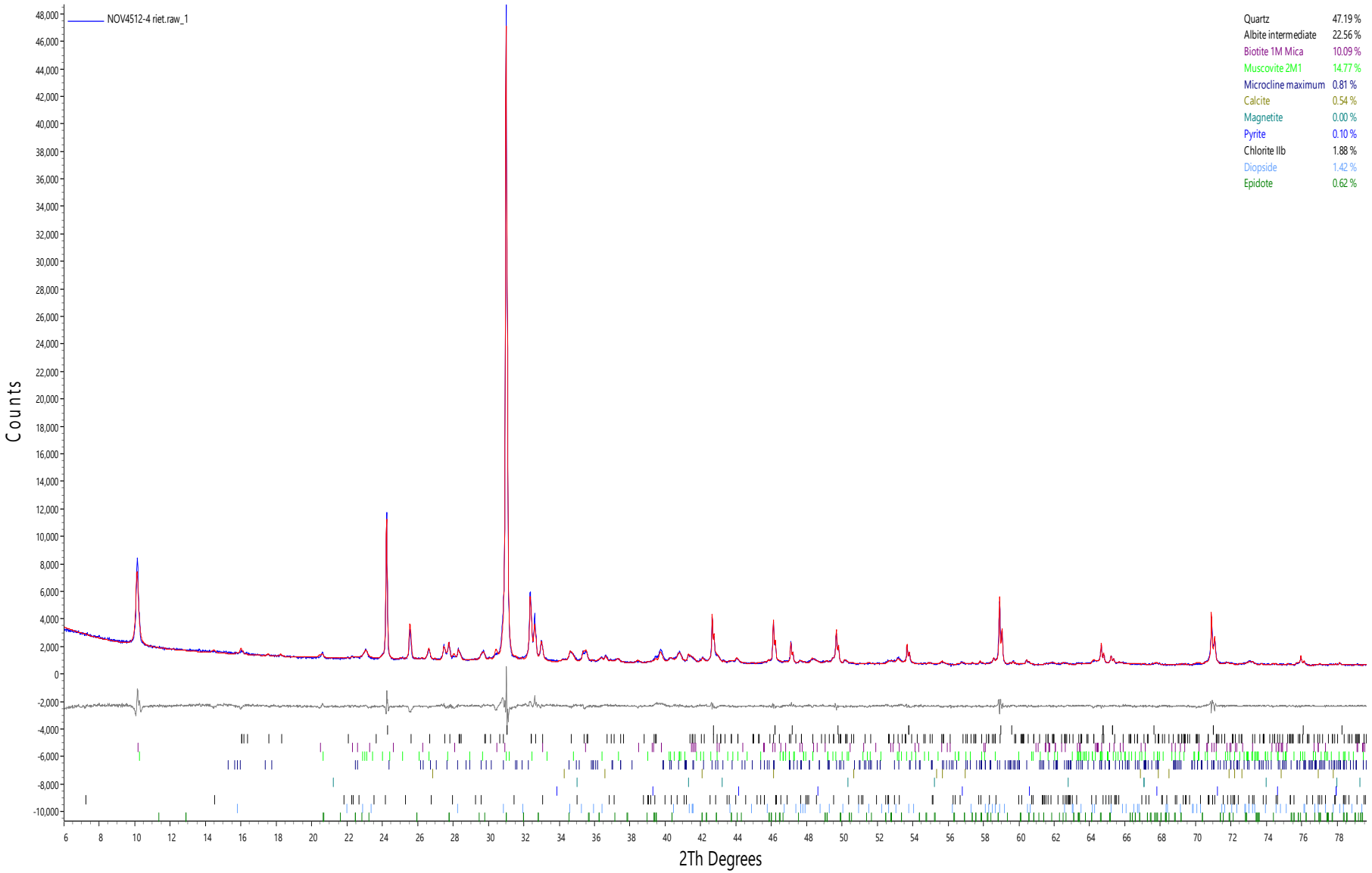
NOV4512-4 riet.raw_1
Quartz 47.19 %
Albite intermediate 22.56 %
Biotite 1M Mica 10.09 %
Muscovite 2M1 14.77 %
Microcline maximum 0.81 %
Calcite 0.54 %
Magnetite 0.00 %
Pyrite 0.10 %
Chlorite IIb 1.88 %
Diopside 1.42 %
Epidote 0.62 %
Counts
2Th Degrees

31690

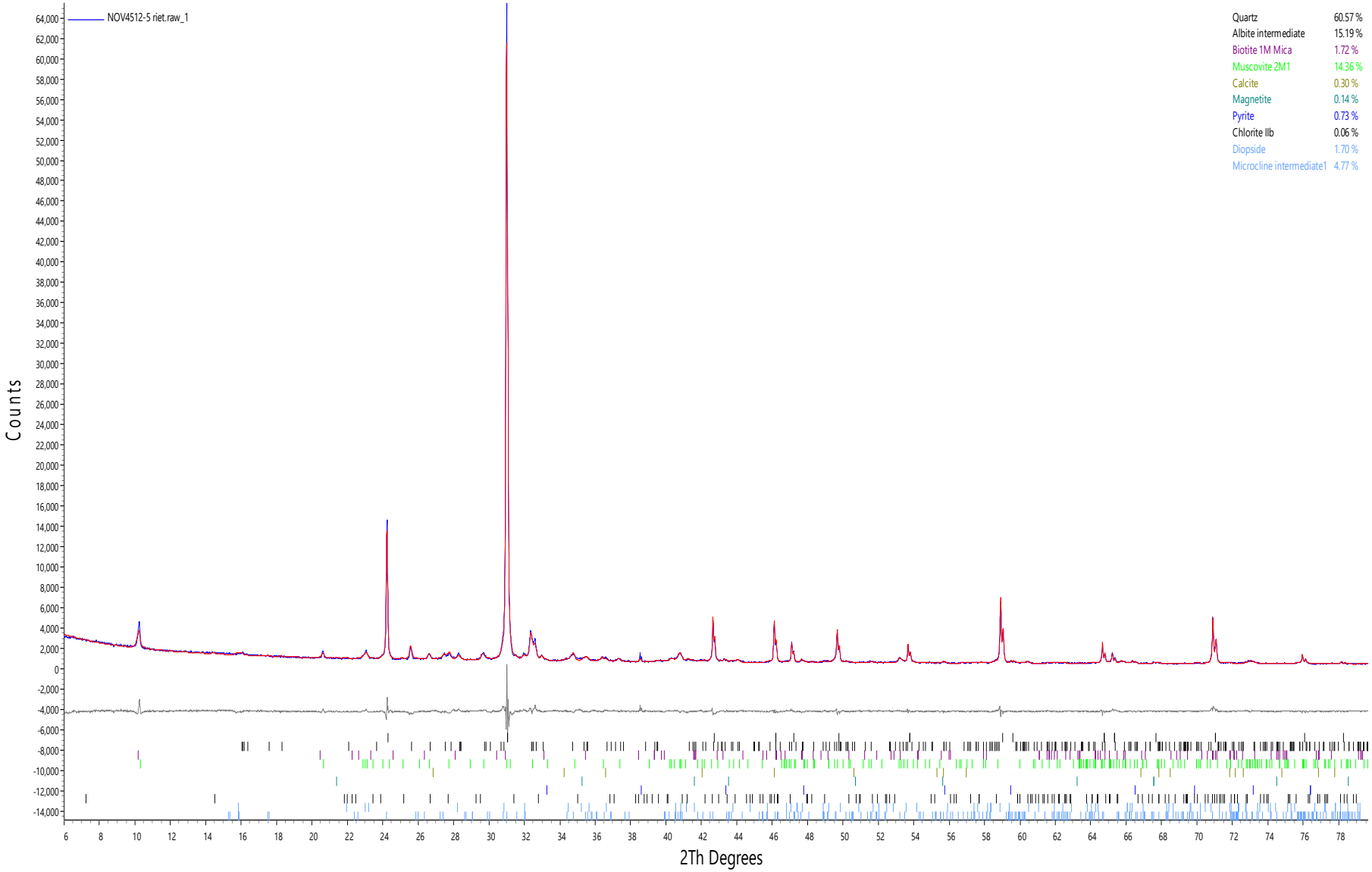
NOV4512-5 riet.raw_1
Quartz 60.57 %
Albite intermediate 15.19 %
Biotite 1M Mica 1.72 %
Muscovite 2M1 14.36 %
Calcite 0.30 %
Magnetite 0.14 %
Pyrite 0.73 %
Chlorite IIb 0.06 %
Diopside 1.70 %
Microcline intermediate1 4.77 %
Counts
2Th Degrees

31692

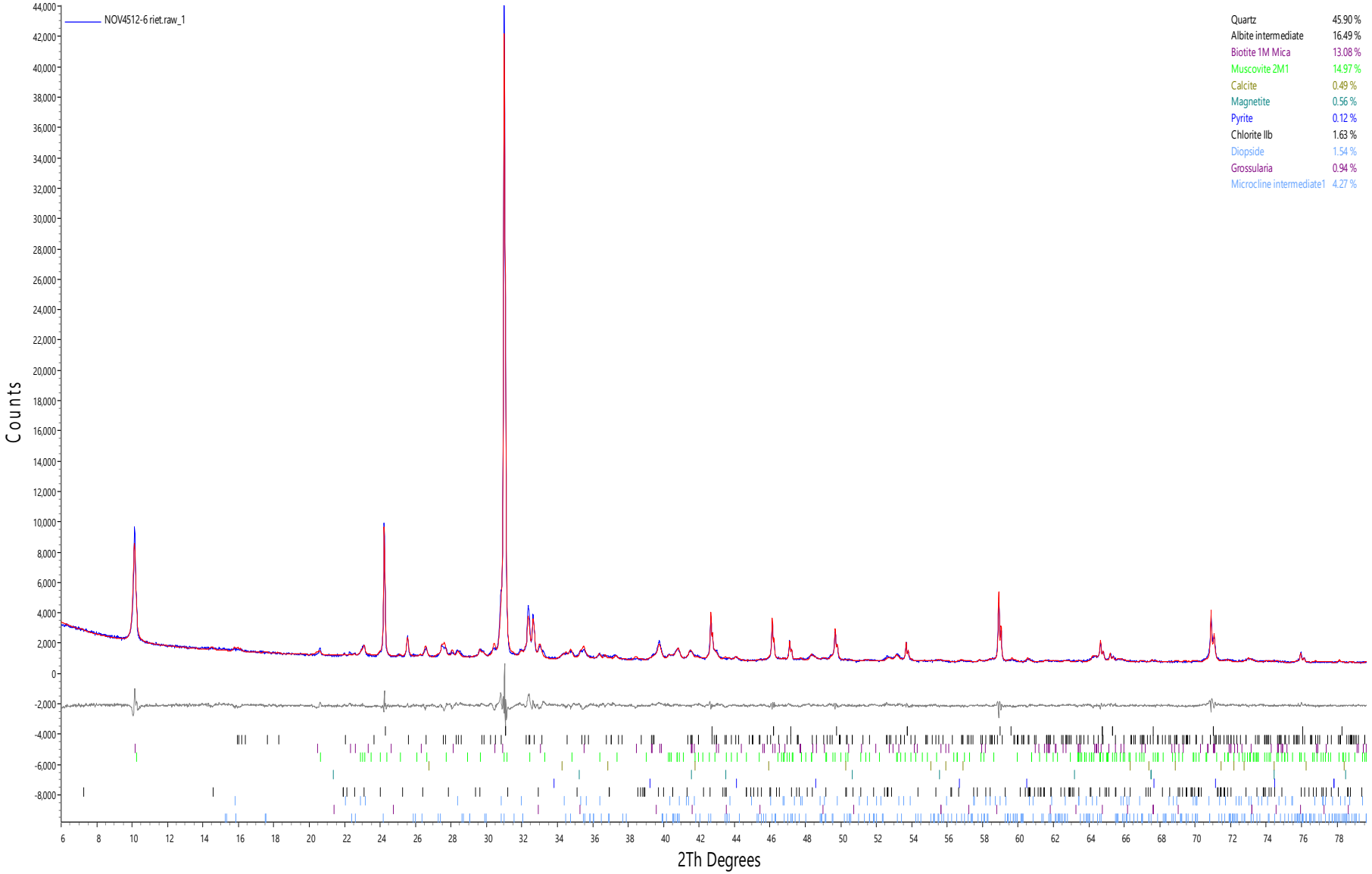
NOV4512-6 riet.raw_1
Quartz 45.90 %
Albite intermediate 16.49 %
Biotite 1M Mica 13.08 %
Muscovite 2M1 14.97 %
Calcite 0.49 %
Magnetite 0.56 %
Pyrite 0.12 %
Chlorite IIb 1.63 %
Diopside 1.54 %
Grossularia 0.94 %
Microcline intermediate1 4.27 %
Counts
2Th Degrees

31693

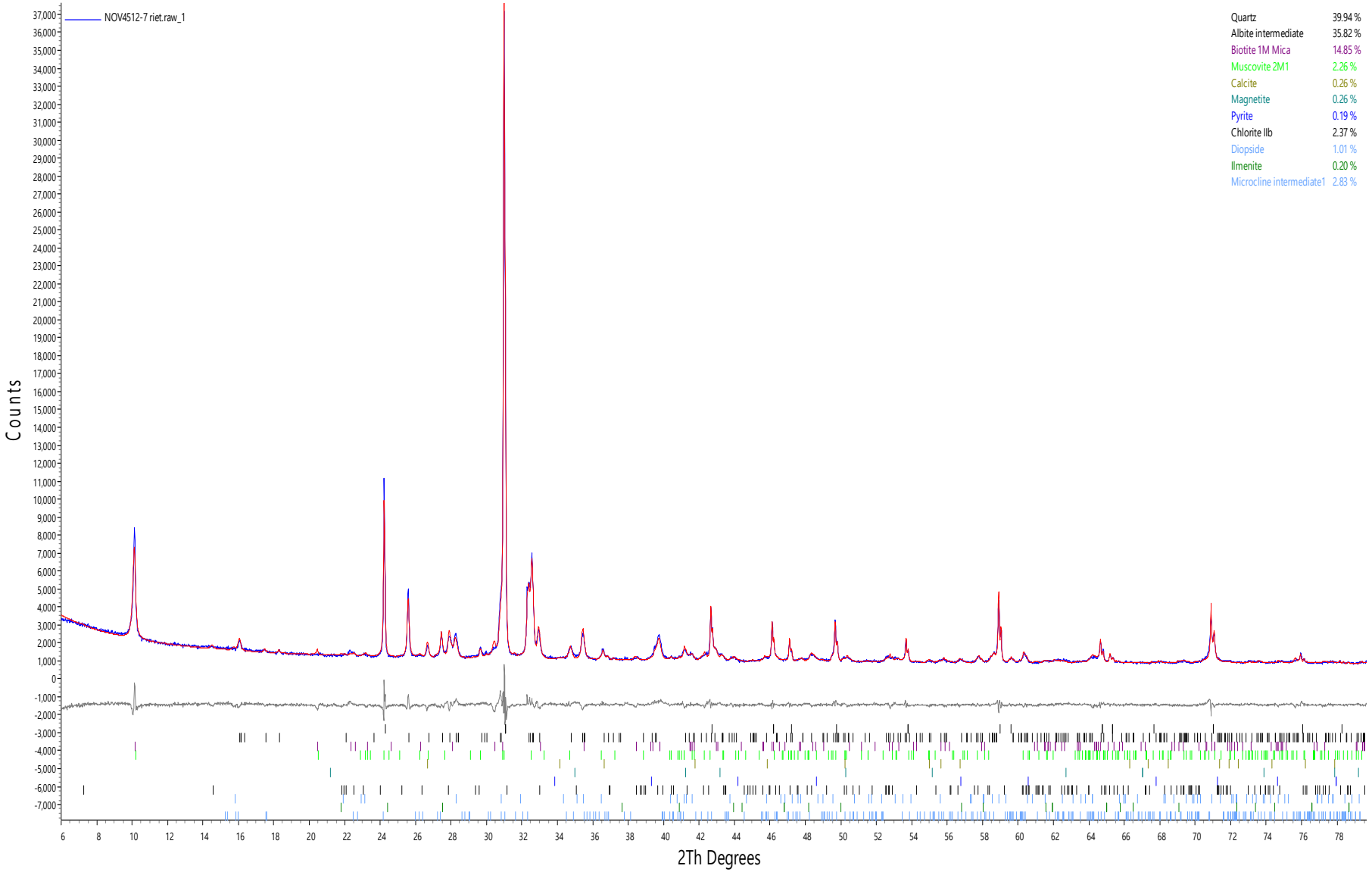
NOV4512-7 riet.raw_1
Counts
2Th Degrees
Quartz 39.94 %
Albite intermediate 35.82 %
Biotite 1M Mica 14.85 %
Muscovite 2M1 2.26 %
Calcite 0.26 %
Magnetite 0.26 %
Pyrite 0.19 %
Chlorite IIb 2.37 %
Diopside 1.01 %
Ilmenite 0.20 %
Microcline intermediate1 2.83 %

31695

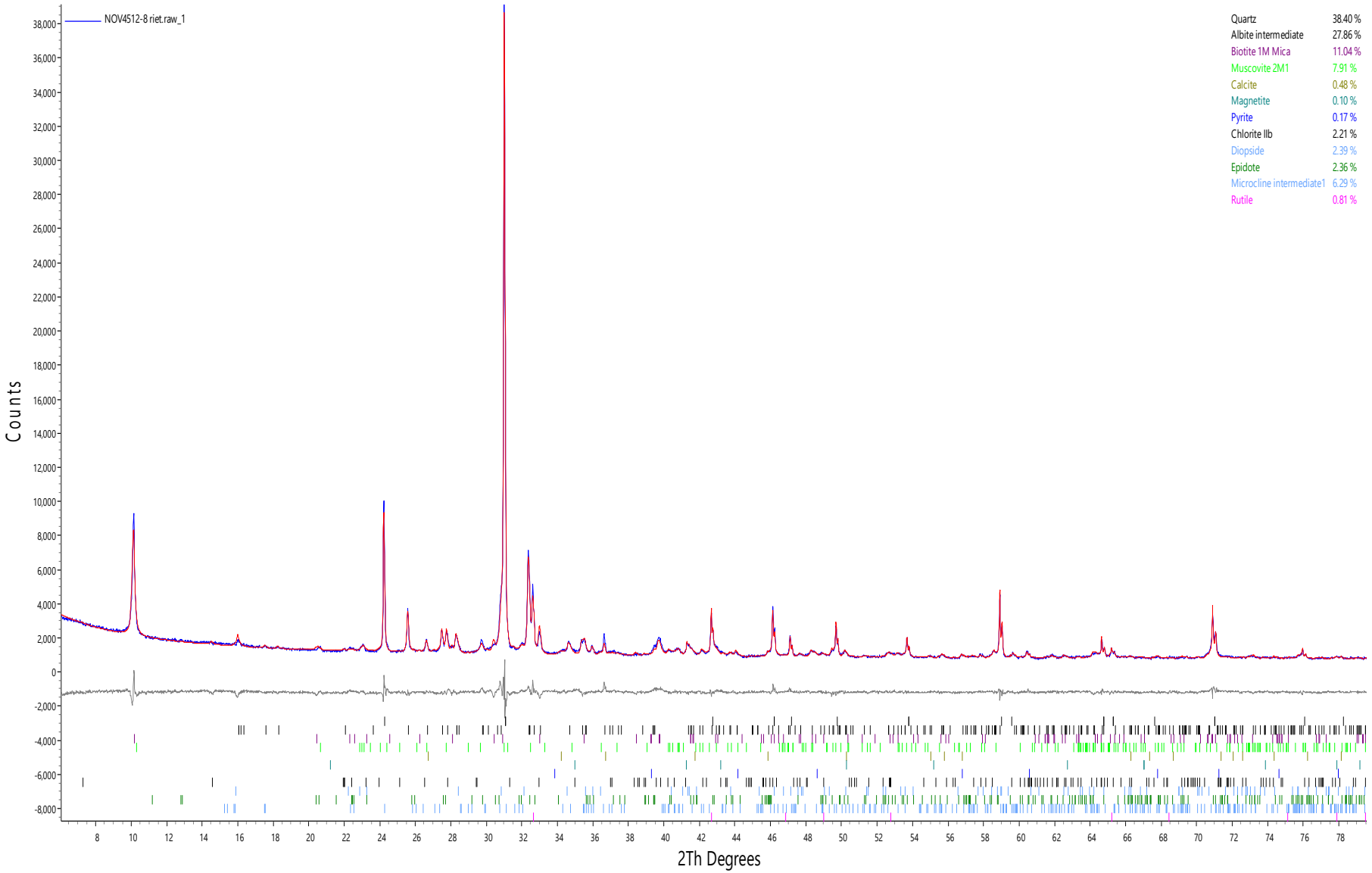
NOV4512-8 riet.raw_1
Counts
2Th Degrees
Quartz 38.40 %
Albite intermediate 27.86 %
Biotite 1M Mica 11.04 %
Muscovite 2M1 7.91 %
Calcite 0.48 %
Magnetite 0.10 %
Pyrite 0.17 %
Chlorite IIb 2.21 %
Diopside 2.39 %
Epidote 2.36 %
Microcline intermediate1 6.29 %
Rutile 0.81 %

31701

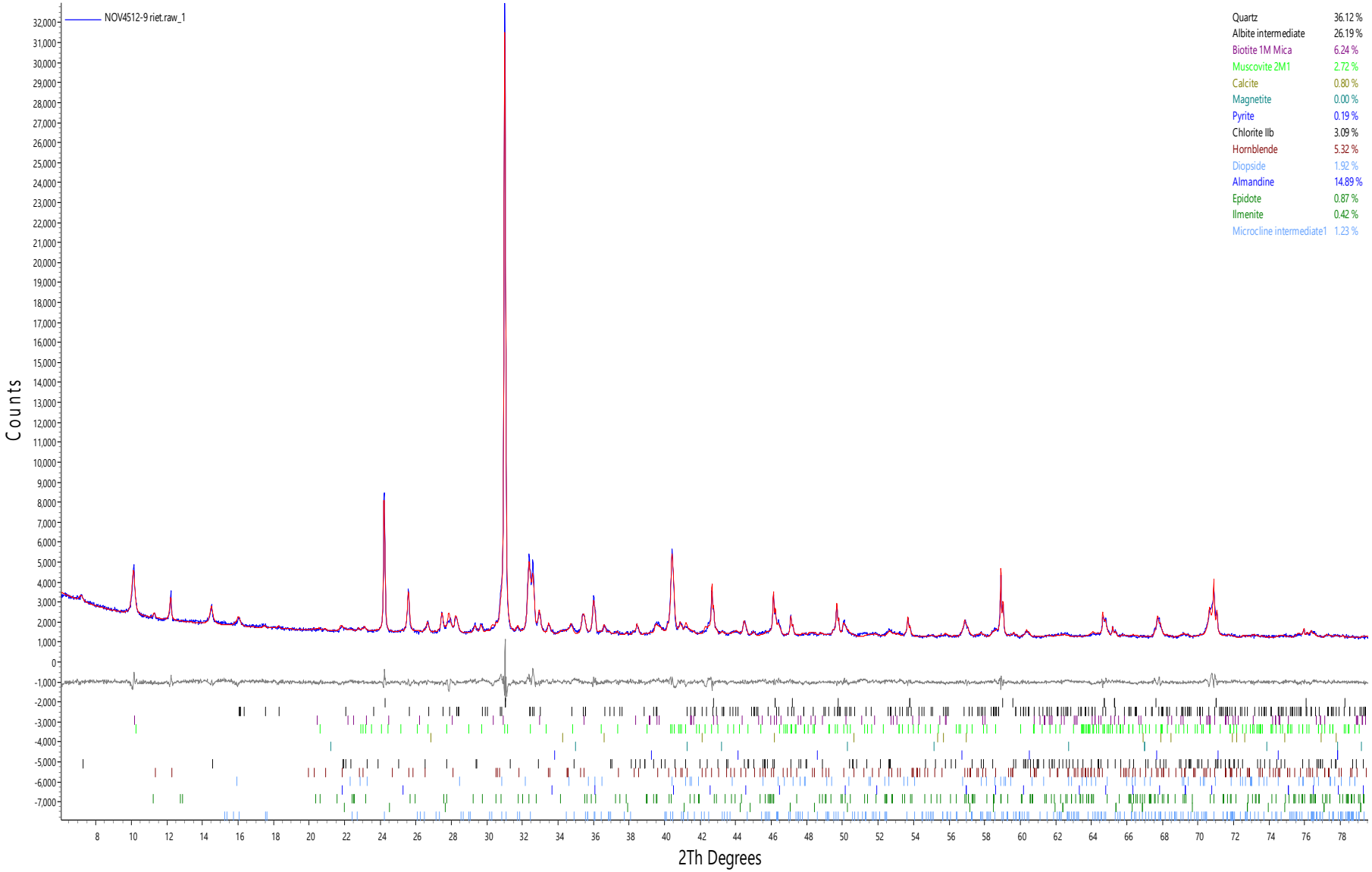
NOV4512-9 riet.raw_1
Counts
2Th Degrees
Quartz 36.12 %
Albite intermediate 26.19 %
Biotite 1M Mica 6.24 %
Muscovite 2M1 2.72 %
Calcite 0.80 %
Magnetite 0.00 %
Pyrite 0.19 %
Chlorite IIb 3.09 %
Hornblende 5.32 %
Diopside 1.92 %
Almandine 14.89 %
Epidote 0.87 %
Ilmenite 0.42 %
Microcline intermediate1 1.23 %

31705

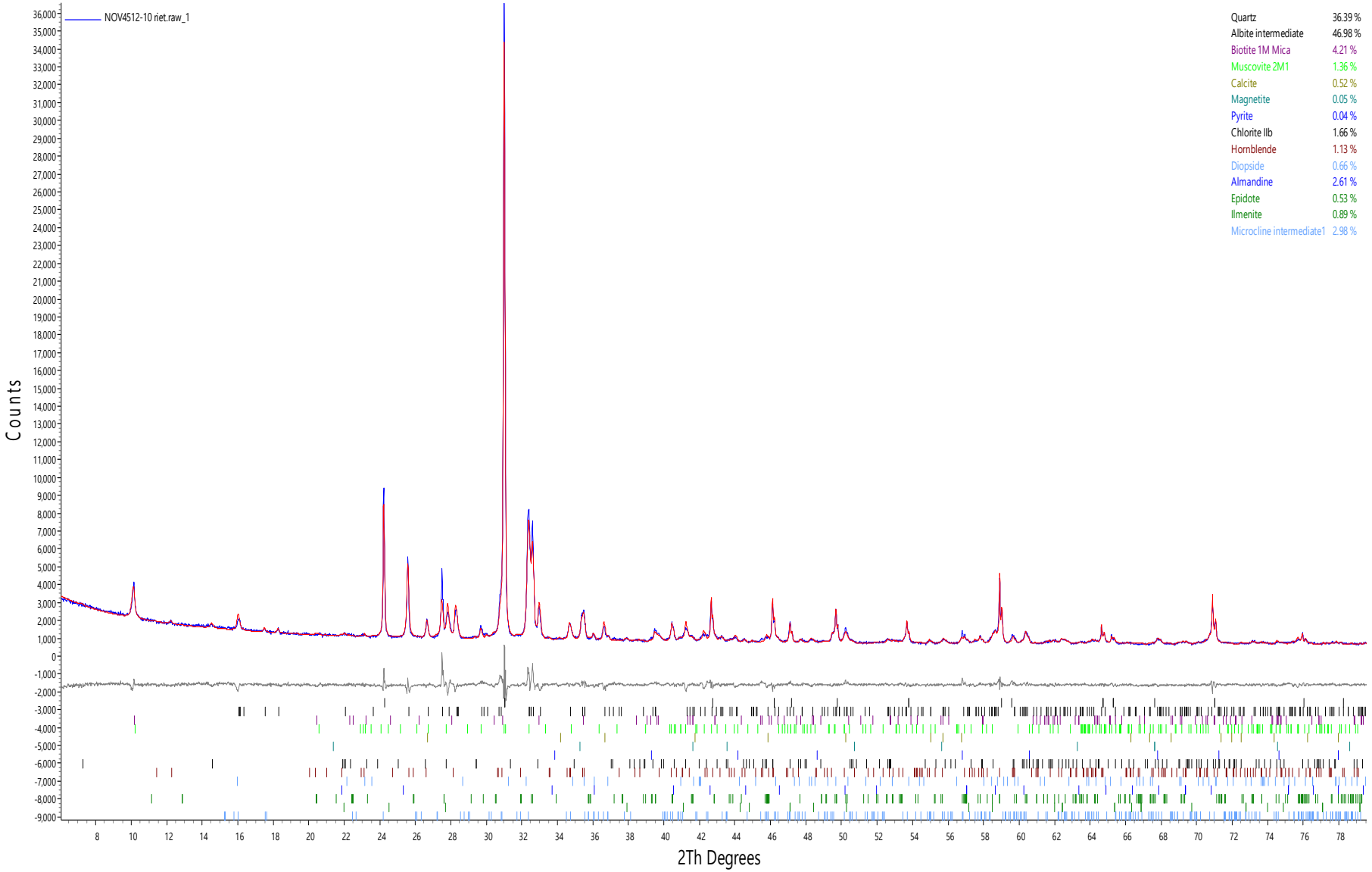
NOV4512-10 riet.raw_1
Counts
2Th Degrees
Quartz 36.39 %
Albite intermediate 46.98 %
Biotite 1M Mica 4.21 %
Muscovite 2M1 1.36 %
Calcite 0.52 %
Magnetite 0.05 %
Pyrite 0.04 %
Chlorite IIb 1.66 %
Hornblende 1.13 %
Diopside 0.66 %
Almandine 2.61 %
Epidote 0.53 %
Ilmenite 0.89 %
Microcline intermediate1 2.98 %

31707

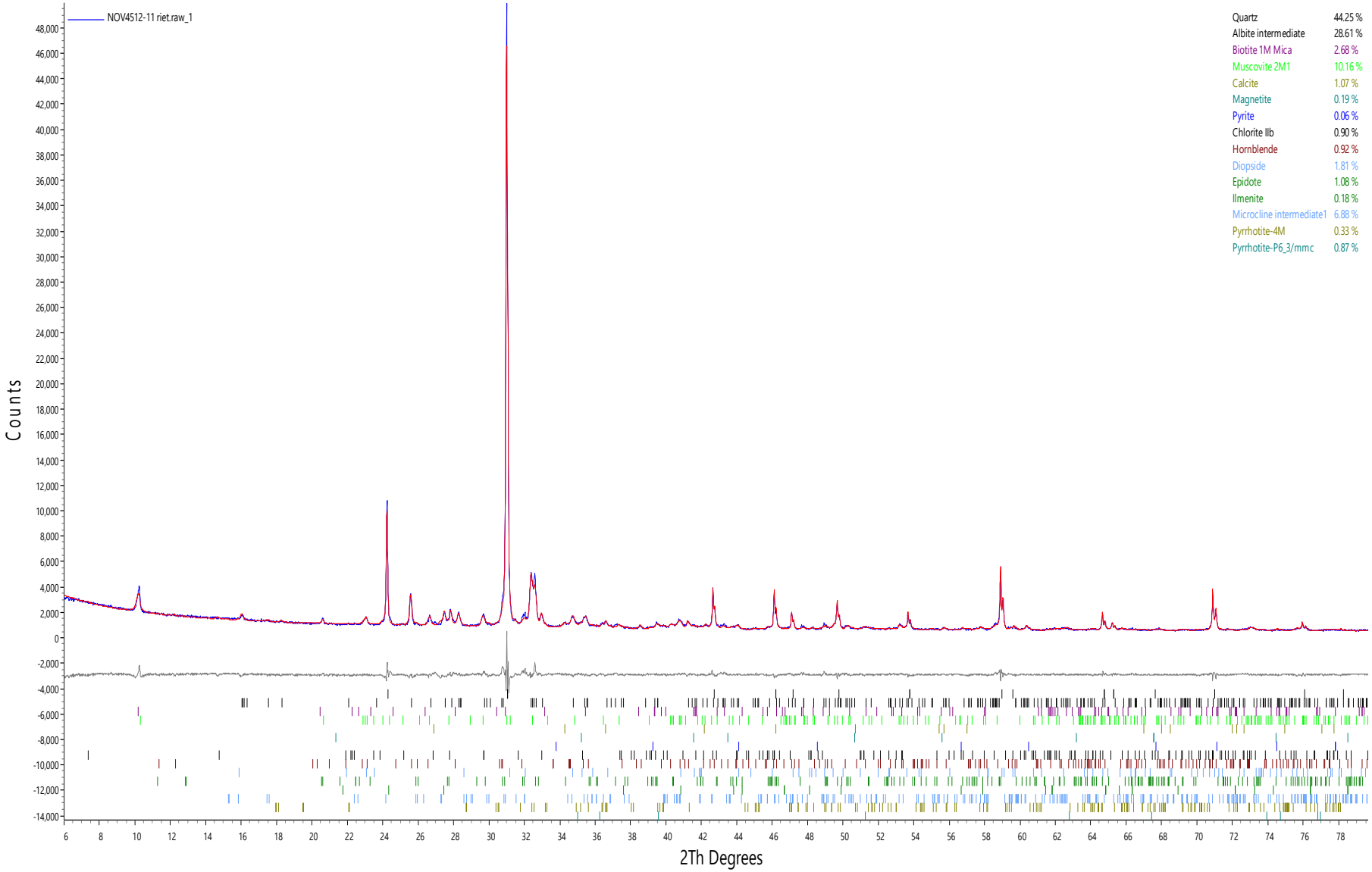
NOV4512-11 riet.raw_1
Counts
2Th Degrees
Quartz 44.25 %
Albite intermediate 28.61 %
Biotite 1M Mica 2.68 %
Muscovite 2M1 10.16 %
Calcite 1.07 %
Magnetite 0.19 %
Pyrite 0.06 %
Chlorite IIb 0.90 %
Hornblende 0.92 %
Diopside 1.81 %
Epidote 1.08 %
Ilmenite 0.18 %
Microcline intermediate1 6.88 %
Pyrrhotite-4M 0.33 %
Pyrrhotite-P6_3/mmc 0.87 %

31715

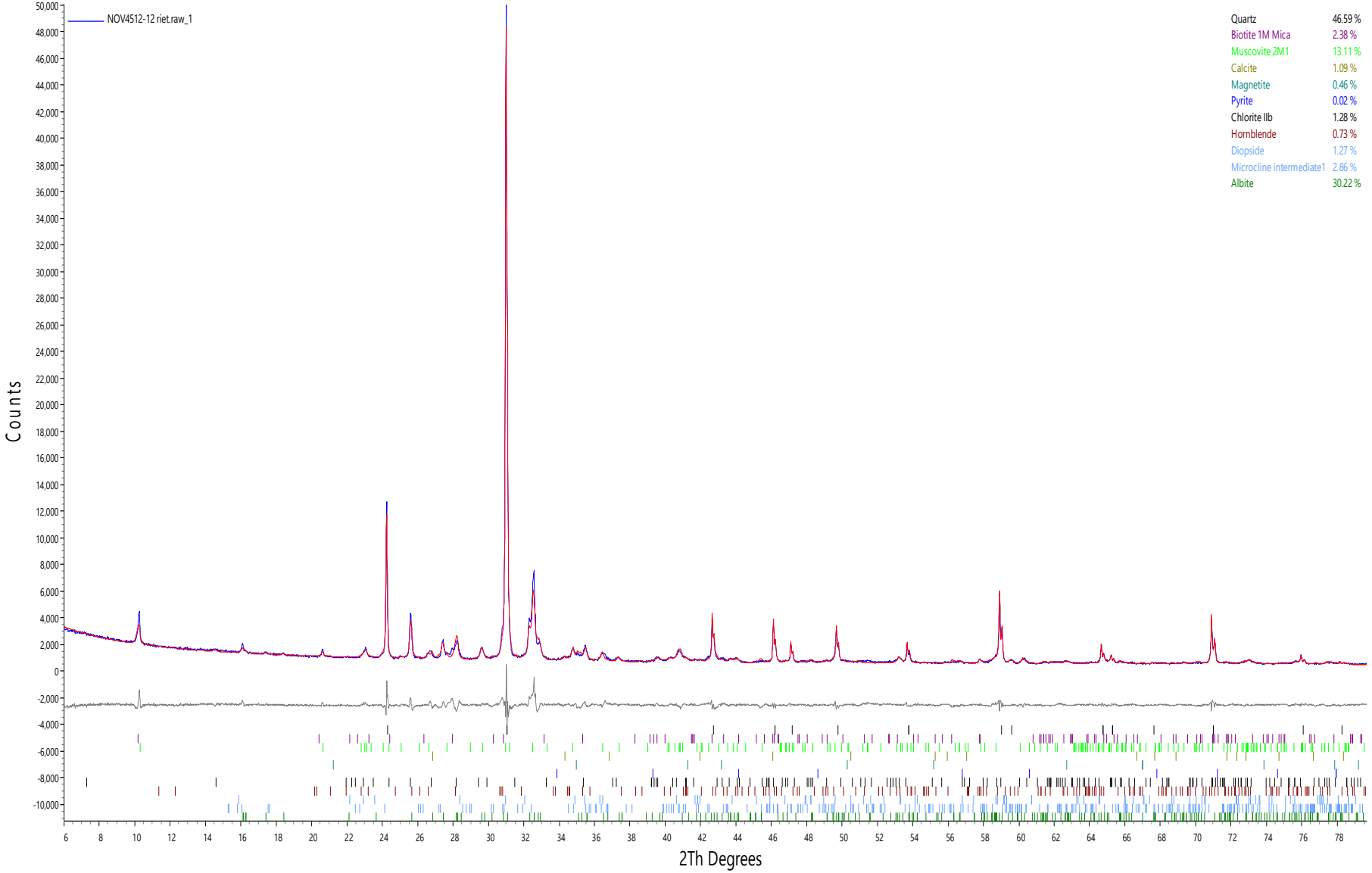
NOV4512-12 riet.raw_1
Quartz 46.59 %
Biotite 1M Mica 2.38 %
Muscovite 2M1 13.11 %
Calcite 1.09 %
Magnetite 0.46 %
Pyrite 0.02 %
Chlorite IIb 1.28 %
Hornblende 0.73 %
Diopside 1.27 %
Microcline intermediate1 2.86 %
Albite 30.22 %
Counts
2Th Degrees

Quantitative X-Ray Diffraction by Rietveld Refinement

Report Prepared for:	*Environmental Services*
Project Number/ LIMS No.	*Custom XRD//MI4525-NOV23*
Sample Receipt:	*November 9, 2023*
Sample Analysis:	*November 23, 2023*
Reporting Date:	*December 13, 2023*

Instrument:	BRUKER AXS D8 Advance Diffractometer
Test Conditions:	Co radiation, 35 kV, 40 mA; Detector: LYNXEYE Regular Scanning: Step: 0.02°, Step time: 0.75s, 2θ range: 6-80°
Interpretations :	PDF2/PDF4 powder diffraction databases issued by the International Center for Diffraction Data (ICDD). DiffracPlus Eva and Topas software.
Detection Limit :	0.5-2%. Strongly dependent on crystallinity.

Contents:

1) Method Summary
2) Quantitative XRD Results
3) XRD Pattern(s)

Kim Gibbs, H.B.Sc., P.Geo.
Senior Mineralogist

Huyun Zhou, Ph.D., P.Geo.
Senior Mineralogist

ACCREDITATION: SGS Natural Resources Lakefield is accredited to the requirements of ISO/IEC 17025 for specific tests as listed on our scope of accreditation, including geochemical, mineralogical and trade mineral tests. To view a list of the accredited methods, please visit the following website and search SGS Canada Inc. - Minerals: https://www.scc.ca/en/search/palcan.

Method Summary

The Rietveld Method of Mineral Identification by XRD (ME-LR-MIN-MET-MN-D05) method used by SGS Natural Resources is accredited to the requirements of ISO/IEC 17025.

Mineral Identification and Interpretation:

Mineral identification and interpretation involves matching the diffraction pattern of an unknown material to patterns of single-phase reference materials. The reference patterns are compiled by the Joint Committee on Powder Diffraction Standards - International Center for Diffraction Data (JCPDS-ICDD) database and released on software as Powder Diffraction Files (PDF).

Interpretations do not reflect the presence of non-crystalline and/or amorphous compounds, except when internal standards have been added by request. Mineral proportions may be strongly influenced by crystallinity, crystal structure and preferred orientations. Mineral or compound identification and quantitative analysis results should be accompanied by supporting chemical assay data or other additional tests.

Quantitative Rietveld Analysis:

Quantitative Rietveld Analysis is performed by using Topas 4.2 (Bruker AXS), a graphics based profile analysis program built around a non-linear least squares fitting system, to determine the amount of different phases present in a multicomponent sample. Whole pattern analyses are predicated by the fact that the X-ray diffraction pattern is a total sum of both instrumental and specimen factors. Unlike other peak intensity-based methods, the Rietveld method uses a least squares approach to refine a theoretical line profile until it matches the obtained experimental patterns.

Rietveld refinement is completed with a set of minerals specifically identified for the sample. Zero values indicate that the mineral was included in the refinement calculations, but the calculated concentration was less than 0.05wt%. Minerals not identified by the analyst are not included in refinement calculations for specific samples and are indicated with a dash.

DISCLAIMER: This document is issued by the Company under its General Conditions of Service accessible at http://www.sgs.com/en/Terms-and-Conditions.aspx. Attention is drawn to the limitation of liability, indemnification and jurisdiction issues defined therein. Any holder of this document is advised that information contained hereon reflects the Company's findings at the time of its intervention only and within the limits of Client's instructions, if any. The Company's sole responsibility is to its Client and this document does not exonerate parties to a transaction from exercising all their rights and obligations under the transaction documents. Any unauthorized alteration, forgery or falsification of the content or appearance of this document is unlawful and offenders may be prosecuted to the fullest extent of the law.

WARNING: The sample(s) to which the findings recorded herein (the "Findings") relate was(were) drawn and / or provided by the Client or by a third party acting at the Client's direction. The Findings constitute no warranty of the sample's representativeness of any goods and strictly relate to the sample(s). The Company accepts no liability with regard to the origin or source from which the sample(s) is/are said to be extracted.

Summary of Rietveld Quantitative Analysis X-Ray Diffraction Results

Mineral/Compound	31719 NOV4525-1 (wt %)	31721 NOV4525-2 (wt %)	31723 NOV4525-3 (wt %)	31724 NOV4525-4 (wt %)	31725 NOV4525-5 (wt %)	31729 NOV4525-6 (wt %)	31829 NOV4525-7 (wt %)	31835 NOV4525-8 (wt %)	31836 NOV4525-9 (wt %)	31844 NOV4525-10 (wt %)	31847 NOV4525-11 (wt %)	31848 NOV4525-12 (wt %)	31849 NOV4525-13 (wt %)
Quartz	38.9	49.1	44.4	9.7	38.3	39.4	32.8	25.3	24.3	32.6	28.6	36.6	15.9
Plagioclase	21.2	23.2	23.4	49.6	4.8	22.3	42.1	49.4	50.7	58.2	50.5	38.9	14.5
Biotite	6.3	9.3	2.1	4.9	2.0	10.2	7.3	9.4	8.6	2.0	9.8	3.7	1.5
Muscovite	25.4	12.1	25.3	1.9	31.2	7.8	4.7	3.7	3.7	1.6	3.4	9.1	0.8
Potassium-feldspar	3.0	1.4	1.1	0.7	13.2	1.6	5.0	2.9	2.7	2.0	1.0	9.5	0.0
Calcite	1.1	0.7	0.6	30.2	0.5	-	2.5	1.8	1.8	2.0	1.0	1.0	6.6
Magnetite	0.3	0.1	0.2	0.1	0.3	0.9	0.0	0.0	0.0	0.1	1.7	0.4	0.0
Pyrite	0.1	0.1	2.1	2.8	6.1	0.3	0.8	0.3	0.2	0.2	0.2	0.0	0.0
Chlorite	1.9	2.5	-	0.0	0.0	5.2	2.4	-	-	-	-	-	5.5
Grossular	1.3	-	-	-	-	-	-	-	-	-	-	-	-
Rutile	0.5	0.1	0.8	0.0	0.2	0.9	0.2	0.7	0.6	0.5	-	-	-
Pyrrhotite-monoclinic	-	0.4	-	-	1.2	1.6	-	0.0	0.5	0.3	0.4	-	0.9
Pyrrhotite-hexagonal	-	0.9	-	-	2.2	3.1	-	2.5	2.5	0.2	2.2	-	1.9
Kaolinite	-	-	-	-	-	-	-	0.5	0.5	0.4	0.3	0.3	-
Almandine	-	-	-	-	-	6.5	0.5	-	-	-	0.7	0.3	7.0
Ankerite	-	-	-	-	-	-	-	-	-	-	0.1	0.3	0.0
Diopside	-	-	-	-	-	-	1.6	3.6	3.9	-	-	-	2.3
Ilmenite	-	-	-	-	-	-	-	-	-	-	-	-	1.6
Hornblende	-	-	-	-	-	-	-	-	-	-	-	-	41.4
Marcasite	-	-	-	-	-	0.2	-	-	-	-	-	-	-
TOTAL	100	100	100	100	100	100	100	100	100	100	100	100	100

Zero values indicate that the mineral was included in the refinement, but the calculated concentration is below a measurable value.

Dashes indicate that the mineral was not identified by the analyst and not included in the refinement calculation for the sample.

The weight percent quantities indicated have been normalized to a sum of 100%. The quantity of amorphous material has not been determined.

Mineral/Compound	Formula
Quartz	SiO_2
Plagioclase	$(NaSi,CaAl)AlSi_2O_8$
Biotite	$K(Mg,Fe)_3(AlSi_3O_{10})(OH)_2$
Muscovite	$KAl_2(AlSi_3O_{10})(OH)_2$
Potassium-feldspar	$KAlSi_3O_8$
Calcite	$CaCO_3$
Magnetite	Fe_3O_4
Pyrite	FeS_2
Chlorite	$(Fe,(Mg,Mn)_5,Al)(Si_3Al)O_{10}(OH)_8$
Grossular	$Ca_3Al_2Si_3O_{12}$
Rutile	TiO_2
Pyrrhotite	Fe_7S_8
Kaolinite	$Al_2Si_2O_5(OH)_4$
Almandine	$Fe_3Al_2Si_3O_{12}$
Ankerite	$CaFe(CO_3)_2$
Diopside	$CaMgSi_2O_6$
Ilmenite	$FeTiO_3$
Hornblende	$(Ca,Na)_{2-3}(Mg,Fe,Al)_5Si_6(Si,Al)_2O_{22}(OH)_2$
Marcasite	FeS_2

Great Bear Resources Ltd.
Custom XRD/MI4525-NOV23/CA19094-OCT23
13-Dec-23

31719

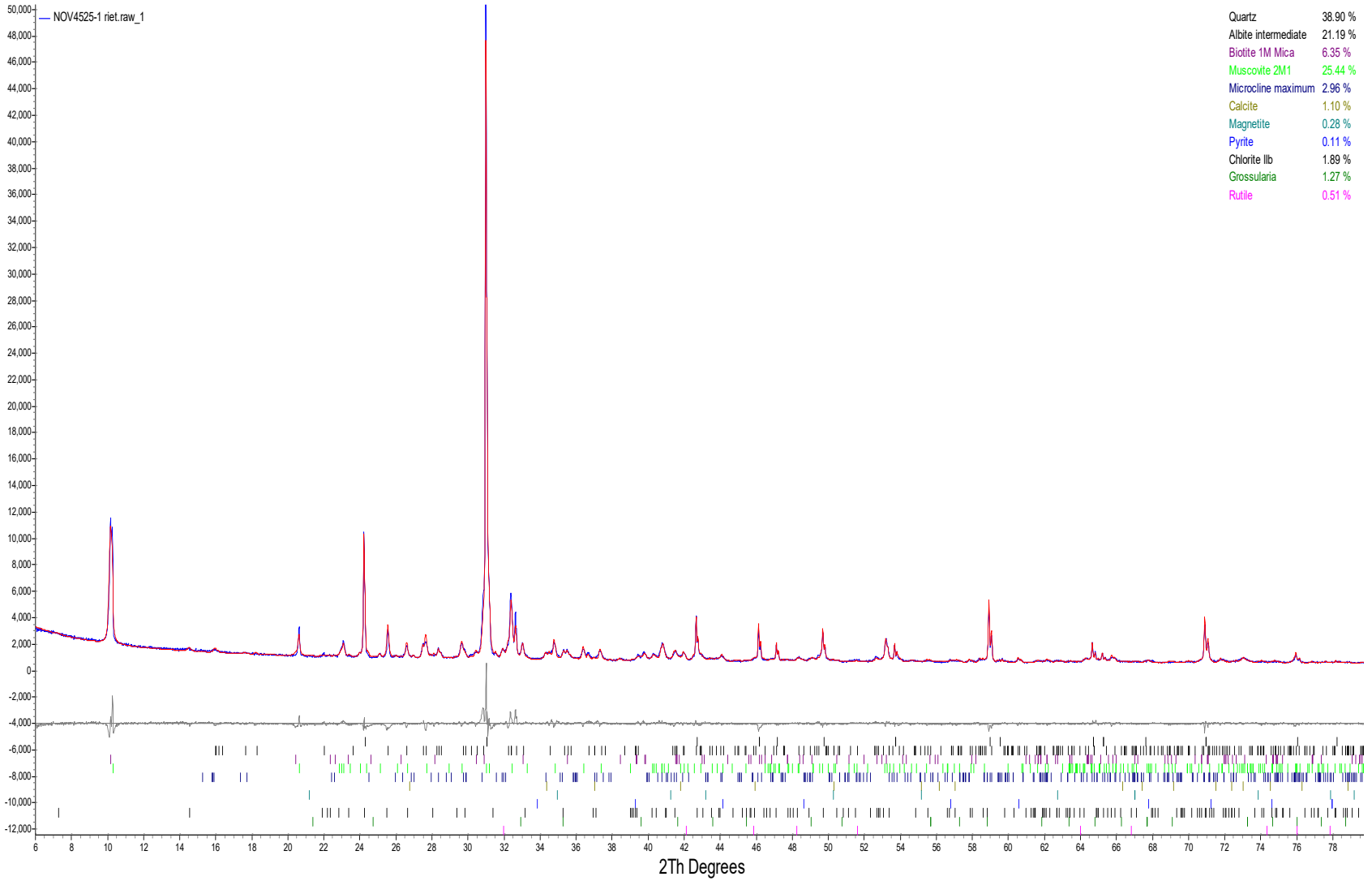

Great Bear Resources Ltd.
Custom XRD/MI4525-NOV23/CA19094-OCT23
13-Dec-23

31721

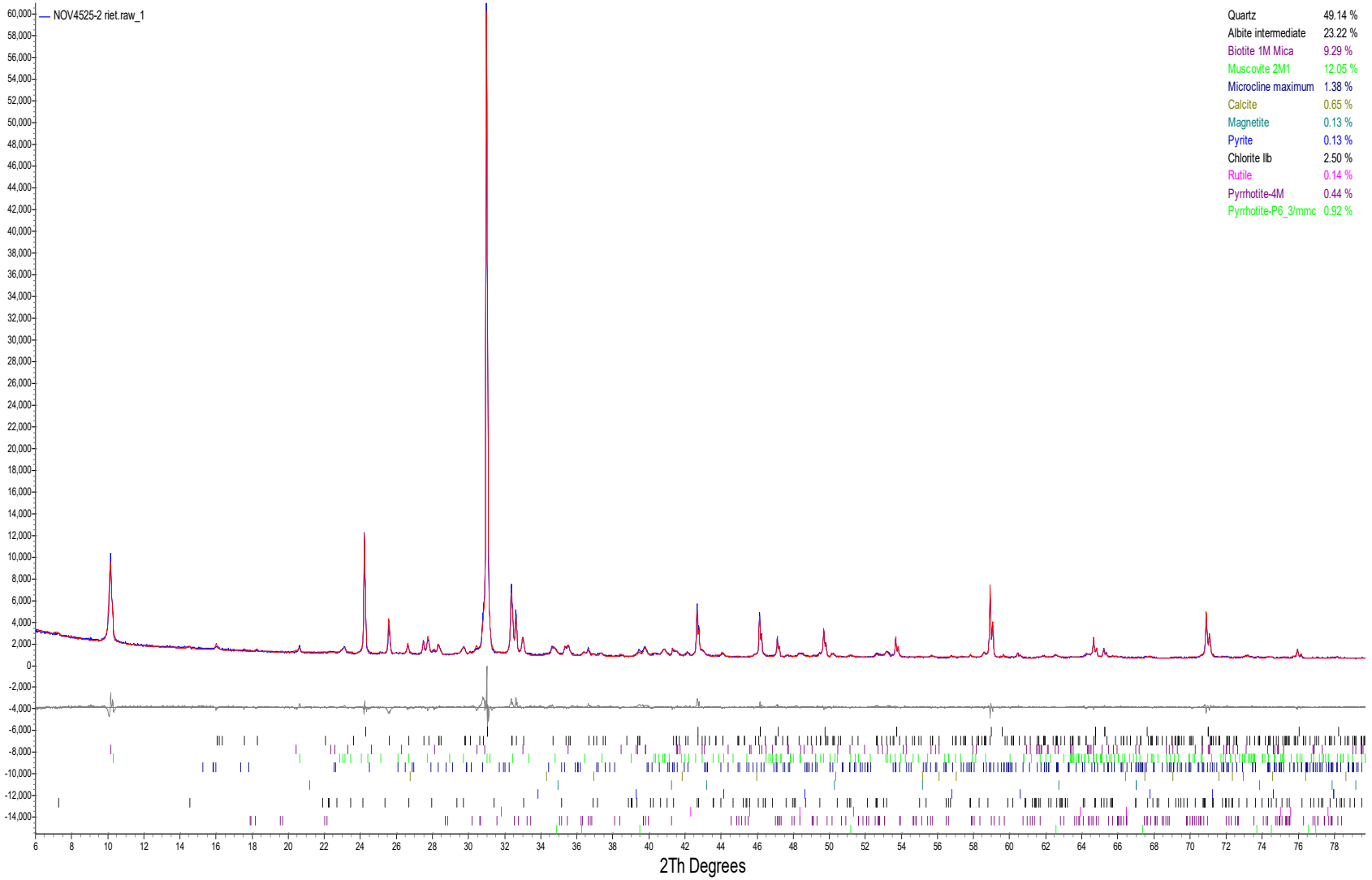

Great Bear Resources Ltd.
Custom XRD/MI4525-NOV23/CA19094-OCT23
13-Dec-23

31723

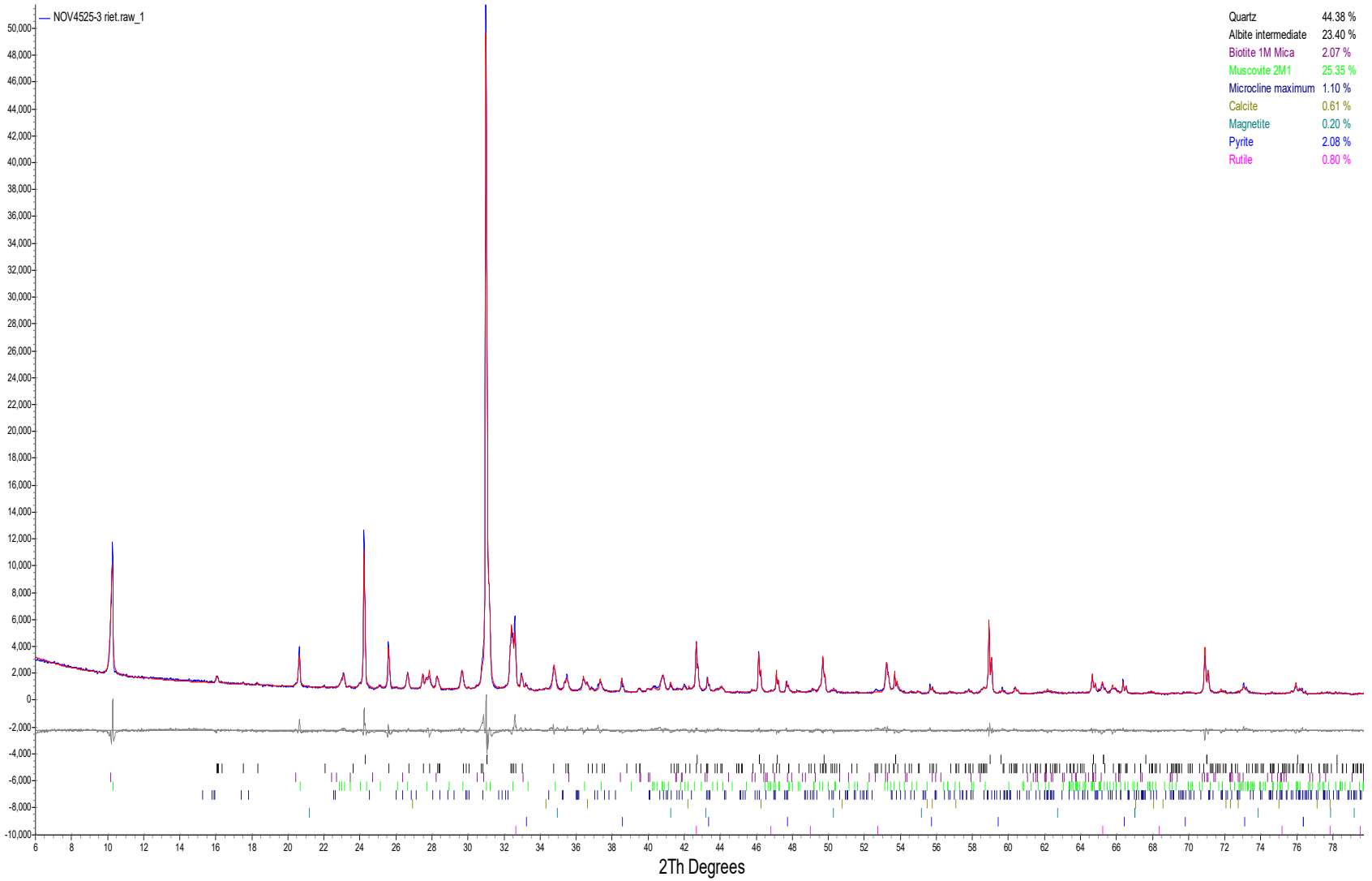

Great Bear Resources Ltd.
Custom XRD/MI4525-NOV23/CA19094-OCT23
13-Dec-23

31724

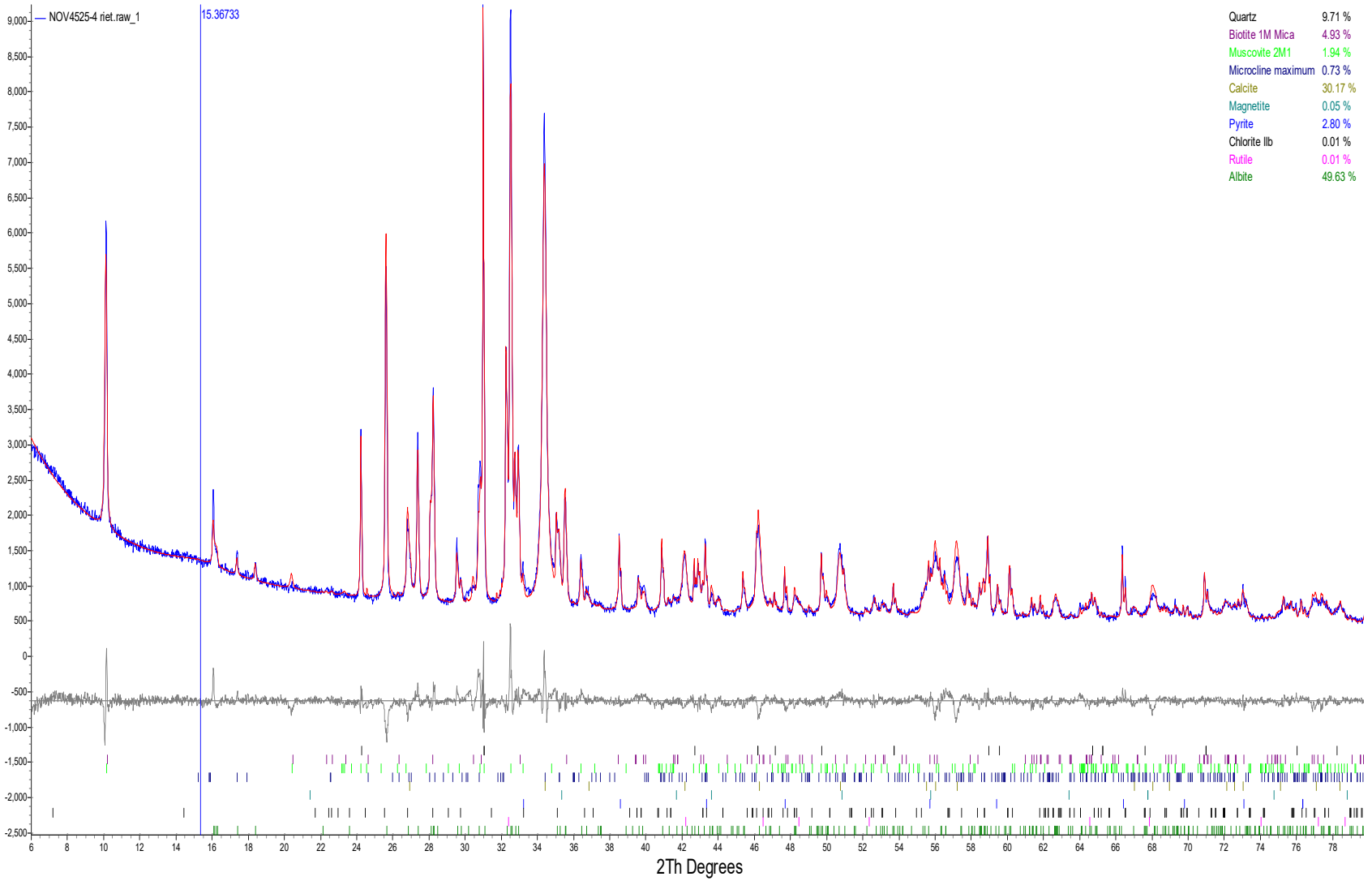

Great Bear Resources Ltd.
Custom XRD/MI4525-NOV23/CA19094-OCT23
13-Dec-23

31725

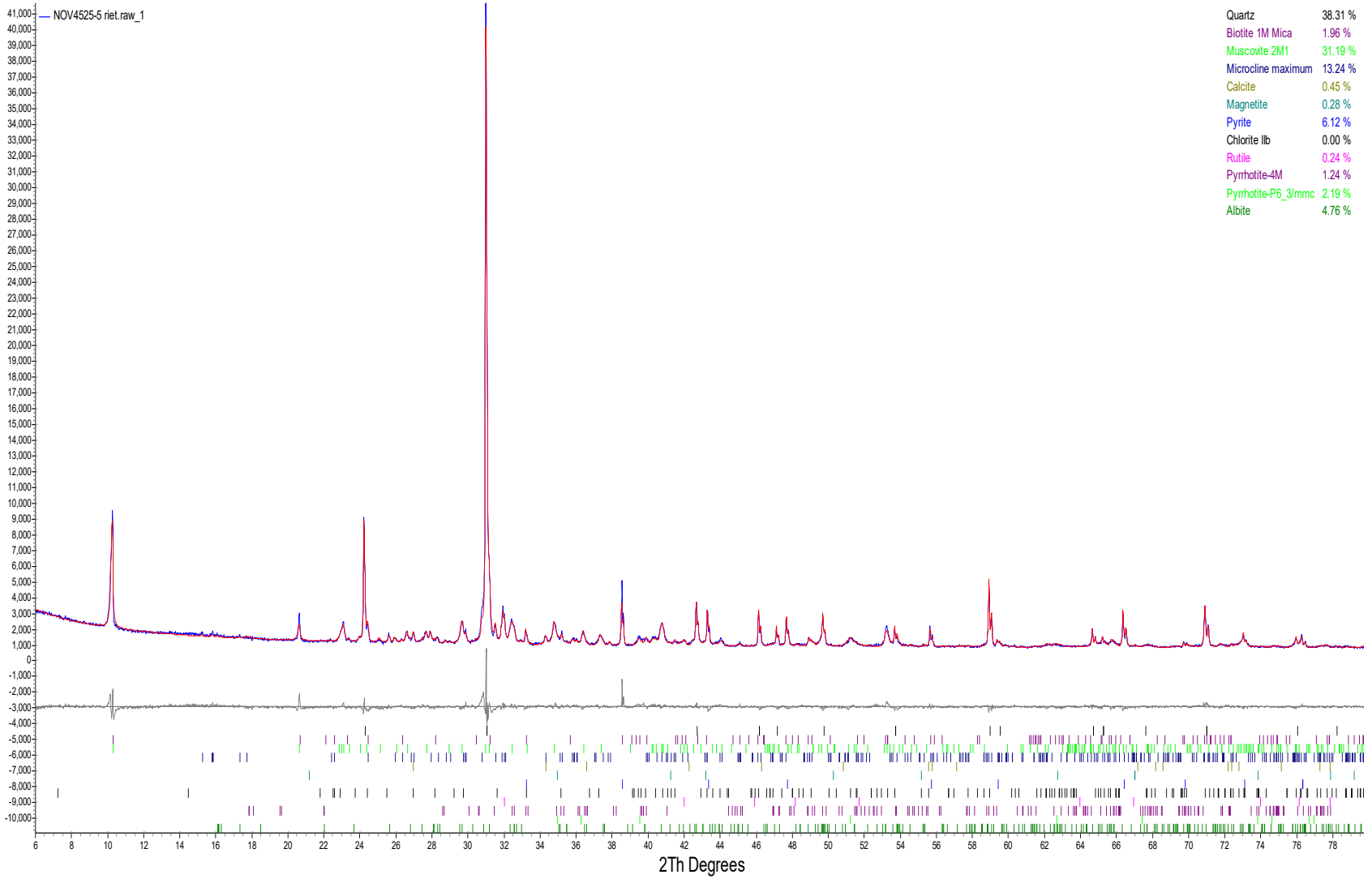

Great Bear Resources Ltd.
Custom XRD/MI4525-NOV23/CA19094-OCT23
13-Dec-23

31729

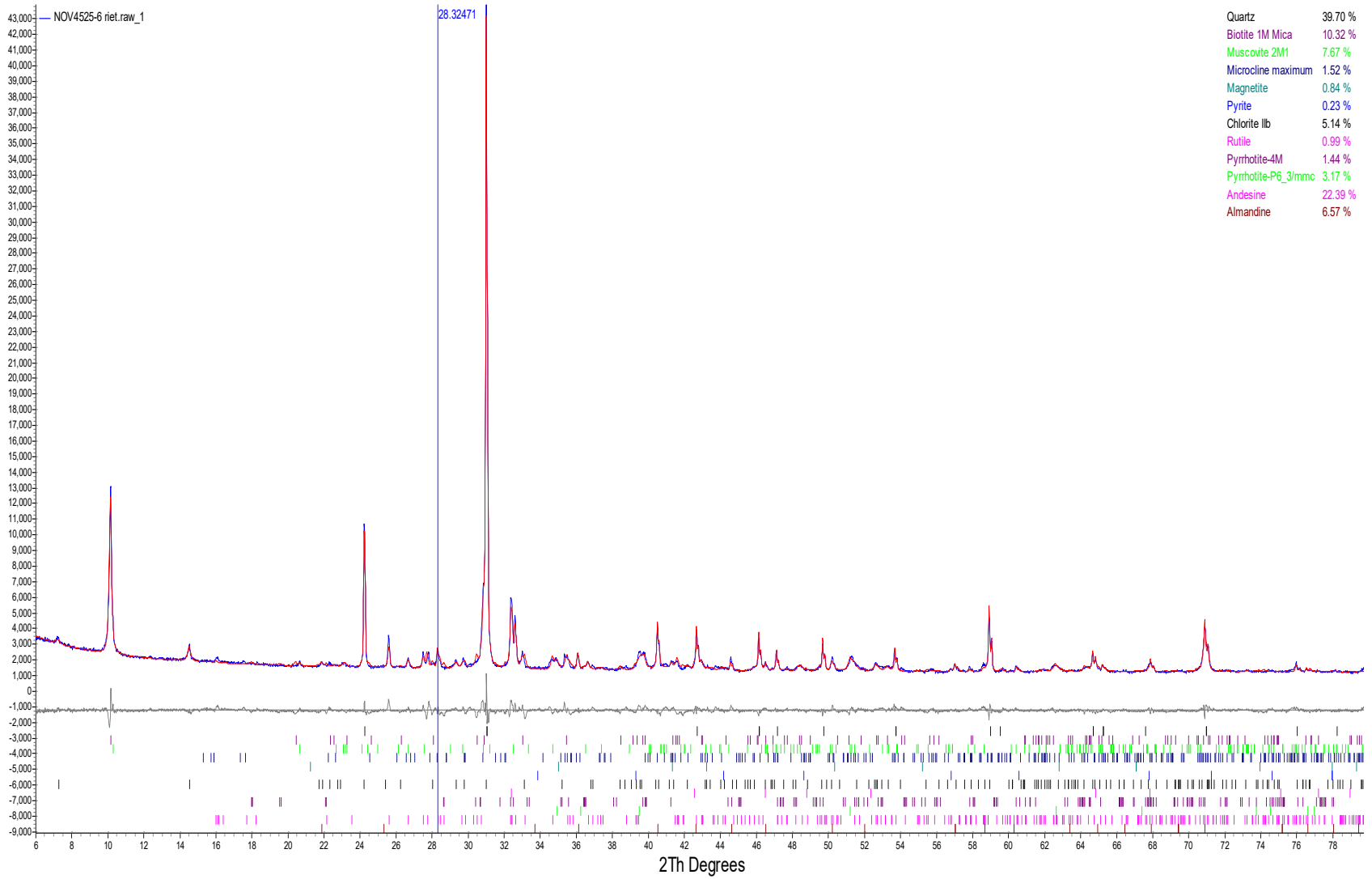

Great Bear Resources Ltd.
Custom XRD/MI4525-NOV23/CA19094-OCT23
13-Dec-23

31829

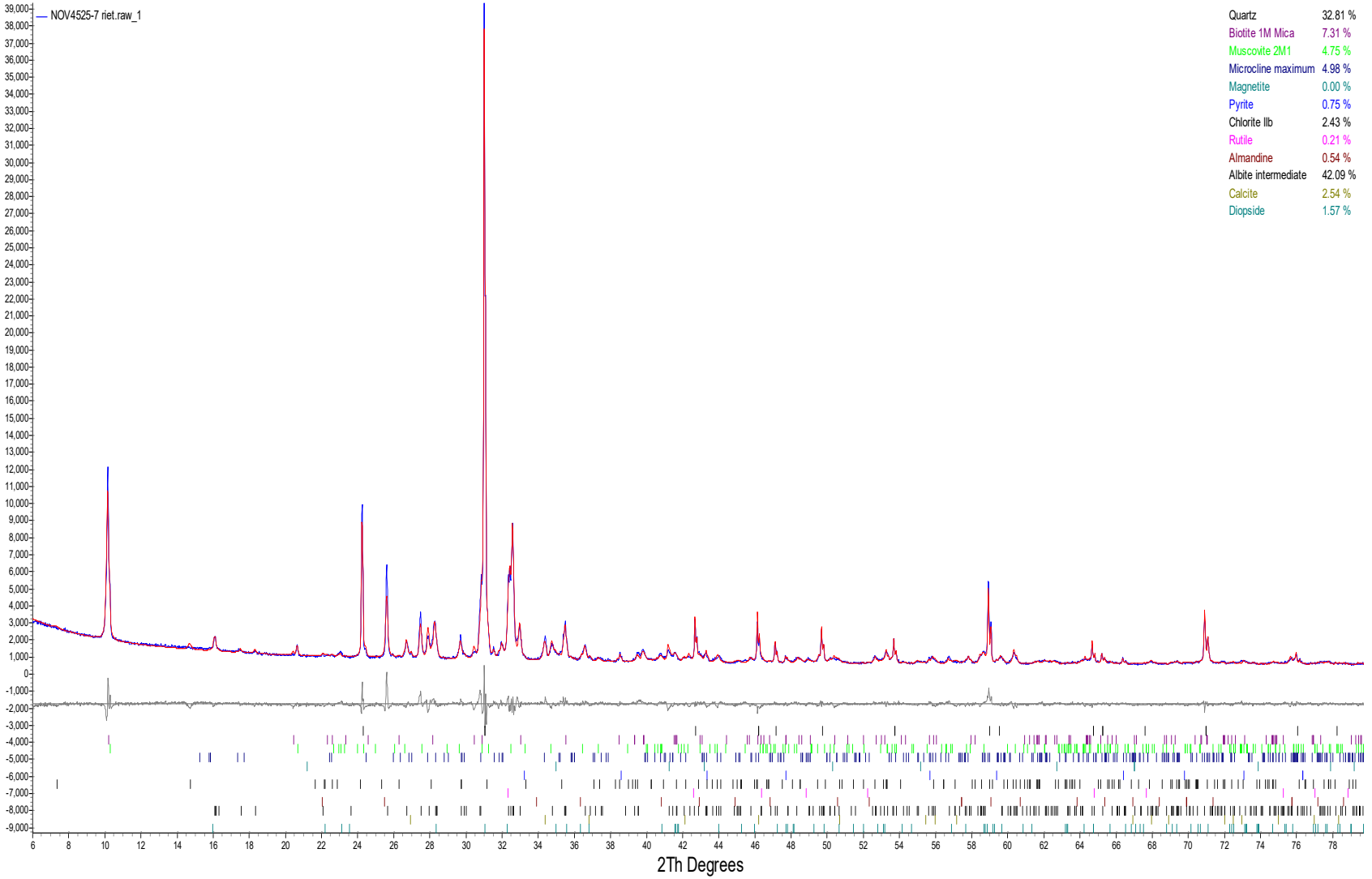

Great Bear Resources Ltd.
Custom XRD/MI4525-NOV23/CA19094-OCT23
13-Dec-23

31835

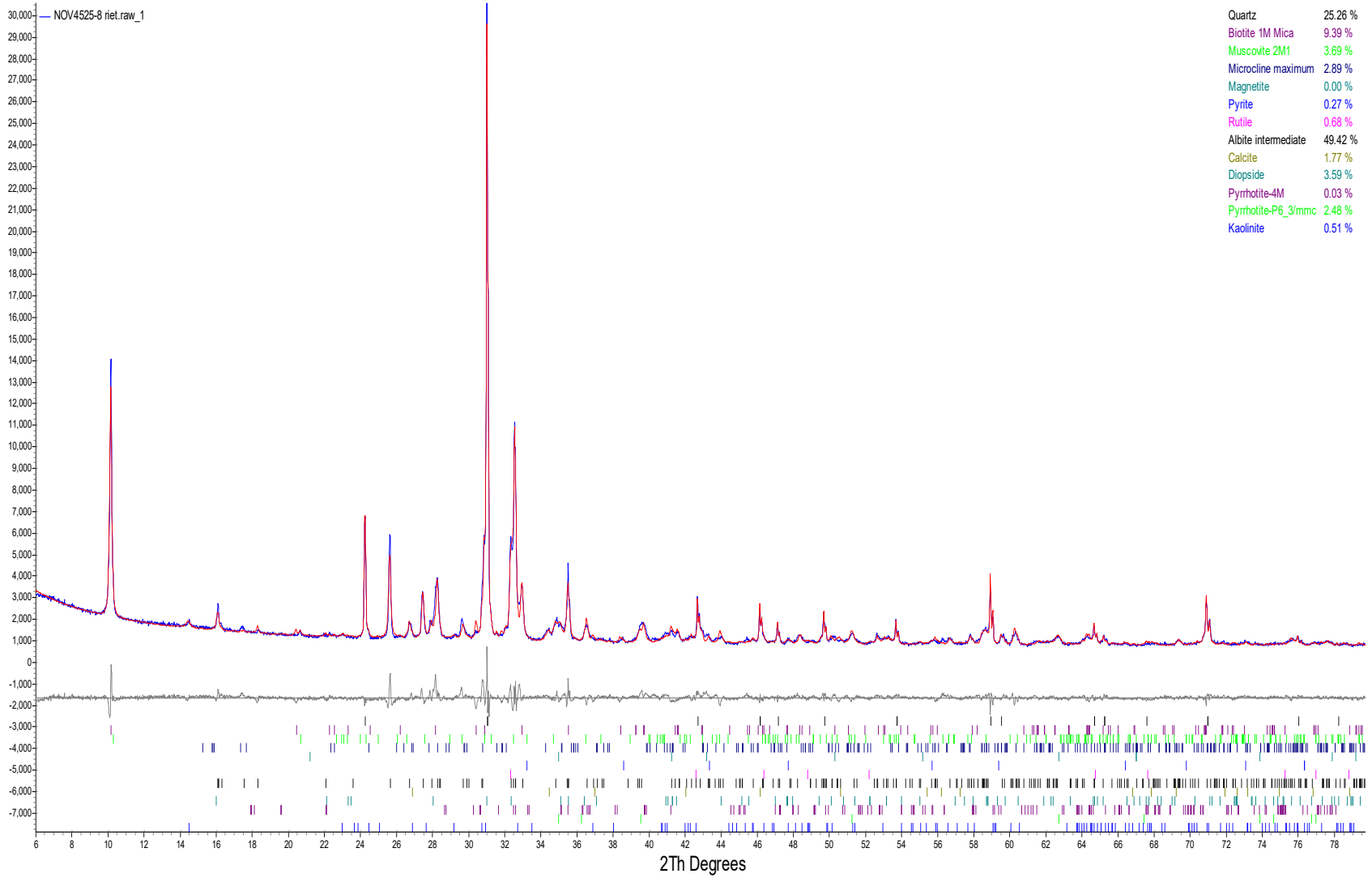

Great Bear Resources Ltd.
Custom XRD/MI4525-NOV23/CA19094-OCT23
13-Dec-23

31836

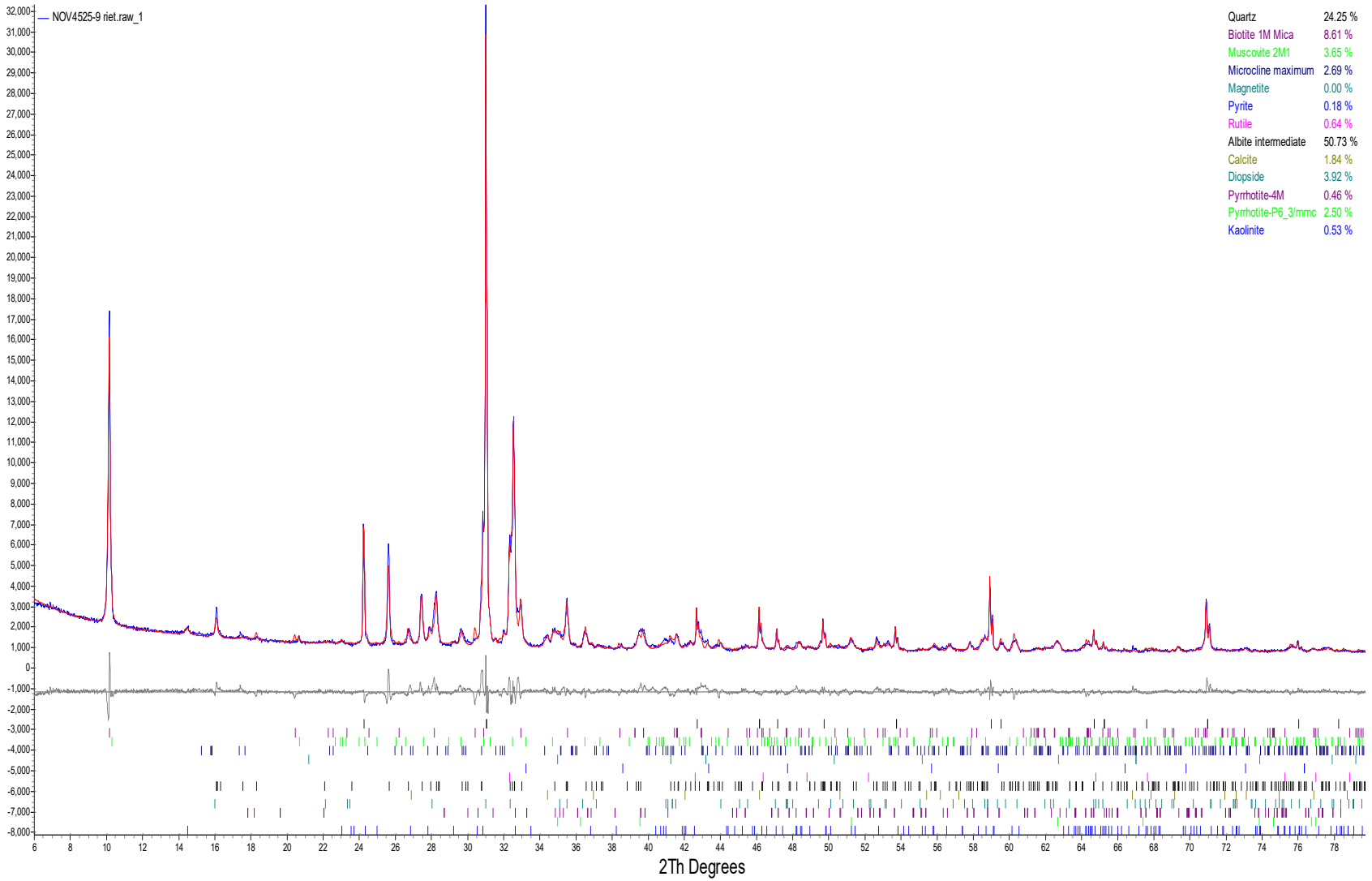

Great Bear Resources Ltd.
Custom XRD/MI4525-NOV23/CA19094-OCT23
13-Dec-23

031844

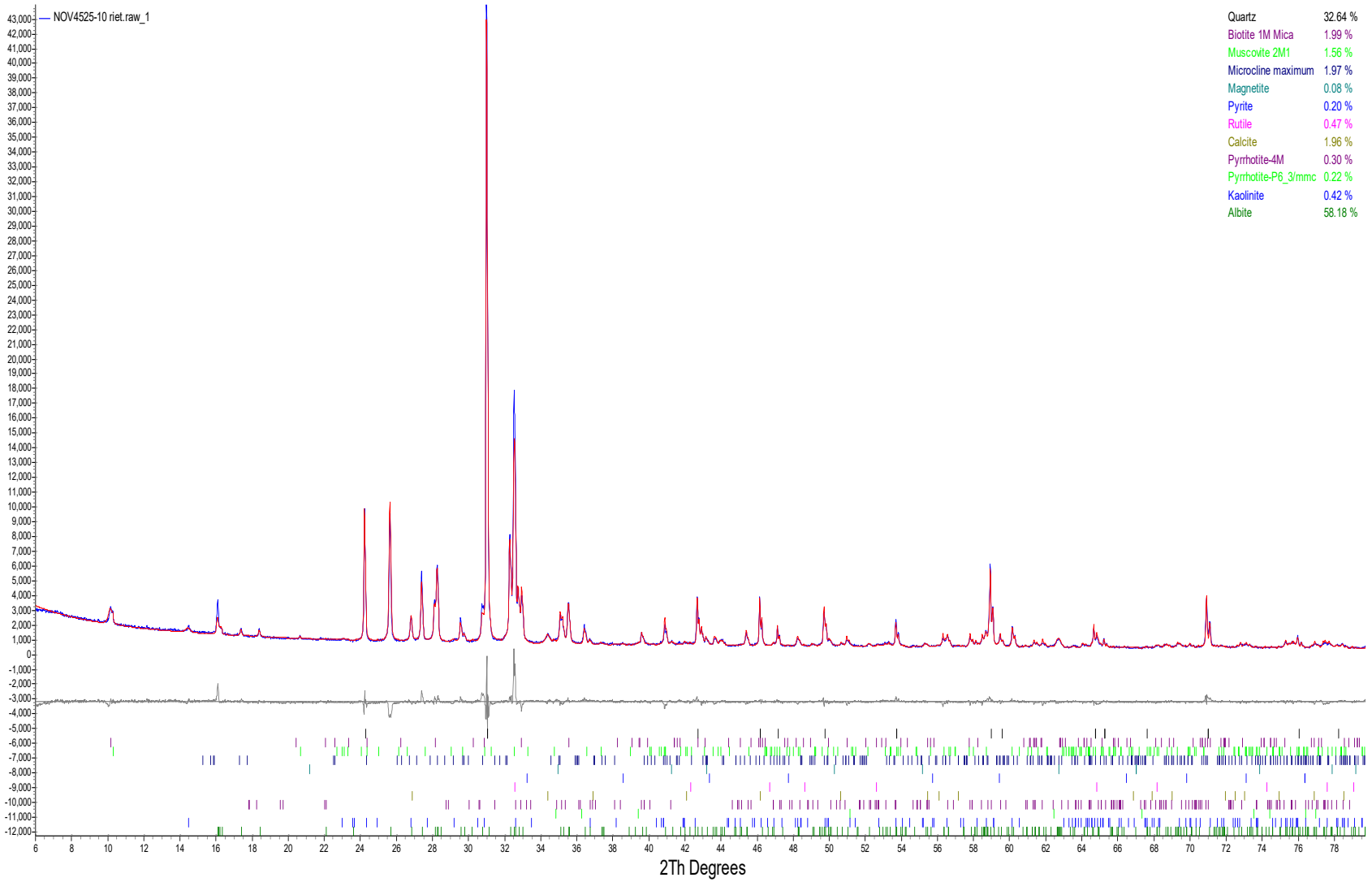

Great Bear Resources Ltd.
Custom XRD/MI4525-NOV23/CA19094-OCT23
13-Dec-23

31847

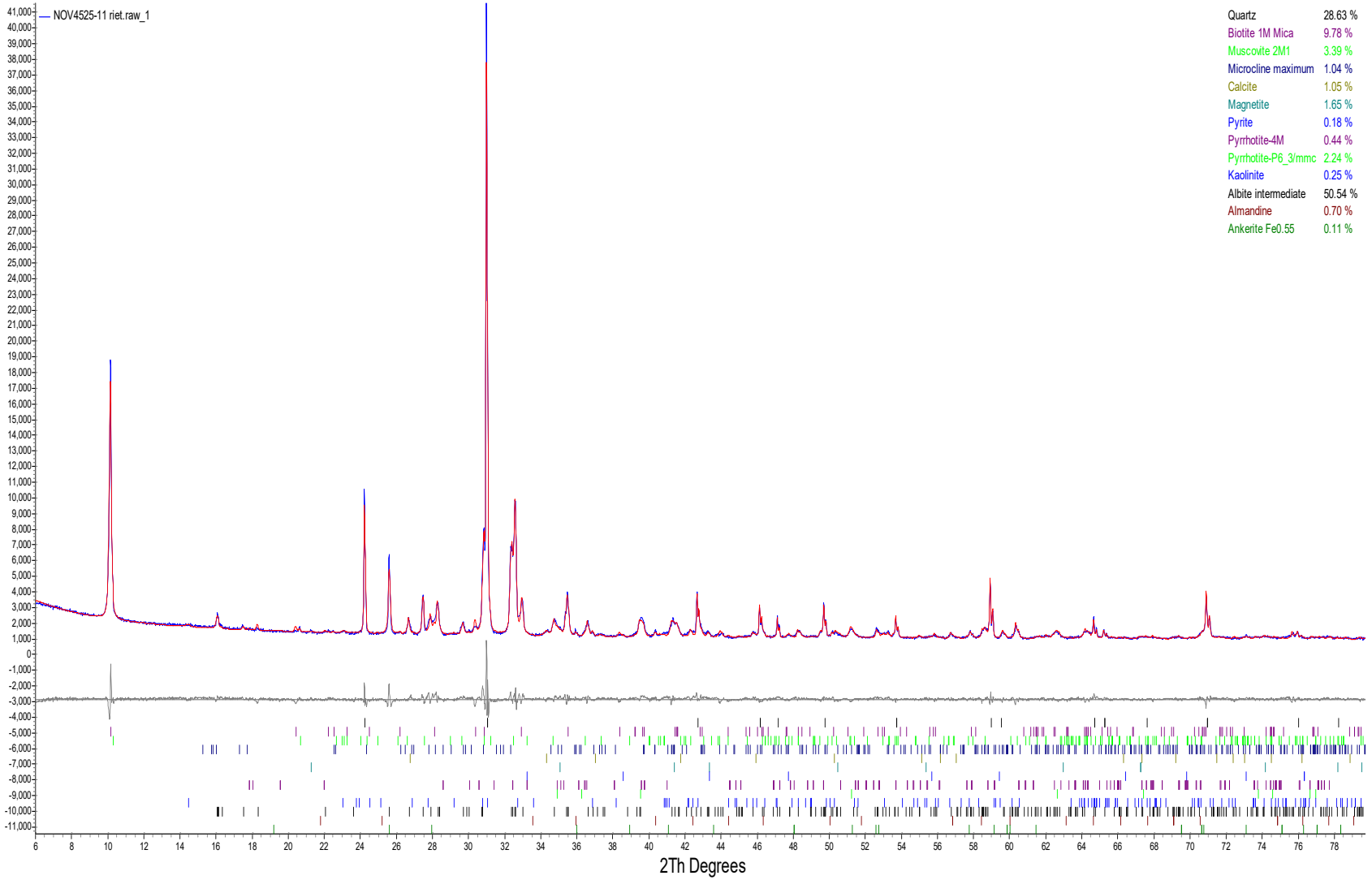

Great Bear Resources Ltd.
Custom XRD/MI4525-NOV23/CA19094-OCT23
13-Dec-23

31848

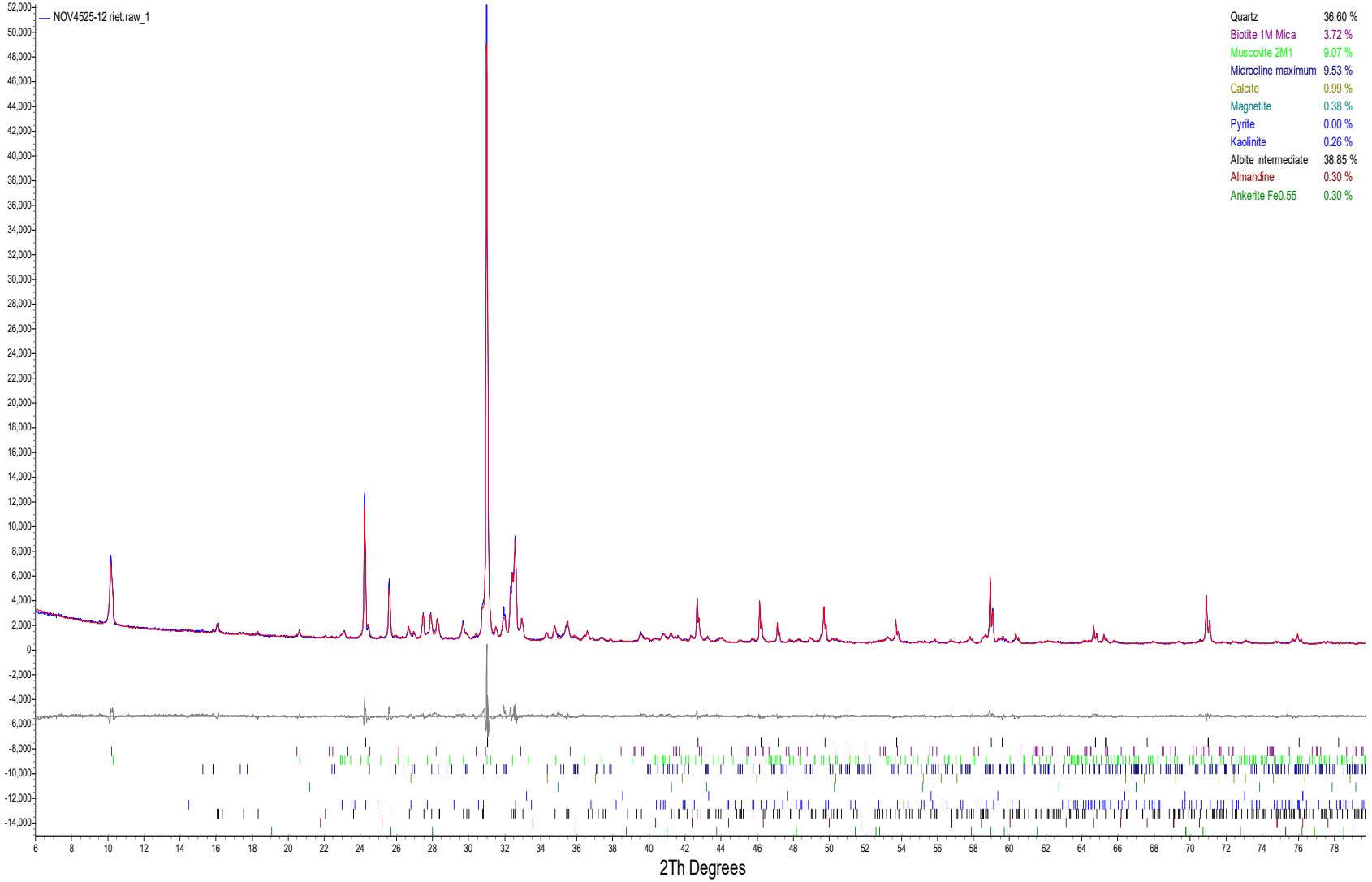

Great Bear Resources Ltd.
Custom XRD/MI4525-NOV23/CA19094-OCT23
13-Dec-23

31849

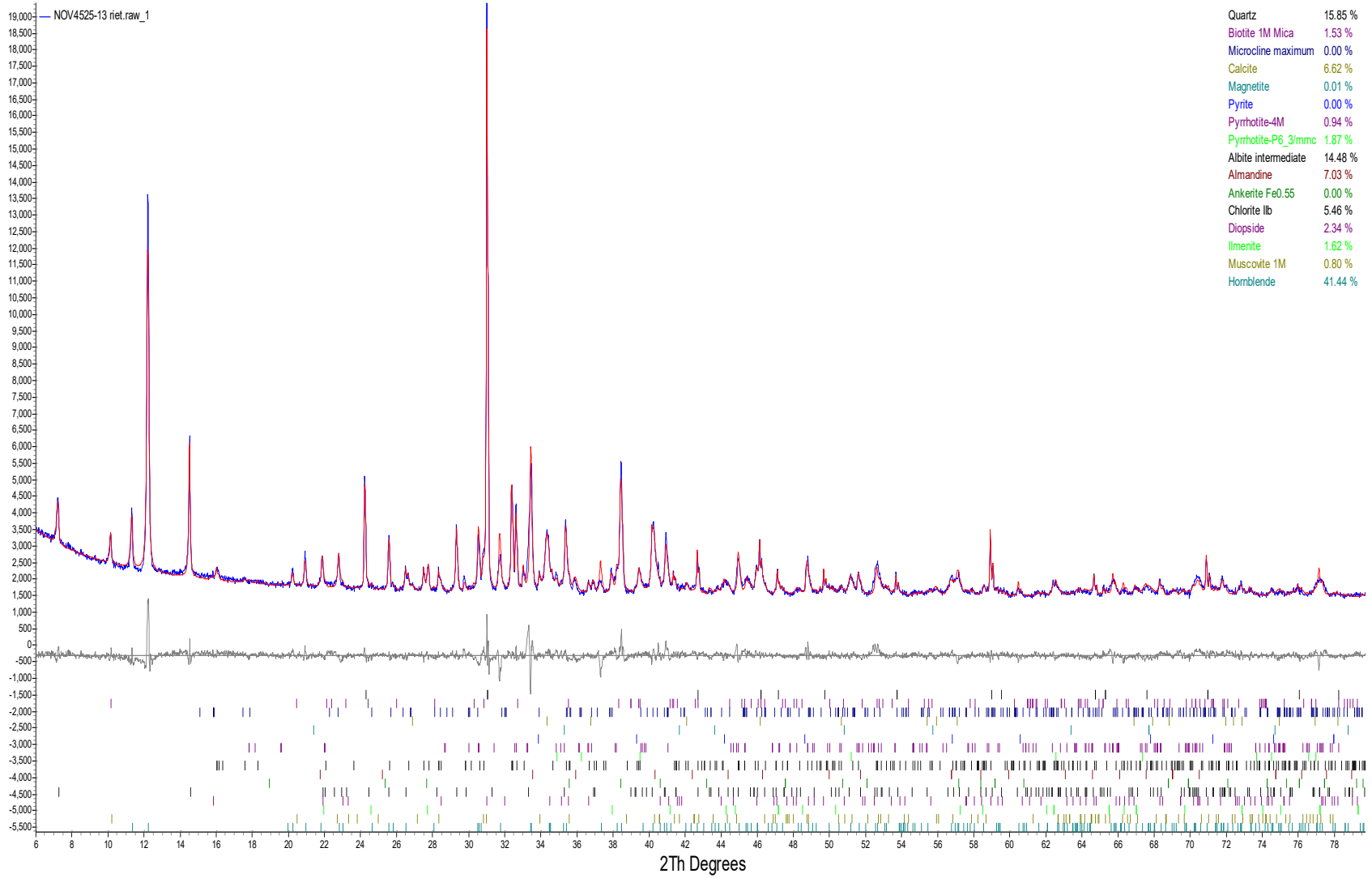

Quantitative X-Ray Diffraction by Rietveld Refinement

Report Prepared for:	*Great Bear Resources* *1020 - 800 West Pender St. Vancouver, BC V6C 2V6, Canada*
Project Number/ LIMS No.	*Custom XRD/MI4513-NOV23/CA19101-OCT23*
Sample Receipt:	*November 3, 2023*
Sample Analysis:	*November 22, 2023*
Reporting Date:	*December 13, 2023*

Instrument:	BRUKER AXS D8 Advance Diffractometer
Test Conditions:	Co radiation, 35 kV, 40 mA; Detector: LYNXEYE Regular Scanning: Step: 0.02°, Step time:0.75s, 2θ range: 6-80°
Interpretations :	PDF2/PDF4 powder diffraction databases issued by the International Center for Diffraction Data (ICDD). Diffrac Eva and Topas software.
Detection Limit :	0.5-2%. Strongly dependent on crystallinity.

Contents:

1) Method Summary
2) Quantitative XRD Results
3) XRD Pattern(s)

Kim Gibbs, H.B.Sc., P.Geo.
Senior Mineralogist

Huyun Zhou, Ph.D., P.Geo.
Senior Mineralogist

ACCREDITATION: SGS Natural Resources Lakefield is accredited to the requirements of ISO/IEC 17025 for specific tests as listed on our scope of accreditation, including geochemical, mineralogical and trade mineral tests. To view a list of the accredited methods, please visit the following website and search SGS Canada Inc. - Minerals: https://www.scc.ca/en/search/palcan.

Method Summary

The Rietveld Method of Mineral Identification by XRD (ME-LR-MIN-MET-MN-D05) method used by SGS Natural Resources is accredited to the requirements of ISO/IEC 17025.

Mineral Identification and Interpretation:

Mineral identification and interpretation involves matching the diffraction pattern of an unknown material to patterns of single-phase reference materials. The reference patterns are compiled by the Joint Committee on Powder Diffraction Standards - International Center for Diffraction Data (JCPDS-ICDD) database and released on software as Powder Diffraction Files (PDF).

Interpretations do not reflect the presence of non-crystalline and/or amorphous compounds, except when internal standards have been added by request. Mineral proportions may be strongly influenced by crystallinity, crystal structure and preferred orientations. Mineral or compound identification and quantitative analysis results should be accompanied by supporting chemical assay data or other additional tests.

Quantitative Rietveld Analysis:

Quantitative Rietveld Analysis is performed by using Diffrac Topas 7 (Bruker), a graphics based profile analysis program built around a non-linear least squares fitting system, to determine the amount of different phases present in a multicomponent sample. Whole pattern analyses are predicated by the fact that the X-ray diffraction pattern is a total sum of both instrumental and specimen factors. Unlike other peak intensity-based methods, the Rietveld method uses a least squares approach to refine a theoretical line profile until it matches the obtained experimental patterns.

Rietveld refinement is completed with a set of minerals specifically identified for the sample. Zero values indicate that the mineral was included in the refinement calculations, but the calculated concentration was less than 0.05wt%. Minerals not identified by the analyst are not included in refinement calculations for specific samples and are indicated with a dash.

DISCLAIMER: This document is issued by the Company under its General Conditions of Service accessible at http://www.sgs.com/en/Terms-and-Conditions.aspx. Attention is drawn to the limitation of liability, indemnification and jurisdiction issues defined therein. Any holder of this document is advised that information contained hereon reflects the Company's findings at the time of its intervention only and within the limits of Client's instructions, if any. The Company's sole responsibility is to its Client and this document does not exonerate parties to a transaction from exercising all their rights and obligations under the transaction documents. Any unauthorized alteration, forgery or falsification of the content or appearance of this document is unlawful and offenders may be prosecuted to the fullest extent of the law.

WARNING: The sample(s) to which the findings recorded herein (the "Findings") relate was(were) drawn and / or provided by the Client or by a third party acting at the Client's direction. The Findings constitute no warranty of the sample's representativeness of any goods and strictly relate to the sample(s). The Company accepts no liability with regard to the origin or source from which the sample(s) is/are said to be extracted.

Summary of Rietveld Quantitative Analysis X-Ray Diffraction Results

Mineral/Compound	116956 OCT9101-1 (wt %)
Quartz	38.1
Plagioclase	35.0
Muscovite	13.0
Potassium-feldspar	7.7
Calcite	2.2
Magnetite	0.6
Pyrite	0.4
Chlorite	0.1
Rutile	0.2
Phlogopite	2.7
TOTAL	100

The weight percent quantities indicated have been normalized to a sum of 100%.

The quantity of amorphous material has not been determined.

Mineral/Compound	Formula
Quartz	SiO_2
Plagioclase	$(NaSi,CaAl)AlSi_2O_8$
Muscovite	$KAl_2(AlSi_3O_{10})(OH)_2$
Potassium-feldspar	$KAlSi_3O_8$
Calcite	$CaCO_3$
Magnetite	Fe_3O_4
Pyrite	FeS_2
Chlorite	$(Fe,(Mg,Mn)_5,Al)(Si_3Al)O_{10}(OH)_8$
Rutile	TiO_2
Phlogopite	$KMg_3(AlSi_3O_{10})(OH)_2$

116956

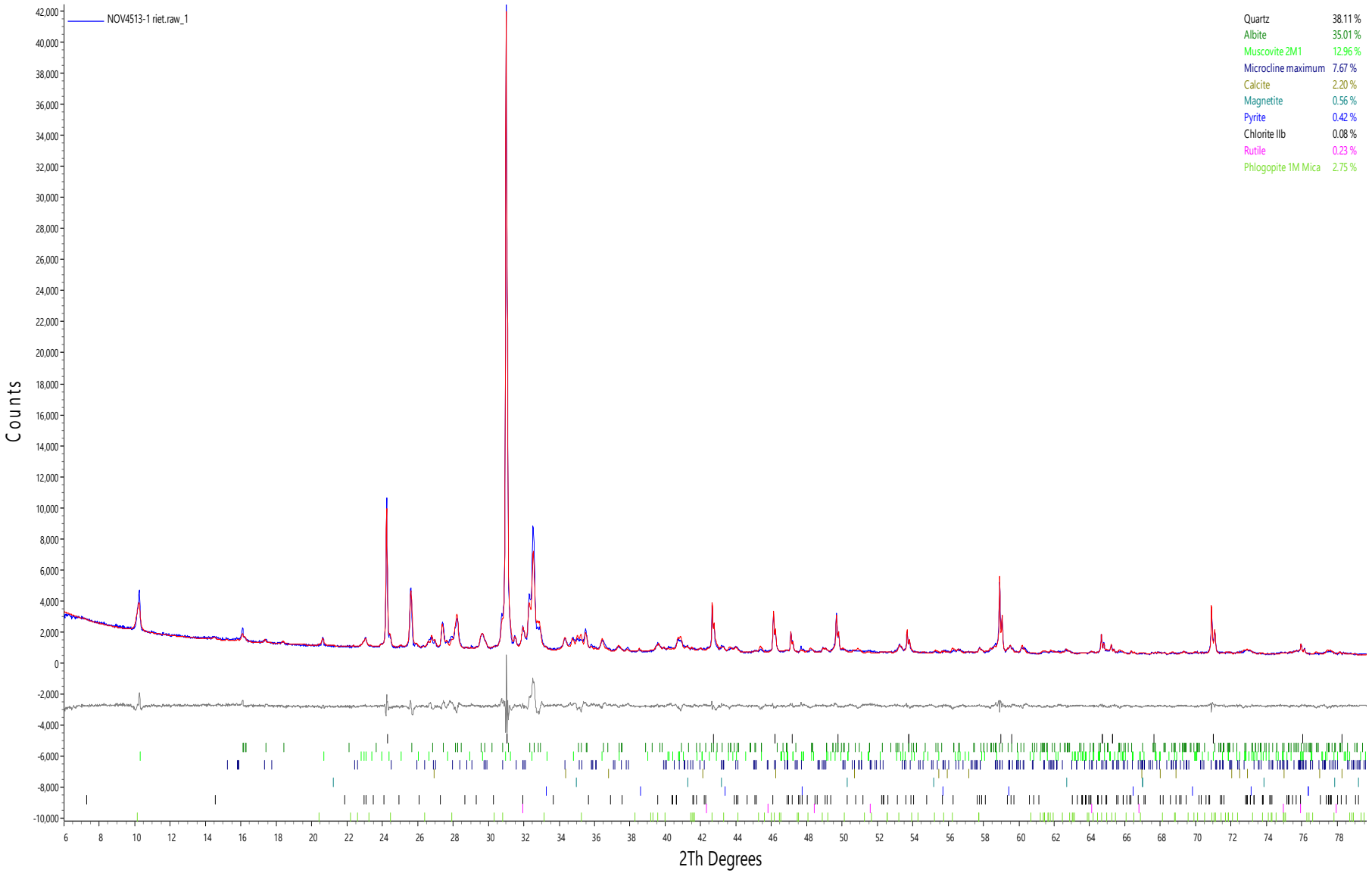
NOV4513-1 riet.raw_1
Quartz 38.11 %
Albite 35.01 %
Muscovite 2M1 12.96 %
Microcline maximum 7.67 %
Calcite 2.20 %
Magnetite 0.56 %
Pyrite 0.42 %
Chlorite IIb 0.08 %
Rutile 0.23 %
Phlogopite 1M Mica 2.75 %
Counts
2Th Degrees

Quantitative X-Ray Diffraction by Rietveld Refinement

Report Prepared for:	*Environmental Services*
Project Number/ LIMS No.	*Custom XRD/MI4535-DEC22*
Sample Receipt:	*December 20, 2023*
Sample Analysis:	*January 3, 2023*
Reporting Date:	*January 16, 2023*

Instrument:	BRUKER AXS D8 Advance Diffractometer
Test Conditions:	Co radiation, 35 kV, 40 mA; Detector: LYNXEYE Regular Scanning: Step: 0.02°, Step time: 0.75s, 2θ range: 6-80°
Interpretations :	PDF2/PDF4 powder diffraction databases issued by the International Center for Diffraction Data (ICDD). DiffracPlus Eva and Topas software.
Detection Limit :	0.5-2%. Strongly dependent on crystallinity.

Contents:

1) Method Summary
2) Quantitative XRD Results
3) XRD Pattern(s)

Kim Gibbs, H.B.Sc., P.Geo.
Senior Mineralogist

Huyun Zhou, Ph.D., P.Geo.
Senior Mineralogist

ACCREDITATION: SGS Natural Resources Lakefield is accredited to the requirements of ISO/IEC 17025 for specific tests as listed on our scope of accreditation, including geochemical, mineralogical and trade mineral tests. To view a list of the accredited methods, please visit the following website and search SGS Canada Inc. - Minerals: https://www.scc.ca/en/search/palcan.

Method Summary

The Rietveld Method of Mineral Identification by XRD (ME-LR-MIN-MET-MN-D05) method used by SGS Natural Resources is accredited to the requirements of ISO/IEC 17025.

Mineral Identification and Interpretation:

Mineral identification and interpretation involves matching the diffraction pattern of an unknown material to patterns of single-phase reference materials. The reference patterns are compiled by the Joint Committee on Powder Diffraction Standards - International Center for Diffraction Data (JCPDS-ICDD) database and released on software as Powder Diffraction Files (PDF).

Interpretations do not reflect the presence of non-crystalline and/or amorphous compounds, except when internal standards have been added by request. Mineral proportions may be strongly influenced by crystallinity, crystal structure and preferred orientations. Mineral or compound identification and quantitative analysis results should be accompanied by supporting chemical assay data or other additional tests.

Quantitative Rietveld Analysis:

Quantitative Rietveld Analysis is performed by using Topas 4.2 (Bruker AXS), a graphics based profile analysis program built around a non-linear least squares fitting system, to determine the amount of different phases present in a multicomponent sample. Whole pattern analyses are predicated by the fact that the X-ray diffraction pattern is a total sum of both instrumental and specimen factors. Unlike other peak intensity-based methods, the Rietveld method uses a least squares approach to refine a theoretical line profile until it matches the obtained experimental patterns.

Rietveld refinement is completed with a set of minerals specifically identified for the sample. Zero values indicate that the mineral was included in the refinement calculations, but the calculated concentration was less than 0.05wt%. Minerals not identified by the analyst are not included in refinement calculations for specific samples and are indicated with a dash.

DISCLAIMER: This document is issued by the Company under its General Conditions of Service accessible at http://www.sgs.com/en/Terms-and-Conditions.aspx. Attention is drawn to the limitation of liability, indemnification and jurisdiction issues defined therein. Any holder of this document is advised that information contained hereon reflects the Company's findings at the time of its intervention only and within the limits of Client's instructions, if any. The Company's sole responsibility is to its Client and this document does not exonerate parties to a transaction from exercising all their rights and obligations under the transaction documents. Any unauthorized alteration, forgery or falsification of the content or appearance of this document is unlawful and offenders may be prosecuted to the fullest extent of the law.

WARNING: The sample(s) to which the findings recorded herein (the "Findings") relate was(were) drawn and / or provided by the Client or by a third party acting at the Client's direction. The Findings constitute no warranty of the sample's representativeness of any goods and strictly relate to the sample(s). The Company accepts no liability with regard to the origin or source from which the sample(s) is/are said to be extracted.

Summary of Rietveld Quantitative Analysis X-Ray Diffraction Results

Mineral/Compound	DX 550078 DEC4535-01 (wt %)	DX 550074 DEC4535-02 (wt %)	DX 550081 DEC4535-03 (wt %)	DX 550080 DEC4535-04 (wt %)	DX 550083 DEC4535-05 (wt %)	DX 550085 DEC4535-06 (wt %)	DX 550107 DEC4535-07 (wt %)	DX 550108 DEC4535-08 (wt %)
Quartz	27.6	33.1	40.4	38.1	17.9	31.4	37.6	39.8
Albite	37.6	17.4	28.6	38.8	68.6	61.2	38.3	39.6
Diopside	4.4	2.5	3.3	4.1	0.8	-	-	2.5
Muscovite	1.6	16.0	9.0	11.6	0.2	0.0	7.1	5.4
Biotite	9.6	6.6	1.2	2.0	1.5	1.8	2.5	4.2
Calcite	0.8	2.4	2.7	2.5	-	-	-	3.2
Calcite magnesian	-	-	-	-	5.3	3.5	0.6	-
Ilmenite	0.6	-	-	-	-	-	0.0	-
Cummingtonite	2.3	-	-	-	-	-	-	-
Actinolite	3.7	-	-	-	2.1	-	-	-
Magnetite	3.5	-	-	-	-	-	-	-
Pyrope	5.9	11.8	0.9	-	-	-	-	-
Chlorite	2.3	7.0	0.2	-	-	-	-	-
Microcline	-	0.3	12.8	2.2	1.2	0.5	10.6	3.2
Pyrite	-	2.3	1.0	0.6	-	1.6	3.3	2.1
Rutile	-	0.6	-	-	-	-	-	-
Pyrrhotite	-	-	-	-	2.4	-	-	-
Jarosite	-	-	-	-	-	-	-	-
Spessartine	-	-	-	-	-	-	-	-
Hematite	-	-	-	-	-	-	-	-
TOTAL	100	100	100	100	100	100	100	100

Zero values indicate that the mineral was included in the refinement, but the calculated concentration is below a measurable value.

Dashes indicate that the mineral was not identified by the analyst and not included in the refinement calculation for the sample.

The weight percent quantities indicated have been normalized to a sum of 100%. The quantity of amorphous material has not been determined.

Summary of Rietveld Quantitative Analysis X-Ray Diffraction Results

Mineral/Compound	DX 550069 DEC4535-09 (wt %)	DX 550063 DEC4535-10 (wt %)	DX 550065 DEC4535-11 (wt %)	DX 550072 DEC4535-12 (wt %)	DX 550051 DEC4535-13 (wt %)	DX 550060 DEC4535-14 (wt %)	DX 550097 DEC4535-15 (wt %)
Quartz	44.9	44.4	38.2	8.9	26.8	12.8	22.4
Albite	30.9	24.6	20.0	10.3	24.7	27.7	7.3
Diopside	2.5	1.9	2.5	2.6	-	-	-
Muscovite	16.5	14.7	1.1	1.4	3.1	0.4	0.1
Biotite	2.5	10.5	7.2	5.8	2.5	4.8	1.3
Calcite	-	-	1.4	4.9	11.2	-	-
Calcite magnesian	-	-	1.5	-	-	9.9	6.8
Ilmenite	-	-	-	1.8	0.0	1.9	1.6
Cummingtonite	-	-	-	-	-	8.9	6.1
Actinolite	-	-	8.7	50.5	18.6	22.7	42.7
Magnetite	-	-	-	-	-	-	-
Pyrope	-	-	13.1	-	-	-	-
Chlorite	0.1	0.3	0.4	6.4	7.4	3.5	2.6
Microcline	2.6	1.1	2.7	1.1	3.4	1.0	-
Pyrite	-	0.3	0.2	-	0.9	-	-
Rutile	-	-	-	-	-	-	-
Pyrrhotite	-	2.2	3.3	-	1.1	6.4	5.6
Jarosite	-	-	-	0.6	-	-	-
Spessartine	-	-	-	5.6	-	-	3.5
Hematite	-	-	-	-	0.3	-	-
TOTAL	100	100	100	100	100	100	100

Zero values indicate that the mineral was included in the refinement, but the calculated concentration is below a measurable value.

Dashes indicate that the mineral was not identified by the analyst and not included in the refinement calculation for the sample.

The weight percent quantities indicated have been normalized to a sum of 100%. The quantity of amorphous material has not been determined.

Mineral List

Mineral/Compound	Formula
Quartz	SiO_2
Albite	$NaAlSi_3O_8$
Diopside	$CaMgSi_2O_6$
Muscovite	$KAl_2(AlSi_3O_{10})(OH)_2$
Biotite	$K(Mg,Fe)_3(AlSi_3O_{10})(OH)_2$
Calcite	$CaCO_3$
Calcite magnesian	$(Ca,Mg)CO_3$
Ilmenite	$FeTiO_3$
Cummingtonite	$(Mg,Fe)_7Si_8O_{22}(OH)_2$
Actinolite	$Ca_2(Mg,Fe)_5Si_8O_{22}(OH)_2$
Magnetite	Fe_3O_4
Pyrope	$Mg_3Al_2Si_3O_{12}$
Chlorite	$(Fe,(Mg,Mn)_5,Al)(Si_3Al)O_{10}(OH)_8$
Microcline	$KAlSi_3O_8$
Pyrite	FeS_2
Rutile	TiO_2
Pyrrhotite	Fe_7S_8
Jarosite	$KFe_3(SO_4)_2(OH)_6$
Spessartine	$Mn_3Al_2Si_3O_{12}$
Hematite	Fe_2O_3

Environmental Services
Custom XRD/MI4535-DEC22
01/16/2023

DX 550078

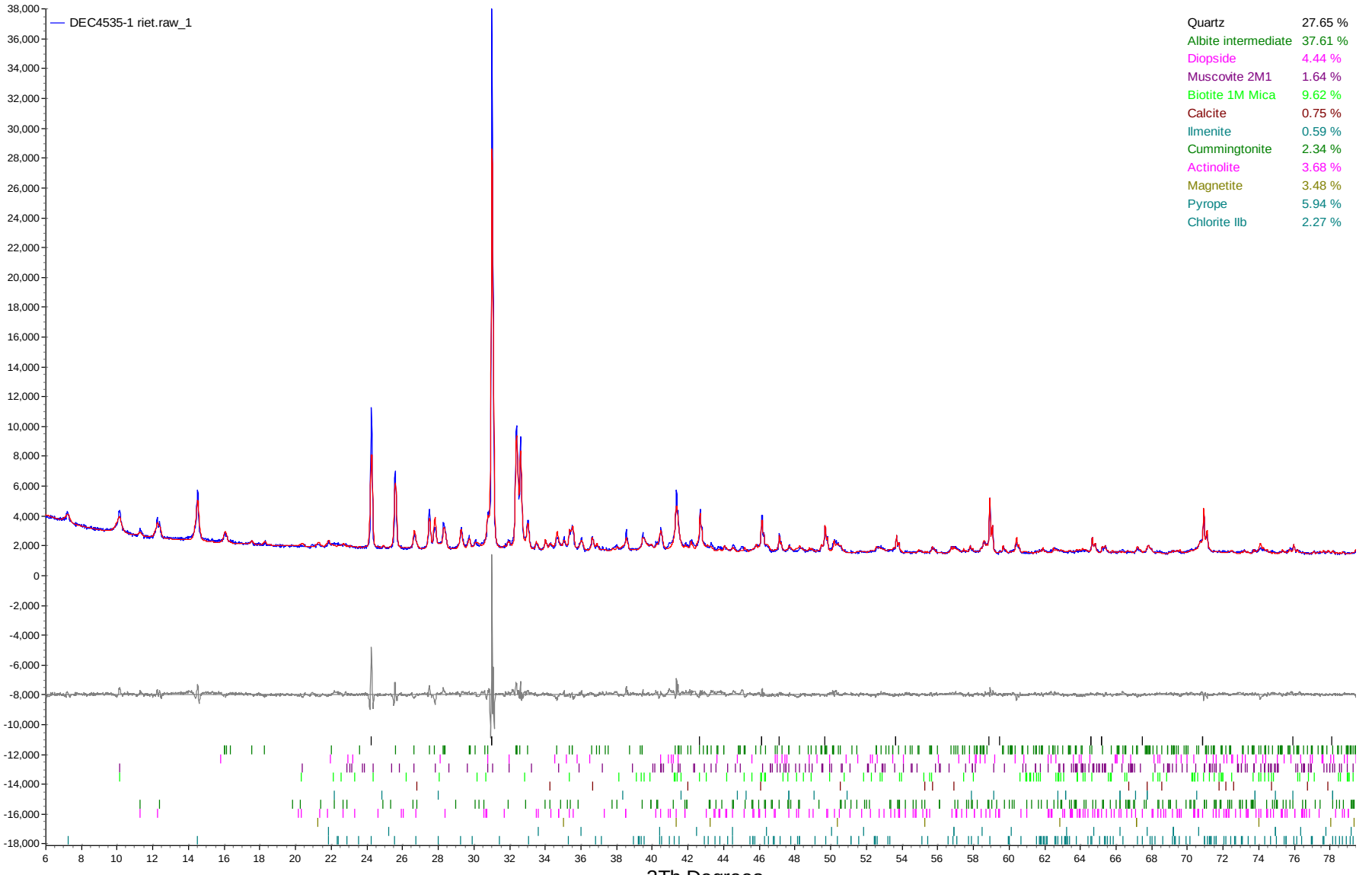

Quartz	27.65 %
Albite intermediate	37.61 %
Diopside	4.44 %
Muscovite 2M1	1.64 %
Biotite 1M Mica	9.62 %
Calcite	0.75 %
Ilmenite	0.59 %
Cummingtonite	2.34 %
Actinolite	3.68 %
Magnetite	3.48 %
Pyrope	5.94 %
Chlorite IIb	2.27 %

DX 550074

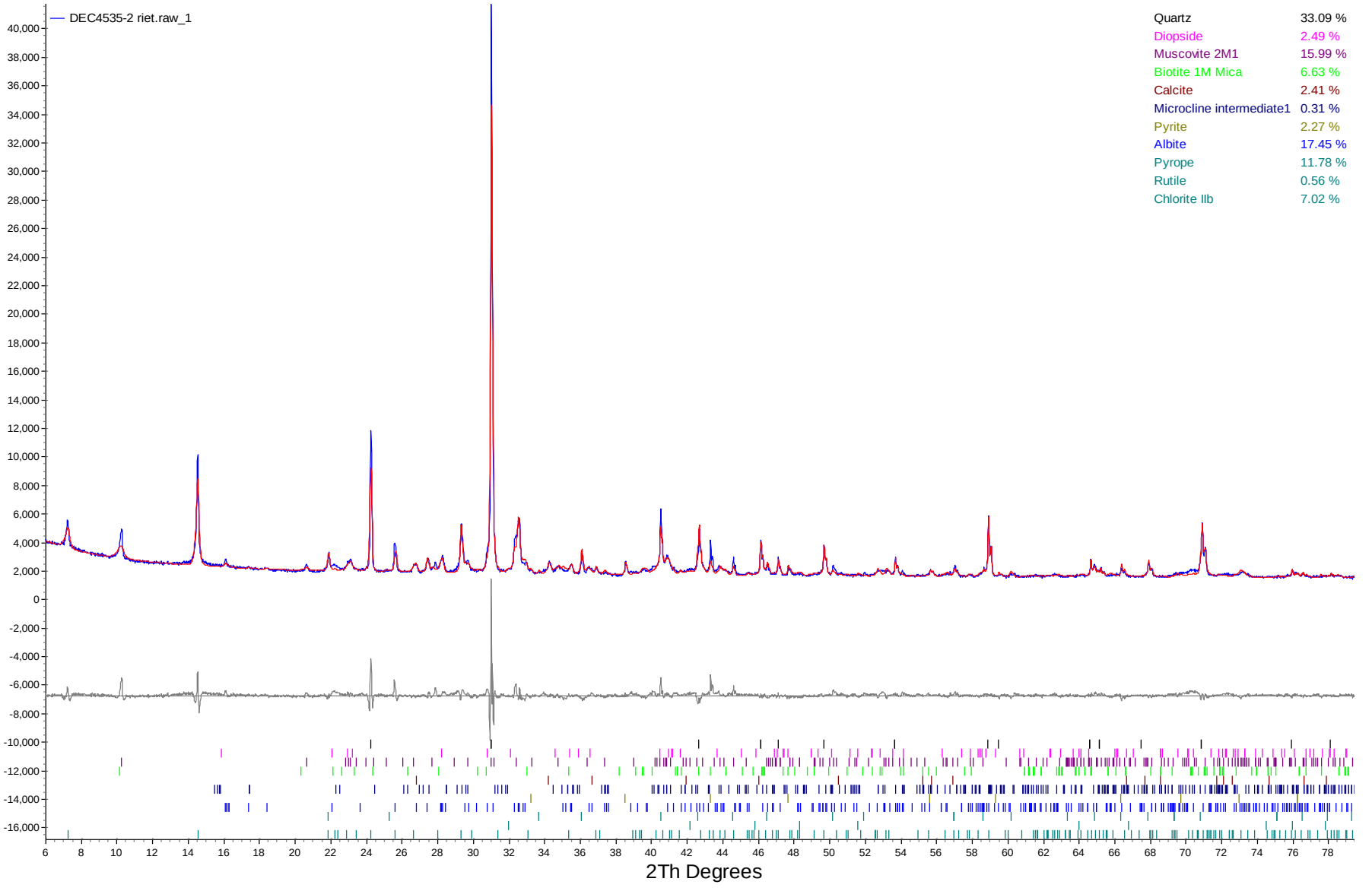

Quartz	33.09 %
Diopside	2.49 %
Muscovite 2M1	15.99 %
Biotite 1M Mica	6.63 %
Calcite	2.41 %
Microcline intermediate1	0.31 %
Pyrite	2.27 %
Albite	17.45 %
Pyrope	11.78 %
Rutile	0.56 %
Chlorite IIb	7.02 %

DX 550081

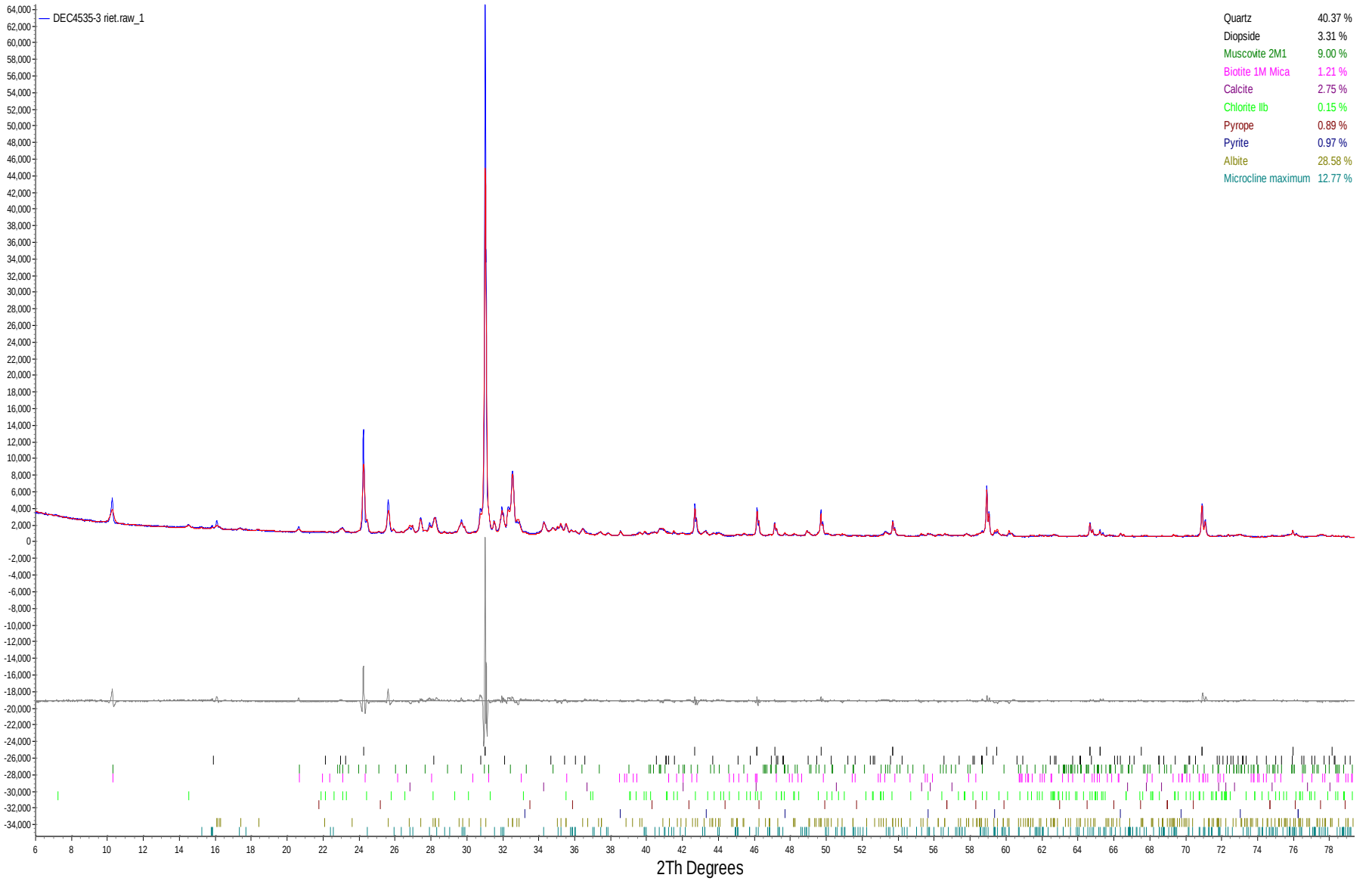
DEC4535-3 riet.raw_1
Quartz 40.37 %
Diopside 3.31 %
Muscovite 2M1 9.00 %
Biotite 1M Mica 1.21 %
Calcite 2.75 %
Chlorite IIb 0.15 %
Pyrope 0.89 %
Pyrite 0.97 %
Albite 28.58 %
Microcline maximum 12.77 %
2Th Degrees

DX 550080

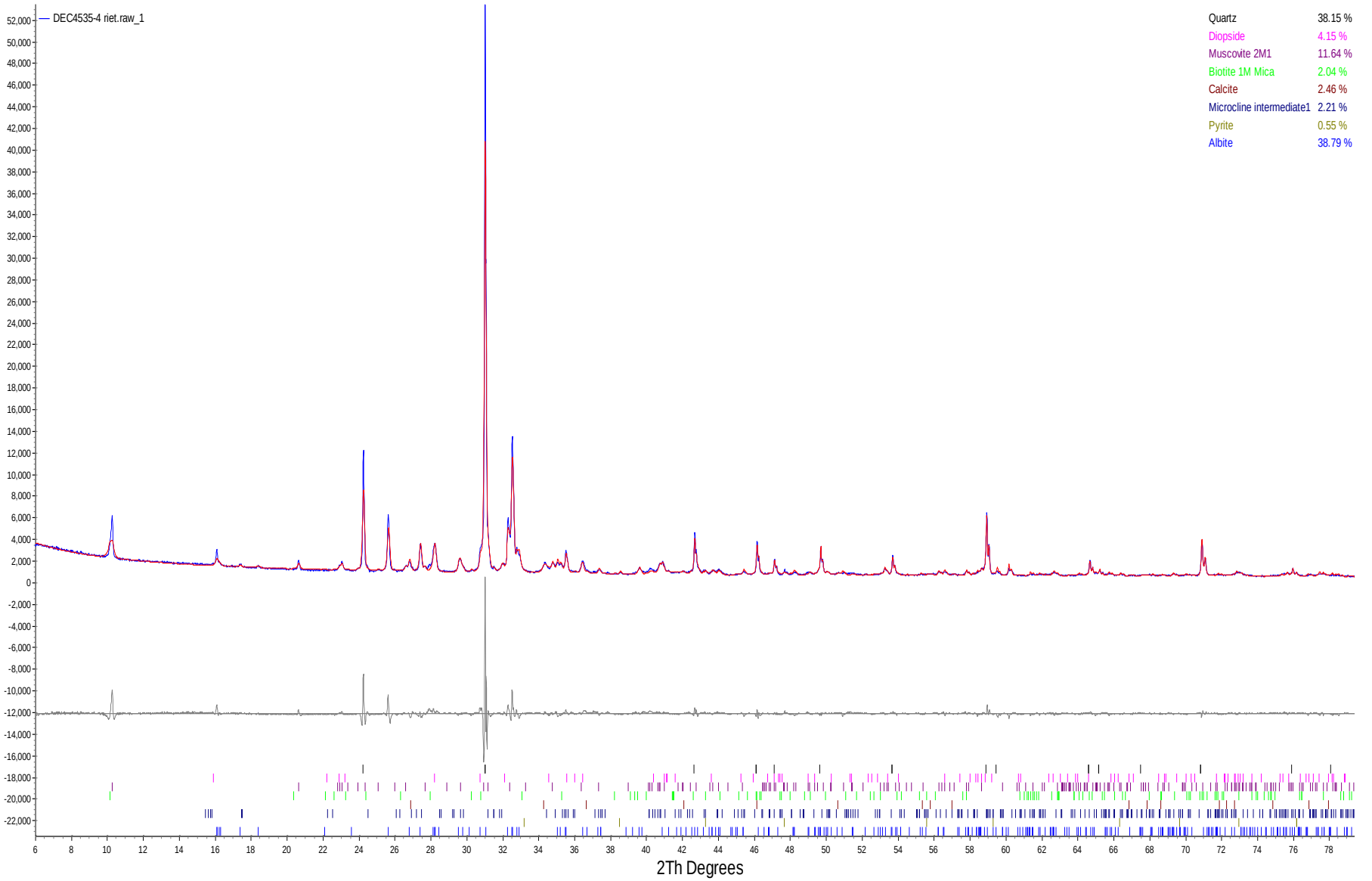

Quartz	38.15 %
Diopside	4.15 %
Muscovite 2M1	11.64 %
Biotite 1M Mica	2.04 %
Calcite	2.46 %
Microcline intermediate1	2.21 %
Pyrite	0.55 %
Albite	38.79 %

DX 550083

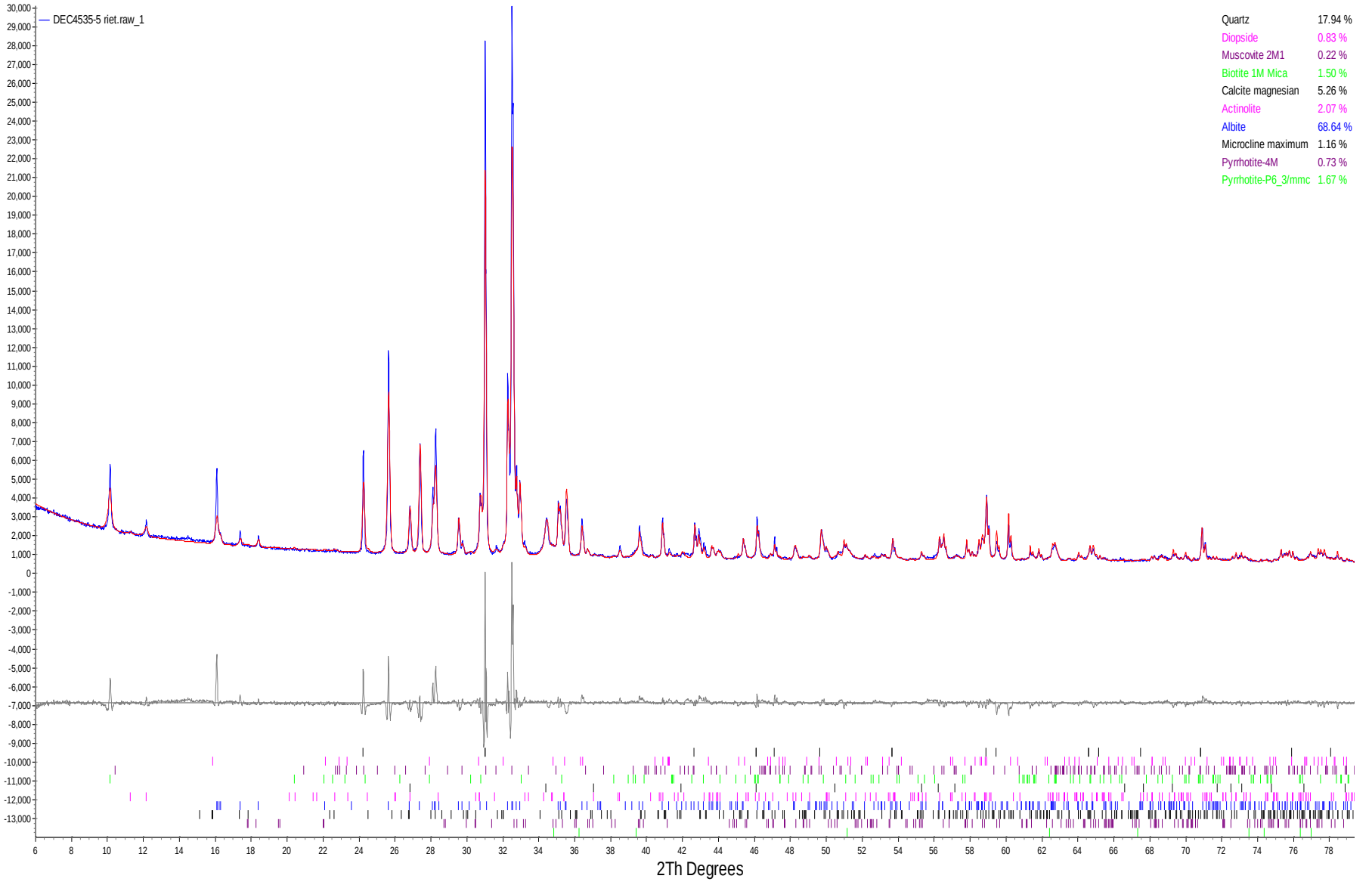

Quartz	17.94 %
Diopside	0.83 %
Muscovite 2M1	0.22 %
Biotite 1M Mica	1.50 %
Calcite magnesian	5.26 %
Actinolite	2.07 %
Albite	68.64 %
Microcline maximum	1.16 %
Pyrrhotite-4M	0.73 %
Pyrrhotite-P6_3/mmc	1.67 %

Environmental Services
Custom XRD/MI4535-DEC22
01/16/2023

DX 550085

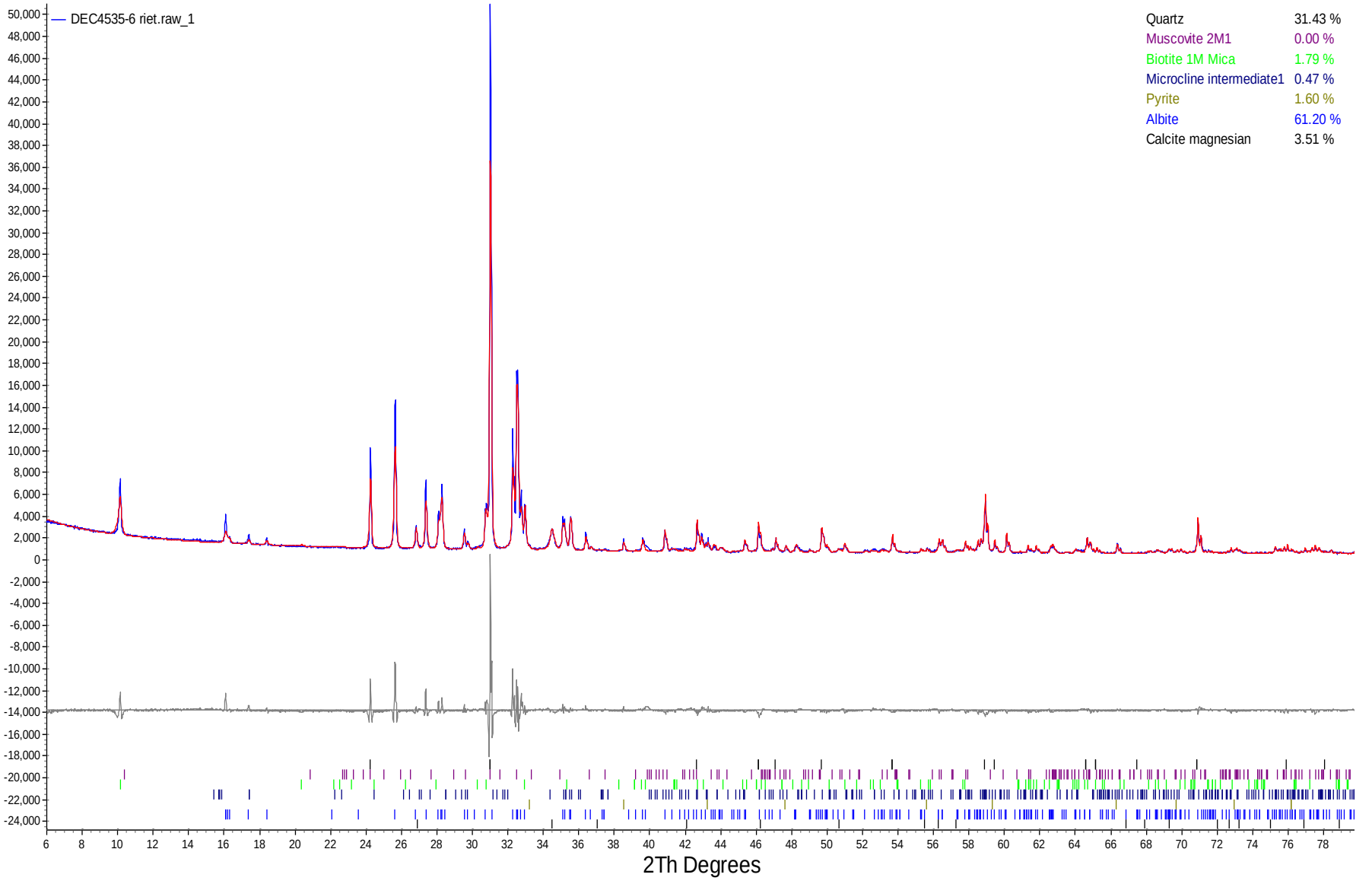

Quartz	31.43 %
Muscovite 2M1	0.00 %
Biotite 1M Mica	1.79 %
Microcline intermediate1	0.47 %
Pyrite	1.60 %
Albite	61.20 %
Calcite magnesian	3.51 %

DX 550107

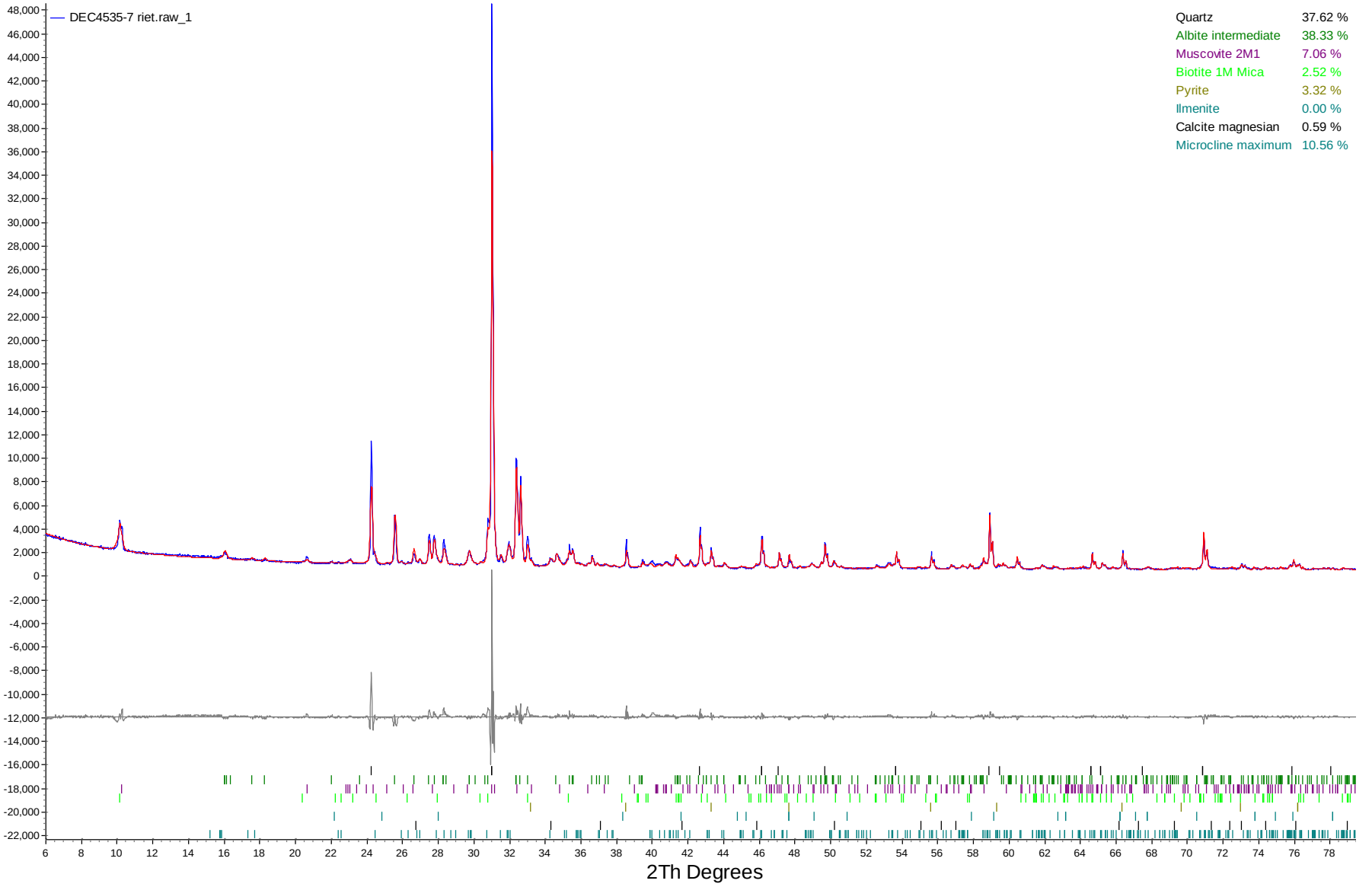

Quartz	37.62 %
Albite intermediate	38.33 %
Muscovite 2M1	7.06 %
Biotite 1M Mica	2.52 %
Pyrite	3.32 %
Ilmenite	0.00 %
Calcite magnesian	0.59 %
Microcline maximum	10.56 %

DX 220108

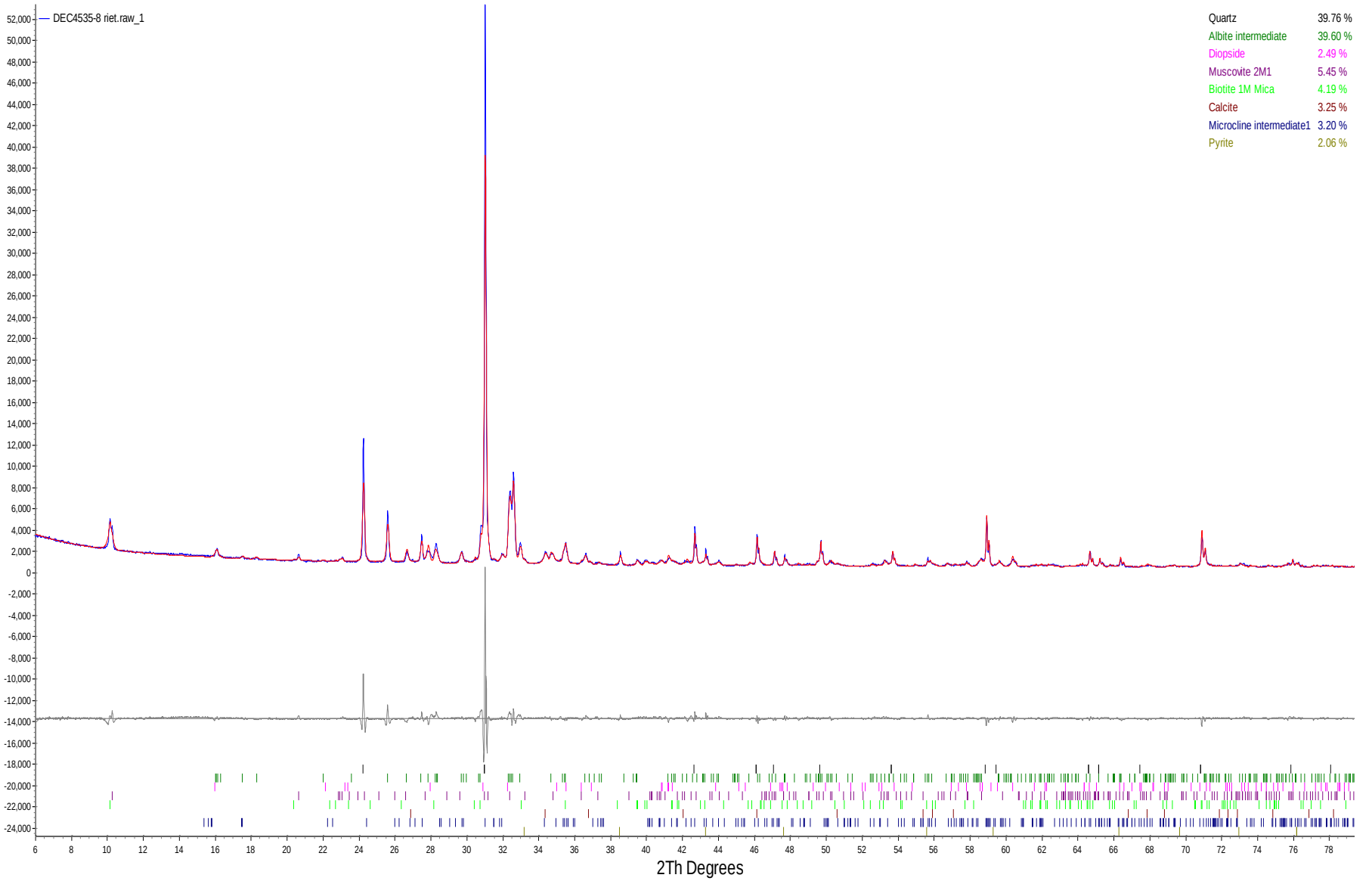

Quartz	39.76 %
Albite intermediate	39.60 %
Diopside	2.49 %
Muscovite 2M1	5.45 %
Biotite 1M Mica	4.19 %
Calcite	3.25 %
Microcline intermediate1	3.20 %
Pyrite	2.06 %

DX 550069

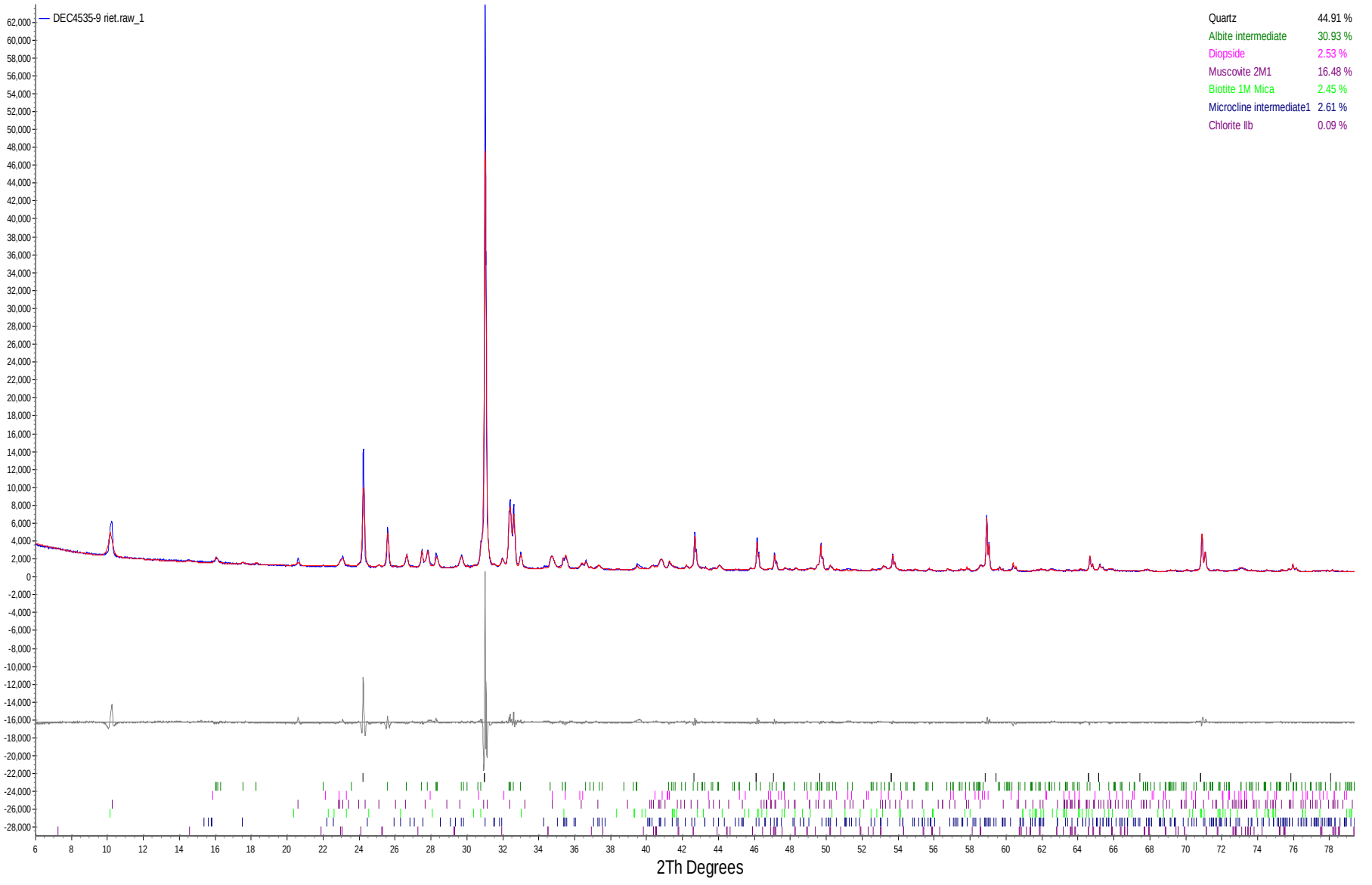

Quartz	44.91 %
Albite intermediate	30.93 %
Diopside	2.53 %
Muscovite 2M1	16.48 %
Biotite 1M Mica	2.45 %
Microcline intermediate1	2.61 %
Chlorite IIb	0.09 %

DX 550063

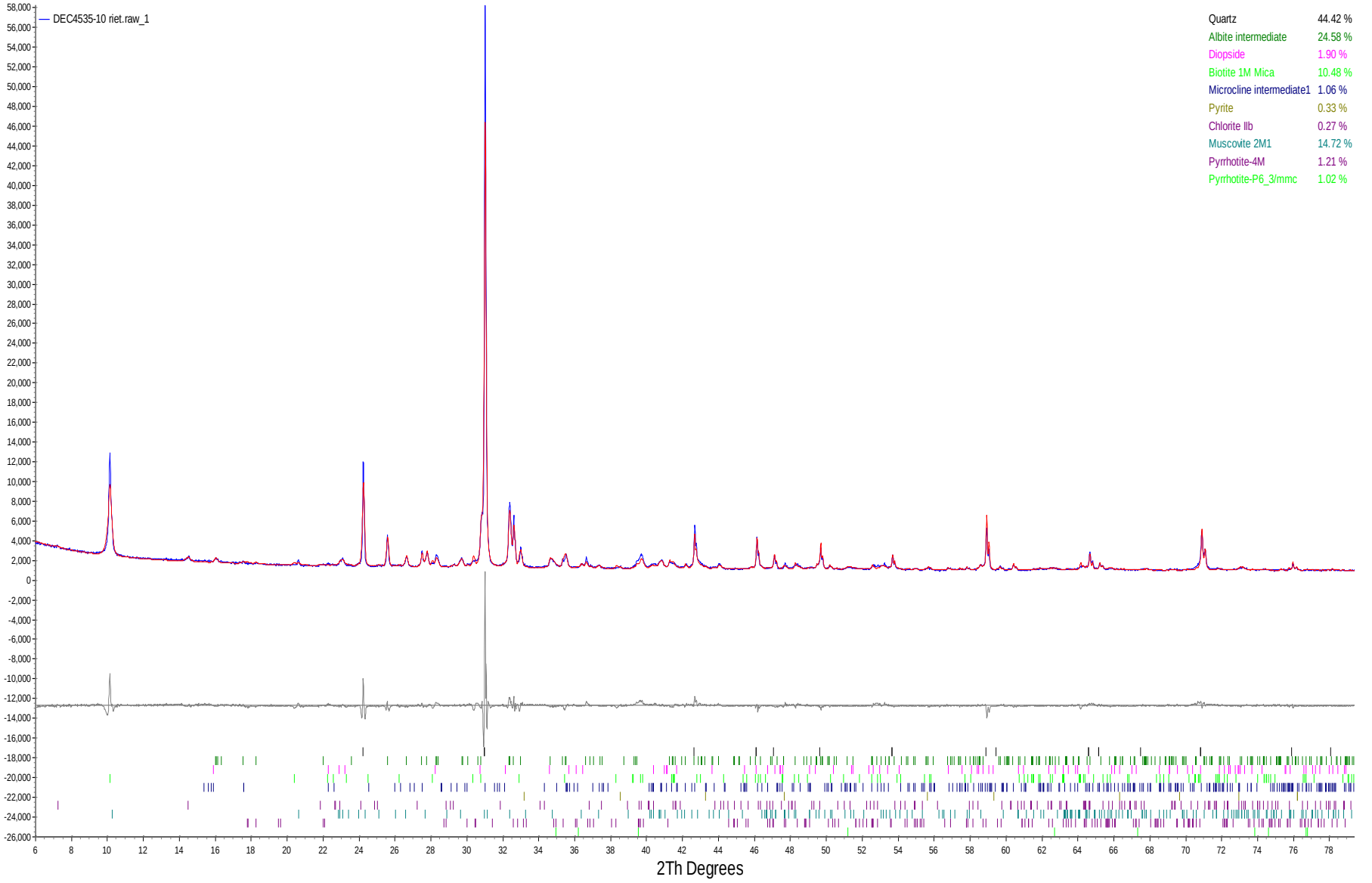

Quartz	44.42 %
Albite intermediate	24.58 %
Diopside	1.90 %
Biotite 1M Mica	10.48 %
Microcline intermediate1	1.06 %
Pyrite	0.33 %
Chlorite IIb	0.27 %
Muscovite 2M1	14.72 %
Pyrrhotite-4M	1.21 %
Pyrrhotite-P6_3/mmc	1.02 %

DX 550065

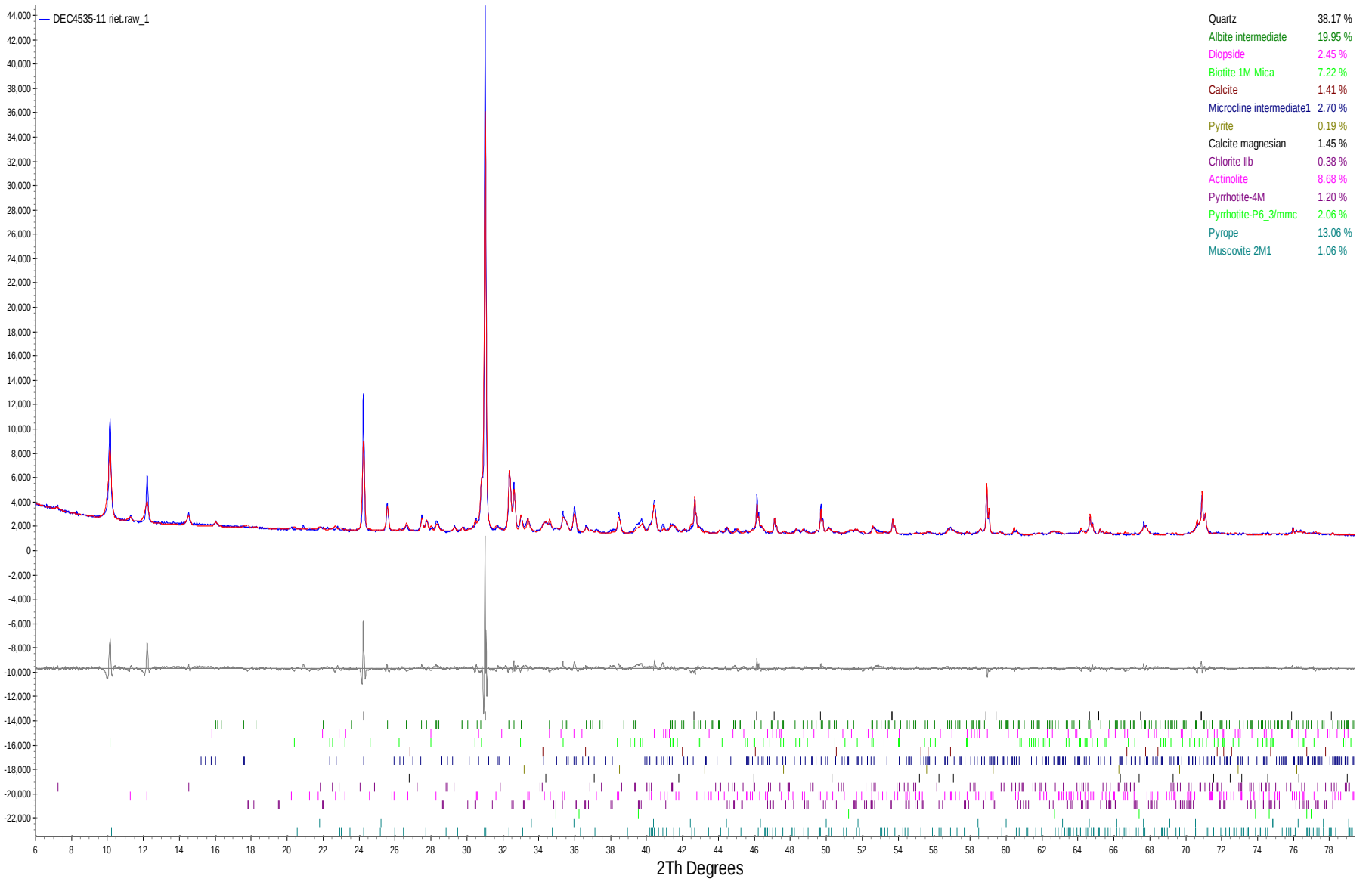
DEC4535-11 riet.raw_1
Quartz 38.17 %
Albite intermediate 19.95 %
Diopside 2.45 %
Biotite 1M Mica 7.22 %
Calcite 1.41 %
Microcline intermediate1 2.70 %
Pyrite 0.19 %
Calcite magnesian 1.45 %
Chlorite IIb 0.38 %
Actinolite 8.68 %
Pyrrhotite-4M 1.20 %
Pyrrhotite-P6_3/mmc 2.06 %
Pyrope 13.06 %
Muscovite 2M1 1.06 %
2Th Degrees

DX 550072

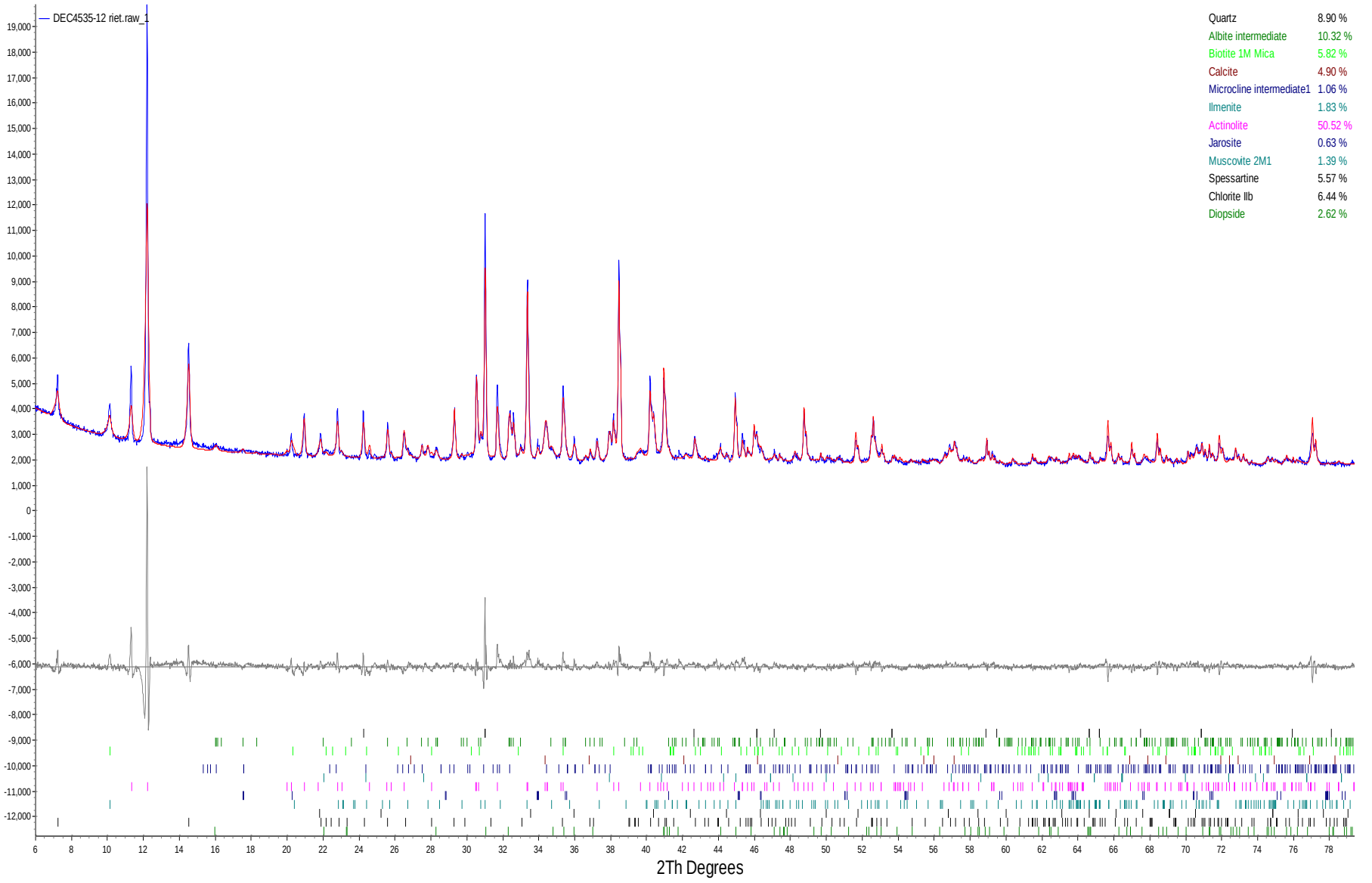
DEC4535-12 riet.raw_1
Quartz 8.90 %
Albite intermediate 10.32 %
Biotite 1M Mica 5.82 %
Calcite 4.90 %
Microcline intermediate1 1.06 %
Ilmenite 1.83 %
Actinolite 50.52 %
Jarosite 0.63 %
Muscovite 2M1 1.39 %
Spessartine 5.57 %
Chlorite IIb 6.44 %
Diopside 2.62 %
2Th Degrees

DX 550051

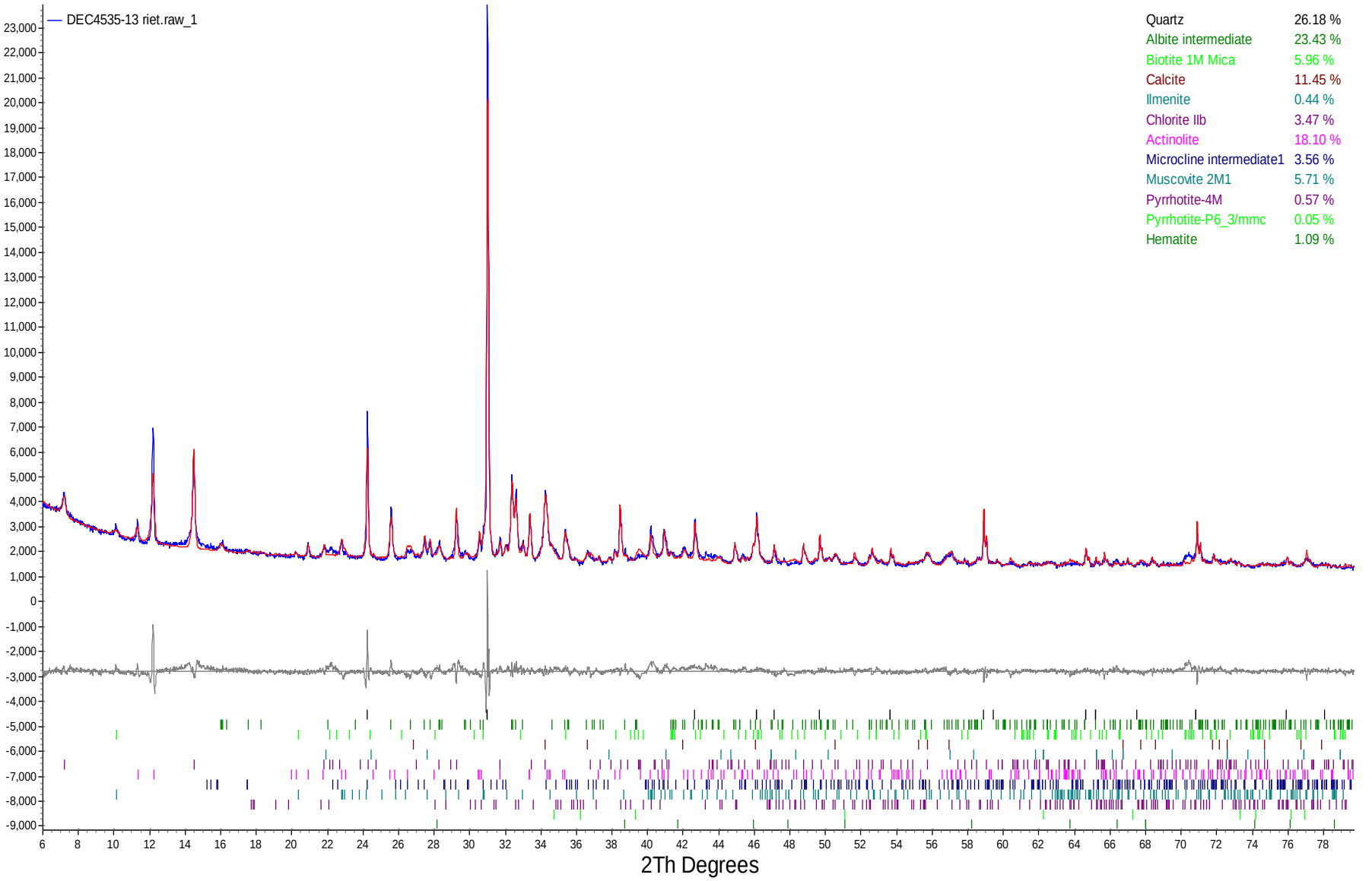

Quartz	26.18 %
Albite intermediate	23.43 %
Biotite 1M Mica	5.96 %
Calcite	11.45 %
Ilmenite	0.44 %
Chlorite IIb	3.47 %
Actinolite	18.10 %
Microcline intermediate1	3.56 %
Muscovite 2M1	5.71 %
Pyrrhotite-4M	0.57 %
Pyrrhotite-P6_3/mmc	0.05 %
Hematite	1.09 %

DX 550060

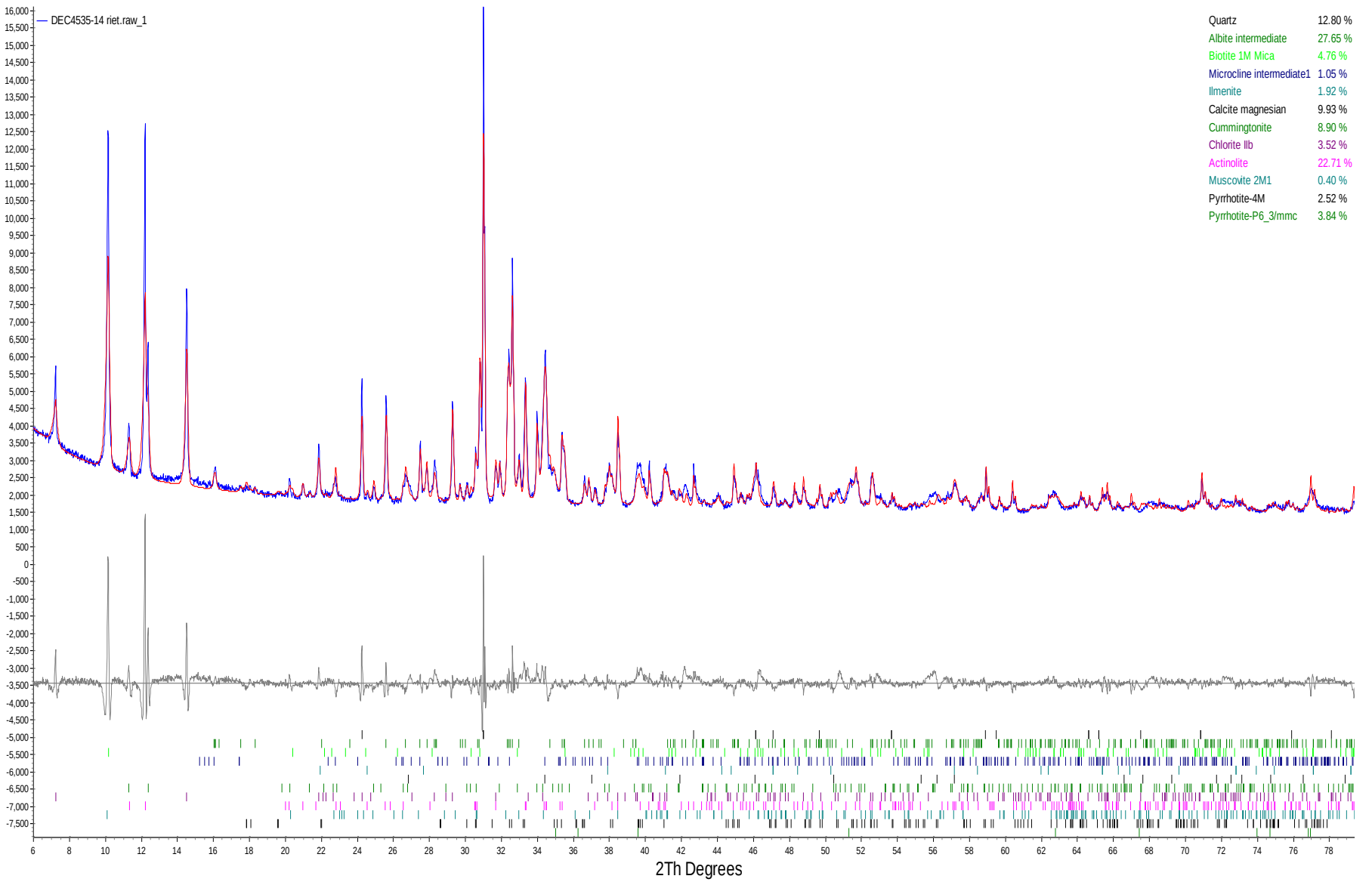
DEC4535-14 riet.raw_1
Quartz 12.80 %
Albite intermediate 27.65 %
Biotite 1M Mica 4.76 %
Microcline intermediate1 1.05 %
Ilmenite 1.92 %
Calcite magnesian 9.93 %
Cummingtonite 8.90 %
Chlorite IIb 3.52 %
Actinolite 22.71 %
Muscovite 2M1 0.40 %
Pyrrhotite-4M 2.52 %
Pyrrhotite-P6_3/mmc 3.84 %
2Th Degrees

DX 550097

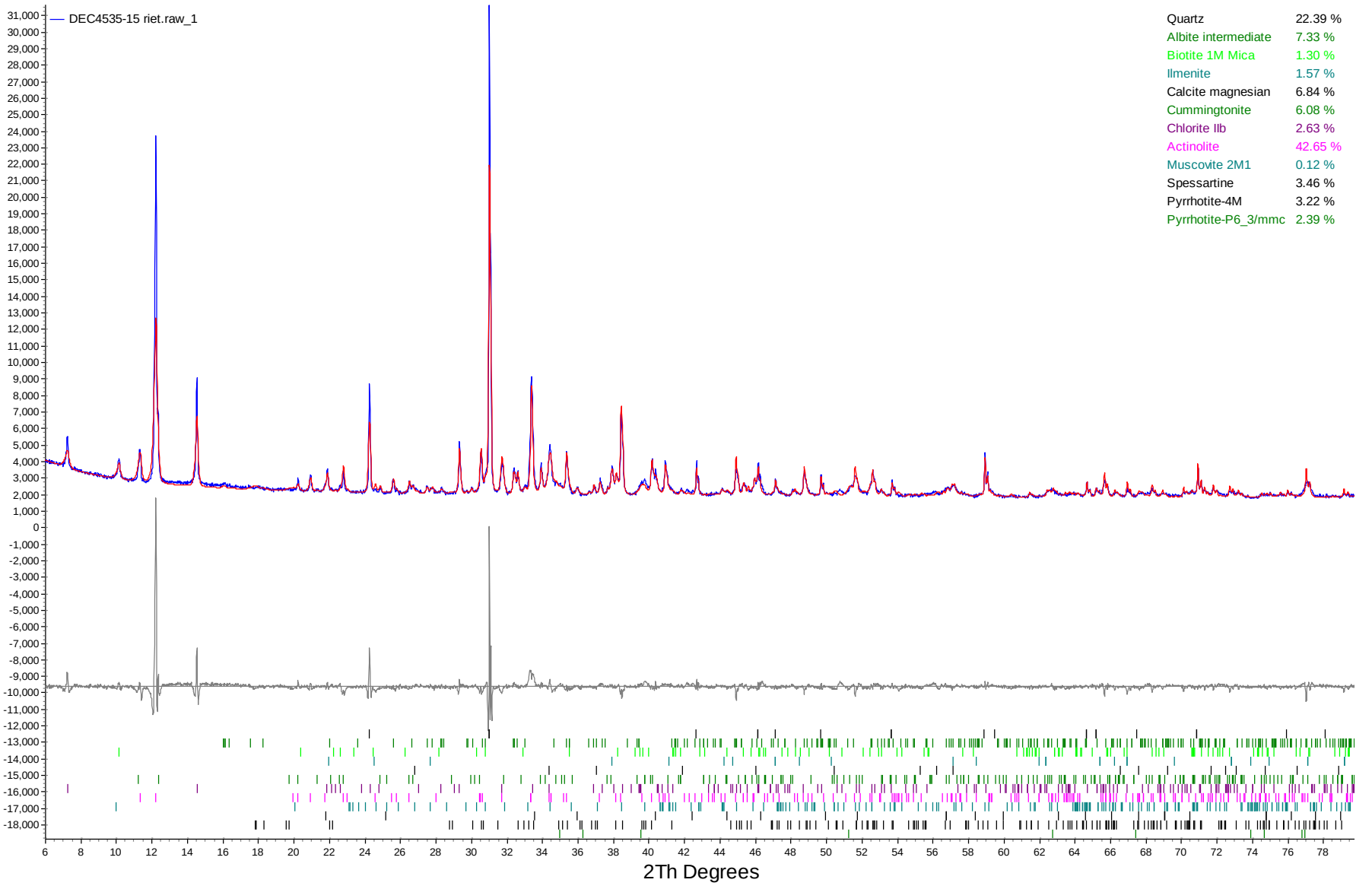
DEC4535-15 riet.raw_1
Quartz 22.39 %
Albite intermediate 7.33 %
Biotite 1M Mica 1.30 %
Ilmenite 1.57 %
Calcite magnesian 6.84 %
Cummingtonite 6.08 %
Chlorite IIb 2.63 %
Actinolite 42.65 %
Muscovite 2M1 0.12 %
Spessartine 3.46 %
Pyrrhotite-4M 3.22 %
Pyrrhotite-P6_3/mmc 2.39 %
2Th Degrees

Quantitative X-Ray Diffraction by Rietveld Refinement

Report Prepared for:	*Environmental Services*
Project Number/ LIMS No.	*Custom XRD/MI4503-MAY23*
Sample Receipt:	*May 2, 2023*
Sample Analysis:	*May 8, 2023*
Reporting Date:	*May 23, 2023*

Instrument:	BRUKER AXS D8 Advance Diffractometer
Test Conditions:	Co radiation, 35 kV, 40 mA; Detector: LYNXEYE Regular Scanning: Step: 0.02°, Step time: 0.75s, 2θ range: 6-80°
Interpretations :	PDF2/PDF4 powder diffraction databases issued by the International Center for Diffraction Data (ICDD). DiffracPlus Eva and Topas software.
Detection Limit :	0.5-2%. Strongly dependent on crystallinity.

Contents:

1) Method Summary
2) Quantitative XRD Results
3) XRD Pattern(s)

Zhihai (Adrian) Zhang, Ph.D
Mineralogist

Huyun Zhou, Ph.D., P.Geo.
Senior Mineralogist

ACCREDITATION: SGS Natural Resources Lakefield is accredited to the requirements of ISO/IEC 17025 for specific tests as listed on our scope of accreditation, including geochemical, mineralogical and trade mineral tests. To view a list of the accredited methods, please visit the following website and search SGS Canada Inc. - Minerals: https://www.scc.ca/en/search/palcan.

Method Summary

The Rietveld Method of Mineral Identification by XRD (ME-LR-MIN-MET-MN-D05) method used by SGS Natural Resources is accredited to the requirements of ISO/IEC 17025.

Mineral Identification and Interpretation:

Mineral identification and interpretation involves matching the diffraction pattern of an unknown material to patterns of single-phase reference materials. The reference patterns are compiled by the Joint Committee on Powder Diffraction Standards - International Center for Diffraction Data (JCPDS-ICDD) database and released on software as Powder Diffraction Files (PDF).

Interpretations do not reflect the presence of non-crystalline and/or amorphous compounds, except when internal standards have been added by request. Mineral proportions may be strongly influenced by crystallinity, crystal structure and preferred orientations. Mineral or compound identification and quantitative analysis results should be accompanied by supporting chemical assay data or other additional tests.

Quantitative Rietveld Analysis:

Quantitative Rietveld Analysis is performed by using Topas 4.2 (Bruker AXS), a graphics based profile analysis program built around a non-linear least squares fitting system, to determine the amount of different phases present in a multicomponent sample. Whole pattern analyses are predicated by the fact that the X-ray diffraction pattern is a total sum of both instrumental and specimen factors. Unlike other peak intensity-based methods, the Rietveld method uses a least squares approach to refine a theoretical line profile until it matches the obtained experimental patterns.

Rietveld refinement is completed with a set of minerals specifically identified for the sample. Zero values indicate that the mineral was included in the refinement calculations, but the calculated concentration was less than 0.05wt%. Minerals not identified by the analyst are not included in refinement calculations for specific samples and are indicated with a dash.

DISCLAIMER: This document is issued by the Company under its General Conditions of Service accessible at http://www.sgs.com/en/Terms-and-Conditions.aspx. Attention is drawn to the limitation of liability, indemnification and jurisdiction issues defined therein. Any holder of this document is advised that information contained hereon reflects the Company's findings at the time of its intervention only and within the limits of Client's instructions, if any. The Company's sole responsibility is to its Client and this document does not exonerate parties to a transaction from exercising all their rights and obligations under the transaction documents. Any unauthorized alteration, forgery or falsification of the content or appearance of this document is unlawful and offenders may be prosecuted to the fullest extent of the law.

WARNING: The sample(s) to which the findings recorded herein (the "Findings") relate was(were) drawn and / or provided by the Client or by a third party acting at the Client's direction. The Findings constitute no warranty of the sample's representativeness of any goods and strictly relate to the sample(s). The Company accepts no liability with regard to the origin or source from which the sample(s) is/are said to be extracted.

Summary of Rietveld Quantitative Analysis X-Ray Diffraction Results

Mineral/Compound	DX450052 MAY4503-1 (wt %)	DX450204 MAY4503-2 (wt %)	DX450176 MAY4503-3 (wt %)	DX450181 MAY4503-4 (wt %)	DX450002 MAY4503-5 (wt %)	DX450108 MAY4503-6 (wt %)	DX450186 MAY4503-7 (wt %)	DX450118 MAY4503-8 (wt %)	DX450159 MAY4503-9 (wt %)	DX450171 MAY4503-10 (wt %)
Quartz	42.1	32.6	41.6	28.7	28.1	23.6	35.5	33.6	47.7	15.6
Muscovite	21.3	18.4	24.7	10.1	8.4	7.6	8.7	6.3	22.1	3.6
Biotite	2.5	8.7	2.3	8.9	9.2	7.9	2.5	3.6	2.2	11.8
Plagioclase	13.1	27.2	13.5	37.6	39.9	51.1	43.7	49.2	19.4	57.5
Potassium-feldspar	8.6	3.4	4.2	4.8	5.0	1.1	3.0	2.8	4.8	1.9
Pyrite	4.0	0.5	2.5	0.1	0.1	0.5	0.1	0.0	1.5	1.3
Magnetite	0.1	0.1	0.0	0.1	0.1	0.4	0.1	0.2	0.3	0.5
Hematite	0.6	0.0	0.0	0.1	0.3	0.1	0.1	0.1	0.0	0.1
Ilmenite	0.1	0.3	0.3	0.1	0.6	0.7	0.3	0.4	0.3	0.5
Rutile	0.3	0.1	0.0	0.8	-	-	-	-	-	-
Diopside	4.4	3.1	6.0	3.0	2.3	-	-	-	-	3.1
Actinolite	-	3.1	1.2	1.2	-	-	-	-	-	-
Cummingtonite	-	-	-	-	-	-	-	-	-	-
Chlorite	0.5	1.1	2.2	2.0	1.9	0.9	0.7	0.7	0.3	3.5
Sphalerite	0.7	0.1	1.1	0.0	-	-	-	-	-	-
Galena	0.5	0.0	0.0	0.0	-	-	-	-	-	-
Calcite	1.1	1.2	0.3	1.5	4.0	4.8	3.5	2.6	1.3	0.6
Ankerite	-	-	-	-	-	1.3	0.5	0.5	0.0	0.0
Pyrrhotite	-	-	-	0.8	-	-	1.4	-	-	-
Almandine	-	-	-	-	-	-	-	-	-	-
TOTAL	100	100	100	100	100	100	100	100	100	100

Zero values indicate that the mineral was included in the refinement, but the calculated concentration is below a measurable value.

Dashes indicate that the mineral was not identified by the analyst and not included in the refinement calculation for the sample.

The weight percent quantities indicated have been normalized to a sum of 100%. The quantity of amorphous material has not been determined.

Mineral/Compound	Formula
Quartz	SiO_2
Muscovite	$KAl_2(AlSi_3O_{10})(OH)_2$
Biotite	$K(Mg,Fe)_3(AlSi_3O_{10})(OH)_2$
Plagioclase	$(NaSi,CaAl)AlSi_2O_8$
Potassium-feldspar	$KAlSi_3O_8$
Pyrite	FeS_2
Magnetite	Fe_3O_4
Hematite	Fe_2O_3
Ilmenite	$FeTiO_3$
Rutile	TiO_2
Diopside	$CaMgSi_2O_6$
Actinolite	$Ca_2(Mg,Fe)_5Si_8O_{22}(OH)_2$
Cummingtonite	$(Mg,Fe)_7Si_8O_{22}(OH)_2$
Chlorite	$(Fe,(Mg,Mn)_5,Al)(Si_3Al)O_{10}(OH)_8$
Sphalerite	ZnS
Galena	PbS
Calcite	$CaCO_3$
Ankerite	$CaFe(CO_3)_2$
Pyrrhotite	Fe_7S_8
Almandine	$Fe_3Al_2Si_3O_{12}$

Summary of Rietveld Quantitative Analysis X-Ray Diffraction Results

Mineral/Compound	DX450032 MAY4503-11 (wt %)	DX 550064 MAY4503-12 (wt %)	DX450008 MAY4503-13 (wt %)	DX 550056 MAY4503-14 (wt %)	DX450022 MAY4503-15 (wt %)	DX450077 MAY4503-16 (wt %)	DX450113 MAY4503-17 (wt %)	DX 550101 MAY4503-18 (wt %)	DX450222 MAY4503-19 (wt %)
Quartz	33.9	29.7	43.1	6.2	12.5	11.3	2.6	10.4	32.5
Muscovite	23.3	16.1	12.3	3.0	1.0	2.2	5.0	0.8	6.5
Biotite	4.0	1.0	1.2	0.4	0.2	2.8	1.0	0.5	1.8
Plagioclase	30.4	39.3	33.9	14.8	25.2	24.1	2.5	19.3	36.7
Potassium-feldspar	1.6	4.5	4.8	1.9	1.7	1.9	0.7	1.4	9.5
Pyrite	0.0	0.1	0.1	0.3	0.3	0.2	0.3	0.3	2.2
Magnetite	0.1	0.3	0.1	0.2	0.0	0.0	4.2	0.0	0.0
Hematite	0.1	0.1	0.1	0.0	0.2	0.2	0.0	0.1	0.2
Ilmenite	0.8	0.2	0.1	1.8	2.5	3.9	2.1	2.7	0.9
Rutile	-	-	-	0.7	0.5	0.7	0.6	0.6	1.3
Diopside	2.6	2.2	1.5	1.7	1.1	1.7	1.2	2.4	2.5
Actinolite	-	-	-	58.7	43.2	39.5	30.0	49.9	-
Cummingtonite	-	-	-	-	-	-	22.5	1.1	-
Chlorite	3.1	3.2	2.0	4.0	2.3	3.1	5.1	3.0	3.7
Sphalerite	-	-	-	-	-	-	-	-	-
Galena	-	-	-	-	-	-	-	-	-
Calcite	0.2	3.5	0.8	5.9	9.1	8.0	6.9	6.0	1.7
Ankerite	0.0	0.0	0.0	0.3	0.4	0.5	0.2	0.0	0.4
Pyrrhotite	-	-	-	-	-	-	1.0	0.8	-
Almandine	-	-	-	-	-	-	14.1	0.7	-
TOTAL	100	100	100	100	100	100	100	100	100

Zero values indicate that the mineral was included in the refinement, but the calculated concentration is below a measurable value.

Dashes indicate that the mineral was not identified by the analyst and not included in the refinement calculation for the sample.

The weight percent quantities indicated have been normalized to a sum of 100%. The quantity of amorphous material has not been determined.

DX450052

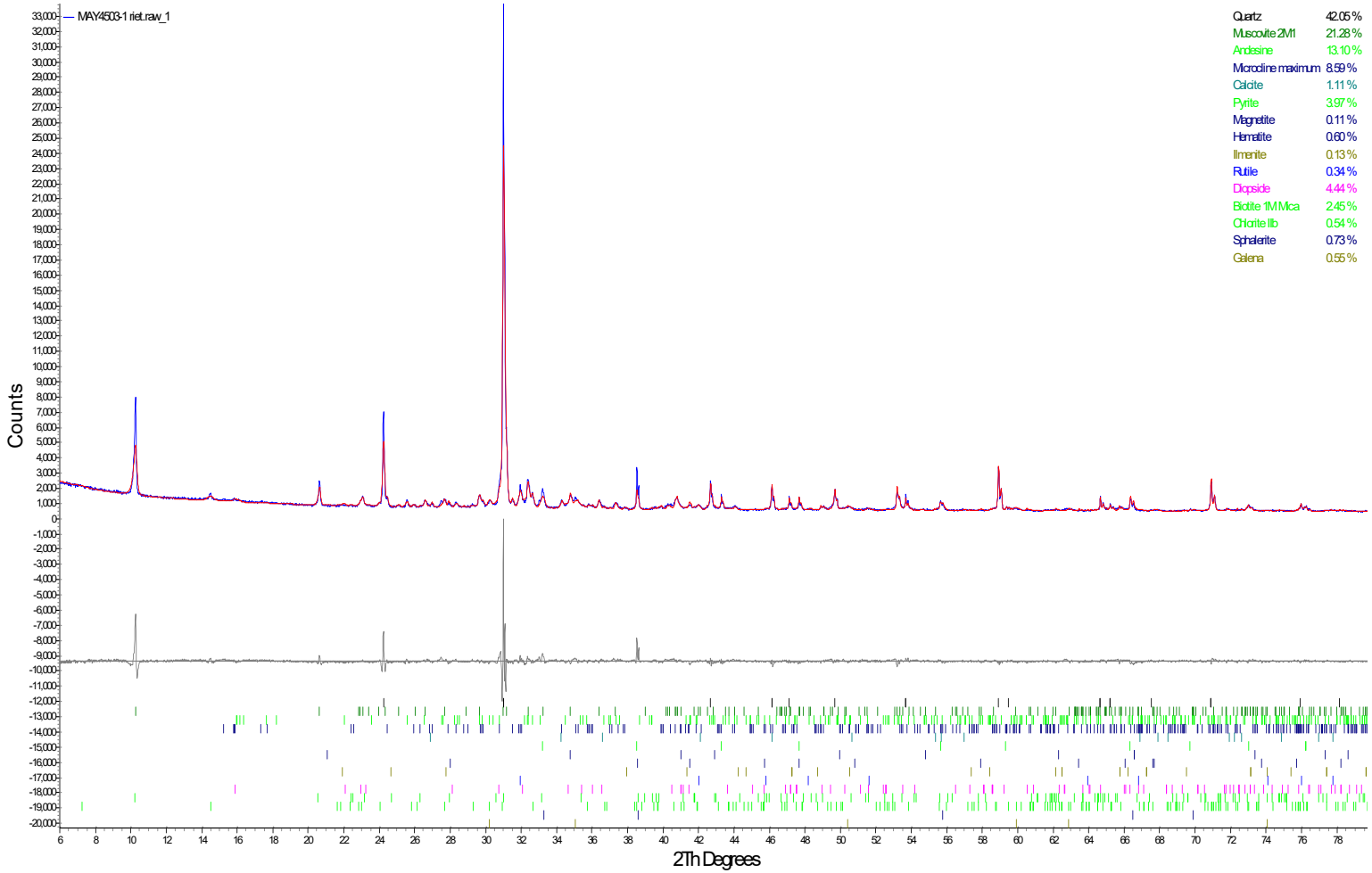
MAY4503-1 riet.raw_1
Counts
2Th Degrees
Quartz 42.05 %
Muscovite 2M1 21.28 %
Andesine 13.10 %
Microcline maximum 8.59 %
Calcite 1.11 %
Pyrite 3.97 %
Magnetite 0.11 %
Hematite 0.60 %
Ilmenite 0.13 %
Rutile 0.34 %
Diopside 4.44 %
Biotite 1M Mica 2.45 %
Chlorite IIb 0.54 %
Sphalerite 0.73 %
Galena 0.55 %

DX450204

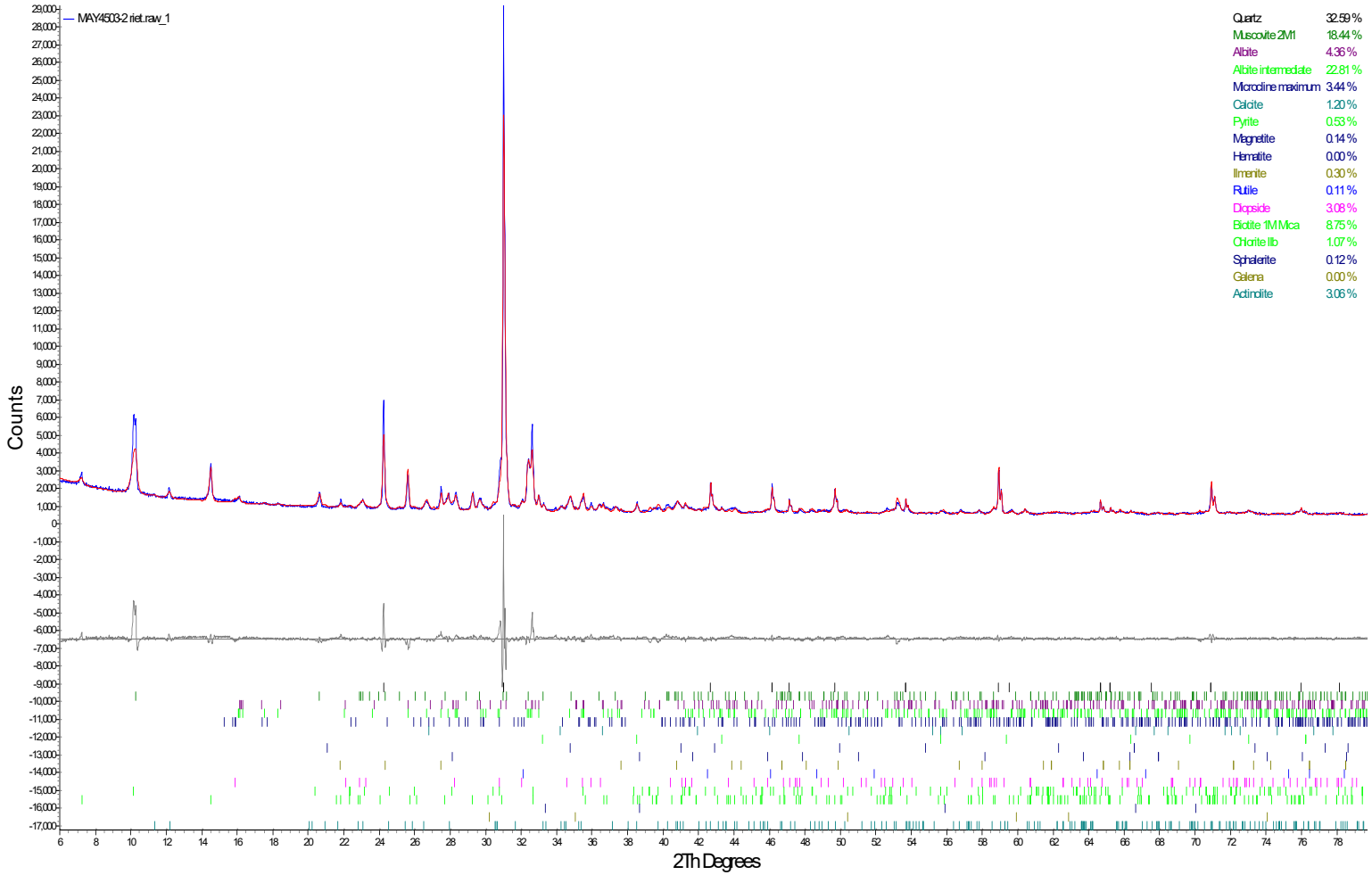
MAY4503-2 riet.raw_1
Quartz 32.59 %
Muscovite 2M1 18.44 %
Albite 4.36 %
Albite intermediate 22.81 %
Microcline maximum 3.44 %
Calcite 1.20 %
Pyrite 0.53 %
Magnetite 0.14 %
Hematite 0.00 %
Ilmenite 0.30 %
Rutile 0.11 %
Diopside 3.08 %
Biotite 1M Mca 8.75 %
Chlorite IIb 1.07 %
Sphalerite 0.12 %
Galena 0.00 %
Actinolite 3.06 %
Counts
2Th Degrees

DX450176

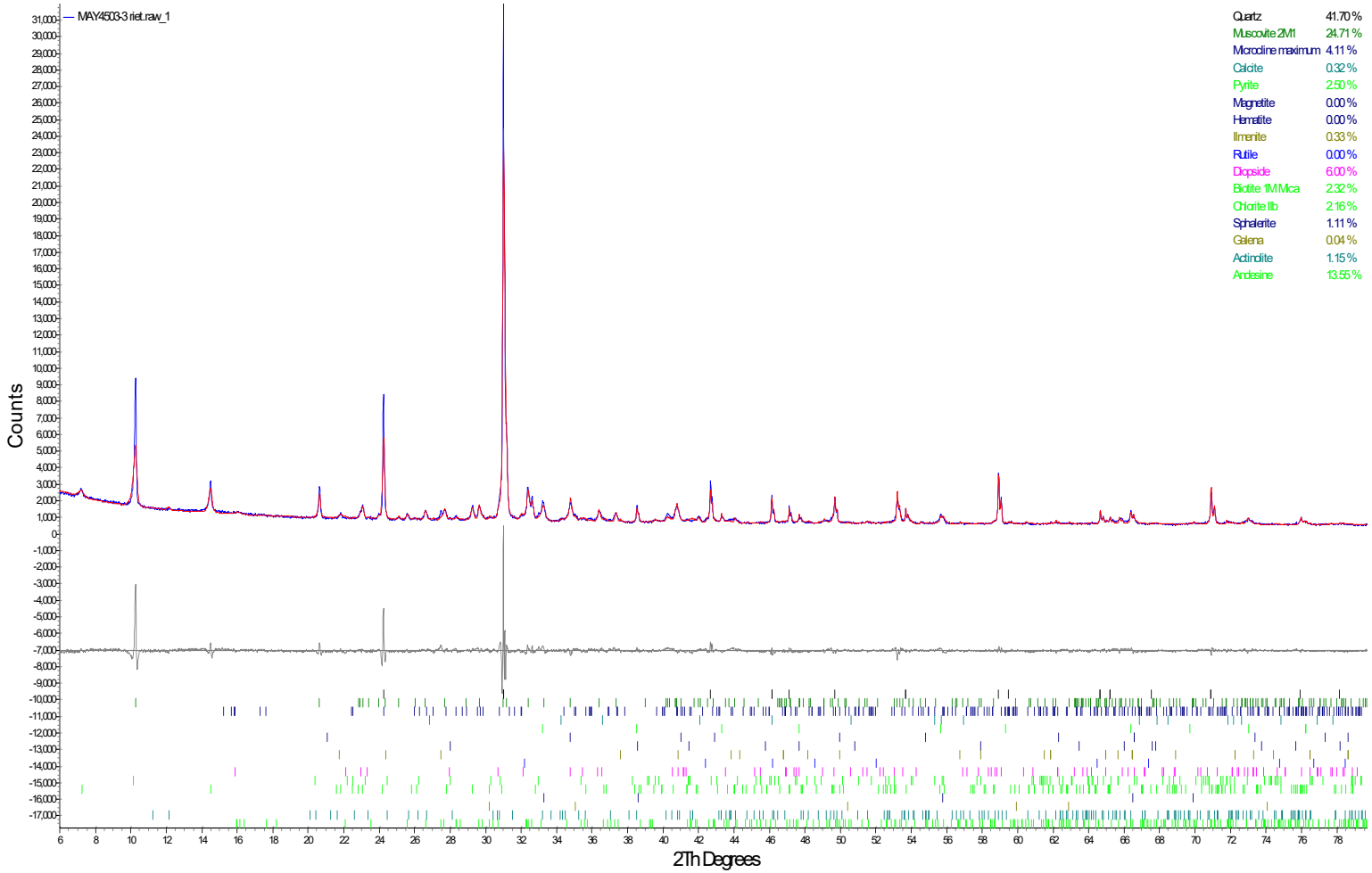
MAY4503-3 riet.raw_1
Counts
2Th Degrees
Quartz 41.70 %
Muscovite 2M1 24.71 %
Microcline maximum 4.11 %
Calcite 0.32 %
Pyrite 2.50 %
Magnetite 0.00 %
Hematite 0.00 %
Ilmenite 0.33 %
Rutile 0.00 %
Diopside 6.00 %
Biotite 1M Mca 2.32 %
Chlorite IIb 2.16 %
Sphalerite 1.11 %
Galena 0.04 %
Actinolite 1.15 %
Andesine 13.55 %

DX450181

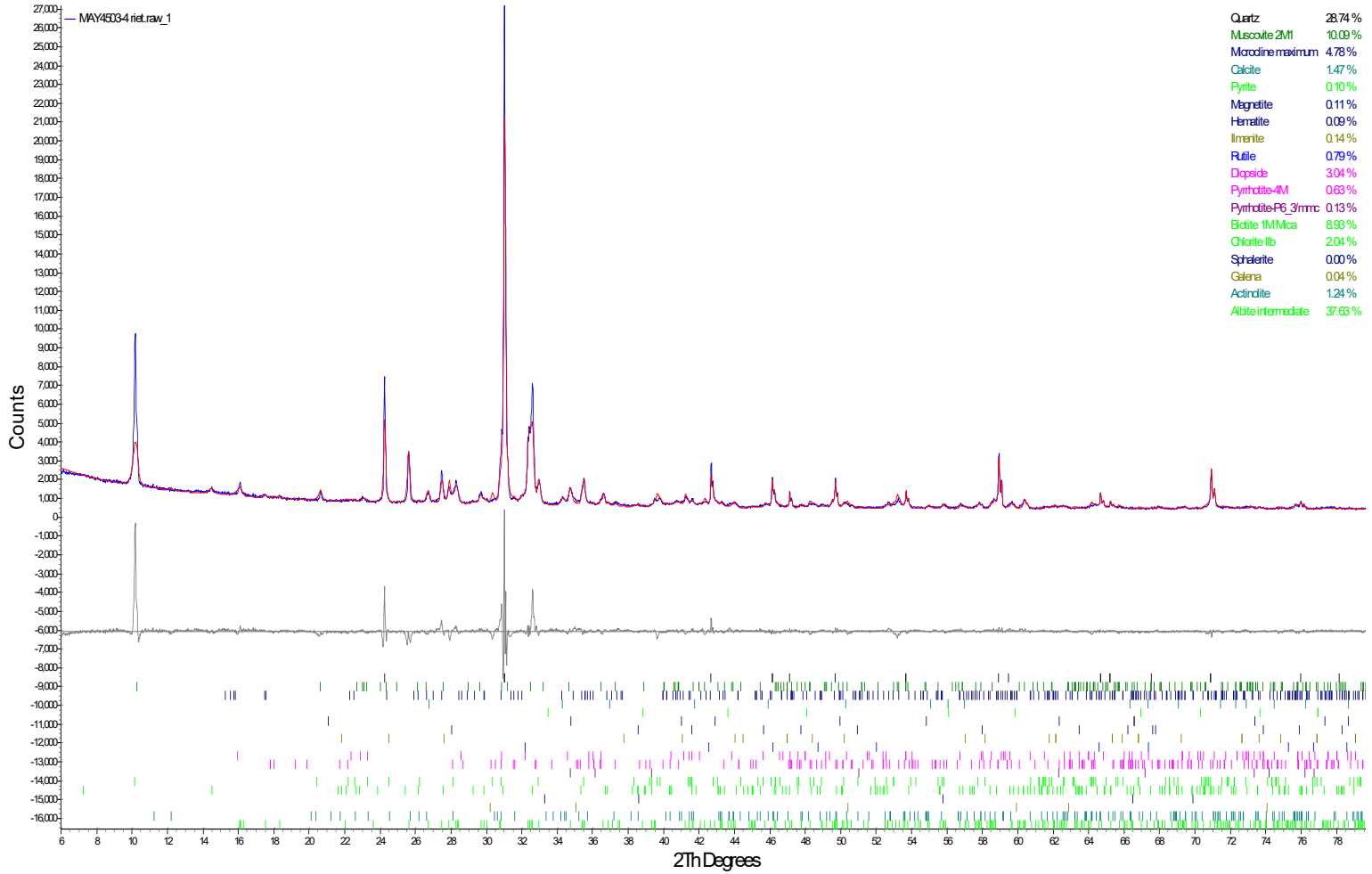
MAY4503-4 riet.raw_1
Quartz 28.74 %
Muscovite 2M1 10.09 %
Microcline maximum 4.78 %
Calcite 1.47 %
Pyrite 0.10 %
Magnetite 0.11 %
Hematite 0.09 %
Ilmenite 0.14 %
Rutile 0.79 %
Diopside 3.04 %
Pyrrhotite-4M 0.63 %
Pyrrhotite-P6_3/mmc 0.13 %
Biotite 1M Mca 8.93 %
Chlorite IIb 2.04 %
Sphalerite 0.00 %
Galena 0.04 %
Actinolite 1.24 %
Albite intermediate 37.63 %
Counts
2Th Degrees

DX450002

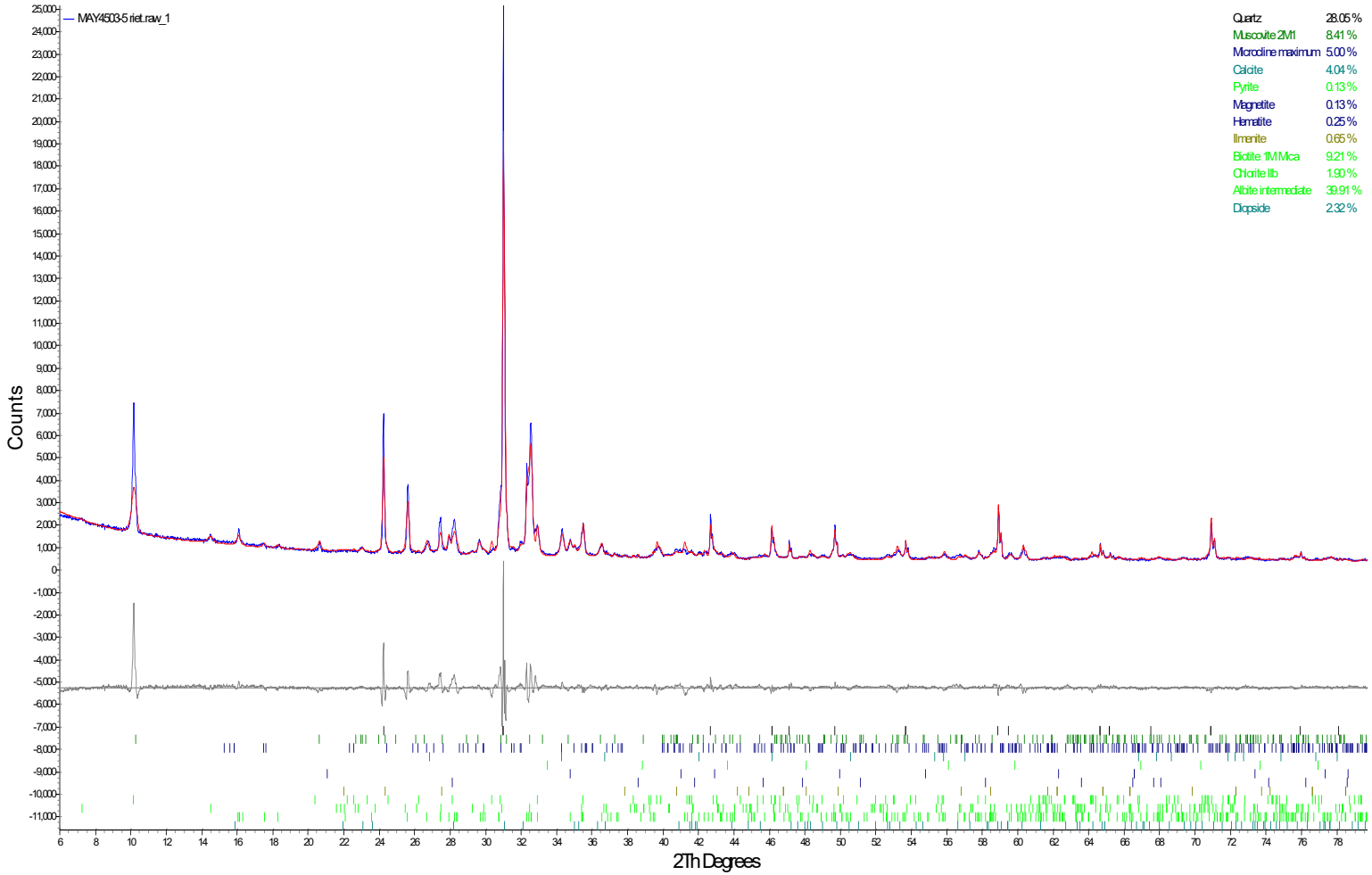
MAY4503-5 riet.raw_1
Quartz 28.05 %
Muscovite 2M1 8.41 %
Microcline maximum 5.00 %
Calcite 4.04 %
Pyrite 0.13 %
Magnetite 0.13 %
Hematite 0.25 %
Ilmenite 0.65 %
Biotite 1M Mica 9.21 %
Chlorite IIb 1.90 %
Albite intermediate 39.91 %
Diopside 2.32 %
Counts
2Th Degrees

DX450108

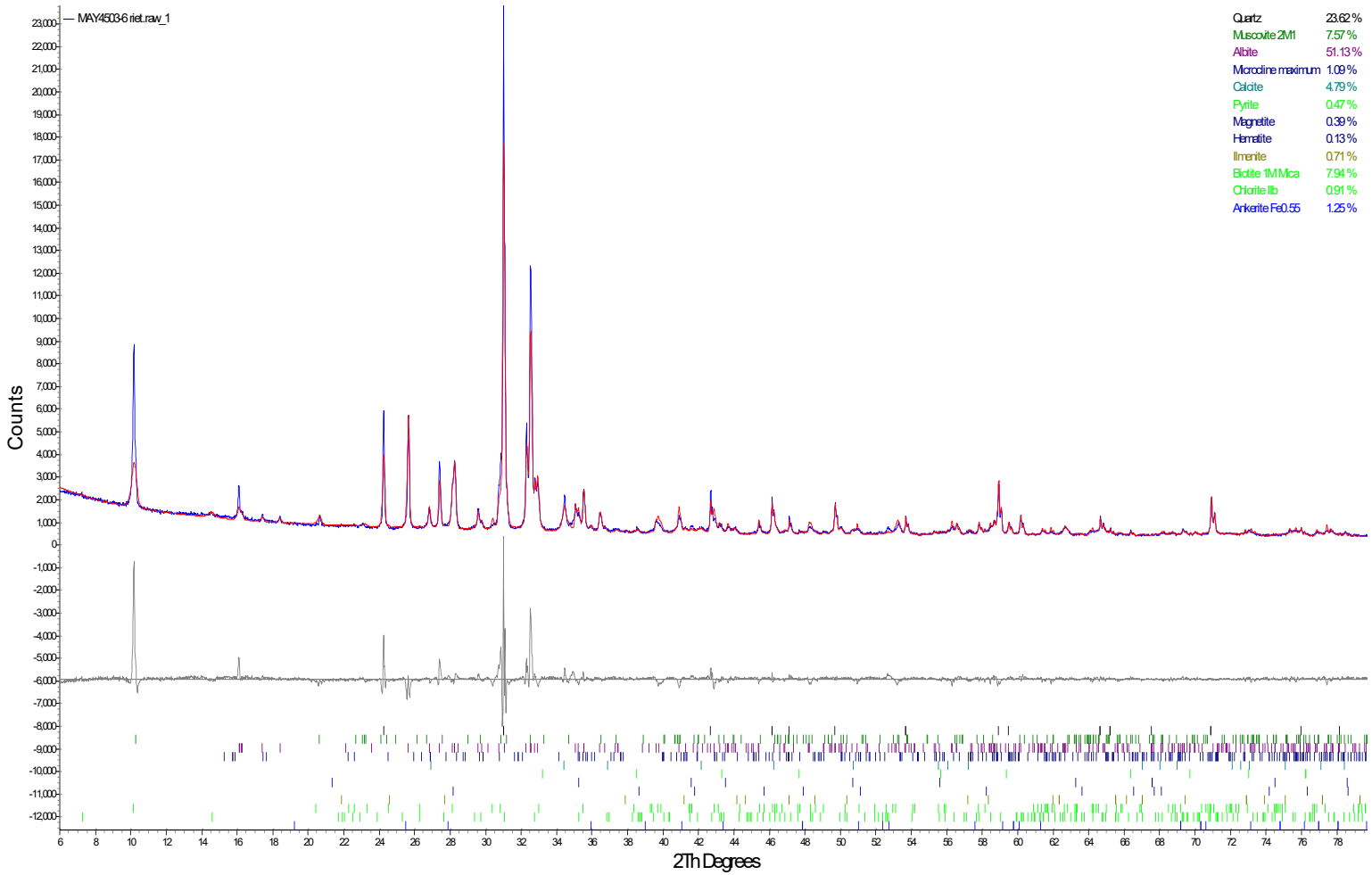
MAY4503-6 riet.raw_1
Quartz 23.62 %
Muscovite 2M1 7.57 %
Albite 51.13 %
Microcline maximum 1.09 %
Calcite 4.79 %
Pyrite 0.47 %
Magnetite 0.39 %
Hematite 0.13 %
Ilmenite 0.71 %
Biotite 1M Mca 7.94 %
Chlorite IIb 0.91 %
Ankerite Fe0.55 1.25 %
Counts
2Th Degrees

DX450186

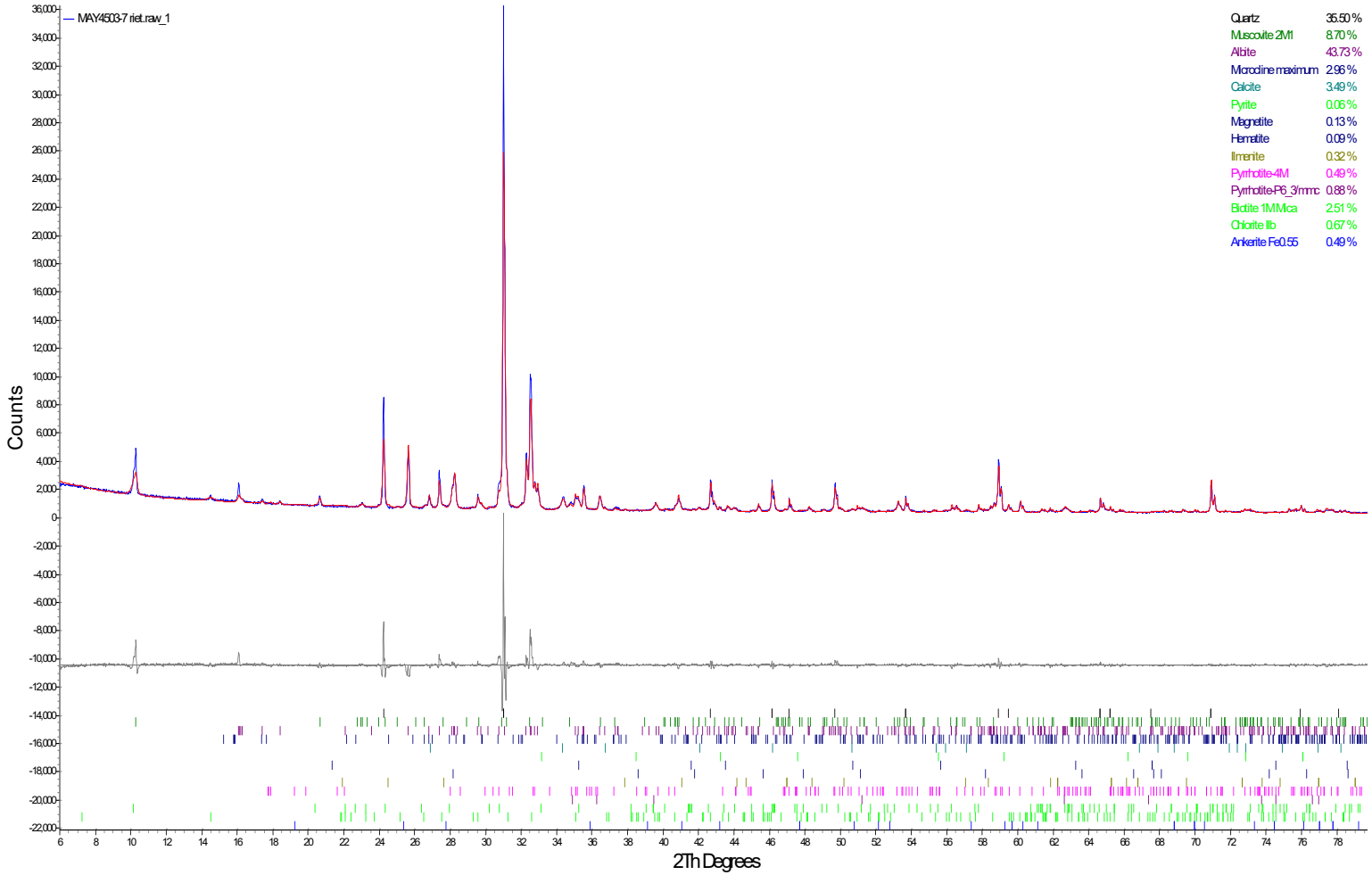
MAY4503-7 riet.raw_1
Quartz 35.50 %
Muscovite 2M1 8.70 %
Albite 43.73 %
Microcline maximum 2.96 %
Calcite 3.49 %
Pyrite 0.06 %
Magnetite 0.13 %
Hematite 0.09 %
Ilmenite 0.32 %
Pyrrhotite-4M 0.49 %
Pyrrhotite-P6_3/mmc 0.88 %
Biotite 1MMica 2.51 %
Chlorite IIb 0.67 %
Ankerite Fe0.55 0.49 %
Counts
2Th Degrees

DX450118

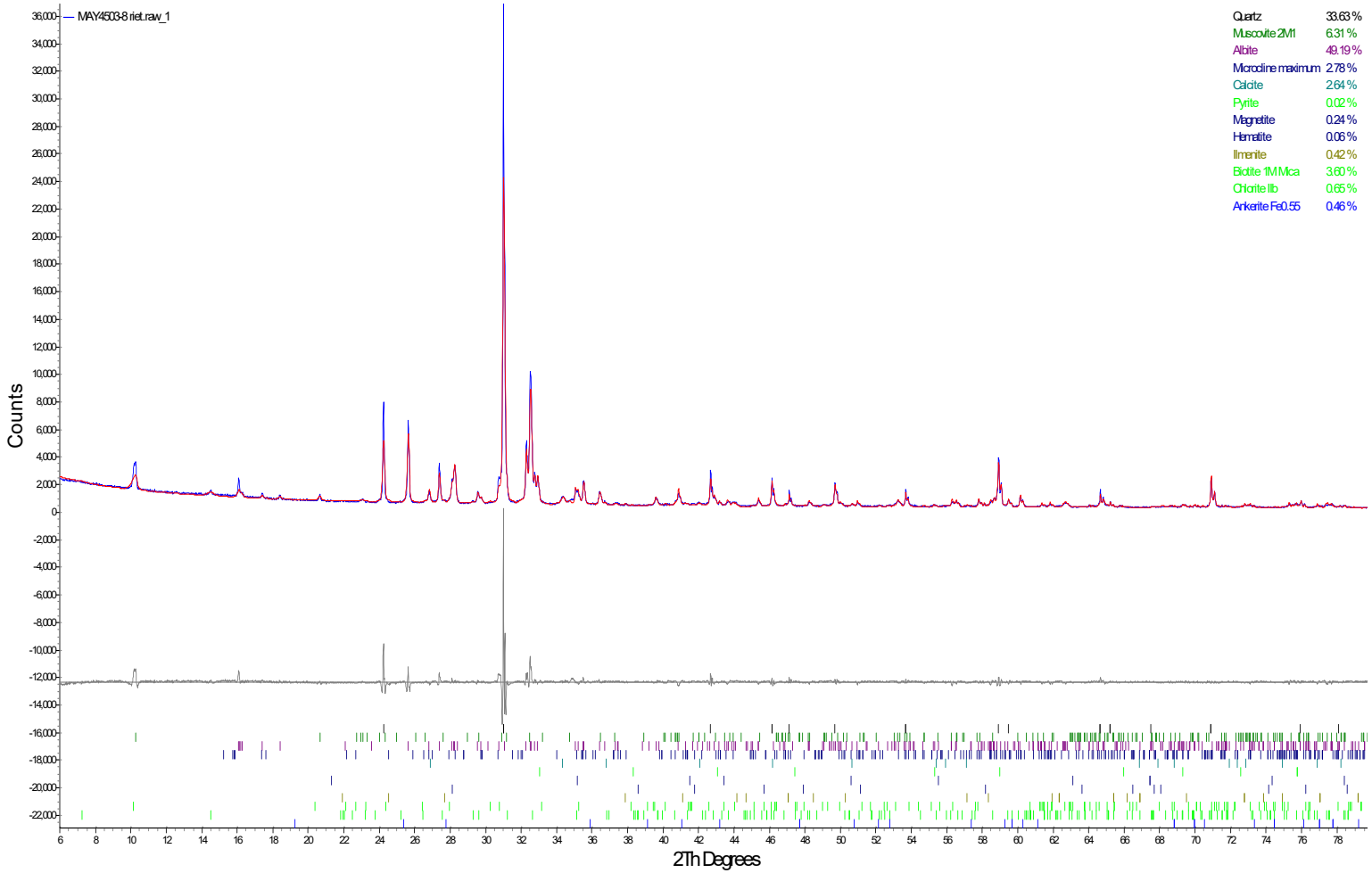
MAY4503-8 riet.raw_1
Quartz 33.63 %
Muscovite 2M1 6.31 %
Albite 49.19 %
Microcline maximum 2.78 %
Calcite 2.64 %
Pyrite 0.02 %
Magnetite 0.24 %
Hematite 0.06 %
Ilmenite 0.42 %
Biotite 1M Mca 3.60 %
Chlorite IIb 0.65 %
Ankerite Fe0.55 0.46 %
Counts
2Th Degrees

DX450159

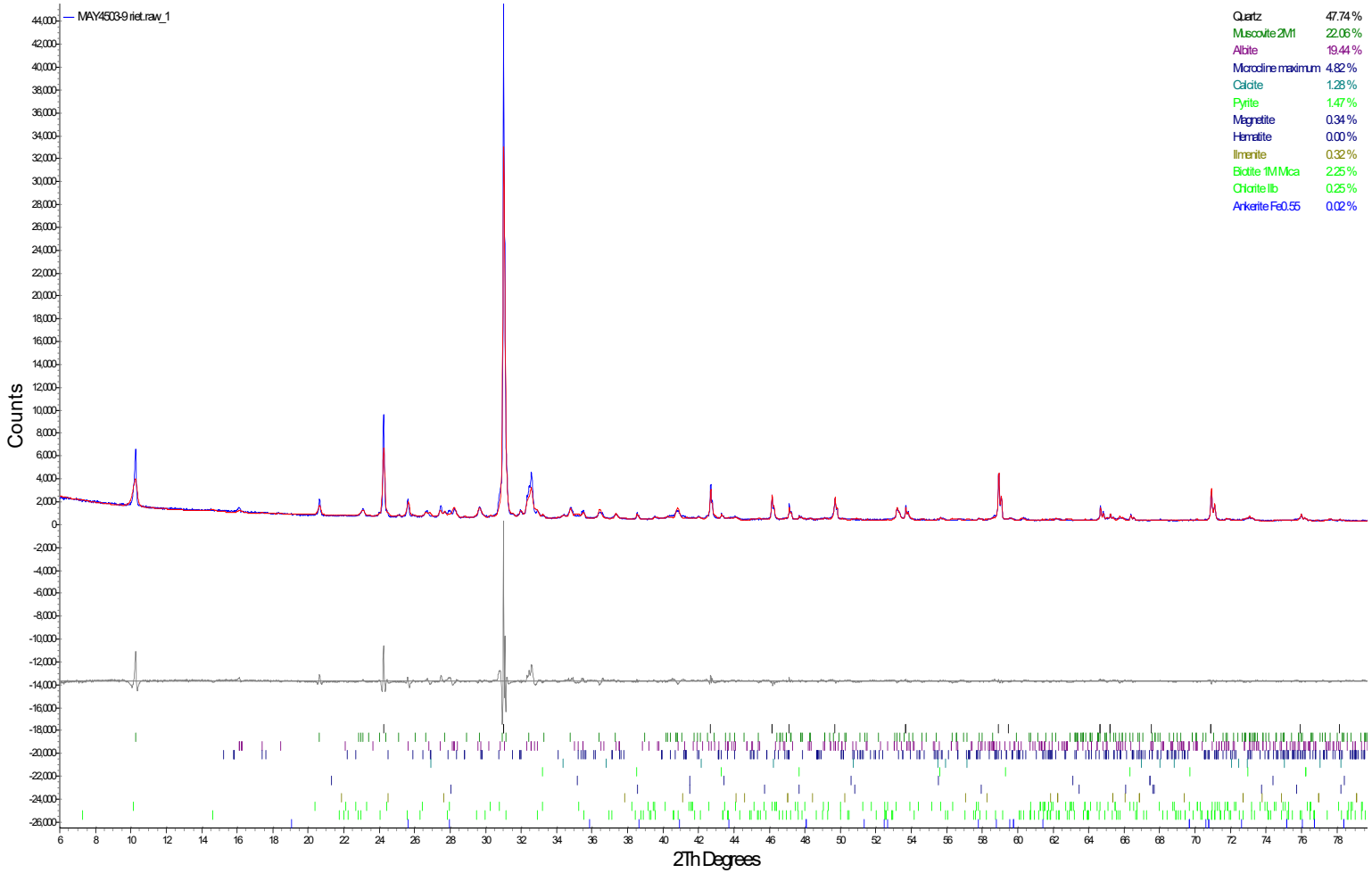
MAY4503-9 riet.raw_1
Quartz 47.74 %
Muscovite 2M1 22.06 %
Albite 19.44 %
Microcline maximum 4.82 %
Calcite 1.28 %
Pyrite 1.47 %
Magnetite 0.34 %
Hematite 0.00 %
Ilmenite 0.32 %
Biotite 1M Mca 2.25 %
Chlorite IIb 0.25 %
Ankerite Fe0.55 0.02 %
Counts
2Th Degrees

DX450171

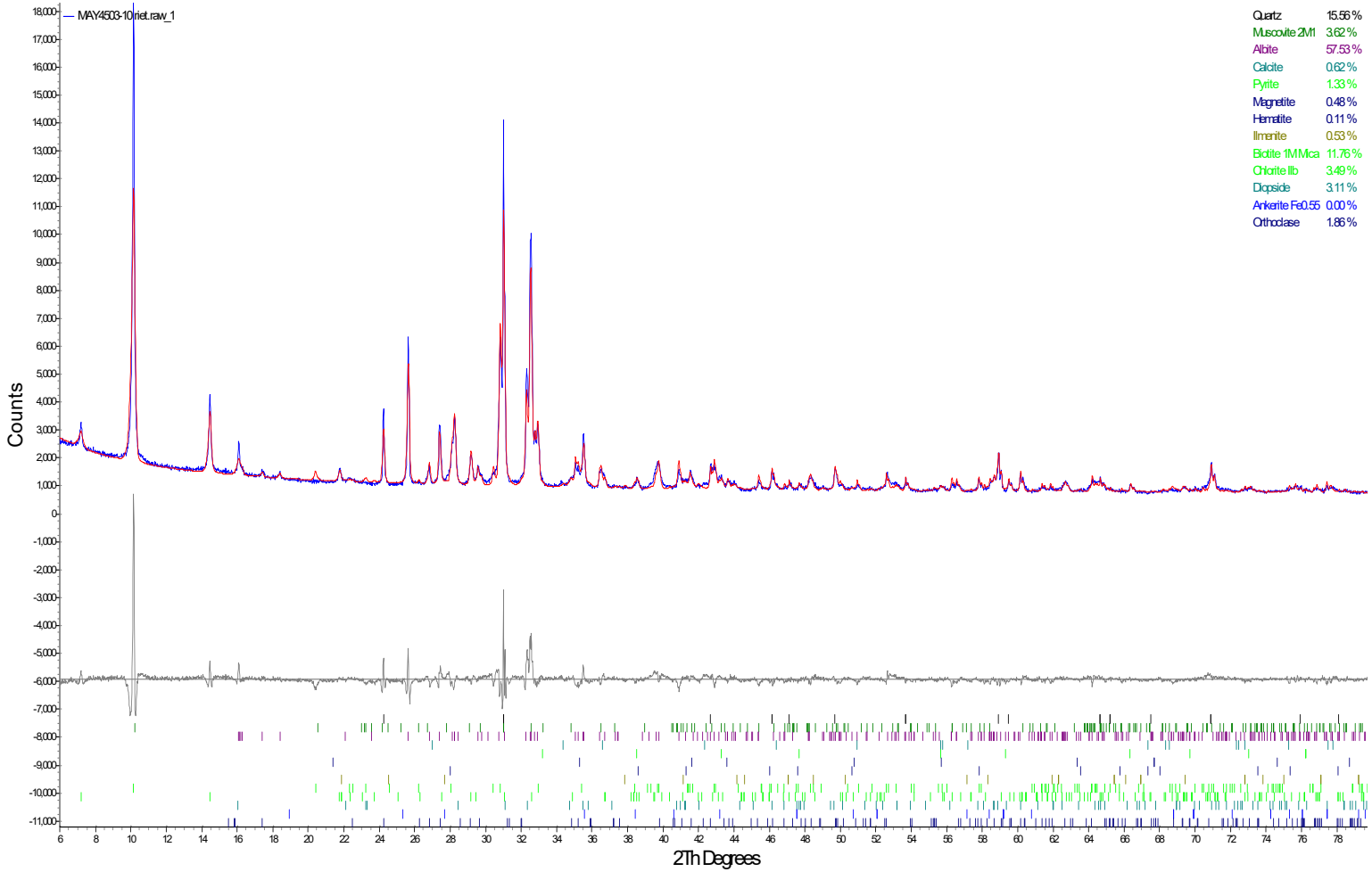
MAY4503-10 riet.raw_1
Quartz 15.56 %
Muscovite 2M1 3.62 %
Albite 57.53 %
Calcite 0.62 %
Pyrite 1.33 %
Magnetite 0.48 %
Hematite 0.11 %
Ilmenite 0.53 %
Biotite 1MMica 11.76 %
Chlorite IIb 3.49 %
Diopside 3.11 %
Ankerite Fe0.55 0.00 %
Orthoclase 1.86 %
Counts
2Th Degrees

DX450032

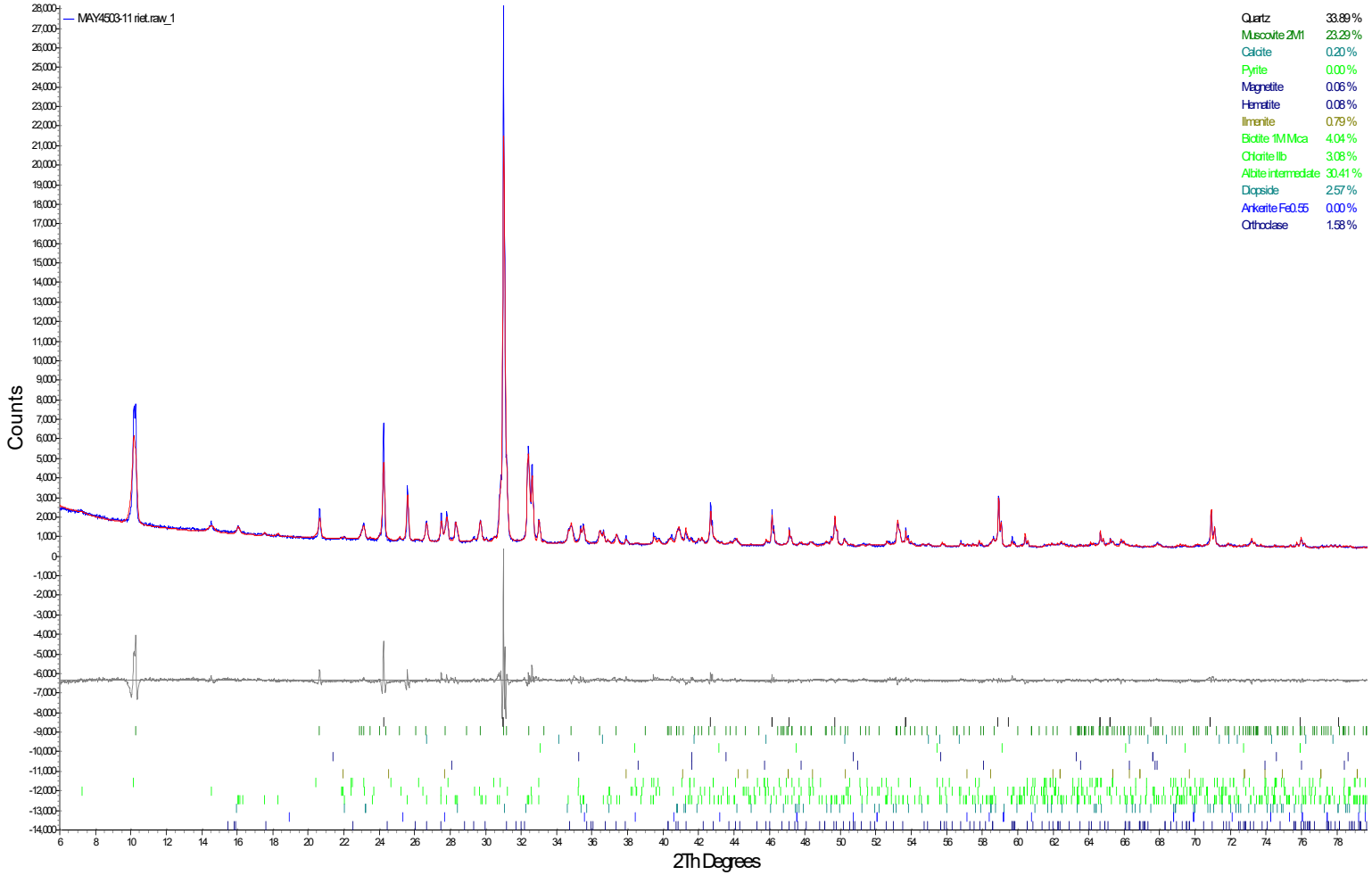
MAY4503-11 riet.raw_1
Quartz 33.89 %
Muscovite 2M1 23.29 %
Calcite 0.20 %
Pyrite 0.00 %
Magnetite 0.06 %
Hematite 0.08 %
Ilmenite 0.79 %
Biotite 1M Mca 4.04 %
Chlorite IIb 3.08 %
Albite intermediate 30.41 %
Diopside 2.57 %
Ankerite Fe0.55 0.00 %
Orthoclase 1.58 %
Counts
2Th Degrees

DX 550064

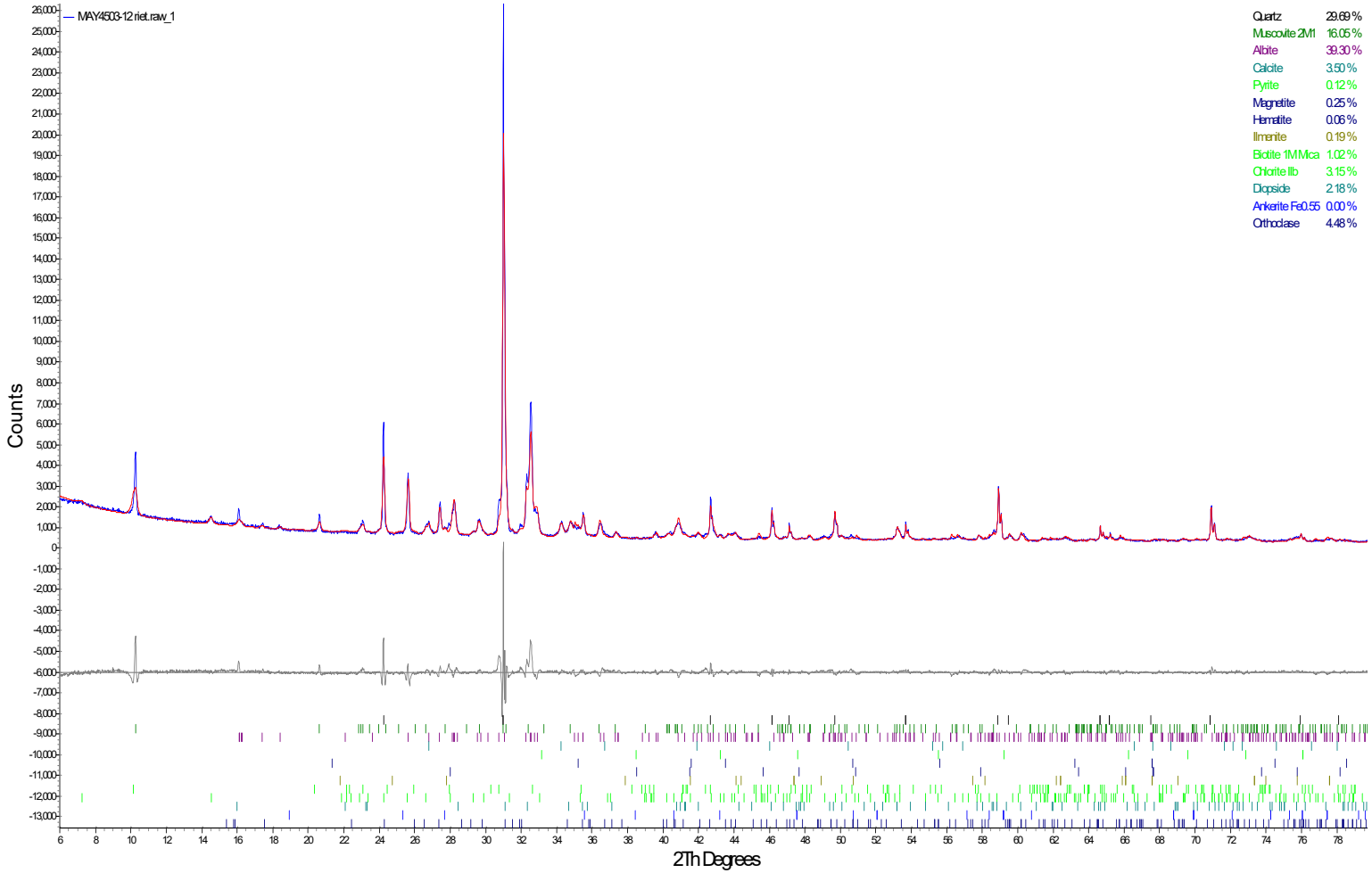
MAY4503-12 riet.raw_1
Quartz 29.69 %
Muscovite 2M1 16.05 %
Albite 39.30 %
Calcite 3.50 %
Pyrite 0.12 %
Magnetite 0.25 %
Hematite 0.06 %
Ilmenite 0.19 %
Biotite 1MMica 1.02 %
Chlorite IIb 3.15 %
Diopside 2.18 %
Ankerite Fe0.55 0.00 %
Orthoclase 4.48 %
Counts
2Th Degrees

DX450008

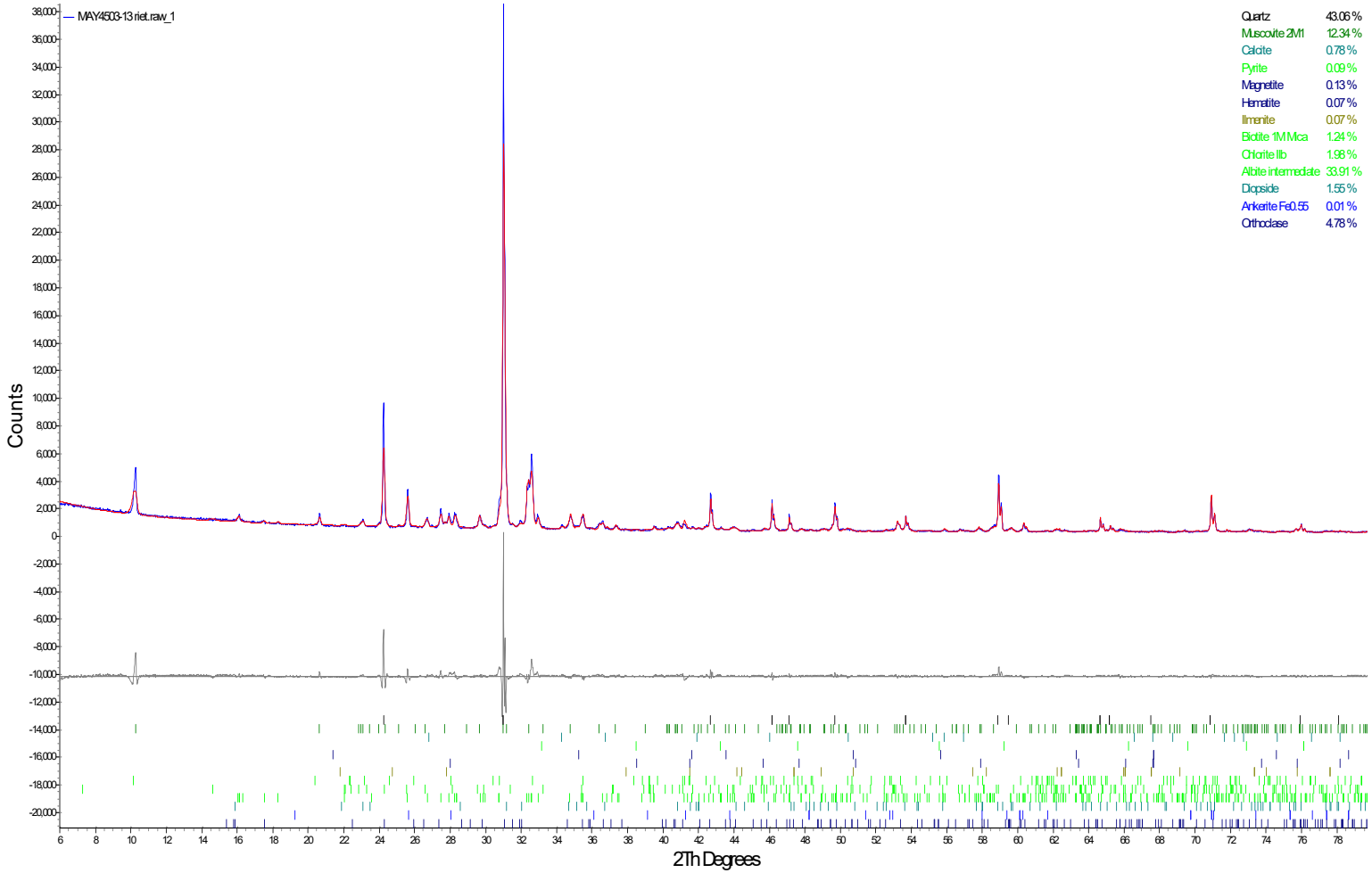
MAY4503-13 riet.raw_1
Quartz 43.06 %
Muscovite 2M1 12.34 %
Calcite 0.78 %
Pyrite 0.09 %
Magnetite 0.13 %
Hematite 0.07 %
Ilmenite 0.07 %
Biotite 1M Mca 1.24 %
Chlorite IIb 1.98 %
Albite intermediate 33.91 %
Diopside 1.55 %
Ankerite Fe0.55 0.01 %
Orthoclase 4.78 %
Counts
2Th Degrees

DX 550056

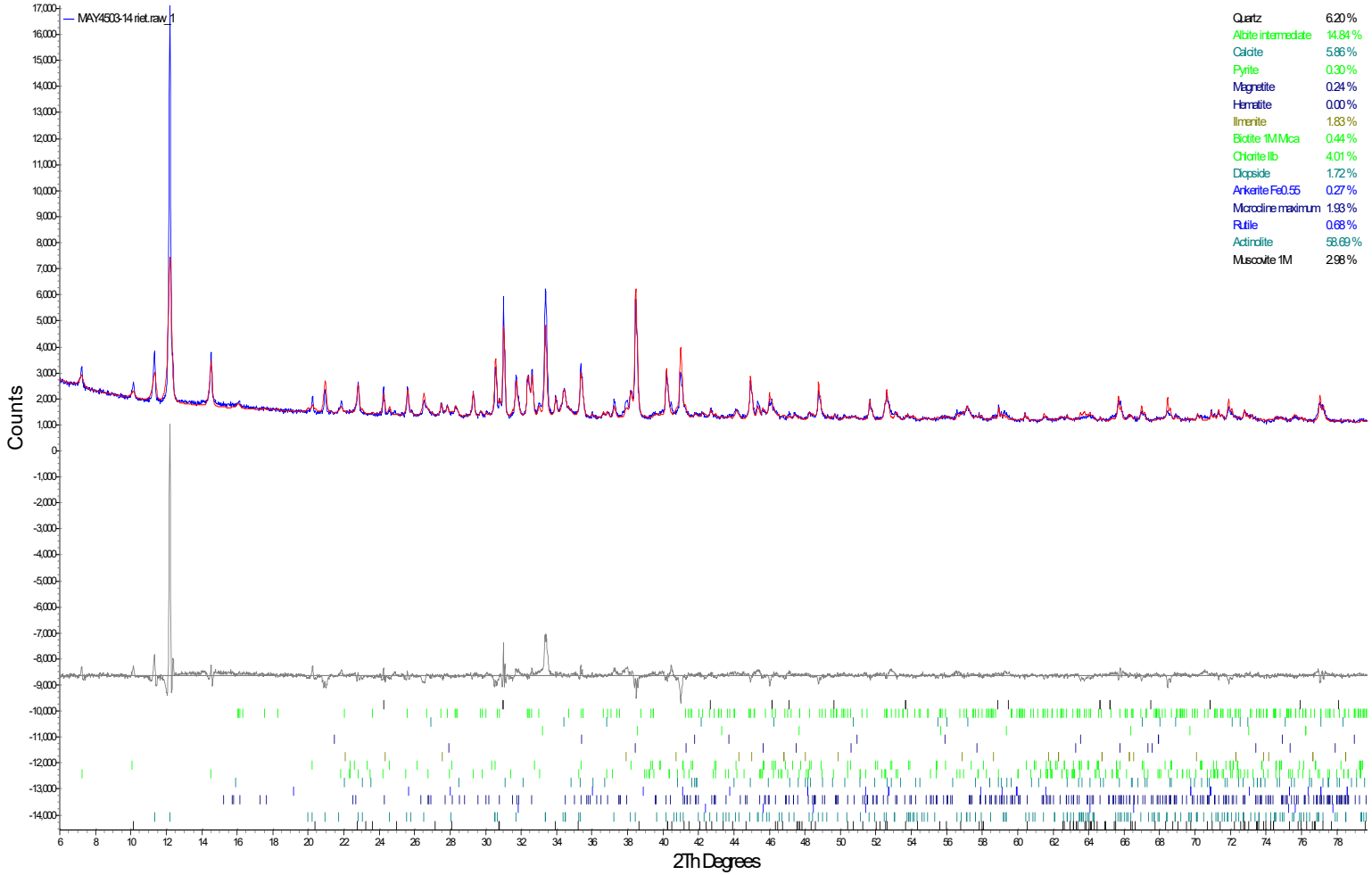
MAY4503-14 riet.raw_1
Quartz 6.20 %
Albite intermediate 14.84 %
Calcite 5.86 %
Pyrite 0.30 %
Magnetite 0.24 %
Hematite 0.00 %
Ilmenite 1.83 %
Biotite 1M Mica 0.44 %
Chlorite IIb 4.01 %
Diopside 1.72 %
Ankerite Fe0.55 0.27 %
Microcline maximum 1.93 %
Rutile 0.68 %
Actinolite 58.69 %
Muscovite 1M 2.98 %
Counts
2Th Degrees

DX450022

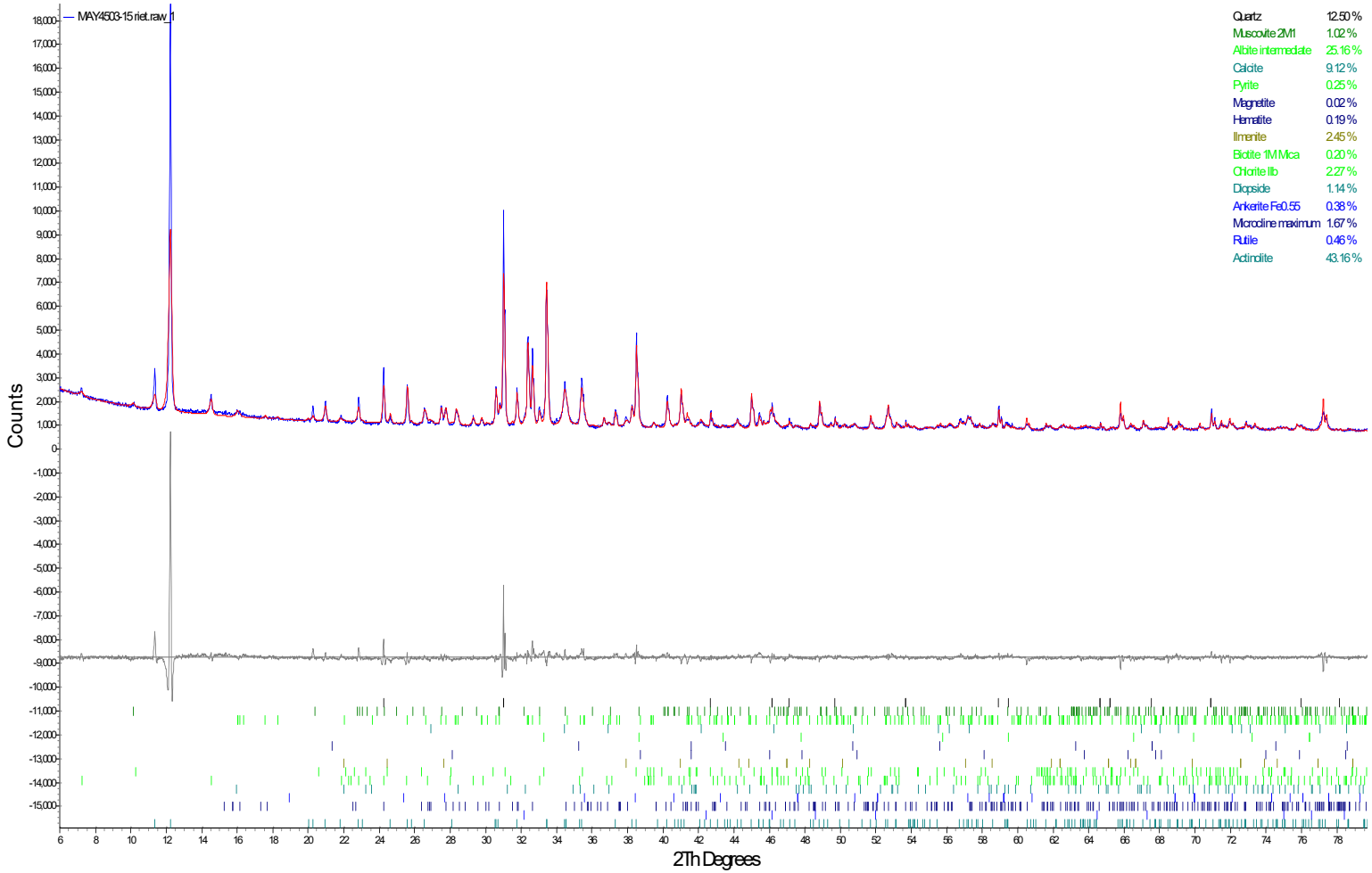
MAY4503-15 riet.raw_1
Quartz 12.50 %
Muscovite 2M1 1.02 %
Albite intermediate 25.16 %
Calcite 9.12 %
Pyrite 0.25 %
Magnetite 0.02 %
Hematite 0.19 %
Ilmenite 2.45 %
Biotite 1M Mca 0.20 %
Chlorite IIb 2.27 %
Diopside 1.14 %
Ankerite Fe0.55 0.38 %
Microcline maximum 1.67 %
Rutile 0.46 %
Actinolite 43.16 %
Counts
2Th Degrees

DX450077

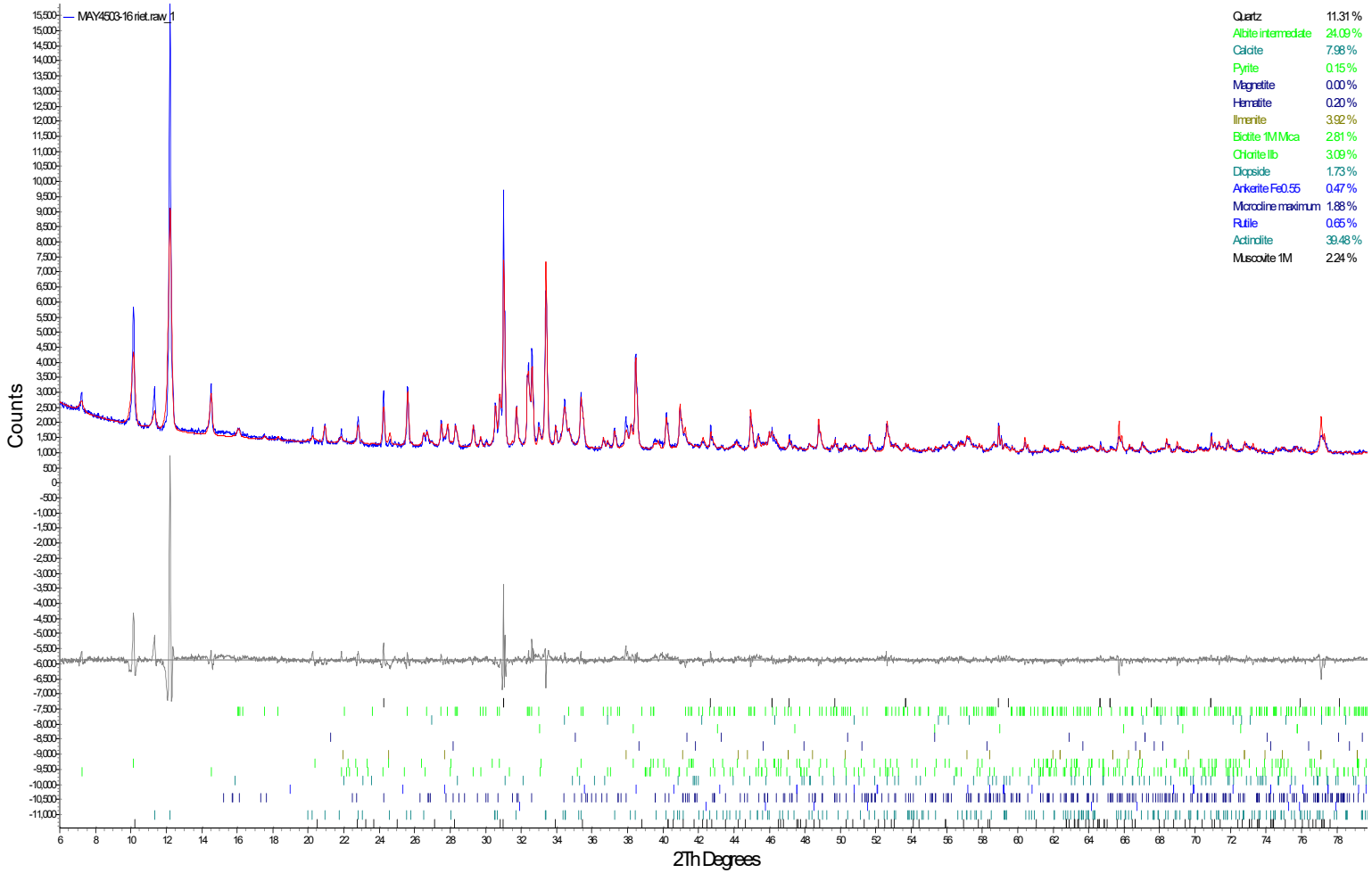
MAY4503-16 riet.raw_1
Counts
2Th Degrees
Quartz 11.31 %
Albite intermediate 24.09 %
Calcite 7.98 %
Pyrite 0.15 %
Magnetite 0.00 %
Hematite 0.20 %
Ilmenite 3.92 %
Biotite 1M Mica 2.81 %
Chlorite IIb 3.09 %
Diopside 1.73 %
Ankerite Fe0.55 0.47 %
Microcline maximum 1.88 %
Rutile 0.65 %
Actinolite 39.48 %
Muscovite 1M 2.24 %

DX450113

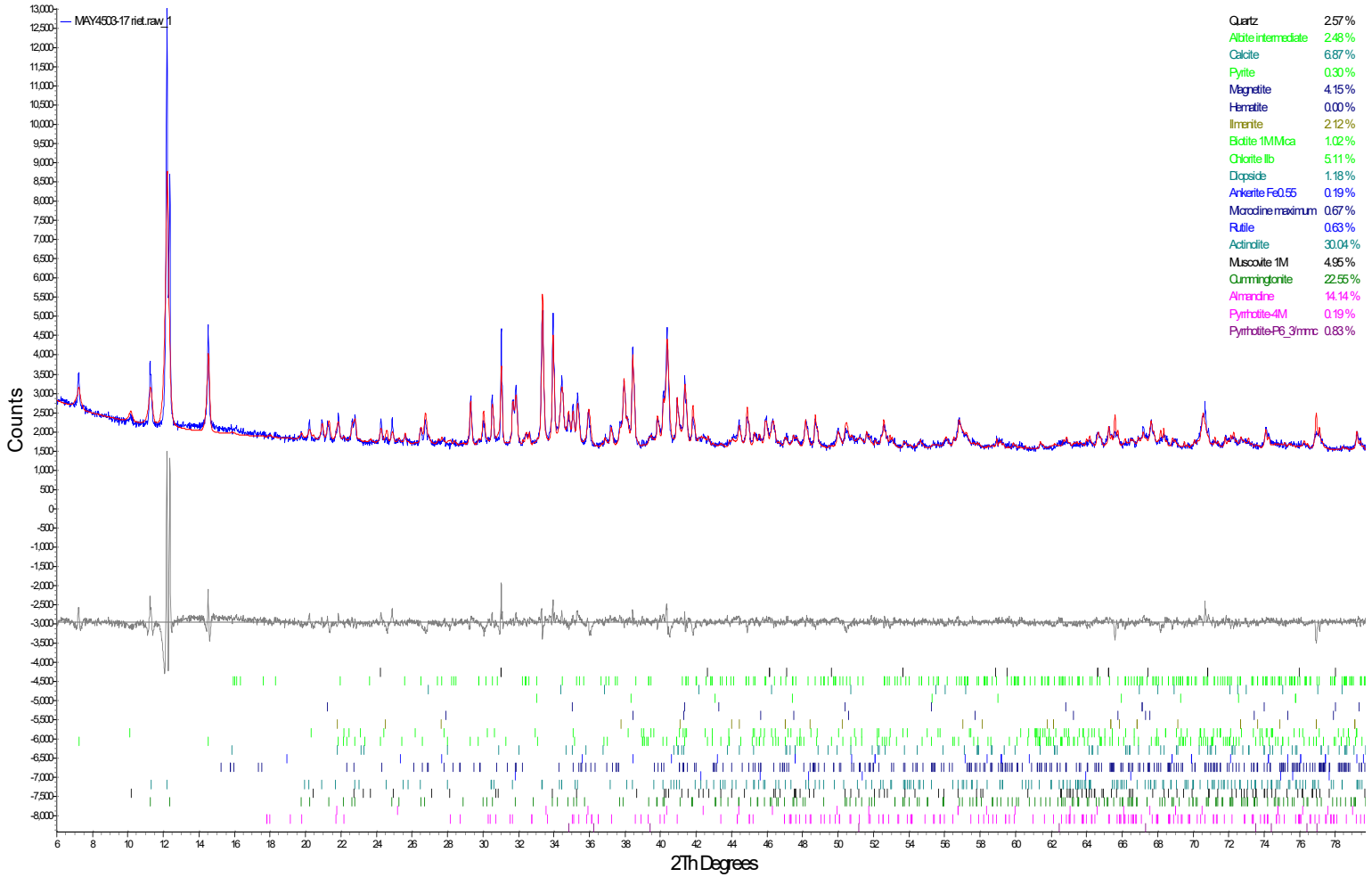
MAY4503-17 riet.raw_1
Counts
2Th Degrees
Quartz 2.57 %
Albite intermediate 2.48 %
Calcite 6.87 %
Pyrite 0.30 %
Magnetite 4.15 %
Hematite 0.00 %
Ilmenite 2.12 %
Biotite 1MMca 1.02 %
Chlorite IIb 5.11 %
Diopside 1.18 %
Ankerite Fe0.55 0.19 %
Microcline maximum 0.67 %
Rutile 0.63 %
Actinolite 30.04 %
Muscovite 1M 4.95 %
Cummingtonite 22.55 %
Almandine 14.14 %
Pyrrhotite-4M 0.19 %
Pyrrhotite-P6_3/mmc 0.83 %

DX550101

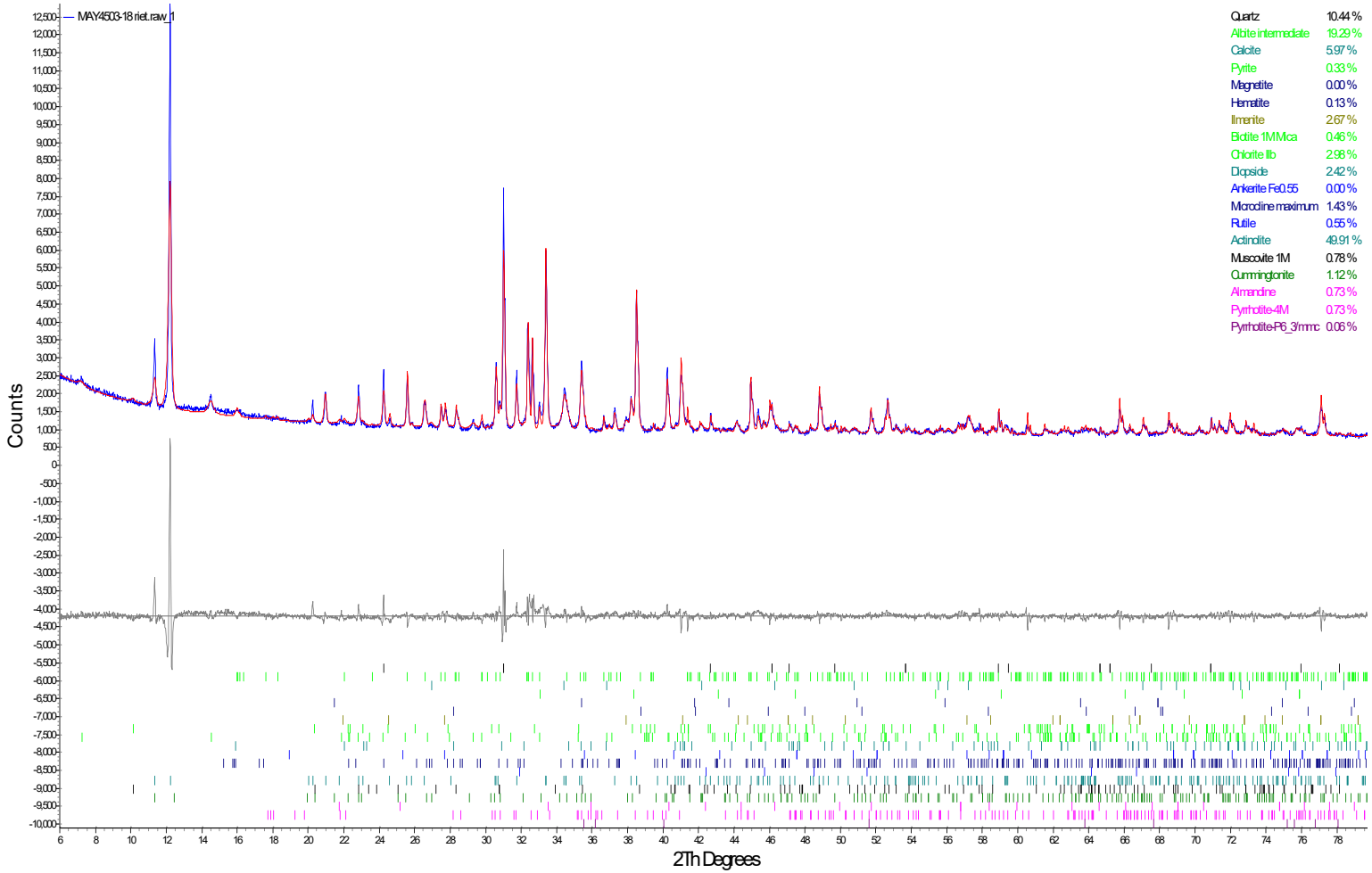
MAY4503-18 riet.raw_1
Quartz 10.44 %
Albite intermediate 19.29 %
Calcite 5.97 %
Pyrite 0.33 %
Magnetite 0.00 %
Hematite 0.13 %
Ilmenite 2.67 %
Biotite 1MMica 0.46 %
Chlorite IIb 2.98 %
Diopside 2.42 %
Ankerite Fe0.55 0.00 %
Microcline maximum 1.43 %
Rutile 0.55 %
Actinolite 49.91 %
Muscovite 1M 0.78 %
Cummingtonite 1.12 %
Almandine 0.73 %
Pyrrhotite-4M 0.73 %
Pyrrhotite-P6_3/mmc 0.06 %
Counts
2Th Degrees

DX450222

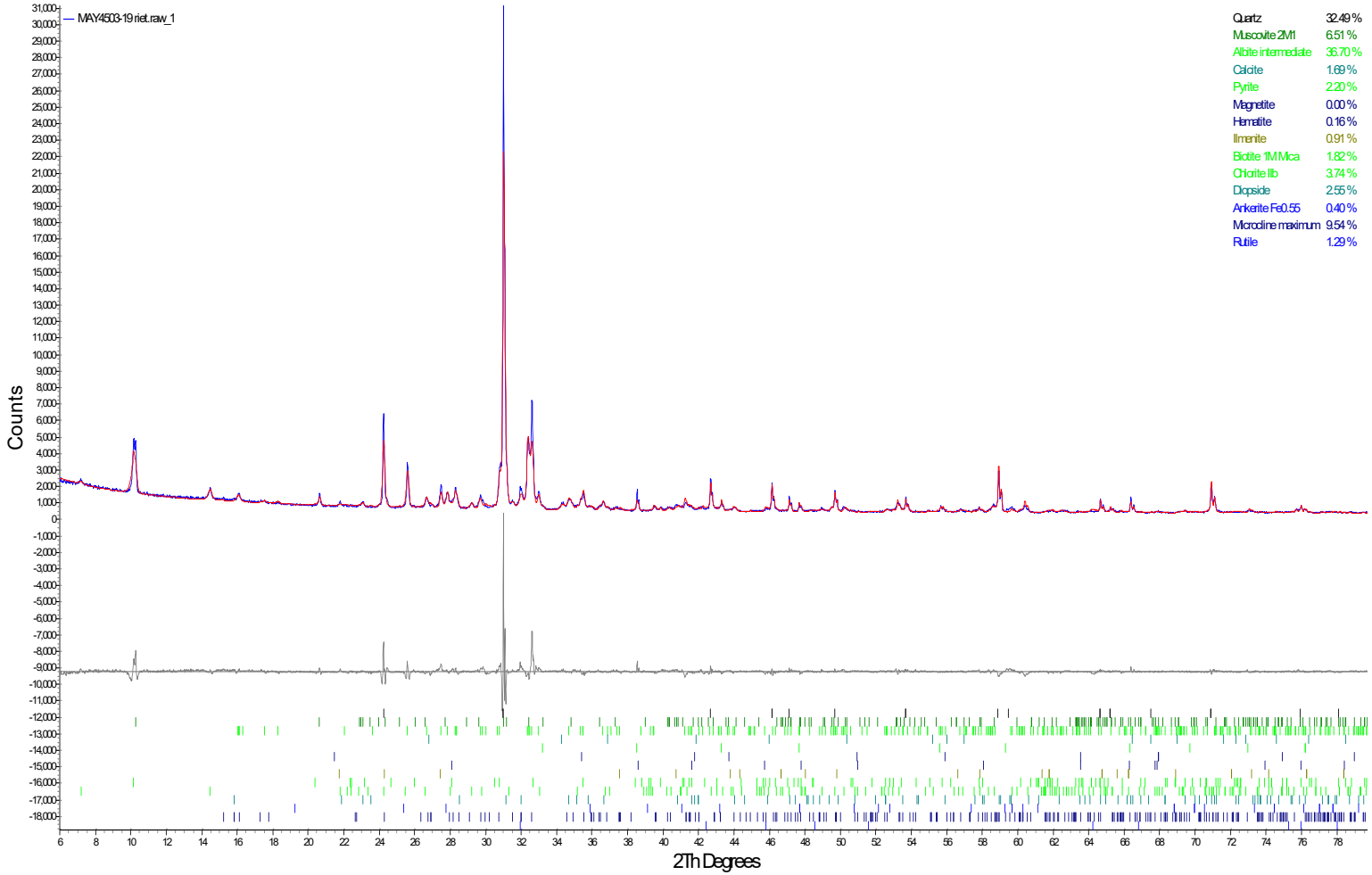
MAY4503-19 riet.raw_1
Quartz 32.49 %
Muscovite 2M1 6.51 %
Albite intermediate 36.70 %
Calcite 1.69 %
Pyrite 2.20 %
Magnetite 0.00 %
Hematite 0.16 %
Ilmenite 0.91 %
Biotite 1M Mca 1.82 %
Chlorite IIb 3.74 %
Diopside 2.55 %
Ankerite Fe0.55 0.40 %
Microcline maximum 9.54 %
Rutile 1.29 %
Counts
2Th Degrees

Quantitative X-Ray Diffraction by Rietveld Refinement

Report Prepared for:	*Environmental Services*
Project Number/ LIMS No.	*Custom XRD/MI4536-DEC22*
Sample Receipt:	*December 20, 2022*
Sample Analysis:	*January 3, 2023*
Reporting Date:	*January 16, 2023*

Instrument:	BRUKER AXS D8 Advance Diffractometer
Test Conditions:	Co radiation, 35 kV, 40 mA; Detector: LYNXEYE Regular Scanning: Step: 0.02°, Step time: 0.75s, 2θ range: 6-80°
Interpretations :	PDF2/PDF4 powder diffraction databases issued by the International Center for Diffraction Data (ICDD). DiffracPlus Eva and Topas software.
Detection Limit :	0.5-2%. Strongly dependent on crystallinity.

Contents:

1) Method Summary
2) Quantitative XRD Results
3) XRD Pattern(s)

Kim Gibbs, H.B.Sc., P.Geo.
Senior Mineralogist

Huyun Zhou, Ph.D., P.Geo.
Senior Mineralogist

ACCREDITATION: SGS Natural Resources Lakefield is accredited to the requirements of ISO/IEC 17025 for specific tests as listed on our scope of accreditation, including geochemical, mineralogical and trade mineral tests. To view a list of the accredited methods, please visit the following website and search SGS Canada Inc. - Minerals: https://www.scc.ca/en/search/palcan.

Method Summary

The Rietveld Method of Mineral Identification by XRD (ME-LR-MIN-MET-MN-D05) method used by SGS Natural Resources is accredited to the requirements of ISO/IEC 17025.

Mineral Identification and Interpretation:

Mineral identification and interpretation involves matching the diffraction pattern of an unknown material to patterns of single-phase reference materials. The reference patterns are compiled by the Joint Committee on Powder Diffraction Standards - International Center for Diffraction Data (JCPDS-ICDD) database and released on software as Powder Diffraction Files (PDF).

Interpretations do not reflect the presence of non-crystalline and/or amorphous compounds, except when internal standards have been added by request. Mineral proportions may be strongly influenced by crystallinity, crystal structure and preferred orientations. Mineral or compound identification and quantitative analysis results should be accompanied by supporting chemical assay data or other additional tests.

Quantitative Rietveld Analysis:

Quantitative Rietveld Analysis is performed by using Topas 4.2 (Bruker AXS), a graphics based profile analysis program built around a non-linear least squares fitting system, to determine the amount of different phases present in a multicomponent sample. Whole pattern analyses are predicated by the fact that the X-ray diffraction pattern is a total sum of both instrumental and specimen factors. Unlike other peak intensity-based methods, the Rietveld method uses a least squares approach to refine a theoretical line profile until it matches the obtained experimental patterns.

Rietveld refinement is completed with a set of minerals specifically identified for the sample. Zero values indicate that the mineral was included in the refinement calculations, but the calculated concentration was less than 0.05wt%. Minerals not identified by the analyst are not included in refinement calculations for specific samples and are indicated with a dash.

DISCLAIMER: This document is issued by the Company under its General Conditions of Service accessible at http://www.sgs.com/en/Terms-and-Conditions.aspx. Attention is drawn to the limitation of liability, indemnification and jurisdiction issues defined therein. Any holder of this document is advised that information contained hereon reflects the Company's findings at the time of its intervention only and within the limits of Client's instructions, if any. The Company's sole responsibility is to its Client and this document does not exonerate parties to a transaction from exercising all their rights and obligations under the transaction documents. Any unauthorized alteration, forgery or falsification of the content or appearance of this document is unlawful and offenders may be prosecuted to the fullest extent of the law.

WARNING: The sample(s) to which the findings recorded herein (the "Findings") relate was(were) drawn and / or provided by the Client or by a third party acting at the Client's direction. The Findings constitute no warranty of the sample's representativeness of any goods and strictly relate to the sample(s). The Company accepts no liability with regard to the origin or source from which the sample(s) is/are said to be extracted.

Summary of Rietveld Quantitative Analysis X-Ray Diffraction Results

Mineral/Compound	DX450020 DEC4536-01 (wt %)	DX450021 DEC4536-02 (wt %)	DX450024 DEC4536-03 (wt %)	DX450036 DEC4536-04 (wt %)	DX450038 DEC4536-05 (wt %)	DX450050 DEC4536-06 (wt %)
Quartz	3.3	30.4	17.0	35.8	33.7	27.7
Albite	31.7	35.8	24.9	29.8	43.0	46.8
Calcite	4.4	1.3	12.5	-	2.3	10.7
Calcite magnesian	-	-	3.8	3.1	-	1.2
Ilmenite	0.5	0.1	1.7	0.4	-	0.8
Actinolite	47.5	1.1	36.9	3.5	-	2.5
Goethite	0.9	-	-	-	-	-
Chlorite	11.8	3.4	3.1	2.5	-	3.6
Biotite	-	6.8	-	9.4	4.7	2.9
Pyrite	-	2.7	0.0	-	3.1	0.3
Muscovite	-	3.0	-	4.0	3.1	0.0
Pyrrhotite	-	15.5	-	8.1	-	-
Magnetite	-	-	-	0.6	-	-
Microcline	-	-	-	2.9	6.9	0.5
Diopside	-	-	-	-	3.3	1.4
Talc	-	-	-	-	-	1.6
TOTAL	100	100	100	100	100	100

Zero values indicate that the mineral was included in the refinement, but the calculated concentration is below a measurable value.

Dashes indicate that the mineral was not identified by the analyst and not included in the refinement calculation for the sample.

The weight percent quantities indicated have been normalized to a sum of 100%. The quantity of amorphous material has not been determined.

Mineral/Compound	Formula
Quartz	SiO_2
Albite	$NaAlSi_3O_8$
Calcite	$CaCO_3$
Calcite magnesian	$(Ca,Mg)CO_3$
Ilmenite	$FeTiO_3$
Actinolite	$Ca_2(Mg,Fe)_5Si_8O_{22}(OH)_2$
Goethite	$\alpha FeO{\cdot}OH$
Chlorite	$(Fe,(Mg,Mn)_5,Al)(Si_3Al)O_{10}(OH)_8$
Biotite	$K(Mg,Fe)_3(AlSi_3O_{10})(OH)_2$
Pyrite	FeS_2
Muscovite	$KAl_2(AlSi_3O_{10})(OH)_2$
Pyrrhotite	Fe_7S_8
Magnetite	Fe_3O_4
Microcline	$KAlSi_3O_8$
Diopside	$CaMgSi_2O_6$
Talc	$Mg_3Si_4O_{10}(OH)_2$

DX450020

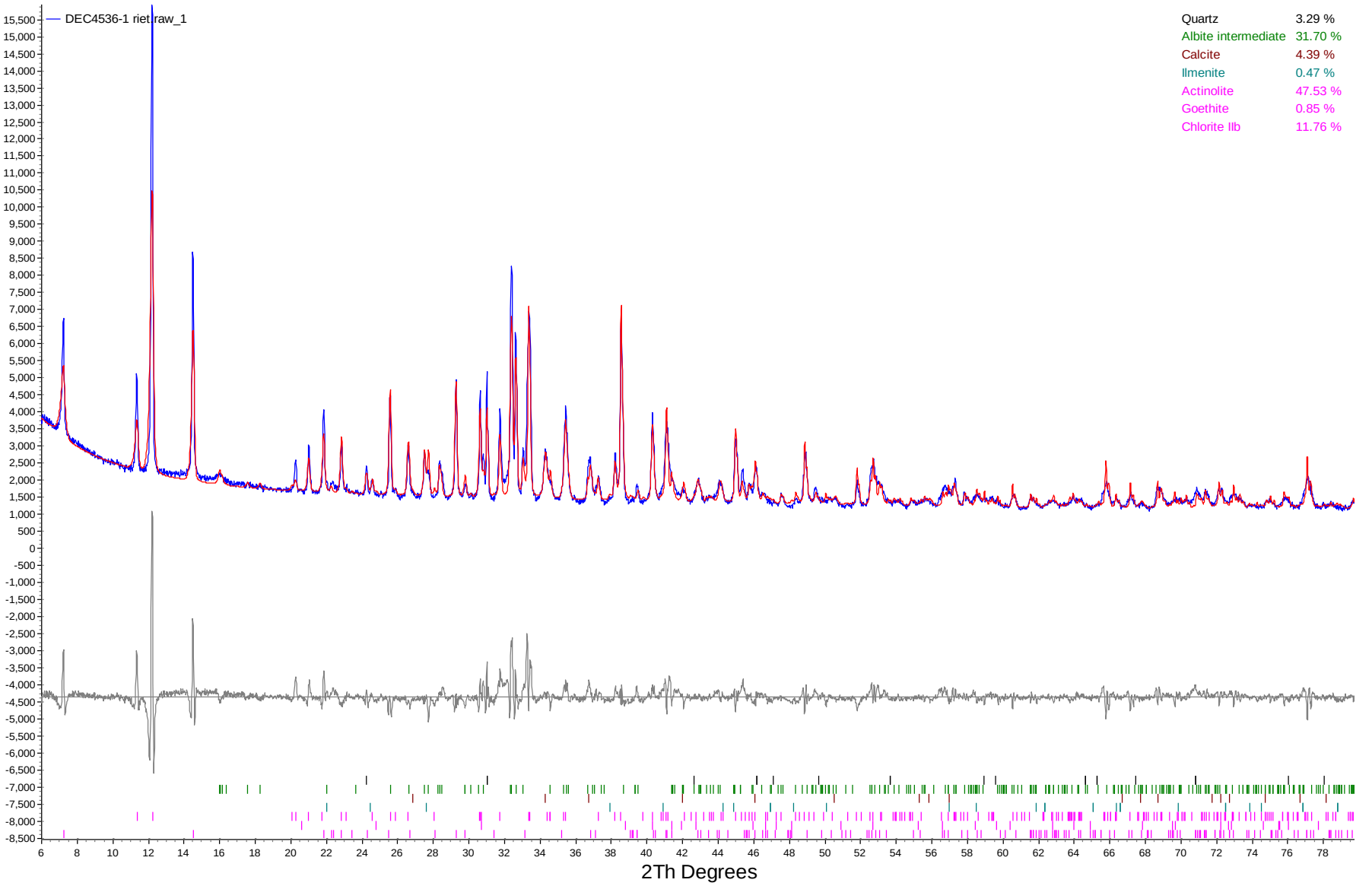
DEC4536-1 riet raw_1
Quartz 3.29 %
Albite intermediate 31.70 %
Calcite 4.39 %
Ilmenite 0.47 %
Actinolite 47.53 %
Goethite 0.85 %
Chlorite IIb 11.76 %
2Th Degrees

DX450021

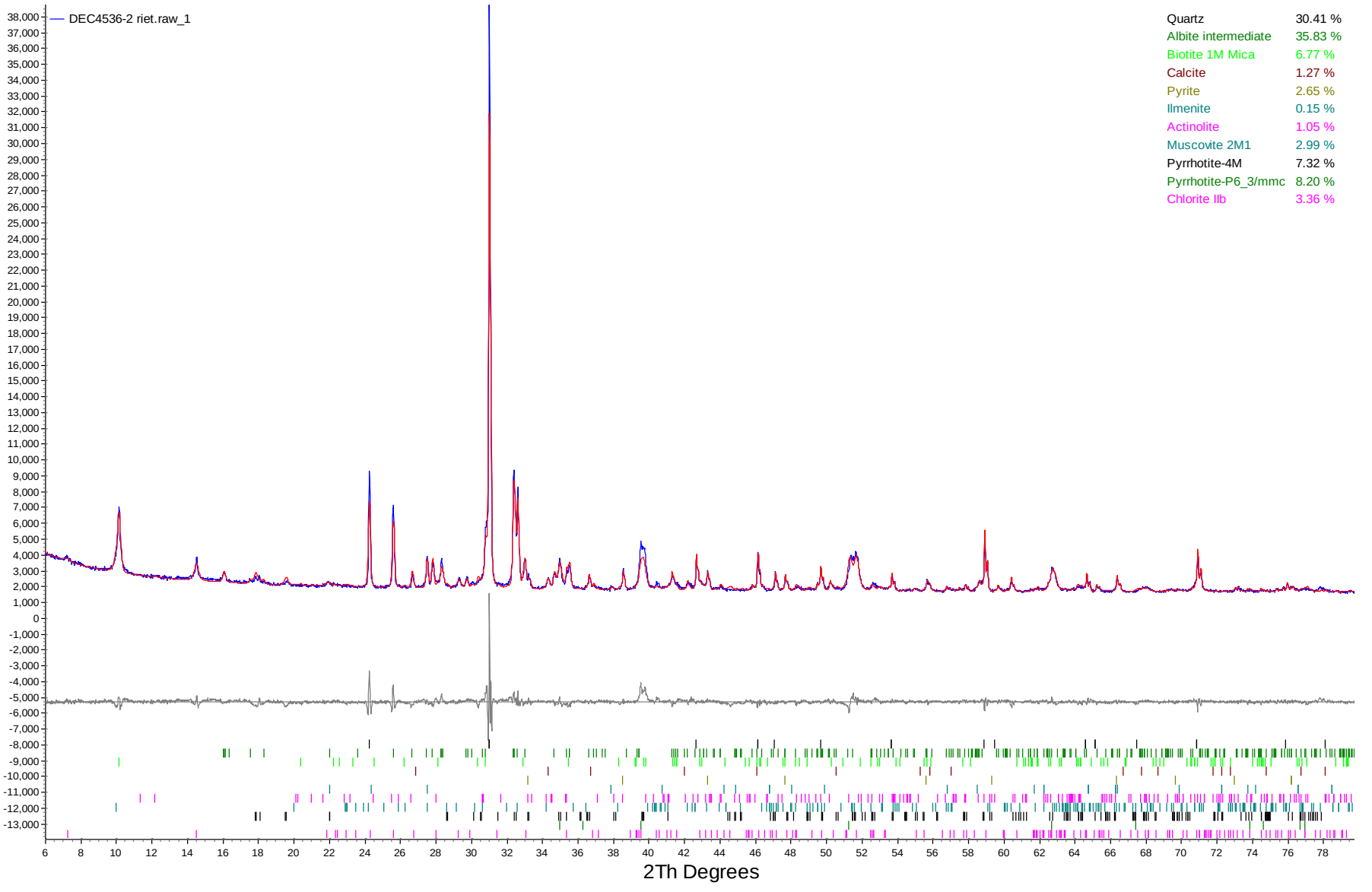

Quartz	30.41 %
Albite intermediate	35.83 %
Biotite 1M Mica	6.77 %
Calcite	1.27 %
Pyrite	2.65 %
Ilmenite	0.15 %
Actinolite	1.05 %
Muscovite 2M1	2.99 %
Pyrrhotite-4M	7.32 %
Pyrrhotite-P6_3/mmc	8.20 %
Chlorite IIb	3.36 %

DX450024

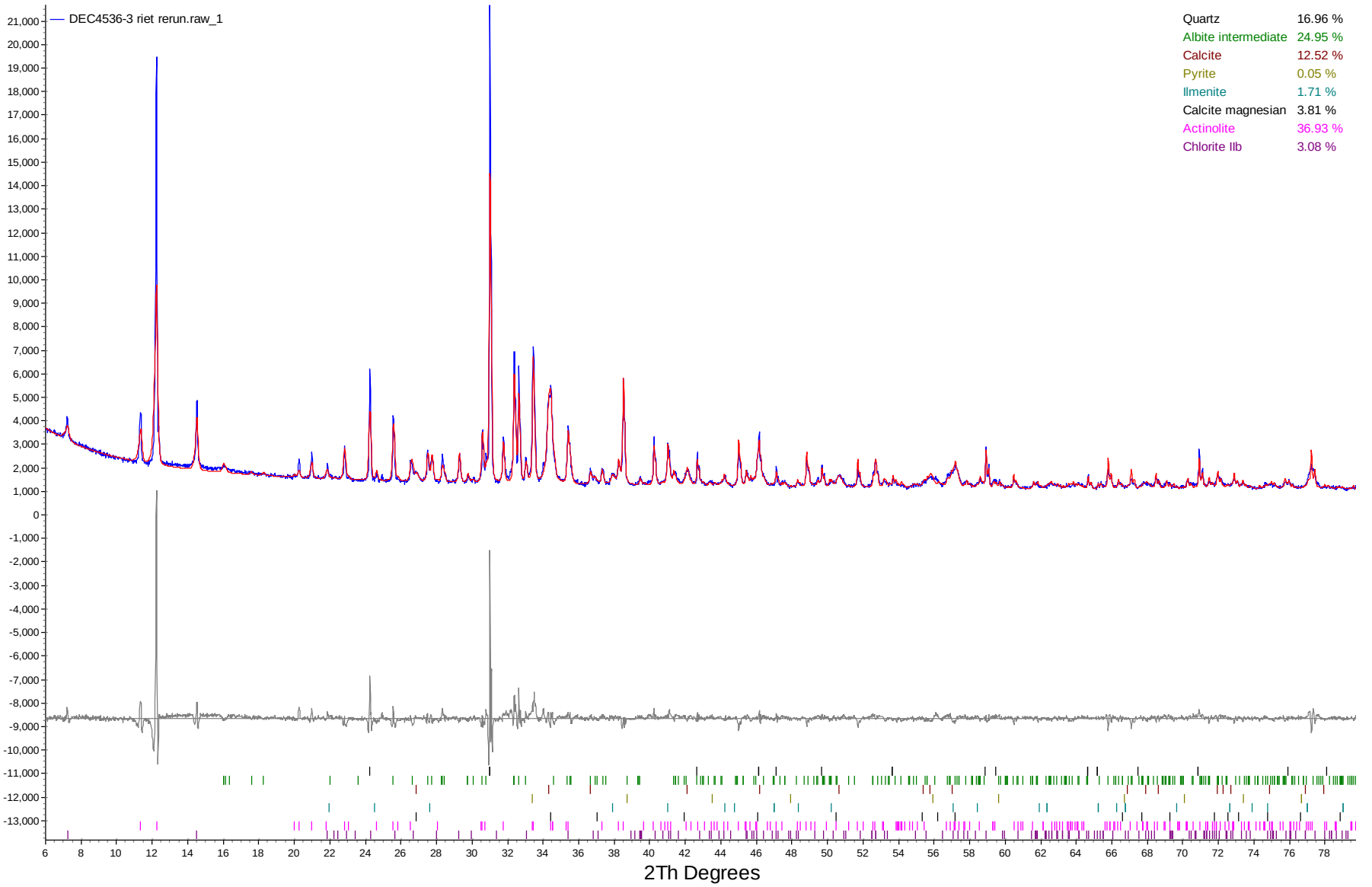
DEC4536-3 riet rerun.raw_1
Quartz 16.96 %
Albite intermediate 24.95 %
Calcite 12.52 %
Pyrite 0.05 %
Ilmenite 1.71 %
Calcite magnesian 3.81 %
Actinolite 36.93 %
Chlorite IIb 3.08 %
2Th Degrees

DX450036

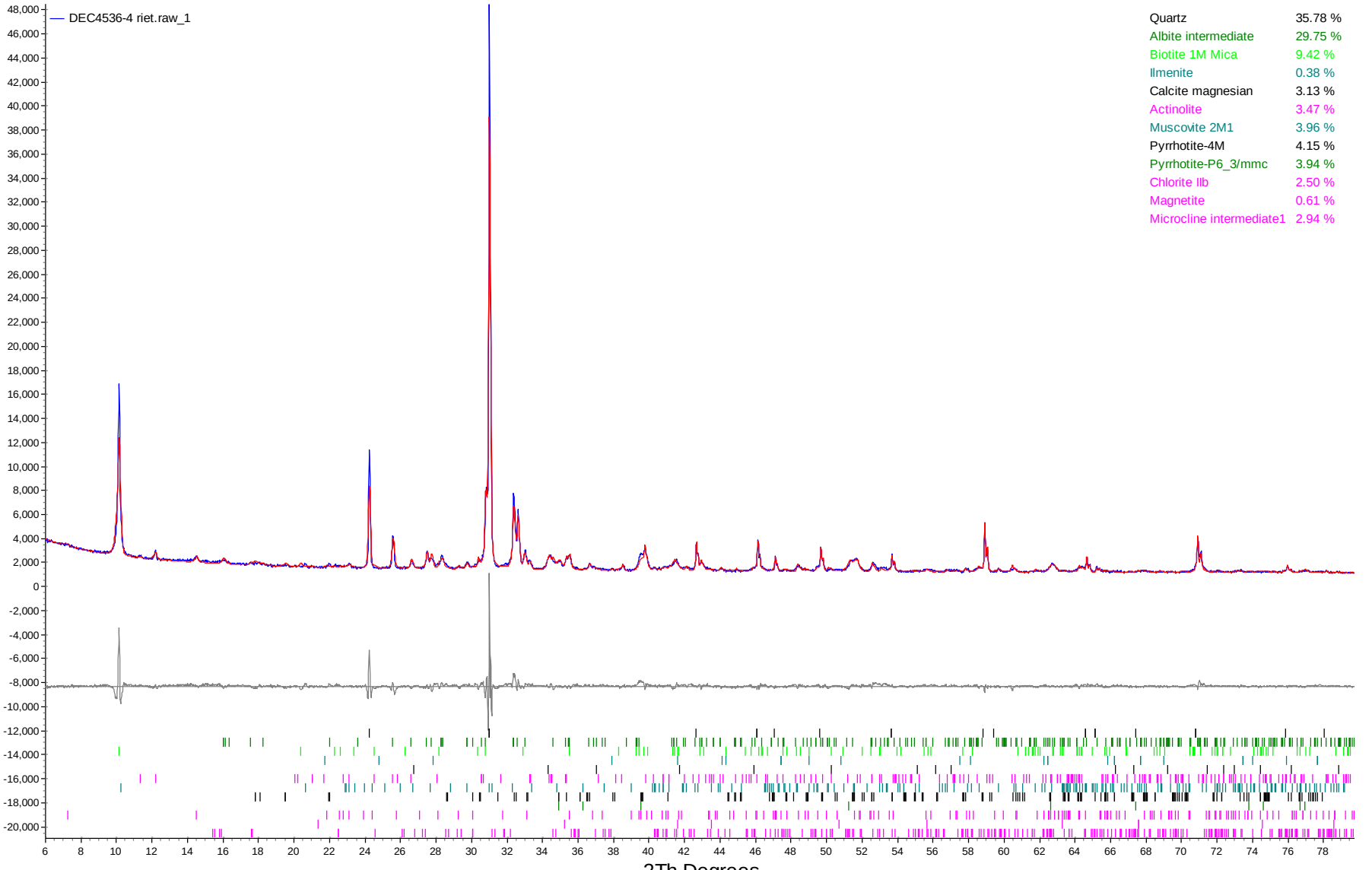

Quartz	35.78 %
Albite intermediate	29.75 %
Biotite 1M Mica	9.42 %
Ilmenite	0.38 %
Calcite magnesian	3.13 %
Actinolite	3.47 %
Muscovite 2M1	3.96 %
Pyrrhotite-4M	4.15 %
Pyrrhotite-P6_3/mmc	3.94 %
Chlorite IIb	2.50 %
Magnetite	0.61 %
Microcline intermediate1	2.94 %

DX450038

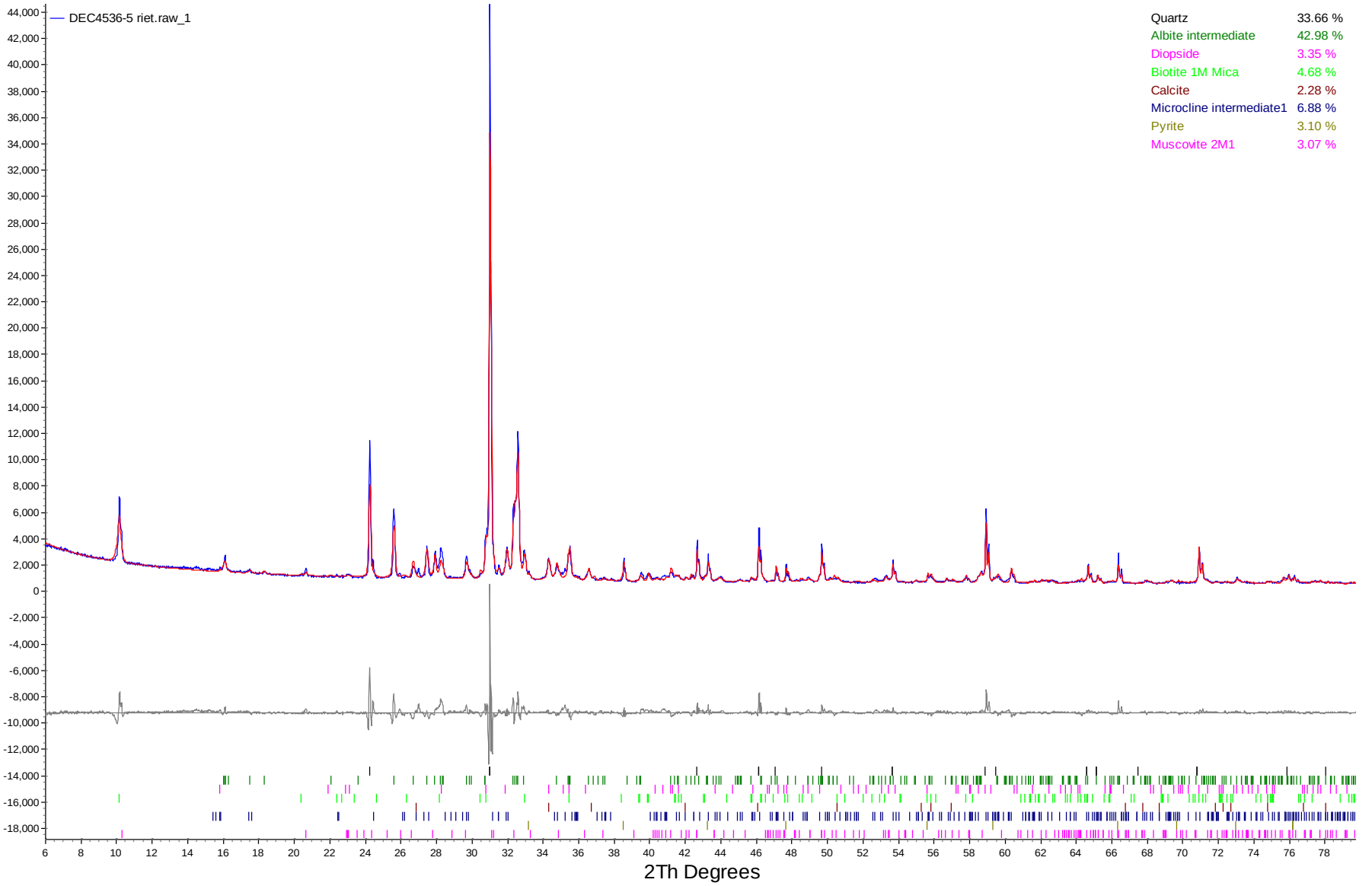

Quartz	33.66 %
Albite intermediate	42.98 %
Diopside	3.35 %
Biotite 1M Mica	4.68 %
Calcite	2.28 %
Microcline intermediate1	6.88 %
Pyrite	3.10 %
Muscovite 2M1	3.07 %

Environmental Services
Custom XRD/MI4536-DEC22
01/16/2023

DX450050

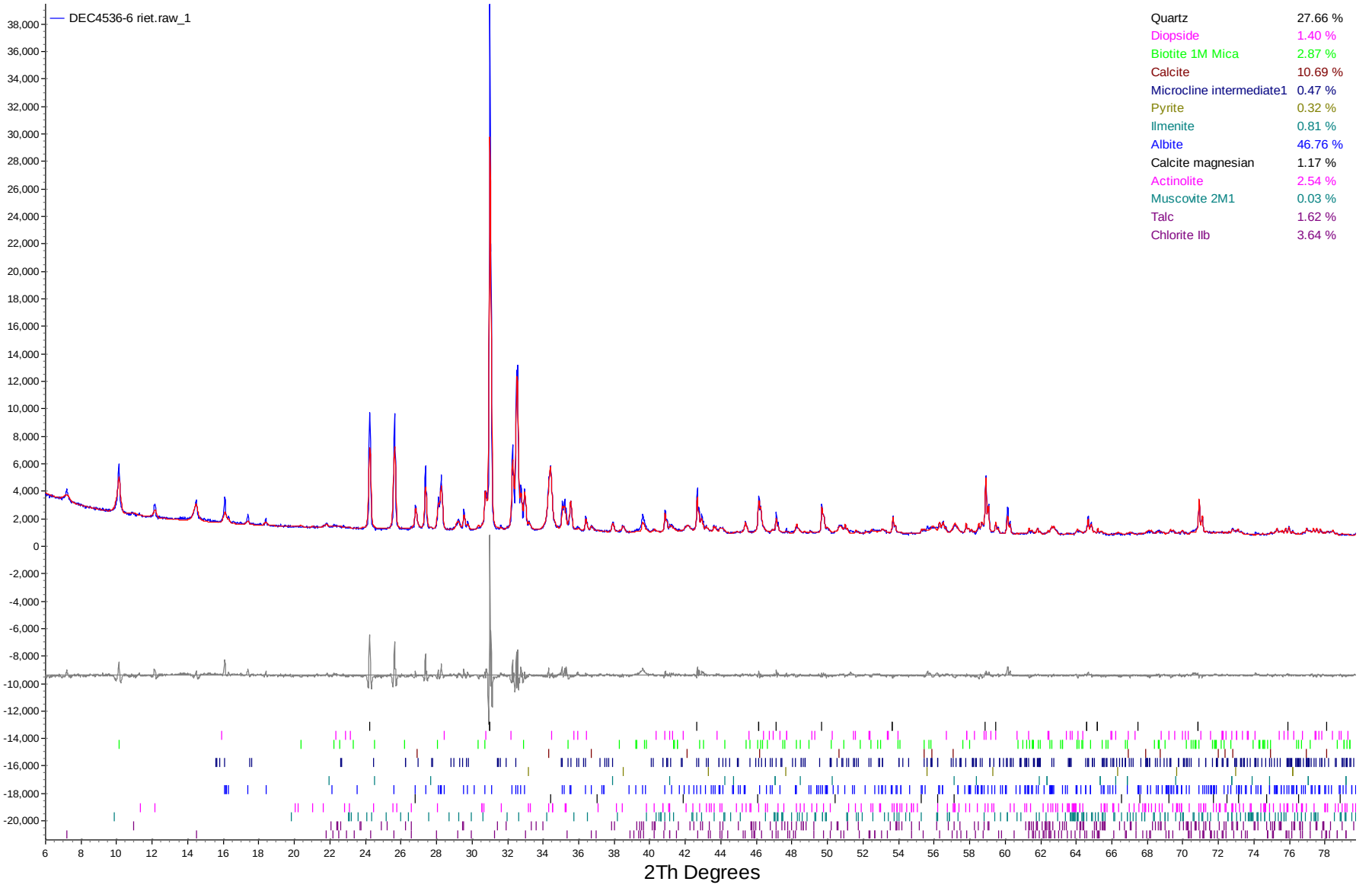

Quartz	27.66 %
Diopside	1.40 %
Biotite 1M Mica	2.87 %
Calcite	10.69 %
Microcline intermediate1	0.47 %
Pyrite	0.32 %
Ilmenite	0.81 %
Albite	46.76 %
Calcite magnesian	1.17 %
Actinolite	2.54 %
Muscovite 2M1	0.03 %
Talc	1.62 %
Chlorite IIb	3.64 %

Quantitative X-Ray Diffraction by Rietveld Refinement

Report Prepared for:	*Environmental Services*
Project Number/ LIMS No.	*Custom XRD/MI4531-DEC22*
Sample Receipt:	*December 20, 2022*
Sample Analysis:	*January 3, 2023*
Reporting Date:	*November 10, 2025*

Instrument:	BRUKER AXS D8 Advance Diffractometer
Test Conditions:	Co radiation, 35 kV, 40 mA; Detector: LYNXEYE Regular Scanning: Step: 0.02°, Step time: 0.75s, 2θ range: 6-80°
Interpretations :	PDF2/PDF4 powder diffraction databases issued by the International Center for Diffraction Data (ICDD). DiffracPlus Eva and Topas software.
Detection Limit :	0.5-2%. Strongly dependent on crystallinity.

Contents:

1) Method Summary
2) Quantitative XRD Results
3) XRD Pattern(s)

Kim Gibbs, H.B.Sc., P.Geo.
Senior Mineralogist

Huyun Zhou, Ph.D., P.Geo.
Senior Mineralogist

ACCREDITATION: SGS Natural Resources Lakefield is accredited to the requirements of ISO/IEC 17025 for specific tests as listed on our scope of accreditation, including geochemical, mineralogical and trade mineral tests. To view a list of the accredited methods, please visit the following website and search SGS Canada Inc. - Minerals: https://www.scc.ca/en/search/palcan.

Method Summary

The Rietveld Method of Mineral Identification by XRD (ME-LR-MIN-MET-MN-D05) method used by SGS Natural Resources is accredited to the requirements of ISO/IEC 17025.

Mineral Identification and Interpretation:

Mineral identification and interpretation involves matching the diffraction pattern of an unknown material to patterns of single-phase reference materials. The reference patterns are compiled by the Joint Committee on Powder Diffraction Standards - International Center for Diffraction Data (JCPDS-ICDD) database and released on software as Powder Diffraction Files (PDF).

Interpretations do not reflect the presence of non-crystalline and/or amorphous compounds, except when internal standards have been added by request. Mineral proportions may be strongly influenced by crystallinity, crystal structure and preferred orientations. Mineral or compound identification and quantitative analysis results should be accompanied by supporting chemical assay data or other additional tests.

Quantitative Rietveld Analysis:

Quantitative Rietveld Analysis is performed by using Topas 4.2 (Bruker AXS), a graphics based profile analysis program built around a non-linear least squares fitting system, to determine the amount of different phases present in a multicomponent sample. Whole pattern analyses are predicated by the fact that the X-ray diffraction pattern is a total sum of both instrumental and specimen factors. Unlike other peak intensity-based methods, the Rietveld method uses a least squares approach to refine a theoretical line profile until it matches the obtained experimental patterns.

Rietveld refinement is completed with a set of minerals specifically identified for the sample. Zero values indicate that the mineral was included in the refinement calculations, but the calculated concentration was less than 0.05wt%. Minerals not identified by the analyst are not included in refinement calculations for specific samples and are indicated with a dash.

DISCLAIMER: This document is issued by the Company under its General Conditions of Service accessible at http://www.sgs.com/en/Terms-and-Conditions.aspx. Attention is drawn to the limitation of liability, indemnification and jurisdiction issues defined therein. Any holder of this document is advised that information contained hereon reflects the Company's findings at the time of its intervention only and within the limits of Client's instructions, if any. The Company's sole responsibility is to its Client and this document does not exonerate parties to a transaction from exercising all their rights and obligations under the transaction documents. Any unauthorized alteration, forgery or falsification of the content or appearance of this document is unlawful and offenders may be prosecuted to the fullest extent of the law.

WARNING: The sample(s) to which the findings recorded herein (the "Findings") relate was(were) drawn and / or provided by the Client or by a third party acting at the Client's direction. The Findings constitute no warranty of the sample's representativeness of any goods and strictly relate to the sample(s). The Company accepts no liability with regard to the origin or source from which the sample(s) is/are said to be extracted.

Summary of Rietveld Quantitative Analysis X-Ray Diffraction Results

Mineral/Compound	DX450065 DEC4531-01 (wt %)	DX450073 DEC4531-03 (wt %)	DX450076 DEC4531-04 (wt %)	DX450088 DEC4531-05 (wt %)	DX450094 DEC4531-06 (wt %)	DX450096 DEC4531-07 (wt %)	DX450097 DEC4531-08 (wt %)	DX450099 DEC4531-09 (wt %)
Quartz	17.1	35.8	7.2	31.1	37.8	28.0	22.6	60.6
Actinolite	32.1	-	-	-	-	-	-	-
Albite	26.8	43.9	9.9	40.0	40.3	7.8	14.1	4.8
Calcite	14.0	-	0.5	0.9	1.5	0.5	48.5	-
Ilmenite	0.3	-	-	-	-	-	-	-
Chlorite	9.8	2.8	3.2	0.1	1.2	1.6	2.4	-
Biotite	-	9.6	2.2	4.5	5.5	1.7	2.3	0.0
Muscovite	-	7.5	53.3	11.8	7.9	44.5	2.0	31.2
Magnetite	-	0.4	0.8	-	-	-	-	-
Sphalerite	-	-	5.1	-	-	3.0	0.3	-
Microcline	-	-	12.0	7.1	2.9	2.6	4.7	0.1
Pyrite	-	-	5.8	2.3	-	3.0	-	0.8
Diopside	-	-	-	2.2	2.8	4.4	3.0	2.5
Pyrrhotite	-	-	-	-	-	2.9	-	-
TOTAL	100	100	100	100	100	100	100	100

Zero values indicate that the mineral was included in the refinement, but the calculated concentration is below a measurable value.

Dashes indicate that the mineral was not identified by the analyst and not included in the refinement calculation for the sample.

The weight percent quantities indicated have been normalized to a sum of 100%. The quantity of amorphous material has not been determined.

Mineral List

Mineral/Compound	Formula
Quartz	SiO_2
Actinolite	$Ca_2(Mg,Fe)_5Si_8O_{22}(OH)_2$
Albite	$NaAlSi_3O_8$
Calcite	$CaCO_3$
Ilmenite	$FeTiO_3$
Chlorite	$(Fe,(Mg,Mn)_5,Al)(Si_3Al)O_{10}(OH)_8$
Biotite	$K(Mg,Fe)_3(AlSi_3O_{10})(OH)_2$
Muscovite	$KAl_2(AlSi_3O_{10})(OH)_2$
Magnetite	Fe_3O_4
Sphalerite	ZnS
Microcline	$KAlSi_3O_8$
Pyrite	FeS_2
Diopside	$CaMgSi_2O_6$
Pyrrhotite	Fe_7S_8

DX450065

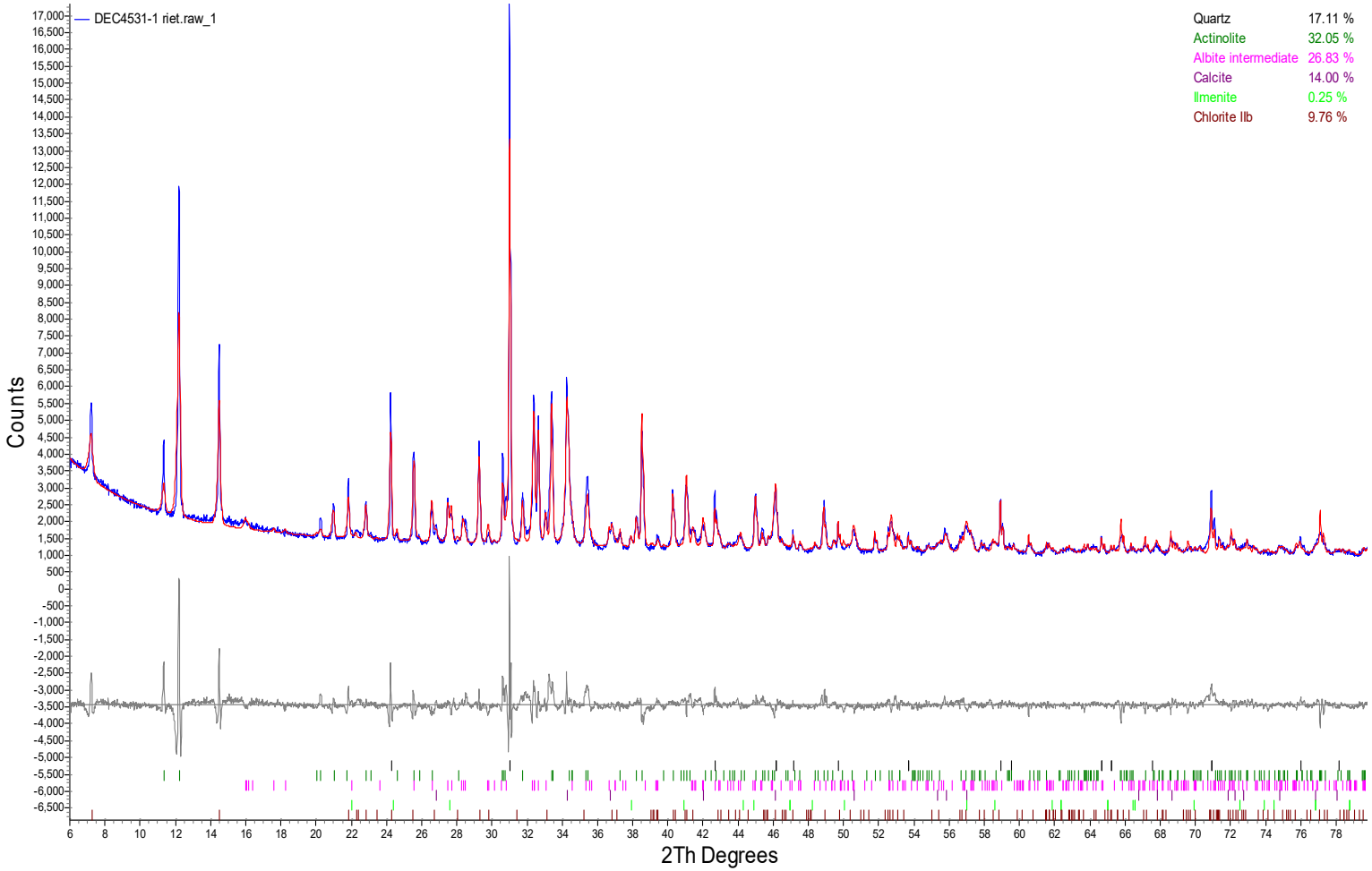
DEC4531-1 riet.raw_1
Quartz 17.11 %
Actinolite 32.05 %
Albite intermediate 26.83 %
Calcite 14.00 %
Ilmenite 0.25 %
Chlorite IIb 9.76 %
Counts
2Th Degrees

DX450073

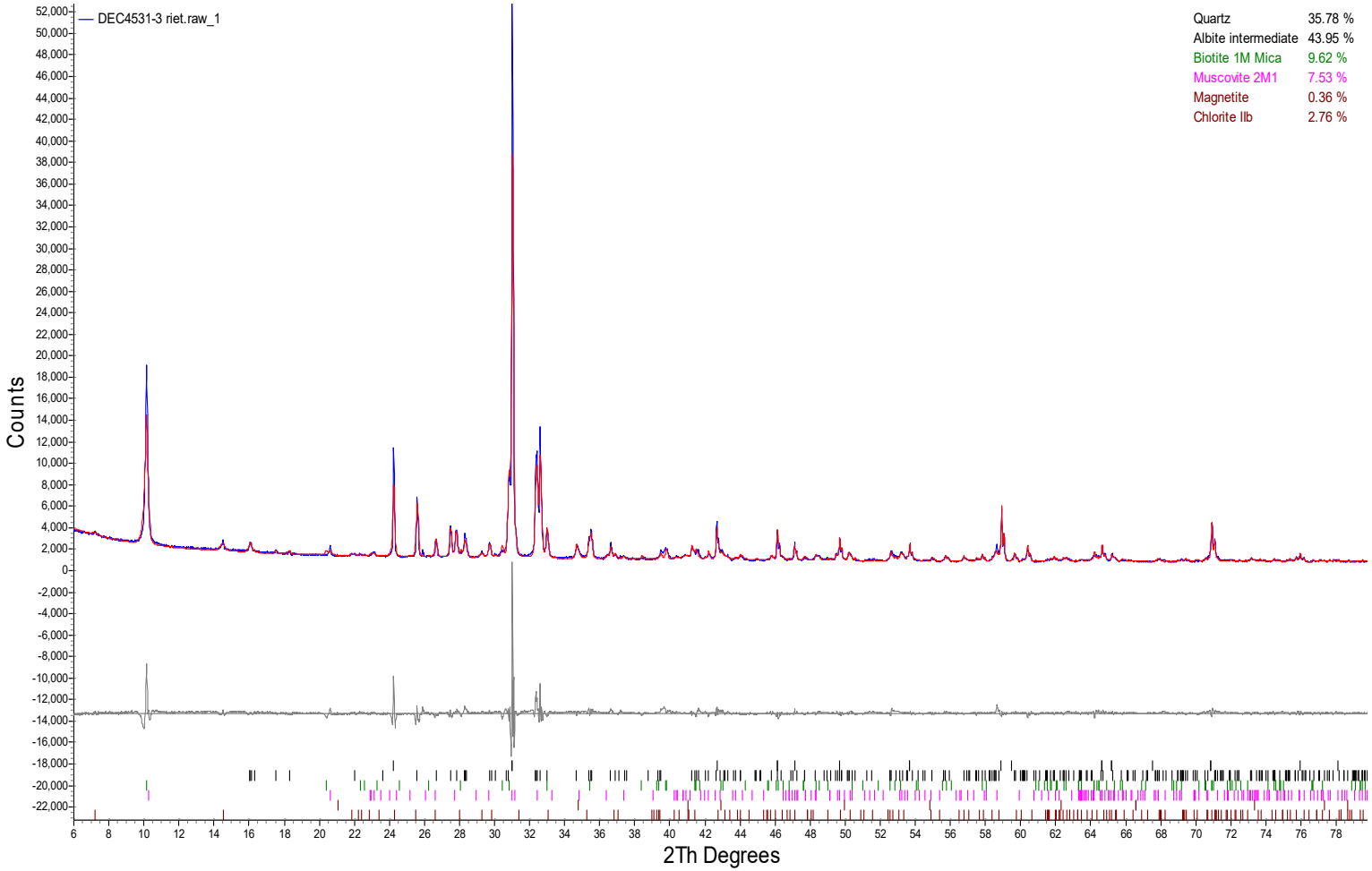
DEC4531-3 riet.raw_1
Quartz 35.78 %
Albite intermediate 43.95 %
Biotite 1M Mica 9.62 %
Muscovite 2M1 7.53 %
Magnetite 0.36 %
Chlorite IIb 2.76 %
Counts
2Th Degrees

DX450076

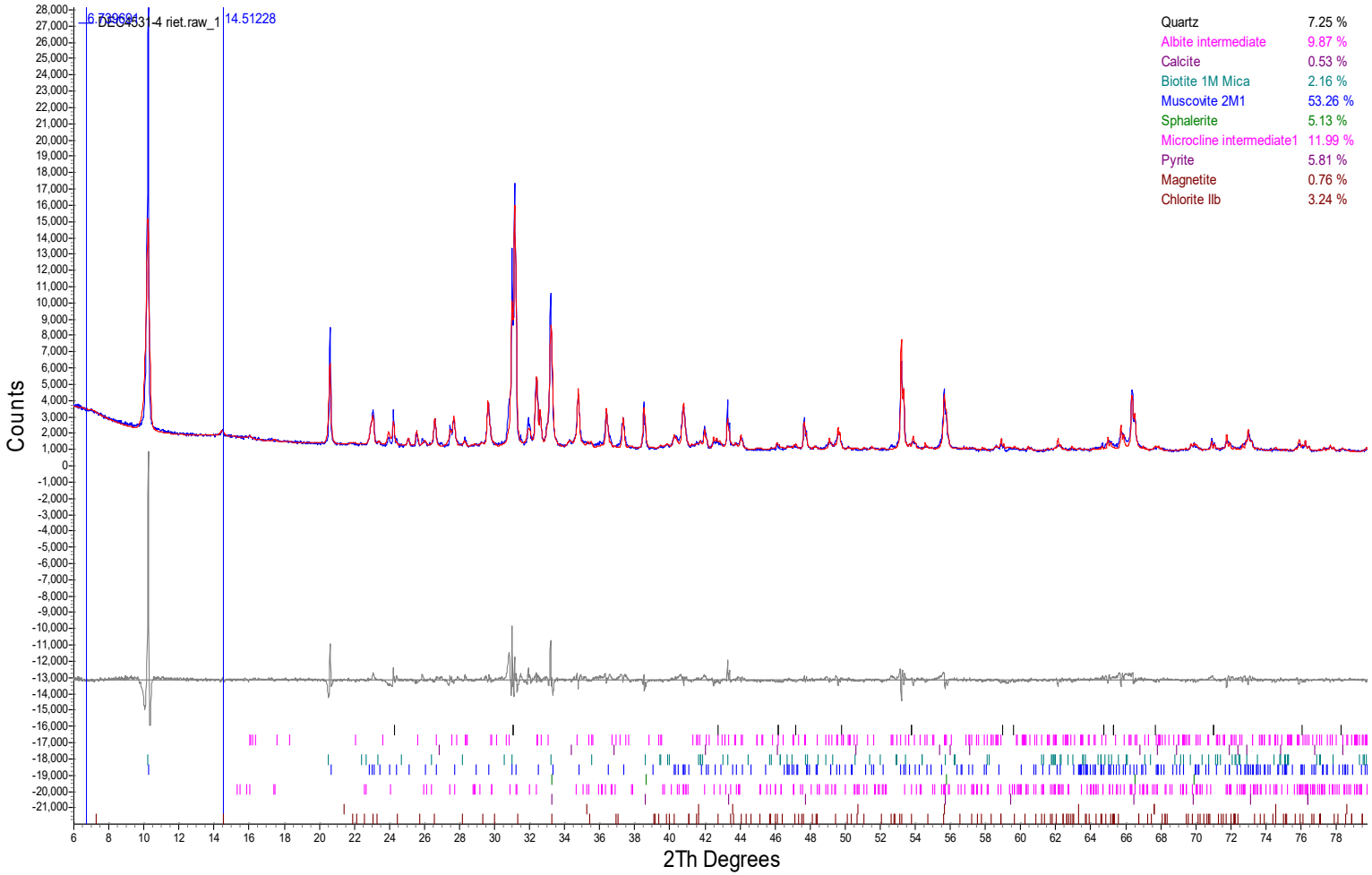
DEC4531-4 riet.raw_1
14.51228
Quartz 7.25 %
Albite intermediate 9.87 %
Calcite 0.53 %
Biotite 1M Mica 2.16 %
Muscovite 2M1 53.26 %
Sphalerite 5.13 %
Microcline intermediate1 11.99 %
Pyrite 5.81 %
Magnetite 0.76 %
Chlorite IIb 3.24 %
Counts
2Th Degrees

DX450088

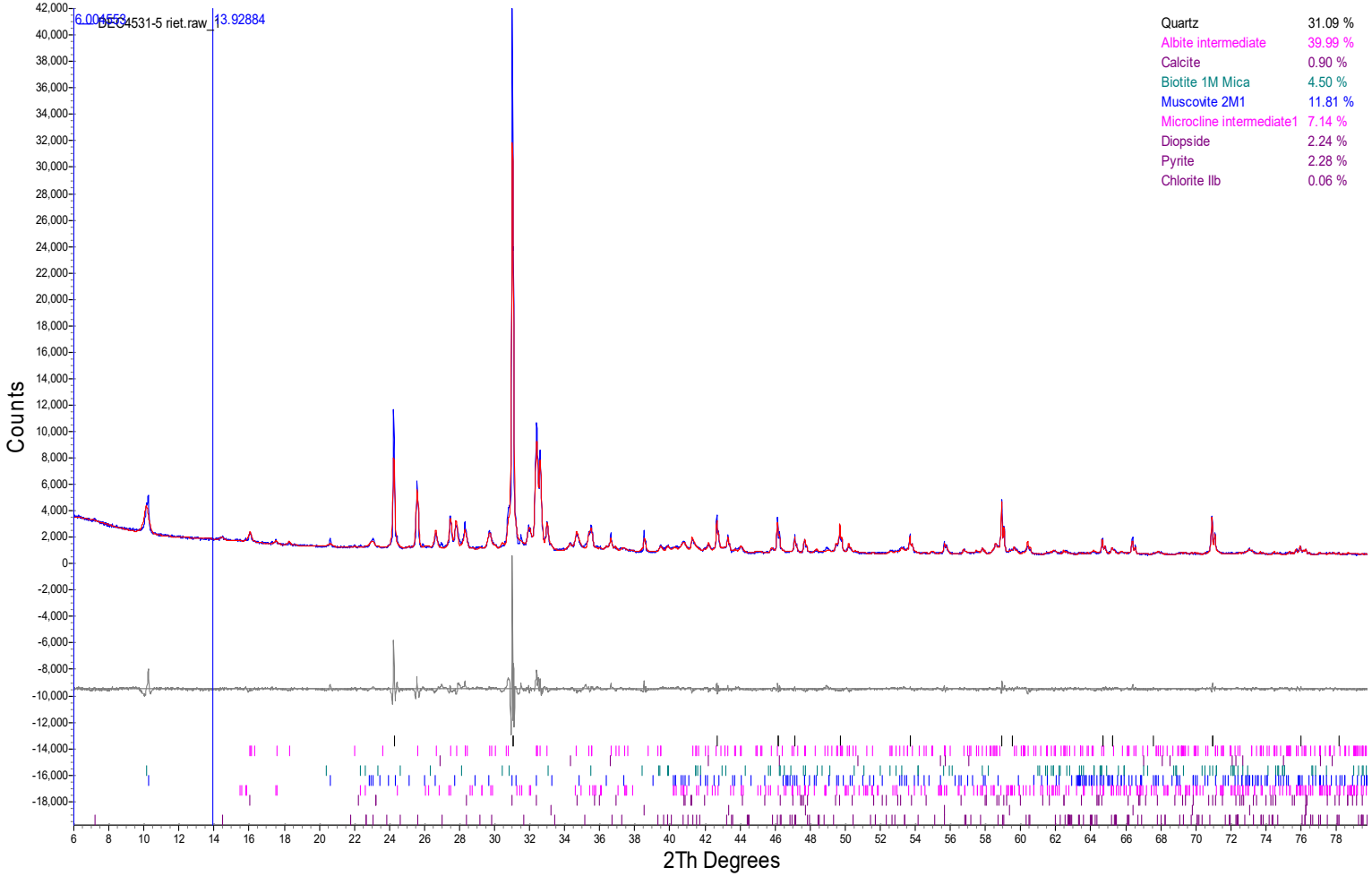
DEC4531-5 riet.raw_1
3.92884
Quartz 31.09 %
Albite intermediate 39.99 %
Calcite 0.90 %
Biotite 1M Mica 4.50 %
Muscovite 2M1 11.81 %
Microcline intermediate1 7.14 %
Diopside 2.24 %
Pyrite 2.28 %
Chlorite IIb 0.06 %
Counts
2Th Degrees

DX450094

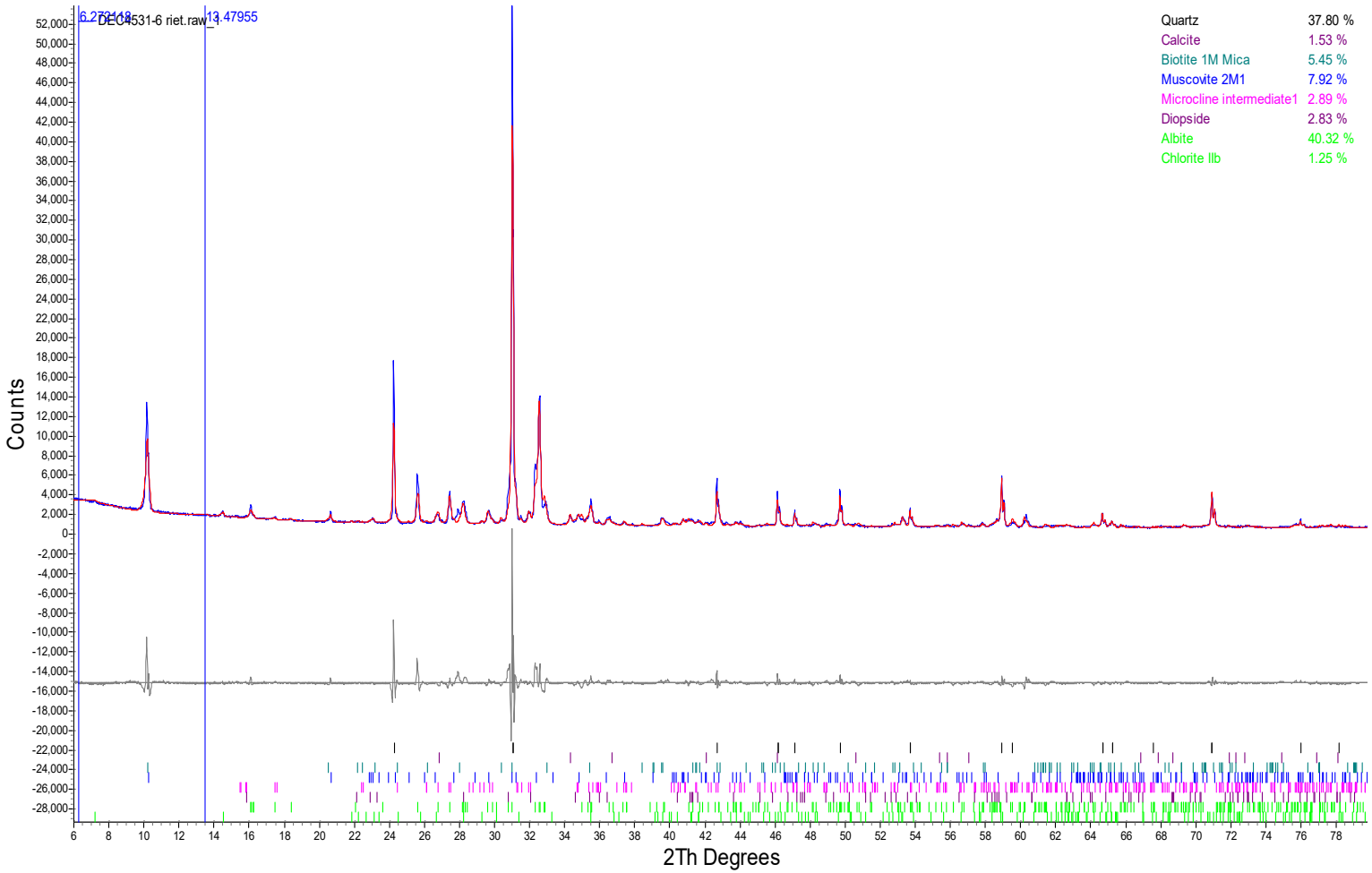
DEC4531-6 riet.raw
13.47955
Quartz 37.80 %
Calcite 1.53 %
Biotite 1M Mica 5.45 %
Muscovite 2M1 7.92 %
Microcline intermediate1 2.89 %
Diopside 2.83 %
Albite 40.32 %
Chlorite IIb 1.25 %
Counts
2Th Degrees

DX450096

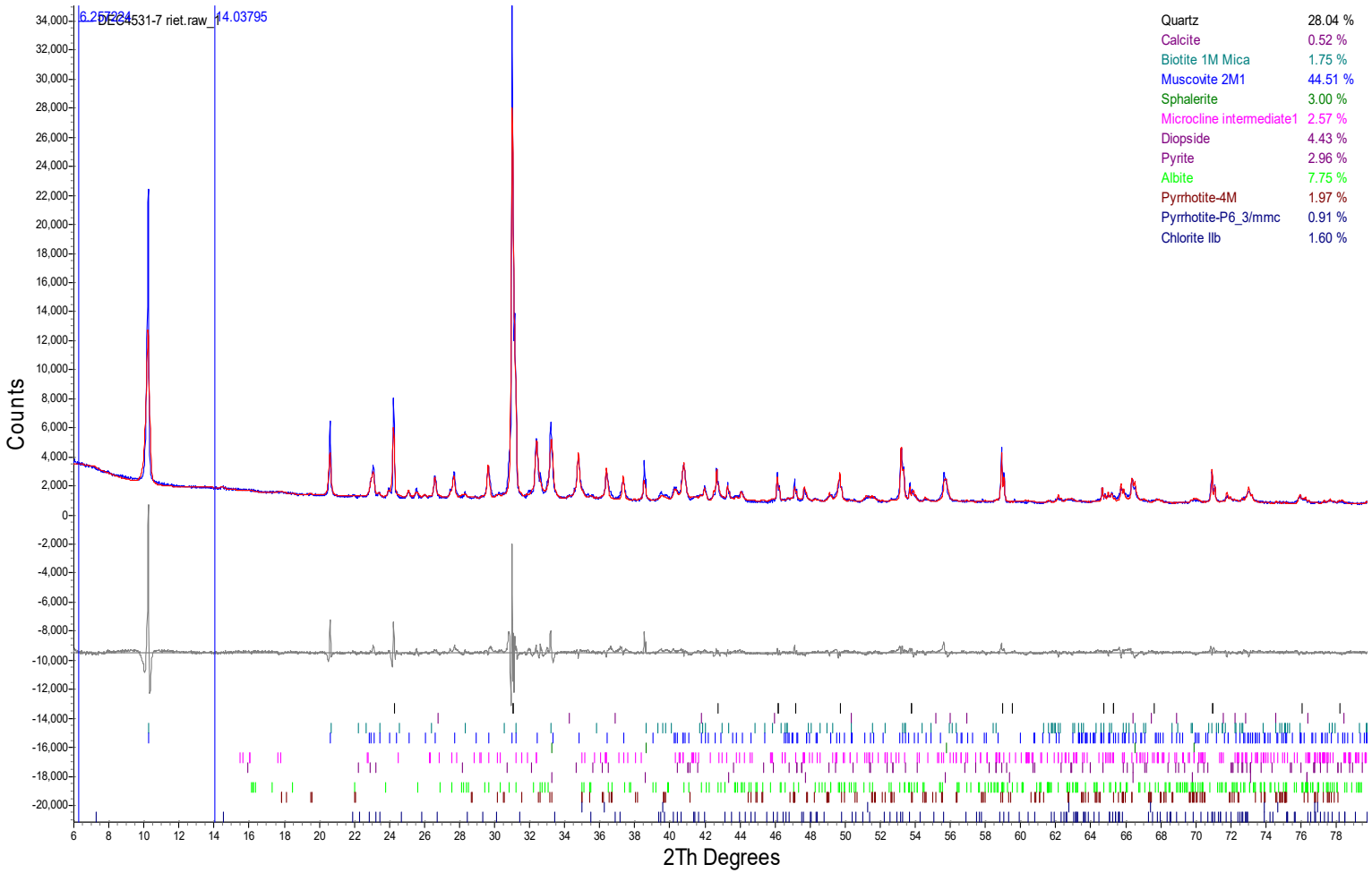
DEC4531-7 riet.raw_1
14.03795
Quartz 28.04 %
Calcite 0.52 %
Biotite 1M Mica 1.75 %
Muscovite 2M1 44.51 %
Sphalerite 3.00 %
Microcline intermediate1 2.57 %
Diopside 4.43 %
Pyrite 2.96 %
Albite 7.75 %
Pyrrhotite-4M 1.97 %
Pyrrhotite-P6_3/mmc 0.91 %
Chlorite IIb 1.60 %
Counts
2Th Degrees

DX450097

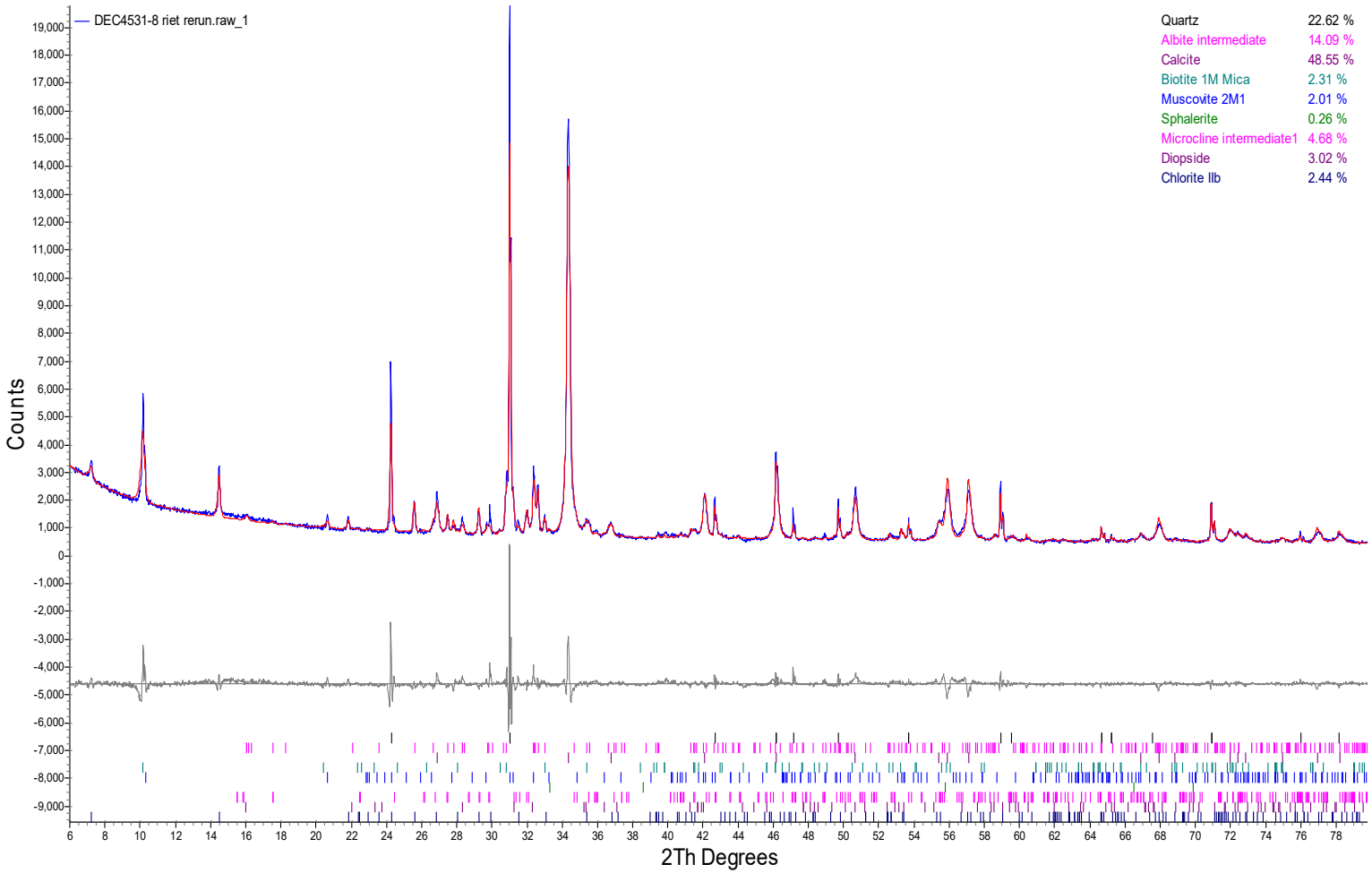
DEC4531-8 riet rerun.raw_1
Quartz 22.62 %
Albite intermediate 14.09 %
Calcite 48.55 %
Biotite 1M Mica 2.31 %
Muscovite 2M1 2.01 %
Sphalerite 0.26 %
Microcline intermediate1 4.68 %
Diopside 3.02 %
Chlorite IIb 2.44 %
Counts
2Th Degrees

DX450099

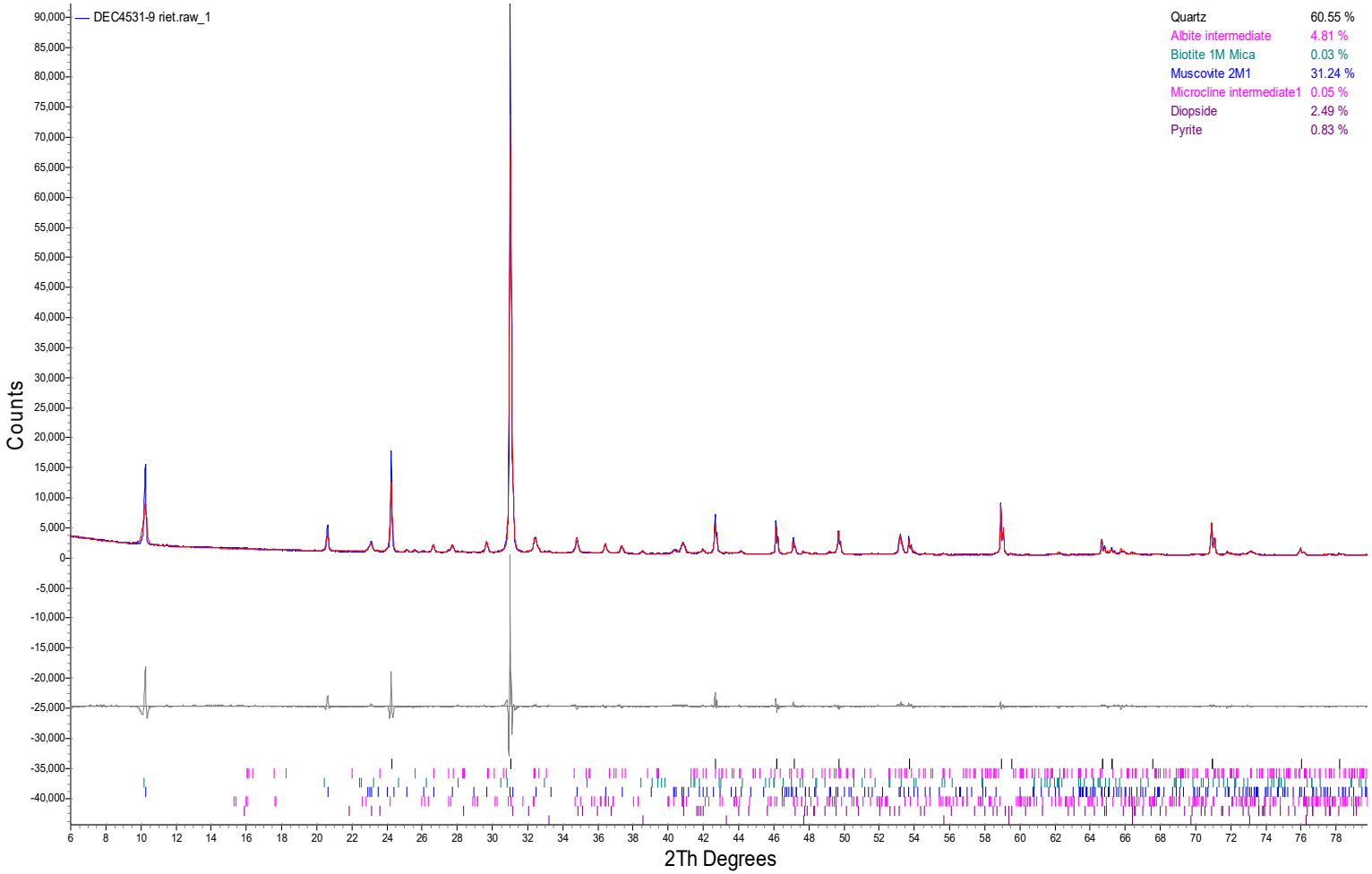
DEC4531-9 riet.raw_1
Quartz 60.55 %
Albite intermediate 4.81 %
Biotite 1M Mica 0.03 %
Muscovite 2M1 31.24 %
Microcline intermediate1 0.05 %
Diopside 2.49 %
Pyrite 0.83 %
Counts
2Th Degrees

Quantitative X-Ray Diffraction by Rietveld Refinement

Report Prepared for:	*Environmental Services*
Project Number/ LIMS No.	*Custom XRD/MI4534-DEC22*
Sample Receipt:	*December 20, 2022*
Sample Analysis:	*January 4, 2023*
Reporting Date:	*November 10, 2025*

Instrument:	BRUKER AXS D8 Advance Diffractometer
Test Conditions:	Co radiation, 35 kV, 40 mA; Detector: LYNXEYE Regular Scanning: Step: 0.02°, Step time: 0.75s, 2θ range: 6-80°
Interpretations :	PDF2/PDF4 powder diffraction databases issued by the International Center for Diffraction Data (ICDD). DiffracPlus Eva and Topas software.
Detection Limit :	0.5-2%. Strongly dependent on crystallinity.

Contents:

1) Method Summary
2) Quantitative XRD Results
3) XRD Pattern(s)

Kim Gibbs, H.B.Sc., P.Geo.
Senior Mineralogist

Huyun Zhou, Ph.D., P.Geo.
Senior Mineralogist

ACCREDITATION: SGS Natural Resources Lakefield is accredited to the requirements of ISO/IEC 17025 for specific tests as listed on our scope of accreditation, including geochemical, mineralogical and trade mineral tests. To view a list of the accredited methods, please visit the following website and search SGS Canada Inc. - Minerals: https://www.scc.ca/en/search/palcan.

Method Summary

The Rietveld Method of Mineral Identification by XRD (ME-LR-MIN-MET-MN-D05) method used by SGS Natural Resources is accredited to the requirements of ISO/IEC 17025.

Mineral Identification and Interpretation:

Mineral identification and interpretation involves matching the diffraction pattern of an unknown material to patterns of single-phase reference materials. The reference patterns are compiled by the Joint Committee on Powder Diffraction Standards - International Center for Diffraction Data (JCPDS-ICDD) database and released on software as Powder Diffraction Files (PDF).

Interpretations do not reflect the presence of non-crystalline and/or amorphous compounds, except when internal standards have been added by request. Mineral proportions may be strongly influenced by crystallinity, crystal structure and preferred orientations. Mineral or compound identification and quantitative analysis results should be accompanied by supporting chemical assay data or other additional tests.

Quantitative Rietveld Analysis:

Quantitative Rietveld Analysis is performed by using Topas 4.2 (Bruker AXS), a graphics based profile analysis program built around a non-linear least squares fitting system, to determine the amount of different phases present in a multicomponent sample. Whole pattern analyses are predicated by the fact that the X-ray diffraction pattern is a total sum of both instrumental and specimen factors. Unlike other peak intensity-based methods, the Rietveld method uses a least squares approach to refine a theoretical line profile until it matches the obtained experimental patterns.

Rietveld refinement is completed with a set of minerals specifically identified for the sample. Zero values indicate that the mineral was included in the refinement calculations, but the calculated concentration was less than 0.05wt%. Minerals not identified by the analyst are not included in refinement calculations for specific samples and are indicated with a dash.

DISCLAIMER: This document is issued by the Company under its General Conditions of Service accessible at http://www.sgs.com/en/Terms-and-Conditions.aspx. Attention is drawn to the limitation of liability, indemnification and jurisdiction issues defined therein. Any holder of this document is advised that information contained hereon reflects the Company's findings at the time of its intervention only and within the limits of Client's instructions, if any. The Company's sole responsibility is to its Client and this document does not exonerate parties to a transaction from exercising all their rights and obligations under the transaction documents. Any unauthorized alteration, forgery or falsification of the content or appearance of this document is unlawful and offenders may be prosecuted to the fullest extent of the law.

WARNING: The sample(s) to which the findings recorded herein (the "Findings") relate was(were) drawn and / or provided by the Client or by a third party acting at the Client's direction. The Findings constitute no warranty of the sample's representativeness of any goods and strictly relate to the sample(s). The Company accepts no liability with regard to the origin or source from which the sample(s) is/are said to be extracted.

Summary of Rietveld Quantitative Analysis X-Ray Diffraction Results

Mineral/Compound	DX450105 DEC4534-01 (wt %)	DX450111 DEC4534-02 (wt %)	DX450124 DEC4534-03 (wt %)	DX450128 DEC4534-04 (wt %)	DX450132 DEC4534-05 (wt %)	DX450134 DEC4534-06 (wt %)	DX450135 DEC4534-07 (wt %)	DX450139 DEC4534-08 (wt %)	DX450142 DEC4534-09 (wt %)	DX450147 DEC4534-11 (wt %)
Quartz	60.7	29.4	7.1	29.9	81.6	19.9	46.7	24.9	31.9	12.1
Albite	7.8	42.8	28.8	14.6	8.9	24.1	30.5	20.1	53.0	36.9
Muscovite	26.5	1.8	1.0	-	-	6.4	12.4	0.0	3.8	0.0
Biotite	0.7	12.5	0.7	3.7	2.5	8.4	3.9	0.2	-	4.5
Microcline	2.1	2.6	-	3.0	0.5	1.4	2.5	0.2	7.4	-
Pyrite	1.9	0.1	-	-	0.9	0.4	-	1.2	0.3	-
Ilmenite	0.3	-	1.0	1.6	-	-	-	-	-	0.7
Diopside	-	2.2	-	2.3	0.2	5.8	2.9	-	-	3.1
Calcite	-	5.6	-	5.8	3.1	7.8	1.2	48.0	3.1	-
Calcite magnesian	-	-	5.7	-	1.6	-	-	-	-	3.0
Chlorite	-	3.1	3.8	6.7	0.7	7.0	-	0.9	0.4	0.5
Actinolite	-	-	51.9	32.4	-	-	-	3.3	-	39.2
Pyrrhotite	-	-	-	-	-	8.4	-	-	-	-
Dravite	-	-	-	-	-	10.5	-	-	-	-
Scheelite	-	-	-	-	-	-	-	0.5	-	-
Galena	-	-	-	-	-	-	-	0.2	-	-
Ankerite	-	-	-	-	-	-	-	0.3	-	-
TOTAL	100	100	100	100	100	100	100	100	100	100

Zero values indicate that the mineral was included in the refinement, but the calculated concentration is below a measurable value.

Dashes indicate that the mineral was not identified by the analyst and not included in the refinement calculation for the sample.

The weight percent quantities indicated have been normalized to a sum of 100%. The quantity of amorphous material has not been determined.

Mineral List

Mineral/Compound	Formula
Quartz	SiO_2
Albite	$NaAlSi_3O_8$
Muscovite	$KAl_2(AlSi_3O_{10})(OH)_2$
Biotite	$K(Mg,Fe)_3(AlSi_3O_{10})(OH)_2$
Microcline	$KAlSi_3O_8$
Pyrite	FeS_2
Ilmenite	$FeTiO_3$
Diopside	$CaMgSi_2O_6$
Calcite	$CaCO_3$
Calcite magnesian	$(Ca,Mg)CO_3$
Chlorite	$(Fe,(Mg,Mn)_5,Al)(Si_3Al)O_{10}(OH)_8$
Actinolite	$Ca_2(Mg,Fe)_5Si_8O_{22}(OH)_2$
Pyrrhotite	Fe_7S_8
Dravite	$NaMg_3Al_6(BO_3)_3Si_6O_{18}(OH)_4$
Scheelite	$CaWO_4$
Galena	PbS
Ankerite	$CaFe(CO_3)_2$

DX450105

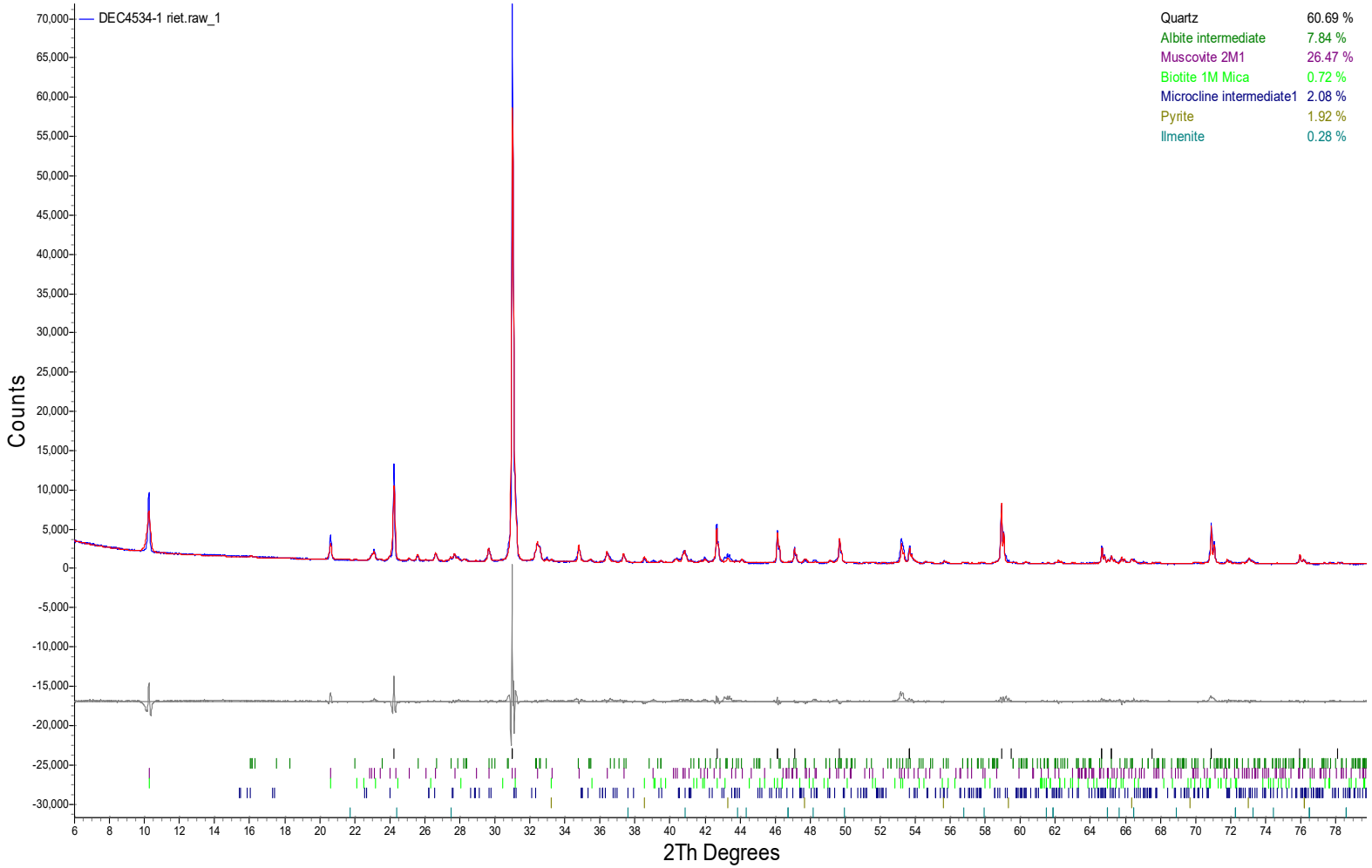
DEC4534-1 riet.raw_1
Quartz 60.69 %
Albite intermediate 7.84 %
Muscovite 2M1 26.47 %
Biotite 1M Mica 0.72 %
Microcline intermediate1 2.08 %
Pyrite 1.92 %
Ilmenite 0.28 %
Counts
2Th Degrees

DX450111

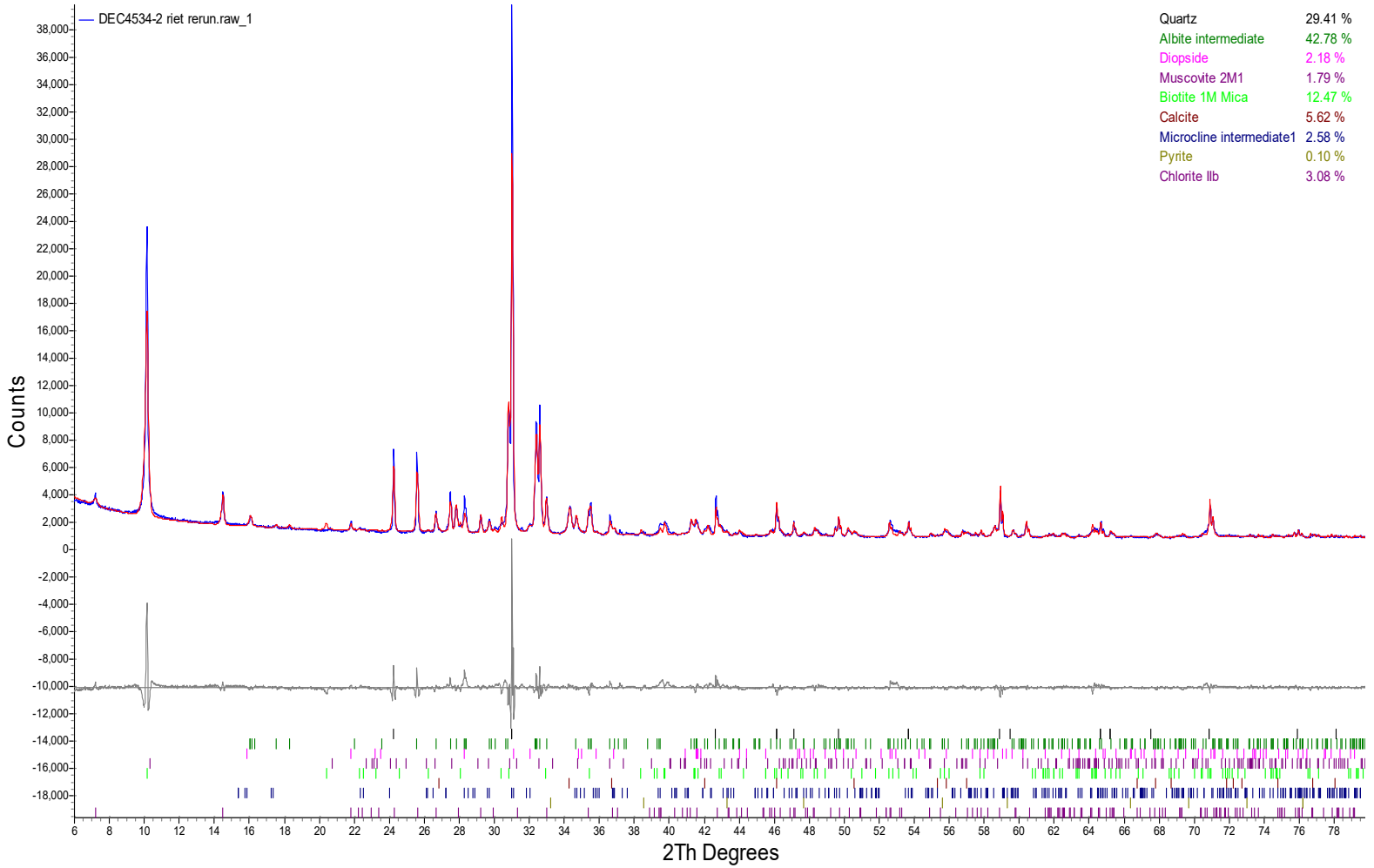
DEC4534-2 riet rerun.raw_1
Quartz 29.41 %
Albite intermediate 42.78 %
Diopside 2.18 %
Muscovite 2M1 1.79 %
Biotite 1M Mica 12.47 %
Calcite 5.62 %
Microcline intermediate1 2.58 %
Pyrite 0.10 %
Chlorite IIb 3.08 %
Counts
2Th Degrees

DX450124

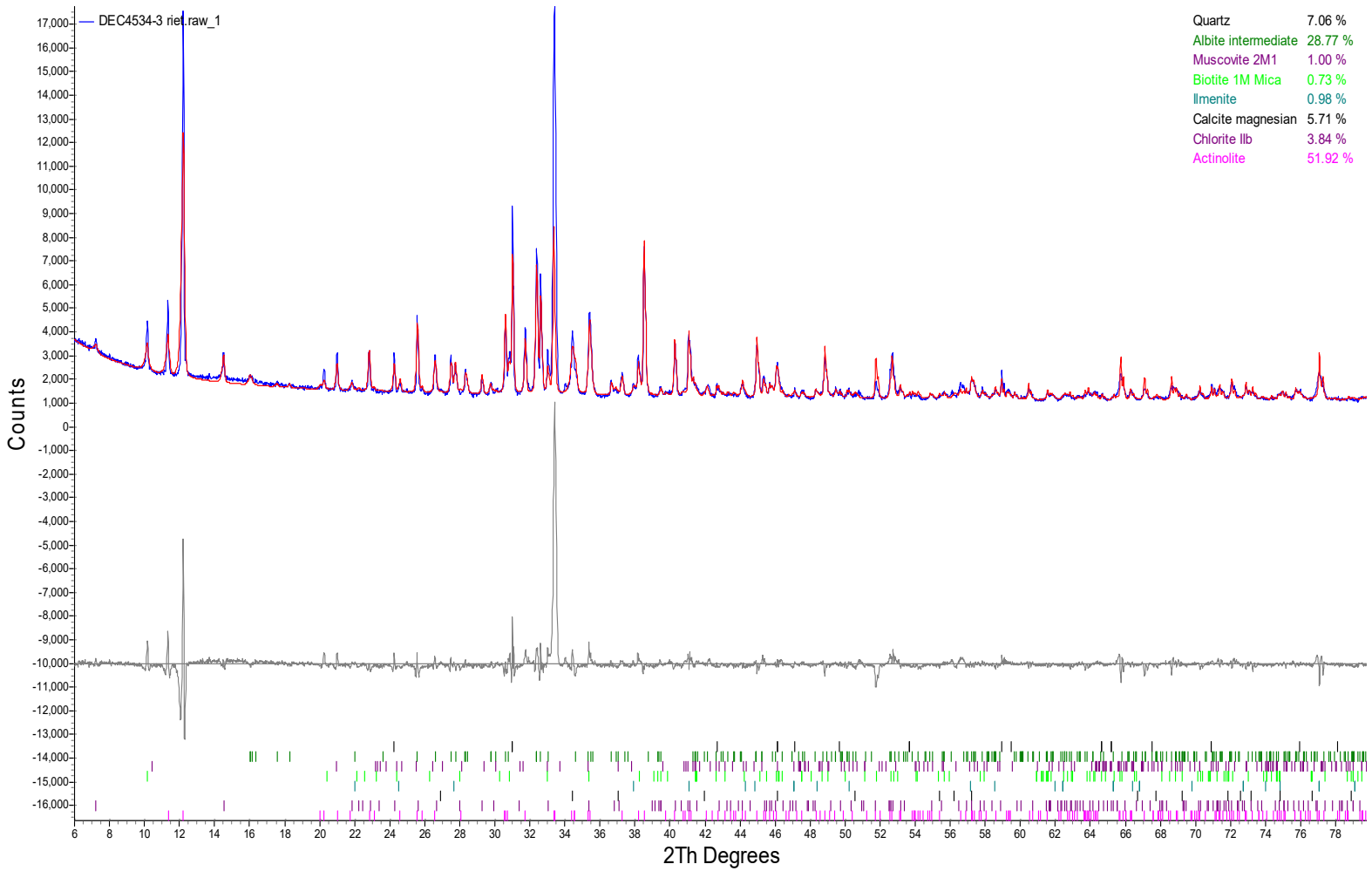
DEC4534-3 riet.raw_1
Quartz 7.06 %
Albite intermediate 28.77 %
Muscovite 2M1 1.00 %
Biotite 1M Mica 0.73 %
Ilmenite 0.98 %
Calcite magnesian 5.71 %
Chlorite IIb 3.84 %
Actinolite 51.92 %
Counts
2Th Degrees

DX450128

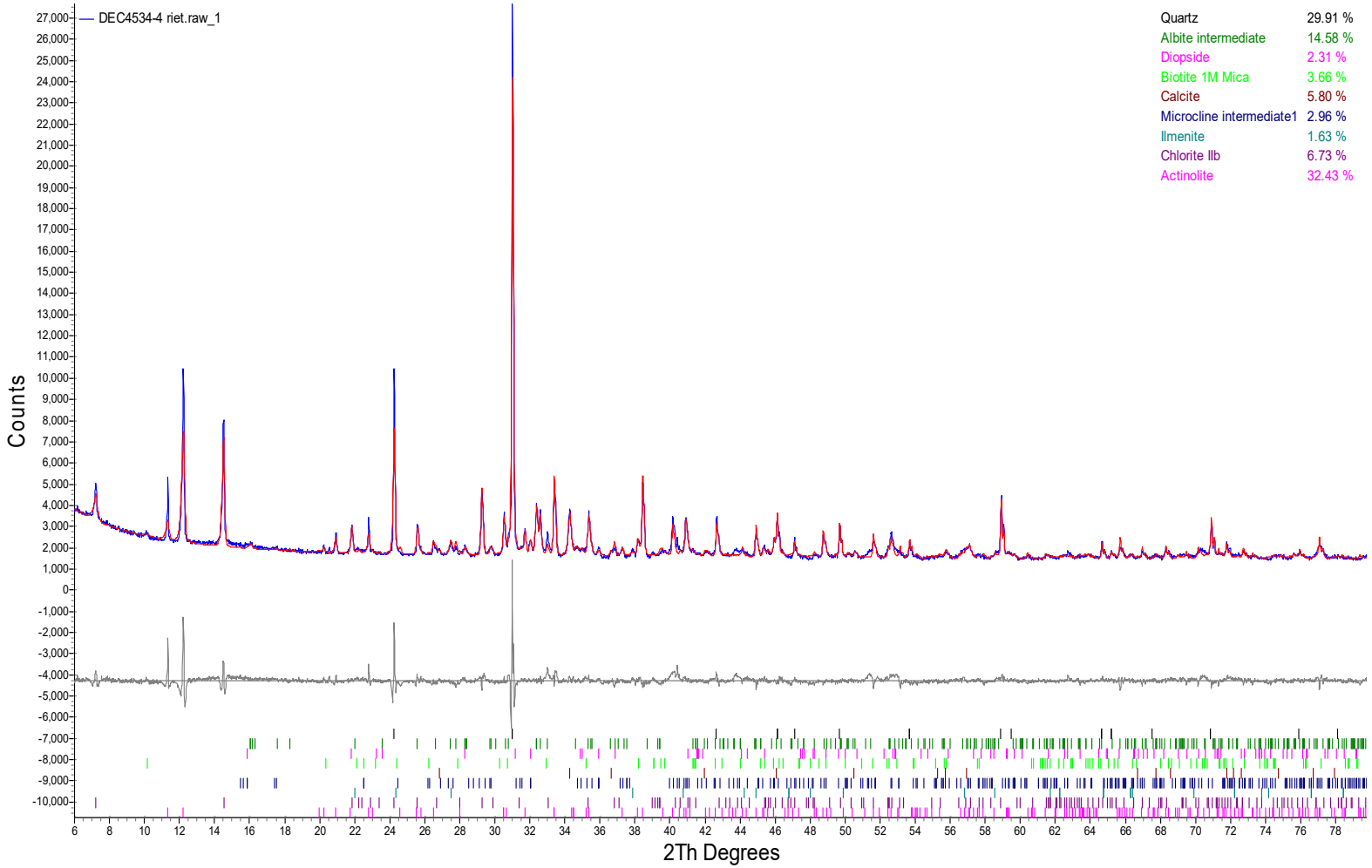
DEC4534-4 riet.raw_1
Quartz 29.91 %
Albite intermediate 14.58 %
Diopside 2.31 %
Biotite 1M Mica 3.66 %
Calcite 5.80 %
Microcline intermediate1 2.96 %
Ilmenite 1.63 %
Chlorite IIb 6.73 %
Actinolite 32.43 %
Counts
2Th Degrees

DX450132

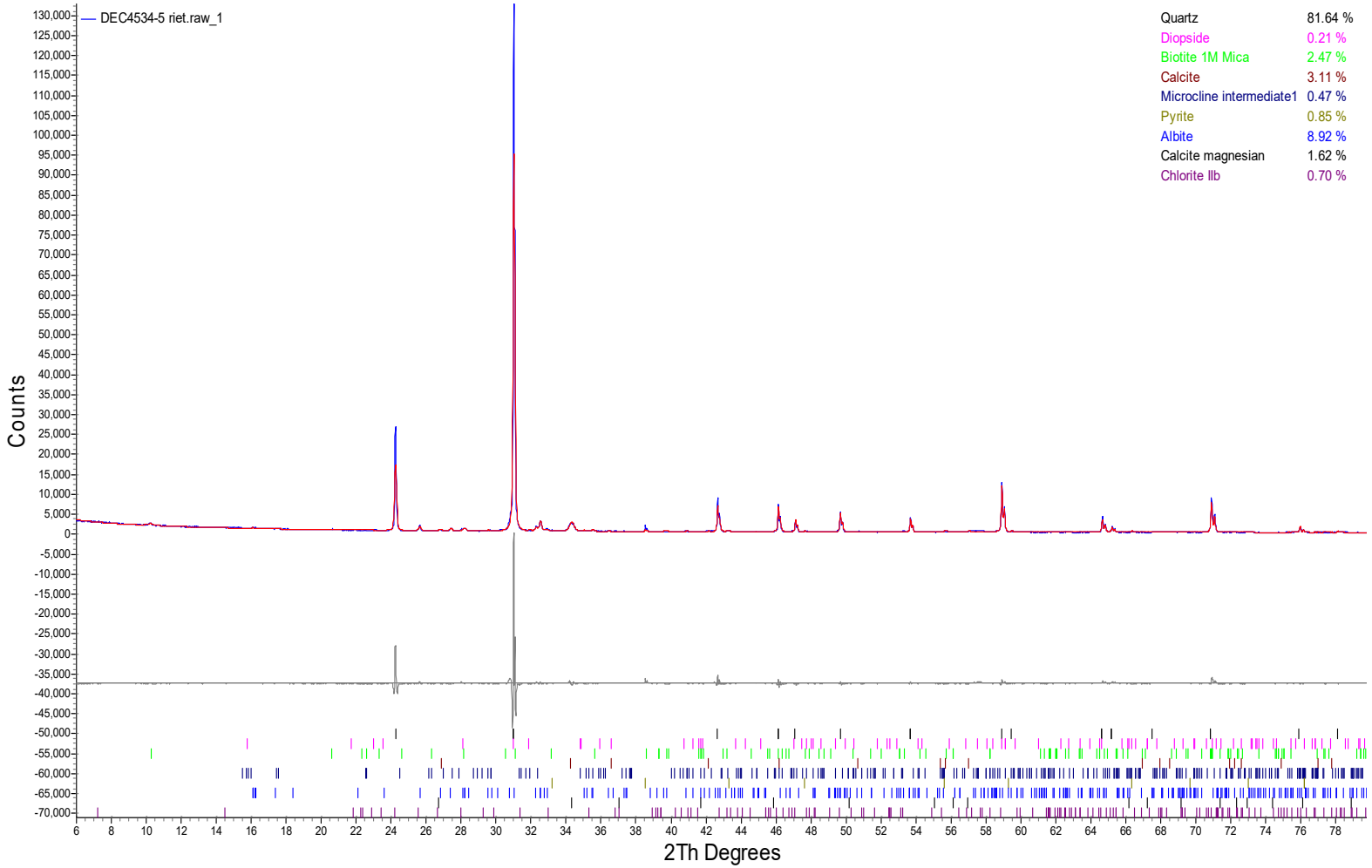
DEC4534-5 riet.raw_1
Quartz 81.64 %
Diopside 0.21 %
Biotite 1M Mica 2.47 %
Calcite 3.11 %
Microcline intermediate1 0.47 %
Pyrite 0.85 %
Albite 8.92 %
Calcite magnesian 1.62 %
Chlorite IIb 0.70 %
Counts
2Th Degrees

DX450134

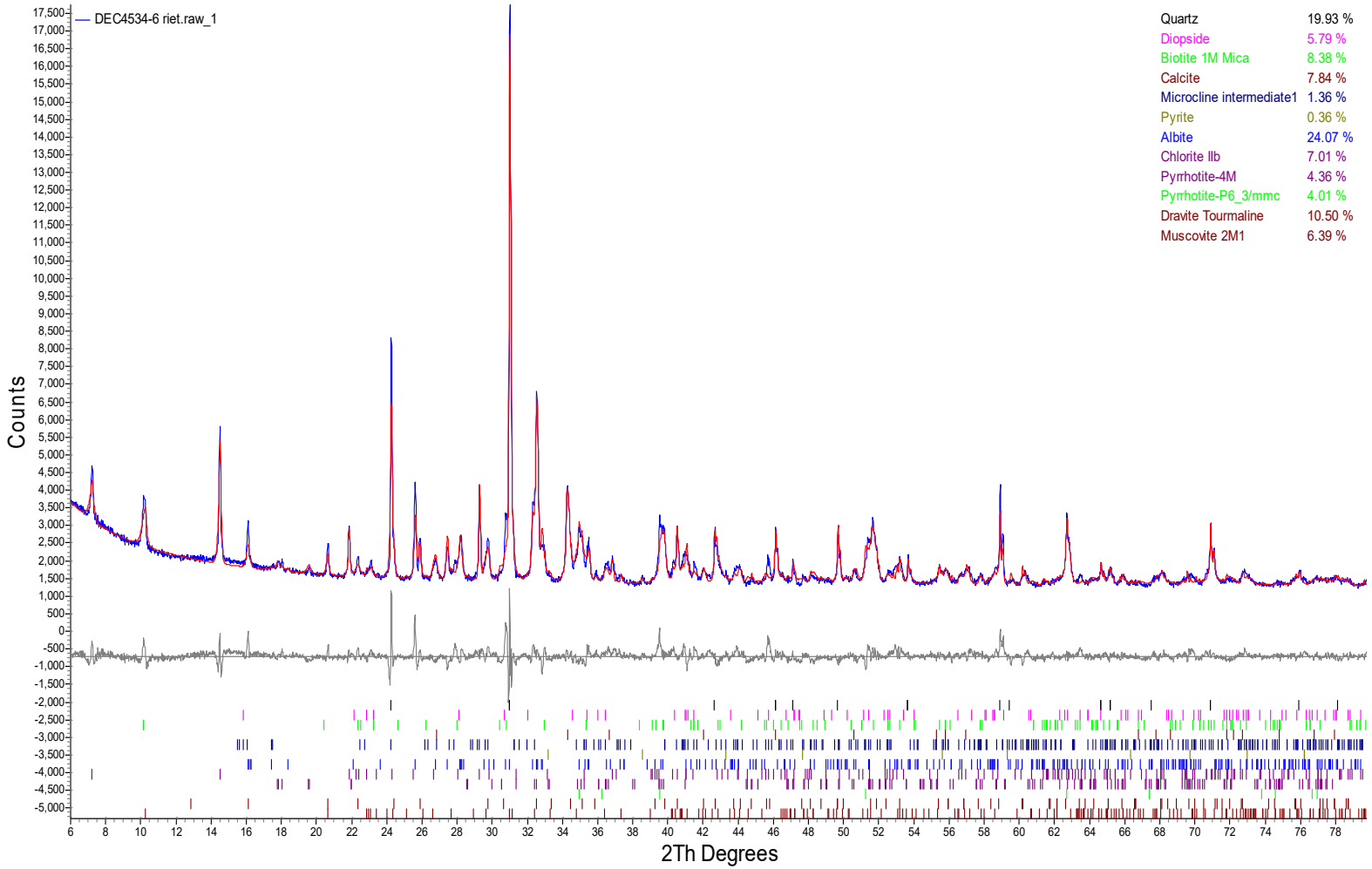
DEC4534-6 riet.raw_1
Counts
2Th Degrees
Quartz 19.93 %
Diopside 5.79 %
Biotite 1M Mica 8.38 %
Calcite 7.84 %
Microcline intermediate1 1.36 %
Pyrite 0.36 %
Albite 24.07 %
Chlorite IIb 7.01 %
Pyrrhotite-4M 4.36 %
Pyrrhotite-P6_3/mmc 4.01 %
Dravite Tourmaline 10.50 %
Muscovite 2M1 6.39 %

DX450135

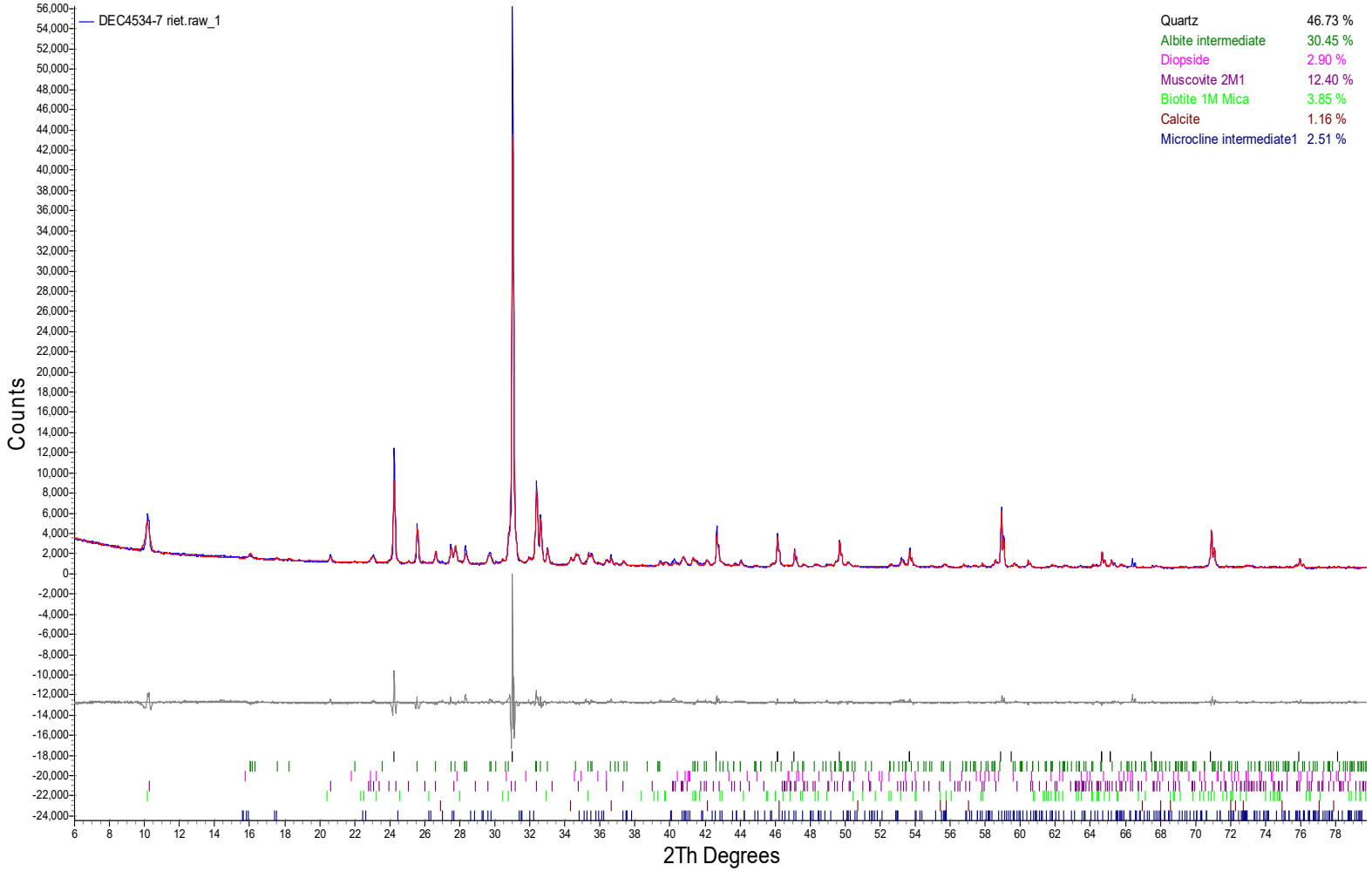
DEC4534-7 riet.raw_1
Quartz 46.73 %
Albite intermediate 30.45 %
Diopside 2.90 %
Muscovite 2M1 12.40 %
Biotite 1M Mica 3.85 %
Calcite 1.16 %
Microcline intermediate1 2.51 %
Counts
2Th Degrees

DX450139

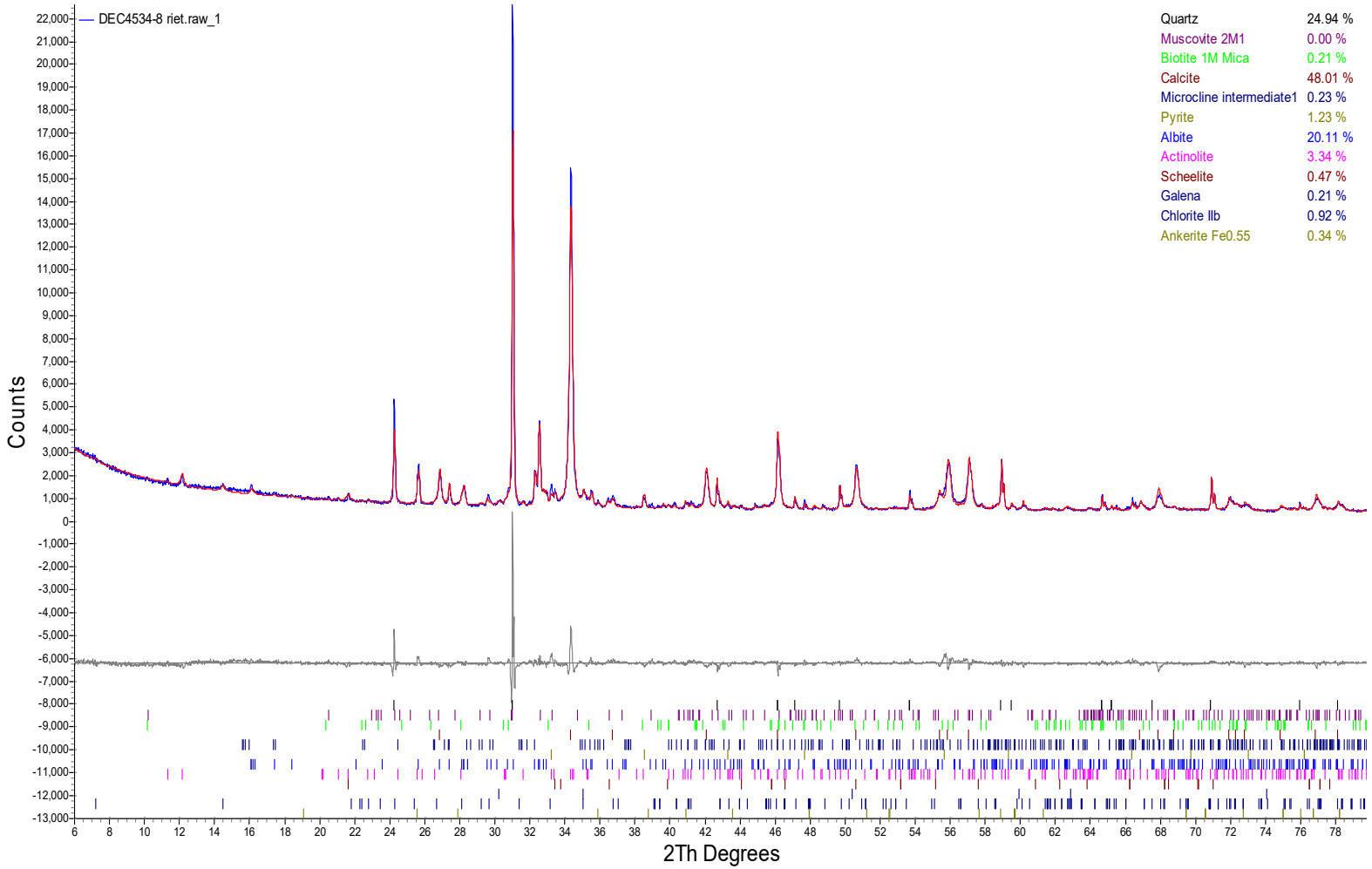
DEC4534-8 riet.raw_1
Quartz 24.94 %
Muscovite 2M1 0.00 %
Biotite 1M Mica 0.21 %
Calcite 48.01 %
Microcline intermediate1 0.23 %
Pyrite 1.23 %
Albite 20.11 %
Actinolite 3.34 %
Scheelite 0.47 %
Galena 0.21 %
Chlorite IIb 0.92 %
Ankerite Fe0.55 0.34 %
Counts
2Th Degrees

DX450142

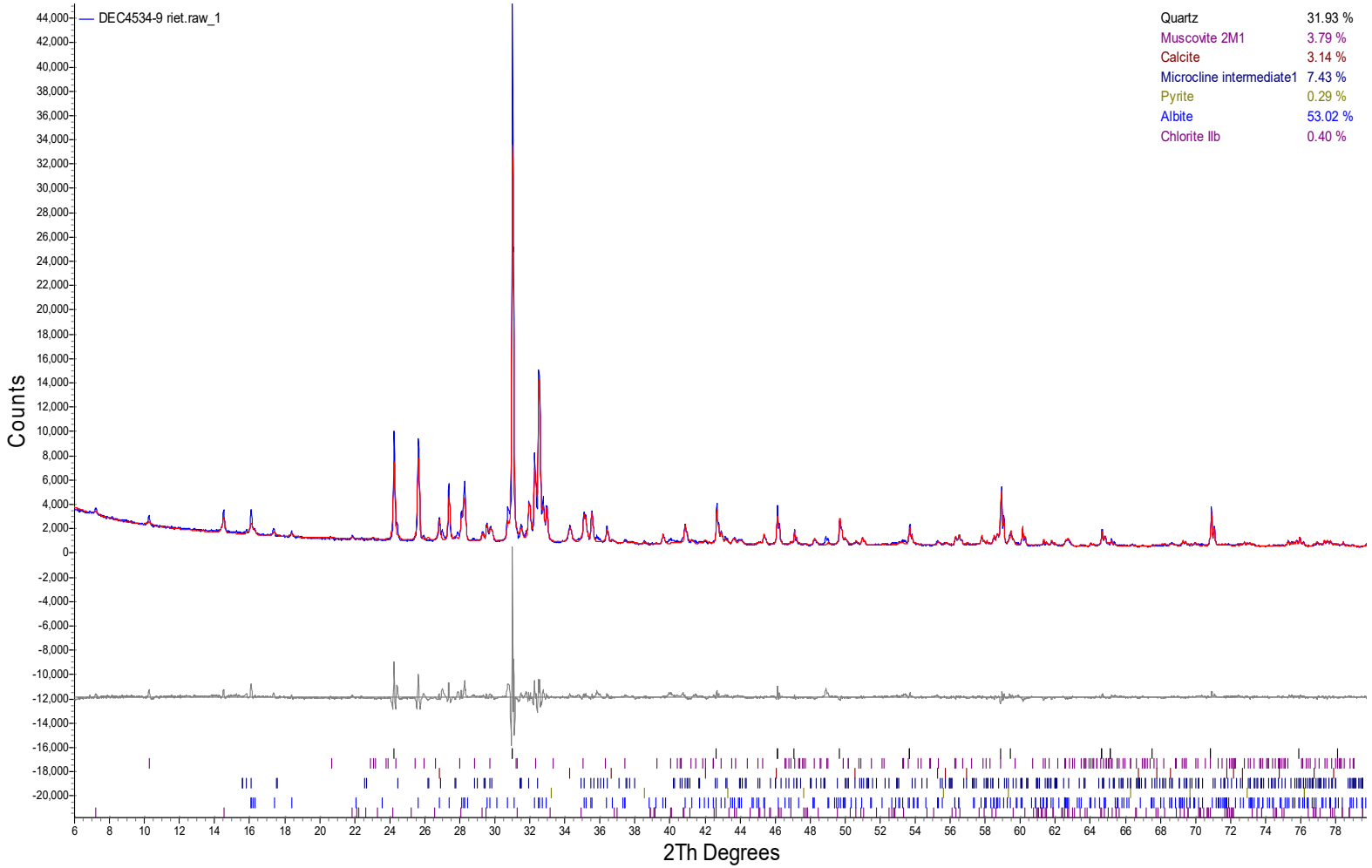
DEC4534-9 riet.raw_1
Quartz 31.93 %
Muscovite 2M1 3.79 %
Calcite 3.14 %
Microcline intermediate1 7.43 %
Pyrite 0.29 %
Albite 53.02 %
Chlorite IIb 0.40 %
Counts
2Th Degrees

DX450147

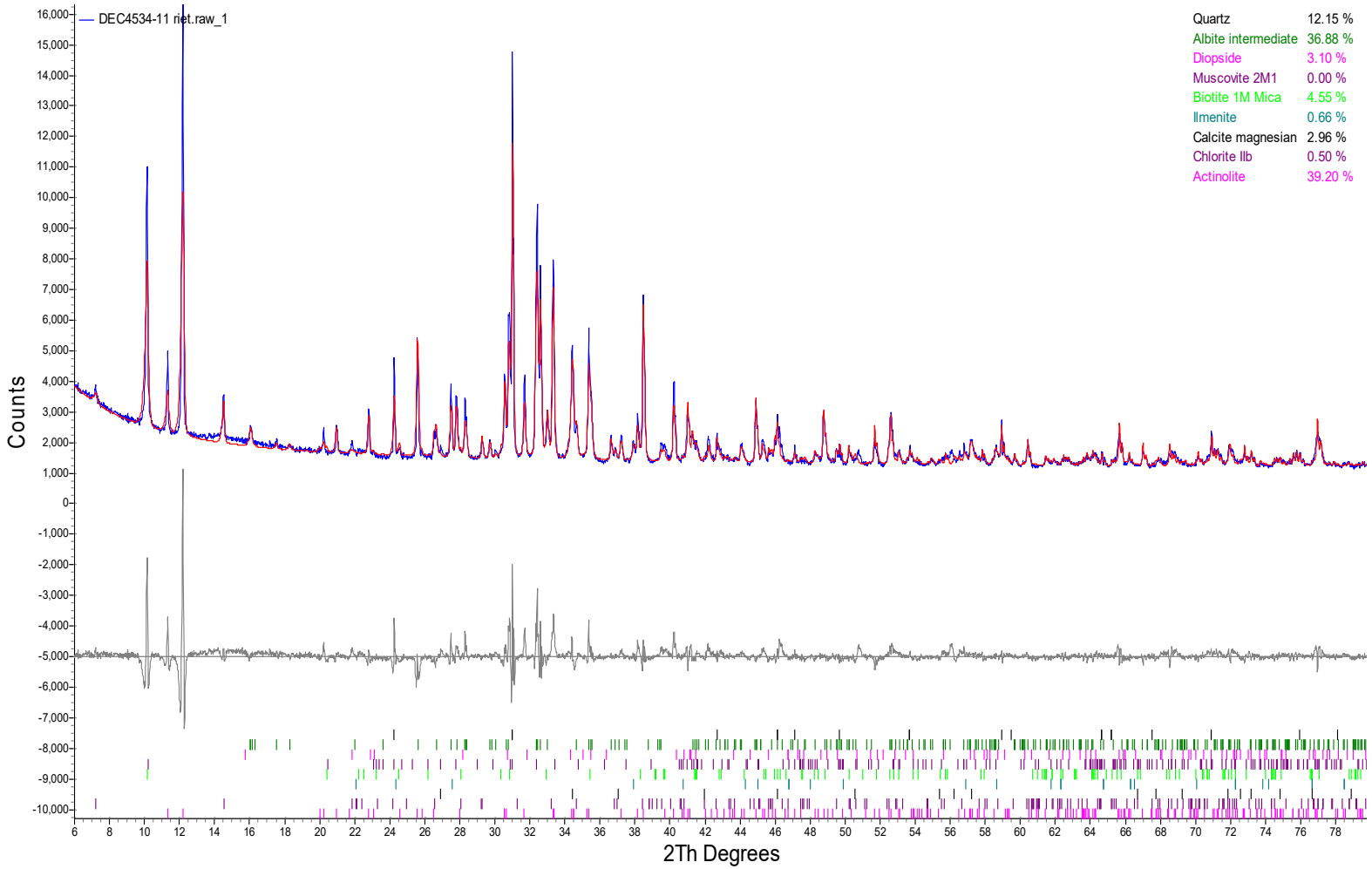
DEC4534-11 riet.raw_1
Quartz 12.15 %
Albite intermediate 36.88 %
Diopside 3.10 %
Muscovite 2M1 0.00 %
Biotite 1M Mica 4.55 %
Ilmenite 0.66 %
Calcite magnesian 2.96 %
Chlorite IIb 0.50 %
Actinolite 39.20 %
Counts
2Th Degrees

Quantitative X-Ray Diffraction by Rietveld Refinement

Report Prepared for:	*Environmental Services*
Project Number/ LIMS No.	*Custom XRD/MI4533-DEC22*
Sample Receipt:	*December 20, 2022*
Sample Analysis:	*January 3, 2023*
Reporting Date:	*July 21, 2023*

Instrument:	BRUKER AXS D8 Advance Diffractometer
Test Conditions:	Co radiation, 35 kV, 40 mA; Detector: LYNXEYE Regular Scanning: Step: 0.02°, Step time: 0.75s, 2θ range: 6-80°
Interpretations :	PDF2/PDF4 powder diffraction databases issued by the International Center for Diffraction Data (ICDD). DiffracPlus Eva and Topas software.
Detection Limit :	0.5-2%. Strongly dependent on crystallinity.

Contents:

1) Method Summary
2) Quantitative XRD Results
3) XRD Pattern(s)

Kim Gibbs, H.B.Sc., P.Geo.
Senior Mineralogist

Huyun Zhou, Ph.D., P.Geo.
Senior Mineralogist

ACCREDITATION: SGS Natural Resources Lakefield is accredited to the requirements of ISO/IEC 17025 for specific tests as listed on our scope of accreditation, including geochemical, mineralogical and trade mineral tests. To view a list of the accredited methods, please visit the following website and search SGS Canada Inc. - Minerals: https://www.scc.ca/en/search/palcan.

Method Summary

The Rietveld Method of Mineral Identification by XRD (ME-LR-MIN-MET-MN-D05) method used by SGS Natural Resources is accredited to the requirements of ISO/IEC 17025.

Mineral Identification and Interpretation:

Mineral identification and interpretation involves matching the diffraction pattern of an unknown material to patterns of single-phase reference materials. The reference patterns are compiled by the Joint Committee on Powder Diffraction Standards - International Center for Diffraction Data (JCPDS-ICDD) database and released on software as Powder Diffraction Files (PDF).

Interpretations do not reflect the presence of non-crystalline and/or amorphous compounds, except when internal standards have been added by request. Mineral proportions may be strongly influenced by crystallinity, crystal structure and preferred orientations. Mineral or compound identification and quantitative analysis results should be accompanied by supporting chemical assay data or other additional tests.

Quantitative Rietveld Analysis:

Quantitative Rietveld Analysis is performed by using Topas 4.2 (Bruker AXS), a graphics based profile analysis program built around a non-linear least squares fitting system, to determine the amount of different phases present in a multicomponent sample. Whole pattern analyses are predicated by the fact that the X-ray diffraction pattern is a total sum of both instrumental and specimen factors. Unlike other peak intensity-based methods, the Rietveld method uses a least squares approach to refine a theoretical line profile until it matches the obtained experimental patterns.

Rietveld refinement is completed with a set of minerals specifically identified for the sample. Zero values indicate that the mineral was included in the refinement calculations, but the calculated concentration was less than 0.05wt%. Minerals not identified by the analyst are not included in refinement calculations for specific samples and are indicated with a dash.

DISCLAIMER: This document is issued by the Company under its General Conditions of Service accessible at http://www.sgs.com/en/Terms-and-Conditions.aspx. Attention is drawn to the limitation of liability, indemnification and jurisdiction issues defined therein. Any holder of this document is advised that information contained hereon reflects the Company's findings at the time of its intervention only and within the limits of Client's instructions, if any. The Company's sole responsibility is to its Client and this document does not exonerate parties to a transaction from exercising all their rights and obligations under the transaction documents. Any unauthorized alteration, forgery or falsification of the content or appearance of this document is unlawful and offenders may be prosecuted to the fullest extent of the law.

WARNING: The sample(s) to which the findings recorded herein (the "Findings") relate was(were) drawn and / or provided by the Client or by a third party acting at the Client's direction. The Findings constitute no warranty of the sample's representativeness of any goods and strictly relate to the sample(s). The Company accepts no liability with regard to the origin or source from which the sample(s) is/are said to be extracted.

Summary of Rietveld Quantitative Analysis X-Ray Diffraction

Mineral/Compound	DX450174 DEC4533-07 (wt %)
Quartz	40.2
Chlorite	1.7
Albite	45.3
Calcite	3.6
Muscovite	0.4
Biotite	1.6
Microcline	0.2
Actinolite	2.1
Ilmenite	0.8
Cummingtonite	4.0
TOTAL	100

The weight percent quantities indicated have been normalized to a sum of 100%.

The quantity of amorphous material has not been determined.

Mineral/Compound	Formula
Quartz	SiO_2
Chlorite	$(Fe,(Mg,Mn)_5,Al)(Si_3Al)O_{10}(OH)_8$
Albite	$NaAlSi_3O_8$
Calcite	$CaCO_3$
Muscovite	$KAl_2(AlSi_3O_{10})(OH)_2$
Biotite	$K(Mg,Fe)_3(AlSi_3O_{10})(OH)_2$
Microcline	$KAlSi_3O_8$
Actinolite	$Ca_2(Mg,Fe)_5Si_8O_{22}(OH)_2$
Ilmenite	$FeTiO_3$
Cummingtonite	$(Mg,Fe)_7Si_8O_{22}(OH)_2$

DX450174

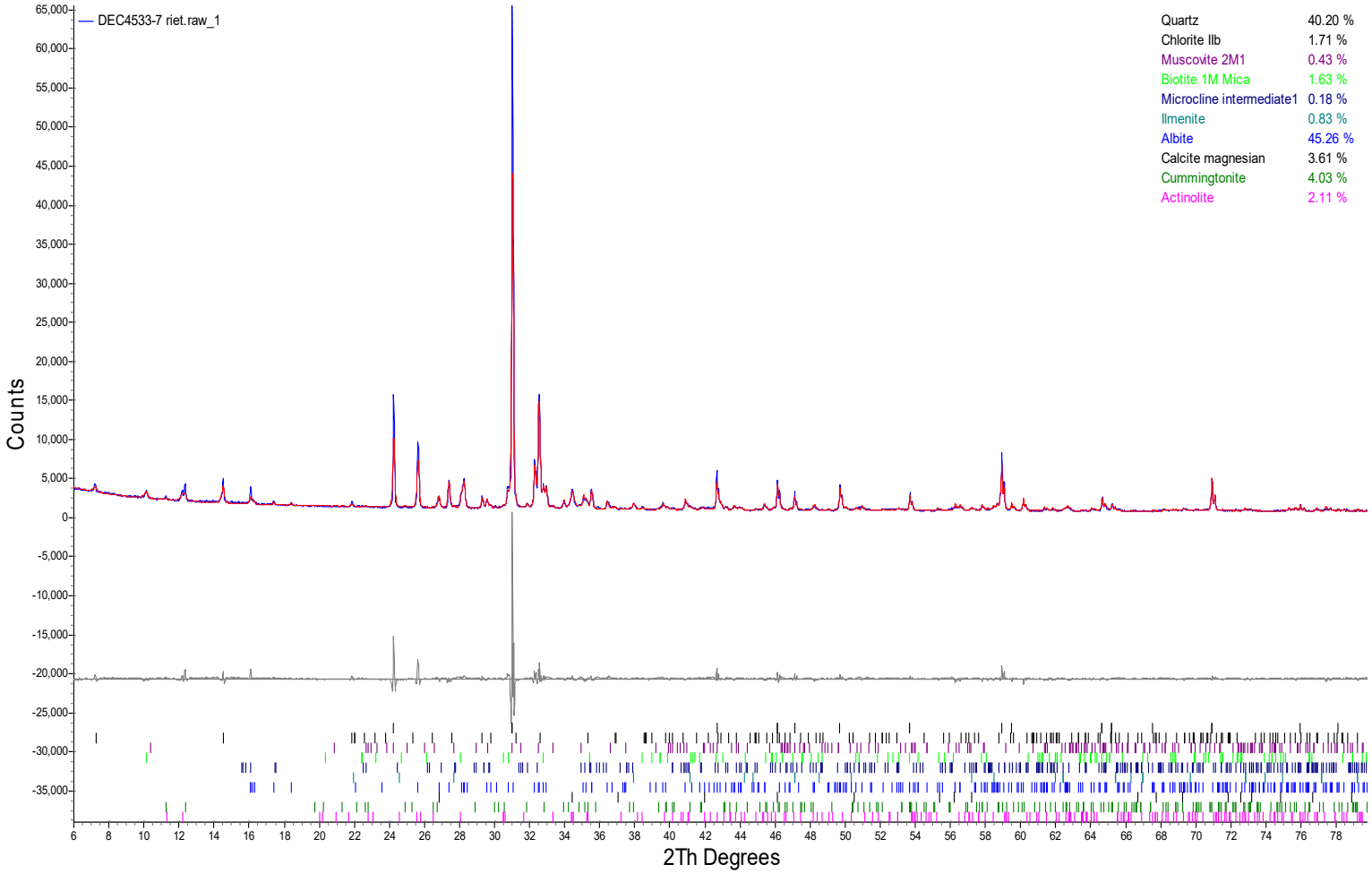
DEC4533-7 riet.raw_1
Quartz 40.20 %
Chlorite IIb 1.71 %
Muscovite 2M1 0.43 %
Biotite 1M Mica 1.63 %
Microcline intermediate1 0.18 %
Ilmenite 0.83 %
Albite 45.26 %
Calcite magnesian 3.61 %
Cummingtonite 4.03 %
Actinolite 2.11 %
Counts
2Th Degrees

Quantitative X-Ray Diffraction by Rietveld Refinement

Report Prepared for:	*Environmental Services*
Project Number/ LIMS No.	*Custom XRD/MI4533-DEC22*
Sample Receipt:	*December 20, 2022*
Sample Analysis:	*January 3, 2023*
Reporting Date:	*November 10, 2025*

Instrument:	BRUKER AXS D8 Advance Diffractometer
Test Conditions:	Co radiation, 35 kV, 40 mA; Detector: LYNXEYE Regular Scanning: Step: 0.02°, Step time: 0.75s, 2θ range: 6-80°
Interpretations :	PDF2/PDF4 powder diffraction databases issued by the International Center for Diffraction Data (ICDD). DiffracPlus Eva and Topas software.
Detection Limit :	0.5-2%. Strongly dependent on crystallinity.

Contents:

1) Method Summary
2) Quantitative XRD Results
3) XRD Pattern(s)

Kim Gibbs, H.B.Sc., P.Geo.
Senior Mineralogist

Huyun Zhou, Ph.D., P.Geo.
Senior Mineralogist

ACCREDITATION: SGS Natural Resources Lakefield is accredited to the requirements of ISO/IEC 17025 for specific tests as listed on our scope of accreditation, including geochemical, mineralogical and trade mineral tests. To view a list of the accredited methods, please visit the following website and search SGS Canada Inc. - Minerals: https://www.scc.ca/en/search/palcan.

Method Summary

The Rietveld Method of Mineral Identification by XRD (ME-LR-MIN-MET-MN-D05) method used by SGS Natural Resources is accredited to the requirements of ISO/IEC 17025.

Mineral Identification and Interpretation:

Mineral identification and interpretation involves matching the diffraction pattern of an unknown material to patterns of single-phase reference materials. The reference patterns are compiled by the Joint Committee on Powder Diffraction Standards - International Center for Diffraction Data (JCPDS-ICDD) database and released on software as Powder Diffraction Files (PDF).

Interpretations do not reflect the presence of non-crystalline and/or amorphous compounds, except when internal standards have been added by request. Mineral proportions may be strongly influenced by crystallinity, crystal structure and preferred orientations. Mineral or compound identification and quantitative analysis results should be accompanied by supporting chemical assay data or other additional tests.

Quantitative Rietveld Analysis:

Quantitative Rietveld Analysis is performed by using Topas 4.2 (Bruker AXS), a graphics based profile analysis program built around a non-linear least squares fitting system, to determine the amount of different phases present in a multicomponent sample. Whole pattern analyses are predicated by the fact that the X-ray diffraction pattern is a total sum of both instrumental and specimen factors. Unlike other peak intensity-based methods, the Rietveld method uses a least squares approach to refine a theoretical line profile until it matches the obtained experimental patterns.

Rietveld refinement is completed with a set of minerals specifically identified for the sample. Zero values indicate that the mineral was included in the refinement calculations, but the calculated concentration was less than 0.05wt%. Minerals not identified by the analyst are not included in refinement calculations for specific samples and are indicated with a dash.

DISCLAIMER: This document is issued by the Company under its General Conditions of Service accessible at http://www.sgs.com/en/Terms-and-Conditions.aspx. Attention is drawn to the limitation of liability, indemnification and jurisdiction issues defined therein. Any holder of this document is advised that information contained hereon reflects the Company's findings at the time of its intervention only and within the limits of Client's instructions, if any. The Company's sole responsibility is to its Client and this document does not exonerate parties to a transaction from exercising all their rights and obligations under the transaction documents. Any unauthorized alteration, forgery or falsification of the content or appearance of this document is unlawful and offenders may be prosecuted to the fullest extent of the law.

WARNING: The sample(s) to which the findings recorded herein (the "Findings") relate was(were) drawn and / or provided by the Client or by a third party acting at the Client's direction. The Findings constitute no warranty of the sample's representativeness of any goods and strictly relate to the sample(s). The Company accepts no liability with regard to the origin or source from which the sample(s) is/are said to be extracted.

Summary of Rietveld Quantitative Analysis X-Ray Diffraction Results

Mineral/Compound	DX450152 DEC4533-01 (wt %)	DX450154 DEC4533-02 (wt %)	DX450155 DEC4533-03 (wt %)	DX450160 DEC4533-04 (wt %)	DX450166 DEC4533-05 (wt %)	DX450173 DEC4533-06 (wt %)	DX450174 DEC4533-07 (wt %)	DX450185 DEC4533-08 (wt %)	DX450193 DEC4533-09 (wt %)	DX450201 DEC4533-11 (wt %)
Quartz	38.3	37.4	41.3	39.8	49.8	41.2	40.2	41.2	40.1	1.1
Chlorite	5.3	3.6	2.2	5.3	-	-	1.7	-	-	5.8
Albite	24.4	30.2	36.1	20.6	9.6	40.3	45.3	33.9	27.9	34.2
Calcite	0.1	0.1	1.9	-	0.6	1.2	3.6	0.8	1.0	2.9
Diopside	2.3	2.0	2.4	3.5	3.5	1.7	-	2.9	3.0	-
Muscovite	15.2	19.2	3.8	15.8	24.1	11.0	0.4	5.7	12.1	-
Biotite	5.2	4.0	4.3	14.9	7.5	3.8	1.6	7.6	7.1	1.2
Microcline	4.0	-	6.9	-	4.1	0.1	0.2	4.4	3.9	-
Pyrite	1.5	3.4	1.1	-	0.6	-	-	-	5.0	-
Actinolite	3.8	-	-	-	-	-	2.1	3.4	-	54.5
Sphalerite	-	0.1	-	-	-	-	-	-	-	-
Ilmenite	-	-	-	-	-	0.7	0.8	-	-	0.3
Cummingtonite	-	-	-	-	-	-	4.0	-	-	-
TOTAL	100	100	100	100	100	100	100	100	100	100

Zero values indicate that the mineral was included in the refinement, but the calculated concentration is below a measurable value.

Dashes indicate that the mineral was not identified by the analyst and not included in the refinement calculation for the sample.

The weight percent quantities indicated have been normalized to a sum of 100%. The quantity of amorphous material has not been determined.

Mineral List

Mineral/Compound	Formula
Quartz	SiO_2
Chlorite	$(Fe,(Mg,Mn)_5,Al)(Si_3Al)O_{10}(OH)_8$
Albite	$NaAlSi_3O_8$
Calcite	$CaCO_3$
Diopside	$CaMgSi_2O_6$
Muscovite	$KAl_2(AlSi_3O_{10})(OH)_2$
Biotite	$K(Mg,Fe)_3(AlSi_3O_{10})(OH)_2$
Microcline	$KAlSi_3O_8$
Pyrite	FeS_2
Actinolite	$Ca_2(Mg,Fe)_5Si_8O_{22}(OH)_2$
Sphalerite	ZnS
Ilmenite	$FeTiO_3$
Cummingtonite	$(Mg,Fe)_7Si_8O_{22}(OH)_2$

DX450152

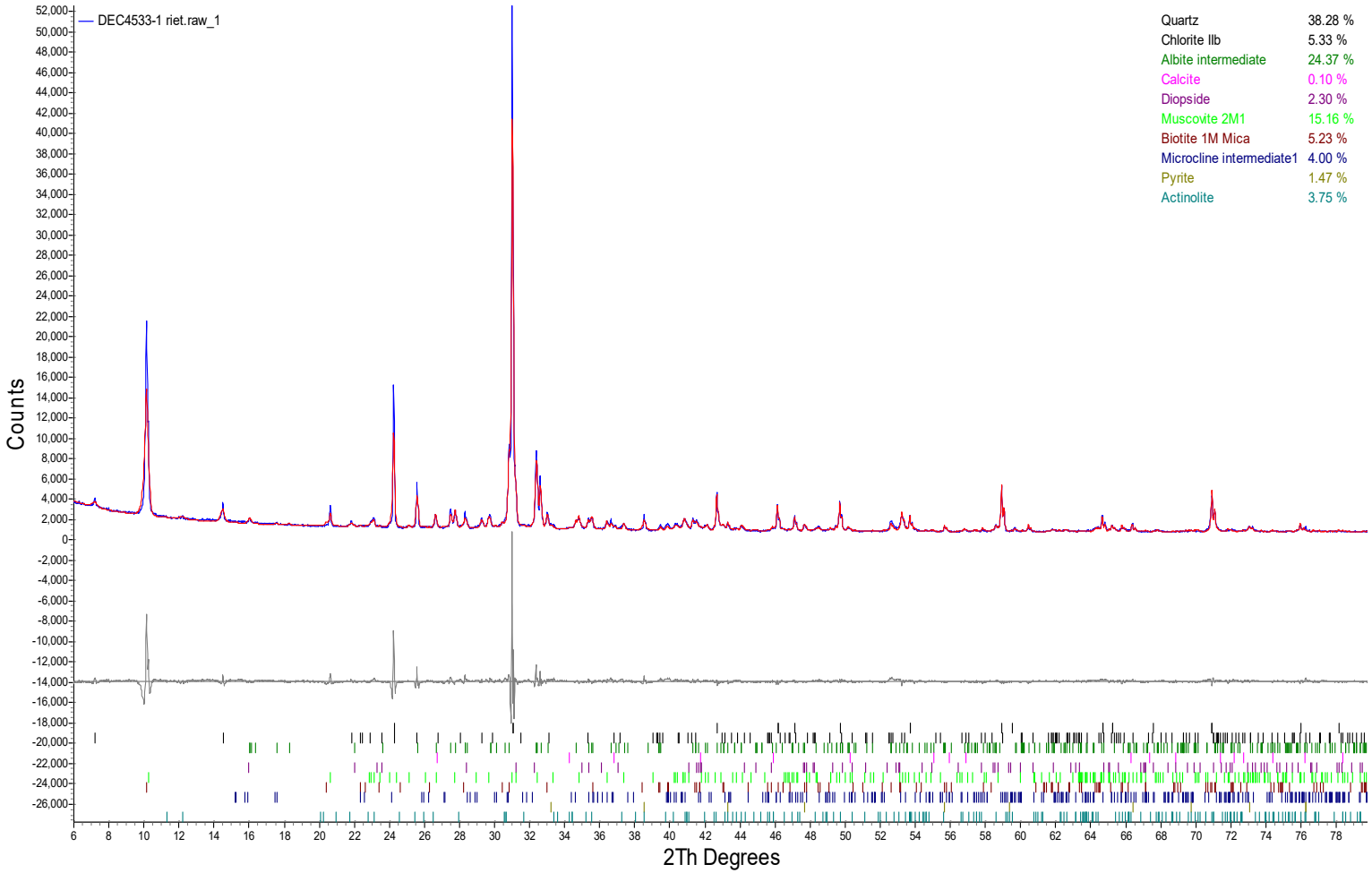
DEC4533-1 riet.raw_1
Quartz 38.28 %
Chlorite IIb 5.33 %
Albite intermediate 24.37 %
Calcite 0.10 %
Diopside 2.30 %
Muscovite 2M1 15.16 %
Biotite 1M Mica 5.23 %
Microcline intermediate1 4.00 %
Pyrite 1.47 %
Actinolite 3.75 %
Counts
2Th Degrees

DX450154

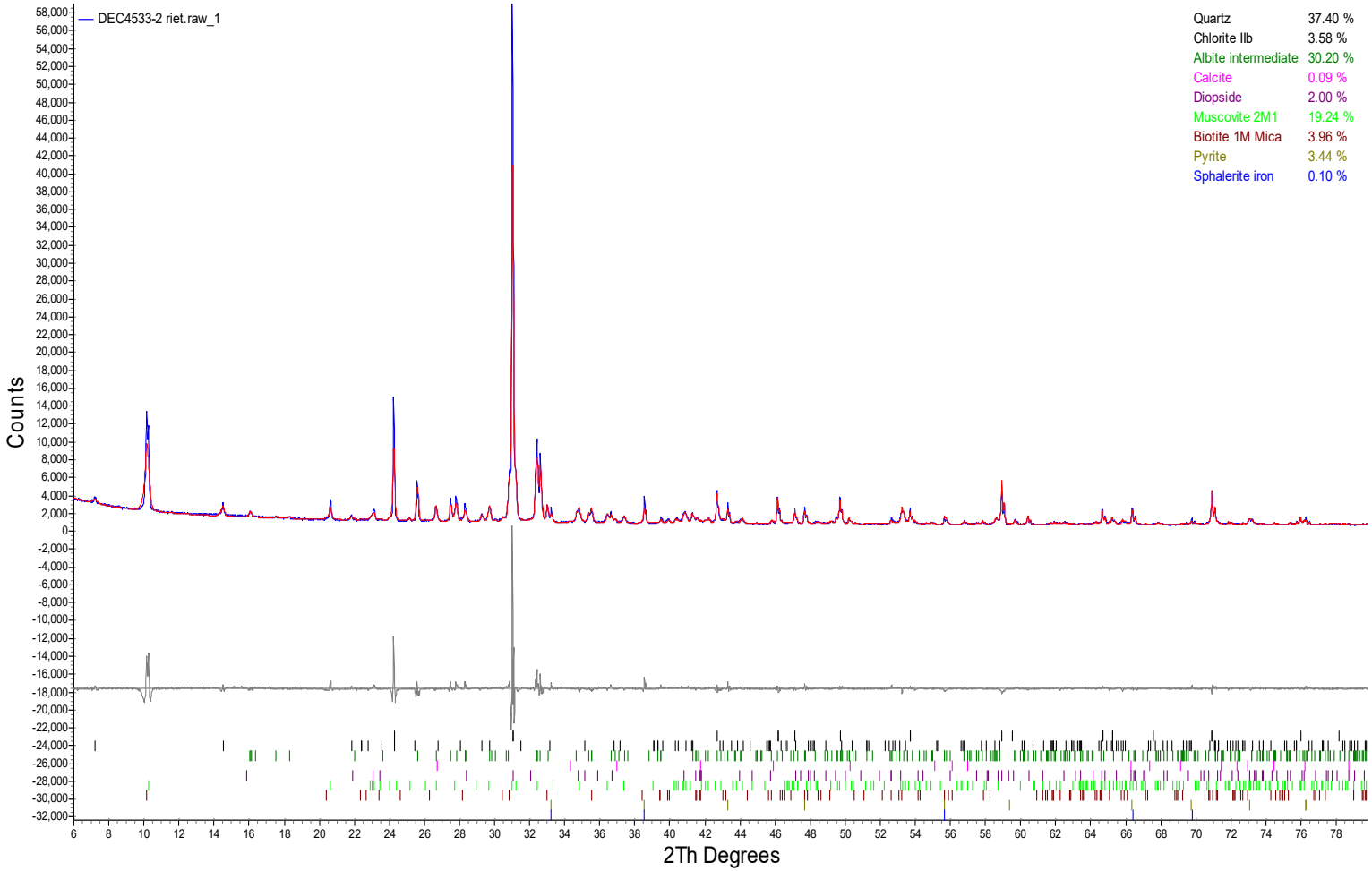
DEC4533-2 riet.raw_1
Quartz 37.40 %
Chlorite IIb 3.58 %
Albite intermediate 30.20 %
Calcite 0.09 %
Diopside 2.00 %
Muscovite 2M1 19.24 %
Biotite 1M Mica 3.96 %
Pyrite 3.44 %
Sphalerite iron 0.10 %
Counts
2Th Degrees

DX450155

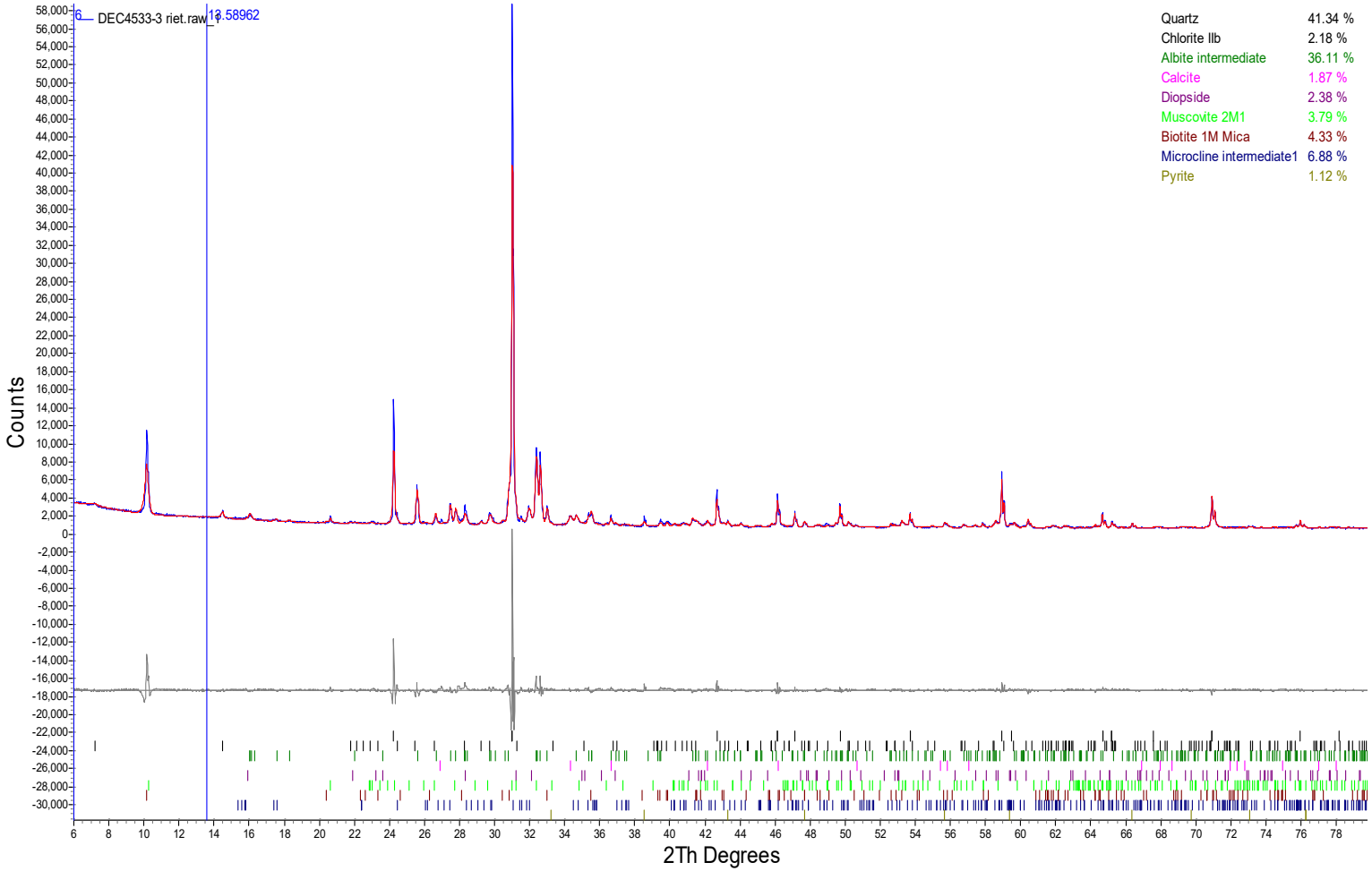
6 DEC4533-3 riet.raw 13.58962
Counts
2Th Degrees
Quartz 41.34 %
Chlorite IIb 2.18 %
Albite intermediate 36.11 %
Calcite 1.87 %
Diopside 2.38 %
Muscovite 2M1 3.79 %
Biotite 1M Mica 4.33 %
Microcline intermediate1 6.88 %
Pyrite 1.12 %

DX450160

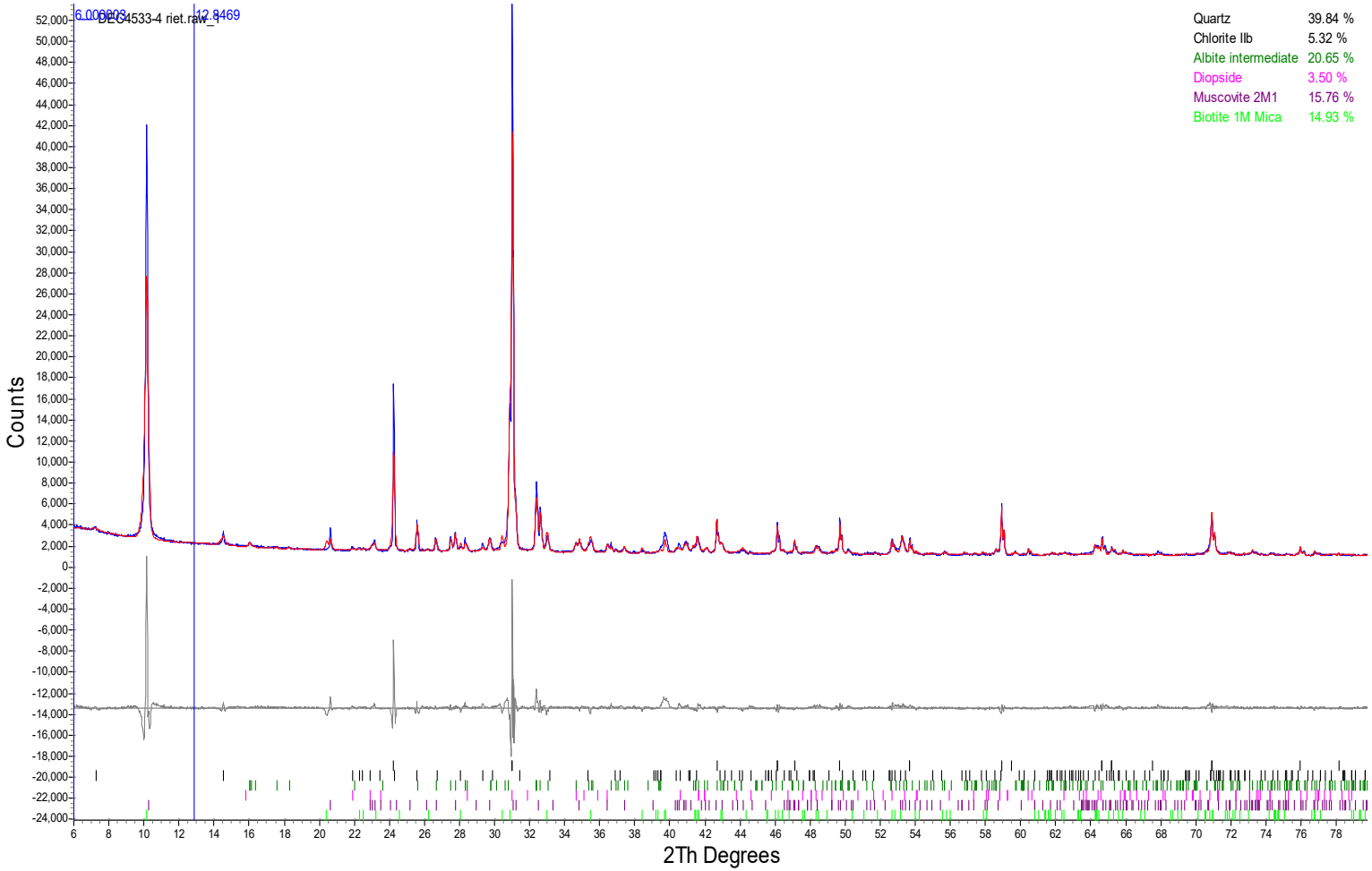
DEC4533-4 riet.raw_1
12.9469
Quartz 39.84 %
Chlorite IIb 5.32 %
Albite intermediate 20.65 %
Diopside 3.50 %
Muscovite 2M1 15.76 %
Biotite 1M Mica 14.93 %
Counts
2Th Degrees

DX450166

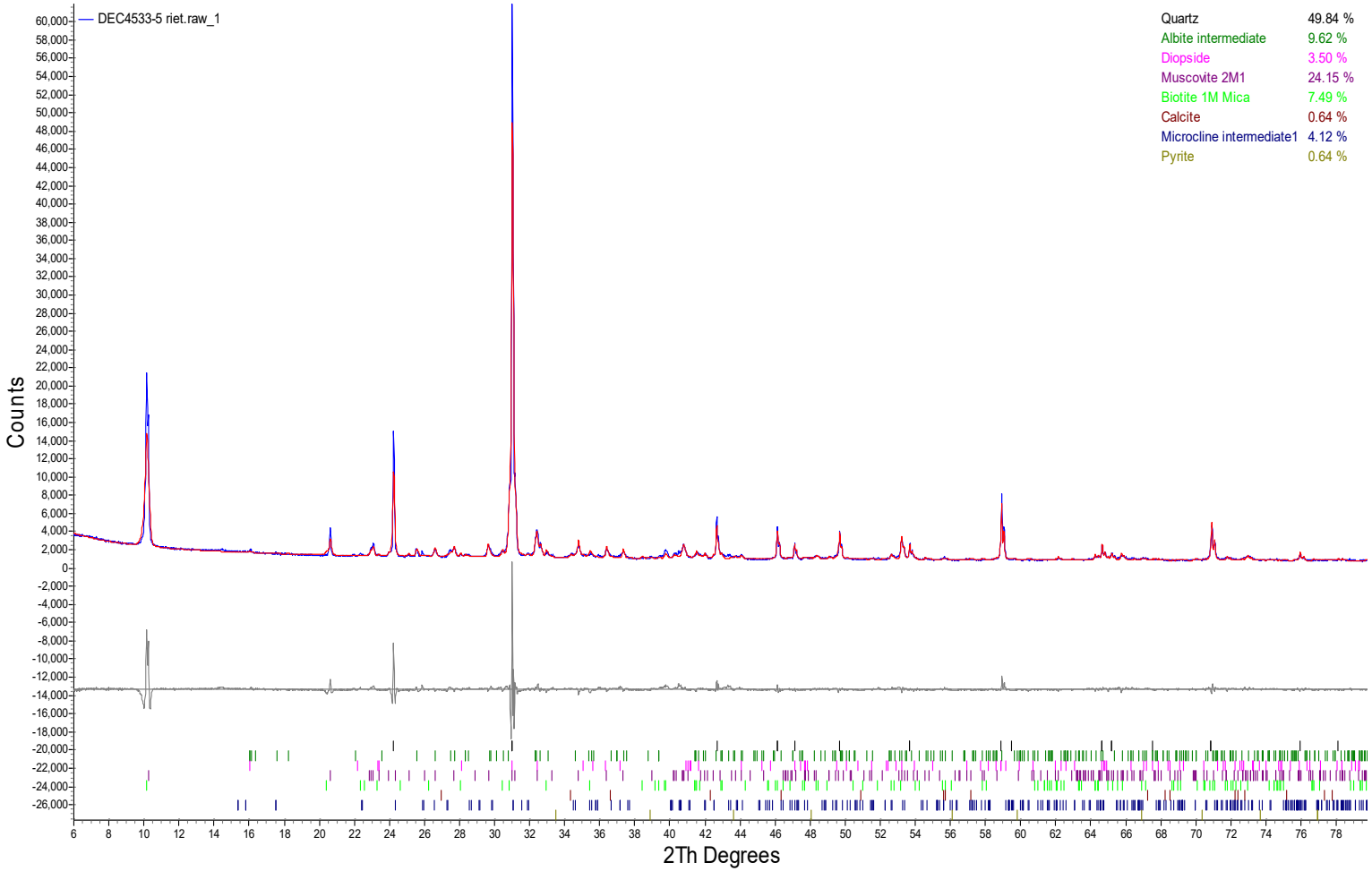
DEC4533-5 riet.raw_1
Quartz 49.84 %
Albite intermediate 9.62 %
Diopside 3.50 %
Muscovite 2M1 24.15 %
Biotite 1M Mica 7.49 %
Calcite 0.64 %
Microcline intermediate1 4.12 %
Pyrite 0.64 %
Counts
2Th Degrees

DX450173

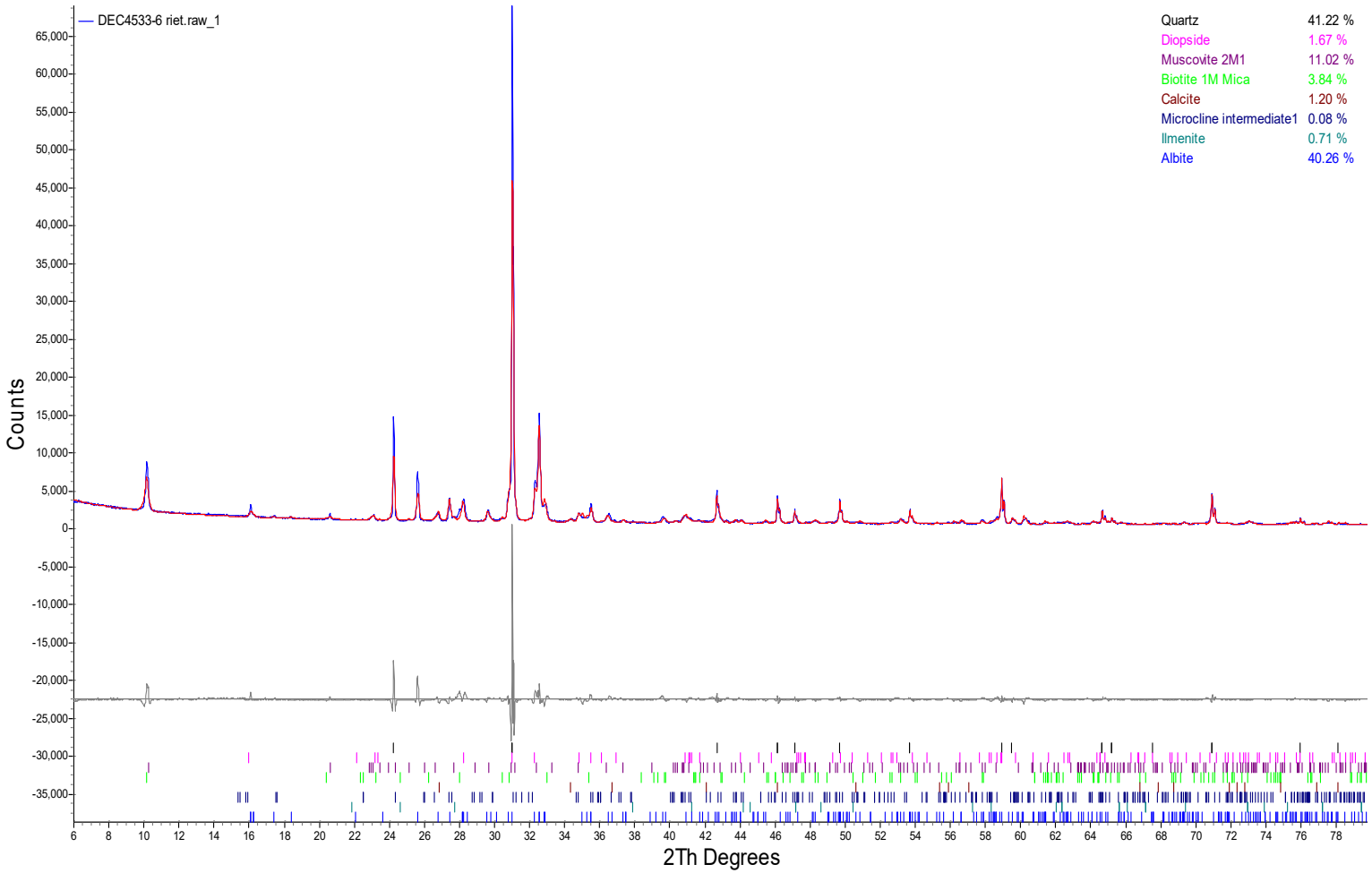
DEC4533-6 riet.raw_1
Quartz 41.22 %
Diopside 1.67 %
Muscovite 2M1 11.02 %
Biotite 1M Mica 3.84 %
Calcite 1.20 %
Microcline intermediate1 0.08 %
Ilmenite 0.71 %
Albite 40.26 %
Counts
2Th Degrees

DX450174

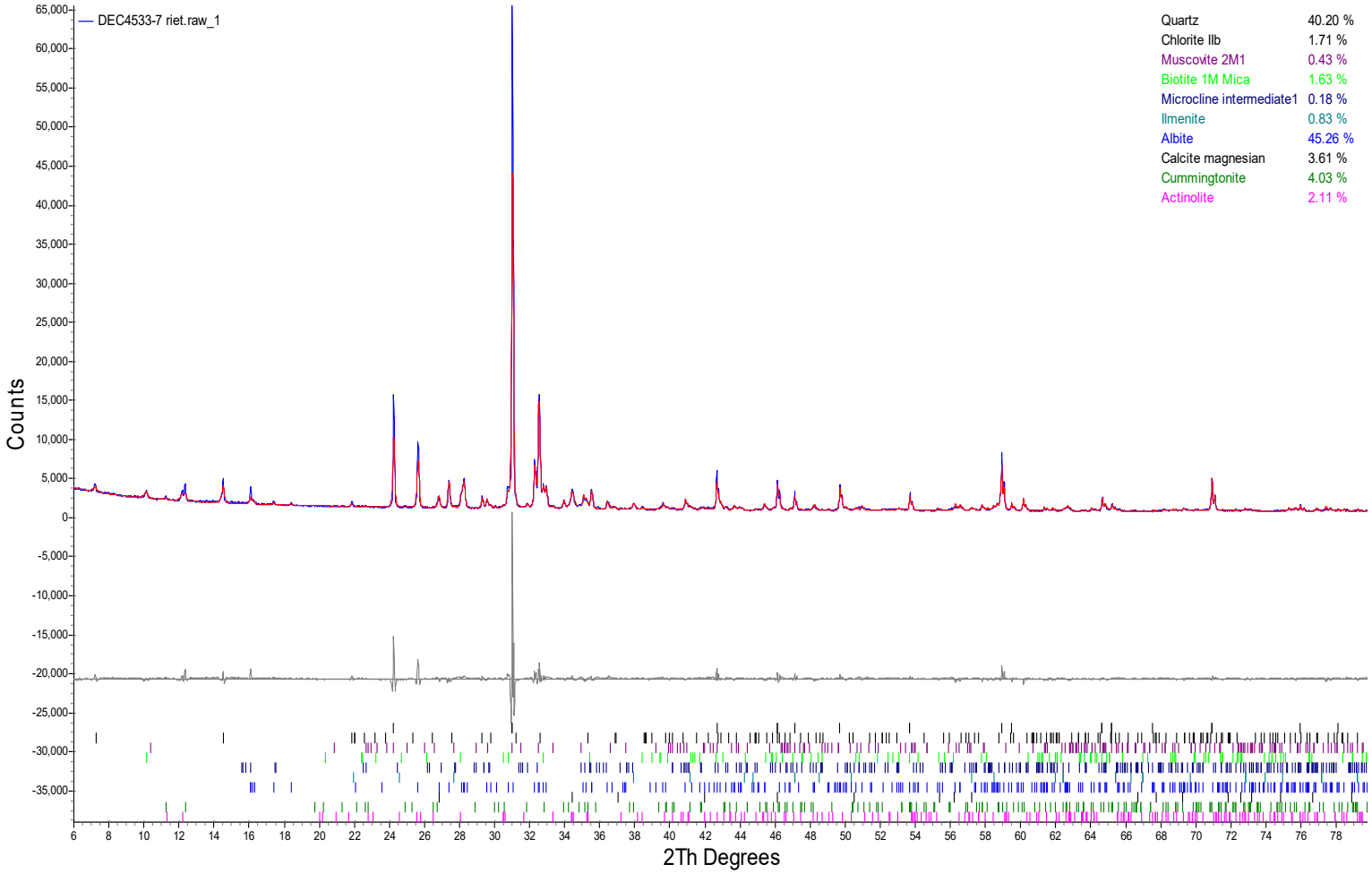
DEC4533-7 riet.raw_1
Quartz 40.20 %
Chlorite IIb 1.71 %
Muscovite 2M1 0.43 %
Biotite 1M Mica 1.63 %
Microcline intermediate1 0.18 %
Ilmenite 0.83 %
Albite 45.26 %
Calcite magnesian 3.61 %
Cummingtonite 4.03 %
Actinolite 2.11 %
Counts
2Th Degrees

DX450185

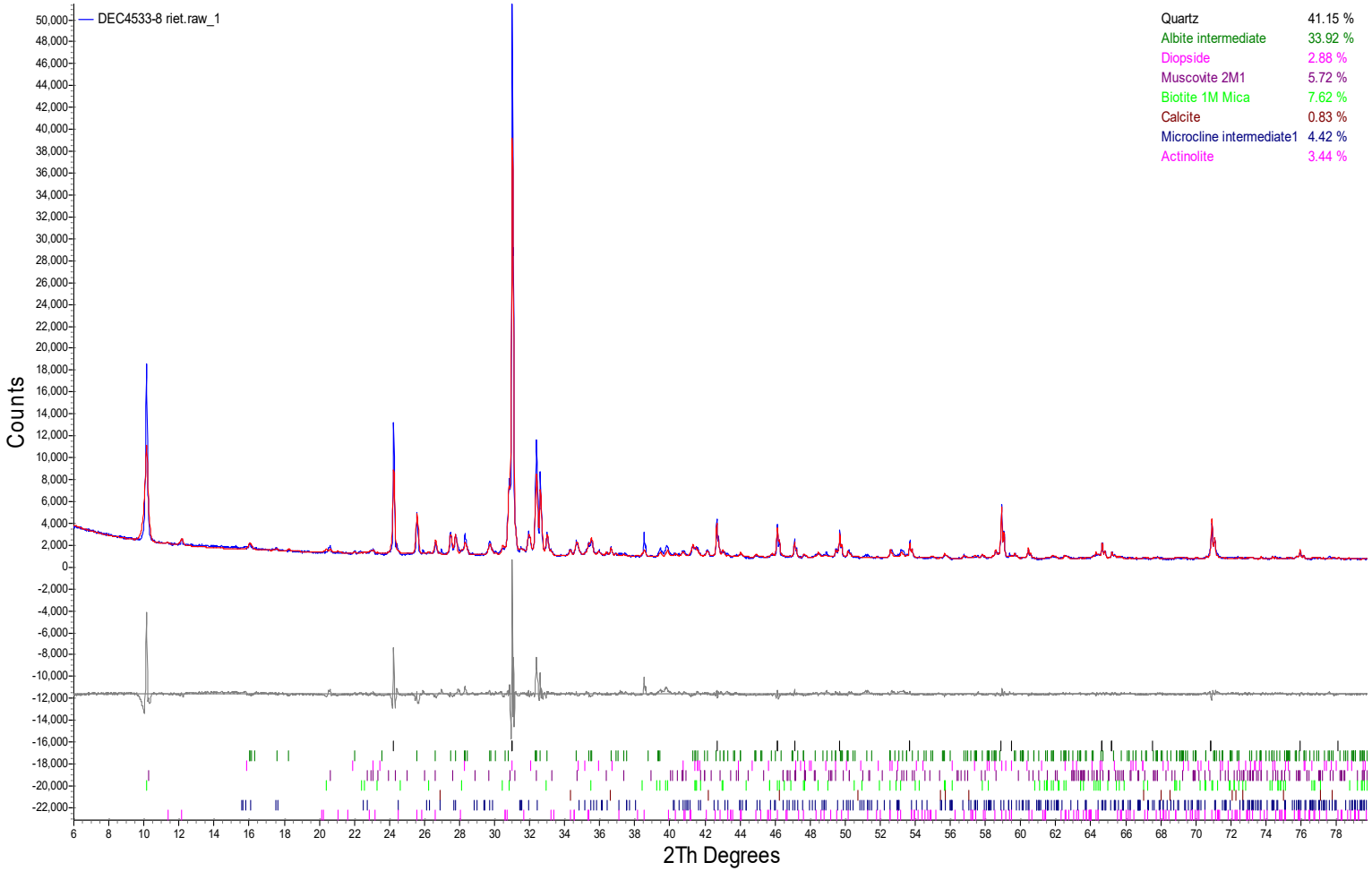
DEC4533-8 riet.raw_1
Quartz 41.15 %
Albite intermediate 33.92 %
Diopside 2.88 %
Muscovite 2M1 5.72 %
Biotite 1M Mica 7.62 %
Calcite 0.83 %
Microcline intermediate1 4.42 %
Actinolite 3.44 %
Counts
2Th Degrees

DX450193

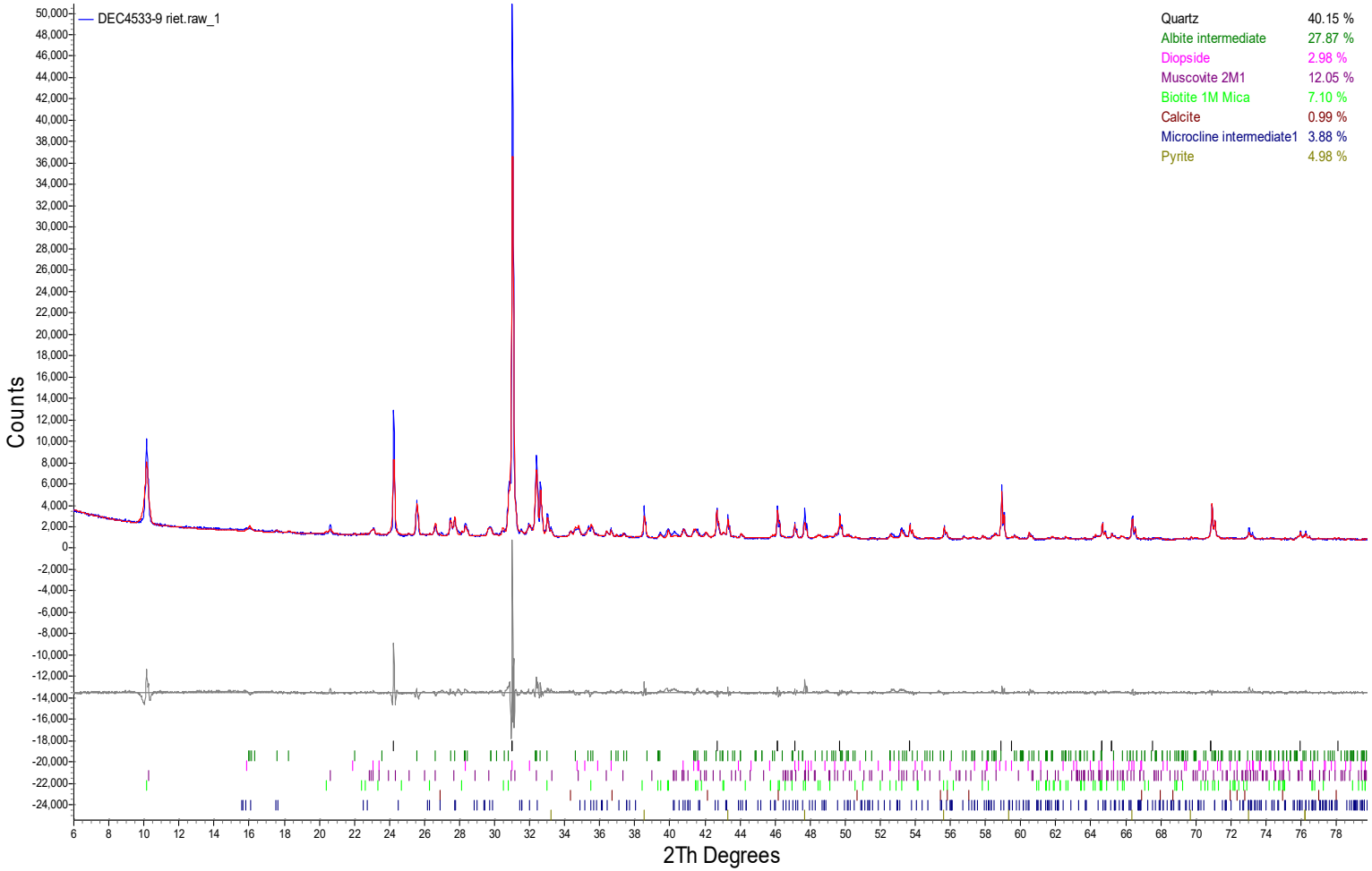
DEC4533-9 riet.raw_1
Quartz 40.15 %
Albite intermediate 27.87 %
Diopside 2.98 %
Muscovite 2M1 12.05 %
Biotite 1M Mica 7.10 %
Calcite 0.99 %
Microcline intermediate1 3.88 %
Pyrite 4.98 %
Counts
2Th Degrees

DX450201

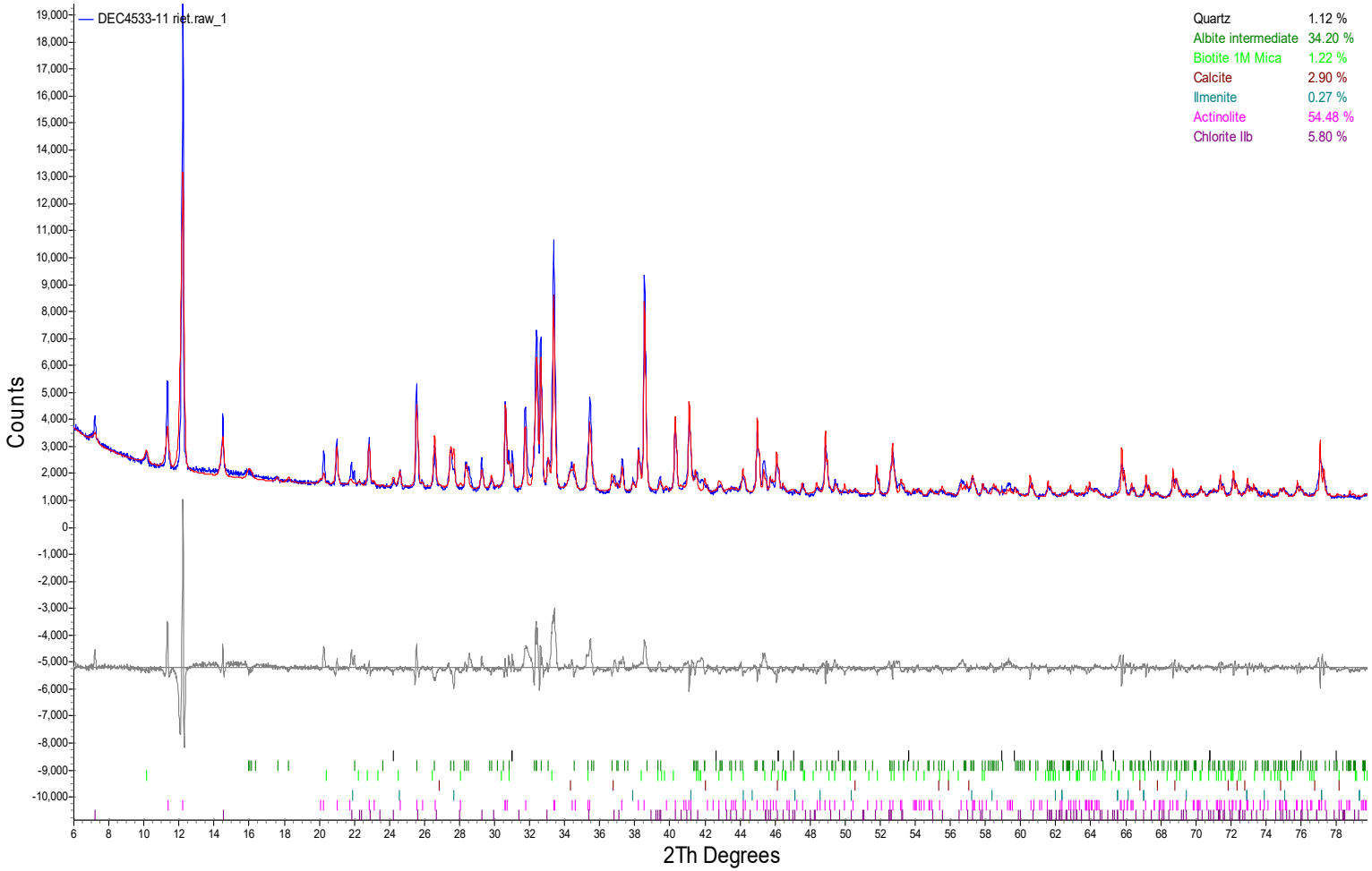
DEC4533-11 riet.raw_1
Quartz 1.12 %
Albite intermediate 34.20 %
Biotite 1M Mica 1.22 %
Calcite 2.90 %
Ilmenite 0.27 %
Actinolite 54.48 %
Chlorite IIb 5.80 %
Counts
2Th Degrees

Quantitative X-Ray Diffraction by Rietveld Refinement

Report Prepared for:	*Environmental Services*
Project Number/ LIMS No.	*Custom XRD/MI4532-DEC22*
Sample Receipt:	*December 20, 2022*
Sample Analysis:	*January 3, 2023*
Reporting Date:	*January 11, 2023*

Instrument:	BRUKER AXS D8 Advance Diffractometer
Test Conditions:	Co radiation, 35 kV, 40 mA; Detector: LYNXEYE Regular Scanning: Step: 0.02°, Step time: 0.75s, 2θ range: 6-80°
Interpretations :	PDF2/PDF4 powder diffraction databases issued by the International Center for Diffraction Data (ICDD). DiffracPIus Eva and Topas software.
Detection Limit :	0.5-2%. Strongly dependent on crystallinity.

Contents:

1) Method Summary
2) Quantitative XRD Results
3) XRD Pattern(s)

Kim Gibbs, H.B.Sc., P.Geo.
Senior Mineralogist

Huyun Zhou, Ph.D., P.Geo.
Senior Mineralogist

ACCREDITATION: SGS Natural Resources Lakefield is accredited to the requirements of ISO/IEC 17025 for specific tests as listed on our scope of accreditation, including geochemical, mineralogical and trade mineral tests. To view a list of the accredited methods, please visit the following website and search SGS Canada Inc. - Minerals: https://www.scc.ca/en/search/palcan.

Method Summary

The Rietveld Method of Mineral Identification by XRD (ME-LR-MIN-MET-MN-D05) method used by SGS Natural Resources is accredited to the requirements of ISO/IEC 17025.

Mineral Identification and Interpretation:

Mineral identification and interpretation involves matching the diffraction pattern of an unknown material to patterns of single-phase reference materials. The reference patterns are compiled by the Joint Committee on Powder Diffraction Standards - International Center for Diffraction Data (JCPDS-ICDD) database and released on software as Powder Diffraction Files (PDF).

Interpretations do not reflect the presence of non-crystalline and/or amorphous compounds, except when internal standards have been added by request. Mineral proportions may be strongly influenced by crystallinity, crystal structure and preferred orientations. Mineral or compound identification and quantitative analysis results should be accompanied by supporting chemical assay data or other additional tests.

Quantitative Rietveld Analysis:

Quantitative Rietveld Analysis is performed by using Topas 4.2 (Bruker AXS), a graphics based profile analysis program built around a non-linear least squares fitting system, to determine the amount of different phases present in a multicomponent sample. Whole pattern analyses are predicated by the fact that the X-ray diffraction pattern is a total sum of both instrumental and specimen factors. Unlike other peak intensity-based methods, the Rietveld method uses a least squares approach to refine a theoretical line profile until it matches the obtained experimental patterns.

Rietveld refinement is completed with a set of minerals specifically identified for the sample. Zero values indicate that the mineral was included in the refinement calculations, but the calculated concentration was less than 0.05wt%. Minerals not identified by the analyst are not included in refinement calculations for specific samples and are indicated with a dash.

DISCLAIMER: This document is issued by the Company under its General Conditions of Service accessible at http://www.sgs.com/en/Terms-and-Conditions.aspx. Attention is drawn to the limitation of liability, indemnification and jurisdiction issues defined therein. Any holder of this document is advised that information contained hereon reflects the Company's findings at the time of its intervention only and within the limits of Client's instructions, if any. The Company's sole responsibility is to its Client and this document does not exonerate parties to a transaction from exercising all their rights and obligations under the transaction documents. Any unauthorized alteration, forgery or falsification of the content or appearance of this document is unlawful and offenders may be prosecuted to the fullest extent of the law.

WARNING: The sample(s) to which the findings recorded herein (the "Findings") relate was(were) drawn and / or provided by the Client or by a third party acting at the Client's direction. The Findings constitute no warranty of the sample's representativeness of any goods and strictly relate to the sample(s). The Company accepts no liability with regard to the origin or source from which the sample(s) is/are said to be extracted.

Summary of Rietveld Quantitative Analysis X-Ray Diffraction Results

Mineral/Compound	DX450217 DEC4532-01 (wt %)	DX450221 DEC4532-02 (wt %)	DX450226 DEC4532-03 (wt %)	DX450232 DEC4532-04 (wt %)
Quartz	37.4	19.9	59.8	35.2
Albite	31.4	43.1	2.4	45.5
Muscovite	8.3	2.3	25.2	4.3
Biotite	6.3	5.9	0.4	7.1
Pyrite	0.8	0.4	1.8	0.9
Calcite	1.8	0.8	0.2	1.4
Microcline	14.0	4.4	6.9	3.1
Chlorite	0.1	7.4	-	0.6
Actinolite	-	12.2	-	-
Diopside	-	2.9	3.4	2.1
Ankerite	-	0.8	-	-
TOTAL	100	100	100	100

Zero values indicate that the mineral was included in the refinement, but the calculated concentration is below a measurable value.

Dashes indicate that the mineral was not identified by the analyst and not included in the refinement calculation for the sample.

The weight percent quantities indicated have been normalized to a sum of 100%. The quantity of amorphous material has not been determined.

Mineral/Compound	Formula
Quartz	SiO_2
Albite	$NaAlSi_3O_8$
Muscovite	$KAl_2(AlSi_3O_{10})(OH)_2$
Biotite	$K(Mg,Fe)_3(AlSi_3O_{10})(OH)_2$
Pyrite	FeS_2
Calcite	$CaCO_3$
Microcline	$KAlSi_3O_8$
Chlorite	$(Fe,(Mg,Mn)_5,Al)(Si_3Al)O_{10}(OH)_8$
Actinolite	$Ca_2(Mg,Fe)_5Si_8O_{22}(OH)_2$
Diopside	$CaMgSi_2O_6$
Ankerite	$CaFe(CO_3)_2$

DX450217

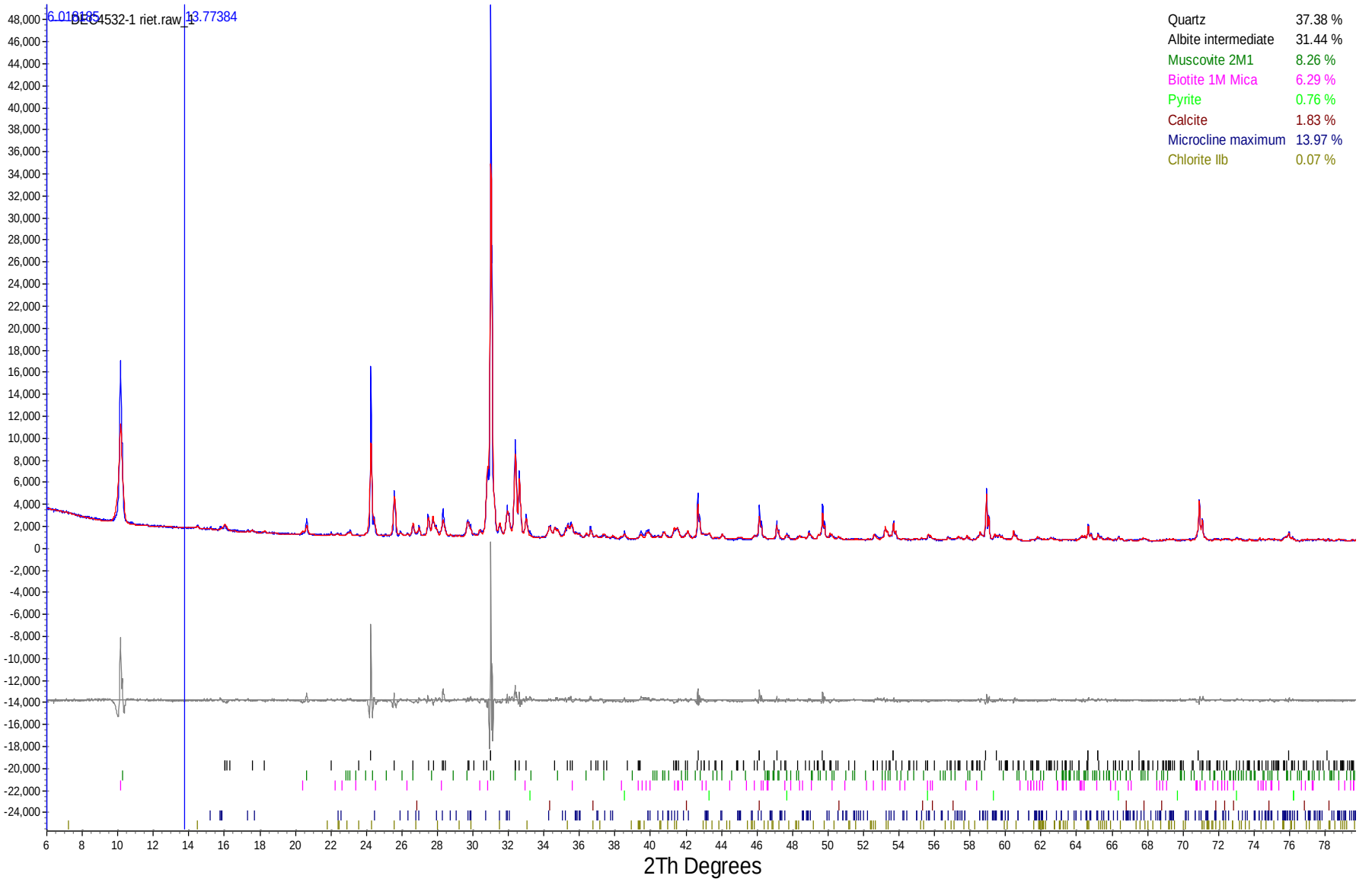
DEC4532-1 riet.raw - 1
6.018185
13.77384
Quartz 37.38 %
Albite intermediate 31.44 %
Muscovite 2M1 8.26 %
Biotite 1M Mica 6.29 %
Pyrite 0.76 %
Calcite 1.83 %
Microcline maximum 13.97 %
Chlorite IIb 0.07 %
2Th Degrees

DX450221

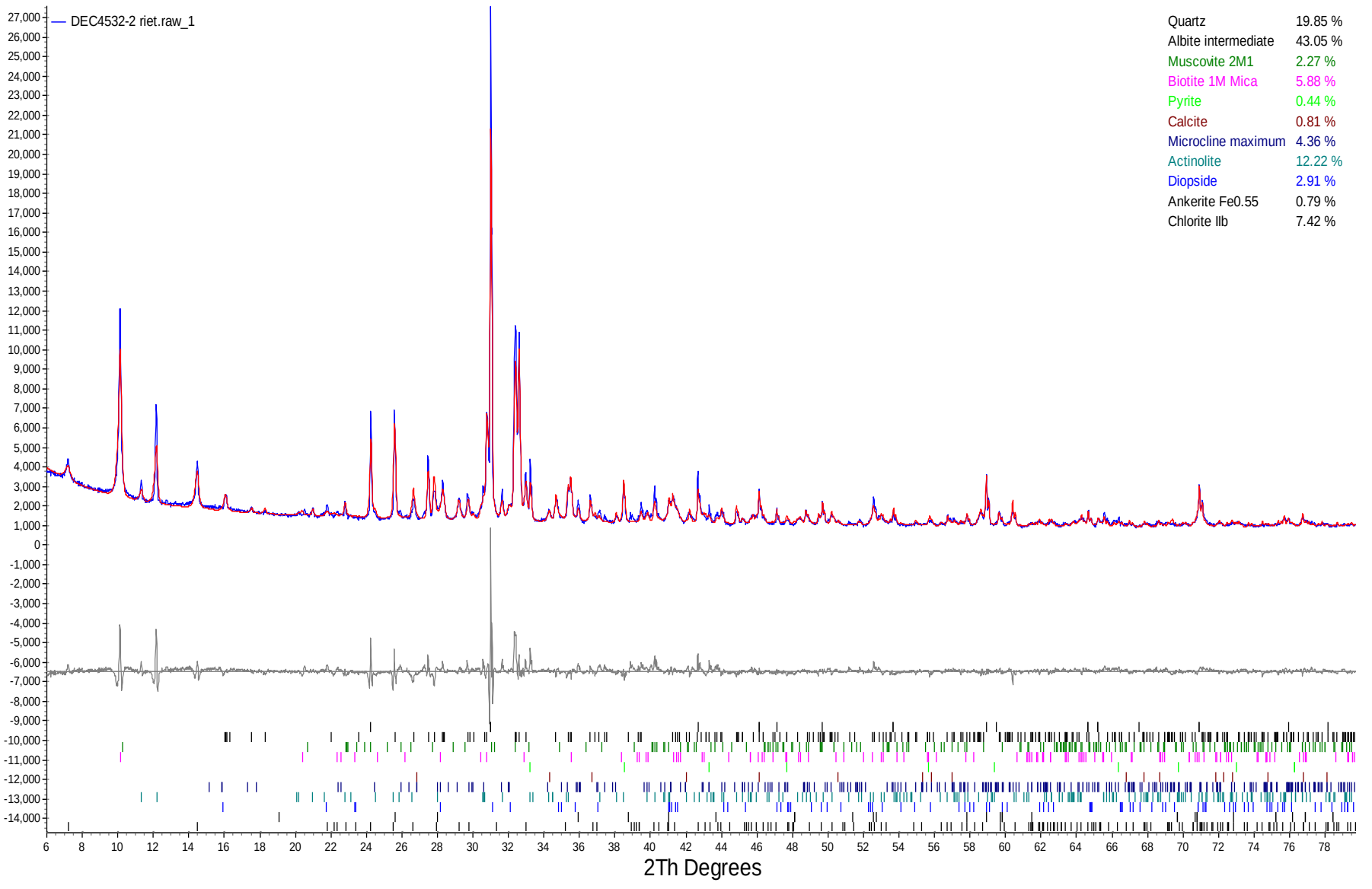
DEC4532-2 riet.raw_1
Quartz 19.85 %
Albite intermediate 43.05 %
Muscovite 2M1 2.27 %
Biotite 1M Mica 5.88 %
Pyrite 0.44 %
Calcite 0.81 %
Microcline maximum 4.36 %
Actinolite 12.22 %
Diopside 2.91 %
Ankerite Fe0.55 0.79 %
Chlorite IIb 7.42 %
2Th Degrees

DX450226

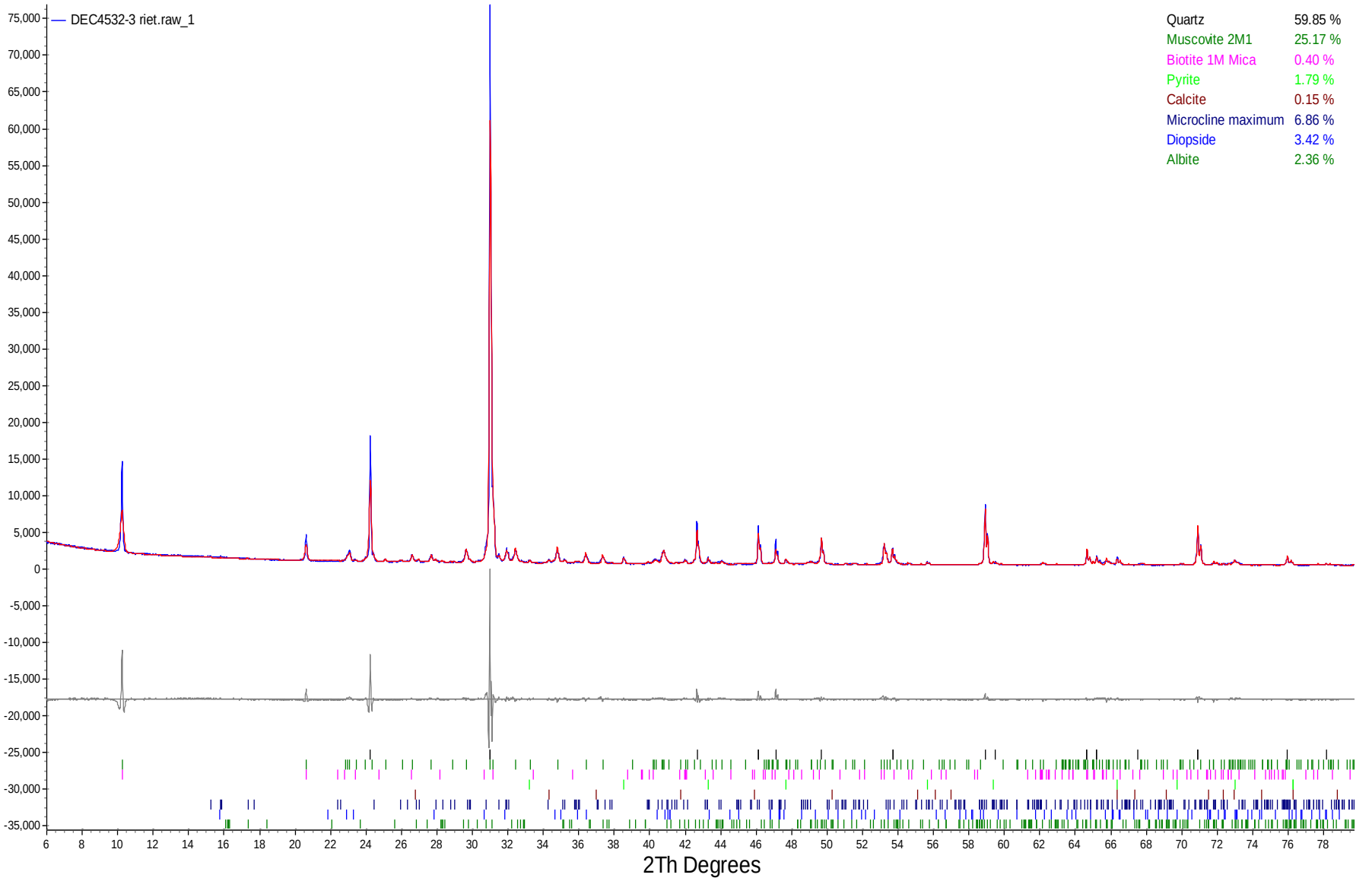

Quartz	59.85 %
Muscovite 2M1	25.17 %
Biotite 1M Mica	0.40 %
Pyrite	1.79 %
Calcite	0.15 %
Microcline maximum	6.86 %
Diopside	3.42 %
Albite	2.36 %

DX450232

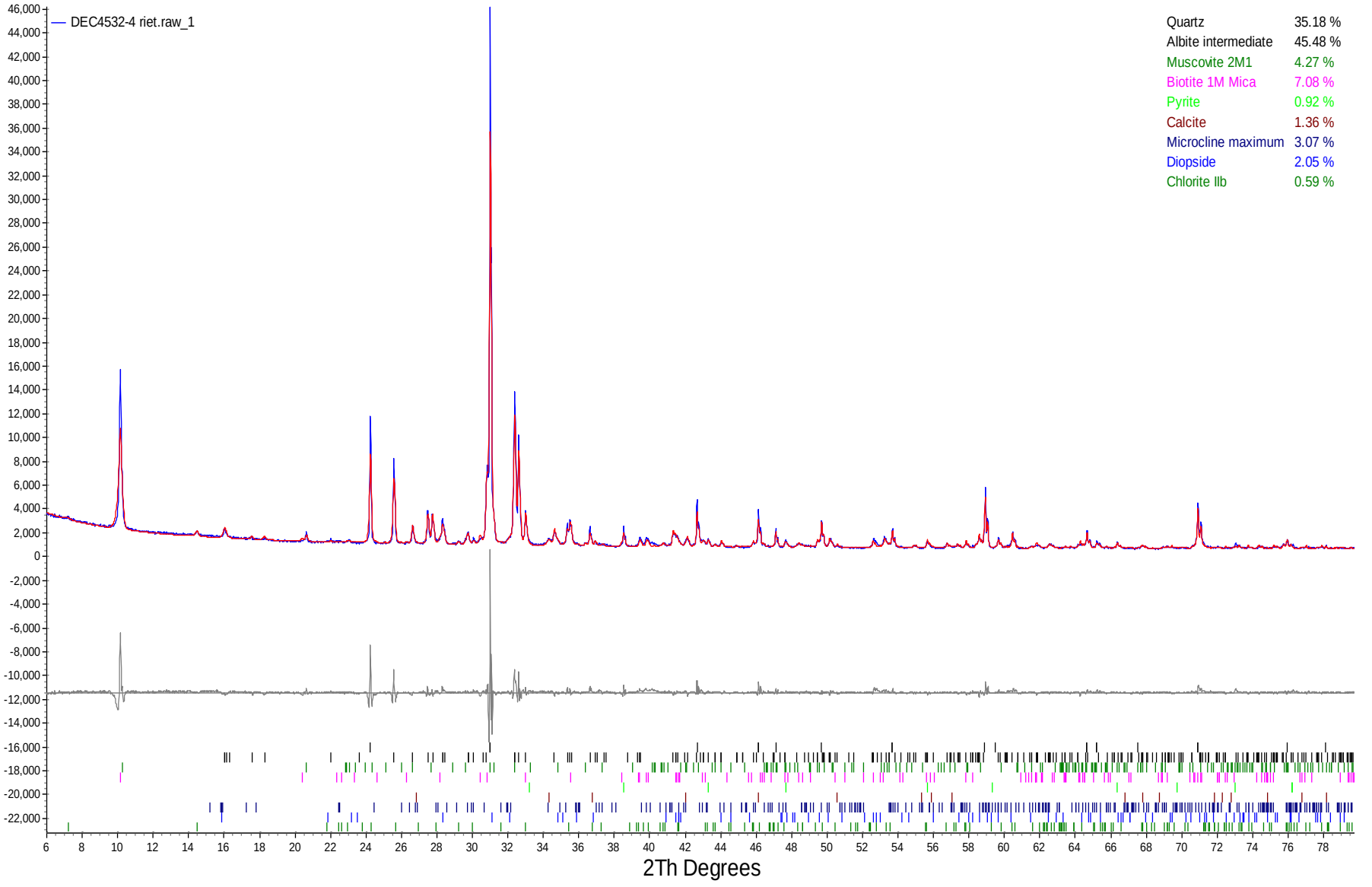

Quartz	35.18 %
Albite intermediate	45.48 %
Muscovite 2M1	4.27 %
Biotite 1M Mica	7.08 %
Pyrite	0.92 %
Calcite	1.36 %
Microcline maximum	3.07 %
Diopside	2.05 %
Chlorite IIb	0.59 %

Quantitative X-Ray Diffraction by Rietveld Refinement

Report Prepared for:	*Environmental Services*
Project Number/ LIMS No.	*Custom XRD/MI4513-OCT23*
Sample Receipt:	*October 11, 2023*
Sample Analysis:	*October 24, 2023*
Reporting Date:	*November 14, 2023*

Instrument:	BRUKER AXS D8 Advance Diffractometer
Test Conditions:	Co radiation, 35 kV, 40 mA; Detector: LYNXEYE Regular Scanning: Step: 0.02°, Step time: 0.75s, 2θ range: 6-80°
Interpretations :	PDF2/PDF4 powder diffraction databases issued by the International Center for Diffraction Data (ICDD). DiffracPlus Eva and Topas software.
Detection Limit :	0.5-2%. Strongly dependent on crystallinity.

Contents:

1) Method Summary
2) Quantitative XRD Results
3) XRD Pattern(s)

Kim Gibbs, H.B.Sc., P.Geo.
Senior Mineralogist

Huyun Zhou, Ph.D., P.Geo.
Senior Mineralogist

ACCREDITATION: SGS Natural Resources Lakefield is accredited to the requirements of ISO/IEC 17025 for specific tests as listed on our scope of accreditation, including geochemical, mineralogical and trade mineral tests. To view a list of the accredited methods, please visit the following website and search SGS Canada Inc. - Minerals: https://www.scc.ca/en/search/palcan.

Method Summary

The Rietveld Method of Mineral Identification by XRD (ME-LR-MIN-MET-MN-D05) method used by SGS Natural Resources is accredited to the requirements of ISO/IEC 17025.

Mineral Identification and Interpretation:

Mineral identification and interpretation involves matching the diffraction pattern of an unknown material to patterns of single-phase reference materials. The reference patterns are compiled by the Joint Committee on Powder Diffraction Standards - International Center for Diffraction Data (JCPDS-ICDD) database and released on software as Powder Diffraction Files (PDF).

Interpretations do not reflect the presence of non-crystalline and/or amorphous compounds, except when internal standards have been added by request. Mineral proportions may be strongly influenced by crystallinity, crystal structure and preferred orientations. Mineral or compound identification and quantitative analysis results should be accompanied by supporting chemical assay data or other additional tests.

Quantitative Rietveld Analysis:

Quantitative Rietveld Analysis is performed by using Topas 4.2 (Bruker AXS), a graphics based profile analysis program built around a non-linear least squares fitting system, to determine the amount of different phases present in a multicomponent sample. Whole pattern analyses are predicated by the fact that the X-ray diffraction pattern is a total sum of both instrumental and specimen factors. Unlike other peak intensity-based methods, the Rietveld method uses a least squares approach to refine a theoretical line profile until it matches the obtained experimental patterns.

Rietveld refinement is completed with a set of minerals specifically identified for the sample. Zero values indicate that the mineral was included in the refinement calculations, but the calculated concentration was less than 0.05wt%. Minerals not identified by the analyst are not included in refinement calculations for specific samples and are indicated with a dash.

DISCLAIMER: This document is issued by the Company under its General Conditions of Service accessible at http://www.sgs.com/en/Terms-and-Conditions.aspx. Attention is drawn to the limitation of liability, indemnification and jurisdiction issues defined therein. Any holder of this document is advised that information contained hereon reflects the Company's findings at the time of its intervention only and within the limits of Client's instructions, if any. The Company's sole responsibility is to its Client and this document does not exonerate parties to a transaction from exercising all their rights and obligations under the transaction documents. Any unauthorized alteration, forgery or falsification of the content or appearance of this document is unlawful and offenders may be prosecuted to the fullest extent of the law.

WARNING: The sample(s) to which the findings recorded herein (the "Findings") relate was(were) drawn and / or provided by the Client or by a third party acting at the Client's direction. The Findings constitute no warranty of the sample's representativeness of any goods and strictly relate to the sample(s). The Company accepts no liability with regard to the origin or source from which the sample(s) is/are said to be extracted.

Summary of Rietveld Quantitative Analysis X-Ray Diffraction Results

Mineral/Compound	31622 OCT4513-1 (wt %)	31623 OCT4513-2 (wt %)	31627 OCT4513-3 (wt %)	31635 OCT4513-4 (wt %)	31637 OCT4513-5 (wt %)	31647 OCT4513-6 (wt %)	31649 OCT4513-7 (wt %)	31651 OCT4513-8 (wt %)	31658 OCT4513-9 (wt %)
Quartz	25.1	43.9	38.3	29.9	34.1	31.5	33.6	22.4	34.2
Albite	57.0	30.6	27.3	53.7	38.1	44.2	40.4	28.2	45.5
Diopside	1.1	2.2	2.3	0.4	0.7	0.8	0.9	0.6	1.2
Magnetite	0.2	0.0	0.0	0.1	0.3	0.3	0.2	0.4	0.5
Calcite	4.6	0.9	0.7	5.2	1.4	3.2	2.2	2.0	1.3
Pyrite	0.2	0.1	0.1	1.7	0.2	1.4	1.2	0.3	0.0
Hematite	0.4	0.2	0.1	0.4	0.1	0.1	0.2	1.0	0.4
Biotite	6.3	5.4	9.1	-	-	-	-	10.6	3.7
Muscovite	2.9	9.6	10.5	1.1	2.0	7.8	6.1	0.8	8.2
Chlorite	1.9	3.0	2.8	0.2	1.7	0.3	1.3	5.1	2.0
Rutile	0.5	0.4	0.7	0.3	1.4	0.6	0.7	0.6	0.4
Microcline	-	3.7	2.4	0.4	3.4	2.1	5.4	3.1	2.7
Magnesiohornblende	-	-	5.8	-	2.2	-	-	25.0	-
Phlogopite	-	-	-	6.5	13.1	7.5	7.6	-	-
Ankerite	-	-	-	-	0.1	-	-	-	-
Dolomite	-	-	-	-	0.1	-	-	-	-
Siderite	-	-	-	-	1.3	0.3	0.4	-	-
TOTAL	100	100	100	100	100	100	100	100	100

Zero values indicate that the mineral was included in the refinement, but the calculated concentration is below a measurable value.

Dashes indicate that the mineral was not identified by the analyst and not included in the refinement calculation for the sample.

The weight percent quantities indicated have been normalized to a sum of 100%. The quantity of amorphous material has not been determined.

Mineral/Compound	Formula
Quartz	SiO_2
Albite	$NaAlSi_3O_8$
Diopside	$CaMgSi_2O_6$
Magnetite	Fe_3O_4
Calcite	$CaCO_3$
Pyrite	FeS_2
Hematite	Fe_2O_3
Biotite	$K(Mg,Fe)_3(AlSi_3O_{10})(OH)_2$
Muscovite	$KAl_2(AlSi_3O_{10})(OH)_2$
Chlorite	$(Fe,(Mg,Mn)_5,Al)(Si_3Al)O_{10}(OH)_8$
Rutile	TiO_2
Microcline	$KAlSi_3O_8$
Magnesiohornblende	$Ca_2(Mg,Fe)_4Al(Si_7Al)O_{22}(OH,F)_2$
Phlogopite	$KMg_3(AlSi_3O_{10})(OH)_2$
Ankerite	$CaFe(CO_3)_2$
Dolomite	$CaMg(CO_3)_2$
Siderite	$FeCO_3$

031622

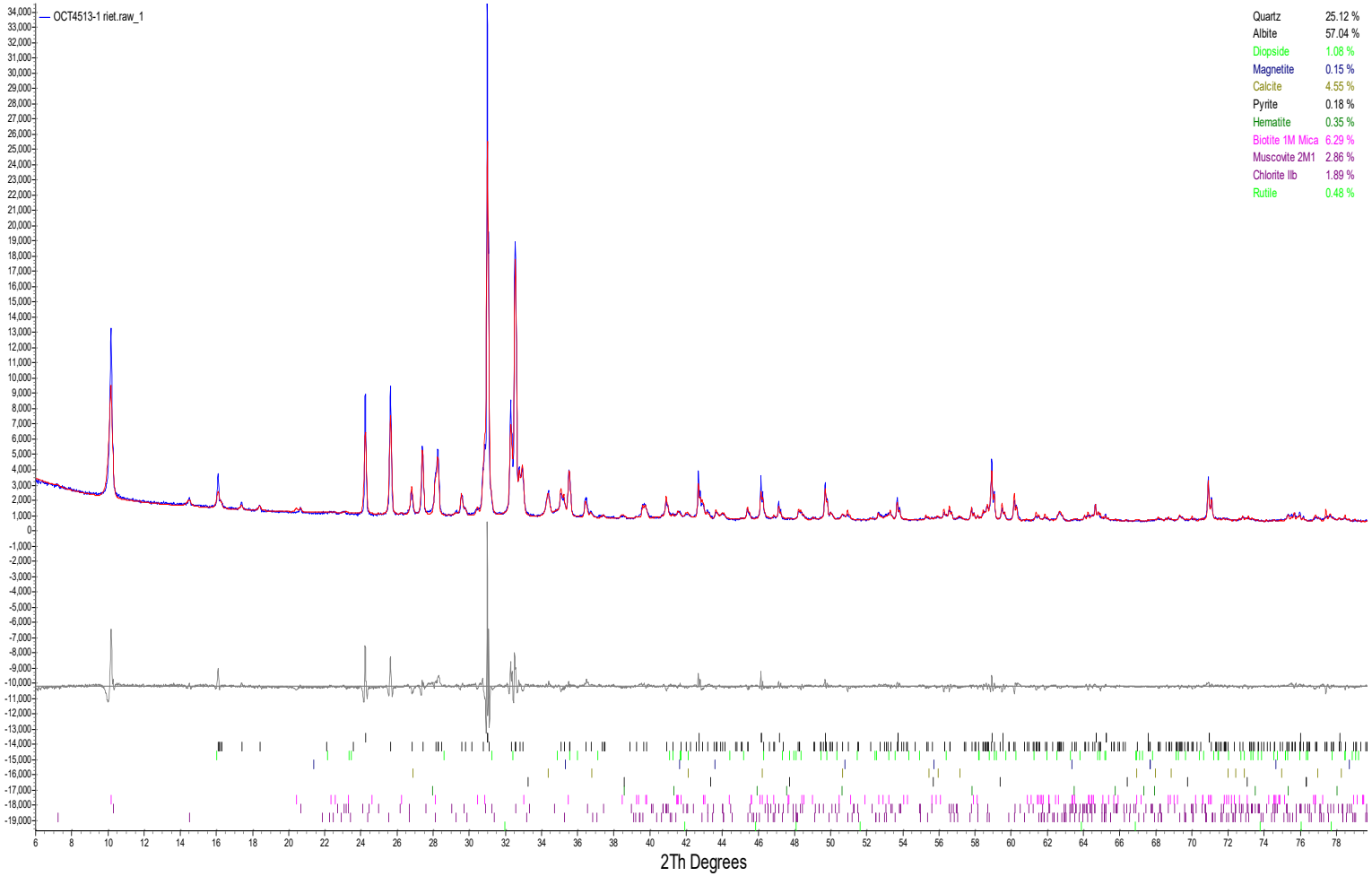
OCT4513-1 riet.raw_1
Quartz 25.12 %
Albite 57.04 %
Diopside 1.08 %
Magnetite 0.15 %
Calcite 4.55 %
Pyrite 0.18 %
Hematite 0.35 %
Biotite 1M Mica 6.29 %
Muscovite 2M1 2.86 %
Chlorite IIb 1.89 %
Rutile 0.48 %
2Th Degrees

31623

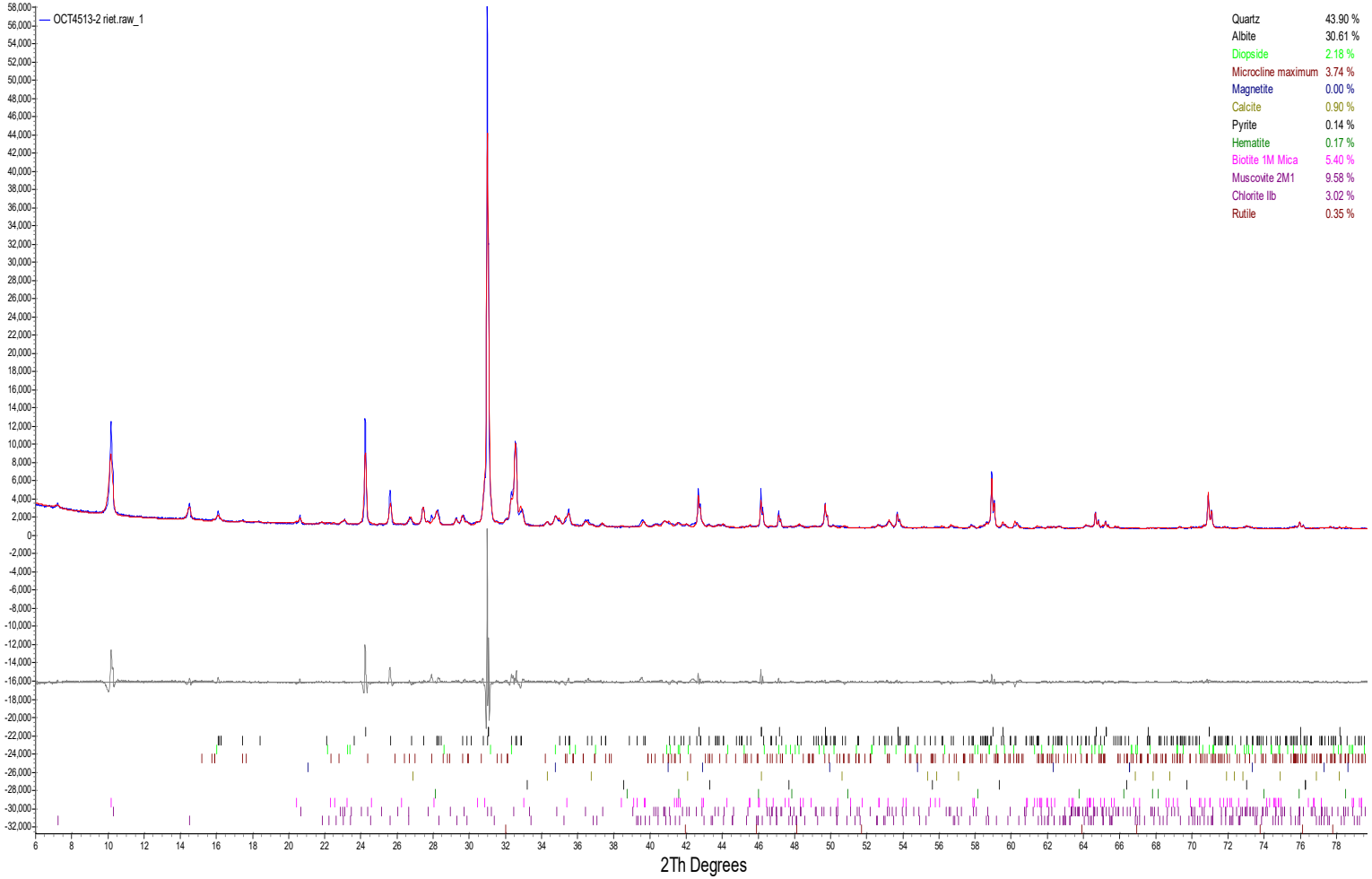
OCT4513-2 riet.raw_1
Quartz 43.90 %
Albite 30.61 %
Diopside 2.18 %
Microcline maximum 3.74 %
Magnetite 0.00 %
Calcite 0.90 %
Pyrite 0.14 %
Hematite 0.17 %
Biotite 1M Mica 5.40 %
Muscovite 2M1 9.58 %
Chlorite IIb 3.02 %
Rutile 0.35 %
2Th Degrees

31627

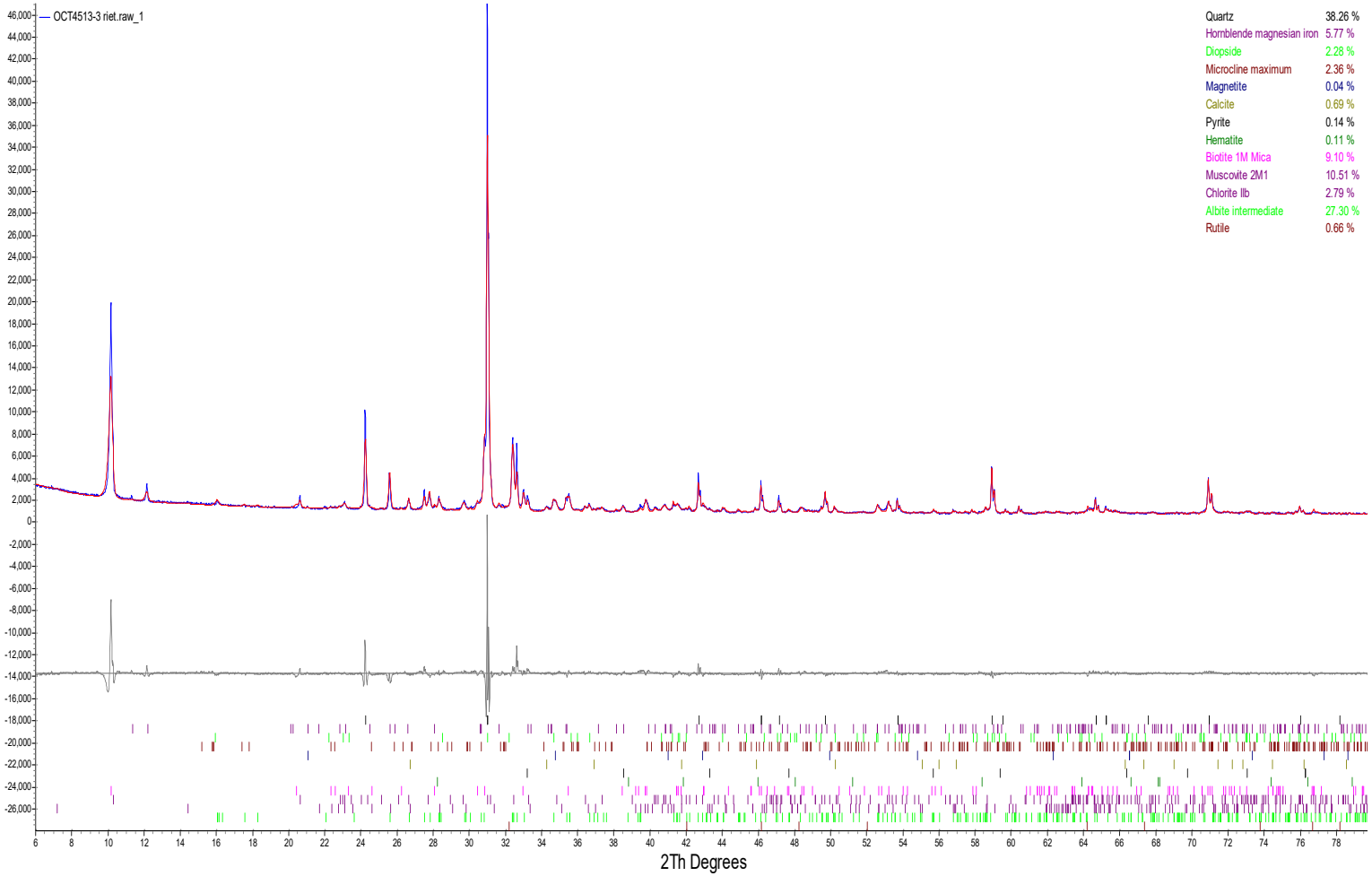
OCT4513-3 riet.raw_1
Quartz 38.26 %
Hornblende magnesian iron 5.77 %
Diopside 2.28 %
Microcline maximum 2.36 %
Magnetite 0.04 %
Calcite 0.69 %
Pyrite 0.14 %
Hematite 0.11 %
Biotite 1M Mica 9.10 %
Muscovite 2M1 10.51 %
Chlorite IIb 2.79 %
Albite intermediate 27.30 %
Rutile 0.66 %
2Th Degrees

031635

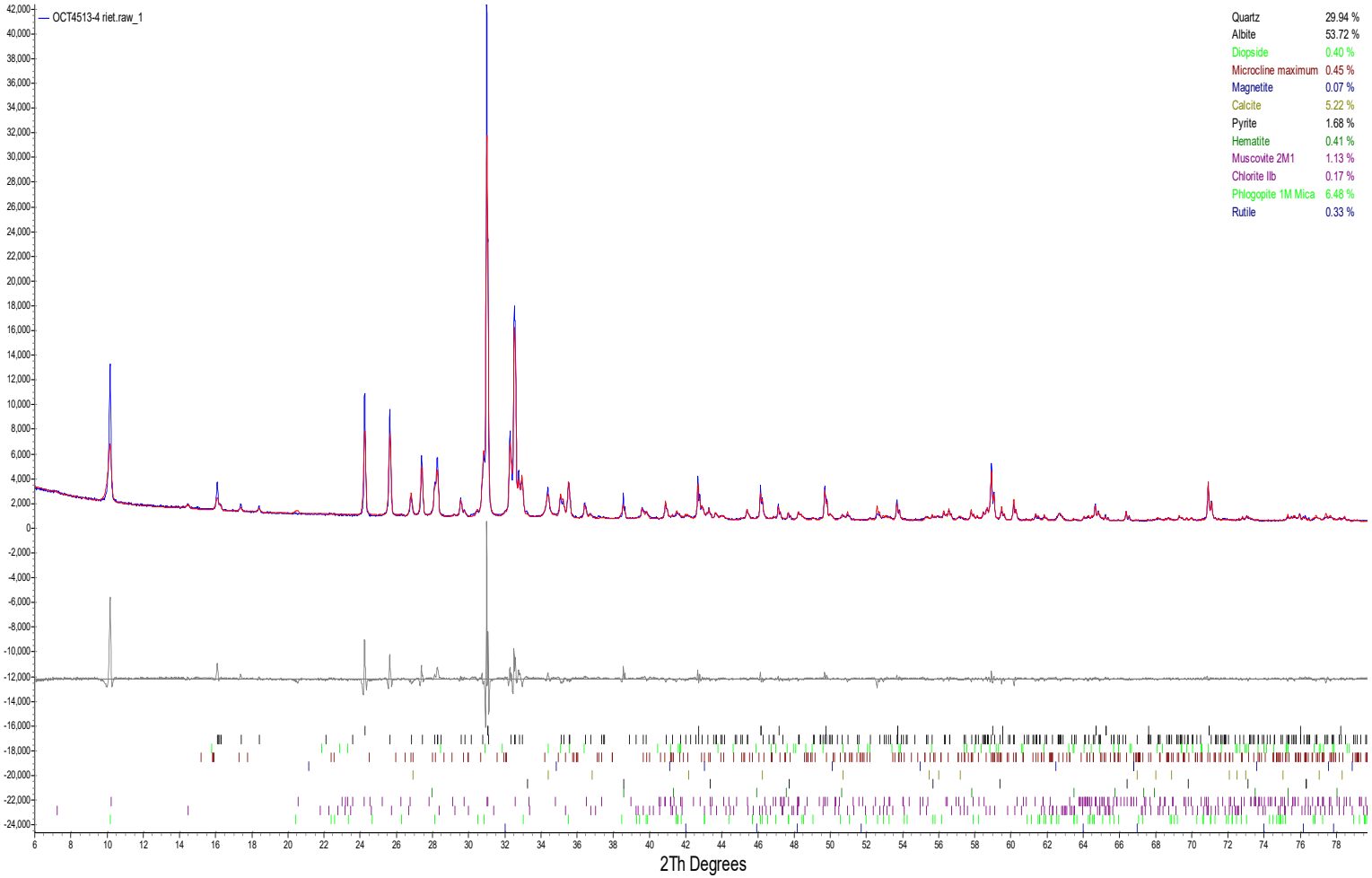
OCT4513-4 riet.raw_1
Quartz 29.94 %
Albite 53.72 %
Diopside 0.40 %
Microcline maximum 0.45 %
Magnetite 0.07 %
Calcite 5.22 %
Pyrite 1.68 %
Hematite 0.41 %
Muscovite 2M1 1.13 %
Chlorite IIb 0.17 %
Phlogopite 1M Mica 6.48 %
Rutile 0.33 %
2Th Degrees

31637

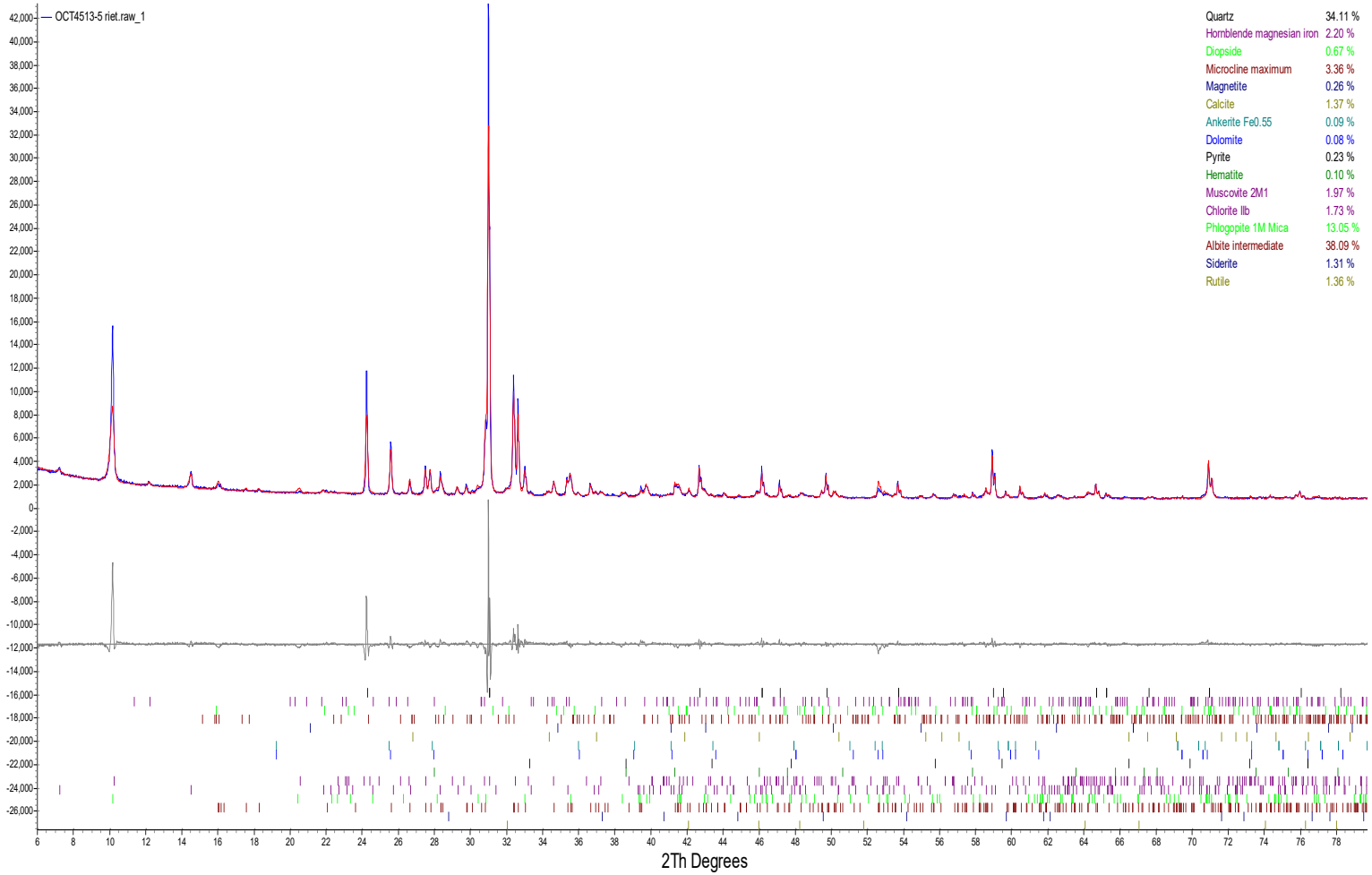
OCT4513-5 riet.raw_1
Quartz 34.11 %
Hornblende magnesian iron 2.20 %
Diopside 0.67 %
Microcline maximum 3.36 %
Magnetite 0.26 %
Calcite 1.37 %
Ankerite Fe0.55 0.09 %
Dolomite 0.08 %
Pyrite 0.23 %
Hematite 0.10 %
Muscovite 2M1 1.97 %
Chlorite IIb 1.73 %
Phlogopite 1M Mica 13.05 %
Albite intermediate 38.09 %
Siderite 1.31 %
Rutile 1.36 %
2Th Degrees

031647

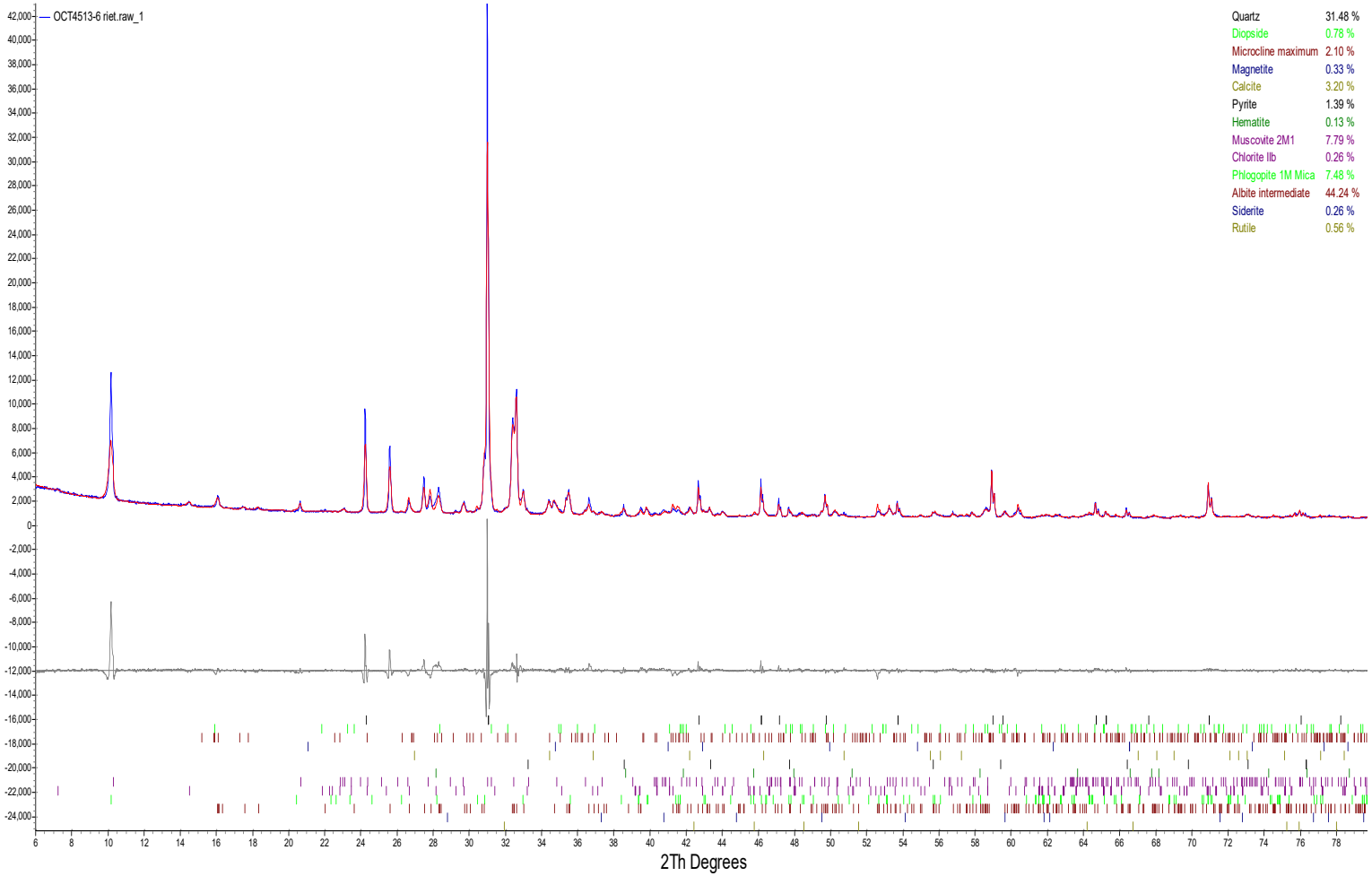
OCT4513-6 riet.raw_1
Quartz 31.48 %
Diopside 0.78 %
Microcline maximum 2.10 %
Magnetite 0.33 %
Calcite 3.20 %
Pyrite 1.39 %
Hematite 0.13 %
Muscovite 2M1 7.79 %
Chlorite IIb 0.26 %
Phlogopite 1M Mica 7.48 %
Albite intermediate 44.24 %
Siderite 0.26 %
Rutile 0.56 %
2Th Degrees

031649

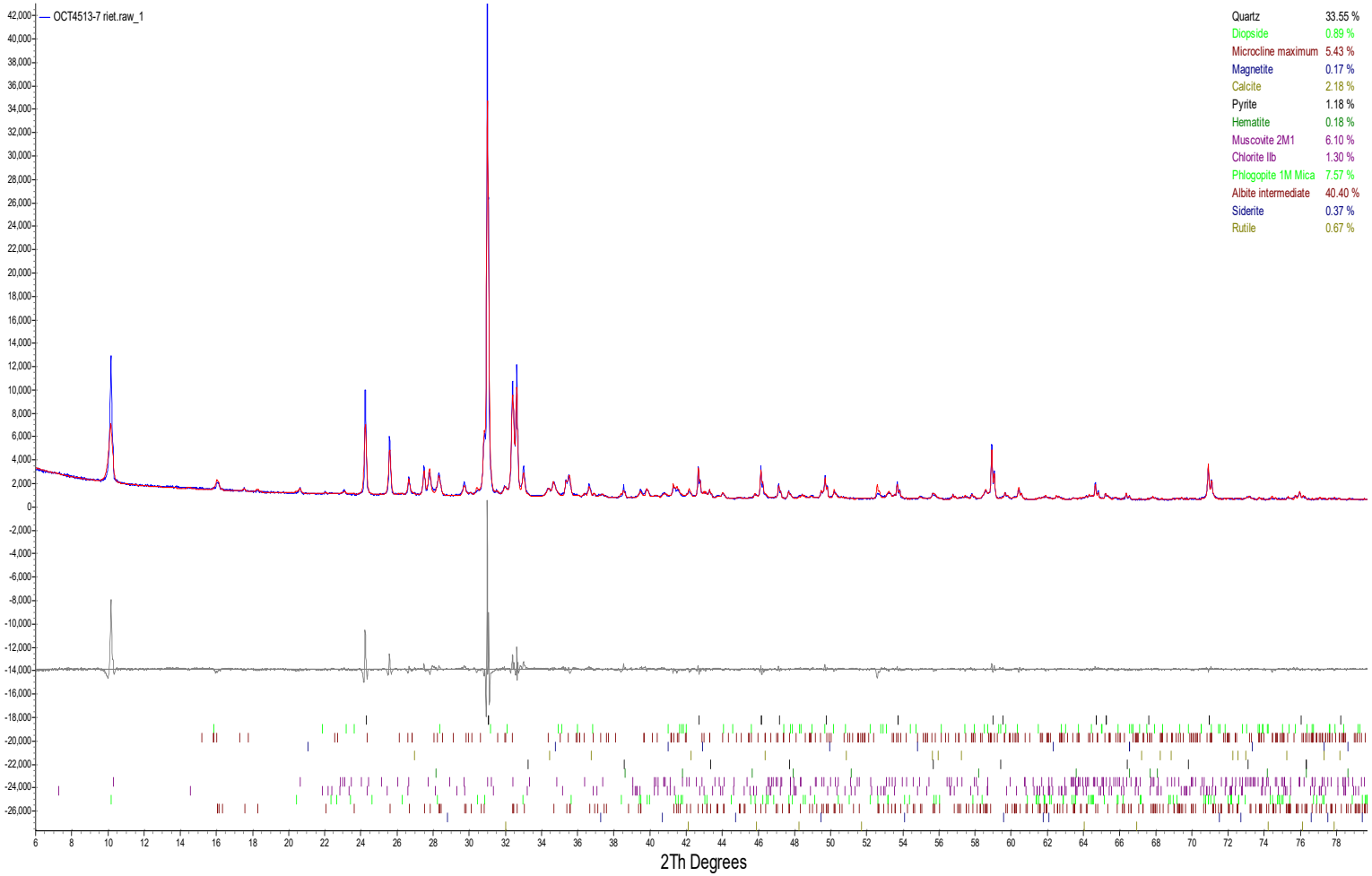
OCT4513-7 riet.raw_1
Quartz 33.55 %
Diopside 0.89 %
Microcline maximum 5.43 %
Magnetite 0.17 %
Calcite 2.18 %
Pyrite 1.18 %
Hematite 0.18 %
Muscovite 2M1 6.10 %
Chlorite IIb 1.30 %
Phlogopite 1M Mica 7.57 %
Albite intermediate 40.40 %
Siderite 0.37 %
Rutile 0.67 %
2Th Degrees

31651

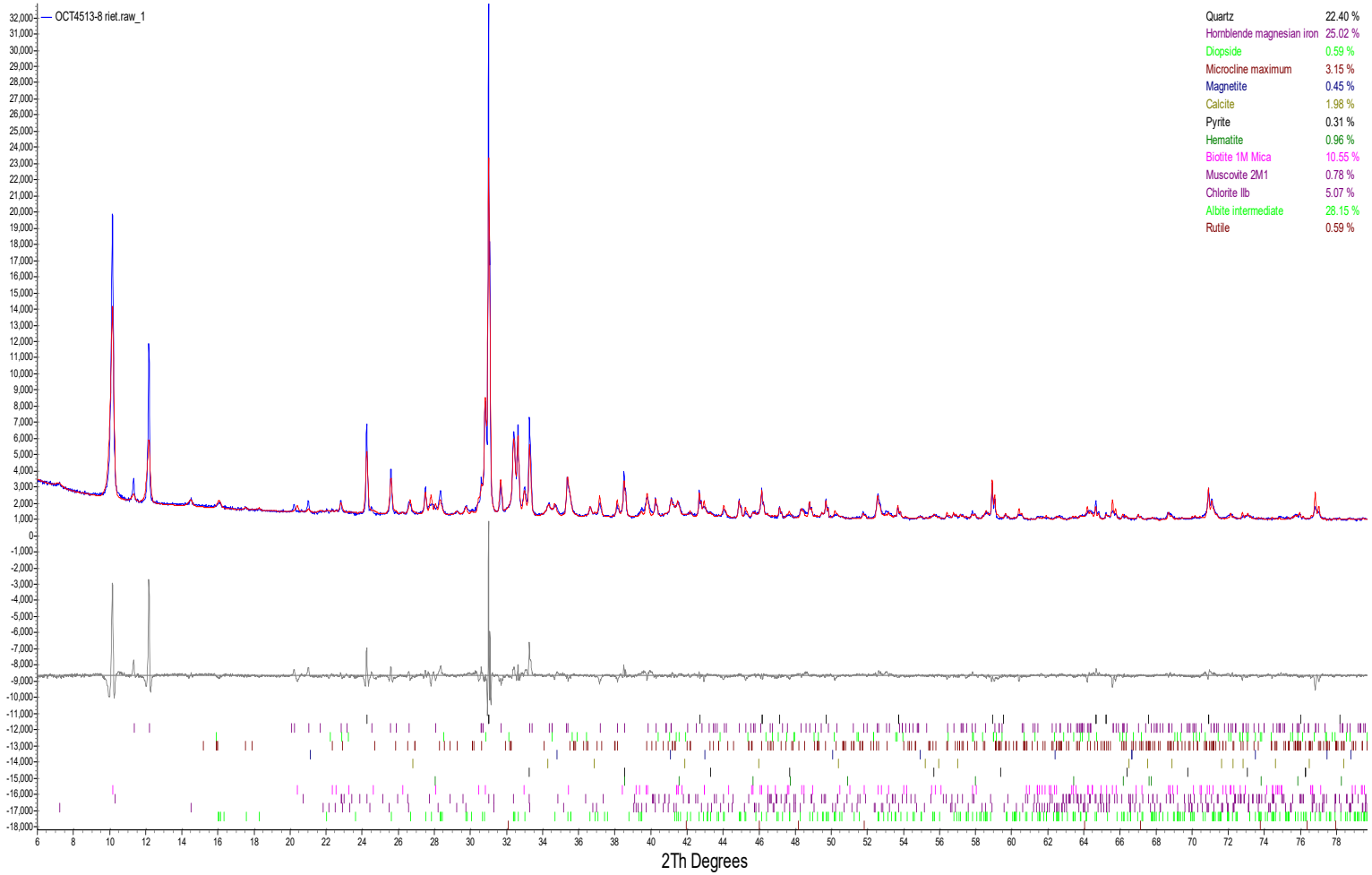
OCT4513-8 riet.raw_1
Quartz 22.40 %
Hornblende magnesian iron 25.02 %
Diopside 0.59 %
Microcline maximum 3.15 %
Magnetite 0.45 %
Calcite 1.98 %
Pyrite 0.31 %
Hematite 0.96 %
Biotite 1M Mica 10.55 %
Muscovite 2M1 0.78 %
Chlorite IIb 5.07 %
Albite intermediate 28.15 %
Rutile 0.59 %
2Th Degrees

31658

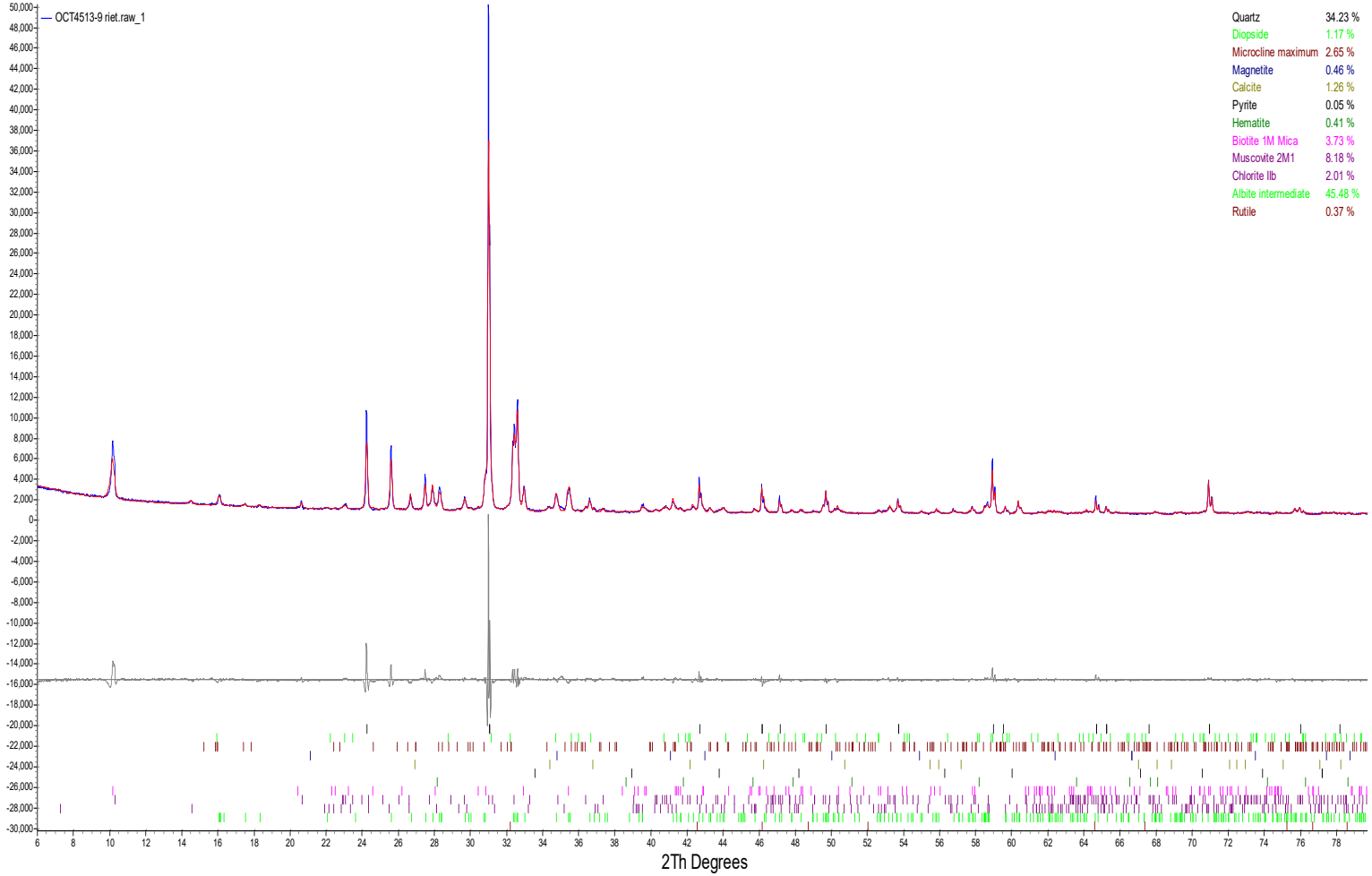
OCT4513-9 riet.raw_1
Quartz 34.23 %
Diopside 1.17 %
Microcline maximum 2.65 %
Magnetite 0.46 %
Calcite 1.26 %
Pyrite 0.05 %
Hematite 0.41 %
Biotite 1M Mica 3.73 %
Muscovite 2M1 8.18 %
Chlorite IIb 2.01 %
Albite intermediate 45.48 %
Rutile 0.37 %
2Th Degrees

Quantitative X-Ray Diffraction by Rietveld Refinement

Report Prepared for:	*Environmental Services*
Project Number/ LIMS No.	*Custom XRD/MI4536-SEP23*
Sample Receipt:	*September 24, 2023*
Sample Analysis:	*October 4, 2023*
Reporting Date:	*October 17, 2023*

Instrument:	BRUKER AXS D8 Advance Diffractometer
Test Conditions:	Co radiation, 35 kV, 40 mA; Detector: LYNXEYE Regular Scanning: Step: 0.02°, Step time: 0.75s, 2θ range: 6-80°
Interpretations :	PDF2/PDF4 powder diffraction databases issued by the International Center for Diffraction Data (ICDD). DiffracPlus Eva and Topas software.
Detection Limit :	0.5-2%. Strongly dependent on crystallinity.

Contents:

1) Method Summary
2) Quantitative XRD Results
3) XRD Pattern(s)

Kim Gibbs, H.B.Sc., P.Geo.
Senior Mineralogist

Huyun Zhou, Ph.D., P.Geo.
Senior Mineralogist

ACCREDITATION: SGS Natural Resources Lakefield is accredited to the requirements of ISO/IEC 17025 for specific tests as listed on our scope of accreditation, including geochemical, mineralogical and trade mineral tests. To view a list of the accredited methods, please visit the following website and search SGS Canada Inc. - Minerals: https://www.scc.ca/en/search/palcan.

Method Summary

The Rietveld Method of Mineral Identification by XRD (ME-LR-MIN-MET-MN-D05) method used by SGS Natural Resources is accredited to the requirements of ISO/IEC 17025.

Mineral Identification and Interpretation:

Mineral identification and interpretation involves matching the diffraction pattern of an unknown material to patterns of single-phase reference materials. The reference patterns are compiled by the Joint Committee on Powder Diffraction Standards - International Center for Diffraction Data (JCPDS-ICDD) database and released on software as Powder Diffraction Files (PDF).

Interpretations do not reflect the presence of non-crystalline and/or amorphous compounds, except when internal standards have been added by request. Mineral proportions may be strongly influenced by crystallinity, crystal structure and preferred orientations. Mineral or compound identification and quantitative analysis results should be accompanied by supporting chemical assay data or other additional tests.

Quantitative Rietveld Analysis:

Quantitative Rietveld Analysis is performed by using Topas 4.2 (Bruker AXS), a graphics based profile analysis program built around a non-linear least squares fitting system, to determine the amount of different phases present in a multicomponent sample. Whole pattern analyses are predicated by the fact that the X-ray diffraction pattern is a total sum of both instrumental and specimen factors. Unlike other peak intensity-based methods, the Rietveld method uses a least squares approach to refine a theoretical line profile until it matches the obtained experimental patterns.

Rietveld refinement is completed with a set of minerals specifically identified for the sample. Zero values indicate that the mineral was included in the refinement calculations, but the calculated concentration was less than 0.05wt%. Minerals not identified by the analyst are not included in refinement calculations for specific samples and are indicated with a dash.

DISCLAIMER: This document is issued by the Company under its General Conditions of Service accessible at http://www.sgs.com/en/Terms-and-Conditions.aspx. Attention is drawn to the limitation of liability, indemnification and jurisdiction issues defined therein. Any holder of this document is advised that information contained hereon reflects the Company's findings at the time of its intervention only and within the limits of Client's instructions, if any. The Company's sole responsibility is to its Client and this document does not exonerate parties to a transaction from exercising all their rights and obligations under the transaction documents. Any unauthorized alteration, forgery or falsification of the content or appearance of this document is unlawful and offenders may be prosecuted to the fullest extent of the law.

WARNING: The sample(s) to which the findings recorded herein (the "Findings") relate was(were) drawn and / or provided by the Client or by a third party acting at the Client's direction. The Findings constitute no warranty of the sample's representativeness of any goods and strictly relate to the sample(s). The Company accepts no liability with regard to the origin or source from which the sample(s) is/are said to be extracted.

Summary of Rietveld Quantitative Analysis X-Ray Diffraction Results

Mineral/Compound	31553 SEP4536-1 (wt %)	31559 SEP4536-2 (wt %)	31561 SEP4536-3 (wt %)	31571 SEP4536-4 (wt %)	31514 SEP4536-5 (wt %)	31508 SEP4536-6 (wt %)
Quartz	9.6	35.1	37.3	40.9	38.1	60.7
Plagioclase	73.3	44.5	44.7	9.2	33.3	19.7
Chlorite	0.1	0.1	-	3.3	1.6	1.2
Calcite	5.8	1.8	3.2	0.5	3.8	3.9
Ilmenite	0.1	0.3	-	-	-	-
Biotite	1.7	2.8	5.9	4.5	6.9	5.0
Muscovite	0.6	5.0	4.3	28.6	6.1	1.8
Almandine	0.2	0.2	-	-	-	-
Ankerite	0.1	-	-	0.5	0.2	0.2
Siderite	0.4	-	-	0.2	0.1	0.1
Rutile	0.2	0.8	-	-	-	-
Potassium-feldspar	3.7	5.2	-	2.0	5.9	1.5
Diopside	1.4	2.0	2.8	1.6	3.9	1.5
Rhodochrosite	0.5	0.5	-	0.2	0.1	0.2
Pyrite	2.3	1.6	1.7	4.3	0.0	0.3
Magnetite	0.1	0.1	0.1	0.2	0.0	0.0
Pyrrhotite-M	-	-	-	2.0	-	1.2
Pyrrhotite-H	-	-	-	1.9	-	2.7
TOTAL	100	100	100	100	100	100

Zero values indicate that the mineral was included in the refinement, but the calculated concentration is below a measurable value.

Dashes indicate that the mineral was not identified by the analyst and not included in the refinement calculation for the sample.

The weight percent quantities indicated have been normalized to a sum of 100%. The quantity of amorphous material has not been determined.

Pyrrhotite-M: monoclinic; Pyrrhotite-H: hexagonal.

Mineral/Compound	Formula
Quartz	SiO_2
Plagioclase	$(NaSi,CaAl)AlSi_2O_8$
Chlorite	$(Fe,(Mg,Mn)_5,Al)(Si_3Al)O_{10}(OH)_8$
Calcite	$CaCO_3$
Ilmenite	$FeTiO_3$
Biotite	$K(Mg,Fe)_3(AlSi_3O_{10})(OH)_2$
Muscovite	$KAl_2(AlSi_3O_{10})(OH)_2$
Almandine	$Fe_3Al_2Si_3O_{12}$
Ankerite	$CaFe(CO_3)_2$
Siderite	$FeCO_3$
Rutile	TiO_2
Potassium-feldspar	$KAlSi_3O_8$
Diopside	$CaMgSi_2O_6$
Rhodochrosite	$MnCO_3$
Pyrite	FeS_2
Magnetite	Fe_3O_4
Pyrrhotite	Fe_7S_8

31553

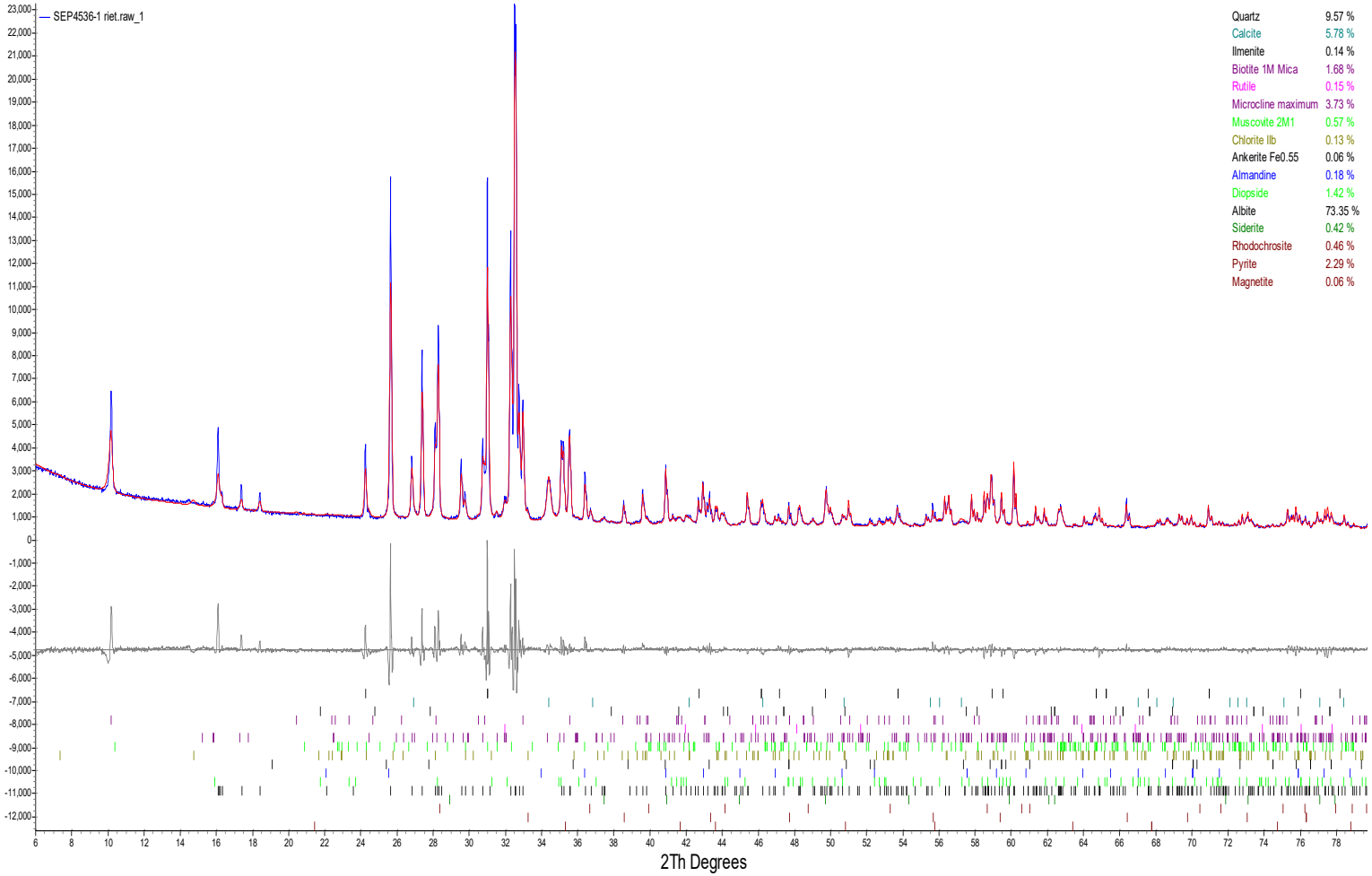
SEP4536-1 riet.raw_1
Quartz 9.57 %
Calcite 5.78 %
Ilmenite 0.14 %
Biotite 1M Mica 1.68 %
Rutile 0.15 %
Microcline maximum 3.73 %
Muscovite 2M1 0.57 %
Chlorite IIb 0.13 %
Ankerite Fe0.55 0.06 %
Almandine 0.18 %
Diopside 1.42 %
Albite 73.35 %
Siderite 0.42 %
Rhodochrosite 0.46 %
Pyrite 2.29 %
Magnetite 0.06 %
2Th Degrees

31559

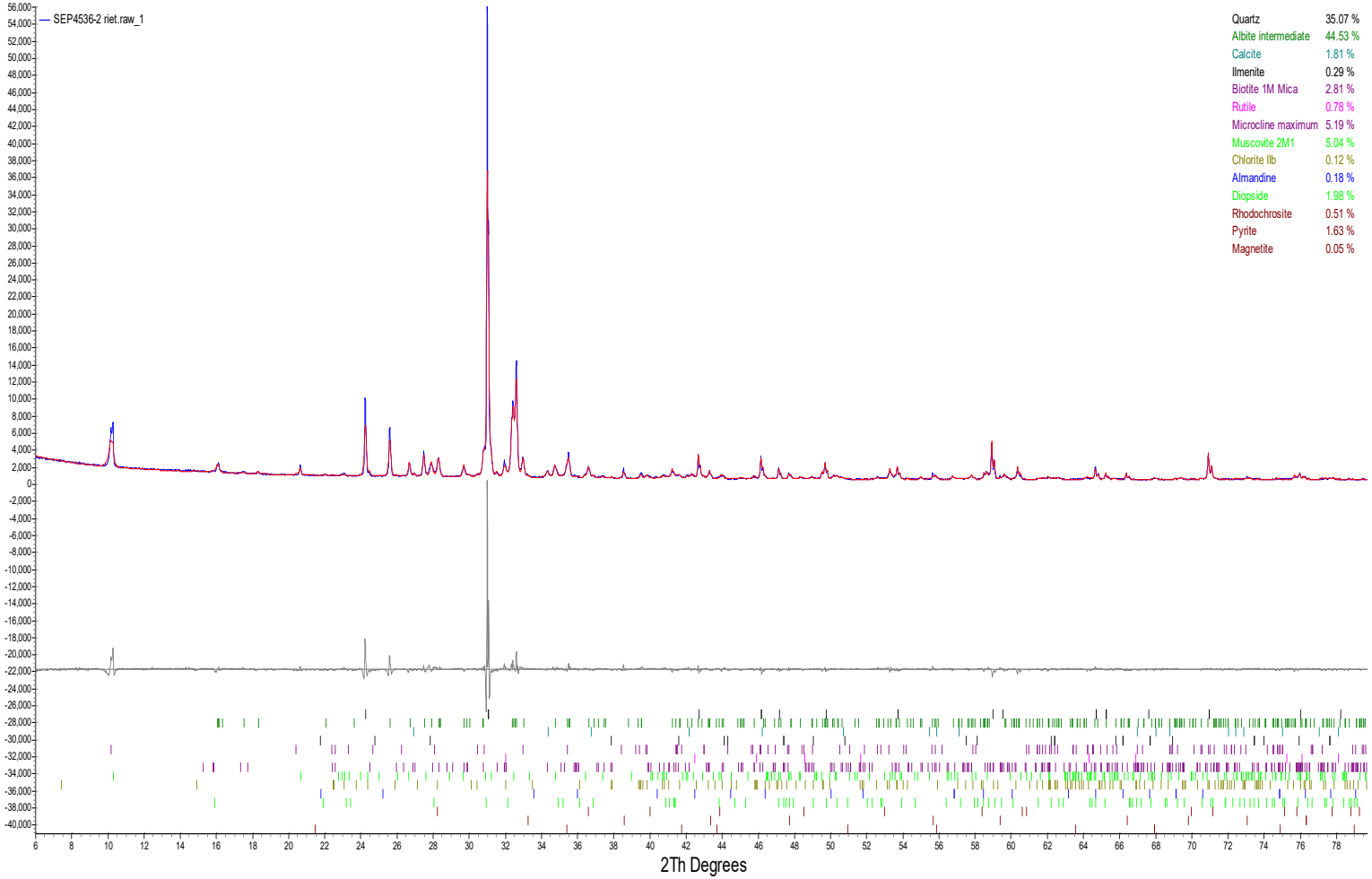
SEP4536-2 riet.raw_1
Quartz 35.07 %
Albite intermediate 44.53 %
Calcite 1.81 %
Ilmenite 0.29 %
Biotite 1M Mica 2.81 %
Rutile 0.78 %
Microcline maximum 5.19 %
Muscovite 2M1 5.04 %
Chlorite IIb 0.12 %
Almandine 0.18 %
Diopside 1.98 %
Rhodochrosite 0.51 %
Pyrite 1.63 %
Magnetite 0.05 %
2Th Degrees

31561

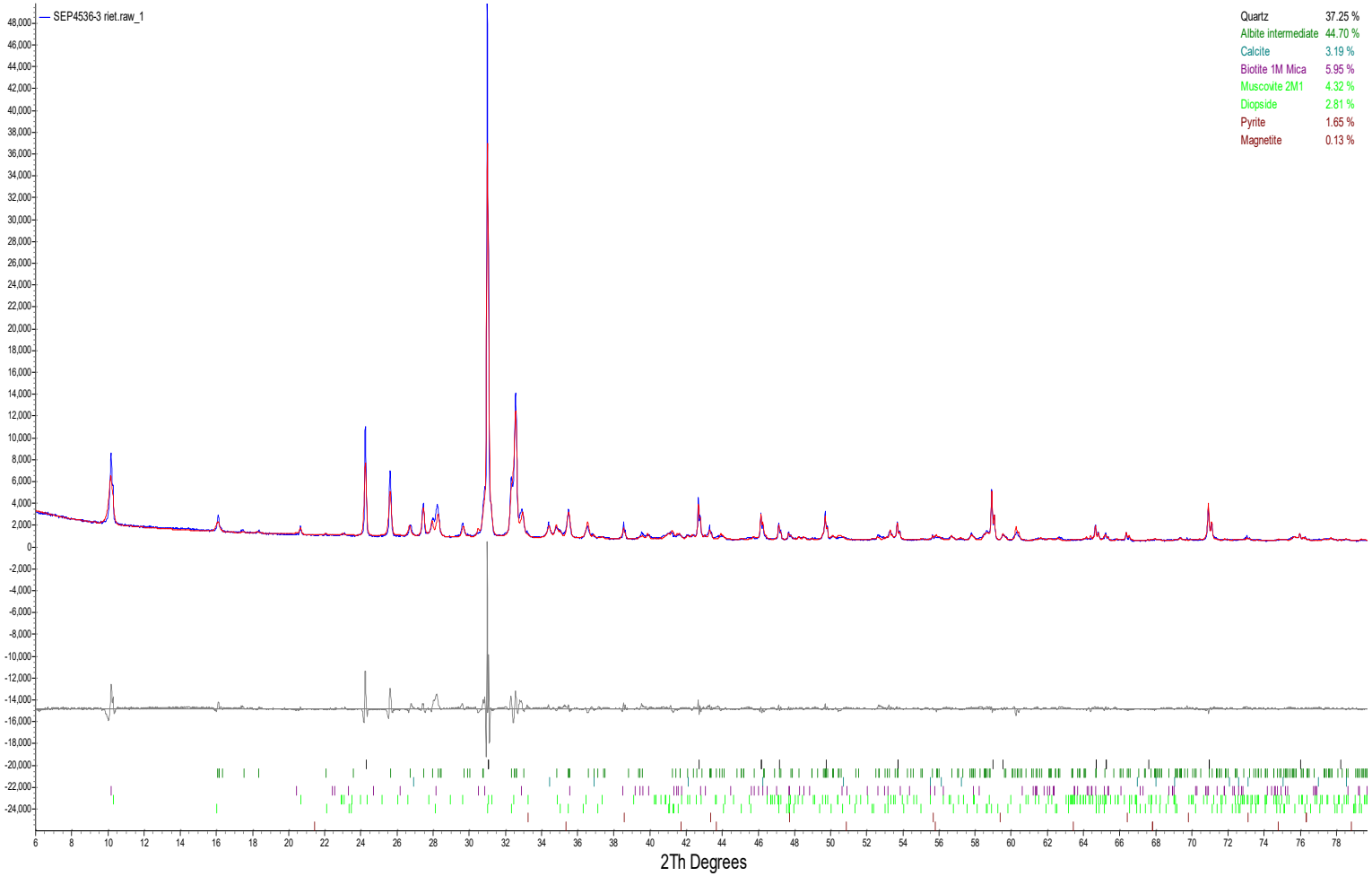
SEP4536-3 riet.raw_1
Quartz 37.25 %
Albite intermediate 44.70 %
Calcite 3.19 %
Biotite 1M Mica 5.95 %
Muscovite 2M1 4.32 %
Diopside 2.81 %
Pyrite 1.65 %
Magnetite 0.13 %
2Th Degrees

31571

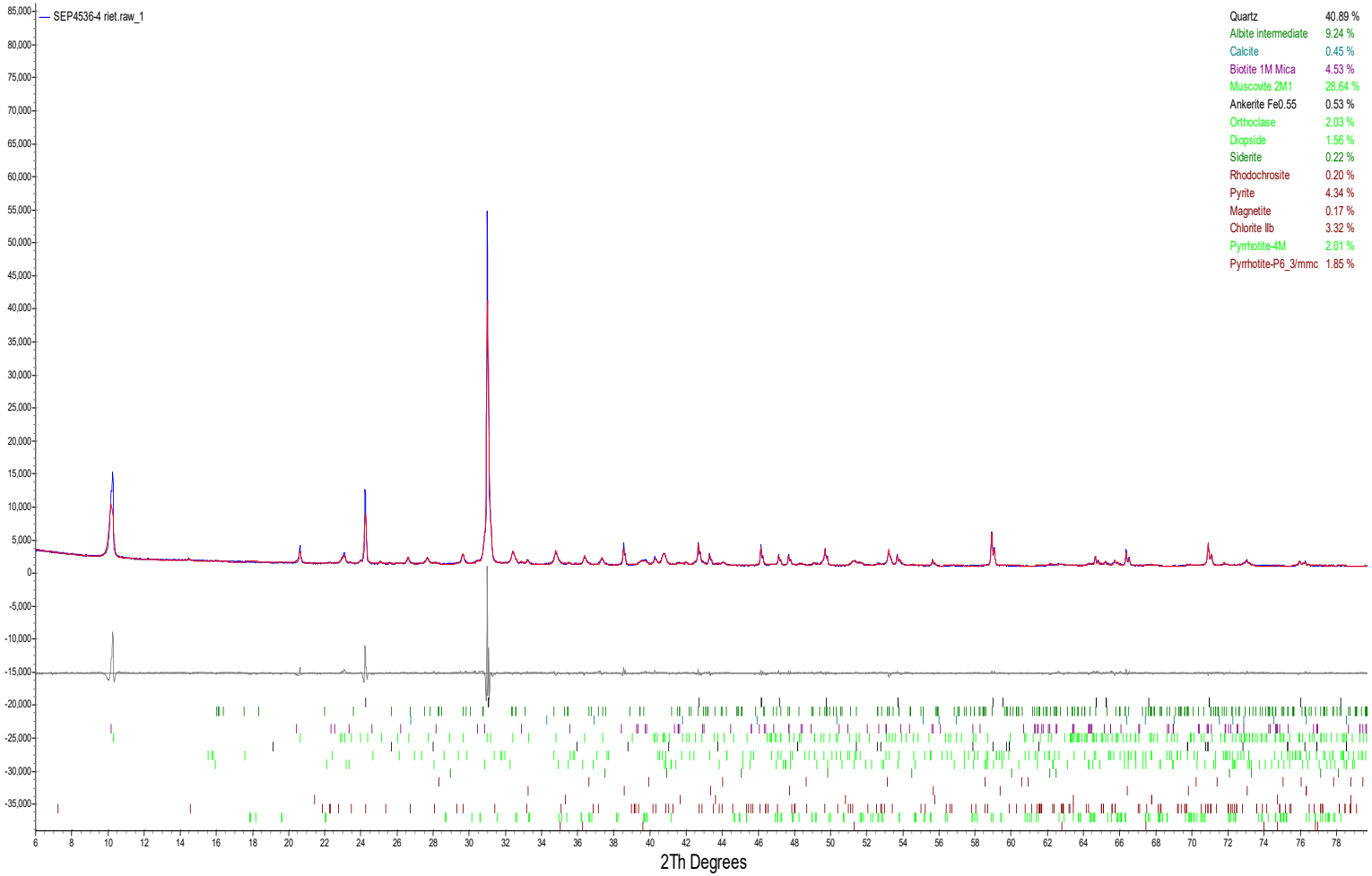
SEP4536-4 riet.raw_1
Quartz 40.89 %
Albite intermediate 9.24 %
Calcite 0.45 %
Biotite 1M Mica 4.53 %
Muscovite 2M1 28.64 %
Ankerite Fe0.55 0.53 %
Orthoclase 2.03 %
Diopside 1.56 %
Siderite 0.22 %
Rhodochrosite 0.20 %
Pyrite 4.34 %
Magnetite 0.17 %
Chlorite IIb 3.32 %
Pyrrhotite-4M 2.01 %
Pyrrhotite-P6_3/mmc 1.85 %
2Th Degrees

31514

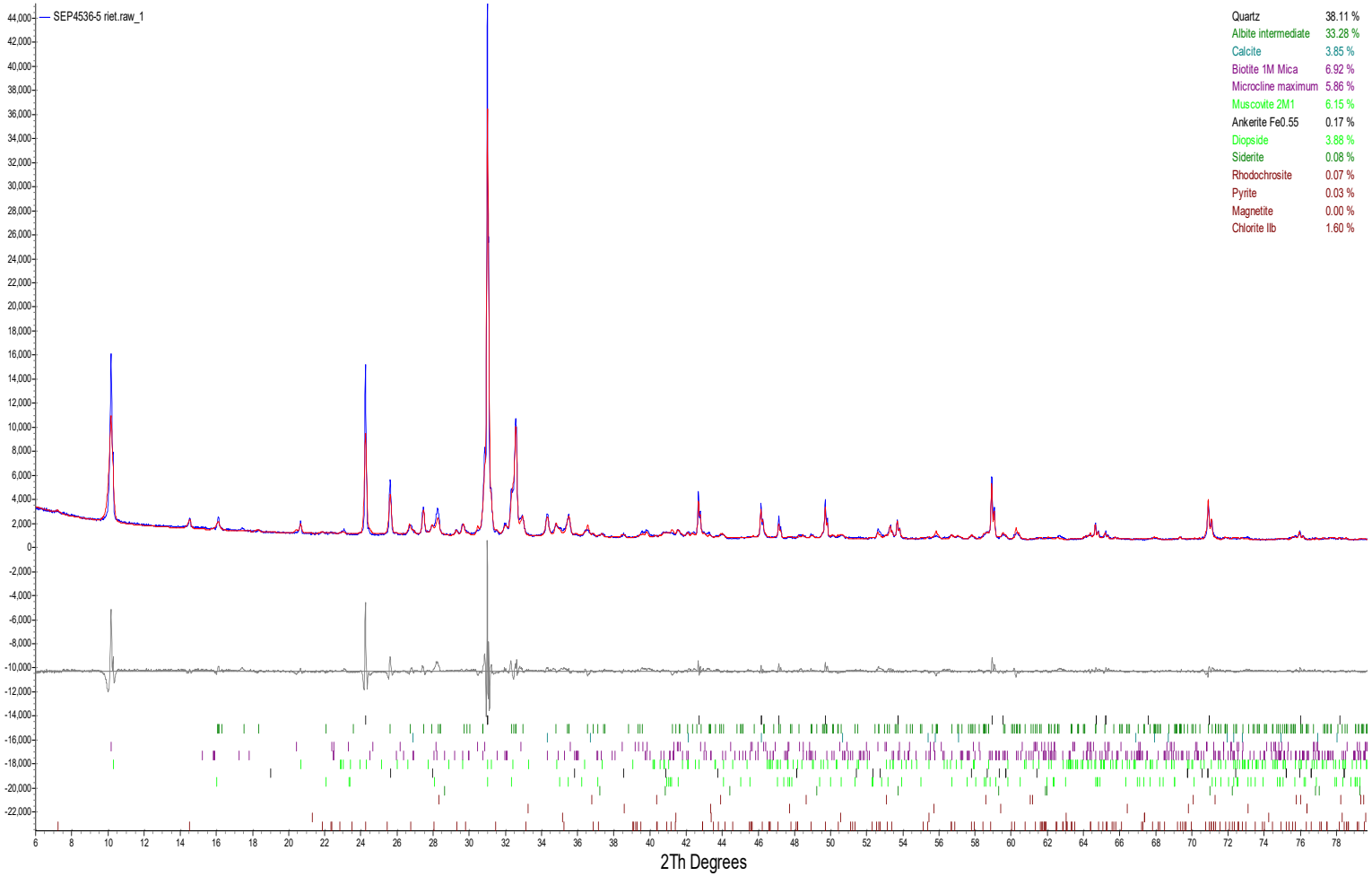
SEP4536-5 riet.raw_1
Quartz 38.11 %
Albite intermediate 33.28 %
Calcite 3.85 %
Biotite 1M Mica 6.92 %
Microcline maximum 5.86 %
Muscovite 2M1 6.15 %
Ankerite Fe0.55 0.17 %
Diopside 3.88 %
Siderite 0.08 %
Rhodochrosite 0.07 %
Pyrite 0.03 %
Magnetite 0.00 %
Chlorite IIb 1.60 %
2Th Degrees

31508

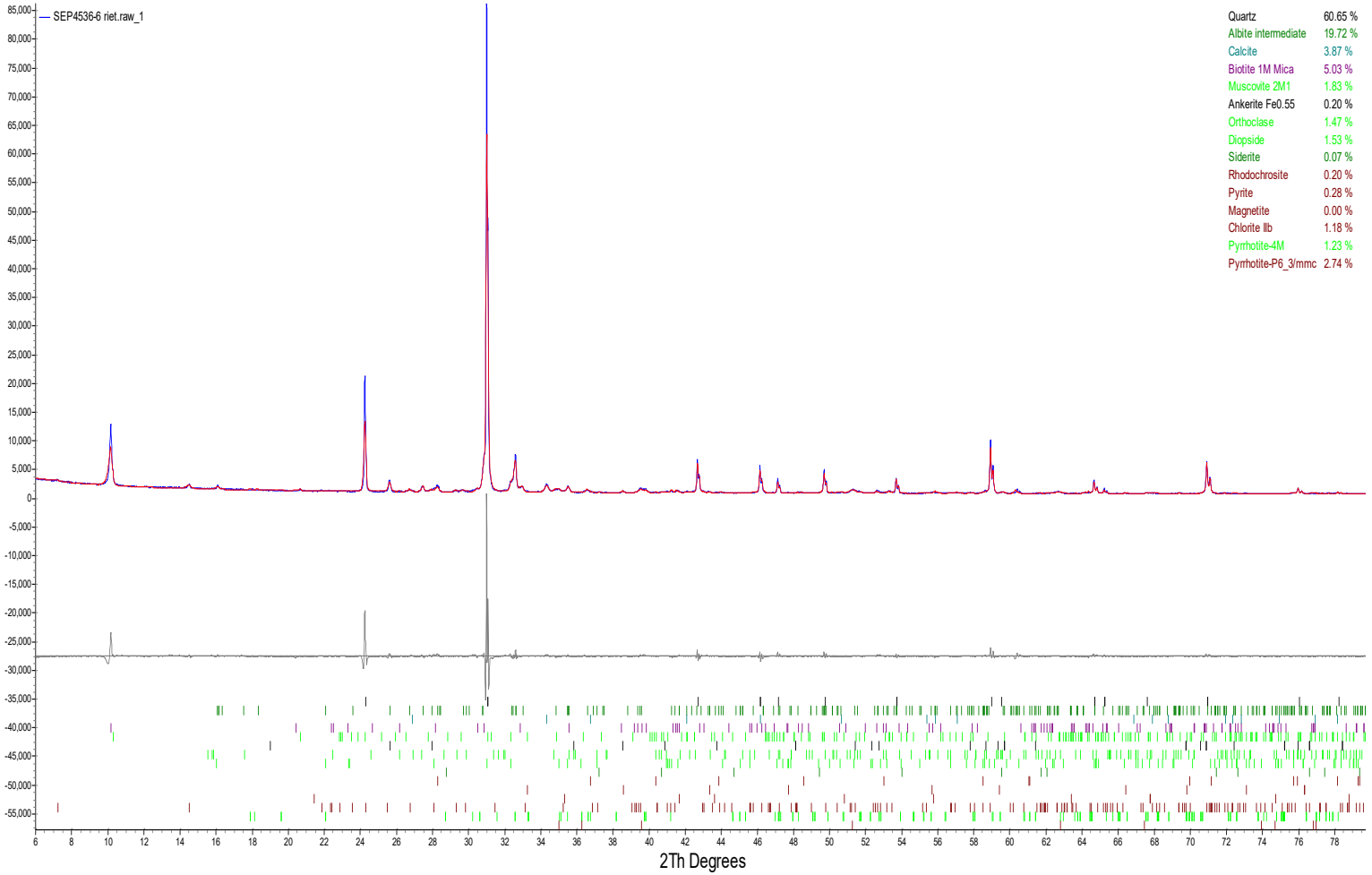
SEP4536-6 riet.raw_1
Quartz 60.65 %
Albite intermediate 19.72 %
Calcite 3.87 %
Biotite 1M Mica 5.03 %
Muscovite 2M1 1.83 %
Ankerite Fe0.55 0.20 %
Orthoclase 1.47 %
Diopside 1.53 %
Siderite 0.07 %
Rhodochrosite 0.20 %
Pyrite 0.28 %
Magnetite 0.00 %
Chlorite IIb 1.18 %
Pyrrhotite-4M 1.23 %
Pyrrhotite-P6_3/mmc 2.74 %
2Th Degrees

Quantitative X-Ray Diffraction by Rietveld Refinement

Report Prepared for:	*Environmental Services*
Project Number/ LIMS No.	*Custom XRD/MI4535-SEP23*
Sample Receipt:	*September 24, 2023*
Sample Analysis:	*October 3, 2023*
Reporting Date:	*October 16, 2023*

Instrument:	BRUKER AXS D8 Advance Diffractometer
Test Conditions:	Co radiation, 35 kV, 40 mA; Detector: LYNXEYE Regular Scanning: Step: 0.02°, Step time: 0.75s, 2θ range: 6-80°
Interpretations :	PDF2/PDF4 powder diffraction databases issued by the International Center for Diffraction Data (ICDD). DiffracPlus Eva and Topas software.
Detection Limit :	0.5-2%. Strongly dependent on crystallinity.

Contents:

1) Method Summary
2) Quantitative XRD Results
3) XRD Pattern(s)

Kim Gibbs, H.B.Sc., P.Geo.
Senior Mineralogist

Huyun Zhou, Ph.D., P.Geo.
Senior Mineralogist

ACCREDITATION: SGS Natural Resources Lakefield is accredited to the requirements of ISO/IEC 17025 for specific tests as listed on our scope of accreditation, including geochemical, mineralogical and trade mineral tests. To view a list of the accredited methods, please visit the following website and search SGS Canada Inc. - Minerals: https://www.scc.ca/en/search/palcan.

Method Summary

The Rietveld Method of Mineral Identification by XRD (ME-LR-MIN-MET-MN-D05) method used by SGS Natural Resources is accredited to the requirements of ISO/IEC 17025.

Mineral Identification and Interpretation:

Mineral identification and interpretation involves matching the diffraction pattern of an unknown material to patterns of single-phase reference materials. The reference patterns are compiled by the Joint Committee on Powder Diffraction Standards - International Center for Diffraction Data (JCPDS-ICDD) database and released on software as Powder Diffraction Files (PDF).

Interpretations do not reflect the presence of non-crystalline and/or amorphous compounds, except when internal standards have been added by request. Mineral proportions may be strongly influenced by crystallinity, crystal structure and preferred orientations. Mineral or compound identification and quantitative analysis results should be accompanied by supporting chemical assay data or other additional tests.

Quantitative Rietveld Analysis:

Quantitative Rietveld Analysis is performed by using Topas 4.2 (Bruker AXS), a graphics based profile analysis program built around a non-linear least squares fitting system, to determine the amount of different phases present in a multicomponent sample. Whole pattern analyses are predicated by the fact that the X-ray diffraction pattern is a total sum of both instrumental and specimen factors. Unlike other peak intensity-based methods, the Rietveld method uses a least squares approach to refine a theoretical line profile until it matches the obtained experimental patterns.

Rietveld refinement is completed with a set of minerals specifically identified for the sample. Zero values indicate that the mineral was included in the refinement calculations, but the calculated concentration was less than 0.05wt%. Minerals not identified by the analyst are not included in refinement calculations for specific samples and are indicated with a dash.

DISCLAIMER: This document is issued by the Company under its General Conditions of Service accessible at http://www.sgs.com/en/Terms-and-Conditions.aspx. Attention is drawn to the limitation of liability, indemnification and jurisdiction issues defined therein. Any holder of this document is advised that information contained hereon reflects the Company's findings at the time of its intervention only and within the limits of Client's instructions, if any. The Company's sole responsibility is to its Client and this document does not exonerate parties to a transaction from exercising all their rights and obligations under the transaction documents. Any unauthorized alteration, forgery or falsification of the content or appearance of this document is unlawful and offenders may be prosecuted to the fullest extent of the law.

WARNING: The sample(s) to which the findings recorded herein (the "Findings") relate was(were) drawn and / or provided by the Client or by a third party acting at the Client's direction. The Findings constitute no warranty of the sample's representativeness of any goods and strictly relate to the sample(s). The Company accepts no liability with regard to the origin or source from which the sample(s) is/are said to be extracted.

Summary of Rietveld Quantitative Analysis X-Ray Diffraction Results

Mineral/Compound	31578 SEP4535-1 (wt %)	31585 SEP4535-2 (wt %)	31589 SEP4535-3 (wt %)	31621 SEP4535-4 (wt %)	31591 SEP4535-5 (wt %)	31594 SEP4535-6 (wt %)	31611 SEP4535-7 (wt %)	31529 SEP4535-8 (wt %)
Quartz	36.9	39.0	57.1	43.1	45.2	34.0	35.8	34.8
Plagioclase	40.9	38.4	29.6	38.7	40.7	35.3	45.4	25.2
Calcite	0.8	1.8	1.0	1.7	2.2	2.2	1.3	0.4
Ilmenite	0.0	0.2	0.0	0.1	-	-	0.6	0.7
Magnetite	0.6	1.1	0.1	0.9	0.4	0.0	0.1	0.2
Biotite	6.4	2.5	5.7	4.1	1.0	4.6	6.2	7.1
Muscovite	4.2	5.0	0.5	7.2	4.3	15.5	2.7	20.1
Pyrite	0.0	0.0	0.0	0.0	0.0	0.0	0.0	0.0
Rutile	0.1	0.2	0.6	0.1	0.3	0.1	0.4	0.1
Potassium-feldspar	10.0	11.8	1.8	2.8	0.7	3.2	2.1	1.9
Diopside	-	1.1	-	1.0	1.8	2.4	1.6	0.5
Chlorite	-	-	2.5	-	2.9	1.8	3.6	8.6
Almandine	-	-	0.3	-	-	-	-	0.0
Ankerite	-	-	0.7	-	0.1	0.4	0.1	0.3
Siderite	-	-	-	0.4	0.4	0.4	0.2	0.1
Rhodochrosite	-	-	-	0.1	-	0.2	0.0	0.0
TOTAL	100	101	100	100	100	100	100	100

Zero values indicate that the mineral was included in the refinement, but the calculated concentration is below a measurable value.

Dashes indicate that the mineral was not identified by the analyst and not included in the refinement calculation for the sample.

The weight percent quantities indicated have been normalized to a sum of 100%. The quantity of amorphous material has not been determined.

Mineral/Compound	Formula
Quartz	SiO_2
Plagioclase	$(NaSi,CaAl)AlSi_2O_8$
Calcite	$CaCO_3$
Ilmenite	$FeTiO_3$
Magnetite	Fe_3O_4
Biotite	$K(Mg,Fe)_3(AlSi_3O_{10})(OH)_2$
Muscovite	$KAl_2(AlSi_3O_{10})(OH)_2$
Pyrite	FeS_2
Rutile	TiO_2
Potassium-feldspar	$KAlSi_3O_8$
Diopside	$CaMgSi_2O_6$
Chlorite	$(Fe,(Mg,Mn)_5,Al)(Si_3Al)O_{10}(OH)_8$
Almandine	$Fe_3Al_2Si_3O_{12}$
Ankerite	$CaFe(CO_3)_2$
Siderite	$FeCO_3$
Rhodochrosite	$MnCO_3$

31578

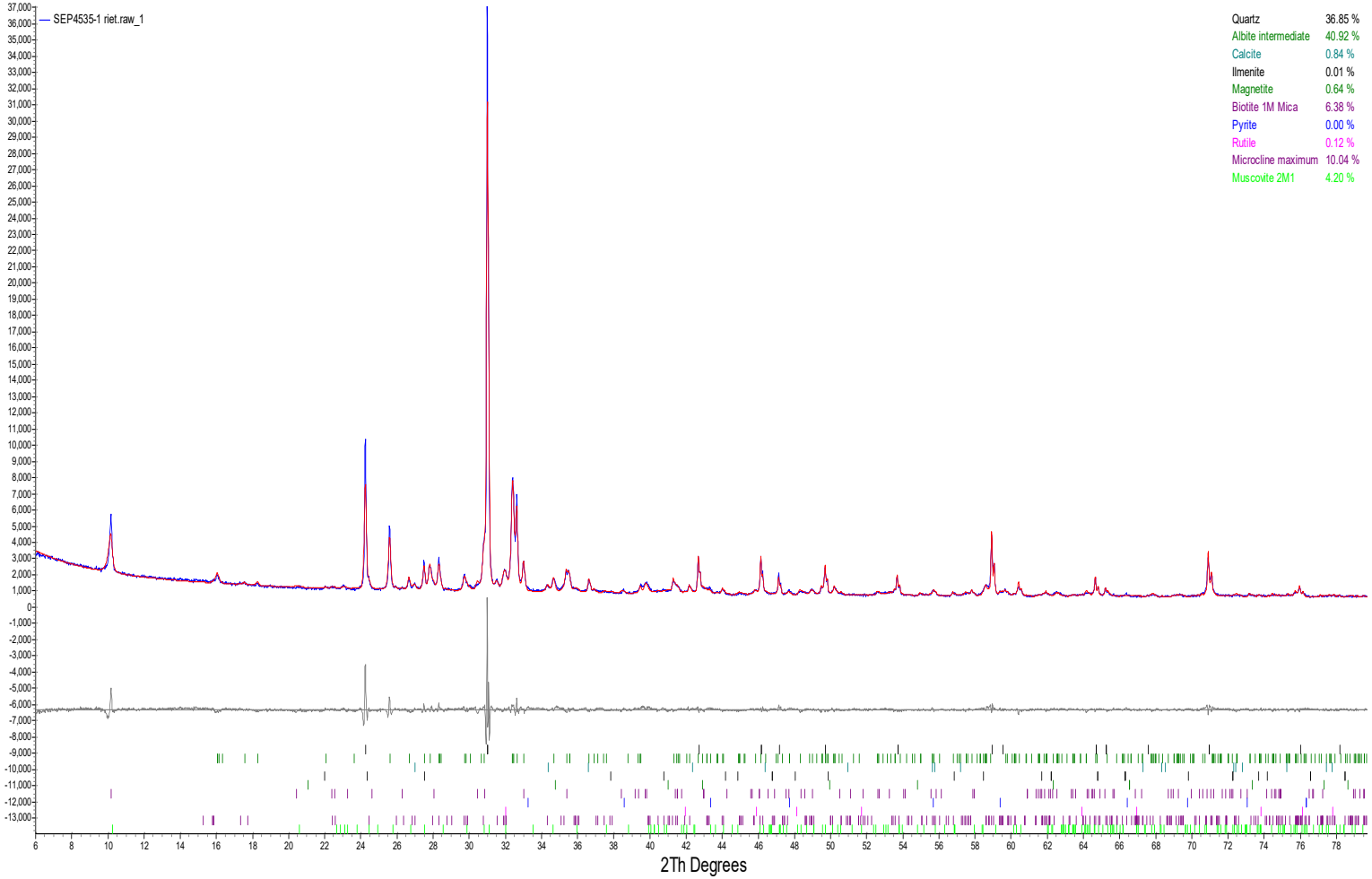
SEP4535-1 riet.raw_1
Quartz 36.85 %
Albite intermediate 40.92 %
Calcite 0.84 %
Ilmenite 0.01 %
Magnetite 0.64 %
Biotite 1M Mica 6.38 %
Pyrite 0.00 %
Rutile 0.12 %
Microcline maximum 10.04 %
Muscovite 2M1 4.20 %
2Th Degrees

31585

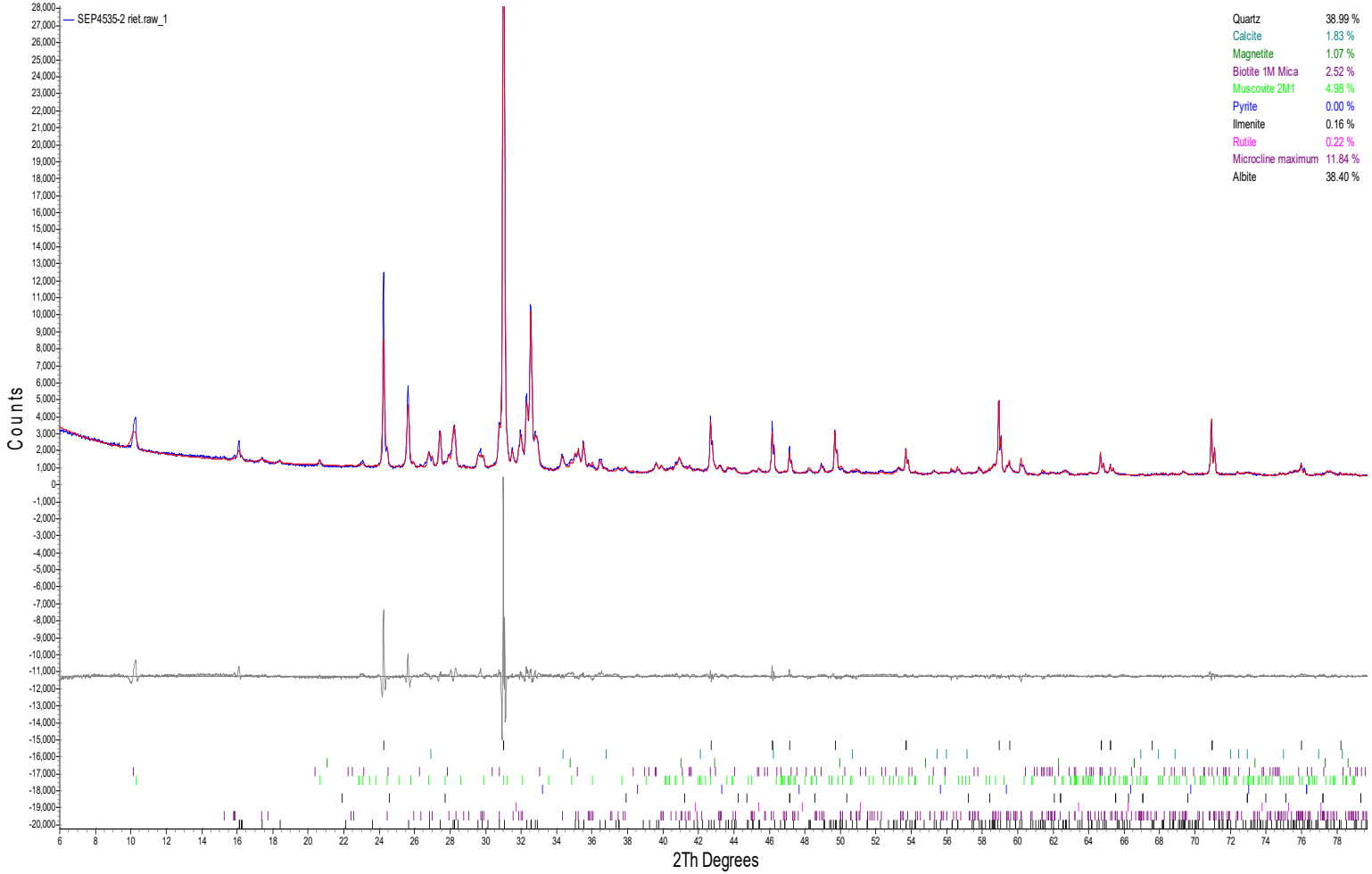
SEP4535-2 riet.raw_1
Quartz 38.99 %
Calcite 1.83 %
Magnetite 1.07 %
Biotite 1M Mica 2.52 %
Muscovite 2M1 4.98 %
Pyrite 0.00 %
Ilmenite 0.16 %
Rutile 0.22 %
Microcline maximum 11.84 %
Albite 38.40 %
Counts
2Th Degrees

31589

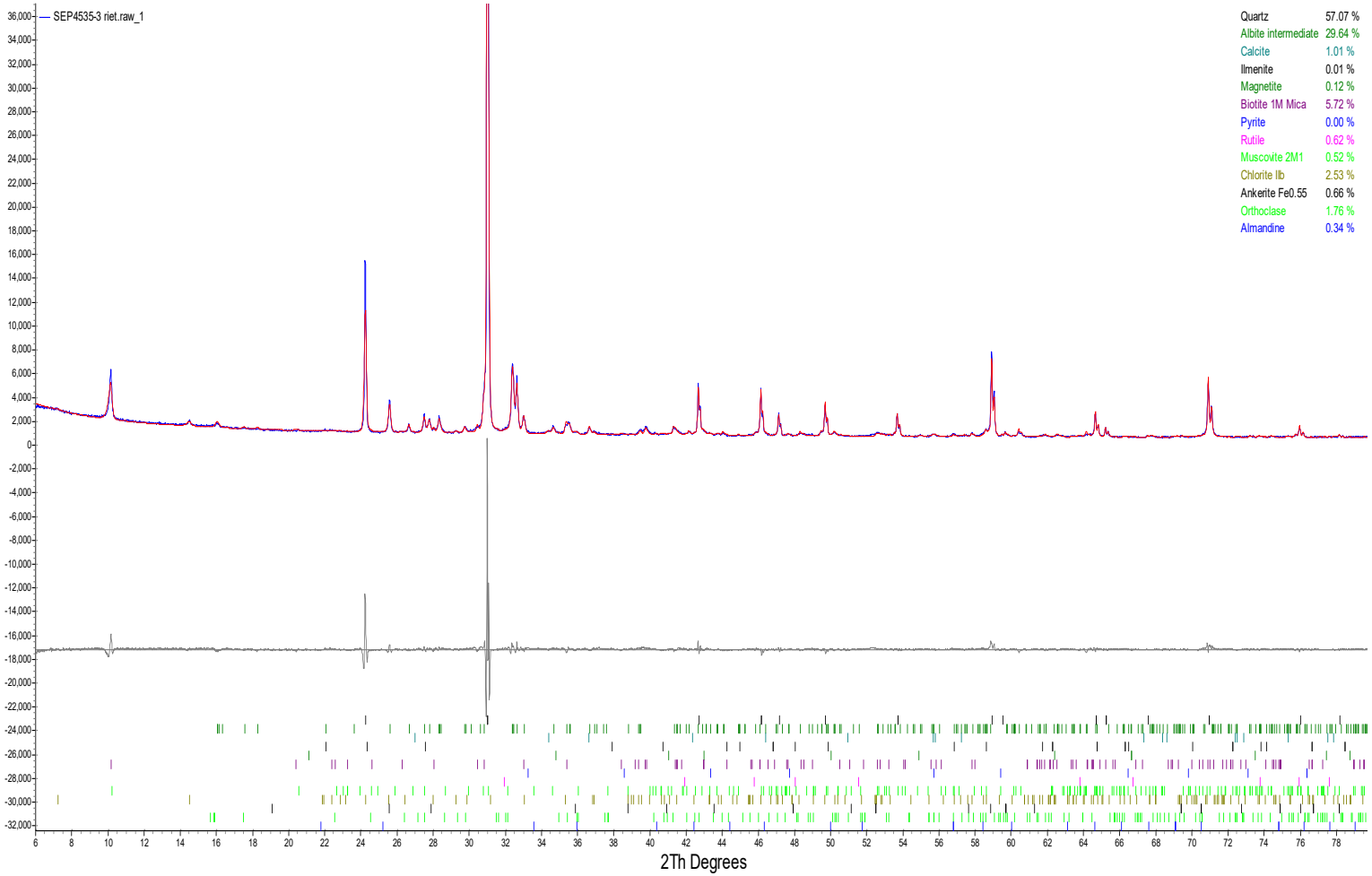
SEP4535-3 riet.raw_1
Quartz 57.07 %
Albite intermediate 29.64 %
Calcite 1.01 %
Ilmenite 0.01 %
Magnetite 0.12 %
Biotite 1M Mica 5.72 %
Pyrite 0.00 %
Rutile 0.62 %
Muscovite 2M1 0.52 %
Chlorite IIb 2.53 %
Ankerite Fe0.55 0.66 %
Orthoclase 1.76 %
Almandine 0.34 %
2Th Degrees

31621

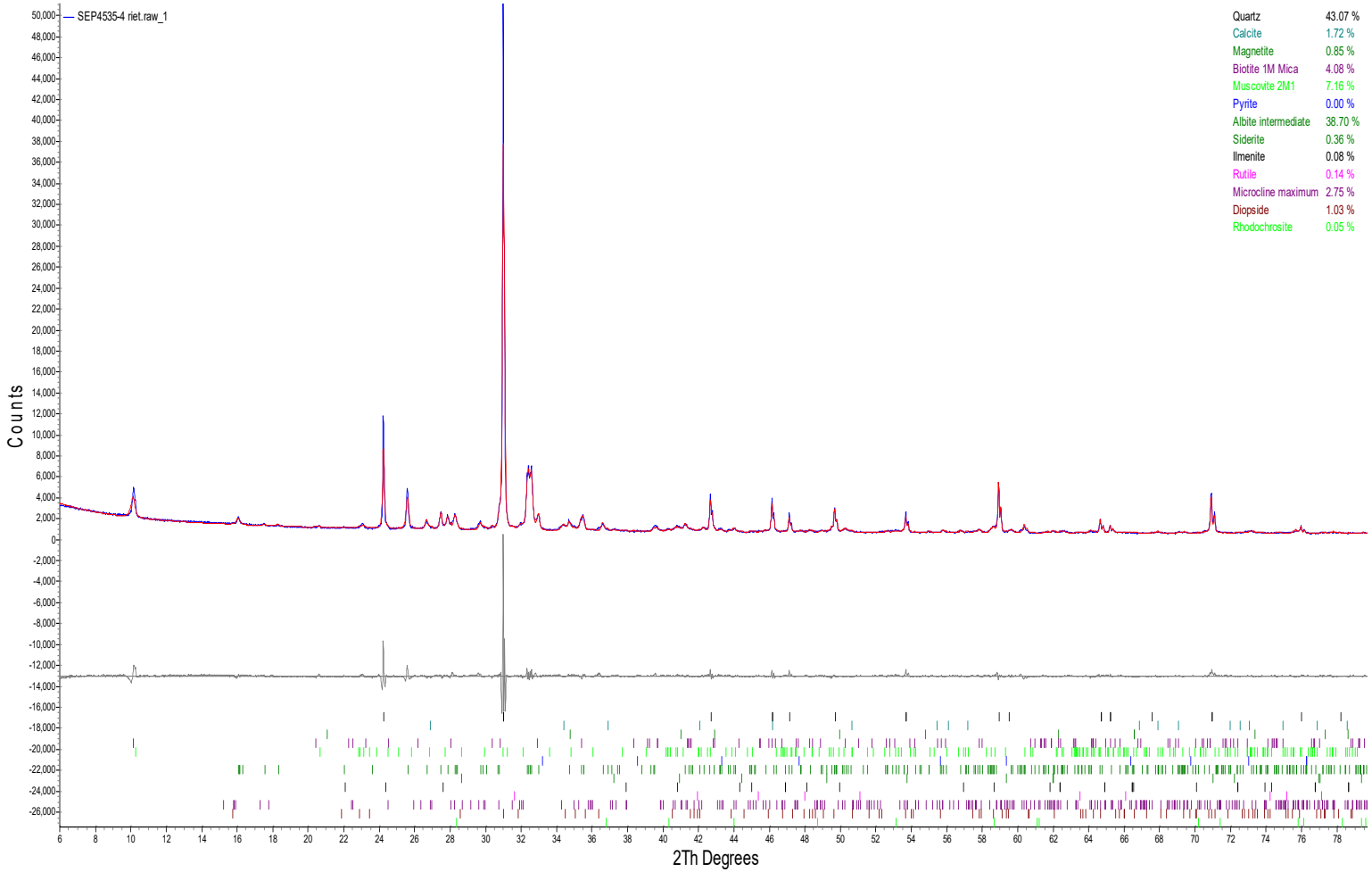
SEP4535-4 riet.raw_1
Counts
2Th Degrees
Quartz 43.07 %
Calcite 1.72 %
Magnetite 0.85 %
Biotite 1M Mica 4.08 %
Muscovite 2M1 7.16 %
Pyrite 0.00 %
Albite intermediate 38.70 %
Siderite 0.36 %
Ilmenite 0.08 %
Rutile 0.14 %
Microcline maximum 2.75 %
Diopside 1.03 %
Rhodochrosite 0.05 %

31591

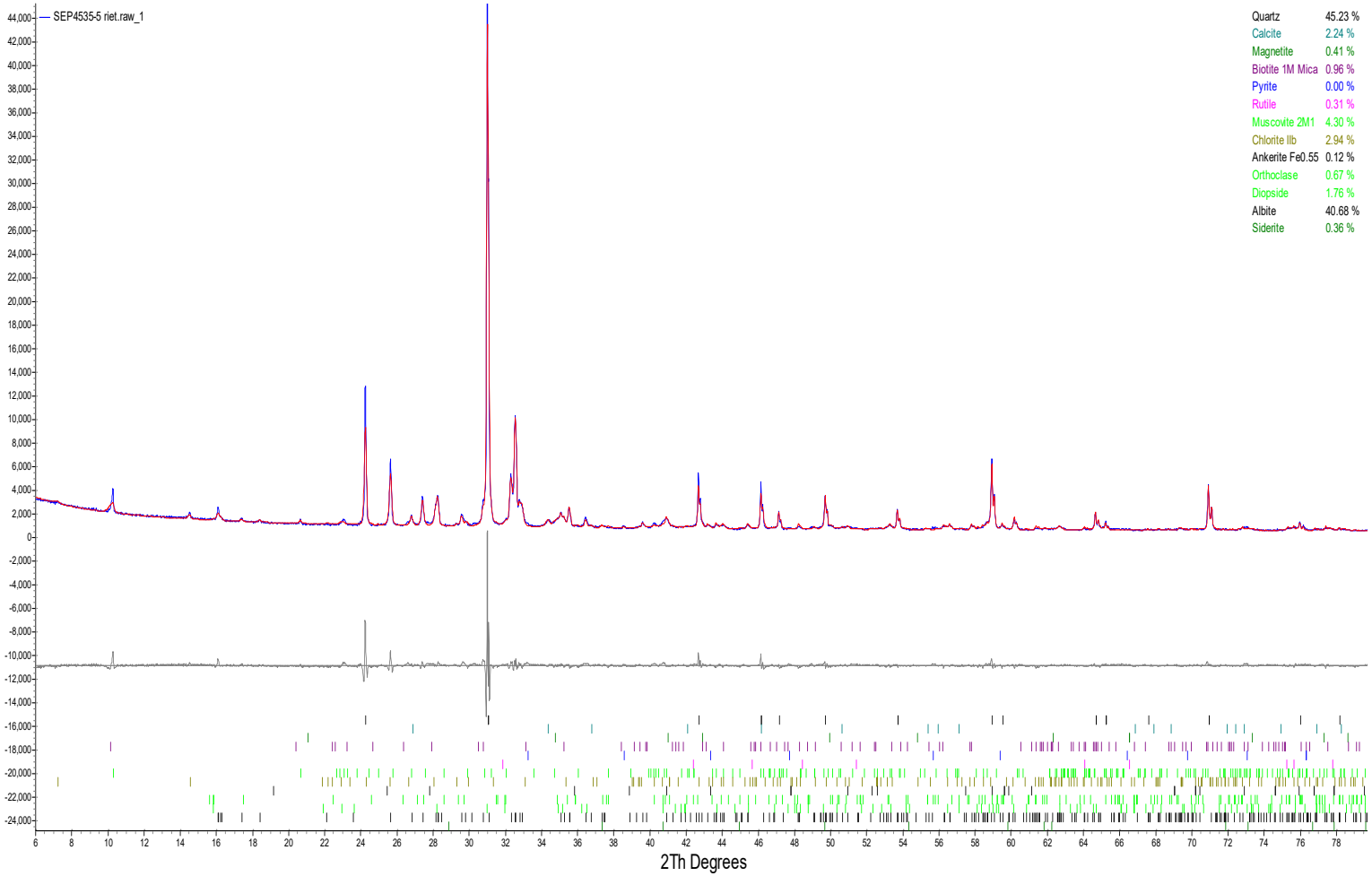
SEP4535-5 riet.raw_1
Quartz 45.23 %
Calcite 2.24 %
Magnetite 0.41 %
Biotite 1M Mica 0.96 %
Pyrite 0.00 %
Rutile 0.31 %
Muscovite 2M1 4.30 %
Chlorite IIb 2.94 %
Ankerite Fe0.55 0.12 %
Orthoclase 0.67 %
Diopside 1.76 %
Albite 40.68 %
Siderite 0.36 %
2Th Degrees

31594

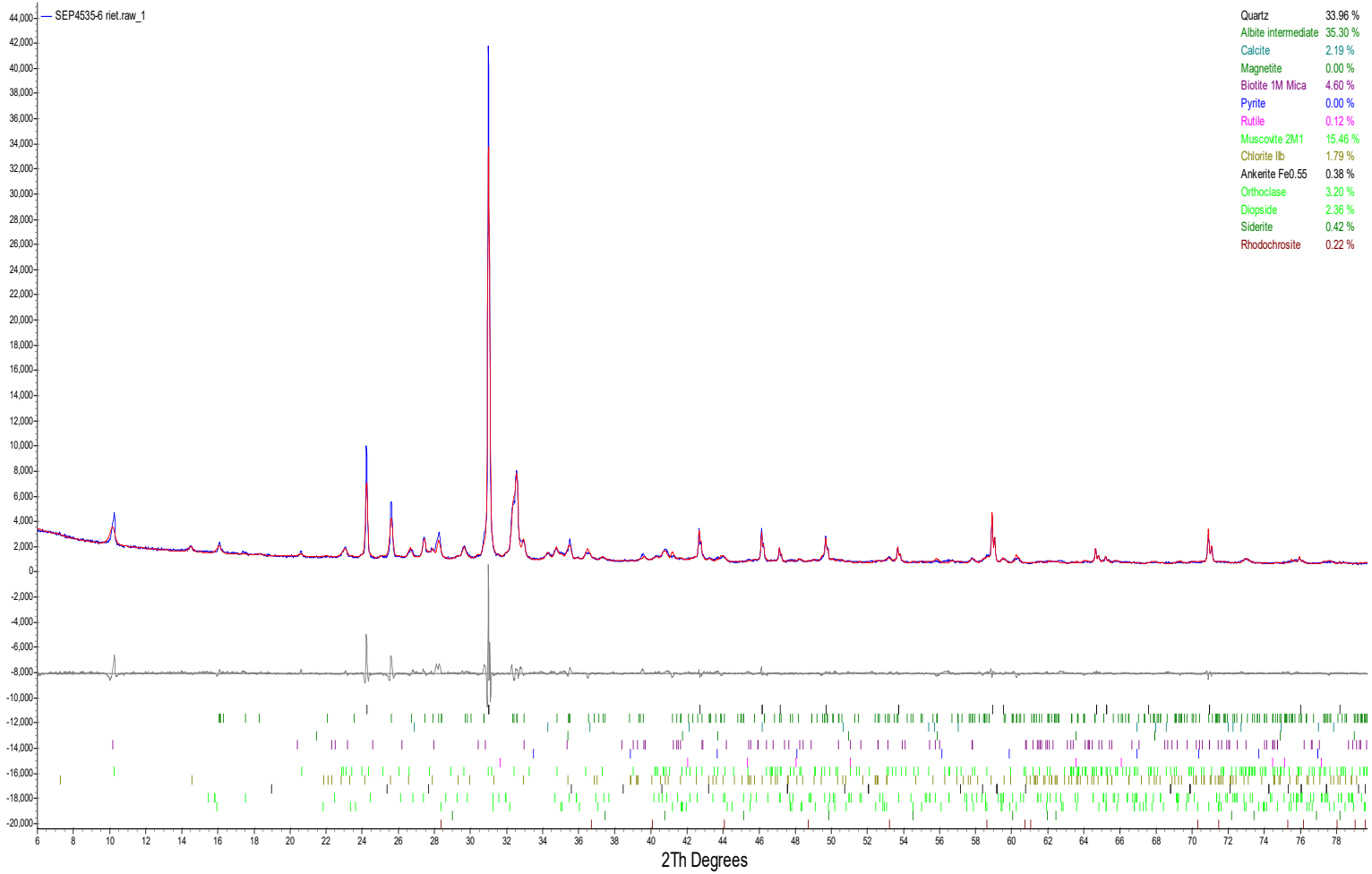
SEP4535-6 riet.raw_1
Quartz 33.96 %
Albite intermediate 35.30 %
Calcite 2.19 %
Magnetite 0.00 %
Biotite 1M Mica 4.60 %
Pyrite 0.00 %
Rutile 0.12 %
Muscovite 2M1 15.46 %
Chlorite IIb 1.79 %
Ankerite Fe0.55 0.38 %
Orthoclase 3.20 %
Diopside 2.36 %
Siderite 0.42 %
Rhodochrosite 0.22 %
2Th Degrees

31611

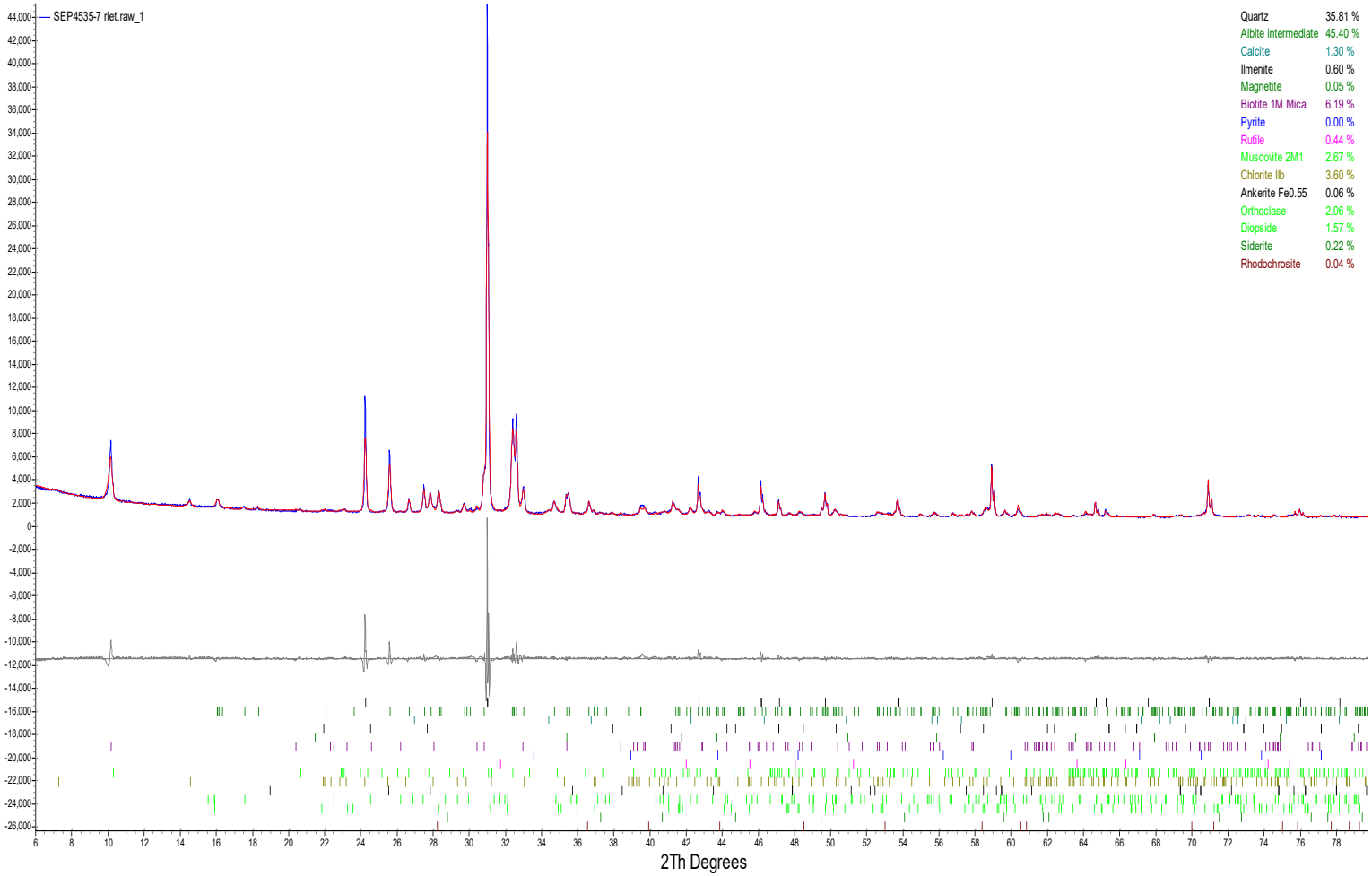
SEP4535-7 riet.raw_1
Quartz 35.81 %
Albite intermediate 45.40 %
Calcite 1.30 %
Ilmenite 0.60 %
Magnetite 0.05 %
Biotite 1M Mica 6.19 %
Pyrite 0.00 %
Rutile 0.44 %
Muscovite 2M1 2.67 %
Chlorite IIb 3.60 %
Ankerite Fe0.55 0.06 %
Orthoclase 2.06 %
Diopside 1.57 %
Siderite 0.22 %
Rhodochrosite 0.04 %
2Th Degrees

31529

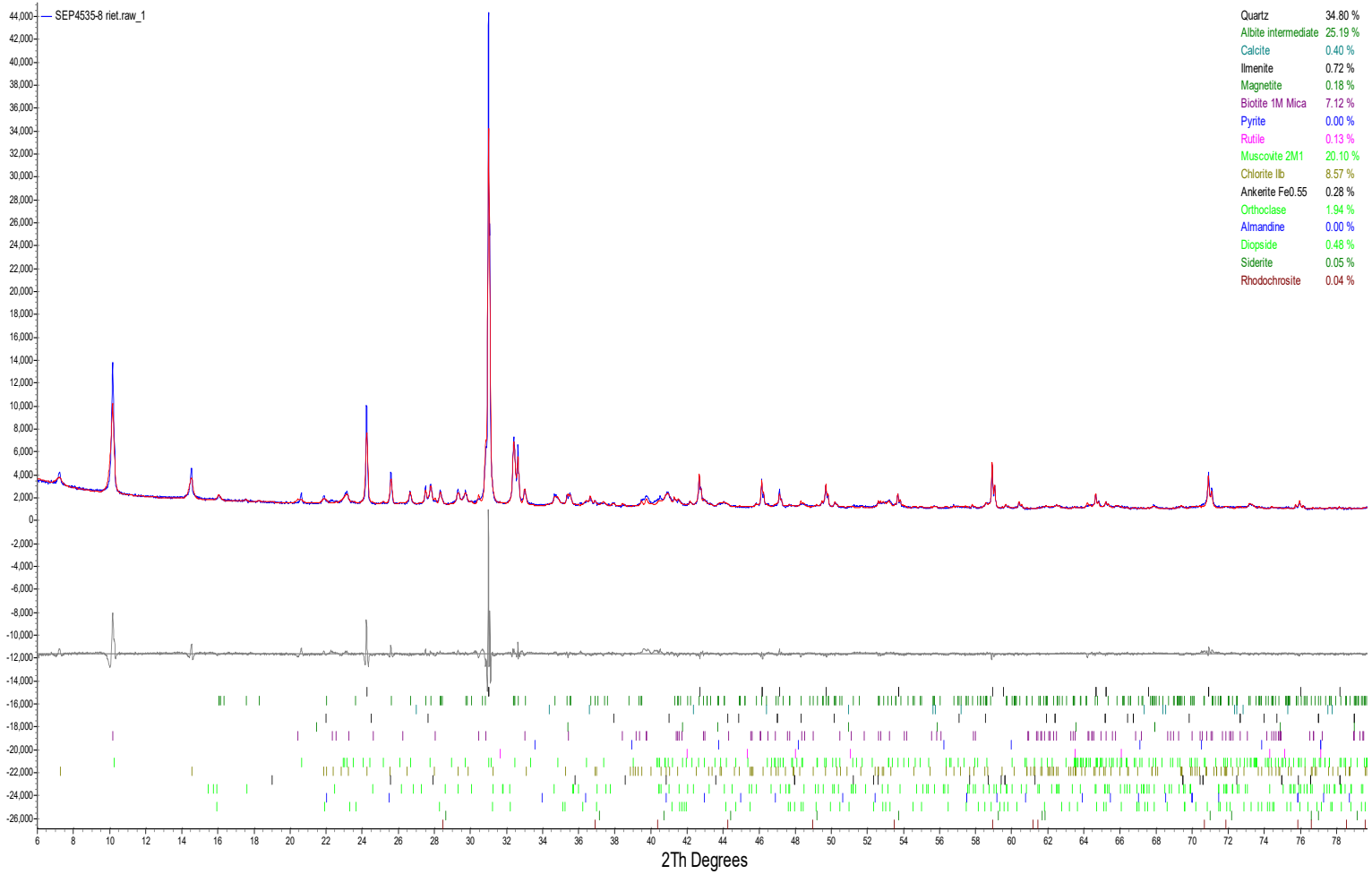
SEP4535-8 riet.raw_1
Quartz 34.80 %
Albite intermediate 25.19 %
Calcite 0.40 %
Ilmenite 0.72 %
Magnetite 0.18 %
Biotite 1M Mica 7.12 %
Pyrite 0.00 %
Rutile 0.13 %
Muscovite 2M1 20.10 %
Chlorite IIb 8.57 %
Ankerite Fe0.55 0.28 %
Orthoclase 1.94 %
Almandine 0.00 %
Diopside 0.48 %
Siderite 0.05 %
Rhodochrosite 0.04 %
2Th Degrees

Quantitative X-Ray Diffraction by Rietveld Refinement

Report Prepared for:	*Environmental Services*
Project Number/ LIMS No.	*Custom XRD/MI4532-SEP23*
Sample Receipt:	*September 21, 2023*
Sample Analysis:	*September 29, 2023*
Reporting Date:	*October 17, 2023*

Instrument:	BRUKER AXS D8 Advance Diffractometer
Test Conditions:	Co radiation, 35 kV, 40 mA; Detector: LYNXEYE Regular Scanning: Step: 0.02°, Step time: 0.75s, 2θ range: 6-80°
Interpretations :	PDF2/PDF4 powder diffraction databases issued by the International Center for Diffraction Data (ICDD). DiffracPlus Eva and Topas software.
Detection Limit :	0.5-2%. Strongly dependent on crystallinity.

Contents:

1) Method Summary
2) Quantitative XRD Results
3) XRD Pattern(s)

Kim Gibbs, H.B.Sc., P.Geo.
Senior Mineralogist

Huyun Zhou, Ph.D., P.Geo.
Senior Mineralogist

ACCREDITATION: SGS Natural Resources Lakefield is accredited to the requirements of ISO/IEC 17025 for specific tests as listed on our scope of accreditation, including geochemical, mineralogical and trade mineral tests. To view a list of the accredited methods, please visit the following website and search SGS Canada Inc. - Minerals: https://www.scc.ca/en/search/palcan.

Method Summary

The Rietveld Method of Mineral Identification by XRD (ME-LR-MIN-MET-MN-D05) method used by SGS Natural Resources is accredited to the requirements of ISO/IEC 17025.

Mineral Identification and Interpretation:

Mineral identification and interpretation involves matching the diffraction pattern of an unknown material to patterns of single-phase reference materials. The reference patterns are compiled by the Joint Committee on Powder Diffraction Standards - International Center for Diffraction Data (JCPDS-ICDD) database and released on software as Powder Diffraction Files (PDF).

Interpretations do not reflect the presence of non-crystalline and/or amorphous compounds, except when internal standards have been added by request. Mineral proportions may be strongly influenced by crystallinity, crystal structure and preferred orientations. Mineral or compound identification and quantitative analysis results should be accompanied by supporting chemical assay data or other additional tests.

Quantitative Rietveld Analysis:

Quantitative Rietveld Analysis is performed by using Topas 4.2 (Bruker AXS), a graphics based profile analysis program built around a non-linear least squares fitting system, to determine the amount of different phases present in a multicomponent sample. Whole pattern analyses are predicated by the fact that the X-ray diffraction pattern is a total sum of both instrumental and specimen factors. Unlike other peak intensity-based methods, the Rietveld method uses a least squares approach to refine a theoretical line profile until it matches the obtained experimental patterns.

Rietveld refinement is completed with a set of minerals specifically identified for the sample. Zero values indicate that the mineral was included in the refinement calculations, but the calculated concentration was less than 0.05wt%. Minerals not identified by the analyst are not included in refinement calculations for specific samples and are indicated with a dash.

DISCLAIMER: This document is issued by the Company under its General Conditions of Service accessible at http://www.sgs.com/en/Terms-and-Conditions.aspx. Attention is drawn to the limitation of liability, indemnification and jurisdiction issues defined therein. Any holder of this document is advised that information contained hereon reflects the Company's findings at the time of its intervention only and within the limits of Client's instructions, if any. The Company's sole responsibility is to its Client and this document does not exonerate parties to a transaction from exercising all their rights and obligations under the transaction documents. Any unauthorized alteration, forgery or falsification of the content or appearance of this document is unlawful and offenders may be prosecuted to the fullest extent of the law.

WARNING: The sample(s) to which the findings recorded herein (the "Findings") relate was(were) drawn and / or provided by the Client or by a third party acting at the Client's direction. The Findings constitute no warranty of the sample's representativeness of any goods and strictly relate to the sample(s). The Company accepts no liability with regard to the origin or source from which the sample(s) is/are said to be extracted.

Summary of Rietveld Quantitative Analysis X-Ray Diffraction Results

Mineral/Compound	31612 SEP4532-1 (wt %)	31615 SEP4532-2 (wt %)
Quartz	32.1	38.4
Albite	48.5	40.2
Orthoclase	1.4	4.0
Calcite	1.2	1.5
Magnetite	0.5	0.5
Biotite	5.1	7.6
Muscovite	9.5	6.6
Almandine	0.9	0.4
Ankerite	0.6	0.6
Siderite	0.2	0.2
TOTAL	100	100

The weight percent quantities indicated have been normalized to a sum of 100%.

The quantity of amorphous material has not been determined.

Mineral/Compound	Formula
Quartz	SiO_2
Albite	$NaAlSi_3O_8$
Orthoclase	$KAlSi_3O_8$
Calcite	$CaCO_3$
Magnetite	Fe_3O_4
Biotite	$K(Mg,Fe)_3(AlSi_3O_{10})(OH)_2$
Muscovite	$KAl_2(AlSi_3O_{10})(OH)_2$
Almandine	$Fe_3Al_2Si_3O_{12}$
Ankerite	$CaFe(CO_3)_2$
Siderite	$FeCO_3$

31612

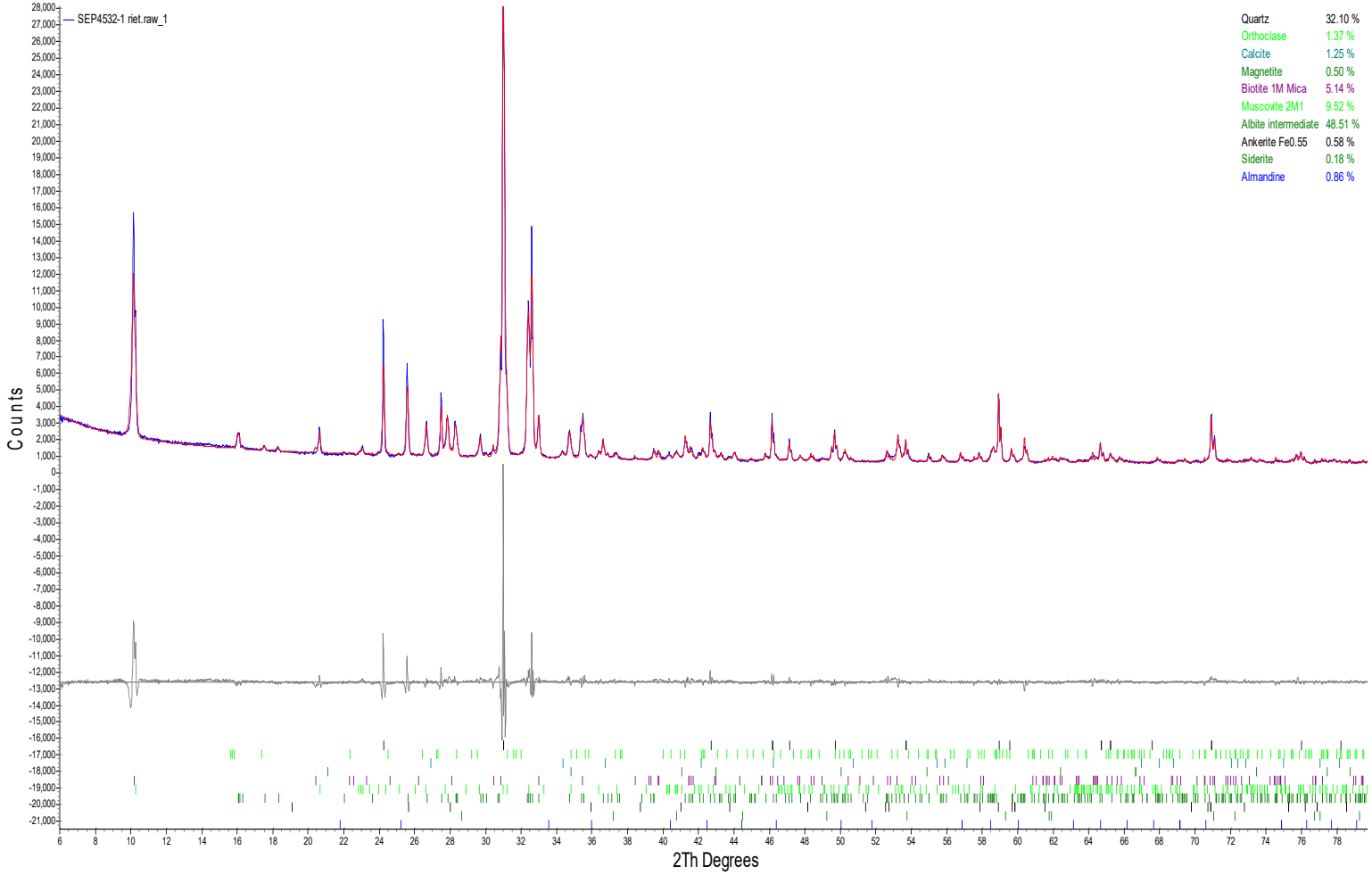
SEP4532-1 riet.raw_1
Quartz 32.10 %
Orthoclase 1.37 %
Calcite 1.25 %
Magnetite 0.50 %
Biotite 1M Mica 5.14 %
Muscovite 2M1 9.52 %
Albite intermediate 48.51 %
Ankerite Fe0.55 0.58 %
Siderite 0.18 %
Almandine 0.86 %
Counts
2Th Degrees

31615

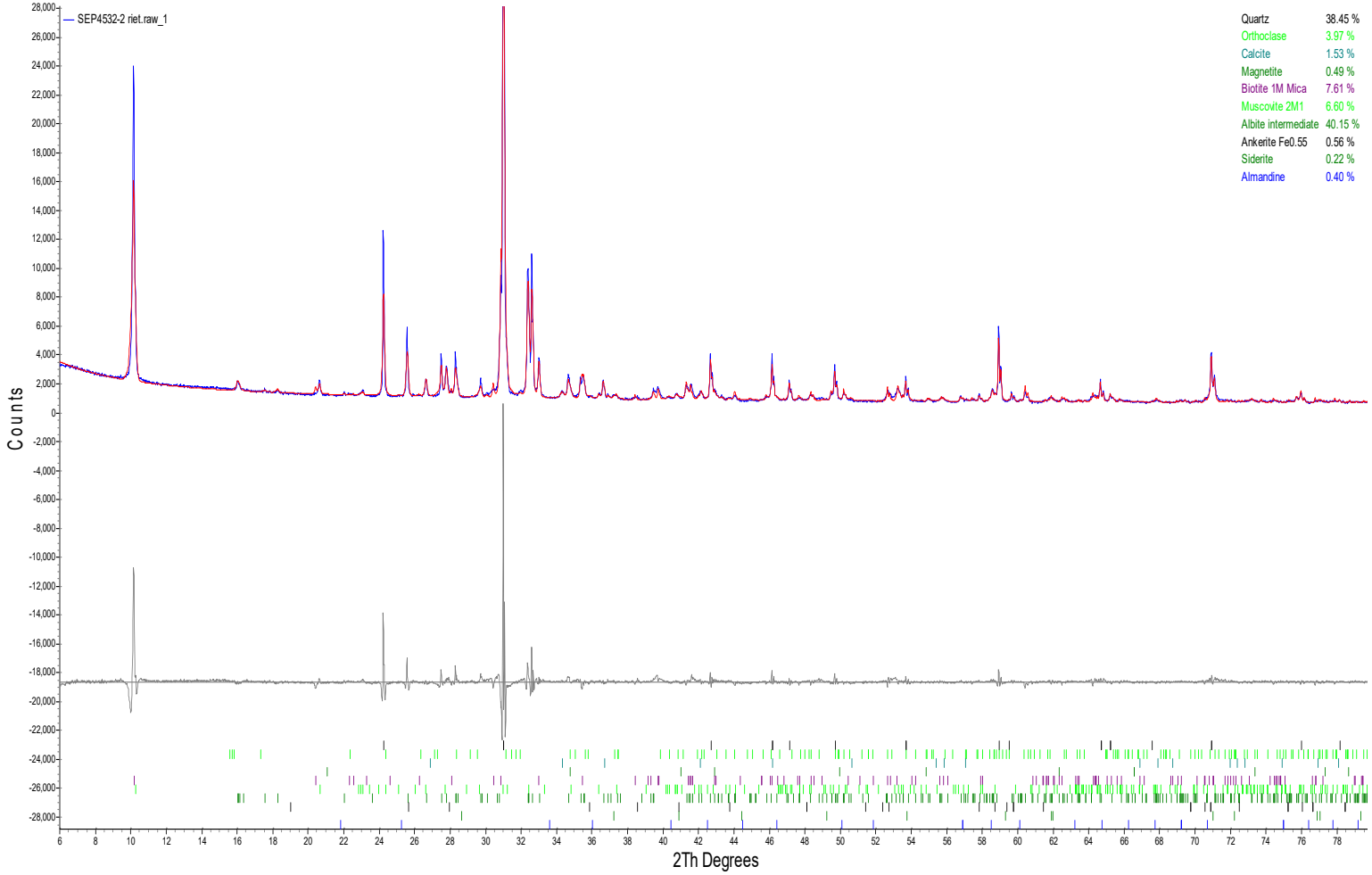
SEP4532-2 riet.raw_1
Quartz 38.45 %
Orthoclase 3.97 %
Calcite 1.53 %
Magnetite 0.49 %
Biotite 1M Mica 7.61 %
Muscovite 2M1 6.60 %
Albite intermediate 40.15 %
Ankerite Fe0.55 0.56 %
Siderite 0.22 %
Almandine 0.40 %
Counts
2Th Degrees

Quantitative X-Ray Diffraction by Rietveld Refinement

Report Prepared for:	*Great Bear Resources Ltd.* *1020 - 800 West Pender St. Vancouver, BC V6C 2V6, Canada*
Project Number/ LIMS No.	*Custom XRD/MI4520-APR24/CA19602-APR24*
Sample Receipt:	*April 5, 2024*
Sample Analysis:	*April 15, 2024*
Reporting Date:	*May 17, 2024*

Instrument:	BRUKER AXS D8 Advance Diffractometer
Test Conditions:	Co radiation, 35 kV, 40 mA; Detector: LYNXEYE_XE_T Regular Scanning: Step: 0.02°, Step time:0.5s, 2θ range: 6-80°
Interpretations :	PDF2/PDF4 powder diffraction databases issued by the International Center for Diffraction Data (ICDD). Diffrac Eva and Topas software.
Detection Limit :	0.5-2%. Strongly dependent on crystallinity.

Contents:

1) Method Summary
2) Quantitative XRD Results
3) XRD Pattern(s)

Kim Gibbs, H.B.Sc., P.Geo.
Senior Mineralogist

Huyun Zhou, Ph.D., P.Geo.
Senior Mineralogist

ACCREDITATION: SGS Natural Resources Lakefield is accredited to the requirements of ISO/IEC 17025 for specific tests as listed on our scope of accreditation, including geochemical, mineralogical and trade mineral tests. To view a list of the accredited methods, please visit the following website and search SGS Canada Inc. - Minerals: https://www.scc.ca/en/search/palcan.

Method Summary

The Rietveld Method of Mineral Identification by XRD (ME-LR-MIN-MET-MN-D05) method used by SGS Natural Resources is accredited to the requirements of ISO/IEC 17025.

Mineral Identification and Interpretation:

Mineral identification and interpretation involves matching the diffraction pattern of an unknown material to patterns of single-phase reference materials. The reference patterns are compiled by the Joint Committee on Powder Diffraction Standards - International Center for Diffraction Data (JCPDS-ICDD) database and released on software as Powder Diffraction Files (PDF).

Interpretations do not reflect the presence of non-crystalline and/or amorphous compounds, except when internal standards have been added by request. Mineral proportions may be strongly influenced by crystallinity, crystal structure and preferred orientations. Mineral or compound identification and quantitative analysis results should be accompanied by supporting chemical assay data or other additional tests.

Quantitative Rietveld Analysis:

Quantitative Rietveld Analysis is performed by using Diffrac Topas 7 (Bruker), a graphics based profile analysis program built around a non-linear least squares fitting system, to determine the amount of different phases present in a multicomponent sample. Whole pattern analyses are predicated by the fact that the X-ray diffraction pattern is a total sum of both instrumental and specimen factors. Unlike other peak intensity-based methods, the Rietveld method uses a least squares approach to refine a theoretical line profile until it matches the obtained experimental patterns.

Rietveld refinement is completed with a set of minerals specifically identified for the sample. Zero values indicate that the mineral was included in the refinement calculations, but the calculated concentration was less than 0.05wt%. Minerals not identified by the analyst are not included in refinement calculations for specific samples and are indicated with a dash.

DISCLAIMER: This document is issued by the Company under its General Conditions of Service accessible at http://www.sgs.com/en/Terms-and-Conditions.aspx. Attention is drawn to the limitation of liability, indemnification and jurisdiction issues defined therein. Any holder of this document is advised that information contained hereon reflects the Company's findings at the time of its intervention only and within the limits of Client's instructions, if any. The Company's sole responsibility is to its Client and this document does not exonerate parties to a transaction from exercising all their rights and obligations under the transaction documents. Any unauthorized alteration, forgery or falsification of the content or appearance of this document is unlawful and offenders may be prosecuted to the fullest extent of the law.

WARNING: The sample(s) to which the findings recorded herein (the "Findings") relate was(were) drawn and / or provided by the Client or by a third party acting at the Client's direction. The Findings constitute no warranty of the sample's representativeness of any goods and strictly relate to the sample(s). The Company accepts no liability with regard to the origin or source from which the sample(s) is/are said to be extracted.

Summary of Rietveld Quantitative Analysis X-Ray Diffraction Results

Mineral/Compound	31787 APR4520-1 (wt %)	DX450179 APR4520-2 (wt %)	31644 APR4520-3 (wt %)	DX450183 APR4520-4 (wt %)	31576 APR4520-5 (wt %)	DX450213 APR4520-6 (wt %)	31795 APR4520-7 (wt %)
Quartz	35.8	38.8	31.4	39.5	41.1	49.0	25.0
Plagioclase	45.3	44.6	36.0	29.0	36.7	2.1	38.3
Biotite	8.2	7.8	10.6	2.0	3.8	2.1	18.9
Muscovite	9.0	4.9	6.4	10.1	5.3	34.8	1.6
Chlorite	0.1	1.6	2.2	3.2	1.7	2.8	4.8
Calcite	0.5	1.1	4.1	3.8	3.8	0.6	0.5
Dolomite	0.0	0.0	0.1	0.0	0.6	0.8	0.0
Magnetite	0.4	0.2	0.2	1.0	0.8	0.7	0.3
Hematite	0.2	0.1	0.1	0.1	0.0	0.0	0.1
Pyrite	0.0	0.0	0.4	0.6	0.7	4.6	0.1
Ilmenite	0.6	0.1	0.1	0.1	0.1	0.0	0.8
Ankerite	-	0.8	0.5	0.5	0.0	0.1	0.3
Microcline	-	-	7.7	8.7	4.0	0.9	2.3
Siderite	-	-	0.2	0.3	0.4	0.4	0.3
Petalite	-	-	-	1.2	0.9	0.4	-
Pyrrhotite	-	-	-	-	-	0.7	-
Actinolite	-	-	-	-	-	-	1.8
Diopside	-	-	-	-	-	-	1.2
Almandine	-	-	-	-	-	-	3.8
TOTAL	100	100	100	100	100	100	100

Zero values indicate that the mineral was included in the refinement, but the calculated concentration is below a measurable value.

Dashes indicate that the mineral was not identified by the analyst and not included in the refinement calculation for the sample.

The weight percent quantities indicated have been normalized to a sum of 100%. The quantity of amorphous material has not been determined.

Mineral/Compound	Formula
Quartz	SiO_2
Plagioclase	$(NaSi,CaAl)AlSi_2O_8$
Biotite	$K(Mg,Fe)_3(AlSi_3O_{10})(OH)_2$
Muscovite	$KAl_2(AlSi_3O_{10})(OH)_2$
Chlorite	$(Fe,(Mg,Mn)_5,Al)(Si_3Al)O_{10}(OH)_8$
Calcite	$CaCO_3$
Dolomite	$CaMg(CO_3)_2$
Magnetite	Fe_3O_4
Hematite	Fe_2O_3
Pyrite	FeS_2
Ilmenite	$FeTiO_3$
Ankerite	$CaFe(CO_3)_2$
Microcline	$KAlSi_3O_8$
Siderite	$FeCO_3$
Petalite	$Li(AlSi_4O_{10})$
Pyrrhotite	Fe_8S_9
Actinolite	$Ca_2(Mg,Fe)_5Si_8O_{22}(OH)_2$
Diopside	$CaMgSi_2O_6$
Almandine	$Fe_3Al_2Si_3O_{12}$

31787

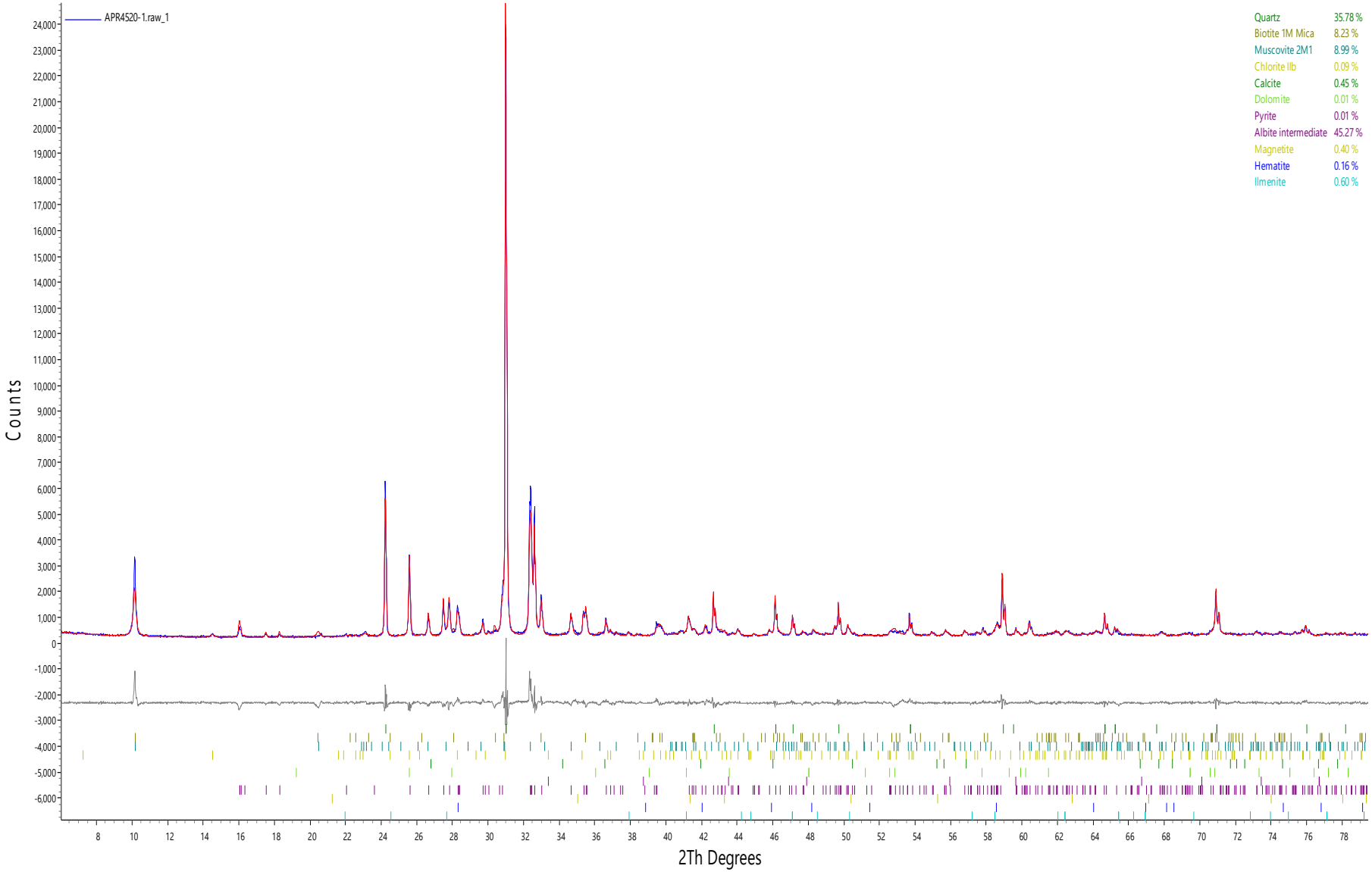
APR4520-1.raw_1
Counts
2Th Degrees
Quartz 35.78 %
Biotite 1M Mica 8.23 %
Muscovite 2M1 8.99 %
Chlorite IIb 0.09 %
Calcite 0.45 %
Dolomite 0.01 %
Pyrite 0.01 %
Albite intermediate 45.27 %
Magnetite 0.40 %
Hematite 0.16 %
Ilmenite 0.60 %

DX450179

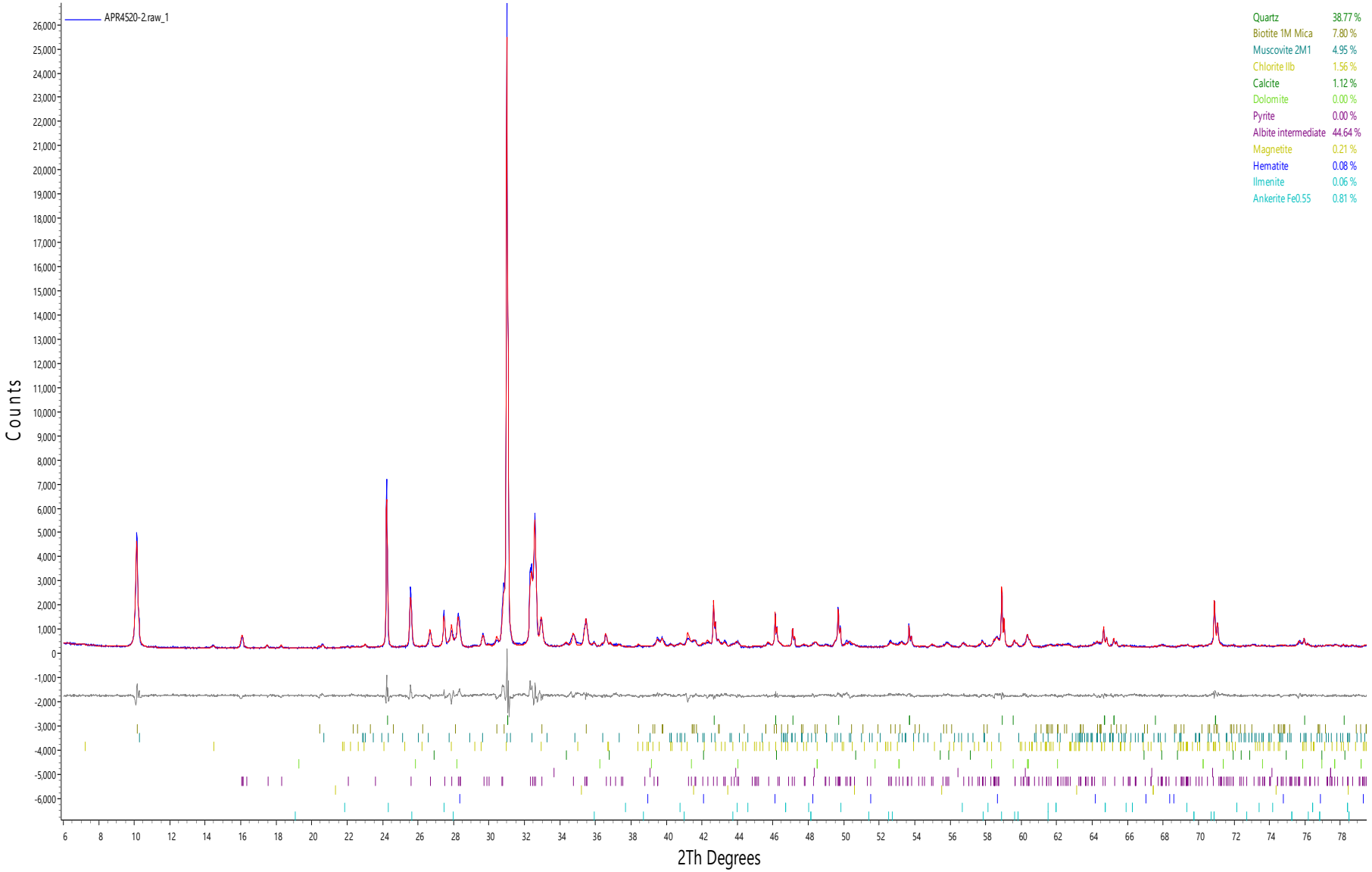
APR4520-2.raw_1
Quartz 38.77 %
Biotite 1M Mica 7.80 %
Muscovite 2M1 4.95 %
Chlorite IIb 1.56 %
Calcite 1.12 %
Dolomite 0.00 %
Pyrite 0.00 %
Albite intermediate 44.64 %
Magnetite 0.21 %
Hematite 0.08 %
Ilmenite 0.06 %
Ankerite Fe0.55 0.81 %
Counts
2Th Degrees

31644

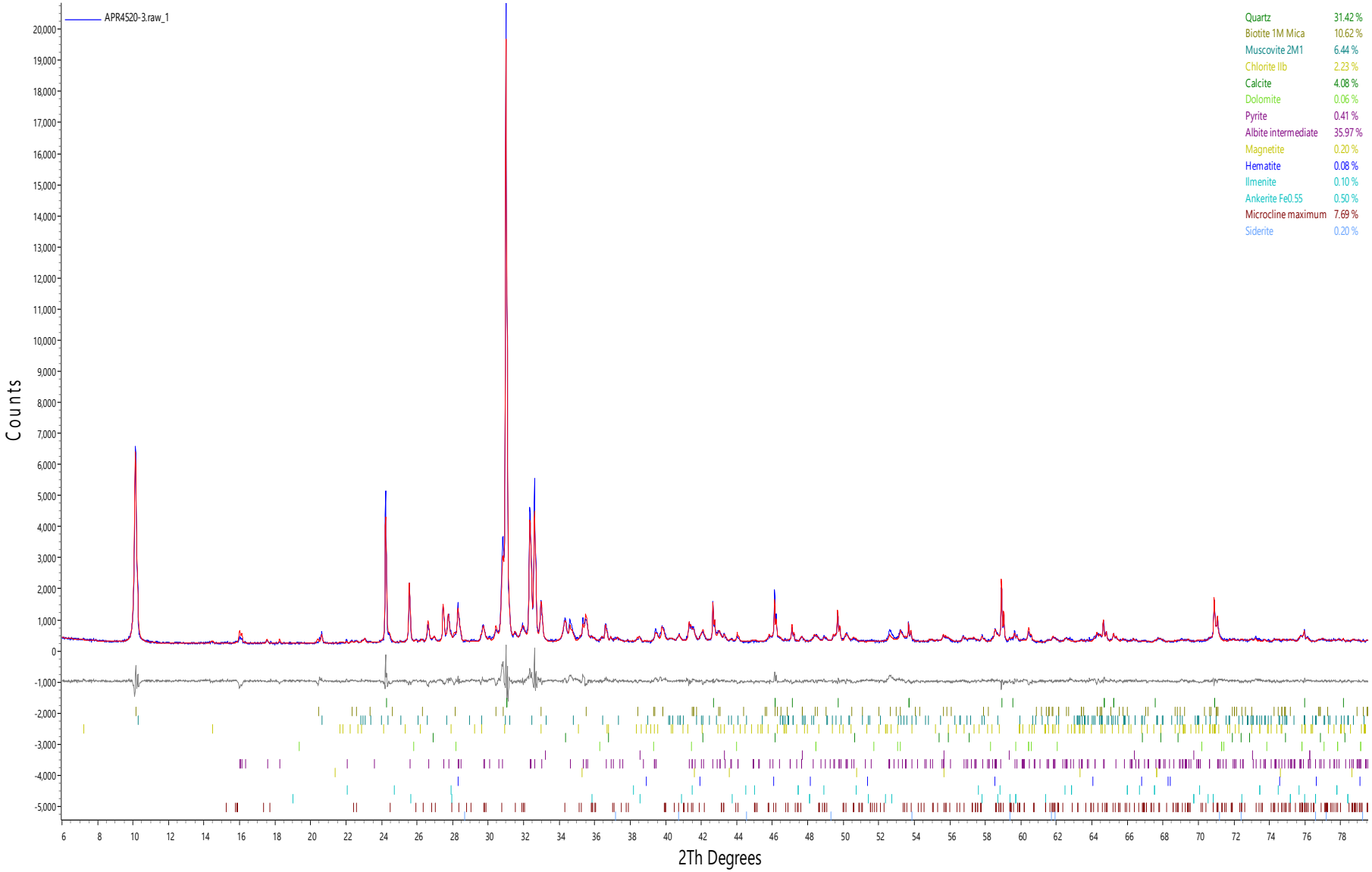
APR4520-3.raw_1
Counts
2Th Degrees
Quartz 31.42 %
Biotite 1M Mica 10.62 %
Muscovite 2M1 6.44 %
Chlorite IIb 2.23 %
Calcite 4.08 %
Dolomite 0.06 %
Pyrite 0.41 %
Albite intermediate 35.97 %
Magnetite 0.20 %
Hematite 0.08 %
Ilmenite 0.10 %
Ankerite Fe0.55 0.50 %
Microcline maximum 7.69 %
Siderite 0.20 %

DX450183

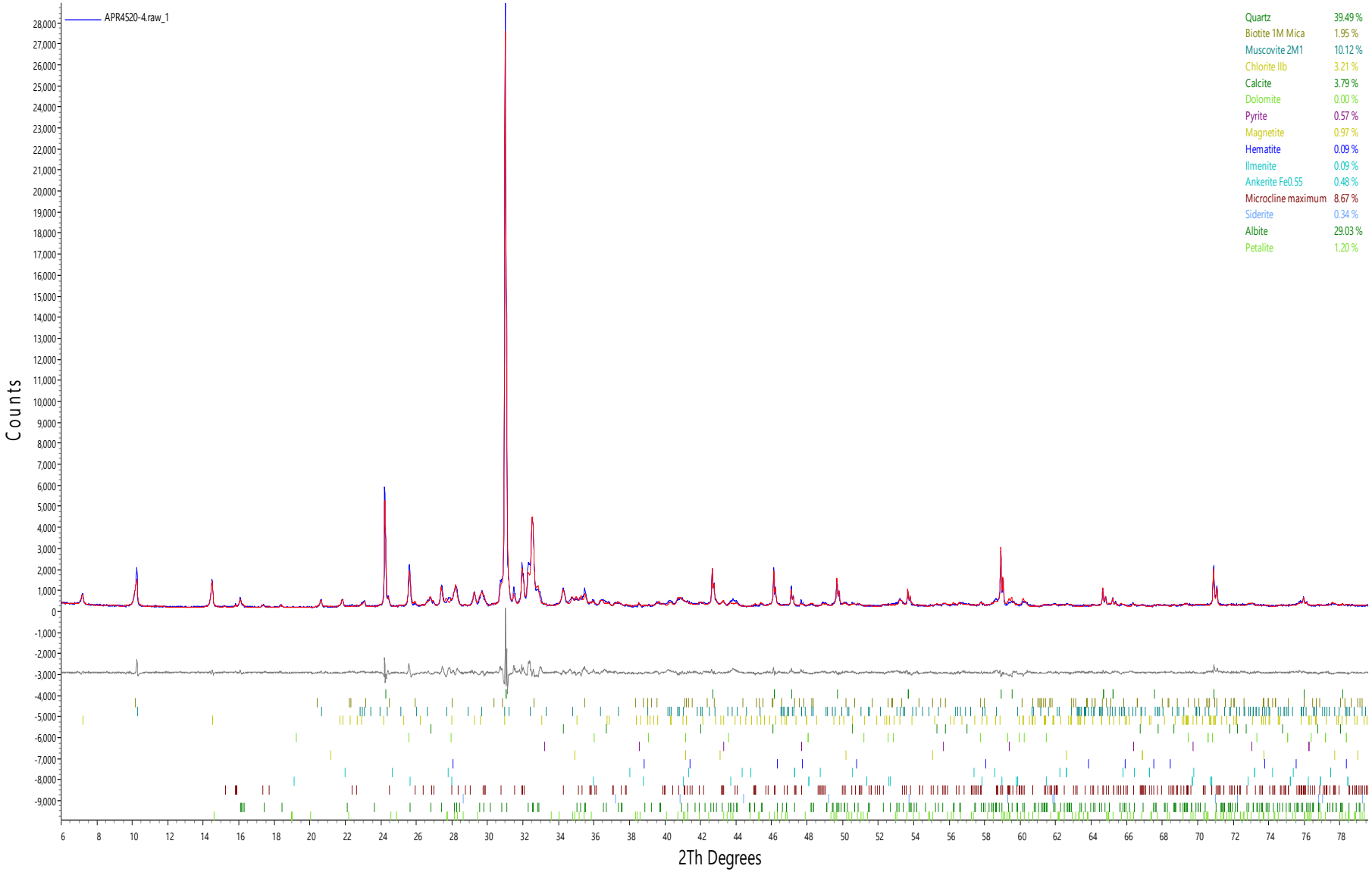
APR4520-4.raw_1
Counts
2Th Degrees
Quartz 39.49 %
Biotite 1M Mica 1.95 %
Muscovite 2M1 10.12 %
Chlorite IIb 3.21 %
Calcite 3.79 %
Dolomite 0.00 %
Pyrite 0.57 %
Magnetite 0.97 %
Hematite 0.09 %
Ilmenite 0.09 %
Ankerite Fe0.55 0.48 %
Microcline maximum 8.67 %
Siderite 0.34 %
Albite 29.03 %
Petalite 1.20 %

31576

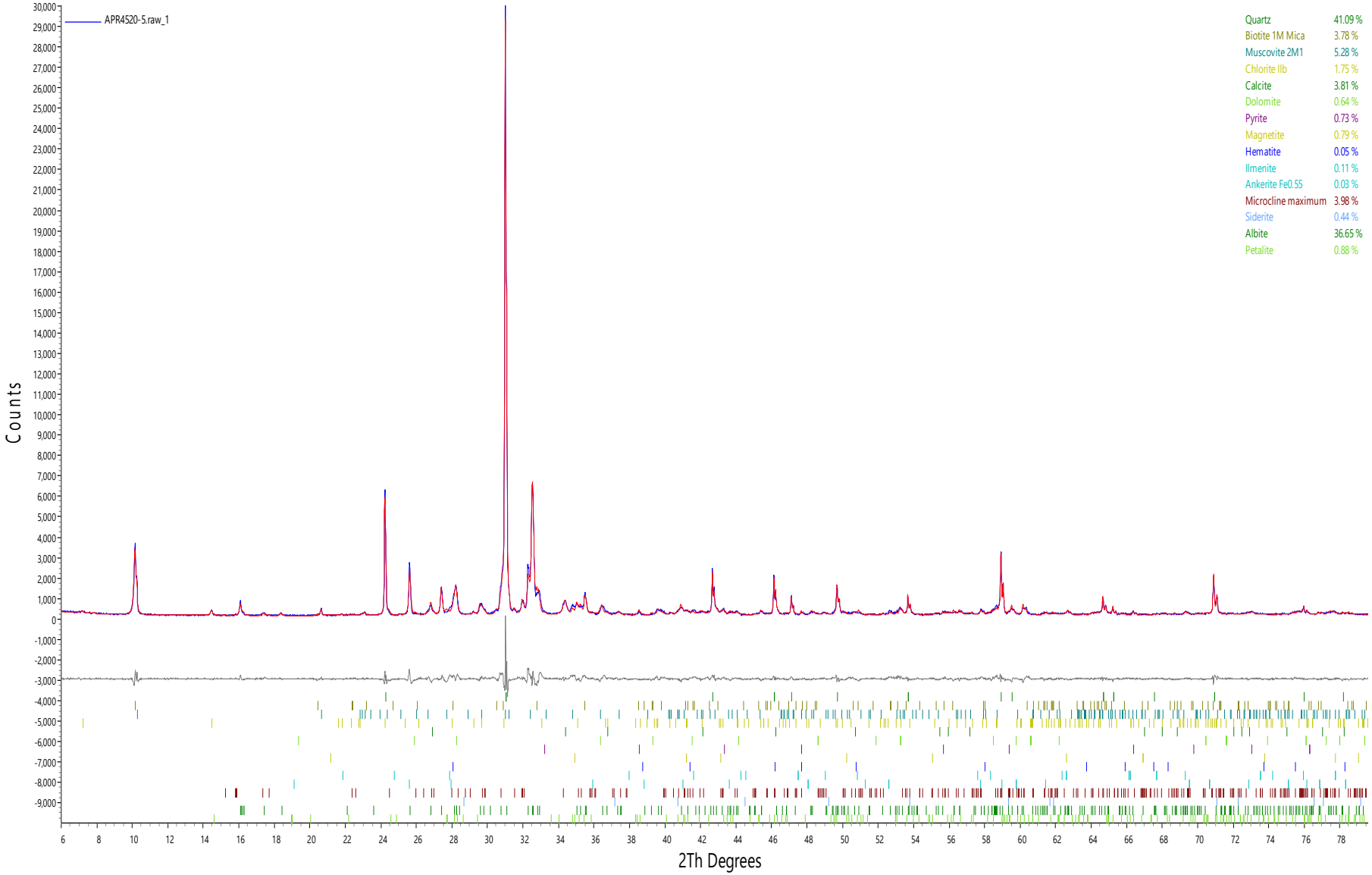
APR4520-5.raw_1
Counts
2Th Degrees
Quartz 41.09 %
Biotite 1M Mica 3.78 %
Muscovite 2M1 5.28 %
Chlorite IIb 1.75 %
Calcite 3.81 %
Dolomite 0.64 %
Pyrite 0.73 %
Magnetite 0.79 %
Hematite 0.05 %
Ilmenite 0.11 %
Ankerite Fe0.55 0.03 %
Microcline maximum 3.98 %
Siderite 0.44 %
Albite 36.65 %
Petalite 0.88 %

DX450213

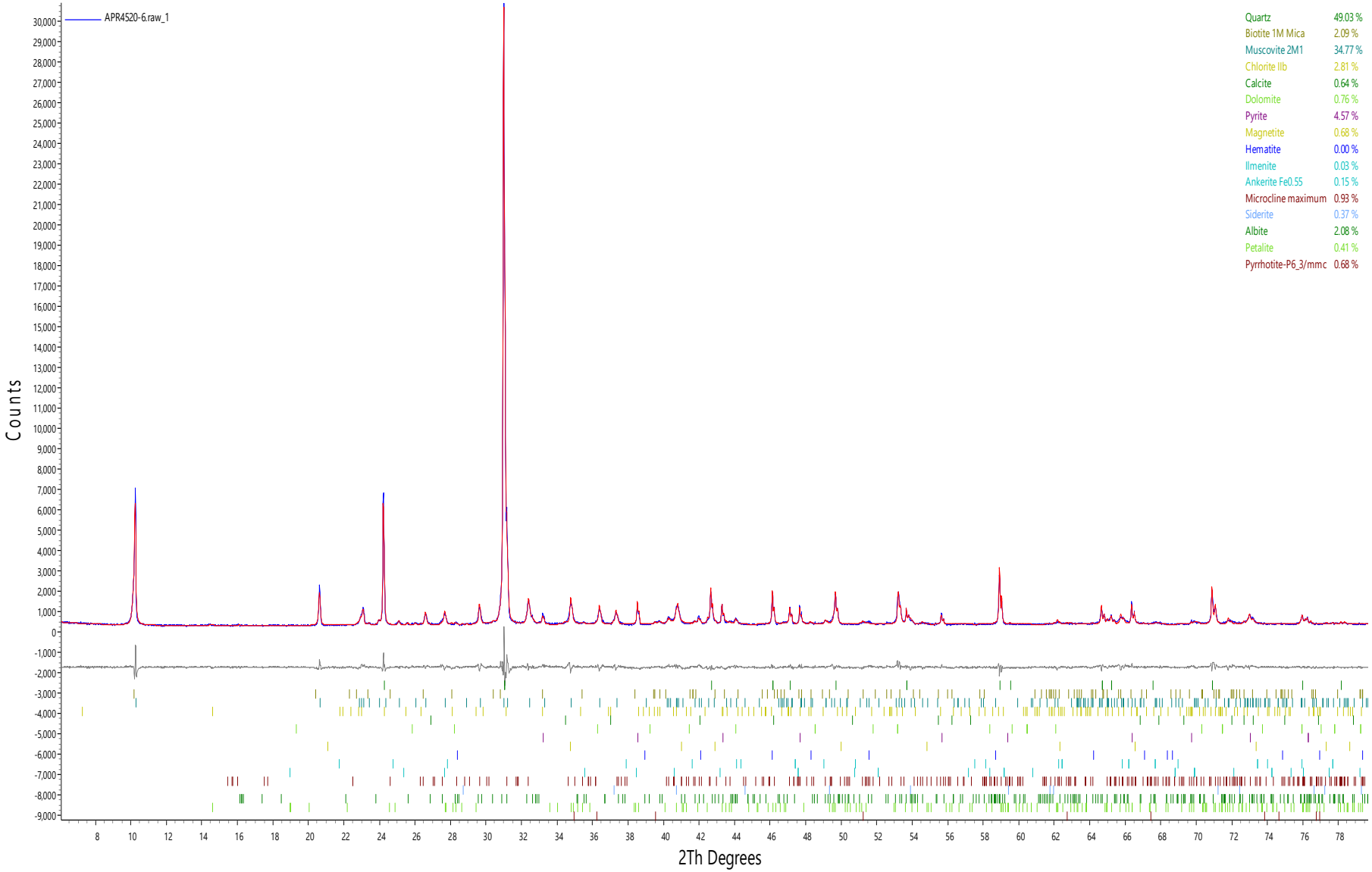
APR4520-6.raw_1
Counts
2Th Degrees
Quartz 49.03 %
Biotite 1M Mica 2.09 %
Muscovite 2M1 34.77 %
Chlorite IIb 2.81 %
Calcite 0.64 %
Dolomite 0.76 %
Pyrite 4.57 %
Magnetite 0.68 %
Hematite 0.00 %
Ilmenite 0.03 %
Ankerite Fe0.55 0.15 %
Microcline maximum 0.93 %
Siderite 0.37 %
Albite 2.08 %
Petalite 0.41 %
Pyrrhotite-P6_3/mmc 0.68 %

31795

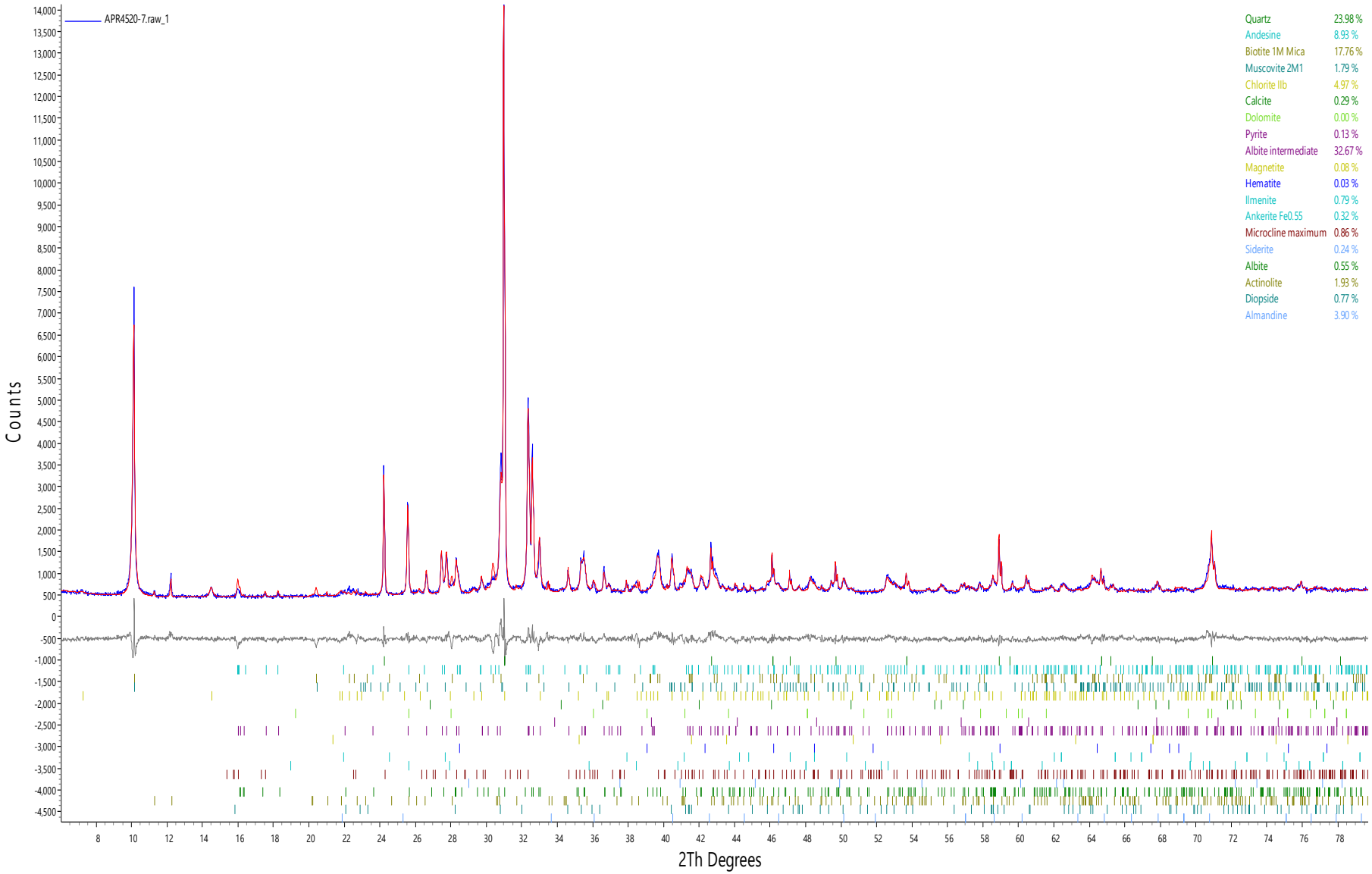
APR4520-7.raw_1
Counts
2Th Degrees
Quartz 23.98 %
Andesine 8.93 %
Biotite 1M Mica 17.76 %
Muscovite 2M1 1.79 %
Chlorite IIb 4.97 %
Calcite 0.29 %
Dolomite 0.00 %
Pyrite 0.13 %
Albite intermediate 32.67 %
Magnetite 0.08 %
Hematite 0.03 %
Ilmenite 0.79 %
Ankerite Fe0.55 0.32 %
Microcline maximum 0.86 %
Siderite 0.24 %
Albite 0.55 %
Actinolite 1.93 %
Diopside 0.77 %
Almandine 3.90 %

SGS Canada Inc.
P.O. Box 4300 - 185 Concession St.
Lakefield - Ontario - KOL 2HO
Phone: 705-652-2000 FAX: 705-652-6365

05-July-2023

Great Bear Resources Ltd.
Attn : Ashley Moncrief

1020 - 800 West Pender St.
Vancouver, BC
V6C 2V6, Canada

Phone: 778-833-2160
Fax:

Date Rec. : 25 May 2023
LR Report: **CA10208-MAY23**
Reference: Wk#0

Copy: #1

CERTIFICATE OF ANALYSIS

Final Report - Revised

Analysis	3: Analysis Completed Date	4: Analysis Completed Time	5: HC-1 Wk#0	6: HC-2 Wk#0	7: HC-3 Wk#0	8: HC-4 Wk#0	9: HC-5 Wk#0	10: HC-6 Wk#0	11: HC-7 Wk#0
Sample Date & Time			25-May-23	25-May-23	25-May-23	25-May-23	25-May-23	25-May-23	25-May-23
Hum Cell Leachate Volume [mL]	29-May-23	16:32	809	774	350	368	829	384	819
pH [No unit]	30-May-23	09:50	7.08	8.15	7.89	6.76	8.23	8.42	9.03
Alkalinity [mg/L as CaCO3]	30-May-23	09:50	8	15	17	6	12	16	16
Conductivity [uS/cm]	30-May-23	09:50	55	77	55	106	57	53	45
Acidity [mg/L as CaCO3]	30-May-23	09:50	4	< 2	< 2	8	< 2	< 2	< 2
Fluoride [mg/L]	29-May-23	09:09	< 0.06	< 0.06	< 0.06	< 0.06	< 0.06	< 0.06	< 0.06
Sulphate [mg/L]	31-May-23	13:20	12	10	4	34	5	3	< 2
Chloride [mg/L]	31-May-23	13:20	2	4	< 1	2	1	< 1	< 1
Mercury [mg/L]	29-May-23	16:32	< 0.00001	< 0.00001	< 0.00001	< 0.00001	< 0.00001	< 0.00001	< 0.00001
Silver [mg/L]	31-May-23	15:40	< 0.00005	< 0.00005	< 0.00005	< 0.00005	< 0.00005	< 0.00005	< 0.00005
Aluminum [mg/L]	31-May-23	15:40	0.058	0.072	0.146	0.015	0.110	0.156	0.161
Arsenic [mg/L]	31-May-23	15:40	0.0003	0.0287	0.0019	< 0.0002	0.0080	0.0016	0.0071
Barium [mg/L]	31-May-23	15:40	0.00053	0.00865	0.00135	0.00243	0.00171	0.00120	0.00105
Beryllium [mg/L]	31-May-23	15:40	< 0.000007	< 0.000007	< 0.000007	< 0.000007	< 0.000007	0.000007	< 0.000007
Boron [mg/L]	31-May-23	15:40	0.002	0.003	0.005	0.005	0.018	0.022	0.003
Bismuth [mg/L]	31-May-23	15:40	< 0.00001	0.00003	< 0.00001	< 0.00001	0.00001	< 0.00001	< 0.00001
Calcium [mg/L]	31-May-23	15:40	6.73	7.15	5.14	11.5	5.79	5.34	5.09
Cadmium [mg/L]	31-May-23	15:40	0.000052	0.000005	0.000003	0.000386	0.000009	0.000004	< 0.000003
Cobalt [mg/L]	31-May-23	15:40	0.000028	0.000082	0.000047	0.000793	0.000032	0.000047	0.000022
Chromium [mg/L]	31-May-23	15:40	< 0.00008	< 0.00008	0.00044	< 0.00008	0.00029	0.00016	0.00019
Copper [mg/L]	31-May-23	15:40	0.0012	0.0074	0.0092	0.0042	0.0038	0.0053	0.0031

OnLine LIMS

0003633976

Results relate only to the sample tested. Data reported represents the sample submitted to SGS. Reproduction of this analytical report in full or in part is prohibited without prior written approval. Please refer to SGS General Conditions of Services located at https://www.sgs.ca/en/terms-and-conditions (Printed copies are available upon request.)
Test method information available upon request. "Temperature Upon Receipt" is representative of the whole shipment and may not reflect the temperature of individual samples.
SGS Canada Inc. Environment-Health & Safety statement of conformity decision rule does not consider uncertainty when analytical results are compared to a specified standard or regulation.

SGS Canada Inc.
P.O. Box 4300 - 185 Concession St.
Lakefield - Ontario - KOL 2HO
Phone: 705-652-2000 FAX: 705-652-6365

Analysis	3: Analysis Completed Date	4: Analysis Completed Time	5: HC-1 Wk#0	6: HC-2 Wk#0	7: HC-3 Wk#0	8: HC-4 Wk#0	9: HC-5 Wk#0	10: HC-6 Wk#0	11: HC-7 Wk#0
Iron [mg/L]	31-May-23	15:40	< 0.007	0.007	0.009	0.013	0.011	0.164	< 0.007
Potassium [mg/L]	31-May-23	15:40	1.00	2.51	2.31	2.34	2.07	1.90	1.96
Magnesium [mg/L]	31-May-23	15:40	0.700	1.08	0.606	2.62	0.614	0.360	0.367
Manganese [mg/L]	31-May-23	15:40	0.0254	0.0175	0.00568	0.0459	0.0163	0.00751	0.00392
Molybdenum [mg/L]	31-May-23	15:40	0.00041	0.00067	0.00083	0.00048	0.00059	0.00055	0.00220
Sodium [mg/L]	31-May-23	15:40	1.34	4.48	2.38	1.66	2.97	3.07	1.59
Nickel [mg/L]	31-May-23	15:41	0.0004	0.0012	0.0013	0.0064	0.0006	0.0011	0.0004
Phosphorus [mg/L]	31-May-23	15:41	< 0.003	0.015	0.020	< 0.003	0.008	0.011	0.010
Lead [mg/L]	31-May-23	15:41	0.00454	0.00038	< 0.00009	0.00072	< 0.00009	< 0.00009	< 0.00009
Sulfur [mg/L]	31-May-23	15:41	7	6	1	12	3	1	< 1
Antimony [mg/L]	31-May-23	15:41	< 0.0009	0.0019	< 0.0009	< 0.0009	0.0020	< 0.0009	< 0.0009
Selenium [mg/L]	31-May-23	15:41	0.00043	0.00894	0.00010	0.00122	0.00027	0.00009	0.00017
Silicon [mg/L]	31-May-23	15:41	0.21	0.59	0.57	0.32	0.50	0.47	0.58
Tin [mg/L]	31-May-23	15:41	0.00031	0.00043	0.00052	0.00104	0.00056	0.00056	0.00221
Strontium [mg/L]	31-May-23	15:41	0.0218	0.0378	0.0169	0.0270	0.0135	0.0163	0.0134
Titanium [mg/L]	31-May-23	15:41	0.00008	0.00024	0.00042	0.00014	0.00038	0.00051	0.00039
Thorium [mg/L]	31-May-23	15:41	< 0.0001	< 0.0001	< 0.0001	< 0.0001	< 0.0001	< 0.0001	< 0.0001
Thallium [mg/L]	31-May-23	15:41	< 0.000005	0.000008	0.000006	0.000012	0.000008	0.000007	0.000005
Uranium [mg/L]	31-May-23	15:41	0.000237	0.000686	0.000340	0.000110	0.00102	0.00135	0.00212
Vanadium [mg/L]	31-May-23	15:41	0.00003	0.00178	0.00064	0.00001	0.00105	0.00129	0.00073
Tungsten [mg/L]	31-May-23	15:41	0.00010	0.00094	0.00061	0.00011	0.00172	0.0619	0.00071
Zirconium [mg/L]	05-Jul-23	09:09	< 0.002	< 0.002	< 0.002	< 0.002	< 0.002	< 0.002	< 0.002
Zinc [mg/L]	31-May-23	15:41	0.005	< 0.002	< 0.002	0.035	0.004	0.016	< 0.002

Method Descriptions

Parameter	SGS Method Code	Reference Method Code
	NA	
Acidity	ME-CA-[ENV]EWL-LAK-AN-006	SM 2310
Alkalinity	ME-CA-[ENV]EWL-LAK-AN-006	SM 2320
Anions by discrete analyzer	ME-CA-[ENV]EWL-LAK-AN-026	US EPA 325.2
Anions by discrete analyzer	ME-CA-[ENV]EWL-LAK-AN-026	US EPA 375.4
Conductivity	ME-CA-[ENV]EWL-LAK-AN-006	SM 2510
Fluoride by Specific Ion Electrode	ME-CA-[ENV]EWL-LAK-AN-014	SM 4500
Inorganics-General	ME-CA-[ENV]SPE-LAK-AN-004	EPA 7471A/SM 3112B
Metals in aqueous samples - ICP-MS	ME-CA-[ENV]SPE-LAK-AN-006	SM 3030/EPA 200.8

OnLine LIMS

0003633976

Results relate only to the sample tested. Data reported represents the sample submitted to SGS. Reproduction of this analytical report in full or in part is prohibited without prior written approval. Please refer to SGS General Conditions of Services located at https://www.sgs.ca/en/terms-and-conditions (Printed copies are available upon request.)
Test method information available upon request. "Temperature Upon Receipt" is representative of the whole shipment and may not reflect the temperature of individual samples.
SGS Canada Inc. Environment-Health & Safety statement of conformity decision rule does not consider uncertainty when analytical results are compared to a specified standard or regulation.

SGS Canada Inc.
P.O. Box 4300 - 185 Concession St.
Lakefield - Ontario - KOL 2HO
Phone: 705-652-2000 FAX: 705-652-6365

Parameter	SGS Method Code	Reference Method Code
pH	ME-CA-[ENV]EWL-LAK-AN-006	SM 4500



Lisa Thompson
Project Specialist Assistant,
Environment, Health & Safety

OnLine LIMS

Results relate only to the sample tested. Data reported represents the sample submitted to SGS. Reproduction of this analytical report in full or in part is prohibited without prior written approval. Please refer to SGS General Conditions of Services located at https://www.sgs.ca/en/terms-and-conditions (Printed copies are available upon request.)
Test method information available upon request. "Temperature Upon Receipt" is representative of the whole shipment and may not reflect the temperature of individual samples.
SGS Canada Inc. Environment-Health & Safety statement of conformity decision rule does not consider uncertainty when analytical results are compared to a specified standard or regulation.

0003633976

SGS Canada Inc.
P.O. Box 4300 - 185 Concession St.
Lakefield - Ontario - KOL 2HO
Phone: 705-652-2000 FAX: 705-652-6365

Quality Control Report

Inorganic Analysis													
Parameter	Reporting Limit	Unit	Method Blank	Duplicate				LCS / Spike Blank			Matrix Spike / Reference Material		
				Result 1	Result 2	RPD	Acceptance Criteria	Spike Recovery (%)	Recovery Limits (%)		Spike Recovery (%)	Recovery Limits (%)	
							%		Low	High		Low	High
Acidity - QCBatchID: EWL0660-MAY23													
Acidity	2	mg/L as Ca	< 2			ND	20	104	90	110	NA		
Alkalinity - QCBatchID: EWL0660-MAY23													
Alkalinity	2	mg/L as Ca	< 2			2	20	96	80	120	NA		
Anions by discrete analyzer - QCBatchID: DIO5134-MAY23													
Chloride	1	mg/L	<1			ND	20	97	80	120	102	75	125
Sulphate	2	mg/L	<2			1	20	105	80	120	105	75	125
Conductivity - QCBatchID: EWL0660-MAY23													
Conductivity	2	uS/cm	< 2			2	20	100	90	110	NA		
Fluoride by Specific Ion Electrode - QCBatchID: EWL0658-MAY23													
Fluoride	0.06	mg/L	<0.06			ND	10	101	90	110	98	75	125
Inorganics-General - QCBatchID: EHG0052-MAY23													
Mercury	0.00001	mg/L	< 0.00001			1	20	85	80	120	85	70	130
Metals in aqueous samples - ICP-MS - QCBatchID: EMS0211-MAY23													
Aluminum	0.001	mg/L	<0.001			3	20	99	90	110	96	70	130
Antimony	0.0009	mg/L	<0.0009			ND	20	100	90	110	84	70	130
Arsenic	0.0002	mg/L	<0.0002			7	20	102	90	110	98	70	130
Barium	0.00008	mg/L	<0.00008			3	20	98	90	110	102	70	130
Beryllium	0.000007	mg/L	<0.000007			ND	20	103	90	110	89	70	130
Bismuth	0.00001	mg/L	<0.00001			ND	20	97	90	110	73	70	130
Boron	0.002	mg/L	<0.002			4	20	106	90	110	100	70	130
Cadmium	0.000003	mg/L	<0.000003			5	20	104	90	110	90	70	130
Calcium	0.01	mg/L	<0.01			1	20	98	90	110	100	70	130
Chromium	0.00008	mg/L	<0.00008			6	20	104	90	110	89	70	130
Cobalt	0.000004	mg/L	<0.000004			1	20	99	90	110	84	70	130
Copper	0.0002	mg/L	<0.0002			2	20	101	90	110	88	70	130
Iron	0.007	mg/L	<0.007			4	20	101	90	110	125	70	130
Lead	0.00009	mg/L	<0.00009			ND	20	98	90	110	79	70	130
Magnesium	0.001	mg/L	<0.001			3	20	103	90	110	103	70	130
Manganese	0.00001	mg/L	<0.00001			2	20	105	90	110	118	70	130
Molybdenum	0.00004	mg/L	<0.00004			7	20	98	90	110	94	70	130
Nickel	0.0001	mg/L	<0.0001			3	20	103	90	110	91	70	130
Phosphorus	0.003	mg/L	0.003			0	20	99	90	110	NV	70	130
Potassium	0.003	mg/L	<0.009			3	20	100	90	110	110	70	130
Selenium	0.00004	mg/L	<0.00004			14	20	106	90	110	128	70	130
Silicon	0.02	mg/L	<0.02			3	20	99	90	110	NV	70	130

OnLine LIMS

00036339976

Results relate only to the sample tested. Data reported represents the sample submitted to SGS. Reproduction of this analytical report in full or in part is prohibited without prior written approval. Please refer to SGS General Conditions of Services located at https://www.sgs.ca/en/terms-and-conditions (Printed copies are available upon request.)
Test method information available upon request. "Temperature Upon Receipt" is representative of the whole shipment and may not reflect the temperature of individual samples.
SGS Canada Inc. Environment-Health & Safety statement of conformity decision rule does not consider uncertainty when analytical results are compared to a specified standard or regulation.

SGS Canada Inc.
P.O. Box 4300 - 185 Concession St.
Lakefield - Ontario - KOL 2HO
Phone: 705-652-2000 FAX: 705-652-6365

Inorganic Analysis													
Parameter	Reporting Limit	Unit	Method Blank	Duplicate				LCS / Spike Blank			Matrix Spike / Reference Material		
				Result 1	Result 2	RPD	Acceptance Criteria	Spike Recovery (%)	Recovery Limits (%)		Spike Recovery (%)	Recovery Limits (%)	
							%		Low	High		Low	High
Silver	0.00005	mg/L	<0.00005			ND	20	104	90	110	89	70	130
Sodium	0.01	mg/L	<0.01			7	20	98	90	110	101	70	130
Strontium	0.00008	mg/L	<0.00008			5	20	100	90	110	98	70	130
Sulfur	1	mg/L	<1			10	20	107	90	110	NV	70	130
Thallium	0.000005	mg/L	<0.000005			7	20	98	90	110	83	70	130
Thorium	0.0001	mg/L	<0.0001			ND	20	93	90	110	NV	70	130
Tin	0.00006	mg/L	<0.00006			0	20	94	90	110	NV	70	130
Titanium	0.00005	mg/L	<0.00005			3	20	97	90	110	NV	70	130
Tungsten	0.00002	mg/L	<0.00002			3	20	100	90	110	NV	70	130
Uranium	0.000002	mg/L	<0.000002			8	20	97	90	110	79	70	130
Vanadium	0.00001	mg/L	<0.00001			5	20	102	90	110	88	70	130
Zinc	0.002	mg/L	<0.002			1	20	100	90	110	126	70	130
Zirconium	0.002	mg/L	<0.002			ND	20	91	90	110	NV	70	130
Metals in aqueous samples - ICP-MS - QCBatchID: EMS0225-MAY23													
Zinc	0.002	mg/L	<0.002			2	20	105	90	110	104	70	130
pH - QCBatchID: EWL0660-MAY23													
pH	0.05	No unit	NA			0		100			NA		

OnLine LIMS

Results relate only to the sample tested. Data reported represents the sample submitted to SGS. Reproduction of this analytical report in full or in part is prohibited without prior written approval. Please refer to SGS General Conditions of Services located at https://www.sgs.ca/en/terms-and-conditions (Printed copies are available upon request.)
Test method information available upon request. "Temperature Upon Receipt" is representative of the whole shipment and may not reflect the temperature of individual samples.
SGS Canada Inc. Environment-Health & Safety statement of conformity decision rule does not consider uncertainty when analytical results are compared to a specified standard or regulation.

0003633976

SGS Canada Inc.
P.O. Box 4300 - 185 Concession St.
Lakefield - Ontario - KOL 2HO
Phone: 705-652-2000 FAX: 705-652-6365

13-June-2023

Great Bear Resources Ltd.
Attn : Ashley Moncrief

1020 - 800 West Pender St.
Vancouver, BC
V6C 2V6, Canada

Phone: 778-833-2160
Fax:

Date Rec. : 26 May 2023
LR Report: **CA10209-MAY23**
Reference: Wk#0

Copy: #1

CERTIFICATE OF ANALYSIS

Final Report - Revised

Analysis	3: Analysis Completed Date	4: Analysis Completed Time	5: HC-8 Wk#0	6: HC-9 Wk#0	7: HC-10 Wk#0	8: HC-11 Wk#0	9: HC-12 Wk#0	10: HC-13 Wk#0	11: HC-14 Wk#0	12: HC-15 Wk#0	13: HC-16 Wk#0
Sample Date & Time			26-May-23	26-May-23	26-May-23	26-May-23	26-May-23	26-May-23	26-May-23	26-May-23	26-May-23
Hum Cell Leachate Volume [mL]	29-May-23	16:42	741	719	739	756	734	686	736	475	733
pH [No unit]	31-May-23	11:05	8.74	6.96	9.50	8.52	7.46	8.89	7.69	8.15	9.31
Alkalinity [mg/L as CaCO3]	31-May-23	10:55	23	6	15	15	11	15	13	36	14
Conductivity [uS/cm]	05-Jun-23	10:39	62	78	55	47	323	97	64	201	65
Acidity [mg/L as CaCO3]	31-May-23	10:55	< 2	3	< 2	< 2	< 2	< 2	< 2	< 2	< 2
Fluoride [mg/L]	29-May-23	11:08	< 0.06	< 0.06	< 0.06	< 0.06	0.12	0.25	< 0.06	< 0.06	< 0.06
Sulphate [mg/L]	08-Jun-23	14:47	6	42	4	4	170	18	14	72	6
Chloride [mg/L]	08-Jun-23	14:47	1	3	< 1	1	6	2	< 1	10	1
Mercury [mg/L]	30-May-23	12:00	< 0.00001	< 0.00001	< 0.00001	< 0.00001	< 0.00001	< 0.00001	< 0.00001	< 0.00001	< 0.00001
Silver [mg/L]	02-Jun-23	16:05	< 0.00005	< 0.00005	< 0.00005	< 0.00005	< 0.00005	< 0.00005	< 0.00005	< 0.00005	< 0.00005
Aluminum [mg/L]	02-Jun-23	16:05	0.121	0.005	0.090	0.095	0.066	0.186	0.116	0.003	0.172
Arsenic [mg/L]	02-Jun-23	16:05	0.0077	0.0003	0.0022	0.0037	0.0149	0.0152	0.0009	0.178	0.0224
Barium [mg/L]	02-Jun-23	16:05	0.00220	0.00336	0.00149	0.00287	0.00846	0.00136	0.00508	0.00573	0.00196
Beryllium [mg/L]	02-Jun-23	16:05	< 0.000007	0.000008	< 0.000007	< 0.000007	< 0.000007	< 0.000007	< 0.000007	0.000007	< 0.000007
Boron [mg/L]	07-Jun-23	14:26	0.003	0.012	0.007	0.004	0.012	0.009	0.004	0.013	0.013
Bismuth [mg/L]	02-Jun-23	16:05	< 0.00001	< 0.00001	< 0.00001	< 0.00001	0.00006	0.00002	< 0.00001	< 0.00001	0.00001
Calcium [mg/L]	02-Jun-23	16:05	6.55	14.7	5.27	4.99	69.6	9.84	6.82	31.5	5.17
Cadmium [mg/L]	02-Jun-23	16:05	< 0.000003	0.000666	0.000007	< 0.000003	0.000013	0.000007	0.000005	< 0.000003	0.000003
Cobalt [mg/L]	02-Jun-23	16:05	0.000034	0.00244	0.000040	0.000037	0.000114	0.000090	0.000047	0.00119	0.000046
Chromium [mg/L]	02-Jun-23	16:05	0.00012	< 0.00008	0.00010	0.00019	0.00025	0.00047	0.00019	0.00011	0.00043
Copper [mg/L]	02-Jun-23	16:05	0.0053	0.0011	0.0052	0.0060	0.0068	0.0131	0.0017	0.0006	0.0086

OnLine LIMS

00003633979

Results relate only to the sample tested. Data reported represents the sample submitted to SGS. Reproduction of this analytical report in full or in part is prohibited without prior written approval. Please refer to SGS General Conditions of Services located at https://www.sgs.ca/en/terms-and-conditions (Printed copies are available upon request.)
Test method information available upon request. "Temperature Upon Receipt" is representative of the whole shipment and may not reflect the temperature of individual samples.
SGS Canada Inc. Environment-Health & Safety statement of conformity decision rule does not consider uncertainty when analytical results are compared to a specified standard or regulation.

SGS Canada Inc.
P.O. Box 4300 - 185 Concession St.
Lakefield - Ontario - KOL 2HO
Phone: 705-652-2000 FAX: 705-652-6365

Analysis	3: Analysis Completed Date	4: Analysis Completed Time	5: HC-8 Wk#0	6: HC-9 Wk#0	7: HC-10 Wk#0	8: HC-11 Wk#0	9: HC-12 Wk#0	10: HC-13 Wk#0	11: HC-14 Wk#0	12: HC-15 Wk#0	13: HC-16 Wk#0
Iron [mg/L]	02-Jun-23	16:05	< 0.007	0.026	< 0.007	0.022	< 0.007	< 0.007	0.012	< 0.007	0.013
Potassium [mg/L]	02-Jun-23	16:05	2.67	3.07	1.27	1.28	4.19	5.09	3.11	2.60	4.17
Magnesium [mg/L]	02-Jun-23	16:05	0.433	1.53	0.479	0.647	2.43	0.972	0.640	3.21	0.306
Manganese [mg/L]	02-Jun-23	16:05	0.0113	0.326	0.0139	0.0130	0.0552	0.0139	0.00941	0.0334	0.00466
Molybdenum [mg/L]	02-Jun-23	16:05	0.00532	0.00024	0.00070	0.00093	0.00108	0.00123	0.00175	0.00028	0.00054
Sodium [mg/L]	02-Jun-23	16:05	3.42	3.22	3.04	3.37	6.46	3.23	3.01	3.49	3.80
Nickel [mg/L]	02-Jun-23	16:05	0.0006	0.0913	0.0005	0.0008	0.0019	0.0009	0.0017	0.943	0.0014
Phosphorus [mg/L]	02-Jun-23	16:05	0.006	< 0.003	0.005	0.007	0.011	0.011	< 0.003	< 0.003	0.016
Lead [mg/L]	02-Jun-23	16:05	< 0.00009	0.00045	< 0.00009	0.00014	< 0.00009	< 0.00009	< 0.00009	< 0.00009	0.00010
Sulfur [mg/L]	02-Jun-23	16:05	2	16	2	1	63	7	6	29	3
Antimony [mg/L]	02-Jun-23	16:06	0.0018	< 0.0009	0.0017	0.0009	0.0038	0.0035	< 0.0009	0.0018	0.0020
Selenium [mg/L]	02-Jun-23	16:06	0.00113	0.00580	0.00075	0.00032	0.00195	0.00027	0.00161	0.00261	0.00028
Silicon [mg/L]	02-Jun-23	16:06	0.46	0.25	0.44	0.61	0.84	0.73	0.27	0.34	0.52
Tin [mg/L]	02-Jun-23	16:06	0.00067	0.00037	0.00166	0.00063	0.00038	0.00027	0.00032	0.00024	0.00209
Strontium [mg/L]	02-Jun-23	16:06	0.0168	0.0748	0.0168	0.0152	0.183	0.0362	0.0324	0.124	0.0221
Titanium [mg/L]	02-Jun-23	16:06	0.00019	0.00006	0.00008	0.00021	0.00007	0.00023	0.00067	< 0.00005	0.00117
Thorium [mg/L]	02-Jun-23	16:06	< 0.0001	< 0.0001	0.0001	< 0.0001	< 0.0001	< 0.0001	< 0.0001	< 0.0001	< 0.0001
Thallium [mg/L]	02-Jun-23	16:06	< 0.000005	0.000014	< 0.000005	< 0.000005	0.000018	0.000015	0.000005	0.000023	< 0.000005
Uranium [mg/L]	02-Jun-23	16:06	0.00188	0.000404	0.000554	0.00135	0.00372	0.00143	0.000349	0.000119	0.00265
Vanadium [mg/L]	02-Jun-23	16:06	0.00071	< 0.00001	0.00012	0.00037	0.00055	0.00026	0.00042	0.00008	0.00160
Tungsten [mg/L]	02-Jun-23	16:06	0.00118	0.00008	0.00071	0.00105	0.00194	0.00110	0.00028	0.00013	0.00088
Zirconium [mg/L]	05-Jul-23	09:16	< 0.002	< 0.002	< 0.002	< 0.002	< 0.002	< 0.002	< 0.002	< 0.002	< 0.002
Zinc [mg/L]	02-Jun-23	16:06	< 0.002	0.593	< 0.002	< 0.002	< 0.002	< 0.002	< 0.002	< 0.002	< 0.002

Analysis	14: HC-17 Wk#0	15: HC-18 Wk#0	16: HC-19 Wk#0	17: HC-20 Wk#0	18: HC-21 Wk#0	19: HC-22 Wk#0	20: HC-23 Wk#0	21: HC-24 Wk#0	22: HC-25 Wk#0	23: HC-26 Wk#0	24: HC-27 Wk#0
Sample Date & Time	26-May-23	26-May-23	26-May-23	26-May-23	26-May-23	26-May-23	26-May-23	26-May-23	26-May-23	26-May-23	26-May-23
Hum Cell Leachate Volume [mL]	687	792	722	737	719	282	849	765	734	541	748
pH [No unit]	8.41	8.88	7.79	8.69	8.69	8.72	8.73	8.87	8.81	7.54	7.79
Alkalinity [mg/L as CaCO3]	10	34	11	26	26	27	21	23	20	23	12
Conductivity [uS/cm]	75	54	18	47	35	52	44	45	51	186	74
Acidity [mg/L as CaCO3]	< 2	< 2	< 2	< 2	< 2	< 2	< 2	< 2	< 2	33	< 2
Fluoride [mg/L]	0.12	< 0.06	0.17	< 0.06	< 0.06	< 0.06	< 0.06	< 0.06	< 0.06	< 0.06	< 0.06
Sulphate [mg/L]	11	4	5	< 2	4	2	3	< 2	5	59	21
Chloride [mg/L]	3	5	1	< 1	< 1	< 1	< 1	< 1	2	27	1
Mercury [mg/L]	< 0.00001	< 0.00001	< 0.00001	< 0.00001	< 0.00001	< 0.00001	< 0.00001	< 0.00001	< 0.00001	< 0.00001	< 0.00001

OnLine LIMS

0003633979

Results relate only to the sample tested. Data reported represents the sample submitted to SGS. Reproduction of this analytical report in full or in part is prohibited without prior written approval. Please refer to SGS General Conditions of Services located at https://www.sgs.ca/en/terms-and-conditions (Printed copies are available upon request.)
Test method information available upon request. "Temperature Upon Receipt" is representative of the whole shipment and may not reflect the temperature of individual samples.
SGS Canada Inc. Environment-Health & Safety statement of conformity decision rule does not consider uncertainty when analytical results are compared to a specified standard or regulation.

SGS Canada Inc.
P.O. Box 4300 - 185 Concession St.
Lakefield - Ontario - KOL 2HO
Phone: 705-652-2000 FAX: 705-652-6365

LR Report : **CA10209-MAY23**

Analysis	14: HC-17 Wk#0	15: HC-18 Wk#0	16: HC-19 Wk#0	17: HC-20 Wk#0	18: HC-21 Wk#0	19: HC-22 Wk#0	20: HC-23 Wk#0	21: HC-24 Wk#0	22: HC-25 Wk#0	23: HC-26 Wk#0	24: HC-27 Wk#0
Silver [mg/L]	< 0.00005	< 0.00005	< 0.00005	< 0.00005	< 0.00005	< 0.00005	< 0.00005	< 0.00005	< 0.00005	< 0.00005	< 0.00005
Aluminum [mg/L]	0.168	0.148	0.140	0.106	0.151	0.103	0.103	0.113	0.108	0.013	0.078
Arsenic [mg/L]	0.0045	0.0049	0.0043	0.0009	0.0026	0.0018	0.0039	0.0026	0.0004	0.0003	0.0015
Barium [mg/L]	0.00063	0.00072	0.00073	0.00364	0.00106	0.0119	0.00384	0.00123	0.00141	0.0229	0.00154
Beryllium [mg/L]	< 0.000007	< 0.000007	< 0.000007	< 0.000007	< 0.000007	< 0.000007	< 0.000007	< 0.000007	< 0.000007	< 0.000007	0.000010
Boron [mg/L]	0.011	0.003	0.007	0.003	0.004	0.005	0.012	0.003	0.006	0.007	0.004
Bismuth [mg/L]	< 0.00001	< 0.00001	0.00001	< 0.00001	< 0.00001	< 0.00001	< 0.00001	< 0.00001	< 0.00001	< 0.00001	< 0.00001
Calcium [mg/L]	5.48	5.67	4.19	6.08	8.05	5.67	6.70	6.72	6.65	28.8	9.72
Cadmium [mg/L]	0.000003	0.000016	0.000005	< 0.000003	0.000005	0.000007	< 0.000003	0.000003	< 0.000003	0.000033	< 0.000003
Cobalt [mg/L]	0.000066	0.000045	0.000056	0.000063	0.000040	0.000088	0.000024	0.000058	0.000035	0.00363	0.000064
Chromium [mg/L]	0.00020	0.00032	0.00009	0.00021	0.00020	0.00021	0.00016	< 0.00008	< 0.00008	0.00013	< 0.00008
Copper [mg/L]	0.0066	0.0066	0.0074	0.0062	0.0065	0.0100	0.0015	0.0047	0.0016	0.0014	0.0081
Iron [mg/L]	0.007	< 0.007	< 0.007	< 0.007	< 0.007	0.010	< 0.007	< 0.007	< 0.007	0.023	< 0.007
Potassium [mg/L]	3.18	2.72	2.97	0.711	0.531	2.15	0.923	0.503	0.698	4.00	2.66
Magnesium [mg/L]	0.382	0.368	0.336	0.303	0.583	0.355	0.472	0.436	0.294	3.12	0.701
Manganese [mg/L]	0.00274	0.00337	0.00458	0.0130	0.00850	0.0170	0.00833	0.00880	0.00448	0.221	0.0260
Molybdenum [mg/L]	0.00115	0.00034	0.00105	0.00027	0.00037	0.00034	0.00036	0.00029	0.00030	0.00024	0.00033
Sodium [mg/L]	5.12	3.45	3.76	2.25	1.96	2.64	1.29	1.51	2.34	2.63	1.92
Nickel [mg/L]	0.0012	0.0021	0.0006	0.0007	0.0008	0.0011	0.0004	0.0011	0.0004	0.0218	0.0009
Phosphorus [mg/L]	0.006	< 0.003	0.004	0.008	< 0.003	0.008	< 0.003	< 0.003	< 0.003	< 0.003	0.004
Lead [mg/L]	0.00009	< 0.00009	< 0.00009	< 0.00009	< 0.00009	< 0.00009	< 0.00009	< 0.00009	< 0.00009	< 0.00009	< 0.00009
Sulfur [mg/L]	4	2	2	< 1	2	< 1	1	< 1	3	39	8
Antimony [mg/L]	0.0015	< 0.0009	0.0018	< 0.0009	< 0.0009	< 0.0009	< 0.0009	< 0.0009	< 0.0009	< 0.0009	< 0.0009
Selenium [mg/L]	0.00033	0.00011	0.00013	0.00010	0.00015	0.00012	0.00007	0.00009	0.00008	0.00051	0.00009
Silicon [mg/L]	0.46	0.49	0.50	0.29	0.31	0.24	0.25	0.32	0.19	0.20	0.33
Tin [mg/L]	0.00063	0.00035	0.00082	0.00218	0.00050	0.00098	0.00037	0.00360	0.00028	0.00030	0.00039
Strontium [mg/L]	0.0193	0.0146	0.0154	0.0153	0.0133	0.0177	0.0215	0.0126	0.0120	0.0752	0.0352
Titanium [mg/L]	0.00044	0.00012	0.00065	< 0.00005	< 0.00005	0.00038	0.00006	< 0.00005	0.00012	0.00015	0.00033
Thorium [mg/L]	< 0.0001	< 0.0001	< 0.0001	< 0.0001	< 0.0001	< 0.0001	< 0.0001	0.0001	< 0.0001	< 0.0001	< 0.0001
Thallium [mg/L]	0.000006	0.000006	0.000006	< 0.000005	< 0.000005	< 0.000005	< 0.000005	< 0.000005	< 0.000005	< 0.000005	0.000006
Uranium [mg/L]	0.00106	0.000258	0.000679	0.00567	0.000078	0.000537	0.000296	0.000446	0.000290	0.000065	0.000831
Vanadium [mg/L]	0.00058	0.00031	0.00024	0.00128	0.00125	0.00100	0.00022	0.00110	0.00047	< 0.00001	0.00024
Tungsten [mg/L]	0.00066	0.00026	0.00048	0.00020	0.00024	0.00030	0.00042	0.00020	0.00341	0.00009	0.00027
Zirconium [mg/L]	< 0.002	< 0.002	< 0.002	< 0.002	< 0.002	< 0.002	< 0.002	< 0.002	< 0.002	< 0.002	< 0.002
Zinc [mg/L]	< 0.002	< 0.002	< 0.002	< 0.002	< 0.002	< 0.002	< 0.002	< 0.002	< 0.002	0.007	< 0.002

OnLine LIMS

0003633979

Results relate only to the sample tested. Data reported represents the sample submitted to SGS. Reproduction of this analytical report in full or in part is prohibited without prior written approval. Please refer to SGS General Conditions of Services located at https://www.sgs.ca/en/terms-and-conditions (Printed copies are available upon request.)
Test method information available upon request. "Temperature Upon Receipt" is representative of the whole shipment and may not reflect the temperature of individual samples.
SGS Canada Inc. Environment-Health & Safety statement of conformity decision rule does not consider uncertainty when analytical results are compared to a specified standard or regulation.

SGS Canada Inc.
P.O. Box 4300 - 185 Concession St.
Lakefield - Ontario - KOL 2HO
Phone: 705-652-2000 FAX: 705-652-6365

Method Descriptions

Parameter	SGS Method Code	Reference Method Code
	NA	
Acidity	ME-CA-[ENV]EWL-LAK-AN-006	SM 2310
Alkalinity	ME-CA-[ENV]EWL-LAK-AN-006	SM 2320
Anions by discrete analyzer	ME-CA-[ENV]EWL-LAK-AN-026	US EPA 325.2
Anions by discrete analyzer	ME-CA-[ENV]EWL-LAK-AN-026	US EPA 375.4
Conductivity	ME-CA-[ENV]EWL-LAK-AN-006	SM 2510
Fluoride by Specific Ion Electrode	ME-CA-[ENV]EWL-LAK-AN-014	SM 4500
Inorganics-General	ME-CA-[ENV]SPE-LAK-AN-004	EPA 7471A/SM 3112B
Metals in aqueous samples - ICP-MS	ME-CA-[ENV]SPE-LAK-AN-006	SM 3030/EPA 200.8
pH	ME-CA-[ENV]EWL-LAK-AN-006	SM 4500



Lisa Thompson
Project Specialist Assistant,
Environment, Health & Safety

OnLine LIMS

0003633979

Results relate only to the sample tested. Data reported represents the sample submitted to SGS. Reproduction of this analytical report in full or in part is prohibited without prior written approval. Please refer to SGS General Conditions of Services located at https://www.sgs.ca/en/terms-and-conditions (Printed copies are available upon request.)
Test method information available upon request. "Temperature Upon Receipt" is representative of the whole shipment and may not reflect the temperature of individual samples.
SGS Canada Inc. Environment-Health & Safety statement of conformity decision rule does not consider uncertainty when analytical results are compared to a specified standard or regulation.

SGS Canada Inc.
P.O. Box 4300 - 185 Concession St.
Lakefield - Ontario - K0L 2H0
Phone: 705-652-2000 FAX: 705-652-6365

Quality Control Report

Inorganic Analysis														
Parameter	Reporting Limit	Unit	Method Blank	Duplicate				LCS / Spike Blank			Matrix Spike / Reference Material		
				Result 1	Result 2	RPD	Acceptance Criteria	Spike Recovery (%)	Recovery Limits (%)		Spike Recovery (%)	Recovery Limits (%)	
							%		Low	High		Low	High
Acidity - QCBatchID: EWL0664-MAY23													
Acidity	2	mg/L as Ca	< 2			ND	20	106	90	110	NA		
Acidity - QCBatchID: EWL0698-MAY23													
Acidity	2	mg/L as Ca	2			ND	20	104	90	110	NA		
Alkalinity - QCBatchID: EWL0664-MAY23													
Alkalinity	2	mg/L as Ca	< 2			9	20	96	80	120	NA		
Alkalinity - QCBatchID: EWL0698-MAY23													
Alkalinity	2	mg/L as Ca	< 2			4	20	100	80	120	NA		
Anions by discrete analyzer - QCBatchID: DIO5028-JUN23													
Chloride	1	mg/L	<1			ND	20	102	80	120	106	75	125
Sulphate	2	mg/L	<2			ND	20	106	80	120	110	75	125
Anions by discrete analyzer - QCBatchID: DIO5121-MAY23													
Chloride	1	mg/L	<1			14	20	96	80	120	100	75	125
Sulphate	2	mg/L	<2			7	20	106	80	120	104	75	125
Anions by discrete analyzer - QCBatchID: DIO5134-MAY23													
Chloride	1	mg/L	<1			ND	20	97	80	120	102	75	125
Sulphate	2	mg/L	<2			1	20	105	80	120	105	75	125
Conductivity - QCBatchID: EWL0013-JUN23													
Conductivity	2	uS/cm	< 2			0	20	99	90	110	NA		
Conductivity - QCBatchID: EWL0664-MAY23													
Conductivity	2	uS/cm	< 2			5	20	98	90	110	NA		
Conductivity - QCBatchID: EWL0758-MAY23													
Conductivity	2	uS/cm	<2			0	20	99	90	110	NA		
Fluoride by Specific Ion Electrode - QCBatchID: EWL0684-MAY23													
Fluoride	0.06	mg/L	<0.06			0	10	93	90	110	89	75	125
Inorganics-General - QCBatchID: EHG0055-MAY23													
Mercury	0.00001	mg/L	< 0.00001			ND	20	99	80	120	95	70	130
Metals in aqueous samples - ICP-MS - QCBatchID: EMS0030-JUN23													
Boron	0.002	mg/L	<0.002			1	20	101	90	110	94	70	130
Metals in aqueous samples - ICP-MS - QCBatchID: EMS0223-MAY23													
Aluminum	0.001	mg/L	<0.001			ND	20	100	90	110	106	70	130
Antimony	0.0009	mg/L	<0.0009			ND	20	106	90	110	123	70	130
Arsenic	0.0002	mg/L	<0.0002			3	20	100	90	110	83	70	130
Barium	0.00008	mg/L	<0.00008			0	20	99	90	110	122	70	130
Beryllium	0.000007	mg/L	<0.000007			ND	20	101	90	110	91	70	130
Bismuth	0.00001	mg/L	<0.00001			ND	20	100	90	110	98	70	130

OnLine LIMS

0003633979

Results relate only to the sample tested. Data reported represents the sample submitted to SGS. Reproduction of this analytical report in full or in part is prohibited without prior written approval. Please refer to SGS General Conditions of Services located at https://www.sgs.ca/en/terms-and-conditions (Printed copies are available upon request.)
Test method information available upon request. "Temperature Upon Receipt" is representative of the whole shipment and may not reflect the temperature of individual samples.
SGS Canada Inc. Environment-Health & Safety statement of conformity decision rule does not consider uncertainty when analytical results are compared to a specified standard or regulation.

SGS Canada Inc.
P.O. Box 4300 - 185 Concession St.
Lakefield - Ontario - KOL 2HO
Phone: 705-652-2000 FAX: 705-652-6365

Inorganic Analysis														
Parameter	Reporting Limit	Unit	Method Blank	Duplicate				LCS / Spike Blank			Matrix Spike / Reference Material			
				Result 1	Result 2	RPD	Acceptance Criteria	Spike Recovery (%)	Recovery Limits (%)		Spike Recovery (%)	Recovery Limits (%)		
							%		Low	High		Low	High	
Boron	0.002	mg/L	<0.002			1	20	106	90	110	99	70	130	
Cadmium	0.000003	mg/L	<0.000003			0	20	102	90	110	96	70	130	
Calcium	0.01	mg/L	<0.01			3	20	98	90	110	104	70	130	
Chromium	0.00008	mg/L	<0.00008			5	20	102	90	110	100	70	130	
Cobalt	0.000004	mg/L	<0.000004			19	20	99	90	110	97	70	130	
Copper	0.0002	mg/L	<0.0002			2	20	101	90	110	93	70	130	
Iron	0.007	mg/L	<0.007			ND	20	98	90	110	125	70	130	
Lead	0.00009	mg/L	<0.00009			ND	20	102	90	110	98	70	130	
Magnesium	0.001	mg/L	<0.001			0	20	107	90	110	102	70	130	
Manganese	0.00001	mg/L	<0.00001			15	20	100	90	110	101	70	130	
Molybdenum	0.00004	mg/L	<0.00004			7	20	100	90	110	104	70	130	
Nickel	0.0001	mg/L	<0.0001			5	20	101	90	110	93	70	130	
Phosphorus	0.003	mg/L	<0.003			ND	20	100	90	110	NV	70	130	
Potassium	0.003	mg/L	<0.009			4	20	100	90	110	100	70	130	
Selenium	0.00004	mg/L	<0.00004			20	20	91	90	110	120	70	130	
Silicon	0.02	mg/L	<0.02			2	20	99	90	110	NV	70	130	
Silver	0.00005	mg/L	<0.00005			ND	20	102	90	110	91	70	130	
Sodium	0.01	mg/L	<0.01			0	20	96	90	110	95	70	130	
Strontium	0.00008	mg/L	<0.00008			1	20	103	90	110	102	70	130	
Sulfur	1	mg/L	<1			1	20	104	90	110	NV	70	130	
Thallium	0.000005	mg/L	<0.000005			ND	20	99	90	110	99	70	130	
Thorium	0.0001	mg/L	<0.0001			ND	20	95	90	110	NV	70	130	
Tin	0.00006	mg/L	<0.00006			ND	20	101	90	110	NV	70	130	
Titanium	0.00005	mg/L	<0.00005			ND	20	103	90	110	NV	70	130	
Tungsten	0.00002	mg/L	<0.00002			1	20	103	90	110	NV	70	130	
Uranium	0.000002	mg/L	<0.000002			6	20	101	90	110	102	70	130	
Vanadium	0.00001	mg/L	<0.00001			6	20	100	90	110	103	70	130	
Zinc	0.002	mg/L	<0.002			ND	20	99	90	110	92	70	130	
Zirconium	0.002	mg/L	<0.002			ND	20	91	90	110	NV	70	130	
pH - QCBatchID: EWL0661-MAY23														
pH	0.05	No unit	NA			0		100			NA			
pH - QCBatchID: EWL0664-MAY23														
pH	0.05	No unit	NA			1		100			NA			

OnLine LIMS

Results relate only to the sample tested. Data reported represents the sample submitted to SGS. Reproduction of this analytical report in full or in part is prohibited without prior written approval. Please refer to SGS General Conditions of Services located at https://www.sgs.ca/en/terms-and-conditions (Printed copies are available upon request.)
Test method information available upon request. "Temperature Upon Receipt" is representative of the whole shipment and may not reflect the temperature of individual samples.
SGS Canada Inc. Environment-Health & Safety statement of conformity decision rule does not consider uncertainty when analytical results are compared to a specified standard or regulation.

0003633979

SGS Canada Inc.
P.O. Box 4300 - 185 Concession St.
Lakefield - Ontario - KOL 2HO
Phone: 705-652-2000 FAX: 705-652-6365

24-June-2024

Great Bear Resources Ltd.
Attn : Ashley Moncrief

1020 - 800 West Pender St., Vancouver
Canada, V6C 2V6
Phone: 778-833-2160, Fax:

Date Rec. : 19 April 2024
LR Report: **CA10209-APR24**
Reference: Wk#0

Copy: #2

CERTIFICATE OF ANALYSIS
Final Report - Revised

Analysis	3: Analysis Completed Date	4: Analysis Completed Time	5: HC-28 Wk#0	6: HC-29 Wk#0	7: HC-30 Wk#0	8: HC-31 Wk#0	9: HC-32 Wk#0
Sample Date & Time			19-Apr-24	19-Apr-24	19-Apr-24	19-Apr-24	19-Apr-24
HumCell Leachate Vol [mL]	22-Apr-24	15:49	855	843	610	838	613
Sample Name	---	---	31787	DX450179	31644	DX450183	O31576
Sample Weight [g]	---	---	1000	1000	750	1000	750
pH [No unit]	23-Apr-24	10:55	7.44	8.02	8.61	9.13	8.94
Conductivity [uS/cm]	23-Apr-24	10:55	32	27	71	60	69
Alkalinity [mg/L as CaCO3]	23-Apr-24	10:55	5	8	14	14	23
Acidity [mg/L as CaCO3]	23-Apr-24	10:55	< 2	< 2	< 2	< 2	< 2
F [mg/L]	22-Apr-24	13:42	< 0.06	< 0.06	< 0.06	< 0.06	0.11
Cl [mg/L]	02-May-24	10:34	1	< 1	2	3	2
SO4 [mg/L]	30-Apr-24	14:24	4	3	14	9	12
Hg [mg/L]	22-Apr-24	16:46	< 0.00001	< 0.00001	< 0.00001	< 0.00001	< 0.00001
Ag [mg/L]	25-Apr-24	15:45	< 0.00005	< 0.00005	< 0.00005	< 0.00005	< 0.00005
Al [mg/L]	25-Apr-24	15:45	0.073	0.091	0.073	0.081	0.116
As [mg/L]	25-Apr-24	15:45	0.0024	0.0027	0.0037	0.0044	0.0034
B [mg/L]	25-Apr-24	15:45	0.007	0.003	0.010	0.012	0.004
Ba [mg/L]	25-Apr-24	15:45	0.00165	0.00241	0.00335	0.00089	0.00520
Be [mg/L]	25-Apr-24	15:45	< 0.000007	< 0.000007	< 0.000007	< 0.000007	0.000511
Bi [mg/L]	25-Apr-24	15:45	< 0.00001	< 0.00001	< 0.00001	< 0.00001	< 0.00001
Ca [mg/L]	25-Apr-24	15:45	3.16	2.80	8.19	7.01	8.33
Cd [mg/L]	25-Apr-24	15:45	0.000004	0.000004	0.000006	< 0.000003	0.000005
Co [mg/L]	25-Apr-24	15:45	0.000048	0.000034	0.000104	0.000045	0.000060
Cr [mg/L]	25-Apr-24	15:45	0.00013	0.00011	0.00014	0.00015	0.00012
Cu [mg/L]	25-Apr-24	15:45	0.002	0.001	0.004	0.001	0.003
Fe [mg/L]	25-Apr-24	15:45	0.011	0.017	0.007	< 0.007	< 0.007
K [mg/L]	25-Apr-24	15:45	1.38	1.56	2.45	1.61	2.25
Mg [mg/L]	25-Apr-24	15:45	0.323	0.155	0.655	0.323	0.500
Mn [mg/L]	25-Apr-24	15:45	0.00403	0.00273	0.0165	0.00252	0.0197
Mo [mg/L]	25-Apr-24	15:45	0.0007	< 0.0004	0.0016	0.0004	0.0011
Na [mg/L]	25-Apr-24	15:45	2.34	1.57	3.37	3.54	2.69

OnLine LIMS

00037555552

Results relate only to the sample tested. Data reported represents the sample submitted to SGS. Reproduction of this analytical report in full or in part is prohibited without prior written approval. Please refer to SGS General Conditions of Services located at https://www.sgs.ca/en/terms-and-conditions (Printed copies are available upon request.)
Test method information available upon request. "Temperature Upon Receipt" is representative of the whole shipment and may not reflect the temperature of individual samples.
SGS Canada Inc. Environment-Health & Safety statement of conformity decision rule does not consider uncertainty when analytical results are compared to a specified standard or regulation.

SGS Canada Inc.
P.O. Box 4300 - 185 Concession St.
Lakefield - Ontario - KOL 2HO
Phone: 705-652-2000 FAX: 705-652-6365

LR Report : **CA10209-APR24**

Analysis	3: Analysis Completed Date	4: Analysis Completed Time	5: HC-28 Wk#0	6: HC-29 Wk#0	7: HC-30 Wk#0	8: HC-31 Wk#0	9: HC-32 Wk#0
Ni [mg/L]	25-Apr-24	15:45	0.0016	0.0004	0.0015	0.0005	0.0010
P [mg/L]	21-Jun-24	08:05	0.005	0.005	0.010	0.005	0.008
Pb [mg/L]	25-Apr-24	15:45	0.00012	< 0.00009	< 0.00009	< 0.00009	< 0.00009
S [mg/L]	25-Apr-24	15:45	< 5	< 5	6	< 5	< 5
Sb [mg/L]	25-Apr-24	15:45	0.0012	< 0.0009	0.0034	< 0.0009	0.0014
Se [mg/L]	25-Apr-24	15:45	0.00008	0.00005	0.00018	0.00006	0.00117
Si [mg/L]	25-Apr-24	15:45	0.29	0.27	0.26	0.38	0.40
Sn [mg/L]	25-Apr-24	15:45	0.00048	0.00061	0.00048	0.00037	0.00060
Sr [mg/L]	25-Apr-24	15:45	0.0113	0.0106	0.0425	0.0218	0.0243
Ti [mg/L]	25-Apr-24	15:45	0.0005	0.0009	0.0005	0.0002	0.0002
Th [mg/L]	25-Apr-24	15:45	< 0.0001	< 0.0001	< 0.0001	< 0.0001	< 0.0001
Tl [mg/L]	25-Apr-24	15:45	0.000005	< 0.000005	0.000007	0.000005	0.000005
U [mg/L]	25-Apr-24	15:45	0.000312	0.000588	0.000675	0.000194	0.000258
V [mg/L]	25-Apr-24	15:45	0.00057	0.00086	0.00041	0.00061	0.00066
W [mg/L]	25-Apr-24	15:46	< 0.0002	0.0003	0.0008	0.0009	0.0009
Zr [mg/L]	25-Apr-24	15:46	< 0.002	< 0.002	< 0.002	< 0.002	< 0.002
Zn [mg/L]	25-Apr-24	15:46	0.009	< 0.002	< 0.002	< 0.002	< 0.002

Analysis	10: HC-33 Wk#0	11: HC-34 Wk#0	12: HC-35 Wk#0
Sample Date & Time	19-Apr-24	19-Apr-24	19-Apr-24
HumCell Leachate Vol [mL]	831	835	830
Sample Name	DX450213	DX450174	31795
Sample Weight [g]	1000	1000	1000
pH [No unit]	5.62	9.32	8.88
Conductivity [uS/cm]	199	47	80
Alkalinity [mg/L as CaCO3]	< 2	17	16
Acidity [mg/L as CaCO3]	7	< 2	< 2
F [mg/L]	< 0.06	< 0.06	0.14
Cl [mg/L]	3	1	4
SO4 [mg/L]	85	3	12
Hg [mg/L]	< 0.00001	< 0.00001	< 0.00001
Ag [mg/L]	< 0.00005	< 0.00005	< 0.00005
Al [mg/L]	0.035	0.074	0.257
As [mg/L]	0.0011	0.0018	0.0071
B [mg/L]	0.013	0.005	0.013
Ba [mg/L]	0.0206	0.00367	0.00740
Be [mg/L]	0.000068	< 0.000007	0.000008
Bi [mg/L]	< 0.00001	< 0.00001	< 0.00001
Ca [mg/L]	22.5	5.28	7.32
Cd [mg/L]	0.000230	0.000003	0.000003
Co [mg/L]	0.00865	0.000066	0.000080
Cr [mg/L]	0.00008	0.00010	0.00021

OnLine LIMS

00037565552

Results relate only to the sample tested. Data reported represents the sample submitted to SGS. Reproduction of this analytical report in full or in part is prohibited without prior written approval. Please refer to SGS General Conditions of Services located at https://www.sgs.ca/en/terms-and-conditions (Printed copies are available upon request.)
Test method information available upon request. "Temperature Upon Receipt" is representative of the whole shipment and may not reflect the temperature of individual samples.
SGS Canada Inc. Environment-Health & Safety statement of conformity decision rule does not consider uncertainty when analytical results are compared to a specified standard or regulation.

SGS Canada Inc.
P.O. Box 4300 - 185 Concession St.
Lakefield - Ontario - KOL 2HO
Phone: 705-652-2000 FAX: 705-652-6365

LR Report : **CA10209-APR24**

Analysis	10: HC-33 Wk#0	11: HC-34 Wk#0	12: HC-35 Wk#0
Cu [mg/L]	0.006	0.002	0.004
Fe [mg/L]	0.406	0.008	0.009
K [mg/L]	6.45	0.838	5.02
Mg [mg/L]	3.78	0.249	0.475
Mn [mg/L]	0.455	0.0135	0.00141
Mo [mg/L]	< 0.0004	0.0005	0.0017
Na [mg/L]	3.62	3.25	5.67
Ni [mg/L]	0.0446	0.0004	0.0010
P [mg/L]	< 0.003	0.007	0.020
Pb [mg/L]	< 0.00009	< 0.00009	< 0.00009
S [mg/L]	33	< 5	< 5
Sb [mg/L]	< 0.0009	0.0010	0.0021
Se [mg/L]	0.00114	0.00021	0.00027
Si [mg/L]	0.51	0.30	0.61
Sn [mg/L]	0.00037	0.00041	0.00049
Sr [mg/L]	0.133	0.0155	0.0227
Ti [mg/L]	< 0.0001	0.0001	0.0004
Th [mg/L]	< 0.0001	< 0.0001	< 0.0001
Tl [mg/L]	0.000034	< 0.000005	< 0.000005
U [mg/L]	0.00111	0.000148	0.000638
V [mg/L]	0.00001	0.00055	0.00225
W [mg/L]	< 0.0002	0.0006	0.0009
Zr [mg/L]	< 0.002	< 0.002	< 0.002
Zn [mg/L]	0.035	< 0.002	< 0.002



Lisa Thompson
Project Specialist Assistant,
Environment, Health & Safety

OnLine LIMS

0003756552

Results relate only to the sample tested. Data reported represents the sample submitted to SGS. Reproduction of this analytical report in full or in part is prohibited without prior written approval. Please refer to SGS General Conditions of Services located at https://www.sgs.ca/en/terms-and-conditions (Printed copies are available upon request.)
Test method information available upon request. "Temperature Upon Receipt" is representative of the whole shipment and may not reflect the temperature of individual samples.
SGS Canada Inc. Environment-Health & Safety statement of conformity decision rule does not consider uncertainty when analytical results are compared to a specified standard or regulation.

SGS Canada Inc.
P.O. Box 4300 - 185 Concession St.
Lakefield - Ontario - KOL 2HO
Phone: 705-652-2000 FAX: 705-652-6365

05-July-2023

Great Bear Resources Ltd.
Attn : Ashley Moncrief

1020 - 800 West Pender St.
Vancouver, BC
V6C 2V6, Canada

Phone: 778-833-2160
Fax:

Date Rec. : 01 June 2023
LR Report: **CA10010-JUN23**
Reference: Wk#1

Copy: #1

CERTIFICATE OF ANALYSIS
Final Report

Analysis	3: Analysis Completed Date	4: Analysis Completed Time	5: HC-1 Wk#1	6: HC-2 Wk#1	7: HC-3 Wk#1	8: HC-4 Wk#1	9: HC-5 Wk#1
Sample Date & Time			1-Jun-23	1-Jun-23	1-Jun-23	1-Jun-23	1-Jun-23
HumCell Leachate Vol [mL]	05-Jun-23	14:05	998	1001	467	499	1002
pH [No unit]	02-Jun-23	11:46	7.13	7.99	7.65	6.94	8.03
Alkalinity [mg/L as CaCO3]	02-Jun-23	11:46	9	21	22	7	20
Conductivity [uS/cm]	02-Jun-23	11:46	90	47	52	152	60
Acidity [mg/L as CaCO3]	02-Jun-23	11:46	4	< 2	< 2	2	< 2
F [mg/L]	05-Jun-23	09:20	< 0.06	< 0.06	< 0.06	< 0.06	< 0.06
SO4 [mg/L]	09-Jun-23	15:13	29	3	6	66	8
Cl [mg/L]	09-Jun-23	15:13	3	< 1	< 1	2	1
Hg [mg/L]	05-Jun-23	14:12	< 0.00001	< 0.00001	< 0.00001	< 0.00001	< 0.00001
Ag [mg/L]	06-Jun-23	18:29	< 0.00005	< 0.00005	< 0.00005	< 0.00005	< 0.00005
Al [mg/L]	06-Jun-23	18:29	0.028	0.042	0.051	0.017	0.067
As [mg/L]	06-Jun-23	18:29	0.0004	0.0377	0.0059	0.0004	0.0168
Ba [mg/L]	06-Jun-23	18:29	0.00131	0.00625	0.00154	0.00377	0.00199
Be [mg/L]	06-Jun-23	18:29	< 0.000007	< 0.000007	< 0.000007	< 0.000007	< 0.000007
B [mg/L]	06-Jun-23	18:29	0.009	0.007	0.017	0.012	0.031
Bi [mg/L]	06-Jun-23	18:29	< 0.00001	0.00007	< 0.00001	< 0.00001	0.00001
Ca [mg/L]	06-Jun-23	18:29	13.5	6.46	6.29	21.8	7.56
Cd [mg/L]	06-Jun-23	18:29	0.000172	0.000006	< 0.000003	0.000238	0.000009
Co [mg/L]	06-Jun-23	18:29	0.000049	0.000070	0.000040	0.000266	0.000023
Cr [mg/L]	06-Jun-23	18:29	< 0.00008	< 0.00008	0.00032	0.00010	0.00013
Cu [mg/L]	06-Jun-23	18:29	0.0007	0.0049	0.0062	0.0017	0.0045
Fe [mg/L]	06-Jun-23	18:29	< 0.007	< 0.007	< 0.007	< 0.007	< 0.007
K [mg/L]	06-Jun-23	18:29	1.59	2.67	2.39	3.00	2.37
Mg [mg/L]	06-Jun-23	18:29	1.65	0.696	1.02	5.29	0.886
Mn [mg/L]	06-Jun-23	18:29	0.0493	0.0267	0.0110	0.0537	0.0413
Mo [mg/L]	06-Jun-23	18:29	0.00029	0.00076	0.00067	0.00018	0.00089
Na [mg/L]	06-Jun-23	18:29	2.61	1.81	2.82	1.79	3.32
Ni [mg/L]	06-Jun-23	18:29	0.0007	0.0006	0.0009	0.0022	0.0006
P [mg/L]	09-Jun-23	21:09	< 0.003	0.008	0.007	< 0.003	0.008

OnLine LIMS

0003387745

Results relate only to the sample tested. Data reported represents the sample submitted to SGS. Reproduction of this analytical report in full or in part is prohibited without prior written approval. Please refer to SGS General Conditions of Services located at https://www.sgs.ca/en/terms-and-conditions (Printed copies are available upon request.)
Test method information available upon request. "Temperature Upon Receipt" is representative of the whole shipment and may not reflect the temperature of individual samples.
SGS Canada Inc. Environment-Health & Safety statement of conformity decision rule does not consider uncertainty when analytical results are compared to a specified standard or regulation.

SGS Canada Inc.
P.O. Box 4300 - 185 Concession St.
Lakefield - Ontario - KOL 2HO
Phone: 705-652-2000 FAX: 705-652-6365

LR Report : **CA10010-JUN23**

Analysis	3: Analysis Completed Date	4: Analysis Completed Time	5: HC-1 Wk#1	6: HC-2 Wk#1	7: HC-3 Wk#1	8: HC-4 Wk#1	9: HC-5 Wk#1
Pb [mg/L]	06-Jun-23	18:29	0.01254	0.00032	< 0.00009	0.00103	< 0.00009
S [mg/L]	06-Jun-23	18:29	14	2	2	24	3
Sb [mg/L]	06-Jun-23	18:29	0.0025	0.0062	0.0014	< 0.0009	0.0080
Se [mg/L]	06-Jun-23	18:29	0.00078	0.0137	0.00010	0.00225	0.00049
Si [mg/L]	06-Jun-23	18:29	0.44	0.86	0.71	0.64	0.76
Sn [mg/L]	06-Jun-23	18:29	0.00013	0.00015	0.00019	0.00051	0.00034
Sr [mg/L]	06-Jun-23	18:29	0.0536	0.0297	0.0287	0.0422	0.0201
Ti [mg/L]	06-Jun-23	18:29	< 0.00005	0.00016	0.00031	0.00018	0.00022
Th [mg/L]	06-Jun-23	18:29	< 0.0001	< 0.0001	< 0.0001	< 0.0001	< 0.0001
Tl [mg/L]	06-Jun-23	18:29	0.000005	0.000006	0.000009	0.000008	0.000006
U [mg/L]	06-Jun-23	18:29	0.000252	0.00272	0.00604	0.000586	0.0120
V [mg/L]	06-Jun-23	18:29	0.00002	0.00153	0.00053	0.00002	0.00160
W [mg/L]	06-Jun-23	18:29	0.00007	0.00256	0.00107	0.00013	0.00243
Zr [mg/L]	05-Jul-23	09:18	< 0.002	< 0.002	< 0.002	< 0.002	< 0.002
Zn [mg/L]	06-Jun-23	18:29	0.008	< 0.002	< 0.002	0.017	< 0.002

Analysis	10: HC-6 Wk#1	11: HC-7 Wk#1
Sample Date & Time	1-Jun-23	1-Jun-23
HumCell Leachate Vol [mL]	491	1000
pH [No unit]	8.00	8.44
Alkalinity [mg/L as CaCO3]	23	22
Conductivity [uS/cm]	54	46
Acidity [mg/L as CaCO3]	< 2	< 2
F [mg/L]	< 0.06	< 0.06
SO4 [mg/L]	3	3
Cl [mg/L]	< 1	< 1
Hg [mg/L]	0.00001	< 0.00001
Ag [mg/L]	< 0.00005	< 0.00005
Al [mg/L]	0.065	0.057
As [mg/L]	0.0019	0.0138
Ba [mg/L]	0.00137	0.00130
Be [mg/L]	< 0.000007	< 0.000007
B [mg/L]	0.021	0.008
Bi [mg/L]	< 0.00001	< 0.00001
Ca [mg/L]	6.77	6.05
Cd [mg/L]	0.000003	0.000003
Co [mg/L]	0.000029	0.000032
Cr [mg/L]	< 0.00008	0.00013
Cu [mg/L]	0.0043	0.0032
Fe [mg/L]	< 0.007	< 0.007
K [mg/L]	1.80	1.77
Mg [mg/L]	0.693	0.482

OnLine LIMS

0003387745

Results relate only to the sample tested. Data reported represents the sample submitted to SGS. Reproduction of this analytical report in full or in part is prohibited without prior written approval. Please refer to SGS General Conditions of Services located at https://www.sgs.ca/en/terms-and-conditions (Printed copies are available upon request.)
Test method information available upon request. "Temperature Upon Receipt" is representative of the whole shipment and may not reflect the temperature of individual samples.
SGS Canada Inc. Environment-Health & Safety statement of conformity decision rule does not consider uncertainty when analytical results are compared to a specified standard or regulation.

SGS Canada Inc.
P.O. Box 4300 - 185 Concession St.
Lakefield - Ontario - KOL 2HO
Phone: 705-652-2000 FAX: 705-652-6365

LR Report : **CA10010-JUN23**

Analysis	10: HC-6 Wk#1	11: HC-7 Wk#1
Mn [mg/L]	0.0122	0.0153
Mo [mg/L]	0.00098	0.00474
Na [mg/L]	3.69	2.06
Ni [mg/L]	0.0004	0.0005
P [mg/L]	0.005	0.007
Pb [mg/L]	< 0.00009	< 0.00009
S [mg/L]	1	1
Sb [mg/L]	< 0.0009	0.0017
Se [mg/L]	0.00013	0.00023
Si [mg/L]	0.75	0.57
Sn [mg/L]	0.00022	0.00095
Sr [mg/L]	0.0255	0.0192
Ti [mg/L]	0.00034	0.00027
Th [mg/L]	< 0.0001	< 0.0001
Tl [mg/L]	< 0.000005	< 0.000005
U [mg/L]	0.00600	0.00563
V [mg/L]	0.00152	0.00049
W [mg/L]	0.163	0.00127
Zr [mg/L]	< 0.002	< 0.002
Zn [mg/L]	< 0.002	< 0.002



Lisa Thompson
Project Specialist Assistant,
Environment, Health & Safety

OnLine LIMS

0003387745

Results relate only to the sample tested. Data reported represents the sample submitted to SGS. Reproduction of this analytical report in full or in part is prohibited without prior written approval. Please refer to SGS General Conditions of Services located at https://www.sgs.ca/en/terms-and-conditions (Printed copies are available upon request.)
Test method information available upon request. "Temperature Upon Receipt" is representative of the whole shipment and may not reflect the temperature of individual samples.
SGS Canada Inc. Environment-Health & Safety statement of conformity decision rule does not consider uncertainty when analytical results are compared to a specified standard or regulation.

SGS Canada Inc.
P.O. Box 4300 - 185 Concession St.
Lakefield - Ontario - KOL 2HO
Phone: 705-652-2000 FAX: 705-652-6365

05-July-2023

Great Bear Resources Ltd.
Attn : Ashley Moncrief

1020 - 800 West Pender St.
Vancouver, BC
V6C 2V6, Canada

Phone: 778-833-2160
Fax:

Date Rec. : 02 June 2023
LR Report: **CA10011-JUN23**
Reference: Wk#1

Copy: #1

CERTIFICATE OF ANALYSIS
Final Report - Revised

Analysis	3: Analysis Completed Date	4: Analysis Completed Time	5: HC-8 Wk#1	6: HC-9 Wk#1	7: HC-10 Wk#1	8: HC-11 Wk#1	9: HC-12 Wk#1
Sample Date & Time			2-Jun-23	2-Jun-23	2-Jun-23	2-Jun-23	2-Jun-23
HumCell Leachate Vol [mL]	05-Jun-23	13:45	900	905	904	899	972
pH [No unit]	07-Jun-23	12:51	8.89	6.54	8.69	8.21	7.10
Alkalinity [mg/L as CaCO3]	07-Jun-23	12:51	14	2	10	10	9
Conductivity [uS/cm]	07-Jun-23	12:51	47	132	37	32	284
Acidity [mg/L as CaCO3]	07-Jun-23	12:51	< 2	22	< 2	< 2	< 2
F [mg/L]	05-Jun-23	09:08	< 0.06	< 0.06	< 0.06	< 0.06	< 0.06
SO4 [mg/L]	09-Jun-23	15:14	6	52	4	3	120
Cl [mg/L]	09-Jun-23	15:14	< 1	13	< 1	< 1	2
Hg [mg/L]	05-Jun-23	14:11	< 0.00001	< 0.00001	< 0.00001	< 0.00001	< 0.00001
Ag [mg/L]	06-Jun-23	18:31	< 0.00005	< 0.00005	< 0.00005	< 0.00005	< 0.00005
Al [mg/L]	06-Jun-23	18:31	0.096	0.009	0.047	0.067	0.034
As [mg/L]	06-Jun-23	18:31	0.0064	0.0003	0.0014	0.0022	0.0093
Ba [mg/L]	06-Jun-23	18:31	0.00179	0.00276	0.00123	0.00120	0.00496
Be [mg/L]	06-Jun-23	18:31	< 0.000007	< 0.000007	< 0.000007	< 0.000007	< 0.000007
B [mg/L]	06-Jun-23	18:31	0.003	0.025	0.012	0.004	0.016
Bi [mg/L]	06-Jun-23	18:31	< 0.00001	< 0.00001	< 0.00001	< 0.00001	0.00005
Ca [mg/L]	06-Jun-23	18:31	5.36	20.4	4.48	3.70	54.9
Cd [mg/L]	06-Jun-23	18:31	0.000005	0.001175	0.000007	0.000003	0.000019
Co [mg/L]	06-Jun-23	18:31	0.000021	0.000243	0.000013	0.000012	0.000102
Cr [mg/L]	06-Jun-23	18:31	0.00020	0.00010	< 0.00008	0.00011	0.00013
Cu [mg/L]	06-Jun-23	18:31	0.0044	0.0013	0.0030	0.0057	0.0040
Fe [mg/L]	06-Jun-23	18:31	0.012	< 0.007	< 0.007	< 0.007	< 0.007
K [mg/L]	06-Jun-23	18:31	2.26	2.91	1.09	0.991	2.35
Mg [mg/L]	06-Jun-23	18:31	0.487	1.83	0.398	0.390	1.35
Mn [mg/L]	06-Jun-23	18:31	0.0182	0.174	0.0248	0.0162	0.128
Mo [mg/L]	06-Jun-23	18:31	0.00648	0.00065	0.00084	0.00080	0.00058
Na [mg/L]	06-Jun-23	18:31	2.86	3.79	2.85	2.78	3.32
Ni [mg/L]	06-Jun-23	18:31	0.0002	0.0061	< 0.0001	< 0.0001	0.0005
P [mg/L]	09-Jun-23	21:09	0.004	< 0.003	< 0.003	< 0.003	< 0.003

OnLine LIMS

0003387747

Results relate only to the sample tested. Data reported represents the sample submitted to SGS. Reproduction of this analytical report in full or in part is prohibited without prior written approval. Please refer to SGS General Conditions of Services located at https://www.sgs.ca/en/terms-and-conditions (Printed copies are available upon request.)
Test method information available upon request. "Temperature Upon Receipt" is representative of the whole shipment and may not reflect the temperature of individual samples.
SGS Canada Inc. Environment-Health & Safety statement of conformity decision rule does not consider uncertainty when analytical results are compared to a specified standard or regulation.

SGS Canada Inc.
P.O. Box 4300 - 185 Concession St.
Lakefield - Ontario - KOL 2HO
Phone: 705-652-2000 FAX: 705-652-6365

LR Report : **CA10011-JUN23**

Analysis	3: Analysis Completed Date	4: Analysis Completed Time	5: HC-8 Wk#1	6: HC-9 Wk#1	7: HC-10 Wk#1	8: HC-11 Wk#1	9: HC-12 Wk#1
Pb [mg/L]	06-Jun-23	18:31	< 0.00009	0.00092	< 0.00009	0.00014	< 0.00009
S [mg/L]	06-Jun-23	18:31	2	28	2	1	46
Sb [mg/L]	06-Jun-23	18:31	0.0026	< 0.0009	0.0023	0.0010	0.0044
Se [mg/L]	06-Jun-23	18:31	0.00111	0.0103	0.00080	0.00026	0.00110
Si [mg/L]	06-Jun-23	18:31	0.40	0.39	0.28	0.34	0.93
Sn [mg/L]	06-Jun-23	18:31	0.00027	0.00009	0.00034	0.00013	0.00009
Sr [mg/L]	06-Jun-23	18:31	0.0124	0.0913	0.0158	0.0105	0.124
Ti [mg/L]	06-Jun-23	18:31	0.00023	0.00007	< 0.00005	0.00015	< 0.00005
Th [mg/L]	06-Jun-23	18:31	< 0.0001	< 0.0001	< 0.0001	< 0.0001	< 0.0001
Tl [mg/L]	06-Jun-23	18:31	< 0.000005	0.000005	< 0.000005	< 0.000005	0.000011
U [mg/L]	06-Jun-23	18:31	0.00257	0.000276	0.000700	0.000967	0.00491
V [mg/L]	06-Jun-23	18:31	0.00049	0.00002	0.00007	0.00018	0.00023
W [mg/L]	06-Jun-23	18:31	0.00075	0.00008	0.00047	0.00053	0.00126
Zr [mg/L]	05-Jul-23	09:18	< 0.002	< 0.002	< 0.002	< 0.002	< 0.002
Zn [mg/L]	06-Jun-23	18:31	< 0.002	0.083	< 0.002	< 0.002	0.003

Analysis	10: HC-13 Wk#1	11: HC-14 Wk#1	12: HC-15 Wk#1	13: HC-16 Wk#1	14: HC-17 Wk#1	15: HC-18 Wk#1	16: HC-19 Wk#1
Sample Date & Time	2-Jun-23	2-Jun-23	2-Jun-23	2-Jun-23	2-Jun-23	2-Jun-23	2-Jun-23
HumCell Leachate Vol [mL]	972	915	692	972	1000	899	911
pH [No unit]	7.56	7.15	7.69	7.62	7.20	8.80	7.51
Alkalinity [mg/L as CaCO3]	16	7	24	27	9	16	13
Conductivity [uS/cm]	70	93	256	50	32	40	29
Acidity [mg/L as CaCO3]	< 2	3	< 2	< 2	< 2	< 2	< 2
F [mg/L]	0.24	< 0.06	< 0.06	< 0.06	< 0.06	< 0.06	0.14
SO4 [mg/L]	16	33	98	4	4	3	< 2
Cl [mg/L]	< 1	4	28	< 1	< 1	< 1	< 1
Hg [mg/L]	< 0.00001	0.00006	< 0.00001	< 0.00001	< 0.00001	< 0.00001	< 0.00001
Ag [mg/L]	< 0.00005	< 0.00005	< 0.00005	< 0.00005	< 0.00005	< 0.00005	< 0.00005
Al [mg/L]	0.101	0.064	0.011	0.151	0.071	0.101	0.093
As [mg/L]	0.0059	0.0009	0.861	0.0871	0.0125	0.0055	0.0044
Ba [mg/L]	0.00124	0.00498	0.00709	0.00202	0.00048	0.00058	0.00060
Be [mg/L]	< 0.000007	< 0.000007	< 0.000007	< 0.000007	< 0.000007	< 0.000007	< 0.000007
B [mg/L]	0.012	0.007	0.041	0.025	0.014	0.005	0.013
Bi [mg/L]	0.00001	< 0.00001	< 0.00001	< 0.00001	< 0.00001	< 0.00001	0.00002
Ca [mg/L]	10.4	10.3	48.6	5.75	4.38	4.93	3.53
Cd [mg/L]	0.000007	< 0.000003	0.000005	< 0.000003	0.000005	0.000022	< 0.000003
Co [mg/L]	0.000048	0.000088	0.002689	0.000035	0.000079	0.000031	0.000055
Cr [mg/L]	0.00015	0.00014	0.00013	0.00029	0.00014	< 0.00008	0.00010
Cu [mg/L]	0.0051	0.0016	0.0004	0.0060	0.0055	0.0034	0.0036
Fe [mg/L]	< 0.007	0.010	< 0.007	0.008	< 0.007	< 0.007	< 0.007
K [mg/L]	2.78	3.19	2.82	4.58	1.69	2.04	1.77
Mg [mg/L]	1.01	1.40	5.19	0.341	0.304	0.271	0.310

OnLine LIMS

0003387747

Results relate only to the sample tested. Data reported represents the sample submitted to SGS. Reproduction of this analytical report in full or in part is prohibited without prior written approval. Please refer to SGS General Conditions of Services located at https://www.sgs.ca/en/terms-and-conditions (Printed copies are available upon request.)
Test method information available upon request. "Temperature Upon Receipt" is representative of the whole shipment and may not reflect the temperature of individual samples.
SGS Canada Inc. Environment-Health & Safety statement of conformity decision rule does not consider uncertainty when analytical results are compared to a specified standard or regulation.

SGS Canada Inc.
P.O. Box 4300 - 185 Concession St.
Lakefield - Ontario - KOL 2HO
Phone: 705-652-2000 FAX: 705-652-6365

LR Report : **CA10011-JUN23**

Analysis	10: HC-13 Wk#1	11: HC-14 Wk#1	12: HC-15 Wk#1	13: HC-16 Wk#1	14: HC-17 Wk#1	15: HC-18 Wk#1	16: HC-19 Wk#1
Mn [mg/L]	0.0201	0.0143	0.0200	0.00486	0.00330	0.00688	0.00682
Mo [mg/L]	0.00060	0.00115	0.00028	0.00113	0.00069	0.00092	0.00093
Na [mg/L]	1.32	4.84	3.60	2.86	1.64	2.27	2.04
Ni [mg/L]	0.0001	0.0020	0.337	0.0008	0.0005	0.0002	0.0001
P [mg/L]	< 0.003	< 0.003	< 0.003	0.007	< 0.003	< 0.003	< 0.003
Pb [mg/L]	< 0.00009	< 0.00009	< 0.00009	< 0.00009	< 0.00009	< 0.00009	< 0.00009
S [mg/L]	5	13	54	2	2	< 1	< 1
Sb [mg/L]	0.0037	< 0.0009	0.0077	0.0048	0.0030	< 0.0009	0.0044
Se [mg/L]	0.00016	0.00292	0.00494	0.00037	0.00026	0.00007	0.00016
Si [mg/L]	1.19	0.29	1.33	0.96	0.60	0.43	0.63
Sn [mg/L]	0.00014	0.00017	0.00012	0.00038	0.00035	0.00015	0.00023
Sr [mg/L]	0.0331	0.0646	0.190	0.0288	0.0142	0.00992	0.0131
Ti [mg/L]	0.00012	0.00050	< 0.00005	0.00067	0.00016	0.00026	0.00045
Th [mg/L]	< 0.0001	< 0.0001	< 0.0001	< 0.0001	< 0.0001	< 0.0001	< 0.0001
Tl [mg/L]	0.000006	< 0.000005	0.000018	0.000005	< 0.000005	0.000005	0.000005
U [mg/L]	0.00218	0.00221	0.000594	0.0214	0.00394	0.00273	0.00152
V [mg/L]	0.00011	0.00030	0.00023	0.00196	0.00054	0.00030	0.00017
W [mg/L]	0.00050	0.00013	0.00015	0.00182	0.00083	0.00027	0.00173
Zr [mg/L]	< 0.002	< 0.002	< 0.002	< 0.002	< 0.002	< 0.002	< 0.002
Zn [mg/L]	< 0.002	< 0.002	< 0.002	< 0.002	< 0.002	< 0.002	< 0.002

Analysis	17: HC-20 Wk#1	18: HC-21 Wk#1	19: HC-22 Wk#1	20: HC-23 Wk#1	21: HC-24 Wk#1	22: HC-25 Wk#1	23: HC-26 Wk#1
Sample Date & Time	2-Jun-23	2-Jun-23	2-Jun-23	2-Jun-23	2-Jun-23	2-Jun-23	2-Jun-23
HumCell Leachate Vol [mL]	900	906	509	985	984	976	744
pH [No unit]	8.84	8.83	8.64	8.70	8.54	8.81	7.56
Alkalinity [mg/L as CaCO3]	17	23	16	21	22	20	21
Conductivity [uS/cm]	45	44	46	41	41	54	302
Acidity [mg/L as CaCO3]	< 2	< 2	< 2	< 2	< 2	< 2	67
F [mg/L]	< 0.06	< 0.06	< 0.06	< 0.06	< 0.06	< 0.06	< 0.06
SO4 [mg/L]	4	3	2	< 2	2	7	94
Cl [mg/L]	< 1	< 1	< 1	< 1	< 1	3	59
Hg [mg/L]	< 0.00001	< 0.00001	< 0.00001	< 0.00001	< 0.00001	< 0.00001	< 0.00001
Ag [mg/L]	< 0.00005	< 0.00005	< 0.00005	< 0.00005	< 0.00005	< 0.00005	< 0.00005
Al [mg/L]	0.063	0.095	0.058	0.071	0.060	0.071	0.011
As [mg/L]	0.0014	0.0009	0.0010	0.0083	0.0033	0.0009	0.0002
Ba [mg/L]	0.00250	0.00078	0.0106	0.00232	0.00130	0.00116	0.0173
Be [mg/L]	< 0.000007	< 0.000007	< 0.000007	< 0.000007	< 0.000007	< 0.000007	< 0.000007
B [mg/L]	0.011	0.007	0.008	0.030	0.004	0.018	0.017
Bi [mg/L]	< 0.00001	< 0.00001	< 0.00001	< 0.00001	< 0.00001	< 0.00001	< 0.00001
Ca [mg/L]	4.67	6.76	4.84	6.43	6.34	6.74	55.4
Cd [mg/L]	< 0.000003	< 0.000003	0.000003	< 0.000003	< 0.000003	< 0.000003	0.000054
Co [mg/L]	0.000028	0.000018	0.000020	0.000015	0.000015	0.000016	0.000365

OnLine LIMS

0003387747

Results relate only to the sample tested. Data reported represents the sample submitted to SGS. Reproduction of this analytical report in full or in part is prohibited without prior written approval. Please refer to SGS General Conditions of Services located at https://www.sgs.ca/en/terms-and-conditions (Printed copies are available upon request.)
Test method information available upon request. "Temperature Upon Receipt" is representative of the whole shipment and may not reflect the temperature of individual samples.
SGS Canada Inc. Environment-Health & Safety statement of conformity decision rule does not consider uncertainty when analytical results are compared to a specified standard or regulation.

SGS Canada Inc.
P.O. Box 4300 - 185 Concession St.
Lakefield - Ontario - KOL 2HO
Phone: 705-652-2000 FAX: 705-652-6365

LR Report : **CA10011-JUN23**

Analysis	17: HC-20 Wk#1	18: HC-21 Wk#1	19: HC-22 Wk#1	20: HC-23 Wk#1	21: HC-24 Wk#1	22: HC-25 Wk#1	23: HC-26 Wk#1
Cr [mg/L]	< 0.00008	0.00009	0.00009	< 0.00008	0.00009	0.00010	0.00016
Cu [mg/L]	0.0039	0.0040	0.0050	0.0013	0.0016	0.0009	0.0013
Fe [mg/L]	0.009	< 0.007	< 0.007	0.008	< 0.007	< 0.007	< 0.007
K [mg/L]	0.827	0.564	1.87	1.20	0.772	0.943	5.87
Mg [mg/L]	0.296	0.563	0.352	0.527	0.491	0.416	6.33
Mn [mg/L]	0.0254	0.0167	0.0292	0.0176	0.0213	0.0121	0.201
Mo [mg/L]	0.00042	0.00039	0.00069	0.00025	0.00040	0.00026	0.00210
Na [mg/L]	4.47	1.62	2.89	1.05	1.42	3.64	4.03
Ni [mg/L]	0.0002	< 0.0001	0.0002	< 0.0001	0.0001	0.0001	0.0022
P [mg/L]	< 0.003	< 0.003	0.004	< 0.003	< 0.003	< 0.003	< 0.003
Pb [mg/L]	< 0.00009	< 0.00009	< 0.00009	< 0.00009	< 0.00009	< 0.00009	< 0.00009
S [mg/L]	2	< 1	< 1	< 1	< 1	4	84
Sb [mg/L]	< 0.0009	< 0.0009	0.0010	0.0019	< 0.0009	< 0.0009	< 0.0009
Se [mg/L]	0.00018	0.00011	0.00012	0.00011	0.00009	0.00011	0.00146
Si [mg/L]	0.29	0.26	0.22	0.36	0.44	0.31	0.48
Sn [mg/L]	0.00046	0.00019	0.00027	0.00015	0.00077	0.00015	0.00016
Sr [mg/L]	0.0142	0.0110	0.0176	0.0198	0.0139	0.0130	0.112
Ti [mg/L]	0.00015	0.00007	0.00012	0.00012	< 0.00005	0.00019	< 0.00005
Th [mg/L]	< 0.0001	< 0.0001	< 0.0001	< 0.0001	< 0.0001	< 0.0001	< 0.0001
Tl [mg/L]	< 0.000005	< 0.000005	< 0.000005	< 0.000005	< 0.000005	< 0.000005	< 0.000005
U [mg/L]	0.00113	0.000044	0.000091	0.000279	0.000139	0.000687	0.000258
V [mg/L]	0.00147	0.00100	0.00094	0.00027	0.00096	0.00062	0.00001
W [mg/L]	0.00020	0.00012	0.00029	0.00048	0.00023	0.00331	0.00005
Zr [mg/L]	< 0.002	< 0.002	< 0.002	< 0.002	< 0.002	< 0.002	< 0.002
Zn [mg/L]	< 0.002	< 0.002	< 0.002	< 0.002	< 0.002	< 0.002	0.003

Analysis	24: HC-27 Wk#1
Sample Date & Time	2-Jun-23
HumCell Leachate Vol [mL]	986
pH [No unit]	7.34
Alkalinity [mg/L as CaCO3]	11
Conductivity [uS/cm]	83
Acidity [mg/L as CaCO3]	< 2
F [mg/L]	< 0.06
SO4 [mg/L]	28
Cl [mg/L]	< 1
Hg [mg/L]	< 0.00001
Ag [mg/L]	< 0.00005
Al [mg/L]	0.044
As [mg/L]	0.0011
Ba [mg/L]	0.00192
Be [mg/L]	< 0.000007

OnLine LIMS

0003387747

Results relate only to the sample tested. Data reported represents the sample submitted to SGS. Reproduction of this analytical report in full or in part is prohibited without prior written approval. Please refer to SGS General Conditions of Services located at https://www.sgs.ca/en/terms-and-conditions (Printed copies are available upon request.)
Test method information available upon request. "Temperature Upon Receipt" is representative of the whole shipment and may not reflect the temperature of individual samples.
SGS Canada Inc. Environment-Health & Safety statement of conformity decision rule does not consider uncertainty when analytical results are compared to a specified standard or regulation.

SGS Canada Inc.
P.O. Box 4300 - 185 Concession St.
Lakefield - Ontario - KOL 2HO
Phone: 705-652-2000 FAX: 705-652-6365

LR Report : **CA10011-JUN23**

Analysis	24: HC-27 Wk#1
B [mg/L]	0.007
Bi [mg/L]	< 0.00001
Ca [mg/L]	12.8
Cd [mg/L]	0.000009
Co [mg/L]	0.000048
Cr [mg/L]	0.00014
Cu [mg/L]	0.0017
Fe [mg/L]	< 0.007
K [mg/L]	2.26
Mg [mg/L]	0.965
Mn [mg/L]	0.0487
Mo [mg/L]	0.00115
Na [mg/L]	1.60
Ni [mg/L]	0.0003
P [mg/L]	< 0.003
Pb [mg/L]	< 0.00009
S [mg/L]	9
Sb [mg/L]	< 0.0009
Se [mg/L]	0.00007
Si [mg/L]	0.53
Sn [mg/L]	0.00014
Sr [mg/L]	0.0449
Ti [mg/L]	0.00027
Th [mg/L]	< 0.0001
Tl [mg/L]	0.000006
U [mg/L]	0.00237
V [mg/L]	0.00014
W [mg/L]	0.00014
Zr [mg/L]	< 0.002
Zn [mg/L]	< 0.002



Lisa Thompson
Project Specialist Assistant,
Environment, Health & Safety

OnLine LIMS

0003387747

Results relate only to the sample tested. Data reported represents the sample submitted to SGS. Reproduction of this analytical report in full or in part is prohibited without prior written approval. Please refer to SGS General Conditions of Services located at https://www.sgs.ca/en/terms-and-conditions (Printed copies are available upon request.)
Test method information available upon request. "Temperature Upon Receipt" is representative of the whole shipment and may not reflect the temperature of individual samples.
SGS Canada Inc. Environment-Health & Safety statement of conformity decision rule does not consider uncertainty when analytical results are compared to a specified standard or regulation.

SGS Canada Inc.
P.O. Box 4300 - 185 Concession St.
Lakefield - Ontario - KOL 2HO
Phone: 705-652-2000 FAX: 705-652-6365

12-May-2024

Great Bear Resources Ltd.
Attn : Ashley Moncrief

1020 - 800 West Pender St.
Vancouver, BC
V6C 2V6, Canada

Phone: 778-833-2160
Fax:

Date Rec. : 26 April 2024
LR Report: **CA10210-APR24**
Reference: Wk#1

Copy: #1

CERTIFICATE OF ANALYSIS
Final Report

Analysis	3: Analysis Completed Date	4: Analysis Completed Time	5: HC-28 Wk#1	6: HC-29 Wk#1	7: HC-30 Wk#1	8: HC-31 Wk#1	9: HC-32 Wk#1	10: HC-33 Wk#1
Sample Date & Time			26-Apr-24	26-Apr-24	26-Apr-24	26-Apr-24	26-Apr-24	26-Apr-24
HumCell Leachate Vol [mL]	29-Apr-24	09:12	1001	1001	748	1004	693	1002
Sample Name	---	---	31787	DX450179	31644	DX450183	O31576	DX450213
Sample Weight [g]	---	---	1000	1000	750	1000	750	1000
pH [No unit]	29-Apr-24	15:03	6.95	7.33	7.20	7.47	7.85	6.26
Conductivity [uS/cm]	30-Apr-24	10:03	30	28	64	72	45	152
Alkalinity [mg/L as CaCO3]	29-Apr-24	15:03	7	9	11	13	14	2
Acidity [mg/L as CaCO3]	29-Apr-24	15:03	< 2	< 2	< 2	< 2	< 2	14
F [mg/L]	29-Apr-24	09:28	< 0.06	< 0.06	< 0.06	< 0.06	< 0.06	< 0.06
Cl [mg/L]	09-May-24	16:00	< 1	< 1	< 1	2	< 1	2
SO4 [mg/L]	09-May-24	16:00	3	3	11	12	5	55
Hg [mg/L]	29-Apr-24	13:37	< 0.00001	< 0.00001	< 0.00001	< 0.00001	< 0.00001	< 0.00001
Ag [mg/L]	30-Apr-24	14:20	< 0.00005	< 0.00005	< 0.00005	< 0.00005	< 0.00005	< 0.00005
Al [mg/L]	30-Apr-24	14:20	0.040	0.038	0.039	0.047	0.088	0.007
As [mg/L]	30-Apr-24	14:20	0.0021	0.0075	0.0051	0.0073	0.0037	0.0003
B [mg/L]	30-Apr-24	14:20	0.009	0.007	0.015	0.023	0.002	0.025
Ba [mg/L]	30-Apr-24	14:20	0.00158	0.00281	0.00213	0.00091	0.00191	0.00448
Be [mg/L]	30-Apr-24	14:20	< 0.000007	< 0.000007	< 0.000007	< 0.000007	< 0.000007	< 0.000007
Bi [mg/L]	30-Apr-24	14:20	< 0.00001	< 0.00001	< 0.00001	< 0.00001	< 0.00001	< 0.00001
Ca [mg/L]	30-Apr-24	14:20	2.84	2.81	6.06	7.71	5.29	18.3
Cd [mg/L]	30-Apr-24	14:20	0.000004	< 0.000003	0.000003	< 0.000003	0.000006	0.000041
Co [mg/L]	30-Apr-24	14:20	0.000035	0.000060	0.000039	0.000039	0.000010	0.000475
Cr [mg/L]	30-Apr-24	14:20	< 0.00008	< 0.00008	< 0.00008	< 0.00008	< 0.00008	< 0.00008
Cu [mg/L]	30-Apr-24	14:20	0.001	< 0.001	0.001	< 0.001	< 0.001	< 0.001
Fe [mg/L]	30-Apr-24	14:20	< 0.007	< 0.007	< 0.007	< 0.007	< 0.007	< 0.007
K [mg/L]	30-Apr-24	14:20	1.12	1.60	1.84	1.36	1.00	2.77
Mg [mg/L]	30-Apr-24	14:20	0.285	0.207	0.615	0.392	0.272	2.27
Mn [mg/L]	30-Apr-24	14:20	0.00729	0.00317	0.0259	0.00811	0.0330	0.273
Mo [mg/L]	30-Apr-24	14:20	0.0008	0.0007	0.0018	0.0005	0.0006	< 0.0004
Na [mg/L]	30-Apr-24	14:20	1.68	1.69	2.44	3.59	0.78	1.19
Ni [mg/L]	30-Apr-24	14:20	0.0007	0.0008	0.0013	0.0007	0.0004	0.0060
Pb [mg/L]	30-Apr-24	14:20	< 0.00009	< 0.00009	< 0.00009	< 0.00009	< 0.00009	0.00010
S [mg/L]	30-Apr-24	14:20	< 5	< 5	< 5	< 5	< 5	23
Sb [mg/L]	30-Apr-24	14:20	0.0027	0.0011	0.0064	0.0013	0.0014	< 0.0009
Se [mg/L]	30-Apr-24	14:20	< 0.00004	0.00007	0.00015	< 0.00004	0.00061	0.00178
Si [mg/L]	30-Apr-24	14:20	0.34	0.33	0.33	0.53	0.34	0.97

OnLine LIMS

00037088806

Results relate only to the sample tested. Data reported represents the sample submitted to SGS. Reproduction of this analytical report in full or in part is prohibited without prior written approval. Please refer to SGS General Conditions of Services located at https://www.sgs.ca/en/terms-and-conditions (Printed copies are available upon request.)
Test method information available upon request. "Temperature Upon Receipt" is representative of the whole shipment and may not reflect the temperature of individual samples.
SGS Canada Inc. Environment-Health & Safety statement of conformity decision rule does not consider uncertainty when analytical results are compared to a specified standard or regulation.

SGS Canada Inc.
P.O. Box 4300 - 185 Concession St.
Lakefield - Ontario - KOL 2HO
Phone: 705-652-2000 FAX: 705-652-6365

LR Report : **CA10210-APR24**

Analysis	3: Analysis Completed Date	4: Analysis Completed Time	5: HC-28 Wk#1	6: HC-29 Wk#1	7: HC-30 Wk#1	8: HC-31 Wk#1	9: HC-32 Wk#1	10: HC-33 Wk#1
Sn [mg/L]	30-Apr-24	14:20	0.00015	0.00020	0.00016	0.00024	0.00013	0.00011
Sr [mg/L]	30-Apr-24	14:20	0.0103	0.0125	0.0345	0.0263	0.0117	0.0596
Ti [mg/L]	30-Apr-24	14:20	0.0001	0.0002	0.0002	0.0002	0.0002	< 0.0001
Th [mg/L]	30-Apr-24	14:20	< 0.0001	< 0.0001	< 0.0001	< 0.0001	< 0.0001	< 0.0001
Tl [mg/L]	30-Apr-24	14:20	< 0.000005	< 0.000005	0.000006	< 0.000005	< 0.000005	0.000014
U [mg/L]	30-Apr-24	14:20	0.00298	0.00838	0.00413	0.00377	0.000960	0.000159
V [mg/L]	30-Apr-24	14:20	0.00051	0.00078	0.00030	0.00056	0.00037	0.00002
W [mg/L]	30-Apr-24	14:20	0.00059	0.00080	0.00050	0.00123	0.00027	< 0.0002
Zr [mg/L]	30-Apr-24	14:20	< 0.002	< 0.002	< 0.002	< 0.002	< 0.002	< 0.002
Zn [mg/L]	30-Apr-24	14:20	< 0.002	< 0.002	< 0.002	< 0.002	< 0.002	0.005

Analysis	11: HC-34 Wk#1	12: HC-35 Wk#1
Sample Date & Time	26-Apr-24	26-Apr-24
HumCell Leachate Vol [mL]	998	1004
Sample Name	DX450174	31795
Sample Weight [g]	1000	1000
pH [No unit]	8.36	8.03
Conductivity [uS/cm]	55	54
Alkalinity [mg/L as CaCO3]	16	18
Acidity [mg/L as CaCO3]	< 2	< 2
F [mg/L]	< 0.06	< 0.06
Cl [mg/L]	< 1	< 1
SO4 [mg/L]	4	3
Hg [mg/L]	< 0.00001	< 0.00001
Ag [mg/L]	< 0.00005	< 0.00005
Al [mg/L]	0.040	0.235
As [mg/L]	0.0045	0.0321
B [mg/L]	0.011	0.017
Ba [mg/L]	0.00443	0.00481
Be [mg/L]	< 0.000007	< 0.000007
Bi [mg/L]	< 0.00001	< 0.00001
Ca [mg/L]	4.89	5.54
Cd [mg/L]	0.000003	< 0.000003
Co [mg/L]	0.000038	0.000043
Cr [mg/L]	< 0.00008	0.00021
Cu [mg/L]	< 0.001	0.001
Fe [mg/L]	< 0.007	0.011
K [mg/L]	1.29	3.76
Mg [mg/L]	0.309	0.329
Mn [mg/L]	0.0318	0.00347
Mo [mg/L]	0.0008	0.0012
Na [mg/L]	3.94	2.26
Ni [mg/L]	0.0006	0.0007
Pb [mg/L]	< 0.00009	< 0.00009
S [mg/L]	< 5	< 5
Sb [mg/L]	0.0046	0.0045
Se [mg/L]	0.00030	0.00020
Si [mg/L]	0.38	0.82
Sn [mg/L]	0.00018	0.00020
Sr [mg/L]	0.0150	0.0152
Ti [mg/L]	< 0.0001	0.0005
Th [mg/L]	< 0.0001	< 0.0001

OnLine LIMS

00037088806

Results relate only to the sample tested. Data reported represents the sample submitted to SGS. Reproduction of this analytical report in full or in part is prohibited without prior written approval. Please refer to SGS General Conditions of Services located at https://www.sgs.ca/en/terms-and-conditions (Printed copies are available upon request.)
Test method information available upon request. "Temperature Upon Receipt" is representative of the whole shipment and may not reflect the temperature of individual samples.
SGS Canada Inc. Environment-Health & Safety statement of conformity decision rule does not consider uncertainty when analytical results are compared to a specified standard or regulation.

SGS Canada Inc.
P.O. Box 4300 - 185 Concession St.
Lakefield - Ontario - KOL 2HO
Phone: 705-652-2000 FAX: 705-652-6365

LR Report : **CA10210-APR24**

Analysis	11: HC-34 Wk#1	12: HC-35 Wk#1
Tl [mg/L]	< 0.000005	< 0.000005
U [mg/L]	0.000412	0.00408
V [mg/L]	0.00052	0.00268
W [mg/L]	0.00098	0.00118
Zr [mg/L]	< 0.002	< 0.002
Zn [mg/L]	< 0.002	< 0.002



Lisa Thompson
Project Specialist Assistant,
Environment, Health & Safety

OnLine LIMS

0003708806

Results relate only to the sample tested. Data reported represents the sample submitted to SGS. Reproduction of this analytical report in full or in part is prohibited without prior written approval. Please refer to SGS General Conditions of Services located at https://www.sgs.ca/en/terms-and-conditions (Printed copies are available upon request.)
Test method information available upon request. "Temperature Upon Receipt" is representative of the whole shipment and may not reflect the temperature of individual samples.
SGS Canada Inc. Environment-Health & Safety statement of conformity decision rule does not consider uncertainty when analytical results are compared to a specified standard or regulation.

SGS Canada Inc.
P.O. Box 4300 - 185 Concession St.
Lakefield - Ontario - KOL 2HO
Phone: 705-652-2000 FAX: 705-652-6365

Quality Control Report

Inorganic Analysis														
Parameter	Reporting Limit	Unit	Method Blank	Duplicate				LCS / Spike Blank			Matrix Spike / Reference Material			
				Result 1	Result 2	RPD	Acceptance Criteria	Spike Recovery (%)	Recovery Limits (%)		Spike Recovery (%)	Recovery Limits (%)		
							%		Low	High		Low	High	
Acidity - QCBatchID: EWL0646-APR24														
Acidity	2	mg/L as Ca	5			ND	20	98	90	110	NA			
Acidity - QCBatchID: EWL0647-APR24														
Acidity	2	mg/L as Ca	3			ND	20	102	90	110	NA			
Alkalinity - QCBatchID: EWL0646-APR24														
Alkalinity	2	mg/L as Ca	< 2			3	20	102	80	120	NA			
Alkalinity - QCBatchID: EWL0647-APR24														
Alkalinity	2	mg/L as Ca	< 2			0	20	98	80	120	NA			
Anions by discrete analyzer - QCBatchID: DIO8019-MAY24														
Chloride	1	mg/L	<1			ND	20	101	80	120	101	75	125	
Sulphate	2	mg/L	<2			1	20	102	80	120	89	75	125	
Conductivity - QCBatchID: EWL0646-APR24														
Conductivity	2	uS/cm	< 2			0	20	100	90	110	NA			
Conductivity - QCBatchID: EWL0683-APR24														
Conductivity	2	uS/cm	<2			0	20	98	90	110	NA			
Fluoride by Specific Ion Electrode - QCBatchID: EWL0649-APR24														
Fluoride	0.06	mg/L	<0.06			ND	10	102	90	110	94	75	125	
Inorganics-General - QCBatchID: EHG0053-APR24														
Mercury	0.00001	mg/L	< 0.00001			ND	20	93	80	120	121	70	130	
Metals in aqueous samples - ICP-MS - QCBatchID: EMS0275-APR24														
Aluminum	0.001	mg/L	<0.001			ND	20	100	90	110	113	70	130	
Antimony	0.0009	mg/L	<0.0009			ND	20	104	90	110	111	70	130	
Arsenic	0.0002	mg/L	<0.0002			ND	20	102	90	110	103	70	130	
Barium	0.00008	mg/L	<0.00008			2	20	103	90	110	103	70	130	
Beryllium	0.000007	mg/L	<0.000007			ND	20	98	90	110	109	70	130	
Bismuth	0.00001	mg/L	<0.00001			ND	20	103	90	110	81	70	130	
Boron	0.002	mg/L	<0.002			ND	20	90	90	110	92	70	130	
Cadmium	0.000003	mg/L	<0.000003			ND	20	104	90	110	107	70	130	
Calcium	0.01	mg/L	<0.01			11	20	100	90	110	101	70	130	
Chromium	0.00008	mg/L	<0.00008			ND	20	106	90	110	108	70	130	
Cobalt	0.000004	mg/L	<0.000004			ND	20	103	90	110	102	70	130	
Copper	0.001	mg/L	<0.001			ND	20	99	90	110	98	70	130	
Iron	0.007	mg/L	<0.007			ND	20	102	90	110	100	70	130	
Lead	0.00009	mg/L	<0.00009			ND	20	102	90	110	102	70	130	
Magnesium	0.001	mg/L	<0.001			0	20	95	90	110	100	70	130	
Manganese	0.00001	mg/L	<0.00001			12	20	104	90	110	107	70	130	

OnLine LIMS

00037080806

Results relate only to the sample tested. Data reported represents the sample submitted to SGS. Reproduction of this analytical report in full or in part is prohibited without prior written approval. Please refer to SGS General Conditions of Services located at https://www.sgs.ca/en/terms-and-conditions (Printed copies are available upon request.)
Test method information available upon request. "Temperature Upon Receipt" is representative of the whole shipment and may not reflect the temperature of individual samples.
SGS Canada Inc. Environment-Health & Safety statement of conformity decision rule does not consider uncertainty when analytical results are compared to a specified standard or regulation.

SGS Canada Inc.
P.O. Box 4300 - 185 Concession St.
Lakefield - Ontario - K0L 2H0
Phone: 705-652-2000 FAX: 705-652-6365

Inorganic Analysis														
Parameter	Reporting Limit	Unit	Method Blank	Duplicate				LCS / Spike Blank			Matrix Spike / Reference Material			
				Result 1	Result 2	RPD	Acceptance Criteria	Spike Recovery (%)	Recovery Limits (%)		Spike Recovery (%)	Recovery Limits (%)		
							%		Low	High		Low	High	
Molybdenum	0.0004	mg/L	<0.0004			ND	20	99	90	110	97	70	130	
Nickel	0.0001	mg/L	<0.0001			ND	20	104	90	110	109	70	130	
Potassium	0.003	mg/L	<0.009			4	20	100	90	110	101	70	130	
Selenium	0.00004	mg/L	<0.00004			ND	20	105	90	110	122	70	130	
Silicon	0.02	mg/L	<0.02			ND	20	97	90	110	NV	70	130	
Silver	0.00005	mg/L	<0.00005			ND	20	100	90	110	79	70	130	
Sodium	0.01	mg/L	<0.01			7	20	96	90	110	101	70	130	
Strontium	0.00008	mg/L	<0.00008			3	20	99	90	110	97	70	130	
Sulfur	5	mg/L	<5			ND	20	109	90	110	NV	70	130	
Thallium	0.000005	mg/L	<0.000005			ND	20	101	90	110	99	70	130	
Thorium	0.0001	mg/L	<0.0001			ND	20	95	90	110	NV	70	130	
Tin	0.00006	mg/L	<0.00006			9	20	98	90	110	NV	70	130	
Titanium	0.0001	mg/L	<0.0001			ND	20	101	90	110	NV	70	130	
Tungsten	0.0002	mg/L	<0.0002			ND	20	95	90	110	NV	70	130	
Uranium	0.000002	mg/L	<0.000002			ND	20	103	90	110	101	70	130	
Vanadium	0.00001	mg/L	<0.00001			5	20	103	90	110	103	70	130	
Zinc	0.002	mg/L	<0.002			ND	20	102	90	110	112	70	130	
Zirconium	0.002	mg/L	<0.002			ND	20	95	90	110	NV	70	130	
pH - QCBatchID: EWL0646-APR24														
pH	0.05	No unit	NA			0		101			NA			
pH - QCBatchID: EWL0647-APR24														
pH	0.05	No unit	NA			0		101			NA			

OnLine LIMS

Results relate only to the sample tested. Data reported represents the sample submitted to SGS. Reproduction of this analytical report in full or in part is prohibited without prior written approval. Please refer to SGS General Conditions of Services located at https://www.sgs.ca/en/terms-and-conditions (Printed copies are available upon request.)
Test method information available upon request. "Temperature Upon Receipt" is representative of the whole shipment and may not reflect the temperature of individual samples.
SGS Canada Inc. Environment-Health & Safety statement of conformity decision rule does not consider uncertainty when analytical results are compared to a specified standard or regulation.

00037088806

SGS Canada Inc.
P.O. Box 4300 - 185 Concession St.
Lakefield - Ontario - KOL 2HO
Phone: 705-652-2000 FAX: 705-652-6365

05-July-2023

Great Bear Resources Ltd.
Attn : Ashley Moncrief

1020 - 800 West Pender St., Vancouver
Canada, V6C 2V6
Phone: 778-833-2160, Fax:

Date Rec. : 08 June 2023
LR Report: **CA10063-JUN23**
Reference: Wk#2

Copy: #1

CERTIFICATE OF ANALYSIS
Final Report - Revised

Analysis	3: Analysis Completed Date	4: Analysis Completed Time	5: HC-1 Wk#2	6: HC-2 Wk#2	7: HC-3 Wk#2	8: HC-4 Wk#2	9: HC-5 Wk#2
Sample Date & Time			08-Jun-23	08-Jun-23	08-Jun-23	08-Jun-23	08-Jun-23
HumCell Leachate Vol [mL]	09-Jun-23	19:48	1013	1006	509	502	1003
pH [No unit]	12-Jun-23	12:04	6.96	7.64	7.36	6.90	7.43
Alkalinity [mg/L as CaCO3]	12-Jun-23	12:04	8	17	16	7	13
Conductivity [uS/cm]	12-Jun-23	12:04	70	40	42	141	41
Acidity [mg/L as CaCO3]	12-Jun-23	12:04	< 2	< 2	< 2	< 2	< 2
F [mg/L]	12-Jun-23	09:47	< 0.06	< 0.06	< 0.06	< 0.06	< 0.06
SO4 [mg/L]	09-Jun-23	13:27	19	< 2	3	54	4
Cl [mg/L]	09-Jun-23	13:27	< 1	< 1	< 1	< 1	< 1
Hg [mg/L]	15-Jun-23	09:42	< 0.00001	0.00001	0.00001	< 0.00001	0.00001
Ag [mg/L]	15-Jun-23	09:42	< 0.00005	< 0.00005	< 0.00005	< 0.00005	< 0.00005
Al [mg/L]	15-Jun-23	09:42	0.023	0.045	0.045	0.019	0.042
As [mg/L]	15-Jun-23	09:42	0.0005	0.0301	0.0032	0.0003	0.0133
Ba [mg/L]	15-Jun-23	09:42	0.00130	0.00495	0.00099	0.00266	0.00117
Be [mg/L]	15-Jun-23	09:42	< 0.000007	< 0.000007	< 0.000007	< 0.000007	< 0.000007
B [mg/L]	15-Jun-23	09:42	0.008	0.003	0.010	0.008	0.014
Bi [mg/L]	15-Jun-23	09:42	< 0.00001	0.00009	< 0.00001	< 0.00001	< 0.00001
Ca [mg/L]	15-Jun-23	09:42	8.29	5.26	4.54	15.6	4.95
Cd [mg/L]	15-Jun-23	09:42	0.000186	< 0.000003	0.000004	0.000209	0.000006
Co [mg/L]	15-Jun-23	09:42	0.000030	0.000043	0.000025	0.000160	0.000012
Cr [mg/L]	15-Jun-23	09:42	< 0.00008	< 0.00008	0.00009	< 0.00008	< 0.00008
Cu [mg/L]	15-Jun-23	09:42	0.0003	0.0022	0.0028	0.0010	0.0014
Fe [mg/L]	15-Jun-23	09:42	< 0.007	< 0.007	< 0.007	< 0.007	< 0.007
K [mg/L]	15-Jun-23	09:42	1.10	2.15	1.76	2.45	1.52
Mg [mg/L]	15-Jun-23	09:42	0.941	0.441	0.694	3.95	0.495
Mn [mg/L]	15-Jun-23	09:42	0.0374	0.0215	0.00832	0.0380	0.0283
Mo [mg/L]	15-Jun-23	09:42	0.00062	0.00055	0.00047	0.00021	0.00029
Na [mg/L]	15-Jun-23	09:42	1.30	0.70	1.28	1.09	1.16
Ni [mg/L]	15-Jun-23	09:42	0.0003	0.0002	0.0003	0.0011	0.0002
P [mg/L]	15-Jun-23	09:42	< 0.003	0.006	0.004	< 0.003	< 0.003

OnLine LIMS

0003387750

Results relate only to the sample tested. Data reported represents the sample submitted to SGS. Reproduction of this analytical report in full or in part is prohibited without prior written approval. Please refer to SGS General Conditions of Services located at https://www.sgs.ca/en/terms-and-conditions (Printed copies are available upon request.)
Test method information available upon request. "Temperature Upon Receipt" is representative of the whole shipment and may not reflect the temperature of individual samples.
SGS Canada Inc. Environment-Health & Safety statement of conformity decision rule does not consider uncertainty when analytical results are compared to a specified standard or regulation.

SGS Canada Inc.
P.O. Box 4300 - 185 Concession St.
Lakefield - Ontario - KOL 2HO
Phone: 705-652-2000 FAX: 705-652-6365

LR Report : **CA10063-JUN23**

Analysis	3: Analysis Completed Date	4: Analysis Completed Time	5: HC-1 Wk#2	6: HC-2 Wk#2	7: HC-3 Wk#2	8: HC-4 Wk#2	9: HC-5 Wk#2
Pb [mg/L]	15-Jun-23	09:42	0.02304	0.00038	< 0.00009	0.00157	< 0.00009
S [mg/L]	15-Jun-23	09:42	8	< 1	< 1	18	1
Sb [mg/L]	15-Jun-23	09:42	0.0035	0.0048	0.0021	0.0011	0.0060
Se [mg/L]	15-Jun-23	09:42	0.00052	0.0102	0.00008	0.00137	0.00017
Si [mg/L]	15-Jun-23	09:42	0.38	0.66	0.58	0.61	0.53
Sn [mg/L]	15-Jun-23	09:42	0.00011	0.00009	0.00016	0.00031	0.00016
Sr [mg/L]	15-Jun-23	09:42	0.0382	0.0260	0.0230	0.0353	0.0133
Ti [mg/L]	15-Jun-23	09:42	0.00006	0.00014	0.00025	0.00028	0.00009
Th [mg/L]	15-Jun-23	09:42	< 0.0001	< 0.0001	< 0.0001	< 0.0001	< 0.0001
Tl [mg/L]	15-Jun-23	09:42	0.000010	0.000007	0.000009	0.000007	0.000006
U [mg/L]	15-Jun-23	09:42	0.00320	0.00213	0.00436	0.000453	0.00790
V [mg/L]	15-Jun-23	09:42	< 0.00001	0.00126	0.00052	0.00002	0.00128
W [mg/L]	15-Jun-23	09:42	0.00010	0.00097	0.00076	0.00012	0.00143
Zr [mg/L]	05-Jul-23	09:20	< 0.002	< 0.002	< 0.002	< 0.002	< 0.002
Zn [mg/L]	15-Jun-23	09:42	0.010	< 0.002	< 0.002	0.013	< 0.002

Analysis	10: HC-6 Wk#2	11: HC-7 Wk#2
Sample Date & Time	08-Jun-23	08-Jun-23
HumCell Leachate Vol [mL]	496	994
pH [No unit]	7.35	8.02
Alkalinity [mg/L as CaCO3]	18	16
Conductivity [uS/cm]	42	41
Acidity [mg/L as CaCO3]	< 2	< 2
F [mg/L]	< 0.06	< 0.06
SO4 [mg/L]	< 2	< 2
Cl [mg/L]	< 1	< 1
Hg [mg/L]	< 0.00001	< 0.00001
Ag [mg/L]	< 0.00005	< 0.00005
Al [mg/L]	0.042	0.045
As [mg/L]	0.0015	0.0122
Ba [mg/L]	0.00111	0.00097
Be [mg/L]	< 0.000007	< 0.000007
B [mg/L]	0.011	0.006
Bi [mg/L]	< 0.00001	< 0.00001
Ca [mg/L]	4.91	4.98
Cd [mg/L]	< 0.000003	0.000004
Co [mg/L]	0.000011	0.000018
Cr [mg/L]	< 0.00008	< 0.00008
Cu [mg/L]	0.0019	0.0017
Fe [mg/L]	< 0.007	< 0.007
K [mg/L]	1.24	1.35
Mg [mg/L]	0.499	0.387

OnLine LIMS

0003387750

Results relate only to the sample tested. Data reported represents the sample submitted to SGS. Reproduction of this analytical report in full or in part is prohibited without prior written approval. Please refer to SGS General Conditions of Services located at https://www.sgs.ca/en/terms-and-conditions (Printed copies are available upon request.)
Test method information available upon request. "Temperature Upon Receipt" is representative of the whole shipment and may not reflect the temperature of individual samples.
SGS Canada Inc. Environment-Health & Safety statement of conformity decision rule does not consider uncertainty when analytical results are compared to a specified standard or regulation.

SGS Canada Inc.
P.O. Box 4300 - 185 Concession St.
Lakefield - Ontario - KOL 2HO
Phone: 705-652-2000 FAX: 705-652-6365

LR Report : **CA10063-JUN23**

Analysis	10: HC-6 Wk#2	11: HC-7 Wk#2
Mn [mg/L]	0.00917	0.0149
Mo [mg/L]	0.00040	0.00294
Na [mg/L]	1.75	1.30
Ni [mg/L]	0.0002	0.0002
P [mg/L]	< 0.003	< 0.003
Pb [mg/L]	< 0.00009	< 0.00009
S [mg/L]	< 1	< 1
Sb [mg/L]	< 0.0009	0.0015
Se [mg/L]	< 0.00004	0.00015
Si [mg/L]	0.56	0.42
Sn [mg/L]	0.00016	0.00036
Sr [mg/L]	0.0213	0.0169
Ti [mg/L]	0.00020	0.00040
Th [mg/L]	< 0.0001	< 0.0001
Tl [mg/L]	< 0.000005	< 0.000005
U [mg/L]	0.00359	0.00517
V [mg/L]	0.00125	0.00035
W [mg/L]	0.0708	0.00154
Zr [mg/L]	< 0.002	< 0.002
Zn [mg/L]	< 0.002	< 0.002



Lisa Thompson
Project Specialist Assistant,
Environment, Health & Safety

OnLine LIMS

0003387750

Results relate only to the sample tested. Data reported represents the sample submitted to SGS. Reproduction of this analytical report in full or in part is prohibited without prior written approval. Please refer to SGS General Conditions of Services located at https://www.sgs.ca/en/terms-and-conditions (Printed copies are available upon request.)
Test method information available upon request. "Temperature Upon Receipt" is representative of the whole shipment and may not reflect the temperature of individual samples.
SGS Canada Inc. Environment-Health & Safety statement of conformity decision rule does not consider uncertainty when analytical results are compared to a specified standard or regulation.

SGS Canada Inc.
P.O. Box 4300 - 185 Concession St.
Lakefield - Ontario - KOL 2HO
Phone: 705-652-2000 FAX: 705-652-6365

05-July-2023

Great Bear Resources Ltd.
Attn : Ashley Moncrief

1020 - 800 West Pender St.
Vancouver, BC
V6C 2V6, Canada

Phone: 778-833-2160
Fax:

Date Rec. : 09 June 2023
LR Report: **CA10064-JUN23**
Reference: Wk#2

Copy: #1

CERTIFICATE OF ANALYSIS
Final Report - Revised

Analysis	3: Analysis Completed Date	4: Analysis Completed Time	5: HC-8 Wk#2	6: HC-9 Wk#2	7: HC-10 Wk#2	8: HC-11 Wk#2	9: HC-12 Wk#2
Sample Date & Time			09-Jun-23	09-Jun-23	09-Jun-23	09-Jun-23	09-Jun-23
HumCell Leachate Vol [mL]	12-Jun-23	19:48	986	1010	942	964	1006
pH [No unit]	13-Jun-23	13:27	8.38	6.55	7.33	7.52	6.89
Alkalinity [mg/L as CaCO3]	13-Jun-23	13:27	25	3	10	10	10
Conductivity [uS/cm]	13-Jun-23	13:27	44	107	24	23	182
Acidity [mg/L as CaCO3]	13-Jun-23	13:27	< 2	15	< 2	< 2	< 2
F [mg/L]	12-Jun-23	13:53	< 0.06	< 0.06	< 0.06	< 0.06	< 0.06
SO4 [mg/L]	13-Jun-23	13:49	3	42	< 2	< 2	65
Cl [mg/L]	13-Jun-23	13:49	< 1	4	< 1	< 1	< 1
Hg [mg/L]	17-Jun-23	07:18	< 0.00001	< 0.00001	< 0.00001	< 0.00001	< 0.00001
Ag [mg/L]	17-Jun-23	07:18	< 0.00005	< 0.00005	< 0.00005	< 0.00005	< 0.00005
Al [mg/L]	17-Jun-23	07:18	0.062	0.008	0.041	0.045	0.038
As [mg/L]	17-Jun-23	07:18	0.0068	< 0.0002	0.0016	0.0012	0.0072
Ba [mg/L]	17-Jun-23	07:18	0.00166	0.00243	0.00071	0.00080	0.00301
Be [mg/L]	17-Jun-23	07:18	< 0.000007	< 0.000007	< 0.000007	< 0.000007	< 0.000007
B [mg/L]	17-Jun-23	07:18	0.003	0.016	0.006	0.003	0.006
Bi [mg/L]	17-Jun-23	07:18	< 0.00001	< 0.00001	< 0.00001	< 0.00001	0.00004
Ca [mg/L]	17-Jun-23	07:18	5.78	15.7	3.21	3.06	27.2
Cd [mg/L]	17-Jun-23	07:18	0.000009	0.00231	0.000011	0.000004	0.000015
Co [mg/L]	17-Jun-23	07:18	0.000035	0.000204	0.000012	0.000017	0.000057
Cr [mg/L]	17-Jun-23	07:18	0.00009	0.00009	< 0.00008	< 0.00008	< 0.00008
Cu [mg/L]	17-Jun-23	07:18	0.0021	0.0007	0.0022	0.0033	0.0015
Fe [mg/L]	17-Jun-23	07:18	< 0.007	< 0.007	< 0.007	< 0.007	< 0.007
K [mg/L]	17-Jun-23	07:18	1.69	1.98	0.714	0.707	1.45
Mg [mg/L]	17-Jun-23	07:18	0.529	1.28	0.215	0.260	0.494
Mn [mg/L]	17-Jun-23	07:18	0.0224	0.269	0.0282	0.0223	0.0835
Mo [mg/L]	17-Jun-23	07:18	0.00334	0.00013	0.00052	0.00086	0.00091
Na [mg/L]	17-Jun-23	07:18	1.47	1.18	1.15	1.20	1.14
Ni [mg/L]	17-Jun-23	07:18	0.0001	0.0033	< 0.0001	< 0.0001	0.0003
P [mg/L]	17-Jun-23	07:18	< 0.003	< 0.003	< 0.003	< 0.003	< 0.003

OnLine LIMS

0003387753

Results relate only to the sample tested. Data reported represents the sample submitted to SGS. Reproduction of this analytical report in full or in part is prohibited without prior written approval. Please refer to SGS General Conditions of Services located at https://www.sgs.ca/en/terms-and-conditions (Printed copies are available upon request.)
Test method information available upon request. "Temperature Upon Receipt" is representative of the whole shipment and may not reflect the temperature of individual samples.
SGS Canada Inc. Environment-Health & Safety statement of conformity decision rule does not consider uncertainty when analytical results are compared to a specified standard or regulation.

SGS Canada Inc.
P.O. Box 4300 - 185 Concession St.
Lakefield - Ontario - KOL 2HO
Phone: 705-652-2000 FAX: 705-652-6365

LR Report : **CA10064-JUN23**

Analysis	3: Analysis Completed Date	4: Analysis Completed Time	5: HC-8 Wk#2	6: HC-9 Wk#2	7: HC-10 Wk#2	8: HC-11 Wk#2	9: HC-12 Wk#2
Pb [mg/L]	17-Jun-23	07:18	< 0.00009	0.00107	0.00011	< 0.00009	< 0.00009
S [mg/L]	17-Jun-23	07:18	1	19	< 1	< 1	22
Sb [mg/L]	17-Jun-23	07:18	0.0046	< 0.0009	0.0029	0.0017	0.0034
Se [mg/L]	17-Jun-23	07:18	0.00068	0.00449	0.00071	0.00015	0.00050
Si [mg/L]	17-Jun-23	07:18	0.54	0.71	0.27	0.35	0.66
Sn [mg/L]	17-Jun-23	07:18	0.00023	0.00013	0.00049	0.00015	0.00010
Sr [mg/L]	17-Jun-23	07:18	0.0145	0.0738	0.0100	0.00869	0.0647
Ti [mg/L]	17-Jun-23	07:18	0.00026	< 0.00005	0.00011	0.00006	< 0.00005
Th [mg/L]	17-Jun-23	07:18	< 0.0001	< 0.0001	< 0.0001	< 0.0001	< 0.0001
Tl [mg/L]	17-Jun-23	07:18	< 0.000005	0.000008	< 0.000005	< 0.000005	0.000010
U [mg/L]	17-Jun-23	07:18	0.00796	0.000322	0.00147	0.00204	0.00299
V [mg/L]	17-Jun-23	07:18	0.00043	0.00002	0.00007	0.00017	0.00019
W [mg/L]	17-Jun-23	07:18	0.00105	0.00006	0.00058	0.00089	0.00080
Zr [mg/L]	05-Jul-23	09:21	< 0.002	< 0.002	< 0.002	< 0.002	< 0.002
Zn [mg/L]	17-Jun-23	07:18	< 0.002	0.138	< 0.002	< 0.002	< 0.002

Analysis	10: HC-13 Wk#2	11: HC-14 Wk#2	12: HC-15 Wk#2	13: HC-16 Wk#2	14: HC-17 Wk#2	15: HC-18 Wk#2	16: HC-19 Wk#2
Sample Date & Time	09-Jun-23	09-Jun-23	09-Jun-23	09-Jun-23	09-Jun-23	09-Jun-23	09-Jun-23
HumCell Leachate Vol [mL]	991	959	713	999	997	936	991
pH [No unit]	7.27	7.00	7.52	7.36	6.81	7.79	7.23
Alkalinity [mg/L as CaCO3]	17	6	26	21	6	16	14
Conductivity [uS/cm]	48	67	161	40	17	37	30
Acidity [mg/L as CaCO3]	< 2	< 2	< 2	< 2	< 2	< 2	< 2
F [mg/L]	0.15	< 0.06	< 0.06	< 0.06	< 0.06	< 0.06	0.22
SO4 [mg/L]	6	23	57	< 2	< 2	< 2	< 2
Cl [mg/L]	< 1	< 1	6	< 1	< 1	< 1	< 1
Hg [mg/L]	< 0.00001	< 0.00001	< 0.00001	< 0.00001	< 0.00001	0.00001	< 0.00001
Ag [mg/L]	< 0.00005	< 0.00005	< 0.00005	< 0.00005	< 0.00005	< 0.00005	< 0.00005
Al [mg/L]	0.096	0.053	0.012	0.128	0.038	0.098	0.078
As [mg/L]	0.0063	0.0011	0.676	0.0803	0.0124	0.0071	0.0045
Ba [mg/L]	0.00083	0.00317	0.00364	0.00186	0.00029	0.00053	0.00060
Be [mg/L]	< 0.000007	< 0.000007	< 0.000007	< 0.000007	< 0.000007	< 0.000007	< 0.000007
B [mg/L]	0.004	0.004	0.025	0.008	0.005	0.004	0.007
Bi [mg/L]	0.00001	< 0.00001	< 0.00001	< 0.00001	< 0.00001	< 0.00001	0.00002
Ca [mg/L]	7.59	7.94	24.0	4.76	2.32	5.10	4.15
Cd [mg/L]	0.000004	< 0.000003	0.000007	0.000004	0.000004	0.000018	0.000039
Co [mg/L]	0.000038	0.000086	0.001465	0.000036	0.000080	0.000052	0.000240
Cr [mg/L]	< 0.00008	0.00008	< 0.00008	0.00009	0.00009	< 0.00008	< 0.00008
Cu [mg/L]	0.0029	0.0013	0.0003	0.0019	0.0019	0.0037	0.0023
Fe [mg/L]	< 0.007	0.013	< 0.007	< 0.007	< 0.007	< 0.007	< 0.007
K [mg/L]	1.74	2.11	1.83	3.99	0.881	1.64	1.28
Mg [mg/L]	0.558	0.927	2.43	0.276	0.169	0.271	0.377

OnLine LIMS

0003387753

Results relate only to the sample tested. Data reported represents the sample submitted to SGS. Reproduction of this analytical report in full or in part is prohibited without prior written approval. Please refer to SGS General Conditions of Services located at https://www.sgs.ca/en/terms-and-conditions (Printed copies are available upon request.)
Test method information available upon request. "Temperature Upon Receipt" is representative of the whole shipment and may not reflect the temperature of individual samples.
SGS Canada Inc. Environment-Health & Safety statement of conformity decision rule does not consider uncertainty when analytical results are compared to a specified standard or regulation.

SGS Canada Inc.
P.O. Box 4300 - 185 Concession St.
Lakefield - Ontario - KOL 2HO
Phone: 705-652-2000 FAX: 705-652-6365

LR Report : **CA10064-JUN23**

Analysis	10: HC-13 Wk#2	11: HC-14 Wk#2	12: HC-15 Wk#2	13: HC-16 Wk#2	14: HC-17 Wk#2	15: HC-18 Wk#2	16: HC-19 Wk#2
Mn [mg/L]	0.0173	0.0122	0.0144	0.00601	0.00203	0.00688	0.0103
Mo [mg/L]	0.00047	0.00030	0.00028	0.00017	0.00044	0.00019	0.00050
Na [mg/L]	0.46	2.25	1.44	1.06	0.62	1.54	1.09
Ni [mg/L]	< 0.0001	0.0012	0.138	0.0005	0.0004	0.0001	0.0001
P [mg/L]	< 0.003	< 0.003	< 0.003	< 0.003	< 0.003	< 0.003	< 0.003
Pb [mg/L]	< 0.00009	< 0.00009	< 0.00009	< 0.00009	< 0.00009	< 0.00009	0.00042
S [mg/L]	2	8	21	1	< 1	< 1	< 1
Sb [mg/L]	0.0031	< 0.0009	0.0075	0.0029	0.0019	0.0010	0.0044
Se [mg/L]	< 0.00004	0.00111	0.00205	0.00017	0.00007	0.00006	< 0.00004
Si [mg/L]	1.03	0.27	1.07	0.75	0.37	0.43	0.66
Sn [mg/L]	0.00009	0.00014	0.00006	0.00014	0.00014	0.00025	0.00025
Sr [mg/L]	0.0228	0.0516	0.0992	0.0260	0.00801	0.0103	0.0173
Ti [mg/L]	0.00007	0.00063	< 0.00005	0.00030	0.00009	0.00034	0.00030
Th [mg/L]	< 0.0001	< 0.0001	< 0.0001	< 0.0001	< 0.0001	< 0.0001	< 0.0001
Tl [mg/L]	0.000008	< 0.000005	0.000013	0.000007	< 0.000005	< 0.000005	0.000009
U [mg/L]	0.00245	0.000422	0.000433	0.0109	0.00344	0.000848	0.00491
V [mg/L]	0.00010	0.00029	0.00023	0.00157	0.00037	0.00033	0.00014
W [mg/L]	0.00040	0.00010	0.00013	0.00090	0.00038	0.00035	0.00104
Zr [mg/L]	< 0.002	< 0.002	< 0.002	< 0.002	< 0.002	< 0.002	< 0.002
Zn [mg/L]	< 0.002	< 0.002	< 0.002	< 0.002	0.003	< 0.002	< 0.002

Analysis	17: HC-20 Wk#2	18: HC-21 Wk#2	19: HC-22 Wk#2	20: HC-23 Wk#2	21: HC-24 Wk#2	22: HC-25 Wk#2	23: HC-26 Wk#2
Sample Date & Time	09-Jun-23	09-Jun-23	09-Jun-23	09-Jun-23	09-Jun-23	09-Jun-23	09-Jun-23
HumCell Leachate Vol [mL]	980	934	470	983	981	982	770
pH [No unit]	7.72	7.49	7.69	7.47	7.44	7.44	6.99
Alkalinity [mg/L as CaCO3]	16	17	26	21	17	16	16
Conductivity [uS/cm]	36	37	45	38	34	43	196
Acidity [mg/L as CaCO3]	< 2	< 2	< 2	< 2	< 2	< 2	4
F [mg/L]	< 0.06	< 0.06	< 0.06	< 0.06	< 0.06	< 0.06	< 0.06
SO4 [mg/L]	< 2	< 2	< 2	< 2	< 2	3	71
Cl [mg/L]	< 1	< 1	< 1	< 1	< 1	1	21
Hg [mg/L]	< 0.00001	< 0.00001	< 0.00001	< 0.00001	< 0.00001	< 0.00001	< 0.00001
Ag [mg/L]	< 0.00005	< 0.00005	< 0.00005	< 0.00005	< 0.00005	< 0.00005	< 0.00005
Al [mg/L]	0.052	0.067	0.053	0.044	0.043	0.060	0.012
As [mg/L]	0.0005	0.0010	0.0009	0.0082	0.0023	0.0012	< 0.0002
Ba [mg/L]	0.00196	0.00051	0.00723	0.00216	0.00087	0.00084	0.0104
Be [mg/L]	< 0.000007	< 0.000007	< 0.000007	< 0.000007	< 0.000007	< 0.000007	< 0.000007
B [mg/L]	0.006	0.004	0.004	0.017	< 0.002	0.009	0.010
Bi [mg/L]	< 0.00001	< 0.00001	< 0.00001	< 0.00001	< 0.00001	< 0.00001	< 0.00001
Ca [mg/L]	4.40	5.29	3.47	4.78	5.11	5.35	28.2
Cd [mg/L]	< 0.000003	< 0.000003	0.000003	< 0.000003	< 0.000003	0.000008	0.000050
Co [mg/L]	0.000028	0.000016	0.000017	0.000039	0.000014	0.000026	0.000280

OnLine LIMS

0003387753

Results relate only to the sample tested. Data reported represents the sample submitted to SGS. Reproduction of this analytical report in full or in part is prohibited without prior written approval. Please refer to SGS General Conditions of Services located at https://www.sgs.ca/en/terms-and-conditions (Printed copies are available upon request.)
Test method information available upon request. "Temperature Upon Receipt" is representative of the whole shipment and may not reflect the temperature of individual samples.
SGS Canada Inc. Environment-Health & Safety statement of conformity decision rule does not consider uncertainty when analytical results are compared to a specified standard or regulation.

SGS Canada Inc.
P.O. Box 4300 - 185 Concession St.
Lakefield - Ontario - KOL 2HO
Phone: 705-652-2000 FAX: 705-652-6365

LR Report : **CA10064-JUN23**

Analysis	17: HC-20 Wk#2	18: HC-21 Wk#2	19: HC-22 Wk#2	20: HC-23 Wk#2	21: HC-24 Wk#2	22: HC-25 Wk#2	23: HC-26 Wk#2
Cr [mg/L]	< 0.00008	< 0.00008	< 0.00008	< 0.00008	< 0.00008	< 0.00008	< 0.00008
Cu [mg/L]	0.0014	0.0023	0.0027	0.0010	0.0010	0.0005	0.0008
Fe [mg/L]	0.013	< 0.007	0.011	0.015	< 0.007	< 0.007	< 0.007
K [mg/L]	0.648	0.402	1.49	1.03	0.519	0.719	4.74
Mg [mg/L]	0.235	0.337	0.235	0.411	0.313	0.327	3.39
Mn [mg/L]	0.0306	0.0233	0.0300	0.0285	0.0255	0.0146	0.0965
Mo [mg/L]	0.00016	0.00017	0.00034	0.00027	0.00030	0.00019	0.00007
Na [mg/L]	2.37	0.79	1.56	0.64	0.71	2.03	2.10
Ni [mg/L]	< 0.0001	< 0.0001	< 0.0001	0.0001	< 0.0001	0.0004	0.0011
P [mg/L]	< 0.003	< 0.003	< 0.003	< 0.003	< 0.003	< 0.003	< 0.003
Pb [mg/L]	< 0.00009	< 0.00009	< 0.00009	< 0.00009	< 0.00009	< 0.00009	< 0.00009
S [mg/L]	< 1	< 1	< 1	< 1	< 1	3	39
Sb [mg/L]	< 0.0009	< 0.0009	0.0011	0.0018	< 0.0009	< 0.0009	< 0.0009
Se [mg/L]	0.00006	< 0.00004	0.00005	< 0.00004	< 0.00004	0.00004	0.00071
Si [mg/L]	0.28	0.22	0.20	0.27	0.27	0.22	0.38
Sn [mg/L]	0.00030	0.00013	0.00027	0.00010	0.00022	0.00010	0.00010
Sr [mg/L]	0.0111	0.00697	0.0109	0.0169	0.00921	0.0104	0.0664
Ti [mg/L]	0.00019	0.00012	0.00030	< 0.00005	< 0.00005	0.00011	< 0.00005
Th [mg/L]	< 0.0001	< 0.0001	< 0.0001	< 0.0001	< 0.0001	< 0.0001	< 0.0001
Tl [mg/L]	< 0.000005	< 0.000005	< 0.000005	< 0.000005	< 0.000005	< 0.000005	< 0.000005
U [mg/L]	0.000273	0.000129	0.000159	0.000466	0.000270	0.000131	0.000144
V [mg/L]	0.00148	0.00099	0.00125	0.00025	0.00085	0.00059	< 0.00001
W [mg/L]	0.00021	0.00010	0.00029	0.00043	0.00013	0.00236	< 0.00002
Zr [mg/L]	< 0.002	< 0.002	< 0.002	< 0.002	< 0.002	< 0.002	< 0.002
Zn [mg/L]	< 0.002	< 0.002	< 0.002	< 0.002	< 0.002	< 0.002	0.006

Analysis	24: HC-27 Wk#2
Sample Date & Time	09-Jun-23
HumCell Leachate Vol [mL]	988
pH [No unit]	7.09
Alkalinity [mg/L as CaCO3]	10
Conductivity [uS/cm]	58
Acidity [mg/L as CaCO3]	< 2
F [mg/L]	< 0.06
SO4 [mg/L]	17
Cl [mg/L]	< 1
Hg [mg/L]	< 0.00001
Ag [mg/L]	< 0.00005
Al [mg/L]	0.037
As [mg/L]	0.0012
Ba [mg/L]	0.00103
Be [mg/L]	< 0.000007

OnLine LIMS

0003387753

Results relate only to the sample tested. Data reported represents the sample submitted to SGS. Reproduction of this analytical report in full or in part is prohibited without prior written approval. Please refer to SGS General Conditions of Services located at https://www.sgs.ca/en/terms-and-conditions (Printed copies are available upon request.)
Test method information available upon request. "Temperature Upon Receipt" is representative of the whole shipment and may not reflect the temperature of individual samples.
SGS Canada Inc. Environment-Health & Safety statement of conformity decision rule does not consider uncertainty when analytical results are compared to a specified standard or regulation.

SGS Canada Inc.
P.O. Box 4300 - 185 Concession St.
Lakefield - Ontario - KOL 2HO
Phone: 705-652-2000 FAX: 705-652-6365

LR Report : **CA10064-JUN23**

Analysis	24: HC-27 Wk#2
B [mg/L]	0.003
Bi [mg/L]	< 0.00001
Ca [mg/L]	8.02
Cd [mg/L]	0.000004
Co [mg/L]	0.000025
Cr [mg/L]	< 0.00008
Cu [mg/L]	0.0009
Fe [mg/L]	< 0.007
K [mg/L]	1.64
Mg [mg/L]	0.610
Mn [mg/L]	0.0276
Mo [mg/L]	0.00031
Na [mg/L]	0.98
Ni [mg/L]	0.0001
P [mg/L]	< 0.003
Pb [mg/L]	< 0.00009
S [mg/L]	6
Sb [mg/L]	< 0.0009
Se [mg/L]	< 0.00004
Si [mg/L]	0.42
Sn [mg/L]	0.00007
Sr [mg/L]	0.0278
Ti [mg/L]	0.00014
Th [mg/L]	< 0.0001
Tl [mg/L]	0.000005
U [mg/L]	0.00211
V [mg/L]	0.00012
W [mg/L]	0.00007
Zr [mg/L]	< 0.002
Zn [mg/L]	< 0.002



Lisa Thompson
Project Specialist Assistant,
Environment, Health & Safety

OnLine LIMS

0003387753

Results relate only to the sample tested. Data reported represents the sample submitted to SGS. Reproduction of this analytical report in full or in part is prohibited without prior written approval. Please refer to SGS General Conditions of Services located at https://www.sgs.ca/en/terms-and-conditions (Printed copies are available upon request.)
Test method information available upon request. "Temperature Upon Receipt" is representative of the whole shipment and may not reflect the temperature of individual samples.
SGS Canada Inc. Environment-Health & Safety statement of conformity decision rule does not consider uncertainty when analytical results are compared to a specified standard or regulation.

SGS Canada Inc.
P.O. Box 4300 - 185 Concession St.
Lakefield - Ontario - KOL 2HO
Phone: 705-652-2000 FAX: 705-652-6365

24-June-2024

Great Bear Resources Ltd.
Attn : Ashley Moncrief

1020 - 800 West Pender St.
Vancouver, BC
V6C 2V6, Canada

Phone: 778-833-2160
Fax:

Date Rec. : 03 May 2024
LR Report: **CA10025-MAY24**
Reference: Wk#2

Copy: #2

CERTIFICATE OF ANALYSIS
Final Report - Revised

Analysis	3: Analysis Completed Date	4: Analysis Completed Time	5: HC-28 Wk#2	6: HC-29 Wk#2	7: HC-30 Wk#2	8: HC-31 Wk#2	9: HC-32 Wk#2
Sample Date & Time			03-May-24	03-May-24	03-May-24	03-May-24	03-May-24
HumCell Leachate Vol [mL]	06-May-24	09:12	979	957	699	954	653
Sample Name	---	---	31787	DX450179	31644	DX450183	O31576
Sample Weight [g]	---	---	1000	1000	750	1000	750
pH [No unit]	06-May-24	12:36	7.11	7.21	7.58	8.73	8.67
Conductivity [uS/cm]	06-May-24	12:36	15	22	39	52	33
Alkalinity [mg/L as CaCO3]	06-May-24	12:36	5	5	10	13	10
Acidity [mg/L as CaCO3]	06-May-24	12:36	< 2	< 2	< 2	< 2	< 2
F [mg/L]	07-May-24	08:57	< 0.06	< 0.06	< 0.06	< 0.06	< 0.06
Cl [mg/L]	13-May-24	20:33	< 1	< 1	< 1	< 1	< 1
SO4 [mg/L]	13-May-24	20:33	< 2	3	7	9	4
Hg [mg/L]	08-May-24	10:46	< 0.00001	< 0.00001	< 0.00001	< 0.00001	< 0.00001
Ag [mg/L]	08-May-24	10:46	< 0.00005	< 0.00005	< 0.00005	< 0.00005	< 0.00005
Al [mg/L]	08-May-24	10:46	0.056	0.054	0.044	0.045	0.076
As [mg/L]	08-May-24	10:46	0.0022	0.0085	0.0051	0.0077	0.0036
B [mg/L]	08-May-24	10:46	0.005	0.005	0.007	0.014	< 0.002
Ba [mg/L]	08-May-24	10:46	0.00085	0.00175	0.00146	0.00052	0.00163
Be [mg/L]	08-May-24	10:46	< 0.000007	< 0.000007	< 0.000007	< 0.000007	< 0.000007
Bi [mg/L]	08-May-24	10:46	< 0.00001	< 0.00001	< 0.00001	< 0.00001	< 0.00001
Ca [mg/L]	08-May-24	10:46	1.47	1.89	4.47	5.98	4.38
Cd [mg/L]	08-May-24	10:46	0.000009	0.000003	0.000007	0.000003	< 0.000003
Co [mg/L]	08-May-24	10:46	0.000025	0.000055	0.000024	0.000041	0.000017
Cr [mg/L]	08-May-24	10:46	< 0.00008	< 0.00008	< 0.00008	< 0.00008	< 0.00008
Cu [mg/L]	08-May-24	10:46	< 0.001	< 0.001	< 0.001	< 0.001	< 0.001
Fe [mg/L]	08-May-24	10:46	0.011	0.012	< 0.007	< 0.007	< 0.007
K [mg/L]	08-May-24	10:46	0.687	1.32	1.37	0.931	0.898
Mg [mg/L]	08-May-24	10:46	0.142	0.157	0.368	0.268	0.203
Mn [mg/L]	08-May-24	10:46	0.00337	0.00235	0.0212	0.00635	0.0335
Mo [mg/L]	08-May-24	10:46	0.0007	0.0008	0.0008	0.0004	< 0.0004
Na [mg/L]	08-May-24	10:46	0.94	1.36	1.35	2.02	0.48

OnLine LIMS

00037565535

Results relate only to the sample tested. Data reported represents the sample submitted to SGS. Reproduction of this analytical report in full or in part is prohibited without prior written approval. Please refer to SGS General Conditions of Services located at https://www.sgs.ca/en/terms-and-conditions (Printed copies are available upon request.)
Test method information available upon request. "Temperature Upon Receipt" is representative of the whole shipment and may not reflect the temperature of individual samples.
SGS Canada Inc. Environment-Health & Safety statement of conformity decision rule does not consider uncertainty when analytical results are compared to a specified standard or regulation.

SGS Canada Inc.
P.O. Box 4300 - 185 Concession St.
Lakefield - Ontario - KOL 2HO
Phone: 705-652-2000 FAX: 705-652-6365

LR Report : **CA10025-MAY24**

Analysis	3: Analysis Completed Date	4: Analysis Completed Time	5: HC-28 Wk#2	6: HC-29 Wk#2	7: HC-30 Wk#2	8: HC-31 Wk#2	9: HC-32 Wk#2
Ni [mg/L]	08-May-24	10:46	0.0003	0.0004	0.0006	0.0003	0.0003
P [mg/L]	21-Jun-24	08:07	< 0.003	< 0.003	< 0.003	< 0.003	< 0.003
Pb [mg/L]	08-May-24	10:46	0.00023	< 0.00009	< 0.00009	< 0.00009	< 0.00009
S [mg/L]	08-May-24	10:46	< 5	< 5	< 5	< 5	< 5
Sb [mg/L]	08-May-24	10:46	0.0015	< 0.0009	0.0028	< 0.0009	0.0010
Se [mg/L]	08-May-24	10:46	< 0.00004	0.00005	0.00008	< 0.00004	0.00047
Si [mg/L]	08-May-24	10:46	0.24	0.24	0.23	0.38	0.27
Sn [mg/L]	08-May-24	10:46	< 0.00006	0.00010	0.00006	0.00006	< 0.00006
Sr [mg/L]	08-May-24	10:46	0.00518	0.00800	0.0224	0.01812	0.00872
Ti [mg/L]	08-May-24	10:46	0.00059	0.00091	0.00038	0.00032	0.00036
Th [mg/L]	08-May-24	10:46	< 0.0001	< 0.0001	< 0.0001	< 0.0001	< 0.0001
Tl [mg/L]	08-May-24	10:46	< 0.000005	< 0.000005	< 0.000005	< 0.000005	< 0.000005
U [mg/L]	08-May-24	10:46	0.00146	0.00363	0.00153	0.00200	0.000537
V [mg/L]	08-May-24	10:46	0.00053	0.00075	0.00034	0.00053	0.00029
W [mg/L]	08-May-24	10:46	0.00093	0.00058	0.00034	0.00089	0.00033
Zr [mg/L]	08-May-24	10:46	< 0.002	< 0.002	< 0.002	< 0.002	< 0.002
Zn [mg/L]	08-May-24	10:46	< 0.002	< 0.002	< 0.002	< 0.002	< 0.002

Analysis	10: HC-33 Wk#2	11: HC-34 Wk#2	12: HC-35 Wk#2
Sample Date & Time	03-May-24	03-May-24	03-May-24
HumCell Leachate Vol [mL]	981	963	1013
Sample Name	DX450213	DX450174	31795
Sample Weight [g]	1000	1000	1000
pH [No unit]	6.32	8.94	7.87
Conductivity [uS/cm]	105	38	39
Alkalinity [mg/L as CaCO3]	< 2	14	16
Acidity [mg/L as CaCO3]	7	< 2	< 2
F [mg/L]	< 0.06	< 0.06	< 0.06
Cl [mg/L]	< 1	< 1	< 1
SO4 [mg/L]	42	3	< 2
Hg [mg/L]	< 0.00001	< 0.00001	< 0.00001
Ag [mg/L]	< 0.00005	< 0.00005	< 0.00005
Al [mg/L]	0.001	0.045	0.244
As [mg/L]	0.0002	0.0065	0.0562
B [mg/L]	0.018	0.006	0.006
Ba [mg/L]	0.00381	0.00236	0.00397
Be [mg/L]	< 0.000007	< 0.000007	< 0.000007
Bi [mg/L]	< 0.00001	< 0.00001	< 0.00001
Ca [mg/L]	12.9	3.72	4.98
Cd [mg/L]	0.000020	< 0.000003	< 0.000003
Co [mg/L]	0.000311	0.000025	0.000034
Cr [mg/L]	< 0.00008	< 0.00008	< 0.00008

OnLine LIMS

0003756535

Results relate only to the sample tested. Data reported represents the sample submitted to SGS. Reproduction of this analytical report in full or in part is prohibited without prior written approval. Please refer to SGS General Conditions of Services located at https://www.sgs.ca/en/terms-and-conditions (Printed copies are available upon request.)
Test method information available upon request. "Temperature Upon Receipt" is representative of the whole shipment and may not reflect the temperature of individual samples.
SGS Canada Inc. Environment-Health & Safety statement of conformity decision rule does not consider uncertainty when analytical results are compared to a specified standard or regulation.

SGS Canada Inc.
P.O. Box 4300 - 185 Concession St.
Lakefield - Ontario - KOL 2HO
Phone: 705-652-2000 FAX: 705-652-6365

LR Report : **CA10025-MAY24**

Analysis	10: HC-33 Wk#2	11: HC-34 Wk#2	12: HC-35 Wk#2
Cu [mg/L]	< 0.001	< 0.001	< 0.001
Fe [mg/L]	< 0.007	< 0.007	< 0.007
K [mg/L]	2.34	0.956	3.00
Mg [mg/L]	1.51	0.218	0.243
Mn [mg/L]	0.188	0.0271	0.00291
Mo [mg/L]	< 0.0004	0.0005	< 0.0004
Na [mg/L]	0.61	2.37	0.87
Ni [mg/L]	0.0033	0.0003	0.0003
P [mg/L]	< 0.003	< 0.003	0.003
Pb [mg/L]	< 0.00009	< 0.00009	< 0.00009
S [mg/L]	15	< 5	< 5
Sb [mg/L]	< 0.0009	0.0025	0.0026
Se [mg/L]	0.00131	0.00018	0.00015
Si [mg/L]	1.10	0.28	0.76
Sn [mg/L]	< 0.00006	0.00007	0.00006
Sr [mg/L]	0.0401	0.0106	0.0120
Ti [mg/L]	< 0.0001	< 0.0001	0.00028
Th [mg/L]	< 0.0001	< 0.0001	< 0.0001
Tl [mg/L]	0.000016	< 0.000005	< 0.000005
U [mg/L]	0.000145	0.000224	0.00342
V [mg/L]	< 0.00001	0.00057	0.00278
W [mg/L]	0.00024	0.00050	0.00057
Zr [mg/L]	< 0.002	< 0.002	< 0.002
Zn [mg/L]	0.008	< 0.002	< 0.002



Lisa Thompson
Project Specialist Assistant,
Environment, Health & Safety

OnLine LIMS

0003756535

Results relate only to the sample tested. Data reported represents the sample submitted to SGS. Reproduction of this analytical report in full or in part is prohibited without prior written approval. Please refer to SGS General Conditions of Services located at https://www.sgs.ca/en/terms-and-conditions (Printed copies are available upon request.)
Test method information available upon request. "Temperature Upon Receipt" is representative of the whole shipment and may not reflect the temperature of individual samples.
SGS Canada Inc. Environment-Health & Safety statement of conformity decision rule does not consider uncertainty when analytical results are compared to a specified standard or regulation.

SGS Canada Inc.
P.O. Box 4300 - 185 Concession St.
Lakefield - Ontario - KOL 2HO
Phone: 705-652-2000 FAX: 705-652-6365

27-June-2023

Great Bear Resources Ltd.
Attn : Ashley Moncrief

1020 - 800 West Pender St.
Vancouver, BC
V6C 2V6, Canada

Phone: 778-833-2160
Fax:

Date Rec. : 15 June 2023
LR Report: **CA10115-JUN23**
Reference: Wk#3

Copy: #1

CERTIFICATE OF ANALYSIS

Final Report - Revised

Analysis	3: Analysis Completed Date	4: Analysis Completed Time	5: HC-1 Wk#3	6: HC-2 Wk#3	7: HC-3 Wk#3	8: HC-4 Wk#3	9: HC-5 Wk#3	10: HC-6 Wk#3	11: HC-7 Wk#3
Sample Date & Time			15-Jun-23	15-Jun-23	15-Jun-23	15-Jun-23	15-Jun-23	15-Jun-23	15-Jun-23
Hum Cell Leachate Volume [mL]	22-Jun-23	19:59	1000	995	448	507	992	505	1000
pH [No unit]	19-Jun-23	16:54	7.20	7.87	7.83	7.14	7.89	7.92	8.26
Alkalinity [mg/L as CaCO3]	19-Jun-23	16:54	7	17	17	9	13	17	14
Conductivity [uS/cm]	19-Jun-23	16:54	56	40	38	97	36	37	34
Acidity [mg/L as CaCO3]	19-Jun-23	16:54	< 2	< 2	< 2	< 2	< 2	< 2	< 2
Fluoride [mg/L]	16-Jun-23	11:50	< 0.06	< 0.06	< 0.06	< 0.06	< 0.06	< 0.06	< 0.06
Sulphate [mg/L]	27-Jun-23	16:32	16	< 2	< 2	35	3	< 2	< 2
Chloride [mg/L]	27-Jun-23	16:32	< 1	< 1	< 1	< 1	< 1	< 1	< 1
Mercury [mg/L]	22-Jun-23	13:45	< 0.00001	< 0.00001	< 0.00001	< 0.00001	< 0.00001	< 0.00001	< 0.00001
Silver [mg/L]	22-Jun-23	13:45	< 0.00005	< 0.00005	< 0.00005	< 0.00005	< 0.00005	< 0.00005	< 0.00005
Aluminum [mg/L]	22-Jun-23	13:45	0.019	0.047	0.040	0.013	0.046	0.047	0.041
Arsenic [mg/L]	22-Jun-23	13:45	0.0017	0.0260	0.0027	0.0011	0.0125	0.0015	0.0132
Barium [mg/L]	22-Jun-23	13:45	0.00135	0.00556	0.00100	0.00228	0.00108	0.00092	0.00109
Beryllium [mg/L]	22-Jun-23	13:45	< 0.000007	< 0.000007	< 0.000007	< 0.000007	< 0.000007	< 0.000007	< 0.000007
Boron [mg/L]	22-Jun-23	13:45	0.006	< 0.002	0.007	0.006	0.009	0.008	0.004
Bismuth [mg/L]	22-Jun-23	13:45	< 0.00001	0.00008	< 0.00001	< 0.00001	< 0.00001	< 0.00001	< 0.00001
Calcium [mg/L]	22-Jun-23	13:45	7.49	5.74	4.76	11.5	4.96	4.75	4.66
Cadmium [mg/L]	22-Jun-23	13:45	0.000236	0.000003	0.000006	0.000212	0.000008	0.000006	0.000003
Cobalt [mg/L]	22-Jun-23	13:45	0.000029	0.000049	0.000075	0.000143	0.000009	0.000013	0.000020
Chromium [mg/L]	22-Jun-23	13:45	< 0.00008	< 0.00008	0.00013	< 0.00008	< 0.00008	< 0.00008	< 0.00008
Copper [mg/L]	22-Jun-23	13:45	0.0002	0.0015	0.0021	0.0005	0.0009	0.0014	0.0011

OnLine LIMS

00003633965

Results relate only to the sample tested. Data reported represents the sample submitted to SGS. Reproduction of this analytical report in full or in part is prohibited without prior written approval. Please refer to SGS General Conditions of Services located at https://www.sgs.ca/en/terms-and-conditions (Printed copies are available upon request.)
Test method information available upon request. "Temperature Upon Receipt" is representative of the whole shipment and may not reflect the temperature of individual samples.
SGS Canada Inc. Environment-Health & Safety statement of conformity decision rule does not consider uncertainty when analytical results are compared to a specified standard or regulation.

SGS Canada Inc.
P.O. Box 4300 - 185 Concession St.
Lakefield - Ontario - KOL 2HO
Phone: 705-652-2000 FAX: 705-652-6365

Analysis	3: Analysis Completed Date	4: Analysis Completed Time	5: HC-1 Wk#3	6: HC-2 Wk#3	7: HC-3 Wk#3	8: HC-4 Wk#3	9: HC-5 Wk#3	10: HC-6 Wk#3	11: HC-7 Wk#3
Iron [mg/L]	22-Jun-23	13:45	< 0.007	< 0.007	< 0.007	< 0.007	< 0.007	< 0.007	< 0.007
Potassium [mg/L]	22-Jun-23	13:45	0.952	2.12	1.68	1.94	1.37	1.13	1.18
Magnesium [mg/L]	22-Jun-23	13:45	0.833	0.412	0.618	2.70	0.427	0.473	0.348
Manganese [mg/L]	22-Jun-23	13:45	0.0379	0.0237	0.00904	0.0352	0.0297	0.00829	0.0157
Molybdenum [mg/L]	22-Jun-23	13:45	0.00015	0.00041	0.00513	0.00015	0.00133	0.00033	0.00221
Sodium [mg/L]	22-Jun-23	13:45	1.00	0.53	0.91	0.72	0.80	1.26	1.04
Nickel [mg/L]	22-Jun-23	13:45	0.0003	0.0002	0.0004	0.0008	0.0002	0.0001	0.0002
Phosphorus [mg/L]	22-Jun-23	13:45	< 0.003	< 0.003	< 0.003	< 0.003	< 0.003	< 0.003	< 0.003
Lead [mg/L]	22-Jun-23	13:45	0.0349	0.00040	< 0.00009	0.00322	< 0.00009	0.00027	< 0.00009
Sulfur [mg/L]	22-Jun-23	13:45	6	< 1	< 1	11	1	< 1	< 1
Antimony [mg/L]	22-Jun-23	13:45	0.0037	0.0037	0.0011	0.0014	0.0051	< 0.0009	0.0021
Selenium [mg/L]	22-Jun-23	13:45	0.00049	0.0107	0.00006	0.00075	0.00023	0.00004	0.00010
Silicon [mg/L]	22-Jun-23	13:45	0.42	0.67	0.63	0.66	0.54	0.64	0.44
Tin [mg/L]	22-Jun-23	13:45	0.00007	0.00009	0.00014	0.00014	0.00013	0.00013	0.00021
Strontium [mg/L]	22-Jun-23	13:45	0.0328	0.0260	0.0221	0.0247	0.0119	0.0193	0.0147
Titanium [mg/L]	22-Jun-23	13:45	< 0.00005	0.00011	0.00023	0.00016	0.00014	0.00017	0.00024
Thorium [mg/L]	22-Jun-23	13:45	< 0.0001	< 0.0001	< 0.0001	< 0.0001	< 0.0001	< 0.0001	< 0.0001
Thallium [mg/L]	22-Jun-23	13:45	< 0.000005	0.000006	0.000014	0.000007	0.000005	< 0.000005	0.000008
Uranium [mg/L]	22-Jun-23	13:45	0.000092	0.00163	0.00993	0.000353	0.00681	0.00183	0.00761
Vanadium [mg/L]	22-Jun-23	13:45	0.00001	0.00110	0.00051	0.00002	0.00128	0.00141	0.00040
Tungsten [mg/L]	22-Jun-23	13:45	0.00005	0.00066	0.00180	0.00005	0.00138	0.0414	0.00063
Zirconium [mg/L]	05-Jul-23	09:22	< 0.002	< 0.002	< 0.002	< 0.002	< 0.002	< 0.002	< 0.002
Zinc [mg/L]	22-Jun-23	13:45	0.013	< 0.002	< 0.002	0.013	< 0.002	< 0.002	< 0.002

Method Descriptions

Parameter	SGS Method Code	Reference Method Code
	NA	
Acidity	ME-CA-[ENV]EWL-LAK-AN-006	SM 2310
Alkalinity	ME-CA-[ENV]EWL-LAK-AN-006	SM 2320
Anions by discrete analyzer	ME-CA-[ENV]EWL-LAK-AN-026	US EPA 325.2
Anions by discrete analyzer	ME-CA-[ENV]EWL-LAK-AN-026	US EPA 375.4
Conductivity	ME-CA-[ENV]EWL-LAK-AN-006	SM 2510
Fluoride by Specific Ion Electrode	ME-CA-[ENV]EWL-LAK-AN-014	SM 4500
Inorganics-General	ME-CA-[ENV]SPE-LAK-AN-004	EPA 7471A/SM 3112B
Metals in aqueous samples - ICP-MS	ME-CA-[ENV]SPE-LAK-AN-006	SM 3030/EPA 200.8

OnLine LIMS

0003633965

Results relate only to the sample tested. Data reported represents the sample submitted to SGS. Reproduction of this analytical report in full or in part is prohibited without prior written approval. Please refer to SGS General Conditions of Services located at https://www.sgs.ca/en/terms-and-conditions (Printed copies are available upon request.)
Test method information available upon request. "Temperature Upon Receipt" is representative of the whole shipment and may not reflect the temperature of individual samples.
SGS Canada Inc. Environment-Health & Safety statement of conformity decision rule does not consider uncertainty when analytical results are compared to a specified standard or regulation.

SGS Canada Inc.
P.O. Box 4300 - 185 Concession St.
Lakefield - Ontario - KOL 2HO
Phone: 705-652-2000 FAX: 705-652-6365

Parameter	SGS Method Code	Reference Method Code
pH	ME-CA-[ENV]EWL-LAK-AN-006	SM 4500



Lisa Thompson
Project Specialist Assistant,
Environment, Health & Safety

OnLine LIMS

Results relate only to the sample tested. Data reported represents the sample submitted to SGS. Reproduction of this analytical report in full or in part is prohibited without prior written approval. Please refer to SGS General Conditions of Services located at https://www.sgs.ca/en/terms-and-conditions (Printed copies are available upon request.)
Test method information available upon request. "Temperature Upon Receipt" is representative of the whole shipment and may not reflect the temperature of individual samples.
SGS Canada Inc. Environment-Health & Safety statement of conformity decision rule does not consider uncertainty when analytical results are compared to a specified standard or regulation.

0003633965

SGS Canada Inc.
P.O. Box 4300 - 185 Concession St.
Lakefield - Ontario - KOL 2HO
Phone: 705-652-2000 FAX: 705-652-6365

Quality Control Report

Inorganic Analysis														
Parameter	Reporting Limit	Unit	Method Blank	Duplicate				LCS / Spike Blank			Matrix Spike / Reference Material			
				Result 1	Result 2	RPD	Acceptance Criteria	Spike Recovery (%)	Recovery Limits (%)		Spike Recovery (%)	Recovery Limits (%)		
							%		Low	High		Low	High	
Acidity - QCBatchID: EWL0372-JUN23														
Acidity	2	mg/L as Ca	2			ND	20	98	90	110	NA			
Alkalinity - QCBatchID: EWL0372-JUN23														
Alkalinity	2	mg/L as Ca	< 2			0	20	102	80	120	NA			
Anions by discrete analyzer - QCBatchID: DIO5078-JUN23														
Chloride	1	mg/L	<1			ND	20	99	80	120	109	75	125	
Sulphate	2	mg/L	<2			0	20	112	80	120	109	75	125	
Conductivity - QCBatchID: EWL0372-JUN23														
Conductivity	2	uS/cm	< 2			0	20	99	90	110	NA			
Fluoride by Specific Ion Electrode - QCBatchID: EWL0387-JUN23														
Fluoride	0.06	mg/L	<0.06			ND	10	103	90	110	105	75	125	
Inorganics-General - QCBatchID: EHG0029-JUN23														
Mercury	0.00001	mg/L	< 0.00001			ND	20	101	80	120	109	70	130	
Metals in aqueous samples - ICP-MS - QCBatchID: EMS0143-JUN23														
Aluminum	0.001	mg/L	<0.001			3	20	102	90	110	NV	70	130	
Antimony	0.0009	mg/L	<0.0009			ND	20	110	90	110	119	70	130	
Arsenic	0.0002	mg/L	<0.0002			2	20	97	90	110	99	70	130	
Barium	0.00008	mg/L	<0.00008			1	20	93	90	110	99	70	130	
Beryllium	0.000007	mg/L	<0.000007			2	20	102	90	110	102	70	130	
Bismuth	0.00001	mg/L	<0.00001			ND	20	93	90	110	91	70	130	
Boron	0.002	mg/L	<0.002			ND	20	102	90	110	92	70	130	
Cadmium	0.000003	mg/L	3e-006			6	20	102	90	110	105	70	130	
Calcium	0.01	mg/L	<0.01			2	20	99	90	110	105	70	130	
Chromium	0.00008	mg/L	<0.00008			5	20	102	90	110	118	70	130	
Cobalt	0.000004	mg/L	<0.000004			4	20	102	90	110	104	70	130	
Copper	0.0002	mg/L	<0.0002			4	20	109	90	110	122	70	130	
Iron	0.007	mg/L	<0.007			1	20	106	90	110	NV	70	130	
Lead	0.00009	mg/L	<0.00009			1	20	96	90	110	101	70	130	
Magnesium	0.001	mg/L	0.001			1	20	108	90	110	107	70	130	
Manganese	0.00001	mg/L	<0.00001			0	20	103	90	110	110	70	130	
Molybdenum	0.00004	mg/L	<0.00004			2	20	103	90	110	109	70	130	
Nickel	0.0001	mg/L	<0.0001			7	20	106	90	110	104	70	130	
Phosphorus	0.003	mg/L	<0.003			5	20	100	90	110	NV	70	130	
Potassium	0.003	mg/L	<0.009			4	20	100	90	110	96	70	130	
Selenium	0.00004	mg/L	<0.00004			ND	20	95	90	110	122	70	130	
Silicon	0.02	mg/L	<0.02			3	20	96	90	110	NV	70	130	

OnLine LIMS

00003633965

Results relate only to the sample tested. Data reported represents the sample submitted to SGS. Reproduction of this analytical report in full or in part is prohibited without prior written approval. Please refer to SGS General Conditions of Services located at https://www.sgs.ca/en/terms-and-conditions (Printed copies are available upon request.)
Test method information available upon request. "Temperature Upon Receipt" is representative of the whole shipment and may not reflect the temperature of individual samples.
SGS Canada Inc. Environment-Health & Safety statement of conformity decision rule does not consider uncertainty when analytical results are compared to a specified standard or regulation.

SGS Canada Inc.
P.O. Box 4300 - 185 Concession St.
Lakefield - Ontario - KOL 2HO
Phone: 705-652-2000 FAX: 705-652-6365

Inorganic Analysis													
Parameter	Reporting Limit	Unit	Method Blank	Duplicate				LCS / Spike Blank			Matrix Spike / Reference Material		
				Result 1	Result 2	RPD	Acceptance Criteria	Spike Recovery (%)	Recovery Limits (%)		Spike Recovery (%)	Recovery Limits (%)	
							%		Low	High		Low	High
Silver	0.00005	mg/L	<0.00005			ND	20	106	90	110	111	70	130
Sodium	0.01	mg/L	<0.01			4	20	105	90	110	107	70	130
Strontium	0.00008	mg/L	<0.00008			3	20	100	90	110	101	70	130
Thallium	0.000005	mg/L	<0.000005			0	20	94	90	110	96	70	130
Tin	0.00006	mg/L	<0.00006			ND	20	100	90	110	NV	70	130
Titanium	0.00005	mg/L	<0.00005			10	20	99	90	110	NV	70	130
Tungsten	0.00002	mg/L	2.19047619			11	20	105	90	110	NV	70	130
Uranium	0.000002	mg/L	5.05154639			0	20	94	90	110	101	70	130
Vanadium	0.00001	mg/L	<0.00001			2	20	104	90	110	106	70	130
Zinc	0.002	mg/L	<0.002			1	20	102	90	110	123	70	130
Zirconium	0.002	mg/L	<0.002			ND	20	91	90	110	NV	70	130
Metals in aqueous samples - ICP-MS - QCBatchID: EMS0164-JUN23													
Sulfur	1	mg/L	<1			1	20	104	90	110	NV	70	130
Thorium	0.0001	mg/L	<0.0001			ND	20	102	90	110	NV	70	130
pH - QCBatchID: EWL0372-JUN23													
pH	0.05	No unit	NA			0		100			NA		

OnLine LIMS

00036339G5

Results relate only to the sample tested. Data reported represents the sample submitted to SGS. Reproduction of this analytical report in full or in part is prohibited without prior written approval. Please refer to SGS General Conditions of Services located at https://www.sgs.ca/en/terms-and-conditions (Printed copies are available upon request.)
Test method information available upon request. "Temperature Upon Receipt" is representative of the whole shipment and may not reflect the temperature of individual samples.
SGS Canada Inc. Environment-Health & Safety statement of conformity decision rule does not consider uncertainty when analytical results are compared to a specified standard or regulation.

SGS Canada Inc.
P.O. Box 4300 - 185 Concession St.
Lakefield - Ontario - KOL 2HO
Phone: 705-652-2000 FAX: 705-652-6365

23-June-2023

Great Bear Resources Ltd.
Attn : Ashley Moncrief

1020 - 800 West Pender St.
Vancouver, BC
V6C 2V6, Canada

Phone: 778-833-2160
Fax:

Date Rec. : 16 June 2023
LR Report: **CA10116-JUN23**
Reference: Wk#3

Copy: #1

CERTIFICATE OF ANALYSIS

Final Report - Revised

Analysis	3: Analysis Completed Date	4: Analysis Completed Time	5: HC-8 Wk#3	6: HC-9 Wk#3	7: HC-10 Wk#3	8: HC-11 Wk#3	9: HC-12 Wk#3	10: HC-13 Wk#3	11: HC-14 Wk#3	12: HC-15 Wk#3	13: HC-16 Wk#3
Sample Date & Time			15-Jun-23	15-Jun-23	15-Jun-23	15-Jun-23	15-Jun-23	15-Jun-23	15-Jun-23	15-Jun-23	15-Jun-23
Hum Cell Leachate Volume [mL]	16-Jun-23	14:23	991	985	915	897	986	968	960	683	976
pH [No unit]	20-Jun-23	10:08	7.99	6.51	7.23	7.43	7.13	7.43	7.00	8.26	7.53
Alkalinity [mg/L as CaCO3]	20-Jun-23	10:08	20	2	7	7	9	16	4	18	15
Conductivity [uS/cm]	20-Jun-23	10:08	40	63	22	19	120	41	52	117	36
Acidity [mg/L as CaCO3]	20-Jun-23	11:32	< 2	13	< 2	< 2	< 2	< 2	< 2	< 2	< 2
Fluoride [mg/L]	19-Jun-23	09:42	< 0.06	< 0.06	< 0.06	< 0.06	< 0.06	0.14	< 0.06	< 0.06	< 0.06
Sulphate [mg/L]	29-Jun-23	09:54	3	23	2	< 2	45	4	19	41	3
Chloride [mg/L]	26-Jun-23	15:58	< 1	2	< 1	< 1	< 1	< 1	< 1	2	< 1
Mercury [mg/L]	19-Jun-23	14:51	< 0.00001	< 0.00001	< 0.00001	< 0.00001	< 0.00001	< 0.00001	< 0.00001	< 0.00001	< 0.00001
Silver [mg/L]	20-Jun-23	14:20	< 0.00005	< 0.00005	< 0.00005	< 0.00005	< 0.00005	< 0.00005	< 0.00005	< 0.00005	< 0.00005
Aluminum [mg/L]	20-Jun-23	14:20	0.051	< 0.001	0.029	0.047	0.034	0.097	0.042	0.007	0.125
Arsenic [mg/L]	20-Jun-23	14:20	0.0062	0.0015	0.0035	0.0049	0.0084	0.0073	0.0038	0.846	0.0734
Barium [mg/L]	20-Jun-23	14:20	0.00141	0.00142	0.00067	0.00061	0.00258	0.00069	0.00290	0.00241	0.00170
Beryllium [mg/L]	20-Jun-23	14:20	< 0.000007	< 0.000007	< 0.000007	< 0.000007	< 0.000007	< 0.000007	< 0.000007	< 0.000007	< 0.000007
Boron [mg/L]	20-Jun-23	14:20	< 0.002	0.010	0.006	< 0.002	0.005	0.003	0.004	0.020	0.006
Bismuth [mg/L]	20-Jun-23	14:20	< 0.00001	< 0.00001	< 0.00001	< 0.00001	0.00004	0.00002	< 0.00001	0.00001	< 0.00001
Calcium [mg/L]	20-Jun-23	14:20	5.88	9.10	2.99	2.81	19.5	6.85	6.37	18.8	5.04
Cadmium [mg/L]	20-Jun-23	14:20	0.000004	0.00168	0.000003	0.000003	0.000014	0.000006	< 0.000003	0.000005	0.000005
Cobalt [mg/L]	20-Jun-23	14:20	0.000021	0.000103	0.000009	0.000012	0.000039	0.000025	0.000081	0.000724	0.000035
Chromium [mg/L]	20-Jun-23	14:21	< 0.00008	< 0.00008	< 0.00008	< 0.00008	0.00013	< 0.00008	< 0.00008	0.00019	< 0.00008
Copper [mg/L]	20-Jun-23	14:21	0.0011	0.0004	0.0014	0.0018	0.0013	0.0017	0.0010	0.0004	0.0011

OnLine LIMS

0003633967

Results relate only to the sample tested. Data reported represents the sample submitted to SGS. Reproduction of this analytical report in full or in part is prohibited without prior written approval. Please refer to SGS General Conditions of Services located at https://www.sgs.ca/en/terms-and-conditions (Printed copies are available upon request.)
Test method information available upon request. "Temperature Upon Receipt" is representative of the whole shipment and may not reflect the temperature of individual samples.
SGS Canada Inc. Environment-Health & Safety statement of conformity decision rule does not consider uncertainty when analytical results are compared to a specified standard or regulation.

SGS Canada Inc.
P.O. Box 4300 - 185 Concession St.
Lakefield - Ontario - KOL 2HO
Phone: 705-652-2000 FAX: 705-652-6365

Analysis	3: Analysis Completed Date	4: Analysis Completed Time	5: HC-8 Wk#3	6: HC-9 Wk#3	7: HC-10 Wk#3	8: HC-11 Wk#3	9: HC-12 Wk#3	10: HC-13 Wk#3	11: HC-14 Wk#3	12: HC-15 Wk#3	13: HC-16 Wk#3
Iron [mg/L]	20-Jun-23	14:21	0.007	< 0.007	0.008	0.008	0.014	0.007	0.015	0.012	< 0.007
Potassium [mg/L]	20-Jun-23	14:21	1.32	1.21	0.647	0.589	1.14	1.34	1.68	1.46	3.46
Magnesium [mg/L]	20-Jun-23	14:21	0.475	0.591	0.242	0.210	0.276	0.388	0.716	1.52	0.232
Manganese [mg/L]	20-Jun-23	14:21	0.0239	0.123	0.0217	0.0158	0.0700	0.0147	0.00960	0.0118	0.00552
Molybdenum [mg/L]	20-Jun-23	14:21	0.00247	0.00009	0.00153	0.00058	0.00049	0.00111	0.00019	0.00165	0.00104
Sodium [mg/L]	20-Jun-23	14:21	0.82	0.44	0.87	0.72	0.59	0.25	1.26	0.68	0.60
Nickel [mg/L]	20-Jun-23	14:21	0.0001	0.0014	0.0001	0.0001	0.0002	0.0001	0.0011	0.0687	0.0004
Phosphorus [mg/L]	20-Jun-23	14:21	< 0.003	< 0.003	< 0.003	< 0.003	< 0.003	< 0.003	< 0.003	< 0.003	< 0.003
Lead [mg/L]	20-Jun-23	14:21	< 0.00009	0.00104	< 0.00009	< 0.00009	< 0.00009	< 0.00009	< 0.00009	< 0.00009	< 0.00009
Sulfur [mg/L]	20-Jun-23	14:21	< 1	11	< 1	< 1	13	1	6	15	< 1
Antimony [mg/L]	20-Jun-23	14:21	0.0033	< 0.0009	0.0032	0.0011	0.0031	0.0026	< 0.0009	0.0090	0.0025
Selenium [mg/L]	23-Jun-23	18:47	0.00056	0.00306	0.00085	0.00015	0.00043	< 0.00004	0.00065	0.00157	0.00017
Silicon [mg/L]	20-Jun-23	14:21	0.52	0.53	0.26	0.33	0.64	0.93	0.26	0.88	0.75
Tin [mg/L]	20-Jun-23	14:21	0.00010	0.00009	0.00022	0.00007	0.00010	0.00011	0.00014	0.00011	0.00009
Strontium [mg/L]	20-Jun-23	14:21	0.0132	0.0375	0.0101	0.00726	0.0425	0.0178	0.0389	0.0635	0.0226
Titanium [mg/L]	20-Jun-23	14:21	0.00018	0.00011	0.00010	0.00015	0.00014	0.00011	0.00064	< 0.00005	0.00023
Thorium [mg/L]	20-Jun-23	14:21	< 0.0001	< 0.0001	< 0.0001	< 0.0001	< 0.0001	0.0002	< 0.0001	< 0.0001	< 0.0001
Thallium [mg/L]	20-Jun-23	14:21	< 0.000005	0.000007	< 0.000005	< 0.000005	0.000008	0.000009	< 0.000005	0.000012	0.000008
Uranium [mg/L]	20-Jun-23	14:21	0.00305	0.000178	0.00235	0.00289	0.00223	0.00522	0.000478	0.000369	0.00724
Vanadium [mg/L]	20-Jun-23	14:21	0.00034	0.00001	0.00006	0.00018	0.00019	0.00009	0.00028	0.00026	0.00139
Tungsten [mg/L]	20-Jun-23	14:21	0.00051	0.00007	0.00054	0.00035	0.00061	0.00029	0.00013	0.00019	0.00052
Zirconium [mg/L]	05-Jul-23	09:24	< 0.002	< 0.002	< 0.002	< 0.002	< 0.002	< 0.002	< 0.002	< 0.002	< 0.002
Zinc [mg/L]	20-Jun-23	14:21	< 0.002	0.095	< 0.002	< 0.002	< 0.002	< 0.002	< 0.002	< 0.002	< 0.002

Analysis	14: HC-17 Wk#3	15: HC-18 Wk#3	16: HC-19 Wk#3	17: HC-20 Wk#3	18: HC-21 Wk#3	19: HC-22 Wk#3	20: HC-23 Wk#3	21: HC-24 Wk#3	22: HC-25 Wk#3	23: HC-26 Wk#3	24: HC-27 Wk#3
Sample Date & Time	15-Jun-23	15-Jun-23	15-Jun-23	15-Jun-23	15-Jun-23	15-Jun-23	15-Jun-23	15-Jun-23	15-Jun-23	15-Jun-23	15-Jun-23
Hum Cell Leachate Volume [mL]	976	916	979	949	897	449	960	953	978	736	987
pH [No unit]	6.93	8.96	7.46	8.96	9.12	8.45	8.85	8.89	9.00	7.06	7.02
Alkalinity [mg/L as CaCO3]	6	14	11	15	22	15	16	14	15	13	7
Conductivity [uS/cm]	16	31	25	30	31	30	32	30	39	143	44
Acidity [mg/L as CaCO3]	< 2	< 2	< 2	< 2	< 2	< 2	< 2	< 2	< 2	< 2	< 2
Fluoride [mg/L]	< 0.06	< 0.06	0.21	< 0.06	< 0.06	< 0.06	< 0.06	< 0.06	< 0.06	< 0.06	< 0.06
Sulphate [mg/L]	2	< 2	< 2	< 2	< 2	< 2	< 2	< 2	3	56	12
Chloride [mg/L]	< 1	< 1	< 1	< 1	< 1	< 1	< 1	< 1	< 1	5	< 1
Mercury [mg/L]	< 0.00001	< 0.00001	< 0.00001	< 0.00001	< 0.00001	< 0.00001	< 0.00001	< 0.00001	< 0.00001	< 0.00001	< 0.00001

OnLine LIMS

0003633967

Results relate only to the sample tested. Data reported represents the sample submitted to SGS. Reproduction of this analytical report in full or in part is prohibited without prior written approval. Please refer to SGS General Conditions of Services located at https://www.sgs.ca/en/terms-and-conditions (Printed copies are available upon request.)
Test method information available upon request. "Temperature Upon Receipt" is representative of the whole shipment and may not reflect the temperature of individual samples.
SGS Canada Inc. Environment-Health & Safety statement of conformity decision rule does not consider uncertainty when analytical results are compared to a specified standard or regulation.

SGS Canada Inc.
P.O. Box 4300 - 185 Concession St.
Lakefield - Ontario - KOL 2HO
Phone: 705-652-2000 FAX: 705-652-6365

LR Report : **CA10116-JUN23**

Analysis	14: HC-17 Wk#3	15: HC-18 Wk#3	16: HC-19 Wk#3	17: HC-20 Wk#3	18: HC-21 Wk#3	19: HC-22 Wk#3	20: HC-23 Wk#3	21: HC-24 Wk#3	22: HC-25 Wk#3	23: HC-26 Wk#3	24: HC-27 Wk#3
Silver [mg/L]	< 0.00005	< 0.00005	< 0.00005	< 0.00005	< 0.00005	< 0.00005	< 0.00005	< 0.00005	< 0.00005	< 0.00005	< 0.00005
Aluminum [mg/L]	0.028	0.093	0.069	0.039	0.068	0.040	0.038	0.037	0.048	0.004	0.028
Arsenic [mg/L]	0.0173	0.0088	0.0039	0.0010	0.0027	0.0019	0.0112	0.0037	0.0029	0.0022	0.0029
Barium [mg/L]	0.00023	0.00050	0.00048	0.00155	0.00046	0.00900	0.00202	0.00075	0.00082	0.00830	0.00076
Beryllium [mg/L]	< 0.000007	< 0.000007	< 0.000007	< 0.000007	< 0.000007	< 0.000007	< 0.000007	< 0.000007	< 0.000007	< 0.000007	< 0.000007
Boron [mg/L]	0.003	0.004	0.004	0.005	0.003	0.005	0.015	< 0.002	0.009	0.009	0.003
Bismuth [mg/L]	< 0.00001	< 0.00001	0.00001	< 0.00001	< 0.00001	< 0.00001	< 0.00001	< 0.00001	< 0.00001	< 0.00001	< 0.00001
Calcium [mg/L]	2.33	4.26	4.14	3.81	5.15	3.54	4.90	4.69	5.46	21.2	6.56
Cadmium [mg/L]	0.000005	0.000034	< 0.000003	0.000003	< 0.000003	0.000003	0.000003	< 0.000003	< 0.000003	0.000042	< 0.000003
Cobalt [mg/L]	0.000059	0.000037	0.000039	0.000030	0.000029	0.000017	0.000021	0.000011	0.000012	0.000233	0.000014
Chromium [mg/L]	< 0.00008	< 0.00008	< 0.00008	< 0.00008	< 0.00008	< 0.00008	< 0.00008	< 0.00008	< 0.00008	0.00017	< 0.00008
Copper [mg/L]	0.0012	0.0023	0.0015	0.0012	0.0018	0.0019	0.0008	0.0008	0.0005	0.0003	0.0008
Iron [mg/L]	< 0.007	0.008	< 0.007	0.017	0.007	0.010	< 0.007	< 0.007	0.008	0.011	< 0.007
Potassium [mg/L]	0.758	1.25	0.879	0.634	0.394	1.62	0.936	0.467	0.633	4.01	1.23
Magnesium [mg/L]	0.163	0.235	0.268	0.229	0.339	0.224	0.372	0.296	0.311	2.08	0.426
Manganese [mg/L]	0.00206	0.00742	0.00881	0.0341	0.0227	0.0304	0.0276	0.0245	0.0147	0.0679	0.0213
Molybdenum [mg/L]	0.00025	0.00211	0.00024	0.00012	0.00118	0.00017	0.00058	0.00102	0.00036	0.00009	0.00021
Sodium [mg/L]	0.38	0.98	0.52	1.91	0.53	1.36	0.38	0.52	1.42	1.19	0.57
Nickel [mg/L]	0.0002	0.0002	< 0.0001	0.0001	< 0.0001	0.0001	0.0002	0.0003	< 0.0001	0.0009	0.0001
Phosphorus [mg/L]	< 0.003	< 0.003	< 0.003	< 0.003	< 0.003	< 0.003	< 0.003	< 0.003	< 0.003	< 0.003	< 0.003
Lead [mg/L]	< 0.00009	< 0.00009	< 0.00009	< 0.00009	< 0.00009	< 0.00009	< 0.00009	< 0.00009	< 0.00009	< 0.00009	< 0.00009
Sulfur [mg/L]	< 1	< 1	< 1	< 1	< 1	< 1	< 1	< 1	2	20	4
Antimony [mg/L]	0.0016	0.0009	0.0027	< 0.0009	< 0.0009	0.0012	0.0018	< 0.0009	< 0.0009	< 0.0009	< 0.0009
Selenium [mg/L]	0.00007	0.00006	< 0.00004	0.00007	0.00004	0.00006	< 0.00004	< 0.00004	< 0.00004	0.00047	< 0.00004
Silicon [mg/L]	0.37	0.49	0.66	0.27	0.26	0.22	0.29	0.25	0.23	0.33	0.41
Tin [mg/L]	0.00009	0.00011	0.00015	0.00029	0.00011	0.00015	0.00006	0.00022	0.00006	0.00009	< 0.00006
Strontium [mg/L]	0.00773	0.00809	0.0146	0.0103	0.00671	0.00985	0.0159	0.00804	0.00958	0.0432	0.0198
Titanium [mg/L]	0.00007	0.00049	0.00017	0.00052	0.00013	0.00043	0.00016	0.00013	0.00022	< 0.00005	0.00009
Thorium [mg/L]	< 0.0001	< 0.0001	< 0.0001	< 0.0001	< 0.0001	< 0.0001	< 0.0001	< 0.0001	< 0.0001	< 0.0001	< 0.0001
Thallium [mg/L]	< 0.000005	< 0.000005	< 0.000005	< 0.000005	< 0.000005	< 0.000005	< 0.000005	< 0.000005	< 0.000005	< 0.000005	< 0.000005
Uranium [mg/L]	0.00242	0.000983	0.00363	0.000923	0.000142	0.00284	0.000658	0.000232	0.000592	0.000705	0.00105
Vanadium [mg/L]	0.00033	0.00030	0.00013	0.00140	0.00116	0.00121	0.00026	0.00082	0.00055	0.00002	0.00012
Tungsten [mg/L]	0.00022	0.00026	0.00035	0.00013	0.00007	0.00023	0.00025	0.00008	0.00167	0.00007	0.00015
Zirconium [mg/L]	< 0.002	< 0.002	< 0.002	< 0.002	< 0.002	< 0.002	< 0.002	< 0.002	< 0.002	< 0.002	< 0.002
Zinc [mg/L]	< 0.002	< 0.002	< 0.002	< 0.002	< 0.002	< 0.002	< 0.002	< 0.002	< 0.002	0.005	< 0.002

OnLine LIMS

00003633967

Results relate only to the sample tested. Data reported represents the sample submitted to SGS. Reproduction of this analytical report in full or in part is prohibited without prior written approval. Please refer to SGS General Conditions of Services located at https://www.sgs.ca/en/terms-and-conditions (Printed copies are available upon request.)
Test method information available upon request. "Temperature Upon Receipt" is representative of the whole shipment and may not reflect the temperature of individual samples.
SGS Canada Inc. Environment-Health & Safety statement of conformity decision rule does not consider uncertainty when analytical results are compared to a specified standard or regulation.

SGS Canada Inc.
P.O. Box 4300 - 185 Concession St.
Lakefield - Ontario - KOL 2HO
Phone: 705-652-2000 FAX: 705-652-6365

Method Descriptions

Parameter	SGS Method Code	Reference Method Code
	NA	
Acidity	ME-CA-[ENV]EWL-LAK-AN-006	SM 2310
Alkalinity	ME-CA-[ENV]EWL-LAK-AN-006	SM 2320
Anions by discrete analyzer	ME-CA-[ENV]EWL-LAK-AN-026	US EPA 325.2
Anions by discrete analyzer	ME-CA-[ENV]EWL-LAK-AN-026	US EPA 375.4
Conductivity	ME-CA-[ENV]EWL-LAK-AN-006	SM 2510
Fluoride by Specific Ion Electrode	ME-CA-[ENV]EWL-LAK-AN-014	SM 4500
Inorganics-General	ME-CA-[ENV]SPE-LAK-AN-004	EPA 7471A/SM 3112B
Metals in aqueous samples - ICP-MS	ME-CA-[ENV]SPE-LAK-AN-006	SM 3030/EPA 200.8
pH	ME-CA-[ENV]EWL-LAK-AN-006	SM 4500



Lisa Thompson
Project Specialist Assistant,
Environment, Health & Safety

OnLine LIMS

0003633967

Results relate only to the sample tested. Data reported represents the sample submitted to SGS. Reproduction of this analytical report in full or in part is prohibited without prior written approval. Please refer to SGS General Conditions of Services located at https://www.sgs.ca/en/terms-and-conditions (Printed copies are available upon request.)
Test method information available upon request. "Temperature Upon Receipt" is representative of the whole shipment and may not reflect the temperature of individual samples.
SGS Canada Inc. Environment-Health & Safety statement of conformity decision rule does not consider uncertainty when analytical results are compared to a specified standard or regulation.

SGS Canada Inc.
P.O. Box 4300 - 185 Concession St.
Lakefield - Ontario - KOL 2HO
Phone: 705-652-2000 FAX: 705-652-6365

Quality Control Report

Inorganic Analysis													
Parameter	Reporting Limit	Unit	Method Blank	Duplicate				LCS / Spike Blank			Matrix Spike / Reference Material		
				Result 1	Result 2	RPD	Acceptance Criteria	Spike Recovery (%)	Recovery Limits (%)		Spike Recovery (%)	Recovery Limits (%)	
							%		Low	High		Low	High
Acidity - QCBatchID: EWL0408-JUN23													
Acidity	2	mg/L as Ca	3			ND	20	100	90	110	NA		
Acidity - QCBatchID: EWL0440-JUN23													
Acidity	2	mg/L as Ca	2			5	20	92	90	110	NA		
Alkalinity - QCBatchID: EWL0408-JUN23													
Alkalinity	2	mg/L as Ca	< 2			0	20	100	80	120	NA		
Anions by discrete analyzer - QCBatchID: DIO5080-JUN23													
Chloride	1	mg/L	<1			2	20	98	80	120	104	75	125
Sulphate	2	mg/L	<2			3	20	113	80	120	98	75	125
Anions by discrete analyzer - QCBatchID: DIO5087-JUN23													
Chloride	1	mg/L	<1			4	20	101	80	120	107	75	125
Sulphate	2	mg/L	<2			1	20	112	80	120	100	75	125
Conductivity - QCBatchID: EWL0408-JUN23													
Conductivity	2	uS/cm	< 2			0	20	100	90	110	NA		
Fluoride by Specific Ion Electrode - QCBatchID: EWL0402-JUN23													
Fluoride	0.06	mg/L	<0.06			ND	10	109	90	110	111	75	125
Inorganics-General - QCBatchID: EHG0033-JUN23													
Mercury	0.00001	mg/L	< 0.00001			0	20	95	80	120	90	70	130
Metals in aqueous samples - ICP-MS - QCBatchID: EMS0139-JUN23													
Aluminum	0.001	mg/L	<0.001			0	20	91	90	110	115	70	130
Antimony	0.0009	mg/L	<0.0009			2	20	109	90	110	117	70	130
Arsenic	0.0002	mg/L	<0.0002			13	20	99	90	110	110	70	130
Barium	0.00008	mg/L	<0.00008			1	20	98	90	110	95	70	130
Beryllium	0.000007	mg/L	<0.000007			ND	20	100	90	110	98	70	130
Bismuth	0.00001	mg/L	<0.00001			ND	20	98	90	110	91	70	130
Boron	0.002	mg/L	<0.002			2	20	94	90	110	95	70	130
Cadmium	0.000003	mg/L	<0.000003			ND	20	100	90	110	110	70	130
Calcium	0.01	mg/L	<0.01			3	20	102	90	110	111	70	130
Chromium	0.00008	mg/L	<0.00008			ND	20	104	90	110	122	70	130
Cobalt	0.000004	mg/L	<0.000004			15	20	99	90	110	106	70	130
Copper	0.0002	mg/L	<0.0002			13	20	96	90	110	NV	70	130
Iron	0.007	mg/L	<0.007			ND	20	102	90	110	125	70	130
Lead	0.00009	mg/L	<0.00009			ND	20	101	90	110	99	70	130
Magnesium	0.001	mg/L	<0.001			1	20	106	90	110	107	70	130
Manganese	0.00001	mg/L	<0.00001			0	20	103	90	110	119	70	130
Molybdenum	0.00004	mg/L	<0.00004			15	20	98	90	110	107	70	130

OnLine LIMS

00036339

Results relate only to the sample tested. Data reported represents the sample submitted to SGS. Reproduction of this analytical report in full or in part is prohibited without prior written approval. Please refer to SGS General Conditions of Services located at https://www.sgs.ca/en/terms-and-conditions (Printed copies are available upon request.)
Test method information available upon request. "Temperature Upon Receipt" is representative of the whole shipment and may not reflect the temperature of individual samples.
SGS Canada Inc. Environment-Health & Safety statement of conformity decision rule does not consider uncertainty when analytical results are compared to a specified standard or regulation.

SGS Canada Inc.
P.O. Box 4300 - 185 Concession St.
Lakefield - Ontario - K0L 2H0
Phone: 705-652-2000 FAX: 705-652-6365

Inorganic Analysis													
Parameter	Reporting Limit	Unit	Method Blank	Duplicate				LCS / Spike Blank			Matrix Spike / Reference Material		
				Result 1	Result 2	RPD	Acceptance Criteria	Spike Recovery (%)	Recovery Limits (%)		Spike Recovery (%)	Recovery Limits (%)	
							%		Low	High		Low	High
Nickel	0.0001	mg/L	<0.0001			ND	20	103	90	110	108	70	130
Phosphorus	0.003	mg/L	<0.003			ND	20	100	90	110	NV	70	130
Potassium	0.003	mg/L	<0.009			1	20	107	90	110	108	70	130
Silicon	0.02	mg/L	<0.02			3	20	106	90	110	NV	70	130
Silver	0.00005	mg/L	<0.00005			ND	20	101	90	110	108	70	130
Sodium	0.01	mg/L	<0.01			2	20	102	90	110	107	70	130
Strontium	0.00008	mg/L	<0.00008			0	20	98	90	110	105	70	130
Sulfur	1	mg/L	<1			ND	20	109	90	110	NV	70	130
Thallium	0.000005	mg/L	<0.000005			13	20	99	90	110	107	70	130
Thorium	0.0001	mg/L	<0.0001			ND	20	101	90	110	NV	70	130
Tin	0.00006	mg/L	<0.00006			1	20	97	90	110	NV	70	130
Titanium	0.00005	mg/L	<0.00005			ND	20	96	90	110	NV	70	130
Tungsten	0.00002	mg/L	<0.00002			12	20	103	90	110	NV	70	130
Uranium	0.000002	mg/L	<0.000002			7	20	99	90	110	129	70	130
Vanadium	0.00001	mg/L	<0.00001			1	20	97	90	110	110	70	130
Zinc	0.002	mg/L	<0.002			ND	20	95	90	110	124	70	130
Zirconium	0.002	mg/L	<0.002			ND	20	90	90	110	NV	70	130
Metals in aqueous samples - ICP-MS - QCBatchID: EMS0202-JUN23													
Selenium	0.00004	mg/L	<0.00004			1	20	109	90	110	112	70	130
pH - QCBatchID: EWL0408-JUN23													
pH	0.05	No unit	NA			0		99			NA		
pH - QCBatchID: EWL0435-JUN23													
pH	0.05	No unit	NA			0		100			NA		

OnLine LIMS

Results relate only to the sample tested. Data reported represents the sample submitted to SGS. Reproduction of this analytical report in full or in part is prohibited without prior written approval. Please refer to SGS General Conditions of Services located at https://www.sgs.ca/en/terms-and-conditions (Printed copies are available upon request.)
Test method information available upon request. "Temperature Upon Receipt" is representative of the whole shipment and may not reflect the temperature of individual samples.
SGS Canada Inc. Environment-Health & Safety statement of conformity decision rule does not consider uncertainty when analytical results are compared to a specified standard or regulation.

0003633967

SGS Canada Inc.
P.O. Box 4300 - 185 Concession St.
Lakefield - Ontario - KOL 2HO
Phone: 705-652-2000 FAX: 705-652-6365

24-June-2024

Great Bear Resources Ltd.
Attn : Ashley Moncrief

1020 - 800 West Pender St.
Vancouver, BC
V6C 2V6, Canada

Phone: 778-833-2160
Fax:

Date Rec. : 10 May 2024
LR Report: **CA10071-MAY24**
Reference: Wk#3

Copy: #1

CERTIFICATE OF ANALYSIS
Final Report

Analysis	3: Analysis Completed Date	4: Analysis Completed Time	5: HC-28 Wk#3	6: HC-29 Wk#3	7: HC-30 Wk#3	8: HC-31 Wk#3	9: HC-32 Wk#3
Sample Date & Time			10-May-24	10-May-24	10-May-24	10-May-24	10-May-24
HumCell Leachate Vol [mL]	27-May-24	09:44	984	986	716	952	690
Sample Name	---	---	31787	DX450179	31644	DX450183	O31576
Sample Weight [g]	---	---	1000	1000	750	1000	750
pH [No unit]	13-May-24	11:37	6.76	6.78	7.06	7.33	7.30
Conductivity [uS/cm]	13-May-24	11:37	11	15	27	38	40
Alkalinity [mg/L as CaCO3]	13-May-24	11:37	3	4	8	10	10
Acidity [mg/L as CaCO3]	13-May-24	11:37	< 2	< 2	< 2	< 2	< 2
F [mg/L]	13-May-24	09:13	< 0.06	< 0.06	< 0.06	< 0.06	< 0.06
Cl [mg/L]	22-May-24	18:25	< 1	< 1	< 1	< 1	< 1
SO4 [mg/L]	22-May-24	18:25	< 2	< 2	3	6	7
Hg [mg/L]	14-May-24	10:13	< 0.00001	< 0.00001	< 0.00001	< 0.00001	< 0.00001
Ag [mg/L]	15-May-24	16:24	< 0.00005	< 0.00005	< 0.00005	< 0.00005	< 0.00005
Al [mg/L]	15-May-24	16:24	0.072	0.047	0.040	0.046	0.071
As [mg/L]	15-May-24	16:24	0.0021	0.0090	0.0046	0.0081	0.0037
B [mg/L]	15-May-24	16:24	0.003	0.003	0.005	0.010	0.002
Ba [mg/L]	15-May-24	16:24	0.00063	0.00158	0.00105	0.00046	0.00198
Be [mg/L]	15-May-24	16:24	< 0.000007	< 0.000007	< 0.000007	< 0.000007	< 0.000007
Bi [mg/L]	15-May-24	16:24	< 0.00001	< 0.00001	< 0.00001	< 0.00001	< 0.00001
Ca [mg/L]	15-May-24	16:24	1.14	1.65	3.58	5.34	5.94
Cd [mg/L]	15-May-24	16:24	0.000007	< 0.000003	0.000004	< 0.000003	0.000005
Co [mg/L]	15-May-24	16:24	0.000017	0.000034	0.000014	0.000022	0.000017
Cr [mg/L]	15-May-24	16:24	0.00009	< 0.00008	< 0.00008	< 0.00008	< 0.00008
Cu [mg/L]	15-May-24	16:24	< 0.001	< 0.001	0.002	< 0.001	< 0.001
Fe [mg/L]	15-May-24	16:24	0.007	< 0.007	< 0.007	< 0.007	< 0.007
K [mg/L]	15-May-24	16:24	0.569	1.07	1.05	0.785	1.19
Mg [mg/L]	15-May-24	16:24	0.106	0.118	0.262	0.209	0.292
Mn [mg/L]	15-May-24	16:24	0.00275	0.00202	0.0203	0.00617	0.0289
Mo [mg/L]	15-May-24	16:24	< 0.0004	< 0.0004	0.0005	< 0.0004	0.0004
Na [mg/L]	15-May-24	16:24	0.61	0.71	0.74	1.25	0.57

OnLine LIMS

0003756576

Results relate only to the sample tested. Data reported represents the sample submitted to SGS. Reproduction of this analytical report in full or in part is prohibited without prior written approval. Please refer to SGS General Conditions of Services located at https://www.sgs.ca/en/terms-and-conditions (Printed copies are available upon request.)
Test method information available upon request. "Temperature Upon Receipt" is representative of the whole shipment and may not reflect the temperature of individual samples.
SGS Canada Inc. Environment-Health & Safety statement of conformity decision rule does not consider uncertainty when analytical results are compared to a specified standard or regulation.

SGS Canada Inc.
P.O. Box 4300 - 185 Concession St.
Lakefield - Ontario - KOL 2HO
Phone: 705-652-2000 FAX: 705-652-6365

LR Report : **CA10071-MAY24**

Analysis	3: Analysis Completed Date	4: Analysis Completed Time	5: HC-28 Wk#3	6: HC-29 Wk#3	7: HC-30 Wk#3	8: HC-31 Wk#3	9: HC-32 Wk#3
Ni [mg/L]	15-May-24	16:24	0.0001	0.0002	0.0003	0.0001	0.0002
P [mg/L]	21-Jun-24	08:08	< 0.003	< 0.003	< 0.003	< 0.003	< 0.003
Pb [mg/L]	15-May-24	16:24	0.00010	< 0.00009	0.00010	< 0.00009	< 0.00009
S [mg/L]	15-May-24	16:24	< 5	< 5	< 5	< 5	< 5
Sb [mg/L]	15-May-24	16:24	0.0010	< 0.0009	0.0025	< 0.0009	0.0017
Se [mg/L]	15-May-24	16:24	< 0.00004	< 0.00004	0.00007	< 0.00004	0.00066
Si [mg/L]	15-May-24	16:24	0.21	0.21	0.20	0.34	0.31
Sn [mg/L]	15-May-24	16:24	< 0.00006	< 0.00006	< 0.00006	< 0.00006	< 0.00006
Sr [mg/L]	15-May-24	16:24	0.00405	0.00671	0.0156	0.0143	0.0128
Ti [mg/L]	15-May-24	16:24	0.00035	0.00042	0.00035	0.00024	0.00032
Th [mg/L]	15-May-24	16:24	< 0.0001	< 0.0001	< 0.0001	< 0.0001	< 0.0001
Tl [mg/L]	15-May-24	16:24	< 0.000005	< 0.000005	< 0.000005	0.000005	< 0.000005
U [mg/L]	15-May-24	16:24	0.00120	0.00372	0.00146	0.00236	0.00131
V [mg/L]	15-May-24	16:24	0.00053	0.00070	0.00027	0.00051	0.00031
W [mg/L]	15-May-24	16:24	0.0003	0.0004	0.0002	0.0006	0.0004
Zr [mg/L]	15-May-24	16:24	< 0.002	< 0.002	< 0.002	< 0.002	< 0.002
Zn [mg/L]	15-May-24	16:24	< 0.002	< 0.002	< 0.002	< 0.002	< 0.002

Analysis	10: HC-33 Wk#3	11: HC-34 Wk#3	12: HC-35 Wk#3
Sample Date & Time	10-May-24	10-May-24	10-May-24
HumCell Leachate Vol [mL]	1001	956	1008
Sample Name	DX450213	DX450174	31795
Sample Weight [g]	1000	1000	1000
pH [No unit]	6.11	7.27	7.70
Conductivity [uS/cm]	93	28	36
Alkalinity [mg/L as CaCO3]	< 2	10	15
Acidity [mg/L as CaCO3]	3	< 2	< 2
F [mg/L]	< 0.06	< 0.06	< 0.06
Cl [mg/L]	< 1	< 1	< 1
SO4 [mg/L]	38	2	< 2
Hg [mg/L]	< 0.00001	< 0.00001	< 0.00001
Ag [mg/L]	< 0.00005	< 0.00005	< 0.00005
Al [mg/L]	0.007	0.043	0.246
As [mg/L]	0.0002	0.0065	0.0733
B [mg/L]	0.013	0.004	0.004
Ba [mg/L]	0.00390	0.00250	0.00375
Be [mg/L]	0.000011	< 0.000007	< 0.000007
Bi [mg/L]	< 0.00001	< 0.00001	< 0.00001
Ca [mg/L]	11.3	3.45	5.00
Cd [mg/L]	0.000018	< 0.000003	< 0.000003
Co [mg/L]	0.000401	0.000020	0.000023
Cr [mg/L]	< 0.00008	< 0.00008	< 0.00008

OnLine LIMS

00037557

Results relate only to the sample tested. Data reported represents the sample submitted to SGS. Reproduction of this analytical report in full or in part is prohibited without prior written approval. Please refer to SGS General Conditions of Services located at https://www.sgs.ca/en/terms-and-conditions (Printed copies are available upon request.)
Test method information available upon request. "Temperature Upon Receipt" is representative of the whole shipment and may not reflect the temperature of individual samples.
SGS Canada Inc. Environment-Health & Safety statement of conformity decision rule does not consider uncertainty when analytical results are compared to a specified standard or regulation.

SGS Canada Inc.
P.O. Box 4300 - 185 Concession St.
Lakefield - Ontario - KOL 2HO
Phone: 705-652-2000 FAX: 705-652-6365

LR Report : **CA10071-MAY24**

Analysis	10: HC-33 Wk#3	11: HC-34 Wk#3	12: HC-35 Wk#3
Cu [mg/L]	< 0.001	< 0.001	< 0.001
Fe [mg/L]	< 0.007	< 0.007	< 0.007
K [mg/L]	2.19	0.901	2.76
Mg [mg/L]	1.34	0.190	0.201
Mn [mg/L]	0.169	0.0260	0.00279
Mo [mg/L]	< 0.0004	< 0.0004	< 0.0004
Na [mg/L]	0.38	1.51	0.48
Ni [mg/L]	0.0035	< 0.0001	0.0001
P [mg/L]	< 0.003	< 0.003	0.005
Pb [mg/L]	< 0.00009	< 0.00009	< 0.00009
S [mg/L]	12	< 5	< 5
Sb [mg/L]	< 0.0009	0.0018	0.0017
Se [mg/L]	0.00102	0.00017	0.00014
Si [mg/L]	1.07	0.24	0.71
Sn [mg/L]	< 0.00006	< 0.00006	< 0.00006
Sr [mg/L]	0.0347	0.00936	0.0111
Ti [mg/L]	< 0.0001	< 0.0001	0.00027
Th [mg/L]	< 0.0001	< 0.0001	< 0.0001
Tl [mg/L]	0.000023	< 0.000005	< 0.000005
U [mg/L]	0.000143	0.000227	0.00252
V [mg/L]	< 0.00001	0.00057	0.00276
W [mg/L]	< 0.0002	0.0003	0.0002
Zr [mg/L]	< 0.002	< 0.002	< 0.002
Zn [mg/L]	0.005	< 0.002	< 0.002

Lisa Thompson
Project Specialist Assistant,
Environment, Health & Safety

OnLine LIMS

00037565/6

Results relate only to the sample tested. Data reported represents the sample submitted to SGS. Reproduction of this analytical report in full or in part is prohibited without prior written approval. Please refer to SGS General Conditions of Services located at https://www.sgs.ca/en/terms-and-conditions (Printed copies are available upon request.)
Test method information available upon request. "Temperature Upon Receipt" is representative of the whole shipment and may not reflect the temperature of individual samples.
SGS Canada Inc. Environment-Health & Safety statement of conformity decision rule does not consider uncertainty when analytical results are compared to a specified standard or regulation.

SGS Canada Inc.
P.O. Box 4300 - 185 Concession St.
Lakefield - Ontario - KOL 2HO
Phone: 705-652-2000 FAX: 705-652-6365

05-July-2023

Great Bear Resources Ltd.
Attn : Ashley Moncrief

1020 - 800 West Pender St.
Vancouver, BC
V6C 2V6, Canada

Phone: 778-833-2160
Fax:

Date Rec. : 22 June 2023
LR Report: **CA10165-JUN23**
Reference: Wk#4

Copy: #1

CERTIFICATE OF ANALYSIS

Final Report - Revised

Analysis	3: Analysis Completed Date	4: Analysis Completed Time	5: HC-1 Wk#4	6: HC-2 Wk#4	7: HC-3 Wk#4	8: HC-4 Wk#4	9: HC-5 Wk#4	10: HC-6 Wk#4	11: HC-7 Wk#4
Sample Date & Time			22-Jun-23	22-Jun-23	22-Jun-23	22-Jun-23	22-Jun-23	22-Jun-23	22-Jun-23
Hum Cell Leachate Volume [mL]	23-Jun-23	16:40	1010	1004	505	507	1002	499	1000
pH [No unit]	23-Jun-23	11:22	7.05	7.88	7.42	7.01	7.74	7.52	8.00
Alkalinity [mg/L as CaCO3]	23-Jun-23	11:22	5	16	12	7	12	15	14
Conductivity [uS/cm]	23-Jun-23	11:22	49	34	28	74	31	31	31
Acidity [mg/L as CaCO3]	23-Jun-23	11:22	< 2	< 2	< 2	< 2	< 2	< 2	< 2
Fluoride [mg/L]	26-Jun-23	09:10	< 0.06	< 0.06	0.24	< 0.06	< 0.06	< 0.06	< 0.06
Sulphate [mg/L]	30-Jun-23	07:38	16	< 2	< 2	29	3	< 2	< 2
Chloride [mg/L]	30-Jun-23	07:38	< 1	< 1	< 1	< 1	< 1	< 1	< 1
Mercury [mg/L]	23-Jun-23	19:07	< 0.00001	< 0.00001	< 0.00001	< 0.00001	< 0.00001	< 0.00001	< 0.00001
Silver [mg/L]	27-Jun-23	15:17	< 0.00005	< 0.00005	< 0.00005	< 0.00005	< 0.00005	< 0.00005	< 0.00005
Aluminum [mg/L]	27-Jun-23	15:17	0.017	0.046	0.039	0.020	0.048	0.049	0.048
Arsenic [mg/L]	05-Jul-23	09:25	0.0004	0.0244	0.0026	0.0005	0.0120	0.0012	0.0127
Barium [mg/L]	27-Jun-23	15:17	0.00184	0.00568	0.00085	0.00216	0.00125	0.00099	0.00091
Beryllium [mg/L]	27-Jun-23	15:17	< 0.000007	< 0.000007	< 0.000007	< 0.000007	< 0.000007	< 0.000007	< 0.000007
Boron [mg/L]	27-Jun-23	15:17	0.006	< 0.002	0.005	0.005	0.009	0.007	0.003
Bismuth [mg/L]	27-Jun-23	15:17	< 0.00001	0.00007	< 0.00001	< 0.00001	< 0.00001	< 0.00001	< 0.00001
Calcium [mg/L]	27-Jun-23	15:17	7.02	5.52	4.05	9.72	4.89	4.77	4.90
Cadmium [mg/L]	27-Jun-23	15:17	0.000195	0.000006	< 0.000003	0.000170	0.000007	< 0.000003	< 0.000003
Cobalt [mg/L]	27-Jun-23	15:17	0.000028	0.000043	0.000018	0.000103	0.000017	0.000009	0.000020
Chromium [mg/L]	27-Jun-23	15:17	< 0.00008	< 0.00008	0.00009	< 0.00008	< 0.00008	< 0.00008	< 0.00008
Copper [mg/L]	27-Jun-23	15:17	0.0002	0.0011	0.0012	0.0008	0.0007	0.0009	0.0010

OnLine LIMS

00003633969

Results relate only to the sample tested. Data reported represents the sample submitted to SGS. Reproduction of this analytical report in full or in part is prohibited without prior written approval. Please refer to SGS General Conditions of Services located at https://www.sgs.ca/en/terms-and-conditions (Printed copies are available upon request.)
Test method information available upon request. "Temperature Upon Receipt" is representative of the whole shipment and may not reflect the temperature of individual samples.
SGS Canada Inc. Environment-Health & Safety statement of conformity decision rule does not consider uncertainty when analytical results are compared to a specified standard or regulation.

SGS Canada Inc.
P.O. Box 4300 - 185 Concession St.
Lakefield - Ontario - KOL 2HO
Phone: 705-652-2000 FAX: 705-652-6365

Analysis	3: Analysis Completed Date	4: Analysis Completed Time	5: HC-1 Wk#4	6: HC-2 Wk#4	7: HC-3 Wk#4	8: HC-4 Wk#4	9: HC-5 Wk#4	10: HC-6 Wk#4	11: HC-7 Wk#4
Iron [mg/L]	27-Jun-23	15:17	< 0.007	< 0.007	< 0.007	< 0.007	< 0.007	< 0.007	< 0.007
Potassium [mg/L]	27-Jun-23	15:17	0.903	2.08	1.42	1.75	1.31	1.04	1.13
Magnesium [mg/L]	27-Jun-23	15:17	0.692	0.314	0.475	2.01	0.366	0.427	0.319
Manganese [mg/L]	27-Jun-23	15:17	0.0309	0.0253	0.00797	0.0246	0.0301	0.00850	0.0166
Molybdenum [mg/L]	27-Jun-23	15:17	0.00117	0.00135	0.00186	0.00027	0.00040	0.00030	0.00152
Sodium [mg/L]	27-Jun-23	15:17	0.74	0.36	0.54	0.46	0.53	0.82	0.78
Nickel [mg/L]	27-Jun-23	15:17	0.0003	0.0002	0.0002	0.0006	0.0002	0.0001	0.0002
Phosphorus [mg/L]	27-Jun-23	15:17	< 0.003	< 0.003	< 0.003	< 0.003	< 0.003	< 0.003	0.004
Lead [mg/L]	27-Jun-23	15:18	0.0323	0.00040	< 0.00009	0.00410	< 0.00009	< 0.00009	< 0.00009
Sulfur [mg/L]	27-Jun-23	15:18	5	< 3	< 3	9	< 3	< 3	< 3
Antimony [mg/L]	27-Jun-23	15:18	0.0026	0.0026	< 0.0009	0.0012	0.0037	0.0012	0.0010
Selenium [mg/L]	27-Jun-23	15:18	0.00055	0.0104	0.00004	0.00087	0.00019	< 0.00004	0.00008
Silicon [mg/L]	27-Jun-23	15:18	0.49	0.72	0.60	0.72	0.62	0.70	0.53
Tin [mg/L]	27-Jun-23	15:18	< 0.00006	< 0.00006	< 0.00006	0.00017	0.00008	0.00006	0.00012
Strontium [mg/L]	27-Jun-23	15:18	0.0296	0.0244	0.0171	0.0203	0.0110	0.0178	0.0146
Titanium [mg/L]	27-Jun-23	15:18	< 0.00007	< 0.00007	0.00021	0.00024	0.00012	0.00011	0.00021
Thorium [mg/L]	27-Jun-23	15:18	< 0.0001	< 0.0001	< 0.0001	< 0.0001	< 0.0001	< 0.0001	< 0.0001
Thallium [mg/L]	27-Jun-23	15:18	0.000005	0.000008	0.000007	0.000008	0.000007	< 0.000005	< 0.000005
Uranium [mg/L]	27-Jun-23	15:18	0.000324	0.00561	0.00287	0.00432	0.00656	0.00191	0.00348
Vanadium [mg/L]	27-Jun-23	15:18	0.00001	0.00097	0.00043	0.00002	0.00112	0.00136	0.00043
Tungsten [mg/L]	27-Jun-23	15:18	0.00006	0.00052	0.00037	0.00032	0.00068	0.0241	0.00050
Zirconium [mg/L]	05-Jul-23	09:26	< 0.002	< 0.002	< 0.002	< 0.002	< 0.002	< 0.002	< 0.002
Zinc [mg/L]	27-Jun-23	15:18	0.012	< 0.002	< 0.002	0.013	< 0.002	< 0.002	< 0.002

Method Descriptions

Parameter	SGS Method Code	Reference Method Code
	NA	
Acidity	ME-CA-[ENV]EWL-LAK-AN-006	SM 2310
Alkalinity	ME-CA-[ENV]EWL-LAK-AN-006	SM 2320
Anions by discrete analyzer	ME-CA-[ENV]EWL-LAK-AN-026	US EPA 325.2
Anions by discrete analyzer	ME-CA-[ENV]EWL-LAK-AN-026	US EPA 375.4
Conductivity	ME-CA-[ENV]EWL-LAK-AN-006	SM 2510
Fluoride by Specific Ion Electrode	ME-CA-[ENV]EWL-LAK-AN-014	SM 4500
Inorganics-General	ME-CA-[ENV]SPE-LAK-AN-004	EPA 7471A/SM 3112B
Metals in aqueous samples - ICP-MS	ME-CA-[ENV]SPE-LAK-AN-006	SM 3030/EPA 200.8

OnLine LIMS

00003633969

Results relate only to the sample tested. Data reported represents the sample submitted to SGS. Reproduction of this analytical report in full or in part is prohibited without prior written approval. Please refer to SGS General Conditions of Services located at https://www.sgs.ca/en/terms-and-conditions (Printed copies are available upon request.)
Test method information available upon request. "Temperature Upon Receipt" is representative of the whole shipment and may not reflect the temperature of individual samples.
SGS Canada Inc. Environment-Health & Safety statement of conformity decision rule does not consider uncertainty when analytical results are compared to a specified standard or regulation.

SGS Canada Inc.
P.O. Box 4300 - 185 Concession St.
Lakefield - Ontario - KOL 2HO
Phone: 705-652-2000 FAX: 705-652-6365

Parameter	SGS Method Code	Reference Method Code
pH	ME-CA-[ENV]EWL-LAK-AN-006	SM 4500



Lisa Thompson
Project Specialist Assistant,
Environment, Health & Safety

OnLine LIMS

Results relate only to the sample tested. Data reported represents the sample submitted to SGS. Reproduction of this analytical report in full or in part is prohibited without prior written approval. Please refer to SGS General Conditions of Services located at https://www.sgs.ca/en/terms-and-conditions (Printed copies are available upon request.)
Test method information available upon request. "Temperature Upon Receipt" is representative of the whole shipment and may not reflect the temperature of individual samples.
SGS Canada Inc. Environment-Health & Safety statement of conformity decision rule does not consider uncertainty when analytical results are compared to a specified standard or regulation.

0003633969

SGS Canada Inc.
P.O. Box 4300 - 185 Concession St.
Lakefield - Ontario - KOL 2HO
Phone: 705-652-2000 FAX: 705-652-6365

Quality Control Report

Inorganic Analysis													
Parameter	Reporting Limit	Unit	Method Blank	Duplicate				LCS / Spike Blank			Matrix Spike / Reference Material		
				Result 1	Result 2	RPD	Acceptance Criteria	Spike Recovery (%)	Recovery Limits (%)		Spike Recovery (%)	Recovery Limits (%)	
							%		Low	High		Low	High
Acidity - QCBatchID: EWL0534-JUN23													
Acidity	2	mg/L as Ca	< 2			ND	20	102	90	110	NA		
Alkalinity - QCBatchID: EWL0534-JUN23													
Alkalinity	2	mg/L as Ca	< 2			2	20	102	80	120	NA		
Anions by discrete analyzer - QCBatchID: DIO5111-JUN23													
Chloride	1	mg/L	<1			ND	20	101	80	120	111	75	125
Sulphate	2	mg/L	<2			ND	20	110	80	120	110	75	125
Conductivity - QCBatchID: EWL0534-JUN23													
Conductivity	2	uS/cm	< 2			1	20	99	90	110	NA		
Fluoride by Specific Ion Electrode - QCBatchID: EWL0578-JUN23													
Fluoride	0.06	mg/L	<0.06			0	10	100	90	110	99	75	125
Inorganics-General - QCBatchID: EHG0046-JUN23													
Mercury	0.00001	mg/L	< 0.00001			0	20	91	80	120	96	70	130
Metals in aqueous samples - ICP-MS - QCBatchID: EMS0227-JUN23													
Aluminum	0.001	mg/L	<0.001			11	20	100	90	110	101	70	130
Antimony	0.0009	mg/L	<0.0009			0	20	109	90	110	100	70	130
Arsenic	0.0002	mg/L	<0.0002			0	20	101	90	110	111	70	130
Barium	0.00008	mg/L	<0.00008			4	20	94	90	110	108	70	130
Beryllium	0.000007	mg/L	<0.000007			ND	20	98	90	110	111	70	130
Bismuth	0.00001	mg/L	<0.00001			ND	20	96	90	110	104	70	130
Boron	0.002	mg/L	<0.002			ND	20	99	90	110	92	70	130
Cadmium	0.000003	mg/L	<0.000003			ND	20	100	90	110	105	70	130
Calcium	0.01	mg/L	<0.01			1	20	101	90	110	104	70	130
Chromium	0.00008	mg/L	<0.00008			6	20	102	90	110	107	70	130
Cobalt	0.000004	mg/L	<0.000004			3	20	101	90	110	96	70	130
Copper	0.0002	mg/L	<0.0002			1	20	103	90	110	104	70	130
Iron	0.007	mg/L	<0.007			ND	20	104	90	110	125	70	130
Lead	0.00009	mg/L	<0.00009			ND	20	100	90	110	104	70	130
Magnesium	0.001	mg/L	<0.001			1	20	105	90	110	103	70	130
Manganese	0.00001	mg/L	<0.00001			1	20	103	90	110	74	70	130
Molybdenum	0.00004	mg/L	<0.00004			16	20	103	90	110	102	70	130
Nickel	0.0001	mg/L	<0.0001			0	20	103	90	110	96	70	130
Phosphorus	0.003	mg/L	<0.003			ND	20	104	90	110	NV	70	130
Potassium	0.003	mg/L	<0.009			2	20	104	90	110	102	70	130
Selenium	0.00004	mg/L	<0.00004			6	20	103	90	110	114	70	130
Silicon	0.02	mg/L	<0.02			0	20	100	90	110	NV	70	130

OnLine LIMS

00003633969

Results relate only to the sample tested. Data reported represents the sample submitted to SGS. Reproduction of this analytical report in full or in part is prohibited without prior written approval. Please refer to SGS General Conditions of Services located at https://www.sgs.ca/en/terms-and-conditions (Printed copies are available upon request.)
Test method information available upon request. "Temperature Upon Receipt" is representative of the whole shipment and may not reflect the temperature of individual samples.
SGS Canada Inc. Environment-Health & Safety statement of conformity decision rule does not consider uncertainty when analytical results are compared to a specified standard or regulation.

SGS Canada Inc.
P.O. Box 4300 - 185 Concession St.
Lakefield - Ontario - KOL 2HO
Phone: 705-652-2000 FAX: 705-652-6365

Inorganic Analysis														
Parameter	Reporting Limit	Unit	Method Blank	Duplicate				LCS / Spike Blank			Matrix Spike / Reference Material			
				Result 1	Result 2	RPD	Acceptance Criteria	Spike Recovery (%)	Recovery Limits (%)		Spike Recovery (%)	Recovery Limits (%)	
							%		Low	High		Low	High
Silver	0.00005	mg/L	<0.00005			ND	20	103	90	110	100	70	130
Sodium	0.01	mg/L	<0.01			ND	20	103	90	110	110	70	130
Strontium	0.00008	mg/L	<0.00008			1	20	98	90	110	94	70	130
Sulfur	3	mg/L	<1			1	20	108	90	110	NV	70	130
Thallium	0.000005	mg/L	<0.000005			ND	20	98	90	110	105	70	130
Thorium	0.0001	mg/L	<0.0001			ND	20	96	90	110	NV	70	130
Tin	0.00006	mg/L	<0.00006			ND	20	97	90	110	NV	70	130
Titanium	0.00007	mg/L	<0.00005			ND	20	103	90	110	NV	70	130
Tungsten	0.00002	mg/L	<0.00002			1	20	98	90	110	NV	70	130
Uranium	0.000002	mg/L	<0.000002			2	20	99	90	110	108	70	130
Vanadium	0.00001	mg/L	<0.00001			3	20	101	90	110	104	70	130
Zinc	0.002	mg/L	<0.002			ND	20	98	90	110	115	70	130
Zirconium	0.002	mg/L	<0.002			ND	20	98	90	110	NV	70	130
Metals in aqueous samples - ICP-MS - QCBatchID: EMS0285-JUN23													
Arsenic	0.0002	mg/L	<0.0002			ND	20	99	90	110	112	70	130
pH - QCBatchID: EWL0534-JUN23													
pH	0.05	No unit	NA			0		100			NA		

OnLine LIMS

Results relate only to the sample tested. Data reported represents the sample submitted to SGS. Reproduction of this analytical report in full or in part is prohibited without prior written approval. Please refer to SGS General Conditions of Services located at https://www.sgs.ca/en/terms-and-conditions (Printed copies are available upon request.)
Test method information available upon request. "Temperature Upon Receipt" is representative of the whole shipment and may not reflect the temperature of individual samples.
SGS Canada Inc. Environment-Health & Safety statement of conformity decision rule does not consider uncertainty when analytical results are compared to a specified standard or regulation.

0003633969

SGS Canada Inc.
P.O. Box 4300 - 185 Concession St.
Lakefield - Ontario - KOL 2HO
Phone: 705-652-2000 FAX: 705-652-6365

11-July-2023

Great Bear Resources Ltd.
Attn : Ashley Moncrief

1020 - 800 West Pender St.
Vancouver, BC
V6C 2V6, Canada

Phone: 778-833-2160
Fax:

Date Rec. : 23 June 2023
LR Report: **CA10166-JUN23**
Reference: Wk#4

Copy: #1

CERTIFICATE OF ANALYSIS
Final Report - Revised

Analysis	3: Analysis Completed Date	4: Analysis Completed Time	5: HC-8 Wk#4	6: HC-9 Wk#4	7: HC-10 Wk#4	8: HC-11 Wk#4	9: HC-12 Wk#4	10: HC-13 Wk#4	11: HC-14 Wk#4	12: HC-15 Wk#4	13: HC-16 Wk#4
Sample Date & Time			23-Jun-23	23-Jun-23	23-Jun-23	23-Jun-23	23-Jun-23	23-Jun-23	23-Jun-23	23-Jun-23	23-Jun-23
Hum Cell Leachate Volume [mL]	23-Jun-23	16:41	970	999	967	967	979	970	897	666	975
pH [No unit]	28-Jun-23	12:03	8.21	6.83	7.52	7.56	7.33	7.54	7.11	8.18	7.88
Alkalinity [mg/L as CaCO3]	28-Jun-23	12:03	17	6	9	11	11	16	5	16	15
Conductivity [uS/cm]	28-Jun-23	12:03	37	74	22	22	93	37	39	95	35
Acidity [mg/L as CaCO3]	28-Jun-23	12:03	< 2	11	< 2	< 2	< 2	< 2	< 2	< 2	< 2
Fluoride [mg/L]	30-Jun-23	09:18	< 0.06	< 0.06	< 0.06	< 0.06	< 0.06	0.11	< 0.06	< 0.06	< 0.06
Sulphate [mg/L]	09-Jul-23	10:57	2	26	< 2	< 2	36	5	13	31	< 2
Chloride [mg/L]	09-Jul-23	10:57	< 1	4	< 1	< 1	< 1	< 1	< 1	2	< 1
Mercury [mg/L]	27-Jun-23	13:58	< 0.00001	< 0.00001	< 0.00001	< 0.00001	< 0.00001	< 0.00001	< 0.00001	< 0.00001	< 0.00001
Silver [mg/L]	27-Jun-23	13:58	< 0.00005	< 0.00005	< 0.00005	< 0.00005	< 0.00005	< 0.00005	< 0.00005	< 0.00005	< 0.00005
Aluminum [mg/L]	27-Jun-23	13:58	0.059	0.005	0.031	0.043	0.037	0.108	0.053	0.017	0.177
Arsenic [mg/L]	27-Jun-23	13:58	0.0043	< 0.0002	0.0013	0.0012	0.0058	0.0064	0.0020	0.546	0.0535
Barium [mg/L]	27-Jun-23	13:58	0.00157	0.00250	0.00081	0.00092	0.00297	0.00077	0.00340	0.00216	0.00181
Beryllium [mg/L]	27-Jun-23	13:58	< 0.000007	< 0.000007	< 0.000007	< 0.000007	< 0.000007	< 0.000007	< 0.000007	< 0.000007	< 0.000007
Boron [mg/L]	27-Jun-23	13:58	< 0.002	0.012	0.005	0.002	0.004	0.002	0.002	0.012	0.004
Bismuth [mg/L]	27-Jun-23	13:58	< 0.00001	< 0.00001	< 0.00001	< 0.00001	0.00003	0.00001	< 0.00001	0.00001	< 0.00001
Calcium [mg/L]	27-Jun-23	13:58	6.12	11.4	3.68	3.75	17.6	6.86	5.51	16.3	5.09
Cadmium [mg/L]	27-Jun-23	13:58	0.000006	0.00454	0.000010	0.000006	0.000014	0.000005	0.000003	< 0.000003	0.000004
Cobalt [mg/L]	27-Jun-23	13:58	0.000023	0.000209	0.000013	0.000016	0.000048	0.000131	0.000059	0.000404	0.000024
Chromium [mg/L]	27-Jun-23	13:58	< 0.00008	< 0.00008	< 0.00008	< 0.00008	< 0.00008	< 0.00008	< 0.00008	< 0.00008	< 0.00008
Copper [mg/L]	27-Jun-23	13:58	0.0008	0.0002	0.0009	0.0013	0.0009	0.0012	0.0008	0.0003	0.0008

OnLine LIMS

0003633970

Results relate only to the sample tested. Data reported represents the sample submitted to SGS. Reproduction of this analytical report in full or in part is prohibited without prior written approval. Please refer to SGS General Conditions of Services located at https://www.sgs.ca/en/terms-and-conditions (Printed copies are available upon request.)
Test method information available upon request. "Temperature Upon Receipt" is representative of the whole shipment and may not reflect the temperature of individual samples.
SGS Canada Inc. Environment-Health & Safety statement of conformity decision rule does not consider uncertainty when analytical results are compared to a specified standard or regulation.

SGS Canada Inc.
P.O. Box 4300 - 185 Concession St.
Lakefield - Ontario - KOL 2HO
Phone: 705-652-2000 FAX: 705-652-6365

Analysis	3: Analysis Completed Date	4: Analysis Completed Time	5: HC-8 Wk#4	6: HC-9 Wk#4	7: HC-10 Wk#4	8: HC-11 Wk#4	9: HC-12 Wk#4	10: HC-13 Wk#4	11: HC-14 Wk#4	12: HC-15 Wk#4	13: HC-16 Wk#4
Iron [mg/L]	27-Jun-23	13:58	0.011	< 0.007	< 0.007	< 0.007	< 0.007	< 0.007	0.010	< 0.007	< 0.007
Potassium [mg/L]	27-Jun-23	13:58	1.28	1.65	0.587	0.614	1.17	1.32	1.47	1.22	3.55
Magnesium [mg/L]	27-Jun-23	13:58	0.417	0.614	0.222	0.247	0.204	0.288	0.404	0.947	0.202
Manganese [mg/L]	27-Jun-23	13:58	0.0283	0.246	0.0269	0.0195	0.0713	0.0144	0.00750	0.0128	0.00488
Molybdenum [mg/L]	27-Jun-23	13:58	0.00107	0.00010	0.00020	0.00115	0.00009	0.00021	0.00007	0.00038	0.00009
Sodium [mg/L]	27-Jun-23	13:58	0.53	0.37	0.46	0.51	0.41	0.18	0.64	0.36	0.39
Nickel [mg/L]	27-Jun-23	13:58	0.0001	0.0027	< 0.0001	0.0001	0.0003	0.0004	0.0006	0.0282	0.0003
Phosphorus [mg/L]	27-Jun-23	13:58	< 0.003	< 0.003	< 0.003	< 0.003	< 0.003	< 0.003	< 0.003	< 0.003	< 0.003
Lead [mg/L]	27-Jun-23	13:58	< 0.00009	0.00213	< 0.00009	< 0.00009	< 0.00009	< 0.00009	< 0.00009	< 0.00009	< 0.00009
Sulfur [mg/L]	27-Jun-23	13:58	< 3	13	< 3	< 3	12	< 3	4	13	< 3
Antimony [mg/L]	27-Jun-23	13:58	0.0023	< 0.0009	0.0041	0.0014	0.0027	0.0022	< 0.0009	0.0067	0.0017
Selenium [mg/L]	27-Jun-23	13:58	0.00049	0.00360	0.00083	0.00012	0.00040	0.00005	0.00041	0.00119	0.00009
Silicon [mg/L]	27-Jun-23	13:58	0.50	0.95	0.38	0.46	0.68	0.90	0.27	0.58	0.75
Tin [mg/L]	27-Jun-23	13:58	0.00006	0.00008	0.00020	0.00009	0.00009	0.00007	0.00012	0.00008	0.00007
Strontium [mg/L]	27-Jun-23	13:58	0.0134	0.0492	0.0130	0.0106	0.0388	0.0174	0.0323	0.0509	0.0230
Titanium [mg/L]	27-Jun-23	13:58	0.00008	< 0.00007	< 0.00007	< 0.00007	< 0.00007	< 0.00007	0.00067	< 0.00007	0.00030
Thorium [mg/L]	27-Jun-23	13:58	< 0.0001	< 0.0001	< 0.0001	< 0.0001	< 0.0001	< 0.0001	< 0.0001	< 0.0001	< 0.0001
Thallium [mg/L]	27-Jun-23	13:58	< 0.000005	0.000012	< 0.000005	< 0.000005	0.000008	0.000008	0.000006	0.000009	0.000007
Uranium [mg/L]	27-Jun-23	13:58	0.00225	0.00133	0.00421	0.00171	0.00196	0.00623	0.000308	0.00286	0.00573
Vanadium [mg/L]	27-Jun-23	13:58	0.00032	0.00002	0.00005	0.00014	0.00017	0.00012	0.00030	0.00021	0.00132
Tungsten [mg/L]	27-Jun-23	13:58	0.00034	0.00004	0.00066	0.00048	0.00043	0.00023	0.00007	0.00008	0.00044
Zirconium [mg/L]	05-Jul-23	09:27	< 0.002	< 0.002	< 0.002	< 0.002	< 0.002	< 0.002	< 0.002	< 0.002	< 0.002
Zinc [mg/L]	27-Jun-23	13:58	< 0.002	0.270	< 0.002	< 0.002	0.003	< 0.002	< 0.002	< 0.002	< 0.002

Analysis	14: HC-17 Wk#4	15: HC-18 Wk#4	16: HC-19 Wk#4	17: HC-20 Wk#4	18: HC-21 Wk#4	19: HC-22 Wk#4	20: HC-23 Wk#4	21: HC-24 Wk#4	22: HC-25 Wk#4	23: HC-26 Wk#4	24: HC-27 Wk#4
Sample Date & Time	23-Jun-23	23-Jun-23	23-Jun-23	23-Jun-23	23-Jun-23	23-Jun-23	23-Jun-23	23-Jun-23	23-Jun-23	23-Jun-23	23-Jun-23
Hum Cell Leachate Volume [mL]	975	921	989	947	960	469	913	918	894	743	933
pH [No unit]	7.11	8.76	7.40	8.83	8.85	8.48	8.86	8.25	8.11	7.13	7.24
Alkalinity [mg/L as CaCO3]	7	13	12	13	20	15	14	14	14	10	6
Conductivity [uS/cm]	18	26	23	27	30	27	28	18	23	122	24
Acidity [mg/L as CaCO3]	< 2	< 2	< 2	< 2	< 2	< 2	< 2	< 2	< 2	< 2	< 2
Fluoride [mg/L]	< 0.06	< 0.06	0.17	< 0.06	< 0.06	< 0.06	< 0.06	< 0.06	< 0.06	< 0.06	< 0.06
Sulphate [mg/L]	2	< 2	< 2	< 2	< 2	< 2	< 2	< 2	3	54	10
Chloride [mg/L]	< 1	< 1	< 1	< 1	< 1	< 1	< 1	< 1	< 1	< 1	< 1
Mercury [mg/L]	< 0.00001	< 0.00001	< 0.00001	< 0.00001	< 0.00001	< 0.00001	< 0.00001	< 0.00001	< 0.00001	< 0.00001	< 0.00001

OnLine LIMS

0003633970

Results relate only to the sample tested. Data reported represents the sample submitted to SGS. Reproduction of this analytical report in full or in part is prohibited without prior written approval. Please refer to SGS General Conditions of Services located at https://www.sgs.ca/en/terms-and-conditions (Printed copies are available upon request.)
Test method information available upon request. "Temperature Upon Receipt" is representative of the whole shipment and may not reflect the temperature of individual samples.
SGS Canada Inc. Environment-Health & Safety statement of conformity decision rule does not consider uncertainty when analytical results are compared to a specified standard or regulation.

SGS Canada Inc.
P.O. Box 4300 - 185 Concession St.
Lakefield - Ontario - KOL 2HO
Phone: 705-652-2000 FAX: 705-652-6365

LR Report : **CA10166-JUN23**

Analysis	14: HC-17 Wk#4	15: HC-18 Wk#4	16: HC-19 Wk#4	17: HC-20 Wk#4	18: HC-21 Wk#4	19: HC-22 Wk#4	20: HC-23 Wk#4	21: HC-24 Wk#4	22: HC-25 Wk#4	23: HC-26 Wk#4	24: HC-27 Wk#4
Silver [mg/L]	< 0.00005	< 0.00005	< 0.00005	< 0.00005	< 0.00005	< 0.00005	< 0.00005	< 0.00005	< 0.00005	< 0.00005	< 0.00005
Aluminum [mg/L]	0.048	0.090	0.072	0.041	0.053	0.038	0.052	0.051	0.063	0.013	0.048
Arsenic [mg/L]	0.0258	0.0073	0.0028	0.0012	0.0018	0.0012	0.0093	0.0017	0.0011	< 0.0002	0.0009
Barium [mg/L]	0.00030	0.00052	0.00078	0.00173	0.00068	0.00747	0.00338	0.00114	0.00117	0.00726	0.00075
Beryllium [mg/L]	< 0.000007	< 0.000007	< 0.000007	< 0.000007	< 0.000007	< 0.000007	< 0.000007	< 0.000007	< 0.000007	< 0.000007	< 0.000007
Boron [mg/L]	0.003	0.003	0.003	0.004	0.003	0.004	0.011	< 0.002	0.006	0.008	< 0.002
Bismuth [mg/L]	< 0.00001	< 0.00001	0.00001	< 0.00001	< 0.00001	< 0.00001	< 0.00001	< 0.00001	< 0.00001	< 0.00001	< 0.00001
Calcium [mg/L]	2.64	4.36	4.24	3.73	5.66	3.58	4.76	4.48	5.12	19.6	5.44
Cadmium [mg/L]	0.000010	0.000032	< 0.000003	0.000003	< 0.000003	0.000009	< 0.000003	< 0.000003	0.000003	0.000026	0.000003
Cobalt [mg/L]	0.000066	0.000034	0.000034	0.000030	0.000028	0.000015	0.000018	0.000010	0.000019	0.000179	0.000015
Chromium [mg/L]	< 0.00008	< 0.00008	< 0.00008	< 0.00008	< 0.00008	< 0.00008	< 0.00008	< 0.00008	< 0.00008	< 0.00008	< 0.00008
Copper [mg/L]	0.0009	0.0017	0.0008	0.0010	0.0009	0.0013	0.0005	0.0007	0.0004	< 0.0002	0.0007
Iron [mg/L]	< 0.007	< 0.007	< 0.007	0.009	< 0.007	< 0.007	< 0.007	< 0.007	< 0.007	< 0.007	< 0.007
Potassium [mg/L]	0.933	1.03	0.813	0.571	0.379	1.51	0.804	0.395	0.533	3.81	0.949
Magnesium [mg/L]	0.176	0.202	0.214	0.202	0.353	0.230	0.278	0.235	0.217	1.44	0.271
Manganese [mg/L]	0.00213	0.00815	0.00899	0.0374	0.0295	0.0322	0.0289	0.0250	0.0145	0.0460	0.0171
Molybdenum [mg/L]	0.00011	0.00014	0.00019	0.00013	0.00012	0.00113	0.00080	0.00013	0.00016	< 0.00004	0.00012
Sodium [mg/L]	0.35	0.61	0.35	1.07	0.30	0.83	0.26	0.32	0.86	0.73	0.32
Nickel [mg/L]	0.0002	0.0002	0.0001	< 0.0001	< 0.0001	0.0003	0.0002	< 0.0001	< 0.0001	0.0007	< 0.0001
Phosphorus [mg/L]	< 0.003	< 0.003	< 0.003	< 0.003	< 0.003	< 0.003	< 0.003	< 0.003	< 0.003	< 0.003	< 0.003
Lead [mg/L]	< 0.00009	< 0.00009	< 0.00009	< 0.00009	< 0.00009	< 0.00009	< 0.00009	< 0.00009	< 0.00009	< 0.00009	< 0.00009
Sulfur [mg/L]	< 3	< 3	< 3	< 3	< 3	< 3	< 3	< 3	< 3	18	4
Antimony [mg/L]	0.0015	< 0.0009	0.0019	< 0.0009	< 0.0009	0.0013	< 0.0009	< 0.0009	< 0.0009	< 0.0009	< 0.0009
Selenium [mg/L]	0.00005	< 0.00004	0.00005	0.00010	0.00005	< 0.00004	< 0.00004	< 0.00004	< 0.00004	0.00043	< 0.00004
Silicon [mg/L]	0.49	0.44	0.63	0.26	0.37	0.22	0.24	0.20	0.19	0.34	0.24
Tin [mg/L]	0.00007	0.00008	0.00009	0.00017	0.00012	0.00013	0.00006	0.00014	0.00008	0.00007	< 0.00006
Strontium [mg/L]	0.00934	0.00820	0.0147	0.0103	0.00875	0.0111	0.0156	0.00689	0.00894	0.0386	0.0151
Titanium [mg/L]	0.00027	0.00041	0.00009	0.00023	0.00012	0.00011	< 0.00007	< 0.00007	0.00013	< 0.00007	0.00030
Thorium [mg/L]	< 0.0001	< 0.0001	< 0.0001	< 0.0001	< 0.0001	< 0.0001	< 0.0001	< 0.0001	< 0.0001	< 0.0001	< 0.0001
Thallium [mg/L]	< 0.000005	< 0.000005	< 0.000005	< 0.000005	< 0.000005	< 0.000005	< 0.000005	< 0.000005	< 0.000005	< 0.000005	< 0.000005
Uranium [mg/L]	0.00309	0.000868	0.00323	0.00429	0.000715	0.00173	0.000364	0.000241	0.000659	0.000060	0.000323
Vanadium [mg/L]	0.00048	0.00027	0.00010	0.00118	0.00084	0.00095	0.00027	0.00084	0.00067	< 0.00001	0.00011
Tungsten [mg/L]	0.00024	0.00020	0.00025	0.00014	0.00008	0.00041	0.00018	0.00005	0.00089	0.00002	0.00006
Zirconium [mg/L]	< 0.002	< 0.002	< 0.002	< 0.002	< 0.002	< 0.002	< 0.002	< 0.002	< 0.002	< 0.002	< 0.002
Zinc [mg/L]	< 0.002	< 0.002	< 0.002	< 0.002	< 0.002	< 0.002	< 0.002	< 0.002	< 0.002	0.006	< 0.002

OnLine LIMS

0003633970

Results relate only to the sample tested. Data reported represents the sample submitted to SGS. Reproduction of this analytical report in full or in part is prohibited without prior written approval. Please refer to SGS General Conditions of Services located at https://www.sgs.ca/en/terms-and-conditions (Printed copies are available upon request.)
Test method information available upon request. "Temperature Upon Receipt" is representative of the whole shipment and may not reflect the temperature of individual samples.
SGS Canada Inc. Environment-Health & Safety statement of conformity decision rule does not consider uncertainty when analytical results are compared to a specified standard or regulation.

SGS Canada Inc.
P.O. Box 4300 - 185 Concession St.
Lakefield - Ontario - KOL 2HO
Phone: 705-652-2000 FAX: 705-652-6365

Method Descriptions

Parameter	SGS Method Code	Reference Method Code
	NA	
Acidity	ME-CA-[ENV]EWL-LAK-AN-006	SM 2310
Alkalinity	ME-CA-[ENV]EWL-LAK-AN-006	SM 2320
Anions by discrete analyzer	ME-CA-[ENV]EWL-LAK-AN-026	US EPA 325.2
Anions by discrete analyzer	ME-CA-[ENV]EWL-LAK-AN-026	US EPA 375.4
Conductivity	ME-CA-[ENV]EWL-LAK-AN-006	SM 2510
Fluoride by Specific Ion Electrode	ME-CA-[ENV]EWL-LAK-AN-014	SM 4500
Inorganics-General	ME-CA-[ENV]SPE-LAK-AN-004	EPA 7471A/SM 3112B
Metals in aqueous samples - ICP-MS	ME-CA-[ENV]SPE-LAK-AN-006	SM 3030/EPA 200.8
pH	ME-CA-[ENV]EWL-LAK-AN-006	SM 4500



Lisa Thompson
Project Specialist Assistant,
Environment, Health & Safety

OnLine LIMS

0003633970

Results relate only to the sample tested. Data reported represents the sample submitted to SGS. Reproduction of this analytical report in full or in part is prohibited without prior written approval. Please refer to SGS General Conditions of Services located at https://www.sgs.ca/en/terms-and-conditions (Printed copies are available upon request.)
Test method information available upon request. "Temperature Upon Receipt" is representative of the whole shipment and may not reflect the temperature of individual samples.
SGS Canada Inc. Environment-Health & Safety statement of conformity decision rule does not consider uncertainty when analytical results are compared to a specified standard or regulation.

SGS Canada Inc.
P.O. Box 4300 - 185 Concession St.
Lakefield - Ontario - KOL 2HO
Phone: 705-652-2000 FAX: 705-652-6365

Quality Control Report

Inorganic Analysis													
Parameter	Reporting Limit	Unit	Method Blank	Duplicate				LCS / Spike Blank			Matrix Spike / Reference Material		
				Result 1	Result 2	RPD	Acceptance Criteria	Spike Recovery (%)	Recovery Limits (%)		Spike Recovery (%)	Recovery Limits (%)	
							%		Low	High		Low	High
Acidity - QCBatchID: EWL0573-JUN23													
Acidity	2	mg/L as Ca	2			ND	20	100	90	110	NA		
Acidity - QCBatchID: EWL0579-JUN23													
Acidity	2	mg/L as Ca	3			ND	20	100	90	110	NA		
Acidity - QCBatchID: EWL0612-JUN23													
Acidity	2	mg/L as Ca	< 2			ND	20	100	90	110	NA		
Alkalinity - QCBatchID: EWL0573-JUN23													
Alkalinity	2	mg/L as Ca	< 2			0	20	96	80	120	NA		
Alkalinity - QCBatchID: EWL0579-JUN23													
Alkalinity	2	mg/L as Ca	< 2			3	20	100	80	120	NA		
Alkalinity - QCBatchID: EWL0621-JUN23													
Alkalinity	2	mg/L as Ca	< 2			40	20	100	80	120	NA		
Anions by discrete analyzer - QCBatchID: DIO5023-JUL23													
Chloride	1	mg/L	<1			3	20	102	80	120	109	75	125
Sulphate	2	mg/L	<2			0	20	104	80	120	99	75	125
Conductivity - QCBatchID: EWL0573-JUN23													
Conductivity	2	uS/cm	< 2			5	20	99	90	110	NA		
Conductivity - QCBatchID: EWL0579-JUN23													
Conductivity	2	uS/cm	< 2			0	20	100	90	110	NA		
Fluoride by Specific Ion Electrode - QCBatchID: EWL0578-JUN23													
Fluoride	0.06	mg/L	<0.06			0	10	100	90	110	99	75	125
Fluoride by Specific Ion Electrode - QCBatchID: EWL0683-JUN23													
Fluoride	0.06	mg/L	<0.06			0	10	99	90	110	85	75	125
Fluoride by Specific Ion Electrode - QCBatchID: EWL0718-JUN23													
Fluoride	0.06	mg/L	<0.06			ND	10	98	90	110	97	75	125
Inorganics-General - QCBatchID: EHG0047-JUN23													
Mercury	0.00001	mg/L	< 0.00001			ND	20	102	80	120	101	70	130
Metals in aqueous samples - ICP-MS - QCBatchID: EMS0230-JUN23													
Aluminum	0.001	mg/L	<0.001			9	20	103	90	110	79	70	130
Antimony	0.0009	mg/L	<0.0009			0	20	101	90	110	77	70	130
Arsenic	0.0002	mg/L	<0.0002			13	20	103	90	110	107	70	130
Barium	0.00008	mg/L	<0.00008			1	20	100	90	110	108	70	130
Beryllium	0.000007	mg/L	<0.000007			ND	20	97	90	110	78	70	130
Bismuth	0.00001	mg/L	<0.00001			ND	20	99	90	110	73	70	130
Boron	0.002	mg/L	<0.002			5	20	98	90	110	93	70	130
Cadmium	0.000003	mg/L	<0.000003			20	20	103	90	110	96	70	130

OnLine LIMS

00036339 70

Results relate only to the sample tested. Data reported represents the sample submitted to SGS. Reproduction of this analytical report in full or in part is prohibited without prior written approval. Please refer to SGS General Conditions of Services located at https://www.sgs.ca/en/terms-and-conditions (Printed copies are available upon request.)
Test method information available upon request. "Temperature Upon Receipt" is representative of the whole shipment and may not reflect the temperature of individual samples.
SGS Canada Inc. Environment-Health & Safety statement of conformity decision rule does not consider uncertainty when analytical results are compared to a specified standard or regulation.

SGS Canada Inc.
P.O. Box 4300 - 185 Concession St.
Lakefield - Ontario - KOL 2HO
Phone: 705-652-2000 FAX: 705-652-6365

Inorganic Analysis														
Parameter	Reporting Limit	Unit	Method Blank	Duplicate				LCS / Spike Blank			Matrix Spike / Reference Material			
				Result 1	Result 2	RPD	Acceptance Criteria	Spike Recovery (%)	Recovery Limits (%)		Spike Recovery (%)	Recovery Limits (%)		
							%		Low	High		Low	High	
Calcium	0.01	mg/L	<0.01			1	20	101	90	110	106	70	130	
Chromium	0.00008	mg/L	<0.00008			2	20	101	90	110	95	70	130	
Cobalt	0.000004	mg/L	<0.000004			9	20	101	90	110	85	70	130	
Copper	0.0002	mg/L	<0.0002			3	20	104	90	110	77	70	130	
Iron	0.007	mg/L	<0.007			5	20	102	90	110	125	70	130	
Lead	0.00009	mg/L	<0.00009			ND	20	106	90	110	82	70	130	
Magnesium	0.001	mg/L	<0.001			3	20	100	90	110	99	70	130	
Manganese	0.00001	mg/L	<0.00001			1	20	104	90	110	73	70	130	
Molybdenum	0.00004	mg/L	<0.00004			7	20	101	90	110	86	70	130	
Nickel	0.0001	mg/L	<0.0001			0	20	101	90	110	87	70	130	
Phosphorus	0.003	mg/L	<0.003			12	20	100	90	110	NV	70	130	
Potassium	0.003	mg/L	<0.009			2	20	105	90	110	105	70	130	
Selenium	0.00004	mg/L	<0.00004			1	20	100	90	110	115	70	130	
Silicon	0.02	mg/L	<0.02			0	20	97	90	110	NV	70	130	
Silver	0.00005	mg/L	<0.00005			ND	20	100	90	110	91	70	130	
Sodium	0.01	mg/L	<0.01			0	20	96	90	110	106	70	130	
Strontium	0.00008	mg/L	<0.00008			1	20	100	90	110	100	70	130	
Sulfur	3	mg/L	<1			1	20	101	90	110	NV	70	130	
Thallium	0.000005	mg/L	<0.000005			0	20	101	90	110	87	70	130	
Thorium	0.0001	mg/L	<0.0001			ND	20	100	90	110	NV	70	130	
Tin	0.00006	mg/L	<0.00006			1	20	100	90	110	NV	70	130	
Titanium	0.00007	mg/L	<0.00005			2	20	100	90	110	NV	70	130	
Tungsten	0.00002	mg/L	<0.00002			15	20	102	90	110	NV	70	130	
Uranium	0.000002	mg/L	2e-006			0	20	99	90	110	116	70	130	
Vanadium	0.00001	mg/L	<0.00001			1	20	103	90	110	87	70	130	
Zinc	0.002	mg/L	<0.002			3	20	99	90	110	117	70	130	
Zirconium	0.002	mg/L	<0.002			ND	20	104	90	110	NV	70	130	
pH - QCBatchID: EWL0573-JUN23														
pH	0.05	No unit	NA			0		100			NA			
pH - QCBatchID: EWL0579-JUN23														
pH	0.05	No unit	NA			0		100			NA			

OnLine LIMS

Results relate only to the sample tested. Data reported represents the sample submitted to SGS. Reproduction of this analytical report in full or in part is prohibited without prior written approval. Please refer to SGS General Conditions of Services located at https://www.sgs.ca/en/terms-and-conditions (Printed copies are available upon request.)
Test method information available upon request. "Temperature Upon Receipt" is representative of the whole shipment and may not reflect the temperature of individual samples.
SGS Canada Inc. Environment-Health & Safety statement of conformity decision rule does not consider uncertainty when analytical results are compared to a specified standard or regulation.

0003633970

SGS Canada Inc.
P.O. Box 4300 - 185 Concession St.
Lakefield - Ontario - KOL 2HO
Phone: 705-652-2000 FAX: 705-652-6365

24-June-2024

Great Bear Resources Ltd.
Attn : Ashley Moncrief

1020 - 800 West Pender St.
Vancouver, BC
V6C 2V6, Canada

Phone: 778-833-2160
Fax:

Date Rec. : 17 May 2024
LR Report: **CA10116-MAY24**
Reference: Wk#4

Copy: #2

CERTIFICATE OF ANALYSIS
Final Report - Revised

Analysis	3: Analysis Completed Date	4: Analysis Completed Time	5: HC-28 Wk#4	6: HC-29 Wk#4	7: HC-30 Wk#4	8: HC-31 Wk#4	9: HC-32 Wk#4
Sample Date & Time			17-May-24	17-May-24	17-May-24	17-May-24	17-May-24
HumCell Leachate Vol [mL]	21-May-24	16:48	956	950	698	952	737
Sample Name	---	---	31787	DX450179	31644	DX450183	O31576
Sample Weight [g]	---	---	1000	1000	750	1000	750
pH [No unit]	22-May-24	10:43	7.11	7.25	7.50	8.04	7.83
Conductivity [uS/cm]	22-May-24	10:43	9	16	24	32	28
Alkalinity [mg/L as CaCO3]	22-May-24	10:43	4	5	8	10	9
Acidity [mg/L as CaCO3]	22-May-24	10:43	< 2	< 2	< 2	< 2	< 2
F [mg/L]	27-May-24	09:09	< 0.06	< 0.06	< 0.06	< 0.06	< 0.06
Cl [mg/L]	30-May-24	12:42	< 1	< 1	< 1	< 1	< 1
SO4 [mg/L]	30-May-24	12:42	< 2	2	3	4	4
Hg [mg/L]	24-May-24	15:38	< 0.00001	< 0.00001	< 0.00001	< 0.00001	< 0.00001
Ag [mg/L]	24-May-24	15:38	< 0.00005	< 0.00005	< 0.00005	< 0.00005	< 0.00005
Al [mg/L]	24-May-24	15:38	0.046	0.052	0.036	0.044	0.060
As [mg/L]	24-May-24	15:38	0.0022	0.0105	0.0044	0.0090	0.0027
B [mg/L]	24-May-24	15:38	0.005	0.005	0.008	0.011	< 0.002
Ba [mg/L]	24-May-24	15:38	0.00073	0.00221	0.00104	0.00046	0.00180
Be [mg/L]	24-May-24	15:38	< 0.000007	< 0.000007	0.000009	< 0.000007	0.000009
Bi [mg/L]	24-May-24	15:38	< 0.00001	< 0.00001	< 0.00001	< 0.00001	< 0.00001
Ca [mg/L]	24-May-24	15:38	1.12	1.78	3.49	5.15	4.67
Cd [mg/L]	24-May-24	15:38	< 0.000003	< 0.000003	< 0.000003	< 0.000003	0.000008
Co [mg/L]	24-May-24	15:38	0.000015	0.000035	0.000015	0.000030	0.000019
Cr [mg/L]	24-May-24	15:38	< 0.00008	0.00010	< 0.00008	< 0.00008	< 0.00008
Cu [mg/L]	24-May-24	15:38	< 0.001	< 0.001	< 0.001	0.001	< 0.001
Fe [mg/L]	24-May-24	15:38	0.007	0.009	< 0.007	0.007	0.007
K [mg/L]	24-May-24	15:38	0.548	1.11	1.02	0.732	0.881
Mg [mg/L]	24-May-24	15:38	0.100	0.124	0.253	0.198	0.176
Mn [mg/L]	24-May-24	15:38	0.00273	0.00198	0.0236	0.00686	0.0368
Mo [mg/L]	24-May-24	15:38	0.0007	0.0006	0.0007	0.0005	0.0004
Na [mg/L]	24-May-24	15:38	0.42	0.76	0.63	0.85	0.26

OnLine LIMS

00037596

Results relate only to the sample tested. Data reported represents the sample submitted to SGS. Reproduction of this analytical report in full or in part is prohibited without prior written approval. Please refer to SGS General Conditions of Services located at https://www.sgs.ca/en/terms-and-conditions (Printed copies are available upon request.)
Test method information available upon request. "Temperature Upon Receipt" is representative of the whole shipment and may not reflect the temperature of individual samples.
SGS Canada Inc. Environment-Health & Safety statement of conformity decision rule does not consider uncertainty when analytical results are compared to a specified standard or regulation.

SGS Canada Inc.
P.O. Box 4300 - 185 Concession St.
Lakefield - Ontario - KOL 2HO
Phone: 705-652-2000 FAX: 705-652-6365

LR Report : **CA10116-MAY24**

Analysis	3: Analysis Completed Date	4: Analysis Completed Time	5: HC-28 Wk#4	6: HC-29 Wk#4	7: HC-30 Wk#4	8: HC-31 Wk#4	9: HC-32 Wk#4
Ni [mg/L]	24-May-24	15:38	0.0001	0.0002	0.0003	0.0002	0.0003
P [mg/L]	21-Jun-24	08:08	< 0.003	< 0.003	< 0.003	< 0.003	< 0.003
Pb [mg/L]	24-May-24	15:38	< 0.00009	< 0.00009	< 0.00009	< 0.00009	0.00012
S [mg/L]	24-May-24	15:38	< 5	< 5	< 5	< 5	< 5
Sb [mg/L]	24-May-24	15:38	< 0.0009	< 0.0009	0.0027	< 0.0009	< 0.0009
Se [mg/L]	24-May-24	15:38	< 0.00004	< 0.00004	0.00006	< 0.00004	0.00041
Si [mg/L]	24-May-24	15:38	0.21	0.23	0.22	0.39	0.24
Sn [mg/L]	24-May-24	15:38	< 0.00006	< 0.00006	< 0.00006	< 0.00006	< 0.00006
Sr [mg/L]	24-May-24	15:38	0.00413	0.00769	0.0152	0.0142	0.00931
Ti [mg/L]	24-May-24	15:38	0.0004	0.0007	0.0005	0.0003	0.0004
Th [mg/L]	24-May-24	15:38	< 0.0001	< 0.0001	< 0.0001	< 0.0001	< 0.0001
Tl [mg/L]	24-May-24	15:38	< 0.000005	< 0.000005	0.000006	< 0.000005	0.000005
U [mg/L]	24-May-24	15:38	0.00126	0.00379	0.00151	0.00244	0.000729
V [mg/L]	24-May-24	15:38	0.00048	0.00077	0.00029	0.00053	0.00023
W [mg/L]	24-May-24	15:38	0.0002	0.0004	0.0003	0.0006	0.0002
Zr [mg/L]	24-May-24	15:38	< 0.002	< 0.002	< 0.002	< 0.002	< 0.002
Zn [mg/L]	24-May-24	15:38	< 0.002	< 0.002	< 0.002	< 0.002	< 0.002

Analysis	10: HC-33 Wk#4	11: HC-34 Wk#4	12: HC-35 Wk#4
Sample Date & Time	17-May-24	17-May-24	17-May-24
HumCell Leachate Vol [mL]	995	928	996
Sample Name	DX450213	DX450174	31795
Sample Weight [g]	1000	1000	1000
pH [No unit]	6.22	8.07	7.87
Conductivity [uS/cm]	71	23	29
Alkalinity [mg/L as CaCO3]	< 2	10	14
Acidity [mg/L as CaCO3]	3	< 2	< 2
F [mg/L]	< 0.06	< 0.06	< 0.06
Cl [mg/L]	< 1	< 1	< 1
SO4 [mg/L]	33	< 2	< 2
Hg [mg/L]	< 0.00001	< 0.00001	< 0.00001
Ag [mg/L]	< 0.00005	< 0.00005	< 0.00005
Al [mg/L]	0.002	0.048	0.228
As [mg/L]	0.0003	0.0069	0.0789
B [mg/L]	0.015	0.006	0.004
Ba [mg/L]	0.00421	0.00254	0.00382
Be [mg/L]	< 0.000007	< 0.000007	0.000008
Bi [mg/L]	< 0.00001	< 0.00001	< 0.00001
Ca [mg/L]	9.77	3.28	4.60
Cd [mg/L]	0.000019	0.000003	0.000004
Co [mg/L]	0.000476	0.000019	0.000029
Cr [mg/L]	< 0.00008	< 0.00008	< 0.00008

OnLine LIMS

00037569

Results relate only to the sample tested. Data reported represents the sample submitted to SGS. Reproduction of this analytical report in full or in part is prohibited without prior written approval. Please refer to SGS General Conditions of Services located at https://www.sgs.ca/en/terms-and-conditions (Printed copies are available upon request.)
Test method information available upon request. "Temperature Upon Receipt" is representative of the whole shipment and may not reflect the temperature of individual samples.
SGS Canada Inc. Environment-Health & Safety statement of conformity decision rule does not consider uncertainty when analytical results are compared to a specified standard or regulation.

SGS Canada Inc.
P.O. Box 4300 - 185 Concession St.
Lakefield - Ontario - KOL 2HO
Phone: 705-652-2000 FAX: 705-652-6365

LR Report : **CA10116-MAY24**

Analysis	10: HC-33 Wk#4	11: HC-34 Wk#4	12: HC-35 Wk#4
Cu [mg/L]	< 0.001	< 0.001	< 0.001
Fe [mg/L]	< 0.007	< 0.007	< 0.007
K [mg/L]	2.12	0.826	2.67
Mg [mg/L]	1.07	0.194	0.166
Mn [mg/L]	0.152	0.0229	0.00273
Mo [mg/L]	< 0.0004	0.0008	< 0.0004
Na [mg/L]	0.25	1.06	0.29
Ni [mg/L]	0.0039	0.0002	0.0002
P [mg/L]	< 0.003	< 0.003	< 0.003
Pb [mg/L]	< 0.00009	< 0.00009	< 0.00009
S [mg/L]	10	< 5	< 5
Sb [mg/L]	< 0.0009	0.0014	0.0012
Se [mg/L]	0.00090	0.00011	0.00014
Si [mg/L]	1.08	0.26	0.65
Sn [mg/L]	< 0.00006	< 0.00006	< 0.00006
Sr [mg/L]	0.0320	0.0100	0.0106
Ti [mg/L]	< 0.0001	< 0.0001	0.0002
Th [mg/L]	< 0.0001	< 0.0001	< 0.0001
Tl [mg/L]	0.000016	< 0.000005	0.000005
U [mg/L]	0.000169	0.000155	0.00218
V [mg/L]	< 0.00001	0.00058	0.00253
W [mg/L]	< 0.0002	0.0002	< 0.0002
Zr [mg/L]	< 0.002	< 0.002	< 0.002
Zn [mg/L]	0.006	< 0.002	< 0.002



Lisa Thompson
Project Specialist Assistant,
Environment, Health & Safety

OnLine LIMS

00037566906

Results relate only to the sample tested. Data reported represents the sample submitted to SGS. Reproduction of this analytical report in full or in part is prohibited without prior written approval. Please refer to SGS General Conditions of Services located at https://www.sgs.ca/en/terms-and-conditions (Printed copies are available upon request.)
Test method information available upon request. "Temperature Upon Receipt" is representative of the whole shipment and may not reflect the temperature of individual samples.
SGS Canada Inc. Environment-Health & Safety statement of conformity decision rule does not consider uncertainty when analytical results are compared to a specified standard or regulation.

SGS Canada Inc.
P.O. Box 4300 - 185 Concession St.
Lakefield - Ontario - KOL 2HO
Phone: 705-652-2000 FAX: 705-652-6365

09-August-2023

Great Bear Resources Ltd.
Attn : Ashley Moncrief

1020 - 800 West Pender St.
Vancouver, BC
V6C 2V6, Canada

Phone: 778-833-2160
Fax:

Date Rec. : 29 June 2023
LR Report: **CA10215-JUN23**
Reference: Wk#5

Copy: #1

CERTIFICATE OF ANALYSIS

Final Report - Revised

Analysis	3: Analysis Completed Date	4: Analysis Completed Time	5: HC-1 Wk#5	6: HC-2 Wk#5	7: HC-3 Wk#5	8: HC-4 Wk#5	9: HC-5 Wk#5	10: HC-6 Wk#5	11: HC-7 Wk#5
Sample Date & Time			29-Jun-23	29-Jun-23	29-Jun-23	29-Jun-23	29-Jun-23	29-Jun-23	29-Jun-23
Hum Cell Leachate Volume [mL]	30-Jun-23	16:34	996	1009	508	512	995	452	951
pH [No unit]	30-Jun-23	11:47	7.03	7.63	7.42	6.96	7.38	7.58	7.56
Alkalinity [mg/L as CaCO3]	30-Jun-23	11:47	6	15	12	7	15	16	13
Conductivity [uS/cm]	30-Jun-23	11:47	54	36	32	67	35	35	31
Acidity [mg/L as CaCO3]	30-Jun-23	11:47	< 2	< 2	< 2	< 2	< 2	< 2	< 2
Fluoride [mg/L]	05-Jul-23	13:34	< 0.06	< 0.06	< 0.06	< 0.06	< 0.06	< 0.06	< 0.06
Sulphate [mg/L]	11-Jul-23	19:52	16	2	< 2	24	3	< 2	2
Chloride [mg/L]	11-Jul-23	19:52	< 1	< 1	< 1	< 1	< 1	< 1	< 1
Mercury [mg/L]	12-Jul-23	13:36	< 0.00001	< 0.00001	< 0.00001	< 0.00001	0.00001	0.00001	< 0.00001
Silver [mg/L]	12-Jul-23	13:36	< 0.00005	< 0.00005	< 0.00005	< 0.00005	< 0.00005	< 0.00005	< 0.00005
Aluminum [mg/L]	12-Jul-23	13:36	0.018	0.047	0.044	0.018	0.052	0.051	0.048
Arsenic [mg/L]	12-Jul-23	13:36	0.0005	0.0228	0.0030	0.0002	0.0120	0.0017	0.0138
Barium [mg/L]	12-Jul-23	13:36	0.00116	0.00580	0.00094	0.00223	0.00111	0.00091	0.00082
Beryllium [mg/L]	12-Jul-23	13:36	< 0.000007	< 0.000007	< 0.000007	< 0.000007	< 0.000007	< 0.000007	< 0.000007
Boron [mg/L]	12-Jul-23	13:36	0.005	< 0.002	0.004	0.004	0.006	0.005	0.003
Bismuth [mg/L]	12-Jul-23	13:36	< 0.00001	0.00008	< 0.00001	< 0.00001	< 0.00001	< 0.00001	< 0.00001
Calcium [mg/L]	12-Jul-23	13:36	7.16	5.30	4.05	8.61	4.70	4.72	4.46
Cadmium [mg/L]	12-Jul-23	13:36	0.000237	0.000003	< 0.000003	0.000238	0.000014	0.000004	0.000003
Cobalt [mg/L]	12-Jul-23	13:36	0.000020	0.000034	0.000034	0.000104	0.000015	0.000011	0.000015
Chromium [mg/L]	12-Jul-23	13:36	0.00009	0.00010	0.00008	0.00008	0.00009	< 0.00008	< 0.00008
Copper [mg/L]	12-Jul-23	13:36	< 0.0002	0.0009	0.0014	0.0013	0.0006	0.0008	0.0007

OnLine LIMS

0003633972

Results relate only to the sample tested. Data reported represents the sample submitted to SGS. Reproduction of this analytical report in full or in part is prohibited without prior written approval. Please refer to SGS General Conditions of Services located at https://www.sgs.ca/en/terms-and-conditions (Printed copies are available upon request.)
Test method information available upon request. "Temperature Upon Receipt" is representative of the whole shipment and may not reflect the temperature of individual samples.
SGS Canada Inc. Environment-Health & Safety statement of conformity decision rule does not consider uncertainty when analytical results are compared to a specified standard or regulation.

SGS Canada Inc.
P.O. Box 4300 - 185 Concession St.
Lakefield - Ontario - KOL 2HO
Phone: 705-652-2000 FAX: 705-652-6365

Analysis	3: Analysis Completed Date	4: Analysis Completed Time	5: HC-1 Wk#5	6: HC-2 Wk#5	7: HC-3 Wk#5	8: HC-4 Wk#5	9: HC-5 Wk#5	10: HC-6 Wk#5	11: HC-7 Wk#5
Iron [mg/L]	12-Jul-23	13:36	< 0.007	< 0.007	< 0.007	< 0.007	< 0.007	< 0.007	< 0.007
Potassium [mg/L]	12-Jul-23	13:36	0.812	1.84	1.30	1.46	1.13	0.927	0.970
Magnesium [mg/L]	12-Jul-23	13:36	0.631	0.268	0.453	1.68	0.305	0.412	0.300
Manganese [mg/L]	12-Jul-23	13:36	0.0332	0.0256	0.00785	0.0238	0.0287	0.00734	0.0139
Molybdenum [mg/L]	12-Jul-23	13:36	0.00028	0.00018	0.00055	0.00018	0.00081	0.00012	0.00109
Sodium [mg/L]	12-Jul-23	13:36	0.58	0.27	0.42	0.31	0.36	0.65	0.62
Nickel [mg/L]	12-Jul-23	13:36	0.0002	0.0001	0.0003	0.0004	0.0003	< 0.0001	< 0.0001
Phosphorus [mg/L]	12-Jul-23	13:36	< 0.003	< 0.003	< 0.003	< 0.003	< 0.003	< 0.003	< 0.003
Lead [mg/L]	12-Jul-23	13:36	0.0336	0.00036	< 0.00009	0.00677	< 0.00009	< 0.00009	< 0.00009
Sulfur [mg/L]	18-Jul-23	18:00	6	< 3	< 3	8	< 3	< 3	< 3
Antimony [mg/L]	12-Jul-23	13:37	0.0029	0.0026	< 0.0009	0.0012	0.0034	< 0.0009	0.0015
Selenium [mg/L]	12-Jul-23	13:37	0.00057	0.0110	0.00005	0.00086	0.00022	0.00008	0.00010
Silicon [mg/L]	12-Jul-23	13:37	0.46	0.67	0.60	0.64	0.54	0.70	0.49
Tin [mg/L]	12-Jul-23	13:37	< 0.00006	< 0.00006	0.00007	0.00013	0.00010	< 0.00006	0.00011
Strontium [mg/L]	12-Jul-23	13:37	0.0305	0.0238	0.0175	0.0182	0.0103	0.0182	0.0141
Titanium [mg/L]	12-Jul-23	13:37	0.00010	< 0.00007	0.00013	0.00035	0.00008	0.00007	0.00016
Thorium [mg/L]	12-Jul-23	13:37	< 0.0001	< 0.0001	< 0.0001	< 0.0001	< 0.0001	< 0.0001	< 0.0001
Thallium [mg/L]	12-Jul-23	13:37	0.000005	0.000008	0.000008	0.000007	0.000006	< 0.000005	< 0.000005
Uranium [mg/L]	12-Jul-23	13:37	0.00135	0.00106	0.00386	0.000219	0.0103	0.00191	0.00495
Vanadium [mg/L]	12-Jul-23	13:37	0.00002	0.00090	0.00051	0.00003	0.00123	0.00152	0.00044
Tungsten [mg/L]	12-Jul-23	13:37	0.00005	0.00048	0.00032	0.00008	0.00050	0.0159	0.00040
Zirconium [mg/L]	12-Jul-23	13:37	< 0.002	< 0.002	< 0.002	< 0.002	< 0.002	< 0.002	< 0.002
Zinc [mg/L]	12-Jul-23	13:37	0.012	< 0.002	< 0.002	0.016	< 0.002	< 0.002	< 0.002

Method Descriptions

Parameter	SGS Method Code	Reference Method Code
	NA	
Acidity	ME-CA-[ENV]EWL-LAK-AN-006	SM 2310
Alkalinity	ME-CA-[ENV]EWL-LAK-AN-006	SM 2320
Anions by discrete analyzer	ME-CA-[ENV]EWL-LAK-AN-026	US EPA 325.2
Anions by discrete analyzer	ME-CA-[ENV]EWL-LAK-AN-026	US EPA 375.4
Conductivity	ME-CA-[ENV]EWL-LAK-AN-006	SM 2510
Fluoride by Specific Ion Electrode	ME-CA-[ENV]EWL-LAK-AN-014	SM 4500
Inorganics-General	ME-CA-[ENV]SPE-LAK-AN-004	EPA 7471A/SM 3112B
Metals in aqueous samples - ICP-MS	ME-CA-[ENV]SPE-LAK-AN-006	SM 3030/EPA 200.8

OnLine LIMS

0003633972

Results relate only to the sample tested. Data reported represents the sample submitted to SGS. Reproduction of this analytical report in full or in part is prohibited without prior written approval. Please refer to SGS General Conditions of Services located at https://www.sgs.ca/en/terms-and-conditions (Printed copies are available upon request.)
Test method information available upon request. "Temperature Upon Receipt" is representative of the whole shipment and may not reflect the temperature of individual samples.
SGS Canada Inc. Environment-Health & Safety statement of conformity decision rule does not consider uncertainty when analytical results are compared to a specified standard or regulation.

SGS Canada Inc.
P.O. Box 4300 - 185 Concession St.
Lakefield - Ontario - KOL 2HO
Phone: 705-652-2000 FAX: 705-652-6365

Parameter	SGS Method Code	Reference Method Code
pH	ME-CA-[ENV]EWL-LAK-AN-006	SM 4500



Lisa Thompson
Project Specialist Assistant,
Environment, Health & Safety

OnLine LIMS

Results relate only to the sample tested. Data reported represents the sample submitted to SGS. Reproduction of this analytical report in full or in part is prohibited without prior written approval. Please refer to SGS General Conditions of Services located at https://www.sgs.ca/en/terms-and-conditions (Printed copies are available upon request.)
Test method information available upon request. "Temperature Upon Receipt" is representative of the whole shipment and may not reflect the temperature of individual samples.
SGS Canada Inc. Environment-Health & Safety statement of conformity decision rule does not consider uncertainty when analytical results are compared to a specified standard or regulation.

0003633972

SGS Canada Inc.
P.O. Box 4300 - 185 Concession St.
Lakefield - Ontario - KOL 2HO
Phone: 705-652-2000 FAX: 705-652-6365

Quality Control Report

Inorganic Analysis														
Parameter	Reporting Limit	Unit	Method Blank	Duplicate				LCS / Spike Blank			Matrix Spike / Reference Material			
				Result 1	Result 2	RPD	Acceptance Criteria	Spike Recovery (%)	Recovery Limits (%)		Spike Recovery (%)	Recovery Limits (%)		
							%		Low	High		Low	High	
Acidity - QCBatchID: EWL0714-JUN23														
Acidity	2	mg/L as Ca	2			0	20	102	90	110	NA			
Acidity - QCBatchID: EWL0716-JUN23														
Acidity	2	mg/L as Ca	< 2			ND	20	104	90	110	NA			
Alkalinity - QCBatchID: EWL0714-JUN23														
Alkalinity	2	mg/L as Ca	< 2			0	20	100	80	120	NA			
Alkalinity - QCBatchID: EWL0716-JUN23														
Alkalinity	2	mg/L as Ca	< 2			0	20	100	80	120	NA			
Anions by discrete analyzer - QCBatchID: DIO5026-JUL23														
Chloride	1	mg/L	<1			ND	20	100	80	120	106	75	125	
Sulphate	2	mg/L	<2			1	20	106	80	120	110	75	125	
Anions by discrete analyzer - QCBatchID: DIO5036-JUL23														
Chloride	1	mg/L	<1			0	20	102	80	120	99	75	125	
Sulphate	2	mg/L	<2			2	20	107	80	120	110	75	125	
Conductivity - QCBatchID: EWL0714-JUN23														
Conductivity	2	uS/cm	< 2			0	20	99	90	110	NA			
Conductivity - QCBatchID: EWL0716-JUN23														
Conductivity	2	uS/cm	< 2			0	20	100	90	110	NA			
Fluoride by Specific Ion Electrode - QCBatchID: EWL0011-JUL23														
Fluoride	0.06	mg/L	<0.06			0	10	95	90	110	91	75	125	
Fluoride by Specific Ion Electrode - QCBatchID: EWL0040-JUL23														
Fluoride	0.06	mg/L	<0.06			ND	10	100	90	110	107	75	125	
Fluoride by Specific Ion Electrode - QCBatchID: EWL0754-JUN23														
Fluoride	0.06	mg/L	<0.06			0	10	98	90	110	96	75	125	
Inorganics-General - QCBatchID: EHG0066-JUN23														
Mercury	0.00001	mg/L	< 0.00001			0	20	107	80	120	100	70	130	
Metals in aqueous samples - ICP-MS - QCBatchID: EMS0129-JUL23														
Sulfur	3	mg/L	<1			1	20	104	90	110	NV	70	130	
Metals in aqueous samples - ICP-MS - QCBatchID: EMS0299-JUN23														
Aluminum	0.001	mg/L	<0.001			7	20	103	90	110	109	70	130	
Antimony	0.0009	mg/L	<0.0009			2	20	104	90	110	113	70	130	
Arsenic	0.0002	mg/L	<0.0002			5	20	107	90	110	104	70	130	
Barium	0.00008	mg/L	<0.00008			1	20	101	90	110	103	70	130	
Beryllium	0.000007	mg/L	<0.000007			ND	20	100	90	110	94	70	130	
Bismuth	0.00001	mg/L	<0.00001			ND	20	104	90	110	95	70	130	
Boron	0.002	mg/L	<0.002			ND	20	96	90	110	93	70	130	

OnLine LIMS

0003633972

Results relate only to the sample tested. Data reported represents the sample submitted to SGS. Reproduction of this analytical report in full or in part is prohibited without prior written approval. Please refer to SGS General Conditions of Services located at https://www.sgs.ca/en/terms-and-conditions (Printed copies are available upon request.)
Test method information available upon request. "Temperature Upon Receipt" is representative of the whole shipment and may not reflect the temperature of individual samples.
SGS Canada Inc. Environment-Health & Safety statement of conformity decision rule does not consider uncertainty when analytical results are compared to a specified standard or regulation.

SGS Canada Inc.
P.O. Box 4300 - 185 Concession St.
Lakefield - Ontario - KOL 2HO
Phone: 705-652-2000 FAX: 705-652-6365

Inorganic Analysis														
Parameter	Reporting Limit	Unit	Method Blank	Duplicate				LCS / Spike Blank			Matrix Spike / Reference Material			
				Result 1	Result 2	RPD	Acceptance Criteria	Spike Recovery (%)	Recovery Limits (%)		Spike Recovery (%)	Recovery Limits (%)		
							%		Low	High		Low	High	
Cadmium	0.000003	mg/L	<0.000003			5	20	103	90	110	103	70	130	
Calcium	0.01	mg/L	<0.01			2	20	104	90	110	103	70	130	
Chromium	0.00008	mg/L	<0.00008			ND	20	110	90	110	109	70	130	
Cobalt	0.000004	mg/L	<0.000004			11	20	105	90	110	104	70	130	
Copper	0.0002	mg/L	<0.0002			3	20	106	90	110	101	70	130	
Iron	0.007	mg/L	<0.007			ND	20	100	90	110	100	70	130	
Lead	0.00009	mg/L	<0.00009			ND	20	107	90	110	108	70	130	
Magnesium	0.001	mg/L	<0.001			1	20	102	90	110	99	70	130	
Manganese	0.00001	mg/L	<0.00001			2	20	107	90	110	103	70	130	
Molybdenum	0.00004	mg/L	<0.00004			1	20	103	90	110	109	70	130	
Nickel	0.0001	mg/L	<0.0001			3	20	103	90	110	99	70	130	
Phosphorus	0.003	mg/L	<0.003			ND	20	100	90	110	NV	70	130	
Potassium	0.003	mg/L	<0.009			2	20	101	90	110	99	70	130	
Selenium	0.00004	mg/L	<0.00004			1	20	100	90	110	98	70	130	
Silicon	0.02	mg/L	<0.02			0	20	102	90	110	NV	70	130	
Silver	0.00005	mg/L	<0.00005			ND	20	103	90	110	94	70	130	
Sodium	0.01	mg/L	<0.01			8	20	99	90	110	94	70	130	
Strontium	0.00008	mg/L	<0.00008			0	20	106	90	110	104	70	130	
Thallium	0.000005	mg/L	<0.000005			ND	20	104	90	110	100	70	130	
Thorium	0.0001	mg/L	<0.0001			ND	20	108	90	110	NV	70	130	
Tin	0.00006	mg/L	<0.00006			5	20	103	90	110	NV	70	130	
Titanium	0.00007	mg/L	<0.00005			ND	20	99	90	110	NV	70	130	
Tungsten	0.00002	mg/L	<0.00002			0	20	102	90	110	NV	70	130	
Uranium	0.000002	mg/L	<0.000002			2	20	101	90	110	98	70	130	
Vanadium	0.00001	mg/L	<0.00001			ND	20	107	90	110	103	70	130	
Zinc	0.002	mg/L	<0.002			ND	20	109	90	110	114	70	130	
Zirconium	0.002	mg/L	<0.002			ND	20	90	90	110	NV	70	130	
pH - QCBatchID: EWL0714-JUN23														
pH	0.05	No unit	NA			0		100			NA			
pH - QCBatchID: EWL0716-JUN23														
pH	0.05	No unit	NA			0		100			NA			

OnLine LIMS

Results relate only to the sample tested. Data reported represents the sample submitted to SGS. Reproduction of this analytical report in full or in part is prohibited without prior written approval. Please refer to SGS General Conditions of Services located at https://www.sgs.ca/en/terms-and-conditions (Printed copies are available upon request.)
Test method information available upon request. "Temperature Upon Receipt" is representative of the whole shipment and may not reflect the temperature of individual samples.
SGS Canada Inc. Environment-Health & Safety statement of conformity decision rule does not consider uncertainty when analytical results are compared to a specified standard or regulation.

0003633972

SGS Canada Inc.
P.O. Box 4300 - 185 Concession St.
Lakefield - Ontario - KOL 2HO
Phone: 705-652-2000 FAX: 705-652-6365

19-July-2023

Great Bear Resources Ltd.
Attn : Ashley Moncrief

1020 - 800 West Pender St.
Vancouver, BC
V6C 2V6, Canada

Phone: 778-833-2160
Fax:

Date Rec. : 30 June 2023
LR Report: **CA10216-JUN23**
Reference: Wk#5

Copy: #1

CERTIFICATE OF ANALYSIS

Final Report - Revised

Analysis	3: Analysis Completed Date	4: Analysis Completed Time	5: HC-8 Wk#5	6: HC-9 Wk#5	7: HC-10 Wk#5	8: HC-11 Wk#5	9: HC-12 Wk#5	10: HC-13 Wk#5	11: HC-14 Wk#5	12: HC-15 Wk#5	13: HC-16 Wk#5
Sample Date & Time			30-Jun-23	30-Jun-23	30-Jun-23	30-Jun-23	30-Jun-23	30-Jun-23	30-Jun-23	30-Jun-23	30-Jun-23
Hum Cell Leachate Volume [mL]	30-Jun-23	16:36	985	984	924	933	991	1000	956	690	1002
pH [No unit]	05-Jul-23	10:00	8.47	6.82	7.41	7.32	7.22	7.46	6.91	7.78	7.45
Alkalinity [mg/L as CaCO3]	05-Jul-23	10:00	14	4	7	7	9	16	4	13	14
Conductivity [uS/cm]	05-Jul-23	10:00	30	53	19	19	73	40	47	98	34
Acidity [mg/L as CaCO3]	05-Jul-23	10:00	< 2	8	< 2	< 2	< 2	< 2	< 2	< 2	< 2
Fluoride [mg/L]	06-Jul-23	09:12	< 0.06	< 0.06	< 0.06	< 0.06	< 0.06	< 0.06	< 0.06	< 0.06	< 0.06
Sulphate [mg/L]	11-Jul-23	19:53	3	17	2	< 2	24	5	17	33	2
Chloride [mg/L]	11-Jul-23	19:53	< 1	2	< 1	< 1	< 1	< 1	< 1	< 1	< 1
Mercury [mg/L]	12-Jul-23	13:37	< 0.00001	< 0.00001	< 0.00001	0.00001	0.00001	< 0.00001	< 0.00001	0.00001	< 0.00001
Silver [mg/L]	12-Jul-23	13:37	< 0.00005	< 0.00005	< 0.00005	< 0.00005	< 0.00005	< 0.00005	< 0.00005	< 0.00005	< 0.00005
Aluminum [mg/L]	12-Jul-23	13:37	0.065	0.006	0.041	0.053	0.037	0.133	0.040	0.015	0.131
Arsenic [mg/L]	12-Jul-23	13:37	0.0033	0.0002	0.0012	0.0008	0.0050	0.0060	0.0017	0.424	0.0407
Barium [mg/L]	12-Jul-23	13:37	0.00102	0.00168	0.00081	0.00072	0.00271	0.00073	0.00329	0.00211	0.00185
Beryllium [mg/L]	12-Jul-23	13:37	< 0.000007	< 0.000007	< 0.000007	< 0.000007	< 0.000007	< 0.000007	< 0.000007	< 0.000007	< 0.000007
Boron [mg/L]	12-Jul-23	13:37	< 0.002	0.007	0.003	< 0.002	0.003	< 0.002	0.003	0.012	0.003
Bismuth [mg/L]	12-Jul-23	13:37	< 0.00001	< 0.00001	< 0.00001	< 0.00001	0.00003	0.00001	< 0.00001	0.00001	< 0.00001
Calcium [mg/L]	12-Jul-23	13:37	4.81	8.09	2.91	2.91	12.9	7.18	6.29	16.3	5.00
Cadmium [mg/L]	12-Jul-23	13:38	0.000004	0.00293	0.000006	0.000007	0.000010	0.000003	0.000004	0.000003	0.000004
Cobalt [mg/L]	12-Jul-23	13:38	0.000016	0.000127	0.000010	0.000011	0.000035	0.000015	0.000078	0.000413	0.000029
Chromium [mg/L]	12-Jul-23	13:38	< 0.00008	< 0.00008	< 0.00008	< 0.00008	< 0.00008	< 0.00008	0.00016	< 0.00008	0.00010
Copper [mg/L]	12-Jul-23	13:38	0.0007	0.0005	0.0008	0.0010	0.0007	0.0009	0.0007	0.0004	0.0006

OnLine LIMS

0003633973

Results relate only to the sample tested. Data reported represents the sample submitted to SGS. Reproduction of this analytical report in full or in part is prohibited without prior written approval. Please refer to SGS General Conditions of Services located at https://www.sgs.ca/en/terms-and-conditions (Printed copies are available upon request.)
Test method information available upon request. "Temperature Upon Receipt" is representative of the whole shipment and may not reflect the temperature of individual samples.
SGS Canada Inc. Environment-Health & Safety statement of conformity decision rule does not consider uncertainty when analytical results are compared to a specified standard or regulation.

SGS Canada Inc.
P.O. Box 4300 - 185 Concession St.
Lakefield - Ontario - KOL 2HO
Phone: 705-652-2000 FAX: 705-652-6365

Analysis	3: Analysis Completed Date	4: Analysis Completed Time	5: HC-8 Wk#5	6: HC-9 Wk#5	7: HC-10 Wk#5	8: HC-11 Wk#5	9: HC-12 Wk#5	10: HC-13 Wk#5	11: HC-14 Wk#5	12: HC-15 Wk#5	13: HC-16 Wk#5
Iron [mg/L]	12-Jul-23	13:38	< 0.007	< 0.007	< 0.007	< 0.007	< 0.007	< 0.007	0.029	< 0.007	< 0.007
Potassium [mg/L]	12-Jul-23	13:38	0.854	1.21	0.485	0.451	0.837	1.16	1.35	1.03	3.02
Magnesium [mg/L]	12-Jul-23	13:38	0.282	0.403	0.161	0.164	0.156	0.262	0.609	0.949	0.186
Manganese [mg/L]	12-Jul-23	13:38	0.0289	0.127	0.0207	0.0178	0.0590	0.0141	0.00814	0.0128	0.00593
Molybdenum [mg/L]	12-Jul-23	13:38	0.00083	0.00011	0.00018	0.00017	0.00011	0.00022	0.00044	0.00018	0.00009
Sodium [mg/L]	12-Jul-23	13:38	0.31	0.22	0.37	0.34	0.29	0.14	0.85	0.29	0.29
Nickel [mg/L]	12-Jul-23	13:38	< 0.0001	0.0012	< 0.0001	< 0.0001	0.0002	< 0.0001	0.0007	0.0265	0.0002
Phosphorus [mg/L]	12-Jul-23	13:38	< 0.003	< 0.003	< 0.003	< 0.003	< 0.003	< 0.003	< 0.003	< 0.003	< 0.003
Lead [mg/L]	12-Jul-23	13:38	< 0.00009	0.00157	< 0.00009	< 0.00009	< 0.00009	< 0.00009	< 0.00009	< 0.00009	< 0.00009
Sulfur [mg/L]	18-Jul-23	18:00	< 3	9	< 3	< 3	8	< 3	6	13	< 3
Antimony [mg/L]	12-Jul-23	13:38	0.0014	< 0.0009	0.0016	< 0.0009	0.0023	0.0018	< 0.0009	0.0060	0.0014
Selenium [mg/L]	12-Jul-23	13:38	0.00039	0.00285	0.00062	0.00011	0.00040	< 0.00004	0.00067	0.00096	0.00012
Silicon [mg/L]	12-Jul-23	13:38	0.36	0.85	0.25	0.36	0.62	0.95	0.26	0.62	0.76
Tin [mg/L]	12-Jul-23	13:38	< 0.00006	0.00008	0.00011	< 0.00006	0.00008	< 0.00006	0.00011	0.00007	< 0.00006
Strontium [mg/L]	12-Jul-23	13:38	0.00957	0.0324	0.00923	0.00765	0.0282	0.0168	0.0370	0.0491	0.0216
Titanium [mg/L]	12-Jul-23	13:38	0.00021	< 0.00007	< 0.00007	< 0.00007	0.00010	0.00010	0.00049	< 0.00007	0.00018
Thorium [mg/L]	12-Jul-23	13:38	< 0.0001	< 0.0001	< 0.0001	< 0.0001	< 0.0001	< 0.0001	< 0.0001	< 0.0001	< 0.0001
Thallium [mg/L]	12-Jul-23	13:38	< 0.000005	0.000007	< 0.000005	< 0.000005	0.000008	0.000008	< 0.000005	0.000011	0.000006
Uranium [mg/L]	12-Jul-23	13:38	0.00159	0.000206	0.00110	0.000926	0.00304	0.00197	0.000835	0.00167	0.00431
Vanadium [mg/L]	12-Jul-23	13:38	0.00025	0.00002	0.00008	0.00017	0.00019	0.00010	0.00026	0.00023	0.00108
Tungsten [mg/L]	12-Jul-23	13:38	0.00027	0.00006	0.00038	0.00028	0.00039	0.00019	0.00011	0.00007	0.00040
Zirconium [mg/L]	12-Jul-23	13:38	< 0.002	< 0.002	< 0.002	< 0.002	< 0.002	< 0.002	< 0.002	< 0.002	< 0.002
Zinc [mg/L]	12-Jul-23	13:38	< 0.002	0.155	< 0.002	< 0.002	< 0.002	< 0.002	< 0.002	< 0.002	< 0.002

Analysis	14: HC-17 Wk#5	15: HC-18 Wk#5	16: HC-19 Wk#5	17: HC-20 Wk#5	18: HC-21 Wk#5	19: HC-22 Wk#5	20: HC-23 Wk#5	21: HC-24 Wk#5	22: HC-25 Wk#5	23: HC-26 Wk#5	24: HC-27 Wk#5
Sample Date & Time	30-Jun-23	30-Jun-23	30-Jun-23	30-Jun-23	30-Jun-23	30-Jun-23	30-Jun-23	30-Jun-23	30-Jun-23	30-Jun-23	30-Jun-23
Hum Cell Leachate Volume [mL]	998	939	994	957	935	468	999	970	1007	768	1006
pH [No unit]	6.84	8.44	7.31	8.20	8.56	7.84	8.76	8.66	8.49	7.09	7.11
Alkalinity [mg/L as CaCO3]	3	13	10	13	15	14	16	12	13	11	5
Conductivity [uS/cm]	13	29	21	29	30	28	29	27	37	111	36
Acidity [mg/L as CaCO3]	< 2	< 2	< 2	< 2	< 2	< 2	< 2	< 2	< 2	< 2	< 2
Fluoride [mg/L]	< 0.06	< 0.06	0.13	< 0.06	< 0.06	< 0.06	< 0.06	< 0.06	< 0.06	< 0.06	< 0.06
Sulphate [mg/L]	< 2	< 2	< 2	2	< 2	< 2	< 2	< 2	4	46	10
Chloride [mg/L]	< 1	< 1	< 1	< 1	< 1	< 1	< 1	< 1	< 1	< 1	< 1
Mercury [mg/L]	< 0.00001	< 0.00001	< 0.00001	< 0.00001	< 0.00001	< 0.00001	< 0.00001	< 0.00001	0.00001	< 0.00001	0.00001

OnLine LIMS

Results relate only to the sample tested. Data reported represents the sample submitted to SGS. Reproduction of this analytical report in full or in part is prohibited without prior written approval. Please refer to SGS General Conditions of Services located at https://www.sgs.ca/en/terms-and-conditions (Printed copies are available upon request.)
Test method information available upon request. "Temperature Upon Receipt" is representative of the whole shipment and may not reflect the temperature of individual samples.
SGS Canada Inc. Environment-Health & Safety statement of conformity decision rule does not consider uncertainty when analytical results are compared to a specified standard or regulation.

0003633973

SGS Canada Inc.
P.O. Box 4300 - 185 Concession St.
Lakefield - Ontario - KOL 2HO
Phone: 705-652-2000 FAX: 705-652-6365

Analysis	14: HC-17 Wk#5	15: HC-18 Wk#5	16: HC-19 Wk#5	17: HC-20 Wk#5	18: HC-21 Wk#5	19: HC-22 Wk#5	20: HC-23 Wk#5	21: HC-24 Wk#5	22: HC-25 Wk#5	23: HC-26 Wk#5	24: HC-27 Wk#5
Silver [mg/L]	< 0.00005	< 0.00005	< 0.00005	< 0.00005	< 0.00005	< 0.00005	< 0.00005	< 0.00005	< 0.00005	< 0.00005	< 0.00005
Aluminum [mg/L]	0.022	0.093	0.073	0.043	0.071	0.042	0.046	0.044	0.054	0.007	0.040
Arsenic [mg/L]	0.0191	0.0075	0.0023	0.0005	0.0018	0.0007	0.0098	0.0017	0.0012	< 0.0002	0.0010
Barium [mg/L]	0.00021	0.00053	0.00040	0.00179	0.00063	0.00835	0.00228	0.00093	0.00111	0.00776	0.00069
Beryllium [mg/L]	< 0.000007	< 0.000007	< 0.000007	< 0.000007	< 0.000007	< 0.000007	< 0.000007	< 0.000007	< 0.000007	< 0.000007	< 0.000007
Boron [mg/L]	< 0.002	0.003	< 0.002	0.003	< 0.002	0.003	0.012	< 0.002	0.007	0.007	< 0.002
Bismuth [mg/L]	< 0.00001	< 0.00001	< 0.00001	< 0.00001	< 0.00001	< 0.00001	< 0.00001	< 0.00001	< 0.00001	< 0.00001	< 0.00001
Calcium [mg/L]	1.81	4.37	3.65	3.96	4.96	3.48	5.06	4.55	5.81	17.7	5.54
Cadmium [mg/L]	0.000005	0.000031	0.000003	< 0.000003	< 0.000003	0.000014	< 0.000003	< 0.000003	0.000004	0.000027	< 0.000003
Cobalt [mg/L]	0.000079	0.000046	0.000030	0.000020	0.000015	0.000011	0.000019	0.000021	0.000019	0.000290	0.000018
Chromium [mg/L]	< 0.00008	< 0.00008	0.00009	< 0.00008	< 0.00008	< 0.00008	0.00010	< 0.00008	< 0.00008	< 0.00008	< 0.00008
Copper [mg/L]	0.0005	0.0024	0.0006	0.0010	0.0011	0.0011	0.0004	0.0008	0.0006	< 0.0002	0.0006
Iron [mg/L]	< 0.007	< 0.007	< 0.007	0.010	< 0.007	< 0.007	< 0.007	< 0.007	0.007	< 0.007	< 0.007
Potassium [mg/L]	0.498	0.817	0.631	0.571	0.262	1.50	0.756	0.383	0.569	3.26	0.862
Magnesium [mg/L]	0.120	0.198	0.167	0.232	0.248	0.223	0.315	0.273	0.334	1.26	0.289
Manganese [mg/L]	0.00177	0.00812	0.00856	0.0373	0.0284	0.0294	0.0301	0.0273	0.0154	0.0613	0.0189
Molybdenum [mg/L]	0.00023	0.00017	0.00020	0.00024	0.00016	0.00015	0.00029	0.00011	0.00029	0.00008	0.00019
Sodium [mg/L]	0.16	0.44	0.24	0.95	0.19	0.75	0.20	0.33	0.96	0.54	0.29
Nickel [mg/L]	0.0003	0.0001	< 0.0001	< 0.0001	< 0.0001	< 0.0001	< 0.0001	< 0.0001	< 0.0001	0.0009	0.0003
Phosphorus [mg/L]	< 0.003	< 0.003	< 0.003	< 0.003	< 0.003	< 0.003	< 0.003	< 0.003	< 0.003	< 0.003	< 0.003
Lead [mg/L]	< 0.00009	< 0.00009	< 0.00009	< 0.00009	< 0.00009	< 0.00009	< 0.00009	< 0.00009	< 0.00009	< 0.00009	< 0.00009
Sulfur [mg/L]	< 3	< 3	< 3	< 3	< 3	< 3	< 3	< 3	3	15	4
Antimony [mg/L]	0.0010	< 0.0009	0.0013	< 0.0009	< 0.0009	0.0009	0.0013	< 0.0009	< 0.0009	< 0.0009	< 0.0009
Selenium [mg/L]	< 0.00004	0.00007	< 0.00004	0.00004	< 0.00004	0.00004	0.00005	< 0.00004	< 0.00004	0.00032	< 0.00004
Silicon [mg/L]	0.34	0.45	0.59	0.26	0.23	0.22	0.29	0.24	0.27	0.37	0.33
Tin [mg/L]	0.00006	0.00007	< 0.00006	0.00010	0.00007	0.00010	0.00007	0.00025	0.00008	< 0.00006	0.00012
Strontium [mg/L]	0.00629	0.00792	0.0119	0.0107	0.00594	0.0105	0.0168	0.00763	0.0114	0.0321	0.0155
Titanium [mg/L]	0.00009	0.00043	< 0.00007	0.00037	0.00009	0.00012	0.00010	< 0.00007	0.00021	< 0.00007	0.00011
Thorium [mg/L]	< 0.0001	< 0.0001	< 0.0001	< 0.0001	< 0.0001	< 0.0001	< 0.0001	< 0.0001	< 0.0001	< 0.0001	< 0.0001
Thallium [mg/L]	< 0.000005	< 0.000005	< 0.000005	< 0.000005	< 0.000005	< 0.000005	< 0.000005	< 0.000005	< 0.000005	< 0.000005	< 0.000005
Uranium [mg/L]	0.00269	0.00396	0.00185	0.000107	0.000071	0.000375	0.00281	0.000490	0.000227	0.000099	0.00113
Vanadium [mg/L]	0.00028	0.00029	0.00010	0.00115	0.00091	0.00099	0.00028	0.00078	0.00056	0.00001	0.00012
Tungsten [mg/L]	0.00014	0.00020	0.00019	0.00007	0.00005	0.00029	0.00027	0.00007	0.00161	0.00004	0.00005
Zirconium [mg/L]	< 0.002	< 0.002	< 0.002	< 0.002	< 0.002	< 0.002	< 0.002	< 0.002	< 0.002	< 0.002	< 0.002
Zinc [mg/L]	< 0.002	< 0.002	< 0.002	< 0.002	< 0.002	< 0.002	< 0.002	< 0.002	< 0.002	0.006	< 0.002

OnLine LIMS

0003633973

Results relate only to the sample tested. Data reported represents the sample submitted to SGS. Reproduction of this analytical report in full or in part is prohibited without prior written approval. Please refer to SGS General Conditions of Services located at https://www.sgs.ca/en/terms-and-conditions (Printed copies are available upon request.)
Test method information available upon request. "Temperature Upon Receipt" is representative of the whole shipment and may not reflect the temperature of individual samples.
SGS Canada Inc. Environment-Health & Safety statement of conformity decision rule does not consider uncertainty when analytical results are compared to a specified standard or regulation.

SGS Canada Inc.
P.O. Box 4300 - 185 Concession St.
Lakefield - Ontario - KOL 2HO
Phone: 705-652-2000 FAX: 705-652-6365

Method Descriptions

Parameter	SGS Method Code	Reference Method Code
	NA	
Acidity	ME-CA-[ENV]EWL-LAK-AN-006	SM 2310
Alkalinity	ME-CA-[ENV]EWL-LAK-AN-006	SM 2320
Anions by discrete analyzer	ME-CA-[ENV]EWL-LAK-AN-026	US EPA 325.2
Anions by discrete analyzer	ME-CA-[ENV]EWL-LAK-AN-026	US EPA 375.4
Conductivity	ME-CA-[ENV]EWL-LAK-AN-006	SM 2510
Fluoride by Specific Ion Electrode	ME-CA-[ENV]EWL-LAK-AN-014	SM 4500
Inorganics-General	ME-CA-[ENV]SPE-LAK-AN-004	EPA 7471A/SM 3112B
Metals in aqueous samples - ICP-MS	ME-CA-[ENV]SPE-LAK-AN-006	SM 3030/EPA 200.8
pH	ME-CA-[ENV]EWL-LAK-AN-006	SM 4500



Lisa Thompson
Project Specialist Assistant,
Environment, Health & Safety

OnLine LIMS

0003633973

Results relate only to the sample tested. Data reported represents the sample submitted to SGS. Reproduction of this analytical report in full or in part is prohibited without prior written approval. Please refer to SGS General Conditions of Services located at https://www.sgs.ca/en/terms-and-conditions (Printed copies are available upon request.)
Test method information available upon request. "Temperature Upon Receipt" is representative of the whole shipment and may not reflect the temperature of individual samples.
SGS Canada Inc. Environment-Health & Safety statement of conformity decision rule does not consider uncertainty when analytical results are compared to a specified standard or regulation.

SGS Canada Inc.
P.O. Box 4300 - 185 Concession St.
Lakefield - Ontario - KOL 2HO
Phone: 705-652-2000 FAX: 705-652-6365

Quality Control Report

Inorganic Analysis													
Parameter	Reporting Limit	Unit	Method Blank	Duplicate				LCS / Spike Blank			Matrix Spike / Reference Material		
				Result 1	Result 2	RPD	Acceptance Criteria	Spike Recovery (%)	Recovery Limits (%)		Spike Recovery (%)	Recovery Limits (%)	
							%		Low	High		Low	High
Acidity - QCBatchID: EWL0751-JUN23													
Acidity	2	mg/L as Ca	< 2			ND	20	96	90	110	NA		
Alkalinity - QCBatchID: EWL0751-JUN23													
Alkalinity	2	mg/L as Ca	< 2			0	20	91	80	120	NA		
Anions by discrete analyzer - QCBatchID: DIO5012-JUL23													
Chloride	1	mg/L	<1			ND	20	102	80	120	107	75	125
Sulphate	2	mg/L	<2			17	20	111	80	120	114	75	125
Anions by discrete analyzer - QCBatchID: DIO5036-JUL23													
Chloride	1	mg/L	<1			0	20	102	80	120	99	75	125
Sulphate	2	mg/L	<2			2	20	107	80	120	110	75	125
Anions by discrete analyzer - QCBatchID: DIO5039-JUL23													
Sulphate	2	mg/L	<2			ND	20	104	80	120	111	75	125
Conductivity - QCBatchID: EWL0751-JUN23													
Conductivity	2	uS/cm	2			0	20	98	90	110	NA		
Fluoride by Specific Ion Electrode - QCBatchID: EWL0011-JUL23													
Fluoride	0.06	mg/L	<0.06			0	10	95	90	110	91	75	125
Fluoride by Specific Ion Electrode - QCBatchID: EWL0040-JUL23													
Fluoride	0.06	mg/L	<0.06			ND	10	100	90	110	107	75	125
Fluoride by Specific Ion Electrode - QCBatchID: EWL0055-JUL23													
Fluoride	0.06	mg/L	<0.06			0	10	103	90	110	102	75	125
Inorganics-General - QCBatchID: EHG0066-JUN23													
Mercury	0.00001	mg/L	< 0.00001			0	20	107	80	120	100	70	130
Metals in aqueous samples - ICP-MS - QCBatchID: EMS0129-JUL23													
Sulfur	3	mg/L	<1			1	20	104	90	110	NV	70	130
Metals in aqueous samples - ICP-MS - QCBatchID: EMS0299-JUN23													
Aluminum	0.001	mg/L	<0.001			7	20	103	90	110	109	70	130
Antimony	0.0009	mg/L	<0.0009			2	20	104	90	110	113	70	130
Arsenic	0.0002	mg/L	<0.0002			5	20	107	90	110	104	70	130
Barium	0.00008	mg/L	<0.00008			1	20	101	90	110	103	70	130
Beryllium	0.000007	mg/L	<0.000007			ND	20	100	90	110	94	70	130
Bismuth	0.00001	mg/L	<0.00001			ND	20	104	90	110	95	70	130
Boron	0.002	mg/L	<0.002			ND	20	96	90	110	93	70	130
Cadmium	0.000003	mg/L	<0.000003			5	20	103	90	110	103	70	130
Calcium	0.01	mg/L	<0.01			2	20	104	90	110	103	70	130
Chromium	0.00008	mg/L	<0.00008			ND	20	110	90	110	109	70	130
Cobalt	0.000004	mg/L	<0.000004			11	20	105	90	110	104	70	130

OnLine LIMS

0003633973

Results relate only to the sample tested. Data reported represents the sample submitted to SGS. Reproduction of this analytical report in full or in part is prohibited without prior written approval. Please refer to SGS General Conditions of Services located at https://www.sgs.ca/en/terms-and-conditions (Printed copies are available upon request.)
Test method information available upon request. "Temperature Upon Receipt" is representative of the whole shipment and may not reflect the temperature of individual samples.
SGS Canada Inc. Environment-Health & Safety statement of conformity decision rule does not consider uncertainty when analytical results are compared to a specified standard or regulation.

SGS Canada Inc.
P.O. Box 4300 - 185 Concession St.
Lakefield - Ontario - KOL 2HO
Phone: 705-652-2000 FAX: 705-652-6365

Inorganic Analysis														
Parameter	Reporting Limit	Unit	Method Blank	Duplicate				LCS / Spike Blank				Matrix Spike / Reference Material		
				Result 1	Result 2	RPD	Acceptance Criteria	Spike Recovery (%)	Recovery Limits (%)			Spike Recovery (%)	Recovery Limits (%)	
							%		Low	High			Low	High
Copper	0.0002	mg/L	<0.0002			3	20	106	90	110		101	70	130
Iron	0.007	mg/L	<0.007			ND	20	100	90	110		100	70	130
Lead	0.00009	mg/L	<0.00009			ND	20	107	90	110		108	70	130
Magnesium	0.001	mg/L	<0.001			1	20	102	90	110		99	70	130
Manganese	0.00001	mg/L	<0.00001			2	20	107	90	110		103	70	130
Molybdenum	0.00004	mg/L	<0.00004			1	20	103	90	110		109	70	130
Nickel	0.0001	mg/L	<0.0001			3	20	103	90	110		99	70	130
Phosphorus	0.003	mg/L	<0.003			ND	20	100	90	110		NV	70	130
Potassium	0.003	mg/L	<0.009			2	20	101	90	110		99	70	130
Selenium	0.00004	mg/L	<0.00004			1	20	100	90	110		98	70	130
Silicon	0.02	mg/L	<0.02			0	20	102	90	110		NV	70	130
Silver	0.00005	mg/L	<0.00005			ND	20	103	90	110		94	70	130
Sodium	0.01	mg/L	<0.01			8	20	99	90	110		94	70	130
Strontium	0.00008	mg/L	<0.00008			0	20	106	90	110		104	70	130
Thallium	0.000005	mg/L	<0.000005			ND	20	104	90	110		100	70	130
Thorium	0.0001	mg/L	<0.0001			ND	20	108	90	110		NV	70	130
Tin	0.00006	mg/L	<0.00006			5	20	103	90	110		NV	70	130
Titanium	0.00007	mg/L	<0.00005			ND	20	99	90	110		NV	70	130
Tungsten	0.00002	mg/L	<0.00002			0	20	102	90	110		NV	70	130
Uranium	0.000002	mg/L	<0.000002			2	20	101	90	110		98	70	130
Vanadium	0.00001	mg/L	<0.00001			ND	20	107	90	110		103	70	130
Zinc	0.002	mg/L	<0.002			ND	20	109	90	110		114	70	130
Zirconium	0.002	mg/L	<0.002			ND	20	90	90	110		NV	70	130
pH - QCBatchID: EWL0751-JUN23														
pH	0.05	No unit	NA			0		100				NA		

OnLine LIMS

Results relate only to the sample tested. Data reported represents the sample submitted to SGS. Reproduction of this analytical report in full or in part is prohibited without prior written approval. Please refer to SGS General Conditions of Services located at https://www.sgs.ca/en/terms-and-conditions (Printed copies are available upon request.)
Test method information available upon request. "Temperature Upon Receipt" is representative of the whole shipment and may not reflect the temperature of individual samples.
SGS Canada Inc. Environment-Health & Safety statement of conformity decision rule does not consider uncertainty when analytical results are compared to a specified standard or regulation.

0003633973

SGS Canada Inc.
P.O. Box 4300 - 185 Concession St.
Lakefield - Ontario - KOL 2HO
Phone: 705-652-2000 FAX: 705-652-6365

24-June-2024

Great Bear Resources Ltd.
Attn : Ashley Moncrief

1020 - 800 West Pender St.
Vancouver, BC
V6C 2V6, Canada

Phone: 778-833-2160
Fax:

Date Rec. : 24 May 2024
LR Report: **CA10161-MAY24**
Reference: Wk#5

Copy: #1

CERTIFICATE OF ANALYSIS
Final Report

Analysis	3: Analysis Completed Date	4: Analysis Completed Time	5: HC-28 Wk#5	6: HC-29 Wk#5	7: HC-30 Wk#5	8: HC-31 Wk#5	9: HC-32 Wk#5
Sample Date & Time			24-May-24	24-May-24	24-May-24	24-May-24	24-May-24
HumCell Leachate Vol [mL]	27-May-24	13:12	972	944	718	921	757
Sample Name	---	---	31787	DX450179	31644	DX450183	O31576
Sample Weight [g]	---	---	1000	1000	750	1000	750
pH [No unit]	27-May-24	10:42	6.50	6.57	6.81	6.98	6.82
Conductivity [uS/cm]	27-May-24	10:42	8	14	26	30	31
Alkalinity [mg/L as CaCO3]	27-May-24	10:42	3	5	9	9	10
Acidity [mg/L as CaCO3]	27-May-24	10:42	< 2	< 2	< 2	< 2	< 2
F [mg/L]	27-May-24	09:10	< 0.06	0.37	< 0.06	< 0.06	< 0.06
Cl [mg/L]	30-May-24	16:10	< 1	< 1	< 1	< 1	< 1
SO4 [mg/L]	30-May-24	16:10	< 2	< 2	3	4	3
Hg [mg/L]	29-May-24	14:58	< 0.00001	< 0.00001	< 0.00001	< 0.00001	< 0.00001
Ag [mg/L]	29-May-24	14:58	< 0.00005	< 0.00005	< 0.00005	< 0.00005	< 0.00005
Al [mg/L]	29-May-24	14:58	0.036	0.043	0.034	0.045	0.057
As [mg/L]	29-May-24	14:58	0.0018	0.0101	0.0050	0.0085	0.0031
B [mg/L]	29-May-24	14:58	< 0.002	0.002	0.003	0.005	< 0.002
Ba [mg/L]	29-May-24	14:58	0.00049	0.00137	0.00091	0.00035	0.00194
Be [mg/L]	29-May-24	14:58	< 0.000007	< 0.000007	< 0.000007	< 0.000007	< 0.000007
Bi [mg/L]	29-May-24	14:58	< 0.00001	< 0.00001	< 0.00001	< 0.00001	< 0.00001
Ca [mg/L]	29-May-24	14:58	0.98	1.43	3.57	4.54	4.88
Cd [mg/L]	29-May-24	14:58	< 0.000003	< 0.000003	0.000005	< 0.000003	0.000005
Co [mg/L]	29-May-24	14:58	0.000017	0.000036	0.000018	0.000029	0.000016
Cr [mg/L]	29-May-24	14:58	< 0.00008	< 0.00008	< 0.00008	< 0.00008	< 0.00008
Cu [mg/L]	29-May-24	14:58	< 0.001	< 0.001	< 0.001	< 0.001	< 0.001
Fe [mg/L]	29-May-24	14:58	< 0.007	0.008	< 0.007	< 0.007	< 0.007
K [mg/L]	29-May-24	14:58	0.458	1.03	1.08	0.645	0.887
Mg [mg/L]	29-May-24	14:58	0.093	0.115	0.264	0.161	0.155
Mn [mg/L]	29-May-24	14:58	0.00249	0.00200	0.0263	0.00624	0.0540
Mo [mg/L]	29-May-24	14:58	< 0.0004	< 0.0004	< 0.0004	< 0.0004	< 0.0004
Na [mg/L]	29-May-24	14:58	0.30	0.58	0.54	0.60	0.21

OnLine LIMS

0003756616

Results relate only to the sample tested. Data reported represents the sample submitted to SGS. Reproduction of this analytical report in full or in part is prohibited without prior written approval. Please refer to SGS General Conditions of Services located at https://www.sgs.ca/en/terms-and-conditions (Printed copies are available upon request.)
Test method information available upon request. "Temperature Upon Receipt" is representative of the whole shipment and may not reflect the temperature of individual samples.
SGS Canada Inc. Environment-Health & Safety statement of conformity decision rule does not consider uncertainty when analytical results are compared to a specified standard or regulation.

SGS Canada Inc.
P.O. Box 4300 - 185 Concession St.
Lakefield - Ontario - KOL 2HO
Phone: 705-652-2000 FAX: 705-652-6365

LR Report : **CA10161-MAY24**

Analysis	3: Analysis Completed Date	4: Analysis Completed Time	5: HC-28 Wk#5	6: HC-29 Wk#5	7: HC-30 Wk#5	8: HC-31 Wk#5	9: HC-32 Wk#5
Ni [mg/L]	29-May-24	14:58	0.0001	0.0002	0.0003	0.0002	0.0002
P [mg/L]	21-Jun-24	08:09	< 0.003	< 0.003	< 0.003	< 0.003	< 0.003
Pb [mg/L]	29-May-24	14:58	< 0.00009	< 0.00009	0.00010	< 0.00009	< 0.00009
S [mg/L]	29-May-24	14:58	< 5	< 5	< 5	< 5	< 5
Sb [mg/L]	29-May-24	14:58	< 0.0009	< 0.0009	0.0024	< 0.0009	< 0.0009
Se [mg/L]	29-May-24	14:58	< 0.00004	< 0.00004	0.00006	< 0.00004	0.00043
Si [mg/L]	29-May-24	14:58	0.17	0.21	0.21	0.32	0.28
Sn [mg/L]	29-May-24	14:58	< 0.00006	< 0.00006	< 0.00006	< 0.00006	0.00007
Sr [mg/L]	29-May-24	14:58	0.00321	0.00551	0.0130	0.0108	0.00765
Ti [mg/L]	29-May-24	14:58	0.0002	0.0006	0.0003	0.0003	0.0002
Th [mg/L]	29-May-24	14:58	< 0.0001	< 0.0001	< 0.0001	< 0.0001	< 0.0001
Tl [mg/L]	29-May-24	14:58	< 0.000005	< 0.000005	< 0.000005	< 0.000005	< 0.000005
U [mg/L]	29-May-24	14:58	0.00109	0.00303	0.00135	0.00121	0.000525
V [mg/L]	29-May-24	14:58	0.00048	0.00073	0.00030	0.00050	0.00028
W [mg/L]	29-May-24	14:58	< 0.0002	0.0003	< 0.0002	0.0003	< 0.0002
Zr [mg/L]	29-May-24	14:58	< 0.002	< 0.002	< 0.002	< 0.002	< 0.002
Zn [mg/L]	29-May-24	14:58	< 0.002	< 0.002	< 0.002	< 0.002	< 0.002

Analysis	10: HC-33 Wk#5	11: HC-34 Wk#5	12: HC-35 Wk#5
Sample Date & Time	24-May-24	24-May-24	24-May-24
HumCell Leachate Vol [mL]	995	945	993
Sample Name	DX450213	DX450174	31795
Sample Weight [g]	1000	1000	1000
pH [No unit]	6.01	6.97	7.21
Conductivity [uS/cm]	78	23	32
Alkalinity [mg/L as CaCO3]	< 2	9	13
Acidity [mg/L as CaCO3]	4	< 2	< 2
F [mg/L]	< 0.06	< 0.06	< 0.06
Cl [mg/L]	< 1	< 1	< 1
SO4 [mg/L]	32	< 2	< 2
Hg [mg/L]	< 0.00001	< 0.00001	< 0.00001
Ag [mg/L]	< 0.00005	< 0.00005	< 0.00005
Al [mg/L]	0.011	0.038	0.208
As [mg/L]	< 0.0002	0.0054	0.0824
B [mg/L]	0.011	0.002	< 0.002
Ba [mg/L]	0.00433	0.00243	0.00344
Be [mg/L]	0.000007	< 0.000007	< 0.000007
Bi [mg/L]	< 0.00001	< 0.00001	< 0.00001
Ca [mg/L]	9.63	3.19	4.54
Cd [mg/L]	0.000020	< 0.000003	0.000003
Co [mg/L]	0.000654	0.000021	0.000030
Cr [mg/L]	< 0.00008	< 0.00008	< 0.00008

OnLine LIMS

0003756616

Results relate only to the sample tested. Data reported represents the sample submitted to SGS. Reproduction of this analytical report in full or in part is prohibited without prior written approval. Please refer to SGS General Conditions of Services located at https://www.sgs.ca/en/terms-and-conditions (Printed copies are available upon request.)
Test method information available upon request. "Temperature Upon Receipt" is representative of the whole shipment and may not reflect the temperature of individual samples.
SGS Canada Inc. Environment-Health & Safety statement of conformity decision rule does not consider uncertainty when analytical results are compared to a specified standard or regulation.

SGS Canada Inc.
P.O. Box 4300 - 185 Concession St.
Lakefield - Ontario - KOL 2HO
Phone: 705-652-2000 FAX: 705-652-6365

LR Report : **CA10161-MAY24**

Analysis	10: HC-33 Wk#5	11: HC-34 Wk#5	12: HC-35 Wk#5
Cu [mg/L]	< 0.001	< 0.001	< 0.001
Fe [mg/L]	< 0.007	< 0.007	< 0.007
K [mg/L]	2.04	0.786	2.33
Mg [mg/L]	1.11	0.198	0.161
Mn [mg/L]	0.168	0.0241	0.00268
Mo [mg/L]	< 0.0004	< 0.0004	< 0.0004
Na [mg/L]	0.20	0.92	0.22
Ni [mg/L]	0.0044	0.0001	0.0002
P [mg/L]	< 0.003	< 0.003	0.004
Pb [mg/L]	< 0.00009	< 0.00009	< 0.00009
S [mg/L]	11	< 5	< 5
Sb [mg/L]	< 0.0009	0.0011	< 0.0009
Se [mg/L]	0.00103	0.00011	0.00012
Si [mg/L]	1.16	0.23	0.62
Sn [mg/L]	< 0.00006	< 0.00006	< 0.00006
Sr [mg/L]	0.0293	0.00817	0.00905
Ti [mg/L]	< 0.0001	< 0.0001	0.0004
Th [mg/L]	< 0.0001	< 0.0001	< 0.0001
Tl [mg/L]	0.000014	< 0.000005	< 0.000005
U [mg/L]	0.000223	0.000190	0.00182
V [mg/L]	< 0.00001	0.00055	0.00231
W [mg/L]	< 0.0002	< 0.0002	< 0.0002
Zr [mg/L]	< 0.002	< 0.002	< 0.002
Zn [mg/L]	0.007	< 0.002	< 0.002



Lisa Thompson
Project Specialist Assistant,
Environment, Health & Safety

OnLine LIMS

0003756616

Results relate only to the sample tested. Data reported represents the sample submitted to SGS. Reproduction of this analytical report in full or in part is prohibited without prior written approval. Please refer to SGS General Conditions of Services located at https://www.sgs.ca/en/terms-and-conditions (Printed copies are available upon request.)
Test method information available upon request. "Temperature Upon Receipt" is representative of the whole shipment and may not reflect the temperature of individual samples.
SGS Canada Inc. Environment-Health & Safety statement of conformity decision rule does not consider uncertainty when analytical results are compared to a specified standard or regulation.

SGS Canada Inc.
P.O. Box 4300 - 185 Concession St.
Lakefield - Ontario - KOL 2HO
Phone: 705-652-2000 FAX: 705-652-6365

20-July-2023

Great Bear Resources Ltd.
Attn : Ashley Moncrief

1020 - 800 West Pender St.
Vancouver, BC
V6C 2V6, Canada

Phone: 778-833-2160
Fax:

Date Rec. : 06 July 2023
LR Report: **CA10048-JUL23**
Reference: Wk#6

Copy: #1

CERTIFICATE OF ANALYSIS
Final Report

Analysis	3: Analysis Completed Date	4: Analysis Completed Time	5: HC-1 Wk#6	6: HC-2 Wk#6	7: HC-3 Wk#6	8: HC-4 Wk#6	9: HC-5 Wk#6	10: HC-6 Wk#6
Sample Date & Time			6-Jul-23	6-Jul-23	6-Jul-23	6-Jul-23	6-Jul-23	6-Jul-23
HumCell Leachate Vol [mL]	11-Jul-23	10:12	983	1017	508	509	992	503
pH [No unit]	07-Jul-23	13:42	6.88	7.76	7.37	6.98	7.53	7.40
Alkalinity [mg/L as CaCO3]	07-Jul-23	13:42	4	15	33	6	11	13
Conductivity [uS/cm]	07-Jul-23	13:42	35	32	28	58	31	28
Acidity [mg/L as CaCO3]	07-Jul-23	13:42	3	< 2	< 2	< 2	< 2	< 2
F [mg/L]	10-Jul-23	09:34	< 0.06	< 0.06	< 0.06	< 0.06	< 0.06	< 0.06
SO4 [mg/L]	10-Jul-23	15:15	11	< 2	< 2	19	3	< 2
Cl [mg/L]	10-Jul-23	15:15	< 1	< 1	< 1	< 1	< 1	< 1
Hg [mg/L]	18-Jul-23	14:34	< 0.00001	< 0.00001	< 0.00001	< 0.00001	< 0.00001	< 0.00001
Ag [mg/L]	20-Jul-23	11:49	< 0.00005	< 0.00005	< 0.00005	< 0.00005	< 0.00005	< 0.00005
Al [mg/L]	20-Jul-23	11:49	0.015	0.045	0.041	0.013	0.051	0.047
As [mg/L]	20-Jul-23	11:49	< 0.0002	0.0202	0.0030	0.0006	0.0116	0.0021
Ba [mg/L]	20-Jul-23	11:49	0.00085	0.00580	0.00096	0.00228	0.00116	0.00108
Be [mg/L]	20-Jul-23	11:49	< 0.000007	< 0.000007	< 0.000007	< 0.000007	< 0.000007	< 0.000007
B [mg/L]	20-Jul-23	11:49	0.002	< 0.002	0.003	0.003	0.004	0.003
Bi [mg/L]	20-Jul-23	11:49	< 0.00001	0.00007	< 0.00001	< 0.00001	< 0.00001	< 0.00001
Ca [mg/L]	20-Jul-23	11:49	5.52	5.55	4.34	7.72	4.85	4.52
Cd [mg/L]	20-Jul-23	11:49	0.000261	0.000036	0.000004	0.000247	0.000012	0.000003
Co [mg/L]	20-Jul-23	11:49	0.000007	0.000042	0.000023	0.000090	0.000009	0.000009
Cr [mg/L]	20-Jul-23	11:49	< 0.00008	< 0.00008	< 0.00008	0.00008	< 0.00008	< 0.00008
Cu [mg/L]	20-Jul-23	11:49	0.0004	0.0013	0.0011	0.0004	0.0007	0.0010
Fe [mg/L]	20-Jul-23	11:49	0.015	0.015	0.013	0.011	0.013	0.013
K [mg/L]	20-Jul-23	11:49	0.613	1.79	1.29	1.29	1.16	0.882
Mg [mg/L]	20-Jul-23	11:49	0.437	0.246	0.454	1.45	0.324	0.395
Mn [mg/L]	20-Jul-23	11:49	0.0233	0.0289	0.00791	0.0238	0.0259	0.00741
Mo [mg/L]	20-Jul-23	11:49	0.00034	0.00029	0.00010	0.00034	0.00009	0.00019
Na [mg/L]	20-Jul-23	11:49	0.31	0.23	0.29	0.20	0.31	0.43
Ni [mg/L]	20-Jul-23	11:49	< 0.0001	< 0.0001	< 0.0001	0.0003	< 0.0001	< 0.0001
P [mg/L]	20-Jul-23	11:49	< 0.003	< 0.003	0.004	< 0.003	< 0.003	0.004
Pb [mg/L]	20-Jul-23	11:49	0.02377	0.00043	< 0.00009	0.00983	< 0.00009	< 0.00009
S [mg/L]	20-Jul-23	11:49	4	< 3	< 3	6	< 3	< 3
Sb [mg/L]	20-Jul-23	11:49	0.0018	0.0019	< 0.0009	0.0013	0.0030	< 0.0009
Se [mg/L]	20-Jul-23	11:49	0.00049	0.0110	0.00006	0.00096	0.00024	< 0.00004

OnLine LIMS

0003406605

Results relate only to the sample tested. Data reported represents the sample submitted to SGS. Reproduction of this analytical report in full or in part is prohibited without prior written approval. Please refer to SGS General Conditions of Services located at https://www.sgs.ca/en/terms-and-conditions (Printed copies are available upon request.)
Test method information available upon request. "Temperature Upon Receipt" is representative of the whole shipment and may not reflect the temperature of individual samples.
SGS Canada Inc. Environment-Health & Safety statement of conformity decision rule does not consider uncertainty when analytical results are compared to a specified standard or regulation.

SGS Canada Inc.
P.O. Box 4300 - 185 Concession St.
Lakefield - Ontario - KOL 2HO
Phone: 705-652-2000 FAX: 705-652-6365

LR Report : **CA10048-JUL23**

Analysis	3: Analysis Completed Date	4: Analysis Completed Time	5: HC-1 Wk#6	6: HC-2 Wk#6	7: HC-3 Wk#6	8: HC-4 Wk#6	9: HC-5 Wk#6	10: HC-6 Wk#6
Si [mg/L]	20-Jul-23	11:49	0.24	0.53	0.52	0.57	0.50	0.58
Sn [mg/L]	20-Jul-23	11:49	< 0.00006	< 0.00006	< 0.00006	0.00011	< 0.00006	0.00007
Sr [mg/L]	20-Jul-23	11:49	0.0199	0.0232	0.0173	0.0157	0.0106	0.0169
Ti [mg/L]	20-Jul-23	11:49	< 0.00007	< 0.00007	< 0.00007	0.00016	0.00019	0.00022
Th [mg/L]	20-Jul-23	11:49	< 0.0001	< 0.0001	< 0.0001	< 0.0001	< 0.0001	< 0.0001
Tl [mg/L]	20-Jul-23	11:49	< 0.000005	0.000013	0.000006	0.000008	< 0.000005	< 0.000005
U [mg/L]	20-Jul-23	11:49	0.000089	0.00252	0.00319	0.00269	0.00624	0.00176
V [mg/L]	20-Jul-23	11:49	< 0.00001	0.00084	0.00051	0.00002	0.00122	0.00141
W [mg/L]	20-Jul-23	11:49	0.00006	0.00040	0.00029	0.00004	0.00046	0.0114
Zr [mg/L]	20-Jul-23	11:49	< 0.002	< 0.002	< 0.002	< 0.002	< 0.002	< 0.002
Zn [mg/L]	20-Jul-23	11:49	0.011	0.003	< 0.002	0.014	< 0.002	< 0.002

Analysis	11: HC-7 Wk#6
Sample Date & Time	6-Jul-23
HumCell Leachate Vol [mL]	1006
pH [No unit]	8.21
Alkalinity [mg/L as CaCO3]	13
Conductivity [uS/cm]	27
Acidity [mg/L as CaCO3]	< 2
F [mg/L]	< 0.06
SO4 [mg/L]	< 2
Cl [mg/L]	< 1
Hg [mg/L]	< 0.00001
Ag [mg/L]	< 0.00005
Al [mg/L]	0.042
As [mg/L]	0.0118
Ba [mg/L]	0.00081
Be [mg/L]	< 0.000007
B [mg/L]	< 0.002
Bi [mg/L]	< 0.00001
Ca [mg/L]	4.48
Cd [mg/L]	0.000003
Co [mg/L]	0.000014
Cr [mg/L]	< 0.00008
Cu [mg/L]	0.0007
Fe [mg/L]	0.011
K [mg/L]	0.951
Mg [mg/L]	0.293
Mn [mg/L]	0.0151
Mo [mg/L]	0.00112
Na [mg/L]	0.44
Ni [mg/L]	< 0.0001
P [mg/L]	< 0.003
Pb [mg/L]	< 0.00009
S [mg/L]	< 3
Sb [mg/L]	0.0009
Se [mg/L]	< 0.00004
Si [mg/L]	0.40
Sn [mg/L]	0.00008

OnLine LIMS

0003406605

Results relate only to the sample tested. Data reported represents the sample submitted to SGS. Reproduction of this analytical report in full or in part is prohibited without prior written approval. Please refer to SGS General Conditions of Services located at https://www.sgs.ca/en/terms-and-conditions (Printed copies are available upon request.)
Test method information available upon request. "Temperature Upon Receipt" is representative of the whole shipment and may not reflect the temperature of individual samples.
SGS Canada Inc. Environment-Health & Safety statement of conformity decision rule does not consider uncertainty when analytical results are compared to a specified standard or regulation.

SGS Canada Inc.
P.O. Box 4300 - 185 Concession St.
Lakefield - Ontario - KOL 2HO
Phone: 705-652-2000 FAX: 705-652-6365

LR Report : **CA10048-JUL23**

Analysis	11: HC-7 Wk#6
Sr [mg/L]	0.0136
Ti [mg/L]	0.00014
Th [mg/L]	< 0.0001
Tl [mg/L]	< 0.000005
U [mg/L]	0.00311
V [mg/L]	0.00044
W [mg/L]	0.00035
Zr [mg/L]	< 0.002
Zn [mg/L]	< 0.002



Lisa Thompson
Project Specialist Assistant,
Environment, Health & Safety

OnLine LIMS

0003406605

Results relate only to the sample tested. Data reported represents the sample submitted to SGS. Reproduction of this analytical report in full or in part is prohibited without prior written approval. Please refer to SGS General Conditions of Services located at https://www.sgs.ca/en/terms-and-conditions (Printed copies are available upon request.)
Test method information available upon request. "Temperature Upon Receipt" is representative of the whole shipment and may not reflect the temperature of individual samples.
SGS Canada Inc. Environment-Health & Safety statement of conformity decision rule does not consider uncertainty when analytical results are compared to a specified standard or regulation.

SGS Canada Inc.
P.O. Box 4300 - 185 Concession St.
Lakefield - Ontario - KOL 2HO
Phone: 705-652-2000 FAX: 705-652-6365

15-August-2023

Great Bear Resources Ltd.
Attn : Ashley Moncrief

1020 - 800 West Pender St.
Vancouver, BC
V6C 2V6, Canada

Phone: 778-833-2160
Fax:

Date Rec. : 07 July 2023
LR Report: **CA10049-JUL23**
Reference: Wk#6

Copy: #1

CERTIFICATE OF ANALYSIS
Final Report

Analysis	3: Analysis Completed Date	4: Analysis Completed Time	5: HC-8 Wk#6	6: HC-9 Wk#6	7: HC-10 Wk#6	8: HC-11 Wk#6	9: HC-12 Wk#6	10: HC-13 Wk#6
Sample Date & Time			6-Jul-23	6-Jul-23	6-Jul-23	6-Jul-23	6-Jul-23	6-Jul-23
HumCell Leachate Vol [mL]	11-Jul-23	10:13	969	1000	963	940	992	986
pH [No unit]	11-Jul-23	10:45	8.44	6.88	7.41	7.48	7.46	7.64
Alkalinity [mg/L as CaCO3]	11-Jul-23	10:45	14	6	7	7	13	14
Conductivity [uS/cm]	11-Jul-23	10:45	31	52	20	17	63	40
Acidity [mg/L as CaCO3]	11-Jul-23	10:45	< 2	4	< 2	< 2	< 2	< 2
F [mg/L]	10-Jul-23	10:42	< 0.06	< 0.06	< 0.06	< 0.06	< 0.06	< 0.06
SO4 [mg/L]	12-Jul-23	15:18	< 2	15	< 2	< 2	17	4
Cl [mg/L]	12-Jul-23	15:18	< 1	1	< 1	< 1	< 1	< 1
Hg [mg/L]	11-Jul-23	15:46	< 0.00001	< 0.00001	< 0.00001	< 0.00001	< 0.00001	< 0.00001
Ag [mg/L]	19-Jul-23	12:03	< 0.00005	< 0.00005	< 0.00005	< 0.00005	< 0.00005	< 0.00005
Al [mg/L]	19-Jul-23	12:03	0.053	0.004	0.032	0.049	0.038	0.111
As [mg/L]	19-Jul-23	12:03	0.0032	0.0011	0.0009	0.0008	0.0050	0.0063
Ba [mg/L]	19-Jul-23	12:03	0.00119	0.00185	0.00065	0.00070	0.00268	0.00074
Be [mg/L]	19-Jul-23	12:03	< 0.000007	< 0.000007	< 0.000007	< 0.000007	< 0.000007	< 0.000007
B [mg/L]	19-Jul-23	12:03	< 0.002	0.006	0.003	< 0.002	0.003	0.002
Bi [mg/L]	19-Jul-23	12:03	< 0.00001	< 0.00001	< 0.00001	< 0.00001	0.00003	0.00001
Ca [mg/L]	19-Jul-23	12:03	4.53	7.38	2.77	2.58	10.5	6.73
Cd [mg/L]	19-Jul-23	12:03	0.000005	0.00372	0.000007	< 0.000003	0.000009	0.000007
Co [mg/L]	19-Jul-23	12:03	0.000013	0.000167	0.000007	0.000007	0.000026	0.000030
Cr [mg/L]	19-Jul-23	12:03	< 0.00008	< 0.00008	< 0.00008	< 0.00008	< 0.00008	< 0.00008
Cu [mg/L]	19-Jul-23	12:03	0.0006	< 0.0002	0.0006	0.0009	0.0007	0.0890
Fe [mg/L]	19-Jul-23	12:03	0.017	0.012	0.013	0.018	0.008	0.010
K [mg/L]	19-Jul-23	12:03	0.868	1.12	0.484	0.419	0.787	1.04
Mg [mg/L]	19-Jul-23	12:03	0.266	0.325	0.154	0.130	0.117	0.197
Mn [mg/L]	19-Jul-23	12:04	0.0294	0.130	0.0215	0.0154	0.0567	0.0141
Mo [mg/L]	19-Jul-23	12:04	0.00088	0.00009	0.00017	0.00020	0.00013	0.00016
Na [mg/L]	19-Jul-23	12:04	0.20	0.11	0.28	0.20	0.18	0.06
Ni [mg/L]	19-Jul-23	12:04	< 0.0001	0.0017	< 0.0001	< 0.0001	0.0001	0.0003
P [mg/L]	19-Jul-23	12:04	< 0.003	< 0.003	< 0.003	< 0.003	< 0.003	< 0.003
Pb [mg/L]	19-Jul-23	12:04	< 0.00009	0.00204	< 0.00009	< 0.00009	< 0.00009	0.00346
S [mg/L]	19-Jul-23	12:04	< 3	7	< 3	< 3	5	< 3
Sb [mg/L]	19-Jul-23	12:04	0.0013	< 0.0009	0.0019	< 0.0009	0.0021	0.0016
Se [mg/L]	19-Jul-23	12:04	0.00031	0.00247	0.00057	0.00009	0.00032	< 0.00004

OnLine LIMS

0003434004

Results relate only to the sample tested. Data reported represents the sample submitted to SGS. Reproduction of this analytical report in full or in part is prohibited without prior written approval. Please refer to SGS General Conditions of Services located at https://www.sgs.ca/en/terms-and-conditions (Printed copies are available upon request.)
Test method information available upon request. "Temperature Upon Receipt" is representative of the whole shipment and may not reflect the temperature of individual samples.
SGS Canada Inc. Environment-Health & Safety statement of conformity decision rule does not consider uncertainty when analytical results are compared to a specified standard or regulation.

SGS Canada Inc.
P.O. Box 4300 - 185 Concession St.
Lakefield - Ontario - KOL 2HO
Phone: 705-652-2000 FAX: 705-652-6365

LR Report : **CA10049-JUL23**

Analysis	3: Analysis Completed Date	4: Analysis Completed Time	5: HC-8 Wk#6	6: HC-9 Wk#6	7: HC-10 Wk#6	8: HC-11 Wk#6	9: HC-12 Wk#6	10: HC-13 Wk#6
Si [mg/L]	19-Jul-23	12:04	0.29	0.72	0.24	0.28	0.54	0.76
Sn [mg/L]	19-Jul-23	12:04	< 0.00006	< 0.00006	< 0.00006	< 0.00006	< 0.00006	0.00018
Sr [mg/L]	19-Jul-23	12:04	0.00956	0.03010	0.00970	0.00692	0.0232	0.0157
Ti [mg/L]	19-Jul-23	12:04	0.00009	< 0.00007	< 0.00007	< 0.00007	0.00011	< 0.00007
Th [mg/L]	19-Jul-23	12:04	< 0.0001	< 0.0001	< 0.0001	< 0.0001	< 0.0001	< 0.0001
Tl [mg/L]	19-Jul-23	12:04	< 0.000005	0.000008	< 0.000005	< 0.000005	0.000006	0.000007
U [mg/L]	19-Jul-23	12:04	0.00149	0.000159	0.00130	0.000758	0.00127	0.00388
V [mg/L]	19-Jul-23	12:04	0.00025	0.00001	0.00006	0.00016	0.00016	0.00010
W [mg/L]	19-Jul-23	12:04	0.00021	0.00005	0.00043	0.00019	0.00032	0.00015
Zr [mg/L]	19-Jul-23	12:04	< 0.002	< 0.002	< 0.002	< 0.002	< 0.002	< 0.002
Zn [mg/L]	19-Jul-23	12:04	< 0.002	0.201	< 0.002	< 0.002	< 0.002	0.048

Analysis	11: HC-14 Wk#6	12: HC-15 Wk#6	13: HC-16 Wk#6	14: HC-17 Wk#6	15: HC-18 Wk#6	16: HC-19 Wk#6	17: HC-20 Wk#6	18: HC-21 Wk#6	19: HC-22 Wk#6
Sample Date & Time	6-Jul-23	6-Jul-23	6-Jul-23	6-Jul-23	6-Jul-23	6-Jul-23	6-Jul-23	6-Jul-23	6-Jul-23
HumCell Leachate Vol [mL]	909	637	997	956	947	986	947	911	460
pH [No unit]	7.12	7.99	7.59	6.90	8.21	7.36	8.22	8.74	8.06
Alkalinity [mg/L as CaCO3]	4	15	14	3	17	11	13	15	15
Conductivity [uS/cm]	42	92	34	14	27	23	28	32	31
Acidity [mg/L as CaCO3]	< 2	< 2	< 2	< 2	< 2	< 2	< 2	< 2	< 2
F [mg/L]	< 0.06	< 0.06	< 0.06	< 0.06	< 0.06	0.20	< 0.06	< 0.06	< 0.06
SO4 [mg/L]	13	28	< 2	2	< 2	< 2	< 2	< 2	< 2
Cl [mg/L]	< 1	2	< 1	< 1	< 1	< 1	< 1	< 1	< 1
Hg [mg/L]	< 0.00001	< 0.00001	< 0.00001	< 0.00001	< 0.00001	< 0.00001	< 0.00001	< 0.00001	< 0.00001
Ag [mg/L]	< 0.00005	< 0.00005	< 0.00005	< 0.00005	< 0.00005	< 0.00005	< 0.00005	< 0.00005	< 0.00005
Al [mg/L]	0.034	0.014	0.107	0.016	0.077	0.062	0.037	0.060	0.037
As [mg/L]	0.0033	0.398	0.0332	0.0242	0.0081	0.0021	0.0004	0.0020	0.0007
Ba [mg/L]	0.00347	0.00201	0.00190	0.00024	0.00046	0.00053	0.00215	0.00045	0.00982
Be [mg/L]	< 0.000007	< 0.000007	< 0.000007	< 0.000007	< 0.000007	< 0.000007	< 0.000007	< 0.000007	< 0.000007
B [mg/L]	0.003	0.009	0.003	0.002	0.003	0.002	0.003	0.002	0.003
Bi [mg/L]	< 0.00001	0.00001	< 0.00001	< 0.00001	< 0.00001	< 0.00001	< 0.00001	< 0.00001	< 0.00001
Ca [mg/L]	5.02	14.5	4.60	1.91	4.41	3.91	3.93	4.82	3.62
Cd [mg/L]	< 0.000003	0.000004	0.000006	0.000006	0.000033	< 0.000003	< 0.000003	0.000003	0.000005
Co [mg/L]	0.000070	0.000250	0.000036	0.000083	0.000038	0.000028	0.000022	0.000019	0.000011
Cr [mg/L]	< 0.00008	< 0.00008	< 0.00008	< 0.00008	< 0.00008	< 0.00008	< 0.00008	< 0.00008	< 0.00008
Cu [mg/L]	0.0006	0.0003	0.0005	0.0005	0.0016	0.0005	0.0005	0.0010	0.0011
Fe [mg/L]	0.019	0.012	0.009	0.014	0.016	0.010	0.017	0.018	0.015
K [mg/L]	1.37	0.985	2.62	0.528	0.694	0.591	0.607	0.242	1.53
Mg [mg/L]	0.464	0.639	0.142	0.122	0.172	0.144	0.241	0.240	0.219
Mn [mg/L]	0.00683	0.0140	0.00657	0.00158	0.00861	0.0102	0.0381	0.0294	0.0344
Mo [mg/L]	0.00024	0.00011	0.00008	0.00012	0.00035	0.00027	0.00016	0.00028	0.00012
Na [mg/L]	0.55	0.15	0.17	0.12	0.27	0.16	0.64	0.12	0.52
Ni [mg/L]	0.0007	0.0169	0.0002	0.0002	0.0001	< 0.0001	< 0.0001	< 0.0001	< 0.0001
P [mg/L]	< 0.003	< 0.003	< 0.003	< 0.003	< 0.003	< 0.003	< 0.003	< 0.003	< 0.003
Pb [mg/L]	< 0.00009	< 0.00009	< 0.00009	< 0.00009	< 0.00009	< 0.00009	< 0.00009	< 0.00009	< 0.00009
S [mg/L]	4	10	< 3	< 3	< 3	< 3	< 3	< 3	< 3
Sb [mg/L]	< 0.0009	0.0052	0.0011	< 0.0009	< 0.0009	0.0011	< 0.0009	< 0.0009	0.0010
Se [mg/L]	0.00045	0.00070	0.00010	< 0.00004	0.00004	< 0.00004	0.00004	< 0.00004	0.00005
Si [mg/L]	0.24	0.48	0.56	0.29	0.40	0.50	0.25	0.21	0.20
Sn [mg/L]	< 0.00006	< 0.00006	< 0.00006	< 0.00006	< 0.00006	< 0.00006	< 0.00006	< 0.00006	0.00008

OnLine LIMS

0003434004

Results relate only to the sample tested. Data reported represents the sample submitted to SGS. Reproduction of this analytical report in full or in part is prohibited without prior written approval. Please refer to SGS General Conditions of Services located at https://www.sgs.ca/en/terms-and-conditions (Printed copies are available upon request.)
Test method information available upon request. "Temperature Upon Receipt" is representative of the whole shipment and may not reflect the temperature of individual samples.
SGS Canada Inc. Environment-Health & Safety statement of conformity decision rule does not consider uncertainty when analytical results are compared to a specified standard or regulation.

SGS Canada Inc.
P.O. Box 4300 - 185 Concession St.
Lakefield - Ontario - KOL 2HO
Phone: 705-652-2000 FAX: 705-652-6365

LR Report : **CA10049-JUL23**

Analysis	11: HC-14 Wk#6	12: HC-15 Wk#6	13: HC-16 Wk#6	14: HC-17 Wk#6	15: HC-18 Wk#6	16: HC-19 Wk#6	17: HC-20 Wk#6	18: HC-21 Wk#6	19: HC-22 Wk#6
Sr [mg/L]	0.0306	0.0430	0.0193	0.00702	0.00789	0.0127	0.0118	0.0060	0.0107
Ti [mg/L]	0.00030	< 0.00007	0.00014	< 0.00007	0.00032	< 0.00007	0.00014	0.00008	0.00009
Th [mg/L]	< 0.0001	< 0.0001	< 0.0001	< 0.0001	< 0.0001	< 0.0001	< 0.0001	< 0.0001	< 0.0001
Tl [mg/L]	< 0.000005	0.000009	0.000006	< 0.000005	< 0.000005	< 0.000005	< 0.000005	< 0.000005	< 0.000005
U [mg/L]	0.000470	0.000398	0.00356	0.00173	0.00434	0.00189	0.00183	0.000237	0.000762
V [mg/L]	0.00030	0.00020	0.00097	0.00030	0.00031	0.00008	0.00120	0.00089	0.00113
W [mg/L]	0.00012	0.00006	0.00036	0.00010	0.00015	0.00016	0.00007	0.00006	0.00023
Zr [mg/L]	< 0.002	< 0.002	< 0.002	< 0.002	< 0.002	< 0.002	< 0.002	< 0.002	< 0.002
Zn [mg/L]	< 0.002	< 0.002	< 0.002	< 0.002	< 0.002	< 0.002	< 0.002	< 0.002	< 0.002

Analysis	20: HC-23 Wk#6	21: HC-24 Wk#6	22: HC-25 Wk#6	23: HC-26 Wk#6	24: HC-27 Wk#6
Sample Date & Time	6-Jul-23	6-Jul-23	6-Jul-23	6-Jul-23	6-Jul-23
HumCell Leachate Vol [mL]	934	919	957	751	999
pH [No unit]	8.58	8.52	8.38	7.15	7.18
Alkalinity [mg/L as CaCO3]	14	12	13	12	6
Conductivity [uS/cm]	31	27	39	122	36
Acidity [mg/L as CaCO3]	< 2	< 2	< 2	< 2	< 2
F [mg/L]	< 0.06	< 0.06	< 0.06	< 0.06	< 0.06
SO4 [mg/L]	< 2	< 2	4	46	8
Cl [mg/L]	< 1	< 1	< 1	< 1	< 1
Hg [mg/L]	< 0.00001	< 0.00001	< 0.00001	< 0.00001	< 0.00001
Ag [mg/L]	< 0.00005	< 0.00005	< 0.00005	< 0.00005	< 0.00005
Al [mg/L]	0.050	0.042	0.050	0.006	0.031
As [mg/L]	0.0115	0.0021	0.0015	0.0009	0.0008
Ba [mg/L]	0.00214	0.00062	0.00118	0.00863	0.00071
Be [mg/L]	< 0.000007	< 0.000007	< 0.000007	< 0.000007	< 0.000007
B [mg/L]	0.009	< 0.002	0.006	0.006	< 0.002
Bi [mg/L]	< 0.00001	< 0.00001	< 0.00001	< 0.00001	< 0.00001
Ca [mg/L]	4.80	4.24	5.68	17.9	4.81
Cd [mg/L]	0.000004	< 0.000003	< 0.000003	0.000038	0.000003
Co [mg/L]	0.000012	0.000010	0.000021	0.000328	0.000013
Cr [mg/L]	< 0.00008	< 0.00008	< 0.00008	< 0.00008	< 0.00008
Cu [mg/L]	0.0004	0.0005	0.0004	< 0.0002	0.0005
Fe [mg/L]	0.012	0.011	0.013	0.009	0.011
K [mg/L]	0.727	0.397	0.537	3.41	0.794
Mg [mg/L]	0.277	0.242	0.286	1.04	0.227
Mn [mg/L]	0.0268	0.0246	0.0161	0.0661	0.0183
Mo [mg/L]	0.00011	0.00022	0.00023	0.00008	0.00017
Na [mg/L]	0.10	0.18	0.64	0.36	0.16
Ni [mg/L]	< 0.0001	< 0.0001	0.0001	0.0013	< 0.0001
P [mg/L]	< 0.003	< 0.003	< 0.003	< 0.003	< 0.003
Pb [mg/L]	< 0.00009	< 0.00009	< 0.00009	< 0.00009	< 0.00009
S [mg/L]	< 3	< 3	< 3	14	< 3
Sb [mg/L]	< 0.0009	< 0.0009	< 0.0009	< 0.0009	< 0.0009
Se [mg/L]	< 0.00004	< 0.00004	0.00004	0.00037	< 0.00004
Si [mg/L]	0.22	0.20	0.20	0.32	0.27
Sn [mg/L]	< 0.00006	0.00013	< 0.00006	< 0.00006	< 0.00006
Sr [mg/L]	0.0164	0.00688	0.01100	0.0330	0.0140
Ti [mg/L]	< 0.00007	< 0.00007	0.00020	< 0.00007	< 0.00007

OnLine LIMS

0003434004

Results relate only to the sample tested. Data reported represents the sample submitted to SGS. Reproduction of this analytical report in full or in part is prohibited without prior written approval. Please refer to SGS General Conditions of Services located at https://www.sgs.ca/en/terms-and-conditions (Printed copies are available upon request.)
Test method information available upon request. "Temperature Upon Receipt" is representative of the whole shipment and may not reflect the temperature of individual samples.
SGS Canada Inc. Environment-Health & Safety statement of conformity decision rule does not consider uncertainty when analytical results are compared to a specified standard or regulation.

SGS Canada Inc.
P.O. Box 4300 - 185 Concession St.
Lakefield - Ontario - KOL 2HO
Phone: 705-652-2000 FAX: 705-652-6365

LR Report : **CA10049-JUL23**

Analysis	20: HC-23 Wk#6	21: HC-24 Wk#6	22: HC-25 Wk#6	23: HC-26 Wk#6	24: HC-27 Wk#6
Th [mg/L]	< 0.0001	< 0.0001	< 0.0001	< 0.0001	< 0.0001
Tl [mg/L]	< 0.000005	< 0.000005	< 0.000005	< 0.000005	< 0.000005
U [mg/L]	0.000196	0.000141	0.000258	0.000379	0.000634
V [mg/L]	0.00029	0.00088	0.00065	0.00002	0.00011
W [mg/L]	0.00018	0.00006	0.00113	< 0.00002	0.00005
Zr [mg/L]	< 0.002	< 0.002	< 0.002	< 0.002	< 0.002
Zn [mg/L]	< 0.002	< 0.002	< 0.002	0.008	< 0.002



Lisa Thompson
Project Specialist Assistant,
Environment, Health & Safety

OnLine LIMS

Results relate only to the sample tested. Data reported represents the sample submitted to SGS. Reproduction of this analytical report in full or in part is prohibited without prior written approval. Please refer to SGS General Conditions of Services located at https://www.sgs.ca/en/terms-and-conditions (Printed copies are available upon request.)
Test method information available upon request. "Temperature Upon Receipt" is representative of the whole shipment and may not reflect the temperature of individual samples.
SGS Canada Inc. Environment-Health & Safety statement of conformity decision rule does not consider uncertainty when analytical results are compared to a specified standard or regulation.

SGS Canada Inc.
P.O. Box 4300 - 185 Concession St.
Lakefield - Ontario - KOL 2HO
Phone: 705-652-2000 FAX: 705-652-6365

24-June-2024

Great Bear Resources Ltd.
Attn : Ashley Moncrief

1020 - 800 West Pender St.
Vancouver, BC
V6C 2V6, Canada

Phone: 778-833-2160
Fax:

Date Rec. : 31 May 2024
LR Report: **CA10206-MAY24**
Reference: Wk#6

Copy: #2

CERTIFICATE OF ANALYSIS
Final Report - Revised

Analysis	3: Analysis Completed Date	4: Analysis Completed Time	5: HC-28 Wk#6	6: HC-29 Wk#6	7: HC-30 Wk#6	8: HC-31 Wk#6	9: HC-32 Wk#6
Sample Date & Time			31-May-24	31-May-24	31-May-24	31-May-24	31-May-24
HumCell Leachate Vol [mL]	03-Jun-24	09:15	992	984	700	960	718
Sample Name	---	---	31787	DX450179	31644	DX450183	O31576
Sample Weight [g]	---	---	1000	1000	750	1000	750
pH [No unit]	03-Jun-24	15:23	6.65	6.66	6.93	7.41	7.12
Conductivity [uS/cm]	03-Jun-24	15:23	10	15	20	35	32
Alkalinity [mg/L as CaCO3]	03-Jun-24	15:23	3	5	7	10	10
Acidity [mg/L as CaCO3]	03-Jun-24	15:23	< 2	< 2	< 2	< 2	< 2
F [mg/L]	04-Jun-24	13:07	< 0.06	< 0.06	< 0.06	< 0.06	< 0.06
Cl [mg/L]	07-Jun-24	17:16	< 1	< 1	< 1	< 1	< 1
SO4 [mg/L]	07-Jun-24	17:16	< 2	< 2	2	3	4
Hg [mg/L]	04-Jun-24	09:03	< 0.00001	< 0.00001	< 0.00001	< 0.00001	< 0.00001
Ag [mg/L]	05-Jun-24	09:04	< 0.00005	< 0.00005	< 0.00005	< 0.00005	< 0.00005
Al [mg/L]	05-Jun-24	09:04	0.024	0.026	0.023	0.032	0.040
As [mg/L]	05-Jun-24	09:04	0.0017	0.0096	0.0038	0.0085	0.0029
B [mg/L]	05-Jun-24	09:04	0.002	0.002	0.004	0.006	< 0.002
Ba [mg/L]	05-Jun-24	09:04	0.00065	0.00221	0.00074	0.00033	0.00175
Be [mg/L]	05-Jun-24	09:04	< 0.000007	< 0.000007	< 0.000007	< 0.000007	< 0.000007
Bi [mg/L]	05-Jun-24	09:04	< 0.00001	< 0.00001	< 0.00001	< 0.00001	< 0.00001
Ca [mg/L]	05-Jun-24	09:04	1.44	1.82	2.87	4.62	5.01
Cd [mg/L]	05-Jun-24	09:04	< 0.000003	< 0.000003	0.000005	< 0.000003	0.000005
Co [mg/L]	05-Jun-24	09:04	0.000013	0.000037	0.000012	0.000028	0.000015
Cr [mg/L]	05-Jun-24	09:04	0.00011	0.00014	0.00015	0.00010	0.00011
Cu [mg/L]	05-Jun-24	09:04	< 0.001	< 0.001	< 0.001	< 0.001	< 0.001
Fe [mg/L]	05-Jun-24	09:04	< 0.007	< 0.007	< 0.007	< 0.007	< 0.007
K [mg/L]	05-Jun-24	09:04	0.442	0.877	0.777	0.579	0.897
Mg [mg/L]	05-Jun-24	09:04	0.119	0.142	0.246	0.177	0.216
Mn [mg/L]	05-Jun-24	09:04	0.00277	0.00212	0.0182	0.00620	0.0330
Mo [mg/L]	05-Jun-24	09:04	< 0.0004	< 0.0004	0.0008	< 0.0004	0.0004
Na [mg/L]	05-Jun-24	09:04	0.30	0.44	0.37	0.52	0.26

OnLine LIMS

0003756630

Results relate only to the sample tested. Data reported represents the sample submitted to SGS. Reproduction of this analytical report in full or in part is prohibited without prior written approval. Please refer to SGS General Conditions of Services located at https://www.sgs.ca/en/terms-and-conditions (Printed copies are available upon request.)
Test method information available upon request. "Temperature Upon Receipt" is representative of the whole shipment and may not reflect the temperature of individual samples.
SGS Canada Inc. Environment-Health & Safety statement of conformity decision rule does not consider uncertainty when analytical results are compared to a specified standard or regulation.

SGS Canada Inc.
P.O. Box 4300 - 185 Concession St.
Lakefield - Ontario - KOL 2HO
Phone: 705-652-2000 FAX: 705-652-6365

LR Report : **CA10206-MAY24**

Analysis	3: Analysis Completed Date	4: Analysis Completed Time	5: HC-28 Wk#6	6: HC-29 Wk#6	7: HC-30 Wk#6	8: HC-31 Wk#6	9: HC-32 Wk#6
Ni [mg/L]	05-Jun-24	09:04	0.0002	0.0002	0.0002	0.0002	0.0002
P [mg/L]	21-Jun-24	08:10	< 0.003	< 0.003	< 0.003	0.003	< 0.003
Pb [mg/L]	05-Jun-24	09:04	< 0.00009	< 0.00009	< 0.00009	< 0.00009	< 0.00009
S [mg/L]	05-Jun-24	09:04	< 5	< 5	< 5	< 5	< 5
Sb [mg/L]	05-Jun-24	09:04	0.0012	< 0.0009	0.0029	< 0.0009	0.0013
Se [mg/L]	05-Jun-24	09:04	< 0.00004	< 0.00004	< 0.00004	< 0.00004	0.00048
Si [mg/L]	05-Jun-24	09:04	0.19	0.22	0.19	0.32	0.32
Sn [mg/L]	05-Jun-24	09:04	< 0.00006	< 0.00006	< 0.00006	< 0.00006	< 0.00006
Sr [mg/L]	05-Jun-24	09:04	0.00435	0.00682	0.0110	0.0103	0.00871
Ti [mg/L]	05-Jun-24	09:04	< 0.0001	0.0002	0.0001	0.0001	0.0001
Th [mg/L]	05-Jun-24	09:04	< 0.0001	< 0.0001	< 0.0001	< 0.0001	< 0.0001
Tl [mg/L]	05-Jun-24	09:04	< 0.000005	< 0.000005	< 0.000005	< 0.000005	< 0.000005
U [mg/L]	05-Jun-24	09:04	0.00166	0.00547	0.00169	0.00255	0.00121
V [mg/L]	05-Jun-24	09:04	0.00039	0.00057	0.00023	0.00039	0.00024
W [mg/L]	05-Jun-24	09:04	0.0004	0.0004	0.0002	0.0004	0.0004
Zr [mg/L]	05-Jun-24	09:04	< 0.002	< 0.002	< 0.002	< 0.002	< 0.002
Zn [mg/L]	05-Jun-24	09:04	< 0.002	< 0.002	< 0.002	< 0.002	0.008

Analysis	10: HC-33 Wk#6	11: HC-34 Wk#6	12: HC-35 Wk#6
Sample Date & Time	31-May-24	31-May-24	31-May-24
HumCell Leachate Vol [mL]	993	950	981
Sample Name	DX450213	DX450174	31795
Sample Weight [g]	1000	1000	1000
pH [No unit]	5.57	7.55	7.33
Conductivity [uS/cm]	60	22	30
Alkalinity [mg/L as CaCO3]	< 2	10	13
Acidity [mg/L as CaCO3]	4	< 2	< 2
F [mg/L]	< 0.06	< 0.06	< 0.06
Cl [mg/L]	< 1	< 1	< 1
SO4 [mg/L]	24	< 2	< 2
Hg [mg/L]	< 0.00001	< 0.00001	< 0.00001
Ag [mg/L]	< 0.00005	< 0.00005	< 0.00005
Al [mg/L]	0.011	0.027	0.210
As [mg/L]	< 0.0002	0.0050	0.0851
B [mg/L]	0.009	0.003	< 0.002
Ba [mg/L]	0.00420	0.00235	0.00318
Be [mg/L]	0.000014	< 0.000007	< 0.000007
Bi [mg/L]	< 0.00001	< 0.00001	< 0.00001
Ca [mg/L]	7.78	3.32	4.61
Cd [mg/L]	0.000022	0.000003	0.000003
Co [mg/L]	0.000710	0.000014	0.000028
Cr [mg/L]	0.00014	0.00014	0.00015

OnLine LIMS

0003756630

Results relate only to the sample tested. Data reported represents the sample submitted to SGS. Reproduction of this analytical report in full or in part is prohibited without prior written approval. Please refer to SGS General Conditions of Services located at https://www.sgs.ca/en/terms-and-conditions (Printed copies are available upon request.)
Test method information available upon request. "Temperature Upon Receipt" is representative of the whole shipment and may not reflect the temperature of individual samples.
SGS Canada Inc. Environment-Health & Safety statement of conformity decision rule does not consider uncertainty when analytical results are compared to a specified standard or regulation.

SGS Canada Inc.
P.O. Box 4300 - 185 Concession St.
Lakefield - Ontario - KOL 2HO
Phone: 705-652-2000 FAX: 705-652-6365

LR Report : **CA10206-MAY24**

Analysis	10: HC-33 Wk#6	11: HC-34 Wk#6	12: HC-35 Wk#6
Cu [mg/L]	0.002	< 0.001	< 0.001
Fe [mg/L]	0.025	< 0.007	< 0.007
K [mg/L]	1.68	0.900	2.13
Mg [mg/L]	0.874	0.244	0.147
Mn [mg/L]	0.139	0.0223	0.00238
Mo [mg/L]	< 0.0004	< 0.0004	< 0.0004
Na [mg/L]	0.14	0.92	0.19
Ni [mg/L]	0.0043	0.0002	0.0002
P [mg/L]	< 0.003	0.003	0.004
Pb [mg/L]	< 0.00009	< 0.00009	< 0.00009
S [mg/L]	7	< 5	< 5
Sb [mg/L]	< 0.0009	0.0019	< 0.0009
Se [mg/L]	0.00080	0.00013	0.00007
Si [mg/L]	1.07	0.22	0.58
Sn [mg/L]	< 0.00006	< 0.00006	< 0.00006
Sr [mg/L]	0.0236	0.00913	0.00834
Ti [mg/L]	< 0.0001	< 0.0001	0.0003
Th [mg/L]	< 0.0001	< 0.0001	< 0.0001
Tl [mg/L]	0.000010	< 0.000005	< 0.000005
U [mg/L]	0.000296	0.000215	0.00151
V [mg/L]	0.00003	0.00041	0.00203
W [mg/L]	< 0.0002	0.0003	< 0.0002
Zr [mg/L]	< 0.002	< 0.002	< 0.002
Zn [mg/L]	0.010	< 0.002	< 0.002



Lisa Thompson
Project Specialist Assistant,
Environment, Health & Safety

OnLine LIMS

0003756630

Results relate only to the sample tested. Data reported represents the sample submitted to SGS. Reproduction of this analytical report in full or in part is prohibited without prior written approval. Please refer to SGS General Conditions of Services located at https://www.sgs.ca/en/terms-and-conditions (Printed copies are available upon request.)
Test method information available upon request. "Temperature Upon Receipt" is representative of the whole shipment and may not reflect the temperature of individual samples.
SGS Canada Inc. Environment-Health & Safety statement of conformity decision rule does not consider uncertainty when analytical results are compared to a specified standard or regulation.

SGS Canada Inc.
P.O. Box 4300 - 185 Concession St.
Lakefield - Ontario - KOL 2HO
Phone: 705-652-2000 FAX: 705-652-6365

02-August-2023

Great Bear Resources Ltd.
Attn : Ashley Moncrief

1020 - 800 West Pender St.
Vancouver, BC
V6C 2V6, Canada

Phone: 778-833-2160
Fax:

Date Rec. : 13 July 2023
LR Report: **CA10103-JUL23**
Reference: Wk#7

Copy: #1

CERTIFICATE OF ANALYSIS

Final Report - Revised

Analysis	3: Analysis Completed Date	4: Analysis Completed Time	5: HC-1 Wk#7	6: HC-2 Wk#7	7: HC-3 Wk#7	8: HC-4 Wk#7	9: HC-5 Wk#7	10: HC-6 Wk#7	11: HC-7 Wk#7
Sample Date & Time			13-Jul-23	13-Jul-23	13-Jul-23	13-Jul-23	13-Jul-23	13-Jul-23	13-Jul-23
Hum Cell Leachate Volume [mL]	14-Jul-23	08:16	1006	1005	497	509	1000	485	1003
pH [No unit]	17-Jul-23	11:42	6.97	7.68	7.26	6.89	---	7.42	7.49
pH [No unit]	01-Aug-23	08:03	---	---	---	---	7.23	---	---
Alkalinity [mg/L as CaCO3]	17-Jul-23	11:42	5	13	10	6	---	14	12
Alkalinity [mg/L as CaCO3]	01-Aug-23	08:03	---	---	---	---	11	---	---
Conductivity [uS/cm]	17-Jul-23	11:42	46	32	25	53	---	28	26
Conductivity [uS/cm]	01-Aug-23	08:03	---	---	---	---	26	---	---
Acidity [mg/L as CaCO3]	17-Jul-23	11:42	< 2	< 2	< 2	< 2	---	< 2	< 2
Acidity [mg/L as CaCO3]	01-Aug-23	08:03	---	---	---	---	< 2	---	---
Fluoride [mg/L]	18-Jul-23	13:46	< 0.06	< 0.06	< 0.06	< 0.06	< 0.06	< 0.06	< 0.06
Sulphate [mg/L]	13-Jul-23	16:27	16	2	< 2	19	2	< 2	< 2
Chloride [mg/L]	13-Jul-23	16:27	< 1	< 1	< 1	< 1	< 1	< 1	< 1
Mercury [mg/L]	17-Jul-23	12:25	< 0.00001	< 0.00001	< 0.00001	< 0.00001	< 0.00001	< 0.00001	< 0.00001
Silver [mg/L]	18-Jul-23	17:16	< 0.00005	< 0.00005	< 0.00005	< 0.00005	< 0.00005	< 0.00005	< 0.00005
Aluminum [mg/L]	18-Jul-23	17:16	0.015	0.049	0.043	0.011	0.046	0.047	0.046
Arsenic [mg/L]	18-Jul-23	17:16	< 0.0002	0.0186	0.0027	< 0.0002	0.0084	0.0014	0.0115
Barium [mg/L]	18-Jul-23	17:16	0.00104	0.00534	0.00078	0.00232	0.00109	0.00075	0.00069
Beryllium [mg/L]	18-Jul-23	17:16	< 0.000007	< 0.000007	< 0.000007	< 0.000007	< 0.000007	< 0.000007	< 0.000007
Boron [mg/L]	18-Jul-23	17:16	0.004	< 0.002	0.003	0.003	0.005	0.003	0.002
Bismuth [mg/L]	18-Jul-23	17:16	< 0.00001	0.00008	< 0.00001	< 0.00001	< 0.00001	< 0.00001	< 0.00001
Calcium [mg/L]	18-Jul-23	17:16	7.07	5.27	4.10	7.19	4.25	4.43	4.45

OnLine LIMS

00003633950

Results relate only to the sample tested. Data reported represents the sample submitted to SGS. Reproduction of this analytical report in full or in part is prohibited without prior written approval. Please refer to SGS General Conditions of Services located at https://www.sgs.ca/en/terms-and-conditions (Printed copies are available upon request.)
Test method information available upon request. "Temperature Upon Receipt" is representative of the whole shipment and may not reflect the temperature of individual samples.
SGS Canada Inc. Environment-Health & Safety statement of conformity decision rule does not consider uncertainty when analytical results are compared to a specified standard or regulation.

SGS Canada Inc.
P.O. Box 4300 - 185 Concession St.
Lakefield - Ontario - KOL 2HO
Phone: 705-652-2000 FAX: 705-652-6365

Analysis	3: Analysis Completed Date	4: Analysis Completed Time	5: HC-1 Wk#7	6: HC-2 Wk#7	7: HC-3 Wk#7	8: HC-4 Wk#7	9: HC-5 Wk#7	10: HC-6 Wk#7	11: HC-7 Wk#7
Cadmium [mg/L]	18-Jul-23	17:16	0.000355	0.000005	< 0.000003	0.000329	0.000007	< 0.000003	< 0.000003
Cobalt [mg/L]	18-Jul-23	17:16	0.000025	0.000031	0.000016	0.000084	0.000006	0.000009	0.000017
Chromium [mg/L]	18-Jul-23	17:16	0.00013	< 0.00008	< 0.00008	< 0.00008	< 0.00008	< 0.00008	< 0.00008
Copper [mg/L]	18-Jul-23	17:16	0.0010	0.0007	0.0065	0.0005	0.0003	0.0007	0.0009
Iron [mg/L]	18-Jul-23	17:16	0.107	< 0.007	< 0.007	< 0.007	< 0.007	< 0.007	0.009
Potassium [mg/L]	18-Jul-23	17:16	0.707	1.79	1.16	1.19	1.03	0.793	0.855
Magnesium [mg/L]	18-Jul-23	17:16	0.564	0.228	0.397	1.40	0.258	0.362	0.278
Manganese [mg/L]	18-Jul-23	17:16	0.0396	0.0254	0.00869	0.0232	0.0243	0.00747	0.0146
Molybdenum [mg/L]	18-Jul-23	17:16	0.00013	0.00038	0.00028	0.00047	0.00041	0.00022	0.00080
Sodium [mg/L]	18-Jul-23	17:16	0.38	0.22	0.26	0.19	0.25	0.41	0.44
Nickel [mg/L]	18-Jul-23	17:16	0.0073	< 0.0001	0.0002	0.0017	< 0.0001	0.0001	0.0002
Phosphorus [mg/L]	18-Jul-23	17:16	< 0.003	< 0.003	< 0.003	< 0.003	< 0.003	< 0.003	< 0.003
Lead [mg/L]	18-Jul-23	17:16	0.0364	0.00039	0.00021	0.0136	< 0.00009	< 0.00009	< 0.00009
Sulfur [mg/L]	18-Jul-23	17:16	5	< 3	< 3	6	< 3	< 3	< 3
Antimony [mg/L]	18-Jul-23	17:16	0.0019	0.0016	< 0.0009	0.0010	0.0022	< 0.0009	< 0.0009
Selenium [mg/L]	18-Jul-23	17:16	0.00060	0.0115	0.00005	0.00103	0.00018	< 0.00004	0.00007
Silicon [mg/L]	18-Jul-23	17:16	0.42	0.61	0.56	0.58	0.50	0.63	0.44
Tin [mg/L]	18-Jul-23	17:16	< 0.00006	< 0.00006	< 0.00006	0.00008	0.00007	< 0.00006	< 0.00006
Strontium [mg/L]	18-Jul-23	17:16	0.0282	0.0221	0.0156	0.0148	0.00883	0.0154	0.0124
Titanium [mg/L]	18-Jul-23	17:16	< 0.00007	< 0.00007	0.00014	0.00008	< 0.00007	0.00009	0.00012
Thorium [mg/L]	18-Jul-23	17:16	< 0.0001	< 0.0001	< 0.0001	< 0.0001	< 0.0001	< 0.0001	< 0.0001
Thallium [mg/L]	18-Jul-23	17:16	0.000005	0.000009	0.000006	0.000007	0.000006	< 0.000005	< 0.000005
Uranium [mg/L]	18-Jul-23	17:16	0.000029	0.00316	0.00282	0.000162	0.00605	0.00176	0.00392
Vanadium [mg/L]	18-Jul-23	17:16	< 0.00001	0.00074	0.00045	0.00002	0.00092	0.00127	0.00038
Tungsten [mg/L]	18-Jul-23	17:16	0.00005	0.00038	0.00040	0.00004	0.00155	0.00885	0.00057
Zirconium [mg/L]	18-Jul-23	17:16	< 0.002	< 0.002	< 0.002	< 0.002	< 0.002	< 0.002	< 0.002
Zinc [mg/L]	18-Jul-23	17:16	0.016	0.002	0.006	0.020	< 0.002	< 0.002	< 0.002

Method Descriptions

Parameter	SGS Method Code	Reference Method Code
	NA	
Acidity	ME-CA-[ENV]EWL-LAK-AN-006	SM 2310
Alkalinity	ME-CA-[ENV]EWL-LAK-AN-006	SM 2320
Anions by discrete analyzer	ME-CA-[ENV]EWL-LAK-AN-026	US EPA 325.2
Anions by discrete analyzer	ME-CA-[ENV]EWL-LAK-AN-026	US EPA 375.4

OnLine LIMS

00003633950

Results relate only to the sample tested. Data reported represents the sample submitted to SGS. Reproduction of this analytical report in full or in part is prohibited without prior written approval. Please refer to SGS General Conditions of Services located at https://www.sgs.ca/en/terms-and-conditions (Printed copies are available upon request.)
Test method information available upon request. "Temperature Upon Receipt" is representative of the whole shipment and may not reflect the temperature of individual samples.
SGS Canada Inc. Environment-Health & Safety statement of conformity decision rule does not consider uncertainty when analytical results are compared to a specified standard or regulation.

SGS Canada Inc.
P.O. Box 4300 - 185 Concession St.
Lakefield - Ontario - KOL 2HO
Phone: 705-652-2000 FAX: 705-652-6365

Parameter	SGS Method Code	Reference Method Code
Conductivity	ME-CA-[ENV]EWL-LAK-AN-006	SM 2510
Fluoride by Specific Ion Electrode	ME-CA-[ENV]EWL-LAK-AN-014	SM 4500
Inorganics-General	ME-CA-[ENV]SPE-LAK-AN-004	EPA 7471A/SM 3112B
Metals in aqueous samples - ICP-MS	ME-CA-[ENV]SPE-LAK-AN-006	SM 3030/EPA 200.8
pH	ME-CA-[ENV]EWL-LAK-AN-006	SM 4500



Lisa Thompson
Project Specialist Assistant,
Environment, Health & Safety

OnLine LIMS

Results relate only to the sample tested. Data reported represents the sample submitted to SGS. Reproduction of this analytical report in full or in part is prohibited without prior written approval. Please refer to SGS General Conditions of Services located at https://www.sgs.ca/en/terms-and-conditions (Printed copies are available upon request.)
Test method information available upon request. "Temperature Upon Receipt" is representative of the whole shipment and may not reflect the temperature of individual samples.
SGS Canada Inc. Environment-Health & Safety statement of conformity decision rule does not consider uncertainty when analytical results are compared to a specified standard or regulation.

0003633950

SGS Canada Inc.
P.O. Box 4300 - 185 Concession St.
Lakefield - Ontario - KOL 2HO
Phone: 705-652-2000 FAX: 705-652-6365

Quality Control Report

Inorganic Analysis														
Parameter	Reporting Limit	Unit	Method Blank	Duplicate				LCS / Spike Blank			Matrix Spike / Reference Material			
				Result 1	Result 2	RPD	Acceptance Criteria	Spike Recovery (%)	Recovery Limits (%)		Spike Recovery (%)	Recovery Limits (%)		
							%		Low	High		Low	High	
Acidity - QCBatchID: EWL0252-JUL23														
Acidity	2	mg/L as Ca	< 2			ND	20	100	90	110	NA			
Acidity - QCBatchID: EWL0254-JUL23														
Acidity	2	mg/L as Ca	2			0	20	100	90	110	NA			
Acidity - QCBatchID: EWL0456-JUL23														
Acidity	2	mg/L as Ca	4			ND	20	106	90	110	NA			
Alkalinity - QCBatchID: EWL0252-JUL23														
Alkalinity	2	mg/L as Ca	< 2			0	20	100	80	120	NA			
Alkalinity - QCBatchID: EWL0254-JUL23														
Alkalinity	2	mg/L as Ca	< 2			0	20	98	80	120	NA			
Alkalinity - QCBatchID: EWL0456-JUL23														
Alkalinity	2	mg/L as Ca	< 2			0	20	102	80	120	NA			
Anions by discrete analyzer - QCBatchID: DIO5057-JUL23														
Chloride	1	mg/L	<1			19	20	101	80	120	101	75	125	
Sulphate	2	mg/L	<2			ND	20	106	80	120	100	75	125	
Conductivity - QCBatchID: EWL0252-JUL23														
Conductivity	2	uS/cm	< 2			0	20	99	90	110	NA			
Conductivity - QCBatchID: EWL0254-JUL23														
Conductivity	2	uS/cm	< 2			0	20	99	90	110	NA			
Conductivity - QCBatchID: EWL0456-JUL23														
Conductivity	2	uS/cm	< 2			0	20	99	90	110	NA			
Fluoride by Specific Ion Electrode - QCBatchID: EWL0257-JUL23														
Fluoride	0.06	mg/L	<0.06			ND	10	102	90	110	108	75	125	
Fluoride by Specific Ion Electrode - QCBatchID: EWL0347-JUL23														
Fluoride	0.06	mg/L	<0.06			ND	10	101	90	110	103	75	125	
Inorganics-General - QCBatchID: EHG0026-JUL23														
Mercury	0.00001	mg/L	< 0.00001			ND	20	87	80	120	85	70	130	
Metals in aqueous samples - ICP-MS - QCBatchID: EMS0102-JUL23														
Aluminum	0.001	mg/L	<0.001			0	20	97	90	110	107	70	130	
Antimony	0.0009	mg/L	<0.0009			ND	20	110	90	110	93	70	130	
Arsenic	0.0002	mg/L	<0.0002			ND	20	97	90	110	110	70	130	
Barium	0.00008	mg/L	<0.00008			2	20	97	90	110	86	70	130	
Beryllium	0.000007	mg/L	7.29166666			9	20	90	90	110	83	70	130	
Bismuth	0.00001	mg/L	<0.00001			2	20	100	90	110	95	70	130	
Boron	0.002	mg/L	<0.002			0	20	100	90	110	95	70	130	
Cadmium	0.000003	mg/L	<0.000003			16	20	98	90	110	106	70	130	

OnLine LIMS

00036339950

Results relate only to the sample tested. Data reported represents the sample submitted to SGS. Reproduction of this analytical report in full or in part is prohibited without prior written approval. Please refer to SGS General Conditions of Services located at https://www.sgs.ca/en/terms-and-conditions (Printed copies are available upon request.)
Test method information available upon request. "Temperature Upon Receipt" is representative of the whole shipment and may not reflect the temperature of individual samples.
SGS Canada Inc. Environment-Health & Safety statement of conformity decision rule does not consider uncertainty when analytical results are compared to a specified standard or regulation.

SGS Canada Inc.
P.O. Box 4300 - 185 Concession St.
Lakefield - Ontario - K0L 2H0
Phone: 705-652-2000 FAX: 705-652-6365

Inorganic Analysis														
Parameter	Reporting Limit	Unit	Method Blank	Duplicate				LCS / Spike Blank			Matrix Spike / Reference Material			
				Result 1	Result 2	RPD	Acceptance Criteria	Spike Recovery (%)	Recovery Limits (%)		Spike Recovery (%)	Recovery Limits (%)	
							%		Low	High		Low	High
Calcium	0.01	mg/L	<0.01			0	20	106	90	110	106	70	130
Chromium	0.00008	mg/L	<0.00008			ND	20	99	90	110	96	70	130
Cobalt	0.000004	mg/L	<0.000004			11	20	94	90	110	98	70	130
Copper	0.0002	mg/L	<0.0002			ND	20	95	90	110	83	70	130
Iron	0.007	mg/L	<0.007			7	20	105	90	110	75	70	130
Lead	0.00009	mg/L	<0.00009			ND	20	104	90	110	101	70	130
Magnesium	0.001	mg/L	<0.001			2	20	101	90	110	104	70	130
Manganese	0.00001	mg/L	<0.00001			1	20	101	90	110	101	70	130
Molybdenum	0.00004	mg/L	<0.00004			3	20	101	90	110	97	70	130
Nickel	0.0001	mg/L	<0.0001			4	20	99	90	110	80	70	130
Phosphorus	0.003	mg/L	<0.003			ND	20	103	90	110	NV	70	130
Potassium	0.003	mg/L	<0.009			2	20	106	90	110	87	70	130
Selenium	0.00004	mg/L	<0.00004			ND	20	99	90	110	115	70	130
Silicon	0.02	mg/L	<0.02			1	20	94	90	110	NV	70	130
Silver	0.00005	mg/L	<0.00005			ND	20	98	90	110	83	70	130
Sodium	0.01	mg/L	<0.01			1	20	105	90	110	91	70	130
Strontium	0.00008	mg/L	<0.00008			1	20	94	90	110	100	70	130
Sulfur	3	mg/L	<1			5	20	102	90	110	NV	70	130
Thallium	0.000005	mg/L	<0.000005			6	20	104	90	110	97	70	130
Thorium	0.0001	mg/L	<0.0001			ND	20	91	90	110	NV	70	130
Tin	0.00006	mg/L	<0.00006			6	20	99	90	110	NV	70	130
Titanium	0.00007	mg/L	<0.00005			9	20	104	90	110	NV	70	130
Tungsten	0.00002	mg/L	<0.00002			2	20	103	90	110	NV	70	130
Uranium	0.000002	mg/L	<0.000002			4	20	101	90	110	93	70	130
Vanadium	0.00001	mg/L	<0.00001			0	20	95	90	110	101	70	130
Zinc	0.002	mg/L	<0.002			ND	20	96	90	110	106	70	130
Zirconium	0.002	mg/L	<0.002			ND	20	92	90	110	NV	70	130
pH - QCBatchID: EWL0252-JUL23													
pH	0.05	No unit	NA			0		100			NA		
pH - QCBatchID: EWL0254-JUL23													
pH	0.05	No unit	NA			0		101			NA		
pH - QCBatchID: EWL0456-JUL23													
pH	0.05	No unit	NA			0		100			NA		

OnLine LIMS

00036339950

Results relate only to the sample tested. Data reported represents the sample submitted to SGS. Reproduction of this analytical report in full or in part is prohibited without prior written approval. Please refer to SGS General Conditions of Services located at https://www.sgs.ca/en/terms-and-conditions (Printed copies are available upon request.)
Test method information available upon request. "Temperature Upon Receipt" is representative of the whole shipment and may not reflect the temperature of individual samples.
SGS Canada Inc. Environment-Health & Safety statement of conformity decision rule does not consider uncertainty when analytical results are compared to a specified standard or regulation.

SGS Canada Inc.
P.O. Box 4300 - 185 Concession St.
Lakefield - Ontario - KOL 2HO
Phone: 705-652-2000 FAX: 705-652-6365

29-February-2024

Great Bear Resources Ltd.
Attn : Ashley Moncrief

1020 - 800 West Pender St., Vancouver
Canada, V6C 2V6
Phone: 778-833-2160, Fax:

Date Rec. : 21 July 2023
LR Report: **CA14805-JUL23**
Reference: Wk#7

Copy: #1

CERTIFICATE OF ANALYSIS

Final Report - Revised

Analysis	3: Analysis Completed Date	4: Analysis Completed Time	5: HC-5 Wk#7
Sample Date & Time			13-Jul-23
pH [No unit]	25-Jul-23	11:25	7.23
Alkalinity [mg/L as CaCO3]	25-Jul-23	11:25	11
Conductivity [uS/cm]	25-Jul-23	11:25	26
Acidity [mg/L as CaCO3]	25-Jul-23	11:25	< 2

Method Descriptions

Parameter	SGS Method Code	Reference Method Code
Acidity	ME-CA-[ENV]EWL-LAK-AN-006	SM 2310
Alkalinity	ME-CA-[ENV]EWL-LAK-AN-006	SM 2320
Conductivity	ME-CA-[ENV]EWL-LAK-AN-006	SM 2510
pH	ME-CA-[ENV]EWL-LAK-AN-006	SM 4500



OnLine LIMS

0003633958

Results relate only to the sample tested. Data reported represents the sample submitted to SGS. Reproduction of this analytical report in full or in part is prohibited without prior written approval. Please refer to SGS General Conditions of Services located at https://www.sgs.ca/en/terms-and-conditions (Printed copies are available upon request.)
Test method information available upon request. "Temperature Upon Receipt" is representative of the whole shipment and may not reflect the temperature of individual samples.
SGS Canada Inc. Environment-Health & Safety statement of conformity decision rule does not consider uncertainty when analytical results are compared to a specified standard or regulation.

SGS Canada Inc.
P.O. Box 4300 - 185 Concession St.
Lakefield - Ontario - KOL 2HO
Phone: 705-652-2000 FAX: 705-652-6365

Lisa Thompson
Project Specialist Assistant,
Environment, Health & Safety

OnLine LIMS

0003633958

Results relate only to the sample tested. Data reported represents the sample submitted to SGS. Reproduction of this analytical report in full or in part is prohibited without prior written approval. Please refer to SGS General Conditions of Services located at https://www.sgs.ca/en/terms-and-conditions (Printed copies are available upon request.)
Test method information available upon request. "Temperature Upon Receipt" is representative of the whole shipment and may not reflect the temperature of individual samples.
SGS Canada Inc. Environment-Health & Safety statement of conformity decision rule does not consider uncertainty when analytical results are compared to a specified standard or regulation.

SGS Canada Inc.
P.O. Box 4300 - 185 Concession St.
Lakefield - Ontario - KOL 2HO
Phone: 705-652-2000 FAX: 705-652-6365

Quality Control Report

Inorganic Analysis														
Parameter	Reporting Limit	Unit	Method Blank	Duplicate				LCS / Spike Blank			Matrix Spike / Reference Material			
				Result 1	Result 2	RPD	Acceptance Criteria	Spike Recovery (%)	Recovery Limits (%)		Spike Recovery (%)	Recovery Limits (%)		
							%		Low	High		Low	High	
Acidity - QCBatchID: EWL0598-JUL23														
Acidity	2	mg/L as Ca	4			ND	20	100	90	110	NA			
Alkalinity - QCBatchID: EWL0598-JUL23														
Alkalinity	2	mg/L as Ca	< 2			0	20	109	80	120	NA			
Anions by discrete analyzer - QCBatchID: DIO5005-AUG23														
Chloride	1	mg/L	<1			5	20	96	80	120	100	75	125	
Sulphate	2	mg/L	<2			ND	20	100	80	120	103	75	125	
Anions by discrete analyzer - QCBatchID: DIO5016-AUG23														
Chloride	1	mg/L	<1			ND	20	97	80	120	100	75	125	
Sulphate	2	mg/L	<2			ND	20	104	80	120	104	75	125	
Conductivity - QCBatchID: EWL0598-JUL23														
Conductivity	2	uS/cm	2			3	20	100	90	110	NA			
Fluoride by Specific Ion Electrode - QCBatchID: EWL0619-JUL23														
Fluoride	0.06	mg/L	<0.06			0	10	97	90	110	90	75	125	
Inorganics-General - QCBatchID: EHG0058-JUL23														
Mercury	0.00001	mg/L	< 0.00001			ND	20	94	80	120	79	70	130	
Metals in aqueous samples - ICP-MS - QCBatchID: EMS0257-JUL23														
Aluminum	0.001	mg/L	<0.001			ND	20	95	90	110	111	70	130	
Antimony	0.0009	mg/L	<0.0009			ND	20	109	90	110	80	70	130	
Arsenic	0.0002	mg/L	<0.0002			10	20	102	90	110	103	70	130	
Barium	0.00008	mg/L	<0.00008			1	20	98	90	110	97	70	130	
Beryllium	0.000007	mg/L	<0.000007			15	20	98	90	110	106	70	130	
Bismuth	0.00001	mg/L	<0.00001			ND	20	98	90	110	83	70	130	
Boron	0.002	mg/L	<0.002			1	20	97	90	110	94	70	130	
Cadmium	0.000003	mg/L	<0.000003			5	20	99	90	110	97	70	130	
Calcium	0.01	mg/L	<0.01			0	20	100	90	110	97	70	130	
Chromium	0.00008	mg/L	<0.00008			6	20	97	90	110	116	70	130	
Cobalt	0.000004	mg/L	<0.000004			0	20	99	90	110	91	70	130	
Copper	0.0002	mg/L	<0.0002			2	20	102	90	110	125	70	130	
Iron	0.007	mg/L	<0.007			ND	20	98	90	110	NV	70	130	
Lead	0.00009	mg/L	<0.00009			ND	20	103	90	110	91	70	130	
Magnesium	0.001	mg/L	<0.001			1	20	101	90	110	97	70	130	
Manganese	0.00001	mg/L	<0.00001			1	20	103	90	110	113	70	130	
Molybdenum	0.00004	mg/L	<0.00004			20	20	99	90	110	103	70	130	
Nickel	0.0001	mg/L	<0.0001			5	20	102	90	110	95	70	130	
Phosphorus	0.003	mg/L	<0.003			ND	20	97	90	110	NV	70	130	

OnLine LIMS

0003633958

Results relate only to the sample tested. Data reported represents the sample submitted to SGS. Reproduction of this analytical report in full or in part is prohibited without prior written approval. Please refer to SGS General Conditions of Services located at https://www.sgs.ca/en/terms-and-conditions (Printed copies are available upon request.)
Test method information available upon request. "Temperature Upon Receipt" is representative of the whole shipment and may not reflect the temperature of individual samples.
SGS Canada Inc. Environment-Health & Safety statement of conformity decision rule does not consider uncertainty when analytical results are compared to a specified standard or regulation.

SGS Canada Inc.
P.O. Box 4300 - 185 Concession St.
Lakefield - Ontario - KOL 2HO
Phone: 705-652-2000 FAX: 705-652-6365

Inorganic Analysis														
Parameter	Reporting Limit	Unit	Method Blank	Duplicate				LCS / Spike Blank			Matrix Spike / Reference Material			
				Result 1	Result 2	RPD	Acceptance Criteria	Spike Recovery (%)	Recovery Limits (%)		Spike Recovery (%)	Recovery Limits (%)		
							%		Low	High		Low	High	
Potassium	0.003	mg/L	<0.009			0	20	98	90	110	95	70	130	
Selenium	0.00004	mg/L	<0.00004			4	20	102	90	110	118	70	130	
Silicon	0.02	mg/L	<0.02			1	20	97	90	110	NV	70	130	
Silver	0.00005	mg/L	<0.00005			ND	20	101	90	110	98	70	130	
Sodium	0.01	mg/L	<0.01			1	20	98	90	110	99	70	130	
Strontium	0.00008	mg/L	<0.00008			0	20	99	90	110	96	70	130	
Sulfur	3	mg/L	<1			1	20	106	90	110	NV	70	130	
Thallium	0.000005	mg/L	<0.000005			5	20	99	90	110	90	70	130	
Thorium	0.0001	mg/L	<0.0001			ND	20	95	90	110	NV	70	130	
Tin	0.00006	mg/L	<0.00006			2	20	94	90	110	NV	70	130	
Titanium	0.00007	mg/L	<0.00005			ND	20	100	90	110	NV	70	130	
Tungsten	0.00002	mg/L	<0.00002			16	20	99	90	110	NV	70	130	
Uranium	0.000002	mg/L	<0.000002			3	20	99	90	110	99	70	130	
Vanadium	0.00001	mg/L	<0.00001			2	20	100	90	110	107	70	130	
Zinc	0.002	mg/L	<0.002			5	20	99	90	110	NV	70	130	
Zirconium	0.002	mg/L	<0.002			ND	20	91	90	110	NV	70	130	
pH - QCBatchID: EWL0598-JUL23														
pH	0.05	No unit	NA			0		100			NA			

OnLine LIMS

Results relate only to the sample tested. Data reported represents the sample submitted to SGS. Reproduction of this analytical report in full or in part is prohibited without prior written approval. Please refer to SGS General Conditions of Services located at https://www.sgs.ca/en/terms-and-conditions (Printed copies are available upon request.)
Test method information available upon request. "Temperature Upon Receipt" is representative of the whole shipment and may not reflect the temperature of individual samples.
SGS Canada Inc. Environment-Health & Safety statement of conformity decision rule does not consider uncertainty when analytical results are compared to a specified standard or regulation.

0003633958

SGS Canada Inc.
P.O. Box 4300 - 185 Concession St.
Lakefield - Ontario - KOL 2HO
Phone: 705-652-2000 FAX: 705-652-6365

21-July-2023

Great Bear Resources Ltd.
Attn : Ashley Moncrief

1020 - 800 West Pender St.
Vancouver, BC
V6C 2V6, Canada

Phone: 778-833-2160
Fax:

Date Rec. : 14 July 2023
LR Report: **CA10105-JUL23**
Reference: Wk#7

Copy: #1

CERTIFICATE OF ANALYSIS

Final Report - Revised

Analysis	3: Analysis Completed Date	4: Analysis Completed Time	5: HC-8 Wk#7	6: HC-9 Wk#7	7: HC-10 Wk#7	8: HC-11 Wk#7	9: HC-12 Wk#7	10: HC-13 Wk#7	11: HC-14 Wk#7	12: HC-15 Wk#7	13: HC-16 Wk#7
Sample Date & Time			14-Jul-23	14-Jul-23	14-Jul-23	14-Jul-23	14-Jul-23	14-Jul-23	14-Jul-23	14-Jul-23	14-Jul-23
Hum Cell Leachate Volume [mL]	14-Jul-23	15:50	953	993	916	931	989	977	895	638	954
pH [No unit]	17-Jul-23	13:45	8.97	7.05	7.44	7.66	7.53	7.74	7.19	8.10	7.76
Alkalinity [mg/L as CaCO3]	17-Jul-23	13:45	12	6	7	10	12	14	4	15	13
Conductivity [uS/cm]	17-Jul-23	13:45	30	54	19	20	56	39	35	91	35
Acidity [mg/L as CaCO3]	17-Jul-23	13:45	< 2	< 2	< 2	< 2	< 2	< 2	< 2	< 2	< 2
Fluoride [mg/L]	18-Jul-23	13:47	< 0.06	< 0.06	< 0.06	< 0.06	< 0.06	< 0.06	< 0.06	< 0.06	< 0.06
Sulphate [mg/L]	14-Jul-23	16:29	2	15	< 2	< 2	12	4	9	24	2
Chloride [mg/L]	14-Jul-23	16:29	< 1	1	< 1	< 1	< 1	< 1	< 1	2	< 1
Mercury [mg/L]	18-Jul-23	12:55	< 0.00001	< 0.00001	< 0.00001	< 0.00001	< 0.00001	< 0.00001	< 0.00001	< 0.00001	< 0.00001
Silver [mg/L]	21-Jul-23	14:02	< 0.00005	< 0.00005	< 0.00005	< 0.00005	< 0.00005	< 0.00005	< 0.00005	< 0.00005	< 0.00005
Aluminum [mg/L]	21-Jul-23	14:02	0.061	0.003	0.036	0.046	0.043	0.144	0.034	0.015	0.154
Arsenic [mg/L]	21-Jul-23	14:02	0.0029	< 0.0002	0.0008	0.0008	0.0051	0.0058	0.0019	0.317	0.0270
Barium [mg/L]	21-Jul-23	14:02	0.00111	0.00204	0.00066	0.00082	0.00253	0.00065	0.00291	0.00174	0.00182
Beryllium [mg/L]	21-Jul-23	14:02	< 0.000007	< 0.000007	< 0.000007	< 0.000007	< 0.000007	< 0.000007	< 0.000007	< 0.000007	< 0.000007
Boron [mg/L]	21-Jul-23	14:02	< 0.002	0.007	0.003	< 0.002	0.003	< 0.002	0.003	0.011	0.003
Bismuth [mg/L]	21-Jul-23	14:02	< 0.00001	< 0.00001	0.00001	< 0.00001	0.00002	0.00001	< 0.00001	0.00001	< 0.00001
Calcium [mg/L]	21-Jul-23	14:02	4.56	7.79	2.82	3.28	9.13	6.68	4.23	14.0	4.61
Cadmium [mg/L]	21-Jul-23	14:02	0.000007	0.00463	0.000005	0.000003	0.000009	< 0.000003	< 0.000003	0.000003	0.000004
Cobalt [mg/L]	21-Jul-23	14:02	0.000013	0.000139	0.000007	0.000012	0.000021	0.000011	0.000050	0.000268	0.000028
Chromium [mg/L]	21-Jul-23	14:02	< 0.00008	< 0.00008	< 0.00008	< 0.00008	< 0.00008	< 0.00008	< 0.00008	< 0.00008	< 0.00008
Copper [mg/L]	21-Jul-23	14:02	0.0004	< 0.0002	0.0005	0.0008	0.0005	0.0007	0.0003	0.0004	0.0002

OnLine LIMS

0003633952

Results relate only to the sample tested. Data reported represents the sample submitted to SGS. Reproduction of this analytical report in full or in part is prohibited without prior written approval. Please refer to SGS General Conditions of Services located at https://www.sgs.ca/en/terms-and-conditions (Printed copies are available upon request.)
Test method information available upon request. "Temperature Upon Receipt" is representative of the whole shipment and may not reflect the temperature of individual samples.
SGS Canada Inc. Environment-Health & Safety statement of conformity decision rule does not consider uncertainty when analytical results are compared to a specified standard or regulation.

SGS Canada Inc.
P.O. Box 4300 - 185 Concession St.
Lakefield - Ontario - KOL 2HO
Phone: 705-652-2000 FAX: 705-652-6365

Analysis	3: Analysis Completed Date	4: Analysis Completed Time	5: HC-8 Wk#7	6: HC-9 Wk#7	7: HC-10 Wk#7	8: HC-11 Wk#7	9: HC-12 Wk#7	10: HC-13 Wk#7	11: HC-14 Wk#7	12: HC-15 Wk#7	13: HC-16 Wk#7
Iron [mg/L]	21-Jul-23	14:02	< 0.007	< 0.007	< 0.007	< 0.007	0.014	< 0.007	< 0.007	< 0.007	< 0.007
Potassium [mg/L]	21-Jul-23	14:02	0.839	1.34	0.480	0.473	0.796	1.07	1.25	0.973	2.84
Magnesium [mg/L]	21-Jul-23	14:02	0.301	0.351	0.161	0.183	0.119	0.187	0.428	0.730	0.153
Manganese [mg/L]	21-Jul-23	14:02	0.0277	0.131	0.0191	0.0165	0.0488	0.0124	0.00563	0.0121	0.00542
Molybdenum [mg/L]	21-Jul-23	14:02	0.00077	0.00019	0.00044	0.00032	0.00026	0.00021	0.00011	0.00072	0.00014
Sodium [mg/L]	21-Jul-23	14:02	0.28	0.19	0.32	0.32	0.26	0.13	0.52	0.24	0.23
Nickel [mg/L]	21-Jul-23	14:02	< 0.0001	0.0015	< 0.0001	0.0001	< 0.0001	< 0.0001	0.0004	0.0149	< 0.0001
Phosphorus [mg/L]	21-Jul-23	14:02	< 0.003	< 0.003	< 0.003	< 0.003	< 0.003	< 0.003	< 0.003	< 0.003	< 0.003
Lead [mg/L]	21-Jul-23	14:02	0.00012	0.00264	< 0.00009	< 0.00009	< 0.00009	< 0.00009	< 0.00009	< 0.00009	< 0.00009
Sulfur [mg/L]	21-Jul-23	14:02	3	10	< 3	< 3	6	4	6	12	3
Antimony [mg/L]	21-Jul-23	14:02	0.0010	< 0.0009	0.0014	< 0.0009	0.0019	0.0013	< 0.0009	0.0041	< 0.0009
Selenium [mg/L]	21-Jul-23	14:02	0.00032	0.00294	0.00057	0.00010	0.00040	0.00005	0.00044	0.00076	0.00011
Silicon [mg/L]	21-Jul-23	14:02	0.33	1.05	0.26	0.42	0.66	0.86	0.26	0.52	0.71
Tin [mg/L]	21-Jul-23	14:02	< 0.00006	< 0.00006	< 0.00006	< 0.00006	< 0.00006	< 0.00006	< 0.00006	< 0.00006	< 0.00006
Strontium [mg/L]	21-Jul-23	14:02	0.0089	0.0293	0.00910	0.00875	0.0197	0.0137	0.0238	0.0370	0.0177
Titanium [mg/L]	21-Jul-23	14:02	0.00010	< 0.00007	< 0.00007	< 0.00007	< 0.00007	< 0.00007	0.00023	< 0.00007	0.00018
Thorium [mg/L]	21-Jul-23	14:02	< 0.0001	< 0.0001	< 0.0001	< 0.0001	< 0.0001	< 0.0001	< 0.0001	< 0.0001	< 0.0001
Thallium [mg/L]	21-Jul-23	14:02	< 0.000005	0.000011	< 0.000005	< 0.000005	0.000007	0.000008	< 0.000005	0.000006	0.000006
Uranium [mg/L]	21-Jul-23	14:02	0.000958	0.000282	0.00367	0.000773	0.00235	0.00223	0.000194	0.000139	0.00334
Vanadium [mg/L]	21-Jul-23	14:02	0.00024	0.00001	0.00006	0.00013	0.00017	0.00010	0.00023	0.00016	0.00093
Tungsten [mg/L]	21-Jul-23	14:02	0.00021	0.00007	0.00038	0.00028	0.00038	0.00015	0.00009	0.00006	0.00032
Zirconium [mg/L]	21-Jul-23	14:02	< 0.002	< 0.002	< 0.002	< 0.002	< 0.002	< 0.002	< 0.002	< 0.002	< 0.002
Zinc [mg/L]	21-Jul-23	14:02	< 0.002	0.273	< 0.002	< 0.002	< 0.002	< 0.002	< 0.002	< 0.002	< 0.002

Analysis	14: HC-17 Wk#7	15: HC-18 Wk#7	16: HC-19 Wk#7	17: HC-20 Wk#7	18: HC-21 Wk#7	19: HC-22 Wk#7	20: HC-23 Wk#7	21: HC-24 Wk#7	22: HC-25 Wk#7	23: HC-26 Wk#7	24: HC-27 Wk#7
Sample Date & Time	14-Jul-23	14-Jul-23	14-Jul-23	14-Jul-23	14-Jul-23	14-Jul-23	14-Jul-23	14-Jul-23	14-Jul-23	14-Jul-23	14-Jul-23
Hum Cell Leachate Volume [mL]	986	952	999	958	947	452	947	939	957	755	938
pH [No unit]	7.07	8.27	7.54	8.30	8.62	8.17	8.62	8.67	8.33	7.32	7.28
Alkalinity [mg/L as CaCO3]	4	12	10	11	15	14	13	12	12	8	4
Conductivity [uS/cm]	15	26	23	22	30	30	28	23	38	119	32
Acidity [mg/L as CaCO3]	< 2	< 2	< 2	< 2	< 2	< 2	< 2	< 2	< 2	< 2	< 2
Fluoride [mg/L]	< 0.06	< 0.06	0.19	< 0.06	< 0.06	< 0.06	< 0.06	< 0.06	< 0.06	< 0.06	< 0.06
Sulphate [mg/L]	2	< 2	< 2	< 2	< 2	< 2	< 2	< 2	4	45	8
Chloride [mg/L]	< 1	< 1	< 1	< 1	< 1	< 1	< 1	< 1	< 1	1	< 1
Mercury [mg/L]	< 0.00001	< 0.00001	< 0.00001	< 0.00001	< 0.00001	< 0.00001	< 0.00001	< 0.00001	< 0.00001	< 0.00001	< 0.00001

OnLine LIMS

Results relate only to the sample tested. Data reported represents the sample submitted to SGS. Reproduction of this analytical report in full or in part is prohibited without prior written approval. Please refer to SGS General Conditions of Services located at https://www.sgs.ca/en/terms-and-conditions (Printed copies are available upon request.)
Test method information available upon request. "Temperature Upon Receipt" is representative of the whole shipment and may not reflect the temperature of individual samples.
SGS Canada Inc. Environment-Health & Safety statement of conformity decision rule does not consider uncertainty when analytical results are compared to a specified standard or regulation.

0003633952

SGS Canada Inc.
P.O. Box 4300 - 185 Concession St.
Lakefield - Ontario - KOL 2HO
Phone: 705-652-2000 FAX: 705-652-6365

LR Report : **CA10105-JUL23**

Analysis	14: HC-17 Wk#7	15: HC-18 Wk#7	16: HC-19 Wk#7	17: HC-20 Wk#7	18: HC-21 Wk#7	19: HC-22 Wk#7	20: HC-23 Wk#7	21: HC-24 Wk#7	22: HC-25 Wk#7	23: HC-26 Wk#7	24: HC-27 Wk#7
Silver [mg/L]	< 0.00005	< 0.00005	< 0.00005	< 0.00005	< 0.00005	< 0.00005	< 0.00005	< 0.00005	< 0.00005	< 0.00005	< 0.00005
Aluminum [mg/L]	0.017	0.086	0.070	0.037	0.067	0.038	0.045	0.040	0.054	0.012	0.042
Arsenic [mg/L]	0.0293	0.0075	0.0020	0.0004	0.0021	0.0006	0.0095	0.0024	0.0011	< 0.0002	0.0009
Barium [mg/L]	0.00023	0.00042	0.00051	0.00220	0.00038	0.00895	0.00217	0.00054	0.00125	0.00652	0.00061
Beryllium [mg/L]	< 0.000007	< 0.000007	< 0.000007	< 0.000007	< 0.000007	< 0.000007	< 0.000007	< 0.000007	< 0.000007	< 0.000007	< 0.000007
Boron [mg/L]	0.003	0.002	0.002	0.003	< 0.002	0.003	0.010	< 0.002	0.005	0.008	< 0.002
Bismuth [mg/L]	< 0.00001	< 0.00001	0.00001	< 0.00001	< 0.00001	< 0.00001	< 0.00001	< 0.00001	< 0.00001	< 0.00001	< 0.00001
Calcium [mg/L]	2.07	4.20	4.02	3.55	4.78	3.53	4.60	4.12	5.79	17.4	4.66
Cadmium [mg/L]	< 0.000003	0.000026	< 0.000003	< 0.000003	< 0.000003	0.000004	< 0.000003	< 0.000003	< 0.000003	0.000022	< 0.000003
Cobalt [mg/L]	0.000087	0.000031	0.000025	0.000018	0.000020	0.000010	0.000014	0.000015	0.000025	0.000169	0.000015
Chromium [mg/L]	< 0.00008	< 0.00008	< 0.00008	< 0.00008	< 0.00008	< 0.00008	< 0.00008	< 0.00008	< 0.00008	< 0.00008	< 0.00008
Copper [mg/L]	0.0016	0.0012	0.0004	0.0005	0.0008	0.0006	0.0003	0.0003	0.0003	< 0.0002	0.0005
Iron [mg/L]	< 0.007	< 0.007	< 0.007	< 0.007	< 0.007	< 0.007	< 0.007	< 0.007	< 0.007	< 0.007	< 0.007
Potassium [mg/L]	0.562	0.624	0.616	0.572	0.224	1.54	0.669	0.380	0.491	3.21	0.750
Magnesium [mg/L]	0.140	0.183	0.148	0.245	0.257	0.239	0.288	0.251	0.286	0.991	0.226
Manganese [mg/L]	0.00178	0.00801	0.00957	0.0331	0.0317	0.0336	0.0299	0.0246	0.0158	0.0376	0.0152
Molybdenum [mg/L]	0.00058	0.00010	0.00034	0.00019	0.00038	0.00010	0.00010	0.00027	0.00008	0.00073	0.00042
Sodium [mg/L]	0.25	0.32	0.26	0.58	0.15	0.50	0.15	0.23	0.50	0.46	0.21
Nickel [mg/L]	0.0003	< 0.0001	< 0.0001	< 0.0001	< 0.0001	< 0.0001	< 0.0001	0.0002	0.0001	0.0007	0.0001
Phosphorus [mg/L]	< 0.003	< 0.003	< 0.003	< 0.003	< 0.003	< 0.003	< 0.003	< 0.003	< 0.003	< 0.003	< 0.003
Lead [mg/L]	0.00014	< 0.00009	< 0.00009	< 0.00009	< 0.00009	< 0.00009	< 0.00009	< 0.00009	< 0.00009	< 0.00009	< 0.00009
Sulfur [mg/L]	< 3	< 3	< 3	< 3	< 3	3	< 3	< 3	5	17	5
Antimony [mg/L]	< 0.0009	< 0.0009	0.0010	< 0.0009	< 0.0009	< 0.0009	< 0.0009	< 0.0009	< 0.0009	< 0.0009	< 0.0009
Selenium [mg/L]	0.00006	0.00005	< 0.00004	0.00004	< 0.00004	0.00005	< 0.00004	< 0.00004	< 0.00004	0.00038	< 0.00004
Silicon [mg/L]	0.36	0.45	0.58	0.27	0.25	0.24	0.26	0.20	0.22	0.27	0.26
Tin [mg/L]	< 0.00006	< 0.00006	< 0.00006	< 0.00006	< 0.00006	0.00007	< 0.00006	0.00006	< 0.00006	< 0.00006	< 0.00006
Strontium [mg/L]	0.00710	0.00712	0.0118	0.0102	0.00516	0.00953	0.0152	0.00606	0.00992	0.0270	0.0122
Titanium [mg/L]	0.00008	0.00044	< 0.00007	0.00008	0.00015	0.00011	0.00009	< 0.00007	0.00021	< 0.00007	0.00021
Thorium [mg/L]	< 0.0001	< 0.0001	< 0.0001	< 0.0001	< 0.0001	< 0.0001	< 0.0001	< 0.0001	< 0.0001	< 0.0001	< 0.0001
Thallium [mg/L]	< 0.000005	< 0.000005	< 0.000005	< 0.000005	< 0.000005	< 0.000005	< 0.000005	< 0.000005	< 0.000005	0.000006	0.000005
Uranium [mg/L]	0.00176	0.00168	0.00135	0.000093	0.00126	0.000241	0.000239	0.000092	0.000651	0.000029	0.000568
Vanadium [mg/L]	0.00035	0.00023	0.00008	0.00104	0.00078	0.00099	0.00023	0.00077	0.00060	< 0.00001	0.00011
Tungsten [mg/L]	0.00011	0.00013	0.00017	0.00007	0.00005	0.00016	0.00019	0.00005	0.00095	0.00003	0.00004
Zirconium [mg/L]	< 0.002	< 0.002	< 0.002	< 0.002	< 0.002	< 0.002	< 0.002	< 0.002	< 0.002	< 0.002	< 0.002
Zinc [mg/L]	< 0.002	< 0.002	< 0.002	< 0.002	< 0.002	< 0.002	< 0.002	< 0.002	< 0.002	0.005	< 0.002

OnLine LIMS

0003633952

Results relate only to the sample tested. Data reported represents the sample submitted to SGS. Reproduction of this analytical report in full or in part is prohibited without prior written approval. Please refer to SGS General Conditions of Services located at https://www.sgs.ca/en/terms-and-conditions (Printed copies are available upon request.)
Test method information available upon request. "Temperature Upon Receipt" is representative of the whole shipment and may not reflect the temperature of individual samples.
SGS Canada Inc. Environment-Health & Safety statement of conformity decision rule does not consider uncertainty when analytical results are compared to a specified standard or regulation.

SGS Canada Inc.
P.O. Box 4300 - 185 Concession St.
Lakefield - Ontario - KOL 2HO
Phone: 705-652-2000 FAX: 705-652-6365

Method Descriptions

Parameter	SGS Method Code	Reference Method Code
	NA	
Acidity	ME-CA-[ENV]EWL-LAK-AN-006	SM 2310
Alkalinity	ME-CA-[ENV]EWL-LAK-AN-006	SM 2320
Anions by discrete analyzer	ME-CA-[ENV]EWL-LAK-AN-026	US EPA 325.2
Anions by discrete analyzer	ME-CA-[ENV]EWL-LAK-AN-026	US EPA 375.4
Conductivity	ME-CA-[ENV]EWL-LAK-AN-006	SM 2510
Fluoride by Specific Ion Electrode	ME-CA-[ENV]EWL-LAK-AN-014	SM 4500
Inorganics-General	ME-CA-[ENV]SPE-LAK-AN-004	EPA 7471A/SM 3112B
Metals in aqueous samples - ICP-MS	ME-CA-[ENV]SPE-LAK-AN-006	SM 3030/EPA 200.8
pH	ME-CA-[ENV]EWL-LAK-AN-006	SM 4500



Lisa Thompson
Project Specialist Assistant,
Environment, Health & Safety

OnLine LIMS

0003633952

Results relate only to the sample tested. Data reported represents the sample submitted to SGS. Reproduction of this analytical report in full or in part is prohibited without prior written approval. Please refer to SGS General Conditions of Services located at https://www.sgs.ca/en/terms-and-conditions (Printed copies are available upon request.)
Test method information available upon request. "Temperature Upon Receipt" is representative of the whole shipment and may not reflect the temperature of individual samples.
SGS Canada Inc. Environment-Health & Safety statement of conformity decision rule does not consider uncertainty when analytical results are compared to a specified standard or regulation.

SGS Canada Inc.
P.O. Box 4300 - 185 Concession St.
Lakefield - Ontario - KOL 2HO
Phone: 705-652-2000 FAX: 705-652-6365

Quality Control Report

Inorganic Analysis													
Parameter	Reporting Limit	Unit	Method Blank	Duplicate				LCS / Spike Blank			Matrix Spike / Reference Material		
				Result 1	Result 2	RPD	Acceptance Criteria	Spike Recovery (%)	Recovery Limits (%)		Spike Recovery (%)	Recovery Limits (%)	
							%		Low	High		Low	High
Acidity - QCBatchID: EWL0290-JUL23													
Acidity	2	mg/L as Ca	< 2			ND	20	102	90	110	NA		
Alkalinity - QCBatchID: EWL0290-JUL23													
Alkalinity	2	mg/L as Ca	< 2			0	20	98	80	120	NA		
Anions by discrete analyzer - QCBatchID: DIO5063-JUL23													
Chloride	1	mg/L	<1			ND	20	104	80	120	104	75	125
Sulphate	2	mg/L	<2			ND	20	105	80	120	106	75	125
Conductivity - QCBatchID: EWL0290-JUL23													
Conductivity	2	uS/cm	< 2			0	20	99	90	110	NA		
Fluoride by Specific Ion Electrode - QCBatchID: EWL0284-JUL23													
Fluoride	0.06	mg/L	<0.06			ND	10	98	90	110	96	75	125
Fluoride by Specific Ion Electrode - QCBatchID: EWL0347-JUL23													
Fluoride	0.06	mg/L	<0.06			ND	10	101	90	110	103	75	125
Inorganics-General - QCBatchID: EHG0028-JUL23													
Mercury	0.00001	mg/L	< 0.00001			ND	20	105	80	120	102	70	130
Metals in aqueous samples - ICP-MS - QCBatchID: EMS0117-JUL23													
Aluminum	0.001	mg/L	<0.001			1	20	97	90	110	97	70	130
Antimony	0.0009	mg/L	<0.0009			ND	20	110	90	110	93	70	130
Arsenic	0.0002	mg/L	<0.0002			1	20	97	90	110	110	70	130
Barium	0.00008	mg/L	<0.00008			2	20	97	90	110	86	70	130
Beryllium	0.000007	mg/L	<0.000007			ND	20	97	90	110	84	70	130
Bismuth	0.00001	mg/L	<0.00001			ND	20	100	90	110	95	70	130
Boron	0.002	mg/L	<0.002			3	20	100	90	110	88	70	130
Cadmium	0.000003	mg/L	<0.000003			17	20	98	90	110	106	70	130
Calcium	0.01	mg/L	<0.01			3	20	106	90	110	105	70	130
Chromium	0.00008	mg/L	<0.00008			1	20	99	90	110	96	70	130
Cobalt	0.000004	mg/L	<0.000004			6	20	94	90	110	98	70	130
Copper	0.0002	mg/L	<0.0002			0	20	95	90	110	83	70	130
Iron	0.007	mg/L	<0.007			ND	20	105	90	110	75	70	130
Lead	0.00009	mg/L	<0.00009			ND	20	104	90	110	101	70	130
Magnesium	0.001	mg/L	<0.001			0	20	99	90	110	102	70	130
Manganese	0.00001	mg/L	<0.00001			1	20	101	90	110	101	70	130
Molybdenum	0.00004	mg/L	<0.00004			2	20	101	90	110	97	70	130
Nickel	0.0001	mg/L	<0.0001			4	20	99	90	110	80	70	130
Phosphorus	0.003	mg/L	<0.003			ND	20	103	90	110	NV	70	130
Potassium	0.003	mg/L	<0.009			3	20	106	90	110	87	70	130

OnLine LIMS

00036339S2

Results relate only to the sample tested. Data reported represents the sample submitted to SGS. Reproduction of this analytical report in full or in part is prohibited without prior written approval. Please refer to SGS General Conditions of Services located at https://www.sgs.ca/en/terms-and-conditions (Printed copies are available upon request.)
Test method information available upon request. "Temperature Upon Receipt" is representative of the whole shipment and may not reflect the temperature of individual samples.
SGS Canada Inc. Environment-Health & Safety statement of conformity decision rule does not consider uncertainty when analytical results are compared to a specified standard or regulation.

SGS Canada Inc.
P.O. Box 4300 - 185 Concession St.
Lakefield - Ontario - KOL 2HO
Phone: 705-652-2000 FAX: 705-652-6365

Inorganic Analysis														
Parameter	Reporting Limit	Unit	Method Blank	Duplicate				LCS / Spike Blank			Matrix Spike / Reference Material			
				Result 1	Result 2	RPD	Acceptance Criteria	Spike Recovery (%)	Recovery Limits (%)		Spike Recovery (%)	Recovery Limits (%)	
							%		Low	High		Low	High
Selenium	0.00004	mg/L	<0.00004			1	20	99	90	110	115	70	130
Silicon	0.02	mg/L	<0.02			8	20	94	90	110	NV	70	130
Silver	0.00005	mg/L	<0.00005			ND	20	98	90	110	83	70	130
Sodium	0.01	mg/L	<0.01			1	20	105	90	110	91	70	130
Strontium	0.00008	mg/L	<0.00008			4	20	94	90	110	101	70	130
Sulfur	3	mg/L	<1			1	20	102	90	110	NV	70	130
Thallium	0.000005	mg/L	<0.000005			ND	20	104	90	110	97	70	130
Thorium	0.0001	mg/L	<0.0001			ND	20	96	90	110	NV	70	130
Tin	0.00006	mg/L	<0.00006			1	20	99	90	110	NV	70	130
Titanium	0.00007	mg/L	<0.00005			ND	20	104	90	110	NV	70	130
Tungsten	0.00002	mg/L	<0.00002			6	20	103	90	110	NV	70	130
Uranium	0.000002	mg/L	<0.000002			0	20	101	90	110	93	70	130
Vanadium	0.00001	mg/L	<0.00001			1	20	95	90	110	101	70	130
Zinc	0.002	mg/L	<0.002			ND	20	96	90	110	106	70	130
Zirconium	0.002	mg/L	<0.002			ND	20	92	90	110	NV	70	130
pH - QCBatchID: EWL0290-JUL23													
pH	0.05	No unit	NA			1		101			NA		

OnLine LIMS

Results relate only to the sample tested. Data reported represents the sample submitted to SGS. Reproduction of this analytical report in full or in part is prohibited without prior written approval. Please refer to SGS General Conditions of Services located at https://www.sgs.ca/en/terms-and-conditions (Printed copies are available upon request.)
Test method information available upon request. "Temperature Upon Receipt" is representative of the whole shipment and may not reflect the temperature of individual samples.
SGS Canada Inc. Environment-Health & Safety statement of conformity decision rule does not consider uncertainty when analytical results are compared to a specified standard or regulation.

0003633952

SGS Canada Inc.
P.O. Box 4300 - 185 Concession St.
Lakefield - Ontario - KOL 2HO
Phone: 705-652-2000 FAX: 705-652-6365

24-June-2024

Great Bear Resources Ltd.
Attn : Ashley Moncrief

1020 - 800 West Pender St.
Vancouver, BC
V6C 2V6, Canada

Phone: 778-833-2160
Fax:

Date Rec. : 07 June 2024
LR Report: **CA10042-JUN24**
Reference: Wk#7

Copy: #2

CERTIFICATE OF ANALYSIS
Final Report - Revised

Analysis	3: Analysis Completed Date	4: Analysis Completed Time	5: HC-28 Wk#7	6: HC-29 Wk#7	7: HC-30 Wk#7	8: HC-31 Wk#7	9: HC-32 Wk#7
Sample Date & Time			07-Jun-24	07-Jun-24	07-Jun-24	07-Jun-24	07-Jun-24
HumCell Leachate Vol [mL]	10-Jun-24	09:59	926	925	671	898	684
Sample Name	---	---	31787	DX450179	31644	DX450183	O31576
Sample Weight [g]	---	---	1000	1000	750	1000	750
pH [No unit]	13-Jun-24	15:24	7.33	7.22	7.75	7.78	7.50
Conductivity [uS/cm]	13-Jun-24	15:23	12	15	30	31	26
Alkalinity [mg/L as CaCO3]	13-Jun-24	15:23	5	7	12	13	10
Acidity [mg/L as CaCO3]	13-Jun-24	15:23	< 2	< 2	< 2	< 2	< 2
F [mg/L]	10-Jun-24	09:14	< 0.06	< 0.06	< 0.06	< 0.06	< 0.06
Cl [mg/L]	17-Jun-24	15:16	< 1	< 1	< 1	< 1	< 1
SO4 [mg/L]	17-Jun-24	15:16	< 2	< 2	2	4	4
Hg [mg/L]	12-Jun-24	11:42	< 0.00001	< 0.00001	< 0.00001	< 0.00001	< 0.00001
Ag [mg/L]	13-Jun-24	12:46	< 0.00005	< 0.00005	< 0.00005	< 0.00005	< 0.00005
Al [mg/L]	13-Jun-24	12:46	0.088	0.070	0.066	0.071	0.070
As [mg/L]	13-Jun-24	12:46	0.0035	0.0170	0.0070	0.0113	0.0040
B [mg/L]	13-Jun-24	12:46	0.002	0.002	0.004	0.005	< 0.002
Ba [mg/L]	13-Jun-24	12:46	0.00081	0.00152	0.00112	0.00048	0.00177
Be [mg/L]	13-Jun-24	12:46	< 0.000007	< 0.000007	< 0.000007	< 0.000007	< 0.000007
Bi [mg/L]	13-Jun-24	12:46	< 0.00001	< 0.00001	< 0.00001	< 0.00001	< 0.00001
Ca [mg/L]	13-Jun-24	12:46	1.84	1.95	4.66	5.67	4.41
Cd [mg/L]	13-Jun-24	12:46	0.000004	< 0.000003	0.000004	< 0.000003	0.000006
Co [mg/L]	13-Jun-24	12:46	0.000023	0.000040	0.000023	0.000034	0.000018
Cr [mg/L]	13-Jun-24	12:46	0.00018	0.00010	0.00017	0.00009	< 0.00008
Cu [mg/L]	13-Jun-24	12:46	< 0.001	< 0.001	< 0.001	< 0.001	< 0.001
Fe [mg/L]	13-Jun-24	12:46	0.013	0.013	0.014	0.007	< 0.007
K [mg/L]	13-Jun-24	12:46	0.687	1.30	1.38	0.721	0.900
Mg [mg/L]	13-Jun-24	12:46	0.135	0.145	0.315	0.190	0.163
Mn [mg/L]	13-Jun-24	12:45	0.00410	0.00190	0.0276	0.00663	0.0330
Mo [mg/L]	13-Jun-24	12:45	< 0.0004	0.0006	0.0006	0.0011	< 0.0004
Na [mg/L]	13-Jun-24	12:45	0.35	0.54	0.46	0.56	0.21

OnLine LIMS

0003756636

Results relate only to the sample tested. Data reported represents the sample submitted to SGS. Reproduction of this analytical report in full or in part is prohibited without prior written approval. Please refer to SGS General Conditions of Services located at https://www.sgs.ca/en/terms-and-conditions (Printed copies are available upon request.)
Test method information available upon request. "Temperature Upon Receipt" is representative of the whole shipment and may not reflect the temperature of individual samples.
SGS Canada Inc. Environment-Health & Safety statement of conformity decision rule does not consider uncertainty when analytical results are compared to a specified standard or regulation.

SGS Canada Inc.
P.O. Box 4300 - 185 Concession St.
Lakefield - Ontario - KOL 2HO
Phone: 705-652-2000 FAX: 705-652-6365

LR Report : **CA10042-JUN24**

Analysis	3: Analysis Completed Date	4: Analysis Completed Time	5: HC-28 Wk#7	6: HC-29 Wk#7	7: HC-30 Wk#7	8: HC-31 Wk#7	9: HC-32 Wk#7
Ni [mg/L]	13-Jun-24	12:45	0.0003	0.0003	0.0003	0.0003	0.0002
P [mg/L]	21-Jun-24	08:11	< 0.003	< 0.003	< 0.003	< 0.003	< 0.003
Pb [mg/L]	13-Jun-24	12:45	< 0.00009	< 0.00009	< 0.00009	< 0.00009	0.00013
S [mg/L]	13-Jun-24	12:45	< 5	< 5	< 5	< 5	< 5
Sb [mg/L]	13-Jun-24	12:45	< 0.0009	< 0.0009	0.0029	< 0.0009	< 0.0009
Se [mg/L]	13-Jun-24	12:45	< 0.00004	< 0.00004	0.00006	< 0.00004	0.00056
Si [mg/L]	13-Jun-24	12:45	0.30	0.27	0.30	0.38	0.33
Sn [mg/L]	13-Jun-24	12:45	< 0.00006	< 0.00006	< 0.00006	< 0.00006	< 0.00006
Sr [mg/L]	13-Jun-24	12:45	0.00578	0.00759	0.0171	0.0138	0.00835
Ti [mg/L]	13-Jun-24	12:45	0.0006	0.0008	0.0009	0.0005	0.0002
Th [mg/L]	13-Jun-24	12:45	< 0.0001	< 0.0001	< 0.0001	< 0.0001	< 0.0001
Tl [mg/L]	13-Jun-24	12:45	< 0.000005	< 0.000005	0.000006	< 0.000005	< 0.000005
U [mg/L]	13-Jun-24	12:45	0.00148	0.00416	0.00173	0.00148	0.000515
V [mg/L]	13-Jun-24	12:45	0.00080	0.00113	0.00048	0.00065	0.00037
W [mg/L]	13-Jun-24	12:45	< 0.0002	0.0003	0.0002	0.0003	< 0.0002
Zr [mg/L]	13-Jun-24	12:45	< 0.002	< 0.002	< 0.002	< 0.002	< 0.002
Zn [mg/L]	13-Jun-24	12:45	< 0.002	< 0.002	< 0.002	< 0.002	< 0.002

Analysis	10: HC-33 Wk#7	11: HC-34 Wk#7	12: HC-35 Wk#7
Sample Date & Time	07-Jun-24	07-Jun-24	07-Jun-24
HumCell Leachate Vol [mL]	993	903	990
Sample Name	DX450213	DX450174	31795
Sample Weight [g]	1000	1000	1000
pH [No unit]	5.48	7.75	7.67
Conductivity [uS/cm]	56	36	28
Alkalinity [mg/L as CaCO3]	< 2	16	14
Acidity [mg/L as CaCO3]	3	< 2	< 2
F [mg/L]	< 0.06	< 0.06	< 0.06
Cl [mg/L]	< 1	< 1	< 1
SO4 [mg/L]	24	< 2	< 2
Hg [mg/L]	< 0.00001	< 0.00001	< 0.00001
Ag [mg/L]	< 0.00005	< 0.00005	< 0.00005
Al [mg/L]	0.027	0.076	0.247
As [mg/L]	0.0003	0.0087	0.101
B [mg/L]	0.010	0.002	< 0.002
Ba [mg/L]	0.00593	0.00315	0.00375
Be [mg/L]	0.000015	< 0.000007	< 0.000007
Bi [mg/L]	< 0.00001	< 0.00001	< 0.00001
Ca [mg/L]	7.88	4.94	4.72
Cd [mg/L]	0.000031	< 0.000003	< 0.000003
Co [mg/L]	0.00112	0.000028	0.000026
Cr [mg/L]	< 0.00008	< 0.00008	0.00013

OnLine LIMS

0003756636

Results relate only to the sample tested. Data reported represents the sample submitted to SGS. Reproduction of this analytical report in full or in part is prohibited without prior written approval. Please refer to SGS General Conditions of Services located at https://www.sgs.ca/en/terms-and-conditions (Printed copies are available upon request.)
Test method information available upon request. "Temperature Upon Receipt" is representative of the whole shipment and may not reflect the temperature of individual samples.
SGS Canada Inc. Environment-Health & Safety statement of conformity decision rule does not consider uncertainty when analytical results are compared to a specified standard or regulation.

SGS Canada Inc.
P.O. Box 4300 - 185 Concession St.
Lakefield - Ontario - KOL 2HO
Phone: 705-652-2000 FAX: 705-652-6365

LR Report : **CA10042-JUN24**

Analysis	10: HC-33 Wk#7	11: HC-34 Wk#7	12: HC-35 Wk#7
Cu [mg/L]	0.002	< 0.001	< 0.001
Fe [mg/L]	0.104	0.007	< 0.007
K [mg/L]	1.95	1.20	2.44
Mg [mg/L]	0.830	0.309	0.158
Mn [mg/L]	0.162	0.0187	0.00241
Mo [mg/L]	< 0.0004	< 0.0004	< 0.0004
Na [mg/L]	0.15	0.83	0.19
Ni [mg/L]	0.0061	0.0003	0.0002
P [mg/L]	< 0.003	< 0.003	< 0.003
Pb [mg/L]	< 0.00009	< 0.00009	< 0.00009
S [mg/L]	9	< 5	< 5
Sb [mg/L]	< 0.0009	0.0013	< 0.0009
Se [mg/L]	0.00114	0.00022	0.00012
Si [mg/L]	1.30	0.36	0.64
Sn [mg/L]	< 0.00006	< 0.00006	< 0.00006
Sr [mg/L]	0.0280	0.0135	0.00922
Ti [mg/L]	< 0.0001	< 0.0001	0.0002
Th [mg/L]	< 0.0001	< 0.0001	< 0.0001
Tl [mg/L]	0.000016	< 0.000005	< 0.000005
U [mg/L]	0.000632	0.000187	0.00145
V [mg/L]	0.00002	0.00085	0.00245
W [mg/L]	< 0.0002	< 0.0002	< 0.0002
Zr [mg/L]	< 0.002	< 0.002	< 0.002
Zn [mg/L]	0.010	< 0.002	< 0.002



Lisa Thompson
Project Specialist Assistant,
Environment, Health & Safety

OnLine LIMS

0003756636

Results relate only to the sample tested. Data reported represents the sample submitted to SGS. Reproduction of this analytical report in full or in part is prohibited without prior written approval. Please refer to SGS General Conditions of Services located at https://www.sgs.ca/en/terms-and-conditions (Printed copies are available upon request.)
Test method information available upon request. "Temperature Upon Receipt" is representative of the whole shipment and may not reflect the temperature of individual samples.
SGS Canada Inc. Environment-Health & Safety statement of conformity decision rule does not consider uncertainty when analytical results are compared to a specified standard or regulation.

SGS Canada Inc.
P.O. Box 4300 - 185 Concession St.
Lakefield - Ontario - KOL 2HO
Phone: 705-652-2000 FAX: 705-652-6365

04-August-2023

Great Bear Resources Ltd.
Attn : Ashley Moncrief

1020 - 800 West Pender St.
Vancouver, BC
V6C 2V6, Canada

Phone: 778-833-2160
Fax:

Date Rec. : 20 July 2023
LR Report: **CA10154-JUL23**
Reference: Wk#8

Copy: #1

CERTIFICATE OF ANALYSIS

Final Report - Revised

Analysis	3: Analysis Completed Date	4: Analysis Completed Time	5: HC-1 Wk#8	6: HC-2 Wk#8	7: HC-3 Wk#8	8: HC-4 Wk#8	9: HC-5 Wk#8	10: HC-6 Wk#8	11: HC-7 Wk#8
Sample Date & Time			20-Jul-23	20-Jul-23	20-Jul-23	20-Jul-23	20-Jul-23	20-Jul-23	20-Jul-23
Hum Cell Leachate Volume [mL]	21-Jul-23	10:18	1007	1005	470	506	1002	489	994
pH [No unit]	26-Jul-23	11:11	7.01	7.88	7.57	7.19	7.36	7.62	7.42
Alkalinity [mg/L as CaCO3]	26-Jul-23	11:11	4	15	13	7	11	13	12
Conductivity [uS/cm]	26-Jul-23	11:11	41	34	31	53	26	27	25
Acidity [mg/L as CaCO3]	26-Jul-23	11:11	2	< 2	< 2	< 2	< 2	< 2	< 2
Fluoride [mg/L]	21-Jul-23	13:09	< 0.06	< 0.06	< 0.06	< 0.06	< 0.06	< 0.06	< 0.06
Sulphate [mg/L]	21-Jul-23	16:05	13	< 2	2	17	2	< 2	< 2
Chloride [mg/L]	21-Jul-23	16:05	< 1	< 1	< 1	< 1	< 1	< 1	< 1
Mercury [mg/L]	21-Jul-23	12:10	< 0.00001	< 0.00001	< 0.00001	< 0.00001	< 0.00001	< 0.00001	< 0.00001
Silver [mg/L]	25-Jul-23	17:16	< 0.00005	< 0.00005	< 0.00005	< 0.00005	< 0.00005	< 0.00005	< 0.00005
Aluminum [mg/L]	25-Jul-23	17:16	0.014	0.054	0.043	0.008	0.049	0.046	0.043
Arsenic [mg/L]	25-Jul-23	17:16	0.0002	0.0195	0.0029	0.0003	0.0081	0.0013	0.0123
Barium [mg/L]	25-Jul-23	17:16	0.00106	0.00605	0.00109	0.00302	0.00123	0.00080	0.00079
Beryllium [mg/L]	25-Jul-23	17:16	< 0.000007	< 0.000007	< 0.000007	< 0.000007	< 0.000007	< 0.000007	< 0.000007
Boron [mg/L]	25-Jul-23	17:16	0.002	< 0.002	0.003	0.002	0.003	0.003	< 0.002
Bismuth [mg/L]	25-Jul-23	17:16	< 0.00001	0.00007	< 0.00001	< 0.00001	< 0.00001	< 0.00001	< 0.00001
Calcium [mg/L]	25-Jul-23	17:16	5.82	5.15	4.51	6.81	4.28	4.22	4.37
Cadmium [mg/L]	25-Jul-23	17:16	0.000369	0.000008	0.000004	0.000473	0.000006	0.000003	0.000003
Cobalt [mg/L]	25-Jul-23	17:16	0.000397	0.000046	0.000020	0.000106	0.000013	0.000010	0.000519
Chromium [mg/L]	25-Jul-23	17:16	0.00255	< 0.00008	< 0.00008	< 0.00008	0.00008	< 0.00008	0.00328
Copper [mg/L]	25-Jul-23	17:16	< 0.0002	0.0006	0.0009	0.0007	0.0004	0.0005	0.0006

OnLine LIMS

00003633953

Results relate only to the sample tested. Data reported represents the sample submitted to SGS. Reproduction of this analytical report in full or in part is prohibited without prior written approval. Please refer to SGS General Conditions of Services located at https://www.sgs.ca/en/terms-and-conditions (Printed copies are available upon request.)
Test method information available upon request. "Temperature Upon Receipt" is representative of the whole shipment and may not reflect the temperature of individual samples.
SGS Canada Inc. Environment-Health & Safety statement of conformity decision rule does not consider uncertainty when analytical results are compared to a specified standard or regulation.

SGS Canada Inc.
P.O. Box 4300 - 185 Concession St.
Lakefield - Ontario - KOL 2HO
Phone: 705-652-2000 FAX: 705-652-6365

Analysis	3: Analysis Completed Date	4: Analysis Completed Time	5: HC-1 Wk#8	6: HC-2 Wk#8	7: HC-3 Wk#8	8: HC-4 Wk#8	9: HC-5 Wk#8	10: HC-6 Wk#8	11: HC-7 Wk#8
Iron [mg/L]	25-Jul-23	17:16	---	0.220	< 0.007	< 0.007	0.043	< 0.007	---
Iron [mg/L]	02-Aug-23	14:22	0.037	---	---	---	---	---	< 0.007
Potassium [mg/L]	25-Jul-23	17:16	0.559	1.74	1.30	1.12	0.930	0.731	0.815
Magnesium [mg/L]	25-Jul-23	17:16	0.411	0.196	0.407	1.25	0.226	0.333	0.251
Manganese [mg/L]	25-Jul-23	17:16	0.0595	0.0267	0.00936	0.0281	0.0279	0.00699	0.0523
Molybdenum [mg/L]	25-Jul-23	17:16	0.00038	0.00040	0.00010	0.00009	0.00015	0.00070	0.00101
Sodium [mg/L]	25-Jul-23	17:16	0.23	0.16	0.21	0.13	0.18	0.31	0.32
Nickel [mg/L]	25-Jul-23	17:16	0.0043	0.0002	0.0002	0.0006	0.0005	0.0001	0.0069
Phosphorus [mg/L]	25-Jul-23	17:16	< 0.003	< 0.003	< 0.003	< 0.003	< 0.003	< 0.003	< 0.003
Lead [mg/L]	25-Jul-23	17:16	0.03157	0.00040	< 0.00009	0.01786	< 0.00009	< 0.00009	< 0.00009
Sulfur [mg/L]	25-Jul-23	17:16	4	< 3	< 3	5	< 3	< 3	< 3
Antimony [mg/L]	25-Jul-23	17:16	0.0018	0.0015	< 0.0009	< 0.0009	0.0021	< 0.0009	< 0.0009
Selenium [mg/L]	25-Jul-23	17:16	0.00051	0.0111	0.00004	0.00097	0.00019	< 0.00004	0.00008
Silicon [mg/L]	25-Jul-23	17:16	0.31	0.53	0.56	0.59	0.43	0.57	0.42
Tin [mg/L]	25-Jul-23	17:16	0.00029	< 0.00006	< 0.00006	< 0.00006	0.00013	< 0.00006	0.00054
Strontium [mg/L]	25-Jul-23	17:16	0.0213	0.0208	0.0165	0.0138	0.00793	0.0141	0.0116
Titanium [mg/L]	25-Jul-23	17:16	< 0.00007	< 0.00007	0.00010	0.00014	0.00010	< 0.00007	0.00010
Thorium [mg/L]	25-Jul-23	17:16	< 0.0001	< 0.0001	< 0.0001	< 0.0001	< 0.0001	< 0.0001	< 0.0001
Thallium [mg/L]	25-Jul-23	17:16	0.000007	0.000011	0.000010	0.000010	0.000008	< 0.000005	< 0.000005
Uranium [mg/L]	25-Jul-23	17:16	0.000142	0.00287	0.00273	0.000279	0.00447	0.00149	0.00260
Vanadium [mg/L]	25-Jul-23	17:16	0.00007	0.00074	0.00048	0.00002	0.00090	0.00130	0.00043
Tungsten [mg/L]	25-Jul-23	17:16	0.00005	0.00032	0.00024	0.00003	0.00030	0.00656	0.00031
Zirconium [mg/L]	25-Jul-23	17:16	< 0.002	< 0.002	< 0.002	< 0.002	< 0.002	< 0.002	< 0.002
Zinc [mg/L]	25-Jul-23	17:16	0.017	0.002	0.004	0.025	< 0.002	< 0.002	< 0.002

Method Descriptions

Parameter	SGS Method Code	Reference Method Code
	NA	
Acidity	ME-CA-[ENV]EWL-LAK-AN-006	SM 2310
Alkalinity	ME-CA-[ENV]EWL-LAK-AN-006	SM 2320
Anions by discrete analyzer	ME-CA-[ENV]EWL-LAK-AN-026	US EPA 325.2
Anions by discrete analyzer	ME-CA-[ENV]EWL-LAK-AN-026	US EPA 375.4
Conductivity	ME-CA-[ENV]EWL-LAK-AN-006	SM 2510
Fluoride by Specific Ion Electrode	ME-CA-[ENV]EWL-LAK-AN-014	SM 4500
Inorganics-General	ME-CA-[ENV]SPE-LAK-AN-004	EPA 7471A/SM 3112B

OnLine LIMS

Results relate only to the sample tested. Data reported represents the sample submitted to SGS. Reproduction of this analytical report in full or in part is prohibited without prior written approval. Please refer to SGS General Conditions of Services located at https://www.sgs.ca/en/terms-and-conditions (Printed copies are available upon request.)
Test method information available upon request. "Temperature Upon Receipt" is representative of the whole shipment and may not reflect the temperature of individual samples.
SGS Canada Inc. Environment-Health & Safety statement of conformity decision rule does not consider uncertainty when analytical results are compared to a specified standard or regulation.

0003633953

SGS Canada Inc.
P.O. Box 4300 - 185 Concession St.
Lakefield - Ontario - KOL 2HO
Phone: 705-652-2000 FAX: 705-652-6365

Parameter	SGS Method Code	Reference Method Code
Metals in aqueous samples - ICP-MS	ME-CA-[ENV]SPE-LAK-AN-006	SM 3030/EPA 200.8
pH	ME-CA-[ENV]EWL-LAK-AN-006	SM 4500



Lisa Thompson
Project Specialist Assistant,
Environment, Health & Safety

OnLine LIMS

Results relate only to the sample tested. Data reported represents the sample submitted to SGS. Reproduction of this analytical report in full or in part is prohibited without prior written approval. Please refer to SGS General Conditions of Services located at https://www.sgs.ca/en/terms-and-conditions (Printed copies are available upon request.)
Test method information available upon request. "Temperature Upon Receipt" is representative of the whole shipment and may not reflect the temperature of individual samples.
SGS Canada Inc. Environment-Health & Safety statement of conformity decision rule does not consider uncertainty when analytical results are compared to a specified standard or regulation.

0003633953

SGS Canada Inc.
P.O. Box 4300 - 185 Concession St.
Lakefield - Ontario - KOL 2HO
Phone: 705-652-2000 FAX: 705-652-6365

Quality Control Report

Inorganic Analysis														
Parameter	Reporting Limit	Unit	Method Blank	Duplicate				LCS / Spike Blank			Matrix Spike / Reference Material			
				Result 1	Result 2	RPD	Acceptance Criteria	Spike Recovery (%)	Recovery Limits (%)		Spike Recovery (%)	Recovery Limits (%)		
							%		Low	High		Low	High	
Acidity - QCBatchID: EWL0423-JUL23														
Acidity	2	mg/L as Ca	2			ND	20	106	90	110	NA			
Acidity - QCBatchID: EWL0425-JUL23														
Acidity	2	mg/L as Ca	3			ND	20	104	90	110	NA			
Alkalinity - QCBatchID: EWL0423-JUL23														
Alkalinity	2	mg/L as Ca	< 2			0	20	100	80	120	NA			
Alkalinity - QCBatchID: EWL0425-JUL23														
Alkalinity	2	mg/L as Ca	< 2			0	20	96	80	120	NA			
Anions by discrete analyzer - QCBatchID: DIO5087-JUL23														
Chloride	1	mg/L	<1			ND	20	103	80	120	105	75	125	
Sulphate	2	mg/L	<2			ND	20	105	80	120	109	75	125	
Conductivity - QCBatchID: EWL0423-JUL23														
Conductivity	2	uS/cm	< 2			0	20	99	90	110	NA			
Conductivity - QCBatchID: EWL0425-JUL23														
Conductivity	2	uS/cm	3			4	20	100	90	110	NA			
Fluoride by Specific Ion Electrode - QCBatchID: EWL0440-JUL23														
Fluoride	0.06	mg/L	<0.06			0	10	99	90	110	102	75	125	
Inorganics-General - QCBatchID: EHG0041-JUL23														
Mercury	0.00001	mg/L	< 0.00001			ND	20	101	80	120	79	70	130	
Metals in aqueous samples - ICP-MS - QCBatchID: EMS0010-AUG23														
Iron	0.007	mg/L	<0.007			Error!	20	98	90	110	Error!	70	130	
Metals in aqueous samples - ICP-MS - QCBatchID: EMS0167-JUL23														
Aluminum	0.001	mg/L	<0.001			4	20	98	90	110	94	70	130	
Antimony	0.0009	mg/L	<0.0009			2	20	109	90	110	84	70	130	
Arsenic	0.0002	mg/L	<0.0002			5	20	98	90	110	105	70	130	
Barium	0.00008	mg/L	<0.00008			4	20	93	90	110	103	70	130	
Beryllium	0.000007	mg/L	<0.000007			ND	20	102	90	110	94	70	130	
Bismuth	0.00001	mg/L	<0.00001			ND	20	96	90	110	100	70	130	
Boron	0.002	mg/L	<0.002			ND	20	103	90	110	100	70	130	
Cadmium	0.000003	mg/L	<0.000003			ND	20	97	90	110	96	70	130	
Calcium	0.01	mg/L	<0.01			3	20	100	90	110	102	70	130	
Chromium	0.00008	mg/L	<0.00008			ND	20	99	90	110	94	70	130	
Cobalt	0.000004	mg/L	<0.000004			7	20	99	90	110	96	70	130	
Copper	0.0002	mg/L	<0.0002			7	20	98	90	110	91	70	130	
Iron	0.007	mg/L	<0.007			ND	20	101	90	110	125	70	130	
Lead	0.00009	mg/L	<0.00009			ND	20	94	90	110	93	70	130	

OnLine LIMS

0003633953

Results relate only to the sample tested. Data reported represents the sample submitted to SGS. Reproduction of this analytical report in full or in part is prohibited without prior written approval. Please refer to SGS General Conditions of Services located at https://www.sgs.ca/en/terms-and-conditions (Printed copies are available upon request.)
Test method information available upon request. "Temperature Upon Receipt" is representative of the whole shipment and may not reflect the temperature of individual samples.
SGS Canada Inc. Environment-Health & Safety statement of conformity decision rule does not consider uncertainty when analytical results are compared to a specified standard or regulation.

SGS Canada Inc.
P.O. Box 4300 - 185 Concession St.
Lakefield - Ontario - KOL 2HO
Phone: 705-652-2000 FAX: 705-652-6365

Inorganic Analysis														
Parameter	Reporting Limit	Unit	Method Blank	Duplicate				LCS / Spike Blank			Matrix Spike / Reference Material			
				Result 1	Result 2	RPD	Acceptance Criteria	Spike Recovery (%)	Recovery Limits (%)		Spike Recovery (%)	Recovery Limits (%)		
							%		Low	High		Low	High	
Magnesium	0.001	mg/L	<0.001			2	20	102	90	110	75	70	130	
Manganese	0.00001	mg/L	<0.00001			2	20	97	90	110	76	70	130	
Molybdenum	0.00004	mg/L	<0.00004			6	20	98	90	110	93	70	130	
Nickel	0.0001	mg/L	<0.0001			ND	20	95	90	110	89	70	130	
Phosphorus	0.003	mg/L	<0.003			ND	20	102	90	110	NV	70	130	
Potassium	0.003	mg/L	<0.009			6	20	105	90	110	89	70	130	
Selenium	0.00004	mg/L	<0.00004			3	20	100	90	110	116	70	130	
Silicon	0.02	mg/L	<0.02			2	20	97	90	110	NV	70	130	
Silver	0.00005	mg/L	<0.00005			ND	20	101	90	110	95	70	130	
Sodium	0.01	mg/L	<0.01			0	20	98	90	110	98	70	130	
Strontium	0.00008	mg/L	<0.00008			2	20	93	90	110	86	70	130	
Sulfur	3	mg/L	<1			3	20	108	90	110	NV	70	130	
Thallium	0.000005	mg/L	<0.000005			ND	20	102	90	110	102	70	130	
Tin	0.00006	mg/L	<0.00006			ND	20	96	90	110	NV	70	130	
Titanium	0.00007	mg/L	<0.00005			5	20	101	90	110	NV	70	130	
Tungsten	0.00002	mg/L	<0.00002			1	20	100	90	110	NV	70	130	
Uranium	0.000002	mg/L	<0.000002			8	20	105	90	110	100	70	130	
Vanadium	0.00001	mg/L	<0.00001			0	20	98	90	110	108	70	130	
Zinc	0.002	mg/L	<0.002			ND	20	93	90	110	117	70	130	
Zirconium	0.002	mg/L	<0.002			ND	20	91	90	110	NV	70	130	
Metals in aqueous samples - ICP-MS - QCBatchID: EMS0201-JUL23														
Thorium	0.0001	mg/L	<0.0001			ND	20	91	90	110	NV	70	130	
pH - QCBatchID: EWL0423-JUL23														
pH	0.05	No unit	NA			0		100			NA			
pH - QCBatchID: EWL0425-JUL23														
pH	0.05	No unit	NA			0		100			NA			

OnLine LIMS

0003633953

Results relate only to the sample tested. Data reported represents the sample submitted to SGS. Reproduction of this analytical report in full or in part is prohibited without prior written approval. Please refer to SGS General Conditions of Services located at https://www.sgs.ca/en/terms-and-conditions (Printed copies are available upon request.)
Test method information available upon request. "Temperature Upon Receipt" is representative of the whole shipment and may not reflect the temperature of individual samples.
SGS Canada Inc. Environment-Health & Safety statement of conformity decision rule does not consider uncertainty when analytical results are compared to a specified standard or regulation.

SGS Canada Inc.
P.O. Box 4300 - 185 Concession St.
Lakefield - Ontario - KOL 2HO
Phone: 705-652-2000 FAX: 705-652-6365

15-August-2023

Great Bear Resources Ltd.
Attn : Ashley Moncrief

1020 - 800 West Pender St.
Vancouver, BC
V6C 2V6, Canada

Phone: 778-833-2160
Fax:

Date Rec. : 20 July 2023
LR Report: **CA10155-JUL23**
Reference: Wk#8

Copy: #1

CERTIFICATE OF ANALYSIS

Final Report - Revised

Analysis	3: Analysis Completed Date	4: Analysis Completed Time	5: HC-8 Wk#8	6: HC-9 Wk#8	7: HC-10 Wk#8	8: HC-11 Wk#8	9: HC-12 Wk#8	10: HC-13 Wk#8	11: HC-14 Wk#8	12: HC-15 Wk#8	13: HC-16 Wk#8
Sample Date & Time			20-Jul-23	20-Jul-23	20-Jul-23	20-Jul-23	20-Jul-23	20-Jul-23	20-Jul-23	20-Jul-23	20-Jul-23
Hum Cell Leachate Volume [mL]	21-Jul-23	10:29	900	1008	914	920	994	992	905	640	980
pH [No unit]	25-Jul-23	11:24	8.32	6.76	7.56	7.42	7.19	7.44	6.83	7.90	7.49
Alkalinity [mg/L as CaCO3]	25-Jul-23	11:24	11	5	7	6	6	12	3	13	12
Conductivity [uS/cm]	25-Jul-23	11:24	26	46	20	16	27	35	32	74	29
Acidity [mg/L as CaCO3]	25-Jul-23	11:24	< 2	6	< 2	< 2	< 2	< 2	< 2	< 2	< 2
Fluoride [mg/L]	24-Jul-23	09:08	< 0.06	< 0.06	< 0.06	< 0.06	< 0.06	< 0.06	< 0.06	< 0.06	< 0.06
Sulphate [mg/L]	08-Aug-23	12:17	2	13	< 2	< 2	5	4	9	21	2
Chloride [mg/L]	08-Aug-23	12:17	< 1	< 1	< 1	< 1	< 1	< 1	< 1	2	< 1
Mercury [mg/L]	25-Jul-23	16:11	< 0.00001	0.00001	< 0.00001	< 0.00001	< 0.00001	< 0.00001	0.00001	0.00001	< 0.00001
Silver [mg/L]	01-Aug-23	11:35	< 0.00005	< 0.00005	< 0.00005	< 0.00005	< 0.00005	< 0.00005	< 0.00005	< 0.00005	< 0.00005
Aluminum [mg/L]	01-Aug-23	11:35	0.060	0.006	0.037	0.057	0.038	0.111	0.029	0.014	0.131
Arsenic [mg/L]	01-Aug-23	11:35	0.0029	0.0004	0.0009	0.0009	0.0032	0.0051	0.0015	0.269	0.0194
Barium [mg/L]	01-Aug-23	11:35	0.00092	0.00205	0.00054	0.00048	0.00103	0.00082	0.00234	0.00153	0.00147
Beryllium [mg/L]	01-Aug-23	11:35	< 0.000007	< 0.000007	< 0.000007	< 0.000007	< 0.000007	< 0.000007	< 0.000007	< 0.000007	< 0.000007
Boron [mg/L]	01-Aug-23	11:35	< 0.002	0.004	< 0.002	< 0.002	< 0.002	< 0.002	< 0.002	0.007	< 0.002
Bismuth [mg/L]	01-Aug-23	11:35	< 0.00001	< 0.00001	0.00001	< 0.00001	0.00004	< 0.00001	< 0.00001	0.00001	< 0.00001
Calcium [mg/L]	01-Aug-23	11:35	3.79	6.90	2.80	2.39	4.62	6.20	3.79	12.2	4.02
Cadmium [mg/L]	01-Aug-23	11:35	0.000004	0.00502	0.000005	< 0.000003	0.000005	0.000006	< 0.000003	< 0.000003	< 0.000003
Cobalt [mg/L]	01-Aug-23	11:35	0.000016	0.000138	0.000010	0.000011	0.000010	0.000018	0.000052	0.000163	0.000023
Chromium [mg/L]	01-Aug-23	11:35	< 0.00008	< 0.00008	< 0.00008	< 0.00008	0.00012	0.00018	< 0.00008	< 0.00008	< 0.00008
Copper [mg/L]	01-Aug-23	11:35	0.0005	< 0.0002	0.0007	0.0006	0.0006	0.0006	0.0004	0.0005	0.0003

OnLine LIMS

0003633954

Results relate only to the sample tested. Data reported represents the sample submitted to SGS. Reproduction of this analytical report in full or in part is prohibited without prior written approval. Please refer to SGS General Conditions of Services located at https://www.sgs.ca/en/terms-and-conditions (Printed copies are available upon request.)
Test method information available upon request. "Temperature Upon Receipt" is representative of the whole shipment and may not reflect the temperature of individual samples.
SGS Canada Inc. Environment-Health & Safety statement of conformity decision rule does not consider uncertainty when analytical results are compared to a specified standard or regulation.

SGS Canada Inc.
P.O. Box 4300 - 185 Concession St.
Lakefield - Ontario - KOL 2HO
Phone: 705-652-2000 FAX: 705-652-6365

Analysis	3: Analysis Completed Date	4: Analysis Completed Time	5: HC-8 Wk#8	6: HC-9 Wk#8	7: HC-10 Wk#8	8: HC-11 Wk#8	9: HC-12 Wk#8	10: HC-13 Wk#8	11: HC-14 Wk#8	12: HC-15 Wk#8	13: HC-16 Wk#8
Iron [mg/L]	01-Aug-23	11:35	0.018	< 0.007	< 0.007	< 0.007	0.035	0.035	0.007	< 0.007	< 0.007
Potassium [mg/L]	01-Aug-23	11:35	0.794	1.11	0.447	0.376	0.412	0.878	1.09	0.871	2.36
Magnesium [mg/L]	01-Aug-23	11:35	0.277	0.288	0.151	0.113	0.055	0.160	0.427	0.623	0.131
Manganese [mg/L]	01-Aug-23	11:35	0.0248	0.117	0.0199	0.0135	0.0279	0.0153	0.00492	0.00872	0.00484
Molybdenum [mg/L]	01-Aug-23	11:35	0.00089	0.00032	0.00038	0.00016	0.00012	0.00037	0.00033	0.00010	0.00008
Sodium [mg/L]	01-Aug-23	11:35	0.22	0.12	0.22	0.19	0.09	0.06	0.39	0.15	0.13
Nickel [mg/L]	01-Aug-23	11:35	0.0002	0.0015	0.0001	0.0002	0.0007	0.0002	0.0005	0.0140	0.0002
Phosphorus [mg/L]	01-Aug-23	11:35	< 0.003	< 0.003	< 0.003	< 0.003	< 0.003	< 0.003	< 0.003	< 0.003	< 0.003
Lead [mg/L]	01-Aug-23	11:35	< 0.00009	0.00309	< 0.00009	0.00014	< 0.00009	< 0.00009	< 0.00009	< 0.00009	< 0.00009
Sulfur [mg/L]	01-Aug-23	11:35	< 3	7	< 3	< 3	< 3	< 3	4	10	< 3
Antimony [mg/L]	01-Aug-23	11:35	< 0.0009	< 0.0009	0.0013	< 0.0009	0.0010	0.0013	< 0.0009	0.0038	< 0.0009
Selenium [mg/L]	01-Aug-23	11:35	0.00034	0.00242	0.00053	0.00010	0.00022	0.00005	0.00049	0.00075	0.00010
Silicon [mg/L]	01-Aug-23	11:35	0.23	0.77	0.19	0.23	0.25	0.69	0.19	0.36	0.50
Tin [mg/L]	01-Aug-23	11:35	< 0.00006	< 0.00006	0.00007	< 0.00006	0.00006	< 0.00006	< 0.00006	< 0.00006	< 0.00006
Strontium [mg/L]	01-Aug-23	11:35	0.00740	0.0240	0.00832	0.00559	0.00834	0.0122	0.0202	0.0316	0.0145
Titanium [mg/L]	01-Aug-23	11:35	0.00011	< 0.00007	0.00008	< 0.00007	0.00017	< 0.00007	0.00029	< 0.00007	0.00028
Thorium [mg/L]	01-Aug-23	11:35	< 0.0001	< 0.0001	< 0.0001	< 0.0001	< 0.0001	< 0.0001	< 0.0001	< 0.0001	< 0.0001
Thallium [mg/L]	01-Aug-23	11:35	0.000018	0.000024	0.000017	0.000018	0.000013	0.000020	0.000011	0.000020	0.000021
Uranium [mg/L]	01-Aug-23	11:35	0.00221	0.000149	0.00131	0.000571	0.000358	0.00131	0.00166	0.000178	0.00268
Vanadium [mg/L]	01-Aug-23	11:35	0.00023	0.00002	0.00006	0.00013	0.00011	0.00011	0.00020	0.00016	0.00075
Tungsten [mg/L]	01-Aug-23	11:35	0.00013	0.00005	0.00029	0.00012	0.00019	0.00013	0.00008	0.00005	0.00024
Zirconium [mg/L]	01-Aug-23	11:35	< 0.002	< 0.002	< 0.002	< 0.002	< 0.002	< 0.002	< 0.002	< 0.002	< 0.002
Zinc [mg/L]	01-Aug-23	11:35	< 0.002	0.309	< 0.002	< 0.002	< 0.002	0.011	< 0.002	< 0.002	< 0.002

Analysis	14: HC-17 Wk#8	15: HC-18 Wk#8	16: HC-19 Wk#8	17: HC-20 Wk#8	18: HC-21 Wk#8	19: HC-22 Wk#8	20: HC-23 Wk#8	21: HC-24 Wk#8	22: HC-25 Wk#8	23: HC-26 Wk#8	24: HC-27 Wk#8
Sample Date & Time	20-Jul-23	20-Jul-23	20-Jul-23	20-Jul-23	20-Jul-23	20-Jul-23	20-Jul-23	20-Jul-23	20-Jul-23	20-Jul-23	20-Jul-23
Hum Cell Leachate Volume [mL]	933	918	997	929	908	474	916	907	892	744	907
pH [No unit]	6.74	8.18	7.28	7.92	8.14	7.68	7.65	7.70	7.42	6.91	7.00
Alkalinity [mg/L as CaCO3]	3	10	9	11	13	13	13	11	10	7	4
Conductivity [uS/cm]	14	23	20	23	25	27	24	24	37	103	32
Acidity [mg/L as CaCO3]	2	< 2	< 2	< 2	< 2	< 2	< 2	< 2	< 2	< 2	< 2
Fluoride [mg/L]	< 0.06	< 0.06	0.15	< 0.06	< 0.06	< 0.06	< 0.06	< 0.06	< 0.06	< 0.06	< 0.06
Sulphate [mg/L]	2	< 2	< 2	< 2	< 2	< 2	< 2	< 2	5	40	9
Chloride [mg/L]	< 1	< 1	< 1	< 1	< 1	< 1	< 1	< 1	< 1	1	< 1
Mercury [mg/L]	0.00001	0.00001	< 0.00001	< 0.00001	< 0.00001	0.00001	0.00001	0.00001	0.00001	< 0.00001	0.00001

OnLine LIMS

0003633954

Results relate only to the sample tested. Data reported represents the sample submitted to SGS. Reproduction of this analytical report in full or in part is prohibited without prior written approval. Please refer to SGS General Conditions of Services located at https://www.sgs.ca/en/terms-and-conditions (Printed copies are available upon request.)
Test method information available upon request. "Temperature Upon Receipt" is representative of the whole shipment and may not reflect the temperature of individual samples.
SGS Canada Inc. Environment-Health & Safety statement of conformity decision rule does not consider uncertainty when analytical results are compared to a specified standard or regulation.

SGS Canada Inc.
P.O. Box 4300 - 185 Concession St.
Lakefield - Ontario - KOL 2HO
Phone: 705-652-2000 FAX: 705-652-6365

Analysis	14: HC-17 Wk#8	15: HC-18 Wk#8	16: HC-19 Wk#8	17: HC-20 Wk#8	18: HC-21 Wk#8	19: HC-22 Wk#8	20: HC-23 Wk#8	21: HC-24 Wk#8	22: HC-25 Wk#8	23: HC-26 Wk#8	24: HC-27 Wk#8
Silver [mg/L]	< 0.00005	< 0.00005	< 0.00005	< 0.00005	< 0.00005	< 0.00005	< 0.00005	< 0.00005	< 0.00005	< 0.00005	< 0.00005
Aluminum [mg/L]	0.018	0.069	0.066	0.034	0.057	0.032	0.043	0.036	0.051	0.010	0.037
Arsenic [mg/L]	0.0288	0.0065	0.0016	0.0005	0.0020	0.0005	0.0082	0.0014	0.0012	0.0003	0.0007
Barium [mg/L]	0.00019	0.00108	0.00038	0.00167	0.00042	0.00595	0.00161	0.00048	0.00119	0.00504	0.00062
Beryllium [mg/L]	< 0.000007	< 0.000007	< 0.000007	< 0.000007	< 0.000007	< 0.000007	< 0.000007	< 0.000007	< 0.000007	< 0.000007	< 0.000007
Boron [mg/L]	< 0.002	< 0.002	< 0.002	< 0.002	< 0.002	< 0.002	0.005	< 0.002	0.004	0.003	< 0.002
Bismuth [mg/L]	< 0.00001	< 0.00001	< 0.00001	< 0.00001	< 0.00001	< 0.00001	< 0.00001	< 0.00001	< 0.00001	< 0.00001	< 0.00001
Calcium [mg/L]	1.70	3.79	3.32	3.50	4.08	2.76	3.90	3.77	5.67	15.3	4.61
Cadmium [mg/L]	< 0.000003	0.000019	< 0.000003	0.000008	< 0.000003	0.000010	< 0.000003	< 0.000003	0.000003	0.000030	< 0.000003
Cobalt [mg/L]	0.000067	0.000032	0.000021	0.000019	0.000019	0.000008	0.000014	0.000012	0.000023	0.000178	0.000011
Chromium [mg/L]	< 0.00008	0.00063	< 0.00008	< 0.00008	< 0.00008	< 0.00008	0.00009	< 0.00008	< 0.00008	< 0.00008	< 0.00008
Copper [mg/L]	0.0005	0.0009	0.0004	0.0005	0.0008	0.0006	0.0004	0.0004	0.0004	< 0.0002	0.0004
Iron [mg/L]	< 0.007	0.043	< 0.007	0.009	< 0.007	< 0.007	< 0.007	0.016	< 0.007	< 0.007	< 0.007
Potassium [mg/L]	0.499	0.551	0.500	0.568	0.163	1.33	0.602	0.337	0.522	2.75	0.735
Magnesium [mg/L]	0.129	0.162	0.120	0.272	0.213	0.223	0.245	0.252	0.332	0.793	0.213
Manganese [mg/L]	0.00127	0.00807	0.00839	0.0309	0.0258	0.0231	0.0244	0.0222	0.0132	0.0323	0.0125
Molybdenum [mg/L]	0.00009	0.00027	0.00029	0.00006	0.00005	0.00016	0.00022	0.00009	0.00162	0.00013	0.00011
Sodium [mg/L]	0.10	0.20	0.13	0.44	0.08	0.35	0.08	0.15	0.46	0.30	0.16
Nickel [mg/L]	0.0002	0.0001	0.0001	0.0002	0.0001	0.0002	< 0.0001	0.0002	0.0001	0.0008	< 0.0001
Phosphorus [mg/L]	< 0.003	< 0.003	< 0.003	< 0.003	< 0.003	< 0.003	< 0.003	< 0.003	< 0.003	< 0.003	< 0.003
Lead [mg/L]	< 0.00009	< 0.00009	< 0.00009	< 0.00009	< 0.00009	< 0.00009	< 0.00009	< 0.00009	< 0.00009	< 0.00009	< 0.00009
Sulfur [mg/L]	< 3	< 3	< 3	< 3	< 3	< 3	< 3	< 3	3	14	< 3
Antimony [mg/L]	< 0.0009	< 0.0009	0.0009	< 0.0009	< 0.0009	< 0.0009	< 0.0009	< 0.0009	< 0.0009	< 0.0009	< 0.0009
Selenium [mg/L]	0.00005	0.00006	< 0.00004	0.00007	0.00005	0.00007	< 0.00004	< 0.00004	0.00005	0.00033	< 0.00004
Silicon [mg/L]	0.27	0.31	0.44	0.20	0.16	0.16	0.17	0.15	0.17	0.20	0.17
Tin [mg/L]	< 0.00006	< 0.00006	0.00007	0.00008	< 0.00006	0.00007	< 0.00006	0.00008	< 0.00006	< 0.00006	< 0.00006
Strontium [mg/L]	0.00604	0.00612	0.00902	0.0102	0.00424	0.00820	0.0126	0.00560	0.0107	0.0226	0.0119
Titanium [mg/L]	0.00014	0.00027	< 0.00007	0.00012	< 0.00007	0.00009	0.00013	< 0.00007	0.00013	< 0.00007	0.00011
Thorium [mg/L]	< 0.0001	< 0.0001	< 0.0001	< 0.0001	< 0.0001	< 0.0001	< 0.0001	< 0.0001	< 0.0001	< 0.0001	< 0.0001
Thallium [mg/L]	0.000014	0.000015	0.000010	0.000016	0.000013	0.000007	0.000015	0.000014	0.000007	0.000011	0.000014
Uranium [mg/L]	0.00117	0.00279	0.00107	0.000160	0.001007	0.000200	0.00124	0.000258	0.00412	0.000036	0.000448
Vanadium [mg/L]	0.00033	0.00024	0.00006	0.00100	0.00069	0.00089	0.00027	0.00066	0.00062	0.00002	0.00011
Tungsten [mg/L]	0.00007	0.00010	0.00011	0.00007	0.00003	0.00017	0.00014	0.00003	0.00103	< 0.00002	0.00003
Zirconium [mg/L]	< 0.002	< 0.002	< 0.002	< 0.002	< 0.002	< 0.002	< 0.002	< 0.002	< 0.002	< 0.002	< 0.002
Zinc [mg/L]	< 0.002	< 0.002	< 0.002	< 0.002	< 0.002	< 0.002	< 0.002	< 0.002	< 0.002	0.006	< 0.002

OnLine LIMS

0003633954

Results relate only to the sample tested. Data reported represents the sample submitted to SGS. Reproduction of this analytical report in full or in part is prohibited without prior written approval. Please refer to SGS General Conditions of Services located at https://www.sgs.ca/en/terms-and-conditions (Printed copies are available upon request.)
Test method information available upon request. "Temperature Upon Receipt" is representative of the whole shipment and may not reflect the temperature of individual samples.
SGS Canada Inc. Environment-Health & Safety statement of conformity decision rule does not consider uncertainty when analytical results are compared to a specified standard or regulation.

SGS Canada Inc.
P.O. Box 4300 - 185 Concession St.
Lakefield - Ontario - KOL 2HO
Phone: 705-652-2000 FAX: 705-652-6365

Method Descriptions

Parameter	SGS Method Code	Reference Method Code
	NA	
Acidity	ME-CA-[ENV]EWL-LAK-AN-006	SM 2310
Alkalinity	ME-CA-[ENV]EWL-LAK-AN-006	SM 2320
Anions by discrete analyzer	ME-CA-[ENV]EWL-LAK-AN-026	US EPA 325.2
Anions by discrete analyzer	ME-CA-[ENV]EWL-LAK-AN-026	US EPA 375.4
Conductivity	ME-CA-[ENV]EWL-LAK-AN-006	SM 2510
Fluoride by Specific Ion Electrode	ME-CA-[ENV]EWL-LAK-AN-014	SM 4500
Inorganics-General	ME-CA-[ENV]SPE-LAK-AN-004	EPA 7471A/SM 3112B
Metals in aqueous samples - ICP-MS	ME-CA-[ENV]SPE-LAK-AN-006	SM 3030/EPA 200.8
pH	ME-CA-[ENV]EWL-LAK-AN-006	SM 4500



Lisa Thompson
Project Specialist Assistant,
Environment, Health & Safety

OnLine LIMS

0003633954

Results relate only to the sample tested. Data reported represents the sample submitted to SGS. Reproduction of this analytical report in full or in part is prohibited without prior written approval. Please refer to SGS General Conditions of Services located at https://www.sgs.ca/en/terms-and-conditions (Printed copies are available upon request.)
Test method information available upon request. "Temperature Upon Receipt" is representative of the whole shipment and may not reflect the temperature of individual samples.
SGS Canada Inc. Environment-Health & Safety statement of conformity decision rule does not consider uncertainty when analytical results are compared to a specified standard or regulation.

SGS Canada Inc.
P.O. Box 4300 - 185 Concession St.
Lakefield - Ontario - KOL 2HO
Phone: 705-652-2000 FAX: 705-652-6365

Quality Control Report

Inorganic Analysis														
Parameter	Reporting Limit	Unit	Method Blank	Duplicate				LCS / Spike Blank			Matrix Spike / Reference Material			
				Result 1	Result 2	RPD	Acceptance Criteria	Spike Recovery (%)	Recovery Limits (%)		Spike Recovery (%)	Recovery Limits (%)		
							%		Low	High		Low	High	
Acidity - QCBatchID: EWL0456-JUL23														
Acidity	2	mg/L as Ca	4			ND	20	106	90	110	NA			
Alkalinity - QCBatchID: EWL0456-JUL23														
Alkalinity	2	mg/L as Ca	< 2			0	20	102	80	120	NA			
Anions by discrete analyzer - QCBatchID: DIO5095-JUL23														
Chloride	1	mg/L	<1			ND	20	94	80	120	100	75	125	
Sulphate	2	mg/L	<2			ND	20	104	80	120	101	75	125	
Conductivity - QCBatchID: EWL0456-JUL23														
Conductivity	2	uS/cm	< 2			0	20	99	90	110	NA			
Fluoride by Specific Ion Electrode - QCBatchID: EWL0452-JUL23														
Fluoride	0.06	mg/L	<0.06			0	10	102	90	110	99	75	125	
Inorganics-General - QCBatchID: EHG0047-JUL23														
Mercury	0.00001	mg/L	< 0.00001			ND	20	86	80	120	94	70	130	
Metals in aqueous samples - ICP-MS - QCBatchID: EMS0189-JUL23														
Aluminum	0.001	mg/L	<0.001			3	20	104	90	110	98	70	130	
Antimony	0.0009	mg/L	<0.0009			ND	20	106	90	110	102	70	130	
Arsenic	0.0002	mg/L	<0.0002			0	20	98	90	110	82	70	130	
Barium	0.00008	mg/L	<0.00008			1	20	94	90	110	79	70	130	
Beryllium	0.000007	mg/L	<0.000007			ND	20	105	90	110	89	70	130	
Bismuth	0.00001	mg/L	<0.00001			ND	20	96	90	110	82	70	130	
Boron	0.002	mg/L	<0.002			2	20	104	90	110	85	70	130	
Cadmium	0.000003	mg/L	<0.000003			NV	20	99	90	110	105	70	130	
Calcium	0.01	mg/L	<0.01			0	20	102	90	110	102	70	130	
Chromium	0.00008	mg/L	<0.00008			8	20	100	90	110	102	70	130	
Cobalt	0.000004	mg/L	<0.000004			13	20	97	90	110	92	70	130	
Copper	0.0002	mg/L	<0.0002			2	20	98	90	110	114	70	130	
Iron	0.007	mg/L	<0.007			10	20	101	90	110	NV	70	130	
Lead	0.00009	mg/L	<0.00009			ND	20	99	90	110	87	70	130	
Magnesium	0.001	mg/L	<0.001			1	20	103	90	110	99	70	130	
Manganese	0.00001	mg/L	<0.00001			0	20	102	90	110	95	70	130	
Molybdenum	0.00004	mg/L	<0.00004			5	20	102	90	110	110	70	130	
Nickel	0.0001	mg/L	<0.0001			6	20	101	90	110	96	70	130	
Phosphorus	0.003	mg/L	<0.003			0	20	106	90	110	NV	70	130	
Potassium	0.003	mg/L	<0.009			0	20	103	90	110	93	70	130	
Selenium	0.00004	mg/L	<0.00004			2	20	102	90	110	105	70	130	
Silicon	0.02	mg/L	<0.02			5	20	98	90	110	NV	70	130	

OnLine LIMS

0003633954

Results relate only to the sample tested. Data reported represents the sample submitted to SGS. Reproduction of this analytical report in full or in part is prohibited without prior written approval. Please refer to SGS General Conditions of Services located at https://www.sgs.ca/en/terms-and-conditions (Printed copies are available upon request.)
Test method information available upon request. "Temperature Upon Receipt" is representative of the whole shipment and may not reflect the temperature of individual samples.
SGS Canada Inc. Environment-Health & Safety statement of conformity decision rule does not consider uncertainty when analytical results are compared to a specified standard or regulation.

SGS Canada Inc.
P.O. Box 4300 - 185 Concession St.
Lakefield - Ontario - KOL 2HO
Phone: 705-652-2000 FAX: 705-652-6365

Inorganic Analysis														
Parameter	Reporting Limit	Unit	Method Blank	Duplicate				LCS / Spike Blank			Matrix Spike / Reference Material			
				Result 1	Result 2	RPD	Acceptance Criteria	Spike Recovery (%)	Recovery Limits (%)		Spike Recovery (%)	Recovery Limits (%)	
							%		Low	High		Low	High
Silver	0.00005	mg/L	<0.00005			8	20	103	90	110	113	70	130
Sodium	0.01	mg/L	<0.01			ND	20	104	90	110	100	70	130
Strontium	0.00008	mg/L	<0.00008			0	20	96	90	110	88	70	130
Sulfur	3	mg/L	<1			0	20	103	90	110	NV	70	130
Thallium	0.000005	mg/L	<0.000005			ND	20	99	90	110	94	70	130
Thorium	0.0001	mg/L	<0.0001			ND	20	90	90	110	NV	70	130
Tin	0.00006	mg/L	<0.00006			5	20	96	90	110	NV	70	130
Titanium	0.00007	mg/L	<0.00005			5	20	109	90	110	NV	70	130
Tungsten	0.00002	mg/L	<0.00002			14	20	101	90	110	NV	70	130
Uranium	0.000002	mg/L	<0.000002			0	20	98	90	110	95	70	130
Vanadium	0.00001	mg/L	<0.00001			18	20	98	90	110	110	70	130
Zinc	0.002	mg/L	<0.002			2	20	93	90	110	102	70	130
Zirconium	0.002	mg/L	<0.002			ND	20	91	90	110	NV	70	130
pH - QCBatchID: EWL0456-JUL23													
pH	0.05	No unit	NA			0		100			NA		

OnLine LIMS

0003633954

Results relate only to the sample tested. Data reported represents the sample submitted to SGS. Reproduction of this analytical report in full or in part is prohibited without prior written approval. Please refer to SGS General Conditions of Services located at https://www.sgs.ca/en/terms-and-conditions (Printed copies are available upon request.)
Test method information available upon request. "Temperature Upon Receipt" is representative of the whole shipment and may not reflect the temperature of individual samples.
SGS Canada Inc. Environment-Health & Safety statement of conformity decision rule does not consider uncertainty when analytical results are compared to a specified standard or regulation.

SGS Canada Inc.
P.O. Box 4300 - 185 Concession St.
Lakefield - Ontario - KOL 2HO
Phone: 705-652-2000 FAX: 705-652-6365

04-July-2024

Great Bear Resources Ltd.
Attn : Ashley Moncrief

1020 - 800 West Pender St.
Vancouver, BC
V6C 2V6, Canada

Phone: 778-833-2160
Fax:

Date Rec. : 14 June 2024
LR Report: **CA10090-JUN24**
Reference: Wk#8

Copy: #1

CERTIFICATE OF ANALYSIS
Final Report

Analysis	3: Analysis Completed Date	4: Analysis Completed Time	5: HC-28 Wk#8	6: HC-29 Wk#8	7: HC-30 Wk#8	8: HC-31 Wk#8	9: HC-32 Wk#8
Sample Date & Time			14-Jun-24	14-Jun-24	14-Jun-24	14-Jun-24	14-Jun-24
HumCell Leachate Vol [mL]	17-Jun-24	12:19	952	947	700	944	728
Sample Name	---	---	31787	DX450179	31644	DX450183	O31576
Sample Weight [g]	---	---	1000	1000	750	1000	750
pH [No unit]	18-Jun-24	10:20	7.11	6.92	7.27	7.72	7.32
Conductivity [uS/cm]	18-Jun-24	11:50	10	11	24	29	27
Alkalinity [mg/L as CaCO3]	18-Jun-24	10:20	4	5	10	10	10
Acidity [mg/L as CaCO3]	18-Jun-24	10:20	< 2	< 2	< 2	< 2	< 2
F [mg/L]	20-Jun-24	09:08	< 0.06	< 0.06	< 0.06	< 0.06	< 0.06
Cl [mg/L]	20-Jun-24	14:47	< 1	< 1	< 1	< 1	< 1
SO4 [mg/L]	20-Jun-24	14:47	< 2	< 2	< 2	3	3
Hg [mg/L]	20-Jun-24	08:27	< 0.00001	< 0.00001	< 0.00001	< 0.00001	< 0.00001
Ag [mg/L]	20-Jun-24	08:27	< 0.00005	< 0.00005	< 0.00005	< 0.00005	< 0.00005
Al [mg/L]	20-Jun-24	08:27	0.053	0.044	0.044	0.048	0.063
As [mg/L]	20-Jun-24	08:27	0.0023	0.0126	0.0065	0.0097	0.0030
B [mg/L]	20-Jun-24	08:27	< 0.002	< 0.002	0.003	0.005	< 0.002
Ba [mg/L]	20-Jun-24	08:27	0.00062	0.00133	0.00087	0.00041	0.00176
Be [mg/L]	20-Jun-24	08:27	< 0.000007	< 0.000007	< 0.000007	< 0.000007	< 0.000007
Bi [mg/L]	20-Jun-24	08:27	< 0.00001	< 0.00001	< 0.00001	< 0.00001	< 0.00001
Ca [mg/L]	20-Jun-24	08:27	1.25	1.26	3.43	4.50	4.24
Cd [mg/L]	20-Jun-24	08:27	< 0.000003	0.000006	< 0.000003	< 0.000003	0.000009
Co [mg/L]	20-Jun-24	08:27	0.000011	0.000033	0.000013	0.000031	0.000013
Cr [mg/L]	20-Jun-24	08:27	< 0.00008	< 0.00008	< 0.00008	< 0.00008	< 0.00008
Cu [mg/L]	20-Jun-24	08:27	< 0.001	< 0.001	< 0.001	< 0.001	< 0.001
Fe [mg/L]	20-Jun-24	08:27	< 0.007	0.007	0.007	< 0.007	< 0.007
K [mg/L]	20-Jun-24	08:27	0.504	0.988	1.11	0.586	0.886
Mg [mg/L]	20-Jun-24	08:27	0.092	0.100	0.240	0.162	0.133
Mn [mg/L]	20-Jun-24	08:27	0.00277	0.00160	0.0213	0.00628	0.0357
Mo [mg/L]	20-Jun-24	08:27	< 0.0004	< 0.0004	0.0010	0.0005	0.0005
Na [mg/L]	20-Jun-24	08:27	0.19	0.30	0.27	0.40	0.15

OnLine LIMS

0003769324

Results relate only to the sample tested. Data reported represents the sample submitted to SGS. Reproduction of this analytical report in full or in part is prohibited without prior written approval. Please refer to SGS General Conditions of Services located at https://www.sgs.ca/en/terms-and-conditions (Printed copies are available upon request.)
Test method information available upon request. "Temperature Upon Receipt" is representative of the whole shipment and may not reflect the temperature of individual samples.
SGS Canada Inc. Environment-Health & Safety statement of conformity decision rule does not consider uncertainty when analytical results are compared to a specified standard or regulation.

SGS Canada Inc.
P.O. Box 4300 - 185 Concession St.
Lakefield - Ontario - KOL 2HO
Phone: 705-652-2000 FAX: 705-652-6365

LR Report : **CA10090-JUN24**

Analysis	3: Analysis Completed Date	4: Analysis Completed Time	5: HC-28 Wk#8	6: HC-29 Wk#8	7: HC-30 Wk#8	8: HC-31 Wk#8	9: HC-32 Wk#8
Ni [mg/L]	20-Jun-24	08:27	0.0002	0.0002	0.0002	0.0002	0.0002
P [mg/L]	21-Jun-24	08:12	< 0.003	< 0.003	< 0.003	< 0.003	< 0.003
Pb [mg/L]	20-Jun-24	08:27	< 0.00009	< 0.00009	< 0.00009	< 0.00009	< 0.00009
S [mg/L]	20-Jun-24	08:27	< 5	< 5	< 5	< 5	< 5
Sb [mg/L]	20-Jun-24	08:27	< 0.0009	< 0.0009	0.0025	< 0.0009	< 0.0009
Se [mg/L]	20-Jun-24	08:27	< 0.00004	< 0.00004	0.00006	< 0.00004	0.00042
Si [mg/L]	20-Jun-24	08:27	0.23	0.22	0.29	0.33	0.30
Sn [mg/L]	20-Jun-24	08:27	< 0.00006	< 0.00006	< 0.00006	< 0.00006	< 0.00006
Sr [mg/L]	20-Jun-24	08:27	0.00377	0.00486	0.0127	0.0106	0.00727
Ti [mg/L]	20-Jun-24	08:27	0.0003	0.0005	0.0003	0.0004	0.0003
Th [mg/L]	20-Jun-24	08:27	< 0.0001	< 0.0001	< 0.0001	< 0.0001	< 0.0001
Tl [mg/L]	20-Jun-24	08:27	< 0.000005	< 0.000005	< 0.000005	< 0.000005	< 0.000005
U [mg/L]	20-Jun-24	08:27	0.000988	0.00292	0.00134	0.00153	0.000400
V [mg/L]	20-Jun-24	08:27	0.00055	0.00074	0.00040	0.00049	0.00029
W [mg/L]	20-Jun-24	08:27	0.0002	0.0003	0.0003	0.0003	< 0.0002
Zr [mg/L]	20-Jun-24	08:27	< 0.002	< 0.002	< 0.002	< 0.002	< 0.002
Zn [mg/L]	20-Jun-24	08:27	< 0.002	< 0.002	< 0.002	< 0.002	< 0.002

Analysis	10: HC-33 Wk#8	11: HC-34 Wk#8	12: HC-35 Wk#8
Sample Date & Time	14-Jun-24	14-Jun-24	14-Jun-24
HumCell Leachate Vol [mL]	997	931	1004
Sample Name	DX450213	DX450174	31795
Sample Weight [g]	1000	1000	1000
pH [No unit]	5.14	7.54	7.66
Conductivity [uS/cm]	72	22	26
Alkalinity [mg/L as CaCO3]	< 2	10	14
Acidity [mg/L as CaCO3]	4	< 2	< 2
F [mg/L]	0.13	< 0.06	< 0.06
Cl [mg/L]	< 1	< 1	< 1
SO4 [mg/L]	23	< 2	< 2
Hg [mg/L]	< 0.00001	< 0.00001	< 0.00001
Ag [mg/L]	< 0.00005	< 0.00005	< 0.00005
Al [mg/L]	0.040	0.045	0.219
As [mg/L]	0.0002	0.0059	0.0961
B [mg/L]	0.008	< 0.002	< 0.002
Ba [mg/L]	0.00617	0.00252	0.00341
Be [mg/L]	0.000022	< 0.000007	< 0.000007
Bi [mg/L]	< 0.00001	< 0.00001	< 0.00001
Ca [mg/L]	7.00	3.30	4.34
Cd [mg/L]	0.000027	0.000013	< 0.000003
Co [mg/L]	0.00104	0.000020	0.000028
Cr [mg/L]	< 0.00008	< 0.00008	< 0.00008

OnLine LIMS

0003769324

Results relate only to the sample tested. Data reported represents the sample submitted to SGS. Reproduction of this analytical report in full or in part is prohibited without prior written approval. Please refer to SGS General Conditions of Services located at https://www.sgs.ca/en/terms-and-conditions (Printed copies are available upon request.)
Test method information available upon request. "Temperature Upon Receipt" is representative of the whole shipment and may not reflect the temperature of individual samples.
SGS Canada Inc. Environment-Health & Safety statement of conformity decision rule does not consider uncertainty when analytical results are compared to a specified standard or regulation.

SGS Canada Inc.
P.O. Box 4300 - 185 Concession St.
Lakefield - Ontario - KOL 2HO
Phone: 705-652-2000 FAX: 705-652-6365

LR Report : **CA10090-JUN24**

Analysis	10: HC-33 Wk#8	11: HC-34 Wk#8	12: HC-35 Wk#8
Cu [mg/L]	0.001	< 0.001	< 0.001
Fe [mg/L]	0.229	< 0.007	< 0.007
K [mg/L]	1.75	0.886	2.24
Mg [mg/L]	0.725	0.226	0.118
Mn [mg/L]	0.151	0.0212	0.00212
Mo [mg/L]	< 0.0004	0.0259	< 0.0004
Na [mg/L]	0.10	0.51	0.15
Ni [mg/L]	0.0061	0.0001	0.0002
P [mg/L]	< 0.003	< 0.003	0.003
Pb [mg/L]	< 0.00009	< 0.00009	< 0.00009
S [mg/L]	8	< 5	< 5
Sb [mg/L]	< 0.0009	0.0010	< 0.0009
Se [mg/L]	0.00101	0.00009	0.00008
Si [mg/L]	1.26	0.26	0.66
Sn [mg/L]	< 0.00006	< 0.00006	< 0.00006
Sr [mg/L]	0.0246	0.00927	0.00817
Ti [mg/L]	< 0.0001	< 0.0001	0.0002
Th [mg/L]	< 0.0001	< 0.0001	< 0.0001
Tl [mg/L]	0.000016	< 0.000005	< 0.000005
U [mg/L]	0.000720	0.000179	0.00124
V [mg/L]	< 0.00001	0.00057	0.00213
W [mg/L]	< 0.0002	< 0.0002	0.0005
Zr [mg/L]	< 0.002	< 0.002	< 0.002
Zn [mg/L]	0.011	< 0.002	< 0.002



Lisa Thompson
Project Specialist Assistant,
Environment, Health & Safety

OnLine LIMS

0003769324

Results relate only to the sample tested. Data reported represents the sample submitted to SGS. Reproduction of this analytical report in full or in part is prohibited without prior written approval. Please refer to SGS General Conditions of Services located at https://www.sgs.ca/en/terms-and-conditions (Printed copies are available upon request.)
Test method information available upon request. "Temperature Upon Receipt" is representative of the whole shipment and may not reflect the temperature of individual samples.
SGS Canada Inc. Environment-Health & Safety statement of conformity decision rule does not consider uncertainty when analytical results are compared to a specified standard or regulation.

SGS Canada Inc.
P.O. Box 4300 - 185 Concession St.
Lakefield - Ontario - KOL 2HO
Phone: 705-652-2000 FAX: 705-652-6365

02-August-2023

Great Bear Resources Ltd.
Attn : Ashley Moncrief

1020 - 800 West Pender St., Vancouver
Canada, V6C 2V6
Phone: 778-833-2160, Fax:

Date Rec. : 27 July 2023
LR Report: **CA10205-JUL23**
Reference: Wk#9

Copy: #1

CERTIFICATE OF ANALYSIS

Final Report - Revised

Analysis	3: Analysis Completed Date	4: Analysis Completed Time	5: HC-1 Wk#9	6: HC-2 Wk#9	7: HC-3 Wk#9	8: HC-4 Wk#9	9: HC-5 Wk#9	10: HC-6 Wk#9	11: HC-7 Wk#9
Sample Date & Time			27-Jul-23	27-Jul-23	27-Jul-23	27-Jul-23	27-Jul-23	27-Jul-23	27-Jul-23
Hum Cell Leachate Volume [mL]	15-Aug-23	10:20	998	1006	496	504	997	498	1002
pH [No unit]	02-Aug-23	09:54	6.97	7.71	7.38	6.96	7.46	7.69	7.96
Alkalinity [mg/L as CaCO3]	31-Jul-23	13:50	4	14	12	6	9	15	13
Conductivity [uS/cm]	31-Jul-23	13:50	43	29	27	47	22	31	25
Acidity [mg/L as CaCO3]	31-Jul-23	13:50	< 2	< 2	< 2	< 2	< 2	< 2	< 2
Fluoride [mg/L]	01-Aug-23	15:12	< 0.06	< 0.06	< 0.06	< 0.06	< 0.06	< 0.06	< 0.06
Sulphate [mg/L]	02-Aug-23	16:33	13	< 2	< 2	14	< 2	< 2	< 2
Chloride [mg/L]	02-Aug-23	16:33	< 1	< 1	< 1	< 1	< 1	< 1	< 1
Mercury [mg/L]	02-Aug-23	14:07	< 0.00001	< 0.00001	< 0.00001	< 0.00001	< 0.00001	< 0.00001	< 0.00001
Silver [mg/L]	02-Aug-23	14:07	< 0.00005	0.00007	< 0.00005	< 0.00005	< 0.00005	< 0.00005	< 0.00005
Aluminum [mg/L]	02-Aug-23	14:07	0.013	0.053	0.015	0.006	0.051	0.055	0.052
Arsenic [mg/L]	02-Aug-23	14:07	0.0002	0.0153	0.0022	< 0.0002	0.0064	0.0011	0.0100
Barium [mg/L]	02-Aug-23	14:07	0.00109	0.00573	0.00051	0.00307	0.00091	0.00074	0.00067
Beryllium [mg/L]	02-Aug-23	14:07	< 0.000007	< 0.000007	< 0.000007	< 0.000007	< 0.000007	< 0.000007	< 0.000007
Boron [mg/L]	02-Aug-23	14:07	0.003	< 0.002	0.002	0.002	0.002	0.002	< 0.002
Bismuth [mg/L]	02-Aug-23	14:07	< 0.00001	0.00008	< 0.00001	< 0.00001	< 0.00001	< 0.00001	< 0.00001
Calcium [mg/L]	02-Aug-23	14:07	6.45	4.95	3.08	6.24	3.65	4.44	4.36
Cadmium [mg/L]	02-Aug-23	14:07	0.000468	0.000007	< 0.000003	0.000605	0.000005	0.000005	0.000003
Cobalt [mg/L]	02-Aug-23	14:07	0.000033	0.000034	0.000005	0.000125	0.000016	0.000009	0.000025
Chromium [mg/L]	02-Aug-23	14:07	0.00034	0.00009	< 0.00008	< 0.00008	0.00013	< 0.00008	0.00056
Copper [mg/L]	02-Aug-23	14:07	0.0004	0.0006	0.0004	0.0008	0.0006	0.0006	0.0007

OnLine LIMS

00003633956

Results relate only to the sample tested. Data reported represents the sample submitted to SGS. Reproduction of this analytical report in full or in part is prohibited without prior written approval. Please refer to SGS General Conditions of Services located at https://www.sgs.ca/en/terms-and-conditions (Printed copies are available upon request.)
Test method information available upon request. "Temperature Upon Receipt" is representative of the whole shipment and may not reflect the temperature of individual samples.
SGS Canada Inc. Environment-Health & Safety statement of conformity decision rule does not consider uncertainty when analytical results are compared to a specified standard or regulation.

SGS Canada Inc.
P.O. Box 4300 - 185 Concession St.
Lakefield - Ontario - KOL 2HO
Phone: 705-652-2000 FAX: 705-652-6365

Analysis	3: Analysis Completed Date	4: Analysis Completed Time	5: HC-1 Wk#9	6: HC-2 Wk#9	7: HC-3 Wk#9	8: HC-4 Wk#9	9: HC-5 Wk#9	10: HC-6 Wk#9	11: HC-7 Wk#9
Iron [mg/L]	02-Aug-23	14:07	---	0.029	< 0.007	---	0.076	---	---
Iron [mg/L]	23-Aug-23	09:36	< 0.007	---	---	< 0.007	---	< 0.007	< 0.007
Potassium [mg/L]	02-Aug-23	14:07	0.619	1.60	1.03	1.04	0.801	0.728	0.777
Magnesium [mg/L]	02-Aug-23	14:07	0.429	0.169	0.296	1.04	0.171	0.323	0.236
Manganese [mg/L]	02-Aug-23	14:07	0.0432	0.0262	0.00465	0.0294	0.0275	0.00803	0.0159
Molybdenum [mg/L]	02-Aug-23	14:07	0.00015	0.00012	0.00016	0.00008	0.00015	0.00014	0.00080
Sodium [mg/L]	02-Aug-23	14:07	0.24	0.15	0.19	0.12	0.17	0.30	0.29
Nickel [mg/L]	02-Aug-23	14:07	0.0005	0.0002	< 0.0001	0.0004	0.0003	0.0003	0.0002
Phosphorus [mg/L]	02-Aug-23	14:07	< 0.003	< 0.003	< 0.003	< 0.003	< 0.003	< 0.003	< 0.003
Lead [mg/L]	02-Aug-23	14:07	0.0345	0.00057	< 0.00009	0.0270	< 0.00009	< 0.00009	< 0.00009
Sulfur [mg/L]	02-Aug-23	14:07	5	< 3	< 3	5	< 3	< 3	< 3
Antimony [mg/L]	02-Aug-23	14:07	0.0019	0.0013	< 0.0009	< 0.0009	0.0016	< 0.0009	< 0.0009
Selenium [mg/L]	02-Aug-23	14:07	0.00060	0.0122	0.00008	0.00111	0.00018	< 0.00004	0.00009
Silicon [mg/L]	02-Aug-23	14:07	0.41	0.53	0.55	0.63	0.38	0.62	0.45
Tin [mg/L]	02-Aug-23	14:07	< 0.00006	< 0.00006	< 0.00006	0.00008	0.00012	< 0.00006	0.00008
Strontium [mg/L]	02-Aug-23	14:07	0.0246	0.0204	0.0118	0.0131	0.00665	0.0143	0.0115
Titanium [mg/L]	02-Aug-23	14:07	< 0.00007	< 0.00007	0.00010	< 0.00007	0.00022	< 0.00007	0.00014
Thorium [mg/L]	02-Aug-23	14:07	< 0.0001	< 0.0001	< 0.0001	< 0.0001	< 0.0001	< 0.0001	< 0.0001
Thallium [mg/L]	02-Aug-23	14:07	0.000009	0.000009	0.000006	0.000009	0.000009	< 0.000005	< 0.000005
Uranium [mg/L]	02-Aug-23	14:07	0.00126	0.000711	0.00103	0.00289	0.00339	0.00325	0.00866
Uranium [mg/L]	23-Aug-23	09:36	---	---	---	0.00287	---	0.00319	---
Vanadium [mg/L]	02-Aug-23	14:07	< 0.00001	0.00068	0.00024	0.00003	0.00080	0.00134	0.00039
Tungsten [mg/L]	02-Aug-23	14:07	0.00004	0.00026	0.00035	0.00003	0.00033	0.00513	0.00023
Zirconium [mg/L]	02-Aug-23	14:07	< 0.002	< 0.002	< 0.002	< 0.002	< 0.002	< 0.002	< 0.002
Zinc [mg/L]	02-Aug-23	14:07	0.019	0.003	< 0.002	0.029	< 0.002	< 0.002	< 0.002

Method Descriptions

Parameter	SGS Method Code	Reference Method Code
	NA	
Acidity	ME-CA-[ENV]EWL-LAK-AN-006	SM 2310
Alkalinity	ME-CA-[ENV]EWL-LAK-AN-006	SM 2320
Anions by discrete analyzer	ME-CA-[ENV]EWL-LAK-AN-026	US EPA 325.2
Anions by discrete analyzer	ME-CA-[ENV]EWL-LAK-AN-026	US EPA 375.4
Conductivity	ME-CA-[ENV]EWL-LAK-AN-006	SM 2510
Fluoride by Specific Ion Electrode	ME-CA-[ENV]EWL-LAK-AN-014	SM 4500

OnLine LIMS

0003633956

Results relate only to the sample tested. Data reported represents the sample submitted to SGS. Reproduction of this analytical report in full or in part is prohibited without prior written approval. Please refer to SGS General Conditions of Services located at https://www.sgs.ca/en/terms-and-conditions (Printed copies are available upon request.)
Test method information available upon request. "Temperature Upon Receipt" is representative of the whole shipment and may not reflect the temperature of individual samples.
SGS Canada Inc. Environment-Health & Safety statement of conformity decision rule does not consider uncertainty when analytical results are compared to a specified standard or regulation.

SGS Canada Inc.
P.O. Box 4300 - 185 Concession St.
Lakefield - Ontario - KOL 2HO
Phone: 705-652-2000 FAX: 705-652-6365

Parameter	SGS Method Code	Reference Method Code
Inorganics-General	ME-CA-[ENV]SPE-LAK-AN-004	EPA 7471A/SM 3112B
Metals in aqueous samples - ICP-MS	ME-CA-[ENV]SPE-LAK-AN-006	SM 3030/EPA 200.8
pH	ME-CA-[ENV]EWL-LAK-AN-006	SM 4500



Lisa Thompson
Project Specialist Assistant,
Environment, Health & Safety

OnLine LIMS

0003633956

Results relate only to the sample tested. Data reported represents the sample submitted to SGS. Reproduction of this analytical report in full or in part is prohibited without prior written approval. Please refer to SGS General Conditions of Services located at https://www.sgs.ca/en/terms-and-conditions (Printed copies are available upon request.)
Test method information available upon request. "Temperature Upon Receipt" is representative of the whole shipment and may not reflect the temperature of individual samples.
SGS Canada Inc. Environment-Health & Safety statement of conformity decision rule does not consider uncertainty when analytical results are compared to a specified standard or regulation.

SGS Canada Inc.
P.O. Box 4300 - 185 Concession St.
Lakefield - Ontario - KOL 2HO
Phone: 705-652-2000 FAX: 705-652-6365

Quality Control Report

Inorganic Analysis														
Parameter	Reporting Limit	Unit	Method Blank	Duplicate				LCS / Spike Blank			Matrix Spike / Reference Material			
				Result 1	Result 2	RPD	Acceptance Criteria	Spike Recovery (%)	Recovery Limits (%)		Spike Recovery (%)	Recovery Limits (%)		
							%		Low	High		Low	High	
Acidity - QCBatchID: EWL0597-JUL23														
Acidity	2	mg/L as Ca	< 2			0	20	100	90	110	NA			
Alkalinity - QCBatchID: EWL0597-JUL23														
Alkalinity	2	mg/L as Ca	< 2			0	20	96	80	120	NA			
Anions by discrete analyzer - QCBatchID: DIO5014-AUG23														
Chloride	1	mg/L	<1			ND	20	97	80	120	103	75	125	
Sulphate	2	mg/L	<2			ND	20	104	80	120	107	75	125	
Conductivity - QCBatchID: EWL0597-JUL23														
Conductivity	2	uS/cm	< 2			0	20	99	90	110	NA			
Fluoride by Specific Ion Electrode - QCBatchID: EWL0602-JUL23														
Fluoride	0.06	mg/L	<0.06			0	10	100	90	110	98	75	125	
Fluoride by Specific Ion Electrode - QCBatchID: EWL0606-JUL23														
Fluoride	0.06	mg/L	<0.06			0	10	100	90	110	96	75	125	
Fluoride by Specific Ion Electrode - QCBatchID: EWL0611-JUL23														
Fluoride	0.06	mg/L	<0.06			0	10	97	90	110	96	75	125	
Fluoride by Specific Ion Electrode - QCBatchID: EWL0632-JUL23														
Fluoride	0.06	mg/L	<0.06			0	10	97	90	110	92	75	125	
Inorganics-General - QCBatchID: EHG0056-JUL23														
Mercury	0.00001	mg/L	< 0.00001			0	20	118	80	120	98	70	130	
Metals in aqueous samples - ICP-MS - QCBatchID: EMS0010-AUG23														
Aluminum	0.001	mg/L	<0.001			Error!	20	101	90	110	Error!	70	130	
Antimony	0.0009	mg/L	<0.0009			Error!	20	110	90	110	Error!	70	130	
Arsenic	0.0002	mg/L	<0.0002			Error!	20	100	90	110	Error!	70	130	
Barium	0.00008	mg/L	<0.00008			Error!	20	96	90	110	Error!	70	130	
Beryllium	0.000007	mg/L	<0.000007			Error!	20	96	90	110	Error!	70	130	
Bismuth	0.00001	mg/L	<0.00001			Error!	20	92	90	110	Error!	70	130	
Boron	0.002	mg/L	<0.002			Error!	20	97	90	110	95	70	130	
Cadmium	0.000003	mg/L	<0.000003			Error!	20	99	90	110	Error!	70	130	
Calcium	0.01	mg/L	<0.01			Error!	20	97	90	110	Error!	70	130	
Chromium	0.00008	mg/L	<0.00008			Error!	20	101	90	110	Error!	70	130	
Cobalt	0.000004	mg/L	<0.000004			Error!	20	98	90	110	Error!	70	130	
Copper	0.0002	mg/L	<0.0002			Error!	20	98	90	110	Error!	70	130	
Iron	0.007	mg/L	<0.007			Error!	20	98	90	110	Error!	70	130	
Lead	0.00009	mg/L	<0.00009			Error!	20	97	90	110	Error!	70	130	
Magnesium	0.001	mg/L	<0.001			Error!	20	100	90	110	Error!	70	130	
Manganese	0.00001	mg/L	<0.00001			Error!	20	102	90	110	Error!	70	130	

OnLine LIMS

Results relate only to the sample tested. Data reported represents the sample submitted to SGS. Reproduction of this analytical report in full or in part is prohibited without prior written approval. Please refer to SGS General Conditions of Services located at https://www.sgs.ca/en/terms-and-conditions (Printed copies are available upon request.)
Test method information available upon request. "Temperature Upon Receipt" is representative of the whole shipment and may not reflect the temperature of individual samples.
SGS Canada Inc. Environment-Health & Safety statement of conformity decision rule does not consider uncertainty when analytical results are compared to a specified standard or regulation.

0003633956

SGS Canada Inc.
P.O. Box 4300 - 185 Concession St.
Lakefield - Ontario - K0L 2H0
Phone: 705-652-2000 FAX: 705-652-6365

Inorganic Analysis													
Parameter	Reporting Limit	Unit	Method Blank	Duplicate				LCS / Spike Blank			Matrix Spike / Reference Material		
				Result 1	Result 2	RPD	Acceptance Criteria	Spike Recovery (%)	Recovery Limits (%)		Spike Recovery (%)	Recovery Limits (%)	
							%		Low	High		Low	High
Molybdenum	0.00004	mg/L	<0.00004			Error!	20	101	90	110	Error!	70	130
Nickel	0.0001	mg/L	<0.0001			Error!	20	100	90	110	Error!	70	130
Phosphorus	0.003	mg/L	<0.003			Error!	20	98	90	110	NV	70	130
Potassium	0.003	mg/L	<0.009			Error!	20	102	90	110	Error!	70	130
Selenium	0.00004	mg/L	<0.00004			Error!	20	101	90	110	Error!	70	130
Silicon	0.02	mg/L	<0.02			Error!	20	96	90	110	NV	70	130
Silver	0.00005	mg/L	<0.00005			Error!	20	100	90	110	Error!	70	130
Sodium	0.01	mg/L	<0.01			Error!	20	96	90	110	Error!	70	130
Strontium	0.00008	mg/L	<0.00008			Error!	20	99	90	110	Error!	70	130
Sulfur	3	mg/L	<1			Error!	20	108	90	110	NV	70	130
Thallium	0.000005	mg/L	<0.000005			Error!	20	96	90	110	Error!	70	130
Thorium	0.0001	mg/L	<0.0001			Error!	20	104	90	110	NV	70	130
Tin	0.00006	mg/L	<0.00006			Error!	20	100	90	110	NV	70	130
Titanium	0.00007	mg/L	<0.00005			Error!	20	102	90	110	NV	70	130
Tungsten	0.00002	mg/L	<0.00002			Error!	20	102	90	110	NV	70	130
Uranium	0.000002	mg/L	<0.000002			Error!	20	95	90	110	Error!	70	130
Vanadium	0.00001	mg/L	<0.00001			Error!	20	101	90	110	Error!	70	130
Zinc	0.002	mg/L	<0.002			Error!	20	99	90	110	Error!	70	130
Zirconium	0.002	mg/L	<0.002			Error!	20	93	90	110	NV	70	130
Metals in aqueous samples - ICP-MS - QCBatchID: EMS0102-AUG23													
Iron	0.007	mg/L	<0.007			6	20	103	90	110	NV	70	130
Uranium	0.000002	mg/L	<0.000002			1	20	100	90	110	100	70	130
pH - QCBatchID: EWL0597-JUL23													
pH	0.05	No unit	NA			0		100			NA		

OnLine LIMS

Results relate only to the sample tested. Data reported represents the sample submitted to SGS. Reproduction of this analytical report in full or in part is prohibited without prior written approval. Please refer to SGS General Conditions of Services located at https://www.sgs.ca/en/terms-and-conditions (Printed copies are available upon request.)
Test method information available upon request. "Temperature Upon Receipt" is representative of the whole shipment and may not reflect the temperature of individual samples.
SGS Canada Inc. Environment-Health & Safety statement of conformity decision rule does not consider uncertainty when analytical results are compared to a specified standard or regulation.

0003633956

SGS Canada Inc.
P.O. Box 4300 - 185 Concession St.
Lakefield - Ontario - KOL 2HO
Phone: 705-652-2000 FAX: 705-652-6365

17-August-2023

Great Bear Resources Ltd.
Attn : Ashley Moncrief

1020 - 800 West Pender St.
Vancouver, BC
V6C 2V6, Canada

Phone: 778-833-2160
Fax:

Date Rec. : 28 July 2023
LR Report: **CA10207-JUL23**
Reference: Wk#9

Copy: #1

CERTIFICATE OF ANALYSIS

Final Report - Revised

Analysis	3: Analysis Completed Date	4: Analysis Completed Time	5: HC-8 Wk#9	6: HC-9 Wk#9	7: HC-10 Wk#9	8: HC-11 Wk#9	9: HC-12 Wk#9	10: HC-13 Wk#9	11: HC-14 Wk#9	12: HC-15 Wk#9	13: HC-16 Wk#9
Sample Date & Time			28-Jul-23	28-Jul-23	28-Jul-23	28-Jul-23	28-Jul-23	28-Jul-23	28-Jul-23	28-Jul-23	28-Jul-23
Hum Cell Leachate Volume [mL]	28-Jul-23	11:37	1008	999	980	1001	1003	999	964	728	998
pH [No unit]	02-Aug-23	09:58	8.03	6.73	7.67	7.49	7.46	7.53	7.16	8.25	7.55
Alkalinity [mg/L as CaCO3]	01-Aug-23	09:06	13	5	8	9	9	13	5	13	13
Conductivity [uS/cm]	01-Aug-23	09:06	33	50	21	21	38	38	33	84	36
Acidity [mg/L as CaCO3]	01-Aug-23	09:06	< 2	5	< 2	< 2	< 2	< 2	< 2	< 2	< 2
Fluoride [mg/L]	31-Jul-23	13:45	< 0.06	< 0.06	< 0.06	< 0.06	< 0.06	< 0.06	< 0.06	< 0.06	< 0.06
Sulphate [mg/L]	03-Aug-23	15:49	2	13	< 2	< 2	6	4	8	22	2
Chloride [mg/L]	03-Aug-23	15:49	< 1	< 1	< 1	< 1	< 1	< 1	< 1	4	< 1
Mercury [mg/L]	01-Aug-23	15:41	< 0.00001	< 0.00001	< 0.00001	< 0.00001	< 0.00001	< 0.00001	< 0.00001	< 0.00001	< 0.00001
Silver [mg/L]	03-Aug-23	16:13	< 0.00005	< 0.00005	< 0.00005	< 0.00005	< 0.00005	< 0.00005	< 0.00005	< 0.00005	< 0.00005
Aluminum [mg/L]	03-Aug-23	16:13	0.049	0.003	0.033	0.042	0.038	0.118	0.029	0.012	0.130
Arsenic [mg/L]	03-Aug-23	16:13	0.0026	< 0.0002	0.0007	0.0006	0.0036	0.0048	0.0020	0.255	0.0199
Barium [mg/L]	03-Aug-23	16:13	0.00135	0.00222	0.00066	0.00076	0.00180	0.00064	0.00274	0.00183	0.00193
Beryllium [mg/L]	03-Aug-23	16:13	0.000008	< 0.000007	< 0.000007	< 0.000007	< 0.000007	< 0.000007	< 0.000007	< 0.000007	< 0.000007
Boron [mg/L]	03-Aug-23	16:13	< 0.002	0.004	0.002	< 0.002	< 0.002	< 0.002	0.002	0.009	0.002
Bismuth [mg/L]	03-Aug-23	16:13	< 0.00001	< 0.00001	< 0.00001	< 0.00001	0.00003	0.00001	< 0.00001	0.00001	< 0.00001
Calcium [mg/L]	03-Aug-23	16:13	4.67	6.88	3.15	3.03	6.02	6.10	3.64	12.6	4.79
Cadmium [mg/L]	03-Aug-23	16:13	< 0.000003	0.00588	0.000008	< 0.000003	< 0.000003	0.000005	< 0.000003	< 0.000003	< 0.000003
Cobalt [mg/L]	03-Aug-23	16:13	< 0.000004	0.000133	0.000018	< 0.000004	< 0.000004	0.000005	0.000042	0.000361	0.000010
Chromium [mg/L]	03-Aug-23	16:13	< 0.00008	< 0.00008	0.00031	< 0.00008	< 0.00008	0.00021	< 0.00008	0.00016	< 0.00008
Copper [mg/L]	03-Aug-23	16:13	0.0008	< 0.0002	0.0011	0.0006	0.0006	0.0009	0.0007	0.0005	0.0005

OnLine LIMS

0003633957

Results relate only to the sample tested. Data reported represents the sample submitted to SGS. Reproduction of this analytical report in full or in part is prohibited without prior written approval. Please refer to SGS General Conditions of Services located at https://www.sgs.ca/en/terms-and-conditions (Printed copies are available upon request.)
Test method information available upon request. "Temperature Upon Receipt" is representative of the whole shipment and may not reflect the temperature of individual samples.
SGS Canada Inc. Environment-Health & Safety statement of conformity decision rule does not consider uncertainty when analytical results are compared to a specified standard or regulation.

SGS Canada Inc.
P.O. Box 4300 - 185 Concession St.
Lakefield - Ontario - KOL 2HO
Phone: 705-652-2000 FAX: 705-652-6365

Analysis	3: Analysis Completed Date	4: Analysis Completed Time	5: HC-8 Wk#9	6: HC-9 Wk#9	7: HC-10 Wk#9	8: HC-11 Wk#9	9: HC-12 Wk#9	10: HC-13 Wk#9	11: HC-14 Wk#9	12: HC-15 Wk#9	13: HC-16 Wk#9
Iron [mg/L]	03-Aug-23	16:13	< 0.007	< 0.007	0.373	< 0.007	< 0.007	0.183	0.027	0.018	< 0.007
Potassium [mg/L]	03-Aug-23	16:13	0.831	1.13	0.401	0.387	0.541	0.853	0.989	0.886	2.55
Magnesium [mg/L]	03-Aug-23	16:13	0.345	0.271	0.129	0.135	0.073	0.140	0.374	0.696	0.138
Manganese [mg/L]	03-Aug-23	16:13	0.0265	0.119	0.0283	0.0187	0.0390	0.0155	0.00577	0.0141	0.00665
Molybdenum [mg/L]	03-Aug-23	16:13	0.00108	0.00037	0.00022	0.00023	0.00038	0.00025	0.00029	0.00032	0.00016
Sodium [mg/L]	03-Aug-23	16:13	0.23	0.11	0.17	0.18	0.14	0.08	0.31	0.18	0.16
Nickel [mg/L]	03-Aug-23	16:13	< 0.0001	0.0017	0.0038	< 0.0001	< 0.0001	0.0046	0.0004	0.0243	0.0001
Phosphorus [mg/L]	03-Aug-23	16:13	< 0.003	< 0.003	< 0.003	< 0.003	< 0.003	< 0.003	< 0.003	< 0.003	< 0.003
Lead [mg/L]	03-Aug-23	16:13	< 0.00009	0.00369	< 0.00009	< 0.00009	< 0.00009	< 0.00009	< 0.00009	< 0.00009	< 0.00009
Sulfur [mg/L]	03-Aug-23	16:13	< 3	7	< 3	< 3	3	< 3	3	11	< 3
Antimony [mg/L]	03-Aug-23	16:13	0.0012	< 0.0009	0.0014	< 0.0009	0.0012	0.0011	< 0.0009	0.0036	< 0.0009
Selenium [mg/L]	03-Aug-23	16:13	0.00034	0.00266	0.00047	0.00010	0.00030	0.00007	0.00046	0.00088	0.00012
Silicon [mg/L]	03-Aug-23	16:13	0.36	0.83	0.26	0.34	0.47	0.72	0.26	0.65	0.61
Tin [mg/L]	03-Aug-23	16:13	< 0.00006	< 0.00006	0.00014	0.00006	< 0.00006	< 0.00006	0.00006	< 0.00006	< 0.00006
Strontium [mg/L]	03-Aug-23	16:13	0.00957	0.0235	0.00884	0.00765	0.0122	0.0117	0.0192	0.0315	0.0169
Titanium [mg/L]	03-Aug-23	16:13	< 0.00007	< 0.00007	0.00009	< 0.00007	0.00010	< 0.00007	0.00020	< 0.00007	0.00010
Thorium [mg/L]	03-Aug-23	16:13	< 0.0001	< 0.0001	< 0.0001	< 0.0001	< 0.0001	< 0.0001	< 0.0001	< 0.0001	< 0.0001
Thallium [mg/L]	03-Aug-23	16:13	< 0.000005	0.000013	< 0.000005	< 0.000005	0.000005	0.000007	< 0.000005	0.000011	0.000011
Uranium [mg/L]	03-Aug-23	16:13	0.00271	0.000611	0.00180	0.00101	0.00183	0.00114	0.00102	0.000390	0.00253
Vanadium [mg/L]	03-Aug-23	16:14	0.00023	< 0.00001	0.00006	0.00012	0.00013	0.00009	0.00024	0.00015	0.00081
Tungsten [mg/L]	03-Aug-23	16:14	0.00023	0.00005	0.00027	0.00024	0.00022	0.00010	0.00008	0.00005	0.00024
Zirconium [mg/L]	03-Aug-23	16:14	< 0.002	< 0.002	< 0.002	< 0.002	< 0.002	< 0.002	< 0.002	< 0.002	< 0.002
Zinc [mg/L]	03-Aug-23	16:14	< 0.002	0.377	< 0.002	< 0.002	< 0.002	< 0.002	< 0.002	< 0.002	< 0.002

Analysis	14: HC-17 Wk#9	15: HC-18 Wk#9	16: HC-19 Wk#9	17: HC-20 Wk#9	18: HC-21 Wk#9	19: HC-22 Wk#9	20: HC-23 Wk#9	21: HC-24 Wk#9	22: HC-25 Wk#9	23: HC-26 Wk#9	24: HC-27 Wk#9
Sample Date & Time	28-Jul-23	28-Jul-23	28-Jul-23	28-Jul-23	28-Jul-23	28-Jul-23	28-Jul-23	28-Jul-23	28-Jul-23	28-Jul-23	28-Jul-23
Hum Cell Leachate Volume [mL]	1002	974	996	1008	986	493	1010	975	1005	751	1011
pH [No unit]	6.90	8.62	7.10	8.67	9.03	7.79	9.17	8.99	8.68	6.97	7.28
Alkalinity [mg/L as CaCO3]	4	12	10	12	15	12	16	13	13	9	7
Conductivity [uS/cm]	16	27	23	27	31	27	33	28	40	112	32
Acidity [mg/L as CaCO3]	< 2	< 2	< 2	< 2	< 2	< 2	< 2	< 2	< 2	< 2	< 2
Fluoride [mg/L]	< 0.06	< 0.06	0.16	< 0.06	< 0.06	< 0.06	< 0.06	< 0.06	< 0.06	< 0.06	< 0.06
Sulphate [mg/L]	< 2	< 2	< 2	< 2	< 2	< 2	< 2	< 2	3	41	6
Chloride [mg/L]	< 1	< 1	< 1	< 1	< 1	< 1	< 1	< 1	< 1	< 1	< 1
Mercury [mg/L]	< 0.00001	< 0.00001	< 0.00001	< 0.00001	< 0.00001	< 0.00001	< 0.00001	< 0.00001	< 0.00001	< 0.00001	< 0.00001

OnLine LIMS

0003633957

Results relate only to the sample tested. Data reported represents the sample submitted to SGS. Reproduction of this analytical report in full or in part is prohibited without prior written approval. Please refer to SGS General Conditions of Services located at https://www.sgs.ca/en/terms-and-conditions (Printed copies are available upon request.)
Test method information available upon request. "Temperature Upon Receipt" is representative of the whole shipment and may not reflect the temperature of individual samples.
SGS Canada Inc. Environment-Health & Safety statement of conformity decision rule does not consider uncertainty when analytical results are compared to a specified standard or regulation.

SGS Canada Inc.
P.O. Box 4300 - 185 Concession St.
Lakefield - Ontario - KOL 2HO
Phone: 705-652-2000 FAX: 705-652-6365

LR Report : **CA10207-JUL23**

Analysis	14: HC-17 Wk#9	15: HC-18 Wk#9	16: HC-19 Wk#9	17: HC-20 Wk#9	18: HC-21 Wk#9	19: HC-22 Wk#9	20: HC-23 Wk#9	21: HC-24 Wk#9	22: HC-25 Wk#9	23: HC-26 Wk#9	24: HC-27 Wk#9
Silver [mg/L]	< 0.00005	< 0.00005	< 0.00005	< 0.00005	< 0.00005	< 0.00005	< 0.00005	< 0.00005	< 0.00005	< 0.00005	< 0.00005
Aluminum [mg/L]	0.015	0.062	0.060	0.030	0.050	0.032	0.039	0.034	0.048	0.008	0.028
Arsenic [mg/L]	0.0360	0.0079	0.0014	0.0003	0.0024	0.0006	0.0095	0.0015	0.0013	0.0002	0.0007
Barium [mg/L]	0.00031	0.00036	0.00046	0.00199	0.00049	0.00664	0.00258	0.00056	0.00122	0.00673	0.00069
Beryllium [mg/L]	0.000007	< 0.000007	0.000012	0.000009	0.000022	0.000009	0.000013	0.000008	0.000007	0.000009	0.000007
Boron [mg/L]	< 0.002	0.003	< 0.002	0.002	< 0.002	0.002	0.008	< 0.002	0.005	0.005	0.002
Bismuth [mg/L]	< 0.00001	< 0.00001	< 0.00001	< 0.00001	< 0.00001	< 0.00001	< 0.00001	< 0.00001	< 0.00001	< 0.00001	< 0.00001
Calcium [mg/L]	2.04	4.15	3.47	3.84	4.85	2.91	4.92	4.11	5.64	16.1	4.60
Cadmium [mg/L]	0.000005	0.000032	< 0.000003	< 0.000003	< 0.000003	0.000004	< 0.000003	0.000015	< 0.000003	0.000042	< 0.000003
Cobalt [mg/L]	0.000093	0.000015	0.000020	0.000010	0.000021	< 0.000004	0.000014	< 0.000004	0.000010	0.000251	< 0.000004
Chromium [mg/L]	< 0.00008	< 0.00008	< 0.00008	< 0.00008	< 0.00008	< 0.00008	< 0.00008	0.00009	< 0.00008	< 0.00008	< 0.00008
Copper [mg/L]	0.0005	0.0008	0.0016	0.0006	0.0009	0.0006	0.0004	0.0003	0.0005	0.0002	0.0006
Iron [mg/L]	0.021	< 0.007	0.063	< 0.007	0.008	< 0.007	0.204	0.029	< 0.007	0.072	< 0.007
Potassium [mg/L]	0.491	0.489	0.501	0.452	0.201	1.26	0.653	0.307	0.504	3.05	0.742
Magnesium [mg/L]	0.128	0.159	0.112	0.262	0.263	0.215	0.309	0.243	0.316	0.857	0.214
Manganese [mg/L]	0.00189	0.00847	0.00972	0.0410	0.0332	0.0277	0.0301	0.0266	0.0162	0.0500	0.0170
Molybdenum [mg/L]	0.00011	0.00016	0.00022	0.00046	0.00015	0.00057	0.00031	0.00011	0.00017	0.00011	0.00015
Sodium [mg/L]	0.12	0.20	0.14	0.28	0.11	0.25	0.09	0.12	0.33	0.32	0.17
Nickel [mg/L]	0.0020	< 0.0001	0.0002	< 0.0001	0.0001	< 0.0001	< 0.0001	< 0.0001	0.0001	0.0018	< 0.0001
Phosphorus [mg/L]	< 0.003	< 0.003	< 0.003	< 0.003	< 0.003	< 0.003	< 0.003	< 0.003	< 0.003	< 0.003	< 0.003
Lead [mg/L]	< 0.00009	< 0.00009	< 0.00009	< 0.00009	< 0.00009	< 0.00009	< 0.00009	< 0.00009	< 0.00009	< 0.00009	< 0.00009
Sulfur [mg/L]	< 3	< 3	< 3	< 3	< 3	< 3	< 3	< 3	< 3	14	< 3
Antimony [mg/L]	< 0.0009	< 0.0009	< 0.0009	< 0.0009	< 0.0009	< 0.0009	0.0011	< 0.0009	< 0.0009	< 0.0009	< 0.0009
Selenium [mg/L]	0.00007	0.00007	0.00005	0.00008	0.00010	0.00007	0.00006	0.00006	0.00012	0.00045	0.00005
Silicon [mg/L]	0.38	0.38	0.50	0.27	0.28	0.19	0.33	0.22	0.26	0.29	0.36
Tin [mg/L]	0.00009	< 0.00006	0.00008	0.00011	0.00007	0.00008	< 0.00006	0.00008	< 0.00006	< 0.00006	< 0.00006
Strontium [mg/L]	0.00669	0.00640	0.00933	0.0102	0.00560	0.00815	0.0168	0.00581	0.00992	0.0241	0.0116
Titanium [mg/L]	0.00007	0.00012	0.00009	0.00012	0.00014	0.00011	0.00018	0.00016	0.00009	0.00008	< 0.00007
Thorium [mg/L]	< 0.0001	< 0.0001	< 0.0001	< 0.0001	< 0.0001	< 0.0001	< 0.0001	< 0.0001	< 0.0001	< 0.0001	< 0.0001
Thallium [mg/L]	< 0.000005	< 0.000005	0.000005	< 0.000005	0.000006	< 0.000005	< 0.000005	0.000006	< 0.000005	< 0.000005	0.000007
Uranium [mg/L]	0.00187	0.00153	0.000934	0.000317	0.00224	0.000229	0.000444	0.00108	0.000356	0.000043	0.00139
Vanadium [mg/L]	0.00034	0.00024	0.00008	0.00088	0.00065	0.00095	0.00025	0.00065	0.00056	0.00001	0.00011
Tungsten [mg/L]	0.00006	0.00013	0.00007	0.00005	0.00004	0.00011	0.00020	0.00004	0.00127	< 0.00002	0.00010
Zirconium [mg/L]	< 0.002	< 0.002	< 0.002	< 0.002	< 0.002	< 0.002	< 0.002	< 0.002	< 0.002	< 0.002	< 0.002
Zinc [mg/L]	0.002	< 0.002	0.002	< 0.002	< 0.002	< 0.002	< 0.002	0.002	< 0.002	0.009	< 0.002

OnLine LIMS

0003633957

Results relate only to the sample tested. Data reported represents the sample submitted to SGS. Reproduction of this analytical report in full or in part is prohibited without prior written approval. Please refer to SGS General Conditions of Services located at https://www.sgs.ca/en/terms-and-conditions (Printed copies are available upon request.)
Test method information available upon request. "Temperature Upon Receipt" is representative of the whole shipment and may not reflect the temperature of individual samples.
SGS Canada Inc. Environment-Health & Safety statement of conformity decision rule does not consider uncertainty when analytical results are compared to a specified standard or regulation.

SGS Canada Inc.
P.O. Box 4300 - 185 Concession St.
Lakefield - Ontario - KOL 2HO
Phone: 705-652-2000 FAX: 705-652-6365

Method Descriptions

Parameter	SGS Method Code	Reference Method Code
	NA	
Acidity	ME-CA-[ENV]EWL-LAK-AN-006	SM 2310
Alkalinity	ME-CA-[ENV]EWL-LAK-AN-006	SM 2320
Anions by discrete analyzer	ME-CA-[ENV]EWL-LAK-AN-026	US EPA 325.2
Anions by discrete analyzer	ME-CA-[ENV]EWL-LAK-AN-026	US EPA 375.4
Conductivity	ME-CA-[ENV]EWL-LAK-AN-006	SM 2510
Fluoride by Specific Ion Electrode	ME-CA-[ENV]EWL-LAK-AN-014	SM 4500
Inorganics-General	ME-CA-[ENV]SPE-LAK-AN-004	EPA 7471A/SM 3112B
Metals in aqueous samples - ICP-MS	ME-CA-[ENV]SPE-LAK-AN-006	SM 3030/EPA 200.8
pH	ME-CA-[ENV]EWL-LAK-AN-006	SM 4500



Lisa Thompson
Project Specialist Assistant,
Environment, Health & Safety

OnLine LIMS

0003633957

Results relate only to the sample tested. Data reported represents the sample submitted to SGS. Reproduction of this analytical report in full or in part is prohibited without prior written approval. Please refer to SGS General Conditions of Services located at https://www.sgs.ca/en/terms-and-conditions (Printed copies are available upon request.)
Test method information available upon request. "Temperature Upon Receipt" is representative of the whole shipment and may not reflect the temperature of individual samples.
SGS Canada Inc. Environment-Health & Safety statement of conformity decision rule does not consider uncertainty when analytical results are compared to a specified standard or regulation.

SGS Canada Inc.
P.O. Box 4300 - 185 Concession St.
Lakefield - Ontario - KOL 2HO
Phone: 705-652-2000 FAX: 705-652-6365

Quality Control Report

Inorganic Analysis														
Parameter	Reporting Limit	Unit	Method Blank	Duplicate				LCS / Spike Blank			Matrix Spike / Reference Material			
				Result 1	Result 2	RPD	Acceptance Criteria	Spike Recovery (%)	Recovery Limits (%)		Spike Recovery (%)	Recovery Limits (%)		
							%		Low	High		Low	High	
Acidity - QCBatchID: EWL0598-JUL23														
Acidity	2	mg/L as Ca	4			ND	20	100	90	110	NA			
Alkalinity - QCBatchID: EWL0598-JUL23														
Alkalinity	2	mg/L as Ca	< 2			0	20	109	80	120	NA			
Anions by discrete analyzer - QCBatchID: DIO5005-AUG23														
Chloride	1	mg/L	<1			5	20	96	80	120	100	75	125	
Sulphate	2	mg/L	<2			ND	20	100	80	120	103	75	125	
Anions by discrete analyzer - QCBatchID: DIO5016-AUG23														
Chloride	1	mg/L	<1			ND	20	97	80	120	100	75	125	
Sulphate	2	mg/L	<2			ND	20	104	80	120	104	75	125	
Conductivity - QCBatchID: EWL0598-JUL23														
Conductivity	2	uS/cm	2			3	20	100	90	110	NA			
Fluoride by Specific Ion Electrode - QCBatchID: EWL0619-JUL23														
Fluoride	0.06	mg/L	<0.06			0	10	97	90	110	90	75	125	
Inorganics-General - QCBatchID: EHG0058-JUL23														
Mercury	0.00001	mg/L	< 0.00001			ND	20	94	80	120	79	70	130	
Metals in aqueous samples - ICP-MS - QCBatchID: EMS0257-JUL23														
Aluminum	0.001	mg/L	<0.001			ND	20	95	90	110	111	70	130	
Antimony	0.0009	mg/L	<0.0009			ND	20	109	90	110	80	70	130	
Arsenic	0.0002	mg/L	<0.0002			10	20	102	90	110	103	70	130	
Barium	0.00008	mg/L	<0.00008			1	20	98	90	110	97	70	130	
Beryllium	0.000007	mg/L	<0.000007			15	20	98	90	110	106	70	130	
Bismuth	0.00001	mg/L	<0.00001			ND	20	98	90	110	83	70	130	
Boron	0.002	mg/L	<0.002			1	20	97	90	110	94	70	130	
Cadmium	0.000003	mg/L	<0.000003			5	20	99	90	110	97	70	130	
Calcium	0.01	mg/L	<0.01			0	20	100	90	110	97	70	130	
Chromium	0.00008	mg/L	<0.00008			6	20	97	90	110	116	70	130	
Cobalt	0.000004	mg/L	<0.000004			0	20	99	90	110	91	70	130	
Copper	0.0002	mg/L	<0.0002			2	20	102	90	110	125	70	130	
Iron	0.007	mg/L	<0.007			ND	20	98	90	110	NV	70	130	
Lead	0.00009	mg/L	<0.00009			ND	20	103	90	110	91	70	130	
Magnesium	0.001	mg/L	<0.001			1	20	101	90	110	97	70	130	
Manganese	0.00001	mg/L	<0.00001			1	20	103	90	110	113	70	130	
Molybdenum	0.00004	mg/L	<0.00004			20	20	99	90	110	103	70	130	
Nickel	0.0001	mg/L	<0.0001			5	20	102	90	110	95	70	130	
Phosphorus	0.003	mg/L	<0.003			ND	20	97	90	110	NV	70	130	

OnLine LIMS

0003633957

Results relate only to the sample tested. Data reported represents the sample submitted to SGS. Reproduction of this analytical report in full or in part is prohibited without prior written approval. Please refer to SGS General Conditions of Services located at https://www.sgs.ca/en/terms-and-conditions (Printed copies are available upon request.)
Test method information available upon request. "Temperature Upon Receipt" is representative of the whole shipment and may not reflect the temperature of individual samples.
SGS Canada Inc. Environment-Health & Safety statement of conformity decision rule does not consider uncertainty when analytical results are compared to a specified standard or regulation.

SGS Canada Inc.
P.O. Box 4300 - 185 Concession St.
Lakefield - Ontario - KOL 2HO
Phone: 705-652-2000 FAX: 705-652-6365

Inorganic Analysis														
Parameter	Reporting Limit	Unit	Method Blank	Duplicate				LCS / Spike Blank			Matrix Spike / Reference Material			
				Result 1	Result 2	RPD	Acceptance Criteria	Spike Recovery (%)	Recovery Limits (%)		Spike Recovery (%)	Recovery Limits (%)	
							%		Low	High		Low	High
Potassium	0.003	mg/L	<0.009			0	20	98	90	110	95	70	130
Selenium	0.00004	mg/L	<0.00004			4	20	102	90	110	118	70	130
Silicon	0.02	mg/L	<0.02			1	20	97	90	110	NV	70	130
Silver	0.00005	mg/L	<0.00005			ND	20	101	90	110	98	70	130
Sodium	0.01	mg/L	<0.01			1	20	98	90	110	99	70	130
Strontium	0.00008	mg/L	<0.00008			0	20	99	90	110	96	70	130
Sulfur	3	mg/L	<1			1	20	106	90	110	NV	70	130
Thallium	0.000005	mg/L	<0.000005			5	20	99	90	110	90	70	130
Thorium	0.0001	mg/L	<0.0001			ND	20	95	90	110	NV	70	130
Tin	0.00006	mg/L	<0.00006			2	20	94	90	110	NV	70	130
Titanium	0.00007	mg/L	<0.00005			ND	20	100	90	110	NV	70	130
Tungsten	0.00002	mg/L	<0.00002			16	20	99	90	110	NV	70	130
Uranium	0.000002	mg/L	<0.000002			3	20	99	90	110	99	70	130
Vanadium	0.00001	mg/L	<0.00001			2	20	100	90	110	107	70	130
Zinc	0.002	mg/L	<0.002			5	20	99	90	110	NV	70	130
Zirconium	0.002	mg/L	<0.002			ND	20	91	90	110	NV	70	130
pH - QCBatchID: EWL0598-JUL23													
pH	0.05	No unit	NA			0		100			NA		

OnLine LIMS

00036339S7

Results relate only to the sample tested. Data reported represents the sample submitted to SGS. Reproduction of this analytical report in full or in part is prohibited without prior written approval. Please refer to SGS General Conditions of Services located at https://www.sgs.ca/en/terms-and-conditions (Printed copies are available upon request.)
Test method information available upon request. "Temperature Upon Receipt" is representative of the whole shipment and may not reflect the temperature of individual samples.
SGS Canada Inc. Environment-Health & Safety statement of conformity decision rule does not consider uncertainty when analytical results are compared to a specified standard or regulation.

SGS Canada Inc.
P.O. Box 4300 - 185 Concession St.
Lakefield - Ontario - KOL 2HO
Phone: 705-652-2000 FAX: 705-652-6365

04-July-2024

Great Bear Resources Ltd.
Attn : Ashley Moncrief

1020 - 800 West Pender St.
Vancouver, BC
V6C 2V6, Canada

Phone: 778-833-2160
Fax:

Date Rec. : 21 June 2024
LR Report: **CA10131-JUN24**
Reference: Wk#9

Copy: #1

CERTIFICATE OF ANALYSIS
Final Report

Analysis	3: Analysis Completed Date	4: Analysis Completed Time	5: HC-28 Wk#9	6: HC-29 Wk#9	7: HC-30 Wk#9	8: HC-31 Wk#9	9: HC-32 Wk#9	10: HC-33 Wk#9
Sample Date & Time			19-Jun-24	19-Jun-24	19-Jun-24	19-Jun-24	19-Jun-24	19-Jun-24
HumCell Leachate Vol [mL]	24-Jun-24	15:34	953	945	692	924	709	1001
Sample Name	---	---	31787	DX450179	31644	DX450183	O31576	DX450213
Sample Weight [g]	---	---	1000	1000	750	1000	750	1000
pH [No unit]	24-Jun-24	14:46	6.72	6.84	7.13	7.58	7.18	5.18
Conductivity [uS/cm]	24-Jun-24	14:46	6	11	20	23	25	52
Alkalinity [mg/L as CaCO3]	24-Jun-24	14:46	3	4	8	10	7	< 2
Acidity [mg/L as CaCO3]	24-Jun-24	14:46	< 2	< 2	< 2	< 2	< 2	7
F [mg/L]	24-Jun-24	09:18	< 0.06	< 0.06	< 0.06	< 0.06	< 0.06	< 0.06
Cl [mg/L]	27-Jun-24	13:56	< 0.2	< 0.2	< 0.2	< 0.2	< 0.2	< 0.2
SO4 [mg/L]	27-Jun-24	13:56	0.3	0.6	1.4	2.7	3.7	20
Hg [mg/L]	27-Jun-24	12:50	0.00001	0.00001	< 0.00001	< 0.00001	< 0.00001	< 0.00001
Ag [mg/L]	27-Jun-24	12:50	< 0.00005	< 0.00005	< 0.00005	< 0.00005	< 0.00005	< 0.00005
Al [mg/L]	27-Jun-24	12:50	0.041	0.035	0.032	0.041	0.049	0.049
As [mg/L]	27-Jun-24	12:50	0.0021	0.0115	0.0051	0.0088	0.0024	0.0003
B [mg/L]	27-Jun-24	12:50	< 0.002	< 0.002	0.002	0.005	< 0.002	0.007
Ba [mg/L]	27-Jun-24	12:50	0.00051	0.00155	0.00069	0.00040	0.00166	0.00630
Be [mg/L]	27-Jun-24	12:50	< 0.000007	< 0.000007	< 0.000007	< 0.000007	< 0.000007	0.000023
Bi [mg/L]	27-Jun-24	12:50	< 0.00001	< 0.00001	< 0.00001	< 0.00001	< 0.00001	< 0.00001
Ca [mg/L]	27-Jun-24	12:50	0.97	1.21	2.67	3.75	3.78	5.63
Cd [mg/L]	27-Jun-24	12:50	< 0.000003	< 0.000003	< 0.000003	< 0.000003	< 0.000003	0.000026
Co [mg/L]	27-Jun-24	12:50	0.000008	0.000044	0.000011	0.000031	0.000019	0.00107
Cr [mg/L]	27-Jun-24	12:50	< 0.00008	< 0.00008	< 0.00008	< 0.00008	< 0.00008	< 0.00008
Cu [mg/L]	27-Jun-24	12:50	< 0.001	< 0.001	< 0.001	< 0.001	< 0.001	0.002
Fe [mg/L]	27-Jun-24	12:50	< 0.007	< 0.007	< 0.007	< 0.007	0.020	0.455
K [mg/L]	27-Jun-24	12:50	0.459	0.828	0.904	0.549	0.774	1.54
Mg [mg/L]	27-Jun-24	12:50	0.093	0.095	0.203	0.145	0.128	0.586
Mn [mg/L]	27-Jun-24	12:50	0.00241	0.00165	0.0172	0.00588	0.0345	0.141
Mo [mg/L]	27-Jun-24	12:50	< 0.0004	< 0.0004	< 0.0004	< 0.0004	0.0011	< 0.0004
Na [mg/L]	27-Jun-24	12:50	0.14	0.20	0.18	0.27	0.17	0.08
Ni [mg/L]	27-Jun-24	12:50	0.0001	0.0003	< 0.0001	< 0.0001	0.0002	0.0066
P [mg/L]	27-Jun-24	12:50	< 0.003	< 0.003	< 0.003	< 0.003	< 0.003	< 0.003
Pb [mg/L]	27-Jun-24	12:50	< 0.00009	< 0.00009	< 0.00009	< 0.00009	< 0.00009	< 0.00009
S [mg/L]	27-Jun-24	12:50	< 5	< 5	< 5	< 5	< 5	6
Sb [mg/L]	27-Jun-24	12:50	< 0.0009	< 0.0009	0.0020	< 0.0009	< 0.0009	< 0.0009
Se [mg/L]	27-Jun-24	12:50	< 0.00004	< 0.00004	0.00005	< 0.00004	0.00041	0.00101

OnLine LIMS

0003769430

Results relate only to the sample tested. Data reported represents the sample submitted to SGS. Reproduction of this analytical report in full or in part is prohibited without prior written approval. Please refer to SGS General Conditions of Services located at https://www.sgs.ca/en/terms-and-conditions (Printed copies are available upon request.)
Test method information available upon request. "Temperature Upon Receipt" is representative of the whole shipment and may not reflect the temperature of individual samples.
SGS Canada Inc. Environment-Health & Safety statement of conformity decision rule does not consider uncertainty when analytical results are compared to a specified standard or regulation.

SGS Canada Inc.
P.O. Box 4300 - 185 Concession St.
Lakefield - Ontario - KOL 2HO
Phone: 705-652-2000 FAX: 705-652-6365

LR Report : **CA10131-JUN24**

Analysis	3: Analysis Completed Date	4: Analysis Completed Time	5: HC-28 Wk#9	6: HC-29 Wk#9	7: HC-30 Wk#9	8: HC-31 Wk#9	9: HC-32 Wk#9	10: HC-33 Wk#9
Si [mg/L]	27-Jun-24	12:50	0.18	0.20	0.21	0.28	0.25	1.16
Sn [mg/L]	27-Jun-24	12:50	< 0.00006	< 0.00006	< 0.00006	< 0.00006	< 0.00006	< 0.00006
Sr [mg/L]	27-Jun-24	12:50	0.00327	0.00501	0.0112	0.00974	0.00711	0.0229
Ti [mg/L]	27-Jun-24	12:50	< 0.0001	0.0004	0.0002	0.0003	0.0001	< 0.0001
Th [mg/L]	27-Jun-24	12:50	< 0.0001	< 0.0001	< 0.0001	< 0.0001	< 0.0001	< 0.0001
Tl [mg/L]	27-Jun-24	12:50	< 0.000005	< 0.000005	< 0.000005	< 0.000005	< 0.000005	0.000011
U [mg/L]	27-Jun-24	12:50	0.000851	0.00365	0.00125	0.00136	0.000369	0.000882
V [mg/L]	27-Jun-24	12:50	0.00048	0.00073	0.00035	0.00047	0.00023	< 0.00001
W [mg/L]	27-Jun-24	12:50	< 0.0002	0.0002	< 0.0002	0.0002	< 0.0002	< 0.0002
Zr [mg/L]	27-Jun-24	12:50	< 0.002	< 0.002	< 0.002	< 0.002	< 0.002	< 0.002
Zn [mg/L]	27-Jun-24	12:50	0.002	< 0.002	< 0.002	< 0.002	< 0.002	0.010

Analysis	11: HC-34 Wk#9	12: HC-35 Wk#9
Sample Date & Time	19-Jun-24	19-Jun-24
HumCell Leachate Vol [mL]	918	992
Sample Name	DX450174	31795
Sample Weight [g]	1000	1000
pH [No unit]	7.79	7.67
Conductivity [uS/cm]	20	28
Alkalinity [mg/L as CaCO3]	11	13
Acidity [mg/L as CaCO3]	< 2	< 2
F [mg/L]	< 0.06	< 0.06
Cl [mg/L]	< 0.2	< 0.2
SO4 [mg/L]	0.7	1.2
Hg [mg/L]	0.00001	0.00001
Ag [mg/L]	< 0.00005	< 0.00005
Al [mg/L]	0.041	0.232
As [mg/L]	0.0053	0.104
B [mg/L]	< 0.002	< 0.002
Ba [mg/L]	0.00239	0.00369
Be [mg/L]	< 0.000007	< 0.000007
Bi [mg/L]	< 0.00001	< 0.00001
Ca [mg/L]	3.09	4.24
Cd [mg/L]	< 0.000003	< 0.000003
Co [mg/L]	0.000017	0.000042
Cr [mg/L]	< 0.00008	0.00011
Cu [mg/L]	< 0.001	< 0.001
Fe [mg/L]	< 0.007	< 0.007
K [mg/L]	0.861	2.27
Mg [mg/L]	0.219	0.113
Mn [mg/L]	0.0227	0.00241
Mo [mg/L]	< 0.0004	< 0.0004
Na [mg/L]	0.42	0.19
Ni [mg/L]	0.0002	0.0001
P [mg/L]	< 0.003	< 0.003
Pb [mg/L]	< 0.00009	< 0.00009
S [mg/L]	< 5	< 5
Sb [mg/L]	0.0010	< 0.0009
Se [mg/L]	0.00013	0.00009
Si [mg/L]	0.24	0.66
Sn [mg/L]	< 0.00006	< 0.00006
Sr [mg/L]	0.00904	0.00860

OnLine LIMS

Results relate only to the sample tested. Data reported represents the sample submitted to SGS. Reproduction of this analytical report in full or in part is prohibited without prior written approval. Please refer to SGS General Conditions of Services located at https://www.sgs.ca/en/terms-and-conditions (Printed copies are available upon request.)
Test method information available upon request. "Temperature Upon Receipt" is representative of the whole shipment and may not reflect the temperature of individual samples.
SGS Canada Inc. Environment-Health & Safety statement of conformity decision rule does not consider uncertainty when analytical results are compared to a specified standard or regulation.

0003769430

SGS Canada Inc.
P.O. Box 4300 - 185 Concession St.
Lakefield - Ontario - KOL 2HO
Phone: 705-652-2000 FAX: 705-652-6365

LR Report : **CA10131-JUN24**

Analysis	11: HC-34 Wk#9	12: HC-35 Wk#9
Ti [mg/L]	< 0.0001	0.0003
Th [mg/L]	< 0.0001	< 0.0001
Tl [mg/L]	< 0.000005	< 0.000005
U [mg/L]	0.000133	0.00138
V [mg/L]	0.00055	0.00219
W [mg/L]	< 0.0002	< 0.0002
Zr [mg/L]	< 0.002	< 0.002
Zn [mg/L]	< 0.002	< 0.002



Lisa Thompson
Project Specialist Assistant,
Environment, Health & Safety

OnLine LIMS

0003769430

Results relate only to the sample tested. Data reported represents the sample submitted to SGS. Reproduction of this analytical report in full or in part is prohibited without prior written approval. Please refer to SGS General Conditions of Services located at https://www.sgs.ca/en/terms-and-conditions (Printed copies are available upon request.)
Test method information available upon request. "Temperature Upon Receipt" is representative of the whole shipment and may not reflect the temperature of individual samples.
SGS Canada Inc. Environment-Health & Safety statement of conformity decision rule does not consider uncertainty when analytical results are compared to a specified standard or regulation.

SGS Canada Inc.
P.O. Box 4300 - 185 Concession St.
Lakefield - Ontario - KOL 2HO
Phone: 705-652-2000 FAX: 705-652-6365

Quality Control Report

Inorganic Analysis													
Parameter	Reporting Limit	Unit	Method Blank	Duplicate				LCS / Spike Blank			Matrix Spike / Reference Material		
				Result 1	Result 2	RPD	Acceptance Criteria	Spike Recovery (%)	Recovery Limits (%)		Spike Recovery (%)	Recovery Limits (%)	
							%		Low	High		Low	High
Acidity - QCBatchID: EWL0510-JUN24													
Acidity	2	mg/L as Ca	< 2			ND	20	100	90	110	NA		
Acidity - QCBatchID: EWL0511-JUN24													
Acidity	2	mg/L as Ca	< 2			ND	20	102	90	110	NA		
Alkalinity - QCBatchID: EWL0510-JUN24													
Alkalinity	2	mg/L as Ca	< 2			0	20	100	80	120	NA		
Alkalinity - QCBatchID: EWL0511-JUN24													
Alkalinity	2	mg/L as Ca	< 2			0	20	100	80	120	NA		
Anions by IC - QCBatchID: DIO0557-JUN24													
Chloride	0.2	mg/L	<0.2			ND	20	101	90	110	104	75	125
Sulphate	0.2	mg/L	<0.2			1	20	99	90	110	102	75	125
Conductivity - QCBatchID: EWL0510-JUN24													
Conductivity	2	uS/cm	2			0	20	99	90	110	NA		
Conductivity - QCBatchID: EWL0511-JUN24													
Conductivity	2	uS/cm	< 2			0	20	97	90	110	NA		
Fluoride by Specific Ion Electrode - QCBatchID: EWL0517-JUN24													
Fluoride	0.06	mg/L	<0.06			ND	10	100	90	110	102	75	125
Inorganics-General - QCBatchID: EHG0048-JUN24													
Mercury	0.00001	mg/L	< 0.00001			ND	20	115	80	120	NV	70	130
Metals in aqueous samples - ICP-MS - QCBatchID: EMS0221-JUN24													
Aluminum	0.001	mg/L	<0.001			0	20	106	90	110	116	70	130
Antimony	0.0009	mg/L	<0.0009			ND	20	104	90	110	114	70	130
Arsenic	0.0002	mg/L	<0.0002			6	20	103	90	110	100	70	130
Barium	0.00008	mg/L	<0.00008			ND	20	101	90	110	105	70	130
Beryllium	0.000007	mg/L	<0.000007			ND	20	99	90	110	102	70	130
Bismuth	0.00001	mg/L	<0.00001			ND	20	100	90	110	97	70	130
Boron	0.002	mg/L	<0.002			ND	20	97	90	110	95	70	130
Cadmium	0.000003	mg/L	<0.000003			ND	20	102	90	110	98	70	130
Calcium	0.01	mg/L	<0.01			7	20	98	90	110	100	70	130
Chromium	0.00008	mg/L	<0.00008			ND	20	103	90	110	93	70	130
Cobalt	0.000004	mg/L	<0.000004			ND	20	99	90	110	97	70	130
Copper	0.001	mg/L	<0.001			ND	20	103	90	110	110	70	130
Iron	0.007	mg/L	<0.007			ND	20	102	90	110	100	70	130
Lead	0.00009	mg/L	<0.00009			ND	20	100	90	110	102	70	130
Magnesium	0.001	mg/L	<0.001			0	20	103	90	110	100	70	130
Manganese	0.00001	mg/L	<0.00001			13	20	101	90	110	104	70	130

OnLine LIMS

00037694 30

Results relate only to the sample tested. Data reported represents the sample submitted to SGS. Reproduction of this analytical report in full or in part is prohibited without prior written approval. Please refer to SGS General Conditions of Services located at https://www.sgs.ca/en/terms-and-conditions (Printed copies are available upon request.)
Test method information available upon request. "Temperature Upon Receipt" is representative of the whole shipment and may not reflect the temperature of individual samples.
SGS Canada Inc. Environment-Health & Safety statement of conformity decision rule does not consider uncertainty when analytical results are compared to a specified standard or regulation.

SGS Canada Inc.
P.O. Box 4300 - 185 Concession St.
Lakefield - Ontario - KOL 2HO
Phone: 705-652-2000 FAX: 705-652-6365

Inorganic Analysis													
Parameter	Reporting Limit	Unit	Method Blank	Duplicate				LCS / Spike Blank			Matrix Spike / Reference Material		
				Result 1	Result 2	RPD	Acceptance Criteria	Spike Recovery (%)	Recovery Limits (%)		Spike Recovery (%)	Recovery Limits (%)	
							%		Low	High		Low	High
Molybdenum	0.0004	mg/L	<0.0004			ND	20	102	90	110	89	70	130
Nickel	0.0001	mg/L	<0.0001			ND	20	106	90	110	102	70	130
Phosphorus	0.003	mg/L	<0.003			ND	20	102	90	110	NV	70	130
Potassium	0.003	mg/L	<0.009			0	20	106	90	110	90	70	130
Selenium	0.00004	mg/L	<0.00004			ND	20	98	90	110	117	70	130
Silicon	0.02	mg/L	<0.02			ND	20	97	90	110	NV	70	130
Silver	0.00005	mg/L	<0.00005			ND	20	96	90	110	83	70	130
Sodium	0.01	mg/L	<0.01			ND	20	100	90	110	99	70	130
Strontium	0.00008	mg/L	<0.00008			ND	20	101	90	110	99	70	130
Sulfur	5	mg/L	<5			ND	20	109	90	110	NV	70	130
Thallium	0.000005	mg/L	<0.000005			ND	20	101	90	110	99	70	130
Thorium	0.0001	mg/L	<0.0001			ND	20	96	90	110	NV	70	130
Tin	0.00006	mg/L	<0.00006			ND	20	101	90	110	NV	70	130
Titanium	0.0001	mg/L	<0.0001			ND	20	104	90	110	NV	70	130
Tungsten	0.0002	mg/L	<0.0002			ND	20	106	90	110	NV	70	130
Uranium	0.000002	mg/L	<0.000002			ND	20	104	90	110	102	70	130
Vanadium	0.00001	mg/L	<0.00001			ND	20	103	90	110	106	70	130
Zinc	0.002	mg/L	<0.002			ND	20	103	90	110	127	70	130
Zirconium	0.002	mg/L	<0.002			ND	20	98	90	110	NV	70	130
pH - QCBatchID: EWL0510-JUN24													
pH	0.05	No unit	NA			0		100			NA		
pH - QCBatchID: EWL0511-JUN24													
pH	0.05	No unit	NA			0		100			NA		

OnLine LIMS

0003769430

Results relate only to the sample tested. Data reported represents the sample submitted to SGS. Reproduction of this analytical report in full or in part is prohibited without prior written approval. Please refer to SGS General Conditions of Services located at https://www.sgs.ca/en/terms-and-conditions (Printed copies are available upon request.)
Test method information available upon request. "Temperature Upon Receipt" is representative of the whole shipment and may not reflect the temperature of individual samples.
SGS Canada Inc. Environment-Health & Safety statement of conformity decision rule does not consider uncertainty when analytical results are compared to a specified standard or regulation.

SGS Canada Inc.
P.O. Box 4300 - 185 Concession St.
Lakefield - Ontario - KOL 2HO
Phone: 705-652-2000 FAX: 705-652-6365

29-April-2024

Great Bear Resources Ltd.
Attn : Ashley Moncrief

1020 - 800 West Pender St.
Vancouver, BC
V6C 2V6, Canada

Phone: 778-833-2160
Fax:

Date Rec. : 03 August 2023
LR Report: **CA10049-AUG23**
Reference: Wk#10

Copy: #3

CERTIFICATE OF ANALYSIS
Final Report - Revised

Analysis	3: Analysis Completed Date	4: Analysis Completed Time	5: HC-1 Wk#10	6: HC-2 Wk#10	7: HC-3 Wk#10	8: HC-4 Wk#10	9: HC-5 Wk#10
Sample Date & Time			3-Aug-23	3-Aug-23	3-Aug-23	3-Aug-23	3-Aug-23
HumCell Leachate Vol [mL]	08-Aug-23	16:12	1036	1026	552	535	979
pH [No unit]	10-Aug-23	14:30	7.15	7.63	7.35	6.95	7.32
Alkalinity [mg/L as CaCO3]	10-Aug-23	14:30	5	12	10	4	7
Conductivity [uS/cm]	10-Aug-23	14:30	45	30	23	45	22
Acidity [mg/L as CaCO3]	09-Aug-23	08:58	< 2	< 2	< 2	< 2	< 2
F [mg/L]	04-Aug-23	13:41	< 0.06	< 0.06	< 0.06	< 0.06	< 0.06
SO4 [mg/L]	10-Aug-23	13:35	13	< 2	< 2	14	< 2
Cl [mg/L]	10-Aug-23	13:35	< 1	< 1	< 1	< 1	< 1
Hg [mg/L]	08-Aug-23	11:25	< 0.00001	< 0.00001	< 0.00001	< 0.00001	< 0.00001
Ag [mg/L]	11-Aug-23	15:17	< 0.00005	0.00005	< 0.00005	< 0.00005	< 0.00005
Al [mg/L]	11-Aug-23	15:17	0.017	0.050	0.030	0.007	0.053
As [mg/L]	11-Aug-23	15:17	< 0.0002	0.0143	0.0018	0.0007	0.0056
Ba [mg/L]	11-Aug-23	15:17	0.00100	0.00572	0.00078	0.00236	0.00087
Be [mg/L]	11-Aug-23	15:17	< 0.000007	< 0.000007	< 0.000007	< 0.000007	< 0.000007
B [mg/L]	11-Aug-23	15:17	0.004	< 0.002	0.003	0.003	0.003
Bi [mg/L]	11-Aug-23	15:17	< 0.00001	0.00008	< 0.00001	< 0.00001	< 0.00001
Ca [mg/L]	11-Aug-23	15:17	7.02	5.10	3.27	6.06	3.42
Cd [mg/L]	11-Aug-23	15:17	0.000479	0.000003	< 0.000003	0.000360	0.000005
Co [mg/L]	11-Aug-23	15:17	0.000017	0.000040	0.000032	0.000068	0.000045
Cr [mg/L]	11-Aug-23	15:17	< 0.00008	0.00009	< 0.00008	< 0.00008	0.00177
Cu [mg/L]	11-Aug-23	15:17	0.0005	0.0006	0.0009	0.0008	0.0011
Fe [mg/L]	11-Aug-23	15:17	< 0.007	0.037	< 0.007	0.018	0.500
K [mg/L]	11-Aug-23	15:17	0.642	1.51	0.935	0.984	0.787
Mg [mg/L]	11-Aug-23	15:17	0.417	0.155	0.268	0.934	0.148
Mn [mg/L]	11-Aug-23	15:17	0.0421	0.0242	0.00592	0.0210	0.0257
Mo [mg/L]	11-Aug-23	15:17	0.00036	0.00025	0.00036	0.00048	0.00037
Na [mg/L]	11-Aug-23	15:17	0.25	0.16	0.17	0.13	0.16
Ni [mg/L]	11-Aug-23	15:17	0.0001	0.0003	0.0002	0.0005	0.0020
P [mg/L]	11-Aug-23	15:20	< 0.003	< 0.003	< 0.003	< 0.003	< 0.003

OnLine LIMS

0003695501

Results relate only to the sample tested. Data reported represents the sample submitted to SGS. Reproduction of this analytical report in full or in part is prohibited without prior written approval. Please refer to SGS General Conditions of Services located at https://www.sgs.ca/en/terms-and-conditions (Printed copies are available upon request.)
Test method information available upon request. "Temperature Upon Receipt" is representative of the whole shipment and may not reflect the temperature of individual samples.
SGS Canada Inc. Environment-Health & Safety statement of conformity decision rule does not consider uncertainty when analytical results are compared to a specified standard or regulation.

SGS Canada Inc.
P.O. Box 4300 - 185 Concession St.
Lakefield - Ontario - KOL 2HO
Phone: 705-652-2000 FAX: 705-652-6365

LR Report : **CA10049-AUG23**

Analysis	3: Analysis Completed Date	4: Analysis Completed Time	5: HC-1 Wk#10	6: HC-2 Wk#10	7: HC-3 Wk#10	8: HC-4 Wk#10	9: HC-5 Wk#10
Pb [mg/L]	11-Aug-23	15:20	0.0283	0.00039	< 0.00009	0.0212	< 0.00009
S [mg/L]	11-Aug-23	15:20	5	< 3	< 3	5	< 3
Sb [mg/L]	11-Aug-23	15:20	0.0018	0.0011	< 0.0009	< 0.0009	0.0011
Se [mg/L]	11-Aug-23	15:20	0.00070	0.0117	0.00004	0.00135	0.00013
Si [mg/L]	11-Aug-23	15:20	0.43	0.52	0.44	0.53	0.32
Sn [mg/L]	11-Aug-23	15:20	< 0.00006	< 0.00006	< 0.00006	< 0.00006	0.00014
Sr [mg/L]	11-Aug-23	15:20	0.0240	0.0201	0.0120	0.0117	0.00580
Ti [mg/L]	11-Aug-23	15:20	0.00008	< 0.00007	0.00013	0.00009	0.00032
Th [mg/L]	11-Aug-23	15:20	< 0.0001	< 0.0001	< 0.0001	< 0.0001	< 0.0001
Tl [mg/L]	11-Aug-23	15:20	< 0.000005	0.000014	0.000007	0.000008	0.000006
U [mg/L]	11-Aug-23	15:20	0.000026	0.00271	0.00598	0.000234	0.00197
V [mg/L]	11-Aug-23	15:20	0.00002	0.00056	0.00028	0.00002	0.00072
W [mg/L]	11-Aug-23	15:20	0.00003	0.00021	0.00014	< 0.00002	0.00014
Zr [mg/L]	11-Aug-23	15:20	< 0.002	< 0.002	< 0.002	< 0.002	< 0.002
Zn [mg/L]	11-Aug-23	15:20	0.015	0.002	0.004	0.018	< 0.002

Analysis	10: HC-6 Wk#10	11: HC-7 Wk#10
Sample Date & Time	3-Aug-23	3-Aug-23
HumCell Leachate Vol [mL]	993	1011
pH [No unit]	7.32	7.66
Alkalinity [mg/L as CaCO3]	9	12
Conductivity [uS/cm]	18	25
Acidity [mg/L as CaCO3]	< 2	< 2
F [mg/L]	< 0.06	< 0.06
SO4 [mg/L]	< 2	< 2
Cl [mg/L]	< 1	< 1
Hg [mg/L]	< 0.00001	< 0.00001
Ag [mg/L]	< 0.00005	< 0.00005
Al [mg/L]	0.040	0.043
As [mg/L]	0.0010	0.0102
Ba [mg/L]	0.00050	0.00064
Be [mg/L]	< 0.000007	< 0.000007
B [mg/L]	< 0.002	< 0.002
Bi [mg/L]	< 0.00001	< 0.00001
Ca [mg/L]	3.02	4.11
Cd [mg/L]	0.000003	< 0.000003
Co [mg/L]	0.000010	0.000043
Cr [mg/L]	< 0.00008	0.00025
Cu [mg/L]	0.0017	0.0008
Fe [mg/L]	0.012	0.178
K [mg/L]	0.485	0.758
Mg [mg/L]	0.189	0.221

OnLine LIMS

00036955501

Results relate only to the sample tested. Data reported represents the sample submitted to SGS. Reproduction of this analytical report in full or in part is prohibited without prior written approval. Please refer to SGS General Conditions of Services located at https://www.sgs.ca/en/terms-and-conditions (Printed copies are available upon request.)
Test method information available upon request. "Temperature Upon Receipt" is representative of the whole shipment and may not reflect the temperature of individual samples.
SGS Canada Inc. Environment-Health & Safety statement of conformity decision rule does not consider uncertainty when analytical results are compared to a specified standard or regulation.

SGS Canada Inc.
P.O. Box 4300 - 185 Concession St.
Lakefield - Ontario - KOL 2HO
Phone: 705-652-2000 FAX: 705-652-6365

LR Report : **CA10049-AUG23**

Analysis	10: HC-6 Wk#10	11: HC-7 Wk#10
Mn [mg/L]	0.00542	0.0135
Mo [mg/L]	0.00032	0.00056
Na [mg/L]	0.18	0.26
Ni [mg/L]	0.0002	0.0004
P [mg/L]	< 0.003	< 0.003
Pb [mg/L]	< 0.00009	< 0.00009
S [mg/L]	< 3	< 3
Sb [mg/L]	< 0.0009	< 0.0009
Se [mg/L]	< 0.00004	0.00006
Si [mg/L]	0.34	0.38
Sn [mg/L]	< 0.00006	0.00008
Sr [mg/L]	0.00892	0.0106
Ti [mg/L]	0.00017	0.00011
Th [mg/L]	< 0.0001	< 0.0001
Tl [mg/L]	< 0.000005	< 0.000005
U [mg/L]	0.000699	0.00200
V [mg/L]	0.00069	0.00033
W [mg/L]	0.00235	0.00017
Zr [mg/L]	< 0.002	< 0.002
Zn [mg/L]	0.003	0.002

HC-6 - Technician added 1000mL of DI to the bottle instead of adding 500mL



Lisa Thompson
Project Specialist Assistant,
Environment, Health & Safety

OnLine LIMS

00036955O1

Results relate only to the sample tested. Data reported represents the sample submitted to SGS. Reproduction of this analytical report in full or in part is prohibited without prior written approval. Please refer to SGS General Conditions of Services located at https://www.sgs.ca/en/terms-and-conditions (Printed copies are available upon request.)
Test method information available upon request. "Temperature Upon Receipt" is representative of the whole shipment and may not reflect the temperature of individual samples.
SGS Canada Inc. Environment-Health & Safety statement of conformity decision rule does not consider uncertainty when analytical results are compared to a specified standard or regulation.

SGS Canada Inc.
P.O. Box 4300 - 185 Concession St.
Lakefield - Ontario - KOL 2HO
Phone: 705-652-2000 FAX: 705-652-6365

28-September-2023

Great Bear Resources Ltd.
Attn : Ashley Moncrief

1020 - 800 West Pender St.
Vancouver, BC
V6C 2V6, Canada

Phone: 778-833-2160
Fax:

Date Rec. : 04 August 2023
LR Report: **CA10051-AUG23**
Reference: Wk#10

Copy: #1

CERTIFICATE OF ANALYSIS
Final Report

Analysis	3: Analysis Completed Date	4: Analysis Completed Time	5: HC-8 Wk#10	6: HC-9 Wk#10	7: HC-10 Wk#10	8: HC-11 Wk#10
Sample Date & Time			4-Aug-23	4-Aug-23	4-Aug-23	4-Aug-23
HumCell Leachate Vol [mL]	08-Aug-23	16:13	931	986	954	973
pH [No unit]	09-Aug-23	09:03	7.95	6.81	7.41	7.40
Alkalinity [mg/L as CaCO3]	09-Aug-23	09:03	14	4	6	7
Conductivity [uS/cm]	09-Aug-23	09:03	35	46	18	17
Acidity [mg/L as CaCO3]	09-Aug-23	09:03	< 2	4	< 2	< 2
F [mg/L]	08-Aug-23	08:29	< 0.06	< 0.06	< 0.06	< 0.06
SO4 [mg/L]	09-Aug-23	15:21	< 2	12	< 2	< 2
Cl [mg/L]	09-Aug-23	15:21	< 1	< 1	< 1	< 1
Hg [mg/L]	16-Aug-23	10:23	< 0.00001	< 0.00001	< 0.00001	< 0.00001
Ag [mg/L]	16-Aug-23	10:23	< 0.00005	< 0.00005	< 0.00005	< 0.00005
Al [mg/L]	16-Aug-23	10:23	0.049	0.003	0.033	0.132
As [mg/L]	16-Aug-23	10:23	0.0033	< 0.0002	0.0006	0.0006
Ba [mg/L]	16-Aug-23	10:23	0.00165	0.00206	0.00058	0.00071
Be [mg/L]	16-Aug-23	10:23	< 0.000007	< 0.000007	< 0.000007	< 0.000007
B [mg/L]	16-Aug-23	10:23	< 0.002	0.004	< 0.002	< 0.002
Bi [mg/L]	16-Aug-23	10:23	< 0.00001	< 0.00001	< 0.00001	< 0.00001
Ca [mg/L]	16-Aug-23	10:23	4.93	6.14	2.69	2.66
Cd [mg/L]	16-Aug-23	10:23	0.000003	0.005628	0.000003	< 0.000003
Co [mg/L]	16-Aug-23	10:23	0.000245	0.000131	0.000022	0.000009
Co [mg/L]	30-Aug-23	16:56	---	---	---	---
Cr [mg/L]	16-Aug-23	10:23	0.00163	0.00010	0.00025	0.00009
Cr [mg/L]	30-Aug-23	16:56	---	---	---	---
Cu [mg/L]	16-Aug-23	10:23	0.0023	0.0002	0.0008	0.0017
Fe [mg/L]	16-Aug-23	10:23	---	---	---	---
Fe [mg/L]	30-Aug-23	16:56	---	---	---	---
Fe [mg/L]	22-Sep-23	10:49	< 0.007	< 0.007	< 0.007	< 0.007
K [mg/L]	16-Aug-23	10:23	0.947	1.06	0.402	0.431

OnLine LIMS

0003483228

Results relate only to the sample tested. Data reported represents the sample submitted to SGS. Reproduction of this analytical report in full or in part is prohibited without prior written approval. Please refer to SGS General Conditions of Services located at https://www.sgs.ca/en/terms-and-conditions (Printed copies are available upon request.)
Test method information available upon request. "Temperature Upon Receipt" is representative of the whole shipment and may not reflect the temperature of individual samples.
SGS Canada Inc. Environment-Health & Safety statement of conformity decision rule does not consider uncertainty when analytical results are compared to a specified standard or regulation.

SGS Canada Inc.
P.O. Box 4300 - 185 Concession St.
Lakefield - Ontario - KOL 2HO
Phone: 705-652-2000 FAX: 705-652-6365

LR Report : **CA10051-AUG23**

Analysis	3: Analysis Completed Date	4: Analysis Completed Time	5: HC-8 Wk#10	6: HC-9 Wk#10	7: HC-10 Wk#10	8: HC-11 Wk#10
Mg [mg/L]	16-Aug-23	10:23	0.389	0.222	0.119	0.113
Mn [mg/L]	16-Aug-23	10:23	0.0427	0.100	0.0209	0.0147
Mo [mg/L]	16-Aug-23	10:23	0.00143	0.00023	0.00070	0.00164
Na [mg/L]	16-Aug-23	10:23	0.26	0.12	0.19	0.18
Ni [mg/L]	16-Aug-23	10:23	0.0013	0.0016	0.0010	< 0.0001
Ni [mg/L]	30-Aug-23	16:56	---	---	---	---
P [mg/L]	16-Aug-23	10:23	< 0.003	< 0.003	< 0.003	< 0.003
Pb [mg/L]	16-Aug-23	10:23	< 0.00009	0.00371	< 0.00009	0.00010
S [mg/L]	16-Aug-23	10:23	< 3	6	< 3	< 3
Sb [mg/L]	16-Aug-23	10:23	0.0013	< 0.0009	0.0011	< 0.0009
Se [mg/L]	16-Aug-23	10:23	0.00034	0.00247	0.00035	0.00006
Si [mg/L]	16-Aug-23	10:23	0.44	0.73	0.23	0.30
Sn [mg/L]	16-Aug-23	10:23	0.00046	< 0.00006	0.00015	0.00009
Sr [mg/L]	16-Aug-23	10:23	0.0106	0.0204	0.00803	0.00678
Ti [mg/L]	16-Aug-23	10:23	< 0.00007	< 0.00007	< 0.00007	< 0.00007
Th [mg/L]	16-Aug-23	10:23	< 0.0001	< 0.0001	< 0.0001	< 0.0001
Tl [mg/L]	16-Aug-23	10:23	< 0.000005	0.000012	< 0.000005	< 0.000005
U [mg/L]	16-Aug-23	10:23	0.00144	0.000595	0.00130	0.000656
V [mg/L]	16-Aug-23	10:23	0.00031	0.00002	0.00006	0.00012
W [mg/L]	16-Aug-23	10:23	0.00026	0.00005	0.00021	0.00019
Zr [mg/L]	16-Aug-23	10:23	< 0.002	< 0.002	< 0.002	< 0.002
Zn [mg/L]	16-Aug-23	10:23	< 0.002	0.376	< 0.002	0.003

Analysis	9: HC-12 Wk#10	10: HC-13 Wk#10	11: HC-14 Wk#10	12: HC-15 Wk#10	13: HC-16 Wk#10	14: HC-17 Wk#10
Sample Date & Time	4-Aug-23	4-Aug-23	4-Aug-23	4-Aug-23	4-Aug-23	4-Aug-23
HumCell Leachate Vol [mL]	1015	1006	914	667	1012	965
pH [No unit]	7.29	7.64	6.91	8.50	7.56	6.92
Alkalinity [mg/L as CaCO3]	8	13	3	11	13	3
Conductivity [uS/cm]	34	37	28	70	34	15
Acidity [mg/L as CaCO3]	< 2	< 2	< 2	< 2	< 2	< 2
F [mg/L]	< 0.06	< 0.06	< 0.06	< 0.06	< 0.06	< 0.06
SO4 [mg/L]	6	3	7	17	< 2	< 2
Cl [mg/L]	< 1	< 1	< 1	2	< 1	< 1
Hg [mg/L]	< 0.00001	< 0.00001	< 0.00001	< 0.00001	< 0.00001	< 0.00001
Ag [mg/L]	< 0.00005	< 0.00005	< 0.00005	< 0.00005	< 0.00005	< 0.00005
Al [mg/L]	0.036	0.123	0.030	0.012	0.118	0.021
As [mg/L]	0.0034	0.0048	0.0018	0.200	0.0175	0.0431
Ba [mg/L]	0.00170	0.00064	0.00249	0.00125	0.00183	0.00030
Be [mg/L]	< 0.000007	< 0.000007	< 0.000007	< 0.000007	< 0.000007	< 0.000007

OnLine LIMS

0003483228

Results relate only to the sample tested. Data reported represents the sample submitted to SGS. Reproduction of this analytical report in full or in part is prohibited without prior written approval. Please refer to SGS General Conditions of Services located at https://www.sgs.ca/en/terms-and-conditions (Printed copies are available upon request.)
Test method information available upon request. "Temperature Upon Receipt" is representative of the whole shipment and may not reflect the temperature of individual samples.
SGS Canada Inc. Environment-Health & Safety statement of conformity decision rule does not consider uncertainty when analytical results are compared to a specified standard or regulation.

SGS Canada Inc.
P.O. Box 4300 - 185 Concession St.
Lakefield - Ontario - KOL 2HO
Phone: 705-652-2000 FAX: 705-652-6365

LR Report : **CA10051-AUG23**

Analysis	9: HC-12 Wk#10	10: HC-13 Wk#10	11: HC-14 Wk#10	12: HC-15 Wk#10	13: HC-16 Wk#10	14: HC-17 Wk#10
B [mg/L]	< 0.002	< 0.002	< 0.002	0.006	< 0.002	< 0.002
Bi [mg/L]	0.00002	< 0.00001	< 0.00001	0.00001	< 0.00001	< 0.00001
Ca [mg/L]	5.55	6.03	3.34	10.3	4.38	2.10
Cd [mg/L]	0.000004	< 0.000003	< 0.000003	0.000003	< 0.000003	0.000003
Co [mg/L]	0.000009	0.000016	0.000048	0.000184	0.000057	0.000086
Co [mg/L]	---	---	---	---	---	---
Cr [mg/L]	< 0.00008	< 0.00008	< 0.00008	< 0.00008	0.00128	< 0.00008
Cr [mg/L]	---	---	---	---	---	---
Cu [mg/L]	0.0004	0.0004	0.0006	0.0005	0.0007	0.0006
Fe [mg/L]	---	< 0.007	0.009	< 0.007	---	---
Fe [mg/L]	---	---	---	---	---	---
Fe [mg/L]	< 0.007	---	---	---	< 0.007	< 0.007
K [mg/L]	0.554	0.873	1.05	0.711	2.48	0.552
Mg [mg/L]	0.077	0.134	0.337	0.493	0.129	0.142
Mn [mg/L]	0.0319	0.0132	0.00474	0.0120	0.00947	0.00163
Mo [mg/L]	0.00022	0.00022	0.00025	0.00118	0.00042	0.00062
Na [mg/L]	0.18	0.10	0.29	0.16	0.16	0.15
Ni [mg/L]	0.0003	< 0.0001	0.0004	0.0099	0.0011	0.0004
Ni [mg/L]	---	---	---	---	---	---
P [mg/L]	< 0.003	< 0.003	< 0.003	< 0.003	< 0.003	< 0.003
Pb [mg/L]	< 0.00009	< 0.00009	< 0.00009	< 0.00009	< 0.00009	< 0.00009
S [mg/L]	< 3	< 3	< 3	8	< 3	< 3
Sb [mg/L]	0.0012	0.0010	< 0.0009	0.0027	< 0.0009	< 0.0009
Se [mg/L]	0.00030	< 0.00004	0.00037	0.00060	0.00008	< 0.00004
Si [mg/L]	0.45	0.74	0.23	0.33	0.60	0.38
Sn [mg/L]	< 0.00006	< 0.00006	0.00010	< 0.00006	0.00009	< 0.00006
Sr [mg/L]	0.0118	0.0114	0.0175	0.0246	0.0153	0.00720
Ti [mg/L]	0.00008	< 0.00007	0.00032	< 0.00007	0.00010	0.00009
Th [mg/L]	< 0.0001	< 0.0001	< 0.0001	< 0.0001	< 0.0001	< 0.0001
Tl [mg/L]	0.000006	0.000006	< 0.000005	0.000006	0.000008	< 0.000005
U [mg/L]	0.00107	0.00107	0.000119	0.000107	0.00218	0.00173
V [mg/L]	0.00014	0.00009	0.00023	0.00013	0.00073	0.00040
W [mg/L]	0.00022	0.00012	0.00009	0.00006	0.00022	0.00007
Zr [mg/L]	< 0.002	< 0.002	< 0.002	< 0.002	< 0.002	< 0.002
Zn [mg/L]	0.003	< 0.002	0.003	< 0.002	0.002	0.002

Analysis	15: HC-18 Wk#10	16: HC-19 Wk#10	17: HC-20 Wk#10	18: HC-21 Wk#10	19: HC-22 Wk#10	20: HC-23 Wk#10
Sample Date & Time	4-Aug-23	4-Aug-23	4-Aug-23	4-Aug-23	4-Aug-23	4-Aug-23
HumCell Leachate Vol [mL]	942	1018	981	976	466	983

OnLine LIMS

0003483228

Results relate only to the sample tested. Data reported represents the sample submitted to SGS. Reproduction of this analytical report in full or in part is prohibited without prior written approval. Please refer to SGS General Conditions of Services located at https://www.sgs.ca/en/terms-and-conditions (Printed copies are available upon request.)
Test method information available upon request. "Temperature Upon Receipt" is representative of the whole shipment and may not reflect the temperature of individual samples.
SGS Canada Inc. Environment-Health & Safety statement of conformity decision rule does not consider uncertainty when analytical results are compared to a specified standard or regulation.

SGS Canada Inc.
P.O. Box 4300 - 185 Concession St.
Lakefield - Ontario - KOL 2HO
Phone: 705-652-2000 FAX: 705-652-6365

LR Report : **CA10051-AUG23**

Analysis	15: HC-18 Wk#10	16: HC-19 Wk#10	17: HC-20 Wk#10	18: HC-21 Wk#10	19: HC-22 Wk#10	20: HC-23 Wk#10
pH [No unit]	8.78	7.35	7.61	7.97	7.76	7.70
Alkalinity [mg/L as CaCO3]	10	8	10	13	12	11
Conductivity [uS/cm]	25	20	23	28	28	26
Acidity [mg/L as CaCO3]	< 2	< 2	< 2	< 2	< 2	< 2
F [mg/L]	< 0.06	0.16	< 0.06	< 0.06	< 0.06	< 0.06
SO4 [mg/L]	< 2	< 2	< 2	< 2	< 2	< 2
Cl [mg/L]	< 1	< 1	< 1	< 1	< 1	< 1
Hg [mg/L]	< 0.00001	< 0.00001	< 0.00001	0.00001	< 0.00001	< 0.00001
Ag [mg/L]	< 0.00005	< 0.00005	< 0.00005	< 0.00005	< 0.00005	< 0.00005
Al [mg/L]	0.070	0.059	0.058	0.048	0.031	0.038
As [mg/L]	0.0081	0.0012	0.0005	0.0027	0.0005	0.0079
Ba [mg/L]	0.00039	0.00051	0.00187	0.00041	0.00761	0.00195
Be [mg/L]	< 0.000007	< 0.000007	< 0.000007	< 0.000007	< 0.000007	< 0.000007
B [mg/L]	< 0.002	< 0.002	0.002	< 0.002	< 0.002	0.005
Bi [mg/L]	< 0.00001	< 0.00001	< 0.00001	< 0.00001	< 0.00001	< 0.00001
Ca [mg/L]	3.89	3.28	3.49	4.45	2.95	4.00
Cd [mg/L]	0.000021	< 0.000003	< 0.000003	< 0.000003	0.000006	< 0.000003
Co [mg/L]	0.000029	0.000013	0.000036	0.000023	0.000018	0.000015
Co [mg/L]	---	---	---	---	---	---
Cr [mg/L]	< 0.00008	< 0.00008	0.00032	< 0.00008	0.00026	< 0.00008
Cr [mg/L]	---	---	---	---	---	---
Cu [mg/L]	0.0009	0.0012	0.0009	0.0006	0.0008	0.0004
Fe [mg/L]	< 0.007	< 0.007	---	< 0.007	---	< 0.007
Fe [mg/L]	---	---	---	---	---	---
Fe [mg/L]	---	---	0.011	---	0.011	---
K [mg/L]	0.475	0.481	0.444	0.183	1.35	0.513
Mg [mg/L]	0.147	0.100	0.240	0.222	0.213	0.216
Mn [mg/L]	0.00748	0.00851	0.0372	0.0274	0.0284	0.0262
Mo [mg/L]	0.00022	0.00041	0.00027	0.00051	0.00066	0.00016
Na [mg/L]	0.20	0.17	0.26	0.11	0.25	0.08
Ni [mg/L]	< 0.0001	< 0.0001	0.0003	0.0016	0.0005	< 0.0001
Ni [mg/L]	---	---	---	---	---	---
P [mg/L]	< 0.003	< 0.003	< 0.003	< 0.003	< 0.003	< 0.003
Pb [mg/L]	< 0.00009	< 0.00009	< 0.00009	< 0.00009	< 0.00009	< 0.00009
S [mg/L]	< 3	< 3	< 3	< 3	< 3	< 3
Sb [mg/L]	< 0.0009	< 0.0009	< 0.0009	< 0.0009	< 0.0009	< 0.0009
Se [mg/L]	< 0.00004	< 0.00004	0.00004	< 0.00004	< 0.00004	< 0.00004
Si [mg/L]	0.38	0.47	0.24	0.27	0.19	0.22
Sn [mg/L]	< 0.00006	< 0.00006	0.00039	< 0.00006	0.00034	< 0.00006
Sr [mg/L]	0.00601	0.00902	0.00974	0.00556	0.00812	0.0130
Ti [mg/L]	0.00026	< 0.00007	0.00011	0.00007	0.00010	< 0.00007
Th [mg/L]	< 0.0001	< 0.0001	< 0.0001	< 0.0001	< 0.0001	< 0.0001

OnLine LIMS

0003483228

Results relate only to the sample tested. Data reported represents the sample submitted to SGS. Reproduction of this analytical report in full or in part is prohibited without prior written approval. Please refer to SGS General Conditions of Services located at https://www.sgs.ca/en/terms-and-conditions (Printed copies are available upon request.)
Test method information available upon request. "Temperature Upon Receipt" is representative of the whole shipment and may not reflect the temperature of individual samples.
SGS Canada Inc. Environment-Health & Safety statement of conformity decision rule does not consider uncertainty when analytical results are compared to a specified standard or regulation.

SGS Canada Inc.
P.O. Box 4300 - 185 Concession St.
Lakefield - Ontario - KOL 2HO
Phone: 705-652-2000 FAX: 705-652-6365

LR Report : **CA10051-AUG23**

Analysis	15: HC-18 Wk#10	16: HC-19 Wk#10	17: HC-20 Wk#10	18: HC-21 Wk#10	19: HC-22 Wk#10	20: HC-23 Wk#10
Tl [mg/L]	< 0.000005	< 0.000005	< 0.000005	< 0.000005	< 0.000005	< 0.000005
U [mg/L]	0.00113	0.000773	0.000073	0.000385	0.000495	0.000399
V [mg/L]	0.00021	0.00008	0.00085	0.00062	0.00090	0.00022
W [mg/L]	0.00009	0.00006	0.00007	0.00003	0.00012	0.00013
Zr [mg/L]	< 0.002	< 0.002	< 0.002	< 0.002	< 0.002	< 0.002
Zn [mg/L]	< 0.002	< 0.002	0.003	< 0.002	0.002	< 0.002

Analysis	21: HC-24 Wk#10	22: HC-25 Wk#10	23: HC-26 Wk#10	24: HC-27 Wk#10
Sample Date & Time	4-Aug-23	4-Aug-23	4-Aug-23	4-Aug-23
HumCell Leachate Vol [mL]	930	968	782	991
pH [No unit]	8.26	8.02	7.09	7.14
Alkalinity [mg/L as CaCO3]	10	10	8	4
Conductivity [uS/cm]	23	35	108	25
Acidity [mg/L as CaCO3]	< 2	< 2	< 2	< 2
F [mg/L]	< 0.06	< 0.06	< 0.06	< 0.06
SO4 [mg/L]	< 2	3	38	5
Cl [mg/L]	< 1	< 1	< 1	< 1
Hg [mg/L]	< 0.00001	< 0.00001	< 0.00001	< 0.00001
Ag [mg/L]	< 0.00005	< 0.00005	< 0.00005	< 0.00005
Al [mg/L]	0.036	0.050	0.007	0.034
As [mg/L]	0.0014	0.0012	< 0.0002	0.0007
Ba [mg/L]	0.00050	0.00093	0.00620	0.00064
Be [mg/L]	< 0.000007	< 0.000007	< 0.000007	< 0.000007
B [mg/L]	< 0.002	0.004	0.005	< 0.002
Bi [mg/L]	< 0.00001	< 0.00001	< 0.00001	< 0.00001
Ca [mg/L]	3.58	5.11	15.0	3.49
Cd [mg/L]	< 0.000003	< 0.000003	0.000035	< 0.000003
Co [mg/L]	0.000019	0.000025	0.000221	---
Co [mg/L]	---	---	---	0.000037
Cr [mg/L]	< 0.00008	< 0.00008	0.00030	---
Cr [mg/L]	---	---	---	0.00078
Cu [mg/L]	0.0004	0.0005	0.0003	0.0059
Fe [mg/L]	---	---	---	---
Fe [mg/L]	---	---	---	---
Fe [mg/L]	< 0.007	< 0.007	0.008	0.012
K [mg/L]	0.316	0.476	3.02	0.630
Mg [mg/L]	0.226	0.279	0.730	0.166
Mn [mg/L]	0.0238	0.0138	0.0444	0.0203
Mo [mg/L]	0.00023	0.00055	0.00069	0.00055

OnLine LIMS

0003483228

Results relate only to the sample tested. Data reported represents the sample submitted to SGS. Reproduction of this analytical report in full or in part is prohibited without prior written approval. Please refer to SGS General Conditions of Services located at https://www.sgs.ca/en/terms-and-conditions (Printed copies are available upon request.)
Test method information available upon request. "Temperature Upon Receipt" is representative of the whole shipment and may not reflect the temperature of individual samples.
SGS Canada Inc. Environment-Health & Safety statement of conformity decision rule does not consider uncertainty when analytical results are compared to a specified standard or regulation.

SGS Canada Inc.
P.O. Box 4300 - 185 Concession St.
Lakefield - Ontario - KOL 2HO
Phone: 705-652-2000 FAX: 705-652-6365

LR Report : **CA10051-AUG23**

Analysis	21: HC-24 Wk#10	22: HC-25 Wk#10	23: HC-26 Wk#10	24: HC-27 Wk#10
Na [mg/L]	0.12	0.28	0.32	0.16
Ni [mg/L]	0.0002	0.0002	0.0009	---
Ni [mg/L]	---	---	---	0.0007
P [mg/L]	< 0.003	< 0.003	< 0.003	< 0.003
Pb [mg/L]	< 0.00009	< 0.00009	< 0.00009	< 0.00009
S [mg/L]	< 3	< 3	13	4
Sb [mg/L]	< 0.0009	< 0.0009	< 0.0009	< 0.0009
Se [mg/L]	< 0.00004	< 0.00004	0.00031	< 0.00004
Si [mg/L]	0.18	0.22	0.30	0.24
Sn [mg/L]	< 0.00006	< 0.00006	0.00012	0.00090
Sr [mg/L]	0.00515	0.00916	0.0219	0.00869
Ti [mg/L]	< 0.00007	0.00012	< 0.00007	0.00023
Th [mg/L]	< 0.0001	< 0.0001	< 0.0001	< 0.0001
Tl [mg/L]	< 0.000005	< 0.000005	< 0.000005	< 0.000005
U [mg/L]	0.000217	0.000209	0.000036	0.000416
V [mg/L]	0.00067	0.00061	0.00001	0.00017
W [mg/L]	0.00002	0.00106	< 0.00002	0.00009
Zr [mg/L]	< 0.002	< 0.002	< 0.002	< 0.002
Zn [mg/L]	< 0.002	< 0.002	0.007	0.004



Lisa Thompson
Project Specialist Assistant,
Environment, Health & Safety

OnLine LIMS

0003483228

Results relate only to the sample tested. Data reported represents the sample submitted to SGS. Reproduction of this analytical report in full or in part is prohibited without prior written approval. Please refer to SGS General Conditions of Services located at https://www.sgs.ca/en/terms-and-conditions (Printed copies are available upon request.)
Test method information available upon request. "Temperature Upon Receipt" is representative of the whole shipment and may not reflect the temperature of individual samples.
SGS Canada Inc. Environment-Health & Safety statement of conformity decision rule does not consider uncertainty when analytical results are compared to a specified standard or regulation.

SGS Canada Inc.
P.O. Box 4300 - 185 Concession St.
Lakefield - Ontario - KOL 2HO
Phone: 705-652-2000 FAX: 705-652-6365

12-July-2024

Great Bear Resources Ltd.
Attn : Ashley Moncrief

1020 - 800 West Pender St., Vancouver
Canada, V6C 2V6
Phone: 778-833-2160, Fax:

Date Rec. : 28 June 2024
LR Report: **CA10172-JUN24**
Reference: Wk#10

Copy: #1

CERTIFICATE OF ANALYSIS
Final Report

Analysis	3: Analysis Completed Date	4: Analysis Completed Time	5: HC-28 Wk#10	6: HC-29 Wk#10	7: HC-30 Wk#10	8: HC-31 Wk#10	9: HC-32 Wk#10
Sample Date & Time			28-Jun-24	28-Jun-24	28-Jun-24	28-Jun-24	28-Jun-24
HumCell Leachate Vol [mL]	02-Jul-24	16:09	959	1005	749	940	702
Sample Name	---	---	31787	DX450179	31644	DX450183	O31576
Sample Weight [g]	---	---	1000	1000	750	1000	750
pH [No unit]	02-Jul-24	08:59	7.02	7.21	7.48	8.18	7.80
Conductivity [uS/cm]	02-Jul-24	08:59	10	13	27	29	31
Alkalinity [mg/L as CaCO3]	02-Jul-24	08:59	3	5	13	12	13
Acidity [mg/L as CaCO3]	02-Jul-24	08:59	< 2	< 2	< 2	< 2	< 2
F [mg/L]	28-Jun-24	16:16	< 0.06	< 0.06	< 0.06	< 0.06	< 0.06
Cl [mg/L]	30-Jun-24	10:13	< 0.2	< 0.2	< 0.2	< 0.2	< 0.2
SO4 [mg/L]	30-Jun-24	10:13	0.4	0.4	1.7	2.6	3.6
Hg [mg/L]	08-Jul-24	10:29	< 0.00001	< 0.00001	< 0.00001	< 0.00001	< 0.00001
Ag [mg/L]	08-Jul-24	10:29	< 0.00005	< 0.00005	< 0.00005	< 0.00005	< 0.00005
Al [mg/L]	08-Jul-24	10:29	0.045	0.046	0.046	0.047	0.079
As [mg/L]	08-Jul-24	10:29	0.0022	0.0140	0.0066	0.0085	0.0029
B [mg/L]	08-Jul-24	10:29	< 0.002	< 0.002	0.006	< 0.002	< 0.002
Ba [mg/L]	08-Jul-24	10:29	0.00057	0.00214	0.00115	< 0.00008	0.00200
Be [mg/L]	08-Jul-24	10:29	< 0.000007	< 0.000007	< 0.000007	< 0.000007	< 0.000007
Bi [mg/L]	08-Jul-24	10:29	< 0.00001	< 0.00001	< 0.00001	< 0.00001	< 0.00001
Ca [mg/L]	08-Jul-24	10:29	1.09	1.89	4.51	3.82	5.09
Cd [mg/L]	08-Jul-24	10:29	< 0.000003	< 0.000003	0.000012	< 0.000003	0.000005
Co [mg/L]	08-Jul-24	10:29	0.000010	0.000051	0.000020	0.000028	0.000014
Cr [mg/L]	08-Jul-24	10:29	< 0.00008	0.00008	0.00008	0.00019	< 0.00008
Cu [mg/L]	08-Jul-24	10:29	< 0.001	< 0.001	0.002	< 0.001	< 0.001
Fe [mg/L]	08-Jul-24	10:29	< 0.007	0.007	0.011	< 0.007	0.008
K [mg/L]	08-Jul-24	10:29	0.433	0.940	1.09	0.441	0.913
Mg [mg/L]	08-Jul-24	10:29	0.086	0.130	0.310	0.137	0.160
Mn [mg/L]	08-Jul-24	10:29	0.00244	0.00234	0.0284	0.00452	0.0439
Mo [mg/L]	08-Jul-24	10:29	< 0.0004	< 0.0004	< 0.0004	< 0.0004	< 0.0004
Na [mg/L]	08-Jul-24	10:29	0.16	0.18	0.22	0.23	0.16

OnLine LIMS

0003779981

Results relate only to the sample tested. Data reported represents the sample submitted to SGS. Reproduction of this analytical report in full or in part is prohibited without prior written approval. Please refer to SGS General Conditions of Services located at https://www.sgs.ca/en/terms-and-conditions (Printed copies are available upon request.)
Test method information available upon request. "Temperature Upon Receipt" is representative of the whole shipment and may not reflect the temperature of individual samples.
SGS Canada Inc. Environment-Health & Safety statement of conformity decision rule does not consider uncertainty when analytical results are compared to a specified standard or regulation.

SGS Canada Inc.
P.O. Box 4300 - 185 Concession St.
Lakefield - Ontario - KOL 2HO
Phone: 705-652-2000 FAX: 705-652-6365

LR Report : **CA10172-JUN24**

Analysis	3: Analysis Completed Date	4: Analysis Completed Time	5: HC-28 Wk#10	6: HC-29 Wk#10	7: HC-30 Wk#10	8: HC-31 Wk#10	9: HC-32 Wk#10
Ni [mg/L]	08-Jul-24	10:29	< 0.0001	0.0001	0.0002	< 0.0001	< 0.0001
P [mg/L]	08-Jul-24	10:29	< 0.003	< 0.003	< 0.003	< 0.003	< 0.003
Pb [mg/L]	08-Jul-24	10:29	< 0.00009	< 0.00009	0.00026	< 0.00009	0.00013
S [mg/L]	08-Jul-24	10:29	< 5	< 5	< 5	< 5	< 5
Sb [mg/L]	08-Jul-24	10:29	< 0.0009	< 0.0009	0.0037	< 0.0009	< 0.0009
Se [mg/L]	08-Jul-24	10:29	< 0.00004	< 0.00004	0.00004	< 0.00004	0.00055
Si [mg/L]	08-Jul-24	10:29	0.20	0.26	0.34	0.07	0.30
Sn [mg/L]	08-Jul-24	10:29	< 0.00006	< 0.00006	0.00006	< 0.00006	< 0.00006
Sr [mg/L]	08-Jul-24	10:29	0.00365	0.00734	0.0184	0.00898	0.00912
Ti [mg/L]	08-Jul-24	10:29	0.0001	0.0004	0.0006	0.0004	0.0005
Th [mg/L]	08-Jul-24	10:29	< 0.0001	< 0.0001	< 0.0001	< 0.0001	< 0.0001
Tl [mg/L]	08-Jul-24	10:29	< 0.000005	< 0.000005	< 0.000005	< 0.000005	< 0.000005
U [mg/L]	08-Jul-24	10:29	0.000817	0.00518	0.00271	0.000007	0.000358
V [mg/L]	08-Jul-24	10:29	0.00051	0.00075	0.00039	0.00045	0.00033
W [mg/L]	08-Jul-24	10:29	< 0.0002	0.0002	0.0002	< 0.0002	< 0.0002
Zr [mg/L]	08-Jul-24	10:29	< 0.002	< 0.002	< 0.002	< 0.002	< 0.002
Zn [mg/L]	08-Jul-24	10:29	< 0.002	< 0.002	< 0.002	< 0.002	< 0.002

Analysis	10: HC-33 Wk#10	11: HC-34 Wk#10	12: HC-35 Wk#10
Sample Date & Time	28-Jun-24	28-Jun-24	28-Jun-24
HumCell Leachate Vol [mL]	1002	886	1009
Sample Name	DX450213	DX450174	31795
Sample Weight [g]	1000	1000	1000
pH [No unit]	5.01	8.04	7.74
Conductivity [uS/cm]	50	30	28
Alkalinity [mg/L as CaCO3]	< 2	20	15
Acidity [mg/L as CaCO3]	5	< 2	< 2
F [mg/L]	< 0.06	< 0.06	< 0.06
Cl [mg/L]	< 0.2	< 0.2	< 0.2
SO4 [mg/L]	18	0.6	1.1
Hg [mg/L]	< 0.00001	< 0.00001	< 0.00001
Ag [mg/L]	< 0.00005	< 0.00005	< 0.00005
Al [mg/L]	0.059	0.080	0.279
As [mg/L]	0.0002	0.0080	0.109
B [mg/L]	0.006	< 0.002	0.004
Ba [mg/L]	0.00640	0.00337	0.00381
Be [mg/L]	0.000029	< 0.000007	< 0.000007
Bi [mg/L]	< 0.00001	< 0.00001	< 0.00001
Ca [mg/L]	5.61	4.85	4.79
Cd [mg/L]	0.000025	< 0.000003	< 0.000003
Co [mg/L]	0.000973	0.000024	0.000043
Cr [mg/L]	< 0.00008	< 0.00008	0.00010

OnLine LIMS

0003779981

Results relate only to the sample tested. Data reported represents the sample submitted to SGS. Reproduction of this analytical report in full or in part is prohibited without prior written approval. Please refer to SGS General Conditions of Services located at https://www.sgs.ca/en/terms-and-conditions (Printed copies are available upon request.)
Test method information available upon request. "Temperature Upon Receipt" is representative of the whole shipment and may not reflect the temperature of individual samples.
SGS Canada Inc. Environment-Health & Safety statement of conformity decision rule does not consider uncertainty when analytical results are compared to a specified standard or regulation.

SGS Canada Inc.
P.O. Box 4300 - 185 Concession St.
Lakefield - Ontario - KOL 2HO
Phone: 705-652-2000 FAX: 705-652-6365

LR Report : **CA10172-JUN24**

Analysis	10: HC-33 Wk#10	11: HC-34 Wk#10	12: HC-35 Wk#10
Cu [mg/L]	0.002	< 0.001	< 0.001
Fe [mg/L]	0.717	0.010	0.013
K [mg/L]	1.51	1.13	2.28
Mg [mg/L]	0.590	0.334	0.123
Mn [mg/L]	0.153	0.0221	0.00245
Mo [mg/L]	< 0.0004	< 0.0004	< 0.0004
Na [mg/L]	0.10	0.48	0.16
Ni [mg/L]	0.0073	< 0.0001	0.0001
P [mg/L]	< 0.003	< 0.003	< 0.003
Pb [mg/L]	< 0.00009	< 0.00009	< 0.00009
S [mg/L]	8	< 5	< 5
Sb [mg/L]	< 0.0009	0.0011	< 0.0009
Se [mg/L]	0.00101	0.00014	0.00011
Si [mg/L]	1.12	0.35	0.68
Sn [mg/L]	< 0.00006	< 0.00006	< 0.00006
Sr [mg/L]	0.0226	0.0140	0.00877
Ti [mg/L]	< 0.0001	0.0002	0.0008
Th [mg/L]	< 0.0001	< 0.0001	< 0.0001
Tl [mg/L]	0.000008	< 0.000005	< 0.000005
U [mg/L]	0.000901	0.000199	0.00107
V [mg/L]	< 0.00001	0.00078	0.00224
W [mg/L]	< 0.0002	< 0.0002	< 0.0002
Zr [mg/L]	< 0.002	< 0.002	< 0.002
Zn [mg/L]	0.015	< 0.002	< 0.002

Lisa Thompson
Project Specialist Assistant,
Environment, Health & Safety

OnLine LIMS

00037799B1

Results relate only to the sample tested. Data reported represents the sample submitted to SGS. Reproduction of this analytical report in full or in part is prohibited without prior written approval. Please refer to SGS General Conditions of Services located at https://www.sgs.ca/en/terms-and-conditions (Printed copies are available upon request.)
Test method information available upon request. "Temperature Upon Receipt" is representative of the whole shipment and may not reflect the temperature of individual samples.
SGS Canada Inc. Environment-Health & Safety statement of conformity decision rule does not consider uncertainty when analytical results are compared to a specified standard or regulation.

SGS Canada Inc.
P.O. Box 4300 - 185 Concession St.
Lakefield - Ontario - KOL 2HO
Phone: 705-652-2000 FAX: 705-652-6365

30-August-2023

Great Bear Resources Ltd.
Attn : Ashley Moncrief

1020 - 800 West Pender St.
Vancouver, BC
V6C 2V6, Canada

Phone: 778-833-2160
Fax:

Date Rec. : 10 August 2023
LR Report: **CA10104-AUG23**
Reference: Wk#11

Copy: #1

CERTIFICATE OF ANALYSIS

Final Report - Revised

Analysis	3: Analysis Completed Date	4: Analysis Completed Time	5: HC-1 Wk#11	6: HC-2 Wk#11	7: HC-3 Wk#11	8: HC-4 Wk#11	9: HC-5 Wk#11	10: HC-6 Wk#11	11: HC-7 Wk#11
Sample Date & Time			10-Aug-23	10-Aug-23	10-Aug-23	10-Aug-23	10-Aug-23	10-Aug-23	10-Aug-23
Hum Cell Leachate Volume [mL]	11-Aug-23	16:52	1036	1019	543	531	902	496	967
pH [No unit]	15-Aug-23	09:26	6.92	7.73	7.26	6.85	7.33	7.32	7.46
Alkalinity [mg/L as CaCO3]	15-Aug-23	09:27	4	12	9	5	6	13	12
Conductivity [uS/cm]	14-Aug-23	10:34	44	29	23	46	21	24	23
Acidity [mg/L as CaCO3]	14-Aug-23	10:34	< 2	< 2	< 2	< 2	< 2	< 2	< 2
Fluoride [mg/L]	15-Aug-23	12:59	< 0.06	< 0.06	< 0.06	< 0.06	< 0.06	< 0.06	< 0.06
Sulphate [mg/L]	18-Aug-23	16:22	12	< 2	< 2	14	3	< 2	< 2
Chloride [mg/L]	18-Aug-23	16:22	< 1	< 1	< 1	< 1	< 1	< 1	< 1
Mercury [mg/L]	22-Aug-23	16:50	< 0.00001	< 0.00001	< 0.00001	< 0.00001	< 0.00001	< 0.00001	< 0.00001
Silver [mg/L]	22-Aug-23	16:50	< 0.00005	0.00006	< 0.00005	< 0.00005	< 0.00005	< 0.00005	< 0.00005
Aluminum [mg/L]	22-Aug-23	16:50	0.012	0.050	0.032	0.008	0.064	0.048	0.046
Arsenic [mg/L]	22-Aug-23	16:50	< 0.0002	0.0133	0.0020	< 0.0002	0.0067	0.0010	0.0106
Barium [mg/L]	22-Aug-23	16:50	0.00118	0.00607	0.00077	0.00264	0.00093	0.00083	0.00089
Beryllium [mg/L]	22-Aug-23	16:50	< 0.000007	< 0.000007	< 0.000007	< 0.000007	< 0.000007	< 0.000007	< 0.000007
Boron [mg/L]	22-Aug-23	16:50	0.002	< 0.002	< 0.002	< 0.002	< 0.002	< 0.002	< 0.002
Bismuth [mg/L]	22-Aug-23	16:50	< 0.00001	0.00006	< 0.00001	< 0.00001	0.00001	< 0.00001	< 0.00001
Calcium [mg/L]	22-Aug-23	16:50	6.87	5.15	3.56	6.11	3.39	4.23	4.46
Cadmium [mg/L]	22-Aug-23	16:50	0.000638	0.000007	< 0.000003	0.000473	0.000004	0.000016	< 0.000003
Cobalt [mg/L]	22-Aug-23	16:50	0.000032	0.000059	0.000032	0.000107	0.000028	0.000021	0.000028
Chromium [mg/L]	22-Aug-23	16:50	0.00011	< 0.00008	0.00012	< 0.00008	< 0.00008	0.00010	0.00011
Copper [mg/L]	22-Aug-23	16:50	< 0.0002	0.0006	0.0007	0.0005	0.0005	0.0015	0.0004

OnLine LIMS

0003633936

Results relate only to the sample tested. Data reported represents the sample submitted to SGS. Reproduction of this analytical report in full or in part is prohibited without prior written approval. Please refer to SGS General Conditions of Services located at https://www.sgs.ca/en/terms-and-conditions (Printed copies are available upon request.)
Test method information available upon request. "Temperature Upon Receipt" is representative of the whole shipment and may not reflect the temperature of individual samples.
SGS Canada Inc. Environment-Health & Safety statement of conformity decision rule does not consider uncertainty when analytical results are compared to a specified standard or regulation.

SGS Canada Inc.
P.O. Box 4300 - 185 Concession St.
Lakefield - Ontario - KOL 2HO
Phone: 705-652-2000 FAX: 705-652-6365

Analysis	3: Analysis Completed Date	4: Analysis Completed Time	5: HC-1 Wk#11	6: HC-2 Wk#11	7: HC-3 Wk#11	8: HC-4 Wk#11	9: HC-5 Wk#11	10: HC-6 Wk#11	11: HC-7 Wk#11
Iron [mg/L]	22-Aug-23	16:50	< 0.007	< 0.007	< 0.007	< 0.007	< 0.007	< 0.007	< 0.007
Potassium [mg/L]	22-Aug-23	16:50	0.642	1.55	0.946	1.01	0.903	0.675	0.787
Magnesium [mg/L]	22-Aug-23	16:50	0.380	0.144	0.260	0.884	0.162	0.259	0.215
Manganese [mg/L]	22-Aug-23	16:50	0.0449	0.0267	0.00757	0.0231	0.0158	0.00723	0.0136
Molybdenum [mg/L]	22-Aug-23	16:50	0.00006	0.00031	0.00012	0.00040	0.00007	0.0305	0.00032
Sodium [mg/L]	22-Aug-23	16:50	0.19	0.12	0.13	0.09	0.15	0.21	0.22
Nickel [mg/L]	22-Aug-23	16:50	0.0002	< 0.0001	0.0001	0.0003	< 0.0001	< 0.0001	< 0.0001
Phosphorus [mg/L]	22-Aug-23	16:50	< 0.003	< 0.003	< 0.003	< 0.003	< 0.003	< 0.003	< 0.003
Lead [mg/L]	22-Aug-23	16:50	0.0359	0.00041	< 0.00009	0.0265	< 0.00009	< 0.00009	< 0.00009
Sulfur [mg/L]	22-Aug-23	16:50	5	< 3	< 3	5	< 3	< 3	< 3
Antimony [mg/L]	22-Aug-23	16:50	0.0019	0.0012	< 0.0009	< 0.0009	0.0011	< 0.0009	< 0.0009
Selenium [mg/L]	22-Aug-23	16:50	0.00058	0.0106	0.00005	0.00141	0.00021	< 0.00004	0.00007
Silicon [mg/L]	22-Aug-23	16:50	0.41	0.45	0.43	0.54	0.30	0.55	0.36
Tin [mg/L]	22-Aug-23	16:50	< 0.00006	0.00007	< 0.00006	0.00007	< 0.00006	< 0.00006	0.00007
Strontium [mg/L]	22-Aug-23	16:50	0.0255	0.0209	0.0130	0.0125	0.00656	0.0133	0.0114
Titanium [mg/L]	22-Aug-23	16:50	< 0.00007	< 0.00007	< 0.00007	0.00011	0.00039	0.00014	0.00021
Thorium [mg/L]	22-Aug-23	16:50	< 0.0001	< 0.0001	< 0.0001	< 0.0001	< 0.0001	< 0.0001	< 0.0001
Thallium [mg/L]	22-Aug-23	16:50	0.000005	0.000009	0.000005	0.000011	0.000006	< 0.000005	< 0.000005
Uranium [mg/L]	28-Aug-23	10:18	0.000024	0.000564	0.00191	0.0116	0.00195	0.00122	0.00243
Vanadium [mg/L]	22-Aug-23	16:50	0.00003	0.00051	0.00033	0.00002	0.00085	0.00114	0.00031
Tungsten [mg/L]	22-Aug-23	16:50	0.00009	0.00024	0.00041	0.00008	0.00015	0.00390	0.00019
Zirconium [mg/L]	22-Aug-23	16:50	< 0.002	< 0.002	< 0.002	< 0.002	< 0.002	< 0.002	< 0.002
Zinc [mg/L]	22-Aug-23	16:50	0.022	0.003	0.003	0.021	< 0.002	< 0.002	< 0.002

Method Descriptions

Parameter	SGS Method Code	Reference Method Code
	NA	
Acidity	ME-CA-[ENV]EWL-LAK-AN-006	SM 2310
Alkalinity	ME-CA-[ENV]EWL-LAK-AN-006	SM 2320
Anions by discrete analyzer	ME-CA-[ENV]EWL-LAK-AN-026	US EPA 325.2
Anions by discrete analyzer	ME-CA-[ENV]EWL-LAK-AN-026	US EPA 375.4
Conductivity	ME-CA-[ENV]EWL-LAK-AN-006	SM 2510
Fluoride by Specific Ion Electrode	ME-CA-[ENV]EWL-LAK-AN-014	SM 4500
Inorganics-General	ME-CA-[ENV]SPE-LAK-AN-004	EPA 7471A/SM 3112B
Metals in aqueous samples - ICP-MS	ME-CA-[ENV]SPE-LAK-AN-006	SM 3030/EPA 200.8

OnLine LIMS

0003633936

Results relate only to the sample tested. Data reported represents the sample submitted to SGS. Reproduction of this analytical report in full or in part is prohibited without prior written approval. Please refer to SGS General Conditions of Services located at https://www.sgs.ca/en/terms-and-conditions (Printed copies are available upon request.)
Test method information available upon request. "Temperature Upon Receipt" is representative of the whole shipment and may not reflect the temperature of individual samples.
SGS Canada Inc. Environment-Health & Safety statement of conformity decision rule does not consider uncertainty when analytical results are compared to a specified standard or regulation.

SGS Canada Inc.
P.O. Box 4300 - 185 Concession St.
Lakefield - Ontario - KOL 2HO
Phone: 705-652-2000 FAX: 705-652-6365

Parameter	SGS Method Code	Reference Method Code
pH	ME-CA-[ENV]EWL-LAK-AN-006	SM 4500



Lisa Thompson
Project Specialist Assistant,
Environment, Health & Safety

OnLine LIMS

Results relate only to the sample tested. Data reported represents the sample submitted to SGS. Reproduction of this analytical report in full or in part is prohibited without prior written approval. Please refer to SGS General Conditions of Services located at https://www.sgs.ca/en/terms-and-conditions (Printed copies are available upon request.)
Test method information available upon request. "Temperature Upon Receipt" is representative of the whole shipment and may not reflect the temperature of individual samples.
SGS Canada Inc. Environment-Health & Safety statement of conformity decision rule does not consider uncertainty when analytical results are compared to a specified standard or regulation.

0003633936

SGS Canada Inc.
P.O. Box 4300 - 185 Concession St.
Lakefield - Ontario - KOL 2HO
Phone: 705-652-2000 FAX: 705-652-6365

Quality Control Report

Inorganic Analysis													
Parameter	Reporting Limit	Unit	Method Blank	Duplicate				LCS / Spike Blank			Matrix Spike / Reference Material		
				Result 1	Result 2	RPD	Acceptance Criteria	Spike Recovery (%)	Recovery Limits (%)		Spike Recovery (%)	Recovery Limits (%)	
							%		Low	High		Low	High
Acidity - QCBatchID: EWL0206-AUG23													
Acidity	2	mg/L as Ca	3			1	20	108	90	110	NA		
Acidity - QCBatchID: EWL0207-AUG23													
Acidity	2	mg/L as Ca	3			0	20	102	90	110	NA		
Alkalinity - QCBatchID: EWL0206-AUG23													
Alkalinity	2	mg/L as Ca	< 2			ND	20	104	80	120	NA		
Alkalinity - QCBatchID: EWL0207-AUG23													
Alkalinity	2	mg/L as Ca	< 2			ND	20	98	80	120	NA		
Anions by discrete analyzer - QCBatchID: DIO5061-AUG23													
Chloride	1	mg/L	<1			ND	20	99	80	120	103	75	125
Sulphate	2	mg/L	<2			2	20	106	80	120	106	75	125
Conductivity - QCBatchID: EWL0206-AUG23													
Conductivity	2	uS/cm	< 2			0	20	99	90	110	NA		
Conductivity - QCBatchID: EWL0207-AUG23													
Conductivity	2	uS/cm	< 2			0	20	99	90	110	NA		
Fluoride by Specific Ion Electrode - QCBatchID: EWL0287-AUG23													
Fluoride	0.06	mg/L	<0.06			ND	10	93	90	110	87	75	125
Inorganics-General - QCBatchID: EHG0019-AUG23													
Mercury	0.00001	mg/L	< 0.00001			ND	20	111	80	120	NV	70	130
Metals in aqueous samples - ICP-MS - QCBatchID: EMS0074-AUG23													
Aluminum	0.001	mg/L	<0.001			0	20	99	90	110	116	70	130
Antimony	0.0009	mg/L	<0.0009			ND	20	93	90	110	90	70	130
Arsenic	0.0002	mg/L	<0.0002			1	20	97	90	110	94	70	130
Barium	0.00008	mg/L	<0.00008			2	20	101	90	110	89	70	130
Beryllium	0.000007	mg/L	<0.000007			ND	20	105	90	110	87	70	130
Bismuth	0.00001	mg/L	<0.00001			ND	20	92	90	110	91	70	130
Boron	0.002	mg/L	<0.002			ND	20	105	90	110	103	70	130
Cadmium	0.000003	mg/L	<0.000003			ND	20	100	90	110	118	70	130
Calcium	0.01	mg/L	<0.01			0	20	102	90	110	88	70	130
Chromium	0.00008	mg/L	<0.00008			ND	20	98	90	110	96	70	130
Cobalt	0.000004	mg/L	<0.000004			3	20	97	90	110	97	70	130
Copper	0.0002	mg/L	<0.0002			6	20	99	90	110	101	70	130
Iron	0.007	mg/L	<0.007			ND	20	101	90	110	100	70	130
Lead	0.00009	mg/L	<0.00009			ND	20	101	90	110	95	70	130
Magnesium	0.001	mg/L	<0.001			1	20	106	90	110	91	70	130
Manganese	0.00001	mg/L	<0.00001			1	20	102	90	110	93	70	130

OnLine LIMS

0003633936

Results relate only to the sample tested. Data reported represents the sample submitted to SGS. Reproduction of this analytical report in full or in part is prohibited without prior written approval. Please refer to SGS General Conditions of Services located at https://www.sgs.ca/en/terms-and-conditions (Printed copies are available upon request.)
Test method information available upon request. "Temperature Upon Receipt" is representative of the whole shipment and may not reflect the temperature of individual samples.
SGS Canada Inc. Environment-Health & Safety statement of conformity decision rule does not consider uncertainty when analytical results are compared to a specified standard or regulation.

SGS Canada Inc.
P.O. Box 4300 - 185 Concession St.
Lakefield - Ontario - KOL 2HO
Phone: 705-652-2000 FAX: 705-652-6365

Inorganic Analysis														
Parameter	Reporting Limit	Unit	Method Blank	Duplicate				LCS / Spike Blank			Matrix Spike / Reference Material			
				Result 1	Result 2	RPD	Acceptance Criteria	Spike Recovery (%)	Recovery Limits (%)		Spike Recovery (%)	Recovery Limits (%)	
							%		Low	High		Low	High
Molybdenum	0.00004	mg/L	<0.00004			16	20	100	90	110	93	70	130
Nickel	0.0001	mg/L	<0.0001			7	20	99	90	110	99	70	130
Phosphorus	0.003	mg/L	<0.003			ND	20	99	90	110	NV	70	130
Potassium	0.003	mg/L	<0.009			1	20	107	90	110	84	70	130
Selenium	0.00004	mg/L	<0.00004			ND	20	100	90	110	120	70	130
Silicon	0.02	mg/L	<0.02			0	20	98	90	110	NV	70	130
Silver	0.00005	mg/L	<0.00005			ND	20	102	90	110	90	70	130
Sodium	0.01	mg/L	<0.01			2	20	98	90	110	87	70	130
Strontium	0.00008	mg/L	<0.00008			0	20	99	90	110	98	70	130
Sulfur	3	mg/L	<1			1	20	106	90	110	NV	70	130
Thallium	0.000005	mg/L	<0.000005			12	20	100	90	110	102	70	130
Thorium	0.0001	mg/L	<0.0001			ND	20	103	90	110	NV	70	130
Tin	0.00006	mg/L	<0.00006			ND	20	99	90	110	NV	70	130
Titanium	0.00007	mg/L	<0.00005			ND	20	103	90	110	NV	70	130
Tungsten	0.00002	mg/L	<0.00002			ND	20	103	90	110	NV	70	130
Uranium	0.000002	mg/L	<0.000002			0	20	97	90	110	97	70	130
Vanadium	0.00001	mg/L	<0.00001			3	20	98	90	110	93	70	130
Zinc	0.002	mg/L	<0.002			ND	20	94	90	110	99	70	130
Zirconium	0.002	mg/L	<0.002			ND	20	91	90	110	NV	70	130
Metals in aqueous samples - ICP-MS - QCBatchID: EMS0129-AUG23													
Uranium	0.000002	mg/L	<0.000002			8	20	99	90	110	109	70	130
Metals in aqueous samples - ICP-MS - QCBatchID: EMS0173-AUG23													
Uranium	0.000002	mg/L	<0.000002			5	20	102	90	110	101	70	130
pH - QCBatchID: EWL0206-AUG23													
pH	0.05	No unit	NA			0		100			NA		
pH - QCBatchID: EWL0207-AUG23													
pH	0.05	No unit	NA			0		100			NA		

OnLine LIMS

0003633936

Results relate only to the sample tested. Data reported represents the sample submitted to SGS. Reproduction of this analytical report in full or in part is prohibited without prior written approval. Please refer to SGS General Conditions of Services located at https://www.sgs.ca/en/terms-and-conditions (Printed copies are available upon request.)
Test method information available upon request. "Temperature Upon Receipt" is representative of the whole shipment and may not reflect the temperature of individual samples.
SGS Canada Inc. Environment-Health & Safety statement of conformity decision rule does not consider uncertainty when analytical results are compared to a specified standard or regulation.

SGS Canada Inc.
P.O. Box 4300 - 185 Concession St.
Lakefield - Ontario - KOL 2HO
Phone: 705-652-2000 FAX: 705-652-6365

Great Bear Resources Ltd.
Attn : Ashley Moncrief

1020 - 800 West Pender St.
Vancouver, BC
V6C 2V6, Canada

Phone: 778-833-2160
Fax:

26-August-2023

Date Rec. : 11 August 2023
LR Report: **CA10107-AUG23**
Reference: Wk#11

Copy: #1

CERTIFICATE OF ANALYSIS

Final Report - Revised

Analysis	3: Analysis Completed Date	4: Analysis Completed Time	5: HC-8 Wk#11	6: HC-9 Wk#11	7: HC-10 Wk#11	8: HC-11 Wk#11	9: HC-12 Wk#11	10: HC-13 Wk#11	11: HC-14 Wk#11	12: HC-15 Wk#11	13: HC-16 Wk#11	14: HC-17 Wk#11
Sample Date & Time			11-Aug-23	11-Aug-23	11-Aug-23	11-Aug-23	11-Aug-23	11-Aug-23	11-Aug-23	11-Aug-23	11-Aug-23	11-Aug-23
Hum Cell Leachate Volume [mL]	11-Aug-23	16:52	984	1007	925	979	986	972	892	643	986	968
pH [No unit]	16-Aug-23	11:55	7.94	6.82	7.42	7.38	7.25	7.52	6.86	8.57	7.78	6.62
Alkalinity [mg/L as CaCO3]	15-Aug-23	09:51	11	4	6	8	8	12	3	11	17	6
Conductivity [uS/cm]	15-Aug-23	09:51	29	46	17	20	36	37	28	67	34	19
Acidity [mg/L as CaCO3]	16-Aug-23	11:55	< 2	4	< 2	< 2	< 2	< 2	< 2	< 2	< 2	< 2
Fluoride [mg/L]	17-Aug-23	09:59	< 0.06	< 0.06	< 0.06	< 0.06	< 0.06	< 0.06	< 0.06	< 0.06	< 0.06	< 0.06
Sulphate [mg/L]	18-Aug-23	16:22	< 2	13	< 2	< 2	6	4	8	16	2	2
Chloride [mg/L]	18-Aug-23	16:22	< 1	< 1	< 1	< 1	< 1	< 1	< 1	2	< 1	< 1
Mercury [mg/L]	21-Aug-23	13:37	< 0.00001	< 0.00001	< 0.00001	< 0.00001	< 0.00001	< 0.00001	< 0.00001	< 0.00001	< 0.00001	< 0.00001
Silver [mg/L]	21-Aug-23	13:37	< 0.00005	< 0.00005	< 0.00005	< 0.00005	< 0.00005	< 0.00005	< 0.00005	< 0.00005	< 0.00005	< 0.00005
Aluminum [mg/L]	21-Aug-23	13:37	0.061	0.003	0.040	0.047	0.036	0.141	0.032	0.016	0.155	0.034
Arsenic [mg/L]	21-Aug-23	13:37	0.0027	< 0.0002	0.0006	0.0010	0.0039	0.0052	0.0019	0.206	0.0207	0.0706
Barium [mg/L]	21-Aug-23	13:37	0.00148	0.00260	0.00071	0.00107	0.00245	0.00071	0.00242	0.00128	0.00226	0.00032
Beryllium [mg/L]	21-Aug-23	13:37	< 0.000007	< 0.000007	< 0.000007	< 0.000007	< 0.000007	< 0.000007	< 0.000007	< 0.000007	< 0.000007	< 0.000007
Boron [mg/L]	21-Aug-23	13:37	< 0.002	0.003	< 0.002	< 0.002	< 0.002	< 0.002	< 0.002	0.005	< 0.002	< 0.002
Bismuth [mg/L]	21-Aug-23	13:37	< 0.00001	< 0.00001	0.00001	< 0.00001	0.00002	< 0.00001	< 0.00001	0.00001	< 0.00001	< 0.00001
Calcium [mg/L]	21-Aug-23	13:37	4.86	6.88	3.11	3.63	5.68	6.77	3.60	11.0	5.42	3.18
Cadmium [mg/L]	21-Aug-23	13:37	0.000003	0.007137	0.000006	0.000003	0.000008	< 0.000003	0.000003	0.000004	0.000005	0.000006
Cobalt [mg/L]	21-Aug-23	13:37	0.000025	0.000139	0.000015	0.000010	0.000008	0.000010	0.000048	0.000179	0.000023	0.000107
Chromium [mg/L]	21-Aug-23	13:37	< 0.00008	< 0.00008	< 0.00008	< 0.00008	< 0.00008	< 0.00008	< 0.00008	< 0.00008	< 0.00008	< 0.00008
Copper [mg/L]	21-Aug-23	13:37	0.0004	0.0004	0.0004	0.0005	0.0003	0.0004	0.0003	0.0004	0.0008	0.0003

OnLine LIMS

0003633937

Results relate only to the sample tested. Data reported represents the sample submitted to SGS. Reproduction of this analytical report in full or in part is prohibited without prior written approval. Please refer to SGS General Conditions of Services located at https://www.sgs.ca/en/terms-and-conditions (Printed copies are available upon request.)
Test method information available upon request. "Temperature Upon Receipt" is representative of the whole shipment and may not reflect the temperature of individual samples.
SGS Canada Inc. Environment-Health & Safety statement of conformity decision rule does not consider uncertainty when analytical results are compared to a specified standard or regulation.

SGS Canada Inc.
P.O. Box 4300 - 185 Concession St.
Lakefield - Ontario - KOL 2HO
Phone: 705-652-2000 FAX: 705-652-6365

Analysis	3: Analysis Completed Date	4: Analysis Completed Time	5: HC-8 Wk#11	6: HC-9 Wk#11	7: HC-10 Wk#11	8: HC-11 Wk#11	9: HC-12 Wk#11	10: HC-13 Wk#11	11: HC-14 Wk#11	12: HC-15 Wk#11	13: HC-16 Wk#11	14: HC-17 Wk#11
Iron [mg/L]	21-Aug-23	13:37	< 0.007	< 0.007	< 0.007	< 0.007	< 0.007	< 0.007	0.017	< 0.007	0.007	< 0.007
Potassium [mg/L]	21-Aug-23	13:37	0.872	1.14	0.397	0.392	0.523	0.922	1.08	0.700	2.80	0.695
Magnesium [mg/L]	21-Aug-23	13:37	0.310	0.203	0.103	0.129	0.072	0.121	0.333	0.439	0.134	0.157
Manganese [mg/L]	21-Aug-23	13:37	0.0246	0.107	0.0213	0.0164	0.0350	0.0142	0.00461	0.0125	0.00703	0.00212
Molybdenum [mg/L]	21-Aug-23	13:37	0.00077	0.00037	0.00052	0.00022	0.00008	0.00066	0.00008	0.00009	0.00014	0.00009
Sodium [mg/L]	21-Aug-23	13:37	0.19	0.10	0.16	0.17	0.14	0.08	0.25	0.13	0.16	0.13
Nickel [mg/L]	21-Aug-23	13:37	0.0001	0.0018	< 0.0001	< 0.0001	< 0.0001	< 0.0001	0.0004	0.0090	< 0.0001	0.0003
Phosphorus [mg/L]	21-Aug-23	13:37	< 0.003	< 0.003	< 0.003	< 0.003	< 0.003	< 0.003	< 0.003	< 0.003	0.004	< 0.003
Lead [mg/L]	21-Aug-23	13:37	< 0.00009	0.00473	< 0.00009	< 0.00009	< 0.00009	< 0.00009	< 0.00009	< 0.00009	< 0.00009	< 0.00009
Sulfur [mg/L]	21-Aug-23	13:37	< 3	6	< 3	< 3	< 3	< 3	< 3	7	< 3	< 3
Antimony [mg/L]	21-Aug-23	13:37	0.0009	< 0.0009	< 0.0009	< 0.0009	0.0012	0.0010	< 0.0009	0.0028	< 0.0009	< 0.0009
Selenium [mg/L]	21-Aug-23	13:37	0.00035	0.00281	0.00038	0.00010	0.00027	0.00007	0.00037	0.00060	0.00013	0.00008
Silicon [mg/L]	21-Aug-23	13:37	0.42	0.75	0.29	0.46	0.46	0.78	0.25	0.40	0.67	0.63
Tin [mg/L]	21-Aug-23	13:37	< 0.00006	< 0.00006	0.00010	< 0.00006	< 0.00006	< 0.00006	< 0.00006	< 0.00006	< 0.00006	< 0.00006
Strontium [mg/L]	21-Aug-23	13:37	0.00959	0.0221	0.00831	0.00897	0.0121	0.0119	0.0186	0.0255	0.0177	0.00968
Titanium [mg/L]	21-Aug-23	13:37	< 0.00007	< 0.00007	< 0.00007	< 0.00007	0.00012	0.00008	0.00029	< 0.00007	0.00012	0.00011
Thorium [mg/L]	21-Aug-23	13:37	< 0.0001	< 0.0001	< 0.0001	< 0.0001	< 0.0001	< 0.0001	< 0.0001	< 0.0001	< 0.0001	< 0.0001
Thallium [mg/L]	21-Aug-23	13:37	< 0.000005	0.000013	0.000012	< 0.000005	0.000008	0.000009	< 0.000005	0.000008	0.000009	< 0.000005
Uranium [mg/L]	21-Aug-23	13:37	0.00558	0.000210	0.00357	0.00237	0.000692	0.00423	0.000210	0.000136	0.00243	0.00286
Vanadium [mg/L]	21-Aug-23	13:37	0.00023	< 0.00001	0.00005	0.00011	0.00013	0.00009	0.00024	0.00013	0.00083	0.00057
Tungsten [mg/L]	21-Aug-23	13:37	0.00016	0.00003	0.00013	0.00021	0.00017	0.00009	0.00007	0.00004	0.00024	0.00006
Zirconium [mg/L]	21-Aug-23	13:37	< 0.002	< 0.002	< 0.002	< 0.002	< 0.002	< 0.002	< 0.002	< 0.002	< 0.002	< 0.002
Zinc [mg/L]	21-Aug-23	13:37	< 0.002	0.481	< 0.002	< 0.002	0.002	< 0.002	0.003	< 0.002	0.002	< 0.002

Analysis	15: HC-18 Wk#11	16: HC-19 Wk#11	17: HC-20 Wk#11	18: HC-21 Wk#11	19: HC-22 Wk#11	20: HC-23 Wk#11	21: HC-24 Wk#11	22: HC-25 Wk#11	23: HC-26 Wk#11	24: HC-27 Wk#11
Sample Date & Time	11-Aug-23	11-Aug-23	11-Aug-23	11-Aug-23	11-Aug-23	11-Aug-23	11-Aug-23	11-Aug-23	11-Aug-23	11-Aug-23
Hum Cell Leachate Volume [mL]	940	991	920	918	424	958	918	946	740	973
pH [No unit]	8.90	7.20	6.80	7.23	7.76	6.86	8.30	8.01	6.49	6.65
Alkalinity [mg/L as CaCO3]	9	8	13	17	12	15	16	12	8	5
Conductivity [uS/cm]	24	23	21	24	26	23	22	32	102	24
Acidity [mg/L as CaCO3]	< 2	< 2	< 2	< 2	< 2	< 2	< 2	< 2	5	2
Fluoride [mg/L]	< 0.06	0.16	< 0.06	< 0.06	< 0.06	< 0.06	< 0.06	< 0.06	< 0.06	< 0.06
Sulphate [mg/L]	< 2	< 2	< 2	< 2	< 2	< 2	< 2	3	41	6
Chloride [mg/L]	< 1	< 1	< 1	< 1	< 1	< 1	< 1	< 1	< 1	< 1
Mercury [mg/L]	< 0.00001	< 0.00001	< 0.00001	< 0.00001	< 0.00001	< 0.00001	< 0.00001	< 0.00001	< 0.00001	< 0.00001

OnLine LIMS

0003633937

Results relate only to the sample tested. Data reported represents the sample submitted to SGS. Reproduction of this analytical report in full or in part is prohibited without prior written approval. Please refer to SGS General Conditions of Services located at https://www.sgs.ca/en/terms-and-conditions (Printed copies are available upon request.)
Test method information available upon request. "Temperature Upon Receipt" is representative of the whole shipment and may not reflect the temperature of individual samples.
SGS Canada Inc. Environment-Health & Safety statement of conformity decision rule does not consider uncertainty when analytical results are compared to a specified standard or regulation.

SGS Canada Inc.
P.O. Box 4300 - 185 Concession St.
Lakefield - Ontario - KOL 2HO
Phone: 705-652-2000 FAX: 705-652-6365

LR Report : **CA10107-AUG23**

Analysis	15: HC-18 Wk#11	16: HC-19 Wk#11	17: HC-20 Wk#11	18: HC-21 Wk#11	19: HC-22 Wk#11	20: HC-23 Wk#11	21: HC-24 Wk#11	22: HC-25 Wk#11	23: HC-26 Wk#11	24: HC-27 Wk#11
Silver [mg/L]	< 0.00005	< 0.00005	< 0.00005	< 0.00005	< 0.00005	< 0.00005	< 0.00005	< 0.00005	< 0.00005	< 0.00005
Aluminum [mg/L]	0.084	0.075	0.034	0.064	0.041	0.044	0.040	0.054	0.010	0.032
Arsenic [mg/L]	0.0088	0.0015	0.0005	0.0032	0.0007	0.0084	0.0014	0.0016	< 0.0002	0.0007
Barium [mg/L]	0.00047	0.00059	0.00191	0.00035	0.00768	0.00213	0.00055	0.00123	0.00647	0.00057
Beryllium [mg/L]	< 0.000007	< 0.000007	< 0.000007	< 0.000007	< 0.000007	< 0.000007	< 0.000007	< 0.000007	< 0.000007	< 0.000007
Boron [mg/L]	< 0.002	< 0.002	< 0.002	< 0.002	< 0.002	0.005	< 0.002	0.003	0.004	< 0.002
Bismuth [mg/L]	< 0.00001	< 0.00001	< 0.00001	< 0.00001	< 0.00001	< 0.00001	< 0.00001	< 0.00001	< 0.00001	< 0.00001
Calcium [mg/L]	4.15	4.01	3.71	4.76	3.17	4.53	4.09	5.90	17.2	4.05
Cadmium [mg/L]	0.000020	< 0.000003	< 0.000003	< 0.000003	0.000010	< 0.000003	< 0.000003	< 0.000003	0.000023	0.000018
Cobalt [mg/L]	0.000024	0.000019	0.000018	0.000025	0.000012	0.000014	0.000009	0.000022	0.000152	0.000008
Chromium [mg/L]	< 0.00008	< 0.00008	< 0.00008	< 0.00008	< 0.00008	< 0.00008	< 0.00008	< 0.00008	< 0.00008	< 0.00008
Copper [mg/L]	0.0014	0.0003	0.0004	0.0005	0.0018	0.0002	0.0003	0.0003	0.0006	0.0003
Iron [mg/L]	0.021	< 0.007	0.007	0.007	0.010	< 0.007	< 0.007	< 0.007	0.012	< 0.007
Potassium [mg/L]	0.448	0.512	0.513	0.152	1.48	0.529	0.293	0.475	3.12	0.615
Magnesium [mg/L]	0.133	0.098	0.244	0.192	0.217	0.218	0.219	0.270	0.703	0.148
Manganese [mg/L]	0.00717	0.0106	0.0351	0.0298	0.0258	0.0279	0.0236	0.0148	0.0384	0.0125
Molybdenum [mg/L]	0.00009	0.00018	0.00007	0.00009	0.00035	0.00006	0.00046	0.00018	0.00011	0.00019
Sodium [mg/L]	0.17	0.14	0.23	0.08	0.20	0.07	0.10	0.24	0.29	0.12
Nickel [mg/L]	0.0020	< 0.0001	< 0.0001	< 0.0001	< 0.0001	< 0.0001	< 0.0001	< 0.0001	0.0006	< 0.0001
Phosphorus [mg/L]	< 0.003	< 0.003	< 0.003	< 0.003	< 0.003	< 0.003	< 0.003	< 0.003	< 0.003	< 0.003
Lead [mg/L]	0.00009	< 0.00009	< 0.00009	< 0.00009	< 0.00009	< 0.00009	< 0.00009	< 0.00009	< 0.00009	< 0.00009
Sulfur [mg/L]	< 3	< 3	< 3	< 3	< 3	< 3	< 3	< 3	15	< 3
Antimony [mg/L]	< 0.0009	< 0.0009	< 0.0009	< 0.0009	< 0.0009	< 0.0009	< 0.0009	< 0.0009	< 0.0009	< 0.0009
Selenium [mg/L]	0.00005	< 0.00004	0.00007	< 0.00004	0.00008	< 0.00004	< 0.00004	< 0.00004	0.00040	< 0.00004
Silicon [mg/L]	0.45	0.58	0.26	0.26	0.22	0.26	0.21	0.28	0.29	0.29
Tin [mg/L]	< 0.00006	< 0.00006	< 0.00006	< 0.00006	0.00009	< 0.00006	< 0.00006	< 0.00006	< 0.00006	< 0.00006
Strontium [mg/L]	0.00619	0.00991	0.00998	0.00504	0.00882	0.0143	0.00538	0.00997	0.0234	0.00923
Titanium [mg/L]	0.00032	0.00014	0.00011	0.00007	0.00011	< 0.00007	< 0.00007	0.00011	< 0.00007	< 0.00007
Thorium [mg/L]	< 0.0001	< 0.0001	< 0.0001	< 0.0001	< 0.0001	< 0.0001	< 0.0001	< 0.0001	< 0.0001	< 0.0001
Thallium [mg/L]	< 0.000005	< 0.000005	< 0.000005	< 0.000005	< 0.000005	< 0.000005	< 0.000005	< 0.000005	< 0.000005	< 0.000005
Uranium [mg/L]	0.000797	0.000746	0.000076	0.000230	0.000092	0.000113	0.00291	0.00150	0.000026	0.000574
Vanadium [mg/L]	0.00022	0.00007	0.00097	0.00069	0.00112	0.00021	0.00068	0.00063	0.00001	0.00012
Tungsten [mg/L]	0.00007	0.00005	0.00002	< 0.00002	0.00008	0.00012	0.00004	0.00117	< 0.00002	0.00002
Zirconium [mg/L]	< 0.002	< 0.002	< 0.002	< 0.002	< 0.002	< 0.002	< 0.002	< 0.002	< 0.002	< 0.002
Zinc [mg/L]	< 0.002	< 0.002	< 0.002	< 0.002	0.003	< 0.002	< 0.002	< 0.002	0.005	0.003

OnLine LIMS

0003633937

Results relate only to the sample tested. Data reported represents the sample submitted to SGS. Reproduction of this analytical report in full or in part is prohibited without prior written approval. Please refer to SGS General Conditions of Services located at https://www.sgs.ca/en/terms-and-conditions (Printed copies are available upon request.)
Test method information available upon request. "Temperature Upon Receipt" is representative of the whole shipment and may not reflect the temperature of individual samples.
SGS Canada Inc. Environment-Health & Safety statement of conformity decision rule does not consider uncertainty when analytical results are compared to a specified standard or regulation.

SGS Canada Inc.
P.O. Box 4300 - 185 Concession St.
Lakefield - Ontario - KOL 2HO
Phone: 705-652-2000 FAX: 705-652-6365

Method Descriptions

Parameter	SGS Method Code	Reference Method Code
	NA	
Acidity	ME-CA-[ENV]EWL-LAK-AN-006	SM 2310
Alkalinity	ME-CA-[ENV]EWL-LAK-AN-006	SM 2320
Anions by discrete analyzer	ME-CA-[ENV]EWL-LAK-AN-026	US EPA 325.2
Anions by discrete analyzer	ME-CA-[ENV]EWL-LAK-AN-026	US EPA 375.4
Conductivity	ME-CA-[ENV]EWL-LAK-AN-006	SM 2510
Fluoride by Specific Ion Electrode	ME-CA-[ENV]EWL-LAK-AN-014	SM 4500
Inorganics-General	ME-CA-[ENV]SPE-LAK-AN-004	EPA 7471A/SM 3112B
Metals in aqueous samples - ICP-MS	ME-CA-[ENV]SPE-LAK-AN-006	SM 3030/EPA 200.8
pH	ME-CA-[ENV]EWL-LAK-AN-006	SM 4500



Lisa Thompson
Project Specialist Assistant,
Environment, Health & Safety

OnLine LIMS

0003633937

Results relate only to the sample tested. Data reported represents the sample submitted to SGS. Reproduction of this analytical report in full or in part is prohibited without prior written approval. Please refer to SGS General Conditions of Services located at https://www.sgs.ca/en/terms-and-conditions (Printed copies are available upon request.)
Test method information available upon request. "Temperature Upon Receipt" is representative of the whole shipment and may not reflect the temperature of individual samples.
SGS Canada Inc. Environment-Health & Safety statement of conformity decision rule does not consider uncertainty when analytical results are compared to a specified standard or regulation.

SGS Canada Inc.
P.O. Box 4300 - 185 Concession St.
Lakefield - Ontario - KOL 2HO
Phone: 705-652-2000 FAX: 705-652-6365

Quality Control Report

Inorganic Analysis														
Parameter	Reporting Limit	Unit	Method Blank	Duplicate				LCS / Spike Blank			Matrix Spike / Reference Material			
				Result 1	Result 2	RPD	Acceptance Criteria	Spike Recovery (%)	Recovery Limits (%)		Spike Recovery (%)	Recovery Limits (%)		
							%		Low	High		Low	High	
Acidity - QCBatchID: EWL0240-AUG23														
Acidity	2	mg/L as Ca	3			0	20	104	90	110	NA			
Acidity - QCBatchID: EWL0241-AUG23														
Acidity	2	mg/L as Ca	3			ND	20	102	90	110	NA			
Alkalinity - QCBatchID: EWL0240-AUG23														
Alkalinity	2	mg/L as Ca	< 2			0	20	100	80	120	NA			
Alkalinity - QCBatchID: EWL0241-AUG23														
Alkalinity	2	mg/L as Ca	< 2			0	20	102	80	120	NA			
Anions by discrete analyzer - QCBatchID: DIO5045-AUG23														
Chloride	1	mg/L	<1			ND	20	102	80	120	105	75	125	
Sulphate	2	mg/L	<2			7	20	99	80	120	100	75	125	
Anions by discrete analyzer - QCBatchID: DIO5061-AUG23														
Chloride	1	mg/L	<1			ND	20	99	80	120	103	75	125	
Sulphate	2	mg/L	<2			2	20	106	80	120	106	75	125	
Conductivity - QCBatchID: EWL0240-AUG23														
Conductivity	2	uS/cm	< 2			0	20	99	90	110	NA			
Conductivity - QCBatchID: EWL0241-AUG23														
Conductivity	2	uS/cm	< 2			0	20	99	90	110	NA			
Fluoride by Specific Ion Electrode - QCBatchID: EWL0237-AUG23														
Fluoride	0.06	mg/L	<0.06			ND	10	100	90	110	102	75	125	
Fluoride by Specific Ion Electrode - QCBatchID: EWL0262-AUG23														
Fluoride	0.06	mg/L	<0.06			ND	10	99	90	110	100	75	125	
Fluoride by Specific Ion Electrode - QCBatchID: EWL0287-AUG23														
Fluoride	0.06	mg/L	<0.06			ND	10	93	90	110	87	75	125	
Fluoride by Specific Ion Electrode - QCBatchID: EWL0323-AUG23														
Fluoride	0.06	mg/L	<0.06			ND	10	104	90	110	102	75	125	
Inorganics-General - QCBatchID: EHG0020-AUG23														
Mercury	0.00001	mg/L	< 0.00001			ND	20	88	80	120	74	70	130	
Metals in aqueous samples - ICP-MS - QCBatchID: EMS0084-AUG23														
Aluminum	0.001	mg/L	<0.001			3	20	101	90	110	115	70	130	
Antimony	0.0009	mg/L	<0.0009			ND	20	100	90	110	71	70	130	
Arsenic	0.0002	mg/L	<0.0002			9	20	100	90	110	99	70	130	
Barium	0.00008	mg/L	<0.00008			2	20	102	90	110	90	70	130	
Beryllium	0.000007	mg/L	<0.000007			ND	20	100	90	110	101	70	130	
Bismuth	0.00001	mg/L	<0.00001			ND	20	93	90	110	97	70	130	
Boron	0.002	mg/L	<0.002			2	20	93	90	110	97	70	130	

OnLine LIMS

0003633937

Results relate only to the sample tested. Data reported represents the sample submitted to SGS. Reproduction of this analytical report in full or in part is prohibited without prior written approval. Please refer to SGS General Conditions of Services located at https://www.sgs.ca/en/terms-and-conditions (Printed copies are available upon request.)
Test method information available upon request. "Temperature Upon Receipt" is representative of the whole shipment and may not reflect the temperature of individual samples.
SGS Canada Inc. Environment-Health & Safety statement of conformity decision rule does not consider uncertainty when analytical results are compared to a specified standard or regulation.

SGS Canada Inc.
P.O. Box 4300 - 185 Concession St.
Lakefield - Ontario - KOL 2HO
Phone: 705-652-2000 FAX: 705-652-6365

Inorganic Analysis														
Parameter	Reporting Limit	Unit	Method Blank	Duplicate				LCS / Spike Blank			Matrix Spike / Reference Material		
				Result 1	Result 2	RPD	Acceptance Criteria	Spike Recovery (%)	Recovery Limits (%)		Spike Recovery (%)	Recovery Limits (%)	
							%		Low	High		Low	High
Cadmium	0.000003	mg/L	<0.000003			11	20	99	90	110	117	70	130
Calcium	0.01	mg/L	<0.01			2	20	105	90	110	98	70	130
Chromium	0.00008	mg/L	<0.00008			18	20	94	90	110	95	70	130
Cobalt	0.000004	mg/L	<0.000004			1	20	92	90	110	91	70	130
Copper	0.0002	mg/L	<0.0002			3	20	94	90	110	90	70	130
Iron	0.007	mg/L	<0.007			2	20	100	90	110	125	70	130
Lead	0.00009	mg/L	<0.00009			3	20	99	90	110	100	70	130
Magnesium	0.001	mg/L	<0.001			4	20	98	90	110	86	70	130
Manganese	0.00001	mg/L	<0.00001			0	20	101	90	110	99	70	130
Molybdenum	0.00004	mg/L	<0.00004			2	20	96	90	110	88	70	130
Nickel	0.0001	mg/L	<0.0001			1	20	96	90	110	88	70	130
Phosphorus	0.003	mg/L	<0.003			ND	20	102	90	110	NV	70	130
Potassium	0.003	mg/L	<0.009			2	20	102	90	110	89	70	130
Selenium	0.00004	mg/L	<0.00004			9	20	104	90	110	112	70	130
Silicon	0.02	mg/L	<0.02			3	20	106	90	110	NV	70	130
Silver	0.00005	mg/L	<0.00005			ND	20	96	90	110	90	70	130
Sodium	0.01	mg/L	<0.01			2	20	97	90	110	96	70	130
Strontium	0.00008	mg/L	<0.00008			1	20	103	90	110	96	70	130
Sulfur	3	mg/L	<1			2	20	105	90	110	NV	70	130
Thallium	0.000005	mg/L	<0.000005			0	20	96	90	110	106	70	130
Thorium	0.0001	mg/L	<0.0001			ND	20	100	90	110	NV	70	130
Tin	0.00006	mg/L	<0.00006			19	20	98	90	110	NV	70	130
Titanium	0.00007	mg/L	<0.00005			2	20	102	90	110	NV	70	130
Tungsten	0.00002	mg/L	<0.00002			1	20	98	90	110	NV	70	130
Uranium	0.000002	mg/L	<0.000002			4	20	94	90	110	103	70	130
Vanadium	0.00001	mg/L	<0.00001			1	20	97	90	110	96	70	130
Zinc	0.002	mg/L	<0.002			10	20	95	90	110	120	70	130
Zirconium	0.002	mg/L	<0.002			ND	20	93	90	110	NV	70	130
pH - QCBatchID: EWL0240-AUG23													
pH	0.05	No unit	NA			0		100			NA		
pH - QCBatchID: EWL0241-AUG23													
pH	0.05	No unit	NA			0		100			NA		

OnLine LIMS

Results relate only to the sample tested. Data reported represents the sample submitted to SGS. Reproduction of this analytical report in full or in part is prohibited without prior written approval. Please refer to SGS General Conditions of Services located at https://www.sgs.ca/en/terms-and-conditions (Printed copies are available upon request.)
Test method information available upon request. "Temperature Upon Receipt" is representative of the whole shipment and may not reflect the temperature of individual samples.
SGS Canada Inc. Environment-Health & Safety statement of conformity decision rule does not consider uncertainty when analytical results are compared to a specified standard or regulation.

0003633937

SGS Canada Inc.
P.O. Box 4300 - 185 Concession St.
Lakefield - Ontario - KOL 2HO
Phone: 705-652-2000 FAX: 705-652-6365

23-July-2024

Great Bear Resources Ltd.
Attn : Ashley Moncrief

1020 - 800 West Pender St.
Vancouver, BC
V6C 2V6, Canada

Phone: 778-833-2160
Fax:

Date Rec. : 05 July 2024
LR Report: **CA10041-JUL24**
Reference: Wk#11

Copy: #1

CERTIFICATE OF ANALYSIS
Final Report

Analysis	3: Analysis Completed Date	4: Analysis Completed Time	5: HC-28 Wk#11	6: HC-29 Wk#11	7: HC-30 Wk#11	8: HC-31 Wk#11	9: HC-32 Wk#11
Sample Date & Time			05-Jul-24	05-Jul-24	05-Jul-24	05-Jul-24	05-Jul-24
HumCell Leachate Vol [mL]	08-Jul-24	11:54	1002	1007	765	995	755
Sample Name	---	---	31787	DX450179	31644	DX450183	O31576
Sample Weight [g]	---	---	1000	1000	750	1000	750
pH [No unit]	08-Jul-24	13:00	7.14	7.33	7.55	7.57	7.55
Conductivity [uS/cm]	08-Jul-24	13:00	11	16	24	22	26
Alkalinity [mg/L as CaCO3]	08-Jul-24	13:00	6	7	12	9	11
Acidity [mg/L as CaCO3]	08-Jul-24	13:00	< 2	< 2	< 2	< 2	< 2
F [mg/L]	09-Jul-24	14:25	< 0.06	< 0.06	< 0.06	< 0.06	< 0.06
Cl [mg/L]	22-Jul-24	09:52	< 0.2	< 0.2	< 0.2	< 0.2	< 0.2
SO4 [mg/L]	18-Jul-24	10:23	0.4	0.6	1.5	2.1	3.8
Hg [mg/L]	11-Jul-24	08:42	< 0.00001	< 0.00001	< 0.00001	< 0.00001	< 0.00001
Ag [mg/L]	10-Jul-24	13:47	< 0.00005	< 0.00005	< 0.00005	< 0.00005	< 0.00005
Al [mg/L]	10-Jul-24	13:47	0.028	0.053	0.032	0.034	0.046
As [mg/L]	10-Jul-24	13:47	0.0019	0.0152	0.0071	0.0101	0.0026
B [mg/L]	10-Jul-24	13:47	< 0.002	< 0.002	0.002	0.003	< 0.002
Ba [mg/L]	10-Jul-24	13:47	0.00073	0.00263	0.00096	0.00032	0.00174
Be [mg/L]	10-Jul-24	13:47	< 0.000007	< 0.000007	< 0.000007	< 0.000007	< 0.000007
Bi [mg/L]	10-Jul-24	13:47	< 0.00001	< 0.00001	< 0.00001	< 0.00001	< 0.00001
Ca [mg/L]	10-Jul-24	13:47	1.59	2.64	4.02	4.18	4.64
Cd [mg/L]	10-Jul-24	13:47	< 0.000003	0.000021	< 0.000003	< 0.000003	0.000007
Co [mg/L]	10-Jul-24	13:47	0.000013	0.000064	0.000017	0.000030	0.000016
Cr [mg/L]	10-Jul-24	13:47	< 0.00008	0.00008	< 0.00008	< 0.00008	< 0.00008
Cu [mg/L]	10-Jul-24	13:47	< 0.001	0.002	< 0.001	< 0.001	< 0.001
Fe [mg/L]	10-Jul-24	13:47	< 0.007	< 0.007	< 0.007	0.008	< 0.007
K [mg/L]	10-Jul-24	13:47	0.446	1.05	1.05	0.503	0.818
Mg [mg/L]	10-Jul-24	13:47	0.093	0.146	0.295	0.136	0.134
Mn [mg/L]	10-Jul-24	13:47	0.00341	0.00266	0.0190	0.00567	0.0372
Mo [mg/L]	10-Jul-24	13:47	< 0.0004	< 0.0004	< 0.0004	< 0.0004	< 0.0004
Na [mg/L]	10-Jul-24	13:47	0.15	0.17	0.16	0.19	0.14

OnLine LIMS

0003793430

Results relate only to the sample tested. Data reported represents the sample submitted to SGS. Reproduction of this analytical report in full or in part is prohibited without prior written approval. Please refer to SGS General Conditions of Services located at https://www.sgs.ca/en/terms-and-conditions (Printed copies are available upon request.)
Test method information available upon request. "Temperature Upon Receipt" is representative of the whole shipment and may not reflect the temperature of individual samples.
SGS Canada Inc. Environment-Health & Safety statement of conformity decision rule does not consider uncertainty when analytical results are compared to a specified standard or regulation.

SGS Canada Inc.
P.O. Box 4300 - 185 Concession St.
Lakefield - Ontario - KOL 2HO
Phone: 705-652-2000 FAX: 705-652-6365

LR Report : **CA10041-JUL24**

Analysis	3: Analysis Completed Date	4: Analysis Completed Time	5: HC-28 Wk#11	6: HC-29 Wk#11	7: HC-30 Wk#11	8: HC-31 Wk#11	9: HC-32 Wk#11
Ni [mg/L]	10-Jul-24	13:47	0.0001	0.0002	0.0002	0.0002	0.0002
P [mg/L]	10-Jul-24	13:47	< 0.003	< 0.003	< 0.003	< 0.003	< 0.003
Pb [mg/L]	10-Jul-24	13:47	< 0.00009	0.00027	< 0.00009	< 0.00009	< 0.00009
S [mg/L]	10-Jul-24	13:47	< 5	< 5	< 5	< 5	< 5
Sb [mg/L]	10-Jul-24	13:47	< 0.0009	< 0.0009	0.0036	< 0.0009	0.0009
Se [mg/L]	10-Jul-24	13:47	< 0.00004	0.00004	0.00006	< 0.00004	0.00051
Si [mg/L]	10-Jul-24	13:47	0.27	0.37	0.40	0.38	0.37
Sn [mg/L]	10-Jul-24	13:47	< 0.00006	< 0.00006	< 0.00006	< 0.00006	< 0.00006
Sr [mg/L]	10-Jul-24	13:47	0.00470	0.00920	0.0171	0.00948	0.00793
Ti [mg/L]	10-Jul-24	13:47	< 0.0001	0.0006	< 0.0001	0.0001	0.0001
Th [mg/L]	10-Jul-24	13:47	< 0.0001	< 0.0001	< 0.0001	< 0.0001	< 0.0001
Tl [mg/L]	10-Jul-24	13:47	< 0.000005	< 0.000005	< 0.000005	< 0.000005	< 0.000005
U [mg/L]	10-Jul-24	13:47	0.00130	0.00601	0.00317	0.00307	0.000749
V [mg/L]	10-Jul-24	13:47	0.00043	0.00084	0.00035	0.00040	0.00025
W [mg/L]	10-Jul-24	13:47	< 0.0002	0.0002	0.0002	0.0003	0.0002
Zr [mg/L]	10-Jul-24	13:47	< 0.002	< 0.002	< 0.002	< 0.002	< 0.002
Zn [mg/L]	10-Jul-24	13:47	< 0.002	0.004	0.006	< 0.002	< 0.002

Analysis	10: HC-33 Wk#11	11: HC-34 Wk#11	12: HC-35 Wk#11
Sample Date & Time	05-Jul-24	05-Jul-24	05-Jul-24
HumCell Leachate Vol [mL]	1003	972	1011
Sample Name	DX450213	DX450174	31795
Sample Weight [g]	1000	1000	1000
pH [No unit]	5.39	7.38	7.33
Conductivity [uS/cm]	48	26	27
Alkalinity [mg/L as CaCO3]	< 2	12	11
Acidity [mg/L as CaCO3]	5	< 2	< 2
F [mg/L]	< 0.06	< 0.06	< 0.06
Cl [mg/L]	< 0.2	< 0.2	< 0.2
SO4 [mg/L]	20	0.4	1.2
Hg [mg/L]	< 0.00001	< 0.00001	< 0.00001
Ag [mg/L]	< 0.00005	< 0.00005	< 0.00005
Al [mg/L]	0.059	0.039	0.212
As [mg/L]	0.0002	0.0049	0.0906
B [mg/L]	0.006	< 0.002	< 0.002
Ba [mg/L]	0.00669	0.00287	0.00322
Be [mg/L]	0.000026	< 0.000007	< 0.000007
Bi [mg/L]	< 0.00001	< 0.00001	< 0.00001
Ca [mg/L]	5.60	4.19	4.06
Cd [mg/L]	0.000025	< 0.000003	< 0.000003
Co [mg/L]	0.000916	0.000015	0.000043
Cr [mg/L]	< 0.00008	< 0.00008	0.00010

OnLine LIMS

0003793430

Results relate only to the sample tested. Data reported represents the sample submitted to SGS. Reproduction of this analytical report in full or in part is prohibited without prior written approval. Please refer to SGS General Conditions of Services located at https://www.sgs.ca/en/terms-and-conditions (Printed copies are available upon request.)
Test method information available upon request. "Temperature Upon Receipt" is representative of the whole shipment and may not reflect the temperature of individual samples.
SGS Canada Inc. Environment-Health & Safety statement of conformity decision rule does not consider uncertainty when analytical results are compared to a specified standard or regulation.

SGS Canada Inc.
P.O. Box 4300 - 185 Concession St.
Lakefield - Ontario - KOL 2HO
Phone: 705-652-2000 FAX: 705-652-6365

LR Report : **CA10041-JUL24**

Analysis	10: HC-33 Wk#11	11: HC-34 Wk#11	12: HC-35 Wk#11
Cu [mg/L]	0.001	< 0.001	< 0.001
Fe [mg/L]	1.10	< 0.007	< 0.007
K [mg/L]	1.51	0.828	1.99
Mg [mg/L]	0.485	0.245	0.093
Mn [mg/L]	0.147	0.0280	0.00234
Mo [mg/L]	< 0.0004	< 0.0004	< 0.0004
Na [mg/L]	0.08	0.26	0.11
Ni [mg/L]	0.0077	0.0001	0.0002
P [mg/L]	< 0.003	< 0.003	< 0.003
Pb [mg/L]	< 0.00009	< 0.00009	< 0.00009
S [mg/L]	8	< 5	< 5
Sb [mg/L]	< 0.0009	0.0013	< 0.0009
Se [mg/L]	0.00103	0.00012	0.00008
Si [mg/L]	1.20	0.29	0.61
Sn [mg/L]	< 0.00006	< 0.00006	< 0.00006
Sr [mg/L]	0.0226	0.0113	0.00703
Ti [mg/L]	< 0.0001	< 0.0001	0.0003
Th [mg/L]	< 0.0001	< 0.0001	< 0.0001
Tl [mg/L]	0.000008	< 0.000005	< 0.000005
U [mg/L]	0.000946	0.000199	0.000913
V [mg/L]	0.00001	0.00045	0.00175
W [mg/L]	< 0.0002	< 0.0002	< 0.0002
Zr [mg/L]	< 0.002	< 0.002	< 0.002
Zn [mg/L]	0.014	< 0.002	< 0.002



Lisa Thompson
Project Specialist Assistant,
Environment, Health & Safety

OnLine LIMS

0003793430

Results relate only to the sample tested. Data reported represents the sample submitted to SGS. Reproduction of this analytical report in full or in part is prohibited without prior written approval. Please refer to SGS General Conditions of Services located at https://www.sgs.ca/en/terms-and-conditions (Printed copies are available upon request.)
Test method information available upon request. "Temperature Upon Receipt" is representative of the whole shipment and may not reflect the temperature of individual samples.
SGS Canada Inc. Environment-Health & Safety statement of conformity decision rule does not consider uncertainty when analytical results are compared to a specified standard or regulation.

SGS Canada Inc.
P.O. Box 4300 - 185 Concession St.
Lakefield - Ontario - KOL 2HO
Phone: 705-652-2000 FAX: 705-652-6365

07-September-2023

Great Bear Resources Ltd.
Attn : Ashley Moncrief

1020 - 800 West Pender St.
Vancouver, BC
V6C 2V6, Canada

Phone: 778-833-2160
Fax:

Date Rec. : 17 August 2023
LR Report: **CA10159-AUG23**
Reference: Wk#12

Copy: #1

CERTIFICATE OF ANALYSIS

Final Report - Revised

Analysis	3: Analysis Completed Date	4: Analysis Completed Time	5: HC-1 Wk#12	6: HC-2 Wk#12	7: HC-3 Wk#12	8: HC-4 Wk#12	9: HC-5 Wk#12	10: HC-6 Wk#12	11: HC-7 Wk#12
Sample Date & Time			17-Aug-23	17-Aug-23	17-Aug-23	17-Aug-23	17-Aug-23	17-Aug-23	17-Aug-23
Hum Cell Leachate Volume [mL]	18-Aug-23	12:21	1038	1010	503	525	1062	524	1030
pH [No unit]	22-Aug-23	10:50	7.15	7.94	7.53	6.99	7.55	7.65	7.76
Alkalinity [mg/L as CaCO3]	22-Aug-23	10:50	5	13	7	4	10	12	11
Conductivity [uS/cm]	22-Aug-23	10:50	40	30	22	49	31	33	31
Acidity [mg/L as CaCO3]	22-Aug-23	10:50	< 2	< 2	< 2	< 2	< 2	< 2	< 2
Fluoride [mg/L]	21-Aug-23	11:52	< 0.06	< 0.06	< 0.06	< 0.06	< 0.06	< 0.06	< 0.06
Sulphate [mg/L]	23-Aug-23	11:50	11	< 2	< 2	13	< 2	< 2	< 2
Chloride [mg/L]	23-Aug-23	11:50	< 1	< 1	< 1	< 1	< 1	< 1	< 1
Mercury [mg/L]	28-Aug-23	10:30	< 0.00001	< 0.00001	< 0.00001	< 0.00001	< 0.00001	< 0.00001	< 0.00001
Silver [mg/L]	28-Aug-23	10:30	< 0.00005	< 0.00005	< 0.00005	< 0.00005	< 0.00005	< 0.00005	< 0.00005
Aluminum [mg/L]	28-Aug-23	10:30	0.010	0.052	0.072	0.007	0.042	0.050	0.039
Arsenic [mg/L]	28-Aug-23	10:30	0.0009	0.0131	0.0020	< 0.0002	0.0061	0.0012	0.0096
Barium [mg/L]	28-Aug-23	10:30	0.00116	0.00648	0.00065	0.00279	0.00123	0.00079	0.00074
Beryllium [mg/L]	28-Aug-23	10:30	< 0.000007	< 0.000007	< 0.000007	< 0.000007	< 0.000007	< 0.000007	< 0.000007
Boron [mg/L]	23-Aug-23	09:55	< 0.002	< 0.002	< 0.002	< 0.002	0.002	< 0.002	< 0.002
Bismuth [mg/L]	28-Aug-23	10:30	< 0.00001	0.00009	< 0.00001	< 0.00001	< 0.00001	< 0.00001	< 0.00001
Calcium [mg/L]	28-Aug-23	10:30	6.00	4.90	2.07	5.71	3.94	4.18	4.14
Cadmium [mg/L]	28-Aug-23	10:30	0.000592	0.000006	< 0.000003	0.000507	0.000007	< 0.000003	< 0.000003
Cobalt [mg/L]	28-Aug-23	10:30	0.000015	0.000024	0.000017	0.000056	0.000006	0.000006	0.000019
Chromium [mg/L]	28-Aug-23	10:30	0.00012	0.00011	0.00020	< 0.00008	0.00009	0.00018	0.00008
Copper [mg/L]	28-Aug-23	10:30	< 0.0002	0.0004	0.0011	< 0.0002	< 0.0002	0.0002	< 0.0002

OnLine LIMS

0003633939

Results relate only to the sample tested. Data reported represents the sample submitted to SGS. Reproduction of this analytical report in full or in part is prohibited without prior written approval. Please refer to SGS General Conditions of Services located at https://www.sgs.ca/en/terms-and-conditions (Printed copies are available upon request.)
Test method information available upon request. "Temperature Upon Receipt" is representative of the whole shipment and may not reflect the temperature of individual samples.
SGS Canada Inc. Environment-Health & Safety statement of conformity decision rule does not consider uncertainty when analytical results are compared to a specified standard or regulation.

SGS Canada Inc.
P.O. Box 4300 - 185 Concession St.
Lakefield - Ontario - KOL 2HO
Phone: 705-652-2000 FAX: 705-652-6365

Analysis	3: Analysis Completed Date	4: Analysis Completed Time	5: HC-1 Wk#12	6: HC-2 Wk#12	7: HC-3 Wk#12	8: HC-4 Wk#12	9: HC-5 Wk#12	10: HC-6 Wk#12	11: HC-7 Wk#12
Iron [mg/L]	28-Aug-23	10:30	< 0.007	< 0.007	0.015	< 0.007	< 0.007	< 0.007	< 0.007
Potassium [mg/L]	28-Aug-23	10:30	0.539	1.51	0.650	0.948	0.813	0.643	0.703
Magnesium [mg/L]	28-Aug-23	10:30	0.295	0.124	0.135	0.791	0.157	0.232	0.188
Manganese [mg/L]	28-Aug-23	10:30	0.0391	0.0248	0.00518	0.0224	0.0231	0.00678	0.0129
Molybdenum [mg/L]	28-Aug-23	10:30	0.00006	0.00015	0.00009	0.00007	0.00005	0.00005	0.00024
Sodium [mg/L]	28-Aug-23	10:30	0.14	0.10	0.08	0.08	0.12	0.17	0.18
Nickel [mg/L]	28-Aug-23	10:30	< 0.0001	< 0.0001	0.0001	0.0002	< 0.0001	< 0.0001	< 0.0001
Phosphorus [mg/L]	28-Aug-23	10:30	< 0.003	< 0.003	< 0.003	< 0.003	< 0.003	< 0.003	< 0.003
Lead [mg/L]	28-Aug-23	10:30	0.03219	0.00052	0.00015	0.02891	< 0.00009	< 0.00009	< 0.00009
Sulfur [mg/L]	28-Aug-23	10:30	4	< 3	< 3	5	< 3	< 3	< 3
Antimony [mg/L]	28-Aug-23	10:30	0.0019	0.0010	< 0.0009	< 0.0009	0.0018	< 0.0009	< 0.0009
Selenium [mg/L]	28-Aug-23	10:30	0.00068	0.01038	< 0.00004	0.00136	0.00014	< 0.00004	0.00010
Silicon [mg/L]	28-Aug-23	10:30	0.41	0.45	0.27	0.54	0.41	0.54	0.39
Tin [mg/L]	28-Aug-23	10:30	< 0.00006	< 0.00006	< 0.00006	< 0.00006	0.00006	< 0.00006	0.00008
Strontium [mg/L]	28-Aug-23	10:30	0.0209	0.0193	0.00606	0.0109	0.00721	0.0123	0.0101
Titanium [mg/L]	28-Aug-23	10:30	< 0.00007	< 0.00007	0.00123	0.00015	0.00009	0.00011	0.00010
Thorium [mg/L]	28-Aug-23	10:30	< 0.0001	< 0.0001	< 0.0001	< 0.0001	< 0.0001	< 0.0001	< 0.0001
Thallium [mg/L]	28-Aug-23	10:30	< 0.000005	0.000006	< 0.000005	0.000006	< 0.000005	< 0.000005	< 0.000005
Uranium [mg/L]	28-Aug-23	10:30	0.000032	0.00186	0.000868	0.000051	0.00335	0.00160	0.00368
Vanadium [mg/L]	28-Aug-23	10:30	0.00004	0.00057	0.00036	0.00003	0.00078	0.00108	0.00031
Tungsten [mg/L]	28-Aug-23	10:30	< 0.00002	0.00018	0.00006	0.00002	0.00016	0.00293	0.00014
Zirconium [mg/L]	28-Aug-23	10:30	< 0.002	< 0.002	< 0.002	< 0.002	< 0.002	< 0.002	< 0.002
Zinc [mg/L]	28-Aug-23	10:30	0.021	< 0.002	< 0.002	0.021	< 0.002	< 0.002	< 0.002

Method Descriptions

Parameter	SGS Method Code	Reference Method Code
	NA	
Acidity	ME-CA-[ENV]EWL-LAK-AN-006	SM 2310
Alkalinity	ME-CA-[ENV]EWL-LAK-AN-006	SM 2320
Anions by discrete analyzer	ME-CA-[ENV]EWL-LAK-AN-026	US EPA 325.2
Anions by discrete analyzer	ME-CA-[ENV]EWL-LAK-AN-026	US EPA 375.4
Conductivity	ME-CA-[ENV]EWL-LAK-AN-006	SM 2510
Fluoride by Specific Ion Electrode	ME-CA-[ENV]EWL-LAK-AN-014	SM 4500
Inorganics-General	ME-CA-[ENV]SPE-LAK-AN-004	EPA 7471A/SM 3112B
Metals in aqueous samples - ICP-MS	ME-CA-[ENV]SPE-LAK-AN-006	SM 3030/EPA 200.8

OnLine LIMS

0003633939

Results relate only to the sample tested. Data reported represents the sample submitted to SGS. Reproduction of this analytical report in full or in part is prohibited without prior written approval. Please refer to SGS General Conditions of Services located at https://www.sgs.ca/en/terms-and-conditions (Printed copies are available upon request.)
Test method information available upon request. "Temperature Upon Receipt" is representative of the whole shipment and may not reflect the temperature of individual samples.
SGS Canada Inc. Environment-Health & Safety statement of conformity decision rule does not consider uncertainty when analytical results are compared to a specified standard or regulation.

SGS Canada Inc.
P.O. Box 4300 - 185 Concession St.
Lakefield - Ontario - KOL 2HO
Phone: 705-652-2000 FAX: 705-652-6365

Parameter	SGS Method Code	Reference Method Code
pH	ME-CA-[ENV]EWL-LAK-AN-006	SM 4500



Lisa Thompson
Project Specialist Assistant,
Environment, Health & Safety

OnLine LIMS

Results relate only to the sample tested. Data reported represents the sample submitted to SGS. Reproduction of this analytical report in full or in part is prohibited without prior written approval. Please refer to SGS General Conditions of Services located at https://www.sgs.ca/en/terms-and-conditions (Printed copies are available upon request.)
Test method information available upon request. "Temperature Upon Receipt" is representative of the whole shipment and may not reflect the temperature of individual samples.
SGS Canada Inc. Environment-Health & Safety statement of conformity decision rule does not consider uncertainty when analytical results are compared to a specified standard or regulation.

0003633939

SGS Canada Inc.
P.O. Box 4300 - 185 Concession St.
Lakefield - Ontario - KOL 2HO
Phone: 705-652-2000 FAX: 705-652-6365

Quality Control Report

Inorganic Analysis														
Parameter	Reporting Limit	Unit	Method Blank	Duplicate				LCS / Spike Blank			Matrix Spike / Reference Material		
				Result 1	Result 2	RPD	Acceptance Criteria	Spike Recovery (%)	Recovery Limits (%)		Spike Recovery (%)	Recovery Limits (%)	
							%		Low	High		Low	High
Acidity - QCBatchID: EWL0357-AUG23													
Acidity	2	mg/L as Ca	< 2			ND	20	94	90	110	NA		
Acidity - QCBatchID: EWL0386-AUG23													
Acidity	2	mg/L as Ca	2			ND	20	96	90	110	NA		
Alkalinity - QCBatchID: EWL0357-AUG23													
Alkalinity	2	mg/L as Ca	< 2			0	20	104	80	120	NA		
Alkalinity - QCBatchID: EWL0386-AUG23													
Alkalinity	2	mg/L as Ca	< 2			0	20	98	80	120	NA		
Anions by discrete analyzer - QCBatchID: DIO5072-AUG23													
Chloride	1	mg/L	<1			ND	20	102	80	120	106	75	125
Sulphate	2	mg/L	<2			3	20	98	80	120	101	75	125
Conductivity - QCBatchID: EWL0357-AUG23													
Conductivity	2	uS/cm	< 2			0	20	99	90	110	NA		
Conductivity - QCBatchID: EWL0386-AUG23													
Conductivity	2	uS/cm	2			0	20	100	90	110	NA		
Fluoride by Specific Ion Electrode - QCBatchID: EWL0403-AUG23													
Fluoride	0.06	mg/L	<0.06			ND	10	94	90	110	89	75	125
Inorganics-General - QCBatchID: EHG0032-AUG23													
Mercury	0.00001	mg/L	< 0.00001			ND	20	89	80	120	92	70	130
Metals in aqueous samples - ICP-MS - QCBatchID: EMS0126-AUG23													
Aluminum	0.001	mg/L	<0.001			4	20	94	90	110	105	70	130
Antimony	0.0009	mg/L	<0.0009			1	20	108	90	110	80	70	130
Arsenic	0.0002	mg/L	<0.0002			12	20	98	90	110	104	70	130
Barium	0.00008	mg/L	<0.00008			7	20	101	90	110	106	70	130
Beryllium	0.000007	mg/L	<0.000007			ND	20	99	90	110	98	70	130
Bismuth	0.00001	mg/L	<0.00001			ND	20	98	90	110	116	70	130
Cadmium	0.000003	mg/L	<0.000003			17	20	97	90	110	105	70	130
Calcium	0.01	mg/L	<0.01			1	20	105	90	110	74	70	130
Chromium	0.00008	mg/L	<0.00008			1	20	93	90	110	100	70	130
Cobalt	0.000004	mg/L	<0.000004			9	20	93	90	110	98	70	130
Copper	0.0002	mg/L	<0.0002			2	20	91	90	110	107	70	130
Iron	0.007	mg/L	<0.007			ND	20	101	90	110	NV	70	130
Lead	0.00009	mg/L	<0.00009			ND	20	98	90	110	99	70	130
Magnesium	0.001	mg/L	<0.001			1	20	96	90	110	83	70	130
Manganese	0.00001	mg/L	<0.00001			1	20	100	90	110	95	70	130
Molybdenum	0.00004	mg/L	<0.00004			2	20	98	90	110	86	70	130

OnLine LIMS

00003633939

Results relate only to the sample tested. Data reported represents the sample submitted to SGS. Reproduction of this analytical report in full or in part is prohibited without prior written approval. Please refer to SGS General Conditions of Services located at https://www.sgs.ca/en/terms-and-conditions (Printed copies are available upon request.)
Test method information available upon request. "Temperature Upon Receipt" is representative of the whole shipment and may not reflect the temperature of individual samples.
SGS Canada Inc. Environment-Health & Safety statement of conformity decision rule does not consider uncertainty when analytical results are compared to a specified standard or regulation.

SGS Canada Inc.
P.O. Box 4300 - 185 Concession St.
Lakefield - Ontario - KOL 2HO
Phone: 705-652-2000 FAX: 705-652-6365

Inorganic Analysis														
Parameter	Reporting Limit	Unit	Method Blank	Duplicate				LCS / Spike Blank			Matrix Spike / Reference Material			
				Result 1	Result 2	RPD	Acceptance Criteria	Spike Recovery (%)	Recovery Limits (%)		Spike Recovery (%)	Recovery Limits (%)	
							%		Low	High		Low	High
Nickel	0.0001	mg/L	<0.0001			19	20	94	90	110	92	70	130
Phosphorus	0.003	mg/L	<0.003			ND	20	98	90	110	NV	70	130
Potassium	0.003	mg/L	<0.009			1	20	102	90	110	92	70	130
Selenium	0.00004	mg/L	<0.00004			15	20	101	90	110	106	70	130
Silicon	0.02	mg/L	<0.02			2	20	96	90	110	NV	70	130
Silver	0.00005	mg/L	<0.00005			ND	20	98	90	110	73	70	130
Sodium	0.01	mg/L	<0.01			3	20	94	90	110	91	70	130
Strontium	0.00008	mg/L	<0.00008			1	20	97	90	110	91	70	130
Sulfur	3	mg/L	<1			1	20	103	90	110	NV	70	130
Thallium	0.000005	mg/L	<0.000005			ND	20	96	90	110	109	70	130
Thorium	0.0001	mg/L	<0.0001			ND	20	100	90	110	NV	70	130
Tin	0.00006	mg/L	<0.00006			ND	20	97	90	110	NV	70	130
Titanium	0.00007	mg/L	<0.00005			ND	20	95	90	110	NV	70	130
Tungsten	0.00002	mg/L	<0.00002			1	20	100	90	110	NV	70	130
Uranium	0.000002	mg/L	<0.000002			3	20	93	90	110	108	70	130
Vanadium	0.00001	mg/L	<0.00001			6	20	99	90	110	105	70	130
Zinc	0.002	mg/L	<0.002			ND	20	95	90	110	124	70	130
Zirconium	0.002	mg/L	<0.002			ND	20	92	90	110	NV	70	130
Metals in aqueous samples - ICP-MS - QCBatchID: EMS0162-AUG23													
Boron	0.002	mg/L	<0.002			1	20	98	90	110	104	70	130
pH - QCBatchID: EWL0357-AUG23													
pH	0.05	No unit	NA			0		100			NA		
pH - QCBatchID: EWL0386-AUG23													
pH	0.05	No unit	NA			0		100			NA		

OnLine LIMS

0003633939

Results relate only to the sample tested. Data reported represents the sample submitted to SGS. Reproduction of this analytical report in full or in part is prohibited without prior written approval. Please refer to SGS General Conditions of Services located at https://www.sgs.ca/en/terms-and-conditions (Printed copies are available upon request.)
Test method information available upon request. "Temperature Upon Receipt" is representative of the whole shipment and may not reflect the temperature of individual samples.
SGS Canada Inc. Environment-Health & Safety statement of conformity decision rule does not consider uncertainty when analytical results are compared to a specified standard or regulation.

SGS Canada Inc.
P.O. Box 4300 - 185 Concession St.
Lakefield - Ontario - KOL 2HO
Phone: 705-652-2000 FAX: 705-652-6365

18-September-2023

Great Bear Resources Ltd.
Attn : Ashley Moncrief

1020 - 800 West Pender St.
Vancouver, BC
V6C 2V6, Canada

Phone: 778-833-2160
Fax:

Date Rec. : 18 August 2023
LR Report: **CA10162-AUG23**
Reference: Wk#12

Copy: #1

CERTIFICATE OF ANALYSIS

Final Report - Revised

Analysis	3: Analysis Completed Date	4: Analysis Completed Time	5: HC-8 Wk#12	6: HC-9 Wk#12	7: HC-10 Wk#12	8: HC-11 Wk#12	9: HC-12 Wk#12	10: HC-13 Wk#12	11: HC-14 Wk#12	12: HC-15 Wk#12	13: HC-16 Wk#12	14: HC-17 Wk#12
Sample Date & Time			18-Aug-23	18-Aug-23	18-Aug-23	18-Aug-23	18-Aug-23	18-Aug-23	18-Aug-23	18-Aug-23	18-Aug-23	18-Aug-23
Hum Cell Leachate Volume [mL]	18-Aug-23	12:22	997	1004	1011	1003	1002	1008	917	662	1003	977
pH [No unit]	28-Aug-23	16:24	8.05	6.76	7.33	7.44	7.37	7.56	6.83	8.03	7.55	6.81
Alkalinity [mg/L as CaCO3]	22-Aug-23	13:53	11	3	8	10	8	12	3	14	11	3
Conductivity [uS/cm]	22-Aug-23	13:55	32	39	21	21	40	36	26	71	32	13
Acidity [mg/L as CaCO3]	22-Aug-23	13:55	< 2	4	< 2	< 2	< 2	< 2	< 2	< 2	< 2	< 2
Fluoride [mg/L]	21-Aug-23	11:52	< 0.06	< 0.06	< 0.06	< 0.06	< 0.06	< 0.06	< 0.06	< 0.06	< 0.06	< 0.06
Sulphate [mg/L]	27-Aug-23	13:19	2	10	2	< 2	7	4	7	15	2	2
Chloride [mg/L]	27-Aug-23	13:19	< 1	< 1	< 1	< 1	< 1	< 1	< 1	< 1	< 1	< 1
Mercury [mg/L]	08-Sep-23	11:12	< 0.00001	< 0.00001	< 0.00001	< 0.00001	< 0.00001	< 0.00001	< 0.00001	< 0.00001	< 0.00001	< 0.00001
Silver [mg/L]	08-Sep-23	11:46	< 0.00005	< 0.00005	< 0.00005	< 0.00005	< 0.00005	< 0.00005	< 0.00005	< 0.00005	< 0.00005	< 0.00005
Aluminum [mg/L]	08-Sep-23	11:46	0.058	0.004	0.030	0.044	0.046	0.134	0.028	0.015	0.142	0.018
Arsenic [mg/L]	08-Sep-23	11:46	0.0028	< 0.0002	0.0008	0.0008	0.0045	0.0053	0.0019	0.204	0.0189	0.0457
Barium [mg/L]	08-Sep-23	11:46	0.00157	0.00212	0.00094	0.00101	0.00237	0.00074	0.00255	0.00141	0.00193	0.00034
Beryllium [mg/L]	08-Sep-23	11:46	< 0.000007	< 0.000007	< 0.000007	< 0.000007	< 0.000007	< 0.000007	< 0.000007	< 0.000007	< 0.000007	< 0.000007
Boron [mg/L]	08-Sep-23	11:46	< 0.002	0.002	< 0.002	< 0.002	< 0.002	< 0.002	< 0.002	0.006	< 0.002	< 0.002
Bismuth [mg/L]	08-Sep-23	11:46	< 0.00001	0.00001	< 0.00001	< 0.00001	0.00002	< 0.00001	< 0.00001	< 0.00001	< 0.00001	< 0.00001
Calcium [mg/L]	08-Sep-23	11:46	4.94	5.59	3.61	3.70	6.70	6.41	3.31	10.5	4.56	1.97
Cadmium [mg/L]	08-Sep-23	11:46	0.000003	0.006360	0.000006	0.000006	0.000006	0.000003	< 0.000003	0.000005	< 0.000003	0.000006
Cobalt [mg/L]	08-Sep-23	11:46	0.000017	0.000146	0.000014	0.000027	0.000017	0.000028	0.000107	0.000217	0.000029	0.000101
Chromium [mg/L]	08-Sep-23	11:46	< 0.00008	< 0.00008	< 0.00008	0.00017	< 0.00008	< 0.00008	---	---	< 0.00008	0.00008
Chromium [mg/L]	16-Sep-23	10:06	---	---	---	---	---	---	< 0.00008	< 0.00008	---	---

OnLine LIMS

0003633942

Results relate only to the sample tested. Data reported represents the sample submitted to SGS. Reproduction of this analytical report in full or in part is prohibited without prior written approval. Please refer to SGS General Conditions of Services located at https://www.sgs.ca/en/terms-and-conditions (Printed copies are available upon request.)
Test method information available upon request. "Temperature Upon Receipt" is representative of the whole shipment and may not reflect the temperature of individual samples.
SGS Canada Inc. Environment-Health & Safety statement of conformity decision rule does not consider uncertainty when analytical results are compared to a specified standard or regulation.

SGS Canada Inc.
P.O. Box 4300 - 185 Concession St.
Lakefield - Ontario - KOL 2HO
Phone: 705-652-2000 FAX: 705-652-6365

Analysis	3: Analysis Completed Date	4: Analysis Completed Time	5: HC-8 Wk#12	6: HC-9 Wk#12	7: HC-10 Wk#12	8: HC-11 Wk#12	9: HC-12 Wk#12	10: HC-13 Wk#12	11: HC-14 Wk#12	12: HC-15 Wk#12	13: HC-16 Wk#12	14: HC-17 Wk#12
Copper [mg/L]	08-Sep-23	11:46	0.0004	0.0006	0.0015	0.0009	0.0005	0.0008	---	0.0005	0.0005	0.0006
Copper [mg/L]	16-Sep-23	10:06	---	---	---	---	---	---	0.0005	---	---	---
Iron [mg/L]	08-Sep-23	11:46	< 0.007	0.009	0.009	---	0.010	0.007	---	< 0.007	0.018	0.027
Iron [mg/L]	16-Sep-23	10:06	---	---	---	0.010	---	---	0.008	---	---	---
Potassium [mg/L]	08-Sep-23	11:46	0.874	1.01	0.430	0.396	0.698	0.861	1.08	0.728	2.51	0.467
Magnesium [mg/L]	08-Sep-23	11:46	0.394	0.188	0.139	0.144	0.115	0.133	0.353	0.493	0.132	0.114
Manganese [mg/L]	08-Sep-23	11:47	0.0259	0.0893	0.0232	0.0190	0.0393	0.0158	0.00868	0.0158	0.00634	0.00192
Molybdenum [mg/L]	08-Sep-23	11:47	0.00082	0.00007	0.00016	0.00017	0.00033	0.00014	0.00038	0.00013	0.00020	0.00012
Sodium [mg/L]	08-Sep-23	11:47	0.25	0.13	0.19	0.20	0.21	0.13	0.29	0.18	0.18	0.14
Nickel [mg/L]	08-Sep-23	11:47	< 0.0001	0.0015	< 0.0001	0.0006	< 0.0001	< 0.0001	---	0.0089	0.0001	0.0003
Nickel [mg/L]	16-Sep-23	10:06	---	---	---	---	---	---	0.0004	---	---	---
Phosphorus [mg/L]	08-Sep-23	11:47	< 0.003	< 0.003	< 0.003	< 0.003	< 0.003	---	< 0.003	< 0.003	< 0.003	< 0.003
Phosphorus [mg/L]	16-Sep-23	10:05	---	---	---	---	---	< 0.003	---	---	---	---
Lead [mg/L]	08-Sep-23	11:47	< 0.00009	0.00405	0.00010	0.00032	< 0.00009	0.00022	< 0.00009	< 0.00009	< 0.00009	< 0.00009
Lead [mg/L]	16-Sep-23	10:05	---	---	---	---	---	---	---	---	---	---
Sulfur [mg/L]	08-Sep-23	11:47	< 3	5	< 3	< 3	< 3	< 3	< 3	7	< 3	< 3
Antimony [mg/L]	08-Sep-23	11:47	0.0010	< 0.0009	0.0019	< 0.0009	0.0016	0.0010	< 0.0009	0.0027	< 0.0009	< 0.0009
Selenium [mg/L]	08-Sep-23	11:47	0.00038	0.00239	0.00050	0.00008	0.00036	< 0.00004	0.00037	0.00047	0.00005	< 0.00004
Silicon [mg/L]	08-Sep-23	11:47	0.39	0.66	0.37	0.46	0.57	0.68	0.25	0.38	0.55	0.35
Tin [mg/L]	08-Sep-23	11:47	0.00011	0.00012	0.00026	0.00017	0.00012	0.00009	0.00018	0.00011	0.00010	0.00008
Strontium [mg/L]	08-Sep-23	11:47	0.0101	0.0177	0.0113	0.00946	0.0154	0.0112	0.0168	0.0237	0.0146	0.00642
Titanium [mg/L]	08-Sep-23	11:47	0.00011	< 0.00007	0.00008	< 0.00007	0.00011	< 0.00007	0.00022	0.00008	0.00018	0.00010
Thorium [mg/L]	08-Sep-23	11:47	< 0.0001	< 0.0001	< 0.0001	< 0.0001	< 0.0001	< 0.0001	< 0.0001	< 0.0001	< 0.0001	< 0.0001
Thallium [mg/L]	08-Sep-23	11:47	< 0.000005	0.000009	< 0.000005	< 0.000005	0.000011	0.000008	< 0.000005	0.000005	0.000005	< 0.000005
Uranium [mg/L]	08-Sep-23	11:48	0.00101	0.000117	0.00387	0.000886	0.00115	0.00112	0.000563	0.000097	0.00198	0.00128
Vanadium [mg/L]	08-Sep-23	11:48	0.00028	0.00001	0.00008	0.00013	0.00019	0.00011	0.00029	0.00013	0.00078	0.00039
Tungsten [mg/L]	08-Sep-23	11:48	0.00021	0.00005	0.00029	0.00022	0.00029	0.00011	0.00010	0.00004	0.00020	0.00004
Zirconium [mg/L]	08-Sep-23	11:48	< 0.002	< 0.002	< 0.002	< 0.002	< 0.002	< 0.002	< 0.002	< 0.002	< 0.002	< 0.002
Zinc [mg/L]	08-Sep-23	11:48	< 0.002	0.401	0.002	0.002	0.003	< 0.002	< 0.002	< 0.002	< 0.002	0.002

Analysis	15: HC-18 Wk#12	16: HC-19 Wk#12	17: HC-20 Wk#12	18: HC-21 Wk#12	19: HC-22 Wk#12	20: HC-23 Wk#12	21: HC-24 Wk#12	22: HC-25 Wk#12	23: HC-26 Wk#12	24: HC-27 Wk#12
Sample Date & Time	18-Aug-23	18-Aug-23	18-Aug-23	18-Aug-23	18-Aug-23	18-Aug-23	18-Aug-23	18-Aug-23	18-Aug-23	18-Aug-23
Hum Cell Leachate Volume [mL]	996	990	999	1000	506	962	943	976	757	974
pH [No unit]	8.97	7.33	8.09	8.64	7.59	7.75	7.75	7.75	7.05	6.95
Alkalinity [mg/L as CaCO3]	11	8	10	13	13	10	9	10	9	3

OnLine LIMS

Results relate only to the sample tested. Data reported represents the sample submitted to SGS. Reproduction of this analytical report in full or in part is prohibited without prior written approval. Please refer to SGS General Conditions of Services located at https://www.sgs.ca/en/terms-and-conditions (Printed copies are available upon request.)
Test method information available upon request. "Temperature Upon Receipt" is representative of the whole shipment and may not reflect the temperature of individual samples.
SGS Canada Inc. Environment-Health & Safety statement of conformity decision rule does not consider uncertainty when analytical results are compared to a specified standard or regulation.

0003633942

SGS Canada Inc.
P.O. Box 4300 - 185 Concession St.
Lakefield - Ontario - KOL 2HO
Phone: 705-652-2000 FAX: 705-652-6365

LR Report : **CA10162-AUG23**

Analysis	15: HC-18 Wk#12	16: HC-19 Wk#12	17: HC-20 Wk#12	18: HC-21 Wk#12	19: HC-22 Wk#12	20: HC-23 Wk#12	21: HC-24 Wk#12	22: HC-25 Wk#12	23: HC-26 Wk#12	24: HC-27 Wk#12
Conductivity [uS/cm]	27	20	24	29	30	23	22	33	103	25
Acidity [mg/L as CaCO3]	< 2	< 2	< 2	< 2	< 2	< 2	< 2	< 2	< 2	< 2
Fluoride [mg/L]	< 0.06	0.16	< 0.06	< 0.06	< 0.06	< 0.06	< 0.06	< 0.06	< 0.06	< 0.06
Sulphate [mg/L]	< 2	< 2	< 2	< 2	< 2	< 2	< 2	3	35	6
Chloride [mg/L]	< 1	< 1	< 1	< 1	< 1	< 1	< 1	< 1	< 1	< 1
Mercury [mg/L]	< 0.00001	< 0.00001	< 0.00001	< 0.00001	< 0.00001	< 0.00001	< 0.00001	< 0.00001	< 0.00001	< 0.00001
Silver [mg/L]	< 0.00005	< 0.00005	< 0.00005	< 0.00005	< 0.00005	< 0.00005	< 0.00005	< 0.00005	< 0.00005	< 0.00005
Aluminum [mg/L]	0.044	0.073	0.025	0.047	0.027	0.040	0.040	0.055	0.005	0.032
Arsenic [mg/L]	0.0138	0.0013	0.0003	0.0034	0.0006	0.0082	0.0016	0.0018	< 0.0002	0.0006
Barium [mg/L]	0.00049	0.00050	0.00239	0.00045	0.00974	0.00203	0.00071	0.00103	0.00691	0.00054
Beryllium [mg/L]	< 0.000007	< 0.000007	< 0.000007	< 0.000007	< 0.000007	< 0.000007	< 0.000007	< 0.000007	< 0.000007	< 0.000007
Boron [mg/L]	0.002	< 0.002	< 0.002	< 0.002	0.003	0.004	< 0.002	0.003	0.004	< 0.002
Bismuth [mg/L]	< 0.00001	0.00002	< 0.00001	< 0.00001	< 0.00001	< 0.00001	< 0.00001	< 0.00001	< 0.00001	< 0.00001
Calcium [mg/L]	4.79	3.63	3.96	5.21	4.13	4.10	3.87	5.47	14.9	3.78
Cadmium [mg/L]	0.000040	< 0.000003	< 0.000003	< 0.000003	< 0.000003	< 0.000003	< 0.000003	0.000004	0.000059	0.000006
Cobalt [mg/L]	0.000056	0.000038	0.000016	0.000030	0.000006	0.000010	0.000010	0.000022	0.000228	0.000009
Chromium [mg/L]	< 0.00008	---	< 0.00008	< 0.00008	< 0.00008	< 0.00008	< 0.00008	< 0.00008	< 0.00008	< 0.00008
Chromium [mg/L]	---	0.00010	---	---	---	---	---	---	---	---
Copper [mg/L]	0.0016	0.0009	0.0003	0.0006	0.0006	0.0003	0.0006	0.0003	< 0.0002	0.0003
Copper [mg/L]	---	---	---	---	---	---	---	---	---	---
Iron [mg/L]	< 0.007	---	0.008	0.010	< 0.007	0.008	0.041	0.007	0.015	0.009
Iron [mg/L]	---	0.007	---	---	---	---	---	---	---	---
Potassium [mg/L]	0.465	0.495	0.491	0.173	1.68	0.496	0.331	0.489	3.03	0.619
Magnesium [mg/L]	0.194	0.100	0.273	0.237	0.300	0.214	0.245	0.287	0.653	0.161
Manganese [mg/L]	0.00859	0.0122	0.0364	0.0314	0.0308	0.0277	0.0238	0.0141	0.0526	0.0119
Molybdenum [mg/L]	0.00008	0.00026	0.00008	0.00015	0.00044	0.00013	0.00008	0.00016	0.00118	0.00015
Sodium [mg/L]	0.26	0.17	0.16	0.08	0.19	0.05	0.13	0.26	0.26	0.14
Nickel [mg/L]	< 0.0001	---	< 0.0001	< 0.0001	< 0.0001	< 0.0001	0.0013	0.0001	0.0008	< 0.0001
Nickel [mg/L]	---	< 0.0001	---	---	---	---	---	---	---	---
Phosphorus [mg/L]	< 0.003	< 0.003	< 0.003	< 0.003	< 0.003	< 0.003	< 0.003	< 0.003	< 0.003	< 0.003
Phosphorus [mg/L]	---	---	---	---	---	---	---	---	---	---
Lead [mg/L]	0.00011	< 0.00009	< 0.00009	< 0.00009	< 0.00009	< 0.00009	< 0.00009	< 0.00009	0.00033	< 0.00009
Lead [mg/L]	---	---	---	---	---	---	---	---	---	---
Sulfur [mg/L]	< 3	< 3	< 3	< 3	< 3	< 3	< 3	< 3	12	< 3
Antimony [mg/L]	< 0.0009	< 0.0009	< 0.0009	< 0.0009	0.0017	< 0.0009	< 0.0009	< 0.0009	< 0.0009	< 0.0009
Selenium [mg/L]	< 0.00004	< 0.00004	0.00005	< 0.00004	0.00007	< 0.00004	< 0.00004	< 0.00004	0.00035	< 0.00004
Silicon [mg/L]	0.53	0.51	0.33	0.34	0.35	0.22	0.19	0.24	0.30	0.23
Tin [mg/L]	0.00012	0.00014	0.00009	0.00009	0.00013	0.00007	0.00007	0.00006	0.00006	0.00007

OnLine LIMS

0003633942

Results relate only to the sample tested. Data reported represents the sample submitted to SGS. Reproduction of this analytical report in full or in part is prohibited without prior written approval. Please refer to SGS General Conditions of Services located at https://www.sgs.ca/en/terms-and-conditions (Printed copies are available upon request.)
Test method information available upon request. "Temperature Upon Receipt" is representative of the whole shipment and may not reflect the temperature of individual samples.
SGS Canada Inc. Environment-Health & Safety statement of conformity decision rule does not consider uncertainty when analytical results are compared to a specified standard or regulation.

SGS Canada Inc.
P.O. Box 4300 - 185 Concession St.
Lakefield - Ontario - KOL 2HO
Phone: 705-652-2000 FAX: 705-652-6365

Analysis	15: HC-18 Wk#12	16: HC-19 Wk#12	17: HC-20 Wk#12	18: HC-21 Wk#12	19: HC-22 Wk#12	20: HC-23 Wk#12	21: HC-24 Wk#12	22: HC-25 Wk#12	23: HC-26 Wk#12	24: HC-27 Wk#12
Strontium [mg/L]	0.00843	0.00898	0.0124	0.00615	0.0145	0.0135	0.00518	0.00924	0.0211	0.00890
Titanium [mg/L]	0.00010	0.00008	< 0.00007	< 0.00007	0.00008	0.00010	< 0.00007	0.00015	< 0.00007	0.00008
Thorium [mg/L]	< 0.0001	< 0.0001	< 0.0001	< 0.0001	< 0.0001	< 0.0001	< 0.0001	< 0.0001	< 0.0001	< 0.0001
Thallium [mg/L]	< 0.000005	< 0.000005	< 0.000005	< 0.000005	< 0.000005	< 0.000005	< 0.000005	< 0.000005	< 0.000005	< 0.000005
Uranium [mg/L]	0.00147	0.000871	0.000401	0.000067	0.000163	0.000077	0.000163	0.000810	0.000053	0.000530
Vanadium [mg/L]	0.00025	0.00008	0.00086	0.00058	0.00090	0.00019	0.00075	0.00071	< 0.00001	0.00014
Tungsten [mg/L]	0.00016	0.00005	0.00004	0.00009	0.00019	0.00013	0.00003	0.00095	0.00004	0.00003
Zirconium [mg/L]	< 0.002	< 0.002	< 0.002	< 0.002	< 0.002	< 0.002	< 0.002	< 0.002	< 0.002	< 0.002
Zinc [mg/L]	< 0.002	< 0.002	< 0.002	< 0.002	< 0.002	< 0.002	< 0.002	< 0.002	0.008	0.002

Method Descriptions

Parameter	SGS Method Code	Reference Method Code
	NA	
Acidity	ME-CA-[ENV]EWL-LAK-AN-006	SM 2310
Alkalinity	ME-CA-[ENV]EWL-LAK-AN-006	SM 2320
Anions by discrete analyzer	ME-CA-[ENV]EWL-LAK-AN-026	US EPA 325.2
Anions by discrete analyzer	ME-CA-[ENV]EWL-LAK-AN-026	US EPA 375.4
Conductivity	ME-CA-[ENV]EWL-LAK-AN-006	SM 2510
Fluoride by Specific Ion Electrode	ME-CA-[ENV]EWL-LAK-AN-014	SM 4500
Inorganics-General	ME-CA-[ENV]SPE-LAK-AN-004	EPA 7471A/SM 3112B
Metals in aqueous samples - ICP-MS	ME-CA-[ENV]SPE-LAK-AN-006	SM 3030/EPA 200.8
pH	ME-CA-[ENV]EWL-LAK-AN-006	SM 4500



Lisa Thompson
Project Specialist Assistant,
Environment, Health & Safety

OnLine LIMS

0003633942

Results relate only to the sample tested. Data reported represents the sample submitted to SGS. Reproduction of this analytical report in full or in part is prohibited without prior written approval. Please refer to SGS General Conditions of Services located at https://www.sgs.ca/en/terms-and-conditions (Printed copies are available upon request.)
Test method information available upon request. "Temperature Upon Receipt" is representative of the whole shipment and may not reflect the temperature of individual samples.
SGS Canada Inc. Environment-Health & Safety statement of conformity decision rule does not consider uncertainty when analytical results are compared to a specified standard or regulation.

SGS Canada Inc.
P.O. Box 4300 - 185 Concession St.
Lakefield - Ontario - K0L 2H0
Phone: 705-652-2000 FAX: 705-652-6365

Quality Control Report

Inorganic Analysis														
Parameter	Reporting Limit	Unit	Method Blank	Duplicate				LCS / Spike Blank			Matrix Spike / Reference Material			
				Result 1	Result 2	RPD	Acceptance Criteria	Spike Recovery (%)	Recovery Limits (%)		Spike Recovery (%)	Recovery Limits (%)		
							%		Low	High		Low	High	
Acidity - QCBatchID: EWL0386-AUG23														
Acidity	2	mg/L as Ca	2			ND	20	96	90	110	NA			
Acidity - QCBatchID: EWL0387-AUG23														
Acidity	2	mg/L as Ca	< 2			ND	20	96	90	110	NA			
Alkalinity - QCBatchID: EWL0386-AUG23														
Alkalinity	2	mg/L as Ca	< 2			0	20	98	80	120	NA			
Alkalinity - QCBatchID: EWL0387-AUG23														
Alkalinity	2	mg/L as Ca	< 2			0	20	96	80	120	NA			
Anions by discrete analyzer - QCBatchID: DIO5071-AUG23														
Chloride	1	mg/L	<1			ND	20	101	80	120	103	75	125	
Sulphate	2	mg/L	<2			ND	20	102	80	120	102	75	125	
Conductivity - QCBatchID: EWL0386-AUG23														
Conductivity	2	uS/cm	2			0	20	100	90	110	NA			
Conductivity - QCBatchID: EWL0387-AUG23														
Conductivity	2	uS/cm	< 2			0	20	99	90	110	NA			
Fluoride by Specific Ion Electrode - QCBatchID: EWL0392-AUG23														
Fluoride	0.06	mg/L	<0.06			0	10	95	90	110	96	75	125	
Fluoride by Specific Ion Electrode - QCBatchID: EWL0403-AUG23														
Fluoride	0.06	mg/L	<0.06			ND	10	94	90	110	89	75	125	
Inorganics-General - QCBatchID: EHG0036-AUG23														
Mercury	0.00001	mg/L	< 0.00001			ND	20	90	80	120	92	70	130	
Metals in aqueous samples - ICP-MS - QCBatchID: EMS0043-SEP23														
Aluminum	0.001	mg/L	<0.001			8	20	98	90	110	99	70	130	
Antimony	0.0009	mg/L	<0.0009			ND	20	109	90	110	125	70	130	
Arsenic	0.0002	mg/L	<0.0002			4	20	98	90	110	106	70	130	
Barium	0.00008	mg/L	<0.00008			6	20	98	90	110	97	70	130	
Beryllium	0.000007	mg/L	<0.000007			0	20	95	90	110	96	70	130	
Bismuth	0.00001	mg/L	<0.00001			ND	20	90	90	110	94	70	130	
Boron	0.002	mg/L	<0.002			5	20	92	90	110	91	70	130	
Cadmium	0.000003	mg/L	<0.000003			15	20	99	90	110	107	70	130	
Calcium	0.01	mg/L	<0.01			4	20	100	90	110	99	70	130	
Chromium	0.00008	mg/L	<0.00008			11	20	100	90	110	118	70	130	
Cobalt	0.000004	mg/L	<0.000004			5	20	95	90	110	94	70	130	
Copper	0.0002	mg/L	<0.0002			17	20	100	90	110	98	70	130	
Iron	0.007	mg/L	<0.007			5	20	101	90	110	125	70	130	
Lead	0.00009	mg/L	<0.00009			13	20	96	90	110	93	70	130	

OnLine LIMS

0003633942

Results relate only to the sample tested. Data reported represents the sample submitted to SGS. Reproduction of this analytical report in full or in part is prohibited without prior written approval. Please refer to SGS General Conditions of Services located at https://www.sgs.ca/en/terms-and-conditions (Printed copies are available upon request.)
Test method information available upon request. "Temperature Upon Receipt" is representative of the whole shipment and may not reflect the temperature of individual samples.
SGS Canada Inc. Environment-Health & Safety statement of conformity decision rule does not consider uncertainty when analytical results are compared to a specified standard or regulation.

SGS Canada Inc.
P.O. Box 4300 - 185 Concession St.
Lakefield - Ontario - KOL 2HO
Phone: 705-652-2000 FAX: 705-652-6365

Inorganic Analysis													
Parameter	Reporting Limit	Unit	Method Blank	Duplicate				LCS / Spike Blank			Matrix Spike / Reference Material		
				Result 1	Result 2	RPD	Acceptance Criteria	Spike Recovery (%)	Recovery Limits (%)		Spike Recovery (%)	Recovery Limits (%)	
							%		Low	High		Low	High
Magnesium	0.001	mg/L	<0.001			3	20	105	90	110	95	70	130
Manganese	0.00001	mg/L	<0.00001			3	20	100	90	110	99	70	130
Molybdenum	0.00004	mg/L	<0.00004			7	20	101	90	110	105	70	130
Nickel	0.0001	mg/L	<0.0001			7	20	99	90	110	104	70	130
Phosphorus	0.003	mg/L	<0.003			5	20	98	90	110	NV	70	130
Potassium	0.003	mg/L	<0.009			5	20	101	90	110	89	70	130
Selenium	0.00004	mg/L	<0.00004			1	20	99	90	110	114	70	130
Silicon	0.02	mg/L	<0.02			8	20	96	90	110	NV	70	130
Silver	0.00005	mg/L	<0.00005			11	20	99	90	110	84	70	130
Sodium	0.01	mg/L	<0.01			5	20	100	90	110	97	70	130
Strontium	0.00008	mg/L	<0.00008			2	20	99	90	110	99	70	130
Sulfur	3	mg/L	<1			8	20	99	90	110	NV	70	130
Thallium	0.000005	mg/L	<0.000005			ND	20	95	90	110	95	70	130
Thorium	0.0001	mg/L	<0.0001			ND	20	95	90	110	NV	70	130
Tin	0.00006	mg/L	<0.00006			ND	20	96	90	110	NV	70	130
Titanium	0.00007	mg/L	<0.00005			12	20	100	90	110	NV	70	130
Tungsten	0.00002	mg/L	<0.00002			ND	20	99	90	110	NV	70	130
Uranium	0.000002	mg/L	<0.000002			2	20	95	90	110	94	70	130
Vanadium	0.00001	mg/L	<0.00001			9	20	99	90	110	112	70	130
Zinc	0.002	mg/L	<0.002			3	20	96	90	110	96	70	130
Zirconium	0.002	mg/L	<0.002			ND	20	91	90	110	NV	70	130
Metals in aqueous samples - ICP-MS - QCBatchID: EMS0092-SEP23													
Chromium	0.00008	mg/L	<0.00008			18	20	108	90	110	113	70	130
Copper	0.0002	mg/L	<0.0002			5	20	102	90	110	124	70	130
Iron	0.007	mg/L	<0.007			0	20	108	90	110	100	70	130
Lead	0.00009	mg/L	<0.00009			5	20	103	90	110	93	70	130
Nickel	0.0001	mg/L	<0.0001			2	20	103	90	110	100	70	130
Phosphorus	0.003	mg/L	<0.003			1	20	103	90	110	NV	70	130
Metals in aqueous samples - ICP-MS - QCBatchID: EMS0161-AUG23													
Antimony	0.0009	mg/L	<0.0009			ND	20	107	90	110	114	70	130
Arsenic	0.0002	mg/L	<0.0002			ND	20	103	90	110	103	70	130
Barium	0.00008	mg/L	<0.00008			ND	20	96	90	110	108	70	130
Beryllium	0.000007	mg/L	<0.000007			ND	20	94	90	110	95	70	130
Bismuth	0.00001	mg/L	<0.00001			ND	20	94	90	110	96	70	130
Boron	0.002	mg/L	<0.002			1	20	100	90	110	99	70	130
Cadmium	0.000003	mg/L	<0.000003			ND	20	100	90	110	98	70	130
Calcium	0.01	mg/L	<0.01			ND	20	102	90	110	100	70	130
Chromium	0.00008	mg/L	<0.00008			ND	20	102	90	110	122	70	130
Cobalt	0.000004	mg/L	<0.000004			ND	20	102	90	110	95	70	130

OnLine LIMS

0003633942

Results relate only to the sample tested. Data reported represents the sample submitted to SGS. Reproduction of this analytical report in full or in part is prohibited without prior written approval. Please refer to SGS General Conditions of Services located at https://www.sgs.ca/en/terms-and-conditions (Printed copies are available upon request.)
Test method information available upon request. "Temperature Upon Receipt" is representative of the whole shipment and may not reflect the temperature of individual samples.
SGS Canada Inc. Environment-Health & Safety statement of conformity decision rule does not consider uncertainty when analytical results are compared to a specified standard or regulation.

SGS Canada Inc.
P.O. Box 4300 - 185 Concession St.
Lakefield - Ontario - KOL 2HO
Phone: 705-652-2000 FAX: 705-652-6365

Inorganic Analysis													
Parameter	Reporting Limit	Unit	Method Blank	Duplicate				LCS / Spike Blank			Matrix Spike / Reference Material		
				Result 1	Result 2	RPD	Acceptance Criteria	Spike Recovery (%)	Recovery Limits (%)		Spike Recovery (%)	Recovery Limits (%)	
							%		Low	High		Low	High
Copper	0.0002	mg/L	<0.0002			ND	20	102	90	110	129	70	130
Iron	0.007	mg/L	<0.007			ND	20	104	90	110	100	70	130
Lead	0.00009	mg/L	<0.00009			ND	20	101	90	110	98	70	130
Magnesium	0.001	mg/L	<0.001			5	20	110	90	110	102	70	130
Manganese	0.00001	mg/L	<0.00001			ND	20	102	90	110	103	70	130
Molybdenum	0.00004	mg/L	<0.00004			ND	20	104	90	110	94	70	130
Nickel	0.0001	mg/L	<0.0001			ND	20	99	90	110	101	70	130
Phosphorus	0.003	mg/L	<0.003			ND	20	104	90	110	NV	70	130
Potassium	0.003	mg/L	<0.009			11	20	103	90	110	89	70	130
Selenium	0.00004	mg/L	<0.00004			ND	20	99	90	110	112	70	130
Silicon	0.02	mg/L	<0.02			ND	20	99	90	110	NV	70	130
Silver	0.00005	mg/L	<0.00005			ND	20	100	90	110	85	70	130
Sodium	0.01	mg/L	<0.01			1	20	107	90	110	72	70	130
Strontium	0.00008	mg/L	<0.00008			ND	20	99	90	110	99	70	130
Sulfur	3	mg/L	<1			ND	20	105	90	110	NV	70	130
Thallium	0.000005	mg/L	<0.000005			ND	20	97	90	110	95	70	130
Thorium	0.0001	mg/L	<0.0001			ND	20	94	90	110	NV	70	130
Tin	0.00006	mg/L	<0.00006			ND	20	98	90	110	NV	70	130
Titanium	0.00007	mg/L	<0.00005			ND	20	107	90	110	NV	70	130
Tungsten	0.00002	mg/L	<0.00002			13	20	102	90	110	NV	70	130
Uranium	0.000002	mg/L	<0.000002			ND	20	101	90	110	94	70	130
Vanadium	0.00001	mg/L	<0.00001			ND	20	104	90	110	101	70	130
Zinc	0.002	mg/L	<0.002			ND	20	100	90	110	114	70	130
Zirconium	0.002	mg/L	<0.002			ND	20	97	90	110	NV	70	130
Metals in aqueous samples - ICP-MS - QCBatchID: EMS0256-AUG23													
Aluminum	0.001	mg/L	<0.001			4	20	104	90	110	113	70	130
pH - QCBatchID: EWL0386-AUG23													
pH	0.05	No unit	NA			0		100			NA		
pH - QCBatchID: EWL0387-AUG23													
pH	0.05	No unit	NA			0		100			NA		

OnLine LIMS

0003633942

Results relate only to the sample tested. Data reported represents the sample submitted to SGS. Reproduction of this analytical report in full or in part is prohibited without prior written approval. Please refer to SGS General Conditions of Services located at https://www.sgs.ca/en/terms-and-conditions (Printed copies are available upon request.)
Test method information available upon request. "Temperature Upon Receipt" is representative of the whole shipment and may not reflect the temperature of individual samples.
SGS Canada Inc. Environment-Health & Safety statement of conformity decision rule does not consider uncertainty when analytical results are compared to a specified standard or regulation.

SGS Canada Inc.
P.O. Box 4300 - 185 Concession St.
Lakefield - Ontario - KOL 2HO
Phone: 705-652-2000 FAX: 705-652-6365

09-August-2024

Great Bear Resources Ltd.
Attn : Ashley Moncrief

1020 - 800 West Pender St.
Vancouver, BC
V6C 2V6, Canada

Phone: 778-833-2160
Fax:

Date Rec. : 12 July 2024
LR Report: **CA10081-JUL24**
Reference: Wk#12

Copy: #1

CERTIFICATE OF ANALYSIS
Final Report

Analysis	3: Analysis Completed Date	4: Analysis Completed Time	5: HC-28 Wk#12	6: HC-29 Wk#12	7: HC-30 Wk#12	8: HC-31 Wk#12	9: HC-32 Wk#12
Sample Date & Time			12-Jul-24	12-Jul-24	12-Jul-24	12-Jul-24	12-Jul-24
HumCell Leachate Vol [mL]	12-Jul-24	15:34	1010	1001	723	965	672
Sample Name	---	---	31787	DX450179	31644	DX450183	O31576
Sample Weight [g]	---	---	1000	1000	750	1000	750
pH [No unit]	17-Jul-24	09:40	7.01	7.23	7.26	7.45	7.47
Conductivity [uS/cm]	16-Jul-24	09:49	9	15	18	21	22
Alkalinity [mg/L as CaCO3]	16-Jul-24	09:49	4	7	8	9	9
Acidity [mg/L as CaCO3]	16-Jul-24	09:49	< 2	< 2	< 2	< 2	< 2
F [mg/L]	15-Jul-24	09:36	< 0.06	< 0.06	< 0.06	< 0.06	< 0.06
Cl [mg/L]	16-Jul-24	13:20	< 0.2	< 0.2	< 0.2	< 0.2	< 0.2
SO4 [mg/L]	16-Jul-24	13:20	0.4	0.6	1.4	2.2	2.2
Hg [mg/L]	17-Jul-24	14:13	< 0.00001	< 0.00001	< 0.00001	< 0.00001	< 0.00001
Ag [mg/L]	17-Jul-24	14:13	< 0.00005	< 0.00005	< 0.00005	< 0.00005	< 0.00005
Al [mg/L]	17-Jul-24	14:13	0.031	0.036	0.040	0.038	0.062
As [mg/L]	17-Jul-24	14:13	0.0021	0.0147	0.0058	0.0094	0.0026
B [mg/L]	17-Jul-24	14:13	0.002	< 0.002	0.002	0.004	< 0.002
Ba [mg/L]	17-Jul-24	14:13	0.00076	0.00224	0.00083	0.00038	0.00151
Be [mg/L]	17-Jul-24	14:13	< 0.000007	< 0.000007	< 0.000007	< 0.000007	< 0.000007
Bi [mg/L]	17-Jul-24	14:13	< 0.00001	< 0.00001	< 0.00001	< 0.00001	< 0.00001
Ca [mg/L]	17-Jul-24	14:13	1.62	2.51	3.10	3.98	3.80
Cd [mg/L]	17-Jul-24	14:13	0.000004	< 0.000003	< 0.000003	< 0.000003	0.000019
Co [mg/L]	17-Jul-24	14:13	0.000010	0.000041	0.000011	0.000028	0.000010
Cr [mg/L]	17-Jul-24	14:13	< 0.00008	< 0.00008	< 0.00008	< 0.00008	< 0.00008
Cu [mg/L]	17-Jul-24	14:13	< 0.001	< 0.001	< 0.001	< 0.001	< 0.001
Fe [mg/L]	17-Jul-24	14:13	< 0.007	< 0.007	< 0.007	< 0.007	< 0.007
K [mg/L]	17-Jul-24	14:13	0.466	0.997	0.831	0.504	0.736
Mg [mg/L]	17-Jul-24	14:13	0.094	0.128	0.182	0.118	0.096
Mn [mg/L]	17-Jul-24	14:13	0.00301	0.00240	0.0152	0.00534	0.0297
Mo [mg/L]	17-Jul-24	14:13	0.0051	< 0.0004	< 0.0004	< 0.0004	0.0294
Na [mg/L]	17-Jul-24	14:13	0.12	0.15	0.13	0.18	0.13

OnLine LIMS

0003812989

Results relate only to the sample tested. Data reported represents the sample submitted to SGS. Reproduction of this analytical report in full or in part is prohibited without prior written approval. Please refer to SGS General Conditions of Services located at https://www.sgs.ca/en/terms-and-conditions (Printed copies are available upon request.)
Test method information available upon request. "Temperature Upon Receipt" is representative of the whole shipment and may not reflect the temperature of individual samples.
SGS Canada Inc. Environment-Health & Safety statement of conformity decision rule does not consider uncertainty when analytical results are compared to a specified standard or regulation.

SGS Canada Inc.
P.O. Box 4300 - 185 Concession St.
Lakefield - Ontario - KOL 2HO
Phone: 705-652-2000 FAX: 705-652-6365

LR Report : **CA10081-JUL24**

Analysis	3: Analysis Completed Date	4: Analysis Completed Time	5: HC-28 Wk#12	6: HC-29 Wk#12	7: HC-30 Wk#12	8: HC-31 Wk#12	9: HC-32 Wk#12
Ni [mg/L]	17-Jul-24	14:13	< 0.0001	0.0002	0.0002	< 0.0001	< 0.0001
P [mg/L]	17-Jul-24	14:13	< 0.003	< 0.003	< 0.003	< 0.003	< 0.003
Pb [mg/L]	17-Jul-24	14:13	< 0.00009	< 0.00009	< 0.00009	< 0.00009	< 0.00009
S [mg/L]	17-Jul-24	14:13	< 5	< 5	< 5	< 5	< 5
Sb [mg/L]	17-Jul-24	14:13	< 0.0009	< 0.0009	0.0019	< 0.0009	< 0.0009
Se [mg/L]	17-Jul-24	14:13	< 0.00004	< 0.00004	0.00006	< 0.00004	0.00042
Si [mg/L]	17-Jul-24	14:13	0.26	0.32	0.26	0.31	0.29
Sn [mg/L]	17-Jul-24	14:13	< 0.00006	< 0.00006	< 0.00006	< 0.00006	< 0.00006
Sr [mg/L]	17-Jul-24	14:13	0.00487	0.00911	0.0119	0.00900	0.00617
Ti [mg/L]	17-Jul-24	14:13	< 0.0001	0.0002	0.0003	0.0002	0.0002
Th [mg/L]	17-Jul-24	14:13	< 0.0001	< 0.0001	< 0.0001	< 0.0001	< 0.0001
Tl [mg/L]	17-Jul-24	14:13	< 0.000005	< 0.000005	< 0.000005	< 0.000005	< 0.000005
U [mg/L]	17-Jul-24	14:13	0.00125	0.00531	0.00149	0.00229	0.000364
V [mg/L]	17-Jul-24	14:13	0.00046	0.00082	0.00033	0.00041	0.00030
W [mg/L]	17-Jul-24	14:13	< 0.0002	< 0.0002	< 0.0002	0.0003	< 0.0002
Zr [mg/L]	17-Jul-24	14:13	< 0.002	< 0.002	< 0.002	< 0.002	< 0.002
Zn [mg/L]	17-Jul-24	14:13	< 0.002	0.002	< 0.002	< 0.002	< 0.002

Analysis	10: HC-33 Wk#12	11: HC-34 Wk#12	12: HC-35 Wk#12
Sample Date & Time	12-Jul-24	12-Jul-24	12-Jul-24
HumCell Leachate Vol [mL]	1008	940	1008
Sample Name	DX450213	DX450174	31795
Sample Weight [g]	1000	1000	1000
pH [No unit]	6.36	7.78	7.65
Conductivity [uS/cm]	53	20	24
Alkalinity [mg/L as CaCO3]	< 2	12	12
Acidity [mg/L as CaCO3]	8	< 2	< 2
F [mg/L]	0.07	< 0.06	< 0.06
Cl [mg/L]	< 0.2	< 0.2	< 0.2
SO4 [mg/L]	20	0.3	1.0
Hg [mg/L]	< 0.00001	< 0.00001	< 0.00001
Ag [mg/L]	< 0.00005	< 0.00005	< 0.00005
Al [mg/L]	0.058	0.042	0.191
As [mg/L]	0.0003	0.0052	0.0855
B [mg/L]	0.006	< 0.002	< 0.002
Ba [mg/L]	0.00735	0.00274	0.00347
Be [mg/L]	0.000030	< 0.000007	< 0.000007
Bi [mg/L]	< 0.00001	< 0.00001	< 0.00001
Ca [mg/L]	5.75	3.47	4.02
Cd [mg/L]	0.000031	< 0.000003	0.000006
Co [mg/L]	0.000871	0.000015	0.000028
Cr [mg/L]	< 0.00008	< 0.00008	< 0.00008

OnLine LIMS

0003812989

Results relate only to the sample tested. Data reported represents the sample submitted to SGS. Reproduction of this analytical report in full or in part is prohibited without prior written approval. Please refer to SGS General Conditions of Services located at https://www.sgs.ca/en/terms-and-conditions (Printed copies are available upon request.)
Test method information available upon request. "Temperature Upon Receipt" is representative of the whole shipment and may not reflect the temperature of individual samples.
SGS Canada Inc. Environment-Health & Safety statement of conformity decision rule does not consider uncertainty when analytical results are compared to a specified standard or regulation.

SGS Canada Inc.
P.O. Box 4300 - 185 Concession St.
Lakefield - Ontario - KOL 2HO
Phone: 705-652-2000 FAX: 705-652-6365

LR Report : **CA10081-JUL24**

Analysis	10: HC-33 Wk#12	11: HC-34 Wk#12	12: HC-35 Wk#12
Cu [mg/L]	0.003	< 0.001	< 0.001
Fe [mg/L]	1.51	< 0.007	< 0.007
K [mg/L]	1.72	0.810	2.00
Mg [mg/L]	0.446	0.195	0.082
Mn [mg/L]	0.159	0.0227	0.00226
Mo [mg/L]	0.0175	0.0006	0.0058
Na [mg/L]	0.11	0.22	0.11
Ni [mg/L]	0.0079	0.0001	0.0002
P [mg/L]	< 0.003	< 0.003	< 0.003
Pb [mg/L]	< 0.00009	< 0.00009	< 0.00009
S [mg/L]	8	< 5	< 5
Sb [mg/L]	< 0.0009	< 0.0009	< 0.0009
Se [mg/L]	0.00111	0.00011	0.00007
Si [mg/L]	1.18	0.26	0.58
Sn [mg/L]	< 0.00006	< 0.00006	< 0.00006
Sr [mg/L]	0.0240	0.00952	0.00717
Ti [mg/L]	< 0.0001	< 0.0001	0.0002
Th [mg/L]	< 0.0001	< 0.0001	< 0.0001
Tl [mg/L]	0.000010	< 0.000005	< 0.000005
U [mg/L]	0.00102	0.000128	0.000936
V [mg/L]	0.00001	0.00050	0.00161
W [mg/L]	< 0.0002	< 0.0002	< 0.0002
Zr [mg/L]	< 0.002	< 0.002	< 0.002
Zn [mg/L]	0.019	< 0.002	< 0.002



Lisa Thompson
Project Specialist Assistant,
Environment, Health & Safety

OnLine LIMS

0003812989

Results relate only to the sample tested. Data reported represents the sample submitted to SGS. Reproduction of this analytical report in full or in part is prohibited without prior written approval. Please refer to SGS General Conditions of Services located at https://www.sgs.ca/en/terms-and-conditions (Printed copies are available upon request.)
Test method information available upon request. "Temperature Upon Receipt" is representative of the whole shipment and may not reflect the temperature of individual samples.
SGS Canada Inc. Environment-Health & Safety statement of conformity decision rule does not consider uncertainty when analytical results are compared to a specified standard or regulation.

SGS Canada Inc.
P.O. Box 4300 - 185 Concession St.
Lakefield - Ontario - KOL 2HO
Phone: 705-652-2000 FAX: 705-652-6365

12-September-2023

Great Bear Resources Ltd.
Attn : Ashley Moncrief

1020 - 800 West Pender St., Vancouver
Canada, V6C 2V6
Phone: 778-833-2160, Fax:

Date Rec. : 24 August 2023
LR Report: **CA10214-AUG23**
Reference: Wk#13

Copy: #1

CERTIFICATE OF ANALYSIS

Final Report - Revised

Analysis	3: Analysis Completed Date	4: Analysis Completed Time	5: HC-1 Wk#13	6: HC-2 Wk#13	7: HC-3 Wk#13	8: HC-4 Wk#13	9: HC-5 Wk#13	10: HC-6 Wk#13	11: HC-7 Wk#13
Sample Date & Time			24-Aug-23	24-Aug-23	24-Aug-23	24-Aug-23	24-Aug-23	24-Aug-23	24-Aug-23
Hum Cell Leachate Volume [mL]	25-Aug-23	16:31	1006	1014	510	510	999	498	997
pH [No unit]	28-Aug-23	10:07	7.04	7.66	7.40	6.87	7.22	7.50	7.42
Alkalinity [mg/L as CaCO3]	28-Aug-23	10:07	5	13	10	4	8	11	9
Conductivity [uS/cm]	28-Aug-23	10:07	45	28	25	43	23	26	22
Acidity [mg/L as CaCO3]	28-Aug-23	10:07	< 2	< 2	< 2	< 2	< 2	< 2	< 2
Fluoride [mg/L]	25-Aug-23	09:05	< 0.06	< 0.06	< 0.06	< 0.06	< 0.06	< 0.06	< 0.06
Sulphate [mg/L]	27-Aug-23	13:44	13	< 2	< 2	13	2	< 2	< 2
Chloride [mg/L]	27-Aug-23	13:44	< 1	< 1	< 1	< 1	< 1	< 1	< 1
Mercury [mg/L]	08-Sep-23	10:44	< 0.00001	< 0.00001	< 0.00001	< 0.00001	< 0.00001	< 0.00001	< 0.00001
Silver [mg/L]	08-Sep-23	10:44	< 0.00005	< 0.00005	< 0.00005	< 0.00005	< 0.00005	< 0.00005	< 0.00005
Aluminum [mg/L]	08-Sep-23	10:44	0.012	0.057	0.043	0.006	0.045	0.053	0.041
Arsenic [mg/L]	08-Sep-23	10:44	< 0.0002	0.0132	0.0022	< 0.0002	0.0060	0.0014	0.0096
Barium [mg/L]	08-Sep-23	10:44	0.00117	0.00689	0.00084	0.00273	0.00116	0.00082	0.00073
Beryllium [mg/L]	08-Sep-23	10:44	< 0.000007	< 0.000007	< 0.000007	< 0.000007	< 0.000007	< 0.000007	< 0.000007
Boron [mg/L]	08-Sep-23	10:44	< 0.002	< 0.002	< 0.002	< 0.002	0.002	< 0.002	< 0.002
Bismuth [mg/L]	08-Sep-23	10:44	< 0.00001	0.00008	< 0.00001	< 0.00001	< 0.00001	< 0.00001	< 0.00001
Calcium [mg/L]	08-Sep-23	10:44	6.68	4.99	3.77	5.61	3.92	4.23	3.93
Cadmium [mg/L]	08-Sep-23	10:44	0.000707	0.000007	< 0.000003	0.000578	0.000008	< 0.000003	0.000003
Cobalt [mg/L]	08-Sep-23	10:44	0.000019	0.000030	0.000022	0.000064	0.000010	0.000004	0.000032
Chromium [mg/L]	08-Sep-23	10:44	< 0.00008	< 0.00008	< 0.00008	< 0.00008	< 0.00008	< 0.00008	< 0.00008
Copper [mg/L]	08-Sep-23	10:44	0.0003	0.0005	0.0009	0.0003	0.0002	0.0004	0.0003

OnLine LIMS

0003633943

Results relate only to the sample tested. Data reported represents the sample submitted to SGS. Reproduction of this analytical report in full or in part is prohibited without prior written approval. Please refer to SGS General Conditions of Services located at https://www.sgs.ca/en/terms-and-conditions (Printed copies are available upon request.)
Test method information available upon request. "Temperature Upon Receipt" is representative of the whole shipment and may not reflect the temperature of individual samples.
SGS Canada Inc. Environment-Health & Safety statement of conformity decision rule does not consider uncertainty when analytical results are compared to a specified standard or regulation.

SGS Canada Inc.
P.O. Box 4300 - 185 Concession St.
Lakefield - Ontario - KOL 2HO
Phone: 705-652-2000 FAX: 705-652-6365

Analysis	3: Analysis Completed Date	4: Analysis Completed Time	5: HC-1 Wk#13	6: HC-2 Wk#13	7: HC-3 Wk#13	8: HC-4 Wk#13	9: HC-5 Wk#13	10: HC-6 Wk#13	11: HC-7 Wk#13
Iron [mg/L]	08-Sep-23	10:44	< 0.007	< 0.007	< 0.007	< 0.007	< 0.007	< 0.007	< 0.007
Potassium [mg/L]	08-Sep-23	10:44	0.601	1.49	0.919	0.912	0.772	0.645	0.665
Magnesium [mg/L]	08-Sep-23	10:44	0.347	0.138	0.274	0.799	0.159	0.255	0.197
Manganese [mg/L]	08-Sep-23	10:44	0.0445	0.0279	0.00760	0.0227	0.0245	0.00686	0.0124
Molybdenum [mg/L]	08-Sep-23	10:44	0.00064	0.00012	0.00023	0.00028	0.00011	0.00017	0.00029
Sodium [mg/L]	08-Sep-23	10:44	0.15	0.10	0.11	0.06	0.10	0.16	0.16
Nickel [mg/L]	08-Sep-23	10:44	< 0.0001	< 0.0001	0.0002	0.0003	< 0.0001	0.0001	< 0.0001
Phosphorus [mg/L]	08-Sep-23	10:44	< 0.003	< 0.003	< 0.003	< 0.003	< 0.003	< 0.003	< 0.003
Lead [mg/L]	08-Sep-23	10:44	0.0388	0.00048	< 0.00009	0.0304	< 0.00009	< 0.00009	< 0.00009
Sulfur [mg/L]	08-Sep-23	10:44	5	< 3	< 3	5	< 3	< 3	< 3
Antimony [mg/L]	08-Sep-23	10:44	0.0018	0.0010	< 0.0009	< 0.0009	0.0014	< 0.0009	< 0.0009
Selenium [mg/L]	08-Sep-23	10:44	0.00065	0.0103	0.00005	0.00141	0.00017	0.00005	0.00005
Silicon [mg/L]	08-Sep-23	10:44	0.43	0.45	0.45	0.52	0.38	0.55	0.36
Tin [mg/L]	08-Sep-23	10:44	< 0.00006	< 0.00006	< 0.00006	< 0.00006	< 0.00006	0.00043	< 0.00006
Strontium [mg/L]	08-Sep-23	10:44	0.0231	0.0196	0.0126	0.0110	0.00686	0.0124	0.00964
Titanium [mg/L]	08-Sep-23	10:44	< 0.00007	< 0.00007	0.00012	< 0.00007	< 0.00007	0.00008	< 0.00007
Thorium [mg/L]	08-Sep-23	10:44	< 0.0001	< 0.0001	< 0.0001	< 0.0001	< 0.0001	< 0.0001	< 0.0001
Thallium [mg/L]	08-Sep-23	10:44	0.000006	0.000010	0.000007	0.000009	0.000008	< 0.000005	< 0.000005
Uranium [mg/L]	08-Sep-23	10:44	0.00114	0.000504	0.00212	0.000122	0.00694	0.000995	0.00202
Vanadium [mg/L]	08-Sep-23	10:44	0.00002	0.00049	0.00036	0.00003	0.00073	0.00110	0.00030
Tungsten [mg/L]	08-Sep-23	10:44	0.00003	0.00021	0.00016	0.00004	0.00020	0.00316	0.00036
Zirconium [mg/L]	08-Sep-23	10:44	< 0.002	< 0.002	< 0.002	< 0.002	< 0.002	< 0.002	< 0.002
Zinc [mg/L]	08-Sep-23	10:44	0.026	< 0.002	< 0.002	0.030	< 0.002	< 0.002	< 0.002

Method Descriptions

Parameter	SGS Method Code	Reference Method Code
	NA	
Acidity	ME-CA-[ENV]EWL-LAK-AN-006	SM 2310
Alkalinity	ME-CA-[ENV]EWL-LAK-AN-006	SM 2320
Anions by discrete analyzer	ME-CA-[ENV]EWL-LAK-AN-026	US EPA 325.2
Anions by discrete analyzer	ME-CA-[ENV]EWL-LAK-AN-026	US EPA 375.4
Conductivity	ME-CA-[ENV]EWL-LAK-AN-006	SM 2510
Fluoride by Specific Ion Electrode	ME-CA-[ENV]EWL-LAK-AN-014	SM 4500
Inorganics-General	ME-CA-[ENV]SPE-LAK-AN-004	EPA 7471A/SM 3112B
Metals in aqueous samples - ICP-MS	ME-CA-[ENV]SPE-LAK-AN-006	SM 3030/EPA 200.8

OnLine LIMS

0003633943

Results relate only to the sample tested. Data reported represents the sample submitted to SGS. Reproduction of this analytical report in full or in part is prohibited without prior written approval. Please refer to SGS General Conditions of Services located at https://www.sgs.ca/en/terms-and-conditions (Printed copies are available upon request.)
Test method information available upon request. "Temperature Upon Receipt" is representative of the whole shipment and may not reflect the temperature of individual samples.
SGS Canada Inc. Environment-Health & Safety statement of conformity decision rule does not consider uncertainty when analytical results are compared to a specified standard or regulation.

SGS Canada Inc.
P.O. Box 4300 - 185 Concession St.
Lakefield - Ontario - KOL 2HO
Phone: 705-652-2000 FAX: 705-652-6365

Parameter	SGS Method Code	Reference Method Code
pH	ME-CA-[ENV]EWL-LAK-AN-006	SM 4500



Lisa Thompson
Project Specialist Assistant,
Environment, Health & Safety

OnLine LIMS

Results relate only to the sample tested. Data reported represents the sample submitted to SGS. Reproduction of this analytical report in full or in part is prohibited without prior written approval. Please refer to SGS General Conditions of Services located at https://www.sgs.ca/en/terms-and-conditions (Printed copies are available upon request.)
Test method information available upon request. "Temperature Upon Receipt" is representative of the whole shipment and may not reflect the temperature of individual samples.
SGS Canada Inc. Environment-Health & Safety statement of conformity decision rule does not consider uncertainty when analytical results are compared to a specified standard or regulation.

SGS Canada Inc.
P.O. Box 4300 - 185 Concession St.
Lakefield - Ontario - KOL 2HO
Phone: 705-652-2000 FAX: 705-652-6365

Quality Control Report

Inorganic Analysis													
Parameter	Reporting Limit	Unit	Method Blank	Duplicate				LCS / Spike Blank			Matrix Spike / Reference Material		
				Result 1	Result 2	RPD	Acceptance Criteria	Spike Recovery (%)	Recovery Limits (%)		Spike Recovery (%)	Recovery Limits (%)	
							%		Low	High		Low	High
Acidity - QCBatchID: EWL0498-AUG23													
Acidity	2	mg/L as Ca	< 2			ND	20	100	90	110	NA		
Acidity - QCBatchID: EWL0501-AUG23													
Acidity	2	mg/L as Ca	2			ND	20	100	90	110	NA		
Alkalinity - QCBatchID: EWL0498-AUG23													
Alkalinity	2	mg/L as Ca	< 2			0	20	100	80	120	NA		
Alkalinity - QCBatchID: EWL0501-AUG23													
Alkalinity	2	mg/L as Ca	< 2			0	20	96	80	120	NA		
Anions by discrete analyzer - QCBatchID: DIO5085-AUG23													
Chloride	1	mg/L	<1			ND	20	104	80	120	109	75	125
Sulphate	2	mg/L	<2			0	20	102	80	120	108	75	125
Conductivity - QCBatchID: EWL0498-AUG23													
Conductivity	2	uS/cm	< 2			0	20	99	90	110	NA		
Conductivity - QCBatchID: EWL0501-AUG23													
Conductivity	2	uS/cm	< 2			0	20	99	90	110	NA		
Fluoride by Specific Ion Electrode - QCBatchID: EWL0499-AUG23													
Fluoride	0.06	mg/L	<0.06			ND	10	99	90	110	84	75	125
Inorganics-General - QCBatchID: EHG0044-AUG23													
Mercury	0.00001	mg/L	< 0.00001			ND	20	93	80	120	71	70	130
Metals in aqueous samples - ICP-MS - QCBatchID: EMS0189-AUG23													
Aluminum	0.001	mg/L	<0.001			18	20	98	90	110	111	70	130
Antimony	0.0009	mg/L	<0.0009			ND	20	98	90	110	85	70	130
Arsenic	0.0002	mg/L	<0.0002			ND	20	93	90	110	96	70	130
Barium	0.00008	mg/L	<0.00008			15	20	97	90	110	105	70	130
Beryllium	0.000007	mg/L	<0.000007			ND	20	93	90	110	105	70	130
Bismuth	0.00001	mg/L	<0.00001			ND	20	90	90	110	109	70	130
Boron	0.002	mg/L	<0.002			ND	20	99	90	110	101	70	130
Cadmium	0.000003	mg/L	<0.000003			ND	20	93	90	110	97	70	130
Calcium	0.01	mg/L	<0.01			11	20	102	90	110	102	70	130
Chromium	0.00008	mg/L	<0.00008			ND	20	93	90	110	81	70	130
Cobalt	0.000004	mg/L	<0.000004			0	20	93	90	110	103	70	130
Copper	0.0002	mg/L	<0.0002			ND	20	92	90	110	104	70	130
Iron	0.007	mg/L	<0.007			ND	20	103	90	110	100	70	130
Lead	0.00009	mg/L	<0.00009			ND	20	90	90	110	102	70	130
Magnesium	0.001	mg/L	<0.001			0	20	103	90	110	100	70	130
Manganese	0.00001	mg/L	<0.00001			12	20	93	90	110	97	70	130

OnLine LIMS

0003633943

Results relate only to the sample tested. Data reported represents the sample submitted to SGS. Reproduction of this analytical report in full or in part is prohibited without prior written approval. Please refer to SGS General Conditions of Services located at https://www.sgs.ca/en/terms-and-conditions (Printed copies are available upon request.)
Test method information available upon request. "Temperature Upon Receipt" is representative of the whole shipment and may not reflect the temperature of individual samples.
SGS Canada Inc. Environment-Health & Safety statement of conformity decision rule does not consider uncertainty when analytical results are compared to a specified standard or regulation.

SGS Canada Inc.
P.O. Box 4300 - 185 Concession St.
Lakefield - Ontario - KOL 2HO
Phone: 705-652-2000 FAX: 705-652-6365

Inorganic Analysis														
Parameter	Reporting Limit	Unit	Method Blank	Duplicate				LCS / Spike Blank			Matrix Spike / Reference Material			
				Result 1	Result 2	RPD	Acceptance Criteria	Spike Recovery (%)	Recovery Limits (%)		Spike Recovery (%)	Recovery Limits (%)	
							%		Low	High		Low	High
Molybdenum	0.00004	mg/L	<0.00004			15	20	101	90	110	95	70	130
Nickel	0.0001	mg/L	<0.0001			ND	20	95	90	110	96	70	130
Phosphorus	0.003	mg/L	<0.003			ND	20	100	90	110	NV	70	130
Potassium	0.003	mg/L	<0.009			2	20	105	90	110	96	70	130
Selenium	0.00004	mg/L	<0.00004			ND	20	99	90	110	109	70	130
Silicon	0.02	mg/L	<0.02			ND	20	97	90	110	NV	70	130
Silver	0.00005	mg/L	<0.00005			ND	20	92	90	110	99	70	130
Sodium	0.01	mg/L	<0.01			15	20	101	90	110	98	70	130
Strontium	0.00008	mg/L	<0.00008			ND	20	91	90	110	100	70	130
Sulfur	3	mg/L	<1			ND	20	103	90	110	NV	70	130
Thallium	0.000005	mg/L	<0.000005			ND	20	91	90	110	101	70	130
Thorium	0.0001	mg/L	<0.0001			ND	20	97	90	110	NV	70	130
Tin	0.00006	mg/L	<0.00006			ND	20	100	90	110	NV	70	130
Titanium	0.00007	mg/L	<0.00005			18	20	101	90	110	NV	70	130
Tungsten	0.00002	mg/L	<0.00002			ND	20	100	90	110	NV	70	130
Uranium	0.000002	mg/L	<0.000002			ND	20	90	90	110	103	70	130
Vanadium	0.00001	mg/L	<0.00001			ND	20	92	90	110	101	70	130
Zinc	0.002	mg/L	<0.002			ND	20	95	90	110	116	70	130
Zirconium	0.002	mg/L	<0.002			ND	20	92	90	110	NV	70	130
pH - QCBatchID: EWL0498-AUG23													
pH	0.05	No unit	NA			0		100			NA		
pH - QCBatchID: EWL0501-AUG23													
pH	0.05	No unit	NA			0		100			NA		

OnLine LIMS

Results relate only to the sample tested. Data reported represents the sample submitted to SGS. Reproduction of this analytical report in full or in part is prohibited without prior written approval. Please refer to SGS General Conditions of Services located at https://www.sgs.ca/en/terms-and-conditions (Printed copies are available upon request.)
Test method information available upon request. "Temperature Upon Receipt" is representative of the whole shipment and may not reflect the temperature of individual samples.
SGS Canada Inc. Environment-Health & Safety statement of conformity decision rule does not consider uncertainty when analytical results are compared to a specified standard or regulation.

0003633943

SGS Canada Inc.
P.O. Box 4300 - 185 Concession St.
Lakefield - Ontario - KOL 2HO
Phone: 705-652-2000 FAX: 705-652-6365

08-September-2023

Great Bear Resources Ltd.
Attn : Ashley Moncrief

1020 - 800 West Pender St.
Vancouver, BC
V6C 2V6, Canada

Phone: 778-833-2160
Fax:

Date Rec. : 25 August 2023
LR Report: **CA10218-AUG23**
Reference: Wk#13

Copy: #1

CERTIFICATE OF ANALYSIS

Final Report - Revised

Analysis	3: Analysis Completed Date	4: Analysis Completed Time	5: HC-8 Wk#13	6: HC-9 Wk#13	7: HC-10 Wk#13	8: HC-11 Wk#13	9: HC-12 Wk#13	10: HC-13 Wk#13	11: HC-14 Wk#13	12: HC-15 Wk#13	13: HC-16 Wk#13	14: HC-17 Wk#13
Sample Date & Time			24-Aug-23	24-Aug-23	24-Aug-23	24-Aug-23	24-Aug-23	24-Aug-23	24-Aug-23	24-Aug-23	24-Aug-23	24-Aug-23
Hum Cell Leachate Volume [mL]	25-Aug-23	16:32	947	1008	966	992	1016	1002	908	698	993	994
pH [No unit]	30-Aug-23	11:18	7.52	6.75	7.35	7.40	7.22	7.54	6.92	8.78	7.54	6.90
Alkalinity [mg/L as CaCO3]	29-Aug-23	12:44	10	3	6	9	9	12	3	12	12	4
Conductivity [uS/cm]	30-Aug-23	14:39	29	38	18	20	35	35	26	65	33	17
Acidity [mg/L as CaCO3]	29-Aug-23	12:45	< 2	4	< 2	< 2	< 2	< 2	< 2	< 2	< 2	< 2
Fluoride [mg/L]	28-Aug-23	14:25	< 0.06	< 0.06	< 0.06	< 0.06	< 0.06	< 0.06	< 0.06	< 0.06	< 0.06	< 0.06
Sulphate [mg/L]	01-Sep-23	16:48	2	9	< 2	< 2	5	3	6	15	< 2	< 2
Chloride [mg/L]	01-Sep-23	16:48	< 1	< 1	< 1	< 1	< 1	< 1	< 1	2	< 1	< 1
Mercury [mg/L]	01-Sep-23	15:49	< 0.00001	< 0.00001	< 0.00001	< 0.00001	< 0.00001	< 0.00001	< 0.00001	< 0.00001	< 0.00001	< 0.00001
Silver [mg/L]	01-Sep-23	15:49	< 0.00005	< 0.00005	< 0.00005	< 0.00005	< 0.00005	< 0.00005	< 0.00005	< 0.00005	< 0.00005	< 0.00005
Aluminum [mg/L]	01-Sep-23	15:49	0.054	0.003	0.031	0.042	0.039	0.114	0.026	0.013	0.126	0.013
Arsenic [mg/L]	01-Sep-23	15:49	0.0023	< 0.0002	0.0009	0.0008	0.0038	0.0046	0.0021	0.181	0.0176	0.0439
Barium [mg/L]	01-Sep-23	15:49	0.00128	0.00225	0.00064	0.00112	0.00218	0.00065	0.00254	0.00136	0.00203	0.00029
Beryllium [mg/L]	01-Sep-23	15:49	< 0.000007	< 0.000007	< 0.000007	< 0.000007	< 0.000007	< 0.000007	< 0.000007	< 0.000007	< 0.000007	< 0.000007
Boron [mg/L]	08-Sep-23	12:45	< 0.002	0.003	< 0.002	< 0.002	0.002	< 0.002	0.002	0.006	0.003	< 0.002
Bismuth [mg/L]	01-Sep-23	15:50	< 0.00001	0.00001	< 0.00001	< 0.00001	0.00002	< 0.00001	< 0.00001	< 0.00001	< 0.00001	< 0.00001
Calcium [mg/L]	01-Sep-23	15:50	4.62	5.50	3.26	3.51	6.04	6.10	3.30	10.4	4.85	2.18
Cadmium [mg/L]	01-Sep-23	15:50	0.000003	0.00707	0.000006	< 0.000003	0.000034	0.000005	< 0.000003	0.000005	0.000005	< 0.000003
Cobalt [mg/L]	01-Sep-23	15:50	0.000008	0.000147	0.000010	0.000008	0.000016	0.000009	0.000049	0.000250	0.000024	0.000103
Chromium [mg/L]	01-Sep-23	15:50	< 0.00008	< 0.00008	< 0.00008	< 0.00008	< 0.00008	< 0.00008	< 0.00008	< 0.00008	< 0.00008	< 0.00008
Copper [mg/L]	01-Sep-23	15:50	0.0003	< 0.0002	0.0004	0.0004	0.0004	0.0003	0.0004	0.0004	0.0002	0.0003

OnLine LIMS

0003633944

Results relate only to the sample tested. Data reported represents the sample submitted to SGS. Reproduction of this analytical report in full or in part is prohibited without prior written approval. Please refer to SGS General Conditions of Services located at https://www.sgs.ca/en/terms-and-conditions (Printed copies are available upon request.)
Test method information available upon request. "Temperature Upon Receipt" is representative of the whole shipment and may not reflect the temperature of individual samples.
SGS Canada Inc. Environment-Health & Safety statement of conformity decision rule does not consider uncertainty when analytical results are compared to a specified standard or regulation.

SGS Canada Inc.
P.O. Box 4300 - 185 Concession St.
Lakefield - Ontario - KOL 2HO
Phone: 705-652-2000 FAX: 705-652-6365

Analysis	3: Analysis Completed Date	4: Analysis Completed Time	5: HC-8 Wk#13	6: HC-9 Wk#13	7: HC-10 Wk#13	8: HC-11 Wk#13	9: HC-12 Wk#13	10: HC-13 Wk#13	11: HC-14 Wk#13	12: HC-15 Wk#13	13: HC-16 Wk#13	14: HC-17 Wk#13
Iron [mg/L]	01-Sep-23	15:50	< 0.007	< 0.007	< 0.007	< 0.007	< 0.007	< 0.007	< 0.007	< 0.007	< 0.007	< 0.007
Potassium [mg/L]	01-Sep-23	15:50	0.792	1.01	0.375	0.375	0.609	0.810	1.01	0.729	2.56	0.469
Magnesium [mg/L]	01-Sep-23	15:50	0.290	0.156	0.099	0.109	0.086	0.105	0.321	0.483	0.117	0.101
Manganese [mg/L]	01-Sep-23	15:50	0.0263	0.0904	0.0241	0.0190	0.0400	0.0141	0.00439	0.0173	0.00665	0.00173
Molybdenum [mg/L]	01-Sep-23	15:50	0.00074	0.00031	0.00018	0.00027	0.00011	0.00020	0.00026	0.00011	0.00054	0.00008
Sodium [mg/L]	01-Sep-23	15:51	0.18	0.11	0.14	0.16	0.17	0.08	0.23	0.15	0.16	0.10
Nickel [mg/L]	01-Sep-23	15:51	< 0.0001	0.0017	< 0.0001	< 0.0001	< 0.0001	< 0.0001	0.0003	0.0108	< 0.0001	0.0002
Phosphorus [mg/L]	01-Sep-23	15:51	< 0.003	< 0.003	< 0.003	< 0.003	< 0.003	< 0.003	< 0.003	< 0.003	< 0.003	< 0.003
Lead [mg/L]	01-Sep-23	15:51	< 0.00009	0.00528	< 0.00009	< 0.00009	< 0.00009	< 0.00009	< 0.00009	< 0.00009	< 0.00009	< 0.00009
Sulfur [mg/L]	01-Sep-23	15:51	< 3	6	< 3	< 3	< 3	< 3	< 3	7	< 3	< 3
Antimony [mg/L]	01-Sep-23	15:51	< 0.0009	< 0.0009	0.0011	< 0.0009	0.0012	< 0.0009	< 0.0009	0.0027	< 0.0009	< 0.0009
Selenium [mg/L]	01-Sep-23	15:51	0.00027	0.00213	0.00033	0.00008	0.00035	< 0.00004	0.00038	0.00048	0.00008	< 0.00004
Silicon [mg/L]	01-Sep-23	15:51	0.33	0.65	0.27	0.39	0.60	0.72	0.26	0.45	0.63	0.42
Tin [mg/L]	01-Sep-23	15:51	< 0.00006	< 0.00006	0.00010	< 0.00006	< 0.00006	< 0.00006	< 0.00006	< 0.00006	0.00013	0.00008
Strontium [mg/L]	01-Sep-23	15:51	0.00840	0.0169	0.00873	0.00821	0.0130	0.00994	0.0160	0.0220	0.0146	0.00700
Titanium [mg/L]	01-Sep-23	15:51	0.00011	< 0.00007	< 0.00007	< 0.00007	0.00013	< 0.00007	0.00027	< 0.00007	0.00009	0.00008
Thorium [mg/L]	01-Sep-23	15:51	< 0.0001	< 0.0001	< 0.0001	< 0.0001	< 0.0001	< 0.0001	< 0.0001	< 0.0001	< 0.0001	< 0.0001
Thallium [mg/L]	01-Sep-23	15:51	< 0.000005	0.000011	< 0.000005	< 0.000005	0.000008	0.000006	< 0.000005	0.000007	0.000007	< 0.000005
Uranium [mg/L]	01-Sep-23	15:51	0.000813	0.000080	0.00163	0.00114	0.000663	0.000866	0.000200	0.000279	0.00194	0.00134
Vanadium [mg/L]	01-Sep-23	15:51	0.00023	0.00001	0.00005	0.00011	0.00017	0.00010	0.00026	0.00011	0.00072	0.00034
Tungsten [mg/L]	01-Sep-23	15:51	0.00015	0.00004	0.00015	0.00017	0.00018	0.00009	0.00007	0.00005	0.00021	0.00005
Zirconium [mg/L]	01-Sep-23	15:51	< 0.002	< 0.002	< 0.002	< 0.002	< 0.002	< 0.002	< 0.002	< 0.002	< 0.002	< 0.002
Zinc [mg/L]	01-Sep-23	15:51	< 0.002	0.508	< 0.002	< 0.002	0.004	< 0.002	< 0.002	< 0.002	< 0.002	< 0.002

Analysis	15: HC-18 Wk#13	16: HC-19 Wk#13	17: HC-20 Wk#13	18: HC-21 Wk#13	19: HC-22 Wk#13	20: HC-23 Wk#13	21: HC-24 Wk#13	22: HC-25 Wk#13	23: HC-26 Wk#13	24: HC-27 Wk#13
Sample Date & Time	24-Aug-23	24-Aug-23	24-Aug-23	24-Aug-23	24-Aug-23	24-Aug-23	24-Aug-23	24-Aug-23	24-Aug-23	24-Aug-23
Hum Cell Leachate Volume [mL]	960	1004	985	957	460	995	964	987	720	1006
pH [No unit]	8.07	7.30	7.97	8.44	7.45	7.92	9.12	8.20	6.91	7.06
Alkalinity [mg/L as CaCO3]	10	8	9	12	9	10	12	11	5	5
Conductivity [uS/cm]	23	19	22	26	23	26	27	37	115	24
Acidity [mg/L as CaCO3]	< 2	< 2	< 2	< 2	< 2	< 2	< 2	< 2	13	< 2
Fluoride [mg/L]	< 0.06	< 0.06	< 0.06	0.15	< 0.06	< 0.06	< 0.06	< 0.06	< 0.06	< 0.06
Sulphate [mg/L]	< 2	< 2	< 2	< 2	< 2	< 2	< 2	4	38	5
Chloride [mg/L]	< 1	< 1	< 1	< 1	< 1	< 1	< 1	< 1	11	< 1
Mercury [mg/L]	< 0.00001	< 0.00001	< 0.00001	< 0.00001	< 0.00001	< 0.00001	< 0.00001	< 0.00001	< 0.00001	< 0.00001

OnLine LIMS

0003633944

Results relate only to the sample tested. Data reported represents the sample submitted to SGS. Reproduction of this analytical report in full or in part is prohibited without prior written approval. Please refer to SGS General Conditions of Services located at https://www.sgs.ca/en/terms-and-conditions (Printed copies are available upon request.)
Test method information available upon request. "Temperature Upon Receipt" is representative of the whole shipment and may not reflect the temperature of individual samples.
SGS Canada Inc. Environment-Health & Safety statement of conformity decision rule does not consider uncertainty when analytical results are compared to a specified standard or regulation.

SGS Canada Inc.
P.O. Box 4300 - 185 Concession St.
Lakefield - Ontario - KOL 2HO
Phone: 705-652-2000 FAX: 705-652-6365

LR Report : **CA10218-AUG23**

Analysis	15: HC-18 Wk#13	16: HC-19 Wk#13	17: HC-20 Wk#13	18: HC-21 Wk#13	19: HC-22 Wk#13	20: HC-23 Wk#13	21: HC-24 Wk#13	22: HC-25 Wk#13	23: HC-26 Wk#13	24: HC-27 Wk#13
Silver [mg/L]	< 0.00005	< 0.00005	< 0.00005	< 0.00005	< 0.00005	< 0.00005	< 0.00005	< 0.00005	< 0.00005	< 0.00005
Aluminum [mg/L]	0.094	0.029	0.047	0.061	0.032	0.033	0.037	0.049	0.006	0.027
Arsenic [mg/L]	0.0094	0.0004	0.0032	0.0010	0.0006	0.0072	0.0017	0.0017	< 0.0002	0.0005
Barium [mg/L]	0.00067	0.00196	0.00035	0.00048	0.00723	0.00206	0.00052	0.00114	0.00789	0.00060
Beryllium [mg/L]	< 0.000007	< 0.000007	< 0.000007	< 0.000007	< 0.000007	< 0.000007	< 0.000007	< 0.000007	< 0.000007	< 0.000007
Boron [mg/L]	< 0.002	< 0.002	0.002	< 0.002	< 0.002	0.005	< 0.002	0.004	0.003	< 0.002
Bismuth [mg/L]	< 0.00001	< 0.00001	< 0.00001	< 0.00001	< 0.00001	< 0.00001	< 0.00001	< 0.00001	< 0.00001	< 0.00001
Calcium [mg/L]	4.17	3.90	4.80	3.40	3.38	4.49	4.37	5.80	17.1	3.85
Cadmium [mg/L]	0.000025	< 0.000003	0.000003	< 0.000003	0.000005	0.000007	< 0.000003	0.000003	0.000039	0.000006
Cobalt [mg/L]	0.000032	0.000017	0.000023	0.000014	0.000011	0.000013	0.000009	0.000065	0.000201	0.000009
Chromium [mg/L]	0.00011	< 0.00008	< 0.00008	< 0.00008	< 0.00008	< 0.00008	< 0.00008	< 0.00008	< 0.00008	< 0.00008
Copper [mg/L]	0.0009	0.0003	0.0004	0.0003	0.0005	0.0002	0.0002	0.0003	0.0003	0.0003
Iron [mg/L]	< 0.007	< 0.007	< 0.007	< 0.007	< 0.007	< 0.007	< 0.007	< 0.007	0.010	< 0.007
Potassium [mg/L]	0.376	0.402	0.135	0.437	1.36	0.472	0.299	0.462	3.01	0.629
Magnesium [mg/L]	0.115	0.218	0.180	0.075	0.190	0.209	0.234	0.246	0.641	0.143
Manganese [mg/L]	0.00816	0.0402	0.0312	0.0102	0.0304	0.0314	0.0247	0.0150	0.0393	0.0122
Molybdenum [mg/L]	0.00010	0.00016	0.00012	0.00018	0.00014	0.00009	0.00004	0.00007	0.00025	0.00013
Sodium [mg/L]	0.15	0.15	0.11	0.13	0.17	0.08	0.11	0.20	0.29	0.15
Nickel [mg/L]	< 0.0001	< 0.0001	< 0.0001	< 0.0001	< 0.0001	< 0.0001	< 0.0001	0.0005	0.0007	< 0.0001
Phosphorus [mg/L]	< 0.003	< 0.003	< 0.003	< 0.003	< 0.003	< 0.003	< 0.003	< 0.003	< 0.003	< 0.003
Lead [mg/L]	< 0.00009	< 0.00009	< 0.00009	< 0.00009	< 0.00009	< 0.00009	< 0.00009	< 0.00009	< 0.00009	< 0.00009
Sulfur [mg/L]	< 3	< 3	< 3	< 3	< 3	< 3	< 3	< 3	23	< 3
Antimony [mg/L]	< 0.0009	< 0.0009	< 0.0009	< 0.0009	< 0.0009	< 0.0009	< 0.0009	< 0.0009	< 0.0009	< 0.0009
Selenium [mg/L]	< 0.00004	< 0.00004	< 0.00004	< 0.00004	0.00005	< 0.00004	< 0.00004	< 0.00004	0.00034	< 0.00004
Silicon [mg/L]	0.40	0.23	0.25	0.49	0.20	0.24	0.24	0.27	0.22	0.30
Tin [mg/L]	0.00018	< 0.00006	< 0.00006	< 0.00006	< 0.00006	< 0.00006	< 0.00006	< 0.00006	< 0.00006	< 0.00006
Strontium [mg/L]	0.00582	0.00930	0.00513	0.00780	0.00846	0.0139	0.00514	0.00899	0.0209	0.00834
Titanium [mg/L]	0.00031	0.00014	0.00007	< 0.00007	0.00011	< 0.00007	< 0.00007	0.00017	< 0.00007	< 0.00007
Thorium [mg/L]	< 0.0001	< 0.0001	< 0.0001	< 0.0001	< 0.0001	< 0.0001	< 0.0001	< 0.0001	< 0.0001	< 0.0001
Thallium [mg/L]	< 0.000005	< 0.000005	< 0.000005	< 0.000005	< 0.000005	< 0.000005	< 0.000005	< 0.000005	< 0.000005	< 0.000005
Uranium [mg/L]	0.000803	0.000137	0.000179	0.00112	0.000094	0.000087	0.000317	0.000268	0.000256	0.000899
Vanadium [mg/L]	0.00020	0.00085	0.00055	0.00006	0.00091	0.00020	0.00066	0.00066	< 0.00001	0.00012
Tungsten [mg/L]	0.00008	0.00003	0.00003	0.00003	0.00007	0.00011	0.00003	0.00106	0.00003	0.00005
Zirconium [mg/L]	< 0.002	< 0.002	< 0.002	< 0.002	< 0.002	< 0.002	< 0.002	< 0.002	< 0.002	< 0.002
Zinc [mg/L]	0.006	< 0.002	< 0.002	< 0.002	< 0.002	< 0.002	< 0.002	< 0.002	0.012	< 0.002

OnLine LIMS

0003633944

Results relate only to the sample tested. Data reported represents the sample submitted to SGS. Reproduction of this analytical report in full or in part is prohibited without prior written approval. Please refer to SGS General Conditions of Services located at https://www.sgs.ca/en/terms-and-conditions (Printed copies are available upon request.)
Test method information available upon request. "Temperature Upon Receipt" is representative of the whole shipment and may not reflect the temperature of individual samples.
SGS Canada Inc. Environment-Health & Safety statement of conformity decision rule does not consider uncertainty when analytical results are compared to a specified standard or regulation.

SGS Canada Inc.
P.O. Box 4300 - 185 Concession St.
Lakefield - Ontario - KOL 2HO
Phone: 705-652-2000 FAX: 705-652-6365

Method Descriptions

Parameter	SGS Method Code	Reference Method Code
	NA	
Acidity	ME-CA-[ENV]EWL-LAK-AN-006	SM 2310
Alkalinity	ME-CA-[ENV]EWL-LAK-AN-006	SM 2320
Anions by discrete analyzer	ME-CA-[ENV]EWL-LAK-AN-026	US EPA 325.2
Anions by discrete analyzer	ME-CA-[ENV]EWL-LAK-AN-026	US EPA 375.4
Conductivity	ME-CA-[ENV]EWL-LAK-AN-006	SM 2510
Fluoride by Specific Ion Electrode	ME-CA-[ENV]EWL-LAK-AN-014	SM 4500
Inorganics-General	ME-CA-[ENV]SPE-LAK-AN-004	EPA 7471A/SM 3112B
Metals in aqueous samples - ICP-MS	ME-CA-[ENV]SPE-LAK-AN-006	SM 3030/EPA 200.8
pH	ME-CA-[ENV]EWL-LAK-AN-006	SM 4500



Lisa Thompson
Project Specialist Assistant,
Environment, Health & Safety

OnLine LIMS

0003633944

Results relate only to the sample tested. Data reported represents the sample submitted to SGS. Reproduction of this analytical report in full or in part is prohibited without prior written approval. Please refer to SGS General Conditions of Services located at https://www.sgs.ca/en/terms-and-conditions (Printed copies are available upon request.)
Test method information available upon request. "Temperature Upon Receipt" is representative of the whole shipment and may not reflect the temperature of individual samples.
SGS Canada Inc. Environment-Health & Safety statement of conformity decision rule does not consider uncertainty when analytical results are compared to a specified standard or regulation.

SGS Canada Inc.
P.O. Box 4300 - 185 Concession St.
Lakefield - Ontario - KOL 2HO
Phone: 705-652-2000 FAX: 705-652-6365

Quality Control Report

Inorganic Analysis														
Parameter	Reporting Limit	Unit	Method Blank	Duplicate				LCS / Spike Blank			Matrix Spike / Reference Material			
				Result 1	Result 2	RPD	Acceptance Criteria	Spike Recovery (%)	Recovery Limits (%)		Spike Recovery (%)	Recovery Limits (%)		
							%		Low	High		Low	High	
Acidity - QCBatchID: EWL0529-AUG23														
Acidity	2	mg/L as Ca	2			0	20	100	90	110	NA			
Alkalinity - QCBatchID: EWL0529-AUG23														
Alkalinity	2	mg/L as Ca	< 2			0	20	98	80	120	NA			
Anions by discrete analyzer - QCBatchID: DIO5004-SEP23														
Chloride	1	mg/L	<1			ND	20	103	80	120	110	75	125	
Sulphate	2	mg/L	<2			1	20	100	80	120	101	75	125	
Conductivity - QCBatchID: EWL0529-AUG23														
Conductivity	2	uS/cm	< 2			0	20	99	90	110	NA			
Conductivity - QCBatchID: EWL0616-AUG23														
Conductivity	2	uS/cm	<2			0	20	99	90	110	NA			
Fluoride by Specific Ion Electrode - QCBatchID: EWL0528-AUG23														
Fluoride	0.06	mg/L	<0.06			0	10	104	90	110	102	75	125	
Fluoride by Specific Ion Electrode - QCBatchID: EWL0543-AUG23														
Fluoride	0.06	mg/L	<0.06			ND	10	104	90	110	94	75	125	
Fluoride by Specific Ion Electrode - QCBatchID: EWL0555-AUG23														
Fluoride	0.06	mg/L	<0.06			0	10	96	90	110	95	75	125	
Inorganics-General - QCBatchID: EHG0048-AUG23														
Mercury	0.00001	mg/L	< 0.00001			ND	20	98	80	120	97	70	130	
Metals in aqueous samples - ICP-MS - QCBatchID: EMS0016-SEP23														
Boron	0.002	mg/L	<0.002			2	20	99	90	110	104	70	130	
Metals in aqueous samples - ICP-MS - QCBatchID: EMS0212-AUG23														
Aluminum	0.001	mg/L	<0.001			3	20	91	90	110	91	70	130	
Antimony	0.0009	mg/L	<0.0009			ND	20	108	90	110	93	70	130	
Arsenic	0.0002	mg/L	<0.0002			1	20	100	90	110	87	70	130	
Barium	0.00008	mg/L	<0.00008			2	20	96	90	110	96	70	130	
Beryllium	0.000007	mg/L	<0.000007			ND	20	96	90	110	76	70	130	
Bismuth	0.00001	mg/L	<0.00001			ND	20	94	90	110	89	70	130	
Boron	0.002	mg/L	<0.002			5	20	99	90	110	100	70	130	
Cadmium	0.000003	mg/L	<0.000003			ND	20	97	90	110	105	70	130	
Calcium	0.01	mg/L	<0.01			1	20	104	90	110	102	70	130	
Chromium	0.00008	mg/L	<0.00008			ND	20	103	90	110	114	70	130	
Cobalt	0.000004	mg/L	<0.000004			3	20	100	90	110	93	70	130	
Copper	0.0002	mg/L	<0.0002			1	20	100	90	110	95	70	130	
Iron	0.007	mg/L	<0.007			1	20	108	90	110	125	70	130	
Lead	0.00009	mg/L	<0.00009			ND	20	97	90	110	98	70	130	

OnLine LIMS

0003633944

Results relate only to the sample tested. Data reported represents the sample submitted to SGS. Reproduction of this analytical report in full or in part is prohibited without prior written approval. Please refer to SGS General Conditions of Services located at https://www.sgs.ca/en/terms-and-conditions (Printed copies are available upon request.)
Test method information available upon request. "Temperature Upon Receipt" is representative of the whole shipment and may not reflect the temperature of individual samples.
SGS Canada Inc. Environment-Health & Safety statement of conformity decision rule does not consider uncertainty when analytical results are compared to a specified standard or regulation.

SGS Canada Inc.
P.O. Box 4300 - 185 Concession St.
Lakefield - Ontario - KOL 2HO
Phone: 705-652-2000 FAX: 705-652-6365

Inorganic Analysis														
Parameter	Reporting Limit	Unit	Method Blank	Duplicate				LCS / Spike Blank			Matrix Spike / Reference Material			
				Result 1	Result 2	RPD	Acceptance Criteria	Spike Recovery (%)	Recovery Limits (%)		Spike Recovery (%)	Recovery Limits (%)		
							%		Low	High		Low	High	
Magnesium	0.001	mg/L	<0.001			3	20	106	90	110	96	70	130	
Manganese	0.00001	mg/L	<0.00001			2	20	102	90	110	102	70	130	
Molybdenum	0.00004	mg/L	<0.00004			7	20	100	90	110	101	70	130	
Nickel	0.0001	mg/L	<0.0001			8	20	104	90	110	96	70	130	
Phosphorus	0.003	mg/L	<0.003			9	20	107	90	110	NV	70	130	
Potassium	0.003	mg/L	<0.009			1	20	106	90	110	83	70	130	
Selenium	0.00004	mg/L	<0.00004			1	20	103	90	110	111	70	130	
Silicon	0.02	mg/L	<0.02			2	20	102	90	110	NV	70	130	
Silver	0.00005	mg/L	<0.00005			ND	20	98	90	110	86	70	130	
Sodium	0.01	mg/L	<0.01			2	20	107	90	110	106	70	130	
Strontium	0.00008	mg/L	<0.00008			2	20	97	90	110	95	70	130	
Sulfur	3	mg/L	<1			ND	20	103	90	110	NV	70	130	
Thallium	0.000005	mg/L	<0.000005			ND	20	98	90	110	96	70	130	
Thorium	0.0001	mg/L	<0.0001			ND	20	107	90	110	NV	70	130	
Tin	0.00006	mg/L	<0.00006			ND	20	97	90	110	NV	70	130	
Titanium	0.00007	mg/L	<0.00005			5	20	103	90	110	NV	70	130	
Tungsten	0.00002	mg/L	<0.00002			ND	20	96	90	110	NV	70	130	
Uranium	0.000002	mg/L	<0.000002			1	20	98	90	110	101	70	130	
Vanadium	0.00001	mg/L	<0.00001			6	20	101	90	110	97	70	130	
Zinc	0.002	mg/L	<0.002			ND	20	104	90	110	97	70	130	
Zirconium	0.002	mg/L	<0.002			ND	20	97	90	110	NV	70	130	
pH - QCBatchID: EWL0529-AUG23														
pH	0.05	No unit	NA			4		100			NA			

OnLine LIMS

Results relate only to the sample tested. Data reported represents the sample submitted to SGS. Reproduction of this analytical report in full or in part is prohibited without prior written approval. Please refer to SGS General Conditions of Services located at https://www.sgs.ca/en/terms-and-conditions (Printed copies are available upon request.)
Test method information available upon request. "Temperature Upon Receipt" is representative of the whole shipment and may not reflect the temperature of individual samples.
SGS Canada Inc. Environment-Health & Safety statement of conformity decision rule does not consider uncertainty when analytical results are compared to a specified standard or regulation.

0003633944

SGS Canada Inc.
P.O. Box 4300 - 185 Concession St.
Lakefield - Ontario - KOL 2HO
Phone: 705-652-2000 FAX: 705-652-6365

12-August-2024

Great Bear Resources Ltd.
Attn : Ashley Moncrief

1020 - 800 West Pender St., Vancouver
Canada, V6C 2V6
Phone: 778-833-2160, Fax:

Date Rec. : 19 July 2024
LR Report: **CA10121-JUL24**
Reference: Wk#13

Copy: #1

CERTIFICATE OF ANALYSIS
Final Report

Analysis	3: Analysis Completed Date	4: Analysis Completed Time	5: HC-28 Wk#13	6: HC-29 Wk#13	7: HC-30 Wk#13	8: HC-31 Wk#13	9: HC-32 Wk#13	10: HC-33 Wk#13	11: HC-34 Wk#13
Sample Date & Time			19-Jul-24	19-Jul-24	19-Jul-24	19-Jul-24	19-Jul-24	19-Jul-24	19-Jul-24
HumCell Leachate Vol [mL]	23-Jul-24	16:16	990	986	710	967	630	997	945
Sample Name	---	---	31787	DX450179	31644	DX450183	O31576	DX450213	DX450174
Sample Weight [g]	---	---	1000	1000	750	1000	750	1000	1000
pH [No unit]	22-Jul-24	15:57	7.09	7.13	7.42	7.35	7.63	5.04	7.43
Conductivity [uS/cm]	22-Jul-24	15:56	7	12	19	21	21	53	20
Alkalinity [mg/L as CaCO3]	22-Jul-24	15:56	3	6	8	9	9	< 2	10
Acidity [mg/L as CaCO3]	22-Jul-24	15:56	< 2	< 2	< 2	< 2	< 2	7	< 2
F [mg/L]	22-Jul-24	09:14	< 0.06	< 0.06	< 0.06	< 0.06	< 0.06	< 0.06	< 0.06
Cl [mg/L]	23-Jul-24	16:57	< 0.2	< 0.2	< 0.2	< 0.2	< 0.2	< 0.2	< 0.2
SO4 [mg/L]	25-Jul-24	14:36	0.3	0.5	1.4	2.1	2.4	20	0.4
Hg [mg/L]	25-Jul-24	12:05	< 0.00001	< 0.00001	< 0.00001	< 0.00001	< 0.00001	< 0.00001	< 0.00001
Ag [mg/L]	25-Jul-24	12:05	< 0.00005	< 0.00005	< 0.00005	< 0.00005	< 0.00005	< 0.00005	< 0.00005
Al [mg/L]	25-Jul-24	12:05	0.031	0.033	0.037	0.037	0.051	0.056	0.041
As [mg/L]	25-Jul-24	12:05	0.0019	0.0154	0.0058	0.0100	0.0023	0.0002	0.0051
B [mg/L]	25-Jul-24	12:05	< 0.002	< 0.002	< 0.002	0.003	< 0.002	0.006	< 0.002
Ba [mg/L]	25-Jul-24	12:05	0.00057	0.00180	0.00076	0.00037	0.00131	0.00771	0.00267
Be [mg/L]	25-Jul-24	12:05	< 0.000007	< 0.000007	< 0.000007	< 0.000007	< 0.000007	0.000031	< 0.000007
Bi [mg/L]	25-Jul-24	12:05	< 0.00001	< 0.00001	< 0.00001	< 0.00001	< 0.00001	< 0.00001	< 0.00001
Ca [mg/L]	25-Jul-24	12:05	1.08	1.92	3.03	3.90	3.45	5.43	3.40
Cd [mg/L]	25-Jul-24	12:05	< 0.000003	< 0.000003	0.000005	< 0.000003	0.000005	0.000071	< 0.000003
Co [mg/L]	25-Jul-24	12:05	0.000016	0.000042	0.000013	0.000035	0.000014	0.000845	0.000021
Cr [mg/L]	25-Jul-24	12:05	< 0.00008	< 0.00008	< 0.00008	< 0.00008	< 0.00008	< 0.00008	< 0.00008
Cu [mg/L]	25-Jul-24	12:06	< 0.001	< 0.001	< 0.001	< 0.001	< 0.001	< 0.001	< 0.001
Fe [mg/L]	25-Jul-24	12:06	< 0.007	< 0.007	< 0.007	< 0.007	< 0.007	1.97	< 0.007
K [mg/L]	25-Jul-24	12:06	0.383	0.861	0.882	0.505	0.700	1.81	0.898
Mg [mg/L]	25-Jul-24	12:06	0.063	0.105	0.189	0.116	0.090	0.477	0.223
Mn [mg/L]	25-Jul-24	12:07	0.00249	0.00187	0.0154	0.00538	0.0284	0.173	0.0238
Mo [mg/L]	25-Jul-24	12:07	< 0.0004	< 0.0004	0.0028	0.0006	0.0007	< 0.0004	< 0.0004
Na [mg/L]	25-Jul-24	12:07	0.11	0.14	0.13	0.20	0.12	0.12	0.22
Ni [mg/L]	25-Jul-24	12:07	0.0002	0.0002	0.0001	0.0002	0.0002	0.0092	< 0.0001
P [mg/L]	25-Jul-24	12:07	< 0.003	< 0.003	< 0.003	< 0.003	0.004	0.003	< 0.003
Pb [mg/L]	25-Jul-24	12:07	< 0.00009	< 0.00009	< 0.00009	< 0.00009	< 0.00009	0.00082	< 0.00009
S [mg/L]	25-Jul-24	12:07	< 5	< 5	< 5	< 5	< 5	7	< 5
Sb [mg/L]	25-Jul-24	12:07	< 0.0009	< 0.0009	0.0018	< 0.0009	< 0.0009	< 0.0009	< 0.0009
Se [mg/L]	25-Jul-24	12:07	< 0.00004	< 0.00004	0.00005	< 0.00004	0.00037	0.00102	0.00011

OnLine LIMS

0003815735

Results relate only to the sample tested. Data reported represents the sample submitted to SGS. Reproduction of this analytical report in full or in part is prohibited without prior written approval. Please refer to SGS General Conditions of Services located at https://www.sgs.ca/en/terms-and-conditions (Printed copies are available upon request.)
Test method information available upon request. "Temperature Upon Receipt" is representative of the whole shipment and may not reflect the temperature of individual samples.
SGS Canada Inc. Environment-Health & Safety statement of conformity decision rule does not consider uncertainty when analytical results are compared to a specified standard or regulation.

SGS Canada Inc.
P.O. Box 4300 - 185 Concession St.
Lakefield - Ontario - KOL 2HO
Phone: 705-652-2000 FAX: 705-652-6365

LR Report : **CA10121-JUL24**

Analysis	3: Analysis Completed Date	4: Analysis Completed Time	5: HC-28 Wk#13	6: HC-29 Wk#13	7: HC-30 Wk#13	8: HC-31 Wk#13	9: HC-32 Wk#13	10: HC-33 Wk#13	11: HC-34 Wk#13
Si [mg/L]	25-Jul-24	12:07	0.19	0.28	0.28	0.34	0.25	1.27	0.26
Sn [mg/L]	25-Jul-24	12:07	< 0.00006	< 0.00006	< 0.00006	< 0.00006	< 0.00006	< 0.00006	< 0.00006
Sr [mg/L]	25-Jul-24	12:07	0.00343	0.00676	0.0118	0.00868	0.00551	0.0253	0.00931
Ti [mg/L]	25-Jul-24	12:07	0.0001	0.0002	0.0003	0.0002	0.0002	< 0.0001	< 0.0001
Th [mg/L]	25-Jul-24	12:07	< 0.0001	< 0.0001	< 0.0001	< 0.0001	< 0.0001	< 0.0001	< 0.0001
Tl [mg/L]	25-Jul-24	12:07	< 0.000005	< 0.000005	< 0.000005	< 0.000005	< 0.000005	0.000009	< 0.000005
U [mg/L]	25-Jul-24	12:07	0.000741	0.00429	0.00129	0.00273	0.000301	0.00106	0.000118
V [mg/L]	25-Jul-24	12:07	0.00039	0.00079	0.00032	0.00040	0.00025	< 0.00001	0.00052
W [mg/L]	25-Jul-24	12:07	< 0.0002	< 0.0002	< 0.0002	< 0.0002	< 0.0002	< 0.0002	< 0.0002
Zr [mg/L]	25-Jul-24	12:07	< 0.002	< 0.002	< 0.002	< 0.002	< 0.002	< 0.002	< 0.002
Zn [mg/L]	25-Jul-24	12:07	< 0.002	< 0.002	< 0.002	< 0.002	< 0.002	0.022	< 0.002

Analysis	12: HC-35 Wk#13
Sample Date & Time	19-Jul-24
HumCell Leachate Vol [mL]	1010
Sample Name	31795
Sample Weight [g]	1000
pH [No unit]	7.57
Conductivity [uS/cm]	23
Alkalinity [mg/L as CaCO3]	11
Acidity [mg/L as CaCO3]	< 2
F [mg/L]	< 0.06
Cl [mg/L]	< 0.2
SO4 [mg/L]	1.0
Hg [mg/L]	< 0.00001
Ag [mg/L]	< 0.00005
Al [mg/L]	0.194
As [mg/L]	0.0905
B [mg/L]	< 0.002
Ba [mg/L]	0.00335
Be [mg/L]	< 0.000007
Bi [mg/L]	< 0.00001
Ca [mg/L]	3.85
Cd [mg/L]	0.000005
Co [mg/L]	0.000033
Cr [mg/L]	< 0.00008
Cu [mg/L]	< 0.001
Fe [mg/L]	< 0.007
K [mg/L]	1.94
Mg [mg/L]	0.081
Mn [mg/L]	0.00212
Mo [mg/L]	< 0.0004
Na [mg/L]	0.12
Ni [mg/L]	0.0002
P [mg/L]	< 0.003
Pb [mg/L]	< 0.00009
S [mg/L]	< 5
Sb [mg/L]	< 0.0009
Se [mg/L]	0.00009
Si [mg/L]	0.60
Sn [mg/L]	< 0.00006
Sr [mg/L]	0.00665

OnLine LIMS

0003815735

Results relate only to the sample tested. Data reported represents the sample submitted to SGS. Reproduction of this analytical report in full or in part is prohibited without prior written approval. Please refer to SGS General Conditions of Services located at https://www.sgs.ca/en/terms-and-conditions (Printed copies are available upon request.)
Test method information available upon request. "Temperature Upon Receipt" is representative of the whole shipment and may not reflect the temperature of individual samples.
SGS Canada Inc. Environment-Health & Safety statement of conformity decision rule does not consider uncertainty when analytical results are compared to a specified standard or regulation.

SGS Canada Inc.
P.O. Box 4300 - 185 Concession St.
Lakefield - Ontario - KOL 2HO
Phone: 705-652-2000 FAX: 705-652-6365

LR Report : **CA10121-JUL24**

Analysis	12: HC-35 Wk#13
Ti [mg/L]	0.0002
Th [mg/L]	< 0.0001
Tl [mg/L]	< 0.000005
U [mg/L]	0.000831
V [mg/L]	0.00155
W [mg/L]	< 0.0002
Zr [mg/L]	< 0.002
Zn [mg/L]	< 0.002



Lisa Thompson
Project Specialist Assistant,
Environment, Health & Safety

OnLine LIMS

0003815735

Results relate only to the sample tested. Data reported represents the sample submitted to SGS. Reproduction of this analytical report in full or in part is prohibited without prior written approval. Please refer to SGS General Conditions of Services located at https://www.sgs.ca/en/terms-and-conditions (Printed copies are available upon request.)
Test method information available upon request. "Temperature Upon Receipt" is representative of the whole shipment and may not reflect the temperature of individual samples.
SGS Canada Inc. Environment-Health & Safety statement of conformity decision rule does not consider uncertainty when analytical results are compared to a specified standard or regulation.

SGS Canada Inc.
P.O. Box 4300 - 185 Concession St.
Lakefield - Ontario - KOL 2HO
Phone: 705-652-2000 FAX: 705-652-6365

21-September-2023

Great Bear Resources Ltd.
Attn : Ashley Moncrief

1020 - 800 West Pender St.
Vancouver, BC
V6C 2V6, Canada

Phone: 778-833-2160
Fax:

Date Rec. : 31 August 2023
LR Report: **CA10269-AUG23**
Reference: Wk#14

Copy: #1

CERTIFICATE OF ANALYSIS

Final Report - Revised

Analysis	3: Analysis Completed Date	4: Analysis Completed Time	5: HC-1 Wk#14	6: HC-2 Wk#14	7: HC-3 Wk#14	8: HC-4 Wk#14	9: HC-5 Wk#14	10: HC-6 Wk#14	11: HC-7 Wk#14
Sample Date & Time			31-Aug-23	31-Aug-23	31-Aug-23	31-Aug-23	31-Aug-23	31-Aug-23	31-Aug-23
Hum Cell Leachate Volume [mL]	01-Sep-23	17:06	1005	1000	511	502	1003	501	1005
pH [No unit]	01-Sep-23	12:05	7.10	7.68	7.41	7.03	7.37	7.60	7.59
Alkalinity [mg/L as CaCO3]	01-Sep-23	12:05	5	13	8	5	9	11	10
Conductivity [uS/cm]	01-Sep-23	12:05	38	29	21	40	21	25	22
Acidity [mg/L as CaCO3]	01-Sep-23	12:05	< 2	< 2	< 2	< 2	< 2	< 2	< 2
Fluoride [mg/L]	05-Sep-23	09:32	< 0.06	< 0.06	< 0.06	< 0.06	< 0.06	< 0.06	< 0.06
Sulphate [mg/L]	06-Sep-23	13:25	11	< 2	< 2	13	2	< 2	< 2
Chloride [mg/L]	06-Sep-23	13:26	< 1	< 1	< 1	< 1	< 1	< 1	< 1
Mercury [mg/L]	11-Sep-23	10:32	< 0.00001	< 0.00001	< 0.00001	< 0.00001	0.00003	< 0.00001	< 0.00001
Silver [mg/L]	06-Sep-23	16:10	< 0.00005	< 0.00005	< 0.00005	< 0.00005	< 0.00005	< 0.00005	< 0.00005
Aluminum [mg/L]	06-Sep-23	16:10	0.010	0.053	0.035	0.007	0.039	0.049	0.040
Arsenic [mg/L]	06-Sep-23	16:10	0.0004	0.0126	0.0018	< 0.0002	0.0055	0.0011	0.0107
Barium [mg/L]	06-Sep-23	16:10	0.00123	0.00646	0.00080	0.00275	0.00137	0.00077	0.00083
Beryllium [mg/L]	06-Sep-23	16:10	< 0.000007	< 0.000007	< 0.000007	< 0.000007	< 0.000007	< 0.000007	< 0.000007
Boron [mg/L]	06-Sep-23	16:10	0.002	< 0.002	< 0.002	0.002	< 0.002	< 0.002	< 0.002
Bismuth [mg/L]	06-Sep-23	16:10	< 0.00001	0.00008	< 0.00001	< 0.00001	< 0.00001	< 0.00001	< 0.00001
Calcium [mg/L]	06-Sep-23	16:10	6.40	5.04	3.31	5.50	3.67	4.12	3.86
Cadmium [mg/L]	06-Sep-23	16:10	0.000805	0.000005	0.000005	0.000599	0.000008	< 0.000003	0.000004
Cobalt [mg/L]	06-Sep-23	16:10	0.000017	0.000026	0.000011	0.000072	< 0.000004	0.000007	0.000072
Chromium [mg/L]	06-Sep-23	16:11	0.00010	< 0.00008	< 0.00008	0.00025	< 0.00008	0.00010	< 0.00008
Copper [mg/L]	06-Sep-23	16:11	0.0006	0.0005	0.0007	0.0009	0.0003	0.0005	0.0003

OnLine LIMS

0003633945

Results relate only to the sample tested. Data reported represents the sample submitted to SGS. Reproduction of this analytical report in full or in part is prohibited without prior written approval. Please refer to SGS General Conditions of Services located at https://www.sgs.ca/en/terms-and-conditions (Printed copies are available upon request.)
Test method information available upon request. "Temperature Upon Receipt" is representative of the whole shipment and may not reflect the temperature of individual samples.
SGS Canada Inc. Environment-Health & Safety statement of conformity decision rule does not consider uncertainty when analytical results are compared to a specified standard or regulation.

SGS Canada Inc.
P.O. Box 4300 - 185 Concession St.
Lakefield - Ontario - KOL 2HO
Phone: 705-652-2000 FAX: 705-652-6365

Analysis	3: Analysis Completed Date	4: Analysis Completed Time	5: HC-1 Wk#14	6: HC-2 Wk#14	7: HC-3 Wk#14	8: HC-4 Wk#14	9: HC-5 Wk#14	10: HC-6 Wk#14	11: HC-7 Wk#14
Iron [mg/L]	06-Sep-23	16:11	< 0.007	< 0.007	< 0.007	< 0.007	< 0.007	< 0.007	< 0.007
Potassium [mg/L]	06-Sep-23	16:11	0.565	1.48	0.795	0.880	0.731	0.614	0.672
Magnesium [mg/L]	06-Sep-23	16:11	0.296	0.128	0.223	0.745	0.140	0.247	0.201
Manganese [mg/L]	06-Sep-23	16:11	0.0439	0.0277	0.00680	0.0242	0.0241	0.00657	0.0111
Molybdenum [mg/L]	06-Sep-23	16:11	0.00021	0.00018	0.00031	0.00015	0.00010	0.00009	0.00208
Sodium [mg/L]	06-Sep-23	16:11	0.16	0.12	0.11	0.09	0.13	0.18	0.18
Nickel [mg/L]	06-Sep-23	16:11	0.0001	< 0.0001	0.0001	0.0009	< 0.0001	< 0.0001	0.0002
Phosphorus [mg/L]	06-Sep-23	16:11	0.006	0.007	0.006	0.005	0.006	0.006	0.008
Lead [mg/L]	06-Sep-23	16:11	0.0361	0.00040	< 0.00009	0.0293	< 0.00009	< 0.00009	< 0.00009
Sulfur [mg/L]	06-Sep-23	16:11	5	< 3	< 3	5	< 3	< 3	< 3
Antimony [mg/L]	06-Sep-23	16:11	0.0020	< 0.0009	< 0.0009	< 0.0009	0.0013	< 0.0009	< 0.0009
Selenium [mg/L]	06-Sep-23	16:11	0.00059	0.00913	0.00006	0.00137	0.00012	< 0.00004	0.00005
Silicon [mg/L]	06-Sep-23	16:11	0.45	0.45	0.42	0.55	0.38	0.56	0.39
Tin [mg/L]	06-Sep-23	16:11	< 0.00006	< 0.00006	< 0.00006	0.00007	0.00008	0.00006	< 0.00006
Strontium [mg/L]	06-Sep-23	16:11	0.0205	0.0193	0.0104	0.0105	0.00629	0.0117	0.00976
Titanium [mg/L]	06-Sep-23	16:11	< 0.00007	< 0.00007	0.00008	0.00009	0.00008	0.00010	0.00009
Thorium [mg/L]	06-Sep-23	16:11	< 0.0001	< 0.0001	< 0.0001	< 0.0001	< 0.0001	< 0.0001	< 0.0001
Thallium [mg/L]	06-Sep-23	16:11	0.000006	0.000010	0.000005	0.000010	0.000006	< 0.000005	0.000011
Uranium [mg/L]	08-Sep-23	11:45	0.000090	0.000580	0.00150	0.000176	0.00293	0.000782	0.00636
Vanadium [mg/L]	06-Sep-23	16:11	0.00004	0.00054	0.00036	0.00004	0.00069	0.00107	0.00034
Tungsten [mg/L]	06-Sep-23	16:11	0.00017	0.00018	0.00011	0.00003	0.00015	0.00224	0.00013
Zirconium [mg/L]	06-Sep-23	16:11	< 0.002	< 0.002	< 0.002	< 0.002	< 0.002	< 0.002	< 0.002
Zinc [mg/L]	06-Sep-23	16:11	0.029	< 0.002	< 0.002	0.030	< 0.002	< 0.002	< 0.002

Method Descriptions

Parameter	SGS Method Code	Reference Method Code
	NA	
Acidity	ME-CA-[ENV]EWL-LAK-AN-006	SM 2310
Alkalinity	ME-CA-[ENV]EWL-LAK-AN-006	SM 2320
Anions by discrete analyzer	ME-CA-[ENV]EWL-LAK-AN-026	US EPA 325.2
Anions by discrete analyzer	ME-CA-[ENV]EWL-LAK-AN-026	US EPA 375.4
Conductivity	ME-CA-[ENV]EWL-LAK-AN-006	SM 2510
Fluoride by Specific Ion Electrode	ME-CA-[ENV]EWL-LAK-AN-014	SM 4500
Inorganics-General	ME-CA-[ENV]SPE-LAK-AN-004	EPA 7471A/SM 3112B
Metals in aqueous samples - ICP-MS	ME-CA-[ENV]SPE-LAK-AN-006	SM 3030/EPA 200.8

OnLine LIMS

0003633945

Results relate only to the sample tested. Data reported represents the sample submitted to SGS. Reproduction of this analytical report in full or in part is prohibited without prior written approval. Please refer to SGS General Conditions of Services located at https://www.sgs.ca/en/terms-and-conditions (Printed copies are available upon request.)
Test method information available upon request. "Temperature Upon Receipt" is representative of the whole shipment and may not reflect the temperature of individual samples.
SGS Canada Inc. Environment-Health & Safety statement of conformity decision rule does not consider uncertainty when analytical results are compared to a specified standard or regulation.

SGS Canada Inc.
P.O. Box 4300 - 185 Concession St.
Lakefield - Ontario - KOL 2HO
Phone: 705-652-2000 FAX: 705-652-6365

Parameter	SGS Method Code	Reference Method Code
pH	ME-CA-[ENV]EWL-LAK-AN-006	SM 4500



Lisa Thompson
Project Specialist Assistant,
Environment, Health & Safety

OnLine LIMS

Results relate only to the sample tested. Data reported represents the sample submitted to SGS. Reproduction of this analytical report in full or in part is prohibited without prior written approval. Please refer to SGS General Conditions of Services located at https://www.sgs.ca/en/terms-and-conditions (Printed copies are available upon request.)
Test method information available upon request. "Temperature Upon Receipt" is representative of the whole shipment and may not reflect the temperature of individual samples.
SGS Canada Inc. Environment-Health & Safety statement of conformity decision rule does not consider uncertainty when analytical results are compared to a specified standard or regulation.

SGS Canada Inc.
P.O. Box 4300 - 185 Concession St.
Lakefield - Ontario - KOL 2HO
Phone: 705-652-2000 FAX: 705-652-6365

Quality Control Report

Inorganic Analysis														
Parameter	Reporting Limit	Unit	Method Blank	Duplicate				LCS / Spike Blank			Matrix Spike / Reference Material			
				Result 1	Result 2	RPD	Acceptance Criteria	Spike Recovery (%)	Recovery Limits (%)		Spike Recovery (%)	Recovery Limits (%)		
							%		Low	High		Low	High	
Acidity - QCBatchID: EWL0656-AUG23														
Acidity	2	mg/L as Ca	< 2			ND	20	100	90	110	NA			
Alkalinity - QCBatchID: EWL0656-AUG23														
Alkalinity	2	mg/L as Ca	< 2			0	20	98	80	120	NA			
Anions by discrete analyzer - QCBatchID: DIO5012-SEP23														
Chloride	1	mg/L	<1			2	20	102	80	120	101	75	125	
Sulphate	2	mg/L	<2			10	20	104	80	120	111	75	125	
Conductivity - QCBatchID: EWL0656-AUG23														
Conductivity	2	uS/cm	< 2			0	20	100	90	110	NA			
Fluoride by Specific Ion Electrode - QCBatchID: EWL0027-SEP23														
Fluoride	0.06	mg/L	<0.06			0	10	99	90	110	96	75	125	
Inorganics-General - QCBatchID: EHG0001-SEP23														
Mercury	0.00001	mg/L	< 0.00001			0	20	101	80	120	93	70	130	
Metals in aqueous samples - ICP-MS - QCBatchID: EMS0005-SEP23														
Aluminum	0.001	mg/L	<0.001			0	20	98	90	110	128	70	130	
Antimony	0.0009	mg/L	<0.0009			ND	20	103	90	110	72	70	130	
Arsenic	0.0002	mg/L	<0.0002			ND	20	99	90	110	97	70	130	
Barium	0.00008	mg/L	<0.00008			15	20	99	90	110	105	70	130	
Beryllium	0.000007	mg/L	<0.000007			ND	20	97	90	110	96	70	130	
Bismuth	0.00001	mg/L	<0.00001			ND	20	94	90	110	91	70	130	
Boron	0.002	mg/L	<0.002			ND	20	106	90	110	101	70	130	
Cadmium	0.000003	mg/L	<0.000003			ND	20	100	90	110	95	70	130	
Calcium	0.01	mg/L	<0.01			0	20	100	90	110	88	70	130	
Chromium	0.00008	mg/L	<0.00008			13	20	98	90	110	105	70	130	
Cobalt	0.000004	mg/L	<0.000004			9	20	95	90	110	93	70	130	
Copper	0.0002	mg/L	<0.0002			4	20	100	90	110	92	70	130	
Iron	0.007	mg/L	<0.007			ND	20	103	90	110	100	70	130	
Lead	0.00009	mg/L	<0.00009			ND	20	98	90	110	99	70	130	
Magnesium	0.001	mg/L	<0.001			1	20	100	90	110	98	70	130	
Manganese	0.00001	mg/L	<0.00001			0	20	99	90	110	105	70	130	
Molybdenum	0.00004	mg/L	<0.00004			9	20	97	90	110	103	70	130	
Nickel	0.0001	mg/L	<0.0001			6	20	100	90	110	99	70	130	
Phosphorus	0.003	mg/L	<0.003			13	20	100	90	110	NV	70	130	
Potassium	0.003	mg/L	<0.009			1	20	101	90	110	98	70	130	
Selenium	0.00004	mg/L	<0.00004			ND	20	98	90	110	100	70	130	
Silicon	0.02	mg/L	<0.02			2	20	102	90	110	NV	70	130	

OnLine LIMS

00036339945

Results relate only to the sample tested. Data reported represents the sample submitted to SGS. Reproduction of this analytical report in full or in part is prohibited without prior written approval. Please refer to SGS General Conditions of Services located at https://www.sgs.ca/en/terms-and-conditions (Printed copies are available upon request.)
Test method information available upon request. "Temperature Upon Receipt" is representative of the whole shipment and may not reflect the temperature of individual samples.
SGS Canada Inc. Environment-Health & Safety statement of conformity decision rule does not consider uncertainty when analytical results are compared to a specified standard or regulation.

SGS Canada Inc.
P.O. Box 4300 - 185 Concession St.
Lakefield - Ontario - KOL 2HO
Phone: 705-652-2000 FAX: 705-652-6365

Inorganic Analysis													
Parameter	Reporting Limit	Unit	Method Blank	Duplicate				LCS / Spike Blank			Matrix Spike / Reference Material		
				Result 1	Result 2	RPD	Acceptance Criteria	Spike Recovery (%)	Recovery Limits (%)		Spike Recovery (%)	Recovery Limits (%)	
							%		Low	High		Low	High
Silver	0.00005	mg/L	<0.00005			ND	20	98	90	110	80	70	130
Sodium	0.01	mg/L	<0.01			2	20	99	90	110	96	70	130
Strontium	0.00008	mg/L	<0.00008			1	20	97	90	110	98	70	130
Sulfur	3	mg/L	<1			4	20	101	90	110	NV	70	130
Thallium	0.000005	mg/L	<0.000005			ND	20	98	90	110	96	70	130
Thorium	0.0001	mg/L	<0.0001			ND	20	96	90	110	NV	70	130
Tin	0.00006	mg/L	<0.00006			ND	20	101	90	110	NV	70	130
Titanium	0.00007	mg/L	<0.00005			16	20	100	90	110	NV	70	130
Tungsten	0.00002	mg/L	<0.00002			ND	20	105	90	110	NV	70	130
Uranium	0.000002	mg/L	<0.000002			16	20	97	90	110	97	70	130
Vanadium	0.00001	mg/L	<0.00001			4	20	99	90	110	99	70	130
Zinc	0.002	mg/L	<0.002			ND	20	97	90	110	107	70	130
Zirconium	0.002	mg/L	<0.002			ND	20	92	90	110	NV	70	130
Metals in aqueous samples - ICP-MS - QCBatchID: EMS0043-SEP23													
Uranium	0.000002	mg/L	<0.000002			2	20	95	90	110	94	70	130
pH - QCBatchID: EWL0656-AUG23													
pH	0.05	No unit	NA			0		100			NA		

OnLine LIMS

Results relate only to the sample tested. Data reported represents the sample submitted to SGS. Reproduction of this analytical report in full or in part is prohibited without prior written approval. Please refer to SGS General Conditions of Services located at https://www.sgs.ca/en/terms-and-conditions (Printed copies are available upon request.)
Test method information available upon request. "Temperature Upon Receipt" is representative of the whole shipment and may not reflect the temperature of individual samples.
SGS Canada Inc. Environment-Health & Safety statement of conformity decision rule does not consider uncertainty when analytical results are compared to a specified standard or regulation.

0003633945

SGS Canada Inc.
P.O. Box 4300 - 185 Concession St.
Lakefield - Ontario - KOL 2HO
Phone: 705-652-2000 FAX: 705-652-6365

18-September-2023

Great Bear Resources Ltd.
Attn : Ashley Moncrief

1020 - 800 West Pender St., Vancouver
Canada, V6C 2V6
Phone: 778-833-2160, Fax:

Date Rec. : 01 September 2023
LR Report: **CA10000-SEP23**
Reference: Wk#14

Copy: #1

CERTIFICATE OF ANALYSIS
Final Report

Analysis	3: Analysis Completed Date	4: Analysis Completed Time	5: HC-8 Wk#14	6: HC-9 Wk#14	7: HC-10 Wk#14	8: HC-11 Wk#14	9: HC-12 Wk#14	10: HC-13 Wk#14
Sample Date & Time			01-Sep-23	01-Sep-23	01-Sep-23	01-Sep-23	01-Sep-23	01-Sep-23
HumCell Leachate Vol [mL]	01-Sep-23	17:07	948	967	962	955	982	991
pH [No unit]	07-Sep-23	10:18	7.88	6.83	7.35	7.41	7.39	7.52
Alkalinity [mg/L as CaCO3]	06-Sep-23	10:03	11	4	7	7	9	11
Conductivity [uS/cm]	06-Sep-23	10:03	28	37	19	18	34	33
Acidity [mg/L as CaCO3]	07-Sep-23	11:16	< 2	4	< 2	< 2	< 2	< 2
F [mg/L]	06-Sep-23	13:10	< 0.06	< 0.06	< 0.06	< 0.06	< 0.06	< 0.06
SO4 [mg/L]	07-Sep-23	12:35	3	9	< 2	< 2	5	4
Cl [mg/L]	07-Sep-23	12:35	< 1	1	< 1	< 1	< 1	< 1
Hg [mg/L]	08-Sep-23	13:44	< 0.00001	< 0.00001	< 0.00001	< 0.00001	< 0.00001	< 0.00001
Ag [mg/L]	18-Sep-23	14:25	< 0.00005	< 0.00005	< 0.00005	< 0.00005	< 0.00005	< 0.00005
Al [mg/L]	18-Sep-23	14:25	0.055	0.002	0.032	0.047	0.045	0.105
As [mg/L]	18-Sep-23	14:25	0.0019	< 0.0002	0.0006	0.0005	0.0045	0.0038
Ba [mg/L]	18-Sep-23	14:25	0.00135	0.00241	0.00070	0.00079	0.00224	0.00068
Be [mg/L]	18-Sep-23	14:25	< 0.000007	< 0.000007	< 0.000007	< 0.000007	< 0.000007	< 0.000007
B [mg/L]	18-Sep-23	14:25	< 0.002	< 0.002	< 0.002	< 0.002	< 0.002	< 0.002
Bi [mg/L]	18-Sep-23	14:25	< 0.00001	< 0.00001	< 0.00001	< 0.00001	0.00002	< 0.00001
Ca [mg/L]	18-Sep-23	14:25	4.55	5.14	3.15	3.30	5.82	5.78
Cd [mg/L]	18-Sep-23	14:25	0.000005	0.007812	0.000007	0.000004	0.000007	0.000003
Co [mg/L]	18-Sep-23	14:25	0.000009	0.000153	0.000010	0.000005	0.000014	0.000012
Cr [mg/L]	18-Sep-23	14:25	< 0.00008	0.00008	0.00010	0.00015	0.00015	0.00018
Cu [mg/L]	18-Sep-23	14:25	0.0005	< 0.0002	0.0003	0.0008	0.0003	< 0.0002
Fe [mg/L]	18-Sep-23	14:25	< 0.007	< 0.007	< 0.007	< 0.007	< 0.007	< 0.007
K [mg/L]	18-Sep-23	14:25	0.781	0.966	0.372	0.353	0.597	0.734
Mg [mg/L]	18-Sep-23	14:25	0.297	0.138	0.091	0.099	0.081	0.108
Mn [mg/L]	18-Sep-23	14:25	0.0273	0.0879	0.0232	0.0191	0.0360	0.0145
Mo [mg/L]	18-Sep-23	14:25	0.00045	0.00006	0.00019	0.00045	0.00008	0.00010
Na [mg/L]	18-Sep-23	14:25	0.14	0.08	0.12	0.12	0.12	0.18
Ni [mg/L]	18-Sep-23	14:25	< 0.0001	0.0018	< 0.0001	< 0.0001	< 0.0001	< 0.0001
P [mg/L]	18-Sep-23	14:25	< 0.003	< 0.003	< 0.003	< 0.003	< 0.003	< 0.003
Pb [mg/L]	18-Sep-23	14:25	< 0.00009	0.00563	< 0.00009	< 0.00009	< 0.00009	< 0.00009
S [mg/L]	18-Sep-23	14:25	< 3	5	< 3	< 3	< 3	< 3
Sb [mg/L]	18-Sep-23	14:25	< 0.0009	< 0.0009	0.0011	< 0.0009	0.0013	< 0.0009
Se [mg/L]	18-Sep-23	14:25	0.00026	0.00203	0.00036	0.00008	0.00035	< 0.00004

OnLine LIMS

0003471114

Results relate only to the sample tested. Data reported represents the sample submitted to SGS. Reproduction of this analytical report in full or in part is prohibited without prior written approval. Please refer to SGS General Conditions of Services located at https://www.sgs.ca/en/terms-and-conditions (Printed copies are available upon request.)
Test method information available upon request. "Temperature Upon Receipt" is representative of the whole shipment and may not reflect the temperature of individual samples.
SGS Canada Inc. Environment-Health & Safety statement of conformity decision rule does not consider uncertainty when analytical results are compared to a specified standard or regulation.

SGS Canada Inc.
P.O. Box 4300 - 185 Concession St.
Lakefield - Ontario - KOL 2HO
Phone: 705-652-2000 FAX: 705-652-6365

LR Report : **CA10000-SEP23**

Analysis	3: Analysis Completed Date	4: Analysis Completed Time	5: HC-8 Wk#14	6: HC-9 Wk#14	7: HC-10 Wk#14	8: HC-11 Wk#14	9: HC-12 Wk#14	10: HC-13 Wk#14
Si [mg/L]	18-Sep-23	14:25	0.31	0.62	0.27	0.35	0.59	0.67
Sn [mg/L]	18-Sep-23	14:25	0.00058	0.00025	0.00020	< 0.00006	< 0.00006	< 0.00006
Sr [mg/L]	18-Sep-23	14:25	0.00892	0.0157	0.00883	0.00768	0.0124	0.00957
Ti [mg/L]	18-Sep-23	14:25	< 0.00007	< 0.00007	< 0.00007	< 0.00007	< 0.00007	< 0.00007
Th [mg/L]	18-Sep-23	14:25	< 0.0001	< 0.0001	< 0.0001	< 0.0001	< 0.0001	< 0.0001
Tl [mg/L]	18-Sep-23	14:25	< 0.000005	0.000012	< 0.000005	< 0.000005	0.000005	0.000006
U [mg/L]	18-Sep-23	14:25	0.000776	0.000073	0.00185	0.000463	0.000716	0.00177
V [mg/L]	18-Sep-23	14:25	0.00019	0.00002	0.00010	0.00015	0.00020	0.00014
W [mg/L]	18-Sep-23	14:25	0.00011	0.00003	0.00011	0.00013	0.00013	0.00005
Zr [mg/L]	18-Sep-23	14:25	< 0.002	< 0.002	< 0.002	< 0.002	< 0.002	< 0.002
Zn [mg/L]	18-Sep-23	14:25	< 0.002	0.589	< 0.002	< 0.002	< 0.002	< 0.002

Analysis	11: HC-14 Wk#14	12: HC-15 Wk#14	13: HC-16 Wk#14	14: HC-17 Wk#14	15: HC-18 Wk#14	16: HC-19 Wk#14	17: HC-20 Wk#14	18: HC-21 Wk#14	19: HC-22 Wk#14
Sample Date & Time	01-Sep-23	01-Sep-23	01-Sep-23	01-Sep-23	01-Sep-23	01-Sep-23	01-Sep-23	01-Sep-23	01-Sep-23
HumCell Leachate Vol [mL]	916	677	982	968	930	980	959	919	442
pH [No unit]	6.96	8.07	7.68	7.10	7.83	7.35	7.75	8.77	7.85
Alkalinity [mg/L as CaCO3]	3	11	12	5	9	8	9	12	10
Conductivity [uS/cm]	26	63	34	20	22	20	23	26	24
Acidity [mg/L as CaCO3]	< 2	< 2	< 2	< 2	< 2	< 2	< 2	< 2	< 2
F [mg/L]	< 0.06	< 0.06	< 0.06	< 0.06	< 0.06	0.14	< 0.06	< 0.06	< 0.06
SO4 [mg/L]	7	14	3	3	< 2	< 2	< 2	< 2	< 2
Cl [mg/L]	< 1	2	< 1	< 1	< 1	< 1	< 1	< 1	< 1
Hg [mg/L]	< 0.00001	< 0.00001	< 0.00001	< 0.00001	< 0.00001	< 0.00001	< 0.00001	< 0.00001	< 0.00001
Ag [mg/L]	< 0.00005	< 0.00005	< 0.00005	< 0.00005	< 0.00005	< 0.00005	< 0.00005	< 0.00005	< 0.00005
Al [mg/L]	0.031	0.013	0.159	0.026	0.072	0.065	0.033	0.054	0.033
As [mg/L]	0.0019	0.160	0.0179	0.0665	0.0092	0.0010	0.0004	0.0032	0.0005
Ba [mg/L]	0.00245	0.00124	0.00203	0.00038	0.00042	0.00049	0.00196	0.00037	0.00681
Be [mg/L]	< 0.000007	< 0.000007	0.000009	< 0.000007	0.000008	< 0.000007	< 0.000007	< 0.000007	< 0.000007
B [mg/L]	< 0.002	0.004	0.002	< 0.002	< 0.002	< 0.002	< 0.002	< 0.002	< 0.002
Bi [mg/L]	< 0.00001	< 0.00001	< 0.00001	< 0.00001	< 0.00001	< 0.00001	< 0.00001	< 0.00001	< 0.00001
Ca [mg/L]	3.25	9.97	4.92	3.01	3.91	3.67	3.81	4.76	3.28
Cd [mg/L]	< 0.000003	0.000007	0.000003	0.000004	0.000019	< 0.000003	< 0.000003	< 0.000003	0.000007
Co [mg/L]	0.000055	0.000221	0.000021	0.000144	0.000034	0.000008	0.000019	0.000021	0.000008
Cr [mg/L]	0.00029	< 0.00008	0.00010	0.00026	0.00017	0.00019	0.00017	0.00012	0.00015
Cu [mg/L]	0.0004	0.0003	0.0004	0.0003	0.0007	< 0.0002	0.0008	0.0004	0.0004
Fe [mg/L]	< 0.007	< 0.007	< 0.007	< 0.007	< 0.007	< 0.007	< 0.007	< 0.007	< 0.007
K [mg/L]	0.980	0.648	2.71	0.657	0.365	0.446	0.435	0.122	1.40
Mg [mg/L]	0.294	0.441	0.120	0.139	0.115	0.076	0.242	0.170	0.206
Mn [mg/L]	0.00418	0.0173	0.00660	0.00227	0.00748	0.0114	0.0371	0.0300	0.0306
Mo [mg/L]	0.00018	0.00007	0.00008	0.00009	0.00004	0.00020	0.00006	0.00007	0.00024
Na [mg/L]	0.18	0.11	0.12	0.11	0.18	0.10	0.13	0.06	0.13
Ni [mg/L]	0.0003	0.0096	< 0.0001	0.0003	< 0.0001	< 0.0001	< 0.0001	< 0.0001	< 0.0001
P [mg/L]	< 0.003	< 0.003	< 0.003	< 0.003	< 0.003	< 0.003	< 0.003	< 0.003	< 0.003
Pb [mg/L]	< 0.00009	< 0.00009	< 0.00009	< 0.00009	< 0.00009	< 0.00009	< 0.00009	< 0.00009	< 0.00009
S [mg/L]	< 3	6	< 3	< 3	< 3	< 3	< 3	< 3	< 3
Sb [mg/L]	< 0.0009	0.0026	< 0.0009	< 0.0009	< 0.0009	< 0.0009	< 0.0009	< 0.0009	< 0.0009
Se [mg/L]	0.00039	0.00049	0.00008	0.00006	< 0.00004	0.00007	< 0.00004	0.00004	0.00005
Si [mg/L]	0.25	0.41	0.66	0.56	0.40	0.52	0.23	0.21	0.19
Sn [mg/L]	< 0.00006	< 0.00006	< 0.00006	< 0.00006	< 0.00006	< 0.00006	< 0.00006	< 0.00006	0.00006

OnLine LIMS

0003471114

Results relate only to the sample tested. Data reported represents the sample submitted to SGS. Reproduction of this analytical report in full or in part is prohibited without prior written approval. Please refer to SGS General Conditions of Services located at https://www.sgs.ca/en/terms-and-conditions (Printed copies are available upon request.)
Test method information available upon request. "Temperature Upon Receipt" is representative of the whole shipment and may not reflect the temperature of individual samples.
SGS Canada Inc. Environment-Health & Safety statement of conformity decision rule does not consider uncertainty when analytical results are compared to a specified standard or regulation.

SGS Canada Inc.
P.O. Box 4300 - 185 Concession St.
Lakefield - Ontario - KOL 2HO
Phone: 705-652-2000 FAX: 705-652-6365

LR Report : **CA10000-SEP23**

Analysis	11: HC-14 Wk#14	12: HC-15 Wk#14	13: HC-16 Wk#14	14: HC-17 Wk#14	15: HC-18 Wk#14	16: HC-19 Wk#14	17: HC-20 Wk#14	18: HC-21 Wk#14	19: HC-22 Wk#14
Sr [mg/L]	0.0156	0.0213	0.0148	0.00924	0.00562	0.00829	0.00989	0.00452	0.00823
Ti [mg/L]	0.00027	< 0.00007	0.00007	< 0.00007	0.00028	< 0.00007	0.00017	< 0.00007	0.00008
Th [mg/L]	< 0.0001	< 0.0001	< 0.0001	< 0.0001	< 0.0001	< 0.0001	< 0.0001	< 0.0001	< 0.0001
Tl [mg/L]	< 0.000005	0.000007	0.000005	< 0.000005	< 0.000005	< 0.000005	< 0.000005	< 0.000005	< 0.000005
U [mg/L]	0.000143	0.000094	0.00206	0.00186	0.000755	0.000496	0.000290	0.000215	0.000073
V [mg/L]	0.00027	0.00013	0.00076	0.00056	0.00024	0.00013	0.00087	0.00056	0.00098
W [mg/L]	0.00005	0.00002	0.00012	0.00005	0.00004	0.00002	< 0.00002	0.00002	0.00005
Zr [mg/L]	< 0.002	< 0.002	< 0.002	< 0.002	< 0.002	< 0.002	< 0.002	< 0.002	< 0.002
Zn [mg/L]	< 0.002	< 0.002	< 0.002	< 0.002	< 0.002	< 0.002	< 0.002	< 0.002	< 0.002

Analysis	20: HC-23 Wk#14	21: HC-24 Wk#14	22: HC-25 Wk#14	23: HC-26 Wk#14	24: HC-27 Wk#14
Sample Date & Time	01-Sep-23	01-Sep-23	01-Sep-23	01-Sep-23	01-Sep-23
HumCell Leachate Vol [mL]	958	953	954	747	964
pH [No unit]	7.95	7.80	7.64	7.01	7.08
Alkalinity [mg/L as CaCO3]	11	10	11	7	4
Conductivity [uS/cm]	25	23	36	121	25
Acidity [mg/L as CaCO3]	< 2	< 2	< 2	< 2	< 2
F [mg/L]	< 0.06	< 0.06	< 0.06	< 0.06	< 0.06
SO4 [mg/L]	< 2	< 2	4	45	5
Cl [mg/L]	< 1	< 1	< 1	2	< 1
Hg [mg/L]	< 0.00001	< 0.00001	< 0.00001	< 0.00001	< 0.00001
Ag [mg/L]	< 0.00005	< 0.00005	< 0.00005	< 0.00005	< 0.00005
Al [mg/L]	0.039	0.038	0.054	0.007	0.031
As [mg/L]	0.0065	0.0015	0.0017	< 0.0002	0.0006
Ba [mg/L]	0.00206	0.00062	0.00111	0.00737	0.00059
Be [mg/L]	< 0.000007	< 0.000007	< 0.000007	< 0.000007	< 0.000007
B [mg/L]	0.003	< 0.002	0.002	0.002	< 0.002
Bi [mg/L]	< 0.00001	< 0.00001	< 0.00001	< 0.00001	< 0.00001
Ca [mg/L]	4.42	4.19	5.98	17.5	3.72
Cd [mg/L]	< 0.000003	< 0.000003	< 0.000003	0.000035	< 0.000003
Co [mg/L]	0.000012	0.000006	0.000025	0.000193	0.000007
Cr [mg/L]	0.00012	0.00014	0.00011	0.00030	0.00010
Cu [mg/L]	0.0002	0.0003	0.0003	0.0003	0.0002
Fe [mg/L]	< 0.007	< 0.007	< 0.007	< 0.007	< 0.007
K [mg/L]	0.462	0.265	0.450	3.22	0.581
Mg [mg/L]	0.210	0.221	0.239	0.662	0.130
Mn [mg/L]	0.0297	0.0258	0.0154	0.0433	0.0127
Mo [mg/L]	0.00014	0.00012	0.00010	0.00027	0.00014
Na [mg/L]	0.06	0.08	0.15	0.24	0.11
Ni [mg/L]	< 0.0001	< 0.0001	< 0.0001	0.0008	< 0.0001
P [mg/L]	< 0.003	< 0.003	< 0.003	< 0.003	< 0.003
Pb [mg/L]	< 0.00009	< 0.00009	< 0.00009	< 0.00009	< 0.00009
S [mg/L]	< 3	< 3	< 3	17	< 3
Sb [mg/L]	< 0.0009	< 0.0009	< 0.0009	< 0.0009	< 0.0009
Se [mg/L]	< 0.00004	< 0.00004	< 0.00004	0.00036	< 0.00004
Si [mg/L]	0.23	0.19	0.26	0.24	0.27
Sn [mg/L]	< 0.00006	< 0.00006	< 0.00006	< 0.00006	< 0.00006
Sr [mg/L]	0.0141	0.00515	0.00915	0.0222	0.00816
Ti [mg/L]	0.00008	0.00010	0.00013	< 0.00007	< 0.00007

OnLine LIMS

0003471114

Results relate only to the sample tested. Data reported represents the sample submitted to SGS. Reproduction of this analytical report in full or in part is prohibited without prior written approval. Please refer to SGS General Conditions of Services located at https://www.sgs.ca/en/terms-and-conditions (Printed copies are available upon request.)
Test method information available upon request. "Temperature Upon Receipt" is representative of the whole shipment and may not reflect the temperature of individual samples.
SGS Canada Inc. Environment-Health & Safety statement of conformity decision rule does not consider uncertainty when analytical results are compared to a specified standard or regulation.

SGS Canada Inc.
P.O. Box 4300 - 185 Concession St.
Lakefield - Ontario - KOL 2HO
Phone: 705-652-2000 FAX: 705-652-6365

LR Report : **CA10000-SEP23**

Analysis	20: HC-23 Wk#14	21: HC-24 Wk#14	22: HC-25 Wk#14	23: HC-26 Wk#14	24: HC-27 Wk#14
Th [mg/L]	< 0.0001	< 0.0001	< 0.0001	< 0.0001	< 0.0001
Tl [mg/L]	< 0.000005	< 0.000005	< 0.000005	< 0.000005	< 0.000005
U [mg/L]	0.000135	0.00112	0.000249	0.000014	0.000475
V [mg/L]	0.00019	0.00063	0.00068	0.00004	0.00015
W [mg/L]	0.00007	< 0.00002	0.00081	< 0.00002	0.00003
Zr [mg/L]	< 0.002	< 0.002	< 0.002	< 0.002	< 0.002
Zn [mg/L]	< 0.002	< 0.002	< 0.002	0.006	< 0.002



Lisa Thompson
Project Specialist Assistant,
Environment, Health & Safety

OnLine LIMS

0003471114

Results relate only to the sample tested. Data reported represents the sample submitted to SGS. Reproduction of this analytical report in full or in part is prohibited without prior written approval. Please refer to SGS General Conditions of Services located at https://www.sgs.ca/en/terms-and-conditions (Printed copies are available upon request.)
Test method information available upon request. "Temperature Upon Receipt" is representative of the whole shipment and may not reflect the temperature of individual samples.
SGS Canada Inc. Environment-Health & Safety statement of conformity decision rule does not consider uncertainty when analytical results are compared to a specified standard or regulation.

SGS Canada Inc.
P.O. Box 4300 - 185 Concession St.
Lakefield - Ontario - KOL 2HO
Phone: 705-652-2000 FAX: 705-652-6365

12-August-2024

Great Bear Resources Ltd.
Attn : Ashley Moncrief

1020 - 800 West Pender St.
Vancouver, BC
V6C 2V6, Canada

Phone: 778-833-2160
Fax:

Date Rec. : 26 July 2024
LR Report: **CA10158-JUL24**
Reference: Wk#14

Copy: #1

CERTIFICATE OF ANALYSIS
Final Report

Analysis	3: Analysis Completed Date	4: Analysis Completed Time	5: HC-28 Wk#14	6: HC-29 Wk#14	7: HC-30 Wk#14	8: HC-31 Wk#14	9: HC-32 Wk#14	10: HC-33 Wk#14	11: HC-34 Wk#14
Sample Date & Time			26-Jul-24	26-Jul-24	26-Jul-24	26-Jul-24	26-Jul-24	26-Jul-24	26-Jul-24
HumCell Leachate Vol [mL]	29-Jul-24	10:56	968	993	700	975	652	1006	929
Sample Name	---	---	31787	DX450179	31644	DX450183	O31576	DX450213	DX450174
Sample Weight [g]	---	---	1000	1000	750	1000	750	1000	1000
pH [No unit]	01-Aug-24	10:25	6.85	7.26	7.41	7.39	7.23	5.11	7.16
Conductivity [uS/cm]	29-Jul-24	09:57	5	12	18	22	23	58	20
Alkalinity [mg/L as CaCO3]	30-Jul-24	16:38	2	5	7	7	8	< 2	9
Acidity [mg/L as CaCO3]	29-Jul-24	09:57	< 2	< 2	< 2	< 2	< 2	10	< 2
F [mg/L]	30-Jul-24	08:24	< 0.06	< 0.06	< 0.06	< 0.06	< 0.06	< 0.06	< 0.06
Cl [mg/L]	30-Jul-24	09:08	< 0.2	< 0.2	< 0.2	< 0.2	< 0.2	< 0.2	< 0.2
SO4 [mg/L]	30-Jul-24	09:08	0.4	0.5	1.4	2.1	2.4	19	0.3
Hg [mg/L]	30-Jul-24	15:45	< 0.00001	< 0.00001	< 0.00001	< 0.00001	< 0.00001	< 0.00001	< 0.00001
Ag [mg/L]	31-Jul-24	11:04	< 0.00005	< 0.00005	< 0.00005	< 0.00005	< 0.00005	< 0.00005	< 0.00005
Al [mg/L]	31-Jul-24	11:04	0.034	0.032	0.036	0.038	0.054	0.052	0.041
As [mg/L]	31-Jul-24	11:04	0.0018	0.0154	0.0059	0.0106	0.0022	0.0003	0.0051
B [mg/L]	31-Jul-24	11:04	< 0.002	< 0.002	< 0.002	< 0.002	< 0.002	0.005	< 0.002
Ba [mg/L]	31-Jul-24	11:04	0.00060	0.00171	0.00071	0.00040	0.00134	0.00719	0.00255
Be [mg/L]	31-Jul-24	11:04	< 0.000007	< 0.000007	< 0.000007	< 0.000007	< 0.000007	0.000033	< 0.000007
Bi [mg/L]	31-Jul-24	11:04	< 0.00001	< 0.00001	< 0.00001	< 0.00001	< 0.00001	< 0.00001	< 0.00001
Ca [mg/L]	31-Jul-24	11:04	0.96	1.78	2.65	3.59	3.31	4.73	3.01
Cd [mg/L]	31-Jul-24	11:04	< 0.000003	< 0.000003	< 0.000003	< 0.000003	0.000007	0.000025	0.000004
Co [mg/L]	31-Jul-24	11:04	0.000019	0.000049	0.000019	0.000035	0.000016	0.000773	0.000020
Cr [mg/L]	31-Jul-24	11:04	< 0.00008	< 0.00008	< 0.00008	< 0.00008	< 0.00008	< 0.00008	< 0.00008
Cu [mg/L]	31-Jul-24	11:04	< 0.001	< 0.001	< 0.001	< 0.001	< 0.001	0.002	< 0.001
Fe [mg/L]	31-Jul-24	11:04	< 0.007	< 0.007	< 0.007	< 0.007	0.007	2.29	< 0.007
K [mg/L]	31-Jul-24	11:04	0.370	0.810	0.823	0.481	0.698	1.76	0.848
Mg [mg/L]	31-Jul-24	11:04	0.061	0.106	0.179	0.113	0.094	0.429	0.213
Mn [mg/L]	31-Jul-24	11:04	0.00242	0.00185	0.0134	0.00489	0.0299	0.165	0.0211
Mo [mg/L]	31-Jul-24	11:04	< 0.0004	0.0005	< 0.0004	0.0026	0.0040	< 0.0004	0.0030
Na [mg/L]	31-Jul-24	11:04	0.09	0.12	0.10	0.15	0.09	0.10	0.19
Ni [mg/L]	31-Jul-24	11:04	0.0002	0.0003	0.0003	0.0002	0.0002	0.0095	0.0002
P [mg/L]	31-Jul-24	11:04	< 0.003	< 0.003	< 0.003	< 0.003	< 0.003	< 0.003	< 0.003
Pb [mg/L]	31-Jul-24	11:04	< 0.00009	0.00019	< 0.00009	< 0.00009	0.00010	< 0.00009	< 0.00009
S [mg/L]	09-Aug-24	11:58	< 5	< 5	< 5	< 5	< 5	7	< 5
Sb [mg/L]	31-Jul-24	11:04	< 0.0009	< 0.0009	0.0015	< 0.0009	< 0.0009	< 0.0009	< 0.0009
Se [mg/L]	31-Jul-24	11:04	< 0.00004	0.00005	0.00006	< 0.00004	0.00036	0.00097	0.00011

OnLine LIMS

0003815762

Results relate only to the sample tested. Data reported represents the sample submitted to SGS. Reproduction of this analytical report in full or in part is prohibited without prior written approval. Please refer to SGS General Conditions of Services located at https://www.sgs.ca/en/terms-and-conditions (Printed copies are available upon request.)
Test method information available upon request. "Temperature Upon Receipt" is representative of the whole shipment and may not reflect the temperature of individual samples.
SGS Canada Inc. Environment-Health & Safety statement of conformity decision rule does not consider uncertainty when analytical results are compared to a specified standard or regulation.

SGS Canada Inc.
P.O. Box 4300 - 185 Concession St.
Lakefield - Ontario - KOL 2HO
Phone: 705-652-2000 FAX: 705-652-6365

LR Report : **CA10158-JUL24**

Analysis	3: Analysis Completed Date	4: Analysis Completed Time	5: HC-28 Wk#14	6: HC-29 Wk#14	7: HC-30 Wk#14	8: HC-31 Wk#14	9: HC-32 Wk#14	10: HC-33 Wk#14	11: HC-34 Wk#14
Si [mg/L]	31-Jul-24	11:04	0.18	0.28	0.24	0.31	0.25	1.21	0.24
Sn [mg/L]	31-Jul-24	11:04	< 0.00006	< 0.00006	< 0.00006	< 0.00006	< 0.00006	< 0.00006	< 0.00006
Sr [mg/L]	31-Jul-24	11:04	0.00283	0.00602	0.00982	0.00778	0.00495	0.0213	0.00765
Ti [mg/L]	31-Jul-24	11:04	0.0002	0.0002	0.0004	0.0002	0.0003	< 0.0001	< 0.0001
Th [mg/L]	31-Jul-24	11:04	< 0.0001	< 0.0001	< 0.0001	< 0.0001	< 0.0001	< 0.0001	< 0.0001
Tl [mg/L]	31-Jul-24	11:04	< 0.000005	< 0.000005	< 0.000005	< 0.000005	< 0.000005	0.000009	< 0.000005
U [mg/L]	31-Jul-24	11:04	0.000557	0.00400	0.001082	0.00285	0.000388	0.000951	0.000104
V [mg/L]	31-Jul-24	11:04	0.00040	0.00077	0.00032	0.00039	0.00024	< 0.00001	0.00052
W [mg/L]	31-Jul-24	11:04	< 0.0002	< 0.0002	< 0.0002	< 0.0002	< 0.0002	< 0.0002	< 0.0002
Zr [mg/L]	31-Jul-24	11:04	< 0.002	< 0.002	< 0.002	< 0.002	< 0.002	< 0.002	< 0.002
Zn [mg/L]	31-Jul-24	11:04	< 0.002	< 0.002	< 0.002	< 0.002	< 0.002	0.015	< 0.002

Analysis	12: HC-35 Wk#14
Sample Date & Time	26-Jul-24
HumCell Leachate Vol [mL]	1004
Sample Name	31795
Sample Weight [g]	1000
pH [No unit]	7.49
Conductivity [uS/cm]	25
Alkalinity [mg/L as CaCO3]	11
Acidity [mg/L as CaCO3]	< 2
F [mg/L]	< 0.06
Cl [mg/L]	< 0.2
SO4 [mg/L]	1.0
Hg [mg/L]	< 0.00001
Ag [mg/L]	< 0.00005
Al [mg/L]	0.192
As [mg/L]	0.0954
B [mg/L]	< 0.002
Ba [mg/L]	0.00346
Be [mg/L]	< 0.000007
Bi [mg/L]	< 0.00001
Ca [mg/L]	3.66
Cd [mg/L]	< 0.000003
Co [mg/L]	0.000041
Cr [mg/L]	< 0.00008
Cu [mg/L]	< 0.001
Fe [mg/L]	< 0.007
K [mg/L]	1.88
Mg [mg/L]	0.081
Mn [mg/L]	0.00214
Mo [mg/L]	< 0.0004
Na [mg/L]	0.10
Ni [mg/L]	0.0002
P [mg/L]	< 0.003
Pb [mg/L]	< 0.00009
S [mg/L]	< 5
Sb [mg/L]	< 0.0009
Se [mg/L]	0.00008
Si [mg/L]	0.56
Sn [mg/L]	< 0.00006
Sr [mg/L]	0.00580

OnLine LIMS

Results relate only to the sample tested. Data reported represents the sample submitted to SGS. Reproduction of this analytical report in full or in part is prohibited without prior written approval. Please refer to SGS General Conditions of Services located at https://www.sgs.ca/en/terms-and-conditions (Printed copies are available upon request.)
Test method information available upon request. "Temperature Upon Receipt" is representative of the whole shipment and may not reflect the temperature of individual samples.
SGS Canada Inc. Environment-Health & Safety statement of conformity decision rule does not consider uncertainty when analytical results are compared to a specified standard or regulation.

0003815762

SGS Canada Inc.
P.O. Box 4300 - 185 Concession St.
Lakefield - Ontario - KOL 2HO
Phone: 705-652-2000 FAX: 705-652-6365

LR Report : **CA10158-JUL24**

Analysis	12: HC-35 Wk#14
Ti [mg/L]	0.0002
Th [mg/L]	< 0.0001
Tl [mg/L]	< 0.000005
U [mg/L]	0.000767
V [mg/L]	0.00156
W [mg/L]	< 0.0002
Zr [mg/L]	< 0.002
Zn [mg/L]	< 0.002



Lisa Thompson
Project Specialist Assistant,
Environment, Health & Safety

OnLine LIMS

0003815762

Results relate only to the sample tested. Data reported represents the sample submitted to SGS. Reproduction of this analytical report in full or in part is prohibited without prior written approval. Please refer to SGS General Conditions of Services located at https://www.sgs.ca/en/terms-and-conditions (Printed copies are available upon request.)
Test method information available upon request. "Temperature Upon Receipt" is representative of the whole shipment and may not reflect the temperature of individual samples.
SGS Canada Inc. Environment-Health & Safety statement of conformity decision rule does not consider uncertainty when analytical results are compared to a specified standard or regulation.

SGS Canada Inc.
P.O. Box 4300 - 185 Concession St.
Lakefield - Ontario - KOL 2HO
Phone: 705-652-2000 FAX: 705-652-6365

13-October-2023

Great Bear Resources Ltd.
Attn : Ashley Moncrief

1020 - 800 West Pender St., Vancouver
Canada, V6C 2V6
Phone: 778-833-2160, Fax:

Date Rec. : 05 October 2023
LR Report: **CA14234-OCT23**
Reference: Wk#15 - Reassay

Copy: #1

CERTIFICATE OF ANALYSIS
Final Report - Revised

Analysis	3: Analysis Completed Date	4: Analysis Completed Time	5: HC-1 Wk#15	6: HC-2 Wk#15	7: HC-3 Wk#15	8: HC-4 Wk#15	9: HC-5 Wk#15	10: HC-6 Wk#15	11: HC-7 Wk#15
Sample Date & Time			07-Sep-23	07-Sep-23					
Sample Name	---	---	DX450052	DX 550083	DX450204	DX450176	DX450232	DX450181	DX450002
Sample Weight [g]	---	---	1000	1000	500	500	1000	500	1000
Sulphate [mg/L]	11-Oct-23	11:59	12	< 2					
Silver [mg/L]	12-Oct-23	14:42	< 0.00005	< 0.00005					
Aluminum [mg/L]	12-Oct-23	14:42	0.012	0.062					
Arsenic [mg/L]	12-Oct-23	14:42	< 0.0002	0.0119					
Barium [mg/L]	12-Oct-23	14:42	0.00203	0.00798					
Beryllium [mg/L]	12-Oct-23	14:42	< 0.000007	< 0.000007					
Boron [mg/L]	12-Oct-23	14:42	< 0.002	< 0.002					
Bismuth [mg/L]	12-Oct-23	14:42	< 0.00001	0.00001					
Calcium [mg/L]	12-Oct-23	14:42	7.21	7.16					
Cadmium [mg/L]	12-Oct-23	14:42	0.001117	0.000012					
Cobalt [mg/L]	12-Oct-23	14:42	0.000018	0.000036					
Chromium [mg/L]	12-Oct-23	14:42	< 0.00008	< 0.00008					
Copper [mg/L]	12-Oct-23	14:42	0.0017	0.0015					
Iron [mg/L]	12-Oct-23	14:42	< 0.007	0.007					
Potassium [mg/L]	12-Oct-23	14:42	0.677	1.46					
Magnesium [mg/L]	12-Oct-23	14:42	0.273	0.149					
Manganese [mg/L]	12-Oct-23	14:42	0.0637	0.0777					
Molybdenum [mg/L]	12-Oct-23	14:42	0.00120	0.00041					
Sodium [mg/L]	12-Oct-23	14:42	0.13	0.11					

OnLine LIMS

00003633919

Results relate only to the sample tested. Data reported represents the sample submitted to SGS. Reproduction of this analytical report in full or in part is prohibited without prior written approval. Please refer to SGS General Conditions of Services located at https://www.sgs.ca/en/terms-and-conditions (Printed copies are available upon request.)
Test method information available upon request. "Temperature Upon Receipt" is representative of the whole shipment and may not reflect the temperature of individual samples.
SGS Canada Inc. Environment-Health & Safety statement of conformity decision rule does not consider uncertainty when analytical results are compared to a specified standard or regulation.

SGS Canada Inc.
P.O. Box 4300 - 185 Concession St.
Lakefield - Ontario - KOL 2HO
Phone: 705-652-2000 FAX: 705-652-6365

Analysis	3: Analysis Completed Date	4: Analysis Completed Time	5: HC-1 Wk#15	6: HC-2 Wk#15	7: HC-3 Wk#15	8: HC-4 Wk#15	9: HC-5 Wk#15	10: HC-6 Wk#15	11: HC-7 Wk#15
Nickel [mg/L]	12-Oct-23	14:42	0.0001	0.0001					
Phosphorus [mg/L]	12-Oct-23	14:42	< 0.003	< 0.003					
Lead [mg/L]	12-Oct-23	14:42	0.220	0.00041					
Sulfur [mg/L]	12-Oct-23	14:42	5	< 3					
Antimony [mg/L]	12-Oct-23	14:42	0.0024	0.0014					
Selenium [mg/L]	12-Oct-23	14:42	0.00071	0.00848					
Silicon [mg/L]	12-Oct-23	14:42	0.47	0.43					
Tin [mg/L]	12-Oct-23	14:42	< 0.00006	< 0.00006					
Strontium [mg/L]	12-Oct-23	14:42	0.0212	0.0277					
Titanium [mg/L]	12-Oct-23	14:42	< 0.00007	< 0.00007					
Thorium [mg/L]	12-Oct-23	14:42	< 0.0001	< 0.0001					
Thallium [mg/L]	12-Oct-23	14:42	0.000015	0.000010					
Uranium [mg/L]	12-Oct-23	14:42	0.000111	0.000548					
Vanadium [mg/L]	12-Oct-23	14:42	< 0.00001	0.00044					
Tungsten [mg/L]	12-Oct-23	14:42	0.00002	0.00017					
Zirconium [mg/L]	12-Oct-23	14:42	< 0.002	< 0.002					
Zinc [mg/L]	12-Oct-23	14:42	0.052	< 0.002					

Method Descriptions

Parameter	SGS Method Code	Reference Method Code
Anions by discrete analyzer	ME-CA-[ENV]EWL-LAK-AN-026	US EPA 375.4
Metals in aqueous samples - ICP-MS	ME-CA-[ENV]SPE-LAK-AN-006	SM 3030/EPA 200.8



Lisa Thompson
Project Specialist Assistant,
Environment, Health & Safety

OnLine LIMS

0003633919

Results relate only to the sample tested. Data reported represents the sample submitted to SGS. Reproduction of this analytical report in full or in part is prohibited without prior written approval. Please refer to SGS General Conditions of Services located at https://www.sgs.ca/en/terms-and-conditions (Printed copies are available upon request.)
Test method information available upon request. "Temperature Upon Receipt" is representative of the whole shipment and may not reflect the temperature of individual samples.
SGS Canada Inc. Environment-Health & Safety statement of conformity decision rule does not consider uncertainty when analytical results are compared to a specified standard or regulation.

SGS Canada Inc.
P.O. Box 4300 - 185 Concession St.
Lakefield - Ontario - KOL 2HO
Phone: 705-652-2000 FAX: 705-652-6365

Quality Control Report

Inorganic Analysis													
Parameter	Reporting Limit	Unit	Method Blank	Duplicate				LCS / Spike Blank			Matrix Spike / Reference Material		
				Result 1	Result 2	RPD	Acceptance Criteria	Spike Recovery (%)	Recovery Limits (%)		Spike Recovery (%)	Recovery Limits (%)	
							%		Low	High		Low	High
Anions by discrete analyzer - QCBatchID: DIO5024-OCT23													
Sulphate	2	mg/L	<2			1	20	104	80	120	108	75	125
Metals in aqueous samples - ICP-MS - QCBatchID: EMS0062-OCT23													
Aluminum	0.001	mg/L	<0.001			14	20	99	90	110	113	70	130
Antimony	0.0009	mg/L	<0.0009			5	20	101	90	110	128	70	130
Arsenic	0.0002	mg/L	<0.0002			ND	20	95	90	110	98	70	130
Barium	0.00008	mg/L	<0.00008			13	20	98	90	110	88	70	130
Beryllium	0.000007	mg/L	<0.000007			ND	20	92	90	110	97	70	130
Bismuth	0.00001	mg/L	<0.00001			ND	20	96	90	110	78	70	130
Boron	0.002	mg/L	<0.002			ND	20	98	90	110	99	70	130
Cadmium	0.000003	mg/L	<0.000003			ND	20	98	90	110	103	70	130
Calcium	0.01	mg/L	<0.01			1	20	99	90	110	96	70	130
Chromium	0.00008	mg/L	<0.00008			ND	20	98	90	110	112	70	130
Cobalt	0.000004	mg/L	<0.000004			19	20	98	90	110	102	70	130
Copper	0.0002	mg/L	<0.0002			3	20	97	90	110	116	70	130
Iron	0.007	mg/L	<0.007			ND	20	101	90	110	125	70	130
Lead	0.00009	mg/L	<0.00009			ND	20	103	90	110	114	70	130
Magnesium	0.001	mg/L	<0.001			18	20	102	90	110	97	70	130
Manganese	0.00001	mg/L	<0.00001			11	20	94	90	110	108	70	130
Molybdenum	0.00004	mg/L	<0.00004			10	20	102	90	110	87	70	130
Nickel	0.0001	mg/L	<0.0001			7	20	96	90	110	99	70	130
Phosphorus	0.003	mg/L	<0.003			ND	20	101	90	110	NV	70	130
Potassium	0.009	mg/L	<0.009			11	20	99	90	110	105	70	130
Selenium	0.00004	mg/L	<0.00004			14	20	93	90	110	83	70	130
Silicon	0.02	mg/L	<0.02			13	20	100	90	110	NV	70	130
Silver	0.00005	mg/L	<0.00005			ND	20	107	90	110	72	70	130
Sodium	0.01	mg/L	<0.01			2	20	101	90	110	98	70	130
Strontium	0.00008	mg/L	<0.00008			2	20	97	90	110	95	70	130
Sulfur	3	mg/L	<1			ND	20	110	90	110	NV	70	130
Thallium	0.000005	mg/L	<0.000005			ND	20	101	90	110	111	70	130
Thorium	0.0001	mg/L	<0.0001			ND	20	99	90	110	NV	70	130
Tin	0.00006	mg/L	<0.00006			ND	20	99	90	110	NV	70	130
Titanium	0.00007	mg/L	<0.00005			ND	20	101	90	110	NV	70	130
Tungsten	0.00002	mg/L	<0.00002			ND	20	103	90	110	NV	70	130
Uranium	0.000002	mg/L	<0.000002			ND	20	102	90	110	121	70	130
Vanadium	0.00001	mg/L	<0.00001			10	20	96	90	110	100	70	130

OnLine LIMS

0003633919

Results relate only to the sample tested. Data reported represents the sample submitted to SGS. Reproduction of this analytical report in full or in part is prohibited without prior written approval. Please refer to SGS General Conditions of Services located at https://www.sgs.ca/en/terms-and-conditions (Printed copies are available upon request.)
Test method information available upon request. "Temperature Upon Receipt" is representative of the whole shipment and may not reflect the temperature of individual samples.
SGS Canada Inc. Environment-Health & Safety statement of conformity decision rule does not consider uncertainty when analytical results are compared to a specified standard or regulation.

SGS Canada Inc.
P.O. Box 4300 - 185 Concession St.
Lakefield - Ontario - KOL 2HO
Phone: 705-652-2000 FAX: 705-652-6365

Inorganic Analysis														
Parameter	Reporting Limit	Unit	Method Blank	Duplicate				LCS / Spike Blank			Matrix Spike / Reference Material			
				Result 1	Result 2	RPD	Acceptance Criteria	Spike Recovery (%)	Recovery Limits (%)		Spike Recovery (%)	Recovery Limits (%)		
							%		Low	High		Low	High	
Zinc	0.002	mg/L	<0.002			ND	20	97	90	110	122	70	130	
Zirconium	0.002	mg/L	<0.002			ND	20	91	90	110	NV	70	130	

OnLine LIMS

0003633919

Results relate only to the sample tested. Data reported represents the sample submitted to SGS. Reproduction of this analytical report in full or in part is prohibited without prior written approval. Please refer to SGS General Conditions of Services located at https://www.sgs.ca/en/terms-and-conditions (Printed copies are available upon request.)
Test method information available upon request. "Temperature Upon Receipt" is representative of the whole shipment and may not reflect the temperature of individual samples.
SGS Canada Inc. Environment-Health & Safety statement of conformity decision rule does not consider uncertainty when analytical results are compared to a specified standard or regulation.

SGS Canada Inc.
P.O. Box 4300 - 185 Concession St.
Lakefield - Ontario - KOL 2HO
Phone: 705-652-2000 FAX: 705-652-6365

26-September-2023

Great Bear Resources Ltd.
Attn : Ashley Moncrief

1020 - 800 West Pender St.
Vancouver, BC
V6C 2V6, Canada

Phone: 778-833-2160
Fax:

Date Rec. : 07 September 2023
LR Report: **CA10054-SEP23**
Reference: Wk#15

Copy: #1

CERTIFICATE OF ANALYSIS
Final Report

Analysis	3: Analysis Completed Date	4: Analysis Completed Time	5: HC-1 Wk#15	6: HC-2 Wk#15	7: HC-3 Wk#15	8: HC-4 Wk#15
Sample Date & Time			07-Sep-23	07-Sep-23	07-Sep-23	07-Sep-23
HumCell Leachate Vol [mL]	08-Sep-23	10:49	1006	1015	532	531
pH [No unit]	13-Sep-23	09:38	7.07	7.56	7.43	6.80
Alkalinity [mg/L as CaCO3]	12-Sep-23	10:16	6	13	10	4
Conductivity [uS/cm]	12-Sep-23	10:16	41	31	24	38
Acidity [mg/L as CaCO3]	12-Sep-23	10:16	< 2	< 2	< 2	< 2
F [mg/L]	08-Sep-23	12:37	< 0.06	< 0.06	< 0.06	< 0.06
SO4 [mg/L]	08-Sep-23	13:39	2	12	2	12
Cl [mg/L]	08-Sep-23	13:39	< 1	< 1	< 1	< 1
Hg [mg/L]	15-Sep-23	16:37	< 0.00001	< 0.00001	< 0.00001	< 0.00001
Ag [mg/L]	15-Sep-23	16:37	0.00005	< 0.00005	< 0.00005	< 0.00005
Al [mg/L]	15-Sep-23	16:37	0.060	0.010	0.050	0.043
As [mg/L]	15-Sep-23	16:37	0.0135	0.0003	0.0021	< 0.0002
Ba [mg/L]	15-Sep-23	16:37	0.00702	0.00127	0.00105	0.00303
Be [mg/L]	15-Sep-23	16:37	< 0.000007	< 0.000007	< 0.000007	< 0.000007
B [mg/L]	15-Sep-23	16:37	< 0.002	0.002	< 0.002	< 0.002
Bi [mg/L]	15-Sep-23	16:37	0.00009	< 0.00001	< 0.00001	< 0.00001
Ca [mg/L]	15-Sep-23	16:37	5.08	6.45	3.68	5.51
Cd [mg/L]	15-Sep-23	16:37	0.000009	0.000943	< 0.000003	0.000778
Co [mg/L]	15-Sep-23	16:37	0.000027	0.000024	0.000038	0.000092
Cr [mg/L]	15-Sep-23	16:37	< 0.00008	< 0.00008	< 0.00008	< 0.00008
Cu [mg/L]	15-Sep-23	16:37	0.0008	0.0005	0.0011	0.0006
Fe [mg/L]	15-Sep-23	16:37	< 0.007	< 0.007	< 0.007	< 0.007
K [mg/L]	15-Sep-23	16:37	1.46	0.588	0.868	0.925
K [mg/L]	22-Sep-23	11:02	---	---	---	---
Mg [mg/L]	15-Sep-23	16:37	0.133	0.295	0.252	0.758
Mn [mg/L]	15-Sep-23	16:37	0.0282	0.0480	0.00773	0.0274
Mo [mg/L]	15-Sep-23	16:37	0.00016	0.00025	0.00030	0.00007

OnLine LIMS

00034794447

Results relate only to the sample tested. Data reported represents the sample submitted to SGS. Reproduction of this analytical report in full or in part is prohibited without prior written approval. Please refer to SGS General Conditions of Services located at https://www.sgs.ca/en/terms-and-conditions (Printed copies are available upon request.)
Test method information available upon request. "Temperature Upon Receipt" is representative of the whole shipment and may not reflect the temperature of individual samples.
SGS Canada Inc. Environment-Health & Safety statement of conformity decision rule does not consider uncertainty when analytical results are compared to a specified standard or regulation.

SGS Canada Inc.
P.O. Box 4300 - 185 Concession St.
Lakefield - Ontario - KOL 2HO
Phone: 705-652-2000 FAX: 705-652-6365

LR Report : **CA10054-SEP23**

Analysis	3: Analysis Completed Date	4: Analysis Completed Time	5: HC-1 Wk#15	6: HC-2 Wk#15	7: HC-3 Wk#15	8: HC-4 Wk#15
Na [mg/L]	15-Sep-23	16:37	0.11	0.14	0.12	0.08
Ni [mg/L]	15-Sep-23	16:37	< 0.0001	0.0002	0.0002	0.0003
P [mg/L]	15-Sep-23	16:37	< 0.003	< 0.003	< 0.003	< 0.003
Pb [mg/L]	15-Sep-23	16:37	0.00049	0.0414	0.00019	0.0372
S [mg/L]	15-Sep-23	16:37	< 3	5	< 3	5
Sb [mg/L]	15-Sep-23	16:37	< 0.0009	0.0020	< 0.0009	< 0.0009
Se [mg/L]	15-Sep-23	16:37	0.00890	0.00065	0.00006	0.00128
Si [mg/L]	15-Sep-23	16:37	0.44	0.46	0.44	0.55
Sn [mg/L]	15-Sep-23	16:37	< 0.00006	< 0.00006	< 0.00006	0.00007
Sr [mg/L]	15-Sep-23	16:37	0.0199	0.0209	0.0116	0.0106
Ti [mg/L]	15-Sep-23	16:37	0.00007	< 0.00007	0.00041	0.00011
Th [mg/L]	15-Sep-23	16:37	< 0.0001	< 0.0001	< 0.0001	< 0.0001
Tl [mg/L]	15-Sep-23	16:37	0.000011	0.000006	0.000009	0.000012
U [mg/L]	15-Sep-23	16:37	0.00100	0.000024	0.00490	0.000542
V [mg/L]	15-Sep-23	16:37	0.00057	< 0.00001	0.00042	0.00001
W [mg/L]	15-Sep-23	16:37	0.00019	0.00005	0.00043	< 0.00002
Zr [mg/L]	15-Sep-23	16:37	< 0.002	< 0.002	< 0.002	< 0.002
Zn [mg/L]	15-Sep-23	16:37	0.002	0.032	< 0.002	0.037

Analysis	9: HC-5 Wk#15	10: HC-6 Wk#15	11: HC-7 Wk#15
Sample Date & Time	07-Sep-23	07-Sep-23	07-Sep-23
HumCell Leachate Vol [mL]	887	503	885
pH [No unit]	7.42	7.33	8.17
Alkalinity [mg/L as CaCO3]	7	13	13
Conductivity [uS/cm]	22	25	28
Acidity [mg/L as CaCO3]	< 2	< 2	< 2
F [mg/L]	< 0.06	< 0.06	< 0.06
SO4 [mg/L]	3	< 2	< 2
Cl [mg/L]	< 1	< 1	< 1
Hg [mg/L]	< 0.00001	< 0.00001	< 0.00001
Ag [mg/L]	< 0.00005	< 0.00005	< 0.00005
Al [mg/L]	0.067	0.050	0.077
As [mg/L]	0.0062	0.0010	0.0100
Ba [mg/L]	0.00089	0.00078	0.00078
Be [mg/L]	< 0.000007	< 0.000007	< 0.000007
B [mg/L]	< 0.002	< 0.002	< 0.002
Bi [mg/L]	0.00002	< 0.00001	< 0.00001
Ca [mg/L]	2.98	4.31	4.11
Cd [mg/L]	0.000008	< 0.000003	< 0.000003

OnLine LIMS

0003479447

Results relate only to the sample tested. Data reported represents the sample submitted to SGS. Reproduction of this analytical report in full or in part is prohibited without prior written approval. Please refer to SGS General Conditions of Services located at https://www.sgs.ca/en/terms-and-conditions (Printed copies are available upon request.)
Test method information available upon request. "Temperature Upon Receipt" is representative of the whole shipment and may not reflect the temperature of individual samples.
SGS Canada Inc. Environment-Health & Safety statement of conformity decision rule does not consider uncertainty when analytical results are compared to a specified standard or regulation.

SGS Canada Inc.
P.O. Box 4300 - 185 Concession St.
Lakefield - Ontario - KOL 2HO
Phone: 705-652-2000 FAX: 705-652-6365

LR Report : **CA10054-SEP23**

Analysis	9: HC-5 Wk#15	10: HC-6 Wk#15	11: HC-7 Wk#15
Co [mg/L]	0.000005	0.000008	0.000021
Cr [mg/L]	< 0.00008	< 0.00008	< 0.00008
Cu [mg/L]	0.0006	0.0005	0.0010
Fe [mg/L]	0.007	< 0.007	0.010
K [mg/L]	0.766	0.632	0.680
K [mg/L]	---	---	---
Mg [mg/L]	0.134	0.250	0.167
Mn [mg/L]	0.0157	0.00818	0.0138
Mo [mg/L]	0.00019	0.00065	0.00050
Na [mg/L]	0.13	0.18	0.18
Ni [mg/L]	< 0.0001	< 0.0001	< 0.0001
P [mg/L]	< 0.003	< 0.003	0.004
Pb [mg/L]	0.00009	< 0.00009	< 0.00009
S [mg/L]	< 3	< 3	< 3
Sb [mg/L]	< 0.0009	< 0.0009	< 0.0009
Se [mg/L]	0.00014	< 0.00004	0.00007
Si [mg/L]	0.29	0.53	0.26
Sn [mg/L]	< 0.00006	0.00006	< 0.00006
Sr [mg/L]	0.00547	0.0121	0.00785
Ti [mg/L]	0.00062	0.00010	0.00073
Th [mg/L]	< 0.0001	< 0.0001	< 0.0001
Tl [mg/L]	0.000008	< 0.000005	< 0.000005
U [mg/L]	0.00210	0.000786	0.002233
V [mg/L]	0.00084	0.00107	0.00036
W [mg/L]	0.00043	0.00233	0.00011
Zr [mg/L]	< 0.002	< 0.002	< 0.002
Zn [mg/L]	< 0.002	< 0.002	< 0.002



Lisa Thompson
Project Specialist Assistant,
Environment, Health & Safety

OnLine LIMS

0003479447

Results relate only to the sample tested. Data reported represents the sample submitted to SGS. Reproduction of this analytical report in full or in part is prohibited without prior written approval. Please refer to SGS General Conditions of Services located at https://www.sgs.ca/en/terms-and-conditions (Printed copies are available upon request.)
Test method information available upon request. "Temperature Upon Receipt" is representative of the whole shipment and may not reflect the temperature of individual samples.
SGS Canada Inc. Environment-Health & Safety statement of conformity decision rule does not consider uncertainty when analytical results are compared to a specified standard or regulation.

SGS Canada Inc.
P.O. Box 4300 - 185 Concession St.
Lakefield - Ontario - KOL 2HO
Phone: 705-652-2000 FAX: 705-652-6365

21-September-2023

Great Bear Resources Ltd.
Attn : Ashley Moncrief

1020 - 800 West Pender St.
Vancouver, BC
V6C 2V6, Canada

Phone: 778-833-2160
Fax:

Date Rec. : 08 September 2023
LR Report: **CA10056-SEP23**
Reference: Wk#15

Copy: #1

CERTIFICATE OF ANALYSIS
Final Report

Analysis	3: Analysis Completed Date	4: Analysis Completed Time	5: HC-8 Wk#15	6: HC-9 Wk#15	7: HC-10 Wk#15	8: HC-11 Wk#15	9: HC-12 Wk#15	10: HC-13 Wk#15
Sample Date & Time			08-Sep-23	08-Sep-23	08-Sep-23	08-Sep-23	08-Sep-23	08-Sep-23
HumCell Leachate Vol [mL]	11-Sep-23	12:36	989	988	1004	1007	998	992
pH [No unit]	12-Sep-23	10:01	7.45	6.68	7.42	7.24	7.11	7.60
Alkalinity [mg/L as CaCO3]	12-Sep-23	10:01	12	3	7	9	9	11
Conductivity [uS/cm]	12-Sep-23	10:01	32	38	21	21	31	34
Acidity [mg/L as CaCO3]	11-Sep-23	12:52	< 2	< 2	< 2	< 2	< 2	< 2
F [mg/L]	11-Sep-23	13:05	< 0.06	< 0.06	< 0.06	< 0.06	< 0.06	< 0.06
SO4 [mg/L]	08-Sep-23	15:28	3	10	2	2	5	5
Cl [mg/L]	08-Sep-23	15:28	< 1	2	< 1	< 1	< 1	< 1
Hg [mg/L]	20-Sep-23	11:40	< 0.00001	< 0.00001	< 0.00001	< 0.00001	< 0.00001	< 0.00001
Ag [mg/L]	20-Sep-23	11:40	< 0.00005	< 0.00005	< 0.00005	< 0.00005	< 0.00005	< 0.00005
Al [mg/L]	20-Sep-23	11:40	0.067	0.003	0.032	0.046	0.048	0.114
As [mg/L]	20-Sep-23	11:40	0.0022	< 0.0002	0.0006	0.0007	0.0043	0.0041
Ba [mg/L]	20-Sep-23	11:40	0.00166	0.00273	0.00094	0.00102	0.00224	0.00073
Be [mg/L]	20-Sep-23	11:40	< 0.000007	< 0.000007	< 0.000007	< 0.000007	< 0.000007	< 0.000007
B [mg/L]	20-Sep-23	11:40	< 0.002	0.002	< 0.002	< 0.002	0.002	< 0.002
Bi [mg/L]	20-Sep-23	11:40	< 0.00001	< 0.00001	< 0.00001	< 0.00001	0.00002	< 0.00001
Ca [mg/L]	20-Sep-23	11:40	4.97	5.23	3.65	3.85	5.21	6.08
Cd [mg/L]	20-Sep-23	11:40	0.000003	0.00924	0.000003	0.000004	0.000005	< 0.000003
Co [mg/L]	20-Sep-23	11:40	0.000033	0.000184	0.000030	0.000035	0.000029	0.000018
Cr [mg/L]	20-Sep-23	11:40	< 0.00008	< 0.00008	< 0.00008	< 0.00008	< 0.00008	< 0.00008
Cu [mg/L]	20-Sep-23	11:40	0.0004	0.0003	0.0004	0.0006	0.0005	0.0003
Fe [mg/L]	20-Sep-23	11:40	< 0.007	< 0.007	< 0.007	< 0.007	0.008	< 0.007
K [mg/L]	20-Sep-23	11:40	0.838	0.946	0.388	0.369	0.552	0.769
Mg [mg/L]	20-Sep-23	11:40	0.363	0.141	0.101	0.116	0.075	0.101
Mn [mg/L]	20-Sep-23	11:40	0.0279	0.0972	0.0260	0.0215	0.0339	0.0174
Mo [mg/L]	20-Sep-23	11:40	0.00082	0.00007	0.00016	0.00025	0.00011	0.00015
Na [mg/L]	20-Sep-23	11:40	0.22	0.13	0.18	0.29	0.21	0.12
Ni [mg/L]	20-Sep-23	11:40	0.0001	0.0023	0.0001	< 0.0001	0.0002	< 0.0001
P [mg/L]	20-Sep-23	11:40	< 0.003	< 0.003	< 0.003	< 0.003	< 0.003	< 0.003
Pb [mg/L]	20-Sep-23	11:40	< 0.00009	0.00763	< 0.00009	< 0.00009	< 0.00009	< 0.00009
S [mg/L]	20-Sep-23	11:40	< 3	5	< 3	< 3	< 3	< 3
Sb [mg/L]	20-Sep-23	11:40	< 0.0009	< 0.0009	0.0011	< 0.0009	0.0009	< 0.0009
Se [mg/L]	20-Sep-23	11:40	0.00034	0.00201	0.00039	0.00007	0.00030	< 0.00004

OnLine LIMS

00034749335

Results relate only to the sample tested. Data reported represents the sample submitted to SGS. Reproduction of this analytical report in full or in part is prohibited without prior written approval. Please refer to SGS General Conditions of Services located at https://www.sgs.ca/en/terms-and-conditions (Printed copies are available upon request.)
Test method information available upon request. "Temperature Upon Receipt" is representative of the whole shipment and may not reflect the temperature of individual samples.
SGS Canada Inc. Environment-Health & Safety statement of conformity decision rule does not consider uncertainty when analytical results are compared to a specified standard or regulation.

SGS Canada Inc.
P.O. Box 4300 - 185 Concession St.
Lakefield - Ontario - KOL 2HO
Phone: 705-652-2000 FAX: 705-652-6365

LR Report : **CA10056-SEP23**

Analysis	3: Analysis Completed Date	4: Analysis Completed Time	5: HC-8 Wk#15	6: HC-9 Wk#15	7: HC-10 Wk#15	8: HC-11 Wk#15	9: HC-12 Wk#15	10: HC-13 Wk#15
Si [mg/L]	20-Sep-23	11:40	0.37	0.59	0.35	0.42	0.53	0.64
Sn [mg/L]	20-Sep-23	11:40	< 0.00006	< 0.00006	0.00008	0.00008	0.00007	< 0.00006
Sr [mg/L]	20-Sep-23	11:40	0.00977	0.0158	0.0103	0.00936	0.0112	0.0100
Ti [mg/L]	20-Sep-23	11:40	< 0.00007	< 0.00007	< 0.00007	< 0.00007	0.00009	0.00008
Th [mg/L]	20-Sep-23	11:40	< 0.0001	< 0.0001	< 0.0001	< 0.0001	< 0.0001	< 0.0001
Tl [mg/L]	20-Sep-23	11:40	< 0.000005	0.000010	< 0.000005	< 0.000005	0.000008	0.000006
U [mg/L]	20-Sep-23	11:40	0.00145	0.000659	0.00331	0.000741	0.000781	0.000765
V [mg/L]	20-Sep-23	11:40	0.00023	< 0.00001	0.00005	0.00011	0.00017	0.00009
W [mg/L]	20-Sep-23	11:40	0.00017	0.00003	0.00020	0.00021	0.00020	0.00007
Zr [mg/L]	20-Sep-23	11:40	< 0.002	< 0.002	< 0.002	< 0.002	< 0.002	< 0.002
Zn [mg/L]	20-Sep-23	11:40	< 0.002	0.708	< 0.002	< 0.002	0.003	< 0.002

Analysis	11: HC-14 Wk#15	12: HC-15 Wk#15	13: HC-16 Wk#15	14: HC-17 Wk#15	15: HC-18 Wk#15	16: HC-19 Wk#15	17: HC-20 Wk#15	18: HC-21 Wk#15	19: HC-22 Wk#15
Sample Date & Time	08-Sep-23	08-Sep-23	08-Sep-23	08-Sep-23	08-Sep-23	08-Sep-23	08-Sep-23	08-Sep-23	08-Sep-23
HumCell Leachate Vol [mL]	999	705	1002	997	997	1003	1005	999	504
pH [No unit]	6.86	7.65	7.46	7.03	7.53	7.15	7.60	7.75	7.52
Alkalinity [mg/L as CaCO3]	4	13	11	4	11	8	9	13	11
Conductivity [uS/cm]	24	71	34	18	26	18	23	32	33
Acidity [mg/L as CaCO3]	< 2	< 2	< 2	< 2	< 2	< 2	< 2	< 2	< 2
F [mg/L]	< 0.06	< 0.06	< 0.06	< 0.06	< 0.06	0.12	< 0.06	< 0.06	< 0.06
SO4 [mg/L]	6	17	3	2	< 2	< 2	< 2	< 2	2
Cl [mg/L]	< 1	4	< 1	< 1	< 1	< 1	< 1	< 1	< 1
Hg [mg/L]	< 0.00001	< 0.00001	0.00001	< 0.00001	< 0.00001	< 0.00001	< 0.00001	< 0.00001	< 0.00001
Ag [mg/L]	< 0.00005	< 0.00005	< 0.00005	< 0.00005	< 0.00005	< 0.00005	< 0.00005	< 0.00005	< 0.00005
Al [mg/L]	0.025	0.011	0.151	0.022	0.041	0.056	0.029	0.051	0.026
As [mg/L]	0.0024	0.182	0.0160	0.0566	0.0140	0.0008	0.0004	0.0043	0.0005
Ba [mg/L]	0.00256	0.00160	0.00195	0.00053	0.00036	0.00048	0.00238	0.00047	0.00824
Be [mg/L]	< 0.000007	< 0.000007	< 0.000007	< 0.000007	< 0.000007	< 0.000007	< 0.000007	< 0.000007	< 0.000007
B [mg/L]	< 0.002	0.005	< 0.002	< 0.002	< 0.002	< 0.002	< 0.002	< 0.002	< 0.002
Bi [mg/L]	< 0.00001	< 0.00001	< 0.00001	< 0.00001	< 0.00001	< 0.00001	< 0.00001	< 0.00001	< 0.00001
Ca [mg/L]	3.16	10.7	4.52	2.62	4.24	3.06	3.81	5.04	3.48
Cd [mg/L]	< 0.000003	0.000005	< 0.000003	< 0.000003	0.000025	< 0.000003	< 0.000003	0.000004	0.000003
Co [mg/L]	0.000077	0.000392	0.000053	0.000139	0.000078	0.000029	0.000036	0.000058	0.000033
Cr [mg/L]	< 0.00008	< 0.00008	< 0.00008	< 0.00008	< 0.00008	< 0.00008	< 0.00008	< 0.00008	< 0.00008
Cu [mg/L]	0.0004	0.0005	0.0008	0.0003	0.0011	0.0005	0.0004	0.0004	0.0004
Fe [mg/L]	< 0.007	< 0.007	< 0.007	< 0.007	< 0.007	< 0.007	< 0.007	< 0.007	< 0.007
K [mg/L]	0.901	0.744	2.41	0.494	0.359	0.398	0.454	0.135	1.27
Mg [mg/L]	0.287	0.550	0.105	0.111	0.141	0.068	0.272	0.209	0.251
Mn [mg/L]	0.00538	0.0180	0.00681	0.00220	0.00733	0.00986	0.0360	0.0334	0.0295
Mo [mg/L]	0.00021	0.00015	0.00031	0.00015	0.00019	0.00019	0.00076	0.00121	0.00006
Na [mg/L]	0.21	0.19	0.19	0.13	0.18	0.13	0.17	0.11	0.15
Ni [mg/L]	0.0005	0.0191	< 0.0001	0.0003	0.0001	0.0001	< 0.0001	0.0001	0.0001
P [mg/L]	< 0.003	< 0.003	< 0.003	< 0.003	< 0.003	< 0.003	< 0.003	< 0.003	< 0.003
Pb [mg/L]	< 0.00009	< 0.00009	< 0.00009	< 0.00009	< 0.00009	< 0.00009	< 0.00009	< 0.00009	< 0.00009
S [mg/L]	< 3	7	< 3	< 3	< 3	< 3	< 3	< 3	< 3
Sb [mg/L]	< 0.0009	0.0026	< 0.0009	< 0.0009	< 0.0009	< 0.0009	< 0.0009	< 0.0009	< 0.0009
Se [mg/L]	0.00034	0.00042	0.00006	< 0.00004	< 0.00004	< 0.00004	0.00004	< 0.00004	< 0.00004
Si [mg/L]	0.32	0.58	0.52	0.48	0.47	0.42	0.32	0.32	0.31
Sn [mg/L]	< 0.00006	0.00007	< 0.00006	< 0.00006	0.00011	0.00007	0.00007	< 0.00006	0.00007

OnLine LIMS

0003474935

Results relate only to the sample tested. Data reported represents the sample submitted to SGS. Reproduction of this analytical report in full or in part is prohibited without prior written approval. Please refer to SGS General Conditions of Services located at https://www.sgs.ca/en/terms-and-conditions (Printed copies are available upon request.)
Test method information available upon request. "Temperature Upon Receipt" is representative of the whole shipment and may not reflect the temperature of individual samples.
SGS Canada Inc. Environment-Health & Safety statement of conformity decision rule does not consider uncertainty when analytical results are compared to a specified standard or regulation.

SGS Canada Inc.
P.O. Box 4300 - 185 Concession St.
Lakefield - Ontario - KOL 2HO
Phone: 705-652-2000 FAX: 705-652-6365

LR Report : **CA10056-SEP23**

Analysis	11: HC-14 Wk#15	12: HC-15 Wk#15	13: HC-16 Wk#15	14: HC-17 Wk#15	15: HC-18 Wk#15	16: HC-19 Wk#15	17: HC-20 Wk#15	18: HC-21 Wk#15	19: HC-22 Wk#15
Sr [mg/L]	0.0146	0.0234	0.0129	0.00765	0.00726	0.00714	0.0117	0.00577	0.0112
Ti [mg/L]	0.00011	< 0.00007	0.00012	< 0.00007	0.00008	< 0.00007	0.00010	< 0.00007	< 0.00007
Th [mg/L]	< 0.0001	< 0.0001	< 0.0001	< 0.0001	< 0.0001	< 0.0001	< 0.0001	< 0.0001	< 0.0001
Tl [mg/L]	< 0.000005	0.000007	0.000007	< 0.000005	< 0.000005	< 0.000005	< 0.000005	< 0.000005	< 0.000005
U [mg/L]	0.000362	0.00138	0.00167	0.00171	0.00234	0.000426	0.000288	0.000464	0.000150
V [mg/L]	0.00026	0.00011	0.00071	0.00044	0.00021	0.00005	0.00094	0.00053	0.00090
W [mg/L]	0.00011	0.00003	0.00017	0.00005	0.00011	0.00004	0.00004	0.00003	0.00011
Zr [mg/L]	< 0.002	< 0.002	< 0.002	< 0.002	< 0.002	< 0.002	< 0.002	< 0.002	< 0.002
Zn [mg/L]	< 0.002	< 0.002	< 0.002	< 0.002	< 0.002	< 0.002	< 0.002	< 0.002	< 0.002

Analysis	20: HC-23 Wk#15	21: HC-24 Wk#15	22: HC-25 Wk#15	23: HC-26 Wk#15	24: HC-27 Wk#15
Sample Date & Time	08-Sep-23	08-Sep-23	08-Sep-23	08-Sep-23	08-Sep-23
HumCell Leachate Vol [mL]	1002	1000	1006	757	1011
pH [No unit]	7.45	7.57	7.52	6.96	7.16
Alkalinity [mg/L as CaCO3]	12	12	10	6	6
Conductivity [uS/cm]	30	28	40	106	30
Acidity [mg/L as CaCO3]	< 2	< 2	< 2	< 2	< 2
F [mg/L]	< 0.06	< 0.06	< 0.06	< 0.06	< 0.06
SO4 [mg/L]	< 2	< 2	5	40	7
Cl [mg/L]	< 1	< 1	< 1	< 1	< 1
Hg [mg/L]	< 0.00001	< 0.00001	< 0.00001	< 0.00001	< 0.00001
Ag [mg/L]	< 0.00005	< 0.00005	< 0.00005	< 0.00005	< 0.00005
Al [mg/L]	0.034	0.031	0.042	0.007	0.030
As [mg/L]	0.0069	0.0019	0.0019	< 0.0002	0.0007
Ba [mg/L]	0.00295	0.00077	0.00151	0.00622	0.00075
Be [mg/L]	< 0.000007	< 0.000007	< 0.000007	< 0.000007	< 0.000007
B [mg/L]	0.004	< 0.002	0.003	0.002	< 0.002
Bi [mg/L]	< 0.00001	< 0.00001	< 0.00001	< 0.00001	< 0.00001
Ca [mg/L]	4.58	4.23	6.09	14.8	4.36
Cd [mg/L]	< 0.000003	< 0.000003	< 0.000003	0.000027	< 0.000003
Co [mg/L]	0.000025	0.000037	0.000056	0.000191	0.000029
Cr [mg/L]	< 0.00008	< 0.00008	< 0.00008	< 0.00008	< 0.00008
Cu [mg/L]	0.0003	0.0004	0.0004	0.0004	0.0005
Fe [mg/L]	< 0.007	< 0.007	< 0.007	0.009	< 0.007
K [mg/L]	0.481	0.275	0.469	2.77	0.618
Mg [mg/L]	0.236	0.241	0.267	0.560	0.154
Mn [mg/L]	0.0336	0.0268	0.0175	0.0368	0.0167
Mo [mg/L]	0.00010	0.00018	0.00019	0.00010	0.00013
Na [mg/L]	0.11	0.11	0.21	0.28	0.15
Ni [mg/L]	< 0.0001	0.0001	< 0.0001	0.0006	< 0.0001
P [mg/L]	< 0.003	< 0.003	< 0.003	< 0.003	< 0.003
Pb [mg/L]	< 0.00009	< 0.00009	< 0.00009	< 0.00009	< 0.00009
S [mg/L]	< 3	< 3	< 3	13	< 3
Sb [mg/L]	< 0.0009	< 0.0009	< 0.0009	< 0.0009	< 0.0009
Se [mg/L]	< 0.00004	< 0.00004	< 0.00004	0.00025	< 0.00004
Si [mg/L]	0.30	0.30	0.30	0.21	0.35
Sn [mg/L]	< 0.00006	0.00008	< 0.00006	< 0.00006	< 0.00006
Sr [mg/L]	0.0157	0.00676	0.00990	0.0178	0.00930
Ti [mg/L]	< 0.00007	< 0.00007	0.00012	< 0.00007	0.00015

OnLine LIMS

0003474935

Results relate only to the sample tested. Data reported represents the sample submitted to SGS. Reproduction of this analytical report in full or in part is prohibited without prior written approval. Please refer to SGS General Conditions of Services located at https://www.sgs.ca/en/terms-and-conditions (Printed copies are available upon request.)
Test method information available upon request. "Temperature Upon Receipt" is representative of the whole shipment and may not reflect the temperature of individual samples.
SGS Canada Inc. Environment-Health & Safety statement of conformity decision rule does not consider uncertainty when analytical results are compared to a specified standard or regulation.

SGS Canada Inc.
P.O. Box 4300 - 185 Concession St.
Lakefield - Ontario - KOL 2HO
Phone: 705-652-2000 FAX: 705-652-6365

LR Report : **CA10056-SEP23**

Analysis	20: HC-23 Wk#15	21: HC-24 Wk#15	22: HC-25 Wk#15	23: HC-26 Wk#15	24: HC-27 Wk#15
Th [mg/L]	< 0.0001	< 0.0001	< 0.0001	< 0.0001	< 0.0001
Tl [mg/L]	< 0.000005	< 0.000005	< 0.000005	< 0.000005	< 0.000005
U [mg/L]	0.000158	0.000661	0.000329	0.000093	0.000890
V [mg/L]	0.00021	0.00063	0.00056	< 0.00001	0.00014
W [mg/L]	0.00013	0.00003	0.00142	< 0.00002	0.00003
Zr [mg/L]	< 0.002	< 0.002	< 0.002	< 0.002	< 0.002
Zn [mg/L]	< 0.002	< 0.002	< 0.002	0.006	< 0.002



Lisa Thompson
Project Specialist Assistant,
Environment, Health & Safety

OnLine LIMS

0003474935

Results relate only to the sample tested. Data reported represents the sample submitted to SGS. Reproduction of this analytical report in full or in part is prohibited without prior written approval. Please refer to SGS General Conditions of Services located at https://www.sgs.ca/en/terms-and-conditions (Printed copies are available upon request.)
Test method information available upon request. "Temperature Upon Receipt" is representative of the whole shipment and may not reflect the temperature of individual samples.
SGS Canada Inc. Environment-Health & Safety statement of conformity decision rule does not consider uncertainty when analytical results are compared to a specified standard or regulation.

SGS Canada Inc.
P.O. Box 4300 - 185 Concession St.
Lakefield - Ontario - KOL 2HO
Phone: 705-652-2000 FAX: 705-652-6365

22-August-2024

Great Bear Resources Ltd.
Attn : Ashley Moncrief

1020 - 800 West Pender St.
Vancouver, BC
V6C 2V6, Canada

Phone: 778-833-2160
Fax:

Date Rec. : 02 August 2024
LR Report: **CA10008-AUG24**
Reference: Wk#15

Copy: #1

CERTIFICATE OF ANALYSIS
Final Report

Analysis	3: Analysis Completed Date	4: Analysis Completed Time	5: HC-28 Wk#15	6: HC-29 Wk#15	7: HC-30 Wk#15	8: HC-31 Wk#15	9: HC-32 Wk#15
Sample Date & Time			02-Aug-24	02-Aug-24	02-Aug-24	02-Aug-24	02-Aug-24
HumCell Leachate Vol [mL]	02-Aug-24	15:38	982	1009	711	980	711
Sample Name	---	---	31787	DX450179	31644	DX450183	O31576
Sample Weight [g]	---	---	1000	1000	750	1000	750
pH [No unit]	09-Aug-24	13:45	6.70	7.09	7.65	7.49	7.23
Conductivity [uS/cm]	06-Aug-24	16:09	6	14	23	24	27
Alkalinity [mg/L as CaCO3]	06-Aug-24	16:06	3	5	9	9	9
Acidity [mg/L as CaCO3]	06-Aug-24	16:05	< 2	< 2	< 2	< 2	< 2
F [mg/L]	06-Aug-24	08:40	< 0.06	< 0.06	< 0.06	< 0.06	< 0.06
Cl [mg/L]	07-Aug-24	16:15	< 0.2	< 0.2	< 0.2	< 0.2	< 0.2
SO4 [mg/L]	07-Aug-24	16:15	0.4	0.4	1.7	2.1	2.5
Hg [mg/L]	09-Aug-24	08:28	< 0.00001	< 0.00001	< 0.00001	< 0.00001	< 0.00001
Ag [mg/L]	14-Aug-24	14:51	< 0.00005	< 0.00005	< 0.00005	< 0.00005	< 0.00005
Al [mg/L]	14-Aug-24	14:51	0.025	0.026	0.036	0.034	0.049
As [mg/L]	14-Aug-24	14:51	0.0014	0.0125	0.0062	0.0091	0.0019
B [mg/L]	14-Aug-24	14:51	< 0.002	< 0.002	< 0.002	0.002	< 0.002
Ba [mg/L]	14-Aug-24	14:51	0.00060	0.00177	0.00079	0.00039	0.00152
Be [mg/L]	14-Aug-24	14:51	< 0.000007	< 0.000007	< 0.000007	< 0.000007	< 0.000007
Bi [mg/L]	14-Aug-24	14:51	< 0.00001	< 0.00001	< 0.00001	< 0.00001	< 0.00001
Ca [mg/L]	14-Aug-24	14:51	0.96	1.85	3.08	3.72	3.58
Cd [mg/L]	14-Aug-24	14:51	< 0.000003	< 0.000003	0.000004	< 0.000003	0.000007
Co [mg/L]	14-Aug-24	14:51	0.000017	0.000038	0.000013	0.000037	0.000020
Cr [mg/L]	14-Aug-24	14:51	< 0.00008	< 0.00008	< 0.00008	< 0.00008	< 0.00008
Cu [mg/L]	14-Aug-24	14:51	< 0.001	< 0.001	< 0.001	< 0.001	< 0.001
Fe [mg/L]	14-Aug-24	14:51	< 0.007	< 0.007	< 0.007	< 0.007	< 0.007
K [mg/L]	14-Aug-24	14:51	0.370	0.781	0.950	0.494	0.707
Mg [mg/L]	14-Aug-24	14:51	0.085	0.105	0.223	0.116	0.094
Mn [mg/L]	14-Aug-24	14:51	0.00213	0.00210	0.0144	0.00463	0.0320
Mo [mg/L]	14-Aug-24	14:51	0.0029	< 0.0004	< 0.0004	< 0.0004	< 0.0004
Na [mg/L]	14-Aug-24	14:51	0.08	0.10	0.12	0.13	0.08

OnLine LIMS

0003829472

Results relate only to the sample tested. Data reported represents the sample submitted to SGS. Reproduction of this analytical report in full or in part is prohibited without prior written approval. Please refer to SGS General Conditions of Services located at https://www.sgs.ca/en/terms-and-conditions (Printed copies are available upon request.)
Test method information available upon request. "Temperature Upon Receipt" is representative of the whole shipment and may not reflect the temperature of individual samples.
SGS Canada Inc. Environment-Health & Safety statement of conformity decision rule does not consider uncertainty when analytical results are compared to a specified standard or regulation.

SGS Canada Inc.
P.O. Box 4300 - 185 Concession St.
Lakefield - Ontario - KOL 2HO
Phone: 705-652-2000 FAX: 705-652-6365

LR Report : **CA10008-AUG24**

Analysis	3: Analysis Completed Date	4: Analysis Completed Time	5: HC-28 Wk#15	6: HC-29 Wk#15	7: HC-30 Wk#15	8: HC-31 Wk#15	9: HC-32 Wk#15
Ni [mg/L]	14-Aug-24	14:51	0.0001	0.0002	0.0001	0.0002	0.0002
P [mg/L]	14-Aug-24	14:51	< 0.003	< 0.003	< 0.003	< 0.003	< 0.003
Pb [mg/L]	14-Aug-24	14:51	< 0.00009	< 0.00009	0.00021	< 0.00009	< 0.00009
S [mg/L]	14-Aug-24	14:51	< 5	< 5	< 5	< 5	< 5
Sb [mg/L]	14-Aug-24	14:51	< 0.0009	< 0.0009	0.0017	< 0.0009	< 0.0009
Se [mg/L]	14-Aug-24	14:51	< 0.00004	< 0.00004	< 0.00004	< 0.00004	0.00035
Si [mg/L]	14-Aug-24	14:51	0.16	0.26	0.29	0.31	0.24
Sn [mg/L]	14-Aug-24	14:51	< 0.00006	< 0.00006	< 0.00006	< 0.00006	< 0.00006
Sr [mg/L]	14-Aug-24	14:51	0.00305	0.00653	0.0127	0.00845	0.00568
Ti [mg/L]	14-Aug-24	14:51	< 0.0001	< 0.0001	0.0003	0.0002	0.0002
Th [mg/L]	14-Aug-24	14:51	< 0.0001	< 0.0001	< 0.0001	< 0.0001	< 0.0001
Tl [mg/L]	14-Aug-24	14:51	< 0.000005	< 0.000005	< 0.000005	< 0.000005	< 0.000005
U [mg/L]	14-Aug-24	14:51	0.000583	0.00378	0.00128	0.00285	0.000301
V [mg/L]	14-Aug-24	14:51	0.00033	0.00068	0.00036	0.00037	0.00019
W [mg/L]	14-Aug-24	14:51	< 0.0002	< 0.0002	< 0.0002	< 0.0002	< 0.0002
Zr [mg/L]	14-Aug-24	14:51	< 0.002	< 0.002	< 0.002	< 0.002	< 0.002
Zn [mg/L]	14-Aug-24	14:51	0.003	< 0.002	< 0.002	< 0.002	< 0.002

Analysis	10: HC-33 Wk#15	11: HC-34 Wk#15	12: HC-35 Wk#15
Sample Date & Time	02-Aug-24	02-Aug-24	02-Aug-24
HumCell Leachate Vol [mL]	1008	935	1001
Sample Name	DX450213	DX450174	31795
Sample Weight [g]	1000	1000	1000
pH [No unit]	5.24	7.79	7.33
Conductivity [uS/cm]	52	21	23
Alkalinity [mg/L as CaCO3]	< 2	9	14
Acidity [mg/L as CaCO3]	7	< 2	< 2
F [mg/L]	< 0.06	< 0.06	< 0.06
Cl [mg/L]	< 0.2	< 0.2	< 0.2
SO4 [mg/L]	20	0.5	1.0
Hg [mg/L]	< 0.00001	< 0.00001	< 0.00001
Ag [mg/L]	< 0.00005	< 0.00005	< 0.00005
Al [mg/L]	0.049	0.037	0.174
As [mg/L]	< 0.0002	0.0043	0.0803
B [mg/L]	0.005	< 0.002	< 0.002
Ba [mg/L]	0.00685	0.00242	0.00288
Be [mg/L]	0.000033	< 0.000007	< 0.000007
Bi [mg/L]	< 0.00001	< 0.00001	< 0.00001
Ca [mg/L]	3.98	3.01	3.43
Cd [mg/L]	0.000029	0.000005	0.000003
Co [mg/L]	0.000652	0.000014	0.000035
Cr [mg/L]	< 0.00008	< 0.00008	0.00010

OnLine LIMS

0003829472

Results relate only to the sample tested. Data reported represents the sample submitted to SGS. Reproduction of this analytical report in full or in part is prohibited without prior written approval. Please refer to SGS General Conditions of Services located at https://www.sgs.ca/en/terms-and-conditions (Printed copies are available upon request.)
Test method information available upon request. "Temperature Upon Receipt" is representative of the whole shipment and may not reflect the temperature of individual samples.
SGS Canada Inc. Environment-Health & Safety statement of conformity decision rule does not consider uncertainty when analytical results are compared to a specified standard or regulation.

SGS Canada Inc.
P.O. Box 4300 - 185 Concession St.
Lakefield - Ontario - KOL 2HO
Phone: 705-652-2000 FAX: 705-652-6365

LR Report : **CA10008-AUG24**

Analysis	10: HC-33 Wk#15	11: HC-34 Wk#15	12: HC-35 Wk#15
Cu [mg/L]	0.002	< 0.001	< 0.001
Fe [mg/L]	2.05	< 0.007	< 0.007
K [mg/L]	1.73	0.783	1.81
Mg [mg/L]	0.385	0.215	0.076
Mn [mg/L]	0.124	0.0204	0.00190
Mo [mg/L]	< 0.0004	0.0065	0.0031
Na [mg/L]	0.09	0.16	0.10
Ni [mg/L]	0.0078	0.0001	0.0002
P [mg/L]	< 0.003	< 0.003	< 0.003
Pb [mg/L]	0.00152	< 0.00009	< 0.00009
S [mg/L]	6	< 5	< 5
Sb [mg/L]	< 0.0009	< 0.0009	< 0.0009
Se [mg/L]	0.00085	0.00011	0.00006
Si [mg/L]	1.13	0.22	0.51
Sn [mg/L]	< 0.00006	< 0.00006	< 0.00006
Sr [mg/L]	0.0204	0.00816	0.00562
Ti [mg/L]	< 0.0001	< 0.0001	0.0001
Th [mg/L]	< 0.0001	< 0.0001	< 0.0001
Tl [mg/L]	0.000009	< 0.000005	< 0.000005
U [mg/L]	0.000927	0.000086	0.000634
V [mg/L]	< 0.00001	0.00040	0.00126
W [mg/L]	< 0.0002	< 0.0002	< 0.0002
Zr [mg/L]	< 0.002	< 0.002	< 0.002
Zn [mg/L]	0.010	< 0.002	< 0.002



Lisa Thompson
Project Specialist Assistant,
Environment, Health & Safety

OnLine LIMS

0003829472

Results relate only to the sample tested. Data reported represents the sample submitted to SGS. Reproduction of this analytical report in full or in part is prohibited without prior written approval. Please refer to SGS General Conditions of Services located at https://www.sgs.ca/en/terms-and-conditions (Printed copies are available upon request.)
Test method information available upon request. "Temperature Upon Receipt" is representative of the whole shipment and may not reflect the temperature of individual samples.
SGS Canada Inc. Environment-Health & Safety statement of conformity decision rule does not consider uncertainty when analytical results are compared to a specified standard or regulation.

SGS Canada Inc.
P.O. Box 4300 - 185 Concession St.
Lakefield - Ontario - KOL 2HO
Phone: 705-652-2000 FAX: 705-652-6365

05-October-2023

Great Bear Resources Ltd.
Attn : Ashley Moncrief

1020 - 800 West Pender St.
Vancouver, BC
V6C 2V6, Canada

Phone: 778-833-2160
Fax:

Date Rec. : 14 September 2023
LR Report: **CA10110-SEP23**
Reference: Wk#16

Copy: #1

CERTIFICATE OF ANALYSIS

Final Report - Revised

Analysis	3: Analysis Completed Date	4: Analysis Completed Time	5: HC-1 Wk#16	6: HC-2 Wk#16	7: HC-3 Wk#16	8: HC-4 Wk#16	9: HC-5 Wk#16	10: HC-6 Wk#16	11: HC-7 Wk#16
Sample Date & Time			14-Sep-23	14-Sep-23	14-Sep-23	14-Sep-23	14-Sep-23	14-Sep-23	14-Sep-23
Hum Cell Leachate Volume [mL]	18-Sep-23	15:49	1005	1000	510	516	1009	499	998
pH [No unit]	21-Sep-23	09:52	7.02	7.87	7.35	7.07	7.37	7.69	7.59
Alkalinity [mg/L as CaCO3]	15-Sep-23	12:47	5	12	9	5	7	11	11
Conductivity [uS/cm]	15-Sep-23	12:47	39	30	23	39	21	25	23
Acidity [mg/L as CaCO3]	15-Sep-23	12:47	< 2	< 2	< 2	< 2	< 2	< 2	< 2
Fluoride [mg/L]	15-Sep-23	13:52	< 0.06	< 0.06	< 0.06	< 0.06	< 0.06	< 0.06	< 0.06
Sulphate [mg/L]	04-Oct-23	15:43	11	< 2	< 2	12	2	< 2	< 2
Chloride [mg/L]	04-Oct-23	15:43	< 1	< 1	< 1	< 1	< 1	< 1	< 1
Mercury [mg/L]	19-Sep-23	10:43	< 0.00001	< 0.00001	< 0.00001	< 0.00001	< 0.00001	< 0.00001	< 0.00001
Silver [mg/L]	26-Sep-23	14:34	0.00009	0.00012	0.00009	0.00007	0.00009	< 0.00005	0.00009
Aluminum [mg/L]	26-Sep-23	14:34	0.010	0.063	0.046	0.005	0.045	0.298	0.043
Arsenic [mg/L]	26-Sep-23	14:34	< 0.0002	0.0138	0.0030	0.0004	0.0064	0.0011	0.0105
Barium [mg/L]	26-Sep-23	14:34	0.00110	0.00733	0.00085	0.00328	0.00124	0.00076	0.00078
Beryllium [mg/L]	26-Sep-23	14:34	< 0.000007	< 0.000007	< 0.000007	< 0.000007	< 0.000007	< 0.000007	< 0.000007
Boron [mg/L]	26-Sep-23	14:34	0.002	< 0.002	< 0.002	< 0.002	0.002	0.003	< 0.002
Bismuth [mg/L]	26-Sep-23	14:34	< 0.00001	0.00009	< 0.00001	< 0.00001	< 0.00001	< 0.00001	< 0.00001
Calcium [mg/L]	26-Sep-23	14:34	6.16	5.09	3.71	5.30	3.68	4.03	4.28
Cadmium [mg/L]	26-Sep-23	14:34	0.000921	0.000009	0.000004	0.000916	0.000010	0.000004	0.000004
Cobalt [mg/L]	26-Sep-23	14:34	0.000013	0.000029	0.000015	0.000234	0.000214	0.000005	0.000012
Chromium [mg/L]	26-Sep-23	14:34	< 0.00008	< 0.00008	0.00009	< 0.00008	< 0.00008	< 0.00008	< 0.00008
Copper [mg/L]	26-Sep-23	14:34	0.0003	0.0010	0.0007	0.0005	0.0003	0.0005	0.0004

OnLine LIMS

0003633924

Results relate only to the sample tested. Data reported represents the sample submitted to SGS. Reproduction of this analytical report in full or in part is prohibited without prior written approval. Please refer to SGS General Conditions of Services located at https://www.sgs.ca/en/terms-and-conditions (Printed copies are available upon request.)
Test method information available upon request. "Temperature Upon Receipt" is representative of the whole shipment and may not reflect the temperature of individual samples.
SGS Canada Inc. Environment-Health & Safety statement of conformity decision rule does not consider uncertainty when analytical results are compared to a specified standard or regulation.

SGS Canada Inc.
P.O. Box 4300 - 185 Concession St.
Lakefield - Ontario - KOL 2HO
Phone: 705-652-2000 FAX: 705-652-6365

Analysis	3: Analysis Completed Date	4: Analysis Completed Time	5: HC-1 Wk#16	6: HC-2 Wk#16	7: HC-3 Wk#16	8: HC-4 Wk#16	9: HC-5 Wk#16	10: HC-6 Wk#16	11: HC-7 Wk#16
Iron [mg/L]	26-Sep-23	14:34	< 0.007	< 0.007	< 0.007	0.008	< 0.007	< 0.007	< 0.007
Potassium [mg/L]	26-Sep-23	14:34	0.563	1.54	0.870	0.869	0.748	0.622	0.635
Magnesium [mg/L]	26-Sep-23	14:34	0.260	0.123	0.244	0.694	0.148	0.230	0.188
Manganese [mg/L]	26-Sep-23	14:34	0.0471	0.0269	0.00742	0.0296	0.0200	0.00694	0.0160
Molybdenum [mg/L]	26-Sep-23	14:34	0.00063	0.00040	0.00062	0.00433	0.00072	0.00212	0.00035
Sodium [mg/L]	26-Sep-23	14:34	0.10	0.08	0.08	0.06	0.09	0.17	0.12
Nickel [mg/L]	26-Sep-23	14:34	< 0.0001	0.0002	< 0.0001	0.0005	0.0005	< 0.0001	< 0.0001
Phosphorus [mg/L]	26-Sep-23	14:34	< 0.003	< 0.003	< 0.003	0.003	< 0.003	< 0.003	< 0.003
Lead [mg/L]	26-Sep-23	14:34	0.0385	0.00055	0.00009	0.0414	< 0.00009	0.00010	< 0.00009
Sulfur [mg/L]	26-Sep-23	14:34	4	< 3	< 3	4	< 3	< 3	< 3
Antimony [mg/L]	26-Sep-23	14:34	0.0022	0.0010	< 0.0009	< 0.0009	0.0016	< 0.0009	< 0.0009
Selenium [mg/L]	26-Sep-23	14:34	0.00059	0.00948	0.00007	0.00132	0.00014	< 0.00004	0.00007
Silicon [mg/L]	26-Sep-23	14:34	0.46	0.46	0.46	0.57	0.42	0.57	0.37
Tin [mg/L]	26-Sep-23	14:34	0.00007	< 0.00006	< 0.00006	0.00014	0.00006	< 0.00006	< 0.00006
Strontium [mg/L]	26-Sep-23	14:34	0.0195	0.0201	0.0121	0.0107	0.00687	0.0115	0.00957
Titanium [mg/L]	26-Sep-23	14:34	< 0.00007	< 0.00007	0.00024	0.00010	< 0.00007	0.00011	0.00012
Thorium [mg/L]	26-Sep-23	14:34	< 0.0001	< 0.0001	< 0.0001	< 0.0001	< 0.0001	< 0.0001	< 0.0001
Thallium [mg/L]	26-Sep-23	14:34	< 0.000005	0.000008	0.000006	0.000059	0.000008	< 0.000005	< 0.000005
Uranium [mg/L]	26-Sep-23	14:34	0.000251	0.000492	0.00176	0.00743	0.0128	0.000742	0.00203
Vanadium [mg/L]	26-Sep-23	14:34	0.00001	0.00055	0.00041	< 0.00001	0.00076	0.00106	0.00031
Tungsten [mg/L]	26-Sep-23	14:34	0.00072	0.00019	0.00012	< 0.00002	0.00016	0.00417	0.00011
Zirconium [mg/L]	26-Sep-23	14:34	< 0.002	< 0.002	< 0.002	< 0.002	< 0.002	< 0.002	< 0.002
Zinc [mg/L]	26-Sep-23	14:34	0.029	< 0.002	< 0.002	0.039	< 0.002	< 0.002	< 0.002

Method Descriptions

Parameter	SGS Method Code	Reference Method Code
	NA	
Acidity	ME-CA-[ENV]EWL-LAK-AN-006	SM 2310
Alkalinity	ME-CA-[ENV]EWL-LAK-AN-006	SM 2320
Anions by discrete analyzer	ME-CA-[ENV]EWL-LAK-AN-026	US EPA 325.2
Anions by discrete analyzer	ME-CA-[ENV]EWL-LAK-AN-026	US EPA 375.4
Conductivity	ME-CA-[ENV]EWL-LAK-AN-006	SM 2510
Fluoride by Specific Ion Electrode	ME-CA-[ENV]EWL-LAK-AN-014	SM 4500
Inorganics-General	ME-CA-[ENV]SPE-LAK-AN-004	EPA 7471A/SM 3112B
Metals in aqueous samples - ICP-MS	ME-CA-[ENV]SPE-LAK-AN-006	SM 3030/EPA 200.8

OnLine LIMS

0003633924

Results relate only to the sample tested. Data reported represents the sample submitted to SGS. Reproduction of this analytical report in full or in part is prohibited without prior written approval. Please refer to SGS General Conditions of Services located at https://www.sgs.ca/en/terms-and-conditions (Printed copies are available upon request.)
Test method information available upon request. "Temperature Upon Receipt" is representative of the whole shipment and may not reflect the temperature of individual samples.
SGS Canada Inc. Environment-Health & Safety statement of conformity decision rule does not consider uncertainty when analytical results are compared to a specified standard or regulation.

SGS Canada Inc.
P.O. Box 4300 - 185 Concession St.
Lakefield - Ontario - KOL 2HO
Phone: 705-652-2000 FAX: 705-652-6365

Parameter	SGS Method Code	Reference Method Code
pH	ME-CA-[ENV]EWL-LAK-AN-006	SM 4500



Lisa Thompson
Project Specialist Assistant,
Environment, Health & Safety

OnLine LIMS

Results relate only to the sample tested. Data reported represents the sample submitted to SGS. Reproduction of this analytical report in full or in part is prohibited without prior written approval. Please refer to SGS General Conditions of Services located at https://www.sgs.ca/en/terms-and-conditions (Printed copies are available upon request.)
Test method information available upon request. "Temperature Upon Receipt" is representative of the whole shipment and may not reflect the temperature of individual samples.
SGS Canada Inc. Environment-Health & Safety statement of conformity decision rule does not consider uncertainty when analytical results are compared to a specified standard or regulation.

SGS Canada Inc.
P.O. Box 4300 - 185 Concession St.
Lakefield - Ontario - KOL 2HO
Phone: 705-652-2000 FAX: 705-652-6365

Quality Control Report

Inorganic Analysis													
Parameter	Reporting Limit	Unit	Method Blank	Duplicate				LCS / Spike Blank			Matrix Spike / Reference Material		
				Result 1	Result 2	RPD	Acceptance Criteria	Spike Recovery (%)	Recovery Limits (%)		Spike Recovery (%)	Recovery Limits (%)	
							%		Low	High		Low	High
Acidity - QCBatchID: EWL0259-SEP23													
Acidity	2	mg/L as Ca	< 2			ND	20	94	90	110	NA		
Acidity - QCBatchID: EWL0260-SEP23													
Acidity	2	mg/L as Ca	2			ND	20	96	90	110	NA		
Alkalinity - QCBatchID: EWL0259-SEP23													
Alkalinity	2	mg/L as Ca	< 2			0	20	98	80	120	NA		
Alkalinity - QCBatchID: EWL0260-SEP23													
Alkalinity	2	mg/L as Ca	< 2			0	20	98	80	120	NA		
Anions by discrete analyzer - QCBatchID: DIO5002-OCT23													
Chloride	1	mg/L	<1			ND	20	102	80	120	105	75	125
Sulphate	2	mg/L	<2			ND	20	108	80	120	112	75	125
Conductivity - QCBatchID: EWL0259-SEP23													
Conductivity	2	uS/cm	< 2			0	20	99	90	110	NA		
Conductivity - QCBatchID: EWL0260-SEP23													
Conductivity	2	uS/cm	< 2			0	20	100	90	110	NA		
Fluoride by Specific Ion Electrode - QCBatchID: EWL0286-SEP23													
Fluoride	0.06	mg/L	<0.06			ND	10	98	90	110	98	75	125
Inorganics-General - QCBatchID: EHG0028-SEP23													
Mercury	0.00001	mg/L	< 0.00001			ND	20	85	80	120	95	70	130
Metals in aqueous samples - ICP-MS - QCBatchID: EMS0135-SEP23													
Aluminum	0.001	mg/L	<0.001			9	20	100	90	110	103	70	130
Antimony	0.0009	mg/L	<0.0009			ND	20	110	90	110	91	70	130
Arsenic	0.0002	mg/L	<0.0002			15	20	100	90	110	99	70	130
Barium	0.00008	mg/L	<0.00008			1	20	96	90	110	101	70	130
Beryllium	0.000007	mg/L	<0.000007			ND	20	99	90	110	94	70	130
Bismuth	0.00001	mg/L	<0.00001			ND	20	94	90	110	88	70	130
Boron	0.002	mg/L	<0.002			ND	20	98	90	110	98	70	130
Cadmium	0.000003	mg/L	<0.000003			ND	20	99	90	110	98	70	130
Calcium	0.01	mg/L	<0.01			2	20	97	90	110	98	70	130
Chromium	0.00008	mg/L	<0.00008			1	20	101	90	110	106	70	130
Cobalt	0.000004	mg/L	<0.000004			7	20	100	90	110	102	70	130
Copper	0.0002	mg/L	<0.0002			10	20	99	90	110	102	70	130
Iron	0.007	mg/L	<0.007			10	20	101	90	110	125	70	130
Lead	0.00009	mg/L	<0.00009			ND	20	98	90	110	96	70	130
Magnesium	0.001	mg/L	<0.001			2	20	103	90	110	98	70	130
Manganese	0.00001	mg/L	<0.00001			0	20	101	90	110	99	70	130

OnLine LIMS

0003633924

Results relate only to the sample tested. Data reported represents the sample submitted to SGS. Reproduction of this analytical report in full or in part is prohibited without prior written approval. Please refer to SGS General Conditions of Services located at https://www.sgs.ca/en/terms-and-conditions (Printed copies are available upon request.)
Test method information available upon request. "Temperature Upon Receipt" is representative of the whole shipment and may not reflect the temperature of individual samples.
SGS Canada Inc. Environment-Health & Safety statement of conformity decision rule does not consider uncertainty when analytical results are compared to a specified standard or regulation.

SGS Canada Inc.
P.O. Box 4300 - 185 Concession St.
Lakefield - Ontario - KOL 2HO
Phone: 705-652-2000 FAX: 705-652-6365

Inorganic Analysis														
Parameter	Reporting Limit	Unit	Method Blank	Duplicate				LCS / Spike Blank			Matrix Spike / Reference Material			
				Result 1	Result 2	RPD	Acceptance Criteria	Spike Recovery (%)	Recovery Limits (%)		Spike Recovery (%)	Recovery Limits (%)	
							%		Low	High		Low	High
Molybdenum	0.00004	mg/L	<0.00004			4	20	100	90	110	104	70	130
Nickel	0.0001	mg/L	<0.0001			2	20	101	90	110	102	70	130
Phosphorus	0.003	mg/L	<0.003			ND	20	98	90	110	NV	70	130
Potassium	0.003	mg/L	<0.009			3	20	103	90	110	102	70	130
Selenium	0.00004	mg/L	<0.00004			ND	20	99	90	110	101	70	130
Silicon	0.02	mg/L	<0.02			2	20	96	90	110	NV	70	130
Silver	0.00005	mg/L	<0.00005			ND	20	98	90	110	86	70	130
Sodium	0.01	mg/L	<0.01			2	20	98	90	110	95	70	130
Strontium	0.00008	mg/L	<0.00008			0	20	100	90	110	98	70	130
Sulfur	3	mg/L	<1			6	20	109	90	110	NV	70	130
Thallium	0.000005	mg/L	<0.000005			6	20	99	90	110	94	70	130
Thorium	0.0001	mg/L	<0.0001			ND	20	106	90	110	NV	70	130
Tin	0.00006	mg/L	<0.00006			6	20	101	90	110	NV	70	130
Titanium	0.00007	mg/L	<0.00005			18	20	101	90	110	NV	70	130
Tungsten	0.00002	mg/L	<0.00002			4	20	104	90	110	NV	70	130
Uranium	0.000002	mg/L	<0.000002			3	20	98	90	110	93	70	130
Vanadium	0.00001	mg/L	<0.00001			14	20	100	90	110	102	70	130
Zinc	0.002	mg/L	<0.002			ND	20	97	90	110	101	70	130
Zirconium	0.002	mg/L	<0.002			ND	20	95	90	110	NV	70	130
Metals in aqueous samples - ICP-MS - QCBatchID: EMS0221-SEP23													
Uranium	0.000002	mg/L	<0.000002			13	20	99	90	110	100	70	130
pH - QCBatchID: EWL0259-SEP23													
pH	0.05	No unit	NA			0		100			NA		
pH - QCBatchID: EWL0260-SEP23													
pH	0.05	No unit	NA			0		100			NA		

OnLine LIMS

Results relate only to the sample tested. Data reported represents the sample submitted to SGS. Reproduction of this analytical report in full or in part is prohibited without prior written approval. Please refer to SGS General Conditions of Services located at https://www.sgs.ca/en/terms-and-conditions (Printed copies are available upon request.)
Test method information available upon request. "Temperature Upon Receipt" is representative of the whole shipment and may not reflect the temperature of individual samples.
SGS Canada Inc. Environment-Health & Safety statement of conformity decision rule does not consider uncertainty when analytical results are compared to a specified standard or regulation.

0003633924

SGS Canada Inc.
P.O. Box 4300 - 185 Concession St.
Lakefield - Ontario - KOL 2HO
Phone: 705-652-2000 FAX: 705-652-6365

Great Bear Resources Ltd.
Attn : Ashley Moncrief

1020 - 800 West Pender St.
Vancouver, BC
V6C 2V6, Canada

Phone: 778-833-2160
Fax:

05-October-2023

Date Rec. : 15 September 2023
LR Report: **CA10113-SEP23**
Reference: Wk#16

Copy: #1

CERTIFICATE OF ANALYSIS

Final Report - Revised

Analysis	3: Analysis Completed Date	4: Analysis Completed Time	5: HC-8 Wk#16	6: HC-9 Wk#16	7: HC-10 Wk#16	8: HC-11 Wk#16	9: HC-12 Wk#16	10: HC-13 Wk#16	11: HC-14 Wk#16	12: HC-15 Wk#16	13: HC-16 Wk#16	14: HC-17 Wk#16
Sample Date & Time			15-Sep-23	15-Sep-23	15-Sep-23	15-Sep-23	15-Sep-23	15-Sep-23	15-Sep-23	15-Sep-23	15-Sep-23	15-Sep-23
Hum Cell Leachate Volume [mL]	18-Sep-23	15:50	996	999	984	996	1009	992	964	699	1004	998
Sample Name	---	---	DX450108	DX450076	DX450186	DX450118	DX 550107	DX450159	DX450171	DX450134	DX450185	DX450032
Sample Weight [g]	---	---	1000	1000	1000	1000	1000	1000	1000	1000	1000	1000
pH [No unit]	19-Sep-23	14:38	7.15	6.65	6.86	6.91	7.42	7.56	6.50	7.24	7.39	6.77
Alkalinity [mg/L as CaCO3]	19-Sep-23	14:39	12	3	7	8	9	11	2	13	12	5
Conductivity [uS/cm]	19-Sep-23	14:40	31	37	19	20	30	35	22	62	32	19
Acidity [mg/L as CaCO3]	19-Sep-23	14:40	< 2	5	< 2	< 2	< 2	< 2	< 2	< 2	< 2	< 2
Fluoride [mg/L]	18-Sep-23	12:52	< 0.06	< 0.06	< 0.06	< 0.06	< 0.06	< 0.06	< 0.06	< 0.06	< 0.06	< 0.06
Sulphate [mg/L]	05-Oct-23	16:28	< 2	10	< 2	< 2	3	3	5	13	< 2	2
Chloride [mg/L]	05-Oct-23	16:28	< 1	< 1	< 1	< 1	< 1	< 1	< 1	2	< 1	< 1
Mercury [mg/L]	19-Sep-23	10:48	< 0.00001	< 0.00001	< 0.00001	< 0.00001	< 0.00001	< 0.00001	< 0.00001	< 0.00001	< 0.00001	< 0.00001
Silver [mg/L]	26-Sep-23	16:29	< 0.00005	< 0.00005	< 0.00005	< 0.00005	< 0.00005	< 0.00005	< 0.00005	< 0.00005	< 0.00005	< 0.00005
Aluminum [mg/L]	26-Sep-23	16:29	0.060	0.002	0.034	0.051	0.044	0.112	0.022	0.012	0.143	0.030
Arsenic [mg/L]	26-Sep-23	16:29	0.0024	< 0.0002	0.0005	0.0005	0.0041	0.0043	0.0022	0.170	0.0157	0.0660
Barium [mg/L]	26-Sep-23	16:29	0.00164	0.00272	0.00075	0.00087	0.00200	0.00068	0.00183	0.00125	0.00182	0.00030
Beryllium [mg/L]	26-Sep-23	16:29	< 0.000007	< 0.000007	< 0.000007	< 0.000007	< 0.000007	< 0.000007	< 0.000007	< 0.000007	< 0.000007	< 0.000007
Boron [mg/L]	26-Sep-23	16:29	< 0.002	< 0.002	< 0.002	< 0.002	< 0.002	< 0.002	< 0.002	0.004	< 0.002	< 0.002
Bismuth [mg/L]	26-Sep-23	16:29	< 0.00001	< 0.00001	< 0.00001	< 0.00001	0.00002	< 0.00001	< 0.00001	< 0.00001	< 0.00001	< 0.00001
Calcium [mg/L]	26-Sep-23	16:29	5.03	5.14	3.38	3.45	5.28	5.80	2.83	9.97	4.67	3.00
Cadmium [mg/L]	26-Sep-23	16:29	0.000007	0.0100	0.000010	0.000005	0.000007	0.000007	< 0.000003	0.000009	0.000004	0.000003
Cobalt [mg/L]	26-Sep-23	16:29	0.000017	0.000179	0.000013	0.000011	0.000027	0.000007	0.000069	0.000307	0.000039	0.000142

OnLine LIMS

00003633926

Results relate only to the sample tested. Data reported represents the sample submitted to SGS. Reproduction of this analytical report in full or in part is prohibited without prior written approval. Please refer to SGS General Conditions of Services located at https://www.sgs.ca/en/terms-and-conditions (Printed copies are available upon request.)
Test method information available upon request. "Temperature Upon Receipt" is representative of the whole shipment and may not reflect the temperature of individual samples.
SGS Canada Inc. Environment-Health & Safety statement of conformity decision rule does not consider uncertainty when analytical results are compared to a specified standard or regulation.

SGS Canada Inc.
P.O. Box 4300 - 185 Concession St.
Lakefield - Ontario - KOL 2HO
Phone: 705-652-2000 FAX: 705-652-6365

Analysis	3: Analysis Completed Date	4: Analysis Completed Time	5: HC-8 Wk#16	6: HC-9 Wk#16	7: HC-10 Wk#16	8: HC-11 Wk#16	9: HC-12 Wk#16	10: HC-13 Wk#16	11: HC-14 Wk#16	12: HC-15 Wk#16	13: HC-16 Wk#16	14: HC-17 Wk#16
Chromium [mg/L]	26-Sep-23	16:29	< 0.00008	< 0.00008	< 0.00008	< 0.00008	< 0.00008	< 0.00008	< 0.00008	< 0.00008	< 0.00008	< 0.00008
Copper [mg/L]	26-Sep-23	16:29	0.0003	< 0.0002	0.0015	0.0004	0.0005	0.0003	0.0003	0.0003	< 0.0002	0.0002
Iron [mg/L]	26-Sep-23	16:29	< 0.007	< 0.007	< 0.007	< 0.007	< 0.007	< 0.007	< 0.007	0.034	< 0.007	< 0.007
Potassium [mg/L]	26-Sep-23	16:29	0.853	0.938	0.357	0.344	0.537	0.730	0.834	0.675	2.29	0.571
Magnesium [mg/L]	26-Sep-23	16:29	0.356	0.124	0.085	0.098	0.073	0.089	0.239	0.444	0.101	0.107
Manganese [mg/L]	26-Sep-23	16:29	0.0265	0.0928	0.0239	0.0183	0.0346	0.0156	0.0044	0.0187	0.00734	0.00222
Molybdenum [mg/L]	26-Sep-23	16:29	0.00059	0.00018	0.00039	0.00022	0.00015	0.00052	0.00046	0.00012	0.00021	0.00006
Sodium [mg/L]	26-Sep-23	16:29	0.13	0.06	0.08	0.09	0.09	0.04	0.12	0.09	0.09	0.06
Nickel [mg/L]	26-Sep-23	16:29	< 0.0001	0.0023	< 0.0001	< 0.0001	0.0002	0.0001	0.0003	0.0143	< 0.0001	0.0002
Phosphorus [mg/L]	26-Sep-23	16:29	< 0.003	< 0.003	< 0.003	< 0.003	< 0.003	< 0.003	< 0.003	< 0.003	< 0.003	< 0.003
Lead [mg/L]	26-Sep-23	16:29	< 0.00009	0.00835	< 0.00009	< 0.00009	< 0.00009	< 0.00009	< 0.00009	< 0.00009	< 0.00009	< 0.00009
Sulfur [mg/L]	26-Sep-23	16:29	< 3	5	< 3	< 3	< 3	< 3	< 3	7	< 3	< 3
Antimony [mg/L]	26-Sep-23	16:29	< 0.0009	< 0.0009	0.0010	< 0.0009	0.0011	< 0.0009	< 0.0009	0.0027	< 0.0009	< 0.0009
Selenium [mg/L]	26-Sep-23	16:29	0.00031	0.00200	0.00034	0.00006	0.00029	0.00004	0.00034	0.00045	0.00006	0.00006
Silicon [mg/L]	26-Sep-23	16:29	0.41	0.60	0.28	0.35	0.49	0.64	0.23	0.48	0.55	0.56
Tin [mg/L]	26-Sep-23	16:29	< 0.00006	< 0.00006	0.00007	< 0.00006	< 0.00006	< 0.00006	< 0.00006	< 0.00006	0.00007	< 0.00006
Strontium [mg/L]	26-Sep-23	16:29	0.0101	0.0159	0.00921	0.00856	0.0116	0.00951	0.0131	0.0206	0.0134	0.00857
Titanium [mg/L]	26-Sep-23	16:29	< 0.00007	< 0.00007	< 0.00007	< 0.00007	< 0.00007	< 0.00007	0.00012	< 0.00007	0.00009	< 0.00007
Thorium [mg/L]	26-Sep-23	16:29	< 0.0001	< 0.0001	< 0.0001	< 0.0001	< 0.0001	< 0.0001	< 0.0001	< 0.0001	< 0.0001	< 0.0001
Thallium [mg/L]	26-Sep-23	16:29	< 0.000005	0.000013	< 0.000005	< 0.000005	0.000008	0.000007	< 0.000005	0.000011	0.000013	< 0.000005
Uranium [mg/L]	26-Sep-23	16:29	0.00234	0.000083	0.00197	0.000639	0.00447	0.000763	0.00106	0.000120	0.00482	0.00166
Vanadium [mg/L]	26-Sep-23	16:29	0.00022	< 0.00001	0.00005	0.00010	0.00017	0.00010	0.00023	0.00008	0.00066	0.00047
Tungsten [mg/L]	26-Sep-23	16:29	0.00015	0.00003	0.00014	0.00014	0.00018	0.00010	0.00007	0.00006	0.00017	0.00006
Zirconium [mg/L]	26-Sep-23	16:29	< 0.002	< 0.002	< 0.002	< 0.002	< 0.002	< 0.002	< 0.002	< 0.002	< 0.002	< 0.002
Zinc [mg/L]	26-Sep-23	16:29	< 0.002	0.846	< 0.002	< 0.002	0.002	< 0.002	< 0.002	< 0.002	< 0.002	< 0.002

Analysis	15: HC-18 Wk#16	16: HC-19 Wk#16	17: HC-20 Wk#16	18: HC-21 Wk#16	19: HC-22 Wk#16	20: HC-23 Wk#16	21: HC-24 Wk#16	22: HC-25 Wk#16	23: HC-26 Wk#16	24: HC-27 Wk#16
Sample Date & Time	15-Sep-23	15-Sep-23	15-Sep-23	15-Sep-23	15-Sep-23	15-Sep-23	15-Sep-23	15-Sep-23	15-Sep-23	15-Sep-23
Hum Cell Leachate Volume [mL]	984	1011	1004	988	466	997	988	1000	752	1000
Sample Name	DX 550064	DX450008	DX 550056	DX450022	DX450077	DX450113	DX 550101	DX450128	DX450021	DX450222
Sample Weight [g]	1000	1000	1000	1000	500	1000	1000	1000	750	1000
pH [No unit]	7.48	7.33	7.65	7.82	7.10	7.18	7.41	7.32	6.67	7.13
Alkalinity [mg/L as CaCO3]	9	8	10	12	11	11	11	11	6	5
Conductivity [uS/cm]	22	18	22	28	24	26	24	36	101	27
Acidity [mg/L as CaCO3]	< 2	< 2	< 2	< 2	< 2	< 2	< 2	< 2	< 2	< 2

OnLine LIMS

00003633926

Results relate only to the sample tested. Data reported represents the sample submitted to SGS. Reproduction of this analytical report in full or in part is prohibited without prior written approval. Please refer to SGS General Conditions of Services located at https://www.sgs.ca/en/terms-and-conditions (Printed copies are available upon request.)
Test method information available upon request. "Temperature Upon Receipt" is representative of the whole shipment and may not reflect the temperature of individual samples.
SGS Canada Inc. Environment-Health & Safety statement of conformity decision rule does not consider uncertainty when analytical results are compared to a specified standard or regulation.

SGS Canada Inc.
P.O. Box 4300 - 185 Concession St.
Lakefield - Ontario - KOL 2HO
Phone: 705-652-2000 FAX: 705-652-6365

LR Report : **CA10113-SEP23**

Analysis	15: HC-18 Wk#16	16: HC-19 Wk#16	17: HC-20 Wk#16	18: HC-21 Wk#16	19: HC-22 Wk#16	20: HC-23 Wk#16	21: HC-24 Wk#16	22: HC-25 Wk#16	23: HC-26 Wk#16	24: HC-27 Wk#16
Fluoride [mg/L]	< 0.06	0.13	< 0.06	< 0.06	< 0.06	< 0.06	< 0.06	< 0.06	< 0.06	< 0.06
Sulphate [mg/L]	< 2	< 2	< 2	< 2	< 2	< 2	< 2	5	37	5
Chloride [mg/L]	< 1	< 1	< 1	< 1	< 1	< 1	< 1	< 1	< 1	< 1
Mercury [mg/L]	< 0.00001	< 0.00001	< 0.00001	< 0.00001	< 0.00001	< 0.00001	< 0.00001	< 0.00001	< 0.00001	< 0.00001
Silver [mg/L]	< 0.00005	< 0.00005	< 0.00005	< 0.00005	< 0.00005	< 0.00005	< 0.00005	< 0.00005	< 0.00005	< 0.00005
Aluminum [mg/L]	0.055	0.062	0.035	0.054	0.034	0.038	0.037	0.054	0.007	0.029
Arsenic [mg/L]	0.0117	0.0009	0.0007	0.0044	0.0007	0.0072	0.0018	0.0019	< 0.0002	0.0007
Barium [mg/L]	0.00028	0.00043	0.00193	0.00042	0.00629	0.00313	0.00057	0.00104	0.00586	0.00057
Beryllium [mg/L]	< 0.000007	< 0.000007	< 0.000007	< 0.000007	< 0.000007	< 0.000007	< 0.000007	< 0.000007	< 0.000007	< 0.000007
Boron [mg/L]	< 0.002	< 0.002	< 0.002	< 0.002	< 0.002	0.003	< 0.002	< 0.002	< 0.002	< 0.002
Bismuth [mg/L]	< 0.00001	< 0.00001	< 0.00001	< 0.00001	< 0.00001	< 0.00001	< 0.00001	< 0.00001	< 0.00001	< 0.00001
Calcium [mg/L]	4.04	3.40	3.98	5.16	3.47	4.81	4.23	5.95	15.3	4.13
Cadmium [mg/L]	0.000030	0.000003	< 0.000003	< 0.000003	0.000006	< 0.000003	< 0.000003	0.000004	0.000039	0.000003
Cobalt [mg/L]	0.000047	0.000019	0.000017	0.000037	0.000012	0.000021	0.000015	0.000030	0.000227	0.000009
Chromium [mg/L]	< 0.00008	< 0.00008	< 0.00008	< 0.00008	< 0.00008	< 0.00008	< 0.00008	< 0.00008	< 0.00008	< 0.00008
Copper [mg/L]	0.0005	0.0004	0.0003	0.0004	0.0003	0.0003	< 0.0002	0.0006	0.0002	0.0002
Iron [mg/L]	< 0.007	< 0.007	< 0.007	< 0.007	< 0.007	< 0.007	< 0.007	< 0.007	0.013	< 0.007
Potassium [mg/L]	0.325	0.383	0.376	0.131	1.21	0.446	0.223	0.411	2.73	0.590
Magnesium [mg/L]	0.108	0.067	0.225	0.186	0.202	0.222	0.196	0.212	0.543	0.133
Manganese [mg/L]	0.00754	0.0105	0.0418	0.0338	0.0322	0.0320	0.0281	0.0171	0.0375	0.0146
Molybdenum [mg/L]	0.00012	0.00047	0.00015	0.00045	0.00160	0.00015	0.00006	0.00009	0.00012	0.00008
Sodium [mg/L]	0.09	0.07	0.08	0.04	0.08	0.03	0.03	0.10	0.22	0.08
Nickel [mg/L]	< 0.0001	< 0.0001	< 0.0001	< 0.0001	< 0.0001	< 0.0001	< 0.0001	< 0.0001	0.0007	< 0.0001
Phosphorus [mg/L]	< 0.003	< 0.003	< 0.003	< 0.003	< 0.003	< 0.003	< 0.003	< 0.003	< 0.003	< 0.003
Lead [mg/L]	< 0.00009	< 0.00009	< 0.00009	< 0.00009	< 0.00009	< 0.00009	< 0.00009	< 0.00009	< 0.00009	< 0.00009
Sulfur [mg/L]	< 3	< 3	< 3	< 3	< 3	< 3	< 3	< 3	15	< 3
Antimony [mg/L]	< 0.0009	< 0.0009	< 0.0009	< 0.0009	< 0.0009	< 0.0009	< 0.0009	< 0.0009	< 0.0009	< 0.0009
Selenium [mg/L]	< 0.00004	0.00005	< 0.00004	< 0.00004	< 0.00004	< 0.00004	< 0.00004	< 0.00004	0.00025	< 0.00004
Silicon [mg/L]	0.34	0.48	0.25	0.26	0.22	0.27	0.19	0.24	0.21	0.31
Tin [mg/L]	< 0.00006	< 0.00006	0.00006	< 0.00006	0.00006	< 0.00006	< 0.00006	< 0.00006	< 0.00006	< 0.00006
Strontium [mg/L]	0.00612	0.00800	0.0105	0.00550	0.00905	0.0184	0.00569	0.00871	0.0181	0.00869
Titanium [mg/L]	0.00013	< 0.00007	0.00012	< 0.00007	0.00010	< 0.00007	< 0.00007	0.00007	< 0.00007	< 0.00007
Thorium [mg/L]	< 0.0001	< 0.0001	< 0.0001	< 0.0001	< 0.0001	< 0.0001	< 0.0001	< 0.0001	< 0.0001	< 0.0001
Thallium [mg/L]	< 0.000005	0.000005	< 0.000005	< 0.000005	< 0.000005	< 0.000005	< 0.000005	< 0.000005	< 0.000005	< 0.000005
Uranium [mg/L]	0.00118	0.000385	0.00156	0.000115	0.000165	0.000138	0.00485	0.00266	0.000040	0.000997
Vanadium [mg/L]	0.00019	0.00006	0.00086	0.00050	0.00085	0.00019	0.00057	0.00060	< 0.00001	0.00012
Tungsten [mg/L]	0.00009	0.00005	0.00003	0.00004	0.00008	0.00012	< 0.00002	0.00083	< 0.00002	0.00004
Zirconium [mg/L]	< 0.002	< 0.002	< 0.002	< 0.002	< 0.002	< 0.002	< 0.002	< 0.002	< 0.002	< 0.002

OnLine LIMS

0003633926

Results relate only to the sample tested. Data reported represents the sample submitted to SGS. Reproduction of this analytical report in full or in part is prohibited without prior written approval. Please refer to SGS General Conditions of Services located at https://www.sgs.ca/en/terms-and-conditions (Printed copies are available upon request.)
Test method information available upon request. "Temperature Upon Receipt" is representative of the whole shipment and may not reflect the temperature of individual samples.
SGS Canada Inc. Environment-Health & Safety statement of conformity decision rule does not consider uncertainty when analytical results are compared to a specified standard or regulation.

SGS Canada Inc.
P.O. Box 4300 - 185 Concession St.
Lakefield - Ontario - KOL 2HO
Phone: 705-652-2000 FAX: 705-652-6365

Analysis	15: HC-18 Wk#16	16: HC-19 Wk#16	17: HC-20 Wk#16	18: HC-21 Wk#16	19: HC-22 Wk#16	20: HC-23 Wk#16	21: HC-24 Wk#16	22: HC-25 Wk#16	23: HC-26 Wk#16	24: HC-27 Wk#16
Zinc [mg/L]	< 0.002	< 0.002	< 0.002	< 0.002	< 0.002	< 0.002	< 0.002	0.002	0.008	< 0.002

Method Descriptions

Parameter	SGS Method Code	Reference Method Code
	NA	
Acidity	ME-CA-[ENV]EWL-LAK-AN-006	SM 2310
Alkalinity	ME-CA-[ENV]EWL-LAK-AN-006	SM 2320
Anions by discrete analyzer	ME-CA-[ENV]EWL-LAK-AN-026	US EPA 325.2
Anions by discrete analyzer	ME-CA-[ENV]EWL-LAK-AN-026	US EPA 375.4
Conductivity	ME-CA-[ENV]EWL-LAK-AN-006	SM 2510
Fluoride by Specific Ion Electrode	ME-CA-[ENV]EWL-LAK-AN-014	SM 4500
Inorganics-General	ME-CA-[ENV]SPE-LAK-AN-004	EPA 7471A/SM 3112B
Metals in aqueous samples - ICP-MS	ME-CA-[ENV]SPE-LAK-AN-006	SM 3030/EPA 200.8
pH	ME-CA-[ENV]EWL-LAK-AN-006	SM 4500



Lisa Thompson
Project Specialist Assistant,
Environment, Health & Safety

OnLine LIMS

Results relate only to the sample tested. Data reported represents the sample submitted to SGS. Reproduction of this analytical report in full or in part is prohibited without prior written approval. Please refer to SGS General Conditions of Services located at https://www.sgs.ca/en/terms-and-conditions (Printed copies are available upon request.)
Test method information available upon request. "Temperature Upon Receipt" is representative of the whole shipment and may not reflect the temperature of individual samples.
SGS Canada Inc. Environment-Health & Safety statement of conformity decision rule does not consider uncertainty when analytical results are compared to a specified standard or regulation.

SGS Canada Inc.
P.O. Box 4300 - 185 Concession St.
Lakefield - Ontario - K0L 2H0
Phone: 705-652-2000 FAX: 705-652-6365

Quality Control Report

Inorganic Analysis														
Parameter	Reporting Limit	Unit	Method Blank	Duplicate				LCS / Spike Blank			Matrix Spike / Reference Material			
				Result 1	Result 2	RPD	Acceptance Criteria	Spike Recovery (%)	Recovery Limits (%)		Spike Recovery (%)	Recovery Limits (%)		
							%		Low	High		Low	High	
Acidity - QCBatchID: EWL0293-SEP23														
Acidity	2	mg/L as Ca	2			ND	20	96	90	110	NA			
Acidity - QCBatchID: EWL0333-SEP23														
Acidity	2	mg/L as Ca	3			ND	20	96	90	110	NA			
Alkalinity - QCBatchID: EWL0293-SEP23														
Alkalinity	2	mg/L as Ca	< 2			0	20	98	80	120	NA			
Alkalinity - QCBatchID: EWL0333-SEP23														
Alkalinity	2	mg/L as Ca	< 2			0	20	98	80	120	NA			
Anions by discrete analyzer - QCBatchID: DIO5010-OCT23														
Chloride	1	mg/L	<1			ND	20	108	80	120	112	75	125	
Sulphate	2	mg/L	<2			ND	20	100	80	120	102	75	125	
Conductivity - QCBatchID: EWL0293-SEP23														
Conductivity	2	uS/cm	< 2			0	20	99	90	110	NA			
Conductivity - QCBatchID: EWL0333-SEP23														
Conductivity	2	uS/cm	< 2			3	20	99	90	110	NA			
Fluoride by Specific Ion Electrode - QCBatchID: EWL0295-SEP23														
Fluoride	0.06	mg/L	<0.06			0	10	100	90	110	101	75	125	
Fluoride by Specific Ion Electrode - QCBatchID: EWL0319-SEP23														
Fluoride	0.06	mg/L	<0.06			ND	10	99	90	110	102	75	125	
Inorganics-General - QCBatchID: EHG0029-SEP23														
Mercury	0.00001	mg/L	< 0.00001			0	20	90	80	120	90	70	130	
Metals in aqueous samples - ICP-MS - QCBatchID: EMS0142-SEP23														
Aluminum	0.001	mg/L	<0.001			1	20	99	90	110	107	70	130	
Antimony	0.0009	mg/L	<0.0009			10	20	109	90	110	92	70	130	
Arsenic	0.0002	mg/L	<0.0002			0	20	99	90	110	104	70	130	
Barium	0.00008	mg/L	<0.00008			3	20	99	90	110	98	70	130	
Beryllium	0.000007	mg/L	<0.000007			0	20	102	90	110	97	70	130	
Bismuth	0.00001	mg/L	<0.00001			ND	20	95	90	110	91	70	130	
Boron	0.002	mg/L	<0.002			2	20	108	90	110	100	70	130	
Cadmium	0.000003	mg/L	<0.000003			0	20	100	90	110	105	70	130	
Calcium	0.01	mg/L	<0.01			1	20	99	90	110	98	70	130	
Chromium	0.00008	mg/L	<0.00008			5	20	101	90	110	100	70	130	
Cobalt	0.000004	mg/L	<0.000004			17	20	100	90	110	97	70	130	
Copper	0.0002	mg/L	<0.0002			0	20	99	90	110	101	70	130	
Iron	0.007	mg/L	<0.007			0	20	103	90	110	100	70	130	
Lead	0.00009	mg/L	<0.00009			8	20	101	90	110	102	70	130	

OnLine LIMS

00036339926

Results relate only to the sample tested. Data reported represents the sample submitted to SGS. Reproduction of this analytical report in full or in part is prohibited without prior written approval. Please refer to SGS General Conditions of Services located at https://www.sgs.ca/en/terms-and-conditions (Printed copies are available upon request.)
Test method information available upon request. "Temperature Upon Receipt" is representative of the whole shipment and may not reflect the temperature of individual samples.
SGS Canada Inc. Environment-Health & Safety statement of conformity decision rule does not consider uncertainty when analytical results are compared to a specified standard or regulation.

SGS Canada Inc.
P.O. Box 4300 - 185 Concession St.
Lakefield - Ontario - KOL 2HO
Phone: 705-652-2000 FAX: 705-652-6365

Inorganic Analysis														
Parameter	Reporting Limit	Unit	Method Blank	Duplicate				LCS / Spike Blank			Matrix Spike / Reference Material			
				Result 1	Result 2	RPD	Acceptance Criteria	Spike Recovery (%)	Recovery Limits (%)		Spike Recovery (%)	Recovery Limits (%)	
							%		Low	High		Low	High
Magnesium	0.001	mg/L	<0.001			1	20	100	90	110	95	70	130
Manganese	0.00001	mg/L	<0.00001			1	20	99	90	110	99	70	130
Molybdenum	0.00004	mg/L	<0.00004			7	20	99	90	110	100	70	130
Nickel	0.0001	mg/L	<0.0001			4	20	102	90	110	102	70	130
Phosphorus	0.003	mg/L	<0.003			0	20	100	90	110	NV	70	130
Potassium	0.003	mg/L	<0.009			1	20	101	90	110	98	70	130
Selenium	0.00004	mg/L	<0.00004			20	20	100	90	110	104	70	130
Silicon	0.02	mg/L	<0.02			1	20	101	90	110	NV	70	130
Silver	0.00005	mg/L	<0.00005			ND	20	100	90	110	84	70	130
Sodium	0.01	mg/L	<0.01			0	20	100	90	110	97	70	130
Strontium	0.00008	mg/L	<0.00008			3	20	98	90	110	99	70	130
Sulfur	3	mg/L	<1			1	20	108	90	110	NV	70	130
Thallium	0.000005	mg/L	<0.000005			18	20	101	90	110	100	70	130
Thorium	0.0001	mg/L	<0.0001			ND	20	97	90	110	NV	70	130
Tin	0.00006	mg/L	<0.00006			7	20	96	90	110	NV	70	130
Titanium	0.00007	mg/L	<0.00005			16	20	98	90	110	NV	70	130
Tungsten	0.00002	mg/L	<0.00002			10	20	103	90	110	NV	70	130
Uranium	0.000002	mg/L	<0.000002			5	20	101	90	110	100	70	130
Vanadium	0.00001	mg/L	<0.00001			1	20	101	90	110	96	70	130
Zinc	0.002	mg/L	<0.002			ND	20	102	90	110	103	70	130
Zirconium	0.002	mg/L	<0.002			ND	20	90	90	110	NV	70	130
pH - QCBatchID: EWL0293-SEP23													
pH	0.05	No unit	NA			1		100			NA		

OnLine LIMS

Results relate only to the sample tested. Data reported represents the sample submitted to SGS. Reproduction of this analytical report in full or in part is prohibited without prior written approval. Please refer to SGS General Conditions of Services located at https://www.sgs.ca/en/terms-and-conditions (Printed copies are available upon request.)
Test method information available upon request. "Temperature Upon Receipt" is representative of the whole shipment and may not reflect the temperature of individual samples.
SGS Canada Inc. Environment-Health & Safety statement of conformity decision rule does not consider uncertainty when analytical results are compared to a specified standard or regulation.

0003633926

SGS Canada Inc.
P.O. Box 4300 - 185 Concession St.
Lakefield - Ontario - KOL 2HO
Phone: 705-652-2000 FAX: 705-652-6365

10-September-2024

Great Bear Resources Ltd.
Attn : Ashley Moncrief

1020 - 800 West Pender St.
Vancouver, BC
V6C 2V6, Canada

Phone: 778-833-2160
Fax:

Date Rec. : 09 August 2024
LR Report: **CA10045-AUG24**
Reference: Wk#16

Copy: #1

CERTIFICATE OF ANALYSIS
Final Report

Analysis	3: Analysis Completed Date	4: Analysis Completed Time	5: HC-28 Wk#16	6: HC-29 Wk#16	7: HC-30 Wk#16	8: HC-31 Wk#16	9: HC-32 Wk#16	10: HC-33 Wk#16
Sample Date & Time			09-Aug-24	09-Aug-24	09-Aug-24	09-Aug-24	09-Aug-24	09-Aug-24
HumCell Leachate Vol [mL]	14-Aug-24	09:21	947	950	699	925	717	1009
Sample Name	---	---	31787	DX450179	31644	DX450183	O31576	DX450213
Sample Weight [g]	---	---	1000	1000	750	1000	750	1000
pH [No unit]	13-Aug-24	11:12	6.84	6.95	7.26	7.33	7.39	5.56
Conductivity [uS/cm]	12-Aug-24	11:50	5	8	16	20	22	45
Alkalinity [mg/L as CaCO3]	12-Aug-24	11:50	2	4	7	7	9	< 2
Acidity [mg/L as CaCO3]	12-Aug-24	11:50	< 2	< 2	< 2	< 2	< 2	6
F [mg/L]	12-Aug-24	09:46	< 0.06	< 0.06	< 0.06	< 0.06	< 0.06	< 0.06
Cl [mg/L]	15-Aug-24	14:58	< 0.2	< 0.2	< 0.2	< 0.2	< 0.2	< 0.2
SO4 [mg/L]	15-Aug-24	14:58	0.3	0.4	1.0	2.3	2.6	18
Hg [mg/L]	13-Aug-24	08:13	< 0.00001	< 0.00001	< 0.00001	< 0.00001	< 0.00001	< 0.00001
Ag [mg/L]	13-Aug-24	13:32	< 0.00005	< 0.00005	< 0.00005	< 0.00005	< 0.00005	< 0.00005
Al [mg/L]	13-Aug-24	13:32	0.035	0.037	0.038	0.048	0.050	0.051
As [mg/L]	13-Aug-24	13:32	0.0018	0.0109	0.0061	0.0102	0.0019	< 0.0002
B [mg/L]	13-Aug-24	13:32	< 0.002	0.002	0.002	0.003	< 0.002	0.005
Ba [mg/L]	13-Aug-24	13:32	0.00052	0.00142	0.00065	0.00034	0.00147	0.00726
Be [mg/L]	13-Aug-24	13:32	< 0.000007	< 0.000007	< 0.000007	< 0.000007	< 0.000007	0.000033
Bi [mg/L]	13-Aug-24	13:32	< 0.00001	< 0.00001	< 0.00001	< 0.00001	< 0.00001	< 0.00001
Ca [mg/L]	13-Aug-24	13:32	0.90	1.31	2.74	3.64	3.52	4.05
Cd [mg/L]	13-Aug-24	13:32	0.000006	0.000010	0.000005	0.000004	0.000008	0.000023
Co [mg/L]	13-Aug-24	13:32	0.000016	0.000042	0.000013	0.000034	0.000011	0.000588
Cr [mg/L]	13-Aug-24	13:32	< 0.00008	< 0.00008	0.00009	< 0.00008	< 0.00008	< 0.00008
Cu [mg/L]	13-Aug-24	13:32	< 0.001	< 0.001	< 0.001	< 0.001	< 0.001	< 0.001
Fe [mg/L]	13-Aug-24	13:32	< 0.007	< 0.007	< 0.007	< 0.007	< 0.007	2.38
K [mg/L]	13-Aug-24	13:32	0.386	0.723	0.871	0.495	0.758	1.72
Mg [mg/L]	13-Aug-24	13:32	0.062	0.140	0.226	0.111	0.102	0.377
Mn [mg/L]	13-Aug-24	13:32	0.00189	0.00175	0.0131	0.00446	0.0309	0.132
Mo [mg/L]	13-Aug-24	13:32	0.0032	< 0.0004	< 0.0004	0.0040	< 0.0004	< 0.0004
Na [mg/L]	13-Aug-24	13:32	0.10	0.12	0.12	0.14	0.09	0.10
Ni [mg/L]	13-Aug-24	13:32	0.0001	0.0002	0.0002	0.0001	0.0002	0.0082

OnLine LIMS

0003850875

Results relate only to the sample tested. Data reported represents the sample submitted to SGS. Reproduction of this analytical report in full or in part is prohibited without prior written approval. Please refer to SGS General Conditions of Services located at https://www.sgs.ca/en/terms-and-conditions (Printed copies are available upon request.)
Test method information available upon request. "Temperature Upon Receipt" is representative of the whole shipment and may not reflect the temperature of individual samples.
SGS Canada Inc. Environment-Health & Safety statement of conformity decision rule does not consider uncertainty when analytical results are compared to a specified standard or regulation.

SGS Canada Inc.
P.O. Box 4300 - 185 Concession St.
Lakefield - Ontario - KOL 2HO
Phone: 705-652-2000 FAX: 705-652-6365

LR Report : **CA10045-AUG24**

Analysis	3: Analysis Completed Date	4: Analysis Completed Time	5: HC-28 Wk#16	6: HC-29 Wk#16	7: HC-30 Wk#16	8: HC-31 Wk#16	9: HC-32 Wk#16	10: HC-33 Wk#16
P [mg/L]	13-Aug-24	13:32	0.004	0.003	< 0.003	< 0.003	< 0.003	< 0.003
Pb [mg/L]	13-Aug-24	13:32	< 0.00009	0.00023	< 0.00009	< 0.00009	< 0.00009	0.00017
Pb [mg/L]	09-Sep-24	16:05	---	0.00025	---	---	---	---
S [mg/L]	13-Aug-24	13:32	< 5	< 5	< 5	< 5	< 5	6
Sb [mg/L]	13-Aug-24	13:32	< 0.0009	< 0.0009	0.0014	< 0.0009	< 0.0009	< 0.0009
Se [mg/L]	13-Aug-24	13:32	< 0.00004	< 0.00004	< 0.00004	< 0.00004	0.00038	0.00082
Si [mg/L]	13-Aug-24	13:32	0.18	0.24	0.28	0.30	0.25	1.17
Sn [mg/L]	13-Aug-24	13:32	< 0.00006	< 0.00006	< 0.00006	< 0.00006	< 0.00006	< 0.00006
Sr [mg/L]	13-Aug-24	13:32	0.00270	0.00423	0.0104	0.00791	0.00549	0.0204
Ti [mg/L]	13-Aug-24	13:32	< 0.0001	0.00032	0.00019	0.00037	0.00017	< 0.0001
Th [mg/L]	13-Aug-24	13:32	< 0.0001	< 0.0001	< 0.0001	< 0.0001	< 0.0001	< 0.0001
Tl [mg/L]	13-Aug-24	13:32	< 0.000005	< 0.000005	< 0.000005	< 0.000005	< 0.000005	0.000008
U [mg/L]	13-Aug-24	13:32	0.000494	0.00216	0.00106	0.00170	0.000284	0.000999
V [mg/L]	13-Aug-24	13:32	0.00036	0.00060	0.00032	0.00039	0.00020	< 0.00001
W [mg/L]	13-Aug-24	13:32	< 0.0002	< 0.0002	< 0.0002	< 0.0002	< 0.0002	< 0.0002
Zr [mg/L]	13-Aug-24	13:32	< 0.002	< 0.002	< 0.002	< 0.002	< 0.002	< 0.002
Zn [mg/L]	13-Aug-24	13:32	< 0.002	< 0.002	< 0.002	< 0.002	< 0.002	0.015

Analysis	11: HC-34 Wk#16	12: HC-35 Wk#16
Sample Date & Time	09-Aug-24	09-Aug-24
HumCell Leachate Vol [mL]	921	998
Sample Name	DX450174	31795
Sample Weight [g]	1000	1000
pH [No unit]	7.44	7.54
Conductivity [uS/cm]	18	21
Alkalinity [mg/L as CaCO3]	9	10
Acidity [mg/L as CaCO3]	< 2	< 2
F [mg/L]	< 0.06	< 0.06
Cl [mg/L]	< 0.2	< 0.2
SO4 [mg/L]	0.3	0.8
Hg [mg/L]	< 0.00001	< 0.00001
Ag [mg/L]	< 0.00005	< 0.00005
Al [mg/L]	0.043	0.190
As [mg/L]	0.0047	0.0868
B [mg/L]	< 0.002	< 0.002
Ba [mg/L]	0.00226	0.00294
Be [mg/L]	< 0.000007	< 0.000007
Bi [mg/L]	< 0.00001	< 0.00001
Ca [mg/L]	3.01	3.50
Cd [mg/L]	0.000003	0.000004
Co [mg/L]	0.000017	0.000030
Cr [mg/L]	< 0.00008	< 0.00008
Cu [mg/L]	< 0.001	< 0.001
Fe [mg/L]	< 0.007	< 0.007

OnLine LIMS

0003850875

Results relate only to the sample tested. Data reported represents the sample submitted to SGS. Reproduction of this analytical report in full or in part is prohibited without prior written approval. Please refer to SGS General Conditions of Services located at https://www.sgs.ca/en/terms-and-conditions (Printed copies are available upon request.)
Test method information available upon request. "Temperature Upon Receipt" is representative of the whole shipment and may not reflect the temperature of individual samples.
SGS Canada Inc. Environment-Health & Safety statement of conformity decision rule does not consider uncertainty when analytical results are compared to a specified standard or regulation.

SGS Canada Inc.
P.O. Box 4300 - 185 Concession St.
Lakefield - Ontario - KOL 2HO
Phone: 705-652-2000 FAX: 705-652-6365

LR Report : **CA10045-AUG24**

Analysis	11: HC-34 Wk#16	12: HC-35 Wk#16
K [mg/L]	0.887	1.76
Mg [mg/L]	0.236	0.088
Mn [mg/L]	0.0193	0.00184
Mo [mg/L]	< 0.0004	< 0.0004
Na [mg/L]	0.18	0.09
Ni [mg/L]	0.0001	< 0.0001
P [mg/L]	0.003	0.003
Pb [mg/L]	< 0.00009	< 0.00009
Pb [mg/L]	---	---
S [mg/L]	< 5	< 5
Sb [mg/L]	< 0.0009	< 0.0009
Se [mg/L]	0.00011	0.00005
Si [mg/L]	0.26	0.58
Sn [mg/L]	< 0.00006	< 0.00006
Sr [mg/L]	0.00795	0.00564
Ti [mg/L]	< 0.0001	0.00015
Th [mg/L]	< 0.0001	< 0.0001
Tl [mg/L]	< 0.000005	< 0.000005
U [mg/L]	0.000093	0.000637
V [mg/L]	0.00048	0.00130
W [mg/L]	< 0.0002	< 0.0002
Zr [mg/L]	< 0.002	< 0.002
Zn [mg/L]	< 0.002	< 0.002



Lisa Thompson
Project Specialist Assistant,
Environment, Health & Safety

OnLine LIMS

0003850875

Results relate only to the sample tested. Data reported represents the sample submitted to SGS. Reproduction of this analytical report in full or in part is prohibited without prior written approval. Please refer to SGS General Conditions of Services located at https://www.sgs.ca/en/terms-and-conditions (Printed copies are available upon request.)
Test method information available upon request. "Temperature Upon Receipt" is representative of the whole shipment and may not reflect the temperature of individual samples.
SGS Canada Inc. Environment-Health & Safety statement of conformity decision rule does not consider uncertainty when analytical results are compared to a specified standard or regulation.

SGS Canada Inc.
P.O. Box 4300 - 185 Concession St.
Lakefield - Ontario - KOL 2HO
Phone: 705-652-2000 FAX: 705-652-6365

20-October-2023

Great Bear Resources Ltd.
Attn : Ashley Moncrief

1020 - 800 West Pender St.
Vancouver, BC
V6C 2V6, Canada

Phone: 778-833-2160
Fax:

Date Rec. : 21 September 2023
LR Report: **CA10168-SEP23**
Reference: Wk#17

Copy: #1

CERTIFICATE OF ANALYSIS

Final Report - Revised

Analysis	3: Analysis Completed Date	4: Analysis Completed Time	5: HC-1 Wk#17	6: HC-2 Wk#17	7: HC-3 Wk#17	8: HC-4 Wk#17	9: HC-5 Wk#17	10: HC-6 Wk#17	11: HC-7 Wk#17
Sample Date & Time			21-Sep-23	21-Sep-23	21-Sep-23	21-Sep-23	21-Sep-23	21-Sep-23	21-Sep-23
Hum Cell Leachate Volume [mL]	22-Sep-23	16:51	962	988	494	503	993	507	992
Sample Name	---	---	DX450052	DX 550083	DX450204	DX450176	DX450232	DX450181	DX450002
Sample Weight [g]	---	---	1000	1000	500	500	1000	500	1000
pH [No unit]	27-Sep-23	10:51	7.23	7.25	7.14	6.72	7.05	7.66	7.22
Alkalinity [mg/L as CaCO3]	26-Sep-23	11:02	3	10	6	4	7	12	10
Conductivity [uS/cm]	27-Sep-23	10:51	31	24	20	39	21	27	24
Acidity [mg/L as CaCO3]	26-Sep-23	11:02	< 2	< 2	< 2	< 2	< 2	< 2	< 2
Fluoride [mg/L]	22-Sep-23	09:41	< 0.06	< 0.06	< 0.06	< 0.06	< 0.06	< 0.06	< 0.06
Sulphate [mg/L]	12-Oct-23	16:23	8	< 2	< 2	10	3	< 2	< 2
Chloride [mg/L]	12-Oct-23	16:23	< 1	< 1	< 1	< 1	< 1	< 1	< 1
Mercury [mg/L]	29-Sep-23	15:45	< 0.00001	< 0.00001	< 0.00001	< 0.00001	< 0.00001	< 0.00001	< 0.00001
Silver [mg/L]	29-Sep-23	15:45	< 0.00005	< 0.00005	< 0.00005	< 0.00005	< 0.00005	< 0.00005	< 0.00005
Aluminum [mg/L]	29-Sep-23	15:45	0.011	0.058	0.071	0.007	0.047	0.052	0.041
Arsenic [mg/L]	29-Sep-23	15:45	< 0.0002	0.0093	0.0017	< 0.0002	0.0051	0.0008	0.0091
Barium [mg/L]	29-Sep-23	15:45	0.00084	0.00522	0.00055	0.00322	0.00101	0.00070	0.00065
Beryllium [mg/L]	29-Sep-23	15:45	< 0.000007	< 0.000007	< 0.000007	< 0.000007	< 0.000007	< 0.000007	< 0.000007
Boron [mg/L]	29-Sep-23	15:45	< 0.002	< 0.002	< 0.002	< 0.002	< 0.002	< 0.002	< 0.002
Bismuth [mg/L]	29-Sep-23	15:45	< 0.00001	0.00009	< 0.00001	< 0.00001	< 0.00001	< 0.00001	< 0.00001
Calcium [mg/L]	29-Sep-23	15:45	4.57	3.97	2.10	5.09	3.51	4.06	3.90
Cadmium [mg/L]	29-Sep-23	15:45	0.000546	0.000006	< 0.000003	0.000967	0.000010	0.000003	< 0.000003
Cobalt [mg/L]	29-Sep-23	15:45	0.000035	0.000020	0.000013	0.000120	0.000023	0.000004	0.000016

OnLine LIMS

00003633929

Results relate only to the sample tested. Data reported represents the sample submitted to SGS. Reproduction of this analytical report in full or in part is prohibited without prior written approval. Please refer to SGS General Conditions of Services located at https://www.sgs.ca/en/terms-and-conditions (Printed copies are available upon request.)
Test method information available upon request. "Temperature Upon Receipt" is representative of the whole shipment and may not reflect the temperature of individual samples.
SGS Canada Inc. Environment-Health & Safety statement of conformity decision rule does not consider uncertainty when analytical results are compared to a specified standard or regulation.

SGS Canada Inc.
P.O. Box 4300 - 185 Concession St.
Lakefield - Ontario - KOL 2HO
Phone: 705-652-2000 FAX: 705-652-6365

Analysis	3: Analysis Completed Date	4: Analysis Completed Time	5: HC-1 Wk#17	6: HC-2 Wk#17	7: HC-3 Wk#17	8: HC-4 Wk#17	9: HC-5 Wk#17	10: HC-6 Wk#17	11: HC-7 Wk#17
Chromium [mg/L]	29-Sep-23	15:45	< 0.00008	< 0.00008	< 0.00008	< 0.00008	< 0.00008	< 0.00008	< 0.00008
Copper [mg/L]	29-Sep-23	15:45	0.0003	0.0005	0.0010	0.0004	0.0003	0.0004	0.0004
Iron [mg/L]	29-Sep-23	15:45	< 0.007	0.010	0.011	0.009	0.008	0.042	0.009
Iron [mg/L]	19-Oct-23	13:02	---	---	---	---	---	---	---
Potassium [mg/L]	29-Sep-23	15:45	0.343	1.14	0.593	0.878	0.642	0.546	0.558
Magnesium [mg/L]	29-Sep-23	15:45	0.168	0.092	0.124	0.637	0.126	0.215	0.170
Manganese [mg/L]	29-Sep-23	15:45	0.0268	0.0281	0.00546	0.0289	0.0176	0.00641	0.0129
Molybdenum [mg/L]	29-Sep-23	15:45	0.00021	0.00039	0.00023	0.00038	0.00041	0.00018	0.00019
Sodium [mg/L]	29-Sep-23	15:45	0.08	0.09	0.08	0.08	0.11	0.14	0.13
Nickel [mg/L]	29-Sep-23	15:45	0.0003	< 0.0001	< 0.0001	0.0003	0.0001	< 0.0001	< 0.0001
Phosphorus [mg/L]	29-Sep-23	15:45	< 0.003	< 0.003	< 0.003	< 0.003	< 0.003	< 0.003	< 0.003
Lead [mg/L]	29-Sep-23	15:45	0.0291	0.00053	< 0.00009	0.0439	< 0.00009	< 0.00009	< 0.00009
Sulfur [mg/L]	29-Sep-23	15:45	4	< 3	< 3	4	< 3	< 3	< 3
Antimony [mg/L]	29-Sep-23	15:45	0.0012	< 0.0009	< 0.0009	< 0.0009	0.0011	< 0.0009	< 0.0009
Selenium [mg/L]	29-Sep-23	15:45	0.00044	0.00541	< 0.00004	0.00119	0.00012	< 0.00004	0.00007
Silicon [mg/L]	29-Sep-23	15:45	0.22	0.30	0.25	0.56	0.40	0.54	0.35
Tin [mg/L]	29-Sep-23	15:45	< 0.00006	0.00008	0.00011	0.00014	< 0.00006	< 0.00006	< 0.00006
Strontium [mg/L]	29-Sep-23	15:45	0.0121	0.0145	0.00545	0.00950	0.00587	0.0105	0.00845
Titanium [mg/L]	29-Sep-23	15:45	< 0.00007	0.00010	0.00047	0.00010	< 0.00007	0.00010	0.00012
Thorium [mg/L]	29-Sep-23	15:45	< 0.0001	< 0.0001	< 0.0001	< 0.0001	< 0.0001	< 0.0001	< 0.0001
Thallium [mg/L]	29-Sep-23	15:45	< 0.000005	0.000007	< 0.000005	0.000039	0.000005	< 0.000005	< 0.000005
Uranium [mg/L]	29-Sep-23	15:45	0.00125	0.000282	0.000621	0.00455	0.0150	0.000759	0.00172
Vanadium [mg/L]	29-Sep-23	15:45	0.00002	0.00042	0.00034	0.00002	0.00076	0.00092	0.00029
Tungsten [mg/L]	29-Sep-23	15:45	0.00004	0.00009	0.00004	< 0.00002	0.00014	0.00208	0.00010
Zirconium [mg/L]	29-Sep-23	15:45	< 0.002	< 0.002	< 0.002	< 0.002	< 0.002	< 0.002	< 0.002
Zinc [mg/L]	29-Sep-23	15:45	0.020	< 0.002	< 0.002	0.041	< 0.002	< 0.002	< 0.002

Method Descriptions

Parameter	SGS Method Code	Reference Method Code
	NA	
Acidity	ME-CA-[ENV]EWL-LAK-AN-006	SM 2310
Alkalinity	ME-CA-[ENV]EWL-LAK-AN-006	SM 2320
Anions by discrete analyzer	ME-CA-[ENV]EWL-LAK-AN-026	US EPA 325.2
Anions by discrete analyzer	ME-CA-[ENV]EWL-LAK-AN-026	US EPA 375.4
Conductivity	ME-CA-[ENV]EWL-LAK-AN-006	SM 2510

OnLine LIMS

0003633929

Results relate only to the sample tested. Data reported represents the sample submitted to SGS. Reproduction of this analytical report in full or in part is prohibited without prior written approval. Please refer to SGS General Conditions of Services located at https://www.sgs.ca/en/terms-and-conditions (Printed copies are available upon request.)
Test method information available upon request. "Temperature Upon Receipt" is representative of the whole shipment and may not reflect the temperature of individual samples.
SGS Canada Inc. Environment-Health & Safety statement of conformity decision rule does not consider uncertainty when analytical results are compared to a specified standard or regulation.

SGS Canada Inc.
P.O. Box 4300 - 185 Concession St.
Lakefield - Ontario - KOL 2HO
Phone: 705-652-2000 FAX: 705-652-6365

Parameter	SGS Method Code	Reference Method Code
Fluoride by Specific Ion Electrode	ME-CA-[ENV]EWL-LAK-AN-014	SM 4500
Inorganics-General	ME-CA-[ENV]SPE-LAK-AN-004	EPA 7471A/SM 3112B
Metals in aqueous samples - ICP-MS	ME-CA-[ENV]SPE-LAK-AN-006	SM 3030/EPA 200.8
pH	ME-CA-[ENV]EWL-LAK-AN-006	SM 4500



Lisa Thompson
Project Specialist Assistant,
Environment, Health & Safety

OnLine LIMS

Results relate only to the sample tested. Data reported represents the sample submitted to SGS. Reproduction of this analytical report in full or in part is prohibited without prior written approval. Please refer to SGS General Conditions of Services located at https://www.sgs.ca/en/terms-and-conditions (Printed copies are available upon request.)
Test method information available upon request. "Temperature Upon Receipt" is representative of the whole shipment and may not reflect the temperature of individual samples.
SGS Canada Inc. Environment-Health & Safety statement of conformity decision rule does not consider uncertainty when analytical results are compared to a specified standard or regulation.

0003633929

SGS Canada Inc.
P.O. Box 4300 - 185 Concession St.
Lakefield - Ontario - KOL 2HO
Phone: 705-652-2000 FAX: 705-652-6365

Quality Control Report

Inorganic Analysis													
Parameter	Reporting Limit	Unit	Method Blank	Duplicate				LCS / Spike Blank			Matrix Spike / Reference Material		
				Result 1	Result 2	RPD	Acceptance Criteria	Spike Recovery (%)	Recovery Limits (%)		Spike Recovery (%)	Recovery Limits (%)	
							%		Low	High		Low	High
Acidity - QCBatchID: EWL0434-SEP23													
Acidity	2	mg/L as Ca	3			ND	20	102	90	110	NA		
Alkalinity - QCBatchID: EWL0434-SEP23													
Alkalinity	2	mg/L as Ca	< 2			0	20	96	80	120	NA		
Anions by discrete analyzer - QCBatchID: DIO5013-OCT23													
Chloride	1	mg/L	<1			ND	20	107	80	120	104	75	125
Sulphate	2	mg/L	<2			ND	20	102	80	120	99	75	125
Anions by discrete analyzer - QCBatchID: DIO5029-OCT23													
Chloride	1	mg/L	<1			ND	20	99	80	120	104	75	125
Sulphate	2	mg/L	<2			3	20	105	80	120	104	75	125
Conductivity - QCBatchID: EWL0434-SEP23													
Conductivity	2	uS/cm	< 2			0	20	100	90	110	NA		
Fluoride by Specific Ion Electrode - QCBatchID: EWL0435-SEP23													
Fluoride	0.06	mg/L	<0.06			0	10	103	90	110	100	75	125
Inorganics-General - QCBatchID: EHG0046-SEP23													
Mercury	0.00001	mg/L	< 0.00001			ND	20	91	80	120	97	70	130
Metals in aqueous samples - ICP-MS - QCBatchID: EMS0146-OCT23													
Iron	0.007	mg/L	<0.007			1	20	100	90	110	75	70	130
Metals in aqueous samples - ICP-MS - QCBatchID: EMS0206-SEP23													
Aluminum	0.001	mg/L	<0.001			1	20	105	90	110	76	70	130
Antimony	0.0009	mg/L	<0.0009			ND	20	100	90	110	91	70	130
Arsenic	0.0002	mg/L	<0.0002			ND	20	102	90	110	87	70	130
Barium	0.00008	mg/L	<0.00008			19	20	100	90	110	88	70	130
Beryllium	0.000007	mg/L	<0.000007			ND	20	103	90	110	100	70	130
Bismuth	0.00001	mg/L	<0.00001			ND	20	102	90	110	92	70	130
Boron	0.002	mg/L	<0.002			ND	20	103	90	110	99	70	130
Cadmium	0.000003	mg/L	<0.000003			ND	20	103	90	110	95	70	130
Calcium	0.01	mg/L	<0.01			0	20	101	90	110	102	70	130
Chromium	0.00008	mg/L	<0.00008			9	20	103	90	110	87	70	130
Cobalt	0.000004	mg/L	<0.000004			0	20	102	90	110	85	70	130
Copper	0.0002	mg/L	<0.0002			2	20	100	90	110	91	70	130
Iron	0.007	mg/L	<0.007			0	20	105	90	110	75	70	130
Lead	0.00009	mg/L	<0.00009			ND	20	103	90	110	94	70	130
Magnesium	0.001	mg/L	<0.001			3	20	103	90	110	102	70	130
Manganese	0.00001	mg/L	<0.00001			ND	20	103	90	110	83	70	130
Molybdenum	0.00004	mg/L	<0.00004			ND	20	103	90	110	92	70	130

OnLine LIMS

00036339

Results relate only to the sample tested. Data reported represents the sample submitted to SGS. Reproduction of this analytical report in full or in part is prohibited without prior written approval. Please refer to SGS General Conditions of Services located at https://www.sgs.ca/en/terms-and-conditions (Printed copies are available upon request.)
Test method information available upon request. "Temperature Upon Receipt" is representative of the whole shipment and may not reflect the temperature of individual samples.
SGS Canada Inc. Environment-Health & Safety statement of conformity decision rule does not consider uncertainty when analytical results are compared to a specified standard or regulation.

SGS Canada Inc.
P.O. Box 4300 - 185 Concession St.
Lakefield - Ontario - KOL 2HO
Phone: 705-652-2000 FAX: 705-652-6365

Inorganic Analysis													
Parameter	Reporting Limit	Unit	Method Blank	Duplicate				LCS / Spike Blank			Matrix Spike / Reference Material		
				Result 1	Result 2	RPD	Acceptance Criteria	Spike Recovery (%)	Recovery Limits (%)		Spike Recovery (%)	Recovery Limits (%)	
							%		Low	High		Low	High
Nickel	0.0001	mg/L	<0.0001			ND	20	101	90	110	84	70	130
Phosphorus	0.003	mg/L	<0.003			ND	20	102	90	110	NV	70	130
Potassium	0.003	mg/L	<0.009			0	20	99	90	110	102	70	130
Selenium	0.00004	mg/L	<0.00004			16	20	100	90	110	102	70	130
Silicon	0.02	mg/L	<0.02			2	20	101	90	110	NV	70	130
Silver	0.00005	mg/L	<0.00005			ND	20	99	90	110	81	70	130
Sodium	0.01	mg/L	<0.01			1	20	102	90	110	78	70	130
Strontium	0.00008	mg/L	<0.00008			0	20	96	90	110	81	70	130
Sulfur	3	mg/L	<1			ND	20	108	90	110	NV	70	130
Thallium	0.000005	mg/L	<0.000005			ND	20	102	90	110	93	70	130
Thorium	0.0001	mg/L	<0.0001			ND	20	93	90	110	NV	70	130
Tin	0.00006	mg/L	<0.00006			10	20	104	90	110	NV	70	130
Titanium	0.00007	mg/L	<0.00005			15	20	103	90	110	NV	70	130
Tungsten	0.00002	mg/L	<0.00002			ND	20	103	90	110	NV	70	130
Uranium	0.000002	mg/L	<0.000002			3	20	104	90	110	93	70	130
Vanadium	0.00001	mg/L	<0.00001			3	20	103	90	110	83	70	130
Zinc	0.002	mg/L	<0.002			ND	20	101	90	110	115	70	130
Zirconium	0.002	mg/L	<0.002			ND	20	102	90	110	NV	70	130
pH - QCBatchID: EWL0434-SEP23													
pH	0.05	No unit	NA			0		100			NA		

OnLine LIMS

Results relate only to the sample tested. Data reported represents the sample submitted to SGS. Reproduction of this analytical report in full or in part is prohibited without prior written approval. Please refer to SGS General Conditions of Services located at https://www.sgs.ca/en/terms-and-conditions (Printed copies are available upon request.)
Test method information available upon request. "Temperature Upon Receipt" is representative of the whole shipment and may not reflect the temperature of individual samples.
SGS Canada Inc. Environment-Health & Safety statement of conformity decision rule does not consider uncertainty when analytical results are compared to a specified standard or regulation.

0003633929

SGS Canada Inc.
P.O. Box 4300 - 185 Concession St.
Lakefield - Ontario - KOL 2HO
Phone: 705-652-2000 FAX: 705-652-6365

20-October-2023

Great Bear Resources Ltd.
Attn : Ashley Moncrief

1020 - 800 West Pender St.
Vancouver, BC
V6C 2V6, Canada

Phone: 778-833-2160
Fax:

Date Rec. : 22 September 2023
LR Report: **CA10170-SEP23**
Reference: Wk#17

Copy: #1

CERTIFICATE OF ANALYSIS

Final Report - Revised

Analysis	3: Analysis Completed Date	4: Analysis Completed Time	5: HC-8 Wk#17	6: HC-9 Wk#17	7: HC-10 Wk#17	8: HC-11 Wk#17	9: HC-12 Wk#17	10: HC-13 Wk#17	11: HC-14 Wk#17	12: HC-15 Wk#17	13: HC-16 Wk#17	14: HC-17 Wk#17
Sample Date & Time			22-Sep-23	22-Sep-23	22-Sep-23	22-Sep-23	22-Sep-23	22-Sep-23	22-Sep-23	22-Sep-23	22-Sep-23	22-Sep-23
Hum Cell Leachate Volume [mL]	28-Sep-23	09:13	966	993	954	1003	1014	1005	920	687	998	999
Sample Name	---	---	DX450108	DX450076	DX450186	DX450118	DX 550107	DX450159	DX450171	DX450134	DX450185	DX450032
Sample Weight [g]	---	---	1000	1000	1000	1000	1000	1000	1000	1000	1000	1000
pH [No unit]	27-Sep-23	10:20	7.47	6.61	7.11	7.21	7.20	7.39	6.72	7.54	7.45	6.81
Alkalinity [mg/L as CaCO3]	26-Sep-23	12:48	10	3	6	9	11	11	3	12	12	4
Conductivity [uS/cm]	27-Sep-23	10:10	26	39	17	22	30	33	24	56	33	14
Acidity [mg/L as CaCO3]	26-Sep-23	12:48	< 2	4	< 2	< 2	< 2	< 2	< 2	< 2	< 2	< 2
Fluoride [mg/L]	26-Sep-23	13:46	< 0.06	< 0.06	< 0.06	< 0.06	< 0.06	< 0.06	< 0.06	< 0.06	< 0.06	< 0.06
Sulphate [mg/L]	11-Oct-23	16:13	< 2	11	< 2	< 2	4	4	7	11	3	3
Chloride [mg/L]	11-Oct-23	16:13	< 1	< 1	< 1	< 1	< 1	< 1	< 1	1	< 1	< 1
Mercury [mg/L]	03-Oct-23	16:51	< 0.00001	< 0.00001	< 0.00001	< 0.00001	< 0.00001	< 0.00001	< 0.00001	< 0.00001	< 0.00001	< 0.00001
Silver [mg/L]	29-Sep-23	13:17	< 0.00005	< 0.00005	< 0.00005	< 0.00005	< 0.00005	< 0.00005	< 0.00005	< 0.00005	< 0.00005	< 0.00005
Aluminum [mg/L]	29-Sep-23	13:17	0.059	0.002	0.035	0.049	0.043	0.114	0.026	0.013	0.138	0.016
Arsenic [mg/L]	29-Sep-23	13:17	0.0018	< 0.0002	0.0005	0.0007	0.0042	0.0038	0.0023	0.136	0.0161	0.0431
Barium [mg/L]	29-Sep-23	13:17	0.00127	0.00308	0.00062	0.00102	0.00210	0.00065	0.00212	0.00105	0.00198	0.00031
Beryllium [mg/L]	29-Sep-23	13:17	< 0.000007	< 0.000007	< 0.000007	< 0.000007	< 0.000007	< 0.000007	< 0.000007	< 0.000007	< 0.000007	< 0.000007
Boron [mg/L]	29-Sep-23	13:17	< 0.002	0.002	< 0.002	< 0.002	< 0.002	< 0.002	< 0.002	0.003	< 0.002	0.007
Bismuth [mg/L]	29-Sep-23	13:17	< 0.00001	< 0.00001	< 0.00001	< 0.00001	0.00002	< 0.00001	< 0.00001	< 0.00001	< 0.00001	< 0.00001
Calcium [mg/L]	29-Sep-23	13:17	4.13	5.23	2.87	4.03	5.22	5.95	3.21	8.99	4.74	2.22
Cadmium [mg/L]	29-Sep-23	13:17	0.000006	0.011510	0.000004	0.000006	0.000009	< 0.000003	< 0.000003	0.000011	0.000005	0.000007
Cobalt [mg/L]	29-Sep-23	13:17	0.000013	0.000193	0.000006	0.000014	0.000008	0.000006	0.000058	0.000202	0.000029	0.000119

OnLine LIMS

00003633930

Results relate only to the sample tested. Data reported represents the sample submitted to SGS. Reproduction of this analytical report in full or in part is prohibited without prior written approval. Please refer to SGS General Conditions of Services located at https://www.sgs.ca/en/terms-and-conditions (Printed copies are available upon request.)
Test method information available upon request. "Temperature Upon Receipt" is representative of the whole shipment and may not reflect the temperature of individual samples.
SGS Canada Inc. Environment-Health & Safety statement of conformity decision rule does not consider uncertainty when analytical results are compared to a specified standard or regulation.

SGS Canada Inc.
P.O. Box 4300 - 185 Concession St.
Lakefield - Ontario - KOL 2HO
Phone: 705-652-2000 FAX: 705-652-6365

Analysis	3: Analysis Completed Date	4: Analysis Completed Time	5: HC-8 Wk#17	6: HC-9 Wk#17	7: HC-10 Wk#17	8: HC-11 Wk#17	9: HC-12 Wk#17	10: HC-13 Wk#17	11: HC-14 Wk#17	12: HC-15 Wk#17	13: HC-16 Wk#17	14: HC-17 Wk#17
Chromium [mg/L]	29-Sep-23	13:17	< 0.00008	< 0.00008	< 0.00008	< 0.00008	< 0.00008	< 0.00008	< 0.00008	< 0.00008	0.00017	< 0.00008
Copper [mg/L]	29-Sep-23	13:17	< 0.0002	< 0.0002	< 0.0002	0.0003	< 0.0002	< 0.0002	< 0.0002	0.0003	< 0.0002	< 0.0002
Iron [mg/L]	29-Sep-23	13:17	< 0.007	< 0.007	< 0.007	< 0.007	< 0.007	< 0.007	< 0.007	< 0.007	< 0.007	< 0.007
Potassium [mg/L]	29-Sep-23	13:17	0.716	1.00	0.377	0.418	0.560	0.757	0.935	0.568	2.44	0.463
Magnesium [mg/L]	29-Sep-23	13:17	0.269	0.131	0.075	0.117	0.071	0.111	0.266	0.367	0.108	0.095
Manganese [mg/L]	29-Sep-23	13:17	0.0253	0.0999	0.0205	0.0187	0.0353	0.0148	0.00402	0.0152	0.00740	0.00175
Molybdenum [mg/L]	29-Sep-23	13:17	0.00070	0.00028	0.00052	0.00045	0.00165	0.00055	0.00023	0.00049	0.00026	0.00119
Sodium [mg/L]	29-Sep-23	13:17	0.11	0.08	0.10	0.13	0.11	0.07	0.15	0.10	0.11	0.07
Nickel [mg/L]	29-Sep-23	13:17	< 0.0001	0.0026	< 0.0001	< 0.0001	< 0.0001	< 0.0001	0.0003	0.0087	< 0.0001	0.0002
Phosphorus [mg/L]	29-Sep-23	13:17	< 0.003	< 0.003	< 0.003	< 0.003	< 0.003	< 0.003	< 0.003	< 0.003	< 0.003	< 0.003
Lead [mg/L]	29-Sep-23	13:20	< 0.00009	0.00951	< 0.00009	< 0.00009	< 0.00009	< 0.00009	< 0.00009	< 0.00009	< 0.00009	< 0.00009
Sulfur [mg/L]	29-Sep-23	13:20	< 3	5	< 3	< 3	< 3	< 3	< 3	5	< 3	< 3
Antimony [mg/L]	29-Sep-23	13:20	< 0.0009	< 0.0009	< 0.0009	< 0.0009	< 0.0009	< 0.0009	< 0.0009	0.0017	< 0.0009	< 0.0009
Selenium [mg/L]	29-Sep-23	13:20	0.00025	0.00190	0.00025	0.00007	0.00026	< 0.00004	0.00035	0.00036	0.00009	< 0.00004
Silicon [mg/L]	29-Sep-23	13:20	0.25	0.57	0.21	0.40	0.50	0.60	0.21	0.28	0.52	0.39
Tin [mg/L]	29-Sep-23	13:20	< 0.00006	< 0.00006	< 0.00006	< 0.00006	< 0.00006	< 0.00006	< 0.00006	0.00007	< 0.00006	< 0.00006
Strontium [mg/L]	29-Sep-23	13:20	0.00757	0.0151	0.00731	0.00961	0.0109	0.00874	0.0142	0.0174	0.0128	0.00608
Titanium [mg/L]	29-Sep-23	13:20	< 0.00007	< 0.00007	< 0.00007	< 0.00007	< 0.00007	< 0.00007	0.00013	< 0.00007	0.00013	< 0.00007
Thorium [mg/L]	29-Sep-23	13:20	< 0.0001	< 0.0001	< 0.0001	< 0.0001	< 0.0001	< 0.0001	< 0.0001	< 0.0001	< 0.0001	< 0.0001
Thallium [mg/L]	29-Sep-23	13:20	< 0.000005	0.000017	< 0.000005	< 0.000005	0.000005	0.000007	< 0.000005	0.000007	0.000008	< 0.000005
Uranium [mg/L]	29-Sep-23	13:20	0.000415	0.000067	0.00198	0.000617	0.000910	0.000654	0.000307	0.000060	0.00142	0.000914
Vanadium [mg/L]	29-Sep-23	13:20	0.00019	0.00001	0.00005	0.00012	0.00018	0.00009	0.00023	0.00012	0.00067	0.00033
Tungsten [mg/L]	29-Sep-23	13:20	0.00009	0.00003	0.00009	0.00032	0.00013	0.00010	0.00010	0.00002	0.00013	0.00008
Zirconium [mg/L]	29-Sep-23	13:20	< 0.002	< 0.002	< 0.002	< 0.002	< 0.002	< 0.002	< 0.002	< 0.002	< 0.002	< 0.002
Zinc [mg/L]	29-Sep-23	13:20	< 0.002	0.990	< 0.002	< 0.002	< 0.002	< 0.002	< 0.002	< 0.002	0.002	< 0.002

Analysis	15: HC-18 Wk#17	16: HC-19 Wk#17	17: HC-20 Wk#17	18: HC-21 Wk#17	19: HC-22 Wk#17	20: HC-23 Wk#17	21: HC-24 Wk#17	22: HC-25 Wk#17	23: HC-26 Wk#17	24: HC-27 Wk#17
Sample Date & Time	22-Sep-23	22-Sep-23	22-Sep-23	22-Sep-23	22-Sep-23	22-Sep-23	22-Sep-23	22-Sep-23	22-Sep-23	22-Sep-23
Hum Cell Leachate Volume [mL]	937	1007	950	952	454	1009	932	967	763	957
Sample Name	DX 550064	DX450008	DX 550056	DX450022	DX450077	DX450113	DX 550101	DX450128	DX450021	DX450222
Sample Weight [g]	1000	1000	1000	1000	500	1000	1000	1000	750	1000
pH [No unit]	7.57	7.23	7.42	8.41	7.63	7.53	7.43	7.40	6.84	7.02
Alkalinity [mg/L as CaCO3]	9	8	9	15	13	11	9	10	6	4
Conductivity [uS/cm]	20	18	20	26	28	24	19	33	108	21
Acidity [mg/L as CaCO3]	< 2	< 2	< 2	< 2	< 2	< 2	< 2	< 2	< 2	< 2

OnLine LIMS

0003633930

Results relate only to the sample tested. Data reported represents the sample submitted to SGS. Reproduction of this analytical report in full or in part is prohibited without prior written approval. Please refer to SGS General Conditions of Services located at https://www.sgs.ca/en/terms-and-conditions (Printed copies are available upon request.)
Test method information available upon request. "Temperature Upon Receipt" is representative of the whole shipment and may not reflect the temperature of individual samples.
SGS Canada Inc. Environment-Health & Safety statement of conformity decision rule does not consider uncertainty when analytical results are compared to a specified standard or regulation.

SGS Canada Inc.
P.O. Box 4300 - 185 Concession St.
Lakefield - Ontario - KOL 2HO
Phone: 705-652-2000 FAX: 705-652-6365

LR Report : **CA10170-SEP23**

Analysis	15: HC-18 Wk#17	16: HC-19 Wk#17	17: HC-20 Wk#17	18: HC-21 Wk#17	19: HC-22 Wk#17	20: HC-23 Wk#17	21: HC-24 Wk#17	22: HC-25 Wk#17	23: HC-26 Wk#17	24: HC-27 Wk#17
Fluoride [mg/L]	< 0.06	0.11	< 0.06	< 0.06	< 0.06	< 0.06	< 0.06	< 0.06	< 0.06	< 0.06
Sulphate [mg/L]	< 2	< 2	< 2	< 2	< 2	< 2	< 2	4	41	5
Chloride [mg/L]	< 1	< 1	< 1	< 1	< 1	< 1	< 1	< 1	< 1	< 1
Mercury [mg/L]	< 0.00001	< 0.00001	< 0.00001	< 0.00001	< 0.00001	< 0.00001	< 0.00001	< 0.00001	0.00005	< 0.00001
Silver [mg/L]	< 0.00005	< 0.00005	< 0.00005	< 0.00005	< 0.00005	< 0.00005	< 0.00005	< 0.00005	< 0.00005	< 0.00005
Aluminum [mg/L]	0.072	0.070	0.036	0.059	0.036	0.042	0.043	0.056	0.007	0.033
Arsenic [mg/L]	0.0103	0.0010	0.0005	0.0040	0.0007	0.0070	0.0015	0.0021	< 0.0002	0.0006
Barium [mg/L]	0.00032	0.00042	0.00214	0.00032	0.00689	0.00279	0.00052	0.00152	0.00677	0.00043
Beryllium [mg/L]	< 0.000007	< 0.000007	< 0.000007	< 0.000007	< 0.000007	< 0.000007	< 0.000007	0.000008	< 0.000007	< 0.000007
Boron [mg/L]	< 0.002	< 0.002	< 0.002	< 0.002	< 0.002	0.003	< 0.002	< 0.002	0.003	< 0.002
Bismuth [mg/L]	< 0.00001	< 0.00001	< 0.00001	0.00001	0.00005	< 0.00001	< 0.00001	< 0.00001	< 0.00001	< 0.00001
Calcium [mg/L]	3.77	3.54	3.64	4.66	3.12	4.72	3.68	5.55	14.9	3.34
Cadmium [mg/L]	0.000018	< 0.000003	0.000003	< 0.000003	0.000005	< 0.000003	< 0.000003	0.000004	0.000048	0.000003
Cobalt [mg/L]	0.000033	0.000010	0.000021	0.000029	0.000010	0.000016	0.000011	0.000030	0.000238	0.000010
Chromium [mg/L]	0.00010	< 0.00008	0.00033	0.00008	0.00009	0.00013	< 0.00008	< 0.00008	< 0.00008	< 0.00008
Copper [mg/L]	0.0007	< 0.0002	0.0006	0.0003	0.0002	0.0003	< 0.0002	0.0003	< 0.0002	< 0.0002
Iron [mg/L]	0.013	< 0.007	0.025	0.010	0.008	0.027	0.017	0.166	0.015	< 0.007
Potassium [mg/L]	0.369	0.427	0.465	0.114	1.30	0.463	0.261	0.463	3.01	0.532
Magnesium [mg/L]	0.097	0.074	0.247	0.154	0.197	0.221	0.196	0.208	0.574	0.105
Manganese [mg/L]	0.00694	0.0114	0.0359	0.0332	0.0282	0.0304	0.0233	0.0146	0.0390	0.0106
Molybdenum [mg/L]	0.00034	0.00049	0.00038	0.00018	0.00052	0.00029	0.00027	0.00021	0.00012	0.00021
Sodium [mg/L]	0.11	0.10	0.11	0.05	0.10	0.05	0.06	0.13	0.25	0.08
Nickel [mg/L]	< 0.0001	< 0.0001	0.0001	< 0.0001	< 0.0001	< 0.0001	< 0.0001	< 0.0001	0.0007	< 0.0001
Phosphorus [mg/L]	< 0.003	< 0.003	< 0.003	< 0.003	0.003	< 0.003	< 0.003	< 0.003	< 0.003	< 0.003
Lead [mg/L]	< 0.00009	< 0.00009	< 0.00009	< 0.00009	< 0.00009	< 0.00009	< 0.00009	< 0.00009	< 0.00009	< 0.00009
Sulfur [mg/L]	< 3	< 3	< 3	< 3	< 3	< 3	< 3	< 3	14	< 3
Antimony [mg/L]	< 0.0009	< 0.0009	< 0.0009	< 0.0009	< 0.0009	< 0.0009	< 0.0009	< 0.0009	< 0.0009	< 0.0009
Selenium [mg/L]	< 0.00004	< 0.00004	0.00009	0.00004	0.00012	< 0.00004	< 0.00004	0.00008	0.00026	< 0.00004
Silicon [mg/L]	0.32	0.43	0.21	0.18	0.18	0.26	0.16	0.20	0.22	0.19
Tin [mg/L]	< 0.00006	< 0.00006	< 0.00006	< 0.00006	0.00008	< 0.00006	< 0.00006	< 0.00006	< 0.00006	< 0.00006
Strontium [mg/L]	0.00516	0.00747	0.00936	0.00407	0.00768	0.0154	0.00488	0.00785	0.0180	0.00678
Titanium [mg/L]	0.00013	< 0.00007	0.00011	< 0.00007	< 0.00007	0.00011	< 0.00007	0.00022	< 0.00007	< 0.00007
Thorium [mg/L]	< 0.0001	< 0.0001	< 0.0001	< 0.0001	< 0.0001	< 0.0001	< 0.0001	< 0.0001	< 0.0001	< 0.0001
Thallium [mg/L]	< 0.000005	< 0.000005	< 0.000005	< 0.000005	0.000006	< 0.000005	< 0.000005	0.000007	< 0.000005	< 0.000005
Uranium [mg/L]	0.00267	0.00106	0.000109	0.000029	0.000161	0.000172	0.00165	0.000751	0.000097	0.000643
Vanadium [mg/L]	0.00018	0.00006	0.00089	0.00050	0.00096	0.00022	0.00064	0.00065	0.00001	0.00013
Tungsten [mg/L]	0.00005	0.00033	0.00005	0.00010	0.00046	0.00012	0.00004	0.00061	< 0.00002	0.00003
Zirconium [mg/L]	< 0.002	< 0.002	< 0.002	< 0.002	< 0.002	< 0.002	< 0.002	< 0.002	< 0.002	< 0.002

OnLine LIMS

00003633930

Results relate only to the sample tested. Data reported represents the sample submitted to SGS. Reproduction of this analytical report in full or in part is prohibited without prior written approval. Please refer to SGS General Conditions of Services located at https://www.sgs.ca/en/terms-and-conditions (Printed copies are available upon request.)
Test method information available upon request. "Temperature Upon Receipt" is representative of the whole shipment and may not reflect the temperature of individual samples.
SGS Canada Inc. Environment-Health & Safety statement of conformity decision rule does not consider uncertainty when analytical results are compared to a specified standard or regulation.

SGS Canada Inc.
P.O. Box 4300 - 185 Concession St.
Lakefield - Ontario - KOL 2HO
Phone: 705-652-2000 FAX: 705-652-6365

Analysis	15: HC-18 Wk#17	16: HC-19 Wk#17	17: HC-20 Wk#17	18: HC-21 Wk#17	19: HC-22 Wk#17	20: HC-23 Wk#17	21: HC-24 Wk#17	22: HC-25 Wk#17	23: HC-26 Wk#17	24: HC-27 Wk#17
Zinc [mg/L]	< 0.002	< 0.002	< 0.002	< 0.002	< 0.002	< 0.002	< 0.002	< 0.002	0.009	< 0.002

Method Descriptions

Parameter	SGS Method Code	Reference Method Code
	NA	
Acidity	ME-CA-[ENV]EWL-LAK-AN-006	SM 2310
Alkalinity	ME-CA-[ENV]EWL-LAK-AN-006	SM 2320
Anions by discrete analyzer	ME-CA-[ENV]EWL-LAK-AN-026	US EPA 325.2
Anions by discrete analyzer	ME-CA-[ENV]EWL-LAK-AN-026	US EPA 375.4
Conductivity	ME-CA-[ENV]EWL-LAK-AN-006	SM 2510
Fluoride by Specific Ion Electrode	ME-CA-[ENV]EWL-LAK-AN-014	SM 4500
Inorganics-General	ME-CA-[ENV]SPE-LAK-AN-004	EPA 7471A/SM 3112B
Metals in aqueous samples - ICP-MS	ME-CA-[ENV]SPE-LAK-AN-006	SM 3030/EPA 200.8
pH	ME-CA-[ENV]EWL-LAK-AN-006	SM 4500



Lisa Thompson
Project Specialist Assistant,
Environment, Health & Safety

OnLine LIMS

0003633930

Results relate only to the sample tested. Data reported represents the sample submitted to SGS. Reproduction of this analytical report in full or in part is prohibited without prior written approval. Please refer to SGS General Conditions of Services located at https://www.sgs.ca/en/terms-and-conditions (Printed copies are available upon request.)
Test method information available upon request. "Temperature Upon Receipt" is representative of the whole shipment and may not reflect the temperature of individual samples.
SGS Canada Inc. Environment-Health & Safety statement of conformity decision rule does not consider uncertainty when analytical results are compared to a specified standard or regulation.

SGS Canada Inc.
P.O. Box 4300 - 185 Concession St.
Lakefield - Ontario - KOL 2HO
Phone: 705-652-2000 FAX: 705-652-6365

Quality Control Report

Inorganic Analysis														
Parameter	Reporting Limit	Unit	Method Blank	Duplicate				LCS / Spike Blank			Matrix Spike / Reference Material			
				Result 1	Result 2	RPD	Acceptance Criteria	Spike Recovery (%)	Recovery Limits (%)		Spike Recovery (%)	Recovery Limits (%)		
							%		Low	High		Low	High	
Acidity - QCBatchID: EWL0465-SEP23														
Acidity	2	mg/L as Ca	< 2			ND	20	108	90	110	NA			
Acidity - QCBatchID: EWL0516-SEP23														
Acidity	2	mg/L as Ca	< 2			ND	20	94	90	110	NA			
Alkalinity - QCBatchID: EWL0465-SEP23														
Alkalinity	2	mg/L as Ca	< 2			0	20	96	80	120	NA			
Alkalinity - QCBatchID: EWL0516-SEP23														
Alkalinity	2	mg/L as Ca	< 2			0	20	98	80	120	NA			
Anions by discrete analyzer - QCBatchID: DIO5002-OCT23														
Chloride	1	mg/L	<1			ND	20	102	80	120	105	75	125	
Sulphate	2	mg/L	<2			ND	20	108	80	120	112	75	125	
Anions by discrete analyzer - QCBatchID: DIO5018-OCT23														
Chloride	1	mg/L	<1			ND	20	101	80	120	103	75	125	
Sulphate	2	mg/L	<2			ND	20	104	80	120	104	75	125	
Anions by discrete analyzer - QCBatchID: DIO5026-OCT23														
Chloride	1	mg/L	<1			ND	20	101	80	120	104	75	125	
Sulphate	2	mg/L	<2			2	20	108	80	120	103	75	125	
Conductivity - QCBatchID: EWL0465-SEP23														
Conductivity	2	uS/cm	< 2			0	20	99	90	110	NA			
Fluoride by Specific Ion Electrode - QCBatchID: EWL0503-SEP23														
Fluoride	0.06	mg/L	<0.06			0	10	95	90	110	104	75	125	
Fluoride by Specific Ion Electrode - QCBatchID: EWL0519-SEP23														
Fluoride	0.06	mg/L	<0.06			ND	10	100	90	110	104	75	125	
Fluoride by Specific Ion Electrode - QCBatchID: EWL0534-SEP23														
Fluoride	0.06	mg/L	<0.06			1	10	98	90	110	97	75	125	
Inorganics-General - QCBatchID: EHG0048-SEP23														
Mercury	0.00001	mg/L	< 0.00001			ND	20	88	80	120	84	70	130	
Metals in aqueous samples - ICP-MS - QCBatchID: EMS0210-SEP23														
Aluminum	0.001	mg/L	<0.001			0	20	103	90	110	95	70	130	
Antimony	0.0009	mg/L	<0.0009			ND	20	100	90	110	86	70	130	
Arsenic	0.0002	mg/L	<0.0002			1	20	106	90	110	83	70	130	
Barium	0.00008	mg/L	<0.00008			9	20	100	90	110	87	70	130	
Beryllium	0.000007	mg/L	<0.000007			ND	20	102	90	110	97	70	130	
Bismuth	0.00001	mg/L	<0.00001			ND	20	93	90	110	97	70	130	
Boron	0.002	mg/L	<0.002			ND	20	107	90	110	111	70	130	
Cadmium	0.000003	mg/L	4e-006			0	20	102	90	110	109	70	130	

OnLine LIMS

00036339330

Results relate only to the sample tested. Data reported represents the sample submitted to SGS. Reproduction of this analytical report in full or in part is prohibited without prior written approval. Please refer to SGS General Conditions of Services located at https://www.sgs.ca/en/terms-and-conditions (Printed copies are available upon request.)
Test method information available upon request. "Temperature Upon Receipt" is representative of the whole shipment and may not reflect the temperature of individual samples.
SGS Canada Inc. Environment-Health & Safety statement of conformity decision rule does not consider uncertainty when analytical results are compared to a specified standard or regulation.

SGS Canada Inc.
P.O. Box 4300 - 185 Concession St.
Lakefield - Ontario - KOL 2HO
Phone: 705-652-2000 FAX: 705-652-6365

Inorganic Analysis														
Parameter	Reporting Limit	Unit	Method Blank	Duplicate				LCS / Spike Blank			Matrix Spike / Reference Material			
				Result 1	Result 2	RPD	Acceptance Criteria	Spike Recovery (%)	Recovery Limits (%)		Spike Recovery (%)	Recovery Limits (%)		
							%		Low	High		Low	High	
Calcium	0.01	mg/L	<0.01			1	20	103	90	110	89	70	130	
Chromium	0.00008	mg/L	<0.00008			ND	20	104	90	110	95	70	130	
Cobalt	0.000004	mg/L	<0.000004			9	20	100	90	110	101	70	130	
Copper	0.0002	mg/L	<0.0002			ND	20	102	90	110	107	70	130	
Iron	0.007	mg/L	<0.007			ND	20	103	90	110	125	70	130	
Lead	0.00009	mg/L	<0.00009			ND	20	92	90	110	94	70	130	
Magnesium	0.001	mg/L	<0.001			0	20	101	90	110	98	70	130	
Manganese	0.00001	mg/L	<0.00001			5	20	99	90	110	71	70	130	
Molybdenum	0.00004	mg/L	<0.00004			7	20	102	90	110	92	70	130	
Nickel	0.0001	mg/L	<0.0001			ND	20	100	90	110	99	70	130	
Phosphorus	0.003	mg/L	<0.003			ND	20	102	90	110	NV	70	130	
Potassium	0.003	mg/L	<0.009			1	20	101	90	110	113	70	130	
Selenium	0.00004	mg/L	<0.00004			2	20	106	90	110	121	70	130	
Silicon	0.02	mg/L	<0.02			0	20	97	90	110	NV	70	130	
Silver	0.00005	mg/L	<0.00005			ND	20	99	90	110	105	70	130	
Sodium	0.01	mg/L	<0.01			0	20	102	90	110	100	70	130	
Strontium	0.00008	mg/L	<0.00008			0	20	98	90	110	94	70	130	
Sulfur	3	mg/L	<1			1	20	97	90	110	NV	70	130	
Thallium	0.000005	mg/L	<0.000005			13	20	96	90	110	101	70	130	
Thorium	0.0001	mg/L	<0.0001			ND	20	98	90	110	NV	70	130	
Tin	0.00006	mg/L	<0.00006			ND	20	103	90	110	NV	70	130	
Titanium	0.00007	mg/L	<0.00005			3	20	102	90	110	NV	70	130	
Tungsten	0.00002	mg/L	<0.00002			5	20	93	90	110	NV	70	130	
Uranium	0.000002	mg/L	<0.000002			0	20	90	90	110	109	70	130	
Vanadium	0.00001	mg/L	1e-005			0	20	101	90	110	99	70	130	
Zinc	0.002	mg/L	<0.002			1	20	98	90	110	118	70	130	
Zirconium	0.002	mg/L	<0.002			ND	20	95	90	110	NV	70	130	
pH - QCBatchID: EWL0465-SEP23														
pH	0.05	No unit	NA			0		100			NA			

OnLine LIMS

0003633930

Results relate only to the sample tested. Data reported represents the sample submitted to SGS. Reproduction of this analytical report in full or in part is prohibited without prior written approval. Please refer to SGS General Conditions of Services located at https://www.sgs.ca/en/terms-and-conditions (Printed copies are available upon request.)
Test method information available upon request. "Temperature Upon Receipt" is representative of the whole shipment and may not reflect the temperature of individual samples.
SGS Canada Inc. Environment-Health & Safety statement of conformity decision rule does not consider uncertainty when analytical results are compared to a specified standard or regulation.

SGS Canada Inc.
P.O. Box 4300 - 185 Concession St.
Lakefield - Ontario - KOL 2HO
Phone: 705-652-2000 FAX: 705-652-6365

03-September-2024

Great Bear Resources Ltd.
Attn : Ashley Moncrief

1020 - 800 West Pender St.
Vancouver, BC
V6C 2V6, Canada

Phone: 778-833-2160
Fax:

Date Rec. : 16 August 2024
LR Report: **CA10084-AUG24**
Reference: Wk#17

Copy: #1

CERTIFICATE OF ANALYSIS
Final Report

Analysis	3: Analysis Completed Date	4: Analysis Completed Time	5: HC-28 Wk#17	6: HC-29 Wk#17	7: HC-30 Wk#17	8: HC-31 Wk#17	9: HC-32 Wk#17
Sample Date & Time			16-Aug-24	16-Aug-24	16-Aug-24	16-Aug-24	16-Aug-24
HumCell Leachate Vol [mL]	19-Aug-24	09:01	959	963	706	938	709
Sample Name	---	---	31787	DX450179	31644	DX450183	O31576
Sample Weight [g]	---	---	1000	1000	750	1000	750
pH [No unit]	20-Aug-24	11:41	6.89	7.00	7.27	7.35	7.41
Conductivity [uS/cm]	20-Aug-24	11:42	5	8	16	19	24
Alkalinity [mg/L as CaCO3]	20-Aug-24	09:41	2	3	7	7	8
Acidity [mg/L as CaCO3]	20-Aug-24	11:42	< 2	< 2	< 2	< 2	< 2
F [mg/L]	19-Aug-24	10:38	< 0.06	< 0.06	< 0.06	< 0.06	< 0.06
Cl [mg/L]	22-Aug-24	12:45	< 0.2	< 0.2	< 0.2	< 0.2	< 0.2
SO4 [mg/L]	22-Aug-24	12:45	0.4	0.4	1.3	2.0	2.7
Hg [mg/L]	23-Aug-24	11:52	< 0.00001	< 0.00001	< 0.00001	< 0.00001	< 0.00001
Ag [mg/L]	23-Aug-24	11:52	< 0.00005	< 0.00005	< 0.00005	< 0.00005	< 0.00005
Al [mg/L]	23-Aug-24	11:52	0.033	0.031	0.029	0.041	0.045
As [mg/L]	23-Aug-24	11:52	0.0016	0.0089	0.0044	0.0093	0.0016
B [mg/L]	23-Aug-24	11:52	< 0.002	< 0.002	< 0.002	< 0.002	< 0.002
Ba [mg/L]	23-Aug-24	11:52	0.00042	0.00140	0.00061	0.00036	0.00149
Be [mg/L]	23-Aug-24	11:52	< 0.000007	< 0.000007	< 0.000007	< 0.000007	< 0.000007
Bi [mg/L]	23-Aug-24	11:52	< 0.00001	< 0.00001	< 0.00001	< 0.00001	< 0.00001
Ca [mg/L]	23-Aug-24	11:52	0.83	1.21	2.43	3.36	3.40
Cd [mg/L]	23-Aug-24	11:52	< 0.000003	< 0.000003	0.000007	< 0.000003	0.000005
Co [mg/L]	23-Aug-24	11:52	0.000018	0.000043	0.000022	0.000033	0.000021
Cr [mg/L]	23-Aug-24	11:52	< 0.00008	< 0.00008	< 0.00008	< 0.00008	< 0.00008
Cu [mg/L]	23-Aug-24	11:52	< 0.001	< 0.001	< 0.001	< 0.001	< 0.001
Fe [mg/L]	23-Aug-24	11:52	< 0.007	< 0.007	< 0.007	< 0.007	< 0.007
K [mg/L]	23-Aug-24	11:52	0.371	0.654	0.761	0.461	0.687
Mg [mg/L]	23-Aug-24	11:52	0.070	0.076	0.161	0.108	0.086
Mn [mg/L]	23-Aug-24	11:52	0.00177	0.00155	0.0125	0.00433	0.0315
Mo [mg/L]	23-Aug-24	11:52	< 0.0004	< 0.0004	< 0.0004	< 0.0004	< 0.0004
Na [mg/L]	23-Aug-24	11:52	0.08	0.08	0.09	0.11	0.07

OnLine LIMS

0003842355

Results relate only to the sample tested. Data reported represents the sample submitted to SGS. Reproduction of this analytical report in full or in part is prohibited without prior written approval. Please refer to SGS General Conditions of Services located at https://www.sgs.ca/en/terms-and-conditions (Printed copies are available upon request.)
Test method information available upon request. "Temperature Upon Receipt" is representative of the whole shipment and may not reflect the temperature of individual samples.
SGS Canada Inc. Environment-Health & Safety statement of conformity decision rule does not consider uncertainty when analytical results are compared to a specified standard or regulation.

SGS Canada Inc.
P.O. Box 4300 - 185 Concession St.
Lakefield - Ontario - KOL 2HO
Phone: 705-652-2000 FAX: 705-652-6365

LR Report : **CA10084-AUG24**

Analysis	3: Analysis Completed Date	4: Analysis Completed Time	5: HC-28 Wk#17	6: HC-29 Wk#17	7: HC-30 Wk#17	8: HC-31 Wk#17	9: HC-32 Wk#17
Ni [mg/L]	23-Aug-24	11:52	0.0002	0.0003	0.0002	< 0.0001	0.0001
P [mg/L]	23-Aug-24	11:53	< 0.003	< 0.003	< 0.003	< 0.003	< 0.003
Pb [mg/L]	23-Aug-24	11:53	< 0.00009	< 0.00009	< 0.00009	< 0.00009	< 0.00009
S [mg/L]	23-Aug-24	11:53	< 5	< 5	< 5	< 5	< 5
Sb [mg/L]	23-Aug-24	11:53	< 0.0009	< 0.0009	0.0015	< 0.0009	< 0.0009
Se [mg/L]	23-Aug-24	11:53	< 0.00004	< 0.00004	0.00004	< 0.00004	0.00029
Si [mg/L]	23-Aug-24	11:53	0.16	0.19	0.22	0.30	0.22
Sn [mg/L]	23-Aug-24	11:53	< 0.00006	< 0.00006	0.00017	< 0.00006	< 0.00006
Sr [mg/L]	23-Aug-24	11:53	0.00244	0.00398	0.00891	0.00729	0.00508
Ti [mg/L]	23-Aug-24	11:53	0.0002	0.0003	0.0001	0.0004	0.0001
Th [mg/L]	23-Aug-24	11:53	< 0.0001	< 0.0001	< 0.0001	< 0.0001	< 0.0001
Tl [mg/L]	23-Aug-24	11:53	< 0.000005	0.000005	0.000006	< 0.000005	< 0.000005
U [mg/L]	23-Aug-24	11:53	0.000471	0.00202	0.000807	0.00214	0.000252
V [mg/L]	23-Aug-24	11:53	0.00035	0.00051	0.00026	0.00037	0.00019
W [mg/L]	23-Aug-24	11:53	< 0.0002	< 0.0002	< 0.0002	< 0.0002	< 0.0002
Zr [mg/L]	23-Aug-24	11:53	< 0.002	< 0.002	< 0.002	< 0.002	< 0.002
Zn [mg/L]	23-Aug-24	11:53	< 0.002	< 0.002	< 0.002	< 0.002	< 0.002

Analysis	10: HC-33 Wk#17	11: HC-34 Wk#17	12: HC-35 Wk#17
Sample Date & Time	16-Aug-24	16-Aug-24	16-Aug-24
HumCell Leachate Vol [mL]	991	927	1009
Sample Name	DX450213	DX450174	31795
Sample Weight [g]	1000	1000	1000
pH [No unit]	5.04	7.52	7.53
Conductivity [uS/cm]	43	19	20
Alkalinity [mg/L as CaCO3]	< 2	7	8
Acidity [mg/L as CaCO3]	7	< 2	< 2
F [mg/L]	< 0.06	< 0.06	< 0.06
Cl [mg/L]	< 0.2	< 0.2	< 0.2
SO4 [mg/L]	17	0.3	0.9
Hg [mg/L]	< 0.00001	< 0.00001	< 0.00001
Ag [mg/L]	< 0.00005	< 0.00005	< 0.00005
Al [mg/L]	0.051	0.039	0.177
As [mg/L]	< 0.0002	0.0041	0.0798
B [mg/L]	0.004	< 0.002	< 0.002
Ba [mg/L]	0.00719	0.00240	0.00290
Be [mg/L]	0.000037	< 0.000007	< 0.000007
Bi [mg/L]	< 0.00001	< 0.00001	< 0.00001
Ca [mg/L]	3.41	2.83	3.24
Cd [mg/L]	0.000025	0.000004	0.000011
Co [mg/L]	0.000524	0.000019	0.000033
Cr [mg/L]	< 0.00008	< 0.00008	< 0.00008

OnLine LIMS

00038423S5

Results relate only to the sample tested. Data reported represents the sample submitted to SGS. Reproduction of this analytical report in full or in part is prohibited without prior written approval. Please refer to SGS General Conditions of Services located at https://www.sgs.ca/en/terms-and-conditions (Printed copies are available upon request.)
Test method information available upon request. "Temperature Upon Receipt" is representative of the whole shipment and may not reflect the temperature of individual samples.
SGS Canada Inc. Environment-Health & Safety statement of conformity decision rule does not consider uncertainty when analytical results are compared to a specified standard or regulation.

SGS Canada Inc.
P.O. Box 4300 - 185 Concession St.
Lakefield - Ontario - KOL 2HO
Phone: 705-652-2000 FAX: 705-652-6365

LR Report : **CA10084-AUG24**

Analysis	10: HC-33 Wk#17	11: HC-34 Wk#17	12: HC-35 Wk#17
Cu [mg/L]	< 0.001	< 0.001	< 0.001
Fe [mg/L]	2.33	< 0.007	< 0.007
K [mg/L]	1.59	0.770	1.63
Mg [mg/L]	0.328	0.214	0.067
Mn [mg/L]	0.113	0.0191	0.00263
Mo [mg/L]	< 0.0004	< 0.0004	< 0.0004
Na [mg/L]	0.09	0.14	0.08
Ni [mg/L]	0.0074	< 0.0001	0.0001
P [mg/L]	< 0.003	< 0.003	< 0.003
Pb [mg/L]	< 0.00009	< 0.00009	< 0.00009
S [mg/L]	6	< 5	< 5
Sb [mg/L]	< 0.0009	< 0.0009	< 0.0009
Se [mg/L]	0.00077	0.00007	0.00004
Si [mg/L]	1.12	0.22	0.54
Sn [mg/L]	< 0.00006	< 0.00006	< 0.00006
Sr [mg/L]	0.0181	0.00724	0.00512
Ti [mg/L]	< 0.0001	< 0.0001	0.0001
Th [mg/L]	< 0.0001	< 0.0001	< 0.0001
Tl [mg/L]	0.000008	< 0.000005	0.000005
U [mg/L]	0.000961	0.000094	0.000541
V [mg/L]	< 0.00001	0.00041	0.00123
W [mg/L]	< 0.0002	< 0.0002	< 0.0002
Zr [mg/L]	< 0.002	< 0.002	< 0.002
Zn [mg/L]	0.010	< 0.002	< 0.002



Lisa Thompson
Project Specialist Assistant,
Environment, Health & Safety

OnLine LIMS

0003842355

Results relate only to the sample tested. Data reported represents the sample submitted to SGS. Reproduction of this analytical report in full or in part is prohibited without prior written approval. Please refer to SGS General Conditions of Services located at https://www.sgs.ca/en/terms-and-conditions (Printed copies are available upon request.)
Test method information available upon request. "Temperature Upon Receipt" is representative of the whole shipment and may not reflect the temperature of individual samples.
SGS Canada Inc. Environment-Health & Safety statement of conformity decision rule does not consider uncertainty when analytical results are compared to a specified standard or regulation.

SGS Canada Inc.
P.O. Box 4300 - 185 Concession St.
Lakefield - Ontario - KOL 2HO
Phone: 705-652-2000 FAX: 705-652-6365

20-October-2023

Great Bear Resources Ltd.
Attn : Ashley Moncrief

1020 - 800 West Pender St.
Vancouver, BC
V6C 2V6, Canada

Phone: 778-833-2160
Fax:

Date Rec. : 28 September 2023
LR Report: **CA10224-SEP23**
Reference: Wk#18

Copy: #1

CERTIFICATE OF ANALYSIS

Final Report - Revised

Analysis	3: Analysis Completed Date	4: Analysis Completed Time	5: HC-1 Wk#18	6: HC-2 Wk#18	7: HC-3 Wk#18	8: HC-4 Wk#18	9: HC-5 Wk#18	10: HC-6 Wk#18	11: HC-7 Wk#18
Sample Date & Time			28-Sep-23	28-Sep-23	28-Sep-23	28-Sep-23	28-Sep-23	28-Sep-23	28-Sep-23
Hum Cell Leachate Volume [mL]	28-Sep-23	16:57	950	970	487	499	984	507	994
Sample Name	---	---	DX450052	DX 550083	DX450204	DX450176	DX450232	DX450181	DX450002
Sample Weight [g]	---	---	1000	1000	500	500	1000	500	1000
pH [No unit]	02-Oct-23	12:08	6.89	7.90	7.18	6.73	7.21	7.50	7.48
Alkalinity [mg/L as CaCO3]	29-Sep-23	12:07	4	10	5	5	8	11	10
Conductivity [uS/cm]	02-Oct-23	12:08	45	25	16	39	22	23	21
Acidity [mg/L as CaCO3]	29-Sep-23	12:07	< 2	< 2	< 2	< 2	< 2	< 2	< 2
Fluoride [mg/L]	02-Oct-23	09:07	< 0.06	< 0.06	< 0.06	< 0.06	< 0.06	< 0.06	< 0.06
Sulphate [mg/L]	16-Oct-23	11:53	14	< 2	< 2	12	< 2	< 2	< 2
Chloride [mg/L]	16-Oct-23	11:53	< 1	< 1	< 1	< 1	< 1	< 1	< 1
Mercury [mg/L]	06-Oct-23	14:42	< 0.00001	< 0.00001	< 0.00001	< 0.00001	< 0.00001	< 0.00001	< 0.00001
Silver [mg/L]	06-Oct-23	14:42	< 0.00005	< 0.00005	< 0.00005	< 0.00005	< 0.00005	< 0.00005	< 0.00005
Aluminum [mg/L]	06-Oct-23	14:42	0.010	0.058	0.061	0.005	0.056	0.047	0.049
Arsenic [mg/L]	06-Oct-23	14:42	< 0.0002	0.0108	0.0016	< 0.0002	0.0051	0.0008	0.0094
Barium [mg/L]	06-Oct-23	14:42	0.00097	0.00584	0.00057	0.00311	0.00093	0.00071	0.00059
Beryllium [mg/L]	06-Oct-23	14:42	< 0.000007	< 0.000007	< 0.000007	< 0.000007	< 0.000007	< 0.000007	< 0.000007
Boron [mg/L]	06-Oct-23	14:42	0.002	< 0.002	< 0.002	< 0.002	< 0.002	< 0.002	< 0.002
Bismuth [mg/L]	06-Oct-23	14:42	< 0.00001	0.00008	< 0.00001	< 0.00001	0.00001	< 0.00001	< 0.00001
Calcium [mg/L]	06-Oct-23	14:42	6.60	4.15	1.91	4.98	3.40	3.98	3.78
Cadmium [mg/L]	06-Oct-23	14:42	0.000711	0.000005	< 0.000003	0.00102	0.000009	< 0.000003	< 0.000003
Cobalt [mg/L]	06-Oct-23	14:42	0.000010	0.000022	0.000011	0.000106	0.000013	0.000022	0.000020

OnLine LIMS

0003633931

Results relate only to the sample tested. Data reported represents the sample submitted to SGS. Reproduction of this analytical report in full or in part is prohibited without prior written approval. Please refer to SGS General Conditions of Services located at https://www.sgs.ca/en/terms-and-conditions (Printed copies are available upon request.)
Test method information available upon request. "Temperature Upon Receipt" is representative of the whole shipment and may not reflect the temperature of individual samples.
SGS Canada Inc. Environment-Health & Safety statement of conformity decision rule does not consider uncertainty when analytical results are compared to a specified standard or regulation.

SGS Canada Inc.
P.O. Box 4300 - 185 Concession St.
Lakefield - Ontario - KOL 2HO
Phone: 705-652-2000 FAX: 705-652-6365

Analysis	3: Analysis Completed Date	4: Analysis Completed Time	5: HC-1 Wk#18	6: HC-2 Wk#18	7: HC-3 Wk#18	8: HC-4 Wk#18	9: HC-5 Wk#18	10: HC-6 Wk#18	11: HC-7 Wk#18
Chromium [mg/L]	06-Oct-23	14:42	< 0.00008	< 0.00008	< 0.00008	< 0.00008	< 0.00008	< 0.00008	< 0.00008
Copper [mg/L]	06-Oct-23	14:42	0.0004	0.0010	0.0011	0.0018	0.0007	0.0007	0.0005
Iron [mg/L]	06-Oct-23	14:42	< 0.007	< 0.007	0.007	< 0.007	< 0.007	< 0.007	< 0.007
Potassium [mg/L]	06-Oct-23	14:42	0.431	1.28	0.663	0.839	0.706	0.584	0.588
Magnesium [mg/L]	06-Oct-23	14:42	0.233	0.100	0.129	0.615	0.116	0.208	0.166
Manganese [mg/L]	06-Oct-23	14:42	0.0332	0.0288	0.00491	0.0302	0.0198	0.00659	0.0122
Molybdenum [mg/L]	06-Oct-23	14:42	0.00044	0.00023	0.00083	0.00027	0.00012	0.00011	0.00036
Sodium [mg/L]	06-Oct-23	14:42	0.10	0.08	0.07	0.06	0.09	0.13	0.12
Nickel [mg/L]	06-Oct-23	14:42	< 0.0001	< 0.0001	0.0001	0.0003	< 0.0001	< 0.0001	< 0.0001
Phosphorus [mg/L]	06-Oct-23	14:42	< 0.003	< 0.003	< 0.003	< 0.003	< 0.003	< 0.003	< 0.003
Lead [mg/L]	06-Oct-23	14:42	0.0351	0.00052	< 0.00009	0.0464	0.00009	< 0.00009	< 0.00009
Sulfur [mg/L]	06-Oct-23	14:42	6	< 3	< 3	4	< 3	< 3	< 3
Antimony [mg/L]	06-Oct-23	14:42	0.0011	< 0.0009	< 0.0009	< 0.0009	< 0.0009	< 0.0009	< 0.0009
Selenium [mg/L]	06-Oct-23	14:42	0.00048	0.00634	< 0.00004	0.00111	0.00013	< 0.00004	0.00005
Silicon [mg/L]	06-Oct-23	14:42	0.18	0.32	0.24	0.51	0.34	0.49	0.32
Tin [mg/L]	06-Oct-23	14:42	< 0.00006	0.00015	< 0.00006	0.00008	< 0.00006	< 0.00006	< 0.00006
Strontium [mg/L]	06-Oct-23	14:42	0.0185	0.0165	0.00543	0.00963	0.00571	0.0110	0.00863
Titanium [mg/L]	06-Oct-23	14:42	< 0.00007	< 0.00007	0.00064	< 0.00007	0.00028	< 0.00007	0.00009
Thorium [mg/L]	06-Oct-23	14:42	< 0.0001	< 0.0001	< 0.0001	< 0.0001	< 0.0001	< 0.0001	< 0.0001
Thallium [mg/L]	06-Oct-23	14:42	0.000007	0.000009	0.000005	0.000013	0.000007	< 0.000005	< 0.000005
Uranium [mg/L]	06-Oct-23	14:42	0.000089	0.000488	0.000489	0.000121	0.00232	0.000753	0.00160
Vanadium [mg/L]	06-Oct-23	14:42	< 0.00001	0.00045	0.00034	< 0.00001	0.00073	0.00093	0.00028
Tungsten [mg/L]	06-Oct-23	14:42	0.00056	0.00013	0.00008	< 0.00002	0.00011	0.00188	0.00048
Zirconium [mg/L]	06-Oct-23	14:42	< 0.002	< 0.002	< 0.002	< 0.002	< 0.002	< 0.002	< 0.002
Zinc [mg/L]	06-Oct-23	14:42	0.025	< 0.002	< 0.002	0.046	< 0.002	< 0.002	< 0.002

Method Descriptions

Parameter	SGS Method Code	Reference Method Code
	NA	
Acidity	ME-CA-[ENV]EWL-LAK-AN-006	SM 2310
Alkalinity	ME-CA-[ENV]EWL-LAK-AN-006	SM 2320
Anions by discrete analyzer	ME-CA-[ENV]EWL-LAK-AN-026	US EPA 325.2
Anions by discrete analyzer	ME-CA-[ENV]EWL-LAK-AN-026	US EPA 375.4
Conductivity	ME-CA-[ENV]EWL-LAK-AN-006	SM 2510
Fluoride by Specific Ion Electrode	ME-CA-[ENV]EWL-LAK-AN-014	SM 4500

OnLine LIMS

0003633931

Results relate only to the sample tested. Data reported represents the sample submitted to SGS. Reproduction of this analytical report in full or in part is prohibited without prior written approval. Please refer to SGS General Conditions of Services located at https://www.sgs.ca/en/terms-and-conditions (Printed copies are available upon request.)
Test method information available upon request. "Temperature Upon Receipt" is representative of the whole shipment and may not reflect the temperature of individual samples.
SGS Canada Inc. Environment-Health & Safety statement of conformity decision rule does not consider uncertainty when analytical results are compared to a specified standard or regulation.

SGS Canada Inc.
P.O. Box 4300 - 185 Concession St.
Lakefield - Ontario - KOL 2HO
Phone: 705-652-2000 FAX: 705-652-6365

Parameter	SGS Method Code	Reference Method Code
Inorganics-General	ME-CA-[ENV]SPE-LAK-AN-004	EPA 7471A/SM 3112B
Metals in aqueous samples - ICP-MS	ME-CA-[ENV]SPE-LAK-AN-006	SM 3030/EPA 200.8
pH	ME-CA-[ENV]EWL-LAK-AN-006	SM 4500



Lisa Thompson
Project Specialist Assistant,
Environment, Health & Safety

OnLine LIMS

0003633931

Results relate only to the sample tested. Data reported represents the sample submitted to SGS. Reproduction of this analytical report in full or in part is prohibited without prior written approval. Please refer to SGS General Conditions of Services located at https://www.sgs.ca/en/terms-and-conditions (Printed copies are available upon request.)
Test method information available upon request. "Temperature Upon Receipt" is representative of the whole shipment and may not reflect the temperature of individual samples.
SGS Canada Inc. Environment-Health & Safety statement of conformity decision rule does not consider uncertainty when analytical results are compared to a specified standard or regulation.

SGS Canada Inc.
P.O. Box 4300 - 185 Concession St.
Lakefield - Ontario - K0L 2H0
Phone: 705-652-2000 FAX: 705-652-6365

Quality Control Report

Inorganic Analysis														
Parameter	Reporting Limit	Unit	Method Blank	Duplicate				LCS / Spike Blank			Matrix Spike / Reference Material		
				Result 1	Result 2	RPD	Acceptance Criteria	Spike Recovery (%)	Recovery Limits (%)		Spike Recovery (%)	Recovery Limits (%)	
							%		Low	High		Low	High
Acidity - QCBatchID: EWL0610-SEP23													
Acidity	2	mg/L as Ca	2			ND	20	96	90	110	NA		
Acidity - QCBatchID: EWL0611-SEP23													
Acidity	2	mg/L as Ca	< 2			0	20	98	90	110	NA		
Alkalinity - QCBatchID: EWL0610-SEP23													
Alkalinity	2	mg/L as Ca	< 2			3	20	100	80	120	NA		
Alkalinity - QCBatchID: EWL0611-SEP23													
Alkalinity	2	mg/L as Ca	< 2			0	20	104	80	120	NA		
Anions by discrete analyzer - QCBatchID: DIO5035-OCT23													
Chloride	1	mg/L	<1			ND	20	104	80	120	102	75	125
Sulphate	2	mg/L	<2			1	20	105	80	120	105	75	125
Conductivity - QCBatchID: EWL0610-SEP23													
Conductivity	2	uS/cm	< 2			0	20	100	90	110	NA		
Conductivity - QCBatchID: EWL0611-SEP23													
Conductivity	2	uS/cm	< 2			0	20	100	90	110	NA		
Fluoride by Specific Ion Electrode - QCBatchID: EWL0632-SEP23													
Fluoride	0.06	mg/L	<0.06			1	10	99	90	110	100	75	125
Fluoride by Specific Ion Electrode - QCBatchID: EWL0646-SEP23													
Fluoride	0.06	mg/L	<0.06			ND	10	98	90	110	117	75	125
Inorganics-General - QCBatchID: EHG0002-OCT23													
Mercury	0.00001	mg/L	< 0.00001			ND	20	94	80	120	96	70	130
Metals in aqueous samples - ICP-MS - QCBatchID: EMS0003-OCT23													
Aluminum	0.001	mg/L	<0.001			1	20	105	90	110	107	70	130
Antimony	0.0009	mg/L	<0.0009			ND	20	106	90	110	98	70	130
Arsenic	0.0002	mg/L	<0.0002			ND	20	103	90	110	101	70	130
Barium	0.00008	mg/L	<0.00008			2	20	102	90	110	100	70	130
Beryllium	0.000007	mg/L	<0.000007			ND	20	100	90	110	96	70	130
Bismuth	0.00001	mg/L	<0.00001			ND	20	103	90	110	84	70	130
Boron	0.002	mg/L	<0.002			5	20	98	90	110	100	70	130
Cadmium	0.000003	mg/L	<0.000003			15	20	102	90	110	99	70	130
Calcium	0.01	mg/L	<0.01			2	20	101	90	110	101	70	130
Chromium	0.00008	mg/L	<0.00008			2	20	106	90	110	94	70	130
Cobalt	0.000004	mg/L	<0.000004			1	20	102	90	110	94	70	130
Copper	0.0002	mg/L	<0.0002			ND	20	106	90	110	112	70	130
Iron	0.007	mg/L	<0.007			0	20	102	90	110	100	70	130
Lead	0.00009	mg/L	<0.00009			ND	20	103	90	110	91	70	130

OnLine LIMS

00036339331

Results relate only to the sample tested. Data reported represents the sample submitted to SGS. Reproduction of this analytical report in full or in part is prohibited without prior written approval. Please refer to SGS General Conditions of Services located at https://www.sgs.ca/en/terms-and-conditions (Printed copies are available upon request.)
Test method information available upon request. "Temperature Upon Receipt" is representative of the whole shipment and may not reflect the temperature of individual samples.
SGS Canada Inc. Environment-Health & Safety statement of conformity decision rule does not consider uncertainty when analytical results are compared to a specified standard or regulation.

SGS Canada Inc.
P.O. Box 4300 - 185 Concession St.
Lakefield - Ontario - KOL 2HO
Phone: 705-652-2000 FAX: 705-652-6365

Inorganic Analysis														
Parameter	Reporting Limit	Unit	Method Blank	Duplicate				LCS / Spike Blank			Matrix Spike / Reference Material			
				Result 1	Result 2	RPD	Acceptance Criteria	Spike Recovery (%)	Recovery Limits (%)		Spike Recovery (%)	Recovery Limits (%)	
							%		Low	High		Low	High
Magnesium	0.001	mg/L	<0.001			2	20	99	90	110	99	70	130
Manganese	0.00001	mg/L	<0.00001			1	20	104	90	110	106	70	130
Molybdenum	0.00004	mg/L	<0.00004			5	20	106	90	110	101	70	130
Nickel	0.0001	mg/L	<0.0001			3	20	106	90	110	90	70	130
Phosphorus	0.003	mg/L	<0.003			ND	20	100	90	110	NV	70	130
Potassium	0.003	mg/L	<0.009			1	20	101	90	110	81	70	130
Selenium	0.00004	mg/L	<0.00004			4	20	98	90	110	98	70	130
Silicon	0.02	mg/L	<0.02			1	20	105	90	110	NV	70	130
Silver	0.00005	mg/L	<0.00005			ND	20	104	90	110	93	70	130
Sodium	0.01	mg/L	<0.01			1	20	101	90	110	101	70	130
Strontium	0.00008	mg/L	<0.00008			2	20	102	90	110	97	70	130
Sulfur	3	mg/L	<1			2	20	102	90	110	NV	70	130
Thallium	0.000005	mg/L	<0.000005			ND	20	106	90	110	95	70	130
Thorium	0.0001	mg/L	<0.0001			ND	20	91	90	110	NV	70	130
Tin	0.00006	mg/L	<0.00006			ND	20	102	90	110	NV	70	130
Titanium	0.00007	mg/L	<0.00005			10	20	105	90	110	NV	70	130
Tungsten	0.00002	mg/L	<0.00002			ND	20	101	90	110	NV	70	130
Uranium	0.000002	mg/L	<0.000002			0	20	104	90	110	97	70	130
Vanadium	0.00001	mg/L	<0.00001			0	20	105	90	110	102	70	130
Zinc	0.002	mg/L	<0.002			3	20	104	90	110	106	70	130
Zirconium	0.002	mg/L	<0.002			ND	20	101	90	110	NV	70	130
pH - QCBatchID: EWL0610-SEP23													
pH	0.05	No unit	NA			0		100			NA		
pH - QCBatchID: EWL0611-SEP23													
pH	0.05	No unit	NA			0		100			NA		

OnLine LIMS

0003633931

Results relate only to the sample tested. Data reported represents the sample submitted to SGS. Reproduction of this analytical report in full or in part is prohibited without prior written approval. Please refer to SGS General Conditions of Services located at https://www.sgs.ca/en/terms-and-conditions (Printed copies are available upon request.)
Test method information available upon request. "Temperature Upon Receipt" is representative of the whole shipment and may not reflect the temperature of individual samples.
SGS Canada Inc. Environment-Health & Safety statement of conformity decision rule does not consider uncertainty when analytical results are compared to a specified standard or regulation.

SGS Canada Inc.
P.O. Box 4300 - 185 Concession St.
Lakefield - Ontario - KOL 2HO
Phone: 705-652-2000 FAX: 705-652-6365

20-October-2023

Great Bear Resources Ltd.
Attn : Ashley Moncrief

1020 - 800 West Pender St.
Vancouver, BC
V6C 2V6, Canada

Phone: 778-833-2160
Fax:

Date Rec. : 29 September 2023
LR Report: **CA10227-SEP23**
Reference: Wk#18

Copy: #1

CERTIFICATE OF ANALYSIS

Final Report - Revised

Analysis	3: Analysis Completed Date	4: Analysis Completed Time	5: HC-8 Wk#18	6: HC-9 Wk#18	7: HC-10 Wk#18	8: HC-11 Wk#18	9: HC-12 Wk#18	10: HC-13 Wk#18	11: HC-14 Wk#18	12: HC-15 Wk#18	13: HC-16 Wk#18	14: HC-17 Wk#18
Sample Date & Time			29-Sep-23	29-Sep-23	29-Sep-23	29-Sep-23	29-Sep-23	29-Sep-23	29-Sep-23	29-Sep-23	29-Sep-23	29-Sep-23
Hum Cell Leachate Volume [mL]	05-Oct-23	16:50	989	991	996	998	1002	999	906	646	1002	969
Sample Name	---	---	DX450108	DX450076	DX450186	DX450118	DX 550107	DX450159	DX450171	DX450134	DX450185	DX450032
Sample Weight [g]	---	---	1000	1000	1000	1000	1000	1000	1000	1000	1000	1000
pH [No unit]	03-Oct-23	12:15	7.53	6.62	7.32	7.24	7.21	7.37	6.77	8.03	7.29	6.84
Alkalinity [mg/L as CaCO3]	02-Oct-23	13:39	13	3	7	10	10	11	3	13	12	4
Conductivity [uS/cm]	02-Oct-23	13:40	33	38	18	21	32	33	24	58	30	12
Acidity [mg/L as CaCO3]	02-Oct-23	13:41	< 2	3	< 2	< 2	< 2	< 2	< 2	< 2	< 2	< 2
Fluoride [mg/L]	02-Oct-23	09:16	< 0.06	< 0.06	< 0.06	< 0.06	< 0.06	< 0.06	< 0.06	< 0.06	< 0.06	< 0.06
Sulphate [mg/L]	16-Oct-23	11:54	3	14	2	< 2	4	3	7	13	2	2
Chloride [mg/L]	16-Oct-23	11:54	< 1	< 1	< 1	< 1	< 1	< 1	< 1	< 1	< 1	< 1
Mercury [mg/L]	19-Oct-23	09:51	< 0.00001	< 0.00001	< 0.00001	< 0.00001	< 0.00001	< 0.00001	< 0.00001	< 0.00001	< 0.00001	< 0.00001
Silver [mg/L]	19-Oct-23	09:51	< 0.00005	< 0.00005	< 0.00005	< 0.00005	< 0.00005	< 0.00005	< 0.00005	< 0.00005	< 0.00005	< 0.00005
Aluminum [mg/L]	19-Oct-23	09:51	0.054	0.002	0.032	0.052	0.053	0.109	0.036	0.013	0.120	0.014
Arsenic [mg/L]	19-Oct-23	09:51	0.0018	< 0.0002	0.0005	0.0006	0.0044	0.0038	0.0021	0.130	0.0144	0.0395
Barium [mg/L]	19-Oct-23	09:51	0.00185	0.00319	0.00075	0.00095	0.00220	0.00062	0.00230	0.00107	0.00188	0.00021
Beryllium [mg/L]	19-Oct-23	09:51	< 0.000007	< 0.000007	< 0.000007	< 0.000007	< 0.000007	< 0.000007	< 0.000007	< 0.000007	< 0.000007	< 0.000007
Boron [mg/L]	19-Oct-23	09:51	< 0.002	< 0.002	< 0.002	< 0.002	< 0.002	< 0.002	< 0.002	0.002	< 0.002	< 0.002
Bismuth [mg/L]	19-Oct-23	09:51	< 0.00001	0.00001	< 0.00001	< 0.00001	0.00002	< 0.00001	< 0.00001	< 0.00001	< 0.00001	< 0.00001
Calcium [mg/L]	19-Oct-23	09:51	5.17	5.20	3.23	4.03	5.55	5.68	3.17	9.16	4.48	1.94
Cadmium [mg/L]	19-Oct-23	09:51	< 0.000003	0.012337	0.000008	0.000005	0.000006	< 0.000003	< 0.000003	< 0.000003	0.000003	0.000003
Cobalt [mg/L]	19-Oct-23	09:51	0.000025	0.000212	0.000019	0.000015	0.000006	0.000007	0.000054	0.000208	0.000035	0.000114

OnLine LIMS

0003633932

Results relate only to the sample tested. Data reported represents the sample submitted to SGS. Reproduction of this analytical report in full or in part is prohibited without prior written approval. Please refer to SGS General Conditions of Services located at https://www.sgs.ca/en/terms-and-conditions (Printed copies are available upon request.)
Test method information available upon request. "Temperature Upon Receipt" is representative of the whole shipment and may not reflect the temperature of individual samples.
SGS Canada Inc. Environment-Health & Safety statement of conformity decision rule does not consider uncertainty when analytical results are compared to a specified standard or regulation.

SGS Canada Inc.
P.O. Box 4300 - 185 Concession St.
Lakefield - Ontario - KOL 2HO
Phone: 705-652-2000 FAX: 705-652-6365

Analysis	3: Analysis Completed Date	4: Analysis Completed Time	5: HC-8 Wk#18	6: HC-9 Wk#18	7: HC-10 Wk#18	8: HC-11 Wk#18	9: HC-12 Wk#18	10: HC-13 Wk#18	11: HC-14 Wk#18	12: HC-15 Wk#18	13: HC-16 Wk#18	14: HC-17 Wk#18
Chromium [mg/L]	19-Oct-23	09:51	< 0.00008	< 0.00008	< 0.00008	< 0.00008	< 0.00008	< 0.00008	< 0.00008	< 0.00008	< 0.00008	< 0.00008
Copper [mg/L]	19-Oct-23	09:51	0.0006	0.0014	0.0012	0.0005	0.0004	0.0003	0.0013	0.0010	0.0005	0.0004
Iron [mg/L]	19-Oct-23	09:51	< 0.007	0.008	< 0.007	< 0.007	< 0.007	< 0.007	< 0.007	< 0.007	< 0.007	< 0.007
Potassium [mg/L]	19-Oct-23	09:51	0.862	1.03	0.369	0.383	0.601	0.720	1.01	0.586	2.27	0.418
Magnesium [mg/L]	19-Oct-23	09:51	0.372	0.124	0.084	0.103	0.072	0.085	0.265	0.369	0.097	0.071
Manganese [mg/L]	19-Oct-23	09:51	0.0286	0.107	0.0226	0.0193	0.0364	0.0157	0.00418	0.0154	0.00806	0.00158
Molybdenum [mg/L]	19-Oct-23	09:51	0.00114	0.0218	0.00036	0.00015	0.00385	0.00019	0.00037	0.00081	0.00015	0.00005
Sodium [mg/L]	19-Oct-23	09:51	0.14	0.08	0.09	0.10	0.11	0.06	0.15	0.09	0.09	0.06
Nickel [mg/L]	19-Oct-23	09:51	0.0001	0.0032	0.0002	< 0.0001	< 0.0001	< 0.0001	0.0003	0.0089	< 0.0001	0.0002
Phosphorus [mg/L]	19-Oct-23	09:51	< 0.003	< 0.003	< 0.003	< 0.003	< 0.003	< 0.003	< 0.003	< 0.003	< 0.003	< 0.003
Lead [mg/L]	19-Oct-23	09:51	< 0.00009	0.01142	< 0.00009	< 0.00009	< 0.00009	< 0.00009	< 0.00009	< 0.00009	< 0.00009	< 0.00009
Sulfur [mg/L]	19-Oct-23	09:51	< 3	5	< 3	< 3	< 3	< 3	< 3	6	< 3	< 3
Antimony [mg/L]	19-Oct-23	09:51	< 0.0009	< 0.0009	0.0009	< 0.0009	< 0.0009	< 0.0009	< 0.0009	0.0018	< 0.0009	< 0.0009
Selenium [mg/L]	19-Oct-23	09:51	0.00028	0.00150	0.00032	0.00007	0.00033	< 0.00004	0.00038	0.00031	0.00005	< 0.00004
Silicon [mg/L]	19-Oct-23	09:51	0.37	0.55	0.29	0.39	0.55	0.57	0.23	0.27	0.50	0.34
Tin [mg/L]	19-Oct-23	09:51	< 0.00006	0.00007	< 0.00006	< 0.00006	< 0.00006	< 0.00006	< 0.00006	0.00006	< 0.00006	< 0.00006
Strontium [mg/L]	19-Oct-23	09:51	0.00987	0.0147	0.00856	0.00933	0.0110	0.00833	0.0140	0.0178	0.0115	0.00541
Titanium [mg/L]	19-Oct-23	09:51	< 0.00007	< 0.00007	< 0.00007	< 0.00007	0.00009	< 0.00007	0.00024	< 0.00007	0.00011	< 0.00007
Thorium [mg/L]	19-Oct-23	09:51	< 0.0001	< 0.0001	< 0.0001	< 0.0001	< 0.0001	< 0.0001	< 0.0001	< 0.0001	< 0.0001	< 0.0001
Thallium [mg/L]	19-Oct-23	09:51	0.000005	0.000015	< 0.000005	< 0.000005	0.000007	0.000010	< 0.000005	0.000007	0.000010	< 0.000005
Uranium [mg/L]	19-Oct-23	09:51	0.00573	0.000137	0.006090	0.000605	0.000656	0.00199	0.000194	0.00342	0.00136	0.000866
Vanadium [mg/L]	19-Oct-23	09:51	0.00019	< 0.00001	0.00005	0.00011	0.00019	0.00009	0.00024	0.00011	0.00064	0.00032
Tungsten [mg/L]	19-Oct-23	09:51	0.00013	0.00002	0.00012	0.00014	0.00014	0.00006	0.00005	0.00002	0.00012	0.00003
Zirconium [mg/L]	19-Oct-23	09:51	< 0.002	< 0.002	< 0.002	< 0.002	< 0.002	< 0.002	< 0.002	< 0.002	< 0.002	< 0.002
Zinc [mg/L]	19-Oct-23	09:51	< 0.002	1.11	< 0.002	< 0.002	< 0.002	< 0.002	< 0.002	< 0.002	< 0.002	< 0.002

Analysis	15: HC-18 Wk#18	16: HC-19 Wk#18	17: HC-20 Wk#18	18: HC-21 Wk#18	19: HC-22 Wk#18	20: HC-23 Wk#18	21: HC-24 Wk#18	22: HC-25 Wk#18	23: HC-26 Wk#18	24: HC-27 Wk#18
Sample Date & Time	29-Sep-23	29-Sep-23	29-Sep-23	29-Sep-23	29-Sep-23	29-Sep-23	29-Sep-23	29-Sep-23	29-Sep-23	29-Sep-23
Hum Cell Leachate Volume [mL]	950	998	947	947	460	986	940	945	752	984
Sample Name	DX 550064	DX450008	DX 550056	DX450022	DX450077	DX450113	DX 550101	DX450128	DX450021	DX450222
Sample Weight [g]	1000	1000	1000	1000	500	1000	1000	1000	750	1000
pH [No unit]	7.47	7.30	7.48	7.79	7.54	7.99	8.11	7.64	7.16	7.13
Alkalinity [mg/L as CaCO3]	9	9	9	12	12	14	11	10	7	4
Conductivity [uS/cm]	20	19	20	24	25	29	22	38	93	20
Acidity [mg/L as CaCO3]	< 2	< 2	< 2	< 2	< 2	< 2	< 2	< 2	< 2	< 2

OnLine LIMS

0003633932

Results relate only to the sample tested. Data reported represents the sample submitted to SGS. Reproduction of this analytical report in full or in part is prohibited without prior written approval. Please refer to SGS General Conditions of Services located at https://www.sgs.ca/en/terms-and-conditions (Printed copies are available upon request.)
Test method information available upon request. "Temperature Upon Receipt" is representative of the whole shipment and may not reflect the temperature of individual samples.
SGS Canada Inc. Environment-Health & Safety statement of conformity decision rule does not consider uncertainty when analytical results are compared to a specified standard or regulation.

SGS Canada Inc.
P.O. Box 4300 - 185 Concession St.
Lakefield - Ontario - KOL 2HO
Phone: 705-652-2000 FAX: 705-652-6365

LR Report : **CA10227-SEP23**

Analysis	15: HC-18 Wk#18	16: HC-19 Wk#18	17: HC-20 Wk#18	18: HC-21 Wk#18	19: HC-22 Wk#18	20: HC-23 Wk#18	21: HC-24 Wk#18	22: HC-25 Wk#18	23: HC-26 Wk#18	24: HC-27 Wk#18
Fluoride [mg/L]	< 0.06	0.13	< 0.06	< 0.06	< 0.06	< 0.06	< 0.06	< 0.06	< 0.06	< 0.06
Sulphate [mg/L]	< 2	< 2	< 2	< 2	< 2	< 2	< 2	4	40	5
Chloride [mg/L]	< 1	< 1	< 1	< 1	< 1	< 1	< 1	< 1	< 1	< 1
Mercury [mg/L]	< 0.00001	< 0.00001	< 0.00001	< 0.00001	0.00002	< 0.00001	< 0.00001	< 0.00001	< 0.00001	< 0.00001
Silver [mg/L]	< 0.00005	< 0.00005	< 0.00005	< 0.00005	< 0.00005	< 0.00005	< 0.00005	< 0.00005	< 0.00005	< 0.00005
Aluminum [mg/L]	0.073	0.054	0.033	0.059	0.034	0.046	0.042	0.054	0.006	0.029
Arsenic [mg/L]	0.0102	0.0007	0.0006	0.0044	0.0005	0.0077	0.0016	0.0021	< 0.0002	0.0006
Barium [mg/L]	0.00034	0.00046	0.00195	0.00026	0.00690	0.00248	0.00058	0.00104	0.00652	0.00056
Beryllium [mg/L]	< 0.000007	< 0.000007	< 0.000007	< 0.000007	< 0.000007	< 0.000007	< 0.000007	< 0.000007	< 0.000007	< 0.000007
Boron [mg/L]	< 0.002	< 0.002	< 0.002	< 0.002	< 0.002	0.002	< 0.002	< 0.002	0.002	< 0.002
Bismuth [mg/L]	< 0.00001	< 0.00001	< 0.00001	< 0.00001	< 0.00001	< 0.00001	< 0.00001	< 0.00001	< 0.00001	< 0.00001
Calcium [mg/L]	3.71	3.64	3.52	4.51	3.05	4.95	4.02	5.65	15.6	3.50
Cadmium [mg/L]	0.000023	< 0.000003	< 0.000003	< 0.000003	0.000006	< 0.000003	0.000007	< 0.000003	0.000042	< 0.000003
Cobalt [mg/L]	0.000043	0.000017	0.000019	0.000033	0.000014	0.000018	0.000013	0.000032	0.000264	0.000011
Chromium [mg/L]	< 0.00008	< 0.00008	< 0.00008	< 0.00008	< 0.00008	< 0.00008	< 0.00008	< 0.00008	< 0.00008	< 0.00008
Copper [mg/L]	0.0007	0.0003	0.0005	0.0008	0.0004	0.0005	0.0002	0.0006	< 0.0002	0.0005
Iron [mg/L]	< 0.007	< 0.007	< 0.007	< 0.007	< 0.007	0.009	< 0.007	0.007	0.013	< 0.007
Potassium [mg/L]	0.331	0.437	0.430	0.103	1.33	0.418	0.245	0.429	3.05	0.550
Magnesium [mg/L]	0.095	0.070	0.246	0.152	0.189	0.201	0.203	0.213	0.541	0.111
Manganese [mg/L]	0.00684	0.0137	0.0354	0.0345	0.0296	0.0339	0.0259	0.0149	0.0448	0.0124
Molybdenum [mg/L]	0.00008	0.00083	0.00016	0.00040	0.00050	0.00019	0.00030	0.00007	0.00021	0.00014
Sodium [mg/L]	0.10	0.13	0.10	0.04	0.09	0.04	0.05	0.12	0.24	0.08
Nickel [mg/L]	< 0.0001	< 0.0001	< 0.0001	< 0.0001	< 0.0001	0.0001	< 0.0001	0.0001	0.0009	< 0.0001
Phosphorus [mg/L]	< 0.003	< 0.003	< 0.003	< 0.003	< 0.003	< 0.003	< 0.003	< 0.003	< 0.003	< 0.003
Lead [mg/L]	< 0.00009	< 0.00009	< 0.00009	< 0.00009	< 0.00009	< 0.00009	< 0.00009	< 0.00009	< 0.00009	< 0.00009
Sulfur [mg/L]	< 3	< 3	< 3	< 3	< 3	< 3	< 3	< 3	13	< 3
Antimony [mg/L]	< 0.0009	< 0.0009	< 0.0009	< 0.0009	< 0.0009	< 0.0009	< 0.0009	< 0.0009	< 0.0009	< 0.0009
Selenium [mg/L]	< 0.00004	< 0.00004	< 0.00004	< 0.00004	0.00005	< 0.00004	< 0.00004	< 0.00004	0.00023	< 0.00004
Silicon [mg/L]	0.34	0.45	0.23	0.18	0.18	0.24	0.17	0.23	0.26	0.26
Tin [mg/L]	< 0.00006	< 0.00006	< 0.00006	< 0.00006	< 0.00006	< 0.00006	< 0.00006	< 0.00006	< 0.00006	0.00007
Strontium [mg/L]	0.00503	0.00754	0.00890	0.00378	0.00713	0.0149	0.00452	0.00802	0.0171	0.00697
Titanium [mg/L]	0.00033	< 0.00007	0.00007	0.00008	< 0.00007	0.00013	< 0.00007	0.00028	< 0.00007	< 0.00007
Thorium [mg/L]	< 0.0001	< 0.0001	< 0.0001	< 0.0001	< 0.0001	< 0.0001	< 0.0001	< 0.0001	< 0.0001	< 0.0001
Thallium [mg/L]	< 0.000005	0.000005	< 0.000005	< 0.000005	< 0.000005	< 0.000005	< 0.000005	< 0.000005	< 0.000005	0.000005
Uranium [mg/L]	0.000950	0.000532	0.000113	0.000440	0.000084	0.000127	0.000219	0.000190	0.000082	0.00237
Vanadium [mg/L]	0.00018	0.00006	0.00091	0.00052	0.00098	0.00023	0.00064	0.00066	< 0.00001	0.00012
Tungsten [mg/L]	0.00005	0.00003	< 0.00002	< 0.00002	0.00004	0.00008	< 0.00002	0.00072	0.00002	0.00002
Zirconium [mg/L]	< 0.002	< 0.002	< 0.002	< 0.002	< 0.002	< 0.002	< 0.002	< 0.002	< 0.002	< 0.002

OnLine LIMS

0003633932

Results relate only to the sample tested. Data reported represents the sample submitted to SGS. Reproduction of this analytical report in full or in part is prohibited without prior written approval. Please refer to SGS General Conditions of Services located at https://www.sgs.ca/en/terms-and-conditions (Printed copies are available upon request.)
Test method information available upon request. "Temperature Upon Receipt" is representative of the whole shipment and may not reflect the temperature of individual samples.
SGS Canada Inc. Environment-Health & Safety statement of conformity decision rule does not consider uncertainty when analytical results are compared to a specified standard or regulation.

SGS Canada Inc.
P.O. Box 4300 - 185 Concession St.
Lakefield - Ontario - KOL 2HO
Phone: 705-652-2000 FAX: 705-652-6365

Analysis	15: HC-18 Wk#18	16: HC-19 Wk#18	17: HC-20 Wk#18	18: HC-21 Wk#18	19: HC-22 Wk#18	20: HC-23 Wk#18	21: HC-24 Wk#18	22: HC-25 Wk#18	23: HC-26 Wk#18	24: HC-27 Wk#18
Zinc [mg/L]	< 0.002	< 0.002	< 0.002	< 0.002	< 0.002	< 0.002	< 0.002	< 0.002	0.008	< 0.002

Method Descriptions

Parameter	SGS Method Code	Reference Method Code
	NA	
Acidity	ME-CA-[ENV]EWL-LAK-AN-006	SM 2310
Alkalinity	ME-CA-[ENV]EWL-LAK-AN-006	SM 2320
Anions by discrete analyzer	ME-CA-[ENV]EWL-LAK-AN-026	US EPA 325.2
Anions by discrete analyzer	ME-CA-[ENV]EWL-LAK-AN-026	US EPA 375.4
Conductivity	ME-CA-[ENV]EWL-LAK-AN-006	SM 2510
Fluoride by Specific Ion Electrode	ME-CA-[ENV]EWL-LAK-AN-014	SM 4500
Inorganics-General	ME-CA-[ENV]SPE-LAK-AN-004	EPA 7471A/SM 3112B
Metals in aqueous samples - ICP-MS	ME-CA-[ENV]SPE-LAK-AN-006	SM 3030/EPA 200.8
pH	ME-CA-[ENV]EWL-LAK-AN-006	SM 4500



Lisa Thompson
Project Specialist Assistant,
Environment, Health & Safety

OnLine LIMS

Results relate only to the sample tested. Data reported represents the sample submitted to SGS. Reproduction of this analytical report in full or in part is prohibited without prior written approval. Please refer to SGS General Conditions of Services located at https://www.sgs.ca/en/terms-and-conditions (Printed copies are available upon request.)
Test method information available upon request. "Temperature Upon Receipt" is representative of the whole shipment and may not reflect the temperature of individual samples.
SGS Canada Inc. Environment-Health & Safety statement of conformity decision rule does not consider uncertainty when analytical results are compared to a specified standard or regulation.

SGS Canada Inc.
P.O. Box 4300 - 185 Concession St.
Lakefield - Ontario - K0L 2H0
Phone: 705-652-2000 FAX: 705-652-6365

Quality Control Report

Inorganic Analysis														
Parameter	Reporting Limit	Unit	Method Blank	Duplicate				LCS / Spike Blank			Matrix Spike / Reference Material			
				Result 1	Result 2	RPD	Acceptance Criteria	Spike Recovery (%)	Recovery Limits (%)		Spike Recovery (%)	Recovery Limits (%)		
							%		Low	High		Low	High	
Acidity - QCBatchID: EWL0640-SEP23														
Acidity	2	mg/L as Ca	< 2			ND	20	98	90	110	NA			
Acidity - QCBatchID: EWL0641-SEP23														
Acidity	2	mg/L as Ca	< 2			ND	20	100	90	110	NA			
Alkalinity - QCBatchID: EWL0640-SEP23														
Alkalinity	2	mg/L as Ca	< 2			2	20	96	80	120	NA			
Alkalinity - QCBatchID: EWL0641-SEP23														
Alkalinity	2	mg/L as Ca	< 2			2	20	98	80	120	NA			
Anions by discrete analyzer - QCBatchID: DIO5035-OCT23														
Chloride	1	mg/L	<1			ND	20	104	80	120	102	75	125	
Sulphate	2	mg/L	<2			1	20	105	80	120	105	75	125	
Conductivity - QCBatchID: EWL0640-SEP23														
Conductivity	2	uS/cm	< 2			0	20	99	90	110	NA			
Conductivity - QCBatchID: EWL0641-SEP23														
Conductivity	2	uS/cm	< 2			2	20	100	90	110	NA			
Fluoride by Specific Ion Electrode - QCBatchID: EWL0001-OCT23														
Fluoride	0.06	mg/L	<0.06			ND	10	101	90	110	98	75	125	
Inorganics-General - QCBatchID: EHG0003-OCT23														
Mercury	0.00001	mg/L	< 0.00001			ND	20	98	80	120	96	70	130	
Metals in aqueous samples - ICP-MS - QCBatchID: EMS0004-OCT23														
Aluminum	0.001	mg/L	<0.001			ND	20	101	90	110	118	70	130	
Antimony	0.0009	mg/L	<0.0009			ND	20	106	90	110	84	70	130	
Arsenic	0.0002	mg/L	<0.0002			ND	20	105	90	110	104	70	130	
Barium	0.00008	mg/L	<0.00008			1	20	101	90	110	96	70	130	
Beryllium	0.000007	mg/L	<0.000007			ND	20	95	90	110	92	70	130	
Bismuth	0.00001	mg/L	<0.00001			ND	20	98	90	110	93	70	130	
Boron	0.002	mg/L	<0.002			2	20	91	90	110	103	70	130	
Cadmium	0.000003	mg/L	<0.000003			ND	20	106	90	110	107	70	130	
Calcium	0.01	mg/L	<0.01			2	20	104	90	110	103	70	130	
Chromium	0.00008	mg/L	<0.00008			ND	20	110	90	110	119	70	130	
Cobalt	0.000004	mg/L	<0.000004			1	20	106	90	110	100	70	130	
Copper	0.0002	mg/L	<0.0002			ND	20	110	90	110	106	70	130	
Iron	0.007	mg/L	<0.007			ND	20	108	90	110	110	70	130	
Lead	0.00009	mg/L	<0.00009			ND	20	102	90	110	101	70	130	
Magnesium	0.001	mg/L	<0.001			0	20	103	90	110	80	70	130	
Manganese	0.00001	mg/L	<0.00001			0	20	105	90	110	110	70	130	

OnLine LIMS

0003633932

Results relate only to the sample tested. Data reported represents the sample submitted to SGS. Reproduction of this analytical report in full or in part is prohibited without prior written approval. Please refer to SGS General Conditions of Services located at https://www.sgs.ca/en/terms-and-conditions (Printed copies are available upon request.)
Test method information available upon request. "Temperature Upon Receipt" is representative of the whole shipment and may not reflect the temperature of individual samples.
SGS Canada Inc. Environment-Health & Safety statement of conformity decision rule does not consider uncertainty when analytical results are compared to a specified standard or regulation.

SGS Canada Inc.
P.O. Box 4300 - 185 Concession St.
Lakefield - Ontario - KOL 2HO
Phone: 705-652-2000 FAX: 705-652-6365

Inorganic Analysis														
Parameter	Reporting Limit	Unit	Method Blank	Duplicate				LCS / Spike Blank			Matrix Spike / Reference Material			
				Result 1	Result 2	RPD	Acceptance Criteria	Spike Recovery (%)	Recovery Limits (%)		Spike Recovery (%)	Recovery Limits (%)	
							%		Low	High		Low	High
Molybdenum	0.00004	mg/L	<0.00004			5	20	105	90	110	105	70	130
Nickel	0.0001	mg/L	<0.0001			4	20	109	90	110	107	70	130
Phosphorus	0.003	mg/L	<0.003			ND	20	101	90	110	NV	70	130
Potassium	0.003	mg/L	<0.009			5	20	105	90	110	103	70	130
Selenium	0.00004	mg/L	<0.00004			8	20	99	90	110	106	70	130
Silicon	0.02	mg/L	<0.02			ND	20	95	90	110	NV	70	130
Silver	0.00005	mg/L	<0.00005			ND	20	107	90	110	91	70	130
Sodium	0.01	mg/L	<0.01			0	20	100	90	110	102	70	130
Strontium	0.00008	mg/L	<0.00008			2	20	103	90	110	97	70	130
Sulfur	3	mg/L	<1			1	20	106	90	110	NV	70	130
Thallium	0.000005	mg/L	<0.000005			ND	20	101	90	110	99	70	130
Thorium	0.0001	mg/L	<0.0001			ND	20	96	90	110	NV	70	130
Tin	0.00006	mg/L	<0.00006			2	20	98	90	110	NV	70	130
Titanium	0.00007	mg/L	<0.00005			ND	20	101	90	110	NV	70	130
Tungsten	0.00002	mg/L	<0.00002			1	20	101	90	110	NV	70	130
Uranium	0.000002	mg/L	<0.000002			ND	20	102	90	110	104	70	130
Vanadium	0.00001	mg/L	<0.00001			3	20	109	90	110	110	70	130
Zinc	0.002	mg/L	<0.002			ND	20	101	90	110	116	70	130
Zirconium	0.002	mg/L	<0.002			ND	20	100	90	110	NV	70	130
pH - QCBatchID: EWL0640-SEP23													
pH	0.05	No unit	NA			0		100			NA		
pH - QCBatchID: EWL0641-SEP23													
pH	0.05	No unit	NA			0		100			NA		

OnLine LIMS

Results relate only to the sample tested. Data reported represents the sample submitted to SGS. Reproduction of this analytical report in full or in part is prohibited without prior written approval. Please refer to SGS General Conditions of Services located at https://www.sgs.ca/en/terms-and-conditions (Printed copies are available upon request.)
Test method information available upon request. "Temperature Upon Receipt" is representative of the whole shipment and may not reflect the temperature of individual samples.
SGS Canada Inc. Environment-Health & Safety statement of conformity decision rule does not consider uncertainty when analytical results are compared to a specified standard or regulation.

0003633932

SGS Canada Inc.
P.O. Box 4300 - 185 Concession St.
Lakefield - Ontario - KOL 2HO
Phone: 705-652-2000 FAX: 705-652-6365

03-September-2024

Great Bear Resources Ltd.
Attn : Ashley Moncrief

1020 - 800 West Pender St.
Vancouver, BC
V6C 2V6, Canada

Phone: 778-833-2160
Fax:

Date Rec. : 23 August 2024
LR Report: **CA10123-AUG24**
Reference: Wk#18

Copy: #1

CERTIFICATE OF ANALYSIS
Final Report

Analysis	3: Analysis Completed Date	4: Analysis Completed Time	5: HC-28 Wk#18	6: HC-29 Wk#18	7: HC-30 Wk#18	8: HC-31 Wk#18	9: HC-32 Wk#18
Sample Date & Time			23-Aug-24	23-Aug-24	23-Aug-24	23-Aug-24	23-Aug-24
HumCell Leachate Vol [mL]	23-Aug-24	16:04	963	983	687	962	673
Sample Name	---	---	31787	DX450179	31644	DX450183	O31576
Sample Weight [g]	---	---	1000	1000	750	1000	750
pH [No unit]	28-Aug-24	10:36	6.64	7.04	7.40	6.99	6.94
Conductivity [uS/cm]	26-Aug-24	14:45	7	10	19	20	22
Alkalinity [mg/L as CaCO3]	26-Aug-24	14:46	3	4	7	7	6
Acidity [mg/L as CaCO3]	28-Aug-24	10:35	< 2	< 2	< 2	< 2	< 2
F [mg/L]	26-Aug-24	12:58	< 0.06	< 0.06	< 0.06	< 0.06	< 0.06
Cl [mg/L]	27-Aug-24	16:29	< 0.2	< 0.2	< 0.2	< 0.2	< 0.2
SO4 [mg/L]	27-Aug-24	16:29	0.4	0.4	1.4	1.9	3.3
Hg [mg/L]	29-Aug-24	08:44	< 0.00001	< 0.00001	< 0.00001	< 0.00001	< 0.00001
Ag [mg/L]	27-Aug-24	13:13	< 0.00005	< 0.00005	< 0.00005	< 0.00005	< 0.00005
Al [mg/L]	27-Aug-24	13:13	0.031	0.031	0.036	0.040	0.038
As [mg/L]	27-Aug-24	13:13	0.0016	0.0091	0.0050	0.0107	0.0012
B [mg/L]	27-Aug-24	13:13	< 0.002	< 0.002	< 0.002	0.002	< 0.002
Ba [mg/L]	27-Aug-24	13:13	0.00053	0.00171	0.00069	0.00032	0.00137
Be [mg/L]	27-Aug-24	13:13	< 0.000007	< 0.000007	< 0.000007	< 0.000007	< 0.000007
Bi [mg/L]	27-Aug-24	13:13	< 0.00001	< 0.00001	< 0.00001	< 0.00001	< 0.00001
Ca [mg/L]	27-Aug-24	13:13	1.02	1.36	2.60	3.30	3.02
Cd [mg/L]	27-Aug-24	13:13	0.000011	< 0.000003	< 0.000003	< 0.000003	0.000006
Co [mg/L]	27-Aug-24	13:13	0.000039	0.000034	0.000006	0.000041	0.000007
Cr [mg/L]	27-Aug-24	13:13	< 0.00008	< 0.00008	< 0.00008	< 0.00008	0.00016
Cu [mg/L]	27-Aug-24	13:13	< 0.001	< 0.001	< 0.001	< 0.001	0.002
Fe [mg/L]	27-Aug-24	13:13	< 0.007	< 0.007	< 0.007	< 0.007	< 0.007
K [mg/L]	27-Aug-24	13:13	0.375	0.625	0.771	0.485	0.619
Mg [mg/L]	27-Aug-24	13:13	0.057	0.071	0.166	0.105	0.090
Mn [mg/L]	27-Aug-24	13:13	0.00166	0.00158	0.0122	0.00321	0.0299
Mo [mg/L]	27-Aug-24	13:13	< 0.0004	< 0.0004	< 0.0004	< 0.0004	< 0.0004
Na [mg/L]	27-Aug-24	13:13	0.08	0.06	0.08	0.12	0.11

OnLine LIMS

0003842572

Results relate only to the sample tested. Data reported represents the sample submitted to SGS. Reproduction of this analytical report in full or in part is prohibited without prior written approval. Please refer to SGS General Conditions of Services located at https://www.sgs.ca/en/terms-and-conditions (Printed copies are available upon request.)
Test method information available upon request. "Temperature Upon Receipt" is representative of the whole shipment and may not reflect the temperature of individual samples.
SGS Canada Inc. Environment-Health & Safety statement of conformity decision rule does not consider uncertainty when analytical results are compared to a specified standard or regulation.

SGS Canada Inc.
P.O. Box 4300 - 185 Concession St.
Lakefield - Ontario - KOL 2HO
Phone: 705-652-2000 FAX: 705-652-6365

LR Report : **CA10123-AUG24**

Analysis	3: Analysis Completed Date	4: Analysis Completed Time	5: HC-28 Wk#18	6: HC-29 Wk#18	7: HC-30 Wk#18	8: HC-31 Wk#18	9: HC-32 Wk#18
Ni [mg/L]	27-Aug-24	13:13	0.0002	< 0.0001	< 0.0001	0.0001	0.0002
P [mg/L]	27-Aug-24	13:13	< 0.003	< 0.003	< 0.003	< 0.003	< 0.003
Pb [mg/L]	27-Aug-24	13:13	< 0.00009	< 0.00009	< 0.00009	< 0.00009	0.00012
S [mg/L]	27-Aug-24	13:13	< 5	< 5	< 5	< 5	< 5
Sb [mg/L]	27-Aug-24	13:13	< 0.0009	< 0.0009	0.0014	< 0.0009	< 0.0009
Se [mg/L]	27-Aug-24	13:13	< 0.00004	< 0.00004	0.00005	< 0.00004	0.00030
Si [mg/L]	27-Aug-24	13:13	0.17	0.20	0.24	0.34	0.16
Sn [mg/L]	27-Aug-24	13:13	0.00013	< 0.00006	< 0.00006	< 0.00006	< 0.00006
Sr [mg/L]	27-Aug-24	13:13	0.00292	0.00449	0.00975	0.00753	0.00475
Ti [mg/L]	27-Aug-24	13:13	< 0.0001	< 0.0001	< 0.0001	< 0.0001	0.0001
Th [mg/L]	27-Aug-24	13:13	< 0.0001	< 0.0001	< 0.0001	< 0.0001	< 0.0001
Tl [mg/L]	27-Aug-24	13:13	0.000063	0.000015	0.000020	0.000011	0.000007
U [mg/L]	27-Aug-24	13:13	0.000508	0.00219	0.000961	0.00297	0.000236
V [mg/L]	27-Aug-24	13:13	0.00037	0.00054	0.00034	0.00039	0.00015
W [mg/L]	27-Aug-24	13:13	< 0.0002	< 0.0002	< 0.0002	< 0.0002	< 0.0002
Zr [mg/L]	27-Aug-24	13:13	< 0.002	< 0.002	< 0.002	< 0.002	< 0.002
Zn [mg/L]	27-Aug-24	13:13	< 0.002	< 0.002	< 0.002	< 0.002	0.002

Analysis	10: HC-33 Wk#18	11: HC-34 Wk#18	12: HC-35 Wk#18
Sample Date & Time	23-Aug-24	23-Aug-24	23-Aug-24
HumCell Leachate Vol [mL]	982	926	1016
Sample Name	DX450213	DX450174	31795
Sample Weight [g]	1000	1000	1000
pH [No unit]	4.98	7.06	7.25
Conductivity [uS/cm]	47	18	34
Alkalinity [mg/L as CaCO3]	< 2	8	10
Acidity [mg/L as CaCO3]	8	< 2	< 2
F [mg/L]	< 0.06	< 0.06	< 0.06
Cl [mg/L]	< 0.2	< 0.2	< 0.2
SO4 [mg/L]	16	0.3	0.9
Hg [mg/L]	< 0.00001	< 0.00001	< 0.00001
Ag [mg/L]	< 0.00005	< 0.00005	< 0.00005
Al [mg/L]	0.057	0.045	0.187
As [mg/L]	0.0003	0.0042	0.0743
B [mg/L]	0.004	< 0.002	< 0.002
Ba [mg/L]	0.00796	0.00218	0.00273
Be [mg/L]	0.000036	< 0.000007	< 0.000007
Bi [mg/L]	< 0.00001	< 0.00001	< 0.00001
Ca [mg/L]	3.28	2.64	3.03
Cd [mg/L]	0.000018	< 0.000003	< 0.000003
Co [mg/L]	0.000535	0.000013	0.000022
Cr [mg/L]	< 0.00008	< 0.00008	< 0.00008

OnLine LIMS

00038425572

Results relate only to the sample tested. Data reported represents the sample submitted to SGS. Reproduction of this analytical report in full or in part is prohibited without prior written approval. Please refer to SGS General Conditions of Services located at https://www.sgs.ca/en/terms-and-conditions (Printed copies are available upon request.)
Test method information available upon request. "Temperature Upon Receipt" is representative of the whole shipment and may not reflect the temperature of individual samples.
SGS Canada Inc. Environment-Health & Safety statement of conformity decision rule does not consider uncertainty when analytical results are compared to a specified standard or regulation.

SGS Canada Inc.
P.O. Box 4300 - 185 Concession St.
Lakefield - Ontario - KOL 2HO
Phone: 705-652-2000 FAX: 705-652-6365

LR Report : **CA10123-AUG24**

Analysis	10: HC-33 Wk#18	11: HC-34 Wk#18	12: HC-35 Wk#18
Cu [mg/L]	< 0.001	< 0.001	< 0.001
Fe [mg/L]	2.52	< 0.007	< 0.007
K [mg/L]	1.61	0.792	1.48
Mg [mg/L]	0.323	0.210	0.056
Mn [mg/L]	0.116	0.0152	0.00150
Mo [mg/L]	< 0.0004	< 0.0004	< 0.0004
Na [mg/L]	0.09	0.14	0.08
Ni [mg/L]	0.0074	< 0.0001	< 0.0001
P [mg/L]	< 0.003	< 0.003	< 0.003
Pb [mg/L]	0.00009	0.00018	< 0.00009
S [mg/L]	6	< 5	< 5
Sb [mg/L]	< 0.0009	< 0.0009	< 0.0009
Se [mg/L]	0.00066	0.00008	0.00006
Si [mg/L]	1.14	0.24	0.51
Sn [mg/L]	< 0.00006	0.00015	< 0.00006
Sr [mg/L]	0.0177	0.00701	0.00489
Ti [mg/L]	< 0.0001	< 0.0001	< 0.0001
Th [mg/L]	< 0.0001	< 0.0001	< 0.0001
Tl [mg/L]	0.000013	0.000011	0.000009
U [mg/L]	0.00108	0.000158	0.000529
V [mg/L]	< 0.00001	0.00046	0.00114
W [mg/L]	< 0.0002	< 0.0002	< 0.0002
Zr [mg/L]	< 0.002	< 0.002	< 0.002
Zn [mg/L]	0.012	< 0.002	< 0.002

Lisa Thompson
Project Specialist Assistant,
Environment, Health & Safety

OnLine LIMS

0003842572

Results relate only to the sample tested. Data reported represents the sample submitted to SGS. Reproduction of this analytical report in full or in part is prohibited without prior written approval. Please refer to SGS General Conditions of Services located at https://www.sgs.ca/en/terms-and-conditions (Printed copies are available upon request.)
Test method information available upon request. "Temperature Upon Receipt" is representative of the whole shipment and may not reflect the temperature of individual samples.
SGS Canada Inc. Environment-Health & Safety statement of conformity decision rule does not consider uncertainty when analytical results are compared to a specified standard or regulation.

SGS Canada Inc.
P.O. Box 4300 - 185 Concession St.
Lakefield - Ontario - KOL 2HO
Phone: 705-652-2000 FAX: 705-652-6365

25-October-2023

Great Bear Resources Ltd.
Attn : Ashley Moncrief

1020 - 800 West Pender St.
Vancouver, BC
V6C 2V6, Canada

Phone: 778-833-2160
Fax:

Date Rec. : 05 October 2023
LR Report: **CA10051-OCT23**
Reference: Wk#19

Copy: #1

CERTIFICATE OF ANALYSIS
Final Report

Analysis	3: Analysis Completed Date	4: Analysis Completed Time	5: HC-1 Wk#19	6: HC-2 Wk#19	7: HC-3 Wk#19	8: HC-4 Wk#19	9: HC-5 Wk#19	10: HC-6 Wk#19
Sample Date & Time			05-Oct-23	05-Oct-23	05-Oct-23	05-Oct-23	05-Oct-23	05-Oct-23
HumCell Leachate Vol [mL]	11-Oct-23	19:36	978	998	487	518	995	501
Sample Name	---	---	DX450052	DX 550083	DX450204	DX450176	DX450232	DX450181
Sample Weight [g]	---	---	1000	1000	500	500	1000	500
pH [No unit]	13-Oct-23	12:31	6.81	7.40	7.07	6.64	7.05	7.46
Alkalinity [mg/L as CaCO3]	06-Oct-23	12:46	3	12	5	3	7	11
Conductivity [uS/cm]	06-Oct-23	12:46	38	27	15	34	20	23
Acidity [mg/L as CaCO3]	06-Oct-23	12:46	< 2	< 2	< 2	< 2	< 2	< 2
F [mg/L]	10-Oct-23	09:16	< 0.06	< 0.06	< 0.06	< 0.06	< 0.06	< 0.06
SO4 [mg/L]	20-Oct-23	14:59	13	< 2	< 2	10	< 2	< 2
Cl [mg/L]	20-Oct-23	14:59	< 1	< 1	< 1	< 1	< 1	< 1
Hg [mg/L]	23-Oct-23	15:38	< 0.00001	< 0.00001	< 0.00001	< 0.00001	< 0.00001	< 0.00001
Ag [mg/L]	23-Oct-23	15:38	< 0.00005	< 0.00005	< 0.00005	< 0.00005	< 0.00005	< 0.00005
Al [mg/L]	23-Oct-23	15:38	0.009	0.060	0.070	0.005	0.047	0.053
As [mg/L]	23-Oct-23	15:38	< 0.0002	0.0111	0.0015	< 0.0002	0.0047	0.0008
Ba [mg/L]	23-Oct-23	15:38	0.00090	0.00685	0.00056	0.00290	0.00110	0.00065
Be [mg/L]	23-Oct-23	15:38	< 0.000007	< 0.000007	< 0.000007	< 0.000007	< 0.000007	< 0.000007
B [mg/L]	23-Oct-23	15:38	< 0.002	< 0.002	< 0.002	< 0.002	< 0.002	< 0.002
Bi [mg/L]	23-Oct-23	15:38	< 0.00001	0.00009	< 0.00001	< 0.00001	< 0.00001	< 0.00001
Ca [mg/L]	23-Oct-23	15:38	6.16	4.71	2.04	4.74	3.58	4.15
Cd [mg/L]	23-Oct-23	15:38	0.000689	0.000006	0.000003	0.000859	0.000015	0.000005
Co [mg/L]	23-Oct-23	15:38	0.000009	0.000022	0.000006	0.000081	0.000126	0.000004
Cr [mg/L]	23-Oct-23	15:38	< 0.00008	< 0.00008	0.00009	< 0.00008	< 0.00008	< 0.00008
Cu [mg/L]	23-Oct-23	15:38	0.0013	0.0006	0.0018	0.0040	0.0051	0.0048
Fe [mg/L]	23-Oct-23	15:38	< 0.007	< 0.007	0.011	< 0.007	< 0.007	< 0.007
K [mg/L]	23-Oct-23	15:38	0.403	1.28	0.704	0.755	0.687	0.567
Mg [mg/L]	23-Oct-23	15:38	0.201	0.110	0.132	0.536	0.115	0.195
Mn [mg/L]	23-Oct-23	15:38	0.0339	0.0290	0.0047	0.0260	0.0215	0.0077
Mo [mg/L]	23-Oct-23	15:38	0.00019	0.00015	0.00028	0.00013	0.00264	0.00006
Na [mg/L]	23-Oct-23	15:38	0.09	0.08	0.07	0.06	0.09	0.12
Ni [mg/L]	23-Oct-23	15:38	< 0.0001	< 0.0001	< 0.0001	0.0003	0.0003	0.0003
P [mg/L]	23-Oct-23	15:38	< 0.003	< 0.003	0.003	< 0.003	< 0.003	< 0.003
Pb [mg/L]	23-Oct-23	15:38	0.0392	0.00061	0.00018	0.0435	0.00021	0.00015
S [mg/L]	23-Oct-23	15:38	5	< 3	< 3	4	< 3	< 3

OnLine LIMS

0003512455

Results relate only to the sample tested. Data reported represents the sample submitted to SGS. Reproduction of this analytical report in full or in part is prohibited without prior written approval. Please refer to SGS General Conditions of Services located at https://www.sgs.ca/en/terms-and-conditions (Printed copies are available upon request.)
Test method information available upon request. "Temperature Upon Receipt" is representative of the whole shipment and may not reflect the temperature of individual samples.
SGS Canada Inc. Environment-Health & Safety statement of conformity decision rule does not consider uncertainty when analytical results are compared to a specified standard or regulation.

SGS Canada Inc.
P.O. Box 4300 - 185 Concession St.
Lakefield - Ontario - KOL 2HO
Phone: 705-652-2000 FAX: 705-652-6365

LR Report : **CA10051-OCT23**

Analysis	3: Analysis Completed Date	4: Analysis Completed Time	5: HC-1 Wk#19	6: HC-2 Wk#19	7: HC-3 Wk#19	8: HC-4 Wk#19	9: HC-5 Wk#19	10: HC-6 Wk#19
Sb [mg/L]	23-Oct-23	15:38	0.0012	< 0.0009	< 0.0009	< 0.0009	0.0011	< 0.0009
Se [mg/L]	23-Oct-23	15:38	0.00040	0.00656	0.00004	0.00129	0.00014	< 0.00004
Si [mg/L]	23-Oct-23	15:38	0.21	0.36	0.26	0.48	0.37	0.50
Sn [mg/L]	23-Oct-23	15:38	< 0.00006	< 0.00006	< 0.00006	0.00006	0.00007	< 0.00006
Sr [mg/L]	23-Oct-23	15:38	0.0173	0.0190	0.0056	0.0087	0.0062	0.0107
Ti [mg/L]	23-Oct-23	15:38	< 0.00007	< 0.00007	0.00089	< 0.00007	< 0.00007	0.00013
Th [mg/L]	23-Oct-23	15:38	< 0.0001	< 0.0001	< 0.0001	< 0.0001	< 0.0001	< 0.0001
Tl [mg/L]	23-Oct-23	15:38	< 0.000005	0.000010	< 0.000005	0.000012	0.000009	< 0.000005
U [mg/L]	23-Oct-23	15:38	0.000141	0.00470	0.000596	0.000051	0.0153	0.00208
V [mg/L]	23-Oct-23	15:38	< 0.00001	0.00044	0.00034	< 0.00001	0.00067	0.00087
W [mg/L]	23-Oct-23	15:38	0.00009	0.00013	0.00009	0.00002	0.00034	0.00165
Zr [mg/L]	23-Oct-23	15:38	< 0.002	< 0.002	< 0.002	< 0.002	< 0.002	< 0.002
Zn [mg/L]	23-Oct-23	15:38	0.027	< 0.002	< 0.002	0.042	0.006	0.003

Analysis	11: HC-7 Wk#19
Sample Date & Time	05-Oct-23
HumCell Leachate Vol [mL]	990
Sample Name	DX450002
Sample Weight [g]	1000
pH [No unit]	7.22
Alkalinity [mg/L as CaCO3]	9
Conductivity [uS/cm]	20
Acidity [mg/L as CaCO3]	< 2
F [mg/L]	< 0.06
SO4 [mg/L]	< 2
Cl [mg/L]	< 1
Hg [mg/L]	< 0.00001
Ag [mg/L]	< 0.00005
Al [mg/L]	0.041
As [mg/L]	0.0089
Ba [mg/L]	0.00061
Be [mg/L]	< 0.000007
B [mg/L]	< 0.002
Bi [mg/L]	< 0.00001
Ca [mg/L]	3.73
Cd [mg/L]	0.000005
Co [mg/L]	0.000017
Cr [mg/L]	< 0.00008
Cu [mg/L]	0.0014
Fe [mg/L]	< 0.007
K [mg/L]	0.565
Mg [mg/L]	0.149
Mn [mg/L]	0.0122
Mo [mg/L]	0.00038
Na [mg/L]	0.11
Ni [mg/L]	< 0.0001
P [mg/L]	< 0.003
Pb [mg/L]	< 0.00009
S [mg/L]	< 3

OnLine LIMS

0003512455

Results relate only to the sample tested. Data reported represents the sample submitted to SGS. Reproduction of this analytical report in full or in part is prohibited without prior written approval. Please refer to SGS General Conditions of Services located at https://www.sgs.ca/en/terms-and-conditions (Printed copies are available upon request.)
Test method information available upon request. "Temperature Upon Receipt" is representative of the whole shipment and may not reflect the temperature of individual samples.
SGS Canada Inc. Environment-Health & Safety statement of conformity decision rule does not consider uncertainty when analytical results are compared to a specified standard or regulation.

SGS Canada Inc.
P.O. Box 4300 - 185 Concession St.
Lakefield - Ontario - KOL 2HO
Phone: 705-652-2000 FAX: 705-652-6365

LR Report : **CA10051-OCT23**

Analysis	11: HC-7 Wk#19
Sb [mg/L]	< 0.0009
Se [mg/L]	0.00007
Si [mg/L]	0.31
Sn [mg/L]	0.00009
Sr [mg/L]	0.00817
Ti [mg/L]	0.00008
Th [mg/L]	< 0.0001
Tl [mg/L]	< 0.000005
U [mg/L]	0.00158
V [mg/L]	0.00025
W [mg/L]	0.00013
Zr [mg/L]	< 0.002
Zn [mg/L]	< 0.002



Lisa Thompson
Project Specialist Assistant,
Environment, Health & Safety

OnLine LIMS

0003512455

Results relate only to the sample tested. Data reported represents the sample submitted to SGS. Reproduction of this analytical report in full or in part is prohibited without prior written approval. Please refer to SGS General Conditions of Services located at https://www.sgs.ca/en/terms-and-conditions (Printed copies are available upon request.)
Test method information available upon request. "Temperature Upon Receipt" is representative of the whole shipment and may not reflect the temperature of individual samples.
SGS Canada Inc. Environment-Health & Safety statement of conformity decision rule does not consider uncertainty when analytical results are compared to a specified standard or regulation.

SGS Canada Inc.
P.O. Box 4300 - 185 Concession St.
Lakefield - Ontario - KOL 2HO
Phone: 705-652-2000 FAX: 705-652-6365

23-October-2023

Great Bear Resources Ltd.
Attn : Ashley Moncrief

1020 - 800 West Pender St.
Vancouver, BC
V6C 2V6, Canada

Phone: 778-833-2160
Fax:

Date Rec. : 06 October 2023
LR Report: **CA10053-OCT23**
Reference: Wk#19

Copy: #1

CERTIFICATE OF ANALYSIS
Final Report

Analysis	3: Analysis Completed Date	4: Analysis Completed Time	5: HC-8 Wk#19	6: HC-9 Wk#19	7: HC-10 Wk#19	8: HC-11 Wk#19	9: HC-12 Wk#19	10: HC-13 Wk#19
Sample Date & Time			06-Oct-23	06-Oct-23	06-Oct-23	06-Oct-23	06-Oct-23	06-Oct-23
HumCell Leachate Vol [mL]	11-Oct-23	19:37	1011	998	966	1006	1009	1002
Sample Name	---	---	DX450108	DX450076	DX450186	DX450118	DX 550107	DX450159
Sample Weight [g]	---	---	1000	1000	1000	1000	1000	1000
pH [No unit]	17-Oct-23	10:32	7.83	6.57	7.30	7.49	7.41	7.52
Alkalinity [mg/L as CaCO3]	13-Oct-23	10:31	13	2	5	8	10	10
Conductivity [uS/cm]	13-Oct-23	12:13	30	35	16	19	29	30
Acidity [mg/L as CaCO3]	13-Oct-23	10:32	< 2	< 2	< 2	< 2	< 2	< 2
F [mg/L]	10-Oct-23	09:23	< 0.06	< 0.06	< 0.06	< 0.06	< 0.06	< 0.06
SO4 [mg/L]	20-Oct-23	15:00	< 2	13	< 2	< 2	3	3
Cl [mg/L]	20-Oct-23	15:00	< 1	< 1	< 1	< 1	< 1	< 1
Hg [mg/L]	12-Oct-23	16:25	< 0.00001	< 0.00001	< 0.00001	< 0.00001	< 0.00001	< 0.00001
Ag [mg/L]	13-Oct-23	14:45	< 0.00005	< 0.00005	< 0.00005	< 0.00005	< 0.00005	< 0.00005
Al [mg/L]	13-Oct-23	14:45	0.049	0.002	0.034	0.051	0.051	0.108
As [mg/L]	13-Oct-23	14:45	0.0015	< 0.0002	0.0007	0.0006	0.0041	0.0036
Ba [mg/L]	13-Oct-23	14:45	0.00188	0.00336	0.00055	0.00084	0.00218	0.00058
Be [mg/L]	13-Oct-23	14:45	< 0.000007	< 0.000007	< 0.000007	< 0.000007	< 0.000007	< 0.000007
B [mg/L]	13-Oct-23	14:45	< 0.002	< 0.002	< 0.002	< 0.002	< 0.002	< 0.002
Bi [mg/L]	13-Oct-23	14:45	< 0.00001	0.00001	< 0.00001	< 0.00001	0.00002	< 0.00001
Ca [mg/L]	13-Oct-23	14:45	5.26	5.09	2.84	3.67	5.58	5.83
Cd [mg/L]	13-Oct-23	14:45	0.000006	0.0126	0.000012	0.000006	0.000012	0.000009
Co [mg/L]	13-Oct-23	14:45	0.000017	0.000219	0.000009	0.000009	0.000007	0.000009
Cr [mg/L]	13-Oct-23	14:45	< 0.00008	< 0.00008	0.00018	< 0.00008	< 0.00008	< 0.00008
Cu [mg/L]	13-Oct-23	14:45	0.0014	0.0018	0.0008	0.0009	0.0007	0.0012
Fe [mg/L]	13-Oct-23	14:45	< 0.007	< 0.007	< 0.007	< 0.007	< 0.007	< 0.007
K [mg/L]	13-Oct-23	14:45	0.833	0.962	0.320	0.339	0.590	0.704
Mg [mg/L]	13-Oct-23	14:45	0.384	0.121	0.070	0.090	0.072	0.087
Mn [mg/L]	13-Oct-23	14:45	0.0301	0.106	0.0211	0.0179	0.0364	0.0150
Mo [mg/L]	13-Oct-23	14:45	0.00065	0.00038	0.00015	0.00017	0.00094	0.00016
Na [mg/L]	13-Oct-23	14:45	0.13	0.08	0.09	0.10	0.12	0.06
Ni [mg/L]	13-Oct-23	14:45	< 0.0001	0.0033	< 0.0001	< 0.0001	< 0.0001	< 0.0001
P [mg/L]	13-Oct-23	14:45	< 0.003	< 0.003	< 0.003	< 0.003	< 0.003	< 0.003
Pb [mg/L]	13-Oct-23	14:45	0.00017	0.0129	< 0.00009	< 0.00009	< 0.00009	< 0.00009
S [mg/L]	13-Oct-23	14:45	< 3	5	< 3	< 3	< 3	< 3

OnLine LIMS

0003508908

Results relate only to the sample tested. Data reported represents the sample submitted to SGS. Reproduction of this analytical report in full or in part is prohibited without prior written approval. Please refer to SGS General Conditions of Services located at https://www.sgs.ca/en/terms-and-conditions (Printed copies are available upon request.)
Test method information available upon request. "Temperature Upon Receipt" is representative of the whole shipment and may not reflect the temperature of individual samples.
SGS Canada Inc. Environment-Health & Safety statement of conformity decision rule does not consider uncertainty when analytical results are compared to a specified standard or regulation.

SGS Canada Inc.
P.O. Box 4300 - 185 Concession St.
Lakefield - Ontario - KOL 2HO
Phone: 705-652-2000 FAX: 705-652-6365

LR Report : **CA10053-OCT23**

Analysis	3: Analysis Completed Date	4: Analysis Completed Time	5: HC-8 Wk#19	6: HC-9 Wk#19	7: HC-10 Wk#19	8: HC-11 Wk#19	9: HC-12 Wk#19	10: HC-13 Wk#19
Sb [mg/L]	13-Oct-23	14:45	< 0.0009	< 0.0009	< 0.0009	< 0.0009	0.0010	< 0.0009
Se [mg/L]	13-Oct-23	14:45	0.00028	0.00128	0.00024	0.00006	0.00029	< 0.00004
Si [mg/L]	13-Oct-23	14:45	0.36	0.55	0.22	0.36	0.54	0.57
Sn [mg/L]	13-Oct-23	14:45	< 0.00006	< 0.00006	< 0.00006	< 0.00006	< 0.00006	< 0.00006
Sr [mg/L]	13-Oct-23	14:45	0.00995	0.0140	0.00681	0.00811	0.0108	0.00828
Ti [mg/L]	13-Oct-23	14:45	< 0.00007	< 0.00007	< 0.00007	< 0.00007	< 0.00007	< 0.00007
Th [mg/L]	13-Oct-23	14:45	< 0.0001	< 0.0001	< 0.0001	< 0.0001	< 0.0001	< 0.0001
Tl [mg/L]	13-Oct-23	14:45	< 0.000005	0.000021	< 0.000005	< 0.000005	0.000008	0.000010
U [mg/L]	13-Oct-23	14:45	0.000993	0.000105	0.000924	0.000552	0.00218	0.00102
V [mg/L]	13-Oct-23	14:45	0.00017	< 0.00001	0.00004	0.00010	0.00019	0.00009
W [mg/L]	13-Oct-23	14:45	0.00011	0.00002	0.00009	0.00014	0.00020	0.00007
Zr [mg/L]	13-Oct-23	14:45	< 0.002	< 0.002	< 0.002	< 0.002	< 0.002	< 0.002
Zn [mg/L]	13-Oct-23	14:45	< 0.002	1.16	< 0.002	< 0.002	< 0.002	< 0.002

Analysis	11: HC-14 Wk#19	12: HC-15 Wk#19	13: HC-16 Wk#19	14: HC-17 Wk#19	15: HC-18 Wk#19	16: HC-19 Wk#19	17: HC-20 Wk#19	18: HC-21 Wk#19	19: HC-22 Wk#19
Sample Date & Time	06-Oct-23	06-Oct-23	06-Oct-23	06-Oct-23	06-Oct-23	06-Oct-23	06-Oct-23	06-Oct-23	06-Oct-23
HumCell Leachate Vol [mL]	912	658	999	975	916	989	957	956	466
Sample Name	DX450171	DX450134	DX450185	DX450032	DX 550064	DX450008	DX 550056	DX450022	DX450077
Sample Weight [g]	1000	1000	1000	1000	1000	1000	1000	1000	500
pH [No unit]	6.80	8.04	7.62	6.85	8.05	7.36	7.23	8.27	7.24
Alkalinity [mg/L as CaCO3]	3	11	12	3	10	9	8	12	9
Conductivity [uS/cm]	21	51	27	13	20	21	19	25	20
Acidity [mg/L as CaCO3]	< 2	< 2	< 2	< 2	< 2	< 2	< 2	< 2	< 2
F [mg/L]	< 0.06	< 0.06	< 0.06	< 0.06	< 0.06	0.12	< 0.06	< 0.06	< 0.06
SO4 [mg/L]	6	13	3	2	< 2	< 2	< 2	< 2	< 2
Cl [mg/L]	< 1	1	< 1	< 1	< 1	< 1	< 1	< 1	< 1
Hg [mg/L]	< 0.00001	< 0.00001	< 0.00001	< 0.00001	< 0.00001	< 0.00001	< 0.00001	< 0.00001	< 0.00001
Ag [mg/L]	< 0.00005	< 0.00005	< 0.00005	< 0.00005	< 0.00005	< 0.00005	< 0.00005	< 0.00005	< 0.00005
Al [mg/L]	0.026	0.012	0.118	0.014	0.070	0.059	0.032	0.060	0.032
As [mg/L]	0.0020	0.120	0.0139	0.0422	0.0098	0.0007	0.0004	0.0045	0.0008
Ba [mg/L]	0.00196	0.00094	0.00179	0.00022	0.00036	0.00053	0.00192	0.00028	0.00641
Be [mg/L]	< 0.000007	< 0.000007	< 0.000007	< 0.000007	< 0.000007	< 0.000007	< 0.000007	< 0.000007	< 0.000007
B [mg/L]	< 0.002	0.002	< 0.002	< 0.002	< 0.002	< 0.002	< 0.002	< 0.002	< 0.002
Bi [mg/L]	< 0.00001	< 0.00001	< 0.00001	< 0.00001	< 0.00001	< 0.00001	< 0.00001	< 0.00001	< 0.00001
Ca [mg/L]	3.01	8.97	4.36	2.06	3.98	4.04	3.54	4.53	3.12
Cd [mg/L]	0.000004	0.000005	0.000004	0.000006	0.000027	0.000005	< 0.000003	0.000011	0.000010
Co [mg/L]	0.000052	0.000163	0.000026	0.000114	0.000043	0.000013	0.000020	0.000034	0.000013
Cr [mg/L]	< 0.00008	< 0.00008	< 0.00008	< 0.00008	< 0.00008	< 0.00008	< 0.00008	< 0.00008	< 0.00008
Cu [mg/L]	0.0004	0.0008	0.0045	0.0039	0.0010	0.0012	0.0024	0.0011	0.0008
Fe [mg/L]	0.029	< 0.007	< 0.007	< 0.007	< 0.007	< 0.007	< 0.007	0.008	< 0.007
K [mg/L]	0.975	0.561	2.14	0.426	0.333	0.449	0.433	0.099	1.35
Mg [mg/L]	0.265	0.381	0.096	0.078	0.097	0.075	0.277	0.162	0.197
Mn [mg/L]	0.00386	0.0138	0.00692	0.00160	0.00754	0.0152	0.0321	0.0310	0.0282
Mo [mg/L]	0.00021	0.00032	0.00018	0.00016	0.00028	0.00026	0.00052	0.00026	0.00009
Na [mg/L]	0.15	0.10	0.10	0.07	0.11	0.10	0.11	0.05	0.11
Ni [mg/L]	0.0003	0.0073	< 0.0001	0.0002	0.0001	< 0.0001	0.0002	0.0001	0.0001
P [mg/L]	< 0.003	< 0.003	< 0.003	< 0.003	< 0.003	< 0.003	< 0.003	< 0.003	< 0.003
Pb [mg/L]	< 0.00009	< 0.00009	0.00014	0.00013	< 0.00009	< 0.00009	< 0.00009	< 0.00009	0.00009
S [mg/L]	< 3	6	< 3	< 3	< 3	< 3	< 3	< 3	< 3

OnLine LIMS

0003508908

Results relate only to the sample tested. Data reported represents the sample submitted to SGS. Reproduction of this analytical report in full or in part is prohibited without prior written approval. Please refer to SGS General Conditions of Services located at https://www.sgs.ca/en/terms-and-conditions (Printed copies are available upon request.)
Test method information available upon request. "Temperature Upon Receipt" is representative of the whole shipment and may not reflect the temperature of individual samples.
SGS Canada Inc. Environment-Health & Safety statement of conformity decision rule does not consider uncertainty when analytical results are compared to a specified standard or regulation.

SGS Canada Inc.
P.O. Box 4300 - 185 Concession St.
Lakefield - Ontario - KOL 2HO
Phone: 705-652-2000 FAX: 705-652-6365

LR Report : **CA10053-OCT23**

Analysis	11: HC-14 Wk#19	12: HC-15 Wk#19	13: HC-16 Wk#19	14: HC-17 Wk#19	15: HC-18 Wk#19	16: HC-19 Wk#19	17: HC-20 Wk#19	18: HC-21 Wk#19	19: HC-22 Wk#19
Sb [mg/L]	< 0.0009	0.0019	< 0.0009	< 0.0009	< 0.0009	< 0.0009	< 0.0009	< 0.0009	< 0.0009
Se [mg/L]	0.00037	0.00028	0.00005	< 0.00004	< 0.00004	< 0.00004	0.00005	< 0.00004	0.00005
Si [mg/L]	0.23	0.26	0.47	0.37	0.34	0.50	0.22	0.18	0.18
Sn [mg/L]	< 0.00006	< 0.00006	< 0.00006	< 0.00006	< 0.00006	< 0.00006	< 0.00006	< 0.00006	< 0.00006
Sr [mg/L]	0.0127	0.0168	0.0111	0.00574	0.00520	0.00832	0.00887	0.00377	0.00672
Ti [mg/L]	0.00013	< 0.00007	< 0.00007	< 0.00007	0.00026	< 0.00007	< 0.00007	0.00009	< 0.00007
Th [mg/L]	< 0.0001	< 0.0001	< 0.0001	< 0.0001	< 0.0001	< 0.0001	< 0.0001	< 0.0001	< 0.0001
Tl [mg/L]	0.000005	0.000010	0.000009	0.000005	0.000005	0.000005	< 0.000005	< 0.000005	< 0.000005
U [mg/L]	0.000132	0.00128	0.00138	0.000926	0.00858	0.000430	0.00372	0.000082	0.000063
V [mg/L]	0.00020	0.00009	0.00057	0.00030	0.00019	0.00005	0.00090	0.00051	0.00095
W [mg/L]	0.00006	0.00003	0.00013	0.00004	0.00004	0.00004	0.00003	< 0.00002	0.00015
Zr [mg/L]	< 0.002	< 0.002	< 0.002	< 0.002	< 0.002	< 0.002	< 0.002	< 0.002	< 0.002
Zn [mg/L]	< 0.002	< 0.002	0.004	0.003	< 0.002	< 0.002	< 0.002	< 0.002	< 0.002

Analysis	20: HC-23 Wk#19	21: HC-24 Wk#19	22: HC-25 Wk#19	23: HC-26 Wk#19	24: HC-27 Wk#19
Sample Date & Time	06-Oct-23	06-Oct-23	06-Oct-23	06-Oct-23	06-Oct-23
HumCell Leachate Vol [mL]	1003	937	954	752	1000
Sample Name	DX450113	DX 550101	DX450128	DX450021	DX450222
Sample Weight [g]	1000	1000	1000	750	1000
pH [No unit]	7.56	7.36	7.21	6.90	6.86
Alkalinity [mg/L as CaCO3]	15	9	9	7	4
Conductivity [uS/cm]	27	19	30	108	24
Acidity [mg/L as CaCO3]	< 2	< 2	< 2	< 2	< 2
F [mg/L]	< 0.06	< 0.06	< 0.06	< 0.06	< 0.06
SO4 [mg/L]	< 2	< 2	4	33	5
Cl [mg/L]	< 1	< 1	< 1	< 1	< 1
Hg [mg/L]	< 0.00001	< 0.00001	< 0.00001	< 0.00001	< 0.00001
Ag [mg/L]	< 0.00005	< 0.00005	< 0.00005	< 0.00005	< 0.00005
Al [mg/L]	0.042	0.037	0.052	0.005	0.029
As [mg/L]	0.0072	0.0016	0.0019	< 0.0002	0.0006
Ba [mg/L]	0.00299	0.00046	0.00103	0.00595	0.00053
Be [mg/L]	< 0.000007	< 0.000007	< 0.000007	< 0.000007	< 0.000007
B [mg/L]	0.003	< 0.002	< 0.002	0.002	< 0.002
Bi [mg/L]	< 0.00001	< 0.00001	< 0.00001	< 0.00001	< 0.00001
Ca [mg/L]	5.25	3.78	5.71	14.2	3.74
Cd [mg/L]	< 0.000003	0.000007	0.000004	0.000053	0.000010
Co [mg/L]	0.000017	0.000016	0.000029	0.000262	0.000007
Cr [mg/L]	< 0.00008	0.00035	< 0.00008	< 0.00008	< 0.00008
Cu [mg/L]	0.0009	0.0011	0.0101	0.0007	0.0009
Fe [mg/L]	0.008	0.015	0.008	0.016	< 0.007
K [mg/L]	0.451	0.224	0.438	2.62	0.570
Mg [mg/L]	0.227	0.203	0.212	0.490	0.114
Mn [mg/L]	0.0317	0.0239	0.0147	0.0411	0.0126
Mo [mg/L]	0.00051	0.00158	0.00089	0.00070	0.00039
Na [mg/L]	0.04	0.06	0.13	0.22	0.10
Ni [mg/L]	< 0.0001	0.0003	< 0.0001	0.0008	< 0.0001
P [mg/L]	< 0.003	< 0.003	< 0.003	< 0.003	< 0.003
Pb [mg/L]	< 0.00009	< 0.00009	0.00049	< 0.00009	< 0.00009
S [mg/L]	< 3	< 3	4	13	3

OnLine LIMS

0003508908

Results relate only to the sample tested. Data reported represents the sample submitted to SGS. Reproduction of this analytical report in full or in part is prohibited without prior written approval. Please refer to SGS General Conditions of Services located at https://www.sgs.ca/en/terms-and-conditions (Printed copies are available upon request.)
Test method information available upon request. "Temperature Upon Receipt" is representative of the whole shipment and may not reflect the temperature of individual samples.
SGS Canada Inc. Environment-Health & Safety statement of conformity decision rule does not consider uncertainty when analytical results are compared to a specified standard or regulation.

SGS Canada Inc.
P.O. Box 4300 - 185 Concession St.
Lakefield - Ontario - KOL 2HO
Phone: 705-652-2000 FAX: 705-652-6365

LR Report : **CA10053-OCT23**

Analysis	20: HC-23 Wk#19	21: HC-24 Wk#19	22: HC-25 Wk#19	23: HC-26 Wk#19	24: HC-27 Wk#19
Sb [mg/L]	< 0.0009	< 0.0009	< 0.0009	< 0.0009	< 0.0009
Se [mg/L]	< 0.00004	< 0.00004	< 0.00004	0.00020	< 0.00004
Si [mg/L]	0.29	0.16	0.23	0.23	0.29
Sn [mg/L]	< 0.00006	< 0.00006	< 0.00006	< 0.00006	< 0.00006
Sr [mg/L]	0.0166	0.00426	0.00747	0.0150	0.00683
Ti [mg/L]	< 0.00007	< 0.00007	0.00019	< 0.00007	< 0.00007
Th [mg/L]	< 0.0001	< 0.0001	< 0.0001	< 0.0001	< 0.0001
Tl [mg/L]	< 0.000005	< 0.000005	< 0.000005	< 0.000005	0.000007
U [mg/L]	0.00545	0.000060	0.000366	0.000067	0.000530
V [mg/L]	0.00020	0.00056	0.00062	< 0.00001	0.00013
W [mg/L]	0.00010	< 0.00002	0.00085	< 0.00002	0.00010
Zr [mg/L]	< 0.002	< 0.002	< 0.002	< 0.002	< 0.002
Zn [mg/L]	< 0.002	< 0.002	0.006	0.008	< 0.002



Lisa Thompson
Project Specialist Assistant,
Environment, Health & Safety

OnLine LIMS

00035089808

Results relate only to the sample tested. Data reported represents the sample submitted to SGS. Reproduction of this analytical report in full or in part is prohibited without prior written approval. Please refer to SGS General Conditions of Services located at https://www.sgs.ca/en/terms-and-conditions (Printed copies are available upon request.)
Test method information available upon request. "Temperature Upon Receipt" is representative of the whole shipment and may not reflect the temperature of individual samples.
SGS Canada Inc. Environment-Health & Safety statement of conformity decision rule does not consider uncertainty when analytical results are compared to a specified standard or regulation.

SGS Canada Inc.
P.O. Box 4300 - 185 Concession St.
Lakefield - Ontario - KOL 2HO
Phone: 705-652-2000 FAX: 705-652-6365

06-September-2024

Great Bear Resources Ltd.
Attn : Ashley Moncrief

1020 - 800 West Pender St.
Vancouver, BC
V6C 2V6, Canada

Phone: 778-833-2160
Fax:

Date Rec. : 30 August 2024
LR Report: **CA10163-AUG24**
Reference: Wk#19

Copy: #1

CERTIFICATE OF ANALYSIS
Final Report

Analysis	3: Analysis Completed Date	4: Analysis Completed Time	5: HC-28 Wk#19	6: HC-29 Wk#19	7: HC-30 Wk#19	8: HC-31 Wk#19	9: HC-32 Wk#19	10: HC-33 Wk#19	11: HC-34 Wk#19
Sample Date & Time			30-Aug-24	30-Aug-24	30-Aug-24	30-Aug-24	30-Aug-24	30-Aug-24	30-Aug-24
HumCell Leachate Vol [mL]	03-Sep-24	15:55	973	959	722	952	716	1000	941
Sample Name	---	---	31787	DX450179	31644	DX450183	O31576	DX450213	DX450174
Sample Weight [g]	---	---	1000	1000	750	1000	750	1000	1000
pH [No unit]	04-Sep-24	10:50	6.69	6.79	7.40	6.95	7.28	4.84	7.18
Conductivity [uS/cm]	03-Sep-24	11:56	5	7	20	18	18	41	17
Alkalinity [mg/L as CaCO3]	04-Sep-24	11:17	3	3	8	7	6	< 2	9
Acidity [mg/L as CaCO3]	04-Sep-24	11:17	< 2	< 2	< 2	< 2	< 2	10	< 2
F [mg/L]	03-Sep-24	09:23	< 0.06	< 0.06	< 0.06	< 0.06	< 0.06	< 0.06	< 0.06
Cl [mg/L]	03-Sep-24	13:20	< 0.2	< 0.2	< 0.2	< 0.2	< 0.2	< 0.2	< 0.2
SO4 [mg/L]	04-Sep-24	13:23	0.2	0.4	1.4	1.8	1.8	16	0.2
Hg [mg/L]	05-Sep-24	11:32	< 0.00001	< 0.00001	< 0.00001	< 0.00001	< 0.00001	< 0.00001	< 0.00001
Ag [mg/L]	05-Sep-24	11:32	< 0.00005	< 0.00005	< 0.00005	< 0.00005	< 0.00005	< 0.00005	< 0.00005
Al [mg/L]	05-Sep-24	11:32	0.027	0.031	0.038	0.042	0.041	0.053	0.040
As [mg/L]	05-Sep-24	11:32	0.0015	0.0087	0.0053	0.0097	0.0012	< 0.0002	0.0041
B [mg/L]	05-Sep-24	11:32	< 0.002	< 0.002	< 0.002	< 0.002	< 0.002	0.004	< 0.002
Ba [mg/L]	05-Sep-24	11:32	0.00055	0.00171	0.00086	0.00030	0.00128	0.00783	0.00254
Be [mg/L]	05-Sep-24	11:32	< 0.000007	< 0.000007	< 0.000007	< 0.000007	< 0.000007	0.000039	< 0.000007
Bi [mg/L]	05-Sep-24	11:32	< 0.00001	< 0.00001	< 0.00001	< 0.00001	< 0.00001	< 0.00001	< 0.00001
Ca [mg/L]	05-Sep-24	11:32	0.85	1.10	3.32	3.38	3.16	2.95	3.05
Cd [mg/L]	05-Sep-24	11:32	< 0.000003	< 0.000003	< 0.000003	< 0.000003	< 0.000003	0.000017	< 0.000003
Co [mg/L]	05-Sep-24	11:32	0.000013	0.000038	0.000008	0.000034	0.000006	0.000469	0.000029
Cr [mg/L]	05-Sep-24	11:32	< 0.00008	< 0.00008	< 0.00008	< 0.00008	< 0.00008	< 0.00008	< 0.00008
Cu [mg/L]	05-Sep-24	11:32	< 0.001	< 0.001	< 0.001	< 0.001	< 0.001	< 0.001	< 0.001
Fe [mg/L]	05-Sep-24	11:32	< 0.007	< 0.007	< 0.007	< 0.007	< 0.007	2.48	< 0.007
K [mg/L]	05-Sep-24	11:32	0.312	0.618	0.855	0.420	0.544	1.44	0.701
Mg [mg/L]	05-Sep-24	11:32	0.053	0.067	0.190	0.096	0.071	0.301	0.229
Mn [mg/L]	05-Sep-24	11:32	0.00194	0.00178	0.0197	0.00403	0.0306	0.0982	0.0201
Mo [mg/L]	05-Sep-24	11:32	< 0.0004	< 0.0004	< 0.0004	< 0.0004	< 0.0004	< 0.0004	< 0.0004
Na [mg/L]	05-Sep-24	11:32	0.04	0.05	0.08	0.08	0.04	0.08	0.10
Ni [mg/L]	05-Sep-24	11:32	0.0002	0.0002	0.0001	< 0.0001	< 0.0001	0.0069	< 0.0001
P [mg/L]	05-Sep-24	11:32	< 0.003	< 0.003	< 0.003	0.004	< 0.003	< 0.003	0.003
Pb [mg/L]	05-Sep-24	11:32	< 0.00009	< 0.00009	< 0.00009	< 0.00009	0.00012	0.00009	< 0.00009
S [mg/L]	05-Sep-24	11:32	< 5	< 5	< 5	< 5	< 5	5	< 5
Sb [mg/L]	05-Sep-24	11:32	< 0.0009	< 0.0009	0.0013	< 0.0009	< 0.0009	< 0.0009	< 0.0009
Se [mg/L]	05-Sep-24	11:32	< 0.00004	< 0.00004	< 0.00004	< 0.00004	0.00020	0.00066	0.00006

OnLine LIMS

0003846411

Results relate only to the sample tested. Data reported represents the sample submitted to SGS. Reproduction of this analytical report in full or in part is prohibited without prior written approval. Please refer to SGS General Conditions of Services located at https://www.sgs.ca/en/terms-and-conditions (Printed copies are available upon request.)
Test method information available upon request. "Temperature Upon Receipt" is representative of the whole shipment and may not reflect the temperature of individual samples.
SGS Canada Inc. Environment-Health & Safety statement of conformity decision rule does not consider uncertainty when analytical results are compared to a specified standard or regulation.

SGS Canada Inc.
P.O. Box 4300 - 185 Concession St.
Lakefield - Ontario - KOL 2HO
Phone: 705-652-2000 FAX: 705-652-6365

LR Report : **CA10163-AUG24**

Analysis	3: Analysis Completed Date	4: Analysis Completed Time	5: HC-28 Wk#19	6: HC-29 Wk#19	7: HC-30 Wk#19	8: HC-31 Wk#19	9: HC-32 Wk#19	10: HC-33 Wk#19	11: HC-34 Wk#19
Si [mg/L]	05-Sep-24	11:32	0.14	0.16	0.23	0.25	0.14	0.91	0.22
Sn [mg/L]	05-Sep-24	11:32	< 0.00006	< 0.00006	< 0.00006	< 0.00006	< 0.00006	< 0.00006	< 0.00006
Sr [mg/L]	05-Sep-24	11:32	0.00263	0.00379	0.0110	0.00707	0.00460	0.0170	0.00789
Ti [mg/L]	05-Sep-24	11:32	< 0.0001	0.0002	0.0001	0.0001	0.0001	< 0.0001	< 0.0001
Th [mg/L]	05-Sep-24	11:32	< 0.0001	< 0.0001	< 0.0001	< 0.0001	< 0.0001	< 0.0001	< 0.0001
Tl [mg/L]	05-Sep-24	11:32	< 0.000005	< 0.000005	< 0.000005	0.000005	< 0.000005	0.000013	0.000006
U [mg/L]	05-Sep-24	11:32	0.000442	0.00158	0.00107	0.00205	0.000336	0.00115	0.000084
V [mg/L]	05-Sep-24	11:32	0.00032	0.00048	0.00033	0.00034	0.00014	< 0.00001	0.00044
W [mg/L]	05-Sep-24	11:32	< 0.0002	< 0.0002	< 0.0002	< 0.0002	< 0.0002	< 0.0002	< 0.0002
Zr [mg/L]	05-Sep-24	11:32	< 0.002	< 0.002	< 0.002	< 0.002	< 0.002	< 0.002	< 0.002
Zn [mg/L]	05-Sep-24	11:32	< 0.002	< 0.002	< 0.002	< 0.002	< 0.002	0.011	< 0.002

Analysis	12: HC-35 Wk#19
Sample Date & Time	30-Aug-24
HumCell Leachate Vol [mL]	1004
Sample Name	31795
Sample Weight [g]	1000
pH [No unit]	7.38
Conductivity [uS/cm]	22
Alkalinity [mg/L as CaCO3]	11
Acidity [mg/L as CaCO3]	< 2
F [mg/L]	< 0.06
Cl [mg/L]	< 0.2
SO4 [mg/L]	0.9
Hg [mg/L]	< 0.00001
Ag [mg/L]	< 0.00005
Al [mg/L]	0.201
As [mg/L]	0.0828
B [mg/L]	< 0.002
Ba [mg/L]	0.00342
Be [mg/L]	< 0.000007
Bi [mg/L]	< 0.00001
Ca [mg/L]	3.66
Cd [mg/L]	< 0.000003
Co [mg/L]	0.000030
Cr [mg/L]	< 0.00008
Cu [mg/L]	< 0.001
Fe [mg/L]	< 0.007
K [mg/L]	1.67
Mg [mg/L]	0.073
Mn [mg/L]	0.00192
Mo [mg/L]	< 0.0004
Na [mg/L]	0.08
Ni [mg/L]	< 0.0001
P [mg/L]	0.007
Pb [mg/L]	< 0.00009
S [mg/L]	< 5
Sb [mg/L]	< 0.0009
Se [mg/L]	0.00006
Si [mg/L]	0.52
Sn [mg/L]	< 0.00006
Sr [mg/L]	0.00563

OnLine LIMS

Results relate only to the sample tested. Data reported represents the sample submitted to SGS. Reproduction of this analytical report in full or in part is prohibited without prior written approval. Please refer to SGS General Conditions of Services located at https://www.sgs.ca/en/terms-and-conditions (Printed copies are available upon request.)
Test method information available upon request. "Temperature Upon Receipt" is representative of the whole shipment and may not reflect the temperature of individual samples.
SGS Canada Inc. Environment-Health & Safety statement of conformity decision rule does not consider uncertainty when analytical results are compared to a specified standard or regulation.

0003846411

SGS Canada Inc.
P.O. Box 4300 - 185 Concession St.
Lakefield - Ontario - KOL 2HO
Phone: 705-652-2000 FAX: 705-652-6365

LR Report : **CA10163-AUG24**

Analysis	12: HC-35 Wk#19
Ti [mg/L]	0.0002
Th [mg/L]	< 0.0001
Tl [mg/L]	0.000006
U [mg/L]	0.000612
V [mg/L]	0.00121
W [mg/L]	< 0.0002
Zr [mg/L]	< 0.002
Zn [mg/L]	< 0.002



Lisa Thompson
Project Specialist Assistant,
Environment, Health & Safety

OnLine LIMS

Results relate only to the sample tested. Data reported represents the sample submitted to SGS. Reproduction of this analytical report in full or in part is prohibited without prior written approval. Please refer to SGS General Conditions of Services located at https://www.sgs.ca/en/terms-and-conditions (Printed copies are available upon request.)
Test method information available upon request. "Temperature Upon Receipt" is representative of the whole shipment and may not reflect the temperature of individual samples.
SGS Canada Inc. Environment-Health & Safety statement of conformity decision rule does not consider uncertainty when analytical results are compared to a specified standard or regulation.

0003846411

SGS Canada Inc.
P.O. Box 4300 - 185 Concession St.
Lakefield - Ontario - KOL 2HO
Phone: 705-652-2000 FAX: 705-652-6365

27-October-2023

Great Bear Resources Ltd.
Attn : Ashley Moncrief

1020 - 800 West Pender St.
Vancouver, BC
V6C 2V6, Canada

Phone: 778-833-2160
Fax:

Date Rec. : 12 October 2023
LR Report: **CA10107-OCT23**
Reference: Wk#20

Copy: #1

CERTIFICATE OF ANALYSIS

Final Report - Revised

Analysis	3: Analysis Completed Date	4: Analysis Completed Time	5: HC-1 Wk#20	6: HC-2 Wk#20	7: HC-3 Wk#20	8: HC-4 Wk#20	9: HC-5 Wk#20	10: HC-6 Wk#20	11: HC-7 Wk#20
Sample Date & Time			12-Oct-23	12-Oct-23	12-Oct-23	12-Oct-23	12-Oct-23	12-Oct-23	12-Oct-23
Hum Cell Leachate Volume [mL]	13-Oct-23	18:24	1006	1009	502	504	999	509	999
Sample Name	---	---	DX450052	DX 550083	DX450204	DX450176	DX450232	DX450181	DX450002
Sample Weight [g]	---	---	1000	1000	500	500	1000	500	1000
pH [No unit]	17-Oct-23	10:52	6.78	7.51	7.12	6.82	7.21	7.39	7.39
Alkalinity [mg/L as CaCO3]	17-Oct-23	10:52	3	13	7	5	8	13	10
Conductivity [uS/cm]	18-Oct-23	10:25	33	30	18	37	24	27	22
Acidity [mg/L as CaCO3]	17-Oct-23	10:52	< 2	< 2	< 2	< 2	< 2	< 2	< 2
Fluoride [mg/L]	16-Oct-23	09:13	< 0.06	< 0.06	< 0.06	< 0.06	< 0.06	< 0.06	< 0.06
Sulphate [mg/L]	23-Oct-23	14:56	11	< 2	< 2	10	2	< 2	< 2
Chloride [mg/L]	23-Oct-23	14:56	< 1	< 1	< 1	< 1	< 1	< 1	< 1
Mercury [mg/L]	19-Oct-23	15:53	0.00001	< 0.00001	< 0.00001	< 0.00001	< 0.00001	< 0.00001	< 0.00001
Silver [mg/L]	19-Oct-23	15:53	< 0.00005	< 0.00005	< 0.00005	< 0.00005	< 0.00005	< 0.00005	< 0.00005
Aluminum [mg/L]	19-Oct-23	15:53	0.006	0.051	0.032	0.004	0.042	0.048	0.036
Arsenic [mg/L]	19-Oct-23	15:53	< 0.0002	0.0105	0.0012	< 0.0002	0.0045	0.0008	0.0092
Barium [mg/L]	19-Oct-23	15:53	0.00094	0.00750	0.00068	0.00268	0.00098	0.00063	0.00065
Beryllium [mg/L]	19-Oct-23	15:53	< 0.000007	< 0.000007	< 0.000007	< 0.000007	< 0.000007	< 0.000007	< 0.000007
Boron [mg/L]	19-Oct-23	15:53	< 0.002	< 0.002	< 0.002	< 0.002	0.002	< 0.002	< 0.002
Bismuth [mg/L]	19-Oct-23	15:53	< 0.00001	0.00007	< 0.00001	< 0.00001	< 0.00001	< 0.00001	< 0.00001
Calcium [mg/L]	19-Oct-23	15:53	5.70	5.19	2.61	4.99	3.56	4.21	3.77
Cadmium [mg/L]	19-Oct-23	15:53	0.000890	0.000012	< 0.000003	0.000820	0.000010	0.000003	0.000003
Cobalt [mg/L]	19-Oct-23	15:53	0.000009	0.000022	0.000009	0.000067	0.000010	0.000023	0.000022

OnLine LIMS

0003633912

Results relate only to the sample tested. Data reported represents the sample submitted to SGS. Reproduction of this analytical report in full or in part is prohibited without prior written approval. Please refer to SGS General Conditions of Services located at https://www.sgs.ca/en/terms-and-conditions (Printed copies are available upon request.)
Test method information available upon request. "Temperature Upon Receipt" is representative of the whole shipment and may not reflect the temperature of individual samples.
SGS Canada Inc. Environment-Health & Safety statement of conformity decision rule does not consider uncertainty when analytical results are compared to a specified standard or regulation.

SGS Canada Inc.
P.O. Box 4300 - 185 Concession St.
Lakefield - Ontario - KOL 2HO
Phone: 705-652-2000 FAX: 705-652-6365

Analysis	3: Analysis Completed Date	4: Analysis Completed Time	5: HC-1 Wk#20	6: HC-2 Wk#20	7: HC-3 Wk#20	8: HC-4 Wk#20	9: HC-5 Wk#20	10: HC-6 Wk#20	11: HC-7 Wk#20
Chromium [mg/L]	19-Oct-23	15:53	< 0.00008	< 0.00008	< 0.00008	< 0.00008	< 0.00008	< 0.00008	< 0.00008
Copper [mg/L]	19-Oct-23	15:53	0.0007	0.0006	0.0016	0.0011	0.0005	0.0004	0.0003
Iron [mg/L]	19-Oct-23	15:53	< 0.007	< 0.007	< 0.007	0.039	0.011	< 0.007	< 0.007
Potassium [mg/L]	19-Oct-23	15:53	0.383	1.28	0.631	0.747	0.654	0.542	0.548
Magnesium [mg/L]	19-Oct-23	15:53	0.172	0.111	0.137	0.507	0.097	0.180	0.146
Manganese [mg/L]	19-Oct-23	15:53	0.0384	0.0281	0.00544	0.0244	0.0175	0.00611	0.0104
Molybdenum [mg/L]	19-Oct-23	15:53	0.00156	0.00021	0.00047	0.00037	0.00077	0.00038	0.00036
Sodium [mg/L]	19-Oct-23	15:53	0.06	0.07	0.05	0.04	0.08	0.10	0.10
Nickel [mg/L]	19-Oct-23	15:53	0.0001	0.0001	0.0002	0.0003	0.0001	0.0002	0.0001
Phosphorus [mg/L]	19-Oct-23	15:53	< 0.003	< 0.003	< 0.003	< 0.003	< 0.003	< 0.003	< 0.003
Lead [mg/L]	19-Oct-23	15:53	0.0309	0.00044	< 0.00009	0.0378	< 0.00009	< 0.00009	< 0.00009
Sulfur [mg/L]	20-Oct-23	13:30	5	< 3	< 3	5	< 3	< 3	< 3
Antimony [mg/L]	19-Oct-23	15:53	0.0013	< 0.0009	< 0.0009	< 0.0009	0.0010	< 0.0009	< 0.0009
Selenium [mg/L]	19-Oct-23	15:53	0.00038	0.00619	< 0.00004	0.00118	0.00013	< 0.00004	0.00004
Silicon [mg/L]	19-Oct-23	15:53	0.22	0.40	0.26	0.47	0.33	0.47	0.30
Tin [mg/L]	19-Oct-23	15:53	< 0.00006	< 0.00006	< 0.00006	< 0.00006	< 0.00006	< 0.00006	< 0.00006
Strontium [mg/L]	19-Oct-23	15:53	0.0144	0.0182	0.00731	0.00815	0.00527	0.0101	0.00781
Titanium [mg/L]	19-Oct-23	15:53	< 0.00007	< 0.00007	0.00016	< 0.00007	0.00013	0.00008	< 0.00007
Thorium [mg/L]	19-Oct-23	15:53	< 0.0001	< 0.0001	< 0.0001	< 0.0001	< 0.0001	< 0.0001	< 0.0001
Thallium [mg/L]	19-Oct-23	15:53	< 0.000005	0.000012	< 0.000005	0.000009	0.000005	< 0.000005	< 0.000005
Uranium [mg/L]	19-Oct-23	15:53	0.000017	0.000810	0.00196	0.000032	0.00211	0.00118	0.00136
Vanadium [mg/L]	19-Oct-23	15:53	< 0.00001	0.00043	0.00023	< 0.00001	0.00061	0.00081	0.00027
Tungsten [mg/L]	19-Oct-23	15:53	< 0.00002	0.00026	0.00012	< 0.00002	0.00029	0.00161	0.00008
Zirconium [mg/L]	19-Oct-23	15:53	< 0.002	< 0.002	< 0.002	< 0.002	< 0.002	< 0.002	< 0.002
Zinc [mg/L]	19-Oct-23	15:53	0.030	< 0.002	< 0.002	0.038	< 0.002	< 0.002	< 0.002

Method Descriptions

Parameter	SGS Method Code	Reference Method Code
	NA	
Acidity	ME-CA-[ENV]EWL-LAK-AN-006	SM 2310
Alkalinity	ME-CA-[ENV]EWL-LAK-AN-006	SM 2320
Anions by discrete analyzer	ME-CA-[ENV]EWL-LAK-AN-026	US EPA 325.2
Anions by discrete analyzer	ME-CA-[ENV]EWL-LAK-AN-026	US EPA 375.4
Conductivity	ME-CA-[ENV]EWL-LAK-AN-006	SM 2510
Fluoride by Specific Ion Electrode	ME-CA-[ENV]EWL-LAK-AN-014	SM 4500

OnLine LIMS

Results relate only to the sample tested. Data reported represents the sample submitted to SGS. Reproduction of this analytical report in full or in part is prohibited without prior written approval. Please refer to SGS General Conditions of Services located at https://www.sgs.ca/en/terms-and-conditions (Printed copies are available upon request.)
Test method information available upon request. "Temperature Upon Receipt" is representative of the whole shipment and may not reflect the temperature of individual samples.
SGS Canada Inc. Environment-Health & Safety statement of conformity decision rule does not consider uncertainty when analytical results are compared to a specified standard or regulation.

SGS Canada Inc.
P.O. Box 4300 - 185 Concession St.
Lakefield - Ontario - KOL 2HO
Phone: 705-652-2000 FAX: 705-652-6365

Parameter	SGS Method Code	Reference Method Code
Inorganics-General	ME-CA-[ENV]SPE-LAK-AN-004	EPA 7471A/SM 3112B
Metals in aqueous samples - ICP-MS	ME-CA-[ENV]SPE-LAK-AN-006	SM 3030/EPA 200.8
pH	ME-CA-[ENV]EWL-LAK-AN-006	SM 4500



Lisa Thompson
Project Specialist Assistant,
Environment, Health & Safety

OnLine LIMS

0003633912

Results relate only to the sample tested. Data reported represents the sample submitted to SGS. Reproduction of this analytical report in full or in part is prohibited without prior written approval. Please refer to SGS General Conditions of Services located at https://www.sgs.ca/en/terms-and-conditions (Printed copies are available upon request.)
Test method information available upon request. "Temperature Upon Receipt" is representative of the whole shipment and may not reflect the temperature of individual samples.
SGS Canada Inc. Environment-Health & Safety statement of conformity decision rule does not consider uncertainty when analytical results are compared to a specified standard or regulation.

SGS Canada Inc.
P.O. Box 4300 - 185 Concession St.
Lakefield - Ontario - KOL 2HO
Phone: 705-652-2000 FAX: 705-652-6365

Quality Control Report

Inorganic Analysis														
Parameter	Reporting Limit	Unit	Method Blank	Duplicate				LCS / Spike Blank			Matrix Spike / Reference Material			
				Result 1	Result 2	RPD	Acceptance Criteria	Spike Recovery (%)	Recovery Limits (%)		Spike Recovery (%)	Recovery Limits (%)		
							%		Low	High		Low	High	
Acidity - QCBatchID: EWL0304-OCT23														
Acidity	2	mg/L as Ca	< 2			ND	20	96	90	110	NA			
Acidity - QCBatchID: EWL0306-OCT23														
Acidity	2	mg/L as Ca	< 2			ND	20	100	90	110	NA			
Alkalinity - QCBatchID: EWL0304-OCT23														
Alkalinity	2	mg/L as Ca	< 2			0	20	98	80	120	NA			
Alkalinity - QCBatchID: EWL0306-OCT23														
Alkalinity	2	mg/L as Ca	< 2			ND	20	98	80	120	NA			
Anions by discrete analyzer - QCBatchID: DIO5068-OCT23														
Chloride	1	mg/L	<1			ND	20	102	80	120	102	75	125	
Sulphate	2	mg/L	<2			1	20	107	80	120	103	75	125	
Conductivity - QCBatchID: EWL0304-OCT23														
Conductivity	2	uS/cm	< 2			0	20	99	90	110	NA			
Conductivity - QCBatchID: EWL0306-OCT23														
Conductivity	2	uS/cm	< 2			ND	20	100	90	110	NA			
Fluoride by Specific Ion Electrode - QCBatchID: EWL0331-OCT23														
Fluoride	0.06	mg/L	<0.06			ND	10	101	90	110	102	75	125	
Inorganics-General - QCBatchID: EHG0029-OCT23														
Mercury	0.00001	mg/L	< 0.00001			20	20	95	80	120	107	70	130	
Metals in aqueous samples - ICP-MS - QCBatchID: EMS0117-OCT23														
Aluminum	0.001	mg/L	<0.001			4	20	97	90	110	100	70	130	
Antimony	0.0009	mg/L	<0.0009			ND	20	97	90	110	89	70	130	
Arsenic	0.0002	mg/L	<0.0002			12	20	93	90	110	87	70	130	
Barium	0.00008	mg/L	<0.00008			1	20	100	90	110	105	70	130	
Beryllium	0.000007	mg/L	<0.000007			ND	20	97	90	110	72	70	130	
Bismuth	0.00001	mg/L	<0.00001			ND	20	96	90	110	74	70	130	
Boron	0.002	mg/L	<0.002			3	20	99	90	110	94	70	130	
Cadmium	0.000003	mg/L	<0.000003			19	20	99	90	110	86	70	130	
Calcium	0.01	mg/L	<0.01			2	20	92	90	110	113	70	130	
Chromium	0.00008	mg/L	<0.00008			5	20	94	90	110	112	70	130	
Cobalt	0.000004	mg/L	<0.000004			1	20	93	90	110	77	70	130	
Copper	0.0002	mg/L	<0.0002			1	20	98	90	110	86	70	130	
Iron	0.007	mg/L	<0.007			4	20	93	90	110	NV	70	130	
Lead	0.00009	mg/L	<0.00009			ND	20	97	90	110	79	70	130	
Magnesium	0.001	mg/L	<0.001			4	20	92	90	110	97	70	130	
Manganese	0.00001	mg/L	<0.00001			1	20	95	90	110	106	70	130	

OnLine LIMS

0003633912

Results relate only to the sample tested. Data reported represents the sample submitted to SGS. Reproduction of this analytical report in full or in part is prohibited without prior written approval. Please refer to SGS General Conditions of Services located at https://www.sgs.ca/en/terms-and-conditions (Printed copies are available upon request.)
Test method information available upon request. "Temperature Upon Receipt" is representative of the whole shipment and may not reflect the temperature of individual samples.
SGS Canada Inc. Environment-Health & Safety statement of conformity decision rule does not consider uncertainty when analytical results are compared to a specified standard or regulation.

SGS Canada Inc.
P.O. Box 4300 - 185 Concession St.
Lakefield - Ontario - K0L 2H0
Phone: 705-652-2000 FAX: 705-652-6365

Inorganic Analysis														
Parameter	Reporting Limit	Unit	Method Blank	Duplicate				LCS / Spike Blank			Matrix Spike / Reference Material			
				Result 1	Result 2	RPD	Acceptance Criteria	Spike Recovery (%)	Recovery Limits (%)		Spike Recovery (%)	Recovery Limits (%)		
							%		Low	High		Low	High	
Molybdenum	0.00004	mg/L	<0.00004			1	20	95	90	110	75	70	130	
Nickel	0.0001	mg/L	<0.0001			3	20	94	90	110	103	70	130	
Phosphorus	0.003	mg/L	<0.003			ND	20	94	90	110	NV	70	130	
Potassium	0.003	mg/L	<0.009			2	20	97	90	110	101	70	130	
Selenium	0.00004	mg/L	<0.00004			15	20	98	90	110	92	70	130	
Silicon	0.02	mg/L	<0.02			1	20	101	90	110	NV	70	130	
Silver	0.00005	mg/L	<0.00005			ND	20	92	90	110	71	70	130	
Sodium	0.01	mg/L	<0.01			4	20	93	90	110	93	70	130	
Strontium	0.00008	mg/L	<0.00008			0	20	94	90	110	98	70	130	
Thallium	0.000005	mg/L	<0.000005			3	20	96	90	110	79	70	130	
Thorium	0.0001	mg/L	<0.0001			ND	20	101	90	110	NV	70	130	
Tin	0.00006	mg/L	<0.00006			ND	20	93	90	110	NV	70	130	
Titanium	0.00007	mg/L	<0.00005			5	20	91	90	110	NV	70	130	
Tungsten	0.00002	mg/L	<0.00002			1	20	98	90	110	NV	70	130	
Uranium	0.000002	mg/L	<0.000002			2	20	98	90	110	89	70	130	
Vanadium	0.00001	mg/L	<0.00001			3	20	97	90	110	85	70	130	
Zinc	0.002	mg/L	<0.002			8	20	95	90	110	83	70	130	
Zirconium	0.002	mg/L	<0.002			ND	20	92	90	110	NV	70	130	
Metals in aqueous samples - ICP-MS - QCBatchID: EMS0180-OCT23														
Sulfur	3	mg/L	<1			ND	20	108	90	110	NV	70	130	
Uranium	0.000002	mg/L	<0.000002			0	20	105	90	110	99	70	130	
pH - QCBatchID: EWL0304-OCT23														
pH	0.05	No unit	NA			0		100			NA			
pH - QCBatchID: EWL0306-OCT23														
pH	0.05	No unit	NA			0		101			NA			

OnLine LIMS

Results relate only to the sample tested. Data reported represents the sample submitted to SGS. Reproduction of this analytical report in full or in part is prohibited without prior written approval. Please refer to SGS General Conditions of Services located at https://www.sgs.ca/en/terms-and-conditions (Printed copies are available upon request.)
Test method information available upon request. "Temperature Upon Receipt" is representative of the whole shipment and may not reflect the temperature of individual samples.
SGS Canada Inc. Environment-Health & Safety statement of conformity decision rule does not consider uncertainty when analytical results are compared to a specified standard or regulation.

0003633912

SGS Canada Inc.
P.O. Box 4300 - 185 Concession St.
Lakefield - Ontario - KOL 2HO
Phone: 705-652-2000 FAX: 705-652-6365

27-October-2023

Great Bear Resources Ltd.
Attn : Ashley Moncrief

1020 - 800 West Pender St.
Vancouver, BC
V6C 2V6, Canada

Phone: 778-833-2160
Fax:

Date Rec. : 13 October 2023
LR Report: **CA10110-OCT23**
Reference: yWk#20

Copy: #1

CERTIFICATE OF ANALYSIS

Final Report - Revised

Analysis	3: Analysis Completed Date	4: Analysis Completed Time	5: HC-8 Wk#20	6: HC-9 Wk#20	7: HC-10 Wk#20	8: HC-11 Wk#20	9: HC-12 Wk#20	10: HC-13 Wk#20	11: HC-14 Wk#20	12: HC-15 Wk#20	13: HC-16 Wk#20	14: HC-17 Wk#20
Sample Date & Time			13-Oct-23	13-Oct-23	13-Oct-23	13-Oct-23	13-Oct-23	13-Oct-23	13-Oct-23	13-Oct-23	13-Oct-23	13-Oct-23
Hum Cell Leachate Volume [mL]	16-Oct-23	16:40	1011	1004	1006	999	1006	1004	951	700	999	1004
Sample Name	---	---	DX450108	DX450076	DX450186	DX450118	DX 550107	DX450159	DX450171	DX450134	DX450185	DX450032
Sample Weight [g]	---	---	1000	1000	1000	1000	1000	1000	1000	1000	1000	1000
pH [No unit]	19-Oct-23	09:55	7.62	6.63	7.17	7.26	7.30	7.41	6.92	7.60	7.52	6.93
Alkalinity [mg/L as CaCO3]	17-Oct-23	11:47	14	3	7	9	11	12	4	11	11	4
Conductivity [uS/cm]	18-Oct-23	10:26	34	43	21	22	32	34	24	55	30	14
Acidity [mg/L as CaCO3]	18-Oct-23	13:42	< 2	2	< 2	< 2	< 2	< 2	< 2	< 2	< 2	< 2
Fluoride [mg/L]	17-Oct-23	09:28	< 0.06	< 0.06	< 0.06	< 0.06	< 0.06	< 0.06	< 0.06	< 0.06	< 0.06	< 0.06
Sulphate [mg/L]	25-Oct-23	13:30	< 2	13	< 2	< 2	4	4	6	11	3	< 2
Chloride [mg/L]	25-Oct-23	13:30	< 1	< 1	< 1	< 1	< 1	< 1	< 1	< 1	< 1	< 1
Mercury [mg/L]	23-Oct-23	13:41	< 0.00001	< 0.00001	< 0.00001	< 0.00001	< 0.00001	< 0.00001	< 0.00001	< 0.00001	< 0.00001	< 0.00001
Silver [mg/L]	23-Oct-23	14:19	< 0.00005	< 0.00005	< 0.00005	< 0.00005	< 0.00005	< 0.00005	< 0.00005	< 0.00005	< 0.00005	< 0.00005
Aluminum [mg/L]	23-Oct-23	14:19	0.054	0.002	0.031	0.050	0.051	0.117	0.023	0.011	0.119	0.013
Arsenic [mg/L]	23-Oct-23	14:19	0.0014	< 0.0002	0.0004	0.0005	0.0038	0.0036	0.0020	0.116	0.0127	0.0387
Barium [mg/L]	23-Oct-23	14:19	0.00180	0.00330	0.00064	0.00091	0.00195	0.00053	0.00173	0.00097	0.00164	0.00018
Beryllium [mg/L]	23-Oct-23	14:19	< 0.000007	< 0.000007	< 0.000007	< 0.000007	< 0.000007	< 0.000007	< 0.000007	< 0.000007	< 0.000007	< 0.000007
Boron [mg/L]	23-Oct-23	14:19	< 0.002	0.002	< 0.002	< 0.002	< 0.002	< 0.002	< 0.002	0.003	< 0.002	< 0.002
Bismuth [mg/L]	23-Oct-23	14:19	< 0.00001	< 0.00001	< 0.00001	< 0.00001	0.00001	< 0.00001	< 0.00001	< 0.00001	< 0.00001	< 0.00001
Calcium [mg/L]	23-Oct-23	14:19	5.03	5.04	2.94	3.50	5.04	5.55	2.80	8.44	4.08	1.93
Cadmium [mg/L]	23-Oct-23	14:19	0.000003	0.013629	0.000004	0.000003	< 0.000003	< 0.000003	< 0.000003	< 0.000003	< 0.000003	< 0.000003
Cobalt [mg/L]	23-Oct-23	14:19	0.000010	0.000214	< 0.000004	0.000008	0.000007	< 0.000004	0.000042	0.000215	0.000014	0.000114

OnLine LIMS

0003633914

Results relate only to the sample tested. Data reported represents the sample submitted to SGS. Reproduction of this analytical report in full or in part is prohibited without prior written approval. Please refer to SGS General Conditions of Services located at https://www.sgs.ca/en/terms-and-conditions (Printed copies are available upon request.)
Test method information available upon request. "Temperature Upon Receipt" is representative of the whole shipment and may not reflect the temperature of individual samples.
SGS Canada Inc. Environment-Health & Safety statement of conformity decision rule does not consider uncertainty when analytical results are compared to a specified standard or regulation.

SGS Canada Inc.
P.O. Box 4300 - 185 Concession St.
Lakefield - Ontario - KOL 2HO
Phone: 705-652-2000 FAX: 705-652-6365

LR Report : **CA10110-OCT23**

Analysis	3: Analysis Completed Date	4: Analysis Completed Time	5: HC-8 Wk#20	6: HC-9 Wk#20	7: HC-10 Wk#20	8: HC-11 Wk#20	9: HC-12 Wk#20	10: HC-13 Wk#20	11: HC-14 Wk#20	12: HC-15 Wk#20	13: HC-16 Wk#20	14: HC-17 Wk#20
Chromium [mg/L]	23-Oct-23	14:19	< 0.00008	< 0.00008	< 0.00008	< 0.00008	< 0.00008	< 0.00008	< 0.00008	< 0.00008	0.00010	< 0.00008
Copper [mg/L]	23-Oct-23	14:19	0.0009	0.0002	0.0005	0.0003	0.0005	0.0005	0.0003	0.0006	0.0005	0.0005
Iron [mg/L]	23-Oct-23	14:19	< 0.007	< 0.007	< 0.007	---	< 0.007	< 0.007	< 0.007	---	< 0.007	< 0.007
Iron [mg/L]	25-Oct-23	10:39	---	---	---	0.020	---	---	---	0.021	---	---
Potassium [mg/L]	23-Oct-23	14:19	0.774	0.890	0.292	0.295	0.511	0.640	0.796	0.524	2.18	0.369
Magnesium [mg/L]	23-Oct-23	14:19	0.341	0.108	0.070	0.084	0.062	0.077	0.232	0.376	0.082	0.067
Manganese [mg/L]	23-Oct-23	14:19	0.0294	0.109	0.0215	0.0173	0.0335	0.0149	0.00358	0.0157	0.00719	0.00161
Molybdenum [mg/L]	23-Oct-23	14:19	0.00057	0.00014	0.00014	0.00050	0.00011	0.00008	0.00019	0.00031	0.00010	0.00022
Sodium [mg/L]	23-Oct-23	14:19	0.11	0.07	0.09	0.10	0.10	0.06	0.12	0.10	0.09	0.06
Nickel [mg/L]	23-Oct-23	14:19	< 0.0001	0.0036	< 0.0001	< 0.0001	< 0.0001	< 0.0001	0.0003	0.0100	< 0.0001	0.0002
Phosphorus [mg/L]	23-Oct-23	14:19	< 0.003	< 0.003	< 0.003	< 0.003	< 0.003	< 0.003	< 0.003	< 0.003	< 0.003	< 0.003
Lead [mg/L]	23-Oct-23	14:20	< 0.00009	0.0132	< 0.00009	< 0.00009	< 0.00009	< 0.00009	< 0.00009	< 0.00009	< 0.00009	< 0.00009
Sulfur [mg/L]	23-Oct-23	14:20	< 3	4	< 3	< 3	< 3	< 3	< 3	5	< 3	< 3
Antimony [mg/L]	23-Oct-23	14:20	< 0.0009	< 0.0009	< 0.0009	< 0.0009	< 0.0009	< 0.0009	< 0.0009	0.0019	< 0.0009	< 0.0009
Selenium [mg/L]	23-Oct-23	14:20	0.00023	0.00114	0.00027	< 0.00004	0.00028	< 0.00004	0.00031	0.00023	< 0.00004	< 0.00004
Silicon [mg/L]	23-Oct-23	14:20	0.33	0.53	0.25	0.34	0.50	0.55	0.20	0.34	0.45	0.37
Tin [mg/L]	23-Oct-23	14:20	< 0.00006	< 0.00006	< 0.00006	< 0.00006	< 0.00006	< 0.00006	< 0.00006	< 0.00006	< 0.00006	< 0.00006
Strontium [mg/L]	23-Oct-23	14:20	0.00944	0.0137	0.00732	0.00785	0.00987	0.00767	0.0117	0.0158	0.00982	0.00515
Titanium [mg/L]	23-Oct-23	14:20	< 0.00007	< 0.00007	< 0.00007	< 0.00007	0.00007	< 0.00007	0.00023	< 0.00007	0.00011	< 0.00007
Thorium [mg/L]	23-Oct-23	14:20	< 0.0001	< 0.0001	< 0.0001	< 0.0001	< 0.0001	< 0.0001	< 0.0001	< 0.0001	< 0.0001	< 0.0001
Thallium [mg/L]	23-Oct-23	14:20	< 0.000005	0.000012	< 0.000005	< 0.000005	< 0.000005	< 0.000005	< 0.000005	0.000006	< 0.000005	< 0.000005
Uranium [mg/L]	23-Oct-23	14:20	0.000566	0.000250	0.00142	0.000467	0.000787	0.000581	0.000112	0.00174	0.00120	0.000951
Vanadium [mg/L]	23-Oct-23	14:20	0.00018	< 0.00001	0.00004	0.00011	0.00017	0.00009	0.00021	0.00009	0.00046	0.00027
Tungsten [mg/L]	23-Oct-23	14:20	0.00011	0.00002	0.00011	0.00011	0.00012	0.00005	0.00006	0.00003	0.00010	0.00004
Zirconium [mg/L]	23-Oct-23	14:20	< 0.002	< 0.002	< 0.002	< 0.002	< 0.002	< 0.002	< 0.002	< 0.002	< 0.002	< 0.002
Zinc [mg/L]	23-Oct-23	14:20	< 0.002	1.43	< 0.002	0.002	0.002	< 0.002	< 0.002	< 0.002	< 0.002	< 0.002

Analysis	15: HC-18 Wk#20	16: HC-19 Wk#20	17: HC-20 Wk#20	18: HC-21 Wk#20	19: HC-22 Wk#20	20: HC-23 Wk#20	21: HC-24 Wk#20	22: HC-25 Wk#20	23: HC-26 Wk#20	24: HC-27 Wk#20
Sample Date & Time	13-Oct-23	13-Oct-23	13-Oct-23	13-Oct-23	13-Oct-23	13-Oct-23	13-Oct-23	13-Oct-23	13-Oct-23	13-Oct-23
Hum Cell Leachate Volume [mL]	966	1007	990	951	476	998	978	1004	754	1007
Sample Name	DX 550064	DX450008	DX 550056	DX450022	DX450077	DX450113	DX 550101	DX450128	DX450021	DX450222
Sample Weight [g]	1000	1000	1000	1000	500	1000	1000	1000	750	1000
pH [No unit]	7.87	7.39	7.86	8.72	7.55	7.57	7.49	7.50	7.25	7.13
Alkalinity [mg/L as CaCO3]	10	9	10	13	10	12	10	11	9	6
Conductivity [uS/cm]	23	22	22	26	22	20	25	32	91	25

OnLine LIMS

0003633914

Results relate only to the sample tested. Data reported represents the sample submitted to SGS. Reproduction of this analytical report in full or in part is prohibited without prior written approval. Please refer to SGS General Conditions of Services located at https://www.sgs.ca/en/terms-and-conditions (Printed copies are available upon request.)
Test method information available upon request. "Temperature Upon Receipt" is representative of the whole shipment and may not reflect the temperature of individual samples.
SGS Canada Inc. Environment-Health & Safety statement of conformity decision rule does not consider uncertainty when analytical results are compared to a specified standard or regulation.

SGS Canada Inc.
P.O. Box 4300 - 185 Concession St.
Lakefield - Ontario - KOL 2HO
Phone: 705-652-2000 FAX: 705-652-6365

LR Report : **CA10110-OCT23**

Analysis	15: HC-18 Wk#20	16: HC-19 Wk#20	17: HC-20 Wk#20	18: HC-21 Wk#20	19: HC-22 Wk#20	20: HC-23 Wk#20	21: HC-24 Wk#20	22: HC-25 Wk#20	23: HC-26 Wk#20	24: HC-27 Wk#20
Acidity [mg/L as CaCO3]	< 2	< 2	< 2	< 2	< 2	< 2	< 2	< 2	< 2	< 2
Fluoride [mg/L]	< 0.06	0.13	< 0.06	< 0.06	< 0.06	< 0.06	< 0.06	< 0.06	< 0.06	< 0.06
Sulphate [mg/L]	< 2	< 2	< 2	< 2	< 2	< 2	< 2	3	31	5
Chloride [mg/L]	< 1	< 1	< 1	< 1	< 1	< 1	< 1	< 1	< 1	< 1
Mercury [mg/L]	< 0.00001	< 0.00001	< 0.00001	< 0.00001	< 0.00001	< 0.00001	< 0.00001	< 0.00001	< 0.00001	< 0.00001
Silver [mg/L]	< 0.00005	< 0.00005	< 0.00005	< 0.00005	< 0.00005	< 0.00005	< 0.00005	< 0.00005	< 0.00005	< 0.00005
Aluminum [mg/L]	0.064	0.065	0.030	0.057	0.028	0.041	0.033	0.045	0.005	0.026
Arsenic [mg/L]	0.0106	0.0009	0.0004	0.0045	0.0004	0.0063	0.0015	0.0019	< 0.0002	0.0005
Barium [mg/L]	0.00030	0.00047	0.00177	0.00027	0.00623	0.00275	0.00047	0.00096	0.00532	0.00047
Beryllium [mg/L]	< 0.000007	< 0.000007	< 0.000007	< 0.000007	< 0.000007	< 0.000007	< 0.000007	< 0.000007	< 0.000007	< 0.000007
Boron [mg/L]	< 0.002	< 0.002	0.003	0.002	< 0.002	0.003	< 0.002	0.003	0.003	< 0.002
Bismuth [mg/L]	< 0.00001	< 0.00001	< 0.00001	< 0.00001	< 0.00001	< 0.00001	< 0.00001	< 0.00001	< 0.00001	< 0.00001
Calcium [mg/L]	3.78	3.60	3.19	4.32	2.80	4.51	3.83	5.15	12.4	3.28
Cadmium [mg/L]	0.000023	< 0.000003	< 0.000003	< 0.000003	0.000010	< 0.000003	< 0.000003	< 0.000003	0.000050	< 0.000003
Cobalt [mg/L]	0.000025	0.000013	0.000015	0.000028	0.000007	0.000014	0.000008	0.000024	0.000249	< 0.000004
Chromium [mg/L]	< 0.00008	< 0.00008	< 0.00008	0.00008	< 0.00008	0.00009	< 0.00008	< 0.00008	< 0.00008	< 0.00008
Copper [mg/L]	0.0008	0.0004	0.0005	0.0007	0.0005	0.0007	0.0009	0.0005	0.0004	0.0004
Iron [mg/L]	< 0.007	---	< 0.007	< 0.007	< 0.007	---	< 0.007	< 0.007	---	< 0.007
Iron [mg/L]	---	0.011	---	---	---	0.017	---	---	0.012	---
Potassium [mg/L]	0.290	0.382	0.332	0.074	1.10	0.365	0.173	0.342	2.64	0.464
Magnesium [mg/L]	0.093	0.061	0.236	0.147	0.179	0.186	0.190	0.182	0.403	0.096
Manganese [mg/L]	0.00686	0.0133	0.0328	0.0332	0.0286	0.0297	0.0260	0.0151	0.0415	0.0113
Molybdenum [mg/L]	0.00035	0.00046	0.00007	0.00008	0.00022	0.00038	0.00017	0.00027	0.00010	0.00019
Sodium [mg/L]	0.11	0.09	0.12	0.08	0.09	0.05	0.05	0.10	0.17	0.08
Nickel [mg/L]	0.0001	0.0001	< 0.0001	< 0.0001	0.0001	0.0001	0.0001	< 0.0001	0.0007	< 0.0001
Phosphorus [mg/L]	< 0.003	< 0.003	< 0.003	< 0.003	< 0.003	< 0.003	< 0.003	< 0.003	< 0.003	< 0.003
Lead [mg/L]	< 0.00009	< 0.00009	< 0.00009	< 0.00009	< 0.00009	< 0.00009	< 0.00009	< 0.00009	< 0.00009	< 0.00009
Sulfur [mg/L]	< 3	< 3	< 3	< 3	< 3	< 3	< 3	< 3	11	< 3
Antimony [mg/L]	< 0.0009	< 0.0009	< 0.0009	< 0.0009	< 0.0009	< 0.0009	< 0.0009	< 0.0009	< 0.0009	< 0.0009
Selenium [mg/L]	< 0.00004	< 0.00004	< 0.00004	< 0.00004	< 0.00004	< 0.00004	< 0.00004	< 0.00004	0.00015	< 0.00004
Silicon [mg/L]	0.33	0.46	0.20	0.16	0.15	0.22	0.15	0.19	0.19	0.26
Tin [mg/L]	< 0.00006	< 0.00006	< 0.00006	< 0.00006	< 0.00006	< 0.00006	< 0.00006	< 0.00006	< 0.00006	< 0.00006
Strontium [mg/L]	0.00514	0.00705	0.00816	0.00359	0.00629	0.0145	0.00427	0.00658	0.0129	0.00603
Titanium [mg/L]	0.00022	< 0.00007	0.00010	0.00010	< 0.00007	< 0.00007	< 0.00007	< 0.00007	< 0.00007	0.00014
Thorium [mg/L]	< 0.0001	< 0.0001	< 0.0001	< 0.0001	< 0.0001	< 0.0001	< 0.0001	< 0.0001	< 0.0001	< 0.0001
Thallium [mg/L]	< 0.000005	< 0.000005	< 0.000005	< 0.000005	< 0.000005	< 0.000005	< 0.000005	< 0.000005	< 0.000005	< 0.000005
Uranium [mg/L]	0.00381	0.000252	0.000088	0.000913	0.000380	0.000625	0.000180	0.000255	0.000056	0.000460
Vanadium [mg/L]	0.00019	0.00005	0.00080	0.00044	0.00080	0.00018	0.00049	0.00050	< 0.00001	0.00013

OnLine LIMS

0003633914

Results relate only to the sample tested. Data reported represents the sample submitted to SGS. Reproduction of this analytical report in full or in part is prohibited without prior written approval. Please refer to SGS General Conditions of Services located at https://www.sgs.ca/en/terms-and-conditions (Printed copies are available upon request.)
Test method information available upon request. "Temperature Upon Receipt" is representative of the whole shipment and may not reflect the temperature of individual samples.
SGS Canada Inc. Environment-Health & Safety statement of conformity decision rule does not consider uncertainty when analytical results are compared to a specified standard or regulation.

SGS Canada Inc.
P.O. Box 4300 - 185 Concession St.
Lakefield - Ontario - KOL 2HO
Phone: 705-652-2000 FAX: 705-652-6365

Analysis	15: HC-18 Wk#20	16: HC-19 Wk#20	17: HC-20 Wk#20	18: HC-21 Wk#20	19: HC-22 Wk#20	20: HC-23 Wk#20	21: HC-24 Wk#20	22: HC-25 Wk#20	23: HC-26 Wk#20	24: HC-27 Wk#20
Tungsten [mg/L]	0.00005	0.00003	< 0.00002	< 0.00002	0.00004	0.00007	< 0.00002	0.00078	< 0.00002	0.00003
Zirconium [mg/L]	< 0.002	< 0.002	< 0.002	< 0.002	< 0.002	< 0.002	< 0.002	< 0.002	< 0.002	< 0.002
Zinc [mg/L]	< 0.002	< 0.002	< 0.002	< 0.002	< 0.002	< 0.002	< 0.002	< 0.002	0.009	< 0.002

Method Descriptions

Parameter	SGS Method Code	Reference Method Code
	NA	
Acidity	ME-CA-[ENV]EWL-LAK-AN-006	SM 2310
Alkalinity	ME-CA-[ENV]EWL-LAK-AN-006	SM 2320
Anions by discrete analyzer	ME-CA-[ENV]EWL-LAK-AN-026	US EPA 325.2
Anions by discrete analyzer	ME-CA-[ENV]EWL-LAK-AN-026	US EPA 375.4
Conductivity	ME-CA-[ENV]EWL-LAK-AN-006	SM 2510
Fluoride by Specific Ion Electrode	ME-CA-[ENV]EWL-LAK-AN-014	SM 4500
Inorganics-General	ME-CA-[ENV]SPE-LAK-AN-004	EPA 7471A/SM 3112B
Metals in aqueous samples - ICP-MS	ME-CA-[ENV]SPE-LAK-AN-006	SM 3030/EPA 200.8
pH	ME-CA-[ENV]EWL-LAK-AN-006	SM 4500



Lisa Thompson
Project Specialist Assistant,
Environment, Health & Safety

OnLine LIMS

0003633914

Results relate only to the sample tested. Data reported represents the sample submitted to SGS. Reproduction of this analytical report in full or in part is prohibited without prior written approval. Please refer to SGS General Conditions of Services located at https://www.sgs.ca/en/terms-and-conditions (Printed copies are available upon request.)
Test method information available upon request. "Temperature Upon Receipt" is representative of the whole shipment and may not reflect the temperature of individual samples.
SGS Canada Inc. Environment-Health & Safety statement of conformity decision rule does not consider uncertainty when analytical results are compared to a specified standard or regulation.

SGS Canada Inc.
P.O. Box 4300 - 185 Concession St.
Lakefield - Ontario - KOL 2HO
Phone: 705-652-2000 FAX: 705-652-6365

Quality Control Report

Inorganic Analysis													
Parameter	Reporting Limit	Unit	Method Blank	Duplicate				LCS / Spike Blank			Matrix Spike / Reference Material		
				Result 1	Result 2	RPD	Acceptance Criteria	Spike Recovery (%)	Recovery Limits (%)		Spike Recovery (%)	Recovery Limits (%)	
							%		Low	High		Low	High
Acidity - QCBatchID: EWL0306-OCT23													
Acidity	2	mg/L as Ca	< 2			ND	20	100	90	110	NA		
Acidity - QCBatchID: EWL0307-OCT23													
Acidity	2	mg/L as Ca	< 2			ND	20	96	90	110	NA		
Alkalinity - QCBatchID: EWL0306-OCT23													
Alkalinity	2	mg/L as Ca	< 2			ND	20	98	80	120	NA		
Alkalinity - QCBatchID: EWL0307-OCT23													
Alkalinity	2	mg/L as Ca	< 2			0	20	100	80	120	NA		
Anions by discrete analyzer - QCBatchID: DIO5068-OCT23													
Chloride	1	mg/L	<1			ND	20	102	80	120	102	75	125
Sulphate	2	mg/L	<2			1	20	107	80	120	103	75	125
Anions by discrete analyzer - QCBatchID: DIO5079-OCT23													
Chloride	1	mg/L	<1			1	20	100	80	120	94	75	125
Sulphate	2	mg/L	<2			ND	20	106	80	120	103	75	125
Conductivity - QCBatchID: EWL0306-OCT23													
Conductivity	2	uS/cm	< 2			ND	20	100	90	110	NA		
Conductivity - QCBatchID: EWL0307-OCT23													
Conductivity	2	uS/cm	2			3	20	103	90	110	NA		
Fluoride by Specific Ion Electrode - QCBatchID: EWL0331-OCT23													
Fluoride	0.06	mg/L	<0.06			ND	10	101	90	110	102	75	125
Fluoride by Specific Ion Electrode - QCBatchID: EWL0343-OCT23													
Fluoride	0.06	mg/L	<0.06			ND	10	99	90	110	104	75	125
Inorganics-General - QCBatchID: EHG0032-OCT23													
Mercury	0.00001	mg/L	< 0.00001			ND	20	109	80	120	109	70	130
Metals in aqueous samples - ICP-MS - QCBatchID: EMS0135-OCT23													
Aluminum	0.001	mg/L	<0.001			ND	20	98	90	110	107	70	130
Antimony	0.0009	mg/L	<0.0009			ND	20	95	90	110	92	70	130
Arsenic	0.0002	mg/L	<0.0002			ND	20	102	90	110	99	70	130
Barium	0.00008	mg/L	<0.00008			13	20	99	90	110	94	70	130
Beryllium	0.000007	mg/L	<0.000007			ND	20	96	90	110	80	70	130
Bismuth	0.00001	mg/L	<0.00001			ND	20	98	90	110	98	70	130
Boron	0.002	mg/L	<0.002			ND	20	95	90	110	94	70	130
Cadmium	0.000003	mg/L	<0.000003			ND	20	103	90	110	107	70	130
Calcium	0.01	mg/L	<0.01			0	20	98	90	110	98	70	130
Chromium	0.00008	mg/L	<0.00008			ND	20	100	90	110	107	70	130
Cobalt	0.000004	mg/L	<0.000004			18	20	95	90	110	94	70	130

OnLine LIMS

0003633914

Results relate only to the sample tested. Data reported represents the sample submitted to SGS. Reproduction of this analytical report in full or in part is prohibited without prior written approval. Please refer to SGS General Conditions of Services located at https://www.sgs.ca/en/terms-and-conditions (Printed copies are available upon request.)
Test method information available upon request. "Temperature Upon Receipt" is representative of the whole shipment and may not reflect the temperature of individual samples.
SGS Canada Inc. Environment-Health & Safety statement of conformity decision rule does not consider uncertainty when analytical results are compared to a specified standard or regulation.

SGS Canada Inc.
P.O. Box 4300 - 185 Concession St.
Lakefield - Ontario - K0L 2H0
Phone: 705-652-2000 FAX: 705-652-6365

Inorganic Analysis														
Parameter	Reporting Limit	Unit	Method Blank	Duplicate				LCS / Spike Blank			Matrix Spike / Reference Material			
				Result 1	Result 2	RPD	Acceptance Criteria	Spike Recovery (%)	Recovery Limits (%)		Spike Recovery (%)	Recovery Limits (%)		
							%		Low	High		Low	High	
Copper	0.0002	mg/L	<0.0002			12	20	100	90	110	88	70	130	
Iron	0.007	mg/L	<0.007			ND	20	100	90	110	100	70	130	
Lead	0.00009	mg/L	<0.00009			ND	20	97	90	110	97	70	130	
Magnesium	0.001	mg/L	<0.001			0	20	107	90	110	94	70	130	
Manganese	0.00001	mg/L	<0.00001			ND	20	92	90	110	103	70	130	
Molybdenum	0.00004	mg/L	<0.00004			ND	20	101	90	110	103	70	130	
Nickel	0.0001	mg/L	<0.0001			ND	20	99	90	110	98	70	130	
Phosphorus	0.003	mg/L	<0.003			ND	20	98	90	110	NV	70	130	
Potassium	0.003	mg/L	<0.009			ND	20	110	90	110	95	70	130	
Selenium	0.00004	mg/L	<0.00004			ND	20	97	90	110	91	70	130	
Silicon	0.02	mg/L	<0.02			ND	20	91	90	110	NV	70	130	
Silver	0.00005	mg/L	<0.00005			ND	20	93	90	110	81	70	130	
Sodium	0.01	mg/L	<0.01			0	20	98	90	110	85	70	130	
Strontium	0.00008	mg/L	<0.00008			ND	20	97	90	110	95	70	130	
Sulfur	3	mg/L	<1			ND	20	95	90	110	NV	70	130	
Thallium	0.000005	mg/L	<0.000005			ND	20	98	90	110	99	70	130	
Thorium	0.0001	mg/L	<0.0001			ND	20	94	90	110	NV	70	130	
Tin	0.00006	mg/L	<0.00006			4	20	99	90	110	NV	70	130	
Titanium	0.00007	mg/L	<0.00005			ND	20	96	90	110	NV	70	130	
Tungsten	0.00002	mg/L	<0.00002			ND	20	103	90	110	NV	70	130	
Uranium	0.000002	mg/L	<0.000002			ND	20	98	90	110	100	70	130	
Vanadium	0.00001	mg/L	<0.00001			ND	20	99	90	110	99	70	130	
Zinc	0.002	mg/L	<0.002			2	20	99	90	110	117	70	130	
Zirconium	0.002	mg/L	<0.002			ND	20	97	90	110	NV	70	130	
Metals in aqueous samples - ICP-MS - QCBatchID: EMS0173-OCT23														
Iron	0.007	mg/L	<0.007			9	20	93	90	110	75	70	130	
pH - QCBatchID: EWL0306-OCT23														
pH	0.05	No unit	NA			0		101			NA			
pH - QCBatchID: EWL0307-OCT23														
pH	0.05	No unit	NA			0		100			NA			

OnLine LIMS

0003633914

Results relate only to the sample tested. Data reported represents the sample submitted to SGS. Reproduction of this analytical report in full or in part is prohibited without prior written approval. Please refer to SGS General Conditions of Services located at https://www.sgs.ca/en/terms-and-conditions (Printed copies are available upon request.)
Test method information available upon request. "Temperature Upon Receipt" is representative of the whole shipment and may not reflect the temperature of individual samples.
SGS Canada Inc. Environment-Health & Safety statement of conformity decision rule does not consider uncertainty when analytical results are compared to a specified standard or regulation.

SGS Canada Inc.
P.O. Box 4300 - 185 Concession St.
Lakefield - Ontario - KOL 2HO
Phone: 705-652-2000 FAX: 705-652-6365

16-September-2024

Great Bear Resources Ltd.
Attn : Ashley Moncrief

1020 - 800 West Pender St.
Vancouver, BC
V6C 2V6, Canada

Phone: 778-833-2160
Fax:

Date Rec. : 06 September 2024
LR Report: **CA10039-SEP24**
Reference: Wk#20

Copy: #1

CERTIFICATE OF ANALYSIS
Final Report

Analysis	3: Analysis Completed Date	4: Analysis Completed Time	5: HC-28 Wk#20	6: HC-29 Wk#20	7: HC-30 Wk#20	8: HC-31 Wk#20	9: HC-32 Wk#20
Sample Date & Time			06-Sep-24	06-Sep-24	06-Sep-24	06-Sep-24	06-Sep-24
HumCell Leachate Vol [mL]	09-Sep-24	10:33	998	1007	701	955	740
Sample Name	---	---	31787	DX450179	31644	DX450183	O31576
Sample Weight [g]	---	---	1000	1000	750	1000	750
pH [No unit]	10-Sep-24	10:30	6.89	6.78	7.28	6.98	7.42
Conductivity [uS/cm]	09-Sep-24	11:53	5	14	16	19	22
Alkalinity [mg/L as CaCO3]	09-Sep-24	11:53	2	5	6	7	7
Acidity [mg/L as CaCO3]	09-Sep-24	11:53	< 2	< 2	< 2	< 2	< 2
F [mg/L]	09-Sep-24	09:16	< 0.06	< 0.06	< 0.06	< 0.06	< 0.06
Cl [mg/L]	10-Sep-24	12:43	< 0.2	< 0.2	< 0.2	< 0.2	< 0.2
SO4 [mg/L]	10-Sep-24	12:43	0.2	0.4	1.0	1.6	2.4
Hg [mg/L]	13-Sep-24	12:48	< 0.00001	< 0.00001	< 0.00001	< 0.00001	< 0.00001
Ag [mg/L]	13-Sep-24	12:49	< 0.00005	< 0.00005	< 0.00005	< 0.00005	< 0.00005
Al [mg/L]	13-Sep-24	12:49	0.022	0.025	0.027	0.041	0.039
As [mg/L]	13-Sep-24	12:49	0.0014	0.0107	0.0041	0.0102	0.0017
B [mg/L]	13-Sep-24	12:49	< 0.002	< 0.002	< 0.002	< 0.002	< 0.002
Ba [mg/L]	13-Sep-24	12:49	0.00058	0.00287	0.00084	0.00033	0.00172
Be [mg/L]	13-Sep-24	12:49	< 0.000007	< 0.000007	< 0.000007	< 0.000007	< 0.000007
Bi [mg/L]	13-Sep-24	12:49	< 0.00001	< 0.00001	< 0.00001	< 0.00001	< 0.00001
Ca [mg/L]	13-Sep-24	12:49	0.89	2.00	2.65	3.31	3.58
Cd [mg/L]	13-Sep-24	12:49	0.000008	0.000003	0.000012	0.000003	0.000006
Co [mg/L]	13-Sep-24	12:49	0.000010	0.000035	0.000009	0.000029	0.000011
Cr [mg/L]	13-Sep-24	12:49	< 0.00008	< 0.00008	< 0.00008	< 0.00008	< 0.00008
Cu [mg/L]	13-Sep-24	12:49	< 0.001	< 0.001	< 0.001	< 0.001	< 0.001
Fe [mg/L]	13-Sep-24	12:49	< 0.007	< 0.007	< 0.007	< 0.007	< 0.007
K [mg/L]	13-Sep-24	12:49	0.300	0.709	0.635	0.398	0.613
Mg [mg/L]	13-Sep-24	12:49	0.052	0.109	0.138	0.092	0.088
Mn [mg/L]	13-Sep-24	12:49	0.00231	0.00261	0.0183	0.00444	0.0384
Mo [mg/L]	13-Sep-24	12:49	< 0.0004	< 0.0004	< 0.0004	< 0.0004	< 0.0004
Na [mg/L]	13-Sep-24	12:49	0.06	0.09	0.06	0.09	0.08

OnLine LIMS

0003858739

Results relate only to the sample tested. Data reported represents the sample submitted to SGS. Reproduction of this analytical report in full or in part is prohibited without prior written approval. Please refer to SGS General Conditions of Services located at https://www.sgs.ca/en/terms-and-conditions (Printed copies are available upon request.)
Test method information available upon request. "Temperature Upon Receipt" is representative of the whole shipment and may not reflect the temperature of individual samples.
SGS Canada Inc. Environment-Health & Safety statement of conformity decision rule does not consider uncertainty when analytical results are compared to a specified standard or regulation.

SGS Canada Inc.
P.O. Box 4300 - 185 Concession St.
Lakefield - Ontario - KOL 2HO
Phone: 705-652-2000 FAX: 705-652-6365

LR Report : **CA10039-SEP24**

Analysis	3: Analysis Completed Date	4: Analysis Completed Time	5: HC-28 Wk#20	6: HC-29 Wk#20	7: HC-30 Wk#20	8: HC-31 Wk#20	9: HC-32 Wk#20
Ni [mg/L]	13-Sep-24	12:49	< 0.0001	< 0.0001	< 0.0001	< 0.0001	< 0.0001
P [mg/L]	13-Sep-24	12:49	< 0.003	< 0.003	< 0.003	< 0.003	< 0.003
Pb [mg/L]	13-Sep-24	12:49	< 0.00009	< 0.00009	< 0.00009	< 0.00009	< 0.00009
S [mg/L]	13-Sep-24	12:49	< 5	< 5	< 5	< 5	< 5
Sb [mg/L]	13-Sep-24	12:49	< 0.0009	< 0.0009	0.0012	< 0.0009	< 0.0009
Se [mg/L]	13-Sep-24	12:49	< 0.00004	0.00004	0.00005	< 0.00004	0.00027
Si [mg/L]	13-Sep-24	12:49	0.15	0.26	0.19	0.25	0.22
Sn [mg/L]	13-Sep-24	12:49	< 0.00006	< 0.00006	< 0.00006	< 0.00006	0.00007
Sr [mg/L]	13-Sep-24	12:49	0.00272	0.00677	0.00884	0.00685	0.00532
Ti [mg/L]	13-Sep-24	12:49	< 0.0001	< 0.0001	< 0.0001	0.0002	< 0.0001
Th [mg/L]	13-Sep-24	12:49	< 0.0001	< 0.0001	< 0.0001	< 0.0001	< 0.0001
Tl [mg/L]	13-Sep-24	12:49	< 0.000005	< 0.000005	< 0.000005	< 0.000005	< 0.000005
U [mg/L]	13-Sep-24	12:49	0.000444	0.00314	0.000919	0.00173	0.000361
V [mg/L]	13-Sep-24	12:49	0.00032	0.00063	0.00025	0.00036	0.00016
W [mg/L]	13-Sep-24	12:49	< 0.0002	< 0.0002	< 0.0002	< 0.0002	< 0.0002
Zr [mg/L]	13-Sep-24	12:49	< 0.002	< 0.002	< 0.002	< 0.002	< 0.002
Zn [mg/L]	13-Sep-24	12:49	< 0.002	< 0.002	< 0.002	< 0.002	< 0.002

Analysis	10: HC-33 Wk#20	11: HC-34 Wk#20	12: HC-35 Wk#20
Sample Date & Time	06-Sep-24	06-Sep-24	06-Sep-24
HumCell Leachate Vol [mL]	1001	972	1005
Sample Name	DX450213	DX450174	31795
Sample Weight [g]	1000	1000	1000
pH [No unit]	4.66	7.14	7.42
Conductivity [uS/cm]	46	20	24
Alkalinity [mg/L as CaCO3]	< 2	10	12
Acidity [mg/L as CaCO3]	9	< 2	< 2
F [mg/L]	< 0.06	< 0.06	< 0.06
Cl [mg/L]	< 0.2	< 0.2	< 0.2
SO4 [mg/L]	15	< 0.2	0.9
Hg [mg/L]	< 0.00001	< 0.00001	< 0.00001
Ag [mg/L]	< 0.00005	< 0.00005	< 0.00005
Al [mg/L]	0.050	0.042	0.215
As [mg/L]	0.0003	0.0040	0.0918
B [mg/L]	0.004	< 0.002	< 0.002
Ba [mg/L]	0.00795	0.00289	0.00336
Be [mg/L]	0.000033	< 0.000007	< 0.000007
Bi [mg/L]	< 0.00001	< 0.00001	< 0.00001
Ca [mg/L]	2.72	3.33	3.67
Cd [mg/L]	0.000092	< 0.000003	0.000003
Co [mg/L]	0.000439	0.000016	0.000018
Cr [mg/L]	< 0.00008	< 0.00008	< 0.00008

OnLine LIMS

0003858739

Results relate only to the sample tested. Data reported represents the sample submitted to SGS. Reproduction of this analytical report in full or in part is prohibited without prior written approval. Please refer to SGS General Conditions of Services located at https://www.sgs.ca/en/terms-and-conditions (Printed copies are available upon request.)
Test method information available upon request. "Temperature Upon Receipt" is representative of the whole shipment and may not reflect the temperature of individual samples.
SGS Canada Inc. Environment-Health & Safety statement of conformity decision rule does not consider uncertainty when analytical results are compared to a specified standard or regulation.

SGS Canada Inc.
P.O. Box 4300 - 185 Concession St.
Lakefield - Ontario - KOL 2HO
Phone: 705-652-2000 FAX: 705-652-6365

LR Report : **CA10039-SEP24**

Analysis	10: HC-33 Wk#20	11: HC-34 Wk#20	12: HC-35 Wk#20
Cu [mg/L]	< 0.001	< 0.001	< 0.001
Fe [mg/L]	2.68	< 0.007	< 0.007
K [mg/L]	1.51	0.591	1.77
Mg [mg/L]	0.294	0.209	0.069
Mn [mg/L]	0.0947	0.0216	0.00192
Mo [mg/L]	< 0.0004	< 0.0004	< 0.0004
Na [mg/L]	0.09	0.10	0.09
Ni [mg/L]	0.0073	< 0.0001	< 0.0001
P [mg/L]	< 0.003	< 0.003	< 0.003
Pb [mg/L]	0.00169	< 0.00009	< 0.00009
S [mg/L]	5	< 5	< 5
Sb [mg/L]	< 0.0009	< 0.0009	< 0.0009
Se [mg/L]	0.00065	0.00006	0.00009
Si [mg/L]	0.94	0.22	0.56
Sn [mg/L]	< 0.00006	< 0.00006	< 0.00006
Sr [mg/L]	0.0169	0.00892	0.00558
Ti [mg/L]	< 0.0001	< 0.0001	0.0001
Th [mg/L]	< 0.0001	< 0.0001	< 0.0001
Tl [mg/L]	< 0.000005	< 0.000005	< 0.000005
U [mg/L]	0.000983	0.000347	0.000695
V [mg/L]	< 0.00001	0.00041	0.00125
W [mg/L]	< 0.0002	< 0.0002	< 0.0002
Zr [mg/L]	< 0.002	< 0.002	< 0.002
Zn [mg/L]	0.023	< 0.002	< 0.002



Lisa Thompson
Project Specialist Assistant,
Environment, Health & Safety

OnLine LIMS

0003858739

Results relate only to the sample tested. Data reported represents the sample submitted to SGS. Reproduction of this analytical report in full or in part is prohibited without prior written approval. Please refer to SGS General Conditions of Services located at https://www.sgs.ca/en/terms-and-conditions (Printed copies are available upon request.)
Test method information available upon request. "Temperature Upon Receipt" is representative of the whole shipment and may not reflect the temperature of individual samples.
SGS Canada Inc. Environment-Health & Safety statement of conformity decision rule does not consider uncertainty when analytical results are compared to a specified standard or regulation.

SGS Canada Inc.
P.O. Box 4300 - 185 Concession St.
Lakefield - Ontario - KOL 2HO
Phone: 705-652-2000 FAX: 705-652-6365

06-November-2023

Great Bear Resources Ltd.
Attn : Ashley Moncrief

1020 - 800 West Pender St., Vancouver
Canada, V6C 2V6
Phone: 778-833-2160, Fax:

Date Rec. : 19 October 2023
LR Report: **CA10166-OCT23**
Reference: Wk#21

Copy: #1

CERTIFICATE OF ANALYSIS

Final Report - Revised

Analysis	3: Analysis Completed Date	4: Analysis Completed Time	5: HC-1 Wk#21	6: HC-2 Wk#21	7: HC-3 Wk#21	8: HC-4 Wk#21	9: HC-5 Wk#21	10: HC-6 Wk#21	11: HC-7 Wk#21
Sample Date & Time			19-Oct-23	19-Oct-23	19-Oct-23	19-Oct-23	19-Oct-23	19-Oct-23	19-Oct-23
Hum Cell Leachate Volume [mL]	20-Oct-23	09:56	1011	1012	510	508	998	496	999
Sample Name	---	---	DX450052	DX 550083	DX450204	DX450176	DX450232	DX450181	DX450002
Sample Weight [g]	---	---	1000	1000	500	500	1000	500	1000
pH [No unit]	02-Nov-23	11:46	6.72	7.19	7.18	6.62	7.03	7.24	7.26
Alkalinity [mg/L as CaCO3]	27-Oct-23	12:35	3	13	9	3	6	11	9
Conductivity [uS/cm]	27-Oct-23	12:35	35	32	22	35	19	25	22
Acidity [mg/L as CaCO3]	02-Nov-23	11:47	< 2	< 2	< 2	2	< 2	< 2	< 2
Fluoride [mg/L]	24-Oct-23	09:15	< 0.06	< 0.06	< 0.06	< 0.06	< 0.06	< 0.06	< 0.06
Sulphate [mg/L]	30-Oct-23	12:35	11	< 2	< 2	10	< 2	< 2	< 2
Chloride [mg/L]	30-Oct-23	12:35	< 1	< 1	< 1	< 1	< 1	< 1	< 1
Mercury [mg/L]	27-Oct-23	13:01	< 0.00001	< 0.00001	< 0.00001	< 0.00001	< 0.00001	< 0.00001	< 0.00001
Silver [mg/L]	27-Oct-23	13:01	< 0.00005	< 0.00005	< 0.00005	< 0.00005	< 0.00005	< 0.00005	< 0.00005
Aluminum [mg/L]	27-Oct-23	13:01	0.006	0.052	0.040	0.004	0.046	0.051	0.041
Arsenic [mg/L]	27-Oct-23	13:01	0.0006	0.0096	0.0015	< 0.0002	0.0036	0.0008	0.0085
Barium [mg/L]	27-Oct-23	13:01	0.00105	0.00749	0.00078	0.00256	0.00085	0.00063	0.00074
Beryllium [mg/L]	27-Oct-23	13:01	< 0.000007	< 0.000007	< 0.000007	< 0.000007	< 0.000007	< 0.000007	< 0.000007
Boron [mg/L]	27-Oct-23	13:01	< 0.002	< 0.002	< 0.002	< 0.002	< 0.002	< 0.002	< 0.002
Bismuth [mg/L]	27-Oct-23	13:01	< 0.00001	0.00006	< 0.00001	< 0.00001	< 0.00001	< 0.00001	< 0.00001
Calcium [mg/L]	27-Oct-23	13:01	5.51	4.67	3.28	4.25	2.84	3.85	3.72
Cadmium [mg/L]	27-Oct-23	13:01	0.00111	0.000007	< 0.000003	0.000738	0.000008	< 0.000003	< 0.000003
Cobalt [mg/L]	27-Oct-23	13:01	0.000015	0.000023	0.000048	0.000061	< 0.000004	0.000005	0.000028

OnLine LIMS

00003633915

Results relate only to the sample tested. Data reported represents the sample submitted to SGS. Reproduction of this analytical report in full or in part is prohibited without prior written approval. Please refer to SGS General Conditions of Services located at https://www.sgs.ca/en/terms-and-conditions (Printed copies are available upon request.)
Test method information available upon request. "Temperature Upon Receipt" is representative of the whole shipment and may not reflect the temperature of individual samples.
SGS Canada Inc. Environment-Health & Safety statement of conformity decision rule does not consider uncertainty when analytical results are compared to a specified standard or regulation.

SGS Canada Inc.
P.O. Box 4300 - 185 Concession St.
Lakefield - Ontario - KOL 2HO
Phone: 705-652-2000 FAX: 705-652-6365

Analysis	3: Analysis Completed Date	4: Analysis Completed Time	5: HC-1 Wk#21	6: HC-2 Wk#21	7: HC-3 Wk#21	8: HC-4 Wk#21	9: HC-5 Wk#21	10: HC-6 Wk#21	11: HC-7 Wk#21
Chromium [mg/L]	27-Oct-23	13:01	0.00029	0.00018	0.00018	0.00016	0.00015	0.00015	0.00014
Copper [mg/L]	27-Oct-23	13:01	0.0050	0.0006	0.0011	0.0014	0.0009	0.0015	0.0030
Iron [mg/L]	27-Oct-23	13:01	< 0.007	< 0.007	< 0.007	< 0.007	< 0.007	< 0.007	< 0.007
Potassium [mg/L]	27-Oct-23	13:01	0.447	1.22	0.784	0.708	0.610	0.556	0.580
Magnesium [mg/L]	27-Oct-23	13:01	0.183	0.104	0.182	0.476	0.089	0.186	0.151
Manganese [mg/L]	27-Oct-23	13:01	0.0469	0.0295	0.00733	0.0211	0.0191	0.00598	0.0118
Molybdenum [mg/L]	27-Oct-23	13:01	0.00010	0.00038	0.00018	0.00065	0.00046	0.00018	0.00028
Sodium [mg/L]	27-Oct-23	13:01	0.11	0.09	0.09	0.07	0.07	0.12	0.11
Nickel [mg/L]	27-Oct-23	13:01	0.0001	< 0.0001	0.0003	0.0003	< 0.0001	< 0.0001	0.0001
Phosphorus [mg/L]	27-Oct-23	13:01	< 0.003	< 0.003	< 0.003	< 0.003	< 0.003	< 0.003	< 0.003
Lead [mg/L]	27-Oct-23	13:01	0.0407	0.00037	< 0.00009	0.0391	< 0.00009	< 0.00009	0.00018
Sulfur [mg/L]	27-Oct-23	13:01	6	< 3	< 3	6	< 3	< 3	< 3
Antimony [mg/L]	27-Oct-23	13:01	0.0017	< 0.0009	< 0.0009	< 0.0009	< 0.0009	< 0.0009	< 0.0009
Selenium [mg/L]	27-Oct-23	13:01	0.00045	0.00586	0.00006	0.00119	0.00007	< 0.00004	0.00005
Silicon [mg/L]	27-Oct-23	13:01	0.34	0.37	0.39	0.43	0.28	0.51	0.32
Tin [mg/L]	27-Oct-23	13:01	< 0.00006	< 0.00006	< 0.00006	0.00009	0.00008	< 0.00006	< 0.00006
Strontium [mg/L]	27-Oct-23	13:01	0.0159	0.0178	0.00970	0.00794	0.00467	0.0101	0.00815
Titanium [mg/L]	27-Oct-23	13:01	< 0.00007	< 0.00007	0.00033	< 0.00007	0.00010	< 0.00007	0.00022
Thorium [mg/L]	27-Oct-23	13:01	< 0.0001	< 0.0001	< 0.0001	< 0.0001	< 0.0001	< 0.0001	< 0.0001
Thallium [mg/L]	27-Oct-23	13:01	< 0.000005	0.000011	< 0.000005	0.000007	< 0.000005	< 0.000005	< 0.000005
Uranium [mg/L]	27-Oct-23	13:01	0.00190	0.000480	0.00619	0.000546	0.00148	0.000613	0.00131
Vanadium [mg/L]	27-Oct-23	13:01	0.00007	0.00047	0.00034	0.00008	0.00065	0.00080	0.00028
Tungsten [mg/L]	27-Oct-23	13:01	< 0.00002	0.00012	0.00009	0.00004	0.00008	0.00129	0.00008
Zirconium [mg/L]	27-Oct-23	13:01	< 0.002	< 0.002	< 0.002	< 0.002	< 0.002	< 0.002	< 0.002
Zinc [mg/L]	27-Oct-23	13:01	0.039	< 0.002	< 0.002	0.039	< 0.002	< 0.002	0.002

Method Descriptions

Parameter	SGS Method Code	Reference Method Code
	NA	
Acidity	ME-CA-[ENV]EWL-LAK-AN-006	SM 2310
Alkalinity	ME-CA-[ENV]EWL-LAK-AN-006	SM 2320
Anions by discrete analyzer	ME-CA-[ENV]EWL-LAK-AN-026	US EPA 325.2
Anions by discrete analyzer	ME-CA-[ENV]EWL-LAK-AN-026	US EPA 375.4
Conductivity	ME-CA-[ENV]EWL-LAK-AN-006	SM 2510
Fluoride by Specific Ion Electrode	ME-CA-[ENV]EWL-LAK-AN-014	SM 4500

OnLine LIMS

00003633915

Results relate only to the sample tested. Data reported represents the sample submitted to SGS. Reproduction of this analytical report in full or in part is prohibited without prior written approval. Please refer to SGS General Conditions of Services located at https://www.sgs.ca/en/terms-and-conditions (Printed copies are available upon request.)
Test method information available upon request. "Temperature Upon Receipt" is representative of the whole shipment and may not reflect the temperature of individual samples.
SGS Canada Inc. Environment-Health & Safety statement of conformity decision rule does not consider uncertainty when analytical results are compared to a specified standard or regulation.

SGS Canada Inc.
P.O. Box 4300 - 185 Concession St.
Lakefield - Ontario - KOL 2HO
Phone: 705-652-2000 FAX: 705-652-6365

Parameter	SGS Method Code	Reference Method Code
Inorganics-General	ME-CA-[ENV]SPE-LAK-AN-004	EPA 7471A/SM 3112B
Metals in aqueous samples - ICP-MS	ME-CA-[ENV]SPE-LAK-AN-006	SM 3030/EPA 200.8
pH	ME-CA-[ENV]EWL-LAK-AN-006	SM 4500



Lisa Thompson
Project Specialist Assistant,
Environment, Health & Safety

OnLine LIMS

0003633915

Results relate only to the sample tested. Data reported represents the sample submitted to SGS. Reproduction of this analytical report in full or in part is prohibited without prior written approval. Please refer to SGS General Conditions of Services located at https://www.sgs.ca/en/terms-and-conditions (Printed copies are available upon request.)
Test method information available upon request. "Temperature Upon Receipt" is representative of the whole shipment and may not reflect the temperature of individual samples.
SGS Canada Inc. Environment-Health & Safety statement of conformity decision rule does not consider uncertainty when analytical results are compared to a specified standard or regulation.

SGS Canada Inc.
P.O. Box 4300 - 185 Concession St.
Lakefield - Ontario - KOL 2HO
Phone: 705-652-2000 FAX: 705-652-6365

Quality Control Report

Inorganic Analysis														
Parameter	Reporting Limit	Unit	Method Blank	Duplicate				LCS / Spike Blank			Matrix Spike / Reference Material			
				Result 1	Result 2	RPD	Acceptance Criteria	Spike Recovery (%)	Recovery Limits (%)		Spike Recovery (%)	Recovery Limits (%)		
							%		Low	High		Low	High	
Acidity - QCBatchID: EWL0492-OCT23														
Acidity	2	mg/L as Ca	3			0	20	96	90	110	NA			
Alkalinity - QCBatchID: EWL0492-OCT23														
Alkalinity	2	mg/L as Ca	< 2			ND	20	96	80	120	NA			
Alkalinity - QCBatchID: EWL0662-OCT23														
Alkalinity	2	mg/L as Ca	< 2			1	20	100	80	120	NA			
Anions by discrete analyzer - QCBatchID: DIO5091-OCT23														
Chloride	1	mg/L	<1			ND	20	101	80	120	104	75	125	
Sulphate	2	mg/L	<2			ND	20	101	80	120	102	75	125	
Conductivity - QCBatchID: EWL0492-OCT23														
Conductivity	2	uS/cm	< 2			1	20	100	90	110	NA			
Conductivity - QCBatchID: EWL0662-OCT23														
Conductivity	2	uS/cm	< 2			0	20	102	90	110	NA			
Fluoride by Specific Ion Electrode - QCBatchID: EWL0488-OCT23														
Fluoride	0.06	mg/L	<0.06			ND	10	98	90	110	97	75	125	
Fluoride by Specific Ion Electrode - QCBatchID: EWL0522-OCT23														
Fluoride	0.06	mg/L	<0.06			2	10	97	90	110	97	75	125	
Fluoride by Specific Ion Electrode - QCBatchID: EWL0523-OCT23														
Fluoride	0.06	mg/L	<0.06			ND	10	100	90	110	96	75	125	
Fluoride by Specific Ion Electrode - QCBatchID: EWL0552-OCT23														
Fluoride	0.06	mg/L	<0.06			0	10	98	90	110	NV	75	125	
Inorganics-General - QCBatchID: EHG0047-OCT23														
Mercury	0.00001	mg/L	< 0.00001			ND	20	86	80	120	95	70	130	
Metals in aqueous samples - ICP-MS - QCBatchID: EMS0209-OCT23														
Aluminum	0.001	mg/L	<0.001			0	20	98	90	110	112	70	130	
Antimony	0.0009	mg/L	<0.0009			1	20	109	90	110	104	70	130	
Arsenic	0.0002	mg/L	<0.0002			5	20	97	90	110	91	70	130	
Barium	0.00008	mg/L	<0.00008			3	20	94	90	110	96	70	130	
Beryllium	0.000007	mg/L	<0.000007			11	20	97	90	110	99	70	130	
Bismuth	0.00001	mg/L	<0.00001			12	20	95	90	110	95	70	130	
Boron	0.002	mg/L	<0.002			2	20	97	90	110	95	70	130	
Cadmium	0.000003	mg/L	<0.000003			0	20	100	90	110	103	70	130	
Calcium	0.01	mg/L	<0.01			1	20	93	90	110	97	70	130	
Chromium	0.00008	mg/L	<0.00008			16	20	96	90	110	83	70	130	
Cobalt	0.000004	mg/L	<0.000004			2	20	98	90	110	89	70	130	
Copper	0.0002	mg/L	<0.0002			4	20	99	90	110	88	70	130	

OnLine LIMS

0003633915

Results relate only to the sample tested. Data reported represents the sample submitted to SGS. Reproduction of this analytical report in full or in part is prohibited without prior written approval. Please refer to SGS General Conditions of Services located at https://www.sgs.ca/en/terms-and-conditions (Printed copies are available upon request.)
Test method information available upon request. "Temperature Upon Receipt" is representative of the whole shipment and may not reflect the temperature of individual samples.
SGS Canada Inc. Environment-Health & Safety statement of conformity decision rule does not consider uncertainty when analytical results are compared to a specified standard or regulation.

SGS Canada Inc.
P.O. Box 4300 - 185 Concession St.
Lakefield - Ontario - KOL 2HO
Phone: 705-652-2000 FAX: 705-652-6365

Inorganic Analysis													
Parameter	Reporting Limit	Unit	Method Blank	Duplicate				LCS / Spike Blank			Matrix Spike / Reference Material		
				Result 1	Result 2	RPD	Acceptance Criteria	Spike Recovery (%)	Recovery Limits (%)		Spike Recovery (%)	Recovery Limits (%)	
							%		Low	High		Low	High
Iron	0.007	mg/L	<0.007			ND	20	95	90	110	75	70	130
Lead	0.00009	mg/L	<0.00009			0	20	104	90	110	101	70	130
Magnesium	0.001	mg/L	<0.001			1	20	90	90	110	76	70	130
Manganese	0.00001	mg/L	<0.00001			0	20	96	90	110	113	70	130
Molybdenum	0.00004	mg/L	<0.00004			3	20	101	90	110	116	70	130
Nickel	0.0001	mg/L	<0.0001			7	20	97	90	110	93	70	130
Phosphorus	0.003	mg/L	<0.003			12	20	92	90	110	NV	70	130
Potassium	0.003	mg/L	<0.009			1	20	92	90	110	88	70	130
Selenium	0.00004	mg/L	<0.00004			5	20	97	90	110	92	70	130
Silicon	0.02	mg/L	<0.02			1	20	96	90	110	NV	70	130
Silver	0.00005	mg/L	<0.00005			ND	20	102	90	110	84	70	130
Sodium	0.01	mg/L	<0.01			1	20	90	90	110	96	70	130
Strontium	0.00008	mg/L	<0.00008			1	20	97	90	110	75	70	130
Sulfur	3	mg/L	<1			0	20	110	90	110	NV	70	130
Thallium	0.000005	mg/L	<0.000005			1	20	103	90	110	95	70	130
Thorium	0.0001	mg/L	<0.0001			ND	20	100	90	110	NV	70	130
Tin	0.00006	mg/L	<0.00006			6	20	100	90	110	NV	70	130
Titanium	0.00007	mg/L	<0.00005			2	20	104	90	110	NV	70	130
Tungsten	0.00002	mg/L	<0.00002			5	20	102	90	110	NV	70	130
Uranium	0.000002	mg/L	<0.000002			3	20	104	90	110	107	70	130
Vanadium	0.00001	mg/L	<0.00001			1	20	94	90	110	93	70	130
Zinc	0.002	mg/L	<0.002			0	20	101	90	110	96	70	130
Zirconium	0.002	mg/L	<0.002			ND	20	91	90	110	NV	70	130
pH - QCBatchID: EWL0492-OCT23													
pH	0.05	No unit	NA			0		101			NA		
pH - QCBatchID: EWL0662-OCT23													
pH	0.05	No unit	NA			0		100			NA		

OnLine LIMS

Results relate only to the sample tested. Data reported represents the sample submitted to SGS. Reproduction of this analytical report in full or in part is prohibited without prior written approval. Please refer to SGS General Conditions of Services located at https://www.sgs.ca/en/terms-and-conditions (Printed copies are available upon request.)
Test method information available upon request. "Temperature Upon Receipt" is representative of the whole shipment and may not reflect the temperature of individual samples.
SGS Canada Inc. Environment-Health & Safety statement of conformity decision rule does not consider uncertainty when analytical results are compared to a specified standard or regulation.

0003633915

SGS Canada Inc.
P.O. Box 4300 - 185 Concession St.
Lakefield - Ontario - KOL 2HO
Phone: 705-652-2000 FAX: 705-652-6365

Great Bear Resources Ltd.
Attn : Ashley Moncrief

1020 - 800 West Pender St.
Vancouver, BC
V6C 2V6, Canada

Phone: 778-833-2160
Fax:

21-November-2023

Date Rec. : 20 October 2023
LR Report: **CA10168-OCT23**
Reference: Wk#21

Copy: #1

CERTIFICATE OF ANALYSIS
Final Report - Revised

Analysis	3: Analysis Completed Date	4: Analysis Completed Time	5: HC-8 Wk#21	6: HC-9 Wk#21	7: HC-10 Wk#21	8: HC-11 Wk#21	9: HC-12 Wk#21	10: HC-13 Wk#21	11: HC-14 Wk#21	12: HC-15 Wk#21	13: HC-16 Wk#21	14: HC-17 Wk#21
Sample Date & Time			20-Oct-23	20-Oct-23	20-Oct-23	20-Oct-23	20-Oct-23	20-Oct-23	20-Oct-23	20-Oct-23	20-Oct-23	20-Oct-23
Hum Cell Leachate Volume [mL]	26-Oct-23	16:10	976	1001	939	992	999	1001	903	658	988	968
Sample Name	---	---	DX450108	DX450076	DX450186	DX450118	DX 550107	DX450159	DX450171	DX450134	DX450185	DX450032
Sample Weight [g]	---	---	1000	1000	1000	1000	1000	1000	1000	1000	1000	1000
pH [No unit]	26-Oct-23	12:22	7.34	6.75	6.92	7.74	7.36	7.40	7.23	7.60	7.43	7.01
Alkalinity [mg/L as CaCO3]	26-Oct-23	09:50	13	2	6	10	10	10	4	14	12	4
Conductivity [uS/cm]	26-Oct-23	09:51	29	36	19	21	28	33	27	62	32	15
Acidity [mg/L as CaCO3]	03-Nov-23	11:37	< 2	6	< 2	< 2	< 2	< 2	< 2	< 2	< 2	< 2
Fluoride [mg/L]	23-Oct-23	12:00	< 0.06	< 0.06	< 0.06	< 0.06	< 0.06	< 0.06	< 0.06	< 0.06	< 0.06	< 0.06
Sulphate [mg/L]	09-Nov-23	14:27	2	14	< 2	< 2	3	3	6	14	< 2	2
Chloride [mg/L]	09-Nov-23	14:27	1	< 1	< 1	< 1	< 1	< 1	< 1	2	< 1	< 1
Mercury [mg/L]	25-Oct-23	11:24	< 0.00001	< 0.00001	< 0.00001	< 0.00001	< 0.00001	< 0.00001	< 0.00001	< 0.00001	< 0.00001	< 0.00001
Silver [mg/L]	31-Oct-23	11:12	< 0.00005	< 0.00005	< 0.00005	< 0.00005	< 0.00005	< 0.00005	< 0.00005	< 0.00005	< 0.00005	< 0.00005
Aluminum [mg/L]	31-Oct-23	11:12	0.051	0.002	0.036	0.051	0.052	0.105	0.026	0.012	0.121	0.012
Arsenic [mg/L]	31-Oct-23	11:12	0.0017	< 0.0002	0.0004	0.0006	0.0041	0.0034	0.0020	0.110	0.0138	0.0367
Barium [mg/L]	31-Oct-23	11:12	0.00160	0.00356	0.00056	0.00098	0.00210	0.00054	0.00171	0.00094	0.00176	0.00021
Beryllium [mg/L]	31-Oct-23	11:12	< 0.000007	< 0.000007	< 0.000007	< 0.000007	< 0.000007	< 0.000007	< 0.000007	< 0.000007	< 0.000007	< 0.000007
Boron [mg/L]	31-Oct-23	11:12	< 0.002	0.003	< 0.002	< 0.002	< 0.002	< 0.002	0.002	0.002	< 0.002	< 0.002
Bismuth [mg/L]	31-Oct-23	11:12	< 0.00001	< 0.00001	< 0.00001	< 0.00001	0.00002	< 0.00001	< 0.00001	< 0.00001	< 0.00001	< 0.00001
Calcium [mg/L]	31-Oct-23	11:12	4.64	4.75	2.42	3.67	5.01	5.22	2.62	8.52	4.14	1.84
Calcium [mg/L]	17-Nov-23	11:40	4.89	5.06	2.56	3.99	5.24	5.42	2.71	8.99	4.29	1.85
Cadmium [mg/L]	31-Oct-23	11:12	---	0.0146	---	---	---	---	---	---	---	---

OnLine LIMS

0003633916

Results relate only to the sample tested. Data reported represents the sample submitted to SGS. Reproduction of this analytical report in full or in part is prohibited without prior written approval. Please refer to SGS General Conditions of Services located at https://www.sgs.ca/en/terms-and-conditions (Printed copies are available upon request.)
Test method information available upon request. "Temperature Upon Receipt" is representative of the whole shipment and may not reflect the temperature of individual samples.
SGS Canada Inc. Environment-Health & Safety statement of conformity decision rule does not consider uncertainty when analytical results are compared to a specified standard or regulation.

SGS Canada Inc.
P.O. Box 4300 - 185 Concession St.
Lakefield - Ontario - KOL 2HO
Phone: 705-652-2000 FAX: 705-652-6365

Analysis	3: Analysis Completed Date	4: Analysis Completed Time	5: HC-8 Wk#21	6: HC-9 Wk#21	7: HC-10 Wk#21	8: HC-11 Wk#21	9: HC-12 Wk#21	10: HC-13 Wk#21	11: HC-14 Wk#21	12: HC-15 Wk#21	13: HC-16 Wk#21	14: HC-17 Wk#21
Cadmium [mg/L]	17-Nov-23	11:40	0.000004	---	0.000008	0.000009	0.000011	0.000005	< 0.000003	0.000003	0.000006	0.000004
Cobalt [mg/L]	31-Oct-23	11:12	---	0.000306	---	---	---	---	---	0.000261	---	---
Cobalt [mg/L]	17-Nov-23	11:40	0.000013	---	< 0.000004	0.000012	0.000009	0.000009	0.000047	---	0.000039	0.000118
Chromium [mg/L]	31-Oct-23	11:12	< 0.00008	0.00010	< 0.00008	< 0.00008	< 0.00008	< 0.00008	---	< 0.00008	0.00009	< 0.00008
Chromium [mg/L]	17-Nov-23	11:40	---	---	---	---	---	---	< 0.00008	---	---	---
Nickel [mg/L]	31-Oct-23	11:12	0.0007	0.0047	0.0010	0.0009	0.0008	0.0009	0.0012	0.0101	---	0.0013
Nickel [mg/L]	17-Nov-23	11:41	---	---	---	---	---	---	---	---	0.0004	---
Phosphorus [mg/L]	31-Oct-23	11:13	< 0.003	< 0.003	< 0.003	< 0.003	< 0.003	< 0.003	< 0.003	< 0.003	< 0.003	< 0.003
Lead [mg/L]	31-Oct-23	11:13	< 0.00009	0.0139	0.00012	< 0.00009	< 0.00009	< 0.00009	< 0.00009	< 0.00009	< 0.00009	< 0.00009
Sulfur [mg/L]	31-Oct-23	11:13	< 3	4	< 3	< 3	< 3	< 3	< 3	5	< 3	< 3
Antimony [mg/L]	31-Oct-23	11:13	< 0.0009	< 0.0009	< 0.0009	< 0.0009	< 0.0009	< 0.0009	< 0.0009	0.0017	< 0.0009	< 0.0009
Selenium [mg/L]	31-Oct-23	11:13	0.00023	0.00102	0.00022	< 0.00004	0.00025	< 0.00004	0.00032	0.00025	< 0.00004	< 0.00004
Silicon [mg/L]	31-Oct-23	11:13	0.34	0.51	0.19	0.37	0.50	0.51	0.22	0.27	0.45	0.36
Tin [mg/L]	31-Oct-23	11:13	< 0.00006	< 0.00006	< 0.00006	< 0.00006	< 0.00006	< 0.00006	< 0.00006	< 0.00006	< 0.00006	< 0.00006
Strontium [mg/L]	31-Oct-23	11:13	0.00899	0.0131	0.00617	0.00859	0.0100	0.00741	0.0113	0.0159	0.0103	0.00516
Titanium [mg/L]	31-Oct-23	11:13	< 0.00007	< 0.00007	< 0.00007	< 0.00007	0.00010	< 0.00007	0.00021	< 0.00007	0.00008	< 0.00007
Thorium [mg/L]	31-Oct-23	11:18	< 0.0001	< 0.0001	< 0.0001	< 0.0001	< 0.0001	< 0.0001	< 0.0001	< 0.0001	< 0.0001	< 0.0001
Thallium [mg/L]	31-Oct-23	11:18	< 0.000005	0.000018	< 0.000005	< 0.000005	0.000008	0.000008	< 0.000005	0.000009	0.000007	< 0.000005
Uranium [mg/L]	31-Oct-23	11:18	0.000657	0.000085	0.00244	0.00119	0.000570	0.00358	0.000108	0.00198	0.00115	0.000881
Vanadium [mg/L]	31-Oct-23	11:18	0.00015	< 0.00001	0.00003	0.00007	0.00017	0.00008	0.00021	0.00007	0.00053	0.00024
Tungsten [mg/L]	31-Oct-23	11:18	0.00011	0.00003	0.00006	0.00013	0.00011	0.00005	0.00009	0.00002	0.00010	0.00004
Zirconium [mg/L]	31-Oct-23	11:18	< 0.002	< 0.002	< 0.002	< 0.002	< 0.002	< 0.002	< 0.002	< 0.002	< 0.002	< 0.002
Zinc [mg/L]	31-Oct-23	11:18	< 0.002	1.44	< 0.002	0.003	0.003	< 0.002	0.003	< 0.002	< 0.002	< 0.002

Analysis	15: HC-18 Wk#21	16: HC-19 Wk#21	17: HC-20 Wk#21	18: HC-21 Wk#21	19: HC-22 Wk#21	20: HC-23 Wk#21	21: HC-24 Wk#21	22: HC-25 Wk#21	23: HC-26 Wk#21	24: HC-27 Wk#21
Sample Date & Time	20-Oct-23	20-Oct-23	20-Oct-23	20-Oct-23	20-Oct-23	20-Oct-23	20-Oct-23	20-Oct-23	20-Oct-23	20-Oct-23
Hum Cell Leachate Volume [mL]	935	1001	923	971	459	971	935	954	745	989
Sample Name	DX 550064	DX450008	DX 550056	DX450022	DX450077	DX450113	DX 550101	DX450128	DX450021	DX450222
Sample Weight [g]	1000	1000	1000	1000	500	1000	1000	1000	750	1000
pH [No unit]	7.58	7.45	7.57	8.05	7.76	8.58	7.55	7.58	7.22	7.11
Alkalinity [mg/L as CaCO3]	14	11	10	13	12	12	12	12	8	5
Conductivity [uS/cm]	22	22	22	28	29	29	23	34	93	24
Acidity [mg/L as CaCO3]	< 2	< 2	< 2	< 2	< 2	< 2	< 2	< 2	< 2	< 2
Fluoride [mg/L]	< 0.06	0.13	< 0.06	< 0.06	< 0.06	< 0.06	< 0.06	< 0.06	< 0.06	< 0.06
Sulphate [mg/L]	< 2	< 2	< 2	< 2	< 2	< 2	< 2	4	32	5

OnLine LIMS

00003633916

Results relate only to the sample tested. Data reported represents the sample submitted to SGS. Reproduction of this analytical report in full or in part is prohibited without prior written approval. Please refer to SGS General Conditions of Services located at https://www.sgs.ca/en/terms-and-conditions (Printed copies are available upon request.)
Test method information available upon request. "Temperature Upon Receipt" is representative of the whole shipment and may not reflect the temperature of individual samples.
SGS Canada Inc. Environment-Health & Safety statement of conformity decision rule does not consider uncertainty when analytical results are compared to a specified standard or regulation.

SGS Canada Inc.
P.O. Box 4300 - 185 Concession St.
Lakefield - Ontario - KOL 2HO
Phone: 705-652-2000 FAX: 705-652-6365

LR Report : **CA10168-OCT23**

Analysis	15: HC-18 Wk#21	16: HC-19 Wk#21	17: HC-20 Wk#21	18: HC-21 Wk#21	19: HC-22 Wk#21	20: HC-23 Wk#21	21: HC-24 Wk#21	22: HC-25 Wk#21	23: HC-26 Wk#21	24: HC-27 Wk#21
Chloride [mg/L]	< 1	< 1	< 1	< 1	< 1	< 1	< 1	< 1	< 1	< 1
Mercury [mg/L]	< 0.00001	< 0.00001	< 0.00001	< 0.00001	< 0.00001	< 0.00001	< 0.00001	< 0.00001	< 0.00001	< 0.00001
Silver [mg/L]	< 0.00005	< 0.00005	< 0.00005	< 0.00005	< 0.00005	< 0.00005	< 0.00005	< 0.00005	< 0.00005	< 0.00005
Aluminum [mg/L]	0.067	0.067	0.031	0.051	0.030	0.045	0.035	0.047	0.004	0.028
Arsenic [mg/L]	0.0095	0.0007	0.0004	0.0048	0.0005	0.0068	0.0016	0.0018	< 0.0002	0.0006
Barium [mg/L]	0.00031	0.00044	0.00178	0.00030	0.00604	0.00264	0.00044	0.00091	0.00549	0.00049
Beryllium [mg/L]	< 0.000007	< 0.000007	< 0.000007	< 0.000007	< 0.000007	< 0.000007	< 0.000007	< 0.000007	< 0.000007	< 0.000007
Boron [mg/L]	< 0.002	< 0.002	< 0.002	< 0.002	< 0.002	0.002	< 0.002	< 0.002	< 0.002	< 0.002
Bismuth [mg/L]	< 0.00001	< 0.00001	< 0.00001	< 0.00001	< 0.00001	< 0.00001	< 0.00001	< 0.00001	< 0.00001	< 0.00001
Calcium [mg/L]	3.52	3.65	3.05	4.40	2.81	4.44	3.42	5.06	12.6	3.14
Calcium [mg/L]	3.66	3.80	3.26	4.82	3.04	4.87	3.66	5.56	13.8	3.42
Cadmium [mg/L]	---	---	---	---	---	---	---	---	---	---
Cadmium [mg/L]	0.000021	0.000003	< 0.000003	0.000006	0.000003	< 0.000003	0.000006	0.000003	0.000046	< 0.000003
Cobalt [mg/L]	0.000079	---	---	---	---	---	---	---	---	---
Cobalt [mg/L]	---	0.000010	0.000014	0.000038	0.000011	0.000008	0.000011	0.000030	0.000284	< 0.000004
Chromium [mg/L]	< 0.00008	< 0.00008	< 0.00008	< 0.00008	< 0.00008	< 0.00008	< 0.00008	< 0.00008	< 0.00008	0.00009
Chromium [mg/L]	---	---	---	---	---	---	---	---	---	---
Nickel [mg/L]	---	0.0008	---	0.0012	0.0009	0.0008	0.0008	0.0009	0.0015	0.0011
Nickel [mg/L]	0.0001	---	< 0.0001	---	---	---	---	---	---	---
Phosphorus [mg/L]	< 0.003	< 0.003	< 0.003	< 0.003	< 0.003	< 0.003	< 0.003	< 0.003	< 0.003	< 0.003
Lead [mg/L]	< 0.00009	< 0.00009	< 0.00009	< 0.00009	0.00015	< 0.00009	< 0.00009	< 0.00009	< 0.00009	0.00009
Sulfur [mg/L]	< 3	< 3	< 3	< 3	< 3	< 3	< 3	< 3	11	< 3
Antimony [mg/L]	< 0.0009	< 0.0009	< 0.0009	< 0.0009	< 0.0009	< 0.0009	< 0.0009	< 0.0009	< 0.0009	< 0.0009
Selenium [mg/L]	< 0.00004	< 0.00004	< 0.00004	< 0.00004	< 0.00004	< 0.00004	< 0.00004	< 0.00004	0.00015	< 0.00004
Silicon [mg/L]	0.31	0.45	0.21	0.22	0.18	0.24	0.15	0.18	0.22	0.26
Tin [mg/L]	< 0.00006	< 0.00006	< 0.00006	< 0.00006	< 0.00006	< 0.00006	< 0.00006	< 0.00006	< 0.00006	< 0.00006
Strontium [mg/L]	0.00482	0.00736	0.00805	0.00400	0.00615	0.0145	0.00380	0.00640	0.0135	0.00611
Titanium [mg/L]	0.00038	< 0.00007	< 0.00007	0.00011	0.00012	0.00007	< 0.00007	0.00019	< 0.00007	0.00008
Thorium [mg/L]	< 0.0001	< 0.0001	< 0.0001	< 0.0001	< 0.0001	< 0.0001	< 0.0001	< 0.0001	< 0.0001	< 0.0001
Thallium [mg/L]	< 0.000005	0.000005	< 0.000005	< 0.000005	< 0.000005	< 0.000005	< 0.000005	< 0.000005	< 0.000005	< 0.000005
Uranium [mg/L]	0.000657	0.000324	0.000157	0.00120	0.000105	0.000364	0.000088	0.00139	0.000571	0.00112
Vanadium [mg/L]	0.00015	0.00004	0.00084	0.00042	0.00078	0.00019	0.00048	0.00049	< 0.00001	0.00011
Tungsten [mg/L]	0.00004	0.00003	0.00002	0.00005	0.00004	0.00008	< 0.00002	0.00056	< 0.00002	0.00004
Zirconium [mg/L]	< 0.002	< 0.002	< 0.002	< 0.002	< 0.002	< 0.002	< 0.002	< 0.002	< 0.002	< 0.002
Zinc [mg/L]	< 0.002	< 0.002	< 0.002	< 0.002	0.003	< 0.002	< 0.002	< 0.002	0.008	< 0.002

OnLine LIMS

00003633916

Results relate only to the sample tested. Data reported represents the sample submitted to SGS. Reproduction of this analytical report in full or in part is prohibited without prior written approval. Please refer to SGS General Conditions of Services located at https://www.sgs.ca/en/terms-and-conditions (Printed copies are available upon request.)
Test method information available upon request. "Temperature Upon Receipt" is representative of the whole shipment and may not reflect the temperature of individual samples.
SGS Canada Inc. Environment-Health & Safety statement of conformity decision rule does not consider uncertainty when analytical results are compared to a specified standard or regulation.

SGS Canada Inc.
P.O. Box 4300 - 185 Concession St.
Lakefield - Ontario - KOL 2HO
Phone: 705-652-2000 FAX: 705-652-6365

Method Descriptions

Parameter	SGS Method Code	Reference Method Code
	NA	
Acidity	ME-CA-[ENV]EWL-LAK-AN-006	SM 2310
Alkalinity	ME-CA-[ENV]EWL-LAK-AN-006	SM 2320
Anions by discrete analyzer	ME-CA-[ENV]EWL-LAK-AN-026	US EPA 325.2
Anions by discrete analyzer	ME-CA-[ENV]EWL-LAK-AN-026	US EPA 375.4
Conductivity	ME-CA-[ENV]EWL-LAK-AN-006	SM 2510
Fluoride by Specific Ion Electrode	ME-CA-[ENV]EWL-LAK-AN-014	SM 4500
Inorganics-General	ME-CA-[ENV]SPE-LAK-AN-004	EPA 7471A/SM 3112B
Metals in aqueous samples - ICP-MS	ME-CA-[ENV]SPE-LAK-AN-006	SM 3030/EPA 200.8
pH	ME-CA-[ENV]EWL-LAK-AN-006	SM 4500



Lisa Thompson
Project Specialist Assistant,
Environment, Health & Safety

OnLine LIMS

00003633916

Results relate only to the sample tested. Data reported represents the sample submitted to SGS. Reproduction of this analytical report in full or in part is prohibited without prior written approval. Please refer to SGS General Conditions of Services located at https://www.sgs.ca/en/terms-and-conditions (Printed copies are available upon request.)
Test method information available upon request. "Temperature Upon Receipt" is representative of the whole shipment and may not reflect the temperature of individual samples.
SGS Canada Inc. Environment-Health & Safety statement of conformity decision rule does not consider uncertainty when analytical results are compared to a specified standard or regulation.

SGS Canada Inc.
P.O. Box 4300 - 185 Concession St.
Lakefield - Ontario - K0L 2H0
Phone: 705-652-2000 FAX: 705-652-6365

Quality Control Report

Inorganic Analysis														
Parameter	Reporting Limit	Unit	Method Blank	Duplicate				LCS / Spike Blank			Matrix Spike / Reference Material			
				Result 1	Result 2	RPD	Acceptance Criteria	Spike Recovery (%)	Recovery Limits (%)		Spike Recovery (%)	Recovery Limits (%)		
							%		Low	High		Low	High	
Acidity - QCBatchID: EWL0493-OCT23														
Acidity	2	mg/L as Ca	4			ND	20	98	90	110	NA			
Acidity - QCBatchID: EWL0537-OCT23														
Acidity	2	mg/L as Ca	4			ND	20	100	90	110	NA			
Acidity - QCBatchID: EWL0575-OCT23														
Acidity	2	mg/L as Ca	3			ND	20	100	90	110	NA			
Alkalinity - QCBatchID: EWL0493-OCT23														
Alkalinity	2	mg/L as Ca	< 2			4	20	100	80	120	NA			
Anions by discrete analyzer - QCBatchID: DIO5017-NOV23														
Chloride	1	mg/L	<1			19	20	107	80	120	99	75	125	
Sulphate	2	mg/L	<2			6	20	105	80	120	103	75	125	
Conductivity - QCBatchID: EWL0493-OCT23														
Conductivity	2	uS/cm	2			3	20	101	90	110	NA			
Fluoride by Specific Ion Electrode - QCBatchID: EWL0522-OCT23														
Fluoride	0.06	mg/L	<0.06			2	10	97	90	110	97	75	125	
Fluoride by Specific Ion Electrode - QCBatchID: EWL0523-OCT23														
Fluoride	0.06	mg/L	<0.06			ND	10	100	90	110	96	75	125	
Inorganics-General - QCBatchID: EHG0049-OCT23														
Mercury	0.00001	mg/L	< 0.00001			ND	20	88	80	120	79	70	130	
Metals in aqueous samples - ICP-MS - QCBatchID: EMS0138-NOV23														
Cadmium	0.000003	mg/L	<0.000003			5	20	103	90	110	103	70	130	
Chromium	0.00008	mg/L	<0.00008			ND	20	100	90	110	105	70	130	
Cobalt	0.000004	mg/L	<0.000004			3	20	101	90	110	106	70	130	
Nickel	0.0001	mg/L	<0.0001			0	20	102	90	110	111	70	130	
Metals in aqueous samples - ICP-MS - QCBatchID: EMS0216-OCT23														
Aluminum	0.001	mg/L	<0.001			2	20	95	90	110	126	70	130	
Antimony	0.0009	mg/L	<0.0009			ND	20	95	90	110	106	70	130	
Arsenic	0.0002	mg/L	<0.0002			ND	20	96	90	110	116	70	130	
Barium	0.00008	mg/L	<0.00008			3	20	96	90	110	105	70	130	
Beryllium	0.000007	mg/L	<0.000007			ND	20	106	90	110	106	70	130	
Bismuth	0.00001	mg/L	<0.00001			ND	20	98	90	110	107	70	130	
Boron	0.002	mg/L	<0.002			4	20	100	90	110	100	70	130	
Cadmium	0.000003	mg/L	<0.000003			ND	20	99	90	110	119	70	130	
Calcium	0.01	mg/L	<0.01			2	20	96	90	110	98	70	130	
Chromium	0.00008	mg/L	<0.00008			5	20	96	90	110	93	70	130	
Cobalt	0.000004	mg/L	<0.000004			24	20	94	90	110	111	70	130	

OnLine LIMS

0003633916

Results relate only to the sample tested. Data reported represents the sample submitted to SGS. Reproduction of this analytical report in full or in part is prohibited without prior written approval. Please refer to SGS General Conditions of Services located at https://www.sgs.ca/en/terms-and-conditions (Printed copies are available upon request.)
Test method information available upon request. "Temperature Upon Receipt" is representative of the whole shipment and may not reflect the temperature of individual samples.
SGS Canada Inc. Environment-Health & Safety statement of conformity decision rule does not consider uncertainty when analytical results are compared to a specified standard or regulation.

SGS Canada Inc.
P.O. Box 4300 - 185 Concession St.
Lakefield - Ontario - KOL 2HO
Phone: 705-652-2000 FAX: 705-652-6365

Inorganic Analysis													
Parameter	Reporting Limit	Unit	Method Blank	Duplicate				LCS / Spike Blank			Matrix Spike / Reference Material		
				Result 1	Result 2	RPD	Acceptance Criteria	Spike Recovery (%)	Recovery Limits (%)		Spike Recovery (%)	Recovery Limits (%)	
							%		Low	High		Low	High
Lead	0.00009	mg/L	<0.00009			ND	20	97	90	110	108	70	130
Nickel	0.0001	mg/L	<0.0001			52	20	100	90	110	112	70	130
Phosphorus	0.003	mg/L	<0.003			ND	20	93	90	110	NV	70	130
Selenium	0.00004	mg/L	<0.00004			ND	20	101	90	110	114	70	130
Silicon	0.02	mg/L	<0.02			ND	20	97	90	110	NV	70	130
Silver	0.00005	mg/L	<0.00005			ND	20	97	90	110	95	70	130
Strontium	0.00008	mg/L	<0.00008			0	20	98	90	110	103	70	130
Sulfur	3	mg/L	<1			ND	20	104	90	110	NV	70	130
Thallium	0.000005	mg/L	<0.000005			ND	20	98	90	110	107	70	130
Thorium	0.0001	mg/L	<0.0001			ND	20	95	90	110	NV	70	130
Tin	0.00006	mg/L	<0.00006			3	20	100	90	110	NV	70	130
Titanium	0.00007	mg/L	<0.00005			ND	20	98	90	110	NV	70	130
Tungsten	0.00002	mg/L	<0.00002			ND	20	105	90	110	NV	70	130
Uranium	0.000002	mg/L	<0.000002			0	20	98	90	110	79	70	130
Vanadium	0.00001	mg/L	<0.00001			8	20	99	90	110	112	70	130
Zinc	0.002	mg/L	<0.002			ND	20	97	90	110	126	70	130
Zirconium	0.002	mg/L	<0.002			ND	20	100	90	110	NV	70	130
pH - QCBatchID: EWL0493-OCT23													
pH	0.05	No unit	NA			0		100			NA		

OnLine LIMS

0003633916

Results relate only to the sample tested. Data reported represents the sample submitted to SGS. Reproduction of this analytical report in full or in part is prohibited without prior written approval. Please refer to SGS General Conditions of Services located at https://www.sgs.ca/en/terms-and-conditions (Printed copies are available upon request.)
Test method information available upon request. "Temperature Upon Receipt" is representative of the whole shipment and may not reflect the temperature of individual samples.
SGS Canada Inc. Environment-Health & Safety statement of conformity decision rule does not consider uncertainty when analytical results are compared to a specified standard or regulation.

SGS Canada Inc.
P.O. Box 4300 - 185 Concession St.
Lakefield - Ontario - KOL 2HO
Phone: 705-652-2000 FAX: 705-652-6365

01-October-2024

Great Bear Resources Ltd.
Attn : Ashley Moncrief

1020 - 800 West Pender St.
Vancouver, BC
V6C 2V6, Canada

Phone: 778-833-2160
Fax:

Date Rec. : 13 September 2024
LR Report: **CA10083-SEP24**
Reference: Wk#21

Copy: #1

CERTIFICATE OF ANALYSIS
Final Report

Analysis	3: Analysis Completed Date	4: Analysis Completed Time	5: HC-28 Wk#21	6: HC-29 Wk#21	7: HC-30 Wk#21	8: HC-31 Wk#21	9: HC-32 Wk#21
Sample Date & Time			13-Sep-24	13-Sep-24	13-Sep-24	13-Sep-24	13-Sep-24
HumCell Leachate Vol [mL]	16-Sep-24	13:10	960	975	731	960	690
Sample Name	---	---	31787	DX450179	31644	DX450183	O31576
Sample Weight [g]	---	---	1000	1000	750	1000	750
pH [No unit]	23-Sep-24	11:44	6.81	6.79	7.27	7.32	7.39
Conductivity [uS/cm]	17-Sep-24	11:17	6	9	24	21	20
Alkalinity [mg/L as CaCO3]	17-Sep-24	11:17	2	3	9	8	7
Acidity [mg/L as CaCO3]	17-Sep-24	11:17	< 2	< 2	< 2	< 2	< 2
F [mg/L]	16-Sep-24	10:18	< 0.06	< 0.06	< 0.06	< 0.06	< 0.06
Cl [mg/L]	17-Sep-24	10:18	< 0.2	< 0.2	< 0.2	< 0.2	< 0.2
SO4 [mg/L]	17-Sep-24	10:18	0.3	0.3	1.8	2.0	1.9
Hg [mg/L]	18-Sep-24	12:30	< 0.00001	< 0.00001	< 0.00001	< 0.00001	< 0.00001
Ag [mg/L]	25-Sep-24	09:41	< 0.00005	< 0.00005	< 0.00005	< 0.00005	< 0.00005
Al [mg/L]	25-Sep-24	09:41	0.024	0.040	0.046	0.036	0.039
As [mg/L]	25-Sep-24	09:41	0.0015	0.0102	0.0075	0.0101	0.0017
B [mg/L]	25-Sep-24	09:41	< 0.002	< 0.002	< 0.002	< 0.002	< 0.002
Ba [mg/L]	25-Sep-24	09:41	0.00058	0.00178	0.00102	0.00038	0.00124
Be [mg/L]	25-Sep-24	09:41	< 0.000007	< 0.000007	< 0.000007	< 0.000007	< 0.000007
Bi [mg/L]	25-Sep-24	09:41	< 0.00001	< 0.00001	< 0.00001	< 0.00001	< 0.00001
Ca [mg/L]	25-Sep-24	09:41	0.93	1.42	4.01	3.54	3.15
Cd [mg/L]	25-Sep-24	09:41	< 0.000003	< 0.000003	0.000004	0.000004	< 0.000003
Co [mg/L]	25-Sep-24	09:41	0.000011	0.000049	0.000014	0.000031	0.000011
Cr [mg/L]	25-Sep-24	09:41	< 0.00008	< 0.00008	< 0.00008	< 0.00008	< 0.00008
Cu [mg/L]	25-Sep-24	09:41	< 0.001	< 0.001	< 0.001	< 0.001	< 0.001
Fe [mg/L]	25-Sep-24	09:41	< 0.007	< 0.007	< 0.007	< 0.007	< 0.007
K [mg/L]	25-Sep-24	09:41	0.364	0.753	1.16	0.445	0.583
Mg [mg/L]	25-Sep-24	09:41	0.056	0.079	0.228	0.101	0.066
Mn [mg/L]	25-Sep-24	09:41	0.00205	0.00217	0.0207	0.00457	0.0276
Mo [mg/L]	25-Sep-24	09:41	< 0.0004	< 0.0004	0.0075	< 0.0004	< 0.0004
Mo [mg/L]	30-Sep-24	12:44	---	---	0.0078	---	---

OnLine LIMS

0003876338

Results relate only to the sample tested. Data reported represents the sample submitted to SGS. Reproduction of this analytical report in full or in part is prohibited without prior written approval. Please refer to SGS General Conditions of Services located at https://www.sgs.ca/en/terms-and-conditions (Printed copies are available upon request.)
Test method information available upon request. "Temperature Upon Receipt" is representative of the whole shipment and may not reflect the temperature of individual samples.
SGS Canada Inc. Environment-Health & Safety statement of conformity decision rule does not consider uncertainty when analytical results are compared to a specified standard or regulation.

SGS Canada Inc.
P.O. Box 4300 - 185 Concession St.
Lakefield - Ontario - KOL 2HO
Phone: 705-652-2000 FAX: 705-652-6365

LR Report : **CA10083-SEP24**

Analysis	3: Analysis Completed Date	4: Analysis Completed Time	5: HC-28 Wk#21	6: HC-29 Wk#21	7: HC-30 Wk#21	8: HC-31 Wk#21	9: HC-32 Wk#21
Na [mg/L]	25-Sep-24	09:41	0.06	0.07	0.10	0.09	0.04
Ni [mg/L]	25-Sep-24	09:41	< 0.0001	0.0001	0.0001	< 0.0001	< 0.0001
P [mg/L]	25-Sep-24	09:41	< 0.003	< 0.003	< 0.003	< 0.003	< 0.003
Pb [mg/L]	25-Sep-24	09:41	< 0.00009	< 0.00009	< 0.00009	< 0.00009	< 0.00009
S [mg/L]	25-Sep-24	09:41	< 5	< 5	< 5	< 5	< 5
Sb [mg/L]	25-Sep-24	09:41	< 0.0009	< 0.0009	0.0019	< 0.0009	< 0.0009
Se [mg/L]	25-Sep-24	09:41	< 0.00004	< 0.00004	0.00008	< 0.00004	0.00028
Si [mg/L]	25-Sep-24	09:41	0.16	0.20	0.39	0.30	0.22
Sn [mg/L]	25-Sep-24	09:41	< 0.00006	< 0.00006	< 0.00006	0.00006	< 0.00006
Sr [mg/L]	25-Sep-24	09:41	0.00282	0.00473	0.0145	0.00744	0.00471
Ti [mg/L]	25-Sep-24	09:41	< 0.0001	0.0002	0.0001	0.0002	< 0.0001
Th [mg/L]	25-Sep-24	09:41	< 0.0001	< 0.0001	< 0.0001	< 0.0001	< 0.0001
Tl [mg/L]	25-Sep-24	09:41	< 0.000005	< 0.000005	< 0.000005	< 0.000005	< 0.000005
U [mg/L]	25-Sep-24	09:41	0.000425	0.00178	0.00122	0.00207	0.000352
V [mg/L]	25-Sep-24	09:41	0.00032	0.00060	0.00046	0.00035	0.00018
W [mg/L]	25-Sep-24	09:41	< 0.0002	< 0.0002	< 0.0002	< 0.0002	< 0.0002
Zr [mg/L]	25-Sep-24	09:41	< 0.002	< 0.002	< 0.002	< 0.002	< 0.002
Zn [mg/L]	25-Sep-24	09:41	< 0.002	< 0.002	< 0.002	< 0.002	< 0.002

Analysis	10: HC-33 Wk#21	11: HC-34 Wk#21	12: HC-35 Wk#21
Sample Date & Time	13-Sep-24	13-Sep-24	13-Sep-24
HumCell Leachate Vol [mL]	1004	960	990
Sample Name	DX450213	DX450174	31795
Sample Weight [g]	1000	1000	1000
pH [No unit]	4.76	7.87	7.47
Conductivity [uS/cm]	44	22	23
Alkalinity [mg/L as CaCO3]	< 2	11	11
Acidity [mg/L as CaCO3]	8	< 2	< 2
F [mg/L]	< 0.06	< 0.06	< 0.06
Cl [mg/L]	< 0.2	< 0.2	< 0.2
SO4 [mg/L]	19	0.2	0.9
Hg [mg/L]	< 0.00001	< 0.00001	< 0.00001
Ag [mg/L]	< 0.00005	< 0.00005	< 0.00005
Al [mg/L]	0.052	0.036	0.202
As [mg/L]	0.0003	0.0041	0.0858
B [mg/L]	0.004	< 0.002	< 0.002
Ba [mg/L]	0.00807	0.00283	0.00363
Be [mg/L]	0.000048	< 0.000007	< 0.000007
Bi [mg/L]	< 0.00001	< 0.00001	< 0.00001
Ca [mg/L]	2.80	3.16	3.91
Cd [mg/L]	0.000028	< 0.000003	< 0.000003
Co [mg/L]	0.000421	0.000020	0.000032

OnLine LIMS

0003876338

Results relate only to the sample tested. Data reported represents the sample submitted to SGS. Reproduction of this analytical report in full or in part is prohibited without prior written approval. Please refer to SGS General Conditions of Services located at https://www.sgs.ca/en/terms-and-conditions (Printed copies are available upon request.)
Test method information available upon request. "Temperature Upon Receipt" is representative of the whole shipment and may not reflect the temperature of individual samples.
SGS Canada Inc. Environment-Health & Safety statement of conformity decision rule does not consider uncertainty when analytical results are compared to a specified standard or regulation.

SGS Canada Inc.
P.O. Box 4300 - 185 Concession St.
Lakefield - Ontario - KOL 2HO
Phone: 705-652-2000 FAX: 705-652-6365

LR Report : **CA10083-SEP24**

Analysis	10: HC-33 Wk#21	11: HC-34 Wk#21	12: HC-35 Wk#21
Cr [mg/L]	< 0.00008	< 0.00008	< 0.00008
Cu [mg/L]	< 0.001	< 0.001	< 0.001
Fe [mg/L]	2.79	< 0.007	< 0.007
K [mg/L]	1.56	0.673	1.86
Mg [mg/L]	0.285	0.229	0.081
Mn [mg/L]	0.0909	0.0223	0.00205
Mo [mg/L]	< 0.0004	< 0.0004	< 0.0004
Mo [mg/L]	---	---	---
Na [mg/L]	0.08	0.09	0.08
Ni [mg/L]	0.0068	< 0.0001	< 0.0001
P [mg/L]	< 0.003	< 0.003	0.003
Pb [mg/L]	< 0.00009	< 0.00009	< 0.00009
S [mg/L]	< 5	< 5	< 5
Sb [mg/L]	< 0.0009	< 0.0009	< 0.0009
Se [mg/L]	0.00070	0.00006	0.00007
Si [mg/L]	1.02	0.24	0.59
Sn [mg/L]	< 0.00006	< 0.00006	< 0.00006
Sr [mg/L]	0.0159	0.00818	0.00578
Ti [mg/L]	< 0.0001	< 0.0001	0.0002
Th [mg/L]	< 0.0001	< 0.0001	< 0.0001
Tl [mg/L]	0.000005	< 0.000005	< 0.000005
U [mg/L]	0.000929	0.000069	0.000471
V [mg/L]	0.00001	0.00036	0.00123
W [mg/L]	< 0.0002	< 0.0002	< 0.0002
Zr [mg/L]	< 0.002	< 0.002	< 0.002
Zn [mg/L]	0.011	< 0.002	< 0.002



Lisa Thompson
Project Specialist Assistant,
Environment, Health & Safety

OnLine LIMS

0003876338

Results relate only to the sample tested. Data reported represents the sample submitted to SGS. Reproduction of this analytical report in full or in part is prohibited without prior written approval. Please refer to SGS General Conditions of Services located at https://www.sgs.ca/en/terms-and-conditions (Printed copies are available upon request.)
Test method information available upon request. "Temperature Upon Receipt" is representative of the whole shipment and may not reflect the temperature of individual samples.
SGS Canada Inc. Environment-Health & Safety statement of conformity decision rule does not consider uncertainty when analytical results are compared to a specified standard or regulation.

SGS Canada Inc.
P.O. Box 4300 - 185 Concession St.
Lakefield - Ontario - KOL 2HO
Phone: 705-652-2000 FAX: 705-652-6365

21-November-2023

Great Bear Resources Ltd.
Attn : Ashley Moncrief

1020 - 800 West Pender St.
Vancouver, BC
V6C 2V6, Canada

Phone: 778-833-2160
Fax:

Date Rec. : 26 October 2023
LR Report: **CA10222-OCT23**
Reference: Wk#22

Copy: #1

CERTIFICATE OF ANALYSIS

Final Report - Revised

Analysis	3: Analysis Completed Date	4: Analysis Completed Time	5: HC-1 Wk#22	6: HC-2 Wk#22	7: HC-3 Wk#22	8: HC-4 Wk#22	9: HC-5 Wk#22	10: HC-6 Wk#22	11: HC-7 Wk#22
Sample Date & Time			26-Oct-23	26-Oct-23	26-Oct-23	26-Oct-23	26-Oct-23	26-Oct-23	26-Oct-23
Hum Cell Leachate Volume [mL]	01-Nov-23	10:06	970	1000	503	501	1004	513	1006
Sample Name	---	---	DX450052	DX 550083	DX450204	DX450176	DX450232	DX450181	DX450002
Sample Weight [g]	---	---	1000	1000	500	500	1000	500	1000
pH [No unit]	02-Nov-23	13:02	6.54	7.42	7.12	6.74	7.06	7.30	7.07
Alkalinity [mg/L as CaCO3]	02-Nov-23	13:02	2	11	6	3	6	10	7
Conductivity [uS/cm]	02-Nov-23	13:01	40	29	15	40	19	24	19
Acidity [mg/L as CaCO3]	02-Nov-23	13:01	< 2	< 2	< 2	< 2	< 2	< 2	< 2
Fluoride [mg/L]	27-Oct-23	12:54	< 0.06	< 0.06	< 0.06	< 0.06	< 0.06	< 0.06	< 0.06
Sulphate [mg/L]	17-Nov-23	11:53	14	< 2	< 2	13	< 2	< 2	< 2
Chloride [mg/L]	17-Nov-23	11:53	< 1	< 1	< 1	< 1	< 1	< 1	< 1
Mercury [mg/L]	03-Nov-23	12:37	< 0.00001	< 0.00001	< 0.00001	< 0.00001	< 0.00001	< 0.00001	< 0.00001
Silver [mg/L]	03-Nov-23	12:37	< 0.00005	< 0.00005	< 0.00005	< 0.00005	< 0.00005	< 0.00005	< 0.00005
Aluminum [mg/L]	03-Nov-23	12:37	0.007	0.053	0.051	0.005	0.036	0.053	0.036
Arsenic [mg/L]	03-Nov-23	12:37	< 0.0002	0.0097	0.0013	< 0.0002	0.0036	0.0007	0.0082
Barium [mg/L]	03-Nov-23	12:37	0.00100	0.00769	0.00044	0.00302	0.00111	0.00068	0.00073
Beryllium [mg/L]	03-Nov-23	12:37	< 0.000007	< 0.000007	< 0.000007	< 0.000007	< 0.000007	< 0.000007	< 0.000007
Boron [mg/L]	03-Nov-23	12:37	< 0.002	< 0.002	< 0.002	< 0.002	< 0.002	0.002	< 0.002
Bismuth [mg/L]	03-Nov-23	12:37	< 0.00001	0.00008	< 0.00001	< 0.00001	< 0.00001	< 0.00001	< 0.00001
Calcium [mg/L]	03-Nov-23	12:37	5.96	4.69	1.83	5.20	3.10	3.87	3.41
Cadmium [mg/L]	03-Nov-23	12:37	0.000707	0.000005	< 0.000003	0.000947	0.000009	0.000003	0.000003
Cobalt [mg/L]	03-Nov-23	12:37	0.000014	0.000028	0.000006	0.000175	0.000007	0.000011	0.000022

OnLine LIMS

0003633917

Results relate only to the sample tested. Data reported represents the sample submitted to SGS. Reproduction of this analytical report in full or in part is prohibited without prior written approval. Please refer to SGS General Conditions of Services located at https://www.sgs.ca/en/terms-and-conditions (Printed copies are available upon request.)
Test method information available upon request. "Temperature Upon Receipt" is representative of the whole shipment and may not reflect the temperature of individual samples.
SGS Canada Inc. Environment-Health & Safety statement of conformity decision rule does not consider uncertainty when analytical results are compared to a specified standard or regulation.

SGS Canada Inc.
P.O. Box 4300 - 185 Concession St.
Lakefield - Ontario - KOL 2HO
Phone: 705-652-2000 FAX: 705-652-6365

Analysis	3: Analysis Completed Date	4: Analysis Completed Time	5: HC-1 Wk#22	6: HC-2 Wk#22	7: HC-3 Wk#22	8: HC-4 Wk#22	9: HC-5 Wk#22	10: HC-6 Wk#22	11: HC-7 Wk#22
Chromium [mg/L]	03-Nov-23	12:37	< 0.00008	< 0.00008	< 0.00008	< 0.00008	< 0.00008	< 0.00008	< 0.00008
Copper [mg/L]	03-Nov-23	12:37	0.0003	0.0002	0.0005	0.0004	< 0.0002	0.0003	< 0.0002
Iron [mg/L]	03-Nov-23	12:37	< 0.007	< 0.007	0.007	< 0.007	< 0.007	< 0.007	< 0.007
Potassium [mg/L]	03-Nov-23	12:37	0.375	1.34	0.596	0.794	0.633	0.557	0.536
Magnesium [mg/L]	03-Nov-23	12:37	0.164	0.099	0.103	0.548	0.091	0.171	0.129
Manganese [mg/L]	03-Nov-23	12:37	0.0309	0.0282	0.00453	0.0281	0.0192	0.00642	0.0108
Molybdenum [mg/L]	03-Nov-23	12:37	0.00005	0.00012	0.00010	0.00020	0.00016	0.00087	0.00028
Sodium [mg/L]	03-Nov-23	12:37	0.07	0.07	0.05	0.06	0.08	0.12	0.08
Nickel [mg/L]	03-Nov-23	12:37	0.0002	< 0.0001	0.0001	0.0004	0.0001	< 0.0001	0.0001
Phosphorus [mg/L]	03-Nov-23	12:37	< 0.003	0.003	< 0.003	0.006	0.003	0.003	0.003
Lead [mg/L]	03-Nov-23	12:37	0.0348	0.00040	< 0.00009	0.03979	0.00017	< 0.00009	< 0.00009
Sulfur [mg/L]	03-Nov-23	12:37	5	< 3	< 3	5	< 3	< 3	< 3
Antimony [mg/L]	03-Nov-23	12:37	< 0.0009	< 0.0009	< 0.0009	< 0.0009	< 0.0009	< 0.0009	< 0.0009
Selenium [mg/L]	03-Nov-23	12:37	0.00041	0.00556	< 0.00004	0.00131	0.00011	< 0.00004	0.00004
Silicon [mg/L]	03-Nov-23	12:37	0.17	0.39	0.23	0.51	0.34	0.51	0.30
Tin [mg/L]	03-Nov-23	12:37	< 0.00006	< 0.00006	< 0.00006	< 0.00006	< 0.00006	< 0.00006	< 0.00006
Strontium [mg/L]	03-Nov-23	12:37	0.0159	0.0182	0.00493	0.00981	0.00509	0.00985	0.00736
Titanium [mg/L]	03-Nov-23	12:37	< 0.00007	< 0.00007	0.00035	< 0.00007	< 0.00007	0.00018	0.00011
Thorium [mg/L]	03-Nov-23	12:37	< 0.0001	< 0.0001	< 0.0001	< 0.0001	< 0.0001	< 0.0001	< 0.0001
Thallium [mg/L]	03-Nov-23	12:37	0.000005	0.000010	0.000005	0.000058	0.000006	< 0.000005	< 0.000005
Uranium [mg/L]	06-Nov-23	12:36	0.00161	0.000389	0.000537	0.00524	0.00187	0.00596	0.00130
Vanadium [mg/L]	03-Nov-23	12:37	< 0.00001	0.00036	0.00026	< 0.00001	0.00052	0.00072	0.00022
Tungsten [mg/L]	03-Nov-23	12:37	< 0.00002	0.00010	0.00004	< 0.00002	0.00008	0.00168	0.00019
Zirconium [mg/L]	03-Nov-23	12:37	< 0.002	< 0.002	< 0.002	< 0.002	< 0.002	< 0.002	< 0.002
Zinc [mg/L]	03-Nov-23	12:37	0.027	< 0.002	< 0.002	0.038	< 0.002	< 0.002	< 0.002

Method Descriptions

Parameter	SGS Method Code	Reference Method Code
	NA	
Acidity	ME-CA-[ENV]EWL-LAK-AN-006	SM 2310
Alkalinity	ME-CA-[ENV]EWL-LAK-AN-006	SM 2320
Anions by discrete analyzer	ME-CA-[ENV]EWL-LAK-AN-026	US EPA 325.2
Anions by discrete analyzer	ME-CA-[ENV]EWL-LAK-AN-026	US EPA 375.4
Conductivity	ME-CA-[ENV]EWL-LAK-AN-006	SM 2510
Fluoride by Specific Ion Electrode	ME-CA-[ENV]EWL-LAK-AN-014	SM 4500

OnLine LIMS

0003633917

Results relate only to the sample tested. Data reported represents the sample submitted to SGS. Reproduction of this analytical report in full or in part is prohibited without prior written approval. Please refer to SGS General Conditions of Services located at https://www.sgs.ca/en/terms-and-conditions (Printed copies are available upon request.)
Test method information available upon request. "Temperature Upon Receipt" is representative of the whole shipment and may not reflect the temperature of individual samples.
SGS Canada Inc. Environment-Health & Safety statement of conformity decision rule does not consider uncertainty when analytical results are compared to a specified standard or regulation.

SGS Canada Inc.
P.O. Box 4300 - 185 Concession St.
Lakefield - Ontario - KOL 2HO
Phone: 705-652-2000 FAX: 705-652-6365

Parameter	SGS Method Code	Reference Method Code
Inorganics-General	ME-CA-[ENV]SPE-LAK-AN-004	EPA 7471A/SM 3112B
Metals in aqueous samples - ICP-MS	ME-CA-[ENV]SPE-LAK-AN-006	SM 3030/EPA 200.8
pH	ME-CA-[ENV]EWL-LAK-AN-006	SM 4500



Lisa Thompson
Project Specialist Assistant,
Environment, Health & Safety

OnLine LIMS

0003633917

Results relate only to the sample tested. Data reported represents the sample submitted to SGS. Reproduction of this analytical report in full or in part is prohibited without prior written approval. Please refer to SGS General Conditions of Services located at https://www.sgs.ca/en/terms-and-conditions (Printed copies are available upon request.)
Test method information available upon request. "Temperature Upon Receipt" is representative of the whole shipment and may not reflect the temperature of individual samples.
SGS Canada Inc. Environment-Health & Safety statement of conformity decision rule does not consider uncertainty when analytical results are compared to a specified standard or regulation.

SGS Canada Inc.
P.O. Box 4300 - 185 Concession St.
Lakefield - Ontario - KOL 2HO
Phone: 705-652-2000 FAX: 705-652-6365

Quality Control Report

Inorganic Analysis														
Parameter	Reporting Limit	Unit	Method Blank	Duplicate				LCS / Spike Blank			Matrix Spike / Reference Material			
				Result 1	Result 2	RPD	Acceptance Criteria	Spike Recovery (%)	Recovery Limits (%)		Spike Recovery (%)	Recovery Limits (%)		
							%		Low	High		Low	High	
Acidity - QCBatchID: EWL0697-OCT23														
Acidity	2	mg/L as Ca	< 2			ND	20	98	90	110	NA			
Acidity - QCBatchID: EWL0698-OCT23														
Acidity	2	mg/L as Ca	< 2			ND	20	96	90	110	NA			
Alkalinity - QCBatchID: EWL0697-OCT23														
Alkalinity	2	mg/L as Ca	< 2			0	20	98	80	120	NA			
Alkalinity - QCBatchID: EWL0698-OCT23														
Alkalinity	2	mg/L as Ca	< 2			0	20	96	80	120	NA			
Anions by discrete analyzer - QCBatchID: DIO5039-NOV23														
Chloride	1	mg/L	<1			0	20	104	80	120	83	75	125	
Sulphate	2	mg/L	<2			ND	20	100	80	120	104	75	125	
Anions by discrete analyzer - QCBatchID: DIO5051-NOV23														
Chloride	1	mg/L	<1			ND	20	113	80	120	116	75	125	
Sulphate	2	mg/L	<2			ND	20	105	80	120	113	75	125	
Anions by discrete analyzer - QCBatchID: DIO8005-NOV23														
Chloride	1	mg/L	<1			ND	20	93	80	120	97	75	125	
Sulphate	2	mg/L	<2			ND	20	102	80	120	103	75	125	
Conductivity - QCBatchID: EWL0697-OCT23														
Conductivity	2	uS/cm	< 2			0	20	100	90	110	NA			
Conductivity - QCBatchID: EWL0698-OCT23														
Conductivity	2	uS/cm	< 2			0	20	96	90	110	NA			
Fluoride by Specific Ion Electrode - QCBatchID: EWL0672-OCT23														
Fluoride	0.06	mg/L	<0.06			ND	10	99	90	110	87	75	125	
Inorganics-General - QCBatchID: EHG0060-OCT23														
Mercury	0.00001	mg/L	< 0.00001			0	20	100	80	120	91	70	130	
Metals in aqueous samples - ICP-MS - QCBatchID: EMS0264-OCT23														
Aluminum	0.001	mg/L	<0.001			0	20	97	90	110	97	70	130	
Antimony	0.0009	mg/L	<0.0009			ND	20	93	90	110	86	70	130	
Arsenic	0.0002	mg/L	<0.0002			4	20	96	90	110	99	70	130	
Barium	0.00008	mg/L	<0.00008			3	20	95	90	110	107	70	130	
Beryllium	0.000007	mg/L	<0.000007			ND	20	108	90	110	96	70	130	
Bismuth	0.00001	mg/L	<0.00001			ND	20	97	90	110	94	70	130	
Boron	0.002	mg/L	<0.002			1	20	106	90	110	107	70	130	
Cadmium	0.000003	mg/L	<0.000003			ND	20	99	90	110	94	70	130	
Calcium	0.01	mg/L	<0.01			0	20	98	90	110	107	70	130	
Chromium	0.00008	mg/L	<0.00008			7	20	97	90	110	100	70	130	

OnLine LIMS

0003633917

Results relate only to the sample tested. Data reported represents the sample submitted to SGS. Reproduction of this analytical report in full or in part is prohibited without prior written approval. Please refer to SGS General Conditions of Services located at https://www.sgs.ca/en/terms-and-conditions (Printed copies are available upon request.)
Test method information available upon request. "Temperature Upon Receipt" is representative of the whole shipment and may not reflect the temperature of individual samples.
SGS Canada Inc. Environment-Health & Safety statement of conformity decision rule does not consider uncertainty when analytical results are compared to a specified standard or regulation.

SGS Canada Inc.
P.O. Box 4300 - 185 Concession St.
Lakefield - Ontario - K0L 2H0
Phone: 705-652-2000 FAX: 705-652-6365

Inorganic Analysis														
Parameter	Reporting Limit	Unit	Method Blank	Duplicate				LCS / Spike Blank			Matrix Spike / Reference Material			
				Result 1	Result 2	RPD	Acceptance Criteria	Spike Recovery (%)	Recovery Limits (%)		Spike Recovery (%)	Recovery Limits (%)	
							%		Low	High		Low	High
Cobalt	0.000004	mg/L	<0.000004			0	20	100	90	110	95	70	130
Copper	0.0002	mg/L	<0.0002			ND	20	98	90	110	89	70	130
Iron	0.007	mg/L	<0.007			13	20	100	90	110	100	70	130
Lead	0.00009	mg/L	<0.00009			ND	20	100	90	110	99	70	130
Magnesium	0.001	mg/L	0.001			3	20	100	90	110	107	70	130
Manganese	0.00001	mg/L	<0.00001			1	20	97	90	110	95	70	130
Molybdenum	0.00004	mg/L	<0.00004			2	20	99	90	110	83	70	130
Nickel	0.0001	mg/L	<0.0001			2	20	102	90	110	97	70	130
Phosphorus	0.003	mg/L	<0.003			ND	20	99	90	110	NV	70	130
Potassium	0.003	mg/L	<0.009			8	20	102	90	110	78	70	130
Selenium	0.00004	mg/L	<0.00004			4	20	96	90	110	108	70	130
Silicon	0.02	mg/L	<0.02			0	20	98	90	110	NV	70	130
Silver	0.00005	mg/L	<0.00005			ND	20	98	90	110	73	70	130
Sodium	0.01	mg/L	<0.01			4	20	96	90	110	104	70	130
Strontium	0.00008	mg/L	<0.00008			3	20	97	90	110	74	70	130
Sulfur	3	mg/L	<1			ND	20	110	90	110	NV	70	130
Thallium	0.000005	mg/L	<0.000005			ND	20	97	90	110	95	70	130
Thorium	0.0001	mg/L	<0.0001			ND	20	100	90	110	NV	70	130
Tin	0.00006	mg/L	<0.00006			ND	20	98	90	110	NV	70	130
Titanium	0.00007	mg/L	<0.00005			8	20	99	90	110	NV	70	130
Tungsten	0.00002	mg/L	<0.00002			0	20	100	90	110	NV	70	130
Uranium	0.000002	mg/L	<0.000002			11	20	96	90	110	93	70	130
Vanadium	0.00001	mg/L	<0.00001			2	20	98	90	110	73	70	130
Zinc	0.002	mg/L	<0.002			ND	20	98	90	110	96	70	130
Zirconium	0.002	mg/L	<0.002			ND	20	98	90	110	NV	70	130
Metals in aqueous samples - ICP-MS - QCBatchID: EMS0273-OCT23													
Uranium	0.000002	mg/L	<0.000002			1	20	103	90	110	102	70	130
pH - QCBatchID: EWL0697-OCT23													
pH	0.05	No unit	NA			0		100			NA		
pH - QCBatchID: EWL0698-OCT23													
pH	0.05	No unit	NA			0		100			NA		

OnLine LIMS

Results relate only to the sample tested. Data reported represents the sample submitted to SGS. Reproduction of this analytical report in full or in part is prohibited without prior written approval. Please refer to SGS General Conditions of Services located at https://www.sgs.ca/en/terms-and-conditions (Printed copies are available upon request.)
Test method information available upon request. "Temperature Upon Receipt" is representative of the whole shipment and may not reflect the temperature of individual samples.
SGS Canada Inc. Environment-Health & Safety statement of conformity decision rule does not consider uncertainty when analytical results are compared to a specified standard or regulation.

0003633917

SGS Canada Inc.
P.O. Box 4300 - 185 Concession St.
Lakefield - Ontario - KOL 2HO
Phone: 705-652-2000 FAX: 705-652-6365

21-November-2023

Great Bear Resources Ltd.
Attn : Ashley Moncrief

1020 - 800 West Pender St.
Vancouver, BC
V6C 2V6, Canada

Phone: 778-833-2160
Fax:

Date Rec. : 27 October 2023
LR Report: **CA10225-OCT23**
Reference: Wk#22

Copy: #1

CERTIFICATE OF ANALYSIS
Final Report - Revised

Analysis	3: Analysis Completed Date	4: Analysis Completed Time	5: HC-8 Wk#22	6: HC-9 Wk#22	7: HC-10 Wk#22	8: HC-11 Wk#22	9: HC-12 Wk#22	10: HC-13 Wk#22	11: HC-14 Wk#22	12: HC-15 Wk#22	13: HC-16 Wk#22	14: HC-17 Wk#22
Sample Date & Time			27-Oct-23	27-Oct-23	27-Oct-23	27-Oct-23	27-Oct-23	27-Oct-23	27-Oct-23	27-Oct-23	27-Oct-23	27-Oct-23
Hum Cell Leachate Volume [mL]	01-Nov-23	10:07	980	1006	928	1002	1014	1011	922	661	1000	991
Sample Name	---	---	DX450108	DX450076	DX450186	DX450118	DX 550107	DX450159	DX450171	DX450134	DX450185	DX450032
Sample Weight [g]	---	---	1000	1000	1000	1000	1000	1000	1000	1000	1000	1000
pH [No unit]	02-Nov-23	14:37	7.23	6.48	6.99	7.06	7.10	7.38	6.65	7.35	7.35	6.75
Alkalinity [mg/L as CaCO3]	06-Nov-23	11:48	10	2	5	7	9	12	2	10	11	3
Conductivity [uS/cm]	31-Oct-23	13:50	25	36	15	17	28	39	20	50	28	12
Acidity [mg/L as CaCO3]	31-Oct-23	13:50	< 2	2	< 2	< 2	< 2	< 2	< 2	< 2	< 2	< 2
Fluoride [mg/L]	30-Oct-23	13:00	< 0.06	< 0.06	< 0.06	< 0.06	< 0.06	< 0.06	< 0.06	< 0.06	< 0.06	< 0.06
Sulphate [mg/L]	21-Nov-23	15:21	< 2	15	< 2	< 2	3	4	6	14	3	3
Chloride [mg/L]	21-Nov-23	15:21	1	1	1	1	2	1	1	2	1	1
Mercury [mg/L]	02-Nov-23	10:30	< 0.00001	< 0.00001	< 0.00001	< 0.00001	< 0.00001	< 0.00001	< 0.00001	< 0.00001	< 0.00001	< 0.00001
Silver [mg/L]	06-Nov-23	15:08	< 0.00005	< 0.00005	< 0.00005	< 0.00005	< 0.00005	< 0.00005	< 0.00005	< 0.00005	< 0.00005	< 0.00005
Aluminum [mg/L]	06-Nov-23	15:08	0.056	0.002	0.035	0.049	0.050	0.107	0.027	0.011	0.126	0.012
Arsenic [mg/L]	14-Nov-23	Emailed nov 6-SS	0.0015	0.0003	0.0003	0.0004	0.0035	0.0032	0.0017	0.0999	0.0127	0.0349
Barium [mg/L]	06-Nov-23	15:08	0.00123	0.00356	0.00046	0.00076	0.00209	0.00056	0.00173	0.00087	0.00183	0.00020
Beryllium [mg/L]	06-Nov-23	15:08	< 0.000007	< 0.000007	< 0.000007	< 0.000007	< 0.000007	< 0.000007	< 0.000007	< 0.000007	< 0.000007	< 0.000007
Boron [mg/L]	06-Nov-23	15:08	< 0.002	< 0.002	< 0.002	< 0.002	< 0.002	< 0.002	< 0.002	< 0.002	< 0.002	< 0.002
Bismuth [mg/L]	06-Nov-23	15:08	< 0.00001	0.00001	< 0.00001	< 0.00001	0.00001	< 0.00001	< 0.00001	< 0.00001	< 0.00001	< 0.00001
Calcium [mg/L]	06-Nov-23	15:08	4.07	4.79	2.35	3.18	5.00	5.53	2.70	8.41	4.35	1.94
Cadmium [mg/L]	06-Nov-23	15:08	0.000003	0.0136	0.000008	0.000004	0.000007	< 0.000003	0.000003	0.000004	0.000005	0.000006
Cobalt [mg/L]	06-Nov-23	15:08	0.000015	0.000226	0.000006	0.000025	0.000007	0.000011	0.000058	0.000165	0.000031	0.000126

OnLine LIMS

0003633918

Results relate only to the sample tested. Data reported represents the sample submitted to SGS. Reproduction of this analytical report in full or in part is prohibited without prior written approval. Please refer to SGS General Conditions of Services located at https://www.sgs.ca/en/terms-and-conditions (Printed copies are available upon request.)
Test method information available upon request. "Temperature Upon Receipt" is representative of the whole shipment and may not reflect the temperature of individual samples.
SGS Canada Inc. Environment-Health & Safety statement of conformity decision rule does not consider uncertainty when analytical results are compared to a specified standard or regulation.

SGS Canada Inc.
P.O. Box 4300 - 185 Concession St.
Lakefield - Ontario - KOL 2HO
Phone: 705-652-2000 FAX: 705-652-6365

Analysis	3: Analysis Completed Date	4: Analysis Completed Time	5: HC-8 Wk#22	6: HC-9 Wk#22	7: HC-10 Wk#22	8: HC-11 Wk#22	9: HC-12 Wk#22	10: HC-13 Wk#22	11: HC-14 Wk#22	12: HC-15 Wk#22	13: HC-16 Wk#22	14: HC-17 Wk#22
Chromium [mg/L]	06-Nov-23	15:08	< 0.00008	< 0.00008	< 0.00008	< 0.00008	< 0.00008	< 0.00008	< 0.00008	< 0.00008	< 0.00008	< 0.00008
Copper [mg/L]	06-Nov-23	15:08	< 0.0002	< 0.0002	0.0003	< 0.0002	0.0003	< 0.0002	0.0002	0.0005	0.0006	< 0.0002
Iron [mg/L]	06-Nov-23	15:08	< 0.007	< 0.007	< 0.007	< 0.007	0.011	< 0.007	< 0.007	< 0.007	< 0.007	< 0.007
Potassium [mg/L]	06-Nov-23	15:08	0.644	0.955	0.297	0.290	0.508	0.648	0.898	0.516	2.10	0.414
Magnesium [mg/L]	06-Nov-23	15:08	0.256	0.106	0.056	0.074	0.064	0.076	0.223	0.322	0.090	0.072
Manganese [mg/L]	06-Nov-23	15:08	0.0255	0.107	0.0169	0.0167	0.0348	0.0150	0.00363	0.0137	0.00766	0.00183
Molybdenum [mg/L]	06-Nov-23	15:08	0.00050	0.00006	0.00010	0.00033	0.00053	0.00015	0.00019	0.00009	0.00015	0.00016
Sodium [mg/L]	06-Nov-23	15:08	0.11	0.09	0.10	0.10	0.11	0.08	0.14	0.11	0.12	0.10
Nickel [mg/L]	06-Nov-23	15:08	< 0.0001	0.0039	< 0.0001	< 0.0001	0.0001	< 0.0001	0.0004	0.0079	< 0.0001	0.0003
Phosphorus [mg/L]	06-Nov-23	15:08	< 0.003	< 0.003	< 0.003	< 0.003	< 0.003	< 0.003	< 0.003	< 0.003	< 0.003	< 0.003
Lead [mg/L]	06-Nov-23	15:08	< 0.00009	0.01382	< 0.00009	< 0.00009	< 0.00009	< 0.00009	< 0.00009	< 0.00009	< 0.00009	< 0.00009
Sulfur [mg/L]	06-Nov-23	15:08	< 3	4	< 3	< 3	< 3	< 3	< 3	5	< 3	< 3
Antimony [mg/L]	06-Nov-23	15:08	< 0.0009	< 0.0009	< 0.0009	< 0.0009	< 0.0009	< 0.0009	< 0.0009	0.0016	< 0.0009	< 0.0009
Selenium [mg/L]	06-Nov-23	15:09	0.00023	0.00113	0.00020	0.00007	0.00024	< 0.00004	0.00034	0.00026	0.00005	< 0.00004
Silicon [mg/L]	06-Nov-23	15:09	0.23	0.50	0.15	0.28	0.50	0.54	0.19	0.20	0.46	0.38
Tin [mg/L]	06-Nov-23	15:09	< 0.00006	< 0.00006	< 0.00006	< 0.00006	< 0.00006	< 0.00006	0.00008	< 0.00006	< 0.00006	< 0.00006
Strontium [mg/L]	06-Nov-23	15:09	0.00672	0.0116	0.00518	0.00666	0.00885	0.00692	0.0104	0.0143	0.00942	0.00497
Titanium [mg/L]	06-Nov-23	15:09	< 0.00007	< 0.00007	< 0.00007	< 0.00007	< 0.00007	< 0.00007	0.00020	< 0.00007	< 0.00007	< 0.00007
Thorium [mg/L]	06-Nov-23	15:09	< 0.0001	< 0.0001	< 0.0001	< 0.0001	< 0.0001	< 0.0001	< 0.0001	< 0.0001	< 0.0001	< 0.0001
Thallium [mg/L]	06-Nov-23	15:09	< 0.000005	0.000017	< 0.000005	0.000006	0.000006	0.000008	< 0.000005	0.000007	0.000008	< 0.000005
Uranium [mg/L]	06-Nov-23	15:09	0.000462	0.00122	0.000547	0.00180	0.000492	0.000938	0.000096	0.000076	0.00117	0.000853
Vanadium [mg/L]	06-Nov-23	15:09	0.00015	< 0.00001	0.00005	0.00008	0.00017	0.00007	0.00020	0.00008	0.00052	0.00029
Tungsten [mg/L]	06-Nov-23	15:09	0.00008	< 0.00002	0.00005	0.00009	0.00011	0.00006	0.00005	0.00002	0.00014	0.00006
Zirconium [mg/L]	06-Nov-23	15:09	< 0.002	< 0.002	< 0.002	< 0.002	< 0.002	< 0.002	< 0.002	< 0.002	< 0.002	< 0.002
Zinc [mg/L]	06-Nov-23	15:09	< 0.002	1.36	< 0.002	< 0.002	< 0.002	< 0.002	< 0.002	< 0.002	< 0.002	< 0.002

Analysis	15: HC-18 Wk#22	16: HC-19 Wk#22	17: HC-20 Wk#22	18: HC-21 Wk#22	19: HC-22 Wk#22	20: HC-23 Wk#22	21: HC-24 Wk#22	22: HC-25 Wk#22	23: HC-26 Wk#22	24: HC-27 Wk#22
Sample Date & Time	27-Oct-23	27-Oct-23	27-Oct-23	27-Oct-23	27-Oct-23	27-Oct-23	27-Oct-23	27-Oct-23	27-Oct-23	27-Oct-23
Hum Cell Leachate Volume [mL]	940	1009	962	954	474	1002	954	953	754	971
Sample Name	DX 550064	DX450008	DX 550056	DX450022	DX450077	DX450113	DX 550101	DX450128	DX450021	DX450222
Sample Weight [g]	1000	1000	1000	1000	500	1000	1000	1000	750	1000
pH [No unit]	7.35	7.33	7.17	8.97	7.40	7.19	7.36	7.37	6.87	6.93
Alkalinity [mg/L as CaCO3]	9	8	7	11	12	10	9	10	6	3
Conductivity [uS/cm]	18	17	20	25	25	27	19	30	88	19
Acidity [mg/L as CaCO3]	< 2	< 2	< 2	< 2	< 2	< 2	< 2	< 2	< 2	< 2

OnLine LIMS

00003633918

Results relate only to the sample tested. Data reported represents the sample submitted to SGS. Reproduction of this analytical report in full or in part is prohibited without prior written approval. Please refer to SGS General Conditions of Services located at https://www.sgs.ca/en/terms-and-conditions (Printed copies are available upon request.)
Test method information available upon request. "Temperature Upon Receipt" is representative of the whole shipment and may not reflect the temperature of individual samples.
SGS Canada Inc. Environment-Health & Safety statement of conformity decision rule does not consider uncertainty when analytical results are compared to a specified standard or regulation.

SGS Canada Inc.
P.O. Box 4300 - 185 Concession St.
Lakefield - Ontario - KOL 2HO
Phone: 705-652-2000 FAX: 705-652-6365

LR Report : **CA10225-OCT23**

Analysis	15: HC-18 Wk#22	16: HC-19 Wk#22	17: HC-20 Wk#22	18: HC-21 Wk#22	19: HC-22 Wk#22	20: HC-23 Wk#22	21: HC-24 Wk#22	22: HC-25 Wk#22	23: HC-26 Wk#22	24: HC-27 Wk#22
Fluoride [mg/L]	< 0.06	0.10	< 0.06	< 0.06	< 0.06	< 0.06	< 0.06	< 0.06	< 0.06	< 0.06
Sulphate [mg/L]	< 2	< 2	< 2	< 2	< 2	< 2	< 2	4	33	5
Chloride [mg/L]	1	1	1	1	1	1	1	< 1	2	1
Mercury [mg/L]	< 0.00001	< 0.00001	< 0.00001	< 0.00001	< 0.00001	< 0.00001	< 0.00001	< 0.00001	< 0.00001	< 0.00001
Silver [mg/L]	< 0.00005	< 0.00005	< 0.00005	< 0.00005	< 0.00005	< 0.00005	< 0.00005	< 0.00005	< 0.00005	< 0.00005
Aluminum [mg/L]	0.063	0.061	0.030	0.057	0.035	0.049	0.038	0.050	0.005	0.029
Arsenic [mg/L]	0.0083	0.0006	0.0004	0.0044	0.0006	0.0064	0.0014	0.0018	< 0.0002	0.0006
Barium [mg/L]	0.00026	0.00043	0.00171	0.00023	0.00628	0.00290	0.00041	0.00093	0.00536	0.00037
Beryllium [mg/L]	< 0.000007	< 0.000007	< 0.000007	< 0.000007	< 0.000007	< 0.000007	< 0.000007	< 0.000007	< 0.000007	< 0.000007
Boron [mg/L]	< 0.002	< 0.002	< 0.002	< 0.002	< 0.002	< 0.002	< 0.002	< 0.002	< 0.002	< 0.002
Bismuth [mg/L]	< 0.00001	< 0.00001	< 0.00001	< 0.00001	< 0.00001	< 0.00001	< 0.00001	< 0.00001	< 0.00001	< 0.00001
Calcium [mg/L]	3.47	3.38	3.05	4.39	3.12	4.95	3.57	5.50	12.7	2.89
Cadmium [mg/L]	0.000014	< 0.000003	< 0.000003	< 0.000003	0.000015	< 0.000003	< 0.000003	< 0.000003	0.000038	0.000004
Cobalt [mg/L]	0.000042	0.000011	0.000019	0.000029	0.000020	0.000009	0.000012	0.000024	0.000245	0.000007
Chromium [mg/L]	0.00009	< 0.00008	< 0.00008	< 0.00008	< 0.00008	< 0.00008	< 0.00008	< 0.00008	< 0.00008	< 0.00008
Copper [mg/L]	0.0005	< 0.0002	0.0002	0.0003	0.0007	0.0002	0.0002	< 0.0002	< 0.0002	< 0.0002
Iron [mg/L]	< 0.007	< 0.007	< 0.007	< 0.007	< 0.007	< 0.007	< 0.007	< 0.007	0.015	< 0.007
Potassium [mg/L]	0.301	0.383	0.398	0.088	1.27	0.374	0.207	0.368	2.43	0.440
Magnesium [mg/L]	0.079	0.056	0.260	0.145	0.192	0.190	0.193	0.176	0.402	0.084
Manganese [mg/L]	0.00614	0.0122	0.0265	0.0315	0.0292	0.0294	0.0224	0.0145	0.0347	0.00920
Molybdenum [mg/L]	0.00012	0.00018	0.00015	< 0.00004	0.00034	0.00024	0.00010	< 0.00004	0.00008	0.00020
Sodium [mg/L]	0.11	0.12	0.12	0.07	0.11	0.07	0.07	0.11	0.20	0.09
Nickel [mg/L]	< 0.0001	< 0.0001	< 0.0001	< 0.0001	< 0.0001	< 0.0001	< 0.0001	< 0.0001	0.0006	< 0.0001
Phosphorus [mg/L]	< 0.003	< 0.003	< 0.003	< 0.003	< 0.003	< 0.003	< 0.003	< 0.003	< 0.003	< 0.003
Lead [mg/L]	< 0.00009	< 0.00009	< 0.00009	< 0.00009	< 0.00009	< 0.00009	< 0.00009	< 0.00009	< 0.00009	< 0.00009
Sulfur [mg/L]	< 3	< 3	< 3	< 3	< 3	< 3	< 3	< 3	11	< 3
Antimony [mg/L]	< 0.0009	< 0.0009	< 0.0009	< 0.0009	< 0.0009	< 0.0009	< 0.0009	< 0.0009	< 0.0009	< 0.0009
Selenium [mg/L]	< 0.00004	< 0.00004	0.00004	< 0.00004	< 0.00004	< 0.00004	< 0.00004	< 0.00004	0.00018	< 0.00004
Silicon [mg/L]	0.28	0.43	0.18	0.15	0.16	0.21	0.14	0.16	0.18	0.17
Tin [mg/L]	< 0.00006	< 0.00006	< 0.00006	< 0.00006	< 0.00006	< 0.00006	< 0.00006	< 0.00006	< 0.00006	< 0.00006
Strontium [mg/L]	0.00420	0.00595	0.00732	0.00320	0.00639	0.0141	0.00364	0.00624	0.0118	0.00497
Titanium [mg/L]	0.00014	< 0.00007	< 0.00007	< 0.00007	< 0.00007	0.00010	< 0.00007	0.00010	< 0.00007	< 0.00007
Thorium [mg/L]	< 0.0001	< 0.0001	< 0.0001	< 0.0001	< 0.0001	< 0.0001	< 0.0001	< 0.0001	< 0.0001	< 0.0001
Thallium [mg/L]	< 0.000005	< 0.000005	< 0.000005	< 0.000005	< 0.000005	< 0.000005	< 0.000005	< 0.000005	0.000005	< 0.000005
Uranium [mg/L]	0.000500	0.000204	0.000097	0.000142	0.00183	0.000216	0.000240	0.000812	0.00110	0.000448
Vanadium [mg/L]	0.00016	0.00005	0.00075	0.00043	0.00091	0.00020	0.00049	0.00054	< 0.00001	0.00012
Tungsten [mg/L]	0.00003	0.00003	0.00005	< 0.00002	0.00005	0.00006	< 0.00002	0.00049	< 0.00002	0.00002
Zirconium [mg/L]	< 0.002	< 0.002	< 0.002	< 0.002	< 0.002	< 0.002	< 0.002	< 0.002	< 0.002	< 0.002

OnLine LIMS

0003633918

Results relate only to the sample tested. Data reported represents the sample submitted to SGS. Reproduction of this analytical report in full or in part is prohibited without prior written approval. Please refer to SGS General Conditions of Services located at https://www.sgs.ca/en/terms-and-conditions (Printed copies are available upon request.)
Test method information available upon request. "Temperature Upon Receipt" is representative of the whole shipment and may not reflect the temperature of individual samples.
SGS Canada Inc. Environment-Health & Safety statement of conformity decision rule does not consider uncertainty when analytical results are compared to a specified standard or regulation.

SGS Canada Inc.
P.O. Box 4300 - 185 Concession St.
Lakefield - Ontario - KOL 2HO
Phone: 705-652-2000 FAX: 705-652-6365

Analysis	15: HC-18 Wk#22	16: HC-19 Wk#22	17: HC-20 Wk#22	18: HC-21 Wk#22	19: HC-22 Wk#22	20: HC-23 Wk#22	21: HC-24 Wk#22	22: HC-25 Wk#22	23: HC-26 Wk#22	24: HC-27 Wk#22
Zinc [mg/L]	< 0.002	< 0.002	< 0.002	< 0.002	< 0.002	< 0.002	< 0.002	< 0.002	0.005	< 0.002

Method Descriptions

Parameter	SGS Method Code	Reference Method Code
	NA	
Acidity	ME-CA-[ENV]EWL-LAK-AN-006	SM 2310
Alkalinity	ME-CA-[ENV]EWL-LAK-AN-006	SM 2320
Anions by discrete analyzer	ME-CA-[ENV]EWL-LAK-AN-026	US EPA 325.2
Anions by discrete analyzer	ME-CA-[ENV]EWL-LAK-AN-026	US EPA 375.4
Conductivity	ME-CA-[ENV]EWL-LAK-AN-006	SM 2510
Fluoride by Specific Ion Electrode	ME-CA-[ENV]EWL-LAK-AN-014	SM 4500
Inorganics-General	ME-CA-[ENV]SPE-LAK-AN-004	EPA 7471A/SM 3112B
Metals in aqueous samples - ICP-MS	ME-CA-[ENV]SPE-LAK-AN-006	SM 3030/EPA 200.8
pH	ME-CA-[ENV]EWL-LAK-AN-006	SM 4500



Lisa Thompson
Project Specialist Assistant,
Environment, Health & Safety

OnLine LIMS

0003633918

Results relate only to the sample tested. Data reported represents the sample submitted to SGS. Reproduction of this analytical report in full or in part is prohibited without prior written approval. Please refer to SGS General Conditions of Services located at https://www.sgs.ca/en/terms-and-conditions (Printed copies are available upon request.)
Test method information available upon request. "Temperature Upon Receipt" is representative of the whole shipment and may not reflect the temperature of individual samples.
SGS Canada Inc. Environment-Health & Safety statement of conformity decision rule does not consider uncertainty when analytical results are compared to a specified standard or regulation.

SGS Canada Inc.
P.O. Box 4300 - 185 Concession St.
Lakefield - Ontario - KOL 2HO
Phone: 705-652-2000 FAX: 705-652-6365

Quality Control Report

Inorganic Analysis														
Parameter	Reporting Limit	Unit	Method Blank	Duplicate				LCS / Spike Blank			Matrix Spike / Reference Material			
				Result 1	Result 2	RPD	Acceptance Criteria	Spike Recovery (%)	Recovery Limits (%)		Spike Recovery (%)	Recovery Limits (%)		
							%		Low	High		Low	High	
Acidity - QCBatchID: EWL0697-OCT23														
Acidity	2	mg/L as Ca	< 2			ND	20	98	90	110	NA			
Acidity - QCBatchID: EWL0698-OCT23														
Acidity	2	mg/L as Ca	< 2			ND	20	96	90	110	NA			
Acidity - QCBatchID: EWL0724-OCT23														
Acidity	2	mg/L as Ca	2			ND	20	102	90	110	NA			
Alkalinity - QCBatchID: EWL0032-NOV23														
Alkalinity	2	mg/L as Ca	< 2			1	20	96	80	120	NA			
Alkalinity - QCBatchID: EWL0697-OCT23														
Alkalinity	2	mg/L as Ca	< 2			0	20	98	80	120	NA			
Alkalinity - QCBatchID: EWL0698-OCT23														
Alkalinity	2	mg/L as Ca	< 2			0	20	96	80	120	NA			
Alkalinity - QCBatchID: EWL0724-OCT23														
Alkalinity	2	mg/L as Ca	< 2			0	20	104	80	120	NA			
Anions by discrete analyzer - QCBatchID: DIO5067-NOV23														
Chloride	1	mg/L	<1			ND	20	107	80	120	112	75	125	
Sulphate	2	mg/L	<2			ND	20	109	80	120	109	75	125	
Anions by discrete analyzer - QCBatchID: DIO8007-NOV23														
Chloride	1	mg/L	1			1	20	105	80	120	99	75	125	
Sulphate	2	mg/L	<2			5	20	114	80	120	109	75	125	
Conductivity - QCBatchID: EWL0697-OCT23														
Conductivity	2	uS/cm	< 2			0	20	100	90	110	NA			
Conductivity - QCBatchID: EWL0698-OCT23														
Conductivity	2	uS/cm	< 2			0	20	96	90	110	NA			
Conductivity - QCBatchID: EWL0724-OCT23														
Conductivity	2	uS/cm	< 2			0	20	100	90	110	NA			
Fluoride by Specific Ion Electrode - QCBatchID: EWL0707-OCT23														
Fluoride	0.06	mg/L	<0.06			1	10	103	90	110	94	75	125	
Inorganics-General - QCBatchID: EHG0067-OCT23														
Mercury	0.00001	mg/L	< 0.00001			ND	20	96	80	120	92	70	130	
Metals in aqueous samples - ICP-MS - QCBatchID: EMS0101-NOV23														
Arsenic	0.0002	mg/L	<0.0002			ND	20	104	90	110	97	70	130	
Metals in aqueous samples - ICP-MS - QCBatchID: EMS0280-OCT23														
Aluminum	0.001	mg/L	<0.001			ND	20	97	90	110	NV	70	130	
Antimony	0.0009	mg/L	<0.0009			ND	20	91	90	110	91	70	130	
Arsenic	0.0002	mg/L	<0.0002			ND	20	96	90	110	100	70	130	

OnLine LIMS

0003633918

Results relate only to the sample tested. Data reported represents the sample submitted to SGS. Reproduction of this analytical report in full or in part is prohibited without prior written approval. Please refer to SGS General Conditions of Services located at https://www.sgs.ca/en/terms-and-conditions (Printed copies are available upon request.)
Test method information available upon request. "Temperature Upon Receipt" is representative of the whole shipment and may not reflect the temperature of individual samples.
SGS Canada Inc. Environment-Health & Safety statement of conformity decision rule does not consider uncertainty when analytical results are compared to a specified standard or regulation.

SGS Canada Inc.
P.O. Box 4300 - 185 Concession St.
Lakefield - Ontario - K0L 2H0
Phone: 705-652-2000 FAX: 705-652-6365

Inorganic Analysis														
Parameter	Reporting Limit	Unit	Method Blank	Duplicate				LCS / Spike Blank			Matrix Spike / Reference Material		
				Result 1	Result 2	RPD	Acceptance Criteria	Spike Recovery (%)	Recovery Limits (%)		Spike Recovery (%)	Recovery Limits (%)	
							%		Low	High		Low	High
Barium	0.00008	mg/L	<0.00008			5	20	96	90	110	98	70	130
Beryllium	0.000007	mg/L	<0.000007			ND	20	99	90	110	105	70	130
Bismuth	0.00001	mg/L	<0.00001			ND	20	94	90	110	92	70	130
Boron	0.002	mg/L	<0.002			3	20	92	90	110	95	70	130
Cadmium	0.000003	mg/L	<0.000003			ND	20	98	90	110	109	70	130
Calcium	0.01	mg/L	<0.01			5	20	98	90	110	100	70	130
Chromium	0.00008	mg/L	<0.00008			ND	20	94	90	110	91	70	130
Cobalt	0.000004	mg/L	<0.000004			1	20	97	90	110	103	70	130
Copper	0.0002	mg/L	<0.0002			ND	20	98	90	110	114	70	130
Iron	0.007	mg/L	<0.007			ND	20	97	90	110	NV	70	130
Lead	0.00009	mg/L	<0.00009			ND	20	95	90	110	91	70	130
Magnesium	0.001	mg/L	<0.001			5	20	99	90	110	NV	70	130
Manganese	0.00001	mg/L	<0.00001			ND	20	98	90	110	114	70	130
Molybdenum	0.00004	mg/L	<0.00004			9	20	98	90	110	100	70	130
Nickel	0.0001	mg/L	<0.0001			0	20	99	90	110	100	70	130
Phosphorus	0.003	mg/L	<0.003			ND	20	98	90	110	NV	70	130
Potassium	0.003	mg/L	<0.009			5	20	98	90	110	97	70	130
Selenium	0.00004	mg/L	<0.00004			2	20	100	90	110	102	70	130
Silicon	0.02	mg/L	<0.02			ND	20	92	90	110	NV	70	130
Silver	0.00005	mg/L	<0.00005			ND	20	95	90	110	86	70	130
Sodium	0.01	mg/L	<0.01			2	20	98	90	110	102	70	130
Strontium	0.00008	mg/L	<0.00008			3	20	93	90	110	90	70	130
Sulfur	3	mg/L	<1			19	20	103	90	110	NV	70	130
Thallium	0.000005	mg/L	<0.000005			ND	20	97	90	110	94	70	130
Thorium	0.0001	mg/L	<0.0001			ND	20	100	90	110	NV	70	130
Tin	0.00006	mg/L	<0.00006			ND	20	95	90	110	NV	70	130
Titanium	0.00007	mg/L	<0.00005			ND	20	98	90	110	NV	70	130
Tungsten	0.00002	mg/L	<0.00002			9	20	97	90	110	NV	70	130
Uranium	0.000002	mg/L	<0.000002			ND	20	96	90	110	95	70	130
Vanadium	0.00001	mg/L	<0.00001			14	20	98	90	110	103	70	130
Zinc	0.002	mg/L	<0.002			ND	20	96	90	110	118	70	130
Zirconium	0.002	mg/L	<0.002			ND	20	95	90	110	NV	70	130
pH - QCBatchID: EWL0697-OCT23													
pH	0.05	No unit	NA			0		100			NA		
pH - QCBatchID: EWL0698-OCT23													
pH	0.05	No unit	NA			0		100			NA		
pH - QCBatchID: EWL0724-OCT23													
pH	0.05	No unit	NA			0		100			NA		

OnLine LIMS

Results relate only to the sample tested. Data reported represents the sample submitted to SGS. Reproduction of this analytical report in full or in part is prohibited without prior written approval. Please refer to SGS General Conditions of Services located at https://www.sgs.ca/en/terms-and-conditions (Printed copies are available upon request.)
Test method information available upon request. "Temperature Upon Receipt" is representative of the whole shipment and may not reflect the temperature of individual samples.
SGS Canada Inc. Environment-Health & Safety statement of conformity decision rule does not consider uncertainty when analytical results are compared to a specified standard or regulation.

0003633918

SGS Canada Inc.
P.O. Box 4300 - 185 Concession St.
Lakefield - Ontario - KOL 2HO
Phone: 705-652-2000 FAX: 705-652-6365

01-October-2024

Great Bear Resources Ltd.
Attn : Ashley Moncrief

1020 - 800 West Pender St.
Vancouver, BC
V6C 2V6, Canada

Phone: 778-833-2160
Fax:

Date Rec. : 20 September 2024
LR Report: **CA10126-SEP24**
Reference: Wk#22

Copy: #1

CERTIFICATE OF ANALYSIS
Final Report

Analysis	3: Analysis Completed Date	4: Analysis Completed Time	5: HC-28 Wk#22	6: HC-29 Wk#22	7: HC-30 Wk#22	8: HC-31 Wk#22	9: HC-32 Wk#22
Sample Date & Time			20-Sep-24	20-Sep-24	20-Sep-24	20-Sep-24	20-Sep-24
HumCell Leachate Vol [mL]	23-Sep-24	12:59	976	930	699	924	715
Sample Name	---	---	31787	DX450179	31644	DX450183	O31576
Sample Weight [g]	---	---	1000	1000	750	1000	750
pH [No unit]	25-Sep-24	10:28	6.69	6.89	7.21	7.30	7.19
Conductivity [uS/cm]	23-Sep-24	11:35	5	8	19	18	21
Alkalinity [mg/L as CaCO3]	23-Sep-24	11:35	2	3	8	7	6
Acidity [mg/L as CaCO3]	26-Sep-24	09:28	< 2	< 2	< 2	< 2	< 2
F [mg/L]	23-Sep-24	13:53	< 0.06	< 0.06	< 0.06	< 0.06	< 0.06
Cl [mg/L]	25-Sep-24	08:26	< 0.2	< 0.2	< 0.2	< 0.2	< 0.2
SO4 [mg/L]	25-Sep-24	08:26	0.3	0.6	1.0	1.5	2.8
Hg [mg/L]	26-Sep-24	11:07	< 0.00001	< 0.00001	< 0.00001	< 0.00001	< 0.00001
Ag [mg/L]	26-Sep-24	11:07	< 0.00005	< 0.00005	< 0.00005	< 0.00005	< 0.00005
Al [mg/L]	26-Sep-24	11:07	0.024	0.031	0.035	0.042	0.038
As [mg/L]	26-Sep-24	11:07	0.0015	0.0093	0.0052	0.0098	0.0015
B [mg/L]	26-Sep-24	11:07	< 0.002	0.002	0.002	0.003	< 0.002
Ba [mg/L]	26-Sep-24	11:07	0.00061	0.00132	0.00080	0.00030	0.00152
Be [mg/L]	26-Sep-24	11:07	< 0.000007	< 0.000007	< 0.000007	< 0.000007	< 0.000007
Bi [mg/L]	26-Sep-24	11:07	< 0.00001	< 0.00001	< 0.00001	< 0.00001	< 0.00001
Ca [mg/L]	26-Sep-24	11:07	0.82	1.00	2.80	3.05	3.17
Cd [mg/L]	26-Sep-24	11:07	< 0.000003	< 0.000003	< 0.000003	< 0.000003	0.000006
Co [mg/L]	26-Sep-24	11:07	0.000018	0.000032	0.000014	0.000034	0.000623
Cr [mg/L]	26-Sep-24	11:07	< 0.00008	< 0.00008	< 0.00008	< 0.00008	< 0.00008
Cu [mg/L]	26-Sep-24	11:07	< 0.001	< 0.001	< 0.001	< 0.001	< 0.001
Fe [mg/L]	26-Sep-24	11:07	< 0.007	< 0.007	< 0.007	< 0.007	< 0.007
K [mg/L]	26-Sep-24	11:07	0.326	0.649	0.829	0.423	0.624
Mg [mg/L]	26-Sep-24	11:07	0.047	0.059	0.153	0.083	0.068
Mn [mg/L]	26-Sep-24	11:07	0.00201	0.00155	0.0145	0.00394	0.0333
Mo [mg/L]	26-Sep-24	11:07	< 0.0004	< 0.0004	< 0.0004	< 0.0004	< 0.0004
Na [mg/L]	26-Sep-24	11:07	0.05	0.06	0.06	0.08	0.05

OnLine LIMS

0003876373

Results relate only to the sample tested. Data reported represents the sample submitted to SGS. Reproduction of this analytical report in full or in part is prohibited without prior written approval. Please refer to SGS General Conditions of Services located at https://www.sgs.ca/en/terms-and-conditions (Printed copies are available upon request.)
Test method information available upon request. "Temperature Upon Receipt" is representative of the whole shipment and may not reflect the temperature of individual samples.
SGS Canada Inc. Environment-Health & Safety statement of conformity decision rule does not consider uncertainty when analytical results are compared to a specified standard or regulation.

SGS Canada Inc.
P.O. Box 4300 - 185 Concession St.
Lakefield - Ontario - KOL 2HO
Phone: 705-652-2000 FAX: 705-652-6365

LR Report : **CA10126-SEP24**

Analysis	3: Analysis Completed Date	4: Analysis Completed Time	5: HC-28 Wk#22	6: HC-29 Wk#22	7: HC-30 Wk#22	8: HC-31 Wk#22	9: HC-32 Wk#22
Ni [mg/L]	26-Sep-24	11:07	0.0001	0.0002	0.0001	0.0001	< 0.0001
P [mg/L]	26-Sep-24	11:07	< 0.003	< 0.003	< 0.003	< 0.003	< 0.003
Pb [mg/L]	26-Sep-24	11:07	< 0.00009	< 0.00009	< 0.00009	< 0.00009	< 0.00009
S [mg/L]	26-Sep-24	11:07	< 5	< 5	< 5	< 5	< 5
Sb [mg/L]	26-Sep-24	11:07	< 0.0009	< 0.0009	0.0013	< 0.0009	< 0.0009
Se [mg/L]	26-Sep-24	11:07	< 0.00004	< 0.00004	0.00006	< 0.00004	0.00028
Si [mg/L]	26-Sep-24	11:07	0.15	0.17	0.26	0.25	0.21
Sn [mg/L]	26-Sep-24	11:07	< 0.00006	< 0.00006	< 0.00006	< 0.00006	0.00008
Sr [mg/L]	26-Sep-24	11:07	0.00279	0.00335	0.0103	0.00643	0.00505
Ti [mg/L]	26-Sep-24	11:07	< 0.0001	0.00024	< 0.0001	0.00020	0.00013
Th [mg/L]	26-Sep-24	11:07	< 0.0001	< 0.0001	< 0.0001	< 0.0001	< 0.0001
Tl [mg/L]	26-Sep-24	11:07	< 0.000005	< 0.000005	< 0.000005	< 0.000005	< 0.000005
U [mg/L]	26-Sep-24	11:07	0.000421	0.00128	0.000893	0.00145	0.000262
V [mg/L]	26-Sep-24	11:07	0.00030	0.00051	0.00032	0.00035	0.00015
W [mg/L]	26-Sep-24	11:07	< 0.0002	< 0.0002	< 0.0002	< 0.0002	< 0.0002
Zr [mg/L]	26-Sep-24	11:07	< 0.002	< 0.002	< 0.002	< 0.002	< 0.002
Zn [mg/L]	26-Sep-24	11:07	< 0.002	< 0.002	< 0.002	< 0.002	< 0.002

Analysis	10: HC-33 Wk#22	11: HC-34 Wk#22	12: HC-35 Wk#22
Sample Date & Time	20-Sep-24	20-Sep-24	20-Sep-24
HumCell Leachate Vol [mL]	1008	945	1000
Sample Name	DX450213	DX450174	31795
Sample Weight [g]	1000	1000	1000
pH [No unit]	4.70	7.28	7.70
Conductivity [uS/cm]	42	20	25
Alkalinity [mg/L as CaCO3]	< 2	8	10
Acidity [mg/L as CaCO3]	8	< 2	< 2
F [mg/L]	< 0.06	< 0.06	< 0.06
Cl [mg/L]	< 0.2	< 0.2	< 0.2
SO4 [mg/L]	13	0.3	0.8
Hg [mg/L]	< 0.00001	< 0.00001	< 0.00001
Ag [mg/L]	< 0.00005	< 0.00005	< 0.00005
Al [mg/L]	0.052	0.040	0.212
As [mg/L]	0.0002	0.0042	0.0825
B [mg/L]	0.004	< 0.002	< 0.002
Ba [mg/L]	0.00746	0.00257	0.00319
Be [mg/L]	0.000041	< 0.000007	< 0.000007
Bi [mg/L]	< 0.00001	< 0.00001	< 0.00001
Ca [mg/L]	2.38	2.96	3.62
Cd [mg/L]	0.000016	< 0.000003	0.000005
Co [mg/L]	0.000449	0.000021	0.000038
Cr [mg/L]	< 0.00008	< 0.00008	< 0.00008

OnLine LIMS

0003876373

Results relate only to the sample tested. Data reported represents the sample submitted to SGS. Reproduction of this analytical report in full or in part is prohibited without prior written approval. Please refer to SGS General Conditions of Services located at https://www.sgs.ca/en/terms-and-conditions (Printed copies are available upon request.)
Test method information available upon request. "Temperature Upon Receipt" is representative of the whole shipment and may not reflect the temperature of individual samples.
SGS Canada Inc. Environment-Health & Safety statement of conformity decision rule does not consider uncertainty when analytical results are compared to a specified standard or regulation.

SGS Canada Inc.
P.O. Box 4300 - 185 Concession St.
Lakefield - Ontario - KOL 2HO
Phone: 705-652-2000 FAX: 705-652-6365

LR Report : **CA10126-SEP24**

Analysis	10: HC-33 Wk#22	11: HC-34 Wk#22	12: HC-35 Wk#22
Cu [mg/L]	< 0.001	< 0.001	< 0.001
Fe [mg/L]	2.62	< 0.007	< 0.007
K [mg/L]	1.49	0.679	1.80
Mg [mg/L]	0.249	0.201	0.064
Mn [mg/L]	0.0822	0.0212	0.00191
Mo [mg/L]	< 0.0004	< 0.0004	< 0.0004
Na [mg/L]	0.07	0.10	0.08
Ni [mg/L]	0.0065	< 0.0001	< 0.0001
P [mg/L]	< 0.003	< 0.003	< 0.003
Pb [mg/L]	< 0.00009	< 0.00009	0.00016
S [mg/L]	6	< 5	< 5
Sb [mg/L]	< 0.0009	< 0.0009	< 0.0009
Se [mg/L]	0.00065	0.00007	0.00007
Si [mg/L]	0.96	0.21	0.57
Sn [mg/L]	< 0.00006	0.00013	< 0.00006
Sr [mg/L]	0.0150	0.00814	0.00541
Ti [mg/L]	< 0.0001	< 0.0001	0.00011
Th [mg/L]	< 0.0001	< 0.0001	< 0.0001
Tl [mg/L]	0.000005	< 0.000005	< 0.000005
U [mg/L]	0.000928	0.000117	0.00101
V [mg/L]	< 0.00001	0.00040	0.00116
W [mg/L]	< 0.0002	< 0.0002	< 0.0002
Zr [mg/L]	< 0.002	< 0.002	< 0.002
Zn [mg/L]	0.011	< 0.002	< 0.002



Lisa Thompson
Project Specialist Assistant,
Environment, Health & Safety

OnLine LIMS

0003876373

Results relate only to the sample tested. Data reported represents the sample submitted to SGS. Reproduction of this analytical report in full or in part is prohibited without prior written approval. Please refer to SGS General Conditions of Services located at https://www.sgs.ca/en/terms-and-conditions (Printed copies are available upon request.)
Test method information available upon request. "Temperature Upon Receipt" is representative of the whole shipment and may not reflect the temperature of individual samples.
SGS Canada Inc. Environment-Health & Safety statement of conformity decision rule does not consider uncertainty when analytical results are compared to a specified standard or regulation.

SGS Canada Inc.
P.O. Box 4300 - 185 Concession St.
Lakefield - Ontario - KOL 2HO
Phone: 705-652-2000 FAX: 705-652-6365

24-November-2023

Great Bear Resources Ltd.
Attn : Ashley Moncrief

1020 - 800 West Pender St.
Vancouver, BC
V6C 2V6, Canada

Phone: 778-833-2160
Fax:

Date Rec. : 02 November 2023
LR Report: **CA10026-NOV23**
Reference: Wk#23

Copy: #1

CERTIFICATE OF ANALYSIS
Final Report

Analysis	3: Analysis Completed Date	4: Analysis Completed Time	5: HC-1 Wk#23	6: HC-2 Wk#23	7: HC-3 Wk#23	8: HC-4 Wk#23	9: HC-5 Wk#23	10: HC-6 Wk#23
Sample Date & Time			02-Nov-23	02-Nov-23	02-Nov-23	02-Nov-23	02-Nov-23	02-Nov-23
HumCell Leachate Vol [mL]	13-Nov-23	16:07	986	1001	432	500	1001	503
Sample Name	---	---	DX450052	DX 550083	DX450204	DX450176	DX450232	DX450181
Sample Weight [g]	---	---	1000	1000	500	500	1000	500
pH [No unit]	07-Nov-23	09:38	6.50	7.52	7.19	6.66	7.10	7.30
Alkalinity [mg/L as CaCO3]	07-Nov-23	09:38	2	11	6	2	6	11
Conductivity [uS/cm]	07-Nov-23	09:38	38	26	13	32	17	22
Acidity [mg/L as CaCO3]	07-Nov-23	09:38	< 2	< 2	< 2	< 2	< 2	< 2
F [mg/L]	03-Nov-23	13:35	< 0.06	< 0.06	< 0.06	< 0.06	< 0.06	< 0.06
SO4 [mg/L]	20-Nov-23	15:45	13	2	< 2	11	2	< 2
Cl [mg/L]	20-Nov-23	15:45	< 1	< 1	< 1	< 1	< 1	< 1
Hg [mg/L]	14-Nov-23	14:40	< 0.00001	< 0.00001	< 0.00001	< 0.00001	< 0.00001	< 0.00001
Ag [mg/L]	14-Nov-23	16:54	< 0.00005	< 0.00005	< 0.00005	< 0.00005	< 0.00005	< 0.00005
Al [mg/L]	14-Nov-23	16:54	0.008	0.053	0.056	0.003	0.041	0.046
As [mg/L]	14-Nov-23	16:54	< 0.0002	0.0090	0.0013	< 0.0002	0.0034	0.0007
Ba [mg/L]	14-Nov-23	16:54	0.00092	0.00757	0.00052	0.00253	0.00092	0.00066
Be [mg/L]	14-Nov-23	16:54	< 0.000007	< 0.000007	< 0.000007	< 0.000007	< 0.000007	< 0.000007
B [mg/L]	14-Nov-23	16:54	< 0.002	< 0.002	< 0.002	< 0.002	< 0.002	< 0.002
Bi [mg/L]	14-Nov-23	16:54	< 0.00001	0.00006	< 0.00001	< 0.00001	< 0.00001	< 0.00001
Ca [mg/L]	14-Nov-23	16:54	6.41	4.98	2.16	4.76	2.90	3.93
Cd [mg/L]	14-Nov-23	16:54	0.000786	0.000006	< 0.000003	0.000806	0.000006	0.000008
Co [mg/L]	14-Nov-23	16:54	0.000017	0.000032	0.000011	0.000079	0.000004	0.000005
Cr [mg/L]	14-Nov-23	16:54	< 0.00008	< 0.00008	< 0.00008	< 0.00008	< 0.00008	< 0.00008
Cu [mg/L]	14-Nov-23	16:54	0.0002	< 0.0002	0.0006	0.0002	< 0.0002	< 0.0002
Fe [mg/L]	14-Nov-23	16:54	< 0.007	< 0.007	0.007	< 0.007	< 0.007	< 0.007
K [mg/L]	14-Nov-23	16:54	0.390	1.30	0.710	0.728	0.603	0.553
Mg [mg/L]	14-Nov-23	16:54	0.183	0.108	0.131	0.506	0.090	0.183
Mn [mg/L]	14-Nov-23	16:54	0.0349	0.0303	0.00541	0.0263	0.0176	0.00623
Mo [mg/L]	14-Nov-23	16:54	0.00010	0.00015	0.00011	0.00053	0.00061	0.00010
Na [mg/L]	14-Nov-23	16:54	0.10	0.08	0.08	0.08	0.10	0.12
Ni [mg/L]	14-Nov-23	16:54	< 0.0001	< 0.0001	< 0.0001	0.0002	< 0.0001	< 0.0001
P [mg/L]	14-Nov-23	16:54	< 0.003	< 0.003	< 0.003	< 0.003	< 0.003	< 0.003
Pb [mg/L]	14-Nov-23	16:54	0.0355	0.000343	< 0.00009	0.0350	< 0.00009	< 0.00009
S [mg/L]	14-Nov-23	16:54	4	< 3	< 3	4	< 3	< 3

OnLine LIMS

0003544723

Results relate only to the sample tested. Data reported represents the sample submitted to SGS. Reproduction of this analytical report in full or in part is prohibited without prior written approval. Please refer to SGS General Conditions of Services located at https://www.sgs.ca/en/terms-and-conditions (Printed copies are available upon request.)
Test method information available upon request. "Temperature Upon Receipt" is representative of the whole shipment and may not reflect the temperature of individual samples.
SGS Canada Inc. Environment-Health & Safety statement of conformity decision rule does not consider uncertainty when analytical results are compared to a specified standard or regulation.

SGS Canada Inc.
P.O. Box 4300 - 185 Concession St.
Lakefield - Ontario - KOL 2HO
Phone: 705-652-2000 FAX: 705-652-6365

LR Report : **CA10026-NOV23**

Analysis	3: Analysis Completed Date	4: Analysis Completed Time	5: HC-1 Wk#23	6: HC-2 Wk#23	7: HC-3 Wk#23	8: HC-4 Wk#23	9: HC-5 Wk#23	10: HC-6 Wk#23
Sb [mg/L]	14-Nov-23	16:54	0.0010	< 0.0009	< 0.0009	< 0.0009	< 0.0009	< 0.0009
Se [mg/L]	14-Nov-23	16:54	0.00042	0.00532	< 0.00004	0.00110	0.00006	< 0.00004
Si [mg/L]	14-Nov-23	16:54	0.19	0.38	0.23	0.46	0.29	0.50
Sn [mg/L]	14-Nov-23	16:54	< 0.00006	< 0.00006	< 0.00006	< 0.00006	< 0.00006	< 0.00006
Sr [mg/L]	14-Nov-23	16:54	0.0160	0.0179	0.00535	0.00835	0.00437	0.00983
Ti [mg/L]	14-Nov-23	16:54	< 0.00007	< 0.00007	0.00044	< 0.00007	< 0.00007	0.00007
Th [mg/L]	14-Nov-23	16:54	< 0.0001	< 0.0001	< 0.0001	< 0.0001	< 0.0001	< 0.0001
Tl [mg/L]	14-Nov-23	16:54	< 0.000005	0.000012	< 0.000005	0.000011	0.000005	< 0.000005
U [mg/L]	14-Nov-23	16:54	0.000720	0.000599	0.000649	0.00154	0.00251	0.000695
V [mg/L]	14-Nov-23	16:54	0.00001	0.00039	0.00029	0.00002	0.00050	0.00076
W [mg/L]	14-Nov-23	16:54	< 0.00002	0.00025	0.00008	< 0.00002	0.00007	0.00136
Zr [mg/L]	14-Nov-23	16:54	< 0.002	< 0.002	< 0.002	< 0.002	< 0.002	< 0.002
Zn [mg/L]	14-Nov-23	16:54	0.030	< 0.002	< 0.002	0.035	< 0.002	< 0.002

Analysis	11: HC-7 Wk#23
Sample Date & Time	02-Nov-23
HumCell Leachate Vol [mL]	1012
Sample Name	DX450002
Sample Weight [g]	1000
pH [No unit]	7.40
Alkalinity [mg/L as CaCO3]	8
Conductivity [uS/cm]	18
Acidity [mg/L as CaCO3]	< 2
F [mg/L]	< 0.06
SO4 [mg/L]	< 2
Cl [mg/L]	< 1
Hg [mg/L]	< 0.00001
Ag [mg/L]	< 0.00005
Al [mg/L]	0.042
As [mg/L]	0.0072
Ba [mg/L]	0.00055
Be [mg/L]	< 0.000007
B [mg/L]	< 0.002
Bi [mg/L]	< 0.00001
Ca [mg/L]	3.65
Cd [mg/L]	0.000003
Co [mg/L]	0.000014
Cr [mg/L]	< 0.00008
Cu [mg/L]	< 0.0002
Fe [mg/L]	< 0.007
K [mg/L]	0.484
Mg [mg/L]	0.118
Mn [mg/L]	0.0141
Mo [mg/L]	0.00033
Na [mg/L]	0.08
Ni [mg/L]	< 0.0001
P [mg/L]	< 0.003
Pb [mg/L]	< 0.00009
S [mg/L]	< 3

OnLine LIMS

0003544723

Results relate only to the sample tested. Data reported represents the sample submitted to SGS. Reproduction of this analytical report in full or in part is prohibited without prior written approval. Please refer to SGS General Conditions of Services located at https://www.sgs.ca/en/terms-and-conditions (Printed copies are available upon request.)
Test method information available upon request. “Temperature Upon Receipt” is representative of the whole shipment and may not reflect the temperature of individual samples.
SGS Canada Inc. Environment-Health & Safety statement of conformity decision rule does not consider uncertainty when analytical results are compared to a specified standard or regulation.

SGS Canada Inc.
P.O. Box 4300 - 185 Concession St.
Lakefield - Ontario - KOL 2HO
Phone: 705-652-2000 FAX: 705-652-6365

LR Report : **CA10026-NOV23**

Analysis	11: HC-7 Wk#23
Sb [mg/L]	< 0.0009
Se [mg/L]	< 0.00004
Si [mg/L]	0.24
Sn [mg/L]	< 0.00006
Sr [mg/L]	0.00627
Ti [mg/L]	0.00011
Th [mg/L]	< 0.0001
Tl [mg/L]	0.000005
U [mg/L]	0.00106
V [mg/L]	0.00021
W [mg/L]	0.00014
Zr [mg/L]	< 0.002
Zn [mg/L]	< 0.002



Lisa Thompson
Project Specialist Assistant,
Environment, Health & Safety

OnLine LIMS

0003544723

Results relate only to the sample tested. Data reported represents the sample submitted to SGS. Reproduction of this analytical report in full or in part is prohibited without prior written approval. Please refer to SGS General Conditions of Services located at https://www.sgs.ca/en/terms-and-conditions (Printed copies are available upon request.)
Test method information available upon request. "Temperature Upon Receipt" is representative of the whole shipment and may not reflect the temperature of individual samples.
SGS Canada Inc. Environment-Health & Safety statement of conformity decision rule does not consider uncertainty when analytical results are compared to a specified standard or regulation.

SGS Canada Inc.
P.O. Box 4300 - 185 Concession St.
Lakefield - Ontario - KOL 2HO
Phone: 705-652-2000 FAX: 705-652-6365

26-November-2023

Great Bear Resources Ltd.
Attn : Ashley Moncrief

1020 - 800 West Pender St.
Vancouver, BC
V6C 2V6, Canada

Phone: 778-833-2160
Fax:

Date Rec. : 03 November 2023
LR Report: **CA10028-NOV23**
Reference: Wk#23

Copy: #1

CERTIFICATE OF ANALYSIS
Final Report

Analysis	3: Analysis Completed Date	4: Analysis Completed Time	5: HC-8 Wk#23	6: HC-9 Wk#23	7: HC-10 Wk#23	8: HC-11 Wk#23	9: HC-12 Wk#23	10: HC-13 Wk#23
Sample Date & Time			03-Nov-23	03-Nov-23	03-Nov-23	03-Nov-23	03-Nov-23	03-Nov-23
HumCell Leachate Vol [mL]	10-Nov-23	10:36	1001	1000	961	976	1010	1003
Sample Name	---	---	DX450108	DX450076	DX450186	DX450118	DX 550107	DX450159
Sample Weight [g]	---	---	1000	1000	1000	1000	1000	1000
pH [No unit]	07-Nov-23	11:36	7.18	6.42	7.01	7.04	7.12	7.20
Alkalinity [mg/L as CaCO3]	06-Nov-23	13:19	11	2	5	6	9	10
Conductivity [uS/cm]	07-Nov-23	11:37	31	36	14	15	29	32
Acidity [mg/L as CaCO3]	06-Nov-23	13:13	< 2	2	< 2	< 2	< 2	< 2
F [mg/L]	06-Nov-23	13:34	< 0.06	< 0.06	< 0.06	< 0.06	< 0.06	< 0.06
SO4 [mg/L]	23-Nov-23	12:32	2	13	< 2	< 2	3	4
Cl [mg/L]	23-Nov-23	12:32	< 1	< 1	< 1	< 1	< 1	< 1
Hg [mg/L]	10-Nov-23	10:05	< 0.00001	< 0.00001	< 0.00001	< 0.00001	< 0.00001	< 0.00001
Ag [mg/L]	10-Nov-23	14:33	< 0.00005	< 0.00005	< 0.00005	< 0.00005	< 0.00005	< 0.00005
Al [mg/L]	10-Nov-23	14:33	0.055	0.002	0.033	0.054	0.056	0.089
As [mg/L]	10-Nov-23	14:33	0.0016	< 0.0002	0.0004	0.0004	0.0037	0.0028
Ba [mg/L]	10-Nov-23	14:33	0.00191	0.00376	0.00057	0.00068	0.00213	0.00049
Be [mg/L]	10-Nov-23	14:33	< 0.000007	< 0.000007	< 0.000007	< 0.000007	< 0.000007	< 0.000007
B [mg/L]	10-Nov-23	14:33	< 0.002	0.004	0.003	0.003	0.003	0.002
Bi [mg/L]	10-Nov-23	14:33	< 0.00001	< 0.00001	< 0.00001	< 0.00001	0.00002	< 0.00001
Ca [mg/L]	10-Nov-23	14:33	5.45	4.94	2.63	2.99	5.47	5.51
Cd [mg/L]	10-Nov-23	14:33	0.000006	0.014536	0.000007	0.000007	0.000006	0.000004
Co [mg/L]	10-Nov-23	14:33	0.000024	0.000304	0.000048	0.000064	0.000059	0.000035
Cr [mg/L]	10-Nov-23	14:33	< 0.00008	< 0.00008	< 0.00008	< 0.00008	< 0.00008	< 0.00008
Cu [mg/L]	10-Nov-23	14:33	0.0018	0.0019	0.0008	0.0003	0.0009	0.0010
Fe [mg/L]	10-Nov-23	14:33	< 0.007	< 0.007	< 0.007	< 0.007	< 0.007	0.009
K [mg/L]	10-Nov-23	14:33	0.848	0.964	0.346	0.310	0.561	0.617
Mg [mg/L]	10-Nov-23	14:33	0.377	0.186	0.140	0.179	0.141	0.128
Mn [mg/L]	10-Nov-23	14:33	0.0310	0.110	0.0181	0.0164	0.0343	0.0173
Mo [mg/L]	10-Nov-23	14:33	0.00089	0.00019	0.00011	0.00014	0.00016	0.00017
Na [mg/L]	10-Nov-23	14:33	0.32	0.52	0.43	0.60	0.46	0.29
Ni [mg/L]	10-Nov-23	14:33	0.0011	0.0065	0.0019	0.0014	0.0023	0.0018
P [mg/L]	10-Nov-23	14:33	< 0.003	< 0.003	< 0.003	< 0.003	< 0.003	< 0.003
Pb [mg/L]	10-Nov-23	14:33	0.00011	0.01451	< 0.00009	0.00015	< 0.00009	< 0.00009
S [mg/L]	10-Nov-23	14:33	< 3	4	< 3	< 3	< 3	< 3

OnLine LIMS

00035450981

Results relate only to the sample tested. Data reported represents the sample submitted to SGS. Reproduction of this analytical report in full or in part is prohibited without prior written approval. Please refer to SGS General Conditions of Services located at https://www.sgs.ca/en/terms-and-conditions (Printed copies are available upon request.)
Test method information available upon request. "Temperature Upon Receipt" is representative of the whole shipment and may not reflect the temperature of individual samples.
SGS Canada Inc. Environment-Health & Safety statement of conformity decision rule does not consider uncertainty when analytical results are compared to a specified standard or regulation.

SGS Canada Inc.
P.O. Box 4300 - 185 Concession St.
Lakefield - Ontario - KOL 2HO
Phone: 705-652-2000 FAX: 705-652-6365

LR Report : **CA10028-NOV23**

Analysis	3: Analysis Completed Date	4: Analysis Completed Time	5: HC-8 Wk#23	6: HC-9 Wk#23	7: HC-10 Wk#23	8: HC-11 Wk#23	9: HC-12 Wk#23	10: HC-13 Wk#23
Sb [mg/L]	10-Nov-23	14:33	< 0.0009	< 0.0009	< 0.0009	< 0.0009	< 0.0009	< 0.0009
Se [mg/L]	10-Nov-23	14:33	0.00022	0.00101	0.00017	0.00005	0.00025	< 0.00004
Si [mg/L]	10-Nov-23	14:33	0.38	0.51	0.20	0.28	0.53	0.49
Sn [mg/L]	10-Nov-23	14:33	< 0.00006	< 0.00006	< 0.00006	< 0.00006	< 0.00006	< 0.00006
Sr [mg/L]	10-Nov-23	14:33	0.00655	0.0103	0.00389	0.00473	0.00717	0.00379
Ti [mg/L]	10-Nov-23	14:33	< 0.00007	< 0.00007	< 0.00007	< 0.00007	< 0.00007	< 0.00007
Th [mg/L]	10-Nov-23	14:33	< 0.0001	< 0.0001	< 0.0001	< 0.0001	< 0.0001	< 0.0001
Tl [mg/L]	10-Nov-23	14:33	< 0.000005	0.000018	< 0.000005	< 0.000005	< 0.000005	0.000007
U [mg/L]	10-Nov-23	14:33	0.00163	0.000600	0.000718	0.00107	0.000605	0.00239
V [mg/L]	10-Nov-23	14:33	0.00017	0.00002	0.00006	0.00008	0.00018	0.00009
W [mg/L]	10-Nov-23	14:33	0.00011	< 0.00002	0.00007	0.00008	0.00010	0.00004
Zr [mg/L]	10-Nov-23	14:33	< 0.002	< 0.002	< 0.002	< 0.002	< 0.002	< 0.002
Zn [mg/L]	10-Nov-23	14:33	< 0.002	1.57	< 0.002	< 0.002	< 0.002	< 0.002

Analysis	11: HC-14 Wk#23	12: HC-15 Wk#23	13: HC-16 Wk#23	14: HC-17 Wk#23	15: HC-18 Wk#23	16: HC-19 Wk#23	17: HC-20 Wk#23	18: HC-21 Wk#23	19: HC-22 Wk#23
Sample Date & Time	03-Nov-23	03-Nov-23	03-Nov-23	03-Nov-23	03-Nov-23	03-Nov-23	03-Nov-23	03-Nov-23	03-Nov-23
HumCell Leachate Vol [mL]	914	669	1001	997	932	1006	944	953	464
Sample Name	DX450171	DX450134	DX450185	DX450032	DX 550064	DX450008	DX 550056	DX450022	DX450077
Sample Weight [g]	1000	1000	1000	1000	1000	1000	1000	1000	500
pH [No unit]	6.73	7.55	7.34	6.73	7.51	7.19	7.45	7.72	7.48
Alkalinity [mg/L as CaCO3]	3	12	10	3	9	8	8	11	11
Conductivity [uS/cm]	22	56	27	12	18	19	19	24	26
Acidity [mg/L as CaCO3]	< 2	< 2	< 2	< 2	< 2	< 2	< 2	< 2	< 2
F [mg/L]	< 0.06	< 0.06	< 0.06	< 0.06	< 0.06	0.11	< 0.06	< 0.06	< 0.06
SO4 [mg/L]	6	12	3	2	< 2	< 2	< 2	< 2	< 2
Cl [mg/L]	< 1	3	< 1	< 1	< 1	< 1	< 1	< 1	< 1
Hg [mg/L]	< 0.00001	< 0.00001	< 0.00001	< 0.00001	< 0.00001	< 0.00001	< 0.00001	< 0.00001	< 0.00001
Ag [mg/L]	< 0.00005	< 0.00005	< 0.00005	< 0.00005	< 0.00005	< 0.00005	< 0.00005	< 0.00005	< 0.00005
Al [mg/L]	0.025	0.012	0.109	0.011	0.061	0.063	0.033	0.054	0.035
As [mg/L]	0.0020	0.103	0.0121	0.0358	0.0091	0.0005	0.0005	0.0051	0.0005
Ba [mg/L]	0.00191	0.00101	0.00179	0.00023	0.00027	0.00044	0.00176	0.00027	0.00596
Be [mg/L]	0.000007	< 0.000007	< 0.000007	< 0.000007	0.000007	< 0.000007	< 0.000007	< 0.000007	< 0.000007
B [mg/L]	< 0.002	0.004	< 0.002	0.003	0.003	0.003	0.003	0.002	< 0.002
Bi [mg/L]	< 0.00001	< 0.00001	< 0.00001	< 0.00001	< 0.00001	< 0.00001	< 0.00001	< 0.00001	< 0.00001
Ca [mg/L]	3.06	9.54	4.32	2.05	3.69	3.70	3.32	4.73	3.39
Cd [mg/L]	< 0.000003	0.000005	0.000003	0.000005	0.000018	< 0.000003	< 0.000003	0.000003	0.000005
Co [mg/L]	0.000076	0.000206	0.000040	0.000181	0.000065	0.000035	0.000057	0.000083	0.000031
Cr [mg/L]	< 0.00008	< 0.00008	< 0.00008	0.00008	< 0.00008	< 0.00008	< 0.00008	< 0.00008	< 0.00008
Cu [mg/L]	0.0067	0.0022	0.0010	0.0015	0.0022	0.0011	0.0021	0.0013	0.0023
Fe [mg/L]	< 0.007	< 0.007	< 0.007	< 0.007	< 0.007	< 0.007	< 0.007	< 0.007	< 0.007
K [mg/L]	0.946	0.578	2.06	0.439	0.329	0.410	0.435	0.115	1.31
Mg [mg/L]	0.273	0.364	0.111	0.164	0.160	0.118	0.332	0.214	0.233
Mn [mg/L]	0.00415	0.0162	0.00795	0.00192	0.00630	0.0137	0.0279	0.0337	0.0306
Mo [mg/L]	0.00018	0.00008	0.00034	0.00018	0.00009	0.00041	0.00019	0.00009	0.00010
Na [mg/L]	0.34	0.33	0.25	0.49	0.48	0.38	0.41	0.34	0.31
Ni [mg/L]	0.0012	0.0097	0.0005	0.0022	0.0014	0.0015	0.0018	0.0025	0.0011
P [mg/L]	< 0.003	< 0.003	< 0.003	< 0.003	< 0.003	< 0.003	< 0.003	< 0.003	< 0.003
Pb [mg/L]	0.00020	0.00009	< 0.00009	0.00011	0.00012	< 0.00009	0.00010	< 0.00009	< 0.00009
S [mg/L]	< 3	6	< 3	< 3	< 3	< 3	< 3	< 3	< 3

OnLine LIMS

00035450981

Results relate only to the sample tested. Data reported represents the sample submitted to SGS. Reproduction of this analytical report in full or in part is prohibited without prior written approval. Please refer to SGS General Conditions of Services located at https://www.sgs.ca/en/terms-and-conditions (Printed copies are available upon request.)
Test method information available upon request. "Temperature Upon Receipt" is representative of the whole shipment and may not reflect the temperature of individual samples.
SGS Canada Inc. Environment-Health & Safety statement of conformity decision rule does not consider uncertainty when analytical results are compared to a specified standard or regulation.

SGS Canada Inc.
P.O. Box 4300 - 185 Concession St.
Lakefield - Ontario - KOL 2HO
Phone: 705-652-2000 FAX: 705-652-6365

LR Report : **CA10028-NOV23**

Analysis	11: HC-14 Wk#23	12: HC-15 Wk#23	13: HC-16 Wk#23	14: HC-17 Wk#23	15: HC-18 Wk#23	16: HC-19 Wk#23	17: HC-20 Wk#23	18: HC-21 Wk#23	19: HC-22 Wk#23
Sb [mg/L]	< 0.0009	0.0015	< 0.0009	< 0.0009	< 0.0009	< 0.0009	< 0.0009	< 0.0009	< 0.0009
Se [mg/L]	0.00035	0.00027	< 0.00004	< 0.00004	< 0.00004	< 0.00004	< 0.00004	< 0.00004	< 0.00004
Si [mg/L]	0.24	0.27	0.46	0.42	0.33	0.46	0.21	0.19	0.20
Sn [mg/L]	< 0.00006	< 0.00006	< 0.00006	< 0.00006	< 0.00006	< 0.00006	< 0.00006	< 0.00006	< 0.00006
Sr [mg/L]	0.00939	0.0132	0.00629	0.00323	0.00233	0.00387	0.00538	0.00094	0.00366
Ti [mg/L]	0.00018	< 0.00007	0.00008	< 0.00007	0.00020	< 0.00007	< 0.00007	< 0.00007	0.00013
Th [mg/L]	< 0.0001	< 0.0001	< 0.0001	< 0.0001	< 0.0001	< 0.0001	< 0.0001	< 0.0001	< 0.0001
Tl [mg/L]	< 0.000005	< 0.000005	0.000008	< 0.000005	< 0.000005	< 0.000005	< 0.000005	< 0.000005	< 0.000005
U [mg/L]	0.000099	0.000094	0.00189	0.000691	0.000729	0.000171	0.000092	0.000845	0.000274
V [mg/L]	0.00020	0.00009	0.00048	0.00027	0.00018	0.00007	0.00082	0.00039	0.00081
W [mg/L]	0.00004	< 0.00002	0.00008	< 0.00002	0.00003	< 0.00002	< 0.00002	< 0.00002	0.00003
Zr [mg/L]	< 0.002	< 0.002	< 0.002	< 0.002	< 0.002	< 0.002	< 0.002	< 0.002	< 0.002
Zn [mg/L]	0.005	< 0.002	< 0.002	< 0.002	< 0.002	< 0.002	< 0.002	< 0.002	< 0.002

Analysis	20: HC-23 Wk#23	21: HC-24 Wk#23	22: HC-25 Wk#23	23: HC-26 Wk#23	24: HC-27 Wk#23	25:
Sample Date & Time	03-Nov-23	03-Nov-23	03-Nov-23	03-Nov-23	03-Nov-23	
HumCell Leachate Vol [mL]	1007	954	972	753	1004	
Sample Name	DX450113	DX 550101	DX450128	DX450021	DX450222	
Sample Weight [g]	1000	1000	1000	750	1000	
pH [No unit]	7.66	7.14	7.35	6.84	6.88	
Alkalinity [mg/L as CaCO3]	12	10	10	6	4	
Conductivity [uS/cm]	29	20	34	94	22	
Acidity [mg/L as CaCO3]	< 2	< 2	< 2	< 2	< 2	
F [mg/L]	< 0.06	< 0.06	< 0.06	< 0.06	< 0.06	
SO4 [mg/L]	< 2	< 2	5	35	5	
Cl [mg/L]	< 1	< 1	< 1	< 1	< 1	
Hg [mg/L]	< 0.00001	< 0.00001	< 0.00001	< 0.00001	< 0.00001	
Ag [mg/L]	< 0.00005	< 0.00005	< 0.00005	< 0.00005	< 0.00005	
Al [mg/L]	0.048	0.040	0.050	0.005	0.026	
As [mg/L]	0.0061	0.0016	0.0022	< 0.0002	0.0005	
Ba [mg/L]	0.00318	0.00054	0.00113	0.00586	0.00056	
Be [mg/L]	< 0.000007	< 0.000007	0.000007	< 0.000007	< 0.000007	
B [mg/L]	0.003	0.004	0.004	0.004	< 0.002	
Bi [mg/L]	< 0.00001	< 0.00001	< 0.00001	< 0.00001	< 0.00001	
Ca [mg/L]	5.28	4.05	6.45	14.9	3.75	
Cd [mg/L]	< 0.000003	< 0.000003	0.000013	0.000062	0.000004	
Co [mg/L]	0.000036	0.000069	0.000091	0.000305	0.000058	
Cr [mg/L]	< 0.00008	< 0.00008	0.00012	0.00012	< 0.00008	
Cu [mg/L]	0.0010	0.0009	0.0009	0.0006	0.0005	
Fe [mg/L]	< 0.007	< 0.007	0.009	0.023	< 0.007	
K [mg/L]	0.407	0.232	0.394	2.72	0.527	
Mg [mg/L]	0.232	0.279	0.273	0.466	0.136	
Mn [mg/L]	0.0325	0.0255	0.0163	0.0406	0.0133	
Mo [mg/L]	0.00008	0.00041	0.00020	0.00008	0.00009	
Na [mg/L]	0.26	0.52	0.64	0.45	0.24	
Ni [mg/L]	0.0015	0.0017	0.0010	0.0027	0.0008	
P [mg/L]	< 0.003	< 0.003	< 0.003	< 0.003	< 0.003	
Pb [mg/L]	< 0.00009	0.00011	0.00013	0.00025	< 0.00009	
S [mg/L]	< 3	< 3	< 3	12	< 3	

OnLine LIMS

00035450981

Results relate only to the sample tested. Data reported represents the sample submitted to SGS. Reproduction of this analytical report in full or in part is prohibited without prior written approval. Please refer to SGS General Conditions of Services located at https://www.sgs.ca/en/terms-and-conditions (Printed copies are available upon request.)
Test method information available upon request. "Temperature Upon Receipt" is representative of the whole shipment and may not reflect the temperature of individual samples.
SGS Canada Inc. Environment-Health & Safety statement of conformity decision rule does not consider uncertainty when analytical results are compared to a specified standard or regulation.

SGS Canada Inc.
P.O. Box 4300 - 185 Concession St.
Lakefield - Ontario - KOL 2HO
Phone: 705-652-2000 FAX: 705-652-6365

LR Report : **CA10028-NOV23**

Analysis	20: HC-23 Wk#23	21: HC-24 Wk#23	22: HC-25 Wk#23	23: HC-26 Wk#23	24: HC-27 Wk#23	25:
Sb [mg/L]	< 0.0009	< 0.0009	< 0.0009	< 0.0009	< 0.0009	
Se [mg/L]	< 0.00004	< 0.00004	< 0.00004	0.00018	< 0.00004	
Si [mg/L]	0.27	0.17	0.20	0.21	0.31	
Sn [mg/L]	< 0.00006	< 0.00006	< 0.00006	< 0.00006	< 0.00006	
Sr [mg/L]	0.0126	0.00234	0.00617	0.0108	0.00343	
Ti [mg/L]	< 0.00007	< 0.00007	0.00013	< 0.00007	< 0.00007	
Th [mg/L]	< 0.0001	< 0.0001	< 0.0001	< 0.0001	< 0.0001	
Tl [mg/L]	< 0.000005	< 0.000005	< 0.000005	< 0.000005	< 0.000005	
U [mg/L]	0.000161	0.000176	0.00162	0.000468	0.000986	
V [mg/L]	0.00021	0.00052	0.00055	0.00002	0.00012	
W [mg/L]	0.00006	< 0.00002	0.00051	< 0.00002	0.00003	
Zr [mg/L]	< 0.002	< 0.002	< 0.002	< 0.002	< 0.002	
Zn [mg/L]	< 0.002	< 0.002	< 0.002	0.007	< 0.002	



Lisa Thompson
Project Specialist Assistant,
Environment, Health & Safety

OnLine LIMS

00035450 98

Results relate only to the sample tested. Data reported represents the sample submitted to SGS. Reproduction of this analytical report in full or in part is prohibited without prior written approval. Please refer to SGS General Conditions of Services located at https://www.sgs.ca/en/terms-and-conditions (Printed copies are available upon request.)
Test method information available upon request. "Temperature Upon Receipt" is representative of the whole shipment and may not reflect the temperature of individual samples.
SGS Canada Inc. Environment-Health & Safety statement of conformity decision rule does not consider uncertainty when analytical results are compared to a specified standard or regulation.

SGS Canada Inc.
P.O. Box 4300 - 185 Concession St.
Lakefield - Ontario - KOL 2HO
Phone: 705-652-2000 FAX: 705-652-6365

21-October-2024

Great Bear Resources Ltd.
Attn : Ashley Moncrief

1020 - 800 West Pender St.
Vancouver, BC
V6C 2V6, Canada

Phone: 778-833-2160
Fax:

Date Rec. : 27 September 2024
LR Report: **CA10168-SEP24**
Reference: Wk#23

Copy: #1

CERTIFICATE OF ANALYSIS
Final Report

Analysis	3: Analysis Completed Date	4: Analysis Completed Time	5: HC-28 Wk#23	6: HC-29 Wk#23	7: HC-30 Wk#23	8: HC-31 Wk#23	9: HC-32 Wk#23
Sample Date & Time			27-Sep-24	27-Sep-24	27-Sep-24	27-Sep-24	27-Sep-24
HumCell Leachate Vol [mL]	30-Sep-24	10:32	936	872	672	884	667
Sample Name	---	---	31787	DX450179	31644	DX450183	O31576
Sample Weight [g]	---	---	1000	1000	750	1000	750
pH [No unit]	01-Oct-24	10:18	6.71	6.88	7.16	7.12	7.09
Alkalinity [mg/L as CaCO3]	30-Sep-24	10:12	2	3	7	6	6
Conductivity [uS/cm]	30-Sep-24	10:12	5	8	17	17	21
Acidity [mg/L as CaCO3]	02-Oct-24	10:05	< 2	< 2	< 2	< 2	< 2
F [mg/L]	30-Sep-24	09:16	< 0.06	< 0.06	< 0.06	< 0.06	< 0.06
SO4 [mg/L]	03-Oct-24	13:58	0.4	0.4	1.0	2.2	2.4
Cl [mg/L]	01-Oct-24	07:44	< 0.2	< 0.2	< 0.2	< 0.2	< 0.2
Hg [mg/L]	17-Oct-24	09:37	< 0.00001	< 0.00001	< 0.00001	< 0.00001	< 0.00001
Ag [mg/L]	02-Oct-24	16:35	< 0.00005	< 0.00005	< 0.00005	< 0.00005	< 0.00005
Al [mg/L]	02-Oct-24	16:35	0.029	0.036	0.040	0.043	0.048
As [mg/L]	02-Oct-24	16:35	0.0017	0.0117	0.0058	0.0119	0.0019
Ba [mg/L]	02-Oct-24	16:35	0.00050	0.00134	0.00074	0.00038	0.00145
Be [mg/L]	02-Oct-24	16:35	< 0.000007	< 0.000007	< 0.000007	< 0.000007	< 0.000007
B [mg/L]	02-Oct-24	16:35	< 0.002	< 0.002	< 0.002	< 0.002	< 0.002
Bi [mg/L]	02-Oct-24	16:35	< 0.00001	< 0.00001	< 0.00001	< 0.00001	< 0.00001
Ca [mg/L]	02-Oct-24	16:35	0.81	1.09	2.65	2.86	3.04
Cd [mg/L]	02-Oct-24	16:35	< 0.000003	< 0.000003	< 0.000003	0.000027	0.000006
Co [mg/L]	02-Oct-24	16:35	0.000007	0.000024	0.000008	0.000029	0.000008
Cr [mg/L]	02-Oct-24	16:35	< 0.00008	< 0.00008	< 0.00008	< 0.00008	< 0.00008
Cu [mg/L]	02-Oct-24	16:35	< 0.001	< 0.001	< 0.001	< 0.001	< 0.001
Fe [mg/L]	02-Oct-24	16:35	< 0.007	< 0.007	< 0.007	< 0.007	< 0.007
K [mg/L]	02-Oct-24	16:35	0.375	0.804	0.955	0.541	0.731
Mg [mg/L]	02-Oct-24	16:35	0.071	0.077	0.176	0.117	0.077
Mn [mg/L]	02-Oct-24	16:35	0.00138	0.00125	0.00966	0.00228	0.0211
Mo [mg/L]	02-Oct-24	16:35	< 0.0004	< 0.0004	< 0.0004	< 0.0004	< 0.0004
Na [mg/L]	02-Oct-24	16:35	0.09	0.11	0.10	0.14	0.11

OnLine LIMS

0003899125

Results relate only to the sample tested. Data reported represents the sample submitted to SGS. Reproduction of this analytical report in full or in part is prohibited without prior written approval. Please refer to SGS General Conditions of Services located at https://www.sgs.ca/en/terms-and-conditions (Printed copies are available upon request.)
Test method information available upon request. "Temperature Upon Receipt" is representative of the whole shipment and may not reflect the temperature of individual samples.
SGS Canada Inc. Environment-Health & Safety statement of conformity decision rule does not consider uncertainty when analytical results are compared to a specified standard or regulation.

SGS Canada Inc.
P.O. Box 4300 - 185 Concession St.
Lakefield - Ontario - KOL 2HO
Phone: 705-652-2000 FAX: 705-652-6365

LR Report : **CA10168-SEP24**

Analysis	3: Analysis Completed Date	4: Analysis Completed Time	5: HC-28 Wk#23	6: HC-29 Wk#23	7: HC-30 Wk#23	8: HC-31 Wk#23	9: HC-32 Wk#23
Ni [mg/L]	02-Oct-24	16:35	< 0.0001	< 0.0001	< 0.0001	0.0001	< 0.0001
P [mg/L]	02-Oct-24	16:35	< 0.003	< 0.003	< 0.003	< 0.003	< 0.003
Pb [mg/L]	02-Oct-24	16:35	< 0.00009	< 0.00009	< 0.00009	< 0.00009	< 0.00009
S [mg/L]	02-Oct-24	16:35	< 5	< 5	< 5	< 5	< 5
Sb [mg/L]	02-Oct-24	16:35	< 0.0009	< 0.0009	0.0019	< 0.0009	< 0.0009
Se [mg/L]	02-Oct-24	16:35	< 0.00004	< 0.00004	0.00004	< 0.00004	0.00032
Si [mg/L]	02-Oct-24	16:35	0.14	0.16	0.25	0.24	0.21
Sn [mg/L]	02-Oct-24	16:35	< 0.00006	< 0.00006	0.00008	< 0.00006	0.00007
Sr [mg/L]	02-Oct-24	16:35	0.00257	0.00369	0.010	0.00729	0.00494
Ti [mg/L]	02-Oct-24	16:35	< 0.0001	0.00019	< 0.0001	0.00011	< 0.0001
Th [mg/L]	02-Oct-24	16:35	< 0.0001	< 0.0001	< 0.0001	< 0.0001	< 0.0001
Tl [mg/L]	02-Oct-24	16:35	< 0.000005	< 0.000005	< 0.000005	< 0.000005	< 0.000005
U [mg/L]	02-Oct-24	16:35	0.000375	0.00156	0.000976	0.00189	0.000300
V [mg/L]	02-Oct-24	16:35	0.00032	0.00059	0.00033	0.00043	0.00023
W [mg/L]	02-Oct-24	16:35	< 0.0002	< 0.0002	< 0.0002	< 0.0002	< 0.0002
Zr [mg/L]	02-Oct-24	16:35	< 0.002	< 0.002	< 0.002	< 0.002	< 0.002
Zn [mg/L]	02-Oct-24	16:35	< 0.002	< 0.002	< 0.002	0.006	< 0.002

Analysis	10: HC-33 Wk#23	11: HC-34 Wk#23	12: HC-35 Wk#23
Sample Date & Time	27-Sep-24	27-Sep-24	27-Sep-24
HumCell Leachate Vol [mL]	1005	904	1007
Sample Name	DX450213	DX450174	31795
Sample Weight [g]	1000	1000	1000
pH [No unit]	4.11	7.83	7.51
Alkalinity [mg/L as CaCO3]	< 2	8	9
Conductivity [uS/cm]	54	19	21
Acidity [mg/L as CaCO3]	5	< 2	< 2
F [mg/L]	< 0.06	< 0.06	< 0.06
SO4 [mg/L]	14	0.3	1.0
Cl [mg/L]	< 0.2	< 0.2	< 0.2
Hg [mg/L]	< 0.00001	< 0.00001	< 0.00001
Ag [mg/L]	< 0.00005	< 0.00005	< 0.00005
Al [mg/L]	0.054	0.041	0.200
As [mg/L]	0.0003	0.0044	0.0779
Ba [mg/L]	0.00760	0.00228	0.00310
Be [mg/L]	0.000042	< 0.000007	< 0.000007
B [mg/L]	0.004	< 0.002	< 0.002
Bi [mg/L]	< 0.00001	< 0.00001	< 0.00001
Ca [mg/L]	2.28	2.62	3.28
Cd [mg/L]	0.000020	< 0.000003	0.000004
Co [mg/L]	0.000362	0.000014	0.000022
Cr [mg/L]	< 0.00008	< 0.00008	< 0.00008

OnLine LIMS

0003899125

Results relate only to the sample tested. Data reported represents the sample submitted to SGS. Reproduction of this analytical report in full or in part is prohibited without prior written approval. Please refer to SGS General Conditions of Services located at https://www.sgs.ca/en/terms-and-conditions (Printed copies are available upon request.)
Test method information available upon request. "Temperature Upon Receipt" is representative of the whole shipment and may not reflect the temperature of individual samples.
SGS Canada Inc. Environment-Health & Safety statement of conformity decision rule does not consider uncertainty when analytical results are compared to a specified standard or regulation.

SGS Canada Inc.
P.O. Box 4300 - 185 Concession St.
Lakefield - Ontario - KOL 2HO
Phone: 705-652-2000 FAX: 705-652-6365

LR Report : **CA10168-SEP24**

Analysis	10: HC-33 Wk#23	11: HC-34 Wk#23	12: HC-35 Wk#23
Cu [mg/L]	< 0.001	< 0.001	< 0.001
Fe [mg/L]	2.65	< 0.007	< 0.007
K [mg/L]	1.54	0.841	1.69
Mg [mg/L]	0.275	0.245	0.059
Mn [mg/L]	0.0779	0.0132	0.00189
Mo [mg/L]	< 0.0004	< 0.0004	< 0.0004
Na [mg/L]	0.10	0.17	0.10
Ni [mg/L]	0.0062	< 0.0001	< 0.0001
P [mg/L]	< 0.003	< 0.003	< 0.003
Pb [mg/L]	0.00014	< 0.00009	< 0.00009
S [mg/L]	< 5	< 5	< 5
Sb [mg/L]	< 0.0009	< 0.0009	< 0.0009
Se [mg/L]	0.00052	0.00010	0.00006
Si [mg/L]	0.92	0.22	0.55
Sn [mg/L]	< 0.00006	0.00007	< 0.00006
Sr [mg/L]	0.0142	0.00748	0.00492
Ti [mg/L]	< 0.0001	< 0.0001	0.00014
Th [mg/L]	< 0.0001	< 0.0001	< 0.0001
Tl [mg/L]	0.000005	< 0.000005	< 0.000005
U [mg/L]	0.000848	0.000061	0.000403
V [mg/L]	< 0.00001	0.00039	0.00105
W [mg/L]	< 0.0002	< 0.0002	< 0.0002
Zr [mg/L]	< 0.002	< 0.002	< 0.002
Zn [mg/L]	0.011	< 0.002	< 0.002

Lisa Thompson
Project Specialist Assistant,
Environment, Health & Safety

OnLine LIMS

0003899125

Results relate only to the sample tested. Data reported represents the sample submitted to SGS. Reproduction of this analytical report in full or in part is prohibited without prior written approval. Please refer to SGS General Conditions of Services located at https://www.sgs.ca/en/terms-and-conditions (Printed copies are available upon request.)
Test method information available upon request. "Temperature Upon Receipt" is representative of the whole shipment and may not reflect the temperature of individual samples.
SGS Canada Inc. Environment-Health & Safety statement of conformity decision rule does not consider uncertainty when analytical results are compared to a specified standard or regulation.

SGS Canada Inc.
P.O. Box 4300 - 185 Concession St.
Lakefield - Ontario - KOL 2HO
Phone: 705-652-2000 FAX: 705-652-6365

30-November-2023

Great Bear Resources Ltd.
Attn : Ashley Moncrief

1020 - 800 West Pender St.
Vancouver, BC
V6C 2V6, Canada

Phone: 778-833-2160
Fax:

Date Rec. : 09 November 2023
LR Report: **CA10080-NOV23**
Reference: Wk#24

Copy: #1

CERTIFICATE OF ANALYSIS
Final Report

Analysis	3: Analysis Completed Date	4: Analysis Completed Time	5: HC-1 Wk#24	6: HC-2 Wk#24	7: HC-3 Wk#24	8: HC-4 Wk#24
Sample Date & Time			09-Nov-23	09-Nov-23	09-Nov-23	09-Nov-23
HumCell Leachate Vol [mL]	13-Nov-23	16:20	937	1018	472	496
Sample Name	---	---	DX450052	DX 550083	DX450204	DX450176
Sample Weight [g]	---	---	1000	1000	500	500
pH [No unit]	14-Nov-23	11:40	6.58	7.46	6.98	6.33
Alkalinity [mg/L as CaCO3]	14-Nov-23	11:23	3	10	6	< 2
Conductivity [uS/cm]	14-Nov-23	11:41	48	26	13	27
Acidity [mg/L as CaCO3]	14-Nov-23	11:41	2	< 2	< 2	4
F [mg/L]	10-Nov-23	13:10	< 0.06	< 0.06	< 0.06	< 0.06
SO4 [mg/L]	22-Nov-23	12:25	18	2	< 2	9
Cl [mg/L]	22-Nov-23	12:25	< 1	< 1	< 1	< 1
Hg [mg/L]	17-Nov-23	10:32	< 0.00001	< 0.00001	< 0.00001	< 0.00001
Ag [mg/L]	17-Nov-23	13:18	< 0.00005	< 0.00005	< 0.00005	< 0.00005
Al [mg/L]	17-Nov-23	13:18	0.008	0.056	0.057	0.003
As [mg/L]	17-Nov-23	13:18	< 0.0002	0.0102	0.0013	< 0.0002
Ba [mg/L]	17-Nov-23	13:18	0.00095	0.00838	0.00045	0.00260
Be [mg/L]	17-Nov-23	13:18	< 0.000007	< 0.000007	< 0.000007	< 0.000007
B [mg/L]	17-Nov-23	13:18	< 0.002	< 0.002	< 0.002	0.004
Bi [mg/L]	17-Nov-23	13:18	< 0.00001	0.00008	< 0.00001	< 0.00001
Ca [mg/L]	17-Nov-23	13:18	8.03	5.12	2.00	3.71
Cd [mg/L]	17-Nov-23	13:18	0.000780	0.000007	< 0.000003	0.000834
Co [mg/L]	17-Nov-23	13:18	0.000034	0.000029	0.000006	0.000058
Cr [mg/L]	17-Nov-23	13:18	< 0.00008	< 0.00008	0.00008	< 0.00008
Cu [mg/L]	17-Nov-23	13:18	0.0002	0.0002	0.0005	0.0004
Fe [mg/L]	17-Nov-23	13:18	< 0.007	< 0.007	< 0.007	< 0.007
K [mg/L]	17-Nov-23	13:18	0.395	1.34	0.649	0.480
Mg [mg/L]	17-Nov-23	13:18	0.188	0.101	0.120	0.300
Mn [mg/L]	17-Nov-23	13:18	0.0371	0.0312	0.00410	0.0152

OnLine LIMS

0003550172

Results relate only to the sample tested. Data reported represents the sample submitted to SGS. Reproduction of this analytical report in full or in part is prohibited without prior written approval. Please refer to SGS General Conditions of Services located at https://www.sgs.ca/en/terms-and-conditions (Printed copies are available upon request.)
Test method information available upon request. "Temperature Upon Receipt" is representative of the whole shipment and may not reflect the temperature of individual samples.
SGS Canada Inc. Environment-Health & Safety statement of conformity decision rule does not consider uncertainty when analytical results are compared to a specified standard or regulation.

SGS Canada Inc.
P.O. Box 4300 - 185 Concession St.
Lakefield - Ontario - KOL 2HO
Phone: 705-652-2000 FAX: 705-652-6365

LR Report : **CA10080-NOV23**

Analysis	3: Analysis Completed Date	4: Analysis Completed Time	5: HC-1 Wk#24	6: HC-2 Wk#24	7: HC-3 Wk#24	8: HC-4 Wk#24
Mo [mg/L]	17-Nov-23	13:18	0.00064	0.00026	0.00040	0.00028
Na [mg/L]	17-Nov-23	13:18	0.10	0.10	0.08	0.07
Ni [mg/L]	17-Nov-23	13:18	0.0002	< 0.0001	< 0.0001	0.0002
P [mg/L]	17-Nov-23	13:18	< 0.003	< 0.003	< 0.003	< 0.003
Pb [mg/L]	17-Nov-23	13:18	0.0371	0.00039	< 0.00009	0.0442
S [mg/L]	17-Nov-23	13:18	6	< 3	< 3	4
Sb [mg/L]	17-Nov-23	13:18	< 0.0009	< 0.0009	< 0.0009	< 0.0009
Se [mg/L]	17-Nov-23	13:18	0.00050	0.00516	< 0.00004	0.00078
Si [mg/L]	17-Nov-23	13:18	0.18	0.38	0.24	0.23
Sn [mg/L]	17-Nov-23	13:18	< 0.00006	< 0.00006	< 0.00006	< 0.00006
Sr [mg/L]	17-Nov-23	13:18	0.0187	0.0183	0.00493	0.00597
Ti [mg/L]	17-Nov-23	13:18	< 0.00007	< 0.00007	0.00037	< 0.00007
Th [mg/L]	17-Nov-23	13:18	< 0.0001	< 0.0001	< 0.0001	< 0.0001
Tl [mg/L]	17-Nov-23	13:18	0.000010	0.000010	< 0.000005	0.000008
U [mg/L]	17-Nov-23	13:18	0.00130	0.00769	0.00117	0.000268
V [mg/L]	17-Nov-23	13:18	0.00002	0.00041	0.00031	0.00002
W [mg/L]	17-Nov-23	13:18	< 0.00002	0.00010	0.00005	< 0.00002
Zr [mg/L]	17-Nov-23	13:18	< 0.002	< 0.002	< 0.002	< 0.002
Zn [mg/L]	17-Nov-23	13:18	0.029	< 0.002	< 0.002	0.049

Analysis	9: HC-5 Wk#24	10: HC-6 Wk#24	11: HC-7 Wk#24
Sample Date & Time	09-Nov-23	09-Nov-23	09-Nov-23
HumCell Leachate Vol [mL]	962	472	914
Sample Name	DX450232	DX450181	DX450002
Sample Weight [g]	1000	500	1000
pH [No unit]	7.25	7.42	7.60
Alkalinity [mg/L as CaCO3]	5	13	9
Conductivity [uS/cm]	15	24	18
Acidity [mg/L as CaCO3]	< 2	< 2	< 2
F [mg/L]	< 0.06	< 0.06	< 0.06
SO4 [mg/L]	3	< 2	< 2
Cl [mg/L]	< 1	< 1	< 1
Hg [mg/L]	< 0.00001	< 0.00001	< 0.00001
Ag [mg/L]	< 0.00005	< 0.00005	< 0.00005
Al [mg/L]	0.052	0.058	0.059
As [mg/L]	0.0037	0.0008	0.0084
Ba [mg/L]	0.00083	0.00076	0.00058
Be [mg/L]	< 0.000007	< 0.000007	< 0.000007
B [mg/L]	< 0.002	0.005	0.003

OnLine LIMS

0003550172

Results relate only to the sample tested. Data reported represents the sample submitted to SGS. Reproduction of this analytical report in full or in part is prohibited without prior written approval. Please refer to SGS General Conditions of Services located at https://www.sgs.ca/en/terms-and-conditions (Printed copies are available upon request.)
Test method information available upon request. "Temperature Upon Receipt" is representative of the whole shipment and may not reflect the temperature of individual samples.
SGS Canada Inc. Environment-Health & Safety statement of conformity decision rule does not consider uncertainty when analytical results are compared to a specified standard or regulation.

SGS Canada Inc.
P.O. Box 4300 - 185 Concession St.
Lakefield - Ontario - KOL 2HO
Phone: 705-652-2000 FAX: 705-652-6365

LR Report : **CA10080-NOV23**

Analysis	9: HC-5 Wk#24	10: HC-6 Wk#24	11: HC-7 Wk#24
Bi [mg/L]	< 0.00001	< 0.00001	< 0.00001
Ca [mg/L]	2.71	4.44	3.50
Cd [mg/L]	0.000011	< 0.000003	< 0.000003
Co [mg/L]	< 0.000004	< 0.000004	0.000009
Cr [mg/L]	< 0.00008	< 0.00008	< 0.00008
Cu [mg/L]	0.0002	0.0003	0.0003
Fe [mg/L]	< 0.007	< 0.007	0.007
K [mg/L]	0.586	0.590	0.537
Mg [mg/L]	0.078	0.185	0.118
Mn [mg/L]	0.0153	0.00774	0.0120
Mo [mg/L]	0.00028	0.00014	0.00037
Na [mg/L]	0.10	0.14	0.10
Ni [mg/L]	0.0001	< 0.0001	< 0.0001
P [mg/L]	< 0.003	0.004	< 0.003
Pb [mg/L]	< 0.00009	< 0.00009	< 0.00009
S [mg/L]	< 3	< 3	< 3
Sb [mg/L]	< 0.0009	< 0.0009	< 0.0009
Se [mg/L]	0.00013	< 0.00004	0.00004
Si [mg/L]	0.27	0.54	0.24
Sn [mg/L]	< 0.00006	< 0.00006	< 0.00006
Sr [mg/L]	0.00445	0.0103	0.00616
Ti [mg/L]	0.00018	0.00013	0.00028
Th [mg/L]	< 0.0001	< 0.0001	< 0.0001
Tl [mg/L]	< 0.000005	< 0.000005	< 0.000005
U [mg/L]	0.00116	0.00325	0.00163
V [mg/L]	0.00058	0.00083	0.00024
W [mg/L]	0.00006	0.00132	0.00019
Zr [mg/L]	< 0.002	< 0.002	< 0.002
Zn [mg/L]	< 0.002	< 0.002	< 0.002



Lisa Thompson
Project Specialist Assistant,
Environment, Health & Safety

OnLine LIMS

0003550172

Results relate only to the sample tested. Data reported represents the sample submitted to SGS. Reproduction of this analytical report in full or in part is prohibited without prior written approval. Please refer to SGS General Conditions of Services located at https://www.sgs.ca/en/terms-and-conditions (Printed copies are available upon request.)
Test method information available upon request. "Temperature Upon Receipt" is representative of the whole shipment and may not reflect the temperature of individual samples.
SGS Canada Inc. Environment-Health & Safety statement of conformity decision rule does not consider uncertainty when analytical results are compared to a specified standard or regulation.

SGS Canada Inc.
P.O. Box 4300 - 185 Concession St.
Lakefield - Ontario - KOL 2HO
Phone: 705-652-2000 FAX: 705-652-6365

04-December-2023

Great Bear Resources Ltd.
Attn : Ashley Moncrief

1020 - 800 West Pender St.
Vancouver, BC
V6C 2V6, Canada

Phone: 778-833-2160
Fax:

Date Rec. : 10 November 2023
LR Report: **CA10083-NOV23**
Reference: Wk#24

Copy: #2

CERTIFICATE OF ANALYSIS

Final Report - Revised

Analysis	3: Analysis Completed Date	4: Analysis Completed Time	5: HC-8 Wk#24	6: HC-9 Wk#24	7: HC-10 Wk#24	8: HC-11 Wk#24
Sample Date & Time			09-Nov-23	09-Nov-23	09-Nov-23	09-Nov-23
HumCell Leachate Vol [mL]	13-Nov-23	16:21	949	984	922	936
Sample Name	---	---	DX450108	DX450076	DX450186	DX450118
Sample Weight [g]	---	---	1000	1000	1000	1000
pH [No unit]	15-Nov-23	10:07	7.58	6.68	7.12	7.22
Alkalinity [mg/L as CaCO3]	14-Nov-23	12:23	9	3	6	6
Conductivity [uS/cm]	14-Nov-23	12:23	22	37	13	13
Acidity [mg/L as CaCO3]	15-Nov-23	10:24	< 2	2	< 2	< 2
F [mg/L]	14-Nov-23	11:28	< 0.06	< 0.06	< 0.06	< 0.06
SO4 [mg/L]	27-Nov-23	12:48	< 2	15	< 2	< 2
Cl [mg/L]	27-Nov-23	13:33	1	1	1	< 1
Hg [mg/L]	21-Nov-23	16:39	0.00001	0.00001	0.00001	0.00001
Ag [mg/L]	22-Nov-23	13:05	< 0.00005	< 0.00005	< 0.00005	< 0.00005
Al [mg/L]	22-Nov-23	13:05	0.054	0.002	0.032	0.050
As [mg/L]	22-Nov-23	13:05	0.0016	< 0.0002	0.0004	0.0004
Ba [mg/L]	22-Nov-23	13:05	0.00115	0.00382	0.00054	0.00057
Be [mg/L]	22-Nov-23	13:05	< 0.000007	< 0.000007	< 0.000007	< 0.000007
B [mg/L]	22-Nov-23	13:05	< 0.002	< 0.002	< 0.002	< 0.002
Bi [mg/L]	22-Nov-23	13:05	< 0.00001	< 0.00001	< 0.00001	< 0.00001
Ca [mg/L]	22-Nov-23	13:05	3.67	4.69	2.41	2.56
Cd [mg/L]	22-Nov-23	13:05	0.000003	0.0173	0.000007	0.000008
Co [mg/L]	22-Nov-23	13:05	0.000006	0.000298	0.000007	0.000007
Cr [mg/L]	22-Nov-23	13:05	< 0.00008	< 0.00008	< 0.00008	< 0.00008
Cu [mg/L]	22-Nov-23	13:05	0.0002	0.0002	0.0013	< 0.0002
Fe [mg/L]	22-Nov-23	13:05	< 0.007	< 0.007	< 0.007	< 0.007
K [mg/L]	22-Nov-23	13:05	0.599	0.907	0.305	0.244
Mg [mg/L]	22-Nov-23	13:05	0.221	0.091	0.057	0.054
Mn [mg/L]	22-Nov-23	13:05	0.0230	0.115	0.0169	0.0158

OnLine LIMS

0003552720

Results relate only to the sample tested. Data reported represents the sample submitted to SGS. Reproduction of this analytical report in full or in part is prohibited without prior written approval. Please refer to SGS General Conditions of Services located at https://www.sgs.ca/en/terms-and-conditions (Printed copies are available upon request.)
Test method information available upon request. "Temperature Upon Receipt" is representative of the whole shipment and may not reflect the temperature of individual samples.
SGS Canada Inc. Environment-Health & Safety statement of conformity decision rule does not consider uncertainty when analytical results are compared to a specified standard or regulation.

SGS Canada Inc.
P.O. Box 4300 - 185 Concession St.
Lakefield - Ontario - KOL 2HO
Phone: 705-652-2000 FAX: 705-652-6365

LR Report : **CA10083-NOV23**

Analysis	3: Analysis Completed Date	4: Analysis Completed Time	5: HC-8 Wk#24	6: HC-9 Wk#24	7: HC-10 Wk#24	8: HC-11 Wk#24
Mo [mg/L]	22-Nov-23	13:05	0.00029	0.00018	0.00008	0.00009
Na [mg/L]	22-Nov-23	13:05	0.07	0.06	0.08	0.06
Ni [mg/L]	22-Nov-23	13:05	0.0001	0.0051	0.0002	< 0.0001
P [mg/L]	22-Nov-23	13:05	< 0.003	< 0.003	< 0.003	< 0.003
Pb [mg/L]	22-Nov-23	13:05	< 0.00009	0.01644	0.00023	< 0.00009
S [mg/L]	22-Nov-23	13:05	< 3	4	< 3	< 3
Sb [mg/L]	22-Nov-23	13:05	< 0.0009	< 0.0009	< 0.0009	< 0.0009
Se [mg/L]	22-Nov-23	13:05	0.00019	0.00108	0.00017	< 0.00004
Si [mg/L]	22-Nov-23	13:05	0.22	0.46	0.19	0.22
Sn [mg/L]	22-Nov-23	13:05	< 0.00006	< 0.00006	< 0.00006	< 0.00006
Sr [mg/L]	22-Nov-23	13:05	0.00693	0.0126	0.00633	0.00565
Ti [mg/L]	22-Nov-23	13:05	0.00008	< 0.00007	< 0.00007	< 0.00007
Th [mg/L]	22-Nov-23	13:05	< 0.0001	< 0.0001	< 0.0001	< 0.0001
Tl [mg/L]	22-Nov-23	13:05	< 0.000005	0.000017	< 0.000005	< 0.000005
U [mg/L]	22-Nov-23	13:05	0.000452	0.000715	0.000722	0.000209
V [mg/L]	22-Nov-23	13:06	0.00016	0.00003	0.00004	0.00010
W [mg/L]	22-Nov-23	13:06	0.00005	< 0.00002	0.00008	0.00006
Zr [mg/L]	22-Nov-23	13:06	< 0.002	< 0.002	< 0.002	< 0.002
Zn [mg/L]	22-Nov-23	13:06	< 0.002	1.82	< 0.002	< 0.002

Analysis	9: HC-12 Wk#24	10: HC-13 Wk#24	11: HC-14 Wk#24	12: HC-15 Wk#24	13: HC-16 Wk#24	14: HC-17 Wk#24
Sample Date & Time	09-Nov-23	09-Nov-23	09-Nov-23	09-Nov-23	09-Nov-23	09-Nov-23
HumCell Leachate Vol [mL]	985	986	887	613	968	962
Sample Name	DX 550107	DX450159	DX450171	DX450134	DX450185	DX450032
Sample Weight [g]	1000	1000	1000	1000	1000	1000
pH [No unit]	7.31	7.26	6.83	7.60	7.35	6.84
Alkalinity [mg/L as CaCO3]	10	9	3	13	9	3
Conductivity [uS/cm]	25	26	22	55	24	12
Acidity [mg/L as CaCO3]	< 2	< 2	< 2	< 2	< 2	< 2
F [mg/L]	< 0.06	< 0.06	< 0.06	< 0.06	< 0.06	< 0.06
SO4 [mg/L]	3	3	7	12	< 2	3
Cl [mg/L]	1	1	1	3	1	1
Hg [mg/L]	0.00001	0.00001	0.00001	0.00002	0.00001	0.00001
Ag [mg/L]	< 0.00005	< 0.00005	< 0.00005	< 0.00005	< 0.00005	< 0.00005
Al [mg/L]	0.052	0.072	0.023	0.010	0.093	0.011
As [mg/L]	0.0033	0.0027	0.0020	0.109	0.0121	0.0394
Ba [mg/L]	0.00177	0.00051	0.00190	0.00091	0.00178	0.00026
Be [mg/L]	< 0.000007	< 0.000007	< 0.000007	< 0.000007	< 0.000007	< 0.000007
B [mg/L]	< 0.002	< 0.002	< 0.002	0.002	< 0.002	< 0.002

OnLine LIMS

0003552720

Results relate only to the sample tested. Data reported represents the sample submitted to SGS. Reproduction of this analytical report in full or in part is prohibited without prior written approval. Please refer to SGS General Conditions of Services located at https://www.sgs.ca/en/terms-and-conditions (Printed copies are available upon request.)
Test method information available upon request. "Temperature Upon Receipt" is representative of the whole shipment and may not reflect the temperature of individual samples.
SGS Canada Inc. Environment-Health & Safety statement of conformity decision rule does not consider uncertainty when analytical results are compared to a specified standard or regulation.

SGS Canada Inc.
P.O. Box 4300 - 185 Concession St.
Lakefield - Ontario - KOL 2HO
Phone: 705-652-2000 FAX: 705-652-6365

LR Report : **CA10083-NOV23**

Analysis	9: HC-12 Wk#24	10: HC-13 Wk#24	11: HC-14 Wk#24	12: HC-15 Wk#24	13: HC-16 Wk#24	14: HC-17 Wk#24
Bi [mg/L]	0.00002	< 0.00001	< 0.00001	< 0.00001	< 0.00001	< 0.00001
Ca [mg/L]	4.74	4.88	3.08	8.89	3.98	2.06
Cd [mg/L]	0.000008	0.000005	0.000006	0.000007	0.000058	0.000008
Co [mg/L]	< 0.000004	< 0.000004	0.000045	0.000172	0.000028	0.000137
Cr [mg/L]	< 0.00008	< 0.00008	< 0.00008	< 0.00008	< 0.00008	< 0.00008
Cu [mg/L]	0.0005	< 0.0002	< 0.0002	0.0007	< 0.0002	0.0002
Fe [mg/L]	< 0.007	< 0.007	< 0.007	< 0.007	< 0.007	< 0.007
K [mg/L]	0.464	0.541	0.892	0.525	1.84	0.419
Mg [mg/L]	0.048	0.060	0.226	0.339	0.073	0.066
Mn [mg/L]	0.0337	0.0170	0.00384	0.0136	0.00768	0.00197
Mo [mg/L]	0.00007	0.00011	0.00010	0.00007	0.00010	0.00011
Na [mg/L]	0.09	0.05	0.11	0.09	0.07	0.06
Ni [mg/L]	< 0.0001	< 0.0001	0.0003	0.0093	< 0.0001	0.0002
P [mg/L]	< 0.003	< 0.003	< 0.003	< 0.003	< 0.003	< 0.003
Pb [mg/L]	< 0.00009	< 0.00009	< 0.00009	< 0.00009	< 0.00009	< 0.00009
S [mg/L]	< 3	< 3	< 3	6	< 3	< 3
Sb [mg/L]	< 0.0009	< 0.0009	< 0.0009	0.0018	< 0.0009	< 0.0009
Se [mg/L]	0.00019	< 0.00004	0.00038	0.00027	0.00004	< 0.00004
Si [mg/L]	0.43	0.41	0.21	0.25	0.39	0.40
Sn [mg/L]	< 0.00006	< 0.00006	< 0.00006	< 0.00006	< 0.00006	< 0.00006
Sr [mg/L]	0.00877	0.00677	0.0131	0.0168	0.00965	0.00583
Ti [mg/L]	0.00012	< 0.00007	0.00015	< 0.00007	< 0.00007	< 0.00007
Th [mg/L]	< 0.0001	< 0.0001	< 0.0001	< 0.0001	< 0.0001	< 0.0001
Tl [mg/L]	0.000005	0.000005	< 0.000005	0.000007	0.000005	< 0.000005
U [mg/L]	0.000473	0.00160	0.000131	0.000144	0.00175	0.000668
V [mg/L]	0.00019	0.00007	0.00023	0.00010	0.00045	0.00029
W [mg/L]	0.00007	0.00003	0.00004	< 0.00002	0.00007	< 0.00002
Zr [mg/L]	< 0.002	< 0.002	< 0.002	< 0.002	< 0.002	< 0.002
Zn [mg/L]	< 0.002	< 0.002	< 0.002	< 0.002	0.005	< 0.002

Analysis	15: HC-18 Wk#24	16: HC-19 Wk#24	17: HC-20 Wk#24	18: HC-21 Wk#24	19: HC-22 Wk#24	20: HC-23 Wk#24
Sample Date & Time	09-Nov-23	09-Nov-23	09-Nov-23	09-Nov-23	09-Nov-23	09-Nov-23
HumCell Leachate Vol [mL]	916	1026	906	944	433	969
Sample Name	DX 550064	DX450008	DX 550056	DX450022	DX450077	DX450113
Sample Weight [g]	1000	1000	1000	1000	500	1000
pH [No unit]	7.51	7.17	7.26	7.62	7.29	7.71
Alkalinity [mg/L as CaCO3]	9	7	7	10	11	12
Conductivity [uS/cm]	17	15	17	22	24	24
Acidity [mg/L as CaCO3]	< 2	< 2	< 2	< 2	< 2	< 2

OnLine LIMS

0003552720

Results relate only to the sample tested. Data reported represents the sample submitted to SGS. Reproduction of this analytical report in full or in part is prohibited without prior written approval. Please refer to SGS General Conditions of Services located at https://www.sgs.ca/en/terms-and-conditions (Printed copies are available upon request.)
Test method information available upon request. "Temperature Upon Receipt" is representative of the whole shipment and may not reflect the temperature of individual samples.
SGS Canada Inc. Environment-Health & Safety statement of conformity decision rule does not consider uncertainty when analytical results are compared to a specified standard or regulation.

SGS Canada Inc.
P.O. Box 4300 - 185 Concession St.
Lakefield - Ontario - KOL 2HO
Phone: 705-652-2000 FAX: 705-652-6365

LR Report : **CA10083-NOV23**

Analysis	15: HC-18 Wk#24	16: HC-19 Wk#24	17: HC-20 Wk#24	18: HC-21 Wk#24	19: HC-22 Wk#24	20: HC-23 Wk#24
F [mg/L]	< 0.06	0.08	< 0.06	< 0.06	< 0.06	< 0.06
SO4 [mg/L]	< 2	< 2	< 2	< 2	2	7
Cl [mg/L]	1	1	1	1	1	2
Hg [mg/L]	0.00001	0.00001	0.00001	0.00001	0.00001	0.00001
Ag [mg/L]	< 0.00005	< 0.00005	< 0.00005	< 0.00005	< 0.00005	< 0.00005
Al [mg/L]	0.053	0.042	0.028	0.053	0.033	0.042
As [mg/L]	0.0087	0.0004	0.0007	0.0053	0.0008	0.0061
Ba [mg/L]	0.00026	0.00034	0.00161	0.00024	0.00716	0.00292
Be [mg/L]	< 0.000007	< 0.000007	< 0.000007	< 0.000007	< 0.000007	< 0.000007
B [mg/L]	< 0.002	< 0.002	< 0.002	< 0.002	< 0.002	0.003
Bi [mg/L]	< 0.00001	< 0.00001	< 0.00001	< 0.00001	< 0.00001	< 0.00001
Ca [mg/L]	3.46	2.91	3.05	4.40	3.16	4.55
Cd [mg/L]	0.000016	< 0.000003	0.000003	< 0.000003	0.000009	< 0.000003
Co [mg/L]	0.000029	0.000011	0.000020	0.000025	0.000008	0.000006
Cr [mg/L]	< 0.00008	< 0.00008	0.00013	< 0.00008	< 0.00008	< 0.00008
Cu [mg/L]	0.0024	< 0.0002	0.0006	0.0004	0.0013	0.0017
Fe [mg/L]	< 0.007	< 0.007	< 0.007	< 0.007	< 0.007	< 0.007
K [mg/L]	0.279	0.295	0.368	0.073	1.33	0.359
Mg [mg/L]	0.070	0.041	0.244	0.131	0.216	0.173
Mn [mg/L]	0.00591	0.0135	0.0256	0.0314	0.0313	0.0282
Mo [mg/L]	0.00008	0.00009	0.00007	0.00004	0.00010	0.00097
Na [mg/L]	0.08	0.06	0.07	0.04	0.08	0.04
Ni [mg/L]	< 0.0001	< 0.0001	0.0001	< 0.0001	0.0002	< 0.0001
P [mg/L]	< 0.003	< 0.003	< 0.003	< 0.003	< 0.003	< 0.003
Pb [mg/L]	0.00012	< 0.00009	< 0.00009	< 0.00009	< 0.00009	< 0.00009
S [mg/L]	< 3	< 3	< 3	< 3	< 3	< 3
Sb [mg/L]	< 0.0009	< 0.0009	< 0.0009	< 0.0009	< 0.0009	< 0.0009
Se [mg/L]	< 0.00004	< 0.00004	< 0.00004	< 0.00004	< 0.00004	< 0.00004
Si [mg/L]	0.29	0.33	0.22	0.16	0.19	0.24
Sn [mg/L]	< 0.00006	< 0.00006	< 0.00006	< 0.00006	< 0.00006	< 0.00006
Sr [mg/L]	0.00468	0.00550	0.00827	0.00356	0.00740	0.0151
Ti [mg/L]	0.00012	< 0.00007	< 0.00007	< 0.00007	< 0.00007	< 0.00007
Th [mg/L]	< 0.0001	< 0.0001	< 0.0001	< 0.0001	< 0.0001	< 0.0001
Tl [mg/L]	< 0.000005	< 0.000005	0.000010	< 0.000005	0.000006	< 0.000005
U [mg/L]	0.000462	0.000145	0.00206	0.000610	0.000692	0.000348
V [mg/L]	0.00017	0.00006	0.00081	0.00038	0.00089	0.00020
W [mg/L]	0.00003	< 0.00002	0.00006	0.00005	0.00015	0.00039
Zr [mg/L]	< 0.002	< 0.002	< 0.002	< 0.002	< 0.002	< 0.002
Zn [mg/L]	< 0.002	< 0.002	< 0.002	< 0.002	< 0.002	< 0.002

OnLine LIMS

0003552720

Results relate only to the sample tested. Data reported represents the sample submitted to SGS. Reproduction of this analytical report in full or in part is prohibited without prior written approval. Please refer to SGS General Conditions of Services located at https://www.sgs.ca/en/terms-and-conditions (Printed copies are available upon request.)
Test method information available upon request. "Temperature Upon Receipt" is representative of the whole shipment and may not reflect the temperature of individual samples.
SGS Canada Inc. Environment-Health & Safety statement of conformity decision rule does not consider uncertainty when analytical results are compared to a specified standard or regulation.

SGS Canada Inc.
P.O. Box 4300 - 185 Concession St.
Lakefield - Ontario - KOL 2HO
Phone: 705-652-2000 FAX: 705-652-6365

LR Report : **CA10083-NOV23**

Analysis	21: HC-24 Wk#24	22: HC-25 Wk#24	23: HC-26 Wk#24	24: HC-27 Wk#24
Sample Date & Time	09-Nov-23	09-Nov-23	09-Nov-23	09-Nov-23
HumCell Leachate Vol [mL]	892	915	722	942
Sample Name	DX 550101	DX450128	DX450021	DX450222
Sample Weight [g]	1000	1000	750	1000
pH [No unit]	7.69	7.56	6.73	6.98
Alkalinity [mg/L as CaCO3]	9	9	3	3
Conductivity [uS/cm]	18	31	103	19
Acidity [mg/L as CaCO3]	< 2	< 2	26	< 2
F [mg/L]	< 0.06	< 0.06	< 0.06	< 0.06
SO4 [mg/L]	< 2	5	37	4
Cl [mg/L]	1	2	14	1
Hg [mg/L]	0.00001	0.00001	0.00001	0.00001
Ag [mg/L]	< 0.00005	< 0.00005	< 0.00005	< 0.00005
Al [mg/L]	0.036	0.045	0.004	0.026
As [mg/L]	0.0016	0.0022	0.0002	0.0005
Ba [mg/L]	0.00041	0.00106	0.00664	0.00045
Be [mg/L]	< 0.000007	< 0.000007	< 0.000007	< 0.000007
B [mg/L]	< 0.002	< 0.002	< 0.002	< 0.002
Bi [mg/L]	< 0.00001	< 0.00001	< 0.00001	< 0.00001
Ca [mg/L]	3.40	5.42	16.9	2.93
Cd [mg/L]	< 0.000003	0.000003	0.000076	0.000004
Co [mg/L]	0.000006	0.000026	0.000325	< 0.000004
Cr [mg/L]	< 0.00008	< 0.00008	< 0.00008	< 0.00008
Cu [mg/L]	< 0.0002	0.0002	0.0006	0.0011
Fe [mg/L]	< 0.007	< 0.007	0.041	< 0.007
K [mg/L]	0.202	0.387	2.46	0.434
Mg [mg/L]	0.183	0.175	0.444	0.073
Mn [mg/L]	0.0198	0.0133	0.0410	0.00955
Mo [mg/L]	< 0.00004	0.00008	0.00023	0.00011
Na [mg/L]	0.04	0.09	0.17	0.05
Ni [mg/L]	< 0.0001	0.0001	0.0011	< 0.0001
P [mg/L]	< 0.003	< 0.003	< 0.003	< 0.003
Pb [mg/L]	< 0.00009	< 0.00009	< 0.00009	< 0.00009
S [mg/L]	< 3	< 3	23	< 3
Sb [mg/L]	< 0.0009	< 0.0009	< 0.0009	< 0.0009
Se [mg/L]	< 0.00004	< 0.00004	0.00027	< 0.00004
Si [mg/L]	0.15	0.18	0.12	0.20
Sn [mg/L]	< 0.00006	< 0.00006	< 0.00006	< 0.00006
Sr [mg/L]	0.00399	0.00720	0.0164	0.00550
Ti [mg/L]	< 0.00007	< 0.00007	< 0.00007	< 0.00007
Th [mg/L]	< 0.0001	< 0.0001	< 0.0001	< 0.0001
Tl [mg/L]	< 0.000005	< 0.000005	< 0.000005	< 0.000005

OnLine LIMS

0003552720

Results relate only to the sample tested. Data reported represents the sample submitted to SGS. Reproduction of this analytical report in full or in part is prohibited without prior written approval. Please refer to SGS General Conditions of Services located at https://www.sgs.ca/en/terms-and-conditions (Printed copies are available upon request.)
Test method information available upon request. "Temperature Upon Receipt" is representative of the whole shipment and may not reflect the temperature of individual samples.
SGS Canada Inc. Environment-Health & Safety statement of conformity decision rule does not consider uncertainty when analytical results are compared to a specified standard or regulation.

SGS Canada Inc.
P.O. Box 4300 - 185 Concession St.
Lakefield - Ontario - KOL 2HO
Phone: 705-652-2000 FAX: 705-652-6365

LR Report : **CA10083-NOV23**

Analysis	21: HC-24 Wk#24	22: HC-25 Wk#24	23: HC-26 Wk#24	24: HC-27 Wk#24
U [mg/L]	0.00111	0.000160	0.000038	0.000392
V [mg/L]	0.00053	0.00052	0.00001	0.00011
W [mg/L]	0.00003	0.00052	< 0.00002	< 0.00002
Zr [mg/L]	< 0.002	< 0.002	< 0.002	< 0.002
Zn [mg/L]	< 0.002	< 0.002	0.010	< 0.002



Lisa Thompson
Project Specialist Assistant,
Environment, Health & Safety

OnLine LIMS

0003552720

Results relate only to the sample tested. Data reported represents the sample submitted to SGS. Reproduction of this analytical report in full or in part is prohibited without prior written approval. Please refer to SGS General Conditions of Services located at https://www.sgs.ca/en/terms-and-conditions (Printed copies are available upon request.)
Test method information available upon request. "Temperature Upon Receipt" is representative of the whole shipment and may not reflect the temperature of individual samples.
SGS Canada Inc. Environment-Health & Safety statement of conformity decision rule does not consider uncertainty when analytical results are compared to a specified standard or regulation.

SGS Canada Inc.
P.O. Box 4300 - 185 Concession St.
Lakefield - Ontario - KOL 2HO
Phone: 705-652-2000 FAX: 705-652-6365

22-October-2024

Great Bear Resources Ltd.
Attn : Ashley Moncrief

1020 - 800 West Pender St.
Vancouver, BC
V6C 2V6, Canada

Phone: 778-833-2160
Fax:

Date Rec. : 04 October 2024
LR Report: **CA10039-OCT24**
Reference: Wk#24

Copy: #1

CERTIFICATE OF ANALYSIS
Final Report

Analysis	3: Analysis Completed Date	4: Analysis Completed Time	5: HC-28 Wk#24	6: HC-29 Wk#24	7: HC-30 Wk#24	8: HC-31 Wk#24	9: HC-32 Wk#24
Sample Date & Time			04-Oct-24	04-Oct-24	04-Oct-24	04-Oct-24	04-Oct-24
HumCell Leachate Vol [mL]	08-Oct-24	13:16	995	953	712	961	754
Sample Name	---	---	31787	DX450179	31644	DX450183	O31576
Sample Weight [g]	---	---	1000	1000	750	1000	750
pH [No unit]	08-Oct-24	09:44	6.62	7.02	7.46	7.08	7.02
Alkalinity [mg/L as CaCO3]	08-Oct-24	09:44	2	5	6	7	6
Conductivity [uS/cm]	07-Oct-24	14:55	4	9	13	17	17
Acidity [mg/L as CaCO3]	07-Oct-24	14:55	< 2	< 2	< 2	< 2	< 2
F [mg/L]	08-Oct-24	09:35	< 0.06	< 0.06	< 0.06	< 0.06	< 0.06
SO4 [mg/L]	08-Oct-24	10:29	0.2	0.2	0.9	1.3	1.7
Cl [mg/L]	08-Oct-24	10:29	< 0.2	< 0.2	< 0.2	< 0.2	< 0.2
Hg [mg/L]	10-Oct-24	11:57	< 0.00001	< 0.00001	< 0.00001	< 0.00001	< 0.00001
Ag [mg/L]	10-Oct-24	11:57	< 0.00005	< 0.00005	< 0.00005	< 0.00005	< 0.00005
Al [mg/L]	10-Oct-24	11:57	0.019	0.031	0.025	0.031	0.033
As [mg/L]	10-Oct-24	11:57	0.0012	0.0089	0.0037	0.0089	0.0014
Ba [mg/L]	10-Oct-24	11:57	0.00053	0.00180	0.00069	0.00034	0.00162
Be [mg/L]	10-Oct-24	11:57	< 0.000007	< 0.000007	< 0.000007	< 0.000007	< 0.000007
B [mg/L]	10-Oct-24	11:57	< 0.002	< 0.002	< 0.002	< 0.002	< 0.002
Bi [mg/L]	10-Oct-24	11:57	< 0.00001	< 0.00001	< 0.00001	< 0.00001	< 0.00001
Ca [mg/L]	10-Oct-24	11:57	0.83	1.18	2.23	2.93	2.95
Cd [mg/L]	10-Oct-24	11:57	0.000005	< 0.000003	< 0.000003	< 0.000003	0.000005
Co [mg/L]	10-Oct-24	11:57	0.000011	0.000028	0.000010	0.000031	0.000013
Cr [mg/L]	10-Oct-24	11:57	< 0.00008	< 0.00008	< 0.00008	< 0.00008	< 0.00008
Cu [mg/L]	10-Oct-24	11:57	< 0.001	< 0.001	< 0.001	< 0.001	< 0.001
Fe [mg/L]	10-Oct-24	11:57	< 0.007	< 0.007	< 0.007	< 0.007	< 0.007
K [mg/L]	10-Oct-24	11:57	0.299	0.674	0.627	0.406	0.543
Mg [mg/L]	10-Oct-24	11:57	0.046	0.069	0.120	0.087	0.076
Mn [mg/L]	10-Oct-24	11:57	0.00184	0.00174	0.0136	0.00403	0.0325
Mo [mg/L]	10-Oct-24	11:57	0.0048	0.0005	< 0.0004	0.0006	< 0.0004
Na [mg/L]	10-Oct-24	11:57	0.05	0.06	0.05	0.08	0.05

OnLine LIMS

Results relate only to the sample tested. Data reported represents the sample submitted to SGS. Reproduction of this analytical report in full or in part is prohibited without prior written approval. Please refer to SGS General Conditions of Services located at https://www.sgs.ca/en/terms-and-conditions (Printed copies are available upon request.)
Test method information available upon request. "Temperature Upon Receipt" is representative of the whole shipment and may not reflect the temperature of individual samples.
SGS Canada Inc. Environment-Health & Safety statement of conformity decision rule does not consider uncertainty when analytical results are compared to a specified standard or regulation.

SGS Canada Inc.
P.O. Box 4300 - 185 Concession St.
Lakefield - Ontario - KOL 2HO
Phone: 705-652-2000 FAX: 705-652-6365

LR Report : **CA10039-OCT24**

Analysis	3: Analysis Completed Date	4: Analysis Completed Time	5: HC-28 Wk#24	6: HC-29 Wk#24	7: HC-30 Wk#24	8: HC-31 Wk#24	9: HC-32 Wk#24
Ni [mg/L]	10-Oct-24	11:57	< 0.0001	< 0.0001	0.0001	< 0.0001	0.0002
P [mg/L]	10-Oct-24	11:57	0.006	0.005	0.010	0.007	< 0.003
Pb [mg/L]	10-Oct-24	11:57	< 0.00009	< 0.00009	< 0.00009	< 0.00009	< 0.00009
S [mg/L]	10-Oct-24	11:57	< 5	< 5	< 5	< 5	< 5
Sb [mg/L]	10-Oct-24	11:57	< 0.0009	< 0.0009	0.0010	< 0.0009	< 0.0009
Se [mg/L]	10-Oct-24	11:57	< 0.00004	< 0.00004	< 0.00004	< 0.00004	0.00019
Si [mg/L]	10-Oct-24	11:57	0.13	0.16	0.18	0.24	0.19
Sn [mg/L]	10-Oct-24	11:57	0.00008	0.00011	0.00006	0.00006	< 0.00006
Sr [mg/L]	10-Oct-24	11:57	0.00274	0.00394	0.00810	0.00655	0.00486
Ti [mg/L]	10-Oct-24	11:57	< 0.0001	0.0002	< 0.0001	0.0001	0.0001
Th [mg/L]	10-Oct-24	11:57	< 0.0001	< 0.0001	< 0.0001	< 0.0001	< 0.0001
Tl [mg/L]	10-Oct-24	11:57	< 0.000005	0.000005	0.000005	< 0.000005	< 0.000005
U [mg/L]	10-Oct-24	11:57	0.000353	0.00159	0.000658	0.00194	0.000336
V [mg/L]	10-Oct-24	11:57	0.00028	0.00049	0.00023	0.00030	0.00014
W [mg/L]	10-Oct-24	11:57	< 0.0002	< 0.0002	< 0.0002	< 0.0002	< 0.0002
Zr [mg/L]	10-Oct-24	11:57	< 0.002	< 0.002	< 0.002	< 0.002	< 0.002
Zn [mg/L]	10-Oct-24	11:57	< 0.002	< 0.002	< 0.002	< 0.002	< 0.002

Analysis	10: HC-33 Wk#24	11: HC-34 Wk#24	12: HC-35 Wk#24
Sample Date & Time	04-Oct-24	04-Oct-24	04-Oct-24
HumCell Leachate Vol [mL]	1016	961	1009
Sample Name	DX450213	DX450174	31795
Sample Weight [g]	1000	1000	1000
pH [No unit]	4.66	7.25	7.48
Alkalinity [mg/L as CaCO3]	< 2	9	9
Conductivity [uS/cm]	40	17	21
Acidity [mg/L as CaCO3]	9	< 2	< 2
F [mg/L]	< 0.06	< 0.06	< 0.06
SO4 [mg/L]	14	< 0.2	0.8
Cl [mg/L]	< 0.2	< 0.2	< 0.2
Hg [mg/L]	< 0.00001	< 0.00001	< 0.00001
Ag [mg/L]	< 0.00005	< 0.00005	< 0.00005
Al [mg/L]	0.050	0.035	0.186
As [mg/L]	< 0.0002	0.0038	0.0740
Ba [mg/L]	0.00752	0.00262	0.00321
Be [mg/L]	0.000043	< 0.000007	< 0.000007
B [mg/L]	0.004	0.002	< 0.002
Bi [mg/L]	< 0.00001	< 0.00001	< 0.00001
Ca [mg/L]	2.26	3.01	3.44
Cd [mg/L]	0.000028	0.000003	0.000003
Co [mg/L]	0.000354	0.000028	0.000041
Cr [mg/L]	< 0.00008	< 0.00008	< 0.00008

OnLine LIMS

0003900680

Results relate only to the sample tested. Data reported represents the sample submitted to SGS. Reproduction of this analytical report in full or in part is prohibited without prior written approval. Please refer to SGS General Conditions of Services located at https://www.sgs.ca/en/terms-and-conditions (Printed copies are available upon request.)
Test method information available upon request. "Temperature Upon Receipt" is representative of the whole shipment and may not reflect the temperature of individual samples.
SGS Canada Inc. Environment-Health & Safety statement of conformity decision rule does not consider uncertainty when analytical results are compared to a specified standard or regulation.

SGS Canada Inc.
P.O. Box 4300 - 185 Concession St.
Lakefield - Ontario - KOL 2HO
Phone: 705-652-2000 FAX: 705-652-6365

LR Report : **CA10039-OCT24**

Analysis	10: HC-33 Wk#24	11: HC-34 Wk#24	12: HC-35 Wk#24
Cu [mg/L]	< 0.001	< 0.001	< 0.001
Fe [mg/L]	2.75	< 0.007	0.008
K [mg/L]	1.46	0.667	1.64
Mg [mg/L]	0.258	0.240	0.066
Mn [mg/L]	0.0808	0.0229	0.00211
Mo [mg/L]	< 0.0004	0.0007	< 0.0004
Na [mg/L]	0.08	0.11	0.09
Ni [mg/L]	0.0058	0.0002	0.0001
P [mg/L]	0.004	0.004	< 0.003
Pb [mg/L]	0.00113	< 0.00009	< 0.00009
S [mg/L]	< 5	< 5	< 5
Sb [mg/L]	< 0.0009	< 0.0009	< 0.0009
Se [mg/L]	0.00053	0.00006	0.00005
Si [mg/L]	0.90	0.21	0.52
Sn [mg/L]	< 0.00006	< 0.00006	< 0.00006
Sr [mg/L]	0.0149	0.0457	0.00542
Ti [mg/L]	< 0.0001	< 0.0001	0.0001
Th [mg/L]	< 0.0001	< 0.0001	< 0.0001
Tl [mg/L]	0.000005	< 0.000005	< 0.000005
U [mg/L]	0.000869	0.000060	0.000443
V [mg/L]	< 0.00001	0.00035	0.00105
W [mg/L]	< 0.0002	0.0003	< 0.0002
Zr [mg/L]	< 0.002	< 0.002	< 0.002
Zn [mg/L]	0.010	< 0.002	< 0.002

Lisa Thompson
Project Specialist Assistant,
Environment, Health & Safety

OnLine LIMS

0003900680

Results relate only to the sample tested. Data reported represents the sample submitted to SGS. Reproduction of this analytical report in full or in part is prohibited without prior written approval. Please refer to SGS General Conditions of Services located at https://www.sgs.ca/en/terms-and-conditions (Printed copies are available upon request.)
Test method information available upon request. "Temperature Upon Receipt" is representative of the whole shipment and may not reflect the temperature of individual samples.
SGS Canada Inc. Environment-Health & Safety statement of conformity decision rule does not consider uncertainty when analytical results are compared to a specified standard or regulation.

SGS Canada Inc.
P.O. Box 4300 - 185 Concession St.
Lakefield - Ontario - KOL 2HO
Phone: 705-652-2000 FAX: 705-652-6365

Quality Control Report

Inorganic Analysis														
Parameter	Reporting Limit	Unit	Method Blank	Duplicate				LCS / Spike Blank			Matrix Spike / Reference Material			
				Result 1	Result 2	RPD	Acceptance Criteria	Spike Recovery (%)	Recovery Limits (%)		Spike Recovery (%)	Recovery Limits (%)		
							%		Low	High		Low	High	
Acidity - QCBatchID: EWL0103-OCT24														
Acidity	2	mg/L as Ca	< 2			ND	20	98	90	110	NA			
Acidity - QCBatchID: EWL0104-OCT24														
Acidity	2	mg/L as Ca	< 2			ND	20	92	90	110	NA			
Alkalinity - QCBatchID: EWL0103-OCT24														
Alkalinity	2	mg/L as Ca	< 2			0	20	100	80	120	NA			
Alkalinity - QCBatchID: EWL0104-OCT24														
Alkalinity	2	mg/L as Ca	2			0	20	104	80	120	NA			
Anions by IC - QCBatchID: DIO0118-OCT24														
Chloride	0.2	mg/L	<0.2			ND	20	102	90	110	102	75	125	
Sulphate	0.2	mg/L	<0.2			1	20	90	90	110	91	75	125	
Anions by IC - QCBatchID: DIO0126-OCT24														
Chloride	0.2	mg/L	<0.2			ND	20	101	90	110	100	75	125	
Sulphate	0.2	mg/L	<0.2			1	20	90	90	110	82	75	125	
Anions by IC - QCBatchID: DIO0135-OCT24														
Chloride	0.2	mg/L	<0.2			ND	20	101	90	110	104	75	125	
Sulphate	0.2	mg/L	<0.2			0	20	93	90	110	NV	75	125	
Anions by IC - QCBatchID: DIO0167-OCT24														
Chloride	0.2	mg/L	<0.2			4	20	99	90	110	103	75	125	
Sulphate	0.2	mg/L	<0.2			1	20	91	90	110	92	75	125	
Conductivity - QCBatchID: EWL0103-OCT24														
Conductivity	2	uS/cm	2			0	20	99	90	110	NA			
Conductivity - QCBatchID: EWL0104-OCT24														
Conductivity	2	uS/cm	< 2			0	20	98	90	110	NA			
Fluoride by Specific Ion Electrode - QCBatchID: EWL0108-OCT24														
Fluoride	0.06	mg/L	<0.06			ND	10	96	90	110	96	75	125	
Fluoride by Specific Ion Electrode - QCBatchID: EWL0144-OCT24														
Fluoride	0.06	mg/L	<0.06			ND	10	90	90	110	90	75	125	
Inorganics-General - QCBatchID: EHG0014-OCT24														
Mercury	0.00001	mg/L	< 0.00001			ND	20	118	80	120	118	70	130	
Metals in aqueous samples - ICP-MS - QCBatchID: EMS0079-OCT24														
Aluminum	0.001	mg/L	<0.001			ND	20	103	90	110	99	70	130	
Antimony	0.0009	mg/L	<0.0009			ND	20	96	90	110	98	70	130	
Arsenic	0.0002	mg/L	<0.0002			ND	20	105	90	110	98	70	130	
Barium	0.00008	mg/L	<0.00008			ND	20	97	90	110	97	70	130	
Beryllium	0.000007	mg/L	<0.000007			ND	20	102	90	110	93	70	130	

OnLine LIMS

Results relate only to the sample tested. Data reported represents the sample submitted to SGS. Reproduction of this analytical report in full or in part is prohibited without prior written approval. Please refer to SGS General Conditions of Services located at https://www.sgs.ca/en/terms-and-conditions (Printed copies are available upon request.)
Test method information available upon request. "Temperature Upon Receipt" is representative of the whole shipment and may not reflect the temperature of individual samples.
SGS Canada Inc. Environment-Health & Safety statement of conformity decision rule does not consider uncertainty when analytical results are compared to a specified standard or regulation.

SGS Canada Inc.
P.O. Box 4300 - 185 Concession St.
Lakefield - Ontario - KOL 2HO
Phone: 705-652-2000 FAX: 705-652-6365

Great Bear - 8 Long

LR Report : **CA10039-OCT24**

Inorganic Analysis													
Parameter	Reporting Limit	Unit	Method Blank	Duplicate				LCS / Spike Blank			Matrix Spike / Reference Material		
				Result 1	Result 2	RPD	Acceptance Criteria	Spike Recovery (%)	Recovery Limits (%)		Spike Recovery (%)	Recovery Limits (%)	
							%		Low	High		Low	High
Bismuth	0.00001	mg/L	<0.00001			ND	20	104	90	110	91	70	130
Boron	0.002	mg/L	<0.002			3	20	102	90	110	89	70	130
Cadmium	0.000003	mg/L	<0.000003			ND	20	100	90	110	99	70	130
Calcium	0.01	mg/L	<0.01			4	20	97	90	110	98	70	130
Chromium	0.00008	mg/L	<0.00008			ND	20	108	90	110	107	70	130
Cobalt	0.000004	mg/L	<0.000004			ND	20	107	90	110	100	70	130
Copper	0.001	mg/L	<0.001			ND	20	106	90	110	101	70	130
Iron	0.007	mg/L	<0.007			ND	20	98	90	110	100	70	130
Lead	0.00009	mg/L	<0.00009			ND	20	104	90	110	97	70	130
Magnesium	0.001	mg/L	<0.001			6	20	99	90	110	96	70	130
Manganese	0.00001	mg/L	<0.00001			ND	20	107	90	110	100	70	130
Molybdenum	0.0004	mg/L	<0.0004			ND	20	108	90	110	83	70	130
Nickel	0.0001	mg/L	<0.0001			ND	20	108	90	110	100	70	130
Phosphorus	0.003	mg/L	<0.003			ND	20	94	90	110	NV	70	130
Potassium	0.003	mg/L	<0.009			3	20	94	90	110	97	70	130
Selenium	0.00004	mg/L	<0.00004			ND	20	102	90	110	95	70	130
Silicon	0.02	mg/L	<0.02			0	20	104	90	110	NV	70	130
Silver	0.00005	mg/L	<0.00005			ND	20	97	90	110	71	70	130
Sodium	0.01	mg/L	<0.01			0	20	101	90	110	85	70	130
Strontium	0.00008	mg/L	<0.00008			0	20	106	90	110	98	70	130
Sulfur	5	mg/L	<5			ND	20	108	90	110	NV	70	130
Thallium	0.000005	mg/L	<0.000005			ND	20	102	90	110	74	70	130
Thorium	0.0001	mg/L	<0.0001			ND	20	98	90	110	NV	70	130
Tin	0.00006	mg/L	<0.00006			ND	20	105	90	110	NV	70	130
Titanium	0.0001	mg/L	<0.0001			ND	20	100	90	110	NV	70	130
Tungsten	0.0002	mg/L	<0.0002			ND	20	104	90	110	NV	70	130
Uranium	0.000002	mg/L	<0.000002			ND	20	104	90	110	93	70	130
Vanadium	0.00001	mg/L	<0.00001			ND	20	106	90	110	97	70	130
Zinc	0.002	mg/L	<0.002			ND	20	105	90	110	101	70	130
Zirconium	0.002	mg/L	<0.002			ND	20	107	90	110	NV	70	130
pH - QCBatchID: EWL0103-OCT24													
pH	0.05	No unit	NA			0		100			NA		
pH - QCBatchID: EWL0104-OCT24													
pH	0.05	No unit	NA			0		100			NA		

OnLine LIMS

0000369080

Results relate only to the sample tested. Data reported represents the sample submitted to SGS. Reproduction of this analytical report in full or in part is prohibited without prior written approval. Please refer to SGS General Conditions of Services located at https://www.sgs.ca/en/terms-and-conditions (Printed copies are available upon request.)
Test method information available upon request. "Temperature Upon Receipt" is representative of the whole shipment and may not reflect the temperature of individual samples.
SGS Canada Inc. Environment-Health & Safety statement of conformity decision rule does not consider uncertainty when analytical results are compared to a specified standard or regulation.

SGS Canada Inc.
P.O. Box 4300 - 185 Concession St.
Lakefield - Ontario - KOL 2HO
Phone: 705-652-2000 FAX: 705-652-6365

05-December-2023

Great Bear Resources Ltd.
Attn : Ashley Moncrief

1020 - 800 West Pender St.
Vancouver, BC
V6C 2V6, Canada

Phone: 778-833-2160
Fax:

Date Rec. : 16 November 2023
LR Report: **CA10136-NOV23**
Reference: Wk#25

Copy: #1

CERTIFICATE OF ANALYSIS

Final Report - Revised

Analysis	3: Analysis Completed Date	4: Analysis Completed Time	5: HC-1 Wk#25	6: HC-2 Wk#25	7: HC-3 Wk#25	8: HC-4 Wk#25	9: HC-5 Wk#25	10: HC-6 Wk#25	11: HC-7 Wk#25
Sample Date & Time			16-Nov-23	16-Nov-23	16-Nov-23	16-Nov-23	16-Nov-23	16-Nov-23	16-Nov-23
Hum Cell Leachate Volume [mL]	20-Nov-23	15:35	967	1007	517	549	1011	508	965
Sample Name	---	---	DX450052	DX 550083	DX450204	DX450176	DX450232	DX450181	DX450002
Sample Weight [g]	---	---	1000	1000	500	500	1000	500	1000
pH [No unit]	24-Nov-23	10:08	6.72	7.64	7.11	6.61	7.18	7.32	7.31
Alkalinity [mg/L as CaCO3]	20-Nov-23	11:19	2	10	5	5	6	10	9
Conductivity [uS/cm]	17-Nov-23	11:46	41	26	11	34	17	20	19
Acidity [mg/L as CaCO3]	17-Nov-23	11:46	< 2	< 2	< 2	< 2	< 2	< 2	< 2
Fluoride [mg/L]	17-Nov-23	09:10	< 0.06	< 0.06	< 0.06	< 0.06	< 0.06	< 0.06	< 0.06
Sulphate [mg/L]	30-Nov-23	17:43	16	< 2	< 2	12	2	< 2	< 2
Chloride [mg/L]	30-Nov-23	17:43	< 1	< 1	< 1	< 1	< 1	< 1	< 1
Mercury [mg/L]	24-Nov-23	10:03	< 0.00001	< 0.00001	< 0.00001	< 0.00001	< 0.00001	< 0.00001	< 0.00001
Silver [mg/L]	24-Nov-23	10:03	< 0.00005	< 0.00005	< 0.00005	< 0.00005	< 0.00005	< 0.00005	< 0.00005
Aluminum [mg/L]	24-Nov-23	10:03	0.006	0.044	0.041	0.002	0.034	0.046	0.046
Arsenic [mg/L]	24-Nov-23	10:03	< 0.0002	0.0084	0.0012	< 0.0002	0.0034	0.0006	0.0108
Barium [mg/L]	24-Nov-23	10:03	0.00095	0.00660	0.00047	0.00357	0.00115	0.00062	0.00064
Beryllium [mg/L]	24-Nov-23	10:03	< 0.000007	< 0.000007	< 0.000007	< 0.000007	< 0.000007	< 0.000007	< 0.000007
Boron [mg/L]	24-Nov-23	10:03	< 0.002	< 0.002	< 0.002	< 0.002	< 0.002	< 0.002	< 0.002
Bismuth [mg/L]	24-Nov-23	10:03	< 0.00001	0.00007	< 0.00001	< 0.00001	< 0.00001	< 0.00001	< 0.00001
Calcium [mg/L]	24-Nov-23	10:03	6.12	3.71	1.56	4.26	2.64	3.10	2.97
Cadmium [mg/L]	24-Nov-23	10:03	0.000852	0.000009	< 0.000003	0.00180	0.000011	0.000005	< 0.000003
Cobalt [mg/L]	24-Nov-23	10:03	0.000010	0.000042	0.000023	0.000150	0.000010	0.000004	0.000021

OnLine LIMS

00003633903

Results relate only to the sample tested. Data reported represents the sample submitted to SGS. Reproduction of this analytical report in full or in part is prohibited without prior written approval. Please refer to SGS General Conditions of Services located at https://www.sgs.ca/en/terms-and-conditions (Printed copies are available upon request.)
Test method information available upon request. "Temperature Upon Receipt" is representative of the whole shipment and may not reflect the temperature of individual samples.
SGS Canada Inc. Environment-Health & Safety statement of conformity decision rule does not consider uncertainty when analytical results are compared to a specified standard or regulation.

SGS Canada Inc.
P.O. Box 4300 - 185 Concession St.
Lakefield - Ontario - KOL 2HO
Phone: 705-652-2000 FAX: 705-652-6365

Analysis	3: Analysis Completed Date	4: Analysis Completed Time	5: HC-1 Wk#25	6: HC-2 Wk#25	7: HC-3 Wk#25	8: HC-4 Wk#25	9: HC-5 Wk#25	10: HC-6 Wk#25	11: HC-7 Wk#25
Chromium [mg/L]	24-Nov-23	10:03	< 0.00008	< 0.00008	< 0.00008	< 0.00008	< 0.00008	< 0.00008	< 0.00008
Copper [mg/L]	24-Nov-23	10:03	0.0003	0.0004	0.0006	0.0025	0.0002	0.0003	0.0004
Iron [mg/L]	24-Nov-23	10:03	< 0.007	< 0.007	< 0.007	< 0.007	< 0.007	< 0.007	< 0.007
Potassium [mg/L]	24-Nov-23	10:03	0.325	0.933	0.507	0.529	0.546	0.427	0.448
Magnesium [mg/L]	24-Nov-23	10:03	0.147	0.076	0.099	0.444	0.080	0.142	0.103
Manganese [mg/L]	24-Nov-23	10:04	0.0339	0.0296	0.00458	0.0376	0.0188	0.00631	0.0137
Molybdenum [mg/L]	24-Nov-23	10:04	< 0.00004	0.00045	0.00005	< 0.00004	0.00006	< 0.00004	0.00009
Sodium [mg/L]	24-Nov-23	10:04	0.06	0.06	0.05	0.04	0.06	0.08	0.07
Nickel [mg/L]	24-Nov-23	10:04	< 0.0001	0.0002	0.0003	0.0005	< 0.0001	< 0.0001	< 0.0001
Phosphorus [mg/L]	24-Nov-23	10:04	< 0.003	< 0.003	< 0.003	< 0.003	< 0.003	< 0.003	0.003
Lead [mg/L]	24-Nov-23	10:04	0.0389	0.00036	< 0.00009	0.0632	< 0.00009	< 0.00009	< 0.00009
Sulfur [mg/L]	24-Nov-23	10:04	5	< 3	< 3	4	< 3	< 3	< 3
Antimony [mg/L]	24-Nov-23	10:04	0.0009	< 0.0009	< 0.0009	< 0.0009	< 0.0009	< 0.0009	0.0016
Selenium [mg/L]	24-Nov-23	10:04	0.00042	0.00437	< 0.00004	0.00104	0.00010	< 0.00004	< 0.00004
Silicon [mg/L]	24-Nov-23	10:04	0.14	0.21	0.18	0.31	0.26	0.37	0.18
Tin [mg/L]	24-Nov-23	10:04	< 0.00006	< 0.00006	< 0.00006	< 0.00006	0.00008	< 0.00006	0.00007
Strontium [mg/L]	24-Nov-23	10:04	0.0174	0.0161	0.00462	0.00885	0.00489	0.00849	0.00602
Titanium [mg/L]	24-Nov-23	10:04	< 0.00007	< 0.00007	0.00031	< 0.00007	0.00008	0.00009	0.00035
Thorium [mg/L]	24-Nov-23	10:04	< 0.0001	< 0.0001	< 0.0001	< 0.0001	< 0.0001	< 0.0001	< 0.0001
Thallium [mg/L]	24-Nov-23	10:04	0.000005	0.000009	< 0.000005	0.000010	0.000007	< 0.000005	0.000005
Uranium [mg/L]	24-Nov-23	10:04	0.000012	0.0138	0.00122	0.000076	0.00540	0.000635	0.00121
Vanadium [mg/L]	24-Nov-23	10:04	< 0.00001	0.00035	0.00028	0.00001	0.00051	0.00067	0.00022
Tungsten [mg/L]	24-Nov-23	10:04	< 0.00002	0.00006	0.00004	< 0.00002	0.00006	0.00093	0.00012
Zirconium [mg/L]	24-Nov-23	10:04	< 0.002	< 0.002	< 0.002	< 0.002	< 0.002	< 0.002	< 0.002
Zinc [mg/L]	24-Nov-23	10:04	0.035	< 0.002	< 0.002	0.083	< 0.002	< 0.002	0.004

Method Descriptions

Parameter	SGS Method Code	Reference Method Code
	NA	
Acidity	ME-CA-[ENV]EWL-LAK-AN-006	SM 2310
Alkalinity	ME-CA-[ENV]EWL-LAK-AN-006	SM 2320
Anions by discrete analyzer	ME-CA-[ENV]EWL-LAK-AN-026	US EPA 325.2
Anions by discrete analyzer	ME-CA-[ENV]EWL-LAK-AN-026	US EPA 375.4
Conductivity	ME-CA-[ENV]EWL-LAK-AN-006	SM 2510
Fluoride by Specific Ion Electrode	ME-CA-[ENV]EWL-LAK-AN-014	SM 4500

OnLine LIMS

0003633903

Results relate only to the sample tested. Data reported represents the sample submitted to SGS. Reproduction of this analytical report in full or in part is prohibited without prior written approval. Please refer to SGS General Conditions of Services located at https://www.sgs.ca/en/terms-and-conditions (Printed copies are available upon request.)
Test method information available upon request. "Temperature Upon Receipt" is representative of the whole shipment and may not reflect the temperature of individual samples.
SGS Canada Inc. Environment-Health & Safety statement of conformity decision rule does not consider uncertainty when analytical results are compared to a specified standard or regulation.

SGS Canada Inc.
P.O. Box 4300 - 185 Concession St.
Lakefield - Ontario - KOL 2HO
Phone: 705-652-2000 FAX: 705-652-6365

Parameter	SGS Method Code	Reference Method Code
Inorganics-General	ME-CA-[ENV]SPE-LAK-AN-004	EPA 7471A/SM 3112B
Metals in aqueous samples - ICP-MS	ME-CA-[ENV]SPE-LAK-AN-006	SM 3030/EPA 200.8
pH	ME-CA-[ENV]EWL-LAK-AN-006	SM 4500



Lisa Thompson
Project Specialist Assistant,
Environment, Health & Safety

OnLine LIMS

0003633903

Results relate only to the sample tested. Data reported represents the sample submitted to SGS. Reproduction of this analytical report in full or in part is prohibited without prior written approval. Please refer to SGS General Conditions of Services located at https://www.sgs.ca/en/terms-and-conditions (Printed copies are available upon request.)
Test method information available upon request. "Temperature Upon Receipt" is representative of the whole shipment and may not reflect the temperature of individual samples.
SGS Canada Inc. Environment-Health & Safety statement of conformity decision rule does not consider uncertainty when analytical results are compared to a specified standard or regulation.

SGS Canada Inc.
P.O. Box 4300 - 185 Concession St.
Lakefield - Ontario - KOL 2HO
Phone: 705-652-2000 FAX: 705-652-6365

Quality Control Report

Inorganic Analysis														
Parameter	Reporting Limit	Unit	Method Blank	Duplicate				LCS / Spike Blank			Matrix Spike / Reference Material			
				Result 1	Result 2	RPD	Acceptance Criteria	Spike Recovery (%)	Recovery Limits (%)		Spike Recovery (%)	Recovery Limits (%)		
							%		Low	High		Low	High	
Acidity - QCBatchID: EWL0392-NOV23														
Acidity	2	mg/L as Ca	< 2			ND	20	94	90	110	NA			
Acidity - QCBatchID: EWL0393-NOV23														
Acidity	2	mg/L as Ca	< 2			ND	20	96	90	110	NA			
Alkalinity - QCBatchID: EWL0392-NOV23														
Alkalinity	2	mg/L as Ca	< 2			0	20	96	80	120	NA			
Alkalinity - QCBatchID: EWL0393-NOV23														
Alkalinity	2	mg/L as Ca	< 2			0	20	100	80	120	NA			
Anions by discrete analyzer - QCBatchID: DIO5069-NOV23														
Chloride	1	mg/L	<1			1	20	104	80	120	94	75	125	
Sulphate	2	mg/L	<2			ND	20	110	80	120	109	75	125	
Anions by discrete analyzer - QCBatchID: DIO8039-NOV23														
Chloride	1	mg/L	<1			ND	20	94	80	120	98	75	125	
Sulphate	2	mg/L	<2			ND	20	101	80	120	104	75	125	
Conductivity - QCBatchID: EWL0392-NOV23														
Conductivity	2	uS/cm	< 2			0	20	98	90	110	NA			
Conductivity - QCBatchID: EWL0393-NOV23														
Conductivity	2	uS/cm	< 2			0	20	100	90	110	NA			
Fluoride by Specific Ion Electrode - QCBatchID: EWL0395-NOV23														
Fluoride	0.06	mg/L	<0.06			0	10	101	90	110	99	75	125	
Inorganics-General - QCBatchID: EHG0030-NOV23														
Mercury	0.00001	mg/L	< 0.00001			1	20	88	80	120	97	70	130	
Metals in aqueous samples - ICP-MS - QCBatchID: EMS0153-NOV23														
Aluminum	0.001	mg/L	<0.001			0	20	99	90	110	71	70	130	
Antimony	0.0009	mg/L	<0.0009			0	20	107	90	110	108	70	130	
Arsenic	0.0002	mg/L	<0.0002			1	20	98	90	110	81	70	130	
Barium	0.00008	mg/L	<0.00008			3	20	93	90	110	89	70	130	
Beryllium	0.000007	mg/L	<0.000007			ND	20	95	90	110	91	70	130	
Bismuth	0.00001	mg/L	<0.00001			ND	20	99	90	110	97	70	130	
Boron	0.002	mg/L	<0.002			6	20	103	90	110	123	70	130	
Cadmium	0.000003	mg/L	<0.000003			ND	20	104	90	110	104	70	130	
Calcium	0.01	mg/L	<0.01			1	20	94	90	110	70	70	130	
Chromium	0.00008	mg/L	<0.00008			ND	20	97	90	110	85	70	130	
Cobalt	0.000004	mg/L	<0.000004			3	20	96	90	110	84	70	130	
Copper	0.0002	mg/L	<0.0002			ND	20	103	90	110	88	70	130	
Iron	0.007	mg/L	<0.007			ND	20	101	90	110	75	70	130	

OnLine LIMS

0003633903

Results relate only to the sample tested. Data reported represents the sample submitted to SGS. Reproduction of this analytical report in full or in part is prohibited without prior written approval. Please refer to SGS General Conditions of Services located at https://www.sgs.ca/en/terms-and-conditions (Printed copies are available upon request.)
Test method information available upon request. "Temperature Upon Receipt" is representative of the whole shipment and may not reflect the temperature of individual samples.
SGS Canada Inc. Environment-Health & Safety statement of conformity decision rule does not consider uncertainty when analytical results are compared to a specified standard or regulation.

SGS Canada Inc.
P.O. Box 4300 - 185 Concession St.
Lakefield - Ontario - KOL 2HO
Phone: 705-652-2000 FAX: 705-652-6365

Inorganic Analysis													
Parameter	Reporting Limit	Unit	Method Blank	Duplicate				LCS / Spike Blank			Matrix Spike / Reference Material		
				Result 1	Result 2	RPD	Acceptance Criteria	Spike Recovery (%)	Recovery Limits (%)		Spike Recovery (%)	Recovery Limits (%)	
							%		Low	High		Low	High
Lead	0.00009	mg/L	<0.00009			ND	20	99	90	110	97	70	130
Magnesium	0.001	mg/L	<0.001			1	20	94	90	110	74	70	130
Manganese	0.00001	mg/L	<0.00001			5	20	98	90	110	84	70	130
Molybdenum	0.00004	mg/L	<0.00004			2	20	108	90	110	89	70	130
Nickel	0.0001	mg/L	<0.0001			17	20	100	90	110	83	70	130
Phosphorus	0.003	mg/L	<0.003			ND	20	100	90	110	NV	70	130
Potassium	0.003	mg/L	<0.009			0	20	102	90	110	95	70	130
Selenium	0.00004	mg/L	<0.00004			3	20	97	90	110	122	70	130
Silicon	0.02	mg/L	<0.02			3	20	101	90	110	NV	70	130
Silver	0.00005	mg/L	<0.00005			ND	20	100	90	110	83	70	130
Sodium	0.01	mg/L	<0.01			0	20	95	90	110	77	70	130
Strontium	0.00008	mg/L	<0.00008			1	20	99	90	110	82	70	130
Sulfur	3	mg/L	<1			8	20	105	90	110	NV	70	130
Thallium	0.000005	mg/L	<0.000005			ND	20	99	90	110	99	70	130
Thorium	0.0001	mg/L	<0.0001			ND	20	98	90	110	NV	70	130
Tin	0.00006	mg/L	<0.00006			ND	20	109	90	110	NV	70	130
Titanium	0.00007	mg/L	<0.00005			14	20	94	90	110	NV	70	130
Tungsten	0.00002	mg/L	<0.00002			6	20	100	90	110	NV	70	130
Uranium	0.000002	mg/L	2e-006			3	20	103	90	110	106	70	130
Vanadium	0.00001	mg/L	<0.00001			13	20	97	90	110	78	70	130
Zinc	0.002	mg/L	<0.002			ND	20	107	90	110	106	70	130
Zirconium	0.002	mg/L	<0.002			ND	20	102	90	110	NV	70	130
pH - QCBatchID: EWL0392-NOV23													
pH	0.05	No unit	NA			1		100			NA		
pH - QCBatchID: EWL0393-NOV23													
pH	0.05	No unit	NA			0		100			NA		

OnLine LIMS

0003633903

Results relate only to the sample tested. Data reported represents the sample submitted to SGS. Reproduction of this analytical report in full or in part is prohibited without prior written approval. Please refer to SGS General Conditions of Services located at https://www.sgs.ca/en/terms-and-conditions (Printed copies are available upon request.)
Test method information available upon request. "Temperature Upon Receipt" is representative of the whole shipment and may not reflect the temperature of individual samples.
SGS Canada Inc. Environment-Health & Safety statement of conformity decision rule does not consider uncertainty when analytical results are compared to a specified standard or regulation.

SGS Canada Inc.
P.O. Box 4300 - 185 Concession St.
Lakefield - Ontario - KOL 2HO
Phone: 705-652-2000 FAX: 705-652-6365

08-December-2023

Great Bear Resources Ltd.
Attn : Ashley Moncrief

1020 - 800 West Pender St.
Vancouver, BC
V6C 2V6, Canada

Phone: 778-833-2160
Fax:

Date Rec. : 17 November 2023
LR Report: **CA10138-NOV23**
Reference: Wk#25

Copy: #1

CERTIFICATE OF ANALYSIS

Final Report - Revised

Analysis	3: Analysis Completed Date	4: Analysis Completed Time	5: HC-8 Wk#25	6: HC-9 Wk#25	7: HC-10 Wk#25	8: HC-11 Wk#25	9: HC-12 Wk#25	10: HC-13 Wk#25	11: HC-14 Wk#25	12: HC-15 Wk#25	13: HC-16 Wk#25	14: HC-17 Wk#25
Sample Date & Time			17-Nov-23	17-Nov-23	17-Nov-23	17-Nov-23	17-Nov-23	17-Nov-23	17-Nov-23	17-Nov-23	17-Nov-23	17-Nov-23
Hum Cell Leachate Volume [mL]	22-Nov-23	08:58	978	1010	997	1013	987	996	969	706	1016	1011
Sample Name	---	---	DX450108	DX450076	DX450186	DX450118	DX 550107	DX450159	DX450171	DX450134	DX450185	DX450032
Sample Weight [g]	---	---	1000	1000	1000	1000	1000	1000	1000	1000	1000	1000
pH [No unit]	22-Nov-23	13:23	7.41	6.43	7.10	7.27	7.22	7.28	6.76	7.74	7.36	6.83
Alkalinity [mg/L as CaCO3]	23-Nov-23	13:29	10	3	6	8	7	10	2	13	10	3
Conductivity [uS/cm]	21-Nov-23	11:35	25	34	17	18	22	28	18	57	25	12
Acidity [mg/L as CaCO3]	21-Nov-23	11:35	< 2	2	< 2	< 2	< 2	< 2	< 2	< 2	< 2	< 2
Fluoride [mg/L]	20-Nov-23	12:34	< 0.06	< 0.06	< 0.06	< 0.06	< 0.06	< 0.06	< 0.06	< 0.06	< 0.06	< 0.06
Sulphate [mg/L]	30-Nov-23	17:44	3	12	< 2	< 2	3	4	5	12	2	2
Chloride [mg/L]	30-Nov-23	17:44	< 1	< 1	< 1	< 1	< 1	< 1	< 1	3	< 1	< 1
Mercury [mg/L]	24-Nov-23	10:15	< 0.00001	< 0.00001	< 0.00001	< 0.00001	< 0.00001	< 0.00001	< 0.00001	< 0.00001	< 0.00001	< 0.00001
Silver [mg/L]	24-Nov-23	10:15	< 0.00005	< 0.00005	< 0.00005	< 0.00005	< 0.00005	< 0.00005	< 0.00005	< 0.00005	< 0.00005	< 0.00005
Aluminum [mg/L]	24-Nov-23	10:15	0.039	< 0.001	0.022	0.034	0.043	0.062	0.016	0.006	0.073	0.007
Arsenic [mg/L]	24-Nov-23	10:15	0.0011	< 0.0002	0.0004	0.0004	0.0024	0.0023	0.0015	0.0910	0.0097	0.0285
Barium [mg/L]	24-Nov-23	10:15	0.00136	0.00369	0.00068	0.00096	0.00132	0.00065	0.00159	0.00127	0.00177	0.00030
Beryllium [mg/L]	24-Nov-23	10:15	< 0.000007	< 0.000007	< 0.000007	< 0.000007	< 0.000007	< 0.000007	< 0.000007	< 0.000007	< 0.000007	< 0.000007
Boron [mg/L]	24-Nov-23	10:15	< 0.002	< 0.002	< 0.002	< 0.002	< 0.002	< 0.002	< 0.002	0.002	< 0.002	< 0.002
Bismuth [mg/L]	24-Nov-23	10:15	< 0.00001	0.00001	< 0.00001	< 0.00001	0.00002	< 0.00001	< 0.00001	< 0.00001	< 0.00001	< 0.00001
Calcium [mg/L]	24-Nov-23	10:15	3.28	3.40	2.66	2.73	3.09	4.02	1.83	7.30	2.98	1.50
Cadmium [mg/L]	24-Nov-23	10:15	< 0.000003	0.0169	0.000011	0.000007	0.000014	0.000005	< 0.000003	0.000008	< 0.000003	0.000006
Cobalt [mg/L]	24-Nov-23	10:15	0.000010	0.000212	0.000013	0.000005	0.000013	0.000005	0.000045	0.000254	0.000029	0.000133

OnLine LIMS

0003633904

Results relate only to the sample tested. Data reported represents the sample submitted to SGS. Reproduction of this analytical report in full or in part is prohibited without prior written approval. Please refer to SGS General Conditions of Services located at https://www.sgs.ca/en/terms-and-conditions (Printed copies are available upon request.)
Test method information available upon request. "Temperature Upon Receipt" is representative of the whole shipment and may not reflect the temperature of individual samples.
SGS Canada Inc. Environment-Health & Safety statement of conformity decision rule does not consider uncertainty when analytical results are compared to a specified standard or regulation.

SGS Canada Inc.
P.O. Box 4300 - 185 Concession St.
Lakefield - Ontario - KOL 2HO
Phone: 705-652-2000 FAX: 705-652-6365

Analysis	3: Analysis Completed Date	4: Analysis Completed Time	5: HC-8 Wk#25	6: HC-9 Wk#25	7: HC-10 Wk#25	8: HC-11 Wk#25	9: HC-12 Wk#25	10: HC-13 Wk#25	11: HC-14 Wk#25	12: HC-15 Wk#25	13: HC-16 Wk#25	14: HC-17 Wk#25
Chromium [mg/L]	24-Nov-23	10:15	< 0.00008	< 0.00008	< 0.00008	< 0.00008	< 0.00008	< 0.00008	< 0.00008	< 0.00008	< 0.00008	< 0.00008
Copper [mg/L]	24-Nov-23	10:15	< 0.0002	< 0.0002	0.0007	0.0002	0.0003	0.0002	0.0002	0.0004	< 0.0002	0.0003
Iron [mg/L]	24-Nov-23	10:15	< 0.007	< 0.007	< 0.007	< 0.007	< 0.007	< 0.007	< 0.007	< 0.007	< 0.007	< 0.007
Potassium [mg/L]	24-Nov-23	10:15	0.497	0.659	0.266	0.213	0.303	0.439	0.550	0.439	1.32	0.276
Magnesium [mg/L]	24-Nov-23	10:15	0.212	0.068	0.057	0.059	0.031	0.052	0.143	0.309	0.055	0.047
Manganese [mg/L]	24-Nov-23	10:15	0.0223	0.0931	0.0194	0.0171	0.0224	0.0152	0.00292	0.0135	0.00714	0.00179
Molybdenum [mg/L]	24-Nov-23	10:15	0.00051	0.00008	0.00009	0.00021	0.00010	0.00012	0.00022	0.00040	0.00014	0.00007
Sodium [mg/L]	24-Nov-23	10:15	0.05	0.04	0.06	0.05	0.04	0.03	0.06	0.07	0.05	0.04
Nickel [mg/L]	24-Nov-23	10:15	< 0.0001	0.0041	< 0.0001	< 0.0001	< 0.0001	< 0.0001	0.0003	0.0135	0.0001	0.0003
Phosphorus [mg/L]	24-Nov-23	10:15	< 0.003	< 0.003	< 0.003	< 0.003	< 0.003	< 0.003	< 0.003	< 0.003	< 0.003	< 0.003
Lead [mg/L]	24-Nov-23	10:15	< 0.00009	0.0177	0.00010	< 0.00009	< 0.00009	< 0.00009	< 0.00009	0.00012	< 0.00009	< 0.00009
Sulfur [mg/L]	24-Nov-23	10:15	< 3	< 3	< 3	< 3	< 3	< 3	< 3	4	< 3	< 3
Antimony [mg/L]	24-Nov-23	10:15	< 0.0009	< 0.0009	< 0.0009	< 0.0009	< 0.0009	< 0.0009	< 0.0009	0.0020	< 0.0009	< 0.0009
Selenium [mg/L]	24-Nov-23	10:15	0.00018	0.00120	0.00027	0.00005	0.00019	< 0.00004	0.00028	0.00037	< 0.00004	< 0.00004
Silicon [mg/L]	24-Nov-23	10:16	0.22	0.38	0.22	0.29	0.31	0.38	0.17	0.37	0.35	0.35
Tin [mg/L]	24-Nov-23	10:16	< 0.00006	< 0.00006	< 0.00006	< 0.00006	< 0.00006	< 0.00006	< 0.00006	< 0.00006	< 0.00006	< 0.00006
Strontium [mg/L]	24-Nov-23	10:16	0.00695	0.0102	0.00777	0.00724	0.00607	0.00620	0.00862	0.0155	0.00773	0.00462
Titanium [mg/L]	24-Nov-23	10:16	< 0.00007	< 0.00007	< 0.00007	< 0.00007	0.00009	< 0.00007	0.00008	< 0.00007	< 0.00007	< 0.00007
Thorium [mg/L]	24-Nov-23	10:16	< 0.0001	< 0.0001	< 0.0001	< 0.0001	< 0.0001	< 0.0001	< 0.0001	< 0.0001	< 0.0001	< 0.0001
Thallium [mg/L]	24-Nov-23	10:16	< 0.000005	0.000020	< 0.000005	< 0.000005	0.000006	0.000008	< 0.000005	0.000009	0.000007	< 0.000005
Uranium [mg/L]	24-Nov-23	10:16	0.000708	0.000080	0.00163	0.000390	0.00234	0.000523	0.00252	0.000630	0.00107	0.00105
Vanadium [mg/L]	24-Nov-23	10:16	0.00011	< 0.00001	0.00004	0.00006	0.00011	0.00005	0.00016	0.00006	0.00035	0.00019
Tungsten [mg/L]	24-Nov-23	10:16	0.00010	< 0.00002	0.00009	0.00011	0.00007	0.00004	0.00005	< 0.00002	0.00007	0.00003
Zirconium [mg/L]	24-Nov-23	10:16	< 0.002	< 0.002	< 0.002	< 0.002	< 0.002	< 0.002	< 0.002	< 0.002	< 0.002	< 0.002
Zinc [mg/L]	24-Nov-23	10:16	< 0.002	1.58	< 0.002	< 0.002	< 0.002	< 0.002	< 0.002	< 0.002	< 0.002	< 0.002

Analysis	15: HC-18 Wk#25	16: HC-19 Wk#25	17: HC-20 Wk#25	18: HC-21 Wk#25	19: HC-22 Wk#25	20: HC-23 Wk#25	21: HC-24 Wk#25	22: HC-25 Wk#25	23: HC-26 Wk#25	24: HC-27 Wk#25
Sample Date & Time	17-Nov-23	17-Nov-23	17-Nov-23	17-Nov-23	17-Nov-23	17-Nov-23	17-Nov-23	17-Nov-23	17-Nov-23	17-Nov-23
Hum Cell Leachate Volume [mL]	957	970	969	980	487	1019	1014	1005	762	1004
Sample Name	DX 550064	DX450008	DX 550056	DX450022	DX450077	DX450113	DX 550101	DX450128	DX450021	DX450222
Sample Weight [g]	1000	1000	1000	1000	500	1000	1000	1000	750	1000
pH [No unit]	7.72	7.03	7.26	7.94	7.95	7.37	7.28	7.35	6.98	6.95
Alkalinity [mg/L as CaCO3]	9	4	7	10	13	10	9	9	6	4
Conductivity [uS/cm]	18	10	17	23	28	24	19	34	118	22
Acidity [mg/L as CaCO3]	< 2	< 2	< 2	< 2	< 2	< 2	< 2	< 2	< 2	< 2

OnLine LIMS

0003633904

Results relate only to the sample tested. Data reported represents the sample submitted to SGS. Reproduction of this analytical report in full or in part is prohibited without prior written approval. Please refer to SGS General Conditions of Services located at https://www.sgs.ca/en/terms-and-conditions (Printed copies are available upon request.)
Test method information available upon request. "Temperature Upon Receipt" is representative of the whole shipment and may not reflect the temperature of individual samples.
SGS Canada Inc. Environment-Health & Safety statement of conformity decision rule does not consider uncertainty when analytical results are compared to a specified standard or regulation.

SGS Canada Inc.
P.O. Box 4300 - 185 Concession St.
Lakefield - Ontario - KOL 2HO
Phone: 705-652-2000 FAX: 705-652-6365

LR Report : **CA10138-NOV23**

Analysis	15: HC-18 Wk#25	16: HC-19 Wk#25	17: HC-20 Wk#25	18: HC-21 Wk#25	19: HC-22 Wk#25	20: HC-23 Wk#25	21: HC-24 Wk#25	22: HC-25 Wk#25	23: HC-26 Wk#25	24: HC-27 Wk#25
Fluoride [mg/L]	< 0.06	< 0.06	< 0.06	< 0.06	< 0.06	< 0.06	< 0.06	< 0.06	< 0.06	< 0.06
Sulphate [mg/L]	< 2	< 2	< 2	< 2	< 2	< 2	< 2	5	47	4
Chloride [mg/L]	< 1	< 1	< 1	< 1	< 1	< 1	< 1	< 1	7	< 1
Mercury [mg/L]	< 0.00001	< 0.00001	< 0.00001	< 0.00001	< 0.00001	< 0.00001	< 0.00001	< 0.00001	< 0.00001	< 0.00001
Silver [mg/L]	< 0.00005	< 0.00005	< 0.00005	< 0.00005	< 0.00005	< 0.00005	< 0.00005	< 0.00005	< 0.00005	< 0.00005
Aluminum [mg/L]	0.036	0.037	0.022	0.037	0.022	0.030	0.019	0.030	0.003	0.018
Arsenic [mg/L]	0.0077	0.0003	0.0003	0.0048	0.0004	0.0045	0.0014	0.0016	< 0.0002	0.0006
Barium [mg/L]	0.00031	0.00038	0.00144	0.00032	0.00677	0.00308	0.00052	0.00115	0.00700	0.00054
Beryllium [mg/L]	< 0.000007	< 0.000007	< 0.000007	< 0.000007	< 0.000007	< 0.000007	< 0.000007	< 0.000007	< 0.000007	< 0.000007
Boron [mg/L]	< 0.002	< 0.002	< 0.002	< 0.002	< 0.002	< 0.002	< 0.002	< 0.002	< 0.002	< 0.002
Bismuth [mg/L]	< 0.00001	< 0.00001	< 0.00001	< 0.00001	< 0.00001	< 0.00001	< 0.00001	< 0.00001	< 0.00001	< 0.00001
Calcium [mg/L]	2.62	1.43	2.26	3.57	2.85	3.40	2.68	4.39	14.9	2.83
Cadmium [mg/L]	0.000018	< 0.000003	< 0.000003	0.000003	0.000009	< 0.000003	0.000047	< 0.000003	0.000139	< 0.000003
Cobalt [mg/L]	0.000038	0.000011	0.000018	0.000038	0.000004	0.000014	0.000009	0.000035	0.000235	0.000008
Chromium [mg/L]	< 0.00008	< 0.00008	< 0.00008	< 0.00008	< 0.00008	< 0.00008	< 0.00008	< 0.00008	< 0.00008	< 0.00008
Copper [mg/L]	0.0004	0.0002	0.0003	0.0002	0.0003	< 0.0002	< 0.0002	< 0.0002	0.0003	< 0.0002
Iron [mg/L]	< 0.007	< 0.007	< 0.007	< 0.007	< 0.007	< 0.007	< 0.007	< 0.007	0.037	< 0.007
Potassium [mg/L]	0.196	0.174	0.231	0.054	0.922	0.264	0.127	0.279	2.22	0.361
Magnesium [mg/L]	0.054	0.019	0.169	0.116	0.154	0.132	0.136	0.134	0.448	0.073
Manganese [mg/L]	0.00524	0.00813	0.0208	0.0251	0.0279	0.0219	0.0156	0.0128	0.0431	0.0118
Molybdenum [mg/L]	0.00041	0.00035	0.00006	< 0.00004	< 0.00004	0.00008	< 0.00004	0.00014	0.00005	0.00020
Sodium [mg/L]	0.05	0.02	0.03	0.02	0.04	0.03	0.02	0.05	0.14	0.04
Nickel [mg/L]	< 0.0001	< 0.0001	< 0.0001	< 0.0001	< 0.0001	0.0001	< 0.0001	< 0.0001	0.0009	0.0001
Phosphorus [mg/L]	< 0.003	< 0.003	< 0.003	< 0.003	< 0.003	< 0.003	< 0.003	< 0.003	< 0.003	< 0.003
Lead [mg/L]	< 0.00009	< 0.00009	< 0.00009	< 0.00009	< 0.00009	< 0.00009	< 0.00009	< 0.00009	0.00023	< 0.00009
Sulfur [mg/L]	< 3	< 3	< 3	< 3	< 3	< 3	< 3	< 3	13	< 3
Antimony [mg/L]	< 0.0009	< 0.0009	< 0.0009	< 0.0009	< 0.0009	< 0.0009	< 0.0009	< 0.0009	< 0.0009	< 0.0009
Selenium [mg/L]	< 0.00004	< 0.00004	< 0.00004	< 0.00004	< 0.00004	< 0.00004	< 0.00004	< 0.00004	0.00017	< 0.00004
Silicon [mg/L]	0.22	0.17	0.16	0.19	0.19	0.19	0.18	0.19	0.14	0.23
Tin [mg/L]	< 0.00006	< 0.00006	< 0.00006	< 0.00006	< 0.00006	< 0.00006	< 0.00006	< 0.00006	< 0.00006	< 0.00006
Strontium [mg/L]	0.00414	0.00294	0.00673	0.00366	0.00783	0.0126	0.00431	0.00655	0.0160	0.00581
Titanium [mg/L]	0.00012	0.00013	< 0.00007	< 0.00007	0.00012	0.00007	< 0.00007	0.00008	< 0.00007	< 0.00007
Thorium [mg/L]	< 0.0001	< 0.0001	< 0.0001	< 0.0001	< 0.0001	< 0.0001	< 0.0001	< 0.0001	< 0.0001	< 0.0001
Thallium [mg/L]	0.000012	< 0.000005	< 0.000005	< 0.000005	< 0.000005	< 0.000005	< 0.000005	< 0.000005	< 0.000005	0.000005
Uranium [mg/L]	0.00363	0.000124	0.000312	0.000225	0.000135	0.000261	0.00202	0.000428	0.000030	0.000658
Vanadium [mg/L]	0.00012	0.00003	0.00054	0.00033	0.00055	0.00012	0.00032	0.00033	< 0.00001	0.00008
Tungsten [mg/L]	0.00003	< 0.00002	< 0.00002	< 0.00002	0.00004	0.00006	< 0.00002	0.00078	< 0.00002	0.00002
Zirconium [mg/L]	< 0.002	< 0.002	< 0.002	< 0.002	< 0.002	< 0.002	< 0.002	< 0.002	< 0.002	< 0.002

OnLine LIMS

0003633904

Results relate only to the sample tested. Data reported represents the sample submitted to SGS. Reproduction of this analytical report in full or in part is prohibited without prior written approval. Please refer to SGS General Conditions of Services located at https://www.sgs.ca/en/terms-and-conditions (Printed copies are available upon request.)
Test method information available upon request. "Temperature Upon Receipt" is representative of the whole shipment and may not reflect the temperature of individual samples.
SGS Canada Inc. Environment-Health & Safety statement of conformity decision rule does not consider uncertainty when analytical results are compared to a specified standard or regulation.

SGS Canada Inc.
P.O. Box 4300 - 185 Concession St.
Lakefield - Ontario - KOL 2HO
Phone: 705-652-2000 FAX: 705-652-6365

Analysis	15: HC-18 Wk#25	16: HC-19 Wk#25	17: HC-20 Wk#25	18: HC-21 Wk#25	19: HC-22 Wk#25	20: HC-23 Wk#25	21: HC-24 Wk#25	22: HC-25 Wk#25	23: HC-26 Wk#25	24: HC-27 Wk#25
Zinc [mg/L]	< 0.002	< 0.002	0.003	< 0.002	< 0.002	< 0.002	< 0.002	< 0.002	0.011	< 0.002

Method Descriptions

Parameter	SGS Method Code	Reference Method Code
	NA	
Acidity	ME-CA-[ENV]EWL-LAK-AN-006	SM 2310
Alkalinity	ME-CA-[ENV]EWL-LAK-AN-006	SM 2320
Anions by discrete analyzer	ME-CA-[ENV]EWL-LAK-AN-026	US EPA 325.2
Anions by discrete analyzer	ME-CA-[ENV]EWL-LAK-AN-026	US EPA 375.4
Conductivity	ME-CA-[ENV]EWL-LAK-AN-006	SM 2510
Fluoride by Specific Ion Electrode	ME-CA-[ENV]EWL-LAK-AN-014	SM 4500
Inorganics-General	ME-CA-[ENV]SPE-LAK-AN-004	EPA 7471A/SM 3112B
Metals in aqueous samples - ICP-MS	ME-CA-[ENV]SPE-LAK-AN-006	SM 3030/EPA 200.8
pH	ME-CA-[ENV]EWL-LAK-AN-006	SM 4500



Lisa Thompson
Project Specialist Assistant,
Environment, Health & Safety

OnLine LIMS

0003633904

Results relate only to the sample tested. Data reported represents the sample submitted to SGS. Reproduction of this analytical report in full or in part is prohibited without prior written approval. Please refer to SGS General Conditions of Services located at https://www.sgs.ca/en/terms-and-conditions (Printed copies are available upon request.)
Test method information available upon request. "Temperature Upon Receipt" is representative of the whole shipment and may not reflect the temperature of individual samples.
SGS Canada Inc. Environment-Health & Safety statement of conformity decision rule does not consider uncertainty when analytical results are compared to a specified standard or regulation.

SGS Canada Inc.
P.O. Box 4300 - 185 Concession St.
Lakefield - Ontario - K0L 2H0
Phone: 705-652-2000 FAX: 705-652-6365

Quality Control Report

Inorganic Analysis														
Parameter	Reporting Limit	Unit	Method Blank	Duplicate				LCS / Spike Blank			Matrix Spike / Reference Material			
				Result 1	Result 2	RPD	Acceptance Criteria	Spike Recovery (%)	Recovery Limits (%)		Spike Recovery (%)	Recovery Limits (%)		
							%		Low	High		Low	High	
Acidity - QCBatchID: EWL0430-NOV23														
Acidity	2	mg/L as Ca	2			ND	20	92	90	110	NA			
Acidity - QCBatchID: EWL0462-NOV23														
Acidity	2	mg/L as Ca	< 2			ND	20	90	90	110	NA			
Alkalinity - QCBatchID: EWL0430-NOV23														
Alkalinity	2	mg/L as Ca	< 2			1	20	96	80	120	NA			
Alkalinity - QCBatchID: EWL0462-NOV23														
Alkalinity	2	mg/L as Ca	< 2			0	20	96	80	120	NA			
Anions by discrete analyzer - QCBatchID: DIO8039-NOV23														
Chloride	1	mg/L	<1			ND	20	94	80	120	98	75	125	
Sulphate	2	mg/L	<2			ND	20	101	80	120	104	75	125	
Conductivity - QCBatchID: EWL0430-NOV23														
Conductivity	2	uS/cm	< 2			0	20	98	90	110	NA			
Conductivity - QCBatchID: EWL0462-NOV23														
Conductivity	2	uS/cm	< 2			0	20	99	90	110	NA			
Fluoride by Specific Ion Electrode - QCBatchID: EWL0445-NOV23														
Fluoride	0.06	mg/L	<0.06			0	10	100	90	110	98	75	125	
Inorganics-General - QCBatchID: EHG0034-NOV23														
Mercury	0.00001	mg/L	< 0.00001			ND	20	89	80	120	96	70	130	
Metals in aqueous samples - ICP-MS - QCBatchID: EMS0153-NOV23														
Aluminum	0.001	mg/L	<0.001			0	20	99	90	110	71	70	130	
Antimony	0.0009	mg/L	<0.0009			0	20	107	90	110	108	70	130	
Arsenic	0.0002	mg/L	<0.0002			1	20	98	90	110	81	70	130	
Barium	0.00008	mg/L	<0.00008			3	20	93	90	110	89	70	130	
Beryllium	0.000007	mg/L	<0.000007			ND	20	95	90	110	91	70	130	
Bismuth	0.00001	mg/L	<0.00001			ND	20	99	90	110	97	70	130	
Boron	0.002	mg/L	<0.002			6	20	103	90	110	123	70	130	
Cadmium	0.000003	mg/L	<0.000003			ND	20	104	90	110	104	70	130	
Calcium	0.01	mg/L	<0.01			1	20	94	90	110	70	70	130	
Chromium	0.00008	mg/L	<0.00008			ND	20	97	90	110	85	70	130	
Cobalt	0.000004	mg/L	<0.000004			3	20	96	90	110	84	70	130	
Copper	0.0002	mg/L	<0.0002			ND	20	103	90	110	88	70	130	
Iron	0.007	mg/L	<0.007			ND	20	101	90	110	75	70	130	
Lead	0.00009	mg/L	<0.00009			ND	20	99	90	110	97	70	130	
Magnesium	0.001	mg/L	<0.001			1	20	94	90	110	74	70	130	
Manganese	0.00001	mg/L	<0.00001			5	20	98	90	110	84	70	130	

OnLine LIMS

0003633904

Results relate only to the sample tested. Data reported represents the sample submitted to SGS. Reproduction of this analytical report in full or in part is prohibited without prior written approval. Please refer to SGS General Conditions of Services located at https://www.sgs.ca/en/terms-and-conditions (Printed copies are available upon request.)
Test method information available upon request. "Temperature Upon Receipt" is representative of the whole shipment and may not reflect the temperature of individual samples.
SGS Canada Inc. Environment-Health & Safety statement of conformity decision rule does not consider uncertainty when analytical results are compared to a specified standard or regulation.

SGS Canada Inc.
P.O. Box 4300 - 185 Concession St.
Lakefield - Ontario - KOL 2HO
Phone: 705-652-2000 FAX: 705-652-6365

Inorganic Analysis														
Parameter	Reporting Limit	Unit	Method Blank	Duplicate				LCS / Spike Blank			Matrix Spike / Reference Material			
				Result 1	Result 2	RPD	Acceptance Criteria	Spike Recovery (%)	Recovery Limits (%)		Spike Recovery (%)	Recovery Limits (%)	
							%		Low	High		Low	High
Molybdenum	0.00004	mg/L	<0.00004			2	20	108	90	110	89	70	130
Nickel	0.0001	mg/L	<0.0001			17	20	100	90	110	83	70	130
Phosphorus	0.003	mg/L	<0.003			ND	20	100	90	110	NV	70	130
Potassium	0.003	mg/L	<0.009			0	20	102	90	110	95	70	130
Selenium	0.00004	mg/L	<0.00004			3	20	97	90	110	122	70	130
Silicon	0.02	mg/L	<0.02			3	20	101	90	110	NV	70	130
Silver	0.00005	mg/L	<0.00005			ND	20	100	90	110	83	70	130
Sodium	0.01	mg/L	<0.01			0	20	95	90	110	77	70	130
Strontium	0.00008	mg/L	<0.00008			1	20	99	90	110	82	70	130
Sulfur	3	mg/L	<1			8	20	105	90	110	NV	70	130
Thallium	0.000005	mg/L	<0.000005			ND	20	99	90	110	99	70	130
Thorium	0.0001	mg/L	<0.0001			ND	20	98	90	110	NV	70	130
Tin	0.00006	mg/L	<0.00006			ND	20	109	90	110	NV	70	130
Titanium	0.00007	mg/L	<0.00005			14	20	94	90	110	NV	70	130
Tungsten	0.00002	mg/L	<0.00002			6	20	100	90	110	NV	70	130
Uranium	0.000002	mg/L	2e-006			3	20	103	90	110	106	70	130
Vanadium	0.00001	mg/L	<0.00001			13	20	97	90	110	78	70	130
Zinc	0.002	mg/L	<0.002			ND	20	107	90	110	106	70	130
Zirconium	0.002	mg/L	<0.002			ND	20	102	90	110	NV	70	130
pH - QCBatchID: EWL0430-NOV23													
pH	0.05	No unit	NA			0		100			NA		
pH - QCBatchID: EWL0462-NOV23													
pH	0.05	No unit	NA			0		101			NA		

OnLine LIMS

Results relate only to the sample tested. Data reported represents the sample submitted to SGS. Reproduction of this analytical report in full or in part is prohibited without prior written approval. Please refer to SGS General Conditions of Services located at https://www.sgs.ca/en/terms-and-conditions (Printed copies are available upon request.)
Test method information available upon request. "Temperature Upon Receipt" is representative of the whole shipment and may not reflect the temperature of individual samples.
SGS Canada Inc. Environment-Health & Safety statement of conformity decision rule does not consider uncertainty when analytical results are compared to a specified standard or regulation.

0003633904

SGS Canada Inc.
P.O. Box 4300 - 185 Concession St.
Lakefield - Ontario - KOL 2HO
Phone: 705-652-2000 FAX: 705-652-6365

22-October-2024

Great Bear Resources Ltd.
Attn : Ashley Moncrief

1020 - 800 West Pender St.
Vancouver, BC
V6C 2V6, Canada

Phone: 778-833-2160
Fax:

Date Rec. : 11 October 2024
LR Report: **CA10080-OCT24**
Reference: Wk#25

Copy: #1

CERTIFICATE OF ANALYSIS
Final Report

Analysis	3: Analysis Completed Date	4: Analysis Completed Time	5: HC-28 Wk#25	6: HC-29 Wk#25	7: HC-30 Wk#25	8: HC-31 Wk#25	9: HC-32 Wk#25
Sample Date & Time			11-Oct-24	11-Oct-24	11-Oct-24	11-Oct-24	11-Oct-24
HumCell Leachate Vol [mL]	15-Oct-24	11:40	985	982	718	966	742
Sample Name	---	---	31787	DX450179	31644	DX450183	O31576
Sample Weight [g]	---	---	1000	1000	750	1000	750
pH [No unit]	16-Oct-24	16:04	6.70	6.90	7.03	7.26	6.95
Alkalinity [mg/L as CaCO3]	16-Oct-24	10:36	2	3	6	7	5
Conductivity [uS/cm]	16-Oct-24	10:36	5	8	15	18	18
Acidity [mg/L as CaCO3]	16-Oct-24	10:36	< 2	< 2	< 2	< 2	< 2
m [mg/L]	15-Oct-24	15:13	< 0.06	< 0.06	< 0.06	< 0.06	< 0.06
SO4 [mg/L]	16-Oct-24	14:12	0.2	0.3	1.1	1.6	2.2
Cl [mg/L]	16-Oct-24	14:12	< 0.2	< 0.2	< 0.2	< 0.2	< 0.2
Hg [mg/L]	17-Oct-24	07:56	< 0.00001	< 0.00001	< 0.00001	< 0.00001	< 0.00001
Ag [mg/L]	17-Oct-24	07:56	< 0.00005	< 0.00005	< 0.00005	< 0.00005	< 0.00005
Al [mg/L]	17-Oct-24	07:56	0.027	0.029	0.030	0.038	0.038
As [mg/L]	17-Oct-24	07:56	0.0016	0.0092	0.0037	0.0100	0.0015
Ba [mg/L]	17-Oct-24	07:56	0.00063	0.00165	0.00071	0.00033	0.00135
Be [mg/L]	17-Oct-24	07:56	< 0.000007	< 0.000007	< 0.000007	< 0.000007	< 0.000007
B [mg/L]	17-Oct-24	07:56	< 0.002	< 0.002	< 0.002	< 0.002	< 0.002
Bi [mg/L]	17-Oct-24	07:56	< 0.00001	< 0.00001	< 0.00001	< 0.00001	< 0.00001
Ca [mg/L]	17-Oct-24	07:56	0.82	1.17	2.37	2.94	2.84
Cd [mg/L]	17-Oct-24	07:56	< 0.000003	< 0.000003	< 0.000003	0.000017	0.000009
Co [mg/L]	17-Oct-24	07:56	0.000007	0.000025	0.000009	0.000022	0.000010
Cr [mg/L]	17-Oct-24	07:56	< 0.00008	< 0.00008	< 0.00008	< 0.00008	< 0.00008
Cu [mg/L]	17-Oct-24	07:56	< 0.001	< 0.001	< 0.001	< 0.001	< 0.001
Fe [mg/L]	17-Oct-24	07:56	< 0.007	< 0.007	< 0.007	< 0.007	< 0.007
K [mg/L]	17-Oct-24	07:56	0.307	0.611	0.664	0.414	0.528
Mg [mg/L]	17-Oct-24	07:56	0.042	0.065	0.120	0.081	0.054
Mn [mg/L]	17-Oct-24	07:56	0.00174	0.00162	0.0157	0.0041	0.0319
Mo [mg/L]	17-Oct-24	07:56	< 0.0004	< 0.0004	< 0.0004	< 0.0004	< 0.0004
Na [mg/L]	17-Oct-24	07:56	0.05	0.06	0.05	0.07	0.06

OnLine LIMS

00039006B9

Results relate only to the sample tested. Data reported represents the sample submitted to SGS. Reproduction of this analytical report in full or in part is prohibited without prior written approval. Please refer to SGS General Conditions of Services located at https://www.sgs.ca/en/terms-and-conditions (Printed copies are available upon request.)
Test method information available upon request. "Temperature Upon Receipt" is representative of the whole shipment and may not reflect the temperature of individual samples.
SGS Canada Inc. Environment-Health & Safety statement of conformity decision rule does not consider uncertainty when analytical results are compared to a specified standard or regulation.

SGS Canada Inc.
P.O. Box 4300 - 185 Concession St.
Lakefield - Ontario - KOL 2HO
Phone: 705-652-2000 FAX: 705-652-6365

LR Report : **CA10080-OCT24**

Analysis	3: Analysis Completed Date	4: Analysis Completed Time	5: HC-28 Wk#25	6: HC-29 Wk#25	7: HC-30 Wk#25	8: HC-31 Wk#25	9: HC-32 Wk#25
Ni [mg/L]	17-Oct-24	07:56	< 0.0001	< 0.0001	< 0.0001	< 0.0001	< 0.0001
P [mg/L]	17-Oct-24	07:56	< 0.003	< 0.003	< 0.003	< 0.003	< 0.003
Pb [mg/L]	17-Oct-24	07:56	< 0.00009	< 0.00009	< 0.00009	< 0.00009	< 0.00009
S [mg/L]	17-Oct-24	07:56	< 5	< 5	< 5	< 5	< 5
Sb [mg/L]	17-Oct-24	07:56	< 0.0009	< 0.0009	< 0.0009	< 0.0009	< 0.0009
Se [mg/L]	17-Oct-24	07:56	< 0.00004	< 0.00004	< 0.00004	< 0.00004	0.00026
Si [mg/L]	17-Oct-24	07:56	0.14	0.18	0.20	0.29	0.21
Sn [mg/L]	17-Oct-24	07:56	< 0.00006	< 0.00006	< 0.00006	0.00014	0.00009
Sr [mg/L]	17-Oct-24	07:56	0.00251	0.00395	0.00815	0.00638	0.00425
Ti [mg/L]	17-Oct-24	07:56	< 0.0001	0.00012	0.00015	< 0.0001	0.00012
Th [mg/L]	17-Oct-24	07:56	< 0.0001	< 0.0001	< 0.0001	< 0.0001	< 0.0001
Tl [mg/L]	17-Oct-24	07:56	< 0.000005	< 0.000005	< 0.000005	< 0.000005	< 0.000005
U [mg/L]	17-Oct-24	07:56	0.000368	0.00169	0.000612	0.00190	0.000244
V [mg/L]	17-Oct-24	07:56	0.00032	0.00048	0.00024	0.00033	0.00016
W [mg/L]	17-Oct-24	07:56	< 0.0002	< 0.0002	< 0.0002	< 0.0002	< 0.0002
Zr [mg/L]	17-Oct-24	07:56	< 0.002	< 0.002	< 0.002	< 0.002	< 0.002
Zn [mg/L]	17-Oct-24	07:56	< 0.002	< 0.002	< 0.002	0.003	< 0.002

Analysis	10: HC-33 Wk#25	11: HC-34 Wk#25	12: HC-35 Wk#25
Sample Date & Time	11-Oct-24	11-Oct-24	11-Oct-24
HumCell Leachate Vol [mL]	1010	952	1012
Sample Name	DX450213	DX450174	31795
Sample Weight [g]	1000	1000	1000
pH [No unit]	4.71	7.84	7.48
Alkalinity [mg/L as CaCO3]	< 2	9	9
Conductivity [uS/cm]	39	18	20
Acidity [mg/L as CaCO3]	11	< 2	< 2
m [mg/L]	< 0.06	< 0.06	< 0.06
SO4 [mg/L]	14	0.3	0.8
Cl [mg/L]	< 0.2	< 0.2	< 0.2
Hg [mg/L]	< 0.00001	< 0.00001	< 0.00001
Ag [mg/L]	< 0.00005	< 0.00005	< 0.00005
Al [mg/L]	0.051	0.041	0.202
As [mg/L]	0.0003	0.0042	0.0739
Ba [mg/L]	0.00748	0.00254	0.00287
Be [mg/L]	0.000049	< 0.000007	< 0.000007
B [mg/L]	0.004	< 0.002	< 0.002
Bi [mg/L]	< 0.00001	< 0.00001	< 0.00001
Ca [mg/L]	2.06	2.79	2.93
Cd [mg/L]	0.000019	< 0.000003	0.000004
Co [mg/L]	0.000337	0.000014	0.000025
Cr [mg/L]	< 0.00008	< 0.00008	< 0.00008

OnLine LIMS

0003900689

Results relate only to the sample tested. Data reported represents the sample submitted to SGS. Reproduction of this analytical report in full or in part is prohibited without prior written approval. Please refer to SGS General Conditions of Services located at https://www.sgs.ca/en/terms-and-conditions (Printed copies are available upon request.)
Test method information available upon request. "Temperature Upon Receipt" is representative of the whole shipment and may not reflect the temperature of individual samples.
SGS Canada Inc. Environment-Health & Safety statement of conformity decision rule does not consider uncertainty when analytical results are compared to a specified standard or regulation.

SGS Canada Inc.
P.O. Box 4300 - 185 Concession St.
Lakefield - Ontario - KOL 2HO
Phone: 705-652-2000 FAX: 705-652-6365

LR Report : **CA10080-OCT24**

Analysis	10: HC-33 Wk#25	11: HC-34 Wk#25	12: HC-35 Wk#25
Cu [mg/L]	< 0.001	< 0.001	< 0.001
Fe [mg/L]	2.58	< 0.007	< 0.007
K [mg/L]	1.44	0.643	1.51
Mg [mg/L]	0.236	0.186	0.050
Mn [mg/L]	0.0747	0.0219	0.00165
Mo [mg/L]	< 0.0004	< 0.0004	< 0.0004
Na [mg/L]	0.08	0.08	0.08
Ni [mg/L]	0.0059	< 0.0001	< 0.0001
P [mg/L]	< 0.003	< 0.003	< 0.003
Pb [mg/L]	0.00010	< 0.00009	< 0.00009
S [mg/L]	< 5	< 5	< 5
Sb [mg/L]	< 0.0009	< 0.0009	< 0.0009
Se [mg/L]	0.00052	0.00005	0.00005
Si [mg/L]	0.98	0.26	0.56
Sn [mg/L]	< 0.00006	0.00007	< 0.00006
Sr [mg/L]	0.0135	0.00761	0.00449
Ti [mg/L]	< 0.0001	< 0.0001	0.00017
Th [mg/L]	< 0.0001	< 0.0001	< 0.0001
Tl [mg/L]	0.000006	< 0.000005	0.000005
U [mg/L]	0.000888	0.000064	0.000371
V [mg/L]	< 0.00001	0.00039	0.00100
W [mg/L]	< 0.0002	< 0.0002	< 0.0002
Zr [mg/L]	< 0.002	< 0.002	< 0.002
Zn [mg/L]	0.011	< 0.002	< 0.002

Lisa Thompson
Project Specialist Assistant,
Environment, Health & Safety

OnLine LIMS

0003900689

Results relate only to the sample tested. Data reported represents the sample submitted to SGS. Reproduction of this analytical report in full or in part is prohibited without prior written approval. Please refer to SGS General Conditions of Services located at https://www.sgs.ca/en/terms-and-conditions (Printed copies are available upon request.)
Test method information available upon request. "Temperature Upon Receipt" is representative of the whole shipment and may not reflect the temperature of individual samples.
SGS Canada Inc. Environment-Health & Safety statement of conformity decision rule does not consider uncertainty when analytical results are compared to a specified standard or regulation.

SGS Canada Inc.
P.O. Box 4300 - 185 Concession St.
Lakefield - Ontario - KOL 2HO
Phone: 705-652-2000 FAX: 705-652-6365

Quality Control Report

Inorganic Analysis														
Parameter	Reporting Limit	Unit	Method Blank	Duplicate				LCS / Spike Blank			Matrix Spike / Reference Material			
				Result 1	Result 2	RPD	Acceptance Criteria	Spike Recovery (%)	Recovery Limits (%)		Spike Recovery (%)	Recovery Limits (%)		
							%		Low	High		Low	High	
Acidity - QCBatchID: EWL0285-OCT24														
Acidity	2	mg/L as Ca	2			ND	20	94	90	110	NA			
Alkalinity - QCBatchID: EWL0285-OCT24														
Alkalinity	2	mg/L as Ca	< 2			ND	20	19	80	120	NA			
Anions by IC - QCBatchID: DIO0282-OCT24														
Chloride	0.2	mg/L	<0.2			2	20	99	90	110	95	75	125	
Sulphate	0.2	mg/L	<0.2			NV	20	98	90	110	NV	75	125	
Anions by IC - QCBatchID: DIO0287-OCT24														
Chloride	0.2	mg/L	<0.2			ND	20	100	90	110	96	75	125	
Sulphate	0.2	mg/L	<0.2			2	20	94	90	110	91	75	125	
Anions by IC - QCBatchID: DIO0289-OCT24														
Chloride	0.2	mg/L	<0.2			ND	20	100	90	110	79	75	125	
Sulphate	0.2	mg/L	<0.2			1	20	94	90	110	76	75	125	
Conductivity - QCBatchID: EWL0285-OCT24														
Conductivity	2	uS/cm	< 2			1	20	99	90	110	NA			
Fluoride by Specific Ion Electrode - QCBatchID: EWL0294-OCT24														
Fluoride	0.06	mg/L	<0.06			ND	10	98	90	110	94	75	125	
Inorganics-General - QCBatchID: EHG0027-OCT24														
Mercury	0.00001	mg/L	< 0.00001			ND	20	107	80	120	112	70	130	
Metals in aqueous samples - ICP-MS - QCBatchID: EMS0157-OCT24														
Aluminum	0.001	mg/L	<0.001			2	20	95	90	110	107	70	130	
Antimony	0.0009	mg/L	<0.0009			ND	20	98	90	110	103	70	130	
Arsenic	0.0002	mg/L	<0.0002			ND	20	101	90	110	101	70	130	
Barium	0.00008	mg/L	<0.00008			0	20	100	90	110	99	70	130	
Beryllium	0.000007	mg/L	<0.000007			ND	20	92	90	110	104	70	130	
Bismuth	0.00001	mg/L	<0.00001			ND	20	98	90	110	87	70	130	
Boron	0.002	mg/L	<0.002			ND	20	96	90	110	90	70	130	
Cadmium	0.000003	mg/L	<0.000003			ND	20	97	90	110	100	70	130	
Calcium	0.01	mg/L	<0.01			1	20	97	90	110	92	70	130	
Chromium	0.00008	mg/L	<0.00008			11	20	97	90	110	94	70	130	
Cobalt	0.000004	mg/L	<0.000004			17	20	93	90	110	95	70	130	
Copper	0.001	mg/L	<0.001			ND	20	95	90	110	98	70	130	
Iron	0.007	mg/L	<0.007			ND	20	98	90	110	100	70	130	
Lead	0.00009	mg/L	<0.00009			1	20	94	90	110	98	70	130	
Magnesium	0.001	mg/L	<0.001			3	20	97	90	110	93	70	130	
Manganese	0.00001	mg/L	<0.00001			0	20	97	90	110	103	70	130	

OnLine LIMS

Results relate only to the sample tested. Data reported represents the sample submitted to SGS. Reproduction of this analytical report in full or in part is prohibited without prior written approval. Please refer to SGS General Conditions of Services located at https://www.sgs.ca/en/terms-and-conditions (Printed copies are available upon request.)
Test method information available upon request. "Temperature Upon Receipt" is representative of the whole shipment and may not reflect the temperature of individual samples.
SGS Canada Inc. Environment-Health & Safety statement of conformity decision rule does not consider uncertainty when analytical results are compared to a specified standard or regulation.

000036006689

SGS Canada Inc.
P.O. Box 4300 - 185 Concession St.
Lakefield - Ontario - KOL 2HO
Phone: 705-652-2000 FAX: 705-652-6365

Great Bear - 8 Long

LR Report : CA10080-OCT24

Inorganic Analysis													
Parameter	Reporting Limit	Unit	Method Blank	Duplicate				LCS / Spike Blank			Matrix Spike / Reference Material		
				Result 1	Result 2	RPD	Acceptance Criteria	Spike Recovery (%)	Recovery Limits (%)		Spike Recovery (%)	Recovery Limits (%)	
							%		Low	High		Low	High
Molybdenum	0.0004	mg/L	<0.0004			2	20	99	90	110	92	70	130
Nickel	0.0001	mg/L	<0.0001			ND	20	100	90	110	99	70	130
Phosphorus	0.003	mg/L	<0.003			ND	20	97	90	110	NV	70	130
Potassium	0.003	mg/L	<0.009			2	20	97	90	110	88	70	130
Selenium	0.00004	mg/L	<0.00004			11	20	97	90	110	103	70	130
Silicon	0.02	mg/L	<0.02			0	20	99	90	110	NV	70	130
Silver	0.00005	mg/L	<0.00005			ND	20	98	90	110	101	70	130
Sodium	0.01	mg/L	<0.01			ND	20	96	90	110	101	70	130
Strontium	0.00008	mg/L	<0.00008			2	20	95	90	110	95	70	130
Sulfur	5	mg/L	<5			ND	20	103	90	110	NV	70	130
Thallium	0.000005	mg/L	<0.000005			ND	20	97	90	110	99	70	130
Thorium	0.0001	mg/L	<0.0001			ND	20	98	90	110	NV	70	130
Tin	0.00006	mg/L	<0.00006			1	20	102	90	110	NV	70	130
Titanium	0.0001	mg/L	<0.0001			ND	20	107	90	110	NV	70	130
Tungsten	0.0002	mg/L	<0.0002			ND	20	100	90	110	NV	70	130
Uranium	0.000002	mg/L	<0.000002			2	20	96	90	110	100	70	130
Vanadium	0.00001	mg/L	<0.00001			ND	20	97	90	110	96	70	130
Zinc	0.002	mg/L	<0.002			7	20	99	90	110	100	70	130
Zirconium	0.002	mg/L	<0.002			ND	20	101	90	110	NV	70	130
pH - QCBatchID: EWL0285-OCT24													
pH	0.05	No unit	NA			0		100			NA		

OnLine LIMS

0003900689

Results relate only to the sample tested. Data reported represents the sample submitted to SGS. Reproduction of this analytical report in full or in part is prohibited without prior written approval. Please refer to SGS General Conditions of Services located at https://www.sgs.ca/en/terms-and-conditions (Printed copies are available upon request.)
Test method information available upon request. “Temperature Upon Receipt” is representative of the whole shipment and may not reflect the temperature of individual samples.
SGS Canada Inc. Environment-Health & Safety statement of conformity decision rule does not consider uncertainty when analytical results are compared to a specified standard or regulation.

SGS Canada Inc.
P.O. Box 4300 - 185 Concession St.
Lakefield - Ontario - KOL 2HO
Phone: 705-652-2000 FAX: 705-652-6365

15-February-2024

Great Bear Resources Ltd.
Attn : Ashley Moncrief

1020 - 800 West Pender St.
Vancouver, BC
V6C 2V6, Canada

Phone: 778-833-2160
Fax:

Date Rec. : 14 December 2023
LR Report: **CA10116-DEC23**
Reference: Wk#29

Copy: #1

CERTIFICATE OF ANALYSIS

Final Report - Revised

Analysis	3: Analysis Completed Date	4: Analysis Completed Time	5: HC-1 Wk#29	6: HC-2 Wk#29	7: HC-3 Wk#26	8: HC-4 Wk#29	9: HC-5 Wk#29	10: HC-6 Wk#29	11: HC-7 Wk#29
Sample Date & Time			14-Dec-23	14-Dec-23	14-Dec-23	14-Dec-23	14-Dec-23	14-Dec-23	14-Dec-23
Hum Cell Leachate Volume [mL]	14-Dec-23	15:29	998	981	506	493	998	463	990
Sample Name	---	---	DX450052	DX 550083	DX450204	DX450176	DX450232	DX450181	DX450002
Sample Weight [g]	---	---	1000	1000	500	500	1000	500	1000
pH [No unit]	19-Dec-23	08:31	6.63	7.35	7.11	6.31	7.02	7.27	7.33
Alkalinity [mg/L as CaCO3]	15-Dec-23	13:43	2	11	7	< 2	6	10	8
Conductivity [uS/cm]	15-Dec-23	13:43	34	30	20	33	18	22	21
Acidity [mg/L as CaCO3]	19-Dec-23	08:31	< 2	< 2	< 2	5	< 2	< 2	< 2
Fluoride [mg/L]	15-Dec-23	11:44	< 0.06	< 0.06	< 0.06	< 0.06	< 0.06	< 0.06	< 0.06
Sulphate [mg/L]	19-Dec-23	18:56	10	< 2	< 2	10	2	< 2	< 2
Chloride [mg/L]	19-Dec-23	18:56	< 1	< 1	< 1	< 1	< 1	< 1	< 1
Mercury [mg/L]	16-Jan-24	10:44	< 0.00001	< 0.00001	< 0.00001	< 0.00001	< 0.00001	< 0.00001	< 0.00001
Silver [mg/L]	23-Jan-24	12:40	< 0.00005	< 0.00005	< 0.00005	< 0.00005	< 0.00005	0.00024	< 0.00005
Aluminum [mg/L]	23-Jan-24	12:40	0.004	0.046	0.026	0.001	0.029	2.62	0.032
Arsenic [mg/L]	23-Jan-24	12:40	< 0.0002	0.0090	0.0009	< 0.0002	0.0027	0.0008	0.0080
Barium [mg/L]	23-Jan-24	12:40	0.00097	0.00914	0.00075	0.00269	0.00103	0.0238	0.00080
Beryllium [mg/L]	23-Jan-24	12:40	< 0.000007	< 0.000007	< 0.000007	< 0.000007	< 0.000007	0.000020	< 0.000007
Boron [mg/L]	23-Jan-24	12:40	< 0.002	< 0.002	< 0.002	< 0.002	< 0.002	< 0.002	< 0.002
Bismuth [mg/L]	23-Jan-24	12:40	< 0.00001	0.00003	< 0.00001	< 0.00001	< 0.00001	< 0.00001	< 0.00001
Calcium [mg/L]	23-Jan-24	12:40	4.61	4.45	2.78	3.79	2.54	4.26	2.97
Cadmium [mg/L]	23-Jan-24	12:40	0.00127	0.000009	0.000003	0.00135	0.000012	0.000011	< 0.000003
Cobalt [mg/L]	23-Jan-24	12:40	0.000031	0.000049	0.000023	0.000126	0.000013	0.00154	0.000024

OnLine LIMS

00003633891

Results relate only to the sample tested. Data reported represents the sample submitted to SGS. Reproduction of this analytical report in full or in part is prohibited without prior written approval. Please refer to SGS General Conditions of Services located at https://www.sgs.ca/en/terms-and-conditions (Printed copies are available upon request.)
Test method information available upon request. "Temperature Upon Receipt" is representative of the whole shipment and may not reflect the temperature of individual samples.
SGS Canada Inc. Environment-Health & Safety statement of conformity decision rule does not consider uncertainty when analytical results are compared to a specified standard or regulation.

SGS Canada Inc.
P.O. Box 4300 - 185 Concession St.
Lakefield - Ontario - KOL 2HO
Phone: 705-652-2000 FAX: 705-652-6365

Analysis	3: Analysis Completed Date	4: Analysis Completed Time	5: HC-1 Wk#29	6: HC-2 Wk#29	7: HC-3 Wk#26	8: HC-4 Wk#29	9: HC-5 Wk#29	10: HC-6 Wk#29	11: HC-7 Wk#29
Chromium [mg/L]	23-Jan-24	12:40	< 0.00008	< 0.00008	< 0.00008	< 0.00008	< 0.00008	0.00285	< 0.00008
Copper [mg/L]	23-Jan-24	12:40	< 0.0002	0.0005	< 0.0002	0.0003	0.0003	0.0099	< 0.0002
Iron [mg/L]	23-Jan-24	12:40	< 0.007	< 0.007	< 0.007	< 0.007	< 0.007	4.06	< 0.007
Potassium [mg/L]	23-Jan-24	12:40	0.345	1.23	0.619	0.545	0.531	2.26	0.487
Magnesium [mg/L]	23-Jan-24	12:40	0.109	0.091	0.135	0.376	0.073	1.61	0.127
Manganese [mg/L]	23-Jan-24	12:40	0.0492	0.0299	0.0055	0.0321	0.0155	0.0634	0.0107
Molybdenum [mg/L]	23-Jan-24	12:40	0.00043	0.00041	0.00090	0.00025	0.00023	< 0.00004	0.00012
Sodium [mg/L]	23-Jan-24	12:40	0.09	0.08	0.08	0.08	0.09	0.16	0.09
Nickel [mg/L]	23-Jan-24	12:40	0.0001	0.0005	0.0001	0.0003	< 0.0001	0.0032	0.0001
Phosphorus [mg/L]	23-Jan-24	12:40	< 0.003	< 0.003	< 0.003	0.003	< 0.003	0.128	< 0.003
Lead [mg/L]	23-Jan-24	12:40	0.0353	0.00022	< 0.00009	0.0461	< 0.00009	0.00073	< 0.00009
Sulfur [mg/L]	23-Jan-24	12:40	4	< 3	< 3	5	< 3	< 3	< 3
Antimony [mg/L]	23-Jan-24	12:40	0.0012	< 0.0009	< 0.0009	< 0.0009	< 0.0009	< 0.0009	< 0.0009
Selenium [mg/L]	23-Jan-24	12:40	0.00032	0.00408	0.00007	0.00073	0.00011	0.00006	< 0.00004
Silicon [mg/L]	23-Jan-24	12:40	0.28	0.32	0.31	0.33	0.29	4.26	0.28
Tin [mg/L]	23-Jan-24	12:40	< 0.00006	< 0.00006	< 0.00006	< 0.00006	< 0.00006	0.00022	< 0.00006
Strontium [mg/L]	23-Jan-24	12:40	0.0122	0.0174	0.00787	0.00699	0.00419	0.0101	0.00664
Titanium [mg/L]	23-Jan-24	12:40	< 0.00007	< 0.00007	< 0.00007	< 0.00007	< 0.00007	0.354	0.00028
Thorium [mg/L]	23-Jan-24	12:40	< 0.0001	< 0.0001	< 0.0001	< 0.0001	< 0.0001	0.0004	< 0.0001
Thallium [mg/L]	23-Jan-24	12:40	0.000007	0.000013	0.000006	0.000012	0.000007	0.000088	< 0.000005
Uranium [mg/L]	23-Jan-24	12:40	0.00243	0.000435	0.00557	0.000551	0.00130	0.000492	0.00121
Vanadium [mg/L]	23-Jan-24	12:40	< 0.00001	0.00036	0.00023	< 0.00001	0.00044	0.00785	0.00021
Tungsten [mg/L]	23-Jan-24	12:40	< 0.00002	0.00009	0.00008	< 0.00002	0.00007	0.00056	0.00007
Zirconium [mg/L]	23-Jan-24	12:40	< 0.002	< 0.002	< 0.002	< 0.002	< 0.002	< 0.002	< 0.002
Zinc [mg/L]	23-Jan-24	12:40	0.047	< 0.002	< 0.002	0.053	< 0.002	0.015	< 0.002

Metals cut for tag #10 was preserved before sample was filtered. Sample processed as total.

Method Descriptions

Parameter	SGS Method Code	Reference Method Code
	NA	
Acidity	ME-CA-[ENV]EWL-LAK-AN-006	SM 2310
Alkalinity	ME-CA-[ENV]EWL-LAK-AN-006	SM 2320
Anions by discrete analyzer	ME-CA-[ENV]EWL-LAK-AN-026	US EPA 325.2
Anions by discrete analyzer	ME-CA-[ENV]EWL-LAK-AN-026	US EPA 375.4
Conductivity	ME-CA-[ENV]EWL-LAK-AN-006	SM 2510

OnLine LIMS

00003633891

Results relate only to the sample tested. Data reported represents the sample submitted to SGS. Reproduction of this analytical report in full or in part is prohibited without prior written approval. Please refer to SGS General Conditions of Services located at https://www.sgs.ca/en/terms-and-conditions (Printed copies are available upon request.)
Test method information available upon request. "Temperature Upon Receipt" is representative of the whole shipment and may not reflect the temperature of individual samples.
SGS Canada Inc. Environment-Health & Safety statement of conformity decision rule does not consider uncertainty when analytical results are compared to a specified standard or regulation.

SGS Canada Inc.
P.O. Box 4300 - 185 Concession St.
Lakefield - Ontario - KOL 2HO
Phone: 705-652-2000 FAX: 705-652-6365

Parameter	SGS Method Code	Reference Method Code
Fluoride by Specific Ion Electrode	ME-CA-[ENV]EWL-LAK-AN-014	SM 4500
Inorganics-General	ME-CA-[ENV]SPE-LAK-AN-004	EPA 7471A/SM 3112B
Metals in aqueous samples - ICP-MS	ME-CA-[ENV]SPE-LAK-AN-006	SM 3030/EPA 200.8
pH	ME-CA-[ENV]EWL-LAK-AN-006	SM 4500



Lisa Thompson
Project Specialist Assistant,
Environment, Health & Safety

OnLine LIMS

Results relate only to the sample tested. Data reported represents the sample submitted to SGS. Reproduction of this analytical report in full or in part is prohibited without prior written approval. Please refer to SGS General Conditions of Services located at https://www.sgs.ca/en/terms-and-conditions (Printed copies are available upon request.)
Test method information available upon request. "Temperature Upon Receipt" is representative of the whole shipment and may not reflect the temperature of individual samples.
SGS Canada Inc. Environment-Health & Safety statement of conformity decision rule does not consider uncertainty when analytical results are compared to a specified standard or regulation.

000936338

SGS Canada Inc.
P.O. Box 4300 - 185 Concession St.
Lakefield - Ontario - KOL 2HO
Phone: 705-652-2000 FAX: 705-652-6365

Quality Control Report

Inorganic Analysis													
Parameter	Reporting Limit	Unit	Method Blank	Duplicate				LCS / Spike Blank			Matrix Spike / Reference Material		
				Result 1	Result 2	RPD	Acceptance Criteria	Spike Recovery (%)	Recovery Limits (%)		Spike Recovery (%)	Recovery Limits (%)	
							%		Low	High		Low	High
Acidity - QCBatchID: EWL0279-DEC23													
Acidity	2	mg/L as Ca	2			ND	20				NA		
Alkalinity - QCBatchID: EWL0279-DEC23													
Alkalinity	2	mg/L as Ca	< 2								NA		
Anions by discrete analyzer - QCBatchID: DIO8017-DEC23													
Chloride	1	mg/L	<1			ND	20	94	80	120	102	75	125
Sulphate	2	mg/L	<2			ND	20	101	80	120	106	75	125
Anions by discrete analyzer - QCBatchID: DIO8022-DEC23													
Chloride	1	mg/L	<1			ND	20	95	80	120	100	75	125
Sulphate	2	mg/L	<2			0	20	103	80	120	108	75	125
Conductivity - QCBatchID: EWL0279-DEC23													
Conductivity	2	uS/cm	< 2								NA		
Fluoride by Specific Ion Electrode - QCBatchID: EWL0294-DEC23													
Fluoride	0.06	mg/L	<0.06			ND	10	101	90	110	90	75	125
Inorganics-General - QCBatchID: EHG0026-JAN24													
Mercury	0.00001	mg/L	< 0.00001			ND	20	92	80	120	83	70	130
Metals in aqueous samples - ICP-MS - QCBatchID: EMS0216-JAN24													
Aluminum	0.001	mg/L	<0.001			14	20	108	90	110	118	70	130
Antimony	0.0009	mg/L	<0.0009			ND	20	105	90	110	92	70	130
Arsenic	0.0002	mg/L	<0.0002			3	20	104	90	110	77	70	130
Barium	0.00008	mg/L	<0.00008			20	20	101	90	110	96	70	130
Beryllium	0.000007	mg/L	<0.000007			ND	20	98	90	110	90	70	130
Bismuth	0.00001	mg/L	<0.00001			ND	20	100	90	110	100	70	130
Boron	0.002	mg/L	<0.002			ND	20	98	90	110	105	70	130
Cadmium	0.000003	mg/L	<0.000003			ND	20	103	90	110	91	70	130
Calcium	0.01	mg/L	<0.01			1	20	95	90	110	74	70	130
Chromium	0.00008	mg/L	<0.00008			ND	20	102	90	110	94	70	130
Cobalt	0.000004	mg/L	<0.000004			4	20	102	90	110	85	70	130
Copper	0.0002	mg/L	<0.002			ND	20	102	90	110	100	70	130
Iron	0.007	mg/L	<0.007			ND	20	100	90	110	100	70	130
Lead	0.00009	mg/L	<0.00009			ND	20	99	90	110	95	70	130
Magnesium	0.001	mg/L	<0.001			0	20	100	90	110	84	70	130
Manganese	0.00001	mg/L	<0.00001			20	20	102	90	110	86	70	130
Molybdenum	0.00004	mg/L	<0.0004			ND	20	94	90	110	87	70	130
Nickel	0.0001	mg/L	<0.0001			16	20	102	90	110	87	70	130
Phosphorus	0.003	mg/L	<0.003			ND	20	96	90	110	NV	70	130

OnLine LIMS

00036338891

Results relate only to the sample tested. Data reported represents the sample submitted to SGS. Reproduction of this analytical report in full or in part is prohibited without prior written approval. Please refer to SGS General Conditions of Services located at https://www.sgs.ca/en/terms-and-conditions (Printed copies are available upon request.)
Test method information available upon request. "Temperature Upon Receipt" is representative of the whole shipment and may not reflect the temperature of individual samples.
SGS Canada Inc. Environment-Health & Safety statement of conformity decision rule does not consider uncertainty when analytical results are compared to a specified standard or regulation.

SGS Canada Inc.
P.O. Box 4300 - 185 Concession St.
Lakefield - Ontario - KOL 2HO
Phone: 705-652-2000 FAX: 705-652-6365

Inorganic Analysis														
Parameter	Reporting Limit	Unit	Method Blank	Duplicate				LCS / Spike Blank			Matrix Spike / Reference Material			
				Result 1	Result 2	RPD	Acceptance Criteria	Spike Recovery (%)	Recovery Limits (%)		Spike Recovery (%)	Recovery Limits (%)		
							%		Low	High		Low	High	
Potassium	0.003	mg/L	<0.009			3	20	103	90	110	75	70	130	
Selenium	0.00004	mg/L	<0.00004			ND	20	100	90	110	93	70	130	
Silicon	0.02	mg/L	<0.02			5	20	103	90	110	NV	70	130	
Silver	0.00005	mg/L	<0.00005			ND	20	97	90	110	75	70	130	
Sodium	0.01	mg/L	<0.01			1	20	96	90	110	83	70	130	
Strontium	0.00008	mg/L	<0.00008			1	20	103	90	110	85	70	130	
Sulfur	3	mg/L	<5			ND	20	107	90	110	NV	70	130	
Thallium	0.000005	mg/L	<0.000005			ND	20	99	90	110	95	70	130	
Thorium	0.0001	mg/L	<0.0001			ND	20	95	90	110	NV	70	130	
Tin	0.00006	mg/L	<0.00006			ND	20	93	90	110	NV	70	130	
Titanium	0.00007	mg/L	<0.0001			ND	20	96	90	110	NV	70	130	
Tungsten	0.00002	mg/L	<0.0002			ND	20	97	90	110	NV	70	130	
Uranium	0.000002	mg/L	<0.000002			0	20	99	90	110	93	70	130	
Vanadium	0.00001	mg/L	<0.00001			13	20	102	90	110	89	70	130	
Zinc	0.002	mg/L	<0.002			ND	20	108	90	110	102	70	130	
Zirconium	0.002	mg/L	<0.002			ND	20	93	90	110	NV	70	130	
pH - QCBatchID: EWL0279-DEC23														
pH	0.05	No unit	NA								NA			

OnLine LIMS

Results relate only to the sample tested. Data reported represents the sample submitted to SGS. Reproduction of this analytical report in full or in part is prohibited without prior written approval. Please refer to SGS General Conditions of Services located at https://www.sgs.ca/en/terms-and-conditions (Printed copies are available upon request.)
Test method information available upon request. "Temperature Upon Receipt" is representative of the whole shipment and may not reflect the temperature of individual samples.
SGS Canada Inc. Environment-Health & Safety statement of conformity decision rule does not consider uncertainty when analytical results are compared to a specified standard or regulation.

00036338911

SGS Canada Inc.
P.O. Box 4300 - 185 Concession St.
Lakefield - Ontario - KOL 2HO
Phone: 705-652-2000 FAX: 705-652-6365

08-December-2023

Great Bear Resources Ltd.
Attn : Ashley Moncrief

1020 - 800 West Pender St.
Vancouver, BC
V6C 2V6, Canada

Phone: 778-833-2160
Fax:

Date Rec. : 23 November 2023
LR Report: **CA10197-NOV23**
Reference: Wk#26

Copy: #1

CERTIFICATE OF ANALYSIS

Final Report - Revised

Analysis	3: Analysis Completed Date	4: Analysis Completed Time	5: HC-1 Wk#26	6: HC-2 Wk#26	7: HC-3 Wk#26	8: HC-4 Wk#26	9: HC-5 Wk#26	10: HC-6 Wk#26	11: HC-7 Wk#26
Sample Date & Time			23-Nov-23	23-Nov-23	23-Nov-23	23-Nov-23	23-Nov-23	23-Nov-23	23-Nov-23
Hum Cell Leachate Volume [mL]	24-Nov-23	09:02	966	1012	498	520	1038	504	1028
Sample Name	---	---	DX450052	DX 550083	DX450204	DX450176	DX450232	DX450181	DX450002
Sample Weight [g]	---	---	1000	1000	500	500	1000	500	1000
pH [No unit]	29-Nov-23	14:31	6.58	7.80	6.90	6.48	7.02	7.22	7.18
Alkalinity [mg/L as CaCO3]	27-Nov-23	15:21	2	11	5	< 2	5	11	8
Conductivity [uS/cm]	27-Nov-23	15:21	43	30	13	36	17	24	19
Acidity [mg/L as CaCO3]	29-Nov-23	14:31	< 2	< 2	< 2	3	< 2	< 2	< 2
Fluoride [mg/L]	27-Nov-23	09:16	< 0.06	< 0.06	< 0.06	< 0.06	< 0.06	< 0.06	< 0.06
Sulphate [mg/L]	06-Dec-23	10:55	13	< 2	< 2	12	< 2	< 2	< 2
Chloride [mg/L]	06-Dec-23	10:55	< 1	< 1	< 1	< 1	< 1	< 1	< 1
Mercury [mg/L]	29-Nov-23	12:12	< 0.00001	< 0.00001	< 0.00001	< 0.00001	< 0.00001	< 0.00001	< 0.00001
Silver [mg/L]	29-Nov-23	12:12	< 0.00005	< 0.00005	< 0.00005	< 0.00005	< 0.00005	< 0.00005	< 0.00005
Aluminum [mg/L]	29-Nov-23	12:12	0.006	0.050	0.048	0.001	0.038	0.053	0.035
Arsenic [mg/L]	29-Nov-23	12:12	< 0.0002	0.0088	0.0010	< 0.0002	0.0036	0.0009	0.0074
Barium [mg/L]	29-Nov-23	12:12	0.00093	0.00895	0.00046	0.00338	0.00109	0.00138	0.00066
Beryllium [mg/L]	29-Nov-23	12:12	< 0.000007	0.000008	< 0.000007	0.000009	< 0.000007	0.000007	0.000011
Boron [mg/L]	29-Nov-23	12:12	< 0.002	< 0.002	< 0.002	< 0.002	< 0.002	< 0.002	< 0.002
Bismuth [mg/L]	29-Nov-23	12:12	< 0.00001	0.00007	< 0.00001	< 0.00001	< 0.00001	0.00008	< 0.00001
Calcium [mg/L]	29-Nov-23	12:12	6.44	5.10	1.88	4.87	2.91	3.98	3.19
Cadmium [mg/L]	29-Nov-23	12:12	0.000691	0.000006	< 0.000003	0.00140	0.000010	0.000005	< 0.000003
Cobalt [mg/L]	29-Nov-23	12:12	0.000015	0.000042	0.000010	0.000141	< 0.000004	0.000051	0.000018

OnLine LIMS

0003633905

Results relate only to the sample tested. Data reported represents the sample submitted to SGS. Reproduction of this analytical report in full or in part is prohibited without prior written approval. Please refer to SGS General Conditions of Services located at https://www.sgs.ca/en/terms-and-conditions (Printed copies are available upon request.)
Test method information available upon request. "Temperature Upon Receipt" is representative of the whole shipment and may not reflect the temperature of individual samples.
SGS Canada Inc. Environment-Health & Safety statement of conformity decision rule does not consider uncertainty when analytical results are compared to a specified standard or regulation.

SGS Canada Inc.
P.O. Box 4300 - 185 Concession St.
Lakefield - Ontario - KOL 2HO
Phone: 705-652-2000 FAX: 705-652-6365

Analysis	3: Analysis Completed Date	4: Analysis Completed Time	5: HC-1 Wk#26	6: HC-2 Wk#26	7: HC-3 Wk#26	8: HC-4 Wk#26	9: HC-5 Wk#26	10: HC-6 Wk#26	11: HC-7 Wk#26
Chromium [mg/L]	29-Nov-23	12:12	< 0.00008	< 0.00008	< 0.00008	< 0.00008	< 0.00008	< 0.00008	< 0.00008
Copper [mg/L]	29-Nov-23	12:12	< 0.0002	< 0.0002	0.0006	0.0004	< 0.0002	0.0003	0.0002
Iron [mg/L]	29-Nov-23	12:12	< 0.007	< 0.007	< 0.007	< 0.007	< 0.007	< 0.007	< 0.007
Potassium [mg/L]	29-Nov-23	12:12	0.389	1.28	0.643	0.612	0.622	0.533	0.530
Magnesium [mg/L]	29-Nov-23	12:12	0.176	0.108	0.131	0.491	0.084	0.180	0.124
Manganese [mg/L]	29-Nov-23	12:12	0.0323	0.0332	0.00449	0.0368	0.0173	0.00697	0.0116
Molybdenum [mg/L]	29-Nov-23	12:12	0.00007	0.00009	0.00008	0.00022	0.00010	0.00018	0.00023
Sodium [mg/L]	29-Nov-23	12:12	0.08	0.06	0.06	0.07	0.07	0.10	0.10
Nickel [mg/L]	29-Nov-23	12:12	< 0.0001	< 0.0001	< 0.0001	0.0004	< 0.0001	0.0003	0.0001
Phosphorus [mg/L]	29-Nov-23	12:12	< 0.003	0.003	< 0.003	< 0.003	< 0.003	< 0.003	0.003
Lead [mg/L]	29-Nov-23	12:12	0.0386	0.00032	0.00010	0.0509	< 0.00009	0.00011	< 0.00009
Sulfur [mg/L]	29-Nov-23	12:12	5	< 3	< 3	5	< 3	< 3	< 3
Antimony [mg/L]	29-Nov-23	12:12	< 0.0009	< 0.0009	< 0.0009	< 0.0009	< 0.0009	< 0.0009	< 0.0009
Selenium [mg/L]	29-Nov-23	12:12	0.00035	0.00467	< 0.00004	0.00104	0.00004	< 0.00004	0.00004
Silicon [mg/L]	29-Nov-23	12:12	0.18	0.35	0.21	0.35	0.30	0.52	0.24
Tin [mg/L]	29-Nov-23	12:12	< 0.00006	< 0.00006	< 0.00006	< 0.00006	< 0.00006	0.00025	< 0.00006
Strontium [mg/L]	29-Nov-23	12:12	0.0156	0.0185	0.00471	0.00829	0.00445	0.00959	0.00638
Titanium [mg/L]	29-Nov-23	12:12	< 0.00007	< 0.00007	0.00030	< 0.00007	< 0.00007	0.00012	< 0.00007
Thorium [mg/L]	29-Nov-23	12:12	< 0.0001	< 0.0001	< 0.0001	< 0.0001	< 0.0001	< 0.0001	< 0.0001
Thallium [mg/L]	29-Nov-23	12:12	< 0.000005	0.000011	< 0.000005	0.000008	< 0.000005	< 0.000005	< 0.000005
Uranium [mg/L]	30-Nov-23	13:09	0.000031	0.000407	0.000560	0.00146	0.00167	0.0104	0.00598
Vanadium [mg/L]	29-Nov-23	12:12	0.00003	0.00037	0.00029	0.00001	0.00058	0.00072	0.00021
Tungsten [mg/L]	29-Nov-23	12:12	0.00014	0.00008	0.00005	0.00013	0.00007	0.00110	0.00012
Zirconium [mg/L]	29-Nov-23	12:12	< 0.002	< 0.002	< 0.002	< 0.002	< 0.002	< 0.002	< 0.002
Zinc [mg/L]	29-Nov-23	12:12	0.030	< 0.002	< 0.002	0.059	< 0.002	0.002	< 0.002

Method Descriptions

Parameter	SGS Method Code	Reference Method Code
	NA	
Acidity	ME-CA-[ENV]EWL-LAK-AN-006	SM 2310
Alkalinity	ME-CA-[ENV]EWL-LAK-AN-006	SM 2320
Anions by discrete analyzer	ME-CA-[ENV]EWL-LAK-AN-026	US EPA 325.2
Anions by discrete analyzer	ME-CA-[ENV]EWL-LAK-AN-026	US EPA 375.4
Conductivity	ME-CA-[ENV]EWL-LAK-AN-006	SM 2510
Fluoride by Specific Ion Electrode	ME-CA-[ENV]EWL-LAK-AN-014	SM 4500

OnLine LIMS

00003633905

Results relate only to the sample tested. Data reported represents the sample submitted to SGS. Reproduction of this analytical report in full or in part is prohibited without prior written approval. Please refer to SGS General Conditions of Services located at https://www.sgs.ca/en/terms-and-conditions (Printed copies are available upon request.)
Test method information available upon request. "Temperature Upon Receipt" is representative of the whole shipment and may not reflect the temperature of individual samples.
SGS Canada Inc. Environment-Health & Safety statement of conformity decision rule does not consider uncertainty when analytical results are compared to a specified standard or regulation.

SGS Canada Inc.
P.O. Box 4300 - 185 Concession St.
Lakefield - Ontario - KOL 2HO
Phone: 705-652-2000 FAX: 705-652-6365

Parameter	SGS Method Code	Reference Method Code
Inorganics-General	ME-CA-[ENV]SPE-LAK-AN-004	EPA 7471A/SM 3112B
Metals in aqueous samples - ICP-MS	ME-CA-[ENV]SPE-LAK-AN-006	SM 3030/EPA 200.8
pH	ME-CA-[ENV]EWL-LAK-AN-006	SM 4500



Lisa Thompson
Project Specialist Assistant,
Environment, Health & Safety

OnLine LIMS

0003633905

Results relate only to the sample tested. Data reported represents the sample submitted to SGS. Reproduction of this analytical report in full or in part is prohibited without prior written approval. Please refer to SGS General Conditions of Services located at https://www.sgs.ca/en/terms-and-conditions (Printed copies are available upon request.)
Test method information available upon request. "Temperature Upon Receipt" is representative of the whole shipment and may not reflect the temperature of individual samples.
SGS Canada Inc. Environment-Health & Safety statement of conformity decision rule does not consider uncertainty when analytical results are compared to a specified standard or regulation.

SGS Canada Inc.
P.O. Box 4300 - 185 Concession St.
Lakefield - Ontario - KOL 2HO
Phone: 705-652-2000 FAX: 705-652-6365

Quality Control Report

Inorganic Analysis													
Parameter	Reporting Limit	Unit	Method Blank	Duplicate				LCS / Spike Blank			Matrix Spike / Reference Material		
				Result 1	Result 2	RPD	Acceptance Criteria	Spike Recovery (%)	Recovery Limits (%)		Spike Recovery (%)	Recovery Limits (%)	
							%		Low	High		Low	High
Acidity - QCBatchID: EWL0555-NOV23													
Acidity	2	mg/L as Ca	< 2			ND	20	96	90	110	NA		
Alkalinity - QCBatchID: EWL0555-NOV23													
Alkalinity	2	mg/L as Ca	< 2			0	20	98	80	120	NA		
Anions by discrete analyzer - QCBatchID: DIO5017-DEC23													
Chloride	1	mg/L	<1			1	20	111	80	120	106	75	125
Sulphate	2	mg/L	<2			ND	20	107	80	120	119	75	125
Anions by discrete analyzer - QCBatchID: DIO8039-NOV23													
Chloride	1	mg/L	<1			ND	20	94	80	120	98	75	125
Sulphate	2	mg/L	<2			ND	20	101	80	120	104	75	125
Conductivity - QCBatchID: EWL0555-NOV23													
Conductivity	2	uS/cm	< 2			6	20	99	90	110	NA		
Fluoride by Specific Ion Electrode - QCBatchID: EWL0571-NOV23													
Fluoride	0.06	mg/L	<0.06			ND	10	102	90	110	99	75	125
Fluoride by Specific Ion Electrode - QCBatchID: EWL0584-NOV23													
Fluoride	0.06	mg/L	<0.06			ND	10	101	90	110	97	75	125
Inorganics-General - QCBatchID: EHG0049-NOV23													
Mercury	0.00001	mg/L	< 0.00001			ND	20	101	80	120	83	70	130
Metals in aqueous samples - ICP-MS - QCBatchID: EMS0244-NOV23													
Aluminum	0.001	mg/L	<0.001			0	20	102	90	110	112	70	130
Antimony	0.0009	mg/L	<0.0009			ND	20	102	90	110	116	70	130
Arsenic	0.0002	mg/L	<0.0002			5	20	98	90	110	120	70	130
Barium	0.00008	mg/L	<0.00008			10	20	99	90	110	117	70	130
Beryllium	0.000007	mg/L	<0.000007			ND	20	97	90	110	127	70	130
Bismuth	0.00001	mg/L	<0.00001			ND	20	98	90	110	117	70	130
Boron	0.002	mg/L	<0.002			ND	20	93	90	110	91	70	130
Cadmium	0.000003	mg/L	<0.000003			ND	20	99	90	110	100	70	130
Calcium	0.01	mg/L	<0.01			1	20	99	90	110	84	70	130
Chromium	0.00008	mg/L	<0.00008			19	20	95	90	110	126	70	130
Cobalt	0.000004	mg/L	<0.000004			18	20	99	90	110	116	70	130
Copper	0.0002	mg/L	<0.0002			8	20	99	90	110	100	70	130
Iron	0.007	mg/L	<0.007			0	20	99	90	110	75	70	130
Lead	0.00009	mg/L	<0.00009			ND	20	97	90	110	118	70	130
Magnesium	0.001	mg/L	<0.001			0	20	103	90	110	111	70	130
Manganese	0.00001	mg/L	<0.00001			3	20	99	90	110	119	70	130
Molybdenum	0.00004	mg/L	<0.00004			1	20	93	90	110	115	70	130

OnLine LIMS

00036339O5

Results relate only to the sample tested. Data reported represents the sample submitted to SGS. Reproduction of this analytical report in full or in part is prohibited without prior written approval. Please refer to SGS General Conditions of Services located at https://www.sgs.ca/en/terms-and-conditions (Printed copies are available upon request.)
Test method information available upon request. "Temperature Upon Receipt" is representative of the whole shipment and may not reflect the temperature of individual samples.
SGS Canada Inc. Environment-Health & Safety statement of conformity decision rule does not consider uncertainty when analytical results are compared to a specified standard or regulation.

SGS Canada Inc.
P.O. Box 4300 - 185 Concession St.
Lakefield - Ontario - K0L 2H0
Phone: 705-652-2000 FAX: 705-652-6365

Inorganic Analysis														
Parameter	Reporting Limit	Unit	Method Blank	Duplicate				LCS / Spike Blank			Matrix Spike / Reference Material			
				Result 1	Result 2	RPD	Acceptance Criteria	Spike Recovery (%)	Recovery Limits (%)		Spike Recovery (%)	Recovery Limits (%)	
							%		Low	High		Low	High
Nickel	0.0001	mg/L	<0.0001			ND	20	98	90	110	117	70	130
Phosphorus	0.003	mg/L	<0.003			ND	20	99	90	110	NV	70	130
Potassium	0.003	mg/L	<0.009			1	20	101	90	110	99	70	130
Selenium	0.00004	mg/L	<0.00004			7	20	101	90	110	107	70	130
Silicon	0.02	mg/L	<0.02			1	20	101	90	110	NV	70	130
Silver	0.00005	mg/L	<0.00005			ND	20	96	90	110	113	70	130
Sodium	0.01	mg/L	<0.01			1	20	97	90	110	104	70	130
Strontium	0.00008	mg/L	<0.00008			1	20	101	90	110	116	70	130
Sulfur	3	mg/L	<1			5	20	110	90	110	NV	70	130
Thallium	0.000005	mg/L	<0.000005			ND	20	99	90	110	110	70	130
Thorium	0.0001	mg/L	<0.0001			ND	20	100	90	110	NV	70	130
Tin	0.00006	mg/L	<0.00006			ND	20	95	90	110	NV	70	130
Titanium	0.00007	mg/L	<0.00005			7	20	94	90	110	NV	70	130
Tungsten	0.00002	mg/L	<0.00002			17	20	97	90	110	NV	70	130
Uranium	0.000002	mg/L	<0.000002			12	20	101	90	110	119	70	130
Vanadium	0.00001	mg/L	<0.00001			2	20	97	90	110	120	70	130
Zinc	0.002	mg/L	<0.002			ND	20	101	90	110	107	70	130
Zirconium	0.002	mg/L	<0.002			ND	20	96	90	110	NV	70	130
Metals in aqueous samples - ICP-MS - QCBatchID: EMS0256-NOV23													
Uranium	0.000002	mg/L	<0.000002			10	20	102	90	110	102	70	130
pH - QCBatchID: EWL0555-NOV23													
pH	0.05	No unit	NA			0		100			NA		

OnLine LIMS

0003633905

Results relate only to the sample tested. Data reported represents the sample submitted to SGS. Reproduction of this analytical report in full or in part is prohibited without prior written approval. Please refer to SGS General Conditions of Services located at https://www.sgs.ca/en/terms-and-conditions (Printed copies are available upon request.)
Test method information available upon request. "Temperature Upon Receipt" is representative of the whole shipment and may not reflect the temperature of individual samples.
SGS Canada Inc. Environment-Health & Safety statement of conformity decision rule does not consider uncertainty when analytical results are compared to a specified standard or regulation.

SGS Canada Inc.
P.O. Box 4300 - 185 Concession St.
Lakefield - Ontario - KOL 2HO
Phone: 705-652-2000 FAX: 705-652-6365

08-December-2023

Great Bear Resources Ltd.
Attn : Ashley Moncrief

1020 - 800 West Pender St., Vancouver
Canada, V6C 2V6
Phone: 778-833-2160, Fax:

Date Rec. : 24 November 2023
LR Report: **CA10200-NOV23**
Reference: Wk#26

Copy: #1

CERTIFICATE OF ANALYSIS
Final Report - Revised

Analysis	3: Analysis Completed Date	4: Analysis Completed Time	5: HC-8 Wk#26	6: HC-9 Wk#26	7: HC-10 Wk#26	8: HC-11 Wk#26	9: HC-12 Wk#26	10: HC-13 Wk#26	11: HC-14 Wk#26	12: HC-15 Wk#26	13: HC-16 Wk#26	14: HC-17 Wk#26
Sample Date & Time			24-Nov-23	24-Nov-23	24-Nov-23	24-Nov-23	24-Nov-23	24-Nov-23	24-Nov-23	24-Nov-23	24-Nov-23	24-Nov-23
Hum Cell Leachate Volume [mL]	27-Nov-23	08:39	1011	1008	943	988	1002	1007	939	672	1012	1007
Sample Name	---	---	DX450108	DX450076	DX450186	DX450118	DX 550107	DX450159	DX450171	DX450134	DX450185	DX450032
Sample Weight [g]	---	---	1000	1000	1000	1000	1000	1000	1000	1000	1000	1000
pH [No unit]	29-Nov-23	12:20	7.47	6.26	7.13	7.26	7.20	7.38	6.84	7.79	7.42	6.84
Alkalinity [mg/L as CaCO3]	27-Nov-23	12:46	10	2	6	7	7	10	3	10	9	4
Conductivity [uS/cm]	27-Nov-23	12:46	30	38	14	16	21	31	19	52	26	12
Acidity [mg/L as CaCO3]	27-Nov-23	12:46	< 2	3	< 2	< 2	< 2	< 2	< 2	< 2	< 2	< 2
Fluoride [mg/L]	27-Nov-23	13:22	< 0.06	< 0.06	< 0.06	< 0.06	< 0.06	< 0.06	< 0.06	< 0.06	< 0.06	< 0.06
Sulphate [mg/L]	07-Dec-23	09:40	2	12	< 2	< 2	2	3	4	10	< 2	2
Chloride [mg/L]	07-Dec-23	09:40	< 1	< 1	< 1	< 1	< 1	< 1	< 1	< 1	< 1	< 1
Mercury [mg/L]	30-Nov-23	13:09	< 0.00001	< 0.00001	< 0.00001	< 0.00001	< 0.00001	< 0.00001	< 0.00001	< 0.00001	< 0.00001	< 0.00001
Silver [mg/L]	30-Nov-23	13:09	< 0.00005	< 0.00005	< 0.00005	< 0.00005	< 0.00005	< 0.00005	< 0.00005	< 0.00005	< 0.00005	< 0.00005
Aluminum [mg/L]	30-Nov-23	13:09	0.058	0.001	0.037	0.057	0.055	0.101	0.027	0.013	0.112	0.012
Arsenic [mg/L]	30-Nov-23	13:09	0.0014	0.0003	0.0005	0.0006	0.0028	0.0030	0.0022	0.0948	0.0116	0.0334
Barium [mg/L]	30-Nov-23	13:09	0.00169	0.00434	0.00059	0.00072	0.00135	0.00067	0.00183	0.00094	0.00190	0.00026
Beryllium [mg/L]	30-Nov-23	13:09	< 0.000007	< 0.000007	< 0.000007	< 0.000007	< 0.000007	< 0.000007	< 0.000007	< 0.000007	< 0.000007	< 0.000007
Boron [mg/L]	30-Nov-23	13:09	< 0.002	< 0.002	< 0.002	< 0.002	< 0.002	< 0.002	< 0.002	< 0.002	< 0.002	< 0.002
Bismuth [mg/L]	30-Nov-23	13:09	< 0.00001	0.00001	< 0.00001	< 0.00001	0.00002	< 0.00001	< 0.00001	< 0.00001	< 0.00001	< 0.00001
Calcium [mg/L]	30-Nov-23	13:09	4.36	4.41	2.29	2.78	3.55	5.22	2.47	7.84	3.83	1.76
Cadmium [mg/L]	30-Nov-23	13:09	0.000004	0.017498	0.000008	0.000004	0.000004	0.000006	0.000003	0.000007	0.000005	0.000005
Cobalt [mg/L]	30-Nov-23	13:09	0.000008	0.000269	0.000008	0.000015	0.000007	< 0.000004	0.000040	0.000227	0.000047	0.000129

OnLine LIMS

00003633906

Results relate only to the sample tested. Data reported represents the sample submitted to SGS. Reproduction of this analytical report in full or in part is prohibited without prior written approval. Please refer to SGS General Conditions of Services located at https://www.sgs.ca/en/terms-and-conditions (Printed copies are available upon request.)
Test method information available upon request. "Temperature Upon Receipt" is representative of the whole shipment and may not reflect the temperature of individual samples.
SGS Canada Inc. Environment-Health & Safety statement of conformity decision rule does not consider uncertainty when analytical results are compared to a specified standard or regulation.

SGS Canada Inc.
P.O. Box 4300 - 185 Concession St.
Lakefield - Ontario - KOL 2HO
Phone: 705-652-2000 FAX: 705-652-6365

Analysis	3: Analysis Completed Date	4: Analysis Completed Time	5: HC-8 Wk#26	6: HC-9 Wk#26	7: HC-10 Wk#26	8: HC-11 Wk#26	9: HC-12 Wk#26	10: HC-13 Wk#26	11: HC-14 Wk#26	12: HC-15 Wk#26	13: HC-16 Wk#26	14: HC-17 Wk#26
Chromium [mg/L]	30-Nov-23	13:09	< 0.00008	< 0.00008	< 0.00008	< 0.00008	< 0.00008	< 0.00008	< 0.00008	< 0.00008	< 0.00008	< 0.00008
Copper [mg/L]	30-Nov-23	13:09	< 0.0002	< 0.0002	0.0003	0.0005	< 0.0002	< 0.0002	0.0003	0.0006	0.0002	0.0002
Iron [mg/L]	30-Nov-23	13:09	< 0.007	< 0.007	< 0.007	< 0.007	< 0.007	< 0.007	< 0.007	< 0.007	< 0.007	< 0.007
Potassium [mg/L]	30-Nov-23	13:09	0.678	0.885	0.270	0.241	0.358	0.569	0.798	0.433	1.82	0.366
Magnesium [mg/L]	30-Nov-23	13:09	0.302	0.090	0.047	0.056	0.045	0.066	0.180	0.258	0.071	0.060
Manganese [mg/L]	30-Nov-23	13:09	0.0275	0.121	0.0178	0.0177	0.0261	0.0197	0.00422	0.0171	0.00849	0.00219
Molybdenum [mg/L]	30-Nov-23	13:09	0.00049	0.00013	0.00008	0.00014	0.00005	0.00007	0.00016	0.00013	0.00015	0.00068
Sodium [mg/L]	30-Nov-23	13:09	0.08	0.06	0.06	0.06	0.06	0.05	0.09	0.07	0.07	0.06
Nickel [mg/L]	30-Nov-23	13:09	< 0.0001	0.0051	< 0.0001	< 0.0001	< 0.0001	< 0.0001	0.0003	0.0092	0.0001	0.0002
Phosphorus [mg/L]	30-Nov-23	13:09	< 0.003	< 0.003	< 0.003	< 0.003	< 0.003	< 0.003	< 0.003	< 0.003	< 0.003	< 0.003
Lead [mg/L]	30-Nov-23	13:09	< 0.00009	0.01959	0.00013	< 0.00009	< 0.00009	< 0.00009	< 0.00009	< 0.00009	< 0.00009	< 0.00009
Sulfur [mg/L]	30-Nov-23	13:09	< 3	5	< 3	< 3	< 3	< 3	< 3	5	< 3	< 3
Antimony [mg/L]	30-Nov-23	13:09	< 0.0009	< 0.0009	< 0.0009	< 0.0009	< 0.0009	< 0.0009	< 0.0009	0.0016	< 0.0009	< 0.0009
Selenium [mg/L]	30-Nov-23	13:09	0.00024	0.00117	0.00021	0.00004	0.00015	< 0.00004	0.00030	0.00028	< 0.00004	< 0.00004
Silicon [mg/L]	30-Nov-23	13:09	0.39	0.57	0.24	0.32	0.40	0.57	0.28	0.30	0.52	0.50
Tin [mg/L]	30-Nov-23	13:09	< 0.00006	< 0.00006	< 0.00006	< 0.00006	< 0.00006	< 0.00006	< 0.00006	< 0.00006	< 0.00006	< 0.00006
Strontium [mg/L]	30-Nov-23	13:09	0.00821	0.0112	0.00572	0.00617	0.00581	0.00715	0.0101	0.0133	0.00862	0.00497
Titanium [mg/L]	30-Nov-23	13:09	< 0.00007	< 0.00007	< 0.00007	< 0.00007	< 0.00007	< 0.00007	0.00011	< 0.00007	< 0.00007	< 0.00007
Thorium [mg/L]	30-Nov-23	13:09	< 0.0001	< 0.0001	< 0.0001	< 0.0001	< 0.0001	< 0.0001	< 0.0001	< 0.0001	< 0.0001	< 0.0001
Thallium [mg/L]	30-Nov-23	13:09	< 0.000005	0.000020	< 0.000005	0.000006	0.000006	0.000007	< 0.000005	0.000005	0.000006	< 0.000005
Uranium [mg/L]	30-Nov-23	13:09	0.000700	0.000068	0.00316	0.00142	0.000390	0.000401	0.000126	0.00506	0.00191	0.000651
Vanadium [mg/L]	30-Nov-23	13:09	0.00018	0.00001	0.00004	0.00008	0.00017	0.00008	0.00021	0.00009	0.00044	0.00026
Tungsten [mg/L]	30-Nov-23	13:09	0.00009	< 0.00002	0.00005	0.00007	0.00008	0.00005	0.00004	0.00002	0.00007	0.00003
Zirconium [mg/L]	30-Nov-23	13:09	< 0.002	< 0.002	< 0.002	< 0.002	< 0.002	< 0.002	< 0.002	< 0.002	< 0.002	< 0.002
Zinc [mg/L]	30-Nov-23	13:09	< 0.002	1.87	< 0.002	< 0.002	< 0.002	< 0.002	0.002	< 0.002	< 0.002	< 0.002

Analysis	15: HC-18 Wk#26	16: HC-19 Wk#26	17: HC-20 Wk#26	18: HC-21 Wk#26	19: HC-22 Wk#26	20: HC-23 Wk#26	21: HC-24 Wk#26	22: HC-25 Wk#26	23: HC-26 Wk#26	24: HC-27 Wk#26
Sample Date & Time	24-Nov-23	24-Nov-23	24-Nov-23	24-Nov-23	24-Nov-23	24-Nov-23	24-Nov-23	24-Nov-23	24-Nov-23	24-Nov-23
Hum Cell Leachate Volume [mL]	933	948	972	968	465	1011	973	993	759	978
Sample Name	DX 550064	DX450008	DX 550056	DX450022	DX450077	DX450113	DX 550101	DX450128	DX450021	DX450222
Sample Weight [g]	1000	1000	1000	1000	500	1000	1000	1000	750	1000
pH [No unit]	7.85	7.14	7.04	7.33	7.26	7.37	7.29	7.14	6.82	6.81
Alkalinity [mg/L as CaCO3]	8	4	7	10	10	10	9	8	5	4
Conductivity [uS/cm]	19	11	17	23	24	24	19	28	94	17
Acidity [mg/L as CaCO3]	< 2	< 2	< 2	< 2	< 2	< 2	< 2	< 2	< 2	< 2

OnLine LIMS

00003633906

Results relate only to the sample tested. Data reported represents the sample submitted to SGS. Reproduction of this analytical report in full or in part is prohibited without prior written approval. Please refer to SGS General Conditions of Services located at https://www.sgs.ca/en/terms-and-conditions (Printed copies are available upon request.)
Test method information available upon request. "Temperature Upon Receipt" is representative of the whole shipment and may not reflect the temperature of individual samples.
SGS Canada Inc. Environment-Health & Safety statement of conformity decision rule does not consider uncertainty when analytical results are compared to a specified standard or regulation.

SGS Canada Inc.
P.O. Box 4300 - 185 Concession St.
Lakefield - Ontario - KOL 2HO
Phone: 705-652-2000 FAX: 705-652-6365

Analysis	15: HC-18 Wk#26	16: HC-19 Wk#26	17: HC-20 Wk#26	18: HC-21 Wk#26	19: HC-22 Wk#26	20: HC-23 Wk#26	21: HC-24 Wk#26	22: HC-25 Wk#26	23: HC-26 Wk#26	24: HC-27 Wk#26
Fluoride [mg/L]	< 0.06	< 0.06	< 0.06	< 0.06	< 0.06	< 0.06	< 0.06	< 0.06	< 0.06	< 0.06
Sulphate [mg/L]	< 2	< 2	< 2	< 2	< 2	< 2	< 2	4	37	3
Chloride [mg/L]	< 1	< 1	< 1	< 1	< 1	< 1	< 1	< 1	< 1	< 1
Mercury [mg/L]	< 0.00001	< 0.00001	< 0.00001	< 0.00001	< 0.00001	< 0.00001	< 0.00001	< 0.00001	< 0.00001	< 0.00001
Silver [mg/L]	< 0.00005	< 0.00005	< 0.00005	< 0.00005	< 0.00005	< 0.00005	< 0.00005	< 0.00005	< 0.00005	< 0.00005
Aluminum [mg/L]	0.066	0.059	0.033	0.064	0.038	0.055	0.041	0.050	0.005	0.032
Arsenic [mg/L]	0.0098	0.0006	0.0008	0.0060	0.0006	0.0062	0.0017	0.0019	0.0002	0.0007
Barium [mg/L]	0.00032	0.00026	0.00170	0.00041	0.00715	0.00357	0.00050	0.00102	0.00660	0.00046
Beryllium [mg/L]	< 0.000007	< 0.000007	< 0.000007	< 0.000007	< 0.000007	< 0.000007	< 0.000007	< 0.000007	< 0.000007	< 0.000007
Boron [mg/L]	< 0.002	< 0.002	< 0.002	< 0.002	< 0.002	< 0.002	< 0.002	< 0.002	< 0.002	< 0.002
Bismuth [mg/L]	< 0.00001	< 0.00001	< 0.00001	< 0.00001	< 0.00001	< 0.00001	< 0.00001	< 0.00001	< 0.00001	< 0.00001
Calcium [mg/L]	3.18	1.73	2.83	4.30	3.07	4.58	3.49	4.96	14.8	2.64
Cadmium [mg/L]	0.000018	< 0.000003	< 0.000003	0.000009	0.000006	0.000013	< 0.000003	< 0.000003	0.000054	< 0.000003
Cobalt [mg/L]	0.000040	0.000008	0.000013	0.000040	0.000016	0.000013	0.000011	0.000040	0.000293	0.000005
Chromium [mg/L]	< 0.00008	< 0.00008	< 0.00008	< 0.00008	< 0.00008	< 0.00008	< 0.00008	< 0.00008	< 0.00008	< 0.00008
Copper [mg/L]	0.0008	0.0002	< 0.0002	0.0003	0.0009	< 0.0002	< 0.0002	0.0002	0.0002	0.0004
Iron [mg/L]	< 0.007	< 0.007	< 0.007	< 0.007	< 0.007	< 0.007	< 0.007	< 0.007	0.047	< 0.007
Potassium [mg/L]	0.269	0.248	0.349	0.076	1.24	0.328	0.154	0.311	2.54	0.389
Magnesium [mg/L]	0.065	0.028	0.231	0.126	0.167	0.164	0.154	0.137	0.435	0.065
Manganese [mg/L]	0.00567	0.00913	0.0261	0.0354	0.0304	0.0292	0.0263	0.0146	0.0414	0.00935
Molybdenum [mg/L]	0.00005	0.00011	0.00006	0.00005	0.00005	0.00007	< 0.00004	0.00027	0.00007	0.00007
Sodium [mg/L]	0.08	0.04	0.06	0.04	0.06	0.03	0.03	0.06	0.17	0.05
Nickel [mg/L]	< 0.0001	< 0.0001	< 0.0001	< 0.0001	< 0.0001	< 0.0001	< 0.0001	< 0.0001	0.0010	< 0.0001
Phosphorus [mg/L]	< 0.003	< 0.003	< 0.003	< 0.003	< 0.003	< 0.003	< 0.003	< 0.003	< 0.003	< 0.003
Lead [mg/L]	< 0.00009	< 0.00009	< 0.00009	< 0.00009	< 0.00009	< 0.00009	< 0.00009	< 0.00009	< 0.00009	< 0.00009
Sulfur [mg/L]	< 3	< 3	< 3	< 3	< 3	< 3	< 3	< 3	15	< 3
Antimony [mg/L]	< 0.0009	< 0.0009	< 0.0009	< 0.0009	< 0.0009	< 0.0009	< 0.0009	< 0.0009	< 0.0009	< 0.0009
Selenium [mg/L]	< 0.00004	< 0.00004	< 0.00004	< 0.00004	< 0.00004	< 0.00004	< 0.00004	< 0.00004	0.00013	< 0.00004
Silicon [mg/L]	0.38	0.28	0.26	0.23	0.23	0.31	0.20	0.23	0.21	0.23
Tin [mg/L]	< 0.00006	< 0.00006	< 0.00006	< 0.00006	< 0.00006	< 0.00006	< 0.00006	< 0.00006	< 0.00006	< 0.00006
Strontium [mg/L]	0.00427	0.00305	0.00731	0.00352	0.00666	0.0142	0.00373	0.00583	0.0138	0.00479
Titanium [mg/L]	0.00014	0.00008	< 0.00007	< 0.00007	< 0.00007	< 0.00007	< 0.00007	0.00008	< 0.00007	< 0.00007
Thorium [mg/L]	< 0.0001	< 0.0001	< 0.0001	< 0.0001	< 0.0001	< 0.0001	< 0.0001	< 0.0001	< 0.0001	< 0.0001
Thallium [mg/L]	< 0.000005	< 0.000005	< 0.000005	< 0.000005	< 0.000005	< 0.000005	< 0.000005	< 0.000005	< 0.000005	< 0.000005
Uranium [mg/L]	0.000539	0.000151	0.000182	0.000239	0.00115	0.000118	0.000073	0.00156	0.00168	0.000237
Vanadium [mg/L]	0.00016	0.00004	0.00075	0.00042	0.00085	0.00020	0.00046	0.00045	0.00001	0.00011
Tungsten [mg/L]	0.00003	0.00002	0.00002	< 0.00002	0.00010	0.00007	< 0.00002	0.00045	0.00002	< 0.00002
Zirconium [mg/L]	< 0.002	< 0.002	< 0.002	< 0.002	< 0.002	< 0.002	< 0.002	< 0.002	< 0.002	< 0.002

OnLine LIMS

00003633906

Results relate only to the sample tested. Data reported represents the sample submitted to SGS. Reproduction of this analytical report in full or in part is prohibited without prior written approval. Please refer to SGS General Conditions of Services located at https://www.sgs.ca/en/terms-and-conditions (Printed copies are available upon request.)
Test method information available upon request. "Temperature Upon Receipt" is representative of the whole shipment and may not reflect the temperature of individual samples.
SGS Canada Inc. Environment-Health & Safety statement of conformity decision rule does not consider uncertainty when analytical results are compared to a specified standard or regulation.

SGS Canada Inc.
P.O. Box 4300 - 185 Concession St.
Lakefield - Ontario - KOL 2HO
Phone: 705-652-2000 FAX: 705-652-6365

Analysis	15: HC-18 Wk#26	16: HC-19 Wk#26	17: HC-20 Wk#26	18: HC-21 Wk#26	19: HC-22 Wk#26	20: HC-23 Wk#26	21: HC-24 Wk#26	22: HC-25 Wk#26	23: HC-26 Wk#26	24: HC-27 Wk#26
Zinc [mg/L]	< 0.002	< 0.002	< 0.002	< 0.002	< 0.002	< 0.002	< 0.002	< 0.002	0.009	< 0.002

Method Descriptions

Parameter	SGS Method Code	Reference Method Code
	NA	
Acidity	ME-CA-[ENV]EWL-LAK-AN-006	SM 2310
Alkalinity	ME-CA-[ENV]EWL-LAK-AN-006	SM 2320
Anions by discrete analyzer	ME-CA-[ENV]EWL-LAK-AN-026	US EPA 325.2
Anions by discrete analyzer	ME-CA-[ENV]EWL-LAK-AN-026	US EPA 375.4
Conductivity	ME-CA-[ENV]EWL-LAK-AN-006	SM 2510
Fluoride by Specific Ion Electrode	ME-CA-[ENV]EWL-LAK-AN-014	SM 4500
Inorganics-General	ME-CA-[ENV]SPE-LAK-AN-004	EPA 7471A/SM 3112B
Metals in aqueous samples - ICP-MS	ME-CA-[ENV]SPE-LAK-AN-006	SM 3030/EPA 200.8
pH	ME-CA-[ENV]EWL-LAK-AN-006	SM 4500



Lisa Thompson
Project Specialist Assistant,
Environment, Health & Safety

OnLine LIMS

Results relate only to the sample tested. Data reported represents the sample submitted to SGS. Reproduction of this analytical report in full or in part is prohibited without prior written approval. Please refer to SGS General Conditions of Services located at https://www.sgs.ca/en/terms-and-conditions (Printed copies are available upon request.)
Test method information available upon request. "Temperature Upon Receipt" is representative of the whole shipment and may not reflect the temperature of individual samples.
SGS Canada Inc. Environment-Health & Safety statement of conformity decision rule does not consider uncertainty when analytical results are compared to a specified standard or regulation.

0003633906

SGS Canada Inc.
P.O. Box 4300 - 185 Concession St.
Lakefield - Ontario - KOL 2HO
Phone: 705-652-2000 FAX: 705-652-6365

Quality Control Report

Inorganic Analysis														
Parameter	Reporting Limit	Unit	Method Blank	Duplicate				LCS / Spike Blank			Matrix Spike / Reference Material		
				Result 1	Result 2	RPD	Acceptance Criteria	Spike Recovery (%)	Recovery Limits (%)		Spike Recovery (%)	Recovery Limits (%)	
							%		Low	High		Low	High
Acidity - QCBatchID: EWL0582-NOV23													
Acidity	2	mg/L as Ca	2			ND	20	96	90	110	NA		
Acidity - QCBatchID: EWL0583-NOV23													
Acidity	2	mg/L as Ca	3			0	20	104	90	110	NA		
Alkalinity - QCBatchID: EWL0582-NOV23													
Alkalinity	2	mg/L as Ca	< 2			0	20	96	80	120	NA		
Alkalinity - QCBatchID: EWL0583-NOV23													
Alkalinity	2	mg/L as Ca	< 2			0	20	94	80	120	NA		
Anions by discrete analyzer - QCBatchID: DIO5017-DEC23													
Chloride	1	mg/L	<1			1	20	111	80	120	106	75	125
Sulphate	2	mg/L	<2			ND	20	107	80	120	119	75	125
Anions by discrete analyzer - QCBatchID: DIO8013-DEC23													
Chloride	1	mg/L	<1			ND	20	95	80	120	99	75	125
Sulphate	2	mg/L	<2			ND	20	103	80	120	105	75	125
Conductivity - QCBatchID: EWL0582-NOV23													
Conductivity	2	uS/cm	< 2			0	20	97	90	110	NA		
Conductivity - QCBatchID: EWL0583-NOV23													
Conductivity	2	uS/cm	< 2			0	20	100	90	110	NA		
Fluoride by Specific Ion Electrode - QCBatchID: EWL0599-NOV23													
Fluoride	0.06	mg/L	<0.06			ND	10	100	90	110	104	75	125
Inorganics-General - QCBatchID: EHG0051-NOV23													
Mercury	0.00001	mg/L	< 0.00001			0	20	97	80	120	96	70	130
Metals in aqueous samples - ICP-MS - QCBatchID: EMS0256-NOV23													
Aluminum	0.001	mg/L	<0.001			ND	20	105	90	110	114	70	130
Antimony	0.0009	mg/L	<0.0009			ND	20	103	90	110	95	70	130
Arsenic	0.0002	mg/L	<0.0002			ND	20	101	90	110	102	70	130
Barium	0.00008	mg/L	<0.00008			0	20	100	90	110	100	70	130
Beryllium	0.000007	mg/L	<0.000007			ND	20	105	90	110	95	70	130
Bismuth	0.00001	mg/L	<0.00001			ND	20	99	90	110	98	70	130
Boron	0.002	mg/L	<0.002			7	20	93	90	110	90	70	130
Cadmium	0.000003	mg/L	<0.000003			ND	20	105	90	110	99	70	130
Calcium	0.01	mg/L	<0.01			1	20	96	90	110	99	70	130
Chromium	0.00008	mg/L	<0.00008			ND	20	101	90	110	104	70	130
Cobalt	0.000004	mg/L	<0.000004			1	20	98	90	110	97	70	130
Copper	0.0002	mg/L	<0.0002			ND	20	102	90	110	101	70	130
Iron	0.007	mg/L	<0.007			ND	20	99	90	110	100	70	130

OnLine LIMS

00036339O6

Results relate only to the sample tested. Data reported represents the sample submitted to SGS. Reproduction of this analytical report in full or in part is prohibited without prior written approval. Please refer to SGS General Conditions of Services located at https://www.sgs.ca/en/terms-and-conditions (Printed copies are available upon request.)
Test method information available upon request. "Temperature Upon Receipt" is representative of the whole shipment and may not reflect the temperature of individual samples.
SGS Canada Inc. Environment-Health & Safety statement of conformity decision rule does not consider uncertainty when analytical results are compared to a specified standard or regulation.

SGS Canada Inc.
P.O. Box 4300 - 185 Concession St.
Lakefield - Ontario - KOL 2HO
Phone: 705-652-2000 FAX: 705-652-6365

Inorganic Analysis													
Parameter	Reporting Limit	Unit	Method Blank	Duplicate				LCS / Spike Blank			Matrix Spike / Reference Material		
				Result 1	Result 2	RPD	Acceptance Criteria	Spike Recovery (%)	Recovery Limits (%)		Spike Recovery (%)	Recovery Limits (%)	
							%		Low	High		Low	High
Lead	0.00009	mg/L	<0.00009			ND	20	99	90	110	98	70	130
Magnesium	0.001	mg/L	<0.001			2	20	98	90	110	97	70	130
Manganese	0.00001	mg/L	<0.00001			10	20	102	90	110	108	70	130
Molybdenum	0.00004	mg/L	<0.00004			4	20	94	90	110	97	70	130
Nickel	0.0001	mg/L	<0.0001			0	20	103	90	110	97	70	130
Phosphorus	0.003	mg/L	<0.003			ND	20	96	90	110	NV	70	130
Potassium	0.003	mg/L	<0.009			6	20	96	90	110	94	70	130
Selenium	0.00004	mg/L	<0.00004			16	20	102	90	110	124	70	130
Silicon	0.02	mg/L	<0.02			ND	20	103	90	110	NV	70	130
Silver	0.00005	mg/L	<0.00005			ND	20	98	90	110	75	70	130
Sodium	0.01	mg/L	<0.01			0	20	94	90	110	95	70	130
Strontium	0.00008	mg/L	<0.00008			17	20	96	90	110	96	70	130
Sulfur	3	mg/L	<1			10	20	100	90	110	NV	70	130
Thallium	0.000005	mg/L	<0.000005			ND	20	101	90	110	99	70	130
Thorium	0.0001	mg/L	<0.0001			11	20	100	90	110	NV	70	130
Tin	0.00006	mg/L	<0.00006			ND	20	91	90	110	NV	70	130
Titanium	0.00007	mg/L	<0.00005			ND	20	93	90	110	NV	70	130
Tungsten	0.00002	mg/L	<0.00002			3	20	94	90	110	NV	70	130
Uranium	0.000002	mg/L	<0.000002			10	20	102	90	110	102	70	130
Vanadium	0.00001	mg/L	<0.00001			6	20	102	90	110	102	70	130
Zinc	0.002	mg/L	<0.002			ND	20	101	90	110	105	70	130
Zirconium	0.002	mg/L	<0.002			ND	20	92	90	110	NV	70	130
pH - QCBatchID: EWL0582-NOV23													
pH	0.05	No unit	NA			1		101			NA		
pH - QCBatchID: EWL0583-NOV23													
pH	0.05	No unit	NA			0		101			NA		

OnLine LIMS

Results relate only to the sample tested. Data reported represents the sample submitted to SGS. Reproduction of this analytical report in full or in part is prohibited without prior written approval. Please refer to SGS General Conditions of Services located at https://www.sgs.ca/en/terms-and-conditions (Printed copies are available upon request.)
Test method information available upon request. "Temperature Upon Receipt" is representative of the whole shipment and may not reflect the temperature of individual samples.
SGS Canada Inc. Environment-Health & Safety statement of conformity decision rule does not consider uncertainty when analytical results are compared to a specified standard or regulation.

0003633906

SGS Canada Inc.
P.O. Box 4300 - 185 Concession St.
Lakefield - Ontario - KOL 2HO
Phone: 705-652-2000 FAX: 705-652-6365

30-October-2024

Great Bear Resources Ltd.
Attn : Ashley Moncrief

1020 - 800 West Pender St.
Vancouver, BC
V6C 2V6, Canada

Phone: 778-833-2160
Fax:

Date Rec. : 18 October 2024
LR Report: **CA10123-OCT24**
Reference: Wk#26

Copy: #1

CERTIFICATE OF ANALYSIS
Final Report

Analysis	3: Analysis Completed Date	4: Analysis Completed Time	5: HC-28 Wk#26	6: HC-29 Wk#26	7: HC-30 Wk#26	8: HC-31 Wk#26	9: HC-32 Wk#26	10: HC-33 Wk#26
Sample Date & Time			18-Oct-24	18-Oct-24	18-Oct-24	18-Oct-24	18-Oct-24	18-Oct-24
HumCell Leachate Vol [mL]	23-Oct-24	07:31	1007	995	734	983	750	1002
Sample Name	---	---	31787	DX450179	31644	DX450183	O31576	DX450213
Sample Weight [g]	---	---	1000	1000	750	1000	750	1000
pH [No unit]	22-Oct-24	15:25	6.64	6.97	7.16	7.12	7.12	4.80
Alkalinity [mg/L as CaCO3]	21-Oct-24	11:24	3	4	6	7	7	< 2
Conductivity [uS/cm]	21-Oct-24	11:24	6	11	17	20	19	36
Acidity [mg/L as CaCO3]	21-Oct-24	11:25	< 2	< 2	< 2	< 2	< 2	9
F [mg/L]	21-Oct-24	12:52	< 0.06	< 0.06	< 0.06	< 0.06	< 0.06	< 0.06
SO4 [mg/L]	21-Oct-24	15:16	0.3	0.3	1.7	1.7	2.0	14
Cl [mg/L]	21-Oct-24	15:16	< 0.2	< 0.2	< 0.2	< 0.2	< 0.2	< 0.2
Hg [mg/L]	21-Oct-24	14:53	< 0.00001	< 0.00001	< 0.00001	< 0.00001	< 0.00001	< 0.00001
Ag [mg/L]	22-Oct-24	11:08	< 0.00005	< 0.00005	< 0.00005	< 0.00005	< 0.00005	< 0.00005
Al [mg/L]	22-Oct-24	11:08	0.020	0.028	0.026	0.031	0.032	0.052
As [mg/L]	22-Oct-24	11:08	0.0013	0.0102	0.0044	0.0106	0.0016	0.0002
Ba [mg/L]	22-Oct-24	11:08	0.00057	0.00206	0.00073	0.00030	0.00140	0.00705
Be [mg/L]	22-Oct-24	11:08	< 0.000007	< 0.000007	< 0.000007	< 0.000007	< 0.000007	0.000039
B [mg/L]	22-Oct-24	11:08	< 0.002	< 0.002	< 0.002	< 0.002	< 0.002	0.004
Bi [mg/L]	22-Oct-24	11:08	< 0.00001	< 0.00001	< 0.00001	< 0.00001	< 0.00001	< 0.00001
Ca [mg/L]	22-Oct-24	11:08	1.05	1.83	2.91	3.39	3.28	2.10
Cd [mg/L]	22-Oct-24	11:08	< 0.000003	< 0.000003	< 0.000003	< 0.000003	0.000006	0.000023
Co [mg/L]	22-Oct-24	11:08	0.000011	0.000037	0.000019	0.000029	0.000015	0.000324
Cr [mg/L]	22-Oct-24	11:08	< 0.00008	< 0.00008	< 0.00008	< 0.00008	< 0.00008	< 0.00008
Cu [mg/L]	22-Oct-24	11:08	< 0.001	< 0.001	< 0.001	< 0.001	< 0.001	< 0.001
Fe [mg/L]	22-Oct-24	11:08	< 0.007	< 0.007	< 0.007	< 0.007	< 0.007	2.84
K [mg/L]	22-Oct-24	11:08	0.318	0.777	0.807	0.439	0.588	1.49
Mg [mg/L]	22-Oct-24	11:08	0.048	0.088	0.152	0.089	0.075	0.249
Mn [mg/L]	22-Oct-24	11:08	0.00205	0.00216	0.0152	0.00398	0.0359	0.0709
Mo [mg/L]	22-Oct-24	11:08	< 0.0004	< 0.0004	< 0.0004	< 0.0004	< 0.0004	< 0.0004
Na [mg/L]	22-Oct-24	11:08	0.04	0.05	0.07	0.07	0.05	0.07
Ni [mg/L]	22-Oct-24	11:08	< 0.0001	< 0.0001	< 0.0001	0.0001	< 0.0001	0.0056

OnLine LIMS

0003910589

Results relate only to the sample tested. Data reported represents the sample submitted to SGS. Reproduction of this analytical report in full or in part is prohibited without prior written approval. Please refer to SGS General Conditions of Services located at https://www.sgs.ca/en/terms-and-conditions (Printed copies are available upon request.)
Test method information available upon request. "Temperature Upon Receipt" is representative of the whole shipment and may not reflect the temperature of individual samples.
SGS Canada Inc. Environment-Health & Safety statement of conformity decision rule does not consider uncertainty when analytical results are compared to a specified standard or regulation.

SGS Canada Inc.
P.O. Box 4300 - 185 Concession St.
Lakefield - Ontario - KOL 2HO
Phone: 705-652-2000 FAX: 705-652-6365

LR Report : **CA10123-OCT24**

Analysis	3: Analysis Completed Date	4: Analysis Completed Time	5: HC-28 Wk#26	6: HC-29 Wk#26	7: HC-30 Wk#26	8: HC-31 Wk#26	9: HC-32 Wk#26	10: HC-33 Wk#26
P [mg/L]	22-Oct-24	11:08	< 0.003	< 0.003	< 0.003	< 0.003	< 0.003	< 0.003
Pb [mg/L]	22-Oct-24	11:08	< 0.00009	< 0.00009	< 0.00009	< 0.00009	< 0.00009	< 0.00009
S [mg/L]	22-Oct-24	11:08	< 5	< 5	< 5	< 5	< 5	< 5
Sb [mg/L]	22-Oct-24	11:08	< 0.0009	< 0.0009	0.0015	< 0.0009	< 0.0009	< 0.0009
Se [mg/L]	22-Oct-24	11:08	< 0.00004	< 0.00004	< 0.00004	< 0.00004	0.00021	0.00043
Si [mg/L]	22-Oct-24	11:08	0.15	0.23	0.22	0.29	0.20	0.91
Sn [mg/L]	22-Oct-24	11:08	0.00010	0.00019	0.00008	0.00014	0.00011	0.00007
Sr [mg/L]	22-Oct-24	11:08	0.00302	0.00541	0.0103	0.00695	0.00444	0.0131
Ti [mg/L]	22-Oct-24	11:08	< 0.0001	0.0002	< 0.0001	< 0.0001	< 0.0001	< 0.0001
Th [mg/L]	22-Oct-24	11:08	< 0.0001	< 0.0001	< 0.0001	< 0.0001	< 0.0001	< 0.0001
Tl [mg/L]	22-Oct-24	11:08	< 0.000005	< 0.000005	0.000005	< 0.000005	< 0.000005	0.000008
U [mg/L]	22-Oct-24	11:08	0.000394	0.00218	0.000836	0.00216	0.000252	0.000734
V [mg/L]	22-Oct-24	11:08	0.00026	0.00052	0.00023	0.00032	0.00013	< 0.00001
W [mg/L]	22-Oct-24	11:08	< 0.0002	< 0.0002	< 0.0002	< 0.0002	< 0.0002	< 0.0002
Zr [mg/L]	22-Oct-24	11:08	< 0.002	< 0.002	< 0.002	< 0.002	< 0.002	< 0.002
Zn [mg/L]	22-Oct-24	11:08	< 0.002	< 0.002	< 0.002	< 0.002	< 0.002	0.010

Analysis	11: HC-34 Wk#26	12: HC-35 Wk#26
Sample Date & Time	18-Oct-24	18-Oct-24
HumCell Leachate Vol [mL]	969	1011
Sample Name	DX450174	31795
Sample Weight [g]	1000	1000
pH [No unit]	7.33	7.66
Alkalinity [mg/L as CaCO3]	8	10
Conductivity [uS/cm]	18	22
Acidity [mg/L as CaCO3]	< 2	< 2
F [mg/L]	< 0.06	< 0.06
SO4 [mg/L]	0.3	0.8
Cl [mg/L]	< 0.2	< 0.2
Hg [mg/L]	< 0.00001	< 0.00001
Ag [mg/L]	< 0.00005	< 0.00005
Al [mg/L]	0.036	0.203
As [mg/L]	0.0042	0.0732
Ba [mg/L]	0.00243	0.00273
Be [mg/L]	< 0.000007	< 0.000007
B [mg/L]	< 0.002	< 0.002
Bi [mg/L]	< 0.00001	< 0.00001
Ca [mg/L]	3.10	3.18
Cd [mg/L]	< 0.000003	0.000004
Co [mg/L]	0.000018	0.000022
Cr [mg/L]	< 0.00008	< 0.00008
Cu [mg/L]	< 0.001	< 0.001
Fe [mg/L]	< 0.007	< 0.007
K [mg/L]	0.733	1.61

OnLine LIMS

0003910589

Results relate only to the sample tested. Data reported represents the sample submitted to SGS. Reproduction of this analytical report in full or in part is prohibited without prior written approval. Please refer to SGS General Conditions of Services located at https://www.sgs.ca/en/terms-and-conditions (Printed copies are available upon request.)
Test method information available upon request. "Temperature Upon Receipt" is representative of the whole shipment and may not reflect the temperature of individual samples.
SGS Canada Inc. Environment-Health & Safety statement of conformity decision rule does not consider uncertainty when analytical results are compared to a specified standard or regulation.

SGS Canada Inc.
P.O. Box 4300 - 185 Concession St.
Lakefield - Ontario - KOL 2HO
Phone: 705-652-2000 FAX: 705-652-6365

LR Report : **CA10123-OCT24**

Analysis	11: HC-34 Wk#26	12: HC-35 Wk#26
Mg [mg/L]	0.215	0.054
Mn [mg/L]	0.0212	0.00150
Mo [mg/L]	< 0.0004	< 0.0004
Na [mg/L]	0.08	0.07
Ni [mg/L]	< 0.0001	< 0.0001
P [mg/L]	< 0.003	< 0.003
Pb [mg/L]	< 0.00009	< 0.00009
S [mg/L]	< 5	< 5
Sb [mg/L]	< 0.0009	< 0.0009
Se [mg/L]	0.00006	0.00005
Si [mg/L]	0.22	0.51
Sn [mg/L]	0.00017	0.00008
Sr [mg/L]	0.00812	0.00436
Ti [mg/L]	< 0.0001	0.0001
Th [mg/L]	< 0.0001	< 0.0001
Tl [mg/L]	< 0.000005	0.000005
U [mg/L]	0.000052	0.000349
V [mg/L]	0.00035	0.00098
W [mg/L]	< 0.0002	< 0.0002
Zr [mg/L]	< 0.002	< 0.002
Zn [mg/L]	< 0.002	< 0.002



Lisa Thompson
Project Specialist Assistant,
Environment, Health & Safety

OnLine LIMS

0003910589

Results relate only to the sample tested. Data reported represents the sample submitted to SGS. Reproduction of this analytical report in full or in part is prohibited without prior written approval. Please refer to SGS General Conditions of Services located at https://www.sgs.ca/en/terms-and-conditions (Printed copies are available upon request.)
Test method information available upon request. "Temperature Upon Receipt" is representative of the whole shipment and may not reflect the temperature of individual samples.
SGS Canada Inc. Environment-Health & Safety statement of conformity decision rule does not consider uncertainty when analytical results are compared to a specified standard or regulation.

SGS Canada Inc.
P.O. Box 4300 - 185 Concession St.
Lakefield - Ontario - KOL 2HO
Phone: 705-652-2000 FAX: 705-652-6365

Quality Control Report

Inorganic Analysis														
Parameter	Reporting Limit	Unit	Method Blank	Duplicate				LCS / Spike Blank			Matrix Spike / Reference Material			
				Result 1	Result 2	RPD	Acceptance Criteria	Spike Recovery (%)	Recovery Limits (%)		Spike Recovery (%)	Recovery Limits (%)		
							%		Low	High		Low	High	
Acidity - QCBatchID: EWL0434-OCT24														
Acidity	2	mg/L as Ca	< 2			ND	20	96	90	110	NA			
Acidity - QCBatchID: EWL0435-OCT24														
Acidity	2	mg/L as Ca	< 2			ND	20	96	90	110	NA			
Alkalinity - QCBatchID: EWL0434-OCT24														
Alkalinity	2	mg/L as Ca	< 2			0	20	98	80	120	NA			
Alkalinity - QCBatchID: EWL0435-OCT24														
Alkalinity	2	mg/L as Ca	< 2			0	20	100	80	120	NA			
Anions by IC - QCBatchID: DIO0424-OCT24														
Chloride	0.2	mg/L	<0.2			3	20	104	90	110	105	75	125	
Sulphate	0.2	mg/L	<0.2			ND	20	99	90	110	94	75	125	
Anions by IC - QCBatchID: DIO0425-OCT24														
Chloride	0.2	mg/L	<0.2			ND	20	103	90	110	103	75	125	
Sulphate	0.2	mg/L	<0.2			1	20	100	90	110	94	75	125	
Anions by IC - QCBatchID: DIO0433-OCT24														
Chloride	0.2	mg/L	<0.2			ND	20	103	90	110	125	75	125	
Sulphate	0.2	mg/L	<0.2			1	20	100	90	110	98	75	125	
Conductivity - QCBatchID: EWL0434-OCT24														
Conductivity	2	uS/cm	< 2			0	20	100	90	110	NA			
Conductivity - QCBatchID: EWL0435-OCT24														
Conductivity	2	uS/cm	< 2			0	20	99	90	110	NA			
Fluoride by Specific Ion Electrode - QCBatchID: EWL0443-OCT24														
Fluoride	0.06	mg/L	<0.06			ND	10	95	90	110	92	75	125	
Inorganics-General - QCBatchID: EHG0042-OCT24														
Mercury	0.00001	mg/L	< 0.00001			ND	20	118	80	120	118	70	130	
Metals in aqueous samples - ICP-MS - QCBatchID: EMS0226-OCT24														
Aluminum	0.001	mg/L	<0.001			2	20	102	90	110	100	70	130	
Antimony	0.0009	mg/L	<0.0009			ND	20	104	90	110	110	70	130	
Arsenic	0.0002	mg/L	<0.0002			1	20	97	90	110	96	70	130	
Barium	0.00008	mg/L	<0.00008			7	20	94	90	110	89	70	130	
Beryllium	0.000007	mg/L	<0.000007			ND	20	99	90	110	93	70	130	
Bismuth	0.00001	mg/L	<0.00001			ND	20	99	90	110	83	70	130	
Boron	0.002	mg/L	<0.002			ND	20	100	90	110	97	70	130	
Cadmium	0.000003	mg/L	<0.000003			0	20	99	90	110	100	70	130	
Calcium	0.01	mg/L	<0.01			0	20	98	90	110	90	70	130	
Chromium	0.00008	mg/L	<0.00008			ND	20	96	90	110	100	70	130	

OnLine LIMS

00039310589

Results relate only to the sample tested. Data reported represents the sample submitted to SGS. Reproduction of this analytical report in full or in part is prohibited without prior written approval. Please refer to SGS General Conditions of Services located at https://www.sgs.ca/en/terms-and-conditions (Printed copies are available upon request.)
Test method information available upon request. "Temperature Upon Receipt" is representative of the whole shipment and may not reflect the temperature of individual samples.
SGS Canada Inc. Environment-Health & Safety statement of conformity decision rule does not consider uncertainty when analytical results are compared to a specified standard or regulation.

SGS Canada Inc.
P.O. Box 4300 - 185 Concession St.
Lakefield - Ontario - K0L 2H0
Phone: 705-652-2000 FAX: 705-652-6365

Inorganic Analysis														
Parameter	Reporting Limit	Unit	Method Blank	Duplicate				LCS / Spike Blank			Matrix Spike / Reference Material			
				Result 1	Result 2	RPD	Acceptance Criteria	Spike Recovery (%)	Recovery Limits (%)		Spike Recovery (%)	Recovery Limits (%)		
							%		Low	High		Low	High	
Cobalt	0.000004	mg/L	<0.000004			13	20	92	90	110	93	70	130	
Copper	0.001	mg/L	<0.001			ND	20	96	90	110	99	70	130	
Iron	0.007	mg/L	<0.007			ND	20	101	90	110	100	70	130	
Lead	0.00009	mg/L	<0.00009			ND	20	96	90	110	95	70	130	
Magnesium	0.001	mg/L	<0.001			2	20	97	90	110	97	70	130	
Manganese	0.00001	mg/L	<0.00001			3	20	98	90	110	95	70	130	
Molybdenum	0.0004	mg/L	<0.0004			ND	20	103	90	110	103	70	130	
Nickel	0.0001	mg/L	<0.0001			ND	20	97	90	110	99	70	130	
Phosphorus	0.003	mg/L	<0.003			ND	20	98	90	110	NV	70	130	
Potassium	0.003	mg/L	<0.009			1	20	98	90	110	94	70	130	
Selenium	0.00004	mg/L	<0.00004			2	20	92	90	110	101	70	130	
Silicon	0.02	mg/L	<0.02			5	20	97	90	110	NV	70	130	
Silver	0.00005	mg/L	<0.00005			ND	20	110	90	110	NV	70	130	
Sodium	0.01	mg/L	<0.01			3	20	97	90	110	107	70	130	
Strontium	0.00008	mg/L	<0.00008			0	20	97	90	110	94	70	130	
Sulfur	5	mg/L	<5			ND	20	107	90	110	NV	70	130	
Thallium	0.000005	mg/L	<0.000005			0	20	98	90	110	95	70	130	
Thorium	0.0001	mg/L	<0.0001			ND	20	102	90	110	NV	70	130	
Tin	0.00006	mg/L	<0.00006			5	20	105	90	110	NV	70	130	
Titanium	0.0001	mg/L	<0.0001			9	20	100	90	110	NV	70	130	
Tungsten	0.0002	mg/L	<0.0002			ND	20	104	90	110	NV	70	130	
Uranium	0.000002	mg/L	<0.000002			1	20	97	90	110	95	70	130	
Vanadium	0.00001	mg/L	<0.00001			5	20	96	90	110	92	70	130	
Zinc	0.002	mg/L	<0.002			ND	20	103	90	110	101	70	130	
Zirconium	0.002	mg/L	<0.002			ND	20	104	90	110	NV	70	130	
pH - QCBatchID: EWL0434-OCT24														
pH	0.05	No unit	NA			0		100			NA			
pH - QCBatchID: EWL0435-OCT24														
pH	0.05	No unit	NA			0		100			NA			

OnLine LIMS

Results relate only to the sample tested. Data reported represents the sample submitted to SGS. Reproduction of this analytical report in full or in part is prohibited without prior written approval. Please refer to SGS General Conditions of Services located at https://www.sgs.ca/en/terms-and-conditions (Printed copies are available upon request.)
Test method information available upon request. "Temperature Upon Receipt" is representative of the whole shipment and may not reflect the temperature of individual samples.
SGS Canada Inc. Environment-Health & Safety statement of conformity decision rule does not consider uncertainty when analytical results are compared to a specified standard or regulation.

0003910589

SGS Canada Inc.
P.O. Box 4300 - 185 Concession St.
Lakefield - Ontario - KOL 2HO
Phone: 705-652-2000 FAX: 705-652-6365

08-December-2023

Great Bear Resources Ltd.
Attn : Ashley Moncrief

1020 - 800 West Pender St.
Vancouver, BC
V6C 2V6, Canada

Phone: 778-833-2160
Fax:

Date Rec. : 30 November 2023
LR Report: **CA10257-NOV23**
Reference: Wk#27

Copy: #1

CERTIFICATE OF ANALYSIS

Final Report - Revised

Analysis	3: Analysis Completed Date	4: Analysis Completed Time	5: HC-1 Wk#27	6: HC-2 Wk#27	7: HC-3 Wk#27	8: HC-4 Wk#27	9: HC-5 Wk#27	10: HC-6 Wk#27	11: HC-7 Wk#27
Sample Date & Time			30-Nov-23	30-Nov-23	30-Nov-23	30-Nov-23	30-Nov-23	30-Nov-23	30-Nov-23
Hum Cell Leachate Volume [mL]	04-Dec-23	15:36	990	1003	510	505	999	502	1001
Sample Name	---	---	DX450052	DX 550083	DX450204	DX450176	DX450232	DX450181	DX450002
Sample Weight [g]	---	---	1000	1000	500	500	1000	500	1000
pH [No unit]	04-Dec-23	13:13	6.74	7.36	7.25	6.57	7.25	7.34	7.34
Alkalinity [mg/L as CaCO3]	04-Dec-23	13:13	2	11	7	< 2	6	10	7
Conductivity [uS/cm]	04-Dec-23	13:13	32	29	17	32	16	20	17
Acidity [mg/L as CaCO3]	04-Dec-23	13:13	< 2	< 2	< 2	2	< 2	< 2	< 2
Fluoride [mg/L]	01-Dec-23	13:40	< 0.06	< 0.06	< 0.06	< 0.06	< 0.06	< 0.06	< 0.06
Sulphate [mg/L]	08-Dec-23	11:30	11	< 2	< 2	12	< 2	< 2	< 2
Chloride [mg/L]	08-Dec-23	11:30	< 1	< 1	< 1	< 1	< 1	< 1	< 1
Mercury [mg/L]	05-Dec-23	12:11	< 0.00001	< 0.00001	< 0.00001	< 0.00001	< 0.00001	< 0.00001	< 0.00001
Silver [mg/L]	05-Dec-23	12:11	< 0.00005	< 0.00005	< 0.00005	< 0.00005	< 0.00005	< 0.00005	< 0.00005
Aluminum [mg/L]	05-Dec-23	12:11	0.004	0.051	0.027	0.002	0.041	0.050	0.035
Arsenic [mg/L]	05-Dec-23	12:11	< 0.0002	0.0092	0.0009	< 0.0002	0.0032	0.0006	0.0082
Barium [mg/L]	05-Dec-23	12:11	0.00112	0.0105	0.00070	0.00355	0.00109	0.00074	0.00070
Beryllium [mg/L]	05-Dec-23	12:11	< 0.000007	< 0.000007	< 0.000007	< 0.000007	< 0.000007	< 0.000007	< 0.000007
Boron [mg/L]	05-Dec-23	12:11	< 0.002	< 0.002	< 0.002	< 0.002	< 0.002	< 0.002	< 0.002
Bismuth [mg/L]	05-Dec-23	12:11	< 0.00001	0.00006	< 0.00001	< 0.00001	< 0.00001	< 0.00001	< 0.00001
Calcium [mg/L]	05-Dec-23	12:11	5.58	5.36	2.77	4.63	2.80	3.76	3.10
Cadmium [mg/L]	05-Dec-23	12:11	0.00152	0.000008	< 0.000003	0.00174	0.000017	0.000004	< 0.000003
Cobalt [mg/L]	05-Dec-23	12:11	0.000022	0.000046	0.000010	0.000160	0.000011	0.000004	0.000018

OnLine LIMS

0003633907

Results relate only to the sample tested. Data reported represents the sample submitted to SGS. Reproduction of this analytical report in full or in part is prohibited without prior written approval. Please refer to SGS General Conditions of Services located at https://www.sgs.ca/en/terms-and-conditions (Printed copies are available upon request.)
Test method information available upon request. "Temperature Upon Receipt" is representative of the whole shipment and may not reflect the temperature of individual samples.
SGS Canada Inc. Environment-Health & Safety statement of conformity decision rule does not consider uncertainty when analytical results are compared to a specified standard or regulation.

SGS Canada Inc.
P.O. Box 4300 - 185 Concession St.
Lakefield - Ontario - KOL 2HO
Phone: 705-652-2000 FAX: 705-652-6365

Analysis	3: Analysis Completed Date	4: Analysis Completed Time	5: HC-1 Wk#27	6: HC-2 Wk#27	7: HC-3 Wk#27	8: HC-4 Wk#27	9: HC-5 Wk#27	10: HC-6 Wk#27	11: HC-7 Wk#27
Chromium [mg/L]	05-Dec-23	12:11	< 0.00008	< 0.00008	< 0.00008	< 0.00008	< 0.00008	< 0.00008	< 0.00008
Copper [mg/L]	05-Dec-23	12:11	0.0003	0.0003	0.0005	0.0005	< 0.0002	0.0003	0.0002
Iron [mg/L]	05-Dec-23	12:11	< 0.007	< 0.007	< 0.007	< 0.007	< 0.007	< 0.007	< 0.007
Potassium [mg/L]	05-Dec-23	12:11	0.388	1.36	0.640	0.601	0.585	0.513	0.510
Magnesium [mg/L]	05-Dec-23	12:11	0.147	0.107	0.164	0.453	0.080	0.161	0.121
Manganese [mg/L]	05-Dec-23	12:11	0.0631	0.0379	0.00511	0.0395	0.0166	0.00620	0.0100
Molybdenum [mg/L]	05-Dec-23	12:11	0.00033	0.00074	0.00034	0.00015	0.00067	0.00041	0.00011
Sodium [mg/L]	05-Dec-23	12:11	0.06	0.06	0.06	0.05	0.06	0.09	0.07
Nickel [mg/L]	05-Dec-23	12:11	0.0001	< 0.0001	< 0.0001	0.0004	< 0.0001	< 0.0001	< 0.0001
Phosphorus [mg/L]	05-Dec-23	12:11	< 0.003	< 0.003	< 0.003	< 0.003	< 0.003	< 0.003	< 0.003
Lead [mg/L]	05-Dec-23	12:11	0.0428	0.00038	< 0.00009	0.0582	< 0.00009	< 0.00009	< 0.00009
Sulfur [mg/L]	05-Dec-23	12:11	5	< 3	< 3	5	< 3	< 3	< 3
Antimony [mg/L]	05-Dec-23	12:11	0.0012	< 0.0009	< 0.0009	< 0.0009	< 0.0009	< 0.0009	< 0.0009
Selenium [mg/L]	05-Dec-23	12:11	0.00032	0.00447	< 0.00004	0.00095	0.00008	< 0.00004	< 0.00004
Silicon [mg/L]	05-Dec-23	12:11	0.35	0.37	0.35	0.39	0.32	0.50	0.26
Tin [mg/L]	05-Dec-23	12:11	< 0.00006	< 0.00006	< 0.00006	< 0.00006	< 0.00006	< 0.00006	< 0.00006
Strontium [mg/L]	05-Dec-23	12:12	0.0150	0.0203	0.00829	0.00820	0.00447	0.00907	0.00630
Titanium [mg/L]	05-Dec-23	12:12	< 0.00007	< 0.00007	< 0.00007	< 0.00007	< 0.00007	< 0.00007	< 0.00007
Thorium [mg/L]	05-Dec-23	12:12	< 0.0001	< 0.0001	< 0.0001	< 0.0001	< 0.0001	< 0.0001	< 0.0001
Thallium [mg/L]	05-Dec-23	12:12	0.000009	0.000010	0.000005	0.000012	0.000005	< 0.000005	0.000005
Uranium [mg/L]	05-Dec-23	12:12	0.00113	0.000364	0.00123	0.00538	0.00335	0.000422	0.00189
Vanadium [mg/L]	05-Dec-23	12:12	0.00001	0.00036	0.00023	0.00002	0.00055	0.00074	0.00022
Tungsten [mg/L]	05-Dec-23	12:12	< 0.00002	0.00008	0.00009	< 0.00002	0.00007	0.00101	0.00012
Zirconium [mg/L]	05-Dec-23	12:12	< 0.002	< 0.002	< 0.002	< 0.002	< 0.002	< 0.002	< 0.002
Zinc [mg/L]	05-Dec-23	12:12	0.063	< 0.002	< 0.002	0.075	< 0.002	< 0.002	< 0.002

Method Descriptions

Parameter	SGS Method Code	Reference Method Code
	NA	
Acidity	ME-CA-[ENV]EWL-LAK-AN-006	SM 2310
Alkalinity	ME-CA-[ENV]EWL-LAK-AN-006	SM 2320
Anions by discrete analyzer	ME-CA-[ENV]EWL-LAK-AN-026	US EPA 325.2
Anions by discrete analyzer	ME-CA-[ENV]EWL-LAK-AN-026	US EPA 375.4
Conductivity	ME-CA-[ENV]EWL-LAK-AN-006	SM 2510
Fluoride by Specific Ion Electrode	ME-CA-[ENV]EWL-LAK-AN-014	SM 4500

OnLine LIMS

Results relate only to the sample tested. Data reported represents the sample submitted to SGS. Reproduction of this analytical report in full or in part is prohibited without prior written approval. Please refer to SGS General Conditions of Services located at https://www.sgs.ca/en/terms-and-conditions (Printed copies are available upon request.)
Test method information available upon request. "Temperature Upon Receipt" is representative of the whole shipment and may not reflect the temperature of individual samples.
SGS Canada Inc. Environment-Health & Safety statement of conformity decision rule does not consider uncertainty when analytical results are compared to a specified standard or regulation.

0003633907

SGS Canada Inc.
P.O. Box 4300 - 185 Concession St.
Lakefield - Ontario - KOL 2HO
Phone: 705-652-2000 FAX: 705-652-6365

Parameter	SGS Method Code	Reference Method Code
Inorganics-General	ME-CA-[ENV]SPE-LAK-AN-004	EPA 7471A/SM 3112B
Metals in aqueous samples - ICP-MS	ME-CA-[ENV]SPE-LAK-AN-006	SM 3030/EPA 200.8
pH	ME-CA-[ENV]EWL-LAK-AN-006	SM 4500



Lisa Thompson
Project Specialist Assistant,
Environment, Health & Safety

OnLine LIMS

0003633907

Results relate only to the sample tested. Data reported represents the sample submitted to SGS. Reproduction of this analytical report in full or in part is prohibited without prior written approval. Please refer to SGS General Conditions of Services located at https://www.sgs.ca/en/terms-and-conditions (Printed copies are available upon request.)
Test method information available upon request. "Temperature Upon Receipt" is representative of the whole shipment and may not reflect the temperature of individual samples.
SGS Canada Inc. Environment-Health & Safety statement of conformity decision rule does not consider uncertainty when analytical results are compared to a specified standard or regulation.

SGS Canada Inc.
P.O. Box 4300 - 185 Concession St.
Lakefield - Ontario - K0L 2H0
Phone: 705-652-2000 FAX: 705-652-6365

Quality Control Report

Inorganic Analysis														
Parameter	Reporting Limit	Unit	Method Blank	Duplicate				LCS / Spike Blank			Matrix Spike / Reference Material		
				Result 1	Result 2	RPD	Acceptance Criteria	Spike Recovery (%)	Recovery Limits (%)		Spike Recovery (%)	Recovery Limits (%)	
							%		Low	High		Low	High
Acidity - QCBatchID: EWL0014-DEC23													
Acidity	2	mg/L as Ca	3			ND	20	98	90	110	NA		
Acidity - QCBatchID: EWL0705-NOV23													
Acidity	2	mg/L as Ca	2			ND	20	92	90	110	NA		
Alkalinity - QCBatchID: EWL0014-DEC23													
Alkalinity	2	mg/L as Ca	< 2			0	20	94	80	120	NA		
Alkalinity - QCBatchID: EWL0705-NOV23													
Alkalinity	2	mg/L as Ca	< 2			ND	20	96	80	120	NA		
Anions by discrete analyzer - QCBatchID: DIO5023-DEC23													
Chloride	1	mg/L	<1			ND	20	105	80	120	99	75	125
Sulphate	2	mg/L	<2			ND	20	110	80	120	108	75	125
Conductivity - QCBatchID: EWL0014-DEC23													
Conductivity	2	uS/cm	< 2			5	20	98	90	110	NA		
Conductivity - QCBatchID: EWL0705-NOV23													
Conductivity	2	uS/cm	< 2			167	20	97	90	110	NA		
Fluoride by Specific Ion Electrode - QCBatchID: EWL0004-DEC23													
Fluoride	0.06	mg/L	<0.06			0	10	100	90	110	104	75	125
Fluoride by Specific Ion Electrode - QCBatchID: EWL0711-NOV23													
Fluoride	0.06	mg/L	<0.06			ND	10	100	90	110	52	75	125
Inorganics-General - QCBatchID: EHG0002-DEC23													
Mercury	0.00001	mg/L	< 0.00001			ND	20	99	80	120	94	70	130
Metals in aqueous samples - ICP-MS - QCBatchID: EMS0006-DEC23													
Aluminum	0.001	mg/L	<0.001			4	20	100	90	110	84	70	130
Antimony	0.0009	mg/L	<0.0009			ND	20	104	90	110	121	70	130
Arsenic	0.0002	mg/L	<0.0002			ND	20	105	90	110	100	70	130
Barium	0.00008	mg/L	<0.00008			4	20	107	90	110	105	70	130
Beryllium	0.000007	mg/L	<0.000007			1	20	103	90	110	104	70	130
Bismuth	0.00001	mg/L	<0.00001			ND	20	105	90	110	91	70	130
Boron	0.002	mg/L	<0.002			ND	20	96	90	110	95	70	130
Cadmium	0.000003	mg/L	<0.000003			0	20	106	90	110	103	70	130
Calcium	0.01	mg/L	<0.01			0	20	102	90	110	104	70	130
Chromium	0.00008	mg/L	<0.00008			ND	20	105	90	110	106	70	130
Cobalt	0.000004	mg/L	<0.000004			4	20	105	90	110	103	70	130
Copper	0.0002	mg/L	<0.0002			2	20	107	90	110	105	70	130
Iron	0.007	mg/L	<0.007			1	20	101	90	110	75	70	130
Lead	0.00009	mg/L	<0.00009			0	20	108	90	110	105	70	130

OnLine LIMS

00003633907

Results relate only to the sample tested. Data reported represents the sample submitted to SGS. Reproduction of this analytical report in full or in part is prohibited without prior written approval. Please refer to SGS General Conditions of Services located at https://www.sgs.ca/en/terms-and-conditions (Printed copies are available upon request.)
Test method information available upon request. "Temperature Upon Receipt" is representative of the whole shipment and may not reflect the temperature of individual samples.
SGS Canada Inc. Environment-Health & Safety statement of conformity decision rule does not consider uncertainty when analytical results are compared to a specified standard or regulation.

SGS Canada Inc.
P.O. Box 4300 - 185 Concession St.
Lakefield - Ontario - KOL 2HO
Phone: 705-652-2000 FAX: 705-652-6365

Inorganic Analysis														
Parameter	Reporting Limit	Unit	Method Blank	Duplicate				LCS / Spike Blank			Matrix Spike / Reference Material			
				Result 1	Result 2	RPD	Acceptance Criteria	Spike Recovery (%)	Recovery Limits (%)		Spike Recovery (%)	Recovery Limits (%)	
							%		Low	High		Low	High
Magnesium	0.001	mg/L	<0.001			5	20	99	90	110	127	70	130
Manganese	0.00001	mg/L	<0.00001			0	20	107	90	110	120	70	130
Molybdenum	0.00004	mg/L	<0.00004			10	20	102	90	110	121	70	130
Nickel	0.0001	mg/L	<0.0001			0	20	105	90	110	123	70	130
Phosphorus	0.003	mg/L	<0.003			ND	20	98	90	110	NV	70	130
Potassium	0.003	mg/L	<0.009			1	20	99	90	110	85	70	130
Selenium	0.00004	mg/L	<0.00004			1	20	104	90	110	125	70	130
Silicon	0.02	mg/L	<0.02			4	20	96	90	110	NV	70	130
Silver	0.00005	mg/L	<0.00005			ND	20	108	90	110	118	70	130
Sodium	0.01	mg/L	<0.01			ND	20	95	90	110	118	70	130
Strontium	0.00008	mg/L	<0.00008			2	20	105	90	110	103	70	130
Sulfur	3	mg/L	<1			1	20	105	90	110	NV	70	130
Thallium	0.000005	mg/L	<0.000005			ND	20	108	90	110	113	70	130
Thorium	0.0001	mg/L	<0.0001			ND	20	101	90	110	NV	70	130
Tin	0.00006	mg/L	<0.00006			ND	20	102	90	110	NV	70	130
Titanium	0.00007	mg/L	<0.00005			ND	20	100	90	110	NV	70	130
Tungsten	0.00002	mg/L	<0.00002			ND	20	104	90	110	NV	70	130
Uranium	0.000002	mg/L	<0.000002			4	20	104	90	110	106	70	130
Vanadium	0.00001	mg/L	<0.00001			ND	20	106	90	110	106	70	130
Zinc	0.002	mg/L	<0.002			2	20	106	90	110	96	70	130
Zirconium	0.002	mg/L	<0.002			ND	20	97	90	110	NV	70	130
pH - QCBatchID: EWL0014-DEC23													
pH	0.05	No unit	NA			2		101			NA		
pH - QCBatchID: EWL0705-NOV23													
pH	0.05	No unit	NA			0		100			NA		

OnLine LIMS

Results relate only to the sample tested. Data reported represents the sample submitted to SGS. Reproduction of this analytical report in full or in part is prohibited without prior written approval. Please refer to SGS General Conditions of Services located at https://www.sgs.ca/en/terms-and-conditions (Printed copies are available upon request.)
Test method information available upon request. "Temperature Upon Receipt" is representative of the whole shipment and may not reflect the temperature of individual samples.
SGS Canada Inc. Environment-Health & Safety statement of conformity decision rule does not consider uncertainty when analytical results are compared to a specified standard or regulation.

0003633907

SGS Canada Inc.
P.O. Box 4300 - 185 Concession St.
Lakefield - Ontario - KOL 2HO
Phone: 705-652-2000 FAX: 705-652-6365

17-December-2023

Great Bear Resources Ltd.
Attn : Ashley Moncrief

1020 - 800 West Pender St.
Vancouver, BC
V6C 2V6, Canada

Phone: 778-833-2160
Fax:

Date Rec. : 01 December 2023
LR Report: **CA10000-DEC23**
Reference: Wk#27

Copy: #1

CERTIFICATE OF ANALYSIS
Final Report

Analysis	3: Analysis Completed Date	4: Analysis Completed Time	5: HC-8 Wk#27	6: HC-9 Wk#27	7: HC-10 Wk#27	8: HC-11 Wk#27	9: HC-12 Wk#27	10: HC-13 Wk#27
Sample Date & Time			01-Dec-23	01-Dec-23	01-Dec-23	01-Dec-23	01-Dec-23	01-Dec-23
HumCell Leachate Vol [mL]	04-Dec-23	15:37	967	994	960	956	984	985
Sample Name	---	---	DX450108	DX450076	DX450186	DX450118	DX 550107	DX450159
Sample Weight [g]	---	---	1000	1000	1000	1000	1000	1000
pH [No unit]	06-Dec-23	10:56	7.22	6.33	6.95	7.14	7.03	7.22
Alkalinity [mg/L as CaCO3]	05-Dec-23	13:04	8	2	5	6	5	10
Conductivity [uS/cm]	04-Dec-23	15:53	25	40	16	15	19	30
Acidity [mg/L as CaCO3]	06-Dec-23	11:06	< 2	3	< 2	< 2	< 2	< 2
F [mg/L]	04-Dec-23	13:34	< 0.06	< 0.06	< 0.06	< 0.06	< 0.06	< 0.06
SO4 [mg/L]	11-Dec-23	16:46	2	14	< 2	< 2	3	4
Cl [mg/L]	11-Dec-23	16:46	< 1	< 1	< 1	< 1	< 1	< 1
Hg [mg/L]	05-Dec-23	15:53	< 0.00001	< 0.00001	< 0.00001	< 0.00001	< 0.00001	< 0.00001
Ag [mg/L]	05-Dec-23	15:53	< 0.00005	< 0.00005	< 0.00005	< 0.00005	< 0.00005	< 0.00005
Al [mg/L]	05-Dec-23	15:53	0.060	0.002	0.033	0.054	0.048	0.089
As [mg/L]	05-Dec-23	15:53	0.0013	0.0002	0.0004	0.0004	0.0022	0.0029
Ba [mg/L]	05-Dec-23	15:53	0.00144	0.00454	0.00062	0.00067	0.00127	0.00100
Be [mg/L]	05-Dec-23	15:53	< 0.000007	< 0.000007	< 0.000007	< 0.000007	< 0.000007	< 0.000007
B [mg/L]	05-Dec-23	15:53	< 0.002	< 0.002	< 0.002	< 0.002	< 0.002	< 0.002
Bi [mg/L]	05-Dec-23	15:53	< 0.00001	0.00001	< 0.00001	< 0.00001	0.00002	< 0.00001
Ca [mg/L]	05-Dec-23	15:53	4.32	5.11	2.98	2.80	3.37	5.59
Cd [mg/L]	05-Dec-23	15:53	0.000006	0.018332	0.000011	0.000007	0.000004	0.000005
Co [mg/L]	05-Dec-23	15:53	< 0.000004	0.000297	< 0.000004	< 0.000004	0.000006	0.000026
Cr [mg/L]	05-Dec-23	15:53	< 0.00008	< 0.00008	< 0.00008	< 0.00008	< 0.00008	< 0.00008
Cu [mg/L]	05-Dec-23	15:53	0.0002	< 0.0002	< 0.0002	0.0002	0.0004	< 0.0002
Fe [mg/L]	05-Dec-23	15:53	< 0.007	< 0.007	< 0.007	< 0.007	< 0.007	< 0.007
K [mg/L]	05-Dec-23	15:53	0.577	0.849	0.260	0.221	0.290	0.515
Mg [mg/L]	05-Dec-23	15:53	0.262	0.104	0.059	0.060	0.038	0.071
Mn [mg/L]	05-Dec-23	15:53	0.0248	0.118	0.0192	0.0152	0.0192	0.0175
Mo [mg/L]	05-Dec-23	15:53	0.00068	0.00022	0.00202	0.00030	0.00014	0.00031
Na [mg/L]	05-Dec-23	15:53	0.07	0.06	0.06	0.06	0.05	0.06
Ni [mg/L]	05-Dec-23	15:53	< 0.0001	0.0056	< 0.0001	< 0.0001	< 0.0001	< 0.0001
P [mg/L]	05-Dec-23	15:53	< 0.003	< 0.003	< 0.003	< 0.003	< 0.003	< 0.003
Pb [mg/L]	05-Dec-23	15:53	< 0.00009	0.01979	< 0.00009	< 0.00009	< 0.00009	< 0.00009
S [mg/L]	05-Dec-23	15:53	< 3	5	< 3	< 3	< 3	< 3

OnLine LIMS

0003566239

Results relate only to the sample tested. Data reported represents the sample submitted to SGS. Reproduction of this analytical report in full or in part is prohibited without prior written approval. Please refer to SGS General Conditions of Services located at https://www.sgs.ca/en/terms-and-conditions (Printed copies are available upon request.)
Test method information available upon request. "Temperature Upon Receipt" is representative of the whole shipment and may not reflect the temperature of individual samples.
SGS Canada Inc. Environment-Health & Safety statement of conformity decision rule does not consider uncertainty when analytical results are compared to a specified standard or regulation.

SGS Canada Inc.
P.O. Box 4300 - 185 Concession St.
Lakefield - Ontario - KOL 2HO
Phone: 705-652-2000 FAX: 705-652-6365

LR Report : **CA10000-DEC23**

Analysis	3: Analysis Completed Date	4: Analysis Completed Time	5: HC-8 Wk#27	6: HC-9 Wk#27	7: HC-10 Wk#27	8: HC-11 Wk#27	9: HC-12 Wk#27	10: HC-13 Wk#27
Sb [mg/L]	05-Dec-23	15:53	< 0.0009	< 0.0009	< 0.0009	< 0.0009	< 0.0009	< 0.0009
Se [mg/L]	05-Dec-23	15:53	0.00023	0.00118	0.00018	< 0.00004	0.00012	< 0.00004
Si [mg/L]	05-Dec-23	15:53	0.29	0.57	0.25	0.27	0.30	0.52
Sn [mg/L]	05-Dec-23	15:53	< 0.00006	< 0.00006	< 0.00006	< 0.00006	< 0.00006	< 0.00006
Sr [mg/L]	05-Dec-23	15:53	0.00737	0.0122	0.00670	0.00562	0.00523	0.00841
Ti [mg/L]	05-Dec-23	15:53	< 0.00007	< 0.00007	< 0.00007	< 0.00007	0.00008	< 0.00007
Th [mg/L]	05-Dec-23	15:53	< 0.0001	< 0.0001	< 0.0001	< 0.0001	< 0.0001	< 0.0001
Tl [mg/L]	05-Dec-23	15:53	< 0.000005	0.000018	< 0.000005	< 0.000005	< 0.000005	0.000006
U [mg/L]	05-Dec-23	15:53	0.000467	0.000082	0.000959	0.000905	0.000286	0.000849
V [mg/L]	05-Dec-23	15:53	0.00014	< 0.00001	0.00003	0.00007	0.00014	0.00007
W [mg/L]	05-Dec-23	15:53	0.00006	< 0.00002	0.00006	0.00005	0.00005	0.00003
Zr [mg/L]	05-Dec-23	15:53	< 0.002	< 0.002	< 0.002	< 0.002	< 0.002	< 0.002
Zn [mg/L]	05-Dec-23	15:53	< 0.002	1.93	< 0.002	< 0.002	< 0.002	< 0.002

Analysis	11: HC-14 Wk#27	12: HC-15 Wk#27	13: HC-16 Wk#27	14: HC-17 Wk#27	15: HC-18 Wk#27	16: HC-19 Wk#27	17: HC-20 Wk#27	18: HC-21 Wk#27	19: HC-22 Wk#27
Sample Date & Time	01-Dec-23	01-Dec-23	01-Dec-23	01-Dec-23	01-Dec-23	01-Dec-23	01-Dec-23	01-Dec-23	01-Dec-23
HumCell Leachate Vol [mL]	899	638	991	947	923	932	954	942	455
Sample Name	DX450171	DX450134	DX450185	DX450032	DX 550064	DX450008	DX 550056	DX450022	DX450077
Sample Weight [g]	1000	1000	1000	1000	1000	1000	1000	1000	500
pH [No unit]	6.66	7.53	7.26	6.66	7.41	6.95	7.20	7.58	7.50
Alkalinity [mg/L as CaCO3]	3	10	10	2	8	3	8	9	10
Conductivity [uS/cm]	23	56	26	13	20	11	18	24	26
Acidity [mg/L as CaCO3]	< 2	< 2	< 2	< 2	< 2	< 2	< 2	< 2	< 2
F [mg/L]	< 0.06	< 0.06	< 0.06	< 0.06	< 0.06	< 0.06	< 0.06	< 0.06	< 0.06
SO4 [mg/L]	6	12	3	2	< 2	< 2	< 2	< 2	< 2
Cl [mg/L]	< 1	3	< 1	< 1	< 1	< 1	< 1	< 1	< 1
Hg [mg/L]	< 0.00001	< 0.00001	< 0.00001	< 0.00001	< 0.00001	< 0.00001	< 0.00001	< 0.00001	< 0.00001
Ag [mg/L]	< 0.00005	< 0.00005	< 0.00005	< 0.00005	< 0.00005	< 0.00005	< 0.00005	< 0.00005	< 0.00005
Al [mg/L]	0.024	0.011	0.102	0.012	0.061	0.060	0.032	0.064	0.039
As [mg/L]	0.0019	0.0920	0.0116	0.0338	0.0094	0.0004	0.0005	0.0062	0.0005
Ba [mg/L]	0.00206	0.00094	0.00210	0.00022	0.00029	0.00030	0.00178	0.00030	0.00767
Be [mg/L]	< 0.000007	< 0.000007	< 0.000007	0.000008	< 0.000007	< 0.000007	< 0.000007	< 0.000007	< 0.000007
B [mg/L]	< 0.002	< 0.002	< 0.002	< 0.002	< 0.002	< 0.002	< 0.002	< 0.002	< 0.002
Bi [mg/L]	< 0.00001	< 0.00001	< 0.00001	< 0.00001	< 0.00001	< 0.00001	< 0.00001	< 0.00001	< 0.00001
Ca [mg/L]	3.21	8.90	4.35	2.04	3.72	2.04	3.27	4.77	3.65
Cd [mg/L]	0.000007	0.000005	0.000004	0.000003	0.000017	< 0.000003	0.000008	0.000004	0.000028
Co [mg/L]	0.000045	0.000225	0.000043	0.000172	0.000038	0.000007	0.000020	0.000038	0.000009
Cr [mg/L]	0.00013	< 0.00008	< 0.00008	< 0.00008	< 0.00008	< 0.00008	< 0.00008	< 0.00008	< 0.00008
Cu [mg/L]	0.0002	0.0007	0.0003	< 0.0002	0.0005	0.0003	0.0002	0.0004	0.0009
Fe [mg/L]	0.011	< 0.007	< 0.007	< 0.007	< 0.007	< 0.007	< 0.007	< 0.007	< 0.007
K [mg/L]	0.809	0.435	1.84	0.359	0.251	0.241	0.328	0.063	1.14
Mg [mg/L]	0.216	0.299	0.082	0.070	0.069	0.034	0.247	0.140	0.184
Mn [mg/L]	0.00373	0.0147	0.00747	0.00185	0.00568	0.00822	0.0260	0.0308	0.0309
Mo [mg/L]	0.00135	0.00029	0.00017	0.00013	0.00020	0.00018	0.00004	0.00008	0.00203
Na [mg/L]	0.10	0.07	0.08	0.06	0.07	0.05	0.07	0.04	0.06
Ni [mg/L]	0.0003	0.0091	< 0.0001	0.0003	< 0.0001	< 0.0001	< 0.0001	< 0.0001	0.0001
P [mg/L]	< 0.003	< 0.003	< 0.003	< 0.003	< 0.003	< 0.003	< 0.003	< 0.003	< 0.003
Pb [mg/L]	< 0.00009	0.00010	< 0.00009	< 0.00009	< 0.00009	< 0.00009	< 0.00009	< 0.00009	< 0.00009
S [mg/L]	< 3	7	< 3	< 3	< 3	< 3	< 3	< 3	< 3

OnLine LIMS

0003566239

Results relate only to the sample tested. Data reported represents the sample submitted to SGS. Reproduction of this analytical report in full or in part is prohibited without prior written approval. Please refer to SGS General Conditions of Services located at https://www.sgs.ca/en/terms-and-conditions (Printed copies are available upon request.)
Test method information available upon request. "Temperature Upon Receipt" is representative of the whole shipment and may not reflect the temperature of individual samples.
SGS Canada Inc. Environment-Health & Safety statement of conformity decision rule does not consider uncertainty when analytical results are compared to a specified standard or regulation.

SGS Canada Inc.
P.O. Box 4300 - 185 Concession St.
Lakefield - Ontario - KOL 2HO
Phone: 705-652-2000 FAX: 705-652-6365

LR Report : **CA10000-DEC23**

Analysis	11: HC-14 Wk#27	12: HC-15 Wk#27	13: HC-16 Wk#27	14: HC-17 Wk#27	15: HC-18 Wk#27	16: HC-19 Wk#27	17: HC-20 Wk#27	18: HC-21 Wk#27	19: HC-22 Wk#27
Sb [mg/L]	< 0.0009	0.0014	< 0.0009	< 0.0009	< 0.0009	< 0.0009	< 0.0009	< 0.0009	< 0.0009
Se [mg/L]	0.00028	0.00022	< 0.00004	< 0.00004	< 0.00004	< 0.00004	< 0.00004	< 0.00004	< 0.00004
Si [mg/L]	0.28	0.24	0.47	0.47	0.35	0.25	0.22	0.18	0.20
Sn [mg/L]	< 0.00006	< 0.00006	< 0.00006	< 0.00006	< 0.00006	< 0.00006	< 0.00006	< 0.00006	< 0.00006
Sr [mg/L]	0.0116	0.0140	0.00985	0.00518	0.00446	0.00325	0.00770	0.00338	0.00668
Ti [mg/L]	0.00018	< 0.00007	0.00008	< 0.00007	0.00013	0.00011	0.00010	< 0.00007	0.00008
Th [mg/L]	< 0.0001	< 0.0001	< 0.0001	< 0.0001	< 0.0001	< 0.0001	< 0.0001	< 0.0001	< 0.0001
Tl [mg/L]	< 0.000005	< 0.000005	0.000005	< 0.000005	< 0.000005	< 0.000005	< 0.000005	< 0.000005	< 0.000005
U [mg/L]	0.000419	0.00488	0.00108	0.000563	0.000583	0.000086	0.000272	0.000263	0.000134
V [mg/L]	0.00021	0.00007	0.00048	0.00026	0.00016	0.00004	0.00080	0.00043	0.00087
W [mg/L]	0.00003	< 0.00002	0.00004	< 0.00002	< 0.00002	< 0.00002	< 0.00002	< 0.00002	< 0.00002
Zr [mg/L]	< 0.002	< 0.002	< 0.002	< 0.002	< 0.002	< 0.002	< 0.002	< 0.002	< 0.002
Zn [mg/L]	< 0.002	< 0.002	< 0.002	< 0.002	< 0.002	< 0.002	< 0.002	< 0.002	0.002

Analysis	20: HC-23 Wk#27	21: HC-24 Wk#27	22: HC-25 Wk#27	23: HC-26 Wk#27	24: HC-27 Wk#
Sample Date & Time	01-Dec-23	01-Dec-23	01-Dec-23	01-Dec-23	01-Dec-23
HumCell Leachate Vol [mL]	995	951	964	764	959
Sample Name	DX450113	DX 550101	DX450128	DX450021	DX450222
Sample Weight [g]	1000	1000	1000	750	1000
pH [No unit]	7.65	7.66	7.57	6.94	6.96
Alkalinity [mg/L as CaCO3]	12	10	9	7	3
Conductivity [uS/cm]	24	18	30	91	18
Acidity [mg/L as CaCO3]	< 2	< 2	< 2	< 2	< 2
F [mg/L]	< 0.06	< 0.06	< 0.06	< 0.06	< 0.06
SO4 [mg/L]	< 2	< 2	5	38	4
Cl [mg/L]	< 1	< 1	< 1	< 1	< 1
Hg [mg/L]	< 0.00001	< 0.00001	< 0.00001	< 0.00001	< 0.00001
Ag [mg/L]	< 0.00005	< 0.00005	< 0.00005	< 0.00005	< 0.00005
Al [mg/L]	0.053	0.040	0.050	0.004	0.035
As [mg/L]	0.0056	0.0016	0.0018	0.0002	0.0005
Ba [mg/L]	0.00319	0.00134	0.00107	0.00635	0.00050
Be [mg/L]	< 0.000007	< 0.000007	< 0.000007	< 0.000007	< 0.000007
B [mg/L]	< 0.002	< 0.002	< 0.002	< 0.002	< 0.002
Bi [mg/L]	< 0.00001	< 0.00001	< 0.00001	< 0.00001	< 0.00001
Ca [mg/L]	5.00	3.72	5.94	16.2	3.09
Cd [mg/L]	< 0.000003	< 0.000003	< 0.000003	0.000050	0.000003
Co [mg/L]	0.000012	0.000017	0.000035	0.000350	0.000006
Cr [mg/L]	< 0.00008	< 0.00008	< 0.00008	< 0.00008	< 0.00008
Cu [mg/L]	< 0.0002	< 0.0002	< 0.0002	< 0.0002	0.0003
Fe [mg/L]	< 0.007	< 0.007	< 0.007	0.035	< 0.007
K [mg/L]	0.285	0.159	0.318	2.61	0.394
Mg [mg/L]	0.168	0.177	0.164	0.462	0.077
Mn [mg/L]	0.0287	0.0219	0.0132	0.0421	0.00793
Mo [mg/L]	0.00059	0.00019	0.00100	0.00006	0.00012
Na [mg/L]	0.03	0.04	0.07	0.17	0.05
Ni [mg/L]	< 0.0001	< 0.0001	< 0.0001	0.0009	< 0.0001
P [mg/L]	< 0.003	< 0.003	< 0.003	< 0.003	< 0.003
Pb [mg/L]	< 0.00009	< 0.00009	< 0.00009	< 0.00009	< 0.00009
S [mg/L]	< 3	< 3	3	15	< 3

OnLine LIMS

0003566239

Results relate only to the sample tested. Data reported represents the sample submitted to SGS. Reproduction of this analytical report in full or in part is prohibited without prior written approval. Please refer to SGS General Conditions of Services located at https://www.sgs.ca/en/terms-and-conditions (Printed copies are available upon request.)
Test method information available upon request. “Temperature Upon Receipt” is representative of the whole shipment and may not reflect the temperature of individual samples.
SGS Canada Inc. Environment-Health & Safety statement of conformity decision rule does not consider uncertainty when analytical results are compared to a specified standard or regulation.

SGS Canada Inc.
P.O. Box 4300 - 185 Concession St.
Lakefield - Ontario - KOL 2HO
Phone: 705-652-2000 FAX: 705-652-6365

LR Report : **CA10000-DEC23**

Analysis	20: HC-23 Wk#27	21: HC-24 Wk#27	22: HC-25 Wk#27	23: HC-26 Wk#27	24: HC-27 Wk#
Sb [mg/L]	< 0.0009	< 0.0009	< 0.0009	< 0.0009	< 0.0009
Se [mg/L]	< 0.00004	< 0.00004	< 0.00004	0.00014	< 0.00004
Si [mg/L]	0.22	0.16	0.18	0.19	0.19
Sn [mg/L]	< 0.00006	< 0.00006	< 0.00006	< 0.00006	< 0.00006
Sr [mg/L]	0.0139	0.00371	0.00643	0.0138	0.00522
Ti [mg/L]	< 0.00007	< 0.00007	< 0.00007	< 0.00007	0.00009
Th [mg/L]	< 0.0001	< 0.0001	< 0.0001	< 0.0001	< 0.0001
Tl [mg/L]	< 0.000005	< 0.000005	< 0.000005	< 0.000005	< 0.000005
U [mg/L]	0.00121	0.000116	0.000387	0.000026	0.000215
V [mg/L]	0.00019	0.00048	0.00045	< 0.00001	0.00011
W [mg/L]	0.00003	< 0.00002	0.00046	< 0.00002	< 0.00002
Zr [mg/L]	< 0.002	< 0.002	< 0.002	< 0.002	< 0.002
Zn [mg/L]	< 0.002	< 0.002	< 0.002	0.007	< 0.002



Lisa Thompson
Project Specialist Assistant,
Environment, Health & Safety

OnLine LIMS

0003566239

Results relate only to the sample tested. Data reported represents the sample submitted to SGS. Reproduction of this analytical report in full or in part is prohibited without prior written approval. Please refer to SGS General Conditions of Services located at https://www.sgs.ca/en/terms-and-conditions (Printed copies are available upon request.)
Test method information available upon request. "Temperature Upon Receipt" is representative of the whole shipment and may not reflect the temperature of individual samples.
SGS Canada Inc. Environment-Health & Safety statement of conformity decision rule does not consider uncertainty when analytical results are compared to a specified standard or regulation.

SGS Canada Inc.
P.O. Box 4300 - 185 Concession St.
Lakefield - Ontario - KOL 2HO
Phone: 705-652-2000 FAX: 705-652-6365

05-November-2024

Great Bear Resources Ltd.
Attn : Ashley Moncrief

1020 - 800 West Pender St.
Vancouver, BC
V6C 2V6, Canada

Phone: 778-833-2160
Fax:

Date Rec. : 25 October 2024
LR Report: **CA10168-OCT24**
Reference: Wk#27

Copy: #1

CERTIFICATE OF ANALYSIS
Final Report

Analysis	3: Analysis Completed Date	4: Analysis Completed Time	5: HC-28 Wk#27	6: HC-29 Wk#27	7: HC-30 Wk#27	8: HC-31 Wk#27	9: HC-32 Wk#27
Sample Date & Time			24-Oct-24	24-Oct-24	24-Oct-24	24-Oct-24	24-Oct-24
HumCell Leachate Vol [mL]	25-Oct-24	16:53	972	988	709	964	757
Sample Name	---	---	31787	DX450179	31644	DX450183	O31576
Sample Weight [g]	---	---	1000	1000	750	1000	750
pH [No unit]	30-Oct-24	09:55	6.71	6.90	6.98	6.99	7.10
Alkalinity [mg/L as CaCO3]	29-Oct-24	10:26	2	4	6	6	6
Conductivity [uS/cm]	29-Oct-24	10:26	5	9	16	18	14
Acidity [mg/L as CaCO3]	29-Oct-24	10:26	< 2	< 2	< 2	< 2	< 2
F [mg/L]	28-Oct-24	09:53	< 0.06	< 0.06	< 0.06	< 0.06	< 0.06
SO4 [mg/L]	28-Oct-24	15:37	0.3	0.3	1.0	1.5	0.8
Cl [mg/L]	28-Oct-24	15:37	< 0.2	< 0.2	< 0.2	< 0.2	< 0.2
Hg [mg/L]	28-Oct-24	15:41	< 0.00001	< 0.00001	< 0.00001	< 0.00001	< 0.00001
Ag [mg/L]	28-Oct-24	15:41	< 0.00005	< 0.00005	< 0.00005	< 0.00005	< 0.00005
Al [mg/L]	28-Oct-24	15:41	0.021	0.024	0.025	0.029	0.038
As [mg/L]	28-Oct-24	15:41	0.0014	0.0080	0.0034	0.0082	0.0012
Ba [mg/L]	28-Oct-24	15:41	0.00060	0.00182	0.00071	0.00030	0.00094
Be [mg/L]	28-Oct-24	15:41	< 0.000007	< 0.000007	< 0.000007	< 0.000007	< 0.000007
B [mg/L]	28-Oct-24	15:41	< 0.002	< 0.002	< 0.002	< 0.002	< 0.002
Bi [mg/L]	28-Oct-24	15:41	< 0.00001	< 0.00001	< 0.00001	< 0.00001	< 0.00001
Ca [mg/L]	28-Oct-24	15:41	0.86	1.20	2.54	2.95	2.41
Cd [mg/L]	28-Oct-24	15:41	< 0.000003	< 0.000003	< 0.000003	< 0.000003	0.000003
Co [mg/L]	28-Oct-24	15:41	0.000017	0.000039	0.000014	0.000018	0.000007
Cr [mg/L]	28-Oct-24	15:41	< 0.00008	< 0.00008	< 0.00008	< 0.00008	< 0.00008
Cu [mg/L]	28-Oct-24	15:41	< 0.001	< 0.001	< 0.001	< 0.001	< 0.001
Fe [mg/L]	28-Oct-24	15:41	< 0.007	< 0.007	< 0.007	< 0.007	< 0.007
K [mg/L]	28-Oct-24	15:41	0.317	0.605	0.658	0.376	0.397
Mg [mg/L]	28-Oct-24	15:41	0.043	0.063	0.124	0.072	0.040
Mn [mg/L]	28-Oct-24	15:41	0.00176	0.00170	0.0149	0.00364	0.0208
Mo [mg/L]	28-Oct-24	15:41	< 0.0004	< 0.0004	< 0.0004	< 0.0004	< 0.0004
Na [mg/L]	28-Oct-24	15:41	0.06	0.05	0.05	0.06	0.04

OnLine LIMS

0003917026

Results relate only to the sample tested. Data reported represents the sample submitted to SGS. Reproduction of this analytical report in full or in part is prohibited without prior written approval. Please refer to SGS General Conditions of Services located at https://www.sgs.ca/en/terms-and-conditions (Printed copies are available upon request.)
Test method information available upon request. "Temperature Upon Receipt" is representative of the whole shipment and may not reflect the temperature of individual samples.
SGS Canada Inc. Environment-Health & Safety statement of conformity decision rule does not consider uncertainty when analytical results are compared to a specified standard or regulation.

SGS Canada Inc.
P.O. Box 4300 - 185 Concession St.
Lakefield - Ontario - KOL 2HO
Phone: 705-652-2000 FAX: 705-652-6365

LR Report : **CA10168-OCT24**

Analysis	3: Analysis Completed Date	4: Analysis Completed Time	5: HC-28 Wk#27	6: HC-29 Wk#27	7: HC-30 Wk#27	8: HC-31 Wk#27	9: HC-32 Wk#27
Ni [mg/L]	28-Oct-24	15:41	0.0002	0.0002	0.0002	< 0.0001	0.0002
P [mg/L]	28-Oct-24	15:41	< 0.003	< 0.003	< 0.003	< 0.003	< 0.003
Pb [mg/L]	28-Oct-24	15:41	< 0.00009	< 0.00009	< 0.00009	< 0.00009	0.00031
S [mg/L]	28-Oct-24	15:41	< 5	< 5	< 5	< 5	< 5
Sb [mg/L]	28-Oct-24	15:41	< 0.0009	< 0.0009	0.0009	< 0.0009	< 0.0009
Se [mg/L]	28-Oct-24	15:41	< 0.00004	< 0.00004	< 0.00004	< 0.00004	0.00014
Si [mg/L]	28-Oct-24	15:41	0.14	0.17	0.19	0.24	0.17
Sn [mg/L]	28-Oct-24	15:41	< 0.00006	0.00008	< 0.00006	< 0.00006	< 0.00006
Sr [mg/L]	28-Oct-24	15:41	0.00258	0.00381	0.00816	0.00567	0.00313
Ti [mg/L]	28-Oct-24	15:42	< 0.0001	0.0001	0.0001	< 0.0001	0.0002
Th [mg/L]	28-Oct-24	15:42	< 0.0001	< 0.0001	< 0.0001	< 0.0001	< 0.0001
Tl [mg/L]	28-Oct-24	15:42	< 0.000005	< 0.000005	< 0.000005	< 0.000005	< 0.000005
U [mg/L]	28-Oct-24	15:42	0.000320	0.00126	0.000508	0.00137	0.000135
V [mg/L]	28-Oct-24	15:42	0.00029	0.00048	0.00020	0.00027	0.00015
W [mg/L]	28-Oct-24	15:42	< 0.0002	< 0.0002	< 0.0002	< 0.0002	< 0.0002
Zr [mg/L]	28-Oct-24	15:42	< 0.002	< 0.002	< 0.002	< 0.002	< 0.002
Zn [mg/L]	28-Oct-24	15:42	< 0.002	< 0.002	< 0.002	< 0.002	< 0.002

Analysis	10: HC-33 Wk#27	11: HC-34 Wk#27	12: HC-35 Wk#27
Sample Date & Time	24-Oct-24	24-Oct-24	24-Oct-24
HumCell Leachate Vol [mL]	1000	956	1001
Sample Name	DX450213	DX450174	31795
Sample Weight [g]	1000	1000	1000
pH [No unit]	4.72	7.67	7.37
Alkalinity [mg/L as CaCO3]	< 2	9	8
Conductivity [uS/cm]	41	18	21
Acidity [mg/L as CaCO3]	10	< 2	< 2
F [mg/L]	< 0.06	< 0.06	< 0.06
SO4 [mg/L]	19	< 0.2	0.9
Cl [mg/L]	< 0.2	< 0.2	< 0.2
Hg [mg/L]	< 0.00001	< 0.00001	< 0.00001
Ag [mg/L]	< 0.00005	< 0.00005	< 0.00005
Al [mg/L]	0.049	0.034	0.180
As [mg/L]	< 0.0002	0.0037	0.0677
Ba [mg/L]	0.00747	0.00248	0.00291
Be [mg/L]	0.000037	< 0.000007	< 0.000007
B [mg/L]	0.003	< 0.002	< 0.002
Bi [mg/L]	< 0.00001	0.00001	< 0.00001
Ca [mg/L]	1.94	2.93	3.08
Cd [mg/L]	0.000011	< 0.000003	< 0.000003
Co [mg/L]	0.000338	0.000013	0.000023
Cr [mg/L]	< 0.00008	< 0.00008	< 0.00008

OnLine LIMS

0003917026

Results relate only to the sample tested. Data reported represents the sample submitted to SGS. Reproduction of this analytical report in full or in part is prohibited without prior written approval. Please refer to SGS General Conditions of Services located at https://www.sgs.ca/en/terms-and-conditions (Printed copies are available upon request.)
Test method information available upon request. "Temperature Upon Receipt" is representative of the whole shipment and may not reflect the temperature of individual samples.
SGS Canada Inc. Environment-Health & Safety statement of conformity decision rule does not consider uncertainty when analytical results are compared to a specified standard or regulation.

SGS Canada Inc.
P.O. Box 4300 - 185 Concession St.
Lakefield - Ontario - KOL 2HO
Phone: 705-652-2000 FAX: 705-652-6365

LR Report : **CA10168-OCT24**

Analysis	10: HC-33 Wk#27	11: HC-34 Wk#27	12: HC-35 Wk#27
Cu [mg/L]	< 0.001	< 0.001	< 0.001
Fe [mg/L]	2.66	< 0.007	< 0.007
K [mg/L]	1.41	0.637	1.50
Mg [mg/L]	0.242	0.194	0.052
Mn [mg/L]	0.0667	0.0202	0.00162
Mo [mg/L]	< 0.0004	< 0.0004	< 0.0004
Na [mg/L]	0.08	0.09	0.08
Ni [mg/L]	0.0054	< 0.0001	< 0.0001
P [mg/L]	< 0.003	< 0.003	< 0.003
Pb [mg/L]	< 0.00009	< 0.00009	< 0.00009
S [mg/L]	< 5	< 5	< 5
Sb [mg/L]	< 0.0009	< 0.0009	< 0.0009
Se [mg/L]	0.00050	0.00004	< 0.00004
Si [mg/L]	0.87	0.20	0.49
Sn [mg/L]	< 0.00006	< 0.00006	0.00008
Sr [mg/L]	0.0127	0.00743	0.00420
Ti [mg/L]	< 0.0001	< 0.0001	< 0.0001
Th [mg/L]	< 0.0001	< 0.0001	< 0.0001
Tl [mg/L]	0.000006	< 0.000005	< 0.000005
U [mg/L]	0.000730	0.000041	0.000305
V [mg/L]	< 0.00001	0.00034	0.00094
W [mg/L]	< 0.0002	< 0.0002	< 0.0002
Zr [mg/L]	< 0.002	< 0.002	< 0.002
Zn [mg/L]	0.010	< 0.002	< 0.002



Lisa Thompson
Project Specialist Assistant,
Environment, Health & Safety

OnLine LIMS

0003917026

Results relate only to the sample tested. Data reported represents the sample submitted to SGS. Reproduction of this analytical report in full or in part is prohibited without prior written approval. Please refer to SGS General Conditions of Services located at https://www.sgs.ca/en/terms-and-conditions (Printed copies are available upon request.)
Test method information available upon request. "Temperature Upon Receipt" is representative of the whole shipment and may not reflect the temperature of individual samples.
SGS Canada Inc. Environment-Health & Safety statement of conformity decision rule does not consider uncertainty when analytical results are compared to a specified standard or regulation.

SGS Canada Inc.
P.O. Box 4300 - 185 Concession St.
Lakefield - Ontario - KOL 2HO
Phone: 705-652-2000 FAX: 705-652-6365

13-May-2024

Great Bear Resources Ltd.
Attn : Ashley Moncrief

1020 - 800 West Pender St., Vancouver
Canada, V6C 2V6
Phone: 778-833-2160, Fax:

Date Rec. : 07 December 2023
LR Report: **CA10055-DEC23**
Reference: Wk#28

Copy: #2

CERTIFICATE OF ANALYSIS
Final Report - Revised

Analysis	3: Analysis Completed Date	4: Analysis Completed Time	5: HC-1 Wk#28	6: HC-2 Wk#28	7: HC-3 Wk#28	8: HC-4 Wk#28	9: HC-5 Wk#28
Sample Date & Time			07-Dec-23	07-Dec-23	07-Dec-23	07-Dec-23	07-Dec-23
HumCell Leachate Vol [mL]	13-Dec-23	09:05	1014	1005	551	542	996
Sample Name	---	---	DX450052	DX 550083	DX450204	DX450176	DX450232
Sample Weight [g]	---	---	1000	1000	500	500	1000
pH [No unit]	08-Dec-23	12:21	6.65	7.45	7.26	6.51	7.15
Alkalinity [mg/L as CaCO3]	08-Dec-23	12:21	2	11	7	< 2	5
Conductivity [uS/cm]	08-Dec-23	12:21	31	27	19	32	15
Acidity [mg/L as CaCO3]	08-Dec-23	12:21	< 2	< 2	< 2	2	< 2
F [mg/L]	08-Dec-23	11:53	< 0.06	< 0.06	< 0.06	< 0.06	< 0.06
SO4 [mg/L]	14-Dec-23	12:09	10	2	< 2	12	< 2
Cl [mg/L]	14-Dec-23	12:09	< 1	< 1	< 1	< 1	< 1
Hg [mg/L]	12-Dec-23	12:34	< 0.00001	< 0.00001	< 0.00001	< 0.00001	< 0.00001
Ag [mg/L]	14-Dec-23	15:18	< 0.00005	< 0.00005	< 0.00005	< 0.00005	< 0.00005
Al [mg/L]	14-Dec-23	15:18	0.004	0.054	0.033	0.002	0.039
As [mg/L]	14-Dec-23	15:18	< 0.0002	0.0097	0.0011	< 0.0002	0.0034
Ba [mg/L]	14-Dec-23	15:18	0.00101	0.0100	0.00064	0.00366	0.00091
Be [mg/L]	14-Dec-23	15:18	< 0.000007	< 0.000007	< 0.000007	< 0.000007	< 0.000007
B [mg/L]	14-Dec-23	15:18	< 0.002	< 0.002	< 0.002	< 0.002	< 0.002
Bi [mg/L]	14-Dec-23	15:18	< 0.00001	0.00007	< 0.00001	< 0.00001	< 0.00001
Ca [mg/L]	14-Dec-23	15:18	4.62	4.63	2.85	4.18	2.28
Cd [mg/L]	14-Dec-23	15:18	0.00139	0.000005	< 0.000003	0.00179	0.000011
Co [mg/L]	14-Dec-23	15:18	0.000016	0.000061	0.000041	0.000158	< 0.000004
Cr [mg/L]	14-Dec-23	15:18	< 0.00008	< 0.00008	< 0.00008	< 0.00008	< 0.00008
Cu [mg/L]	14-Dec-23	15:18	0.0002	< 0.0002	0.0014	0.0004	< 0.0002
Fe [mg/L]	14-Dec-23	15:18	< 0.007	< 0.007	< 0.007	< 0.007	< 0.007
K [mg/L]	14-Dec-23	15:18	0.336	1.11	0.602	0.540	0.523
Mg [mg/L]	14-Dec-23	15:18	0.109	0.175	0.142	0.386	0.064
Mn [mg/L]	14-Dec-23	15:18	0.0543	0.0333	0.00584	0.0387	0.0149
Mo [mg/L]	14-Dec-23	15:18	0.00168	0.00017	0.00018	< 0.00004	0.00012
Na [mg/L]	14-Dec-23	15:18	0.09	0.09	0.08	0.07	0.08

OnLine LIMS

0003709016

Results relate only to the sample tested. Data reported represents the sample submitted to SGS. Reproduction of this analytical report in full or in part is prohibited without prior written approval. Please refer to SGS General Conditions of Services located at https://www.sgs.ca/en/terms-and-conditions (Printed copies are available upon request.)
Test method information available upon request. "Temperature Upon Receipt" is representative of the whole shipment and may not reflect the temperature of individual samples.
SGS Canada Inc. Environment-Health & Safety statement of conformity decision rule does not consider uncertainty when analytical results are compared to a specified standard or regulation.

SGS Canada Inc.
P.O. Box 4300 - 185 Concession St.
Lakefield - Ontario - KOL 2HO
Phone: 705-652-2000 FAX: 705-652-6365

LR Report : **CA10055-DEC23**

Analysis	3: Analysis Completed Date	4: Analysis Completed Time	5: HC-1 Wk#28	6: HC-2 Wk#28	7: HC-3 Wk#28	8: HC-4 Wk#28	9: HC-5 Wk#28
Ni [mg/L]	14-Dec-23	15:18	< 0.0001	< 0.0001	0.0002	0.0004	< 0.0001
P [mg/L]	14-Dec-23	15:18	< 0.003	< 0.003	< 0.003	< 0.003	< 0.003
Pb [mg/L]	14-Dec-23	15:18	0.0410	0.00039	0.00038	0.0582	< 0.00009
S [mg/L]	14-Dec-23	15:18	4	< 3	< 3	5	< 3
Sb [mg/L]	14-Dec-23	15:18	0.0012	< 0.0009	< 0.0009	< 0.0009	< 0.0009
Se [mg/L]	14-Dec-23	15:18	0.00036	0.00448	< 0.00004	0.00094	0.00009
Si [mg/L]	14-Dec-23	15:18	0.33	0.40	0.39	0.41	0.29
Sn [mg/L]	14-Dec-23	15:18	< 0.00006	< 0.00006	< 0.00006	< 0.00006	< 0.00006
Sr [mg/L]	14-Dec-23	15:18	0.0138	0.0197	0.00902	0.00815	0.00395
Ti [mg/L]	14-Dec-23	15:18	< 0.00007	< 0.00007	0.00020	< 0.00007	< 0.00007
Th [mg/L]	14-Dec-23	15:18	< 0.0001	< 0.0001	< 0.0001	< 0.0001	< 0.0001
Tl [mg/L]	14-Dec-23	15:18	< 0.000005	0.000011	0.000006	0.000013	0.000005
U [mg/L]	14-Dec-23	15:18	0.000017	0.000433	0.00331	0.000018	0.00117
V [mg/L]	14-Dec-23	15:18	< 0.00001	0.00037	0.00026	0.00001	0.00047
W [mg/L]	14-Dec-23	15:18	< 0.00002	0.00009	0.00008	< 0.00002	0.00005
Zr [mg/L]	14-Dec-23	15:18	< 0.002	< 0.002	< 0.002	< 0.002	< 0.002
Zn [mg/L]	14-Dec-23	15:18	0.055	< 0.002	< 0.002	0.074	< 0.002

Analysis	10: HC-6 Wk#28	11: HC-7 Wk#28
Sample Date & Time	07-Dec-23	07-Dec-23
HumCell Leachate Vol [mL]	502	1023
Sample Name	DX450181	DX450002
Sample Weight [g]	500	1000
pH [No unit]	7.35	7.40
Alkalinity [mg/L as CaCO3]	10	7
Conductivity [uS/cm]	20	17
Acidity [mg/L as CaCO3]	< 2	< 2
F [mg/L]	< 0.06	< 0.06
SO4 [mg/L]	< 2	< 2
Cl [mg/L]	< 1	< 1
Hg [mg/L]	< 0.00001	< 0.00001
Ag [mg/L]	< 0.00005	< 0.00005
Al [mg/L]	0.048	0.034
As [mg/L]	0.0006	0.0074
Ba [mg/L]	0.00062	0.00054
Be [mg/L]	< 0.000007	< 0.000007
B [mg/L]	< 0.002	< 0.002
Bi [mg/L]	< 0.00001	< 0.00001
Ca [mg/L]	3.33	2.64
Cd [mg/L]	< 0.000003	0.000003
Co [mg/L]	0.000006	0.000017
Cr [mg/L]	< 0.00008	< 0.00008

OnLine LIMS

0003709016

Results relate only to the sample tested. Data reported represents the sample submitted to SGS. Reproduction of this analytical report in full or in part is prohibited without prior written approval. Please refer to SGS General Conditions of Services located at https://www.sgs.ca/en/terms-and-conditions (Printed copies are available upon request.)
Test method information available upon request. "Temperature Upon Receipt" is representative of the whole shipment and may not reflect the temperature of individual samples.
SGS Canada Inc. Environment-Health & Safety statement of conformity decision rule does not consider uncertainty when analytical results are compared to a specified standard or regulation.

SGS Canada Inc.
P.O. Box 4300 - 185 Concession St.
Lakefield - Ontario - KOL 2HO
Phone: 705-652-2000 FAX: 705-652-6365

LR Report : **CA10055-DEC23**

Analysis	10: HC-6 Wk#28	11: HC-7 Wk#28
Cu [mg/L]	< 0.0002	< 0.0002
Fe [mg/L]	< 0.007	< 0.007
K [mg/L]	0.458	0.407
Mg [mg/L]	0.143	0.090
Mn [mg/L]	0.00579	0.0113
Mo [mg/L]	0.00010	0.00012
Na [mg/L]	0.12	0.09
Ni [mg/L]	< 0.0001	< 0.0001
P [mg/L]	< 0.003	< 0.003
Pb [mg/L]	< 0.00009	< 0.00009
S [mg/L]	< 3	< 3
Sb [mg/L]	< 0.0009	< 0.0009
Se [mg/L]	< 0.00004	< 0.00004
Si [mg/L]	0.53	0.23
Sn [mg/L]	< 0.00006	< 0.00006
Sr [mg/L]	0.00929	0.00539
Ti [mg/L]	< 0.00007	0.00015
Th [mg/L]	< 0.0001	< 0.0001
Tl [mg/L]	< 0.000005	< 0.000005
U [mg/L]	0.000551	0.00102
V [mg/L]	0.00070	0.00017
W [mg/L]	0.00108	0.00004
Zr [mg/L]	< 0.002	< 0.002
Zn [mg/L]	< 0.002	< 0.002



Lisa Thompson
Project Specialist Assistant,
Environment, Health & Safety

OnLine LIMS

0003709016

Results relate only to the sample tested. Data reported represents the sample submitted to SGS. Reproduction of this analytical report in full or in part is prohibited without prior written approval. Please refer to SGS General Conditions of Services located at https://www.sgs.ca/en/terms-and-conditions (Printed copies are available upon request.)
Test method information available upon request. "Temperature Upon Receipt" is representative of the whole shipment and may not reflect the temperature of individual samples.
SGS Canada Inc. Environment-Health & Safety statement of conformity decision rule does not consider uncertainty when analytical results are compared to a specified standard or regulation.

SGS Canada Inc.
P.O. Box 4300 - 185 Concession St.
Lakefield - Ontario - KOL 2HO
Phone: 705-652-2000 FAX: 705-652-6365

28-December-2023

Great Bear Resources Ltd.
Attn : Ashley Moncrief

1020 - 800 West Pender St., Vancouver
Canada, V6C 2V6
Phone: 778-833-2160, Fax:

Date Rec. : 08 December 2023
LR Report: **CA10060-DEC23**
Reference: Wk#28

Copy: #1

CERTIFICATE OF ANALYSIS
Final Report

Analysis	3: Analysis Completed Date	4: Analysis Completed Time	5: HC-8 Wk#28	6: HC-9 Wk#28	7: HC-10 Wk#28	8: HC-11 Wk#28
Sample Date & Time			08-Dec-23	08-Dec-23	08-Dec-23	08-Dec-23
HumCell Leachate Vol [mL]	28-Dec-23	13:13	949	998	917	948
Sample Name	---	---	DX450108	DX450076	DX450186	DX450118
Sample Weight [g]	---	---	1000	1000	1000	1000
pH [No unit]	12-Dec-23	10:52	7.32	6.64	6.99	7.23
Alkalinity [mg/L as CaCO3]	12-Dec-23	09:54	9	2	4	6
Conductivity [uS/cm]	12-Dec-23	09:54	24	34	14	15
Acidity [mg/L as CaCO3]	12-Dec-23	09:54	< 2	4	< 2	< 2
F [mg/L]	12-Dec-23	08:57	< 0.06	< 0.06	< 0.06	< 0.06
SO4 [mg/L]	14-Dec-23	13:55	2	12	< 2	< 2
Cl [mg/L]	14-Dec-23	13:55	< 1	< 1	< 1	< 1
Hg [mg/L]	12-Dec-23	12:33	< 0.00001	< 0.00001	< 0.00001	< 0.00001
Ag [mg/L]	14-Dec-23	15:13	< 0.00005	< 0.00005	< 0.00005	< 0.00005
Al [mg/L]	14-Dec-23	15:13	0.061	0.002	0.037	0.053
As [mg/L]	14-Dec-23	15:13	0.0016	< 0.0002	0.0004	0.0004
Ba [mg/L]	14-Dec-23	15:13	0.00139	0.00446	0.00055	0.00060
Be [mg/L]	14-Dec-23	15:13	< 0.000007	< 0.000007	< 0.000007	< 0.000007
B [mg/L]	14-Dec-23	15:13	< 0.002	< 0.002	< 0.002	< 0.002
Bi [mg/L]	14-Dec-23	15:13	< 0.00001	0.00001	< 0.00001	< 0.00001
Ca [mg/L]	14-Dec-23	15:13	3.93	4.40	2.56	2.74
Cd [mg/L]	14-Dec-23	15:13	0.000005	0.0171	0.000005	0.000006
Co [mg/L]	14-Dec-23	15:13	0.000010	0.000294	0.000009	0.000007
Cr [mg/L]	14-Dec-23	15:13	< 0.00008	< 0.00008	< 0.00008	< 0.00008
Cu [mg/L]	14-Dec-23	15:13	< 0.0002	0.0003	0.0007	< 0.0002
Fe [mg/L]	14-Dec-23	15:13	< 0.007	< 0.007	< 0.007	< 0.007
K [mg/L]	14-Dec-23	15:13	0.671	0.960	0.323	0.273
Mg [mg/L]	14-Dec-23	15:13	0.266	0.089	0.051	0.059
Mn [mg/L]	14-Dec-23	15:13	0.0251	0.127	0.0178	0.0176

OnLine LIMS

Results relate only to the sample tested. Data reported represents the sample submitted to SGS. Reproduction of this analytical report in full or in part is prohibited without prior written approval. Please refer to SGS General Conditions of Services located at https://www.sgs.ca/en/terms-and-conditions (Printed copies are available upon request.)
Test method information available upon request. "Temperature Upon Receipt" is representative of the whole shipment and may not reflect the temperature of individual samples.
SGS Canada Inc. Environment-Health & Safety statement of conformity decision rule does not consider uncertainty when analytical results are compared to a specified standard or regulation.

0003575975

SGS Canada Inc.
P.O. Box 4300 - 185 Concession St.
Lakefield - Ontario - KOL 2HO
Phone: 705-652-2000 FAX: 705-652-6365

LR Report : **CA10060-DEC23**

Analysis	3: Analysis Completed Date	4: Analysis Completed Time	5: HC-8 Wk#28	6: HC-9 Wk#28	7: HC-10 Wk#28	8: HC-11 Wk#28
Mo [mg/L]	14-Dec-23	15:13	0.00051	0.00036	< 0.00004	0.00010
Na [mg/L]	14-Dec-23	15:13	0.10	0.07	0.08	0.08
Ni [mg/L]	14-Dec-23	15:13	0.0001	0.0055	< 0.0001	< 0.0001
P [mg/L]	14-Dec-23	15:13	< 0.003	< 0.003	< 0.003	< 0.003
Pb [mg/L]	14-Dec-23	15:13	< 0.00009	0.0218	0.00009	< 0.00009
S [mg/L]	14-Dec-23	15:13	< 3	6	< 3	< 3
Sb [mg/L]	14-Dec-23	15:13	< 0.0009	< 0.0009	< 0.0009	< 0.0009
Se [mg/L]	14-Dec-23	15:13	0.00018	0.00107	0.00019	< 0.00004
Si [mg/L]	14-Dec-23	15:13	0.31	0.61	0.27	0.30
Sn [mg/L]	14-Dec-23	15:13	< 0.00006	< 0.00006	< 0.00006	< 0.00006
Sr [mg/L]	14-Dec-23	15:13	0.00663	0.0108	0.00570	0.00534
Ti [mg/L]	14-Dec-23	15:13	0.00007	< 0.00007	< 0.00007	< 0.00007
Th [mg/L]	14-Dec-23	15:13	< 0.0001	< 0.0001	< 0.0001	< 0.0001
Tl [mg/L]	14-Dec-23	15:13	0.000005	0.000023	< 0.000005	< 0.000005
U [mg/L]	14-Dec-23	15:13	0.000407	0.00328	0.000926	0.000277
V [mg/L]	14-Dec-23	15:13	0.00018	0.00002	0.00005	0.00008
W [mg/L]	14-Dec-23	15:13	0.00006	< 0.00002	0.00004	0.00007
Zr [mg/L]	14-Dec-23	15:13	< 0.002	< 0.002	< 0.002	< 0.002
Zn [mg/L]	14-Dec-23	15:13	< 0.002	1.91	< 0.002	< 0.002

Analysis	9: HC-12 Wk#28	10: HC-13 Wk#28	11: HC-14 Wk#28	12: HC-15 Wk#28	13: HC-16 Wk#28	14: HC-17 Wk#28
Sample Date & Time	08-Dec-23	08-Dec-23	08-Dec-23	08-Dec-23	08-Dec-23	08-Dec-23
HumCell Leachate Vol [mL]	973	999	927	690	996	994
Sample Name	DX 550107	DX450159	DX450171	DX450134	DX450185	DX450032
Sample Weight [g]	1000	1000	1000	1000	1000	1000
pH [No unit]	6.91	7.23	6.67	7.37	7.31	6.59
Alkalinity [mg/L as CaCO3]	4	10	3	10	10	2
Conductivity [uS/cm]	18	30	20	56	28	12
Acidity [mg/L as CaCO3]	< 2	< 2	< 2	< 2	< 2	< 2
F [mg/L]	< 0.06	< 0.06	< 0.06	< 0.06	< 0.06	< 0.06
SO4 [mg/L]	3	3	5	11	2	< 2
Cl [mg/L]	< 1	< 1	< 1	4	< 1	< 1
Hg [mg/L]	< 0.00001	< 0.00001	< 0.00001	< 0.00001	< 0.00001	< 0.00001
Ag [mg/L]	< 0.00005	< 0.00005	< 0.00005	< 0.00005	< 0.00005	< 0.00005
Al [mg/L]	0.046	0.094	0.024	0.011	0.117	0.009
As [mg/L]	0.0019	0.0028	0.0017	0.0915	0.0122	0.0302
Ba [mg/L]	0.00119	0.00057	0.00218	0.00093	0.00192	0.00029
Be [mg/L]	< 0.000007	< 0.000007	< 0.000007	< 0.000007	< 0.000007	< 0.000007
B [mg/L]	< 0.002	< 0.002	< 0.002	< 0.002	< 0.002	< 0.002

OnLine LIMS

0003575975

Results relate only to the sample tested. Data reported represents the sample submitted to SGS. Reproduction of this analytical report in full or in part is prohibited without prior written approval. Please refer to SGS General Conditions of Services located at https://www.sgs.ca/en/terms-and-conditions (Printed copies are available upon request.)
Test method information available upon request. "Temperature Upon Receipt" is representative of the whole shipment and may not reflect the temperature of individual samples.
SGS Canada Inc. Environment-Health & Safety statement of conformity decision rule does not consider uncertainty when analytical results are compared to a specified standard or regulation.

SGS Canada Inc.
P.O. Box 4300 - 185 Concession St.
Lakefield - Ontario - KOL 2HO
Phone: 705-652-2000 FAX: 705-652-6365

LR Report : **CA10060-DEC23**

Analysis	9: HC-12 Wk#28	10: HC-13 Wk#28	11: HC-14 Wk#28	12: HC-15 Wk#28	13: HC-16 Wk#28	14: HC-17 Wk#28
Bi [mg/L]	0.00002	< 0.00001	< 0.00001	< 0.00001	< 0.00001	< 0.00001
Ca [mg/L]	3.22	5.36	2.70	8.89	4.31	1.94
Cd [mg/L]	0.000006	0.000004	0.000003	0.000006	0.000003	0.000005
Co [mg/L]	0.000008	0.000004	0.000047	0.000297	0.000046	0.000168
Cr [mg/L]	< 0.00008	< 0.00008	< 0.00008	< 0.00008	< 0.00008	< 0.00008
Cu [mg/L]	0.0003	< 0.0002	< 0.0002	0.0006	0.0002	< 0.0002
Fe [mg/L]	< 0.007	< 0.007	< 0.007	< 0.007	< 0.007	< 0.007
K [mg/L]	0.332	0.590	0.874	0.503	1.98	0.399
Mg [mg/L]	0.032	0.064	0.187	0.329	0.079	0.059
Mn [mg/L]	0.0206	0.0188	0.00360	0.0179	0.00889	0.00246
Mo [mg/L]	0.00066	0.00023	0.00012	0.00060	0.00022	0.00033
Na [mg/L]	0.06	0.06	0.11	0.09	0.10	0.07
Ni [mg/L]	< 0.0001	< 0.0001	0.0003	0.0118	0.0001	0.0002
P [mg/L]	< 0.003	< 0.003	< 0.003	< 0.003	< 0.003	< 0.003
Pb [mg/L]	< 0.00009	< 0.00009	< 0.00009	< 0.00009	< 0.00009	< 0.00009
S [mg/L]	< 3	< 3	< 3	7	< 3	< 3
Sb [mg/L]	< 0.0009	< 0.0009	< 0.0009	0.0016	< 0.0009	< 0.0009
Se [mg/L]	0.00012	< 0.00004	0.00026	0.00030	< 0.00004	< 0.00004
Si [mg/L]	0.33	0.55	0.31	0.32	0.54	0.54
Sn [mg/L]	< 0.00006	< 0.00006	< 0.00006	< 0.00006	< 0.00006	< 0.00006
Sr [mg/L]	0.00487	0.00643	0.0103	0.0144	0.00864	0.00484
Ti [mg/L]	0.00014	< 0.00007	0.00009	< 0.00007	< 0.00007	< 0.00007
Th [mg/L]	< 0.0001	< 0.0001	< 0.0001	< 0.0001	< 0.0001	< 0.0001
Tl [mg/L]	0.000006	0.000007	< 0.000005	0.000006	0.000005	< 0.000005
U [mg/L]	0.00863	0.000497	0.000342	0.00345	0.000997	0.000563
V [mg/L]	0.00012	0.00008	0.00022	0.00008	0.00046	0.00026
W [mg/L]	0.00005	0.00004	0.00005	< 0.00002	0.00004	< 0.00002
Zr [mg/L]	< 0.002	< 0.002	< 0.002	< 0.002	< 0.002	< 0.002
Zn [mg/L]	< 0.002	< 0.002	< 0.002	< 0.002	< 0.002	< 0.002

Analysis	15: HC-18 Wk#28	16: HC-19 Wk#28	17: HC-20 Wk#28	18: HC-21 Wk#28	19: HC-22 Wk#28	20: HC-23 Wk#28
Sample Date & Time	08-Dec-23	08-Dec-23	08-Dec-23	08-Dec-23	08-Dec-23	08-Dec-23
HumCell Leachate Vol [mL]	918	942	954	972	477	1008
Sample Name	DX 550064	DX450008	DX 550056	DX450022	DX450077	DX450113
Sample Weight [g]	1000	1000	1000	1000	500	1000
pH [No unit]	7.37	6.93	7.23	7.51	7.46	7.65
Alkalinity [mg/L as CaCO3]	9	4	7	11	10	12
Conductivity [uS/cm]	19	10	19	26	27	26
Acidity [mg/L as CaCO3]	< 2	< 2	< 2	< 2	< 2	< 2

OnLine LIMS

0003575975

Results relate only to the sample tested. Data reported represents the sample submitted to SGS. Reproduction of this analytical report in full or in part is prohibited without prior written approval. Please refer to SGS General Conditions of Services located at https://www.sgs.ca/en/terms-and-conditions (Printed copies are available upon request.)
Test method information available upon request. "Temperature Upon Receipt" is representative of the whole shipment and may not reflect the temperature of individual samples.
SGS Canada Inc. Environment-Health & Safety statement of conformity decision rule does not consider uncertainty when analytical results are compared to a specified standard or regulation.

SGS Canada Inc.
P.O. Box 4300 - 185 Concession St.
Lakefield - Ontario - KOL 2HO
Phone: 705-652-2000 FAX: 705-652-6365

LR Report : **CA10060-DEC23**

Analysis	15: HC-18 Wk#28	16: HC-19 Wk#28	17: HC-20 Wk#28	18: HC-21 Wk#28	19: HC-22 Wk#28	20: HC-23 Wk#28
F [mg/L]	< 0.06	< 0.06	< 0.06	< 0.06	< 0.06	< 0.06
SO4 [mg/L]	< 2	< 2	< 2	< 2	< 2	< 2
Cl [mg/L]	< 1	< 1	< 1	< 1	< 1	< 1
Hg [mg/L]	< 0.00001	< 0.00001	< 0.00001	< 0.00001	< 0.00001	< 0.00001
Ag [mg/L]	< 0.00005	< 0.00005	< 0.00005	< 0.00005	< 0.00005	< 0.00005
Al [mg/L]	0.063	0.052	0.031	0.058	0.034	0.048
As [mg/L]	0.0091	0.0004	0.0005	0.0065	0.0004	0.0053
Ba [mg/L]	0.00029	0.00033	0.00189	0.00025	0.00649	0.00371
Be [mg/L]	< 0.000007	< 0.000007	< 0.000007	< 0.000007	< 0.000007	< 0.000007
B [mg/L]	< 0.002	< 0.002	< 0.002	< 0.002	< 0.002	< 0.002
Bi [mg/L]	< 0.00001	< 0.00001	< 0.00001	< 0.00001	< 0.00001	< 0.00001
Ca [mg/L]	3.62	1.87	3.06	4.74	3.19	4.91
Cd [mg/L]	0.000012	0.000003	< 0.000003	< 0.000003	0.000011	< 0.000003
Co [mg/L]	0.000035	0.000009	0.000016	0.000048	0.000011	0.000014
Cr [mg/L]	< 0.00008	< 0.00008	< 0.00008	< 0.00008	< 0.00008	< 0.00008
Cu [mg/L]	0.0007	0.0003	0.0002	0.0002	0.0005	< 0.0002
Fe [mg/L]	< 0.007	< 0.007	< 0.007	< 0.007	< 0.007	< 0.007
K [mg/L]	0.300	0.285	0.377	0.077	1.39	0.357
Mg [mg/L]	0.068	0.032	0.238	0.139	0.170	0.173
Mn [mg/L]	0.00648	0.00902	0.0267	0.0356	0.0327	0.0310
Mo [mg/L]	0.00011	0.00044	< 0.00004	0.00036	0.00009	< 0.00004
Na [mg/L]	0.10	0.07	0.07	0.06	0.08	0.04
Ni [mg/L]	< 0.0001	< 0.0001	< 0.0001	< 0.0001	< 0.0001	0.0001
P [mg/L]	< 0.003	< 0.003	< 0.003	< 0.003	< 0.003	< 0.003
Pb [mg/L]	< 0.00009	< 0.00009	< 0.00009	< 0.00009	< 0.00009	< 0.00009
S [mg/L]	< 3	< 3	< 3	< 3	< 3	< 3
Sb [mg/L]	< 0.0009	< 0.0009	< 0.0009	< 0.0009	< 0.0009	< 0.0009
Se [mg/L]	< 0.00004	< 0.00004	< 0.00004	< 0.00004	< 0.00004	< 0.00004
Si [mg/L]	0.41	0.30	0.27	0.26	0.26	0.33
Sn [mg/L]	< 0.00006	< 0.00006	< 0.00006	< 0.00006	< 0.00006	< 0.00006
Sr [mg/L]	0.00444	0.00303	0.00713	0.00343	0.00610	0.0150
Ti [mg/L]	0.00012	0.00013	< 0.00007	< 0.00007	< 0.00007	< 0.00007
Th [mg/L]	< 0.0001	< 0.0001	< 0.0001	< 0.0001	< 0.0001	< 0.0001
Tl [mg/L]	0.000006	< 0.000005	< 0.000005	< 0.000005	< 0.000005	< 0.000005
U [mg/L]	0.000549	0.000092	0.000741	0.000060	0.000163	0.00199
V [mg/L]	0.00018	0.00004	0.00073	0.00040	0.00080	0.00016
W [mg/L]	0.00003	< 0.00002	< 0.00002	< 0.00002	0.00003	0.00005
Zr [mg/L]	< 0.002	< 0.002	< 0.002	< 0.002	< 0.002	< 0.002
Zn [mg/L]	< 0.002	< 0.002	< 0.002	< 0.002	< 0.002	< 0.002

OnLine LIMS

0003575975

Results relate only to the sample tested. Data reported represents the sample submitted to SGS. Reproduction of this analytical report in full or in part is prohibited without prior written approval. Please refer to SGS General Conditions of Services located at https://www.sgs.ca/en/terms-and-conditions (Printed copies are available upon request.)
Test method information available upon request. "Temperature Upon Receipt" is representative of the whole shipment and may not reflect the temperature of individual samples.
SGS Canada Inc. Environment-Health & Safety statement of conformity decision rule does not consider uncertainty when analytical results are compared to a specified standard or regulation.

SGS Canada Inc.
P.O. Box 4300 - 185 Concession St.
Lakefield - Ontario - KOL 2HO
Phone: 705-652-2000 FAX: 705-652-6365

LR Report : **CA10060-DEC23**

Analysis	21: HC-24 Wk#28	22: HC-25 Wk#28	23: HC-26 Wk#28	24: HC-27 Wk#28
Sample Date & Time	08-Dec-23	08-Dec-23	08-Dec-23	08-Dec-23
HumCell Leachate Vol [mL]	974	999	746	993
Sample Name	DX 550101	DX450128	DX450021	DX450222
Sample Weight [g]	1000	1000	750	1000
pH [No unit]	8.25	7.48	6.95	6.94
Alkalinity [mg/L as CaCO3]	8	8	6	4
Conductivity [uS/cm]	22	33	92	18
Acidity [mg/L as CaCO3]	< 2	< 2	< 2	< 2
F [mg/L]	< 0.06	< 0.06	< 0.06	< 0.06
SO4 [mg/L]	< 2	4	35	4
Cl [mg/L]	< 1	< 1	< 1	< 1
Hg [mg/L]	< 0.00001	< 0.00001	< 0.00001	< 0.00001
Ag [mg/L]	< 0.00005	< 0.00005	< 0.00005	< 0.00005
Al [mg/L]	0.037	0.048	0.003	0.032
As [mg/L]	0.0015	0.0017	< 0.0002	0.0008
Ba [mg/L]	0.00057	0.00098	0.00588	0.00042
Be [mg/L]	< 0.000007	< 0.000007	< 0.000007	< 0.000007
B [mg/L]	< 0.002	< 0.002	< 0.002	< 0.002
Bi [mg/L]	< 0.00001	< 0.00001	< 0.00001	< 0.00001
Ca [mg/L]	3.86	5.74	13.9	3.00
Cd [mg/L]	0.000006	< 0.000003	0.000049	0.000005
Co [mg/L]	0.000020	0.000035	0.000331	0.000004
Cr [mg/L]	< 0.00008	< 0.00008	< 0.00008	< 0.00008
Cu [mg/L]	< 0.0002	< 0.0002	< 0.0002	< 0.0002
Fe [mg/L]	< 0.007	< 0.007	0.041	< 0.007
K [mg/L]	0.186	0.351	2.54	0.467
Mg [mg/L]	0.182	0.156	0.397	0.078
Mn [mg/L]	0.0280	0.0154	0.0461	0.00995
Mo [mg/L]	0.00035	0.00020	0.00005	0.00078
Na [mg/L]	0.05	0.08	0.19	0.07
Ni [mg/L]	< 0.0001	< 0.0001	0.0011	< 0.0001
P [mg/L]	< 0.003	< 0.003	< 0.003	< 0.003
Pb [mg/L]	< 0.00009	< 0.00009	< 0.00009	< 0.00009
S [mg/L]	< 3	3	15	< 3
Sb [mg/L]	< 0.0009	< 0.0009	< 0.0009	< 0.0009
Se [mg/L]	< 0.00004	< 0.00004	0.00014	< 0.00004
Si [mg/L]	0.21	0.24	0.23	0.27
Sn [mg/L]	< 0.00006	< 0.00006	< 0.00006	< 0.00006
Sr [mg/L]	0.00361	0.00620	0.0121	0.00489
Ti [mg/L]	< 0.00007	< 0.00007	< 0.00007	< 0.00007
Th [mg/L]	< 0.0001	< 0.0001	< 0.0001	< 0.0001
Tl [mg/L]	< 0.000005	< 0.000005	< 0.000005	< 0.000005

OnLine LIMS

0003575975

Results relate only to the sample tested. Data reported represents the sample submitted to SGS. Reproduction of this analytical report in full or in part is prohibited without prior written approval. Please refer to SGS General Conditions of Services located at https://www.sgs.ca/en/terms-and-conditions (Printed copies are available upon request.)
Test method information available upon request. "Temperature Upon Receipt" is representative of the whole shipment and may not reflect the temperature of individual samples.
SGS Canada Inc. Environment-Health & Safety statement of conformity decision rule does not consider uncertainty when analytical results are compared to a specified standard or regulation.

SGS Canada Inc.
P.O. Box 4300 - 185 Concession St.
Lakefield - Ontario - KOL 2HO
Phone: 705-652-2000 FAX: 705-652-6365

LR Report : **CA10060-DEC23**

Analysis	21: HC-24 Wk#28	22: HC-25 Wk#28	23: HC-26 Wk#28	24: HC-27 Wk#28
U [mg/L]	0.000535	0.000381	0.000018	0.000267
V [mg/L]	0.00048	0.00043	< 0.00001	0.00011
W [mg/L]	< 0.00002	0.00055	< 0.00002	< 0.00002
Zr [mg/L]	< 0.002	< 0.002	< 0.002	< 0.002
Zn [mg/L]	< 0.002	< 0.002	0.006	< 0.002



Lisa Thompson
Project Specialist Assistant,
Environment, Health & Safety

OnLine LIMS

Results relate only to the sample tested. Data reported represents the sample submitted to SGS. Reproduction of this analytical report in full or in part is prohibited without prior written approval. Please refer to SGS General Conditions of Services located at https://www.sgs.ca/en/terms-and-conditions (Printed copies are available upon request.)
Test method information available upon request. "Temperature Upon Receipt" is representative of the whole shipment and may not reflect the temperature of individual samples.
SGS Canada Inc. Environment-Health & Safety statement of conformity decision rule does not consider uncertainty when analytical results are compared to a specified standard or regulation.

0003575975

SGS Canada Inc.
P.O. Box 4300 - 185 Concession St.
Lakefield - Ontario - KOL 2HO
Phone: 705-652-2000 FAX: 705-652-6365

13-November-2024

Great Bear Resources Ltd.
Attn : Ashley Moncrief

1020 - 800 West Pender St.
Vancouver, BC
V6C 2V6, Canada

Phone: 778-833-2160
Fax:

Date Rec. : 01 November 2024
LR Report: **CA10002-NOV24**
Reference: Wk#28

Copy: #1

CERTIFICATE OF ANALYSIS
Final Report

Analysis	3: Analysis Completed Date	4: Analysis Completed Time	5: HC-28 Wk#28	6: HC-29 Wk#28	7: HC-30 Wk#28	8: HC-31 Wk#28	9: HC-32 Wk#28
Sample Date & Time			01-Nov-24	01-Nov-24	01-Nov-24	01-Nov-24	01-Nov-24
HumCell Leachate Vol [mL]	04-Nov-24	14:20	951	991	707	937	694
Sample Name	---	---	31787	DX450179	31644	DX450183	O31576
Sample Weight [g]	---	---	1000	1000	750	1000	750
pH [No unit]	05-Nov-24	11:17	6.84	6.94	7.12	6.98	7.02
Alkalinity [mg/L as CaCO3]	05-Nov-24	11:17	2	3	6	5	6
Conductivity [uS/cm]	05-Nov-24	11:17	6	9	16	16	18
Acidity [mg/L as CaCO3]	05-Nov-24	11:17	< 2	< 2	< 2	< 2	< 2
F [mg/L]	04-Nov-24	09:10	< 0.06	< 0.06	< 0.06	< 0.06	< 0.06
SO4 [mg/L]	07-Nov-24	13:46	0.3	0.4	1.2	1.7	2.0
Cl [mg/L]	05-Nov-24	19:20	< 0.2	< 0.2	< 0.2	< 0.2	< 0.2
Hg [mg/L]	06-Nov-24	08:57	< 0.00001	< 0.00001	< 0.00001	< 0.00001	< 0.00001
Ag [mg/L]	05-Nov-24	10:15	< 0.00005	< 0.00005	< 0.00005	< 0.00005	< 0.00005
Al [mg/L]	05-Nov-24	10:15	0.025	0.029	0.023	0.036	0.045
As [mg/L]	05-Nov-24	10:15	0.0016	0.0086	0.0035	0.0094	0.0016
Ba [mg/L]	05-Nov-24	10:15	0.00061	0.00182	0.00066	0.00033	0.00146
Be [mg/L]	05-Nov-24	10:15	< 0.000007	< 0.000007	< 0.000007	< 0.000007	< 0.000007
B [mg/L]	05-Nov-24	10:15	< 0.002	< 0.002	< 0.002	< 0.002	< 0.002
Bi [mg/L]	05-Nov-24	10:15	< 0.00001	< 0.00001	< 0.00001	< 0.00001	< 0.00001
Ca [mg/L]	05-Nov-24	10:15	0.86	1.17	2.33	2.90	2.94
Cd [mg/L]	05-Nov-24	10:15	< 0.000003	< 0.000003	< 0.000003	< 0.000003	0.000006
Co [mg/L]	05-Nov-24	10:15	0.000015	0.000036	0.000015	0.000027	0.000022
Cr [mg/L]	05-Nov-24	10:15	< 0.00008	< 0.00008	< 0.00008	< 0.00008	< 0.00008
Cu [mg/L]	05-Nov-24	10:15	< 0.001	< 0.001	< 0.001	< 0.001	< 0.001
Fe [mg/L]	05-Nov-24	10:15	< 0.007	< 0.007	< 0.007	< 0.007	< 0.007
K [mg/L]	05-Nov-24	10:15	0.326	0.651	0.666	0.408	0.642
Mg [mg/L]	05-Nov-24	10:15	0.040	0.063	0.113	0.071	0.055
Mn [mg/L]	05-Nov-24	10:15	0.00172	0.00169	0.0133	0.00338	0.0268
Mo [mg/L]	05-Nov-24	10:15	< 0.0004	< 0.0004	< 0.0004	< 0.0004	< 0.0004
Na [mg/L]	05-Nov-24	10:15	0.07	0.07	0.07	0.09	0.07

OnLine LIMS

0003926275

Results relate only to the sample tested. Data reported represents the sample submitted to SGS. Reproduction of this analytical report in full or in part is prohibited without prior written approval. Please refer to SGS General Conditions of Services located at https://www.sgs.ca/en/terms-and-conditions (Printed copies are available upon request.)
Test method information available upon request. "Temperature Upon Receipt" is representative of the whole shipment and may not reflect the temperature of individual samples.
SGS Canada Inc. Environment-Health & Safety statement of conformity decision rule does not consider uncertainty when analytical results are compared to a specified standard or regulation.

SGS Canada Inc.
P.O. Box 4300 - 185 Concession St.
Lakefield - Ontario - KOL 2HO
Phone: 705-652-2000 FAX: 705-652-6365

LR Report : **CA10002-NOV24**

Analysis	3: Analysis Completed Date	4: Analysis Completed Time	5: HC-28 Wk#28	6: HC-29 Wk#28	7: HC-30 Wk#28	8: HC-31 Wk#28	9: HC-32 Wk#28
Ni [mg/L]	05-Nov-24	10:15	< 0.0001	0.0002	< 0.0001	< 0.0001	< 0.0001
P [mg/L]	05-Nov-24	10:15	0.010	0.011	0.004	0.007	0.006
Pb [mg/L]	05-Nov-24	10:15	< 0.00009	< 0.00009	< 0.00009	< 0.00009	< 0.00009
S [mg/L]	05-Nov-24	10:15	< 5	< 5	< 5	< 5	< 5
Sb [mg/L]	05-Nov-24	10:15	< 0.0009	< 0.0009	0.0009	< 0.0009	< 0.0009
Se [mg/L]	05-Nov-24	10:15	< 0.00004	< 0.00004	< 0.00004	< 0.00004	0.00027
Si [mg/L]	05-Nov-24	10:15	0.12	0.16	0.16	0.21	0.19
Sn [mg/L]	05-Nov-24	10:15	< 0.00006	< 0.00006	< 0.00006	< 0.00006	< 0.00006
Sr [mg/L]	05-Nov-24	10:15	0.00275	0.00378	0.00837	0.00640	0.00451
Ti [mg/L]	05-Nov-24	10:15	< 0.0001	0.0002	0.0001	0.0001	0.0001
Th [mg/L]	05-Nov-24	10:15	< 0.0001	< 0.0001	< 0.0001	< 0.0001	< 0.0001
Tl [mg/L]	05-Nov-24	10:15	< 0.000005	< 0.000005	< 0.000005	< 0.000005	< 0.000005
U [mg/L]	05-Nov-24	10:15	0.000273	0.00136	0.000570	0.00126	0.000213
V [mg/L]	05-Nov-24	10:15	0.00030	0.00050	0.00022	0.00031	0.00017
W [mg/L]	05-Nov-24	10:15	< 0.0002	< 0.0002	< 0.0002	< 0.0002	< 0.0002
Zr [mg/L]	05-Nov-24	10:15	< 0.002	< 0.002	< 0.002	< 0.002	< 0.002
Zn [mg/L]	05-Nov-24	10:15	< 0.002	< 0.002	< 0.002	< 0.002	< 0.002

Analysis	10: HC-33 Wk#28	11: HC-34 Wk#28	12: HC-35 Wk#28
Sample Date & Time	01-Nov-24	01-Nov-24	01-Nov-24
HumCell Leachate Vol [mL]	1008	920	1011
Sample Name	DX450213	DX450174	31795
Sample Weight [g]	1000	1000	1000
pH [No unit]	5.12	7.24	7.17
Alkalinity [mg/L as CaCO3]	< 2	8	7
Conductivity [uS/cm]	36	18	19
Acidity [mg/L as CaCO3]	7	< 2	< 2
F [mg/L]	< 0.06	< 0.06	< 0.06
SO4 [mg/L]	12	0.4	0.9
Cl [mg/L]	< 0.2	< 0.2	< 0.2
Hg [mg/L]	< 0.00001	< 0.00001	< 0.00001
Ag [mg/L]	< 0.00005	< 0.00005	< 0.00005
Al [mg/L]	0.051	0.039	0.188
As [mg/L]	0.0002	0.0041	0.0679
Ba [mg/L]	0.00780	0.00244	0.00314
Be [mg/L]	0.000052	< 0.000007	< 0.000007
B [mg/L]	0.003	< 0.002	< 0.002
Bi [mg/L]	< 0.00001	< 0.00001	< 0.00001
Ca [mg/L]	1.84	2.70	3.06
Cd [mg/L]	0.000017	< 0.000003	0.000004
Co [mg/L]	0.000350	0.000017	0.000031
Cr [mg/L]	< 0.00008	< 0.00008	< 0.00008

OnLine LIMS

0003926275

Results relate only to the sample tested. Data reported represents the sample submitted to SGS. Reproduction of this analytical report in full or in part is prohibited without prior written approval. Please refer to SGS General Conditions of Services located at https://www.sgs.ca/en/terms-and-conditions (Printed copies are available upon request.)
Test method information available upon request. "Temperature Upon Receipt" is representative of the whole shipment and may not reflect the temperature of individual samples.
SGS Canada Inc. Environment-Health & Safety statement of conformity decision rule does not consider uncertainty when analytical results are compared to a specified standard or regulation.

SGS Canada Inc.
P.O. Box 4300 - 185 Concession St.
Lakefield - Ontario - KOL 2HO
Phone: 705-652-2000 FAX: 705-652-6365

LR Report : **CA10002-NOV24**

Analysis	10: HC-33 Wk#28	11: HC-34 Wk#28	12: HC-35 Wk#28
Cu [mg/L]	< 0.001	< 0.001	< 0.001
Fe [mg/L]	2.67	< 0.007	< 0.007
K [mg/L]	1.38	0.739	1.54
Mg [mg/L]	0.233	0.192	0.051
Mn [mg/L]	0.0632	0.0171	0.00176
Mo [mg/L]	< 0.0004	< 0.0004	< 0.0004
Na [mg/L]	0.09	0.10	0.08
Ni [mg/L]	0.0052	< 0.0001	< 0.0001
P [mg/L]	0.006	0.007	< 0.003
Pb [mg/L]	< 0.00009	< 0.00009	< 0.00009
S [mg/L]	< 5	< 5	< 5
Sb [mg/L]	< 0.0009	< 0.0009	< 0.0009
Se [mg/L]	0.00048	0.00005	0.00005
Si [mg/L]	0.84	0.19	0.49
Sn [mg/L]	< 0.00006	< 0.00006	< 0.00006
Sr [mg/L]	0.0130	0.00772	0.00463
Ti [mg/L]	< 0.0001	< 0.0001	0.0001
Th [mg/L]	< 0.0001	< 0.0001	< 0.0001
Tl [mg/L]	0.000007	< 0.000005	0.000005
U [mg/L]	0.00113	0.000046	0.000325
V [mg/L]	< 0.00001	0.00039	0.00095
W [mg/L]	< 0.0002	< 0.0002	< 0.0002
Zr [mg/L]	< 0.002	< 0.002	< 0.002
Zn [mg/L]	0.010	< 0.002	< 0.002



Lisa Thompson
Project Specialist Assistant,
Environment, Health & Safety

OnLine LIMS

0003926275

Results relate only to the sample tested. Data reported represents the sample submitted to SGS. Reproduction of this analytical report in full or in part is prohibited without prior written approval. Please refer to SGS General Conditions of Services located at https://www.sgs.ca/en/terms-and-conditions (Printed copies are available upon request.)
Test method information available upon request. "Temperature Upon Receipt" is representative of the whole shipment and may not reflect the temperature of individual samples.
SGS Canada Inc. Environment-Health & Safety statement of conformity decision rule does not consider uncertainty when analytical results are compared to a specified standard or regulation.

SGS Canada Inc.
P.O. Box 4300 - 185 Concession St.
Lakefield - Ontario - KOL 2HO
Phone: 705-652-2000 FAX: 705-652-6365

Quality Control Report

Inorganic Analysis														
Parameter	Reporting Limit	Unit	Method Blank	Duplicate				LCS / Spike Blank			Matrix Spike / Reference Material			
				Result 1	Result 2	RPD	Acceptance Criteria	Spike Recovery (%)	Recovery Limits (%)		Spike Recovery (%)	Recovery Limits (%)		
							%		Low	High		Low	High	
Acidity - QCBatchID: EWL0017-NOV24														
Acidity	2	mg/L as Ca	4			ND	20	100	90	110	NA			
Acidity - QCBatchID: EWL0018-NOV24														
Acidity	2	mg/L as Ca	2			ND	20	100	90	110	NA			
Alkalinity - QCBatchID: EWL0017-NOV24														
Alkalinity	2	mg/L as Ca	< 2			13	20	98	80	120	NA			
Alkalinity - QCBatchID: EWL0018-NOV24														
Alkalinity	2	mg/L as Ca	< 2			0	20	98	80	120	NA			
Anions by IC - QCBatchID: DIO0073-NOV24														
Chloride	0.2	mg/L	<0.2			ND	20	102	90	110	104	75	125	
Sulphate	0.2	mg/L	<0.2			NV	20	99	90	110	NV	75	125	
Anions by IC - QCBatchID: DIO0078-NOV24														
Chloride	0.2	mg/L	<0.2			0	20	100	90	110	NV	75	125	
Anions by IC - QCBatchID: DIO0122-NOV24														
Sulphate	0.2	mg/L	<0.2			4	20	96	90	110	76	75	125	
Anions by IC - QCBatchID: DIO0143-NOV24														
Sulphate	0.2	mg/L	<0.2			ND	20	96	90	110	102	75	125	
Conductivity - QCBatchID: EWL0017-NOV24														
Conductivity	2	uS/cm	< 2			0	20	99	90	110	NA			
Conductivity - QCBatchID: EWL0018-NOV24														
Conductivity	2	uS/cm	< 2			0	20	99	90	110	NA			
Fluoride by Specific Ion Electrode - QCBatchID: EWL0024-NOV24														
Fluoride	0.06	mg/L	<0.06			0	10	101	90	110	95	75	125	
Inorganics-General - QCBatchID: EHG0003-NOV24														
Mercury	0.00001	mg/L	< 0.00001			ND	20	112	80	120	104	70	130	
Metals in aqueous samples - ICP-MS - QCBatchID: EMS0015-NOV24														
Aluminum	0.001	mg/L	<0.001			0	20	98	90	110	96	70	130	
Antimony	0.0009	mg/L	<0.0009			ND	20	104	90	110	113	70	130	
Arsenic	0.0002	mg/L	<0.0002			5	20	98	90	110	100	70	130	
Barium	0.00008	mg/L	<0.00008			4	20	101	90	110	105	70	130	
Beryllium	0.000007	mg/L	<0.000007			ND	20	106	90	110	103	70	130	
Bismuth	0.00001	mg/L	<0.00001			ND	20	104	90	110	73	70	130	
Boron	0.002	mg/L	<0.002			ND	20	98	90	110	103	70	130	
Cadmium	0.000003	mg/L	<0.000003			15	20	100	90	110	100	70	130	
Calcium	0.01	mg/L	<0.01			3	20	97	90	110	95	70	130	
Chromium	0.00008	mg/L	<0.00008			ND	20	108	90	110	104	70	130	

OnLine LIMS

00039262275

Results relate only to the sample tested. Data reported represents the sample submitted to SGS. Reproduction of this analytical report in full or in part is prohibited without prior written approval. Please refer to SGS General Conditions of Services located at https://www.sgs.ca/en/terms-and-conditions (Printed copies are available upon request.)
Test method information available upon request. "Temperature Upon Receipt" is representative of the whole shipment and may not reflect the temperature of individual samples.
SGS Canada Inc. Environment-Health & Safety statement of conformity decision rule does not consider uncertainty when analytical results are compared to a specified standard or regulation.

SGS Canada Inc.
P.O. Box 4300 - 185 Concession St.
Lakefield - Ontario - K0L 2H0
Phone: 705-652-2000 FAX: 705-652-6365

Inorganic Analysis													
Parameter	Reporting Limit	Unit	Method Blank	Duplicate				LCS / Spike Blank			Matrix Spike / Reference Material		
				Result 1	Result 2	RPD	Acceptance Criteria	Spike Recovery (%)	Recovery Limits (%)		Spike Recovery (%)	Recovery Limits (%)	
							%		Low	High		Low	High
Cobalt	0.000004	mg/L	<0.000004			ND	20	102	90	110	102	70	130
Copper	0.001	mg/L	<0.001			ND	20	103	90	110	101	70	130
Iron	0.007	mg/L	<0.007			ND	20	101	90	110	100	70	130
Lead	0.00009	mg/L	<0.00009			ND	20	104	90	110	104	70	130
Magnesium	0.001	mg/L	<0.001			4	20	99	90	110	93	70	130
Manganese	0.00001	mg/L	<0.00001			1	20	97	90	110	89	70	130
Molybdenum	0.0004	mg/L	<0.0004			ND	20	96	90	110	96	70	130
Nickel	0.0001	mg/L	<0.0001			ND	20	96	90	110	91	70	130
Phosphorus	0.003	mg/L	<0.003			0	20	99	90	110	NV	70	130
Potassium	0.003	mg/L	<0.009			1	20	96	90	110	84	70	130
Selenium	0.00004	mg/L	<0.00004			3	20	105	90	110	108	70	130
Silicon	0.02	mg/L	<0.02			1	20	96	90	110	NV	70	130
Silver	0.00005	mg/L	<0.00005			ND	20	106	90	110	111	70	130
Sodium	0.01	mg/L	<0.01			1	20	96	90	110	105	70	130
Strontium	0.00008	mg/L	<0.00008			1	20	103	90	110	99	70	130
Sulfur	5	mg/L	<5			ND	20	105	90	110	NV	70	130
Thallium	0.000005	mg/L	<0.000005			ND	20	107	90	110	107	70	130
Thorium	0.0001	mg/L	<0.0001			ND	20	98	90	110	NV	70	130
Tin	0.00006	mg/L	<0.00006			ND	20	98	90	110	NV	70	130
Titanium	0.0001	mg/L	<0.0001			14	20	98	90	110	NV	70	130
Tungsten	0.0002	mg/L	<0.0002			ND	20	95	90	110	NV	70	130
Uranium	0.000002	mg/L	<0.000002			3	20	104	90	110	99	70	130
Vanadium	0.00001	mg/L	<0.00001			7	20	100	90	110	104	70	130
Zinc	0.002	mg/L	<0.002			ND	20	96	90	110	102	70	130
Zirconium	0.002	mg/L	<0.002			ND	20	95	90	110	NV	70	130
pH - QCBatchID: EWL0017-NOV24													
pH	0.05	No unit	NA			0		100			NA		
pH - QCBatchID: EWL0018-NOV24													
pH	0.05	No unit	NA			0		100			NA		

OnLine LIMS

0003926275

Results relate only to the sample tested. Data reported represents the sample submitted to SGS. Reproduction of this analytical report in full or in part is prohibited without prior written approval. Please refer to SGS General Conditions of Services located at https://www.sgs.ca/en/terms-and-conditions (Printed copies are available upon request.)
Test method information available upon request. "Temperature Upon Receipt" is representative of the whole shipment and may not reflect the temperature of individual samples.
SGS Canada Inc. Environment-Health & Safety statement of conformity decision rule does not consider uncertainty when analytical results are compared to a specified standard or regulation.

SGS Canada Inc.
P.O. Box 4300 - 185 Concession St.
Lakefield - Ontario - KOL 2HO
Phone: 705-652-2000 FAX: 705-652-6365

28-December-2023

Great Bear Resources Ltd.
Attn : Ashley Moncrief

1020 - 800 West Pender St.
Vancouver, BC
V6C 2V6, Canada

Phone: 778-833-2160
Fax:

Date Rec. : 15 December 2023
LR Report: **CA10120-DEC23**
Reference: Wk#29

Copy: #1

CERTIFICATE OF ANALYSIS

Final Report - Revised

Analysis	3: Analysis Completed Date	4: Analysis Completed Time	5: HC-8 Wk#29	6: HC-9 Wk#29	7: HC-10 Wk#29	8: HC-11 Wk#29	9: HC-12 Wk#29	10: HC-13 Wk#29	11: HC-14 Wk#29	12: HC-15 Wk#29	13: HC-16 Wk#29	14: HC-17 Wk#29
Sample Date & Time			15-Dec-23	15-Dec-23	15-Dec-23	15-Dec-23	15-Dec-23	15-Dec-23	15-Dec-23	15-Dec-23	15-Dec-23	15-Dec-23
Hum Cell Leachate Volume [mL]	19-Dec-23	16:51	994	1010	951	956	974	1010	926	671	1011	968
Sample Name	---	---	DX450108	DX450076	DX450186	DX450118	DX 550107	DX450159	DX450171	DX450134	DX450185	DX450032
Sample Weight [g]	---	---	1000	1000	1000	1000	1000	1000	1000	1000	1000	1000
pH [No unit]	20-Dec-23	10:06	7.79	6.50	7.23	7.48	7.43	7.25	6.80	7.52	7.40	7.00
Alkalinity [mg/L as CaCO3]	20-Dec-23	10:07	15	2	15	15	11	9	4	23	9	4
Conductivity [uS/cm]	20-Dec-23	10:08	38	34	37	34	32	30	24	74	24	16
Acidity [mg/L as CaCO3]	19-Dec-23	08:42	< 2	2	< 2	< 2	< 2	< 2	< 2	< 2	< 2	< 2
Fluoride [mg/L]	18-Dec-23	09:26	< 0.06	< 0.06	< 0.06	< 0.06	< 0.06	< 0.06	< 0.06	< 0.06	< 0.06	< 0.06
Sulphate [mg/L]	21-Dec-23	17:57	< 2	11	< 2	< 2	3	3	6	11	2	3
Chloride [mg/L]	21-Dec-23	17:57	< 1	< 1	< 1	< 1	< 1	< 1	< 1	4	< 1	< 1
Mercury [mg/L]	19-Dec-23	16:53	< 0.00001	< 0.00001	< 0.00001	< 0.00001	< 0.00001	< 0.00001	< 0.00001	< 0.00001	< 0.00001	< 0.00001
Silver [mg/L]	21-Dec-23	09:02	< 0.00005	< 0.00005	< 0.00005	< 0.00005	< 0.00005	< 0.00005	< 0.00005	< 0.00005	< 0.00005	< 0.00005
Aluminum [mg/L]	21-Dec-23	09:02	0.084	0.002	0.083	0.117	0.089	0.095	0.041	0.023	0.099	0.050
Arsenic [mg/L]	21-Dec-23	09:02	0.0017	< 0.0002	0.0007	0.0007	0.0023	0.0028	0.0024	0.128	0.0107	0.0522
Barium [mg/L]	21-Dec-23	09:02	0.00228	0.00427	0.00126	0.00214	0.00199	0.00057	0.00259	0.00117	0.00174	0.00030
Beryllium [mg/L]	21-Dec-23	09:02	< 0.000007	< 0.000007	< 0.000007	< 0.000007	< 0.000007	< 0.000007	< 0.000007	< 0.000007	< 0.000007	< 0.000007
Boron [mg/L]	21-Dec-23	09:02	< 0.002	< 0.002	< 0.002	< 0.002	< 0.002	< 0.002	< 0.002	< 0.002	< 0.002	< 0.002
Bismuth [mg/L]	21-Dec-23	09:02	0.00001	0.00001	0.00002	< 0.00001	0.00005	< 0.00001	< 0.00001	< 0.00001	< 0.00001	< 0.00001
Calcium [mg/L]	21-Dec-23	09:02	5.40	3.66	6.20	5.99	5.19	4.98	3.05	11.2	3.72	2.30
Cadmium [mg/L]	21-Dec-23	09:02	0.000006	0.016398	0.000024	0.000012	0.000009	0.000006	< 0.000003	0.000009	0.000003	0.000003
Cobalt [mg/L]	21-Dec-23	09:02	0.000009	0.000269	0.000006	0.000015	< 0.000004	0.000006	0.000098	0.000277	0.000024	0.000187

OnLine LIMS

00003633892

Results relate only to the sample tested. Data reported represents the sample submitted to SGS. Reproduction of this analytical report in full or in part is prohibited without prior written approval. Please refer to SGS General Conditions of Services located at https://www.sgs.ca/en/terms-and-conditions (Printed copies are available upon request.)
Test method information available upon request. "Temperature Upon Receipt" is representative of the whole shipment and may not reflect the temperature of individual samples.
SGS Canada Inc. Environment-Health & Safety statement of conformity decision rule does not consider uncertainty when analytical results are compared to a specified standard or regulation.

SGS Canada Inc.
P.O. Box 4300 - 185 Concession St.
Lakefield - Ontario - KOL 2HO
Phone: 705-652-2000 FAX: 705-652-6365

Analysis	3: Analysis Completed Date	4: Analysis Completed Time	5: HC-8 Wk#29	6: HC-9 Wk#29	7: HC-10 Wk#29	8: HC-11 Wk#29	9: HC-12 Wk#29	10: HC-13 Wk#29	11: HC-14 Wk#29	12: HC-15 Wk#29	13: HC-16 Wk#29	14: HC-17 Wk#29
Chromium [mg/L]	21-Dec-23	09:02	< 0.00008	< 0.00008	< 0.00008	< 0.00008	< 0.00008	< 0.00008	< 0.00008	< 0.00008	< 0.00008	< 0.00008
Copper [mg/L]	21-Dec-23	09:02	0.0003	0.0002	0.0007	0.0008	0.0004	< 0.0002	0.0005	0.0005	0.0004	0.0003
Iron [mg/L]	21-Dec-23	09:02	< 0.007	< 0.007	< 0.007	0.007	< 0.007	< 0.007	0.012	< 0.007	< 0.007	< 0.007
Potassium [mg/L]	21-Dec-23	09:02	0.842	0.936	0.414	0.360	0.411	0.563	1.09	0.536	1.77	0.589
Magnesium [mg/L]	21-Dec-23	09:02	0.299	0.071	0.077	0.091	0.045	0.059	0.193	0.287	0.066	0.069
Manganese [mg/L]	21-Dec-23	09:02	0.0340	0.107	0.0541	0.0499	0.0395	0.0183	0.00609	0.0239	0.00791	0.00274
Molybdenum [mg/L]	21-Dec-23	09:02	0.00451	0.00273	0.00162	0.00017	0.00011	0.00026	0.00065	0.00029	0.00039	0.00054
Sodium [mg/L]	21-Dec-23	09:02	0.09	0.04	0.08	0.09	0.05	0.04	0.16	0.07	0.07	0.08
Nickel [mg/L]	21-Dec-23	09:02	< 0.0001	0.0049	< 0.0001	< 0.0001	< 0.0001	< 0.0001	0.0004	0.0107	< 0.0001	0.0003
Phosphorus [mg/L]	21-Dec-23	09:02	< 0.003	< 0.003	< 0.003	< 0.003	< 0.003	< 0.003	< 0.003	< 0.003	< 0.003	< 0.003
Lead [mg/L]	21-Dec-23	09:02	< 0.00009	0.02029	0.00033	0.00013	0.00013	< 0.00009	< 0.00009	< 0.00009	< 0.00009	< 0.00009
Sulfur [mg/L]	21-Dec-23	09:02	< 3	5	< 3	< 3	< 3	< 3	< 3	6	< 3	< 3
Antimony [mg/L]	21-Dec-23	09:02	< 0.0009	< 0.0009	< 0.0009	< 0.0009	< 0.0009	< 0.0009	< 0.0009	0.0017	< 0.0009	< 0.0009
Selenium [mg/L]	21-Dec-23	09:02	0.00020	0.00101	0.00026	0.00005	0.00016	< 0.00004	0.00032	0.00030	< 0.00004	< 0.00004
Silicon [mg/L]	21-Dec-23	09:02	0.36	0.49	0.35	0.41	0.34	0.47	0.30	0.28	0.43	0.68
Tin [mg/L]	21-Dec-23	09:02	0.00015	< 0.00006	< 0.00006	< 0.00006	< 0.00006	< 0.00006	< 0.00006	< 0.00006	< 0.00006	< 0.00006
Strontium [mg/L]	21-Dec-23	09:02	0.0111	0.0101	0.0123	0.0135	0.00722	0.00646	0.0119	0.0173	0.00814	0.00643
Titanium [mg/L]	21-Dec-23	09:02	0.00021	< 0.00007	0.00043	0.00018	0.00033	< 0.00007	0.00066	0.00020	< 0.00007	0.00032
Thorium [mg/L]	21-Dec-23	09:02	< 0.0001	< 0.0001	< 0.0001	< 0.0001	< 0.0001	< 0.0001	< 0.0001	< 0.0001	< 0.0001	< 0.0001
Thallium [mg/L]	21-Dec-23	09:02	< 0.000005	0.000022	< 0.000005	< 0.000005	< 0.000005	0.000008	< 0.000005	0.000008	< 0.000005	< 0.000005
Uranium [mg/L]	21-Dec-23	09:02	0.000399	0.000991	0.000802	0.000244	0.000755	0.00394	0.000120	0.00414	0.000884	0.000782
Vanadium [mg/L]	21-Dec-23	09:02	0.00018	< 0.00001	0.00004	0.00009	0.00013	0.00007	0.00025	0.00009	0.00038	0.00047
Tungsten [mg/L]	21-Dec-23	09:02	0.00009	< 0.00002	0.00006	0.00006	0.00005	0.00004	0.00005	< 0.00002	0.00004	0.00004
Zirconium [mg/L]	21-Dec-23	09:02	< 0.002	< 0.002	< 0.002	< 0.002	< 0.002	< 0.002	< 0.002	< 0.002	< 0.002	< 0.002
Zinc [mg/L]	21-Dec-23	09:02	< 0.002	1.89	< 0.002	< 0.002	< 0.002	< 0.002	< 0.002	< 0.002	< 0.002	< 0.002

Analysis	15: HC-18 Wk#29	16: HC-19 Wk#29	17: HC-20 Wk#29	18: HC-21 Wk#29	19: HC-22 Wk#29	20: HC-23 Wk#29	21: HC-24 Wk#29	22: HC-25 Wk#29	23: HC-26 Wk#29	24: HC-27 Wk#29
Sample Date & Time	15-Dec-23	15-Dec-23	15-Dec-23	15-Dec-23	15-Dec-23	15-Dec-23	15-Dec-23	15-Dec-23	15-Dec-23	15-Dec-23
Hum Cell Leachate Volume [mL]	943	949	969	977	484	1002	958	964	746	960
Sample Name	DX 550064	DX450008	DX 550056	DX450022	DX450077	DX450113	DX 550101	DX450128	DX450021	DX450222
Sample Weight [g]	1000	1000	1000	1000	500	1000	1000	1000	750	1000
pH [No unit]	7.62	7.39	7.47	7.67	7.80	7.61	7.71	7.79	7.23	7.39
Alkalinity [mg/L as CaCO3]	25	9	22	28	33	20	25	26	14	13
Conductivity [uS/cm]	45	20	42	48	57	38	42	56	109	27
Acidity [mg/L as CaCO3]	< 2	< 2	< 2	< 2	< 2	< 2	< 2	< 2	< 2	< 2

OnLine LIMS

00003633892

Results relate only to the sample tested. Data reported represents the sample submitted to SGS. Reproduction of this analytical report in full or in part is prohibited without prior written approval. Please refer to SGS General Conditions of Services located at https://www.sgs.ca/en/terms-and-conditions (Printed copies are available upon request.)
Test method information available upon request. "Temperature Upon Receipt" is representative of the whole shipment and may not reflect the temperature of individual samples.
SGS Canada Inc. Environment-Health & Safety statement of conformity decision rule does not consider uncertainty when analytical results are compared to a specified standard or regulation.

SGS Canada Inc.
P.O. Box 4300 - 185 Concession St.
Lakefield - Ontario - KOL 2HO
Phone: 705-652-2000 FAX: 705-652-6365

LR Report : **CA10120-DEC23**

Analysis	15: HC-18 Wk#29	16: HC-19 Wk#29	17: HC-20 Wk#29	18: HC-21 Wk#29	19: HC-22 Wk#29	20: HC-23 Wk#29	21: HC-24 Wk#29	22: HC-25 Wk#29	23: HC-26 Wk#29	24: HC-27 Wk#29
Fluoride [mg/L]	< 0.06	< 0.06	< 0.06	< 0.06	< 0.06	< 0.06	< 0.06	< 0.06	< 0.06	< 0.06
Sulphate [mg/L]	< 2	< 2	< 2	< 2	< 2	< 2	< 2	6	41	4
Chloride [mg/L]	< 1	< 1	< 1	< 1	< 1	< 1	< 1	< 1	2	< 1
Mercury [mg/L]	< 0.00001	< 0.00001	< 0.00001	< 0.00001	< 0.00001	< 0.00001	< 0.00001	< 0.00001	< 0.00001	< 0.00001
Silver [mg/L]	< 0.00005	< 0.00005	< 0.00005	< 0.00005	< 0.00005	< 0.00005	< 0.00005	< 0.00005	< 0.00005	< 0.00005
Aluminum [mg/L]	0.141	0.100	0.082	0.111	0.080	0.079	0.083	0.102	0.010	0.104
Arsenic [mg/L]	0.0120	0.0006	0.0010	0.0103	0.0007	0.0088	0.0027	0.0037	< 0.0002	0.0007
Barium [mg/L]	0.00061	0.00073	0.00305	0.00059	0.0192	0.00406	0.00103	0.00125	0.00648	0.00053
Beryllium [mg/L]	< 0.000007	< 0.000007	< 0.000007	< 0.000007	< 0.000007	< 0.000007	< 0.000007	< 0.000007	< 0.000007	< 0.000007
Boron [mg/L]	< 0.002	< 0.002	< 0.002	< 0.002	< 0.002	< 0.002	< 0.002	< 0.002	< 0.002	< 0.002
Bismuth [mg/L]	< 0.00001	0.00002	< 0.00001	< 0.00001	< 0.00001	< 0.00001	< 0.00001	< 0.00001	< 0.00001	< 0.00001
Calcium [mg/L]	7.24	3.80	5.88	7.87	9.14	5.95	6.40	9.07	17.4	4.62
Cadmium [mg/L]	0.000034	0.000004	< 0.000003	0.000004	0.000032	< 0.000003	0.000031	0.000003	0.000036	0.000015
Cobalt [mg/L]	0.000088	0.000033	0.000042	0.000128	0.000031	0.000013	0.000025	0.000055	0.000222	0.000006
Chromium [mg/L]	0.00009	< 0.00008	< 0.00008	< 0.00008	< 0.00008	< 0.00008	< 0.00008	0.00008	< 0.00008	< 0.00008
Copper [mg/L]	0.0013	0.0012	0.0005	0.0007	0.0017	0.0003	0.0004	0.0006	< 0.0002	0.0005
Iron [mg/L]	0.007	0.007	0.011	< 0.007	0.014	0.008	< 0.007	0.014	< 0.007	0.007
Potassium [mg/L]	0.410	0.392	0.433	0.090	1.89	0.340	0.220	0.437	3.26	0.604
Magnesium [mg/L]	0.100	0.052	0.310	0.183	0.313	0.179	0.235	0.192	0.403	0.091
Manganese [mg/L]	0.0109	0.0232	0.0489	0.0443	0.0870	0.0278	0.0311	0.0186	0.0495	0.0184
Molybdenum [mg/L]	0.00145	0.00027	0.00009	0.00015	0.00625	0.00122	0.00027	0.00126	0.00030	0.00021
Sodium [mg/L]	0.10	0.07	0.08	0.04	0.09	0.04	0.03	0.16	0.18	0.05
Nickel [mg/L]	< 0.0001	< 0.0001	< 0.0001	0.0001	< 0.0001	< 0.0001	< 0.0001	0.0001	0.0011	< 0.0001
Phosphorus [mg/L]	< 0.003	< 0.003	< 0.003	< 0.003	< 0.003	< 0.003	< 0.003	< 0.003	< 0.003	< 0.003
Lead [mg/L]	0.00010	0.00017	< 0.00009	< 0.00009	< 0.00009	< 0.00009	< 0.00009	< 0.00009	< 0.00009	< 0.00009
Sulfur [mg/L]	< 3	< 3	< 3	< 3	< 3	< 3	< 3	3	15	< 3
Antimony [mg/L]	< 0.0009	< 0.0009	< 0.0009	< 0.0009	< 0.0009	< 0.0009	< 0.0009	< 0.0009	< 0.0009	< 0.0009
Selenium [mg/L]	< 0.00004	< 0.00004	< 0.00004	< 0.00004	< 0.00004	< 0.00004	< 0.00004	< 0.00004	0.00018	< 0.00004
Silicon [mg/L]	0.53	0.36	0.35	0.33	0.33	0.30	0.28	0.32	0.27	0.30
Tin [mg/L]	< 0.00006	0.00008	< 0.00006	< 0.00006	< 0.00006	0.00009	< 0.00006	< 0.00006	< 0.00006	< 0.00006
Strontium [mg/L]	0.00950	0.00637	0.0148	0.00620	0.0164	0.0187	0.00665	0.00901	0.0149	0.00705
Titanium [mg/L]	0.00054	0.00059	0.00029	0.00017	0.00049	0.00010	0.00009	0.00050	< 0.00007	0.00053
Thorium [mg/L]	< 0.0001	< 0.0001	< 0.0001	< 0.0001	< 0.0001	< 0.0001	< 0.0001	< 0.0001	< 0.0001	< 0.0001
Thallium [mg/L]	< 0.000005	< 0.000005	< 0.000005	< 0.000005	< 0.000005	< 0.000005	< 0.000005	< 0.000005	< 0.000005	< 0.000005
Uranium [mg/L]	0.0244	0.000256	0.000482	0.000306	0.000356	0.000113	0.00384	0.000244	0.000624	0.00275
Vanadium [mg/L]	0.00022	0.00005	0.00105	0.00049	0.00074	0.00022	0.00058	0.00072	< 0.00001	0.00018
Tungsten [mg/L]	0.00004	0.00003	0.00006	< 0.00002	0.00004	0.00005	< 0.00002	0.00053	< 0.00002	< 0.00002
Zirconium [mg/L]	< 0.002	< 0.002	< 0.002	< 0.002	< 0.002	< 0.002	< 0.002	< 0.002	< 0.002	< 0.002

OnLine LIMS

0003633892

Results relate only to the sample tested. Data reported represents the sample submitted to SGS. Reproduction of this analytical report in full or in part is prohibited without prior written approval. Please refer to SGS General Conditions of Services located at https://www.sgs.ca/en/terms-and-conditions (Printed copies are available upon request.)
Test method information available upon request. "Temperature Upon Receipt" is representative of the whole shipment and may not reflect the temperature of individual samples.
SGS Canada Inc. Environment-Health & Safety statement of conformity decision rule does not consider uncertainty when analytical results are compared to a specified standard or regulation.

SGS Canada Inc.
P.O. Box 4300 - 185 Concession St.
Lakefield - Ontario - KOL 2HO
Phone: 705-652-2000 FAX: 705-652-6365

Analysis	15: HC-18 Wk#29	16: HC-19 Wk#29	17: HC-20 Wk#29	18: HC-21 Wk#29	19: HC-22 Wk#29	20: HC-23 Wk#29	21: HC-24 Wk#29	22: HC-25 Wk#29	23: HC-26 Wk#29	24: HC-27 Wk#29
Zinc [mg/L]	< 0.002	< 0.002	< 0.002	< 0.002	< 0.002	< 0.002	0.002	< 0.002	0.002	< 0.002

Method Descriptions

Parameter	SGS Method Code	Reference Method Code
	NA	
Acidity	ME-CA-[ENV]EWL-LAK-AN-006	SM 2310
Alkalinity	ME-CA-[ENV]EWL-LAK-AN-006	SM 2320
Anions by discrete analyzer	ME-CA-[ENV]EWL-LAK-AN-026	US EPA 325.2
Anions by discrete analyzer	ME-CA-[ENV]EWL-LAK-AN-026	US EPA 375.4
Conductivity	ME-CA-[ENV]EWL-LAK-AN-006	SM 2510
Fluoride by Specific Ion Electrode	ME-CA-[ENV]EWL-LAK-AN-014	SM 4500
Inorganics-General	ME-CA-[ENV]SPE-LAK-AN-004	EPA 7471A/SM 3112B
Metals in aqueous samples - ICP-MS	ME-CA-[ENV]SPE-LAK-AN-006	SM 3030/EPA 200.8
pH	ME-CA-[ENV]EWL-LAK-AN-006	SM 4500



Lisa Thompson
Project Specialist Assistant,
Environment, Health & Safety

OnLine LIMS

0003633892

Results relate only to the sample tested. Data reported represents the sample submitted to SGS. Reproduction of this analytical report in full or in part is prohibited without prior written approval. Please refer to SGS General Conditions of Services located at https://www.sgs.ca/en/terms-and-conditions (Printed copies are available upon request.)
Test method information available upon request. "Temperature Upon Receipt" is representative of the whole shipment and may not reflect the temperature of individual samples.
SGS Canada Inc. Environment-Health & Safety statement of conformity decision rule does not consider uncertainty when analytical results are compared to a specified standard or regulation.

SGS Canada Inc.
P.O. Box 4300 - 185 Concession St.
Lakefield - Ontario - KOL 2HO
Phone: 705-652-2000 FAX: 705-652-6365

Quality Control Report

Inorganic Analysis														
Parameter	Reporting Limit	Unit	Method Blank	Duplicate				LCS / Spike Blank			Matrix Spike / Reference Material			
				Result 1	Result 2	RPD	Acceptance Criteria	Spike Recovery (%)	Recovery Limits (%)		Spike Recovery (%)	Recovery Limits (%)		
							%		Low	High		Low	High	
Acidity - QCBatchID: EWL0306-DEC23														
Acidity	2	mg/L as Ca	< 2			ND	20	94	90	110	NA			
Acidity - QCBatchID: EWL0307-DEC23														
Acidity	2	mg/L as Ca	2			ND	20	94	90	110	NA			
Alkalinity - QCBatchID: EWL0306-DEC23														
Alkalinity	2	mg/L as Ca	< 2			0	20	100	80	120	NA			
Alkalinity - QCBatchID: EWL0307-DEC23														
Alkalinity	2	mg/L as Ca	< 2			4	20	98	80	120	NA			
Anions by discrete analyzer - QCBatchID: DIO5058-DEC23														
Chloride	1	mg/L	<1			ND	20	100	80	120	112	75	125	
Sulphate	2	mg/L	<2			ND	20	105	80	120	115	75	125	
Conductivity - QCBatchID: EWL0306-DEC23														
Conductivity	2	uS/cm	< 2			0	20	97	90	110	NA			
Conductivity - QCBatchID: EWL0307-DEC23														
Conductivity	2	uS/cm	< 2			0	20	99	90	110	NA			
Fluoride by Specific Ion Electrode - QCBatchID: EWL0310-DEC23														
Fluoride	0.06	mg/L	<0.06			ND	10	101	90	110	99	75	125	
Inorganics-General - QCBatchID: EHG0031-DEC23														
Mercury	0.00001	mg/L	< 0.00001			0	20	97	80	120	91	70	130	
Metals in aqueous samples - ICP-MS - QCBatchID: EMS0139-DEC23														
Aluminum	0.001	mg/L	<0.001			12	20	99	90	110	95	70	130	
Antimony	0.0009	mg/L	<0.0009			1	20	107	90	110	105	70	130	
Arsenic	0.0002	mg/L	<0.0002			0	20	101	90	110	100	70	130	
Barium	0.00008	mg/L	<0.00008			0	20	99	90	110	93	70	130	
Beryllium	0.000007	mg/L	<0.000007			ND	20	102	90	110	106	70	130	
Bismuth	0.00001	mg/L	<0.00001			ND	20	94	90	110	95	70	130	
Boron	0.002	mg/L	<0.002			ND	20	107	90	110	103	70	130	
Cadmium	0.000003	mg/L	<0.000003			ND	20	101	90	110	101	70	130	
Calcium	0.01	mg/L	<0.01			1	20	98	90	110	99	70	130	
Chromium	0.00008	mg/L	<0.00008			ND	20	103	90	110	92	70	130	
Cobalt	0.000004	mg/L	<0.000004			1	20	100	90	110	100	70	130	
Copper	0.0002	mg/L	<0.0002			9	20	100	90	110	104	70	130	
Iron	0.007	mg/L	<0.007			ND	20	100	90	110	100	70	130	
Lead	0.00009	mg/L	<0.00009			ND	20	96	90	110	93	70	130	
Magnesium	0.001	mg/L	<0.001			1	20	95	90	110	95	70	130	
Manganese	0.00001	mg/L	<0.00001			2	20	100	90	110	100	70	130	

OnLine LIMS

00003633892

Results relate only to the sample tested. Data reported represents the sample submitted to SGS. Reproduction of this analytical report in full or in part is prohibited without prior written approval. Please refer to SGS General Conditions of Services located at https://www.sgs.ca/en/terms-and-conditions (Printed copies are available upon request.)
Test method information available upon request. "Temperature Upon Receipt" is representative of the whole shipment and may not reflect the temperature of individual samples.
SGS Canada Inc. Environment-Health & Safety statement of conformity decision rule does not consider uncertainty when analytical results are compared to a specified standard or regulation.

SGS Canada Inc.
P.O. Box 4300 - 185 Concession St.
Lakefield - Ontario - KOL 2HO
Phone: 705-652-2000 FAX: 705-652-6365

Inorganic Analysis														
Parameter	Reporting Limit	Unit	Method Blank	Duplicate				LCS / Spike Blank			Matrix Spike / Reference Material		
				Result 1	Result 2	RPD	Acceptance Criteria	Spike Recovery (%)	Recovery Limits (%)		Spike Recovery (%)	Recovery Limits (%)	
							%		Low	High		Low	High
Molybdenum	0.00004	mg/L	<0.00004			4	20	99	90	110	91	70	130
Nickel	0.0001	mg/L	<0.0001			2	20	97	90	110	96	70	130
Phosphorus	0.003	mg/L	<0.003			ND	20	95	90	110	NV	70	130
Potassium	0.003	mg/L	<0.009			3	20	92	90	110	89	70	130
Selenium	0.00004	mg/L	<0.00004			ND	20	99	90	110	101	70	130
Silicon	0.02	mg/L	<0.02			3	20	93	90	110	NV	70	130
Silver	0.00005	mg/L	<0.00005			ND	20	100	90	110	80	70	130
Sodium	0.01	mg/L	<0.01			5	20	96	90	110	93	70	130
Strontium	0.00008	mg/L	<0.00008			1	20	100	90	110	101	70	130
Sulfur	3	mg/L	<1			9	20	102	90	110	NV	70	130
Thallium	0.000005	mg/L	<0.000005			ND	20	98	90	110	89	70	130
Thorium	0.0001	mg/L	<0.0001			ND	20	95	90	110	NV	70	130
Tin	0.00006	mg/L	<0.00006			ND	20	97	90	110	NV	70	130
Titanium	0.00007	mg/L	<0.00005			11	20	93	90	110	NV	70	130
Tungsten	0.00002	mg/L	<0.00002			5	20	100	90	110	NV	70	130
Uranium	0.000002	mg/L	<0.000002			9	20	108	90	110	100	70	130
Vanadium	0.00001	mg/L	<0.00001			8	20	99	90	110	96	70	130
Zinc	0.002	mg/L	<0.002			4	20	99	90	110	125	70	130
Zirconium	0.002	mg/L	<0.002			ND	20	94	90	110	NV	70	130
Metals in aqueous samples - ICP-MS - QCBatchID: EMS0146-DEC23													
Aluminum	0.001	mg/L	<0.001			0	20	96	90	110	76	70	130
Antimony	0.0009	mg/L	<0.0009			ND	20	109	90	110	115	70	130
Arsenic	0.0002	mg/L	<0.0002			1	20	99	90	110	102	70	130
Barium	0.00008	mg/L	<0.00008			2	20	95	90	110	103	70	130
Beryllium	0.000007	mg/L	<0.000007			ND	20	103	90	110	86	70	130
Bismuth	0.00001	mg/L	<0.00001			ND	20	96	90	110	95	70	130
Boron	0.002	mg/L	<0.002			4	20	102	90	110	97	70	130
Cadmium	0.000003	mg/L	<0.000003			13	20	97	90	110	99	70	130
Calcium	0.01	mg/L	<0.01			3	20	98	90	110	103	70	130
Chromium	0.00008	mg/L	<0.00008			6	20	101	90	110	102	70	130
Cobalt	0.000004	mg/L	<0.000004			2	20	95	90	110	102	70	130
Copper	0.0002	mg/L	<0.0002			2	20	100	90	110	101	70	130
Iron	0.007	mg/L	<0.007			6	20	101	90	110	125	70	130
Lead	0.00009	mg/L	<0.00009			1	20	96	90	110	95	70	130
Magnesium	0.001	mg/L	<0.001			2	20	104	90	110	99	70	130
Manganese	0.00001	mg/L	<0.00001			3	20	99	90	110	116	70	130
Molybdenum	0.00004	mg/L	<0.00004			1	20	95	90	110	109	70	130
Nickel	0.0001	mg/L	<0.0001			4	20	98	90	110	103	70	130
Phosphorus	0.003	mg/L	<0.003			13	20	98	90	110	NV	70	130

OnLine LIMS

00036338892

Results relate only to the sample tested. Data reported represents the sample submitted to SGS. Reproduction of this analytical report in full or in part is prohibited without prior written approval. Please refer to SGS General Conditions of Services located at https://www.sgs.ca/en/terms-and-conditions (Printed copies are available upon request.)
Test method information available upon request. "Temperature Upon Receipt" is representative of the whole shipment and may not reflect the temperature of individual samples.
SGS Canada Inc. Environment-Health & Safety statement of conformity decision rule does not consider uncertainty when analytical results are compared to a specified standard or regulation.

SGS Canada Inc.
P.O. Box 4300 - 185 Concession St.
Lakefield - Ontario - KOL 2HO
Phone: 705-652-2000 FAX: 705-652-6365

Inorganic Analysis														
Parameter	Reporting Limit	Unit	Method Blank	Duplicate				LCS / Spike Blank			Matrix Spike / Reference Material			
				Result 1	Result 2	RPD	Acceptance Criteria	Spike Recovery (%)	Recovery Limits (%)		Spike Recovery (%)	Recovery Limits (%)	
							%		Low	High		Low	High
Potassium	0.003	mg/L	<0.009			2	20	96	90	110	96	70	130
Selenium	0.00004	mg/L	<0.00004			11	20	95	90	110	113	70	130
Silicon	0.02	mg/L	<0.02			10	20	100	90	110	NV	70	130
Silver	0.00005	mg/L	<0.00005			ND	20	97	90	110	89	70	130
Sodium	0.01	mg/L	<0.01			3	20	100	90	110	102	70	130
Strontium	0.00008	mg/L	<0.00008			3	20	94	90	110	96	70	130
Sulfur	3	mg/L	<1			2	20	101	90	110	NV	70	130
Thallium	0.000005	mg/L	<0.000005			7	20	98	90	110	98	70	130
Thorium	0.0001	mg/L	<0.0001			ND	20	108	90	110	NV	70	130
Tin	0.00006	mg/L	<0.00006			ND	20	97	90	110	NV	70	130
Titanium	0.00007	mg/L	<0.00005			18	20	97	90	110	NV	70	130
Tungsten	0.00002	mg/L	<0.00002			ND	20	99	90	110	NV	70	130
Uranium	0.000002	mg/L	<0.000002			1	20	100	90	110	110	70	130
Vanadium	0.00001	mg/L	<0.00001			5	20	97	90	110	102	70	130
Zinc	0.002	mg/L	<0.002			2	20	96	90	110	129	70	130
Zirconium	0.002	mg/L	<0.002			ND	20	91	90	110	NV	70	130
pH - QCBatchID: EWL0306-DEC23													
pH	0.05	No unit	NA			0		101			NA		
pH - QCBatchID: EWL0307-DEC23													
pH	0.05	No unit	NA			0		100			NA		

OnLine LIMS

00036338892

Results relate only to the sample tested. Data reported represents the sample submitted to SGS. Reproduction of this analytical report in full or in part is prohibited without prior written approval. Please refer to SGS General Conditions of Services located at https://www.sgs.ca/en/terms-and-conditions (Printed copies are available upon request.)
Test method information available upon request. "Temperature Upon Receipt" is representative of the whole shipment and may not reflect the temperature of individual samples.
SGS Canada Inc. Environment-Health & Safety statement of conformity decision rule does not consider uncertainty when analytical results are compared to a specified standard or regulation.

SGS Canada Inc.
P.O. Box 4300 - 185 Concession St.
Lakefield - Ontario - KOL 2HO
Phone: 705-652-2000 FAX: 705-652-6365

29-November-2024

Great Bear Resources Ltd.
Attn : Ashley Moncrief

1020 - 800 West Pender St.
Vancouver, BC
V6C 2V6, Canada

Phone: 778-833-2160
Fax:

Date Rec. : 08 November 2024
LR Report: **CA10039-NOV24**
Reference: Wk#29

Copy: #1

CERTIFICATE OF ANALYSIS
Final Report

Analysis	3: Analysis Completed Date	4: Analysis Completed Time	5: HC-28 Wk#29	6: HC-29 Wk#29	7: HC-30 Wk#29	8: HC-31 Wk#29	9: HC-32 Wk#29	10: HC-33 Wk#29	11: HC-34 Wk#29
Sample Date & Time			08-Nov-24	08-Nov-24	08-Nov-24	08-Nov-24	08-Nov-24	08-Nov-24	08-Nov-24
HumCell Leachate Vol [mL]	11-Nov-24	16:34	964	942	704	931	731	1007	933
Sample Name	---	---	31787	DX450179	31644	DX450183	O31576	DX450213	DX450174
Sample Weight [g]	---	---	1000	1000	750	1000	750	1000	1000
pH [No unit]	12-Nov-24	10:09	6.60	6.70	6.93	7.03	7.05	4.66	7.14
Alkalinity [mg/L as CaCO3]	12-Nov-24	11:55	2	3	4	6	6	< 2	7
Conductivity [uS/cm]	12-Nov-24	10:09	4	6	13	16	18	36	16
Acidity [mg/L as CaCO3]	12-Nov-24	11:55	< 2	< 2	< 2	< 2	< 2	11	< 2
F [mg/L]	13-Nov-24	10:45	< 0.06	< 0.06	---	< 0.06	< 0.06	< 0.06	< 0.06
F [mg/L]	21-Nov-24	09:27	---	---	< 0.06	---	---	---	---
SO4 [mg/L]	14-Nov-24	12:44	0.3	0.3	1.2	1.6	2.1	13	0.4
Cl [mg/L]	11-Nov-24	08:05	< 0.2	< 0.2	< 0.2	< 0.2	< 0.2	< 0.2	< 0.2
Hg [mg/L]	13-Nov-24	10:11	< 0.00001	< 0.00001	< 0.00001	< 0.00001	< 0.00001	0.00001	< 0.00001
Ag [mg/L]	12-Nov-24	09:44	< 0.00005	< 0.00005	< 0.00005	< 0.00005	< 0.00005	< 0.00005	< 0.00005
Al [mg/L]	12-Nov-24	09:44	0.022	0.026	0.022	0.040	0.044	0.050	0.037
As [mg/L]	12-Nov-24	09:44	0.0014	0.0083	0.0035	0.0091	0.0014	0.0002	0.0041
Ba [mg/L]	12-Nov-24	09:44	0.00052	0.00139	0.00059	0.00029	0.00162	0.00780	0.00216
Be [mg/L]	12-Nov-24	09:44	< 0.000007	< 0.000007	< 0.000007	< 0.000007	< 0.000007	0.000044	< 0.000007
B [mg/L]	12-Nov-24	09:44	< 0.002	< 0.002	< 0.002	< 0.002	< 0.002	0.003	< 0.002
Bi [mg/L]	12-Nov-24	09:44	< 0.00001	< 0.00001	< 0.00001	< 0.00001	< 0.00001	< 0.00001	< 0.00001
Ca [mg/L]	12-Nov-24	09:44	0.76	0.91	2.17	2.94	2.90	1.80	2.57
Cd [mg/L]	15-Nov-24	12:13	< 0.000003	< 0.000003	< 0.000003	< 0.000003	0.000004	0.000022	0.000005
Co [mg/L]	15-Nov-24	12:13	0.000038	0.000045	0.000014	0.000035	0.000008	0.000312	0.000035
Cr [mg/L]	12-Nov-24	09:44	< 0.00008	< 0.00008	< 0.00008	< 0.00008	< 0.00008	< 0.00008	< 0.00008
Cu [mg/L]	12-Nov-24	09:44	< 0.001	< 0.001	< 0.001	< 0.001	< 0.001	< 0.001	< 0.001
Fe [mg/L]	15-Nov-24	12:13	< 0.007	< 0.007	< 0.007	< 0.007	< 0.007	2.56	< 0.007
K [mg/L]	12-Nov-24	09:44	0.318	0.662	0.656	0.453	0.652	1.51	0.711
Mg [mg/L]	12-Nov-24	09:44	0.039	0.049	0.103	0.068	0.051	0.228	0.176
Mn [mg/L]	12-Nov-24	09:44	0.00154	0.00147	0.0122	0.00345	0.0277	0.0627	0.0177
Mo [mg/L]	12-Nov-24	09:44	< 0.0004	< 0.0004	< 0.0004	< 0.0004	0.0005	< 0.0004	< 0.0004
Na [mg/L]	12-Nov-24	09:44	0.06	0.07	0.07	0.07	0.06	0.09	0.10
Ni [mg/L]	15-Nov-24	12:13	0.0009	0.0003	< 0.0001	0.0001	< 0.0001	0.0051	0.0006
P [mg/L]	12-Nov-24	09:44	< 0.003	0.006	0.005	< 0.003	< 0.003	< 0.003	0.003
Pb [mg/L]	12-Nov-24	09:44	< 0.00009	< 0.00009	< 0.00009	< 0.00009	0.00018	0.00029	0.00012
Pb [mg/L]	25-Nov-24	09:39	---	---	---	---	---	0.00027	---
S [mg/L]	12-Nov-24	09:44	< 5	< 5	< 5	< 5	< 5	< 5	< 5

OnLine LIMS

0003944862

Results relate only to the sample tested. Data reported represents the sample submitted to SGS. Reproduction of this analytical report in full or in part is prohibited without prior written approval. Please refer to SGS General Conditions of Services located at https://www.sgs.ca/en/terms-and-conditions (Printed copies are available upon request.)
Test method information available upon request. "Temperature Upon Receipt" is representative of the whole shipment and may not reflect the temperature of individual samples.
SGS Canada Inc. Environment-Health & Safety statement of conformity decision rule does not consider uncertainty when analytical results are compared to a specified standard or regulation.

SGS Canada Inc.
P.O. Box 4300 - 185 Concession St.
Lakefield - Ontario - KOL 2HO
Phone: 705-652-2000 FAX: 705-652-6365

LR Report : **CA10039-NOV24**

Analysis	3: Analysis Completed Date	4: Analysis Completed Time	5: HC-28 Wk#29	6: HC-29 Wk#29	7: HC-30 Wk#29	8: HC-31 Wk#29	9: HC-32 Wk#29	10: HC-33 Wk#29	11: HC-34 Wk#29
Sb [mg/L]	12-Nov-24	09:44	< 0.0009	< 0.0009	0.0010	< 0.0009	< 0.0009	< 0.0009	< 0.0009
Se [mg/L]	12-Nov-24	09:44	< 0.00004	< 0.00004	< 0.00004	< 0.00004	0.00029	0.00044	0.00006
Si [mg/L]	12-Nov-24	09:44	0.12	0.16	0.18	0.24	0.19	0.94	0.21
Sn [mg/L]	12-Nov-24	09:44	< 0.00006	< 0.00006	< 0.00006	< 0.00006	0.00020	< 0.00006	< 0.00006
Sr [mg/L]	12-Nov-24	09:44	0.00222	0.00292	0.00771	0.00565	0.00433	0.0119	0.00686
Ti [mg/L]	12-Nov-24	09:45	< 0.0001	0.0002	< 0.0001	0.0002	0.0001	< 0.0001	< 0.0001
Th [mg/L]	12-Nov-24	09:45	< 0.0001	< 0.0001	< 0.0001	< 0.0001	< 0.0001	< 0.0001	< 0.0001
Tl [mg/L]	12-Nov-24	09:45	< 0.000005	< 0.000005	< 0.000005	< 0.000005	0.000008	0.000005	< 0.000005
U [mg/L]	12-Nov-24	09:45	0.000274	0.000945	0.000438	0.00101	0.000139	0.000698	0.000049
V [mg/L]	12-Nov-24	09:45	0.00027	0.00047	0.00021	0.00032	0.00017	< 0.00001	0.00037
W [mg/L]	12-Nov-24	09:45	< 0.0002	< 0.0002	< 0.0002	< 0.0002	< 0.0002	< 0.0002	< 0.0002
Zr [mg/L]	12-Nov-24	09:45	< 0.002	< 0.002	< 0.002	< 0.002	< 0.002	< 0.002	< 0.002
Zn [mg/L]	12-Nov-24	09:45	< 0.002	< 0.002	< 0.002	< 0.002	< 0.002	0.010	< 0.002

Analysis	12: HC-35 Wk#29
Sample Date & Time	08-Nov-24
HumCell Leachate Vol [mL]	1003
Sample Name	31795
Sample Weight [g]	1000
pH [No unit]	7.36
Alkalinity [mg/L as CaCO3]	9
Conductivity [uS/cm]	20
Acidity [mg/L as CaCO3]	< 2
F [mg/L]	< 0.06
F [mg/L]	---
SO4 [mg/L]	0.8
Cl [mg/L]	< 0.2
Hg [mg/L]	< 0.00001
Ag [mg/L]	< 0.00005
Al [mg/L]	0.192
As [mg/L]	0.0689
Ba [mg/L]	0.00328
Be [mg/L]	0.000008
B [mg/L]	< 0.002
Bi [mg/L]	< 0.00001
Ca [mg/L]	3.16
Cd [mg/L]	0.000003
Co [mg/L]	0.000026
Cr [mg/L]	< 0.00008
Cu [mg/L]	< 0.001
Fe [mg/L]	< 0.007
K [mg/L]	1.62
Mg [mg/L]	0.068
Mn [mg/L]	0.00193
Mo [mg/L]	< 0.0004
Na [mg/L]	0.09
Ni [mg/L]	< 0.0001
P [mg/L]	< 0.003
Pb [mg/L]	< 0.00009
Pb [mg/L]	---
S [mg/L]	< 5
Sb [mg/L]	< 0.0009

OnLine LIMS

0003944862

Results relate only to the sample tested. Data reported represents the sample submitted to SGS. Reproduction of this analytical report in full or in part is prohibited without prior written approval. Please refer to SGS General Conditions of Services located at https://www.sgs.ca/en/terms-and-conditions (Printed copies are available upon request.)
Test method information available upon request. "Temperature Upon Receipt" is representative of the whole shipment and may not reflect the temperature of individual samples.
SGS Canada Inc. Environment-Health & Safety statement of conformity decision rule does not consider uncertainty when analytical results are compared to a specified standard or regulation.

SGS Canada Inc.
P.O. Box 4300 - 185 Concession St.
Lakefield - Ontario - KOL 2HO
Phone: 705-652-2000 FAX: 705-652-6365

LR Report : **CA10039-NOV24**

Analysis	12: HC-35 Wk#29
Se [mg/L]	0.00010
Si [mg/L]	0.56
Sn [mg/L]	< 0.00006
Sr [mg/L]	0.00467
Ti [mg/L]	< 0.0001
Th [mg/L]	< 0.0001
Tl [mg/L]	0.000007
U [mg/L]	0.000355
V [mg/L]	0.00092
W [mg/L]	< 0.0002
Zr [mg/L]	< 0.002
Zn [mg/L]	< 0.002



Lisa Thompson
Project Specialist Assistant,
Environment, Health & Safety

OnLine LIMS

0003944862

Results relate only to the sample tested. Data reported represents the sample submitted to SGS. Reproduction of this analytical report in full or in part is prohibited without prior written approval. Please refer to SGS General Conditions of Services located at https://www.sgs.ca/en/terms-and-conditions (Printed copies are available upon request.)
Test method information available upon request. "Temperature Upon Receipt" is representative of the whole shipment and may not reflect the temperature of individual samples.
SGS Canada Inc. Environment-Health & Safety statement of conformity decision rule does not consider uncertainty when analytical results are compared to a specified standard or regulation.

SGS Canada Inc.
P.O. Box 4300 - 185 Concession St.
Lakefield - Ontario - KOL 2HO
Phone: 705-652-2000 FAX: 705-652-6365

Great Bear - 8 Long

LR Report : **CA10039-NOV24**

Quality Control Report

Inorganic Analysis														
Parameter	Reporting Limit	Unit	Method Blank	Duplicate				LCS / Spike Blank			Matrix Spike / Reference Material		
				Result 1	Result 2	RPD	Acceptance Criteria	Spike Recovery (%)	Recovery Limits (%)		Spike Recovery (%)	Recovery Limits (%)	
							%		Low	High		Low	High
Acidity - QCBatchID: EWL0176-NOV24													
Acidity	2	mg/L as Ca	4			ND	20	102	90	110	NA		
Acidity - QCBatchID: EWL0210-NOV24													
Acidity	2	mg/L as Ca	2			ND	20	102	90	110	NA		
Alkalinity - QCBatchID: EWL0176-NOV24													
Alkalinity	2	mg/L as Ca	< 2			3	20	99	80	120	NA		
Anions by IC - QCBatchID: DIO0210-NOV24													
Chloride	0.2	mg/L	<0.2			ND	20	103	90	110	106	75	125
Sulphate	0.2	mg/L	<0.2			14	20	97	90	110	97	75	125
Anions by IC - QCBatchID: DIO0303-NOV24													
Sulphate	0.2	mg/L	<0.2			1	20	99	90	110	113	75	125
Conductivity - QCBatchID: EWL0176-NOV24													
Conductivity	2	uS/cm	< 2			0	20	99	90	110	NA		
Fluoride by Specific Ion Electrode - QCBatchID: EWL0181-NOV24													
Fluoride	0.06	mg/L	<0.06			ND	10	102	90	110	98	75	125
Fluoride by Specific Ion Electrode - QCBatchID: EWL0209-NOV24													
Fluoride	0.06	mg/L	<0.06			ND	10	97	90	110	96	75	125
Fluoride by Specific Ion Electrode - QCBatchID: EWL0267-NOV24													
Fluoride	0.06	mg/L	<0.06			ND	10	97	90	110	87	75	125
Fluoride by Specific Ion Electrode - QCBatchID: EWL0431-NOV24													
Fluoride	0.06	mg/L	<0.06			0	10	103	90	110	97	75	125
Inorganics-General - QCBatchID: EHG0026-NOV24													
Mercury	0.00001	mg/L	< 0.00001			3	20	115	80	120	115	70	130
Metals in aqueous samples - ICP-MS - QCBatchID: EMS0103-NOV24													
Aluminum	0.001	mg/L	<0.001			1	20	95	90	110	73	70	130
Antimony	0.0009	mg/L	<0.0009			ND	20	103	90	110	112	70	130
Arsenic	0.0002	mg/L	<0.0002			11	20	98	90	110	100	70	130
Barium	0.00008	mg/L	<0.00008			3	20	97	90	110	99	70	130
Beryllium	0.000007	mg/L	<0.000007			ND	20	ND	90	110	99	70	130
Bismuth	0.00001	mg/L	<0.00001			ND	20	92	90	110	90	70	130
Boron	0.002	mg/L	<0.002			ND	20	101	90	110	102	70	130
Cadmium	0.000003	mg/L	<0.000003			ND	20	99	90	110	101	70	130
Calcium	0.01	mg/L	<0.01			2	20	97	90	110	89	70	130
Chromium	0.00008	mg/L	<0.00008			ND	20	98	90	110	91	70	130
Cobalt	0.000004	mg/L	<0.000004			5	20	94	90	110	105	70	130
Copper	0.001	mg/L	<0.001			ND	20	94	90	110	103	70	130

OnLine LIMS

0003944862

Results relate only to the sample tested. Data reported represents the sample submitted to SGS. Reproduction of this analytical report in full or in part is prohibited without prior written approval. Please refer to SGS General Conditions of Services located at https://www.sgs.ca/en/terms-and-conditions (Printed copies are available upon request.)
Test method information available upon request. "Temperature Upon Receipt" is representative of the whole shipment and may not reflect the temperature of individual samples.
SGS Canada Inc. Environment-Health & Safety statement of conformity decision rule does not consider uncertainty when analytical results are compared to a specified standard or regulation.

SGS Canada Inc.
P.O. Box 4300 - 185 Concession St.
Lakefield - Ontario - KOL 2HO
Phone: 705-652-2000 FAX: 705-652-6365

Great Bear - 8 Long

LR Report : **CA10039-NOV24**

Inorganic Analysis														
Parameter	Reporting Limit	Unit	Method Blank	Duplicate				LCS / Spike Blank			Matrix Spike / Reference Material			
				Result 1	Result 2	RPD	Acceptance Criteria	Spike Recovery (%)	Recovery Limits (%)		Spike Recovery (%)	Recovery Limits (%)		
							%		Low	High		Low	High	
Iron	0.007	mg/L	<0.007			ND	20	95	90	110	75	70	130	
Lead	0.00009	mg/L	<0.00009			ND	20	95	90	110	97	70	130	
Magnesium	0.001	mg/L	<0.001			3	20	98	90	110	92	70	130	
Manganese	0.00001	mg/L	<0.00001			1	20	94	90	110	96	70	130	
Molybdenum	0.0004	mg/L	<0.0004			ND	20	101	90	110	92	70	130	
Nickel	0.0001	mg/L	<0.0001			13	20	95	90	110	104	70	130	
Phosphorus	0.003	mg/L	<0.003			ND	20	93	90	110	NV	70	130	
Potassium	0.003	mg/L	<0.009			0	20	100	90	110	96	70	130	
Selenium	0.00004	mg/L	<0.00004			ND	20	101	90	110	96	70	130	
Silicon	0.02	mg/L	<0.02			3	20	97	90	110	NV	70	130	
Silver	0.00005	mg/L	<0.00005			ND	20	106	90	110	87	70	130	
Sodium	0.01	mg/L	<0.01			0	20	99	90	110	94	70	130	
Strontium	0.00008	mg/L	<0.00008			2	20	92	90	110	94	70	130	
Sulfur	5	mg/L	<5			ND	20	110	90	110	NV	70	130	
Thallium	0.000005	mg/L	<0.000005			ND	20	96	90	110	96	70	130	
Thorium	0.0001	mg/L	<0.0001			ND	20	91	90	110	NV	70	130	
Tin	0.00006	mg/L	<0.00006			ND	20	96	90	110	NV	70	130	
Titanium	0.0001	mg/L	<0.0001			ND	20	101	90	110	NV	70	130	
Tungsten	0.0002	mg/L	<0.0002			ND	20	102	90	110	NV	70	130	
Uranium	0.000002	mg/L	<0.000002			2	20	93	90	110	78	70	130	
Vanadium	0.00001	mg/L	<0.00001			14	20	93	90	110	94	70	130	
Zinc	0.002	mg/L	<0.002			ND	20	95	90	110	109	70	130	
Zirconium	0.002	mg/L	<0.002			ND	20	94	90	110	NV	70	130	
Metals in aqueous samples - ICP-MS - QCBatchID: EMS0159-NOV24														
Cadmium	0.000003	mg/L	<0.000003			ND	20	101	90	110	101	70	130	
Cobalt	0.000004	mg/L	<0.000004			0	20	97	90	110	99	70	130	
Iron	0.007	mg/L	<0.007			ND	20	102	90	110	95	70	130	
Nickel	0.0001	mg/L	<0.0001			2	20	99	90	110	102	70	130	
Metals in aqueous samples - ICP-MS - QCBatchID: EMS0246-NOV24														
Lead	0.00009	mg/L	<0.00009			ND	20	108	90	110	101	70	130	
pH - QCBatchID: EWL0176-NOV24														
pH	0.05	No unit	NA			0		100			NA			

OnLine LIMS

Results relate only to the sample tested. Data reported represents the sample submitted to SGS. Reproduction of this analytical report in full or in part is prohibited without prior written approval. Please refer to SGS General Conditions of Services located at https://www.sgs.ca/en/terms-and-conditions (Printed copies are available upon request.)
Test method information available upon request. "Temperature Upon Receipt" is representative of the whole shipment and may not reflect the temperature of individual samples.
SGS Canada Inc. Environment-Health & Safety statement of conformity decision rule does not consider uncertainty when analytical results are compared to a specified standard or regulation.

0003944862

SGS Canada Inc.
P.O. Box 4300 - 185 Concession St.
Lakefield - Ontario - KOL 2HO
Phone: 705-652-2000 FAX: 705-652-6365

16-January-2024

Great Bear Resources Ltd.
Attn : Ashley Moncrief

1020 - 800 West Pender St.
Vancouver, BC
V6C 2V6, Canada

Phone: 778-833-2160
Fax:

Date Rec. : 21 December 2023
LR Report: **CA10176-DEC23**
Reference: Wk#30

Copy: #1

CERTIFICATE OF ANALYSIS

Final Report - Revised

Analysis	3: Analysis Completed Date	4: Analysis Completed Time	5: HC-1 Wk#30	6: HC-2 Wk#30	7: HC-3 Wk#30	8: HC-4 Wk#30	9: HC-5 Wk#30	10: HC-6 Wk#30	11: HC-7 Wk#30
Sample Date & Time			21-Dec-23	21-Dec-23	21-Dec-23	21-Dec-23	21-Dec-23	21-Dec-23	21-Dec-23
Hum Cell Leachate Volume [mL]	28-Dec-23	13:50	1000	992	492	501	999	490	960
Sample Name	---	---	DX450052	DX 550083	DX450204	DX450176	DX450232	DX450181	DX450002
Sample Weight [g]	---	---	1000	1000	500	500	1000	500	1000
pH [No unit]	27-Dec-23	13:24	6.70	7.24	7.10	6.38	6.99	7.25	7.32
Alkalinity [mg/L as CaCO3]	27-Dec-23	13:24	3	11	9	2	6	11	8
Conductivity [uS/cm]	27-Dec-23	13:24	31	29	22	35	17	24	18
Acidity [mg/L as CaCO3]	29-Dec-23	11:13	< 2	< 2	< 2	3	< 2	< 2	< 2
Fluoride [mg/L]	22-Dec-23	12:40	< 0.06	< 0.06	< 0.06	< 0.06	< 0.06	< 0.06	< 0.06
Sulphate [mg/L]	29-Dec-23	13:32	10	2	< 2	13	2	< 2	< 2
Chloride [mg/L]	29-Dec-23	13:32	< 1	< 1	< 1	< 1	< 1	< 1	< 1
Mercury [mg/L]	27-Dec-23	13:29	< 0.00001	< 0.00001	< 0.00001	< 0.00001	< 0.00001	< 0.00001	< 0.00001
Silver [mg/L]	02-Jan-24	14:30	< 0.00005	< 0.00005	< 0.00005	< 0.00005	< 0.00005	< 0.00005	< 0.00005
Aluminum [mg/L]	02-Jan-24	14:30	0.005	0.055	0.035	0.001	0.036	0.048	0.050
Arsenic [mg/L]	02-Jan-24	14:30	0.0002	0.0096	0.0011	< 0.0002	0.0028	0.0006	0.0072
Barium [mg/L]	02-Jan-24	14:30	0.00091	0.00923	0.00079	0.00351	0.00112	0.00067	0.00076
Beryllium [mg/L]	02-Jan-24	14:30	< 0.000007	< 0.000007	< 0.000007	< 0.000007	< 0.000007	< 0.000007	< 0.000007
Boron [mg/L]	02-Jan-24	14:30	< 0.002	< 0.002	< 0.002	< 0.002	< 0.002	< 0.002	< 0.002
Bismuth [mg/L]	02-Jan-24	14:30	< 0.00001	0.00005	< 0.00001	< 0.00001	< 0.00001	< 0.00001	< 0.00001
Calcium [mg/L]	02-Jan-24	14:30	4.82	4.58	3.26	4.20	2.51	3.72	3.00
Cadmium [mg/L]	02-Jan-24	14:30	0.00131	0.000008	0.000003	0.00179	0.000013	< 0.000003	< 0.000003
Cobalt [mg/L]	02-Jan-24	14:30	0.000025	0.000040	0.000011	0.000161	0.000013	0.000011	0.000023

OnLine LIMS

00003633893

Results relate only to the sample tested. Data reported represents the sample submitted to SGS. Reproduction of this analytical report in full or in part is prohibited without prior written approval. Please refer to SGS General Conditions of Services located at https://www.sgs.ca/en/terms-and-conditions (Printed copies are available upon request.)
Test method information available upon request. "Temperature Upon Receipt" is representative of the whole shipment and may not reflect the temperature of individual samples.
SGS Canada Inc. Environment-Health & Safety statement of conformity decision rule does not consider uncertainty when analytical results are compared to a specified standard or regulation.

SGS Canada Inc.
P.O. Box 4300 - 185 Concession St.
Lakefield - Ontario - KOL 2HO
Phone: 705-652-2000 FAX: 705-652-6365

Analysis	3: Analysis Completed Date	4: Analysis Completed Time	5: HC-1 Wk#30	6: HC-2 Wk#30	7: HC-3 Wk#30	8: HC-4 Wk#30	9: HC-5 Wk#30	10: HC-6 Wk#30	11: HC-7 Wk#30
Chromium [mg/L]	02-Jan-24	14:30	< 0.00008	< 0.00008	< 0.00008	< 0.00008	< 0.00008	< 0.00008	< 0.00008
Copper [mg/L]	02-Jan-24	14:30	0.0002	< 0.0002	0.0006	0.0004	< 0.0002	< 0.0002	0.0003
Iron [mg/L]	02-Jan-24	14:30	< 0.007	< 0.007	< 0.007	< 0.007	< 0.007	< 0.007	< 0.007
Potassium [mg/L]	02-Jan-24	14:30	0.334	1.17	0.671	0.571	0.500	0.456	0.473
Magnesium [mg/L]	02-Jan-24	14:30	0.100	0.087	0.150	0.382	0.065	0.137	0.097
Manganese [mg/L]	02-Jan-24	14:30	0.0506	0.0294	0.00682	0.0391	0.0159	0.00628	0.0102
Molybdenum [mg/L]	02-Jan-24	14:30	0.00009	0.0124	0.00011	0.0103	0.0126	0.00028	0.00016
Sodium [mg/L]	02-Jan-24	14:30	0.05	0.07	0.06	0.06	0.07	0.08	0.17
Nickel [mg/L]	02-Jan-24	14:30	0.0003	0.0001	0.0002	0.0005	0.0001	0.0001	< 0.0001
Phosphorus [mg/L]	02-Jan-24	14:30	< 0.003	< 0.003	< 0.003	< 0.003	< 0.003	< 0.003	< 0.003
Lead [mg/L]	02-Jan-24	14:30	0.0385	0.00029	< 0.00009	0.0541	< 0.00009	< 0.00009	< 0.00009
Sulfur [mg/L]	02-Jan-24	14:30	4	< 3	< 3	5	< 3	< 3	< 3
Antimony [mg/L]	02-Jan-24	14:30	0.0012	< 0.0009	< 0.0009	< 0.0009	< 0.0009	< 0.0009	< 0.0009
Selenium [mg/L]	02-Jan-24	14:30	0.00036	0.00400	< 0.00004	0.00090	0.00007	< 0.00004	< 0.00004
Silicon [mg/L]	02-Jan-24	14:30	0.32	0.32	0.39	0.43	0.27	0.49	0.24
Tin [mg/L]	02-Jan-24	14:30	< 0.00006	< 0.00006	< 0.00006	< 0.00006	0.00006	< 0.00006	< 0.00006
Strontium [mg/L]	02-Jan-24	14:30	0.0124	0.0178	0.00881	0.00781	0.00396	0.00883	0.00532
Titanium [mg/L]	02-Jan-24	14:30	< 0.00007	< 0.00007	0.00010	< 0.00007	< 0.00007	< 0.00007	0.00025
Thorium [mg/L]	02-Jan-24	14:30	< 0.0001	< 0.0001	< 0.0001	< 0.0001	< 0.0001	< 0.0001	< 0.0001
Thallium [mg/L]	02-Jan-24	14:30	< 0.000005	0.000011	0.000007	0.000009	0.000006	< 0.000005	< 0.000005
Uranium [mg/L]	02-Jan-24	14:31	0.000142	0.00212	0.00232	0.000032	0.00109	0.00294	0.00667
Vanadium [mg/L]	02-Jan-24	14:31	0.00001	0.00036	0.00025	< 0.00001	0.00044	0.00061	0.00020
Tungsten [mg/L]	02-Jan-24	14:31	< 0.00002	0.00007	0.00029	< 0.00002	0.00004	0.00087	0.00003
Zirconium [mg/L]	02-Jan-24	14:31	< 0.002	< 0.002	< 0.002	< 0.002	< 0.002	< 0.002	< 0.002
Zinc [mg/L]	02-Jan-24	14:31	0.049	< 0.002	< 0.002	0.079	< 0.002	< 0.002	< 0.002

Method Descriptions

Parameter	SGS Method Code	Reference Method Code
	NA	
Acidity	ME-CA-[ENV]EWL-LAK-AN-006	SM 2310
Alkalinity	ME-CA-[ENV]EWL-LAK-AN-006	SM 2320
Anions by discrete analyzer	ME-CA-[ENV]EWL-LAK-AN-026	US EPA 325.2
Anions by discrete analyzer	ME-CA-[ENV]EWL-LAK-AN-026	US EPA 375.4
Conductivity	ME-CA-[ENV]EWL-LAK-AN-006	SM 2510
Fluoride by Specific Ion Electrode	ME-CA-[ENV]EWL-LAK-AN-014	SM 4500

OnLine LIMS

0003633893

Results relate only to the sample tested. Data reported represents the sample submitted to SGS. Reproduction of this analytical report in full or in part is prohibited without prior written approval. Please refer to SGS General Conditions of Services located at https://www.sgs.ca/en/terms-and-conditions (Printed copies are available upon request.)
Test method information available upon request. "Temperature Upon Receipt" is representative of the whole shipment and may not reflect the temperature of individual samples.
SGS Canada Inc. Environment-Health & Safety statement of conformity decision rule does not consider uncertainty when analytical results are compared to a specified standard or regulation.

SGS Canada Inc.
P.O. Box 4300 - 185 Concession St.
Lakefield - Ontario - KOL 2HO
Phone: 705-652-2000 FAX: 705-652-6365

Parameter	SGS Method Code	Reference Method Code
Inorganics-General	ME-CA-[ENV]SPE-LAK-AN-004	EPA 7471A/SM 3112B
Metals in aqueous samples - ICP-MS	ME-CA-[ENV]SPE-LAK-AN-006	SM 3030/EPA 200.8
pH	ME-CA-[ENV]EWL-LAK-AN-006	SM 4500



Lisa Thompson
Project Specialist Assistant,
Environment, Health & Safety

OnLine LIMS

00003633893

Results relate only to the sample tested. Data reported represents the sample submitted to SGS. Reproduction of this analytical report in full or in part is prohibited without prior written approval. Please refer to SGS General Conditions of Services located at https://www.sgs.ca/en/terms-and-conditions (Printed copies are available upon request.)
Test method information available upon request. "Temperature Upon Receipt" is representative of the whole shipment and may not reflect the temperature of individual samples.
SGS Canada Inc. Environment-Health & Safety statement of conformity decision rule does not consider uncertainty when analytical results are compared to a specified standard or regulation.

SGS Canada Inc.
P.O. Box 4300 - 185 Concession St.
Lakefield - Ontario - KOL 2HO
Phone: 705-652-2000 FAX: 705-652-6365

Quality Control Report

Inorganic Analysis														
Parameter	Reporting Limit	Unit	Method Blank	Duplicate				LCS / Spike Blank			Matrix Spike / Reference Material		
				Result 1	Result 2	RPD	Acceptance Criteria	Spike Recovery (%)	Recovery Limits (%)		Spike Recovery (%)	Recovery Limits (%)	
							%		Low	High		Low	High
Acidity - QCBatchID: EWL0426-DEC23													
Acidity	2	mg/L as Ca	< 2			0	20	94	90	110	NA		
Acidity - QCBatchID: EWL0455-DEC23													
Acidity	2	mg/L as Ca	2			ND	20	94	90	110	NA		
Alkalinity - QCBatchID: EWL0426-DEC23													
Alkalinity	2	mg/L as Ca	< 2			0	20	94	80	120	NA		
Alkalinity - QCBatchID: EWL0455-DEC23													
Alkalinity	2	mg/L as Ca	< 2			0	20	94	80	120	NA		
Anions by discrete analyzer - QCBatchID: DIO5073-DEC23													
Chloride	1	mg/L	<1			ND	20	108	80	120	126	75	125
Sulphate	2	mg/L	<2			ND	20	108	80	120	122	75	125
Conductivity - QCBatchID: EWL0426-DEC23													
Conductivity	2	uS/cm	< 2			0	20	97	90	110	NA		
Conductivity - QCBatchID: EWL0455-DEC23													
Conductivity	2	uS/cm	< 2			0	20	98	90	110	NA		
Fluoride by Specific Ion Electrode - QCBatchID: EWL0444-DEC23													
Fluoride	0.06	mg/L	<0.06			8	10	96	90	110	94	75	125
Inorganics-General - QCBatchID: EHG0043-DEC23													
Mercury	0.00001	mg/L	< 0.00001			4	20	90	80	120	84	70	130
Metals in aqueous samples - ICP-MS - QCBatchID: EMS0205-DEC23													
Aluminum	0.001	mg/L	<0.001			2	20	95	90	110	105	70	130
Antimony	0.0009	mg/L	<0.0009			3	20	105	90	110	108	70	130
Arsenic	0.0002	mg/L	<0.0002			0	20	98	90	110	92	70	130
Barium	0.00008	mg/L	<0.00008			12	20	101	90	110	102	70	130
Beryllium	0.000007	mg/L	<0.000007			10	20	99	90	110	91	70	130
Bismuth	0.00001	mg/L	<0.00001			3	20	98	90	110	97	70	130
Boron	0.002	mg/L	<0.002			ND	20	98	90	110	100	70	130
Cadmium	0.000003	mg/L	<0.000003			ND	20	98	90	110	98	70	130
Calcium	0.01	mg/L	<0.01			1	20	104	90	110	102	70	130
Chromium	0.00008	mg/L	<0.00008			ND	20	99	90	110	101	70	130
Cobalt	0.000004	mg/L	<0.000004			9	20	100	90	110	97	70	130
Copper	0.0002	mg/L	<0.0002			ND	20	100	90	110	105	70	130
Iron	0.007	mg/L	<0.007			ND	20	105	90	110	100	70	130
Lead	0.00009	mg/L	<0.00009			ND	20	100	90	110	100	70	130
Magnesium	0.001	mg/L	<0.001			2	20	97	90	110	95	70	130
Manganese	0.00001	mg/L	<0.00001			4	20	100	90	110	102	70	130

OnLine LIMS

00003633893

Results relate only to the sample tested. Data reported represents the sample submitted to SGS. Reproduction of this analytical report in full or in part is prohibited without prior written approval. Please refer to SGS General Conditions of Services located at https://www.sgs.ca/en/terms-and-conditions (Printed copies are available upon request.)
Test method information available upon request. "Temperature Upon Receipt" is representative of the whole shipment and may not reflect the temperature of individual samples.
SGS Canada Inc. Environment-Health & Safety statement of conformity decision rule does not consider uncertainty when analytical results are compared to a specified standard or regulation.

SGS Canada Inc.
P.O. Box 4300 - 185 Concession St.
Lakefield - Ontario - KOL 2HO
Phone: 705-652-2000 FAX: 705-652-6365

Inorganic Analysis														
Parameter	Reporting Limit	Unit	Method Blank	Duplicate				LCS / Spike Blank			Matrix Spike / Reference Material		
				Result 1	Result 2	RPD	Acceptance Criteria	Spike Recovery (%)	Recovery Limits (%)		Spike Recovery (%)	Recovery Limits (%)	
							%		Low	High		Low	High
Molybdenum	0.00004	mg/L	<0.00004			11	20	98	90	110	97	70	130
Nickel	0.0001	mg/L	<0.0001			9	20	101	90	110	99	70	130
Phosphorus	0.003	mg/L	<0.003			13	20	100	90	110	NV	70	130
Potassium	0.003	mg/L	<0.009			2	20	104	90	110	95	70	130
Selenium	0.00004	mg/L	<0.00004			ND	20	103	90	110	101	70	130
Silicon	0.02	mg/L	<0.02			2	20	102	90	110	NV	70	130
Silver	0.00005	mg/L	<0.00005			ND	20	98	90	110	74	70	130
Sodium	0.01	mg/L	<0.01			20	20	99	90	110	99	70	130
Strontium	0.00008	mg/L	<0.00008			3	20	101	90	110	99	70	130
Sulfur	3	mg/L	<1			ND	20	109	90	110	NV	70	130
Thallium	0.000005	mg/L	<0.000005			11	20	100	90	110	95	70	130
Thorium	0.0001	mg/L	<0.0001			ND	20	92	90	110	NV	70	130
Tin	0.00006	mg/L	<0.00006			ND	20	97	90	110	NV	70	130
Titanium	0.00007	mg/L	<0.00005			ND	20	95	90	110	NV	70	130
Tungsten	0.00002	mg/L	<0.00002			7	20	101	90	110	NV	70	130
Uranium	0.000002	mg/L	<0.000002			4	20	101	90	110	94	70	130
Vanadium	0.00001	mg/L	<0.00001			14	20	99	90	110	96	70	130
Zinc	0.002	mg/L	<0.002			ND	20	95	90	110	112	70	130
Zirconium	0.002	mg/L	<0.002			ND	20	94	90	110	NV	70	130
Metals in aqueous samples - ICP-MS - QCBatchID: EMS0219-DEC23													
Aluminum	0.001	mg/L	<0.001			2	20	99	90	110	118	70	130
Antimony	0.0009	mg/L	<0.0009			6	20	100	90	110	100	70	130
Arsenic	0.0002	mg/L	<0.0002			2	20	102	90	110	99	70	130
Barium	0.00008	mg/L	<0.00008			2	20	100	90	110	98	70	130
Beryllium	0.000007	mg/L	<0.000007			ND	20	105	90	110	108	70	130
Bismuth	0.00001	mg/L	<0.00001			ND	20	97	90	110	99	70	130
Boron	0.002	mg/L	<0.002			0	20	99	90	110	107	70	130
Cadmium	0.000003	mg/L	<0.000003			ND	20	102	90	110	102	70	130
Calcium	0.01	mg/L	<0.01			1	20	101	90	110	80	70	130
Chromium	0.00008	mg/L	<0.00008			9	20	104	90	110	95	70	130
Cobalt	0.000004	mg/L	<0.000004			13	20	100	90	110	100	70	130
Copper	0.0002	mg/L	<0.0002			ND	20	103	90	110	109	70	130
Iron	0.007	mg/L	<0.007			0	20	102	90	110	100	70	130
Lead	0.00009	mg/L	<0.00009			ND	20	95	90	110	94	70	130
Magnesium	0.001	mg/L	<0.001			2	20	101	90	110	72	70	130
Manganese	0.00001	mg/L	<0.00001			3	20	101	90	110	99	70	130
Molybdenum	0.00004	mg/L	<0.00004			3	20	97	90	110	77	70	130
Nickel	0.0001	mg/L	<0.0001			15	20	105	90	110	105	70	130
Phosphorus	0.003	mg/L	<0.003			18	20	101	90	110	NV	70	130

OnLine LIMS

00003633893

Results relate only to the sample tested. Data reported represents the sample submitted to SGS. Reproduction of this analytical report in full or in part is prohibited without prior written approval. Please refer to SGS General Conditions of Services located at https://www.sgs.ca/en/terms-and-conditions (Printed copies are available upon request.)
Test method information available upon request. "Temperature Upon Receipt" is representative of the whole shipment and may not reflect the temperature of individual samples.
SGS Canada Inc. Environment-Health & Safety statement of conformity decision rule does not consider uncertainty when analytical results are compared to a specified standard or regulation.

SGS Canada Inc.
P.O. Box 4300 - 185 Concession St.
Lakefield - Ontario - KOL 2HO
Phone: 705-652-2000 FAX: 705-652-6365

Inorganic Analysis														
Parameter	Reporting Limit	Unit	Method Blank	Duplicate				LCS / Spike Blank			Matrix Spike / Reference Material		
				Result 1	Result 2	RPD	Acceptance Criteria	Spike Recovery (%)	Recovery Limits (%)		Spike Recovery (%)	Recovery Limits (%)	
							%		Low	High		Low	High
Potassium	0.003	mg/L	<0.009			0	20	99	90	110	90	70	130
Selenium	0.00004	mg/L	<0.00004			5	20	102	90	110	99	70	130
Silicon	0.02	mg/L	<0.02			2	20	100	90	110	NV	70	130
Silver	0.00005	mg/L	<0.00005			ND	20	101	90	110	79	70	130
Sodium	0.01	mg/L	<0.01			2	20	97	90	110	89	70	130
Strontium	0.00008	mg/L	<0.00008			3	20	101	90	110	99	70	130
Sulfur	3	mg/L	<1			2	20	107	90	110	NV	70	130
Thallium	0.000005	mg/L	<0.000005			12	20	99	90	110	91	70	130
Thorium	0.0001	mg/L	<0.0001			ND	20	94	90	110	NV	70	130
Tin	0.00006	mg/L	<0.00006			ND	20	97	90	110	NV	70	130
Titanium	0.00007	mg/L	<0.00005			17	20	96	90	110	NV	70	130
Tungsten	0.00002	mg/L	<0.00002			6	20	98	90	110	NV	70	130
Uranium	0.000002	mg/L	<0.000002			0	20	97	90	110	100	70	130
Vanadium	0.00001	mg/L	<0.00001			1	20	101	90	110	79	70	130
Zinc	0.002	mg/L	<0.002			ND	20	104	90	110	109	70	130
Zirconium	0.002	mg/L	<0.002			ND	20	94	90	110	NV	70	130
pH - QCBatchID: EWL0426-DEC23													
pH	0.05	No unit	NA			0		101			NA		
pH - QCBatchID: EWL0455-DEC23													
pH	0.05	No unit	NA			0		100			NA		

OnLine LIMS

0003633893

Results relate only to the sample tested. Data reported represents the sample submitted to SGS. Reproduction of this analytical report in full or in part is prohibited without prior written approval. Please refer to SGS General Conditions of Services located at https://www.sgs.ca/en/terms-and-conditions (Printed copies are available upon request.)
Test method information available upon request. "Temperature Upon Receipt" is representative of the whole shipment and may not reflect the temperature of individual samples.
SGS Canada Inc. Environment-Health & Safety statement of conformity decision rule does not consider uncertainty when analytical results are compared to a specified standard or regulation.

SGS Canada Inc.
P.O. Box 4300 - 185 Concession St.
Lakefield - Ontario - KOL 2HO
Phone: 705-652-2000 FAX: 705-652-6365

16-January-2024

Great Bear Resources Ltd.
Attn : Ashley Moncrief

1020 - 800 West Pender St.
Vancouver, BC
V6C 2V6, Canada

Phone: 778-833-2160
Fax:

Date Rec. : 22 December 2023
LR Report: **CA10181-DEC23**
Reference: Wk#30

Copy: #1

CERTIFICATE OF ANALYSIS

Final Report - Revised

Analysis	3: Analysis Completed Date	4: Analysis Completed Time	5: HC-8 Wk#30	6: HC-9 Wk#30	7: HC-10 Wk#30	8: HC-11 Wk#30	9: HC-12 Wk#30	10: HC-13 Wk#30	11: HC-14 Wk#30	12: HC-15 Wk#30	13: HC-16 Wk#30	14: HC-17 Wk#30
Sample Date & Time			22-Dec-23	22-Dec-23	22-Dec-23	22-Dec-23	22-Dec-23	22-Dec-23	22-Dec-23	22-Dec-23	22-Dec-23	22-Dec-23
Hum Cell Leachate Volume [mL]	28-Dec-23	13:52	929	991	926	916	901	998	884	660	964	967
Sample Name	---	---	DX450108	DX450076	DX450186	DX450118	DX 550107	DX450159	DX450171	DX450134	DX450185	DX450032
Sample Weight [g]	---	---	1000	1000	1000	1000	1000	1000	1000	1000	1000	1000
pH [No unit]	29-Dec-23	15:04	7.59	6.56	7.37	7.25	7.10	7.22	6.93	7.66	7.33	6.94
Alkalinity [mg/L as CaCO3]	29-Dec-23	11:37	8	2	7	7	6	10	4	10	11	4
Conductivity [uS/cm]	29-Dec-23	11:39	23	38	17	15	23	31	26	54	31	14
Acidity [mg/L as CaCO3]	03-Jan-24	10:06	< 2	5	< 2	< 2	< 2	< 2	<2	< 2	< 2	< 2
Fluoride [mg/L]	28-Dec-23	09:07	< 0.06	< 0.06	< 0.06	< 0.06	< 0.06	< 0.06	< 0.06	< 0.06	< 0.06	< 0.06
Sulphate [mg/L]	29-Dec-23	13:35	3	13	2	< 2	4	4	7	13	3	2
Chloride [mg/L]	29-Dec-23	13:36	< 1	< 1	< 1	< 1	< 1	< 1	< 1	5	< 1	< 1
Mercury [mg/L]	03-Jan-24	10:43	< 0.00001	< 0.00001	< 0.00001	< 0.00001	< 0.00001	< 0.00001	< 0.00001	0.00001	< 0.00001	< 0.00001
Silver [mg/L]	03-Jan-24	14:46	< 0.00005	< 0.00005	< 0.00005	< 0.00005	< 0.00005	< 0.00005	< 0.00005	< 0.00005	< 0.00005	< 0.00005
Aluminum [mg/L]	03-Jan-24	14:46	0.072	0.003	0.043	0.067	0.058	0.089	0.036	0.011	0.122	0.020
Arsenic [mg/L]	03-Jan-24	14:46	0.0014	< 0.0002	0.0004	0.0005	0.0020	0.0025	0.0018	0.0881	0.0118	0.0307
Barium [mg/L]	03-Jan-24	14:46	0.00124	0.00454	0.00128	0.00060	0.00138	0.00061	0.00193	0.00093	0.00195	0.00022
Beryllium [mg/L]	03-Jan-24	14:46	< 0.000007	< 0.000007	< 0.000007	< 0.000007	< 0.000007	< 0.000007	< 0.000007	< 0.000007	< 0.000007	< 0.000007
Boron [mg/L]	03-Jan-24	14:46	< 0.002	< 0.002	< 0.002	< 0.002	< 0.002	< 0.002	< 0.002	< 0.002	< 0.002	< 0.002
Bismuth [mg/L]	03-Jan-24	14:46	< 0.00001	< 0.00001	< 0.00001	< 0.00001	0.00003	< 0.00001	< 0.00001	< 0.00001	< 0.00001	< 0.00001
Calcium [mg/L]	03-Jan-24	14:46	3.74	4.01	2.74	2.36	3.16	4.82	2.95	8.48	4.08	1.84
Cadmium [mg/L]	03-Jan-24	14:47	0.000007	0.0185	0.000010	0.000004	0.000005	0.000006	< 0.000003	0.000003	0.000009	0.000003
Cobalt [mg/L]	03-Jan-24	14:47	0.000011	0.000287	< 0.000004	< 0.000004	< 0.000004	0.000005	0.000028	0.000147	0.000027	0.000134

OnLine LIMS

0003633894

Results relate only to the sample tested. Data reported represents the sample submitted to SGS. Reproduction of this analytical report in full or in part is prohibited without prior written approval. Please refer to SGS General Conditions of Services located at https://www.sgs.ca/en/terms-and-conditions (Printed copies are available upon request.)
Test method information available upon request. "Temperature Upon Receipt" is representative of the whole shipment and may not reflect the temperature of individual samples.
SGS Canada Inc. Environment-Health & Safety statement of conformity decision rule does not consider uncertainty when analytical results are compared to a specified standard or regulation.

SGS Canada Inc.
P.O. Box 4300 - 185 Concession St.
Lakefield - Ontario - KOL 2HO
Phone: 705-652-2000 FAX: 705-652-6365

LR Report : **CA10181-DEC23**

Analysis	3: Analysis Completed Date	4: Analysis Completed Time	5: HC-8 Wk#30	6: HC-9 Wk#30	7: HC-10 Wk#30	8: HC-11 Wk#30	9: HC-12 Wk#30	10: HC-13 Wk#30	11: HC-14 Wk#30	12: HC-15 Wk#30	13: HC-16 Wk#30	14: HC-17 Wk#30
Chromium [mg/L]	03-Jan-24	14:47	< 0.00008	< 0.00008	< 0.00008	< 0.00008	< 0.00008	< 0.00008	< 0.00008	< 0.00008	< 0.00008	< 0.00008
Copper [mg/L]	03-Jan-24	14:47	0.0003	0.0003	0.0003	0.0003	0.0004	< 0.0002	0.0005	0.0007	0.0003	< 0.0002
Iron [mg/L]	03-Jan-24	14:47	< 0.007	0.015	< 0.007	< 0.007	< 0.007	< 0.007	< 0.007	< 0.007	< 0.007	< 0.007
Potassium [mg/L]	03-Jan-24	14:47	0.589	0.882	0.274	0.227	0.302	0.516	0.921	0.485	1.92	0.401
Magnesium [mg/L]	03-Jan-24	14:47	0.225	0.080	0.044	0.045	0.044	0.063	0.208	0.293	0.079	0.053
Manganese [mg/L]	03-Jan-24	14:47	0.0252	0.123	0.0222	0.0159	0.0187	0.0174	0.00319	0.0150	0.00864	0.00194
Molybdenum [mg/L]	03-Jan-24	14:47	0.00041	0.00031	0.0113	0.00015	0.00013	0.01067	0.00011	0.00024	0.00030	0.00010
Sodium [mg/L]	03-Jan-24	14:47	0.06	0.05	0.07	0.06	0.05	0.05	0.10	0.08	0.07	0.05
Nickel [mg/L]	03-Jan-24	14:47	0.0001	0.0061	< 0.0001	< 0.0001	< 0.0001	< 0.0001	0.0002	0.0073	< 0.0001	0.0002
Phosphorus [mg/L]	03-Jan-24	14:47	< 0.003	< 0.003	< 0.003	< 0.003	< 0.003	< 0.003	< 0.003	< 0.003	< 0.003	< 0.003
Lead [mg/L]	03-Jan-24	14:47	< 0.00009	0.02331	< 0.00009	< 0.00009	< 0.00009	< 0.00009	< 0.00009	< 0.00009	< 0.00009	< 0.00009
Sulfur [mg/L]	03-Jan-24	14:47	< 3	4	< 3	< 3	< 3	< 3	< 3	6	< 3	< 3
Antimony [mg/L]	03-Jan-24	14:47	< 0.0009	< 0.0009	< 0.0009	< 0.0009	< 0.0009	< 0.0009	< 0.0009	0.0015	< 0.0009	< 0.0009
Selenium [mg/L]	03-Jan-24	14:47	0.00018	0.00108	0.00023	< 0.00004	0.00018	< 0.00004	0.00036	0.00026	0.00004	< 0.00004
Silicon [mg/L]	03-Jan-24	14:47	0.26	0.53	0.22	0.24	0.24	0.46	0.27	0.24	0.48	0.51
Tin [mg/L]	03-Jan-24	14:47	< 0.00006	< 0.00006	< 0.00006	< 0.00006	< 0.00006	< 0.00006	< 0.00006	< 0.00006	< 0.00006	< 0.00006
Strontium [mg/L]	03-Jan-24	14:47	0.00695	0.0105	0.00663	0.00495	0.00497	0.00612	0.0112	0.0142	0.00866	0.00485
Titanium [mg/L]	03-Jan-24	14:47	0.00009	< 0.00007	0.00009	< 0.00007	0.00020	< 0.00007	0.00019	< 0.00007	0.00009	< 0.00007
Thorium [mg/L]	03-Jan-24	14:47	< 0.0001	< 0.0001	< 0.0001	< 0.0001	< 0.0001	< 0.0001	< 0.0001	< 0.0001	< 0.0001	< 0.0001
Thallium [mg/L]	03-Jan-24	14:47	< 0.000005	0.000020	< 0.000005	< 0.000005	< 0.000005	0.000008	< 0.000005	0.000007	0.000006	< 0.000005
Uranium [mg/L]	03-Jan-24	14:47	0.000645	0.000072	0.000518	0.000229	0.000143	0.000474	0.000108	0.000037	0.000948	0.00219
Vanadium [mg/L]	03-Jan-24	14:47	0.00018	< 0.00001	0.00005	0.00008	0.00011	0.00007	0.00022	0.00007	0.00045	0.00026
Tungsten [mg/L]	03-Jan-24	14:47	0.00004	< 0.00002	0.00004	0.00004	0.00005	0.00005	0.00006	0.00002	0.00004	< 0.00002
Zirconium [mg/L]	03-Jan-24	14:47	< 0.002	< 0.002	< 0.002	< 0.002	< 0.002	< 0.002	< 0.002	< 0.002	< 0.002	< 0.002
Zinc [mg/L]	03-Jan-24	14:47	< 0.002	2.07	< 0.002	< 0.002	< 0.002	< 0.002	< 0.002	< 0.002	< 0.002	< 0.002

Analysis	15: HC-18 Wk#30	16: HC-19 Wk#30	17: HC-20 Wk#30	18: HC-21 Wk#30	19: HC-22 Wk#30	20: HC-23 Wk#30	21: HC-24 Wk#30	22: HC-25 Wk#30	23: HC-26 Wk#30	24: HC-27 Wk#30
Sample Date & Time	22-Dec-23	22-Dec-23	22-Dec-23	22-Dec-23	22-Dec-23	22-Dec-23	22-Dec-23	22-Dec-23	22-Dec-23	22-Dec-23
Hum Cell Leachate Volume [mL]	940	928	949	928	461	988	924	910	726	904
Sample Name	DX 550064	DX450008	DX 550056	DX450022	DX450077	DX450113	DX 550101	DX450128	DX450021	DX450222
Sample Weight [g]	1000	1000	1000	1000	500	1000	1000	1000	750	1000
pH [No unit]	7.31	7.13	7.24	8.49	7.86	7.70	7.85	7.94	6.59	6.99
Alkalinity [mg/L as CaCO3]	13	5	12	13	15	15	13	14	3	6
Conductivity [uS/cm]	28	12	26	29	33	33	29	44	155	23
Acidity [mg/L as CaCO3]	< 2	< 2	< 2	< 2	< 2	< 2	< 2	< 2	< 2	< 2

OnLine LIMS

0003633894

Results relate only to the sample tested. Data reported represents the sample submitted to SGS. Reproduction of this analytical report in full or in part is prohibited without prior written approval. Please refer to SGS General Conditions of Services located at https://www.sgs.ca/en/terms-and-conditions (Printed copies are available upon request.)
Test method information available upon request. "Temperature Upon Receipt" is representative of the whole shipment and may not reflect the temperature of individual samples.
SGS Canada Inc. Environment-Health & Safety statement of conformity decision rule does not consider uncertainty when analytical results are compared to a specified standard or regulation.

SGS Canada Inc.
P.O. Box 4300 - 185 Concession St.
Lakefield - Ontario - KOL 2HO
Phone: 705-652-2000 FAX: 705-652-6365

Analysis	15: HC-18 Wk#30	16: HC-19 Wk#30	17: HC-20 Wk#30	18: HC-21 Wk#30	19: HC-22 Wk#30	20: HC-23 Wk#30	21: HC-24 Wk#30	22: HC-25 Wk#30	23: HC-26 Wk#30	24: HC-27 Wk#30
Fluoride [mg/L]	< 0.06	< 0.06	< 0.06	< 0.06	< 0.06	< 0.06	< 0.06	< 0.06	< 0.06	< 0.06
Sulphate [mg/L]	< 2	< 2	< 2	< 2	< 2	< 2	< 2	5	49	5
Chloride [mg/L]	< 1	< 1	< 1	< 1	< 1	< 1	< 1	2	23	< 1
Mercury [mg/L]	< 0.00001	< 0.00001	< 0.00001	< 0.00001	< 0.00001	< 0.00001	< 0.00001	< 0.00001	< 0.00001	< 0.00001
Silver [mg/L]	< 0.00005	< 0.00005	< 0.00005	< 0.00005	< 0.00005	< 0.00005	< 0.00005	< 0.00005	< 0.00005	< 0.00005
Aluminum [mg/L]	0.071	0.057	0.042	0.081	0.043	0.062	0.057	0.081	0.003	0.050
Arsenic [mg/L]	0.0078	0.0003	0.0005	0.0066	0.0005	0.0065	0.0018	0.0027	< 0.0002	0.0006
Barium [mg/L]	0.00028	0.00072	0.00192	0.00035	0.00714	0.00358	0.00064	0.00106	0.00897	0.00044
Beryllium [mg/L]	< 0.000007	< 0.000007	< 0.000007	< 0.000007	< 0.000007	< 0.000007	< 0.000007	< 0.000007	< 0.000007	< 0.000007
Boron [mg/L]	< 0.002	< 0.002	< 0.002	< 0.002	< 0.002	< 0.002	< 0.002	< 0.002	< 0.002	< 0.002
Bismuth [mg/L]	< 0.00001	< 0.00001	< 0.00001	< 0.00001	< 0.00001	< 0.00001	< 0.00001	< 0.00001	< 0.00001	< 0.00001
Calcium [mg/L]	4.41	1.73	3.74	4.56	3.69	5.00	4.30	6.47	20.8	3.07
Cadmium [mg/L]	0.000023	0.000005	< 0.000003	< 0.000003	0.000008	0.000003	0.000003	< 0.000003	0.000063	0.000066
Cobalt [mg/L]	0.000028	0.000006	0.000014	0.000033	0.000017	0.000011	0.000007	0.000022	0.000361	0.000009
Chromium [mg/L]	< 0.00008	< 0.00008	< 0.00008	< 0.00008	< 0.00008	< 0.00008	< 0.00008	< 0.00008	< 0.00008	< 0.00008
Copper [mg/L]	0.0009	0.0003	0.0003	0.0009	0.0011	0.0002	0.0004	0.0004	0.0005	0.0003
Iron [mg/L]	< 0.007	< 0.007	< 0.007	< 0.007	< 0.007	0.009	< 0.007	0.007	< 0.007	< 0.007
Potassium [mg/L]	0.239	0.252	0.333	0.065	1.26	0.336	0.184	0.419	2.77	0.513
Magnesium [mg/L]	0.056	0.032	0.230	0.131	0.158	0.168	0.190	0.165	0.526	0.073
Manganese [mg/L]	0.00926	0.00782	0.0351	0.0298	0.0353	0.0275	0.0222	0.0136	0.0556	0.00927
Molybdenum [mg/L]	0.00037	0.00889	0.00015	0.00020	0.00340	0.0125	0.00024	0.00111	0.00012	0.00034
Sodium [mg/L]	0.06	0.06	0.05	0.03	0.06	0.04	0.04	0.07	0.16	0.06
Nickel [mg/L]	< 0.0001	< 0.0001	< 0.0001	0.0001	0.0001	< 0.0001	< 0.0001	< 0.0001	0.0012	0.0002
Phosphorus [mg/L]	< 0.003	< 0.003	< 0.003	< 0.003	< 0.003	< 0.003	< 0.003	< 0.003	< 0.003	< 0.003
Lead [mg/L]	< 0.00009	< 0.00009	< 0.00009	0.00010	< 0.00009	< 0.00009	< 0.00009	< 0.00009	< 0.00009	< 0.00009
Sulfur [mg/L]	< 3	< 3	< 3	< 3	< 3	< 3	< 3	< 3	36	< 3
Antimony [mg/L]	< 0.0009	< 0.0009	< 0.0009	< 0.0009	< 0.0009	< 0.0009	< 0.0009	< 0.0009	< 0.0009	< 0.0009
Selenium [mg/L]	< 0.00004	< 0.00004	< 0.00004	0.00004	0.00005	< 0.00004	< 0.00004	0.00005	0.00037	< 0.00004
Silicon [mg/L]	0.34	0.25	0.26	0.21	0.22	0.26	0.20	0.25	0.12	0.24
Tin [mg/L]	< 0.00006	< 0.00006	< 0.00006	< 0.00006	< 0.00006	< 0.00006	< 0.00006	< 0.00006	< 0.00006	< 0.00006
Strontium [mg/L]	0.00492	0.00353	0.00845	0.00326	0.00694	0.0161	0.00420	0.00699	0.0179	0.00525
Titanium [mg/L]	0.00021	0.00012	0.00010	0.00011	0.00010	< 0.00007	< 0.00007	0.00027	< 0.00007	0.00009
Thorium [mg/L]	< 0.0001	< 0.0001	< 0.0001	< 0.0001	< 0.0001	< 0.0001	< 0.0001	< 0.0001	< 0.0001	< 0.0001
Thallium [mg/L]	< 0.000005	< 0.000005	< 0.000005	< 0.000005	< 0.000005	< 0.000005	< 0.000005	< 0.000005	< 0.000005	< 0.000005
Uranium [mg/L]	0.000866	0.000063	0.000294	0.000789	0.000089	0.000079	0.000017	0.000443	0.000037	0.000228
Vanadium [mg/L]	0.00015	0.00005	0.00077	0.00043	0.00071	0.00021	0.00050	0.00065	< 0.00001	0.00014
Tungsten [mg/L]	0.00002	0.00003	< 0.00002	0.00003	0.00003	0.00005	< 0.00002	0.00044	< 0.00002	0.00003
Zirconium [mg/L]	< 0.002	< 0.002	< 0.002	< 0.002	< 0.002	< 0.002	< 0.002	< 0.002	< 0.002	< 0.002

OnLine LIMS

0003633894

Results relate only to the sample tested. Data reported represents the sample submitted to SGS. Reproduction of this analytical report in full or in part is prohibited without prior written approval. Please refer to SGS General Conditions of Services located at https://www.sgs.ca/en/terms-and-conditions (Printed copies are available upon request.)
Test method information available upon request. "Temperature Upon Receipt" is representative of the whole shipment and may not reflect the temperature of individual samples.
SGS Canada Inc. Environment-Health & Safety statement of conformity decision rule does not consider uncertainty when analytical results are compared to a specified standard or regulation.

SGS Canada Inc.
P.O. Box 4300 - 185 Concession St.
Lakefield - Ontario - KOL 2HO
Phone: 705-652-2000 FAX: 705-652-6365

Analysis	15: HC-18 Wk#30	16: HC-19 Wk#30	17: HC-20 Wk#30	18: HC-21 Wk#30	19: HC-22 Wk#30	20: HC-23 Wk#30	21: HC-24 Wk#30	22: HC-25 Wk#30	23: HC-26 Wk#30	24: HC-27 Wk#30
Zinc [mg/L]	< 0.002	< 0.002	< 0.002	< 0.002	< 0.002	< 0.002	< 0.002	< 0.002	0.006	0.006

Method Descriptions

Parameter	SGS Method Code	Reference Method Code
	NA	
Acidity	ME-CA-[ENV]EWL-LAK-AN-006	SM 2310
Alkalinity	ME-CA-[ENV]EWL-LAK-AN-006	SM 2320
Anions by discrete analyzer	ME-CA-[ENV]EWL-LAK-AN-026	US EPA 325.2
Anions by discrete analyzer	ME-CA-[ENV]EWL-LAK-AN-026	US EPA 375.4
Conductivity	ME-CA-[ENV]EWL-LAK-AN-006	SM 2510
Fluoride by Specific Ion Electrode	ME-CA-[ENV]EWL-LAK-AN-014	SM 4500
Inorganics-General	ME-CA-[ENV]SPE-LAK-AN-004	EPA 7471A/SM 3112B
Metals in aqueous samples - ICP-MS	ME-CA-[ENV]SPE-LAK-AN-006	SM 3030/EPA 200.8
pH	ME-CA-[ENV]EWL-LAK-AN-006	SM 4500



Lisa Thompson
Project Specialist Assistant,
Environment, Health & Safety

OnLine LIMS

0003633894

Results relate only to the sample tested. Data reported represents the sample submitted to SGS. Reproduction of this analytical report in full or in part is prohibited without prior written approval. Please refer to SGS General Conditions of Services located at https://www.sgs.ca/en/terms-and-conditions (Printed copies are available upon request.)
Test method information available upon request. "Temperature Upon Receipt" is representative of the whole shipment and may not reflect the temperature of individual samples.
SGS Canada Inc. Environment-Health & Safety statement of conformity decision rule does not consider uncertainty when analytical results are compared to a specified standard or regulation.

SGS Canada Inc.
P.O. Box 4300 - 185 Concession St.
Lakefield - Ontario - K0L 2H0
Phone: 705-652-2000 FAX: 705-652-6365

Quality Control Report

Inorganic Analysis														
Parameter	Reporting Limit	Unit	Method Blank	Duplicate				LCS / Spike Blank			Matrix Spike / Reference Material			
				Result 1	Result 2	RPD	Acceptance Criteria	Spike Recovery (%)	Recovery Limits (%)		Spike Recovery (%)	Recovery Limits (%)		
							%		Low	High		Low	High	
Acidity - QCBatchID: EWL0460-DEC23														
Acidity	2	mg/L as Ca	2			ND	20	92	90	110	NA			
Acidity - QCBatchID: EWL0461-DEC23														
Acidity	2	mg/L as Ca	< 2			ND	20	94	90	110	NA			
Alkalinity - QCBatchID: EWL0460-DEC23														
Alkalinity	2	mg/L as Ca	< 2			1	20	98	80	120	NA			
Alkalinity - QCBatchID: EWL0461-DEC23														
Alkalinity	2	mg/L as Ca	< 2			3	20	94	80	120	NA			
Anions by discrete analyzer - QCBatchID: DIO5074-DEC23														
Chloride	1	mg/L	<1			ND	20	109	80	120	104	75	125	
Sulphate	2	mg/L	<2			ND	20	111	80	120	124	75	125	
Conductivity - QCBatchID: EWL0460-DEC23														
Conductivity	2	uS/cm	2			1	20	103	90	110	NA			
Conductivity - QCBatchID: EWL0461-DEC23														
Conductivity	2	uS/cm	< 2			0	20	98	90	110	NA			
Fluoride by Specific Ion Electrode - QCBatchID: EWL0479-DEC23														
Fluoride	0.06	mg/L	<0.06			ND	10	99	90	110	98	75	125	
Fluoride by Specific Ion Electrode - QCBatchID: EWL0492-DEC23														
Fluoride	0.06	mg/L	<0.06			ND	10	107	90	110	104	75	125	
Inorganics-General - QCBatchID: EHG0001-JAN24														
Mercury	0.00001	mg/L	< 0.00001			ND	20	102	80	120	85	70	130	
Metals in aqueous samples - ICP-MS - QCBatchID: EMS0006-JAN24														
Aluminum	0.001	mg/L	<0.001			0	20	97	90	110	113	70	130	
Antimony	0.0009	mg/L	<0.0009			ND	20	105	90	110	116	70	130	
Arsenic	0.0002	mg/L	<0.0002			3	20	98	90	110	120	70	130	
Barium	0.00008	mg/L	<0.00008			6	20	95	90	110	94	70	130	
Beryllium	0.000007	mg/L	<0.000007			ND	20	102	90	110	108	70	130	
Bismuth	0.00001	mg/L	<0.00001			ND	20	93	90	110	101	70	130	
Boron	0.002	mg/L	<0.002			7	20	100	90	110	103	70	130	
Cadmium	0.000003	mg/L	<0.000003			13	20	99	90	110	118	70	130	
Calcium	0.01	mg/L	<0.01			1	20	97	90	110	96	70	130	
Chromium	0.00008	mg/L	<0.00008			5	20	98	90	110	80	70	130	
Cobalt	0.000004	mg/L	<0.000004			0	20	92	90	110	102	70	130	
Copper	0.0002	mg/L	<0.0002			1	20	99	90	110	111	70	130	
Iron	0.007	mg/L	<0.007			4	20	101	90	110	100	70	130	
Lead	0.00009	mg/L	<0.00009			ND	20	93	90	110	108	70	130	

OnLine LIMS

00036338894

Results relate only to the sample tested. Data reported represents the sample submitted to SGS. Reproduction of this analytical report in full or in part is prohibited without prior written approval. Please refer to SGS General Conditions of Services located at https://www.sgs.ca/en/terms-and-conditions (Printed copies are available upon request.)
Test method information available upon request. "Temperature Upon Receipt" is representative of the whole shipment and may not reflect the temperature of individual samples.
SGS Canada Inc. Environment-Health & Safety statement of conformity decision rule does not consider uncertainty when analytical results are compared to a specified standard or regulation.

SGS Canada Inc.
P.O. Box 4300 - 185 Concession St.
Lakefield - Ontario - KOL 2HO
Phone: 705-652-2000 FAX: 705-652-6365

Inorganic Analysis														
Parameter	Reporting Limit	Unit	Method Blank	Duplicate				LCS / Spike Blank			Matrix Spike / Reference Material			
				Result 1	Result 2	RPD	Acceptance Criteria	Spike Recovery (%)	Recovery Limits (%)		Spike Recovery (%)	Recovery Limits (%)	
							%		Low	High		Low	High
Magnesium	0.001	mg/L	<0.001			5	20	96	90	110	92	70	130
Manganese	0.00001	mg/L	<0.00001			2	20	98	90	110	106	70	130
Molybdenum	0.00004	mg/L	<0.00004			3	20	99	90	110	101	70	130
Nickel	0.0001	mg/L	<0.0001			0	20	96	90	110	104	70	130
Phosphorus	0.003	mg/L	<0.003			ND	20	95	90	110	NV	70	130
Potassium	0.003	mg/L	<0.009			3	20	98	90	110	93	70	130
Selenium	0.00004	mg/L	<0.00004			7	20	96	90	110	87	70	130
Silicon	0.02	mg/L	<0.02			1	20	95	90	110	NV	70	130
Silver	0.00005	mg/L	<0.00005			ND	20	96	90	110	74	70	130
Sodium	0.01	mg/L	<0.01			5	20	91	90	110	89	70	130
Strontium	0.00008	mg/L	<0.00008			0	20	97	90	110	98	70	130
Sulfur	3	mg/L	<1			3	20	110	90	110	NV	70	130
Thallium	0.000005	mg/L	<0.000005			3	20	94	90	110	107	70	130
Thorium	0.0001	mg/L	<0.0001			ND	20	91	90	110	NV	70	130
Tin	0.00006	mg/L	<0.00006			8	20	98	90	110	NV	70	130
Titanium	0.00007	mg/L	<0.00005			15	20	97	90	110	NV	70	130
Tungsten	0.00002	mg/L	<0.00002			4	20	97	90	110	NV	70	130
Uranium	0.000002	mg/L	<0.000002			0	20	94	90	110	98	70	130
Vanadium	0.00001	mg/L	<0.00001			0	20	97	90	110	81	70	130
Zinc	0.002	mg/L	<0.002			2	20	94	90	110	110	70	130
Zirconium	0.002	mg/L	<0.002			ND	20	91	90	110	NV	70	130
pH - QCBatchID: EWL0460-DEC23													
pH	0.05	No unit	NA			0		100			NA		
pH - QCBatchID: EWL0461-DEC23													
pH	0.05	No unit	NA			0		100			NA		

OnLine LIMS

Results relate only to the sample tested. Data reported represents the sample submitted to SGS. Reproduction of this analytical report in full or in part is prohibited without prior written approval. Please refer to SGS General Conditions of Services located at https://www.sgs.ca/en/terms-and-conditions (Printed copies are available upon request.)
Test method information available upon request. "Temperature Upon Receipt" is representative of the whole shipment and may not reflect the temperature of individual samples.
SGS Canada Inc. Environment-Health & Safety statement of conformity decision rule does not consider uncertainty when analytical results are compared to a specified standard or regulation.

0003633894

SGS Canada Inc.
P.O. Box 4300 - 185 Concession St.
Lakefield - Ontario - KOL 2HO
Phone: 705-652-2000 FAX: 705-652-6365

03-December-2024

Great Bear Resources Ltd.
Attn : Ashley Moncrief

1020 - 800 West Pender St.
Vancouver, BC
V6C 2V6, Canada

Phone: 778-833-2160
Fax:

Date Rec. : 15 November 2024
LR Report: **CA10080-NOV24**
Reference: Wk#30

Copy: #1

CERTIFICATE OF ANALYSIS
Final Report

Analysis	3: Analysis Completed Date	4: Analysis Completed Time	5: HC-28 Wk#30	6: HC-29 Wk#30	7: HC-30 Wk#30	8: HC-31 Wk#30	9: HC-32 Wk#30
Sample Date & Time			15-Nov-24	15-Nov-24	15-Nov-24	15-Nov-24	15-Nov-24
HumCell Leachate Vol [mL]	18-Nov-24	16:35	993	972	722	942	782
Sample Name	---	---	31787	DX450179	31644	DX450183	O31576
Sample Weight [g]	---	---	1000	1000	750	1000	750
pH [No unit]	19-Nov-24	15:00	6.84	6.98	7.02	7.15	7.07
Alkalinity [mg/L as CaCO3]	19-Nov-24	15:00	2	4	6	7	8
Conductivity [uS/cm]	19-Nov-24	15:00	4	8	14	17	21
Acidity [mg/L as CaCO3]	19-Nov-24	15:00	< 2	< 2	< 2	< 2	< 2
F [mg/L]	18-Nov-24	09:19	< 0.06	< 0.06	< 0.06	< 0.06	< 0.06
SO4 [mg/L]	20-Nov-24	15:25	0.2	< 0.2	1.1	0.8	1.6
Cl [mg/L]	19-Nov-24	15:23	< 0.2	< 0.2	< 0.2	< 0.2	< 0.2
Hg [mg/L]	27-Nov-24	07:48	< 0.00001	< 0.00001	< 0.00001	< 0.00001	< 0.00001
Ag [mg/L]	27-Nov-24	07:48	< 0.00005	< 0.00005	< 0.00005	< 0.00005	< 0.00005
Al [mg/L]	27-Nov-24	07:48	0.023	0.027	0.021	0.042	0.036
As [mg/L]	27-Nov-24	07:48	0.0013	0.0075	0.0035	0.0086	0.0017
Ba [mg/L]	27-Nov-24	07:48	0.00056	0.00155	0.00068	0.00030	0.00199
Be [mg/L]	27-Nov-24	07:48	< 0.000007	< 0.000007	< 0.000007	< 0.000007	< 0.000007
B [mg/L]	27-Nov-24	07:48	< 0.002	< 0.002	< 0.002	< 0.002	< 0.002
Bi [mg/L]	27-Nov-24	07:48	< 0.00001	< 0.00001	< 0.00001	< 0.00001	< 0.00001
Ca [mg/L]	27-Nov-24	07:48	0.90	1.15	2.28	2.87	3.60
Cd [mg/L]	27-Nov-24	07:48	< 0.000003	< 0.000003	0.000003	< 0.000003	0.000009
Co [mg/L]	27-Nov-24	07:48	0.000011	0.000028	0.000010	0.000023	0.000008
Cr [mg/L]	27-Nov-24	07:48	< 0.00008	< 0.00008	< 0.00008	< 0.00008	< 0.00008
Cu [mg/L]	27-Nov-24	07:48	< 0.001	< 0.001	< 0.001	< 0.001	< 0.001
Fe [mg/L]	27-Nov-24	07:48	0.009	< 0.007	< 0.007	< 0.007	< 0.007
K [mg/L]	27-Nov-24	07:48	0.289	0.654	0.666	0.396	0.719
Mg [mg/L]	27-Nov-24	07:48	0.038	0.064	0.112	0.056	0.102
Mn [mg/L]	27-Nov-24	07:48	0.00182	0.00182	0.0136	0.00437	0.0433
Mo [mg/L]	27-Nov-24	07:48	< 0.0004	< 0.0004	0.0007	< 0.0004	< 0.0004
Na [mg/L]	27-Nov-24	07:48	0.07	0.07	0.10	0.09	0.09

OnLine LIMS

0003947895

Results relate only to the sample tested. Data reported represents the sample submitted to SGS. Reproduction of this analytical report in full or in part is prohibited without prior written approval. Please refer to SGS General Conditions of Services located at https://www.sgs.ca/en/terms-and-conditions (Printed copies are available upon request.)
Test method information available upon request. "Temperature Upon Receipt" is representative of the whole shipment and may not reflect the temperature of individual samples.
SGS Canada Inc. Environment-Health & Safety statement of conformity decision rule does not consider uncertainty when analytical results are compared to a specified standard or regulation.

SGS Canada Inc.
P.O. Box 4300 - 185 Concession St.
Lakefield - Ontario - KOL 2HO
Phone: 705-652-2000 FAX: 705-652-6365

LR Report : **CA10080-NOV24**

Analysis	3: Analysis Completed Date	4: Analysis Completed Time	5: HC-28 Wk#30	6: HC-29 Wk#30	7: HC-30 Wk#30	8: HC-31 Wk#30	9: HC-32 Wk#30
Ni [mg/L]	27-Nov-24	07:48	< 0.0001	< 0.0001	< 0.0001	< 0.0001	< 0.0001
P [mg/L]	27-Nov-24	07:48	< 0.003	< 0.003	< 0.003	< 0.003	< 0.003
Pb [mg/L]	27-Nov-24	07:48	< 0.00009	< 0.00009	< 0.00009	< 0.00009	< 0.00009
S [mg/L]	27-Nov-24	07:48	< 5	< 5	< 5	< 5	< 5
Sb [mg/L]	27-Nov-24	07:48	< 0.0009	< 0.0009	0.0009	< 0.0009	< 0.0009
Se [mg/L]	27-Nov-24	07:48	< 0.00004	< 0.00004	< 0.00004	< 0.00004	0.00020
Si [mg/L]	27-Nov-24	07:48	0.13	0.16	0.17	0.21	0.23
Sn [mg/L]	27-Nov-24	07:48	0.00006	< 0.00006	0.00007	0.00013	< 0.00006
Sr [mg/L]	27-Nov-24	07:48	0.00249	0.00354	0.00769	0.00469	0.00460
Ti [mg/L]	27-Nov-24	07:48	< 0.0001	< 0.0001	0.0002	0.0002	< 0.0001
Th [mg/L]	27-Nov-24	07:48	< 0.0001	< 0.0001	< 0.0001	< 0.0001	< 0.0001
Tl [mg/L]	27-Nov-24	07:48	< 0.000005	< 0.000005	< 0.000005	< 0.000005	< 0.000005
U [mg/L]	27-Nov-24	07:48	0.000306	0.00113	0.000594	0.000983	0.000273
V [mg/L]	27-Nov-24	07:48	0.00025	0.00045	0.00019	0.00031	0.00014
W [mg/L]	27-Nov-24	07:48	< 0.0002	< 0.0002	< 0.0002	< 0.0002	< 0.0002
Zr [mg/L]	27-Nov-24	07:48	< 0.002	< 0.002	< 0.002	< 0.002	< 0.002
Zn [mg/L]	27-Nov-24	07:48	0.004	< 0.002	< 0.002	< 0.002	< 0.002

Analysis	10: HC-33 Wk#30	11: HC-34 Wk#30	12: HC-35 Wk#30
Sample Date & Time	15-Nov-24	15-Nov-24	15-Nov-24
HumCell Leachate Vol [mL]	989	961	1005
Sample Name	DX450213	DX450174	31795
Sample Weight [g]	1000	1000	1000
pH [No unit]	4.51	7.27	7.53
Alkalinity [mg/L as CaCO3]	< 2	9	12
Conductivity [uS/cm]	41	18	24
Acidity [mg/L as CaCO3]	12	< 2	< 2
F [mg/L]	< 0.06	< 0.06	< 0.06
SO4 [mg/L]	19	< 0.2	0.8
Cl [mg/L]	< 0.2	< 0.2	< 0.2
Hg [mg/L]	< 0.00001	< 0.00001	< 0.00001
Ag [mg/L]	< 0.00005	< 0.00005	< 0.00005
Al [mg/L]	0.054	0.037	0.214
As [mg/L]	0.0003	0.0039	0.0690
Ba [mg/L]	0.00846	0.00263	0.00380
Be [mg/L]	0.000050	< 0.000007	< 0.000007
B [mg/L]	0.003	< 0.002	< 0.002
Bi [mg/L]	< 0.00001	< 0.00001	< 0.00001
Ca [mg/L]	1.94	2.91	3.74
Cd [mg/L]	0.000018	< 0.000003	0.000003
Co [mg/L]	0.000456	0.000018	0.000034
Cr [mg/L]	< 0.00008	< 0.00008	< 0.00008

OnLine LIMS

00039478995

Results relate only to the sample tested. Data reported represents the sample submitted to SGS. Reproduction of this analytical report in full or in part is prohibited without prior written approval. Please refer to SGS General Conditions of Services located at https://www.sgs.ca/en/terms-and-conditions (Printed copies are available upon request.)
Test method information available upon request. "Temperature Upon Receipt" is representative of the whole shipment and may not reflect the temperature of individual samples.
SGS Canada Inc. Environment-Health & Safety statement of conformity decision rule does not consider uncertainty when analytical results are compared to a specified standard or regulation.

SGS Canada Inc.
P.O. Box 4300 - 185 Concession St.
Lakefield - Ontario - KOL 2HO
Phone: 705-652-2000 FAX: 705-652-6365

LR Report : **CA10080-NOV24**

Analysis	10: HC-33 Wk#30	11: HC-34 Wk#30	12: HC-35 Wk#30
Cu [mg/L]	< 0.001	< 0.001	< 0.001
Fe [mg/L]	2.92	< 0.007	< 0.007
K [mg/L]	1.50	0.662	1.76
Mg [mg/L]	0.261	0.204	0.061
Mn [mg/L]	0.0692	0.0184	0.00210
Mo [mg/L]	< 0.0004	< 0.0004	< 0.0004
Na [mg/L]	0.10	0.10	0.12
Ni [mg/L]	0.0064	< 0.0001	< 0.0001
P [mg/L]	< 0.003	< 0.003	< 0.003
Pb [mg/L]	< 0.00009	< 0.00009	< 0.00009
S [mg/L]	6	< 5	< 5
Sb [mg/L]	< 0.0009	< 0.0009	< 0.0009
Se [mg/L]	0.00046	0.00005	0.00006
Si [mg/L]	0.88	0.20	0.58
Sn [mg/L]	0.00007	< 0.00006	< 0.00006
Sr [mg/L]	0.0123	0.00755	0.00485
Ti [mg/L]	< 0.0001	< 0.0001	0.0001
Th [mg/L]	< 0.0001	< 0.0001	< 0.0001
Tl [mg/L]	0.000006	< 0.000005	< 0.000005
U [mg/L]	0.000800	0.000048	0.000371
V [mg/L]	< 0.00001	0.00034	0.00095
W [mg/L]	< 0.0002	< 0.0002	< 0.0002
Zr [mg/L]	< 0.002	< 0.002	< 0.002
Zn [mg/L]	0.012	< 0.002	< 0.002



Lisa Thompson
Project Specialist Assistant,
Environment, Health & Safety

OnLine LIMS

0003947895

Results relate only to the sample tested. Data reported represents the sample submitted to SGS. Reproduction of this analytical report in full or in part is prohibited without prior written approval. Please refer to SGS General Conditions of Services located at https://www.sgs.ca/en/terms-and-conditions (Printed copies are available upon request.)
Test method information available upon request. "Temperature Upon Receipt" is representative of the whole shipment and may not reflect the temperature of individual samples.
SGS Canada Inc. Environment-Health & Safety statement of conformity decision rule does not consider uncertainty when analytical results are compared to a specified standard or regulation.

SGS Canada Inc.
P.O. Box 4300 - 185 Concession St.
Lakefield - Ontario - KOL 2HO
Phone: 705-652-2000 FAX: 705-652-6365

16-January-2024

Great Bear Resources Ltd.
Attn : Ashley Moncrief

1020 - 800 West Pender St.
Vancouver, BC
V6C 2V6, Canada

Phone: 778-833-2160
Fax:

Date Rec. : 28 December 2023
LR Report: **CA10236-DEC23**
Reference: Wk#31

Copy: #1

CERTIFICATE OF ANALYSIS

Final Report - Revised

Analysis	3: Analysis Completed Date	4: Analysis Completed Time	5: HC-1 Wk#31	6: HC-2 Wk#31	7: HC-3 Wk#31	8: HC-4 Wk#31	9: HC-5 Wk#31	10: HC-6 Wk#31	11: HC-7 Wk#31
Sample Date & Time			28-Dec-23	28-Dec-23	28-Dec-23	28-Dec-23	28-Dec-23	28-Dec-23	28-Dec-23
Hum Cell Leachate Volume [mL]	29-Dec-23	10:12	1005	1016	510	510	998	508	977
Sample Name	---	---	DX450052	DX 550083	DX450204	DX450176	DX450232	DX450181	DX450002
Sample Weight [g]	---	---	1000	1000	500	500	1000	500	1000
pH [No unit]	02-Jan-24	11:28	6.75	7.47	7.20	6.65	7.16	7.29	7.34
Alkalinity [mg/L as CaCO3]	02-Jan-24	11:28	3	10	8	3	7	11	8
Conductivity [uS/cm]	02-Jan-24	11:28	32	28	20	36	18	22	18
Acidity [mg/L as CaCO3]	02-Jan-24	11:28	< 2	< 2	< 2	4	< 2	< 2	< 2
Fluoride [mg/L]	03-Jan-24	13:38	< 0.06	< 0.06	< 0.06	< 0.06	< 0.06	< 0.06	< 0.06
Sulphate [mg/L]	03-Jan-24	16:18	12	3	< 2	11	2	< 2	< 2
Chloride [mg/L]	03-Jan-24	16:18	< 1	< 1	< 1	< 1	< 1	< 1	< 1
Mercury [mg/L]	03-Jan-24	10:40	< 0.00001	< 0.00001	< 0.00001	< 0.00001	< 0.00001	< 0.00001	< 0.00001
Silver [mg/L]	03-Jan-24	11:20	< 0.00005	< 0.00005	< 0.00005	< 0.00005	< 0.00005	< 0.00005	< 0.00005
Aluminum [mg/L]	03-Jan-24	11:20	0.006	0.037	0.023	0.004	0.036	0.049	0.048
Arsenic [mg/L]	03-Jan-24	11:20	< 0.0002	0.0097	0.0010	< 0.0002	0.0027	0.0005	0.0085
Barium [mg/L]	03-Jan-24	11:20	0.00100	0.0107	0.00072	0.00376	0.00115	0.00069	0.00065
Beryllium [mg/L]	03-Jan-24	11:20	< 0.000007	< 0.000007	< 0.000007	< 0.000007	< 0.000007	< 0.000007	< 0.000007
Boron [mg/L]	03-Jan-24	11:20	< 0.002	< 0.002	< 0.002	< 0.002	< 0.002	< 0.002	< 0.002
Bismuth [mg/L]	03-Jan-24	11:20	< 0.00001	0.00003	< 0.00001	< 0.00001	< 0.00001	< 0.00001	< 0.00001
Calcium [mg/L]	03-Jan-24	11:20	5.54	5.29	3.21	4.58	2.79	3.60	2.96
Cadmium [mg/L]	03-Jan-24	11:21	0.00142	0.000006	0.000004	0.00205	0.000014	< 0.000003	0.000004
Cobalt [mg/L]	03-Jan-24	11:21	0.000029	0.000041	0.000011	0.000182	0.000008	0.000006	0.000036

OnLine LIMS

00003633895

Results relate only to the sample tested. Data reported represents the sample submitted to SGS. Reproduction of this analytical report in full or in part is prohibited without prior written approval. Please refer to SGS General Conditions of Services located at https://www.sgs.ca/en/terms-and-conditions (Printed copies are available upon request.)
Test method information available upon request. "Temperature Upon Receipt" is representative of the whole shipment and may not reflect the temperature of individual samples.
SGS Canada Inc. Environment-Health & Safety statement of conformity decision rule does not consider uncertainty when analytical results are compared to a specified standard or regulation.

SGS Canada Inc.
P.O. Box 4300 - 185 Concession St.
Lakefield - Ontario - KOL 2HO
Phone: 705-652-2000 FAX: 705-652-6365

Analysis	3: Analysis Completed Date	4: Analysis Completed Time	5: HC-1 Wk#31	6: HC-2 Wk#31	7: HC-3 Wk#31	8: HC-4 Wk#31	9: HC-5 Wk#31	10: HC-6 Wk#31	11: HC-7 Wk#31
Chromium [mg/L]	03-Jan-24	11:21	< 0.00008	< 0.00008	< 0.00008	< 0.00008	< 0.00008	< 0.00008	< 0.00008
Copper [mg/L]	03-Jan-24	11:21	0.0002	< 0.0002	< 0.0002	0.0006	< 0.0002	0.0002	0.0005
Iron [mg/L]	03-Jan-24	11:21	< 0.007	< 0.007	< 0.007	< 0.007	< 0.007	< 0.007	< 0.007
Potassium [mg/L]	03-Jan-24	11:21	0.368	1.28	0.653	0.628	0.525	0.451	0.455
Magnesium [mg/L]	03-Jan-24	11:21	0.110	0.097	0.141	0.403	0.071	0.135	0.105
Manganese [mg/L]	03-Jan-24	11:21	0.0557	0.0358	0.00596	0.0421	0.0181	0.00661	0.0122
Molybdenum [mg/L]	03-Jan-24	11:21	0.0120	< 0.00004	0.00068	0.0118	0.00071	0.00018	0.00183
Sodium [mg/L]	03-Jan-24	11:21	0.08	0.08	0.07	0.07	0.08	0.09	0.08
Nickel [mg/L]	03-Jan-24	11:21	0.0002	0.0001	0.0001	0.0005	0.0002	0.0002	0.0002
Phosphorus [mg/L]	03-Jan-24	11:21	< 0.003	< 0.003	< 0.003	< 0.003	< 0.003	< 0.003	< 0.003
Lead [mg/L]	03-Jan-24	11:21	0.0414	0.00019	< 0.00009	0.0628	< 0.00009	< 0.00009	< 0.00009
Sulfur [mg/L]	03-Jan-24	11:21	4	< 3	< 3	5	< 3	< 3	< 3
Antimony [mg/L]	03-Jan-24	11:21	0.0011	< 0.0009	< 0.0009	< 0.0009	< 0.0009	< 0.0009	< 0.0009
Selenium [mg/L]	03-Jan-24	11:21	0.00037	0.00433	< 0.00004	0.00103	0.00010	< 0.00004	< 0.00004
Silicon [mg/L]	03-Jan-24	11:21	0.34	0.36	0.37	0.45	0.29	0.46	0.23
Tin [mg/L]	03-Jan-24	11:21	< 0.00006	< 0.00006	< 0.00006	< 0.00006	< 0.00006	< 0.00006	< 0.00006
Strontium [mg/L]	03-Jan-24	11:21	0.0135	0.0200	0.00838	0.00876	0.00434	0.00858	0.00566
Titanium [mg/L]	03-Jan-24	11:21	< 0.00007	< 0.00007	< 0.00007	0.00014	< 0.00007	< 0.00007	0.00021
Thorium [mg/L]	03-Jan-24	11:21	< 0.0001	< 0.0001	< 0.0001	< 0.0001	< 0.0001	< 0.0001	< 0.0001
Thallium [mg/L]	03-Jan-24	11:21	0.000024	0.000010	< 0.000005	0.000013	0.000005	< 0.000005	< 0.000005
Uranium [mg/L]	03-Jan-24	11:21	0.00217	0.000255	0.000505	0.00182	0.00126	0.000373	0.0103
Vanadium [mg/L]	03-Jan-24	11:21	0.00001	0.00009	0.00006	0.00002	0.00049	0.00069	0.00024
Tungsten [mg/L]	03-Jan-24	11:21	0.00002	0.00004	0.00003	0.00002	0.00006	0.00083	0.00005
Zirconium [mg/L]	03-Jan-24	11:21	< 0.002	< 0.002	< 0.002	< 0.002	< 0.002	< 0.002	< 0.002
Zinc [mg/L]	03-Jan-24	11:21	0.054	< 0.002	< 0.002	0.093	< 0.002	< 0.002	< 0.002

Method Descriptions

Parameter	SGS Method Code	Reference Method Code
	NA	
Acidity	ME-CA-[ENV]EWL-LAK-AN-006	SM 2310
Alkalinity	ME-CA-[ENV]EWL-LAK-AN-006	SM 2320
Anions by discrete analyzer	ME-CA-[ENV]EWL-LAK-AN-026	US EPA 325.2
Anions by discrete analyzer	ME-CA-[ENV]EWL-LAK-AN-026	US EPA 375.4
Conductivity	ME-CA-[ENV]EWL-LAK-AN-006	SM 2510
Fluoride by Specific Ion Electrode	ME-CA-[ENV]EWL-LAK-AN-014	SM 4500

OnLine LIMS

00003633895

Results relate only to the sample tested. Data reported represents the sample submitted to SGS. Reproduction of this analytical report in full or in part is prohibited without prior written approval. Please refer to SGS General Conditions of Services located at https://www.sgs.ca/en/terms-and-conditions (Printed copies are available upon request.)
Test method information available upon request. "Temperature Upon Receipt" is representative of the whole shipment and may not reflect the temperature of individual samples.
SGS Canada Inc. Environment-Health & Safety statement of conformity decision rule does not consider uncertainty when analytical results are compared to a specified standard or regulation.

SGS Canada Inc.
P.O. Box 4300 - 185 Concession St.
Lakefield - Ontario - KOL 2HO
Phone: 705-652-2000 FAX: 705-652-6365

Parameter	SGS Method Code	Reference Method Code
Inorganics-General	ME-CA-[ENV]SPE-LAK-AN-004	EPA 7471A/SM 3112B
Metals in aqueous samples - ICP-MS	ME-CA-[ENV]SPE-LAK-AN-006	SM 3030/EPA 200.8
pH	ME-CA-[ENV]EWL-LAK-AN-006	SM 4500



Lisa Thompson
Project Specialist Assistant,
Environment, Health & Safety

OnLine LIMS

0003633895

Results relate only to the sample tested. Data reported represents the sample submitted to SGS. Reproduction of this analytical report in full or in part is prohibited without prior written approval. Please refer to SGS General Conditions of Services located at https://www.sgs.ca/en/terms-and-conditions (Printed copies are available upon request.)
Test method information available upon request. "Temperature Upon Receipt" is representative of the whole shipment and may not reflect the temperature of individual samples.
SGS Canada Inc. Environment-Health & Safety statement of conformity decision rule does not consider uncertainty when analytical results are compared to a specified standard or regulation.

SGS Canada Inc.
P.O. Box 4300 - 185 Concession St.
Lakefield - Ontario - KOL 2HO
Phone: 705-652-2000 FAX: 705-652-6365

Quality Control Report

Inorganic Analysis													
Parameter	Reporting Limit	Unit	Method Blank	Duplicate				LCS / Spike Blank			Matrix Spike / Reference Material		
				Result 1	Result 2	RPD	Acceptance Criteria	Spike Recovery (%)	Recovery Limits (%)		Spike Recovery (%)	Recovery Limits (%)	
							%		Low	High		Low	High
Acidity - QCBatchID: EWL0515-DEC23													
Acidity	2	mg/L as Ca	2			ND	20	100	90	110	NA		
Acidity - QCBatchID: EWL0517-DEC23													
Acidity	2	mg/L as Ca	4			0	20	102	90	110	NA		
Alkalinity - QCBatchID: EWL0515-DEC23													
Alkalinity	2	mg/L as Ca	< 2			1	20	94	80	120	NA		
Alkalinity - QCBatchID: EWL0517-DEC23													
Alkalinity	2	mg/L as Ca	< 2			7	20	94	80	120	NA		
Anions by discrete analyzer - QCBatchID: DIO5004-JAN24													
Chloride	1	mg/L	<1			13	20	108	80	120	101	75	125
Sulphate	2	mg/L	<2			ND	20	108	80	120	107	75	125
Conductivity - QCBatchID: EWL0515-DEC23													
Conductivity	2	uS/cm	< 2			0	20	97	90	110	NA		
Conductivity - QCBatchID: EWL0517-DEC23													
Conductivity	2	uS/cm	< 2			0	20	102	90	110	NA		
Fluoride by Specific Ion Electrode - QCBatchID: EWL0023-JAN24													
Fluoride	0.06	mg/L	<0.06			0	10	106	90	110	89	75	125
Fluoride by Specific Ion Electrode - QCBatchID: EWL0548-DEC23													
Fluoride	0.06	mg/L	<0.06			ND	10	101	90	110	97	75	125
Fluoride by Specific Ion Electrode - QCBatchID: EWL0556-DEC23													
Fluoride	0.06	mg/L	<0.06			ND	10	96	90	110	NV	75	125
Inorganics-General - QCBatchID: EHG0052-DEC23													
Mercury	0.00001	mg/L	< 0.00001			ND	20	90	80	120	93	70	130
Metals in aqueous samples - ICP-MS - QCBatchID: EMS0240-DEC23													
Aluminum	0.001	mg/L	<0.001			0	20	94	90	110	109	70	130
Antimony	0.0009	mg/L	<0.0009			1	20	102	90	110	85	70	130
Arsenic	0.0002	mg/L	<0.0002			2	20	101	90	110	109	70	130
Barium	0.00008	mg/L	<0.00008			3	20	106	90	110	85	70	130
Beryllium	0.000007	mg/L	<0.000007			ND	20	91	90	110	100	70	130
Bismuth	0.00001	mg/L	<0.00001			ND	20	98	90	110	93	70	130
Boron	0.002	mg/L	<0.002			1	20	91	90	110	92	70	130
Cadmium	0.000003	mg/L	<0.000003			ND	20	101	90	110	108	70	130
Calcium	0.01	mg/L	<0.01			2	20	98	90	110	126	70	130
Chromium	0.00008	mg/L	<0.00008			9	20	105	90	110	111	70	130
Cobalt	0.000004	mg/L	<0.000004			4	20	98	90	110	98	70	130
Copper	0.0002	mg/L	<0.0002			2	20	101	90	110	92	70	130

OnLine LIMS

00003633895

Results relate only to the sample tested. Data reported represents the sample submitted to SGS. Reproduction of this analytical report in full or in part is prohibited without prior written approval. Please refer to SGS General Conditions of Services located at https://www.sgs.ca/en/terms-and-conditions (Printed copies are available upon request.)
Test method information available upon request. "Temperature Upon Receipt" is representative of the whole shipment and may not reflect the temperature of individual samples.
SGS Canada Inc. Environment-Health & Safety statement of conformity decision rule does not consider uncertainty when analytical results are compared to a specified standard or regulation.

SGS Canada Inc.
P.O. Box 4300 - 185 Concession St.
Lakefield - Ontario - KOL 2HO
Phone: 705-652-2000 FAX: 705-652-6365

Inorganic Analysis													
Parameter	Reporting Limit	Unit	Method Blank	Duplicate				LCS / Spike Blank			Matrix Spike / Reference Material		
				Result 1	Result 2	RPD	Acceptance Criteria	Spike Recovery (%)	Recovery Limits (%)		Spike Recovery (%)	Recovery Limits (%)	
							%		Low	High		Low	High
Iron	0.007	mg/L	<0.007			ND	20	101	90	110	100	70	130
Lead	0.00009	mg/L	<0.00009			ND	20	97	90	110	102	70	130
Magnesium	0.001	mg/L	<0.001			2	20	94	90	110	93	70	130
Manganese	0.00001	mg/L	<0.00001			2	20	102	90	110	78	70	130
Molybdenum	0.00004	mg/L	<0.00004			3	20	98	90	110	89	70	130
Nickel	0.0001	mg/L	<0.0001			0	20	102	90	110	110	70	130
Phosphorus	0.003	mg/L	<0.003			ND	20	92	90	110	NV	70	130
Potassium	0.003	mg/L	<0.009			4	20	94	90	110	87	70	130
Selenium	0.00004	mg/L	<0.00004			1	20	102	90	110	102	70	130
Silicon	0.02	mg/L	<0.02			1	20	99	90	110	NV	70	130
Silver	0.00005	mg/L	<0.00005			ND	20	96	90	110	98	70	130
Sodium	0.01	mg/L	<0.01			1	20	93	90	110	95	70	130
Strontium	0.00008	mg/L	<0.00008			2	20	104	90	110	123	70	130
Sulfur	3	mg/L	<1			1	20	106	90	110	NV	70	130
Thallium	0.000005	mg/L	<0.000005			1	20	99	90	110	103	70	130
Thorium	0.0001	mg/L	<0.0001			ND	20	94	90	110	NV	70	130
Tin	0.00006	mg/L	<0.00006			0	20	93	90	110	NV	70	130
Titanium	0.00007	mg/L	<0.00005			13	20	92	90	110	NV	70	130
Tungsten	0.00002	mg/L	<0.00002			4	20	95	90	110	NV	70	130
Uranium	0.000002	mg/L	<0.000002			0	20	98	90	110	72	70	130
Vanadium	0.00001	mg/L	<0.00001			8	20	101	90	110	103	70	130
Zinc	0.002	mg/L	<0.002			0	20	100	90	110	108	70	130
Zirconium	0.002	mg/L	<0.002			ND	20	90	90	110	NV	70	130
pH - QCBatchID: EWL0515-DEC23													
pH	0.05	No unit	NA			0		100			NA		
pH - QCBatchID: EWL0517-DEC23													
pH	0.05	No unit	NA			0		100			NA		

OnLine LIMS

Results relate only to the sample tested. Data reported represents the sample submitted to SGS. Reproduction of this analytical report in full or in part is prohibited without prior written approval. Please refer to SGS General Conditions of Services located at https://www.sgs.ca/en/terms-and-conditions (Printed copies are available upon request.)
Test method information available upon request. "Temperature Upon Receipt" is representative of the whole shipment and may not reflect the temperature of individual samples.
SGS Canada Inc. Environment-Health & Safety statement of conformity decision rule does not consider uncertainty when analytical results are compared to a specified standard or regulation.

0003633895

SGS Canada Inc.
P.O. Box 4300 - 185 Concession St.
Lakefield - Ontario - KOL 2HO
Phone: 705-652-2000 FAX: 705-652-6365

17-January-2024

Great Bear Resources Ltd.
Attn : Ashley Moncrief

1020 - 800 West Pender St.
Vancouver, BC
V6C 2V6, Canada

Phone: 778-833-2160
Fax:

Date Rec. : 29 December 2023
LR Report: **CA10239-DEC23**
Reference: Wk#31

Copy: #1

CERTIFICATE OF ANALYSIS

Final Report - Revised

Analysis	3: Analysis Completed Date	4: Analysis Completed Time	5: HC-8 Wk#31	6: HC-9 Wk#31	7: HC-10 Wk#31	8: HC-11 Wk#31	9: HC-12 Wk#31	10: HC-13 Wk#31	11: HC-14 Wk#31	12: HC-15 Wk#31	13: HC-16 Wk#31	14: HC-17 Wk#31
Sample Date & Time			29-Dec-23	29-Dec-23	29-Dec-23	29-Dec-23	29-Dec-23	29-Dec-23	29-Dec-23	29-Dec-23	29-Dec-23	29-Dec-23
Hum Cell Leachate Volume [mL]	02-Jan-24	16:26	960	999	918	928	959	998	960	698	1015	994
Sample Name	---	---	DX450108	DX450076	DX450186	DX450118	DX 550107	DX450159	DX450171	DX450134	DX450185	DX450032
Sample Weight [g]	---	---	1000	1000	1000	1000	1000	1000	1000	1000	1000	1000
pH [No unit]	04-Jan-24	11:18	7.40	6.62	7.20	7.33	7.20	7.33	6.78	7.44	7.37	6.92
Alkalinity [mg/L as CaCO3]	05-Jan-24	12:30	8	< 2	7	6	5	8	2	11	9	4
Conductivity [uS/cm]	03-Jan-24	09:59	23	34	17	15	20	28	22	56	25	17
Acidity [mg/L as CaCO3]	05-Jan-24	12:31	< 2	< 2	< 2	< 2	< 2	< 2	< 2	< 2	< 2	< 2
Fluoride [mg/L]	02-Jan-24	10:07	< 0.06	< 0.06	< 0.06	< 0.06	< 0.06	< 0.06	< 0.06	< 0.06	< 0.06	< 0.06
Sulphate [mg/L]	04-Jan-24	16:47	2	13	2	< 2	3	4	7	14	2	3
Chloride [mg/L]	04-Jan-24	16:47	< 1	< 1	< 1	< 1	< 1	< 1	< 1	5	< 1	< 1
Mercury [mg/L]	03-Jan-24	10:43	< 0.00001	< 0.00001	< 0.00001	< 0.00001	< 0.00001	< 0.00001	< 0.00001	0.00001	< 0.00001	< 0.00001
Silver [mg/L]	03-Jan-24	12:23	< 0.00005	< 0.00005	< 0.00005	< 0.00005	< 0.00005	< 0.00005	< 0.00005	< 0.00005	< 0.00005	< 0.00005
Aluminum [mg/L]	03-Jan-24	12:23	0.057	0.001	0.038	0.053	0.036	0.071	0.021	0.008	0.099	0.018
Arsenic [mg/L]	03-Jan-24	12:23	0.0013	< 0.0002	0.0003	0.0005	0.0023	0.0023	0.0016	0.0906	0.0108	0.0311
Barium [mg/L]	03-Jan-24	12:23	0.00128	0.00472	0.00063	0.00095	0.00126	0.00063	0.00182	0.00124	0.00183	0.00026
Beryllium [mg/L]	03-Jan-24	12:23	< 0.000007	< 0.000007	< 0.000007	< 0.000007	< 0.000007	< 0.000007	< 0.000007	< 0.000007	< 0.000007	< 0.000007
Boron [mg/L]	03-Jan-24	12:23	< 0.002	< 0.002	< 0.002	< 0.002	< 0.002	< 0.002	< 0.002	< 0.002	< 0.002	< 0.002
Bismuth [mg/L]	03-Jan-24	12:23	< 0.00001	0.00001	< 0.00001	< 0.00001	0.00002	< 0.00001	< 0.00001	< 0.00001	< 0.00001	< 0.00001
Calcium [mg/L]	03-Jan-24	12:23	3.57	3.82	2.75	2.32	2.96	4.77	2.91	8.93	3.86	2.33
Cadmium [mg/L]	03-Jan-24	12:23	0.000003	0.0179	0.000010	0.000004	0.000006	< 0.000003	0.000005	0.000005	0.000007	< 0.000003
Cobalt [mg/L]	03-Jan-24	12:23	0.000017	0.000304	0.000005	0.000008	0.000017	< 0.000004	0.000040	0.000295	0.000022	0.000168

OnLine LIMS

00003633896

Results relate only to the sample tested. Data reported represents the sample submitted to SGS. Reproduction of this analytical report in full or in part is prohibited without prior written approval. Please refer to SGS General Conditions of Services located at https://www.sgs.ca/en/terms-and-conditions (Printed copies are available upon request.)
Test method information available upon request. "Temperature Upon Receipt" is representative of the whole shipment and may not reflect the temperature of individual samples.
SGS Canada Inc. Environment-Health & Safety statement of conformity decision rule does not consider uncertainty when analytical results are compared to a specified standard or regulation.

SGS Canada Inc.
P.O. Box 4300 - 185 Concession St.
Lakefield - Ontario - KOL 2HO
Phone: 705-652-2000 FAX: 705-652-6365

LR Report : **CA10239-DEC23**

Analysis	3: Analysis Completed Date	4: Analysis Completed Time	5: HC-8 Wk#31	6: HC-9 Wk#31	7: HC-10 Wk#31	8: HC-11 Wk#31	9: HC-12 Wk#31	10: HC-13 Wk#31	11: HC-14 Wk#31	12: HC-15 Wk#31	13: HC-16 Wk#31	14: HC-17 Wk#31
Chromium [mg/L]	03-Jan-24	12:23	< 0.00008	< 0.00008	< 0.00008	< 0.00008	< 0.00008	< 0.00008	< 0.00008	< 0.00008	0.00043	< 0.00008
Copper [mg/L]	03-Jan-24	12:23	< 0.0002	0.0003	0.0003	0.0002	< 0.0002	< 0.0002	< 0.0002	0.0005	< 0.0002	< 0.0002
Iron [mg/L]	03-Jan-24	12:23	< 0.007	< 0.007	< 0.007	< 0.007	0.010	< 0.007	< 0.007	< 0.007	< 0.007	< 0.007
Potassium [mg/L]	03-Jan-24	12:23	0.606	0.841	0.297	0.241	0.310	0.500	0.782	0.500	1.73	0.436
Magnesium [mg/L]	03-Jan-24	12:23	0.286	0.082	0.047	0.052	0.035	0.061	0.193	0.341	0.071	0.069
Manganese [mg/L]	03-Jan-24	12:23	0.0209	0.122	0.0217	0.0145	0.0171	0.0180	0.00371	0.0150	0.00864	0.00280
Molybdenum [mg/L]	03-Jan-24	12:23	0.00080	0.00047	0.00027	0.00919	0.00009	0.00012	0.00349	0.00010	0.00759	0.00033
Sodium [mg/L]	03-Jan-24	12:23	0.07	0.06	0.06	0.07	0.05	0.05	0.09	0.09	0.08	0.06
Nickel [mg/L]	03-Jan-24	12:23	0.0001	0.0059	< 0.0001	< 0.0001	0.0003	< 0.0001	0.0003	0.0149	0.0001	0.0003
Phosphorus [mg/L]	03-Jan-24	12:23	< 0.003	< 0.003	< 0.003	< 0.003	< 0.003	< 0.003	< 0.003	< 0.003	< 0.003	< 0.003
Lead [mg/L]	03-Jan-24	12:23	< 0.00009	0.02365	< 0.00009	< 0.00009	0.00017	< 0.00009	< 0.00009	< 0.00009	< 0.00009	< 0.00009
Sulfur [mg/L]	03-Jan-24	12:23	< 3	4	< 3	< 3	< 3	< 3	< 3	7	< 3	< 3
Antimony [mg/L]	03-Jan-24	12:23	< 0.0009	< 0.0009	< 0.0009	< 0.0009	< 0.0009	< 0.0009	< 0.0009	0.0016	< 0.0009	< 0.0009
Selenium [mg/L]	03-Jan-24	12:23	0.00017	0.00101	0.00021	< 0.00004	0.00015	< 0.00004	0.00040	0.00033	0.00005	< 0.00004
Silicon [mg/L]	03-Jan-24	12:23	0.26	0.49	0.22	0.24	0.27	0.42	0.26	0.39	0.44	0.60
Tin [mg/L]	03-Jan-24	12:23	< 0.00006	< 0.00006	< 0.00006	< 0.00006	< 0.00006	< 0.00006	< 0.00006	< 0.00006	< 0.00006	< 0.00006
Strontium [mg/L]	03-Jan-24	12:24	0.00709	0.0103	0.00610	0.00540	0.00525	0.0115	0.0109	0.0154	0.00797	0.00598
Titanium [mg/L]	03-Jan-24	12:24	0.00007	< 0.00007	0.00015	< 0.00007	0.00017	< 0.00007	0.00007	< 0.00007	< 0.00007	< 0.00007
Thorium [mg/L]	03-Jan-24	12:24	< 0.0001	< 0.0001	< 0.0001	< 0.0001	< 0.0001	< 0.0001	< 0.0001	< 0.0001	< 0.0001	< 0.0001
Thallium [mg/L]	03-Jan-24	12:24	< 0.000005	0.000022	< 0.000005	< 0.000005	0.000015	0.000006	0.000006	0.000007	0.000007	< 0.000005
Uranium [mg/L]	03-Jan-24	12:24	0.000264	0.000097	0.000518	0.000445	0.00115	0.000729	0.000376	0.000234	0.000854	0.000689
Vanadium [mg/L]	03-Jan-24	12:24	0.00014	< 0.00001	0.00003	0.00006	0.00009	0.00005	0.00019	0.00006	0.00040	0.00027
Tungsten [mg/L]	03-Jan-24	12:24	0.00010	0.00008	0.00005	0.00006	0.00006	0.00004	0.00008	0.00002	0.00092	0.00011
Zirconium [mg/L]	03-Jan-24	12:24	< 0.002	< 0.002	< 0.002	< 0.002	< 0.002	< 0.002	< 0.002	< 0.002	< 0.002	< 0.002
Zinc [mg/L]	03-Jan-24	12:24	< 0.002	2.08	< 0.002	< 0.002	< 0.002	< 0.002	< 0.002	< 0.002	< 0.002	< 0.002

Analysis	15: HC-18 Wk#31	16: HC-19 Wk#31	17: HC-20 Wk#31	18: HC-21 Wk#31	19: HC-22 Wk#31	20: HC-23 Wk#31	21: HC-24 Wk#31	22: HC-25 Wk#31	23: HC-26 Wk#31	24: HC-27 Wk#31
Sample Date & Time	29-Dec-23	29-Dec-23	29-Dec-23	29-Dec-23	29-Dec-23	29-Dec-23	29-Dec-23	29-Dec-23	29-Dec-23	29-Dec-23
Hum Cell Leachate Volume [mL]	931	928	954	946	451	1013	1011	1006	756	1007
Sample Name	DX 550064	DX450008	DX 550056	DX450022	DX450077	DX450113	DX 550101	DX450128	DX450021	DX450222
Sample Weight [g]	1000	1000	1000	1000	500	1000	1000	1000	750	1000
pH [No unit]	7.66	7.02	7.57	8.09	7.80	7.69	7.62	7.98	6.99	7.12
Alkalinity [mg/L as CaCO3]	12	3	8	12	11	13	11	12	7	5
Conductivity [uS/cm]	23	11	20	27	26	27	24	38	153	21
Acidity [mg/L as CaCO3]	< 2	< 2	< 2	< 2	< 2	< 2	< 2	< 2	15	< 2

OnLine LIMS

00003633896

Results relate only to the sample tested. Data reported represents the sample submitted to SGS. Reproduction of this analytical report in full or in part is prohibited without prior written approval. Please refer to SGS General Conditions of Services located at https://www.sgs.ca/en/terms-and-conditions (Printed copies are available upon request.)
Test method information available upon request. "Temperature Upon Receipt" is representative of the whole shipment and may not reflect the temperature of individual samples.
SGS Canada Inc. Environment-Health & Safety statement of conformity decision rule does not consider uncertainty when analytical results are compared to a specified standard or regulation.

SGS Canada Inc.
P.O. Box 4300 - 185 Concession St.
Lakefield - Ontario - KOL 2HO
Phone: 705-652-2000 FAX: 705-652-6365

LR Report : **CA10239-DEC23**

Analysis	15: HC-18 Wk#31	16: HC-19 Wk#31	17: HC-20 Wk#31	18: HC-21 Wk#31	19: HC-22 Wk#31	20: HC-23 Wk#31	21: HC-24 Wk#31	22: HC-25 Wk#31	23: HC-26 Wk#31	24: HC-27 Wk#31
Fluoride [mg/L]	< 0.06	< 0.06	< 0.06	< 0.06	< 0.06	< 0.06	< 0.06	< 0.06	< 0.06	< 0.06
Sulphate [mg/L]	< 2	< 2	< 2	< 2	< 2	< 2	< 2	4	66	4
Chloride [mg/L]	< 1	< 1	< 1	< 1	< 1	< 1	< 1	2	16	< 1
Mercury [mg/L]	< 0.00001	< 0.00001	< 0.00001	< 0.00001	< 0.00001	< 0.00001	< 0.00001	0.00001	< 0.00001	< 0.00001
Silver [mg/L]	< 0.00005	< 0.00005	< 0.00005	< 0.00005	< 0.00005	< 0.00005	< 0.00005	< 0.00005	< 0.00005	< 0.00005
Aluminum [mg/L]	0.070	0.044	0.035	0.068	0.035	0.054	0.035	0.054	0.004	0.027
Arsenic [mg/L]	0.0089	0.0003	0.0006	0.0069	0.0004	0.0058	0.0018	0.0025	< 0.0002	0.0005
Barium [mg/L]	0.00038	0.00060	0.00183	0.00028	0.00711	0.00404	0.00073	0.00110	0.00973	0.00063
Beryllium [mg/L]	< 0.000007	< 0.000007	< 0.000007	< 0.000007	< 0.000007	< 0.000007	< 0.000007	< 0.000007	< 0.000007	< 0.000007
Boron [mg/L]	< 0.002	< 0.002	< 0.002	< 0.002	< 0.002	< 0.002	< 0.002	< 0.002	< 0.002	< 0.002
Bismuth [mg/L]	< 0.00001	< 0.00001	< 0.00001	< 0.00001	< 0.00001	< 0.00001	< 0.00001	< 0.00001	< 0.00001	< 0.00001
Calcium [mg/L]	4.15	1.62	3.43	4.53	3.18	4.75	4.26	6.45	24.4	3.44
Cadmium [mg/L]	0.000026	< 0.000003	< 0.000003	0.000005	0.000077	< 0.000003	< 0.000003	< 0.000003	0.000056	0.000006
Cobalt [mg/L]	0.000022	0.000012	0.000012	0.000046	0.000026	0.000009	0.000018	0.000053	0.000301	0.000040
Chromium [mg/L]	< 0.00008	< 0.00008	< 0.00008	0.00010	< 0.00008	< 0.00008	< 0.00008	< 0.00008	< 0.00008	< 0.00008
Copper [mg/L]	0.0006	0.0004	0.0003	0.0005	0.0007	< 0.0002	< 0.0002	0.0003	0.0006	0.0003
Iron [mg/L]	< 0.007	< 0.007	< 0.007	0.021	< 0.007	< 0.007	< 0.007	0.016	< 0.007	0.011
Potassium [mg/L]	0.266	0.251	0.336	0.065	1.28	0.332	0.182	0.424	3.12	0.498
Magnesium [mg/L]	0.068	0.031	0.241	0.129	0.145	0.159	0.192	0.159	0.639	0.081
Manganese [mg/L]	0.00881	0.00709	0.0302	0.0281	0.0315	0.0258	0.0228	0.0156	0.0674	0.0130
Molybdenum [mg/L]	0.00354	0.00036	0.00020	0.00263	0.00016	0.00374	0.00005	0.00064	0.00567	0.00027
Sodium [mg/L]	0.08	0.06	0.06	0.04	0.06	0.04	0.04	0.08	0.18	0.06
Nickel [mg/L]	0.0002	0.0001	0.0001	0.0004	0.0002	0.0001	< 0.0001	0.0002	0.0011	0.0003
Phosphorus [mg/L]	0.005	0.004	< 0.003	< 0.003	0.007	< 0.003	< 0.003	0.004	< 0.003	0.004
Lead [mg/L]	< 0.00009	< 0.00009	< 0.00009	< 0.00009	0.00015	< 0.00009	< 0.00009	< 0.00009	< 0.00009	< 0.00009
Sulfur [mg/L]	< 3	< 3	< 3	< 3	< 3	< 3	< 3	< 3	32	< 3
Antimony [mg/L]	< 0.0009	< 0.0009	< 0.0009	< 0.0009	< 0.0009	< 0.0009	< 0.0009	< 0.0009	< 0.0009	< 0.0009
Selenium [mg/L]	< 0.00004	< 0.00004	< 0.00004	< 0.00004	< 0.00004	< 0.00004	< 0.00004	< 0.00004	0.00014	< 0.00004
Silicon [mg/L]	0.38	0.24	0.25	0.21	0.19	0.31	0.29	0.30	0.17	0.33
Tin [mg/L]	< 0.00006	< 0.00006	< 0.00006	< 0.00006	< 0.00006	< 0.00006	< 0.00006	< 0.00006	< 0.00006	< 0.00006
Strontium [mg/L]	0.00479	0.00331	0.00820	0.00354	0.00578	0.0154	0.00607	0.00751	0.0206	0.00587
Titanium [mg/L]	0.00034	0.00009	0.00008	< 0.00007	0.00013	< 0.00007	< 0.00007	0.00017	< 0.00007	< 0.00007
Thorium [mg/L]	< 0.0001	< 0.0001	< 0.0001	< 0.0001	< 0.0001	< 0.0001	< 0.0001	< 0.0001	< 0.0001	< 0.0001
Thallium [mg/L]	< 0.000005	< 0.000005	< 0.000005	< 0.000005	< 0.000005	< 0.000005	< 0.000005	0.000005	< 0.000005	0.000005
Uranium [mg/L]	0.000494	0.000098	0.00160	0.000139	0.000165	0.000120	0.000697	0.000220	0.000584	0.000446
Vanadium [mg/L]	0.00015	0.00003	0.00070	0.00042	0.00065	0.00017	0.00044	0.00051	< 0.00001	0.00010
Tungsten [mg/L]	0.00003	< 0.00002	0.00005	0.00003	0.00002	0.00006	0.00002	0.00081	< 0.00002	0.00002
Zirconium [mg/L]	< 0.002	< 0.002	< 0.002	< 0.002	< 0.002	< 0.002	< 0.002	< 0.002	< 0.002	< 0.002

OnLine LIMS

00003633896

Results relate only to the sample tested. Data reported represents the sample submitted to SGS. Reproduction of this analytical report in full or in part is prohibited without prior written approval. Please refer to SGS General Conditions of Services located at https://www.sgs.ca/en/terms-and-conditions (Printed copies are available upon request.)
Test method information available upon request. "Temperature Upon Receipt" is representative of the whole shipment and may not reflect the temperature of individual samples.
SGS Canada Inc. Environment-Health & Safety statement of conformity decision rule does not consider uncertainty when analytical results are compared to a specified standard or regulation.

SGS Canada Inc.
P.O. Box 4300 - 185 Concession St.
Lakefield - Ontario - KOL 2HO
Phone: 705-652-2000 FAX: 705-652-6365

Analysis	15: HC-18 Wk#31	16: HC-19 Wk#31	17: HC-20 Wk#31	18: HC-21 Wk#31	19: HC-22 Wk#31	20: HC-23 Wk#31	21: HC-24 Wk#31	22: HC-25 Wk#31	23: HC-26 Wk#31	24: HC-27 Wk#31
Zinc [mg/L]	< 0.002	< 0.002	< 0.002	< 0.002	0.006	< 0.002	< 0.002	< 0.002	0.004	< 0.002

Method Descriptions

Parameter	SGS Method Code	Reference Method Code
	NA	
Acidity	ME-CA-[ENV]EWL-LAK-AN-006	SM 2310
Alkalinity	ME-CA-[ENV]EWL-LAK-AN-006	SM 2320
Anions by discrete analyzer	ME-CA-[ENV]EWL-LAK-AN-026	US EPA 325.2
Anions by discrete analyzer	ME-CA-[ENV]EWL-LAK-AN-026	US EPA 375.4
Conductivity	ME-CA-[ENV]EWL-LAK-AN-006	SM 2510
Fluoride by Specific Ion Electrode	ME-CA-[ENV]EWL-LAK-AN-014	SM 4500
Inorganics-General	ME-CA-[ENV]SPE-LAK-AN-004	EPA 7471A/SM 3112B
Metals in aqueous samples - ICP-MS	ME-CA-[ENV]SPE-LAK-AN-006	SM 3030/EPA 200.8
pH	ME-CA-[ENV]EWL-LAK-AN-006	SM 4500



Lisa Thompson
Project Specialist Assistant,
Environment, Health & Safety

OnLine LIMS

00003633896

Results relate only to the sample tested. Data reported represents the sample submitted to SGS. Reproduction of this analytical report in full or in part is prohibited without prior written approval. Please refer to SGS General Conditions of Services located at https://www.sgs.ca/en/terms-and-conditions (Printed copies are available upon request.)
Test method information available upon request. "Temperature Upon Receipt" is representative of the whole shipment and may not reflect the temperature of individual samples.
SGS Canada Inc. Environment-Health & Safety statement of conformity decision rule does not consider uncertainty when analytical results are compared to a specified standard or regulation.

SGS Canada Inc.
P.O. Box 4300 - 185 Concession St.
Lakefield - Ontario - KOL 2HO
Phone: 705-652-2000 FAX: 705-652-6365

Quality Control Report

Inorganic Analysis														
Parameter	Reporting Limit	Unit	Method Blank	Duplicate				LCS / Spike Blank			Matrix Spike / Reference Material		
				Result 1	Result 2	RPD	Acceptance Criteria	Spike Recovery (%)	Recovery Limits (%)		Spike Recovery (%)	Recovery Limits (%)	
							%		Low	High		Low	High
Acidity - QCBatchID: EWL0540-DEC23													
Acidity	2	mg/L as Ca	3			ND	20	98	90	110	NA		
Acidity - QCBatchID: EWL0543-DEC23													
Acidity	2	mg/L as Ca	2			ND	20	94	90	110	NA		
Alkalinity - QCBatchID: EWL0540-DEC23													
Alkalinity	2	mg/L as Ca	< 2			0	20	96	80	120	NA		
Alkalinity - QCBatchID: EWL0543-DEC23													
Alkalinity	2	mg/L as Ca	< 2			0	20	98	80	120	NA		
Anions by discrete analyzer - QCBatchID: DIO5006-JAN24													
Chloride	1	mg/L	<1			ND	20	110	80	120	101	75	125
Sulphate	2	mg/L	<2			4	20	105	80	120	105	75	125
Anions by discrete analyzer - QCBatchID: DIO5008-JAN24													
Chloride	1	mg/L	<1			0	20	107	80	120	108	75	125
Conductivity - QCBatchID: EWL0540-DEC23													
Conductivity	2	uS/cm	< 2			0	20	97	90	110	NA		
Conductivity - QCBatchID: EWL0543-DEC23													
Conductivity	2	uS/cm	< 2			0	20	99	90	110	NA		
Fluoride by Specific Ion Electrode - QCBatchID: EWL0548-DEC23													
Fluoride	0.06	mg/L	<0.06			ND	10	101	90	110	97	75	125
Fluoride by Specific Ion Electrode - QCBatchID: EWL0553-DEC23													
Fluoride	0.06	mg/L	<0.06			ND	10	100	90	110	107	75	125
Fluoride by Specific Ion Electrode - QCBatchID: EWL0556-DEC23													
Fluoride	0.06	mg/L	<0.06			ND	10	96	90	110	NV	75	125
Inorganics-General - QCBatchID: EHG0001-JAN24													
Mercury	0.00001	mg/L	< 0.00001			ND	20	102	80	120	85	70	130
Metals in aqueous samples - ICP-MS - QCBatchID: EMS0006-JAN24													
Aluminum	0.001	mg/L	<0.001			0	20	97	90	110	113	70	130
Antimony	0.0009	mg/L	<0.0009			ND	20	105	90	110	116	70	130
Arsenic	0.0002	mg/L	<0.0002			3	20	98	90	110	120	70	130
Barium	0.00008	mg/L	<0.00008			6	20	95	90	110	94	70	130
Beryllium	0.000007	mg/L	<0.000007			ND	20	102	90	110	108	70	130
Bismuth	0.00001	mg/L	<0.00001			ND	20	93	90	110	101	70	130
Boron	0.002	mg/L	<0.002			7	20	100	90	110	103	70	130
Cadmium	0.000003	mg/L	<0.000003			13	20	99	90	110	118	70	130
Calcium	0.01	mg/L	<0.01			1	20	97	90	110	96	70	130
Chromium	0.00008	mg/L	<0.00008			5	20	98	90	110	80	70	130

OnLine LIMS

0003633896

Results relate only to the sample tested. Data reported represents the sample submitted to SGS. Reproduction of this analytical report in full or in part is prohibited without prior written approval. Please refer to SGS General Conditions of Services located at https://www.sgs.ca/en/terms-and-conditions (Printed copies are available upon request.)
Test method information available upon request. "Temperature Upon Receipt" is representative of the whole shipment and may not reflect the temperature of individual samples.
SGS Canada Inc. Environment-Health & Safety statement of conformity decision rule does not consider uncertainty when analytical results are compared to a specified standard or regulation.

SGS Canada Inc.
P.O. Box 4300 - 185 Concession St.
Lakefield - Ontario - K0L 2H0
Phone: 705-652-2000 FAX: 705-652-6365

Inorganic Analysis														
Parameter	Reporting Limit	Unit	Method Blank	Duplicate				LCS / Spike Blank			Matrix Spike / Reference Material			
				Result 1	Result 2	RPD	Acceptance Criteria	Spike Recovery (%)	Recovery Limits (%)		Spike Recovery (%)	Recovery Limits (%)		
							%		Low	High		Low	High	
Cobalt	0.000004	mg/L	<0.000004			0	20	92	90	110	102	70	130	
Copper	0.0002	mg/L	<0.0002			1	20	99	90	110	111	70	130	
Iron	0.007	mg/L	<0.007			4	20	101	90	110	100	70	130	
Lead	0.00009	mg/L	<0.00009			ND	20	93	90	110	108	70	130	
Magnesium	0.001	mg/L	<0.001			5	20	96	90	110	92	70	130	
Manganese	0.00001	mg/L	<0.00001			2	20	98	90	110	106	70	130	
Molybdenum	0.00004	mg/L	<0.00004			3	20	99	90	110	101	70	130	
Nickel	0.0001	mg/L	<0.0001			0	20	96	90	110	104	70	130	
Phosphorus	0.003	mg/L	<0.003			ND	20	95	90	110	NV	70	130	
Potassium	0.003	mg/L	<0.009			3	20	98	90	110	93	70	130	
Selenium	0.00004	mg/L	<0.00004			7	20	96	90	110	87	70	130	
Silicon	0.02	mg/L	<0.02			1	20	95	90	110	NV	70	130	
Silver	0.00005	mg/L	<0.00005			ND	20	96	90	110	74	70	130	
Sodium	0.01	mg/L	<0.01			5	20	91	90	110	89	70	130	
Strontium	0.00008	mg/L	<0.00008			0	20	97	90	110	98	70	130	
Sulfur	3	mg/L	<1			3	20	110	90	110	NV	70	130	
Thallium	0.000005	mg/L	<0.000005			3	20	94	90	110	107	70	130	
Thorium	0.0001	mg/L	<0.0001			ND	20	91	90	110	NV	70	130	
Tin	0.00006	mg/L	<0.00006			8	20	98	90	110	NV	70	130	
Titanium	0.00007	mg/L	<0.00005			15	20	97	90	110	NV	70	130	
Tungsten	0.00002	mg/L	<0.00002			4	20	97	90	110	NV	70	130	
Uranium	0.000002	mg/L	<0.000002			0	20	94	90	110	98	70	130	
Vanadium	0.00001	mg/L	<0.00001			0	20	97	90	110	81	70	130	
Zinc	0.002	mg/L	<0.002			2	20	94	90	110	110	70	130	
Zirconium	0.002	mg/L	<0.002			ND	20	91	90	110	NV	70	130	
pH - QCBatchID: EWL0540-DEC23														
pH	0.05	No unit	NA			0		100			NA			
pH - QCBatchID: EWL0543-DEC23														
pH	0.05	No unit	NA			0		100			NA			

OnLine LIMS

00036338896

Results relate only to the sample tested. Data reported represents the sample submitted to SGS. Reproduction of this analytical report in full or in part is prohibited without prior written approval. Please refer to SGS General Conditions of Services located at https://www.sgs.ca/en/terms-and-conditions (Printed copies are available upon request.)
Test method information available upon request. "Temperature Upon Receipt" is representative of the whole shipment and may not reflect the temperature of individual samples.
SGS Canada Inc. Environment-Health & Safety statement of conformity decision rule does not consider uncertainty when analytical results are compared to a specified standard or regulation.

SGS Canada Inc.
P.O. Box 4300 - 185 Concession St.
Lakefield - Ontario - KOL 2HO
Phone: 705-652-2000 FAX: 705-652-6365

06-December-2024

Great Bear Resources Ltd.
Attn : Ashley Moncrief

1020 - 800 West Pender St.
Vancouver, BC
V6C 2V6, Canada

Phone: 778-833-2160
Fax:

Date Rec. : 22 November 2024
LR Report: **CA10120-NOV24**
Reference: Wk#31

Copy: #1

CERTIFICATE OF ANALYSIS
Final Report

Analysis	3: Analysis Completed Date	4: Analysis Completed Time	5: HC-28 Wk#31	6: HC-29 Wk#31	7: HC-30 Wk#31	8: HC-31 Wk#31	9: HC-32 Wk#31	10: HC-33 Wk#31	11: HC-34 Wk#31
Sample Date & Time			22-Nov-24	22-Nov-24	22-Nov-24	22-Nov-24	22-Nov-24	22-Nov-24	22-Nov-24
HumCell Leachate Vol [mL]	26-Nov-24	13:25	972	924	688	893	723	986	925
Sample Name	---	---	31787	DX450179	31644	DX450183	O31576	DX450213	DX450174
Sample Weight [g]	---	---	1000	1000	750	1000	750	1000	1000
pH [No unit]	27-Nov-24	10:48	7.07	7.03	7.20	7.18	7.39	4.76	7.60
Alkalinity [mg/L as CaCO3]	25-Nov-24	13:03	3	4	9	8	7	< 2	10
Conductivity [uS/cm]	25-Nov-24	13:03	4	6	18	16	17	35	17
Acidity [mg/L as CaCO3]	25-Nov-24	13:03	< 2	< 2	< 2	< 2	< 2	8	< 2
F [mg/L]	25-Nov-24	13:51	< 0.06	< 0.06	< 0.06	< 0.06	< 0.06	< 0.06	< 0.06
SO4 [mg/L]	26-Nov-24	13:42	0.4	0.3	1.7	1.7	2.0	12	0.3
Cl [mg/L]	26-Nov-24	14:45	< 0.2	< 0.2	< 0.2	< 0.2	< 0.2	< 0.2	< 0.2
Hg [mg/L]	26-Nov-24	15:09	< 0.00001	< 0.00001	< 0.00001	< 0.00001	< 0.00001	< 0.00001	< 0.00001
Ag [mg/L]	26-Nov-24	15:09	< 0.00005	< 0.00005	< 0.00005	< 0.00005	< 0.00005	< 0.00005	< 0.00005
Al [mg/L]	26-Nov-24	15:09	0.032	0.034	0.044	0.044	0.038	0.051	0.041
As [mg/L]	26-Nov-24	15:09	0.0016	0.0080	0.0055	0.0083	0.0014	< 0.0002	0.0039
Ba [mg/L]	26-Nov-24	15:09	0.00059	0.00145	0.00087	0.00031	0.00148	0.00731	0.00242
Be [mg/L]	26-Nov-24	15:09	< 0.000007	< 0.000007	< 0.000007	< 0.000007	< 0.000007	0.000039	< 0.000007
B [mg/L]	26-Nov-24	15:09	< 0.002	< 0.002	< 0.002	< 0.002	< 0.002	0.003	< 0.002
Bi [mg/L]	26-Nov-24	15:09	< 0.00001	< 0.00001	< 0.00001	< 0.00001	< 0.00001	< 0.00001	< 0.00001
Ca [mg/L]	26-Nov-24	15:09	0.94	1.11	3.14	3.10	2.91	1.75	3.09
Cd [mg/L]	26-Nov-24	15:09	< 0.000003	< 0.000003	< 0.000003	< 0.000003	< 0.000003	0.000017	< 0.000003
Co [mg/L]	26-Nov-24	15:09	0.000009	0.000022	0.000013	0.000026	0.000012	0.000307	0.000018
Cr [mg/L]	26-Nov-24	15:09	< 0.00008	< 0.00008	< 0.00008	< 0.00008	< 0.00008	< 0.00008	< 0.00008
Cu [mg/L]	26-Nov-24	15:09	< 0.001	< 0.001	< 0.001	< 0.001	< 0.001	< 0.001	< 0.001
Fe [mg/L]	26-Nov-24	15:09	< 0.007	< 0.007	< 0.007	< 0.007	< 0.007	2.63	< 0.007
K [mg/L]	26-Nov-24	15:09	0.338	0.688	0.988	0.468	0.584	1.46	0.668
Mg [mg/L]	26-Nov-24	15:09	0.056	0.055	0.156	0.071	0.052	0.225	0.196
Mn [mg/L]	26-Nov-24	15:09	0.00169	0.00167	0.0130	0.00331	0.0284	0.0592	0.0192
Mo [mg/L]	26-Nov-24	15:09	< 0.0004	< 0.0004	< 0.0004	< 0.0004	< 0.0004	< 0.0004	< 0.0004
Na [mg/L]	26-Nov-24	15:09	0.06	0.06	0.07	0.07	0.05	0.07	0.07
Ni [mg/L]	26-Nov-24	15:09	< 0.0001	< 0.0001	< 0.0001	< 0.0001	< 0.0001	0.0052	< 0.0001
P [mg/L]	26-Nov-24	15:09	0.008	0.005	< 0.003	< 0.003	< 0.003	< 0.003	< 0.003
Pb [mg/L]	26-Nov-24	15:09	< 0.00009	< 0.00009	< 0.00009	< 0.00009	< 0.00009	< 0.00009	< 0.00009
S [mg/L]	26-Nov-24	15:09	< 5	< 5	< 5	< 5	< 5	< 5	< 5
Sb [mg/L]	26-Nov-24	15:09	< 0.0009	< 0.0009	0.0011	< 0.0009	< 0.0009	< 0.0009	< 0.0009
Se [mg/L]	26-Nov-24	15:09	< 0.00004	< 0.00004	< 0.00004	< 0.00004	0.00021	0.00042	0.00008

OnLine LIMS

0003952291

Results relate only to the sample tested. Data reported represents the sample submitted to SGS. Reproduction of this analytical report in full or in part is prohibited without prior written approval. Please refer to SGS General Conditions of Services located at https://www.sgs.ca/en/terms-and-conditions (Printed copies are available upon request.)
Test method information available upon request. "Temperature Upon Receipt" is representative of the whole shipment and may not reflect the temperature of individual samples.
SGS Canada Inc. Environment-Health & Safety statement of conformity decision rule does not consider uncertainty when analytical results are compared to a specified standard or regulation.

SGS Canada Inc.
P.O. Box 4300 - 185 Concession St.
Lakefield - Ontario - KOL 2HO
Phone: 705-652-2000 FAX: 705-652-6365

LR Report : **CA10120-NOV24**

Analysis	3: Analysis Completed Date	4: Analysis Completed Time	5: HC-28 Wk#31	6: HC-29 Wk#31	7: HC-30 Wk#31	8: HC-31 Wk#31	9: HC-32 Wk#31	10: HC-33 Wk#31	11: HC-34 Wk#31
Si [mg/L]	26-Nov-24	15:09	0.15	0.17	0.29	0.23	0.20	0.92	0.21
Sn [mg/L]	26-Nov-24	15:09	< 0.00006	< 0.00006	< 0.00006	< 0.00006	< 0.00006	< 0.00006	< 0.00006
Sr [mg/L]	26-Nov-24	15:09	0.00279	0.00315	0.0117	0.00613	0.00407	0.0120	0.00795
Ti [mg/L]	26-Nov-24	15:09	< 0.0001	0.00014	0.00018	0.00014	< 0.0001	< 0.0001	< 0.0001
Th [mg/L]	26-Nov-24	15:09	< 0.0001	< 0.0001	< 0.0001	< 0.0001	< 0.0001	< 0.0001	< 0.0001
Tl [mg/L]	26-Nov-24	15:09	< 0.000005	< 0.000005	< 0.000005	< 0.000005	< 0.000005	0.000006	< 0.000005
U [mg/L]	26-Nov-24	15:09	0.000285	0.000636	0.000455	0.000647	0.000118	0.000554	0.000029
V [mg/L]	26-Nov-24	15:09	0.00032	0.00050	0.00038	0.00032	0.00016	< 0.00001	0.00038
W [mg/L]	26-Nov-24	15:09	< 0.0002	< 0.0002	< 0.0002	< 0.0002	< 0.0002	< 0.0002	< 0.0002
Zr [mg/L]	26-Nov-24	15:09	< 0.002	< 0.002	< 0.002	< 0.002	< 0.002	< 0.002	< 0.002
Zn [mg/L]	26-Nov-24	15:09	< 0.002	< 0.002	< 0.002	< 0.002	< 0.002	0.011	< 0.002

Analysis	12: HC-35 Wk#31
Sample Date & Time	22-Nov-24
HumCell Leachate Vol [mL]	1008
Sample Name	31795
Sample Weight [g]	1000
pH [No unit]	7.68
Alkalinity [mg/L as CaCO3]	10
Conductivity [uS/cm]	22
Acidity [mg/L as CaCO3]	< 2
F [mg/L]	< 0.06
SO4 [mg/L]	0.9
Cl [mg/L]	< 0.2
Hg [mg/L]	< 0.00001
Ag [mg/L]	< 0.00005
Al [mg/L]	0.248
As [mg/L]	0.0717
Ba [mg/L]	0.00368
Be [mg/L]	< 0.000007
B [mg/L]	< 0.002
Bi [mg/L]	< 0.00001
Ca [mg/L]	3.81
Cd [mg/L]	< 0.000003
Co [mg/L]	0.000021
Cr [mg/L]	< 0.00008
Cu [mg/L]	< 0.001
Fe [mg/L]	< 0.007
K [mg/L]	1.85
Mg [mg/L]	0.061
Mn [mg/L]	0.00193
Mo [mg/L]	< 0.0004
Na [mg/L]	0.08
Ni [mg/L]	< 0.0001
P [mg/L]	< 0.003
Pb [mg/L]	< 0.00009
S [mg/L]	< 5
Sb [mg/L]	< 0.0009
Se [mg/L]	0.00005
Si [mg/L]	0.64
Sn [mg/L]	0.00011
Sr [mg/L]	0.00516

OnLine LIMS

0003952291

Results relate only to the sample tested. Data reported represents the sample submitted to SGS. Reproduction of this analytical report in full or in part is prohibited without prior written approval. Please refer to SGS General Conditions of Services located at https://www.sgs.ca/en/terms-and-conditions (Printed copies are available upon request.)
Test method information available upon request. "Temperature Upon Receipt" is representative of the whole shipment and may not reflect the temperature of individual samples.
SGS Canada Inc. Environment-Health & Safety statement of conformity decision rule does not consider uncertainty when analytical results are compared to a specified standard or regulation.

SGS Canada Inc.
P.O. Box 4300 - 185 Concession St.
Lakefield - Ontario - KOL 2HO
Phone: 705-652-2000 FAX: 705-652-6365

LR Report : **CA10120-NOV24**

Analysis	12: HC-35 Wk#31
Ti [mg/L]	0.00010
Th [mg/L]	< 0.0001
Tl [mg/L]	< 0.000005
U [mg/L]	0.000314
V [mg/L]	0.00099
W [mg/L]	< 0.0002
Zr [mg/L]	< 0.002
Zn [mg/L]	< 0.002



Lisa Thompson
Project Specialist Assistant,
Environment, Health & Safety

OnLine LIMS

0003952291

Results relate only to the sample tested. Data reported represents the sample submitted to SGS. Reproduction of this analytical report in full or in part is prohibited without prior written approval. Please refer to SGS General Conditions of Services located at https://www.sgs.ca/en/terms-and-conditions (Printed copies are available upon request.)
Test method information available upon request. "Temperature Upon Receipt" is representative of the whole shipment and may not reflect the temperature of individual samples.
SGS Canada Inc. Environment-Health & Safety statement of conformity decision rule does not consider uncertainty when analytical results are compared to a specified standard or regulation.

SGS Canada Inc.
P.O. Box 4300 - 185 Concession St.
Lakefield - Ontario - KOL 2HO
Phone: 705-652-2000 FAX: 705-652-6365

Quality Control Report

Inorganic Analysis														
Parameter	Reporting Limit	Unit	Method Blank	Duplicate				LCS / Spike Blank			Matrix Spike / Reference Material			
				Result 1	Result 2	RPD	Acceptance Criteria	Spike Recovery (%)	Recovery Limits (%)		Spike Recovery (%)	Recovery Limits (%)		
							%		Low	High		Low	High	
Acidity - QCBatchID: EWL0492-NOV24														
Acidity	2	mg/L as Ca	2			ND	20	96	90	110	NA			
Alkalinity - QCBatchID: EWL0492-NOV24														
Alkalinity	2	mg/L as Ca	< 2			12	20	104	80	120	NA			
Anions by IC - QCBatchID: DIO0565-NOV24														
Chloride	0.2	mg/L	<0.2			3	20	105	90	110	101	75	125	
Anions by IC - QCBatchID: DIO0566-NOV24														
Chloride	0.2	mg/L	<0.2			ND	20	105	90	110	103	75	125	
Sulphate	0.2	mg/L	<0.2			4	20	98	90	110	97	75	125	
Anions by IC - QCBatchID: DIO0574-NOV24														
Sulphate	0.2	mg/L	<0.2			0	20	99	90	110	113	75	125	
Anions by IC - QCBatchID: DIO0575-NOV24														
Sulphate	0.2	mg/L	<0.2			2	20	94	90	110	108	75	125	
Conductivity - QCBatchID: EWL0492-NOV24														
Conductivity	2	uS/cm	< 2			0	20	99	90	110	NA			
Fluoride by Specific Ion Electrode - QCBatchID: EWL0513-NOV24														
Fluoride	0.06	mg/L	<0.06			ND	10	98	90	110	101	75	125	
Inorganics-General - QCBatchID: EHG0061-NOV24														
Mercury	0.00001	mg/L	< 0.00001			ND	20	116	80	120	127	70	130	
Metals in aqueous samples - ICP-MS - QCBatchID: EMS0287-NOV24														
Aluminum	0.001	mg/L	<0.001			0	20	98	90	110	71	70	130	
Antimony	0.0009	mg/L	<0.0009			ND	20	105	90	110	113	70	130	
Arsenic	0.0002	mg/L	<0.0002			ND	20	98	90	110	109	70	130	
Barium	0.00008	mg/L	<0.00008			1	20	99	90	110	91	70	130	
Beryllium	0.000007	mg/L	<0.000007			ND	20	97	90	110	108	70	130	
Bismuth	0.00001	mg/L	<0.00001			ND	20	94	90	110	85	70	130	
Boron	0.002	mg/L	<0.002			5	20	108	90	110	103	70	130	
Cadmium	0.000003	mg/L	<0.000003			ND	20	97	90	110	100	70	130	
Calcium	0.01	mg/L	<0.01			0	20	101	90	110	105	70	130	
Chromium	0.00008	mg/L	<0.00008			6	20	100	90	110	116	70	130	
Cobalt	0.000004	mg/L	<0.000004			3	20	95	90	110	98	70	130	
Copper	0.001	mg/L	<0.001			1	20	95	90	110	91	70	130	
Iron	0.007	mg/L	<0.007			3	20	98	90	110	100	70	130	
Lead	0.00009	mg/L	<0.00009			2	20	96	90	110	99	70	130	
Magnesium	0.001	mg/L	<0.001			4	20	99	90	110	99	70	130	
Manganese	0.00001	mg/L	<0.00001			2	20	98	90	110	102	70	130	

OnLine LIMS

00039522291

Results relate only to the sample tested. Data reported represents the sample submitted to SGS. Reproduction of this analytical report in full or in part is prohibited without prior written approval. Please refer to SGS General Conditions of Services located at https://www.sgs.ca/en/terms-and-conditions (Printed copies are available upon request.)
Test method information available upon request. "Temperature Upon Receipt" is representative of the whole shipment and may not reflect the temperature of individual samples.
SGS Canada Inc. Environment-Health & Safety statement of conformity decision rule does not consider uncertainty when analytical results are compared to a specified standard or regulation.

SGS Canada Inc.
P.O. Box 4300 - 185 Concession St.
Lakefield - Ontario - KOL 2HO
Phone: 705-652-2000 FAX: 705-652-6365

Inorganic Analysis														
Parameter	Reporting Limit	Unit	Method Blank	Duplicate				LCS / Spike Blank			Matrix Spike / Reference Material			
				Result 1	Result 2	RPD	Acceptance Criteria	Spike Recovery (%)	Recovery Limits (%)		Spike Recovery (%)	Recovery Limits (%)	
							%		Low	High		Low	High
Molybdenum	0.0004	mg/L	<0.0004			1	20	102	90	110	105	70	130
Nickel	0.0001	mg/L	<0.0001			8	20	99	90	110	108	70	130
Phosphorus	0.003	mg/L	<0.003			17	20	99	90	110	NV	70	130
Potassium	0.003	mg/L	<0.009			1	20	101	90	110	87	70	130
Selenium	0.00004	mg/L	<0.00004			7	20	98	90	110	110	70	130
Silicon	0.02	mg/L	<0.02			4	20	95	90	110	NV	70	130
Silver	0.00005	mg/L	<0.00005			ND	20	101	90	110	83	70	130
Sodium	0.01	mg/L	<0.01			2	20	100	90	110	99	70	130
Strontium	0.00008	mg/L	<0.00008			0	20	102	90	110	92	70	130
Sulfur	5	mg/L	<5			ND	20	102	90	110	NV	70	130
Thallium	0.000005	mg/L	<0.000005			16	20	96	90	110	100	70	130
Thorium	0.0001	mg/L	<0.0001			ND	20	104	90	110	NV	70	130
Tin	0.00006	mg/L	<0.00006			5	20	100	90	110	NV	70	130
Titanium	0.0001	mg/L	<0.0001			4	20	101	90	110	NV	70	130
Tungsten	0.0002	mg/L	<0.0002			ND	20	101	90	110	NV	70	130
Uranium	0.000002	mg/L	<0.000002			2	20	98	90	110	100	70	130
Vanadium	0.00001	mg/L	<0.00001			3	20	99	90	110	96	70	130
Zinc	0.002	mg/L	<0.002			2	20	101	90	110	105	70	130
Zirconium	0.002	mg/L	<0.002			ND	20	99	90	110	NV	70	130
pH - QCBatchID: EWL0492-NOV24													
pH	0.05	No unit	NA			0		100			NA		

OnLine LIMS

00039522291

Results relate only to the sample tested. Data reported represents the sample submitted to SGS. Reproduction of this analytical report in full or in part is prohibited without prior written approval. Please refer to SGS General Conditions of Services located at https://www.sgs.ca/en/terms-and-conditions (Printed copies are available upon request.)
Test method information available upon request. "Temperature Upon Receipt" is representative of the whole shipment and may not reflect the temperature of individual samples.
SGS Canada Inc. Environment-Health & Safety statement of conformity decision rule does not consider uncertainty when analytical results are compared to a specified standard or regulation.

SGS Canada Inc.
P.O. Box 4300 - 185 Concession St.
Lakefield - Ontario - KOL 2HO
Phone: 705-652-2000 FAX: 705-652-6365

16-January-2024

Great Bear Resources Ltd.
Attn : Ashley Moncrief

1020 - 800 West Pender St.
Vancouver, BC
V6C 2V6, Canada

Phone: 778-833-2160
Fax:

Date Rec. : 04 January 2024
LR Report: **CA10051-JAN24**
Reference: Wk#32

Copy: #1

CERTIFICATE OF ANALYSIS
Final Report

Analysis	3: Analysis Completed Date	4: Analysis Completed Time	5: HC-1 Wk#32	6: HC-2 Wk#32	7: HC-3 Wk#32	8: HC-4 Wk#32	9: HC-5 Wk#32	10: HC-6 Wk#32	11: HC-7 Wk#32
Sample Date & Time			04-Jan-24	04-Jan-24	04-Jan-24	04-Jan-24	04-Jan-24	04-Jan-24	04-Jan-24
Hum Cell Leachate Volume [mL]	15-Jan-24	14:18	998	1007	497	494	995	492	999
Sample Name	---	---	DX450052	DX 550083	DX450204	DX450176	DX450232	DX450181	DX450002
Sample Weight [g]	---	---	1000	1000	500	500	1000	500	1000
pH [No unit]	08-Jan-24	11:07	6.78	7.59	7.24	6.52	7.24	7.39	7.31
Alkalinity [mg/L as CaCO3]	08-Jan-24	11:07	3	10	8	2	6	10	8
Conductivity [uS/cm]	08-Jan-24	11:07	32	27	18	29	18	20	17
Acidity [mg/L as CaCO3]	08-Jan-24	11:07	< 2	< 2	< 2	3	< 2	< 2	< 2
Fluoride [mg/L]	08-Jan-24	09:37	< 0.06	< 0.06	< 0.06	< 0.06	< 0.06	< 0.06	< 0.06
Sulphate [mg/L]	05-Jan-24	16:24	12	< 2	< 2	11	2	< 2	< 2
Chloride [mg/L]	05-Jan-24	16:24	< 1	< 1	< 1	< 1	< 1	< 1	< 1
Mercury [mg/L]	08-Jan-24	14:24	< 0.00001	< 0.00001	< 0.00001	< 0.00001	< 0.00001	< 0.00001	< 0.00001
Silver [mg/L]	10-Jan-24	16:38	< 0.00005	< 0.00005	< 0.00005	< 0.00005	< 0.00005	< 0.00005	< 0.00005
Aluminum [mg/L]	10-Jan-24	16:38	0.005	0.049	0.030	0.003	0.041	0.050	0.035
Arsenic [mg/L]	10-Jan-24	16:38	< 0.0002	0.0086	0.0010	< 0.0002	0.0032	0.0004	0.0080
Barium [mg/L]	10-Jan-24	16:38	0.00094	0.0101	0.00080	0.00295	0.00151	0.00071	0.00083
Beryllium [mg/L]	10-Jan-24	16:38	< 0.000007	< 0.000007	< 0.000007	< 0.000007	< 0.000007	< 0.000007	< 0.000007
Boron [mg/L]	10-Jan-24	16:38	< 0.002	< 0.002	< 0.002	< 0.002	< 0.002	< 0.002	0.002
Bismuth [mg/L]	10-Jan-24	16:38	< 0.00001	0.00005	< 0.00001	< 0.00001	< 0.00001	< 0.00001	< 0.00001
Calcium [mg/L]	10-Jan-24	16:38	5.63	5.14	3.22	4.36	3.27	4.01	3.44
Cadmium [mg/L]	10-Jan-24	16:38	0.00132	0.000003	< 0.000003	0.00157	0.000003	< 0.000003	< 0.000003
Cobalt [mg/L]	10-Jan-24	16:38	0.000016	0.000030	0.000011	0.000140	0.000004	< 0.000004	0.000011

OnLine LIMS

0003634067

Results relate only to the sample tested. Data reported represents the sample submitted to SGS. Reproduction of this analytical report in full or in part is prohibited without prior written approval. Please refer to SGS General Conditions of Services located at https://www.sgs.ca/en/terms-and-conditions (Printed copies are available upon request.)
Test method information available upon request. "Temperature Upon Receipt" is representative of the whole shipment and may not reflect the temperature of individual samples.
SGS Canada Inc. Environment-Health & Safety statement of conformity decision rule does not consider uncertainty when analytical results are compared to a specified standard or regulation.

SGS Canada Inc.
P.O. Box 4300 - 185 Concession St.
Lakefield - Ontario - KOL 2HO
Phone: 705-652-2000 FAX: 705-652-6365

Analysis	3: Analysis Completed Date	4: Analysis Completed Time	5: HC-1 Wk#32	6: HC-2 Wk#32	7: HC-3 Wk#32	8: HC-4 Wk#32	9: HC-5 Wk#32	10: HC-6 Wk#32	11: HC-7 Wk#32
Chromium [mg/L]	10-Jan-24	16:38	< 0.00008	< 0.00008	< 0.00008	< 0.00008	< 0.00008	< 0.00008	< 0.00008
Copper [mg/L]	10-Jan-24	16:38	< 0.0002	0.0002	0.0003	0.0003	< 0.0002	< 0.0002	< 0.0002
Iron [mg/L]	10-Jan-24	16:38	< 0.007	< 0.007	< 0.007	< 0.007	< 0.007	< 0.007	0.015
Potassium [mg/L]	10-Jan-24	16:38	0.417	1.25	0.730	0.672	0.668	0.557	0.603
Magnesium [mg/L]	10-Jan-24	16:38	0.116	0.098	0.157	0.400	0.088	0.157	0.161
Manganese [mg/L]	10-Jan-24	16:38	0.0520	0.0345	0.00620	0.0374	0.0168	0.00691	0.00831
Molybdenum [mg/L]	10-Jan-24	16:38	0.00014	0.00023	0.00016	0.00060	0.00030	0.00018	0.00025
Sodium [mg/L]	10-Jan-24	16:38	0.11	0.13	0.10	0.09	0.16	0.14	0.16
Nickel [mg/L]	10-Jan-24	16:38	< 0.0001	< 0.0001	< 0.0001	0.0003	< 0.0001	< 0.0001	< 0.0001
Phosphorus [mg/L]	10-Jan-24	16:38	< 0.003	< 0.003	< 0.003	< 0.003	< 0.003	< 0.003	< 0.003
Lead [mg/L]	10-Jan-24	16:38	0.0424	0.00029	< 0.00009	0.0450	< 0.00009	< 0.00009	< 0.00009
Sulfur [mg/L]	10-Jan-24	16:38	4	< 3	< 3	4	< 3	< 3	< 3
Antimony [mg/L]	10-Jan-24	16:38	0.0011	< 0.0009	< 0.0009	< 0.0009	< 0.0009	< 0.0009	< 0.0009
Selenium [mg/L]	10-Jan-24	16:38	0.00051	0.00447	0.00005	0.00134	0.00014	< 0.00004	0.00007
Silicon [mg/L]	10-Jan-24	16:38	0.29	0.31	0.34	0.40	0.33	0.47	0.30
Tin [mg/L]	10-Jan-24	16:38	< 0.00006	< 0.00006	< 0.00006	< 0.00006	< 0.00006	< 0.00006	< 0.00006
Strontium [mg/L]	10-Jan-24	16:38	0.0122	0.0174	0.00801	0.00703	0.00458	0.00852	0.00687
Titanium [mg/L]	10-Jan-24	16:38	< 0.00007	< 0.00007	< 0.00007	< 0.00007	0.00010	< 0.00007	0.00008
Thorium [mg/L]	10-Jan-24	16:38	< 0.0001	< 0.0001	< 0.0001	< 0.0001	< 0.0001	< 0.0001	< 0.0001
Thallium [mg/L]	10-Jan-24	16:38	< 0.000005	< 0.000005	< 0.000005	< 0.000005	< 0.000005	< 0.000005	< 0.000005
Uranium [mg/L]	10-Jan-24	16:38	0.000314	0.00121	0.00121	0.00292	0.00170	0.000797	0.00164
Vanadium [mg/L]	10-Jan-24	16:38	< 0.00001	0.00033	0.00026	< 0.00001	0.00057	0.00070	0.00024
Tungsten [mg/L]	10-Jan-24	16:38	< 0.00002	0.00007	0.00012	0.00003	0.00009	0.00076	0.00039
Zirconium [mg/L]	10-Jan-24	16:38	< 0.002	< 0.002	< 0.002	< 0.002	< 0.002	< 0.002	< 0.002
Zinc [mg/L]	10-Jan-24	16:38	0.051	< 0.002	< 0.002	0.068	< 0.002	< 0.002	< 0.002

Method Descriptions

Parameter	SGS Method Code	Reference Method Code
	NA	
Acidity	ME-CA-[ENV]EWL-LAK-AN-006	SM 2310
Alkalinity	ME-CA-[ENV]EWL-LAK-AN-006	SM 2320
Anions by discrete analyzer	ME-CA-[ENV]EWL-LAK-AN-026	US EPA 325.2
Anions by discrete analyzer	ME-CA-[ENV]EWL-LAK-AN-026	US EPA 375.4
Conductivity	ME-CA-[ENV]EWL-LAK-AN-006	SM 2510
Fluoride by Specific Ion Electrode	ME-CA-[ENV]EWL-LAK-AN-014	SM 4500

OnLine LIMS

Results relate only to the sample tested. Data reported represents the sample submitted to SGS. Reproduction of this analytical report in full or in part is prohibited without prior written approval. Please refer to SGS General Conditions of Services located at https://www.sgs.ca/en/terms-and-conditions (Printed copies are available upon request.)
Test method information available upon request. "Temperature Upon Receipt" is representative of the whole shipment and may not reflect the temperature of individual samples.
SGS Canada Inc. Environment-Health & Safety statement of conformity decision rule does not consider uncertainty when analytical results are compared to a specified standard or regulation.

0003634067

SGS Canada Inc.
P.O. Box 4300 - 185 Concession St.
Lakefield - Ontario - KOL 2HO
Phone: 705-652-2000 FAX: 705-652-6365

Parameter	SGS Method Code	Reference Method Code
Inorganics-General	ME-CA-[ENV]SPE-LAK-AN-004	EPA 7471A/SM 3112B
Metals in aqueous samples - ICP-MS	ME-CA-[ENV]SPE-LAK-AN-006	SM 3030/EPA 200.8
pH	ME-CA-[ENV]EWL-LAK-AN-006	SM 4500



Lisa Thompson
Project Specialist Assistant,
Environment, Health & Safety

OnLine LIMS

0003634067

Results relate only to the sample tested. Data reported represents the sample submitted to SGS. Reproduction of this analytical report in full or in part is prohibited without prior written approval. Please refer to SGS General Conditions of Services located at https://www.sgs.ca/en/terms-and-conditions (Printed copies are available upon request.)
Test method information available upon request. "Temperature Upon Receipt" is representative of the whole shipment and may not reflect the temperature of individual samples.
SGS Canada Inc. Environment-Health & Safety statement of conformity decision rule does not consider uncertainty when analytical results are compared to a specified standard or regulation.

SGS Canada Inc.
P.O. Box 4300 - 185 Concession St.
Lakefield - Ontario - KOL 2HO
Phone: 705-652-2000 FAX: 705-652-6365

Quality Control Report

Inorganic Analysis														
Parameter	Reporting Limit	Unit	Method Blank	Duplicate				LCS / Spike Blank			Matrix Spike / Reference Material			
				Result 1	Result 2	RPD	Acceptance Criteria	Spike Recovery (%)	Recovery Limits (%)		Spike Recovery (%)	Recovery Limits (%)		
							%		Low	High		Low	High	
Acidity - QCBatchID: EWL0053-JAN24														
Acidity	2	mg/L as Ca	3			0	20	100	90	110	NA			
Alkalinity - QCBatchID: EWL0053-JAN24														
Alkalinity	2	mg/L as Ca	< 2			0	20	96	80	120	NA			
Anions by discrete analyzer - QCBatchID: DIO5012-JAN24														
Chloride	1	mg/L	<1			ND	20	103	80	120	105	75	125	
Sulphate	2	mg/L	<2			ND	20	106	80	120	107	75	125	
Conductivity - QCBatchID: EWL0053-JAN24														
Conductivity	2	uS/cm	< 2			0	20	98	90	110	NA			
Fluoride by Specific Ion Electrode - QCBatchID: EWL0091-JAN24														
Fluoride	0.06	mg/L	<0.06			ND	10	96	90	110	97	75	125	
Inorganics-General - QCBatchID: EHG0010-JAN24														
Mercury	0.00001	mg/L	< 0.00001			ND	20	85	80	120	93	70	130	
Metals in aqueous samples - ICP-MS - QCBatchID: EMS0046-JAN24														
Aluminum	0.001	mg/L	<0.001			4	20	101	90	110	73	70	130	
Antimony	0.0009	mg/L	<0.0009			ND	20	109	90	110	94	70	130	
Arsenic	0.0002	mg/L	<0.0002			2	20	94	90	110	98	70	130	
Barium	0.00008	mg/L	<0.00008			1	20	96	90	110	102	70	130	
Beryllium	0.000007	mg/L	<0.000007			ND	20	97	90	110	95	70	130	
Bismuth	0.00001	mg/L	<0.00001			5	20	102	90	110	92	70	130	
Boron	0.002	mg/L	<0.002			ND	20	95	90	110	100	70	130	
Cadmium	0.000003	mg/L	<0.000003			10	20	100	90	110	94	70	130	
Calcium	0.01	mg/L	<0.01			1	20	102	90	110	72	70	130	
Chromium	0.00008	mg/L	<0.00008			8	20	102	90	110	107	70	130	
Cobalt	0.000004	mg/L	<0.000004			5	20	100	90	110	95	70	130	
Copper	0.0002	mg/L	<0.0002			3	20	101	90	110	77	70	130	
Iron	0.007	mg/L	<0.007			0	20	103	90	110	75	70	130	
Lead	0.00009	mg/L	<0.00009			0	20	96	90	110	97	70	130	
Magnesium	0.001	mg/L	<0.001			1	20	101	90	110	94	70	130	
Manganese	0.00001	mg/L	<0.00001			1	20	99	90	110	102	70	130	
Molybdenum	0.00004	mg/L	<0.00004			ND	20	97	90	110	97	70	130	
Nickel	0.0001	mg/L	<0.0001			3	20	101	90	110	92	70	130	
Phosphorus	0.003	mg/L	<0.003			ND	20	102	90	110	NV	70	130	
Potassium	0.003	mg/L	<0.009			1	20	101	90	110	78	70	130	
Selenium	0.00004	mg/L	<0.00004			ND	20	109	90	110	124	70	130	
Silicon	0.02	mg/L	<0.02			1	20	101	90	110	NV	70	130	

OnLine LIMS

00036340 67

Results relate only to the sample tested. Data reported represents the sample submitted to SGS. Reproduction of this analytical report in full or in part is prohibited without prior written approval. Please refer to SGS General Conditions of Services located at https://www.sgs.ca/en/terms-and-conditions (Printed copies are available upon request.)
Test method information available upon request. "Temperature Upon Receipt" is representative of the whole shipment and may not reflect the temperature of individual samples.
SGS Canada Inc. Environment-Health & Safety statement of conformity decision rule does not consider uncertainty when analytical results are compared to a specified standard or regulation.

SGS Canada Inc.
P.O. Box 4300 - 185 Concession St.
Lakefield - Ontario - KOL 2HO
Phone: 705-652-2000 FAX: 705-652-6365

Inorganic Analysis													
Parameter	Reporting Limit	Unit	Method Blank	Duplicate				LCS / Spike Blank			Matrix Spike / Reference Material		
				Result 1	Result 2	RPD	Acceptance Criteria	Spike Recovery (%)	Recovery Limits (%)		Spike Recovery (%)	Recovery Limits (%)	
							%		Low	High		Low	High
Silver	0.00005	mg/L	<0.00005			ND	20	99	90	110	80	70	130
Sodium	0.01	mg/L	<0.01			4	20	104	90	110	99	70	130
Strontium	0.00008	mg/L	<0.00008			1	20	96	90	110	88	70	130
Sulfur	3	mg/L	<1			1	20	108	90	110	NV	70	130
Thallium	0.000005	mg/L	<0.000005			ND	20	100	90	110	96	70	130
Thorium	0.0001	mg/L	<0.0001			ND	20	102	90	110	NV	70	130
Tin	0.00006	mg/L	<0.00006			5	20	100	90	110	NV	70	130
Titanium	0.00007	mg/L	<0.00005			7	20	101	90	110	NV	70	130
Tungsten	0.00002	mg/L	<0.00002			ND	20	99	90	110	NV	70	130
Uranium	0.000002	mg/L	<0.000002			6	20	98	90	110	100	70	130
Vanadium	0.00001	mg/L	<0.00001			4	20	100	90	110	103	70	130
Zinc	0.002	mg/L	<0.002			0	20	98	90	110	105	70	130
Zirconium	0.002	mg/L	<0.002			ND	20	98	90	110	NV	70	130
pH - QCBatchID: EWL0053-JAN24													
pH	0.05	No unit	NA			0		100			NA		

OnLine LIMS

Results relate only to the sample tested. Data reported represents the sample submitted to SGS. Reproduction of this analytical report in full or in part is prohibited without prior written approval. Please refer to SGS General Conditions of Services located at https://www.sgs.ca/en/terms-and-conditions (Printed copies are available upon request.)
Test method information available upon request. "Temperature Upon Receipt" is representative of the whole shipment and may not reflect the temperature of individual samples.
SGS Canada Inc. Environment-Health & Safety statement of conformity decision rule does not consider uncertainty when analytical results are compared to a specified standard or regulation.

0003634067

SGS Canada Inc.
P.O. Box 4300 - 185 Concession St.
Lakefield - Ontario - KOL 2HO
Phone: 705-652-2000 FAX: 705-652-6365

Great Bear Resources Ltd.
Attn : Ashley Moncrief

1020 - 800 West Pender St.
Vancouver, BC
V6C 2V6, Canada

Phone: 778-833-2160
Fax:

17-January-2024

Date Rec. : 05 January 2024
LR Report: **CA10055-JAN24**
Reference: Wk#32

Copy: #1

CERTIFICATE OF ANALYSIS
Final Report

Analysis	3: Analysis Completed Date	4: Analysis Completed Time	5: HC-8 Wk#32	6: HC-9 Wk#32	7: HC-10 Wk#32	8: HC-11 Wk#32	9: HC-12 Wk#32	10: HC-13 Wk#32	11: HC-14 Wk#32	12: HC-15 Wk#32	13: HC-16 Wk#32	14: HC-17 Wk#32
Sample Date & Time			05-Jan-24	05-Jan-24	05-Jan-24	05-Jan-24	05-Jan-24	05-Jan-24	05-Jan-24	05-Jan-24	05-Jan-24	05-Jan-24
Hum Cell Leachate Volume [mL]	15-Jan-24	14:23	996	995	999	976	998	981	994	694	997	990
Sample Name	---	---	DX450108	DX450076	DX450186	DX450118	DX 550107	DX450159	DX450171	DX450134	DX450185	DX450032
Sample Weight [g]	---	---	1000	1000	1000	1000	1000	1000	1000	1000	1000	1000
pH [No unit]	09-Jan-24	14:44	7.44	6.39	7.22	7.29	7.18	7.34	6.94	7.41	7.41	6.98
Alkalinity [mg/L as CaCO3]	09-Jan-24	14:44	12	< 2	9	10	7	11	5	11	11	5
Conductivity [uS/cm]	09-Jan-24	14:44	31	34	23	24	22	33	26	63	29	17
Acidity [mg/L as CaCO3]	09-Jan-24	14:44	< 2	4	< 2	< 2	<2	< 2	< 2	< 2	< 2	<2
Fluoride [mg/L]	09-Jan-24	13:53	< 0.06	< 0.06	< 0.06	< 0.06	< 0.06	< 0.06	< 0.06	< 0.06	< 0.06	< 0.06
Sulphate [mg/L]	09-Jan-24	15:54	3	13	2	< 2	3	4	6	13	< 2	2
Chloride [mg/L]	09-Jan-24	15:54	< 1	< 1	< 1	< 1	< 1	< 1	< 1	4	< 1	< 1
Mercury [mg/L]	09-Jan-24	11:44	< 0.00001	< 0.00001	< 0.00001	< 0.00001	< 0.00001	< 0.00001	< 0.00001	< 0.00001	< 0.00001	< 0.00001
Silver [mg/L]	09-Jan-24	14:12	< 0.00005	< 0.00005	< 0.00005	< 0.00005	< 0.00005	< 0.00005	< 0.00005	< 0.00005	< 0.00005	< 0.00005
Aluminum [mg/L]	09-Jan-24	14:12	0.058	0.001	0.032	0.045	0.039	0.094	0.023	0.008	0.118	0.023
Arsenic [mg/L]	09-Jan-24	14:12	0.0011	0.0002	0.0004	0.0006	0.0019	0.0026	0.0021	0.0978	0.0113	0.0298
Barium [mg/L]	09-Jan-24	14:12	0.00218	0.00485	0.00107	0.00098	0.00153	0.00154	0.00258	0.00152	0.00184	0.00026
Beryllium [mg/L]	09-Jan-24	14:12	< 0.000007	< 0.000007	< 0.000007	< 0.000007	< 0.000007	< 0.000007	< 0.000007	< 0.000007	< 0.000007	< 0.000007
Boron [mg/L]	09-Jan-24	14:12	< 0.002	< 0.002	< 0.002	< 0.002	< 0.002	< 0.002	< 0.002	< 0.002	< 0.002	< 0.002
Bismuth [mg/L]	09-Jan-24	14:12	< 0.00001	0.00001	< 0.00001	< 0.00001	0.00001	< 0.00001	< 0.00001	< 0.00001	< 0.00001	< 0.00001
Calcium [mg/L]	09-Jan-24	14:12	4.45	3.46	3.79	3.43	3.26	5.14	3.16	9.02	3.75	2.22
Cadmium [mg/L]	09-Jan-24	14:12	0.000004	0.018415	0.000016	0.000009	0.000010	< 0.000003	0.000003	0.000008	0.000007	0.000004
Cobalt [mg/L]	09-Jan-24	14:12	0.000017	0.000328	0.000019	0.000013	0.000011	0.000020	0.000057	0.000387	0.000026	0.000169

OnLine LIMS

0003634068

Results relate only to the sample tested. Data reported represents the sample submitted to SGS. Reproduction of this analytical report in full or in part is prohibited without prior written approval. Please refer to SGS General Conditions of Services located at https://www.sgs.ca/en/terms-and-conditions (Printed copies are available upon request.)
Test method information available upon request. "Temperature Upon Receipt" is representative of the whole shipment and may not reflect the temperature of individual samples.
SGS Canada Inc. Environment-Health & Safety statement of conformity decision rule does not consider uncertainty when analytical results are compared to a specified standard or regulation.

SGS Canada Inc.
P.O. Box 4300 - 185 Concession St.
Lakefield - Ontario - KOL 2HO
Phone: 705-652-2000 FAX: 705-652-6365

Analysis	3: Analysis Completed Date	4: Analysis Completed Time	5: HC-8 Wk#32	6: HC-9 Wk#32	7: HC-10 Wk#32	8: HC-11 Wk#32	9: HC-12 Wk#32	10: HC-13 Wk#32	11: HC-14 Wk#32	12: HC-15 Wk#32	13: HC-16 Wk#32	14: HC-17 Wk#32
Chromium [mg/L]	09-Jan-24	14:12	< 0.00008	< 0.00008	< 0.00008	< 0.00008	< 0.00008	< 0.00008	< 0.00008	< 0.00008	< 0.00008	< 0.00008
Copper [mg/L]	09-Jan-24	14:12	< 0.0002	0.0002	0.0002	0.0002	0.0002	< 0.0002	< 0.0002	0.0004	< 0.0002	0.0002
Iron [mg/L]	09-Jan-24	14:12	< 0.007	< 0.007	< 0.007	< 0.007	< 0.007	< 0.007	< 0.007	< 0.007	< 0.007	< 0.007
Potassium [mg/L]	09-Jan-24	14:12	0.688	0.844	0.362	0.287	0.345	0.573	0.869	0.547	1.73	0.467
Magnesium [mg/L]	09-Jan-24	14:12	0.300	0.074	0.058	0.069	0.037	0.063	0.192	0.345	0.064	0.061
Manganese [mg/L]	09-Jan-24	14:12	0.0278	0.121	0.0321	0.0240	0.0234	0.0214	0.00542	0.0176	0.00808	0.00290
Molybdenum [mg/L]	09-Jan-24	14:12	0.00059	< 0.00004	0.00035	0.00014	0.00008	0.00007	0.00010	0.00007	0.00006	0.00021
Sodium [mg/L]	09-Jan-24	14:12	0.10	0.05	0.07	0.07	0.06	0.05	0.09	0.09	0.07	0.06
Nickel [mg/L]	09-Jan-24	14:12	0.0001	0.0064	0.0001	0.0002	0.0001	< 0.0001	0.0004	0.0182	0.0002	0.0003
Phosphorus [mg/L]	09-Jan-24	14:12	< 0.003	< 0.003	< 0.003	< 0.003	< 0.003	< 0.003	< 0.003	< 0.003	< 0.003	< 0.003
Lead [mg/L]	09-Jan-24	14:12	< 0.00009	0.02336	0.00012	< 0.00009	< 0.00009	< 0.00009	< 0.00009	< 0.00009	< 0.00009	< 0.00009
Sulfur [mg/L]	09-Jan-24	14:12	< 3	4	< 3	< 3	< 3	< 3	< 3	7	< 3	< 3
Antimony [mg/L]	09-Jan-24	14:12	< 0.0009	< 0.0009	< 0.0009	< 0.0009	< 0.0009	< 0.0009	< 0.0009	0.0017	< 0.0009	< 0.0009
Selenium [mg/L]	09-Jan-24	14:12	0.00020	0.00115	0.00023	< 0.00004	0.00015	< 0.00004	0.00035	0.00033	< 0.00004	0.00006
Silicon [mg/L]	09-Jan-24	14:12	0.34	0.46	0.36	0.37	0.34	0.48	0.34	0.42	0.43	0.59
Tin [mg/L]	09-Jan-24	14:12	< 0.00006	< 0.00006	< 0.00006	< 0.00006	< 0.00006	< 0.00006	< 0.00006	< 0.00006	< 0.00006	< 0.00006
Strontium [mg/L]	09-Jan-24	14:12	0.00921	0.0101	0.00887	0.00826	0.00589	0.00673	0.0117	0.0167	0.00812	0.00601
Titanium [mg/L]	09-Jan-24	14:12	< 0.00007	< 0.00007	< 0.00007	< 0.00007	0.00009	< 0.00007	< 0.00007	< 0.00007	0.00009	< 0.00007
Thorium [mg/L]	09-Jan-24	14:12	< 0.0001	< 0.0001	< 0.0001	< 0.0001	< 0.0001	< 0.0001	< 0.0001	< 0.0001	< 0.0001	< 0.0001
Thallium [mg/L]	09-Jan-24	14:12	0.000007	0.000021	< 0.000005	< 0.000005	0.000005	0.000008	< 0.000005	0.000009	0.000006	< 0.000005
Uranium [mg/L]	09-Jan-24	14:12	0.00107	0.000092	0.00397	0.000446	0.000363	0.000374	0.000528	0.000576	0.000966	0.000884
Vanadium [mg/L]	09-Jan-24	14:12	0.00012	< 0.00001	0.00003	0.00006	0.00010	0.00006	0.00022	0.00006	0.00045	0.00027
Tungsten [mg/L]	09-Jan-24	14:12	0.00012	< 0.00002	0.00013	0.00012	0.00008	0.00005	0.00007	0.00003	0.00004	0.00010
Zirconium [mg/L]	09-Jan-24	14:12	< 0.002	< 0.002	< 0.002	< 0.002	< 0.002	< 0.002	< 0.002	< 0.002	< 0.002	< 0.002
Zinc [mg/L]	09-Jan-24	14:12	< 0.002	2.12	< 0.002	< 0.002	< 0.002	< 0.002	< 0.002	< 0.002	< 0.002	< 0.002

Analysis	15: HC-18 Wk#32	16: HC-19 Wk#32	17: HC-20 Wk#32	18: HC-21 Wk#32	19: HC-22 Wk#32	20: HC-23 Wk#32	21: HC-24 Wk#32	22: HC-25 Wk#32	23: HC-26 Wk#32	24: HC-27 Wk#
Sample Date & Time	05-Jan-24	05-Jan-24	05-Jan-24	05-Jan-24	05-Jan-24	05-Jan-24	05-Jan-24	05-Jan-24	05-Jan-24	05-Jan-24
Hum Cell Leachate Volume [mL]	997	997	1002	983	499	992	998	987	754	996
Sample Name	DX 550064	DX450008	DX 550056	DX450022	DX450077	DX450113	DX 550101	DX450128	DX450021	DX450222
Sample Weight [g]	1000	1000	1000	1000	500	1000	1000	1000	750	1000
pH [No unit]	7.50	7.06	7.33	7.57	7.72	7.82	7.87	7.47	6.83	7.09
Alkalinity [mg/L as CaCO3]	13	6	11	15	15	13	10	12	6	6
Conductivity [uS/cm]	30	16	27	33	35	30	25	40	135	23
Acidity [mg/L as CaCO3]	< 2	< 2	< 2	< 2	<2	<2	<2	<2	<2	<2

OnLine LIMS

0003634068

Results relate only to the sample tested. Data reported represents the sample submitted to SGS. Reproduction of this analytical report in full or in part is prohibited without prior written approval. Please refer to SGS General Conditions of Services located at https://www.sgs.ca/en/terms-and-conditions (Printed copies are available upon request.)
Test method information available upon request. "Temperature Upon Receipt" is representative of the whole shipment and may not reflect the temperature of individual samples.
SGS Canada Inc. Environment-Health & Safety statement of conformity decision rule does not consider uncertainty when analytical results are compared to a specified standard or regulation.

SGS Canada Inc.
P.O. Box 4300 - 185 Concession St.
Lakefield - Ontario - KOL 2HO
Phone: 705-652-2000 FAX: 705-652-6365

LR Report : **CA10055-JAN24**

Analysis	15: HC-18 Wk#32	16: HC-19 Wk#32	17: HC-20 Wk#32	18: HC-21 Wk#32	19: HC-22 Wk#32	20: HC-23 Wk#32	21: HC-24 Wk#32	22: HC-25 Wk#32	23: HC-26 Wk#32	24: HC-27 Wk#
Fluoride [mg/L]	< 0.06	< 0.06	< 0.06	< 0.06	< 0.06	< 0.06	< 0.06	< 0.06	< 0.06	< 0.06
Sulphate [mg/L]	< 2	< 2	< 2	< 2	< 2	< 2	< 2	4	55	4
Chloride [mg/L]	< 1	< 1	< 1	< 1	< 1	< 1	< 1	1	< 1	< 1
Mercury [mg/L]	< 0.00001	< 0.00001	< 0.00001	< 0.00001	< 0.00001	< 0.00001	< 0.00001	< 0.00001	< 0.00001	< 0.00001
Silver [mg/L]	< 0.00005	< 0.00005	< 0.00005	< 0.00005	< 0.00005	< 0.00005	< 0.00005	< 0.00005	< 0.00005	< 0.00005
Aluminum [mg/L]	0.050	0.032	0.033	0.062	0.028	0.052	0.042	0.059	0.007	0.032
Arsenic [mg/L]	0.0112	0.0003	0.0006	0.0067	0.0005	0.0050	0.0019	0.0025	< 0.0002	0.0005
Barium [mg/L]	0.00039	0.00041	0.00251	0.00048	0.0114	0.00410	0.00082	0.00127	0.00915	0.00070
Beryllium [mg/L]	< 0.000007	< 0.000007	< 0.000007	< 0.000007	< 0.000007	< 0.000007	< 0.000007	< 0.000007	< 0.000007	< 0.000007
Boron [mg/L]	< 0.002	< 0.002	< 0.002	< 0.002	< 0.002	< 0.002	< 0.002	< 0.002	< 0.002	< 0.002
Bismuth [mg/L]	< 0.00001	< 0.00001	< 0.00001	< 0.00001	< 0.00001	< 0.00001	< 0.00001	< 0.00001	< 0.00001	< 0.00001
Calcium [mg/L]	4.68	2.41	3.77	5.02	4.20	4.71	4.32	6.56	19.6	3.51
Cadmium [mg/L]	0.000020	< 0.000003	< 0.000003	0.000004	0.000008	< 0.000003	< 0.000003	0.000004	0.000055	0.000004
Cobalt [mg/L]	0.000059	0.000015	0.000027	0.000171	0.000016	0.000015	0.000017	0.000039	0.000361	0.000021
Chromium [mg/L]	< 0.00008	< 0.00008	< 0.00008	< 0.00008	< 0.00008	< 0.00008	< 0.00008	< 0.00008	< 0.00008	0.00009
Copper [mg/L]	0.0013	0.0002	0.0002	0.0003	0.0004	0.0003	< 0.0002	0.0003	0.0004	0.0002
Iron [mg/L]	< 0.007	< 0.007	< 0.007	< 0.007	< 0.007	< 0.007	< 0.007	< 0.007	0.007	< 0.007
Potassium [mg/L]	0.284	0.281	0.347	0.074	1.27	0.324	0.180	0.436	2.89	0.524
Magnesium [mg/L]	0.076	0.042	0.236	0.145	0.172	0.155	0.175	0.150	0.521	0.084
Manganese [mg/L]	0.00970	0.0131	0.0341	0.0334	0.0441	0.0294	0.0239	0.0178	0.0599	0.0149
Molybdenum [mg/L]	0.00008	0.00012	< 0.00004	0.00004	< 0.00004	0.00005	0.00006	0.00004	0.00016	0.00019
Sodium [mg/L]	0.10	0.06	0.06	0.05	0.06	0.03	0.04	0.07	0.18	0.06
Nickel [mg/L]	0.0001	< 0.0001	0.0002	0.0003	0.0001	< 0.0001	< 0.0001	< 0.0001	0.0012	0.0002
Phosphorus [mg/L]	< 0.003	< 0.003	< 0.003	< 0.003	< 0.003	< 0.003	< 0.003	< 0.003	< 0.003	< 0.003
Lead [mg/L]	< 0.00009	< 0.00009	< 0.00009	< 0.00009	< 0.00009	< 0.00009	< 0.00009	< 0.00009	< 0.00009	< 0.00009
Sulfur [mg/L]	< 3	< 3	< 3	< 3	< 3	< 3	< 3	3	19	< 3
Antimony [mg/L]	< 0.0009	< 0.0009	< 0.0009	< 0.0009	< 0.0009	< 0.0009	< 0.0009	< 0.0009	< 0.0009	< 0.0009
Selenium [mg/L]	< 0.00004	< 0.00004	< 0.00004	< 0.00004	< 0.00004	< 0.00004	< 0.00004	< 0.00004	0.00011	< 0.00004
Silicon [mg/L]	0.51	0.34	0.34	0.26	0.28	0.26	0.26	0.31	0.17	0.32
Tin [mg/L]	< 0.00006	< 0.00006	< 0.00006	< 0.00006	< 0.00006	< 0.00006	< 0.00006	< 0.00006	< 0.00006	< 0.00006
Strontium [mg/L]	0.00600	0.00477	0.0107	0.00456	0.00873	0.0160	0.0057	0.00740	0.0164	0.00608
Titanium [mg/L]	0.00011	< 0.00007	0.00012	0.00011	< 0.00007	< 0.00007	< 0.00007	0.00012	< 0.00007	< 0.00007
Thorium [mg/L]	< 0.0001	< 0.0001	< 0.0001	< 0.0001	< 0.0001	< 0.0001	< 0.0001	< 0.0001	< 0.0001	< 0.0001
Thallium [mg/L]	< 0.000005	< 0.000005	< 0.000005	< 0.000005	< 0.000005	< 0.000005	< 0.000005	< 0.000005	< 0.000005	< 0.000005
Uranium [mg/L]	0.00115	0.000143	0.000305	0.000394	0.000397	0.00103	0.00111	0.000363	0.000105	0.000503
Vanadium [mg/L]	0.00015	0.00005	0.00068	0.00039	0.00055	0.00017	0.00045	0.00053	< 0.00001	0.00010
Tungsten [mg/L]	0.00005	< 0.00002	< 0.00002	0.00002	0.00004	0.00005	0.00002	0.00076	0.00004	0.00003
Zirconium [mg/L]	< 0.002	< 0.002	< 0.002	< 0.002	< 0.002	< 0.002	< 0.002	< 0.002	< 0.002	< 0.002

OnLine LIMS

0003634068

Results relate only to the sample tested. Data reported represents the sample submitted to SGS. Reproduction of this analytical report in full or in part is prohibited without prior written approval. Please refer to SGS General Conditions of Services located at https://www.sgs.ca/en/terms-and-conditions (Printed copies are available upon request.)
Test method information available upon request. "Temperature Upon Receipt" is representative of the whole shipment and may not reflect the temperature of individual samples.
SGS Canada Inc. Environment-Health & Safety statement of conformity decision rule does not consider uncertainty when analytical results are compared to a specified standard or regulation.

SGS Canada Inc.
P.O. Box 4300 - 185 Concession St.
Lakefield - Ontario - KOL 2HO
Phone: 705-652-2000 FAX: 705-652-6365

Analysis	15: HC-18 Wk#32	16: HC-19 Wk#32	17: HC-20 Wk#32	18: HC-21 Wk#32	19: HC-22 Wk#32	20: HC-23 Wk#32	21: HC-24 Wk#32	22: HC-25 Wk#32	23: HC-26 Wk#32	24: HC-27 Wk#
Zinc [mg/L]	< 0.002	< 0.002	< 0.002	< 0.002	< 0.002	< 0.002	< 0.002	< 0.002	0.006	< 0.002

Method Descriptions

Parameter	SGS Method Code	Reference Method Code
	NA	
Acidity	ME-CA-[ENV]EWL-LAK-AN-006	SM 2310
Alkalinity	ME-CA-[ENV]EWL-LAK-AN-006	SM 2320
Anions by discrete analyzer	ME-CA-[ENV]EWL-LAK-AN-026	US EPA 325.2
Anions by discrete analyzer	ME-CA-[ENV]EWL-LAK-AN-026	US EPA 375.4
Conductivity	ME-CA-[ENV]EWL-LAK-AN-006	SM 2510
Fluoride by Specific Ion Electrode	ME-CA-[ENV]EWL-LAK-AN-014	SM 4500
Inorganics-General	ME-CA-[ENV]SPE-LAK-AN-004	EPA 7471A/SM 3112B
Metals in aqueous samples - ICP-MS	ME-CA-[ENV]SPE-LAK-AN-006	SM 3030/EPA 200.8
pH	ME-CA-[ENV]EWL-LAK-AN-006	SM 4500



Lisa Thompson
Project Specialist Assistant,
Environment, Health & Safety

OnLine LIMS

Results relate only to the sample tested. Data reported represents the sample submitted to SGS. Reproduction of this analytical report in full or in part is prohibited without prior written approval. Please refer to SGS General Conditions of Services located at https://www.sgs.ca/en/terms-and-conditions (Printed copies are available upon request.)
Test method information available upon request. "Temperature Upon Receipt" is representative of the whole shipment and may not reflect the temperature of individual samples.
SGS Canada Inc. Environment-Health & Safety statement of conformity decision rule does not consider uncertainty when analytical results are compared to a specified standard or regulation.

SGS Canada Inc.
P.O. Box 4300 - 185 Concession St.
Lakefield - Ontario - KOL 2HO
Phone: 705-652-2000 FAX: 705-652-6365

Quality Control Report

Inorganic Analysis														
Parameter	Reporting Limit	Unit	Method Blank	Duplicate				LCS / Spike Blank			Matrix Spike / Reference Material		
				Result 1	Result 2	RPD	Acceptance Criteria	Spike Recovery (%)	Recovery Limits (%)		Spike Recovery (%)	Recovery Limits (%)	
							%		Low	High		Low	High
Acidity - QCBatchID: EWL0071-JAN24													
Acidity	2	mg/L as Ca	4			0	20	98	90	110	NA		
Acidity - QCBatchID: EWL0078-JAN24													
Acidity	2	mg/L as Ca	2			0	20	100	90	110	NA		
Alkalinity - QCBatchID: EWL0071-JAN24													
Alkalinity	2	mg/L as Ca	< 2			0	20	98	80	120	NA		
Alkalinity - QCBatchID: EWL0078-JAN24													
Alkalinity	2	mg/L as Ca	< 2			ND	20	98	80	120	NA		
Alkalinity - QCBatchID: EWL0110-JAN24													
Alkalinity	2	mg/L as Ca	< 2			1	20	94	80	120	NA		
Anions by discrete analyzer - QCBatchID: DIO5017-JAN24													
Chloride	1	mg/L	<1			ND	20	104	80	120	104	75	125
Sulphate	2	mg/L	<2			ND	20	108	80	120	111	75	125
Conductivity - QCBatchID: EWL0071-JAN24													
Conductivity	2	uS/cm	< 2			2	20	101	90	110	NA		
Conductivity - QCBatchID: EWL0078-JAN24													
Conductivity	2	uS/cm	< 2			0	20	98	90	110	NA		
Conductivity - QCBatchID: EWL0110-JAN24													
Conductivity	2	uS/cm	< 2			0	20	100	90	110	NA		
Fluoride by Specific Ion Electrode - QCBatchID: EWL0095-JAN24													
Fluoride	0.06	mg/L	<0.06			ND	10	100	90	110	102	75	125
Fluoride by Specific Ion Electrode - QCBatchID: EWL0126-JAN24													
Fluoride	0.06	mg/L	<0.06			ND	10	95	90	110	86	75	125
Inorganics-General - QCBatchID: EHG0011-JAN24													
Mercury	0.00001	mg/L	< 0.00001			ND	20	82	80	120	80	70	130
Metals in aqueous samples - ICP-MS - QCBatchID: EMS0055-JAN24													
Aluminum	0.001	mg/L	<0.001			5	20	100	90	110	118	70	130
Antimony	0.0009	mg/L	<0.0009			ND	20	101	90	110	98	70	130
Arsenic	0.0002	mg/L	<0.0002			ND	20	101	90	110	103	70	130
Barium	0.00008	mg/L	<0.00008			0	20	101	90	110	86	70	130
Beryllium	0.000007	mg/L	<0.000007			ND	20	100	90	110	103	70	130
Bismuth	0.00001	mg/L	<0.00001			ND	20	94	90	110	71	70	130
Boron	0.002	mg/L	<0.002			ND	20	100	90	110	103	70	130
Cadmium	0.000003	mg/L	<0.000003			12	20	100	90	110	101	70	130
Calcium	0.01	mg/L	<0.01			0	20	96	90	110	93	70	130
Chromium	0.00008	mg/L	<0.00008			ND	20	99	90	110	110	70	130

OnLine LIMS

00036340 68

Results relate only to the sample tested. Data reported represents the sample submitted to SGS. Reproduction of this analytical report in full or in part is prohibited without prior written approval. Please refer to SGS General Conditions of Services located at https://www.sgs.ca/en/terms-and-conditions (Printed copies are available upon request.)
Test method information available upon request. "Temperature Upon Receipt" is representative of the whole shipment and may not reflect the temperature of individual samples.
SGS Canada Inc. Environment-Health & Safety statement of conformity decision rule does not consider uncertainty when analytical results are compared to a specified standard or regulation.

SGS Canada Inc.
P.O. Box 4300 - 185 Concession St.
Lakefield - Ontario - K0L 2H0
Phone: 705-652-2000 FAX: 705-652-6365

Inorganic Analysis														
Parameter	Reporting Limit	Unit	Method Blank	Duplicate				LCS / Spike Blank			Matrix Spike / Reference Material		
				Result 1	Result 2	RPD	Acceptance Criteria	Spike Recovery (%)	Recovery Limits (%)		Spike Recovery (%)	Recovery Limits (%)	
							%		Low	High		Low	High
Cobalt	0.000004	mg/L	<0.000004			1	20	98	90	110	96	70	130
Copper	0.0002	mg/L	<0.0002			13	20	100	90	110	109	70	130
Iron	0.007	mg/L	<0.007			13	20	100	90	110	75	70	130
Lead	0.00009	mg/L	<0.00009			ND	20	95	90	110	92	70	130
Magnesium	0.001	mg/L	<0.001			1	20	102	90	110	86	70	130
Manganese	0.00001	mg/L	<0.00001			1	20	99	90	110	106	70	130
Molybdenum	0.00004	mg/L	<0.00004			9	20	98	90	110	93	70	130
Nickel	0.0001	mg/L	<0.0001			4	20	102	90	110	97	70	130
Phosphorus	0.003	mg/L	<0.003			ND	20	97	90	110	NV	70	130
Potassium	0.003	mg/L	<0.009			1	20	95	90	110	93	70	130
Selenium	0.00004	mg/L	<0.00004			2	20	96	90	110	107	70	130
Silicon	0.02	mg/L	<0.02			0	20	96	90	110	NV	70	130
Silver	0.00005	mg/L	<0.00005			ND	20	100	90	110	84	70	130
Sodium	0.01	mg/L	<0.01			0	20	95	90	110	86	70	130
Strontium	0.00008	mg/L	<0.00008			1	20	100	90	110	93	70	130
Sulfur	3	mg/L	<1			2	20	106	90	110	NV	70	130
Thallium	0.000005	mg/L	<0.000005			ND	20	94	90	110	95	70	130
Thorium	0.0001	mg/L	<0.0001			ND	20	100	90	110	NV	70	130
Tin	0.00006	mg/L	<0.00006			ND	20	97	90	110	NV	70	130
Titanium	0.00007	mg/L	<0.00005			19	20	97	90	110	NV	70	130
Tungsten	0.00002	mg/L	<0.00002			ND	20	97	90	110	NV	70	130
Uranium	0.000002	mg/L	<0.000002			7	20	93	90	110	99	70	130
Vanadium	0.00001	mg/L	<0.00001			ND	20	103	90	110	104	70	130
Zinc	0.002	mg/L	<0.002			20	20	107	90	110	109	70	130
Zirconium	0.002	mg/L	<0.002			ND	20	93	90	110	NV	70	130
pH - QCBatchID: EWL0071-JAN24													
pH	0.05	No unit	NA			0		100			NA		
pH - QCBatchID: EWL0078-JAN24													
pH	0.05	No unit	NA			0		100			NA		
pH - QCBatchID: EWL0110-JAN24													
pH	0.05	No unit	NA			0		100			NA		

OnLine LIMS

00036340 68

Results relate only to the sample tested. Data reported represents the sample submitted to SGS. Reproduction of this analytical report in full or in part is prohibited without prior written approval. Please refer to SGS General Conditions of Services located at https://www.sgs.ca/en/terms-and-conditions (Printed copies are available upon request.)
Test method information available upon request. "Temperature Upon Receipt" is representative of the whole shipment and may not reflect the temperature of individual samples.
SGS Canada Inc. Environment-Health & Safety statement of conformity decision rule does not consider uncertainty when analytical results are compared to a specified standard or regulation.

SGS Canada Inc.
P.O. Box 4300 - 185 Concession St.
Lakefield - Ontario - KOL 2HO
Phone: 705-652-2000 FAX: 705-652-6365

07-December-2024

Great Bear Resources Ltd.
Attn : Ashley Moncrief

1020 - 800 West Pender St.
Vancouver, BC
V6C 2V6, Canada

Phone: 778-833-2160
Fax:

Date Rec. : 29 November 2024
LR Report: **CA10160-NOV24**
Reference: Wk#32

Copy: #1

CERTIFICATE OF ANALYSIS
Final Report

Analysis	3: Analysis Completed Date	4: Analysis Completed Time	5: HC-28 Wk#32	6: HC-29 Wk#32	7: HC-30 Wk#32	8: HC-31 Wk#32	9: HC-32 Wk#32
Sample Date & Time			29-Nov-24	29-Nov-24	29-Nov-24	29-Nov-24	29-Nov-24
HumCell Leachate Vol [mL]	02-Dec-24	12:56	970	944	683	939	728
Sample Name	---	---	31787	DX450179	31644	DX450183	O31576
Sample Weight [g]	---	---	1000	1000	750	1000	750
pH [No unit]	03-Dec-24	14:16	6.73	6.74	6.80	7.00	6.98
Alkalinity [mg/L as CaCO3]	03-Dec-24	14:17	2	3	5	6	6
Conductivity [uS/cm]	03-Dec-24	15:48	5	9	13	18	19
Acidity [mg/L as CaCO3]	02-Dec-24	15:02	< 2	< 2	< 2	< 2	< 2
F [mg/L]	02-Dec-24	14:20	< 0.06	< 0.06	< 0.06	< 0.06	< 0.06
SO4 [mg/L]	02-Dec-24	15:05	0.3	0.3	1.0	1.8	2.0
Cl [mg/L]	02-Dec-24	15:05	< 0.2	< 0.2	< 0.2	< 0.2	< 0.2
Hg [mg/L]	04-Dec-24	15:44	< 0.00001	< 0.00001	< 0.00001	< 0.00001	< 0.00001
Ag [mg/L]	03-Dec-24	13:38	< 0.00005	< 0.00005	< 0.00005	< 0.00005	< 0.00005
Al [mg/L]	03-Dec-24	13:38	0.029	0.033	0.021	0.036	0.042
As [mg/L]	03-Dec-24	13:38	0.0016	0.0079	0.0033	0.0083	0.0013
Ba [mg/L]	03-Dec-24	13:38	0.00056	0.00149	0.00060	0.00030	0.00147
Be [mg/L]	03-Dec-24	13:38	< 0.000007	< 0.000007	< 0.000007	< 0.000007	< 0.000007
B [mg/L]	03-Dec-24	13:38	< 0.002	< 0.002	< 0.002	< 0.002	< 0.002
Bi [mg/L]	03-Dec-24	13:39	< 0.00001	< 0.00001	< 0.00001	< 0.00001	< 0.00001
Ca [mg/L]	03-Dec-24	13:39	0.92	0.97	2.02	3.05	3.07
Cd [mg/L]	03-Dec-24	13:39	< 0.000003	0.000010	< 0.000003	< 0.000003	0.000008
Co [mg/L]	03-Dec-24	13:39	0.000008	0.000021	0.000012	0.000034	0.000011
Cr [mg/L]	03-Dec-24	13:39	< 0.00008	< 0.00008	< 0.00008	< 0.00008	< 0.00008
Cu [mg/L]	03-Dec-24	13:39	< 0.001	< 0.001	< 0.001	< 0.001	< 0.001
Fe [mg/L]	03-Dec-24	13:39	< 0.007	< 0.007	< 0.007	< 0.007	< 0.007
K [mg/L]	03-Dec-24	13:39	0.365	0.707	0.630	0.455	0.629
Mg [mg/L]	03-Dec-24	13:39	0.042	0.055	0.098	0.077	0.053
Mn [mg/L]	03-Dec-24	13:39	0.00143	0.00147	0.00996	0.00272	0.0267
Mo [mg/L]	03-Dec-24	13:39	< 0.0004	< 0.0004	< 0.0004	< 0.0004	< 0.0004
Na [mg/L]	03-Dec-24	13:39	0.05	0.05	0.05	0.08	0.05

OnLine LIMS

0003952875

Results relate only to the sample tested. Data reported represents the sample submitted to SGS. Reproduction of this analytical report in full or in part is prohibited without prior written approval. Please refer to SGS General Conditions of Services located at https://www.sgs.ca/en/terms-and-conditions (Printed copies are available upon request.)
Test method information available upon request. "Temperature Upon Receipt" is representative of the whole shipment and may not reflect the temperature of individual samples.
SGS Canada Inc. Environment-Health & Safety statement of conformity decision rule does not consider uncertainty when analytical results are compared to a specified standard or regulation.

SGS Canada Inc.
P.O. Box 4300 - 185 Concession St.
Lakefield - Ontario - KOL 2HO
Phone: 705-652-2000 FAX: 705-652-6365

LR Report : **CA10160-NOV24**

Analysis	3: Analysis Completed Date	4: Analysis Completed Time	5: HC-28 Wk#32	6: HC-29 Wk#32	7: HC-30 Wk#32	8: HC-31 Wk#32	9: HC-32 Wk#32
Ni [mg/L]	03-Dec-24	13:39	< 0.0001	< 0.0001	< 0.0001	0.0002	< 0.0001
P [mg/L]	03-Dec-24	13:39	< 0.003	< 0.003	< 0.003	< 0.003	< 0.003
Pb [mg/L]	03-Dec-24	13:39	< 0.00009	0.00011	< 0.00009	< 0.00009	< 0.00009
S [mg/L]	03-Dec-24	13:39	< 5	< 5	< 5	< 5	< 5
Sb [mg/L]	03-Dec-24	13:39	< 0.0009	< 0.0009	< 0.0009	< 0.0009	< 0.0009
Se [mg/L]	03-Dec-24	13:39	< 0.00004	< 0.00004	< 0.00004	< 0.00004	0.00020
Si [mg/L]	03-Dec-24	13:39	0.15	0.16	0.17	0.25	0.20
Sn [mg/L]	03-Dec-24	13:39	0.00009	< 0.00006	< 0.00006	< 0.00006	< 0.00006
Sr [mg/L]	03-Dec-24	13:39	0.00261	0.00302	0.00695	0.00606	0.00411
Ti [mg/L]	03-Dec-24	13:39	< 0.0001	0.0002	< 0.0001	< 0.0001	< 0.0001
Th [mg/L]	03-Dec-24	13:39	< 0.0001	< 0.0001	< 0.0001	< 0.0001	< 0.0001
Tl [mg/L]	03-Dec-24	13:39	< 0.000005	< 0.000005	< 0.000005	< 0.000005	< 0.000005
U [mg/L]	03-Dec-24	13:39	0.000302	0.000842	0.000448	0.00132	0.000185
V [mg/L]	03-Dec-24	13:39	0.00031	0.00049	0.00021	0.00029	0.00016
W [mg/L]	03-Dec-24	13:39	< 0.0002	< 0.0002	< 0.0002	< 0.0002	< 0.0002
Zr [mg/L]	03-Dec-24	13:39	< 0.002	< 0.002	< 0.002	< 0.002	< 0.002
Zn [mg/L]	03-Dec-24	13:39	< 0.002	< 0.002	< 0.002	< 0.002	< 0.002

Analysis	10: HC-33 Wk#32	11: HC-34 Wk#32	12: HC-35 Wk#32
Sample Date & Time	29-Nov-24	29-Nov-24	29-Nov-24
HumCell Leachate Vol [mL]	1003	916	1012
Sample Name	DX450213	DX450174	31795
Sample Weight [g]	1000	1000	1000
pH [No unit]	4.74	7.22	7.26
Alkalinity [mg/L as CaCO3]	< 2	8	9
Conductivity [uS/cm]	36	19	22
Acidity [mg/L as CaCO3]	9	< 2	< 2
F [mg/L]	< 0.06	< 0.06	< 0.06
SO4 [mg/L]	18	0.3	0.8
Cl [mg/L]	< 0.2	< 0.2	< 0.2
Hg [mg/L]	< 0.00001	< 0.00001	< 0.00001
Ag [mg/L]	< 0.00005	< 0.00005	< 0.00005
Al [mg/L]	0.052	0.041	0.225
As [mg/L]	0.0002	0.0040	0.0659
Ba [mg/L]	0.00702	0.00215	0.00303
Be [mg/L]	0.000048	< 0.000007	< 0.000007
B [mg/L]	0.003	< 0.002	< 0.002
Bi [mg/L]	< 0.00001	< 0.00001	< 0.00001
Ca [mg/L]	1.62	2.82	3.32
Cd [mg/L]	0.000017	0.000004	0.000005
Co [mg/L]	0.000306	0.000015	0.000027
Cr [mg/L]	< 0.00008	< 0.00008	< 0.00008

OnLine LIMS

0003952875

Results relate only to the sample tested. Data reported represents the sample submitted to SGS. Reproduction of this analytical report in full or in part is prohibited without prior written approval. Please refer to SGS General Conditions of Services located at https://www.sgs.ca/en/terms-and-conditions (Printed copies are available upon request.)
Test method information available upon request. "Temperature Upon Receipt" is representative of the whole shipment and may not reflect the temperature of individual samples.
SGS Canada Inc. Environment-Health & Safety statement of conformity decision rule does not consider uncertainty when analytical results are compared to a specified standard or regulation.

SGS Canada Inc.
P.O. Box 4300 - 185 Concession St.
Lakefield - Ontario - KOL 2HO
Phone: 705-652-2000 FAX: 705-652-6365

LR Report : **CA10160-NOV24**

Analysis	10: HC-33 Wk#32	11: HC-34 Wk#32	12: HC-35 Wk#32
Cu [mg/L]	< 0.001	< 0.001	< 0.001
Fe [mg/L]	2.60	< 0.007	< 0.007
K [mg/L]	1.41	0.669	1.68
Mg [mg/L]	0.224	0.184	0.050
Mn [mg/L]	0.0500	0.0152	0.00138
Mo [mg/L]	< 0.0004	< 0.0004	< 0.0004
Na [mg/L]	0.08	0.08	0.08
Ni [mg/L]	0.0050	< 0.0001	0.0001
P [mg/L]	< 0.003	< 0.003	< 0.003
Pb [mg/L]	< 0.00009	< 0.00009	0.00013
S [mg/L]	< 5	< 5	< 5
Sb [mg/L]	< 0.0009	< 0.0009	< 0.0009
Se [mg/L]	0.00035	0.00005	< 0.00004
Si [mg/L]	0.85	0.21	0.54
Sn [mg/L]	< 0.00006	0.00010	< 0.00006
Sr [mg/L]	0.0111	0.00716	0.00433
Ti [mg/L]	< 0.0001	< 0.0001	0.0001
Th [mg/L]	< 0.0001	< 0.0001	< 0.0001
Tl [mg/L]	< 0.000005	< 0.000005	< 0.000005
U [mg/L]	0.000747	0.000039	0.000317
V [mg/L]	< 0.00001	0.00038	0.00096
W [mg/L]	< 0.0002	< 0.0002	< 0.0002
Zr [mg/L]	< 0.002	< 0.002	< 0.002
Zn [mg/L]	0.010	< 0.002	< 0.002



Lisa Thompson
Project Specialist Assistant,
Environment, Health & Safety

OnLine LIMS

0003952875

Results relate only to the sample tested. Data reported represents the sample submitted to SGS. Reproduction of this analytical report in full or in part is prohibited without prior written approval. Please refer to SGS General Conditions of Services located at https://www.sgs.ca/en/terms-and-conditions (Printed copies are available upon request.)
Test method information available upon request. "Temperature Upon Receipt" is representative of the whole shipment and may not reflect the temperature of individual samples.
SGS Canada Inc. Environment-Health & Safety statement of conformity decision rule does not consider uncertainty when analytical results are compared to a specified standard or regulation.

SGS Canada Inc.
P.O. Box 4300 - 185 Concession St.
Lakefield - Ontario - KOL 2HO
Phone: 705-652-2000 FAX: 705-652-6365

Great Bear - 8 Long

LR Report : **CA10160-NOV24**

Quality Control Report

Inorganic Analysis													
Parameter	Reporting Limit	Unit	Method Blank	Duplicate				LCS / Spike Blank			Matrix Spike / Reference Material		
				Result 1	Result 2	RPD	Acceptance Criteria	Spike Recovery (%)	Recovery Limits (%)		Spike Recovery (%)	Recovery Limits (%)	
							%		Low	High		Low	High
Acidity - QCBatchID: EWL0637-NOV24													
Acidity	2	mg/L as Ca	3			ND	20	104	90	110	NA		
Alkalinity - QCBatchID: EWL0637-NOV24													
Alkalinity	2	mg/L as Ca	< 2			0	20	102	80	120	NA		
Anions by IC - QCBatchID: DIO0741-NOV24													
Chloride	0.2	mg/L	<0.2			ND	20	105	90	110	155	75	125
Sulphate	0.2	mg/L	<0.2			1	20	96	90	110	95	75	125
Anions by IC - QCBatchID: DIO0742-NOV24													
Chloride	0.2	mg/L	<0.2			ND	20	105	90	110	106	75	125
Sulphate	0.2	mg/L	<0.2			1	20	104	90	110	96	75	125
Conductivity - QCBatchID: EWL0637-NOV24													
Conductivity	2	uS/cm	< 2			0	20	97	90	110	NA		
Fluoride by Specific Ion Electrode - QCBatchID: EWL0004-DEC24													
Fluoride	0.06	mg/L	<0.06			ND	10	106	90	110	103	75	125
Inorganics-General - QCBatchID: EHG0080-NOV24													
Mercury	0.00001	mg/L	< 0.00001			ND	20	120	80	120	124	70	130
Metals in aqueous samples - ICP-MS - QCBatchID: EMS0378-NOV24													
Aluminum	0.001	mg/L	<0.001			2	20	101	90	110	107	70	130
Antimony	0.0009	mg/L	<0.0009			ND	20	101	90	110	109	70	130
Arsenic	0.0002	mg/L	<0.0002			ND	20	93	90	110	99	70	130
Barium	0.00008	mg/L	<0.00008			1	20	96	90	110	87	70	130
Beryllium	0.000007	mg/L	<0.000007			ND	20	97	90	110	103	70	130
Bismuth	0.00001	mg/L	<0.00001			ND	20	92	90	110	101	70	130
Boron	0.002	mg/L	<0.002			ND	20	96	90	110	93	70	130
Cadmium	0.000003	mg/L	<0.000003			7	20	94	90	110	110	70	130
Calcium	0.01	mg/L	<0.01			1	20	101	90	110	104	70	130
Chromium	0.00008	mg/L	<0.00008			12	20	94	90	110	100	70	130
Cobalt	0.000004	mg/L	<0.000004			3	20	94	90	110	104	70	130
Copper	0.001	mg/L	<0.001			0	20	95	90	110	90	70	130
Iron	0.007	mg/L	<0.007			0	20	103	90	110	100	70	130
Lead	0.00009	mg/L	<0.00009			4	20	94	90	110	96	70	130
Magnesium	0.001	mg/L	<0.001			1	20	101	90	110	96	70	130
Manganese	0.00001	mg/L	<0.00001			1	20	106	90	110	74	70	130
Molybdenum	0.0004	mg/L	<0.0004			ND	20	98	90	110	99	70	130
Nickel	0.0001	mg/L	<0.0001			9	20	95	90	110	96	70	130
Phosphorus	0.003	mg/L	<0.003			0	20	97	90	110	NV	70	130

OnLine LIMS

00039528875

Results relate only to the sample tested. Data reported represents the sample submitted to SGS. Reproduction of this analytical report in full or in part is prohibited without prior written approval. Please refer to SGS General Conditions of Services located at https://www.sgs.ca/en/terms-and-conditions (Printed copies are available upon request.)
Test method information available upon request. "Temperature Upon Receipt" is representative of the whole shipment and may not reflect the temperature of individual samples.
SGS Canada Inc. Environment-Health & Safety statement of conformity decision rule does not consider uncertainty when analytical results are compared to a specified standard or regulation.

SGS Canada Inc.
P.O. Box 4300 - 185 Concession St.
Lakefield - Ontario - KOL 2HO
Phone: 705-652-2000 FAX: 705-652-6365

Inorganic Analysis														
Parameter	Reporting Limit	Unit	Method Blank	Duplicate				LCS / Spike Blank			Matrix Spike / Reference Material			
				Result 1	Result 2	RPD	Acceptance Criteria	Spike Recovery (%)	Recovery Limits (%)		Spike Recovery (%)	Recovery Limits (%)		
							%		Low	High		Low	High	
Potassium	0.003	mg/L	<0.009			1	20	101	90	110	93	70	130	
Selenium	0.00004	mg/L	<0.00004			ND	20	97	90	110	108	70	130	
Silicon	0.02	mg/L	<0.02			1	20	94	90	110	NV	70	130	
Silver	0.00005	mg/L	<0.00005			ND	20	92	90	110	90	70	130	
Sodium	0.01	mg/L	<0.01			0	20	101	90	110	82	70	130	
Strontium	0.00008	mg/L	<0.00008			1	20	97	90	110	87	70	130	
Sulfur	5	mg/L	<5			ND	20	108	90	110	NV	70	130	
Thallium	0.000005	mg/L	<0.000005			ND	20	91	90	110	100	70	130	
Thorium	0.0001	mg/L	<0.0001			ND	20	95	90	110	NV	70	130	
Tin	0.00006	mg/L	<0.00006			0	20	99	90	110	NV	70	130	
Titanium	0.0001	mg/L	<0.0001			12	20	96	90	110	NV	70	130	
Tungsten	0.0002	mg/L	<0.0002			ND	20	98	90	110	NV	70	130	
Uranium	0.000002	mg/L	<0.000002			3	20	96	90	110	108	70	130	
Vanadium	0.00001	mg/L	<0.00001			1	20	97	90	110	89	70	130	
Zinc	0.002	mg/L	<0.002			0	20	98	90	110	86	70	130	
Zirconium	0.002	mg/L	<0.002			ND	20	92	90	110	NV	70	130	
pH - QCBatchID: EWL0637-NOV24														
pH	0.05	No unit	NA			0		100			NA			

OnLine LIMS

Results relate only to the sample tested. Data reported represents the sample submitted to SGS. Reproduction of this analytical report in full or in part is prohibited without prior written approval. Please refer to SGS General Conditions of Services located at https://www.sgs.ca/en/terms-and-conditions (Printed copies are available upon request.)
Test method information available upon request. "Temperature Upon Receipt" is representative of the whole shipment and may not reflect the temperature of individual samples.
SGS Canada Inc. Environment-Health & Safety statement of conformity decision rule does not consider uncertainty when analytical results are compared to a specified standard or regulation.

0003952875

SGS Canada Inc.
P.O. Box 4300 - 185 Concession St.
Lakefield - Ontario - KOL 2HO
Phone: 705-652-2000 FAX: 705-652-6365

28-January-2024

Great Bear Resources Ltd.
Attn : Ashley Moncrief

1020 - 800 West Pender St.
Vancouver, BC
V6C 2V6, Canada

Phone: 778-833-2160
Fax:

Date Rec. : 11 January 2024
LR Report: **CA10110-JAN24**
Reference: Wk#33

Copy: #1

CERTIFICATE OF ANALYSIS
Final Report

Analysis	3: Analysis Completed Date	4: Analysis Completed Time	5: HC-1 Wk#33	6: HC-2 Wk#33	7: HC-3 Wk#33	8: HC-4 Wk#33	9: HC-5 Wk#33	10: HC-6 Wk#33	11: HC-7 Wk#33
Sample Date & Time			11-Jan-23	11-Jan-23	11-Jan-23	11-Jan-23	11-Jan-23	11-Jan-23	11-Jan-23
Hum Cell Leachate Volume [mL]	17-Jan-24	08:58	1032	1029	524	548	1054	496	1006
Sample Name	---	---	DX450052	DX 550083	DX450204	DX450176	DX450232	DX450181	DX450002
Sample Weight [g]	---	---	1000	1000	500	500	1000	500	1000
pH [No unit]	15-Jan-24	13:16	6.88	7.24	7.28	6.42	7.30	7.04	7.30
Alkalinity [mg/L as CaCO3]	16-Jan-24	10:29	3	9	7	< 2	6	9	8
Conductivity [uS/cm]	16-Jan-24	10:29	30	29	20	30	18	21	20
Acidity [mg/L as CaCO3]	16-Jan-24	10:29	< 2	< 2	< 2	< 2	< 2	< 2	< 2
Fluoride [mg/L]	15-Jan-24	14:14	< 0.06	< 0.06	< 0.06	< 0.06	< 0.06	< 0.06	< 0.06
Sulphate [mg/L]	15-Jan-24	15:57	10	2	< 2	9	2	< 2	< 2
Chloride [mg/L]	15-Jan-24	15:57	< 1	< 1	< 1	< 1	< 1	< 1	< 1
Mercury [mg/L]	15-Jan-24	16:25	< 0.00001	< 0.00001	< 0.00001	< 0.00001	< 0.00001	< 0.00001	< 0.00001
Silver [mg/L]	16-Jan-24	12:21	< 0.00005	< 0.00005	< 0.00005	< 0.00005	< 0.00005	< 0.00005	< 0.00005
Aluminum [mg/L]	16-Jan-24	12:21	0.005	0.053	0.028	0.002	0.034	0.044	0.033
Arsenic [mg/L]	16-Jan-24	12:21	< 0.0002	0.0091	0.0008	< 0.0002	0.0026	0.0005	0.0079
Barium [mg/L]	16-Jan-24	12:21	0.00094	0.00956	0.00074	0.00269	0.00117	0.00059	0.00071
Beryllium [mg/L]	16-Jan-24	12:21	< 0.000007	< 0.000007	< 0.000007	< 0.000007	< 0.000007	< 0.000007	< 0.000007
Boron [mg/L]	16-Jan-24	12:21	< 0.002	< 0.002	< 0.002	< 0.002	< 0.002	< 0.002	< 0.002
Bismuth [mg/L]	16-Jan-24	12:21	< 0.00001	0.00006	< 0.00001	< 0.00001	< 0.00001	< 0.00001	< 0.00001
Calcium [mg/L]	16-Jan-24	12:21	5.02	4.70	3.19	3.84	2.78	3.44	3.01
Cadmium [mg/L]	16-Jan-24	12:21	0.00133	0.000008	< 0.000003	0.00150	0.000013	< 0.000003	< 0.000003
Cobalt [mg/L]	16-Jan-24	12:21	0.000014	0.000035	0.000011	0.000111	0.000011	0.000009	0.000020

OnLine LIMS

0003634069

Results relate only to the sample tested. Data reported represents the sample submitted to SGS. Reproduction of this analytical report in full or in part is prohibited without prior written approval. Please refer to SGS General Conditions of Services located at https://www.sgs.ca/en/terms-and-conditions (Printed copies are available upon request.)
Test method information available upon request. "Temperature Upon Receipt" is representative of the whole shipment and may not reflect the temperature of individual samples.
SGS Canada Inc. Environment-Health & Safety statement of conformity decision rule does not consider uncertainty when analytical results are compared to a specified standard or regulation.

SGS Canada Inc.
P.O. Box 4300 - 185 Concession St.
Lakefield - Ontario - KOL 2HO
Phone: 705-652-2000 FAX: 705-652-6365

Analysis	3: Analysis Completed Date	4: Analysis Completed Time	5: HC-1 Wk#33	6: HC-2 Wk#33	7: HC-3 Wk#33	8: HC-4 Wk#33	9: HC-5 Wk#33	10: HC-6 Wk#33	11: HC-7 Wk#33
Chromium [mg/L]	16-Jan-24	12:21	< 0.00008	< 0.00008	< 0.00008	< 0.00008	< 0.00008	< 0.00008	< 0.00008
Copper [mg/L]	16-Jan-24	12:21	0.0002	0.0003	0.0003	0.0003	0.0003	0.0004	0.0002
Iron [mg/L]	16-Jan-24	12:21	< 0.007	< 0.007	< 0.007	< 0.007	< 0.007	0.028	< 0.007
Potassium [mg/L]	16-Jan-24	12:21	0.370	1.24	0.662	0.596	0.571	0.472	0.520
Magnesium [mg/L]	16-Jan-24	12:21	0.093	0.090	0.148	0.346	0.068	0.130	0.123
Manganese [mg/L]	16-Jan-24	12:21	0.0512	0.0305	0.00642	0.0335	0.0169	0.00590	0.00756
Molybdenum [mg/L]	16-Jan-24	12:21	0.00104	0.00019	< 0.00004	0.00037	0.00012	0.00019	0.00008
Sodium [mg/L]	16-Jan-24	12:21	0.04	0.06	0.04	0.04	0.08	0.06	0.06
Nickel [mg/L]	16-Jan-24	12:21	0.0002	0.0002	0.0002	0.0004	0.0002	0.0002	0.0002
Phosphorus [mg/L]	16-Jan-24	12:21	< 0.003	< 0.003	< 0.003	< 0.003	< 0.003	< 0.003	< 0.003
Lead [mg/L]	16-Jan-24	12:21	0.0399	0.00026	< 0.00009	0.0399	0.00018	< 0.00009	< 0.00009
Sulfur [mg/L]	16-Jan-24	12:21	4	< 3	< 3	4	< 3	< 3	< 3
Antimony [mg/L]	16-Jan-24	12:21	0.0012	< 0.0009	< 0.0009	< 0.0009	< 0.0009	< 0.0009	< 0.0009
Selenium [mg/L]	16-Jan-24	12:21	0.00031	0.00370	< 0.00004	0.00090	0.00004	< 0.00004	< 0.00004
Silicon [mg/L]	16-Jan-24	12:21	0.32	0.34	0.35	0.43	0.34	0.45	0.31
Tin [mg/L]	16-Jan-24	12:21	< 0.00006	< 0.00006	< 0.00006	< 0.00006	< 0.00006	< 0.00006	< 0.00006
Strontium [mg/L]	16-Jan-24	12:21	0.0110	0.0169	0.00826	0.00615	0.00410	0.00754	0.00615
Titanium [mg/L]	16-Jan-24	12:21	< 0.00007	< 0.00007	< 0.00007	< 0.00007	0.00008	< 0.00007	< 0.00007
Thorium [mg/L]	16-Jan-24	12:21	< 0.0001	< 0.0001	< 0.0001	< 0.0001	< 0.0001	< 0.0001	< 0.0001
Thallium [mg/L]	16-Jan-24	12:21	< 0.000005	0.000008	0.000005	0.000009	0.000005	< 0.000005	< 0.000005
Uranium [mg/L]	16-Jan-24	12:21	0.000011	0.000520	0.00114	0.000019	0.00125	0.000352	0.00115
Vanadium [mg/L]	16-Jan-24	12:21	< 0.00001	0.00031	0.00021	< 0.00001	0.00045	0.00052	0.00017
Tungsten [mg/L]	16-Jan-24	12:21	< 0.00002	0.00014	0.00012	< 0.00002	0.00004	0.00056	0.00006
Zirconium [mg/L]	16-Jan-24	12:21	< 0.002	< 0.002	< 0.002	< 0.002	< 0.002	< 0.002	< 0.002
Zinc [mg/L]	16-Jan-24	12:21	0.051	< 0.002	< 0.002	0.061	< 0.002	< 0.002	< 0.002

Method Descriptions

Parameter	SGS Method Code	Reference Method Code
	NA	
Acidity	ME-CA-[ENV]EWL-LAK-AN-006	SM 2310
Alkalinity	ME-CA-[ENV]EWL-LAK-AN-006	SM 2320
Anions by discrete analyzer	ME-CA-[ENV]EWL-LAK-AN-026	US EPA 325.2
Anions by discrete analyzer	ME-CA-[ENV]EWL-LAK-AN-026	US EPA 375.4
Conductivity	ME-CA-[ENV]EWL-LAK-AN-006	SM 2510
Fluoride by Specific Ion Electrode	ME-CA-[ENV]EWL-LAK-AN-014	SM 4500

OnLine LIMS

Results relate only to the sample tested. Data reported represents the sample submitted to SGS. Reproduction of this analytical report in full or in part is prohibited without prior written approval. Please refer to SGS General Conditions of Services located at https://www.sgs.ca/en/terms-and-conditions (Printed copies are available upon request.)
Test method information available upon request. "Temperature Upon Receipt" is representative of the whole shipment and may not reflect the temperature of individual samples.
SGS Canada Inc. Environment-Health & Safety statement of conformity decision rule does not consider uncertainty when analytical results are compared to a specified standard or regulation.

0003634069

SGS Canada Inc.
P.O. Box 4300 - 185 Concession St.
Lakefield - Ontario - KOL 2HO
Phone: 705-652-2000 FAX: 705-652-6365

Parameter	SGS Method Code	Reference Method Code
Inorganics-General	ME-CA-[ENV]SPE-LAK-AN-004	EPA 7471A/SM 3112B
Metals in aqueous samples - ICP-MS	ME-CA-[ENV]SPE-LAK-AN-006	SM 3030/EPA 200.8
pH	ME-CA-[ENV]EWL-LAK-AN-006	SM 4500



Lisa Thompson
Project Specialist Assistant,
Environment, Health & Safety

OnLine LIMS

0003634069

Results relate only to the sample tested. Data reported represents the sample submitted to SGS. Reproduction of this analytical report in full or in part is prohibited without prior written approval. Please refer to SGS General Conditions of Services located at https://www.sgs.ca/en/terms-and-conditions (Printed copies are available upon request.)
Test method information available upon request. "Temperature Upon Receipt" is representative of the whole shipment and may not reflect the temperature of individual samples.
SGS Canada Inc. Environment-Health & Safety statement of conformity decision rule does not consider uncertainty when analytical results are compared to a specified standard or regulation.

SGS Canada Inc.
P.O. Box 4300 - 185 Concession St.
Lakefield - Ontario - KOL 2HO
Phone: 705-652-2000 FAX: 705-652-6365

Quality Control Report

Inorganic Analysis													
Parameter	Reporting Limit	Unit	Method Blank	Duplicate				LCS / Spike Blank			Matrix Spike / Reference Material		
				Result 1	Result 2	RPD	Acceptance Criteria	Spike Recovery (%)	Recovery Limits (%)		Spike Recovery (%)	Recovery Limits (%)	
							%		Low	High		Low	High
Acidity - QCBatchID: EWL0221-JAN24													
Acidity	2	mg/L as Ca	< 2			ND	20	98	90	110	NA		
Acidity - QCBatchID: EWL0243-JAN24													
Acidity	2	mg/L as Ca	< 2			ND	20	96	90	110	NA		
Alkalinity - QCBatchID: EWL0221-JAN24													
Alkalinity	2	mg/L as Ca	< 2			0	20	96	80	120	NA		
Alkalinity - QCBatchID: EWL0243-JAN24													
Alkalinity	2	mg/L as Ca	< 2			0	20	96	80	120	NA		
Anions by discrete analyzer - QCBatchID: DIO5027-JAN24													
Chloride	1	mg/L	<1			ND	20	108	80	120	109	75	125
Sulphate	2	mg/L	<2			0	20	107	80	120	98	75	125
Conductivity - QCBatchID: EWL0221-JAN24													
Conductivity	2	uS/cm	< 2			0	20	101	90	110	NA		
Conductivity - QCBatchID: EWL0243-JAN24													
Conductivity	2	uS/cm	< 2			0	20	99	90	110	NA		
Fluoride by Specific Ion Electrode - QCBatchID: EWL0223-JAN24													
Fluoride	0.06	mg/L	<0.06			ND	10	98	90	110	92	75	125
Fluoride by Specific Ion Electrode - QCBatchID: EWL0234-JAN24													
Fluoride	0.06	mg/L	<0.06			ND	10	98	90	110	94	75	125
Inorganics-General - QCBatchID: EHG0024-JAN24													
Mercury	0.00001	mg/L	< 0.00001			ND	20	91	80	120	90	70	130
Metals in aqueous samples - ICP-MS - QCBatchID: EMS0118-JAN24													
Aluminum	0.001	mg/L	<0.001			2	20	101	90	110	109	70	130
Antimony	0.0009	mg/L	<0.0009			1	20	96	90	110	107	70	130
Arsenic	0.0002	mg/L	<0.0002			2	20	100	90	110	93	70	130
Barium	0.00008	mg/L	<0.00008			1	20	105	90	110	101	70	130
Beryllium	0.000007	mg/L	<0.000007			10	20	102	90	110	110	70	130
Bismuth	0.00001	mg/L	<0.00001			3	20	97	90	110	95	70	130
Boron	0.002	mg/L	<0.002			ND	20	101	90	110	93	70	130
Cadmium	0.000003	mg/L	<0.000003			0	20	99	90	110	100	70	130
Calcium	0.01	mg/L	<0.01			1	20	102	90	110	94	70	130
Chromium	0.00008	mg/L	<0.00008			ND	20	105	90	110	95	70	130
Cobalt	0.000004	mg/L	<0.000004			0	20	100	90	110	94	70	130
Copper	0.0002	mg/L	<0.0002			8	20	101	90	110	101	70	130
Iron	0.007	mg/L	<0.007			ND	20	103	90	110	100	70	130
Lead	0.00009	mg/L	<0.00009			ND	20	95	90	110	94	70	130

OnLine LIMS

00036340069

Results relate only to the sample tested. Data reported represents the sample submitted to SGS. Reproduction of this analytical report in full or in part is prohibited without prior written approval. Please refer to SGS General Conditions of Services located at https://www.sgs.ca/en/terms-and-conditions (Printed copies are available upon request.)
Test method information available upon request. "Temperature Upon Receipt" is representative of the whole shipment and may not reflect the temperature of individual samples.
SGS Canada Inc. Environment-Health & Safety statement of conformity decision rule does not consider uncertainty when analytical results are compared to a specified standard or regulation.

SGS Canada Inc.
P.O. Box 4300 - 185 Concession St.
Lakefield - Ontario - K0L 2H0
Phone: 705-652-2000 FAX: 705-652-6365

Inorganic Analysis														
Parameter	Reporting Limit	Unit	Method Blank	Duplicate				LCS / Spike Blank			Matrix Spike / Reference Material			
				Result 1	Result 2	RPD	Acceptance Criteria	Spike Recovery (%)	Recovery Limits (%)		Spike Recovery (%)	Recovery Limits (%)	
							%		Low	High		Low	High
Magnesium	0.001	mg/L	<0.001			0	20	105	90	110	98	70	130
Manganese	0.00001	mg/L	<0.00001			0	20	100	90	110	94	70	130
Molybdenum	0.00004	mg/L	<0.00004			ND	20	96	90	110	72	70	130
Nickel	0.0001	mg/L	<0.0001			6	20	100	90	110	99	70	130
Phosphorus	0.003	mg/L	<0.003			0	20	97	90	110	NV	70	130
Potassium	0.003	mg/L	<0.009			1	20	101	90	110	96	70	130
Selenium	0.00004	mg/L	<0.00004			ND	20	99	90	110	102	70	130
Silicon	0.02	mg/L	<0.02			0	20	102	90	110	NV	70	130
Silver	0.00005	mg/L	<0.00005			ND	20	95	90	110	79	70	130
Sodium	0.01	mg/L	<0.01			2	20	103	90	110	96	70	130
Strontium	0.00008	mg/L	<0.00008			2	20	102	90	110	95	70	130
Sulfur	3	mg/L	<1			ND	20	104	90	110	NV	70	130
Thallium	0.000005	mg/L	<0.000005			ND	20	97	90	110	86	70	130
Thorium	0.0001	mg/L	<0.0001			ND	20	99	90	110	NV	70	130
Tin	0.00006	mg/L	<0.00006			ND	20	94	90	110	NV	70	130
Titanium	0.00007	mg/L	<0.00005			ND	20	100	90	110	NV	70	130
Tungsten	0.00002	mg/L	<0.00002			3	20	96	90	110	NV	70	130
Uranium	0.000002	mg/L	<0.000002			2	20	97	90	110	100	70	130
Vanadium	0.00001	mg/L	<0.00001			20	20	103	90	110	101	70	130
Zinc	0.002	mg/L	<0.002			ND	20	101	90	110	107	70	130
Zirconium	0.002	mg/L	<0.002			ND	20	94	90	110	NV	70	130
pH - QCBatchID: EWL0200-JAN24													
pH	0.05	No unit	NA			182		101			NA		

OnLine LIMS

Results relate only to the sample tested. Data reported represents the sample submitted to SGS. Reproduction of this analytical report in full or in part is prohibited without prior written approval. Please refer to SGS General Conditions of Services located at https://www.sgs.ca/en/terms-and-conditions (Printed copies are available upon request.)
Test method information available upon request. "Temperature Upon Receipt" is representative of the whole shipment and may not reflect the temperature of individual samples.
SGS Canada Inc. Environment-Health & Safety statement of conformity decision rule does not consider uncertainty when analytical results are compared to a specified standard or regulation.

0003634069

SGS Canada Inc.
P.O. Box 4300 - 185 Concession St.
Lakefield - Ontario - KOL 2HO
Phone: 705-652-2000 FAX: 705-652-6365

28-January-2024

Great Bear Resources Ltd.
Attn : Ashley Moncrief

1020 - 800 West Pender St.
Vancouver, BC
V6C 2V6, Canada

Phone: 778-833-2160
Fax:

Date Rec. : 12 January 2024
LR Report: **CA10114-JAN24**
Reference: Wk#33

Copy: #1

CERTIFICATE OF ANALYSIS
Final Report

Analysis	3: Analysis Completed Date	4: Analysis Completed Time	5: HC-8 Wk#33	6: HC-9 Wk#33	7: HC-10 Wk#33	8: HC-11 Wk#33	9: HC-12 Wk#33	10: HC-13 Wk#33	11: HC-14 Wk#33	12: HC-15 Wk#33	13: HC-16 Wk#33	14: HC-17 Wk#33
Sample Date & Time			10-Jan-24	10-Jan-24	10-Jan-24	10-Jan-24	10-Jan-24	10-Jan-24	10-Jan-24	10-Jan-24	10-Jan-24	10-Jan-24
Hum Cell Leachate Volume [mL]	23-Jan-24	08:46	961	996	927	964	942	982	965	688	995	1001
Sample Name	---	---	DX450108	DX450076	DX450186	DX450118	DX 550107	DX450159	DX450171	DX450134	DX450185	DX450032
Sample Weight [g]	---	---	1000	1000	1000	1000	1000	1000	1000	1000	1000	1000
pH [No unit]	16-Jan-24	09:35	7.68	6.52	7.20	7.27	7.07	7.41	6.91	7.36	7.35	6.94
Alkalinity [mg/L as CaCO3]	16-Jan-24	09:35	10	2	8	6	5	10	3	12	10	4
Conductivity [uS/cm]	16-Jan-24	09:35	28	36	18	16	19	32	23	58	28	13
Acidity [mg/L as CaCO3]	17-Jan-24	10:39	< 2	5	< 2	< 2	< 2	< 2	< 2	< 2	< 2	< 2
Fluoride [mg/L]	15-Jan-24	14:14	< 0.06	< 0.06	< 0.06	< 0.06	< 0.06	< 0.06	< 0.06	< 0.06	< 0.06	< 0.06
Sulphate [mg/L]	19-Jan-24	13:13	3	12	< 2	< 2	3	3	6	11	< 2	< 2
Chloride [mg/L]	19-Jan-24	13:13	< 1	< 1	< 1	< 1	< 1	< 1	< 1	3	< 1	< 1
Mercury [mg/L]	16-Jan-24	10:41	< 0.00001	< 0.00001	< 0.00001	< 0.00001	< 0.00001	< 0.00001	< 0.00001	< 0.00001	< 0.00001	< 0.00001
Silver [mg/L]	17-Jan-24	14:55	< 0.00005	< 0.00005	< 0.00005	< 0.00005	< 0.00005	< 0.00005	< 0.00005	< 0.00005	< 0.00005	< 0.00005
Aluminum [mg/L]	17-Jan-24	14:55	0.060	0.002	0.039	0.049	0.035	0.091	0.023	0.007	0.101	0.013
Arsenic [mg/L]	17-Jan-24	14:55	0.0012	< 0.0002	0.0003	0.0006	0.0016	0.0027	0.0017	0.0987	0.0108	0.0196
Barium [mg/L]	17-Jan-24	14:55	0.00152	0.00527	0.00061	0.00074	0.00119	0.00062	0.00182	0.00149	0.00182	0.00021
Beryllium [mg/L]	17-Jan-24	14:55	< 0.000007	< 0.000007	< 0.000007	< 0.000007	< 0.000007	< 0.000007	< 0.000007	< 0.000007	< 0.000007	< 0.000007
Boron [mg/L]	17-Jan-24	14:55	< 0.002	< 0.002	< 0.002	< 0.002	< 0.002	< 0.002	< 0.002	< 0.002	< 0.002	< 0.002
Bismuth [mg/L]	17-Jan-24	14:55	< 0.00001	0.00001	< 0.00001	< 0.00001	0.00001	< 0.00001	< 0.00001	< 0.00001	< 0.00001	< 0.00001
Calcium [mg/L]	17-Jan-24	14:55	3.80	3.55	2.60	2.46	2.59	4.94	2.67	8.17	3.78	1.69
Cadmium [mg/L]	17-Jan-24	14:55	0.000004	0.0194	0.000005	0.000004	0.000006	0.000004	< 0.000003	0.000006	0.000004	0.000005
Cobalt [mg/L]	17-Jan-24	14:55	0.000018	0.000328	0.000030	0.000016	0.000009	0.000013	0.000049	0.000357	0.000038	0.000145

OnLine LIMS

0003634070

Results relate only to the sample tested. Data reported represents the sample submitted to SGS. Reproduction of this analytical report in full or in part is prohibited without prior written approval. Please refer to SGS General Conditions of Services located at https://www.sgs.ca/en/terms-and-conditions (Printed copies are available upon request.)
Test method information available upon request. "Temperature Upon Receipt" is representative of the whole shipment and may not reflect the temperature of individual samples.
SGS Canada Inc. Environment-Health & Safety statement of conformity decision rule does not consider uncertainty when analytical results are compared to a specified standard or regulation.

SGS Canada Inc.
P.O. Box 4300 - 185 Concession St.
Lakefield - Ontario - KOL 2HO
Phone: 705-652-2000 FAX: 705-652-6365

Analysis	3: Analysis Completed Date	4: Analysis Completed Time	5: HC-8 Wk#33	6: HC-9 Wk#33	7: HC-10 Wk#33	8: HC-11 Wk#33	9: HC-12 Wk#33	10: HC-13 Wk#33	11: HC-14 Wk#33	12: HC-15 Wk#33	13: HC-16 Wk#33	14: HC-17 Wk#33
Chromium [mg/L]	17-Jan-24	14:55	< 0.00008	< 0.00008	< 0.00008	< 0.00008	< 0.00008	< 0.00008	< 0.00008	< 0.00008	< 0.00008	< 0.00008
Copper [mg/L]	17-Jan-24	14:55	0.0003	0.0003	0.0006	0.0003	0.0003	0.0003	0.0004	0.0006	0.0002	0.0002
Iron [mg/L]	17-Jan-24	14:55	< 0.007	< 0.007	< 0.007	< 0.007	< 0.007	< 0.007	< 0.007	< 0.007	0.022	< 0.007
Potassium [mg/L]	17-Jan-24	14:55	0.667	0.925	0.310	0.257	0.299	0.586	0.821	0.557	1.89	0.363
Magnesium [mg/L]	17-Jan-24	14:55	0.227	0.074	0.041	0.052	0.033	0.061	0.163	0.302	0.073	0.046
Manganese [mg/L]	17-Jan-24	14:55	0.0259	0.121	0.0213	0.0167	0.0165	0.0188	0.00400	0.0149	0.00834	0.00238
Molybdenum [mg/L]	17-Jan-24	14:55	0.00160	0.00215	0.00066	0.00095	0.00021	0.00071	0.00085	0.00009	0.00093	0.00020
Sodium [mg/L]	17-Jan-24	14:55	0.09	0.06	0.10	0.09	0.06	0.09	0.07	0.10	0.08	0.08
Nickel [mg/L]	17-Jan-24	14:55	0.0002	0.0070	0.0003	0.0002	0.0002	0.0002	0.0004	0.0166	0.0002	0.0005
Phosphorus [mg/L]	17-Jan-24	14:55	< 0.003	< 0.003	< 0.003	< 0.003	< 0.003	< 0.003	< 0.003	< 0.003	< 0.003	< 0.003
Lead [mg/L]	17-Jan-24	14:55	< 0.00009	0.02701	< 0.00009	< 0.00009	< 0.00009	< 0.00009	< 0.00009	< 0.00009	< 0.00009	< 0.00009
Sulfur [mg/L]	17-Jan-24	14:55	< 3	4	< 3	< 3	< 3	< 3	< 3	6	< 3	< 3
Antimony [mg/L]	17-Jan-24	14:55	< 0.0009	< 0.0009	< 0.0009	< 0.0009	< 0.0009	< 0.0009	< 0.0009	0.0017	< 0.0009	< 0.0009
Selenium [mg/L]	17-Jan-24	14:55	0.00015	0.00106	0.00017	< 0.00004	0.00012	< 0.00004	0.00027	0.00035	0.00005	< 0.00004
Silicon [mg/L]	17-Jan-24	14:55	0.26	0.46	0.23	0.27	0.24	0.48	0.26	0.41	0.43	0.44
Tin [mg/L]	17-Jan-24	14:55	< 0.00006	< 0.00006	< 0.00006	< 0.00006	< 0.00006	0.00020	< 0.00006	< 0.00006	< 0.00006	< 0.00006
Strontium [mg/L]	17-Jan-24	14:55	0.00747	0.00951	0.00616	0.00577	0.00456	0.00644	0.00979	0.0151	0.00776	0.00454
Titanium [mg/L]	17-Jan-24	14:55	0.00013	< 0.00007	< 0.00007	0.00007	< 0.00007	< 0.00007	0.00009	< 0.00007	< 0.00007	< 0.00007
Thorium [mg/L]	17-Jan-24	14:55	< 0.0001	< 0.0001	< 0.0001	< 0.0001	< 0.0001	< 0.0001	< 0.0001	< 0.0001	< 0.0001	< 0.0001
Thallium [mg/L]	17-Jan-24	14:55	< 0.000005	0.000023	< 0.000005	< 0.000005	< 0.000005	0.000007	< 0.000005	0.000007	0.000005	< 0.000005
Uranium [mg/L]	17-Jan-24	14:55	0.00218	0.000063	0.00239	0.000228	0.000193	0.000383	0.000262	0.000234	0.000873	0.000580
Vanadium [mg/L]	17-Jan-24	14:55	0.00016	< 0.00001	0.00004	0.00010	0.00010	0.00005	0.00020	0.00007	0.00036	0.00020
Tungsten [mg/L]	17-Jan-24	14:55	0.00005	< 0.00002	0.00004	0.00006	0.00003	0.00003	0.00004	< 0.00002	0.00005	< 0.00002
Zirconium [mg/L]	17-Jan-24	14:55	< 0.002	< 0.002	< 0.002	< 0.002	< 0.002	< 0.002	< 0.002	< 0.002	< 0.002	< 0.002
Zinc [mg/L]	17-Jan-24	14:55	< 0.002	2.37	< 0.002	< 0.002	< 0.002	< 0.002	< 0.002	< 0.002	< 0.002	< 0.002

Analysis	15: HC-18 Wk#33	16: HC-19 Wk#33	17: HC-20 Wk#33	18: HC-21 Wk#33	19: HC-22 Wk#33	20: HC-23 Wk#33	21: HC-24 Wk#33	22: HC-25 Wk#33	23: HC-26 Wk#33	24: HC-27 Wk#33
Sample Date & Time	10-Jan-24	10-Jan-24	10-Jan-24	10-Jan-24	10-Jan-24	10-Jan-24	10-Jan-24	10-Jan-24	10-Jan-24	10-Jan-24
Hum Cell Leachate Volume [mL]	955	936	970	957	463	990	994	979	751	985
Sample Name	DX 550064	DX450008	DX 550056	DX450022	DX450077	DX450113	DX 550101	DX450128	DX450021	DX450222
Sample Weight [g]	1000	1000	1000	1000	500	1000	1000	1000	750	1000
pH [No unit]	7.64	7.15	7.42	7.93	7.54	7.66	7.62	7.66	6.95	7.14
Alkalinity [mg/L as CaCO3]	12	5	10	15	13	14	13	13	6	6
Conductivity [uS/cm]	26	11	24	34	30	32	28	42	130	24
Acidity [mg/L as CaCO3]	< 2	< 2	< 2	< 2	< 2	< 2	< 2	< 2	< 2	< 2

OnLine LIMS

0003634070

Results relate only to the sample tested. Data reported represents the sample submitted to SGS. Reproduction of this analytical report in full or in part is prohibited without prior written approval. Please refer to SGS General Conditions of Services located at https://www.sgs.ca/en/terms-and-conditions (Printed copies are available upon request.)
Test method information available upon request. "Temperature Upon Receipt" is representative of the whole shipment and may not reflect the temperature of individual samples.
SGS Canada Inc. Environment-Health & Safety statement of conformity decision rule does not consider uncertainty when analytical results are compared to a specified standard or regulation.

SGS Canada Inc.
P.O. Box 4300 - 185 Concession St.
Lakefield - Ontario - KOL 2HO
Phone: 705-652-2000 FAX: 705-652-6365

LR Report : **CA10114-JAN24**

Analysis	15: HC-18 Wk#33	16: HC-19 Wk#33	17: HC-20 Wk#33	18: HC-21 Wk#33	19: HC-22 Wk#33	20: HC-23 Wk#33	21: HC-24 Wk#33	22: HC-25 Wk#33	23: HC-26 Wk#33	24: HC-27 Wk#33
Fluoride [mg/L]	< 0.06	0.13	< 0.06	< 0.06	< 0.06	< 0.06	< 0.06	< 0.06	< 0.06	< 0.06
Sulphate [mg/L]	< 2	< 2	< 2	< 2	< 2	< 2	< 2	4	51	4
Chloride [mg/L]	< 1	< 1	< 1	< 1	< 1	< 1	< 1	3	< 1	< 1
Mercury [mg/L]	< 0.00001	< 0.00001	< 0.00001	< 0.00001	< 0.00001	< 0.00001	< 0.00001	< 0.00001	< 0.00001	< 0.00001
Silver [mg/L]	< 0.00005	< 0.00005	< 0.00005	< 0.00005	< 0.00005	< 0.00005	< 0.00005	< 0.00005	< 0.00005	< 0.00005
Aluminum [mg/L]	0.066	0.048	0.036	0.070	0.035	0.054	0.042	0.059	0.004	0.033
Arsenic [mg/L]	0.0086	0.0003	0.0006	0.0071	0.0005	0.0053	0.0021	0.0024	< 0.0002	0.0006
Barium [mg/L]	0.00038	0.00028	0.00205	0.00032	0.00900	0.00400	0.00074	0.00108	0.00771	0.00050
Beryllium [mg/L]	< 0.000007	< 0.000007	< 0.000007	< 0.000007	< 0.000007	< 0.000007	< 0.000007	< 0.000007	< 0.000007	< 0.000007
Boron [mg/L]	< 0.002	< 0.002	< 0.002	< 0.002	< 0.002	< 0.002	< 0.002	< 0.002	< 0.002	< 0.002
Bismuth [mg/L]	< 0.00001	< 0.00001	< 0.00001	< 0.00001	< 0.00001	< 0.00001	< 0.00001	< 0.00001	< 0.00001	< 0.00001
Calcium [mg/L]	3.68	1.57	3.29	4.50	3.03	4.53	4.11	6.00	18.1	3.15
Cadmium [mg/L]	0.000019	< 0.000003	< 0.000003	< 0.000003	0.000017	< 0.000003	< 0.000003	0.000034	0.000049	0.000004
Cobalt [mg/L]	0.000038	0.000015	0.000025	0.000060	0.000018	0.000020	0.000019	0.000048	0.000302	0.000028
Chromium [mg/L]	< 0.00008	< 0.00008	< 0.00008	< 0.00008	< 0.00008	< 0.00008	< 0.00008	< 0.00008	< 0.00008	< 0.00008
Copper [mg/L]	0.0007	0.0003	0.0003	0.0004	0.0007	0.0002	0.0008	0.0003	< 0.0002	0.0003
Iron [mg/L]	0.010	< 0.007	0.007	< 0.007	< 0.007	< 0.007	< 0.007	< 0.007	0.009	< 0.007
Potassium [mg/L]	0.252	0.263	0.326	0.067	1.26	0.343	0.188	0.423	3.14	0.521
Magnesium [mg/L]	0.053	0.029	0.182	0.119	0.119	0.147	0.150	0.122	0.444	0.067
Manganese [mg/L]	0.00709	0.00735	0.0320	0.0333	0.0336	0.0282	0.0236	0.0169	0.0461	0.0126
Molybdenum [mg/L]	0.00215	0.00048	0.00032	0.00042	0.00676	0.00012	0.00005	0.00013	0.00164	0.00322
Sodium [mg/L]	0.07	0.05	0.06	0.07	0.08	0.08	0.04	0.08	0.19	0.07
Nickel [mg/L]	0.0002	0.0002	0.0002	0.0002	0.0002	0.0002	0.0002	0.0002	0.0011	0.0003
Phosphorus [mg/L]	< 0.003	< 0.003	< 0.003	< 0.003	< 0.003	< 0.003	< 0.003	< 0.003	< 0.003	< 0.003
Lead [mg/L]	0.00011	< 0.00009	< 0.00009	< 0.00009	< 0.00009	< 0.00009	< 0.00009	0.00017	< 0.00009	< 0.00009
Sulfur [mg/L]	< 3	< 3	< 3	< 3	< 3	< 3	< 3	< 3	17	< 3
Antimony [mg/L]	< 0.0009	< 0.0009	< 0.0009	< 0.0009	< 0.0009	< 0.0009	< 0.0009	< 0.0009	< 0.0009	< 0.0009
Selenium [mg/L]	< 0.00004	< 0.00004	< 0.00004	< 0.00004	< 0.00004	< 0.00004	< 0.00004	0.00005	0.00014	< 0.00004
Silicon [mg/L]	0.36	0.25	0.26	0.22	0.20	0.28	0.27	0.29	0.19	0.31
Tin [mg/L]	< 0.00006	< 0.00006	< 0.00006	< 0.00006	< 0.00006	< 0.00006	< 0.00006	< 0.00006	< 0.00006	< 0.00006
Strontium [mg/L]	0.00452	0.00310	0.00817	0.00347	0.00567	0.0155	0.00543	0.00652	0.0145	0.00541
Titanium [mg/L]	0.00035	0.00015	0.00011	< 0.00007	< 0.00007	< 0.00007	< 0.00007	0.00014	< 0.00007	< 0.00007
Thorium [mg/L]	< 0.0001	< 0.0001	< 0.0001	< 0.0001	< 0.0001	< 0.0001	< 0.0001	< 0.0001	< 0.0001	< 0.0001
Thallium [mg/L]	< 0.000005	< 0.000005	< 0.000005	< 0.000005	< 0.000005	< 0.000005	< 0.000005	< 0.000005	< 0.000005	< 0.000005
Uranium [mg/L]	0.000519	0.000297	0.000066	0.000168	0.000048	0.000134	0.000079	0.000261	0.000239	0.000908
Vanadium [mg/L]	0.00015	0.00003	0.00071	0.00039	0.00069	0.00017	0.00045	0.00053	< 0.00001	0.00012
Tungsten [mg/L]	0.00003	< 0.00002	< 0.00002	< 0.00002	0.00002	0.00004	< 0.00002	0.00060	< 0.00002	< 0.00002
Zirconium [mg/L]	< 0.002	< 0.002	< 0.002	< 0.002	< 0.002	< 0.002	< 0.002	< 0.002	< 0.002	< 0.002

OnLine LIMS

0003634070

Results relate only to the sample tested. Data reported represents the sample submitted to SGS. Reproduction of this analytical report in full or in part is prohibited without prior written approval. Please refer to SGS General Conditions of Services located at https://www.sgs.ca/en/terms-and-conditions (Printed copies are available upon request.)
Test method information available upon request. "Temperature Upon Receipt" is representative of the whole shipment and may not reflect the temperature of individual samples.
SGS Canada Inc. Environment-Health & Safety statement of conformity decision rule does not consider uncertainty when analytical results are compared to a specified standard or regulation.

SGS Canada Inc.
P.O. Box 4300 - 185 Concession St.
Lakefield - Ontario - KOL 2HO
Phone: 705-652-2000 FAX: 705-652-6365

Analysis	15: HC-18 Wk#33	16: HC-19 Wk#33	17: HC-20 Wk#33	18: HC-21 Wk#33	19: HC-22 Wk#33	20: HC-23 Wk#33	21: HC-24 Wk#33	22: HC-25 Wk#33	23: HC-26 Wk#33	24: HC-27 Wk#33
Zinc [mg/L]	< 0.002	< 0.002	< 0.002	0.002	< 0.002	< 0.002	< 0.002	0.002	0.005	< 0.002

Method Descriptions

Parameter	SGS Method Code	Reference Method Code
	NA	
Acidity	ME-CA-[ENV]EWL-LAK-AN-006	SM 2310
Alkalinity	ME-CA-[ENV]EWL-LAK-AN-006	SM 2320
Anions by discrete analyzer	ME-CA-[ENV]EWL-LAK-AN-026	US EPA 325.2
Anions by discrete analyzer	ME-CA-[ENV]EWL-LAK-AN-026	US EPA 375.4
Conductivity	ME-CA-[ENV]EWL-LAK-AN-006	SM 2510
Fluoride by Specific Ion Electrode	ME-CA-[ENV]EWL-LAK-AN-014	SM 4500
Inorganics-General	ME-CA-[ENV]SPE-LAK-AN-004	EPA 7471A/SM 3112B
Metals in aqueous samples - ICP-MS	ME-CA-[ENV]SPE-LAK-AN-006	SM 3030/EPA 200.8
pH	ME-CA-[ENV]EWL-LAK-AN-006	SM 4500



Lisa Thompson
Project Specialist Assistant,
Environment, Health & Safety

OnLine LIMS

0003634070

Results relate only to the sample tested. Data reported represents the sample submitted to SGS. Reproduction of this analytical report in full or in part is prohibited without prior written approval. Please refer to SGS General Conditions of Services located at https://www.sgs.ca/en/terms-and-conditions (Printed copies are available upon request.)
Test method information available upon request. "Temperature Upon Receipt" is representative of the whole shipment and may not reflect the temperature of individual samples.
SGS Canada Inc. Environment-Health & Safety statement of conformity decision rule does not consider uncertainty when analytical results are compared to a specified standard or regulation.

SGS Canada Inc.
P.O. Box 4300 - 185 Concession St.
Lakefield - Ontario - KOL 2HO
Phone: 705-652-2000 FAX: 705-652-6365

Quality Control Report

Inorganic Analysis														
Parameter	Reporting Limit	Unit	Method Blank	Duplicate				LCS / Spike Blank			Matrix Spike / Reference Material			
				Result 1	Result 2	RPD	Acceptance Criteria	Spike Recovery (%)	Recovery Limits (%)		Spike Recovery (%)	Recovery Limits (%)		
							%		Low	High		Low	High	
Acidity - QCBatchID: EWL0222-JAN24														
Acidity	2	mg/L as Ca	3			ND	20	94	90	110	NA			
Alkalinity - QCBatchID: EWL0222-JAN24														
Alkalinity	2	mg/L as Ca	< 2			0	20	96	80	120	NA			
Anions by discrete analyzer - QCBatchID: DIO5031-JAN24														
Chloride	1	mg/L	<1			15	20	104	80	120	117	75	125	
Sulphate	2	mg/L	<2			5	20	110	80	120	105	75	125	
Conductivity - QCBatchID: EWL0222-JAN24														
Conductivity	2	uS/cm	< 2			0	20	108	90	110	NA			
Fluoride by Specific Ion Electrode - QCBatchID: EWL0234-JAN24														
Fluoride	0.06	mg/L	<0.06			ND	10	98	90	110	94	75	125	
Inorganics-General - QCBatchID: EHG0026-JAN24														
Mercury	0.00001	mg/L	< 0.00001			ND	20	92	80	120	83	70	130	
Metals in aqueous samples - ICP-MS - QCBatchID: EMS0134-JAN24														
Aluminum	0.001	mg/L	<0.001			5	20	99	90	110	114	70	130	
Antimony	0.0009	mg/L	<0.0009			ND	20	96	90	110	106	70	130	
Arsenic	0.0002	mg/L	<0.0002			ND	20	99	90	110	101	70	130	
Barium	0.00008	mg/L	<0.00008			1	20	97	90	110	88	70	130	
Beryllium	0.000007	mg/L	<0.000007			ND	20	99	90	110	103	70	130	
Bismuth	0.00001	mg/L	<0.00001			7	20	99	90	110	107	70	130	
Boron	0.002	mg/L	<0.002			ND	20	102	90	110	104	70	130	
Cadmium	0.000003	mg/L	<0.000003			1	20	97	90	110	95	70	130	
Calcium	0.01	mg/L	<0.01			0	20	99	90	110	79	70	130	
Chromium	0.00008	mg/L	<0.00008			ND	20	98	90	110	98	70	130	
Cobalt	0.000004	mg/L	<0.000004			1	20	97	90	110	97	70	130	
Copper	0.0002	mg/L	<0.0002			5	20	98	90	110	104	70	130	
Iron	0.007	mg/L	<0.007			ND	20	98	90	110	100	70	130	
Lead	0.00009	mg/L	<0.00009			1	20	98	90	110	97	70	130	
Magnesium	0.001	mg/L	<0.001			1	20	97	90	110	90	70	130	
Manganese	0.00001	mg/L	<0.00001			0	20	99	90	110	103	70	130	
Molybdenum	0.00004	mg/L	<0.00004			4	20	93	90	110	80	70	130	
Nickel	0.0001	mg/L	<0.0001			1	20	101	90	110	92	70	130	
Phosphorus	0.003	mg/L	<0.003			ND	20	97	90	110	NV	70	130	
Potassium	0.003	mg/L	<0.009			1	20	100	90	110	93	70	130	
Selenium	0.00004	mg/L	<0.00004			1	20	99	90	110	105	70	130	
Silicon	0.02	mg/L	<0.02			2	20	102	90	110	NV	70	130	

OnLine LIMS

00036340 70

Results relate only to the sample tested. Data reported represents the sample submitted to SGS. Reproduction of this analytical report in full or in part is prohibited without prior written approval. Please refer to SGS General Conditions of Services located at https://www.sgs.ca/en/terms-and-conditions (Printed copies are available upon request.)
Test method information available upon request. "Temperature Upon Receipt" is representative of the whole shipment and may not reflect the temperature of individual samples.
SGS Canada Inc. Environment-Health & Safety statement of conformity decision rule does not consider uncertainty when analytical results are compared to a specified standard or regulation.

SGS Canada Inc.
P.O. Box 4300 - 185 Concession St.
Lakefield - Ontario - KOL 2HO
Phone: 705-652-2000 FAX: 705-652-6365

Inorganic Analysis														
Parameter	Reporting Limit	Unit	Method Blank	Duplicate				LCS / Spike Blank			Matrix Spike / Reference Material			
				Result 1	Result 2	RPD	Acceptance Criteria	Spike Recovery (%)	Recovery Limits (%)		Spike Recovery (%)	Recovery Limits (%)		
							%		Low	High		Low	High	
Silver	0.00005	mg/L	<0.00005			ND	20	96	90	110	76	70	130	
Sodium	0.01	mg/L	<0.01			3	20	96	90	110	92	70	130	
Strontium	0.00008	mg/L	<0.00008			1	20	100	90	110	97	70	130	
Sulfur	3	mg/L	<1			0	20	103	90	110	NV	70	130	
Thallium	0.000005	mg/L	<0.000005			9	20	97	90	110	96	70	130	
Thorium	0.0001	mg/L	<0.0001			ND	20	101	90	110	NV	70	130	
Tin	0.00006	mg/L	<0.00006			ND	20	92	90	110	NV	70	130	
Titanium	0.00007	mg/L	<0.00005			ND	20	101	90	110	NV	70	130	
Tungsten	0.00002	mg/L	<0.00002			ND	20	93	90	110	NV	70	130	
Uranium	0.000002	mg/L	<0.000002			6	20	100	90	110	107	70	130	
Vanadium	0.00001	mg/L	<0.00001			ND	20	100	90	110	101	70	130	
Zinc	0.002	mg/L	<0.002			2	20	98	90	110	114	70	130	
Zirconium	0.002	mg/L	<0.002			ND	20	101	90	110	NV	70	130	
pH - QCBatchID: EWL0222-JAN24														
pH	0.05	No unit	NA			1		100			NA			

OnLine LIMS

0003634070

Results relate only to the sample tested. Data reported represents the sample submitted to SGS. Reproduction of this analytical report in full or in part is prohibited without prior written approval. Please refer to SGS General Conditions of Services located at https://www.sgs.ca/en/terms-and-conditions (Printed copies are available upon request.)
Test method information available upon request. "Temperature Upon Receipt" is representative of the whole shipment and may not reflect the temperature of individual samples.
SGS Canada Inc. Environment-Health & Safety statement of conformity decision rule does not consider uncertainty when analytical results are compared to a specified standard or regulation.

SGS Canada Inc.
P.O. Box 4300 - 185 Concession St.
Lakefield - Ontario - KOL 2HO
Phone: 705-652-2000 FAX: 705-652-6365

24-December-2024

Great Bear Resources Ltd.
Attn : Ashley Moncrief

1020 - 800 West Pender St.
Vancouver, BC
V6C 2V6, Canada

Phone: 778-833-2160
Fax:

Date Rec. : 06 December 2024
LR Report: **CA10052-DEC24**
Reference: Wk#33

Copy: #1

CERTIFICATE OF ANALYSIS

Final Report

Analysis	3: Analysis Completed Date	4: Analysis Completed Time	5: HC-28 Wk#33	6: HC-29 Wk#33	7: HC-30 Wk#33	8: HC-31 Wk#33	9: HC-32 Wk#33	10: HC-33 Wk#33
Sample Date & Time			06-Dec-24	06-Dec-24	06-Dec-24	06-Dec-24	06-Dec-24	06-Dec-24
HumCell Leachate Vol [mL]	09-Dec-24	11:47	1012	999	703	972	728	1019
Sample Name	---	---	31787	DX450179	31644	DX450183	O31576	DX450213
Sample Weight [g]	---	---	1000	1000	750	1000	750	1000
pH [No unit]	11-Dec-24	16:16	7.12	7.10	7.16	7.26	7.30	4.83
Alkalinity [mg/L as CaCO3]	10-Dec-24	09:51	4	5	6	8	7	< 2
Conductivity [uS/cm]	10-Dec-24	09:51	7	7	13	17	17	30
Acidity [mg/L as CaCO3]	10-Dec-24	09:51	< 2	< 2	< 2	< 2	< 2	7
F [mg/L]	09-Dec-24	14:42	< 0.06	< 0.06	< 0.06	< 0.06	< 0.06	< 0.06
SO4 [mg/L]	10-Dec-24	12:24	0.3	0.3	1.3	1.4	2.1	11
Cl [mg/L]	10-Dec-24	12:24	< 0.2	< 0.2	< 0.2	< 0.2	< 0.2	< 0.2
Hg [mg/L]	11-Dec-24	13:32	< 0.00001	< 0.00001	< 0.00001	< 0.00001	< 0.00001	< 0.00001
Ag [mg/L]	10-Dec-24	11:01	< 0.00005	< 0.00005	< 0.00005	< 0.00005	< 0.00005	< 0.00005
Al [mg/L]	10-Dec-24	11:01	0.025	0.026	0.020	0.035	0.040	0.051
As [mg/L]	10-Dec-24	11:01	0.0018	0.0080	0.0036	0.0093	0.0016	< 0.0002
Ba [mg/L]	10-Dec-24	11:01	0.00075	0.00204	0.00069	0.00038	0.00192	0.00684
Be [mg/L]	10-Dec-24	11:01	< 0.000007	< 0.000007	< 0.000007	< 0.000007	< 0.000007	0.000045
B [mg/L]	10-Dec-24	11:01	< 0.002	< 0.002	< 0.002	< 0.002	< 0.002	0.003
Bi [mg/L]	10-Dec-24	11:01	< 0.00001	0.00001	< 0.00001	< 0.00001	< 0.00001	< 0.00001
Ca [mg/L]	10-Dec-24	11:01	1.09	1.17	2.07	3.03	2.99	1.63
Cd [mg/L]	10-Dec-24	11:01	0.000005	0.000011	0.000005	0.000004	0.000010	0.000018
Co [mg/L]	10-Dec-24	11:02	0.000011	0.000025	0.000014	0.000023	0.000009	0.000328
Cr [mg/L]	10-Dec-24	11:02	< 0.00008	< 0.00008	< 0.00008	< 0.00008	< 0.00008	< 0.00008
Cu [mg/L]	10-Dec-24	11:02	< 0.001	< 0.001	< 0.001	< 0.001	< 0.001	< 0.001
Fe [mg/L]	10-Dec-24	11:02	< 0.007	0.010	< 0.007	0.007	< 0.007	2.60
K [mg/L]	10-Dec-24	11:02	0.353	0.671	0.693	0.464	0.672	1.36
Mg [mg/L]	10-Dec-24	11:02	0.066	0.064	0.109	0.073	0.069	0.229
Mn [mg/L]	10-Dec-24	11:02	0.00192	0.00211	0.0100	0.0033	0.0274	0.0550

OnLine LIMS

0003971494

Results relate only to the sample tested. Data reported represents the sample submitted to SGS. Reproduction of this analytical report in full or in part is prohibited without prior written approval. Please refer to SGS General Conditions of Services located at https://www.sgs.ca/en/terms-and-conditions (Printed copies are available upon request.)
Test method information available upon request. "Temperature Upon Receipt" is representative of the whole shipment and may not reflect the temperature of individual samples.
SGS Canada Inc. Environment-Health & Safety statement of conformity decision rule does not consider uncertainty when analytical results are compared to a specified standard or regulation.

SGS Canada Inc.
P.O. Box 4300 - 185 Concession St.
Lakefield - Ontario - KOL 2HO
Phone: 705-652-2000 FAX: 705-652-6365

LR Report : **CA10052-DEC24**

Analysis	3: Analysis Completed Date	4: Analysis Completed Time	5: HC-28 Wk#33	6: HC-29 Wk#33	7: HC-30 Wk#33	8: HC-31 Wk#33	9: HC-32 Wk#33	10: HC-33 Wk#33
Mo [mg/L]	10-Dec-24	11:02	< 0.0004	< 0.0004	< 0.0004	< 0.0004	< 0.0004	< 0.0004
Na [mg/L]	10-Dec-24	11:02	0.05	0.21	0.06	0.08	0.06	0.10
Ni [mg/L]	10-Dec-24	11:02	< 0.0001	0.0001	0.0001	< 0.0001	< 0.0001	0.0050
P [mg/L]	10-Dec-24	11:02	< 0.003	0.003	< 0.003	< 0.003	< 0.003	0.005
Pb [mg/L]	10-Dec-24	11:02	< 0.00009	0.00043	< 0.00009	< 0.00009	< 0.00009	< 0.00009
S [mg/L]	10-Dec-24	11:02	< 5	< 5	< 5	< 5	< 5	< 5
Sb [mg/L]	10-Dec-24	11:02	< 0.0009	< 0.0009	0.0010	< 0.0009	< 0.0009	< 0.0009
Se [mg/L]	10-Dec-24	11:02	< 0.00004	< 0.00004	< 0.00004	< 0.00004	0.00021	0.00041
Si [mg/L]	10-Dec-24	11:02	0.19	0.20	0.20	0.30	0.23	0.89
Sn [mg/L]	10-Dec-24	11:02	< 0.00006	0.00025	< 0.00006	< 0.00006	< 0.00006	< 0.00006
Sr [mg/L]	10-Dec-24	11:02	0.00311	0.00360	0.00739	0.00609	0.00416	0.0108
Ti [mg/L]	10-Dec-24	11:02	< 0.0001	0.0001	0.0001	< 0.0001	< 0.0001	< 0.0001
Th [mg/L]	10-Dec-24	11:02	< 0.0001	< 0.0001	< 0.0001	< 0.0001	< 0.0001	< 0.0001
Tl [mg/L]	10-Dec-24	11:02	< 0.000005	0.000006	0.000005	0.000005	< 0.000005	0.000010
U [mg/L]	10-Dec-24	11:02	0.000369	0.000909	0.000290	0.00129	0.000137	0.000676
V [mg/L]	10-Dec-24	11:02	0.00029	0.00048	0.00021	0.00031	0.00017	0.00001
W [mg/L]	10-Dec-24	11:02	< 0.0002	< 0.0002	< 0.0002	< 0.0002	< 0.0002	< 0.0002
Zr [mg/L]	10-Dec-24	11:02	< 0.002	< 0.002	< 0.002	< 0.002	< 0.002	< 0.002
Zn [mg/L]	10-Dec-24	11:02	< 0.002	0.002	< 0.002	< 0.002	< 0.002	0.011

Analysis	11: HC-34 Wk#33	12: HC-35 Wk#33
Sample Date & Time	06-Dec-24	06-Dec-24
HumCell Leachate Vol [mL]	858	1004
Sample Name	DX450174	31795
Sample Weight [g]	1000	1000
pH [No unit]	7.42	7.54
Alkalinity [mg/L as CaCO3]	9	12
Conductivity [uS/cm]	16	21
Acidity [mg/L as CaCO3]	< 2	< 2
F [mg/L]	< 0.06	< 0.06
SO4 [mg/L]	0.2	0.8
Cl [mg/L]	< 0.2	< 0.2
Hg [mg/L]	< 0.00001	< 0.00001
Ag [mg/L]	< 0.00005	< 0.00005
Al [mg/L]	0.043	0.231
As [mg/L]	0.0044	0.0662
Ba [mg/L]	0.00211	0.00294
Be [mg/L]	< 0.000007	< 0.000007
B [mg/L]	< 0.002	< 0.002
Bi [mg/L]	< 0.00001	< 0.00001
Ca [mg/L]	2.71	3.20
Cd [mg/L]	< 0.000003	< 0.000003
Co [mg/L]	0.000014	0.000018
Cr [mg/L]	< 0.00008	< 0.00008

OnLine LIMS

0003971494

Results relate only to the sample tested. Data reported represents the sample submitted to SGS. Reproduction of this analytical report in full or in part is prohibited without prior written approval. Please refer to SGS General Conditions of Services located at https://www.sgs.ca/en/terms-and-conditions (Printed copies are available upon request.)
Test method information available upon request. "Temperature Upon Receipt" is representative of the whole shipment and may not reflect the temperature of individual samples.
SGS Canada Inc. Environment-Health & Safety statement of conformity decision rule does not consider uncertainty when analytical results are compared to a specified standard or regulation.

SGS Canada Inc.
P.O. Box 4300 - 185 Concession St.
Lakefield - Ontario - KOL 2HO
Phone: 705-652-2000 FAX: 705-652-6365

LR Report : **CA10052-DEC24**

Analysis	11: HC-34 Wk#33	12: HC-35 Wk#33
Cu [mg/L]	< 0.001	< 0.001
Fe [mg/L]	< 0.007	< 0.007
K [mg/L]	0.661	1.67
Mg [mg/L]	0.178	0.049
Mn [mg/L]	0.0140	0.00146
Mo [mg/L]	< 0.0004	< 0.0004
Na [mg/L]	0.07	0.09
Ni [mg/L]	< 0.0001	< 0.0001
P [mg/L]	0.004	0.005
Pb [mg/L]	< 0.00009	< 0.00009
S [mg/L]	< 5	< 5
Sb [mg/L]	< 0.0009	< 0.0009
Se [mg/L]	0.00007	0.00006
Si [mg/L]	0.24	0.58
Sn [mg/L]	< 0.00006	< 0.00006
Sr [mg/L]	0.00738	0.00424
Ti [mg/L]	< 0.0001	0.0001
Th [mg/L]	< 0.0001	< 0.0001
Tl [mg/L]	< 0.000005	0.000006
U [mg/L]	0.000074	0.000243
V [mg/L]	0.00041	0.00091
W [mg/L]	< 0.0002	< 0.0002
Zr [mg/L]	< 0.002	< 0.002
Zn [mg/L]	< 0.002	< 0.002



Chris Sullivan, B.Sc., C.Chem
Project Specialist,
Environment, Health & Safety

OnLine LIMS

0003971494

Results relate only to the sample tested. Data reported represents the sample submitted to SGS. Reproduction of this analytical report in full or in part is prohibited without prior written approval. Please refer to SGS General Conditions of Services located at https://www.sgs.ca/en/terms-and-conditions (Printed copies are available upon request.)
Test method information available upon request. "Temperature Upon Receipt" is representative of the whole shipment and may not reflect the temperature of individual samples.
SGS Canada Inc. Environment-Health & Safety statement of conformity decision rule does not consider uncertainty when analytical results are compared to a specified standard or regulation.

SGS Canada Inc.
P.O. Box 4300 - 185 Concession St.
Lakefield - Ontario - KOL 2HO
Phone: 705-652-2000 FAX: 705-652-6365

28-January-2024

Great Bear Resources Ltd.
Attn : Ashley Moncrief

1020 - 800 West Pender St., Vancouver
Canada, V6C 2V6
Phone: 778-833-2160, Fax:

Date Rec. : 18 January 2024
LR Report: **CA10171-JAN24**
Reference: Wk#34

Copy: #1

CERTIFICATE OF ANALYSIS
Final Report

Analysis	3: Analysis Completed Date	4: Analysis Completed Time	5: HC-1 Wk#34	6: HC-2 Wk#34	7: HC-3 Wk#34	8: HC-4 Wk#34	9: HC-5 Wk#34	10: HC-6 Wk#34	11: HC-7 Wk#34
Sample Date & Time			18-Jan-24	18-Jan-24	18-Jan-24	18-Jan-24	18-Jan-24	18-Jan-24	18-Jan-24
Hum Cell Leachate Volume [mL]	23-Jan-24	09:02	981	1001	491	499	992	492	950
Sample Name	---	---	DX450052	DX 550083	DX450204	DX450176	DX450232	DX450181	DX450002
Sample Weight [g]	---	---	1000	1000	500	500	1000	500	1000
pH [No unit]	19-Jan-24	10:52	6.53	7.39	7.08	6.39	7.15	7.21	7.32
Alkalinity [mg/L as CaCO3]	19-Jan-24	10:52	2	10	7	< 2	6	8	10
Conductivity [uS/cm]	19-Jan-24	10:52	34	30	21	39	19	20	21
Acidity [mg/L as CaCO3]	22-Jan-24	11:30	< 2	< 2	< 2	3	< 2	< 2	< 2
Fluoride [mg/L]	19-Jan-24	12:19	< 0.06	< 0.06	< 0.06	< 0.06	< 0.06	< 0.06	< 0.06
Sulphate [mg/L]	22-Jan-24	19:04	11	2	3	14	2	< 2	< 2
Chloride [mg/L]	22-Jan-24	19:04	< 1	< 1	< 1	< 1	< 1	< 1	< 1
Mercury [mg/L]	23-Jan-24	09:33	< 0.00001	< 0.00001	< 0.00001	< 0.00001	< 0.00001	< 0.00001	< 0.00001
Silver [mg/L]	22-Jan-24	16:48	< 0.00005	< 0.00005	< 0.00005	< 0.00005	< 0.00005	< 0.00005	< 0.00005
Aluminum [mg/L]	22-Jan-24	16:48	0.006	0.057	0.033	0.003	0.042	0.052	0.040
Arsenic [mg/L]	22-Jan-24	16:48	< 0.0002	0.0096	0.0010	< 0.0002	0.0033	0.0005	0.0095
Barium [mg/L]	22-Jan-24	16:48	0.00095	0.00990	0.00084	0.00302	0.00138	0.00062	0.00077
Beryllium [mg/L]	22-Jan-24	16:48	< 0.000007	< 0.000007	< 0.000007	< 0.000007	< 0.000007	< 0.000007	< 0.000007
Boron [mg/L]	22-Jan-24	16:48	< 0.002	< 0.002	< 0.002	< 0.002	< 0.002	< 0.002	< 0.002
Bismuth [mg/L]	22-Jan-24	16:48	< 0.00001	0.00006	< 0.00001	< 0.00001	< 0.00001	< 0.00001	< 0.00001
Calcium [mg/L]	22-Jan-24	16:48	5.01	4.79	3.20	4.83	2.86	3.33	3.50
Cadmium [mg/L]	22-Jan-24	16:48	0.001419	0.000008	0.000018	0.00176	0.000015	< 0.000003	0.000009
Cobalt [mg/L]	22-Jan-24	16:48	0.000177	0.000047	0.000019	0.000132	0.000026	0.000014	0.000063

OnLine LIMS

0003634072

Results relate only to the sample tested. Data reported represents the sample submitted to SGS. Reproduction of this analytical report in full or in part is prohibited without prior written approval. Please refer to SGS General Conditions of Services located at https://www.sgs.ca/en/terms-and-conditions (Printed copies are available upon request.)
Test method information available upon request. "Temperature Upon Receipt" is representative of the whole shipment and may not reflect the temperature of individual samples.
SGS Canada Inc. Environment-Health & Safety statement of conformity decision rule does not consider uncertainty when analytical results are compared to a specified standard or regulation.

SGS Canada Inc.
P.O. Box 4300 - 185 Concession St.
Lakefield - Ontario - KOL 2HO
Phone: 705-652-2000 FAX: 705-652-6365

Analysis	3: Analysis Completed Date	4: Analysis Completed Time	5: HC-1 Wk#34	6: HC-2 Wk#34	7: HC-3 Wk#34	8: HC-4 Wk#34	9: HC-5 Wk#34	10: HC-6 Wk#34	11: HC-7 Wk#34
Chromium [mg/L]	22-Jan-24	16:48	< 0.00008	< 0.00008	< 0.00008	< 0.00008	< 0.00008	< 0.00008	< 0.00008
Copper [mg/L]	22-Jan-24	16:48	0.0003	0.0002	0.0005	0.0004	0.0002	0.0002	0.0003
Iron [mg/L]	22-Jan-24	16:48	< 0.007	< 0.007	0.023	< 0.007	< 0.007	< 0.007	< 0.007
Potassium [mg/L]	22-Jan-24	16:48	0.402	1.21	0.718	0.768	0.607	0.496	0.553
Magnesium [mg/L]	22-Jan-24	16:48	0.104	0.100	0.155	0.432	0.070	0.126	0.135
Manganese [mg/L]	22-Jan-24	16:48	0.0483	0.0307	0.00664	0.0417	0.0168	0.00599	0.00912
Molybdenum [mg/L]	22-Jan-24	16:48	0.00072	0.00341	0.0274	0.00071	0.00171	0.00035	0.00061
Sodium [mg/L]	22-Jan-24	16:48	0.08	0.07	0.09	0.08	0.08	0.09	0.07
Nickel [mg/L]	22-Jan-24	16:48	0.0006	0.0003	0.0002	0.0005	0.0002	0.0002	0.0004
Phosphorus [mg/L]	22-Jan-24	16:48	< 0.003	< 0.003	< 0.003	< 0.003	< 0.003	< 0.003	0.004
Lead [mg/L]	22-Jan-24	16:48	0.0343	0.00028	< 0.00009	0.0399	< 0.00009	0.00018	0.00018
Sulfur [mg/L]	22-Jan-24	16:48	4	< 3	< 3	5	< 3	< 3	< 3
Antimony [mg/L]	22-Jan-24	16:48	0.0012	< 0.0009	< 0.0009	< 0.0009	< 0.0009	< 0.0009	< 0.0009
Selenium [mg/L]	22-Jan-24	16:48	0.00052	0.00415	< 0.00004	0.00158	0.00013	< 0.00004	0.00006
Silicon [mg/L]	22-Jan-24	16:48	0.33	0.34	0.37	0.47	0.35	0.46	0.34
Tin [mg/L]	22-Jan-24	16:48	< 0.00006	< 0.00006	< 0.00006	< 0.00006	< 0.00006	< 0.00006	< 0.00006
Strontium [mg/L]	22-Jan-24	16:48	0.0126	0.0184	0.00934	0.00895	0.00473	0.00815	0.00746
Titanium [mg/L]	22-Jan-24	16:48	< 0.00007	< 0.00007	0.00008	< 0.00007	< 0.00007	< 0.00007	0.00019
Thorium [mg/L]	22-Jan-24	16:48	< 0.0001	< 0.0001	< 0.0001	< 0.0001	< 0.0001	< 0.0001	< 0.0001
Thallium [mg/L]	22-Jan-24	16:48	0.000013	0.000011	0.000006	0.000018	0.000015	< 0.000005	< 0.000005
Uranium [mg/L]	22-Jan-24	16:48	0.00752	0.00476	0.00164	0.000783	0.00242	0.000745	0.00768
Vanadium [mg/L]	22-Jan-24	16:48	< 0.00001	0.00033	0.00027	< 0.00001	0.00049	0.00063	0.00024
Tungsten [mg/L]	22-Jan-24	16:48	0.00002	0.00006	0.00009	< 0.00002	0.00008	0.00076	0.00005
Zirconium [mg/L]	22-Jan-24	16:48	< 0.002	< 0.002	< 0.002	< 0.002	< 0.002	< 0.002	< 0.002
Zinc [mg/L]	22-Jan-24	16:48	0.050	< 0.002	< 0.002	0.060	< 0.002	< 0.002	< 0.002

Method Descriptions

Parameter	SGS Method Code	Reference Method Code
	NA	
Acidity	ME-CA-[ENV]EWL-LAK-AN-006	SM 2310
Alkalinity	ME-CA-[ENV]EWL-LAK-AN-006	SM 2320
Anions by discrete analyzer	ME-CA-[ENV]EWL-LAK-AN-026	US EPA 325.2
Anions by discrete analyzer	ME-CA-[ENV]EWL-LAK-AN-026	US EPA 375.4
Conductivity	ME-CA-[ENV]EWL-LAK-AN-006	SM 2510
Fluoride by Specific Ion Electrode	ME-CA-[ENV]EWL-LAK-AN-014	SM 4500

OnLine LIMS

0003634072

Results relate only to the sample tested. Data reported represents the sample submitted to SGS. Reproduction of this analytical report in full or in part is prohibited without prior written approval. Please refer to SGS General Conditions of Services located at https://www.sgs.ca/en/terms-and-conditions (Printed copies are available upon request.)
Test method information available upon request. "Temperature Upon Receipt" is representative of the whole shipment and may not reflect the temperature of individual samples.
SGS Canada Inc. Environment-Health & Safety statement of conformity decision rule does not consider uncertainty when analytical results are compared to a specified standard or regulation.

SGS Canada Inc.
P.O. Box 4300 - 185 Concession St.
Lakefield - Ontario - KOL 2HO
Phone: 705-652-2000 FAX: 705-652-6365

Parameter	SGS Method Code	Reference Method Code
Inorganics-General	ME-CA-[ENV]SPE-LAK-AN-004	EPA 7471A/SM 3112B
Metals in aqueous samples - ICP-MS	ME-CA-[ENV]SPE-LAK-AN-006	SM 3030/EPA 200.8
pH	ME-CA-[ENV]EWL-LAK-AN-006	SM 4500



Lisa Thompson
Project Specialist Assistant,
Environment, Health & Safety

OnLine LIMS

0003634072

Results relate only to the sample tested. Data reported represents the sample submitted to SGS. Reproduction of this analytical report in full or in part is prohibited without prior written approval. Please refer to SGS General Conditions of Services located at https://www.sgs.ca/en/terms-and-conditions (Printed copies are available upon request.)
Test method information available upon request. "Temperature Upon Receipt" is representative of the whole shipment and may not reflect the temperature of individual samples.
SGS Canada Inc. Environment-Health & Safety statement of conformity decision rule does not consider uncertainty when analytical results are compared to a specified standard or regulation.

SGS Canada Inc.
P.O. Box 4300 - 185 Concession St.
Lakefield - Ontario - KOL 2HO
Phone: 705-652-2000 FAX: 705-652-6365

Quality Control Report

Inorganic Analysis													
Parameter	Reporting Limit	Unit	Method Blank	Duplicate				LCS / Spike Blank			Matrix Spike / Reference Material		
				Result 1	Result 2	RPD	Acceptance Criteria	Spike Recovery (%)	Recovery Limits (%)		Spike Recovery (%)	Recovery Limits (%)	
							%		Low	High		Low	High
Acidity - QCBatchID: EWL0325-JAN24													
Acidity	2	mg/L as Ca	< 2			ND	20	96	90	110	NA		
Alkalinity - QCBatchID: EWL0325-JAN24													
Alkalinity	2	mg/L as Ca	< 2			0	20	98	80	120	NA		
Anions by discrete analyzer - QCBatchID: DIO5050-JAN24													
Chloride	1	mg/L	<1			ND	20	106	80	120	110	75	125
Sulphate	2	mg/L	<2			2	20	106	80	120	94	75	125
Conductivity - QCBatchID: EWL0325-JAN24													
Conductivity	2	uS/cm	< 2			0	20	101	90	110	NA		
Fluoride by Specific Ion Electrode - QCBatchID: EWL0341-JAN24													
Fluoride	0.06	mg/L	<0.06			ND	10	100	90	110	101	75	125
Inorganics-General - QCBatchID: EHG0041-JAN24													
Mercury	0.00001	mg/L	< 0.00001			4	20	84	80	120	104	70	130
Metals in aqueous samples - ICP-MS - QCBatchID: EMS0189-JAN24													
Aluminum	0.001	mg/L	<0.001			4	20	101	90	110	74	70	130
Antimony	0.0009	mg/L	<0.0009			1	20	104	90	110	120	70	130
Arsenic	0.0002	mg/L	<0.0002			1	20	101	90	110	82	70	130
Barium	0.00008	mg/L	<0.00008			14	20	98	90	110	96	70	130
Beryllium	0.000007	mg/L	<0.000007			ND	20	98	90	110	103	70	130
Bismuth	0.00001	mg/L	<0.00001			ND	20	96	90	110	101	70	130
Boron	0.002	mg/L	<0.002			ND	20	101	90	110	99	70	130
Cadmium	0.000003	mg/L	<0.000003			0	20	98	90	110	94	70	130
Calcium	0.01	mg/L	<0.01			3	20	99	90	110	89	70	130
Chromium	0.00008	mg/L	<0.00008			ND	20	105	90	110	90	70	130
Cobalt	0.000004	mg/L	<0.000004			7	20	95	90	110	100	70	130
Copper	0.0002	mg/L	<0.002			ND	20	99	90	110	105	70	130
Iron	0.007	mg/L	<0.007			ND	20	98	90	110	100	70	130
Lead	0.00009	mg/L	<0.00009			7	20	95	90	110	97	70	130
Magnesium	0.001	mg/L	<0.001			3	20	96	90	110	91	70	130
Manganese	0.00001	mg/L	<0.00001			1	20	100	90	110	100	70	130
Molybdenum	0.00004	mg/L	<0.0004			3	20	99	90	110	88	70	130
Nickel	0.0001	mg/L	<0.0001			6	20	97	90	110	94	70	130
Phosphorus	0.003	mg/L	<0.003			ND	20	97	90	110	NV	70	130
Potassium	0.003	mg/L	<0.009			2	20	102	90	110	91	70	130
Selenium	0.00004	mg/L	<0.00004			ND	20	96	90	110	102	70	130
Silicon	0.02	mg/L	<0.02			0	20	98	90	110	NV	70	130

OnLine LIMS

0003634072

Results relate only to the sample tested. Data reported represents the sample submitted to SGS. Reproduction of this analytical report in full or in part is prohibited without prior written approval. Please refer to SGS General Conditions of Services located at https://www.sgs.ca/en/terms-and-conditions (Printed copies are available upon request.)
Test method information available upon request. "Temperature Upon Receipt" is representative of the whole shipment and may not reflect the temperature of individual samples.
SGS Canada Inc. Environment-Health & Safety statement of conformity decision rule does not consider uncertainty when analytical results are compared to a specified standard or regulation.

SGS Canada Inc.
P.O. Box 4300 - 185 Concession St.
Lakefield - Ontario - KOL 2HO
Phone: 705-652-2000 FAX: 705-652-6365

Inorganic Analysis													
Parameter	Reporting Limit	Unit	Method Blank	Duplicate				LCS / Spike Blank			Matrix Spike / Reference Material		
				Result 1	Result 2	RPD	Acceptance Criteria	Spike Recovery (%)	Recovery Limits (%)		Spike Recovery (%)	Recovery Limits (%)	
							%		Low	High		Low	High
Silver	0.00005	mg/L	<0.00005			ND	20	94	90	110	89	70	130
Sodium	0.01	mg/L	<0.01			3	20	91	90	110	91	70	130
Strontium	0.00008	mg/L	<0.00008			1	20	102	90	110	97	70	130
Sulfur	3	mg/L	<5			ND	20	104	90	110	NV	70	130
Thallium	0.000005	mg/L	<0.000005			ND	20	96	90	110	90	70	130
Thorium	0.0001	mg/L	<0.0001			ND	20	93	90	110	NV	70	130
Tin	0.00006	mg/L	<0.00006			ND	20	100	90	110	NV	70	130
Titanium	0.00007	mg/L	<0.0001			6	20	102	90	110	NV	70	130
Tungsten	0.00002	mg/L	<0.0002			ND	20	102	90	110	NV	70	130
Uranium	0.000002	mg/L	<0.000002			2	20	96	90	110	103	70	130
Vanadium	0.00001	mg/L	<0.00001			1	20	99	90	110	87	70	130
Zinc	0.002	mg/L	<0.002			ND	20	101	90	110	107	70	130
Zirconium	0.002	mg/L	<0.002			ND	20	92	90	110	NV	70	130
pH - QCBatchID: EWL0325-JAN24													
pH	0.05	No unit	NA			0		100			NA		

OnLine LIMS

0003634072

Results relate only to the sample tested. Data reported represents the sample submitted to SGS. Reproduction of this analytical report in full or in part is prohibited without prior written approval. Please refer to SGS General Conditions of Services located at https://www.sgs.ca/en/terms-and-conditions (Printed copies are available upon request.)
Test method information available upon request. "Temperature Upon Receipt" is representative of the whole shipment and may not reflect the temperature of individual samples.
SGS Canada Inc. Environment-Health & Safety statement of conformity decision rule does not consider uncertainty when analytical results are compared to a specified standard or regulation.

SGS Canada Inc.
P.O. Box 4300 - 185 Concession St.
Lakefield - Ontario - KOL 2HO
Phone: 705-652-2000 FAX: 705-652-6365

28-January-2024

Great Bear Resources Ltd.
Attn : Ashley Moncrief

1020 - 800 West Pender St., Vancouver
Canada, V6C 2V6
Phone: 778-833-2160, Fax:

Date Rec. : 19 January 2024
LR Report: **CA10176-JAN24**
Reference: Wk#34

Copy: #1

CERTIFICATE OF ANALYSIS
Final Report

Analysis	3: Analysis Completed Date	4: Analysis Completed Time	5: HC-8 Wk#34	6: HC-9 Wk#34	7: HC-10 Wk#34	8: HC-11 Wk#34	9: HC-12 Wk#34	10: HC-13 Wk#34	11: HC-14 Wk#34	12: HC-15 Wk#34	13: HC-16 Wk#34	14: HC-17 Wk#34
Sample Date & Time			19-Jan-24	19-Jan-24	19-Jan-24	19-Jan-24	19-Jan-24	19-Jan-24	19-Jan-24	19-Jan-24	19-Jan-24	19-Jan-24
Hum Cell Leachate Volume [mL]	23-Jan-24	09:04	995	990	1002	997	1000	994	998	699	999	1000
Sample Name	---	---	DX450108	DX450076	DX450186	DX450118	DX 550107	DX450159	DX450171	DX450134	DX450185	DX450032
Sample Weight [g]	---	---	1000	1000	1000	1000	1000	1000	1000	1000	1000	1000
pH [No unit]	23-Jan-24	09:42	7.56	6.29	7.28	7.28	7.14	7.30	6.84	7.48	7.24	6.68
Alkalinity [mg/L as CaCO3]	22-Jan-24	12:29	10	< 2	7	8	6	10	3	11	9	3
Conductivity [uS/cm]	22-Jan-24	12:30	28	36	20	18	22	28	23	56	26	11
Acidity [mg/L as CaCO3]	23-Jan-24	15:17	< 2	4	< 2	< 2	< 2	< 2	< 2	< 2	< 2	< 2
Fluoride [mg/L]	23-Jan-24	12:56	< 0.06	< 0.06	< 0.06	< 0.06	< 0.06	< 0.06	< 0.06	< 0.06	< 0.06	< 0.06
Sulphate [mg/L]	24-Jan-24	14:01	2	13	< 2	< 2	3	4	6	11	2	< 2
Chloride [mg/L]	24-Jan-24	14:01	< 1	< 1	< 1	< 1	< 1	< 1	< 1	5	< 1	< 1
Mercury [mg/L]	24-Jan-24	11:18	< 0.00001	< 0.00001	< 0.00001	< 0.00001	< 0.00001	< 0.00001	< 0.00001	< 0.00001	< 0.00001	< 0.00001
Silver [mg/L]	23-Jan-24	15:00	< 0.00005	< 0.00005	< 0.00005	< 0.00005	< 0.00005	< 0.00005	< 0.00005	< 0.00005	< 0.00005	< 0.00005
Aluminum [mg/L]	23-Jan-24	15:00	0.061	0.002	0.036	0.051	0.047	0.095	0.029	0.011	0.110	0.017
Arsenic [mg/L]	23-Jan-24	15:00	0.0012	0.0002	0.0004	0.0004	0.0020	0.0025	0.0025	0.105	0.0101	0.0173
Barium [mg/L]	23-Jan-24	15:00	0.00177	0.00565	0.00089	0.00090	0.00154	0.00056	0.00219	0.00128	0.00177	0.00018
Beryllium [mg/L]	23-Jan-24	15:00	< 0.000007	< 0.000007	< 0.000007	< 0.000007	< 0.000007	< 0.000007	< 0.000007	< 0.000007	< 0.000007	< 0.000007
Boron [mg/L]	23-Jan-24	15:00	< 0.002	< 0.002	< 0.002	< 0.002	< 0.002	< 0.002	< 0.002	< 0.002	< 0.002	< 0.002
Bismuth [mg/L]	23-Jan-24	15:00	< 0.00001	0.00002	< 0.00001	< 0.00001	0.00002	< 0.00001	< 0.00001	< 0.00001	< 0.00001	< 0.00001
Calcium [mg/L]	23-Jan-24	15:00	4.51	3.70	3.62	3.48	3.79	4.90	3.22	9.15	3.78	1.75
Cadmium [mg/L]	23-Jan-24	15:00	0.000004	0.0198	0.000014	0.000006	0.000006	0.000005	< 0.000003	0.000008	0.000004	0.000004
Cobalt [mg/L]	23-Jan-24	15:00	0.000016	0.000320	0.000017	0.000012	0.000005	0.000004	0.000045	0.000372	0.000057	0.000129

OnLine LIMS

0003634074

Results relate only to the sample tested. Data reported represents the sample submitted to SGS. Reproduction of this analytical report in full or in part is prohibited without prior written approval. Please refer to SGS General Conditions of Services located at https://www.sgs.ca/en/terms-and-conditions (Printed copies are available upon request.)
Test method information available upon request. "Temperature Upon Receipt" is representative of the whole shipment and may not reflect the temperature of individual samples.
SGS Canada Inc. Environment-Health & Safety statement of conformity decision rule does not consider uncertainty when analytical results are compared to a specified standard or regulation.

SGS Canada Inc.
P.O. Box 4300 - 185 Concession St.
Lakefield - Ontario - KOL 2HO
Phone: 705-652-2000 FAX: 705-652-6365

Analysis	3: Analysis Completed Date	4: Analysis Completed Time	5: HC-8 Wk#34	6: HC-9 Wk#34	7: HC-10 Wk#34	8: HC-11 Wk#34	9: HC-12 Wk#34	10: HC-13 Wk#34	11: HC-14 Wk#34	12: HC-15 Wk#34	13: HC-16 Wk#34	14: HC-17 Wk#34
Chromium [mg/L]	23-Jan-24	15:00	< 0.00008	< 0.00008	< 0.00008	< 0.00008	< 0.00008	< 0.00008	< 0.00008	< 0.00008	< 0.00008	< 0.00008
Copper [mg/L]	23-Jan-24	15:00	< 0.0002	0.0003	0.0002	0.0002	0.0003	< 0.0002	< 0.0002	0.0005	0.0003	< 0.0002
Iron [mg/L]	23-Jan-24	15:00	< 0.007	< 0.007	< 0.007	< 0.007	< 0.007	< 0.007	< 0.007	< 0.007	< 0.007	< 0.007
Potassium [mg/L]	23-Jan-24	15:00	0.731	0.956	0.353	0.298	0.409	0.557	0.890	0.578	1.82	0.369
Magnesium [mg/L]	23-Jan-24	15:00	0.318	0.122	0.112	0.102	0.056	0.077	0.220	0.370	0.072	0.092
Manganese [mg/L]	23-Jan-24	15:00	0.0259	0.124	0.0258	0.0206	0.0241	0.0177	0.00480	0.0165	0.00839	0.00227
Molybdenum [mg/L]	23-Jan-24	15:00	0.00068	0.00036	0.00014	0.00024	0.00247	0.00019	0.00173	0.00174	0.00064	0.00348
Sodium [mg/L]	23-Jan-24	15:00	0.06	0.03	0.04	0.05	0.04	0.02	0.06	0.07	0.05	0.03
Nickel [mg/L]	23-Jan-24	15:00	0.0002	0.0072	0.0002	0.0002	< 0.0001	< 0.0001	0.0003	0.0166	0.0003	0.0003
Phosphorus [mg/L]	23-Jan-24	15:00	< 0.003	< 0.003	0.003	< 0.003	< 0.003	< 0.003	< 0.003	< 0.003	0.003	< 0.003
Lead [mg/L]	23-Jan-24	15:00	< 0.00009	0.02940	< 0.00009	< 0.00009	< 0.00009	< 0.00009	< 0.00009	< 0.00009	< 0.00009	< 0.00009
Sulfur [mg/L]	23-Jan-24	15:00	< 3	5	< 3	< 3	< 3	< 3	< 3	6	< 3	< 3
Antimony [mg/L]	23-Jan-24	15:00	< 0.0009	< 0.0009	< 0.0009	< 0.0009	< 0.0009	< 0.0009	< 0.0009	0.0019	< 0.0009	< 0.0009
Selenium [mg/L]	23-Jan-24	15:00	0.00016	0.00104	0.00023	0.00006	0.00017	< 0.00004	0.00028	0.00028	0.00005	< 0.00004
Silicon [mg/L]	23-Jan-24	15:00	0.37	0.49	0.36	0.40	0.41	0.47	0.37	0.48	0.45	0.47
Tin [mg/L]	23-Jan-24	15:00	< 0.00006	< 0.00006	< 0.00006	< 0.00006	< 0.00006	< 0.00006	< 0.00006	< 0.00006	< 0.00006	< 0.00006
Strontium [mg/L]	23-Jan-24	15:00	0.00819	0.00928	0.00712	0.00750	0.00633	0.00560	0.0104	0.0144	0.00686	0.00413
Titanium [mg/L]	23-Jan-24	15:00	< 0.00007	< 0.00007	< 0.00007	< 0.00007	0.00011	< 0.00007	< 0.00007	0.00013	< 0.00007	< 0.00007
Thorium [mg/L]	23-Jan-24	15:00	< 0.0001	< 0.0001	< 0.0001	< 0.0001	< 0.0001	< 0.0001	< 0.0001	< 0.0001	< 0.0001	< 0.0001
Thallium [mg/L]	23-Jan-24	15:00	< 0.000005	0.000021	< 0.000005	< 0.000005	0.000006	0.000012	< 0.000005	0.000010	0.000005	< 0.000005
Uranium [mg/L]	23-Jan-24	15:00	0.00105	0.000058	0.00129	0.00183	0.000384	0.000511	0.000340	0.000503	0.00117	0.000788
Vanadium [mg/L]	23-Jan-24	15:00	0.00016	0.00002	0.00004	0.00008	0.00013	0.00007	0.00026	0.00008	0.00039	0.00019
Tungsten [mg/L]	23-Jan-24	15:00	0.00010	< 0.00002	0.00009	0.00011	0.00008	0.00004	0.00005	< 0.00002	0.00004	0.00002
Zirconium [mg/L]	23-Jan-24	15:00	< 0.002	< 0.002	< 0.002	< 0.002	< 0.002	< 0.002	< 0.002	< 0.002	< 0.002	< 0.002
Zinc [mg/L]	23-Jan-24	15:00	< 0.002	2.38	< 0.002	< 0.002	< 0.002	< 0.002	< 0.002	< 0.002	< 0.002	< 0.002

Analysis	15: HC-18 Wk#34	16: HC-19 Wk#34	17: HC-20 Wk#34	18: HC-21 Wk#34	19: HC-22 Wk#34	20: HC-23 Wk#34	21: HC-24 Wk#34	22: HC-25 Wk#34	23: HC-26 Wk#34	24: HC-27 Wk#34
Sample Date & Time	19-Jan-24	19-Jan-24	19-Jan-24	19-Jan-24	19-Jan-24	19-Jan-24	19-Jan-24	19-Jan-24	19-Jan-24	19-Jan-24
Hum Cell Leachate Volume [mL]	1000	1001	1000	988	500	983	1000	999	759	965
Sample Name	DX 550064	DX450008	DX 550056	DX450022	DX450077	DX450113	DX 550101	DX450128	DX450021	DX450222
Sample Weight [g]	1000	1000	1000	1000	500	1000	1000	1000	750	1000
pH [No unit]	7.67	7.09	7.15	7.49	7.53	7.54	7.43	7.49	6.91	7.08
Alkalinity [mg/L as CaCO3]	10	5	9	12	11	12	11	13	8	6
Conductivity [uS/cm]	22	14	22	29	27	29	25	41	121	24
Acidity [mg/L as CaCO3]	< 2	< 2	< 2	< 2	< 2	< 2	< 2	< 2	< 2	< 2

OnLine LIMS

000363407

Results relate only to the sample tested. Data reported represents the sample submitted to SGS. Reproduction of this analytical report in full or in part is prohibited without prior written approval. Please refer to SGS General Conditions of Services located at https://www.sgs.ca/en/terms-and-conditions (Printed copies are available upon request.)
Test method information available upon request. "Temperature Upon Receipt" is representative of the whole shipment and may not reflect the temperature of individual samples.
SGS Canada Inc. Environment-Health & Safety statement of conformity decision rule does not consider uncertainty when analytical results are compared to a specified standard or regulation.

SGS Canada Inc.
P.O. Box 4300 - 185 Concession St.
Lakefield - Ontario - KOL 2HO
Phone: 705-652-2000 FAX: 705-652-6365

LR Report : **CA10176-JAN24**

Analysis	15: HC-18 Wk#34	16: HC-19 Wk#34	17: HC-20 Wk#34	18: HC-21 Wk#34	19: HC-22 Wk#34	20: HC-23 Wk#34	21: HC-24 Wk#34	22: HC-25 Wk#34	23: HC-26 Wk#34	24: HC-27 Wk#34
Fluoride [mg/L]	< 0.06	< 0.06	< 0.06	< 0.06	0.55	< 0.06	< 0.06	< 0.06	0.20	< 0.06
Sulphate [mg/L]	< 2	< 2	< 2	< 2	< 2	< 2	< 2	4	48	5
Chloride [mg/L]	< 1	< 1	< 1	< 1	< 1	< 1	< 1	2	< 1	< 1
Mercury [mg/L]	< 0.00001	< 0.00001	< 0.00001	< 0.00001	< 0.00001	< 0.00001	< 0.00001	< 0.00001	< 0.00001	< 0.00001
Silver [mg/L]	< 0.00005	< 0.00005	< 0.00005	< 0.00005	< 0.00005	< 0.00005	< 0.00005	< 0.00005	< 0.00005	< 0.00005
Aluminum [mg/L]	0.045	0.038	0.037	0.070	0.032	0.076	0.046	0.064	0.004	0.037
Arsenic [mg/L]	0.0114	0.0004	0.0006	0.0078	0.0006	0.0062	0.0020	0.0028	< 0.0002	0.0005
Barium [mg/L]	0.00028	0.00038	0.00258	0.00048	0.0112	0.00469	0.00090	0.00131	0.00785	0.00055
Beryllium [mg/L]	< 0.000007	< 0.000007	< 0.000007	< 0.000007	< 0.000007	< 0.000007	< 0.000007	< 0.000007	< 0.000007	< 0.000007
Boron [mg/L]	< 0.002	< 0.002	< 0.002	< 0.002	< 0.002	< 0.002	< 0.002	< 0.002	0.002	< 0.002
Bismuth [mg/L]	< 0.00001	< 0.00001	< 0.00001	< 0.00001	< 0.00001	< 0.00001	< 0.00001	< 0.00001	< 0.00001	< 0.00001
Calcium [mg/L]	4.36	2.48	3.98	5.26	4.00	5.20	4.42	6.92	18.2	3.90
Cadmium [mg/L]	0.000018	< 0.000003	0.000004	< 0.000003	0.000011	0.000015	0.000015	0.000005	0.000067	0.000004
Cobalt [mg/L]	0.000036	0.000017	0.000020	0.000067	0.000017	0.000016	0.000018	0.000057	0.000413	0.000007
Chromium [mg/L]	0.00008	< 0.00008	< 0.00008	< 0.00008	< 0.00008	< 0.00008	< 0.00008	< 0.00008	< 0.00008	< 0.00008
Copper [mg/L]	0.0004	< 0.0002	0.0005	0.0004	0.0003	0.0005	< 0.0002	0.0004	< 0.0002	0.0002
Iron [mg/L]	< 0.007	< 0.007	< 0.007	< 0.007	< 0.007	< 0.007	< 0.007	< 0.007	0.011	< 0.007
Potassium [mg/L]	0.289	0.293	0.401	0.088	1.53	0.353	0.209	0.494	3.13	0.581
Magnesium [mg/L]	0.091	0.041	0.260	0.150	0.192	0.181	0.184	0.177	0.503	0.088
Manganese [mg/L]	0.00664	0.0119	0.0303	0.0286	0.0340	0.0255	0.0220	0.0168	0.0549	0.0151
Molybdenum [mg/L]	0.00017	0.00056	0.00318	0.00097	0.00023	0.03960	0.00049	0.00046	0.00125	0.00016
Sodium [mg/L]	0.05	0.03	0.04	0.02	0.04	0.04	0.03	0.05	0.17	0.04
Nickel [mg/L]	< 0.0001	0.0001	< 0.0001	< 0.0001	< 0.0001	< 0.0001	< 0.0001	0.0001	0.0012	< 0.0001
Phosphorus [mg/L]	< 0.003	< 0.003	< 0.003	< 0.003	< 0.003	< 0.003	< 0.003	< 0.003	< 0.003	< 0.003
Lead [mg/L]	< 0.00009	< 0.00009	< 0.00009	< 0.00009	< 0.00009	< 0.00009	< 0.00009	< 0.00009	< 0.00009	< 0.00009
Sulfur [mg/L]	< 3	< 3	< 3	< 3	< 3	< 3	< 3	3	17	< 3
Antimony [mg/L]	< 0.0009	< 0.0009	< 0.0009	< 0.0009	< 0.0009	< 0.0009	< 0.0009	< 0.0009	< 0.0009	< 0.0009
Selenium [mg/L]	< 0.00004	< 0.00004	0.00004	< 0.00004	< 0.00004	< 0.00004	0.00006	< 0.00004	0.00016	< 0.00004
Silicon [mg/L]	0.50	0.38	0.38	0.33	0.37	0.36	0.33	0.39	0.23	0.38
Tin [mg/L]	< 0.00006	< 0.00006	< 0.00006	< 0.00006	< 0.00006	< 0.00006	< 0.00006	< 0.00006	< 0.00006	< 0.00006
Strontium [mg/L]	0.00549	0.00424	0.0102	0.00413	0.00858	0.0154	0.00578	0.00734	0.0130	0.00600
Titanium [mg/L]	< 0.00007	< 0.00007	< 0.00007	< 0.00007	< 0.00007	< 0.00007	< 0.00007	0.00012	< 0.00007	< 0.00007
Thorium [mg/L]	< 0.0001	< 0.0001	< 0.0001	< 0.0001	< 0.0001	< 0.0001	< 0.0001	< 0.0001	< 0.0001	< 0.0001
Thallium [mg/L]	< 0.000005	< 0.000005	< 0.000005	< 0.000005	< 0.000005	< 0.000005	< 0.000005	< 0.000005	< 0.000005	< 0.000005
Uranium [mg/L]	0.000798	0.000137	0.00241	0.000554	0.000090	0.000198	0.000050	0.000950	0.000112	0.000527
Vanadium [mg/L]	0.00017	0.00003	0.00083	0.00047	0.00070	0.00023	0.00050	0.00060	< 0.00001	0.00014
Tungsten [mg/L]	0.00006	< 0.00002	< 0.00002	< 0.00002	0.00004	0.00005	0.00011	0.00083	< 0.00002	0.00002
Zirconium [mg/L]	< 0.002	< 0.002	< 0.002	< 0.002	< 0.002	< 0.002	< 0.002	< 0.002	< 0.002	< 0.002

OnLine LIMS

000363407

Results relate only to the sample tested. Data reported represents the sample submitted to SGS. Reproduction of this analytical report in full or in part is prohibited without prior written approval. Please refer to SGS General Conditions of Services located at https://www.sgs.ca/en/terms-and-conditions (Printed copies are available upon request.)
Test method information available upon request. "Temperature Upon Receipt" is representative of the whole shipment and may not reflect the temperature of individual samples.
SGS Canada Inc. Environment-Health & Safety statement of conformity decision rule does not consider uncertainty when analytical results are compared to a specified standard or regulation.

SGS Canada Inc.
P.O. Box 4300 - 185 Concession St.
Lakefield - Ontario - KOL 2HO
Phone: 705-652-2000 FAX: 705-652-6365

Analysis	15: HC-18 Wk#34	16: HC-19 Wk#34	17: HC-20 Wk#34	18: HC-21 Wk#34	19: HC-22 Wk#34	20: HC-23 Wk#34	21: HC-24 Wk#34	22: HC-25 Wk#34	23: HC-26 Wk#34	24: HC-27 Wk#34
Zinc [mg/L]	< 0.002	< 0.002	< 0.002	< 0.002	< 0.002	< 0.002	< 0.002	< 0.002	0.006	< 0.002

Method Descriptions

Parameter	SGS Method Code	Reference Method Code
	NA	
Acidity	ME-CA-[ENV]EWL-LAK-AN-006	SM 2310
Alkalinity	ME-CA-[ENV]EWL-LAK-AN-006	SM 2320
Anions by discrete analyzer	ME-CA-[ENV]EWL-LAK-AN-026	US EPA 325.2
Anions by discrete analyzer	ME-CA-[ENV]EWL-LAK-AN-026	US EPA 375.4
Conductivity	ME-CA-[ENV]EWL-LAK-AN-006	SM 2510
Fluoride by Specific Ion Electrode	ME-CA-[ENV]EWL-LAK-AN-014	SM 4500
Inorganics-General	ME-CA-[ENV]SPE-LAK-AN-004	EPA 7471A/SM 3112B
Metals in aqueous samples - ICP-MS	ME-CA-[ENV]SPE-LAK-AN-006	SM 3030/EPA 200.8
pH	ME-CA-[ENV]EWL-LAK-AN-006	SM 4500



Lisa Thompson
Project Specialist Assistant,
Environment, Health & Safety

OnLine LIMS

0003634074

Results relate only to the sample tested. Data reported represents the sample submitted to SGS. Reproduction of this analytical report in full or in part is prohibited without prior written approval. Please refer to SGS General Conditions of Services located at https://www.sgs.ca/en/terms-and-conditions (Printed copies are available upon request.)
Test method information available upon request. "Temperature Upon Receipt" is representative of the whole shipment and may not reflect the temperature of individual samples.
SGS Canada Inc. Environment-Health & Safety statement of conformity decision rule does not consider uncertainty when analytical results are compared to a specified standard or regulation.

SGS Canada Inc.
P.O. Box 4300 - 185 Concession St.
Lakefield - Ontario - KOL 2HO
Phone: 705-652-2000 FAX: 705-652-6365

Quality Control Report

Inorganic Analysis														
Parameter	Reporting Limit	Unit	Method Blank	Duplicate				LCS / Spike Blank			Matrix Spike / Reference Material		
				Result 1	Result 2	RPD	Acceptance Criteria	Spike Recovery (%)	Recovery Limits (%)		Spike Recovery (%)	Recovery Limits (%)	
							%		Low	High		Low	High
Acidity - QCBatchID: EWL0350-JAN24													
Acidity	2	mg/L as Ca	2			ND	20	100	90	110	NA		
Acidity - QCBatchID: EWL0374-JAN24													
Acidity	2	mg/L as Ca	2			ND	20	94	90	110	NA		
Alkalinity - QCBatchID: EWL0350-JAN24													
Alkalinity	2	mg/L as Ca	< 2			1	20	96	80	120	NA		
Alkalinity - QCBatchID: EWL0354-JAN24													
Alkalinity	2	mg/L as Ca	< 2			0	20	102	80	120	NA		
Anions by discrete analyzer - QCBatchID: DIO5056-JAN24													
Chloride	1	mg/L	<1			ND	20	109	80	120	111	75	125
Sulphate	2	mg/L	<2			ND	20	108	80	120	109	75	125
Conductivity - QCBatchID: EWL0350-JAN24													
Conductivity	2	uS/cm	< 2			0	20	100	90	110	NA		
Conductivity - QCBatchID: EWL0354-JAN24													
Conductivity	2	uS/cm	< 2			0	20	99	90	110	NA		
Fluoride by Specific Ion Electrode - QCBatchID: EWL0376-JAN24													
Fluoride	0.06	mg/L	<0.06			0	10	100	90	110	99	75	125
Fluoride by Specific Ion Electrode - QCBatchID: EWL0386-JAN24													
Fluoride	0.06	mg/L	<0.06			ND	10	98	90	110	95	75	125
Inorganics-General - QCBatchID: EHG0043-JAN24													
Mercury	0.00001	mg/L	< 0.00001			ND	20	102	80	120	105	70	130
Metals in aqueous samples - ICP-MS - QCBatchID: EMS0206-JAN24													
Aluminum	0.001	mg/L	<0.001			0	20	108	90	110	96	70	130
Antimony	0.0009	mg/L	<0.0009			ND	20	105	90	110	110	70	130
Arsenic	0.0002	mg/L	<0.0002			5	20	102	90	110	96	70	130
Barium	0.00008	mg/L	<0.00008			0	20	101	90	110	103	70	130
Beryllium	0.000007	mg/L	<0.000007			ND	20	100	90	110	114	70	130
Bismuth	0.00001	mg/L	<0.00001			ND	20	104	90	110	101	70	130
Boron	0.002	mg/L	<0.002			ND	20	92	90	110	95	70	130
Cadmium	0.000003	mg/L	<0.000003			ND	20	101	90	110	112	70	130
Calcium	0.01	mg/L	<0.01			1	20	97	90	110	87	70	130
Chromium	0.00008	mg/L	<0.00008			ND	20	100	90	110	106	70	130
Cobalt	0.000004	mg/L	<0.000004			10	20	98	90	110	93	70	130
Copper	0.0002	mg/L	<0.002			ND	20	99	90	110	111	70	130
Iron	0.007	mg/L	<0.007			ND	20	99	90	110	125	70	130
Lead	0.00009	mg/L	<0.00009			ND	20	102	90	110	98	70	130

OnLine LIMS

00036340 74

Results relate only to the sample tested. Data reported represents the sample submitted to SGS. Reproduction of this analytical report in full or in part is prohibited without prior written approval. Please refer to SGS General Conditions of Services located at https://www.sgs.ca/en/terms-and-conditions (Printed copies are available upon request.)
Test method information available upon request. "Temperature Upon Receipt" is representative of the whole shipment and may not reflect the temperature of individual samples.
SGS Canada Inc. Environment-Health & Safety statement of conformity decision rule does not consider uncertainty when analytical results are compared to a specified standard or regulation.

SGS Canada Inc.
P.O. Box 4300 - 185 Concession St.
Lakefield - Ontario - K0L 2H0
Phone: 705-652-2000 FAX: 705-652-6365

Inorganic Analysis														
Parameter	Reporting Limit	Unit	Method Blank	Duplicate				LCS / Spike Blank			Matrix Spike / Reference Material			
				Result 1	Result 2	RPD	Acceptance Criteria	Spike Recovery (%)	Recovery Limits (%)		Spike Recovery (%)	Recovery Limits (%)	
							%		Low	High		Low	High
Magnesium	0.001	mg/L	<0.001			2	20	95	90	110	79	70	130
Manganese	0.00001	mg/L	<0.00001			0	20	103	90	110	102	70	130
Molybdenum	0.00004	mg/L	<0.0004			ND	20	95	90	110	90	70	130
Nickel	0.0001	mg/L	<0.0001			15	20	101	90	110	96	70	130
Phosphorus	0.003	mg/L	<0.003			ND	20	99	90	110	NV	70	130
Potassium	0.003	mg/L	<0.009			0	20	99	90	110	97	70	130
Selenium	0.00004	mg/L	<0.00004			ND	20	102	90	110	99	70	130
Silicon	0.02	mg/L	<0.02			1	20	100	90	110	NV	70	130
Silver	0.00005	mg/L	<0.00005			ND	20	98	90	110	76	70	130
Sodium	0.01	mg/L	<0.01			3	20	93	90	110	111	70	130
Strontium	0.00008	mg/L	<0.00008			0	20	102	90	110	83	70	130
Sulfur	3	mg/L	<5			ND	20	107	90	110	NV	70	130
Thallium	0.000005	mg/L	<0.000005			ND	20	103	90	110	94	70	130
Thorium	0.0001	mg/L	<0.0001			ND	20	96	90	110	NV	70	130
Tin	0.00006	mg/L	<0.00006			ND	20	93	90	110	NV	70	130
Titanium	0.00007	mg/L	<0.0001			ND	20	98	90	110	NV	70	130
Tungsten	0.00002	mg/L	<0.0002			ND	20	100	90	110	NV	70	130
Uranium	0.000002	mg/L	<0.000002			0	20	104	90	110	108	70	130
Vanadium	0.00001	mg/L	<0.00001			1	20	101	90	110	94	70	130
Zinc	0.002	mg/L	<0.002			ND	20	105	90	110	111	70	130
Zirconium	0.002	mg/L	<0.002			ND	20	97	90	110	NV	70	130
pH - QCBatchID: EWL0350-JAN24													
pH	0.05	No unit	NA			0		101			NA		
pH - QCBatchID: EWL0354-JAN24													
pH	0.05	No unit	NA			1		100			NA		

OnLine LIMS

Results relate only to the sample tested. Data reported represents the sample submitted to SGS. Reproduction of this analytical report in full or in part is prohibited without prior written approval. Please refer to SGS General Conditions of Services located at https://www.sgs.ca/en/terms-and-conditions (Printed copies are available upon request.)
Test method information available upon request. "Temperature Upon Receipt" is representative of the whole shipment and may not reflect the temperature of individual samples.
SGS Canada Inc. Environment-Health & Safety statement of conformity decision rule does not consider uncertainty when analytical results are compared to a specified standard or regulation.

000363407 4

SGS Canada Inc.
P.O. Box 4300 - 185 Concession St.
Lakefield - Ontario - KOL 2HO
Phone: 705-652-2000 FAX: 705-652-6365

24-December-2024

Great Bear Resources Ltd.
Attn : Ashley Moncrief

1020 - 800 West Pender St.
Vancouver, BC
V6C 2V6, Canada

Phone: 778-833-2160
Fax:

Date Rec. : 13 December 2024
LR Report: **CA10088-DEC24**
Reference: Wk#34

Copy: #1

CERTIFICATE OF ANALYSIS

Final Report

Analysis	3: Analysis Completed Date	4: Analysis Completed Time	5: HC-28 Wk#34	6: HC-29 Wk#34	7: HC-30 Wk#34	8: HC-31 Wk#34	9: HC-32 Wk#34	10: HC-33 Wk#34
Sample Date & Time			13-Dec-24	13-Dec-24	13-Dec-24	13-Dec-24	13-Dec-24	13-Dec-24
HumCell Leachate Vol [mL]	16-Dec-24	10:20	973	966	714	977	718	1002
Sample Name	---	---	31787	DX450179	31644	DX450183	O31576	DX450213
Sample Weight [g]	---	---	1000	1000	750	1000	750	1000
pH [No unit]	17-Dec-24	11:25	6.53	6.66	6.66	7.32	7.58	4.85
Alkalinity [mg/L as CaCO3]	16-Dec-24	12:18	4	4	5	6	6	< 2
Conductivity [uS/cm]	16-Dec-24	12:18	5	7	11	16	19	34
Acidity [mg/L as CaCO3]	17-Dec-24	12:34	< 2	< 2	< 2	< 2	< 2	10
F [mg/L]	16-Dec-24	09:32	< 0.06	< 0.06	< 0.06	< 0.06	< 0.06	< 0.06
SO4 [mg/L]	16-Dec-24	15:54	0.4	0.4	1.2	1.5	2.1	12
Cl [mg/L]	16-Dec-24	15:54	< 0.2	< 0.2	< 0.2	< 0.2	< 0.2	< 0.2
Hg [mg/L]	17-Dec-24	14:44	< 0.00001	< 0.00001	< 0.00001	< 0.00001	< 0.00001	< 0.00001
Ag [mg/L]	17-Dec-24	12:25	< 0.00005	< 0.00005	< 0.00005	< 0.00005	< 0.00005	< 0.00005
Al [mg/L]	17-Dec-24	12:25	0.026	0.028	0.017	0.036	0.047	0.049
As [mg/L]	17-Dec-24	12:25	0.0014	0.0076	0.0029	0.0087	0.0015	< 0.0002
Ba [mg/L]	17-Dec-24	12:25	0.00065	0.00159	0.00058	0.00034	0.00165	0.00746
Be [mg/L]	17-Dec-24	12:25	< 0.000007	< 0.000007	< 0.000007	< 0.000007	< 0.000007	0.000050
B [mg/L]	17-Dec-24	12:25	< 0.002	< 0.002	< 0.002	< 0.002	< 0.002	0.003
Bi [mg/L]	17-Dec-24	12:25	< 0.00001	< 0.00001	< 0.00001	< 0.00001	< 0.00001	< 0.00001
Ca [mg/L]	17-Dec-24	12:25	0.94	1.02	1.81	2.76	2.93	1.56
Cd [mg/L]	17-Dec-24	12:25	< 0.000003	0.000010	0.000003	0.000003	0.000007	0.000021
Co [mg/L]	17-Dec-24	12:25	0.000011	0.000022	0.000011	0.000020	0.000014	0.000326
Cr [mg/L]	17-Dec-24	12:25	< 0.00008	< 0.00008	< 0.00008	< 0.00008	< 0.00008	< 0.00008
Cu [mg/L]	17-Dec-24	12:25	< 0.001	< 0.001	< 0.001	< 0.001	< 0.001	0.003
Fe [mg/L]	17-Dec-24	12:25	< 0.007	< 0.007	< 0.007	< 0.007	< 0.007	2.63
K [mg/L]	17-Dec-24	12:25	0.345	0.644	0.585	0.421	0.666	1.28
Mg [mg/L]	17-Dec-24	12:25	0.039	0.056	0.091	0.065	0.060	0.232
Mn [mg/L]	17-Dec-24	12:25	0.00163	0.00151	0.00858	0.00266	0.0251	0.0529

OnLine LIMS

0003971497

Results relate only to the sample tested. Data reported represents the sample submitted to SGS. Reproduction of this analytical report in full or in part is prohibited without prior written approval. Please refer to SGS General Conditions of Services located at https://www.sgs.ca/en/terms-and-conditions (Printed copies are available upon request.)
Test method information available upon request. "Temperature Upon Receipt" is representative of the whole shipment and may not reflect the temperature of individual samples.
SGS Canada Inc. Environment-Health & Safety statement of conformity decision rule does not consider uncertainty when analytical results are compared to a specified standard or regulation.

SGS Canada Inc.
P.O. Box 4300 - 185 Concession St.
Lakefield - Ontario - KOL 2HO
Phone: 705-652-2000 FAX: 705-652-6365

LR Report : **CA10088-DEC24**

Analysis	3: Analysis Completed Date	4: Analysis Completed Time	5: HC-28 Wk#34	6: HC-29 Wk#34	7: HC-30 Wk#34	8: HC-31 Wk#34	9: HC-32 Wk#34	10: HC-33 Wk#34
Mo [mg/L]	17-Dec-24	12:25	< 0.0004	< 0.0004	< 0.0004	< 0.0004	< 0.0004	< 0.0004
Na [mg/L]	17-Dec-24	12:25	0.05	0.06	0.06	0.08	0.06	0.08
Ni [mg/L]	17-Dec-24	12:25	< 0.0001	< 0.0001	< 0.0001	< 0.0001	< 0.0001	0.0048
P [mg/L]	17-Dec-24	12:24	< 0.003	< 0.003	< 0.003	< 0.003	< 0.003	< 0.003
Pb [mg/L]	17-Dec-24	12:24	< 0.00009	< 0.00009	< 0.00009	< 0.00009	< 0.00009	0.00023
S [mg/L]	17-Dec-24	12:24	< 5	< 5	< 5	< 5	< 5	< 5
Sb [mg/L]	17-Dec-24	12:24	< 0.0009	< 0.0009	< 0.0009	< 0.0009	< 0.0009	< 0.0009
Se [mg/L]	17-Dec-24	12:24	< 0.00004	< 0.00004	< 0.00004	< 0.00004	0.00022	0.00038
Si [mg/L]	17-Dec-24	12:24	0.16	0.18	0.17	0.26	0.22	0.86
Sn [mg/L]	17-Dec-24	12:24	< 0.00006	< 0.00006	< 0.00006	0.00007	< 0.00006	0.00006
Sr [mg/L]	17-Dec-24	12:25	0.00279	0.00319	0.00682	0.00572	0.00440	0.0110
Ti [mg/L]	17-Dec-24	12:25	< 0.0001	0.0002	< 0.0001	0.0001	0.0001	< 0.0001
Th [mg/L]	17-Dec-24	12:25	< 0.0001	< 0.0001	< 0.0001	< 0.0001	< 0.0001	< 0.0001
Tl [mg/L]	17-Dec-24	12:25	< 0.000005	0.000009	< 0.000005	0.000014	< 0.000005	0.000006
Tl [mg/L]	18-Dec-24	16:22	---	---	---	---	---	---
U [mg/L]	17-Dec-24	12:25	0.000314	0.000828	0.000338	0.00140	0.000213	0.000696
V [mg/L]	17-Dec-24	12:25	0.00030	0.00049	0.00018	0.00031	0.00020	< 0.00001
W [mg/L]	17-Dec-24	12:25	< 0.0002	< 0.0002	< 0.0002	< 0.0002	< 0.0002	< 0.0002
Zr [mg/L]	17-Dec-24	12:25	< 0.002	< 0.002	< 0.002	< 0.002	< 0.002	< 0.002
Zn [mg/L]	17-Dec-24	12:25	< 0.002	0.002	< 0.002	< 0.002	< 0.002	0.011

Analysis	11: HC-34 Wk#34	12: HC-35 Wk#34
Sample Date & Time	13-Dec-24	13-Dec-24
HumCell Leachate Vol [mL]	929	1003
Sample Name	DX450174	31795
Sample Weight [g]	1000	1000
pH [No unit]	6.75	7.09
Alkalinity [mg/L as CaCO3]	9	15
Conductivity [uS/cm]	16	20
Acidity [mg/L as CaCO3]	< 2	< 2
F [mg/L]	< 0.06	< 0.06
SO4 [mg/L]	0.2	0.8
Cl [mg/L]	< 0.2	< 0.2
Hg [mg/L]	< 0.00001	< 0.00001
Ag [mg/L]	< 0.00005	< 0.00005
Al [mg/L]	0.043	0.224
As [mg/L]	0.0044	0.0633
Ba [mg/L]	0.00240	0.00321
Be [mg/L]	< 0.000007	< 0.000007
B [mg/L]	< 0.002	< 0.002
Bi [mg/L]	< 0.00001	< 0.00001
Ca [mg/L]	2.63	3.10
Cd [mg/L]	0.000005	0.000004
Co [mg/L]	0.000018	0.000021

OnLine LIMS

0003971497

Results relate only to the sample tested. Data reported represents the sample submitted to SGS. Reproduction of this analytical report in full or in part is prohibited without prior written approval. Please refer to SGS General Conditions of Services located at https://www.sgs.ca/en/terms-and-conditions (Printed copies are available upon request.)
Test method information available upon request. "Temperature Upon Receipt" is representative of the whole shipment and may not reflect the temperature of individual samples.
SGS Canada Inc. Environment-Health & Safety statement of conformity decision rule does not consider uncertainty when analytical results are compared to a specified standard or regulation.

SGS Canada Inc.
P.O. Box 4300 - 185 Concession St.
Lakefield - Ontario - KOL 2HO
Phone: 705-652-2000 FAX: 705-652-6365

LR Report : **CA10088-DEC24**

Analysis	11: HC-34 Wk#34	12: HC-35 Wk#34
Cr [mg/L]	< 0.00008	< 0.00008
Cu [mg/L]	< 0.001	< 0.001
Fe [mg/L]	< 0.007	< 0.007
K [mg/L]	0.671	1.56
Mg [mg/L]	0.181	0.049
Mn [mg/L]	0.0134	0.00144
Mo [mg/L]	< 0.0004	< 0.0004
Na [mg/L]	0.08	0.09
Ni [mg/L]	< 0.0001	< 0.0001
P [mg/L]	< 0.003	< 0.003
Pb [mg/L]	< 0.00009	< 0.00009
S [mg/L]	< 5	< 5
Sb [mg/L]	< 0.0009	< 0.0009
Se [mg/L]	0.00005	0.00005
Si [mg/L]	0.24	0.56
Sn [mg/L]	< 0.00006	0.00008
Sr [mg/L]	0.00744	0.00420
Ti [mg/L]	< 0.0001	0.0001
Th [mg/L]	< 0.0001	< 0.0001
Tl [mg/L]	< 0.000005	---
Tl [mg/L]	---	0.000005
U [mg/L]	0.000034	0.000271
V [mg/L]	0.00039	0.00087
W [mg/L]	< 0.0002	< 0.0002
Zr [mg/L]	< 0.002	< 0.002
Zn [mg/L]	< 0.002	< 0.002



Chris Sullivan, B.Sc., C.Chem
Project Specialist,
Environment, Health & Safety

OnLine LIMS

0003971497

Results relate only to the sample tested. Data reported represents the sample submitted to SGS. Reproduction of this analytical report in full or in part is prohibited without prior written approval. Please refer to SGS General Conditions of Services located at https://www.sgs.ca/en/terms-and-conditions (Printed copies are available upon request.)
Test method information available upon request. "Temperature Upon Receipt" is representative of the whole shipment and may not reflect the temperature of individual samples.
SGS Canada Inc. Environment-Health & Safety statement of conformity decision rule does not consider uncertainty when analytical results are compared to a specified standard or regulation.

SGS Canada Inc.
P.O. Box 4300 - 185 Concession St.
Lakefield - Ontario - KOL 2HO
Phone: 705-652-2000 FAX: 705-652-6365

14-February-2024

Great Bear Resources Ltd.
Attn : Ashley Moncrief

1020 - 800 West Pender St.
Vancouver, BC
V6C 2V6, Canada

Phone: 778-833-2160
Fax:

Date Rec. : 25 January 2024
LR Report: **CA10234-JAN24**
Reference: Wk#35

Copy: #1

CERTIFICATE OF ANALYSIS
Final Report

Analysis	3: Analysis Completed Date	4: Analysis Completed Time	5: HC-1 Wk#35	6: HC-2 Wk#35	7: HC-3 Wk#35	8: HC-4 Wk#35	9: HC-5 Wk#35	10: HC-6 Wk#35	11: HC-7 Wk#35
Sample Date & Time			25-Jan-24	25-Jan-24	25-Jan-24	25-Jan-24	25-Jan-24	25-Jan-24	25-Jan-24
Hum Cell Leachate Volume [mL]	29-Jan-24	14:40	1028	1016	523	550	1011	506	994
Sample Name	---	---	DX450052	DX 550083	DX450204	DX450176	DX450232	DX450181	DX450002
Sample Weight [g]	---	---	1000	1000	500	500	1000	500	1000
pH [No unit]	26-Jan-24	15:10	7.00	7.42	7.19	6.45	7.18	7.28	7.41
Alkalinity [mg/L as CaCO3]	29-Jan-24	15:13	7	12	7	< 2	6	9	8
Conductivity [uS/cm]	29-Jan-24	15:13	41	32	19	24	18	19	19
Acidity [mg/L as CaCO3]	29-Jan-24	15:13	2	< 2	< 2	4	< 2	< 2	< 2
Fluoride [mg/L]	26-Jan-24	09:08	< 0.06	< 0.06	< 0.06	< 0.06	< 0.06	< 0.06	< 0.06
Sulphate [mg/L]	26-Jan-24	18:11	12	3	3	9	3	< 2	< 2
Chloride [mg/L]	26-Jan-24	18:11	< 1	< 1	< 1	< 1	< 1	< 1	< 1
Mercury [mg/L]	29-Jan-24	10:41	< 0.00001	< 0.00001	< 0.00001	< 0.00001	< 0.00001	< 0.00001	< 0.00001
Silver [mg/L]	29-Jan-24	14:29	< 0.00005	< 0.00005	< 0.00005	< 0.00005	< 0.00005	< 0.00005	< 0.00005
Aluminum [mg/L]	29-Jan-24	14:29	0.013	0.064	0.029	0.003	0.043	0.049	0.034
Arsenic [mg/L]	29-Jan-24	14:29	< 0.0002	0.0098	0.0008	< 0.0002	0.0030	0.0005	0.0083
Barium [mg/L]	29-Jan-24	14:29	0.00101	0.0112	0.00082	0.00248	0.00110	0.00059	0.00082
Beryllium [mg/L]	29-Jan-24	14:29	< 0.000007	< 0.000007	< 0.000007	< 0.000007	< 0.000007	< 0.000007	< 0.000007
Boron [mg/L]	29-Jan-24	14:29	< 0.002	< 0.002	< 0.002	< 0.002	< 0.002	< 0.002	< 0.002
Bismuth [mg/L]	29-Jan-24	14:29	< 0.00001	0.00009	< 0.00001	< 0.00001	< 0.00001	< 0.00001	< 0.00001
Calcium [mg/L]	29-Jan-24	14:29	6.40	5.00	3.05	3.38	3.05	3.38	2.94
Cadmium [mg/L]	29-Jan-24	14:29	0.00144	0.000007	0.000003	0.00145	0.000010	0.000003	< 0.000003
Cobalt [mg/L]	29-Jan-24	14:29	0.000022	0.000035	0.000015	0.000105	0.000025	0.000006	0.000022

OnLine LIMS

0003634075

Results relate only to the sample tested. Data reported represents the sample submitted to SGS. Reproduction of this analytical report in full or in part is prohibited without prior written approval. Please refer to SGS General Conditions of Services located at https://www.sgs.ca/en/terms-and-conditions (Printed copies are available upon request.)
Test method information available upon request. "Temperature Upon Receipt" is representative of the whole shipment and may not reflect the temperature of individual samples.
SGS Canada Inc. Environment-Health & Safety statement of conformity decision rule does not consider uncertainty when analytical results are compared to a specified standard or regulation.

SGS Canada Inc.
P.O. Box 4300 - 185 Concession St.
Lakefield - Ontario - KOL 2HO
Phone: 705-652-2000 FAX: 705-652-6365

Analysis	3: Analysis Completed Date	4: Analysis Completed Time	5: HC-1 Wk#35	6: HC-2 Wk#35	7: HC-3 Wk#35	8: HC-4 Wk#35	9: HC-5 Wk#35	10: HC-6 Wk#35	11: HC-7 Wk#35
Chromium [mg/L]	29-Jan-24	14:29	< 0.00008	< 0.00008	< 0.00008	< 0.00008	< 0.00008	< 0.00008	< 0.00008
Copper [mg/L]	29-Jan-24	14:29	< 0.002	< 0.002	< 0.002	< 0.002	< 0.002	< 0.002	< 0.002
Iron [mg/L]	29-Jan-24	14:29	< 0.007	0.031	< 0.007	< 0.007	0.016	< 0.007	< 0.007
Potassium [mg/L]	29-Jan-24	14:29	0.437	1.30	0.651	0.514	0.586	0.453	0.530
Magnesium [mg/L]	29-Jan-24	14:29	0.100	0.097	0.140	0.281	0.069	0.118	0.119
Manganese [mg/L]	29-Jan-24	14:29	0.0610	0.0331	0.00574	0.0301	0.0190	0.00580	0.00745
Molybdenum [mg/L]	29-Jan-24	14:29	< 0.0004	< 0.0004	0.00050	< 0.0004	< 0.0004	< 0.0004	< 0.0004
Sodium [mg/L]	29-Jan-24	14:29	0.06	0.05	0.05	0.03	0.06	0.06	0.06
Nickel [mg/L]	29-Jan-24	14:29	0.0002	< 0.0001	0.0001	0.0004	0.0002	0.0002	0.0002
Phosphorus [mg/L]	29-Jan-24	14:29	< 0.003	< 0.003	< 0.003	< 0.003	< 0.003	< 0.003	0.004
Lead [mg/L]	29-Jan-24	14:29	0.0263	0.00069	0.00121	0.0363	< 0.00009	< 0.00009	< 0.00009
Sulfur [mg/L]	29-Jan-24	14:29	< 5	< 5	< 5	< 5	< 5	< 5	< 5
Antimony [mg/L]	29-Jan-24	14:29	0.0014	< 0.0009	< 0.0009	< 0.0009	< 0.0009	< 0.0009	< 0.0009
Selenium [mg/L]	29-Jan-24	14:29	0.00047	0.00352	< 0.00004	0.00091	0.00009	< 0.00004	< 0.00004
Silicon [mg/L]	29-Jan-24	14:29	0.37	0.35	0.35	0.40	0.35	0.45	0.32
Tin [mg/L]	29-Jan-24	14:29	< 0.00006	< 0.00006	< 0.00006	< 0.00006	< 0.00006	< 0.00006	< 0.00006
Strontium [mg/L]	29-Jan-24	14:29	0.0131	0.0188	0.00839	0.00572	0.00447	0.00779	0.00642
Titanium [mg/L]	29-Jan-24	14:29	< 0.0001	< 0.0001	< 0.0001	< 0.0001	< 0.0001	0.00015	0.00016
Thorium [mg/L]	29-Jan-24	14:29	< 0.0001	< 0.0001	< 0.0001	< 0.0001	< 0.0001	< 0.0001	< 0.0001
Thallium [mg/L]	29-Jan-24	14:29	0.000006	0.000009	0.000005	0.000008	0.000007	< 0.000005	< 0.000005
Uranium [mg/L]	29-Jan-24	14:29	0.000083	0.000305	0.00144	0.000027	0.00150	0.000435	0.000956
Vanadium [mg/L]	29-Jan-24	14:29	< 0.00001	0.00035	0.00023	< 0.00001	0.00052	0.00060	0.00019
Tungsten [mg/L]	29-Jan-24	14:29	< 0.0002	< 0.0002	< 0.0002	< 0.0002	< 0.0002	0.00071	< 0.0002
Zirconium [mg/L]	29-Jan-24	14:29	< 0.002	< 0.002	< 0.002	< 0.002	< 0.002	< 0.002	< 0.002
Zinc [mg/L]	29-Jan-24	14:29	0.041	< 0.002	< 0.002	0.056	< 0.002	< 0.002	< 0.002

Method Descriptions

Parameter	SGS Method Code	Reference Method Code
	NA	
Acidity	ME-CA-[ENV]EWL-LAK-AN-006	SM 2310
Alkalinity	ME-CA-[ENV]EWL-LAK-AN-006	SM 2320
Anions by discrete analyzer	ME-CA-[ENV]EWL-LAK-AN-026	US EPA 325.2
Anions by discrete analyzer	ME-CA-[ENV]EWL-LAK-AN-026	US EPA 375.4
Conductivity	ME-CA-[ENV]EWL-LAK-AN-006	SM 2510
Fluoride by Specific Ion Electrode	ME-CA-[ENV]EWL-LAK-AN-014	SM 4500

OnLine LIMS

0003634075

Results relate only to the sample tested. Data reported represents the sample submitted to SGS. Reproduction of this analytical report in full or in part is prohibited without prior written approval. Please refer to SGS General Conditions of Services located at https://www.sgs.ca/en/terms-and-conditions (Printed copies are available upon request.)
Test method information available upon request. "Temperature Upon Receipt" is representative of the whole shipment and may not reflect the temperature of individual samples.
SGS Canada Inc. Environment-Health & Safety statement of conformity decision rule does not consider uncertainty when analytical results are compared to a specified standard or regulation.

SGS Canada Inc.
P.O. Box 4300 - 185 Concession St.
Lakefield - Ontario - KOL 2HO
Phone: 705-652-2000 FAX: 705-652-6365

Parameter	SGS Method Code	Reference Method Code
Inorganics-General	ME-CA-[ENV]SPE-LAK-AN-004	EPA 7471A/SM 3112B
Metals in aqueous samples - ICP-MS	ME-CA-[ENV]SPE-LAK-AN-006	SM 3030/EPA 200.8
pH	ME-CA-[ENV]EWL-LAK-AN-006	SM 4500



Lisa Thompson
Project Specialist Assistant,
Environment, Health & Safety

OnLine LIMS

0003634075

Results relate only to the sample tested. Data reported represents the sample submitted to SGS. Reproduction of this analytical report in full or in part is prohibited without prior written approval. Please refer to SGS General Conditions of Services located at https://www.sgs.ca/en/terms-and-conditions (Printed copies are available upon request.)
Test method information available upon request. "Temperature Upon Receipt" is representative of the whole shipment and may not reflect the temperature of individual samples.
SGS Canada Inc. Environment-Health & Safety statement of conformity decision rule does not consider uncertainty when analytical results are compared to a specified standard or regulation.

SGS Canada Inc.
P.O. Box 4300 - 185 Concession St.
Lakefield - Ontario - KOL 2HO
Phone: 705-652-2000 FAX: 705-652-6365

Quality Control Report

Inorganic Analysis														
Parameter	Reporting Limit	Unit	Method Blank	Duplicate				LCS / Spike Blank			Matrix Spike / Reference Material		
				Result 1	Result 2	RPD	Acceptance Criteria	Spike Recovery (%)	Recovery Limits (%)		Spike Recovery (%)	Recovery Limits (%)	
							%		Low	High		Low	High
Acidity - QCBatchID: EWL0453-JAN24													
Acidity	2	mg/L as Ca	2			ND	20	92	90	110	NA		
Acidity - QCBatchID: EWL0455-JAN24													
Acidity	2	mg/L as Ca	3			ND	20	96	90	110	NA		
Alkalinity - QCBatchID: EWL0453-JAN24													
Alkalinity	2	mg/L as Ca	< 2			ND	20	91	80	120	NA		
Alkalinity - QCBatchID: EWL0455-JAN24													
Alkalinity	2	mg/L as Ca	< 2			0	20	96	80	120	NA		
Anions by discrete analyzer - QCBatchID: DIO5060-JAN24													
Chloride	1	mg/L	<1			ND	20	110	80	120	97	75	125
Sulphate	2	mg/L	<2			ND	20	106	80	120	107	75	125
Conductivity - QCBatchID: EWL0453-JAN24													
Conductivity	2	uS/cm	< 2			0	20	97	90	110	NA		
Conductivity - QCBatchID: EWL0455-JAN24													
Conductivity	2	uS/cm	2			0	20	103	90	110	NA		
Fluoride by Specific Ion Electrode - QCBatchID: EWL0457-JAN24													
Fluoride	0.06	mg/L	<0.06			2	10	97	90	110	92	75	125
Inorganics-General - QCBatchID: EHG0054-JAN24													
Mercury	0.00001	mg/L	< 0.00001			4	20	95	80	120	128	70	130
Metals in aqueous samples - ICP-MS - QCBatchID: EMS0262-JAN24													
Aluminum	0.001	mg/L	<0.001			13	20	99	90	110	123	70	130
Antimony	0.0009	mg/L	<0.0009			0	20	104	90	110	112	70	130
Arsenic	0.0002	mg/L	<0.0002			3	20	98	90	110	100	70	130
Barium	0.00008	mg/L	<0.00008			2	20	100	90	110	97	70	130
Beryllium	0.000007	mg/L	<0.000007			ND	20	96	90	110	101	70	130
Bismuth	0.00001	mg/L	<0.00001			ND	20	95	90	110	86	70	130
Boron	0.002	mg/L	<0.002			1	20	93	90	110	97	70	130
Cadmium	0.000003	mg/L	<0.000003			12	20	97	90	110	98	70	130
Calcium	0.01	mg/L	<0.01			0	20	101	90	110	92	70	130
Chromium	0.00008	mg/L	<0.00008			ND	20	96	90	110	88	70	130
Cobalt	0.000004	mg/L	<0.000004			0	20	93	90	110	89	70	130
Copper	0.002	mg/L	<0.002			ND	20	97	90	110	100	70	130
Iron	0.007	mg/L	<0.007			ND	20	99	90	110	100	70	130
Lead	0.00009	mg/L	<0.00009			3	20	92	90	110	94	70	130
Magnesium	0.001	mg/L	<0.001			2	20	98	90	110	89	70	130
Manganese	0.00001	mg/L	<0.00001			18	20	99	90	110	99	70	130

OnLine LIMS

00036340 75

Results relate only to the sample tested. Data reported represents the sample submitted to SGS. Reproduction of this analytical report in full or in part is prohibited without prior written approval. Please refer to SGS General Conditions of Services located at https://www.sgs.ca/en/terms-and-conditions (Printed copies are available upon request.)
Test method information available upon request. "Temperature Upon Receipt" is representative of the whole shipment and may not reflect the temperature of individual samples.
SGS Canada Inc. Environment-Health & Safety statement of conformity decision rule does not consider uncertainty when analytical results are compared to a specified standard or regulation.

SGS Canada Inc.
P.O. Box 4300 - 185 Concession St.
Lakefield - Ontario - K0L 2H0
Phone: 705-652-2000 FAX: 705-652-6365

Inorganic Analysis													
Parameter	Reporting Limit	Unit	Method Blank	Duplicate				LCS / Spike Blank			Matrix Spike / Reference Material		
				Result 1	Result 2	RPD	Acceptance Criteria	Spike Recovery (%)	Recovery Limits (%)		Spike Recovery (%)	Recovery Limits (%)	
							%		Low	High		Low	High
Molybdenum	0.0004	mg/L	<0.0004			ND	20	95	90	110	79	70	130
Nickel	0.0001	mg/L	<0.0001			1	20	96	90	110	79	70	130
Phosphorus	0.003	mg/L	<0.003			ND	20	98	90	110	NV	70	130
Potassium	0.003	mg/L	<0.009			4	20	102	90	110	95	70	130
Selenium	0.00004	mg/L	<0.00004			5	20	92	90	110	103	70	130
Silicon	0.02	mg/L	<0.02			2	20	99	90	110	NV	70	130
Silver	0.00005	mg/L	<0.00005			ND	20	93	90	110	75	70	130
Sodium	0.01	mg/L	<0.01			ND	20	98	90	110	92	70	130
Strontium	0.00008	mg/L	<0.00008			3	20	98	90	110	95	70	130
Sulfur	5	mg/L	<5			ND	20	106	90	110	NV	70	130
Thallium	0.000005	mg/L	<0.000005			ND	20	92	90	110	91	70	130
Thorium	0.0001	mg/L	<0.0001			ND	20	101	90	110	NV	70	130
Tin	0.00006	mg/L	<0.00006			ND	20	95	90	110	NV	70	130
Titanium	0.0001	mg/L	<0.0001			ND	20	95	90	110	NV	70	130
Tungsten	0.0002	mg/L	<0.0002			ND	20	99	90	110	NV	70	130
Uranium	0.000002	mg/L	<0.000002			6	20	92	90	110	95	70	130
Vanadium	0.00001	mg/L	<0.00001			1	20	99	90	110	95	70	130
Zinc	0.002	mg/L	<0.002			ND	20	100	90	110	108	70	130
Zirconium	0.002	mg/L	<0.002			ND	20	93	90	110	NV	70	130
pH - QCBatchID: EWL0453-JAN24													
pH	0.05	No unit	NA			0		100			NA		
pH - QCBatchID: EWL0455-JAN24													
pH	0.05	No unit	NA			0		100			NA		

OnLine LIMS

Results relate only to the sample tested. Data reported represents the sample submitted to SGS. Reproduction of this analytical report in full or in part is prohibited without prior written approval. Please refer to SGS General Conditions of Services located at https://www.sgs.ca/en/terms-and-conditions (Printed copies are available upon request.)
Test method information available upon request. "Temperature Upon Receipt" is representative of the whole shipment and may not reflect the temperature of individual samples.
SGS Canada Inc. Environment-Health & Safety statement of conformity decision rule does not consider uncertainty when analytical results are compared to a specified standard or regulation.

0003634075

SGS Canada Inc.
P.O. Box 4300 - 185 Concession St.
Lakefield - Ontario - KOL 2HO
Phone: 705-652-2000 FAX: 705-652-6365

Great Bear Resources Ltd.
Attn : Ashley Moncrief

1020 - 800 West Pender St.
Vancouver, BC
V6C 2V6, Canada

Phone: 778-833-2160
Fax:

31-January-2024

Date Rec. : 26 January 2024
LR Report: **CA10238-JAN24**
Reference: Wk#35

Copy: #1

CERTIFICATE OF ANALYSIS
Final Report

Analysis	3: Analysis Completed Date	4: Analysis Completed Time	5: HC-8 Wk#35	6: HC-9 Wk#35	7: HC-10 Wk#35	8: HC-11 Wk#35	9: HC-12 Wk#35	10: HC-13 Wk#35	11: HC-14 Wk#35	12: HC-15 Wk#35	13: HC-16 Wk#35	14: HC-17 Wk#35
Sample Date & Time			26-Jan-24	26-Jan-24	26-Jan-24	26-Jan-24	26-Jan-24	26-Jan-24	26-Jan-24	26-Jan-24	26-Jan-24	26-Jan-24
Hum Cell Leachate Volume [mL]	29-Jan-24	14:43	1022	1003	915	975	911	1016	941	714	999	1039
Sample Name	---	---	DX450108	DX450076	DX450186	DX450118	DX 550107	DX450159	DX450171	DX450134	DX450185	DX450032
Sample Weight [g]	---	---	1000	1000	1000	1000	1000	1000	1000	1000	1000	1000
pH [No unit]	31-Jan-24	10:13	7.48	6.30	7.22	7.19	6.96	7.23	6.64	7.35	7.34	6.65
Alkalinity [mg/L as CaCO3]	30-Jan-24	09:41	11	< 2	5	6	4	8	2	11	9	3
Conductivity [uS/cm]	30-Jan-24	09:41	29	34	15	16	20	27	21	52	25	11
Acidity [mg/L as CaCO3]	30-Jan-24	09:41	< 2	6	< 2	< 2	< 2	< 2	< 2	< 2	< 2	< 2
Fluoride [mg/L]	30-Jan-24	09:17	< 0.06	< 0.06	< 0.06	< 0.06	< 0.06	< 0.06	< 0.06	< 0.06	< 0.06	< 0.06
Sulphate [mg/L]	31-Jan-24	16:03	2	12	< 2	< 2	3	4	6	10	2	2
Chloride [mg/L]	31-Jan-24	16:03	< 1	< 1	< 1	< 1	< 1	< 1	< 1	3	< 1	< 1
Mercury [mg/L]	30-Jan-24	09:19	< 0.00001	< 0.00001	< 0.00001	< 0.00001	< 0.00001	< 0.00001	< 0.00001	< 0.00001	< 0.00001	< 0.00001
Silver [mg/L]	31-Jan-24	13:51	< 0.00005	< 0.00005	< 0.00005	< 0.00005	< 0.00005	< 0.00005	< 0.00005	< 0.00005	< 0.00005	< 0.00005
Aluminum [mg/L]	31-Jan-24	13:51	0.053	0.002	0.040	0.052	0.052	0.073	0.024	0.009	0.093	0.008
Arsenic [mg/L]	31-Jan-24	13:51	0.0012	0.0010	0.0003	0.0004	0.0023	0.0022	0.0016	0.0936	0.0099	0.0131
Barium [mg/L]	31-Jan-24	13:51	0.00187	0.00575	0.00058	0.00075	0.00147	0.00054	0.00188	0.00114	0.00202	0.00035
Beryllium [mg/L]	31-Jan-24	13:51	< 0.000007	< 0.000007	< 0.000007	< 0.000007	< 0.000007	< 0.000007	< 0.000007	< 0.000007	< 0.000007	< 0.000007
Boron [mg/L]	31-Jan-24	13:51	< 0.002	< 0.002	< 0.002	< 0.002	< 0.002	< 0.002	< 0.002	< 0.002	< 0.002	< 0.002
Bismuth [mg/L]	31-Jan-24	13:51	< 0.00001	0.00001	< 0.00001	< 0.00001	0.00002	< 0.00001	< 0.00001	< 0.00001	< 0.00001	< 0.00001
Calcium [mg/L]	31-Jan-24	13:51	4.23	3.39	2.34	2.61	3.10	4.58	2.80	7.78	3.66	1.68
Cadmium [mg/L]	31-Jan-24	13:51	< 0.000003	0.019999	0.000007	0.000004	< 0.000003	0.000004	0.000003	0.000003	0.000005	0.000004
Cobalt [mg/L]	31-Jan-24	13:51	0.000011	0.000359	0.000004	0.000005	0.000007	0.000012	0.000043	0.000387	0.000029	0.000167

OnLine LIMS

0003634076

Results relate only to the sample tested. Data reported represents the sample submitted to SGS. Reproduction of this analytical report in full or in part is prohibited without prior written approval. Please refer to SGS General Conditions of Services located at https://www.sgs.ca/en/terms-and-conditions (Printed copies are available upon request.)
Test method information available upon request. "Temperature Upon Receipt" is representative of the whole shipment and may not reflect the temperature of individual samples.
SGS Canada Inc. Environment-Health & Safety statement of conformity decision rule does not consider uncertainty when analytical results are compared to a specified standard or regulation.

SGS Canada Inc.
P.O. Box 4300 - 185 Concession St.
Lakefield - Ontario - KOL 2HO
Phone: 705-652-2000 FAX: 705-652-6365

LR Report : **CA10238-JAN24**

Analysis	3: Analysis Completed Date	4: Analysis Completed Time	5: HC-8 Wk#35	6: HC-9 Wk#35	7: HC-10 Wk#35	8: HC-11 Wk#35	9: HC-12 Wk#35	10: HC-13 Wk#35	11: HC-14 Wk#35	12: HC-15 Wk#35	13: HC-16 Wk#35	14: HC-17 Wk#35
Chromium [mg/L]	31-Jan-24	13:51	< 0.00008	< 0.00008	< 0.00008	< 0.00008	< 0.00008	< 0.00008	< 0.00008	< 0.00008	< 0.00008	< 0.00008
Copper [mg/L]	31-Jan-24	13:51	< 0.002	< 0.002	< 0.002	< 0.002	< 0.002	< 0.002	< 0.002	< 0.002	0.0119	< 0.002
Iron [mg/L]	31-Jan-24	13:51	< 0.007	< 0.007	< 0.007	< 0.007	< 0.007	< 0.007	< 0.007	< 0.007	< 0.007	< 0.007
Potassium [mg/L]	31-Jan-24	13:51	0.646	0.818	0.270	0.218	0.322	0.474	0.722	0.467	1.65	0.304
Magnesium [mg/L]	31-Jan-24	13:51	0.277	0.091	0.052	0.075	0.043	0.086	0.144	0.276	0.064	0.051
Manganese [mg/L]	31-Jan-24	13:51	0.0244	0.122	0.0147	0.0149	0.0136	0.0178	0.00360	0.0155	0.00788	0.00312
Molybdenum [mg/L]	31-Jan-24	13:51	0.00046	< 0.0004	< 0.0004	< 0.0004	< 0.0004	< 0.0004	< 0.0004	0.00159	< 0.0004	< 0.0004
Sodium [mg/L]	31-Jan-24	13:51	0.08	0.06	0.05	0.06	0.07	0.05	0.07	0.08	0.07	0.04
Nickel [mg/L]	31-Jan-24	13:51	0.0001	0.0074	0.0001	< 0.0001	0.0001	0.0002	0.0003	0.0130	0.0002	0.0003
Phosphorus [mg/L]	31-Jan-24	13:51	< 0.003	< 0.003	< 0.003	< 0.003	0.003	0.003	< 0.003	< 0.003	< 0.003	< 0.003
Lead [mg/L]	31-Jan-24	13:51	< 0.00009	0.03159	< 0.00009	< 0.00009	< 0.00009	< 0.00009	< 0.00009	0.00046	< 0.00009	< 0.00009
Sulfur [mg/L]	31-Jan-24	13:51	< 5	< 5	< 5	< 5	< 5	< 5	< 5	6	< 5	< 5
Antimony [mg/L]	31-Jan-24	13:51	< 0.0009	< 0.0009	< 0.0009	< 0.0009	< 0.0009	< 0.0009	< 0.0009	0.0016	< 0.0009	< 0.0009
Selenium [mg/L]	31-Jan-24	13:51	0.00016	0.00097	0.00022	< 0.00004	0.00015	< 0.00004	0.00031	0.00024	< 0.00004	< 0.00004
Silicon [mg/L]	31-Jan-24	13:51	0.30	0.42	0.18	0.26	0.24	0.39	0.21	0.34	0.38	0.38
Tin [mg/L]	31-Jan-24	13:51	< 0.00006	< 0.00006	< 0.00006	0.00007	< 0.00006	< 0.00006	< 0.00006	< 0.00006	< 0.00006	< 0.00006
Strontium [mg/L]	31-Jan-24	13:51	0.00808	0.00890	0.00496	0.00576	0.00733	0.00547	0.00968	0.0130	0.00728	0.00514
Titanium [mg/L]	31-Jan-24	13:51	< 0.0001	< 0.0001	< 0.0001	< 0.0001	0.00015	0.00014	0.00012	< 0.0001	< 0.0001	< 0.0001
Thorium [mg/L]	31-Jan-24	13:51	< 0.0001	< 0.0001	< 0.0001	< 0.0001	< 0.0001	< 0.0001	< 0.0001	< 0.0001	< 0.0001	< 0.0001
Thallium [mg/L]	31-Jan-24	13:51	< 0.000005	0.000019	< 0.000005	< 0.000005	< 0.000005	0.000010	< 0.000005	0.000010	0.000007	< 0.000005
Uranium [mg/L]	31-Jan-24	13:51	0.000410	0.000046	0.000507	0.000324	0.000211	0.00109	0.000117	0.00993	0.000940	0.000487
Vanadium [mg/L]	31-Jan-24	13:51	0.00015	0.00001	0.00003	0.00007	0.00013	0.00006	0.00018	0.00007	0.00037	0.00013
Tungsten [mg/L]	31-Jan-24	13:51	< 0.0002	< 0.0002	< 0.0002	< 0.0002	< 0.0002	< 0.0002	< 0.0002	< 0.0002	< 0.0002	< 0.0002
Zirconium [mg/L]	31-Jan-24	13:51	< 0.002	< 0.002	< 0.002	< 0.002	< 0.002	< 0.002	< 0.002	< 0.002	< 0.002	< 0.002
Zinc [mg/L]	31-Jan-24	13:51	< 0.002	2.53	< 0.002	< 0.002	< 0.002	< 0.002	< 0.002	< 0.002	< 0.002	< 0.002

Analysis	15: HC-18 Wk#35	16: HC-19 Wk#35	17: HC-20 Wk#35	18: HC-21 Wk#35	19: HC-22 Wk#35	20: HC-23 Wk#35	21: HC-24 Wk#35	22: HC-25 Wk#35	23: HC-26 Wk#35	24: HC-27 Wk#35
Sample Date & Time	26-Jan-24	26-Jan-24	26-Jan-24	26-Jan-24	26-Jan-24	26-Jan-24	26-Jan-24	26-Jan-24	26-Jan-24	26-Jan-24
Hum Cell Leachate Volume [mL]	1032	1014	1028	941	463	1006	987	1008	756	966
Sample Name	DX 550064	DX450008	DX 550056	DX450022	DX450077	DX450113	DX 550101	DX450128	DX450021	DX450222
Sample Weight [g]	1000	1000	1000	1000	500	1000	1000	1000	750	1000
pH [No unit]	7.49	6.96	7.47	7.79	7.42	7.68	7.81	7.75	6.82	6.87
Alkalinity [mg/L as CaCO3]	10	6	10	12	10	12	10	12	5	4
Conductivity [uS/cm]	23	14	24	26	24	27	24	39	115	19
Acidity [mg/L as CaCO3]	< 2	< 2	< 2	< 2	< 2	< 2	< 2	< 2	< 2	< 2

OnLine LIMS

0003634076

Results relate only to the sample tested. Data reported represents the sample submitted to SGS. Reproduction of this analytical report in full or in part is prohibited without prior written approval. Please refer to SGS General Conditions of Services located at https://www.sgs.ca/en/terms-and-conditions (Printed copies are available upon request.)
Test method information available upon request. "Temperature Upon Receipt" is representative of the whole shipment and may not reflect the temperature of individual samples.
SGS Canada Inc. Environment-Health & Safety statement of conformity decision rule does not consider uncertainty when analytical results are compared to a specified standard or regulation.

SGS Canada Inc.
P.O. Box 4300 - 185 Concession St.
Lakefield - Ontario - KOL 2HO
Phone: 705-652-2000 FAX: 705-652-6365

LR Report : **CA10238-JAN24**

Analysis	15: HC-18 Wk#35	16: HC-19 Wk#35	17: HC-20 Wk#35	18: HC-21 Wk#35	19: HC-22 Wk#35	20: HC-23 Wk#35	21: HC-24 Wk#35	22: HC-25 Wk#35	23: HC-26 Wk#35	24: HC-27 Wk#35
Fluoride [mg/L]	< 0.06	< 0.06	< 0.06	< 0.06	< 0.06	< 0.06	< 0.06	< 0.06	< 0.06	< 0.06
Sulphate [mg/L]	< 2	< 2	< 2	< 2	< 2	< 2	< 2	4	44	4
Chloride [mg/L]	< 1	< 1	< 1	< 1	< 1	< 1	< 1	1	< 1	< 1
Mercury [mg/L]	< 0.00001	< 0.00001	< 0.00001	< 0.00001	< 0.00001	< 0.00001	< 0.00001	< 0.00001	< 0.00001	< 0.00001
Silver [mg/L]	< 0.00005	< 0.00005	< 0.00005	< 0.00005	< 0.00005	< 0.00005	< 0.00005	< 0.00005	< 0.00005	< 0.00005
Aluminum [mg/L]	0.038	0.031	0.033	0.078	0.035	0.049	0.044	0.060	0.003	0.037
Arsenic [mg/L]	0.0119	0.0003	0.0010	0.0067	0.0005	0.0050	0.0018	0.0024	< 0.0002	0.0005
Barium [mg/L]	0.00040	0.00038	0.00238	0.00023	0.00678	0.00423	0.00067	0.00113	0.00698	0.00045
Beryllium [mg/L]	< 0.000007	< 0.000007	< 0.000007	< 0.000007	< 0.000007	< 0.000007	< 0.000007	< 0.000007	< 0.000007	< 0.000007
Boron [mg/L]	< 0.002	< 0.002	< 0.002	< 0.002	< 0.002	< 0.002	< 0.002	< 0.002	< 0.002	< 0.002
Bismuth [mg/L]	< 0.00001	< 0.00001	< 0.00001	< 0.00001	< 0.00001	< 0.00001	< 0.00001	< 0.00001	< 0.00001	< 0.00001
Calcium [mg/L]	3.78	2.41	3.62	4.22	2.76	4.48	3.79	6.17	16.8	2.90
Cadmium [mg/L]	0.000015	0.000022	0.000037	< 0.000003	0.000009	< 0.000003	< 0.000003	0.000004	0.000041	< 0.000003
Cobalt [mg/L]	0.000042	0.000011	0.000033	0.000034	0.000019	0.000010	0.000018	0.000043	0.000366	0.000008
Chromium [mg/L]	< 0.00008	< 0.00008	< 0.00008	< 0.00008	< 0.00008	< 0.00008	< 0.00008	< 0.00008	< 0.00008	< 0.00008
Copper [mg/L]	< 0.002	< 0.002	< 0.002	< 0.002	< 0.002	< 0.002	< 0.002	< 0.002	< 0.002	< 0.002
Iron [mg/L]	< 0.007	< 0.007	< 0.007	< 0.007	< 0.007	< 0.007	0.076	0.007	0.007	< 0.007
Potassium [mg/L]	0.251	0.244	0.327	0.053	1.12	0.299	0.144	0.387	2.64	0.427
Magnesium [mg/L]	0.062	0.038	0.203	0.106	0.113	0.139	0.132	0.131	0.406	0.060
Manganese [mg/L]	0.00547	0.0112	0.0272	0.0214	0.0244	0.0242	0.0196	0.0156	0.0452	0.00996
Molybdenum [mg/L]	< 0.0004	0.03087	< 0.0004	< 0.0004	0.00056	< 0.0004	< 0.0004	< 0.0004	< 0.0004	0.00043
Sodium [mg/L]	0.07	0.06	0.05	0.03	0.05	0.03	0.04	0.06	0.17	0.05
Nickel [mg/L]	< 0.0001	0.0002	0.0002	< 0.0001	0.0001	< 0.0001	< 0.0001	0.0001	0.0013	< 0.0001
Phosphorus [mg/L]	< 0.003	< 0.003	< 0.003	< 0.003	< 0.003	< 0.003	< 0.003	< 0.003	< 0.003	< 0.003
Lead [mg/L]	< 0.00009	< 0.00009	< 0.00009	< 0.00009	< 0.00009	< 0.00009	< 0.00009	< 0.00009	< 0.00009	< 0.00009
Sulfur [mg/L]	< 5	< 5	< 5	< 5	< 5	< 5	< 5	< 5	15	< 5
Antimony [mg/L]	< 0.0009	< 0.0009	< 0.0009	< 0.0009	< 0.0009	< 0.0009	< 0.0009	< 0.0009	< 0.0009	< 0.0009
Selenium [mg/L]	< 0.00004	< 0.00004	< 0.00004	0.00005	< 0.00004	< 0.00004	< 0.00004	< 0.00004	0.00016	< 0.00004
Silicon [mg/L]	0.42	0.30	0.31	0.16	0.17	0.27	0.20	0.28	0.17	0.22
Tin [mg/L]	< 0.00006	0.00113	< 0.00006	< 0.00006	< 0.00006	< 0.00006	< 0.00006	< 0.00006	< 0.00006	< 0.00006
Strontium [mg/L]	0.00555	0.00440	0.00984	0.00306	0.00533	0.0143	0.00449	0.00647	0.0123	0.00471
Titanium [mg/L]	< 0.0001	< 0.0001	< 0.0001	< 0.0001	0.00012	< 0.0001	< 0.0001	0.00021	< 0.0001	< 0.0001
Thorium [mg/L]	< 0.0001	< 0.0001	< 0.0001	< 0.0001	< 0.0001	< 0.0001	< 0.0001	< 0.0001	< 0.0001	< 0.0001
Thallium [mg/L]	< 0.000005	0.000005	< 0.000005	< 0.000005	< 0.000005	< 0.000005	< 0.000005	< 0.000005	< 0.000005	< 0.000005
Uranium [mg/L]	0.000798	0.000144	0.000027	0.000645	0.00363	0.000108	0.00283	0.000259	0.000021	0.00147
Vanadium [mg/L]	0.00015	0.00004	0.00074	0.00043	0.00065	0.00017	0.00048	0.00054	< 0.00001	0.00013
Tungsten [mg/L]	< 0.0002	< 0.0002	< 0.0002	< 0.0002	< 0.0002	< 0.0002	< 0.0002	0.00062	< 0.0002	< 0.0002
Zirconium [mg/L]	< 0.002	< 0.002	< 0.002	< 0.002	< 0.002	< 0.002	< 0.002	< 0.002	< 0.002	< 0.002

OnLine LIMS

0003634076

Results relate only to the sample tested. Data reported represents the sample submitted to SGS. Reproduction of this analytical report in full or in part is prohibited without prior written approval. Please refer to SGS General Conditions of Services located at https://www.sgs.ca/en/terms-and-conditions (Printed copies are available upon request.)
Test method information available upon request. "Temperature Upon Receipt" is representative of the whole shipment and may not reflect the temperature of individual samples.
SGS Canada Inc. Environment-Health & Safety statement of conformity decision rule does not consider uncertainty when analytical results are compared to a specified standard or regulation.

SGS Canada Inc.
P.O. Box 4300 - 185 Concession St.
Lakefield - Ontario - KOL 2HO
Phone: 705-652-2000 FAX: 705-652-6365

Analysis	15: HC-18 Wk#35	16: HC-19 Wk#35	17: HC-20 Wk#35	18: HC-21 Wk#35	19: HC-22 Wk#35	20: HC-23 Wk#35	21: HC-24 Wk#35	22: HC-25 Wk#35	23: HC-26 Wk#35	24: HC-27 Wk#35
Zinc [mg/L]	< 0.002	0.857	0.004	< 0.002	< 0.002	< 0.002	< 0.002	< 0.002	0.005	< 0.002

Method Descriptions

Parameter	SGS Method Code	Reference Method Code
	NA	
Acidity	ME-CA-[ENV]EWL-LAK-AN-006	SM 2310
Alkalinity	ME-CA-[ENV]EWL-LAK-AN-006	SM 2320
Anions by discrete analyzer	ME-CA-[ENV]EWL-LAK-AN-026	US EPA 325.2
Anions by discrete analyzer	ME-CA-[ENV]EWL-LAK-AN-026	US EPA 375.4
Conductivity	ME-CA-[ENV]EWL-LAK-AN-006	SM 2510
Fluoride by Specific Ion Electrode	ME-CA-[ENV]EWL-LAK-AN-014	SM 4500
Inorganics-General	ME-CA-[ENV]SPE-LAK-AN-004	EPA 7471A/SM 3112B
Metals in aqueous samples - ICP-MS	ME-CA-[ENV]SPE-LAK-AN-006	SM 3030/EPA 200.8
pH	ME-CA-[ENV]EWL-LAK-AN-006	SM 4500



Lisa Thompson
Project Specialist Assistant,
Environment, Health & Safety

OnLine LIMS

0003634076

Results relate only to the sample tested. Data reported represents the sample submitted to SGS. Reproduction of this analytical report in full or in part is prohibited without prior written approval. Please refer to SGS General Conditions of Services located at https://www.sgs.ca/en/terms-and-conditions (Printed copies are available upon request.)
Test method information available upon request. "Temperature Upon Receipt" is representative of the whole shipment and may not reflect the temperature of individual samples.
SGS Canada Inc. Environment-Health & Safety statement of conformity decision rule does not consider uncertainty when analytical results are compared to a specified standard or regulation.

SGS Canada Inc.
P.O. Box 4300 - 185 Concession St.
Lakefield - Ontario - KOL 2HO
Phone: 705-652-2000 FAX: 705-652-6365

Quality Control Report

Inorganic Analysis													
Parameter	Reporting Limit	Unit	Method Blank	Duplicate				LCS / Spike Blank			Matrix Spike / Reference Material		
				Result 1	Result 2	RPD	Acceptance Criteria	Spike Recovery (%)	Recovery Limits (%)		Spike Recovery (%)	Recovery Limits (%)	
							%		Low	High		Low	High
Acidity - QCBatchID: EWL0479-JAN24													
Acidity	2	mg/L as Ca	4			ND	20	96	90	110	NA		
Acidity - QCBatchID: EWL0511-JAN24													
Acidity	2	mg/L as Ca	2			ND	20	96	90	110	NA		
Alkalinity - QCBatchID: EWL0479-JAN24													
Alkalinity	2	mg/L as Ca	< 2			0	20	98	80	120	NA		
Alkalinity - QCBatchID: EWL0511-JAN24													
Alkalinity	2	mg/L as Ca	< 2			0	20	98	80	120	NA		
Anions by discrete analyzer - QCBatchID: DIO5064-JAN24													
Chloride	1	mg/L	<1			ND	20	106	80	120	115	75	125
Sulphate	2	mg/L	<2			0	20	107	80	120	109	75	125
Anions by discrete analyzer - QCBatchID: DIO5065-JAN24													
Chloride	1	mg/L	<1			ND	20	102	80	120	114	75	125
Sulphate	2	mg/L	<2			4	20	104	80	120	110	75	125
Anions by discrete analyzer - QCBatchID: DIO5070-JAN24													
Chloride	1	mg/L	<1			ND	20	100	80	120	107	75	125
Sulphate	2	mg/L	<2			ND	20	102	80	120	100	75	125
Conductivity - QCBatchID: EWL0479-JAN24													
Conductivity	2	uS/cm	< 2			0	20	100	90	110	NA		
Conductivity - QCBatchID: EWL0511-JAN24													
Conductivity	2	uS/cm	< 2			0	20	101	90	110	NA		
Fluoride by Specific Ion Electrode - QCBatchID: EWL0490-JAN24													
Fluoride	0.06	mg/L	<0.06			ND	10	103	90	110	96	75	125
Fluoride by Specific Ion Electrode - QCBatchID: EWL0501-JAN24													
Fluoride	0.06	mg/L	<0.06			ND	10	96	90	110	94	75	125
Fluoride by Specific Ion Electrode - QCBatchID: EWL0519-JAN24													
Fluoride	0.06	mg/L	<0.06			0	10	100	90	110	94	75	125
Inorganics-General - QCBatchID: EHG0057-JAN24													
Mercury	0.00001	mg/L	< 0.00001			ND	20	95	80	120	85	70	130
Metals in aqueous samples - ICP-MS - QCBatchID: EMS0281-JAN24													
Aluminum	0.001	mg/L	<0.001			2	20	95	90	110	113	70	130
Antimony	0.0009	mg/L	<0.0009			ND	20	102	90	110	101	70	130
Arsenic	0.0002	mg/L	<0.0002			1	20	97	90	110	97	70	130
Barium	0.00008	mg/L	<0.00008			5	20	98	90	110	100	70	130
Beryllium	0.000007	mg/L	<0.000007			ND	20	94	90	110	104	70	130
Bismuth	0.00001	mg/L	<0.00001			ND	20	95	90	110	72	70	130

OnLine LIMS

00036340 76

Results relate only to the sample tested. Data reported represents the sample submitted to SGS. Reproduction of this analytical report in full or in part is prohibited without prior written approval. Please refer to SGS General Conditions of Services located at https://www.sgs.ca/en/terms-and-conditions (Printed copies are available upon request.)
Test method information available upon request. "Temperature Upon Receipt" is representative of the whole shipment and may not reflect the temperature of individual samples.
SGS Canada Inc. Environment-Health & Safety statement of conformity decision rule does not consider uncertainty when analytical results are compared to a specified standard or regulation.

SGS Canada Inc.
P.O. Box 4300 - 185 Concession St.
Lakefield - Ontario - K0L 2H0
Phone: 705-652-2000 FAX: 705-652-6365

Inorganic Analysis													
Parameter	Reporting Limit	Unit	Method Blank	Duplicate				LCS / Spike Blank			Matrix Spike / Reference Material		
				Result 1	Result 2	RPD	Acceptance Criteria	Spike Recovery (%)	Recovery Limits (%)		Spike Recovery (%)	Recovery Limits (%)	
							%		Low	High		Low	High
Boron	0.002	mg/L	<0.002			ND	20	91	90	110	90	70	130
Cadmium	0.000003	mg/L	<0.000003			0	20	99	90	110	98	70	130
Calcium	0.01	mg/L	<0.01			13	20	96	90	110	95	70	130
Chromium	0.00008	mg/L	<0.00008			ND	20	100	90	110	84	70	130
Cobalt	0.000004	mg/L	<0.000004			12	20	97	90	110	96	70	130
Copper	0.002	mg/L	<0.002			ND	20	100	90	110	104	70	130
Iron	0.007	mg/L	<0.007			ND	20	98	90	110	75	70	130
Lead	0.00009	mg/L	<0.00009			ND	20	92	90	110	94	70	130
Magnesium	0.001	mg/L	<0.001			0	20	94	90	110	92	70	130
Manganese	0.00001	mg/L	<0.00001			0	20	102	90	110	100	70	130
Molybdenum	0.0004	mg/L	<0.0004			1	20	97	90	110	92	70	130
Nickel	0.0001	mg/L	<0.0001			13	20	102	90	110	100	70	130
Phosphorus	0.003	mg/L	<0.003			ND	20	94	90	110	NV	70	130
Potassium	0.003	mg/L	<0.009			1	20	96	90	110	85	70	130
Selenium	0.00004	mg/L	<0.00004			ND	20	97	90	110	98	70	130
Silicon	0.02	mg/L	<0.02			ND	20	95	90	110	NV	70	130
Silver	0.00005	mg/L	<0.00005			ND	20	98	90	110	88	70	130
Sodium	0.01	mg/L	<0.01			0	20	93	90	110	95	70	130
Strontium	0.00008	mg/L	<0.00008			5	20	101	90	110	94	70	130
Sulfur	5	mg/L	<5			ND	20	104	90	110	NV	70	130
Thallium	0.000005	mg/L	<0.000005			ND	20	94	90	110	88	70	130
Thorium	0.0001	mg/L	<0.0001			ND	20	93	90	110	NV	70	130
Tin	0.00006	mg/L	<0.00006			ND	20	93	90	110	NV	70	130
Titanium	0.0001	mg/L	<0.0001			18	20	92	90	110	NV	70	130
Tungsten	0.0002	mg/L	<0.0002			ND	20	96	90	110	NV	70	130
Uranium	0.000002	mg/L	<0.000002			ND	20	96	90	110	95	70	130
Vanadium	0.00001	mg/L	<0.00001			11	20	101	90	110	104	70	130
Zinc	0.002	mg/L	<0.002			ND	20	92	90	110	102	70	130
Zirconium	0.002	mg/L	<0.002			ND	20	90	90	110	NV	70	130
pH - QCBatchID: EWL0479-JAN24													
pH	0.05	No unit	NA			1		100			NA		
pH - QCBatchID: EWL0511-JAN24													
pH	0.05	No unit	NA			1		100			NA		

OnLine LIMS

00036340 76

Results relate only to the sample tested. Data reported represents the sample submitted to SGS. Reproduction of this analytical report in full or in part is prohibited without prior written approval. Please refer to SGS General Conditions of Services located at https://www.sgs.ca/en/terms-and-conditions (Printed copies are available upon request.)
Test method information available upon request. "Temperature Upon Receipt" is representative of the whole shipment and may not reflect the temperature of individual samples.
SGS Canada Inc. Environment-Health & Safety statement of conformity decision rule does not consider uncertainty when analytical results are compared to a specified standard or regulation.

SGS Canada Inc.
P.O. Box 4300 - 185 Concession St.
Lakefield - Ontario - KOL 2HO
Phone: 705-652-2000 FAX: 705-652-6365

03-January-2025

Great Bear Resources Ltd.
Attn : Ashley Moncrief

1020 - 800 West Pender St.
Vancouver, BC
V6C 2V6, Canada

Phone: 778-833-2160
Fax:

Date Rec. : 20 December 2024
LR Report: **CA10133-DEC24**
Reference: Wk#35

Copy: #1

CERTIFICATE OF ANALYSIS
Final Report

Analysis	3: Analysis Completed Date	4: Analysis Completed Time	5: HC-28 Wk#35	6: HC-29 Wk#35	7: HC-30 Wk#35	8: HC-31 Wk#35	9: HC-32 Wk#35	10: HC-33 Wk#35
Sample Date & Time			20-Dec-24	20-Dec-24	20-Dec-24	20-Dec-24	20-Dec-24	20-Dec-24
HumCell Leachate Vol [mL]	23-Dec-24	12:51	988	937	699	899	709	1001
Sample Name	---	---	31787	DX450179	31644	DX450183	O31576	DX450213
Sample Weight [g]	---	---	1000	1000	750	1000	750	1000
pH [No unit]	23-Dec-24	13:05	6.70	6.89	6.82	7.03	6.96	4.77
Alkalinity [mg/L as CaCO3]	23-Dec-24	13:04	2	3	5	6	7	< 2
Conductivity [uS/cm]	23-Dec-24	13:04	5	6	11	16	17	34
Acidity [mg/L as CaCO3]	27-Dec-24	15:20	< 2	< 2	< 2	< 2	< 2	13
F [mg/L]	23-Dec-24	13:33	< 0.06	0.10	< 0.06	< 0.06	< 0.06	< 0.06
SO4 [mg/L]	27-Dec-24	10:48	0.4	0.3	1.2	1.4	1.7	10
Cl [mg/L]	23-Dec-24	18:51	< 0.2	< 0.2	< 0.2	< 0.2	< 0.2	< 0.2
Hg [mg/L]	24-Dec-24	10:49	< 0.00001	< 0.00001	< 0.00001	< 0.00001	< 0.00001	< 0.00001
Ag [mg/L]	24-Dec-24	11:01	< 0.00005	< 0.00005	< 0.00005	< 0.00005	< 0.00005	< 0.00005
Al [mg/L]	24-Dec-24	11:01	0.022	0.028	0.017	0.042	0.038	0.047
As [mg/L]	24-Dec-24	11:01	0.0013	0.0068	0.0028	0.0078	0.0013	< 0.0002
Ba [mg/L]	24-Dec-24	11:01	0.00057	0.00125	0.00053	0.00028	0.00142	0.00624
Be [mg/L]	24-Dec-24	11:01	< 0.000007	< 0.000007	< 0.000007	< 0.000007	< 0.000007	0.000046
B [mg/L]	24-Dec-24	11:01	< 0.002	< 0.002	< 0.002	< 0.002	< 0.002	0.003
Bi [mg/L]	24-Dec-24	11:01	< 0.00001	< 0.00001	< 0.00001	< 0.00001	< 0.00001	< 0.00001
Ca [mg/L]	24-Dec-24	11:01	0.95	0.96	1.80	2.76	2.69	1.46
Cd [mg/L]	24-Dec-24	11:01	0.000004	< 0.000003	0.000003	< 0.000003	0.000005	0.000018
Co [mg/L]	24-Dec-24	11:01	0.000009	0.000031	0.000008	0.000016	0.000006	0.000272
Cr [mg/L]	24-Dec-24	11:01	< 0.00008	< 0.00008	< 0.00008	< 0.00008	< 0.00008	< 0.00008
Cu [mg/L]	24-Dec-24	11:01	< 0.001	< 0.001	< 0.001	< 0.001	< 0.001	< 0.001
Fe [mg/L]	24-Dec-24	11:01	< 0.007	< 0.007	< 0.007	< 0.007	< 0.007	2.36
K [mg/L]	24-Dec-24	11:01	0.329	0.652	0.562	0.435	0.606	1.25
Mg [mg/L]	24-Dec-24	11:01	0.040	0.054	0.093	0.071	0.051	0.237
Mn [mg/L]	24-Dec-24	11:01	0.00163	0.00138	0.00905	0.00279	0.0254	0.0488
Mo [mg/L]	24-Dec-24	11:02	< 0.0004	< 0.0004	< 0.0004	< 0.0004	< 0.0004	< 0.0004
Na [mg/L]	24-Dec-24	11:02	0.04	0.05	0.04	0.10	0.04	0.06
Ni [mg/L]	24-Dec-24	11:02	< 0.0001	0.0005	< 0.0001	< 0.0001	< 0.0001	0.0044

OnLine LIMS

0003977844

Results relate only to the sample tested. Data reported represents the sample submitted to SGS. Reproduction of this analytical report in full or in part is prohibited without prior written approval. Please refer to SGS General Conditions of Services located at https://www.sgs.ca/en/terms-and-conditions (Printed copies are available upon request.)
Test method information available upon request. "Temperature Upon Receipt" is representative of the whole shipment and may not reflect the temperature of individual samples.
SGS Canada Inc. Environment-Health & Safety statement of conformity decision rule does not consider uncertainty when analytical results are compared to a specified standard or regulation.

SGS Canada Inc.
P.O. Box 4300 - 185 Concession St.
Lakefield - Ontario - KOL 2HO
Phone: 705-652-2000 FAX: 705-652-6365

LR Report : **CA10133-DEC24**

Analysis	3: Analysis Completed Date	4: Analysis Completed Time	5: HC-28 Wk#35	6: HC-29 Wk#35	7: HC-30 Wk#35	8: HC-31 Wk#35	9: HC-32 Wk#35	10: HC-33 Wk#35
P [mg/L]	24-Dec-24	11:02	< 0.003	< 0.003	< 0.003	< 0.003	< 0.003	< 0.003
Pb [mg/L]	24-Dec-24	11:02	< 0.00009	< 0.00009	0.00026	< 0.00009	< 0.00009	< 0.00009
S [mg/L]	24-Dec-24	11:02	< 5	< 5	< 5	< 5	< 5	< 5
Sb [mg/L]	24-Dec-24	11:02	< 0.0009	< 0.0009	< 0.0009	< 0.0009	< 0.0009	< 0.0009
Se [mg/L]	24-Dec-24	11:02	< 0.00004	< 0.00004	< 0.00004	< 0.00004	0.00017	0.00032
Si [mg/L]	24-Dec-24	11:02	0.14	0.15	0.14	0.21	0.18	0.83
Sn [mg/L]	24-Dec-24	11:02	< 0.00006	< 0.00006	0.00008	0.00009	< 0.00006	0.00007
Sr [mg/L]	24-Dec-24	11:02	0.00271	0.00270	0.00618	0.00519	0.00357	0.00956
Ti [mg/L]	24-Dec-24	11:02	< 0.0001	0.0001	< 0.0001	0.0002	< 0.0001	< 0.0001
Th [mg/L]	24-Dec-24	11:02	< 0.0001	< 0.0001	< 0.0001	< 0.0001	< 0.0001	< 0.0001
Tl [mg/L]	24-Dec-24	11:02	< 0.000005	< 0.000005	< 0.000005	< 0.000005	< 0.000005	< 0.000005
U [mg/L]	24-Dec-24	11:02	0.000259	0.000609	0.000288	0.000796	0.000178	0.000578
V [mg/L]	24-Dec-24	11:02	0.00029	0.00043	0.00017	0.00030	0.00016	< 0.00001
W [mg/L]	24-Dec-24	11:02	< 0.0002	< 0.0002	< 0.0002	< 0.0002	< 0.0002	< 0.0002
Zr [mg/L]	24-Dec-24	11:02	< 0.002	< 0.002	< 0.002	< 0.002	< 0.002	< 0.002
Zn [mg/L]	24-Dec-24	11:02	< 0.002	< 0.002	< 0.002	< 0.002	< 0.002	0.010

Analysis	11: HC-34 Wk#35	12: HC-35 Wk#35
Sample Date & Time	20-Dec-24	20-Dec-24
HumCell Leachate Vol [mL]	886	997
Sample Name	DX450174	31795
Sample Weight [g]	1000	1000
pH [No unit]	6.96	7.36
Alkalinity [mg/L as CaCO3]	6	11
Conductivity [uS/cm]	17	25
Acidity [mg/L as CaCO3]	< 2	< 2
F [mg/L]	< 0.06	< 0.06
SO4 [mg/L]	0.3	0.9
Cl [mg/L]	< 0.2	< 0.2
Hg [mg/L]	< 0.00001	< 0.00001
Ag [mg/L]	< 0.00005	< 0.00005
Al [mg/L]	0.038	0.215
As [mg/L]	0.0038	0.0562
Ba [mg/L]	0.00200	0.00451
Be [mg/L]	< 0.000007	< 0.000007
B [mg/L]	< 0.002	< 0.002
Bi [mg/L]	< 0.00001	< 0.00001
Ca [mg/L]	2.59	3.95
Cd [mg/L]	0.000010	0.000005
Co [mg/L]	0.000013	0.000025
Cr [mg/L]	< 0.00008	< 0.00008
Cu [mg/L]	< 0.001	< 0.001
Fe [mg/L]	< 0.007	< 0.007
K [mg/L]	0.601	1.84

OnLine LIMS

0003977844

Results relate only to the sample tested. Data reported represents the sample submitted to SGS. Reproduction of this analytical report in full or in part is prohibited without prior written approval. Please refer to SGS General Conditions of Services located at https://www.sgs.ca/en/terms-and-conditions (Printed copies are available upon request.)
Test method information available upon request. "Temperature Upon Receipt" is representative of the whole shipment and may not reflect the temperature of individual samples.
SGS Canada Inc. Environment-Health & Safety statement of conformity decision rule does not consider uncertainty when analytical results are compared to a specified standard or regulation.

SGS Canada Inc.
P.O. Box 4300 - 185 Concession St.
Lakefield - Ontario - KOL 2HO
Phone: 705-652-2000 FAX: 705-652-6365

LR Report : **CA10133-DEC24**

Analysis	11: HC-34 Wk#35	12: HC-35 Wk#35
Mg [mg/L]	0.180	0.068
Mn [mg/L]	0.0125	0.00199
Mo [mg/L]	< 0.0004	< 0.0004
Na [mg/L]	0.11	0.11
Ni [mg/L]	< 0.0001	0.0001
P [mg/L]	< 0.003	< 0.003
Pb [mg/L]	< 0.00009	< 0.00009
S [mg/L]	< 5	< 5
Sb [mg/L]	< 0.0009	< 0.0009
Se [mg/L]	< 0.00004	< 0.00004
Si [mg/L]	0.19	0.58
Sn [mg/L]	0.00009	< 0.00006
Sr [mg/L]	0.00684	0.00537
Ti [mg/L]	< 0.0001	< 0.0001
Th [mg/L]	< 0.0001	< 0.0001
Tl [mg/L]	< 0.000005	< 0.000005
U [mg/L]	0.000030	0.000308
V [mg/L]	0.00035	0.00082
W [mg/L]	< 0.0002	< 0.0002
Zr [mg/L]	< 0.002	< 0.002
Zn [mg/L]	< 0.002	< 0.002



Catharine Arnold, B.Sc., C.Chem
Project Specialist,
Environment, Health & Safety

OnLine LIMS

0003977844

Results relate only to the sample tested. Data reported represents the sample submitted to SGS. Reproduction of this analytical report in full or in part is prohibited without prior written approval. Please refer to SGS General Conditions of Services located at https://www.sgs.ca/en/terms-and-conditions (Printed copies are available upon request.)
Test method information available upon request. "Temperature Upon Receipt" is representative of the whole shipment and may not reflect the temperature of individual samples.
SGS Canada Inc. Environment-Health & Safety statement of conformity decision rule does not consider uncertainty when analytical results are compared to a specified standard or regulation.

SGS Canada Inc.
P.O. Box 4300 - 185 Concession St.
Lakefield - Ontario - KOL 2HO
Phone: 705-652-2000 FAX: 705-652-6365

Quality Control Report

Inorganic Analysis														
Parameter	Reporting Limit	Unit	Method Blank	Duplicate				LCS / Spike Blank			Matrix Spike / Reference Material			
				Result 1	Result 2	RPD	Acceptance Criteria	Spike Recovery (%)	Recovery Limits (%)		Spike Recovery (%)	Recovery Limits (%)		
							%		Low	High		Low	High	
Acidity - QCBatchID: EWL0431-DEC24														
Acidity	2	mg/L as Ca	2			ND	20	104	90	110	NA			
Acidity - QCBatchID: EWL0460-DEC24														
Acidity	2	mg/L as Ca	< 2			ND	20	104	90	110	NA			
Acidity - QCBatchID: EWL0495-DEC24														
Acidity	2	mg/L as Ca	2			ND	20	102	90	110	NA			
Alkalinity - QCBatchID: EWL0431-DEC24														
Alkalinity	2	mg/L as Ca	< 2			0	20	98	80	120	NA			
Anions by IC - QCBatchID: DIO0507-DEC24														
Chloride	0.2	mg/L	<0.2			ND	20	101	90	110	99	75	125	
Sulphate	0.2	mg/L	<0.2			1	20	99	90	110	101	75	125	
Anions by IC - QCBatchID: DIO0556-DEC24														
Sulphate	0.2	mg/L	<0.2			1	20	96	90	110	NV	75	125	
Conductivity - QCBatchID: EWL0431-DEC24														
Conductivity	2	uS/cm	< 2			1	20	96	90	110	NA			
Fluoride by Specific Ion Electrode - QCBatchID: EWL0457-DEC24														
Fluoride	0.06	mg/L	<0.06			ND	10	98	90	110	101	75	125	
Inorganics-General - QCBatchID: EHG0043-DEC24														
Mercury	0.00001	mg/L	< 0.00001			ND	20	93	80	120	98	70	130	
Metals in aqueous samples - ICP-MS - QCBatchID: EMS0242-DEC24														
Aluminum	0.001	mg/L	<0.001			ND	20	96	90	110	100	70	130	
Antimony	0.0009	mg/L	<0.0009			ND	20	105	90	110	113	70	130	
Arsenic	0.0002	mg/L	<0.0002			ND	20	100	90	110	94	70	130	
Barium	0.00008	mg/L	<0.00008			ND	20	92	90	110	96	70	130	
Beryllium	0.000007	mg/L	<0.000007			ND	20	96	90	110	103	70	130	
Bismuth	0.00001	mg/L	<0.00001			ND	20	98	90	110	107	70	130	
Boron	0.002	mg/L	<0.002			ND	20	108	90	110	105	70	130	
Cadmium	0.000003	mg/L	<0.000003			0	20	96	90	110	96	70	130	
Calcium	0.01	mg/L	<0.01			12	20	95	90	110	98	70	130	
Chromium	0.00008	mg/L	<0.00008			5	20	96	90	110	87	70	130	
Cobalt	0.000004	mg/L	<0.000004			ND	20	98	90	110	92	70	130	
Copper	0.001	mg/L	<0.001			ND	20	97	90	110	90	70	130	
Iron	0.007	mg/L	<0.007			ND	20	97	90	110	75	70	130	
Lead	0.00009	mg/L	<0.00009			ND	20	90	90	110	94	70	130	
Magnesium	0.001	mg/L	<0.001			0	20	108	90	110	103	70	130	
Manganese	0.00001	mg/L	<0.00001			ND	20	96	90	110	97	70	130	

OnLine LIMS

0003977844

Results relate only to the sample tested. Data reported represents the sample submitted to SGS. Reproduction of this analytical report in full or in part is prohibited without prior written approval. Please refer to SGS General Conditions of Services located at https://www.sgs.ca/en/terms-and-conditions (Printed copies are available upon request.)
Test method information available upon request. "Temperature Upon Receipt" is representative of the whole shipment and may not reflect the temperature of individual samples.
SGS Canada Inc. Environment-Health & Safety statement of conformity decision rule does not consider uncertainty when analytical results are compared to a specified standard or regulation.

SGS Canada Inc.
P.O. Box 4300 - 185 Concession St.
Lakefield - Ontario - KOL 2HO
Phone: 705-652-2000 FAX: 705-652-6365

Inorganic Analysis													
Parameter	Reporting Limit	Unit	Method Blank	Duplicate				LCS / Spike Blank			Matrix Spike / Reference Material		
				Result 1	Result 2	RPD	Acceptance Criteria	Spike Recovery (%)	Recovery Limits (%)		Spike Recovery (%)	Recovery Limits (%)	
							%		Low	High		Low	High
Molybdenum	0.0004	mg/L	<0.0004			ND	20	98	90	110	85	70	130
Nickel	0.0001	mg/L	<0.0001			ND	20	97	90	110	92	70	130
Phosphorus	0.003	mg/L	<0.003			ND	20	96	90	110	NV	70	130
Potassium	0.003	mg/L	<0.009			ND	20	102	90	110	99	70	130
Selenium	0.00004	mg/L	<0.00004			ND	20	91	90	110	93	70	130
Silicon	0.02	mg/L	<0.02			3	20	94	90	110	NV	70	130
Silver	0.00005	mg/L	<0.00005			ND	20	101	90	110	71	70	130
Sodium	0.01	mg/L	<0.01			9	20	99	90	110	93	70	130
Strontium	0.00008	mg/L	<0.00008			ND	20	96	90	110	96	70	130
Sulfur	5	mg/L	<5			ND	20	110	90	110	NV	70	130
Thallium	0.000005	mg/L	<0.000005			ND	20	92	90	110	91	70	130
Thorium	0.0001	mg/L	<0.0001			ND	20	93	90	110	NV	70	130
Tin	0.00006	mg/L	<0.00006			1	20	99	90	110	NV	70	130
Titanium	0.0001	mg/L	<0.0001			ND	20	99	90	110	NV	70	130
Tungsten	0.0002	mg/L	<0.0002			ND	20	100	90	110	NV	70	130
Uranium	0.000002	mg/L	<0.000002			0	20	94	90	110	96	70	130
Vanadium	0.00001	mg/L	<0.00001			ND	20	97	90	110	94	70	130
Zinc	0.002	mg/L	<0.002			ND	20	96	90	110	107	70	130
Zirconium	0.002	mg/L	<0.002			ND	20	93	90	110	NV	70	130
pH - QCBatchID: EWL0431-DEC24													
pH	0.05	No unit	NA			0		99			NA		

OnLine LIMS

Results relate only to the sample tested. Data reported represents the sample submitted to SGS. Reproduction of this analytical report in full or in part is prohibited without prior written approval. Please refer to SGS General Conditions of Services located at https://www.sgs.ca/en/terms-and-conditions (Printed copies are available upon request.)
Test method information available upon request. "Temperature Upon Receipt" is representative of the whole shipment and may not reflect the temperature of individual samples.
SGS Canada Inc. Environment-Health & Safety statement of conformity decision rule does not consider uncertainty when analytical results are compared to a specified standard or regulation.

0003977844

SGS Canada Inc.
P.O. Box 4300 - 185 Concession St.
Lakefield - Ontario - KOL 2HO
Phone: 705-652-2000 FAX: 705-652-6365

14-February-2024

Great Bear Resources Ltd.
Attn : Ashley Moncrief

1020 - 800 West Pender St., Vancouver
Canada, V6C 2V6
Phone: 778-833-2160, Fax:

Date Rec. : 01 February 2024
LR Report: **CA10007-FEB24**
Reference: Wk#36

Copy: #1

CERTIFICATE OF ANALYSIS
Final Report

Analysis	3: Analysis Completed Date	4: Analysis Completed Time	5: HC-1 Wk#36	6: HC-2 Wk#36	7: HC-3 Wk#36	8: HC-4 Wk#36	9: HC-5 Wk#36	10: HC-6 Wk#36	11: HC-7 Wk#36
Sample Date & Time			01-Feb-24	01-Feb-24	01-Feb-24	01-Feb-24	01-Feb-24	01-Feb-24	01-Feb-24
Hum Cell Leachate Volume [mL]	06-Feb-24	21:16	997	999	496	508	916	503	911
Sample Name	---	---	DX450052	DX 550083	DX450204	DX450176	DX450232	DX450181	DX450002
Sample Weight [g]	---	---	1000	1000	500	500	1000	500	1000
pH [No unit]	07-Feb-24	10:48	7.13	7.48	7.13	6.41	6.96	7.16	7.21
Alkalinity [mg/L as CaCO3]	05-Feb-24	11:47	4	11	8	< 2	3	8	5
Conductivity [uS/cm]	05-Feb-24	11:47	36	30	22	31	14	20	15
Acidity [mg/L as CaCO3]	05-Feb-24	11:47	< 2	< 2	< 2	4	< 2	< 2	< 2
Fluoride [mg/L]	05-Feb-24	09:27	< 0.06	< 0.06	< 0.06	< 0.06	< 0.06	< 0.06	< 0.06
Sulphate [mg/L]	02-Feb-24	18:23	11	3	2	11	2	< 2	< 2
Chloride [mg/L]	02-Feb-24	18:23	< 1	< 1	< 1	< 1	< 1	< 1	< 1
Mercury [mg/L]	05-Feb-24	11:01	< 0.00001	< 0.00001	< 0.00001	< 0.00001	< 0.00001	< 0.00001	< 0.00001
Silver [mg/L]	06-Feb-24	17:26	< 0.00005	< 0.00005	< 0.00005	< 0.00005	< 0.00005	< 0.00005	< 0.00005
Aluminum [mg/L]	06-Feb-24	17:26	0.008	0.059	0.032	0.003	0.064	0.052	0.066
Arsenic [mg/L]	06-Feb-24	17:26	< 0.0002	0.0094	0.0010	< 0.0002	0.0030	0.0006	0.0086
Barium [mg/L]	06-Feb-24	17:26	0.00124	0.0116	0.00089	0.00302	0.00076	0.00068	0.00072
Beryllium [mg/L]	06-Feb-24	17:26	< 0.000007	< 0.000007	< 0.000007	< 0.000007	< 0.000007	< 0.000007	< 0.000007
Boron [mg/L]	06-Feb-24	17:26	< 0.002	< 0.002	< 0.002	< 0.002	< 0.002	< 0.002	< 0.002
Bismuth [mg/L]	06-Feb-24	17:26	< 0.00001	0.00006	< 0.00001	< 0.00001	0.00001	< 0.00001	< 0.00001
Calcium [mg/L]	06-Feb-24	17:26	6.23	5.32	3.39	4.33	2.39	3.66	2.77
Cadmium [mg/L]	06-Feb-24	17:26	0.00140	0.000007	0.000004	0.00162	< 0.000003	0.000009	< 0.000003
Cobalt [mg/L]	06-Feb-24	17:26	0.000020	0.000032	0.000011	0.000110	< 0.000004	0.000005	0.000017

OnLine LIMS

0003634064

Results relate only to the sample tested. Data reported represents the sample submitted to SGS. Reproduction of this analytical report in full or in part is prohibited without prior written approval. Please refer to SGS General Conditions of Services located at https://www.sgs.ca/en/terms-and-conditions (Printed copies are available upon request.)
Test method information available upon request. "Temperature Upon Receipt" is representative of the whole shipment and may not reflect the temperature of individual samples.
SGS Canada Inc. Environment-Health & Safety statement of conformity decision rule does not consider uncertainty when analytical results are compared to a specified standard or regulation.

SGS Canada Inc.
P.O. Box 4300 - 185 Concession St.
Lakefield - Ontario - KOL 2HO
Phone: 705-652-2000 FAX: 705-652-6365

Analysis	3: Analysis Completed Date	4: Analysis Completed Time	5: HC-1 Wk#36	6: HC-2 Wk#36	7: HC-3 Wk#36	8: HC-4 Wk#36	9: HC-5 Wk#36	10: HC-6 Wk#36	11: HC-7 Wk#36
Chromium [mg/L]	06-Feb-24	17:26	< 0.00008	< 0.00008	< 0.00008	< 0.00008	< 0.00008	< 0.00008	< 0.00008
Copper [mg/L]	06-Feb-24	17:26	< 0.002	< 0.002	< 0.002	< 0.002	< 0.002	< 0.002	< 0.002
Iron [mg/L]	06-Feb-24	17:26	< 0.007	< 0.007	< 0.007	< 0.007	< 0.007	< 0.007	0.008
Potassium [mg/L]	06-Feb-24	17:26	0.447	1.32	0.789	0.612	0.625	0.509	0.552
Magnesium [mg/L]	06-Feb-24	17:26	0.099	0.096	0.166	0.354	0.059	0.133	0.110
Manganese [mg/L]	06-Feb-24	17:26	0.0558	0.0367	0.00681	0.0366	0.00933	0.00544	0.00629
Molybdenum [mg/L]	06-Feb-24	17:26	0.00070	< 0.0004	< 0.0004	0.00046	< 0.0004	< 0.0004	< 0.0004
Sodium [mg/L]	06-Feb-24	17:26	0.16	0.12	0.13	0.17	0.20	0.13	0.12
Nickel [mg/L]	06-Feb-24	17:26	0.0002	0.0001	0.0003	0.0004	0.0002	0.0002	0.0002
Phosphorus [mg/L]	06-Feb-24	17:26	< 0.003	< 0.003	< 0.003	< 0.003	< 0.003	< 0.003	< 0.003
Lead [mg/L]	06-Feb-24	17:26	0.0368	0.00044	< 0.00009	0.0420	0.00038	0.00017	< 0.00009
Sulfur [mg/L]	06-Feb-24	17:26	7	< 5	< 5	7	< 5	< 5	< 5
Antimony [mg/L]	06-Feb-24	17:26	0.0014	< 0.0009	< 0.0009	< 0.0009	< 0.0009	< 0.0009	< 0.0009
Selenium [mg/L]	06-Feb-24	17:26	0.00043	0.00337	< 0.00004	0.00105	0.00011	< 0.00004	< 0.00004
Silicon [mg/L]	06-Feb-24	17:26	0.34	0.31	0.37	0.43	0.26	0.46	0.23
Tin [mg/L]	06-Feb-24	17:26	< 0.00006	< 0.00006	< 0.00006	< 0.00006	< 0.00006	< 0.00006	< 0.00006
Strontium [mg/L]	06-Feb-24	17:26	0.0121	0.0188	0.00849	0.00687	0.00350	0.00796	0.00514
Titanium [mg/L]	06-Feb-24	17:26	< 0.0001	< 0.0001	0.00015	< 0.0001	0.00044	< 0.0001	0.00066
Thorium [mg/L]	06-Feb-24	17:26	< 0.0001	< 0.0001	< 0.0001	< 0.0001	< 0.0001	< 0.0001	< 0.0001
Thallium [mg/L]	06-Feb-24	17:26	< 0.000005	0.000006	< 0.000005	< 0.000005	< 0.000005	< 0.000005	< 0.000005
Uranium [mg/L]	06-Feb-24	17:26	0.000024	0.000828	0.00152	0.000034	0.000884	0.000379	0.000968
Vanadium [mg/L]	06-Feb-24	17:26	< 0.00001	0.00035	0.00026	< 0.00001	0.00059	0.00064	0.00027
Tungsten [mg/L]	06-Feb-24	17:26	< 0.0002	< 0.0002	< 0.0002	< 0.0002	< 0.0002	0.00077	< 0.0002
Zirconium [mg/L]	06-Feb-24	17:26	< 0.002	< 0.002	< 0.002	< 0.002	< 0.002	< 0.002	< 0.002
Zinc [mg/L]	06-Feb-24	17:26	0.052	< 0.002	< 0.002	0.060	< 0.002	< 0.002	< 0.002

Method Descriptions

Parameter	SGS Method Code	Reference Method Code
	NA	
Acidity	ME-CA-[ENV]EWL-LAK-AN-006	SM 2310
Alkalinity	ME-CA-[ENV]EWL-LAK-AN-006	SM 2320
Anions by discrete analyzer	ME-CA-[ENV]EWL-LAK-AN-026	US EPA 325.2
Anions by discrete analyzer	ME-CA-[ENV]EWL-LAK-AN-026	US EPA 375.4
Conductivity	ME-CA-[ENV]EWL-LAK-AN-006	SM 2510
Fluoride by Specific Ion Electrode	ME-CA-[ENV]EWL-LAK-AN-014	SM 4500

OnLine LIMS

0003634064

Results relate only to the sample tested. Data reported represents the sample submitted to SGS. Reproduction of this analytical report in full or in part is prohibited without prior written approval. Please refer to SGS General Conditions of Services located at https://www.sgs.ca/en/terms-and-conditions (Printed copies are available upon request.)
Test method information available upon request. "Temperature Upon Receipt" is representative of the whole shipment and may not reflect the temperature of individual samples.
SGS Canada Inc. Environment-Health & Safety statement of conformity decision rule does not consider uncertainty when analytical results are compared to a specified standard or regulation.

SGS Canada Inc.
P.O. Box 4300 - 185 Concession St.
Lakefield - Ontario - KOL 2HO
Phone: 705-652-2000 FAX: 705-652-6365

Parameter	SGS Method Code	Reference Method Code
Inorganics-General	ME-CA-[ENV]SPE-LAK-AN-004	EPA 7471A/SM 3112B
Metals in aqueous samples - ICP-MS	ME-CA-[ENV]SPE-LAK-AN-006	SM 3030/EPA 200.8
pH	ME-CA-[ENV]EWL-LAK-AN-006	SM 4500



Lisa Thompson
Project Specialist Assistant,
Environment, Health & Safety

OnLine LIMS

0003634064

Results relate only to the sample tested. Data reported represents the sample submitted to SGS. Reproduction of this analytical report in full or in part is prohibited without prior written approval. Please refer to SGS General Conditions of Services located at https://www.sgs.ca/en/terms-and-conditions (Printed copies are available upon request.)
Test method information available upon request. "Temperature Upon Receipt" is representative of the whole shipment and may not reflect the temperature of individual samples.
SGS Canada Inc. Environment-Health & Safety statement of conformity decision rule does not consider uncertainty when analytical results are compared to a specified standard or regulation.

SGS Canada Inc.
P.O. Box 4300 - 185 Concession St.
Lakefield - Ontario - KOL 2HO
Phone: 705-652-2000 FAX: 705-652-6365

Quality Control Report

Inorganic Analysis														
Parameter	Reporting Limit	Unit	Method Blank	Duplicate				LCS / Spike Blank			Matrix Spike / Reference Material		
				Result 1	Result 2	RPD	Acceptance Criteria	Spike Recovery (%)	Recovery Limits (%)		Spike Recovery (%)	Recovery Limits (%)	
							%		Low	High		Low	High
Acidity - QCBatchID: EWL0018-FEB24													
Acidity	2	mg/L as Ca	2			ND	20	94	90	110	NA		
Acidity - QCBatchID: EWL0039-FEB24													
Acidity	2	mg/L as Ca	< 2			ND	20	96	90	110	NA		
Alkalinity - QCBatchID: EWL0018-FEB24													
Alkalinity	2	mg/L as Ca	< 2			0	20	98	80	120	NA		
Alkalinity - QCBatchID: EWL0039-FEB24													
Alkalinity	2	mg/L as Ca	< 2			0	20	94	80	120	NA		
Anions by discrete analyzer - QCBatchID: DIO5006-FEB24													
Chloride	1	mg/L	<1			1	20	107	80	120	101	75	125
Sulphate	2	mg/L	<2			1	20	106	80	120	94	75	125
Conductivity - QCBatchID: EWL0018-FEB24													
Conductivity	2	uS/cm	< 2			0	20	101	90	110	NA		
Conductivity - QCBatchID: EWL0039-FEB24													
Conductivity	2	uS/cm	< 2			0	20	100	90	110	NA		
Fluoride by Specific Ion Electrode - QCBatchID: EWL0032-FEB24													
Fluoride	0.06	mg/L	<0.06			ND	10	100	90	110	NV	75	125
Fluoride by Specific Ion Electrode - QCBatchID: EWL0051-FEB24													
Fluoride	0.06	mg/L	<0.06			ND	10	100	90	110	85	75	125
Inorganics-General - QCBatchID: EHG0004-FEB24													
Mercury	0.00001	mg/L	< 0.00001			4	20	97	80	120	122	70	130
Metals in aqueous samples - ICP-MS - QCBatchID: EMS0018-FEB24													
Aluminum	0.001	mg/L	<0.001			2	20	102	90	110	124	70	130
Antimony	0.0009	mg/L	<0.0009			ND	20	107	90	110	110	70	130
Arsenic	0.0002	mg/L	<0.0002			ND	20	99	90	110	104	70	130
Barium	0.00008	mg/L	<0.00008			1	20	97	90	110	95	70	130
Beryllium	0.000007	mg/L	<0.000007			ND	20	101	90	110	100	70	130
Bismuth	0.00001	mg/L	<0.00001			ND	20	99	90	110	102	70	130
Boron	0.002	mg/L	<0.002			ND	20	97	90	110	97	70	130
Cadmium	0.000003	mg/L	<0.000003			ND	20	101	90	110	96	70	130
Calcium	0.01	mg/L	<0.01			4	20	103	90	110	101	70	130
Chromium	0.00008	mg/L	<0.00008			ND	20	101	90	110	103	70	130
Cobalt	0.000004	mg/L	<0.000004			3	20	102	90	110	101	70	130
Copper	0.002	mg/L	<0.002			ND	20	100	90	110	103	70	130
Iron	0.007	mg/L	<0.007			ND	20	102	90	110	100	70	130
Lead	0.00009	mg/L	<0.00009			ND	20	99	90	110	99	70	130

OnLine LIMS

0003634064

Results relate only to the sample tested. Data reported represents the sample submitted to SGS. Reproduction of this analytical report in full or in part is prohibited without prior written approval. Please refer to SGS General Conditions of Services located at https://www.sgs.ca/en/terms-and-conditions (Printed copies are available upon request.)
Test method information available upon request. "Temperature Upon Receipt" is representative of the whole shipment and may not reflect the temperature of individual samples.
SGS Canada Inc. Environment-Health & Safety statement of conformity decision rule does not consider uncertainty when analytical results are compared to a specified standard or regulation.

SGS Canada Inc.
P.O. Box 4300 - 185 Concession St.
Lakefield - Ontario - KOL 2HO
Phone: 705-652-2000 FAX: 705-652-6365

Inorganic Analysis														
Parameter	Reporting Limit	Unit	Method Blank	Duplicate				LCS / Spike Blank			Matrix Spike / Reference Material			
				Result 1	Result 2	RPD	Acceptance Criteria	Spike Recovery (%)	Recovery Limits (%)		Spike Recovery (%)	Recovery Limits (%)	
							%		Low	High		Low	High
Magnesium	0.001	mg/L	<0.001			2	20	102	90	110	97	70	130
Manganese	0.00001	mg/L	<0.00001			20	20	101	90	110	87	70	130
Molybdenum	0.0004	mg/L	<0.0004			ND	20	99	90	110	85	70	130
Nickel	0.0001	mg/L	<0.0001			5	20	99	90	110	101	70	130
Phosphorus	0.003	mg/L	<0.003			ND	20	102	90	110	NV	70	130
Potassium	0.003	mg/L	<0.009			5	20	101	90	110	114	70	130
Selenium	0.00004	mg/L	<0.00004			17	20	97	90	110	100	70	130
Silicon	0.02	mg/L	<0.02			3	20	101	90	110	NV	70	130
Silver	0.00005	mg/L	<0.00005			ND	20	100	90	110	73	70	130
Sodium	0.01	mg/L	<0.01			4	20	104	90	110	98	70	130
Strontium	0.00008	mg/L	<0.00008			0	20	100	90	110	101	70	130
Sulfur	5	mg/L	<5			ND	20	106	90	110	NV	70	130
Thallium	0.000005	mg/L	<0.000005			ND	20	100	90	110	95	70	130
Thorium	0.0001	mg/L	<0.0001			ND	20	99	90	110	NV	70	130
Tin	0.00006	mg/L	<0.00006			ND	20	96	90	110	NV	70	130
Titanium	0.0001	mg/L	<0.0001			ND	20	98	90	110	NV	70	130
Tungsten	0.0002	mg/L	<0.0002			ND	20	95	90	110	NV	70	130
Uranium	0.000002	mg/L	<0.000002			2	20	102	90	110	93	70	130
Vanadium	0.00001	mg/L	<0.00001			3	20	101	90	110	99	70	130
Zinc	0.002	mg/L	<0.002			ND	20	99	90	110	111	70	130
Zirconium	0.002	mg/L	<0.002			ND	20	96	90	110	NV	70	130
pH - QCBatchID: EWL0018-FEB24													
pH	0.05	No unit	NA			1		100			NA		
pH - QCBatchID: EWL0019-FEB24													
pH	0.05	No unit	NA			0		100			NA		

OnLine LIMS

Results relate only to the sample tested. Data reported represents the sample submitted to SGS. Reproduction of this analytical report in full or in part is prohibited without prior written approval. Please refer to SGS General Conditions of Services located at https://www.sgs.ca/en/terms-and-conditions (Printed copies are available upon request.)
Test method information available upon request. "Temperature Upon Receipt" is representative of the whole shipment and may not reflect the temperature of individual samples.
SGS Canada Inc. Environment-Health & Safety statement of conformity decision rule does not consider uncertainty when analytical results are compared to a specified standard or regulation.

0003634064

SGS Canada Inc.
P.O. Box 4300 - 185 Concession St.
Lakefield - Ontario - KOL 2HO
Phone: 705-652-2000 FAX: 705-652-6365

14-February-2024

Great Bear Resources Ltd.
Attn : Ashley Moncrief

1020 - 800 West Pender St.
Vancouver, BC
V6C 2V6, Canada

Phone: 778-833-2160
Fax:

Date Rec. : 02 February 2024
LR Report: **CA10013-FEB24**
Reference: Wk#36

Copy: #1

CERTIFICATE OF ANALYSIS
Final Report

Analysis	3: Analysis Completed Date	4: Analysis Completed Time	5: HC-8 Wk#36	6: HC-9 Wk#36	7: HC-10 Wk#36	8: HC-11 Wk#36	9: HC-12 Wk#36	10: HC-13 Wk#36	11: HC-14 Wk#36	12: HC-15 Wk#36	13: HC-16 Wk#36	14: HC-17 Wk#36
Sample Date & Time			02-Feb-24	02-Feb-24	02-Feb-24	02-Feb-24	02-Feb-24	02-Feb-24	02-Feb-24	02-Feb-24	02-Feb-24	02-Feb-24
Hum Cell Leachate Volume [mL]	06-Feb-24	21:18	911	997	908	942	923	996	955	694	997	997
Sample Name	---	---	DX450108	DX450076	DX450186	DX450118	DX 550107	DX450159	DX450171	DX450134	DX450185	DX450032
Sample Weight [g]	---	---	1000	1000	1000	1000	1000	1000	1000	1000	1000	1000
pH [No unit]	07-Feb-24	10:49	7.91	6.50	7.23	7.26	7.04	7.36	6.86	7.44	7.32	6.62
Alkalinity [mg/L as CaCO3]	05-Feb-24	11:31	10	3	6	6	5	9	3	12	8	2
Conductivity [uS/cm]	05-Feb-24	11:31	25	38	16	13	19	30	20	56	23	10
Acidity [mg/L as CaCO3]	06-Feb-24	10:43	< 2	7	< 2	< 2	< 2	< 2	< 2	< 2	< 2	< 2
Fluoride [mg/L]	05-Feb-24	09:29	< 0.06	< 0.06	< 0.06	< 0.06	< 0.06	< 0.06	< 0.06	< 0.06	< 0.06	< 0.06
Sulphate [mg/L]	05-Feb-24	18:17	2	13	< 2	< 2	3	3	5	9	< 2	< 2
Chloride [mg/L]	07-Feb-24	18:20	1	< 1	< 1	< 1	< 1	< 1	< 1	4	< 1	< 1
Mercury [mg/L]	06-Feb-24	13:38	< 0.00001	< 0.00001	< 0.00001	< 0.00001	< 0.00001	< 0.00001	< 0.00001	< 0.00001	< 0.00001	< 0.00001
Silver [mg/L]	12-Feb-24	13:52	< 0.00005	< 0.00005	< 0.00005	< 0.00005	< 0.00005	< 0.00005	< 0.00005	< 0.00005	< 0.00005	< 0.00005
Aluminum [mg/L]	12-Feb-24	13:52	0.069	0.001	0.037	0.053	0.040	0.075	0.026	0.011	0.098	0.012
Arsenic [mg/L]	12-Feb-24	13:52	0.0012	< 0.0002	0.0003	0.0004	0.0020	0.0022	0.0018	0.0964	0.0102	0.0147
Barium [mg/L]	12-Feb-24	13:52	0.00133	0.00582	0.00055	0.00054	0.00127	0.00065	0.00161	0.00126	0.00172	0.00021
Beryllium [mg/L]	12-Feb-24	13:52	< 0.000007	< 0.000007	< 0.000007	< 0.000007	< 0.000007	< 0.000007	< 0.000007	0.000007	< 0.000007	< 0.000007
Boron [mg/L]	12-Feb-24	13:52	< 0.002	< 0.002	< 0.002	< 0.002	0.005	< 0.002	< 0.002	0.002	< 0.002	< 0.002
Bismuth [mg/L]	12-Feb-24	13:52	< 0.00001	0.00001	< 0.00001	< 0.00001	0.00002	< 0.00001	< 0.00001	< 0.00001	< 0.00001	0.00001
Calcium [mg/L]	12-Feb-24	13:52	3.89	3.84	2.52	2.09	3.03	4.78	2.59	8.87	3.69	1.64
Cadmium [mg/L]	12-Feb-24	13:52	0.000004	0.0208	0.000012	0.000006	0.000007	0.000033	0.000003	0.000013	0.000014	0.000016
Cobalt [mg/L]	12-Feb-24	13:52	< 0.000004	0.000362	0.000188	0.000146	< 0.000004	< 0.000004	0.000036	0.000354	0.000027	0.000130

OnLine LIMS

0003634065

Results relate only to the sample tested. Data reported represents the sample submitted to SGS. Reproduction of this analytical report in full or in part is prohibited without prior written approval. Please refer to SGS General Conditions of Services located at https://www.sgs.ca/en/terms-and-conditions (Printed copies are available upon request.)
Test method information available upon request. "Temperature Upon Receipt" is representative of the whole shipment and may not reflect the temperature of individual samples.
SGS Canada Inc. Environment-Health & Safety statement of conformity decision rule does not consider uncertainty when analytical results are compared to a specified standard or regulation.

SGS Canada Inc.
P.O. Box 4300 - 185 Concession St.
Lakefield - Ontario - KOL 2HO
Phone: 705-652-2000 FAX: 705-652-6365

Analysis	3: Analysis Completed Date	4: Analysis Completed Time	5: HC-8 Wk#36	6: HC-9 Wk#36	7: HC-10 Wk#36	8: HC-11 Wk#36	9: HC-12 Wk#36	10: HC-13 Wk#36	11: HC-14 Wk#36	12: HC-15 Wk#36	13: HC-16 Wk#36	14: HC-17 Wk#36
Chromium [mg/L]	12-Feb-24	13:52	< 0.00008	< 0.00008	< 0.00008	< 0.00008	< 0.00008	< 0.00008	< 0.00008	< 0.00008	< 0.00008	< 0.00008
Copper [mg/L]	12-Feb-24	13:52	< 0.002	< 0.002	< 0.002	< 0.002	< 0.002	< 0.002	< 0.002	< 0.002	< 0.002	< 0.002
Iron [mg/L]	12-Feb-24	13:52	< 0.007	< 0.007	< 0.007	< 0.007	< 0.007	< 0.007	< 0.007	< 0.007	< 0.007	< 0.007
Potassium [mg/L]	12-Feb-24	13:52	0.660	0.987	0.311	0.224	0.361	0.535	0.789	0.549	1.68	0.342
Magnesium [mg/L]	12-Feb-24	13:52	0.239	0.089	0.055	0.051	0.046	0.092	0.162	0.338	0.078	0.054
Manganese [mg/L]	12-Feb-24	13:52	0.0250	0.137	0.0190	0.0131	0.0164	0.0195	0.00343	0.0189	0.00825	0.00289
Molybdenum [mg/L]	12-Feb-24	13:52	0.00062	< 0.0004	0.00356	0.00118	< 0.0004	< 0.0004	< 0.0004	< 0.0004	0.0183	< 0.0004
Sodium [mg/L]	12-Feb-24	13:52	0.09	0.09	0.08	0.08	0.09	0.08	0.10	0.14	0.12	0.08
Nickel [mg/L]	12-Feb-24	13:52	0.0002	0.0081	0.0007	0.0006	0.0003	0.0003	0.0004	0.0142	0.0004	0.0004
Phosphorus [mg/L]	12-Feb-24	13:52	< 0.003	< 0.003	< 0.003	< 0.003	< 0.003	< 0.003	< 0.003	< 0.003	< 0.003	< 0.003
Lead [mg/L]	12-Feb-24	13:52	< 0.00009	0.0358	< 0.00009	0.00012	0.00009	< 0.00009	0.00011	< 0.00009	< 0.00009	< 0.00009
Sulfur [mg/L]	12-Feb-24	13:52	< 5	7	< 5	< 5	< 5	< 5	< 5	8	< 5	< 5
Antimony [mg/L]	12-Feb-24	13:52	< 0.0009	< 0.0009	< 0.0009	< 0.0009	< 0.0009	< 0.0009	< 0.0009	0.0016	< 0.0009	< 0.0009
Selenium [mg/L]	12-Feb-24	13:52	0.00016	0.00099	0.00021	0.00008	0.00015	0.00004	0.00027	0.00025	0.00005	< 0.00004
Silicon [mg/L]	12-Feb-24	13:52	0.21	0.44	0.17	0.18	0.25	0.38	0.21	0.32	0.37	0.35
Tin [mg/L]	12-Feb-24	13:52	< 0.00006	< 0.00006	< 0.00006	< 0.00006	< 0.00006	< 0.00006	< 0.00006	< 0.00006	< 0.00006	< 0.00006
Strontium [mg/L]	12-Feb-24	13:52	0.00663	0.00948	0.00507	0.00448	0.00527	0.00562	0.00851	0.0134	0.00663	0.00402
Titanium [mg/L]	12-Feb-24	13:52	0.00021	< 0.0001	< 0.0001	< 0.0001	< 0.0001	< 0.0001	0.00011	0.00010	0.00010	< 0.0001
Thorium [mg/L]	12-Feb-24	13:52	< 0.0001	< 0.0001	< 0.0001	< 0.0001	< 0.0001	< 0.0001	< 0.0001	< 0.0001	< 0.0001	< 0.0001
Thallium [mg/L]	12-Feb-24	13:52	< 0.000005	0.000035	0.000007	< 0.000005	0.000008	0.000012	< 0.000005	0.000012	0.000008	0.000009
Uranium [mg/L]	12-Feb-24	13:52	0.000616	0.000135	0.0124	0.0123	0.000191	0.000382	0.000142	0.000354	0.000782	0.000497
Vanadium [mg/L]	12-Feb-24	13:52	0.00017	< 0.00001	0.00004	0.00007	0.00013	0.00007	0.00025	0.00008	0.00039	0.00015
Tungsten [mg/L]	12-Feb-24	13:52	< 0.0002	< 0.0002	0.00023	< 0.0002	< 0.0002	< 0.0002	0.00257	< 0.0002	< 0.0002	< 0.0002
Zirconium [mg/L]	12-Feb-24	13:52	< 0.002	< 0.002	< 0.002	< 0.002	< 0.002	< 0.002	< 0.002	< 0.002	< 0.002	< 0.002
Zinc [mg/L]	12-Feb-24	13:52	< 0.002	2.50	< 0.002	< 0.002	< 0.002	0.006	< 0.002	< 0.002	< 0.002	< 0.002

Analysis	15: HC-18 Wk#36	16: HC-19 Wk#36	17: HC-20 Wk#36	18: HC-21 Wk#36	19: HC-22 Wk#36	20: HC-23 Wk#36	21: HC-24 Wk#36	22: HC-25 Wk#36	23: HC-26 Wk#36	24: HC-27 Wk#36
Sample Date & Time	02-Feb-24	02-Feb-24	02-Feb-24	02-Feb-24	02-Feb-24	02-Feb-24	02-Feb-24	02-Feb-24	02-Feb-24	02-Feb-24
Hum Cell Leachate Volume [mL]	928	915	940	938	461	999	998	1001	740	1000
Sample Name	DX 550064	DX450008	DX 550056	DX450022	DX450077	DX450113	DX 550101	DX450128	DX450021	DX450222
Sample Weight [g]	1000	1000	1000	1000	500	1000	1000	1000	750	1000
pH [No unit]	7.39	7.24	7.25	7.75	7.29	7.67	7.80	7.37	6.87	7.06
Alkalinity [mg/L as CaCO3]	8	2	7	15	9	13	11	12	6	5
Conductivity [uS/cm]	17	8	19	28	21	28	24	40	112	21
Acidity [mg/L as CaCO3]	< 2	< 2	< 2	< 2	< 2	< 2	< 2	< 2	< 2	< 2

OnLine LIMS

0003634065

Results relate only to the sample tested. Data reported represents the sample submitted to SGS. Reproduction of this analytical report in full or in part is prohibited without prior written approval. Please refer to SGS General Conditions of Services located at https://www.sgs.ca/en/terms-and-conditions (Printed copies are available upon request.)
Test method information available upon request. "Temperature Upon Receipt" is representative of the whole shipment and may not reflect the temperature of individual samples.
SGS Canada Inc. Environment-Health & Safety statement of conformity decision rule does not consider uncertainty when analytical results are compared to a specified standard or regulation.

SGS Canada Inc.
P.O. Box 4300 - 185 Concession St.
Lakefield - Ontario - KOL 2HO
Phone: 705-652-2000 FAX: 705-652-6365

LR Report : **CA10013-FEB24**

Analysis	15: HC-18 Wk#36	16: HC-19 Wk#36	17: HC-20 Wk#36	18: HC-21 Wk#36	19: HC-22 Wk#36	20: HC-23 Wk#36	21: HC-24 Wk#36	22: HC-25 Wk#36	23: HC-26 Wk#36	24: HC-27 Wk#36
Fluoride [mg/L]	< 0.06	< 0.06	< 0.06	< 0.06	< 0.06	< 0.06	< 0.06	< 0.06	< 0.06	< 0.06
Sulphate [mg/L]	< 2	< 2	< 2	< 2	< 2	< 2	< 2	3	43	4
Chloride [mg/L]	< 1	< 1	< 1	< 1	< 1	< 1	< 1	3	2	< 1
Mercury [mg/L]	< 0.00001	< 0.00001	< 0.00001	< 0.00001	< 0.00001	< 0.00001	< 0.00001	< 0.00001	< 0.00001	< 0.00001
Silver [mg/L]	< 0.00005	< 0.00005	< 0.00005	< 0.00005	< 0.00005	< 0.00005	< 0.00005	< 0.00005	< 0.00005	< 0.00005
Aluminum [mg/L]	0.069	0.049	0.042	0.076	0.038	0.060	0.044	0.062	0.004	0.038
Arsenic [mg/L]	0.0092	0.0004	0.0006	0.0074	0.0006	0.0058	0.0022	0.0025	< 0.0002	0.0007
Barium [mg/L]	0.00031	0.00021	0.00185	0.00026	0.00688	0.00456	0.00068	0.00117	0.00641	0.00039
Beryllium [mg/L]	< 0.000007	< 0.000007	0.000007	< 0.000007	< 0.000007	< 0.000007	< 0.000007	< 0.000007	0.000007	< 0.000007
Boron [mg/L]	0.004	< 0.002	< 0.002	< 0.002	< 0.002	0.003	< 0.002	< 0.002	0.002	< 0.002
Bismuth [mg/L]	< 0.00001	< 0.00001	< 0.00001	< 0.00001	< 0.00001	< 0.00001	< 0.00001	< 0.00001	< 0.00001	< 0.00001
Calcium [mg/L]	3.17	1.51	3.23	4.55	2.93	5.16	4.19	6.56	16.5	3.01
Cadmium [mg/L]	0.000029	< 0.000003	0.000004	0.000026	0.000006	< 0.000003	< 0.000003	0.000004	0.000047	0.000004
Cobalt [mg/L]	0.000049	0.000005	0.000026	0.000030	0.000016	0.000012	0.000008	0.000055	0.000409	< 0.000004
Chromium [mg/L]	< 0.00008	< 0.00008	< 0.00008	< 0.00008	< 0.00008	< 0.00008	< 0.00008	< 0.00008	0.00025	< 0.00008
Copper [mg/L]	< 0.002	< 0.002	< 0.002	< 0.002	< 0.002	< 0.002	< 0.002	< 0.002	< 0.002	< 0.002
Iron [mg/L]	0.009	< 0.007	0.007	< 0.007	< 0.007	< 0.007	< 0.007	0.008	0.018	< 0.007
Potassium [mg/L]	0.274	0.259	0.349	0.068	1.25	0.363	0.183	0.431	2.60	0.495
Magnesium [mg/L]	0.049	0.050	0.203	0.134	0.139	0.184	0.158	0.143	0.431	0.071
Manganese [mg/L]	0.00469	0.00559	0.0228	0.0264	0.0257	0.0275	0.0222	0.0168	0.0452	0.0105
Molybdenum [mg/L]	0.0102	< 0.0004	< 0.0004	< 0.0004	< 0.0004	< 0.0004	< 0.0004	< 0.0004	< 0.0004	< 0.0004
Sodium [mg/L]	0.18	0.10	0.08	0.06	0.09	0.07	0.06	0.09	0.20	0.08
Nickel [mg/L]	0.0003	0.0002	0.0002	0.0002	0.0005	0.0003	0.0003	0.0003	0.0016	0.0002
Phosphorus [mg/L]	< 0.003	< 0.003	< 0.003	< 0.003	< 0.003	< 0.003	< 0.003	< 0.003	< 0.003	< 0.003
Lead [mg/L]	0.00010	< 0.00009	< 0.00009	< 0.00009	< 0.00009	< 0.00009	< 0.00009	< 0.00009	< 0.00009	0.00011
Sulfur [mg/L]	< 5	< 5	< 5	< 5	< 5	< 5	< 5	5	17	< 5
Antimony [mg/L]	< 0.0009	< 0.0009	< 0.0009	< 0.0009	< 0.0009	< 0.0009	< 0.0009	< 0.0009	< 0.0009	< 0.0009
Selenium [mg/L]	< 0.00004	0.00004	0.00006	0.00005	0.00005	< 0.00004	< 0.00004	0.00005	0.00013	< 0.00004
Silicon [mg/L]	0.30	0.20	0.22	0.18	0.17	0.27	0.22	0.28	0.17	0.23
Tin [mg/L]	0.00008	< 0.00006	< 0.00006	< 0.00006	< 0.00006	< 0.00006	< 0.00006	< 0.00006	< 0.00006	< 0.00006
Strontium [mg/L]	0.00381	0.00261	0.00789	0.00324	0.00513	0.0152	0.00475	0.00639	0.0110	0.00456
Titanium [mg/L]	0.00030	0.00014	0.00015	< 0.0001	< 0.0001	0.00016	< 0.0001	0.00013	< 0.0001	< 0.0001
Thorium [mg/L]	< 0.0001	< 0.0001	< 0.0001	< 0.0001	< 0.0001	< 0.0001	< 0.0001	< 0.0001	< 0.0001	< 0.0001
Thallium [mg/L]	0.000011	0.000007	0.000014	< 0.000005	< 0.000005	0.000007	< 0.000005	< 0.000005	< 0.000005	0.000007
Uranium [mg/L]	0.000672	0.000244	0.000139	0.000535	0.000160	0.000934	0.000037	0.00139	0.000018	0.000574
Vanadium [mg/L]	0.00019	0.00004	0.00087	0.00043	0.00078	0.00021	0.00048	0.00055	0.00002	0.00014
Tungsten [mg/L]	< 0.0002	< 0.0002	< 0.0002	< 0.0002	< 0.0002	< 0.0002	< 0.0002	0.00074	0.00053	< 0.0002
Zirconium [mg/L]	< 0.002	< 0.002	< 0.002	< 0.002	< 0.002	< 0.002	< 0.002	< 0.002	< 0.002	< 0.002

OnLine LIMS

0003634065

Results relate only to the sample tested. Data reported represents the sample submitted to SGS. Reproduction of this analytical report in full or in part is prohibited without prior written approval. Please refer to SGS General Conditions of Services located at https://www.sgs.ca/en/terms-and-conditions (Printed copies are available upon request.)
Test method information available upon request. "Temperature Upon Receipt" is representative of the whole shipment and may not reflect the temperature of individual samples.
SGS Canada Inc. Environment-Health & Safety statement of conformity decision rule does not consider uncertainty when analytical results are compared to a specified standard or regulation.

SGS Canada Inc.
P.O. Box 4300 - 185 Concession St.
Lakefield - Ontario - KOL 2HO
Phone: 705-652-2000 FAX: 705-652-6365

Analysis	15: HC-18 Wk#36	16: HC-19 Wk#36	17: HC-20 Wk#36	18: HC-21 Wk#36	19: HC-22 Wk#36	20: HC-23 Wk#36	21: HC-24 Wk#36	22: HC-25 Wk#36	23: HC-26 Wk#36	24: HC-27 Wk#36
Zinc [mg/L]	< 0.002	< 0.002	< 0.002	0.003	< 0.002	< 0.002	< 0.002	< 0.002	0.006	< 0.002

Method Descriptions

Parameter	SGS Method Code	Reference Method Code
	NA	
Acidity	ME-CA-[ENV]EWL-LAK-AN-006	SM 2310
Alkalinity	ME-CA-[ENV]EWL-LAK-AN-006	SM 2320
Anions by discrete analyzer	ME-CA-[ENV]EWL-LAK-AN-026	US EPA 325.2
Anions by discrete analyzer	ME-CA-[ENV]EWL-LAK-AN-026	US EPA 375.4
Conductivity	ME-CA-[ENV]EWL-LAK-AN-006	SM 2510
Fluoride by Specific Ion Electrode	ME-CA-[ENV]EWL-LAK-AN-014	SM 4500
Inorganics-General	ME-CA-[ENV]SPE-LAK-AN-004	EPA 7471A/SM 3112B
Metals in aqueous samples - ICP-MS	ME-CA-[ENV]SPE-LAK-AN-006	SM 3030/EPA 200.8
pH	ME-CA-[ENV]EWL-LAK-AN-006	SM 4500



Lisa Thompson
Project Specialist Assistant,
Environment, Health & Safety

OnLine LIMS

0003634065

Results relate only to the sample tested. Data reported represents the sample submitted to SGS. Reproduction of this analytical report in full or in part is prohibited without prior written approval. Please refer to SGS General Conditions of Services located at https://www.sgs.ca/en/terms-and-conditions (Printed copies are available upon request.)
Test method information available upon request. "Temperature Upon Receipt" is representative of the whole shipment and may not reflect the temperature of individual samples.
SGS Canada Inc. Environment-Health & Safety statement of conformity decision rule does not consider uncertainty when analytical results are compared to a specified standard or regulation.

SGS Canada Inc.
P.O. Box 4300 - 185 Concession St.
Lakefield - Ontario - KOL 2HO
Phone: 705-652-2000 FAX: 705-652-6365

Quality Control Report

Inorganic Analysis														
Parameter	Reporting Limit	Unit	Method Blank	Duplicate				LCS / Spike Blank			Matrix Spike / Reference Material		
				Result 1	Result 2	RPD	Acceptance Criteria	Spike Recovery (%)	Recovery Limits (%)		Spike Recovery (%)	Recovery Limits (%)	
							%		Low	High		Low	High
Acidity - QCBatchID: EWL0041-FEB24													
Acidity	2	mg/L as Ca	< 2			ND	20	94	90	110	NA		
Acidity - QCBatchID: EWL0046-FEB24													
Acidity	2	mg/L as Ca	3			ND	20	100	90	110	NA		
Alkalinity - QCBatchID: EWL0041-FEB24													
Alkalinity	2	mg/L as Ca	< 2			0	20	96	80	120	NA		
Alkalinity - QCBatchID: EWL0046-FEB24													
Alkalinity	2	mg/L as Ca	< 2			0	20	98	80	120	NA		
Anions by discrete analyzer - QCBatchID: DIO5016-FEB24													
Chloride	1	mg/L	<1			18	20	109	80	120	112	75	125
Sulphate	2	mg/L	<2			1	20	104	80	120	100	75	125
Anions by discrete analyzer - QCBatchID: DIO5017-FEB24													
Chloride	1	mg/L	<1			1	20	103	80	120	104	75	125
Conductivity - QCBatchID: EWL0041-FEB24													
Conductivity	2	uS/cm	< 2			0	20	97	90	110	NA		
Conductivity - QCBatchID: EWL0046-FEB24													
Conductivity	2	uS/cm	< 2			0	20	106	90	110	NA		
Fluoride by Specific Ion Electrode - QCBatchID: EWL0057-FEB24													
Fluoride	0.06	mg/L	<0.06			ND	10	101	90	110	84	75	125
Inorganics-General - QCBatchID: EHG0008-FEB24													
Mercury	0.00001	mg/L	< 0.00001			ND	20	88	80	120	95	70	130
Metals in aqueous samples - ICP-MS - QCBatchID: EMS0030-FEB24													
Aluminum	0.001	mg/L	<0.001			1	20	101	90	110	110	70	130
Antimony	0.0009	mg/L	<0.0009			ND	20	109	90	110	106	70	130
Arsenic	0.0002	mg/L	<0.0002			5	20	102	90	110	103	70	130
Barium	0.00008	mg/L	<0.00008			2	20	97	90	110	93	70	130
Beryllium	0.000007	mg/L	<0.000007			ND	20	96	90	110	97	70	130
Bismuth	0.00001	mg/L	<0.00001			ND	20	95	90	110	100	70	130
Boron	0.002	mg/L	<0.002			3	20	94	90	110	96	70	130
Cadmium	0.000003	mg/L	<0.000003			0	20	98	90	110	108	70	130
Calcium	0.01	mg/L	<0.01			1	20	102	90	110	89	70	130
Chromium	0.00008	mg/L	<0.00008			ND	20	102	90	110	114	70	130
Cobalt	0.000004	mg/L	<0.000004			0	20	104	90	110	104	70	130
Copper	0.002	mg/L	<0.001			ND	20	102	90	110	98	70	130
Iron	0.007	mg/L	<0.007			ND	20	103	90	110	100	70	130
Lead	0.00009	mg/L	<0.00009			2	20	95	90	110	84	70	130

OnLine LIMS

0003634065

Results relate only to the sample tested. Data reported represents the sample submitted to SGS. Reproduction of this analytical report in full or in part is prohibited without prior written approval. Please refer to SGS General Conditions of Services located at https://www.sgs.ca/en/terms-and-conditions (Printed copies are available upon request.)
Test method information available upon request. "Temperature Upon Receipt" is representative of the whole shipment and may not reflect the temperature of individual samples.
SGS Canada Inc. Environment-Health & Safety statement of conformity decision rule does not consider uncertainty when analytical results are compared to a specified standard or regulation.

SGS Canada Inc.
P.O. Box 4300 - 185 Concession St.
Lakefield - Ontario - KOL 2HO
Phone: 705-652-2000 FAX: 705-652-6365

Inorganic Analysis														
Parameter	Reporting Limit	Unit	Method Blank	Duplicate				LCS / Spike Blank			Matrix Spike / Reference Material			
				Result 1	Result 2	RPD	Acceptance Criteria	Spike Recovery (%)	Recovery Limits (%)		Spike Recovery (%)	Recovery Limits (%)		
							%		Low	High		Low	High	
Magnesium	0.001	mg/L	<0.001			2	20	99	90	110	72	70	130	
Manganese	0.00001	mg/L	<0.00001			1	20	103	90	110	105	70	130	
Molybdenum	0.0004	mg/L	<0.0004			ND	20	97	90	110	93	70	130	
Nickel	0.0001	mg/L	<0.0001			1	20	104	90	110	101	70	130	
Phosphorus	0.003	mg/L	<0.003			ND	20	99	90	110	NV	70	130	
Potassium	0.003	mg/L	<0.009			1	20	100	90	110	75	70	130	
Selenium	0.00004	mg/L	<0.00004			12	20	96	90	110	104	70	130	
Silicon	0.02	mg/L	<0.02			1	20	100	90	110	NV	70	130	
Silver	0.00005	mg/L	<0.00005			ND	20	99	90	110	79	70	130	
Sodium	0.01	mg/L	<0.01			2	20	102	90	110	104	70	130	
Strontium	0.00008	mg/L	<0.00008			1	20	101	90	110	88	70	130	
Sulfur	5	mg/L	<5			ND	20	110	90	110	NV	70	130	
Thallium	0.000005	mg/L	<0.000005			ND	20	99	90	110	95	70	130	
Thorium	0.0001	mg/L	<0.0001			ND	20	102	90	110	NV	70	130	
Tin	0.00006	mg/L	<0.00006			1	20	94	90	110	NV	70	130	
Titanium	0.0001	mg/L	<0.0001			10	20	92	90	110	NV	70	130	
Tungsten	0.0002	mg/L	<0.0002			4	20	90	90	110	NV	70	130	
Uranium	0.000002	mg/L	<0.000002			6	20	96	90	110	99	70	130	
Vanadium	0.00001	mg/L	<0.00001			2	20	104	90	110	98	70	130	
Zinc	0.002	mg/L	<0.002			ND	20	103	90	110	105	70	130	
Zirconium	0.002	mg/L	<0.002			ND	20	90	90	110	NV	70	130	
Metals in aqueous samples - ICP-MS - QCBatchID: EMS0067-FEB24														
Sulfur	5	mg/L	<5			ND	20	106	90	110	NV	70	130	
pH - QCBatchID: EWL0041-FEB24														
pH	0.05	No unit	NA			0		101			NA			
pH - QCBatchID: EWL0046-FEB24														
pH	0.05	No unit	NA			0		100			NA			

OnLine LIMS

00036340065

Results relate only to the sample tested. Data reported represents the sample submitted to SGS. Reproduction of this analytical report in full or in part is prohibited without prior written approval. Please refer to SGS General Conditions of Services located at https://www.sgs.ca/en/terms-and-conditions (Printed copies are available upon request.)
Test method information available upon request. "Temperature Upon Receipt" is representative of the whole shipment and may not reflect the temperature of individual samples.
SGS Canada Inc. Environment-Health & Safety statement of conformity decision rule does not consider uncertainty when analytical results are compared to a specified standard or regulation.

SGS Canada Inc.
P.O. Box 4300 - 185 Concession St.
Lakefield - Ontario - KOL 2HO
Phone: 705-652-2000 FAX: 705-652-6365

28-January-2025

Great Bear Resources Ltd.
Attn : Ashley Moncrief

1020 - 800 West Pender St.
Vancouver, BC
V6C 2V6, Canada

Phone: 778-833-2160
Fax:

Date Rec. : 27 December 2024
LR Report: **CA10171-DEC24**
Reference: Wk#36

Copy: #1

CERTIFICATE OF ANALYSIS
Final Report

Analysis	3: Analysis Completed Date	4: Analysis Completed Time	5: HC-28 Wk#36	6: HC-29 Wk#36	7: HC-30 Wk#36	8: HC-31 Wk#36	9: HC-32 Wk#36	10: HC-33 Wk#36
Sample Date & Time			27-Dec-24	27-Dec-24	27-Dec-24	27-Dec-24	27-Dec-24	27-Dec-24
HumCell Leachate Vol [mL]	30-Dec-24	13:13	989	970	718	968	725	1007
Sample Name	---	---	31787	DX450179	31644	DX450183	O31576	DX450213
Sample Weight [g]	---	---	1000	1000	750	1000	750	1000
pH [No unit]	30-Dec-24	14:54	6.65	6.70	6.67	7.04	6.75	4.81
Alkalinity [mg/L as CaCO3]	30-Dec-24	10:17	3	4	4	7	6	< 2
Conductivity [uS/cm]	30-Dec-24	10:17	7	10	13	18	18	36
Acidity [mg/L as CaCO3]	03-Jan-25	09:54	< 2	< 2	< 2	< 2	< 2	12
F [mg/L]	30-Dec-24	09:11	< 0.06	< 0.06	< 0.06	< 0.06	< 0.06	< 0.06
SO4 [mg/L]	30-Dec-24	11:22	0.4	0.4	1.5	1.8	2.3	13
Cl [mg/L]	30-Dec-24	11:22	< 0.2	< 0.2	< 0.2	< 0.2	< 0.2	< 0.2
Hg [mg/L]	31-Dec-24	09:10	< 0.00001	< 0.00001	< 0.00001	< 0.00001	< 0.00001	< 0.00001
Ag [mg/L]	31-Dec-24	11:22	< 0.00005	< 0.00005	< 0.00005	< 0.00005	< 0.00005	< 0.00005
Al [mg/L]	31-Dec-24	11:22	0.025	0.026	0.015	0.032	0.038	0.050
As [mg/L]	31-Dec-24	11:22	0.0015	0.0070	0.0028	0.0090	0.0015	0.0003
Ba [mg/L]	31-Dec-24	11:22	0.00073	0.00145	0.00045	0.00029	0.00144	0.00662
Be [mg/L]	31-Dec-24	11:22	< 0.000007	< 0.000007	< 0.000007	< 0.000007	< 0.000007	0.000058
B [mg/L]	31-Dec-24	11:22	< 0.002	< 0.002	< 0.002	< 0.002	< 0.002	0.004
Bi [mg/L]	31-Dec-24	11:22	< 0.00001	< 0.00001	< 0.00001	< 0.00001	< 0.00001	< 0.00001
Ca [mg/L]	31-Dec-24	11:22	1.09	1.05	1.70	2.90	2.66	1.48
Cd [mg/L]	31-Dec-24	11:22	< 0.000003	0.000008	< 0.000003	< 0.000003	0.000004	0.000015
Co [mg/L]	31-Dec-24	11:22	0.000009	0.000026	0.000017	0.000018	0.000009	0.000289
Cr [mg/L]	31-Dec-24	11:22	< 0.00008	< 0.00008	< 0.00008	< 0.00008	< 0.00008	< 0.00008
Cu [mg/L]	31-Dec-24	11:22	< 0.001	< 0.001	< 0.001	< 0.001	< 0.001	0.001
Fe [mg/L]	31-Dec-24	11:22	< 0.007	< 0.007	< 0.007	< 0.007	< 0.007	2.66
K [mg/L]	31-Dec-24	11:22	0.326	0.628	0.517	0.433	0.597	1.28
Mg [mg/L]	31-Dec-24	11:22	0.039	0.056	0.089	0.069	0.055	0.237
Mn [mg/L]	31-Dec-24	11:22	0.00172	0.00156	0.00753	0.00276	0.0253	0.0542
Mo [mg/L]	31-Dec-24	11:22	< 0.0004	< 0.0004	< 0.0004	< 0.0004	< 0.0004	< 0.0004
Na [mg/L]	31-Dec-24	11:22	0.04	0.05	0.04	0.06	0.08	0.07
Ni [mg/L]	31-Dec-24	11:22	< 0.0001	< 0.0001	< 0.0001	< 0.0001	< 0.0001	0.0047

OnLine LIMS

0004001123

Results relate only to the sample tested. Data reported represents the sample submitted to SGS. Reproduction of this analytical report in full or in part is prohibited without prior written approval. Please refer to SGS General Conditions of Services located at https://www.sgs.ca/en/terms-and-conditions (Printed copies are available upon request.)
Test method information available upon request. "Temperature Upon Receipt" is representative of the whole shipment and may not reflect the temperature of individual samples.
SGS Canada Inc. Environment-Health & Safety statement of conformity decision rule does not consider uncertainty when analytical results are compared to a specified standard or regulation.

SGS Canada Inc.
P.O. Box 4300 - 185 Concession St.
Lakefield - Ontario - KOL 2HO
Phone: 705-652-2000 FAX: 705-652-6365

LR Report : **CA10171-DEC24**

Analysis	3: Analysis Completed Date	4: Analysis Completed Time	5: HC-28 Wk#36	6: HC-29 Wk#36	7: HC-30 Wk#36	8: HC-31 Wk#36	9: HC-32 Wk#36	10: HC-33 Wk#36
P [mg/L]	31-Dec-24	11:22	< 0.003	< 0.003	< 0.003	< 0.003	< 0.003	< 0.003
Pb [mg/L]	31-Dec-24	11:22	< 0.00009	< 0.00009	< 0.00009	< 0.00009	< 0.00009	< 0.00009
S [mg/L]	31-Dec-24	11:22	< 5	< 5	< 5	< 5	< 5	< 5
Sb [mg/L]	31-Dec-24	11:22	< 0.0009	< 0.0009	0.0009	< 0.0009	< 0.0009	< 0.0009
Se [mg/L]	31-Dec-24	11:22	< 0.00004	< 0.00004	< 0.00004	< 0.00004	0.00022	0.00041
Si [mg/L]	31-Dec-24	11:22	0.17	0.17	0.15	0.26	0.20	0.85
Sn [mg/L]	31-Dec-24	11:22	< 0.00006	< 0.00006	< 0.00006	< 0.00006	< 0.00006	< 0.00006
Sr [mg/L]	31-Dec-24	11:22	0.00332	0.00337	0.00696	0.00613	0.00409	0.0102
Ti [mg/L]	31-Dec-24	11:21	< 0.0001	0.0001	< 0.0001	0.0001	< 0.0001	< 0.0001
Th [mg/L]	31-Dec-24	11:21	< 0.0001	< 0.0001	< 0.0001	< 0.0001	< 0.0001	< 0.0001
Tl [mg/L]	31-Dec-24	11:21	< 0.000005	< 0.000005	< 0.000005	< 0.000005	< 0.000005	0.000005
U [mg/L]	31-Dec-24	11:21	0.000334	0.000630	0.000422	0.000978	0.000140	0.000637
V [mg/L]	31-Dec-24	11:21	0.00032	0.00051	0.00017	0.00030	0.00016	< 0.00001
W [mg/L]	31-Dec-24	11:21	< 0.0002	< 0.0002	< 0.0002	< 0.0002	< 0.0002	< 0.0002
Zr [mg/L]	31-Dec-24	11:21	< 0.002	< 0.002	< 0.002	< 0.002	< 0.002	< 0.002
Zn [mg/L]	31-Dec-24	11:21	< 0.002	< 0.002	< 0.002	< 0.002	< 0.002	0.013

Analysis	11: HC-34 Wk#36	12: HC-35 Wk#36
Sample Date & Time	27-Dec-24	27-Dec-24
HumCell Leachate Vol [mL]	1003	1003
Sample Name	DX450174	31795
Sample Weight [g]	1000	1000
pH [No unit]	6.85	7.15
Alkalinity [mg/L as CaCO3]	9	11
Conductivity [uS/cm]	19	26
Acidity [mg/L as CaCO3]	< 2	< 2
F [mg/L]	< 0.06	< 0.06
SO4 [mg/L]	0.4	0.8
Cl [mg/L]	< 0.2	< 0.2
Hg [mg/L]	< 0.00001	< 0.00001
Ag [mg/L]	< 0.00005	< 0.00005
Al [mg/L]	0.048	0.254
As [mg/L]	0.0049	0.0646
Ba [mg/L]	0.00238	0.00336
Be [mg/L]	< 0.000007	< 0.000007
B [mg/L]	< 0.002	< 0.002
Bi [mg/L]	< 0.00001	< 0.00001
Ca [mg/L]	2.90	3.50
Cd [mg/L]	< 0.000003	< 0.000003
Co [mg/L]	0.000015	0.000017
Cr [mg/L]	< 0.00008	< 0.00008
Cu [mg/L]	< 0.001	< 0.001
Fe [mg/L]	< 0.007	< 0.007
K [mg/L]	0.666	1.71

OnLine LIMS

0004001123

Results relate only to the sample tested. Data reported represents the sample submitted to SGS. Reproduction of this analytical report in full or in part is prohibited without prior written approval. Please refer to SGS General Conditions of Services located at https://www.sgs.ca/en/terms-and-conditions (Printed copies are available upon request.)
Test method information available upon request. "Temperature Upon Receipt" is representative of the whole shipment and may not reflect the temperature of individual samples.
SGS Canada Inc. Environment-Health & Safety statement of conformity decision rule does not consider uncertainty when analytical results are compared to a specified standard or regulation.

SGS Canada Inc.
P.O. Box 4300 - 185 Concession St.
Lakefield - Ontario - KOL 2HO
Phone: 705-652-2000 FAX: 705-652-6365

LR Report : **CA10171-DEC24**

Analysis	11: HC-34 Wk#36	12: HC-35 Wk#36
Mg [mg/L]	0.189	0.054
Mn [mg/L]	0.0136	0.00173
Mo [mg/L]	< 0.0004	< 0.0004
Na [mg/L]	0.08	0.09
Ni [mg/L]	0.0001	< 0.0001
P [mg/L]	< 0.003	< 0.003
Pb [mg/L]	< 0.00009	< 0.00009
S [mg/L]	< 5	< 5
Sb [mg/L]	< 0.0009	< 0.0009
Se [mg/L]	0.00005	< 0.00004
Si [mg/L]	0.25	0.63
Sn [mg/L]	< 0.00006	< 0.00006
Sr [mg/L]	0.00836	0.00474
Ti [mg/L]	< 0.0001	0.0001
Th [mg/L]	< 0.0001	< 0.0001
Tl [mg/L]	< 0.000005	0.000005
U [mg/L]	0.000038	0.000285
V [mg/L]	0.00047	0.00096
W [mg/L]	< 0.0002	< 0.0002
Zr [mg/L]	< 0.002	< 0.002
Zn [mg/L]	< 0.002	< 0.002



Chris Sullivan, B.Sc., C.Chem
Project Specialist,
Environment, Health & Safety

OnLine LIMS

0004001123

Results relate only to the sample tested. Data reported represents the sample submitted to SGS. Reproduction of this analytical report in full or in part is prohibited without prior written approval. Please refer to SGS General Conditions of Services located at https://www.sgs.ca/en/terms-and-conditions (Printed copies are available upon request.)
Test method information available upon request. "Temperature Upon Receipt" is representative of the whole shipment and may not reflect the temperature of individual samples.
SGS Canada Inc. Environment-Health & Safety statement of conformity decision rule does not consider uncertainty when analytical results are compared to a specified standard or regulation.

SGS Canada Inc.
P.O. Box 4300 - 185 Concession St.
Lakefield - Ontario - KOL 2HO
Phone: 705-652-2000 FAX: 705-652-6365

21-February-2024

Great Bear Resources Ltd.
Attn : Ashley Moncrief

1020 - 800 West Pender St.
Vancouver, BC
V6C 2V6, Canada

Phone: 778-833-2160
Fax:

Date Rec. : 08 February 2024
LR Report: **CA10067-FEB24**
Reference: Wk#37

Copy: #1

CERTIFICATE OF ANALYSIS
Final Report

Analysis	3: Analysis Completed Date	4: Analysis Completed Time	5: HC-1 Wk#37	6: HC-2 Wk#37	7: HC-3 Wk#37	8: HC-4 Wk#37	9: HC-5 Wk#37	10: HC-6 Wk#37	11: HC-7 Wk#37
Sample Date & Time			08-Feb-24	08-Feb-24	08-Feb-24	08-Feb-24	08-Feb-24	08-Feb-24	08-Feb-24
Hum Cell Leachate Volume [mL]	10-Feb-24	14:25	968	1001	474	495	994	502	973
Sample Name	---	---	DX450052	DX 550083	DX450204	DX450176	DX450232	DX450181	DX450002
Sample Weight [g]	---	---	1000	1000	500	500	1000	500	1000
pH [No unit]	09-Feb-24	11:05	6.94	7.49	7.06	6.34	7.22	7.35	7.43
Alkalinity [mg/L as CaCO3]	09-Feb-24	11:05	3	11	4	< 2	6	10	8
Conductivity [uS/cm]	09-Feb-24	11:05	31	29	12	26	15	21	18
Acidity [mg/L as CaCO3]	13-Feb-24	10:01	< 2	< 2	< 2	3	< 2	< 2	< 2
Fluoride [mg/L]	09-Feb-24	09:04	< 0.06	< 0.06	< 0.06	< 0.06	< 0.06	< 0.06	< 0.06
Sulphate [mg/L]	15-Feb-24	16:01	11	3	< 2	9	2	< 2	< 2
Chloride [mg/L]	15-Feb-24	16:01	< 1	< 1	< 1	< 1	< 1	< 1	< 1
Mercury [mg/L]	12-Feb-24	11:48	< 0.00001	< 0.00001	< 0.00001	< 0.00001	< 0.00001	< 0.00001	< 0.00001
Silver [mg/L]	13-Feb-24	14:16	< 0.00005	< 0.00005	< 0.00005	< 0.00005	< 0.00005	< 0.00005	< 0.00005
Aluminum [mg/L]	13-Feb-24	14:16	0.011	0.067	0.056	0.005	0.048	0.050	0.051
Arsenic [mg/L]	13-Feb-24	14:16	< 0.0002	0.0106	0.0010	< 0.0002	0.0030	0.0005	0.0086
Barium [mg/L]	13-Feb-24	14:16	0.00069	0.0125	0.00047	0.00256	0.00097	0.00068	0.00064
Beryllium [mg/L]	13-Feb-24	14:16	< 0.000007	< 0.000007	< 0.000007	< 0.000007	< 0.000007	< 0.000007	< 0.000007
Boron [mg/L]	13-Feb-24	14:16	< 0.002	< 0.002	< 0.002	< 0.002	< 0.002	< 0.002	< 0.002
Bismuth [mg/L]	13-Feb-24	14:16	< 0.00001	0.00008	< 0.00001	< 0.00001	< 0.00001	< 0.00001	< 0.00001
Calcium [mg/L]	13-Feb-24	14:16	5.06	5.22	1.74	3.13	2.51	3.55	2.74
Cadmium [mg/L]	13-Feb-24	14:16	0.000756	0.000007	0.000005	0.00129	0.000007	0.000003	0.000003
Cobalt [mg/L]	13-Feb-24	14:16	0.000037	0.000042	0.000068	0.000084	0.000009	0.000011	0.000025

OnLine LIMS

0003634066

Results relate only to the sample tested. Data reported represents the sample submitted to SGS. Reproduction of this analytical report in full or in part is prohibited without prior written approval. Please refer to SGS General Conditions of Services located at https://www.sgs.ca/en/terms-and-conditions (Printed copies are available upon request.)
Test method information available upon request. "Temperature Upon Receipt" is representative of the whole shipment and may not reflect the temperature of individual samples.
SGS Canada Inc. Environment-Health & Safety statement of conformity decision rule does not consider uncertainty when analytical results are compared to a specified standard or regulation.

SGS Canada Inc.
P.O. Box 4300 - 185 Concession St.
Lakefield - Ontario - KOL 2HO
Phone: 705-652-2000 FAX: 705-652-6365

Analysis	3: Analysis Completed Date	4: Analysis Completed Time	5: HC-1 Wk#37	6: HC-2 Wk#37	7: HC-3 Wk#37	8: HC-4 Wk#37	9: HC-5 Wk#37	10: HC-6 Wk#37	11: HC-7 Wk#37
Chromium [mg/L]	13-Feb-24	14:16	< 0.00008	< 0.00008	< 0.00008	< 0.00008	< 0.00008	< 0.00008	< 0.00008
Copper [mg/L]	13-Feb-24	14:16	< 0.002	< 0.002	< 0.002	< 0.002	< 0.002	< 0.002	< 0.002
Iron [mg/L]	13-Feb-24	14:16	< 0.007	< 0.007	0.007	< 0.007	< 0.007	< 0.007	0.009
Potassium [mg/L]	13-Feb-24	14:16	0.307	1.44	0.506	0.400	0.554	0.494	0.467
Magnesium [mg/L]	13-Feb-24	14:16	0.066	0.097	0.080	0.212	0.054	0.123	0.093
Manganese [mg/L]	13-Feb-24	14:16	0.0322	0.0363	0.00380	0.0220	0.0148	0.00572	0.0105
Molybdenum [mg/L]	13-Feb-24	14:16	0.0027	< 0.0004	0.0006	< 0.0004	< 0.0004	< 0.0004	0.0009
Sodium [mg/L]	13-Feb-24	14:16	0.07	0.13	0.10	0.05	0.08	0.27	0.10
Nickel [mg/L]	13-Feb-24	14:16	0.0002	0.0001	0.0003	0.0003	< 0.0001	0.0002	0.0002
Phosphorus [mg/L]	13-Feb-24	14:16	0.041	0.036	0.045	0.046	0.044	0.046	0.042
Lead [mg/L]	13-Feb-24	14:16	0.0239	0.00042	< 0.00009	0.0483	< 0.00009	< 0.00009	0.00025
Sulfur [mg/L]	13-Feb-24	14:16	< 5	< 5	< 5	< 5	< 5	< 5	< 5
Antimony [mg/L]	13-Feb-24	14:16	< 0.0009	< 0.0009	< 0.0009	< 0.0009	< 0.0009	< 0.0009	< 0.0009
Selenium [mg/L]	13-Feb-24	14:16	0.00038	0.00359	< 0.00004	0.00069	0.00009	< 0.00004	< 0.00004
Silicon [mg/L]	13-Feb-24	14:16	0.17	0.34	0.21	0.19	0.27	0.49	0.22
Tin [mg/L]	13-Feb-24	14:16	< 0.00006	< 0.00006	< 0.00006	< 0.00006	< 0.00006	< 0.00006	< 0.00006
Strontium [mg/L]	13-Feb-24	14:16	0.00981	0.0205	0.00432	0.00500	0.00353	0.0159	0.00520
Titanium [mg/L]	13-Feb-24	14:16	< 0.0001	< 0.0001	0.00043	0.00013	< 0.0001	< 0.0001	0.00043
Thorium [mg/L]	13-Feb-24	14:16	< 0.0001	< 0.0001	< 0.0001	< 0.0001	< 0.0001	< 0.0001	< 0.0001
Thallium [mg/L]	13-Feb-24	14:16	0.000005	0.000014	0.000007	0.000009	0.000006	< 0.000005	< 0.000005
Uranium [mg/L]	13-Feb-24	14:16	0.00426	0.000322	0.00218	0.000018	0.00198	0.000311	0.00185
Vanadium [mg/L]	13-Feb-24	14:16	< 0.00001	0.00040	0.00032	< 0.00001	0.00057	0.00064	0.00022
Tungsten [mg/L]	13-Feb-24	14:16	< 0.0002	< 0.0002	< 0.0002	< 0.0002	< 0.0002	0.00074	< 0.0002
Zirconium [mg/L]	13-Feb-24	14:16	< 0.002	< 0.002	< 0.002	< 0.002	< 0.002	< 0.002	< 0.002
Zinc [mg/L]	13-Feb-24	14:16	0.024	< 0.002	< 0.002	0.057	< 0.002	< 0.002	< 0.002

Method Descriptions

Parameter	SGS Method Code	Reference Method Code
	NA	
Acidity	ME-CA-[ENV]EWL-LAK-AN-006	SM 2310
Alkalinity	ME-CA-[ENV]EWL-LAK-AN-006	SM 2320
Anions by discrete analyzer	ME-CA-[ENV]EWL-LAK-AN-026	US EPA 325.2
Anions by discrete analyzer	ME-CA-[ENV]EWL-LAK-AN-026	US EPA 375.4
Conductivity	ME-CA-[ENV]EWL-LAK-AN-006	SM 2510
Fluoride by Specific Ion Electrode	ME-CA-[ENV]EWL-LAK-AN-014	SM 4500

OnLine LIMS

0003634066

Results relate only to the sample tested. Data reported represents the sample submitted to SGS. Reproduction of this analytical report in full or in part is prohibited without prior written approval. Please refer to SGS General Conditions of Services located at https://www.sgs.ca/en/terms-and-conditions (Printed copies are available upon request.)
Test method information available upon request. "Temperature Upon Receipt" is representative of the whole shipment and may not reflect the temperature of individual samples.
SGS Canada Inc. Environment-Health & Safety statement of conformity decision rule does not consider uncertainty when analytical results are compared to a specified standard or regulation.

SGS Canada Inc.
P.O. Box 4300 - 185 Concession St.
Lakefield - Ontario - KOL 2HO
Phone: 705-652-2000 FAX: 705-652-6365

Parameter	SGS Method Code	Reference Method Code
Inorganics-General	ME-CA-[ENV]SPE-LAK-AN-004	EPA 7471A/SM 3112B
Metals in aqueous samples - ICP-MS	ME-CA-[ENV]SPE-LAK-AN-006	SM 3030/EPA 200.8
pH	ME-CA-[ENV]EWL-LAK-AN-006	SM 4500



Lisa Thompson
Project Specialist Assistant,
Environment, Health & Safety

OnLine LIMS

0003634066

Results relate only to the sample tested. Data reported represents the sample submitted to SGS. Reproduction of this analytical report in full or in part is prohibited without prior written approval. Please refer to SGS General Conditions of Services located at https://www.sgs.ca/en/terms-and-conditions (Printed copies are available upon request.)
Test method information available upon request. "Temperature Upon Receipt" is representative of the whole shipment and may not reflect the temperature of individual samples.
SGS Canada Inc. Environment-Health & Safety statement of conformity decision rule does not consider uncertainty when analytical results are compared to a specified standard or regulation.

SGS Canada Inc.
P.O. Box 4300 - 185 Concession St.
Lakefield - Ontario - KOL 2HO
Phone: 705-652-2000 FAX: 705-652-6365

Quality Control Report

Inorganic Analysis														
Parameter	Reporting Limit	Unit	Method Blank	Duplicate				LCS / Spike Blank			Matrix Spike / Reference Material		
				Result 1	Result 2	RPD	Acceptance Criteria	Spike Recovery (%)	Recovery Limits (%)		Spike Recovery (%)	Recovery Limits (%)	
							%		Low	High		Low	High
Acidity - QCBatchID: EWL0132-FEB24													
Acidity	2	mg/L as Ca	2			ND	20	96	90	110	NA		
Acidity - QCBatchID: EWL0133-FEB24													
Acidity	2	mg/L as Ca	< 2			ND	20	92	90	110	NA		
Alkalinity - QCBatchID: EWL0132-FEB24													
Alkalinity	2	mg/L as Ca	< 2			0	20	98	80	120	NA		
Alkalinity - QCBatchID: EWL0133-FEB24													
Alkalinity	2	mg/L as Ca	< 2			0	20	96	80	120	NA		
Anions by discrete analyzer - QCBatchID: DIO5030-FEB24													
Chloride	1	mg/L	<1			ND	20	109	80	120	111	75	125
Sulphate	2	mg/L	<2			1	20	108	80	120	105	75	125
Anions by discrete analyzer - QCBatchID: DIO5037-FEB24													
Chloride	1	mg/L	<1			ND	20	104	80	120	96	75	125
Sulphate	2	mg/L	<2			ND	20	107	80	120	109	75	125
Anions by discrete analyzer - QCBatchID: DIO5038-FEB24													
Chloride	1	mg/L	<1			ND	20	108	80	120	117	75	125
Sulphate	2	mg/L	<2			1	20	106	80	120	109	75	125
Conductivity - QCBatchID: EWL0132-FEB24													
Conductivity	2	uS/cm	< 2			0	20	97	90	110	NA		
Conductivity - QCBatchID: EWL0133-FEB24													
Conductivity	2	uS/cm	< 2			0	20	100	90	110	NA		
Fluoride by Specific Ion Electrode - QCBatchID: EWL0136-FEB24													
Fluoride	0.06	mg/L	<0.06			ND	10	100	90	110	99	75	125
Inorganics-General - QCBatchID: EHG0021-FEB24													
Mercury	0.00001	mg/L	< 0.00001			ND	20	96	80	120	86	70	130
Metals in aqueous samples - ICP-MS - QCBatchID: EMS0088-FEB24													
Aluminum	0.001	mg/L	<0.001			8	20	105	90	110	129	70	130
Antimony	0.0009	mg/L	<0.0009			11	20	102	90	110	111	70	130
Arsenic	0.0002	mg/L	<0.0002			9	20	110	90	110	104	70	130
Barium	0.00008	mg/L	<0.00008			3	20	109	90	110	115	70	130
Beryllium	0.000007	mg/L	<0.000007			12	20	108	90	110	111	70	130
Bismuth	0.00001	mg/L	<0.00001			4	20	106	90	110	106	70	130
Boron	0.002	mg/L	<0.002			1	20	93	90	110	96	70	130
Cadmium	0.000003	mg/L	<0.000003			18	20	103	90	110	99	70	130
Calcium	0.01	mg/L	<0.01			7	20	95	90	110	97	70	130
Chromium	0.00008	mg/L	<0.00008			0	20	104	90	110	106	70	130

OnLine LIMS

00036340666

Results relate only to the sample tested. Data reported represents the sample submitted to SGS. Reproduction of this analytical report in full or in part is prohibited without prior written approval. Please refer to SGS General Conditions of Services located at https://www.sgs.ca/en/terms-and-conditions (Printed copies are available upon request.)
Test method information available upon request. "Temperature Upon Receipt" is representative of the whole shipment and may not reflect the temperature of individual samples.
SGS Canada Inc. Environment-Health & Safety statement of conformity decision rule does not consider uncertainty when analytical results are compared to a specified standard or regulation.

SGS Canada Inc.
P.O. Box 4300 - 185 Concession St.
Lakefield - Ontario - K0L 2H0
Phone: 705-652-2000 FAX: 705-652-6365

Inorganic Analysis														
Parameter	Reporting Limit	Unit	Method Blank	Duplicate				LCS / Spike Blank			Matrix Spike / Reference Material		
				Result 1	Result 2	RPD	Acceptance Criteria	Spike Recovery (%)	Recovery Limits (%)		Spike Recovery (%)	Recovery Limits (%)	
							%		Low	High		Low	High
Cobalt	0.000004	mg/L	<0.000004			7	20	103	90	110	95	70	130
Copper	0.002	mg/L	<0.001			ND	20	106	90	110	101	70	130
Iron	0.007	mg/L	<0.007			13	20	100	90	110	125	70	130
Lead	0.00009	mg/L	<0.00009			1	20	106	90	110	101	70	130
Magnesium	0.001	mg/L	<0.001			3	20	99	90	110	100	70	130
Manganese	0.00001	mg/L	<0.00001			4	20	106	90	110	122	70	130
Molybdenum	0.0004	mg/L	<0.0004			ND	20	93	90	110	90	70	130
Nickel	0.0001	mg/L	<0.0001			17	20	106	90	110	99	70	130
Phosphorus	0.003	mg/L	<0.003			9	20	100	90	110	NV	70	130
Potassium	0.003	mg/L	<0.009			11	20	104	90	110	99	70	130
Selenium	0.00004	mg/L	<0.00004			8	20	98	90	110	96	70	130
Silicon	0.02	mg/L	<0.02			2	20	99	90	110	NV	70	130
Silver	0.00005	mg/L	<0.00005			ND	20	102	90	110	88	70	130
Sodium	0.01	mg/L	<0.01			1	20	97	90	110	93	70	130
Strontium	0.00008	mg/L	<0.00008			5	20	104	90	110	93	70	130
Sulfur	5	mg/L	<5			ND	20	107	90	110	NV	70	130
Thallium	0.000005	mg/L	<0.000005			3	20	105	90	110	113	70	130
Thorium	0.0001	mg/L	<0.0001			ND	20	106	90	110	NV	70	130
Tin	0.00006	mg/L	<0.00006			4	20	92	90	110	NV	70	130
Titanium	0.0001	mg/L	<0.0001			ND	20	96	90	110	NV	70	130
Tungsten	0.0002	mg/L	<0.0002			ND	20	95	90	110	NV	70	130
Uranium	0.000002	mg/L	<0.000002			1	20	104	90	110	108	70	130
Vanadium	0.00001	mg/L	<0.00001			15	20	107	90	110	97	70	130
Zinc	0.002	mg/L	<0.002			ND	20	109	90	110	106	70	130
Zirconium	0.002	mg/L	<0.002			ND	20	99	90	110	NV	70	130
Metals in aqueous samples - ICP-MS - QCBatchID: EMS0098-FEB24													
Boron	0.002	mg/L	<0.002			1	20	91	90	110	97	70	130
pH - QCBatchID: EWL0132-FEB24													
pH	0.05	No unit	NA			0		101			NA		
pH - QCBatchID: EWL0133-FEB24													
pH	0.05	No unit	NA			0		100			NA		

OnLine LIMS

Results relate only to the sample tested. Data reported represents the sample submitted to SGS. Reproduction of this analytical report in full or in part is prohibited without prior written approval. Please refer to SGS General Conditions of Services located at https://www.sgs.ca/en/terms-and-conditions (Printed copies are available upon request.)
Test method information available upon request. "Temperature Upon Receipt" is representative of the whole shipment and may not reflect the temperature of individual samples.
SGS Canada Inc. Environment-Health & Safety statement of conformity decision rule does not consider uncertainty when analytical results are compared to a specified standard or regulation.

0003634066

SGS Canada Inc.
P.O. Box 4300 - 185 Concession St.
Lakefield - Ontario - KOL 2HO
Phone: 705-652-2000 FAX: 705-652-6365

08-March-2024

Great Bear Resources Ltd.
Attn : Ashley Moncrief

1020 - 800 West Pender St.
Vancouver, BC
V6C 2V6, Canada

Phone: 778-833-2160
Fax:

Date Rec. : 09 February 2024
LR Report: **CA10071-FEB24**
Reference: Wk#37

Copy: #1

CERTIFICATE OF ANALYSIS
Final Report

Analysis	3: Analysis Completed Date	4: Analysis Completed Time	5: HC-8 Wk#37	6: HC-9 Wk#37	7: HC-10 Wk#37	8: HC-11 Wk#37	9: HC-12 Wk#37	10: HC-13 Wk#37	11: HC-14 Wk#37
Sample Date & Time			09-Feb-24	09-Feb-24	09-Feb-24	09-Feb-24	09-Feb-24	09-Feb-24	09-Feb-24
HumCell Leachate Vol [mL]	12-Feb-24	16:55	919	1008	922	901	947	989	932
Sample Name	---	---	DX450108	DX450076	DX450186	DX450118	DX 550107	DX450159	DX450171
Sample Weight [g]	---	---	1000	1000	1000	1000	1000	1000	1000
pH [No unit]	20-Feb-24	08:58	7.49	6.56	7.32	7.36	7.16	7.62	6.94
Alkalinity [mg/L as CaCO3]	14-Feb-24	14:13	8	2	6	5	5	13	4
Conductivity [uS/cm]	15-Feb-24	10:35	12	35	16	10	17	32	18
Acidity [mg/L as CaCO3]	14-Feb-24	14:11	< 2	5	< 2	< 2	< 2	< 2	< 2
F [mg/L]	12-Feb-24	10:19	< 0.06	< 0.06	< 0.06	< 0.06	< 0.06	< 0.06	< 0.06
SO4 [mg/L]	15-Feb-24	18:48	2	11	< 2	< 2	3	4	4
Cl [mg/L]	15-Feb-24	18:48	< 1	< 1	< 1	< 1	< 1	< 1	< 1
Hg [mg/L]	14-Feb-24	11:58	< 0.00001	< 0.00001	< 0.00001	< 0.00001	< 0.00001	< 0.00001	< 0.00001
Ag [mg/L]	14-Feb-24	11:58	< 0.00005	< 0.00005	< 0.00005	< 0.00005	< 0.00005	< 0.00005	< 0.00005
Al [mg/L]	14-Feb-24	11:58	0.061	0.001	0.037	0.060	0.033	0.169	0.026
As [mg/L]	14-Feb-24	11:58	0.0011	< 0.0002	0.0003	0.0004	0.0017	0.0033	0.0014
Ba [mg/L]	14-Feb-24	11:58	0.00136	0.00540	0.00052	0.00049	0.00109	0.00122	0.00170
Be [mg/L]	14-Feb-24	11:58	< 0.000007	< 0.000007	< 0.000007	< 0.000007	< 0.000007	< 0.000007	< 0.000007
B [mg/L]	14-Feb-24	11:58	< 0.002	< 0.002	< 0.002	< 0.002	< 0.002	< 0.002	< 0.002
Bi [mg/L]	14-Feb-24	11:58	< 0.00001	0.00001	< 0.00001	< 0.00001	0.00001	< 0.00001	< 0.00001
Ca [mg/L]	14-Feb-24	11:58	3.54	3.35	2.50	2.13	2.74	6.52	2.40
Cd [mg/L]	14-Feb-24	11:58	0.000004	0.019484	0.000008	0.000004	0.000004	0.000004	< 0.000003
Co [mg/L]	14-Feb-24	11:58	0.000010	0.000335	0.000009	0.000007	0.000012	0.000012	0.000038
Cr [mg/L]	14-Feb-24	11:58	< 0.00008	< 0.00008	< 0.00008	< 0.00008	< 0.00008	< 0.00008	< 0.00008
Cu [mg/L]	14-Feb-24	11:58	< 0.001	< 0.001	< 0.001	< 0.001	< 0.001	< 0.001	< 0.001
Fe [mg/L]	14-Feb-24	11:58	< 0.007	< 0.007	< 0.007	< 0.007	< 0.007	< 0.007	< 0.007
K [mg/L]	14-Feb-24	11:58	0.627	0.883	0.300	0.223	0.308	0.730	0.764
Mg [mg/L]	14-Feb-24	11:58	0.236	0.067	0.041	0.043	0.030	0.075	0.125
Mn [mg/L]	14-Feb-24	11:58	0.0205	0.119	0.0168	0.0116	0.0136	0.0220	0.00338
Mo [mg/L]	14-Feb-24	11:58	0.0005	< 0.0004	< 0.0004	< 0.0004	0.0017	< 0.0004	< 0.0004
Na [mg/L]	14-Feb-24	11:58	0.08	0.05	0.06	0.06	0.06	0.07	0.07
Ni [mg/L]	14-Feb-24	11:58	< 0.0001	0.0069	0.0001	0.0001	< 0.0001	0.0001	0.0004
P [mg/L]	14-Feb-24	11:58	0.007	< 0.003	0.016	0.016	0.010	0.010	0.013
Pb [mg/L]	14-Feb-24	11:58	< 0.00009	0.03556	< 0.00009	< 0.00009	< 0.00009	0.00014	< 0.00009
S [mg/L]	14-Feb-24	11:58	< 5	< 5	< 5	< 5	< 5	< 5	< 5
Sb [mg/L]	14-Feb-24	11:58	< 0.0009	< 0.0009	< 0.0009	< 0.0009	< 0.0009	< 0.0009	< 0.0009
Se [mg/L]	14-Feb-24	11:58	0.00011	0.00085	0.00018	< 0.00004	0.00007	< 0.00004	0.00019

OnLine LIMS

0003642794

Results relate only to the sample tested. Data reported represents the sample submitted to SGS. Reproduction of this analytical report in full or in part is prohibited without prior written approval. Please refer to SGS General Conditions of Services located at https://www.sgs.ca/en/terms-and-conditions (Printed copies are available upon request.)
Test method information available upon request. "Temperature Upon Receipt" is representative of the whole shipment and may not reflect the temperature of individual samples.
SGS Canada Inc. Environment-Health & Safety statement of conformity decision rule does not consider uncertainty when analytical results are compared to a specified standard or regulation.

SGS Canada Inc.
P.O. Box 4300 - 185 Concession St.
Lakefield - Ontario - KOL 2HO
Phone: 705-652-2000 FAX: 705-652-6365

LR Report : **CA10071-FEB24**

Analysis	3: Analysis Completed Date	4: Analysis Completed Time	5: HC-8 Wk#37	6: HC-9 Wk#37	7: HC-10 Wk#37	8: HC-11 Wk#37	9: HC-12 Wk#37	10: HC-13 Wk#37	11: HC-14 Wk#37
Si [mg/L]	14-Feb-24	11:58	0.22	0.44	0.20	0.20	0.25	0.58	0.23
Sn [mg/L]	14-Feb-24	11:58	< 0.00006	< 0.00006	< 0.00006	< 0.00006	< 0.00006	< 0.00006	< 0.00006
Sr [mg/L]	14-Feb-24	11:58	0.0177	0.00803	0.00497	0.00430	0.00459	0.00724	0.00772
Ti [mg/L]	14-Feb-24	11:58	< 0.0001	< 0.0001	< 0.0001	< 0.0001	0.00014	< 0.0001	0.00011
Th [mg/L]	14-Feb-24	11:58	< 0.0001	< 0.0001	< 0.0001	< 0.0001	< 0.0001	< 0.0001	< 0.0001
Tl [mg/L]	14-Feb-24	11:58	< 0.000005	0.000023	< 0.000005	< 0.000005	0.000005	0.000010	< 0.000005
U [mg/L]	14-Feb-24	11:58	0.000335	0.000042	0.00148	0.000435	0.000318	0.000492	0.00118
V [mg/L]	14-Feb-24	11:58	0.00015	0.00001	0.00003	0.00007	0.00009	0.00009	0.00018
W [mg/L]	14-Feb-24	11:58	< 0.0002	< 0.0002	< 0.0002	< 0.0002	< 0.0002	< 0.0002	< 0.0002
Zr [mg/L]	14-Feb-24	11:58	< 0.002	< 0.002	< 0.002	< 0.002	< 0.002	< 0.002	< 0.002
Zn [mg/L]	14-Feb-24	11:58	< 0.002	2.48	< 0.002	< 0.002	< 0.002	< 0.002	< 0.002

Analysis	12: HC-15 Wk#37	13: HC-16 Wk#37	14: HC-17 Wk#37	15: HC-18 Wk#37	16: HC-19 Wk#37	17: HC-20 Wk#37	18: HC-21 Wk#37	19: HC-22 Wk#37	20: HC-23 Wk#37
Sample Date & Time	09-Feb-24	09-Feb-24	09-Feb-24	09-Feb-24	09-Feb-24	09-Feb-24	09-Feb-24	09-Feb-24	09-Feb-24
HumCell Leachate Vol [mL]	662	925	932	928	903	943	938	449	980
Sample Name	DX450134	DX450185	DX450032	DX 550064	DX450008	DX 550056	DX450022	DX450077	DX450113
Sample Weight [g]	1000	1000	1000	1000	1000	1000	1000	500	1000
pH [No unit]	7.49	7.35	6.88	7.51	7.16	7.49	8.00	7.54	7.34
Alkalinity [mg/L as CaCO3]	11	6	2	8	4	8	11	11	11
Conductivity [uS/cm]	30	17	14	18	9	20	13	13	24
Acidity [mg/L as CaCO3]	< 2	< 2	2	< 2	<2	< 2	< 2	< 2	< 2
F [mg/L]	< 0.06	< 0.06	< 0.06	< 0.06	< 0.06	< 0.06	< 0.06	< 0.06	< 0.06
SO4 [mg/L]	10	2	3	< 2	< 2	< 2	< 2	< 2	< 2
Cl [mg/L]	3	< 1	< 1	< 1	< 1	< 1	< 1	< 1	< 1
Hg [mg/L]	< 0.00001	< 0.00001	< 0.00001	< 0.00001	< 0.00001	< 0.00001	< 0.00001	< 0.00001	< 0.00001
Ag [mg/L]	< 0.00005	< 0.00005	< 0.00005	< 0.00005	< 0.00005	< 0.00005	< 0.00005	< 0.00005	< 0.00005
Al [mg/L]	0.010	0.096	0.018	0.065	0.047	0.035	0.069	0.035	0.060
As [mg/L]	0.0810	0.0071	0.0173	0.0079	0.0002	0.0006	0.0063	0.0005	0.0047
Ba [mg/L]	0.00114	0.00143	0.00059	0.00035	0.00025	0.00177	0.00034	0.00673	0.00336
Be [mg/L]	< 0.000007	< 0.000007	< 0.000007	< 0.000007	< 0.000007	0.00220	< 0.000007	< 0.000007	< 0.000007
B [mg/L]	< 0.002	< 0.002	< 0.002	< 0.002	< 0.002	0.003	< 0.002	< 0.002	< 0.002
Bi [mg/L]	< 0.00001	< 0.00001	< 0.00001	< 0.00001	< 0.00001	< 0.00001	< 0.00001	< 0.00001	< 0.00001
Ca [mg/L]	8.62	2.58	2.05	3.15	1.51	3.14	4.55	2.91	4.59
Cd [mg/L]	0.000003	0.000003	0.000005	0.000009	< 0.000003	< 0.000003	< 0.000003	0.000007	< 0.000003
Co [mg/L]	0.000271	0.000037	0.000151	0.000033	0.000007	0.000020	0.000051	0.000013	0.000016
Cr [mg/L]	< 0.00008	< 0.00008	< 0.00008	< 0.00008	< 0.00008	< 0.00008	< 0.00008	< 0.00008	< 0.00008
Cu [mg/L]	< 0.001	0.010	< 0.001	< 0.001	< 0.001	< 0.001	< 0.001	< 0.001	< 0.001
Fe [mg/L]	< 0.007	0.017	0.009	< 0.007	< 0.007	< 0.007	< 0.007	< 0.007	0.008
K [mg/L]	0.456	1.35	0.484	0.250	0.253	0.315	0.055	1.24	0.269
Mg [mg/L]	0.233	0.046	0.064	0.048	0.025	0.200	0.125	0.132	0.131
Mn [mg/L]	0.0183	0.00605	0.00311	0.00461	0.00499	0.0234	0.0288	0.0247	0.0275
Mo [mg/L]	< 0.0004	< 0.0004	< 0.0004	< 0.0004	< 0.0004	< 0.0004	< 0.0004	< 0.0004	< 0.0004
Na [mg/L]	0.08	0.06	0.08	0.08	0.05	0.06	0.04	0.06	0.04
Ni [mg/L]	0.0167	0.0002	0.0003	< 0.0001	< 0.0001	0.0001	0.0001	0.0001	< 0.0001
P [mg/L]	0.004	0.003	0.005	< 0.003	< 0.003	< 0.003	0.011	< 0.003	< 0.003
Pb [mg/L]	< 0.00009	0.00052	< 0.00009	< 0.00009	< 0.00009	< 0.00009	< 0.00009	< 0.00009	< 0.00009
S [mg/L]	6	< 5	< 5	< 5	< 5	< 5	< 5	< 5	< 5
Sb [mg/L]	0.0013	< 0.0009	< 0.0009	< 0.0009	< 0.0009	< 0.0009	< 0.0009	< 0.0009	< 0.0009
Se [mg/L]	0.00021	< 0.00004	< 0.00004	< 0.00004	< 0.00004	< 0.00004	< 0.00004	< 0.00004	< 0.00004
Si [mg/L]	0.22	0.30	0.50	0.32	0.23	0.25	0.18	0.17	0.21
Sn [mg/L]	< 0.00006	0.00014	< 0.00006	< 0.00006	0.00007	< 0.00006	< 0.00006	< 0.00006	< 0.00006
Sr [mg/L]	0.0251	0.00451	0.00503	0.00579	0.00274	0.00727	0.00302	0.00498	0.0126

OnLine LIMS

0003642794

Results relate only to the sample tested. Data reported represents the sample submitted to SGS. Reproduction of this analytical report in full or in part is prohibited without prior written approval. Please refer to SGS General Conditions of Services located at https://www.sgs.ca/en/terms-and-conditions (Printed copies are available upon request.)
Test method information available upon request. "Temperature Upon Receipt" is representative of the whole shipment and may not reflect the temperature of individual samples.
SGS Canada Inc. Environment-Health & Safety statement of conformity decision rule does not consider uncertainty when analytical results are compared to a specified standard or regulation.

SGS Canada Inc.
P.O. Box 4300 - 185 Concession St.
Lakefield - Ontario - KOL 2HO
Phone: 705-652-2000 FAX: 705-652-6365

LR Report : **CA10071-FEB24**

Analysis	12: HC-15 Wk#37	13: HC-16 Wk#37	14: HC-17 Wk#37	15: HC-18 Wk#37	16: HC-19 Wk#37	17: HC-20 Wk#37	18: HC-21 Wk#37	19: HC-22 Wk#37	20: HC-23 Wk#37
Ti [mg/L]	< 0.0001	0.00047	< 0.0001	0.00026	0.00013	< 0.0001	< 0.0001	< 0.0001	< 0.0001
Th [mg/L]	< 0.0001	< 0.0001	< 0.0001	< 0.0001	< 0.0001	< 0.0001	< 0.0001	< 0.0001	< 0.0001
Tl [mg/L]	0.000007	0.000005	< 0.000005	< 0.000005	< 0.000005	< 0.000005	< 0.000005	< 0.000005	< 0.000005
U [mg/L]	0.000337	0.000444	0.000542	0.000472	0.00104	0.000289	0.000787	0.000062	0.00224
V [mg/L]	0.00006	0.00029	0.00019	0.00014	0.00003	0.00069	0.00035	0.00065	0.00017
W [mg/L]	< 0.0002	< 0.0002	< 0.0002	< 0.0002	< 0.0002	< 0.0002	< 0.0002	< 0.0002	< 0.0002
Zr [mg/L]	< 0.002	< 0.002	< 0.002	< 0.002	< 0.002	< 0.002	< 0.002	< 0.002	< 0.002
Zn [mg/L]	< 0.002	< 0.002	< 0.002	< 0.002	< 0.002	< 0.002	< 0.002	< 0.002	< 0.002

Analysis	21: HC-24 Wk#37	22: HC-25 Wk#37	23: HC-26 Wk#37	24: HC-27 Wk#37
Sample Date & Time	09-Feb-24	09-Feb-24	09-Feb-24	09-Feb-24
HumCell Leachate Vol [mL]	976	942	736	962
Sample Name	DX 550101	DX450128	DX450021	DX450222
Sample Weight [g]	1000	1000	750	1000
pH [No unit]	7.79	7.61	6.23	7.19
Alkalinity [mg/L as CaCO3]	10	11	< 2	4
Conductivity [uS/cm]	22	53	150	8
Acidity [mg/L as CaCO3]	< 2	< 2	5	< 2
F [mg/L]	< 0.06	< 0.06	< 0.06	< 0.06
SO4 [mg/L]	< 2	3	51	3
Cl [mg/L]	< 1	< 1	35	< 1
Hg [mg/L]	< 0.00001	< 0.00001	< 0.00001	< 0.00001
Ag [mg/L]	< 0.00005	< 0.00005	< 0.00005	< 0.00005
Al [mg/L]	0.047	0.072	< 0.001	0.044
As [mg/L]	0.0015	0.0021	< 0.0002	0.0005
Ba [mg/L]	0.00056	0.00113	0.0131	0.00037
Be [mg/L]	< 0.000007	< 0.000007	< 0.000007	< 0.000007
B [mg/L]	< 0.002	< 0.002	< 0.002	< 0.002
Bi [mg/L]	< 0.00001	< 0.00001	< 0.00001	< 0.00001
Ca [mg/L]	4.01	6.05	26.3	2.65
Cd [mg/L]	< 0.000003	0.000003	0.000244	< 0.000003
Co [mg/L]	0.000019	0.000035	0.00198	0.000008
Cr [mg/L]	< 0.00008	< 0.00008	< 0.00008	< 0.00008
Cu [mg/L]	< 0.001	< 0.001	0.001	< 0.001
Fe [mg/L]	0.008	0.036	0.453	0.014
K [mg/L]	0.146	0.359	2.85	0.443
Mg [mg/L]	0.127	0.105	0.694	0.047
Mn [mg/L]	0.0233	0.0140	0.216	0.00741
Mo [mg/L]	< 0.0004	< 0.0004	0.0005	0.0007
Na [mg/L]	0.03	0.07	0.16	0.06
Ni [mg/L]	0.0001	0.0002	0.0076	< 0.0001
P [mg/L]	0.012	0.010	0.005	< 0.003
Pb [mg/L]	< 0.00009	0.00012	< 0.00009	< 0.00009
S [mg/L]	< 5	< 5	46	< 5
Sb [mg/L]	< 0.0009	< 0.0009	< 0.0009	< 0.0009
Se [mg/L]	< 0.00004	< 0.00004	0.00032	< 0.00004
Si [mg/L]	0.16	0.20	0.17	0.20
Sn [mg/L]	< 0.00006	< 0.00006	< 0.00006	< 0.00006
Sr [mg/L]	0.00357	0.00507	0.0206	0.00367
Ti [mg/L]	< 0.0001	0.00012	< 0.0001	< 0.0001
Th [mg/L]	< 0.0001	< 0.0001	< 0.0001	< 0.0001
Tl [mg/L]	< 0.000005	0.000005	< 0.000005	< 0.000005

OnLine LIMS

0003642794

Results relate only to the sample tested. Data reported represents the sample submitted to SGS. Reproduction of this analytical report in full or in part is prohibited without prior written approval. Please refer to SGS General Conditions of Services located at https://www.sgs.ca/en/terms-and-conditions (Printed copies are available upon request.)
Test method information available upon request. "Temperature Upon Receipt" is representative of the whole shipment and may not reflect the temperature of individual samples.
SGS Canada Inc. Environment-Health & Safety statement of conformity decision rule does not consider uncertainty when analytical results are compared to a specified standard or regulation.

SGS Canada Inc.
P.O. Box 4300 - 185 Concession St.
Lakefield - Ontario - KOL 2HO
Phone: 705-652-2000 FAX: 705-652-6365

LR Report : **CA10071-FEB24**

Analysis	21: HC-24 Wk#37	22: HC-25 Wk#37	23: HC-26 Wk#37	24: HC-27 Wk#37
U [mg/L]	0.000047	0.00137	0.000032	0.000214
V [mg/L]	0.00041	0.00049	< 0.00001	0.00013
W [mg/L]	< 0.0002	0.00031	< 0.0002	< 0.0002
Zr [mg/L]	< 0.002	< 0.002	< 0.002	< 0.002
Zn [mg/L]	< 0.002	< 0.002	0.024	< 0.002



Lisa Thompson
Project Specialist Assistant,
Environment, Health & Safety

OnLine LIMS

0003642794

Results relate only to the sample tested. Data reported represents the sample submitted to SGS. Reproduction of this analytical report in full or in part is prohibited without prior written approval. Please refer to SGS General Conditions of Services located at https://www.sgs.ca/en/terms-and-conditions (Printed copies are available upon request.)
Test method information available upon request. "Temperature Upon Receipt" is representative of the whole shipment and may not reflect the temperature of individual samples.
SGS Canada Inc. Environment-Health & Safety statement of conformity decision rule does not consider uncertainty when analytical results are compared to a specified standard or regulation.

SGS Canada Inc.
P.O. Box 4300 - 185 Concession St.
Lakefield - Ontario - KOL 2HO
Phone: 705-652-2000 FAX: 705-652-6365

28-January-2025

Great Bear Resources Ltd.
Attn : Ashley Moncrief

1020 - 800 West Pender St.
Vancouver, BC
V6C 2V6, Canada

Phone: 778-833-2160
Fax:

Date Rec. : 03 January 2025
LR Report: **CA10008-JAN25**
Reference: Wk#37

Copy: #1

CERTIFICATE OF ANALYSIS
Final Report

Analysis	3: Analysis Completed Date	4: Analysis Completed Time	5: HC-28 Wk#37	6: HC-29 Wk#37	7: HC-30 Wk#37	8: HC-31 Wk#37	9: HC-32 Wk#37	10: HC-33 Wk#37
Sample Date & Time			03-Jan-25	03-Jan-25	03-Jan-25	03-Jan-25	03-Jan-25	03-Jan-25
HumCell Leachate Vol [mL]	03-Jan-25	16:57	971	964	677	950	674	1008
Sample Name	---	---	31787	DX450179	31644	DX450183	O31576	DX450213
Sample Weight [g]	---	---	1000	1000	750	1000	750	1000
pH [No unit]	07-Jan-25	14:26	6.74	6.74	6.77	6.84	6.76	4.95
Alkalinity [mg/L as CaCO3]	06-Jan-25	13:23	3	4	5	6	8	< 2
Conductivity [uS/cm]	06-Jan-25	13:23	8	9	14	18	21	37
Acidity [mg/L as CaCO3]	09-Jan-25	11:58	< 2	< 2	< 2	< 2	< 2	8
F [mg/L]	07-Jan-25	09:31	< 0.06	< 0.06	< 0.06	< 0.06	< 0.06	< 0.06
SO4 [mg/L]	06-Jan-25	16:00	0.4	0.3	1.7	1.8	2.0	16
Cl [mg/L]	06-Jan-25	15:08	< 0.2	< 0.2	< 0.2	< 0.2	< 0.2	< 0.2
Hg [mg/L]	08-Jan-25	13:08	< 0.00001	< 0.00001	< 0.00001	< 0.00001	< 0.00001	< 0.00001
Ag [mg/L]	08-Jan-25	13:15	< 0.00005	< 0.00005	< 0.00005	< 0.00005	< 0.00005	< 0.00005
Al [mg/L]	08-Jan-25	13:15	0.023	0.026	0.016	0.034	0.044	0.043
As [mg/L]	08-Jan-25	13:15	0.0016	0.0072	0.0031	0.0088	0.0016	< 0.0002
Ba [mg/L]	08-Jan-25	13:15	0.00062	0.00163	0.00054	0.00033	0.00143	0.00667
Be [mg/L]	08-Jan-25	13:15	< 0.000007	< 0.000007	< 0.000007	< 0.000007	< 0.000007	0.000048
B [mg/L]	08-Jan-25	13:15	< 0.002	< 0.002	< 0.002	< 0.002	< 0.002	0.003
Bi [mg/L]	08-Jan-25	13:15	< 0.00001	< 0.00001	< 0.00001	< 0.00001	< 0.00001	< 0.00001
Ca [mg/L]	08-Jan-25	13:15	1.03	1.07	2.01	2.88	2.94	1.44
Cd [mg/L]	08-Jan-25	13:15	0.000018	0.000003	< 0.000003	0.000005	0.000004	0.000020
Co [mg/L]	08-Jan-25	13:15	0.000011	0.000014	0.000011	0.000013	0.000005	0.000265
Cr [mg/L]	08-Jan-25	13:15	< 0.00008	< 0.00008	< 0.00008	< 0.00008	< 0.00008	< 0.00008
Cu [mg/L]	08-Jan-25	13:15	< 0.001	< 0.001	< 0.001	< 0.001	< 0.001	< 0.001
Fe [mg/L]	08-Jan-25	13:15	< 0.007	< 0.007	< 0.007	< 0.007	< 0.007	2.56
K [mg/L]	08-Jan-25	13:15	0.320	0.625	0.525	0.410	0.623	1.23
Mg [mg/L]	08-Jan-25	13:15	0.036	0.052	0.090	0.062	0.052	0.227
Mn [mg/L]	08-Jan-25	13:15	0.00135	0.00144	0.00794	0.00205	0.0232	0.0504
Mo [mg/L]	08-Jan-25	13:15	< 0.0004	< 0.0004	< 0.0004	< 0.0004	< 0.0004	< 0.0004
Na [mg/L]	08-Jan-25	13:15	0.05	0.05	0.05	0.07	0.06	0.07
Ni [mg/L]	08-Jan-25	13:15	< 0.0001	< 0.0001	< 0.0001	< 0.0001	< 0.0001	0.0041

OnLine LIMS

0004001125

Results relate only to the sample tested. Data reported represents the sample submitted to SGS. Reproduction of this analytical report in full or in part is prohibited without prior written approval. Please refer to SGS General Conditions of Services located at https://www.sgs.ca/en/terms-and-conditions (Printed copies are available upon request.)
Test method information available upon request. "Temperature Upon Receipt" is representative of the whole shipment and may not reflect the temperature of individual samples.
SGS Canada Inc. Environment-Health & Safety statement of conformity decision rule does not consider uncertainty when analytical results are compared to a specified standard or regulation.

SGS Canada Inc.
P.O. Box 4300 - 185 Concession St.
Lakefield - Ontario - KOL 2HO
Phone: 705-652-2000 FAX: 705-652-6365

LR Report : **CA10008-JAN25**

Analysis	3: Analysis Completed Date	4: Analysis Completed Time	5: HC-28 Wk#37	6: HC-29 Wk#37	7: HC-30 Wk#37	8: HC-31 Wk#37	9: HC-32 Wk#37	10: HC-33 Wk#37
P [mg/L]	08-Jan-25	13:15	< 0.003	< 0.003	< 0.003	< 0.003	< 0.003	< 0.003
Pb [mg/L]	08-Jan-25	13:15	< 0.00009	< 0.00009	< 0.00009	< 0.00009	< 0.00009	< 0.00009
S [mg/L]	08-Jan-25	13:15	< 5	< 5	< 5	< 5	< 5	< 5
Sb [mg/L]	08-Jan-25	13:15	< 0.0009	< 0.0009	0.0009	< 0.0009	< 0.0009	< 0.0009
Se [mg/L]	08-Jan-25	13:15	< 0.00004	< 0.00004	< 0.00004	< 0.00004	0.00022	0.00032
Si [mg/L]	08-Jan-25	13:15	0.15	0.18	0.16	0.25	0.22	0.83
Sn [mg/L]	08-Jan-25	13:15	< 0.00006	< 0.00006	< 0.00006	< 0.00006	0.00012	< 0.00006
Sr [mg/L]	08-Jan-25	13:15	0.00274	0.00314	0.00726	0.00559	0.00403	0.00973
Ti [mg/L]	08-Jan-25	13:15	< 0.0001	< 0.0001	< 0.0001	< 0.0001	0.00011	< 0.0001
Th [mg/L]	08-Jan-25	13:15	< 0.0001	< 0.0001	< 0.0001	< 0.0001	< 0.0001	< 0.0001
Tl [mg/L]	08-Jan-25	13:15	< 0.000005	< 0.000005	< 0.000005	< 0.000005	< 0.000005	0.000005
U [mg/L]	08-Jan-25	13:15	0.000297	0.000774	0.000444	0.000994	0.000222	0.000681
V [mg/L]	08-Jan-25	13:15	0.00028	0.00044	0.00018	0.00028	0.00021	< 0.00001
W [mg/L]	08-Jan-25	13:15	< 0.0002	< 0.0002	< 0.0002	< 0.0002	< 0.0002	< 0.0002
Zr [mg/L]	08-Jan-25	13:15	< 0.002	< 0.002	< 0.002	< 0.002	< 0.002	< 0.002
Zn [mg/L]	08-Jan-25	13:15	0.003	< 0.002	< 0.002	< 0.002	< 0.002	0.012

Analysis	11: HC-34 Wk#37	12: HC-35 Wk#37
Sample Date & Time	03-Jan-25	03-Jan-25
HumCell Leachate Vol [mL]	885	992
Sample Name	DX450174	31795
Sample Weight [g]	1000	1000
pH [No unit]	7.25	7.36
Alkalinity [mg/L as CaCO3]	9	10
Conductivity [uS/cm]	19	23
Acidity [mg/L as CaCO3]	< 2	< 2
F [mg/L]	< 0.06	< 0.06
SO4 [mg/L]	0.3	0.9
Cl [mg/L]	< 0.2	< 0.2
Hg [mg/L]	< 0.00001	< 0.00001
Ag [mg/L]	< 0.00005	< 0.00005
Al [mg/L]	0.042	0.195
As [mg/L]	0.0043	0.0594
Ba [mg/L]	0.00218	0.00334
Be [mg/L]	< 0.000007	< 0.000007
B [mg/L]	< 0.002	< 0.002
Bi [mg/L]	< 0.00001	< 0.00001
Ca [mg/L]	2.58	3.28
Cd [mg/L]	< 0.000003	0.000004
Co [mg/L]	0.000009	0.000017
Cr [mg/L]	< 0.00008	< 0.00008
Cu [mg/L]	< 0.001	< 0.001
Fe [mg/L]	< 0.007	< 0.007
K [mg/L]	0.629	1.51

OnLine LIMS

0004001125

Results relate only to the sample tested. Data reported represents the sample submitted to SGS. Reproduction of this analytical report in full or in part is prohibited without prior written approval. Please refer to SGS General Conditions of Services located at https://www.sgs.ca/en/terms-and-conditions (Printed copies are available upon request.)
Test method information available upon request. "Temperature Upon Receipt" is representative of the whole shipment and may not reflect the temperature of individual samples.
SGS Canada Inc. Environment-Health & Safety statement of conformity decision rule does not consider uncertainty when analytical results are compared to a specified standard or regulation.

SGS Canada Inc.
P.O. Box 4300 - 185 Concession St.
Lakefield - Ontario - KOL 2HO
Phone: 705-652-2000 FAX: 705-652-6365

LR Report : **CA10008-JAN25**

Analysis	11: HC-34 Wk#37	12: HC-35 Wk#37
Mg [mg/L]	0.169	0.049
Mn [mg/L]	0.0110	0.00154
Mo [mg/L]	< 0.0004	< 0.0004
Na [mg/L]	0.07	0.09
Ni [mg/L]	< 0.0001	< 0.0001
P [mg/L]	< 0.003	< 0.003
Pb [mg/L]	< 0.00009	< 0.00009
S [mg/L]	< 5	< 5
Sb [mg/L]	< 0.0009	< 0.0009
Se [mg/L]	< 0.00004	< 0.00004
Si [mg/L]	0.21	0.54
Sn [mg/L]	< 0.00006	< 0.00006
Sr [mg/L]	0.00650	0.00423
Ti [mg/L]	< 0.0001	< 0.0001
Th [mg/L]	< 0.0001	< 0.0001
Tl [mg/L]	< 0.000005	< 0.000005
U [mg/L]	0.000035	0.000283
V [mg/L]	0.00040	0.00082
W [mg/L]	< 0.0002	< 0.0002
Zr [mg/L]	< 0.002	< 0.002
Zn [mg/L]	< 0.002	< 0.002



Chris Sullivan, B.Sc., C.Chem
Project Specialist,
Environment, Health & Safety

OnLine LIMS

0004001125

Results relate only to the sample tested. Data reported represents the sample submitted to SGS. Reproduction of this analytical report in full or in part is prohibited without prior written approval. Please refer to SGS General Conditions of Services located at https://www.sgs.ca/en/terms-and-conditions (Printed copies are available upon request.)
Test method information available upon request. "Temperature Upon Receipt" is representative of the whole shipment and may not reflect the temperature of individual samples.
SGS Canada Inc. Environment-Health & Safety statement of conformity decision rule does not consider uncertainty when analytical results are compared to a specified standard or regulation.

SGS Canada Inc.
P.O. Box 4300 - 185 Concession St.
Lakefield - Ontario - KOL 2HO
Phone: 705-652-2000 FAX: 705-652-6365

04-March-2024

Great Bear Resources Ltd.
Attn : Ashley Moncrief

1020 - 800 West Pender St., Vancouver
Canada, V6C 2V6
Phone: 778-833-2160, Fax:

Date Rec. : 15 February 2024
LR Report: **CA10122-FEB24**
Reference: Wk#38

Copy: #1

CERTIFICATE OF ANALYSIS
Final Report

Analysis	3: Analysis Completed Date	4: Analysis Completed Time	5: HC-1 Wk#38	6: HC-2 Wk#38	7: HC-3 Wk#38	8: HC-4 Wk#38	9: HC-5 Wk#38
Sample Date & Time			15-Feb-24	15-Feb-24	15-Feb-24	15-Feb-24	15-Feb-24
HumCell Leachate Vol [mL]	23-Feb-24	08:46	917	1017	476	479	1009
Sample Name	---	---	DX450052	DX 550083	DX450204	DX450176	DX450232
Sample Weight [g]	---	---	1000	1000	500	500	1000
pH [No unit]	16-Feb-24	16:13	6.83	7.64	7.11	5.85	6.96
Alkalinity [mg/L as CaCO3]	16-Feb-24	11:27	3	11	4	< 2	5
Conductivity [uS/cm]	16-Feb-24	11:27	43	29	11	32	16
Acidity [mg/L as CaCO3]	16-Feb-24	11:27	< 2	< 2	< 2	4	< 2
F [mg/L]	20-Feb-24	11:12	< 0.06	< 0.06	< 0.06	< 0.06	< 0.06
SO4 [mg/L]	28-Feb-24	10:50	16	3	< 2	11	2
Cl [mg/L]	28-Feb-24	10:50	< 1	< 1	< 1	< 1	< 1
Hg [mg/L]	20-Feb-24	09:29	< 0.00001	< 0.00001	< 0.00001	< 0.00001	< 0.00001
Ag [mg/L]	21-Feb-24	15:15	< 0.00005	< 0.00005	< 0.00005	< 0.00005	< 0.00005
Al [mg/L]	21-Feb-24	15:15	0.006	0.059	0.041	0.002	0.030
As [mg/L]	21-Feb-24	15:15	< 0.0002	0.0100	0.0008	< 0.0002	0.0024
Ba [mg/L]	21-Feb-24	15:15	0.00094	0.0113	0.00045	0.00337	0.00096
Be [mg/L]	21-Feb-24	15:15	< 0.000007	< 0.000007	< 0.000007	< 0.000007	< 0.000007
B [mg/L]	21-Feb-24	15:15	< 0.002	< 0.002	< 0.002	< 0.002	< 0.002
Bi [mg/L]	21-Feb-24	15:15	< 0.00001	0.00007	< 0.00001	< 0.00001	< 0.00001
Ca [mg/L]	21-Feb-24	15:15	6.78	4.91	1.56	3.92	2.42
Cd [mg/L]	21-Feb-24	15:15	0.00102	0.000009	< 0.000003	0.00182	0.000007
Co [mg/L]	21-Feb-24	15:15	0.000015	0.000033	0.000010	0.000140	0.000010
Cr [mg/L]	21-Feb-24	15:15	< 0.00008	< 0.00008	< 0.00008	< 0.00008	< 0.00008
Cu [mg/L]	21-Feb-24	15:15	< 0.001	< 0.001	< 0.001	< 0.001	< 0.001
Fe [mg/L]	21-Feb-24	15:15	0.008	< 0.007	< 0.007	0.008	< 0.007
K [mg/L]	21-Feb-24	15:15	0.333	1.18	0.495	0.438	0.490
Mg [mg/L]	21-Feb-24	15:15	0.087	0.088	0.081	0.278	0.053
Mn [mg/L]	21-Feb-24	15:15	0.0351	0.0337	0.00352	0.0271	0.0154
Mo [mg/L]	21-Feb-24	15:15	< 0.0004	< 0.0004	< 0.0004	< 0.0004	0.0006
Na [mg/L]	21-Feb-24	15:15	0.08	0.07	0.05	0.06	0.07

OnLine LIMS

00036375 98

Results relate only to the sample tested. Data reported represents the sample submitted to SGS. Reproduction of this analytical report in full or in part is prohibited without prior written approval. Please refer to SGS General Conditions of Services located at https://www.sgs.ca/en/terms-and-conditions (Printed copies are available upon request.)
Test method information available upon request. "Temperature Upon Receipt" is representative of the whole shipment and may not reflect the temperature of individual samples.
SGS Canada Inc. Environment-Health & Safety statement of conformity decision rule does not consider uncertainty when analytical results are compared to a specified standard or regulation.

SGS Canada Inc.
P.O. Box 4300 - 185 Concession St.
Lakefield - Ontario - KOL 2HO
Phone: 705-652-2000 FAX: 705-652-6365

LR Report : **CA10122-FEB24**

Analysis	3: Analysis Completed Date	4: Analysis Completed Time	5: HC-1 Wk#38	6: HC-2 Wk#38	7: HC-3 Wk#38	8: HC-4 Wk#38	9: HC-5 Wk#38
Ni [mg/L]	21-Feb-24	15:15	0.0002	0.0001	0.0002	0.0006	0.0002
P [mg/L]	21-Feb-24	15:15	0.003	< 0.003	< 0.003	< 0.003	< 0.003
Pb [mg/L]	21-Feb-24	15:16	0.0291	0.00044	< 0.00009	0.0617	< 0.00009
S [mg/L]	21-Feb-24	15:16	6	< 5	< 5	< 5	< 5
Sb [mg/L]	21-Feb-24	15:16	< 0.0009	< 0.0009	< 0.0009	< 0.0009	< 0.0009
Se [mg/L]	21-Feb-24	15:16	0.00045	0.00374	< 0.00004	0.00067	0.00007
Si [mg/L]	21-Feb-24	15:16	0.14	0.32	0.17	0.17	0.26
Sn [mg/L]	21-Feb-24	15:16	< 0.00006	< 0.00006	< 0.00006	< 0.00006	< 0.00006
Sr [mg/L]	21-Feb-24	15:16	0.0129	0.0192	0.00379	0.00657	0.00370
Ti [mg/L]	21-Feb-24	15:16	< 0.0001	< 0.0001	0.00022	< 0.0001	< 0.0001
Th [mg/L]	21-Feb-24	15:16	< 0.0001	< 0.0001	< 0.0001	< 0.0001	< 0.0001
Tl [mg/L]	21-Feb-24	15:16	< 0.000005	0.000014	< 0.000005	0.000008	0.000006
U [mg/L]	21-Feb-24	15:16	0.000049	0.000514	0.000296	0.000510	0.00440
V [mg/L]	21-Feb-24	15:16	< 0.00001	0.00038	0.00024	< 0.00001	0.00043
W [mg/L]	21-Feb-24	15:16	< 0.0002	< 0.0002	< 0.0002	< 0.0002	< 0.0002
Zr [mg/L]	21-Feb-24	15:16	< 0.002	< 0.002	< 0.002	< 0.002	< 0.002
Zn [mg/L]	21-Feb-24	15:16	0.034	< 0.002	< 0.002	0.087	< 0.002

Analysis	10: HC-6 Wk#38	11: HC-7 Wk#38
Sample Date & Time	15-Feb-24	15-Feb-24
HumCell Leachate Vol [mL]	492	1011
Sample Name	DX450181	DX450002
Sample Weight [g]	500	1000
pH [No unit]	7.38	7.22
Alkalinity [mg/L as CaCO3]	8	7
Conductivity [uS/cm]	18	22
Acidity [mg/L as CaCO3]	< 2	< 2
F [mg/L]	< 0.06	< 0.06
SO4 [mg/L]	< 2	< 2
Cl [mg/L]	< 1	< 1
Hg [mg/L]	< 0.00001	< 0.00001
Ag [mg/L]	< 0.00005	< 0.00005
Al [mg/L]	0.043	0.029
As [mg/L]	0.0004	0.0077
Ba [mg/L]	0.00070	0.00065
Be [mg/L]	< 0.000007	< 0.000007
B [mg/L]	< 0.002	< 0.002
Bi [mg/L]	< 0.00001	< 0.00001
Ca [mg/L]	3.08	2.76
Cd [mg/L]	< 0.000003	< 0.000003
Co [mg/L]	0.000009	0.000028
Cr [mg/L]	< 0.00008	< 0.00008

OnLine LIMS

00036375 98

Results relate only to the sample tested. Data reported represents the sample submitted to SGS. Reproduction of this analytical report in full or in part is prohibited without prior written approval. Please refer to SGS General Conditions of Services located at https://www.sgs.ca/en/terms-and-conditions (Printed copies are available upon request.)
Test method information available upon request. "Temperature Upon Receipt" is representative of the whole shipment and may not reflect the temperature of individual samples.
SGS Canada Inc. Environment-Health & Safety statement of conformity decision rule does not consider uncertainty when analytical results are compared to a specified standard or regulation.

SGS Canada Inc.
P.O. Box 4300 - 185 Concession St.
Lakefield - Ontario - KOL 2HO
Phone: 705-652-2000 FAX: 705-652-6365

LR Report : **CA10122-FEB24**

Analysis	10: HC-6 Wk#38	11: HC-7 Wk#38
Cu [mg/L]	< 0.001	< 0.001
Fe [mg/L]	< 0.007	< 0.007
K [mg/L]	0.424	0.426
Mg [mg/L]	0.108	0.101
Mn [mg/L]	0.00530	0.00874
Mo [mg/L]	< 0.0004	< 0.0004
Na [mg/L]	0.08	0.08
Ni [mg/L]	0.0002	< 0.0001
P [mg/L]	< 0.003	< 0.003
Pb [mg/L]	< 0.00009	0.00010
S [mg/L]	< 5	< 5
Sb [mg/L]	< 0.0009	< 0.0009
Se [mg/L]	< 0.00004	< 0.00004
Si [mg/L]	0.41	0.24
Sn [mg/L]	< 0.00006	< 0.00006
Sr [mg/L]	0.00721	0.00591
Ti [mg/L]	< 0.0001	< 0.0001
Th [mg/L]	< 0.0001	< 0.0001
Tl [mg/L]	< 0.000005	0.000019
U [mg/L]	0.000286	0.00261
V [mg/L]	0.00057	0.00021
W [mg/L]	0.00075	< 0.0002
Zr [mg/L]	< 0.002	< 0.002
Zn [mg/L]	< 0.002	< 0.002



Lisa Thompson
Project Specialist Assistant,
Environment, Health & Safety

OnLine LIMS

00036375 98

Results relate only to the sample tested. Data reported represents the sample submitted to SGS. Reproduction of this analytical report in full or in part is prohibited without prior written approval. Please refer to SGS General Conditions of Services located at https://www.sgs.ca/en/terms-and-conditions (Printed copies are available upon request.)
Test method information available upon request. "Temperature Upon Receipt" is representative of the whole shipment and may not reflect the temperature of individual samples.
SGS Canada Inc. Environment-Health & Safety statement of conformity decision rule does not consider uncertainty when analytical results are compared to a specified standard or regulation.

SGS Canada Inc.
P.O. Box 4300 - 185 Concession St.
Lakefield - Ontario - KOL 2HO
Phone: 705-652-2000 FAX: 705-652-6365

Quality Control Report

Inorganic Analysis													
Parameter	Reporting Limit	Unit	Method Blank	Duplicate				LCS / Spike Blank			Matrix Spike / Reference Material		
				Result 1	Result 2	RPD	Acceptance Criteria	Spike Recovery (%)	Recovery Limits (%)		Spike Recovery (%)	Recovery Limits (%)	
							%		Low	High		Low	High
Acidity - QCBatchID: EWL0270-FEB24													
Acidity	2	mg/L as Ca	2			ND	20	92	90	110	NA		
Acidity - QCBatchID: EWL0271-FEB24													
Acidity	2	mg/L as Ca	3			ND	20	96	90	110	NA		
Alkalinity - QCBatchID: EWL0270-FEB24													
Alkalinity	2	mg/L as Ca	< 2			ND	20	96	80	120	NA		
Alkalinity - QCBatchID: EWL0271-FEB24													
Alkalinity	2	mg/L as Ca	< 2			0	20	100	80	120	NA		
Anions by discrete analyzer - QCBatchID: DIO5051-FEB24													
Chloride	1	mg/L	<1			ND	20	103	80	120	107	75	125
Sulphate	2	mg/L	<2			ND	20	100	80	120	102	75	125
Conductivity - QCBatchID: EWL0270-FEB24													
Conductivity	2	uS/cm	< 2			5	20	97	90	110	NA		
Conductivity - QCBatchID: EWL0271-FEB24													
Conductivity	2	uS/cm	< 2			0	20	100	90	110	NA		
Fluoride by Specific Ion Electrode - QCBatchID: EWL0273-FEB24													
Fluoride	0.06	mg/L	<0.06			0	10	100	90	110	106	75	125
Fluoride by Specific Ion Electrode - QCBatchID: EWL0297-FEB24													
Fluoride	0.06	mg/L	<0.06			ND	10	94	90	110	85	75	125
Inorganics-General - QCBatchID: EHG0039-FEB24													
Mercury	0.00001	mg/L	< 0.00001			7	20	92	80	120	94	70	130
Metals in aqueous samples - ICP-MS - QCBatchID: EMS0157-FEB24													
Aluminum	0.001	mg/L	<0.001			1	20	97	90	110	84	70	130
Antimony	0.0009	mg/L	<0.0009			1	20	104	90	110	114	70	130
Arsenic	0.0002	mg/L	<0.0002			3	20	101	90	110	82	70	130
Barium	0.00008	mg/L	<0.00008			9	20	101	90	110	102	70	130
Beryllium	0.000007	mg/L	<0.000007			ND	20	97	90	110	107	70	130
Bismuth	0.00001	mg/L	<0.00001			ND	20	97	90	110	79	70	130
Boron	0.002	mg/L	<0.002			ND	20	100	90	110	104	70	130
Cadmium	0.000003	mg/L	<0.000003			ND	20	98	90	110	100	70	130
Calcium	0.01	mg/L	<0.01			0	20	94	90	110	91	70	130
Chromium	0.00008	mg/L	<0.00008			ND	20	103	90	110	112	70	130
Cobalt	0.000004	mg/L	4e-006			8	20	101	90	110	100	70	130
Copper	0.001	mg/L	<0.001			ND	20	101	90	110	106	70	130
Iron	0.007	mg/L	<0.007			ND	20	96	90	110	125	70	130
Lead	0.00009	mg/L	<0.00009			ND	20	98	90	110	102	70	130

OnLine LIMS

00036375

Results relate only to the sample tested. Data reported represents the sample submitted to SGS. Reproduction of this analytical report in full or in part is prohibited without prior written approval. Please refer to SGS General Conditions of Services located at https://www.sgs.ca/en/terms-and-conditions (Printed copies are available upon request.)
Test method information available upon request. "Temperature Upon Receipt" is representative of the whole shipment and may not reflect the temperature of individual samples.
SGS Canada Inc. Environment-Health & Safety statement of conformity decision rule does not consider uncertainty when analytical results are compared to a specified standard or regulation.

SGS Canada Inc.
P.O. Box 4300 - 185 Concession St.
Lakefield - Ontario - K0L 2H0
Phone: 705-652-2000 FAX: 705-652-6365

Inorganic Analysis														
Parameter	Reporting Limit	Unit	Method Blank	Duplicate				LCS / Spike Blank			Matrix Spike / Reference Material			
				Result 1	Result 2	RPD	Acceptance Criteria	Spike Recovery (%)	Recovery Limits (%)		Spike Recovery (%)	Recovery Limits (%)	
							%		Low	High		Low	High
Magnesium	0.001	mg/L	<0.001			6	20	97	90	110	94	70	130
Manganese	0.00001	mg/L	<0.00001			2	20	100	90	110	92	70	130
Molybdenum	0.0004	mg/L	<0.0004			ND	20	96	90	110	94	70	130
Nickel	0.0001	mg/L	<0.0001			ND	20	102	90	110	102	70	130
Phosphorus	0.003	mg/L	<0.003			ND	20	95	90	110	NV	70	130
Potassium	0.003	mg/L	<0.009			1	20	101	90	110	90	70	130
Selenium	0.00004	mg/L	<0.00004			ND	20	97	90	110	101	70	130
Silicon	0.02	mg/L	<0.02			5	20	96	90	110	NV	70	130
Silver	0.00005	mg/L	<0.00005			ND	20	95	90	110	98	70	130
Sodium	0.01	mg/L	<0.01			0	20	93	90	110	109	70	130
Strontium	0.00008	mg/L	<0.00008			3	20	101	90	110	100	70	130
Sulfur	5	mg/L	<5			ND	20	108	90	110	NV	70	130
Thallium	0.000005	mg/L	<0.000005			8	20	96	90	110	95	70	130
Thorium	0.0001	mg/L	<0.0001			ND	20	106	90	110	NV	70	130
Tin	0.00006	mg/L	<0.00006			ND	20	94	90	110	NV	70	130
Titanium	0.0001	mg/L	<0.0001			ND	20	93	90	110	NV	70	130
Tungsten	0.0002	mg/L	<0.0002			ND	20	98	90	110	NV	70	130
Uranium	0.000002	mg/L	<0.000002			2	20	96	90	110	103	70	130
Vanadium	0.00001	mg/L	<0.00001			0	20	101	90	110	104	70	130
Zinc	0.002	mg/L	<0.002			ND	20	101	90	110	113	70	130
Zirconium	0.002	mg/L	<0.002			ND	20	95	90	110	NV	70	130
pH - QCBatchID: EWL0270-FEB24													
pH	0.05	No unit	NA			0		101			NA		
pH - QCBatchID: EWL0271-FEB24													
pH	0.05	No unit	NA			2		100			NA		

OnLine LIMS

0003637598

Results relate only to the sample tested. Data reported represents the sample submitted to SGS. Reproduction of this analytical report in full or in part is prohibited without prior written approval. Please refer to SGS General Conditions of Services located at https://www.sgs.ca/en/terms-and-conditions (Printed copies are available upon request.)
Test method information available upon request. "Temperature Upon Receipt" is representative of the whole shipment and may not reflect the temperature of individual samples.
SGS Canada Inc. Environment-Health & Safety statement of conformity decision rule does not consider uncertainty when analytical results are compared to a specified standard or regulation.

SGS Canada Inc.
P.O. Box 4300 - 185 Concession St.
Lakefield - Ontario - KOL 2HO
Phone: 705-652-2000 FAX: 705-652-6365

21-March-2024

Great Bear Resources Ltd.
Attn : Ashley Moncrief

1020 - 800 West Pender St., Vancouver
Canada, V6C 2V6
Phone: 778-833-2160, Fax:

Date Rec. : 15 February 2024
LR Report: **CA10128-FEB24**
Reference: Wk#38

Copy: #2

CERTIFICATE OF ANALYSIS
Final Report - Reissue

Analysis	3: Analysis Completed Date	4: Analysis Completed Time	5: HC-8 Wk#38	6: HC-9 Wk#38	7: HC-10 Wk#38	8: HC-11 Wk#38	9: HC-12 Wk#38	10: HC-13 Wk#38	11: HC-14 Wk#38
Sample Date & Time			16-Feb-24	16-Feb-24	16-Feb-24	16-Feb-24	16-Feb-24	16-Feb-24	16-Feb-24
HumCell Leachate Vol [mL]	22-Feb-24	17:00	966	998	960	967	980	996	955
Sample Name	---	---	DX450108	DX450076	DX450186	DX450118	DX 550107	DX450159	DX450171
Sample Weight [g]	---	---	1000	1000	1000	1000	1000	1000	1000
pH [No unit]	20-Feb-24	10:41	7.55	6.66	7.17	7.38	7.09	7.54	6.91
Alkalinity [mg/L as CaCO3]	20-Feb-24	10:42	9	2	6	7	4	11	2
Conductivity [uS/cm]	21-Feb-24	10:04	26	34	15	16	17	33	23
Acidity [mg/L as CaCO3]	23-Feb-24	10:15	< 2	3	< 2	< 2	< 2	< 2	< 2
F [mg/L]	21-Feb-24	12:03	< 0.06	< 0.06	< 0.06	< 0.06	< 0.06	< 0.06	< 0.06
SO4 [mg/L]	27-Feb-24	11:53	3	14	2	< 2	4	5	8
SO4 [mg/L]	13-Mar-24	09:23	---	---	---	---	---	---	---
Cl [mg/L]	27-Feb-24	11:53	< 1	< 1	< 1	< 1	< 1	< 1	< 1
Cl [mg/L]	13-Mar-24	09:23	---	---	---	---	---	---	---
Hg [mg/L]	21-Feb-24	10:31	< 0.00001	< 0.00001	< 0.00001	< 0.00001	< 0.00001	< 0.00001	< 0.00001
Ag [mg/L]	22-Feb-24	14:55	< 0.00005	< 0.00005	< 0.00005	< 0.00005	< 0.00005	< 0.00005	< 0.00005
Ag [mg/L]	19-Mar-24	10:46	---	---	---	---	---	---	---
Al [mg/L]	22-Feb-24	14:55	0.054	0.001	0.031	0.044	0.026	0.146	0.020
As [mg/L]	22-Feb-24	14:55	0.0013	< 0.0002	0.0004	0.0005	0.0020	0.0034	0.0016
Ba [mg/L]	22-Feb-24	14:55	0.00159	0.00630	0.00061	0.00073	0.00130	0.00108	0.00218
Be [mg/L]	22-Feb-24	14:55	< 0.000007	< 0.000007	< 0.000007	< 0.000007	< 0.000007	< 0.000007	< 0.000007
B [mg/L]	22-Feb-24	14:55	< 0.002	< 0.002	< 0.002	< 0.002	< 0.002	< 0.002	< 0.002
B [mg/L]	19-Mar-24	10:46	---	---	---	---	---	---	---
Bi [mg/L]	22-Feb-24	14:55	< 0.00001	< 0.00001	< 0.00001	< 0.00001	< 0.00001	< 0.00001	< 0.00001
Ca [mg/L]	22-Feb-24	14:55	3.70	3.20	2.55	2.62	2.74	5.74	3.08
Cd [mg/L]	22-Feb-24	14:55	0.000005	0.0216	0.000011	0.000003	0.000005	0.000005	0.000003
Co [mg/L]	22-Feb-24	14:55	0.000025	0.000408	0.000029	0.000009	0.000058	0.000012	0.000052
Cr [mg/L]	22-Feb-24	14:54	< 0.00008	< 0.00008	< 0.00008	< 0.00008	< 0.00008	< 0.00008	< 0.00008
Cu [mg/L]	22-Feb-24	14:54	< 0.001	< 0.001	< 0.001	< 0.001	< 0.001	< 0.001	< 0.001
Fe [mg/L]	22-Feb-24	14:54	< 0.007	< 0.007	< 0.007	< 0.007	< 0.007	< 0.007	< 0.007
K [mg/L]	22-Feb-24	14:54	0.654	0.867	0.288	0.242	0.334	0.643	0.783
Mg [mg/L]	22-Feb-24	14:54	0.257	0.077	0.044	0.059	0.048	0.074	0.175
Mn [mg/L]	22-Feb-24	14:54	0.0239	0.123	0.0201	0.0173	0.0171	0.0180	0.00427
Mo [mg/L]	22-Feb-24	14:54	0.0007	< 0.0004	0.0005	0.0008	0.0010	0.0032	< 0.0004
Na [mg/L]	22-Feb-24	14:54	0.14	0.08	0.07	0.08	0.13	0.11	0.12
Ni [mg/L]	22-Feb-24	14:54	0.0002	0.0086	0.0002	0.0002	0.0002	0.0002	0.0004
P [mg/L]	22-Feb-24	14:54	< 0.003	< 0.003	< 0.003	< 0.003	< 0.003	< 0.003	< 0.003

OnLine LIMS

0003655316

Results relate only to the sample tested. Data reported represents the sample submitted to SGS. Reproduction of this analytical report in full or in part is prohibited without prior written approval. Please refer to SGS General Conditions of Services located at https://www.sgs.ca/en/terms-and-conditions (Printed copies are available upon request.)
Test method information available upon request. "Temperature Upon Receipt" is representative of the whole shipment and may not reflect the temperature of individual samples.
SGS Canada Inc. Environment-Health & Safety statement of conformity decision rule does not consider uncertainty when analytical results are compared to a specified standard or regulation.

SGS Canada Inc.
P.O. Box 4300 - 185 Concession St.
Lakefield - Ontario - KOL 2HO
Phone: 705-652-2000 FAX: 705-652-6365

LR Report : **CA10128-FEB24**

Analysis	3: Analysis Completed Date	4: Analysis Completed Time	5: HC-8 Wk#38	6: HC-9 Wk#38	7: HC-10 Wk#38	8: HC-11 Wk#38	9: HC-12 Wk#38	10: HC-13 Wk#38	11: HC-14 Wk#38
Pb [mg/L]	22-Feb-24	14:54	< 0.00009	0.04164	< 0.00009	< 0.00009	< 0.00009	< 0.00009	< 0.00009
S [mg/L]	22-Feb-24	14:54	< 5	< 5	< 5	< 5	< 5	< 5	< 5
Sb [mg/L]	22-Feb-24	14:54	< 0.0009	< 0.0009	< 0.0009	< 0.0009	< 0.0009	< 0.0009	< 0.0009
Se [mg/L]	22-Feb-24	14:54	0.00013	0.00091	0.00019	< 0.00004	0.00017	< 0.00004	0.00034
Si [mg/L]	22-Feb-24	14:54	0.25	0.43	0.22	0.26	0.29	0.51	0.22
Sn [mg/L]	22-Feb-24	14:54	< 0.00006	< 0.00006	< 0.00006	< 0.00006	< 0.00006	< 0.00006	< 0.00006
Sr [mg/L]	22-Feb-24	14:54	0.00777	0.00893	0.00593	0.00647	0.00538	0.00758	0.0110
Ti [mg/L]	22-Feb-24	14:54	< 0.0001	< 0.0001	< 0.0001	< 0.0001	< 0.0001	< 0.0001	0.0001
Th [mg/L]	22-Feb-24	14:54	< 0.0001	< 0.0001	< 0.0001	< 0.0001	< 0.0001	< 0.0001	< 0.0001
Tl [mg/L]	22-Feb-24	14:54	< 0.000005	0.000022	< 0.000005	< 0.000005	< 0.000005	0.000009	< 0.000005
U [mg/L]	22-Feb-24	14:54	0.000638	0.000650	0.00135	0.000664	0.000403	0.000383	0.000142
V [mg/L]	22-Feb-24	14:53	0.00015	< 0.00001	0.00004	0.00006	0.00012	0.00010	0.00017
W [mg/L]	22-Feb-24	14:53	< 0.0002	< 0.0002	< 0.0002	< 0.0002	< 0.0002	< 0.0002	< 0.0002
Zr [mg/L]	22-Feb-24	14:53	< 0.002	< 0.002	< 0.002	< 0.002	< 0.002	< 0.002	< 0.002
Zn [mg/L]	22-Feb-24	14:53	< 0.002	2.90	< 0.002	< 0.002	< 0.002	< 0.002	< 0.002

Analysis	12: HC-15 Wk#38	13: HC-16 Wk#38	14: HC-17 Wk#38	15: HC-18 Wk#38	16: HC-19 Wk#38	17: HC-20 Wk#38	18: HC-21 Wk#38	19: HC-22 Wk#38	20: HC-23 Wk#38
Sample Date & Time	16-Feb-24	16-Feb-24	16-Feb-24	16-Feb-24	16-Feb-24	16-Feb-24	16-Feb-24	16-Feb-24	16-Feb-24
HumCell Leachate Vol [mL]	686	991	1000	974	978	994	969	483	998
Sample Name	DX450134	DX450185	DX450032	DX 550064	DX450008	DX 550056	DX450022	DX450077	DX450113
Sample Weight [g]	1000	1000	1000	1000	1000	1000	1000	500	1000
pH [No unit]	7.65	7.42	6.70	7.65	7.19	7.50	7.91	7.67	7.69
Alkalinity [mg/L as CaCO3]	12	8	2	9	5	8	12	10	11
Conductivity [uS/cm]	62	25	10	18	10	19	28	22	24
Acidity [mg/L as CaCO3]	< 2	< 2	2	< 2	< 2	< 2	< 2	< 2	< 2
F [mg/L]	< 0.06	< 0.06	< 0.06	< 0.06	0.08	< 0.06	< 0.06	< 0.06	< 0.06
SO4 [mg/L]	15	4	3	< 2	< 2	< 2	< 2	< 2	< 2
SO4 [mg/L]	---	---	---	---	---	---	---	---	---
Cl [mg/L]	5	< 1	< 1	< 1	< 1	< 1	< 1	< 1	< 1
Cl [mg/L]	---	---	---	---	---	---	---	---	---
Hg [mg/L]	< 0.00001	< 0.00001	< 0.00001	< 0.00001	< 0.00001	< 0.00001	< 0.00001	< 0.00001	< 0.00001
Ag [mg/L]	< 0.00005	< 0.00005	< 0.00005	< 0.00005	< 0.00005	< 0.00005	< 0.00005	< 0.00005	< 0.00005
Ag [mg/L]	---	---	---	---	---	---	---	---	---
Al [mg/L]	0.008	0.077	0.010	0.045	0.032	0.032	0.062	0.031	0.053
As [mg/L]	0.101	0.0085	0.0156	0.0099	0.0003	0.0005	0.0085	0.0005	0.0047
Ba [mg/L]	0.00120	0.00213	0.00025	0.00023	0.00030	0.00211	0.00044	0.00737	0.00456
Be [mg/L]	< 0.000007	< 0.000007	< 0.000007	< 0.000007	< 0.000007	< 0.000007	< 0.000007	< 0.000007	< 0.000007
B [mg/L]	< 0.002	< 0.002	< 0.002	< 0.002	< 0.002	< 0.002	< 0.002	< 0.002	< 0.002
B [mg/L]	---	---	---	---	---	---	---	---	---
Bi [mg/L]	< 0.00001	< 0.00001	< 0.00001	< 0.00001	< 0.00001	< 0.00001	< 0.00001	< 0.00001	< 0.00001
Ca [mg/L]	9.54	3.77	1.40	3.23	1.57	3.16	4.86	2.84	4.52
Cd [mg/L]	0.000003	0.000005	0.000066	0.000014	< 0.000003	0.000006	< 0.000003	0.000005	< 0.000003
Co [mg/L]	0.000377	0.000044	0.000174	0.000041	0.000020	0.000025	0.000077	0.000013	0.000017
Cr [mg/L]	< 0.00008	< 0.00008	< 0.00008	< 0.00008	< 0.00008	< 0.00008	< 0.00008	< 0.00008	< 0.00008
Cu [mg/L]	< 0.001	< 0.001	< 0.001	< 0.001	< 0.001	< 0.001	< 0.001	< 0.001	< 0.001
Fe [mg/L]	< 0.007	< 0.007	0.007	< 0.007	< 0.007	< 0.007	< 0.007	< 0.007	< 0.007
K [mg/L]	0.499	1.60	0.346	0.228	0.234	0.303	0.071	1.16	0.297
Mg [mg/L]	0.319	0.065	0.049	0.047	0.032	0.188	0.143	0.152	0.148
Mn [mg/L]	0.0175	0.00925	0.00299	0.00498	0.00643	0.0262	0.0301	0.0278	0.0260
Mo [mg/L]	< 0.0004	< 0.0004	< 0.0004	< 0.0004	0.0004	< 0.0004	< 0.0004	< 0.0004	< 0.0004
Na [mg/L]	0.10	0.10	0.07	0.07	0.07	0.06	0.09	0.09	0.05
Ni [mg/L]	0.0196	0.0003	0.0004	0.0002	0.0002	0.0002	0.0002	0.0002	0.0002

OnLine LIMS

0003655316

Results relate only to the sample tested. Data reported represents the sample submitted to SGS. Reproduction of this analytical report in full or in part is prohibited without prior written approval. Please refer to SGS General Conditions of Services located at https://www.sgs.ca/en/terms-and-conditions (Printed copies are available upon request.)
Test method information available upon request. "Temperature Upon Receipt" is representative of the whole shipment and may not reflect the temperature of individual samples.
SGS Canada Inc. Environment-Health & Safety statement of conformity decision rule does not consider uncertainty when analytical results are compared to a specified standard or regulation.

SGS Canada Inc.
P.O. Box 4300 - 185 Concession St.
Lakefield - Ontario - KOL 2HO
Phone: 705-652-2000 FAX: 705-652-6365

LR Report : **CA10128-FEB24**

Analysis	12: HC-15 Wk#38	13: HC-16 Wk#38	14: HC-17 Wk#38	15: HC-18 Wk#38	16: HC-19 Wk#38	17: HC-20 Wk#38	18: HC-21 Wk#38	19: HC-22 Wk#38	20: HC-23 Wk#38
P [mg/L]	< 0.003	< 0.003	< 0.003	< 0.003	< 0.003	< 0.003	< 0.003	< 0.003	< 0.003
Pb [mg/L]	< 0.00009	< 0.00009	0.00011	< 0.00009	< 0.00009	< 0.00009	< 0.00009	< 0.00009	< 0.00009
S [mg/L]	9	< 5	< 5	< 5	< 5	< 5	< 5	< 5	< 5
Sb [mg/L]	0.0015	< 0.0009	< 0.0009	< 0.0009	< 0.0009	< 0.0009	< 0.0009	< 0.0009	< 0.0009
Se [mg/L]	0.00037	< 0.00004	< 0.00004	< 0.00004	< 0.00004	< 0.00004	0.00005	< 0.00004	< 0.00004
Si [mg/L]	0.29	0.36	0.41	0.34	0.22	0.24	0.25	0.20	0.24
Sn [mg/L]	< 0.00006	< 0.00006	< 0.00006	< 0.00006	< 0.00006	< 0.00006	< 0.00006	< 0.00006	< 0.00006
Sr [mg/L]	0.0154	0.00725	0.00412	0.00440	0.00330	0.00847	0.00422	0.00577	0.0150
Ti [mg/L]	< 0.0001	< 0.0001	< 0.0001	< 0.0001	0.0001	< 0.0001	< 0.0001	< 0.0001	< 0.0001
Th [mg/L]	< 0.0001	< 0.0001	< 0.0001	< 0.0001	< 0.0001	< 0.0001	< 0.0001	< 0.0001	< 0.0001
Tl [mg/L]	0.000006	0.000007	0.000005	< 0.000005	< 0.000005	0.000005	< 0.000005	< 0.000005	< 0.000005
U [mg/L]	0.000656	0.00111	0.000765	0.00121	0.000249	0.000307	0.000072	0.000412	0.000152
V [mg/L]	0.00007	0.00031	0.00018	0.00013	0.00006	0.00069	0.00039	0.00063	0.00016
W [mg/L]	< 0.0002	< 0.0002	< 0.0002	< 0.0002	< 0.0002	< 0.0002	< 0.0002	< 0.0002	< 0.0002
Zr [mg/L]	< 0.002	< 0.002	< 0.002	< 0.002	< 0.002	< 0.002	< 0.002	< 0.002	< 0.002
Zn [mg/L]	< 0.002	< 0.002	0.010	< 0.002	< 0.002	< 0.002	< 0.002	< 0.002	< 0.002

Analysis	21: HC-24 Wk#38	22: HC-25 Wk#38	23: HC-26 Wk#38	24: HC-27 Wk#38
Sample Date & Time	16-Feb-24	16-Feb-24	16-Feb-24	16-Feb-24
HumCell Leachate Vol [mL]	987	991	752	989
Sample Name	DX 550101	DX450128	DX450021	DX450222
Sample Weight [g]	1000	1000	750	1000
pH [No unit]	7.90	7.71	6.64	7.25
Alkalinity [mg/L as CaCO3]	11	13	3	4
Conductivity [uS/cm]	21	37	275	19
Acidity [mg/L as CaCO3]	< 2	< 2	82	< 2
F [mg/L]	< 0.06	< 0.06	< 0.06	< 0.06
SO4 [mg/L]	< 2	4	120	4
SO4 [mg/L]	---	---	100	---
Cl [mg/L]	< 1	3	58	< 1
Cl [mg/L]	---	---	46	---
Hg [mg/L]	< 0.00001	< 0.00001	< 0.00001	< 0.00001
Ag [mg/L]	< 0.00005	< 0.00005	---	< 0.00005
Ag [mg/L]	---	---	< 0.00005	---
Al [mg/L]	0.044	0.059	0.002	0.034
As [mg/L]	0.0018	0.0022	< 0.0002	0.0007
Ba [mg/L]	0.00066	0.00123	0.0144	0.00042
Be [mg/L]	< 0.000007	< 0.000007	< 0.000007	< 0.000007
B [mg/L]	< 0.002	< 0.002	< 0.002	< 0.002
B [mg/L]	---	---	< 0.002	---
Bi [mg/L]	< 0.00001	< 0.00001	< 0.00001	< 0.00001
Ca [mg/L]	3.77	6.12	49.6	2.75
Cd [mg/L]	< 0.000003	0.000004	0.000313	< 0.000003
Co [mg/L]	0.000016	0.000050	0.00107	0.000012
Cr [mg/L]	< 0.00008	< 0.00008	< 0.00008	< 0.00008
Cu [mg/L]	< 0.001	< 0.001	0.006	< 0.001
Fe [mg/L]	< 0.007	< 0.007	0.279	0.014
K [mg/L]	0.145	0.431	4.30	0.457
Mg [mg/L]	0.137	0.130	1.38	0.064
Mn [mg/L]	0.0213	0.0160	0.197	0.00985
Mo [mg/L]	< 0.0004	< 0.0004	< 0.0004	< 0.0004
Na [mg/L]	0.05	0.08	0.24	0.07

OnLine LIMS

0003655316

Results relate only to the sample tested. Data reported represents the sample submitted to SGS. Reproduction of this analytical report in full or in part is prohibited without prior written approval. Please refer to SGS General Conditions of Services located at https://www.sgs.ca/en/terms-and-conditions (Printed copies are available upon request.)
Test method information available upon request. "Temperature Upon Receipt" is representative of the whole shipment and may not reflect the temperature of individual samples.
SGS Canada Inc. Environment-Health & Safety statement of conformity decision rule does not consider uncertainty when analytical results are compared to a specified standard or regulation.

SGS Canada Inc.
P.O. Box 4300 - 185 Concession St.
Lakefield - Ontario - KOL 2HO
Phone: 705-652-2000 FAX: 705-652-6365

LR Report : **CA10128-FEB24**

Analysis	21: HC-24 Wk#38	22: HC-25 Wk#38	23: HC-26 Wk#38	24: HC-27 Wk#38
Ni [mg/L]	0.0002	0.0002	0.0045	0.0003
P [mg/L]	< 0.003	< 0.003	< 0.003	< 0.003
Pb [mg/L]	< 0.00009	< 0.00009	< 0.00009	< 0.00009
S [mg/L]	< 5	< 5	80	< 5
Sb [mg/L]	< 0.0009	< 0.0009	< 0.0009	< 0.0009
Se [mg/L]	< 0.00004	< 0.00004	0.00112	< 0.00004
Si [mg/L]	0.19	0.25	0.14	0.23
Sn [mg/L]	< 0.00006	< 0.00006	< 0.00006	< 0.00006
Sr [mg/L]	0.00422	0.00653	0.0327	0.00457
Ti [mg/L]	< 0.0001	< 0.0001	< 0.0001	< 0.0001
Th [mg/L]	< 0.0001	< 0.0001	< 0.0001	< 0.0001
Tl [mg/L]	< 0.000005	< 0.000005	< 0.000005	< 0.000005
U [mg/L]	0.000386	0.000338	0.000130	0.000449
V [mg/L]	0.00041	0.00047	< 0.00001	0.00013
W [mg/L]	< 0.0002	0.00066	< 0.0002	< 0.0002
Zr [mg/L]	< 0.002	< 0.002	< 0.002	< 0.002
Zn [mg/L]	< 0.002	< 0.002	0.013	< 0.002



Lisa Thompson
Project Specialist Assistant,
Environment, Health & Safety

OnLine LIMS

0003655316

Results relate only to the sample tested. Data reported represents the sample submitted to SGS. Reproduction of this analytical report in full or in part is prohibited without prior written approval. Please refer to SGS General Conditions of Services located at https://www.sgs.ca/en/terms-and-conditions (Printed copies are available upon request.)
Test method information available upon request. "Temperature Upon Receipt" is representative of the whole shipment and may not reflect the temperature of individual samples.
SGS Canada Inc. Environment-Health & Safety statement of conformity decision rule does not consider uncertainty when analytical results are compared to a specified standard or regulation.

SGS Canada Inc.
P.O. Box 4300 - 185 Concession St.
Lakefield - Ontario - KOL 2HO
Phone: 705-652-2000 FAX: 705-652-6365

Quality Control Report

Inorganic Analysis													
Parameter	Reporting Limit	Unit	Method Blank	Duplicate				LCS / Spike Blank			Matrix Spike / Reference Material		
				Result 1	Result 2	RPD	Acceptance Criteria	Spike Recovery (%)	Recovery Limits (%)		Spike Recovery (%)	Recovery Limits (%)	
							%		Low	High		Low	High
Acidity - QCBatchID: EWL0293-FEB24													
Acidity	2	mg/L as Ca	< 2			ND	20	98	90	110	NA		
Alkalinity - QCBatchID: EWL0293-FEB24													
Alkalinity	2	mg/L as Ca	< 2			1	20	98	80	120	NA		
Anions by discrete analyzer - QCBatchID: DIO5010-MAR24													
Chloride	1	mg/L	<1			ND	20	106	80	120	105	75	125
Sulphate	2	mg/L	<2			2	20	109	80	120	105	75	125
Anions by discrete analyzer - QCBatchID: DIO5050-FEB24													
Chloride	1	mg/L	<1			ND	20	107	80	120	110	75	125
Sulphate	2	mg/L	<2			ND	20	104	80	120	105	75	125
Anions by discrete analyzer - QCBatchID: DIO5052-FEB24													
Sulphate	2	mg/L	<2			7	20	101	80	120	83	75	125
Conductivity - QCBatchID: EWL0293-FEB24													
Conductivity	2	uS/cm	< 2			0	20	97	90	110	NA		
Fluoride by Specific Ion Electrode - QCBatchID: EWL0297-FEB24													
Fluoride	0.06	mg/L	<0.06			ND	10	94	90	110	85	75	125
Fluoride by Specific Ion Electrode - QCBatchID: EWL0312-FEB24													
Fluoride	0.06	mg/L	<0.06			8	10	98	90	110	86	75	125
Fluoride by Specific Ion Electrode - QCBatchID: EWL0336-FEB24													
Fluoride	0.06	mg/L	<0.06			ND	10	100	90	110	100	75	125
Inorganics-General - QCBatchID: EHG0040-FEB24													
Mercury	0.00001	mg/L	< 0.00001			ND	20	94	80	120	118	70	130
Metals in aqueous samples - ICP-MS - QCBatchID: EMS0149-MAR24													
Boron	0.002	mg/L	<0.002			ND	20	91	90	110	92	70	130
Silver	0.00005	mg/L	<0.00005			ND	20	95	90	110	71	70	130
Metals in aqueous samples - ICP-MS - QCBatchID: EMS0166-FEB24													
Aluminum	0.001	mg/L	<0.001			2	20	101	90	110	121	70	130
Antimony	0.0009	mg/L	<0.0009			ND	20	104	90	110	119	70	130
Arsenic	0.0002	mg/L	<0.0002			15	20	101	90	110	102	70	130
Barium	0.00008	mg/L	<0.00008			7	20	99	90	110	95	70	130
Beryllium	0.000007	mg/L	<0.000007			ND	20	96	90	110	96	70	130
Bismuth	0.00001	mg/L	<0.00001			ND	20	98	90	110	99	70	130
Boron	0.002	mg/L	<0.002			ND	20	97	90	110	104	70	130
Cadmium	0.000003	mg/L	<0.000003			0	20	99	90	110	99	70	130
Calcium	0.01	mg/L	<0.01			2	20	95	90	110	84	70	130
Chromium	0.00008	mg/L	<0.00008			ND	20	99	90	110	110	70	130

OnLine LIMS

00036553316

Results relate only to the sample tested. Data reported represents the sample submitted to SGS. Reproduction of this analytical report in full or in part is prohibited without prior written approval. Please refer to SGS General Conditions of Services located at https://www.sgs.ca/en/terms-and-conditions (Printed copies are available upon request.)
Test method information available upon request. "Temperature Upon Receipt" is representative of the whole shipment and may not reflect the temperature of individual samples.
SGS Canada Inc. Environment-Health & Safety statement of conformity decision rule does not consider uncertainty when analytical results are compared to a specified standard or regulation.

SGS Canada Inc.
P.O. Box 4300 - 185 Concession St.
Lakefield - Ontario - KOL 2HO
Phone: 705-652-2000 FAX: 705-652-6365

Inorganic Analysis														
Parameter	Reporting Limit	Unit	Method Blank	Duplicate				LCS / Spike Blank			Matrix Spike / Reference Material			
				Result 1	Result 2	RPD	Acceptance Criteria	Spike Recovery (%)	Recovery Limits (%)		Spike Recovery (%)	Recovery Limits (%)	
							%		Low	High		Low	High
Cobalt	0.000004	mg/L	<0.000004			20	20	100	90	110	99	70	130
Copper	0.001	mg/L	<0.001			ND	20	102	90	110	117	70	130
Iron	0.007	mg/L	<0.007			ND	20	96	90	110	125	70	130
Lead	0.00009	mg/L	<0.00009			ND	20	99	90	110	102	70	130
Magnesium	0.001	mg/L	<0.001			3	20	97	90	110	91	70	130
Manganese	0.00001	mg/L	<0.00001			1	20	100	90	110	72	70	130
Molybdenum	0.0004	mg/L	<0.0004			10	20	97	90	110	74	70	130
Nickel	0.0001	mg/L	<0.0001			12	20	103	90	110	97	70	130
Phosphorus	0.003	mg/L	<0.003			ND	20	93	90	110	NV	70	130
Potassium	0.003	mg/L	<0.009			1	20	101	90	110	80	70	130
Selenium	0.00004	mg/L	<0.00004			ND	20	102	90	110	90	70	130
Silicon	0.02	mg/L	<0.02			1	20	95	90	110	NV	70	130
Silver	0.00005	mg/L	<0.00005			ND	20	96	90	110	73	70	130
Sodium	0.01	mg/L	<0.01			4	20	93	90	110	105	70	130
Strontium	0.00008	mg/L	<0.00008			2	20	102	90	110	97	70	130
Sulfur	5	mg/L	<5			ND	20	108	90	110	NV	70	130
Thallium	0.000005	mg/L	<0.000005			ND	20	98	90	110	94	70	130
Thorium	0.0001	mg/L	<0.0001			ND	20	100	90	110	NV	70	130
Tin	0.00006	mg/L	<0.00006			ND	20	95	90	110	NV	70	130
Titanium	0.0001	mg/L	<0.0001			ND	20	94	90	110	NV	70	130
Tungsten	0.0002	mg/L	<0.0002			ND	20	99	90	110	NV	70	130
Uranium	0.000002	mg/L	<0.000002			3	20	99	90	110	93	70	130
Vanadium	0.00001	mg/L	<0.00001			2	20	98	90	110	100	70	130
Zinc	0.002	mg/L	<0.002			ND	20	103	90	110	108	70	130
Zirconium	0.002	mg/L	<0.002			ND	20	93	90	110	NV	70	130
pH - QCBatchID: EWL0293-FEB24													
pH	0.05	No unit	NA			0		101			NA		

OnLine LIMS

0003655316

Results relate only to the sample tested. Data reported represents the sample submitted to SGS. Reproduction of this analytical report in full or in part is prohibited without prior written approval. Please refer to SGS General Conditions of Services located at https://www.sgs.ca/en/terms-and-conditions (Printed copies are available upon request.)
Test method information available upon request. "Temperature Upon Receipt" is representative of the whole shipment and may not reflect the temperature of individual samples.
SGS Canada Inc. Environment-Health & Safety statement of conformity decision rule does not consider uncertainty when analytical results are compared to a specified standard or regulation.

SGS Canada Inc.
P.O. Box 4300 - 185 Concession St.
Lakefield - Ontario - KOL 2HO
Phone: 705-652-2000 FAX: 705-652-6365

28-January-2025

Great Bear Resources Ltd.
Attn : Ashley Moncrief

1020 - 800 West Pender St.
Vancouver, BC
V6C 2V6, Canada

Phone: 778-833-2160
Fax:

Date Rec. : 10 January 2025
LR Report: **CA10054-JAN25**
Reference: Wk#38

Copy: #1

CERTIFICATE OF ANALYSIS
Final Report

Analysis	3: Analysis Completed Date	4: Analysis Completed Time	5: HC-28 Wk#38	6: HC-29 Wk#38	7: HC-30 Wk#38	8: HC-31 Wk#38	9: HC-32 Wk#38	10: HC-33 Wk#38
Sample Date & Time			10-Jan-25	10-Jan-25	10-Jan-25	10-Jan-25	10-Jan-25	10-Jan-25
HumCell Leachate Vol [mL]	15-Jan-25	16:27	1005	1009	750	974	722	984
Sample Name	---	---	31787	DX450179	31644	DX450183	O31576	DX450213
Sample Weight [g]	---	---	1000	1000	750	1000	750	1000
pH [No unit]	13-Jan-25	15:16	6.60	6.79	6.74	6.69	6.19	4.78
Alkalinity [mg/L as CaCO3]	13-Jan-25	15:17	4	7	9	6	7	< 2
Conductivity [uS/cm]	13-Jan-25	15:44	11	13	18	19	19	32
Acidity [mg/L as CaCO3]	13-Jan-25	15:17	< 2	< 2	< 2	< 2	< 2	10
\ [mg/L]	14-Jan-25	09:20	< 0.06	< 0.06	< 0.06	< 0.06	< 0.06	< 0.06
SO4 [mg/L]	13-Jan-25	14:17	0.4	0.3	1.7	1.7	2.0	13
Cl [mg/L]	13-Jan-25	14:17	0.4	< 0.2	< 0.2	< 0.2	< 0.2	< 0.2
Hg [mg/L]	15-Jan-25	08:35	< 0.00001	< 0.00001	< 0.00001	< 0.00001	< 0.00001	< 0.00001
Ag [mg/L]	15-Jan-25	08:35	< 0.00005	< 0.00005	< 0.00005	< 0.00005	< 0.00005	< 0.00005
Al [mg/L]	15-Jan-25	08:35	0.022	0.027	0.015	0.036	0.037	0.049
As [mg/L]	15-Jan-25	08:35	0.0014	0.0075	0.0036	0.0098	0.0015	< 0.0002
Ba [mg/L]	15-Jan-25	08:35	0.00045	0.00264	0.00081	0.00025	0.00169	0.00682
Be [mg/L]	15-Jan-25	08:35	< 0.000007	< 0.000007	< 0.000007	< 0.000007	< 0.000007	0.000055
B [mg/L]	15-Jan-25	08:35	< 0.002	< 0.002	< 0.002	< 0.002	< 0.002	0.003
Bi [mg/L]	15-Jan-25	08:35	< 0.00001	< 0.00001	< 0.00001	< 0.00001	< 0.00001	< 0.00001
Ca [mg/L]	15-Jan-25	08:35	1.73	2.16	2.76	3.15	2.91	1.41
Cd [mg/L]	15-Jan-25	08:35	< 0.000003	< 0.000003	< 0.000003	0.000003	0.000008	0.000023
Co [mg/L]	15-Jan-25	08:35	0.000016	0.000026	0.000013	0.000016	0.000009	0.000270
Cr [mg/L]	15-Jan-25	08:35	< 0.00008	< 0.00008	< 0.00008	< 0.00008	< 0.00008	< 0.00008
Cu [mg/L]	15-Jan-25	08:35	< 0.001	< 0.001	< 0.001	< 0.001	< 0.001	< 0.001
Fe [mg/L]	15-Jan-25	08:35	< 0.007	< 0.007	< 0.007	< 0.007	< 0.007	2.48
K [mg/L]	15-Jan-25	08:35	0.369	0.746	0.614	0.419	0.603	1.19
Mg [mg/L]	15-Jan-25	08:35	0.057	0.096	0.131	0.067	0.052	0.231
Mn [mg/L]	15-Jan-25	08:35	0.00260	0.00295	0.0112	0.00255	0.0343	0.0528
Mo [mg/L]	15-Jan-25	08:35	< 0.0004	< 0.0004	< 0.0004	< 0.0004	< 0.0004	< 0.0004
Na [mg/L]	15-Jan-25	08:35	0.05	0.05	0.06	0.06	0.06	0.07
Ni [mg/L]	15-Jan-25	08:35	< 0.0001	< 0.0001	< 0.0001	< 0.0001	0.0003	0.0046

OnLine LIMS

0004001127

Results relate only to the sample tested. Data reported represents the sample submitted to SGS. Reproduction of this analytical report in full or in part is prohibited without prior written approval. Please refer to SGS General Conditions of Services located at https://www.sgs.ca/en/terms-and-conditions (Printed copies are available upon request.)
Test method information available upon request. "Temperature Upon Receipt" is representative of the whole shipment and may not reflect the temperature of individual samples.
SGS Canada Inc. Environment-Health & Safety statement of conformity decision rule does not consider uncertainty when analytical results are compared to a specified standard or regulation.

SGS Canada Inc.
P.O. Box 4300 - 185 Concession St.
Lakefield - Ontario - KOL 2HO
Phone: 705-652-2000 FAX: 705-652-6365

LR Report : **CA10054-JAN25**

Analysis	3: Analysis Completed Date	4: Analysis Completed Time	5: HC-28 Wk#38	6: HC-29 Wk#38	7: HC-30 Wk#38	8: HC-31 Wk#38	9: HC-32 Wk#38	10: HC-33 Wk#38
P [mg/L]	15-Jan-25	08:35	< 0.003	< 0.003	< 0.003	< 0.003	< 0.003	< 0.003
Pb [mg/L]	15-Jan-25	08:35	< 0.00009	< 0.00009	< 0.00009	< 0.00009	< 0.00009	0.00014
S [mg/L]	15-Jan-25	08:35	< 5	< 5	< 5	< 5	< 5	< 5
Sb [mg/L]	15-Jan-25	08:35	< 0.0009	< 0.0009	0.0015	< 0.0009	< 0.0009	< 0.0009
Se [mg/L]	15-Jan-25	08:35	< 0.00004	< 0.00004	< 0.00004	< 0.00004	0.00024	0.00034
Si [mg/L]	15-Jan-25	08:35	0.21	0.25	0.23	0.28	0.21	0.83
Sn [mg/L]	15-Jan-25	08:35	< 0.00006	< 0.00006	< 0.00006	< 0.00006	< 0.00006	0.00011
Sr [mg/L]	15-Jan-25	08:35	0.00482	0.00635	0.0108	0.00638	0.00420	0.0101
Ti [mg/L]	15-Jan-25	08:35	< 0.0001	< 0.0001	< 0.0001	< 0.0001	< 0.0001	< 0.0001
Th [mg/L]	15-Jan-25	08:35	< 0.0001	< 0.0001	< 0.0001	< 0.0001	< 0.0001	< 0.0001
Tl [mg/L]	15-Jan-25	08:35	< 0.000005	< 0.000005	< 0.000005	< 0.000005	< 0.000005	0.000006
U [mg/L]	15-Jan-25	08:35	0.000487	0.00139	0.000953	0.00179	0.000207	0.000634
V [mg/L]	15-Jan-25	08:35	0.00027	0.00054	0.00019	0.00031	0.00018	< 0.00001
W [mg/L]	15-Jan-25	08:35	< 0.0002	< 0.0002	< 0.0002	< 0.0002	< 0.0002	< 0.0002
Zr [mg/L]	15-Jan-25	08:35	< 0.002	< 0.002	< 0.002	< 0.002	< 0.002	< 0.002
Zn [mg/L]	15-Jan-25	08:35	< 0.002	< 0.002	< 0.002	< 0.002	0.003	0.013

Analysis	11: HC-34 Wk#38	12: HC-35 Wk#38
Sample Date & Time	10-Jan-25	10-Jan-25
HumCell Leachate Vol [mL]	912	1019
Sample Name	DX450174	31795
Sample Weight [g]	1000	1000
pH [No unit]	7.14	7.35
Alkalinity [mg/L as CaCO3]	8	10
Conductivity [uS/cm]	19	23
Acidity [mg/L as CaCO3]	< 2	< 2
\ [mg/L]	< 0.06	< 0.06
SO4 [mg/L]	0.2	1.2
Cl [mg/L]	< 0.2	< 0.2
Hg [mg/L]	< 0.00001	< 0.00001
Ag [mg/L]	< 0.00005	< 0.00005
Al [mg/L]	0.043	0.221
As [mg/L]	0.0042	0.0617
Ba [mg/L]	0.00192	0.00304
Be [mg/L]	< 0.000007	< 0.000007
B [mg/L]	< 0.002	< 0.002
Bi [mg/L]	< 0.00001	< 0.00001
Ca [mg/L]	2.55	3.01
Cd [mg/L]	< 0.000003	0.000004
Co [mg/L]	0.000018	0.000019
Cr [mg/L]	< 0.00008	< 0.00008
Cu [mg/L]	< 0.001	< 0.001
Fe [mg/L]	< 0.007	< 0.007
K [mg/L]	0.626	1.46

OnLine LIMS

0004001127

Results relate only to the sample tested. Data reported represents the sample submitted to SGS. Reproduction of this analytical report in full or in part is prohibited without prior written approval. Please refer to SGS General Conditions of Services located at https://www.sgs.ca/en/terms-and-conditions (Printed copies are available upon request.)
Test method information available upon request. "Temperature Upon Receipt" is representative of the whole shipment and may not reflect the temperature of individual samples.
SGS Canada Inc. Environment-Health & Safety statement of conformity decision rule does not consider uncertainty when analytical results are compared to a specified standard or regulation.

SGS Canada Inc.
P.O. Box 4300 - 185 Concession St.
Lakefield - Ontario - KOL 2HO
Phone: 705-652-2000 FAX: 705-652-6365

LR Report : **CA10054-JAN25**

Analysis	11: HC-34 Wk#38	12: HC-35 Wk#38
Mg [mg/L]	0.177	0.046
Mn [mg/L]	0.0132	0.00137
Mo [mg/L]	< 0.0004	< 0.0004
Na [mg/L]	0.07	0.09
Ni [mg/L]	< 0.0001	< 0.0001
P [mg/L]	< 0.003	< 0.003
Pb [mg/L]	< 0.00009	< 0.00009
S [mg/L]	< 5	< 5
Sb [mg/L]	< 0.0009	< 0.0009
Se [mg/L]	0.00007	0.00006
Si [mg/L]	0.21	0.53
Sn [mg/L]	< 0.00006	< 0.00006
Sr [mg/L]	0.00740	0.00418
Ti [mg/L]	< 0.0001	< 0.0001
Th [mg/L]	< 0.0001	< 0.0001
Tl [mg/L]	< 0.000005	< 0.000005
U [mg/L]	0.000037	0.000252
V [mg/L]	0.00038	0.00088
W [mg/L]	< 0.0002	< 0.0002
Zr [mg/L]	< 0.002	< 0.002
Zn [mg/L]	0.003	< 0.002

CHARTERED Christopher Sullivan CHEMIST

Chris Sullivan, B.Sc., C.Chem
Project Specialist,
Environment, Health & Safety

OnLine LIMS

0004001127

Results relate only to the sample tested. Data reported represents the sample submitted to SGS. Reproduction of this analytical report in full or in part is prohibited without prior written approval. Please refer to SGS General Conditions of Services located at https://www.sgs.ca/en/terms-and-conditions (Printed copies are available upon request.)
Test method information available upon request. "Temperature Upon Receipt" is representative of the whole shipment and may not reflect the temperature of individual samples.
SGS Canada Inc. Environment-Health & Safety statement of conformity decision rule does not consider uncertainty when analytical results are compared to a specified standard or regulation.

SGS Canada Inc.
P.O. Box 4300 - 185 Concession St.
Lakefield - Ontario - KOL 2HO
Phone: 705-652-2000 FAX: 705-652-6365

21-March-2024

Great Bear Resources Ltd.
Attn : Ashley Moncrief

1020 - 800 West Pender St., Vancouver
Canada, V6C 2V6
Phone: 778-833-2160, Fax:

Date Rec. : 22 February 2024
LR Report: **CA10179-FEB24**
Reference: Wk#39

Copy: #1

CERTIFICATE OF ANALYSIS
Final Report

Analysis	3: Analysis Completed Date	4: Analysis Completed Time	5: HC-1 Wk#39	6: HC-2 Wk#39	7: HC-3 Wk#39	8: HC-4 Wk#39	9: HC-5 Wk#39	10: HC-6 Wk#39
Sample Date & Time			22-Feb-24	22-Feb-24	22-Feb-24	22-Feb-24	22-Feb-24	22-Feb-24
HumCell Leachate Vol [mL]	23-Feb-24	14:46	992	1000	474	508	996	494
Sample Name	---	---	DX450052	DX 550083	DX450204	DX450176	DX450232	DX450181
Sample Weight [g]	---	---	1000	1000	500	500	1000	500
pH [No unit]	26-Feb-24	11:24	6.71	7.60	6.94	6.48	7.06	7.29
Alkalinity [mg/L as CaCO3]	23-Feb-24	12:02	2	12	4	< 2	7	9
Conductivity [uS/cm]	23-Feb-24	12:02	36	33	10	40	14	20
Acidity [mg/L as CaCO3]	26-Feb-24	13:03	< 2	< 2	< 2	4	< 2	< 2
F [mg/L]	23-Feb-24	12:19	< 0.06	< 0.06	< 0.06	< 0.06	< 0.06	< 0.06
SO4 [mg/L]	28-Feb-24	15:57	11	2	< 2	15	< 2	< 2
Cl [mg/L]	28-Feb-24	15:57	< 1	< 1	< 1	< 1	< 1	< 1
Hg [mg/L]	26-Feb-24	09:29	< 0.00001	< 0.00001	< 0.00001	< 0.00001	< 0.00001	< 0.00001
Ag [mg/L]	28-Feb-24	11:36	< 0.00005	< 0.00005	< 0.00005	< 0.00005	< 0.00005	< 0.00005
Al [mg/L]	28-Feb-24	11:36	0.007	0.061	0.043	0.001	0.036	0.045
As [mg/L]	28-Feb-24	11:36	0.0002	0.0103	0.0009	< 0.0002	0.0024	0.0005
Ba [mg/L]	28-Feb-24	11:36	0.00089	0.0129	0.00051	0.00467	0.00083	0.00064
Be [mg/L]	28-Feb-24	11:36	< 0.000007	< 0.000007	< 0.000007	< 0.000007	< 0.000007	< 0.000007
B [mg/L]	28-Feb-24	11:36	< 0.002	< 0.002	< 0.002	< 0.002	< 0.002	< 0.002
Bi [mg/L]	28-Feb-24	11:36	< 0.00001	0.00006	< 0.00001	< 0.00001	< 0.00001	< 0.00001
Ca [mg/L]	28-Feb-24	11:36	5.69	5.72	1.54	5.13	2.14	3.34
Cd [mg/L]	28-Feb-24	11:36	0.00104	0.000007	0.000003	0.00431	0.000008	< 0.000003
Co [mg/L]	28-Feb-24	11:36	0.000017	0.000043	0.000014	0.000312	0.000005	0.000032
Cr [mg/L]	28-Feb-24	11:36	< 0.00008	< 0.00008	< 0.00008	< 0.00008	< 0.00008	< 0.00008
Cu [mg/L]	28-Feb-24	11:36	< 0.001	< 0.001	< 0.001	< 0.001	< 0.001	< 0.001
Fe [mg/L]	28-Feb-24	11:36	< 0.007	< 0.007	< 0.007	< 0.007	< 0.007	< 0.007
K [mg/L]	28-Feb-24	11:36	0.327	1.38	0.494	0.450	0.454	0.414
Mg [mg/L]	28-Feb-24	11:36	0.086	0.105	0.080	0.353	0.048	0.111
Mn [mg/L]	28-Feb-24	11:36	0.0353	0.0388	0.00347	0.0515	0.0134	0.00560
Mo [mg/L]	28-Feb-24	11:36	< 0.0004	< 0.0004	< 0.0004	< 0.0004	< 0.0004	0.0007
Na [mg/L]	28-Feb-24	11:36	0.05	0.06	0.05	0.05	0.05	0.08
Ni [mg/L]	28-Feb-24	11:36	0.0001	0.0001	0.0002	0.0010	0.0001	0.0002
P [mg/L]	28-Feb-24	11:36	< 0.003	< 0.003	0.003	< 0.003	< 0.003	< 0.003
Pb [mg/L]	28-Feb-24	11:36	0.0276	0.00039	< 0.00009	0.119	< 0.00009	< 0.00009
S [mg/L]	28-Feb-24	11:36	< 5	< 5	< 5	6	< 5	< 5
Sb [mg/L]	28-Feb-24	11:36	< 0.0009	< 0.0009	< 0.0009	< 0.0009	< 0.0009	< 0.0009
Se [mg/L]	28-Feb-24	11:36	0.00032	0.00360	< 0.00004	0.00115	0.00009	< 0.00004

OnLine LIMS

0003655303

Results relate only to the sample tested. Data reported represents the sample submitted to SGS. Reproduction of this analytical report in full or in part is prohibited without prior written approval. Please refer to SGS General Conditions of Services located at https://www.sgs.ca/en/terms-and-conditions (Printed copies are available upon request.)
Test method information available upon request. "Temperature Upon Receipt" is representative of the whole shipment and may not reflect the temperature of individual samples.
SGS Canada Inc. Environment-Health & Safety statement of conformity decision rule does not consider uncertainty when analytical results are compared to a specified standard or regulation.

SGS Canada Inc.
P.O. Box 4300 - 185 Concession St.
Lakefield - Ontario - KOL 2HO
Phone: 705-652-2000 FAX: 705-652-6365

LR Report : **CA10179-FEB24**

Analysis	3: Analysis Completed Date	4: Analysis Completed Time	5: HC-1 Wk#39	6: HC-2 Wk#39	7: HC-3 Wk#39	8: HC-4 Wk#39	9: HC-5 Wk#39	10: HC-6 Wk#39
Si [mg/L]	28-Feb-24	11:36	0.22	0.38	0.18	0.19	0.22	0.41
Sn [mg/L]	28-Feb-24	11:36	< 0.00006	< 0.00006	< 0.00006	0.00006	< 0.00006	< 0.00006
Sr [mg/L]	28-Feb-24	11:36	0.0100	0.0199	0.00415	0.00841	0.00329	0.00771
Ti [mg/L]	28-Feb-24	11:37	< 0.0001	< 0.0001	0.0003	< 0.0001	< 0.0001	< 0.0001
Th [mg/L]	28-Feb-24	11:37	< 0.0001	< 0.0001	< 0.0001	< 0.0001	< 0.0001	< 0.0001
Tl [mg/L]	28-Feb-24	11:37	0.000011	0.000013	< 0.000005	0.000012	0.000009	0.000008
U [mg/L]	28-Feb-24	11:37	0.00102	0.00109	0.00135	0.000023	0.00147	0.00578
V [mg/L]	28-Feb-24	11:37	< 0.00001	0.00035	0.00025	< 0.00001	0.00044	0.00063
W [mg/L]	28-Feb-24	11:37	< 0.0002	< 0.0002	< 0.0002	< 0.0002	< 0.0002	0.0008
Zr [mg/L]	28-Feb-24	11:37	< 0.002	< 0.002	< 0.002	< 0.002	< 0.002	< 0.002
Zn [mg/L]	28-Feb-24	11:37	0.036	< 0.002	< 0.002	0.215	< 0.002	< 0.002

Analysis	11: HC-7 Wk#39
Sample Date & Time	22-Feb-24
HumCell Leachate Vol [mL]	992
Sample Name	DX450002
Sample Weight [g]	1000
pH [No unit]	7.65
Alkalinity [mg/L as CaCO3]	7
Conductivity [uS/cm]	19
Acidity [mg/L as CaCO3]	< 2
F [mg/L]	< 0.06
SO4 [mg/L]	< 2
Cl [mg/L]	< 1
Hg [mg/L]	< 0.00001
Ag [mg/L]	< 0.00005
Al [mg/L]	0.046
As [mg/L]	0.0080
Ba [mg/L]	0.00067
Be [mg/L]	< 0.000007
B [mg/L]	< 0.002
Bi [mg/L]	< 0.00001
Ca [mg/L]	2.78
Cd [mg/L]	< 0.000003
Co [mg/L]	0.000031
Cr [mg/L]	< 0.00008
Cu [mg/L]	< 0.001
Fe [mg/L]	< 0.007
K [mg/L]	0.409
Mg [mg/L]	0.087
Mn [mg/L]	0.0107
Mo [mg/L]	< 0.0004
Na [mg/L]	0.16
Ni [mg/L]	0.0001
P [mg/L]	< 0.003
Pb [mg/L]	< 0.00009
S [mg/L]	< 5
Sb [mg/L]	< 0.0009
Se [mg/L]	0.00009
Si [mg/L]	0.21
Sn [mg/L]	< 0.00006
Sr [mg/L]	0.00572

OnLine LIMS

00036553O3

Results relate only to the sample tested. Data reported represents the sample submitted to SGS. Reproduction of this analytical report in full or in part is prohibited without prior written approval. Please refer to SGS General Conditions of Services located at https://www.sgs.ca/en/terms-and-conditions (Printed copies are available upon request.)
Test method information available upon request. "Temperature Upon Receipt" is representative of the whole shipment and may not reflect the temperature of individual samples.
SGS Canada Inc. Environment-Health & Safety statement of conformity decision rule does not consider uncertainty when analytical results are compared to a specified standard or regulation.

SGS Canada Inc.
P.O. Box 4300 - 185 Concession St.
Lakefield - Ontario - KOL 2HO
Phone: 705-652-2000 FAX: 705-652-6365

LR Report : **CA10179-FEB24**

Analysis	11: HC-7 Wk#39
Ti [mg/L]	0.0004
Th [mg/L]	< 0.0001
Tl [mg/L]	< 0.000005
U [mg/L]	0.000689
V [mg/L]	0.00020
W [mg/L]	< 0.0002
Zr [mg/L]	< 0.002
Zn [mg/L]	< 0.002



Lisa Thompson
Project Specialist Assistant,
Environment, Health & Safety

OnLine LIMS

0003655303

Results relate only to the sample tested. Data reported represents the sample submitted to SGS. Reproduction of this analytical report in full or in part is prohibited without prior written approval. Please refer to SGS General Conditions of Services located at https://www.sgs.ca/en/terms-and-conditions (Printed copies are available upon request.)
Test method information available upon request. "Temperature Upon Receipt" is representative of the whole shipment and may not reflect the temperature of individual samples.
SGS Canada Inc. Environment-Health & Safety statement of conformity decision rule does not consider uncertainty when analytical results are compared to a specified standard or regulation.

SGS Canada Inc.
P.O. Box 4300 - 185 Concession St.
Lakefield - Ontario - KOL 2HO
Phone: 705-652-2000 FAX: 705-652-6365

Quality Control Report

Inorganic Analysis													
Parameter	Reporting Limit	Unit	Method Blank	Duplicate				LCS / Spike Blank			Matrix Spike / Reference Material		
				Result 1	Result 2	RPD	Acceptance Criteria	Spike Recovery (%)	Recovery Limits (%)		Spike Recovery (%)	Recovery Limits (%)	
							%		Low	High		Low	High
Acidity - QCBatchID: EWL0371-FEB24													
Acidity	2	mg/L as Ca	2			ND	20	100	90	110	NA		
Alkalinity - QCBatchID: EWL0371-FEB24													
Alkalinity	2	mg/L as Ca	< 2			5	20	98	80	120	NA		
Anions by discrete analyzer - QCBatchID: DIO5057-FEB24													
Chloride	1	mg/L	<1			ND	20	102	80	120	102	75	125
Sulphate	2	mg/L	<2			ND	20	109	80	120	108	75	125
Anions by discrete analyzer - QCBatchID: DIO5063-FEB24													
Chloride	1	mg/L	<1			14	20	108	80	120	94	75	125
Sulphate	2	mg/L	<2			2	20	105	80	120	89	75	125
Conductivity - QCBatchID: EWL0371-FEB24													
Conductivity	2	uS/cm	< 2			0	20	100	90	110	NA		
Fluoride by Specific Ion Electrode - QCBatchID: EWL0385-FEB24													
Fluoride	0.06	mg/L	<0.06			ND	10	103	90	110	96	75	125
Inorganics-General - QCBatchID: EHG0051-FEB24													
Mercury	0.00001	mg/L	< 0.00001			ND	20	94	80	120	95	70	130
Metals in aqueous samples - ICP-MS - QCBatchID: EMS0216-FEB24													
Aluminum	0.001	mg/L	<0.001			3	20	101	90	110	89	70	130
Antimony	0.0009	mg/L	<0.0009			ND	20	95	90	110	109	70	130
Arsenic	0.0002	mg/L	<0.0002			7	20	103	90	110	110	70	130
Barium	0.00008	mg/L	<0.00008			5	20	100	90	110	101	70	130
Beryllium	0.000007	mg/L	<0.000007			ND	20	101	90	110	107	70	130
Bismuth	0.00001	mg/L	<0.00001			ND	20	103	90	110	100	70	130
Boron	0.002	mg/L	<0.002			2	20	94	90	110	90	70	130
Cadmium	0.000003	mg/L	<0.000003			18	20	104	90	110	115	70	130
Calcium	0.01	mg/L	<0.01			3	20	93	90	110	93	70	130
Chromium	0.00008	mg/L	<0.00008			ND	20	99	90	110	119	70	130
Cobalt	0.000004	mg/L	<0.000004			11	20	101	90	110	107	70	130
Copper	0.001	mg/L	<0.001			6	20	100	90	110	105	70	130
Iron	0.007	mg/L	<0.007			0	20	95	90	110	100	70	130
Lead	0.00009	mg/L	<0.00009			ND	20	101	90	110	104	70	130
Magnesium	0.001	mg/L	<0.001			5	20	92	90	110	88	70	130
Manganese	0.00001	mg/L	<0.00001			7	20	102	90	110	111	70	130
Molybdenum	0.0004	mg/L	<0.0004			3	20	92	90	110	91	70	130
Nickel	0.0001	mg/L	<0.0001			1	20	102	90	110	103	70	130
Phosphorus	0.003	mg/L	<0.003			4	20	92	90	110	NV	70	130

OnLine LIMS

00036553O3

Results relate only to the sample tested. Data reported represents the sample submitted to SGS. Reproduction of this analytical report in full or in part is prohibited without prior written approval. Please refer to SGS General Conditions of Services located at https://www.sgs.ca/en/terms-and-conditions (Printed copies are available upon request.)
Test method information available upon request. "Temperature Upon Receipt" is representative of the whole shipment and may not reflect the temperature of individual samples.
SGS Canada Inc. Environment-Health & Safety statement of conformity decision rule does not consider uncertainty when analytical results are compared to a specified standard or regulation.

SGS Canada Inc.
P.O. Box 4300 - 185 Concession St.
Lakefield - Ontario - KOL 2HO
Phone: 705-652-2000 FAX: 705-652-6365

Inorganic Analysis														
Parameter	Reporting Limit	Unit	Method Blank	Duplicate				LCS / Spike Blank			Matrix Spike / Reference Material			
				Result 1	Result 2	RPD	Acceptance Criteria	Spike Recovery (%)	Recovery Limits (%)		Spike Recovery (%)	Recovery Limits (%)		
							%		Low	High		Low	High	
Potassium	0.003	mg/L	<0.009			6	20	94	90	110	72	70	130	
Selenium	0.00004	mg/L	<0.00004			10	20	104	90	110	125	70	130	
Silicon	0.02	mg/L	<0.02			7	20	91	90	110	NV	70	130	
Silver	0.00005	mg/L	<0.00005			ND	20	100	90	110	99	70	130	
Sodium	0.01	mg/L	<0.01			5	20	91	90	110	94	70	130	
Strontium	0.00008	mg/L	<0.00008			4	20	98	90	110	95	70	130	
Sulfur	5	mg/L	<5			3	20	107	90	110	NV	70	130	
Thallium	0.000005	mg/L	<0.000005			ND	20	103	90	110	112	70	130	
Thorium	0.0001	mg/L	<0.0001			ND	20	93	90	110	NV	70	130	
Tin	0.00006	mg/L	<0.00006			ND	20	98	90	110	NV	70	130	
Titanium	0.0001	mg/L	<0.0001			ND	20	100	90	110	NV	70	130	
Tungsten	0.0002	mg/L	<0.0002			ND	20	90	90	110	NV	70	130	
Uranium	0.000002	mg/L	<0.000002			4	20	103	90	110	112	70	130	
Vanadium	0.00001	mg/L	<0.00001			1	20	103	90	110	108	70	130	
Zinc	0.002	mg/L	<0.002			4	20	96	90	110	111	70	130	
Zirconium	0.002	mg/L	<0.002			ND	20	93	90	110	NV	70	130	
Metals in aqueous samples - ICP-MS - QCBatchID: EMS0235-FEB24														
Aluminum	0.001	mg/L	<0.001			5	20	107	90	110	114	70	130	
Antimony	0.0009	mg/L	<0.0009			0	20	98	90	110	100	70	130	
Arsenic	0.0002	mg/L	<0.0002			1	20	100	90	110	100	70	130	
Barium	0.00008	mg/L	<0.00008			8	20	103	90	110	102	70	130	
Beryllium	0.000007	mg/L	<0.000007			3	20	101	90	110	91	70	130	
Bismuth	0.00001	mg/L	<0.00001			ND	20	98	90	110	101	70	130	
Boron	0.002	mg/L	<0.002			ND	20	97	90	110	90	70	130	
Cadmium	0.000003	mg/L	<0.000003			ND	20	98	90	110	100	70	130	
Calcium	0.01	mg/L	<0.01			0	20	101	90	110	94	70	130	
Chromium	0.00008	mg/L	<0.00008			16	20	100	90	110	102	70	130	
Cobalt	0.000004	mg/L	<0.000004			1	20	96	90	110	91	70	130	
Copper	0.001	mg/L	<0.001			ND	20	97	90	110	101	70	130	
Iron	0.007	mg/L	<0.007			0	20	100	90	110	100	70	130	
Lead	0.00009	mg/L	<0.00009			ND	20	95	90	110	98	70	130	
Magnesium	0.001	mg/L	<0.001			1	20	103	90	110	95	70	130	
Manganese	0.00001	mg/L	<0.00001			0	20	102	90	110	99	70	130	
Molybdenum	0.0004	mg/L	<0.0004			ND	20	90	90	110	85	70	130	
Nickel	0.0001	mg/L	<0.0001			1	20	98	90	110	81	70	130	
Phosphorus	0.003	mg/L	<0.003			ND	20	103	90	110	NV	70	130	
Potassium	0.003	mg/L	<0.009			3	20	102	90	110	98	70	130	
Selenium	0.00004	mg/L	<0.00004			ND	20	91	90	110	114	70	130	
Silicon	0.02	mg/L	<0.02			3	20	107	90	110	NV	70	130	

OnLine LIMS

00036553303

Results relate only to the sample tested. Data reported represents the sample submitted to SGS. Reproduction of this analytical report in full or in part is prohibited without prior written approval. Please refer to SGS General Conditions of Services located at https://www.sgs.ca/en/terms-and-conditions (Printed copies are available upon request.)
Test method information available upon request. "Temperature Upon Receipt" is representative of the whole shipment and may not reflect the temperature of individual samples.
SGS Canada Inc. Environment-Health & Safety statement of conformity decision rule does not consider uncertainty when analytical results are compared to a specified standard or regulation.

SGS Canada Inc.
P.O. Box 4300 - 185 Concession St.
Lakefield - Ontario - KOL 2HO
Phone: 705-652-2000 FAX: 705-652-6365

Inorganic Analysis													
Parameter	Reporting Limit	Unit	Method Blank	Duplicate				LCS / Spike Blank			Matrix Spike / Reference Material		
				Result 1	Result 2	RPD	Acceptance Criteria	Spike Recovery (%)	Recovery Limits (%)		Spike Recovery (%)	Recovery Limits (%)	
							%		Low	High		Low	High
Silver	0.00005	mg/L	<0.00005			ND	20	93	90	110	75	70	130
Sodium	0.01	mg/L	<0.01			0	20	106	90	110	102	70	130
Strontium	0.00008	mg/L	<0.00008			1	20	95	90	110	95	70	130
Sulfur	5	mg/L	<5			ND	20	107	90	110	NV	70	130
Thallium	0.000005	mg/L	<0.000005			ND	20	98	90	110	92	70	130
Thorium	0.0001	mg/L	<0.0001			ND	20	96	90	110	NV	70	130
Tin	0.00006	mg/L	<0.00006			ND	20	93	90	110	NV	70	130
Titanium	0.0001	mg/L	<0.0001			ND	20	90	90	110	NV	70	130
Tungsten	0.0002	mg/L	<0.0002			ND	20	93	90	110	NV	70	130
Uranium	0.000002	mg/L	<0.000002			2	20	94	90	110	97	70	130
Vanadium	0.00001	mg/L	<0.00001			4	20	105	90	110	98	70	130
Zinc	0.002	mg/L	<0.002			ND	20	97	90	110	106	70	130
Zirconium	0.002	mg/L	<0.002			ND	20	97	90	110	NV	70	130
pH - QCBatchID: EWL0371-FEB24													
pH	0.05	No unit	NA			0		100			NA		

OnLine LIMS

0003655303

Results relate only to the sample tested. Data reported represents the sample submitted to SGS. Reproduction of this analytical report in full or in part is prohibited without prior written approval. Please refer to SGS General Conditions of Services located at https://www.sgs.ca/en/terms-and-conditions (Printed copies are available upon request.)
Test method information available upon request. "Temperature Upon Receipt" is representative of the whole shipment and may not reflect the temperature of individual samples.
SGS Canada Inc. Environment-Health & Safety statement of conformity decision rule does not consider uncertainty when analytical results are compared to a specified standard or regulation.

SGS Canada Inc.
P.O. Box 4300 - 185 Concession St.
Lakefield - Ontario - KOL 2HO
Phone: 705-652-2000 FAX: 705-652-6365

21-March-2024

Great Bear Resources Ltd.
Attn : Ashley Moncrief

1020 - 800 West Pender St., Vancouver
Canada, V6C 2V6
Phone: 778-833-2160, Fax:

Date Rec. : 23 February 2024
LR Report: **CA10183-FEB24**
Reference: Wk#39

Copy: #1

CERTIFICATE OF ANALYSIS
Final Report

Analysis	3: Analysis Completed Date	4: Analysis Completed Time	5: HC-8 Wk#39	6: HC-9 Wk#39	7: HC-10 Wk#39	8: HC-11 Wk#39	9: HC-12 Wk#39	10: HC-13 Wk#39	11: HC-14 Wk#39
Sample Date & Time			23-Feb-24	23-Feb-24	23-Feb-24	23-Feb-24	23-Feb-24	23-Feb-24	23-Feb-24
HumCell Leachate Vol [mL]	28-Feb-24	12:37	882	1003	902	897	898	987	893
Sample Name	---	---	DX450108	DX450076	DX450186	DX450118	DX 550107	DX450159	DX450171
Sample Weight [g]	---	---	1000	1000	1000	1000	1000	1000	1000
pH [No unit]	27-Feb-24	12:57	7.63	6.37	7.36	7.36	7.17	7.55	6.84
Alkalinity [mg/L as CaCO3]	27-Feb-24	12:58	10	2	6	6	5	11	3
Conductivity [uS/cm]	26-Feb-24	13:08	23	32	15	13	19	33	21
Acidity [mg/L as CaCO3]	28-Feb-24	10:30	< 2	3	< 2	< 2	< 2	< 2	< 2
F [mg/L]	26-Feb-24	13:50	< 0.06	< 0.06	< 0.06	< 0.06	< 0.06	< 0.06	< 0.06
SO4 [mg/L]	28-Feb-24	16:26	2	13	< 2	< 2	4	4	7
Cl [mg/L]	28-Feb-24	16:26	< 1	< 1	< 1	< 1	< 1	< 1	< 1
Hg [mg/L]	04-Mar-24	16:57	< 0.00001	< 0.00001	< 0.00001	< 0.00001	< 0.00001	< 0.00001	< 0.00001
Ag [mg/L]	04-Mar-24	16:57	< 0.00005	< 0.00005	< 0.00005	< 0.00005	< 0.00005	< 0.00005	< 0.00005
Al [mg/L]	04-Mar-24	16:57	0.062	0.001	0.037	0.064	0.042	0.148	0.026
As [mg/L]	04-Mar-24	16:57	0.0014	< 0.0002	0.0003	0.0004	0.0023	0.0035	0.0016
Ba [mg/L]	04-Mar-24	16:57	0.00138	0.00651	0.00053	0.00061	0.00136	0.00069	0.00212
Be [mg/L]	04-Mar-24	16:57	< 0.000007	< 0.000007	< 0.000007	< 0.000007	< 0.000007	< 0.000007	< 0.000007
B [mg/L]	04-Mar-24	16:56	< 0.002	< 0.002	< 0.002	< 0.002	< 0.002	< 0.002	< 0.002
Bi [mg/L]	04-Mar-24	16:56	< 0.00001	0.00001	< 0.00001	< 0.00001	0.00002	< 0.00001	< 0.00001
Ca [mg/L]	04-Mar-24	16:56	3.41	3.23	2.40	2.23	3.20	5.96	2.94
Cd [mg/L]	04-Mar-24	16:56	0.000003	0.0221	0.000005	0.000004	< 0.000003	0.000003	< 0.000003
Co [mg/L]	04-Mar-24	16:56	0.000012	0.000349	0.000006	0.000014	0.000011	0.000007	0.000046
Cr [mg/L]	04-Mar-24	16:56	< 0.00008	< 0.00008	< 0.00008	< 0.00008	< 0.00008	< 0.00008	< 0.00008
Cu [mg/L]	04-Mar-24	16:56	< 0.001	< 0.001	< 0.001	< 0.001	< 0.001	< 0.001	< 0.001
Fe [mg/L]	04-Mar-24	16:56	< 0.007	< 0.007	< 0.007	< 0.007	< 0.007	< 0.007	< 0.007
K [mg/L]	04-Mar-24	16:56	0.611	0.814	0.277	0.211	0.327	0.592	0.812
Mg [mg/L]	04-Mar-24	16:56	0.221	0.066	0.037	0.045	0.036	0.061	0.159
Mn [mg/L]	04-Mar-24	16:56	0.0193	0.120	0.0173	0.0119	0.0141	0.0181	0.00336
Mo [mg/L]	04-Mar-24	16:56	0.0007	< 0.0004	< 0.0004	0.0015	< 0.0004	< 0.0004	< 0.0004
Na [mg/L]	04-Mar-24	16:56	0.07	0.06	0.06	0.06	0.07	0.06	0.09
Ni [mg/L]	04-Mar-24	16:56	0.0001	0.0084	0.0004	0.0001	0.0002	0.0001	0.0003
P [mg/L]	04-Mar-24	16:56	< 0.003	< 0.003	< 0.003	< 0.003	< 0.003	< 0.003	< 0.003
Pb [mg/L]	04-Mar-24	16:56	< 0.00009	0.0453	< 0.00009	< 0.00009	< 0.00009	< 0.00009	0.00020
S [mg/L]	04-Mar-24	16:56	< 5	< 5	< 5	< 5	< 5	< 5	< 5
Sb [mg/L]	04-Mar-24	16:56	< 0.0009	< 0.0009	< 0.0009	< 0.0009	< 0.0009	< 0.0009	< 0.0009
Se [mg/L]	04-Mar-24	16:56	0.00022	0.00106	0.00023	0.00005	0.00016	< 0.00004	0.00034

OnLine LIMS

0003655457

Results relate only to the sample tested. Data reported represents the sample submitted to SGS. Reproduction of this analytical report in full or in part is prohibited without prior written approval. Please refer to SGS General Conditions of Services located at https://www.sgs.ca/en/terms-and-conditions (Printed copies are available upon request.)
Test method information available upon request. "Temperature Upon Receipt" is representative of the whole shipment and may not reflect the temperature of individual samples.
SGS Canada Inc. Environment-Health & Safety statement of conformity decision rule does not consider uncertainty when analytical results are compared to a specified standard or regulation.

SGS Canada Inc.
P.O. Box 4300 - 185 Concession St.
Lakefield - Ontario - KOL 2HO
Phone: 705-652-2000 FAX: 705-652-6365

LR Report : **CA10183-FEB24**

Analysis	3: Analysis Completed Date	4: Analysis Completed Time	5: HC-8 Wk#39	6: HC-9 Wk#39	7: HC-10 Wk#39	8: HC-11 Wk#39	9: HC-12 Wk#39	10: HC-13 Wk#39	11: HC-14 Wk#39
Si [mg/L]	04-Mar-24	16:56	0.25	0.41	0.21	0.23	0.26	0.51	0.22
Sn [mg/L]	04-Mar-24	16:56	< 0.00006	< 0.00006	< 0.00006	< 0.00006	< 0.00006	< 0.00006	< 0.00006
Sr [mg/L]	04-Mar-24	16:56	0.00637	0.00826	0.00496	0.00477	0.00550	0.00627	0.00980
Ti [mg/L]	04-Mar-24	16:56	< 0.0001	< 0.0001	< 0.0001	< 0.0001	0.0002	< 0.0001	< 0.0001
Th [mg/L]	04-Mar-24	16:56	< 0.0001	< 0.0001	< 0.0001	< 0.0001	< 0.0001	< 0.0001	< 0.0001
Tl [mg/L]	04-Mar-24	16:56	< 0.000005	0.000026	< 0.000005	< 0.000005	< 0.000005	0.000010	< 0.000005
U [mg/L]	04-Mar-24	16:56	0.000170	0.000353	0.000488	0.000260	0.000977	0.000451	0.00313
V [mg/L]	04-Mar-24	16:56	0.00029	< 0.00001	0.00004	0.00008	0.00013	0.00009	0.00018
W [mg/L]	04-Mar-24	16:56	< 0.0002	< 0.0002	< 0.0002	< 0.0002	< 0.0002	< 0.0002	< 0.0002
Zr [mg/L]	04-Mar-24	16:56	< 0.002	< 0.002	< 0.002	< 0.002	< 0.002	< 0.002	< 0.002
Zn [mg/L]	12-Mar-24	15:33	< 0.002	2.78	< 0.002	< 0.002	< 0.002	< 0.002	< 0.002

Analysis	12: HC-15 Wk#39	13: HC-16 Wk#39	14: HC-17 Wk#39	15: HC-18 Wk#39	16: HC-19 Wk#39	17: HC-20 Wk#39	18: HC-21 Wk#39	19: HC-22 Wk#39	20: HC-23 Wk#39
Sample Date & Time	23-Feb-24	23-Feb-24	23-Feb-24	23-Feb-24	23-Feb-24	23-Feb-24	23-Feb-24	23-Feb-24	23-Feb-24
HumCell Leachate Vol [mL]	638	1000	949	925	920	937	910	446	996
Sample Name	DX450134	DX450185	DX450032	DX 550064	DX450008	DX 550056	DX450022	DX450077	DX450113
Sample Weight [g]	1000	1000	1000	1000	1000	1000	1000	500	1000
pH [No unit]	7.56	7.42	6.83	7.55	7.14	7.51	7.55	7.45	7.82
Alkalinity [mg/L as CaCO3]	10	9	2	8	4	8	13	9	14
Conductivity [uS/cm]	60	25	13	17	9	18	26	22	29
Acidity [mg/L as CaCO3]	< 2	< 2	< 2	< 2	< 2	< 2	< 2	< 2	< 2
F [mg/L]	< 0.06	< 0.06	< 0.06	< 0.06	< 0.06	< 0.06	< 0.06	< 0.06	< 0.06
SO4 [mg/L]	15	3	4	< 2	< 2	< 2	< 2	< 2	< 2
Cl [mg/L]	4	< 1	< 1	< 1	< 1	< 1	< 1	< 1	< 1
Hg [mg/L]	0.00001	< 0.00001	< 0.00001	< 0.00001	< 0.00001	< 0.00001	< 0.00001	< 0.00001	< 0.00001
Ag [mg/L]	< 0.00005	< 0.00005	< 0.00005	< 0.00005	< 0.00005	< 0.00005	< 0.00005	< 0.00005	< 0.00005
Al [mg/L]	0.008	0.076	0.016	0.059	0.042	0.036	0.075	0.034	0.054
As [mg/L]	0.0920	0.0085	0.0220	0.0093	0.0004	0.0007	0.0076	0.0006	0.0050
Ba [mg/L]	0.00113	0.00207	0.00037	0.00033	0.00022	0.00195	0.00022	0.00697	0.00489
Be [mg/L]	< 0.000007	< 0.000007	< 0.000007	< 0.000007	< 0.000007	< 0.000007	< 0.000007	< 0.000007	< 0.000007
B [mg/L]	< 0.002	< 0.002	< 0.002	< 0.002	< 0.002	< 0.002	< 0.002	< 0.002	< 0.002
Bi [mg/L]	< 0.00001	< 0.00001	< 0.00001	< 0.00001	< 0.00001	< 0.00001	< 0.00001	< 0.00001	< 0.00001
Ca [mg/L]	9.37	3.79	2.01	2.94	1.44	3.05	4.22	2.81	4.96
Cd [mg/L]	0.000008	0.000005	0.000006	0.000014	< 0.000003	< 0.000003	< 0.000003	0.000006	0.000021
Co [mg/L]	0.000251	0.000034	0.000181	0.000040	0.000009	0.000019	0.000047	0.000012	0.000024
Cr [mg/L]	< 0.00008	< 0.00008	< 0.00008	< 0.00008	< 0.00008	< 0.00008	< 0.00008	< 0.00008	0.00009
Cu [mg/L]	0.001	< 0.001	< 0.001	< 0.001	< 0.001	< 0.001	< 0.001	< 0.001	< 0.001
Fe [mg/L]	< 0.007	< 0.007	< 0.007	< 0.007	< 0.007	< 0.007	< 0.007	< 0.007	0.093
K [mg/L]	0.462	1.48	0.469	0.222	0.220	0.308	0.049	1.22	0.277
Mg [mg/L]	0.263	0.059	0.065	0.040	0.026	0.183	0.105	0.125	0.142
Mn [mg/L]	0.0125	0.00891	0.00348	0.00412	0.00478	0.0210	0.0253	0.0246	0.0287
Mo [mg/L]	< 0.0004	< 0.0004	< 0.0004	< 0.0004	0.0016	< 0.0004	0.0006	< 0.0004	< 0.0004
Na [mg/L]	0.09	0.07	0.09	0.07	0.06	0.06	0.05	0.06	0.04
Ni [mg/L]	0.0224	0.0001	0.0003	0.0002	0.0001	0.0001	0.0001	0.0002	0.0002
P [mg/L]	< 0.003	< 0.003	< 0.003	< 0.003	< 0.003	< 0.003	< 0.003	< 0.003	< 0.003
Pb [mg/L]	< 0.00009	< 0.00009	< 0.00009	0.00011	< 0.00009	< 0.00009	< 0.00009	< 0.00009	0.00015
S [mg/L]	8	< 5	< 5	< 5	< 5	< 5	< 5	< 5	< 5
Sb [mg/L]	0.0015	< 0.0009	< 0.0009	< 0.0009	< 0.0009	< 0.0009	< 0.0009	< 0.0009	< 0.0009
Se [mg/L]	0.00036	0.00004	< 0.00004	< 0.00004	< 0.00004	0.00005	< 0.00004	< 0.00004	< 0.00004
Si [mg/L]	0.24	0.36	0.59	0.32	0.23	0.23	0.18	0.20	0.29
Sn [mg/L]	< 0.00006	< 0.00006	< 0.00006	< 0.00006	< 0.00006	< 0.00006	< 0.00006	< 0.00006	< 0.00006
Sr [mg/L]	0.01405	0.00686	0.00544	0.00368	0.00267	0.00715	0.00276	0.00503	0.01486

OnLine LIMS

00036545457

Results relate only to the sample tested. Data reported represents the sample submitted to SGS. Reproduction of this analytical report in full or in part is prohibited without prior written approval. Please refer to SGS General Conditions of Services located at https://www.sgs.ca/en/terms-and-conditions (Printed copies are available upon request.)
Test method information available upon request. "Temperature Upon Receipt" is representative of the whole shipment and may not reflect the temperature of individual samples.
SGS Canada Inc. Environment-Health & Safety statement of conformity decision rule does not consider uncertainty when analytical results are compared to a specified standard or regulation.

SGS Canada Inc.
P.O. Box 4300 - 185 Concession St.
Lakefield - Ontario - KOL 2HO
Phone: 705-652-2000 FAX: 705-652-6365

LR Report : **CA10183-FEB24**

Analysis	12: HC-15 Wk#39	13: HC-16 Wk#39	14: HC-17 Wk#39	15: HC-18 Wk#39	16: HC-19 Wk#39	17: HC-20 Wk#39	18: HC-21 Wk#39	19: HC-22 Wk#39	20: HC-23 Wk#39
Ti [mg/L]	< 0.0001	< 0.0001	< 0.0001	0.0001	< 0.0001	< 0.0001	< 0.0001	< 0.0001	< 0.0001
Th [mg/L]	< 0.0001	< 0.0001	< 0.0001	< 0.0001	< 0.0001	< 0.0001	< 0.0001	< 0.0001	< 0.0001
Tl [mg/L]	0.000006	0.000008	< 0.000005	< 0.000005	< 0.000005	< 0.000005	< 0.000005	< 0.000005	< 0.000005
U [mg/L]	0.000052	0.00155	0.000454	0.000410	0.00109	0.000034	0.000108	0.000040	0.000807
V [mg/L]	0.00005	0.00026	0.00023	0.00014	0.00003	0.00065	0.00037	0.00064	0.00016
W [mg/L]	0.0002	< 0.0002	< 0.0002	< 0.0002	< 0.0002	< 0.0002	< 0.0002	< 0.0002	< 0.0002
Zr [mg/L]	< 0.002	< 0.002	< 0.002	< 0.002	< 0.002	< 0.002	< 0.002	< 0.002	< 0.002
Zn [mg/L]	< 0.002	< 0.002	< 0.002	< 0.002	< 0.002	< 0.002	< 0.002	< 0.002	0.003

Analysis	21: HC-24 Wk#39	22: HC-25 Wk#39	23: HC-26 Wk#39	24: HC-27 Wk#39
Sample Date & Time	23-Feb-24	23-Feb-24	23-Feb-24	23-Feb-24
HumCell Leachate Vol [mL]	1011	933	759	904
Sample Name	DX 550101	DX450128	DX450021	DX450222
Sample Weight [g]	1000	1000	750	1000
pH [No unit]	7.54	7.97	7.04	7.19
Alkalinity [mg/L as CaCO3]	10	10	7	4
Conductivity [uS/cm]	21	33	207	18
Acidity [mg/L as CaCO3]	< 2	< 2	7	< 2
F [mg/L]	< 0.06	< 0.06	< 0.06	< 0.06
SO4 [mg/L]	< 2	4	96	4
Cl [mg/L]	< 1	2	9	< 1
Hg [mg/L]	< 0.00001	< 0.00001	< 0.00001	< 0.00001
Ag [mg/L]	< 0.00005	< 0.00005	< 0.00005	< 0.00005
Al [mg/L]	0.039	0.069	0.002	0.043
As [mg/L]	0.0019	0.0024	< 0.0002	0.0006
Ba [mg/L]	0.00088	0.00104	0.0115	0.00045
Be [mg/L]	< 0.000007	< 0.000007	< 0.000007	< 0.000007
B [mg/L]	< 0.002	< 0.002	< 0.002	< 0.002
Bi [mg/L]	< 0.00001	0.00001	< 0.00001	< 0.00001
Ca [mg/L]	4.37	5.80	34.6	2.80
Cd [mg/L]	< 0.000003	< 0.000003	0.000138	< 0.000003
Co [mg/L]	0.000029	0.000035	0.000768	0.000009
Cr [mg/L]	< 0.00008	< 0.00008	< 0.00008	< 0.00008
Cu [mg/L]	< 0.001	< 0.001	< 0.001	< 0.001
Fe [mg/L]	< 0.007	< 0.007	0.151	< 0.007
K [mg/L]	0.151	0.410	3.84	0.475
Mg [mg/L]	0.160	0.118	0.988	0.055
Mn [mg/L]	0.0192	0.0128	0.163	0.00689
Mo [mg/L]	< 0.0004	0.0019	< 0.0004	0.0005
Na [mg/L]	0.04	0.07	0.22	0.07
Ni [mg/L]	0.0005	0.0002	0.0033	0.0001
P [mg/L]	0.003	< 0.003	< 0.003	< 0.003
Pb [mg/L]	< 0.00009	< 0.00009	< 0.00009	< 0.00009
S [mg/L]	< 5	< 5	38	< 5
Sb [mg/L]	< 0.0009	< 0.0009	< 0.0009	< 0.0009
Se [mg/L]	< 0.00004	< 0.00004	0.00059	< 0.00004
Si [mg/L]	0.27	0.25	0.19	0.22
Sn [mg/L]	< 0.00006	< 0.00006	< 0.00006	< 0.00006
Sr [mg/L]	0.00519	0.00550	0.02121	0.00418
Ti [mg/L]	< 0.0001	< 0.0001	0.0002	< 0.0001
Th [mg/L]	< 0.0001	< 0.0001	< 0.0001	< 0.0001
Tl [mg/L]	< 0.000005	< 0.000005	< 0.000005	< 0.000005

OnLine LIMS

00036545457

Results relate only to the sample tested. Data reported represents the sample submitted to SGS. Reproduction of this analytical report in full or in part is prohibited without prior written approval. Please refer to SGS General Conditions of Services located at https://www.sgs.ca/en/terms-and-conditions (Printed copies are available upon request.)
Test method information available upon request. "Temperature Upon Receipt" is representative of the whole shipment and may not reflect the temperature of individual samples.
SGS Canada Inc. Environment-Health & Safety statement of conformity decision rule does not consider uncertainty when analytical results are compared to a specified standard or regulation.

SGS Canada Inc.
P.O. Box 4300 - 185 Concession St.
Lakefield - Ontario - KOL 2HO
Phone: 705-652-2000 FAX: 705-652-6365

LR Report : **CA10183-FEB24**

Analysis	21: HC-24 Wk#39	22: HC-25 Wk#39	23: HC-26 Wk#39	24: HC-27 Wk#39
U [mg/L]	0.000855	0.00644	0.000170	0.000371
V [mg/L]	0.00036	0.00052	< 0.00001	0.00013
W [mg/L]	< 0.0002	0.0005	< 0.0002	< 0.0002
Zr [mg/L]	< 0.002	< 0.002	< 0.002	< 0.002
Zn [mg/L]	< 0.002	< 0.002	0.007	< 0.002



Lisa Thompson
Project Specialist Assistant,
Environment, Health & Safety

OnLine LIMS

Results relate only to the sample tested. Data reported represents the sample submitted to SGS. Reproduction of this analytical report in full or in part is prohibited without prior written approval. Please refer to SGS General Conditions of Services located at https://www.sgs.ca/en/terms-and-conditions (Printed copies are available upon request.)
Test method information available upon request. "Temperature Upon Receipt" is representative of the whole shipment and may not reflect the temperature of individual samples.
SGS Canada Inc. Environment-Health & Safety statement of conformity decision rule does not consider uncertainty when analytical results are compared to a specified standard or regulation.

0003655457

SGS Canada Inc.
P.O. Box 4300 - 185 Concession St.
Lakefield - Ontario - KOL 2HO
Phone: 705-652-2000 FAX: 705-652-6365

Quality Control Report

Inorganic Analysis														
Parameter	Reporting Limit	Unit	Method Blank	Duplicate				LCS / Spike Blank			Matrix Spike / Reference Material		
				Result 1	Result 2	RPD	Acceptance Criteria	Spike Recovery (%)	Recovery Limits (%)		Spike Recovery (%)	Recovery Limits (%)	
							%		Low	High		Low	High
Acidity - QCBatchID: EWL0398-FEB24													
Acidity	2	mg/L as Ca	2			ND	20	100	90	110	NA		
Acidity - QCBatchID: EWL0400-FEB24													
Acidity	2	mg/L as Ca	3			ND	20	96	90	110	NA		
Alkalinity - QCBatchID: EWL0398-FEB24													
Alkalinity	2	mg/L as Ca	< 2			0	20	100	80	120	NA		
Alkalinity - QCBatchID: EWL0400-FEB24													
Alkalinity	2	mg/L as Ca	< 2			1	20	91	80	120	NA		
Anions by discrete analyzer - QCBatchID: DIO5060-FEB24													
Chloride	1	mg/L	<1			112	20	107	80	120	113	75	125
Sulphate	2	mg/L	<2			ND	20	105	80	120	102	75	125
Anions by discrete analyzer - QCBatchID: DIO5067-FEB24													
Chloride	1	mg/L	<1			ND	20	109	80	120	104	75	125
Sulphate	2	mg/L	<2			ND	20	106	80	120	107	75	125
Anions by discrete analyzer - QCBatchID: DIO5072-FEB24													
Chloride	1	mg/L	<1			0	20	104	80	120	97	75	125
Conductivity - QCBatchID: EWL0398-FEB24													
Conductivity	2	uS/cm	< 2			0	20	100	90	110	NA		
Conductivity - QCBatchID: EWL0400-FEB24													
Conductivity	2	uS/cm	< 2			1	20	99	90	110	NA		
Fluoride by Specific Ion Electrode - QCBatchID: EWL0412-FEB24													
Fluoride	0.06	mg/L	<0.06			ND	10	97	90	110	NV	75	125
Inorganics-General - QCBatchID: EHG0055-FEB24													
Mercury	0.00001	mg/L	< 0.00001			ND	20	91	80	120	95	70	130
Inorganics-General - QCBatchID: EHG0060-FEB24													
Mercury	0.00001	mg/L	< 0.00001			ND	20	110	80	120	122	70	130
Metals in aqueous samples - ICP-MS - QCBatchID: EMS0228-FEB24													
Aluminum	0.001	mg/L	<0.001			0	20	106	90	110	77	70	130
Antimony	0.0009	mg/L	<0.0009			ND	20	97	90	110	106	70	130
Arsenic	0.0002	mg/L	<0.0002			3	20	106	90	110	99	70	130
Barium	0.00008	mg/L	<0.00008			2	20	105	90	110	99	70	130
Beryllium	0.000007	mg/L	<0.000007			ND	20	103	90	110	99	70	130
Bismuth	0.00001	mg/L	<0.00001			ND	20	106	90	110	73	70	130
Boron	0.002	mg/L	<0.002			ND	20	95	90	110	90	70	130
Cadmium	0.000003	mg/L	<0.000003			ND	20	107	90	110	102	70	130
Calcium	0.01	mg/L	<0.01			0	20	104	90	110	93	70	130

OnLine LIMS

00036554457

Results relate only to the sample tested. Data reported represents the sample submitted to SGS. Reproduction of this analytical report in full or in part is prohibited without prior written approval. Please refer to SGS General Conditions of Services located at https://www.sgs.ca/en/terms-and-conditions (Printed copies are available upon request.)
Test method information available upon request. "Temperature Upon Receipt" is representative of the whole shipment and may not reflect the temperature of individual samples.
SGS Canada Inc. Environment-Health & Safety statement of conformity decision rule does not consider uncertainty when analytical results are compared to a specified standard or regulation.

SGS Canada Inc.
P.O. Box 4300 - 185 Concession St.
Lakefield - Ontario - K0L 2H0
Phone: 705-652-2000 FAX: 705-652-6365

Inorganic Analysis													
Parameter	Reporting Limit	Unit	Method Blank	Duplicate				LCS / Spike Blank			Matrix Spike / Reference Material		
				Result 1	Result 2	RPD	Acceptance Criteria	Spike Recovery (%)	Recovery Limits (%)		Spike Recovery (%)	Recovery Limits (%)	
							%		Low	High		Low	High
Chromium	0.00008	mg/L	<0.00008			ND	20	102	90	110	99	70	130
Cobalt	0.000004	mg/L	<0.000004			11	20	102	90	110	95	70	130
Copper	0.001	mg/L	<0.001			ND	20	101	90	110	109	70	130
Iron	0.007	mg/L	<0.007			ND	20	106	90	110	125	70	130
Lead	0.00009	mg/L	<0.00009			ND	20	108	90	110	117	70	130
Magnesium	0.001	mg/L	<0.001			2	20	100	90	110	91	70	130
Manganese	0.00001	mg/L	<0.00001			0	20	104	90	110	89	70	130
Molybdenum	0.0004	mg/L	<0.0004			2	20	100	90	110	92	70	130
Nickel	0.0001	mg/L	<0.0001			11	20	106	90	110	100	70	130
Phosphorus	0.003	mg/L	<0.003			ND	20	100	90	110	NV	70	130
Potassium	0.003	mg/L	<0.009			2	20	102	90	110	79	70	130
Selenium	0.00004	mg/L	<0.00004			ND	20	106	90	110	113	70	130
Silicon	0.02	mg/L	<0.02			2	20	102	90	110	NV	70	130
Silver	0.00005	mg/L	<0.00005			ND	20	103	90	110	81	70	130
Sodium	0.01	mg/L	<0.01			0	20	101	90	110	98	70	130
Strontium	0.00008	mg/L	<0.00008			2	20	100	90	110	93	70	130
Sulfur	5	mg/L	<5			ND	20	105	90	110	NV	70	130
Thallium	0.000005	mg/L	<0.000005			ND	20	106	90	110	99	70	130
Thorium	0.0001	mg/L	<0.0001			ND	20	100	90	110	NV	70	130
Tin	0.00006	mg/L	<0.00006			ND	20	98	90	110	NV	70	130
Titanium	0.0001	mg/L	<0.0001			ND	20	99	90	110	NV	70	130
Tungsten	0.0002	mg/L	<0.0002			ND	20	103	90	110	NV	70	130
Uranium	0.000002	mg/L	<0.000002			2	20	107	90	110	100	70	130
Vanadium	0.00001	mg/L	<0.00001			5	20	103	90	110	100	70	130
Zinc	0.002	mg/L	<0.002			ND	20	102	90	110	122	70	130
Zirconium	0.002	mg/L	<0.002			ND	20	95	90	110	NV	70	130
Metals in aqueous samples - ICP-MS - QCBatchID: EMS0274-FEB24													
Aluminum	0.001	mg/L	<0.001			6	20	97	90	110	99	70	130
Antimony	0.0009	mg/L	<0.0009			ND	20	103	90	110	118	70	130
Arsenic	0.0002	mg/L	<0.0002			ND	20	95	90	110	103	70	130
Barium	0.00008	mg/L	<0.00008			ND	20	98	90	110	92	70	130
Beryllium	0.000007	mg/L	<0.000007			11	20	97	90	110	96	70	130
Bismuth	0.00001	mg/L	<0.00001			ND	20	100	90	110	74	70	130
Boron	0.002	mg/L	<0.002			ND	20	103	90	110	105	70	130
Cadmium	0.000003	mg/L	<0.000003			2	20	99	90	110	111	70	130
Calcium	0.01	mg/L	<0.01			1	20	98	90	110	99	70	130
Chromium	0.00008	mg/L	<0.00008			ND	20	98	90	110	112	70	130
Cobalt	0.000004	mg/L	<0.000004			1	20	91	90	110	86	70	130
Copper	0.001	mg/L	<0.001			0	20	95	90	110	110	70	130

OnLine LIMS

00036554S7

Results relate only to the sample tested. Data reported represents the sample submitted to SGS. Reproduction of this analytical report in full or in part is prohibited without prior written approval. Please refer to SGS General Conditions of Services located at https://www.sgs.ca/en/terms-and-conditions (Printed copies are available upon request.)
Test method information available upon request. "Temperature Upon Receipt" is representative of the whole shipment and may not reflect the temperature of individual samples.
SGS Canada Inc. Environment-Health & Safety statement of conformity decision rule does not consider uncertainty when analytical results are compared to a specified standard or regulation.

SGS Canada Inc.
P.O. Box 4300 - 185 Concession St.
Lakefield - Ontario - KOL 2HO
Phone: 705-652-2000 FAX: 705-652-6365

Inorganic Analysis														
Parameter	Reporting Limit	Unit	Method Blank	Duplicate				LCS / Spike Blank			Matrix Spike / Reference Material			
				Result 1	Result 2	RPD	Acceptance Criteria	Spike Recovery (%)	Recovery Limits (%)		Spike Recovery (%)	Recovery Limits (%)	
							%		Low	High		Low	High
Iron	0.007	mg/L	<0.007			1	20	96	90	110	100	70	130
Lead	0.00009	mg/L	<0.00009			ND	20	98	90	110	103	70	130
Magnesium	0.001	mg/L	<0.001			0	20	106	90	110	99	70	130
Manganese	0.00001	mg/L	<0.00001			2	20	94	90	110	106	70	130
Molybdenum	0.0004	mg/L	<0.0004			1	20	96	90	110	90	70	130
Nickel	0.0001	mg/L	<0.0001			3	20	97	90	110	78	70	130
Phosphorus	0.003	mg/L	<0.003			ND	20	97	90	110	NV	70	130
Potassium	0.003	mg/L	<0.009			1	20	100	90	110	96	70	130
Selenium	0.00004	mg/L	<0.00004			3	20	98	90	110	97	70	130
Silicon	0.02	mg/L	<0.02			1	20	100	90	110	NV	70	130
Silver	0.00005	mg/L	<0.00005			ND	20	94	90	110	78	70	130
Sodium	0.01	mg/L	<0.01			6	20	101	90	110	86	70	130
Strontium	0.00008	mg/L	<0.00008			3	20	93	90	110	90	70	130
Sulfur	5	mg/L	<5			3	20	107	90	110	NV	70	130
Thallium	0.000005	mg/L	<0.000005			4	20	100	90	110	101	70	130
Thorium	0.0001	mg/L	<0.0001			ND	20	96	90	110	NV	70	130
Tin	0.00006	mg/L	<0.00006			ND	20	97	90	110	NV	70	130
Titanium	0.0001	mg/L	<0.0001			ND	20	94	90	110	NV	70	130
Tungsten	0.0002	mg/L	<0.0002			ND	20	94	90	110	NV	70	130
Uranium	0.000002	mg/L	<0.000002			3	20	100	90	110	83	70	130
Vanadium	0.00001	mg/L	<0.00001			ND	20	94	90	110	97	70	130
Zinc	0.002	mg/L	<0.002			16	20	93	90	110	94	70	130
Zirconium	0.002	mg/L	<0.002			ND	20	92	90	110	NV	70	130
pH - QCBatchID: EWL0398-FEB24													
pH	0.05	No unit	NA			1		101			NA		
pH - QCBatchID: EWL0400-FEB24													
pH	0.05	No unit	NA			0		100			NA		

OnLine LIMS

Results relate only to the sample tested. Data reported represents the sample submitted to SGS. Reproduction of this analytical report in full or in part is prohibited without prior written approval. Please refer to SGS General Conditions of Services located at https://www.sgs.ca/en/terms-and-conditions (Printed copies are available upon request.)
Test method information available upon request. "Temperature Upon Receipt" is representative of the whole shipment and may not reflect the temperature of individual samples.
SGS Canada Inc. Environment-Health & Safety statement of conformity decision rule does not consider uncertainty when analytical results are compared to a specified standard or regulation.

0003655457

SGS Canada Inc.
P.O. Box 4300 - 185 Concession St.
Lakefield - Ontario - KOL 2HO
Phone: 705-652-2000 FAX: 705-652-6365

28-January-2025

Great Bear Resources Ltd.
Attn : Ashley Moncrief

1020 - 800 West Pender St.
Vancouver, BC
V6C 2V6, Canada

Phone: 778-833-2160
Fax:

Date Rec. : 17 January 2025
LR Report: **CA10098-JAN25**
Reference: Wk#39

Copy: #1

CERTIFICATE OF ANALYSIS
Final Report

Analysis	3: Analysis Completed Date	4: Analysis Completed Time	5: HC-28 Wk#39	6: HC-29 Wk#39	7: HC-30 Wk#39	8: HC-31 Wk#39	9: HC-32 Wk#39	10: HC-33 Wk#39
Sample Date & Time			17-Jan-25	17-Jan-25	17-Jan-25	17-Jan-25	17-Jan-25	17-Jan-25
HumCell Leachate Vol [mL]	20-Jan-25	15:53	1011	1009	762	992	721	1003
Sample Name	---	---	31787	DX450179	31644	DX450183	O31576	DX450213
Sample Weight [g]	---	---	1000	1000	750	1000	750	1000
pH [No unit]	20-Jan-25	12:51	6.85	6.86	6.86	6.93	6.96	4.86
Alkalinity [mg/L as CaCO3]	20-Jan-25	12:51	5	7	8	9	6	< 2
Conductivity [uS/cm]	20-Jan-25	12:51	10	12	17	18	16	31
Acidity [mg/L as CaCO3]	20-Jan-25	12:51	< 2	< 2	< 2	< 2	< 2	10
F [mg/L]	20-Jan-25	09:44	< 0.06	< 0.06	< 0.06	< 0.06	< 0.06	< 0.06
SO4 [mg/L]	20-Jan-25	12:56	0.3	0.3	1.5	1.5	1.7	9.1
Cl [mg/L]	20-Jan-25	12:56	0.4	0.2	< 0.2	< 0.2	< 0.2	< 0.2
Hg [mg/L]	20-Jan-25	13:54	< 0.00001	< 0.00001	< 0.00001	< 0.00001	< 0.00001	< 0.00001
Ag [mg/L]	23-Jan-25	08:56	< 0.00005	< 0.00005	< 0.00005	< 0.00005	< 0.00005	< 0.00005
Al [mg/L]	23-Jan-25	08:56	0.019	0.021	0.014	0.034	0.031	0.046
As [mg/L]	23-Jan-25	08:56	0.0012	0.0056	0.0032	0.0088	0.0012	< 0.0002
Ba [mg/L]	23-Jan-25	08:56	0.00090	0.00230	0.00067	0.00032	0.00107	0.00601
Be [mg/L]	23-Jan-25	08:56	< 0.000007	< 0.000007	< 0.000007	< 0.000007	< 0.000007	0.000039
B [mg/L]	23-Jan-25	08:56	< 0.002	< 0.002	< 0.002	< 0.002	< 0.002	0.003
Bi [mg/L]	23-Jan-25	08:56	< 0.00001	< 0.00001	< 0.00001	< 0.00001	< 0.00001	< 0.00001
Ca [mg/L]	23-Jan-25	08:56	1.69	1.85	2.66	2.93	2.28	1.23
Cd [mg/L]	23-Jan-25	08:56	0.000009	< 0.000003	< 0.000003	< 0.000003	0.000005	0.000012
Co [mg/L]	23-Jan-25	08:56	0.000030	0.000021	0.000007	0.000023	0.000011	0.000252
Cr [mg/L]	23-Jan-25	08:56	< 0.00008	< 0.00008	< 0.00008	< 0.00008	< 0.00008	< 0.00008
Cu [mg/L]	23-Jan-25	08:56	< 0.001	< 0.001	< 0.001	< 0.001	< 0.001	< 0.001
Fe [mg/L]	23-Jan-25	08:56	< 0.007	< 0.007	< 0.007	< 0.007	< 0.007	2.15
K [mg/L]	23-Jan-25	08:56	0.350	0.621	0.577	0.400	0.556	1.04
Mg [mg/L]	23-Jan-25	08:56	0.054	0.079	0.121	0.059	0.041	0.197
Mn [mg/L]	23-Jan-25	08:56	0.00374	0.00263	0.0101	0.00229	0.0248	0.0492
Mo [mg/L]	23-Jan-25	08:56	< 0.0004	< 0.0004	< 0.0004	< 0.0004	< 0.0004	< 0.0004
Na [mg/L]	23-Jan-25	08:56	0.04	0.05	0.05	0.06	0.04	0.06
Ni [mg/L]	23-Jan-25	08:56	0.0005	< 0.0001	< 0.0001	< 0.0001	< 0.0001	0.0039

OnLine LIMS

0004001131

Results relate only to the sample tested. Data reported represents the sample submitted to SGS. Reproduction of this analytical report in full or in part is prohibited without prior written approval. Please refer to SGS General Conditions of Services located at https://www.sgs.ca/en/terms-and-conditions (Printed copies are available upon request.)
Test method information available upon request. "Temperature Upon Receipt" is representative of the whole shipment and may not reflect the temperature of individual samples.
SGS Canada Inc. Environment-Health & Safety statement of conformity decision rule does not consider uncertainty when analytical results are compared to a specified standard or regulation.

SGS Canada Inc.
P.O. Box 4300 - 185 Concession St.
Lakefield - Ontario - KOL 2HO
Phone: 705-652-2000 FAX: 705-652-6365

LR Report : **CA10098-JAN25**

Analysis	3: Analysis Completed Date	4: Analysis Completed Time	5: HC-28 Wk#39	6: HC-29 Wk#39	7: HC-30 Wk#39	8: HC-31 Wk#39	9: HC-32 Wk#39	10: HC-33 Wk#39
P [mg/L]	23-Jan-25	08:56	< 0.003	< 0.003	< 0.003	< 0.003	---	< 0.003
P [mg/L]	27-Jan-25	09:52	---	---	---	---	< 0.003	---
Pb [mg/L]	23-Jan-25	08:56	< 0.00009	< 0.00009	< 0.00009	< 0.00009	< 0.00009	0.00031
S [mg/L]	23-Jan-25	08:56	< 5	< 5	< 5	< 5	< 5	< 5
Sb [mg/L]	23-Jan-25	08:56	< 0.0009	< 0.0009	0.0011	< 0.0009	< 0.0009	< 0.0009
Se [mg/L]	23-Jan-25	08:56	< 0.00004	< 0.00004	< 0.00004	< 0.00004	0.00016	0.00031
Si [mg/L]	23-Jan-25	08:56	0.21	0.23	0.25	0.30	0.19	0.81
Sn [mg/L]	23-Jan-25	08:56	< 0.00006	< 0.00006	< 0.00006	0.00076	< 0.00006	< 0.00006
Sr [mg/L]	23-Jan-25	08:56	0.00469	0.00581	0.0110	0.00656	0.00362	0.00981
Ti [mg/L]	23-Jan-25	08:56	< 0.0001	< 0.0001	< 0.0001	< 0.0001	< 0.0001	< 0.0001
Th [mg/L]	23-Jan-25	08:56	< 0.0001	< 0.0001	< 0.0001	< 0.0001	< 0.0001	< 0.0001
Tl [mg/L]	23-Jan-25	08:56	< 0.000005	< 0.000005	< 0.000005	< 0.000005	< 0.000005	0.000005
U [mg/L]	23-Jan-25	08:56	0.000363	0.000990	0.000806	0.00154	0.000138	0.000575
U [mg/L]	27-Jan-25	09:52	---	---	---	---	---	---
V [mg/L]	23-Jan-25	08:56	0.00026	0.00042	0.00020	0.00031	0.00017	< 0.00001
W [mg/L]	23-Jan-25	08:56	< 0.0002	< 0.0002	< 0.0002	< 0.0002	< 0.0002	< 0.0002
Zr [mg/L]	23-Jan-25	08:56	< 0.002	< 0.002	< 0.002	< 0.002	< 0.002	< 0.002
Zn [mg/L]	23-Jan-25	08:56	0.010	< 0.002	< 0.002	0.002	< 0.002	0.011

Analysis	11: HC-34 Wk#39	12: HC-35 Wk#39
Sample Date & Time	17-Jan-25	17-Jan-25
HumCell Leachate Vol [mL]	970	1003
Sample Name	DX450174	31795
Sample Weight [g]	1000	1000
pH [No unit]	6.95	7.32
Alkalinity [mg/L as CaCO3]	10	10
Conductivity [uS/cm]	16	18
Acidity [mg/L as CaCO3]	< 2	< 2
F [mg/L]	< 0.06	< 0.06
SO4 [mg/L]	0.3	0.8
Cl [mg/L]	< 0.2	< 0.2
Hg [mg/L]	< 0.00001	< 0.00001
Ag [mg/L]	< 0.00005	< 0.00005
Al [mg/L]	0.044	0.209
As [mg/L]	0.0040	0.0556
Ba [mg/L]	0.00241	0.00273
Be [mg/L]	< 0.000007	< 0.000007
B [mg/L]	< 0.002	< 0.002
Bi [mg/L]	< 0.00001	< 0.00001
Ca [mg/L]	2.60	2.78
Cd [mg/L]	< 0.000003	< 0.000003
Co [mg/L]	0.000018	0.000019
Cr [mg/L]	< 0.00008	< 0.00008
Cu [mg/L]	< 0.001	< 0.001

OnLine LIMS

0004001131

Results relate only to the sample tested. Data reported represents the sample submitted to SGS. Reproduction of this analytical report in full or in part is prohibited without prior written approval. Please refer to SGS General Conditions of Services located at https://www.sgs.ca/en/terms-and-conditions (Printed copies are available upon request.)
Test method information available upon request. "Temperature Upon Receipt" is representative of the whole shipment and may not reflect the temperature of individual samples.
SGS Canada Inc. Environment-Health & Safety statement of conformity decision rule does not consider uncertainty when analytical results are compared to a specified standard or regulation.

SGS Canada Inc.
P.O. Box 4300 - 185 Concession St.
Lakefield - Ontario - KOL 2HO
Phone: 705-652-2000 FAX: 705-652-6365

LR Report : **CA10098-JAN25**

Analysis	11: HC-34 Wk#39	12: HC-35 Wk#39
Fe [mg/L]	< 0.007	< 0.007
K [mg/L]	0.609	1.34
Mg [mg/L]	0.171	0.042
Mn [mg/L]	0.0155	0.00141
Mo [mg/L]	< 0.0004	< 0.0004
Na [mg/L]	0.06	0.08
Ni [mg/L]	< 0.0001	< 0.0001
P [mg/L]	< 0.003	< 0.003
P [mg/L]	---	---
Pb [mg/L]	< 0.00009	< 0.00009
S [mg/L]	< 5	< 5
Sb [mg/L]	< 0.0009	< 0.0009
Se [mg/L]	< 0.00004	< 0.00004
Si [mg/L]	0.22	0.56
Sn [mg/L]	< 0.00006	< 0.00006
Sr [mg/L]	0.00795	0.00399
Ti [mg/L]	< 0.0001	0.0001
Th [mg/L]	< 0.0001	< 0.0001
Tl [mg/L]	< 0.000005	< 0.000005
U [mg/L]	---	0.000236
U [mg/L]	0.000041	---
V [mg/L]	0.00038	0.00087
W [mg/L]	< 0.0002	< 0.0002
Zr [mg/L]	< 0.002	< 0.002
Zn [mg/L]	< 0.002	< 0.002



Chris Sullivan, B.Sc., C.Chem
Project Specialist,
Environment, Health & Safety

OnLine LIMS

0004001131

Results relate only to the sample tested. Data reported represents the sample submitted to SGS. Reproduction of this analytical report in full or in part is prohibited without prior written approval. Please refer to SGS General Conditions of Services located at https://www.sgs.ca/en/terms-and-conditions (Printed copies are available upon request.)
Test method information available upon request. "Temperature Upon Receipt" is representative of the whole shipment and may not reflect the temperature of individual samples.
SGS Canada Inc. Environment-Health & Safety statement of conformity decision rule does not consider uncertainty when analytical results are compared to a specified standard or regulation.

SGS Canada Inc.
P.O. Box 4300 - 185 Concession St.
Lakefield - Ontario - KOL 2HO
Phone: 705-652-2000 FAX: 705-652-6365

22-March-2024

Great Bear Resources Ltd.
Attn : Ashley Moncrief

1020 - 800 West Pender St.
Vancouver, BC
V6C 2V6, Canada

Phone: 778-833-2160
Fax:

Date Rec. : 29 February 2024
LR Report: **CA10229-FEB24**
Reference: Wk#40

Copy: #1

CERTIFICATE OF ANALYSIS
Final Report

Analysis	3: Analysis Completed Date	4: Analysis Completed Time	5: HC-1 Wk#40	6: HC-2 Wk#40	7: HC-3 Wk#40	8: HC-4 Wk#40	9: HC-5 Wk#40	10: HC-6 Wk#40
Sample Date & Time			29-Feb-24	29-Feb-24	29-Feb-24	29-Feb-24	29-Feb-24	29-Feb-24
HumCell Leachate Vol [mL]	02-Mar-24	10:48	1015	999	508	560	1005	503
Sample Name	---	---	DX450052	DX 550083	DX450204	DX450176	DX450232	DX450181
Sample Weight [g]	---	---	1000	1000	500	500	1000	500
pH [No unit]	05-Mar-24	09:51	6.86	7.72	7.32	6.35	7.32	7.50
Alkalinity [mg/L as CaCO3]	04-Mar-24	09:34	3	13	7	< 2	6	10
Conductivity [uS/cm]	04-Mar-24	09:34	28	28	16	29	15	18
Acidity [mg/L as CaCO3]	04-Mar-24	09:34	< 2	< 2	< 2	2	< 2	< 2
F [mg/L]	01-Mar-24	09:29	< 0.06	< 0.06	< 0.06	< 0.06	< 0.06	< 0.06
SO4 [mg/L]	01-Mar-24	14:22	10	2	< 2	12	2	< 2
Cl [mg/L]	07-Mar-24	14:39	< 1	< 1	< 1	< 1	< 1	< 1
Hg [mg/L]	05-Mar-24	10:56	< 0.00001	< 0.00001	< 0.00001	< 0.00001	< 0.00001	< 0.00001
Ag [mg/L]	05-Mar-24	10:56	< 0.00005	< 0.00005	< 0.00005	< 0.00005	< 0.00005	< 0.00005
Al [mg/L]	05-Mar-24	10:56	0.006	0.066	0.025	0.001	0.028	0.043
As [mg/L]	05-Mar-24	10:56	< 0.0002	0.0099	0.0008	< 0.0002	0.0023	0.0005
Ba [mg/L]	05-Mar-24	10:56	0.00098	0.0117	0.00086	0.00442	0.00099	0.00060
Be [mg/L]	05-Mar-24	10:56	< 0.000007	< 0.000007	< 0.000007	< 0.000007	0.000007	< 0.000007
B [mg/L]	05-Mar-24	10:56	< 0.002	< 0.002	< 0.002	< 0.002	< 0.002	< 0.002
Bi [mg/L]	05-Mar-24	10:56	< 0.00001	0.00010	< 0.00001	< 0.00001	< 0.00001	< 0.00001
Ca [mg/L]	05-Mar-24	10:56	4.47	4.75	2.66	3.63	2.56	3.24
Cd [mg/L]	05-Mar-24	10:57	0.000998	0.000008	< 0.000003	0.00388	0.000012	< 0.000003
Co [mg/L]	05-Mar-24	10:57	0.000013	0.000070	0.000008	0.000341	0.000005	< 0.000004
Cr [mg/L]	05-Mar-24	10:57	< 0.00008	< 0.00008	< 0.00008	< 0.00008	< 0.00008	< 0.00008
Cu [mg/L]	05-Mar-24	10:57	< 0.001	0.001	< 0.001	0.001	< 0.001	< 0.001
Fe [mg/L]	05-Mar-24	10:57	< 0.007	0.024	< 0.007	< 0.007	< 0.007	< 0.007
K [mg/L]	05-Mar-24	10:57	0.276	1.11	0.596	0.420	0.472	0.413
Mg [mg/L]	05-Mar-24	10:57	0.068	0.100	0.125	0.308	0.057	0.113
Mn [mg/L]	05-Mar-24	10:57	0.0283	0.0352	0.00579	0.0445	0.0173	0.00553
Mo [mg/L]	05-Mar-24	10:57	0.0004	< 0.0004	< 0.0004	0.0007	< 0.0004	< 0.0004
Na [mg/L]	05-Mar-24	10:57	0.04	0.05	0.04	0.03	0.05	0.07
Ni [mg/L]	05-Mar-24	10:57	0.0003	< 0.0001	0.0001	0.0013	0.0004	0.0001
P [mg/L]	05-Mar-24	10:57	< 0.003	< 0.003	< 0.003	< 0.003	< 0.003	< 0.003
Pb [mg/L]	05-Mar-24	10:57	0.0357	0.00162	< 0.00009	0.126	< 0.00009	< 0.00009
S [mg/L]	05-Mar-24	10:57	< 5	< 5	< 5	< 5	< 5	< 5
Sb [mg/L]	05-Mar-24	10:57	< 0.0009	< 0.0009	< 0.0009	< 0.0009	< 0.0009	< 0.0009
Se [mg/L]	05-Mar-24	10:57	0.00034	0.00329	< 0.00004	0.00076	0.00005	< 0.00004

OnLine LIMS

0003656958

Results relate only to the sample tested. Data reported represents the sample submitted to SGS. Reproduction of this analytical report in full or in part is prohibited without prior written approval. Please refer to SGS General Conditions of Services located at https://www.sgs.ca/en/terms-and-conditions (Printed copies are available upon request.)
Test method information available upon request. "Temperature Upon Receipt" is representative of the whole shipment and may not reflect the temperature of individual samples.
SGS Canada Inc. Environment-Health & Safety statement of conformity decision rule does not consider uncertainty when analytical results are compared to a specified standard or regulation.

SGS Canada Inc.
P.O. Box 4300 - 185 Concession St.
Lakefield - Ontario - KOL 2HO
Phone: 705-652-2000 FAX: 705-652-6365

LR Report : **CA10229-FEB24**

Analysis	3: Analysis Completed Date	4: Analysis Completed Time	5: HC-1 Wk#40	6: HC-2 Wk#40	7: HC-3 Wk#40	8: HC-4 Wk#40	9: HC-5 Wk#40	10: HC-6 Wk#40
Si [mg/L]	05-Mar-24	10:57	0.16	0.31	0.30	0.24	0.26	0.40
Sn [mg/L]	05-Mar-24	10:57	< 0.00006	< 0.00006	< 0.00006	0.00013	< 0.00006	< 0.00006
Sr [mg/L]	05-Mar-24	10:57	0.00901	0.0192	0.00718	0.00677	0.00368	0.00752
Ti [mg/L]	05-Mar-24	10:57	< 0.0001	0.0008	< 0.0001	< 0.0001	< 0.0001	< 0.0001
Th [mg/L]	05-Mar-24	10:57	< 0.0001	< 0.0001	< 0.0001	< 0.0001	< 0.0001	< 0.0001
Tl [mg/L]	05-Mar-24	10:57	< 0.000005	0.000013	0.000005	0.000011	< 0.000005	< 0.000005
U [mg/L]	05-Mar-24	10:57	0.000120	0.000301	0.000855	0.000042	0.00114	0.000512
V [mg/L]	05-Mar-24	10:57	< 0.00001	0.00039	0.00020	< 0.00001	0.00039	0.00050
W [mg/L]	05-Mar-24	10:58	< 0.0002	< 0.0002	< 0.0002	< 0.0002	< 0.0002	0.0006
Zr [mg/L]	05-Mar-24	10:58	< 0.002	< 0.002	< 0.002	< 0.002	< 0.002	< 0.002
Zn [mg/L]	05-Mar-24	10:58	0.042	< 0.002	< 0.002	0.233	< 0.002	< 0.002

Analysis	11: HC-7 Wk#40
Sample Date & Time	29-Feb-24
HumCell Leachate Vol [mL]	1005
Sample Name	DX450002
Sample Weight [g]	1000
pH [No unit]	7.53
Alkalinity [mg/L as CaCO3]	9
Conductivity [uS/cm]	17
Acidity [mg/L as CaCO3]	< 2
F [mg/L]	< 0.06
SO4 [mg/L]	< 2
Cl [mg/L]	< 1
Hg [mg/L]	< 0.00001
Ag [mg/L]	< 0.00005
Al [mg/L]	0.031
As [mg/L]	0.0075
Ba [mg/L]	0.00066
Be [mg/L]	< 0.000007
B [mg/L]	< 0.002
Bi [mg/L]	< 0.00001
Ca [mg/L]	2.89
Cd [mg/L]	< 0.000003
Co [mg/L]	0.000018
Cr [mg/L]	< 0.00008
Cu [mg/L]	< 0.001
Fe [mg/L]	< 0.007
K [mg/L]	0.430
Mg [mg/L]	0.101
Mn [mg/L]	0.00995
Mo [mg/L]	0.0007
Na [mg/L]	0.05
Ni [mg/L]	0.0001
P [mg/L]	< 0.003
Pb [mg/L]	< 0.00009
S [mg/L]	< 5
Sb [mg/L]	< 0.0009
Se [mg/L]	< 0.00004
Si [mg/L]	0.24
Sn [mg/L]	< 0.00006
Sr [mg/L]	0.00668

OnLine LIMS

00036958

Results relate only to the sample tested. Data reported represents the sample submitted to SGS. Reproduction of this analytical report in full or in part is prohibited without prior written approval. Please refer to SGS General Conditions of Services located at https://www.sgs.ca/en/terms-and-conditions (Printed copies are available upon request.)
Test method information available upon request. "Temperature Upon Receipt" is representative of the whole shipment and may not reflect the temperature of individual samples.
SGS Canada Inc. Environment-Health & Safety statement of conformity decision rule does not consider uncertainty when analytical results are compared to a specified standard or regulation.

SGS Canada Inc.
P.O. Box 4300 - 185 Concession St.
Lakefield - Ontario - KOL 2HO
Phone: 705-652-2000 FAX: 705-652-6365

LR Report : **CA10229-FEB24**

Analysis	11: HC-7 Wk#40
Ti [mg/L]	0.0001
Th [mg/L]	< 0.0001
Tl [mg/L]	< 0.000005
U [mg/L]	0.000851
V [mg/L]	0.00018
W [mg/L]	< 0.0002
Zr [mg/L]	< 0.002
Zn [mg/L]	< 0.002



Lisa Thompson
Project Specialist Assistant,
Environment, Health & Safety

OnLine LIMS

0003659958

Results relate only to the sample tested. Data reported represents the sample submitted to SGS. Reproduction of this analytical report in full or in part is prohibited without prior written approval. Please refer to SGS General Conditions of Services located at https://www.sgs.ca/en/terms-and-conditions (Printed copies are available upon request.)
Test method information available upon request. "Temperature Upon Receipt" is representative of the whole shipment and may not reflect the temperature of individual samples.
SGS Canada Inc. Environment-Health & Safety statement of conformity decision rule does not consider uncertainty when analytical results are compared to a specified standard or regulation.

SGS Canada Inc.
P.O. Box 4300 - 185 Concession St.
Lakefield - Ontario - KOL 2HO
Phone: 705-652-2000 FAX: 705-652-6365

25-March-2024

Great Bear Resources Ltd.
Attn : Ashley Moncrief

1020 - 800 West Pender St.
Vancouver, BC
V6C 2V6, Canada

Phone: 778-833-2160
Fax:

Date Rec. : 01 March 2024
LR Report: **CA10001-MAR24**
Reference: Wk#40

Copy: #1

CERTIFICATE OF ANALYSIS
Final Report

Analysis	3: Analysis Completed Date	4: Analysis Completed Time	5: HC-8 Wk#40	6: HC-9 Wk#40	7: HC-10 Wk#40	8: HC-11 Wk#40	9: HC-12 Wk#40	10: HC-13 Wk#40	11: HC-14 Wk#40
Sample Date & Time			01-Mar-24	01-Mar-24	01-Mar-24	01-Mar-24	01-Mar-24	01-Mar-24	01-Mar-24
HumCell Leachate Vol [mL]	02-Mar-24	10:49	916	987	922	929	941	997	942
Sample Name	---	---	DX450108	DX450076	DX450186	DX450118	DX 550107	DX450159	DX450171
Sample Weight [g]	---	---	1000	1000	1000	1000	1000	1000	1000
pH [No unit]	06-Mar-24	10:07	7.74	6.39	7.37	7.43	7.19	7.63	6.74
Alkalinity [mg/L as CaCO3]	05-Mar-24	11:29	9	2	6	5	4	12	3
Conductivity [uS/cm]	05-Mar-24	11:29	20	28	13	11	16	30	20
Acidity [mg/L as CaCO3]	05-Mar-24	11:29	< 2	4	< 2	< 2	< 2	< 2	< 2
F [mg/L]	04-Mar-24	09:11	< 0.06	< 0.06	< 0.06	< 0.06	< 0.06	< 0.06	< 0.06
SO4 [mg/L]	05-Mar-24	16:37	2	12	< 2	< 2	4	4	7
Cl [mg/L]	05-Mar-24	16:37	< 1	< 1	< 1	< 1	< 1	< 1	< 1
Hg [mg/L]	06-Mar-24	10:58	< 0.00001	< 0.00001	< 0.00001	< 0.00001	< 0.00001	< 0.00001	< 0.00001
Ag [mg/L]	07-Mar-24	13:24	< 0.00005	< 0.00005	< 0.00005	< 0.00005	< 0.00005	< 0.00005	< 0.00005
Al [mg/L]	07-Mar-24	13:24	0.059	0.001	0.035	0.054	0.033	0.167	0.021
As [mg/L]	07-Mar-24	13:24	0.0012	< 0.0002	0.0003	0.0003	0.0017	0.0034	0.0015
Ba [mg/L]	07-Mar-24	13:24	0.00136	0.00660	0.00055	0.00061	0.00135	0.00067	0.00189
Be [mg/L]	07-Mar-24	13:24	< 0.000007	< 0.000007	< 0.000007	< 0.000007	< 0.000007	< 0.000007	< 0.000007
B [mg/L]	07-Mar-24	13:24	< 0.002	< 0.002	< 0.002	< 0.002	< 0.002	< 0.002	< 0.002
Bi [mg/L]	07-Mar-24	13:24	< 0.00001	< 0.00001	< 0.00001	< 0.00001	0.00001	< 0.00001	< 0.00001
Ca [mg/L]	07-Mar-24	13:24	3.20	2.65	2.13	2.03	2.80	5.44	2.72
Cd [mg/L]	07-Mar-24	13:25	0.000009	0.0210	0.000007	0.000003	0.000004	0.000015	< 0.000003
Co [mg/L]	07-Mar-24	13:25	0.000006	0.000322	< 0.000004	< 0.000004	< 0.000004	0.000007	0.000065
Cr [mg/L]	07-Mar-24	13:25	< 0.00008	< 0.00008	< 0.00008	< 0.00008	< 0.00008	< 0.00008	< 0.00008
Cu [mg/L]	07-Mar-24	13:25	< 0.001	< 0.001	< 0.001	< 0.001	< 0.001	< 0.001	< 0.001
Fe [mg/L]	07-Mar-24	13:25	< 0.007	< 0.007	< 0.007	< 0.007	< 0.007	< 0.007	< 0.007
K [mg/L]	07-Mar-24	13:25	0.602	0.795	0.266	0.219	0.323	0.596	0.779
Mg [mg/L]	07-Mar-24	13:25	0.213	0.059	0.033	0.041	0.036	0.060	0.149
Mn [mg/L]	07-Mar-24	13:25	0.0194	0.104	0.0166	0.0135	0.0160	0.0159	0.00321
Mo [mg/L]	07-Mar-24	13:25	0.0005	0.0012	0.0005	0.0012	< 0.0004	0.0314	< 0.0004
Na [mg/L]	07-Mar-24	13:25	0.06	0.07	0.04	0.06	0.05	0.08	0.07
Ni [mg/L]	07-Mar-24	13:25	0.0001	0.0083	0.0003	0.0001	< 0.0001	0.0001	0.0004
P [mg/L]	07-Mar-24	13:25	< 0.003	< 0.003	< 0.003	< 0.003	< 0.003	< 0.003	< 0.003
Pb [mg/L]	07-Mar-24	13:25	0.00039	0.0484	0.00010	0.00009	< 0.00009	< 0.00009	< 0.00009
S [mg/L]	07-Mar-24	13:25	< 5	< 5	< 5	< 5	< 5	< 5	< 5
Sb [mg/L]	07-Mar-24	13:25	< 0.0009	< 0.0009	< 0.0009	< 0.0009	< 0.0009	< 0.0009	< 0.0009
Se [mg/L]	07-Mar-24	13:25	0.00015	0.00085	0.00019	< 0.00004	0.00012	< 0.00004	0.00032

OnLine LIMS

0003658723

Results relate only to the sample tested. Data reported represents the sample submitted to SGS. Reproduction of this analytical report in full or in part is prohibited without prior written approval. Please refer to SGS General Conditions of Services located at https://www.sgs.ca/en/terms-and-conditions (Printed copies are available upon request.)
Test method information available upon request. "Temperature Upon Receipt" is representative of the whole shipment and may not reflect the temperature of individual samples.
SGS Canada Inc. Environment-Health & Safety statement of conformity decision rule does not consider uncertainty when analytical results are compared to a specified standard or regulation.

SGS Canada Inc.
P.O. Box 4300 - 185 Concession St.
Lakefield - Ontario - KOL 2HO
Phone: 705-652-2000 FAX: 705-652-6365

LR Report : CA10001-MAR24

Analysis	3: Analysis Completed Date	4: Analysis Completed Time	5: HC-8 Wk#40	6: HC-9 Wk#40	7: HC-10 Wk#40	8: HC-11 Wk#40	9: HC-12 Wk#40	10: HC-13 Wk#40	11: HC-14 Wk#40
Si [mg/L]	07-Mar-24	13:25	0.20	0.37	0.17	0.19	0.27	0.48	0.21
Sn [mg/L]	07-Mar-24	13:25	< 0.00006	0.00016	< 0.00006	< 0.00006	< 0.00006	< 0.00006	< 0.00006
Sr [mg/L]	07-Mar-24	13:25	0.00637	0.00740	0.00503	0.00478	0.00559	0.00644	0.00996
Ti [mg/L]	07-Mar-24	13:25	< 0.0001	< 0.0001	< 0.0001	< 0.0001	0.0002	< 0.0001	0.0002
Th [mg/L]	07-Mar-24	13:25	< 0.0001	< 0.0001	< 0.0001	< 0.0001	< 0.0001	< 0.0001	< 0.0001
Tl [mg/L]	07-Mar-24	13:25	< 0.000005	0.000027	< 0.000005	< 0.000005	< 0.000005	0.000008	< 0.000005
U [mg/L]	07-Mar-24	13:25	0.000318	0.000129	0.000345	0.000331	0.000301	0.000499	0.000125
V [mg/L]	07-Mar-24	13:25	0.00015	< 0.00001	0.00003	0.00006	0.00011	0.00017	0.00017
W [mg/L]	07-Mar-24	13:25	< 0.0002	< 0.0002	< 0.0002	< 0.0002	< 0.0002	< 0.0002	< 0.0002
Zr [mg/L]	07-Mar-24	13:25	< 0.002	< 0.002	< 0.002	< 0.002	< 0.002	< 0.002	< 0.002
Zn [mg/L]	07-Mar-24	13:25	< 0.002	2.77	< 0.002	0.003	< 0.002	< 0.002	< 0.002

Analysis	12: HC-15 Wk#40	13: HC-16 Wk#40	14: HC-17 Wk#40	15: HC-18 Wk#40	16: HC-19 Wk#40	17: HC-20 Wk#40	18: HC-21 Wk#40	19: HC-22 Wk#40	20: HC-23 Wk#40
Sample Date & Time	01-Mar-24	01-Mar-24	01-Mar-24	01-Mar-24	01-Mar-24	01-Mar-24	01-Mar-24	01-Mar-24	01-Mar-24
HumCell Leachate Vol [mL]	698	999	1009	943	926	954	948	470	1000
Sample Name	DX450134	DX450185	DX450032	DX 550064	DX450008	DX 550056	DX450022	DX450077	DX450113
Sample Weight [g]	1000	1000	1000	1000	1000	1000	1000	500	1000
pH [No unit]	7.62	7.42	6.83	7.81	6.89	7.65	8.05	7.57	7.71
Alkalinity [mg/L as CaCO3]	9	8	4	9	3	7	11	11	11
Conductivity [uS/cm]	59	21	11	20	8	17	26	26	26
Acidity [mg/L as CaCO3]	< 2	< 2	< 2	< 2	< 2	< 2	< 2	< 2	< 2
F [mg/L]	< 0.06	< 0.06	< 0.06	< 0.06	< 0.06	< 0.06	< 0.06	< 0.06	< 0.06
SO4 [mg/L]	16	3	3	< 2	< 2	< 2	2	< 2	< 2
Cl [mg/L]	5	< 1	< 1	< 1	< 1	< 1	< 1	< 1	< 1
Hg [mg/L]	< 0.00001	< 0.00001	< 0.00001	< 0.00001	< 0.00001	< 0.00001	< 0.00001	< 0.00001	< 0.00001
Ag [mg/L]	0.00005	< 0.00005	< 0.00005	< 0.00005	< 0.00005	< 0.00005	< 0.00005	< 0.00005	< 0.00005
Al [mg/L]	0.006	0.068	0.024	0.056	0.039	0.034	0.063	0.029	0.052
As [mg/L]	0.104	0.0077	0.0191	0.0077	0.0002	0.0005	0.0069	0.0005	0.0045
Ba [mg/L]	0.00129	0.00183	0.00052	0.00041	0.00028	0.00198	0.00027	0.00697	0.00470
Be [mg/L]	< 0.000007	< 0.000007	0.000007	< 0.000007	< 0.000007	< 0.000007	< 0.000007	< 0.000007	< 0.000007
B [mg/L]	< 0.002	< 0.002	< 0.002	< 0.002	< 0.002	< 0.002	< 0.002	< 0.002	< 0.002
Bi [mg/L]	< 0.00001	< 0.00001	< 0.00001	< 0.00001	< 0.00001	< 0.00001	< 0.00001	< 0.00001	< 0.00001
Ca [mg/L]	9.48	3.32	1.68	2.94	1.34	2.88	4.13	2.53	4.46
Cd [mg/L]	0.000010	0.000006	0.000013	0.000012	< 0.000003	< 0.000003	< 0.000003	0.000005	< 0.000003
Co [mg/L]	0.000415	0.000046	0.000173	0.000033	0.000006	0.000018	0.000047	0.000017	0.000011
Cr [mg/L]	< 0.00008	< 0.00008	< 0.00008	< 0.00008	< 0.00008	< 0.00008	< 0.00008	< 0.00008	< 0.00008
Cu [mg/L]	< 0.001	< 0.001	< 0.001	< 0.001	< 0.001	< 0.001	< 0.001	0.001	< 0.001
Fe [mg/L]	< 0.007	< 0.007	< 0.007	< 0.007	< 0.007	< 0.007	< 0.007	< 0.007	< 0.007
K [mg/L]	0.488	1.39	0.416	0.209	0.207	0.290	0.038	1.07	0.270
Mg [mg/L]	0.312	0.054	0.059	0.039	0.029	0.184	0.110	0.118	0.129
Mn [mg/L]	0.0172	0.00781	0.00334	0.00459	0.00524	0.0235	0.0302	0.0254	0.0262
Mo [mg/L]	< 0.0004	< 0.0004	0.0252	< 0.0004	< 0.0004	< 0.0004	< 0.0004	0.0013	< 0.0004
Na [mg/L]	0.08	0.06	0.09	0.05	0.04	0.04	0.04	0.08	0.03
Ni [mg/L]	0.0274	0.0002	0.0004	0.0002	0.0001	0.0002	0.0001	0.0003	0.0001
P [mg/L]	< 0.003	< 0.003	< 0.003	< 0.003	< 0.003	< 0.003	< 0.003	< 0.003	< 0.003
Pb [mg/L]	< 0.00009	0.00011	< 0.00009	< 0.00009	< 0.00009	< 0.00009	< 0.00009	< 0.00009	< 0.00009
S [mg/L]	9	< 5	< 5	< 5	< 5	< 5	< 5	< 5	< 5
Sb [mg/L]	0.0016	< 0.0009	< 0.0009	< 0.0009	< 0.0009	< 0.0009	< 0.0009	< 0.0009	< 0.0009
Se [mg/L]	0.00038	< 0.00004	< 0.00004	< 0.00004	< 0.00004	< 0.00004	< 0.00004	< 0.00004	< 0.00004
Si [mg/L]	0.30	0.33	0.55	0.28	0.19	0.20	0.15	0.16	0.25
Sn [mg/L]	< 0.00006	< 0.00006	< 0.00006	< 0.00006	< 0.00006	< 0.00006	< 0.00006	< 0.00006	< 0.00006
Sr [mg/L]	0.0154	0.00635	0.00519	0.00373	0.00281	0.00704	0.00300	0.00475	0.0148

OnLine LIMS

0003658723

Results relate only to the sample tested. Data reported represents the sample submitted to SGS. Reproduction of this analytical report in full or in part is prohibited without prior written approval. Please refer to SGS General Conditions of Services located at https://www.sgs.ca/en/terms-and-conditions (Printed copies are available upon request.)
Test method information available upon request. "Temperature Upon Receipt" is representative of the whole shipment and may not reflect the temperature of individual samples.
SGS Canada Inc. Environment-Health & Safety statement of conformity decision rule does not consider uncertainty when analytical results are compared to a specified standard or regulation.

SGS Canada Inc.
P.O. Box 4300 - 185 Concession St.
Lakefield - Ontario - KOL 2HO
Phone: 705-652-2000 FAX: 705-652-6365

LR Report : **CA10001-MAR24**

Analysis	12: HC-15 Wk#40	13: HC-16 Wk#40	14: HC-17 Wk#40	15: HC-18 Wk#40	16: HC-19 Wk#40	17: HC-20 Wk#40	18: HC-21 Wk#40	19: HC-22 Wk#40	20: HC-23 Wk#40
Ti [mg/L]	< 0.0001	< 0.0001	< 0.0001	0.0002	< 0.0001	< 0.0001	< 0.0001	< 0.0001	< 0.0001
Th [mg/L]	< 0.0001	< 0.0001	< 0.0001	< 0.0001	< 0.0001	< 0.0001	< 0.0001	< 0.0001	< 0.0001
Tl [mg/L]	0.000006	< 0.000005	< 0.000005	< 0.000005	< 0.000005	< 0.000005	< 0.000005	< 0.000005	< 0.000005
U [mg/L]	0.000111	0.000792	0.000569	0.000460	0.000291	0.000267	0.000972	0.000074	0.000205
V [mg/L]	0.00005	0.00031	0.00019	0.00019	0.00003	0.00058	0.00032	0.00062	0.00016
W [mg/L]	< 0.0002	< 0.0002	< 0.0002	< 0.0002	< 0.0002	< 0.0002	< 0.0002	< 0.0002	< 0.0002
Zr [mg/L]	< 0.002	< 0.002	< 0.002	< 0.002	< 0.002	< 0.002	< 0.002	< 0.002	< 0.002
Zn [mg/L]	< 0.002	< 0.002	< 0.002	< 0.002	< 0.002	< 0.002	< 0.002	< 0.002	< 0.002

Analysis	21: HC-24 Wk#40	22: HC-25 Wk#40	23: HC-26 Wk#40	24: HC-27 Wk#40
Sample Date & Time	01-Mar-24	01-Mar-24	01-Mar-24	01-Mar-24
HumCell Leachate Vol [mL]	996	999	772	977
Sample Name	DX 550101	DX450128	DX450021	DX450222
Sample Weight [g]	1000	1000	750	1000
pH [No unit]	7.65	7.72	7.04	6.94
Alkalinity [mg/L as CaCO3]	11	13	7	4
Conductivity [uS/cm]	24	35	134	15
Acidity [mg/L as CaCO3]	< 2	< 2	< 2	< 2
F [mg/L]	< 0.06	< 0.06	< 0.06	< 0.06
SO4 [mg/L]	2	4	55	4
Cl [mg/L]	< 1	4	2	< 1
Hg [mg/L]	< 0.00001	< 0.00001	< 0.00001	< 0.00001
Ag [mg/L]	< 0.00005	< 0.00005	< 0.00005	< 0.00005
Al [mg/L]	0.038	0.051	0.001	0.031
As [mg/L]	0.0019	0.0020	< 0.0002	0.0004
Ba [mg/L]	0.00075	0.00116	0.00782	0.00041
Be [mg/L]	< 0.000007	< 0.000007	< 0.000007	< 0.000007
B [mg/L]	< 0.002	< 0.002	< 0.002	< 0.002
Bi [mg/L]	< 0.00001	< 0.00001	< 0.00001	< 0.00001
Ca [mg/L]	3.50	5.80	20.5	2.42
Cd [mg/L]	< 0.000003	0.000003	0.000067	0.000064
Co [mg/L]	0.000017	0.000054	0.000420	< 0.000004
Cr [mg/L]	< 0.00008	< 0.00008	< 0.00008	< 0.00008
Cu [mg/L]	< 0.001	< 0.001	< 0.001	< 0.001
Fe [mg/L]	< 0.007	< 0.007	0.040	< 0.007
K [mg/L]	0.145	0.384	3.23	0.424
Mg [mg/L]	0.128	0.112	0.556	0.051
Mn [mg/L]	0.0169	0.0162	0.0680	0.00858
Mo [mg/L]	< 0.0004	< 0.0004	< 0.0004	< 0.0004
Na [mg/L]	0.04	0.06	0.17	0.05
Ni [mg/L]	0.0002	0.0004	0.0021	0.0002
P [mg/L]	< 0.003	< 0.003	< 0.003	< 0.003
Pb [mg/L]	< 0.00009	< 0.00009	< 0.00009	< 0.00009
S [mg/L]	< 5	< 5	20	< 5
Sb [mg/L]	< 0.0009	< 0.0009	< 0.0009	< 0.0009
Se [mg/L]	< 0.00004	< 0.00004	0.00030	< 0.00004
Si [mg/L]	0.23	0.25	0.15	0.20
Sn [mg/L]	< 0.00006	< 0.00006	< 0.00006	< 0.00006
Sr [mg/L]	0.00461	0.00578	0.0140	0.00412
Ti [mg/L]	< 0.0001	0.0001	< 0.0001	< 0.0001
Th [mg/L]	< 0.0001	< 0.0001	< 0.0001	< 0.0001
Tl [mg/L]	< 0.000005	< 0.000005	< 0.000005	< 0.000005

OnLine LIMS

0003658723

Results relate only to the sample tested. Data reported represents the sample submitted to SGS. Reproduction of this analytical report in full or in part is prohibited without prior written approval. Please refer to SGS General Conditions of Services located at https://www.sgs.ca/en/terms-and-conditions (Printed copies are available upon request.)
Test method information available upon request. "Temperature Upon Receipt" is representative of the whole shipment and may not reflect the temperature of individual samples.
SGS Canada Inc. Environment-Health & Safety statement of conformity decision rule does not consider uncertainty when analytical results are compared to a specified standard or regulation.

SGS Canada Inc.
P.O. Box 4300 - 185 Concession St.
Lakefield - Ontario - KOL 2HO
Phone: 705-652-2000 FAX: 705-652-6365

LR Report : **CA10001-MAR24**

Analysis	21: HC-24 Wk#40	22: HC-25 Wk#40	23: HC-26 Wk#40	24: HC-27 Wk#40
U [mg/L]	0.000103	0.000203	0.000028	0.000363
V [mg/L]	0.00041	0.00042	< 0.00001	0.00012
W [mg/L]	< 0.0002	0.00063	< 0.0002	< 0.0002
Zr [mg/L]	< 0.002	< 0.002	< 0.002	< 0.002
Zn [mg/L]	< 0.002	< 0.002	0.004	0.006



Lisa Thompson
Project Specialist Assistant,
Environment, Health & Safety

OnLine LIMS

0003658723

Results relate only to the sample tested. Data reported represents the sample submitted to SGS. Reproduction of this analytical report in full or in part is prohibited without prior written approval. Please refer to SGS General Conditions of Services located at https://www.sgs.ca/en/terms-and-conditions (Printed copies are available upon request.)
Test method information available upon request. "Temperature Upon Receipt" is representative of the whole shipment and may not reflect the temperature of individual samples.
SGS Canada Inc. Environment-Health & Safety statement of conformity decision rule does not consider uncertainty when analytical results are compared to a specified standard or regulation.

SGS Canada Inc.
P.O. Box 4300 - 185 Concession St.
Lakefield - Ontario - KOL 2HO
Phone: 705-652-2000 FAX: 705-652-6365

13-February-2025

Great Bear Resources Ltd.
Attn : Ashley Moncrief

1020 - 800 West Pender St.
Vancouver, BC
V6C 2V6, Canada

Phone: 778-833-2160
Fax:

Date Rec. : 24 January 2025
LR Report: **CA10145-JAN25**
Reference: Wk#40

Copy: #1

CERTIFICATE OF ANALYSIS
Final Report

Analysis	3: Analysis Completed Date	4: Analysis Completed Time	5: HC-28 Wk#40	6: HC-29 Wk#40	7: HC-30 Wk#40	8: HC-31 Wk#40	9: HC-32 Wk#40	10: HC-33 Wk#40	11: HC-34 Wk#40
Sample Date & Time			24-Jan-25	24-Jan-25	24-Jan-25	24-Jan-25	24-Jan-25	24-Jan-25	24-Jan-25
HumCell Leachate Vol [mL]	27-Jan-25	10:39	1022	1010	758	975	718	1007	940
Sample Name	---	---	31787	DX450179	31644	DX450183	O31576	DX450213	DX450174
cg [g]	---	---	1000	1000	750	1000	750	1000	1000
pH [No unit]	27-Jan-25	11:23	6.89	6.87	6.86	6.92	6.94	4.78	6.91
Alkalinity [mg/L as CaCO3]	27-Jan-25	11:23	4	6	6	6	6	< 2	8
Conductivity [uS/cm]	27-Jan-25	11:23	9	11	16	17	16	32	14
Acidity [mg/L as CaCO3]	27-Jan-25	11:23	< 2	< 2	< 2	< 2	< 2	9	< 2
F [mg/L]	27-Jan-25	11:04	< 0.06	< 0.06	< 0.06	< 0.06	< 0.06	< 0.06	< 0.06
SO4 [mg/L]	27-Jan-25	11:11	0.4	0.4	1.4	1.5	1.4	13	0.3
Cl [mg/L]	27-Jan-25	11:11	0.3	< 0.2	< 0.2	< 0.2	< 0.2	< 0.2	< 0.2
Hg [mg/L]	29-Jan-25	13:50	< 0.00001	< 0.00001	< 0.00001	< 0.00001	< 0.00001	< 0.00001	< 0.00001
Ag [mg/L]	29-Jan-25	13:50	< 0.00005	< 0.00005	< 0.00005	< 0.00005	< 0.00005	< 0.00005	< 0.00005
Al [mg/L]	29-Jan-25	13:50	0.026	0.029	0.018	0.036	0.048	0.049	0.042
As [mg/L]	29-Jan-25	13:50	0.0014	0.0081	0.0037	0.0098	0.0014	0.0008	0.0042
Ba [mg/L]	29-Jan-25	13:50	0.00095	0.00229	0.00076	0.00031	0.00139	0.00656	0.00236
Be [mg/L]	29-Jan-25	13:50	< 0.000007	< 0.000007	< 0.000007	< 0.000007	< 0.000007	0.000062	< 0.000007
B [mg/L]	29-Jan-25	13:50	< 0.002	< 0.002	< 0.002	< 0.002	< 0.002	0.003	< 0.002
Bi [mg/L]	29-Jan-25	13:50	< 0.00001	< 0.00001	< 0.00001	< 0.00001	< 0.00001	< 0.00001	< 0.00001
Ca [mg/L]	29-Jan-25	13:50	1.75	1.88	2.61	3.22	2.70	1.38	2.42
Cd [mg/L]	29-Jan-25	13:50	0.000006	< 0.000003	0.000003	0.000004	0.000007	0.000022	0.000003
Co [mg/L]	29-Jan-25	13:50	0.000014	0.000025	0.000014	0.000020	0.000017	0.000271	0.000013
Cr [mg/L]	29-Jan-25	13:50	< 0.00008	< 0.00008	< 0.00008	< 0.00008	< 0.00008	< 0.00008	< 0.00008
Cu [mg/L]	29-Jan-25	13:50	< 0.001	< 0.001	< 0.001	< 0.001	< 0.001	< 0.001	< 0.001
Fe [mg/L]	29-Jan-25	13:50	< 0.007	< 0.007	< 0.007	< 0.007	< 0.007	2.35	< 0.007
K [mg/L]	29-Jan-25	13:50	0.379	0.688	0.598	0.449	0.624	1.14	0.625
Mg [mg/L]	29-Jan-25	13:50	0.045	0.074	0.120	0.062	0.048	0.239	0.164
Mn [mg/L]	29-Jan-25	13:50	0.00266	0.00213	0.00731	0.00217	0.0244	0.0487	0.0130
Mo [mg/L]	29-Jan-25	13:50	< 0.0004	< 0.0004	< 0.0004	< 0.0004	< 0.0004	< 0.0004	< 0.0004
Na [mg/L]	29-Jan-25	13:50	0.05	0.05	0.05	0.07	0.06	0.07	0.07
Ni [mg/L]	29-Jan-25	13:50	< 0.0001	< 0.0001	< 0.0001	< 0.0001	0.0005	0.0041	< 0.0001
P [mg/L]	29-Jan-25	13:50	< 0.003	< 0.003	< 0.003	< 0.003	< 0.003	< 0.003	< 0.003
Pb [mg/L]	29-Jan-25	13:50	< 0.00009	< 0.00009	< 0.00009	< 0.00009	< 0.00009	< 0.00009	< 0.00009
S [mg/L]	29-Jan-25	13:50	< 5	< 5	< 5	< 5	< 5	< 5	< 5
Sb [mg/L]	29-Jan-25	13:50	< 0.0009	< 0.0009	0.0012	< 0.0009	< 0.0009	< 0.0009	< 0.0009
Se [mg/L]	29-Jan-25	13:50	< 0.00004	< 0.00004	< 0.00004	< 0.00004	0.00020	0.00032	0.00006

OnLine LIMS

0004017428

Results relate only to the sample tested. Data reported represents the sample submitted to SGS. Reproduction of this analytical report in full or in part is prohibited without prior written approval. Please refer to SGS General Conditions of Services located at https://www.sgs.ca/en/terms-and-conditions (Printed copies are available upon request.)
Test method information available upon request. "Temperature Upon Receipt" is representative of the whole shipment and may not reflect the temperature of individual samples.
SGS Canada Inc. Environment-Health & Safety statement of conformity decision rule does not consider uncertainty when analytical results are compared to a specified standard or regulation.

SGS Canada Inc.
P.O. Box 4300 - 185 Concession St.
Lakefield - Ontario - KOL 2HO
Phone: 705-652-2000 FAX: 705-652-6365

LR Report : **CA10145-JAN25**

Analysis	3: Analysis Completed Date	4: Analysis Completed Time	5: HC-28 Wk#40	6: HC-29 Wk#40	7: HC-30 Wk#40	8: HC-31 Wk#40	9: HC-32 Wk#40	10: HC-33 Wk#40	11: HC-34 Wk#40
Si [mg/L]	29-Jan-25	13:50	0.20	0.23	0.23	0.29	0.20	0.80	0.20
Sn [mg/L]	29-Jan-25	13:50	< 0.00006	0.00007	0.00007	0.00006	0.00010	0.00008	0.00012
Sr [mg/L]	29-Jan-25	13:50	0.00430	0.00549	0.00981	0.00623	0.00398	0.00947	0.00677
Ti [mg/L]	29-Jan-25	13:50	< 0.0001	< 0.0001	< 0.0001	< 0.0001	0.0002	< 0.0001	< 0.0001
Th [mg/L]	29-Jan-25	13:50	< 0.0001	< 0.0001	< 0.0001	< 0.0001	< 0.0001	< 0.0001	< 0.0001
Tl [mg/L]	29-Jan-25	13:49	< 0.000005	< 0.000005	< 0.000005	< 0.000005	< 0.000005	0.000007	< 0.000005
U [mg/L]	29-Jan-25	13:49	0.000493	0.00152	0.000908	0.00165	0.000167	0.000633	0.000102
V [mg/L]	29-Jan-25	13:49	0.00029	0.00049	0.00021	0.00032	0.00017	< 0.00001	0.00039
W [mg/L]	29-Jan-25	13:49	< 0.0002	< 0.0002	< 0.0002	< 0.0002	< 0.0002	< 0.0002	< 0.0002
Zr [mg/L]	29-Jan-25	13:49	< 0.002	< 0.002	< 0.002	< 0.002	< 0.002	< 0.002	< 0.002
Zn [mg/L]	29-Jan-25	13:49	< 0.002	< 0.002	< 0.002	< 0.002	< 0.002	0.012	< 0.002

Analysis	12: HC-35 Wk#40
Sample Date & Time	24-Jan-25
HumCell Leachate Vol [mL]	1013
Sample Name	31795
cg [g]	1000
pH [No unit]	7.30
Alkalinity [mg/L as CaCO3]	10
Conductivity [uS/cm]	20
Acidity [mg/L as CaCO3]	< 2
F [mg/L]	< 0.06
SO4 [mg/L]	0.8
Cl [mg/L]	< 0.2
Hg [mg/L]	< 0.00001
Ag [mg/L]	< 0.00005
Al [mg/L]	0.264
As [mg/L]	0.0647
Ba [mg/L]	0.00325
Be [mg/L]	< 0.000007
B [mg/L]	< 0.002
Bi [mg/L]	< 0.00001
Ca [mg/L]	3.38
Cd [mg/L]	< 0.000003
Co [mg/L]	0.000018
Cr [mg/L]	< 0.00008
Cu [mg/L]	< 0.001
Fe [mg/L]	< 0.007
K [mg/L]	1.69
Mg [mg/L]	0.052
Mn [mg/L]	0.00134
Mo [mg/L]	< 0.0004
Na [mg/L]	0.10
Ni [mg/L]	< 0.0001
P [mg/L]	< 0.003
Pb [mg/L]	< 0.00009
S [mg/L]	< 5
Sb [mg/L]	< 0.0009
Se [mg/L]	< 0.00004
Si [mg/L]	0.58
Sn [mg/L]	0.00006
Sr [mg/L]	0.00448

OnLine LIMS

0004017428

Results relate only to the sample tested. Data reported represents the sample submitted to SGS. Reproduction of this analytical report in full or in part is prohibited without prior written approval. Please refer to SGS General Conditions of Services located at https://www.sgs.ca/en/terms-and-conditions (Printed copies are available upon request.)
Test method information available upon request. "Temperature Upon Receipt" is representative of the whole shipment and may not reflect the temperature of individual samples.
SGS Canada Inc. Environment-Health & Safety statement of conformity decision rule does not consider uncertainty when analytical results are compared to a specified standard or regulation.

SGS Canada Inc.
P.O. Box 4300 - 185 Concession St.
Lakefield - Ontario - KOL 2HO
Phone: 705-652-2000 FAX: 705-652-6365

LR Report : **CA10145-JAN25**

Analysis	12: HC-35 Wk#40
Ti [mg/L]	< 0.0001
Th [mg/L]	< 0.0001
Tl [mg/L]	0.000006
U [mg/L]	0.000270
V [mg/L]	0.00096
W [mg/L]	< 0.0002
Zr [mg/L]	< 0.002
Zn [mg/L]	< 0.002



Lisa Thompson
Project Specialist Assistant,
Environment, Health & Safety

OnLine LIMS

0004017428

Results relate only to the sample tested. Data reported represents the sample submitted to SGS. Reproduction of this analytical report in full or in part is prohibited without prior written approval. Please refer to SGS General Conditions of Services located at https://www.sgs.ca/en/terms-and-conditions (Printed copies are available upon request.)
Test method information available upon request. "Temperature Upon Receipt" is representative of the whole shipment and may not reflect the temperature of individual samples.
SGS Canada Inc. Environment-Health & Safety statement of conformity decision rule does not consider uncertainty when analytical results are compared to a specified standard or regulation.

SGS Canada Inc.
P.O. Box 4300 - 185 Concession St.
Lakefield - Ontario - KOL 2HO
Phone: 705-652-2000 FAX: 705-652-6365

Quality Control Report

Inorganic Analysis													
Parameter	Reporting Limit	Unit	Method Blank	Duplicate				LCS / Spike Blank			Matrix Spike / Reference Material		
				Result 1	Result 2	RPD	Acceptance Criteria	Spike Recovery (%)	Recovery Limits (%)		Spike Recovery (%)	Recovery Limits (%)	
							%		Low	High		Low	High
Acidity - QCBatchID: EWL0403-JAN25													
Acidity	2	mg/L as Ca	2			18	20	96	90	110	NA		
Alkalinity - QCBatchID: EWL0403-JAN25													
Alkalinity	2	mg/L as Ca	< 2			0	20	102	80	120	NA		
Anions by IC - QCBatchID: DIO0473-JAN25													
Chloride	0.2	mg/L	<0.2			1	20	103	90	110	106	75	125
Sulphate	0.2	mg/L	<0.2			7	20	93	90	110	85	75	125
Conductivity - QCBatchID: EWL0403-JAN25													
Conductivity	2	uS/cm	< 2			0	20	98	90	110	NA		
Fluoride by Specific Ion Electrode - QCBatchID: EWL0423-JAN25													
Fluoride	0.06	mg/L	<0.06			0	10	98	90	110	94	75	125
Inorganics-General - QCBatchID: EHG0044-JAN25													
Mercury	0.00001	mg/L	< 0.00001			ND	20	115	80	120	93	70	130
Metals in aqueous samples - ICP-MS - QCBatchID: EMS0225-JAN25													
Aluminum	0.001	mg/L	<0.001			2	20	103	90	110	101	70	130
Antimony	0.0009	mg/L	<0.0009			1	20	109	90	110	77	70	130
Arsenic	0.0002	mg/L	<0.0002			1	20	105	90	110	103	70	130
Barium	0.00008	mg/L	<0.00008			1	20	100	90	110	98	70	130
Beryllium	0.000007	mg/L	<0.000007			ND	20	104	90	110	108	70	130
Bismuth	0.00001	mg/L	<0.00001			ND	20	100	90	110	88	70	130
Boron	0.002	mg/L	<0.002			0	20	99	90	110	91	70	130
Cadmium	0.000003	mg/L	<0.000003			12	20	102	90	110	115	70	130
Calcium	0.01	mg/L	<0.01			2	20	102	90	110	104	70	130
Chromium	0.00008	mg/L	<0.00008			ND	20	106	90	110	108	70	130
Cobalt	0.000004	mg/L	<0.000004			2	20	99	90	110	70	70	130
Copper	0.001	mg/L	<0.001			ND	20	100	90	110	107	70	130
Iron	0.007	mg/L	<0.007			ND	20	103	90	110	100	70	130
Lead	0.00009	mg/L	<0.00009			ND	20	104	90	110	106	70	130
Magnesium	0.001	mg/L	<0.001			0	20	106	90	110	104	70	130
Manganese	0.00001	mg/L	<0.00001			2	20	102	90	110	86	70	130
Molybdenum	0.0004	mg/L	<0.0004			1	20	100	90	110	95	70	130
Nickel	0.0001	mg/L	<0.0001			1	20	102	90	110	113	70	130
Phosphorus	0.003	mg/L	<0.003			ND	20	101	90	110	NV	70	130
Potassium	0.003	mg/L	<0.009			1	20	107	90	110	101	70	130
Selenium	0.00004	mg/L	<0.00004			8	20	104	90	110	112	70	130
Silicon	0.02	mg/L	<0.02			1	20	95	90	110	NV	70	130

OnLine LIMS

Results relate only to the sample tested. Data reported represents the sample submitted to SGS. Reproduction of this analytical report in full or in part is prohibited without prior written approval. Please refer to SGS General Conditions of Services located at https://www.sgs.ca/en/terms-and-conditions (Printed copies are available upon request.)
Test method information available upon request. "Temperature Upon Receipt" is representative of the whole shipment and may not reflect the temperature of individual samples.
SGS Canada Inc. Environment-Health & Safety statement of conformity decision rule does not consider uncertainty when analytical results are compared to a specified standard or regulation.

0004017428

SGS Canada Inc.
P.O. Box 4300 - 185 Concession St.
Lakefield - Ontario - KOL 2HO
Phone: 705-652-2000 FAX: 705-652-6365

Great Bear - 8 Long

LR Report : **CA10145-JAN25**

Inorganic Analysis													
Parameter	Reporting Limit	Unit	Method Blank	Duplicate				LCS / Spike Blank			Matrix Spike / Reference Material		
				Result 1	Result 2	RPD	Acceptance Criteria	Spike Recovery (%)	Recovery Limits (%)		Spike Recovery (%)	Recovery Limits (%)	
							%		Low	High		Low	High
Silver	0.00005	mg/L	<0.00005			ND	20	98	90	110	127	70	130
Sodium	0.01	mg/L	<0.01			0	20	99	90	110	101	70	130
Strontium	0.00008	mg/L	<0.00008			2	20	103	90	110	106	70	130
Sulfur	5	mg/L	<5			3	20	104	90	110	NV	70	130
Thallium	0.000005	mg/L	<0.000005			ND	20	104	90	110	114	70	130
Thorium	0.0001	mg/L	<0.0001			ND	20	96	90	110	NV	70	130
Tin	0.00006	mg/L	<0.00006			16	20	98	90	110	NV	70	130
Titanium	0.0001	mg/L	<0.0001			ND	20	102	90	110	NV	70	130
Tungsten	0.0002	mg/L	<0.0002			6	20	99	90	110	NV	70	130
Uranium	0.000002	mg/L	<0.000002			10	20	101	90	110	111	70	130
Vanadium	0.00001	mg/L	<0.00001			ND	20	102	90	110	114	70	130
Zinc	0.002	mg/L	<0.002			ND	20	99	90	110	112	70	130
Zirconium	0.002	mg/L	<0.002			ND	20	96	90	110	NV	70	130
pH - QCBatchID: EWL0403-JAN25													
pH	0.05	No unit	NA			0		100			NA		

OnLine LIMS

0004017428

Results relate only to the sample tested. Data reported represents the sample submitted to SGS. Reproduction of this analytical report in full or in part is prohibited without prior written approval. Please refer to SGS General Conditions of Services located at https://www.sgs.ca/en/terms-and-conditions (Printed copies are available upon request.)
Test method information available upon request. "Temperature Upon Receipt" is representative of the whole shipment and may not reflect the temperature of individual samples.
SGS Canada Inc. Environment-Health & Safety statement of conformity decision rule does not consider uncertainty when analytical results are compared to a specified standard or regulation.

SGS Canada Inc.
P.O. Box 4300 - 185 Concession St.
Lakefield - Ontario - KOL 2HO
Phone: 705-652-2000 FAX: 705-652-6365

28-March-2024

Great Bear Resources Ltd.
Attn : Ashley Moncrief

1020 - 800 West Pender St.
Vancouver, BC
V6C 2V6, Canada

Phone: 778-833-2160
Fax:

Date Rec. : 07 March 2024
LR Report: **CA10049-MAR24**
Reference: Wk#41

Copy: #1

CERTIFICATE OF ANALYSIS
Final Report

Analysis	3: Analysis Completed Date	4: Analysis Completed Time	5: HC-1 Wk#41	6: HC-2 Wk#41	7: HC-3 Wk#41	8: HC-4 Wk#41	9: HC-5 Wk#41
Sample Date & Time			07-Mar-24	07-Mar-24	07-Mar-24	07-Mar-24	07-Mar-24
HumCell Leachate Vol [mL]	07-Mar-24	16:16	1004	1002	517	518	997
Sample Name	---	---	DX450052	DX 550083	DX450204	DX450176	DX450232
Sample Weight [g]	---	---	1000	1000	500	500	1000
pH [No unit]	12-Mar-24	10:32	6.76	7.39	7.08	6.25	7.32
Alkalinity [mg/L as CaCO3]	12-Mar-24	10:33	3	11	7	< 2	4
Conductivity [uS/cm]	13-Mar-24	15:57	30	29	16	30	12
Acidity [mg/L as CaCO3]	08-Mar-24	11:27	< 2	< 2	< 2	4	< 2
F [mg/L]	08-Mar-24	12:38	< 0.06	< 0.06	< 0.06	< 0.06	< 0.06
SO4 [mg/L]	12-Mar-24	18:27	10	3	< 2	12	2
Cl [mg/L]	12-Mar-24	18:27	< 1	< 1	< 1	< 1	< 1
Hg [mg/L]	11-Mar-24	15:54	< 0.00001	< 0.00001	< 0.00001	< 0.00001	< 0.00001
Ag [mg/L]	13-Mar-24	13:15	< 0.00005	< 0.00005	< 0.00005	< 0.00005	< 0.00005
Al [mg/L]	13-Mar-24	13:15	0.005	0.055	0.026	0.002	0.039
As [mg/L]	13-Mar-24	13:15	< 0.0002	0.0091	0.0007	< 0.0002	0.0024
Ba [mg/L]	13-Mar-24	13:15	0.00091	0.0116	0.00072	0.00456	0.00085
Be [mg/L]	13-Mar-24	13:15	< 0.000007	< 0.000007	< 0.000007	< 0.000007	< 0.000007
B [mg/L]	13-Mar-24	13:15	< 0.002	< 0.002	< 0.002	< 0.002	< 0.002
Bi [mg/L]	13-Mar-24	13:15	< 0.00001	0.00005	< 0.00001	< 0.00001	< 0.00001
Ca [mg/L]	13-Mar-24	13:15	4.71	5.14	2.67	3.87	2.63
Cd [mg/L]	13-Mar-24	13:15	0.00128	0.000008	0.000003	0.00395	0.000010
Co [mg/L]	13-Mar-24	13:15	0.000018	0.000042	0.000025	0.000397	0.000007
Cr [mg/L]	13-Mar-24	13:15	< 0.00008	< 0.00008	< 0.00008	< 0.00008	< 0.00008
Cu [mg/L]	13-Mar-24	13:15	< 0.001	< 0.001	< 0.001	< 0.001	< 0.001
Fe [mg/L]	13-Mar-24	13:15	< 0.007	< 0.007	< 0.007	< 0.007	< 0.007
K [mg/L]	13-Mar-24	13:15	0.315	1.19	0.611	0.455	0.512
Mg [mg/L]	13-Mar-24	13:15	0.068	0.094	0.116	0.323	0.372
Mn [mg/L]	13-Mar-24	13:15	0.0381	0.0351	0.0046	0.0461	0.0126
Mo [mg/L]	13-Mar-24	13:15	< 0.0004	0.0009	0.0004	0.0015	< 0.0004
Na [mg/L]	13-Mar-24	13:15	0.04	0.06	0.05	0.09	0.04

OnLine LIMS

0003663050

Results relate only to the sample tested. Data reported represents the sample submitted to SGS. Reproduction of this analytical report in full or in part is prohibited without prior written approval. Please refer to SGS General Conditions of Services located at https://www.sgs.ca/en/terms-and-conditions (Printed copies are available upon request.)
Test method information available upon request. "Temperature Upon Receipt" is representative of the whole shipment and may not reflect the temperature of individual samples.
SGS Canada Inc. Environment-Health & Safety statement of conformity decision rule does not consider uncertainty when analytical results are compared to a specified standard or regulation.

SGS Canada Inc.
P.O. Box 4300 - 185 Concession St.
Lakefield - Ontario - KOL 2HO
Phone: 705-652-2000 FAX: 705-652-6365

LR Report : **CA10049-MAR24**

Analysis	3: Analysis Completed Date	4: Analysis Completed Time	5: HC-1 Wk#41	6: HC-2 Wk#41	7: HC-3 Wk#41	8: HC-4 Wk#41	9: HC-5 Wk#41
Ni [mg/L]	13-Mar-24	13:15	0.0001	0.0001	0.0002	0.0014	0.0001
P [mg/L]	13-Mar-24	13:15	< 0.003	< 0.003	< 0.003	< 0.003	< 0.003
Pb [mg/L]	13-Mar-24	13:16	0.0307	0.00058	< 0.00009	0.115	0.00018
S [mg/L]	13-Mar-24	13:16	< 5	< 5	< 5	< 5	< 5
Sb [mg/L]	13-Mar-24	13:16	< 0.0009	< 0.0009	< 0.0009	< 0.0009	< 0.0009
Se [mg/L]	13-Mar-24	13:16	0.00026	0.00285	< 0.00004	0.00063	0.00005
Si [mg/L]	13-Mar-24	13:16	0.23	0.28	0.29	0.26	0.19
Sn [mg/L]	13-Mar-24	13:16	< 0.00006	< 0.00006	< 0.00006	< 0.00006	< 0.00006
Sr [mg/L]	13-Mar-24	13:16	0.00923	0.01980	0.00686	0.00649	0.00308
Ti [mg/L]	13-Mar-24	13:16	< 0.0001	< 0.0001	< 0.0001	< 0.0001	0.0001
Th [mg/L]	13-Mar-24	13:16	< 0.0001	< 0.0001	< 0.0001	< 0.0001	< 0.0001
Tl [mg/L]	13-Mar-24	13:16	< 0.000005	0.000011	< 0.000005	0.000010	< 0.000005
U [mg/L]	13-Mar-24	13:16	0.000029	0.000479	0.000937	0.000016	0.000625
V [mg/L]	13-Mar-24	13:16	0.00002	0.00034	0.00023	0.00002	0.00041
W [mg/L]	13-Mar-24	13:16	< 0.0002	< 0.0002	< 0.0002	< 0.0002	< 0.0002
Zr [mg/L]	13-Mar-24	13:16	< 0.002	< 0.002	< 0.002	< 0.002	< 0.002
Zn [mg/L]	13-Mar-24	13:16	0.048	< 0.002	< 0.002	0.235	< 0.002

Analysis	10: HC-6 Wk#41	11: HC-7 Wk#41
Sample Date & Time	07-Mar-24	07-Mar-24
HumCell Leachate Vol [mL]	505	973
Sample Name	DX450181	DX450002
Sample Weight [g]	500	1000
pH [No unit]	7.09	7.29
Alkalinity [mg/L as CaCO3]	6	8
Conductivity [uS/cm]	14	17
Acidity [mg/L as CaCO3]	< 2	< 2
F [mg/L]	< 0.06	< 0.06
SO4 [mg/L]	< 2	< 2
Cl [mg/L]	< 1	< 1
Hg [mg/L]	< 0.00001	< 0.00001
Ag [mg/L]	< 0.00005	< 0.00005
Al [mg/L]	0.052	0.044
As [mg/L]	0.0004	0.0074
Ba [mg/L]	0.00041	0.00057
Be [mg/L]	< 0.000007	< 0.000007
B [mg/L]	< 0.002	< 0.002
Bi [mg/L]	< 0.00001	< 0.00001
Ca [mg/L]	1.57	2.74
Cd [mg/L]	0.000004	< 0.000003
Co [mg/L]	0.000017	0.000018
Cr [mg/L]	< 0.00008	< 0.00008

OnLine LIMS

0003663050

Results relate only to the sample tested. Data reported represents the sample submitted to SGS. Reproduction of this analytical report in full or in part is prohibited without prior written approval. Please refer to SGS General Conditions of Services located at https://www.sgs.ca/en/terms-and-conditions (Printed copies are available upon request.)
Test method information available upon request. "Temperature Upon Receipt" is representative of the whole shipment and may not reflect the temperature of individual samples.
SGS Canada Inc. Environment-Health & Safety statement of conformity decision rule does not consider uncertainty when analytical results are compared to a specified standard or regulation.

SGS Canada Inc.
P.O. Box 4300 - 185 Concession St.
Lakefield - Ontario - KOL 2HO
Phone: 705-652-2000 FAX: 705-652-6365

LR Report : **CA10049-MAR24**

Analysis	10: HC-6 Wk#41	11: HC-7 Wk#41
Cu [mg/L]	< 0.001	< 0.001
Fe [mg/L]	< 0.007	< 0.007
K [mg/L]	0.326	0.460
Mg [mg/L]	0.054	0.086
Mn [mg/L]	0.00436	0.00981
Mo [mg/L]	0.0004	0.0005
Na [mg/L]	0.05	0.04
Ni [mg/L]	0.0003	< 0.0001
P [mg/L]	< 0.003	< 0.003
Pb [mg/L]	< 0.00009	< 0.00009
S [mg/L]	< 5	< 5
Sb [mg/L]	< 0.0009	< 0.0009
Se [mg/L]	< 0.00004	< 0.00004
Si [mg/L]	0.22	0.19
Sn [mg/L]	< 0.00006	< 0.00006
Sr [mg/L]	0.00309	0.00481
Ti [mg/L]	0.0005	0.0002
Th [mg/L]	< 0.0001	< 0.0001
Tl [mg/L]	< 0.000005	< 0.000005
U [mg/L]	0.000214	0.000567
V [mg/L]	0.00039	0.00021
W [mg/L]	0.0005	< 0.0002
Zr [mg/L]	< 0.002	< 0.002
Zn [mg/L]	< 0.002	< 0.002



Lisa Thompson
Project Specialist Assistant,
Environment, Health & Safety

OnLine LIMS

0003663050

Results relate only to the sample tested. Data reported represents the sample submitted to SGS. Reproduction of this analytical report in full or in part is prohibited without prior written approval. Please refer to SGS General Conditions of Services located at https://www.sgs.ca/en/terms-and-conditions (Printed copies are available upon request.)
Test method information available upon request. "Temperature Upon Receipt" is representative of the whole shipment and may not reflect the temperature of individual samples.
SGS Canada Inc. Environment-Health & Safety statement of conformity decision rule does not consider uncertainty when analytical results are compared to a specified standard or regulation.

SGS Canada Inc.
P.O. Box 4300 - 185 Concession St.
Lakefield - Ontario - KOL 2HO
Phone: 705-652-2000 FAX: 705-652-6365

25-March-2024

Great Bear Resources Ltd.
Attn : Ashley Moncrief

1020 - 800 West Pender St.
Vancouver, BC
V6C 2V6, Canada

Phone: 778-833-2160
Fax:

Date Rec. : 08 March 2024
LR Report: **CA10053-MAR24**
Reference: Wk#41

Copy: #1

CERTIFICATE OF ANALYSIS
Final Report

Analysis	3: Analysis Completed Date	4: Analysis Completed Time	5: HC-8 Wk#41	6: HC-9 Wk#41	7: HC-10 Wk#41	8: HC-11 Wk#41	9: HC-12 Wk#41	10: HC-13 Wk#41	11: HC-14 Wk#41
Sample Date & Time			08-Mar-24	08-Mar-24	08-Mar-24	08-Mar-24	08-Mar-24	08-Mar-24	08-Mar-24
HumCell Leachate Vol [mL]	11-Mar-24	09:16	958	1009	922	955	966	1006	988
Sample Name	---	---	DX450108	DX450076	DX450186	DX450118	DX 550107	DX450159	DX450171
Sample Weight [g]	---	---	1000	1000	1000	1000	1000	1000	1000
pH [No unit]	13-Mar-24	10:37	7.82	6.19	7.12	7.41	7.32	7.46	6.75
Alkalinity [mg/L as CaCO3]	14-Mar-24	09:22	8	2	5	4	3	9	3
Conductivity [uS/cm]	11-Mar-24	15:18	22	35	12	13	17	28	17
Acidity [mg/L as CaCO3]	11-Mar-24	15:18	< 2	5	< 2	< 2	< 2	< 2	< 2
F [mg/L]	11-Mar-24	08:47	< 0.06	< 0.06	< 0.06	< 0.06	< 0.06	< 0.06	< 0.06
SO4 [mg/L]	12-Mar-24	18:27	3	13	2	< 2	4	4	6
Cl [mg/L]	12-Mar-24	18:27	< 1	< 1	< 1	< 1	< 1	< 1	< 1
Hg [mg/L]	11-Mar-24	15:55	< 0.00001	< 0.00001	< 0.00001	< 0.00001	< 0.00001	< 0.00001	< 0.00001
Ag [mg/L]	13-Mar-24	13:13	< 0.00005	< 0.00005	< 0.00005	< 0.00005	< 0.00005	< 0.00005	< 0.00005
Al [mg/L]	13-Mar-24	13:13	0.054	0.001	0.033	0.047	0.028	0.110	0.019
As [mg/L]	13-Mar-24	13:13	0.0011	< 0.0002	0.0002	0.0003	0.0017	0.0029	0.0016
Ba [mg/L]	13-Mar-24	13:13	0.00139	0.00730	0.00053	0.00067	0.00138	0.00061	0.00200
Be [mg/L]	13-Mar-24	13:13	< 0.000007	< 0.000007	< 0.000007	< 0.000007	< 0.000007	< 0.000007	< 0.000007
B [mg/L]	13-Mar-24	13:13	< 0.002	0.006	< 0.002	< 0.002	< 0.002	0.002	< 0.002
Bi [mg/L]	13-Mar-24	13:13	< 0.00001	< 0.00001	< 0.00001	< 0.00001	< 0.00001	< 0.00001	< 0.00001
Ca [mg/L]	13-Mar-24	13:13	3.41	3.26	2.25	2.38	2.94	5.43	2.63
Cd [mg/L]	13-Mar-24	13:13	0.000003	0.022282	0.000005	0.000005	0.000003	< 0.000003	< 0.000003
Co [mg/L]	13-Mar-24	13:13	0.000012	0.000396	0.000006	0.000009	0.000010	0.000008	0.000040
Cr [mg/L]	13-Mar-24	13:13	< 0.00008	< 0.00008	< 0.00008	< 0.00008	< 0.00008	< 0.00008	< 0.00008
Cu [mg/L]	13-Mar-24	13:13	< 0.001	< 0.001	< 0.001	< 0.001	< 0.001	< 0.001	< 0.001
Fe [mg/L]	13-Mar-24	13:14	< 0.007	< 0.007	< 0.007	< 0.007	< 0.007	< 0.007	< 0.007
K [mg/L]	13-Mar-24	13:14	0.633	0.895	0.291	0.235	0.328	0.564	0.768
Mg [mg/L]	13-Mar-24	13:14	0.239	0.071	0.037	0.047	0.036	0.056	0.139
Mn [mg/L]	13-Mar-24	13:14	0.0196	0.120	0.0165	0.0151	0.0166	0.0167	0.00343
Mo [mg/L]	13-Mar-24	13:14	0.0004	< 0.0004	< 0.0004	< 0.0004	< 0.0004	< 0.0004	0.0006
Na [mg/L]	13-Mar-24	13:14	0.07	0.05	0.05	0.06	0.05	0.05	0.07
Ni [mg/L]	13-Mar-24	13:14	< 0.0001	0.0095	0.0001	< 0.0001	0.0001	< 0.0001	0.0003
P [mg/L]	13-Mar-24	13:14	< 0.003	< 0.003	< 0.003	< 0.003	< 0.003	< 0.003	< 0.003
Pb [mg/L]	13-Mar-24	13:14	< 0.00009	0.05380	< 0.00009	< 0.00009	< 0.00009	< 0.00009	< 0.00009
S [mg/L]	13-Mar-24	13:14	< 5	< 5	< 5	< 5	< 5	< 5	< 5
Sb [mg/L]	13-Mar-24	13:14	< 0.0009	< 0.0009	< 0.0009	< 0.0009	< 0.0009	< 0.0009	< 0.0009
Se [mg/L]	13-Mar-24	13:14	0.00010	0.00091	0.00020	< 0.00004	0.00009	< 0.00004	0.00027

OnLine LIMS

0003658744

Results relate only to the sample tested. Data reported represents the sample submitted to SGS. Reproduction of this analytical report in full or in part is prohibited without prior written approval. Please refer to SGS General Conditions of Services located at https://www.sgs.ca/en/terms-and-conditions (Printed copies are available upon request.)
Test method information available upon request. "Temperature Upon Receipt" is representative of the whole shipment and may not reflect the temperature of individual samples.
SGS Canada Inc. Environment-Health & Safety statement of conformity decision rule does not consider uncertainty when analytical results are compared to a specified standard or regulation.

SGS Canada Inc.
P.O. Box 4300 - 185 Concession St.
Lakefield - Ontario - KOL 2HO
Phone: 705-652-2000 FAX: 705-652-6365

LR Report : **CA10053-MAR24**

Analysis	3: Analysis Completed Date	4: Analysis Completed Time	5: HC-8 Wk#41	6: HC-9 Wk#41	7: HC-10 Wk#41	8: HC-11 Wk#41	9: HC-12 Wk#41	10: HC-13 Wk#41	11: HC-14 Wk#41
Si [mg/L]	13-Mar-24	13:14	0.21	0.39	0.16	0.20	0.27	0.40	0.22
Sn [mg/L]	13-Mar-24	13:14	< 0.00006	< 0.00006	< 0.00006	< 0.00006	< 0.00006	< 0.00006	< 0.00006
Sr [mg/L]	13-Mar-24	13:14	0.00659	0.00857	0.00482	0.00537	0.00547	0.00591	0.00859
Ti [mg/L]	13-Mar-24	13:14	< 0.0001	< 0.0001	< 0.0001	< 0.0001	< 0.0001	< 0.0001	< 0.0001
Th [mg/L]	13-Mar-24	13:14	< 0.0001	< 0.0001	< 0.0001	< 0.0001	< 0.0001	< 0.0001	< 0.0001
Tl [mg/L]	13-Mar-24	13:14	< 0.000005	0.000028	< 0.000005	< 0.000005	< 0.000005	0.000008	< 0.000005
U [mg/L]	13-Mar-24	13:14	0.000282	0.000054	0.000297	0.000149	0.000238	0.000399	0.000140
V [mg/L]	13-Mar-24	13:14	0.00015	0.00001	0.00009	0.00012	0.00012	0.00007	0.00018
W [mg/L]	13-Mar-24	13:14	< 0.0002	< 0.0002	< 0.0002	< 0.0002	< 0.0002	< 0.0002	< 0.0002
Zr [mg/L]	13-Mar-24	13:14	< 0.002	< 0.002	< 0.002	< 0.002	< 0.002	< 0.002	< 0.002
Zn [mg/L]	13-Mar-24	13:14	< 0.002	3.03	< 0.002	< 0.002	< 0.002	< 0.002	< 0.002

Analysis	12: HC-15 Wk#41	13: HC-16 Wk#41	14: HC-17 Wk#41	15: HC-18 Wk#41	16: HC-19 Wk#41	17: HC-20 Wk#41	18: HC-21 Wk#41	19: HC-22 Wk#41	20: HC-23 Wk#41
Sample Date & Time	08-Mar-24	08-Mar-24	08-Mar-24	08-Mar-24	08-Mar-24	08-Mar-24	08-Mar-24	08-Mar-24	08-Mar-24
HumCell Leachate Vol [mL]	693	997	1006	939	952	964	979	465	1008
Sample Name	DX450134	DX450185	DX450032	DX 550064	DX450008	DX 550056	DX450022	DX450077	DX450113
Sample Weight [g]	1000	1000	1000	1000	1000	1000	1000	500	1000
pH [No unit]	7.60	7.43	6.78	7.37	6.94	7.41	7.81	7.43	7.66
Alkalinity [mg/L as CaCO3]	10	7	2	6	3	7	11	8	11
Conductivity [uS/cm]	57	21	8	13	7	15	22	18	27
Acidity [mg/L as CaCO3]	< 2	< 2	< 2	< 2	< 2	< 2	< 2	< 2	< 2
F [mg/L]	< 0.06	< 0.06	< 0.06	< 0.06	< 0.06	< 0.06	< 0.06	< 0.06	< 0.06
SO4 [mg/L]	15	3	2	< 2	< 2	< 2	< 2	< 2	< 2
Cl [mg/L]	6	< 1	< 1	< 1	< 1	< 1	< 1	< 1	< 1
Hg [mg/L]	0.00001	< 0.00001	< 0.00001	< 0.00001	< 0.00001	< 0.00001	< 0.00001	< 0.00001	< 0.00001
Ag [mg/L]	< 0.00005	< 0.00005	< 0.00005	< 0.00005	< 0.00005	< 0.00005	< 0.00005	< 0.00005	< 0.00005
Al [mg/L]	0.005	0.065	0.008	0.056	0.032	0.032	0.061	0.029	0.049
As [mg/L]	0.113	0.0075	0.0115	0.0077	0.0003	0.0006	0.0070	0.0004	0.0040
Ba [mg/L]	0.00134	0.00200	0.00025	0.00030	0.00020	0.00175	0.00023	0.00631	0.00494
Be [mg/L]	< 0.000007	< 0.000007	< 0.000007	< 0.000007	< 0.000007	< 0.000007	< 0.000007	< 0.000007	< 0.000007
B [mg/L]	< 0.002	< 0.002	< 0.002	< 0.002	< 0.002	0.002	< 0.002	< 0.002	< 0.002
Bi [mg/L]	< 0.00001	< 0.00001	< 0.00001	< 0.00001	< 0.00001	< 0.00001	< 0.00001	< 0.00001	< 0.00001
Ca [mg/L]	9.65	3.61	1.42	2.87	1.37	2.86	4.43	2.37	4.67
Cd [mg/L]	0.000008	0.000004	0.000003	0.000012	< 0.000003	< 0.000003	0.000003	0.000055	< 0.000003
Co [mg/L]	0.000601	0.000044	0.000166	0.000047	0.000012	0.000022	0.000071	0.000018	0.000014
Cr [mg/L]	< 0.00008	< 0.00008	< 0.00008	< 0.00008	< 0.00008	< 0.00008	< 0.00008	< 0.00008	< 0.00008
Cu [mg/L]	< 0.001	< 0.001	< 0.001	< 0.001	< 0.001	< 0.001	< 0.001	< 0.001	< 0.001
Fe [mg/L]	< 0.007	0.007	< 0.007	< 0.007	< 0.007	< 0.007	< 0.007	< 0.007	< 0.007
K [mg/L]	0.526	1.42	0.309	0.212	0.226	0.291	0.048	1.14	0.276
Mg [mg/L]	0.308	0.059	0.047	0.040	0.027	0.188	0.117	0.118	0.133
Mn [mg/L]	0.0174	0.00853	0.00286	0.00432	0.00525	0.0217	0.0294	0.0226	0.0266
Mo [mg/L]	< 0.0004	0.0007	0.0006	< 0.0004	< 0.0004	< 0.0004	< 0.0004	< 0.0004	< 0.0004
Na [mg/L]	0.08	0.06	0.04	0.06	0.04	0.04	0.03	0.05	0.02
Ni [mg/L]	0.0269	0.0002	0.0003	0.0002	< 0.0001	0.0001	0.0001	0.0003	0.0001
P [mg/L]	< 0.003	< 0.003	< 0.003	< 0.003	< 0.003	< 0.003	< 0.003	< 0.003	< 0.003
Pb [mg/L]	< 0.00009	< 0.00009	< 0.00009	< 0.00009	< 0.00009	< 0.00009	< 0.00009	0.00017	< 0.00009
S [mg/L]	7	< 5	< 5	< 5	< 5	< 5	< 5	< 5	< 5
Sb [mg/L]	0.0015	< 0.0009	< 0.0009	< 0.0009	< 0.0009	< 0.0009	< 0.0009	< 0.0009	< 0.0009
Se [mg/L]	0.00034	< 0.00004	< 0.00004	< 0.00004	< 0.00004	< 0.00004	< 0.00004	< 0.00004	< 0.00004
Si [mg/L]	0.34	0.31	0.37	0.28	0.18	0.19	0.18	0.14	0.24
Sn [mg/L]	< 0.00006	< 0.00006	< 0.00006	< 0.00006	< 0.00006	< 0.00006	< 0.00006	< 0.00006	< 0.00006
Sr [mg/L]	0.0147	0.00642	0.00413	0.00364	0.00278	0.00675	0.00307	0.00450	0.0144

OnLine LIMS

0003658744

Results relate only to the sample tested. Data reported represents the sample submitted to SGS. Reproduction of this analytical report in full or in part is prohibited without prior written approval. Please refer to SGS General Conditions of Services located at https://www.sgs.ca/en/terms-and-conditions (Printed copies are available upon request.)
Test method information available upon request. "Temperature Upon Receipt" is representative of the whole shipment and may not reflect the temperature of individual samples.
SGS Canada Inc. Environment-Health & Safety statement of conformity decision rule does not consider uncertainty when analytical results are compared to a specified standard or regulation.

SGS Canada Inc.
P.O. Box 4300 - 185 Concession St.
Lakefield - Ontario - KOL 2HO
Phone: 705-652-2000 FAX: 705-652-6365

LR Report : **CA10053-MAR24**

Analysis	12: HC-15 Wk#41	13: HC-16 Wk#41	14: HC-17 Wk#41	15: HC-18 Wk#41	16: HC-19 Wk#41	17: HC-20 Wk#41	18: HC-21 Wk#41	19: HC-22 Wk#41	20: HC-23 Wk#41
Ti [mg/L]	< 0.0001	0.0001	< 0.0001	0.0002	< 0.0001	< 0.0001	< 0.0001	< 0.0001	< 0.0001
Th [mg/L]	< 0.0001	< 0.0001	< 0.0001	< 0.0001	< 0.0001	< 0.0001	< 0.0001	< 0.0001	< 0.0001
Tl [mg/L]	0.000007	0.000005	< 0.000005	< 0.000005	< 0.000005	< 0.000005	< 0.000005	< 0.000005	< 0.000005
U [mg/L]	0.000187	0.000780	0.000328	0.000641	0.000074	0.000059	0.000263	0.000031	0.000121
V [mg/L]	0.00005	0.00026	0.00012	0.00015	0.00004	0.00058	0.00032	0.00054	0.00014
W [mg/L]	< 0.0002	< 0.0002	< 0.0002	< 0.0002	< 0.0002	< 0.0002	< 0.0002	< 0.0002	< 0.0002
Zr [mg/L]	< 0.002	< 0.002	< 0.002	< 0.002	< 0.002	< 0.002	< 0.002	< 0.002	< 0.002
Zn [mg/L]	< 0.002	< 0.002	< 0.002	< 0.002	< 0.002	< 0.002	< 0.002	0.008	< 0.002

Analysis	21: HC-24 Wk#41	22: HC-25 Wk#41	23: HC-26 Wk#41	24: HC-27 Wk#41
Sample Date & Time	08-Mar-24	08-Mar-24	08-Mar-24	08-Mar-24
HumCell Leachate Vol [mL]	1000	997	756	991
Sample Name	DX 550101	DX450128	DX450021	DX450222
Sample Weight [g]	1000	1000	750	1000
pH [No unit]	7.58	7.46	7.06	7.16
Alkalinity [mg/L as CaCO3]	10	11	6	5
Conductivity [uS/cm]	20	32	100	17
Acidity [mg/L as CaCO3]	< 2	< 2	< 2	< 2
F [mg/L]	< 0.06	< 0.06	< 0.06	< 0.06
SO4 [mg/L]	< 2	4	45	4
Cl [mg/L]	< 1	2	1	< 1
Hg [mg/L]	< 0.00001	< 0.00001	< 0.00001	< 0.00001
Ag [mg/L]	< 0.00005	< 0.00005	< 0.00005	< 0.00005
Al [mg/L]	0.036	0.049	0.002	0.026
As [mg/L]	0.0021	0.0019	< 0.0002	0.0005
Ba [mg/L]	0.00078	0.00134	0.00645	0.00047
Be [mg/L]	< 0.000007	< 0.000007	< 0.000007	< 0.000007
B [mg/L]	< 0.002	0.002	< 0.002	< 0.002
Bi [mg/L]	< 0.00001	< 0.00001	< 0.00001	< 0.00001
Ca [mg/L]	3.86	6.18	16.3	3.04
Cd [mg/L]	< 0.000003	0.000005	0.000045	< 0.000003
Co [mg/L]	0.000027	0.000070	0.000355	0.000009
Cr [mg/L]	< 0.00008	< 0.00008	< 0.00008	< 0.00008
Cu [mg/L]	< 0.001	< 0.001	< 0.001	< 0.001
Fe [mg/L]	< 0.007	< 0.007	0.035	< 0.007
K [mg/L]	0.150	0.390	2.83	0.463
Mg [mg/L]	0.133	0.119	0.458	0.060
Mn [mg/L]	0.0189	0.0157	0.0454	0.0116
Mo [mg/L]	< 0.0004	< 0.0004	< 0.0004	< 0.0004
Na [mg/L]	0.03	0.06	0.15	0.05
Ni [mg/L]	0.0002	0.0001	0.0016	< 0.0001
P [mg/L]	< 0.003	< 0.003	< 0.003	< 0.003
Pb [mg/L]	< 0.00009	< 0.00009	< 0.00009	< 0.00009
S [mg/L]	< 5	< 5	15	< 5
Sb [mg/L]	< 0.0009	< 0.0009	< 0.0009	< 0.0009
Se [mg/L]	< 0.00004	< 0.00004	0.00020	< 0.00004
Si [mg/L]	0.23	0.25	0.14	0.26
Sn [mg/L]	< 0.00006	< 0.00006	< 0.00006	< 0.00006
Sr [mg/L]	0.00472	0.00604	0.01026	0.00466
Ti [mg/L]	< 0.0001	< 0.0001	< 0.0001	< 0.0001
Th [mg/L]	< 0.0001	< 0.0001	< 0.0001	< 0.0001
Tl [mg/L]	< 0.000005	< 0.000005	< 0.000005	< 0.000005

OnLine LIMS

0003658744

Results relate only to the sample tested. Data reported represents the sample submitted to SGS. Reproduction of this analytical report in full or in part is prohibited without prior written approval. Please refer to SGS General Conditions of Services located at https://www.sgs.ca/en/terms-and-conditions (Printed copies are available upon request.)
Test method information available upon request. "Temperature Upon Receipt" is representative of the whole shipment and may not reflect the temperature of individual samples.
SGS Canada Inc. Environment-Health & Safety statement of conformity decision rule does not consider uncertainty when analytical results are compared to a specified standard or regulation.

SGS Canada Inc.
P.O. Box 4300 - 185 Concession St.
Lakefield - Ontario - KOL 2HO
Phone: 705-652-2000 FAX: 705-652-6365

LR Report : **CA10053-MAR24**

Analysis	21: HC-24 Wk#41	22: HC-25 Wk#41	23: HC-26 Wk#41	24: HC-27 Wk#41
U [mg/L]	0.000147	0.000273	0.000027	0.000401
V [mg/L]	0.00039	0.00041	0.00002	0.00012
W [mg/L]	< 0.0002	0.00059	< 0.0002	< 0.0002
Zr [mg/L]	< 0.002	< 0.002	< 0.002	< 0.002
Zn [mg/L]	< 0.002	< 0.002	0.003	< 0.002



Lisa Thompson
Project Specialist Assistant,
Environment, Health & Safety

OnLine LIMS

0003658744

Results relate only to the sample tested. Data reported represents the sample submitted to SGS. Reproduction of this analytical report in full or in part is prohibited without prior written approval. Please refer to SGS General Conditions of Services located at https://www.sgs.ca/en/terms-and-conditions (Printed copies are available upon request.)
Test method information available upon request. "Temperature Upon Receipt" is representative of the whole shipment and may not reflect the temperature of individual samples.
SGS Canada Inc. Environment-Health & Safety statement of conformity decision rule does not consider uncertainty when analytical results are compared to a specified standard or regulation.

SGS Canada Inc.
P.O. Box 4300 - 185 Concession St.
Lakefield - Ontario - KOL 2HO
Phone: 705-652-2000 FAX: 705-652-6365

13-February-2025

Great Bear Resources Ltd.
Attn : Ashley Moncrief

1020 - 800 West Pender St.
Vancouver, BC
V6C 2V6, Canada

Phone: 778-833-2160
Fax:

Date Rec. : 31 January 2025
LR Report: **CA10189-JAN25**
Reference: Wk#41

Copy: #1

CERTIFICATE OF ANALYSIS
Final Report

Analysis	3: Analysis Completed Date	4: Analysis Completed Time	5: HC-28 Wk#41	6: HC-29 Wk#41	7: HC-30 Wk#41	8: HC-31 Wk#41	9: HC-32 Wk#41	10: HC-33 Wk#41	11: HC-34 Wk#41
Sample Date & Time			31-Jan-25	31-Jan-25	31-Jan-25	31-Jan-25	31-Jan-25	31-Jan-25	31-Jan-25
HumCell Leachate Vol [mL]	03-Feb-25	14:49	931	907	677	897	692	988	913
Sample Name	---	---	31787	DX450179	31644	DX450183	O31576	DX450213	DX450174
Sample Weight [g]	---	---	1000	1000	750	1000	750	1000	1000
pH [No unit]	04-Feb-25	09:58	6.81	6.95	6.99	7.08	7.15	4.88	7.50
Alkalinity [mg/L as CaCO3]	03-Feb-25	12:01	4	4	7	6	8	< 2	8
Conductivity [uS/cm]	03-Feb-25	12:01	6	8	13	15	17	31	15
Acidity [mg/L as CaCO3]	03-Feb-25	12:01	< 2	< 2	< 2	< 2	< 2	10	< 2
F [mg/L]	04-Feb-25	09:09	< 0.06	< 0.06	< 0.06	< 0.06	< 0.06	< 0.06	< 0.06
SO4 [mg/L]	03-Feb-25	07:45	0.4	0.4	1.5	1.6	1.7	14	0.3
Cl [mg/L]	03-Feb-25	07:45	0.2	< 0.2	< 0.2	< 0.2	< 0.2	< 0.2	< 0.2
Hg [mg/L]	06-Feb-25	11:16	< 0.00001	< 0.00001	< 0.00001	< 0.00001	< 0.00001	< 0.00001	< 0.00001
Ag [mg/L]	06-Feb-25	11:15	< 0.00005	< 0.00005	< 0.00005	< 0.00005	< 0.00005	< 0.00005	< 0.00005
Al [mg/L]	06-Feb-25	11:15	0.031	0.035	0.024	0.045	0.049	0.047	0.045
As [mg/L]	06-Feb-25	11:15	0.0016	0.0071	0.0039	0.0092	0.0018	0.0005	0.0042
Ba [mg/L]	06-Feb-25	11:15	0.00061	0.00163	0.00047	0.00025	0.00123	0.00627	0.00201
Be [mg/L]	06-Feb-25	11:15	< 0.000007	< 0.000007	< 0.000007	< 0.000007	< 0.000007	0.000046	< 0.000007
B [mg/L]	06-Feb-25	11:15	< 0.002	< 0.002	< 0.002	< 0.002	< 0.002	0.003	< 0.002
Bi [mg/L]	06-Feb-25	11:15	< 0.00001	< 0.00001	< 0.00001	< 0.00001	< 0.00001	< 0.00001	< 0.00001
Ca [mg/L]	06-Feb-25	11:15	0.99	1.17	2.05	2.62	2.63	1.32	2.38
Cd [mg/L]	06-Feb-25	11:15	< 0.000003	< 0.000003	< 0.000003	< 0.000003	0.000006	0.000021	< 0.000003
Co [mg/L]	06-Feb-25	11:15	0.000007	0.000020	0.000010	0.000018	0.000013	0.000331	0.000019
Cr [mg/L]	06-Feb-25	11:15	< 0.00008	< 0.00008	< 0.00008	< 0.00008	< 0.00008	< 0.00008	< 0.00008
Cu [mg/L]	06-Feb-25	11:15	< 0.001	< 0.001	< 0.001	< 0.001	< 0.001	< 0.001	< 0.001
Fe [mg/L]	06-Feb-25	11:15	< 0.007	< 0.007	< 0.007	< 0.007	< 0.007	2.41	< 0.007
K [mg/L]	06-Feb-25	11:15	0.341	0.682	0.609	0.435	0.697	1.25	0.663
Mg [mg/L]	06-Feb-25	11:15	0.031	0.053	0.093	0.053	0.052	0.237	0.163
Mn [mg/L]	06-Feb-25	11:15	0.00143	0.00143	0.00630	0.00203	0.0202	0.0508	0.0110
Mo [mg/L]	06-Feb-25	11:15	< 0.0004	< 0.0004	< 0.0004	< 0.0004	< 0.0004	< 0.0004	< 0.0004
Na [mg/L]	06-Feb-25	11:15	0.04	0.04	0.04	0.06	0.05	0.06	0.06
Ni [mg/L]	06-Feb-25	11:15	< 0.0001	< 0.0001	0.0002	< 0.0001	< 0.0001	0.0047	< 0.0001
P [mg/L]	06-Feb-25	11:15	< 0.003	< 0.003	< 0.003	< 0.003	< 0.003	< 0.003	< 0.003
Pb [mg/L]	06-Feb-25	11:15	< 0.00009	< 0.00009	< 0.00009	< 0.00009	< 0.00009	0.00053	< 0.00009
S [mg/L]	06-Feb-25	11:15	< 5	< 5	< 5	< 5	< 5	< 5	< 5
Sb [mg/L]	06-Feb-25	11:15	< 0.0009	< 0.0009	< 0.0009	< 0.0009	< 0.0009	< 0.0009	< 0.0009
Se [mg/L]	06-Feb-25	11:15	< 0.00004	< 0.00004	0.00004	< 0.00004	0.00023	0.00024	0.00006

OnLine LIMS

0004017495

Results relate only to the sample tested. Data reported represents the sample submitted to SGS. Reproduction of this analytical report in full or in part is prohibited without prior written approval. Please refer to SGS General Conditions of Services located at https://www.sgs.ca/en/terms-and-conditions (Printed copies are available upon request.)
Test method information available upon request. "Temperature Upon Receipt" is representative of the whole shipment and may not reflect the temperature of individual samples.
SGS Canada Inc. Environment-Health & Safety statement of conformity decision rule does not consider uncertainty when analytical results are compared to a specified standard or regulation.

SGS Canada Inc.
P.O. Box 4300 - 185 Concession St.
Lakefield - Ontario - KOL 2HO
Phone: 705-652-2000 FAX: 705-652-6365

LR Report : **CA10189-JAN25**

Analysis	3: Analysis Completed Date	4: Analysis Completed Time	5: HC-28 Wk#41	6: HC-29 Wk#41	7: HC-30 Wk#41	8: HC-31 Wk#41	9: HC-32 Wk#41	10: HC-33 Wk#41	11: HC-34 Wk#41
Si [mg/L]	06-Feb-25	11:15	0.14	0.16	0.17	0.21	0.22	0.85	0.20
Sn [mg/L]	06-Feb-25	11:15	< 0.00006	< 0.00006	< 0.00006	< 0.00006	0.00007	0.00010	< 0.00006
Sr [mg/L]	06-Feb-25	11:15	0.00263	0.00327	0.00761	0.00497	0.00397	0.00924	0.00638
Ti [mg/L]	06-Feb-25	11:15	< 0.0001	0.0001	< 0.0001	0.0002	< 0.0001	< 0.0001	< 0.0001
Th [mg/L]	06-Feb-25	11:15	< 0.0001	< 0.0001	< 0.0001	< 0.0001	< 0.0001	< 0.0001	< 0.0001
Tl [mg/L]	06-Feb-25	11:15	< 0.000005	< 0.000005	< 0.000005	< 0.000005	< 0.000005	0.000005	< 0.000005
U [mg/L]	06-Feb-25	11:15	0.000237	0.000886	0.000513	0.000675	0.000128	0.000610	0.000029
V [mg/L]	06-Feb-25	11:15	0.00030	0.00054	0.00021	0.00031	0.00025	< 0.00001	0.00039
W [mg/L]	06-Feb-25	11:15	< 0.0002	< 0.0002	< 0.0002	< 0.0002	< 0.0002	< 0.0002	< 0.0002
Zr [mg/L]	06-Feb-25	11:15	< 0.002	< 0.002	< 0.002	< 0.002	< 0.002	< 0.002	< 0.002
Zn [mg/L]	06-Feb-25	11:15	< 0.002	< 0.002	< 0.002	< 0.002	< 0.002	0.013	< 0.002

Analysis	12: HC-35 Wk#41
Sample Date & Time	31-Jan-25
HumCell Leachate Vol [mL]	986
Sample Name	31795
Sample Weight [g]	1000
pH [No unit]	7.49
Alkalinity [mg/L as CaCO3]	10
Conductivity [uS/cm]	28
Acidity [mg/L as CaCO3]	< 2
F [mg/L]	< 0.06
SO4 [mg/L]	0.8
Cl [mg/L]	< 0.2
Hg [mg/L]	< 0.00001
Ag [mg/L]	< 0.00005
Al [mg/L]	0.226
As [mg/L]	0.0548
Ba [mg/L]	0.00398
Be [mg/L]	< 0.000007
B [mg/L]	< 0.002
Bi [mg/L]	< 0.00001
Ca [mg/L]	3.76
Cd [mg/L]	0.000004
Co [mg/L]	0.000039
Cr [mg/L]	< 0.00008
Cu [mg/L]	< 0.001
Fe [mg/L]	< 0.007
K [mg/L]	1.84
Mg [mg/L]	0.062
Mn [mg/L]	0.00204
Mo [mg/L]	< 0.0004
Na [mg/L]	0.10
Ni [mg/L]	< 0.0001
P [mg/L]	< 0.003
Pb [mg/L]	< 0.00009
S [mg/L]	< 5
Sb [mg/L]	< 0.0009
Se [mg/L]	0.00005
Si [mg/L]	0.61
Sn [mg/L]	< 0.00006
Sr [mg/L]	0.00484

OnLine LIMS

0004017495

Results relate only to the sample tested. Data reported represents the sample submitted to SGS. Reproduction of this analytical report in full or in part is prohibited without prior written approval. Please refer to SGS General Conditions of Services located at https://www.sgs.ca/en/terms-and-conditions (Printed copies are available upon request.)
Test method information available upon request. "Temperature Upon Receipt" is representative of the whole shipment and may not reflect the temperature of individual samples.
SGS Canada Inc. Environment-Health & Safety statement of conformity decision rule does not consider uncertainty when analytical results are compared to a specified standard or regulation.

SGS Canada Inc.
P.O. Box 4300 - 185 Concession St.
Lakefield - Ontario - KOL 2HO
Phone: 705-652-2000 FAX: 705-652-6365

LR Report : **CA10189-JAN25**

Analysis	12: HC-35 Wk#41
Ti [mg/L]	< 0.0001
Th [mg/L]	< 0.0001
Tl [mg/L]	< 0.000005
U [mg/L]	0.000322
V [mg/L]	0.00087
W [mg/L]	< 0.0002
Zr [mg/L]	< 0.002
Zn [mg/L]	< 0.002



Lisa Thompson
Project Specialist Assistant,
Environment, Health & Safety

OnLine LIMS

0004017495

Results relate only to the sample tested. Data reported represents the sample submitted to SGS. Reproduction of this analytical report in full or in part is prohibited without prior written approval. Please refer to SGS General Conditions of Services located at https://www.sgs.ca/en/terms-and-conditions (Printed copies are available upon request.)
Test method information available upon request. "Temperature Upon Receipt" is representative of the whole shipment and may not reflect the temperature of individual samples.
SGS Canada Inc. Environment-Health & Safety statement of conformity decision rule does not consider uncertainty when analytical results are compared to a specified standard or regulation.

SGS Canada Inc.
P.O. Box 4300 - 185 Concession St.
Lakefield - Ontario - KOL 2HO
Phone: 705-652-2000 FAX: 705-652-6365

Quality Control Report

Inorganic Analysis														
Parameter	Reporting Limit	Unit	Method Blank	Duplicate				LCS / Spike Blank			Matrix Spike / Reference Material			
				Result 1	Result 2	RPD	Acceptance Criteria	Spike Recovery (%)	Recovery Limits (%)		Spike Recovery (%)	Recovery Limits (%)		
							%		Low	High		Low	High	
Acidity - QCBatchID: EWL0537-JAN25														
Acidity	2	mg/L as Ca	2			ND	20	102	90	110	NA			
Acidity - QCBatchID: EWL0538-JAN25														
Acidity	2	mg/L as Ca	3			3	20	104	90	110	NA			
Alkalinity - QCBatchID: EWL0537-JAN25														
Alkalinity	2	mg/L as Ca	< 2			ND	20	106	80	120	NA			
Alkalinity - QCBatchID: EWL0538-JAN25														
Alkalinity	2	mg/L as Ca	< 2			ND	20	102	80	120	NA			
Anions by IC - QCBatchID: DIO0004-FEB25														
Chloride	0.2	mg/L	<0.2			1	20	105	90	110	103	75	125	
Sulphate	0.2	mg/L	<0.2			10	20	91	90	110	86	75	125	
Conductivity - QCBatchID: EWL0537-JAN25														
Conductivity	2	uS/cm	< 2			0	20	99	90	110	NA			
Conductivity - QCBatchID: EWL0538-JAN25														
Conductivity	2	uS/cm	< 2			1	20	101	90	110	NA			
Fluoride by Specific Ion Electrode - QCBatchID: EWL0005-FEB25														
Fluoride	0.06	mg/L	<0.06			ND	10	100	90	110	104	75	125	
Fluoride by Specific Ion Electrode - QCBatchID: EWL0012-FEB25														
Fluoride	0.06	mg/L	<0.06			0	10	98	90	110	105	75	125	
Fluoride by Specific Ion Electrode - QCBatchID: EWL0541-JAN25														
Fluoride	0.06	mg/L	<0.06			ND	10	100	90	110	98	75	125	
Inorganics-General - QCBatchID: EHG0057-JAN25														
Mercury	0.00001	mg/L	< 0.00001			ND	20	107	80	120	106	70	130	
Metals in aqueous samples - ICP-MS - QCBatchID: EMS0036-FEB25														
Phosphorus	0.003	mg/L	<0.003			ND	20	101	90	110	NV	70	130	
Metals in aqueous samples - ICP-MS - QCBatchID: EMS0302-JAN25														
Aluminum	0.001	mg/L	<0.001			11	20	101	90	110	97	70	130	
Antimony	0.0009	mg/L	<0.0009			ND	20	109	90	110	86	70	130	
Arsenic	0.0002	mg/L	<0.0002			ND	20	103	90	110	99	70	130	
Barium	0.00008	mg/L	<0.00008			5	20	99	90	110	98	70	130	
Beryllium	0.000007	mg/L	<0.000007			ND	20	99	90	110	118	70	130	
Bismuth	0.00001	mg/L	<0.00001			ND	20	96	90	110	89	70	130	
Boron	0.002	mg/L	<0.002			5	20	95	90	110	95	70	130	
Cadmium	0.000003	mg/L	<0.000003			ND	20	104	90	110	105	70	130	
Calcium	0.01	mg/L	<0.01			1	20	92	90	110	90	70	130	
Chromium	0.00008	mg/L	<0.00008			ND	20	101	90	110	98	70	130	

OnLine LIMS

0004017495

Results relate only to the sample tested. Data reported represents the sample submitted to SGS. Reproduction of this analytical report in full or in part is prohibited without prior written approval. Please refer to SGS General Conditions of Services located at https://www.sgs.ca/en/terms-and-conditions (Printed copies are available upon request.)
Test method information available upon request. "Temperature Upon Receipt" is representative of the whole shipment and may not reflect the temperature of individual samples.
SGS Canada Inc. Environment-Health & Safety statement of conformity decision rule does not consider uncertainty when analytical results are compared to a specified standard or regulation.

SGS Canada Inc.
P.O. Box 4300 - 185 Concession St.
Lakefield - Ontario - K0L 2H0
Phone: 705-652-2000 FAX: 705-652-6365

Inorganic Analysis														
Parameter	Reporting Limit	Unit	Method Blank	Duplicate				LCS / Spike Blank			Matrix Spike / Reference Material			
				Result 1	Result 2	RPD	Acceptance Criteria	Spike Recovery (%)	Recovery Limits (%)		Spike Recovery (%)	Recovery Limits (%)		
							%		Low	High		Low	High	
Cobalt	0.000004	mg/L	<0.000004			0	20	105	90	110	98	70	130	
Copper	0.001	mg/L	<0.001			ND	20	105	90	110	97	70	130	
Iron	0.007	mg/L	<0.007			ND	20	97	90	110	125	70	130	
Lead	0.00009	mg/L	<0.00009			4	20	97	90	110	92	70	130	
Magnesium	0.001	mg/L	<0.001			4	20	102	90	110	96	70	130	
Manganese	0.00001	mg/L	<0.00001			4	20	104	90	110	92	70	130	
Molybdenum	0.0004	mg/L	<0.0004			3	20	101	90	110	96	70	130	
Nickel	0.0001	mg/L	<0.0001			ND	20	104	90	110	98	70	130	
Phosphorus	0.003	mg/L	<0.003			ND	20	98	90	110	NV	70	130	
Potassium	0.003	mg/L	<0.009			3	20	102	90	110	94	70	130	
Selenium	0.00004	mg/L	<0.00004			3	20	100	90	110	106	70	130	
Silicon	0.02	mg/L	<0.02			1	20	96	90	110	NV	70	130	
Silver	0.00005	mg/L	<0.00005			ND	20	100	90	110	NV	70	130	
Sodium	0.01	mg/L	<0.01			0	20	99	90	110	92	70	130	
Strontium	0.00008	mg/L	<0.00008			2	20	100	90	110	93	70	130	
Sulfur	5	mg/L	<5			ND	20	110	90	110	NV	70	130	
Thallium	0.000005	mg/L	<0.000005			ND	20	99	90	110	87	70	130	
Thorium	0.0001	mg/L	<0.0001			ND	20	91	90	110	NV	70	130	
Tin	0.00006	mg/L	<0.00006			1	20	98	90	110	NV	70	130	
Titanium	0.0001	mg/L	<0.0001			ND	20	97	90	110	NV	70	130	
Tungsten	0.0002	mg/L	<0.0002			ND	20	93	90	110	NV	70	130	
Uranium	0.000002	mg/L	<0.000002			6	20	96	90	110	94	70	130	
Vanadium	0.00001	mg/L	<0.00001			ND	20	104	90	110	84	70	130	
Zinc	0.002	mg/L	<0.002			1	20	106	90	110	101	70	130	
Zirconium	0.002	mg/L	<0.002			ND	20	91	90	110	NV	70	130	
pH - QCBatchID: EWL0537-JAN25														
pH	0.05	No unit	NA			0		100			NA			
pH - QCBatchID: EWL0538-JAN25														
pH	0.05	No unit	NA			0		100			NA			

OnLine LIMS

0004017495

Results relate only to the sample tested. Data reported represents the sample submitted to SGS. Reproduction of this analytical report in full or in part is prohibited without prior written approval. Please refer to SGS General Conditions of Services located at https://www.sgs.ca/en/terms-and-conditions (Printed copies are available upon request.)
Test method information available upon request. "Temperature Upon Receipt" is representative of the whole shipment and may not reflect the temperature of individual samples.
SGS Canada Inc. Environment-Health & Safety statement of conformity decision rule does not consider uncertainty when analytical results are compared to a specified standard or regulation.

SGS Canada Inc.
P.O. Box 4300 - 185 Concession St.
Lakefield - Ontario - KOL 2HO
Phone: 705-652-2000 FAX: 705-652-6365

28-March-2024

Great Bear Resources Ltd.
Attn : Ashley Moncrief

1020 - 800 West Pender St., Vancouver
Canada, V6C 2V6
Phone: 778-833-2160, Fax:

Date Rec. : 14 March 2024
LR Report: **CA10097-MAR24**
Reference: Wk#42

Copy: #1

CERTIFICATE OF ANALYSIS
Final Report

Analysis	3: Analysis Completed Date	4: Analysis Completed Time	5: HC-1 Wk#42	6: HC-2 Wk#42	7: HC-3 Wk#42	8: HC-4 Wk#42	9: HC-5 Wk#42
Sample Date & Time			14-Mar-24	14-Mar-24	14-Mar-24	14-Mar-24	14-Mar-24
HumCell Leachate Vol [mL]	20-Mar-24	12:06	1004	1009	509	506	994
Sample Name	---	---	DX450052	DX 550083	DX450204	DX450176	DX450232
Sample Weight [g]	---	---	1000	1000	500	500	1000
pH [No unit]	18-Mar-24	11:13	6.81	7.78	7.26	5.97	7.21
Alkalinity [mg/L as CaCO3]	15-Mar-24	14:07	4	12	8	< 2	5
Conductivity [uS/cm]	15-Mar-24	14:07	29	30	16	32	13
Acidity [mg/L as CaCO3]	15-Mar-24	14:06	< 2	< 2	< 2	2	< 2
F [mg/L]	15-Mar-24	08:59	< 0.06	< 0.06	< 0.06	< 0.06	< 0.06
SO4 [mg/L]	19-Mar-24	20:20	9	3	3	13	2
Cl [mg/L]	19-Mar-24	20:20	< 1	< 1	< 1	< 1	< 1
Hg [mg/L]	18-Mar-24	09:26	< 0.00001	< 0.00001	< 0.00001	< 0.00001	< 0.00001
Ag [mg/L]	19-Mar-24	10:48	< 0.00005	< 0.00005	< 0.00005	< 0.00005	< 0.00005
Al [mg/L]	19-Mar-24	10:48	0.004	0.052	0.027	< 0.001	0.029
As [mg/L]	19-Mar-24	10:48	< 0.0002	0.0089	0.0007	< 0.0002	0.0021
Ba [mg/L]	19-Mar-24	10:48	0.00088	0.0116	0.00066	0.00390	0.00088
Be [mg/L]	19-Mar-24	10:48	< 0.000007	< 0.000007	< 0.000007	< 0.000007	< 0.000007
B [mg/L]	19-Mar-24	10:48	< 0.002	< 0.002	< 0.002	< 0.002	< 0.002
Bi [mg/L]	19-Mar-24	10:48	< 0.00001	0.00005	< 0.00001	< 0.00001	< 0.00001
Ca [mg/L]	19-Mar-24	10:48	4.18	4.86	2.71	3.91	2.07
Cd [mg/L]	19-Mar-24	10:48	0.00128	0.000007	< 0.000003	0.00348	0.000009
Co [mg/L]	19-Mar-24	10:48	0.000017	0.000044	0.000008	0.000408	< 0.000004
Cr [mg/L]	19-Mar-24	10:48	< 0.00008	< 0.00008	< 0.00008	< 0.00008	< 0.00008
Cu [mg/L]	19-Mar-24	10:48	< 0.001	< 0.001	0.001	< 0.001	< 0.001
Fe [mg/L]	19-Mar-24	10:48	< 0.007	< 0.007	< 0.007	< 0.007	< 0.007
K [mg/L]	19-Mar-24	10:48	0.283	1.21	0.575	0.372	0.495
Mg [mg/L]	19-Mar-24	10:48	0.061	0.088	0.110	0.256	0.049
Mn [mg/L]	19-Mar-24	10:48	0.03719	0.03359	0.00555	0.03883	0.01289
Mo [mg/L]	19-Mar-24	10:48	0.0004	0.0004	< 0.0004	< 0.0004	< 0.0004
Na [mg/L]	19-Mar-24	10:48	0.04	0.06	0.04	0.03	0.07

OnLine LIMS

0003663111

Results relate only to the sample tested. Data reported represents the sample submitted to SGS. Reproduction of this analytical report in full or in part is prohibited without prior written approval. Please refer to SGS General Conditions of Services located at https://www.sgs.ca/en/terms-and-conditions (Printed copies are available upon request.)
Test method information available upon request. "Temperature Upon Receipt" is representative of the whole shipment and may not reflect the temperature of individual samples.
SGS Canada Inc. Environment-Health & Safety statement of conformity decision rule does not consider uncertainty when analytical results are compared to a specified standard or regulation.

SGS Canada Inc.
P.O. Box 4300 - 185 Concession St.
Lakefield - Ontario - KOL 2HO
Phone: 705-652-2000 FAX: 705-652-6365

LR Report : **CA10097-MAR24**

Analysis	3: Analysis Completed Date	4: Analysis Completed Time	5: HC-1 Wk#42	6: HC-2 Wk#42	7: HC-3 Wk#42	8: HC-4 Wk#42	9: HC-5 Wk#42
Ni [mg/L]	19-Mar-24	10:48	< 0.0001	< 0.0001	< 0.0001	0.0013	< 0.0001
P [mg/L]	19-Mar-24	10:48	0.003	0.004	0.005	< 0.003	0.003
Pb [mg/L]	19-Mar-24	10:48	0.03162	0.00052	< 0.00009	0.116	< 0.00009
S [mg/L]	19-Mar-24	10:48	< 5	< 5	< 5	< 5	< 5
Sb [mg/L]	19-Mar-24	10:48	< 0.0009	< 0.0009	< 0.0009	< 0.0009	< 0.0009
Se [mg/L]	19-Mar-24	10:48	0.00029	0.00309	< 0.00004	0.00054	0.00009
Si [mg/L]	19-Mar-24	10:48	0.21	0.29	0.28	0.15	0.19
Sn [mg/L]	19-Mar-24	10:48	< 0.00006	< 0.00006	0.00007	0.00012	0.00010
Sr [mg/L]	19-Mar-24	10:48	0.00794	0.0184	0.00654	0.00608	0.00301
Ti [mg/L]	19-Mar-24	10:48	< 0.0001	< 0.0001	0.0001	< 0.0001	< 0.0001
Th [mg/L]	19-Mar-24	10:48	< 0.0001	< 0.0001	< 0.0001	< 0.0001	< 0.0001
Tl [mg/L]	19-Mar-24	10:48	< 0.000005	0.000011	< 0.000005	0.000009	< 0.000005
U [mg/L]	19-Mar-24	10:48	0.000022	0.000289	0.000694	0.000042	0.000649
V [mg/L]	19-Mar-24	10:48	< 0.00001	0.00028	0.00019	< 0.00001	0.00037
W [mg/L]	19-Mar-24	10:48	< 0.0002	< 0.0002	< 0.0002	< 0.0002	< 0.0002
Zr [mg/L]	19-Mar-24	10:48	< 0.002	< 0.002	< 0.002	< 0.002	< 0.002
Zn [mg/L]	19-Mar-24	10:48	0.052	< 0.002	< 0.002	0.210	< 0.002

Analysis	10: HC-6 Wk#42	11: HC-7 Wk#42
Sample Date & Time	14-Mar-24	14-Mar-24
HumCell Leachate Vol [mL]	504	961
Sample Name	DX450181	DX450002
Sample Weight [g]	500	1000
pH [No unit]	7.22	7.60
Alkalinity [mg/L as CaCO3]	5	7
Conductivity [uS/cm]	10	16
Acidity [mg/L as CaCO3]	< 2	< 2
F [mg/L]	< 0.06	< 0.06
SO4 [mg/L]	< 2	< 2
Cl [mg/L]	< 1	< 1
Hg [mg/L]	< 0.00001	< 0.00001
Ag [mg/L]	< 0.00005	< 0.00005
Al [mg/L]	0.070	0.036
As [mg/L]	0.0004	0.0069
Ba [mg/L]	0.00041	0.00063
Be [mg/L]	< 0.000007	< 0.000007
B [mg/L]	< 0.002	< 0.002
Bi [mg/L]	< 0.00001	< 0.00001
Ca [mg/L]	1.64	2.51
Cd [mg/L]	0.000006	0.000004
Co [mg/L]	0.000008	0.000017
Cr [mg/L]	< 0.00008	< 0.00008

OnLine LIMS

0003663111

Results relate only to the sample tested. Data reported represents the sample submitted to SGS. Reproduction of this analytical report in full or in part is prohibited without prior written approval. Please refer to SGS General Conditions of Services located at https://www.sgs.ca/en/terms-and-conditions (Printed copies are available upon request.)
Test method information available upon request. "Temperature Upon Receipt" is representative of the whole shipment and may not reflect the temperature of individual samples.
SGS Canada Inc. Environment-Health & Safety statement of conformity decision rule does not consider uncertainty when analytical results are compared to a specified standard or regulation.

SGS Canada Inc.
P.O. Box 4300 - 185 Concession St.
Lakefield - Ontario - KOL 2HO
Phone: 705-652-2000 FAX: 705-652-6365

LR Report : **CA10097-MAR24**

Analysis	10: HC-6 Wk#42	11: HC-7 Wk#42
Cu [mg/L]	0.004	< 0.001
Fe [mg/L]	0.011	< 0.007
K [mg/L]	0.336	0.434
Mg [mg/L]	0.061	0.081
Mn [mg/L]	0.00537	0.00992
Mo [mg/L]	< 0.0004	0.0031
Na [mg/L]	0.05	0.05
Ni [mg/L]	< 0.0001	< 0.0001
P [mg/L]	0.005	0.003
Pb [mg/L]	0.00026	< 0.00009
S [mg/L]	< 5	< 5
Sb [mg/L]	< 0.0009	< 0.0009
Se [mg/L]	< 0.00004	< 0.00004
Si [mg/L]	0.22	0.18
Sn [mg/L]	0.00021	0.00010
Sr [mg/L]	0.00317	0.00450
Ti [mg/L]	0.0005	0.0002
Th [mg/L]	< 0.0001	< 0.0001
Tl [mg/L]	< 0.000005	< 0.000005
U [mg/L]	0.000183	0.000583
V [mg/L]	0.00037	0.00017
W [mg/L]	0.0006	< 0.0002
Zr [mg/L]	< 0.002	< 0.002
Zn [mg/L]	0.003	< 0.002



Lisa Thompson
Project Specialist Assistant,
Environment, Health & Safety

OnLine LIMS

0003663111

Results relate only to the sample tested. Data reported represents the sample submitted to SGS. Reproduction of this analytical report in full or in part is prohibited without prior written approval. Please refer to SGS General Conditions of Services located at https://www.sgs.ca/en/terms-and-conditions (Printed copies are available upon request.)
Test method information available upon request. “Temperature Upon Receipt” is representative of the whole shipment and may not reflect the temperature of individual samples.
SGS Canada Inc. Environment-Health & Safety statement of conformity decision rule does not consider uncertainty when analytical results are compared to a specified standard or regulation.

SGS Canada Inc.
P.O. Box 4300 - 185 Concession St.
Lakefield - Ontario - KOL 2HO
Phone: 705-652-2000 FAX: 705-652-6365

02-April-2024

Great Bear Resources Ltd.
Attn : Ashley Moncrief

1020 - 800 West Pender St., Vancouver
Canada, V6C 2V6
Phone: 778-833-2160, Fax:

Date Rec. : 15 March 2024
LR Report: **CA10103-MAR24**
Reference: Wk#42

Copy: #1

CERTIFICATE OF ANALYSIS
Final Report

Analysis	3: Analysis Completed Date	4: Analysis Completed Time	5: HC-8 Wk#42	6: HC-9 Wk#42	7: HC-10 Wk#42	8: HC-11 Wk#42	9: HC-12 Wk#42	10: HC-13 Wk#42	11: HC-14 Wk#42
Sample Date & Time			15-Mar-24	15-Mar-24	15-Mar-24	15-Mar-24	15-Mar-24	15-Mar-24	15-Mar-24
HumCell Leachate Vol [mL]	18-Mar-24	13:03	932	999	930	958	970	1006	932
Sample Name	---	---	DX450108	DX450076	DX450186	DX450118	DX 550107	DX450159	DX450171
Sample Weight [g]	---	---	1000	1000	1000	1000	1000	1000	1000
pH [No unit]	19-Mar-24	13:35	7.54	6.32	7.29	7.21	7.09	7.51	6.79
Alkalinity [mg/L as CaCO3]	19-Mar-24	13:35	8	< 2	5	5	5	10	2
Conductivity [uS/cm]	18-Mar-24	11:40	20	30	12	11	16	29	18
Acidity [mg/L as CaCO3]	20-Mar-24	11:13	< 2	4	< 2	< 2	< 2	< 2	< 2
F [mg/L]	18-Mar-24	13:01	< 0.06	< 0.06	< 0.06	< 0.06	< 0.06	< 0.06	< 0.06
SO4 [mg/L]	20-Mar-24	18:43	< 2	13	< 2	< 2	3	3	6
Cl [mg/L]	20-Mar-24	18:43	< 1	< 1	< 1	< 1	< 1	< 1	< 1
Hg [mg/L]	19-Mar-24	10:24	< 0.00001	< 0.00001	< 0.00001	< 0.00001	< 0.00001	< 0.00001	< 0.00001
Ag [mg/L]	20-Mar-24	12:05	< 0.00005	< 0.00005	< 0.00005	< 0.00005	< 0.00005	< 0.00005	< 0.00005
Al [mg/L]	20-Mar-24	12:05	0.061	< 0.001	0.033	0.046	0.028	0.020	0.095
As [mg/L]	20-Mar-24	12:05	0.0012	< 0.0002	0.0002	0.0004	0.0016	0.0014	0.0026
Ba [mg/L]	20-Mar-24	12:05	0.00143	0.00722	0.00053	0.00054	0.00133	0.00176	0.00059
Be [mg/L]	20-Mar-24	12:05	< 0.000007	< 0.000007	< 0.000007	< 0.000007	< 0.000007	< 0.000007	< 0.000007
B [mg/L]	20-Mar-24	12:05	< 0.002	< 0.002	< 0.002	< 0.002	< 0.002	< 0.002	< 0.002
Bi [mg/L]	20-Mar-24	12:05	< 0.00001	< 0.00001	< 0.00001	< 0.00001	< 0.00001	< 0.00001	< 0.00001
Ca [mg/L]	20-Mar-24	12:05	3.31	2.83	2.21	2.08	2.78	2.50	4.85
Cd [mg/L]	20-Mar-24	12:05	0.000006	0.022973	0.000008	0.000003	0.000005	0.000003	0.000003
Co [mg/L]	20-Mar-24	12:05	0.000013	0.000408	0.000005	0.000007	0.000006	0.000058	0.000006
Cr [mg/L]	20-Mar-24	12:05	< 0.00008	< 0.00008	< 0.00008	< 0.00008	< 0.00008	< 0.00008	< 0.00008
Cu [mg/L]	20-Mar-24	12:05	< 0.001	< 0.001	< 0.001	< 0.001	< 0.001	< 0.001	< 0.001
Fe [mg/L]	20-Mar-24	12:05	< 0.007	< 0.007	< 0.007	< 0.007	< 0.007	< 0.007	< 0.007
K [mg/L]	20-Mar-24	12:05	0.611	0.796	0.266	0.213	0.298	0.713	0.481
Mg [mg/L]	20-Mar-24	12:05	0.231	0.061	0.034	0.043	0.034	0.125	0.050
Mn [mg/L]	20-Mar-24	12:05	0.0204	0.115	0.0183	0.0148	0.0175	0.00322	0.0174
Mo [mg/L]	20-Mar-24	12:05	0.0019	< 0.0004	< 0.0004	< 0.0004	< 0.0004	< 0.0004	< 0.0004
Na [mg/L]	20-Mar-24	12:05	0.06	0.04	0.04	0.05	0.04	0.06	0.03
Ni [mg/L]	20-Mar-24	12:05	< 0.0001	0.0098	< 0.0001	0.0001	< 0.0001	0.0003	< 0.0001
P [mg/L]	20-Mar-24	12:05	< 0.003	< 0.003	< 0.003	< 0.003	< 0.003	< 0.003	< 0.003
Pb [mg/L]	20-Mar-24	12:05	0.00009	0.05610	0.00010	< 0.00009	< 0.00009	0.00014	< 0.00009
S [mg/L]	20-Mar-24	12:05	< 5	< 5	< 5	< 5	< 5	< 5	< 5
Sb [mg/L]	20-Mar-24	12:05	< 0.0009	< 0.0009	< 0.0009	< 0.0009	< 0.0009	< 0.0009	< 0.0009
Se [mg/L]	20-Mar-24	12:05	0.00013	0.00096	0.00021	< 0.00004	0.00011	0.00025	< 0.00004

OnLine LIMS

0003665910

Results relate only to the sample tested. Data reported represents the sample submitted to SGS. Reproduction of this analytical report in full or in part is prohibited without prior written approval. Please refer to SGS General Conditions of Services located at https://www.sgs.ca/en/terms-and-conditions (Printed copies are available upon request.)
Test method information available upon request. "Temperature Upon Receipt" is representative of the whole shipment and may not reflect the temperature of individual samples.
SGS Canada Inc. Environment-Health & Safety statement of conformity decision rule does not consider uncertainty when analytical results are compared to a specified standard or regulation.

SGS Canada Inc.
P.O. Box 4300 - 185 Concession St.
Lakefield - Ontario - KOL 2HO
Phone: 705-652-2000 FAX: 705-652-6365

LR Report : **CA10103-MAR24**

Analysis	3: Analysis Completed Date	4: Analysis Completed Time	5: HC-8 Wk#42	6: HC-9 Wk#42	7: HC-10 Wk#42	8: HC-11 Wk#42	9: HC-12 Wk#42	10: HC-13 Wk#42	11: HC-14 Wk#42
Si [mg/L]	20-Mar-24	12:05	0.21	0.38	0.17	0.19	0.27	0.19	0.41
Sn [mg/L]	20-Mar-24	12:05	0.00010	0.00007	0.00027	0.00012	0.00008	0.00006	0.00012
Sr [mg/L]	20-Mar-24	12:05	0.00663	0.00790	0.00492	0.00489	0.00530	0.00847	0.00546
Ti [mg/L]	20-Mar-24	12:05	< 0.0001	< 0.0001	< 0.0001	< 0.0001	< 0.0001	0.00013	< 0.0001
Th [mg/L]	20-Mar-24	12:05	< 0.0001	< 0.0001	< 0.0001	< 0.0001	< 0.0001	< 0.0001	< 0.0001
Tl [mg/L]	20-Mar-24	12:05	< 0.000005	0.000030	< 0.000005	< 0.000005	< 0.000005	< 0.000005	0.000009
U [mg/L]	20-Mar-24	12:05	0.000400	0.000047	0.000298	0.000127	0.000284	0.000104	0.000343
V [mg/L]	20-Mar-24	12:05	0.00013	< 0.00001	0.00003	0.00005	0.00010	0.00015	0.00006
W [mg/L]	20-Mar-24	12:05	< 0.0002	< 0.0002	< 0.0002	< 0.0002	< 0.0002	< 0.0002	< 0.0002
Zr [mg/L]	20-Mar-24	12:05	< 0.002	< 0.002	< 0.002	< 0.002	< 0.002	< 0.002	< 0.002
Zn [mg/L]	20-Mar-24	12:05	< 0.002	3.28	< 0.002	< 0.002	< 0.002	< 0.002	< 0.002

Analysis	12: HC-15 Wk#42	13: HC-16 Wk#42	14: HC-17 Wk#42	15: HC-18 Wk#42	16: HC-19 Wk#42	17: HC-20 Wk#42	18: HC-21 Wk#42	19: HC-22 Wk#42	20: HC-23 Wk#42
Sample Date & Time	15-Mar-24	15-Mar-24	15-Mar-24	15-Mar-24	15-Mar-24	15-Mar-24	15-Mar-24	15-Mar-24	15-Mar-24
HumCell Leachate Vol [mL]	650	1013	1000	944	941	965	959	483	1011
Sample Name	DX450134	DX450185	DX450032	DX 550064	DX450008	DX 550056	DX450022	DX450077	DX450113
Sample Weight [g]	1000	1000	1000	1000	1000	1000	1000	500	1000
pH [No unit]	7.54	7.34	6.69	7.55	7.07	7.43	8.08	7.49	7.84
Alkalinity [mg/L as CaCO3]	9	9	2	8	4	6	11	8	11
Conductivity [uS/cm]	47	21	11	14	7	15	22	17	23
Acidity [mg/L as CaCO3]	< 2	< 2	< 2	< 2	< 2	< 2	< 2	< 2	< 2
F [mg/L]	< 0.06	< 0.06	< 0.06	< 0.06	< 0.06	< 0.06	< 0.06	< 0.06	< 0.06
SO4 [mg/L]	12	2	2	< 2	< 2	< 2	< 2	< 2	< 2
Cl [mg/L]	3	1	< 1	< 1	< 1	< 1	< 1	< 1	< 1
Hg [mg/L]	< 0.00001	< 0.00001	< 0.00001	< 0.00001	< 0.00001	< 0.00001	< 0.00001	< 0.00001	< 0.00001
Ag [mg/L]	< 0.00005	< 0.00005	< 0.00005	< 0.00005	< 0.00005	< 0.00005	< 0.00005	< 0.00005	< 0.00005
Al [mg/L]	0.007	0.069	0.011	0.056	0.041	0.033	0.062	0.030	0.053
As [mg/L]	0.0962	0.0080	0.0148	0.0079	0.0003	0.0006	0.0067	0.0004	0.0043
Ba [mg/L]	0.00087	0.00295	0.00027	0.00069	0.00032	0.00181	0.00024	0.00681	0.00495
Be [mg/L]	< 0.000007	< 0.000007	< 0.000007	< 0.000007	< 0.000007	< 0.000007	< 0.000007	< 0.000007	< 0.000007
B [mg/L]	< 0.002	< 0.002	< 0.002	< 0.002	< 0.002	< 0.002	< 0.002	< 0.002	< 0.002
Bi [mg/L]	< 0.00001	< 0.00001	< 0.00001	< 0.00001	< 0.00001	< 0.00001	< 0.00001	< 0.00001	< 0.00001
Ca [mg/L]	7.74	3.46	1.68	3.02	1.43	2.74	4.20	2.50	4.45
Cd [mg/L]	< 0.000003	0.000003	0.000004	0.000021	< 0.000003	< 0.000003	< 0.000003	0.000005	< 0.000003
Co [mg/L]	0.000281	0.000041	0.000199	0.000031	0.000013	0.000017	0.000060	0.000012	0.000014
Cr [mg/L]	< 0.00008	< 0.00008	< 0.00008	< 0.00008	< 0.00008	< 0.00008	< 0.00008	< 0.00008	< 0.00008
Cu [mg/L]	< 0.001	< 0.001	< 0.001	< 0.001	< 0.001	< 0.001	< 0.001	< 0.001	< 0.001
Fe [mg/L]	< 0.007	< 0.007	< 0.007	< 0.007	< 0.007	< 0.007	< 0.007	< 0.007	< 0.007
K [mg/L]	0.375	1.43	0.395	0.209	0.223	0.281	0.043	1.18	0.258
Mg [mg/L]	0.189	0.052	0.059	0.039	0.031	0.184	0.106	0.121	0.126
Mn [mg/L]	0.0150	0.00928	0.00402	0.00506	0.00539	0.0237	0.0327	0.0257	0.0267
Mo [mg/L]	< 0.0004	< 0.0004	< 0.0004	< 0.0004	< 0.0004	< 0.0004	< 0.0004	< 0.0004	< 0.0004
Na [mg/L]	0.05	0.06	0.05	0.05	0.05	0.03	0.02	0.05	0.02
Ni [mg/L]	0.0142	< 0.0001	0.0003	< 0.0001	< 0.0001	< 0.0001	< 0.0001	< 0.0001	< 0.0001
P [mg/L]	< 0.003	< 0.003	< 0.003	< 0.003	< 0.003	< 0.003	< 0.003	< 0.003	< 0.003
Pb [mg/L]	0.00012	< 0.00009	< 0.00009	< 0.00009	< 0.00009	< 0.00009	< 0.00009	< 0.00009	< 0.00009
S [mg/L]	6	< 5	< 5	< 5	< 5	< 5	< 5	< 5	< 5
Sb [mg/L]	0.0013	< 0.0009	< 0.0009	< 0.0009	< 0.0009	< 0.0009	< 0.0009	< 0.0009	< 0.0009
Se [mg/L]	0.00023	< 0.00004	< 0.00004	< 0.00004	< 0.00004	0.00004	< 0.00004	< 0.00004	< 0.00004
Si [mg/L]	0.18	0.34	0.50	0.29	0.20	0.19	0.16	0.15	0.23
Sn [mg/L]	0.00010	0.00008	0.00016	0.00010	0.00008	0.00008	0.00010	< 0.00006	0.00035
Sr [mg/L]	0.0115	0.00626	0.00481	0.00378	0.00299	0.00663	0.00294	0.00456	0.0142

OnLine LIMS

0003665910

Results relate only to the sample tested. Data reported represents the sample submitted to SGS. Reproduction of this analytical report in full or in part is prohibited without prior written approval. Please refer to SGS General Conditions of Services located at https://www.sgs.ca/en/terms-and-conditions (Printed copies are available upon request.)
Test method information available upon request. "Temperature Upon Receipt" is representative of the whole shipment and may not reflect the temperature of individual samples.
SGS Canada Inc. Environment-Health & Safety statement of conformity decision rule does not consider uncertainty when analytical results are compared to a specified standard or regulation.

SGS Canada Inc.
P.O. Box 4300 - 185 Concession St.
Lakefield - Ontario - KOL 2HO
Phone: 705-652-2000 FAX: 705-652-6365

LR Report : **CA10103-MAR24**

Analysis	12: HC-15 Wk#42	13: HC-16 Wk#42	14: HC-17 Wk#42	15: HC-18 Wk#42	16: HC-19 Wk#42	17: HC-20 Wk#42	18: HC-21 Wk#42	19: HC-22 Wk#42	20: HC-23 Wk#42
Ti [mg/L]	< 0.0001	< 0.0001	< 0.0001	0.00013	0.00016	< 0.0001	< 0.0001	< 0.0001	< 0.0001
Th [mg/L]	< 0.0001	< 0.0001	< 0.0001	< 0.0001	< 0.0001	< 0.0001	< 0.0001	< 0.0001	< 0.0001
Tl [mg/L]	0.000007	0.000006	< 0.000005	< 0.000005	< 0.000005	< 0.000005	< 0.000005	< 0.000005	< 0.000005
U [mg/L]	0.000116	0.000961	0.000325	0.000386	0.000085	0.000113	0.000144	0.000259	0.000078
V [mg/L]	0.00006	0.00027	0.00016	0.00012	0.00005	0.00058	0.00029	0.00061	0.00016
W [mg/L]	< 0.0002	< 0.0002	< 0.0002	< 0.0002	< 0.0002	< 0.0002	< 0.0002	< 0.0002	< 0.0002
Zr [mg/L]	< 0.002	< 0.002	< 0.002	< 0.002	< 0.002	< 0.002	< 0.002	< 0.002	< 0.002
Zn [mg/L]	< 0.002	0.010	< 0.002	0.012	< 0.002	< 0.002	< 0.002	< 0.002	< 0.002

Analysis	21: HC-24 Wk#42	22: HC-25 Wk#42	23: HC-26 Wk#42	24: HC-27 Wk#42
Sample Date & Time	15-Mar-24	15-Mar-24	15-Mar-24	15-Mar-24
HumCell Leachate Vol [mL]	1000	987	752	974
Sample Name	DX 550101	DX450128	DX450021	DX450222
Sample Weight [g]	1000	1000	750	1000
pH [No unit]	7.46	7.55	6.52	7.11
Alkalinity [mg/L as CaCO3]	9	10	2	4
Conductivity [uS/cm]	17	29	126	15
Acidity [mg/L as CaCO3]	< 2	< 2	35	< 2
F [mg/L]	< 0.06	< 0.06	< 0.06	< 0.06
SO4 [mg/L]	< 2	3	48	3
Cl [mg/L]	< 1	2	21	< 1
Hg [mg/L]	< 0.00001	< 0.00001	< 0.00001	< 0.00001
Ag [mg/L]	< 0.00005	< 0.00005	< 0.00005	< 0.00005
Al [mg/L]	0.044	0.061	0.001	0.034
As [mg/L]	0.0018	0.0019	< 0.0002	0.0006
Ba [mg/L]	0.00062	0.00107	0.00863	0.00036
Be [mg/L]	< 0.000007	< 0.000007	< 0.000007	< 0.000007
B [mg/L]	< 0.002	< 0.002	< 0.002	< 0.002
Bi [mg/L]	< 0.00001	< 0.00001	< 0.00001	< 0.00001
Ca [mg/L]	3.47	5.57	20.2	2.44
Cd [mg/L]	< 0.000003	0.000003	0.000080	< 0.000003
Co [mg/L]	0.000014	0.000042	0.000501	< 0.000004
Cr [mg/L]	< 0.00008	< 0.00008	< 0.00008	0.00010
Cu [mg/L]	< 0.001	< 0.001	< 0.001	< 0.001
Fe [mg/L]	< 0.007	< 0.007	0.068	< 0.007
K [mg/L]	0.118	0.342	2.73	0.396
Mg [mg/L]	0.112	0.100	0.498	0.048
Mn [mg/L]	0.0222	0.0160	0.0537	0.00806
Mo [mg/L]	< 0.0004	< 0.0004	0.0004	< 0.0004
Na [mg/L]	0.03	0.07	0.14	0.04
Ni [mg/L]	< 0.0001	< 0.0001	0.0020	0.0002
P [mg/L]	< 0.003	< 0.003	< 0.003	< 0.003
Pb [mg/L]	< 0.00009	< 0.00009	< 0.00009	< 0.00009
S [mg/L]	< 5	< 5	32	< 5
Sb [mg/L]	< 0.0009	< 0.0009	< 0.0009	< 0.0009
Se [mg/L]	< 0.00004	< 0.00004	0.00068	< 0.00004
Si [mg/L]	0.15	0.20	0.10	0.17
Sn [mg/L]	0.00010	0.00010	0.00029	0.00007
Sr [mg/L]	0.00361	0.00512	0.0126	0.00390
Ti [mg/L]	< 0.0001	< 0.0001	< 0.0001	< 0.0001
Th [mg/L]	< 0.0001	< 0.0001	< 0.0001	< 0.0001
Tl [mg/L]	< 0.000005	< 0.000005	< 0.000005	< 0.000005

OnLine LIMS

0003665910

Results relate only to the sample tested. Data reported represents the sample submitted to SGS. Reproduction of this analytical report in full or in part is prohibited without prior written approval. Please refer to SGS General Conditions of Services located at https://www.sgs.ca/en/terms-and-conditions (Printed copies are available upon request.)
Test method information available upon request. "Temperature Upon Receipt" is representative of the whole shipment and may not reflect the temperature of individual samples.
SGS Canada Inc. Environment-Health & Safety statement of conformity decision rule does not consider uncertainty when analytical results are compared to a specified standard or regulation.

SGS Canada Inc.
P.O. Box 4300 - 185 Concession St.
Lakefield - Ontario - KOL 2HO
Phone: 705-652-2000 FAX: 705-652-6365

LR Report : **CA10103-MAR24**

Analysis	21: HC-24 Wk#42	22: HC-25 Wk#42	23: HC-26 Wk#42	24: HC-27 Wk#42
U [mg/L]	0.000117	0.000392	0.000383	0.000197
V [mg/L]	0.00037	0.00042	< 0.00001	0.00014
W [mg/L]	< 0.0002	0.00042	< 0.0002	< 0.0002
Zr [mg/L]	< 0.002	< 0.002	< 0.002	< 0.002
Zn [mg/L]	< 0.002	< 0.002	0.007	< 0.002



Lisa Thompson
Project Specialist Assistant,
Environment, Health & Safety

OnLine LIMS

0003665910

Results relate only to the sample tested. Data reported represents the sample submitted to SGS. Reproduction of this analytical report in full or in part is prohibited without prior written approval. Please refer to SGS General Conditions of Services located at https://www.sgs.ca/en/terms-and-conditions (Printed copies are available upon request.)
Test method information available upon request. "Temperature Upon Receipt" is representative of the whole shipment and may not reflect the temperature of individual samples.
SGS Canada Inc. Environment-Health & Safety statement of conformity decision rule does not consider uncertainty when analytical results are compared to a specified standard or regulation.

SGS Canada Inc.
P.O. Box 4300 - 185 Concession St.
Lakefield - Ontario - KOL 2HO
Phone: 705-652-2000 FAX: 705-652-6365

21-February-2025

Great Bear Resources Ltd.
Attn : Ashley Moncrief

1020 - 800 West Pender St.
Vancouver, BC
V6C 2V6, Canada

Phone: 778-833-2160
Fax:

Date Rec. : 07 February 2025
LR Report: **CA10039-FEB25**
Reference: Wk#42

Copy: #1

CERTIFICATE OF ANALYSIS
Final Report

Analysis	3: Analysis Completed Date	4: Analysis Completed Time	5: HC-28 Wk#42	6: HC-29 Wk#42	7: HC-30 Wk#42	8: HC-31 Wk#42	9: HC-32 Wk#42
Sample Date & Time			07-Feb-25	07-Feb-25	07-Feb-25	07-Feb-25	07-Feb-25
HumCell Leachate Vol [mL]	10-Feb-25	11:35	1023	1006	711	976	697
Sample Name	---	---	31787	DX450179	31644	DX450183	O31576
Sample Weight [g]	---	---	1000	1000	750	1000	750
pH [No unit]	11-Feb-25	10:13	7.00	7.04	6.96	7.14	7.20
Alkalinity [mg/L as CaCO3]	10-Feb-25	12:04	5	5	4	7	7
Conductivity [uS/cm]	10-Feb-25	12:04	12	12	15	18	19
Acidity [mg/L as CaCO3]	10-Feb-25	12:04	< 2	< 2	< 2	< 2	< 2
F [mg/L]	10-Feb-25	11:23	< 0.06	< 0.06	< 0.06	< 0.06	< 0.06
SO4 [mg/L]	11-Feb-25	15:45	0.4	0.3	1.7	1.6	1.9
Cl [mg/L]	11-Feb-25	15:45	0.4	< 0.2	< 0.2	< 0.2	< 0.2
Hg [mg/L]	12-Feb-25	13:19	< 0.00001	< 0.00001	< 0.00001	< 0.00001	< 0.00001
Ag [mg/L]	12-Feb-25	10:44	< 0.00005	< 0.00005	< 0.00005	< 0.00005	< 0.00005
Al [mg/L]	12-Feb-25	10:44	0.026	0.028	0.018	0.036	0.041
As [mg/L]	12-Feb-25	10:44	0.0014	0.0079	0.0036	0.0097	0.0018
Ba [mg/L]	12-Feb-25	10:44	0.00106	0.00208	0.00054	0.00039	0.00127
Be [mg/L]	12-Feb-25	10:44	< 0.000007	< 0.000007	< 0.000007	< 0.000007	< 0.000007
B [mg/L]	12-Feb-25	10:44	< 0.002	< 0.002	< 0.002	< 0.002	< 0.002
Bi [mg/L]	12-Feb-25	10:44	< 0.00001	< 0.00001	< 0.00001	< 0.00001	< 0.00001
Ca [mg/L]	12-Feb-25	10:44	1.78	1.73	2.15	3.02	2.60
Cd [mg/L]	12-Feb-25	10:44	< 0.000003	0.000005	< 0.000003	< 0.000003	0.000005
Co [mg/L]	12-Feb-25	10:44	0.000016	0.000027	0.000017	0.000026	0.000010
Cr [mg/L]	12-Feb-25	10:44	< 0.00008	< 0.00008	< 0.00008	< 0.00008	< 0.00008
Cu [mg/L]	12-Feb-25	10:44	< 0.001	< 0.001	< 0.001	< 0.001	< 0.001
Fe [mg/L]	12-Feb-25	10:44	< 0.007	< 0.007	< 0.007	< 0.007	< 0.007
K [mg/L]	12-Feb-25	10:44	0.384	0.702	0.617	0.458	0.648
Mg [mg/L]	12-Feb-25	10:44	0.051	0.070	0.098	0.076	0.049
Mn [mg/L]	12-Feb-25	10:43	0.00244	0.00189	0.00650	0.00213	0.0213
Mo [mg/L]	12-Feb-25	10:43	< 0.0004	< 0.0004	< 0.0004	< 0.0004	< 0.0004
Na [mg/L]	12-Feb-25	10:43	0.06	0.06	0.06	0.08	0.06

OnLine LIMS

0004024020

Results relate only to the sample tested. Data reported represents the sample submitted to SGS. Reproduction of this analytical report in full or in part is prohibited without prior written approval. Please refer to SGS General Conditions of Services located at https://www.sgs.ca/en/terms-and-conditions (Printed copies are available upon request.)
Test method information available upon request. "Temperature Upon Receipt" is representative of the whole shipment and may not reflect the temperature of individual samples.
SGS Canada Inc. Environment-Health & Safety statement of conformity decision rule does not consider uncertainty when analytical results are compared to a specified standard or regulation.

SGS Canada Inc.
P.O. Box 4300 - 185 Concession St.
Lakefield - Ontario - KOL 2HO
Phone: 705-652-2000 FAX: 705-652-6365

LR Report : **CA10039-FEB25**

Analysis	3: Analysis Completed Date	4: Analysis Completed Time	5: HC-28 Wk#42	6: HC-29 Wk#42	7: HC-30 Wk#42	8: HC-31 Wk#42	9: HC-32 Wk#42
Ni [mg/L]	12-Feb-25	10:43	< 0.0001	< 0.0001	< 0.0001	0.0001	< 0.0001
P [mg/L]	12-Feb-25	10:43	< 0.003	< 0.003	< 0.003	< 0.003	< 0.003
Pb [mg/L]	12-Feb-25	10:43	< 0.00009	< 0.00009	< 0.00009	< 0.00009	< 0.00009
S [mg/L]	12-Feb-25	10:43	< 5	< 5	< 5	< 5	< 5
Sb [mg/L]	12-Feb-25	10:43	< 0.0009	< 0.0009	< 0.0009	< 0.0009	< 0.0009
Se [mg/L]	12-Feb-25	10:43	< 0.00004	< 0.00004	< 0.00004	< 0.00004	0.00024
Si [mg/L]	12-Feb-25	10:43	0.22	0.23	0.17	0.27	0.20
Sn [mg/L]	12-Feb-25	10:43	0.00009	0.00009	0.00011	0.00009	< 0.00006
Sr [mg/L]	12-Feb-25	10:43	0.00431	0.00491	0.00763	0.00578	0.00376
Ti [mg/L]	12-Feb-25	10:43	< 0.0001	< 0.0001	< 0.0001	< 0.0001	< 0.0001
Th [mg/L]	12-Feb-25	10:43	< 0.0001	< 0.0001	< 0.0001	< 0.0001	< 0.0001
Tl [mg/L]	12-Feb-25	10:43	< 0.000005	< 0.000005	< 0.000005	< 0.000005	< 0.000005
U [mg/L]	12-Feb-25	10:43	0.000457	0.00126	0.000408	0.00139	0.000127
V [mg/L]	12-Feb-25	10:43	0.00029	0.00051	0.00018	0.00028	0.00016
W [mg/L]	12-Feb-25	10:43	< 0.0002	< 0.0002	< 0.0002	< 0.0002	< 0.0002
Zr [mg/L]	12-Feb-25	10:43	< 0.002	< 0.002	< 0.002	< 0.002	< 0.002
Zn [mg/L]	12-Feb-25	10:43	< 0.002	< 0.002	< 0.002	< 0.002	< 0.002

Analysis	10: HC-33 Wk#42	11: HC-34 Wk#42	12: HC-35 Wk#42
Sample Date & Time	07-Feb-25	07-Feb-25	07-Feb-25
HumCell Leachate Vol [mL]	1002	949	1023
Sample Name	DX450213	DX450174	31795
Sample Weight [g]	1000	1000	1000
pH [No unit]	4.97	7.49	7.65
Alkalinity [mg/L as CaCO3]	< 2	8	11
Conductivity [uS/cm]	33	18	25
Acidity [mg/L as CaCO3]	9	< 2	< 2
F [mg/L]	< 0.06	< 0.06	< 0.06
SO4 [mg/L]	16	0.3	0.8
Cl [mg/L]	< 0.2	< 0.2	< 0.2
Hg [mg/L]	< 0.00001	< 0.00001	< 0.00001
Ag [mg/L]	< 0.00005	< 0.00005	< 0.00005
Al [mg/L]	0.047	0.044	0.262
As [mg/L]	0.0002	0.0044	0.0629
Ba [mg/L]	0.00607	0.00229	0.00324
Be [mg/L]	0.000043	< 0.000007	< 0.000007
B [mg/L]	0.003	< 0.002	< 0.002
Bi [mg/L]	< 0.00001	< 0.00001	< 0.00001
Ca [mg/L]	1.34	2.56	3.37
Cd [mg/L]	0.000018	< 0.000003	0.000006
Co [mg/L]	0.000245	0.000019	0.000027
Cr [mg/L]	< 0.00008	< 0.00008	0.00013

OnLine LIMS

0004024020

Results relate only to the sample tested. Data reported represents the sample submitted to SGS. Reproduction of this analytical report in full or in part is prohibited without prior written approval. Please refer to SGS General Conditions of Services located at https://www.sgs.ca/en/terms-and-conditions (Printed copies are available upon request.)
Test method information available upon request. "Temperature Upon Receipt" is representative of the whole shipment and may not reflect the temperature of individual samples.
SGS Canada Inc. Environment-Health & Safety statement of conformity decision rule does not consider uncertainty when analytical results are compared to a specified standard or regulation.

SGS Canada Inc.
P.O. Box 4300 - 185 Concession St.
Lakefield - Ontario - KOL 2HO
Phone: 705-652-2000 FAX: 705-652-6365

LR Report : **CA10039-FEB25**

Analysis	10: HC-33 Wk#42	11: HC-34 Wk#42	12: HC-35 Wk#42
Cu [mg/L]	< 0.001	< 0.001	< 0.001
Fe [mg/L]	2.34	< 0.007	< 0.007
K [mg/L]	1.28	0.694	1.83
Mg [mg/L]	0.241	0.181	0.052
Mn [mg/L]	0.0482	0.0127	0.00144
Mo [mg/L]	< 0.0004	< 0.0004	< 0.0004
Na [mg/L]	0.07	0.08	0.11
Ni [mg/L]	0.0041	< 0.0001	< 0.0001
P [mg/L]	< 0.003	< 0.003	< 0.003
Pb [mg/L]	< 0.00009	< 0.00009	< 0.00009
S [mg/L]	< 5	< 5	< 5
Sb [mg/L]	< 0.0009	< 0.0009	< 0.0009
Se [mg/L]	0.00028	0.00006	< 0.00004
Si [mg/L]	0.89	0.21	0.64
Sn [mg/L]	0.00008	0.00008	< 0.00006
Sr [mg/L]	0.00903	0.00677	0.00427
Ti [mg/L]	< 0.0001	< 0.0001	< 0.0001
Th [mg/L]	< 0.0001	< 0.0001	< 0.0001
Tl [mg/L]	0.000008	< 0.000005	0.000005
U [mg/L]	0.000592	0.000034	0.000234
V [mg/L]	< 0.00001	0.00042	0.00096
W [mg/L]	< 0.0002	< 0.0002	< 0.0002
Zr [mg/L]	< 0.002	< 0.002	< 0.002
Zn [mg/L]	0.013	< 0.002	< 0.002



Lisa Thompson
Project Specialist Assistant,
Environment, Health & Safety

OnLine LIMS

0004024020

Results relate only to the sample tested. Data reported represents the sample submitted to SGS. Reproduction of this analytical report in full or in part is prohibited without prior written approval. Please refer to SGS General Conditions of Services located at https://www.sgs.ca/en/terms-and-conditions (Printed copies are available upon request.)
Test method information available upon request. "Temperature Upon Receipt" is representative of the whole shipment and may not reflect the temperature of individual samples.
SGS Canada Inc. Environment-Health & Safety statement of conformity decision rule does not consider uncertainty when analytical results are compared to a specified standard or regulation.

SGS Canada Inc.
P.O. Box 4300 - 185 Concession St.
Lakefield - Ontario - K0L 2H0
Phone: 705-652-2000 FAX: 705-652-6365

Quality Control Report

Inorganic Analysis														
Parameter	Reporting Limit	Unit	Method Blank	Duplicate				LCS / Spike Blank			Matrix Spike / Reference Material			
				Result 1	Result 2	RPD	Acceptance Criteria	Spike Recovery (%)	Recovery Limits (%)		Spike Recovery (%)	Recovery Limits (%)		
							%		Low	High		Low	High	
Acidity - QCBatchID: EWL0100-FEB25														
Acidity	2	mg/L as Ca	2			6	20	98	90	110	NA			
Alkalinity - QCBatchID: EWL0100-FEB25														
Alkalinity	2	mg/L as Ca	< 2			0	20	102	80	120	NA			
Anions by IC - QCBatchID: DIO0150-FEB25														
Chloride	0.2	mg/L	<0.2			ND	20	102	90	110	100	75	125	
Sulphate	0.2	mg/L	<0.2			3	20	92	90	110	NV	75	125	
Conductivity - QCBatchID: EWL0100-FEB25														
Conductivity	2	uS/cm	< 2			0	20	101	90	110	NA			
Fluoride by Specific Ion Electrode - QCBatchID: EWL0117-FEB25														
Fluoride	0.06	mg/L	<0.06			0	10	103	90	110	103	75	125	
Inorganics-General - QCBatchID: EHG0014-FEB25														
Mercury	0.00001	mg/L	< 0.00001			ND	20	115	80	120	129	70	130	
Metals in aqueous samples - ICP-MS - QCBatchID: EMS0067-FEB25														
Aluminum	0.001	mg/L	<0.001			1	20	108	90	110	104	70	130	
Antimony	0.0009	mg/L	<0.0009			1	20	100	90	110	116	70	130	
Arsenic	0.0002	mg/L	<0.0002			1	20	102	90	110	103	70	130	
Barium	0.00008	mg/L	<0.00008			5	20	100	90	110	103	70	130	
Beryllium	0.000007	mg/L	<0.000007			ND	20	100	90	110	96	70	130	
Bismuth	0.00001	mg/L	<0.00001			ND	20	98	90	110	90	70	130	
Boron	0.002	mg/L	<0.002			0	20	103	90	110	95	70	130	
Cadmium	0.000003	mg/L	<0.000003			ND	20	108	90	110	115	70	130	
Calcium	0.01	mg/L	<0.01			1	20	101	90	110	99	70	130	
Chromium	0.00008	mg/L	<0.00008			ND	20	106	90	110	114	70	130	
Cobalt	0.000004	mg/L	<0.000004			4	20	104	90	110	100	70	130	
Copper	0.001	mg/L	<0.001			ND	20	105	90	110	108	70	130	
Iron	0.007	mg/L	<0.007			ND	20	103	90	110	100	70	130	
Lead	0.00009	mg/L	<0.00009			ND	20	97	90	110	93	70	130	
Magnesium	0.001	mg/L	<0.001			1	20	104	90	110	93	70	130	
Manganese	0.00001	mg/L	<0.00001			0	20	107	90	110	97	70	130	
Molybdenum	0.0004	mg/L	<0.0004			16	20	105	90	110	94	70	130	
Nickel	0.0001	mg/L	<0.0001			0	20	109	90	110	91	70	130	
Phosphorus	0.003	mg/L	<0.003			ND	20	95	90	110	NV	70	130	
Potassium	0.003	mg/L	<0.009			1	20	106	90	110	103	70	130	
Selenium	0.00004	mg/L	<0.00004			10	20	101	90	110	112	70	130	
Silicon	0.02	mg/L	<0.02			1	20	97	90	110	NV	70	130	

OnLine LIMS

00040240 20

Results relate only to the sample tested. Data reported represents the sample submitted to SGS. Reproduction of this analytical report in full or in part is prohibited without prior written approval. Please refer to SGS General Conditions of Services located at https://www.sgs.ca/en/terms-and-conditions (Printed copies are available upon request.)
Test method information available upon request. "Temperature Upon Receipt" is representative of the whole shipment and may not reflect the temperature of individual samples.
SGS Canada Inc. Environment-Health & Safety statement of conformity decision rule does not consider uncertainty when analytical results are compared to a specified standard or regulation.

SGS Canada Inc.
P.O. Box 4300 - 185 Concession St.
Lakefield - Ontario - KOL 2HO
Phone: 705-652-2000 FAX: 705-652-6365

Inorganic Analysis													
Parameter	Reporting Limit	Unit	Method Blank	Duplicate				LCS / Spike Blank			Matrix Spike / Reference Material		
				Result 1	Result 2	RPD	Acceptance Criteria	Spike Recovery (%)	Recovery Limits (%)		Spike Recovery (%)	Recovery Limits (%)	
							%		Low	High		Low	High
Silver	0.00005	mg/L	<0.00005			ND	20	99	90	110	105	70	130
Sodium	0.01	mg/L	<0.01			4	20	109	90	110	78	70	130
Strontium	0.00008	mg/L	<0.00008			2	20	107	90	110	99	70	130
Sulfur	5	mg/L	<5			ND	20	106	90	110	NV	70	130
Thallium	0.000005	mg/L	<0.000005			ND	20	100	90	110	100	70	130
Thorium	0.0001	mg/L	<0.0001			ND	20	98	90	110	NV	70	130
Tin	0.00006	mg/L	<0.00006			10	20	102	90	110	NV	70	130
Titanium	0.0001	mg/L	<0.0001			18	20	104	90	110	NV	70	130
Tungsten	0.0002	mg/L	<0.0002			2	20	106	90	110	NV	70	130
Uranium	0.000002	mg/L	<0.000002			0	20	101	90	110	102	70	130
Vanadium	0.00001	mg/L	<0.00001			0	20	104	90	110	94	70	130
Zinc	0.002	mg/L	<0.002			ND	20	108	90	110	116	70	130
Zirconium	0.002	mg/L	<0.002			ND	20	98	90	110	NV	70	130
pH - QCBatchID: EWL0100-FEB25													
pH	0.05	No unit	NA			0		100			NA		

OnLine LIMS

0004024020

Results relate only to the sample tested. Data reported represents the sample submitted to SGS. Reproduction of this analytical report in full or in part is prohibited without prior written approval. Please refer to SGS General Conditions of Services located at https://www.sgs.ca/en/terms-and-conditions (Printed copies are available upon request.)
Test method information available upon request. "Temperature Upon Receipt" is representative of the whole shipment and may not reflect the temperature of individual samples.
SGS Canada Inc. Environment-Health & Safety statement of conformity decision rule does not consider uncertainty when analytical results are compared to a specified standard or regulation.

SGS Canada Inc.
P.O. Box 4300 - 185 Concession St.
Lakefield - Ontario - KOL 2HO
Phone: 705-652-2000 FAX: 705-652-6365

03-April-2024

Great Bear Resources Ltd.
Attn : Ashley Moncrief

1020 - 800 West Pender St.
Vancouver, BC
V6C 2V6, Canada

Phone: 778-833-2160
Fax:

Date Rec. : 21 March 2024
LR Report: **CA10153-MAR24**
Reference: Wk#43

Copy: #1

CERTIFICATE OF ANALYSIS
Final Report

Analysis	3: Analysis Completed Date	4: Analysis Completed Time	5: HC-1 Wk#43	6: HC-2 Wk#43	7: HC-3 Wk#43	8: HC-4 Wk#43	9: HC-5 Wk#43	10: HC-6 Wk#43
Sample Date & Time			21-Mar-24	21-Mar-24	21-Mar-24	21-Mar-24	21-Mar-24	21-Mar-24
HumCell Leachate Vol [mL]	21-Mar-24	12:35	1008	1014	518	502	998	498
Sample Name	---	---	DX450052	DX 550083	DX450204	DX450176	DX450232	DX450181
Sample Weight [g]	---	---	1000	1000	500	500	1000	500
pH [No unit]	25-Mar-24	09:31	6.73	7.47	7.13	6.02	7.07	7.06
Alkalinity [mg/L as CaCO3]	22-Mar-24	12:21	3	12	7	< 2	5	6
Conductivity [uS/cm]	22-Mar-24	12:21	30	32	17	30	15	12
Acidity [mg/L as CaCO3]	22-Mar-24	12:21	< 2	< 2	< 2	3	< 2	< 2
F [mg/L]	22-Mar-24	09:16	< 0.06	< 0.06	< 0.06	< 0.06	< 0.06	< 0.06
SO4 [mg/L]	25-Mar-24	13:28	10	3	< 2	13	< 2	< 2
Cl [mg/L]	25-Mar-24	13:28	< 1	< 1	< 1	< 1	< 1	< 1
Hg [mg/L]	25-Mar-24	09:11	< 0.00001	< 0.00001	< 0.00001	< 0.00001	< 0.00001	< 0.00001
Ag [mg/L]	27-Mar-24	10:44	< 0.00005	< 0.00005	< 0.00005	< 0.00005	< 0.00005	< 0.00005
Al [mg/L]	27-Mar-24	10:44	0.004	0.057	0.026	< 0.001	0.034	0.037
As [mg/L]	27-Mar-24	10:44	< 0.0002	0.0093	0.0008	< 0.0002	0.0022	0.0004
Ba [mg/L]	27-Mar-24	10:44	0.00092	0.0118	0.00072	0.00430	0.00104	0.00047
Be [mg/L]	27-Mar-24	10:44	< 0.000007	< 0.000007	< 0.000007	< 0.000007	< 0.000007	< 0.000007
B [mg/L]	27-Mar-24	10:44	< 0.002	< 0.002	< 0.002	< 0.002	0.002	< 0.002
Bi [mg/L]	27-Mar-24	10:44	< 0.00001	0.00006	< 0.00001	< 0.00001	< 0.00001	< 0.00001
Ca [mg/L]	27-Mar-24	10:44	4.90	5.42	2.85	3.90	2.47	2.18
Cd [mg/L]	27-Mar-24	10:44	0.001420	0.000006	< 0.000003	0.004266	0.000011	< 0.000003
Co [mg/L]	27-Mar-24	10:44	0.000022	0.000041	0.000009	0.000427	0.000005	0.000004
Cr [mg/L]	27-Mar-24	10:44	< 0.00008	< 0.00008	< 0.00008	< 0.00008	< 0.00008	< 0.00008
Cu [mg/L]	27-Mar-24	10:44	< 0.001	< 0.001	< 0.001	< 0.001	< 0.001	< 0.001
Fe [mg/L]	27-Mar-24	10:44	< 0.007	< 0.007	< 0.007	< 0.007	< 0.007	< 0.007
K [mg/L]	27-Mar-24	10:44	0.339	1.32	0.625	0.465	0.587	0.390
Mg [mg/L]	27-Mar-24	10:44	0.067	0.096	0.112	0.322	0.059	0.074
Mn [mg/L]	27-Mar-24	10:44	0.0402	0.0348	0.00468	0.0484	0.0145	0.00530
Mo [mg/L]	27-Mar-24	10:44	< 0.0004	< 0.0004	< 0.0004	< 0.0004	< 0.0004	< 0.0004
Na [mg/L]	27-Mar-24	10:44	0.06	0.06	0.07	0.05	0.06	0.07
Ni [mg/L]	27-Mar-24	10:44	< 0.0001	< 0.0001	< 0.0001	0.0016	< 0.0001	< 0.0001
P [mg/L]	27-Mar-24	10:44	< 0.003	< 0.003	0.003	0.003	< 0.003	< 0.003
Pb [mg/L]	27-Mar-24	10:44	0.0317	0.00040	< 0.00009	0.118	< 0.00009	< 0.00009
S [mg/L]	27-Mar-24	10:44	< 5	< 5	< 5	< 5	< 5	< 5
Sb [mg/L]	27-Mar-24	10:44	< 0.0009	< 0.0009	< 0.0009	< 0.0009	< 0.0009	< 0.0009
Se [mg/L]	27-Mar-24	10:44	0.00033	0.00301	< 0.00004	0.00063	0.00007	< 0.00004

OnLine LIMS

0003666885

Results relate only to the sample tested. Data reported represents the sample submitted to SGS. Reproduction of this analytical report in full or in part is prohibited without prior written approval. Please refer to SGS General Conditions of Services located at https://www.sgs.ca/en/terms-and-conditions (Printed copies are available upon request.)
Test method information available upon request. "Temperature Upon Receipt" is representative of the whole shipment and may not reflect the temperature of individual samples.
SGS Canada Inc. Environment-Health & Safety statement of conformity decision rule does not consider uncertainty when analytical results are compared to a specified standard or regulation.

SGS Canada Inc.
P.O. Box 4300 - 185 Concession St.
Lakefield - Ontario - KOL 2HO
Phone: 705-652-2000 FAX: 705-652-6365

LR Report : **CA10153-MAR24**

Analysis	3: Analysis Completed Date	4: Analysis Completed Time	5: HC-1 Wk#43	6: HC-2 Wk#43	7: HC-3 Wk#43	8: HC-4 Wk#43	9: HC-5 Wk#43	10: HC-6 Wk#43
Si [mg/L]	27-Mar-24	10:44	0.22	0.26	0.30	0.23	0.22	0.22
Sn [mg/L]	27-Mar-24	10:44	< 0.00006	< 0.00006	< 0.00006	< 0.00006	< 0.00006	< 0.00006
Sr [mg/L]	27-Mar-24	10:44	0.00860	0.0187	0.00633	0.00646	0.00335	0.00392
Ti [mg/L]	27-Mar-24	10:44	< 0.0001	< 0.0001	< 0.0001	< 0.0001	< 0.0001	0.00021
Th [mg/L]	27-Mar-24	10:44	< 0.0001	< 0.0001	< 0.0001	< 0.0001	< 0.0001	< 0.0001
Tl [mg/L]	27-Mar-24	10:44	< 0.000005	0.000013	< 0.000005	0.000012	< 0.000005	< 0.000005
U [mg/L]	27-Mar-24	10:44	0.000012	0.000416	0.000768	0.000010	0.000765	0.000181
V [mg/L]	27-Mar-24	10:44	< 0.00001	0.00033	0.00021	< 0.00001	0.00040	0.00032
W [mg/L]	27-Mar-24	10:44	< 0.0002	< 0.0002	< 0.0002	< 0.0002	< 0.0002	0.00083
Zr [mg/L]	27-Mar-24	10:44	< 0.002	< 0.002	< 0.002	< 0.002	< 0.002	< 0.002
Zn [mg/L]	27-Mar-24	10:44	0.056	< 0.002	< 0.002	0.275	< 0.002	< 0.002

Analysis	11: HC-7 Wk#43
Sample Date & Time	21-Mar-24
HumCell Leachate Vol [mL]	985
Sample Name	DX450002
Sample Weight [g]	1000
pH [No unit]	7.31
Alkalinity [mg/L as CaCO3]	7
Conductivity [uS/cm]	15
Acidity [mg/L as CaCO3]	< 2
F [mg/L]	< 0.06
SO4 [mg/L]	< 2
Cl [mg/L]	< 1
Hg [mg/L]	< 0.00001
Ag [mg/L]	< 0.00005
Al [mg/L]	0.038
As [mg/L]	0.0074
Ba [mg/L]	0.00067
Be [mg/L]	< 0.000007
B [mg/L]	< 0.002
Bi [mg/L]	< 0.00001
Ca [mg/L]	2.89
Cd [mg/L]	< 0.000003
Co [mg/L]	0.000015
Cr [mg/L]	< 0.00008
Cu [mg/L]	< 0.001
Fe [mg/L]	< 0.007
K [mg/L]	0.522
Mg [mg/L]	0.099
Mn [mg/L]	0.00871
Mo [mg/L]	< 0.0004
Na [mg/L]	0.07
Ni [mg/L]	< 0.0001
P [mg/L]	< 0.003
Pb [mg/L]	< 0.00009
S [mg/L]	< 5
Sb [mg/L]	< 0.0009
Se [mg/L]	< 0.00004
Si [mg/L]	0.20
Sn [mg/L]	< 0.00006
Sr [mg/L]	0.00570

OnLine LIMS

00036686885

Results relate only to the sample tested. Data reported represents the sample submitted to SGS. Reproduction of this analytical report in full or in part is prohibited without prior written approval. Please refer to SGS General Conditions of Services located at https://www.sgs.ca/en/terms-and-conditions (Printed copies are available upon request.)
Test method information available upon request. “Temperature Upon Receipt” is representative of the whole shipment and may not reflect the temperature of individual samples.
SGS Canada Inc. Environment-Health & Safety statement of conformity decision rule does not consider uncertainty when analytical results are compared to a specified standard or regulation.

SGS Canada Inc.
P.O. Box 4300 - 185 Concession St.
Lakefield - Ontario - KOL 2HO
Phone: 705-652-2000 FAX: 705-652-6365

LR Report : **CA10153-MAR24**

Analysis	11: HC-7 Wk#43
Ti [mg/L]	0.00015
Th [mg/L]	< 0.0001
Tl [mg/L]	< 0.000005
U [mg/L]	0.000822
V [mg/L]	0.00018
W [mg/L]	< 0.0002
Zr [mg/L]	< 0.002
Zn [mg/L]	< 0.002



Lisa Thompson
Project Specialist Assistant,
Environment, Health & Safety

OnLine LIMS

0003666885

Results relate only to the sample tested. Data reported represents the sample submitted to SGS. Reproduction of this analytical report in full or in part is prohibited without prior written approval. Please refer to SGS General Conditions of Services located at https://www.sgs.ca/en/terms-and-conditions (Printed copies are available upon request.)
Test method information available upon request. "Temperature Upon Receipt" is representative of the whole shipment and may not reflect the temperature of individual samples.
SGS Canada Inc. Environment-Health & Safety statement of conformity decision rule does not consider uncertainty when analytical results are compared to a specified standard or regulation.

SGS Canada Inc.
P.O. Box 4300 - 185 Concession St.
Lakefield - Ontario - KOL 2HO
Phone: 705-652-2000 FAX: 705-652-6365

09-April-2024

Great Bear Resources Ltd.
Attn : Ashley Moncrief

1020 - 800 West Pender St.
Vancouver, BC
V6C 2V6, Canada

Phone: 778-833-2160
Fax:

Date Rec. : 22 March 2024
LR Report: **CA10158-MAR24**
Reference: Wk#43

Copy: #1

CERTIFICATE OF ANALYSIS
Final Report

Analysis	3: Analysis Completed Date	4: Analysis Completed Time	5: HC-8 Wk#43	6: HC-9 Wk#43	7: HC-10 Wk#43	8: HC-11 Wk#43	9: HC-12 Wk#43	10: HC-13 Wk#43	11: HC-14 Wk#43
Sample Date & Time			22-Mar-24	22-Mar-24	22-Mar-24	22-Mar-24	22-Mar-24	22-Mar-24	22-Mar-24
HumCell Leachate Vol [mL]	22-Mar-24	17:16	886	981	904	901	908	1003	918
Sample Name	---	---	DX450108	DX450076	DX450186	DX450118	DX 550107	DX450159	DX450171
Sample Weight [g]	---	---	1000	1000	1000	1000	1000	1000	1000
pH [No unit]	26-Mar-24	09:12	7.64	5.79	7.32	7.35	7.19	7.65	6.80
Alkalinity [mg/L as CaCO3]	26-Mar-24	09:13	9	< 2	6	6	5	11	2
Conductivity [uS/cm]	25-Mar-24	12:09	20	54	13	11	18	29	17
Acidity [mg/L as CaCO3]	26-Mar-24	09:13	< 2	6	< 2	< 2	< 2	< 2	< 2
F [mg/L]	27-Mar-24	08:57	< 0.06	< 0.06	< 0.06	< 0.06	< 0.06	< 0.06	< 0.06
SO4 [mg/L]	25-Mar-24	15:06	< 2	24	< 2	< 2	4	3	5
Cl [mg/L]	26-Mar-24	13:59	< 1	< 1	< 1	< 1	< 1	< 1	< 1
Hg [mg/L]	26-Mar-24	09:21	< 0.00001	< 0.00001	< 0.00001	< 0.00001	< 0.00001	< 0.00001	< 0.00001
Ag [mg/L]	27-Mar-24	15:32	< 0.00005	< 0.00005	< 0.00005	< 0.00005	< 0.00005	< 0.00005	< 0.00005
Al [mg/L]	27-Mar-24	15:32	0.080	< 0.001	0.031	0.051	0.042	0.141	0.020
As [mg/L]	27-Mar-24	15:32	0.0011	< 0.0002	0.0002	0.0004	0.0020	0.0031	0.0015
Ba [mg/L]	27-Mar-24	15:32	0.00140	0.01298	0.00053	0.00046	0.00137	0.00063	0.00182
Be [mg/L]	27-Mar-24	15:32	< 0.000007	< 0.000007	< 0.000007	< 0.000007	< 0.000007	< 0.000007	< 0.000007
B [mg/L]	27-Mar-24	15:32	< 0.002	< 0.002	< 0.002	< 0.002	< 0.002	< 0.002	< 0.002
Bi [mg/L]	27-Mar-24	15:32	< 0.00001	< 0.00001	< 0.00001	< 0.00001	0.00002	< 0.00001	< 0.00001
Ca [mg/L]	27-Mar-24	15:32	3.42	4.97	2.28	2.02	3.34	5.90	2.67
Cd [mg/L]	27-Mar-24	15:32	0.000003	0.0534	0.000007	0.000003	0.000003	< 0.000003	< 0.000003
Co [mg/L]	27-Mar-24	15:32	0.000012	0.001821	0.000005	0.000008	0.000009	0.000005	0.000049
Cr [mg/L]	27-Mar-24	15:32	< 0.00008	< 0.00008	< 0.00008	< 0.00008	< 0.00008	< 0.00008	< 0.00008
Cu [mg/L]	27-Mar-24	15:32	< 0.001	0.001	< 0.001	< 0.001	< 0.001	< 0.001	< 0.001
Fe [mg/L]	27-Mar-24	15:32	< 0.007	< 0.007	< 0.007	< 0.007	< 0.007	< 0.007	< 0.007
K [mg/L]	27-Mar-24	15:32	0.640	1.17	0.278	0.208	0.349	0.606	0.845
Mg [mg/L]	27-Mar-24	15:32	0.231	0.114	0.033	0.040	0.042	0.059	0.130
Mn [mg/L]	27-Mar-24	15:32	0.0198	0.208	0.0169	0.0120	0.0175	0.0176	0.00308
Mo [mg/L]	27-Mar-24	15:32	0.0004	< 0.0004	< 0.0004	< 0.0004	0.0009	< 0.0004	< 0.0004
Na [mg/L]	27-Mar-24	15:32	0.08	0.06	0.06	0.05	0.06	0.05	0.07
Ni [mg/L]	27-Mar-24	15:32	0.0002	0.0316	< 0.0001	< 0.0001	0.0001	< 0.0001	0.0004
P [mg/L]	27-Mar-24	15:32	< 0.003	< 0.003	< 0.003	< 0.003	< 0.003	< 0.003	< 0.003
Pb [mg/L]	27-Mar-24	15:32	< 0.00009	0.09232	< 0.00009	0.00016	< 0.00009	< 0.00009	< 0.00009
S [mg/L]	27-Mar-24	15:32	< 5	8	< 5	< 5	< 5	< 5	< 5
Sb [mg/L]	27-Mar-24	15:32	< 0.0009	< 0.0009	< 0.0009	< 0.0009	< 0.0009	< 0.0009	< 0.0009
Se [mg/L]	27-Mar-24	15:32	0.00015	0.00154	0.00020	< 0.00004	0.00006	< 0.00004	0.00023

OnLine LIMS

0003673539

Results relate only to the sample tested. Data reported represents the sample submitted to SGS. Reproduction of this analytical report in full or in part is prohibited without prior written approval. Please refer to SGS General Conditions of Services located at https://www.sgs.ca/en/terms-and-conditions (Printed copies are available upon request.)
Test method information available upon request. "Temperature Upon Receipt" is representative of the whole shipment and may not reflect the temperature of individual samples.
SGS Canada Inc. Environment-Health & Safety statement of conformity decision rule does not consider uncertainty when analytical results are compared to a specified standard or regulation.

SGS Canada Inc.
P.O. Box 4300 - 185 Concession St.
Lakefield - Ontario - KOL 2HO
Phone: 705-652-2000 FAX: 705-652-6365

LR Report : **CA10158-MAR24**

Analysis	3: Analysis Completed Date	4: Analysis Completed Time	5: HC-8 Wk#43	6: HC-9 Wk#43	7: HC-10 Wk#43	8: HC-11 Wk#43	9: HC-12 Wk#43	10: HC-13 Wk#43	11: HC-14 Wk#43
Si [mg/L]	27-Mar-24	15:32	0.19	0.34	0.16	0.16	0.25	0.42	0.20
Sn [mg/L]	27-Mar-24	15:32	< 0.00006	< 0.00006	< 0.00006	< 0.00006	< 0.00006	< 0.00006	< 0.00006
Sr [mg/L]	27-Mar-24	15:32	0.00613	0.0140	0.00445	0.00412	0.00514	0.00548	0.00754
Ti [mg/L]	27-Mar-24	15:32	< 0.0001	< 0.0001	< 0.0001	< 0.0001	0.00017	< 0.0001	0.00014
Th [mg/L]	27-Mar-24	15:32	< 0.0001	< 0.0001	< 0.0001	< 0.0001	< 0.0001	< 0.0001	< 0.0001
Tl [mg/L]	27-Mar-24	15:32	< 0.000005	0.000031	< 0.000005	< 0.000005	< 0.000005	0.000009	< 0.000005
U [mg/L]	27-Mar-24	15:32	0.000198	0.000048	0.000295	0.000124	0.000189	0.000433	0.000110
V [mg/L]	27-Mar-24	15:32	0.00015	< 0.00001	0.00003	0.00005	0.00012	0.00008	0.00015
W [mg/L]	27-Mar-24	15:32	< 0.0002	< 0.0002	< 0.0002	< 0.0002	< 0.0002	< 0.0002	< 0.0002
Zr [mg/L]	27-Mar-24	15:32	< 0.002	< 0.002	< 0.002	< 0.002	< 0.002	< 0.002	< 0.002
Zn [mg/L]	27-Mar-24	15:32	< 0.002	6.37	< 0.002	< 0.002	< 0.002	< 0.002	< 0.002

Analysis	12: HC-15 Wk#43	13: HC-16 Wk#43	14: HC-17 Wk#43	15: HC-18 Wk#43	16: HC-19 Wk#43	17: HC-20 Wk#43	18: HC-21 Wk#43	19: HC-22 Wk#43	20: HC-23 Wk#43
Sample Date & Time	22-Mar-24	22-Mar-24	22-Mar-24	22-Mar-24	22-Mar-24	22-Mar-24	22-Mar-24	22-Mar-24	22-Mar-24
HumCell Leachate Vol [mL]	662	1005	979	930	911	929	907	445	980
Sample Name	DX450134	DX450185	DX450032	DX 550064	DX450008	DX 550056	DX450022	DX450077	DX450113
Sample Weight [g]	1000	1000	1000	1000	1000	1000	1000	500	1000
pH [No unit]	7.51	7.42	6.56	7.52	7.04	7.40	8.13	7.42	7.79
Alkalinity [mg/L as CaCO3]	10	8	2	8	3	7	11	8	12
Conductivity [uS/cm]	43	20	8	16	7	16	20	18	23
Acidity [mg/L as CaCO3]	< 2	< 2	< 2	< 2	< 2	< 2	< 2	< 2	< 2
F [mg/L]	< 0.06	< 0.06	< 0.06	< 0.06	< 0.06	< 0.06	< 0.06	< 0.06	< 0.06
SO4 [mg/L]	11	3	2	< 2	< 2	< 2	< 2	< 2	< 2
Cl [mg/L]	2	< 1	< 1	< 1	< 1	< 1	< 1	< 1	< 1
Hg [mg/L]	< 0.00001	< 0.00001	< 0.00001	< 0.00001	< 0.00001	< 0.00001	< 0.00001	< 0.00001	< 0.00001
Ag [mg/L]	< 0.00005	< 0.00005	< 0.00005	< 0.00005	< 0.00005	< 0.00005	< 0.00005	< 0.00005	< 0.00005
Al [mg/L]	0.008	0.072	0.006	0.059	0.035	0.033	0.069	0.031	0.057
As [mg/L]	0.0904	0.0079	0.0106	0.0073	0.0003	0.0006	0.0064	0.0004	0.0045
Ba [mg/L]	0.00080	0.00179	0.00022	0.00027	0.00021	0.00178	0.00023	0.00708	0.00442
Be [mg/L]	< 0.000007	< 0.000007	< 0.000007	< 0.000007	< 0.000007	< 0.000007	< 0.000007	< 0.000007	< 0.000007
B [mg/L]	< 0.002	< 0.002	< 0.002	< 0.002	< 0.002	< 0.002	< 0.002	< 0.002	< 0.002
Bi [mg/L]	< 0.00001	< 0.00001	< 0.00001	< 0.00001	< 0.00001	< 0.00001	< 0.00001	< 0.00001	< 0.00001
Ca [mg/L]	8.08	3.38	1.28	3.39	1.46	3.13	4.54	2.85	5.02
Cd [mg/L]	0.000005	0.000006	0.000007	0.000014	< 0.000003	< 0.000003	0.000004	0.000005	< 0.000003
Co [mg/L]	0.000309	0.000050	0.000177	0.000037	0.000043	0.000022	0.000045	0.000013	0.000008
Cr [mg/L]	< 0.00008	< 0.00008	< 0.00008	< 0.00008	< 0.00008	< 0.00008	< 0.00008	< 0.00008	< 0.00008
Cu [mg/L]	< 0.001	< 0.001	< 0.001	< 0.001	< 0.001	< 0.001	< 0.001	< 0.001	< 0.001
Fe [mg/L]	< 0.007	< 0.007	< 0.007	< 0.007	< 0.007	< 0.007	0.074	< 0.007	< 0.007
K [mg/L]	0.411	1.54	0.328	0.229	0.219	0.290	0.051	1.24	0.266
Mg [mg/L]	0.189	0.052	0.047	0.043	0.028	0.196	0.114	0.131	0.132
Mn [mg/L]	0.0158	0.00799	0.00313	0.00555	0.00496	0.0217	0.0284	0.0258	0.0275
Mo [mg/L]	< 0.0004	< 0.0004	< 0.0004	< 0.0004	0.0005	< 0.0004	0.0006	0.0005	< 0.0004
Na [mg/L]	0.06	0.07	0.06	0.06	0.05	0.05	0.04	0.05	0.02
Ni [mg/L]	0.0180	0.0003	0.0004	0.0001	0.0002	0.0001	0.0002	0.0002	< 0.0001
P [mg/L]	< 0.003	< 0.003	< 0.003	< 0.003	< 0.003	< 0.003	0.005	< 0.003	< 0.003
Pb [mg/L]	< 0.00009	< 0.00009	< 0.00009	< 0.00009	< 0.00009	< 0.00009	< 0.00009	< 0.00009	< 0.00009
S [mg/L]	6	< 5	< 5	< 5	< 5	< 5	< 5	< 5	< 5
Sb [mg/L]	0.0012	< 0.0009	< 0.0009	< 0.0009	< 0.0009	< 0.0009	< 0.0009	< 0.0009	< 0.0009
Se [mg/L]	0.00017	< 0.00004	< 0.00004	< 0.00004	< 0.00004	< 0.00004	0.00005	< 0.00004	< 0.00004
Si [mg/L]	0.20	0.27	0.32	0.28	0.17	0.19	0.14	0.15	0.20
Sn [mg/L]	< 0.00006	< 0.00006	< 0.00006	< 0.00006	< 0.00006	< 0.00006	< 0.00006	< 0.00006	< 0.00006
Sr [mg/L]	0.00965	0.00539	0.00348	0.00344	0.00262	0.00654	0.00256	0.00432	0.0134

OnLine LIMS

0003673539

Results relate only to the sample tested. Data reported represents the sample submitted to SGS. Reproduction of this analytical report in full or in part is prohibited without prior written approval. Please refer to SGS General Conditions of Services located at https://www.sgs.ca/en/terms-and-conditions (Printed copies are available upon request.)
Test method information available upon request. "Temperature Upon Receipt" is representative of the whole shipment and may not reflect the temperature of individual samples.
SGS Canada Inc. Environment-Health & Safety statement of conformity decision rule does not consider uncertainty when analytical results are compared to a specified standard or regulation.

SGS Canada Inc.
P.O. Box 4300 - 185 Concession St.
Lakefield - Ontario - KOL 2HO
Phone: 705-652-2000 FAX: 705-652-6365

LR Report : **CA10158-MAR24**

Analysis	12: HC-15 Wk#43	13: HC-16 Wk#43	14: HC-17 Wk#43	15: HC-18 Wk#43	16: HC-19 Wk#43	17: HC-20 Wk#43	18: HC-21 Wk#43	19: HC-22 Wk#43	20: HC-23 Wk#43
Ti [mg/L]	< 0.0001	< 0.0001	< 0.0001	0.00032	< 0.0001	< 0.0001	< 0.0001	< 0.0001	< 0.0001
Th [mg/L]	< 0.0001	< 0.0001	< 0.0001	< 0.0001	< 0.0001	< 0.0001	< 0.0001	< 0.0001	< 0.0001
Tl [mg/L]	< 0.000005	0.000006	< 0.000005	< 0.000005	< 0.000005	< 0.000005	< 0.000005	< 0.000005	< 0.000005
U [mg/L]	0.000097	0.000726	0.000237	0.000371	0.000060	0.000077	0.000032	0.000039	0.000090
V [mg/L]	0.00006	0.00027	0.00011	0.00013	0.00003	0.00061	0.00038	0.00056	0.00017
W [mg/L]	< 0.0002	< 0.0002	< 0.0002	< 0.0002	< 0.0002	< 0.0002	< 0.0002	< 0.0002	< 0.0002
Zr [mg/L]	< 0.002	< 0.002	< 0.002	< 0.002	< 0.002	< 0.002	< 0.002	< 0.002	< 0.002
Zn [mg/L]	< 0.002	< 0.002	< 0.002	< 0.002	< 0.002	< 0.002	< 0.002	< 0.002	< 0.002

Analysis	21: HC-24 Wk#43	22: HC-25 Wk#43	23: HC-26 Wk#43	24: HC-27 Wk#43
Sample Date & Time	22-Mar-24	22-Mar-24	22-Mar-24	22-Mar-24
HumCell Leachate Vol [mL]	970	955	734	955
Sample Name	DX 550101	DX450128	DX450021	DX450222
Sample Weight [g]	1000	1000	750	1000
pH [No unit]	7.65	7.74	6.09	7.08
Alkalinity [mg/L as CaCO3]	8	10	< 2	4
Conductivity [uS/cm]	18	30	156	14
Acidity [mg/L as CaCO3]	< 2	< 2	56	< 2
F [mg/L]	< 0.06	< 0.06	< 0.06	< 0.06
SO4 [mg/L]	< 2	3	56	3
Cl [mg/L]	< 1	1	32	< 1
Hg [mg/L]	< 0.00001	< 0.00001	< 0.00001	< 0.00001
Ag [mg/L]	< 0.00005	< 0.00005	< 0.00005	< 0.00005
Al [mg/L]	0.047	0.068	< 0.001	0.036
As [mg/L]	0.0017	0.0018	< 0.0002	0.0005
Ba [mg/L]	0.00054	0.00111	0.01058	0.00036
Be [mg/L]	< 0.000007	< 0.000007	< 0.000007	< 0.000007
B [mg/L]	< 0.002	< 0.002	< 0.002	< 0.002
Bi [mg/L]	< 0.00001	< 0.00001	< 0.00001	< 0.00001
Ca [mg/L]	3.94	6.29	27.0	2.52
Cd [mg/L]	0.000036	< 0.000003	0.000197	< 0.000003
Co [mg/L]	0.000018	0.000038	0.001062	0.000008
Cr [mg/L]	< 0.00008	< 0.00008	< 0.00008	< 0.00008
Cu [mg/L]	< 0.001	< 0.001	< 0.001	< 0.001
Fe [mg/L]	< 0.007	< 0.007	0.241	< 0.007
K [mg/L]	0.129	0.367	3.15	0.436
Mg [mg/L]	0.123	0.109	0.717	0.050
Mn [mg/L]	0.0219	0.0152	0.112	0.00757
Mo [mg/L]	< 0.0004	< 0.0004	< 0.0004	< 0.0004
Na [mg/L]	0.02	0.05	0.16	0.04
Ni [mg/L]	0.0002	0.0002	0.0043	0.0002
P [mg/L]	< 0.003	< 0.003	< 0.003	< 0.003
Pb [mg/L]	< 0.00009	< 0.00009	< 0.00009	< 0.00009
S [mg/L]	< 5	< 5	43	< 5
Sb [mg/L]	< 0.0009	< 0.0009	< 0.0009	< 0.0009
Se [mg/L]	< 0.00004	< 0.00004	0.00068	< 0.00004
Si [mg/L]	0.14	0.19	0.12	0.18
Sn [mg/L]	< 0.00006	< 0.00006	< 0.00006	< 0.00006
Sr [mg/L]	0.00312	0.00480	0.0146	0.00348
Ti [mg/L]	< 0.0001	0.00015	< 0.0001	< 0.0001
Th [mg/L]	< 0.0001	< 0.0001	< 0.0001	< 0.0001
Tl [mg/L]	< 0.000005	< 0.000005	< 0.000005	< 0.000005

OnLine LIMS

00036735 39

Results relate only to the sample tested. Data reported represents the sample submitted to SGS. Reproduction of this analytical report in full or in part is prohibited without prior written approval. Please refer to SGS General Conditions of Services located at https://www.sgs.ca/en/terms-and-conditions (Printed copies are available upon request.)
Test method information available upon request. "Temperature Upon Receipt" is representative of the whole shipment and may not reflect the temperature of individual samples.
SGS Canada Inc. Environment-Health & Safety statement of conformity decision rule does not consider uncertainty when analytical results are compared to a specified standard or regulation.

SGS Canada Inc.
P.O. Box 4300 - 185 Concession St.
Lakefield - Ontario - KOL 2HO
Phone: 705-652-2000 FAX: 705-652-6365

LR Report : **CA10158-MAR24**

Analysis	21: HC-24 Wk#43	22: HC-25 Wk#43	23: HC-26 Wk#43	24: HC-27 Wk#43
U [mg/L]	0.000075	0.000156	0.000019	0.000191
V [mg/L]	0.00038	0.00042	< 0.00001	0.00012
W [mg/L]	< 0.0002	0.00033	< 0.0002	< 0.0002
Zr [mg/L]	< 0.002	< 0.002	< 0.002	< 0.002
Zn [mg/L]	0.003	< 0.002	0.015	< 0.002



Lisa Thompson
Project Specialist Assistant,
Environment, Health & Safety

OnLine LIMS

0003673539

Results relate only to the sample tested. Data reported represents the sample submitted to SGS. Reproduction of this analytical report in full or in part is prohibited without prior written approval. Please refer to SGS General Conditions of Services located at https://www.sgs.ca/en/terms-and-conditions (Printed copies are available upon request.)
Test method information available upon request. "Temperature Upon Receipt" is representative of the whole shipment and may not reflect the temperature of individual samples.
SGS Canada Inc. Environment-Health & Safety statement of conformity decision rule does not consider uncertainty when analytical results are compared to a specified standard or regulation.

SGS Canada Inc.
P.O. Box 4300 - 185 Concession St.
Lakefield - Ontario - KOL 2HO
Phone: 705-652-2000 FAX: 705-652-6365

21-February-2025

Great Bear Resources Ltd.
Attn : Ashley Moncrief

1020 - 800 West Pender St.
Vancouver, BC
V6C 2V6, Canada

Phone: 778-833-2160
Fax:

Date Rec. : 14 February 2025
LR Report: **CA10081-FEB25**
Reference: Wk#43

Copy: #1

CERTIFICATE OF ANALYSIS
Final Report

Analysis	3: Analysis Completed Date	4: Analysis Completed Time	5: HC-28 Wk#43	6: HC-29 Wk#43	7: HC-30 Wk#43	8: HC-31 Wk#43	9: HC-32 Wk#43
Sample Date & Time			14-Feb-25	14-Feb-25	14-Feb-25	14-Feb-25	14-Feb-25
HumCell Leachate Vol [mL]	18-Feb-25	13:46	1012	981	709	925	705
Sample Name	---	---	31787	DX450179	31644	DX450183	O31576
Sample Weight [g]	---	---	1000	1000	750	1000	750
pH [No unit]	19-Feb-25	14:46	6.85	6.90	6.87	7.00	7.06
Alkalinity [mg/L as CaCO3]	19-Feb-25	11:37	5	5	5	6	7
Conductivity [uS/cm]	19-Feb-25	11:37	10	9	15	15	17
Acidity [mg/L as CaCO3]	19-Feb-25	11:37	< 2	< 2	< 2	< 2	< 2
F [mg/L]	18-Feb-25	12:33	< 0.06	< 0.06	< 0.06	< 0.06	< 0.06
SO4 [mg/L]	20-Feb-25	10:56	0.4	0.3	2.1	1.6	1.9
Cl [mg/L]	19-Feb-25	13:26	0.4	< 0.2	< 0.2	< 0.2	< 0.2
Hg [mg/L]	21-Feb-25	08:32	< 0.00001	< 0.00001	< 0.00001	< 0.00001	< 0.00001
Ag [mg/L]	21-Feb-25	08:32	< 0.00005	< 0.00005	< 0.00005	< 0.00005	< 0.00005
Al [mg/L]	21-Feb-25	08:32	0.025	0.030	0.025	0.044	0.044
As [mg/L]	21-Feb-25	08:32	0.0014	0.0072	0.0044	0.0091	0.0015
Ba [mg/L]	21-Feb-25	08:32	0.00104	0.00195	0.00093	0.00038	0.00136
Be [mg/L]	21-Feb-25	08:32	< 0.000007	< 0.000007	< 0.000007	< 0.000007	< 0.000007
B [mg/L]	21-Feb-25	08:32	< 0.002	< 0.002	< 0.002	< 0.002	< 0.002
Bi [mg/L]	21-Feb-25	08:32	< 0.00001	< 0.00001	< 0.00001	< 0.00001	< 0.00001
Ca [mg/L]	21-Feb-25	08:32	1.84	1.52	2.53	2.72	2.65
Cd [mg/L]	21-Feb-25	08:32	< 0.000003	< 0.000003	< 0.000003	< 0.000003	0.000004
Co [mg/L]	21-Feb-25	08:32	0.000015	0.000025	0.000012	0.000020	0.000005
Cr [mg/L]	21-Feb-25	08:32	< 0.00008	< 0.00008	< 0.00008	< 0.00008	< 0.00008
Cu [mg/L]	21-Feb-25	08:32	< 0.001	< 0.001	< 0.001	< 0.001	< 0.001
Fe [mg/L]	21-Feb-25	08:32	< 0.007	< 0.007	< 0.007	< 0.007	< 0.007
K [mg/L]	21-Feb-25	08:32	0.363	0.615	0.651	0.391	0.582
Mg [mg/L]	21-Feb-25	08:32	0.044	0.055	0.101	0.050	0.042
Mn [mg/L]	21-Feb-25	08:32	0.00272	0.00192	0.00808	0.00215	0.0239
Mo [mg/L]	21-Feb-25	08:32	< 0.0004	< 0.0004	< 0.0004	< 0.0004	< 0.0004
Na [mg/L]	21-Feb-25	08:32	0.04	0.04	0.06	0.05	0.05

OnLine LIMS

0004024454

Results relate only to the sample tested. Data reported represents the sample submitted to SGS. Reproduction of this analytical report in full or in part is prohibited without prior written approval. Please refer to SGS General Conditions of Services located at https://www.sgs.ca/en/terms-and-conditions (Printed copies are available upon request.)
Test method information available upon request. "Temperature Upon Receipt" is representative of the whole shipment and may not reflect the temperature of individual samples.
SGS Canada Inc. Environment-Health & Safety statement of conformity decision rule does not consider uncertainty when analytical results are compared to a specified standard or regulation.

SGS Canada Inc.
P.O. Box 4300 - 185 Concession St.
Lakefield - Ontario - KOL 2HO
Phone: 705-652-2000 FAX: 705-652-6365

LR Report : **CA10081-FEB25**

Analysis	3: Analysis Completed Date	4: Analysis Completed Time	5: HC-28 Wk#43	6: HC-29 Wk#43	7: HC-30 Wk#43	8: HC-31 Wk#43	9: HC-32 Wk#43
Ni [mg/L]	21-Feb-25	08:32	< 0.0001	< 0.0001	0.0001	< 0.0001	< 0.0001
P [mg/L]	21-Feb-25	08:32	< 0.003	< 0.003	< 0.003	< 0.003	< 0.003
Pb [mg/L]	21-Feb-25	08:32	< 0.00009	< 0.00009	< 0.00009	< 0.00009	0.00016
S [mg/L]	21-Feb-25	08:32	< 5	< 5	< 5	< 5	< 5
Sb [mg/L]	21-Feb-25	08:32	< 0.0009	< 0.0009	0.0009	< 0.0009	< 0.0009
Se [mg/L]	21-Feb-25	08:32	< 0.00004	< 0.00004	< 0.00004	< 0.00004	0.00023
Si [mg/L]	21-Feb-25	08:32	0.20	0.20	0.20	0.20	0.20
Sn [mg/L]	21-Feb-25	08:32	< 0.00006	< 0.00006	0.00016	0.00030	< 0.00006
Sr [mg/L]	21-Feb-25	08:32	0.00455	0.00439	0.00938	0.00521	0.00371
Ti [mg/L]	21-Feb-25	08:32	< 0.0001	< 0.0001	< 0.0001	0.00025	0.00010
Th [mg/L]	21-Feb-25	08:32	< 0.0001	< 0.0001	< 0.0001	< 0.0001	< 0.0001
Tl [mg/L]	21-Feb-25	08:32	< 0.000005	< 0.000005	< 0.000005	< 0.000005	< 0.000005
U [mg/L]	21-Feb-25	08:32	0.000492	0.00112	0.000571	0.000726	0.000119
V [mg/L]	21-Feb-25	08:32	0.00027	0.00050	0.00023	0.00031	0.00018
W [mg/L]	21-Feb-25	08:32	< 0.0002	< 0.0002	< 0.0002	< 0.0002	< 0.0002
Zr [mg/L]	21-Feb-25	08:32	< 0.002	< 0.002	< 0.002	< 0.002	< 0.002
Zn [mg/L]	21-Feb-25	08:32	< 0.002	< 0.002	< 0.002	< 0.002	0.003

Analysis	10: HC-33 Wk#43	11: HC-34 Wk#43	12: HC-35 Wk#43
Sample Date & Time	14-Feb-25	14-Feb-25	14-Feb-25
HumCell Leachate Vol [mL]	1003	943	1015
Sample Name	DX450213	DX450174	31795
Sample Weight [g]	1000	1000	1000
pH [No unit]	4.63	7.00	7.34
Alkalinity [mg/L as CaCO3]	< 2	9	9
Conductivity [uS/cm]	33	15	20
Acidity [mg/L as CaCO3]	9	< 2	< 2
F [mg/L]	< 0.06	< 0.06	< 0.06
SO4 [mg/L]	13	0.3	0.9
Cl [mg/L]	< 0.2	< 0.2	< 0.2
Hg [mg/L]	< 0.00001	< 0.00001	< 0.00001
Ag [mg/L]	< 0.00005	< 0.00005	< 0.00005
Al [mg/L]	0.052	0.044	0.286
As [mg/L]	0.0002	0.0043	0.0634
Ba [mg/L]	0.00636	0.00234	0.00305
Be [mg/L]	0.000049	< 0.000007	< 0.000007
B [mg/L]	0.003	< 0.002	< 0.002
Bi [mg/L]	< 0.00001	< 0.00001	< 0.00001
Ca [mg/L]	1.34	2.46	3.35
Cd [mg/L]	0.000012	< 0.000003	< 0.000003
Co [mg/L]	0.000246	0.000013	0.000014
Cr [mg/L]	< 0.00008	< 0.00008	< 0.00008

OnLine LIMS

0004024454

Results relate only to the sample tested. Data reported represents the sample submitted to SGS. Reproduction of this analytical report in full or in part is prohibited without prior written approval. Please refer to SGS General Conditions of Services located at https://www.sgs.ca/en/terms-and-conditions (Printed copies are available upon request.)
Test method information available upon request. "Temperature Upon Receipt" is representative of the whole shipment and may not reflect the temperature of individual samples.
SGS Canada Inc. Environment-Health & Safety statement of conformity decision rule does not consider uncertainty when analytical results are compared to a specified standard or regulation.

SGS Canada Inc.
P.O. Box 4300 - 185 Concession St.
Lakefield - Ontario - KOL 2HO
Phone: 705-652-2000 FAX: 705-652-6365

LR Report : **CA10081-FEB25**

Analysis	10: HC-33 Wk#43	11: HC-34 Wk#43	12: HC-35 Wk#43
Cu [mg/L]	< 0.001	< 0.001	< 0.001
Fe [mg/L]	2.27	< 0.007	< 0.007
K [mg/L]	1.10	0.623	1.58
Mg [mg/L]	0.224	0.153	0.047
Mn [mg/L]	0.0481	0.0128	0.00141
Mo [mg/L]	< 0.0004	< 0.0004	< 0.0004
Na [mg/L]	0.06	0.06	0.09
Ni [mg/L]	0.0040	< 0.0001	< 0.0001
P [mg/L]	< 0.003	< 0.003	< 0.003
Pb [mg/L]	0.00010	< 0.00009	< 0.00009
S [mg/L]	< 5	< 5	< 5
Sb [mg/L]	< 0.0009	< 0.0009	< 0.0009
Se [mg/L]	0.00028	0.00007	0.00004
Si [mg/L]	0.78	0.20	0.62
Sn [mg/L]	0.00015	0.00008	< 0.00006
Sr [mg/L]	0.00908	0.00687	0.00419
Ti [mg/L]	< 0.0001	< 0.0001	0.00010
Th [mg/L]	< 0.0001	< 0.0001	< 0.0001
Tl [mg/L]	0.000007	< 0.000005	< 0.000005
U [mg/L]	0.000660	0.000032	0.000250
V [mg/L]	< 0.00001	0.00037	0.00099
W [mg/L]	< 0.0002	< 0.0002	< 0.0002
Zr [mg/L]	< 0.002	< 0.002	< 0.002
Zn [mg/L]	0.014	< 0.002	< 0.002



Lisa Thompson
Project Specialist Assistant,
Environment, Health & Safety

OnLine LIMS

0004024454

Results relate only to the sample tested. Data reported represents the sample submitted to SGS. Reproduction of this analytical report in full or in part is prohibited without prior written approval. Please refer to SGS General Conditions of Services located at https://www.sgs.ca/en/terms-and-conditions (Printed copies are available upon request.)
Test method information available upon request. "Temperature Upon Receipt" is representative of the whole shipment and may not reflect the temperature of individual samples.
SGS Canada Inc. Environment-Health & Safety statement of conformity decision rule does not consider uncertainty when analytical results are compared to a specified standard or regulation.

SGS Canada Inc.
P.O. Box 4300 - 185 Concession St.
Lakefield - Ontario - KOL 2HO
Phone: 705-652-2000 FAX: 705-652-6365

Quality Control Report

Inorganic Analysis													
Parameter	Reporting Limit	Unit	Method Blank	Duplicate				LCS / Spike Blank			Matrix Spike / Reference Material		
				Result 1	Result 2	RPD	Acceptance Criteria	Spike Recovery (%)	Recovery Limits (%)		Spike Recovery (%)	Recovery Limits (%)	
							%		Low	High		Low	High
Acidity - QCBatchID: EWL0224-FEB25													
Acidity	2	mg/L as Ca	< 2			0	20	104	90	110	NA		
Alkalinity - QCBatchID: EWL0224-FEB25													
Alkalinity	2	mg/L as Ca	< 2			ND	20	102	80	120	NA		
Anions by IC - QCBatchID: DIO0266-FEB25													
Chloride	0.2	mg/L	<0.2			3	20	96	90	110	95	75	125
Sulphate	0.2	mg/L	<0.2			2	20	100	90	110	96	75	125
Anions by IC - QCBatchID: DIO0271-FEB25													
Sulphate	0.2	mg/L	<0.2			3	20	101	90	110	76	75	125
Conductivity - QCBatchID: EWL0224-FEB25													
Conductivity	2	uS/cm	< 2			0	20	97	90	110	NA		
Fluoride by Specific Ion Electrode - QCBatchID: EWL0236-FEB25													
Fluoride	0.06	mg/L	<0.06			ND	10	100	90	110	99	75	125
Inorganics-General - QCBatchID: EHG0025-FEB25													
Mercury	0.00001	mg/L	< 0.00001			ND	20	119	80	120	115	70	130
Metals in aqueous samples - ICP-MS - QCBatchID: EMS0146-FEB25													
Aluminum	0.001	mg/L	<0.001			0	20	103	90	110	120	70	130
Antimony	0.0009	mg/L	<0.0009			1	20	99	90	110	76	70	130
Arsenic	0.0002	mg/L	<0.0002			3	20	97	90	110	98	70	130
Barium	0.00008	mg/L	<0.00008			10	20	95	90	110	95	70	130
Beryllium	0.000007	mg/L	<0.000007			ND	20	99	90	110	102	70	130
Bismuth	0.00001	mg/L	<0.00001			ND	20	91	90	110	86	70	130
Boron	0.002	mg/L	<0.002			ND	20	104	90	110	98	70	130
Cadmium	0.000003	mg/L	<0.000003			ND	20	101	90	110	98	70	130
Calcium	0.01	mg/L	<0.01			1	20	106	90	110	92	70	130
Chromium	0.00008	mg/L	<0.00008			ND	20	98	90	110	97	70	130
Cobalt	0.000004	mg/L	<0.000004			ND	20	94	90	110	95	70	130
Copper	0.001	mg/L	<0.001			ND	20	101	90	110	90	70	130
Iron	0.007	mg/L	<0.007			ND	20	109	90	110	75	70	130
Lead	0.00009	mg/L	<0.00009			ND	20	101	90	110	93	70	130
Magnesium	0.001	mg/L	<0.001			3	20	102	90	110	85	70	130
Manganese	0.00001	mg/L	<0.00001			6	20	101	90	110	105	70	130
Molybdenum	0.0004	mg/L	<0.0004			ND	20	106	90	110	86	70	130
Nickel	0.0001	mg/L	<0.0001			ND	20	101	90	110	93	70	130
Phosphorus	0.003	mg/L	<0.003			ND	20	106	90	110	NV	70	130
Potassium	0.003	mg/L	<0.009			1	20	105	90	110	90	70	130

OnLine LIMS

0004024454

Results relate only to the sample tested. Data reported represents the sample submitted to SGS. Reproduction of this analytical report in full or in part is prohibited without prior written approval. Please refer to SGS General Conditions of Services located at https://www.sgs.ca/en/terms-and-conditions (Printed copies are available upon request.)
Test method information available upon request. "Temperature Upon Receipt" is representative of the whole shipment and may not reflect the temperature of individual samples.
SGS Canada Inc. Environment-Health & Safety statement of conformity decision rule does not consider uncertainty when analytical results are compared to a specified standard or regulation.

SGS Canada Inc.
P.O. Box 4300 - 185 Concession St.
Lakefield - Ontario - KOL 2HO
Phone: 705-652-2000 FAX: 705-652-6365

Great Bear - 8 Long

LR Report : **CA10081-FEB25**

Inorganic Analysis													
Parameter	Reporting Limit	Unit	Method Blank	Duplicate				LCS / Spike Blank			Matrix Spike / Reference Material		
				Result 1	Result 2	RPD	Acceptance Criteria	Spike Recovery (%)	Recovery Limits (%)		Spike Recovery (%)	Recovery Limits (%)	
							%		Low	High		Low	High
Selenium	0.00004	mg/L	<0.00004			ND	20	96	90	110	103	70	130
Silicon	0.02	mg/L	<0.02			2	20	94	90	110	NV	70	130
Silver	0.00005	mg/L	<0.00005			ND	20	102	90	110	81	70	130
Sodium	0.01	mg/L	<0.01			6	20	100	90	110	88	70	130
Strontium	0.00008	mg/L	<0.00008			3	20	101	90	110	99	70	130
Sulfur	5	mg/L	<5			ND	20	110	90	110	NV	70	130
Thallium	0.000005	mg/L	<0.000005			ND	20	96	90	110	90	70	130
Thorium	0.0001	mg/L	<0.0001			ND	20	91	90	110	NV	70	130
Tin	0.00006	mg/L	<0.00006			ND	20	104	90	110	NV	70	130
Titanium	0.0001	mg/L	<0.0001			ND	20	102	90	110	NV	70	130
Tungsten	0.0002	mg/L	<0.0002			ND	20	102	90	110	NV	70	130
Uranium	0.000002	mg/L	<0.000002			8	20	96	90	110	92	70	130
Vanadium	0.00001	mg/L	<0.00001			4	20	98	90	110	95	70	130
Zinc	0.002	mg/L	<0.002			ND	20	101	90	110	105	70	130
Zirconium	0.002	mg/L	<0.002			ND	20	99	90	110	NV	70	130
pH - QCBatchID: EWL0224-FEB25													
pH	0.05	No unit	NA			0		99			NA		

OnLine LIMS

0004024454

Results relate only to the sample tested. Data reported represents the sample submitted to SGS. Reproduction of this analytical report in full or in part is prohibited without prior written approval. Please refer to SGS General Conditions of Services located at https://www.sgs.ca/en/terms-and-conditions (Printed copies are available upon request.)
Test method information available upon request. "Temperature Upon Receipt" is representative of the whole shipment and may not reflect the temperature of individual samples.
SGS Canada Inc. Environment-Health & Safety statement of conformity decision rule does not consider uncertainty when analytical results are compared to a specified standard or regulation.

SGS Canada Inc.
P.O. Box 4300 - 185 Concession St.
Lakefield - Ontario - KOL 2HO
Phone: 705-652-2000 FAX: 705-652-6365

28-April-2024

Great Bear Resources Ltd.
Attn : Ashley Moncrief

1020 - 800 West Pender St., Vancouver
Canada, V6C 2V6
Phone: 778-833-2160, Fax:

Date Rec. : 28 March 2024
LR Report: **CA10203-MAR24**
Reference: Wk#44

Copy: #1

CERTIFICATE OF ANALYSIS
Final Report

Analysis	3: Analysis Completed Date	4: Analysis Completed Time	5: HC-1 Wk#44	6: HC-2 Wk#44	7: HC-3 Wk#44	8: HC-4 Wk#44	9: HC-5 Wk#44
Sample Date & Time			28-Mar-24	28-Mar-24	28-Mar-24	28-Mar-24	28-Mar-24
HumCell Leachate Vol [mL]	01-Apr-24	12:45	999	1002	493	503	1003
Sample Name	---	---	DX450052	DX 550083	DX450204	DX450176	DX450232
Sample Weight [g]	---	---	1000	1000	500	500	1000
pH [No unit]	03-Apr-24	10:46	6.96	7.95	7.07	5.95	7.34
Alkalinity [mg/L as CaCO3]	03-Apr-24	12:07	3	12	4	< 2	5
Conductivity [uS/cm]	03-Apr-24	12:07	34	30	9	27	13
Acidity [mg/L as CaCO3]	02-Apr-24	11:41	< 2	< 2	< 2	2	< 2
F [mg/L]	01-Apr-24	14:04	< 0.06	< 0.06	< 0.06	< 0.06	< 0.06
SO4 [mg/L]	01-Apr-24	19:20	13	3	< 2	12	< 2
Cl [mg/L]	01-Apr-24	19:20	< 1	< 1	< 1	< 1	< 1
Hg [mg/L]	16-Apr-24	11:15	< 0.00001	< 0.00001	< 0.00001	< 0.00001	< 0.00001
Ag [mg/L]	02-Apr-24	14:29	< 0.00005	< 0.00005	< 0.00005	< 0.00005	< 0.00005
Al [mg/L]	02-Apr-24	14:29	0.006	0.056	0.029	< 0.001	0.025
As [mg/L]	02-Apr-24	14:29	< 0.0002	0.0094	0.0005	< 0.0002	0.0022
Ba [mg/L]	02-Apr-24	14:29	0.00079	0.0124	0.00033	0.00404	0.00102
Be [mg/L]	02-Apr-24	14:29	< 0.000007	< 0.000007	< 0.000007	< 0.000007	< 0.000007
B [mg/L]	02-Apr-24	14:29	< 0.002	< 0.002	0.002	< 0.002	< 0.002
Bi [mg/L]	02-Apr-24	14:29	< 0.00001	0.00005	< 0.00001	< 0.00001	< 0.00001
Ca [mg/L]	02-Apr-24	14:29	4.51	5.18	0.98	3.50	2.27
Cd [mg/L]	02-Apr-24	14:29	0.00106	0.000007	< 0.000003	0.00429	0.000028
Co [mg/L]	02-Apr-24	14:29	0.000018	0.000044	0.000016	0.000442	0.000007
Cr [mg/L]	02-Apr-24	14:29	< 0.00008	< 0.00008	< 0.00008	< 0.00008	< 0.00008
Cu [mg/L]	02-Apr-24	14:29	< 0.001	< 0.001	< 0.001	< 0.001	0.023
Fe [mg/L]	02-Apr-24	14:29	< 0.007	< 0.007	< 0.007	< 0.007	< 0.007
K [mg/L]	02-Apr-24	14:29	0.261	1.22	0.291	0.406	0.499
Mg [mg/L]	02-Apr-24	14:29	0.058	0.091	0.041	0.286	0.049
Mn [mg/L]	02-Apr-24	14:29	0.0289	0.0376	0.00258	0.0482	0.0156
Mo [mg/L]	02-Apr-24	14:29	< 0.0004	< 0.0004	< 0.0004	< 0.0004	< 0.0004
Na [mg/L]	02-Apr-24	14:29	0.05	0.07	0.04	0.05	0.06

OnLine LIMS

0003694384

Results relate only to the sample tested. Data reported represents the sample submitted to SGS. Reproduction of this analytical report in full or in part is prohibited without prior written approval. Please refer to SGS General Conditions of Services located at https://www.sgs.ca/en/terms-and-conditions (Printed copies are available upon request.)
Test method information available upon request. "Temperature Upon Receipt" is representative of the whole shipment and may not reflect the temperature of individual samples.
SGS Canada Inc. Environment-Health & Safety statement of conformity decision rule does not consider uncertainty when analytical results are compared to a specified standard or regulation.

SGS Canada Inc.
P.O. Box 4300 - 185 Concession St.
Lakefield - Ontario - KOL 2HO
Phone: 705-652-2000 FAX: 705-652-6365

LR Report : **CA10203-MAR24**

Analysis	3: Analysis Completed Date	4: Analysis Completed Time	5: HC-1 Wk#44	6: HC-2 Wk#44	7: HC-3 Wk#44	8: HC-4 Wk#44	9: HC-5 Wk#44
Ni [mg/L]	02-Apr-24	14:29	0.0002	0.0001	0.0002	0.0017	0.0002
P [mg/L]	02-Apr-24	14:29	< 0.003	< 0.003	< 0.003	< 0.003	< 0.003
Pb [mg/L]	02-Apr-24	14:29	0.0267	0.00038	< 0.00009	0.123	0.00194
S [mg/L]	02-Apr-24	14:29	< 5	< 5	< 5	< 5	< 5
Sb [mg/L]	02-Apr-24	14:29	< 0.0009	< 0.0009	< 0.0009	< 0.0009	< 0.0009
Se [mg/L]	02-Apr-24	14:29	0.00043	0.00303	< 0.00004	0.00056	0.00005
Si [mg/L]	02-Apr-24	14:29	0.21	0.29	0.11	0.24	0.23
Sn [mg/L]	02-Apr-24	14:29	< 0.00006	0.00007	0.00013	0.00011	0.00064
Sr [mg/L]	02-Apr-24	14:29	0.00761	0.0184	0.00214	0.00539	0.00301
Ti [mg/L]	02-Apr-24	14:29	< 0.0001	< 0.0001	0.0002	< 0.0001	< 0.0001
Th [mg/L]	02-Apr-24	14:29	< 0.0001	< 0.0001	< 0.0001	< 0.0001	< 0.0001
Tl [mg/L]	02-Apr-24	14:29	< 0.000005	0.000012	< 0.000005	0.000011	0.000005
U [mg/L]	02-Apr-24	14:29	0.000067	0.000308	0.000182	0.000016	0.000830
V [mg/L]	02-Apr-24	14:29	< 0.00001	0.00031	0.00017	< 0.00001	0.00034
W [mg/L]	02-Apr-24	14:29	< 0.0002	< 0.0002	< 0.0002	< 0.0002	< 0.0002
Zr [mg/L]	02-Apr-24	14:29	< 0.002	< 0.002	< 0.002	< 0.002	< 0.002
Zn [mg/L]	02-Apr-24	14:29	0.037	< 0.002	< 0.002	0.285	0.017

Analysis	10: HC-6 Wk#44	11: HC-7 Wk#44
Sample Date & Time	28-Mar-24	28-Mar-24
HumCell Leachate Vol [mL]	510	1000
Sample Name	DX450181	DX450002
Sample Weight [g]	500	1000
pH [No unit]	7.34	7.64
Alkalinity [mg/L as CaCO3]	6	7
Conductivity [uS/cm]	11	13
Acidity [mg/L as CaCO3]	< 2	< 2
F [mg/L]	< 0.06	< 0.06
SO4 [mg/L]	< 2	< 2
Cl [mg/L]	< 1	< 1
Hg [mg/L]	< 0.00001	< 0.00001
Ag [mg/L]	< 0.00005	< 0.00005
Al [mg/L]	0.030	0.059
As [mg/L]	0.0004	0.0063
Ba [mg/L]	0.00044	0.00056
Be [mg/L]	< 0.000007	< 0.000007
B [mg/L]	< 0.002	< 0.002
Bi [mg/L]	< 0.00001	< 0.00001
Ca [mg/L]	1.90	2.28
Cd [mg/L]	0.000003	0.000003
Co [mg/L]	0.000014	0.000016
Cr [mg/L]	< 0.00008	< 0.00008

OnLine LIMS

0003694384

Results relate only to the sample tested. Data reported represents the sample submitted to SGS. Reproduction of this analytical report in full or in part is prohibited without prior written approval. Please refer to SGS General Conditions of Services located at https://www.sgs.ca/en/terms-and-conditions (Printed copies are available upon request.)
Test method information available upon request. "Temperature Upon Receipt" is representative of the whole shipment and may not reflect the temperature of individual samples.
SGS Canada Inc. Environment-Health & Safety statement of conformity decision rule does not consider uncertainty when analytical results are compared to a specified standard or regulation.

SGS Canada Inc.
P.O. Box 4300 - 185 Concession St.
Lakefield - Ontario - KOL 2HO
Phone: 705-652-2000 FAX: 705-652-6365

LR Report : **CA10203-MAR24**

Analysis	10: HC-6 Wk#44	11: HC-7 Wk#44
Cu [mg/L]	< 0.001	< 0.001
Fe [mg/L]	< 0.007	< 0.007
K [mg/L]	0.339	0.427
Mg [mg/L]	0.069	0.081
Mn [mg/L]	0.00450	0.00819
Mo [mg/L]	< 0.0004	< 0.0004
Na [mg/L]	0.06	0.08
Ni [mg/L]	0.0001	0.0001
P [mg/L]	< 0.003	0.009
Pb [mg/L]	< 0.00009	< 0.00009
S [mg/L]	< 5	< 5
Sb [mg/L]	< 0.0009	< 0.0009
Se [mg/L]	< 0.00004	< 0.00004
Si [mg/L]	0.23	0.19
Sn [mg/L]	0.00011	0.00007
Sr [mg/L]	0.00380	0.00411
Ti [mg/L]	< 0.0001	0.0001
Th [mg/L]	< 0.0001	< 0.0001
Tl [mg/L]	< 0.000005	< 0.000005
U [mg/L]	0.000186	0.000698
V [mg/L]	0.00029	0.00017
W [mg/L]	0.0009	< 0.0002
Zr [mg/L]	< 0.002	< 0.002
Zn [mg/L]	< 0.002	< 0.002



Lisa Thompson
Project Specialist Assistant,
Environment, Health & Safety

OnLine LIMS

0003694384

Results relate only to the sample tested. Data reported represents the sample submitted to SGS. Reproduction of this analytical report in full or in part is prohibited without prior written approval. Please refer to SGS General Conditions of Services located at https://www.sgs.ca/en/terms-and-conditions (Printed copies are available upon request.)
Test method information available upon request. "Temperature Upon Receipt" is representative of the whole shipment and may not reflect the temperature of individual samples.
SGS Canada Inc. Environment-Health & Safety statement of conformity decision rule does not consider uncertainty when analytical results are compared to a specified standard or regulation.

SGS Canada Inc.
P.O. Box 4300 - 185 Concession St.
Lakefield - Ontario - KOL 2HO
Phone: 705-652-2000 FAX: 705-652-6365

10-April-2024

Great Bear Resources Ltd.
Attn : Ashley Moncrief

1020 - 800 West Pender St., Vancouver
Canada, V6C 2V6
Phone: 778-833-2160, Fax:

Date Rec. : 29 March 2024
LR Report: **CA10208-MAR24**
Reference: Wk#44

Copy: #1

CERTIFICATE OF ANALYSIS
Final Report

Analysis	3: Analysis Completed Date	4: Analysis Completed Time	5: HC-8 Wk#44	6: HC-9 Wk#44	7: HC-10 Wk#44	8: HC-11 Wk#44	9: HC-12 Wk#44	10: HC-13 Wk#44	11: HC-14 Wk#44
Sample Date & Time			29-Mar-24	29-Mar-24	29-Mar-24	29-Mar-24	29-Mar-24	29-Mar-24	29-Mar-24
HumCell Leachate Vol [mL]	01-Apr-24	12:46	971	998	942	979	985	988	925
Sample Name	---	---	DX450108	DX450076	DX450186	DX450118	DX 550107	DX450159	DX450171
Sample Weight [g]	---	---	1000	1000	1000	1000	1000	1000	1000
pH [No unit]	02-Apr-24	11:02	7.83	6.21	7.34	7.29	7.20	7.68	6.81
Alkalinity [mg/L as CaCO3]	02-Apr-24	11:04	9	< 2	5	6	4	11	3
Conductivity [uS/cm]	02-Apr-24	11:04	22	40	14	13	17	29	19
Acidity [mg/L as CaCO3]	03-Apr-24	11:50	< 2	7	< 2	< 2	< 2	< 2	< 2
F [mg/L]	01-Apr-24	14:05	< 0.06	< 0.06	< 0.06	< 0.06	< 0.06	< 0.06	< 0.06
SO4 [mg/L]	10-Apr-24	13:55	3	19	2	< 2	4	4	6
Cl [mg/L]	10-Apr-24	13:55	< 1	< 1	< 1	< 1	< 1	< 1	< 1
Hg [mg/L]	03-Apr-24	09:43	< 0.00001	< 0.00001	< 0.00001	< 0.00001	< 0.00001	< 0.00001	< 0.00001
Ag [mg/L]	05-Apr-24	10:28	< 0.00005	< 0.00005	< 0.00005	< 0.00005	< 0.00005	< 0.00005	< 0.00005
Al [mg/L]	05-Apr-24	10:28	0.048	< 0.001	0.029	0.036	0.024	0.130	0.018
As [mg/L]	05-Apr-24	10:28	0.0009	< 0.0002	0.0003	0.0003	0.0017	0.0033	0.0014
Ba [mg/L]	05-Apr-24	10:28	0.00150	0.0109	0.00059	0.00063	0.00131	0.00061	0.00196
Be [mg/L]	05-Apr-24	10:28	< 0.000007	< 0.000007	< 0.000007	< 0.000007	< 0.000007	< 0.000007	< 0.000007
B [mg/L]	05-Apr-24	10:28	< 0.002	< 0.002	< 0.002	< 0.002	< 0.002	< 0.002	< 0.002
Bi [mg/L]	05-Apr-24	10:28	< 0.00001	< 0.00001	< 0.00001	< 0.00001	0.00001	< 0.00001	< 0.00001
Ca [mg/L]	05-Apr-24	10:28	3.81	3.33	2.71	2.57	3.14	5.79	2.84
Cd [mg/L]	05-Apr-24	10:28	0.000004	0.035601	0.000020	0.000018	0.000026	0.000012	0.000008
Co [mg/L]	05-Apr-24	10:28	0.000011	0.000922	0.000011	0.000011	0.000013	0.000007	0.000103
Cr [mg/L]	05-Apr-24	10:28	< 0.00008	< 0.00008	< 0.00008	< 0.00008	< 0.00008	< 0.00008	< 0.00008
Cu [mg/L]	05-Apr-24	10:28	< 0.001	< 0.001	< 0.001	< 0.001	< 0.001	< 0.001	< 0.001
Fe [mg/L]	05-Apr-24	10:28	< 0.007	< 0.007	< 0.007	< 0.007	< 0.007	< 0.007	0.011
K [mg/L]	05-Apr-24	10:28	0.629	1.05	0.292	0.214	0.303	0.576	0.760
Mg [mg/L]	05-Apr-24	10:28	0.250	0.087	0.042	0.051	0.040	0.063	0.142
Mn [mg/L]	05-Apr-24	10:28	0.0230	0.137	0.0218	0.0167	0.0186	0.0170	0.00343
Mo [mg/L]	05-Apr-24	10:28	0.0004	< 0.0004	< 0.0004	< 0.0004	< 0.0004	< 0.0004	< 0.0004
Na [mg/L]	05-Apr-24	10:28	0.07	0.06	0.08	0.09	0.12	0.06	0.08
Ni [mg/L]	05-Apr-24	10:28	< 0.0001	0.0210	0.0003	0.0001	< 0.0001	0.0002	0.0004
P [mg/L]	05-Apr-24	10:28	< 0.003	< 0.003	< 0.003	< 0.003	< 0.003	< 0.003	< 0.003
Pb [mg/L]	05-Apr-24	10:28	< 0.00009	0.0827	0.00012	< 0.00009	0.00021	< 0.00009	< 0.00009
S [mg/L]	05-Apr-24	10:28	< 5	6	< 5	< 5	< 5	< 5	< 5
Sb [mg/L]	05-Apr-24	10:28	< 0.0009	< 0.0009	< 0.0009	< 0.0009	< 0.0009	< 0.0009	< 0.0009
Se [mg/L]	05-Apr-24	10:28	0.00010	0.00089	0.00017	< 0.00004	0.00010	< 0.00004	0.00021

OnLine LIMS

0003674563

Results relate only to the sample tested. Data reported represents the sample submitted to SGS. Reproduction of this analytical report in full or in part is prohibited without prior written approval. Please refer to SGS General Conditions of Services located at https://www.sgs.ca/en/terms-and-conditions (Printed copies are available upon request.)
Test method information available upon request. "Temperature Upon Receipt" is representative of the whole shipment and may not reflect the temperature of individual samples.
SGS Canada Inc. Environment-Health & Safety statement of conformity decision rule does not consider uncertainty when analytical results are compared to a specified standard or regulation.

SGS Canada Inc.
P.O. Box 4300 - 185 Concession St.
Lakefield - Ontario - KOL 2HO
Phone: 705-652-2000 FAX: 705-652-6365

LR Report : **CA10208-MAR24**

Analysis	3: Analysis Completed Date	4: Analysis Completed Time	5: HC-8 Wk#44	6: HC-9 Wk#44	7: HC-10 Wk#44	8: HC-11 Wk#44	9: HC-12 Wk#44	10: HC-13 Wk#44	11: HC-14 Wk#44
Si [mg/L]	05-Apr-24	10:28	0.23	0.40	0.20	0.24	0.28	0.41	0.20
Sn [mg/L]	05-Apr-24	10:28	< 0.00006	< 0.00006	< 0.00006	< 0.00006	< 0.00006	< 0.00006	< 0.00006
Sr [mg/L]	05-Apr-24	10:28	0.00680	0.00970	0.00525	0.00541	0.00518	0.00550	0.00843
Ti [mg/L]	05-Apr-24	10:29	< 0.0001	< 0.0001	< 0.0001	< 0.0001	< 0.0001	< 0.0001	< 0.0001
Th [mg/L]	05-Apr-24	10:29	< 0.0001	< 0.0001	< 0.0001	< 0.0001	< 0.0001	< 0.0001	< 0.0001
Tl [mg/L]	05-Apr-24	10:29	< 0.000005	0.000033	< 0.000005	< 0.000005	< 0.000005	0.000009	< 0.000005
U [mg/L]	05-Apr-24	10:29	0.000283	0.000060	0.000558	0.000131	0.000247	0.000327	0.000084
V [mg/L]	05-Apr-24	10:29	0.00012	< 0.00001	0.00002	0.00004	0.00010	0.00007	0.00015
W [mg/L]	05-Apr-24	10:29	< 0.0002	< 0.0002	< 0.0002	< 0.0002	< 0.0002	< 0.0002	< 0.0002
Zr [mg/L]	05-Apr-24	10:29	< 0.002	< 0.002	< 0.002	< 0.002	< 0.002	< 0.002	< 0.002
Zn [mg/L]	05-Apr-24	10:29	< 0.002	4.69	< 0.002	< 0.002	< 0.002	< 0.002	< 0.002

Analysis	12: HC-15 Wk#44	13: HC-16 Wk#44	14: HC-17 Wk#44	15: HC-18 Wk#44	16: HC-19 Wk#44	17: HC-20 Wk#44	18: HC-21 Wk#44	19: HC-22 Wk#44	20: HC-23 Wk#44
Sample Date & Time	29-Mar-24	29-Mar-24	29-Mar-24	29-Mar-24	29-Mar-24	29-Mar-24	29-Mar-24	29-Mar-24	29-Mar-24
HumCell Leachate Vol [mL]	674	1003	1008	950	946	962	983	449	988
Sample Name	DX450134	DX450185	DX450032	DX 550064	DX450008	DX 550056	DX450022	DX450077	DX450113
Sample Weight [g]	1000	1000	1000	1000	1000	1000	1000	500	1000
pH [No unit]	7.67	7.51	6.75	7.47	7.23	7.49	7.90	7.55	7.73
Alkalinity [mg/L as CaCO3]	10	8	3	8	3	7	11	11	12
Conductivity [uS/cm]	51	22	11	15	8	17	23	22	22
Acidity [mg/L as CaCO3]	< 2	< 2	< 2	< 2	< 2	< 2	< 2	< 2	< 2
F [mg/L]	< 0.06	< 0.06	< 0.06	< 0.06	< 0.06	< 0.06	< 0.06	< 0.06	< 0.06
SO4 [mg/L]	14	3	3	< 2	< 2	< 2	2	< 2	< 2
Cl [mg/L]	4	< 1	< 1	< 1	< 1	< 1	< 1	< 1	< 1
Hg [mg/L]	< 0.00001	< 0.00001	< 0.00001	< 0.00001	< 0.00001	< 0.00001	< 0.00001	< 0.00001	< 0.00001
Ag [mg/L]	< 0.00005	< 0.00005	< 0.00005	< 0.00005	< 0.00005	< 0.00005	< 0.00005	< 0.00005	< 0.00005
Al [mg/L]	0.005	0.076	0.009	0.046	0.027	0.029	0.056	0.029	0.042
As [mg/L]	0.0869	0.0077	0.0123	0.0077	0.0002	0.0005	0.0067	0.0004	0.0034
Ba [mg/L]	0.00088	0.00190	0.00023	0.00026	0.00023	0.00183	0.00025	0.00661	0.00423
Be [mg/L]	< 0.000007	< 0.000007	< 0.000007	< 0.000007	< 0.000007	< 0.000007	< 0.000007	< 0.000007	< 0.000007
B [mg/L]	< 0.002	< 0.002	< 0.002	< 0.002	< 0.002	< 0.002	< 0.002	< 0.002	< 0.002
Bi [mg/L]	< 0.00001	< 0.00001	< 0.00001	< 0.00001	< 0.00001	< 0.00001	< 0.00001	< 0.00001	< 0.00001
Ca [mg/L]	8.69	3.60	1.74	3.17	1.54	3.14	4.67	2.53	4.42
Cd [mg/L]	0.000004	0.000005	0.000010	0.000015	< 0.000003	< 0.000003	0.000004	0.000004	0.000004
Co [mg/L]	0.000311	0.000034	0.000228	0.000044	0.000014	0.000017	0.000069	0.000014	0.000012
Cr [mg/L]	< 0.00008	< 0.00008	< 0.00008	< 0.00008	< 0.00008	< 0.00008	< 0.00008	< 0.00008	< 0.00008
Cu [mg/L]	< 0.001	< 0.001	< 0.001	< 0.001	< 0.001	< 0.001	< 0.001	< 0.001	< 0.001
Fe [mg/L]	< 0.007	< 0.007	< 0.007	< 0.007	< 0.007	< 0.007	0.008	< 0.007	< 0.007
K [mg/L]	0.407	1.52	0.402	0.201	0.214	0.265	0.035	1.25	0.227
Mg [mg/L]	0.218	0.058	0.068	0.042	0.031	0.202	0.124	0.136	0.128
Mn [mg/L]	0.0164	0.00849	0.00430	0.00524	0.00566	0.0253	0.0313	0.0232	0.0289
Mo [mg/L]	< 0.0004	< 0.0004	< 0.0004	< 0.0004	< 0.0004	< 0.0004	< 0.0004	< 0.0004	< 0.0004
Na [mg/L]	0.07	0.07	0.07	0.06	0.06	0.05	0.04	0.06	0.03
Ni [mg/L]	0.0160	0.0001	0.0004	0.0001	0.0001	< 0.0001	< 0.0001	0.0001	< 0.0001
P [mg/L]	< 0.003	< 0.003	< 0.003	< 0.003	< 0.003	< 0.003	< 0.003	< 0.003	< 0.003
Pb [mg/L]	< 0.00009	< 0.00009	< 0.00009	< 0.00009	0.00014	< 0.00009	< 0.00009	< 0.00009	< 0.00009
S [mg/L]	7	< 5	< 5	< 5	< 5	< 5	< 5	< 5	< 5
Sb [mg/L]	0.0011	< 0.0009	< 0.0009	< 0.0009	< 0.0009	< 0.0009	< 0.0009	< 0.0009	< 0.0009
Se [mg/L]	0.00023	< 0.00004	< 0.00004	< 0.00004	< 0.00004	< 0.00004	< 0.00004	< 0.00004	< 0.00004
Si [mg/L]	0.21	0.32	0.48	0.26	0.22	0.22	0.22	0.17	0.20
Sn [mg/L]	< 0.00006	< 0.00006	< 0.00006	< 0.00006	< 0.00006	< 0.00006	< 0.00006	< 0.00006	< 0.00006
Sr [mg/L]	0.0111	0.00573	0.00453	0.00350	0.00292	0.00644	0.00293	0.00402	0.0123

OnLine LIMS

00036745563

Results relate only to the sample tested. Data reported represents the sample submitted to SGS. Reproduction of this analytical report in full or in part is prohibited without prior written approval. Please refer to SGS General Conditions of Services located at https://www.sgs.ca/en/terms-and-conditions (Printed copies are available upon request.)
Test method information available upon request. "Temperature Upon Receipt" is representative of the whole shipment and may not reflect the temperature of individual samples.
SGS Canada Inc. Environment-Health & Safety statement of conformity decision rule does not consider uncertainty when analytical results are compared to a specified standard or regulation.

SGS Canada Inc.
P.O. Box 4300 - 185 Concession St.
Lakefield - Ontario - KOL 2HO
Phone: 705-652-2000 FAX: 705-652-6365

LR Report : **CA10208-MAR24**

Analysis	12: HC-15 Wk#44	13: HC-16 Wk#44	14: HC-17 Wk#44	15: HC-18 Wk#44	16: HC-19 Wk#44	17: HC-20 Wk#44	18: HC-21 Wk#44	19: HC-22 Wk#44	20: HC-23 Wk#44
Ti [mg/L]	< 0.0001	< 0.0001	< 0.0001	0.0002	< 0.0001	< 0.0001	< 0.0001	< 0.0001	< 0.0001
Th [mg/L]	< 0.0001	< 0.0001	< 0.0001	< 0.0001	< 0.0001	< 0.0001	< 0.0001	< 0.0001	< 0.0001
Tl [mg/L]	0.000006	0.000006	0.000005	< 0.000005	< 0.000005	< 0.000005	< 0.000005	< 0.000005	< 0.000005
U [mg/L]	0.000076	0.000705	0.000307	0.000397	0.000088	0.000078	0.000059	0.000079	0.000336
V [mg/L]	0.00005	0.00029	0.00014	0.00013	0.00002	0.00057	0.00031	0.00061	0.00012
W [mg/L]	< 0.0002	< 0.0002	< 0.0002	< 0.0002	< 0.0002	< 0.0002	< 0.0002	< 0.0002	< 0.0002
Zr [mg/L]	< 0.002	< 0.002	< 0.002	< 0.002	< 0.002	< 0.002	< 0.002	< 0.002	< 0.002
Zn [mg/L]	< 0.002	< 0.002	< 0.002	< 0.002	< 0.002	< 0.002	< 0.002	< 0.002	< 0.002

Analysis	21: HC-24 Wk#44	22: HC-25 Wk#44	23: HC-26 Wk#44	24: HC-27 Wk#44
Sample Date & Time	29-Mar-24	29-Mar-24	29-Mar-24	29-Mar-24
HumCell Leachate Vol [mL]	975	989	751	961
Sample Name	DX 550101	DX450128	DX450021	DX450222
Sample Weight [g]	1000	1000	750	1000
pH [No unit]	7.59	7.66	6.36	7.06
Alkalinity [mg/L as CaCO3]	9	11	< 2	3
Conductivity [uS/cm]	19	32	197	17
Acidity [mg/L as CaCO3]	< 2	< 2	78	< 2
F [mg/L]	< 0.06	< 0.06	< 0.06	< 0.06
SO4 [mg/L]	< 2	4	72	3
Cl [mg/L]	< 1	< 1	41	< 1
Hg [mg/L]	< 0.00001	< 0.00001	< 0.00001	< 0.00001
Ag [mg/L]	< 0.00005	< 0.00005	< 0.00005	< 0.00005
Al [mg/L]	0.036	0.050	0.002	0.028
As [mg/L]	0.0016	0.0017	< 0.0002	0.0007
Ba [mg/L]	0.00053	0.00107	0.0102	0.00036
Be [mg/L]	0.000593	< 0.000007	< 0.000007	< 0.000007
B [mg/L]	< 0.002	< 0.002	< 0.002	< 0.002
Bi [mg/L]	< 0.00001	< 0.00001	< 0.00001	< 0.00001
Ca [mg/L]	3.66	6.15	34.2	2.42
Cd [mg/L]	< 0.000003	0.000009	0.000203	< 0.000003
Co [mg/L]	0.000016	0.000056	0.00113	0.000006
Cr [mg/L]	< 0.00008	< 0.00008	< 0.00008	< 0.00008
Cu [mg/L]	< 0.001	< 0.001	< 0.001	< 0.001
Fe [mg/L]	< 0.007	< 0.007	0.276	< 0.007
K [mg/L]	0.110	0.333	3.25	0.402
Mg [mg/L]	0.134	0.114	1.03	0.052
Mn [mg/L]	0.0226	0.0159	0.121	0.00782
Mo [mg/L]	< 0.0004	< 0.0004	< 0.0004	< 0.0004
Na [mg/L]	0.04	0.07	0.18	0.08
Ni [mg/L]	< 0.0001	0.0002	0.0046	0.0001
P [mg/L]	< 0.003	< 0.003	< 0.003	< 0.003
Pb [mg/L]	< 0.00009	< 0.00009	< 0.00009	< 0.00009
S [mg/L]	< 5	< 5	57	< 5
Sb [mg/L]	< 0.0009	< 0.0009	< 0.0009	< 0.0009
Se [mg/L]	< 0.00004	< 0.00004	0.00077	< 0.00004
Si [mg/L]	0.14	0.20	0.10	0.19
Sn [mg/L]	< 0.00006	< 0.00006	< 0.00006	< 0.00006
Sr [mg/L]	0.00305	0.00491	0.0176	0.00352
Ti [mg/L]	< 0.0001	< 0.0001	< 0.0001	< 0.0001
Th [mg/L]	< 0.0001	< 0.0001	< 0.0001	< 0.0001
Tl [mg/L]	< 0.000005	< 0.000005	< 0.000005	< 0.000005

OnLine LIMS

0003674563

Results relate only to the sample tested. Data reported represents the sample submitted to SGS. Reproduction of this analytical report in full or in part is prohibited without prior written approval. Please refer to SGS General Conditions of Services located at https://www.sgs.ca/en/terms-and-conditions (Printed copies are available upon request.)
Test method information available upon request. "Temperature Upon Receipt" is representative of the whole shipment and may not reflect the temperature of individual samples.
SGS Canada Inc. Environment-Health & Safety statement of conformity decision rule does not consider uncertainty when analytical results are compared to a specified standard or regulation.

SGS Canada Inc.
P.O. Box 4300 - 185 Concession St.
Lakefield - Ontario - KOL 2HO
Phone: 705-652-2000 FAX: 705-652-6365

LR Report : **CA10208-MAR24**

Analysis	21: HC-24 Wk#44	22: HC-25 Wk#44	23: HC-26 Wk#44	24: HC-27 Wk#44
U [mg/L]	0.000050	0.000104	0.000017	0.000175
V [mg/L]	0.00032	0.00036	< 0.00001	0.00010
W [mg/L]	< 0.0002	0.0004	< 0.0002	< 0.0002
Zr [mg/L]	< 0.002	< 0.002	< 0.002	< 0.002
Zn [mg/L]	< 0.002	< 0.002	0.012	< 0.002



Lisa Thompson
Project Specialist Assistant,
Environment, Health & Safety

OnLine LIMS

0003674563

Results relate only to the sample tested. Data reported represents the sample submitted to SGS. Reproduction of this analytical report in full or in part is prohibited without prior written approval. Please refer to SGS General Conditions of Services located at https://www.sgs.ca/en/terms-and-conditions (Printed copies are available upon request.)
Test method information available upon request. "Temperature Upon Receipt" is representative of the whole shipment and may not reflect the temperature of individual samples.
SGS Canada Inc. Environment-Health & Safety statement of conformity decision rule does not consider uncertainty when analytical results are compared to a specified standard or regulation.

SGS Canada Inc.
P.O. Box 4300 - 185 Concession St.
Lakefield - Ontario - KOL 2HO
Phone: 705-652-2000 FAX: 705-652-6365

28-February-2025

Great Bear Resources Ltd.
Attn : Ashley Moncrief

1020 - 800 West Pender St.
Vancouver, BC
V6C 2V6, Canada

Phone: 778-833-2160
Fax:

Date Rec. : 21 February 2025
LR Report: **CA10124-FEB25**
Reference: Wk#44

Copy: #1

CERTIFICATE OF ANALYSIS
Final Report

Analysis	3: Analysis Completed Date	4: Analysis Completed Time	5: HC-28 Wk#44	6: HC-29 Wk#44	7: HC-30 Wk#44	8: HC-31 Wk#44	9: HC-32 Wk#44
Sample Date & Time			21-Feb-25	21-Feb-25	21-Feb-25	21-Feb-25	21-Feb-25
HumCell Leachate Vol [mL]	24-Feb-25	10:35	1000	935	682	902	693
Sample Name	---	---	31787	DX450179	31644	DX450183	O31576
Sample Weight [g]	---	---	1000	1000	750	1000	750
pH [No unit]	25-Feb-25	13:00	6.67	6.76	6.98	6.98	7.08
Alkalinity [mg/L as CaCO3]	24-Feb-25	11:43	4	4	5	6	6
Conductivity [uS/cm]	24-Feb-25	11:43	9	8	16	17	18
Acidity [mg/L as CaCO3]	24-Feb-25	11:43	< 2	< 2	< 2	< 2	< 2
F [mg/L]	24-Feb-25	09:28	< 0.06	< 0.06	< 0.06	< 0.06	< 0.06
SO4 [mg/L]	24-Feb-25	15:53	0.4	0.4	1.7	1.8	1.9
Cl [mg/L]	24-Feb-25	15:53	0.2	< 0.2	< 0.2	< 0.2	< 0.2
Hg [mg/L]	24-Feb-25	22:58	< 0.00001	< 0.00001	< 0.00001	< 0.00001	< 0.00001
Ag [mg/L]	26-Feb-25	13:45	< 0.00005	< 0.00005	< 0.00005	< 0.00005	< 0.00005
Al [mg/L]	26-Feb-25	13:45	0.028	0.032	0.023	0.044	0.049
As [mg/L]	26-Feb-25	13:45	0.0015	0.0070	0.0040	0.0088	0.0017
Ba [mg/L]	26-Feb-25	13:45	0.00075	0.00160	0.00050	0.00029	0.00130
Be [mg/L]	26-Feb-25	13:45	< 0.000007	< 0.000007	< 0.000007	< 0.000007	< 0.000007
B [mg/L]	26-Feb-25	13:45	< 0.002	< 0.002	< 0.002	< 0.002	< 0.002
Bi [mg/L]	26-Feb-25	13:45	< 0.00001	< 0.00001	< 0.00001	< 0.00001	< 0.00001
Ca [mg/L]	26-Feb-25	13:45	1.48	1.19	2.09	2.76	2.61
Cd [mg/L]	26-Feb-25	13:45	< 0.000003	< 0.000003	0.000004	< 0.000003	< 0.000003
Co [mg/L]	26-Feb-25	13:45	0.000008	0.000012	0.000013	0.000013	0.000006
Cr [mg/L]	26-Feb-25	13:45	< 0.00008	< 0.00008	< 0.00008	< 0.00008	< 0.00008
Cu [mg/L]	26-Feb-25	13:45	< 0.001	< 0.001	< 0.001	< 0.001	< 0.001
Fe [mg/L]	26-Feb-25	13:45	< 0.007	< 0.007	< 0.007	< 0.007	< 0.007
K [mg/L]	26-Feb-25	13:45	0.350	0.617	0.598	0.447	0.683
Mg [mg/L]	26-Feb-25	13:45	0.037	0.049	0.086	0.056	0.051
Mn [mg/L]	26-Feb-25	13:45	0.00191	0.00137	0.00734	0.00187	0.0186
Mo [mg/L]	26-Feb-25	13:45	< 0.0004	< 0.0004	< 0.0004	< 0.0004	< 0.0004
Na [mg/L]	26-Feb-25	13:45	0.04	0.05	0.09	0.06	0.06

OnLine LIMS

0004032306

Results relate only to the sample tested. Data reported represents the sample submitted to SGS. Reproduction of this analytical report in full or in part is prohibited without prior written approval. Please refer to SGS General Conditions of Services located at https://www.sgs.ca/en/terms-and-conditions (Printed copies are available upon request.)
Test method information available upon request. "Temperature Upon Receipt" is representative of the whole shipment and may not reflect the temperature of individual samples.
SGS Canada Inc. Environment-Health & Safety statement of conformity decision rule does not consider uncertainty when analytical results are compared to a specified standard or regulation.

SGS Canada Inc.
P.O. Box 4300 - 185 Concession St.
Lakefield - Ontario - KOL 2HO
Phone: 705-652-2000 FAX: 705-652-6365

LR Report : **CA10124-FEB25**

Analysis	3: Analysis Completed Date	4: Analysis Completed Time	5: HC-28 Wk#44	6: HC-29 Wk#44	7: HC-30 Wk#44	8: HC-31 Wk#44	9: HC-32 Wk#44
Ni [mg/L]	26-Feb-25	13:45	< 0.0001	< 0.0001	< 0.0001	0.0002	< 0.0001
P [mg/L]	26-Feb-25	13:45	< 0.003	< 0.003	< 0.003	< 0.003	< 0.003
Pb [mg/L]	26-Feb-25	13:45	< 0.00009	< 0.00009	< 0.00009	< 0.00009	< 0.00009
S [mg/L]	26-Feb-25	13:45	< 5	< 5	< 5	< 5	< 5
Sb [mg/L]	26-Feb-25	13:45	< 0.0009	< 0.0009	< 0.0009	< 0.0009	< 0.0009
Se [mg/L]	26-Feb-25	13:45	< 0.00004	< 0.00004	< 0.00004	< 0.00004	0.00025
Si [mg/L]	26-Feb-25	13:45	0.19	0.17	0.16	0.22	0.22
Sn [mg/L]	26-Feb-25	13:45	0.00013	< 0.00006	0.00010	0.00007	0.00008
Sr [mg/L]	26-Feb-25	13:45	0.00330	0.00322	0.00772	0.00498	0.00378
Ti [mg/L]	26-Feb-25	13:45	< 0.0001	< 0.0001	< 0.0001	0.0002	< 0.0001
Th [mg/L]	26-Feb-25	13:45	< 0.0001	< 0.0001	< 0.0001	< 0.0001	< 0.0001
Tl [mg/L]	26-Feb-25	13:45	< 0.000005	< 0.000005	< 0.000005	< 0.000005	< 0.000005
U [mg/L]	26-Feb-25	13:45	0.000391	0.000691	0.000327	0.000599	0.000135
V [mg/L]	26-Feb-25	13:45	0.00029	0.00045	0.00020	0.00031	0.00020
W [mg/L]	26-Feb-25	13:45	< 0.0002	< 0.0002	< 0.0002	< 0.0002	< 0.0002
Zr [mg/L]	26-Feb-25	13:45	< 0.002	< 0.002	< 0.002	< 0.002	< 0.002
Zn [mg/L]	26-Feb-25	13:45	< 0.002	< 0.002	< 0.002	< 0.002	< 0.002

Analysis	10: HC-33 Wk#44	11: HC-34 Wk#44	12: HC-35 Wk#44
Sample Date & Time	21-Feb-25	21-Feb-25	21-Feb-25
HumCell Leachate Vol [mL]	1002	919	1004
Sample Name	DX450213	DX450174	31795
Sample Weight [g]	1000	1000	1000
pH [No unit]	4.70	7.22	7.57
Alkalinity [mg/L as CaCO3]	< 2	8	10
Conductivity [uS/cm]	29	16	22
Acidity [mg/L as CaCO3]	8	< 2	< 2
F [mg/L]	< 0.06	< 0.06	< 0.06
SO4 [mg/L]	10	0.3	0.9
Cl [mg/L]	< 0.2	< 0.2	< 0.2
Hg [mg/L]	< 0.00001	< 0.00001	< 0.00001
Ag [mg/L]	< 0.00005	< 0.00005	< 0.00005
Al [mg/L]	0.046	0.048	0.257
As [mg/L]	0.0008	0.0045	0.0574
Ba [mg/L]	0.00646	0.00239	0.00301
Be [mg/L]	0.000045	< 0.000007	< 0.000007
B [mg/L]	0.003	< 0.002	< 0.002
Bi [mg/L]	< 0.00001	< 0.00001	< 0.00001
Ca [mg/L]	1.33	2.52	3.18
Cd [mg/L]	0.000023	< 0.000003	0.000012
Co [mg/L]	0.000232	0.000011	0.000012
Cr [mg/L]	< 0.00008	< 0.00008	< 0.00008

OnLine LIMS

0004032306

Results relate only to the sample tested. Data reported represents the sample submitted to SGS. Reproduction of this analytical report in full or in part is prohibited without prior written approval. Please refer to SGS General Conditions of Services located at https://www.sgs.ca/en/terms-and-conditions (Printed copies are available upon request.)
Test method information available upon request. "Temperature Upon Receipt" is representative of the whole shipment and may not reflect the temperature of individual samples.
SGS Canada Inc. Environment-Health & Safety statement of conformity decision rule does not consider uncertainty when analytical results are compared to a specified standard or regulation.

SGS Canada Inc.
P.O. Box 4300 - 185 Concession St.
Lakefield - Ontario - KOL 2HO
Phone: 705-652-2000 FAX: 705-652-6365

LR Report : **CA10124-FEB25**

Analysis	10: HC-33 Wk#44	11: HC-34 Wk#44	12: HC-35 Wk#44
Cu [mg/L]	< 0.001	< 0.001	< 0.001
Fe [mg/L]	2.30	< 0.007	< 0.007
K [mg/L]	1.13	0.644	1.59
Mg [mg/L]	0.242	0.163	0.047
Mn [mg/L]	0.0454	0.0111	0.00127
Mo [mg/L]	< 0.0004	< 0.0004	< 0.0004
Na [mg/L]	0.06	0.06	0.09
Ni [mg/L]	0.0036	< 0.0001	< 0.0001
P [mg/L]	< 0.003	< 0.003	< 0.003
Pb [mg/L]	< 0.00009	< 0.00009	< 0.00009
S [mg/L]	< 5	< 5	< 5
Sb [mg/L]	< 0.0009	< 0.0009	< 0.0009
Se [mg/L]	0.00030	0.00007	< 0.00004
Si [mg/L]	0.83	0.21	0.57
Sn [mg/L]	< 0.00006	0.00007	< 0.00006
Sr [mg/L]	0.00865	0.00652	0.00378
Ti [mg/L]	< 0.0001	< 0.0001	0.0001
Th [mg/L]	< 0.0001	< 0.0001	< 0.0001
Tl [mg/L]	0.000006	< 0.000005	< 0.000005
U [mg/L]	0.000535	0.000042	0.000211
V [mg/L]	< 0.00001	0.00040	0.00088
W [mg/L]	< 0.0002	< 0.0002	< 0.0002
Zr [mg/L]	< 0.002	< 0.002	< 0.002
Zn [mg/L]	0.012	< 0.002	< 0.002



Lisa Thompson
Project Specialist Assistant,
Environment, Health & Safety

OnLine LIMS

0004032306

Results relate only to the sample tested. Data reported represents the sample submitted to SGS. Reproduction of this analytical report in full or in part is prohibited without prior written approval. Please refer to SGS General Conditions of Services located at https://www.sgs.ca/en/terms-and-conditions (Printed copies are available upon request.)
Test method information available upon request. "Temperature Upon Receipt" is representative of the whole shipment and may not reflect the temperature of individual samples.
SGS Canada Inc. Environment-Health & Safety statement of conformity decision rule does not consider uncertainty when analytical results are compared to a specified standard or regulation.

SGS Canada Inc.
P.O. Box 4300 - 185 Concession St.
Lakefield - Ontario - K0L 2H0
Phone: 705-652-2000 FAX: 705-652-6365

Quality Control Report

Inorganic Analysis													
Parameter	Reporting Limit	Unit	Method Blank	Duplicate				LCS / Spike Blank			Matrix Spike / Reference Material		
				Result 1	Result 2	RPD	Acceptance Criteria	Spike Recovery (%)	Recovery Limits (%)		Spike Recovery (%)	Recovery Limits (%)	
							%		Low	High		Low	High
Acidity - QCBatchID: EWL0316-FEB25													
Acidity	2	mg/L as Ca	< 2			ND	20	100	90	110	NA		
Acidity - QCBatchID: EWL0317-FEB25													
Acidity	2	mg/L as Ca	2			ND	20	100	90	110	NA		
Alkalinity - QCBatchID: EWL0316-FEB25													
Alkalinity	2	mg/L as Ca	< 2			0	20	104	80	120	NA		
Alkalinity - QCBatchID: EWL0317-FEB25													
Alkalinity	2	mg/L as Ca	< 2			0	20	104	80	120	NA		
Anions by IC - QCBatchID: DIO0388-FEB25													
Chloride	0.2	mg/L	<0.2			ND	20	108	90	110	104	75	125
Sulphate	0.2	mg/L	<0.2			1	20	107	90	110	85	75	125
Anions by IC - QCBatchID: DIO0396-FEB25													
Chloride	0.2	mg/L	<0.2			4	20	107	90	110	113	75	125
Sulphate	0.2	mg/L	<0.2			2	20	98	90	110	92	75	125
Anions by IC - QCBatchID: DIO0397-FEB25													
Chloride	0.2	mg/L	<0.2			ND	20	108	90	110	109	75	125
Sulphate	0.2	mg/L	<0.2			0	20	102	90	110	NV	75	125
Conductivity - QCBatchID: EWL0316-FEB25													
Conductivity	2	uS/cm	< 2			0	20	96	90	110	NA		
Conductivity - QCBatchID: EWL0317-FEB25													
Conductivity	2	uS/cm	< 2			5	20	100	90	110	NA		
Fluoride by Specific Ion Electrode - QCBatchID: EWL0314-FEB25													
Fluoride	0.06	mg/L	<0.06			ND	10	92	90	110	82	75	125
Inorganics-General - QCBatchID: EHG0032-FEB25													
Mercury	0.00001	mg/L	< 0.00001			ND	20	103	80	120	119	70	130
Metals in aqueous samples - ICP-MS - QCBatchID: EMS0181-FEB25													
Aluminum	0.001	mg/L	<0.001			1	20	101	90	110	95	70	130
Antimony	0.0009	mg/L	<0.0009			2	20	100	90	110	127	70	130
Arsenic	0.0002	mg/L	<0.0002			1	20	98	90	110	110	70	130
Barium	0.00008	mg/L	<0.00008			1	20	103	90	110	100	70	130
Beryllium	0.000007	mg/L	<0.000007			ND	20	102	90	110	97	70	130
Bismuth	0.00001	mg/L	<0.00001			ND	20	103	90	110	111	70	130
Boron	0.002	mg/L	<0.002			1	20	101	90	110	96	70	130
Cadmium	0.000003	mg/L	<0.000003			ND	20	101	90	110	107	70	130
Calcium	0.01	mg/L	<0.01			0	20	104	90	110	97	70	130
Chromium	0.00008	mg/L	<0.00008			ND	20	107	90	110	91	70	130

OnLine LIMS

00004032306

Results relate only to the sample tested. Data reported represents the sample submitted to SGS. Reproduction of this analytical report in full or in part is prohibited without prior written approval. Please refer to SGS General Conditions of Services located at https://www.sgs.ca/en/terms-and-conditions (Printed copies are available upon request.)
Test method information available upon request. "Temperature Upon Receipt" is representative of the whole shipment and may not reflect the temperature of individual samples.
SGS Canada Inc. Environment-Health & Safety statement of conformity decision rule does not consider uncertainty when analytical results are compared to a specified standard or regulation.

SGS Canada Inc.
P.O. Box 4300 - 185 Concession St.
Lakefield - Ontario - KOL 2HO
Phone: 705-652-2000 FAX: 705-652-6365

Great Bear - 8 Long

LR Report : **CA10124-FEB25**

Inorganic Analysis														
Parameter	Reporting Limit	Unit	Method Blank	Duplicate				LCS / Spike Blank			Matrix Spike / Reference Material		
				Result 1	Result 2	RPD	Acceptance Criteria	Spike Recovery (%)	Recovery Limits (%)		Spike Recovery (%)	Recovery Limits (%)	
							%		Low	High		Low	High
Cobalt	0.000004	mg/L	<0.000004			1	20	99	90	110	79	70	130
Copper	0.001	mg/L	<0.001			ND	20	103	90	110	111	70	130
Iron	0.007	mg/L	<0.007			ND	20	108	90	110	100	70	130
Lead	0.00009	mg/L	<0.00009			ND	20	106	90	110	104	70	130
Magnesium	0.001	mg/L	<0.001			0	20	108	90	110	100	70	130
Manganese	0.00001	mg/L	<0.00001			1	20	101	90	110	115	70	130
Molybdenum	0.0004	mg/L	<0.0004			2	20	103	90	110	100	70	130
Nickel	0.0001	mg/L	<0.0001			2	20	104	90	110	92	70	130
Phosphorus	0.003	mg/L	<0.003			ND	20	100	90	110	NV	70	130
Potassium	0.003	mg/L	<0.009			3	20	104	90	110	93	70	130
Selenium	0.00004	mg/L	<0.00004			12	20	102	90	110	97	70	130
Silicon	0.02	mg/L	<0.02			2	20	96	90	110	NV	70	130
Silver	0.00005	mg/L	<0.00005			ND	20	98	90	110	70	70	130
Sodium	0.01	mg/L	<0.01			1	20	106	90	110	104	70	130
Strontium	0.00008	mg/L	<0.00008			0	20	101	90	110	88	70	130
Sulfur	5	mg/L	<5			ND	20	95	90	110	NV	70	130
Thallium	0.000005	mg/L	<0.000005			0	20	104	90	110	104	70	130
Thorium	0.0001	mg/L	<0.0001			ND	20	97	90	110	NV	70	130
Tin	0.00006	mg/L	<0.00006			9	20	102	90	110	NV	70	130
Titanium	0.0001	mg/L	<0.0001			ND	20	99	90	110	NV	70	130
Tungsten	0.0002	mg/L	<0.0002			1	20	97	90	110	NV	70	130
Uranium	0.000002	mg/L	<0.000002			7	20	102	90	110	99	70	130
Vanadium	0.00001	mg/L	<0.00001			4	20	100	90	110	106	70	130
Zinc	0.002	mg/L	<0.002			ND	20	102	90	110	118	70	130
Zirconium	0.002	mg/L	<0.002			ND	20	103	90	110	NV	70	130
pH - QCBatchID: EWL0316-FEB25													
pH	0.05	No unit	NA			1		99			NA		
pH - QCBatchID: EWL0317-FEB25													
pH	0.05	No unit	NA			0		100			NA		

OnLine LIMS

0004032306

Results relate only to the sample tested. Data reported represents the sample submitted to SGS. Reproduction of this analytical report in full or in part is prohibited without prior written approval. Please refer to SGS General Conditions of Services located at https://www.sgs.ca/en/terms-and-conditions (Printed copies are available upon request.)
Test method information available upon request. "Temperature Upon Receipt" is representative of the whole shipment and may not reflect the temperature of individual samples.
SGS Canada Inc. Environment-Health & Safety statement of conformity decision rule does not consider uncertainty when analytical results are compared to a specified standard or regulation.

SGS Canada Inc.
P.O. Box 4300 - 185 Concession St.
Lakefield - Ontario - KOL 2HO
Phone: 705-652-2000 FAX: 705-652-6365

18-April-2024

Great Bear Resources Ltd.
Attn : Ashley Moncrief

1020 - 800 West Pender St.
Vancouver, BC
V6C 2V6, Canada

Phone: 778-833-2160
Fax:

Date Rec. : 04 April 2024
LR Report: **CA10044-APR24**
Reference: Wk#45

Copy: #1

CERTIFICATE OF ANALYSIS
Final Report

Analysis	3: Analysis Completed Date	4: Analysis Completed Time	5: HC-1 Wk#45	6: HC-2 Wk#45	7: HC-3 Wk#45	8: HC-4 Wk#45	9: HC-5 Wk#45	10: HC-6 Wk#45
Sample Date & Time			04-Apr-24	04-Apr-24	04-Apr-24	04-Apr-24	04-Apr-24	04-Apr-24
HumCell Leachate Vol [mL]	05-Apr-24	16:30	994	1007	501	517	1011	500
Sample Name	---	---	DX450052	DX 550083	DX450204	DX450176	DX450232	DX450181
Sample Weight [g]	---	---	1000	1000	500	500	1000	500
pH [No unit]	05-Apr-24	15:44	6.75	7.60	7.21	5.95	7.17	7.16
Alkalinity [mg/L as CaCO3]	05-Apr-24	15:44	2	12	5	< 2	6	5
Conductivity [uS/cm]	05-Apr-24	15:44	29	30	10	31	14	10
Acidity [mg/L as CaCO3]	05-Apr-24	15:43	< 2	< 2	< 2	4	< 2	< 2
SO4 [mg/L]	12-Apr-24	12:57	11	3	< 2	13	< 2	< 2

Analysis	11: HC-7 Wk#45
Sample Date & Time	04-Apr-24
HumCell Leachate Vol [mL]	992
Sample Name	DX450002
Sample Weight [g]	1000
pH [No unit]	7.43
Alkalinity [mg/L as CaCO3]	7
Conductivity [uS/cm]	12
Acidity [mg/L as CaCO3]	< 2
SO4 [mg/L]	< 2

Lisa Thompson
Project Specialist Assistant,
Environment, Health & Safety

OnLine LIMS

0003684246

Results relate only to the sample tested. Data reported represents the sample submitted to SGS. Reproduction of this analytical report in full or in part is prohibited without prior written approval. Please refer to SGS General Conditions of Services located at https://www.sgs.ca/en/terms-and-conditions (Printed copies are available upon request.)
Test method information available upon request. "Temperature Upon Receipt" is representative of the whole shipment and may not reflect the temperature of individual samples.
SGS Canada Inc. Environment-Health & Safety statement of conformity decision rule does not consider uncertainty when analytical results are compared to a specified standard or regulation.

SGS Canada Inc.
P.O. Box 4300 - 185 Concession St.
Lakefield - Ontario - KOL 2HO
Phone: 705-652-2000 FAX: 705-652-6365

LR Report : **CA10044-APR24**

OnLine LIMS

0003684246

Results relate only to the sample tested. Data reported represents the sample submitted to SGS. Reproduction of this analytical report in full or in part is prohibited without prior written approval. Please refer to SGS General Conditions of Services located at https://www.sgs.ca/en/terms-and-conditions (Printed copies are available upon request.)
Test method information available upon request. "Temperature Upon Receipt" is representative of the whole shipment and may not reflect the temperature of individual samples.
SGS Canada Inc. Environment-Health & Safety statement of conformity decision rule does not consider uncertainty when analytical results are compared to a specified standard or regulation.

SGS Canada Inc.
P.O. Box 4300 - 185 Concession St.
Lakefield - Ontario - KOL 2HO
Phone: 705-652-2000 FAX: 705-652-6365

18-April-2024

Great Bear Resources Ltd.
Attn : Ashley Moncrief

1020 - 800 West Pender St.
Vancouver, BC
V6C 2V6, Canada

Phone: 778-833-2160
Fax:

Date Rec. : 05 April 2024
LR Report: **CA10048-APR24**
Reference: Wk#45

Copy: #1

CERTIFICATE OF ANALYSIS
Final Report

Analysis	3: Analysis Completed Date	4: Analysis Completed Time	5: HC-8 Wk#45	6: HC-9 Wk#45	7: HC-10 Wk#45	8: HC-11 Wk#45	9: HC-12 Wk#45	10: HC-13 Wk#45	11: HC-14 Wk#45	12: HC-15 Wk#45
Sample Date & Time			05-Apr-24	05-Apr-24	05-Apr-24	05-Apr-24	05-Apr-24	05-Apr-24	05-Apr-24	05-Apr-24
HumCell Leachate Vol [mL]	05-Apr-24	16:32	963	1005	943	942	976	1000	934	689
Sample Name	---	---	DX450108	DX450076	DX450186	DX450118	DX 550107	DX450159	DX450171	DX450134
Sample Weight [g]	---	---	1000	1000	1000	1000	1000	1000	1000	1000
pH [No unit]	10-Apr-24	12:34	7.48	6.18	7.17	7.20	7.07	7.50	6.79	7.40
Alkalinity [mg/L as CaCO3]	09-Apr-24	13:23	9	< 2	5	4	5	10	2	11
Conductivity [uS/cm]	09-Apr-24	13:23	20	35	12	11	17	28	19	51
Acidity [mg/L as CaCO3]	09-Apr-24	13:23	< 2	5	< 2	< 2	< 2	< 2	< 2	< 2
SO4 [mg/L]	12-Apr-24	12:48	< 2	14	< 2	< 2	3	3	5	12

Analysis	13: HC-16 Wk#45	14: HC-17 Wk#45	15: HC-18 Wk#45	16: HC-19 Wk#45	17: HC-20 Wk#45	18: HC-21 Wk#45	19: HC-22 Wk#45	20: HC-23 Wk#45	21: HC-24 Wk#45	22: HC-25 Wk#45
Sample Date & Time	05-Apr-24	05-Apr-24	05-Apr-24	05-Apr-24	05-Apr-24	05-Apr-24	05-Apr-24	05-Apr-24	05-Apr-24	05-Apr-24
HumCell Leachate Vol [mL]	994	996	947	943	970	988	467	1004	971	969
Sample Name	DX450185	DX450032	DX 550064	DX450008	DX 550056	DX450022	DX450077	DX450113	DX 550101	DX450128

OnLine LIMS

0003684748

Results relate only to the sample tested. Data reported represents the sample submitted to SGS. Reproduction of this analytical report in full or in part is prohibited without prior written approval. Please refer to SGS General Conditions of Services located at https://www.sgs.ca/en/terms-and-conditions (Printed copies are available upon request.)
Test method information available upon request. "Temperature Upon Receipt" is representative of the whole shipment and may not reflect the temperature of individual samples.
SGS Canada Inc. Environment-Health & Safety statement of conformity decision rule does not consider uncertainty when analytical results are compared to a specified standard or regulation.

SGS Canada Inc.
P.O. Box 4300 - 185 Concession St.
Lakefield - Ontario - KOL 2HO
Phone: 705-652-2000 FAX: 705-652-6365

Analysis	13: HC-16 Wk#45	14: HC-17 Wk#45	15: HC-18 Wk#45	16: HC-19 Wk#45	17: HC-20 Wk#45	18: HC-21 Wk#45	19: HC-22 Wk#45	20: HC-23 Wk#45	21: HC-24 Wk#45	22: HC-25 Wk#45
Sample Weight [g]	1000	1000	1000	1000	1000	1000	500	1000	1000	1000
pH [No unit]	7.34	6.63	7.36	6.92	7.33	7.64	7.31	7.70	7.47	7.61
Alkalinity [mg/L as CaCO3]	7	2	8	3	7	11	8	11	8	10
Conductivity [uS/cm]	21	11	16	8	16	22	17	22	17	31
Acidity [mg/L as CaCO3]	< 2	< 2	< 2	< 2	< 2	< 2	< 2	< 2	< 2	< 2
SO4 [mg/L]	< 2	2	< 2	< 2	< 2	< 2	< 2	< 2	< 2	3

Analysis	23: HC-26 Wk#45	24: HC-27 Wk#45
Sample Date & Time	05-Apr-24	05-Apr-24
HumCell Leachate Vol [mL]	742	968
Sample Name	DX450021	DX450222
Sample Weight [g]	750	1000
pH [No unit]	5.88	7.11
Alkalinity [mg/L as CaCO3]	< 2	4
Conductivity [uS/cm]	199	15
Acidity [mg/L as CaCO3]	58	< 2
SO4 [mg/L]	76	3



Lisa Thompson
Project Specialist Assistant,
Environment, Health & Safety

OnLine LIMS

0003684748

Results relate only to the sample tested. Data reported represents the sample submitted to SGS. Reproduction of this analytical report in full or in part is prohibited without prior written approval. Please refer to SGS General Conditions of Services located at https://www.sgs.ca/en/terms-and-conditions (Printed copies are available upon request.)
Test method information available upon request. "Temperature Upon Receipt" is representative of the whole shipment and may not reflect the temperature of individual samples.
SGS Canada Inc. Environment-Health & Safety statement of conformity decision rule does not consider uncertainty when analytical results are compared to a specified standard or regulation.

SGS Canada Inc.
P.O. Box 4300 - 185 Concession St.
Lakefield - Ontario - KOL 2HO
Phone: 705-652-2000 FAX: 705-652-6365

Great Bear - 20 Short

LR Report : **CA10048-APR24**

OnLine LIMS

0003684748

Results relate only to the sample tested. Data reported represents the sample submitted to SGS. Reproduction of this analytical report in full or in part is prohibited without prior written approval. Please refer to SGS General Conditions of Services located at https://www.sgs.ca/en/terms-and-conditions (Printed copies are available upon request.)
Test method information available upon request. "Temperature Upon Receipt" is representative of the whole shipment and may not reflect the temperature of individual samples.
SGS Canada Inc. Environment-Health & Safety statement of conformity decision rule does not consider uncertainty when analytical results are compared to a specified standard or regulation.

SGS Canada Inc.
P.O. Box 4300 - 185 Concession St.
Lakefield - Ontario - KOL 2HO
Phone: 705-652-2000 FAX: 705-652-6365

14-March-2025

Great Bear Resources Ltd.
Attn : Ashley Moncrief

1020 - 800 West Pender St.
Vancouver, BC
V6C 2V6, Canada

Phone: 778-833-2160
Fax:

Date Rec. : 28 February 2025
LR Report: **CA10173-FEB25**
Reference: Wk#45

Copy: #1

CERTIFICATE OF ANALYSIS
Final Report

Analysis	3: Analysis Completed Date	4: Analysis Completed Time	5: HC-28 Wk#45	6: HC-29 Wk#45	7: HC-30 Wk#45	8: HC-31 Wk#45	9: HC-32 Wk#45	10: HC-33 Wk#45	11: HC-34 Wk#45
Sample Date & Time			28-Feb-25	28-Feb-25	28-Feb-25	28-Feb-25	28-Feb-25	28-Feb-25	28-Feb-25
HumCell Leachate Vol [mL]	03-Mar-25	16:37	943	969	683	922	682	985	936
Sample Name	---	---	31787	DX450179	31644	DX450183	O31576	DX450213	DX450174
Sample Weight [g]	---	---	1000	1000	750	1000	750	1000	1000
pH [No unit]	04-Mar-25	10:36	6.86	6.97	7.17	7.08	6.96	4.88	7.21
Alkalinity [mg/L as CaCO3]	04-Mar-25	10:37	2	5	5	3	7	< 2	7
Conductivity [uS/cm]	04-Mar-25	10:37	5	9	14	16	17	32	17
Acidity [mg/L as CaCO3]	04-Mar-25	10:38	< 2	< 2	< 2	< 2	< 2	9	< 2
F [mg/L]	04-Mar-25	09:10	< 0.06	< 0.06	< 0.06	< 0.06	< 0.06	< 0.06	< 0.06
SO4 [mg/L]	04-Mar-25	13:13	0.4	0.3	1.6	1.7	2.0	10	0.4
Cl [mg/L]	03-Mar-25	09:00	< 0.2	< 0.2	< 0.2	< 0.2	< 0.2	< 0.2	< 0.2
Hg [mg/L]	04-Mar-25	09:50	< 0.00001	< 0.00001	< 0.00001	< 0.00001	< 0.00001	< 0.00001	< 0.00001
Ag [mg/L]	06-Mar-25	10:11	< 0.00005	< 0.00005	< 0.00005	< 0.00005	< 0.00005	< 0.00005	< 0.00005
Al [mg/L]	06-Mar-25	10:11	0.030	0.029	0.021	0.039	0.042	0.050	0.046
As [mg/L]	06-Mar-25	10:11	0.0015	0.0073	0.0041	0.0086	0.0015	0.0004	0.0052
Ba [mg/L]	06-Mar-25	10:11	0.00063	0.00184	0.00065	0.00033	0.00149	0.00617	0.00245
Be [mg/L]	06-Mar-25	10:11	0.000009	0.000011	0.000010	0.000008	0.000007	0.000053	0.000007
B [mg/L]	06-Mar-25	10:11	< 0.002	< 0.002	< 0.002	< 0.002	< 0.002	0.003	< 0.002
Bi [mg/L]	06-Mar-25	10:11	< 0.00001	< 0.00001	< 0.00001	< 0.00001	< 0.00001	< 0.00001	< 0.00001
Ca [mg/L]	06-Mar-25	10:11	0.99	1.33	2.18	2.75	2.85	1.28	2.58
Cd [mg/L]	06-Mar-25	10:11	< 0.000003	< 0.000003	< 0.000003	0.000003	0.000004	0.000020	< 0.000003
Co [mg/L]	06-Mar-25	10:11	0.000016	0.000018	0.000010	0.000018	0.000008	0.000231	0.000011
Cr [mg/L]	06-Mar-25	10:11	< 0.00008	< 0.00008	< 0.00008	< 0.00008	< 0.00008	< 0.00008	< 0.00008
Cu [mg/L]	06-Mar-25	10:11	< 0.001	< 0.001	< 0.001	< 0.001	< 0.001	0.001	< 0.001
Fe [mg/L]	06-Mar-25	10:11	< 0.007	< 0.007	< 0.007	< 0.007	< 0.007	2.20	< 0.007
K [mg/L]	06-Mar-25	10:11	0.302	0.606	0.632	0.431	0.607	1.09	0.613
Mg [mg/L]	06-Mar-25	10:11	0.026	0.053	0.091	0.057	0.046	0.228	0.170
Mn [mg/L]	06-Mar-25	10:11	0.00135	0.00158	0.00774	0.00180	0.0243	0.0444	0.0116
Mo [mg/L]	06-Mar-25	10:11	< 0.0004	< 0.0004	< 0.0004	< 0.0004	< 0.0004	< 0.0004	< 0.0004
Na [mg/L]	06-Mar-25	10:11	0.04	0.04	0.07	0.08	0.07	0.08	0.09
Ni [mg/L]	06-Mar-25	10:11	< 0.0001	< 0.0001	< 0.0001	< 0.0001	< 0.0001	0.0035	< 0.0001
P [mg/L]	06-Mar-25	11:46	< 0.003	< 0.003	< 0.003	< 0.003	< 0.003	< 0.003	< 0.003
Pb [mg/L]	06-Mar-25	10:11	< 0.00009	< 0.00009	< 0.00009	0.00019	< 0.00009	< 0.00009	< 0.00009
S [mg/L]	06-Mar-25	10:11	< 5	< 5	< 5	< 5	< 5	< 5	< 5
Sb [mg/L]	06-Mar-25	10:11	< 0.0009	< 0.0009	< 0.0009	< 0.0009	< 0.0009	< 0.0009	< 0.0009
Se [mg/L]	06-Mar-25	10:11	< 0.00004	< 0.00004	< 0.00004	< 0.00004	0.00024	0.00035	0.00004

OnLine LIMS

0000046351

Results relate only to the sample tested. Data reported represents the sample submitted to SGS. Reproduction of this analytical report in full or in part is prohibited without prior written approval. Please refer to SGS General Conditions of Services located at https://www.sgs.ca/en/terms-and-conditions (Printed copies are available upon request.)
Test method information available upon request. "Temperature Upon Receipt" is representative of the whole shipment and may not reflect the temperature of individual samples.
SGS Canada Inc. Environment-Health & Safety statement of conformity decision rule does not consider uncertainty when analytical results are compared to a specified standard or regulation.

SGS Canada Inc.
P.O. Box 4300 - 185 Concession St.
Lakefield - Ontario - KOL 2HO
Phone: 705-652-2000 FAX: 705-652-6365

LR Report : **CA10173-FEB25**

Analysis	3: Analysis Completed Date	4: Analysis Completed Time	5: HC-28 Wk#45	6: HC-29 Wk#45	7: HC-30 Wk#45	8: HC-31 Wk#45	9: HC-32 Wk#45	10: HC-33 Wk#45	11: HC-34 Wk#45
Si [mg/L]	06-Mar-25	10:11	0.15	0.20	0.19	0.25	0.22	0.89	0.24
Sn [mg/L]	06-Mar-25	10:11	< 0.00006	< 0.00006	< 0.00006	< 0.00006	0.00010	< 0.00006	< 0.00006
Sr [mg/L]	06-Mar-25	10:11	0.00230	0.00363	0.00761	0.00536	0.00384	0.00818	0.00690
Ti [mg/L]	06-Mar-25	10:11	< 0.0001	< 0.0001	< 0.0001	0.0002	< 0.0001	< 0.0001	< 0.0001
Th [mg/L]	06-Mar-25	10:10	< 0.0001	< 0.0001	< 0.0001	< 0.0001	< 0.0001	< 0.0001	< 0.0001
Tl [mg/L]	06-Mar-25	10:10	< 0.000005	< 0.000005	< 0.000005	< 0.000005	< 0.000005	0.000006	< 0.000005
U [mg/L]	06-Mar-25	10:10	0.000232	0.000857	0.000328	0.000644	0.000123	0.000567	0.000033
V [mg/L]	06-Mar-25	10:10	0.00025	0.00044	0.00021	0.00028	0.00017	< 0.00001	0.00040
W [mg/L]	06-Mar-25	10:10	< 0.0002	< 0.0002	< 0.0002	< 0.0002	< 0.0002	< 0.0002	< 0.0002
Zr [mg/L]	06-Mar-25	10:10	< 0.002	< 0.002	< 0.002	< 0.002	< 0.002	< 0.002	< 0.002
Zn [mg/L]	06-Mar-25	10:10	< 0.002	< 0.002	< 0.002	< 0.002	< 0.002	0.015	< 0.002

Analysis	12: HC-35 Wk#45
Sample Date & Time	28-Feb-25
HumCell Leachate Vol [mL]	1009
Sample Name	31795
Sample Weight [g]	1000
pH [No unit]	7.09
Alkalinity [mg/L as CaCO3]	8
Conductivity [uS/cm]	19
Acidity [mg/L as CaCO3]	< 2
F [mg/L]	< 0.06
SO4 [mg/L]	0.9
Cl [mg/L]	< 0.2
Hg [mg/L]	< 0.00001
Ag [mg/L]	< 0.00005
Al [mg/L]	0.249
As [mg/L]	0.0561
Ba [mg/L]	0.00299
Be [mg/L]	0.000009
B [mg/L]	< 0.002
Bi [mg/L]	< 0.00001
Ca [mg/L]	3.10
Cd [mg/L]	< 0.000003
Co [mg/L]	0.000016
Cr [mg/L]	< 0.00008
Cu [mg/L]	< 0.001
Fe [mg/L]	< 0.007
K [mg/L]	1.55
Mg [mg/L]	0.045
Mn [mg/L]	0.00108
Mo [mg/L]	< 0.0004
Na [mg/L]	0.15
Ni [mg/L]	< 0.0001
P [mg/L]	< 0.003
Pb [mg/L]	< 0.00009
S [mg/L]	< 5
Sb [mg/L]	< 0.0009
Se [mg/L]	0.00005
Si [mg/L]	0.62
Sn [mg/L]	0.00006
Sr [mg/L]	0.00374

OnLine LIMS

0004046351

Results relate only to the sample tested. Data reported represents the sample submitted to SGS. Reproduction of this analytical report in full or in part is prohibited without prior written approval. Please refer to SGS General Conditions of Services located at https://www.sgs.ca/en/terms-and-conditions (Printed copies are available upon request.)
Test method information available upon request. "Temperature Upon Receipt" is representative of the whole shipment and may not reflect the temperature of individual samples.
SGS Canada Inc. Environment-Health & Safety statement of conformity decision rule does not consider uncertainty when analytical results are compared to a specified standard or regulation.

SGS Canada Inc.
P.O. Box 4300 - 185 Concession St.
Lakefield - Ontario - KOL 2HO
Phone: 705-652-2000 FAX: 705-652-6365

LR Report : **CA10173-FEB25**

Analysis	12: HC-35 Wk#45
Ti [mg/L]	< 0.0001
Th [mg/L]	< 0.0001
Tl [mg/L]	< 0.000005
U [mg/L]	0.000204
V [mg/L]	0.00084
W [mg/L]	< 0.0002
Zr [mg/L]	< 0.002
Zn [mg/L]	< 0.002



Lisa Thompson
Project Specialist Assistant,
Environment, Health & Safety

OnLine LIMS

0004046351

Results relate only to the sample tested. Data reported represents the sample submitted to SGS. Reproduction of this analytical report in full or in part is prohibited without prior written approval. Please refer to SGS General Conditions of Services located at https://www.sgs.ca/en/terms-and-conditions (Printed copies are available upon request.)
Test method information available upon request. "Temperature Upon Receipt" is representative of the whole shipment and may not reflect the temperature of individual samples.
SGS Canada Inc. Environment-Health & Safety statement of conformity decision rule does not consider uncertainty when analytical results are compared to a specified standard or regulation.

SGS Canada Inc.
P.O. Box 4300 - 185 Concession St.
Lakefield - Ontario - KOL 2HO
Phone: 705-652-2000 FAX: 705-652-6365

Quality Control Report

Inorganic Analysis														
Parameter	Reporting Limit	Unit	Method Blank	Duplicate				LCS / Spike Blank			Matrix Spike / Reference Material			
				Result 1	Result 2	RPD	Acceptance Criteria	Spike Recovery (%)	Recovery Limits (%)		Spike Recovery (%)	Recovery Limits (%)		
							%		Low	High		Low	High	
Acidity - QCBatchID: EWL0013-MAR25														
Acidity	2	mg/L as Ca	< 2			ND	20	102	90	110	NA			
Acidity - QCBatchID: EWL0447-FEB25														
Acidity	2	mg/L as Ca	2			ND	20	106	90	110	NA			
Acidity - QCBatchID: EWL0448-FEB25														
Acidity	2	mg/L as Ca	3			ND	20	108	90	110	NA			
Alkalinity - QCBatchID: EWL0013-MAR25														
Alkalinity	2	mg/L as Ca	< 2			0	20	96	80	120	NA			
Alkalinity - QCBatchID: EWL0447-FEB25														
Alkalinity	2	mg/L as Ca	< 2			ND	20	106	80	120	NA			
Alkalinity - QCBatchID: EWL0448-FEB25														
Alkalinity	2	mg/L as Ca	< 2			0	20	106	80	120	NA			
Anions by IC - QCBatchID: DIO0025-MAR25														
Sulphate	0.2	mg/L	<0.2			0	20	103	90	110	95	75	125	
Anions by IC - QCBatchID: DIO0522-FEB25														
Chloride	0.2	mg/L	<0.2			ND	20	102	90	110	105	75	125	
Sulphate	0.2	mg/L	<0.2			5	20	93	90	110	90	75	125	
Conductivity - QCBatchID: EWL0013-MAR25														
Conductivity	2	uS/cm	< 2			1	20	101	90	110	NA			
Conductivity - QCBatchID: EWL0447-FEB25														
Conductivity	2	uS/cm	< 2			6	20	97	90	110	NA			
Conductivity - QCBatchID: EWL0448-FEB25														
Conductivity	2	uS/cm	< 2			0	20	100	90	110	NA			
Fluoride by Specific Ion Electrode - QCBatchID: EWL0008-MAR25														
Fluoride	0.06	mg/L	<0.06			2	10	98	90	110	81	75	125	
Fluoride by Specific Ion Electrode - QCBatchID: EWL0011-MAR25														
Fluoride	0.06	mg/L	<0.06			ND	10	99	90	110	83	75	125	
Inorganics-General - QCBatchID: EHG0046-FEB25														
Mercury	0.00001	mg/L	< 0.00001			ND	20	109	80	120	123	70	130	
Metals in aqueous samples - ICP-MS - QCBatchID: EMS0256-FEB25														
Aluminum	0.001	mg/L	<0.001			1	20	105	90	110	79	70	130	
Antimony	0.0009	mg/L	<0.0009			ND	20	110	90	110	110	70	130	
Arsenic	0.0002	mg/L	<0.0002			3	20	101	90	110	102	70	130	
Barium	0.00008	mg/L	<0.00008			2	20	98	90	110	100	70	130	
Beryllium	0.000007	mg/L	<0.000007			ND	20	110	90	110	107	70	130	
Bismuth	0.00001	mg/L	<0.00001			ND	20	100	90	110	99	70	130	

OnLine LIMS

00040463S1

Results relate only to the sample tested. Data reported represents the sample submitted to SGS. Reproduction of this analytical report in full or in part is prohibited without prior written approval. Please refer to SGS General Conditions of Services located at https://www.sgs.ca/en/terms-and-conditions (Printed copies are available upon request.)
Test method information available upon request. "Temperature Upon Receipt" is representative of the whole shipment and may not reflect the temperature of individual samples.
SGS Canada Inc. Environment-Health & Safety statement of conformity decision rule does not consider uncertainty when analytical results are compared to a specified standard or regulation.

SGS Canada Inc.
P.O. Box 4300 - 185 Concession St.
Lakefield - Ontario - KOL 2HO
Phone: 705-652-2000 FAX: 705-652-6365

Great Bear - 8 Long

LR Report : **CA10173-FEB25**

Inorganic Analysis														
Parameter	Reporting Limit	Unit	Method Blank	Duplicate				LCS / Spike Blank			Matrix Spike / Reference Material			
				Result 1	Result 2	RPD	Acceptance Criteria	Spike Recovery (%)	Recovery Limits (%)		Spike Recovery (%)	Recovery Limits (%)		
							%		Low	High		Low	High	
Boron	0.002	mg/L	<0.002			ND	20	110	90	110	100	70	130	
Cadmium	0.000003	mg/L	<0.000003			ND	20	101	90	110	99	70	130	
Calcium	0.01	mg/L	<0.01			0	20	101	90	110	92	70	130	
Chromium	0.00008	mg/L	<0.00008			ND	20	101	90	110	81	70	130	
Cobalt	0.000004	mg/L	<0.000004			ND	20	101	90	110	95	70	130	
Copper	0.001	mg/L	<0.001			ND	20	102	90	110	95	70	130	
Iron	0.007	mg/L	<0.007			ND	20	105	90	110	100	70	130	
Lead	0.00009	mg/L	<0.00009			ND	20	100	90	110	97	70	130	
Magnesium	0.001	mg/L	<0.001			3	20	104	90	110	97	70	130	
Manganese	0.00001	mg/L	<0.00001			3	20	102	90	110	104	70	130	
Molybdenum	0.0004	mg/L	<0.0004			ND	20	100	90	110	90	70	130	
Nickel	0.0001	mg/L	<0.0001			ND	20	101	90	110	94	70	130	
Phosphorus	0.003	mg/L	<0.003			ND	20	100	90	110	NV	70	130	
Potassium	0.003	mg/L	<0.009			0	20	101	90	110	82	70	130	
Selenium	0.00004	mg/L	<0.00004			ND	20	102	90	110	100	70	130	
Silicon	0.02	mg/L	<0.02			1	20	101	90	110	NV	70	130	
Silver	0.00005	mg/L	<0.00005			ND	20	98	90	110	76	70	130	
Sodium	0.01	mg/L	<0.01			2	20	106	90	110	100	70	130	
Strontium	0.00008	mg/L	<0.00008			1	20	103	90	110	100	70	130	
Sulfur	5	mg/L	<5			ND	20	91	90	110	NV	70	130	
Thallium	0.000005	mg/L	<0.000005			11	20	101	90	110	92	70	130	
Thorium	0.0001	mg/L	<0.0001			ND	20	100	90	110	NV	70	130	
Tin	0.00006	mg/L	<0.00006			ND	20	100	90	110	NV	70	130	
Titanium	0.0001	mg/L	<0.0001			ND	20	100	90	110	NV	70	130	
Tungsten	0.0002	mg/L	<0.0002			ND	20	101	90	110	NV	70	130	
Uranium	0.000002	mg/L	<0.000002			0	20	100	90	110	92	70	130	
Vanadium	0.00001	mg/L	<0.00001			7	20	103	90	110	99	70	130	
Zinc	0.002	mg/L	<0.002			2	20	103	90	110	107	70	130	
Zirconium	0.002	mg/L	<0.002			ND	20	94	90	110	NV	70	130	
pH - QCBatchID: EWL0447-FEB25														
pH	0.05	No unit	NA			1		100			NA			
pH - QCBatchID: EWL0448-FEB25														
pH	0.05	No unit	NA			0		100			NA			
pH - QCBatchID: EWL0452-FEB25														
pH	0.05	No unit	NA			2		100			NA			

OnLine LIMS

0004046351

Results relate only to the sample tested. Data reported represents the sample submitted to SGS. Reproduction of this analytical report in full or in part is prohibited without prior written approval. Please refer to SGS General Conditions of Services located at https://www.sgs.ca/en/terms-and-conditions (Printed copies are available upon request.)
Test method information available upon request. "Temperature Upon Receipt" is representative of the whole shipment and may not reflect the temperature of individual samples.
SGS Canada Inc. Environment-Health & Safety statement of conformity decision rule does not consider uncertainty when analytical results are compared to a specified standard or regulation.

SGS Canada Inc.
P.O. Box 4300 - 185 Concession St.
Lakefield - Ontario - KOL 2HO
Phone: 705-652-2000 FAX: 705-652-6365

22-May-2024

Great Bear Resources Ltd.
Attn : Ashley Moncrief

1020 - 800 West Pender St., Vancouver
Canada, V6C 2V6
Phone: 778-833-2160, Fax:

Date Rec. : 11 April 2024
LR Report: **CA10089-APR24**
Reference: Wk#46

Copy: #1

CERTIFICATE OF ANALYSIS
Final Report

Analysis	3: Analysis Completed Date	4: Analysis Completed Time	5: HC-1 Wk#46	6: HC-2 Wk#46	7: HC-3 Wk#46	8: HC-4 Wk#46	9: HC-5 Wk#46	10: HC-6 Wk#46
Sample Date & Time			11-Apr-24	11-Apr-24	11-Apr-24	11-Apr-24	11-Apr-24	11-Apr-24
HumCell Leachate Vol [mL]	16-Apr-24	16:15	996	1004	508	513	1000	510
Sample Name	---	---	DX450052	DX 550083	DX450204	DX450176	DX450232	DX450181
Sample Weight [g]	---	---	1000	1000	500	500	1000	500
pH [No unit]	16-Apr-24	11:33	6.69	7.65	7.29	5.66	7.32	7.21
Alkalinity [mg/L as CaCO3]	15-Apr-24	10:24	2	12	8	< 2	5	5
Conductivity [uS/cm]	15-Apr-24	10:24	28	30	18	29	14	11
Acidity [mg/L as CaCO3]	15-Apr-24	10:24	< 2	< 2	< 2	4	< 2	< 2
SO4 [mg/L]	17-Apr-24	15:00	10	2	< 2	11	< 2	< 2
Hg [mg/L]	15-Apr-24	13:09	< 0.00001	< 0.00001	< 0.00001	< 0.00001	< 0.00001	< 0.00001
Ag [mg/L]	16-Apr-24	16:07	< 0.00005	< 0.00005	< 0.00005	< 0.00005	< 0.00005	< 0.00005
Al [mg/L]	16-Apr-24	16:07	0.005	0.057	0.031	< 0.001	0.025	0.031
As [mg/L]	16-Apr-24	16:07	< 0.0002	0.0092	0.0008	< 0.0002	0.0019	0.0003
Ba [mg/L]	16-Apr-24	16:07	0.00084	0.0128	0.00076	0.00480	0.00112	0.00048
Be [mg/L]	16-Apr-24	16:07	< 0.000007	< 0.000007	< 0.000007	< 0.000007	< 0.000007	---
Be [mg/L]	15-May-24	16:56	---	---	---	---	---	< 0.000007
B [mg/L]	16-Apr-24	16:07	< 0.002	< 0.002	< 0.002	< 0.002	< 0.002	< 0.002
Bi [mg/L]	16-Apr-24	16:07	< 0.00001	0.00005	< 0.00001	< 0.00001	< 0.00001	< 0.00001
Ca [mg/L]	16-Apr-24	16:07	4.94	5.37	2.99	3.99	2.12	2.02
Cd [mg/L]	16-Apr-24	16:08	0.00105	0.000007	< 0.000003	0.00485	0.000008	0.000004
Co [mg/L]	16-Apr-24	16:08	0.000012	0.000045	0.000009	0.000643	0.000010	0.000005
Cr [mg/L]	16-Apr-24	16:08	< 0.00008	< 0.00008	< 0.00008	< 0.00008	< 0.00008	< 0.00008
Cu [mg/L]	16-Apr-24	16:08	< 0.001	< 0.001	< 0.001	0.001	< 0.001	< 0.001
Fe [mg/L]	16-Apr-24	16:08	< 0.007	< 0.007	< 0.007	< 0.007	< 0.007	< 0.007
K [mg/L]	16-Apr-24	16:08	0.268	1.22	0.628	0.470	0.513	0.358
Mg [mg/L]	16-Apr-24	16:08	0.055	0.096	0.121	0.317	0.049	0.076
Mn [mg/L]	16-Apr-24	16:08	0.0265	0.0361	0.00592	0.0533	0.0128	0.00446
Mo [mg/L]	16-Apr-24	16:08	< 0.0004	< 0.0004	< 0.0004	< 0.0004	< 0.0004	< 0.0004
Na [mg/L]	16-Apr-24	16:08	0.03	0.05	0.04	0.03	0.04	0.05
Ni [mg/L]	16-Apr-24	16:08	0.0002	0.0001	0.0001	0.0021	0.0002	0.0002
P [mg/L]	16-Apr-24	16:08	< 0.003	< 0.003	< 0.003	< 0.003	< 0.003	< 0.003
Pb [mg/L]	16-Apr-24	16:08	0.0430	0.00031	0.00030	0.152	< 0.00009	< 0.00009
S [mg/L]	16-Apr-24	16:08	< 5	< 5	< 5	< 5	< 5	< 5
Sb [mg/L]	16-Apr-24	16:08	< 0.0009	< 0.0009	< 0.0009	< 0.0009	< 0.0009	< 0.0009
Se [mg/L]	16-Apr-24	16:08	0.00032	0.00298	< 0.00004	0.00068	< 0.00004	< 0.00004
Si [mg/L]	16-Apr-24	16:08	0.15	0.30	0.32	0.31	0.22	0.24

OnLine LIMS

0003719039

Results relate only to the sample tested. Data reported represents the sample submitted to SGS. Reproduction of this analytical report in full or in part is prohibited without prior written approval. Please refer to SGS General Conditions of Services located at https://www.sgs.ca/en/terms-and-conditions (Printed copies are available upon request.)
Test method information available upon request. "Temperature Upon Receipt" is representative of the whole shipment and may not reflect the temperature of individual samples.
SGS Canada Inc. Environment-Health & Safety statement of conformity decision rule does not consider uncertainty when analytical results are compared to a specified standard or regulation.

SGS Canada Inc.
P.O. Box 4300 - 185 Concession St.
Lakefield - Ontario - KOL 2HO
Phone: 705-652-2000 FAX: 705-652-6365

LR Report : **CA10089-APR24**

Analysis	3: Analysis Completed Date	4: Analysis Completed Time	5: HC-1 Wk#46	6: HC-2 Wk#46	7: HC-3 Wk#46	8: HC-4 Wk#46	9: HC-5 Wk#46	10: HC-6 Wk#46
Sn [mg/L]	16-Apr-24	16:08	< 0.00006	< 0.00006	< 0.00006	< 0.00006	< 0.00006	< 0.00006
Sr [mg/L]	16-Apr-24	16:08	0.00823	0.0197	0.00715	0.00644	0.00300	0.00416
Ti [mg/L]	16-Apr-24	16:08	< 0.0001	< 0.0001	0.0001	< 0.0001	< 0.0001	0.0001
Th [mg/L]	16-Apr-24	16:08	< 0.0001	< 0.0001	< 0.0001	< 0.0001	< 0.0001	< 0.0001
Tl [mg/L]	16-Apr-24	16:08	< 0.000005	0.000014	0.000005	0.000012	0.000005	< 0.000005
U [mg/L]	16-Apr-24	16:08	0.000014	0.000288	0.000706	0.000016	0.000716	0.000234
V [mg/L]	16-Apr-24	16:08	0.00001	0.00030	0.00022	< 0.00001	0.00028	0.00030
W [mg/L]	16-Apr-24	16:08	< 0.0002	< 0.0002	< 0.0002	< 0.0002	< 0.0002	0.00092
Zr [mg/L]	16-Apr-24	16:08	< 0.002	< 0.002	< 0.002	< 0.002	< 0.002	< 0.002
Zn [mg/L]	16-Apr-24	16:08	0.051	< 0.002	< 0.002	0.335	< 0.002	< 0.002

Analysis	11: HC-7 Wk#46
Sample Date & Time	11-Apr-24
HumCell Leachate Vol [mL]	1004
Sample Name	DX450002
Sample Weight [g]	1000
pH [No unit]	7.33
Alkalinity [mg/L as CaCO3]	7
Conductivity [uS/cm]	12
Acidity [mg/L as CaCO3]	< 2
SO4 [mg/L]	< 2
Hg [mg/L]	< 0.00001
Ag [mg/L]	< 0.00005
Al [mg/L]	0.038
As [mg/L]	0.0057
Ba [mg/L]	0.00060
Be [mg/L]	< 0.000007
Be [mg/L]	---
B [mg/L]	< 0.002
Bi [mg/L]	< 0.00001
Ca [mg/L]	2.47
Cd [mg/L]	< 0.000003
Co [mg/L]	0.000012
Cr [mg/L]	< 0.00008
Cu [mg/L]	< 0.001
Fe [mg/L]	< 0.007
K [mg/L]	0.448
Mg [mg/L]	0.081
Mn [mg/L]	0.00793
Mo [mg/L]	< 0.0004
Na [mg/L]	0.03
Ni [mg/L]	< 0.0001
P [mg/L]	< 0.003
Pb [mg/L]	< 0.00009
S [mg/L]	< 5
Sb [mg/L]	< 0.0009
Se [mg/L]	< 0.00004
Si [mg/L]	0.19
Sn [mg/L]	< 0.00006
Sr [mg/L]	0.00490
Ti [mg/L]	< 0.0001
Th [mg/L]	< 0.0001

OnLine LIMS

Results relate only to the sample tested. Data reported represents the sample submitted to SGS. Reproduction of this analytical report in full or in part is prohibited without prior written approval. Please refer to SGS General Conditions of Services located at https://www.sgs.ca/en/terms-and-conditions (Printed copies are available upon request.)
Test method information available upon request. "Temperature Upon Receipt" is representative of the whole shipment and may not reflect the temperature of individual samples.
SGS Canada Inc. Environment-Health & Safety statement of conformity decision rule does not consider uncertainty when analytical results are compared to a specified standard or regulation.

SGS Canada Inc.
P.O. Box 4300 - 185 Concession St.
Lakefield - Ontario - KOL 2HO
Phone: 705-652-2000 FAX: 705-652-6365

LR Report : **CA10089-APR24**

Analysis	11: HC-7 Wk#46
Tl [mg/L]	< 0.000005
U [mg/L]	0.000641
V [mg/L]	0.00017
W [mg/L]	< 0.0002
Zr [mg/L]	< 0.002
Zn [mg/L]	< 0.002



Lisa Thompson
Project Specialist Assistant,
Environment, Health & Safety

OnLine LIMS

0003719039

Results relate only to the sample tested. Data reported represents the sample submitted to SGS. Reproduction of this analytical report in full or in part is prohibited without prior written approval. Please refer to SGS General Conditions of Services located at https://www.sgs.ca/en/terms-and-conditions (Printed copies are available upon request.)
Test method information available upon request. "Temperature Upon Receipt" is representative of the whole shipment and may not reflect the temperature of individual samples.
SGS Canada Inc. Environment-Health & Safety statement of conformity decision rule does not consider uncertainty when analytical results are compared to a specified standard or regulation.

SGS Canada Inc.
P.O. Box 4300 - 185 Concession St.
Lakefield - Ontario - KOL 2HO
Phone: 705-652-2000 FAX: 705-652-6365

Quality Control Report

Inorganic Analysis														
Parameter	Reporting Limit	Unit	Method Blank	Duplicate				LCS / Spike Blank			Matrix Spike / Reference Material			
				Result 1	Result 2	RPD	Acceptance Criteria	Spike Recovery (%)	Recovery Limits (%)		Spike Recovery (%)	Recovery Limits (%)		
							%		Low	High		Low	High	
Acidity - QCBatchID: EWL0275-APR24														
Acidity	2	mg/L as Ca	2			ND	20	96	90	110	NA			
Alkalinity - QCBatchID: EWL0275-APR24														
Alkalinity	2	mg/L as Ca	< 2			0	20	102	80	120	NA			
Anions by discrete analyzer - QCBatchID: DIO8037-APR24														
Sulphate	2	mg/L	<2			ND	20	106	80	120	107	75	125	
Conductivity - QCBatchID: EWL0275-APR24														
Conductivity	2	uS/cm	< 2			0	20	100	90	110	NA			
Inorganics-General - QCBatchID: EHG0029-APR24														
Mercury	0.00001	mg/L	< 0.00001			ND	20	103	80	120	88	70	130	
Metals in aqueous samples - ICP-MS - QCBatchID: EMS0124-APR24														
Aluminum	0.001	mg/L	<0.001			0	20	99	90	110	71	70	130	
Antimony	0.0009	mg/L	<0.0009			ND	20	97	90	110	100	70	130	
Arsenic	0.0002	mg/L	<0.0002			ND	20	102	90	110	90	70	130	
Barium	0.00008	mg/L	<0.00008			1	20	102	90	110	94	70	130	
Beryllium	0.000007	mg/L	<0.000007			9	20	97	90	110	82	70	130	
Bismuth	0.00001	mg/L	<0.00001			ND	20	99	90	110	100	70	130	
Boron	0.002	mg/L	<0.002			ND	20	96	90	110	90	70	130	
Cadmium	0.000003	mg/L	<0.000003			15	20	100	90	110	102	70	130	
Calcium	0.01	mg/L	<0.01			4	20	102	90	110	94	70	130	
Chromium	0.00008	mg/L	<0.00008			ND	20	103	90	110	91	70	130	
Cobalt	0.000004	mg/L	<0.000004			3	20	100	90	110	76	70	130	
Copper	0.001	mg/L	<0.001			0	20	104	90	110	103	70	130	
Iron	0.007	mg/L	<0.007			1	20	102	90	110	100	70	130	
Lead	0.00009	mg/L	<0.00009			1	20	99	90	110	96	70	130	
Magnesium	0.001	mg/L	<0.001			4	20	101	90	110	91	70	130	
Manganese	0.00001	mg/L	<0.00001			2	20	103	90	110	106	70	130	
Molybdenum	0.0004	mg/L	<0.0004			ND	20	99	90	110	90	70	130	
Nickel	0.0001	mg/L	<0.0001			2	20	103	90	110	97	70	130	
Phosphorus	0.003	mg/L	<0.003			ND	20	102	90	110	NV	70	130	
Potassium	0.003	mg/L	<0.009			1	20	101	90	110	92	70	130	
Selenium	0.00004	mg/L	<0.00004			1	20	93	90	110	95	70	130	
Silicon	0.02	mg/L	<0.02			1	20	98	90	110	NV	70	130	
Silver	0.00005	mg/L	<0.00005			ND	20	95	90	110	90	70	130	
Sodium	0.01	mg/L	<0.01			ND	20	101	90	110	93	70	130	
Strontium	0.00008	mg/L	<0.00008			4	20	103	90	110	97	70	130	

OnLine LIMS

0003719039

Results relate only to the sample tested. Data reported represents the sample submitted to SGS. Reproduction of this analytical report in full or in part is prohibited without prior written approval. Please refer to SGS General Conditions of Services located at https://www.sgs.ca/en/terms-and-conditions (Printed copies are available upon request.)
Test method information available upon request. "Temperature Upon Receipt" is representative of the whole shipment and may not reflect the temperature of individual samples.
SGS Canada Inc. Environment-Health & Safety statement of conformity decision rule does not consider uncertainty when analytical results are compared to a specified standard or regulation.

SGS Canada Inc.
P.O. Box 4300 - 185 Concession St.
Lakefield - Ontario - KOL 2HO
Phone: 705-652-2000 FAX: 705-652-6365

Inorganic Analysis														
Parameter	Reporting Limit	Unit	Method Blank	Duplicate				LCS / Spike Blank			Matrix Spike / Reference Material			
				Result 1	Result 2	RPD	Acceptance Criteria	Spike Recovery (%)	Recovery Limits (%)		Spike Recovery (%)	Recovery Limits (%)	
							%		Low	High		Low	High
Sulfur	5	mg/L	<5			3	20	109	90	110	NV	70	130
Thallium	0.000005	mg/L	<0.000005			5	20	98	90	110	90	70	130
Thorium	0.0001	mg/L	<0.0001			ND	20	94	90	110	NV	70	130
Tin	0.00006	mg/L	<0.00006			ND	20	96	90	110	NV	70	130
Titanium	0.0001	mg/L	<0.0001			ND	20	102	90	110	NV	70	130
Tungsten	0.0002	mg/L	<0.0002			ND	20	102	90	110	NV	70	130
Uranium	0.000002	mg/L	<0.000002			0	20	98	90	110	91	70	130
Vanadium	0.00001	mg/L	<0.00001			ND	20	101	90	110	90	70	130
Zinc	0.002	mg/L	<0.002			2	20	103	90	110	75	70	130
Zirconium	0.002	mg/L	<0.002			ND	20	93	90	110	NV	70	130
Metals in aqueous samples - ICP-MS - QCBatchID: EMS0124-MAY24													
Beryllium	0.000007	mg/L	<0.000007			3	20	97	90	110	99	70	130
pH - QCBatchID: EWL0275-APR24													
pH	0.05	No unit	NA			0		101			NA		

OnLine LIMS

0003719039

Results relate only to the sample tested. Data reported represents the sample submitted to SGS. Reproduction of this analytical report in full or in part is prohibited without prior written approval. Please refer to SGS General Conditions of Services located at https://www.sgs.ca/en/terms-and-conditions (Printed copies are available upon request.)
Test method information available upon request. "Temperature Upon Receipt" is representative of the whole shipment and may not reflect the temperature of individual samples.
SGS Canada Inc. Environment-Health & Safety statement of conformity decision rule does not consider uncertainty when analytical results are compared to a specified standard or regulation.

SGS Canada Inc.
P.O. Box 4300 - 185 Concession St.
Lakefield - Ontario - KOL 2HO
Phone: 705-652-2000 FAX: 705-652-6365

02-May-2024

Great Bear Resources Ltd.
Attn : Ashley Moncrief

1020 - 800 West Pender St.
Vancouver, BC
V6C 2V6, Canada

Phone: 778-833-2160
Fax:

Date Rec. : 12 April 2024
LR Report: **CA10095-APR24**
Reference: Wk#46

Copy: #1

CERTIFICATE OF ANALYSIS
Final Report

Analysis	3: Analysis Completed Date	4: Analysis Completed Time	5: HC-8 Wk#46	6: HC-9 Wk#46	7: HC-10 Wk#46	8: HC-11 Wk#46	9: HC-12 Wk#46	10: HC-13 Wk#46	11: HC-14 Wk#46
Sample Date & Time			12-Apr-24	12-Apr-24	12-Apr-24	12-Apr-24	12-Apr-24	12-Apr-24	12-Apr-24
HumCell Leachate Vol [mL]	16-Apr-24	16:09	1008	1002	979	983	1007	1014	980
Sample Name	---	---	DX450108	DX450076	DX450186	DX450118	DX 550107	DX450159	DX450171
Sample Weight [g]	---	---	1000	1000	1000	1000	1000	1000	1000
pH [No unit]	15-Apr-24	15:59	7.39	6.25	7.09	6.98	7.02	7.45	6.66
Alkalinity [mg/L as CaCO3]	17-Apr-24	11:32	9	< 2	5	5	5	10	2
Conductivity [uS/cm]	17-Apr-24	11:02	24	36	14	12	19	31	23
Acidity [mg/L as CaCO3]	17-Apr-24	11:32	< 2	6	< 2	< 2	< 2	< 2	< 2
F [mg/L]	15-Apr-24	10:44	---	---	---	---	---	---	---
SO4 [mg/L]	22-Apr-24	19:22	< 2	12	< 2	< 2	3	4	6
Cl [mg/L]	19-Apr-24	15:28	---	---	---	---	---	---	---
Hg [mg/L]	16-Apr-24	11:21	< 0.00001	< 0.00001	< 0.00001	< 0.00001	< 0.00001	< 0.00001	< 0.00001
Ag [mg/L]	17-Apr-24	13:35	< 0.00005	< 0.00005	< 0.00005	< 0.00005	< 0.00005	< 0.00005	< 0.00005
Al [mg/L]	17-Apr-24	13:35	0.047	< 0.001	0.026	0.041	0.023	0.120	0.018
As [mg/L]	17-Apr-24	13:35	0.0009	0.0002	0.0002	0.0003	0.0017	0.0030	0.0013
Ba [mg/L]	17-Apr-24	13:35	0.00154	0.00838	0.00052	0.00054	0.00131	0.00059	0.00193
Be [mg/L]	17-Apr-24	13:35	< 0.000007	< 0.000007	< 0.000007	< 0.000007	< 0.000007	< 0.000007	< 0.000007
B [mg/L]	17-Apr-24	13:35	< 0.002	< 0.002	< 0.002	< 0.002	< 0.002	< 0.002	< 0.002
Bi [mg/L]	17-Apr-24	13:35	< 0.00001	< 0.00001	< 0.00001	< 0.00001	< 0.00001	< 0.00001	< 0.00001
Ca [mg/L]	17-Apr-24	13:35	3.98	2.56	2.54	2.41	3.16	5.59	3.26
Cd [mg/L]	17-Apr-24	13:35	0.000013	0.026574	0.000009	0.000004	0.000005	< 0.000003	0.000003
Co [mg/L]	17-Apr-24	13:35	0.000013	0.000531	< 0.000004	0.000012	0.000008	0.000004	0.000051
Cr [mg/L]	17-Apr-24	13:34	< 0.00008	< 0.00008	< 0.00008	< 0.00008	< 0.00008	0.00028	< 0.00008
Cu [mg/L]	17-Apr-24	13:34	< 0.001	< 0.001	< 0.001	< 0.001	< 0.001	< 0.001	< 0.001
Fe [mg/L]	17-Apr-24	13:34	< 0.007	< 0.007	< 0.007	< 0.007	< 0.007	< 0.007	< 0.007
K [mg/L]	17-Apr-24	13:34	0.639	0.947	0.278	0.222	0.315	0.551	0.775
Mg [mg/L]	17-Apr-24	13:34	0.261	0.072	0.044	0.052	0.040	0.059	0.179
Mn [mg/L]	17-Apr-24	13:34	0.02488	0.09319	0.01986	0.01519	0.01975	0.01663	0.00369
Mo [mg/L]	17-Apr-24	13:34	0.0004	< 0.0004	< 0.0004	< 0.0004	< 0.0004	< 0.0004	< 0.0004
Na [mg/L]	17-Apr-24	13:34	0.07	0.06	0.06	0.06	0.09	0.06	0.10
Ni [mg/L]	17-Apr-24	13:34	0.0002	0.0145	< 0.0001	< 0.0001	< 0.0001	< 0.0001	0.0003
P [mg/L]	17-Apr-24	13:34	< 0.003	< 0.003	< 0.003	< 0.003	< 0.003	< 0.003	< 0.003
Pb [mg/L]	17-Apr-24	13:34	< 0.00009	0.08136	< 0.00009	< 0.00009	< 0.00009	< 0.00009	< 0.00009
S [mg/L]	17-Apr-24	13:34	< 5	< 5	< 5	< 5	< 5	< 5	< 5
Sb [mg/L]	17-Apr-24	13:34	< 0.0009	< 0.0009	< 0.0009	< 0.0009	< 0.0009	< 0.0009	< 0.0009
Se [mg/L]	17-Apr-24	13:34	0.00010	0.00085	0.00014	< 0.00004	0.00009	< 0.00004	0.00027

OnLine LIMS

0003699827

Results relate only to the sample tested. Data reported represents the sample submitted to SGS. Reproduction of this analytical report in full or in part is prohibited without prior written approval. Please refer to SGS General Conditions of Services located at https://www.sgs.ca/en/terms-and-conditions (Printed copies are available upon request.)
Test method information available upon request. "Temperature Upon Receipt" is representative of the whole shipment and may not reflect the temperature of individual samples.
SGS Canada Inc. Environment-Health & Safety statement of conformity decision rule does not consider uncertainty when analytical results are compared to a specified standard or regulation.

SGS Canada Inc.
P.O. Box 4300 - 185 Concession St.
Lakefield - Ontario - KOL 2HO
Phone: 705-652-2000 FAX: 705-652-6365

LR Report : **CA10095-APR24**

Analysis	3: Analysis Completed Date	4: Analysis Completed Time	5: HC-8 Wk#46	6: HC-9 Wk#46	7: HC-10 Wk#46	8: HC-11 Wk#46	9: HC-12 Wk#46	10: HC-13 Wk#46	11: HC-14 Wk#46
Si [mg/L]	17-Apr-24	13:34	0.26	0.40	0.20	0.22	0.30	0.42	0.22
Sn [mg/L]	17-Apr-24	13:34	< 0.00006	< 0.00006	< 0.00006	< 0.00006	< 0.00006	< 0.00006	< 0.00006
Sr [mg/L]	17-Apr-24	13:34	0.00714	0.00682	0.00507	0.00521	0.00521	0.00534	0.00953
Ti [mg/L]	17-Apr-24	13:34	< 0.0001	< 0.0001	< 0.0001	< 0.0001	< 0.0001	< 0.0001	< 0.0001
Th [mg/L]	17-Apr-24	13:34	< 0.0001	< 0.0001	< 0.0001	< 0.0001	< 0.0001	< 0.0001	< 0.0001
Tl [mg/L]	17-Apr-24	13:34	< 0.000005	0.000033	< 0.000005	< 0.000005	< 0.000005	0.000010	< 0.000005
U [mg/L]	17-Apr-24	13:34	0.000268	0.000075	0.000381	0.000117	0.000296	0.000324	0.000199
V [mg/L]	17-Apr-24	13:34	0.00013	< 0.00001	0.00003	0.00005	0.00009	0.00007	0.00017
W [mg/L]	17-Apr-24	13:34	< 0.0002	< 0.0002	< 0.0002	< 0.0002	< 0.0002	< 0.0002	< 0.0002
Zr [mg/L]	17-Apr-24	13:34	< 0.002	< 0.002	< 0.002	< 0.002	< 0.002	< 0.002	< 0.002
Zn [mg/L]	17-Apr-24	13:34	< 0.002	3.78	< 0.002	< 0.002	< 0.002	< 0.002	< 0.002

Analysis	12: HC-15 Wk#46	13: HC-16 Wk#46	14: HC-17 Wk#46	15: HC-18 Wk#46	16: HC-19 Wk#46	17: HC-20 Wk#46	18: HC-21 Wk#46	19: HC-22 Wk#46	20: HC-23 Wk#46
Sample Date & Time	12-Apr-24	12-Apr-24	12-Apr-24	12-Apr-24	12-Apr-24	12-Apr-24	12-Apr-24	12-Apr-24	12-Apr-24
HumCell Leachate Vol [mL]	708	1015	956	970	976	986	996	478	1019
Sample Name	DX450134	DX450185	DX450032	DX 550064	DX450008	DX 550056	DX450022	DX450077	DX450113
Sample Weight [g]	1000	1000	1000	1000	1000	1000	1000	500	1000
pH [No unit]	7.22	7.28	6.57	7.33	6.93	7.27	7.76	7.27	7.61
Alkalinity [mg/L as CaCO3]	10	7	< 2	7	3	7	10	7	11
Conductivity [uS/cm]	65	23	9	16	7	18	24	18	25
Acidity [mg/L as CaCO3]	< 2	< 2	< 2	< 2	< 2	< 2	< 2	< 2	< 2
F [mg/L]	---	---	---	---	< 0.06	---	---	---	---
SO4 [mg/L]	14	2	< 2	< 2	< 2	< 2	< 2	< 2	< 2
Cl [mg/L]	4	---	---	---	---	---	---	---	---
Hg [mg/L]	< 0.00001	< 0.00001	< 0.00001	< 0.00001	< 0.00001	< 0.00001	< 0.00001	< 0.00001	< 0.00001
Ag [mg/L]	< 0.00005	< 0.00005	< 0.00005	< 0.00005	< 0.00005	< 0.00005	< 0.00005	< 0.00005	< 0.00005
Al [mg/L]	0.005	0.071	0.009	0.047	0.028	0.030	0.059	0.030	0.046
As [mg/L]	0.0979	0.0074	0.0087	0.0076	0.0003	0.0006	0.0067	0.0004	0.0036
Ba [mg/L]	0.00136	0.00176	0.00020	0.00022	0.00027	0.00177	0.00022	0.00629	0.00469
Be [mg/L]	< 0.000007	< 0.000007	< 0.000007	< 0.000007	< 0.000007	< 0.000007	< 0.000007	< 0.000007	< 0.000007
B [mg/L]	< 0.002	< 0.002	< 0.002	< 0.002	< 0.002	< 0.002	< 0.002	< 0.002	< 0.002
Bi [mg/L]	< 0.00001	< 0.00001	< 0.00001	< 0.00001	< 0.00001	< 0.00001	< 0.00001	< 0.00001	< 0.00001
Ca [mg/L]	10.8	3.52	1.42	3.24	1.48	3.13	4.55	2.53	4.71
Cd [mg/L]	0.000009	0.000006	0.000004	0.000011	< 0.000003	0.000003	< 0.000003	0.000006	< 0.000003
Co [mg/L]	0.000688	0.000039	0.000261	0.000038	0.000013	0.000020	0.000069	0.000009	0.000011
Cr [mg/L]	< 0.00008	< 0.00008	< 0.00008	< 0.00008	< 0.00008	< 0.00008	< 0.00008	< 0.00008	< 0.00008
Cu [mg/L]	< 0.001	< 0.001	< 0.001	< 0.001	< 0.001	< 0.001	< 0.001	< 0.001	< 0.001
Fe [mg/L]	< 0.007	< 0.007	< 0.007	< 0.007	< 0.007	< 0.007	< 0.007	< 0.007	< 0.007
K [mg/L]	0.573	1.40	0.323	0.225	0.233	0.273	0.047	1.25	0.257
Mg [mg/L]	0.381	0.056	0.060	0.043	0.030	0.202	0.119	0.132	0.144
Mn [mg/L]	0.01877	0.00820	0.00411	0.00494	0.00534	0.02317	0.02760	0.02255	0.02715
Mo [mg/L]	< 0.0004	< 0.0004	< 0.0004	< 0.0004	< 0.0004	< 0.0004	< 0.0004	< 0.0004	< 0.0004
Na [mg/L]	0.11	0.07	0.06	0.10	0.06	0.05	0.04	0.06	0.03
Ni [mg/L]	0.0339	< 0.0001	0.0003	< 0.0001	< 0.0001	< 0.0001	< 0.0001	< 0.0001	< 0.0001
P [mg/L]	< 0.003	< 0.003	< 0.003	< 0.003	< 0.003	< 0.003	< 0.003	< 0.003	< 0.003
Pb [mg/L]	< 0.00009	< 0.00009	< 0.00009	< 0.00009	< 0.00009	< 0.00009	< 0.00009	< 0.00009	< 0.00009
S [mg/L]	9	< 5	< 5	< 5	< 5	< 5	< 5	< 5	< 5
Sb [mg/L]	0.0015	< 0.0009	< 0.0009	< 0.0009	< 0.0009	< 0.0009	< 0.0009	< 0.0009	< 0.0009
Se [mg/L]	0.00041	< 0.00004	< 0.00004	< 0.00004	< 0.00004	< 0.00004	< 0.00004	< 0.00004	< 0.00004
Si [mg/L]	0.40	0.32	0.43	0.28	0.22	0.21	0.22	0.16	0.24
Sn [mg/L]	< 0.00006	< 0.00006	< 0.00006	< 0.00006	< 0.00006	< 0.00006	< 0.00006	< 0.00006	< 0.00006
Sr [mg/L]	0.0152	0.00559	0.00399	0.00371	0.00310	0.00654	0.00292	0.00418	0.0135

OnLine LIMS

0003699827

Results relate only to the sample tested. Data reported represents the sample submitted to SGS. Reproduction of this analytical report in full or in part is prohibited without prior written approval. Please refer to SGS General Conditions of Services located at https://www.sgs.ca/en/terms-and-conditions (Printed copies are available upon request.)
Test method information available upon request. "Temperature Upon Receipt" is representative of the whole shipment and may not reflect the temperature of individual samples.
SGS Canada Inc. Environment-Health & Safety statement of conformity decision rule does not consider uncertainty when analytical results are compared to a specified standard or regulation.

SGS Canada Inc.
P.O. Box 4300 - 185 Concession St.
Lakefield - Ontario - KOL 2HO
Phone: 705-652-2000 FAX: 705-652-6365

LR Report : **CA10095-APR24**

Analysis	12: HC-15 Wk#46	13: HC-16 Wk#46	14: HC-17 Wk#46	15: HC-18 Wk#46	16: HC-19 Wk#46	17: HC-20 Wk#46	18: HC-21 Wk#46	19: HC-22 Wk#46	20: HC-23 Wk#46
Ti [mg/L]	< 0.0001	< 0.0001	< 0.0001	0.00014	< 0.0001	< 0.0001	< 0.0001	< 0.0001	< 0.0001
Th [mg/L]	< 0.0001	< 0.0001	< 0.0001	< 0.0001	< 0.0001	< 0.0001	< 0.0001	< 0.0001	< 0.0001
Tl [mg/L]	0.000010	0.000005	< 0.000005	0.000005	< 0.000005	< 0.000005	< 0.000005	< 0.000005	< 0.000005
U [mg/L]	0.000318	0.000684	0.000229	0.000420	0.000123	0.000044	0.000033	0.000022	0.000058
V [mg/L]	0.00005	0.00026	0.00011	0.00011	0.00002	0.00053	0.00031	0.00058	0.00012
W [mg/L]	< 0.0002	< 0.0002	< 0.0002	< 0.0002	< 0.0002	< 0.0002	< 0.0002	< 0.0002	< 0.0002
Zr [mg/L]	< 0.002	< 0.002	< 0.002	< 0.002	< 0.002	< 0.002	< 0.002	< 0.002	< 0.002
Zn [mg/L]	< 0.002	< 0.002	< 0.002	< 0.002	< 0.002	< 0.002	< 0.002	< 0.002	< 0.002

Analysis	21: HC-24 Wk#46	22: HC-25 Wk#46	23: HC-26 Wk#46	24: HC-27 Wk#46
Sample Date & Time	12-Apr-24	12-Apr-24	12-Apr-24	12-Apr-24
HumCell Leachate Vol [mL]	1016	1002	759	1012
Sample Name	DX 550101	DX450128	DX450021	DX450222
Sample Weight [g]	1000	1000	750	1000
pH [No unit]	7.56	7.73	6.54	6.99
Alkalinity [mg/L as CaCO3]	8	10	4	4
Conductivity [uS/cm]	20	37	295	18
Acidity [mg/L as CaCO3]	< 2	< 2	42	< 2
F [mg/L]	---	---	---	---
SO4 [mg/L]	< 2	4	120	3
Cl [mg/L]	---	---	27	---
Hg [mg/L]	< 0.00001	< 0.00001	< 0.00001	< 0.00001
Ag [mg/L]	< 0.00005	< 0.00005	< 0.00005	< 0.00005
Al [mg/L]	0.033	0.053	0.002	0.028
As [mg/L]	0.0018	0.0019	< 0.0002	0.0005
Ba [mg/L]	0.00076	0.00116	0.0110	0.00044
Be [mg/L]	< 0.000007	< 0.000007	< 0.000007	< 0.000007
B [mg/L]	< 0.002	< 0.002	0.002	< 0.002
Bi [mg/L]	< 0.00001	< 0.00001	< 0.00001	< 0.00001
Ca [mg/L]	3.74	6.78	51.1	3.03
Cd [mg/L]	0.000029	< 0.000003	0.000345	< 0.000003
Co [mg/L]	0.000022	0.000049	0.00153	0.000005
Cr [mg/L]	< 0.00008	< 0.00008	< 0.00008	< 0.00008
Cu [mg/L]	< 0.001	< 0.001	< 0.001	< 0.001
Fe [mg/L]	< 0.007	< 0.007	0.749	< 0.007
K [mg/L]	0.133	0.377	4.43	0.445
Mg [mg/L]	0.148	0.131	1.77	0.065
Mn [mg/L]	0.01745	0.01671	0.322	0.01077
Mo [mg/L]	< 0.0004	< 0.0004	< 0.0004	< 0.0004
Na [mg/L]	0.04	0.06	0.25	0.06
Ni [mg/L]	< 0.0001	< 0.0001	0.0098	< 0.0001
P [mg/L]	< 0.003	< 0.003	< 0.003	< 0.003
Pb [mg/L]	< 0.00009	< 0.00009	< 0.00009	< 0.00009
S [mg/L]	< 5	< 5	63	< 5
Sb [mg/L]	< 0.0009	< 0.0009	< 0.0009	< 0.0009
Se [mg/L]	< 0.00004	< 0.00004	0.00079	< 0.00004
Si [mg/L]	0.24	0.25	0.19	0.26
Sn [mg/L]	< 0.00006	< 0.00006	< 0.00006	< 0.00006
Sr [mg/L]	0.00412	0.00555	0.0246	0.00436
Ti [mg/L]	< 0.0001	< 0.0001	< 0.0001	< 0.0001
Th [mg/L]	< 0.0001	< 0.0001	< 0.0001	< 0.0001
Tl [mg/L]	< 0.000005	< 0.000005	< 0.000005	< 0.000005

OnLine LIMS

0003699827

Results relate only to the sample tested. Data reported represents the sample submitted to SGS. Reproduction of this analytical report in full or in part is prohibited without prior written approval. Please refer to SGS General Conditions of Services located at https://www.sgs.ca/en/terms-and-conditions (Printed copies are available upon request.)
Test method information available upon request. "Temperature Upon Receipt" is representative of the whole shipment and may not reflect the temperature of individual samples.
SGS Canada Inc. Environment-Health & Safety statement of conformity decision rule does not consider uncertainty when analytical results are compared to a specified standard or regulation.

SGS Canada Inc.
P.O. Box 4300 - 185 Concession St.
Lakefield - Ontario - KOL 2HO
Phone: 705-652-2000 FAX: 705-652-6365

LR Report : **CA10095-APR24**

Analysis	21: HC-24 Wk#46	22: HC-25 Wk#46	23: HC-26 Wk#46	24: HC-27 Wk#46
U [mg/L]	0.000177	0.000161	0.000082	0.000355
V [mg/L]	0.00031	0.00037	< 0.00001	0.00012
W [mg/L]	< 0.0002	0.00058	< 0.0002	< 0.0002
Zr [mg/L]	< 0.002	< 0.002	< 0.002	< 0.002
Zn [mg/L]	0.003	< 0.002	0.008	< 0.002

Results confirmed for Alk, Cond, SO4 and metals for HC-26 - 2-May-24 LT



Lisa Thompson
Project Specialist Assistant,
Environment, Health & Safety

OnLine LIMS

0003699827

Results relate only to the sample tested. Data reported represents the sample submitted to SGS. Reproduction of this analytical report in full or in part is prohibited without prior written approval. Please refer to SGS General Conditions of Services located at https://www.sgs.ca/en/terms-and-conditions (Printed copies are available upon request.)
Test method information available upon request. "Temperature Upon Receipt" is representative of the whole shipment and may not reflect the temperature of individual samples.
SGS Canada Inc. Environment-Health & Safety statement of conformity decision rule does not consider uncertainty when analytical results are compared to a specified standard or regulation.

SGS Canada Inc.
P.O. Box 4300 - 185 Concession St.
Lakefield - Ontario - KOL 2HO
Phone: 705-652-2000 FAX: 705-652-6365

Great Bear - 20 Long

LR Report : **CA10095-APR24**

Quality Control Report

Inorganic Analysis														
Parameter	Reporting Limit	Unit	Method Blank	Duplicate				LCS / Spike Blank			Matrix Spike / Reference Material			
				Result 1	Result 2	RPD	Acceptance Criteria	Spike Recovery (%)	Recovery Limits (%)		Spike Recovery (%)	Recovery Limits (%)		
							%		Low	High		Low	High	
Acidity - QCBatchID: EWL0306-APR24														
Acidity	2	mg/L as Ca	2			ND	20	110	90	110	NA			
Alkalinity - QCBatchID: EWL0306-APR24														
Alkalinity	2	mg/L as Ca	< 2			0	20	96	80	120	NA			
Anions by discrete analyzer - QCBatchID: DIO8027-APR24														
Chloride	1	mg/L	<1			1	20	92	80	120	100	75	125	
Sulphate	2	mg/L	<2			ND	20	109	80	120	109	75	125	
Anions by discrete analyzer - QCBatchID: DIO8050-APR24														
Chloride	1	mg/L	<1			ND	20	99	80	120	105	75	125	
Sulphate	2	mg/L	<2			ND	20	102	80	120	103	75	125	
Anions by discrete analyzer - QCBatchID: DIO8052-APR24														
Sulphate	2	mg/L	<2			ND	20	97	80	120	100	75	125	
Anions by discrete analyzer - QCBatchID: DIO8061-APR24														
Sulphate	2	mg/L	<2			ND	20	101	80	120	108	75	125	
Conductivity - QCBatchID: EWL0306-APR24														
Conductivity	2	uS/cm	< 2			0	20	99	90	110	NA			
Fluoride by Specific Ion Electrode - QCBatchID: EWL0335-APR24														
Fluoride	0.06	mg/L	<0.06			0	10	95	90	110	93	75	125	
Inorganics-General - QCBatchID: EHG0034-APR24														
Mercury	0.00001	mg/L	< 0.00001			ND	20	108	80	120	121	70	130	
Metals in aqueous samples - ICP-MS - QCBatchID: EMS0148-APR24														
Aluminum	0.001	mg/L	<0.001			ND	20	96	90	110	102	70	130	
Antimony	0.0009	mg/L	<0.0009			ND	20	105	90	110	121	70	130	
Arsenic	0.0002	mg/L	<0.0002			ND	20	96	90	110	106	70	130	
Barium	0.00008	mg/L	<0.00008			3	20	94	90	110	95	70	130	
Beryllium	0.000007	mg/L	<0.000007			ND	20	102	90	110	95	70	130	
Bismuth	0.00001	mg/L	<0.00001			ND	20	94	90	110	83	70	130	
Boron	0.002	mg/L	<0.002			6	20	97	90	110	102	70	130	
Cadmium	0.000003	mg/L	<0.000003			ND	20	97	90	110	102	70	130	
Calcium	0.01	mg/L	<0.01			0	20	99	90	110	97	70	130	
Chromium	0.00008	mg/L	<0.00008			1	20	99	90	110	109	70	130	
Cobalt	0.000004	mg/L	<0.000004			6	20	96	90	110	100	70	130	
Copper	0.001	mg/L	<0.001			1	20	97	90	110	94	70	130	
Iron	0.007	mg/L	<0.007			2	20	102	90	110	100	70	130	
Lead	0.00009	mg/L	<0.00009			1	20	95	90	110	95	70	130	
Magnesium	0.001	mg/L	<0.001			1	20	100	90	110	96	70	130	

OnLine LIMS

00036988827

Results relate only to the sample tested. Data reported represents the sample submitted to SGS. Reproduction of this analytical report in full or in part is prohibited without prior written approval. Please refer to SGS General Conditions of Services located at https://www.sgs.ca/en/terms-and-conditions (Printed copies are available upon request.)
Test method information available upon request. "Temperature Upon Receipt" is representative of the whole shipment and may not reflect the temperature of individual samples.
SGS Canada Inc. Environment-Health & Safety statement of conformity decision rule does not consider uncertainty when analytical results are compared to a specified standard or regulation.

SGS Canada Inc.
P.O. Box 4300 - 185 Concession St.
Lakefield - Ontario - KOL 2HO
Phone: 705-652-2000 FAX: 705-652-6365

Inorganic Analysis														
Parameter	Reporting Limit	Unit	Method Blank	Duplicate				LCS / Spike Blank			Matrix Spike / Reference Material			
				Result 1	Result 2	RPD	Acceptance Criteria	Spike Recovery (%)	Recovery Limits (%)		Spike Recovery (%)	Recovery Limits (%)		
							%		Low	High		Low	High	
Manganese	0.00001	mg/L	<0.00001			0	20	96	90	110	88	70	130	
Molybdenum	0.0004	mg/L	<0.0004			ND	20	102	90	110	103	70	130	
Nickel	0.0001	mg/L	<0.0001			15	20	95	90	110	98	70	130	
Phosphorus	0.003	mg/L	<0.003			ND	20	97	90	110	NV	70	130	
Potassium	0.003	mg/L	<0.009			3	20	97	90	110	92	70	130	
Selenium	0.00004	mg/L	<0.00004			12	20	95	90	110	116	70	130	
Silicon	0.02	mg/L	<0.02			3	20	97	90	110	NV	70	130	
Silver	0.00005	mg/L	<0.00005			ND	20	95	90	110	80	70	130	
Sodium	0.01	mg/L	<0.01			1	20	99	90	110	96	70	130	
Strontium	0.00008	mg/L	<0.00008			1	20	98	90	110	94	70	130	
Sulfur	5	mg/L	<5			ND	20	110	90	110	NV	70	130	
Thallium	0.000005	mg/L	<0.000005			ND	20	96	90	110	95	70	130	
Thorium	0.0001	mg/L	<0.0001			ND	20	91	90	110	NV	70	130	
Tin	0.00006	mg/L	<0.00006			3	20	98	90	110	NV	70	130	
Titanium	0.0001	mg/L	<0.0001			ND	20	98	90	110	NV	70	130	
Tungsten	0.0002	mg/L	<0.0002			ND	20	100	90	110	NV	70	130	
Uranium	0.000002	mg/L	<0.000002			3	20	93	90	110	98	70	130	
Vanadium	0.00001	mg/L	<0.00001			8	20	98	90	110	102	70	130	
Zinc	0.002	mg/L	<0.002			4	20	97	90	110	107	70	130	
Zirconium	0.002	mg/L	<0.002			ND	20	95	90	110	NV	70	130	
Metals in aqueous samples - ICP-MS - QCBatchID: EMS0162-APR24														
Uranium	0.000002	mg/L	<0.000002			2	20	96	90	110	108	70	130	
Zinc	0.002	mg/L	<0.002			ND	20	92	90	110	129	70	130	
pH - QCBatchID: EWL0306-APR24														
pH	0.05	No unit	NA			0		101			NA			

OnLine LIMS

Results relate only to the sample tested. Data reported represents the sample submitted to SGS. Reproduction of this analytical report in full or in part is prohibited without prior written approval. Please refer to SGS General Conditions of Services located at https://www.sgs.ca/en/terms-and-conditions (Printed copies are available upon request.)
Test method information available upon request. "Temperature Upon Receipt" is representative of the whole shipment and may not reflect the temperature of individual samples.
SGS Canada Inc. Environment-Health & Safety statement of conformity decision rule does not consider uncertainty when analytical results are compared to a specified standard or regulation.

000369827

SGS Canada Inc.
P.O. Box 4300 - 185 Concession St.
Lakefield - Ontario - KOL 2HO
Phone: 705-652-2000 FAX: 705-652-6365

20-March-2025

Great Bear Resources Ltd.
Attn : Ashley Moncrief

1020 - 800 West Pender St.
Vancouver, BC
V6C 2V6, Canada

Phone: 778-833-2160
Fax:

Date Rec. : 07 March 2025
LR Report: **CA10037-MAR25**
Reference: Wk#46

Copy: #1

CERTIFICATE OF ANALYSIS
Final Report

Analysis	3: Analysis Completed Date	4: Analysis Completed Time	5: HC-28 Wk#46	6: HC-29 Wk#46	7: HC-30 Wk#46	8: HC-31 Wk#46	9: HC-32 Wk#46
Sample Date & Time			07-Mar-25	07-Mar-25	07-Mar-25	07-Mar-25	07-Mar-25
HumCell Leachate Vol [mL]	10-Mar-25	10:27	1012	992	758	978	714
Sample Name	---	---	31787	DX450179	31644	DX450183	O31576
Sample Weight [g]	---	---	1000	1000	750	1000	750
pH [No unit]	11-Mar-25	10:43	6.78	6.79	6.82	6.86	6.86
Alkalinity [mg/L as CaCO3]	10-Mar-25	14:08	4	5	8	7	7
Conductivity [uS/cm]	10-Mar-25	14:08	9	8	19	16	16
Acidity [mg/L as CaCO3]	10-Mar-25	14:07	< 2	< 2	< 2	< 2	< 2
F [mg/L]	10-Mar-25	09:22	< 0.06	< 0.06	< 0.06	< 0.06	< 0.06
SO4 [mg/L]	11-Mar-25	12:28	0.4	0.3	1.7	1.5	1.9
Cl [mg/L]	10-Mar-25	19:30	0.3	< 0.2	< 0.2	< 0.2	< 0.2
Hg [mg/L]	12-Mar-25	12:37	< 0.00001	< 0.00001	< 0.00001	< 0.00001	< 0.00001
Ag [mg/L]	11-Mar-25	14:01	< 0.00005	< 0.00005	< 0.00005	< 0.00005	< 0.00005
Al [mg/L]	11-Mar-25	14:01	0.022	0.025	0.018	0.030	0.031
As [mg/L]	11-Mar-25	14:01	0.0013	0.0058	0.0044	0.0089	0.0014
Ba [mg/L]	11-Mar-25	14:01	0.00087	0.00169	0.00082	0.00029	0.00135
Be [mg/L]	11-Mar-25	14:01	< 0.000007	< 0.000007	< 0.000007	< 0.000007	< 0.000007
B [mg/L]	11-Mar-25	14:01	< 0.002	< 0.002	< 0.002	< 0.002	< 0.002
Bi [mg/L]	11-Mar-25	14:01	< 0.00001	< 0.00001	< 0.00001	< 0.00001	< 0.00001
Ca [mg/L]	11-Mar-25	14:01	1.68	1.33	3.30	3.06	2.68
Cd [mg/L]	11-Mar-25	14:01	< 0.000003	< 0.000003	0.000004	< 0.000003	0.000010
Co [mg/L]	11-Mar-25	14:01	0.000013	0.000016	0.000009	0.000018	0.000008
Cr [mg/L]	11-Mar-25	14:01	< 0.00008	< 0.00008	< 0.00008	< 0.00008	< 0.00008
Cu [mg/L]	11-Mar-25	14:01	< 0.001	< 0.001	< 0.001	< 0.001	< 0.001
Fe [mg/L]	11-Mar-25	14:01	< 0.007	< 0.007	< 0.007	< 0.007	< 0.007
K [mg/L]	11-Mar-25	14:01	0.330	0.559	0.686	0.401	0.576
Mg [mg/L]	11-Mar-25	14:01	0.042	0.053	0.132	0.062	0.045
Mn [mg/L]	11-Mar-25	14:01	0.00239	0.00162	0.0103	0.00186	0.0253
Mo [mg/L]	11-Mar-25	14:01	< 0.0004	< 0.0004	< 0.0004	< 0.0004	< 0.0004
Na [mg/L]	11-Mar-25	14:01	0.04	0.05	0.09	0.06	0.05

OnLine LIMS

0004051550

Results relate only to the sample tested. Data reported represents the sample submitted to SGS. Reproduction of this analytical report in full or in part is prohibited without prior written approval. Please refer to SGS General Conditions of Services located at https://www.sgs.ca/en/terms-and-conditions (Printed copies are available upon request.)
Test method information available upon request. "Temperature Upon Receipt" is representative of the whole shipment and may not reflect the temperature of individual samples.
SGS Canada Inc. Environment-Health & Safety statement of conformity decision rule does not consider uncertainty when analytical results are compared to a specified standard or regulation.

SGS Canada Inc.
P.O. Box 4300 - 185 Concession St.
Lakefield - Ontario - KOL 2HO
Phone: 705-652-2000 FAX: 705-652-6365

LR Report : **CA10037-MAR25**

Analysis	3: Analysis Completed Date	4: Analysis Completed Time	5: HC-28 Wk#46	6: HC-29 Wk#46	7: HC-30 Wk#46	8: HC-31 Wk#46	9: HC-32 Wk#46
Ni [mg/L]	11-Mar-25	14:01	< 0.0001	< 0.0001	< 0.0001	< 0.0001	< 0.0001
P [mg/L]	11-Mar-25	14:01	< 0.003	< 0.003	< 0.003	< 0.003	< 0.003
Pb [mg/L]	11-Mar-25	14:01	< 0.00009	< 0.00009	< 0.00009	< 0.00009	< 0.00009
S [mg/L]	11-Mar-25	14:01	< 5	< 5	< 5	< 5	< 5
Sb [mg/L]	11-Mar-25	14:01	< 0.0009	< 0.0009	0.0012	< 0.0009	< 0.0009
Se [mg/L]	11-Mar-25	14:01	< 0.00004	< 0.00004	0.00004	< 0.00004	0.00021
Si [mg/L]	11-Mar-25	14:01	0.18	0.17	0.26	0.26	0.19
Sn [mg/L]	11-Mar-25	14:01	< 0.00006	< 0.00006	< 0.00006	< 0.00006	< 0.00006
Sr [mg/L]	11-Mar-25	14:01	0.00374	0.00360	0.0112	0.00566	0.00369
Ti [mg/L]	11-Mar-25	14:00	< 0.0001	< 0.0001	< 0.0001	< 0.0001	< 0.0001
Th [mg/L]	11-Mar-25	14:00	< 0.0001	< 0.0001	< 0.0001	< 0.0001	< 0.0001
Tl [mg/L]	11-Mar-25	14:00	< 0.000005	< 0.000005	0.000005	< 0.000005	< 0.000005
U [mg/L]	11-Mar-25	14:00	0.000435	0.000922	0.00101	0.00140	0.000170
V [mg/L]	11-Mar-25	14:00	0.00021	0.00041	0.00021	0.00026	0.00014
W [mg/L]	11-Mar-25	14:00	< 0.0002	< 0.0002	< 0.0002	< 0.0002	< 0.0002
Zr [mg/L]	11-Mar-25	14:00	< 0.002	< 0.002	< 0.002	< 0.002	< 0.002
Zn [mg/L]	11-Mar-25	14:00	< 0.002	< 0.002	< 0.002	< 0.002	< 0.002

Analysis	10: HC-33 Wk#46	11: HC-34 Wk#46	12: HC-35 Wk#46
Sample Date & Time	07-Mar-25	07-Mar-25	07-Mar-25
HumCell Leachate Vol [mL]	985	971	1007
Sample Name	DX450213	DX450174	31795
Sample Weight [g]	1000	1000	1000
pH [No unit]	5.00	6.94	7.34
Alkalinity [mg/L as CaCO3]	< 2	7	9
Conductivity [uS/cm]	27	16	19
Acidity [mg/L as CaCO3]	9	< 2	< 2
F [mg/L]	< 0.06	< 0.06	< 0.06
SO4 [mg/L]	9.2	0.4	0.9
Cl [mg/L]	< 0.2	< 0.2	< 0.2
Hg [mg/L]	< 0.00001	< 0.00001	< 0.00001
Ag [mg/L]	< 0.00005	< 0.00005	< 0.00005
Al [mg/L]	0.044	0.039	0.229
As [mg/L]	0.0003	0.0036	0.0530
Ba [mg/L]	0.00584	0.00252	0.00278
Be [mg/L]	0.000036	< 0.000007	< 0.000007
B [mg/L]	0.002	< 0.002	< 0.002
Bi [mg/L]	< 0.00001	< 0.00001	< 0.00001
Ca [mg/L]	1.22	2.63	3.03
Cd [mg/L]	0.000022	0.000003	0.000003
Co [mg/L]	0.000236	0.000015	0.000023
Cr [mg/L]	< 0.00008	< 0.00008	< 0.00008

OnLine LIMS

0004051550

Results relate only to the sample tested. Data reported represents the sample submitted to SGS. Reproduction of this analytical report in full or in part is prohibited without prior written approval. Please refer to SGS General Conditions of Services located at https://www.sgs.ca/en/terms-and-conditions (Printed copies are available upon request.)
Test method information available upon request. "Temperature Upon Receipt" is representative of the whole shipment and may not reflect the temperature of individual samples.
SGS Canada Inc. Environment-Health & Safety statement of conformity decision rule does not consider uncertainty when analytical results are compared to a specified standard or regulation.

SGS Canada Inc.
P.O. Box 4300 - 185 Concession St.
Lakefield - Ontario - KOL 2HO
Phone: 705-652-2000 FAX: 705-652-6365

LR Report : **CA10037-MAR25**

Analysis	10: HC-33 Wk#46	11: HC-34 Wk#46	12: HC-35 Wk#46
Cu [mg/L]	< 0.001	< 0.001	< 0.001
Fe [mg/L]	2.08	< 0.007	< 0.007
K [mg/L]	1.04	0.593	1.45
Mg [mg/L]	0.218	0.177	0.043
Mn [mg/L]	0.0419	0.0130	0.00121
Mo [mg/L]	< 0.0004	< 0.0004	< 0.0004
Na [mg/L]	0.06	0.06	0.09
Ni [mg/L]	0.0038	< 0.0001	< 0.0001
P [mg/L]	< 0.003	< 0.003	< 0.003
Pb [mg/L]	0.00024	< 0.00009	< 0.00009
S [mg/L]	< 5	< 5	< 5
Sb [mg/L]	< 0.0009	< 0.0009	< 0.0009
Se [mg/L]	0.00028	0.00006	< 0.00004
Si [mg/L]	0.71	0.20	0.51
Sn [mg/L]	0.00011	0.00016	0.00007
Sr [mg/L]	0.00796	0.00688	0.00351
Ti [mg/L]	< 0.0001	< 0.0001	< 0.0001
Th [mg/L]	< 0.0001	< 0.0001	< 0.0001
Tl [mg/L]	0.000005	< 0.000005	< 0.000005
U [mg/L]	0.000586	0.000041	0.000230
V [mg/L]	< 0.00001	0.00032	0.00076
W [mg/L]	< 0.0002	< 0.0002	< 0.0002
Zr [mg/L]	< 0.002	< 0.002	< 0.002
Zn [mg/L]	0.014	< 0.002	< 0.002



Lisa Thompson
Project Specialist Assistant,
Environment, Health & Safety

OnLine LIMS

0004051550

Results relate only to the sample tested. Data reported represents the sample submitted to SGS. Reproduction of this analytical report in full or in part is prohibited without prior written approval. Please refer to SGS General Conditions of Services located at https://www.sgs.ca/en/terms-and-conditions (Printed copies are available upon request.)
Test method information available upon request. "Temperature Upon Receipt" is representative of the whole shipment and may not reflect the temperature of individual samples.
SGS Canada Inc. Environment-Health & Safety statement of conformity decision rule does not consider uncertainty when analytical results are compared to a specified standard or regulation.

SGS Canada Inc.
P.O. Box 4300 - 185 Concession St.
Lakefield - Ontario - KOL 2HO
Phone: 705-652-2000 FAX: 705-652-6365

Quality Control Report

Inorganic Analysis													
Parameter	Reporting Limit	Unit	Method Blank	Duplicate				LCS / Spike Blank			Matrix Spike / Reference Material		
				Result 1	Result 2	RPD	Acceptance Criteria	Spike Recovery (%)	Recovery Limits (%)		Spike Recovery (%)	Recovery Limits (%)	
							%		Low	High		Low	High
Acidity - QCBatchID: EWL0128-MAR25													
Acidity	2	mg/L as Ca	2			ND	20	98	90	110	NA		
Alkalinity - QCBatchID: EWL0128-MAR25													
Alkalinity	2	mg/L as Ca	< 2			0	20	104	80	120	NA		
Anions by IC - QCBatchID: DIO0154-MAR25													
Chloride	0.2	mg/L	<0.2			4	20	109	90	110	116	75	125
Sulphate	0.2	mg/L	<0.2			4	20	96	90	110	105	75	125
Anions by IC - QCBatchID: DIO0190-MAR25													
Sulphate	0.2	mg/L	<0.2			5	20	96	90	110	83	75	125
Conductivity - QCBatchID: EWL0128-MAR25													
Conductivity	2	uS/cm	< 2			3	20	101	90	110	NA		
Fluoride by Specific Ion Electrode - QCBatchID: EWL0123-MAR25													
Fluoride	0.06	mg/L	<0.06			ND	10	103	90	110	107	75	125
Fluoride by Specific Ion Electrode - QCBatchID: EWL0132-MAR25													
Fluoride	0.06	mg/L	<0.06			ND	10	99	90	110	100	75	125
Inorganics-General - QCBatchID: EHG0013-MAR25													
Mercury	0.00001	mg/L	< 0.00001			ND	20	109	80	120	113	70	130
Metals in aqueous samples - ICP-MS - QCBatchID: EMS0058-MAR25													
Aluminum	0.001	mg/L	<0.001			0	20	102	90	110	116	70	130
Antimony	0.0009	mg/L	<0.0009			ND	20	104	90	110	120	70	130
Arsenic	0.0002	mg/L	<0.0002			2	20	101	90	110	115	70	130
Barium	0.00008	mg/L	<0.00008			0	20	96	90	110	111	70	130
Beryllium	0.000007	mg/L	<0.000007			ND	20	92	90	110	103	70	130
Bismuth	0.00001	mg/L	<0.00001			ND	20	97	90	110	78	70	130
Boron	0.002	mg/L	<0.002			ND	20	95	90	110	95	70	130
Cadmium	0.000003	mg/L	<0.000003			ND	20	101	90	110	105	70	130
Calcium	0.01	mg/L	<0.01			1	20	103	90	110	91	70	130
Chromium	0.00008	mg/L	<0.00008			ND	20	107	90	110	117	70	130
Cobalt	0.000004	mg/L	<0.000004			6	20	100	90	110	119	70	130
Copper	0.001	mg/L	<0.001			ND	20	103	90	110	110	70	130
Iron	0.007	mg/L	<0.007			ND	20	104	90	110	125	70	130
Lead	0.00009	mg/L	<0.00009			ND	20	98	90	110	113	70	130
Magnesium	0.001	mg/L	<0.001			1	20	102	90	110	102	70	130
Manganese	0.00001	mg/L	<0.00001			1	20	102	90	110	106	70	130
Molybdenum	0.0004	mg/L	<0.0004			ND	20	101	90	110	98	70	130
Nickel	0.0001	mg/L	<0.0001			ND	20	105	90	110	119	70	130

OnLine LIMS

00040515550

Results relate only to the sample tested. Data reported represents the sample submitted to SGS. Reproduction of this analytical report in full or in part is prohibited without prior written approval. Please refer to SGS General Conditions of Services located at https://www.sgs.ca/en/terms-and-conditions (Printed copies are available upon request.)
Test method information available upon request. "Temperature Upon Receipt" is representative of the whole shipment and may not reflect the temperature of individual samples.
SGS Canada Inc. Environment-Health & Safety statement of conformity decision rule does not consider uncertainty when analytical results are compared to a specified standard or regulation.

SGS Canada Inc.
P.O. Box 4300 - 185 Concession St.
Lakefield - Ontario - KOL 2HO
Phone: 705-652-2000 FAX: 705-652-6365

Inorganic Analysis													
Parameter	Reporting Limit	Unit	Method Blank	Duplicate				LCS / Spike Blank			Matrix Spike / Reference Material		
				Result 1	Result 2	RPD	Acceptance Criteria	Spike Recovery (%)	Recovery Limits (%)		Spike Recovery (%)	Recovery Limits (%)	
							%		Low	High		Low	High
Phosphorus	0.003	mg/L	<0.003			ND	20	97	90	110	NV	70	130
Potassium	0.003	mg/L	<0.009			1	20	101	90	110	102	70	130
Selenium	0.00004	mg/L	<0.00004			3	20	97	90	110	104	70	130
Silicon	0.02	mg/L	<0.02			1	20	90	90	110	NV	70	130
Silver	0.00005	mg/L	<0.00005			ND	20	101	90	110	99	70	130
Sodium	0.01	mg/L	<0.01			2	20	97	90	110	102	70	130
Strontium	0.00008	mg/L	<0.00008			1	20	100	90	110	98	70	130
Sulfur	5	mg/L	<5			ND	20	106	90	110	NV	70	130
Thallium	0.000005	mg/L	<0.000005			ND	20	98	90	110	124	70	130
Thorium	0.0001	mg/L	<0.0001			ND	20	92	90	110	NV	70	130
Tin	0.00006	mg/L	<0.00006			ND	20	100	90	110	NV	70	130
Titanium	0.0001	mg/L	<0.0001			ND	20	100	90	110	NV	70	130
Tungsten	0.0002	mg/L	<0.0002			ND	20	97	90	110	NV	70	130
Uranium	0.000002	mg/L	<0.000002			1	20	106	90	110	101	70	130
Vanadium	0.00001	mg/L	<0.00001			11	20	103	90	110	125	70	130
Zinc	0.002	mg/L	<0.002			ND	20	104	90	110	117	70	130
Zirconium	0.002	mg/L	<0.002			ND	20	96	90	110	NV	70	130
pH - QCBatchID: EWL0128-MAR25													
pH	0.05	No unit	NA			0		100			NA		

OnLine LIMS

00040515550

Results relate only to the sample tested. Data reported represents the sample submitted to SGS. Reproduction of this analytical report in full or in part is prohibited without prior written approval. Please refer to SGS General Conditions of Services located at https://www.sgs.ca/en/terms-and-conditions (Printed copies are available upon request.)
Test method information available upon request. "Temperature Upon Receipt" is representative of the whole shipment and may not reflect the temperature of individual samples.
SGS Canada Inc. Environment-Health & Safety statement of conformity decision rule does not consider uncertainty when analytical results are compared to a specified standard or regulation.

SGS Canada Inc.
P.O. Box 4300 - 185 Concession St.
Lakefield - Ontario - KOL 2HO
Phone: 705-652-2000 FAX: 705-652-6365

29-April-2024

Great Bear Resources Ltd.
Attn : Ashley Moncrief

1020 - 800 West Pender St.
Vancouver, BC
V6C 2V6, Canada

Phone: 778-833-2160
Fax:

Date Rec. : 18 April 2024
LR Report: **CA10138-APR24**
Reference: Wk#47

Copy: #1

CERTIFICATE OF ANALYSIS
Final Report

Analysis	3: Analysis Completed Date	4: Analysis Completed Time	5: HC-1 Wk#47	6: HC-2 Wk#47	7: HC-3 Wk#47	8: HC-4 Wk#47	9: HC-5 Wk#47	10: HC-6 Wk#47	11: HC-7 Wk#47
Sample Date & Time			18-Apr-24	18-Apr-24	18-Apr-24	18-Apr-24	18-Apr-24	18-Apr-24	18-Apr-24
HumCell Leachate Vol [mL]	18-Apr-24	16:36	985	1006	500	493	997	518	979
Sample Name	---	---	DX450052	DX 550083	DX450204	DX450176	DX450232	DX450181	DX450002
Sample Weight [g]	---	---	1000	1000	500	500	1000	500	1000
pH [No unit]	23-Apr-24	10:10	6.51	7.43	7.06	5.67	6.89	6.93	7.13
Alkalinity [mg/L as CaCO3]	23-Apr-24	10:08	2	12	5	< 2	5	5	6
Conductivity [uS/cm]	23-Apr-24	10:09	31	31	11	27	13	9	13
Acidity [mg/L as CaCO3]	22-Apr-24	10:51	< 2	< 2	< 2	4	< 2	< 2	< 2
SO4 [mg/L]	26-Apr-24	16:26	11	2	< 2	10	< 2	< 2	< 2

Lisa Thompson
Project Specialist Assistant,
Environment, Health & Safety

OnLine LIMS

0003695746

Results relate only to the sample tested. Data reported represents the sample submitted to SGS. Reproduction of this analytical report in full or in part is prohibited without prior written approval. Please refer to SGS General Conditions of Services located at https://www.sgs.ca/en/terms-and-conditions (Printed copies are available upon request.)
Test method information available upon request. "Temperature Upon Receipt" is representative of the whole shipment and may not reflect the temperature of individual samples.
SGS Canada Inc. Environment-Health & Safety statement of conformity decision rule does not consider uncertainty when analytical results are compared to a specified standard or regulation.

SGS Canada Inc.
P.O. Box 4300 - 185 Concession St.
Lakefield - Ontario - KOL 2HO
Phone: 705-652-2000 FAX: 705-652-6365

29-April-2024

Great Bear Resources Ltd.
Attn : Ashley Moncrief

1020 - 800 West Pender St.
Vancouver, BC
V6C 2V6, Canada

Phone: 778-833-2160
Fax:

Date Rec. : 19 April 2024
LR Report: **CA10142-APR24**
Reference: Wk#47

Copy: #1

CERTIFICATE OF ANALYSIS
Final Report

Analysis	3: Analysis Completed Date	4: Analysis Completed Time	5: HC-8 Wk#47	6: HC-9 Wk#47	7: HC-10 Wk#47	8: HC-11 Wk#47	9: HC-12 Wk#47
Sample Date & Time			19-Apr-24	19-Apr-24	19-Apr-24	19-Apr-24	19-Apr-24
HumCell Leachate Vol [mL]	22-Apr-24	15:49	990	1004	951	954	952
Sample Name	---	---	DX450108	DX450076	DX450186	DX450118	DX 550107
Sample Weight [g]	---	---	1000	1000	1000	1000	1000
pH [No unit]	24-Apr-24	14:41	7.50	6.20	7.16	7.20	7.03
Alkalinity [mg/L as CaCO3]	23-Apr-24	10:52	10	< 2	5	5	4
Conductivity [uS/cm]	23-Apr-24	10:52	23	32	12	10	18
Acidity [mg/L as CaCO3]	23-Apr-24	10:52	< 2	3	< 2	< 2	< 2
SO4 [mg/L]	29-Apr-24	14:44	< 2	12	< 2	< 2	3

Analysis	10: HC-13 Wk#47	11: HC-14 Wk#47	12: HC-15 Wk#47	13: HC-16 Wk#47	14: HC-17 Wk#47	15: HC-18 Wk#47	16: HC-19 Wk#47
Sample Date & Time	19-Apr-24	19-Apr-24	19-Apr-24	19-Apr-24	19-Apr-24	19-Apr-24	19-Apr-24
HumCell Leachate Vol [mL]	994	921	659	987	983	1005	1006
Sample Name	DX450159	DX450171	DX450134	DX450185	DX450032	DX 550064	DX450008
Sample Weight [g]	1000	1000	1000	1000	1000	1000	1000
pH [No unit]	7.58	6.79	7.45	7.35	6.41	7.46	7.02
Alkalinity [mg/L as CaCO3]	10	3	8	8	< 2	9	4
Conductivity [uS/cm]	29	19	44	21	9	17	8
Acidity [mg/L as CaCO3]	< 2	< 2	< 2	< 2	< 2	< 2	< 2
SO4 [mg/L]	3	5	10	< 2	< 2	< 2	< 2

Analysis	17: HC-20 Wk#47	18: HC-21 Wk#47	19: HC-22 Wk#47	20: HC-23 Wk#47	21: HC-24 Wk#47	22: HC-25 Wk#47	23: HC-26 Wk#47
Sample Date & Time	19-Apr-24	19-Apr-24	19-Apr-24	19-Apr-24	19-Apr-24	19-Apr-24	19-Apr-24
HumCell Leachate Vol [mL]	986	970	507	1007	966	990	762

OnLine LIMS

0003695796

Results relate only to the sample tested. Data reported represents the sample submitted to SGS. Reproduction of this analytical report in full or in part is prohibited without prior written approval. Please refer to SGS General Conditions of Services located at https://www.sgs.ca/en/terms-and-conditions (Printed copies are available upon request.)
Test method information available upon request. "Temperature Upon Receipt" is representative of the whole shipment and may not reflect the temperature of individual samples.
SGS Canada Inc. Environment-Health & Safety statement of conformity decision rule does not consider uncertainty when analytical results are compared to a specified standard or regulation.

SGS Canada Inc.
P.O. Box 4300 - 185 Concession St.
Lakefield - Ontario - KOL 2HO
Phone: 705-652-2000 FAX: 705-652-6365

LR Report : **CA10142-APR24**

Analysis	17: HC-20 Wk#47	18: HC-21 Wk#47	19: HC-22 Wk#47	20: HC-23 Wk#47	21: HC-24 Wk#47	22: HC-25 Wk#47	23: HC-26 Wk#47
Sample Name	DX 550056	DX450022	DX450077	DX450113	DX 550101	DX450128	DX450021
Sample Weight [g]	1000	1000	500	1000	1000	1000	750
pH [No unit]	7.39	7.94	7.47	7.81	7.37	7.51	5.75
Alkalinity [mg/L as CaCO3]	7	11	8	11	9	10	< 2
Conductivity [uS/cm]	16	22	18	23	17	32	170
Acidity [mg/L as CaCO3]	< 2	< 2	< 2	< 2	< 2	< 2	59
SO4 [mg/L]	< 2	< 2	< 2	< 2	< 2	3	67

Analysis	24: HC-27 Wk#47
Sample Date & Time	19-Apr-24
HumCell Leachate Vol [mL]	961
Sample Name	DX450222
Sample Weight [g]	1000
pH [No unit]	7.02
Alkalinity [mg/L as CaCO3]	4
Conductivity [uS/cm]	15
Acidity [mg/L as CaCO3]	< 2
SO4 [mg/L]	2



Lisa Thompson
Project Specialist Assistant,
Environment, Health & Safety

OnLine LIMS

0003695796

Results relate only to the sample tested. Data reported represents the sample submitted to SGS. Reproduction of this analytical report in full or in part is prohibited without prior written approval. Please refer to SGS General Conditions of Services located at https://www.sgs.ca/en/terms-and-conditions (Printed copies are available upon request.)
Test method information available upon request. "Temperature Upon Receipt" is representative of the whole shipment and may not reflect the temperature of individual samples.
SGS Canada Inc. Environment-Health & Safety statement of conformity decision rule does not consider uncertainty when analytical results are compared to a specified standard or regulation.

SGS Canada Inc.
P.O. Box 4300 - 185 Concession St.
Lakefield - Ontario - KOL 2HO
Phone: 705-652-2000 FAX: 705-652-6365

27-March-2025

Great Bear Resources Ltd.
Attn : Ashley Moncrief

1020 - 800 West Pender St.
Vancouver, BC
V6C 2V6, Canada

Phone: 778-833-2160
Fax:

Date Rec. : 14 March 2025
LR Report: **CA10078-MAR25**
Reference: Wk#47

Copy: #1

CERTIFICATE OF ANALYSIS
Final Report

Analysis	3: Analysis Completed Date	4: Analysis Completed Time	5: HC-28 Wk#47	6: HC-29 Wk#47	7: HC-30 Wk#47	8: HC-31 Wk#47	9: HC-32 Wk#47	10: HC-33 Wk#47
Sample Date & Time			14-Mar-25	14-Mar-25	14-Mar-25	14-Mar-25	14-Mar-25	14-Mar-25
HumCell Leachate Vol [mL]	18-Mar-25	15:10	1007	995	758	967	730	1000
Sample Name	---	---	31787	DX450179	31644	DX450183	O31576	DX450213
Sample Weight [g]	---	---	1000	1000	750	1000	750	1000
pH [No unit]	17-Mar-25	13:34	6.80	6.88	6.97	6.80	6.94	4.90
Alkalinity [mg/L as CaCO3]	17-Mar-25	13:34	4	5	7	7	7	< 2
Conductivity [uS/cm]	17-Mar-25	13:34	8	10	14	16	17	27
Acidity [mg/L as CaCO3]	17-Mar-25	13:34	< 2	< 2	< 2	< 2	< 2	8
F [mg/L]	17-Mar-25	09:24	< 0.06	< 0.06	< 0.06	< 0.06	< 0.06	< 0.06
SO4 [mg/L]	17-Mar-25	18:53	0.4	0.3	1.4	1.5	1.8	9.6
Cl [mg/L]	17-Mar-25	18:53	0.2	< 0.2	< 0.2	< 0.2	< 0.2	< 0.2
Hg [mg/L]	18-Mar-25	15:12	< 0.00001	< 0.00001	< 0.00001	< 0.00001	< 0.00001	< 0.00001
Ag [mg/L]	19-Mar-25	11:26	< 0.00005	< 0.00005	< 0.00005	< 0.00005	< 0.00005	< 0.00005
Al [mg/L]	19-Mar-25	11:26	0.022	0.023	0.015	0.030	0.034	0.040
As [mg/L]	20-Mar-25	08:09	0.0012	0.0060	0.0032	0.0084	0.0014	< 0.0002
Ba [mg/L]	19-Mar-25	11:26	0.00077	0.00170	0.00068	0.00028	0.00144	0.00511
Be [mg/L]	19-Mar-25	11:26	< 0.000007	< 0.000007	< 0.000007	< 0.000007	< 0.000007	0.000040
B [mg/L]	19-Mar-25	11:26	< 0.002	< 0.002	< 0.002	< 0.002	< 0.002	0.002
Bi [mg/L]	19-Mar-25	11:26	< 0.00001	< 0.00001	< 0.00001	< 0.00001	< 0.00001	< 0.00001
Ca [mg/L]	19-Mar-25	11:26	1.51	1.63	2.51	2.88	2.86	1.11
Cd [mg/L]	19-Mar-25	11:26	< 0.000003	< 0.000003	< 0.000003	< 0.000003	0.000004	0.000022
Co [mg/L]	19-Mar-25	11:26	0.000004	0.000015	0.000007	0.000030	0.000010	0.000216
Cr [mg/L]	19-Mar-25	11:26	< 0.00008	< 0.00008	< 0.00008	< 0.00008	< 0.00008	< 0.00008
Cu [mg/L]	19-Mar-25	11:26	< 0.001	< 0.001	< 0.001	< 0.001	< 0.001	< 0.001
Fe [mg/L]	19-Mar-25	11:26	< 0.007	< 0.007	< 0.007	< 0.007	< 0.007	1.89
K [mg/L]	19-Mar-25	11:26	0.333	0.612	0.574	0.389	0.640	0.911
Mg [mg/L]	19-Mar-25	11:26	0.039	0.064	0.098	0.057	0.050	0.204
Mn [mg/L]	19-Mar-25	11:26	0.00274	0.00207	0.00741	0.00173	0.0279	0.0369
Mo [mg/L]	19-Mar-25	11:26	< 0.0004	< 0.0004	< 0.0004	< 0.0004	< 0.0004	< 0.0004
Na [mg/L]	19-Mar-25	11:26	0.05	0.05	0.05	0.05	0.05	0.05
Ni [mg/L]	19-Mar-25	11:26	< 0.0001	< 0.0001	< 0.0001	< 0.0001	< 0.0001	0.0033

OnLine LIMS

0004058895

Results relate only to the sample tested. Data reported represents the sample submitted to SGS. Reproduction of this analytical report in full or in part is prohibited without prior written approval. Please refer to SGS General Conditions of Services located at https://www.sgs.ca/en/terms-and-conditions (Printed copies are available upon request.)
Test method information available upon request. "Temperature Upon Receipt" is representative of the whole shipment and may not reflect the temperature of individual samples.
SGS Canada Inc. Environment-Health & Safety statement of conformity decision rule does not consider uncertainty when analytical results are compared to a specified standard or regulation.

SGS Canada Inc.
P.O. Box 4300 - 185 Concession St.
Lakefield - Ontario - KOL 2HO
Phone: 705-652-2000 FAX: 705-652-6365

LR Report : **CA10078-MAR25**

Analysis	3: Analysis Completed Date	4: Analysis Completed Time	5: HC-28 Wk#47	6: HC-29 Wk#47	7: HC-30 Wk#47	8: HC-31 Wk#47	9: HC-32 Wk#47	10: HC-33 Wk#47
P [mg/L]	19-Mar-25	11:26	< 0.003	< 0.003	< 0.003	< 0.003	< 0.003	< 0.003
Pb [mg/L]	19-Mar-25	11:26	< 0.00009	< 0.00009	< 0.00009	< 0.00009	< 0.00009	0.00011
S [mg/L]	19-Mar-25	11:26	< 5	< 5	< 5	< 5	< 5	< 5
Sb [mg/L]	19-Mar-25	11:26	< 0.0009	< 0.0009	0.0010	< 0.0009	< 0.0009	< 0.0009
Se [mg/L]	19-Mar-25	11:26	< 0.00004	< 0.00004	< 0.00004	< 0.00004	0.00021	0.00026
Si [mg/L]	19-Mar-25	11:26	0.18	0.20	0.22	0.25	0.24	0.68
Sn [mg/L]	19-Mar-25	11:26	0.00006	< 0.00006	0.00009	< 0.00006	< 0.00006	< 0.00006
Sr [mg/L]	19-Mar-25	11:26	0.00336	0.00421	0.00815	0.00524	0.00381	0.00682
Ti [mg/L]	19-Mar-25	11:26	< 0.0001	< 0.0001	< 0.0001	< 0.0001	< 0.0001	< 0.0001
Th [mg/L]	19-Mar-25	11:26	< 0.0001	< 0.0001	< 0.0001	< 0.0001	< 0.0001	< 0.0001
Tl [mg/L]	19-Mar-25	11:26	< 0.000005	< 0.000005	< 0.000005	< 0.000005	< 0.000005	0.000005
U [mg/L]	19-Mar-25	11:26	0.000409	0.00105	0.000723	0.00125	0.000190	0.000502
V [mg/L]	19-Mar-25	11:26	0.00023	0.00041	0.00015	0.00025	0.00016	< 0.00001
W [mg/L]	19-Mar-25	11:26	< 0.0002	< 0.0002	< 0.0002	< 0.0002	< 0.0002	< 0.0002
Zr [mg/L]	19-Mar-25	11:26	< 0.002	< 0.002	< 0.002	< 0.002	< 0.002	< 0.002
Zn [mg/L]	19-Mar-25	11:26	< 0.002	< 0.002	< 0.002	< 0.002	< 0.002	0.012

Analysis	11: HC-34 Wk#47	12: HC-35 Wk#47
Sample Date & Time	14-Mar-25	14-Mar-25
HumCell Leachate Vol [mL]	967	1005
Sample Name	DX450174	31795
Sample Weight [g]	1000	1000
pH [No unit]	6.84	7.35
Alkalinity [mg/L as CaCO3]	9	10
Conductivity [uS/cm]	15	18
Acidity [mg/L as CaCO3]	< 2	< 2
F [mg/L]	< 0.06	< 0.06
SO4 [mg/L]	0.3	0.8
Cl [mg/L]	< 0.2	< 0.2
Hg [mg/L]	< 0.00001	< 0.00001
Ag [mg/L]	< 0.00005	< 0.00005
Al [mg/L]	0.037	0.226
As [mg/L]	0.0039	0.0478
Ba [mg/L]	0.00223	0.00313
Be [mg/L]	< 0.000007	< 0.000007
B [mg/L]	< 0.002	< 0.002
Bi [mg/L]	< 0.00001	< 0.00001
Ca [mg/L]	2.58	2.92
Cd [mg/L]	< 0.000003	< 0.000003
Co [mg/L]	0.000013	0.000014
Cr [mg/L]	< 0.00008	< 0.00008
Cu [mg/L]	< 0.001	< 0.001
Fe [mg/L]	< 0.007	< 0.007
K [mg/L]	0.626	1.50

OnLine LIMS

0004058895

Results relate only to the sample tested. Data reported represents the sample submitted to SGS. Reproduction of this analytical report in full or in part is prohibited without prior written approval. Please refer to SGS General Conditions of Services located at https://www.sgs.ca/en/terms-and-conditions (Printed copies are available upon request.)
Test method information available upon request. "Temperature Upon Receipt" is representative of the whole shipment and may not reflect the temperature of individual samples.
SGS Canada Inc. Environment-Health & Safety statement of conformity decision rule does not consider uncertainty when analytical results are compared to a specified standard or regulation.

SGS Canada Inc.
P.O. Box 4300 - 185 Concession St.
Lakefield - Ontario - KOL 2HO
Phone: 705-652-2000 FAX: 705-652-6365

LR Report : **CA10078-MAR25**

Analysis	11: HC-34 Wk#47	12: HC-35 Wk#47
Mg [mg/L]	0.178	0.044
Mn [mg/L]	0.0132	0.00107
Mo [mg/L]	< 0.0004	< 0.0004
Na [mg/L]	0.06	0.09
Ni [mg/L]	< 0.0001	< 0.0001
P [mg/L]	< 0.003	< 0.003
Pb [mg/L]	< 0.00009	< 0.00009
S [mg/L]	< 5	< 5
Sb [mg/L]	< 0.0009	< 0.0009
Se [mg/L]	0.00004	< 0.00004
Si [mg/L]	0.19	0.52
Sn [mg/L]	0.00011	< 0.00006
Sr [mg/L]	0.00660	0.00355
Ti [mg/L]	< 0.0001	< 0.0001
Th [mg/L]	< 0.0001	< 0.0001
Tl [mg/L]	< 0.000005	< 0.000005
U [mg/L]	0.000032	0.000218
V [mg/L]	0.00028	0.00072
W [mg/L]	< 0.0002	< 0.0002
Zr [mg/L]	< 0.002	< 0.002
Zn [mg/L]	< 0.002	< 0.002



Lisa Thompson
Project Specialist Assistant,
Environment, Health & Safety

OnLine LIMS

0004058895

Results relate only to the sample tested. Data reported represents the sample submitted to SGS. Reproduction of this analytical report in full or in part is prohibited without prior written approval. Please refer to SGS General Conditions of Services located at https://www.sgs.ca/en/terms-and-conditions (Printed copies are available upon request.)
Test method information available upon request. "Temperature Upon Receipt" is representative of the whole shipment and may not reflect the temperature of individual samples.
SGS Canada Inc. Environment-Health & Safety statement of conformity decision rule does not consider uncertainty when analytical results are compared to a specified standard or regulation.

SGS Canada Inc.
P.O. Box 4300 - 185 Concession St.
Lakefield - Ontario - KOL 2HO
Phone: 705-652-2000 FAX: 705-652-6365

14-August-2025

Great Bear Resources Ltd.
Attn : Ashley Moncrief

1020 - 800 West Pender St., Vancouver
Canada, V6C 2V6
Phone: 778-833-2160, Fax:

Date Rec. : 25 April 2024
LR Report: **CA10182-APR24**
Reference: Wk#48

Copy: #1

CERTIFICATE OF ANALYSIS
Final Report

Analysis	3: Analysis Completed Date	4: Analysis Completed Time	5: HC-1 Wk#48	6: HC-2 Wk#48	7: HC-3 Wk#48	8: HC-4 Wk#48	9: HC-5 Wk#48	10: HC-6 Wk#48
Sample Date & Time			25-Apr-24	25-Apr-24	25-Apr-24	25-Apr-24	25-Apr-24	25-Apr-24
HumCell Leachate Vol [mL]	29-Apr-24	09:10	975	1013	482	511	990	504
Sample Name	---	---	DX450052	DX 550083	DX450204	DX450176	DX450232	DX450181
Sample Weight [g]	---	---	1000	1000	500	500	1000	500
pH [No unit]	29-Apr-24	11:14	6.59	7.49	6.96	5.74	6.90	7.03
Alkalinity [mg/L as CaCO3]	26-Apr-24	10:50	2	11	4	< 2	4	5
Conductivity [uS/cm]	26-Apr-24	10:50	36	32	10	32	12	10
Acidity [mg/L as CaCO3]	29-Apr-24	14:48	< 2	< 2	< 2	7	< 2	< 2
SO4 [mg/L]	08-May-24	13:24	11	2	< 2	11	< 2	< 2
Hg [mg/L]	29-Apr-24	13:21	< 0.00001	< 0.00001	< 0.00001	< 0.00001	< 0.00001	< 0.00001
Ag [mg/L]	30-Apr-24	14:03	< 0.00005	< 0.00005	< 0.00005	< 0.00005	< 0.00005	< 0.00005
Al [mg/L]	30-Apr-24	14:03	0.005	0.058	0.041	0.003	0.028	0.036
As [mg/L]	30-Apr-24	14:03	< 0.0002	0.0094	0.0008	< 0.0002	0.0017	0.0003
Ba [mg/L]	30-Apr-24	14:03	0.00080	0.0122	0.00047	0.00478	0.00092	0.00046
Be [mg/L]	30-Apr-24	14:03	< 0.000007	< 0.000007	< 0.000007	< 0.000007	< 0.000007	< 0.000007
B [mg/L]	30-Apr-24	14:03	< 0.002	< 0.002	< 0.002	< 0.002	< 0.002	< 0.002
Bi [mg/L]	30-Apr-24	14:03	< 0.00001	0.00005	< 0.00001	< 0.00001	< 0.00001	< 0.00001
Ca [mg/L]	30-Apr-24	14:03	5.47	5.12	1.53	3.96	1.96	1.76
Cd [mg/L]	30-Apr-24	14:03	0.00104	0.000008	0.000004	0.00487	0.000009	0.000004
Co [mg/L]	30-Apr-24	14:03	0.000014	0.000036	0.000008	0.000528	0.000005	0.000004
Cr [mg/L]	30-Apr-24	14:03	< 0.00008	< 0.00008	< 0.00008	< 0.00008	< 0.00008	< 0.00008
Cu [mg/L]	30-Apr-24	14:03	< 0.001	< 0.001	< 0.001	0.001	< 0.001	< 0.001
Fe [mg/L]	30-Apr-24	14:03	< 0.007	< 0.007	< 0.007	< 0.007	< 0.007	< 0.007
K [mg/L]	30-Apr-24	14:03	0.276	1.21	0.508	0.475	0.479	0.346
Mg [mg/L]	30-Apr-24	14:03	0.060	0.094	0.075	0.306	0.042	0.068
Mn [mg/L]	30-Apr-24	14:03	0.0262	0.0346	0.00362	0.0548	0.0114	0.00365
Mo [mg/L]	30-Apr-24	14:03	< 0.0004	< 0.0004	< 0.0004	< 0.0004	< 0.0004	< 0.0004
Na [mg/L]	30-Apr-24	14:03	0.06	0.06	0.05	0.05	0.05	0.06
Ni [mg/L]	30-Apr-24	14:03	0.0001	< 0.0001	< 0.0001	0.0020	< 0.0001	< 0.0001
P [mg/L]	30-Apr-24	14:03	< 0.003	< 0.003	< 0.003	< 0.003	< 0.003	< 0.003
Pb [mg/L]	30-Apr-24	14:03	0.0449	0.00030	< 0.00009	0.138	< 0.00009	< 0.00009
S [mg/L]	30-Apr-24	14:03	< 5	< 5	< 5	< 5	< 5	< 5
Sb [mg/L]	30-Apr-24	14:03	< 0.0009	< 0.0009	< 0.0009	< 0.0009	< 0.0009	< 0.0009
Se [mg/L]	30-Apr-24	14:03	0.00028	0.00298	< 0.00004	0.00065	0.00005	< 0.00004
Si [mg/L]	30-Apr-24	14:03	0.16	0.30	0.20	0.31	0.21	0.23
Sn [mg/L]	30-Apr-24	14:03	0.00006	< 0.00006	0.00010	0.00008	0.00007	0.00011

OnLine LIMS

0004219431

Results relate only to the sample tested. Data reported represents the sample submitted to SGS. Reproduction of this analytical report in full or in part is prohibited without prior written approval. Please refer to SGS General Conditions of Services located at https://www.sgs.ca/en/terms-and-conditions (Printed copies are available upon request.)
Test method information available upon request. "Temperature Upon Receipt" is representative of the whole shipment and may not reflect the temperature of individual samples.
SGS Canada Inc. Environment-Health & Safety statement of conformity decision rule does not consider uncertainty when analytical results are compared to a specified standard or regulation.

SGS Canada Inc.
P.O. Box 4300 - 185 Concession St.
Lakefield - Ontario - KOL 2HO
Phone: 705-652-2000 FAX: 705-652-6365

LR Report : **CA10182-APR24**

Analysis	3: Analysis Completed Date	4: Analysis Completed Time	5: HC-1 Wk#48	6: HC-2 Wk#48	7: HC-3 Wk#48	8: HC-4 Wk#48	9: HC-5 Wk#48	10: HC-6 Wk#48
Sr [mg/L]	30-Apr-24	14:03	0.00826	0.0179	0.00336	0.00584	0.00255	0.00339
Ti [mg/L]	30-Apr-24	14:03	< 0.0001	< 0.0001	0.0002	< 0.0001	< 0.0001	0.0002
Th [mg/L]	30-Apr-24	14:03	< 0.0001	< 0.0001	< 0.0001	< 0.0001	< 0.0001	< 0.0001
Tl [mg/L]	30-Apr-24	14:03	0.000005	0.000013	< 0.000005	0.000012	< 0.000005	< 0.000005
U [mg/L]	30-Apr-24	14:03	0.000019	0.000258	0.000275	0.000023	0.000513	0.000175
V [mg/L]	30-Apr-24	14:03	< 0.00001	0.00031	0.00024	0.00002	0.00034	0.00036
W [mg/L]	30-Apr-24	14:03	< 0.0002	< 0.0002	< 0.0002	< 0.0002	< 0.0002	0.0007
Zr [mg/L]	30-Apr-24	14:03	< 0.002	< 0.002	< 0.002	< 0.002	< 0.002	< 0.002
Zn [mg/L]	30-Apr-24	14:03	0.045	< 0.002	< 0.002	0.323	< 0.002	< 0.002

Analysis	11: HC-7 Wk#48
Sample Date & Time	25-Apr-24
HumCell Leachate Vol [mL]	971
Sample Name	DX450002
Sample Weight [g]	1000
pH [No unit]	7.21
Alkalinity [mg/L as CaCO3]	6
Conductivity [uS/cm]	13
Acidity [mg/L as CaCO3]	< 2
SO4 [mg/L]	< 2
Hg [mg/L]	< 0.00001
Ag [mg/L]	< 0.00005
Al [mg/L]	0.036
As [mg/L]	0.0053
Ba [mg/L]	0.00062
Be [mg/L]	< 0.000007
B [mg/L]	< 0.002
Bi [mg/L]	< 0.00001
Ca [mg/L]	2.26
Cd [mg/L]	0.000004
Co [mg/L]	0.000056
Cr [mg/L]	< 0.00008
Cu [mg/L]	< 0.001
Fe [mg/L]	< 0.007
K [mg/L]	0.439
Mg [mg/L]	0.078
Mn [mg/L]	0.00796
Mo [mg/L]	< 0.0004
Na [mg/L]	0.06
Ni [mg/L]	0.0002
P [mg/L]	< 0.003
Pb [mg/L]	< 0.00009
S [mg/L]	< 5
Sb [mg/L]	< 0.0009
Se [mg/L]	< 0.00004
Si [mg/L]	0.19
Sn [mg/L]	0.00009
Sr [mg/L]	0.00393
Ti [mg/L]	0.0001
Th [mg/L]	< 0.0001
Tl [mg/L]	< 0.000005
U [mg/L]	0.000562

OnLine LIMS

Results relate only to the sample tested. Data reported represents the sample submitted to SGS. Reproduction of this analytical report in full or in part is prohibited without prior written approval. Please refer to SGS General Conditions of Services located at https://www.sgs.ca/en/terms-and-conditions (Printed copies are available upon request.)
Test method information available upon request. "Temperature Upon Receipt" is representative of the whole shipment and may not reflect the temperature of individual samples.
SGS Canada Inc. Environment-Health & Safety statement of conformity decision rule does not consider uncertainty when analytical results are compared to a specified standard or regulation.

0004219431

SGS Canada Inc.
P.O. Box 4300 - 185 Concession St.
Lakefield - Ontario - KOL 2HO
Phone: 705-652-2000 FAX: 705-652-6365

LR Report : **CA10182-APR24**

Analysis	**11: HC-7 Wk#48**
V [mg/L]	0.00017
W [mg/L]	< 0.0002
Zr [mg/L]	< 0.002
Zn [mg/L]	< 0.002



Lisa Thompson
Project Specialist Assistant,
Environment, Health & Safety

OnLine LIMS

Results relate only to the sample tested. Data reported represents the sample submitted to SGS. Reproduction of this analytical report in full or in part is prohibited without prior written approval. Please refer to SGS General Conditions of Services located at https://www.sgs.ca/en/terms-and-conditions (Printed copies are available upon request.)
Test method information available upon request. "Temperature Upon Receipt" is representative of the whole shipment and may not reflect the temperature of individual samples.
SGS Canada Inc. Environment-Health & Safety statement of conformity decision rule does not consider uncertainty when analytical results are compared to a specified standard or regulation.

0004219431

SGS Canada Inc.
P.O. Box 4300 - 185 Concession St.
Lakefield - Ontario - KOL 2HO
Phone: 705-652-2000 FAX: 705-652-6365

Great Bear - 7 Long

LR Report : **CA10182-APR24**

Quality Control Report

Inorganic Analysis														
Parameter	Reporting Limit	Unit	Method Blank	Duplicate				LCS / Spike Blank			Matrix Spike / Reference Material			
				Result 1	Result 2	RPD	Acceptance Criteria	Spike Recovery (%)	Recovery Limits (%)		Spike Recovery (%)	Recovery Limits (%)		
							%		Low	High		Low	High	
Acidity - QCBatchID: EWL0611-APR24														
Acidity	2	mg/L as Ca	2			ND	20	102	90	110	NA			
Alkalinity - QCBatchID: EWL0611-APR24														
Alkalinity	2	mg/L as Ca	< 2			0	20	96	80	120	NA			
Anions by discrete analyzer - QCBatchID: DIO5000-MAY24														
Sulphate	2	mg/L	<2			ND	20	93	80	120	91	75	125	
Anions by discrete analyzer - QCBatchID: DIO8089-APR24														
Sulphate	2	mg/L	<2			3	20	106	80	120	116	75	125	
Conductivity - QCBatchID: EWL0611-APR24														
Conductivity	2	uS/cm	< 2			0	10	102	90	110	NA			
Inorganics-General - QCBatchID: EHG0052-APR24														
Mercury	0.00001	mg/L	< 0.00001			ND	20	111	80	120	130	70	130	
Metals in aqueous samples - ICP-MS - QCBatchID: EMS0272-APR24														
Aluminum	0.001	mg/L	<0.001			4	20	100	90	110	100	70	130	
Antimony	0.0009	mg/L	<0.0009			ND	20	104	90	110	110	70	130	
Arsenic	0.0002	mg/L	<0.0002			ND	20	102	90	110	100	70	130	
Barium	0.00008	mg/L	<0.00008			ND	20	103	90	110	102	70	130	
Beryllium	0.000007	mg/L	<0.000007			ND	20	98	90	110	94	70	130	
Bismuth	0.00001	mg/L	<0.00001			ND	20	103	90	110	78	70	130	
Boron	0.002	mg/L	<0.002			ND	20	90	90	110	92	70	130	
Cadmium	0.000003	mg/L	<0.000003			ND	20	104	90	110	102	70	130	
Calcium	0.01	mg/L	<0.01			13	20	100	90	110	98	70	130	
Chromium	0.00008	mg/L	<0.00008			ND	20	106	90	110	99	70	130	
Cobalt	0.000004	mg/L	<0.000004			ND	20	103	90	110	95	70	130	
Copper	0.001	mg/L	<0.001			ND	20	99	90	110	94	70	130	
Iron	0.007	mg/L	<0.007			ND	20	102	90	110	100	70	130	
Lead	0.00009	mg/L	<0.00009			ND	20	102	90	110	99	70	130	
Magnesium	0.001	mg/L	<0.001			0	20	95	90	110	93	70	130	
Manganese	0.00001	mg/L	<0.00001			1	20	104	90	110	99	70	130	
Molybdenum	0.0004	mg/L	<0.0004			ND	20	99	90	110	95	70	130	
Nickel	0.0001	mg/L	<0.0001			ND	20	104	90	110	100	70	130	
Phosphorus	0.003	mg/L	<0.003			ND	20	96	90	110	NV	70	130	
Potassium	0.003	mg/L	<0.009			4	20	100	90	110	99	70	130	
Selenium	0.00004	mg/L	<0.00004			ND	20	105	90	110	100	70	130	
Silicon	0.02	mg/L	<0.02			ND	20	97	90	110	NV	70	130	
Silver	0.00005	mg/L	<0.00005			ND	20	100	90	110	85	70	130	

OnLine LIMS

Results relate only to the sample tested. Data reported represents the sample submitted to SGS. Reproduction of this analytical report in full or in part is prohibited without prior written approval. Please refer to SGS General Conditions of Services located at https://www.sgs.ca/en/terms-and-conditions (Printed copies are available upon request.)
Test method information available upon request. "Temperature Upon Receipt" is representative of the whole shipment and may not reflect the temperature of individual samples.
SGS Canada Inc. Environment-Health & Safety statement of conformity decision rule does not consider uncertainty when analytical results are compared to a specified standard or regulation.

0004219431

SGS Canada Inc.
P.O. Box 4300 - 185 Concession St.
Lakefield - Ontario - KOL 2HO
Phone: 705-652-2000 FAX: 705-652-6365

Inorganic Analysis														
Parameter	Reporting Limit	Unit	Method Blank	Duplicate				LCS / Spike Blank			Matrix Spike / Reference Material			
				Result 1	Result 2	RPD	Acceptance Criteria	Spike Recovery (%)	Recovery Limits (%)		Spike Recovery (%)	Recovery Limits (%)		
							%		Low	High		Low	High	
Sodium	0.01	mg/L	<0.01			0	20	96	90	110	95	70	130	
Strontium	0.00008	mg/L	<0.00008			ND	20	99	90	110	94	70	130	
Sulfur	5	mg/L	<5			ND	20	109	90	110	NV	70	130	
Thallium	0.000005	mg/L	<0.000005			6	20	101	90	110	94	70	130	
Thorium	0.0001	mg/L	<0.0001			ND	20	95	90	110	NV	70	130	
Tin	0.00006	mg/L	<0.00006			ND	20	98	90	110	NV	70	130	
Titanium	0.0001	mg/L	<0.0001			ND	20	101	90	110	NV	70	130	
Tungsten	0.0002	mg/L	<0.0002			ND	20	95	90	110	NV	70	130	
Uranium	0.000002	mg/L	<0.000002			9	20	103	90	110	100	70	130	
Vanadium	0.00001	mg/L	<0.00001			1	20	103	90	110	99	70	130	
Zinc	0.002	mg/L	<0.002			ND	20	102	90	110	107	70	130	
Zirconium	0.002	mg/L	<0.002			ND	20	95	90	110	NV	70	130	
pH - QCBatchID: EWL0611-APR24														
pH	0.05	No unit	NA			0		100			NA			

OnLine LIMS

0004219431

Results relate only to the sample tested. Data reported represents the sample submitted to SGS. Reproduction of this analytical report in full or in part is prohibited without prior written approval. Please refer to SGS General Conditions of Services located at https://www.sgs.ca/en/terms-and-conditions (Printed copies are available upon request.)
Test method information available upon request. "Temperature Upon Receipt" is representative of the whole shipment and may not reflect the temperature of individual samples.
SGS Canada Inc. Environment-Health & Safety statement of conformity decision rule does not consider uncertainty when analytical results are compared to a specified standard or regulation.

SGS Canada Inc.
P.O. Box 4300 - 185 Concession St.
Lakefield - Ontario - KOL 2HO
Phone: 705-652-2000 FAX: 705-652-6365

09-September-2024

Great Bear Resources Ltd.
Attn : Ashley Moncrief

1020 - 800 West Pender St.
Vancouver, BC
V6C 2V6, Canada

Phone: 778-833-2160
Fax:

Date Rec. : 26 April 2024
LR Report: **CA10187-APR24**
Reference: Wk#48

Copy: #2

CERTIFICATE OF ANALYSIS
Final Report - Reissue

Analysis	3: Analysis Completed Date	4: Analysis Completed Time	5: HC-8 Wk#48	6: HC-9 Wk#48	7: HC-10 Wk#48	8: HC-11 Wk#48	9: HC-12 Wk#48	10: HC-13 Wk#48	11: HC-14 Wk#48
Sample Date & Time			26-Apr-24	26-Apr-24	26-Apr-24	26-Apr-24	26-Apr-24	26-Apr-24	26-Apr-24
HumCell Leachate Vol [mL]	29-Apr-24	09:12	1001	999	1004	1001	1001	1005	997
Sample Name	---	---	DX450108	DX450076	DX450186	DX450118	DX 550107	DX450159	DX450171
Sample Weight [g]	---	---	1000	1000	1000	1000	1000	1000	1000
pH [No unit]	06-May-24	11:18	7.50	6.01	7.05	7.08	6.89	7.40	6.57
Alkalinity [mg/L as CaCO3]	30-Apr-24	10:37	10	<2	6	7	6	9	2
Conductivity [uS/cm]	30-Apr-24	10:37	30	39	19	20	25	32	23
Acidity [mg/L as CaCO3]	07-May-24	12:02	< 2	9	< 2	< 2	< 2	< 2	< 2
F [mg/L]	29-Apr-24	13:58	---	---	---	---	---	---	---
SO4 [mg/L]	09-May-24	15:41	2	13	< 2	< 2	3	3	5
Cl [mg/L]	09-May-24	15:41	---	---	---	---	---	---	---
Hg [mg/L]	29-Apr-24	13:36	< 0.00001	< 0.00001	< 0.00001	< 0.00001	< 0.00001	< 0.00001	< 0.00001
Ag [mg/L]	30-Apr-24	14:21	< 0.00005	< 0.00005	< 0.00005	< 0.00005	< 0.00005	< 0.00005	< 0.00005
Al [mg/L]	30-Apr-24	14:21	0.048	< 0.001	0.022	0.037	0.026	0.121	0.017
As [mg/L]	30-Apr-24	14:21	0.0009	< 0.0002	0.0003	0.0003	0.0018	0.0029	0.0013
Ba [mg/L]	30-Apr-24	14:21	0.00202	0.00892	0.00077	0.00091	0.00171	0.00061	0.00211
Be [mg/L]	30-Apr-24	14:21	< 0.000007	< 0.000007	< 0.000007	< 0.000007	< 0.000007	< 0.000007	< 0.000007
B [mg/L]	30-Apr-24	14:21	< 0.002	< 0.002	< 0.002	< 0.002	< 0.002	< 0.002	< 0.002
Bi [mg/L]	30-Apr-24	14:21	< 0.00001	< 0.00001	< 0.00001	< 0.00001	< 0.00001	< 0.00001	< 0.00001
Ca [mg/L]	30-Apr-24	14:21	4.62	2.74	3.14	3.34	4.06	5.33	2.92
Cd [mg/L]	30-Apr-24	14:21	0.000011	0.0281	0.000009	0.000007	0.000009	0.000007	0.000003
Co [mg/L]	30-Apr-24	14:21	0.000167	0.000528	0.000023	0.000019	0.000016	0.000022	0.000076
Cr [mg/L]	30-Apr-24	14:21	< 0.00008	< 0.00008	< 0.00008	< 0.00008	< 0.00008	< 0.00008	< 0.00008
Cu [mg/L]	30-Apr-24	14:21	< 0.001	< 0.001	< 0.001	< 0.001	< 0.001	< 0.001	< 0.001
Fe [mg/L]	30-Apr-24	14:21	< 0.007	< 0.007	< 0.007	< 0.007	< 0.007	< 0.007	< 0.007
K [mg/L]	30-Apr-24	14:21	0.691	0.996	0.292	0.241	0.377	0.529	0.765
Mg [mg/L]	30-Apr-24	14:21	0.280	0.076	0.042	0.060	0.047	0.052	0.152
Mn [mg/L]	30-Apr-24	14:21	0.0268	0.103	0.0242	0.0227	0.0298	0.0171	0.00424
Mo [mg/L]	30-Apr-24	14:21	< 0.0004	< 0.0004	< 0.0004	< 0.0004	< 0.0004	< 0.0004	< 0.0004
Na [mg/L]	30-Apr-24	14:21	0.10	0.06	0.06	0.07	0.07	0.06	0.09
Ni [mg/L]	30-Apr-24	14:21	0.0004	0.0153	0.0003	0.0004	0.0002	0.0003	0.0005
P [mg/L]	30-Apr-24	14:21	< 0.003	< 0.003	< 0.003	< 0.003	< 0.003	< 0.003	< 0.003
Pb [mg/L]	30-Apr-24	14:21	0.00029	0.09110	< 0.00009	< 0.00009	< 0.00009	0.00016	< 0.00009
S [mg/L]	30-Apr-24	14:21	< 5	< 5	< 5	< 5	< 5	< 5	< 5
Sb [mg/L]	30-Apr-24	14:21	< 0.0009	< 0.0009	< 0.0009	< 0.0009	< 0.0009	< 0.0009	< 0.0009
Se [mg/L]	30-Apr-24	14:21	0.00010	0.00099	0.00019	< 0.00004	0.00012	< 0.00004	0.00022

OnLine LIMS

0003848664

Results relate only to the sample tested. Data reported represents the sample submitted to SGS. Reproduction of this analytical report in full or in part is prohibited without prior written approval. Please refer to SGS General Conditions of Services located at https://www.sgs.ca/en/terms-and-conditions (Printed copies are available upon request.)
Test method information available upon request. "Temperature Upon Receipt" is representative of the whole shipment and may not reflect the temperature of individual samples.
SGS Canada Inc. Environment-Health & Safety statement of conformity decision rule does not consider uncertainty when analytical results are compared to a specified standard or regulation.

SGS Canada Inc.
P.O. Box 4300 - 185 Concession St.
Lakefield - Ontario - KOL 2HO
Phone: 705-652-2000 FAX: 705-652-6365

LR Report : **CA10187-APR24**

Analysis	3: Analysis Completed Date	4: Analysis Completed Time	5: HC-8 Wk#48	6: HC-9 Wk#48	7: HC-10 Wk#48	8: HC-11 Wk#48	9: HC-12 Wk#48	10: HC-13 Wk#48	11: HC-14 Wk#48
Si [mg/L]	30-Apr-24	14:21	0.33	0.45	0.28	0.34	0.40	0.41	0.24
Sn [mg/L]	30-Apr-24	14:21	< 0.00006	< 0.00006	0.00008	< 0.00006	< 0.00006	0.00006	0.00009
Sr [mg/L]	30-Apr-24	14:21	0.00831	0.00731	0.00585	0.00711	0.00648	0.00497	0.00828
Ti [mg/L]	30-Apr-24	14:21	< 0.0001	< 0.0001	< 0.0001	< 0.0001	0.0001	< 0.0001	< 0.0001
Th [mg/L]	30-Apr-24	14:21	< 0.0001	< 0.0001	< 0.0001	< 0.0001	< 0.0001	< 0.0001	< 0.0001
Tl [mg/L]	30-Apr-24	14:21	< 0.000005	0.000033	< 0.000005	< 0.000005	< 0.000005	0.000009	< 0.000005
U [mg/L]	30-Apr-24	14:21	0.000355	0.000056	0.000799	0.000223	0.000366	0.000291	0.000166
V [mg/L]	30-Apr-24	14:21	0.00015	0.00001	0.00003	0.00007	0.00012	0.00006	0.00016
W [mg/L]	30-Apr-24	14:21	< 0.0002	< 0.0002	< 0.0002	< 0.0002	< 0.0002	< 0.0002	< 0.0002
Zr [mg/L]	30-Apr-24	14:21	< 0.002	< 0.002	< 0.002	< 0.002	< 0.002	< 0.002	< 0.002
Zn [mg/L]	30-Apr-24	14:21	< 0.002	4.32	< 0.002	< 0.002	< 0.002	< 0.002	< 0.002

Analysis	12: HC-15 Wk#48	13: HC-16 Wk#48	14: HC-17 Wk#48	15: HC-18 Wk#48	16: HC-19 Wk#48	17: HC-20 Wk#48	18: HC-21 Wk#48	19: HC-22 Wk#48	20: HC-23 Wk#48
Sample Date & Time	26-Apr-24	26-Apr-24	26-Apr-24	26-Apr-24	26-Apr-24	26-Apr-24	26-Apr-24	26-Apr-24	26-Apr-24
HumCell Leachate Vol [mL]	703	999	998	1002	1000	1002	990	512	1007
Sample Name	DX450134	DX450185	DX450032	DX 550064	DX450008	DX 550056	DX450022	DX450077	DX450113
Sample Weight [g]	700	1000	1000	1000	1000	1000	1000	500	1000
pH [No unit]	7.37	7.23	6.37	7.37	6.77	7.09	7.27	7.43	7.24
Alkalinity [mg/L as CaCO3]	8	8	<2	9	4	8	10	10	12
Conductivity [uS/cm]	63	27	11	20	12	21	26	20	24
Acidity [mg/L as CaCO3]	< 2	< 2	< 2	< 2	< 2	< 2	< 2	< 2	< 2
F [mg/L]	---	---	---	---	< 0.06	---	---	---	---
SO4 [mg/L]	13	2	2	< 2	< 2	< 2	< 2	< 2	< 2
Cl [mg/L]	2	---	---	---	---	---	---	---	---
Hg [mg/L]	< 0.00001	< 0.00001	< 0.00001	< 0.00001	< 0.00001	< 0.00001	< 0.00001	< 0.00001	< 0.00001
Ag [mg/L]	< 0.00005	< 0.00005	< 0.00005	< 0.00005	< 0.00005	< 0.00005	< 0.00005	< 0.00005	< 0.00005
Al [mg/L]	0.005	0.069	0.019	0.031	0.022	0.027	0.054	0.023	0.052
As [mg/L]	0.0978	0.0079	0.0076	0.0090	0.0004	0.0006	0.0068	0.0005	0.0039
Ba [mg/L]	0.00145	0.00203	0.00034	0.00038	0.00034	0.00218	0.00028	0.00831	0.00516
Be [mg/L]	< 0.000007	< 0.000007	< 0.000007	< 0.000007	< 0.000007	< 0.000007	< 0.000007	< 0.000007	< 0.000007
B [mg/L]	< 0.002	< 0.002	0.003	< 0.002	0.003	< 0.002	< 0.002	< 0.002	< 0.002
Bi [mg/L]	< 0.00001	< 0.00001	< 0.00001	< 0.00001	< 0.00001	< 0.00001	< 0.00001	< 0.00001	< 0.00001
Ca [mg/L]	9.42	3.79	1.44	3.59	1.94	3.27	4.64	3.00	4.65
Cd [mg/L]	0.000007	0.000018	0.000006	0.000014	0.000007	< 0.000003	< 0.000003	0.000006	< 0.000003
Co [mg/L]	0.000597	0.000119	0.000348	0.000060	0.000042	0.000029	0.000078	0.000023	0.000013
Cr [mg/L]	< 0.00008	< 0.00008	< 0.00008	< 0.00008	< 0.00008	< 0.00008	< 0.00008	< 0.00008	< 0.00008
Cu [mg/L]	< 0.001	< 0.001	< 0.001	< 0.001	< 0.001	< 0.001	< 0.001	< 0.001	< 0.001
Fe [mg/L]	< 0.007	< 0.007	< 0.007	< 0.007	< 0.007	< 0.007	< 0.007	< 0.007	< 0.007
K [mg/L]	0.494	1.50	0.325	0.203	0.216	0.266	0.043	1.24	0.245
Mg [mg/L]	0.312	0.060	0.064	0.043	0.029	0.187	0.116	0.139	0.131
Mn [mg/L]	0.0162	0.00942	0.00487	0.00623	0.00868	0.0245	0.0287	0.0265	0.0259
Mo [mg/L]	< 0.0004	< 0.0004	< 0.0004	< 0.0004	< 0.0004	< 0.0004	< 0.0004	< 0.0004	< 0.0004
Na [mg/L]	0.09	0.08	0.07	0.06	0.07	0.05	0.04	0.06	0.03
Ni [mg/L]	0.0292	0.0004	0.0009	0.0003	0.0003	0.0001	0.0002	< 0.0001	< 0.0001
P [mg/L]	< 0.003	< 0.003	< 0.003	< 0.003	< 0.003	< 0.003	< 0.003	< 0.003	< 0.003
Pb [mg/L]	< 0.00009	0.00043	< 0.00009	< 0.00009	0.00028	< 0.00009	< 0.00009	< 0.00009	0.00023
S [mg/L]	8	< 5	< 5	< 5	< 5	< 5	< 5	< 5	< 5
Sb [mg/L]	0.0014	< 0.0009	< 0.0009	< 0.0009	< 0.0009	< 0.0009	< 0.0009	< 0.0009	< 0.0009
Se [mg/L]	0.00032	< 0.00004	< 0.00004	< 0.00004	< 0.00004	< 0.00004	< 0.00004	< 0.00004	< 0.00004
Si [mg/L]	0.34	0.33	0.45	0.34	0.28	0.26	0.24	0.25	0.26
Sn [mg/L]	0.00008	0.00010	< 0.00006	< 0.00006	0.00006	< 0.00006	0.00006	0.00006	< 0.00006
Sr [mg/L]	0.0130	0.00593	0.00411	0.00420	0.00348	0.00721	0.00303	0.00564	0.0134

OnLine LIMS

0003848664

Results relate only to the sample tested. Data reported represents the sample submitted to SGS. Reproduction of this analytical report in full or in part is prohibited without prior written approval. Please refer to SGS General Conditions of Services located at https://www.sgs.ca/en/terms-and-conditions (Printed copies are available upon request.)
Test method information available upon request. "Temperature Upon Receipt" is representative of the whole shipment and may not reflect the temperature of individual samples.
SGS Canada Inc. Environment-Health & Safety statement of conformity decision rule does not consider uncertainty when analytical results are compared to a specified standard or regulation.

SGS Canada Inc.
P.O. Box 4300 - 185 Concession St.
Lakefield - Ontario - KOL 2HO
Phone: 705-652-2000 FAX: 705-652-6365

LR Report : **CA10187-APR24**

Analysis	12: HC-15 Wk#48	13: HC-16 Wk#48	14: HC-17 Wk#48	15: HC-18 Wk#48	16: HC-19 Wk#48	17: HC-20 Wk#48	18: HC-21 Wk#48	19: HC-22 Wk#48	20: HC-23 Wk#48
Ti [mg/L]	< 0.0001	< 0.0001	< 0.0001	< 0.0001	< 0.0001	< 0.0001	< 0.0001	< 0.0001	< 0.0001
Th [mg/L]	< 0.0001	< 0.0001	< 0.0001	< 0.0001	< 0.0001	< 0.0001	< 0.0001	< 0.0001	< 0.0001
Tl [mg/L]	0.000007	0.000007	< 0.000005	< 0.000005	< 0.000005	< 0.000005	< 0.000005	< 0.000005	< 0.000005
U [mg/L]	0.000086	0.000786	0.000223	0.000478	0.000118	0.000024	0.000036	0.000062	0.000061
V [mg/L]	0.00006	0.00026	0.00009	0.00011	0.00008	0.00053	0.00030	0.00045	0.00016
W [mg/L]	< 0.0002	< 0.0002	< 0.0002	< 0.0002	< 0.0002	< 0.0002	< 0.0002	< 0.0002	< 0.0002
Zr [mg/L]	< 0.002	< 0.002	< 0.002	< 0.002	< 0.002	< 0.002	< 0.002	< 0.002	< 0.002
Zn [mg/L]	< 0.002	< 0.002	< 0.002	< 0.002	< 0.002	< 0.002	< 0.002	< 0.002	< 0.002

Analysis	21: HC-24 Wk#48	22: HC-25 Wk#48	23: HC-26 Wk#48	24: HC-27 Wk#48
Sample Date & Time	26-Apr-24	26-Apr-24	26-Apr-24	26-Apr-24
HumCell Leachate Vol [mL]	1005	1007	747	1007
Sample Name	DX 550101	DX450128	DX450021	DX450222
Sample Weight [g]	1000	1000	750	1000
pH [No unit]	7.54	7.63	6.70	6.86
Alkalinity [mg/L as CaCO3]	9	11	3	4
Conductivity [uS/cm]	18	35	201	20
Acidity [mg/L as CaCO3]	< 2	< 2	< 2	< 2
F [mg/L]	---	---	---	---
SO4 [mg/L]	< 2	4	94	3
Cl [mg/L]	---	---	14	---
Hg [mg/L]	< 0.00001	< 0.00001	< 0.00001	< 0.00001
Ag [mg/L]	< 0.00005	< 0.00005	< 0.00005	< 0.00005
Al [mg/L]	0.065	0.052	0.001	0.027
As [mg/L]	0.0016	0.0017	0.0002	0.0004
Ba [mg/L]	0.00066	0.00132	0.00898	0.00044
Be [mg/L]	< 0.000007	< 0.000007	< 0.000007	< 0.000007
B [mg/L]	< 0.002	< 0.002	0.003	< 0.002
Bi [mg/L]	< 0.00001	< 0.00001	< 0.00001	< 0.00001
Ca [mg/L]	3.60	6.64	34.9	3.04
Cd [mg/L]	< 0.000003	0.000003	0.000304	0.000004
Co [mg/L]	0.000026	0.000079	0.000835	0.000015
Cr [mg/L]	< 0.00008	< 0.00008	< 0.00008	< 0.00008
Cu [mg/L]	< 0.001	< 0.001	< 0.001	< 0.001
Fe [mg/L]	< 0.007	< 0.007	0.392	< 0.007
K [mg/L]	0.131	0.375	3.83	0.430
Mg [mg/L]	0.135	0.116	1.16	0.059
Mn [mg/L]	0.0166	0.0172	0.145	0.0121
Mo [mg/L]	< 0.0004	< 0.0004	< 0.0004	< 0.0004
Na [mg/L]	0.04	0.06	0.20	0.07
Ni [mg/L]	0.0003	0.0003	0.0061	0.0003
P [mg/L]	< 0.003	< 0.003	< 0.003	< 0.003
Pb [mg/L]	< 0.00009	< 0.00009	0.00028	< 0.00009
S [mg/L]	< 5	< 5	42	< 5
Sb [mg/L]	< 0.0009	< 0.0009	< 0.0009	< 0.0009
Se [mg/L]	< 0.00004	< 0.00004	0.00059	< 0.00004
Si [mg/L]	0.24	0.28	0.17	0.27
Sn [mg/L]	< 0.00006	0.00006	0.00007	< 0.00006
Sr [mg/L]	0.00393	0.00527	0.0167	0.00423
Ti [mg/L]	< 0.0001	< 0.0001	< 0.0001	< 0.0001
Th [mg/L]	< 0.0001	< 0.0001	< 0.0001	< 0.0001
Tl [mg/L]	< 0.000005	< 0.000005	< 0.000005	< 0.000005

OnLine LIMS

0003848664

Results relate only to the sample tested. Data reported represents the sample submitted to SGS. Reproduction of this analytical report in full or in part is prohibited without prior written approval. Please refer to SGS General Conditions of Services located at https://www.sgs.ca/en/terms-and-conditions (Printed copies are available upon request.)
Test method information available upon request. "Temperature Upon Receipt" is representative of the whole shipment and may not reflect the temperature of individual samples.
SGS Canada Inc. Environment-Health & Safety statement of conformity decision rule does not consider uncertainty when analytical results are compared to a specified standard or regulation.

SGS Canada Inc.
P.O. Box 4300 - 185 Concession St.
Lakefield - Ontario - KOL 2HO
Phone: 705-652-2000 FAX: 705-652-6365

LR Report : **CA10187-APR24**

Analysis	21: HC-24 Wk#48	22: HC-25 Wk#48	23: HC-26 Wk#48	24: HC-27 Wk#48
U [mg/L]	0.000069	0.000149	0.000012	0.000354
V [mg/L]	0.00035	0.00035	0.00001	0.00012
W [mg/L]	< 0.0002	0.0005	< 0.0002	< 0.0002
Zr [mg/L]	< 0.002	< 0.002	< 0.002	< 0.002
Zn [mg/L]	0.003	< 0.002	0.020	< 0.002



Lisa Thompson
Project Specialist Assistant,
Environment, Health & Safety

OnLine LIMS

0003848664

Results relate only to the sample tested. Data reported represents the sample submitted to SGS. Reproduction of this analytical report in full or in part is prohibited without prior written approval. Please refer to SGS General Conditions of Services located at https://www.sgs.ca/en/terms-and-conditions (Printed copies are available upon request.)
Test method information available upon request. "Temperature Upon Receipt" is representative of the whole shipment and may not reflect the temperature of individual samples.
SGS Canada Inc. Environment-Health & Safety statement of conformity decision rule does not consider uncertainty when analytical results are compared to a specified standard or regulation.

SGS Canada Inc.
P.O. Box 4300 - 185 Concession St.
Lakefield - Ontario - KOL 2HO
Phone: 705-652-2000 FAX: 705-652-6365

28-March-2025

Great Bear Resources Ltd.
Attn : Ashley Moncrief

1020 - 800 West Pender St.
Vancouver, BC
V6C 2V6, Canada

Phone: 778-833-2160
Fax:

Date Rec. : 21 March 2025
LR Report: **CA10124-MAR25**
Reference: Wk#48

Copy: #1

CERTIFICATE OF ANALYSIS
Final Report

Analysis	3: Analysis Completed Date	4: Analysis Completed Time	5: HC-28 Wk#48	6: HC-29 Wk#48	7: HC-30 Wk#48	8: HC-31 Wk#48	9: HC-32 Wk#48
Sample Date & Time			21-Mar-25	21-Mar-25	21-Mar-25	21-Mar-25	21-Mar-25
HumCell Leachate Vol [mL]	24-Mar-25	10:10	988	994	716	976	724
Sample Name	---	---	31787	DX450179	31644	DX450183	O31576
Sample Weight [g]	---	---	1000	1000	750	1000	750
pH [No unit]	25-Mar-25	13:20	6.84	6.92	6.78	6.95	7.00
Alkalinity [mg/L as CaCO3]	25-Mar-25	13:20	3	5	4	6	6
Conductivity [uS/cm]	25-Mar-25	13:20	5	9	10	15	14
Acidity [mg/L as CaCO3]	25-Mar-25	13:20	< 2	< 2	< 2	< 2	< 2
F [mg/L]	25-Mar-25	09:31	< 0.06	< 0.06	< 0.06	< 0.06	< 0.06
SO4 [mg/L]	27-Mar-25	14:21	0.3	0.3	0.9	1.5	1.3
Cl [mg/L]	27-Mar-25	14:21	< 0.2	< 0.2	< 0.2	< 0.2	< 0.2
Hg [mg/L]	25-Mar-25	09:51	< 0.00001	< 0.00001	< 0.00001	< 0.00001	< 0.00001
Ag [mg/L]	25-Mar-25	13:04	< 0.00005	< 0.00005	< 0.00005	< 0.00005	< 0.00005
Al [mg/L]	25-Mar-25	13:04	0.022	0.026	0.015	0.033	0.035
As [mg/L]	25-Mar-25	13:04	0.0013	0.0062	0.0030	0.0082	0.0012
Ba [mg/L]	25-Mar-25	13:04	0.00055	0.00177	0.00052	0.00026	0.00118
Be [mg/L]	25-Mar-25	13:04	< 0.000007	< 0.000007	< 0.000007	< 0.000007	< 0.000007
B [mg/L]	25-Mar-25	13:04	< 0.002	< 0.002	< 0.002	< 0.002	< 0.002
Bi [mg/L]	25-Mar-25	13:04	< 0.00001	< 0.00001	< 0.00001	< 0.00001	< 0.00001
Ca [mg/L]	25-Mar-25	13:04	1.01	1.64	1.70	2.98	2.49
Cd [mg/L]	25-Mar-25	13:04	0.000003	< 0.000003	< 0.000003	< 0.000003	0.000007
Co [mg/L]	25-Mar-25	13:04	0.000010	0.000019	0.000008	0.000018	0.000007
Cr [mg/L]	25-Mar-25	13:04	< 0.00008	< 0.00008	< 0.00008	< 0.00008	< 0.00008
Cu [mg/L]	25-Mar-25	13:04	< 0.001	< 0.001	< 0.001	< 0.001	< 0.001
Fe [mg/L]	25-Mar-25	13:04	< 0.007	< 0.007	< 0.007	< 0.007	< 0.007
K [mg/L]	25-Mar-25	13:04	0.271	0.601	0.439	0.369	0.530
Mg [mg/L]	25-Mar-25	13:04	0.033	0.057	0.067	0.050	0.038
Mn [mg/L]	25-Mar-25	13:04	0.00154	0.00201	0.00672	0.00185	0.0240
Mo [mg/L]	25-Mar-25	13:04	< 0.0004	< 0.0004	< 0.0004	< 0.0004	< 0.0004
Na [mg/L]	25-Mar-25	13:04	0.04	0.04	0.04	0.05	0.05

OnLine LIMS

0004060834

Results relate only to the sample tested. Data reported represents the sample submitted to SGS. Reproduction of this analytical report in full or in part is prohibited without prior written approval. Please refer to SGS General Conditions of Services located at https://www.sgs.ca/en/terms-and-conditions (Printed copies are available upon request.)
Test method information available upon request. "Temperature Upon Receipt" is representative of the whole shipment and may not reflect the temperature of individual samples.
SGS Canada Inc. Environment-Health & Safety statement of conformity decision rule does not consider uncertainty when analytical results are compared to a specified standard or regulation.

SGS Canada Inc.
P.O. Box 4300 - 185 Concession St.
Lakefield - Ontario - KOL 2HO
Phone: 705-652-2000 FAX: 705-652-6365

LR Report : **CA10124-MAR25**

Analysis	3: Analysis Completed Date	4: Analysis Completed Time	5: HC-28 Wk#48	6: HC-29 Wk#48	7: HC-30 Wk#48	8: HC-31 Wk#48	9: HC-32 Wk#48
Ni [mg/L]	25-Mar-25	13:04	< 0.0001	< 0.0001	< 0.0001	< 0.0001	< 0.0001
P [mg/L]	25-Mar-25	13:04	< 0.003	< 0.003	< 0.003	< 0.003	< 0.003
Pb [mg/L]	25-Mar-25	13:04	< 0.00009	< 0.00009	< 0.00009	< 0.00009	< 0.00009
S [mg/L]	25-Mar-25	13:04	< 5	< 5	< 5	< 5	< 5
Sb [mg/L]	25-Mar-25	13:04	< 0.0009	< 0.0009	< 0.0009	< 0.0009	< 0.0009
Se [mg/L]	25-Mar-25	13:04	< 0.00004	< 0.00004	< 0.00004	< 0.00004	0.00021
Si [mg/L]	25-Mar-25	13:04	0.12	0.19	0.12	0.22	0.21
Sn [mg/L]	25-Mar-25	13:04	< 0.00006	< 0.00006	< 0.00006	< 0.00006	< 0.00006
Sr [mg/L]	25-Mar-25	13:04	0.00228	0.00407	0.00524	0.00495	0.00309
Ti [mg/L]	25-Mar-25	13:04	< 0.0001	< 0.0001	< 0.0001	< 0.0001	< 0.0001
Th [mg/L]	25-Mar-25	13:04	< 0.0001	< 0.0001	< 0.0001	< 0.0001	< 0.0001
Tl [mg/L]	25-Mar-25	13:04	< 0.000005	< 0.000005	< 0.000005	< 0.000005	< 0.000005
U [mg/L]	25-Mar-25	13:04	0.000252	0.000981	0.000307	0.00109	0.000114
V [mg/L]	25-Mar-25	13:04	0.00020	0.00042	0.00013	0.00026	0.00014
W [mg/L]	25-Mar-25	13:04	< 0.0002	< 0.0002	< 0.0002	< 0.0002	< 0.0002
Zr [mg/L]	25-Mar-25	13:04	< 0.002	< 0.002	< 0.002	< 0.002	< 0.002
Zn [mg/L]	25-Mar-25	13:04	< 0.002	< 0.002	< 0.002	< 0.002	< 0.002

Analysis	10: HC-33 Wk#48	11: HC-34 Wk#48	12: HC-35 Wk#48
Sample Date & Time	21-Mar-25	21-Mar-25	21-Mar-25
HumCell Leachate Vol [mL]	1009	963	1010
Sample Name	DX450213	DX450174	31795
Sample Weight [g]	1000	1000	1000
pH [No unit]	5.07	7.09	7.27
Alkalinity [mg/L as CaCO3]	< 2	9	9
Conductivity [uS/cm]	24	15	18
Acidity [mg/L as CaCO3]	7	< 2	< 2
F [mg/L]	< 0.06	< 0.06	< 0.06
SO4 [mg/L]	8.0	0.3	0.8
Cl [mg/L]	< 0.2	< 0.2	< 0.2
Hg [mg/L]	< 0.00001	< 0.00001	< 0.00001
Ag [mg/L]	< 0.00005	< 0.00005	< 0.00005
Al [mg/L]	0.043	0.042	0.238
As [mg/L]	< 0.0002	0.0036	0.0486
Ba [mg/L]	0.00532	0.00259	0.00287
Be [mg/L]	0.000041	< 0.000007	< 0.000007
B [mg/L]	0.003	< 0.002	< 0.002
Bi [mg/L]	< 0.00001	< 0.00001	< 0.00001
Ca [mg/L]	1.20	2.81	3.21
Cd [mg/L]	0.000023	< 0.000003	0.000003
Co [mg/L]	0.000222	0.000014	0.000016
Cr [mg/L]	< 0.00008	< 0.00008	< 0.00008

OnLine LIMS

0004060834

Results relate only to the sample tested. Data reported represents the sample submitted to SGS. Reproduction of this analytical report in full or in part is prohibited without prior written approval. Please refer to SGS General Conditions of Services located at https://www.sgs.ca/en/terms-and-conditions (Printed copies are available upon request.)
Test method information available upon request. "Temperature Upon Receipt" is representative of the whole shipment and may not reflect the temperature of individual samples.
SGS Canada Inc. Environment-Health & Safety statement of conformity decision rule does not consider uncertainty when analytical results are compared to a specified standard or regulation.

SGS Canada Inc.
P.O. Box 4300 - 185 Concession St.
Lakefield - Ontario - KOL 2HO
Phone: 705-652-2000 FAX: 705-652-6365

LR Report : **CA10124-MAR25**

Analysis	10: HC-33 Wk#48	11: HC-34 Wk#48	12: HC-35 Wk#48
Cu [mg/L]	< 0.001	< 0.001	< 0.001
Fe [mg/L]	1.93	< 0.007	< 0.007
K [mg/L]	0.931	0.596	1.52
Mg [mg/L]	0.208	0.171	0.046
Mn [mg/L]	0.0399	0.0149	0.00123
Mo [mg/L]	< 0.0004	< 0.0004	< 0.0004
Na [mg/L]	0.05	0.06	0.10
Ni [mg/L]	0.0036	< 0.0001	< 0.0001
P [mg/L]	< 0.003	< 0.003	< 0.003
Pb [mg/L]	< 0.00009	< 0.00009	< 0.00009
S [mg/L]	< 5	< 5	< 5
Sb [mg/L]	< 0.0009	< 0.0009	< 0.0009
Se [mg/L]	0.00026	0.00005	< 0.00004
Si [mg/L]	0.68	0.20	0.54
Sn [mg/L]	< 0.00006	< 0.00006	< 0.00006
Sr [mg/L]	0.00715	0.00667	0.00342
Ti [mg/L]	< 0.0001	< 0.0001	< 0.0001
Th [mg/L]	< 0.0001	< 0.0001	< 0.0001
Tl [mg/L]	0.000005	< 0.000005	0.000005
U [mg/L]	0.000465	0.000036	0.000206
V [mg/L]	< 0.00001	0.00034	0.00073
W [mg/L]	< 0.0002	< 0.0002	< 0.0002
Zr [mg/L]	< 0.002	< 0.002	< 0.002
Zn [mg/L]	0.012	< 0.002	< 0.002



Lisa Thompson
Project Specialist Assistant,
Environment, Health & Safety

OnLine LIMS

0004060834

Results relate only to the sample tested. Data reported represents the sample submitted to SGS. Reproduction of this analytical report in full or in part is prohibited without prior written approval. Please refer to SGS General Conditions of Services located at https://www.sgs.ca/en/terms-and-conditions (Printed copies are available upon request.)
Test method information available upon request. "Temperature Upon Receipt" is representative of the whole shipment and may not reflect the temperature of individual samples.
SGS Canada Inc. Environment-Health & Safety statement of conformity decision rule does not consider uncertainty when analytical results are compared to a specified standard or regulation.

SGS Canada Inc.
P.O. Box 4300 - 185 Concession St.
Lakefield - Ontario - KOL 2HO
Phone: 705-652-2000 FAX: 705-652-6365

13-May-2024

Great Bear Resources Ltd.
Attn : Ashley Moncrief

1020 - 800 West Pender St.
Vancouver, BC
V6C 2V6, Canada

Phone: 778-833-2160
Fax:

Date Rec. : 02 May 2024
LR Report: **CA10019-MAY24**
Reference: Wk#49

Copy: #1

CERTIFICATE OF ANALYSIS
Final Report

Analysis	3: Analysis Completed Date	4: Analysis Completed Time	5: HC-1 Wk#49	6: HC-2 Wk#49	7: HC-3 Wk#49	8: HC-4 Wk#49	9: HC-5 Wk#49	10: HC-6 Wk#49
Sample Date & Time			02-May-24	02-May-24	02-May-24	02-May-24	02-May-24	02-May-24
HumCell Leachate Vol [mL]	02-May-24	13:27	1004	1003	504	518	1000	503
Sample Name	---	---	DX450052	DX 550083	DX450204	DX450176	DX450232	DX450181
Sample Weight [g]	---	---	1000	1000	500	500	1000	500
pH [No unit]	06-May-24	12:16	6.57	7.51	7.07	5.75	6.99	7.14
Alkalinity [mg/L as CaCO3]	03-May-24	12:01	2	11	6	< 2	3	5
Conductivity [uS/cm]	03-May-24	12:01	31	31	16	30	11	10
Acidity [mg/L as CaCO3]	06-May-24	12:16	< 2	< 2	< 2	4	< 2	< 2
SO4 [mg/L]	13-May-24	17:03	10	3	< 2	11	< 2	< 2

Analysis	11: HC-7 Wk#49
Sample Date & Time	02-May-24
HumCell Leachate Vol [mL]	990
Sample Name	DX450002
Sample Weight [g]	1000
pH [No unit]	7.31
Alkalinity [mg/L as CaCO3]	7
Conductivity [uS/cm]	12
Acidity [mg/L as CaCO3]	< 2
SO4 [mg/L]	< 2

Lisa Thompson
Project Specialist Assistant,
Environment, Health & Safety

OnLine LIMS

0003710340

Results relate only to the sample tested. Data reported represents the sample submitted to SGS. Reproduction of this analytical report in full or in part is prohibited without prior written approval. Please refer to SGS General Conditions of Services located at https://www.sgs.ca/en/terms-and-conditions (Printed copies are available upon request.)
Test method information available upon request. "Temperature Upon Receipt" is representative of the whole shipment and may not reflect the temperature of individual samples.
SGS Canada Inc. Environment-Health & Safety statement of conformity decision rule does not consider uncertainty when analytical results are compared to a specified standard or regulation.

SGS Canada Inc.
P.O. Box 4300 - 185 Concession St.
Lakefield - Ontario - KOL 2HO
Phone: 705-652-2000 FAX: 705-652-6365

LR Report : **CA10019-MAY24**

OnLine LIMS

0003710340

Results relate only to the sample tested. Data reported represents the sample submitted to SGS. Reproduction of this analytical report in full or in part is prohibited without prior written approval. Please refer to SGS General Conditions of Services located at https://www.sgs.ca/en/terms-and-conditions (Printed copies are available upon request.)
Test method information available upon request. "Temperature Upon Receipt" is representative of the whole shipment and may not reflect the temperature of individual samples.
SGS Canada Inc. Environment-Health & Safety statement of conformity decision rule does not consider uncertainty when analytical results are compared to a specified standard or regulation.

SGS Canada Inc.
P.O. Box 4300 - 185 Concession St.
Lakefield - Ontario - KOL 2HO
Phone: 705-652-2000 FAX: 705-652-6365

24-May-2024

Great Bear Resources Ltd.
Attn : Ashley Moncrief

1020 - 800 West Pender St., Vancouver
Canada, V6C 2V6
Phone: 778-833-2160, Fax:

Date Rec. : 02 May 2024
LR Report: **CA10023-MAY24**
Reference: Wk#49

Copy: #1

CERTIFICATE OF ANALYSIS
Final Report

Analysis	3: Analysis Completed Date	4: Analysis Completed Time	5: HC-8 Wk#49	6: HC-9 Wk#49	7: HC-10 Wk#49	8: HC-11 Wk#49	9: HC-12 Wk#49	10: HC-13 Wk#49
Sample Date & Time			02-May-24	02-May-24	02-May-24	02-May-24	02-May-24	02-May-24
HumCell Leachate Vol [mL]	06-May-24	09:12	991	1004	979	962	1004	1004
Sample Name	---	---	DX450108	DX450076	DX450186	DX450118	DX 550107	DX450159
Sample Weight [g]	---	---	1000	1000	1000	1000	1000	1000
pH [No unit]	08-May-24	08:52	7.50	6.16	7.13	7.24	7.13	7.43
Alkalinity [mg/L as CaCO3]	06-May-24	12:31	9	< 2	6	7	5	10
Conductivity [uS/cm]	06-May-24	12:31	26	32	16	14	18	32
Acidity [mg/L as CaCO3]	07-May-24	11:54	< 2	6	< 2	< 2	< 2	< 2
SO4 [mg/L]	16-May-24	10:29	< 2	13	< 2	< 2	3	4

Analysis	11: HC-14 Wk#49	12: HC-15 Wk#49	13: HC-16 Wk#49	14: HC-17 Wk#49	15: HC-18 Wk#49	16: HC-19 Wk#49	17: HC-20 Wk#49	18: HC-21 Wk#49
Sample Date & Time	02-May-24	02-May-24	02-May-24	02-May-24	02-May-24	02-May-24	02-May-24	02-May-24
HumCell Leachate Vol [mL]	1002	729	983	1015	966	986	975	987
Sample Name	DX450171	DX450134	DX450185	DX450032	DX 550064	DX450008	DX 550056	DX450022
Sample Weight [g]	1000	700	1000	1000	1000	1000	1000	1000
pH [No unit]	6.79	7.22	7.24	6.45	7.42	7.03	7.27	7.91
Alkalinity [mg/L as CaCO3]	3	10	8	< 2	8	4	7	12
Conductivity [uS/cm]	22	62	26	10	17	8	19	27
Acidity [mg/L as CaCO3]	< 2	< 2	< 2	2	< 2	< 2	< 2	< 2
SO4 [mg/L]	5	13	2	2	< 2	< 2	< 2	< 2

Analysis	19: HC-22 Wk#49	20: HC-23 Wk#49	21: HC-24 Wk#49	22: HC-25 Wk#49	23: HC-26 Wk#49	24: HC-27 Wk#49
Sample Date & Time	02-May-24	02-May-24	02-May-24	02-May-24	02-May-24	02-May-24
HumCell Leachate Vol [mL]	462	1011	999	1008	758	1010
Sample Name	DX450077	DX450113	DX 550101	DX450128	DX450021	DX450222

OnLine LIMS

0003721508

Results relate only to the sample tested. Data reported represents the sample submitted to SGS. Reproduction of this analytical report in full or in part is prohibited without prior written approval. Please refer to SGS General Conditions of Services located at https://www.sgs.ca/en/terms-and-conditions (Printed copies are available upon request.)
Test method information available upon request. "Temperature Upon Receipt" is representative of the whole shipment and may not reflect the temperature of individual samples.
SGS Canada Inc. Environment-Health & Safety statement of conformity decision rule does not consider uncertainty when analytical results are compared to a specified standard or regulation.

SGS Canada Inc.
P.O. Box 4300 - 185 Concession St.
Lakefield - Ontario - KOL 2HO
Phone: 705-652-2000 FAX: 705-652-6365

LR Report : **CA10023-MAY24**

Analysis	19: HC-22 Wk#49	20: HC-23 Wk#49	21: HC-24 Wk#49	22: HC-25 Wk#49	23: HC-26 Wk#49	24: HC-27 Wk#49
Sample Weight [g]	500	1000	1000	1000	750	1000
pH [No unit]	7.29	7.54	7.41	7.77	6.76	7.02
Alkalinity [mg/L as CaCO3]	8	12	9	11	5	5
Conductivity [uS/cm]	20	26	20	40	176	21
Acidity [mg/L as CaCO3]	< 2	< 2	< 2	< 2	4	< 2
SO4 [mg/L]	< 2	< 2	< 2	4	69	3



Lisa Thompson
Project Specialist Assistant,
Environment, Health & Safety

OnLine LIMS

0003721508

Results relate only to the sample tested. Data reported represents the sample submitted to SGS. Reproduction of this analytical report in full or in part is prohibited without prior written approval. Please refer to SGS General Conditions of Services located at https://www.sgs.ca/en/terms-and-conditions (Printed copies are available upon request.)
Test method information available upon request. "Temperature Upon Receipt" is representative of the whole shipment and may not reflect the temperature of individual samples.
SGS Canada Inc. Environment-Health & Safety statement of conformity decision rule does not consider uncertainty when analytical results are compared to a specified standard or regulation.

SGS Canada Inc.
P.O. Box 4300 - 185 Concession St.
Lakefield - Ontario - KOL 2HO
Phone: 705-652-2000 FAX: 705-652-6365

15-April-2025

Great Bear Resources Ltd.
Attn : Ashley Moncrief

1020 - 800 West Pender St.
Vancouver, BC
V6C 2V6, Canada

Phone: 778-833-2160
Fax:

Date Rec. : 28 March 2025
LR Report: **CA10162-MAR25**
Reference: Wk#49

Copy: #1

CERTIFICATE OF ANALYSIS
Final Report

Analysis	3: Analysis Completed Date	4: Analysis Completed Time	5: HC-28 Wk#49	6: HC-29 Wk#49	7: HC-30 Wk#49	8: HC-31 Wk#49	9: HC-32 Wk#49
Sample Date & Time			28-Mar-25	28-Mar-25	28-Mar-25	28-Mar-25	28-Mar-25
HumCell Leachate Vol [mL]	01-Apr-25	10:55	952	958	681	918	718
Sample Name	---	---	31787	DX450179	31644	DX450183	O31576
Sample Weight [g]	---	---	1000	1000	750	1000	750
pH [No unit]	02-Apr-25	15:21	6.97	7.07	7.07	7.35	7.31
Alkalinity [mg/L as CaCO3]	01-Apr-25	13:41	2	3	3	5	5
Conductivity [uS/cm]	01-Apr-25	13:41	4	6	10	14	15
Acidity [mg/L as CaCO3]	03-Apr-25	11:15	< 2	< 2	< 2	< 2	< 2
F [mg/L]	02-Apr-25	09:44	< 0.06	< 0.06	< 0.06	< 0.06	< 0.06
SO4 [mg/L]	03-Apr-25	11:37	0.4	0.3	1.2	1.4	1.5
Cl [mg/L]	03-Apr-25	11:37	< 0.2	< 0.2	< 0.2	< 0.2	< 0.2
Hg [mg/L]	02-Apr-25	16:34	< 0.00001	< 0.00001	< 0.00001	< 0.00001	< 0.00001
Ag [mg/L]	02-Apr-25	12:33	< 0.00005	< 0.00005	< 0.00005	< 0.00005	< 0.00005
Al [mg/L]	02-Apr-25	12:33	0.022	0.023	0.013	0.037	0.032
As [mg/L]	02-Apr-25	12:33	0.0012	0.0050	0.0026	0.0070	0.0011
Ba [mg/L]	02-Apr-25	12:33	0.00050	0.00127	0.00054	0.00025	0.00120
Be [mg/L]	02-Apr-25	12:33	< 0.000007	< 0.000007	< 0.000007	< 0.000007	< 0.000007
B [mg/L]	02-Apr-25	12:33	< 0.002	< 0.002	< 0.002	< 0.002	< 0.002
Bi [mg/L]	02-Apr-25	12:33	< 0.00001	< 0.00001	< 0.00001	< 0.00001	< 0.00001
Ca [mg/L]	02-Apr-25	12:33	0.78	1.10	1.69	2.47	2.25
Cd [mg/L]	02-Apr-25	12:33	< 0.000003	< 0.000003	< 0.000003	< 0.000003	0.000005
Co [mg/L]	02-Apr-25	12:33	0.000009	0.000016	0.000007	0.000017	0.000007
Cr [mg/L]	02-Apr-25	12:33	< 0.00008	< 0.00008	< 0.00008	< 0.00008	< 0.00008
Cu [mg/L]	02-Apr-25	12:33	< 0.001	< 0.001	< 0.001	< 0.001	< 0.001
Fe [mg/L]	02-Apr-25	12:33	< 0.007	< 0.007	< 0.007	< 0.007	< 0.007
K [mg/L]	02-Apr-25	12:33	0.265	0.518	0.462	0.370	0.502
Mg [mg/L]	02-Apr-25	12:33	0.024	0.044	0.066	0.044	0.037
Mn [mg/L]	02-Apr-25	12:33	0.00139	0.00151	0.00650	0.00180	0.0205
Mo [mg/L]	02-Apr-25	12:33	< 0.0004	< 0.0004	< 0.0004	< 0.0004	< 0.0004
Na [mg/L]	02-Apr-25	12:33	0.04	0.04	0.04	0.06	0.04

OnLine LIMS

0004079491

Results relate only to the sample tested. Data reported represents the sample submitted to SGS. Reproduction of this analytical report in full or in part is prohibited without prior written approval. Please refer to SGS General Conditions of Services located at https://www.sgs.ca/en/terms-and-conditions (Printed copies are available upon request.)
Test method information available upon request. "Temperature Upon Receipt" is representative of the whole shipment and may not reflect the temperature of individual samples.
SGS Canada Inc. Environment-Health & Safety statement of conformity decision rule does not consider uncertainty when analytical results are compared to a specified standard or regulation.

SGS Canada Inc.
P.O. Box 4300 - 185 Concession St.
Lakefield - Ontario - KOL 2HO
Phone: 705-652-2000 FAX: 705-652-6365

LR Report : **CA10162-MAR25**

Analysis	3: Analysis Completed Date	4: Analysis Completed Time	5: HC-28 Wk#49	6: HC-29 Wk#49	7: HC-30 Wk#49	8: HC-31 Wk#49	9: HC-32 Wk#49
Ni [mg/L]	02-Apr-25	12:33	< 0.0001	< 0.0001	< 0.0001	< 0.0001	< 0.0001
P [mg/L]	02-Apr-25	12:33	< 0.003	< 0.003	< 0.003	< 0.003	< 0.003
Pb [mg/L]	02-Apr-25	12:33	< 0.00009	< 0.00009	< 0.00009	< 0.00009	< 0.00009
S [mg/L]	02-Apr-25	12:33	< 5	< 5	< 5	< 5	< 5
Sb [mg/L]	02-Apr-25	12:33	< 0.0009	< 0.0009	< 0.0009	< 0.0009	< 0.0009
Se [mg/L]	02-Apr-25	12:33	< 0.00004	< 0.00004	< 0.00004	< 0.00004	0.00016
Si [mg/L]	02-Apr-25	12:33	0.10	0.14	0.12	0.18	0.15
Sn [mg/L]	02-Apr-25	12:33	< 0.00006	< 0.00006	< 0.00006	< 0.00006	< 0.00006
Sr [mg/L]	02-Apr-25	12:33	0.00185	0.00269	0.00525	0.00408	0.00288
Ti [mg/L]	02-Apr-25	12:33	---	< 0.0001	< 0.0001	0.0002	< 0.0001
Ti [mg/L]	02-Apr-25	12:33	< 0.0001	---	---	---	---
Th [mg/L]	02-Apr-25	12:33	< 0.0001	< 0.0001	< 0.0001	< 0.0001	< 0.0001
Tl [mg/L]	02-Apr-25	12:33	< 0.000005	< 0.000005	< 0.000005	< 0.000005	< 0.000005
U [mg/L]	02-Apr-25	12:33	0.000164	0.000613	0.000255	0.000562	0.000102
V [mg/L]	02-Apr-25	12:33	0.00019	0.00035	0.00012	0.00025	0.00011
W [mg/L]	02-Apr-25	12:33	< 0.0002	< 0.0002	< 0.0002	< 0.0002	< 0.0002
Zr [mg/L]	02-Apr-25	12:33	< 0.002	< 0.002	< 0.002	< 0.002	< 0.002
Zn [mg/L]	02-Apr-25	12:33	< 0.002	< 0.002	< 0.002	< 0.002	< 0.002

Analysis	10: HC-33 Wk#49	11: HC-34 Wk#49	12: HC-35 Wk#49
Sample Date & Time	28-Mar-25	28-Mar-25	28-Mar-25
HumCell Leachate Vol [mL]	996	945	1005
Sample Name	DX450213	DX450174	31795
Sample Weight [g]	1000	1000	1000
pH [No unit]	5.09	7.47	7.59
Alkalinity [mg/L as CaCO3]	< 2	8	8
Conductivity [uS/cm]	25	15	19
Acidity [mg/L as CaCO3]	8	< 2	< 2
F [mg/L]	< 0.06	< 0.06	< 0.06
SO4 [mg/L]	12	0.2	0.8
Cl [mg/L]	< 0.2	< 0.2	< 0.2
Hg [mg/L]	< 0.00001	< 0.00001	< 0.00001
Ag [mg/L]	< 0.00005	< 0.00005	< 0.00005
Al [mg/L]	0.042	0.038	0.212
As [mg/L]	0.0002	0.0032	0.0447
Ba [mg/L]	0.00532	0.00231	0.00274
Be [mg/L]	0.000040	< 0.000007	< 0.000007
B [mg/L]	0.002	< 0.002	< 0.002
Bi [mg/L]	< 0.00001	< 0.00001	< 0.00001
Ca [mg/L]	1.11	2.31	2.93
Cd [mg/L]	0.000018	< 0.000003	0.000004
Co [mg/L]	0.000242	0.000012	0.000020

OnLine LIMS

0004079491

Results relate only to the sample tested. Data reported represents the sample submitted to SGS. Reproduction of this analytical report in full or in part is prohibited without prior written approval. Please refer to SGS General Conditions of Services located at https://www.sgs.ca/en/terms-and-conditions (Printed copies are available upon request.)
Test method information available upon request. "Temperature Upon Receipt" is representative of the whole shipment and may not reflect the temperature of individual samples.
SGS Canada Inc. Environment-Health & Safety statement of conformity decision rule does not consider uncertainty when analytical results are compared to a specified standard or regulation.

SGS Canada Inc.
P.O. Box 4300 - 185 Concession St.
Lakefield - Ontario - KOL 2HO
Phone: 705-652-2000 FAX: 705-652-6365

LR Report : CA10162-MAR25

Analysis	10: HC-33 Wk#49	11: HC-34 Wk#49	12: HC-35 Wk#49
Cr [mg/L]	< 0.00008	< 0.00008	< 0.00008
Cu [mg/L]	< 0.001	< 0.001	< 0.001
Fe [mg/L]	1.84	< 0.007	< 0.007
K [mg/L]	0.942	0.572	1.44
Mg [mg/L]	0.205	0.157	0.045
Mn [mg/L]	0.0382	0.0133	0.00119
Mo [mg/L]	< 0.0004	< 0.0004	< 0.0004
Na [mg/L]	0.05	0.06	0.09
Ni [mg/L]	0.0034	< 0.0001	< 0.0001
P [mg/L]	< 0.003	< 0.003	< 0.003
Pb [mg/L]	< 0.00009	< 0.00009	< 0.00009
S [mg/L]	< 5	< 5	< 5
Sb [mg/L]	< 0.0009	< 0.0009	< 0.0009
Se [mg/L]	0.00025	0.00004	0.00004
Si [mg/L]	0.67	0.16	0.52
Sn [mg/L]	< 0.00006	< 0.00006	< 0.00006
Sr [mg/L]	0.00662	0.00586	0.00338
Ti [mg/L]	< 0.0001	< 0.0001	< 0.0001
Ti [mg/L]	---	---	---
Th [mg/L]	< 0.0001	< 0.0001	< 0.0001
Tl [mg/L]	0.000006	< 0.000005	< 0.000005
U [mg/L]	0.000455	0.000022	0.000170
V [mg/L]	< 0.00001	0.00031	0.00070
W [mg/L]	< 0.0002	< 0.0002	< 0.0002
Zr [mg/L]	< 0.002	< 0.002	< 0.002
Zn [mg/L]	0.012	< 0.002	< 0.002



Lisa Thompson
Project Specialist Assistant,
Environment, Health & Safety

OnLine LIMS

0004079491

Results relate only to the sample tested. Data reported represents the sample submitted to SGS. Reproduction of this analytical report in full or in part is prohibited without prior written approval. Please refer to SGS General Conditions of Services located at https://www.sgs.ca/en/terms-and-conditions (Printed copies are available upon request.)
Test method information available upon request. "Temperature Upon Receipt" is representative of the whole shipment and may not reflect the temperature of individual samples.
SGS Canada Inc. Environment-Health & Safety statement of conformity decision rule does not consider uncertainty when analytical results are compared to a specified standard or regulation.

SGS Canada Inc.
P.O. Box 4300 - 185 Concession St.
Lakefield - Ontario - K0L 2H0
Phone: 705-652-2000 FAX: 705-652-6365

Quality Control Report

Inorganic Analysis													
Parameter	Reporting Limit	Unit	Method Blank	Duplicate				LCS / Spike Blank			Matrix Spike / Reference Material		
				Result 1	Result 2	RPD	Acceptance Criteria	Spike Recovery (%)	Recovery Limits (%)		Spike Recovery (%)	Recovery Limits (%)	
							%		Low	High		Low	High
Acidity - QCBatchID: EWL0555-MAR25													
Acidity	2	mg/L as Ca	2			ND	20	108	90	110	NA		
Alkalinity - QCBatchID: EWL0555-MAR25													
Alkalinity	2	mg/L as Ca	< 2			ND	20	102	80	120	NA		
Anions by IC - QCBatchID: DIO0045-APR25													
Chloride	0.2	mg/L	<0.2			ND	20	106	90	110	104	75	125
Sulphate	0.2	mg/L	<0.2			0	20	98	90	110	NV	75	125
Conductivity - QCBatchID: EWL0555-MAR25													
Conductivity	2	uS/cm	< 2			0	20	100	90	110	NA		
Fluoride by Specific Ion Electrode - QCBatchID: EWL0002-APR25													
Fluoride	0.06	mg/L	<0.06			6	10	100	90	110	96	75	125
Inorganics-General - QCBatchID: EHG0059-MAR25													
Mercury	0.00001	mg/L	< 0.00001			ND	20	115	80	120	115	70	130
Metals in aqueous samples - ICP-MS - QCBatchID: EMS0086-APR25													
Titanium	0.0001	mg/L	<0.0001			ND	20	96	90	110	NV	70	130
Metals in aqueous samples - ICP-MS - QCBatchID: EMS0261-MAR25													
Aluminum	0.001	mg/L	<0.001			1	20	98	90	110	89	70	130
Antimony	0.0009	mg/L	<0.0009			ND	20	105	90	110	120	70	130
Arsenic	0.0002	mg/L	<0.0002			ND	20	103	90	110	106	70	130
Barium	0.00008	mg/L	<0.00008			3	20	101	90	110	99	70	130
Beryllium	0.000007	mg/L	<0.000007			ND	20	93	90	110	98	70	130
Bismuth	0.00001	mg/L	<0.00001			ND	20	94	90	110	93	70	130
Boron	0.002	mg/L	<0.002			ND	20	91	90	110	97	70	130
Cadmium	0.000003	mg/L	<0.000003			ND	20	98	90	110	106	70	130
Calcium	0.01	mg/L	<0.01			1	20	109	90	110	93	70	130
Chromium	0.00008	mg/L	<0.00008			ND	20	101	90	110	98	70	130
Cobalt	0.000004	mg/L	<0.000004			ND	20	101	90	110	101	70	130
Copper	0.001	mg/L	<0.001			ND	20	99	90	110	102	70	130
Iron	0.007	mg/L	<0.007			ND	20	108	90	110	114	70	130
Lead	0.00009	mg/L	<0.00009			ND	20	96	90	110	94	70	130
Magnesium	0.001	mg/L	<0.001			0	20	108	90	110	99	70	130
Manganese	0.00001	mg/L	<0.00001			1	20	101	90	110	74	70	130
Molybdenum	0.0004	mg/L	<0.0004			ND	20	103	90	110	99	70	130
Nickel	0.0001	mg/L	<0.0001			ND	20	103	90	110	104	70	130
Phosphorus	0.003	mg/L	<0.003			ND	20	105	90	110	NV	70	130
Potassium	0.003	mg/L	<0.009			1	20	107	90	110	93	70	130

OnLine LIMS

00004079491

Results relate only to the sample tested. Data reported represents the sample submitted to SGS. Reproduction of this analytical report in full or in part is prohibited without prior written approval. Please refer to SGS General Conditions of Services located at https://www.sgs.ca/en/terms-and-conditions (Printed copies are available upon request.)
Test method information available upon request. "Temperature Upon Receipt" is representative of the whole shipment and may not reflect the temperature of individual samples.
SGS Canada Inc. Environment-Health & Safety statement of conformity decision rule does not consider uncertainty when analytical results are compared to a specified standard or regulation.

SGS Canada Inc.
P.O. Box 4300 - 185 Concession St.
Lakefield - Ontario - K0L 2H0
Phone: 705-652-2000 FAX: 705-652-6365

Inorganic Analysis													
Parameter	Reporting Limit	Unit	Method Blank	Duplicate				LCS / Spike Blank			Matrix Spike / Reference Material		
				Result 1	Result 2	RPD	Acceptance Criteria	Spike Recovery (%)	Recovery Limits (%)		Spike Recovery (%)	Recovery Limits (%)	
							%		Low	High		Low	High
Selenium	0.00004	mg/L	<0.00004			ND	20	100	90	110	110	70	130
Silicon	0.02	mg/L	<0.02			1	20	102	90	110	NV	70	130
Silver	0.00005	mg/L	<0.00005			ND	20	93	90	110	NV	70	130
Sodium	0.01	mg/L	<0.01			2	20	108	90	110	106	70	130
Strontium	0.00008	mg/L	<0.00008			0	20	98	90	110	97	70	130
Sulfur	5	mg/L	<5			ND	20	104	90	110	NV	70	130
Thallium	0.000005	mg/L	<0.000005			ND	20	95	90	110	96	70	130
Thorium	0.0001	mg/L	<0.0001			ND	20	96	90	110	NV	70	130
Tin	0.00006	mg/L	<0.00006			ND	20	101	90	110	NV	70	130
Titanium	0.0001	mg/L	<0.0001			ND	20	98	90	110	NV	70	130
Tungsten	0.0002	mg/L	<0.0002			ND	20	96	90	110	NV	70	130
Uranium	0.000002	mg/L	<0.000002			2	20	93	90	110	96	70	130
Vanadium	0.00001	mg/L	<0.00001			0	20	100	90	110	103	70	130
Zinc	0.002	mg/L	<0.002			ND	20	103	90	110	106	70	130
Zirconium	0.002	mg/L	<0.002			ND	20	97	90	110	NV	70	130
pH - QCBatchID: EWL0555-MAR25													
pH	0.05	No unit	NA			0		100			NA		

OnLine LIMS

00004079491

Results relate only to the sample tested. Data reported represents the sample submitted to SGS. Reproduction of this analytical report in full or in part is prohibited without prior written approval. Please refer to SGS General Conditions of Services located at https://www.sgs.ca/en/terms-and-conditions (Printed copies are available upon request.)
Test method information available upon request. "Temperature Upon Receipt" is representative of the whole shipment and may not reflect the temperature of individual samples.
SGS Canada Inc. Environment-Health & Safety statement of conformity decision rule does not consider uncertainty when analytical results are compared to a specified standard or regulation.

SGS Canada Inc.
P.O. Box 4300 - 185 Concession St.
Lakefield - Ontario - KOL 2HO
Phone: 705-652-2000 FAX: 705-652-6365

28-May-2024

Great Bear Resources Ltd.
Attn : Ashley Moncrief

1020 - 800 West Pender St.
Vancouver, BC
V6C 2V6, Canada

Phone: 778-833-2160
Fax:

Date Rec. : 09 May 2024
LR Report: **CA10064-MAY24**
Reference: Wk#50

Copy: #1

CERTIFICATE OF ANALYSIS
Final Report

Analysis	3: Analysis Completed Date	4: Analysis Completed Time	5: HC-1 Wk#50	6: HC-2 Wk#50	7: HC-3 Wk#50	8: HC-4 Wk#50	9: HC-5 Wk#50
Sample Date & Time			09-May-24	09-May-24	09-May-24	09-May-24	09-May-24
HumCell Leachate Vol [mL]	27-May-24	09:44	1003	1016	503	510	949
Sample Name	---	---	DX450052	DX 550083	DX450204	DX450176	DX450232
Sample Weight [g]	---	---	1000	1000	500	500	1000
pH [No unit]	10-May-24	10:15	6.68	7.64	7.28	6.03	7.05
Alkalinity [mg/L as CaCO3]	10-May-24	10:15	2	13	6	< 2	4
Conductivity [uS/cm]	10-May-24	10:15	26	30	15	29	10
Acidity [mg/L as CaCO3]	13-May-24	11:29	< 2	< 2	< 2	3	< 2
SO4 [mg/L]	17-May-24	08:33	9	3	< 2	12	< 2
Hg [mg/L]	17-May-24	13:08	< 0.00001	< 0.00001	< 0.00001	< 0.00001	< 0.00001
Ag [mg/L]	17-May-24	13:08	< 0.00005	< 0.00005	< 0.00005	< 0.00005	< 0.00005
Al [mg/L]	17-May-24	13:08	0.004	0.063	0.028	0.002	0.032
As [mg/L]	17-May-24	13:08	< 0.0002	0.0098	0.0006	< 0.0002	0.0017
Ba [mg/L]	17-May-24	13:08	0.00077	0.0128	0.00076	0.00506	0.00082
Be [mg/L]	17-May-24	13:08	< 0.000007	< 0.000007	< 0.000007	< 0.000007	< 0.000007
B [mg/L]	17-May-24	13:08	< 0.002	< 0.002	< 0.002	< 0.002	< 0.002
Bi [mg/L]	17-May-24	13:08	< 0.00001	0.00005	< 0.00001	0.00001	< 0.00001
Ca [mg/L]	17-May-24	13:08	4.41	5.32	2.63	3.96	1.70
Cd [mg/L]	17-May-24	13:08	0.00121	0.000008	< 0.000003	0.00439	0.000004
Co [mg/L]	17-May-24	13:08	0.000017	0.000043	0.000022	0.000464	0.000014
Cr [mg/L]	17-May-24	13:08	< 0.00008	< 0.00008	< 0.00008	< 0.00008	< 0.00008
Cu [mg/L]	17-May-24	13:08	< 0.001	< 0.001	< 0.001	< 0.001	< 0.001
Fe [mg/L]	17-May-24	13:08	< 0.007	< 0.007	< 0.007	< 0.007	< 0.007
K [mg/L]	17-May-24	13:08	0.270	1.26	0.589	0.481	0.486
Mg [mg/L]	17-May-24	13:08	0.052	0.096	0.108	0.308	0.040
Mn [mg/L]	17-May-24	13:08	0.0269	0.0340	0.00438	0.0539	0.00901
Mo [mg/L]	17-May-24	13:08	< 0.0004	< 0.0004	< 0.0004	< 0.0004	< 0.0004
Na [mg/L]	17-May-24	13:08	0.05	0.06	0.06	0.05	0.04
Ni [mg/L]	17-May-24	13:15	< 0.0001	< 0.0001	0.0001	0.0018	< 0.0001
P [mg/L]	17-May-24	13:15	0.003	0.005	0.005	0.004	0.003

OnLine LIMS

0003725341

Results relate only to the sample tested. Data reported represents the sample submitted to SGS. Reproduction of this analytical report in full or in part is prohibited without prior written approval. Please refer to SGS General Conditions of Services located at https://www.sgs.ca/en/terms-and-conditions (Printed copies are available upon request.)
Test method information available upon request. "Temperature Upon Receipt" is representative of the whole shipment and may not reflect the temperature of individual samples.
SGS Canada Inc. Environment-Health & Safety statement of conformity decision rule does not consider uncertainty when analytical results are compared to a specified standard or regulation.

SGS Canada Inc.
P.O. Box 4300 - 185 Concession St.
Lakefield - Ontario - KOL 2HO
Phone: 705-652-2000 FAX: 705-652-6365

LR Report : **CA10064-MAY24**

Analysis	3: Analysis Completed Date	4: Analysis Completed Time	5: HC-1 Wk#50	6: HC-2 Wk#50	7: HC-3 Wk#50	8: HC-4 Wk#50	9: HC-5 Wk#50
Pb [mg/L]	17-May-24	13:15	0.0344	0.00031	< 0.00009	0.112	< 0.00009
S [mg/L]	17-May-24	13:15	< 5	< 5	< 5	< 5	< 5
Sb [mg/L]	17-May-24	13:15	< 0.0009	< 0.0009	< 0.0009	< 0.0009	< 0.0009
Se [mg/L]	17-May-24	13:15	0.00023	0.00280	< 0.00004	0.00066	0.00004
Si [mg/L]	17-May-24	13:15	0.18	0.30	0.29	0.31	0.20
Sn [mg/L]	17-May-24	13:15	< 0.00006	< 0.00006	< 0.00006	< 0.00006	< 0.00006
Sr [mg/L]	17-May-24	13:15	0.00664	0.0192	0.00601	0.00614	0.00226
Ti [mg/L]	17-May-24	13:15	< 0.0001	< 0.0001	< 0.0001	< 0.0001	< 0.0001
Th [mg/L]	17-May-24	13:15	< 0.0001	< 0.0001	< 0.0001	< 0.0001	< 0.0001
Tl [mg/L]	17-May-24	13:15	< 0.000005	0.000014	< 0.000005	0.000014	< 0.000005
U [mg/L]	17-May-24	13:15	0.000027	0.000249	0.000644	0.000022	0.000355
V [mg/L]	17-May-24	13:15	0.00001	0.00033	0.00023	0.00002	0.00038
W [mg/L]	17-May-24	13:15	< 0.0002	< 0.0002	< 0.0002	< 0.0002	< 0.0002
Zr [mg/L]	17-May-24	13:15	< 0.002	< 0.002	< 0.002	< 0.002	< 0.002
Zn [mg/L]	17-May-24	13:15	0.047	< 0.002	< 0.002	0.297	< 0.002

Analysis	10: HC-6 Wk#50	11: HC-7 Wk#50
Sample Date & Time	09-May-24	09-May-24
HumCell Leachate Vol [mL]	495	946
Sample Name	DX450181	DX450002
Sample Weight [g]	500	1000
pH [No unit]	7.24	7.34
Alkalinity [mg/L as CaCO3]	5	7
Conductivity [uS/cm]	11	12
Acidity [mg/L as CaCO3]	< 2	< 2
SO4 [mg/L]	< 2	< 2
Hg [mg/L]	< 0.00001	< 0.00001
Ag [mg/L]	< 0.00005	< 0.00005
Al [mg/L]	0.041	0.036
As [mg/L]	0.0003	0.0054
Ba [mg/L]	0.00051	0.00059
Be [mg/L]	< 0.000007	< 0.000007
B [mg/L]	< 0.002	< 0.002
Bi [mg/L]	< 0.00001	< 0.00001
Ca [mg/L]	1.79	2.19
Cd [mg/L]	< 0.000003	< 0.000003
Co [mg/L]	0.000019	0.000013
Cr [mg/L]	< 0.00008	< 0.00008
Cu [mg/L]	< 0.001	< 0.001
Fe [mg/L]	< 0.007	< 0.007
K [mg/L]	0.375	0.460
Mg [mg/L]	0.073	0.083

OnLine LIMS

Results relate only to the sample tested. Data reported represents the sample submitted to SGS. Reproduction of this analytical report in full or in part is prohibited without prior written approval. Please refer to SGS General Conditions of Services located at https://www.sgs.ca/en/terms-and-conditions (Printed copies are available upon request.)
Test method information available upon request. "Temperature Upon Receipt" is representative of the whole shipment and may not reflect the temperature of individual samples.
SGS Canada Inc. Environment-Health & Safety statement of conformity decision rule does not consider uncertainty when analytical results are compared to a specified standard or regulation.

0003725341

SGS Canada Inc.
P.O. Box 4300 - 185 Concession St.
Lakefield - Ontario - KOL 2HO
Phone: 705-652-2000 FAX: 705-652-6365

LR Report : **CA10064-MAY24**

Analysis	10: HC-6 Wk#50	11: HC-7 Wk#50
Mn [mg/L]	0.00369	0.00721
Mo [mg/L]	< 0.0004	< 0.0004
Na [mg/L]	0.05	0.05
Ni [mg/L]	< 0.0001	< 0.0001
P [mg/L]	0.003	0.003
Pb [mg/L]	< 0.00009	< 0.00009
S [mg/L]	< 5	< 5
Sb [mg/L]	< 0.0009	< 0.0009
Se [mg/L]	< 0.00004	< 0.00004
Si [mg/L]	0.24	0.19
Sn [mg/L]	< 0.00006	< 0.00006
Sr [mg/L]	0.00350	0.00397
Ti [mg/L]	0.00030	0.00012
Th [mg/L]	< 0.0001	< 0.0001
Tl [mg/L]	< 0.000005	< 0.000005
U [mg/L]	0.000159	0.000562
V [mg/L]	0.00040	0.00019
W [mg/L]	0.00075	< 0.0002
Zr [mg/L]	< 0.002	< 0.002
Zn [mg/L]	< 0.002	< 0.002



Lisa Thompson
Project Specialist Assistant,
Environment, Health & Safety

OnLine LIMS

0003725341

Results relate only to the sample tested. Data reported represents the sample submitted to SGS. Reproduction of this analytical report in full or in part is prohibited without prior written approval. Please refer to SGS General Conditions of Services located at https://www.sgs.ca/en/terms-and-conditions (Printed copies are available upon request.)
Test method information available upon request. "Temperature Upon Receipt" is representative of the whole shipment and may not reflect the temperature of individual samples.
SGS Canada Inc. Environment-Health & Safety statement of conformity decision rule does not consider uncertainty when analytical results are compared to a specified standard or regulation.

SGS Canada Inc.
P.O. Box 4300 - 185 Concession St.
Lakefield - Ontario - KOL 2HO
Phone: 705-652-2000 FAX: 705-652-6365

28-May-2024

Great Bear Resources Ltd.
Attn : Ashley Moncrief

1020 - 800 West Pender St.
Vancouver, BC
V6C 2V6, Canada

Phone: 778-833-2160
Fax:

Date Rec. : 10 May 2024
LR Report: **CA10069-MAY24**
Reference: Wk#50

Copy: #1

CERTIFICATE OF ANALYSIS
Final Report

Analysis	3: Analysis Completed Date	4: Analysis Completed Time	5: HC-8 Wk#50	6: HC-9 Wk#50	7: HC-10 Wk#50	8: HC-11 Wk#50	9: HC-12 Wk#50	10: HC-13 Wk#50	11: HC-14 Wk#50
Sample Date & Time			10-May-24	10-May-24	10-May-24	10-May-24	10-May-24	10-May-24	10-May-24
HumCell Leachate Vol [mL]	13-May-24	09:59	1011	999	1005	974	1011	1002	930
Sample Name	---	---	DX450108	DX450076	DX450186	DX450118	DX 550107	DX450159	DX450171
Sample Weight [g]	---	---	1000	1000	1000	1000	1000	1000	1000
pH [No unit]	15-May-24	15:12	7.63	6.35	7.34	7.58	7.25	7.52	6.73
Alkalinity [mg/L as CaCO3]	14-May-24	11:13	10	< 2	7	13	7	9	2
Conductivity [uS/cm]	14-May-24	11:14	27	34	18	26	22	28	19
Acidity [mg/L as CaCO3]	13-May-24	11:13	< 2	3	< 2	< 2	< 2	< 2	< 2
F [mg/L]	13-May-24	09:12	---	---	---	---	---	---	---
SO4 [mg/L]	22-May-24	18:24	3	14	< 2	< 2	4	4	6
Cl [mg/L]	22-May-24	18:24	---	---	---	---	---	---	---
Hg [mg/L]	14-May-24	10:12	< 0.00001	< 0.00001	< 0.00001	< 0.00001	< 0.00001	< 0.00001	< 0.00001
Ag [mg/L]	15-May-24	16:25	< 0.00005	< 0.00005	< 0.00005	< 0.00005	< 0.00005	< 0.00005	< 0.00005
Al [mg/L]	15-May-24	16:25	0.054	< 0.001	0.028	0.154	0.026	0.103	0.020
As [mg/L]	15-May-24	16:25	0.0009	< 0.0002	0.0003	0.0007	0.0017	0.0027	0.0012
Ba [mg/L]	15-May-24	16:25	0.00199	0.00900	0.00073	0.00103	0.00166	0.00061	0.00187
Be [mg/L]	15-May-24	16:25	< 0.000007	< 0.000007	< 0.000007	< 0.000007	< 0.000007	< 0.000007	< 0.000007
B [mg/L]	15-May-24	16:25	< 0.002	< 0.002	< 0.002	< 0.002	< 0.002	< 0.002	< 0.002
Bi [mg/L]	15-May-24	16:25	< 0.00001	< 0.00001	< 0.00001	< 0.00001	< 0.00001	< 0.00001	< 0.00001
Ca [mg/L]	15-May-24	16:25	4.86	2.69	3.46	5.31	4.19	5.45	2.84
Cd [mg/L]	15-May-24	16:25	0.000003	0.0286	0.000016	0.000004	0.000009	0.000003	< 0.000003
Co [mg/L]	15-May-24	16:25	0.000018	0.000537	0.000007	0.000010	0.000034	0.000029	0.000048
Cr [mg/L]	15-May-24	16:25	< 0.00008	< 0.00008	< 0.00008	< 0.00008	< 0.00008	< 0.00008	< 0.00008
Cu [mg/L]	15-May-24	16:25	< 0.001	< 0.001	< 0.001	< 0.001	< 0.001	< 0.001	< 0.001
Fe [mg/L]	15-May-24	16:25	< 0.007	< 0.007	< 0.007	0.009	< 0.007	< 0.007	< 0.007
K [mg/L]	15-May-24	16:25	0.772	1.09	0.298	0.356	0.379	0.514	0.785
Mg [mg/L]	15-May-24	16:25	0.276	0.075	0.041	0.074	0.051	0.054	0.125
Mn [mg/L]	15-May-24	16:25	0.0263	0.0998	0.0260	0.0244	0.0293	0.0180	0.00366
Mo [mg/L]	15-May-24	16:25	0.0004	< 0.0004	< 0.0004	< 0.0004	< 0.0004	0.0005	< 0.0004
Na [mg/L]	15-May-24	16:25	0.07	0.05	0.05	0.08	0.06	0.05	0.06
Ni [mg/L]	15-May-24	16:25	< 0.0001	0.0159	< 0.0001	< 0.0001	0.0001	< 0.0001	0.0002
P [mg/L]	15-May-24	16:25	< 0.003	< 0.003	< 0.003	< 0.003	< 0.003	< 0.003	< 0.003
Pb [mg/L]	15-May-24	16:25	< 0.00009	0.105	< 0.00009	< 0.00009	< 0.00009	< 0.00009	< 0.00009
S [mg/L]	15-May-24	16:25	< 5	< 5	< 5	< 5	< 5	< 5	< 5
Sb [mg/L]	15-May-24	16:25	< 0.0009	< 0.0009	< 0.0009	< 0.0009	< 0.0009	< 0.0009	< 0.0009
Se [mg/L]	15-May-24	16:25	0.00014	0.00094	0.00020	0.00005	0.00011	< 0.00004	0.00021

OnLine LIMS

00037253B9

Results relate only to the sample tested. Data reported represents the sample submitted to SGS. Reproduction of this analytical report in full or in part is prohibited without prior written approval. Please refer to SGS General Conditions of Services located at https://www.sgs.ca/en/terms-and-conditions (Printed copies are available upon request.)
Test method information available upon request. "Temperature Upon Receipt" is representative of the whole shipment and may not reflect the temperature of individual samples.
SGS Canada Inc. Environment-Health & Safety statement of conformity decision rule does not consider uncertainty when analytical results are compared to a specified standard or regulation.

SGS Canada Inc.
P.O. Box 4300 - 185 Concession St.
Lakefield - Ontario - KOL 2HO
Phone: 705-652-2000 FAX: 705-652-6365

LR Report : **CA10069-MAY24**

Analysis	3: Analysis Completed Date	4: Analysis Completed Time	5: HC-8 Wk#50	6: HC-9 Wk#50	7: HC-10 Wk#50	8: HC-11 Wk#50	9: HC-12 Wk#50	10: HC-13 Wk#50	11: HC-14 Wk#50
Si [mg/L]	15-May-24	16:25	0.33	0.47	0.29	0.43	0.38	0.38	0.20
Sn [mg/L]	15-May-24	16:25	< 0.00006	< 0.00006	< 0.00006	< 0.00006	< 0.00006	< 0.00006	< 0.00006
Sr [mg/L]	15-May-24	16:25	0.00853	0.00682	0.00613	0.00996	0.00640	0.00497	0.00767
Ti [mg/L]	15-May-24	16:26	< 0.0001	< 0.0001	< 0.0001	< 0.0001	< 0.0001	< 0.0001	< 0.0001
Th [mg/L]	15-May-24	16:26	< 0.0001	< 0.0001	< 0.0001	< 0.0001	< 0.0001	< 0.0001	< 0.0001
Tl [mg/L]	15-May-24	16:26	0.000006	0.000039	< 0.000005	< 0.000005	0.000006	0.000009	< 0.000005
U [mg/L]	15-May-24	16:26	0.000412	0.000066	0.000944	0.000271	0.000372	0.000343	0.000104
V [mg/L]	15-May-24	16:26	0.00013	< 0.00001	0.00003	0.00013	0.00012	0.00007	0.00016
W [mg/L]	15-May-24	16:26	< 0.0002	< 0.0002	< 0.0002	< 0.0002	< 0.0002	< 0.0002	< 0.0002
Zr [mg/L]	15-May-24	16:26	< 0.002	< 0.002	< 0.002	< 0.002	< 0.002	< 0.002	< 0.002
Zn [mg/L]	16-May-24	13:19	< 0.002	4.41	< 0.002	< 0.002	< 0.002	< 0.002	< 0.002

Analysis	12: HC-15 Wk#50	13: HC-16 Wk#50	14: HC-17 Wk#50	15: HC-18 Wk#50	16: HC-19 Wk#50	17: HC-20 Wk#50	18: HC-21 Wk#50	19: HC-22 Wk#50	20: HC-23 Wk#50
Sample Date & Time	10-May-24	10-May-24	10-May-24	10-May-24	10-May-24	10-May-24	10-May-24	10-May-24	10-May-24
HumCell Leachate Vol [mL]	697	995	989	967	960	963	993	482	981
Sample Name	DX450134	DX450185	DX450032	DX 550064	DX450008	DX 550056	DX450022	DX450077	DX450113
Sample Weight [g]	700	1000	1000	1000	1000	1000	1000	500	1000
pH [No unit]	7.51	7.46	6.37	7.46	7.03	7.30	7.66	7.39	7.60
Alkalinity [mg/L as CaCO3]	13	9	< 2	7	4	7	11	10	11
Conductivity [uS/cm]	53	25	13	15	8	20	23	20	23
Acidity [mg/L as CaCO3]	< 2	< 2	< 2	< 2	< 2	< 2	< 2	< 2	< 2
F [mg/L]	---	---	---	---	< 0.06	---	---	---	---
SO4 [mg/L]	13	3	3	< 2	< 2	< 2	< 2	< 2	< 2
Cl [mg/L]	3	---	---	---	---	---	---	---	---
Hg [mg/L]	< 0.00001	< 0.00001	< 0.00001	< 0.00001	< 0.00001	< 0.00001	< 0.00001	< 0.00001	< 0.00001
Ag [mg/L]	< 0.00005	< 0.00005	< 0.00005	< 0.00005	< 0.00005	< 0.00005	< 0.00005	< 0.00005	< 0.00005
Al [mg/L]	0.005	0.088	0.004	0.050	0.029	0.032	0.061	0.026	0.054
As [mg/L]	0.110	0.0081	0.0065	0.0077	0.0002	0.0005	0.0074	0.0005	0.0039
Ba [mg/L]	0.00124	0.00193	0.00020	0.00023	0.00022	0.00194	0.00026	0.00773	0.00516
Be [mg/L]	< 0.000007	< 0.000007	< 0.000007	< 0.000007	< 0.000007	< 0.000007	< 0.000007	< 0.000007	< 0.000007
B [mg/L]	< 0.002	< 0.002	< 0.002	< 0.002	< 0.002	< 0.002	< 0.002	< 0.002	< 0.002
Bi [mg/L]	< 0.00001	< 0.00001	< 0.00001	< 0.00001	< 0.00001	< 0.00001	< 0.00001	< 0.00001	< 0.00001
Ca [mg/L]	9.56	3.84	1.28	2.95	1.51	3.10	5.06	2.89	4.66
Cd [mg/L]	0.000008	0.000005	0.000005	0.000012	< 0.000003	0.000003	< 0.000003	0.000009	< 0.000003
Co [mg/L]	0.000728	0.000044	0.000267	0.000046	0.000013	0.000023	0.000112	0.000019	0.000014
Cr [mg/L]	< 0.00008	< 0.00008	< 0.00008	< 0.00008	< 0.00008	< 0.00008	< 0.00008	< 0.00008	< 0.00008
Cu [mg/L]	< 0.001	< 0.001	< 0.001	< 0.001	< 0.001	< 0.001	< 0.001	< 0.001	< 0.001
Fe [mg/L]	< 0.007	< 0.007	< 0.007	< 0.007	< 0.007	< 0.007	< 0.007	< 0.007	< 0.007
K [mg/L]	0.530	1.50	0.300	0.188	0.210	0.263	0.044	1.26	0.245
Mg [mg/L]	0.296	0.053	0.056	0.032	0.025	0.172	0.122	0.136	0.129
Mn [mg/L]	0.0169	0.00868	0.00434	0.00488	0.00551	0.0220	0.0264	0.0212	0.0238
Mo [mg/L]	< 0.0004	< 0.0004	< 0.0004	< 0.0004	< 0.0004	< 0.0004	< 0.0004	< 0.0004	< 0.0004
Na [mg/L]	0.08	0.06	0.05	0.05	0.04	0.03	0.04	0.04	0.02
Ni [mg/L]	0.0293	0.0002	0.0005	0.0002	< 0.0001	0.0001	< 0.0001	< 0.0001	< 0.0001
P [mg/L]	< 0.003	< 0.003	< 0.003	< 0.003	< 0.003	< 0.003	< 0.003	< 0.003	< 0.003
Pb [mg/L]	< 0.00009	< 0.00009	< 0.00009	< 0.00009	< 0.00009	< 0.00009	< 0.00009	< 0.00009	< 0.00009
S [mg/L]	7	< 5	< 5	< 5	< 5	< 5	< 5	< 5	< 5
Sb [mg/L]	0.0015	< 0.0009	< 0.0009	< 0.0009	< 0.0009	< 0.0009	< 0.0009	< 0.0009	< 0.0009
Se [mg/L]	0.00030	< 0.00004	< 0.00004	< 0.00004	< 0.00004	< 0.00004	< 0.00004	< 0.00004	< 0.00004
Si [mg/L]	0.38	0.32	0.37	0.27	0.21	0.21	0.26	0.23	0.23
Sn [mg/L]	< 0.00006	< 0.00006	< 0.00006	< 0.00006	< 0.00006	< 0.00006	< 0.00006	< 0.00006	< 0.00006
Sr [mg/L]	0.0126	0.00543	0.00379	0.00324	0.00284	0.00638	0.00330	0.00539	0.01301

OnLine LIMS

00037253B9

Results relate only to the sample tested. Data reported represents the sample submitted to SGS. Reproduction of this analytical report in full or in part is prohibited without prior written approval. Please refer to SGS General Conditions of Services located at https://www.sgs.ca/en/terms-and-conditions (Printed copies are available upon request.)
Test method information available upon request. "Temperature Upon Receipt" is representative of the whole shipment and may not reflect the temperature of individual samples.
SGS Canada Inc. Environment-Health & Safety statement of conformity decision rule does not consider uncertainty when analytical results are compared to a specified standard or regulation.

SGS Canada Inc.
P.O. Box 4300 - 185 Concession St.
Lakefield - Ontario - KOL 2HO
Phone: 705-652-2000 FAX: 705-652-6365

LR Report : **CA10069-MAY24**

Analysis	12: HC-15 Wk#50	13: HC-16 Wk#50	14: HC-17 Wk#50	15: HC-18 Wk#50	16: HC-19 Wk#50	17: HC-20 Wk#50	18: HC-21 Wk#50	19: HC-22 Wk#50	20: HC-23 Wk#50
Ti [mg/L]	< 0.0001	< 0.0001	< 0.0001	0.0003	< 0.0001	< 0.0001	< 0.0001	< 0.0001	< 0.0001
Th [mg/L]	< 0.0001	< 0.0001	< 0.0001	< 0.0001	< 0.0001	< 0.0001	< 0.0001	< 0.0001	< 0.0001
Tl [mg/L]	0.000010	0.000007	< 0.000005	< 0.000005	< 0.000005	< 0.000005	< 0.000005	< 0.000005	< 0.000005
U [mg/L]	0.000089	0.000788	0.000189	0.000326	0.000096	0.000022	0.000021	0.000263	0.000079
V [mg/L]	0.00006	0.00029	0.00008	0.00012	0.00003	0.00055	0.00033	0.00053	0.00017
W [mg/L]	< 0.0002	< 0.0002	< 0.0002	< 0.0002	< 0.0002	< 0.0002	< 0.0002	< 0.0002	< 0.0002
Zr [mg/L]	< 0.002	< 0.002	< 0.002	< 0.002	< 0.002	< 0.002	< 0.002	< 0.002	< 0.002
Zn [mg/L]	< 0.002	< 0.002	< 0.002	< 0.002	< 0.002	< 0.002	< 0.002	< 0.002	< 0.002

Analysis	21: HC-24 Wk#50	22: HC-25 Wk#50	23: HC-26 Wk#50	24: HC-27 Wk#50
Sample Date & Time	10-May-24	10-May-24	10-May-24	10-May-24
HumCell Leachate Vol [mL]	1000	997	751	1003
Sample Name	DX 550101	DX450128	DX450021	DX450222
Sample Weight [g]	1000	1000	750	1000
pH [No unit]	7.58	8.64	6.75	7.02
Alkalinity [mg/L as CaCO3]	10	13	6	6
Conductivity [uS/cm]	19	37	147	20
Acidity [mg/L as CaCO3]	< 2	< 2	< 2	< 2
F [mg/L]	---	---	---	---
SO4 [mg/L]	< 2	3	56	4
Cl [mg/L]	---	---	< 1	---
Hg [mg/L]	< 0.00001	< 0.00001	< 0.00001	< 0.00001
Ag [mg/L]	< 0.00005	< 0.00005	< 0.00005	< 0.00005
Al [mg/L]	0.039	0.062	0.001	0.027
As [mg/L]	0.0019	0.0017	< 0.0002	0.0004
Ba [mg/L]	0.00084	0.00088	0.00630	0.00046
Be [mg/L]	< 0.000007	< 0.000007	< 0.000007	< 0.000007
B [mg/L]	< 0.002	< 0.002	0.002	< 0.002
Bi [mg/L]	< 0.00001	< 0.00001	< 0.00001	< 0.00001
Ca [mg/L]	3.91	6.99	21.6	3.50
Cd [mg/L]	0.000027	0.000004	0.000059	< 0.000003
Co [mg/L]	0.000028	0.000050	0.000378	0.000008
Cr [mg/L]	< 0.00008	< 0.00008	< 0.00008	< 0.00008
Cu [mg/L]	< 0.001	< 0.001	< 0.001	< 0.001
Fe [mg/L]	< 0.007	< 0.007	0.119	< 0.007
K [mg/L]	0.131	0.322	3.07	0.459
Mg [mg/L]	0.126	0.098	0.711	0.062
Mn [mg/L]	0.0171	0.0186	0.0683	0.0136
Mo [mg/L]	< 0.0004	< 0.0004	< 0.0004	< 0.0004
Na [mg/L]	0.03	0.04	0.15	0.05
Ni [mg/L]	0.0002	< 0.0001	0.0023	0.0001
P [mg/L]	< 0.003	< 0.003	< 0.003	< 0.003
Pb [mg/L]	0.00010	< 0.00009	< 0.00009	< 0.00009
S [mg/L]	< 5	< 5	19	< 5
Sb [mg/L]	< 0.0009	< 0.0009	< 0.0009	< 0.0009
Se [mg/L]	< 0.00004	0.00004	0.00013	< 0.00004
Si [mg/L]	0.24	0.23	0.15	0.28
Sn [mg/L]	< 0.00006	< 0.00006	< 0.00006	< 0.00006
Sr [mg/L]	0.00409	0.00474	0.0101	0.00442
Ti [mg/L]	< 0.0001	0.0002	< 0.0001	< 0.0001
Th [mg/L]	< 0.0001	< 0.0001	< 0.0001	< 0.0001
Tl [mg/L]	< 0.000005	< 0.000005	< 0.000005	< 0.000005

OnLine LIMS

00037253B9

Results relate only to the sample tested. Data reported represents the sample submitted to SGS. Reproduction of this analytical report in full or in part is prohibited without prior written approval. Please refer to SGS General Conditions of Services located at https://www.sgs.ca/en/terms-and-conditions (Printed copies are available upon request.)
Test method information available upon request. "Temperature Upon Receipt" is representative of the whole shipment and may not reflect the temperature of individual samples.
SGS Canada Inc. Environment-Health & Safety statement of conformity decision rule does not consider uncertainty when analytical results are compared to a specified standard or regulation.

SGS Canada Inc.
P.O. Box 4300 - 185 Concession St.
Lakefield - Ontario - KOL 2HO
Phone: 705-652-2000 FAX: 705-652-6365

LR Report : **CA10069-MAY24**

Analysis	21: HC-24 Wk#50	22: HC-25 Wk#50	23: HC-26 Wk#50	24: HC-27 Wk#50
U [mg/L]	0.000058	0.000941	0.000041	0.000446
V [mg/L]	0.00035	0.00036	< 0.00001	0.00012
W [mg/L]	< 0.0002	0.00052	< 0.0002	< 0.0002
Zr [mg/L]	< 0.002	< 0.002	< 0.002	< 0.002
Zn [mg/L]	< 0.002	< 0.002	0.003	< 0.002



Lisa Thompson
Project Specialist Assistant,
Environment, Health & Safety

OnLine LIMS

00037253B9

Results relate only to the sample tested. Data reported represents the sample submitted to SGS. Reproduction of this analytical report in full or in part is prohibited without prior written approval. Please refer to SGS General Conditions of Services located at https://www.sgs.ca/en/terms-and-conditions (Printed copies are available upon request.)
Test method information available upon request. "Temperature Upon Receipt" is representative of the whole shipment and may not reflect the temperature of individual samples.
SGS Canada Inc. Environment-Health & Safety statement of conformity decision rule does not consider uncertainty when analytical results are compared to a specified standard or regulation.

SGS Canada Inc.
P.O. Box 4300 - 185 Concession St.
Lakefield - Ontario - KOL 2HO
Phone: 705-652-2000 FAX: 705-652-6365

Great Bear - 20 Long

LR Report : **CA10069-MAY24**

Quality Control Report

Inorganic Analysis														
Parameter	Reporting Limit	Unit	Method Blank	Duplicate				LCS / Spike Blank			Matrix Spike / Reference Material		
				Result 1	Result 2	RPD	Acceptance Criteria	Spike Recovery (%)	Recovery Limits (%)		Spike Recovery (%)	Recovery Limits (%)	
							%		Low	High		Low	High
Acidity - QCBatchID: EWL0259-MAY24													
Acidity	2	mg/L as Ca	< 2			ND	20	96	90	110	NA		
Acidity - QCBatchID: EWL0260-MAY24													
Acidity	2	mg/L as Ca	2			ND	20	104	90	110	NA		
Alkalinity - QCBatchID: EWL0259-MAY24													
Alkalinity	2	mg/L as Ca	< 2			0	20	96	80	120	NA		
Alkalinity - QCBatchID: EWL0260-MAY24													
Alkalinity	2	mg/L as Ca	< 2			0	20	94	80	120	NA		
Anions by discrete analyzer - QCBatchID: DIO5004-MAY24													
Sulphate	2	mg/L	<2			2	20	111	80	120	92	75	125
Anions by discrete analyzer - QCBatchID: DIO5005-MAY24													
Sulphate	2	mg/L	<2			ND	20	108	80	120	109	75	125
Anions by discrete analyzer - QCBatchID: DIO8037-MAY24													
Chloride	1	mg/L	<1			ND	20	99	80	120	102	75	125
Anions by discrete analyzer - QCBatchID: DIO8051-MAY24													
Chloride	1	mg/L	<1			ND	20	93	80	120	97	75	125
Sulphate	2	mg/L	<2			0	20	107	80	120	107	75	125
Conductivity - QCBatchID: EWL0259-MAY24													
Conductivity	2	uS/cm	< 2			0	20	99	90	110	NA		
Conductivity - QCBatchID: EWL0260-MAY24													
Conductivity	2	uS/cm	< 2			0	20	99	90	110	NA		
Fluoride by Specific Ion Electrode - QCBatchID: EWL0267-MAY24													
Fluoride	0.06	mg/L	<0.06			0	10	97	90	110	93	75	125
Inorganics-General - QCBatchID: EHG0026-MAY24													
Mercury	0.00001	mg/L	< 0.00001			ND	20	113	80	120	121	70	130
Metals in aqueous samples - ICP-MS - QCBatchID: EMS0131-MAY24													
Aluminum	0.001	mg/L	<0.001			0	20	103	90	110	103	70	130
Antimony	0.0009	mg/L	<0.0009			ND	20	104	90	110	107	70	130
Arsenic	0.0002	mg/L	<0.0002			ND	20	100	90	110	100	70	130
Barium	0.00008	mg/L	<0.00008			5	20	94	90	110	95	70	130
Beryllium	0.000007	mg/L	<0.000007			ND	20	94	90	110	90	70	130
Bismuth	0.00001	mg/L	<0.00001			ND	20	103	90	110	97	70	130
Boron	0.002	mg/L	<0.002			3	20	91	90	110	92	70	130
Cadmium	0.000003	mg/L	<0.000003			ND	20	104	90	110	105	70	130
Calcium	0.01	mg/L	<0.01			6	20	100	90	110	99	70	130
Chromium	0.00008	mg/L	<0.00008			ND	20	106	90	110	118	70	130

OnLine LIMS

00037253B9

Results relate only to the sample tested. Data reported represents the sample submitted to SGS. Reproduction of this analytical report in full or in part is prohibited without prior written approval. Please refer to SGS General Conditions of Services located at https://www.sgs.ca/en/terms-and-conditions (Printed copies are available upon request.)
Test method information available upon request. "Temperature Upon Receipt" is representative of the whole shipment and may not reflect the temperature of individual samples.
SGS Canada Inc. Environment-Health & Safety statement of conformity decision rule does not consider uncertainty when analytical results are compared to a specified standard or regulation.

SGS Canada Inc.
P.O. Box 4300 - 185 Concession St.
Lakefield - Ontario - KOL 2HO
Phone: 705-652-2000 FAX: 705-652-6365

Inorganic Analysis														
Parameter	Reporting Limit	Unit	Method Blank	Duplicate				LCS / Spike Blank			Matrix Spike / Reference Material			
				Result 1	Result 2	RPD	Acceptance Criteria	Spike Recovery (%)	Recovery Limits (%)		Spike Recovery (%)	Recovery Limits (%)		
							%		Low	High		Low	High	
Cobalt	0.000004	mg/L	<0.000004			2	20	99	90	110	92	70	130	
Copper	0.001	mg/L	<0.001			ND	20	101	90	110	95	70	130	
Iron	0.007	mg/L	<0.007			ND	20	104	90	110	100	70	130	
Lead	0.00009	mg/L	<0.00009			ND	20	103	90	110	93	70	130	
Magnesium	0.001	mg/L	<0.001			4	20	100	90	110	97	70	130	
Manganese	0.00001	mg/L	<0.00001			5	20	98	90	110	95	70	130	
Molybdenum	0.0004	mg/L	<0.0004			ND	20	101	90	110	97	70	130	
Nickel	0.0001	mg/L	<0.0001			7	20	105	90	110	96	70	130	
Phosphorus	0.003	mg/L	<0.003			ND	20	99	90	110	NV	70	130	
Potassium	0.003	mg/L	<0.009			10	20	98	90	110	97	70	130	
Selenium	0.00004	mg/L	<0.00004			ND	20	101	90	110	119	70	130	
Silicon	0.02	mg/L	<0.02			ND	20	92	90	110	NV	70	130	
Silver	0.00005	mg/L	<0.00005			ND	20	99	90	110	74	70	130	
Sodium	0.01	mg/L	<0.01			8	20	102	90	110	107	70	130	
Strontium	0.00008	mg/L	<0.00008			4	20	98	90	110	94	70	130	
Sulfur	5	mg/L	<5			ND	20	104	90	110	NV	70	130	
Thallium	0.000005	mg/L	<0.000005			ND	20	106	90	110	91	70	130	
Thorium	0.0001	mg/L	<0.0001			ND	20	105	90	110	NV	70	130	
Tin	0.00006	mg/L	<0.00006			ND	20	99	90	110	NV	70	130	
Titanium	0.0001	mg/L	<0.0001			ND	20	98	90	110	NV	70	130	
Tungsten	0.0002	mg/L	<0.0002			ND	20	98	90	110	NV	70	130	
Uranium	0.000002	mg/L	<0.000002			6	20	109	90	110	97	70	130	
Vanadium	0.00001	mg/L	<0.00001			17	20	97	90	110	97	70	130	
Zinc	0.002	mg/L	<0.002			ND	20	105	90	110	105	70	130	
Zirconium	0.002	mg/L	<0.002			ND	20	93	90	110	NV	70	130	
Metals in aqueous samples - ICP-MS - QCBatchID: EMS0145-MAY24														
Zinc	0.002	mg/L	<0.002			ND	20	102	90	110	95	70	130	
pH - QCBatchID: EWL0259-MAY24														
pH	0.05	No unit	NA			0		101			NA			
pH - QCBatchID: EWL0260-MAY24														
pH	0.05	No unit	NA			0		101			NA			

OnLine LIMS

00037253389

Results relate only to the sample tested. Data reported represents the sample submitted to SGS. Reproduction of this analytical report in full or in part is prohibited without prior written approval. Please refer to SGS General Conditions of Services located at https://www.sgs.ca/en/terms-and-conditions (Printed copies are available upon request.)
Test method information available upon request. "Temperature Upon Receipt" is representative of the whole shipment and may not reflect the temperature of individual samples.
SGS Canada Inc. Environment-Health & Safety statement of conformity decision rule does not consider uncertainty when analytical results are compared to a specified standard or regulation.

SGS Canada Inc.
P.O. Box 4300 - 185 Concession St.
Lakefield - Ontario - KOL 2HO
Phone: 705-652-2000 FAX: 705-652-6365

17-April-2025

Great Bear Resources Ltd.
Attn : Ashley Moncrief

1020 - 800 West Pender St.
Vancouver, BC
V6C 2V6, Canada

Phone: 778-833-2160
Fax:

Date Rec. : 04 April 2025
LR Report: **CA10035-APR25**
Reference: Wk#50

Copy: #1

CERTIFICATE OF ANALYSIS
Final Report

Analysis	3: Analysis Completed Date	4: Analysis Completed Time	5: HC-28 Wk#50	6: HC-29 Wk#50	7: HC-30 Wk#50	8: HC-31 Wk#50	9: HC-32 Wk#50	10: HC-33 Wk#50	11: HC-34 Wk#50
Sample Date & Time			04-Apr-25	04-Apr-25	04-Apr-25	04-Apr-25	04-Apr-25	04-Apr-25	04-Apr-25
HumCell Leachate Vol [mL]	07-Apr-25	09:14	1027	1029	715	1002	779	1003	1023
Sample Name	---	---	31787	DX450179	31644	DX450183	O31576	DX450213	DX450174
Sample Weight [g]	---	---	1000	1000	750	1000	750	1000	1000
pH [No unit]	07-Apr-25	09:57	7.13	7.16	7.09	7.23	7.10	5.14	7.51
Alkalinity [mg/L as CaCO3]	07-Apr-25	09:57	3	5	4	6	4	< 2	9
Conductivity [uS/cm]	07-Apr-25	09:57	10	13	13	18	9	27	19
Acidity [mg/L as CaCO3]	07-Apr-25	09:57	< 2	< 2	< 2	< 2	< 2	9	< 2
F [mg/L]	07-Apr-25	09:32	< 0.06	< 0.06	< 0.06	< 0.06	< 0.06	< 0.06	< 0.06
SO4 [mg/L]	09-Apr-25	09:51	0.4	0.3	1.2	1.6	1.9	8.7	0.2
Cl [mg/L]	09-Apr-25	09:51	< 0.2	< 0.2	< 0.2	< 0.2	< 0.2	< 0.2	< 0.2
Hg [mg/L]	08-Apr-25	09:01	< 0.00001	< 0.00001	< 0.00001	< 0.00001	< 0.00001	< 0.00001	< 0.00001
Ag [mg/L]	08-Apr-25	09:01	< 0.00005	< 0.00005	< 0.00005	< 0.00005	< 0.00005	< 0.00005	< 0.00005
Al [mg/L]	08-Apr-25	09:01	0.023	0.030	0.013	0.028	0.027	0.049	0.034
As [mg/L]	08-Apr-25	09:01	0.0012	0.0061	0.0028	0.0078	0.0013	0.0002	0.0033
Ba [mg/L]	08-Apr-25	09:01	0.00082	0.00202	0.00116	0.00033	0.00171	0.00597	0.00363
Be [mg/L]	08-Apr-25	09:01	< 0.000007	< 0.000007	< 0.000007	< 0.000007	< 0.000007	0.000036	< 0.000007
B [mg/L]	08-Apr-25	09:01	< 0.002	< 0.002	< 0.002	< 0.002	< 0.002	0.003	< 0.002
Bi [mg/L]	08-Apr-25	09:01	< 0.00001	< 0.00001	< 0.00001	< 0.00001	< 0.00001	< 0.00001	< 0.00001
Ca [mg/L]	08-Apr-25	09:01	1.46	1.95	1.84	3.05	3.22	1.26	3.05
Cd [mg/L]	08-Apr-25	09:01	< 0.000003	< 0.000003	< 0.000003	< 0.000003	0.000007	0.000021	< 0.000003
Co [mg/L]	08-Apr-25	09:01	0.000009	0.000014	0.000014	0.000023	0.000012	0.000277	0.000017
Cr [mg/L]	08-Apr-25	09:01	< 0.00008	< 0.00008	< 0.00008	< 0.00008	< 0.00008	< 0.00008	< 0.00008
Cu [mg/L]	08-Apr-25	09:01	< 0.001	< 0.001	< 0.001	< 0.001	< 0.001	< 0.001	< 0.001
Fe [mg/L]	08-Apr-25	09:01	< 0.007	< 0.007	< 0.007	< 0.007	< 0.007	2.18	< 0.007
K [mg/L]	08-Apr-25	09:01	0.341	0.677	0.492	0.382	0.610	1.03	0.656
Mg [mg/L]	08-Apr-25	09:01	0.037	0.071	0.073	0.056	0.051	0.237	0.209
Mn [mg/L]	08-Apr-25	09:01	0.00224	0.00247	0.00778	0.00204	0.0326	0.0431	0.0153
Mo [mg/L]	08-Apr-25	09:01	< 0.0004	< 0.0004	< 0.0004	< 0.0004	< 0.0004	< 0.0004	< 0.0004
Na [mg/L]	08-Apr-25	09:01	0.04	0.04	0.04	0.05	0.16	0.05	0.06
Ni [mg/L]	08-Apr-25	09:01	< 0.0001	< 0.0001	< 0.0001	0.0001	< 0.0001	0.0039	< 0.0001
P [mg/L]	08-Apr-25	09:01	< 0.003	< 0.003	< 0.003	< 0.003	< 0.003	< 0.003	< 0.003
Pb [mg/L]	08-Apr-25	09:01	< 0.00009	< 0.00009	< 0.00009	< 0.00009	< 0.00009	< 0.00009	< 0.00009
S [mg/L]	08-Apr-25	09:01	< 5	< 5	< 5	< 5	< 5	< 5	< 5
Sb [mg/L]	08-Apr-25	09:01	< 0.0009	< 0.0009	< 0.0009	< 0.0009	< 0.0009	< 0.0009	< 0.0009
Se [mg/L]	08-Apr-25	09:01	< 0.00004	< 0.00004	< 0.00004	< 0.00004	0.00019	0.00029	0.00006

OnLine LIMS

0004082980

Results relate only to the sample tested. Data reported represents the sample submitted to SGS. Reproduction of this analytical report in full or in part is prohibited without prior written approval. Please refer to SGS General Conditions of Services located at https://www.sgs.ca/en/terms-and-conditions (Printed copies are available upon request.)
Test method information available upon request. "Temperature Upon Receipt" is representative of the whole shipment and may not reflect the temperature of individual samples.
SGS Canada Inc. Environment-Health & Safety statement of conformity decision rule does not consider uncertainty when analytical results are compared to a specified standard or regulation.

SGS Canada Inc.
P.O. Box 4300 - 185 Concession St.
Lakefield - Ontario - KOL 2HO
Phone: 705-652-2000 FAX: 705-652-6365

LR Report : **CA10035-APR25**

Analysis	3: Analysis Completed Date	4: Analysis Completed Time	5: HC-28 Wk#50	6: HC-29 Wk#50	7: HC-30 Wk#50	8: HC-31 Wk#50	9: HC-32 Wk#50	10: HC-33 Wk#50	11: HC-34 Wk#50
Si [mg/L]	08-Apr-25	09:01	0.18	0.23	0.14	0.27	0.24	0.76	0.27
Sn [mg/L]	08-Apr-25	09:01	< 0.00006	< 0.00006	< 0.00006	< 0.00006	< 0.00006	< 0.00006	< 0.00006
Sr [mg/L]	08-Apr-25	09:01	0.00321	0.00493	0.00615	0.00540	0.00416	0.00788	0.00850
Ti [mg/L]	08-Apr-25	09:01	< 0.0001	< 0.0001	< 0.0001	0.0001	< 0.0001	< 0.0001	< 0.0001
Th [mg/L]	08-Apr-25	09:01	< 0.0001	< 0.0001	< 0.0001	< 0.0001	< 0.0001	< 0.0001	< 0.0001
Tl [mg/L]	08-Apr-25	09:01	< 0.000005	< 0.000005	< 0.000005	< 0.000005	< 0.000005	< 0.000005	< 0.000005
U [mg/L]	08-Apr-25	09:01	0.000349	0.00108	0.000330	0.00124	0.000206	0.000499	0.000042
V [mg/L]	08-Apr-25	09:01	0.00024	0.00041	0.00014	0.00025	0.00012	< 0.00001	0.00027
W [mg/L]	08-Apr-25	09:01	< 0.0002	< 0.0002	< 0.0002	< 0.0002	< 0.0002	< 0.0002	< 0.0002
Zr [mg/L]	08-Apr-25	09:01	< 0.002	< 0.002	< 0.002	< 0.002	< 0.002	< 0.002	< 0.002
Zn [mg/L]	08-Apr-25	09:01	< 0.002	< 0.002	< 0.002	< 0.002	< 0.002	0.013	< 0.002

Analysis	12: HC-35 Wk#50
Sample Date & Time	04-Apr-25
HumCell Leachate Vol [mL]	998
Sample Name	31795
Sample Weight [g]	1000
pH [No unit]	7.73
Alkalinity [mg/L as CaCO3]	9
Conductivity [uS/cm]	20
Acidity [mg/L as CaCO3]	< 2
F [mg/L]	< 0.06
SO4 [mg/L]	0.8
Cl [mg/L]	< 0.2
Hg [mg/L]	< 0.00001
Ag [mg/L]	< 0.00005
Al [mg/L]	0.231
As [mg/L]	0.0460
Ba [mg/L]	0.00307
Be [mg/L]	< 0.000007
B [mg/L]	< 0.002
Bi [mg/L]	< 0.00001
Ca [mg/L]	3.11
Cd [mg/L]	0.000004
Co [mg/L]	0.000020
Cr [mg/L]	< 0.00008
Cu [mg/L]	< 0.001
Fe [mg/L]	< 0.007
K [mg/L]	1.58
Mg [mg/L]	0.048
Mn [mg/L]	0.00132
Mo [mg/L]	< 0.0004
Na [mg/L]	0.09
Ni [mg/L]	< 0.0001
P [mg/L]	< 0.003
Pb [mg/L]	< 0.00009
S [mg/L]	< 5
Sb [mg/L]	< 0.0009
Se [mg/L]	0.00005
Si [mg/L]	0.54
Sn [mg/L]	< 0.00006
Sr [mg/L]	0.00363

OnLine LIMS

0004082980

Results relate only to the sample tested. Data reported represents the sample submitted to SGS. Reproduction of this analytical report in full or in part is prohibited without prior written approval. Please refer to SGS General Conditions of Services located at https://www.sgs.ca/en/terms-and-conditions (Printed copies are available upon request.)
Test method information available upon request. "Temperature Upon Receipt" is representative of the whole shipment and may not reflect the temperature of individual samples.
SGS Canada Inc. Environment-Health & Safety statement of conformity decision rule does not consider uncertainty when analytical results are compared to a specified standard or regulation.

SGS Canada Inc.
P.O. Box 4300 - 185 Concession St.
Lakefield - Ontario - KOL 2HO
Phone: 705-652-2000 FAX: 705-652-6365

LR Report : **CA10035-APR25**

Analysis	12: HC-35 Wk#50
Ti [mg/L]	< 0.0001
Th [mg/L]	< 0.0001
Tl [mg/L]	< 0.000005
U [mg/L]	0.000192
V [mg/L]	0.00071
W [mg/L]	< 0.0002
Zr [mg/L]	< 0.002
Zn [mg/L]	< 0.002



Lisa Thompson
Project Specialist Assistant,
Environment, Health & Safety

OnLine LIMS

0004082980

Results relate only to the sample tested. Data reported represents the sample submitted to SGS. Reproduction of this analytical report in full or in part is prohibited without prior written approval. Please refer to SGS General Conditions of Services located at https://www.sgs.ca/en/terms-and-conditions (Printed copies are available upon request.)
Test method information available upon request. "Temperature Upon Receipt" is representative of the whole shipment and may not reflect the temperature of individual samples.
SGS Canada Inc. Environment-Health & Safety statement of conformity decision rule does not consider uncertainty when analytical results are compared to a specified standard or regulation.

SGS Canada Inc.
P.O. Box 4300 - 185 Concession St.
Lakefield - Ontario - KOL 2HO
Phone: 705-652-2000 FAX: 705-652-6365

Great Bear - 8 Long

LR Report : **CA10035-APR25**

Quality Control Report

Inorganic Analysis													
Parameter	Reporting Limit	Unit	Method Blank	Duplicate				LCS / Spike Blank			Matrix Spike / Reference Material		
				Result 1	Result 2	RPD	Acceptance Criteria	Spike Recovery (%)	Recovery Limits (%)		Spike Recovery (%)	Recovery Limits (%)	
							%		Low	High		Low	High
Acidity - QCBatchID: EWL0103-APR25													
Acidity	2	mg/L as Ca	3			0	20	Error!	90	110	NA		
Alkalinity - QCBatchID: EWL0103-APR25													
Alkalinity	2	mg/L as Ca	< 2			0	20	100	80	120	NA		
Anions by IC - QCBatchID: DIO0141-APR25													
Chloride	0.2	mg/L	<0.2			17	20	102	90	110	106	75	125
Sulphate	0.2	mg/L	<0.2			1	20	102	90	110	93	75	125
Anions by IC - QCBatchID: DIO0148-APR25													
Chloride	0.2	mg/L	<0.2			ND	20	105	90	110	115	75	125
Sulphate	0.2	mg/L	<0.2			3	20	101	90	110	90	75	125
Conductivity - QCBatchID: EWL0103-APR25													
Conductivity	2	uS/cm	< 2			0	20	100	90	110	NA		
Fluoride by Specific Ion Electrode - QCBatchID: EWL0105-APR25													
Fluoride	0.06	mg/L	<0.06			3	10	103	90	110	103	75	125
Inorganics-General - QCBatchID: EHG0011-APR25													
Mercury	0.00001	mg/L	< 0.00001			ND	20	104	80	120	126	70	130
Metals in aqueous samples - ICP-MS - QCBatchID: EMS0054-APR25													
Aluminum	0.001	mg/L	<0.001			3	20	104	90	110	100	70	130
Antimony	0.0009	mg/L	<0.0009			3	20	104	90	110	83	70	130
Arsenic	0.0002	mg/L	<0.0002			0	20	108	90	110	118	70	130
Barium	0.00008	mg/L	<0.00008			1	20	99	90	110	92	70	130
Beryllium	0.000007	mg/L	<0.000007			ND	20	101	90	110	99	70	130
Bismuth	0.00001	mg/L	<0.00001			ND	20	99	90	110	77	70	130
Boron	0.002	mg/L	<0.002			ND	20	102	90	110	98	70	130
Cadmium	0.000003	mg/L	<0.000003			10	20	108	90	110	105	70	130
Calcium	0.01	mg/L	<0.01			1	20	100	90	110	100	70	130
Chromium	0.00008	mg/L	<0.00008			ND	20	102	90	110	100	70	130
Cobalt	0.000004	mg/L	<0.000004			3	20	104	90	110	81	70	130
Copper	0.001	mg/L	<0.001			ND	20	108	90	110	99	70	130
Iron	0.007	mg/L	<0.007			1	20	102	90	110	75	70	130
Lead	0.00009	mg/L	<0.00009			ND	20	104	90	110	91	70	130
Magnesium	0.001	mg/L	<0.001			1	20	103	90	110	98	70	130
Manganese	0.00001	mg/L	<0.00001			1	20	107	90	110	91	70	130
Molybdenum	0.0004	mg/L	<0.0004			ND	20	104	90	110	89	70	130
Nickel	0.0001	mg/L	<0.0001			3	20	105	90	110	73	70	130
Phosphorus	0.003	mg/L	<0.003			ND	20	99	90	110	NV	70	130

OnLine LIMS

00004826980

Results relate only to the sample tested. Data reported represents the sample submitted to SGS. Reproduction of this analytical report in full or in part is prohibited without prior written approval. Please refer to SGS General Conditions of Services located at https://www.sgs.ca/en/terms-and-conditions (Printed copies are available upon request.)
Test method information available upon request. "Temperature Upon Receipt" is representative of the whole shipment and may not reflect the temperature of individual samples.
SGS Canada Inc. Environment-Health & Safety statement of conformity decision rule does not consider uncertainty when analytical results are compared to a specified standard or regulation.

SGS Canada Inc.
P.O. Box 4300 - 185 Concession St.
Lakefield - Ontario - KOL 2HO
Phone: 705-652-2000 FAX: 705-652-6365

Inorganic Analysis														
Parameter	Reporting Limit	Unit	Method Blank	Duplicate				LCS / Spike Blank			Matrix Spike / Reference Material			
				Result 1	Result 2	RPD	Acceptance Criteria	Spike Recovery (%)	Recovery Limits (%)		Spike Recovery (%)	Recovery Limits (%)		
							%		Low	High		Low	High	
Potassium	0.003	mg/L	<0.009			3	20	106	90	110	85	70	130	
Selenium	0.00004	mg/L	<0.00004			12	20	100	90	110	99	70	130	
Silicon	0.02	mg/L	<0.02			1	20	95	90	110	NV	70	130	
Silver	0.00005	mg/L	<0.00005			ND	20	107	90	110	NV	70	130	
Sodium	0.01	mg/L	<0.01			1	20	95	90	110	95	70	130	
Strontium	0.00008	mg/L	<0.00008			2	20	106	90	110	98	70	130	
Sulfur	5	mg/L	<5			ND	20	107	90	110	NV	70	130	
Thallium	0.000005	mg/L	<0.000005			ND	20	105	90	110	97	70	130	
Thorium	0.0001	mg/L	<0.0001			ND	20	91	90	110	NV	70	130	
Tin	0.00006	mg/L	<0.00006			ND	20	103	90	110	NV	70	130	
Titanium	0.0001	mg/L	<0.0001			17	20	103	90	110	NV	70	130	
Tungsten	0.0002	mg/L	<0.0002			ND	20	102	90	110	NV	70	130	
Uranium	0.000002	mg/L	<0.000002			10	20	102	90	110	92	70	130	
Vanadium	0.00001	mg/L	<0.00001			15	20	106	90	110	97	70	130	
Zinc	0.002	mg/L	<0.002			ND	20	106	90	110	112	70	130	
Zirconium	0.002	mg/L	<0.002			ND	20	97	90	110	NV	70	130	
pH - QCBatchID: EWL0103-APR25														
pH	0.05	No unit	NA			0		100			NA			

OnLine LIMS

Results relate only to the sample tested. Data reported represents the sample submitted to SGS. Reproduction of this analytical report in full or in part is prohibited without prior written approval. Please refer to SGS General Conditions of Services located at https://www.sgs.ca/en/terms-and-conditions (Printed copies are available upon request.)
Test method information available upon request. "Temperature Upon Receipt" is representative of the whole shipment and may not reflect the temperature of individual samples.
SGS Canada Inc. Environment-Health & Safety statement of conformity decision rule does not consider uncertainty when analytical results are compared to a specified standard or regulation.

00004828980

SGS Canada Inc.
P.O. Box 4300 - 185 Concession St.
Lakefield - Ontario - KOL 2HO
Phone: 705-652-2000 FAX: 705-652-6365

29-May-2024

Great Bear Resources Ltd.
Attn : Ashley Moncrief

1020 - 800 West Pender St.
Vancouver, BC
V6C 2V6, Canada

Phone: 778-833-2160
Fax:

Date Rec. : 16 May 2024
LR Report: **CA10111-MAY24**
Reference: Wk#51

Copy: #1

CERTIFICATE OF ANALYSIS

Final Report

Analysis	3: Analysis Completed Date	4: Analysis Completed Time	5: HC-1 Wk#51	6: HC-2 Wk#51	7: HC-3 Wk#51	8: HC-4 Wk#51	9: HC-5 Wk#51	10: HC-6 Wk#51	11: HC-7 Wk#51
Sample Date & Time			16-May-24	16-May-24	16-May-24	16-May-24	16-May-24	16-May-24	16-May-24
HumCell Leachate Vol [mL]	16-May-24	10:22	1003	1001	486	513	991	507	993
Sample Name	---	---	DX450052	DX 550083	DX450204	DX450176	DX450232	DX450181	DX450002
Sample Weight [g]	---	---	1000	1000	500	500	1000	500	1000
pH [No unit]	22-May-24	09:58	6.81	7.51	7.05	6.02	7.16	7.34	7.29
Alkalinity [mg/L as CaCO3]	17-May-24	12:31	3	11	4	< 2	5	7	7
Conductivity [uS/cm]	17-May-24	12:31	28	27	9	24	14	16	24
Acidity [mg/L as CaCO3]	22-May-24	09:58	< 2	< 2	< 2	6	< 2	< 2	< 2
SO4 [mg/L]	28-May-24	14:54	10	3	< 2	9	2	< 2	< 2



Lisa Thompson
Project Specialist Assistant,
Environment, Health & Safety

OnLine LIMS

0003727161

Results relate only to the sample tested. Data reported represents the sample submitted to SGS. Reproduction of this analytical report in full or in part is prohibited without prior written approval. Please refer to SGS General Conditions of Services located at https://www.sgs.ca/en/terms-and-conditions (Printed copies are available upon request.)
Test method information available upon request. "Temperature Upon Receipt" is representative of the whole shipment and may not reflect the temperature of individual samples.
SGS Canada Inc. Environment-Health & Safety statement of conformity decision rule does not consider uncertainty when analytical results are compared to a specified standard or regulation.

SGS Canada Inc.
P.O. Box 4300 - 185 Concession St.
Lakefield - Ontario - KOL 2HO
Phone: 705-652-2000 FAX: 705-652-6365

04-June-2024

Great Bear Resources Ltd.
Attn : Ashley Moncrief

1020 - 800 West Pender St.
Vancouver, BC
V6C 2V6, Canada

Phone: 778-833-2160
Fax:

Date Rec. : 17 May 2024
LR Report: **CA10114-MAY24**
Reference: Wk#51

Copy: #1

CERTIFICATE OF ANALYSIS
Final Report

Analysis	3: Analysis Completed Date	4: Analysis Completed Time	5: HC-8 Wk#51	6: HC-9 Wk#51	7: HC-10 Wk#51	8: HC-11 Wk#51	9: HC-12 Wk#51
Sample Date & Time			17-May-24	17-May-24	17-May-24	17-May-24	17-May-24
HumCell Leachate Vol [mL]	21-May-24	16:49	999	980	1007	1000	1000
Sample Name	---	---	DX450108	DX450076	DX450186	DX450118	DX 550107
Sample Weight [g]	---	---	1000	1000	1000	1000	1000
pH [No unit]	23-May-24	09:31	7.52	6.17	7.32	7.38	7.20
Alkalinity [mg/L as CaCO3]	22-May-24	10:39	12	< 2	6	7	6
Conductivity [uS/cm]	22-May-24	15:26	26	29	16	15	20
Acidity [mg/L as CaCO3]	23-May-24	12:03	< 2	5	< 2	< 2	< 2
SO4 [mg/L]	30-May-24	13:09	3	13	2	< 2	4

Analysis	10: HC-13 Wk#51	11: HC-14 Wk#51	12: HC-15 Wk#51	13: HC-16 Wk#51	14: HC-17 Wk#51	15: HC-18 Wk#51	16: HC-19 Wk#51
Sample Date & Time	17-May-24	17-May-24	17-May-24	17-May-24	17-May-24	17-May-24	17-May-24
HumCell Leachate Vol [mL]	999	1007	711	992	1001	1000	1006
Sample Name	DX450159	DX450171	DX450134	DX450185	DX450032	DX 550064	DX450008
Sample Weight [g]	1000	1000	700	1000	1000	1000	1000
pH [No unit]	7.47	7.03	7.47	7.44	6.52	7.47	7.06
Alkalinity [mg/L as CaCO3]	8	4	12	9	< 2	8	4
Conductivity [uS/cm]	26	22	51	24	10	17	10
Acidity [mg/L as CaCO3]	< 2	< 2	< 2	< 2	2	< 2	< 2
SO4 [mg/L]	4	6	11	3	3	< 2	< 2

Analysis	17: HC-20 Wk#51	18: HC-21 Wk#51	19: HC-22 Wk#51	20: HC-23 Wk#51	21: HC-24 Wk#51	22: HC-25 Wk#51	23: HC-26 Wk#51
Sample Date & Time	17-May-24	17-May-24	17-May-24	17-May-24	17-May-24	17-May-24	17-May-24
HumCell Leachate Vol [mL]	1006	996	509	1004	1012	999	750

OnLine LIMS

0003733527

Results relate only to the sample tested. Data reported represents the sample submitted to SGS. Reproduction of this analytical report in full or in part is prohibited without prior written approval. Please refer to SGS General Conditions of Services located at https://www.sgs.ca/en/terms-and-conditions (Printed copies are available upon request.)
Test method information available upon request. "Temperature Upon Receipt" is representative of the whole shipment and may not reflect the temperature of individual samples.
SGS Canada Inc. Environment-Health & Safety statement of conformity decision rule does not consider uncertainty when analytical results are compared to a specified standard or regulation.

SGS Canada Inc.
P.O. Box 4300 - 185 Concession St.
Lakefield - Ontario - KOL 2HO
Phone: 705-652-2000 FAX: 705-652-6365

LR Report : **CA10114-MAY24**

Analysis	17: HC-20 Wk#51	18: HC-21 Wk#51	19: HC-22 Wk#51	20: HC-23 Wk#51	21: HC-24 Wk#51	22: HC-25 Wk#51	23: HC-26 Wk#51
Sample Name	DX 550056	DX450022	DX450077	DX450113	DX 550101	DX450128	DX450021
Sample Weight [g]	1000	1000	500	1000	1000	1000	750
pH [No unit]	7.35	7.59	7.38	7.59	7.53	7.84	6.85
Alkalinity [mg/L as CaCO3]	8	12	10	13	10	15	5
Conductivity [uS/cm]	18	24	20	24	20	42	120
Acidity [mg/L as CaCO3]	< 2	< 2	< 2	< 2	< 2	< 2	< 2
SO4 [mg/L]	< 2	< 2	< 2	< 2	< 2	4	54

Analysis	24: HC-27 Wk#51
Sample Date & Time	17-May-24
HumCell Leachate Vol [mL]	1006
Sample Name	DX450222
Sample Weight [g]	1000
pH [No unit]	7.14
Alkalinity [mg/L as CaCO3]	5
Conductivity [uS/cm]	20
Acidity [mg/L as CaCO3]	< 2
SO4 [mg/L]	4



Lisa Thompson
Project Specialist Assistant,
Environment, Health & Safety

OnLine LIMS

0003733527

Results relate only to the sample tested. Data reported represents the sample submitted to SGS. Reproduction of this analytical report in full or in part is prohibited without prior written approval. Please refer to SGS General Conditions of Services located at https://www.sgs.ca/en/terms-and-conditions (Printed copies are available upon request.)
Test method information available upon request. "Temperature Upon Receipt" is representative of the whole shipment and may not reflect the temperature of individual samples.
SGS Canada Inc. Environment-Health & Safety statement of conformity decision rule does not consider uncertainty when analytical results are compared to a specified standard or regulation.

SGS Canada Inc.
P.O. Box 4300 - 185 Concession St.
Lakefield - Ontario - KOL 2HO
Phone: 705-652-2000 FAX: 705-652-6365

Great Bear - 20 Short

LR Report : **CA10114-MAY24**

Quality Control Report

Inorganic Analysis														
Parameter	Reporting Limit	Unit	Method Blank	Duplicate				LCS / Spike Blank			Matrix Spike / Reference Material		
				Result 1	Result 2	RPD	Acceptance Criteria	Spike Recovery (%)	Recovery Limits (%)		Spike Recovery (%)	Recovery Limits (%)	
							%		Low	High		Low	High
Acidity - QCBatchID: EWL0440-MAY24													
Acidity	2	mg/L as Ca	2			ND	20	100	90	110	NA		
Alkalinity - QCBatchID: EWL0440-MAY24													
Alkalinity	2	mg/L as Ca	< 2			0	20	96	80	120	NA		
Anions by discrete analyzer - QCBatchID: DIO5007-MAY24													
Sulphate	2	mg/L	<2			ND	20	110	80	120	115	75	125
Anions by discrete analyzer - QCBatchID: DIO8081-MAY24													
Sulphate	2	mg/L	<2			6	20	110	80	120	111	75	125
Conductivity - QCBatchID: EWL0440-MAY24													
Conductivity	2	uS/cm	< 2			0	20	99	90	110	NA		
pH - QCBatchID: EWL0440-MAY24													
pH	0.05	No unit	NA			0		101			NA		

OnLine LIMS

0003733527

Results relate only to the sample tested. Data reported represents the sample submitted to SGS. Reproduction of this analytical report in full or in part is prohibited without prior written approval. Please refer to SGS General Conditions of Services located at https://www.sgs.ca/en/terms-and-conditions (Printed copies are available upon request.)
Test method information available upon request. "Temperature Upon Receipt" is representative of the whole shipment and may not reflect the temperature of individual samples.
SGS Canada Inc. Environment-Health & Safety statement of conformity decision rule does not consider uncertainty when analytical results are compared to a specified standard or regulation.

SGS Canada Inc.
P.O. Box 4300 - 185 Concession St.
Lakefield - Ontario - KOL 2HO
Phone: 705-652-2000 FAX: 705-652-6365

21-April-2025

Great Bear Resources Ltd.
Attn : Ashley Moncrief

1020 - 800 West Pender St.
Vancouver, BC
V6C 2V6, Canada

Phone: 778-833-2160
Fax:

Date Rec. : 11 April 2025
LR Report: **CA10078-APR25**
Reference: Wk#51

Copy: #1

CERTIFICATE OF ANALYSIS
Final Report

Analysis	3: Analysis Completed Date	4: Analysis Completed Time	5: HC-28 Wk#51	6: HC-29 Wk#51	7: HC-30 Wk#51	8: HC-31 Wk#51	9: HC-32 Wk#51	10: HC-33 Wk#51	11: HC-34 Wk#51
Sample Date & Time			11-Apr-25	11-Apr-25	11-Apr-25	11-Apr-25	11-Apr-25	11-Apr-25	11-Apr-25
HumCell Leachate Vol [mL]	14-Apr-25	11:43	968	1005	692	943	714	997	959
Sample Name	---	---	31787	DX450179	31644	DX450183	O31576	DX450213	DX450174
Sample Weight [g]	---	---	1000	1000	750	1000	750	1000	1000
pH [No unit]	14-Apr-25	12:38	6.89	7.00	6.94	7.08	7.17	4.80	7.19
Alkalinity [mg/L as CaCO3]	14-Apr-25	12:38	2	4	3	5	5	< 2	7
Conductivity [uS/cm]	14-Apr-25	12:38	5	9	10	14	14	33	15
Acidity [mg/L as CaCO3]	14-Apr-25	12:37	< 2	< 2	< 2	< 2	< 2	9	< 2
F [mg/L]	14-Apr-25	13:53	< 0.06	< 0.06	< 0.06	< 0.06	< 0.06	< 0.06	< 0.06
SO4 [mg/L]	15-Apr-25	19:44	0.3	0.2	1.1	1.4	1.5	8.9	0.2
Cl [mg/L]	15-Apr-25	19:44	< 0.2	< 0.2	< 0.2	< 0.2	< 0.2	< 0.2	< 0.2
Hg [mg/L]	14-Apr-25	13:39	< 0.00001	< 0.00001	< 0.00001	< 0.00001	< 0.00001	< 0.00001	< 0.00001
Ag [mg/L]	15-Apr-25	10:35	< 0.00005	< 0.00005	< 0.00005	< 0.00005	< 0.00005	< 0.00005	< 0.00005
Al [mg/L]	15-Apr-25	10:35	0.021	0.021	0.012	0.032	0.031	0.043	0.038
As [mg/L]	15-Apr-25	10:35	0.0011	0.0050	0.0025	0.0071	0.0011	< 0.0002	0.0035
Ba [mg/L]	15-Apr-25	10:35	0.00047	0.00148	0.00086	0.00023	0.00116	0.00515	0.00239
Be [mg/L]	15-Apr-25	10:35	< 0.000007	< 0.000007	< 0.000007	< 0.000007	< 0.000007	0.000042	< 0.000007
B [mg/L]	15-Apr-25	10:35	< 0.002	< 0.002	< 0.002	< 0.002	< 0.002	0.002	< 0.002
Bi [mg/L]	15-Apr-25	10:35	< 0.00001	< 0.00001	< 0.00001	< 0.00001	< 0.00001	< 0.00001	< 0.00001
Ca [mg/L]	15-Apr-25	10:35	0.76	1.41	1.45	2.38	2.19	1.07	2.28
Cd [mg/L]	15-Apr-25	10:35	< 0.000003	0.000003	< 0.000003	< 0.000003	0.000007	0.000028	0.000015
Co [mg/L]	15-Apr-25	10:35	0.000010	0.000019	0.000011	0.000020	0.000008	0.000238	0.000018
Cr [mg/L]	15-Apr-25	10:35	< 0.00008	< 0.00008	< 0.00008	< 0.00008	< 0.00008	< 0.00008	< 0.00008
Cu [mg/L]	15-Apr-25	10:35	< 0.001	< 0.001	< 0.001	< 0.001	< 0.001	< 0.001	< 0.001
Fe [mg/L]	15-Apr-25	10:35	< 0.007	< 0.007	< 0.007	< 0.007	< 0.007	1.93	< 0.007
K [mg/L]	15-Apr-25	10:35	0.250	0.524	0.413	0.324	0.480	0.929	0.499
Mg [mg/L]	15-Apr-25	10:35	0.021	0.048	0.058	0.043	0.035	0.196	0.138
Mn [mg/L]	15-Apr-25	10:35	0.00140	0.00200	0.00604	0.00176	0.0203	0.0387	0.0135
Mo [mg/L]	15-Apr-25	10:35	< 0.0004	< 0.0004	< 0.0004	< 0.0004	< 0.0004	< 0.0004	< 0.0004
Na [mg/L]	15-Apr-25	10:35	0.03	0.04	0.04	0.05	0.05	0.06	0.05
Ni [mg/L]	15-Apr-25	10:35	< 0.0001	< 0.0001	< 0.0001	0.0003	< 0.0001	0.0034	< 0.0001
P [mg/L]	15-Apr-25	10:35	< 0.003	< 0.003	< 0.003	< 0.003	< 0.003	< 0.003	< 0.003
Pb [mg/L]	15-Apr-25	10:35	< 0.00009	< 0.00009	< 0.00009	< 0.00009	< 0.00009	< 0.00009	0.00048
S [mg/L]	15-Apr-25	10:35	< 5	< 5	< 5	< 5	< 5	< 5	< 5
Sb [mg/L]	15-Apr-25	10:35	< 0.0009	< 0.0009	< 0.0009	< 0.0009	< 0.0009	< 0.0009	< 0.0009
Se [mg/L]	15-Apr-25	10:35	< 0.00004	< 0.00004	< 0.00004	< 0.00004	0.00016	0.00023	< 0.00004

OnLine LIMS

0004085285

Results relate only to the sample tested. Data reported represents the sample submitted to SGS. Reproduction of this analytical report in full or in part is prohibited without prior written approval. Please refer to SGS General Conditions of Services located at https://www.sgs.ca/en/terms-and-conditions (Printed copies are available upon request.)
Test method information available upon request. "Temperature Upon Receipt" is representative of the whole shipment and may not reflect the temperature of individual samples.
SGS Canada Inc. Environment-Health & Safety statement of conformity decision rule does not consider uncertainty when analytical results are compared to a specified standard or regulation.

SGS Canada Inc.
P.O. Box 4300 - 185 Concession St.
Lakefield - Ontario - KOL 2HO
Phone: 705-652-2000 FAX: 705-652-6365

LR Report : **CA10078-APR25**

Analysis	3: Analysis Completed Date	4: Analysis Completed Time	5: HC-28 Wk#51	6: HC-29 Wk#51	7: HC-30 Wk#51	8: HC-31 Wk#51	9: HC-32 Wk#51	10: HC-33 Wk#51	11: HC-34 Wk#51
Si [mg/L]	15-Apr-25	10:35	0.11	0.18	0.11	0.19	0.16	0.71	0.17
Sn [mg/L]	15-Apr-25	10:35	< 0.00006	< 0.00006	0.00007	< 0.00006	< 0.00006	< 0.00006	< 0.00006
Sr [mg/L]	15-Apr-25	10:35	0.00175	0.00361	0.00493	0.00429	0.00286	0.00690	0.00600
Ti [mg/L]	15-Apr-25	10:35	< 0.0001	< 0.0001	< 0.0001	0.0001	< 0.0001	< 0.0001	< 0.0001
Th [mg/L]	15-Apr-25	10:35	< 0.0001	< 0.0001	< 0.0001	< 0.0001	< 0.0001	< 0.0001	< 0.0001
Tl [mg/L]	15-Apr-25	10:35	< 0.000005	< 0.000005	< 0.000005	< 0.000005	< 0.000005	0.000006	< 0.000005
U [mg/L]	15-Apr-25	10:35	0.000199	0.000661	0.000273	0.000697	0.000123	0.000415	0.000027
V [mg/L]	15-Apr-25	10:35	0.00019	0.00034	0.00011	0.00022	0.00011	< 0.00001	0.00031
W [mg/L]	15-Apr-25	10:35	< 0.0002	< 0.0002	< 0.0002	< 0.0002	< 0.0002	< 0.0002	< 0.0002
Zr [mg/L]	15-Apr-25	10:35	< 0.002	< 0.002	< 0.002	< 0.002	< 0.002	< 0.002	< 0.002
Zn [mg/L]	15-Apr-25	10:35	< 0.002	< 0.002	< 0.002	< 0.002	< 0.002	0.013	0.002

Analysis	12: HC-35 Wk#51
Sample Date & Time	11-Apr-25
HumCell Leachate Vol [mL]	1001
Sample Name	31795
Sample Weight [g]	1000
pH [No unit]	7.71
Alkalinity [mg/L as CaCO3]	8
Conductivity [uS/cm]	20
Acidity [mg/L as CaCO3]	< 2
F [mg/L]	< 0.06
SO4 [mg/L]	0.8
Cl [mg/L]	< 0.2
Hg [mg/L]	< 0.00001
Ag [mg/L]	< 0.00005
Al [mg/L]	0.230
As [mg/L]	0.0458
Ba [mg/L]	0.00274
Be [mg/L]	< 0.000007
B [mg/L]	< 0.002
Bi [mg/L]	< 0.00001
Ca [mg/L]	2.91
Cd [mg/L]	< 0.000003
Co [mg/L]	0.000015
Cr [mg/L]	< 0.00008
Cu [mg/L]	< 0.001
Fe [mg/L]	< 0.007
K [mg/L]	1.49
Mg [mg/L]	0.043
Mn [mg/L]	0.00114
Mo [mg/L]	< 0.0004
Na [mg/L]	0.09
Ni [mg/L]	< 0.0001
P [mg/L]	< 0.003
Pb [mg/L]	< 0.00009
S [mg/L]	< 5
Sb [mg/L]	< 0.0009
Se [mg/L]	< 0.00004
Si [mg/L]	0.56
Sn [mg/L]	< 0.00006
Sr [mg/L]	0.00333

OnLine LIMS

0004085285

Results relate only to the sample tested. Data reported represents the sample submitted to SGS. Reproduction of this analytical report in full or in part is prohibited without prior written approval. Please refer to SGS General Conditions of Services located at https://www.sgs.ca/en/terms-and-conditions (Printed copies are available upon request.)
Test method information available upon request. "Temperature Upon Receipt" is representative of the whole shipment and may not reflect the temperature of individual samples.
SGS Canada Inc. Environment-Health & Safety statement of conformity decision rule does not consider uncertainty when analytical results are compared to a specified standard or regulation.

SGS Canada Inc.
P.O. Box 4300 - 185 Concession St.
Lakefield - Ontario - KOL 2HO
Phone: 705-652-2000 FAX: 705-652-6365

LR Report : **CA10078-APR25**

Analysis	12: HC-35 Wk#51
Ti [mg/L]	0.0001
Th [mg/L]	< 0.0001
Tl [mg/L]	< 0.000005
U [mg/L]	0.000171
V [mg/L]	0.00069
W [mg/L]	< 0.0002
Zr [mg/L]	< 0.002
Zn [mg/L]	< 0.002



Lisa Thompson
Project Specialist Assistant,
Environment, Health & Safety

OnLine LIMS

0004085285

Results relate only to the sample tested. Data reported represents the sample submitted to SGS. Reproduction of this analytical report in full or in part is prohibited without prior written approval. Please refer to SGS General Conditions of Services located at https://www.sgs.ca/en/terms-and-conditions (Printed copies are available upon request.)
Test method information available upon request. "Temperature Upon Receipt" is representative of the whole shipment and may not reflect the temperature of individual samples.
SGS Canada Inc. Environment-Health & Safety statement of conformity decision rule does not consider uncertainty when analytical results are compared to a specified standard or regulation.

SGS Canada Inc.
P.O. Box 4300 - 185 Concession St.
Lakefield - Ontario - KOL 2HO
Phone: 705-652-2000 FAX: 705-652-6365

04-June-2024

Great Bear Resources Ltd.
Attn : Ashley Moncrief

1020 - 800 West Pender St.
Vancouver, BC
V6C 2V6, Canada

Phone: 778-833-2160
Fax:

Date Rec. : 23 May 2024
LR Report: **CA10153-MAY24**
Reference: Wk#52

Copy: #1

CERTIFICATE OF ANALYSIS
Final Report

Analysis	3: Analysis Completed Date	4: Analysis Completed Time	5: HC-1 Wk#52	6: HC-2 Wk#52	7: HC-3 Wk#52	8: HC-4 Wk#52	9: HC-5 Wk#52
Sample Date & Time			23-May-24	23-May-24	23-May-24	23-May-24	23-May-24
HumCell Leachate Vol [mL]	27-May-24	13:09	995	994	505	499	995
Sample Name	---	---	DX450052	DX 550083	DX450204	DX450176	DX450232
Sample Weight [g]	---	---	1000	1000	500	500	1000
pH [No unit]	24-May-24	11:14	6.73	7.58	7.33	5.97	7.15
Alkalinity [mg/L as CaCO3]	24-May-24	11:14	2	12	7	< 2	5
Conductivity [uS/cm]	24-May-24	11:14	27	26	16	29	12
Acidity [mg/L as CaCO3]	27-May-24	10:42	2	< 2	< 2	4	< 2
SO4 [mg/L]	31-May-24	13:05	8	3	< 2	11	2
Hg [mg/L]	28-May-24	13:32	< 0.00001	< 0.00001	< 0.00001	< 0.00001	< 0.00001
Ag [mg/L]	28-May-24	13:32	< 0.00005	< 0.00005	< 0.00005	< 0.00005	< 0.00005
Al [mg/L]	28-May-24	13:32	0.004	0.051	0.026	< 0.001	0.023
As [mg/L]	28-May-24	13:32	< 0.0002	0.0082	0.0006	< 0.0002	0.0016
Ba [mg/L]	28-May-24	13:32	0.00082	0.0107	0.00072	0.00446	0.00096
Be [mg/L]	28-May-24	13:32	< 0.000007	< 0.000007	< 0.000007	< 0.000007	< 0.000007
B [mg/L]	28-May-24	13:32	0.003	< 0.002	< 0.002	< 0.002	< 0.002
Bi [mg/L]	28-May-24	13:32	< 0.00001	0.00004	< 0.00001	< 0.00001	< 0.00001
Ca [mg/L]	28-May-24	13:32	4.43	4.72	2.72	3.91	2.21
Cd [mg/L]	28-May-24	13:32	0.00133	0.000010	0.000004	0.00491	0.000012
Co [mg/L]	28-May-24	13:32	0.000013	0.000032	0.000080	0.000483	0.000009
Cr [mg/L]	28-May-24	13:32	< 0.00008	< 0.00008	< 0.00008	< 0.00008	< 0.00008
Cu [mg/L]	28-May-24	13:32	< 0.001	< 0.001	< 0.001	< 0.001	< 0.001
Fe [mg/L]	28-May-24	13:32	0.016	< 0.007	< 0.007	< 0.007	< 0.007
K [mg/L]	28-May-24	13:32	0.266	1.03	0.586	0.491	0.477
Mg [mg/L]	28-May-24	13:32	0.048	0.084	0.108	0.288	0.046
Mn [mg/L]	28-May-24	13:32	0.0280	0.03399	0.00507	0.0543	0.0136
Mo [mg/L]	28-May-24	13:32	0.0004	< 0.0004	0.0005	< 0.0004	< 0.0004
Na [mg/L]	28-May-24	13:32	0.05	0.05	0.05	0.04	0.05
Ni [mg/L]	28-May-24	13:32	0.0001	0.0001	0.0005	0.0018	0.0004
P [mg/L]	28-May-24	13:31	< 0.003	< 0.003	0.006	< 0.003	< 0.003

OnLine LIMS

00037335B6

Results relate only to the sample tested. Data reported represents the sample submitted to SGS. Reproduction of this analytical report in full or in part is prohibited without prior written approval. Please refer to SGS General Conditions of Services located at https://www.sgs.ca/en/terms-and-conditions (Printed copies are available upon request.)
Test method information available upon request. "Temperature Upon Receipt" is representative of the whole shipment and may not reflect the temperature of individual samples.
SGS Canada Inc. Environment-Health & Safety statement of conformity decision rule does not consider uncertainty when analytical results are compared to a specified standard or regulation.

SGS Canada Inc.
P.O. Box 4300 - 185 Concession St.
Lakefield - Ontario - KOL 2HO
Phone: 705-652-2000 FAX: 705-652-6365

LR Report : **CA10153-MAY24**

Analysis	3: Analysis Completed Date	4: Analysis Completed Time	5: HC-1 Wk#52	6: HC-2 Wk#52	7: HC-3 Wk#52	8: HC-4 Wk#52	9: HC-5 Wk#52
Pb [mg/L]	28-May-24	13:32	0.0315	0.00028	< 0.00009	0.119	< 0.00009
S [mg/L]	28-May-24	13:31	< 5	< 5	< 5	< 5	< 5
Sb [mg/L]	28-May-24	13:31	< 0.0009	< 0.0009	< 0.0009	< 0.0009	< 0.0009
Se [mg/L]	28-May-24	13:31	0.00021	0.00232	< 0.00004	0.00065	< 0.00004
Si [mg/L]	28-May-24	13:31	0.15	0.22	0.27	0.33	0.21
Sn [mg/L]	28-May-24	13:31	< 0.00006	< 0.00006	< 0.00006	< 0.00006	0.00006
Sr [mg/L]	28-May-24	13:31	0.00697	0.0179	0.00620	0.00588	0.00293
Ti [mg/L]	28-May-24	13:31	0.0002	< 0.0001	< 0.0001	< 0.0001	< 0.0001
Th [mg/L]	28-May-24	13:31	< 0.0001	< 0.0001	< 0.0001	< 0.0001	< 0.0001
Tl [mg/L]	28-May-24	13:31	< 0.000005	0.000010	< 0.000005	0.000010	< 0.000005
U [mg/L]	28-May-24	13:31	0.000025	0.000229	0.000658	0.000010	0.000718
V [mg/L]	28-May-24	13:31	0.00004	0.00025	0.00023	0.00003	0.00035
W [mg/L]	28-May-24	13:31	0.0003	< 0.0002	< 0.0002	< 0.0002	< 0.0002
Zr [mg/L]	28-May-24	13:31	< 0.002	< 0.002	< 0.002	< 0.002	< 0.002
Zn [mg/L]	28-May-24	13:31	0.052	< 0.002	< 0.002	0.311	< 0.002

Analysis	10: HC-6 Wk#52	11: HC-7 Wk#52
Sample Date & Time	23-May-24	23-May-24
HumCell Leachate Vol [mL]	505	1003
Sample Name	DX450181	DX450002
Sample Weight [g]	500	1000
pH [No unit]	7.35	7.30
Alkalinity [mg/L as CaCO3]	7	7
Conductivity [uS/cm]	15	15
Acidity [mg/L as CaCO3]	< 2	< 2
SO4 [mg/L]	< 2	< 2
Hg [mg/L]	< 0.00001	< 0.00001
Ag [mg/L]	< 0.00005	< 0.00005
Al [mg/L]	0.026	0.022
As [mg/L]	0.0002	0.0059
Ba [mg/L]	0.00062	0.00109
Be [mg/L]	< 0.000007	< 0.000007
B [mg/L]	< 0.002	< 0.002
Bi [mg/L]	< 0.00001	< 0.00001
Ca [mg/L]	2.71	2.86
Cd [mg/L]	0.000005	< 0.000003
Co [mg/L]	0.000007	0.000017
Cr [mg/L]	< 0.00008	< 0.00008
Cu [mg/L]	< 0.001	< 0.001
Fe [mg/L]	< 0.007	< 0.007
K [mg/L]	0.394	0.509
Mg [mg/L]	0.086	0.107

OnLine LIMS

00037335B6

Results relate only to the sample tested. Data reported represents the sample submitted to SGS. Reproduction of this analytical report in full or in part is prohibited without prior written approval. Please refer to SGS General Conditions of Services located at https://www.sgs.ca/en/terms-and-conditions (Printed copies are available upon request.)
Test method information available upon request. "Temperature Upon Receipt" is representative of the whole shipment and may not reflect the temperature of individual samples.
SGS Canada Inc. Environment-Health & Safety statement of conformity decision rule does not consider uncertainty when analytical results are compared to a specified standard or regulation.

SGS Canada Inc.
P.O. Box 4300 - 185 Concession St.
Lakefield - Ontario - KOL 2HO
Phone: 705-652-2000 FAX: 705-652-6365

LR Report : **CA10153-MAY24**

Analysis	10: HC-6 Wk#52	11: HC-7 Wk#52
Mn [mg/L]	0.00515	0.00805
Mo [mg/L]	< 0.0004	< 0.0004
Na [mg/L]	0.06	0.06
Ni [mg/L]	0.0002	0.0002
P [mg/L]	< 0.003	< 0.003
Pb [mg/L]	< 0.00009	< 0.00009
S [mg/L]	< 5	< 5
Sb [mg/L]	< 0.0009	< 0.0009
Se [mg/L]	< 0.00004	< 0.00004
Si [mg/L]	0.32	0.27
Sn [mg/L]	< 0.00006	< 0.00006
Sr [mg/L]	0.00545	0.00607
Ti [mg/L]	< 0.0001	< 0.0001
Th [mg/L]	< 0.0001	< 0.0001
Tl [mg/L]	< 0.000005	< 0.000005
U [mg/L]	0.000261	0.000908
V [mg/L]	0.00038	0.00019
W [mg/L]	0.0011	< 0.0002
Zr [mg/L]	< 0.002	< 0.002
Zn [mg/L]	< 0.002	< 0.002



Lisa Thompson
Project Specialist Assistant,
Environment, Health & Safety

OnLine LIMS

00037335586

Results relate only to the sample tested. Data reported represents the sample submitted to SGS. Reproduction of this analytical report in full or in part is prohibited without prior written approval. Please refer to SGS General Conditions of Services located at https://www.sgs.ca/en/terms-and-conditions (Printed copies are available upon request.)
Test method information available upon request. "Temperature Upon Receipt" is representative of the whole shipment and may not reflect the temperature of individual samples.
SGS Canada Inc. Environment-Health & Safety statement of conformity decision rule does not consider uncertainty when analytical results are compared to a specified standard or regulation.

SGS Canada Inc.
P.O. Box 4300 - 185 Concession St.
Lakefield - Ontario - KOL 2HO
Phone: 705-652-2000 FAX: 705-652-6365

04-June-2024

Great Bear Resources Ltd.
Attn : Ashley Moncrief

1020 - 800 West Pender St.
Vancouver, BC
V6C 2V6, Canada

Phone: 778-833-2160
Fax:

Date Rec. : 24 May 2024
LR Report: **CA10159-MAY24**
Reference: Wk#52

Copy: #1

CERTIFICATE OF ANALYSIS
Final Report

Analysis	3: Analysis Completed Date	4: Analysis Completed Time	5: HC-8 Wk#52	6: HC-9 Wk#52	7: HC-10 Wk#52	8: HC-11 Wk#52	9: HC-12 Wk#52	10: HC-13 Wk#52	11: HC-14 Wk#52
Sample Date & Time			24-May-24	24-May-24	24-May-24	24-May-24	24-May-24	24-May-24	24-May-24
HumCell Leachate Vol [mL]	27-May-24	13:11	1014	1000	1012	1013	1005	1004	950
Sample Name	---	---	DX450108	DX450076	DX450186	DX450118	DX 550107	DX450159	DX450171
Sample Weight [g]	---	---	1000	1000	1000	1000	1000	1000	1000
pH [No unit]	28-May-24	11:35	7.56	6.06	7.27	7.35	7.23	7.42	6.73
Alkalinity [mg/L as CaCO3]	27-May-24	10:52	11	< 2	6	9	7	10	2
Conductivity [uS/cm]	28-May-24	11:36	24	32	14	16	21	28	19
Acidity [mg/L as CaCO3]	27-May-24	10:54	< 2	4	< 2	< 2	< 2	< 2	< 2
F [mg/L]	27-May-24	09:10	---	---	---	---	---	---	---
SO4 [mg/L]	31-May-24	13:10	3	12	< 2	< 2	4	4	5
Cl [mg/L]	30-May-24	19:55	---	---	---	---	---	---	---
Hg [mg/L]	29-May-24	14:58	< 0.00001	< 0.00001	< 0.00001	< 0.00001	< 0.00001	< 0.00001	< 0.00001
Ag [mg/L]	29-May-24	14:58	< 0.00005	< 0.00005	< 0.00005	< 0.00005	< 0.00005	< 0.00005	< 0.00005
Al [mg/L]	29-May-24	14:58	0.047	0.001	0.024	0.032	0.027	0.072	0.018
As [mg/L]	29-May-24	14:58	0.0008	< 0.0002	< 0.0002	0.0003	0.0017	0.0022	0.0010
Ba [mg/L]	29-May-24	14:58	0.00178	0.00882	0.00061	0.00078	0.00154	0.00059	0.00201
Be [mg/L]	29-May-24	14:58	< 0.000007	< 0.000007	< 0.000007	< 0.000007	< 0.000007	< 0.000007	< 0.000007
B [mg/L]	29-May-24	14:58	< 0.002	< 0.002	< 0.002	< 0.002	< 0.002	< 0.002	< 0.002
Bi [mg/L]	29-May-24	14:58	< 0.00001	< 0.00001	< 0.00001	< 0.00001	< 0.00001	< 0.00001	< 0.00001
Ca [mg/L]	29-May-24	14:58	4.35	2.32	2.76	3.10	3.90	5.17	2.72
Cd [mg/L]	29-May-24	14:58	0.000003	0.0254	0.000013	0.000004	0.000007	0.000003	< 0.000003
Co [mg/L]	29-May-24	14:58	0.000042	0.000484	0.000012	0.000020	0.000017	0.000019	0.000052
Cr [mg/L]	29-May-24	14:58	< 0.00008	< 0.00008	< 0.00008	< 0.00008	< 0.00008	< 0.00008	< 0.00008
Cu [mg/L]	29-May-24	14:58	< 0.001	< 0.001	< 0.001	< 0.001	< 0.001	< 0.001	< 0.001
Fe [mg/L]	29-May-24	14:58	< 0.007	< 0.007	< 0.007	< 0.007	< 0.007	< 0.007	< 0.007
K [mg/L]	29-May-24	14:58	0.643	0.944	0.255	0.221	0.357	0.478	0.764
Mg [mg/L]	29-May-24	14:58	0.243	0.074	0.032	0.051	0.041	0.056	0.118
Mn [mg/L]	29-May-24	14:58	0.0276	0.0847	0.0237	0.0208	0.0270	0.0206	0.00389
Mo [mg/L]	29-May-24	14:58	< 0.0004	< 0.0004	< 0.0004	< 0.0004	< 0.0004	< 0.0004	< 0.0004
Na [mg/L]	29-May-24	14:58	0.06	0.05	0.04	0.06	0.05	0.05	0.06
Ni [mg/L]	29-May-24	14:58	0.0002	0.0149	0.0001	0.0001	0.0002	0.0002	0.0004
P [mg/L]	29-May-24	14:58	< 0.003	< 0.003	< 0.003	< 0.003	< 0.003	< 0.003	< 0.003
Pb [mg/L]	29-May-24	14:58	< 0.00009	0.109	< 0.00009	< 0.00009	< 0.00009	< 0.00009	< 0.00009
S [mg/L]	29-May-24	14:58	< 5	< 5	< 5	< 5	< 5	< 5	< 5
Sb [mg/L]	29-May-24	14:58	< 0.0009	< 0.0009	< 0.0009	< 0.0009	< 0.0009	< 0.0009	< 0.0009
Se [mg/L]	29-May-24	14:58	0.00013	0.00080	0.00018	< 0.00004	0.00013	< 0.00004	0.00020

OnLine LIMS

0003733632

Results relate only to the sample tested. Data reported represents the sample submitted to SGS. Reproduction of this analytical report in full or in part is prohibited without prior written approval. Please refer to SGS General Conditions of Services located at https://www.sgs.ca/en/terms-and-conditions (Printed copies are available upon request.)
Test method information available upon request. "Temperature Upon Receipt" is representative of the whole shipment and may not reflect the temperature of individual samples.
SGS Canada Inc. Environment-Health & Safety statement of conformity decision rule does not consider uncertainty when analytical results are compared to a specified standard or regulation.

SGS Canada Inc.
P.O. Box 4300 - 185 Concession St.
Lakefield - Ontario - KOL 2HO
Phone: 705-652-2000 FAX: 705-652-6365

LR Report : **CA10159-MAY24**

Analysis	3: Analysis Completed Date	4: Analysis Completed Time	5: HC-8 Wk#52	6: HC-9 Wk#52	7: HC-10 Wk#52	8: HC-11 Wk#52	9: HC-12 Wk#52	10: HC-13 Wk#52	11: HC-14 Wk#52
Si [mg/L]	29-May-24	14:58	0.26	0.41	0.21	0.29	0.36	0.35	0.18
Sn [mg/L]	29-May-24	14:58	< 0.00006	< 0.00006	< 0.00006	< 0.00006	< 0.00006	< 0.00006	< 0.00006
Sr [mg/L]	29-May-24	14:58	0.00721	0.00557	0.00448	0.00602	0.00542	0.00449	0.00670
Ti [mg/L]	29-May-24	14:58	< 0.0001	< 0.0001	< 0.0001	< 0.0001	< 0.0001	< 0.0001	< 0.0001
Th [mg/L]	29-May-24	14:58	< 0.0001	< 0.0001	< 0.0001	< 0.0001	< 0.0001	< 0.0001	< 0.0001
Tl [mg/L]	29-May-24	14:58	< 0.000005	0.000031	< 0.000005	< 0.000005	< 0.000005	0.000007	< 0.000005
U [mg/L]	29-May-24	14:58	0.000273	0.000051	0.000504	0.000145	0.000298	0.000294	0.000098
V [mg/L]	29-May-24	14:58	0.00011	< 0.00001	0.00002	0.00005	0.00012	0.00005	0.00012
W [mg/L]	29-May-24	14:58	< 0.0002	< 0.0002	< 0.0002	< 0.0002	< 0.0002	< 0.0002	< 0.0002
Zr [mg/L]	29-May-24	14:58	< 0.002	< 0.002	< 0.002	< 0.002	< 0.002	< 0.002	< 0.002
Zn [mg/L]	29-May-24	14:58	< 0.002	4.15	< 0.002	< 0.002	< 0.002	< 0.002	< 0.002

Analysis	12: HC-15 Wk#52	13: HC-16 Wk#52	14: HC-17 Wk#52	15: HC-18 Wk#52	16: HC-19 Wk#52	17: HC-20 Wk#52	18: HC-21 Wk#52	19: HC-22 Wk#52	20: HC-23 Wk#52
Sample Date & Time	24-May-24	24-May-24	24-May-24	24-May-24	24-May-24	24-May-24	24-May-24	24-May-24	24-May-24
HumCell Leachate Vol [mL]	703	1003	1002	999	997	1000	1008	502	999
Sample Name	DX450134	DX450185	DX450032	DX 550064	DX450008	DX 550056	DX450022	DX450077	DX450113
Sample Weight [g]	700	1000	1000	1000	1000	1000	1000	500	1000
pH [No unit]	7.46	7.47	6.44	7.45	7.10	7.34	7.57	7.40	7.72
Alkalinity [mg/L as CaCO3]	10	10	< 2	10	4	8	12	8	13
Conductivity [uS/cm]	50	25	9	16	9	17	23	17	24
Acidity [mg/L as CaCO3]	< 2	< 2	< 2	< 2	< 2	< 2	< 2	< 2	< 2
F [mg/L]	---	---	---	---	< 0.06	---	---	---	---
SO4 [mg/L]	7	3	3	< 2	< 2	< 2	2	< 2	< 2
Cl [mg/L]	1	---	---	---	---	---	---	---	---
Hg [mg/L]	< 0.00001	< 0.00001	< 0.00001	< 0.00001	< 0.00001	< 0.00001	< 0.00001	< 0.00001	< 0.00001
Ag [mg/L]	< 0.00005	< 0.00005	< 0.00005	< 0.00005	< 0.00005	< 0.00005	< 0.00005	< 0.00005	< 0.00005
Al [mg/L]	0.006	0.079	0.215	0.036	0.034	0.027	0.055	0.024	0.049
As [mg/L]	0.0849	0.0074	0.0058	0.0077	0.0002	0.0005	0.0068	0.0004	0.0037
Ba [mg/L]	0.00074	0.00181	0.00026	0.00019	0.00033	0.00213	0.00021	0.00627	0.00546
Be [mg/L]	< 0.000007	< 0.000007	< 0.000007	< 0.000007	< 0.000007	< 0.000007	< 0.000007	< 0.000007	< 0.000007
B [mg/L]	< 0.002	< 0.002	< 0.002	< 0.002	< 0.002	< 0.002	< 0.002	< 0.002	< 0.002
Bi [mg/L]	< 0.00001	< 0.00001	< 0.00001	< 0.00001	< 0.00001	< 0.00001	< 0.00001	< 0.00001	< 0.00001
Ca [mg/L]	6.90	3.75	1.29	3.17	1.74	3.19	4.70	2.40	4.76
Cd [mg/L]	< 0.000003	0.000004	0.000005	0.000011	0.000004	< 0.000003	< 0.000003	0.000007	< 0.000003
Co [mg/L]	0.000353	0.000042	0.000301	0.000035	0.000014	0.000025	0.000102	0.000019	0.000018
Cr [mg/L]	< 0.00008	< 0.00008	0.00016	< 0.00008	< 0.00008	< 0.00008	< 0.00008	< 0.00008	< 0.00008
Cu [mg/L]	< 0.001	< 0.001	< 0.001	< 0.001	< 0.001	< 0.001	< 0.001	< 0.001	< 0.001
Fe [mg/L]	< 0.007	< 0.007	< 0.007	< 0.007	< 0.007	< 0.007	< 0.007	< 0.007	< 0.007
K [mg/L]	0.349	1.50	0.303	0.191	0.224	0.253	0.047	0.991	0.258
Mg [mg/L]	0.185	0.054	0.067	0.035	0.026	0.160	0.108	0.104	0.134
Mn [mg/L]	0.0148	0.00907	0.00508	0.00555	0.00664	0.0281	0.0283	0.0222	0.0270
Mo [mg/L]	< 0.0004	< 0.0004	< 0.0004	< 0.0004	< 0.0004	< 0.0004	< 0.0004	< 0.0004	< 0.0004
Na [mg/L]	0.04	0.06	0.05	0.05	0.09	0.04	0.04	0.04	0.02
Ni [mg/L]	0.0133	0.0001	0.0006	0.0001	< 0.0001	0.0001	0.0001	0.0002	0.0001
P [mg/L]	< 0.003	< 0.003	< 0.003	< 0.003	< 0.003	< 0.003	< 0.003	< 0.003	< 0.003
Pb [mg/L]	< 0.00009	< 0.00009	< 0.00009	< 0.00009	< 0.00009	< 0.00009	< 0.00009	< 0.00009	< 0.00009
S [mg/L]	< 5	< 5	< 5	< 5	< 5	< 5	< 5	< 5	< 5
Sb [mg/L]	0.0011	< 0.0009	< 0.0009	< 0.0009	< 0.0009	< 0.0009	< 0.0009	< 0.0009	< 0.0009
Se [mg/L]	0.00021	< 0.00004	< 0.00004	< 0.00004	< 0.00004	< 0.00004	< 0.00004	< 0.00004	< 0.00004
Si [mg/L]	0.16	0.32	0.40	0.28	0.24	0.20	0.21	0.15	0.25
Sn [mg/L]	< 0.00006	< 0.00006	< 0.00006	< 0.00006	< 0.00006	< 0.00006	< 0.00006	< 0.00006	< 0.00006
Sr [mg/L]	0.00749	0.00510	0.00375	0.00333	0.00293	0.00605	0.00281	0.00398	0.01308

OnLine LIMS

Results relate only to the sample tested. Data reported represents the sample submitted to SGS. Reproduction of this analytical report in full or in part is prohibited without prior written approval. Please refer to SGS General Conditions of Services located at https://www.sgs.ca/en/terms-and-conditions (Printed copies are available upon request.)
Test method information available upon request. "Temperature Upon Receipt" is representative of the whole shipment and may not reflect the temperature of individual samples.
SGS Canada Inc. Environment-Health & Safety statement of conformity decision rule does not consider uncertainty when analytical results are compared to a specified standard or regulation.

0003733632

SGS Canada Inc.
P.O. Box 4300 - 185 Concession St.
Lakefield - Ontario - KOL 2HO
Phone: 705-652-2000 FAX: 705-652-6365

LR Report : **CA10159-MAY24**

Analysis	12: HC-15 Wk#52	13: HC-16 Wk#52	14: HC-17 Wk#52	15: HC-18 Wk#52	16: HC-19 Wk#52	17: HC-20 Wk#52	18: HC-21 Wk#52	19: HC-22 Wk#52	20: HC-23 Wk#52
Ti [mg/L]	< 0.0001	< 0.0001	< 0.0001	< 0.0001	< 0.0001	< 0.0001	< 0.0001	< 0.0001	< 0.0001
Th [mg/L]	< 0.0001	< 0.0001	< 0.0001	< 0.0001	< 0.0001	< 0.0001	< 0.0001	< 0.0001	< 0.0001
Tl [mg/L]	0.000006	0.000006	< 0.000005	< 0.000005	< 0.000005	< 0.000005	< 0.000005	< 0.000005	< 0.000005
U [mg/L]	0.000041	0.000715	0.000159	0.000355	0.000104	0.000021	0.000072	0.000025	0.000068
V [mg/L]	0.00005	0.00026	0.00010	0.00010	0.00003	0.00045	0.00031	0.00045	0.00014
W [mg/L]	< 0.0002	< 0.0002	< 0.0002	< 0.0002	< 0.0002	< 0.0002	< 0.0002	< 0.0002	< 0.0002
Zr [mg/L]	< 0.002	< 0.002	< 0.002	< 0.002	< 0.002	< 0.002	< 0.002	< 0.002	< 0.002
Zn [mg/L]	< 0.002	< 0.002	< 0.002	< 0.002	< 0.002	< 0.002	< 0.002	< 0.002	< 0.002

Analysis	21: HC-24 Wk#52	22: HC-25 Wk#52	23: HC-26 Wk#52	24: HC-27 Wk#52
Sample Date & Time	24-May-24	24-May-24	24-May-24	24-May-24
HumCell Leachate Vol [mL]	1006	996	750	1001
Sample Name	DX 550101	DX450128	DX450021	DX450222
Sample Weight [g]	1000	1000	750	1000
pH [No unit]	7.63	7.55	7.00	7.17
Alkalinity [mg/L as CaCO3]	10	15	6	4
Conductivity [uS/cm]	18	39	113	19
Acidity [mg/L as CaCO3]	< 2	< 2	< 2	< 2
F [mg/L]	---	---	---	---
SO4 [mg/L]	< 2	4	44	4
Cl [mg/L]	---	---	< 1	---
Hg [mg/L]	< 0.00001	< 0.00001	< 0.00001	< 0.00001
Ag [mg/L]	< 0.00005	< 0.00005	< 0.00005	< 0.00005
Al [mg/L]	0.037	0.058	0.003	0.040
As [mg/L]	0.0018	0.0016	< 0.0002	0.0004
Ba [mg/L]	0.00060	0.00098	0.00574	0.00037
Be [mg/L]	< 0.000007	< 0.000007	< 0.000007	< 0.000007
B [mg/L]	< 0.002	< 0.002	< 0.002	< 0.002
Bi [mg/L]	< 0.00001	< 0.00001	< 0.00001	< 0.00001
Ca [mg/L]	3.71	7.10	16.1	2.72
Cd [mg/L]	< 0.000003	0.000004	0.000066	0.000003
Co [mg/L]	0.000027	0.000054	0.000264	0.000010
Cr [mg/L]	< 0.00008	< 0.00008	< 0.00008	< 0.00008
Cu [mg/L]	< 0.001	< 0.001	< 0.001	< 0.001
Fe [mg/L]	< 0.007	0.010	0.067	< 0.007
K [mg/L]	0.110	0.338	2.73	0.390
Mg [mg/L]	0.112	0.102	0.519	0.047
Mn [mg/L]	0.0211	0.0201	0.0357	0.00983
Mo [mg/L]	< 0.0004	< 0.0004	< 0.0004	< 0.0004
Na [mg/L]	0.04	0.05	0.13	0.04
Ni [mg/L]	0.0002	0.0002	0.0015	0.0002
P [mg/L]	< 0.003	< 0.003	< 0.003	< 0.003
Pb [mg/L]	< 0.00009	< 0.00009	0.00020	< 0.00009
S [mg/L]	< 5	< 5	15	< 5
Sb [mg/L]	< 0.0009	< 0.0009	< 0.0009	< 0.0009
Se [mg/L]	< 0.00004	0.00004	0.00011	< 0.00004
Si [mg/L]	0.16	0.24	0.12	0.17
Sn [mg/L]	< 0.00006	< 0.00006	< 0.00006	< 0.00006
Sr [mg/L]	0.00312	0.00449	0.00710	0.00336
Ti [mg/L]	< 0.0001	0.0004	< 0.0001	< 0.0001
Th [mg/L]	< 0.0001	< 0.0001	< 0.0001	< 0.0001
Tl [mg/L]	< 0.000005	< 0.000005	< 0.000005	< 0.000005

OnLine LIMS

Results relate only to the sample tested. Data reported represents the sample submitted to SGS. Reproduction of this analytical report in full or in part is prohibited without prior written approval. Please refer to SGS General Conditions of Services located at https://www.sgs.ca/en/terms-and-conditions (Printed copies are available upon request.)
Test method information available upon request. "Temperature Upon Receipt" is representative of the whole shipment and may not reflect the temperature of individual samples.
SGS Canada Inc. Environment-Health & Safety statement of conformity decision rule does not consider uncertainty when analytical results are compared to a specified standard or regulation.

0003733632

SGS Canada Inc.
P.O. Box 4300 - 185 Concession St.
Lakefield - Ontario - KOL 2HO
Phone: 705-652-2000 FAX: 705-652-6365

LR Report : **CA10159-MAY24**

Analysis	21: HC-24 Wk#52	22: HC-25 Wk#52	23: HC-26 Wk#52	24: HC-27 Wk#52
U [mg/L]	0.000048	0.000117	0.000004	0.000206
V [mg/L]	0.00032	0.00036	< 0.00001	0.00010
W [mg/L]	< 0.0002	0.0004	< 0.0002	< 0.0002
Zr [mg/L]	< 0.002	< 0.002	< 0.002	< 0.002
Zn [mg/L]	< 0.002	< 0.002	0.005	< 0.002



Lisa Thompson
Project Specialist Assistant,
Environment, Health & Safety

OnLine LIMS

Results relate only to the sample tested. Data reported represents the sample submitted to SGS. Reproduction of this analytical report in full or in part is prohibited without prior written approval. Please refer to SGS General Conditions of Services located at https://www.sgs.ca/en/terms-and-conditions (Printed copies are available upon request.)
Test method information available upon request. "Temperature Upon Receipt" is representative of the whole shipment and may not reflect the temperature of individual samples.
SGS Canada Inc. Environment-Health & Safety statement of conformity decision rule does not consider uncertainty when analytical results are compared to a specified standard or regulation.

0003733632

SGS Canada Inc.
P.O. Box 4300 - 185 Concession St.
Lakefield - Ontario - KOL 2HO
Phone: 705-652-2000 FAX: 705-652-6365

Great Bear - 20 Long

LR Report : **CA10159-MAY24**

Quality Control Report

Inorganic Analysis													
Parameter	Reporting Limit	Unit	Method Blank	Duplicate				LCS / Spike Blank			Matrix Spike / Reference Material		
				Result 1	Result 2	RPD	Acceptance Criteria	Spike Recovery (%)	Recovery Limits (%)		Spike Recovery (%)	Recovery Limits (%)	
							%		Low	High		Low	High
Acidity - QCBatchID: EWL0589-MAY24													
Acidity	2	mg/L as Ca	2			ND	20	100	90	110	NA		
Alkalinity - QCBatchID: EWL0589-MAY24													
Alkalinity	2	mg/L as Ca	< 2			0	20	104	80	120	NA		
Anions by discrete analyzer - QCBatchID: DIO5013-MAY24													
Sulphate	2	mg/L	<2			3	20	109	80	120	112	75	125
Anions by discrete analyzer - QCBatchID: DIO8086-MAY24													
Chloride	1	mg/L	<1			1	20	94	80	120	99	75	125
Sulphate	2	mg/L	<2			2	20	110	80	120	100	75	125
Anions by discrete analyzer - QCBatchID: DIO8087-MAY24													
Sulphate	2	mg/L	<2			ND	20	110	80	120	112	75	125
Conductivity - QCBatchID: EWL0589-MAY24													
Conductivity	2	uS/cm	< 2			0	20	100	90	110	NA		
Fluoride by Specific Ion Electrode - QCBatchID: EWL0587-MAY24													
Fluoride	0.06	mg/L	<0.06			ND	10	100	90	110	98	75	125
Inorganics-General - QCBatchID: EHG0054-MAY24													
Mercury	0.00001	mg/L	< 0.00001			ND	20	109	80	120	107	70	130
Metals in aqueous samples - ICP-MS - QCBatchID: EMS0266-MAY24													
Aluminum	0.001	mg/L	<0.001			1	20	99	90	110	103	70	130
Antimony	0.0009	mg/L	<0.0009			4	20	100	90	110	106	70	130
Arsenic	0.0002	mg/L	<0.0002			2	20	99	90	110	91	70	130
Barium	0.00008	mg/L	<0.00008			0	20	94	90	110	93	70	130
Beryllium	0.000007	mg/L	<0.000007			ND	20	95	90	110	92	70	130
Bismuth	0.00001	mg/L	<0.00001			0	20	98	90	110	95	70	130
Boron	0.002	mg/L	<0.002			1	20	101	90	110	97	70	130
Cadmium	0.000003	mg/L	<0.000003			ND	20	96	90	110	99	70	130
Calcium	0.01	mg/L	<0.01			0	20	100	90	110	100	70	130
Chromium	0.00008	mg/L	<0.00008			2	20	98	90	110	96	70	130
Cobalt	0.000004	mg/L	<0.000004			1	20	93	90	110	91	70	130
Copper	0.001	mg/L	<0.001			ND	20	95	90	110	97	70	130
Iron	0.007	mg/L	<0.007			1	20	102	90	110	100	70	130
Lead	0.00009	mg/L	<0.00009			ND	20	97	90	110	94	70	130
Magnesium	0.001	mg/L	<0.001			1	20	102	90	110	98	70	130
Manganese	0.00001	mg/L	<0.00001			1	20	99	90	110	98	70	130
Molybdenum	0.0004	mg/L	<0.0004			0	20	100	90	110	98	70	130
Nickel	0.0001	mg/L	<0.0001			0	20	98	90	110	98	70	130

OnLine LIMS

0003733632

Results relate only to the sample tested. Data reported represents the sample submitted to SGS. Reproduction of this analytical report in full or in part is prohibited without prior written approval. Please refer to SGS General Conditions of Services located at https://www.sgs.ca/en/terms-and-conditions (Printed copies are available upon request.)
Test method information available upon request. "Temperature Upon Receipt" is representative of the whole shipment and may not reflect the temperature of individual samples.
SGS Canada Inc. Environment-Health & Safety statement of conformity decision rule does not consider uncertainty when analytical results are compared to a specified standard or regulation.

SGS Canada Inc.
P.O. Box 4300 - 185 Concession St.
Lakefield - Ontario - KOL 2HO
Phone: 705-652-2000 FAX: 705-652-6365

Inorganic Analysis														
Parameter	Reporting Limit	Unit	Method Blank	Duplicate				LCS / Spike Blank			Matrix Spike / Reference Material			
				Result 1	Result 2	RPD	Acceptance Criteria	Spike Recovery (%)	Recovery Limits (%)		Spike Recovery (%)	Recovery Limits (%)		
							%		Low	High		Low	High	
Phosphorus	0.003	mg/L	<0.003			ND	20	102	90	110	NV	70	130	
Potassium	0.003	mg/L	<0.009			2	20	99	90	110	98	70	130	
Selenium	0.00004	mg/L	<0.00004			12	20	98	90	110	105	70	130	
Silicon	0.02	mg/L	<0.02			0	20	98	90	110	NV	70	130	
Silver	0.00005	mg/L	<0.00005			ND	20	94	90	110	83	70	130	
Sodium	0.01	mg/L	<0.01			1	20	99	90	110	97	70	130	
Strontium	0.00008	mg/L	<0.00008			2	20	92	90	110	90	70	130	
Sulfur	5	mg/L	<5			2	20	104	90	110	NV	70	130	
Thallium	0.000005	mg/L	<0.000005			ND	20	100	90	110	98	70	130	
Thorium	0.0001	mg/L	<0.0001			ND	20	102	90	110	NV	70	130	
Tin	0.00006	mg/L	<0.00006			ND	20	98	90	110	NV	70	130	
Titanium	0.0001	mg/L	<0.0001			6	20	97	90	110	NV	70	130	
Tungsten	0.0002	mg/L	<0.0002			2	20	98	90	110	NV	70	130	
Uranium	0.000002	mg/L	<0.000002			3	20	98	90	110	94	70	130	
Vanadium	0.00001	mg/L	<0.00001			1	20	97	90	110	96	70	130	
Zinc	0.002	mg/L	<0.002			ND	20	99	90	110	100	70	130	
Zirconium	0.002	mg/L	<0.002			ND	20	98	90	110	NV	70	130	
pH - QCBatchID: EWL0589-MAY24														
pH	0.05	No unit	NA			0		101			NA			

OnLine LIMS

Results relate only to the sample tested. Data reported represents the sample submitted to SGS. Reproduction of this analytical report in full or in part is prohibited without prior written approval. Please refer to SGS General Conditions of Services located at https://www.sgs.ca/en/terms-and-conditions (Printed copies are available upon request.)
Test method information available upon request. "Temperature Upon Receipt" is representative of the whole shipment and may not reflect the temperature of individual samples.
SGS Canada Inc. Environment-Health & Safety statement of conformity decision rule does not consider uncertainty when analytical results are compared to a specified standard or regulation.

0003733632

SGS Canada Inc.
P.O. Box 4300 - 185 Concession St.
Lakefield - Ontario - KOL 2HO
Phone: 705-652-2000 FAX: 705-652-6365

30-April-2025

Great Bear Resources Ltd.
Attn : Ashley Moncrief

1020 - 800 West Pender St.
Vancouver, BC
V6C 2V6, Canada

Phone: 778-833-2160
Fax:

Date Rec. : 18 April 2025
LR Report: **CA10122-APR25**
Reference: Wk#52

Copy: #1

CERTIFICATE OF ANALYSIS
Final Report

Analysis	3: Analysis Completed Date	4: Analysis Completed Time	5: HC-28 Wk#52	6: HC-29 Wk#52	7: HC-30 Wk#52	8: HC-31 Wk#52	9: HC-32 Wk#52
Sample Date & Time			18-Apr-25	18-Apr-25	18-Apr-25	18-Apr-25	18-Apr-25
HumCell Leachate Vol [mL]	21-Apr-25	09:51	944	995	693	929	727
Sample Name	---	---	31787	DX450179	31644	DX450183	O31576
Sample Weight [g]	---	---	1000	1000	750	1000	750
pH [No unit]	23-Apr-25	08:44	6.98	6.80	6.94	6.98	7.01
Alkalinity [mg/L as CaCO3]	23-Apr-25	08:38	2	3	3	6	7
Conductivity [uS/cm]	23-Apr-25	08:38	5	6	7	13	15
Acidity [mg/L as CaCO3]	24-Apr-25	10:49	<2	< 2	< 2	< 2	< 2
F [mg/L]	21-Apr-25	15:24	< 0.06	< 0.06	< 0.06	< 0.06	< 0.06
SO4 [mg/L]	22-Apr-25	19:15	0.4	0.2	1.3	1.2	1.5
Cl [mg/L]	22-Apr-25	19:15	< 0.2	< 0.2	< 0.2	< 0.2	< 0.2
Hg [mg/L]	24-Apr-25	11:06	< 0.00001	< 0.00001	< 0.00001	< 0.00001	< 0.00001
Ag [mg/L]	24-Apr-25	11:06	< 0.00005	< 0.00005	< 0.00005	< 0.00005	< 0.00005
Al [mg/L]	24-Apr-25	11:06	0.021	0.022	0.011	0.032	0.029
As [mg/L]	24-Apr-25	11:06	0.0016	0.0046	0.0025	0.0068	0.0011
Ba [mg/L]	24-Apr-25	11:06	0.00057	0.00143	0.00102	0.00024	0.00126
Be [mg/L]	24-Apr-25	11:06	< 0.000007	< 0.000007	< 0.000007	< 0.000007	< 0.000007
B [mg/L]	24-Apr-25	11:06	< 0.002	< 0.002	< 0.002	< 0.002	< 0.002
Bi [mg/L]	24-Apr-25	11:06	< 0.00001	< 0.00001	< 0.00001	< 0.00001	< 0.00001
Ca [mg/L]	24-Apr-25	11:06	0.83	1.19	1.72	2.37	2.34
Cd [mg/L]	24-Apr-25	11:06	0.000003	< 0.000003	< 0.000003	< 0.000003	0.000018
Co [mg/L]	24-Apr-25	11:06	0.000015	0.000015	0.000016	0.000021	0.000006
Cr [mg/L]	24-Apr-25	11:06	< 0.00008	< 0.00008	< 0.00008	< 0.00008	< 0.00008
Cu [mg/L]	24-Apr-25	11:06	< 0.001	< 0.001	< 0.001	< 0.001	< 0.001
Fe [mg/L]	24-Apr-25	11:07	0.007	< 0.007	< 0.007	< 0.007	< 0.007
K [mg/L]	24-Apr-25	11:07	0.303	0.563	0.517	0.381	0.531
Mg [mg/L]	24-Apr-25	11:07	0.025	0.046	0.072	0.044	0.039
Mn [mg/L]	24-Apr-25	11:07	0.00146	0.00172	0.00684	0.00165	0.0220
Mo [mg/L]	24-Apr-25	11:07	< 0.0004	< 0.0004	< 0.0004	< 0.0004	< 0.0004
Na [mg/L]	24-Apr-25	11:07	0.04	0.04	0.08	0.05	0.08

OnLine LIMS

0004095637

Results relate only to the sample tested. Data reported represents the sample submitted to SGS. Reproduction of this analytical report in full or in part is prohibited without prior written approval. Please refer to SGS General Conditions of Services located at https://www.sgs.ca/en/terms-and-conditions (Printed copies are available upon request.)
Test method information available upon request. "Temperature Upon Receipt" is representative of the whole shipment and may not reflect the temperature of individual samples.
SGS Canada Inc. Environment-Health & Safety statement of conformity decision rule does not consider uncertainty when analytical results are compared to a specified standard or regulation.

SGS Canada Inc.
P.O. Box 4300 - 185 Concession St.
Lakefield - Ontario - KOL 2HO
Phone: 705-652-2000 FAX: 705-652-6365

LR Report : **CA10122-APR25**

Analysis	3: Analysis Completed Date	4: Analysis Completed Time	5: HC-28 Wk#52	6: HC-29 Wk#52	7: HC-30 Wk#52	8: HC-31 Wk#52	9: HC-32 Wk#52
Ni [mg/L]	24-Apr-25	11:07	< 0.0001	< 0.0001	< 0.0001	< 0.0001	< 0.0001
P [mg/L]	24-Apr-25	11:07	< 0.003	< 0.003	< 0.003	< 0.003	< 0.003
Pb [mg/L]	24-Apr-25	11:07	< 0.00009	< 0.00009	< 0.00009	< 0.00009	< 0.00009
S [mg/L]	24-Apr-25	11:07	< 5	< 5	< 5	< 5	< 5
Sb [mg/L]	24-Apr-25	11:07	< 0.0009	< 0.0009	< 0.0009	< 0.0009	< 0.0009
Se [mg/L]	24-Apr-25	11:07	< 0.00004	< 0.00004	< 0.00004	< 0.00004	0.00014
Si [mg/L]	24-Apr-25	11:07	0.13	0.16	0.13	0.21	0.18
Sn [mg/L]	24-Apr-25	11:07	< 0.00006	< 0.00006	< 0.00006	0.00007	< 0.00006
Sr [mg/L]	24-Apr-25	11:07	0.00183	0.00283	0.00542	0.00394	0.00291
Ti [mg/L]	24-Apr-25	11:07	< 0.0001	< 0.0001	< 0.0001	0.0001	< 0.0001
Th [mg/L]	24-Apr-25	11:07	< 0.0001	< 0.0001	< 0.0001	< 0.0001	< 0.0001
Tl [mg/L]	24-Apr-25	11:07	< 0.000005	< 0.000005	0.000007	< 0.000005	0.000006
U [mg/L]	24-Apr-25	11:07	0.000191	0.000682	0.000301	0.000662	0.000136
V [mg/L]	24-Apr-25	11:07	0.00019	0.00030	0.00012	0.00025	0.00013
W [mg/L]	24-Apr-25	11:07	< 0.0002	< 0.0002	< 0.0002	< 0.0002	< 0.0002
Zr [mg/L]	24-Apr-25	11:07	< 0.002	< 0.002	< 0.002	< 0.002	< 0.002
Zn [mg/L]	24-Apr-25	11:07	< 0.002	< 0.002	< 0.002	< 0.002	0.003

Analysis	10: HC-33 Wk#52	11: HC-34 Wk#52	12: HC-35 Wk#52
Sample Date & Time	18-Apr-25	18-Apr-25	18-Apr-25
HumCell Leachate Vol [mL]	999	952	1009
Sample Name	DX450213	DX450174	31795
Sample Weight [g]	1000	1000	1000
pH [No unit]	5.09	6.99	7.31
Alkalinity [mg/L as CaCO3]	< 2	6	8
Conductivity [uS/cm]	28	15	19
Acidity [mg/L as CaCO3]	9	< 2	< 2
F [mg/L]	< 0.06	< 0.06	0.11
SO4 [mg/L]	9.0	0.2	0.8
Cl [mg/L]	< 0.2	< 0.2	< 0.2
Hg [mg/L]	< 0.00001	< 0.00001	< 0.00001
Ag [mg/L]	< 0.00005	< 0.00005	< 0.00005
Al [mg/L]	0.041	0.036	0.208
As [mg/L]	< 0.0002	0.0031	0.0417
Ba [mg/L]	0.00586	0.00249	0.00293
Be [mg/L]	0.000040	< 0.000007	< 0.000007
B [mg/L]	0.002	< 0.002	< 0.002
Bi [mg/L]	< 0.00001	< 0.00001	< 0.00001
Ca [mg/L]	1.18	2.38	2.94
Cd [mg/L]	0.000013	< 0.000003	0.000004
Co [mg/L]	0.000250	0.000012	0.000018
Cr [mg/L]	< 0.00008	< 0.00008	< 0.00008

OnLine LIMS

0004095637

Results relate only to the sample tested. Data reported represents the sample submitted to SGS. Reproduction of this analytical report in full or in part is prohibited without prior written approval. Please refer to SGS General Conditions of Services located at https://www.sgs.ca/en/terms-and-conditions (Printed copies are available upon request.)
Test method information available upon request. "Temperature Upon Receipt" is representative of the whole shipment and may not reflect the temperature of individual samples.
SGS Canada Inc. Environment-Health & Safety statement of conformity decision rule does not consider uncertainty when analytical results are compared to a specified standard or regulation.

SGS Canada Inc.
P.O. Box 4300 - 185 Concession St.
Lakefield - Ontario - KOL 2HO
Phone: 705-652-2000 FAX: 705-652-6365

LR Report : **CA10122-APR25**

Analysis	10: HC-33 Wk#52	11: HC-34 Wk#52	12: HC-35 Wk#52
Cu [mg/L]	< 0.001	< 0.001	< 0.001
Fe [mg/L]	2.02	< 0.007	0.011
K [mg/L]	1.01	0.569	1.45
Mg [mg/L]	0.230	0.165	0.052
Mn [mg/L]	0.0374	0.0128	0.00127
Mo [mg/L]	< 0.0004	< 0.0004	< 0.0004
Na [mg/L]	0.11	0.05	0.15
Ni [mg/L]	0.0034	0.0002	0.0003
P [mg/L]	< 0.003	< 0.003	< 0.003
Pb [mg/L]	< 0.00009	< 0.00009	< 0.00009
S [mg/L]	< 5	< 5	< 5
Sb [mg/L]	< 0.0009	< 0.0009	< 0.0009
Se [mg/L]	0.00030	0.00006	0.00005
Si [mg/L]	0.72	0.20	0.51
Sn [mg/L]	< 0.00006	< 0.00006	< 0.00006
Sr [mg/L]	0.00691	0.00593	0.00320
Ti [mg/L]	< 0.0001	< 0.0001	0.0009
Th [mg/L]	< 0.0001	< 0.0001	< 0.0001
Tl [mg/L]	0.000005	0.000009	0.000005
U [mg/L]	0.000450	0.000039	0.000265
V [mg/L]	< 0.00001	0.00029	0.00065
W [mg/L]	< 0.0002	< 0.0002	< 0.0002
Zr [mg/L]	< 0.002	< 0.002	< 0.002
Zn [mg/L]	0.012	< 0.002	< 0.002



Lisa Thompson
Project Specialist Assistant,
Environment, Health & Safety

OnLine LIMS

0004095637

Results relate only to the sample tested. Data reported represents the sample submitted to SGS. Reproduction of this analytical report in full or in part is prohibited without prior written approval. Please refer to SGS General Conditions of Services located at https://www.sgs.ca/en/terms-and-conditions (Printed copies are available upon request.)
Test method information available upon request. "Temperature Upon Receipt" is representative of the whole shipment and may not reflect the temperature of individual samples.
SGS Canada Inc. Environment-Health & Safety statement of conformity decision rule does not consider uncertainty when analytical results are compared to a specified standard or regulation.

SGS Canada Inc.
P.O. Box 4300 - 185 Concession St.
Lakefield - Ontario - KOL 2HO
Phone: 705-652-2000 FAX: 705-652-6365

Quality Control Report

Inorganic Analysis														
Parameter	Reporting Limit	Unit	Method Blank	Duplicate				LCS / Spike Blank			Matrix Spike / Reference Material		
				Result 1	Result 2	RPD	Acceptance Criteria	Spike Recovery (%)	Recovery Limits (%)		Spike Recovery (%)	Recovery Limits (%)	
							%		Low	High		Low	High
Acidity - QCBatchID: EWL0455-APR25													
Acidity	2	mg/L as Ca	2			0	20	98	90	110	NA		
Acidity - QCBatchID: EWL0456-APR25													
Acidity	2	mg/L as Ca	3			ND	20	104	90	110	NA		
Alkalinity - QCBatchID: EWL0455-APR25													
Alkalinity	2	mg/L as Ca	< 2			2	20	100	80	120	NA		
Alkalinity - QCBatchID: EWL0456-APR25													
Alkalinity	2	mg/L as Ca	< 2			3	20	98	80	120	NA		
Anions by IC - QCBatchID: DIO0497-APR25													
Chloride	0.2	mg/L	<0.2			ND	20	100	90	110	102	75	125
Sulphate	0.2	mg/L	<0.2			0	20	99	90	110	97	75	125
Anions by IC - QCBatchID: DIO0501-APR25													
Chloride	0.2	mg/L	<0.2			ND	20	105	90	110	101	75	125
Sulphate	0.2	mg/L	<0.2			2	20	99	90	110	90	75	125
Conductivity - QCBatchID: EWL0455-APR25													
Conductivity	2	uS/cm	< 2			0	20	96	90	110	NA		
Conductivity - QCBatchID: EWL0456-APR25													
Conductivity	2	uS/cm	< 2			1	20	99	90	110	NA		
Fluoride by Specific Ion Electrode - QCBatchID: EWL0441-APR25													
Fluoride	0.06	mg/L	<0.06			ND	10	99	90	110	100	75	125
Inorganics-General - QCBatchID: EHG0033-APR25													
Mercury	0.00001	mg/L	< 0.00001			ND	20	120	80	120	128	70	130
Metals in aqueous samples - ICP-MS - QCBatchID: EMS0226-APR25													
Aluminum	0.001	mg/L	<0.001			5	20	99	90	110	96	70	130
Antimony	0.0009	mg/L	<0.0009			ND	20	108	90	110	93	70	130
Arsenic	0.0002	mg/L	<0.0002			ND	20	98	90	110	102	70	130
Barium	0.00008	mg/L	<0.00008			1	20	101	90	110	83	70	130
Beryllium	0.000007	mg/L	<0.000007			ND	20	97	90	110	94	70	130
Bismuth	0.00001	mg/L	<0.00001			ND	20	91	90	110	91	70	130
Boron	0.002	mg/L	<0.002			4	20	96	90	110	101	70	130
Cadmium	0.000003	mg/L	<0.000003			ND	20	93	90	110	96	70	130
Calcium	0.01	mg/L	<0.01			3	20	102	90	110	80	70	130
Chromium	0.00008	mg/L	<0.00008			3	20	98	90	110	99	70	130
Cobalt	0.000004	mg/L	<0.000004			15	20	98	90	110	98	70	130
Copper	0.001	mg/L	<0.001			ND	20	98	90	110	95	70	130
Iron	0.007	mg/L	<0.007			ND	20	101	90	110	100	70	130

OnLine LIMS

00004095637

Results relate only to the sample tested. Data reported represents the sample submitted to SGS. Reproduction of this analytical report in full or in part is prohibited without prior written approval. Please refer to SGS General Conditions of Services located at https://www.sgs.ca/en/terms-and-conditions (Printed copies are available upon request.)
Test method information available upon request. "Temperature Upon Receipt" is representative of the whole shipment and may not reflect the temperature of individual samples.
SGS Canada Inc. Environment-Health & Safety statement of conformity decision rule does not consider uncertainty when analytical results are compared to a specified standard or regulation.

SGS Canada Inc.
P.O. Box 4300 - 185 Concession St.
Lakefield - Ontario - KOL 2HO
Phone: 705-652-2000 FAX: 705-652-6365

Great Bear - 8 Long

LR Report : **CA10122-APR25**

Inorganic Analysis														
Parameter	Reporting Limit	Unit	Method Blank	Duplicate				LCS / Spike Blank			Matrix Spike / Reference Material			
				Result 1	Result 2	RPD	Acceptance Criteria	Spike Recovery (%)	Recovery Limits (%)		Spike Recovery (%)	Recovery Limits (%)	
							%		Low	High		Low	High
Lead	0.00009	mg/L	<0.00009			2	20	96	90	110	78	70	130
Magnesium	0.001	mg/L	<0.001			1	20	106	90	110	99	70	130
Manganese	0.00001	mg/L	<0.00001			3	20	97	90	110	96	70	130
Molybdenum	0.0004	mg/L	<0.0004			7	20	95	90	110	81	70	130
Nickel	0.0001	mg/L	<0.0001			6	20	97	90	110	93	70	130
Phosphorus	0.003	mg/L	<0.003			ND	20	102	90	110	NV	70	130
Potassium	0.003	mg/L	<0.009			10	20	103	90	110	94	70	130
Selenium	0.00004	mg/L	<0.00004			16	20	96	90	110	95	70	130
Silicon	0.02	mg/L	<0.02			1	20	102	90	110	NV	70	130
Silver	0.00005	mg/L	<0.00005			ND	20	93	90	110	80	70	130
Sodium	0.01	mg/L	<0.01			2	20	109	90	110	88	70	130
Strontium	0.00008	mg/L	<0.00008			3	20	96	90	110	93	70	130
Sulfur	5	mg/L	<5			ND	20	103	90	110	NV	70	130
Thallium	0.000005	mg/L	<0.000005			ND	20	92	90	110	76	70	130
Thorium	0.0001	mg/L	<0.0001			ND	20	103	90	110	NV	70	130
Tin	0.00006	mg/L	<0.00006			2	20	99	90	110	NV	70	130
Titanium	0.0001	mg/L	<0.0001			ND	20	101	90	110	NV	70	130
Tungsten	0.0002	mg/L	<0.0002			ND	20	102	90	110	NV	70	130
Uranium	0.000002	mg/L	<0.000002			0	20	99	90	110	96	70	130
Vanadium	0.00001	mg/L	<0.00001			ND	20	99	90	110	99	70	130
Zinc	0.002	mg/L	<0.002			8	20	96	90	110	89	70	130
Zirconium	0.002	mg/L	<0.002			ND	20	96	90	110	NV	70	130
pH - QCBatchID: EWL0436-APR25													
pH	0.05	No unit	NA			2		100			NA		
pH - QCBatchID: EWL0455-APR25													
pH	0.05	No unit	NA			0		100			NA		

OnLine LIMS

0004095637

Results relate only to the sample tested. Data reported represents the sample submitted to SGS. Reproduction of this analytical report in full or in part is prohibited without prior written approval. Please refer to SGS General Conditions of Services located at https://www.sgs.ca/en/terms-and-conditions (Printed copies are available upon request.)
Test method information available upon request. "Temperature Upon Receipt" is representative of the whole shipment and may not reflect the temperature of individual samples.
SGS Canada Inc. Environment-Health & Safety statement of conformity decision rule does not consider uncertainty when analytical results are compared to a specified standard or regulation.

SGS Canada Inc.
P.O. Box 4300 - 185 Concession St.
Lakefield - Ontario - KOL 2HO
Phone: 705-652-2000 FAX: 705-652-6365

04-June-2024

Great Bear Resources Ltd.
Attn : Ashley Moncrief

1020 - 800 West Pender St.
Vancouver, BC
V6C 2V6, Canada

Phone: 778-833-2160
Fax:

Date Rec. : 30 May 2024
LR Report: **CA10201-MAY24**
Reference: Wk#53

Copy: #1

CERTIFICATE OF ANALYSIS
Final Report

Analysis	3: Analysis Completed Date	4: Analysis Completed Time	5: HC-1 Wk#53	6: HC-2 Wk#53	7: HC-3 Wk#53	8: HC-4 Wk#53	9: HC-5 Wk#53	10: HC-6 Wk#53
Sample Date & Time			30-May-24	30-May-24	30-May-24	30-May-24	30-May-24	30-May-24
HumCell Leachate Vol [mL]	31-May-24	10:32	985	1016	463	542	1048	520
Sample Name	---	---	DX450052	DX 550083	DX450204	DX450176	DX450232	DX450181
Sample Weight [g]	---	---	1000	1000	500	500	1000	500
pH [No unit]	04-Jun-24	09:15	6.88	7.53	7.11	5.97	6.98	7.27
Alkalinity [mg/L as CaCO3]	31-May-24	11:43	3	12	6	< 2	4	7
Conductivity [uS/cm]	04-Jun-24	09:15	32	30	15	20	11	13
Acidity [mg/L as CaCO3]	31-May-24	11:44	< 2	< 2	< 2	5	< 2	< 2
SO4 [mg/L]	04-Jun-24	20:00	10	3	< 2	5	2	< 2

Analysis	11: HC-7 Wk#53
Sample Date & Time	30-May-24
HumCell Leachate Vol [mL]	981
Sample Name	DX450002
Sample Weight [g]	1000
pH [No unit]	7.48
Alkalinity [mg/L as CaCO3]	6
Conductivity [uS/cm]	11
Acidity [mg/L as CaCO3]	< 2
SO4 [mg/L]	< 2



Lisa Thompson
Project Specialist Assistant,
Environment, Health & Safety

OnLine LIMS

0003734311

Results relate only to the sample tested. Data reported represents the sample submitted to SGS. Reproduction of this analytical report in full or in part is prohibited without prior written approval. Please refer to SGS General Conditions of Services located at https://www.sgs.ca/en/terms-and-conditions (Printed copies are available upon request.)
Test method information available upon request. "Temperature Upon Receipt" is representative of the whole shipment and may not reflect the temperature of individual samples.
SGS Canada Inc. Environment-Health & Safety statement of conformity decision rule does not consider uncertainty when analytical results are compared to a specified standard or regulation.

SGS Canada Inc.
P.O. Box 4300 - 185 Concession St.
Lakefield - Ontario - KOL 2HO
Phone: 705-652-2000 FAX: 705-652-6365

LR Report : **CA10201-MAY24**

OnLine LIMS

0003734311

Results relate only to the sample tested. Data reported represents the sample submitted to SGS. Reproduction of this analytical report in full or in part is prohibited without prior written approval. Please refer to SGS General Conditions of Services located at https://www.sgs.ca/en/terms-and-conditions (Printed copies are available upon request.)
Test method information available upon request. "Temperature Upon Receipt" is representative of the whole shipment and may not reflect the temperature of individual samples.
SGS Canada Inc. Environment-Health & Safety statement of conformity decision rule does not consider uncertainty when analytical results are compared to a specified standard or regulation.

SGS Canada Inc.
P.O. Box 4300 - 185 Concession St.
Lakefield - Ontario - KOL 2HO
Phone: 705-652-2000 FAX: 705-652-6365

10-June-2024

Great Bear Resources Ltd.
Attn : Ashley Moncrief

1020 - 800 West Pender St.
Vancouver, BC
V6C 2V6, Canada

Phone: 778-833-2160
Fax:

Date Rec. : 31 May 2024
LR Report: **CA10204-MAY24**
Reference: Wk#53

Copy: #1

CERTIFICATE OF ANALYSIS
Final Report

Analysis	3: Analysis Completed Date	4: Analysis Completed Time	5: HC-8 Wk#53	6: HC-9 Wk#53	7: HC-10 Wk#53	8: HC-11 Wk#53	9: HC-12 Wk#53
Sample Date & Time			31-May-24	31-May-24	31-May-24	31-May-24	31-May-24
HumCell Leachate Vol [mL]	03-Jun-24	09:15	925	1001	902	935	955
Sample Name	---	---	DX450108	DX450076	DX450186	DX450118	DX 550107
Sample Weight [g]	---	---	1000	1000	1000	1000	1000
pH [No unit]	05-Jun-24	14:10	7.46	6.15	6.74	6.75	6.67
Alkalinity [mg/L as CaCO3]	03-Jun-24	15:09	7	< 2	4	5	4
Conductivity [uS/cm]	03-Jun-24	15:09	22	30	13	12	18
Acidity [mg/L as CaCO3]	05-Jun-24	13:46	< 2	9	< 2	< 2	< 2
SO4 [mg/L]	04-Jun-24	20:14	3	11	2	< 2	3

Analysis	10: HC-13 Wk#53	11: HC-14 Wk#53	12: HC-15 Wk#53	13: HC-16 Wk#53	14: HC-17 Wk#53	15: HC-18 Wk#53	16: HC-19 Wk#53
Sample Date & Time	31-May-24	31-May-24	31-May-24	31-May-24	31-May-24	31-May-24	31-May-24
HumCell Leachate Vol [mL]	996	907	643	960	979	896	896
Sample Name	DX450159	DX450171	DX450134	DX450185	DX450032	DX 550064	DX450008
Sample Weight [g]	1000	1000	700	1000	1000	1000	1000
pH [No unit]	7.08	6.42	7.95	7.06	6.47	6.86	6.96
Alkalinity [mg/L as CaCO3]	9	2	8	8	< 2	5	3
Conductivity [uS/cm]	28	23	47	25	11	11	9
Acidity [mg/L as CaCO3]	< 2	< 2	< 2	< 2	2	< 2	< 2
SO4 [mg/L]	4	6	9	3	3	< 2	< 2

Analysis	17: HC-20 Wk#53	18: HC-21 Wk#53	19: HC-22 Wk#53	20: HC-23 Wk#53	21: HC-24 Wk#53	22: HC-25 Wk#53	23: HC-26 Wk#53
Sample Date & Time	31-May-24	31-May-24	31-May-24	31-May-24	31-May-24	31-May-24	31-May-24
HumCell Leachate Vol [mL]	928	900	399	992	936	948	740

OnLine LIMS

0003741146

Results relate only to the sample tested. Data reported represents the sample submitted to SGS. Reproduction of this analytical report in full or in part is prohibited without prior written approval. Please refer to SGS General Conditions of Services located at https://www.sgs.ca/en/terms-and-conditions (Printed copies are available upon request.)
Test method information available upon request. "Temperature Upon Receipt" is representative of the whole shipment and may not reflect the temperature of individual samples.
SGS Canada Inc. Environment-Health & Safety statement of conformity decision rule does not consider uncertainty when analytical results are compared to a specified standard or regulation.

SGS Canada Inc.
P.O. Box 4300 - 185 Concession St.
Lakefield - Ontario - KOL 2HO
Phone: 705-652-2000 FAX: 705-652-6365

LR Report : **CA10204-MAY24**

Analysis	17: HC-20 Wk#53	18: HC-21 Wk#53	19: HC-22 Wk#53	20: HC-23 Wk#53	21: HC-24 Wk#53	22: HC-25 Wk#53	23: HC-26 Wk#53
Sample Name	DX 550056	DX450022	DX450077	DX450113	DX 550101	DX450128	DX450021
Sample Weight [g]	1000	1000	500	1000	1000	1000	750
pH [No unit]	7.38	7.62	7.48	7.21	8.11	8.16	6.83
Alkalinity [mg/L as CaCO3]	6	9	7	11	6	10	4
Conductivity [uS/cm]	17	21	18	24	15	34	118
Acidity [mg/L as CaCO3]	< 2	< 2	< 2	< 2	< 2	< 2	4
SO4 [mg/L]	2	< 2	< 2	< 2	< 2	3	47

Analysis	24: HC-27 Wk#53
Sample Date & Time	31-May-24
HumCell Leachate Vol [mL]	896
Sample Name	DX450222
Sample Weight [g]	1000
pH [No unit]	6.63
Alkalinity [mg/L as CaCO3]	3
Conductivity [uS/cm]	19
Acidity [mg/L as CaCO3]	< 2
SO4 [mg/L]	5



Lisa Thompson
Project Specialist Assistant,
Environment, Health & Safety

OnLine LIMS

0003741146

Results relate only to the sample tested. Data reported represents the sample submitted to SGS. Reproduction of this analytical report in full or in part is prohibited without prior written approval. Please refer to SGS General Conditions of Services located at https://www.sgs.ca/en/terms-and-conditions (Printed copies are available upon request.)
Test method information available upon request. "Temperature Upon Receipt" is representative of the whole shipment and may not reflect the temperature of individual samples.
SGS Canada Inc. Environment-Health & Safety statement of conformity decision rule does not consider uncertainty when analytical results are compared to a specified standard or regulation.

SGS Canada Inc.
P.O. Box 4300 - 185 Concession St.
Lakefield - Ontario - KOL 2HO
Phone: 705-652-2000 FAX: 705-652-6365

Great Bear - 20 Short

LR Report : **CA10204-MAY24**

Quality Control Report

Inorganic Analysis														
Parameter	Reporting Limit	Unit	Method Blank	Duplicate				LCS / Spike Blank			Matrix Spike / Reference Material		
				Result 1	Result 2	RPD	Acceptance Criteria	Spike Recovery (%)	Recovery Limits (%)		Spike Recovery (%)	Recovery Limits (%)	
							%		Low	High		Low	High
Acidity - QCBatchID: EWL0747-MAY24													
Acidity	2	mg/L as Ca	3			ND	20	96	90	110	NA		
Alkalinity - QCBatchID: EWL0747-MAY24													
Alkalinity	2	mg/L as Ca	< 2			0	20	100	80	120	NA		
Anions by discrete analyzer - QCBatchID: DIO5001-JUN24													
Sulphate	2	mg/L	<2			0	20	109	80	120	109	75	125
Conductivity - QCBatchID: EWL0747-MAY24													
Conductivity	2	uS/cm	< 2			0	20	99	90	110	NA		
pH - QCBatchID: EWL0747-MAY24													
pH	0.05	No unit	NA			1		100			NA		

OnLine LIMS

0003741146

Results relate only to the sample tested. Data reported represents the sample submitted to SGS. Reproduction of this analytical report in full or in part is prohibited without prior written approval. Please refer to SGS General Conditions of Services located at https://www.sgs.ca/en/terms-and-conditions (Printed copies are available upon request.)
Test method information available upon request. "Temperature Upon Receipt" is representative of the whole shipment and may not reflect the temperature of individual samples.
SGS Canada Inc. Environment-Health & Safety statement of conformity decision rule does not consider uncertainty when analytical results are compared to a specified standard or regulation.

SGS Canada Inc.
P.O. Box 4300 - 185 Concession St.
Lakefield - Ontario - KOL 2HO
Phone: 705-652-2000 FAX: 705-652-6365

15-May-2025

Great Bear Resources Ltd.
Attn : Ashley Moncrief

1020 - 800 West Pender St.
Vancouver, BC
V6C 2V6, Canada

Phone: 778-833-2160
Fax:

Date Rec. : 25 April 2025
LR Report: **CA10160-APR25**
Reference: Wk#53

Copy: #1

CERTIFICATE OF ANALYSIS
Final Report

Analysis	3: Analysis Completed Date	4: Analysis Completed Time	5: HC-28 Wk#53	6: HC-29 Wk#53	7: HC-30 Wk#53	8: HC-31 Wk#53	9: HC-32 Wk#53	10: HC-33 Wk#53	11: HC-34 Wk#53
Sample Date & Time			25-Apr-25	25-Apr-25	25-Apr-25	25-Apr-25	25-Apr-25	25-Apr-25	25-Apr-25
HumCell Leachate Vol [mL]	28-Apr-25	16:58	951	972	684	930	704	1004	937
Sample Name	---	---	31787	DX450179	31644	DX450183	O31576	DX450213	DX450174
Sample Weight [g]	---	---	1000	1000	750	1000	750	1000	1000
pH [No unit]	29-Apr-25	11:24	6.77	6.74	6.76	6.91	6.89	6.07	7.08
Alkalinity [mg/L as CaCO3]	01-May-25	10:45	3	4	3	5	6	<2	8
Conductivity [uS/cm]	29-Apr-25	11:24	5	9	11	14	15	34	14
Acidity [mg/L as CaCO3]	01-May-25	10:45	< 2	< 2	< 2	< 2	< 2	10	< 2
F [mg/L]	28-Apr-25	11:30	< 0.06	< 0.06	< 0.06	< 0.06	< 0.06	< 0.06	< 0.06
SO4 [mg/L]	29-Apr-25	13:57	0.4	0.3	1.7	1.6	1.9	9.6	0.3
Cl [mg/L]	29-Apr-25	13:57	< 0.2	< 0.2	< 0.2	< 0.2	< 0.2	< 0.2	< 0.2
Hg [mg/L]	29-Apr-25	09:39	< 0.00001	< 0.00001	< 0.00001	< 0.00001	< 0.00001	< 0.00001	< 0.00001
Ag [mg/L]	30-Apr-25	10:13	< 0.00005	< 0.00005	< 0.00005	< 0.00005	< 0.00005	< 0.00005	< 0.00005
Al [mg/L]	30-Apr-25	10:13	0.030	0.023	0.011	0.035	0.032	0.042	0.040
As [mg/L]	30-Apr-25	10:13	0.0015	0.0046	0.0025	0.0069	0.0011	< 0.0002	0.0032
Ba [mg/L]	30-Apr-25	10:13	0.00061	0.00131	0.00084	0.00025	0.00130	0.00540	0.00235
Be [mg/L]	30-Apr-25	10:13	< 0.000007	< 0.000007	< 0.000007	< 0.000007	< 0.000007	0.000034	< 0.000007
B [mg/L]	30-Apr-25	10:13	< 0.002	< 0.002	< 0.002	< 0.002	< 0.002	0.002	< 0.002
Bi [mg/L]	30-Apr-25	10:13	< 0.00001	< 0.00001	< 0.00001	< 0.00001	< 0.00001	< 0.00001	< 0.00001
Ca [mg/L]	30-Apr-25	10:13	1.00	1.10	1.78	2.52	2.48	1.14	2.32
Cd [mg/L]	30-Apr-25	10:13	< 0.000003	< 0.000003	< 0.000003	< 0.000003	0.000004	0.000017	< 0.000003
Co [mg/L]	30-Apr-25	10:13	0.000010	0.000018	0.000012	0.000020	0.000007	0.000239	0.000008
Cr [mg/L]	30-Apr-25	10:13	< 0.00008	< 0.00008	< 0.00008	< 0.00008	< 0.00008	< 0.00008	< 0.00008
Cu [mg/L]	30-Apr-25	10:13	< 0.001	< 0.001	< 0.001	< 0.001	< 0.001	< 0.001	< 0.001
Fe [mg/L]	30-Apr-25	10:13	< 0.007	< 0.007	< 0.007	< 0.007	< 0.007	2.00	< 0.007
K [mg/L]	30-Apr-25	10:13	0.323	0.521	0.509	0.381	0.524	0.963	0.613
Mg [mg/L]	30-Apr-25	10:13	0.029	0.042	0.076	0.048	0.039	0.214	0.155
Mn [mg/L]	30-Apr-25	10:13	0.00159	0.00161	0.00612	0.00171	0.0233	0.03895	0.0114
Mo [mg/L]	30-Apr-25	10:13	< 0.0004	< 0.0004	< 0.0004	< 0.0004	< 0.0004	< 0.0004	< 0.0004
Na [mg/L]	30-Apr-25	10:13	0.04	0.03	0.04	0.06	0.04	0.05	0.05
Ni [mg/L]	30-Apr-25	10:13	< 0.0001	< 0.0001	< 0.0001	0.0003	< 0.0001	0.0036	< 0.0001
P [mg/L]	30-Apr-25	10:12	< 0.003	< 0.003	< 0.003	< 0.003	< 0.003	< 0.003	< 0.003
Pb [mg/L]	30-Apr-25	10:12	< 0.00009	< 0.00009	< 0.00009	< 0.00009	< 0.00009	< 0.00009	< 0.00009
S [mg/L]	30-Apr-25	10:12	< 5	< 5	< 5	< 5	< 5	< 5	< 5
Sb [mg/L]	30-Apr-25	10:12	< 0.0009	< 0.0009	< 0.0009	< 0.0009	< 0.0009	< 0.0009	< 0.0009
Se [mg/L]	30-Apr-25	10:12	< 0.00004	< 0.00004	< 0.00004	< 0.00004	0.00018	0.00023	< 0.00004

OnLine LIMS

0004113722

Results relate only to the sample tested. Data reported represents the sample submitted to SGS. Reproduction of this analytical report in full or in part is prohibited without prior written approval. Please refer to SGS General Conditions of Services located at https://www.sgs.ca/en/terms-and-conditions (Printed copies are available upon request.)
Test method information available upon request. "Temperature Upon Receipt" is representative of the whole shipment and may not reflect the temperature of individual samples.
SGS Canada Inc. Environment-Health & Safety statement of conformity decision rule does not consider uncertainty when analytical results are compared to a specified standard or regulation.

SGS Canada Inc.
P.O. Box 4300 - 185 Concession St.
Lakefield - Ontario - KOL 2HO
Phone: 705-652-2000 FAX: 705-652-6365

LR Report : **CA10160-APR25**

Analysis	3: Analysis Completed Date	4: Analysis Completed Time	5: HC-28 Wk#53	6: HC-29 Wk#53	7: HC-30 Wk#53	8: HC-31 Wk#53	9: HC-32 Wk#53	10: HC-33 Wk#53	11: HC-34 Wk#53
Si [mg/L]	30-Apr-25	10:12	0.16	0.15	0.14	0.21	0.17	0.76	0.19
Sn [mg/L]	30-Apr-25	10:12	< 0.00006	< 0.00006	< 0.00006	< 0.00006	< 0.00006	< 0.00006	< 0.00006
Sr [mg/L]	30-Apr-25	10:12	0.00215	0.00254	0.00579	0.00414	0.00305	0.00662	0.00557
Ti [mg/L]	30-Apr-25	10:12	< 0.0001	< 0.0001	< 0.0001	< 0.0001	< 0.0001	< 0.0001	< 0.0001
Th [mg/L]	30-Apr-25	10:12	< 0.0001	< 0.0001	< 0.0001	< 0.0001	< 0.0001	< 0.0001	< 0.0001
Tl [mg/L]	30-Apr-25	10:12	< 0.000005	< 0.000005	< 0.000005	< 0.000005	< 0.000005	0.000006	< 0.000005
U [mg/L]	30-Apr-25	10:12	0.000199	0.000530	0.000243	0.000493	0.000094	0.000373	0.000020
V [mg/L]	30-Apr-25	10:12	0.00024	0.00030	0.00011	0.00023	0.00012	< 0.00001	0.00028
W [mg/L]	30-Apr-25	10:12	< 0.0002	< 0.0002	< 0.0002	< 0.0002	< 0.0002	< 0.0002	< 0.0002
Zr [mg/L]	30-Apr-25	10:12	< 0.002	< 0.002	< 0.002	< 0.002	< 0.002	< 0.002	< 0.002
Zn [mg/L]	30-Apr-25	10:12	< 0.002	< 0.002	< 0.002	< 0.002	< 0.002	0.013	< 0.002

Analysis	12: HC-35 Wk#53
Sample Date & Time	25-Apr-25
HumCell Leachate Vol [mL]	1001
Sample Name	31795
Sample Weight [g]	1000
pH [No unit]	7.20
Alkalinity [mg/L as CaCO3]	8
Conductivity [uS/cm]	18
Acidity [mg/L as CaCO3]	< 2
F [mg/L]	< 0.06
SO4 [mg/L]	0.8
Cl [mg/L]	< 0.2
Hg [mg/L]	< 0.00001
Ag [mg/L]	< 0.00005
Al [mg/L]	0.240
As [mg/L]	0.0424
Ba [mg/L]	0.00295
Be [mg/L]	< 0.000007
B [mg/L]	< 0.002
Bi [mg/L]	< 0.00001
Ca [mg/L]	3.12
Cd [mg/L]	< 0.000003
Co [mg/L]	0.000017
Cr [mg/L]	< 0.00008
Cu [mg/L]	< 0.001
Fe [mg/L]	< 0.007
K [mg/L]	1.55
Mg [mg/L]	0.047
Mn [mg/L]	0.00126
Mo [mg/L]	< 0.0004
Na [mg/L]	0.09
Ni [mg/L]	< 0.0001
P [mg/L]	< 0.003
Pb [mg/L]	< 0.00009
S [mg/L]	< 5
Sb [mg/L]	< 0.0009
Se [mg/L]	< 0.00004
Si [mg/L]	0.59
Sn [mg/L]	< 0.00006
Sr [mg/L]	0.00329

OnLine LIMS

Results relate only to the sample tested. Data reported represents the sample submitted to SGS. Reproduction of this analytical report in full or in part is prohibited without prior written approval. Please refer to SGS General Conditions of Services located at https://www.sgs.ca/en/terms-and-conditions (Printed copies are available upon request.)
Test method information available upon request. "Temperature Upon Receipt" is representative of the whole shipment and may not reflect the temperature of individual samples.
SGS Canada Inc. Environment-Health & Safety statement of conformity decision rule does not consider uncertainty when analytical results are compared to a specified standard or regulation.

0004113722

SGS Canada Inc.
P.O. Box 4300 - 185 Concession St.
Lakefield - Ontario - KOL 2HO
Phone: 705-652-2000 FAX: 705-652-6365

LR Report : **CA10160-APR25**

Analysis	12: HC-35 Wk#53
Ti [mg/L]	< 0.0001
Th [mg/L]	< 0.0001
Tl [mg/L]	< 0.000005
U [mg/L]	0.000164
V [mg/L]	0.00066
W [mg/L]	< 0.0002
Zr [mg/L]	< 0.002
Zn [mg/L]	< 0.002



Lisa Thompson
Project Specialist Assistant,
Environment, Health & Safety

OnLine LIMS

0004113722

Results relate only to the sample tested. Data reported represents the sample submitted to SGS. Reproduction of this analytical report in full or in part is prohibited without prior written approval. Please refer to SGS General Conditions of Services located at https://www.sgs.ca/en/terms-and-conditions (Printed copies are available upon request.)
Test method information available upon request. "Temperature Upon Receipt" is representative of the whole shipment and may not reflect the temperature of individual samples.
SGS Canada Inc. Environment-Health & Safety statement of conformity decision rule does not consider uncertainty when analytical results are compared to a specified standard or regulation.

SGS Canada Inc.
P.O. Box 4300 - 185 Concession St.
Lakefield - Ontario - KOL 2HO
Phone: 705-652-2000 FAX: 705-652-6365

Great Bear - 8 Long

LR Report : **CA10160-APR25**

Quality Control Report

Inorganic Analysis													
Parameter	Reporting Limit	Unit	Method Blank	Duplicate				LCS / Spike Blank			Matrix Spike / Reference Material		
				Result 1	Result 2	RPD	Acceptance Criteria	Spike Recovery (%)	Recovery Limits (%)		Spike Recovery (%)	Recovery Limits (%)	
							%		Low	High		Low	High
Acidity - QCBatchID: EWL0583-APR25													
Acidity	2	mg/L as Ca	< 2			ND	20	102	90	110	NA		
Alkalinity - QCBatchID: EWL0583-APR25													
Alkalinity	2	mg/L as Ca	< 2			ND	20	102	80	120	NA		
Anions by IC - QCBatchID: DIO0631-APR25													
Chloride	0.2	mg/L	<0.2			1	20	101	90	110	116	75	125
Sulphate	0.2	mg/L	<0.2			9	20	104	90	110	98	75	125
Anions by IC - QCBatchID: DIO0660-APR25													
Chloride	0.2	mg/L	<0.2			ND	20	101	90	110	100	75	125
Sulphate	0.2	mg/L	<0.2			4	20	101	90	110	120	75	125
Anions by IC - QCBatchID: DIO0669-APR25													
Sulphate	0.2	mg/L	<0.2			19	20	95	90	110	NV	75	125
Conductivity - QCBatchID: EWL0583-APR25													
Conductivity	2	uS/cm	< 2			0	20	96	90	110	NA		
Fluoride by Specific Ion Electrode - QCBatchID: EWL0579-APR25													
Fluoride	0.06	mg/L	<0.06			ND	10	105	90	110	104	75	125
Fluoride by Specific Ion Electrode - QCBatchID: EWL0593-APR25													
Fluoride	0.06	mg/L	<0.06			ND	10	103	90	110	107	75	125
Fluoride by Specific Ion Electrode - QCBatchID: EWL0607-APR25													
Fluoride	0.06	mg/L	<0.06			ND	10	92	90	110	91	75	125
Inorganics-General - QCBatchID: EHG0039-APR25													
Mercury	0.00001	mg/L	< 0.00001			ND	20	101	80	120	122	70	130
Metals in aqueous samples - ICP-MS - QCBatchID: EMS0286-APR25													
Aluminum	0.001	mg/L	<0.001			0	20	101	90	110	97	70	130
Antimony	0.0009	mg/L	<0.0009			ND	20	101	90	110	82	70	130
Arsenic	0.0002	mg/L	<0.0002			ND	20	101	90	110	101	70	130
Barium	0.00008	mg/L	<0.00008			0	20	97	90	110	98	70	130
Beryllium	0.000007	mg/L	<0.000007			ND	20	97	90	110	94	70	130
Bismuth	0.00001	mg/L	<0.00001			ND	20	104	90	110	101	70	130
Boron	0.002	mg/L	<0.002			4	20	106	90	110	100	70	130
Cadmium	0.000003	mg/L	<0.000003			ND	20	99	90	110	97	70	130
Calcium	0.01	mg/L	<0.01			0	20	105	90	110	79	70	130
Chromium	0.00008	mg/L	<0.00008			ND	20	96	90	110	95	70	130
Cobalt	0.000004	mg/L	<0.000004			ND	20	98	90	110	95	70	130
Copper	0.001	mg/L	<0.001			ND	20	98	90	110	96	70	130
Iron	0.007	mg/L	<0.007			ND	20	109	90	110	98	70	130

OnLine LIMS

Results relate only to the sample tested. Data reported represents the sample submitted to SGS. Reproduction of this analytical report in full or in part is prohibited without prior written approval. Please refer to SGS General Conditions of Services located at https://www.sgs.ca/en/terms-and-conditions (Printed copies are available upon request.)
Test method information available upon request. "Temperature Upon Receipt" is representative of the whole shipment and may not reflect the temperature of individual samples.
SGS Canada Inc. Environment-Health & Safety statement of conformity decision rule does not consider uncertainty when analytical results are compared to a specified standard or regulation.

0004113722

SGS Canada Inc.
P.O. Box 4300 - 185 Concession St.
Lakefield - Ontario - K0L 2H0
Phone: 705-652-2000 FAX: 705-652-6365

Inorganic Analysis														
Parameter	Reporting Limit	Unit	Method Blank	Duplicate				LCS / Spike Blank			Matrix Spike / Reference Material			
				Result 1	Result 2	RPD	Acceptance Criteria	Spike Recovery (%)	Recovery Limits (%)		Spike Recovery (%)	Recovery Limits (%)	
							%		Low	High		Low	High
Lead	0.00009	mg/L	<0.00009			6	20	97	90	110	87	70	130
Magnesium	0.001	mg/L	<0.001			1	20	105	90	110	75	70	130
Manganese	0.00001	mg/L	<0.00001			5	20	103	90	110	101	70	130
Molybdenum	0.0004	mg/L	<0.0004			ND	20	109	90	110	101	70	130
Nickel	0.0001	mg/L	<0.0001			1	20	101	90	110	96	70	130
Phosphorus	0.003	mg/L	<0.003			ND	20	106	90	110	NV	70	130
Potassium	0.003	mg/L	<0.009			3	20	103	90	110	93	70	130
Selenium	0.00004	mg/L	<0.00004			ND	20	97	90	110	102	70	130
Silicon	0.02	mg/L	<0.02			4	20	107	90	110	NV	70	130
Silver	0.00005	mg/L	<0.00005			ND	20	97	90	110	89	70	130
Sodium	0.01	mg/L	<0.01			6	20	107	90	110	96	70	130
Strontium	0.00008	mg/L	<0.00008			2	20	93	90	110	88	70	130
Sulfur	5	mg/L	<5			ND	20	110	90	110	NV	70	130
Thallium	0.000005	mg/L	<0.000005			ND	20	99	90	110	88	70	130
Thorium	0.0001	mg/L	<0.0001			ND	20	109	90	110	NV	70	130
Tin	0.00006	mg/L	<0.00006			2	20	104	90	110	NV	70	130
Titanium	0.0001	mg/L	<0.0001			ND	20	102	90	110	NV	70	130
Tungsten	0.0002	mg/L	<0.0002			ND	20	103	90	110	NV	70	130
Uranium	0.000002	mg/L	<0.000002			0	20	95	90	110	87	70	130
Vanadium	0.00001	mg/L	<0.00001			3	20	95	90	110	96	70	130
Zinc	0.002	mg/L	<0.002			ND	20	101	90	110	87	70	130
Zirconium	0.002	mg/L	<0.002			ND	20	105	90	110	NV	70	130
pH - QCBatchID: EWL0583-APR25													
pH	0.05	No unit	NA			0		100			NA		

OnLine LIMS

Results relate only to the sample tested. Data reported represents the sample submitted to SGS. Reproduction of this analytical report in full or in part is prohibited without prior written approval. Please refer to SGS General Conditions of Services located at https://www.sgs.ca/en/terms-and-conditions (Printed copies are available upon request.)
Test method information available upon request. "Temperature Upon Receipt" is representative of the whole shipment and may not reflect the temperature of individual samples.
SGS Canada Inc. Environment-Health & Safety statement of conformity decision rule does not consider uncertainty when analytical results are compared to a specified standard or regulation.

0004113722

SGS Canada Inc.
P.O. Box 4300 - 185 Concession St.
Lakefield - Ontario - KOL 2HO
Phone: 705-652-2000 FAX: 705-652-6365

20-June-2024

Great Bear Resources Ltd.
Attn : Ashley Moncrief

1020 - 800 West Pender St.
Vancouver, BC
V6C 2V6, Canada

Phone: 778-833-2160
Fax:

Date Rec. : 06 June 2024
LR Report: **CA10035-JUN24**
Reference: Wk#54

Copy: #1

CERTIFICATE OF ANALYSIS
Final Report

Analysis	3: Analysis Completed Date	4: Analysis Completed Time	5: HC-1 Wk#54	6: HC-2 Wk#54	7: HC-3 Wk#54	8: HC-4 Wk#54	9: HC-5 Wk#54	10: HC-6 Wk#54
Sample Date & Time			06-Jun-24	06-Jun-24	06-Jun-24	06-Jun-24	06-Jun-24	06-Jun-24
HumCell Leachate Vol [mL]	19-Jun-24	10:36	965	1001	464	509	920	467
Sample Name	---	---	DX450052	DX 550083	DX450204	DX450176	DX450232	DX450181
Sample Weight [g]	---	---	1000	1000	500	500	1000	500
pH [No unit]	07-Jun-24	12:26	6.87	7.63	7.18	5.86	7.09	7.25
Alkalinity [mg/L as CaCO3]	07-Jun-24	12:26	3	12	5	< 2	4	5
Conductivity [uS/cm]	07-Jun-24	12:26	32	31	11	19	13	11
Acidity [mg/L as CaCO3]	12-Jun-24	09:45	< 2	< 2	< 2	3	< 2	< 2
SO4 [mg/L]	13-Jun-24	19:52	10	3	< 2	7	2	< 2
Hg [mg/L]	12-Jun-24	14:32	< 0.00001	< 0.00001	< 0.00001	< 0.00001	< 0.00001	< 0.00001
Ag [mg/L]	12-Jun-24	14:32	< 0.00005	< 0.00005	< 0.00005	< 0.00005	< 0.00005	< 0.00005
Al [mg/L]	12-Jun-24	14:32	0.006	0.063	0.056	< 0.001	0.038	0.051
As [mg/L]	12-Jun-24	14:32	< 0.0002	0.0105	0.0008	< 0.0002	0.0019	0.0002
Ba [mg/L]	12-Jun-24	14:32	0.00085	0.0145	0.00064	0.00337	0.00107	0.00048
Be [mg/L]	12-Jun-24	14:32	< 0.000007	< 0.000007	< 0.000007	< 0.000007	< 0.000007	< 0.000007
B [mg/L]	12-Jun-24	14:32	< 0.002	< 0.002	0.002	< 0.002	< 0.002	< 0.002
Bi [mg/L]	12-Jun-24	14:32	< 0.00001	0.00005	< 0.00001	< 0.00001	< 0.00001	< 0.00001
Ca [mg/L]	12-Jun-24	14:32	5.99	6.09	1.95	2.74	2.33	2.17
Cd [mg/L]	12-Jun-24	14:32	0.00139	0.000017	< 0.000003	0.00361	0.000009	< 0.000003
Co [mg/L]	12-Jun-24	14:32	0.000020	0.000038	0.000020	0.000354	0.000010	0.000015
Cr [mg/L]	12-Jun-24	14:32	< 0.00008	< 0.00008	< 0.00008	< 0.00008	< 0.00008	< 0.00008
Cu [mg/L]	12-Jun-24	14:32	< 0.001	< 0.001	< 0.001	< 0.001	< 0.001	< 0.001
Fe [mg/L]	12-Jun-24	14:32	< 0.007	< 0.007	0.012	< 0.007	< 0.007	0.013
K [mg/L]	12-Jun-24	14:32	0.353	1.39	0.630	0.397	0.662	0.417
Mg [mg/L]	12-Jun-24	14:32	0.056	0.103	0.083	0.189	0.056	0.071
Mn [mg/L]	12-Jun-24	14:32	0.0316	0.0389	0.00388	0.0354	0.00978	0.00328
Mo [mg/L]	12-Jun-24	14:32	0.0281	0.0250	0.0008	0.0012	0.0009	0.0009
Na [mg/L]	12-Jun-24	14:32	0.06	0.08	0.05	0.03	0.05	0.05
Ni [mg/L]	12-Jun-24	14:32	0.0002	0.0001	0.0002	0.0014	0.0002	0.0003
P [mg/L]	12-Jun-24	14:32	0.004	< 0.003	0.004	0.005	0.005	0.008
Pb [mg/L]	12-Jun-24	14:32	0.0296	0.00042	< 0.00009	0.112	< 0.00009	< 0.00009
S [mg/L]	12-Jun-24	14:32	< 5	< 5	< 5	< 5	< 5	< 5
Sb [mg/L]	12-Jun-24	14:32	< 0.0009	< 0.0009	< 0.0009	< 0.0009	< 0.0009	< 0.0009
Se [mg/L]	12-Jun-24	14:32	0.00027	0.00282	< 0.00004	0.00039	0.00008	< 0.00004
Si [mg/L]	12-Jun-24	14:32	0.18	0.30	0.21	0.21	0.22	0.26
Sn [mg/L]	12-Jun-24	14:32	< 0.00006	< 0.00006	< 0.00006	< 0.00006	0.00018	< 0.00006

OnLine LIMS

0003753427

Results relate only to the sample tested. Data reported represents the sample submitted to SGS. Reproduction of this analytical report in full or in part is prohibited without prior written approval. Please refer to SGS General Conditions of Services located at https://www.sgs.ca/en/terms-and-conditions (Printed copies are available upon request.)
Test method information available upon request. "Temperature Upon Receipt" is representative of the whole shipment and may not reflect the temperature of individual samples.
SGS Canada Inc. Environment-Health & Safety statement of conformity decision rule does not consider uncertainty when analytical results are compared to a specified standard or regulation.

SGS Canada Inc.
P.O. Box 4300 - 185 Concession St.
Lakefield - Ontario - KOL 2HO
Phone: 705-652-2000 FAX: 705-652-6365

LR Report : **CA10035-JUN24**

Analysis	3: Analysis Completed Date	4: Analysis Completed Time	5: HC-1 Wk#54	6: HC-2 Wk#54	7: HC-3 Wk#54	8: HC-4 Wk#54	9: HC-5 Wk#54	10: HC-6 Wk#54
Sr [mg/L]	12-Jun-24	14:32	0.00782	0.0205	0.00380	0.00367	0.00305	0.00385
Ti [mg/L]	12-Jun-24	14:32	< 0.0001	< 0.0001	0.0007	< 0.0001	< 0.0001	0.0006
Th [mg/L]	12-Jun-24	14:32	< 0.0001	< 0.0001	< 0.0001	< 0.0001	< 0.0001	< 0.0001
Tl [mg/L]	12-Jun-24	14:32	< 0.000005	0.000014	< 0.000005	0.000008	< 0.000005	< 0.000005
U [mg/L]	12-Jun-24	14:32	0.000010	0.000256	0.000317	0.000016	0.000550	0.000177
V [mg/L]	12-Jun-24	14:32	< 0.00001	0.00031	0.00030	< 0.00001	0.00042	0.00042
W [mg/L]	12-Jun-24	14:32	< 0.0002	< 0.0002	< 0.0002	< 0.0002	< 0.0002	0.0006
Zr [mg/L]	12-Jun-24	14:32	< 0.002	< 0.002	< 0.002	< 0.002	< 0.002	< 0.002
Zn [mg/L]	12-Jun-24	14:32	0.051	< 0.002	< 0.002	0.255	< 0.002	< 0.002

Analysis	11: HC-7 Wk#54
Sample Date & Time	06-Jun-24
HumCell Leachate Vol [mL]	914
Sample Name	DX450002
Sample Weight [g]	1000
pH [No unit]	7.27
Alkalinity [mg/L as CaCO3]	7
Conductivity [uS/cm]	12
Acidity [mg/L as CaCO3]	< 2
SO4 [mg/L]	< 2
Hg [mg/L]	< 0.00001
Ag [mg/L]	< 0.00005
Al [mg/L]	0.040
As [mg/L]	0.0065
Ba [mg/L]	0.00053
Be [mg/L]	< 0.000007
B [mg/L]	< 0.002
Bi [mg/L]	< 0.00001
Ca [mg/L]	2.40
Cd [mg/L]	< 0.000003
Co [mg/L]	0.000021
Cr [mg/L]	< 0.00008
Cu [mg/L]	< 0.001
Fe [mg/L]	< 0.007
K [mg/L]	0.523
Mg [mg/L]	0.082
Mn [mg/L]	0.00627
Mo [mg/L]	< 0.0004
Na [mg/L]	0.06
Ni [mg/L]	< 0.0001
P [mg/L]	< 0.003
Pb [mg/L]	< 0.00009
S [mg/L]	< 5
Sb [mg/L]	< 0.0009
Se [mg/L]	< 0.00004
Si [mg/L]	0.21
Sn [mg/L]	< 0.00006
Sr [mg/L]	0.00409
Ti [mg/L]	0.0002
Th [mg/L]	< 0.0001
Tl [mg/L]	< 0.000005
U [mg/L]	0.000446

OnLine LIMS

Results relate only to the sample tested. Data reported represents the sample submitted to SGS. Reproduction of this analytical report in full or in part is prohibited without prior written approval. Please refer to SGS General Conditions of Services located at https://www.sgs.ca/en/terms-and-conditions (Printed copies are available upon request.)
Test method information available upon request. "Temperature Upon Receipt" is representative of the whole shipment and may not reflect the temperature of individual samples.
SGS Canada Inc. Environment-Health & Safety statement of conformity decision rule does not consider uncertainty when analytical results are compared to a specified standard or regulation.

0003753427

SGS Canada Inc.
P.O. Box 4300 - 185 Concession St.
Lakefield - Ontario - KOL 2HO
Phone: 705-652-2000 FAX: 705-652-6365

LR Report : **CA10035-JUN24**

Analysis	11: HC-7 Wk#54
V [mg/L]	0.00021
W [mg/L]	< 0.0002
Zr [mg/L]	< 0.002
Zn [mg/L]	< 0.002



Lisa Thompson
Project Specialist Assistant,
Environment, Health & Safety

OnLine LIMS

0003753427

Results relate only to the sample tested. Data reported represents the sample submitted to SGS. Reproduction of this analytical report in full or in part is prohibited without prior written approval. Please refer to SGS General Conditions of Services located at https://www.sgs.ca/en/terms-and-conditions (Printed copies are available upon request.)
Test method information available upon request. "Temperature Upon Receipt" is representative of the whole shipment and may not reflect the temperature of individual samples.
SGS Canada Inc. Environment-Health & Safety statement of conformity decision rule does not consider uncertainty when analytical results are compared to a specified standard or regulation.

SGS Canada Inc.
P.O. Box 4300 - 185 Concession St.
Lakefield - Ontario - KOL 2HO
Phone: 705-652-2000 FAX: 705-652-6365

25-June-2024

Great Bear Resources Ltd.
Attn : Ashley Moncrief

1020 - 800 West Pender St.
Vancouver, BC
V6C 2V6, Canada

Phone: 778-833-2160
Fax:

Date Rec. : 07 June 2024
LR Report: **CA10040-JUN24**
Reference: Wk#54

Copy: #1

CERTIFICATE OF ANALYSIS
Final Report

Analysis	3: Analysis Completed Date	4: Analysis Completed Time	5: HC-8 Wk#54	6: HC-9 Wk#54	7: HC-10 Wk#54	8: HC-11 Wk#54	9: HC-12 Wk#54	10: HC-13 Wk#54	11: HC-14 Wk#54
Sample Date & Time			07-Jun-24	07-Jun-24	07-Jun-24	07-Jun-24	07-Jun-24	07-Jun-24	07-Jun-24
HumCell Leachate Vol [mL]	10-Jun-24	09:59	904	1006	908	898	958	1005	906
Sample Name	---	---	DX450108	DX450076	DX450186	DX450118	DX 550107	DX450159	DX450171
Sample Weight [g]	---	---	1000	1000	1000	1000	1000	1000	1000
pH [No unit]	18-Jun-24	10:13	7.45	5.89	7.13	7.27	7.09	7.38	6.73
Alkalinity [mg/L as CaCO3]	18-Jun-24	10:13	9	< 2	5	6	5	10	2
Conductivity [uS/cm]	13-Jun-24	15:16	22	33	12	13	18	30	20
Acidity [mg/L as CaCO3]	18-Jun-24	10:13	< 2	5	< 2	< 2	< 2	< 2	3
F [mg/L]	10-Jun-24	09:14	---	---	---	---	---	---	---
SO4 [mg/L]	17-Jun-24	20:10	3	13	< 2	< 2	4	4	5
Cl [mg/L]	17-Jun-24	20:10	---	---	---	---	---	---	---
Hg [mg/L]	12-Jun-24	11:41	< 0.00001	< 0.00001	< 0.00001	< 0.00001	< 0.00001	< 0.00001	< 0.00001
Ag [mg/L]	13-Jun-24	12:48	< 0.00005	< 0.00005	< 0.00005	< 0.00005	< 0.00005	< 0.00005	< 0.00005
Al [mg/L]	13-Jun-24	12:48	0.071	0.002	0.040	0.064	0.036	0.077	0.024
As [mg/L]	13-Jun-24	12:48	0.0012	< 0.0002	0.0003	0.0004	0.0019	0.0024	0.0017
Ba [mg/L]	13-Jun-24	12:48	0.00166	0.0109	0.00061	0.00070	0.00145	0.00066	0.00217
Be [mg/L]	13-Jun-24	12:48	< 0.000007	< 0.000007	< 0.000007	< 0.000007	< 0.000007	< 0.000007	< 0.000007
B [mg/L]	13-Jun-24	12:48	< 0.002	< 0.002	< 0.002	< 0.002	< 0.002	< 0.002	< 0.002
Bi [mg/L]	13-Jun-24	12:48	< 0.00001	< 0.00001	< 0.00001	< 0.00001	< 0.00001	< 0.00001	< 0.00001
Ca [mg/L]	13-Jun-24	12:48	3.99	2.60	2.45	2.67	3.70	5.57	3.03
Cd [mg/L]	13-Jun-24	12:48	0.000017	0.0301	0.000023	0.000016	0.000017	0.000008	< 0.000003
Co [mg/L]	13-Jun-24	12:48	0.000019	0.000582	0.000017	0.000007	0.000009	0.000013	0.000048
Cr [mg/L]	13-Jun-24	12:48	0.00009	0.00012	< 0.00008	< 0.00008	0.00012	0.00014	0.00009
Cu [mg/L]	13-Jun-24	12:48	< 0.001	0.001	< 0.001	< 0.001	< 0.001	< 0.001	< 0.001
Fe [mg/L]	13-Jun-24	12:48	< 0.007	< 0.007	< 0.007	< 0.007	< 0.007	< 0.007	0.008
K [mg/L]	13-Jun-24	12:48	0.724	1.12	0.309	0.253	0.362	0.529	0.892
Mg [mg/L]	13-Jun-24	12:48	0.243	0.090	0.038	0.050	0.043	0.056	0.141
Mn [mg/L]	13-Jun-24	12:48	0.0197	0.0962	0.0158	0.0134	0.0191	0.0224	0.00356
Mo [mg/L]	13-Jun-24	12:48	0.0299	0.0298	0.0298	0.0275	0.0330	0.0011	0.0017
Na [mg/L]	13-Jun-24	12:48	0.10	0.09	0.09	0.09	0.10	0.06	0.09
Ni [mg/L]	13-Jun-24	12:48	0.0002	0.0187	0.0003	0.0002	0.0002	0.0002	0.0005
P [mg/L]	13-Jun-24	12:48	< 0.003	< 0.003	< 0.003	< 0.003	< 0.003	< 0.003	< 0.003
Pb [mg/L]	13-Jun-24	12:48	< 0.00009	0.147	< 0.00009	< 0.00009	< 0.00009	0.00010	0.00041
S [mg/L]	13-Jun-24	12:48	< 5	5	< 5	< 5	< 5	< 5	< 5
Sb [mg/L]	13-Jun-24	12:48	< 0.0009	< 0.0009	< 0.0009	< 0.0009	< 0.0009	< 0.0009	< 0.0009
Se [mg/L]	13-Jun-24	12:48	0.00016	0.00084	0.00016	< 0.00004	0.00010	< 0.00004	0.00024

OnLine LIMS

0003759215

Results relate only to the sample tested. Data reported represents the sample submitted to SGS. Reproduction of this analytical report in full or in part is prohibited without prior written approval. Please refer to SGS General Conditions of Services located at https://www.sgs.ca/en/terms-and-conditions (Printed copies are available upon request.)
Test method information available upon request. "Temperature Upon Receipt" is representative of the whole shipment and may not reflect the temperature of individual samples.
SGS Canada Inc. Environment-Health & Safety statement of conformity decision rule does not consider uncertainty when analytical results are compared to a specified standard or regulation.

SGS Canada Inc.
P.O. Box 4300 - 185 Concession St.
Lakefield - Ontario - KOL 2HO
Phone: 705-652-2000 FAX: 705-652-6365

LR Report : **CA10040-JUN24**

Analysis	3: Analysis Completed Date	4: Analysis Completed Time	5: HC-8 Wk#54	6: HC-9 Wk#54	7: HC-10 Wk#54	8: HC-11 Wk#54	9: HC-12 Wk#54	10: HC-13 Wk#54	11: HC-14 Wk#54
Si [mg/L]	13-Jun-24	12:48	0.25	0.42	0.22	0.25	0.30	0.36	0.23
Sn [mg/L]	13-Jun-24	12:48	< 0.00006	< 0.00006	< 0.00006	< 0.00006	< 0.00006	< 0.00006	0.00010
Sr [mg/L]	13-Jun-24	12:48	0.00699	0.00692	0.00453	0.00556	0.00555	0.00509	0.00831
Ti [mg/L]	13-Jun-24	12:48	< 0.0001	< 0.0001	< 0.0001	< 0.0001	0.0001	< 0.0001	< 0.0001
Th [mg/L]	13-Jun-24	12:47	< 0.0001	< 0.0001	< 0.0001	< 0.0001	< 0.0001	< 0.0001	< 0.0001
Tl [mg/L]	13-Jun-24	12:47	< 0.000005	0.000041	< 0.000005	< 0.000005	< 0.000005	0.000010	< 0.000005
U [mg/L]	13-Jun-24	12:47	0.000140	0.000068	0.000304	0.000115	0.000198	0.000296	0.000092
V [mg/L]	13-Jun-24	12:47	0.00021	0.00003	0.00005	0.00009	0.00015	0.00008	0.00020
W [mg/L]	13-Jun-24	12:47	< 0.0002	< 0.0002	< 0.0002	< 0.0002	< 0.0002	< 0.0002	< 0.0002
Zr [mg/L]	13-Jun-24	12:47	< 0.002	< 0.002	< 0.002	< 0.002	< 0.002	< 0.002	< 0.002
Zn [mg/L]	13-Jun-24	12:47	< 0.002	4.87	< 0.002	< 0.002	< 0.002	< 0.002	< 0.002

Analysis	12: HC-15 Wk#54	13: HC-16 Wk#54	14: HC-17 Wk#54	15: HC-18 Wk#54	16: HC-19 Wk#54	17: HC-20 Wk#54	18: HC-21 Wk#54	19: HC-22 Wk#54	20: HC-23 Wk#54
Sample Date & Time	07-Jun-24	07-Jun-24	07-Jun-24	07-Jun-24	07-Jun-24	07-Jun-24	07-Jun-24	07-Jun-24	07-Jun-24
HumCell Leachate Vol [mL]	648	1006	939	919	903	974	925	447	1004
Sample Name	DX450134	DX450185	DX450032	DX 550064	DX450008	DX 550056	DX450022	DX450077	DX450113
Sample Weight [g]	700	1000	1000	1000	1000	1000	1000	500	1000
pH [No unit]	7.34	7.32	6.43	7.28	6.94	7.54	7.61	7.27	7.75
Alkalinity [mg/L as CaCO3]	10	9	< 2	7	3	11	10	8	13
Conductivity [uS/cm]	44	24	10	14	8	21	20	18	25
Acidity [mg/L as CaCO3]	< 2	< 2	< 2	< 2	< 2	< 2	< 2	< 2	< 2
F [mg/L]	---	---	---	---	< 0.06	---	---	---	---
SO4 [mg/L]	9	3	3	< 2	< 2	< 2	< 2	< 2	< 2
Cl [mg/L]	< 1	---	---	---	---	---	---	---	---
Hg [mg/L]	< 0.00001	< 0.00001	< 0.00001	< 0.00001	< 0.00001	< 0.00001	< 0.00001	< 0.00001	< 0.00001
Ag [mg/L]	< 0.00005	< 0.00005	< 0.00005	< 0.00005	< 0.00005	< 0.00005	< 0.00005	< 0.00005	< 0.00005
Al [mg/L]	0.006	0.097	0.006	0.056	0.048	0.069	0.085	0.037	0.067
As [mg/L]	0.103	0.0090	0.0093	0.0098	0.0003	0.0008	0.0083	0.0006	0.0046
Ba [mg/L]	0.00098	0.00207	0.00027	0.00028	0.00025	0.00264	0.00024	0.00727	0.00635
Be [mg/L]	< 0.000007	< 0.000007	< 0.000007	< 0.000007	< 0.000007	< 0.000007	< 0.000007	< 0.000007	< 0.000007
B [mg/L]	< 0.002	< 0.002	< 0.002	< 0.002	< 0.002	< 0.002	< 0.002	< 0.002	< 0.002
Bi [mg/L]	< 0.00001	< 0.00001	< 0.00001	< 0.00001	< 0.00001	< 0.00001	< 0.00001	< 0.00001	< 0.00001
Ca [mg/L]	8.46	4.19	1.59	2.91	1.69	4.49	4.57	2.66	5.47
Cd [mg/L]	0.000019	0.000006	0.000022	0.000007	< 0.000003	0.000012	< 0.000003	0.000005	0.000026
Co [mg/L]	0.000311	0.000034	0.000391	0.000037	0.000042	0.000021	0.000064	0.000017	0.000018
Cr [mg/L]	< 0.00008	< 0.00008	0.00010	0.00009	0.00009	0.00012	< 0.00008	< 0.00008	< 0.00008
Cu [mg/L]	0.001	< 0.001	< 0.001	< 0.001	< 0.001	< 0.001	< 0.001	< 0.001	< 0.001
Fe [mg/L]	< 0.007	< 0.007	< 0.007	< 0.007	< 0.007	< 0.007	< 0.007	< 0.007	< 0.007
K [mg/L]	0.467	1.68	0.466	0.236	0.260	0.395	0.048	1.38	0.281
Mg [mg/L]	0.224	0.059	0.084	0.037	0.028	0.233	0.109	0.121	0.137
Mn [mg/L]	0.0121	0.00967	0.00657	0.00397	0.00456	0.0213	0.0266	0.0188	0.0301
Mo [mg/L]	0.0345	< 0.0004	0.0306	< 0.0004	< 0.0004	0.0279	0.0006	0.0010	0.0007
Na [mg/L]	0.10	0.08	0.12	0.07	0.05	0.09	0.05	0.07	0.06
Ni [mg/L]	0.0154	0.0002	0.0009	0.0001	0.0002	0.0002	0.0002	0.0002	0.0003
P [mg/L]	< 0.003	< 0.003	0.003	< 0.003	< 0.003	0.004	0.004	0.005	< 0.003
Pb [mg/L]	< 0.00009	< 0.00009	< 0.00009	< 0.00009	< 0.00009	< 0.00009	< 0.00009	< 0.00009	0.00012
S [mg/L]	6	< 5	< 5	< 5	< 5	< 5	< 5	< 5	< 5
Sb [mg/L]	0.0012	< 0.0009	< 0.0009	< 0.0009	< 0.0009	< 0.0009	< 0.0009	< 0.0009	< 0.0009
Se [mg/L]	0.00025	< 0.00004	< 0.00004	< 0.00004	< 0.00004	0.00004	< 0.00004	< 0.00004	< 0.00004
Si [mg/L]	0.22	0.35	0.52	0.32	0.25	0.28	0.18	0.19	0.28
Sn [mg/L]	< 0.00006	< 0.00006	< 0.00006	< 0.00006	< 0.00006	< 0.00006	< 0.00006	< 0.00006	< 0.00006
Sr [mg/L]	0.0105	0.00609	0.00531	0.00348	0.00317	0.00944	0.00268	0.00439	0.0156

OnLine LIMS

0003759215

Results relate only to the sample tested. Data reported represents the sample submitted to SGS. Reproduction of this analytical report in full or in part is prohibited without prior written approval. Please refer to SGS General Conditions of Services located at https://www.sgs.ca/en/terms-and-conditions (Printed copies are available upon request.)
Test method information available upon request. "Temperature Upon Receipt" is representative of the whole shipment and may not reflect the temperature of individual samples.
SGS Canada Inc. Environment-Health & Safety statement of conformity decision rule does not consider uncertainty when analytical results are compared to a specified standard or regulation.

SGS Canada Inc.
P.O. Box 4300 - 185 Concession St.
Lakefield - Ontario - KOL 2HO
Phone: 705-652-2000 FAX: 705-652-6365

LR Report : **CA10040-JUN24**

Analysis	12: HC-15 Wk#54	13: HC-16 Wk#54	14: HC-17 Wk#54	15: HC-18 Wk#54	16: HC-19 Wk#54	17: HC-20 Wk#54	18: HC-21 Wk#54	19: HC-22 Wk#54	20: HC-23 Wk#54
Ti [mg/L]	< 0.0001	< 0.0001	< 0.0001	0.0001	< 0.0001	< 0.0001	< 0.0001	< 0.0001	< 0.0001
Th [mg/L]	< 0.0001	< 0.0001	< 0.0001	< 0.0001	< 0.0001	< 0.0001	< 0.0001	< 0.0001	< 0.0001
Tl [mg/L]	0.000007	0.000009	0.000005	< 0.000005	< 0.000005	< 0.000005	< 0.000005	< 0.000005	< 0.000005
U [mg/L]	0.000053	0.000864	0.000165	0.000340	0.000077	0.000035	0.000026	0.000027	0.000124
V [mg/L]	0.00007	0.00031	0.00018	0.00016	0.00006	0.00114	0.00044	0.00074	0.00020
W [mg/L]	< 0.0002	< 0.0002	< 0.0002	< 0.0002	< 0.0002	< 0.0002	< 0.0002	< 0.0002	< 0.0002
Zr [mg/L]	< 0.002	< 0.002	< 0.002	< 0.002	< 0.002	< 0.002	< 0.002	< 0.002	< 0.002
Zn [mg/L]	< 0.002	< 0.002	< 0.002	< 0.002	< 0.002	< 0.002	< 0.002	< 0.002	0.003

Analysis	21: HC-24 Wk#54	22: HC-25 Wk#54	23: HC-26 Wk#54	24: HC-27 Wk#54
Sample Date & Time	07-Jun-24	07-Jun-24	07-Jun-24	07-Jun-24
HumCell Leachate Vol [mL]	998	914	735	918
Sample Name	DX 550101	DX450128	DX450021	DX450222
Sample Weight [g]	1000	1000	750	1000
pH [No unit]	7.53	7.73	6.18	7.05
Alkalinity [mg/L as CaCO3]	9	10	< 2	4
Conductivity [uS/cm]	18	33	134	16
Acidity [mg/L as CaCO3]	< 2	< 2	43	< 2
F [mg/L]	---	---	---	---
SO4 [mg/L]	< 2	4	51	3
Cl [mg/L]	---	---	20	---
Hg [mg/L]	0.00004	< 0.00001	< 0.00001	< 0.00001
Ag [mg/L]	< 0.00005	< 0.00005	< 0.00005	< 0.00005
Al [mg/L]	0.048	0.075	0.001	0.042
As [mg/L]	0.0023	0.0018	< 0.0002	0.0005
Ba [mg/L]	0.00080	0.00126	0.00884	0.00045
Be [mg/L]	< 0.000007	< 0.000007	< 0.000007	< 0.000007
B [mg/L]	< 0.002	< 0.002	< 0.002	< 0.002
Bi [mg/L]	< 0.00001	< 0.00001	< 0.00001	< 0.00001
Ca [mg/L]	3.98	6.97	24.6	2.84
Cd [mg/L]	< 0.000003	0.000015	0.000100	< 0.000003
Co [mg/L]	0.000024	0.000049	0.000651	0.000023
Cr [mg/L]	0.00012	0.00011	< 0.00008	0.00022
Cu [mg/L]	< 0.001	< 0.001	< 0.001	< 0.001
Fe [mg/L]	< 0.007	< 0.007	0.164	< 0.007
K [mg/L]	0.145	0.413	3.44	0.489
Mg [mg/L]	0.130	0.109	0.754	0.052
Mn [mg/L]	0.0159	0.0153	0.0510	0.00741
Mo [mg/L]	0.0006	0.0288	0.0005	0.0012
Na [mg/L]	0.05	0.10	0.18	0.08
Ni [mg/L]	0.0002	0.0046	0.0038	0.0002
P [mg/L]	< 0.003	< 0.003	0.003	< 0.003
Pb [mg/L]	< 0.00009	< 0.00009	< 0.00009	< 0.00009
S [mg/L]	< 5	< 5	36	< 5
Sb [mg/L]	< 0.0009	< 0.0009	< 0.0009	< 0.0009
Se [mg/L]	< 0.00004	< 0.00004	0.00066	< 0.00004
Si [mg/L]	0.26	0.21	0.12	0.22
Sn [mg/L]	0.00007	< 0.00006	< 0.00006	< 0.00006
Sr [mg/L]	0.00411	0.00498	0.0119	0.00392
Ti [mg/L]	< 0.0001	0.0002	< 0.0001	< 0.0001
Th [mg/L]	< 0.0001	< 0.0001	< 0.0001	< 0.0001
Tl [mg/L]	< 0.000005	< 0.000005	< 0.000005	< 0.000005

OnLine LIMS

0003759215

Results relate only to the sample tested. Data reported represents the sample submitted to SGS. Reproduction of this analytical report in full or in part is prohibited without prior written approval. Please refer to SGS General Conditions of Services located at https://www.sgs.ca/en/terms-and-conditions (Printed copies are available upon request.)
Test method information available upon request. "Temperature Upon Receipt" is representative of the whole shipment and may not reflect the temperature of individual samples.
SGS Canada Inc. Environment-Health & Safety statement of conformity decision rule does not consider uncertainty when analytical results are compared to a specified standard or regulation.

SGS Canada Inc.
P.O. Box 4300 - 185 Concession St.
Lakefield - Ontario - KOL 2HO
Phone: 705-652-2000 FAX: 705-652-6365

LR Report : **CA10040-JUN24**

Analysis	21: HC-24 Wk#54	22: HC-25 Wk#54	23: HC-26 Wk#54	24: HC-27 Wk#54
U [mg/L]	0.000047	0.000078	0.000012	0.000173
V [mg/L]	0.00044	0.00049	0.00002	0.00017
W [mg/L]	< 0.0002	0.0004	< 0.0002	< 0.0002
Zr [mg/L]	< 0.002	< 0.002	< 0.002	< 0.002
Zn [mg/L]	< 0.002	< 0.002	0.005	< 0.002



Lisa Thompson
Project Specialist Assistant,
Environment, Health & Safety

OnLine LIMS

0003759215

Results relate only to the sample tested. Data reported represents the sample submitted to SGS. Reproduction of this analytical report in full or in part is prohibited without prior written approval. Please refer to SGS General Conditions of Services located at https://www.sgs.ca/en/terms-and-conditions (Printed copies are available upon request.)
Test method information available upon request. "Temperature Upon Receipt" is representative of the whole shipment and may not reflect the temperature of individual samples.
SGS Canada Inc. Environment-Health & Safety statement of conformity decision rule does not consider uncertainty when analytical results are compared to a specified standard or regulation.

Total Mercury Results

Flett Research Ltd.
440 DeSalaberry Ave. Winnipeg, MB R2L 0Y7
Fax/Phone (204) 667-2505
E-mail: flett@flettresearch.ca Webpage: http://www.flettresearch.ca

CLIENT: Kinross Gold - GBR by SGS: CA10008-MAY25
185 Concession Street
Lakefield, ON K0L 2H0

Matrix: Water
Transaction ID: 1127
PO/Contract No.: 369790
Date Analysed: May 16, 2025
Analyst(s): Jason S

Date Received: May 7, 2025
Sampling Date(s): May 2, 2025
Date Issued: May 22, 2025

Analytical Method: Total Mercury in Water by Oxidation, Purge and Trap, and CVAFS (T00120 version 9)

Comments: Samples were filtered prior to arrival at Flett.

Detection Limit: The method detection limit (MDL) for this method is 0.04 ngL.
The MDL is the minimum concentration that can be reported with 99% confidence that the measured concentration is distinguishable from method blanks and is based on the analysis of 30mL of sample.

For reporting purpose samples are flagged when the amount of mercury detected is below the EPA defined minimum level (ML= 0.2 ng/L).
As concentration rises above the MDL confidence that the analyte is present approaches 100% at and above the ML.

Estimated Uncertainty: Overall method uncertainty decreases as analyte concentration increases. When mercury concentrations exceed 1ng/L the estimated uncertainty of the method is ±12%.
At a concentration of 0.2ng/L the estimated uncertainty is ± 30%. When mercury concentrations are at MDL uncertainty can be ± 46% (0.04 ± 0.02ng/L).

All method uncertainties are expressed at a 95% confidence level of (k=2).

Results authorized by Dr. Robert J. Flett, Chief Scientist

QUALITY DATA

			Mean of 3 Bubblers	Standard Deviation	Bubbler 1	Bubbler 2	Bubbler 3	
Blanks	**Bubbler Blank Mean Peak Area**		830	127	707	894	888	
Bubbler Blanks	**Bubbler Blank (pg)**		0.31	0.05	0.26	0.33	0.33	
			Sample Type	Gross Peak Area	Volume of Sample Analyzed (=volume of bubbled sample) (ml)	Total Reagent Hg added to the sample during analysis (ng/L) [including ng Hg in DI]	**Net Total Hg in the Method Blank (ng/L)** [Bubbler & Reagent Blk Corrected including ng Hg in DI]	
Method/Bottle Blanks	WB1 May 8, 2025		MBlk-1	4527	34.09	0.05	**-0.01**	
	WB2 May 8, 2025		MBlk-2	5748	39.97	0.05	**0.00**	
	MB6 April 9, 2025		MBlk-3	6575	36.12	0.05	**0.01**	
Mean Calibration Factor (area un/ls/ng)	**2670331 ± 0.9 %RSD**							
Spike Recovery Matrix Spike (MS) and Matrix Spike Duplicate (MSD)			Sample Type	Gross Peak Area	Volume of Sample Analyzed (=volume of bubbled sample) (ml)	Total Reagent Hg added to the sample during analysis (ng/L)	**Net Total Hg (ng/L)** [Bubbler & Reagent Blk Corrected]	**Total Hg Recovery (%)**
	HC-28 Wk#54		MS2	198456	30.96	0.01	**2.40**	103
	HC-28 Wk#54		MS2D	189949	34.08	0.01	**2.08**	95.8
	Mean of Recoveries							**99.6**
QC Samples	OPR (beginning of run)		OPR-1	342071	25.05	0.02	**5.08**	99.3
Ongoing Precision & Recovery (OPR)	OPR (end of run)		OPR-2	470199	35.38	0.02	**4.95**	96.7
	Mean OPR (5.12 ng/L)						**5.02**	**98.0**
Alternate Source Standard	QCS (1000 ng/L)		QCS-3	272276	0.10	0.00	**1017**	**102**

LAB ID	Sample Details	Sample ID/Bottle Number	Date Sampled	Time Sampled	Sample Type	Gross Peak Area	**Volume of Sample Analyzed** (=volume of bubbled sample) **(ml)**	Total Reagent Hg added to the sample during analysis (ng/L)	**Net Total Hg in the sample (ng/L)** [Bubbler & Reagent Blk Subtracted]	
122005		HC-28 Wk#54	May 2, 2025			33265	30.20	0.01	**0.39**	
122006		HC-29 Wk#54	May 2, 2025			22204	37.55	0.01	**0.21**	
122007		HC-30 Wk#54	May 2, 2025			33137	37.31	0.01	**0.32**	
122008		HC-31 Wk#54	May 2, 2025			33200	36.07	0.01	**0.33**	
122009		HC-32 Wk#54	May 2, 2025			50255	32.89	0.01	**0.56**	
122010		HC-33 Wk#54	May 2, 2025			9571	34.85	0.01	**~0.09**	
122011		HC-34 Wk#54	May 2, 2025			46254	43.49	0.01	**0.39**	
122012		HC-35 Wk#54	May 2, 2025			10880	36.24	0.01	**~0.10**	
122013		Blank Wk#54	May 2, 2025			9914	38.52	0.01	**~0.08**	

Q:\Clients A-L\Kinross Gold - GBR by SGS\2025(1127)\Total Mercury\TMWATR051625JS2.xls

* : See 'Comments' section above for discussion.
~ : Result below the methods ML.
Minimum Level (ML): the amount of mercury that can be reported with almost 100% confidence that the measured concentration exceeds zero.

This test report shall not be reproduced, except in full, without written approval of the laboratory.
Note: Results relate only to the samples tested and as received.

ISO/IEC 17025:2017 Accredited with the Canadian Association of Laboratory Accreditation

Template Version 020625

SGS Canada Inc.
P.O. Box 4300 - 185 Concession St.
Lakefield - Ontario - KOL 2HO
Phone: 705-652-2000 FAX: 705-652-6365

24-June-2024

Great Bear Resources Ltd.
Attn : Ashley Moncrief

1020 - 800 West Pender St.
Vancouver, BC
V6C 2V6, Canada

Phone: 778-833-2160
Fax:

Date Rec. : 13 June 2024
LR Report: **CA10085-JUN24**
Reference: Wk#55

Copy: #1

CERTIFICATE OF ANALYSIS
Final Report

Analysis	3: Analysis Completed Date	4: Analysis Completed Time	5: HC-1 Wk#55	6: HC-2 Wk#55	7: HC-3 Wk#55	8: HC-4 Wk#55	9: HC-5 Wk#55	10: HC-6 Wk#55	11: HC-7 Wk#55
Sample Date & Time			13-Jun-24	13-Jun-24	13-Jun-24	13-Jun-24	13-Jun-24	13-Jun-24	13-Jun-24
HumCell Leachate Vol [mL]	13-Jun-24	13:08	929	948	503	510	933	501	949
Sample Name	---	---	DX450052	DX 550083	DX450204	DX450176	DX450232	DX450181	DX450002
Sample Weight [g]	---	---	1000	1000	500	500	1000	500	1000
pH [No unit]	18-Jun-24	11:10	6.80	7.56	7.15	5.61	7.05	7.25	7.15
Alkalinity [mg/L as CaCO3]	17-Jun-24	10:20	3	11	4	< 2	4	7	7
Conductivity [uS/cm]	18-Jun-24	11:10	43	30	10	28	12	16	15
Acidity [mg/L as CaCO3]	17-Jun-24	10:20	< 2	< 2	< 2	5	< 2	< 2	< 2
SO4 [mg/L]	20-Jun-24	14:46	15	2	< 2	11	< 2	< 2	< 2



Lisa Thompson
Project Specialist Assistant,
Environment, Health & Safety

OnLine LIMS

00037699

Results relate only to the sample tested. Data reported represents the sample submitted to SGS. Reproduction of this analytical report in full or in part is prohibited without prior written approval. Please refer to SGS General Conditions of Services located at https://www.sgs.ca/en/terms-and-conditions (Printed copies are available upon request.)
Test method information available upon request. "Temperature Upon Receipt" is representative of the whole shipment and may not reflect the temperature of individual samples.
SGS Canada Inc. Environment-Health & Safety statement of conformity decision rule does not consider uncertainty when analytical results are compared to a specified standard or regulation.

SGS Canada Inc.
P.O. Box 4300 - 185 Concession St.
Lakefield - Ontario - KOL 2HO
Phone: 705-652-2000 FAX: 705-652-6365

20-June-2024

Great Bear Resources Ltd.
Attn : Ashley Moncrief

1020 - 800 West Pender St.
Vancouver, BC
V6C 2V6, Canada

Phone: 778-833-2160
Fax:

Date Rec. : 14 June 2024
LR Report: **CA10088-JUN24**
Reference: Wk#55

Copy: #1

CERTIFICATE OF ANALYSIS
Final Report

Analysis	3: Analysis Completed Date	4: Analysis Completed Time	5: HC-8 Wk#55	6: HC-9 Wk#55	7: HC-10 Wk#55	8: HC-11 Wk#55	9: HC-12 Wk#55
Sample Date & Time			14-Jun-24	14-Jun-24	14-Jun-24	14-Jun-24	14-Jun-24
HumCell Leachate Vol [mL]	17-Jun-24	12:16	941	1006	924	940	977
Sample Name	---	---	DX450108	DX450076	DX450186	DX450118	DX 550107
Sample Weight [g]	---	---	1000	1000	1000	1000	1000
pH [No unit]	19-Jun-24	11:48	7.93	5.87	7.14	7.24	7.10
Alkalinity [mg/L as CaCO3]	20-Jun-24	11:04	9	< 2	5	5	5
Conductivity [uS/cm]	18-Jun-24	10:15	25	39	14	13	21
Acidity [mg/L as CaCO3]	20-Jun-24	11:05	< 2	9	< 2	< 2	< 2
SO4 [mg/L]	20-Jun-24	09:23	3	13	< 2	< 2	3

Analysis	10: HC-13 Wk#55	11: HC-14 Wk#55	12: HC-15 Wk#55	13: HC-16 Wk#55	14: HC-17 Wk#55	15: HC-18 Wk#55	16: HC-19 Wk#55
Sample Date & Time	14-Jun-24	14-Jun-24	14-Jun-24	14-Jun-24	14-Jun-24	14-Jun-24	14-Jun-24
HumCell Leachate Vol [mL]	998	968	703	999	1007	943	926
Sample Name	DX450159	DX450171	DX450134	DX450185	DX450032	DX 550064	DX450008
Sample Weight [g]	1000	1000	700	1000	1000	1000	1000
pH [No unit]	7.31	6.48	7.19	7.10	6.53	7.46	6.82
Alkalinity [mg/L as CaCO3]	9	2	9	9	< 2	8	3
Conductivity [uS/cm]	29	22	55	25	12	16	8
Acidity [mg/L as CaCO3]	< 2	2	< 2	< 2	2	< 2	< 2
SO4 [mg/L]	4	6	10	3	3	< 2	< 2

Analysis	17: HC-20 Wk#55	18: HC-21 Wk#55	19: HC-22 Wk#55	20: HC-23 Wk#55	21: HC-24 Wk#55	22: HC-25 Wk#55	23: HC-26 Wk#55
Sample Date & Time	14-Jun-24	14-Jun-24	14-Jun-24	14-Jun-24	14-Jun-24	14-Jun-24	14-Jun-24
HumCell Leachate Vol [mL]	945	931	457	1008	1003	1010	752

OnLine LIMS

0003753550

Results relate only to the sample tested. Data reported represents the sample submitted to SGS. Reproduction of this analytical report in full or in part is prohibited without prior written approval. Please refer to SGS General Conditions of Services located at https://www.sgs.ca/en/terms-and-conditions (Printed copies are available upon request.)
Test method information available upon request. "Temperature Upon Receipt" is representative of the whole shipment and may not reflect the temperature of individual samples.
SGS Canada Inc. Environment-Health & Safety statement of conformity decision rule does not consider uncertainty when analytical results are compared to a specified standard or regulation.

SGS Canada Inc.
P.O. Box 4300 - 185 Concession St.
Lakefield - Ontario - KOL 2HO
Phone: 705-652-2000 FAX: 705-652-6365

LR Report : **CA10088-JUN24**

Analysis	17: HC-20 Wk#55	18: HC-21 Wk#55	19: HC-22 Wk#55	20: HC-23 Wk#55	21: HC-24 Wk#55	22: HC-25 Wk#55	23: HC-26 Wk#55
Sample Name	DX 550056	DX450022	DX450077	DX450113	DX 550101	DX450128	DX450021
Sample Weight [g]	1000	1000	500	1000	1000	1000	750
pH [No unit]	7.38	8.05	7.28	7.53	7.41	7.46	6.74
Alkalinity [mg/L as CaCO3]	7	10	9	12	10	11	3
Conductivity [uS/cm]	17	23	21	24	19	35	146
Acidity [mg/L as CaCO3]	< 2	< 2	< 2	< 2	< 2	< 2	9
SO4 [mg/L]	2	< 2	< 2	< 2	< 2	3	66

Analysis	24: HC-27 Wk#55
Sample Date & Time	14-Jun-24
HumCell Leachate Vol [mL]	1009
Sample Name	DX450222
Sample Weight [g]	1000
pH [No unit]	7.00
Alkalinity [mg/L as CaCO3]	4
Conductivity [uS/cm]	16
Acidity [mg/L as CaCO3]	< 2
SO4 [mg/L]	3



Lisa Thompson
Project Specialist Assistant,
Environment, Health & Safety

OnLine LIMS

00037535S0

Results relate only to the sample tested. Data reported represents the sample submitted to SGS. Reproduction of this analytical report in full or in part is prohibited without prior written approval. Please refer to SGS General Conditions of Services located at https://www.sgs.ca/en/terms-and-conditions (Printed copies are available upon request.)
Test method information available upon request. "Temperature Upon Receipt" is representative of the whole shipment and may not reflect the temperature of individual samples.
SGS Canada Inc. Environment-Health & Safety statement of conformity decision rule does not consider uncertainty when analytical results are compared to a specified standard or regulation.

Total Mercury Results

Flett Research Ltd.
440 DeSalaberry Ave. Winnipeg, MB R2L 0Y7
Fax/Phone (204) 667-2505
E-mail: flett@flettresearch.ca Webpage: http://www.flettresearch.ca

CLIENT: Kinross Gold - GBR by SGS: CA10047-MAY25
185 Concession Street
Lakefield, ON K0L 2H0

Date Received: May 14, 2025
Sampling Date(s): May 9, 2025
Date Issued: June 6, 2025

Matrix: Water
Transaction ID: 1127
PO/Contract No.: 369790
Date Analysed: June 5, 2025
Analyst(s): Jason S

Analytical Method: Total Mercury in Water by Oxidation, Purge and Trap, and CVAFS (T00120 version 9)

Comments: Samples were filtered prior to arrival at Flett.

Detection Limit: The method detection limit (MDL) for this method is 0.04 ngL.
The MDL is the minimum concentration that can be reported with 99% confidence that the measured concentration is distinguishable from method blanks and is based on the analysis of 30mL of sample.

For reporting purpose samples are flagged when the amount of mercury detected is below the EPA defined minimum level (ML= 0.2 ng/L).
As concentration rises above the MDL confidence that the analyte is present approaches 100% at and above the ML.

Estimated Uncertainty: Overall method uncertainty decreases as analyte concentration increases. When mercury concentrations exceed 1ng/L the estimated uncertainty of the method is ±12%.
At a concentration of 0.2ng/L the estimated uncertainty is ± 30%. When mercury concentrations are at MDL uncertainty can be ± 46% (0.04 ± 0.02ng/L).

All method uncertainties are expressed at a 95% confidence level of (k=2).

Results authorized by Dr. Robert J. Flett, Chief Scientist

QUALITY DATA

			Mean of 3 Bubblers	Standard Deviation	Bubbler 1	Bubbler 2	Bubbler 3	
Blanks								
Bubbler Blanks	**Bubbler Blank Mean Peak Area**		1008	411	978	645	1401	
	Bubbler Blank (pg)		0.38	0.15	0.36	0.24	0.52	
			Sample Type	Gross Peak Area	Volume of Sample Analyzed (=volume of bubbled sample) (ml)	Total Reagent Hg added to the sample during analysis (ng/L) [including ng Hg in DI]	**Net Total Hg in the Method Blank (ng/L)** [Bubbler & Reagent Blk Corrected including ng Hg in DI]	
Method/Bottle Blanks	WB1 June 4, 2025		MBlk-1	5456	41.88	0.05	**-0.01**	
	WB2 June 4, 2025		MBlk-2	4900	32.32	0.05	**-0.01**	
	MB2 June 2, 2025		MBlk-3	4268	38.65	0.05	**-0.02**	
Mean Calibration Factor (area un/ls/ng)	**2682949 ± 1.8 %RSD**							
Spike Recovery Matrix Spike (MS) and Matrix Spike Duplicate (MSD)			Sample Type	Gross Peak Area	Volume of Sample Analyzed (=volume of bubbled sample) (ml)	Total Reagent Hg added to the sample during analysis (ng/L)	**Net Total Hg (ng/L)** [Bubbler & Reagent Blk Corrected]	**Total Hg Recovery (%)**
	HC-29 Wk#55		MS1	130038	32.41	0.01	**1.48**	97.9
	HC-29 Wk#55		MS1D	131212	30.51	0.01	**1.59**	100
	Mean of Recoveries							**99.1**
QC Samples	OPR (beginning of run)		OPR-1	386998	28.20	0.01	**5.09**	99.4
Ongoing Precision & Recovery (OPR)	OPR (end of run)		OPR-2	396022	29.37	0.01	**5.00**	97.7
	Mean OPR (5.12 ng/L)						**5.04**	**98.5**
Alternate Source Standard	QCS (1000 ng/L)		QCS-3	273566	0.10	0.00	**1016**	**102**

LAB ID	Sample Details	Sample ID/Bottle Number	Date Sampled	Time Sampled	Sample Type	Gross Peak Area	Volume of Sample Analyzed (=volume of bubbled sample) (ml)	Total Reagent Hg added to the sample during analysis (ng/L)	Net Total Hg in the sample (ng/L) [Bubbler & Reagent Blk Subtracted]	
122120		HC-28 Wk#55	May 9, 2025			24705	30.22	0.01	**0.28**	
122121		HC-29 Wk#55	May 9, 2025			27625	35.07	0.01	**0.28**	
122122		HC-30 Wk#55	May 9, 2025			13385	31.09	0.01	**~0.14**	
122123		HC-31 Wk#55	May 9, 2025			31714	35.85	0.01	**0.31**	
122124		HC-32 Wk#55	May 9, 2025			52032	33.12	0.01	**0.57**	
122125		HC-33 Wk#55	May 9, 2025			9090	31.47	0.01	**~0.09**	
122126		HC-34 Wk#55	May 9, 2025			31385	31.88	0.01	**0.35**	
122127		HC-35 Wk#55	May 9, 2025			11229	31.05	0.01	**~0.11**	
122128		Blank Wk#55	May 9, 2025			11220	42.15	0.01	**~0.08**	

Q:\Clients A-L\Kinross Gold - GBR by SGS\2025(1127)\Total Mercury\TMWATR060525JS1.xls

* : See 'Comments' section above for discussion.
~ : Result below the methods ML.

Minimum Level (ML): the amount of mercury that can be reported with almost 100% confidence that the measured concentration exceeds zero.

This test report shall not be reproduced, except in full, without written approval of the laboratory.
Note: Results relate only to the samples tested and as received.

ISO/IEC 17025:2017 Accredited with the Canadian Association of Laboratory Accreditation

Template Version 052325

SGS Canada Inc.
P.O. Box 4300 - 185 Concession St.
Lakefield - Ontario - KOL 2HO
Phone: 705-652-2000 FAX: 705-652-6365

10-June-2025

Great Bear Resources Ltd.
Attn : Ashley Moncrief

1020 - 800 West Pender St., Vancouver
Canada, V6C 2V6
Phone: 778-833-2160, Fax:

Date Rec. : 09 May 2025
LR Report: **CA10047-MAY25**
Reference: Wk#55

Copy: #1

CERTIFICATE OF ANALYSIS
Final Report

Analysis	3: Analysis Completed Date	4: Analysis Completed Time	5: HC-28 Wk#55	6: HC-29 Wk#55	7: HC-30 Wk#55	8: HC-31 Wk#55	9: HC-32 Wk#55	10: HC-33 Wk#55	11: HC-34 Wk#55
Sample Date & Time			09-May-25	09-May-25	09-May-25	09-May-25	09-May-25	09-May-25	09-May-25
HumCell Leachate Vol [mL]	12-May-25	07:56	1014	1021	728	980	709	1006	1003
Sample Name	---	---	31787	DX450179	31644	DX450183	O31576	DX450213	DX450174
Sample Weight [g]	---	---	1000	1000	750	1000	750	1000	1000
pH [No unit]	12-May-25	07:41	6.87	6.89	6.88	6.92	6.80	4.89	6.90
Alkalinity [mg/L as CaCO3]	12-May-25	07:40	4	5	6	6	5	< 2	8
Conductivity [uS/cm]	12-May-25	07:40	9	10	14	16	15	23	16
Acidity [mg/L as CaCO3]	19-May-25	14:10	< 2	< 2	< 2	< 2	< 2	11	< 2
F [mg/L]	12-May-25	13:04	< 0.06	< 0.06	< 0.06	< 0.06	< 0.06	< 0.06	< 0.06
SO4 [mg/L]	26-May-25	12:13	0.4	0.2	1.6	1.5	1.6	8.1	0.2
Cl [mg/L]	26-May-25	12:13	0.2	< 0.2	< 0.2	< 0.2	< 0.2	< 0.2	< 0.2
Hg [mg/L]	14-May-25	08:58	< 0.00001	< 0.00001	< 0.00001	< 0.00001	< 0.00001	< 0.00001	< 0.00001
Ag [mg/L]	14-May-25	08:58	< 0.00005	< 0.00005	< 0.00005	< 0.00005	< 0.00005	< 0.00005	< 0.00005
Al [mg/L]	14-May-25	08:58	0.020	0.022	0.012	0.027	0.033	0.042	0.035
As [mg/L]	14-May-25	08:58	0.0010	0.0042	0.0027	0.0069	0.0011	< 0.0002	0.0027
Ba [mg/L]	14-May-25	08:58	0.00085	0.00213	0.00086	0.00034	0.00138	0.00544	0.00354
Be [mg/L]	14-May-25	08:58	< 0.000007	< 0.000007	< 0.000007	< 0.000007	< 0.000007	0.000042	< 0.000007
B [mg/L]	14-May-25	08:58	< 0.002	< 0.002	< 0.002	< 0.002	< 0.002	< 0.002	< 0.002
Bi [mg/L]	14-May-25	08:58	< 0.00001	< 0.00001	< 0.00001	< 0.00001	< 0.00001	< 0.00001	< 0.00001
Ca [mg/L]	14-May-25	08:58	1.60	1.88	2.51	2.98	2.45	1.11	2.93
Cd [mg/L]	14-May-25	08:58	< 0.000003	< 0.000003	< 0.000003	< 0.000003	0.000004	0.000015	< 0.000003
Co [mg/L]	14-May-25	08:58	0.000004	0.000014	0.000009	0.000015	0.000005	0.000221	0.000012
Cr [mg/L]	14-May-25	08:58	< 0.00008	< 0.00008	< 0.00008	< 0.00008	< 0.00008	< 0.00008	< 0.00008
Cu [mg/L]	14-May-25	08:58	< 0.001	< 0.001	< 0.001	< 0.001	< 0.001	< 0.001	< 0.001
Fe [mg/L]	14-May-25	08:58	< 0.007	< 0.007	< 0.007	< 0.007	< 0.007	1.73	< 0.007
K [mg/L]	14-May-25	08:58	0.324	0.584	0.548	0.366	0.534	0.895	0.620
Mg [mg/L]	14-May-25	08:58	0.036	0.059	0.089	0.048	0.045	0.200	0.184
Mn [mg/L]	14-May-25	08:58	0.00193	0.00269	0.00661	0.00126	0.0213	0.0344	0.0131
Mo [mg/L]	14-May-25	08:58	< 0.0004	< 0.0004	< 0.0004	< 0.0004	< 0.0004	< 0.0004	< 0.0004
Na [mg/L]	14-May-25	08:58	0.04	0.04	0.04	0.05	0.06	0.04	0.05
Ni [mg/L]	14-May-25	08:58	< 0.0001	< 0.0001	0.0003	< 0.0001	< 0.0001	0.0031	< 0.0001
P [mg/L]	14-May-25	08:58	< 0.003	< 0.003	< 0.003	< 0.003	< 0.003	< 0.003	< 0.003
Pb [mg/L]	14-May-25	08:58	< 0.00009	< 0.00009	< 0.00009	< 0.00009	< 0.00009	< 0.00009	< 0.00009
S [mg/L]	14-May-25	08:58	< 5	< 5	< 5	< 5	< 5	< 5	< 5
Sb [mg/L]	14-May-25	08:58	< 0.0009	< 0.0009	< 0.0009	< 0.0009	< 0.0009	< 0.0009	< 0.0009
Se [mg/L]	14-May-25	08:58	< 0.00004	< 0.00004	< 0.00004	< 0.00004	0.00017	0.00022	< 0.00004

OnLine LIMS

0004143146

Results relate only to the sample tested. Data reported represents the sample submitted to SGS. Reproduction of this analytical report in full or in part is prohibited without prior written approval. Please refer to SGS General Conditions of Services located at https://www.sgs.ca/en/terms-and-conditions (Printed copies are available upon request.)
Test method information available upon request. "Temperature Upon Receipt" is representative of the whole shipment and may not reflect the temperature of individual samples.
SGS Canada Inc. Environment-Health & Safety statement of conformity decision rule does not consider uncertainty when analytical results are compared to a specified standard or regulation.

SGS Canada Inc.
P.O. Box 4300 - 185 Concession St.
Lakefield - Ontario - KOL 2HO
Phone: 705-652-2000 FAX: 705-652-6365

LR Report : **CA10047-MAY25**

Analysis	3: Analysis Completed Date	4: Analysis Completed Time	5: HC-28 Wk#55	6: HC-29 Wk#55	7: HC-30 Wk#55	8: HC-31 Wk#55	9: HC-32 Wk#55	10: HC-33 Wk#55	11: HC-34 Wk#55
Si [mg/L]	14-May-25	08:58	0.18	0.20	0.21	0.28	0.20	0.71	0.24
Sn [mg/L]	14-May-25	08:58	< 0.00006	< 0.00006	< 0.00006	< 0.00006	< 0.00006	< 0.00006	< 0.00006
Sr [mg/L]	14-May-25	08:58	0.00325	0.00441	0.00779	0.00499	0.00314	0.00669	0.00812
Ti [mg/L]	14-May-25	08:58	< 0.0001	< 0.0001	< 0.0001	< 0.0001	< 0.0001	< 0.0001	< 0.0001
Th [mg/L]	14-May-25	08:58	< 0.0001	< 0.0001	< 0.0001	< 0.0001	< 0.0001	< 0.0001	< 0.0001
Tl [mg/L]	14-May-25	08:58	< 0.000005	< 0.000005	< 0.000005	0.000006	0.000005	< 0.000005	< 0.000005
U [mg/L]	14-May-25	08:58	0.000321	0.000787	0.000530	0.00109	0.000111	0.000447	0.000034
V [mg/L]	14-May-25	08:58	0.00017	0.00028	0.00013	0.00020	0.00012	< 0.00001	0.00024
W [mg/L]	14-May-25	08:58	< 0.0002	< 0.0002	< 0.0002	< 0.0002	< 0.0002	< 0.0002	< 0.0002
Zr [mg/L]	14-May-25	08:58	< 0.002	< 0.002	< 0.002	< 0.002	< 0.002	< 0.002	< 0.002
Zn [mg/L]	14-May-25	08:58	< 0.002	< 0.002	< 0.002	< 0.002	< 0.002	0.012	< 0.002

Analysis	12: HC-35 Wk#55	13: Blank Wk#55
Sample Date & Time	09-May-25	09-May-25
HumCell Leachate Vol [mL]	1020	---
Sample Name	31795	---
Sample Weight [g]	1000	---
pH [No unit]	7.21	---
Alkalinity [mg/L as CaCO3]	9	---
Conductivity [uS/cm]	18	---
Acidity [mg/L as CaCO3]	< 2	---
F [mg/L]	< 0.06	---
SO4 [mg/L]	0.7	---
Cl [mg/L]	< 0.2	---
Hg [mg/L]	< 0.00001	---
Ag [mg/L]	< 0.00005	---
Al [mg/L]	0.226	---
As [mg/L]	0.0377	---
Ba [mg/L]	0.00264	---
Be [mg/L]	< 0.000007	---
B [mg/L]	< 0.002	---
Bi [mg/L]	< 0.00001	---
Ca [mg/L]	2.93	---
Cd [mg/L]	0.000004	---
Co [mg/L]	0.000011	---
Cr [mg/L]	< 0.00008	---
Cu [mg/L]	< 0.001	---
Fe [mg/L]	< 0.007	---
K [mg/L]	1.42	---
Mg [mg/L]	0.043	---
Mn [mg/L]	0.00105	---
Mo [mg/L]	< 0.0004	---
Na [mg/L]	0.08	---
Ni [mg/L]	< 0.0001	---
P [mg/L]	< 0.003	---
Pb [mg/L]	< 0.00009	---
S [mg/L]	< 5	---
Sb [mg/L]	< 0.0009	---
Se [mg/L]	< 0.00004	---
Si [mg/L]	0.54	---
Sn [mg/L]	< 0.00006	---
Sr [mg/L]	0.00310	---

OnLine LIMS

Results relate only to the sample tested. Data reported represents the sample submitted to SGS. Reproduction of this analytical report in full or in part is prohibited without prior written approval. Please refer to SGS General Conditions of Services located at https://www.sgs.ca/en/terms-and-conditions (Printed copies are available upon request.)
Test method information available upon request. "Temperature Upon Receipt" is representative of the whole shipment and may not reflect the temperature of individual samples.
SGS Canada Inc. Environment-Health & Safety statement of conformity decision rule does not consider uncertainty when analytical results are compared to a specified standard or regulation.

0004143146

SGS Canada Inc.
P.O. Box 4300 - 185 Concession St.
Lakefield - Ontario - KOL 2HO
Phone: 705-652-2000 FAX: 705-652-6365

LR Report : **CA10047-MAY25**

Analysis	12: HC-35 Wk#55	13: Blank Wk#55
Ti [mg/L]	< 0.0001	---
Th [mg/L]	< 0.0001	---
Tl [mg/L]	< 0.000005	---
U [mg/L]	0.000167	---
V [mg/L]	0.00056	---
W [mg/L]	< 0.0002	---
Zr [mg/L]	< 0.002	---
Zn [mg/L]	< 0.002	---



Lisa Thompson
Project Specialist Assistant,
Environment, Health & Safety

OnLine LIMS

Results relate only to the sample tested. Data reported represents the sample submitted to SGS. Reproduction of this analytical report in full or in part is prohibited without prior written approval. Please refer to SGS General Conditions of Services located at https://www.sgs.ca/en/terms-and-conditions (Printed copies are available upon request.)
Test method information available upon request. "Temperature Upon Receipt" is representative of the whole shipment and may not reflect the temperature of individual samples.
SGS Canada Inc. Environment-Health & Safety statement of conformity decision rule does not consider uncertainty when analytical results are compared to a specified standard or regulation.

SGS Canada Inc.
P.O. Box 4300 - 185 Concession St.
Lakefield - Ontario - KOL 2HO
Phone: 705-652-2000 FAX: 705-652-6365

Great Bear - 8 Long

LR Report : **CA10047-MAY25**

Quality Control Report

Inorganic Analysis														
Parameter	Reporting Limit	Unit	Method Blank	Duplicate				LCS / Spike Blank			Matrix Spike / Reference Material		
				Result 1	Result 2	RPD	Acceptance Criteria	Spike Recovery (%)	Recovery Limits (%)		Spike Recovery (%)	Recovery Limits (%)	
							%		Low	High		Low	High
Acidity - QCBatchID: EWL0219-MAY25													
Acidity	2	mg/L as Ca	2			ND	20	104	90	110	NA		
Acidity - QCBatchID: EWL0267-MAY25													
Acidity	2	mg/L as Ca	4			ND	20	106	90	110	NA		
Acidity - QCBatchID: EWL0383-MAY25													
Acidity	2	mg/L as Ca	3			0	20	104	90	110	NA		
Acidity - QCBatchID: EWL0421-MAY25													
Acidity	2	mg/L as Ca	2			ND	20	104	90	110	NA		
Alkalinity - QCBatchID: EWL0219-MAY25													
Alkalinity	2	mg/L as Ca	< 2			0	20	96	80	120	NA		
Anions by IC - QCBatchID: DIO0219-MAY25													
Chloride	0.2	mg/L	<0.2			ND	20	101	90	110	101	75	125
Anions by IC - QCBatchID: DIO0255-MAY25													
Sulphate	0.2	mg/L	<0.2			0	20	99	90	110	NV	75	125
Anions by IC - QCBatchID: DIO0522-MAY25													
Chloride	0.2	mg/L	<0.2			ND	20	100	90	110	102	75	125
Sulphate	0.2	mg/L	<0.2			5	20	97	90	110	NV	75	125
Conductivity - QCBatchID: EWL0219-MAY25													
Conductivity	2	uS/cm	< 2			0	20	97	90	110	NA		
Fluoride by Specific Ion Electrode - QCBatchID: EWL0245-MAY25													
Fluoride	0.06	mg/L	<0.06			8	10	101	90	110	109	75	125
Inorganics-General - QCBatchID: EHG0012-MAY25													
Mercury	0.00001	mg/L	< 0.00001			ND	20	94	80	120	109	70	130
Metals in aqueous samples - ICP-MS - QCBatchID: EMS0101-MAY25													
Aluminum	0.001	mg/L	<0.001			1	20	101	90	110	83	70	130
Antimony	0.0009	mg/L	<0.0009			ND	20	102	90	110	83	70	130
Arsenic	0.0002	mg/L	<0.0002			1	20	100	90	110	99	70	130
Barium	0.00008	mg/L	<0.00008			4	20	96	90	110	93	70	130
Beryllium	0.000007	mg/L	<0.000007			ND	20	107	90	110	111	70	130
Bismuth	0.00001	mg/L	<0.00001			ND	20	97	90	110	115	70	130
Boron	0.002	mg/L	<0.002			ND	20	96	90	110	101	70	130
Cadmium	0.000003	mg/L	<0.000003			ND	20	100	90	110	90	70	130
Calcium	0.01	mg/L	<0.01			2	20	103	90	110	100	70	130
Chromium	0.00008	mg/L	<0.00008			ND	20	102	90	110	84	70	130
Cobalt	0.000004	mg/L	<0.000004			ND	20	98	90	110	87	70	130
Copper	0.001	mg/L	<0.001			ND	20	99	90	110	80	70	130

OnLine LIMS

0004143146

Results relate only to the sample tested. Data reported represents the sample submitted to SGS. Reproduction of this analytical report in full or in part is prohibited without prior written approval. Please refer to SGS General Conditions of Services located at https://www.sgs.ca/en/terms-and-conditions (Printed copies are available upon request.)
Test method information available upon request. "Temperature Upon Receipt" is representative of the whole shipment and may not reflect the temperature of individual samples.
SGS Canada Inc. Environment-Health & Safety statement of conformity decision rule does not consider uncertainty when analytical results are compared to a specified standard or regulation.

SGS Canada Inc.
P.O. Box 4300 - 185 Concession St.
Lakefield - Ontario - KOL 2HO
Phone: 705-652-2000 FAX: 705-652-6365

Great Bear - 8 Long

LR Report : **CA10047-MAY25**

Inorganic Analysis														
Parameter	Reporting Limit	Unit	Method Blank	Duplicate				LCS / Spike Blank			Matrix Spike / Reference Material			
				Result 1	Result 2	RPD	Acceptance Criteria	Spike Recovery (%)	Recovery Limits (%)		Spike Recovery (%)	Recovery Limits (%)		
							%		Low	High		Low	High	
Iron	0.007	mg/L	<0.007			ND	20	106	90	110	75	70	130	
Lead	0.00009	mg/L	<0.00009			ND	20	93	90	110	91	70	130	
Magnesium	0.001	mg/L	<0.001			11	20	108	90	110	97	70	130	
Manganese	0.00001	mg/L	<0.00001			3	20	100	90	110	109	70	130	
Molybdenum	0.0004	mg/L	<0.0004			ND	20	98	90	110	80	70	130	
Nickel	0.0001	mg/L	<0.0001			ND	20	100	90	110	87	70	130	
Phosphorus	0.003	mg/L	<0.003			ND	20	104	90	110	NV	70	130	
Potassium	0.003	mg/L	<0.009			0	20	103	90	110	99	70	130	
Selenium	0.00004	mg/L	<0.00004			20	20	104	90	110	98	70	130	
Silicon	0.02	mg/L	<0.02			9	20	99	90	110	NV	70	130	
Silver	0.00005	mg/L	<0.00005			ND	20	96	90	110	121	70	130	
Sodium	0.01	mg/L	<0.01			ND	20	108	90	110	115	70	130	
Strontium	0.00008	mg/L	<0.00008			1	20	98	90	110	97	70	130	
Sulfur	5	mg/L	<5			ND	20	94	90	110	NV	70	130	
Thallium	0.000005	mg/L	<0.000005			ND	20	95	90	110	82	70	130	
Thorium	0.0001	mg/L	<0.0001			ND	20	93	90	110	NV	70	130	
Tin	0.00006	mg/L	<0.00006			ND	20	100	90	110	NV	70	130	
Titanium	0.0001	mg/L	<0.0001			ND	20	102	90	110	NV	70	130	
Tungsten	0.0002	mg/L	<0.0002			ND	20	100	90	110	NV	70	130	
Uranium	0.000002	mg/L	<0.000002			10	20	94	90	110	95	70	130	
Vanadium	0.00001	mg/L	<0.00001			6	20	100	90	110	88	70	130	
Zinc	0.002	mg/L	<0.002			ND	20	101	90	110	98	70	130	
Zirconium	0.002	mg/L	<0.002			ND	20	95	90	110	NV	70	130	
pH - QCBatchID: EWL0219-MAY25														
pH	0.05	No unit	NA			0		100			NA			

OnLine LIMS

0004143146

Results relate only to the sample tested. Data reported represents the sample submitted to SGS. Reproduction of this analytical report in full or in part is prohibited without prior written approval. Please refer to SGS General Conditions of Services located at https://www.sgs.ca/en/terms-and-conditions (Printed copies are available upon request.)
Test method information available upon request. "Temperature Upon Receipt" is representative of the whole shipment and may not reflect the temperature of individual samples.
SGS Canada Inc. Environment-Health & Safety statement of conformity decision rule does not consider uncertainty when analytical results are compared to a specified standard or regulation.

SGS Canada Inc.
P.O. Box 4300 - 185 Concession St.
Lakefield - Ontario - KOL 2HO
Phone: 705-652-2000 FAX: 705-652-6365

04-July-2024

Great Bear Resources Ltd.
Attn : Ashley Moncrief

1020 - 800 West Pender St.
Vancouver, BC
V6C 2V6, Canada

Phone: 778-833-2160
Fax:

Date Rec. : 20 June 2024
LR Report: **CA10125-JUN24**
Reference: Wk#56

Copy: #1

CERTIFICATE OF ANALYSIS
Final Report

Analysis	3: Analysis Completed Date	4: Analysis Completed Time	5: HC-1 Wk#56	6: HC-2 Wk#56	7: HC-3 Wk#56	8: HC-4 Wk#56	9: HC-5 Wk#56
Sample Date & Time			20-Jun-24	20-Jun-24	20-Jun-24	20-Jun-24	20-Jun-24
HumCell Leachate Vol [mL]	21-Jun-24	09:03	918	944	509	506	928
Sample Name	---	---	DX450052	DX 550083	DX450204	DX450176	DX450232
Sample Weight [g]	---	---	1000	1000	500	500	1000
pH [No unit]	25-Jun-24	14:48	6.60	7.53	6.94	5.86	7.01
Alkalinity [mg/L as CaCO3]	25-Jun-24	09:07	3	10	5	< 2	4
Conductivity [uS/cm]	25-Jun-24	14:33	43	27	11	36	11
Acidity [mg/L as CaCO3]	25-Jun-24	09:08	< 2	< 2	< 2	2	< 2
SO4 [mg/L]	27-Jun-24	13:56	13	1.5	0.5	12	1.5
Hg [mg/L]	26-Jun-24	16:30	< 0.00001	< 0.00001	< 0.00001	< 0.00001	< 0.00001
Ag [mg/L]	26-Jun-24	16:30	< 0.00005	0.00012	< 0.00005	< 0.00005	< 0.00005
Al [mg/L]	26-Jun-24	16:30	0.005	0.067	0.038	< 0.001	0.034
As [mg/L]	26-Jun-24	16:30	< 0.0002	0.0112	0.0008	< 0.0002	0.0017
Ba [mg/L]	26-Jun-24	16:30	0.00090	0.0119	0.00050	0.00567	0.00086
Be [mg/L]	26-Jun-24	16:30	< 0.000007	< 0.000007	< 0.000007	< 0.000007	< 0.000007
B [mg/L]	26-Jun-24	16:30	< 0.002	< 0.002	< 0.002	< 0.002	0.003
Bi [mg/L]	26-Jun-24	16:30	< 0.00001	0.00005	< 0.00001	< 0.00001	< 0.00001
Ca [mg/L]	26-Jun-24	16:30	6.46	4.16	1.51	4.22	1.84
Cd [mg/L]	26-Jun-24	16:30	0.00125	0.000006	< 0.000003	0.00592	0.000003
Co [mg/L]	26-Jun-24	16:30	0.000014	0.000020	0.000015	0.000690	0.000006
Cr [mg/L]	26-Jun-24	16:30	< 0.00008	< 0.00008	< 0.00008	< 0.00008	< 0.00008
Cu [mg/L]	26-Jun-24	16:30	< 0.001	< 0.001	0.001	0.002	0.001
Fe [mg/L]	26-Jun-24	16:30	< 0.007	< 0.007	< 0.007	0.011	< 0.007
K [mg/L]	26-Jun-24	16:30	0.322	1.31	0.493	0.418	0.490
Mg [mg/L]	26-Jun-24	16:30	0.063	0.093	0.079	0.249	0.045
Mn [mg/L]	26-Jun-24	16:30	0.0330	0.0282	0.00422	0.0458	0.00899
Mo [mg/L]	26-Jun-24	16:30	< 0.0004	< 0.0004	< 0.0004	< 0.0004	< 0.0004
Na [mg/L]	26-Jun-24	16:30	0.05	0.07	0.05	0.03	0.05
Ni [mg/L]	26-Jun-24	16:30	0.0003	0.0002	0.0004	0.0027	0.0002
P [mg/L]	26-Jun-24	16:30	< 0.003	< 0.003	< 0.003	< 0.003	< 0.003

OnLine LIMS

0003769414

Results relate only to the sample tested. Data reported represents the sample submitted to SGS. Reproduction of this analytical report in full or in part is prohibited without prior written approval. Please refer to SGS General Conditions of Services located at https://www.sgs.ca/en/terms-and-conditions (Printed copies are available upon request.)
Test method information available upon request. "Temperature Upon Receipt" is representative of the whole shipment and may not reflect the temperature of individual samples.
SGS Canada Inc. Environment-Health & Safety statement of conformity decision rule does not consider uncertainty when analytical results are compared to a specified standard or regulation.

SGS Canada Inc.
P.O. Box 4300 - 185 Concession St.
Lakefield - Ontario - KOL 2HO
Phone: 705-652-2000 FAX: 705-652-6365

LR Report : **CA10125-JUN24**

Analysis	3: Analysis Completed Date	4: Analysis Completed Time	5: HC-1 Wk#56	6: HC-2 Wk#56	7: HC-3 Wk#56	8: HC-4 Wk#56	9: HC-5 Wk#56
Pb [mg/L]	26-Jun-24	16:30	0.0331	0.00034	< 0.00009	0.266	< 0.00009
S [mg/L]	26-Jun-24	16:30	< 5	< 5	< 5	< 5	< 5
Sb [mg/L]	26-Jun-24	16:30	< 0.0009	< 0.0009	< 0.0009	< 0.0009	< 0.0009
Se [mg/L]	26-Jun-24	16:30	0.00032	0.00340	< 0.00004	0.00062	0.00005
Si [mg/L]	26-Jun-24	16:30	0.17	0.24	0.19	0.16	0.20
Sn [mg/L]	26-Jun-24	16:30	< 0.00006	< 0.00006	< 0.00006	0.00009	0.00008
Sr [mg/L]	26-Jun-24	16:30	0.00876	0.0169	0.00347	0.00602	0.00263
Ti [mg/L]	26-Jun-24	16:31	< 0.0001	< 0.0001	0.0002	< 0.0001	< 0.0001
Th [mg/L]	26-Jun-24	16:31	< 0.0001	< 0.0001	< 0.0001	< 0.0001	< 0.0001
Tl [mg/L]	26-Jun-24	16:31	< 0.000005	0.000009	< 0.000005	0.000014	< 0.000005
U [mg/L]	26-Jun-24	16:31	0.000004	0.000120	0.000284	0.000016	0.000398
V [mg/L]	26-Jun-24	16:31	< 0.00001	0.00035	0.00021	< 0.00001	0.00041
W [mg/L]	26-Jun-24	16:31	< 0.0002	< 0.0002	< 0.0002	< 0.0002	< 0.0002
Zr [mg/L]	26-Jun-24	16:31	< 0.002	< 0.002	< 0.002	< 0.002	< 0.002
Zn [mg/L]	26-Jun-24	16:31	0.043	< 0.002	< 0.002	0.423	< 0.002

Analysis	10: HC-6 Wk#56	11: HC-7 Wk#56
Sample Date & Time	20-Jun-24	20-Jun-24
HumCell Leachate Vol [mL]	502	943
Sample Name	DX450181	DX450002
Sample Weight [g]	500	1000
pH [No unit]	6.96	7.25
Alkalinity [mg/L as CaCO3]	6	6
Conductivity [uS/cm]	13	13
Acidity [mg/L as CaCO3]	< 2	< 2
SO4 [mg/L]	0.2	0.3
Hg [mg/L]	< 0.00001	< 0.00001
Ag [mg/L]	< 0.00005	< 0.00005
Al [mg/L]	0.034	0.035
As [mg/L]	0.0005	0.0057
Ba [mg/L]	0.00049	0.00066
Be [mg/L]	< 0.000007	< 0.000007
B [mg/L]	< 0.002	< 0.002
Bi [mg/L]	< 0.00001	< 0.00001
Ca [mg/L]	2.11	2.37
Cd [mg/L]	0.000003	< 0.000003
Co [mg/L]	0.000009	0.000018
Cr [mg/L]	< 0.00008	< 0.00008
Cu [mg/L]	< 0.001	< 0.001
Fe [mg/L]	< 0.007	< 0.007
K [mg/L]	0.331	0.448
Mg [mg/L]	0.072	0.092

OnLine LIMS

0003769414

Results relate only to the sample tested. Data reported represents the sample submitted to SGS. Reproduction of this analytical report in full or in part is prohibited without prior written approval. Please refer to SGS General Conditions of Services located at https://www.sgs.ca/en/terms-and-conditions (Printed copies are available upon request.)
Test method information available upon request. "Temperature Upon Receipt" is representative of the whole shipment and may not reflect the temperature of individual samples.
SGS Canada Inc. Environment-Health & Safety statement of conformity decision rule does not consider uncertainty when analytical results are compared to a specified standard or regulation.

SGS Canada Inc.
P.O. Box 4300 - 185 Concession St.
Lakefield - Ontario - KOL 2HO
Phone: 705-652-2000 FAX: 705-652-6365

LR Report : **CA10125-JUN24**

Analysis	10: HC-6 Wk#56	11: HC-7 Wk#56
Mn [mg/L]	0.00408	0.00793
Mo [mg/L]	< 0.0004	< 0.0004
Na [mg/L]	0.06	0.08
Ni [mg/L]	0.0004	0.0002
P [mg/L]	< 0.003	0.003
Pb [mg/L]	< 0.00009	< 0.00009
S [mg/L]	< 5	< 5
Sb [mg/L]	< 0.0009	< 0.0009
Se [mg/L]	< 0.00004	0.00004
Si [mg/L]	0.24	0.19
Sn [mg/L]	0.00007	0.00008
Sr [mg/L]	0.00402	0.00437
Ti [mg/L]	0.0001	0.0002
Th [mg/L]	< 0.0001	< 0.0001
Tl [mg/L]	< 0.000005	< 0.000005
U [mg/L]	0.000187	0.000515
V [mg/L]	0.00037	0.00020
W [mg/L]	0.0005	< 0.0002
Zr [mg/L]	< 0.002	< 0.002
Zn [mg/L]	< 0.002	< 0.002



Lisa Thompson
Project Specialist Assistant,
Environment, Health & Safety

OnLine LIMS

0003769414

Results relate only to the sample tested. Data reported represents the sample submitted to SGS. Reproduction of this analytical report in full or in part is prohibited without prior written approval. Please refer to SGS General Conditions of Services located at https://www.sgs.ca/en/terms-and-conditions (Printed copies are available upon request.)
Test method information available upon request. "Temperature Upon Receipt" is representative of the whole shipment and may not reflect the temperature of individual samples.
SGS Canada Inc. Environment-Health & Safety statement of conformity decision rule does not consider uncertainty when analytical results are compared to a specified standard or regulation.

SGS Canada Inc.
P.O. Box 4300 - 185 Concession St.
Lakefield - Ontario - KOL 2HO
Phone: 705-652-2000 FAX: 705-652-6365

05-July-2024

Great Bear Resources Ltd.
Attn : Ashley Moncrief

1020 - 800 West Pender St.
Vancouver, BC
V6C 2V6, Canada

Phone: 778-833-2160
Fax:

Date Rec. : 21 June 2024
LR Report: **CA10129-JUN24**
Reference: Wk#56

Copy: #1

CERTIFICATE OF ANALYSIS
Final Report

Analysis	3: Analysis Completed Date	4: Analysis Completed Time	5: HC-8 Wk#56	6: HC-9 Wk#56	7: HC-10 Wk#56	8: HC-11 Wk#56	9: HC-12 Wk#56	10: HC-13 Wk#56	11: HC-14 Wk#56
Sample Date & Time			21-Jun-24	21-Jun-24	21-Jun-24	21-Jun-24	21-Jun-24	21-Jun-24	21-Jun-24
HumCell Leachate Vol [mL]	24-Jun-24	15:34	1000	1007	976	997	997	998	924
Sample Name	---	---	DX450108	DX450076	DX450186	DX450118	DX 550107	DX450159	DX450171
Sample Weight [g]	---	---	1000	1000	1000	1000	1000	1000	1000
pH [No unit]	26-Jun-24	10:33	7.24	5.93	6.95	7.31	7.14	7.40	6.68
Alkalinity [mg/L as CaCO3]	25-Jun-24	13:04	10	< 2	6	8	5	8	2
Conductivity [uS/cm]	25-Jun-24	13:04	29	39	16	18	23	28	27
Acidity [mg/L as CaCO3]	25-Jun-24	13:05	< 2	6	< 2	< 2	< 2	< 2	< 2
F [mg/L]	24-Jun-24	09:18	---	---	---	---	---	---	---
SO4 [mg/L]	27-Jun-24	10:34	2.2	13	1.1	0.9	3.6	4.1	7.7
Cl [mg/L]	27-Jun-24	14:59	---	---	---	---	---	---	---
Hg [mg/L]	27-Jun-24	12:48	< 0.00001	< 0.00001	< 0.00001	< 0.00001	0.00001	0.00001	0.00001
Ag [mg/L]	27-Jun-24	12:48	< 0.00005	< 0.00005	< 0.00005	< 0.00005	< 0.00005	< 0.00005	< 0.00005
Al [mg/L]	27-Jun-24	12:48	0.048	< 0.001	0.027	0.043	0.030	0.059	0.017
As [mg/L]	27-Jun-24	12:48	0.0008	< 0.0002	0.0002	0.0004	0.0018	0.0021	0.0012
Ba [mg/L]	27-Jun-24	12:48	0.00187	0.0120	0.00077	0.00093	0.00158	0.00072	0.00225
Be [mg/L]	27-Jun-24	12:48	< 0.000007	< 0.000007	< 0.000007	< 0.000007	< 0.000007	< 0.000007	< 0.000007
B [mg/L]	27-Jun-24	12:48	< 0.002	< 0.002	< 0.002	< 0.002	< 0.002	< 0.002	< 0.002
Bi [mg/L]	27-Jun-24	12:48	< 0.00001	< 0.00001	< 0.00001	< 0.00001	< 0.00001	< 0.00001	< 0.00001
Ca [mg/L]	27-Jun-24	12:48	4.15	2.26	2.73	3.26	3.43	4.88	3.46
Cd [mg/L]	27-Jun-24	12:48	0.000003	0.028492	< 0.000003	< 0.000003	0.000003	< 0.000003	< 0.000003
Co [mg/L]	27-Jun-24	12:48	0.000095	0.000638	0.000015	0.000012	0.000011	0.000012	0.000052
Cr [mg/L]	27-Jun-24	12:48	< 0.00008	< 0.00008	< 0.00008	< 0.00008	< 0.00008	< 0.00008	< 0.00008
Cu [mg/L]	27-Jun-24	12:48	< 0.001	0.002	< 0.001	< 0.001	< 0.001	< 0.001	< 0.001
Fe [mg/L]	27-Jun-24	12:48	< 0.007	0.011	< 0.007	< 0.007	< 0.007	< 0.007	< 0.007
K [mg/L]	27-Jun-24	12:48	0.697	1.05	0.304	0.251	0.341	0.480	0.907
Mg [mg/L]	27-Jun-24	12:48	0.267	0.089	0.036	0.055	0.032	0.051	0.158
Mn [mg/L]	27-Jun-24	12:48	0.0208	0.0959	0.0183	0.0211	0.0211	0.0235	0.00318
Mo [mg/L]	27-Jun-24	12:48	0.0005	0.0010	< 0.0004	< 0.0004	< 0.0004	< 0.0004	< 0.0004
Na [mg/L]	27-Jun-24	12:48	0.06	0.04	0.04	0.05	0.04	0.04	0.07
Ni [mg/L]	27-Jun-24	12:48	0.0002	0.0200	0.0003	0.0002	0.0002	0.0002	0.0003
P [mg/L]	27-Jun-24	12:48	< 0.003	< 0.003	0.003	< 0.003	< 0.003	0.003	0.003
Pb [mg/L]	27-Jun-24	12:48	< 0.00009	0.174	< 0.00009	< 0.00009	< 0.00009	< 0.00009	< 0.00009
S [mg/L]	27-Jun-24	12:48	< 5	< 5	< 5	< 5	< 5	< 5	< 5
Sb [mg/L]	27-Jun-24	12:48	< 0.0009	< 0.0009	< 0.0009	< 0.0009	< 0.0009	< 0.0009	< 0.0009
Se [mg/L]	27-Jun-24	12:48	0.00012	0.00075	0.00015	< 0.00004	0.00010	< 0.00004	0.00026

OnLine LIMS

0003771030

Results relate only to the sample tested. Data reported represents the sample submitted to SGS. Reproduction of this analytical report in full or in part is prohibited without prior written approval. Please refer to SGS General Conditions of Services located at https://www.sgs.ca/en/terms-and-conditions (Printed copies are available upon request.)
Test method information available upon request. "Temperature Upon Receipt" is representative of the whole shipment and may not reflect the temperature of individual samples.
SGS Canada Inc. Environment-Health & Safety statement of conformity decision rule does not consider uncertainty when analytical results are compared to a specified standard or regulation.

SGS Canada Inc.
P.O. Box 4300 - 185 Concession St.
Lakefield - Ontario - KOL 2HO
Phone: 705-652-2000 FAX: 705-652-6365

LR Report : **CA10129-JUN24**

Analysis	3: Analysis Completed Date	4: Analysis Completed Time	5: HC-8 Wk#56	6: HC-9 Wk#56	7: HC-10 Wk#56	8: HC-11 Wk#56	9: HC-12 Wk#56	10: HC-13 Wk#56	11: HC-14 Wk#56
Si [mg/L]	27-Jun-24	12:48	0.30	0.45	0.24	0.32	0.32	0.32	0.19
Sn [mg/L]	27-Jun-24	12:48	< 0.00006	< 0.00006	< 0.00006	< 0.00006	< 0.00006	< 0.00006	< 0.00006
Sr [mg/L]	27-Jun-24	12:48	0.00814	0.00686	0.00559	0.00736	0.00545	0.00486	0.0102
Ti [mg/L]	27-Jun-24	12:48	< 0.0001	< 0.0001	< 0.0001	< 0.0001	< 0.0001	< 0.0001	0.00011
Th [mg/L]	27-Jun-24	12:48	< 0.0001	< 0.0001	< 0.0001	< 0.0001	< 0.0001	< 0.0001	< 0.0001
Tl [mg/L]	27-Jun-24	12:48	< 0.000005	0.000041	< 0.000005	< 0.000005	0.000005	0.000009	< 0.000005
U [mg/L]	27-Jun-24	12:48	0.000295	0.000062	0.000576	0.000182	0.000251	0.000302	0.000121
V [mg/L]	27-Jun-24	12:48	0.00013	0.00002	0.00003	0.00007	0.00013	0.00005	0.00017
W [mg/L]	27-Jun-24	12:48	< 0.0002	< 0.0002	< 0.0002	< 0.0002	< 0.0002	< 0.0002	< 0.0002
Zr [mg/L]	27-Jun-24	12:48	< 0.002	< 0.002	< 0.002	< 0.002	< 0.002	< 0.002	< 0.002
Zn [mg/L]	27-Jun-24	12:48	< 0.002	5.02	< 0.002	< 0.002	< 0.002	< 0.002	< 0.002

Analysis	12: HC-15 Wk#56	13: HC-16 Wk#56	14: HC-17 Wk#56	15: HC-18 Wk#56	16: HC-19 Wk#56	17: HC-20 Wk#56	18: HC-21 Wk#56	19: HC-22 Wk#56	20: HC-23 Wk#56
Sample Date & Time	21-Jun-24	21-Jun-24	21-Jun-24	21-Jun-24	21-Jun-24	21-Jun-24	21-Jun-24	21-Jun-24	21-Jun-24
HumCell Leachate Vol [mL]	691	1000	997	923	934	957	972	499	1003
Sample Name	DX450134	DX450185	DX450032	DX 550064	DX450008	DX 550056	DX450022	DX450077	DX450113
Sample Weight [g]	700	1000	1000	1000	1000	1000	1000	500	1000
pH [No unit]	7.04	7.50	6.36	7.14	6.77	7.09	7.78	7.28	7.79
Alkalinity [mg/L as CaCO3]	8	10	< 2	6	4	6	10	9	10
Conductivity [uS/cm]	55	26	10	13	9	16	24	21	25
Acidity [mg/L as CaCO3]	< 2	< 2	3	< 2	< 2	< 2	< 2	< 2	< 2
F [mg/L]	---	---	---	---	< 0.06	---	---	---	---
SO4 [mg/L]	9.7	2.4	2.1	0.4	0.6	1.4	1.0	1.0	0.9
Cl [mg/L]	< 0.2	---	---	---	---	---	---	---	---
Hg [mg/L]	0.00001	< 0.00001	0.00001	< 0.00001	0.00001	0.00001	< 0.00001	< 0.00001	0.00001
Ag [mg/L]	< 0.00005	< 0.00005	< 0.00005	< 0.00005	< 0.00005	< 0.00005	< 0.00005	< 0.00005	< 0.00005
Al [mg/L]	0.004	0.094	0.004	0.041	0.033	0.030	0.060	0.042	0.054
As [mg/L]	0.100	0.0086	0.0064	0.0082	0.0003	0.0006	0.0076	0.0009	0.0040
Ba [mg/L]	0.00115	0.00213	0.00028	0.00024	0.00028	0.00182	0.00028	0.00770	0.00561
Be [mg/L]	< 0.000007	< 0.000007	< 0.000007	< 0.000007	< 0.000007	< 0.000007	< 0.000007	< 0.000007	< 0.000007
B [mg/L]	< 0.002	< 0.002	< 0.002	< 0.002	< 0.002	< 0.002	0.003	< 0.002	< 0.002
Bi [mg/L]	< 0.00001	< 0.00001	< 0.00001	< 0.00001	< 0.00001	< 0.00001	< 0.00001	< 0.00001	< 0.00001
Ca [mg/L]	8.28	3.73	1.32	2.41	1.60	2.71	4.48	2.86	4.45
Cd [mg/L]	< 0.000003	< 0.000003	< 0.000003	0.000008	< 0.000003	< 0.000003	< 0.000003	< 0.000003	< 0.000003
Co [mg/L]	0.000437	0.000039	0.000382	0.000034	0.000007	0.000019	0.000070	0.000015	0.000031
Cr [mg/L]	< 0.00008	< 0.00008	< 0.00008	< 0.00008	< 0.00008	< 0.00008	< 0.00008	< 0.00008	< 0.00008
Cu [mg/L]	< 0.001	< 0.001	< 0.001	< 0.001	< 0.001	< 0.001	< 0.001	< 0.001	< 0.001
Fe [mg/L]	< 0.007	< 0.007	< 0.007	< 0.007	< 0.007	< 0.007	< 0.007	< 0.007	0.007
K [mg/L]	0.503	1.63	0.391	0.198	0.243	0.288	0.028	1.45	0.248
Mg [mg/L]	0.298	0.054	0.075	0.031	0.025	0.185	0.117	0.150	0.132
Mn [mg/L]	0.0129	0.00894	0.00674	0.00288	0.00480	0.0152	0.0258	0.0158	0.0245
Mo [mg/L]	< 0.0004	< 0.0004	< 0.0004	< 0.0004	< 0.0004	< 0.0004	< 0.0004	< 0.0004	0.0004
Na [mg/L]	0.06	0.05	0.05	0.06	0.04	0.07	0.06	0.10	0.06
Ni [mg/L]	0.0179	0.0001	0.0009	< 0.0001	< 0.0001	0.0002	< 0.0001	< 0.0001	0.0001
P [mg/L]	< 0.003	< 0.003	< 0.003	< 0.003	< 0.003	< 0.003	< 0.003	< 0.003	0.005
Pb [mg/L]	< 0.00009	< 0.00009	< 0.00009	0.00011	< 0.00009	< 0.00009	< 0.00009	< 0.00009	< 0.00009
S [mg/L]	7	< 5	< 5	< 5	< 5	< 5	< 5	< 5	< 5
Sb [mg/L]	0.0012	< 0.0009	< 0.0009	< 0.0009	< 0.0009	< 0.0009	< 0.0009	< 0.0009	< 0.0009
Se [mg/L]	0.00025	< 0.00004	< 0.00004	< 0.00004	< 0.00004	< 0.00004	< 0.00004	< 0.00004	< 0.00004
Si [mg/L]	0.22	0.33	0.52	0.24	0.21	0.19	0.24	0.22	0.24
Sn [mg/L]	0.00006	< 0.00006	< 0.00006	0.00015	< 0.00006	< 0.00006	< 0.00006	< 0.00006	< 0.00006
Sr [mg/L]	0.0114	0.00571	0.00492	0.00316	0.00335	0.00643	0.00316	0.00616	0.0138

OnLine LIMS

0003771030

Results relate only to the sample tested. Data reported represents the sample submitted to SGS. Reproduction of this analytical report in full or in part is prohibited without prior written approval. Please refer to SGS General Conditions of Services located at https://www.sgs.ca/en/terms-and-conditions (Printed copies are available upon request.)
Test method information available upon request. "Temperature Upon Receipt" is representative of the whole shipment and may not reflect the temperature of individual samples.
SGS Canada Inc. Environment-Health & Safety statement of conformity decision rule does not consider uncertainty when analytical results are compared to a specified standard or regulation.

SGS Canada Inc.
P.O. Box 4300 - 185 Concession St.
Lakefield - Ontario - KOL 2HO
Phone: 705-652-2000 FAX: 705-652-6365

LR Report : **CA10129-JUN24**

Analysis	12: HC-15 Wk#56	13: HC-16 Wk#56	14: HC-17 Wk#56	15: HC-18 Wk#56	16: HC-19 Wk#56	17: HC-20 Wk#56	18: HC-21 Wk#56	19: HC-22 Wk#56	20: HC-23 Wk#56
Ti [mg/L]	< 0.0001	< 0.0001	< 0.0001	0.00011	< 0.0001	< 0.0001	< 0.0001	< 0.0001	< 0.0001
Th [mg/L]	< 0.0001	< 0.0001	< 0.0001	< 0.0001	< 0.0001	< 0.0001	< 0.0001	< 0.0001	< 0.0001
Tl [mg/L]	0.000007	0.000006	< 0.000005	< 0.000005	< 0.000005	< 0.000005	< 0.000005	< 0.000005	< 0.000005
U [mg/L]	0.000055	0.000784	0.000175	0.000332	0.000085	0.000025	0.000019	0.000050	0.000050
V [mg/L]	0.00005	0.00029	0.00010	0.00014	0.00004	0.00055	0.00036	0.00081	0.00016
W [mg/L]	< 0.0002	< 0.0002	< 0.0002	< 0.0002	< 0.0002	< 0.0002	< 0.0002	< 0.0002	< 0.0002
Zr [mg/L]	< 0.002	< 0.002	< 0.002	< 0.002	< 0.002	< 0.002	< 0.002	< 0.002	< 0.002
Zn [mg/L]	< 0.002	< 0.002	< 0.002	< 0.002	< 0.002	< 0.002	< 0.002	< 0.002	< 0.002

Analysis	21: HC-24 Wk#56	22: HC-25 Wk#56	23: HC-26 Wk#56	24: HC-27 Wk#56
Sample Date & Time	21-Jun-24	21-Jun-24	21-Jun-24	21-Jun-24
HumCell Leachate Vol [mL]	1006	961	750	940
Sample Name	DX 550101	DX450128	DX450021	DX450222
Sample Weight [g]	1000	1000	750	1000
pH [No unit]	7.45	7.22	6.63	7.09
Alkalinity [mg/L as CaCO3]	8	10	4	4
Conductivity [uS/cm]	20	37	148	20
Acidity [mg/L as CaCO3]	< 2	< 2	< 2	< 2
F [mg/L]	---	---	---	---
SO4 [mg/L]	0.8	2.4	53	3.9
Cl [mg/L]	---	---	< 0.2	---
Hg [mg/L]	0.00001	0.00001	0.00001	< 0.00001
Ag [mg/L]	< 0.00005	< 0.00005	< 0.00005	< 0.00005
Al [mg/L]	0.039	0.054	0.002	0.022
As [mg/L]	0.0019	0.0013	< 0.0002	0.0005
Ba [mg/L]	0.00078	0.00115	0.00873	0.00048
Be [mg/L]	< 0.000007	< 0.000007	< 0.000007	< 0.000007
B [mg/L]	< 0.002	< 0.002	0.003	< 0.002
Bi [mg/L]	< 0.00001	< 0.00001	< 0.00001	< 0.00001
Ca [mg/L]	3.43	5.71	20.8	3.21
Cd [mg/L]	< 0.000003	< 0.000003	0.000087	< 0.000003
Co [mg/L]	0.000022	0.000052	0.000630	0.000011
Cr [mg/L]	< 0.00008	< 0.00008	< 0.00008	< 0.00008
Cu [mg/L]	< 0.001	< 0.001	0.001	< 0.001
Fe [mg/L]	< 0.007	0.008	0.233	< 0.007
K [mg/L]	0.111	0.368	3.34	0.495
Mg [mg/L]	0.116	0.102	0.786	0.070
Mn [mg/L]	0.0145	0.0146	0.0684	0.00873
Mo [mg/L]	< 0.0004	< 0.0004	< 0.0004	< 0.0004
Na [mg/L]	0.05	0.07	0.17	0.12
Ni [mg/L]	0.0001	< 0.0001	0.0034	0.0002
P [mg/L]	< 0.003	< 0.003	< 0.003	< 0.003
Pb [mg/L]	< 0.00009	< 0.00009	< 0.00009	< 0.00009
S [mg/L]	< 5	< 5	19	< 5
Sb [mg/L]	< 0.0009	< 0.0009	< 0.0009	< 0.0009
Se [mg/L]	< 0.00004	< 0.00004	0.00009	< 0.00004
Si [mg/L]	0.22	0.20	0.16	0.20
Sn [mg/L]	< 0.00006	< 0.00006	< 0.00006	< 0.00006
Sr [mg/L]	0.00388	0.00456	0.0109	0.00532
Ti [mg/L]	< 0.0001	< 0.0001	< 0.0001	< 0.0001
Th [mg/L]	< 0.0001	< 0.0001	< 0.0001	< 0.0001
Tl [mg/L]	< 0.000005	< 0.000005	< 0.000005	< 0.000005

OnLine LIMS

0003771030

Results relate only to the sample tested. Data reported represents the sample submitted to SGS. Reproduction of this analytical report in full or in part is prohibited without prior written approval. Please refer to SGS General Conditions of Services located at https://www.sgs.ca/en/terms-and-conditions (Printed copies are available upon request.)
Test method information available upon request. "Temperature Upon Receipt" is representative of the whole shipment and may not reflect the temperature of individual samples.
SGS Canada Inc. Environment-Health & Safety statement of conformity decision rule does not consider uncertainty when analytical results are compared to a specified standard or regulation.

SGS Canada Inc.
P.O. Box 4300 - 185 Concession St.
Lakefield - Ontario - KOL 2HO
Phone: 705-652-2000 FAX: 705-652-6365

LR Report : **CA10129-JUN24**

Analysis	21: HC-24 Wk#56	22: HC-25 Wk#56	23: HC-26 Wk#56	24: HC-27 Wk#56
U [mg/L]	0.000019	0.000095	0.000005	0.000110
V [mg/L]	0.00037	0.00038	0.00001	0.00003
W [mg/L]	< 0.0002	0.00050	< 0.0002	< 0.0002
Zr [mg/L]	< 0.002	< 0.002	< 0.002	< 0.002
Zn [mg/L]	< 0.002	< 0.002	0.006	< 0.002



Lisa Thompson
Project Specialist Assistant,
Environment, Health & Safety

OnLine LIMS

0003771030

Results relate only to the sample tested. Data reported represents the sample submitted to SGS. Reproduction of this analytical report in full or in part is prohibited without prior written approval. Please refer to SGS General Conditions of Services located at https://www.sgs.ca/en/terms-and-conditions (Printed copies are available upon request.)
Test method information available upon request. "Temperature Upon Receipt" is representative of the whole shipment and may not reflect the temperature of individual samples.
SGS Canada Inc. Environment-Health & Safety statement of conformity decision rule does not consider uncertainty when analytical results are compared to a specified standard or regulation.

SGS Canada Inc.
P.O. Box 4300 - 185 Concession St.
Lakefield - Ontario - KOL 2HO
Phone: 705-652-2000 FAX: 705-652-6365

Quality Control Report

Inorganic Analysis														
Parameter	Reporting Limit	Unit	Method Blank	Duplicate				LCS / Spike Blank			Matrix Spike / Reference Material			
				Result 1	Result 2	RPD	Acceptance Criteria	Spike Recovery (%)	Recovery Limits (%)		Spike Recovery (%)	Recovery Limits (%)		
							%		Low	High		Low	High	
Acidity - QCBatchID: EWL0511-JUN24														
Acidity	2	mg/L as Ca	< 2			ND	20	102	90	110	NA			
Acidity - QCBatchID: EWL0512-JUN24														
Acidity	2	mg/L as Ca	< 2			ND	20	102	90	110	NA			
Alkalinity - QCBatchID: EWL0511-JUN24														
Alkalinity	2	mg/L as Ca	< 2			0	20	100	80	120	NA			
Alkalinity - QCBatchID: EWL0512-JUN24														
Alkalinity	2	mg/L as Ca	< 2			5	20	106	80	120	NA			
Anions by IC - QCBatchID: DIO0540-JUN24														
Chloride	0.2	mg/L	<0.2			ND	20	102	90	110	101	75	125	
Sulphate	0.2	mg/L	<0.2			0	20	97	90	110	87	75	125	
Anions by IC - QCBatchID: DIO0564-JUN24														
Chloride	0.2	mg/L	<0.2			ND	20	99	90	110	102	75	125	
Conductivity - QCBatchID: EWL0511-JUN24														
Conductivity	2	uS/cm	< 2			0	20	97	90	110	NA			
Conductivity - QCBatchID: EWL0512-JUN24														
Conductivity	2	uS/cm	2			0	20	101	90	110	NA			
Fluoride by Specific Ion Electrode - QCBatchID: EWL0517-JUN24														
Fluoride	0.06	mg/L	<0.06			ND	10	100	90	110	102	75	125	
Inorganics-General - QCBatchID: EHG0048-JUN24														
Mercury	0.00001	mg/L	< 0.00001			ND	20	115	80	120	NV	70	130	
Metals in aqueous samples - ICP-MS - QCBatchID: EMS0221-JUN24														
Aluminum	0.001	mg/L	<0.001			0	20	106	90	110	116	70	130	
Antimony	0.0009	mg/L	<0.0009			ND	20	104	90	110	114	70	130	
Arsenic	0.0002	mg/L	<0.0002			6	20	103	90	110	100	70	130	
Barium	0.00008	mg/L	<0.00008			ND	20	101	90	110	105	70	130	
Beryllium	0.000007	mg/L	<0.000007			ND	20	99	90	110	102	70	130	
Bismuth	0.00001	mg/L	<0.00001			ND	20	100	90	110	97	70	130	
Boron	0.002	mg/L	<0.002			ND	20	97	90	110	95	70	130	
Cadmium	0.000003	mg/L	<0.000003			ND	20	102	90	110	98	70	130	
Calcium	0.01	mg/L	<0.01			7	20	98	90	110	100	70	130	
Chromium	0.00008	mg/L	<0.00008			ND	20	103	90	110	93	70	130	
Cobalt	0.000004	mg/L	<0.000004			ND	20	99	90	110	97	70	130	
Copper	0.001	mg/L	<0.001			ND	20	103	90	110	110	70	130	
Iron	0.007	mg/L	<0.007			ND	20	102	90	110	100	70	130	
Lead	0.00009	mg/L	<0.00009			ND	20	100	90	110	102	70	130	

OnLine LIMS

0003771030

Results relate only to the sample tested. Data reported represents the sample submitted to SGS. Reproduction of this analytical report in full or in part is prohibited without prior written approval. Please refer to SGS General Conditions of Services located at https://www.sgs.ca/en/terms-and-conditions (Printed copies are available upon request.)
Test method information available upon request. "Temperature Upon Receipt" is representative of the whole shipment and may not reflect the temperature of individual samples.
SGS Canada Inc. Environment-Health & Safety statement of conformity decision rule does not consider uncertainty when analytical results are compared to a specified standard or regulation.

SGS Canada Inc.
P.O. Box 4300 - 185 Concession St.
Lakefield - Ontario - KOL 2HO
Phone: 705-652-2000 FAX: 705-652-6365

Inorganic Analysis													
Parameter	Reporting Limit	Unit	Method Blank	Duplicate				LCS / Spike Blank			Matrix Spike / Reference Material		
				Result 1	Result 2	RPD	Acceptance Criteria	Spike Recovery (%)	Recovery Limits (%)		Spike Recovery (%)	Recovery Limits (%)	
							%		Low	High		Low	High
Magnesium	0.001	mg/L	<0.001			0	20	103	90	110	100	70	130
Manganese	0.00001	mg/L	<0.00001			13	20	101	90	110	104	70	130
Molybdenum	0.0004	mg/L	<0.0004			ND	20	102	90	110	89	70	130
Nickel	0.0001	mg/L	<0.0001			ND	20	106	90	110	102	70	130
Phosphorus	0.003	mg/L	<0.003			ND	20	102	90	110	NV	70	130
Potassium	0.003	mg/L	<0.009			0	20	106	90	110	90	70	130
Selenium	0.00004	mg/L	<0.00004			ND	20	98	90	110	117	70	130
Silicon	0.02	mg/L	<0.02			ND	20	97	90	110	NV	70	130
Silver	0.00005	mg/L	<0.00005			ND	20	96	90	110	83	70	130
Sodium	0.01	mg/L	<0.01			ND	20	100	90	110	99	70	130
Strontium	0.00008	mg/L	<0.00008			ND	20	101	90	110	99	70	130
Sulfur	5	mg/L	<5			ND	20	109	90	110	NV	70	130
Thallium	0.000005	mg/L	<0.000005			ND	20	101	90	110	99	70	130
Thorium	0.0001	mg/L	<0.0001			ND	20	96	90	110	NV	70	130
Tin	0.00006	mg/L	<0.00006			ND	20	101	90	110	NV	70	130
Titanium	0.0001	mg/L	<0.0001			ND	20	104	90	110	NV	70	130
Tungsten	0.0002	mg/L	<0.0002			ND	20	106	90	110	NV	70	130
Uranium	0.000002	mg/L	<0.000002			ND	20	104	90	110	102	70	130
Vanadium	0.00001	mg/L	<0.00001			ND	20	103	90	110	106	70	130
Zinc	0.002	mg/L	<0.002			ND	20	103	90	110	127	70	130
Zirconium	0.002	mg/L	<0.002			ND	20	98	90	110	NV	70	130
pH - QCBatchID: EWL0511-JUN24													
pH	0.05	No unit	NA			0		100			NA		
pH - QCBatchID: EWL0512-JUN24													
pH	0.05	No unit	NA			0		100			NA		

OnLine LIMS

Results relate only to the sample tested. Data reported represents the sample submitted to SGS. Reproduction of this analytical report in full or in part is prohibited without prior written approval. Please refer to SGS General Conditions of Services located at https://www.sgs.ca/en/terms-and-conditions (Printed copies are available upon request.)
Test method information available upon request. "Temperature Upon Receipt" is representative of the whole shipment and may not reflect the temperature of individual samples.
SGS Canada Inc. Environment-Health & Safety statement of conformity decision rule does not consider uncertainty when analytical results are compared to a specified standard or regulation.

0003771030

Total Mercury Results

Flett Research Ltd.
440 DeSalaberry Ave. Winnipeg, MB R2L 0Y7
Fax/Phone (204) 667-2505
E-mail: flett@flettresearch.ca Webpage: http://www.flettresearch.ca

CLIENT: Kinross Gold-GBR by SGS: CA10094-MAY25
185 Concession Street
Lakefield, ON K0L 2H0

Matrix: Water
Transaction ID: 1127
PO/Contract No.: 369790
Date Analysed: June 16, 2025
Analyst(s): Jason S

Date Received: May 22, 2025
Sampling Date(s): May 16, 2025
Date Issued: June 17, 2025

Analytical Method: Total Mercury in Water by Oxidation, Purge and Trap, and CVAFS (T00120 version 9)

Comments: Samples were filtered prior to arrival at Flett.

Detection Limit: The method detection limit (MDL) for this method is 0.04 ngL.
The MDL is the minimum concentration that can be reported with 99% confidence that the measured concentration is distinguishable from method blanks and is based on the analysis of 30mL of sample.

For reporting purpose samples are flagged when the amount of mercury detected is below the EPA defined minimum level (ML= 0.2 ng/L).
As concentration rises above the MDL confidence that the analyte is present approaches 100% at and above the ML.

Estimated Uncertainty: Overall method uncertainty decreases as analyte concentration increases. When mercury concentrations exceed 1ng/L the estimated uncertainty of the method is ±12%.
At a concentration of 0.2ng/L the estimated uncertainty is ± 30%. When mercury concentrations are at MDL uncertainty can be ± 46% (0.04 ± 0.02ng/L).

All method uncertainties are expressed at a 95% confidence level of (k=2).

Results authorized by Dr. Robert J. Flett, Chief Scientist

QUALITY DATA

			Mean of 3 Bubblers	Standard Deviation	Bubbler 1	Bubbler 2	Bubbler 3	
Blanks	**Bubbler Blank Mean Peak Area**		969	401	983	739	1187	
Bubbler Blanks	**Bubbler Blank (pg)**		0.36	0.15	0.37	0.28	0.45	
			Sample Type	Gross Peak Area	Volume of Sample Analyzed (=volume of bubbled sample) (ml)	Total Reagent Hg added to the sample during analysis (ng/L) [including ng Hg in DI]	**Net Total Hg in the Method Blank (ng/L)** [Bubbler & Reagent Blk Corrected including ng Hg in DI]	
Method/Bottle Blanks	MB3 June 3, 25		MBlk-1	5863	35.68	0.03	**0.02**	
	MB4 June 3, 25		MBlk-2	4989	36.59	0.03	**0.01**	
	MB5 June 3, 25		MBlk-3	5653	42.57	0.03	**0.01**	
Mean Calibration Factor (area un/ls/ng)	**2658616 ± 4.1 %RSD**							
Spike Recovery Matrix Spike (MS) and Matrix Spike Duplicate (MSD)			Sample Type	Gross Peak Area	Volume of Sample Analyzed (=volume of bubbled sample) (ml)	Total Reagent Hg added to the sample during analysis (ng/L)	**Net Total Hg (ng/L)** [Bubbler & Reagent Blk Corrected]	**Total Hg Recovery (%)**
	HC-30 Wk#56		MS2	100115	29.24	0.01	**1.27**	102
	HC-30 Wk#56		MS2D	99661	31.82	0.01	**1.16**	99.5
	Mean of Recoveries							**101**
QC Samples	OPR (beginning of run)		OPR-1	365896	27.37	0.01	**5.00**	97.7
Ongoing Precision & Recovery (OPR)	OPR (end of run)		OPR-2	411925	31.33	0.01	**4.92**	96.1
	Mean OPR (5.12 ng/L)						**4.96**	**96.9**
Alternate Source Standard	QCS (1000 ng/L)		QCS-3	266855	0.10	0.00	**1000**	**100**

LAB ID	Sample Details	Sample ID/Bottle Number	Date Sampled	Time Sampled	Sample Type	Gross Peak Area	Volume of Sample Analyzed (=volume of bubbled sample) (ml)	Total Reagent Hg added to the sample during analysis (ng/L)	Net Total Hg in the sample (ng/L) [Bubbler & Reagent Blk Subtracted]	
122202		HC-28 Wk#56	May 16, 2025			27236	30.96	0.01	**0.31**	
122203		HC-29 Wk#56	May 16, 2025			17516	38.06	0.01	**~0.16**	
122204		HC-30 Wk#56	May 16, 2025			19996	30.49	0.01	**0.23**	
122205		HC-31 Wk#56	May 16, 2025			28916	31.28	0.01	**0.33**	
122206		HC-32 Wk#56	May 16, 2025		**DupA1**	58007	33.42	0.01	**0.64**	
122206		HC-32 Wk#56	May 16, 2025		**DupA2**	71696	41.65	0.01	**0.63**	
122207		HC-33 Wk#56	May 16, 2025			11081	30.80	0.01	**~0.11**	
122208		HC-34 Wk#56	May 16, 2025			37111	32.09	0.01	**0.42**	
122209		HC-35 Wk#56	May 16, 2025			7870	33.29	0.01	**~0.07**	
122210		Blank Wk#56	May 16, 2025		**DupB1**	20071	44.05	0.01	**~0.16**	
122210		Blank Wk#56	May 16, 2025		**DupB2**	18945	50.51	0.01	**~0.13**	

Q:\Clients A-L\Kinross Gold - GBR by SGS\2025(1127)\Total Mercury\TMWATR061625JS2.xls

* : See 'Comments' section above for discussion.
~ : Result below the methods ML.

This test report shall not be reproduced, except in full, without written approval of the laboratory.
Note: Results relate only to the samples tested and as received.

Minimum Level (ML): the amount of mercury that can be reported with almost 100% confidence that the measured concentration exceeds zero.

Dup : Duplicate - two subsamples of the same sample carried through the analytical procedure in an identical manner.

ISO/IEC 17025:2017 Accredited with the Canadian Association of Laboratory Accreditation
Testing Accreditation No. A3306

SGS Canada Inc.
P.O. Box 4300 - 185 Concession St.
Lakefield - Ontario - KOL 2HO
Phone: 705-652-2000 FAX: 705-652-6365

19-June-2025

Great Bear Resources Ltd.
Attn : Ashley Moncrief

1020 - 800 West Pender St.
Vancouver, BC
V6C 2V6, Canada

Phone: 778-833-2160
Fax:

Date Rec. : 16 May 2025
LR Report: **CA10094-MAY25**
Reference: Wk#56

Copy: #1

CERTIFICATE OF ANALYSIS
Final Report

Analysis	3: Analysis Completed Date	4: Analysis Completed Time	5: HC-28 Wk#56	6: HC-29 Wk#56	7: HC-30 Wk#56	8: HC-31 Wk#56	9: HC-32 Wk#56	10: HC-33 Wk#56	11: HC-34 Wk#56
Sample Date & Time			16-May-25	16-May-25	16-May-25	16-May-25	16-May-25	16-May-25	16-May-25
HumCell Leachate Vol [mL]	20-May-25	07:38	1022	1008	759	974	696	1007	977
Sample Name	---	---	31787	DX450179	31644	DX450183	O31576	DX450213	DX450174
Sample Weight [g]	---	---	1000	1000	750	1000	750	1000	1000
Hg Low Level [ng/L]			19-Jun-25	19-Jun-25	19-Jun-25	19-Jun-25	19-Jun-25	19-Jun-25	19-Jun-25
pH [No unit]	19-May-25	14:24	7.01	7.08	6.96	7.18	7.05	4.87	7.25
Alkalinity [mg/L as CaCO3]	19-May-25	14:23	4	5	5	7	5	< 2	8
Conductivity [uS/cm]	19-May-25	14:23	10	10	13	16	15	27	15
Acidity [mg/L as CaCO3]	19-May-25	14:22	< 2	< 2	< 2	< 2	< 2	8	< 2
SO4 [mg/L]	31-May-25	11:14	0.4	0.3	1.6	1.6	2.0	9.0	0.3
Hg [mg/L]	22-May-25	12:28	< 0.00001	< 0.00001	< 0.00001	< 0.00001	< 0.00001	< 0.00001	< 0.00001
Ag [mg/L]	22-May-25	12:28	< 0.00005	< 0.00005	< 0.00005	< 0.00005	< 0.00005	< 0.00005	< 0.00005
Al [mg/L]	22-May-25	12:28	0.022	0.023	0.010	0.025	0.032	0.044	0.036
As [mg/L]	22-May-25	12:28	0.0015	0.0046	0.0027	0.0073	0.0012	0.0004	0.0032
Ba [mg/L]	22-May-25	12:28	0.00090	0.00189	0.00070	0.00031	0.00136	0.00556	0.00325
Be [mg/L]	22-May-25	12:28	< 0.000007	< 0.000007	< 0.000007	< 0.000007	< 0.000007	0.000050	< 0.000007
B [mg/L]	22-May-25	12:28	< 0.002	< 0.002	< 0.002	< 0.002	< 0.002	0.002	< 0.002
Bi [mg/L]	22-May-25	12:28	< 0.00001	< 0.00001	< 0.00001	< 0.00001	< 0.00001	< 0.00001	< 0.00001
Ca [mg/L]	22-May-25	12:28	1.62	1.94	2.34	3.13	2.56	1.20	2.73
Cd [mg/L]	22-May-25	12:28	< 0.000003	< 0.000003	< 0.000003	0.000003	0.000005	0.000024	< 0.000003
Co [mg/L]	22-May-25	12:28	0.000007	0.000014	0.000009	0.000017	0.000008	0.000237	0.000013
Cr [mg/L]	22-May-25	12:28	< 0.00008	< 0.00008	< 0.00008	< 0.00008	< 0.00008	< 0.00008	< 0.00008
Cu [mg/L]	22-May-25	12:28	< 0.001	< 0.001	< 0.001	< 0.001	< 0.001	< 0.001	< 0.001
Fe [mg/L]	22-May-25	12:28	< 0.007	< 0.007	< 0.007	< 0.007	< 0.007	1.84	< 0.007
K [mg/L]	22-May-25	12:28	0.326	0.592	0.499	0.386	0.551	0.897	0.580
Mg [mg/L]	22-May-25	12:26	0.037	0.065	0.083	0.051	0.045	0.206	0.171
Mn [mg/L]	22-May-25	12:26	0.00199	0.00293	0.00684	0.00148	0.0221	0.0366	0.0127
Mo [mg/L]	22-May-25	12:26	< 0.0004	< 0.0004	< 0.0004	< 0.0004	< 0.0004	< 0.0004	< 0.0004
Na [mg/L]	22-May-25	12:26	0.04	0.04	0.03	0.04	0.06	0.04	0.05
Ni [mg/L]	22-May-25	12:26	< 0.0001	< 0.0001	< 0.0001	< 0.0001	< 0.0001	0.0040	< 0.0001
P [mg/L]	22-May-25	12:26	< 0.003	< 0.003	< 0.003	< 0.003	< 0.003	< 0.003	< 0.003
Pb [mg/L]	22-May-25	12:26	< 0.00009	< 0.00009	< 0.00009	< 0.00009	< 0.00009	< 0.00009	< 0.00009
S [mg/L]	22-May-25	12:26	< 5	< 5	< 5	< 5	< 5	< 5	< 5
Sb [mg/L]	22-May-25	12:26	< 0.0009	< 0.0009	< 0.0009	< 0.0009	< 0.0009	< 0.0009	< 0.0009
Se [mg/L]	22-May-25	12:26	< 0.00004	< 0.00004	< 0.00004	< 0.00004	0.00019	0.00025	0.00004
Si [mg/L]	22-May-25	12:22	0.18	0.19	0.18	0.27	0.18	0.67	0.21

OnLine LIMS

0004154731

Results relate only to the sample tested. Data reported represents the sample submitted to SGS. Reproduction of this analytical report in full or in part is prohibited without prior written approval. Please refer to SGS General Conditions of Services located at https://www.sgs.ca/en/terms-and-conditions (Printed copies are available upon request.)
Test method information available upon request. "Temperature Upon Receipt" is representative of the whole shipment and may not reflect the temperature of individual samples.
SGS Canada Inc. Environment-Health & Safety statement of conformity decision rule does not consider uncertainty when analytical results are compared to a specified standard or regulation.

SGS Canada Inc.
P.O. Box 4300 - 185 Concession St.
Lakefield - Ontario - KOL 2HO
Phone: 705-652-2000 FAX: 705-652-6365

LR Report : **CA10094-MAY25**

Analysis	3: Analysis Completed Date	4: Analysis Completed Time	5: HC-28 Wk#56	6: HC-29 Wk#56	7: HC-30 Wk#56	8: HC-31 Wk#56	9: HC-32 Wk#56	10: HC-33 Wk#56	11: HC-34 Wk#56
Sn [mg/L]	22-May-25	12:22	< 0.00006	< 0.00006	< 0.00006	< 0.00006	< 0.00006	< 0.00006	< 0.00006
Sr [mg/L]	22-May-25	12:22	0.00337	0.00435	0.00722	0.00508	0.00329	0.00682	0.00723
Ti [mg/L]	22-May-25	12:22	< 0.0001	< 0.0001	< 0.0001	< 0.0001	< 0.0001	< 0.0001	< 0.0001
Th [mg/L]	22-May-25	12:22	< 0.0001	< 0.0001	< 0.0001	< 0.0001	< 0.0001	< 0.0001	< 0.0001
Tl [mg/L]	22-May-25	12:22	< 0.000005	< 0.000005	< 0.000005	< 0.000005	< 0.000005	0.000005	< 0.000005
U [mg/L]	22-May-25	12:22	0.000330	0.000709	0.000490	0.00113	0.000174	0.000442	0.000042
V [mg/L]	22-May-25	12:22	0.00019	0.00029	0.00011	0.00021	0.00012	< 0.00001	0.00027
W [mg/L]	22-May-25	12:22	< 0.0002	< 0.0002	< 0.0002	< 0.0002	< 0.0002	< 0.0002	< 0.0002
Zr [mg/L]	22-May-25	12:22	< 0.002	< 0.002	< 0.002	< 0.002	< 0.002	< 0.002	< 0.002
Zn [mg/L]	22-May-25	12:22	< 0.002	< 0.002	< 0.002	< 0.002	< 0.002	0.013	< 0.002

Analysis	12: HC-35 Wk#56	13: Blank Wk#56
Sample Date & Time	16-May-25	16-May-25
HumCell Leachate Vol [mL]	998	---
Sample Name	31795	---
Sample Weight [g]	1000	---
Hg Low Level [ng/L]	19-Jun-25	19-Jun-25
pH [No unit]	7.73	---
Alkalinity [mg/L as CaCO3]	9	---
Conductivity [uS/cm]	17	---
Acidity [mg/L as CaCO3]	< 2	---
SO4 [mg/L]	0.8	---
Hg [mg/L]	< 0.00001	---
Ag [mg/L]	< 0.00005	---
Al [mg/L]	0.205	---
As [mg/L]	0.0393	---
Ba [mg/L]	0.00261	---
Be [mg/L]	< 0.000007	---
B [mg/L]	< 0.002	---
Bi [mg/L]	< 0.00001	---
Ca [mg/L]	2.92	---
Cd [mg/L]	0.000004	---
Co [mg/L]	0.000015	---
Cr [mg/L]	< 0.00008	---
Cu [mg/L]	< 0.001	---
Fe [mg/L]	< 0.007	---
K [mg/L]	1.39	---
Mg [mg/L]	0.042	---
Mn [mg/L]	0.00112	---
Mo [mg/L]	< 0.0004	---
Na [mg/L]	0.08	---
Ni [mg/L]	< 0.0001	---
P [mg/L]	< 0.003	---
Pb [mg/L]	< 0.00009	---
S [mg/L]	< 5	---
Sb [mg/L]	< 0.0009	---
Se [mg/L]	0.00004	---
Si [mg/L]	0.49	---
Sn [mg/L]	< 0.00006	---
Sr [mg/L]	0.00310	---
Ti [mg/L]	< 0.0001	---
Th [mg/L]	< 0.0001	---

Results relate only to the sample tested. Data reported represents the sample submitted to SGS. Reproduction of this analytical report in full or in part is prohibited without prior written approval. Please refer to SGS General Conditions of Services located at https://www.sgs.ca/en/terms-and-conditions (Printed copies are available upon request.)
Test method information available upon request. "Temperature Upon Receipt" is representative of the whole shipment and may not reflect the temperature of individual samples.
SGS Canada Inc. Environment-Health & Safety statement of conformity decision rule does not consider uncertainty when analytical results are compared to a specified standard or regulation.

OnLine LIMS

0004154731

SGS Canada Inc.
P.O. Box 4300 - 185 Concession St.
Lakefield - Ontario - KOL 2HO
Phone: 705-652-2000 FAX: 705-652-6365

LR Report : **CA10094-MAY25**

Analysis	12: HC-35 Wk#56	13: Blank Wk#56
Tl [mg/L]	0.000005	---
U [mg/L]	0.000158	---
V [mg/L]	0.00063	---
W [mg/L]	< 0.0002	---
Zr [mg/L]	< 0.002	---
Zn [mg/L]	< 0.002	---



Lisa Thompson
Project Specialist Assistant,
Environment, Health & Safety

OnLine LIMS

0004154731

Results relate only to the sample tested. Data reported represents the sample submitted to SGS. Reproduction of this analytical report in full or in part is prohibited without prior written approval. Please refer to SGS General Conditions of Services located at https://www.sgs.ca/en/terms-and-conditions (Printed copies are available upon request.)
Test method information available upon request. "Temperature Upon Receipt" is representative of the whole shipment and may not reflect the temperature of individual samples.
SGS Canada Inc. Environment-Health & Safety statement of conformity decision rule does not consider uncertainty when analytical results are compared to a specified standard or regulation.

SGS Canada Inc.
P.O. Box 4300 - 185 Concession St.
Lakefield - Ontario - KOL 2HO
Phone: 705-652-2000 FAX: 705-652-6365

Great Bear - 8 Long

LR Report : **CA10094-MAY25**

Quality Control Report

Inorganic Analysis													
Parameter	Reporting Limit	Unit	Method Blank	Duplicate				LCS / Spike Blank			Matrix Spike / Reference Material		
				Result 1	Result 2	RPD	Acceptance Criteria	Spike Recovery (%)	Recovery Limits (%)		Spike Recovery (%)	Recovery Limits (%)	
							%		Low	High		Low	High
Acidity - QCBatchID: EWL0422-MAY25													
Acidity	2	mg/L as Ca	3			ND	20	106	90	110	NA		
Alkalinity - QCBatchID: EWL0422-MAY25													
Alkalinity	2	mg/L as Ca	< 2			0	20	102	80	120	NA		
Anions by IC - QCBatchID: DIO0598-MAY25													
Sulphate	0.2	mg/L	<0.2			1	20	105	90	110	98	75	125
Anions by IC - QCBatchID: DIO0644-MAY25													
Sulphate	0.2	mg/L	<0.2			2	20	107	90	110	95	75	125
Anions by IC - QCBatchID: DIO0688-MAY25													
Sulphate	0.2	mg/L	<0.2			0	20	102	90	110	NV	75	125
Anions by IC - QCBatchID: DIO0737-MAY25													
Sulphate	0.2	mg/L	<0.2			1	20	102	90	110	101	75	125
Conductivity - QCBatchID: EWL0422-MAY25													
Conductivity	2	uS/cm	< 2			7	20	99	90	110	NA		
Inorganics-General - QCBatchID: EHG0024-MAY25													
Mercury	0.00001	mg/L	< 0.00001			ND	20	92	80	120	114	70	130
Metals in aqueous samples - ICP-MS - QCBatchID: EMS0182-MAY25													
Aluminum	0.001	mg/L	<0.001			5	20	95	90	110	97	70	130
Antimony	0.0009	mg/L	<0.0009			ND	20	103	90	110	85	70	130
Arsenic	0.0002	mg/L	<0.0002			ND	20	100	90	110	102	70	130
Barium	0.00008	mg/L	<0.00008			3	20	99	90	110	75	70	130
Beryllium	0.000007	mg/L	<0.000007			ND	20	98	90	110	93	70	130
Bismuth	0.00001	mg/L	<0.00001			ND	20	93	90	110	70	70	130
Boron	0.002	mg/L	<0.002			0	20	100	90	110	98	70	130
Cadmium	0.000003	mg/L	<0.000003			ND	20	99	90	110	107	70	130
Calcium	0.01	mg/L	<0.01			1	20	98	90	110	70	70	130
Chromium	0.00008	mg/L	<0.00008			3	20	102	90	110	104	70	130
Cobalt	0.000004	mg/L	<0.000004			13	20	96	90	110	96	70	130
Copper	0.001	mg/L	<0.001			ND	20	95	90	110	93	70	130
Iron	0.007	mg/L	<0.007			ND	20	101	90	110	75	70	130
Lead	0.00009	mg/L	<0.00009			1	20	99	90	110	94	70	130
Magnesium	0.001	mg/L	<0.001			2	20	98	90	110	79	70	130
Manganese	0.00001	mg/L	<0.00001			13	20	99	90	110	95	70	130
Molybdenum	0.0004	mg/L	<0.0004			ND	20	103	90	110	102	70	130
Nickel	0.0001	mg/L	<0.0001			4	20	99	90	110	98	70	130
Phosphorus	0.003	mg/L	<0.003			15	20	100	90	110	NV	70	130

OnLine LIMS

0004154731

Results relate only to the sample tested. Data reported represents the sample submitted to SGS. Reproduction of this analytical report in full or in part is prohibited without prior written approval. Please refer to SGS General Conditions of Services located at https://www.sgs.ca/en/terms-and-conditions (Printed copies are available upon request.)
Test method information available upon request. "Temperature Upon Receipt" is representative of the whole shipment and may not reflect the temperature of individual samples.
SGS Canada Inc. Environment-Health & Safety statement of conformity decision rule does not consider uncertainty when analytical results are compared to a specified standard or regulation.

SGS Canada Inc.
P.O. Box 4300 - 185 Concession St.
Lakefield - Ontario - KOL 2HO
Phone: 705-652-2000 FAX: 705-652-6365

Great Bear - 8 Long

LR Report : **CA10094-MAY25**

Inorganic Analysis														
Parameter	Reporting Limit	Unit	Method Blank	Duplicate				LCS / Spike Blank			Matrix Spike / Reference Material			
				Result 1	Result 2	RPD	Acceptance Criteria	Spike Recovery (%)	Recovery Limits (%)		Spike Recovery (%)	Recovery Limits (%)		
							%		Low	High		Low	High	
Potassium	0.003	mg/L	<0.009			1	20	98	90	110	95	70	130	
Selenium	0.00004	mg/L	<0.00004			ND	20	100	90	110	113	70	130	
Silicon	0.02	mg/L	<0.02			1	20	95	90	110	NV	70	130	
Silver	0.00005	mg/L	<0.00005			ND	20	101	90	110	94	70	130	
Sodium	0.01	mg/L	<0.01			16	20	96	90	110	95	70	130	
Strontium	0.00008	mg/L	<0.00008			0	20	98	90	110	96	70	130	
Sulfur	5	mg/L	<5			2	20	110	90	110	NV	70	130	
Thallium	0.000005	mg/L	<0.000005			ND	20	98	90	110	92	70	130	
Thorium	0.0001	mg/L	<0.0001			ND	20	97	90	110	NV	70	130	
Tin	0.00006	mg/L	<0.00006			2	20	99	90	110	NV	70	130	
Titanium	0.0001	mg/L	<0.0001			ND	20	100	90	110	NV	70	130	
Tungsten	0.0002	mg/L	<0.0002			ND	20	100	90	110	NV	70	130	
Uranium	0.000002	mg/L	<0.000002			3	20	98	90	110	97	70	130	
Vanadium	0.00001	mg/L	<0.00001			11	20	97	90	110	97	70	130	
Zinc	0.002	mg/L	<0.002			ND	20	97	90	110	93	70	130	
Zirconium	0.002	mg/L	<0.002			ND	20	97	90	110	NV	70	130	
pH - QCBatchID: EWL0422-MAY25														
pH	0.05	No unit	NA			0		100			NA			

OnLine LIMS

0004154731

Results relate only to the sample tested. Data reported represents the sample submitted to SGS. Reproduction of this analytical report in full or in part is prohibited without prior written approval. Please refer to SGS General Conditions of Services located at https://www.sgs.ca/en/terms-and-conditions (Printed copies are available upon request.)
Test method information available upon request. "Temperature Upon Receipt" is representative of the whole shipment and may not reflect the temperature of individual samples.
SGS Canada Inc. Environment-Health & Safety statement of conformity decision rule does not consider uncertainty when analytical results are compared to a specified standard or regulation.

SGS Canada Inc.
P.O. Box 4300 - 185 Concession St.
Lakefield - Ontario - KOL 2HO
Phone: 705-652-2000 FAX: 705-652-6365

04-July-2024

Great Bear Resources Ltd.
Attn : Ashley Moncrief

1020 - 800 West Pender St.
Vancouver, BC
V6C 2V6, Canada

Phone: 778-833-2160
Fax:

Date Rec. : 27 June 2024
LR Report: **CA10167-JUN24**
Reference: Wk#57

Copy: #1

CERTIFICATE OF ANALYSIS
Final Report

Analysis	3: Analysis Completed Date	4: Analysis Completed Time	5: HC-1 Wk#57	6: HC-2 Wk#57	7: HC-3 Wk#57	8: HC-4 Wk#57	9: HC-5 Wk#57	10: HC-6 Wk#57	11: HC-7 Wk#57
Sample Date & Time			27-Jun-24	27-Jun-24	27-Jun-24	27-Jun-24	27-Jun-24	27-Jun-24	27-Jun-24
HumCell Leachate Vol [mL]	27-Jun-24	16:53	930	956	517	504	936	494	960
Sample Name	---	---	DX450052	DX 550083	DX450204	DX450176	DX450232	DX450181	DX450002
Sample Weight [g]	---	---	1000	1000	500	500	1000	500	1000
pH [No unit]	30-Jun-24	16:22	6.55	7.52	6.91	5.89	6.81	6.98	7.15
Alkalinity [mg/L as CaCO3]	28-Jun-24	10:51	3	11	4	< 2	4	5	6
Conductivity [uS/cm]	28-Jun-24	10:51	37	26	10	32	12	10	14
Acidity [mg/L as CaCO3]	30-Jun-24	15:38	<2	< 2	< 2	5	< 2	< 2	< 2
SO4 [mg/L]	30-Jun-24	08:58	11	1.4	0.4	11	1.5	0.2	0.2

Lisa Thompson
Project Specialist Assistant,
Environment, Health & Safety

OnLine LIMS

0003769420

Results relate only to the sample tested. Data reported represents the sample submitted to SGS. Reproduction of this analytical report in full or in part is prohibited without prior written approval. Please refer to SGS General Conditions of Services located at https://www.sgs.ca/en/terms-and-conditions (Printed copies are available upon request.)
Test method information available upon request. "Temperature Upon Receipt" is representative of the whole shipment and may not reflect the temperature of individual samples.
SGS Canada Inc. Environment-Health & Safety statement of conformity decision rule does not consider uncertainty when analytical results are compared to a specified standard or regulation.

SGS Canada Inc.
P.O. Box 4300 - 185 Concession St.
Lakefield - Ontario - KOL 2HO
Phone: 705-652-2000 FAX: 705-652-6365

23-July-2024

Great Bear Resources Ltd.
Attn : Ashley Moncrief

1020 - 800 West Pender St.
Vancouver, BC
V6C 2V6, Canada

Phone: 778-833-2160
Fax:

Date Rec. : 28 June 2024
LR Report: **CA10170-JUN24**
Reference: Wk#57

Copy: #1

CERTIFICATE OF ANALYSIS
Final Report

Analysis	3: Analysis Completed Date	4: Analysis Completed Time	5: HC-8 Wk#57	6: HC-9 Wk#57	7: HC-10 Wk#57	8: HC-11 Wk#57	9: HC-12 Wk#57
Sample Date & Time			28-Jun-24	28-Jun-24	28-Jun-24	28-Jun-24	28-Jun-24
HumCell Leachate Vol [mL]	02-Jul-24	16:08	979	1010	939	957	1002
Sample Name	---	---	DX450108	DX450076	DX450186	DX450118	DX 550107
Sample Weight [g]	---	---	1000	1000	1000	1000	1000
pH [No unit]	11-Jul-24	11:04	7.50	5.66	6.85	7.21	6.82
Alkalinity [mg/L as CaCO3]	11-Jul-24	11:03	10	< 2	5	5	5
Conductivity [uS/cm]	11-Jul-24	11:04	21	34	12	12	21
Acidity [mg/L as CaCO3]	12-Jul-24	15:29	< 2	8	< 2	< 2	< 2
SO4 [mg/L]	03-Jul-24	12:38	2.1	14	0.8	0.8	3.3

Analysis	10: HC-13 Wk#57	11: HC-14 Wk#57	12: HC-15 Wk#57	13: HC-16 Wk#57	14: HC-17 Wk#57	15: HC-18 Wk#57	16: HC-19 Wk#57
Sample Date & Time	28-Jun-24	28-Jun-24	28-Jun-24	28-Jun-24	28-Jun-24	28-Jun-24	28-Jun-24
HumCell Leachate Vol [mL]	1006	930	678	1000	1003	958	942
Sample Name	DX450159	DX450171	DX450134	DX450185	DX450032	DX 550064	DX450008
Sample Weight [g]	1000	1000	700	1000	1000	1000	1000
pH [No unit]	7.33	6.61	7.49	7.09	6.10	7.06	6.71
Alkalinity [mg/L as CaCO3]	8	2	12	9	< 2	7	3
Conductivity [uS/cm]	26	18	47	26	10	14	7
Acidity [mg/L as CaCO3]	< 2	2	< 2	< 2	3	< 2	< 2
SO4 [mg/L]	4.2	5.0	8.9	2.2	2.0	0.2	0.5

Analysis	17: HC-20 Wk#57	18: HC-21 Wk#57	19: HC-22 Wk#57	20: HC-23 Wk#57	21: HC-24 Wk#57	22: HC-25 Wk#57	23: HC-26 Wk#57
Sample Date & Time	28-Jun-24	28-Jun-24	28-Jun-24	28-Jun-24	28-Jun-24	28-Jun-24	28-Jun-24
HumCell Leachate Vol [mL]	961	982	472	1005	989	962	730

OnLine LIMS

0003793400

Results relate only to the sample tested. Data reported represents the sample submitted to SGS. Reproduction of this analytical report in full or in part is prohibited without prior written approval. Please refer to SGS General Conditions of Services located at https://www.sgs.ca/en/terms-and-conditions (Printed copies are available upon request.)
Test method information available upon request. "Temperature Upon Receipt" is representative of the whole shipment and may not reflect the temperature of individual samples.
SGS Canada Inc. Environment-Health & Safety statement of conformity decision rule does not consider uncertainty when analytical results are compared to a specified standard or regulation.

SGS Canada Inc.
P.O. Box 4300 - 185 Concession St.
Lakefield - Ontario - KOL 2HO
Phone: 705-652-2000 FAX: 705-652-6365

LR Report : **CA10170-JUN24**

Analysis	17: HC-20 Wk#57	18: HC-21 Wk#57	19: HC-22 Wk#57	20: HC-23 Wk#57	21: HC-24 Wk#57	22: HC-25 Wk#57	23: HC-26 Wk#57
Sample Name	DX 550056	DX450022	DX450077	DX450113	DX 550101	DX450128	DX450021
Sample Weight [g]	1000	1000	500	1000	1000	1000	750
pH [No unit]	7.25	7.48	7.16	8.42	7.55	7.73	5.86
Alkalinity [mg/L as CaCO3]	7	11	7	17	11	15	< 2
Conductivity [uS/cm]	16	22	16	34	22	39	152
Acidity [mg/L as CaCO3]	< 2	< 2	< 2	< 2	< 2	< 2	8
SO4 [mg/L]	1.0	1.2	0.6	0.9	0.9	2.9	48

Analysis	24: HC-27 Wk#57
Sample Date & Time	28-Jun-24
HumCell Leachate Vol [mL]	960
Sample Name	DX450222
Sample Weight [g]	1000
pH [No unit]	6.77
Alkalinity [mg/L as CaCO3]	4
Conductivity [uS/cm]	19
Acidity [mg/L as CaCO3]	<2
SO4 [mg/L]	3.4



Lisa Thompson
Project Specialist Assistant,
Environment, Health & Safety

OnLine LIMS

0003793400

Results relate only to the sample tested. Data reported represents the sample submitted to SGS. Reproduction of this analytical report in full or in part is prohibited without prior written approval. Please refer to SGS General Conditions of Services located at https://www.sgs.ca/en/terms-and-conditions (Printed copies are available upon request.)
Test method information available upon request. "Temperature Upon Receipt" is representative of the whole shipment and may not reflect the temperature of individual samples.
SGS Canada Inc. Environment-Health & Safety statement of conformity decision rule does not consider uncertainty when analytical results are compared to a specified standard or regulation.

Total Mercury Results

Flett Research Ltd.
440 DeSalaberry Ave. Winnipeg, MB R2L 0Y7
Fax/Phone (204) 667-2505
E-mail: flett@flettresearch.ca Webpage: http://www.flettresearch.ca

CLIENT: Kinross Gold-GBR by SGS: CA10134-MAY25
185 Concession Street
Lakefield, ON K0L 2H0

Matrix: Water
Transaction ID: 1127
PO/Contract No.: 369790
Date Analysed: July 9, 2025
Analyst(s): Jason S

Date Received: June 2, 2025
Sampling Date(s): May 23, 2025
Date Issued: July 10, 2025

Analytical Method: Total Mercury in Water by Oxidation, Purge and Trap, and CVAFS (T00120 version 9)

Comments: Samples were filtered prior to arrival at Flett.

Detection Limit: The method detection limit (MDL) for this method is 0.04 ngL.
The MDL is the minimum concentration that can be reported with 99% confidence that the measured concentration is distinguishable from method blanks and is based on the analysis of 30mL of sample.

For reporting purpose samples are flagged when the amount of mercury detected is below the EPA defined minimum level (ML= 0.2 ng/L).
As concentration rises above the MDL confidence that the analyte is present approaches 100% at and above the ML.

Estimated Uncertainty: Overall method uncertainty decreases as analyte concentration increases. When mercury concentrations exceed 1ng/L the estimated uncertainty of the method is ±12%.
At a concentration of 0.2ng/L the estimated uncertainty is ± 30%. When mercury concentrations are at MDL uncertainty can be ± 46% (0.04 ± 0.02ng/L).

All method uncertainties are expressed at a 95% confidence level of (k=2).

Results authorized by Dr. Robert J. Flett, Chief Scientist

QUALITY DATA

			Mean of 3 Bubblers	Standard Deviation	Bubbler 1	Bubbler 2	Bubbler 3
Blanks	**Bubbler Blank Mean Peak Area**		641	89	614	643	665
Bubbler Blanks	**Bubbler Blank (pg)**		0.25	0.04	0.24	0.25	0.26
		Sample Type	Gross Peak Area		Volume of Sample Analyzed (=volume of bubbled sample) (ml)	Total Reagent Hg added to the sample during analysis (ng/L) [including ng Hg in DI]	**Net Total Hg in the Method Blank (ng/L)** [Bubbler & Reagent Blk Corrected including ng Hg in DI]
Method/Bottle Blanks	WB1 July 3, 2025	MBlk-1	5025		44.35	0.05	**-0.01**
	WB2 July 3, 2025	MBlk-2	4774		42.03	0.05	**-0.01**
	MB7 June 23, 2025	MBlk-3	6409		48.28	0.05	**0.00**
Mean Calibration Factor (area un/ls/ng)	**2535967 ± 1.1 %RSD**						

		Sample Type	Gross Peak Area	Volume of Sample Analyzed (=volume of bubbled sample) (ml)	Total Reagent Hg added to the sample during analysis (ng/L)	**Net Total Hg (ng/L)** [Bubbler & Reagent Blk Corrected]	**Total Hg Recovery (%)**
Spike Recovery Matrix Spike (MS) and Matrix Spike Duplicate (MSD)	HC-31 Wk#57	MS1	232759	32.82	0.01	**2.80**	100
	HC-31 Wk#57	MS1D	238742	33.50	0.01	**2.81**	103
	Mean of Recoveries						**101**
QC Samples	OPR (beginning of run)	OPR-1	402113	30.90	0.01	**5.11**	99.9
Ongoing Precision & Recovery (OPR)	OPR (end of run)	OPR-2	343028	27.15	0.01	**4.96**	96.9
	Mean OPR (5.12 ng/L)					**5.04**	**98.4**
Alternate Source Standard	QCS (1000 ng/L)	QCS-3	257183	0.10	0.00	**1012**	**101**

LAB ID	Sample Details	Sample ID/Bottle Number	Date Sampled	Time Sampled	Sample Type	Gross Peak Area	**Volume of Sample Analyzed** (=volume of bubbled sample) **(ml)**	Total Reagent Hg added to the sample during analysis (ng/L)	**Net Total Hg in the sample (ng/L)** [Bubbler & Reagent Blk Subtracted]
122537		HC-28 Wk#57	May 23, 2025		**DupA1**	56733	32.26	0.01	**0.68**
122537		HC-28 Wk#57	May 23, 2025		**DupA2**	71170	42.53	0.01	**0.65**
122538		HC-29 Wk#57	May 23, 2025			21310	30.14	0.01	**0.27**
122539		HC-30 Wk#57	May 23, 2025			51451	30.17	0.01	**0.66**
122540		HC-31 Wk#57	May 23, 2025			41563	31.19	0.01	**0.51**
122541		HC-32 Wk#57	May 23, 2025			51333	30.71	0.01	**0.65**
122542		HC-33 Wk#57	May 23, 2025			13038	32.33	0.01	**~0.15**
122543		HC-34 Wk#57	May 23, 2025			41477	31.84	0.01	**0.50**
122544		HC-35 Wk#57	May 23, 2025			8984	30.35	0.01	**~0.10**
122545		Blank Wk#57	May 23, 2025			8239	34.47	0.01	**~0.08**

Q:\Clients A-L\Kinross Gold - GBR by SGS\2025(1127)\Total Mercury\TMWATR070925JS2.xls

* : See 'Comments' section above for discussion.
~ : Result below the methods ML.

This test report shall not be reproduced, except in full, without written approval of the laboratory.
Note: Results relate only to the samples tested and as received.

Minimum Level (ML): the amount of mercury that can be reported with almost 100% confidence that the measured concentration exceeds zero.

Dup : Duplicate - two subsamples of the same sample carried through the analytical procedure in an identical manner.

SGS Canada Inc.
P.O. Box 4300 - 185 Concession St.
Lakefield - Ontario - KOL 2HO
Phone: 705-652-2000 FAX: 705-652-6365

23-June-2025

Great Bear Resources Ltd.
Attn : Ashley Moncrief

1020 - 800 West Pender St., Vancouver
Canada, V6C 2V6
Phone: 778-833-2160, Fax:

Date Rec. : 23 May 2025
LR Report: **CA10134-MAY25**
Reference: Wk#57

Copy: #1

CERTIFICATE OF ANALYSIS
Final Report

Analysis	3: Analysis Completed Date	4: Analysis Completed Time	5: HC-28 Wk#57	6: HC-29 Wk#57	7: HC-30 Wk#57	8: HC-31 Wk#57	9: HC-32 Wk#57	10: HC-33 Wk#57	11: HC-34 Wk#57
Sample Date & Time			23-May-25	23-May-25	23-May-25	23-May-25	23-May-25	23-May-25	23-May-25
HumCell Leachate Vol [mL]	26-May-25	13:19	990	988	725	996	720	1002	978
Sample Name	---	---	31787	DX450179	31644	DX450183	O31576	DX450213	DX450174
Sample Weight [g]	---	---	1000	1000	750	1000	750	1000	1000
pH [No unit]	27-May-25	16:03	6.70	6.59	6.64	6.73	6.74	4.60	7.00
Alkalinity [mg/L as CaCO3]	26-May-25	07:48	3	5	4	6	4	< 2	8
Conductivity [uS/cm]	26-May-25	07:48	5	8	10	14	13	26	14
Acidity [mg/L as CaCO3]	27-May-25	14:34	<2	<2	<2	< 2	<2	10	< 2
SO4 [mg/L]	05-Jun-25	14:25	0.3	0.2	1.5	1.5	1.4	9.6	< 0.2

Analysis	12: HC-35 Wk#57
Sample Date & Time	23-May-25
HumCell Leachate Vol [mL]	1006
Sample Name	31795
Sample Weight [g]	1000
pH [No unit]	7.34
Alkalinity [mg/L as CaCO3]	8
Conductivity [uS/cm]	18
Acidity [mg/L as CaCO3]	< 2
SO4 [mg/L]	0.7



Lisa Thompson
Project Specialist Assistant,
Environment, Health & Safety

OnLine LIMS

0004158410

Results relate only to the sample tested. Data reported represents the sample submitted to SGS. Reproduction of this analytical report in full or in part is prohibited without prior written approval. Please refer to SGS General Conditions of Services located at https://www.sgs.ca/en/terms-and-conditions (Printed copies are available upon request.)
Test method information available upon request. "Temperature Upon Receipt" is representative of the whole shipment and may not reflect the temperature of individual samples.
SGS Canada Inc. Environment-Health & Safety statement of conformity decision rule does not consider uncertainty when analytical results are compared to a specified standard or regulation.

SGS Canada Inc.
P.O. Box 4300 - 185 Concession St.
Lakefield - Ontario - KOL 2HO
Phone: 705-652-2000 FAX: 705-652-6365

Great Bear - 8 Long

LR Report : **CA10134-MAY25**

Quality Control Report

Inorganic Analysis														
Parameter	Reporting Limit	Unit	Method Blank	Duplicate				LCS / Spike Blank			Matrix Spike / Reference Material		
				Result 1	Result 2	RPD	Acceptance Criteria	Spike Recovery (%)	Recovery Limits (%)		Spike Recovery (%)	Recovery Limits (%)	
							%		Low	High		Low	High
Acidity - QCBatchID: EWL0549-MAY25													
Acidity	2	mg/L as Ca	4			0	20	102	90	110	NA		
Alkalinity - QCBatchID: EWL0549-MAY25													
Alkalinity	2	mg/L as Ca	< 2			22	20	100	80	120	NA		
Anions by IC - QCBatchID: DIO0110-JUN25													
Sulphate	0.2	mg/L	<0.2			5	20	99	90	110	114	75	125
Anions by IC - QCBatchID: DIO0111-JUN25													
Sulphate	0.2	mg/L	<0.2			1	20	102	90	110	105	75	125
Anions by IC - QCBatchID: DIO0595-MAY25													
Sulphate	0.2	mg/L	<0.2			ND	20	105	90	110	107	75	125
Anions by IC - QCBatchID: DIO0598-MAY25													
Sulphate	0.2	mg/L	<0.2			1	20	105	90	110	98	75	125
Anions by IC - QCBatchID: DIO0747-MAY25													
Sulphate	0.2	mg/L	<0.2			ND	20	100	90	110	95	75	125
Conductivity - QCBatchID: EWL0549-MAY25													
Conductivity	2	uS/cm	< 2			0	20	97	90	110	NA		
pH - QCBatchID: EWL0549-MAY25													
pH	0.05	No unit	NA			0		100			NA		

OnLine LIMS

0004158410

Results relate only to the sample tested. Data reported represents the sample submitted to SGS. Reproduction of this analytical report in full or in part is prohibited without prior written approval. Please refer to SGS General Conditions of Services located at https://www.sgs.ca/en/terms-and-conditions (Printed copies are available upon request.)
Test method information available upon request. "Temperature Upon Receipt" is representative of the whole shipment and may not reflect the temperature of individual samples.
SGS Canada Inc. Environment-Health & Safety statement of conformity decision rule does not consider uncertainty when analytical results are compared to a specified standard or regulation.

SGS Canada Inc.
P.O. Box 4300 - 185 Concession St.
Lakefield - Ontario - KOL 2HO
Phone: 705-652-2000 FAX: 705-652-6365

15-July-2024

Great Bear Resources Ltd.
Attn : Ashley Moncrief

1020 - 800 West Pender St., Vancouver
Canada, V6C 2V6
Phone: 778-833-2160, Fax:

Date Rec. : 04 July 2024
LR Report: **CA10034-JUL24**
Reference: Wk#58

Copy: #1

CERTIFICATE OF ANALYSIS
Final Report

Analysis	3: Analysis Completed Date	4: Analysis Completed Time	5: HC-1 Wk#58	6: HC-2 Wk#58	7: HC-3 Wk#58	8: HC-4 Wk#58	9: HC-5 Wk#58
Sample Date & Time			04-Jul-24	04-Jul-24	04-Jul-24	04-Jul-24	04-Jul-24
HumCell Leachate Vol [mL]	05-Jul-24	14:58	903	930	492	502	913
Sample Name	---	---	DX450052	DX 550083	DX450204	DX450176	DX450232
Sample Weight [g]	---	---	1000	1000	500	500	1000
pH [No unit]	11-Jul-24	09:10	6.62	7.43	6.83	5.52	6.75
Alkalinity [mg/L as CaCO3]	10-Jul-24	10:08	3	11	4	< 2	4
Conductivity [uS/cm]	10-Jul-24	10:08	38	28	10	41	14
Acidity [mg/L as CaCO3]	11-Jul-24	10:40	< 2	< 2	< 2	7	< 2
SO4 [mg/L]	08-Jul-24	12:38	11	1.2	0.4	15	1.6
Hg [mg/L]	09-Jul-24	09:03	< 0.00001	< 0.00001	< 0.00001	< 0.00001	< 0.00001
Ag [mg/L]	08-Jul-24	14:09	< 0.00005	0.00007	< 0.00005	< 0.00005	< 0.00005
Al [mg/L]	08-Jul-24	14:09	0.005	0.076	0.038	0.001	0.035
As [mg/L]	08-Jul-24	14:09	0.0003	0.0114	0.0008	0.0007	0.0018
Ba [mg/L]	08-Jul-24	14:09	0.00084	0.0125	0.00055	0.00473	0.00086
Be [mg/L]	08-Jul-24	14:09	< 0.000007	< 0.000007	< 0.000007	< 0.000007	< 0.000007
B [mg/L]	08-Jul-24	14:10	< 0.002	< 0.002	< 0.002	< 0.002	< 0.002
Bi [mg/L]	08-Jul-24	14:10	< 0.00001	0.00006	< 0.00001	< 0.00001	< 0.00001
Ca [mg/L]	08-Jul-24	14:10	6.27	4.56	1.66	5.06	1.99
Cd [mg/L]	08-Jul-24	14:10	0.00128	0.000007	0.000003	0.00839	0.000006
Co [mg/L]	08-Jul-24	14:10	0.000026	0.000023	0.000012	0.000860	0.000009
Cr [mg/L]	08-Jul-24	14:10	< 0.00008	< 0.00008	< 0.00008	< 0.00008	< 0.00008
Cu [mg/L]	08-Jul-24	14:10	< 0.001	< 0.001	< 0.001	0.003	< 0.001
Fe [mg/L]	08-Jul-24	14:10	< 0.007	< 0.007	< 0.007	0.017	< 0.007
K [mg/L]	08-Jul-24	14:10	0.358	1.58	0.495	0.503	0.539
Mg [mg/L]	08-Jul-24	14:10	0.060	0.097	0.080	0.337	0.050
Mn [mg/L]	08-Jul-24	14:10	0.0327	0.0254	0.00327	0.0646	0.00850
Mo [mg/L]	08-Jul-24	14:10	< 0.0004	< 0.0004	< 0.0004	< 0.0004	< 0.0004
Na [mg/L]	08-Jul-24	14:10	0.06	0.08	0.06	0.08	0.06
Ni [mg/L]	08-Jul-24	14:10	0.0005	0.0002	0.0002	0.0042	0.0003
P [mg/L]	08-Jul-24	14:10	< 0.003	< 0.003	< 0.003	< 0.003	< 0.003

OnLine LIMS

0003783609

Results relate only to the sample tested. Data reported represents the sample submitted to SGS. Reproduction of this analytical report in full or in part is prohibited without prior written approval. Please refer to SGS General Conditions of Services located at https://www.sgs.ca/en/terms-and-conditions (Printed copies are available upon request.)
Test method information available upon request. "Temperature Upon Receipt" is representative of the whole shipment and may not reflect the temperature of individual samples.
SGS Canada Inc. Environment-Health & Safety statement of conformity decision rule does not consider uncertainty when analytical results are compared to a specified standard or regulation.

SGS Canada Inc.
P.O. Box 4300 - 185 Concession St.
Lakefield - Ontario - KOL 2HO
Phone: 705-652-2000 FAX: 705-652-6365

LR Report : **CA10034-JUL24**

Analysis	3: Analysis Completed Date	4: Analysis Completed Time	5: HC-1 Wk#58	6: HC-2 Wk#58	7: HC-3 Wk#58	8: HC-4 Wk#58	9: HC-5 Wk#58
Pb [mg/L]	08-Jul-24	14:10	0.0280	0.00049	< 0.00009	0.333	< 0.00009
S [mg/L]	08-Jul-24	14:10	< 5	< 5	< 5	6	< 5
Sb [mg/L]	08-Jul-24	14:10	< 0.0009	< 0.0009	< 0.0009	< 0.0009	< 0.0009
Se [mg/L]	08-Jul-24	14:10	0.00037	0.00359	< 0.00004	0.00108	< 0.00004
Si [mg/L]	08-Jul-24	14:10	0.19	0.27	0.19	0.19	0.20
Sn [mg/L]	08-Jul-24	14:10	< 0.00006	< 0.00006	< 0.00006	0.00008	< 0.00006
Sr [mg/L]	08-Jul-24	14:10	0.00808	0.0174	0.00344	0.00678	0.00278
Ti [mg/L]	08-Jul-24	14:10	< 0.0001	< 0.0001	0.0003	< 0.0001	< 0.0001
Th [mg/L]	08-Jul-24	14:10	< 0.0001	< 0.0001	< 0.0001	< 0.0001	< 0.0001
Tl [mg/L]	08-Jul-24	14:10	< 0.000005	0.000005	< 0.000005	0.000016	< 0.000005
U [mg/L]	08-Jul-24	14:10	0.000004	0.000138	0.000324	0.000022	0.000369
V [mg/L]	08-Jul-24	14:10	< 0.00001	0.00034	0.00017	< 0.00001	0.00036
W [mg/L]	08-Jul-24	14:10	< 0.0002	< 0.0002	0.0002	< 0.0002	< 0.0002
Zr [mg/L]	08-Jul-24	14:10	< 0.002	< 0.002	< 0.002	< 0.002	< 0.002
Zn [mg/L]	08-Jul-24	14:10	0.039	< 0.002	< 0.002	0.663	< 0.002

Analysis	10: HC-6 Wk#58	11: HC-7 Wk#58
Sample Date & Time	04-Jul-24	04-Jul-24
HumCell Leachate Vol [mL]	501	928
Sample Name	DX450181	DX450002
Sample Weight [g]	500	1000
pH [No unit]	6.91	7.04
Alkalinity [mg/L as CaCO3]	7	7
Conductivity [uS/cm]	15	15
Acidity [mg/L as CaCO3]	< 2	< 2
SO4 [mg/L]	0.3	0.3
Hg [mg/L]	< 0.00001	< 0.00001
Ag [mg/L]	< 0.00005	< 0.00005
Al [mg/L]	0.026	0.038
As [mg/L]	0.0003	0.0061
Ba [mg/L]	0.00065	0.00062
Be [mg/L]	< 0.000007	< 0.000007
B [mg/L]	< 0.002	< 0.002
Bi [mg/L]	< 0.00001	< 0.00001
Ca [mg/L]	2.67	2.50
Cd [mg/L]	0.000003	0.000004
Co [mg/L]	0.000018	0.000017
Cr [mg/L]	< 0.00008	< 0.00008
Cu [mg/L]	< 0.001	< 0.001
Fe [mg/L]	< 0.007	< 0.007
K [mg/L]	0.371	0.495
Mg [mg/L]	0.083	0.093

OnLine LIMS

00037836O9

Results relate only to the sample tested. Data reported represents the sample submitted to SGS. Reproduction of this analytical report in full or in part is prohibited without prior written approval. Please refer to SGS General Conditions of Services located at https://www.sgs.ca/en/terms-and-conditions (Printed copies are available upon request.)
Test method information available upon request. "Temperature Upon Receipt" is representative of the whole shipment and may not reflect the temperature of individual samples.
SGS Canada Inc. Environment-Health & Safety statement of conformity decision rule does not consider uncertainty when analytical results are compared to a specified standard or regulation.

SGS Canada Inc.
P.O. Box 4300 - 185 Concession St.
Lakefield - Ontario - KOL 2HO
Phone: 705-652-2000 FAX: 705-652-6365

LR Report : **CA10034-JUL24**

Analysis	10: HC-6 Wk#58	11: HC-7 Wk#58
Mn [mg/L]	0.00427	0.00794
Mo [mg/L]	< 0.0004	< 0.0004
Na [mg/L]	0.08	0.08
Ni [mg/L]	0.0003	0.0001
P [mg/L]	< 0.003	< 0.003
Pb [mg/L]	< 0.00009	< 0.00009
S [mg/L]	< 5	< 5
Sb [mg/L]	< 0.0009	< 0.0009
Se [mg/L]	< 0.00004	< 0.00004
Si [mg/L]	0.33	0.23
Sn [mg/L]	< 0.00006	< 0.00006
Sr [mg/L]	0.00532	0.00407
Ti [mg/L]	< 0.0001	0.0003
Th [mg/L]	< 0.0001	< 0.0001
Tl [mg/L]	< 0.000005	< 0.000005
U [mg/L]	0.000242	0.000512
V [mg/L]	0.00038	0.00021
W [mg/L]	0.0008	< 0.0002
Zr [mg/L]	< 0.002	< 0.002
Zn [mg/L]	0.003	< 0.002



Lisa Thompson
Project Specialist Assistant,
Environment, Health & Safety

OnLine LIMS

0003783609

Results relate only to the sample tested. Data reported represents the sample submitted to SGS. Reproduction of this analytical report in full or in part is prohibited without prior written approval. Please refer to SGS General Conditions of Services located at https://www.sgs.ca/en/terms-and-conditions (Printed copies are available upon request.)
Test method information available upon request. "Temperature Upon Receipt" is representative of the whole shipment and may not reflect the temperature of individual samples.
SGS Canada Inc. Environment-Health & Safety statement of conformity decision rule does not consider uncertainty when analytical results are compared to a specified standard or regulation.

SGS Canada Inc.
P.O. Box 4300 - 185 Concession St.
Lakefield - Ontario - KOL 2HO
Phone: 705-652-2000 FAX: 705-652-6365

Great Bear - 7 Long

LR Report : **CA10034-JUL24**

Quality Control Report

Inorganic Analysis														
Parameter	Reporting Limit	Unit	Method Blank	Duplicate				LCS / Spike Blank			Matrix Spike / Reference Material			
				Result 1	Result 2	RPD	Acceptance Criteria	Spike Recovery (%)	Recovery Limits (%)		Spike Recovery (%)	Recovery Limits (%)		
							%		Low	High		Low	High	
Acidity - QCBatchID: EWL0083-JUL24														
Acidity	2	mg/L as Ca	4			0	20	94	90	110	NA			
Alkalinity - QCBatchID: EWL0083-JUL24														
Alkalinity	2	mg/L as Ca	< 2			0	20	106	80	120	NA			
Anions by IC - QCBatchID: DIO0093-JUL24														
Sulphate	0.2	mg/L	<0.2			1	20	95	90	110	NV	75	125	
Anions by IC - QCBatchID: DIO0105-JUL24														
Sulphate	0.2	mg/L	<0.2			1	20	95	90	110	94	75	125	
Conductivity - QCBatchID: EWL0083-JUL24														
Conductivity	2	uS/cm	< 2			0	20	98	90	110	NA			
Inorganics-General - QCBatchID: EHG0009-JUL24														
Mercury	0.00001	mg/L	< 0.00001			4	20	98	80	120	108	70	130	
Metals in aqueous samples - ICP-MS - QCBatchID: EMS0044-JUL24														
Aluminum	0.001	mg/L	<0.001			ND	20	98	90	110	96	70	130	
Antimony	0.0009	mg/L	<0.0009			ND	20	104	90	110	107	70	130	
Arsenic	0.0002	mg/L	<0.0002			ND	20	99	90	110	102	70	130	
Barium	0.00008	mg/L	<0.00008			ND	20	97	90	110	94	70	130	
Beryllium	0.000007	mg/L	<0.000007			ND	20	96	90	110	95	70	130	
Bismuth	0.00001	mg/L	<0.00001			ND	20	98	90	110	94	70	130	
Boron	0.002	mg/L	<0.002			ND	20	100	90	110	96	70	130	
Cadmium	0.000003	mg/L	<0.000003			ND	20	101	90	110	101	70	130	
Calcium	0.01	mg/L	<0.01			4	20	100	90	110	101	70	130	
Chromium	0.00008	mg/L	<0.00008			ND	20	98	90	110	93	70	130	
Cobalt	0.000004	mg/L	<0.000004			ND	20	97	90	110	96	70	130	
Copper	0.001	mg/L	<0.001			ND	20	101	90	110	104	70	130	
Iron	0.007	mg/L	<0.007			ND	20	98	90	110	75	70	130	
Lead	0.00009	mg/L	<0.00009			ND	20	98	90	110	95	70	130	
Magnesium	0.001	mg/L	<0.001			0	20	104	90	110	94	70	130	
Manganese	0.00001	mg/L	<0.00001			3	20	100	90	110	97	70	130	
Molybdenum	0.0004	mg/L	<0.0004			ND	20	100	90	110	95	70	130	
Nickel	0.0001	mg/L	<0.0001			ND	20	99	90	110	100	70	130	
Phosphorus	0.003	mg/L	<0.003			ND	20	94	90	110	NV	70	130	
Potassium	0.003	mg/L	<0.009			ND	20	100	90	110	93	70	130	
Selenium	0.00004	mg/L	<0.00004			ND	20	101	90	110	105	70	130	
Silicon	0.02	mg/L	<0.02			ND	20	96	90	110	NV	70	130	
Silver	0.00005	mg/L	<0.00005			ND	20	96	90	110	80	70	130	

OnLine LIMS

00037836

Results relate only to the sample tested. Data reported represents the sample submitted to SGS. Reproduction of this analytical report in full or in part is prohibited without prior written approval. Please refer to SGS General Conditions of Services located at https://www.sgs.ca/en/terms-and-conditions (Printed copies are available upon request.)
Test method information available upon request. "Temperature Upon Receipt" is representative of the whole shipment and may not reflect the temperature of individual samples.
SGS Canada Inc. Environment-Health & Safety statement of conformity decision rule does not consider uncertainty when analytical results are compared to a specified standard or regulation.

SGS Canada Inc.
P.O. Box 4300 - 185 Concession St.
Lakefield - Ontario - KOL 2HO
Phone: 705-652-2000 FAX: 705-652-6365

Great Bear - 7 Long

LR Report : **CA10034-JUL24**

Inorganic Analysis														
Parameter	Reporting Limit	Unit	Method Blank	Duplicate				LCS / Spike Blank			Matrix Spike / Reference Material			
				Result 1	Result 2	RPD	Acceptance Criteria	Spike Recovery (%)	Recovery Limits (%)		Spike Recovery (%)	Recovery Limits (%)		
							%		Low	High		Low	High	
Sodium	0.01	mg/L	<0.01			ND	20	98	90	110	95	70	130	
Strontium	0.00008	mg/L	<0.00008			4	20	101	90	110	97	70	130	
Sulfur	5	mg/L	<5			ND	20	104	90	110	NV	70	130	
Thallium	0.000005	mg/L	<0.000005			ND	20	98	90	110	92	70	130	
Thorium	0.0001	mg/L	<0.0001			ND	20	95	90	110	NV	70	130	
Tin	0.00006	mg/L	<0.00006			ND	20	103	90	110	NV	70	130	
Titanium	0.0001	mg/L	<0.0001			ND	20	104	90	110	NV	70	130	
Tungsten	0.0002	mg/L	<0.0002			ND	20	106	90	110	NV	70	130	
Uranium	0.000002	mg/L	<0.000002			ND	20	101	90	110	97	70	130	
Vanadium	0.00001	mg/L	<0.00001			ND	20	99	90	110	101	70	130	
Zinc	0.002	mg/L	<0.002			ND	20	103	90	110	100	70	130	
Zirconium	0.002	mg/L	<0.002			ND	20	99	90	110	NV	70	130	
pH - QCBatchID: EWL0083-JUL24														
pH	0.05	No unit	NA			1		100			NA			

OnLine LIMS

0003783609

Results relate only to the sample tested. Data reported represents the sample submitted to SGS. Reproduction of this analytical report in full or in part is prohibited without prior written approval. Please refer to SGS General Conditions of Services located at https://www.sgs.ca/en/terms-and-conditions (Printed copies are available upon request.)
Test method information available upon request. "Temperature Upon Receipt" is representative of the whole shipment and may not reflect the temperature of individual samples.
SGS Canada Inc. Environment-Health & Safety statement of conformity decision rule does not consider uncertainty when analytical results are compared to a specified standard or regulation.

SGS Canada Inc.
P.O. Box 4300 - 185 Concession St.
Lakefield - Ontario - KOL 2HO
Phone: 705-652-2000 FAX: 705-652-6365

23-July-2024

Great Bear Resources Ltd.
Attn : Ashley Moncrief

1020 - 800 West Pender St.
Vancouver, BC
V6C 2V6, Canada

Phone: 778-833-2160
Fax:

Date Rec. : 05 July 2024
LR Report: **CA10039-JUL24**
Reference: Wk#58

Copy: #1

CERTIFICATE OF ANALYSIS
Final Report

Analysis	3: Analysis Completed Date	4: Analysis Completed Time	5: HC-8 Wk#58	6: HC-9 Wk#58	7: HC-10 Wk#58	8: HC-11 Wk#58	9: HC-12 Wk#58	10: HC-13 Wk#58	11: HC-14 Wk#58
Sample Date & Time			05-Jul-24	05-Jul-24	05-Jul-24	05-Jul-24	05-Jul-24	05-Jul-24	05-Jul-24
HumCell Leachate Vol [mL]	08-Jul-24	11:54	998	1001	1012	998	1011	1006	988
Sample Name	---	---	DX450108	DX450076	DX450186	DX450118	DX 550107	DX450159	DX450171
Sample Weight [g]	---	---	1000	1000	1000	1000	1000	1000	1000
pH [No unit]	16-Jul-24	14:12	7.03	5.56	7.39	7.01	7.34	7.34	6.70
Alkalinity [mg/L as CaCO3]	09-Jul-24	09:20	10	< 2	10	7	8	10	2
Conductivity [uS/cm]	09-Jul-24	09:20	27	36	20	18	26	34	21
Acidity [mg/L as CaCO3]	11-Jul-24	10:03	< 2	10	< 2	< 2	< 2	< 2	< 2
F [mg/L]	09-Jul-24	14:25	---	---	---	---	---	---	---
SO4 [mg/L]	19-Jul-24	12:49	2.3	14	1.6	0.9	4.0	4.6	6.2
Cl [mg/L]	22-Jul-24	09:48	---	---	---	---	---	---	---
Hg [mg/L]	11-Jul-24	08:41	< 0.00001	< 0.00001	< 0.00001	< 0.00001	< 0.00001	< 0.00001	< 0.00001
Ag [mg/L]	10-Jul-24	13:43	< 0.00005	< 0.00005	< 0.00005	< 0.00005	< 0.00005	< 0.00005	< 0.00005
Al [mg/L]	10-Jul-24	13:43	0.048	< 0.001	0.032	0.035	0.037	0.060	0.014
As [mg/L]	10-Jul-24	13:43	0.0008	< 0.0002	0.0003	0.0002	0.0020	0.0018	0.0011
Ba [mg/L]	10-Jul-24	13:43	0.00207	0.0107	0.00105	0.00088	0.00182	0.00070	0.00187
Be [mg/L]	10-Jul-24	13:43	< 0.000007	< 0.000007	< 0.000007	< 0.000007	< 0.000007	< 0.000007	< 0.000007
B [mg/L]	10-Jul-24	13:43	< 0.002	< 0.002	< 0.002	< 0.002	< 0.002	< 0.002	< 0.002
Bi [mg/L]	10-Jul-24	13:43	< 0.00001	< 0.00001	< 0.00001	< 0.00001	0.00001	< 0.00001	< 0.00001
Ca [mg/L]	10-Jul-24	13:43	4.63	2.10	4.02	3.34	4.59	5.38	2.96
Cd [mg/L]	10-Jul-24	13:43	0.000003	0.0263	0.000013	0.000005	0.000005	0.000004	< 0.000003
Co [mg/L]	10-Jul-24	13:43	0.000016	0.000610	0.000008	0.000012	0.000014	0.000008	0.000072
Cr [mg/L]	10-Jul-24	13:43	< 0.00008	< 0.00008	< 0.00008	< 0.00008	< 0.00008	< 0.00008	< 0.00008
Cu [mg/L]	10-Jul-24	13:43	< 0.001	0.002	< 0.001	< 0.001	< 0.001	< 0.001	< 0.001
Fe [mg/L]	10-Jul-24	13:43	< 0.007	0.010	< 0.007	< 0.007	< 0.007	< 0.007	< 0.007
K [mg/L]	10-Jul-24	13:43	0.654	0.986	0.406	0.216	0.407	0.472	0.700
Mg [mg/L]	10-Jul-24	13:43	0.248	0.088	0.047	0.050	0.044	0.054	0.127
Mn [mg/L]	10-Jul-24	13:43	0.0259	0.0836	0.0278	0.0220	0.0295	0.0259	0.00459
Mo [mg/L]	10-Jul-24	13:43	0.0006	< 0.0004	< 0.0004	< 0.0004	< 0.0004	< 0.0004	< 0.0004
Na [mg/L]	10-Jul-24	13:43	0.07	0.06	0.06	0.06	0.06	0.05	0.07
Ni [mg/L]	10-Jul-24	13:43	0.0003	0.0191	< 0.0001	0.0002	0.0002	0.0001	0.0005
P [mg/L]	10-Jul-24	13:43	< 0.003	0.007	0.003	0.004	0.005	< 0.003	0.005
Pb [mg/L]	10-Jul-24	13:43	< 0.00009	0.181	< 0.00009	< 0.00009	< 0.00009	< 0.00009	< 0.00009
S [mg/L]	10-Jul-24	13:43	< 5	5	< 5	< 5	< 5	< 5	< 5
Sb [mg/L]	10-Jul-24	13:43	< 0.0009	< 0.0009	< 0.0009	< 0.0009	< 0.0009	< 0.0009	< 0.0009
Se [mg/L]	10-Jul-24	13:43	0.00011	0.00077	0.00028	< 0.00004	0.00012	< 0.00004	0.00022

OnLine LIMS

0003793434

Results relate only to the sample tested. Data reported represents the sample submitted to SGS. Reproduction of this analytical report in full or in part is prohibited without prior written approval. Please refer to SGS General Conditions of Services located at https://www.sgs.ca/en/terms-and-conditions (Printed copies are available upon request.)
Test method information available upon request. "Temperature Upon Receipt" is representative of the whole shipment and may not reflect the temperature of individual samples.
SGS Canada Inc. Environment-Health & Safety statement of conformity decision rule does not consider uncertainty when analytical results are compared to a specified standard or regulation.

SGS Canada Inc.
P.O. Box 4300 - 185 Concession St.
Lakefield - Ontario - KOL 2HO
Phone: 705-652-2000 FAX: 705-652-6365

LR Report : **CA10039-JUL24**

Analysis	3: Analysis Completed Date	4: Analysis Completed Time	5: HC-8 Wk#58	6: HC-9 Wk#58	7: HC-10 Wk#58	8: HC-11 Wk#58	9: HC-12 Wk#58	10: HC-13 Wk#58	11: HC-14 Wk#58
Si [mg/L]	10-Jul-24	13:43	0.33	0.44	0.40	0.32	0.43	0.35	0.23
Sn [mg/L]	10-Jul-24	13:43	< 0.00006	< 0.00006	< 0.00006	< 0.00006	< 0.00006	< 0.00006	< 0.00006
Sr [mg/L]	10-Jul-24	13:43	0.00793	0.00592	0.00691	0.00669	0.00641	0.00488	0.00728
Ti [mg/L]	10-Jul-24	13:43	< 0.0001	< 0.0001	< 0.0001	< 0.0001	< 0.0001	< 0.0001	< 0.0001
Th [mg/L]	10-Jul-24	13:43	< 0.0001	< 0.0001	< 0.0001	< 0.0001	< 0.0001	< 0.0001	< 0.0001
Tl [mg/L]	10-Jul-24	13:43	< 0.000005	0.000040	< 0.000005	< 0.000005	0.000006	0.000008	< 0.000005
U [mg/L]	10-Jul-24	13:43	0.000258	0.000063	0.000779	0.000143	0.000305	0.000276	0.000117
V [mg/L]	10-Jul-24	13:43	0.00012	0.00001	0.00003	0.00006	0.00014	0.00005	0.00013
W [mg/L]	10-Jul-24	13:43	< 0.0002	< 0.0002	< 0.0002	< 0.0002	< 0.0002	< 0.0002	< 0.0002
Zr [mg/L]	10-Jul-24	13:43	< 0.002	< 0.002	< 0.002	< 0.002	< 0.002	< 0.002	< 0.002
Zn [mg/L]	10-Jul-24	13:43	< 0.002	4.86	< 0.002	< 0.002	< 0.002	< 0.002	< 0.002

Analysis	12: HC-15 Wk#58	13: HC-16 Wk#58	14: HC-17 Wk#58	15: HC-18 Wk#58	16: HC-19 Wk#58	17: HC-20 Wk#58	18: HC-21 Wk#58	19: HC-22 Wk#58	20: HC-23 Wk#58
Sample Date & Time	05-Jul-24	05-Jul-24	05-Jul-24	05-Jul-24	05-Jul-24	05-Jul-24	05-Jul-24	05-Jul-24	05-Jul-24
HumCell Leachate Vol [mL]	708	1011	1010	989	997	995	1006	510	1004
Sample Name	DX450134	DX450185	DX450032	DX 550064	DX450008	DX 550056	DX450022	DX450077	DX450113
Sample Weight [g]	700	1000	1000	1000	1000	1000	1000	500	1000
pH [No unit]	7.30	7.45	6.62	7.34	7.17	7.39	7.54	7.42	7.78
Alkalinity [mg/L as CaCO3]	10	9	2	8	6	9	12	11	15
Conductivity [uS/cm]	56	25	11	19	12	18	23	22	28
Acidity [mg/L as CaCO3]	< 2	< 2	2	< 2	< 2	< 2	< 2	< 2	< 2
F [mg/L]	---	---	---	---	< 0.06	---	---	---	---
SO4 [mg/L]	13	2.4	3.0	0.3	0.5	1.2	1.2	1.1	0.8
Cl [mg/L]	< 0.2	---	---	---	---	---	---	---	---
Hg [mg/L]	< 0.00001	< 0.00001	< 0.00001	< 0.00001	< 0.00001	< 0.00001	< 0.00001	< 0.00001	< 0.00001
Ag [mg/L]	< 0.00005	< 0.00005	< 0.00005	< 0.00005	< 0.00005	< 0.00005	< 0.00005	< 0.00005	< 0.00005
Al [mg/L]	0.005	0.078	0.004	0.029	0.022	0.032	0.058	0.028	0.060
As [mg/L]	0.0872	0.0073	0.0055	0.0092	0.0003	0.0005	0.0071	0.0007	0.0043
Ba [mg/L]	0.00129	0.00211	0.00030	0.00025	0.00036	0.00247	0.00028	0.0121	0.00694
Be [mg/L]	< 0.000007	< 0.000007	< 0.000007	< 0.000007	< 0.000007	< 0.000007	< 0.000007	< 0.000007	< 0.000007
B [mg/L]	< 0.002	< 0.002	< 0.002	< 0.002	< 0.002	< 0.002	< 0.002	< 0.002	< 0.002
Bi [mg/L]	< 0.00001	< 0.00001	< 0.00001	< 0.00001	< 0.00001	< 0.00001	< 0.00001	< 0.00001	< 0.00001
Ca [mg/L]	9.19	3.83	1.50	3.71	2.30	3.53	4.85	3.62	5.56
Cd [mg/L]	0.000004	0.000004	0.000009	0.000007	0.000003	< 0.000003	< 0.000003	0.000139	< 0.000003
Co [mg/L]	0.000529	0.000096	0.000615	0.000045	0.000014	0.000032	0.000088	0.000028	0.000013
Cr [mg/L]	< 0.00008	< 0.00008	< 0.00008	< 0.00008	< 0.00008	< 0.00008	< 0.00008	< 0.00008	< 0.00008
Cu [mg/L]	< 0.001	< 0.001	< 0.001	< 0.001	< 0.001	< 0.001	< 0.001	< 0.001	< 0.001
Fe [mg/L]	< 0.007	< 0.007	< 0.007	< 0.007	< 0.007	< 0.007	< 0.007	< 0.007	< 0.007
K [mg/L]	0.455	1.48	0.388	0.209	0.222	0.273	0.035	1.46	0.264
Mg [mg/L]	0.262	0.051	0.083	0.039	0.030	0.174	0.108	0.138	0.138
Mn [mg/L]	0.0177	0.00968	0.00803	0.00517	0.00964	0.0228	0.0261	0.0238	0.0285
Mo [mg/L]	< 0.0004	< 0.0004	< 0.0004	< 0.0004	< 0.0004	< 0.0004	< 0.0004	< 0.0004	< 0.0004
Na [mg/L]	0.08	0.07	0.07	0.06	0.05	0.04	0.04	0.06	0.02
Ni [mg/L]	0.0211	0.0003	0.0012	0.0001	0.0001	0.0001	0.0002	0.0004	0.0001
P [mg/L]	0.004	0.009	< 0.003	< 0.003	< 0.003	< 0.003	0.004	0.006	< 0.003
Pb [mg/L]	< 0.00009	< 0.00009	< 0.00009	< 0.00009	< 0.00009	< 0.00009	< 0.00009	0.00025	< 0.00009
S [mg/L]	8	< 5	< 5	< 5	< 5	< 5	< 5	< 5	< 5
Sb [mg/L]	0.0011	< 0.0009	< 0.0009	< 0.0009	< 0.0009	< 0.0009	< 0.0009	< 0.0009	< 0.0009
Se [mg/L]	0.00029	< 0.00004	< 0.00004	< 0.00004	< 0.00004	< 0.00004	< 0.00004	< 0.00004	< 0.00004
Si [mg/L]	0.29	0.34	0.54	0.42	0.32	0.30	0.26	0.34	0.28
Sn [mg/L]	< 0.00006	< 0.00006	< 0.00006	< 0.00006	< 0.00006	< 0.00006	< 0.00006	< 0.00006	< 0.00006
Sr [mg/L]	0.0111	0.00514	0.00550	0.00419	0.00391	0.00771	0.00292	0.00658	0.0156

OnLine LIMS

0003793434

Results relate only to the sample tested. Data reported represents the sample submitted to SGS. Reproduction of this analytical report in full or in part is prohibited without prior written approval. Please refer to SGS General Conditions of Services located at https://www.sgs.ca/en/terms-and-conditions (Printed copies are available upon request.)
Test method information available upon request. "Temperature Upon Receipt" is representative of the whole shipment and may not reflect the temperature of individual samples.
SGS Canada Inc. Environment-Health & Safety statement of conformity decision rule does not consider uncertainty when analytical results are compared to a specified standard or regulation.

SGS Canada Inc.
P.O. Box 4300 - 185 Concession St.
Lakefield - Ontario - KOL 2HO
Phone: 705-652-2000 FAX: 705-652-6365

LR Report : **CA10039-JUL24**

Analysis	12: HC-15 Wk#58	13: HC-16 Wk#58	14: HC-17 Wk#58	15: HC-18 Wk#58	16: HC-19 Wk#58	17: HC-20 Wk#58	18: HC-21 Wk#58	19: HC-22 Wk#58	20: HC-23 Wk#58
Ti [mg/L]	< 0.0001	< 0.0001	< 0.0001	< 0.0001	< 0.0001	< 0.0001	< 0.0001	< 0.0001	< 0.0001
Th [mg/L]	< 0.0001	< 0.0001	< 0.0001	< 0.0001	< 0.0001	< 0.0001	< 0.0001	< 0.0001	< 0.0001
Tl [mg/L]	0.000006	0.000005	< 0.000005	< 0.000005	< 0.000005	< 0.000005	< 0.000005	< 0.000005	< 0.000005
U [mg/L]	0.000063	0.000666	0.000148	0.000444	0.000100	0.000020	0.000016	0.000037	0.000052
V [mg/L]	0.00005	0.00024	0.00007	0.00012	0.00004	0.00051	0.00031	0.00054	0.00017
W [mg/L]	< 0.0002	< 0.0002	< 0.0002	< 0.0002	< 0.0002	< 0.0002	< 0.0002	< 0.0002	< 0.0002
Zr [mg/L]	< 0.002	< 0.002	< 0.002	< 0.002	< 0.002	< 0.002	< 0.002	< 0.002	< 0.002
Zn [mg/L]	< 0.002	< 0.002	< 0.002	< 0.002	< 0.002	< 0.002	< 0.002	0.023	< 0.002

Analysis	21: HC-24 Wk#58	22: HC-25 Wk#58	23: HC-26 Wk#58	24: HC-27 Wk#58
Sample Date & Time	05-Jul-24	05-Jul-24	05-Jul-24	05-Jul-24
HumCell Leachate Vol [mL]	1008	1004	758	1006
Sample Name	DX 550101	DX450128	DX450021	DX450222
Sample Weight [g]	1000	1000	750	1000
pH [No unit]	7.68	7.56	6.87	7.18
Alkalinity [mg/L as CaCO3]	11	13	5	6
Conductivity [uS/cm]	20	37	186	18
Acidity [mg/L as CaCO3]	< 2	< 2	15	< 2
F [mg/L]	---	---	---	---
SO4 [mg/L]	0.9	2.9	87	3.7
Cl [mg/L]	---	---	< 0.2	---
Hg [mg/L]	< 0.00001	< 0.00001	< 0.00001	< 0.00001
Ag [mg/L]	< 0.00005	< 0.00005	< 0.00005	< 0.00005
Al [mg/L]	0.038	0.056	0.002	0.025
As [mg/L]	0.0019	0.0014	< 0.0002	0.0004
Ba [mg/L]	0.00080	0.00135	0.0118	0.00047
Be [mg/L]	< 0.000007	< 0.000007	< 0.000007	< 0.000007
B [mg/L]	< 0.002	< 0.002	< 0.002	< 0.002
Bi [mg/L]	< 0.00001	< 0.00001	< 0.00001	< 0.00001
Ca [mg/L]	4.12	7.23	32.5	3.29
Cd [mg/L]	< 0.000003	0.000003	0.000201	< 0.000003
Co [mg/L]	0.000023	0.000065	0.00111	0.000011
Cr [mg/L]	< 0.00008	< 0.00008	< 0.00008	< 0.00008
Cu [mg/L]	< 0.001	< 0.001	< 0.001	< 0.001
Fe [mg/L]	< 0.007	0.013	0.676	< 0.007
K [mg/L]	0.115	0.373	3.67	0.440
Mg [mg/L]	0.123	0.105	1.28	0.055
Mn [mg/L]	0.0196	0.0176	0.192	0.0131
Mo [mg/L]	< 0.0004	< 0.0004	< 0.0004	< 0.0004
Na [mg/L]	0.04	0.06	0.17	0.05
Ni [mg/L]	0.0002	0.0003	0.0075	0.0001
P [mg/L]	0.003	0.006	0.004	0.003
Pb [mg/L]	< 0.00009	< 0.00009	< 0.00009	< 0.00009
S [mg/L]	< 5	< 5	38	< 5
Sb [mg/L]	< 0.0009	< 0.0009	< 0.0009	< 0.0009
Se [mg/L]	< 0.00004	0.00006	0.00011	< 0.00004
Si [mg/L]	0.25	0.27	0.21	0.29
Sn [mg/L]	< 0.00006	< 0.00006	< 0.00006	< 0.00006
Sr [mg/L]	0.00378	0.00470	0.0152	0.00409
Ti [mg/L]	< 0.0001	0.00013	< 0.0001	< 0.0001
Th [mg/L]	< 0.0001	< 0.0001	< 0.0001	< 0.0001
Tl [mg/L]	< 0.000005	< 0.000005	< 0.000005	< 0.000005

OnLine LIMS

0003793434

Results relate only to the sample tested. Data reported represents the sample submitted to SGS. Reproduction of this analytical report in full or in part is prohibited without prior written approval. Please refer to SGS General Conditions of Services located at https://www.sgs.ca/en/terms-and-conditions (Printed copies are available upon request.)
Test method information available upon request. "Temperature Upon Receipt" is representative of the whole shipment and may not reflect the temperature of individual samples.
SGS Canada Inc. Environment-Health & Safety statement of conformity decision rule does not consider uncertainty when analytical results are compared to a specified standard or regulation.

SGS Canada Inc.
P.O. Box 4300 - 185 Concession St.
Lakefield - Ontario - KOL 2HO
Phone: 705-652-2000 FAX: 705-652-6365

LR Report : **CA10039-JUL24**

Analysis	21: HC-24 Wk#58	22: HC-25 Wk#58	23: HC-26 Wk#58	24: HC-27 Wk#58
U [mg/L]	0.000021	0.000126	0.000013	0.000316
V [mg/L]	0.00036	0.00034	< 0.00001	0.00012
W [mg/L]	< 0.0002	0.00052	< 0.0002	< 0.0002
Zr [mg/L]	< 0.002	< 0.002	< 0.002	< 0.002
Zn [mg/L]	< 0.002	< 0.002	0.008	< 0.002



Lisa Thompson
Project Specialist Assistant,
Environment, Health & Safety

OnLine LIMS

0003793434

Results relate only to the sample tested. Data reported represents the sample submitted to SGS. Reproduction of this analytical report in full or in part is prohibited without prior written approval. Please refer to SGS General Conditions of Services located at https://www.sgs.ca/en/terms-and-conditions (Printed copies are available upon request.)
Test method information available upon request. "Temperature Upon Receipt" is representative of the whole shipment and may not reflect the temperature of individual samples.
SGS Canada Inc. Environment-Health & Safety statement of conformity decision rule does not consider uncertainty when analytical results are compared to a specified standard or regulation.

Total Mercury Results

Flett Research Ltd.
440 DeSalaberry Ave. Winnipeg, MB R2L 0Y7
Fax/Phone (204) 667-2505
E-mail: flett@flettresearch.ca Webpage: http://www.flettresearch.ca

CLIENT: Kinross Gold - GBR by SGS: CA10181-MAY25
185 Concession Street
Lakefield, ON K0L 2H0

Matrix: Water
Transaction ID: 1127
PO/Contract No.: 369790
Date Analysed: July 22, 2025
Analyst(s): Jason S

Date Received: June 4, 2025
Sampling Date(s): May 30, 2025
Date Issued: 7/28/2025

Analytical Method: Total Mercury in Water by Oxidation, Purge and Trap, and CVAFS (T00120 version 9)

Comments: Samples were filtered prior to arrival at Flett.

Detection Limit: The method detection limit (MDL) for this method is 0.04 ngL.
The MDL is the minimum concentration that can be reported with 99% confidence that the measured concentration is distinguishable from method blanks and is based on the analysis of 30mL of sample.

For reporting purpose samples are flagged when the amount of mercury detected is below the EPA defined minimum level (ML= 0.2 ng/L).
As concentration rises above the MDL confidence that the analyte is present approaches 100% at and above the ML.

Estimated Uncertainty: Overall method uncertainty decreases as analyte concentration increases. When mercury concentrations exceed 1ng/L the estimated uncertainty of the method is ±12%.
At a concentration of 0.2ng/L the estimated uncertainty is ± 30%. When mercury concentrations are at MDL uncertainty can be ± 46% (0.04 ± 0.02ng/L).

All method uncertainties are expressed at a 95% confidence level of (k=2).

Results authorized by Dr. Robert J. Flett, Chief Scientist

QUALITY DATA

			Mean of 3 Bubblers	Standard Deviation	Bubbler 1	Bubbler 2	Bubbler 3	
Blanks								
Bubbler Blanks	**Bubbler Blank Mean Peak Area**		791	280	908	530	934	
	Bubbler Blank (pg)		0.31	0.11	0.36	0.21	0.37	
			Sample Type	Gross Peak Area	Volume of Sample Analyzed (=volume of bubbled sample) (ml)	Total Reagent Hg added to the sample during analysis (ng/L) [including ng Hg in DI]	**Net Total Hg in the Method Blank (ng/L)** [Bubbler & Reagent Blk Corrected including ng Hg in DI]	
Method/Bottle Blanks	WB1 July 17, 2025		MBlk-1	6464	51.28	0.05	**0.00**	
	WB2 July 17, 2025		MBlk-2	7342	57.70	0.05	**0.00**	
	MB4 July 15, 2025		MBlk-3	5663	47.88	0.05	**-0.01**	
Mean Calibration Factor (area un/ng)	**2521675 ± 1.7 %RSD**							
			Sample Type	Gross Peak Area	Volume of Sample Analyzed (=volume of bubbled sample) (ml)	Total Reagent Hg added to the sample during analysis (ng/L)	**Net Total Hg (ng/L)** [Bubbler & Reagent Blk Corrected]	**Total Hg Recovery (%)**
Spike Recovery Matrix Spike (MS) and Matrix Spike Duplicate (MSD)	HC-32 Wk#58		MS1	309392	34.59	0.01	**3.55**	101
	HC-32 Wk#58		MS1D	309718	30.68	0.01	**4.01**	103
	Mean of Recoveries							**102**
QC Samples	OPR (beginning of run)		OPR-1	285358	21.84	0.01	**5.16**	101
Ongoing Precision & Recovery (OPR)	OPR (end of run)		OPR-2	366830	29.34	0.01	**4.94**	96.5
	Mean OPR (5.12 ng/L)						**5.05**	**98.6**
Alternate Source Standard	QCS (1000 ng/L)		QCS-3	260124	0.10	0.00	**1028**	**103**

LAB ID	Sample Details	Sample ID/Bottle Number	Date Sampled	Time Sampled	Sample Type	Gross Peak Area	**Volume of Sample Analyzed** (=volume of bubbled sample) **(ml)**	Total Reagent Hg added to the sample during analysis (ng/L)	**Net Total Hg in the sample (ng/L)** [Bubbler & Reagent Blk Subtracted]	
122594		HC-28 Wk#58	May 30, 2025			108389	36.64	0.01	**1.16**	
122595		HC-29 Wk#58	May 30, 2025			20378	32.28	0.01	**0.23**	
122596		HC-30 Wk#58	May 30, 2025			68630	35.51	0.01	**0.75**	
122597		HC-31 Wk#58	May 30, 2025			55798	36.98	0.01	**0.59**	
122598		HC-32 Wk#58	May 30, 2025			50006	30.01	0.01	**0.65**	
122599		HC-33 Wk#58	May 30, 2025			9575	34.35	0.01	**~0.09**	
122600		HC-34 Wk#58	May 30, 2025			41328	33.59	0.01	**0.47**	
122601		HC-35 Wk#58	May 30, 2025			8055	31.73	0.01	**~0.08**	
122602		Blank Wk#58	May 30, 2025		**DupA1**	28870	42.15	0.01	**0.26**	
122602		Blank Wk#58	May 30, 2025		**DupA2**	28879	43.64	0.01	**0.25**	

Q:\Clients A-L\Kinross Gold - GBR by SGS\2025(1127)\Total Mercury\TMWATR072225JS1.xls

* : See 'Comments' section above for discussion.
~ : Result below the methods ML.

This test report shall not be reproduced, except in full, without written approval of the laboratory.
Note: Results relate only to the samples tested and as received.

Minimum Level (ML): the amount of mercury that can be reported with almost 100% confidence that the measured concentration exceeds zero.

Dup : Duplicate - two subsamples of the same sample carried through the analytical procedure in an identical manner.

SGS Canada Inc.
P.O. Box 4300 - 185 Concession St.
Lakefield - Ontario - KOL 2HO
Phone: 705-652-2000 FAX: 705-652-6365

23-June-2025

Great Bear Resources Ltd.
Attn : Ashley Moncrief

1020 - 800 West Pender St.
Vancouver, BC
V6C 2V6, Canada

Phone: 778-833-2160
Fax:

Date Rec. : 30 May 2025
LR Report: **CA10181-MAY25**
Reference: Wk#58

Copy: #1

CERTIFICATE OF ANALYSIS
Final Report

Analysis	3: Analysis Completed Date	4: Analysis Completed Time	5: HC-28 Wk#58	6: HC-29 Wk#58	7: HC-30 Wk#58	8: HC-31 Wk#58	9: HC-32 Wk#58	10: HC-33 Wk#58	11: HC-34 Wk#58
Sample Date & Time			30-May-25	30-May-25	30-May-25	30-May-25	30-May-25	30-May-25	30-May-25
HumCell Leachate Vol [mL]	03-Jun-25	13:02	975	1001	715	942	729	995	973
Sample Name	---	---	31787	DX450179	31644	DX450183	O31576	DX450213	DX450174
Sample Weight [g]	---	---	1000	1000	750	1000	750	1000	1000
pH [No unit]	03-Jun-25	13:46	6.61	6.73	6.61	6.79	6.67	4.68	7.46
Alkalinity [mg/L as CaCO3]	31-May-25	13:25	2	6	5	6	6	< 2	7
Conductivity [uS/cm]	31-May-25	13:24	4	9	11	13	13	21	13
Acidity [mg/L as CaCO3]	05-Jun-25	11:20	2	< 2	<2	<2	< 2	10	< 2
SO4 [mg/L]	11-Jun-25	14:09	0.4	0.3	1.6	1.5	1.7	9.4	< 0.2
Hg [mg/L]	03-Jun-25	13:09	< 0.00001	< 0.00001	< 0.00001	< 0.00001	< 0.00001	< 0.00001	< 0.00001
Ag [mg/L]	03-Jun-25	13:09	< 0.00005	< 0.00005	< 0.00005	< 0.00005	< 0.00005	< 0.00005	< 0.00005
Al [mg/L]	03-Jun-25	13:09	0.022	0.024	0.011	0.030	0.029	0.045	0.037
As [mg/L]	03-Jun-25	13:09	0.0011	0.0051	0.0026	0.0067	0.0011	0.0002	0.0028
Ba [mg/L]	03-Jun-25	13:09	0.00054	0.00161	0.00273	0.00025	0.00131	0.00581	0.00279
Be [mg/L]	04-Jun-25	11:39	< 0.000007	< 0.000007	< 0.000007	< 0.000007	< 0.000007	0.000041	< 0.000007
B [mg/L]	04-Jun-25	11:39	< 0.002	< 0.002	< 0.002	< 0.002	< 0.002	0.002	< 0.002
Bi [mg/L]	03-Jun-25	13:10	< 0.00001	< 0.00001	< 0.00001	< 0.00001	< 0.00001	< 0.00001	< 0.00001
Ca [mg/L]	03-Jun-25	13:10	0.86	1.60	1.81	2.51	2.34	1.10	2.44
Cd [mg/L]	04-Jun-25	11:39	0.000004	0.000003	0.000007	0.000004	0.000009	0.000030	< 0.000003
Co [mg/L]	04-Jun-25	11:39	0.000013	0.000011	0.000016	0.000019	0.000010	0.000245	0.000007
Cr [mg/L]	03-Jun-25	13:10	< 0.00008	< 0.00008	< 0.00008	< 0.00008	< 0.00008	< 0.00008	< 0.00008
Cu [mg/L]	03-Jun-25	13:10	< 0.001	< 0.001	< 0.001	< 0.001	< 0.001	< 0.001	< 0.001
Fe [mg/L]	04-Jun-25	11:39	< 0.007	< 0.007	< 0.007	< 0.007	< 0.007	2.00	< 0.007
K [mg/L]	03-Jun-25	13:10	0.294	0.585	0.517	0.367	0.532	0.905	0.565
Mg [mg/L]	04-Jun-25	11:39	0.023	0.054	0.070	0.043	0.037	0.224	0.161
Mn [mg/L]	03-Jun-25	13:10	0.00128	0.00246	0.00584	0.00136	0.0220	0.0367	0.0141
Mo [mg/L]	03-Jun-25	13:10	< 0.0004	< 0.0004	< 0.0004	< 0.0004	< 0.0004	< 0.0004	< 0.0004
Na [mg/L]	03-Jun-25	13:10	0.03	0.04	0.04	0.04	0.04	0.05	0.05
Ni [mg/L]	04-Jun-25	11:39	< 0.0001	< 0.0001	< 0.0001	< 0.0001	< 0.0001	0.0036	< 0.0001
P [mg/L]	03-Jun-25	13:10	< 0.003	< 0.003	< 0.003	< 0.003	< 0.003	< 0.003	< 0.003
Pb [mg/L]	04-Jun-25	11:39	< 0.00009	< 0.00009	< 0.00009	< 0.00009	< 0.00009	0.00098	< 0.00009
S [mg/L]	03-Jun-25	13:10	< 5	< 5	< 5	< 5	< 5	< 5	< 5
Sb [mg/L]	03-Jun-25	13:10	< 0.0009	< 0.0009	< 0.0009	< 0.0009	< 0.0009	< 0.0009	< 0.0009
Se [mg/L]	04-Jun-25	11:39	< 0.00004	< 0.00004	< 0.00004	< 0.00004	0.00013	0.00025	< 0.00004
Si [mg/L]	04-Jun-25	11:39	0.13	0.20	0.15	0.23	0.19	0.72	0.21
Sn [mg/L]	03-Jun-25	13:11	< 0.00006	< 0.00006	0.00006	< 0.00006	< 0.00006	< 0.00006	< 0.00006

OnLine LIMS

0004158505

Results relate only to the sample tested. Data reported represents the sample submitted to SGS. Reproduction of this analytical report in full or in part is prohibited without prior written approval. Please refer to SGS General Conditions of Services located at https://www.sgs.ca/en/terms-and-conditions (Printed copies are available upon request.)
Test method information available upon request. "Temperature Upon Receipt" is representative of the whole shipment and may not reflect the temperature of individual samples.
SGS Canada Inc. Environment-Health & Safety statement of conformity decision rule does not consider uncertainty when analytical results are compared to a specified standard or regulation.

SGS Canada Inc.
P.O. Box 4300 - 185 Concession St.
Lakefield - Ontario - KOL 2HO
Phone: 705-652-2000 FAX: 705-652-6365

LR Report : **CA10181-MAY25**

Analysis	3: Analysis Completed Date	4: Analysis Completed Time	5: HC-28 Wk#58	6: HC-29 Wk#58	7: HC-30 Wk#58	8: HC-31 Wk#58	9: HC-32 Wk#58	10: HC-33 Wk#58	11: HC-34 Wk#58
Sr [mg/L]	03-Jun-25	13:11	0.00195	0.00371	0.00617	0.00405	0.00298	0.00660	0.00633
Ti [mg/L]	03-Jun-25	13:11	< 0.0001	< 0.0001	< 0.0001	< 0.0001	< 0.0001	< 0.0001	< 0.0001
Th [mg/L]	03-Jun-25	13:11	< 0.0001	< 0.0001	< 0.0001	< 0.0001	< 0.0001	< 0.0001	< 0.0001
Tl [mg/L]	04-Jun-25	11:40	< 0.000005	0.000005	< 0.000005	< 0.000005	< 0.000005	0.000006	< 0.000005
U [mg/L]	03-Jun-25	13:11	0.000189	0.000790	0.000300	0.000605	0.000107	0.000434	0.000026
V [mg/L]	03-Jun-25	13:11	0.00017	0.00034	0.00012	0.00023	0.00010	< 0.00001	0.00025
W [mg/L]	03-Jun-25	13:11	< 0.0002	< 0.0002	< 0.0002	< 0.0002	< 0.0002	< 0.0002	< 0.0002
Zr [mg/L]	03-Jun-25	13:11	< 0.002	< 0.002	< 0.002	< 0.002	< 0.002	< 0.002	< 0.002
Zn [mg/L]	04-Jun-25	11:40	< 0.002	< 0.002	< 0.002	< 0.002	< 0.002	0.015	< 0.002

Analysis	12: HC-35 Wk#58
Sample Date & Time	30-May-25
HumCell Leachate Vol [mL]	1009
Sample Name	31795
Sample Weight [g]	1000
pH [No unit]	7.21
Alkalinity [mg/L as CaCO3]	9
Conductivity [uS/cm]	18
Acidity [mg/L as CaCO3]	< 2
SO4 [mg/L]	0.8
Hg [mg/L]	< 0.00001
Ag [mg/L]	< 0.00005
Al [mg/L]	0.214
As [mg/L]	0.0376
Ba [mg/L]	0.00290
Be [mg/L]	< 0.000007
B [mg/L]	< 0.002
Bi [mg/L]	< 0.00001
Ca [mg/L]	2.94
Cd [mg/L]	0.000006
Co [mg/L]	0.000016
Cr [mg/L]	< 0.00008
Cu [mg/L]	< 0.001
Fe [mg/L]	< 0.007
K [mg/L]	1.50
Mg [mg/L]	0.045
Mn [mg/L]	0.00120
Mo [mg/L]	< 0.0004
Na [mg/L]	0.09
Ni [mg/L]	< 0.0001
P [mg/L]	< 0.003
Pb [mg/L]	< 0.00009
S [mg/L]	< 5
Sb [mg/L]	< 0.0009
Se [mg/L]	< 0.00004
Si [mg/L]	0.55
Sn [mg/L]	< 0.00006
Sr [mg/L]	0.00311
Ti [mg/L]	< 0.0001
Th [mg/L]	< 0.0001
Tl [mg/L]	0.000005
U [mg/L]	0.000195

OnLine LIMS

Results relate only to the sample tested. Data reported represents the sample submitted to SGS. Reproduction of this analytical report in full or in part is prohibited without prior written approval. Please refer to SGS General Conditions of Services located at https://www.sgs.ca/en/terms-and-conditions (Printed copies are available upon request.)
Test method information available upon request. "Temperature Upon Receipt" is representative of the whole shipment and may not reflect the temperature of individual samples.
SGS Canada Inc. Environment-Health & Safety statement of conformity decision rule does not consider uncertainty when analytical results are compared to a specified standard or regulation.

0004158505

SGS Canada Inc.
P.O. Box 4300 - 185 Concession St.
Lakefield - Ontario - KOL 2HO
Phone: 705-652-2000 FAX: 705-652-6365

LR Report : **CA10181-MAY25**

Analysis	12: HC-35 Wk#58
V [mg/L]	0.00057
W [mg/L]	< 0.0002
Zr [mg/L]	< 0.002
Zn [mg/L]	< 0.002



Lisa Thompson
Project Specialist Assistant,
Environment, Health & Safety

OnLine LIMS

Results relate only to the sample tested. Data reported represents the sample submitted to SGS. Reproduction of this analytical report in full or in part is prohibited without prior written approval. Please refer to SGS General Conditions of Services located at https://www.sgs.ca/en/terms-and-conditions (Printed copies are available upon request.)
Test method information available upon request. "Temperature Upon Receipt" is representative of the whole shipment and may not reflect the temperature of individual samples.
SGS Canada Inc. Environment-Health & Safety statement of conformity decision rule does not consider uncertainty when analytical results are compared to a specified standard or regulation.

0004158505

SGS Canada Inc.
P.O. Box 4300 - 185 Concession St.
Lakefield - Ontario - KOL 2HO
Phone: 705-652-2000 FAX: 705-652-6365

Quality Control Report

Inorganic Analysis													
Parameter	Reporting Limit	Unit	Method Blank	Duplicate				LCS / Spike Blank			Matrix Spike / Reference Material		
				Result 1	Result 2	RPD	Acceptance Criteria	Spike Recovery (%)	Recovery Limits (%)		Spike Recovery (%)	Recovery Limits (%)	
							%		Low	High		Low	High
Acidity - QCBatchID: EWL0724-MAY25													
Acidity	2	mg/L as Ca	2			ND	20	102	90	110	NA		
Alkalinity - QCBatchID: EWL0724-MAY25													
Alkalinity	2	mg/L as Ca	< 2			4	20	106	80	120	NA		
Anions by IC - QCBatchID: DIO0152-JUN25													
Sulphate	0.2	mg/L	<0.2			1	20	100	90	110	107	75	125
Anions by IC - QCBatchID: DIO0178-JUN25													
Sulphate	0.2	mg/L	<0.2			15	20	101	90	110	97	75	125
Anions by IC - QCBatchID: DIO0183-JUN25													
Sulphate	0.2	mg/L	<0.2			4	20	102	90	110	93	75	125
Anions by IC - QCBatchID: DIO0204-JUN25													
Sulphate	0.2	mg/L	<0.2			0	20	110	90	110	107	75	125
Conductivity - QCBatchID: EWL0724-MAY25													
Conductivity	2	uS/cm	< 2			0	20	96	90	110	NA		
Inorganics-General - QCBatchID: EHG0046-MAY25													
Mercury	0.00001	mg/L	< 0.00001			ND	20	102	80	120	105	70	130
Metals in aqueous samples - ICP-MS - QCBatchID: EMS0007-JUN25													
Beryllium	0.000007	mg/L	<0.000007			ND	20	105	90	110	103	70	130
Boron	0.002	mg/L	<0.002			2	20	98	90	110	99	70	130
Cadmium	0.000003	mg/L	<0.000003			0	20	101	90	110	98	70	130
Cobalt	0.000004	mg/L	<0.000004			11	20	96	90	110	97	70	130
Iron	0.007	mg/L	<0.007			ND	20	104	90	110	100	70	130
Lead	0.00009	mg/L	<0.00009			ND	20	97	90	110	94	70	130
Magnesium	0.001	mg/L	<0.001			0	20	107	90	110	107	70	130
Nickel	0.0001	mg/L	<0.0001			8	20	100	90	110	103	70	130
Selenium	0.00004	mg/L	<0.00004			ND	20	97	90	110	102	70	130
Silicon	0.02	mg/L	<0.02			0	20	105	90	110	NV	70	130
Thallium	0.000005	mg/L	<0.000005			ND	20	98	90	110	90	70	130
Zinc	0.002	mg/L	<0.002			ND	20	99	90	110	104	70	130
Metals in aqueous samples - ICP-MS - QCBatchID: EMS0317-MAY25													
Aluminum	0.001	mg/L	<0.001			0	20	96	90	110	110	70	130
Antimony	0.0009	mg/L	<0.0009			3	20	107	90	110	97	70	130
Arsenic	0.0002	mg/L	<0.0002			1	20	103	90	110	100	70	130
Barium	0.00008	mg/L	<0.00008			4	20	102	90	110	100	70	130
Beryllium	0.000007	mg/L	<0.000007			ND	20	92	90	110	96	70	130
Bismuth	0.00001	mg/L	<0.00001			ND	20	94	90	110	86	70	130

OnLine LIMS

00041585O5

Results relate only to the sample tested. Data reported represents the sample submitted to SGS. Reproduction of this analytical report in full or in part is prohibited without prior written approval. Please refer to SGS General Conditions of Services located at https://www.sgs.ca/en/terms-and-conditions (Printed copies are available upon request.)
Test method information available upon request. "Temperature Upon Receipt" is representative of the whole shipment and may not reflect the temperature of individual samples.
SGS Canada Inc. Environment-Health & Safety statement of conformity decision rule does not consider uncertainty when analytical results are compared to a specified standard or regulation.

SGS Canada Inc.
P.O. Box 4300 - 185 Concession St.
Lakefield - Ontario - K0L 2H0
Phone: 705-652-2000 FAX: 705-652-6365

Great Bear - 8 Long

LR Report : **CA10181-MAY25**

Inorganic Analysis														
Parameter	Reporting Limit	Unit	Method Blank	Duplicate				LCS / Spike Blank			Matrix Spike / Reference Material			
				Result 1	Result 2	RPD	Acceptance Criteria	Spike Recovery (%)	Recovery Limits (%)		Spike Recovery (%)	Recovery Limits (%)		
							%		Low	High		Low	High	
Boron	0.002	mg/L	<0.002			3	20	100	90	110	100	70	130	
Cadmium	0.000003	mg/L	<0.000003			11	20	106	90	110	98	70	130	
Calcium	0.01	mg/L	<0.01			4	20	101	90	110	104	70	130	
Chromium	0.00008	mg/L	<0.00008			ND	20	99	90	110	92	70	130	
Cobalt	0.000004	mg/L	<0.000004			0	20	100	90	110	92	70	130	
Copper	0.001	mg/L	<0.001			ND	20	100	90	110	94	70	130	
Iron	0.007	mg/L	<0.007			1	20	105	90	110	97	70	130	
Lead	0.00009	mg/L	<0.00009			ND	20	99	90	110	95	70	130	
Magnesium	0.001	mg/L	<0.001			1	20	104	90	110	99	70	130	
Manganese	0.00001	mg/L	<0.00001			1	20	102	90	110	98	70	130	
Molybdenum	0.0004	mg/L	<0.0004			ND	20	106	90	110	89	70	130	
Nickel	0.0001	mg/L	<0.0001			1	20	105	90	110	98	70	130	
Phosphorus	0.003	mg/L	<0.003			ND	20	101	90	110	NV	70	130	
Potassium	0.003	mg/L	<0.009			2	20	106	90	110	92	70	130	
Selenium	0.00004	mg/L	<0.00004			ND	20	101	90	110	113	70	130	
Silicon	0.02	mg/L	<0.02			1	20	100	90	110	NV	70	130	
Silver	0.00005	mg/L	<0.00005			ND	20	99	90	110	NV	70	130	
Sodium	0.01	mg/L	<0.01			2	20	100	90	110	95	70	130	
Strontium	0.00008	mg/L	<0.00008			1	20	100	90	110	99	70	130	
Sulfur	5	mg/L	<5			1	20	110	90	110	NV	70	130	
Thallium	0.000005	mg/L	<0.000005			ND	20	100	90	110	91	70	130	
Thorium	0.0001	mg/L	<0.0001			ND	20	100	90	110	NV	70	130	
Tin	0.00006	mg/L	<0.00006			ND	20	105	90	110	NV	70	130	
Titanium	0.0001	mg/L	<0.0001			ND	20	104	90	110	NV	70	130	
Tungsten	0.0002	mg/L	<0.0002			ND	20	102	90	110	NV	70	130	
Uranium	0.000002	mg/L	<0.000002			12	20	104	90	110	96	70	130	
Vanadium	0.00001	mg/L	<0.00001			4	20	102	90	110	97	70	130	
Zinc	0.002	mg/L	<0.002			1	20	98	90	110	92	70	130	
Zirconium	0.002	mg/L	<0.002			ND	20	101	90	110	NV	70	130	
pH - QCBatchID: EWL0724-MAY25														
pH	0.05	No unit	NA			0		100			NA			

OnLine LIMS

0004158505

Results relate only to the sample tested. Data reported represents the sample submitted to SGS. Reproduction of this analytical report in full or in part is prohibited without prior written approval. Please refer to SGS General Conditions of Services located at https://www.sgs.ca/en/terms-and-conditions (Printed copies are available upon request.)
Test method information available upon request. "Temperature Upon Receipt" is representative of the whole shipment and may not reflect the temperature of individual samples.
SGS Canada Inc. Environment-Health & Safety statement of conformity decision rule does not consider uncertainty when analytical results are compared to a specified standard or regulation.

SGS Canada Inc.
P.O. Box 4300 - 185 Concession St.
Lakefield - Ontario - KOL 2HO
Phone: 705-652-2000 FAX: 705-652-6365

18-July-2024

Great Bear Resources Ltd.
Attn : Ashley Moncrief

1020 - 800 West Pender St.
Vancouver, BC
V6C 2V6, Canada

Phone: 778-833-2160
Fax:

Date Rec. : 11 July 2024
LR Report: **CA10077-JUL24**
Reference: Wk#59

Copy: #1

CERTIFICATE OF ANALYSIS

Final Report

Analysis	3: Analysis Completed Date	4: Analysis Completed Time	5: HC-1 Wk#59	6: HC-2 Wk#59	7: HC-3 Wk#59	8: HC-4 Wk#59	9: HC-5 Wk#59	10: HC-6 Wk#59	11: HC-7 Wk#59
Sample Date & Time			11-Jul-24	11-Jul-24	11-Jul-24	11-Jul-24	11-Jul-24	11-Jul-24	11-Jul-24
HumCell Leachate Vol [mL]	11-Jul-24	16:47	920	1001	990	481	958	511	946
Sample Name	---	---	DX450052	DX 550083	DX450204	DX450176	DX450232	DX450181	DX450002
Sample Weight [g]	---	---	1000	1000	500	500	1000	500	1000
pH [No unit]	15-Jul-24	10:24	6.64	7.54	6.75	5.76	6.80	6.97	7.14
Alkalinity [mg/L as CaCO3]	15-Jul-24	10:25	3	13	4	< 2	4	9	8
Conductivity [uS/cm]	15-Jul-24	10:24	38	32	5	43	12	15	15
Acidity [mg/L as CaCO3]	12-Jul-24	15:25	2	< 2	< 2	7	< 2	< 2	< 2
SO4 [mg/L]	17-Jul-24	10:53	12	1.7	0.3	17	1.4	0.3	< 0.2

Lisa Thompson
Project Specialist Assistant,
Environment, Health & Safety

OnLine LIMS

0003788454

Results relate only to the sample tested. Data reported represents the sample submitted to SGS. Reproduction of this analytical report in full or in part is prohibited without prior written approval. Please refer to SGS General Conditions of Services located at https://www.sgs.ca/en/terms-and-conditions (Printed copies are available upon request.)
Test method information available upon request. "Temperature Upon Receipt" is representative of the whole shipment and may not reflect the temperature of individual samples.
SGS Canada Inc. Environment-Health & Safety statement of conformity decision rule does not consider uncertainty when analytical results are compared to a specified standard or regulation.

SGS Canada Inc.
P.O. Box 4300 - 185 Concession St.
Lakefield - Ontario - KOL 2HO
Phone: 705-652-2000 FAX: 705-652-6365

Great Bear - 7 Short

LR Report : **CA10077-JUL24**

Quality Control Report

Inorganic Analysis														
Parameter	Reporting Limit	Unit	Method Blank	Duplicate				LCS / Spike Blank			Matrix Spike / Reference Material		
				Result 1	Result 2	RPD	Acceptance Criteria	Spike Recovery (%)	Recovery Limits (%)		Spike Recovery (%)	Recovery Limits (%)	
							%		Low	High		Low	High
Acidity - QCBatchID: EWL0221-JUL24													
Acidity	2	mg/L as Ca	2			ND	20	98	90	110	NA		
Alkalinity - QCBatchID: EWL0221-JUL24													
Alkalinity	2	mg/L as Ca	< 2			0	20	106	80	120	NA		
Anions by IC - QCBatchID: DIO0282-JUL24													
Sulphate	0.2	mg/L	<0.2			1	20	97	90	110	NV	75	125
Anions by IC - QCBatchID: DIO0313-JUL24													
Sulphate	0.2	mg/L	<0.2			5	20	110	90	110	95	75	125
Anions by IC - QCBatchID: DIO0315-JUL24													
Sulphate	0.2	mg/L	<0.2			1	20	97	90	110	109	75	125
Anions by IC - QCBatchID: DIO0332-JUL24													
Sulphate	0.2	mg/L	<0.2			3	20	95	90	110	86	75	125
Conductivity - QCBatchID: EWL0221-JUL24													
Conductivity	2	uS/cm	< 2			0	20	98	90	110	NA		
pH - QCBatchID: EWL0221-JUL24													
pH	0.05	No unit	NA			0		100			NA		

OnLine LIMS

0003788454

Results relate only to the sample tested. Data reported represents the sample submitted to SGS. Reproduction of this analytical report in full or in part is prohibited without prior written approval. Please refer to SGS General Conditions of Services located at https://www.sgs.ca/en/terms-and-conditions (Printed copies are available upon request.)
Test method information available upon request. "Temperature Upon Receipt" is representative of the whole shipment and may not reflect the temperature of individual samples.
SGS Canada Inc. Environment-Health & Safety statement of conformity decision rule does not consider uncertainty when analytical results are compared to a specified standard or regulation.

SGS Canada Inc.
P.O. Box 4300 - 185 Concession St.
Lakefield - Ontario - KOL 2HO
Phone: 705-652-2000 FAX: 705-652-6365

23-July-2024

Great Bear Resources Ltd.
Attn : Ashley Moncrief

1020 - 800 West Pender St.
Vancouver, BC
V6C 2V6, Canada

Phone: 778-833-2160
Fax:

Date Rec. : 12 July 2024
LR Report: **CA10079-JUL24**
Reference: Wk#59

Copy: #1

CERTIFICATE OF ANALYSIS
Final Report

Analysis	3: Analysis Completed Date	4: Analysis Completed Time	5: HC-8 Wk#59	6: HC-9 Wk#59	7: HC-10 Wk#59	8: HC-11 Wk#59	9: HC-12 Wk#59
Sample Date & Time			12-Jul-24	12-Jul-24	12-Jul-24	12-Jul-24	12-Jul-24
HumCell Leachate Vol [mL]	12-Jul-24	15:34	982	1003	990	976	1009
Sample Name	---	---	DX450108	DX450076	DX450186	DX450118	DX 550107
Sample Weight [g]	---	---	1000	1000	1000	1000	1000
pH [No unit]	17-Jul-24	10:07	7.39	6.47	7.20	7.16	7.28
Alkalinity [mg/L as CaCO3]	17-Jul-24	10:07	11	2	6	7	8
Conductivity [uS/cm]	16-Jul-24	09:42	24	36	15	15	25
Acidity [mg/L as CaCO3]	16-Jul-24	09:42	< 2	4	< 2	< 2	< 2
F [mg/L]	***	***	***	***	***	***	***
SO4 [mg/L]	16-Jul-24	19:03	2.3	15	0.8	1.0	3.7

Analysis	10: HC-13 Wk#59	11: HC-14 Wk#59	12: HC-15 Wk#59	13: HC-16 Wk#59	14: HC-17 Wk#59	15: HC-18 Wk#59	16: HC-19 Wk#59
Sample Date & Time	12-Jul-24	12-Jul-24	12-Jul-24	12-Jul-24	12-Jul-24	12-Jul-24	12-Jul-24
HumCell Leachate Vol [mL]	1009	943	679	1018	1008	934	945
Sample Name	DX450159	DX450171	DX450134	DX450185	DX450032	DX 550064	DX450008
Sample Weight [g]	1000	1000	700	1000	1000	1000	1000
pH [No unit]	7.36	6.72	7.34	7.32	6.49	7.27	6.96
Alkalinity [mg/L as CaCO3]	9	2	9	9	< 2	7	3
Conductivity [uS/cm]	29	21	46	24	10	13	9
Acidity [mg/L as CaCO3]	< 2	< 2	< 2	< 2	< 2	< 2	< 2
F [mg/L]	***	***	***	***	***	***	***
SO4 [mg/L]	4.8	6.5	8.9	2.2	2.0	0.4	0.6

OnLine LIMS

0003793426

Results relate only to the sample tested. Data reported represents the sample submitted to SGS. Reproduction of this analytical report in full or in part is prohibited without prior written approval. Please refer to SGS General Conditions of Services located at https://www.sgs.ca/en/terms-and-conditions (Printed copies are available upon request.)
Test method information available upon request. "Temperature Upon Receipt" is representative of the whole shipment and may not reflect the temperature of individual samples.
SGS Canada Inc. Environment-Health & Safety statement of conformity decision rule does not consider uncertainty when analytical results are compared to a specified standard or regulation.

SGS Canada Inc.
P.O. Box 4300 - 185 Concession St.
Lakefield - Ontario - KOL 2HO
Phone: 705-652-2000 FAX: 705-652-6365

LR Report : **CA10079-JUL24**

Analysis	17: HC-20 Wk#59	18: HC-21 Wk#59	19: HC-22 Wk#59	20: HC-23 Wk#59	21: HC-24 Wk#59	22: HC-25 Wk#59	23: HC-26 Wk#59
Sample Date & Time	12-Jul-24	12-Jul-24	12-Jul-24	12-Jul-24	12-Jul-24	12-Jul-24	12-Jul-24
HumCell Leachate Vol [mL]	979	983	426	1013	992	1005	749
Sample Name	DX 550056	DX450022	DX450077	DX450113	DX 550101	DX450128	DX450021
Sample Weight [g]	1000	1000	500	1000	1000	1000	750
pH [No unit]	7.25	7.52	7.30	7.62	7.43	7.53	6.12
Alkalinity [mg/L as CaCO3]	6	12	7	14	9	13	< 2
Conductivity [uS/cm]	16	22	17	27	18	34	154
Acidity [mg/L as CaCO3]	< 2	< 2	< 2	< 2	< 2	< 2	21
F [mg/L]	***	***	***	***	***	***	***
SO4 [mg/L]	1.2	1.4	0.7	0.9	0.8	2.3	69

Analysis	24: HC-27 Wk#59
Sample Date & Time	12-Jul-24
HumCell Leachate Vol [mL]	1007
Sample Name	DX450222
Sample Weight [g]	1000
pH [No unit]	7.01
Alkalinity [mg/L as CaCO3]	4
Conductivity [uS/cm]	16
Acidity [mg/L as CaCO3]	< 2
F [mg/L]	***
SO4 [mg/L]	3.6



Lisa Thompson
Project Specialist Assistant,
Environment, Health & Safety

OnLine LIMS

0003793426

Results relate only to the sample tested. Data reported represents the sample submitted to SGS. Reproduction of this analytical report in full or in part is prohibited without prior written approval. Please refer to SGS General Conditions of Services located at https://www.sgs.ca/en/terms-and-conditions (Printed copies are available upon request.)
Test method information available upon request. "Temperature Upon Receipt" is representative of the whole shipment and may not reflect the temperature of individual samples.
SGS Canada Inc. Environment-Health & Safety statement of conformity decision rule does not consider uncertainty when analytical results are compared to a specified standard or regulation.

Total Mercury Results

Flett Research Ltd.
440 DeSalaberry Ave. Winnipeg, MB R2L 0Y7
Fax/Phone (204) 667-2505
E-mail: flett@flettresearch.ca Webpage: http://www.flettresearch.ca

CLIENT: Kinross Gold-GBR by SGS: CA10038-JUN25
185 Concession Street
Lakefield, ON K0L 2H0

Date Received: June 11, 2025
Sampling Date(s): June 6, 2025
Date Issued: July 28, 2025

Matrix: Water
Transaction ID: 1127
PO/Contract No.: 369790
Date Analysed: July 25, 2025
Analyst(s): Jason S

Analytical Method: Total Mercury in Water by Oxidation, Purge and Trap, and CVAFS (T00120 version 9)

Comments: Samples were filtered prior to arrival at Flett.

Detection Limit: The method detection limit (MDL) for this method is 0.04 ngL.
The MDL is the minimum concentration that can be reported with 99% confidence that the measured concentration is distinguishable from method blanks and is based on the analysis of 30mL of sample.

For reporting purpose samples are flagged when the amount of mercury detected is below the EPA defined minimum level (ML= 0.2 ng/L).
As concentration rises above the MDL confidence that the analyte is present approaches 100% at and above the ML.

Estimated Uncertainty: Overall method uncertainty decreases as analyte concentration increases. When mercury concentrations exceed 1ng/L the estimated uncertainty of the method is ±12%.
At a concentration of 0.2ng/L the estimated uncertainty is ± 30%. When mercury concentrations are at MDL uncertainty can be ± 46% (0.04 ± 0.02ng/L).

All method uncertainties are expressed at a 95% confidence level of (k=2).

Results authorized by Dr. Robert J. Flett, Chief Scientist

QUALITY DATA

			Mean of 3 Bubblers	Standard Deviation	Bubbler 1	Bubbler 2	Bubbler 3	
Blanks								
Bubbler Blanks	**Bubbler Blank Mean Peak Area**		830	254	1051	685	755	
	Bubbler Blank (pg)		0.33	0.10	0.41	0.27	0.30	
			Sample Type	Gross Peak Area	Volume of Sample Analyzed (=volume of bubbled sample) (ml)	Total Reagent Hg added to the sample during analysis (ng/L) [including ng Hg in DI]	**Net Total Hg in the Method Blank (ng/L)** [Bubbler & Reagent Blk Corrected including ng Hg in DI]	
Method/Bottle Blanks	WB1 July 22, 2025		MBlk-1	7629	65.26	0.05	**-0.01**	
	WB2 July 22, 2025		MBlk-2	11910	65.01	0.05	**0.02**	
	MB1 July 18, 2025		MBlk-3	9033	54.17	0.05	**0.01**	
Mean Calibration Factor (area un/ls/ng)	**2544762 ± 3.7 %RSD**							
Spike Recovery Matrix Spike (MS) and Matrix Spike Duplicate (MSD)			Sample Type	Gross Peak Area	Volume of Sample Analyzed (=volume of bubbled sample) (ml)	Total Reagent Hg added to the sample during analysis (ng/L)	**Net Total Hg (ng/L)** [Bubbler & Reagent Blk Corrected]	**Total Hg Recovery (%)**
	HC-33 Wk#59		MS1	85465	30.21	0.01	**1.10**	97.2
	HC-33 Wk#59		MS1D	87676	30.64	0.01	**1.11**	99.9
	Mean of Recoveries							**98.5**
QC Samples	OPR (beginning of run)		OPR-1	288357	22.09	0.01	**5.11**	99.7
Ongoing Precision & Recovery (OPR)	OPR (end of run)		OPR-2	279199	22.22	0.01	**4.91**	96.0
	Mean OPR (5.12 ng/L)						**5.01**	**97.8**
Alternate Source Standard	QCS (1000 ng/L)		QCS-3	255746	0.10	0.00	**1002**	**100**

LAB ID	Sample Details	Sample ID/Bottle Number	Date Sampled	Time Sampled	Sample Type	Gross Peak Area	Volume of Sample Analyzed (=volume of bubbled sample) (ml)	Total Reagent Hg added to the sample during analysis (ng/L)	Net Total Hg in the sample (ng/L) [Bubbler & Reagent Blk Subtracted]	
122709		HC-28 Wk#59	June 6, 2025		**DupA1**	122139	30.21	0.01	**1.58**	
122709		HC-28 Wk#59	June 6, 2025		**DupA2**	212546	55.97	0.01	**1.49**	
122710		HC-29 Wk#59	June 6, 2025			22281	30.32	0.01	**0.27**	
122711		HC-30 Wk#59	June 6, 2025			58193	30.12	0.01	**0.74**	
122712		HC-31 Wk#59	June 6, 2025			50151	30.15	0.01	**0.64**	
122713		HC-32 Wk#59	June 6, 2025			58675	31.55	0.01	**0.72**	
122714		HC-33 Wk#59	June 6, 2025			11791	30.31	0.01	**~0.13**	
122715		HC-34 Wk#59	June 6, 2025			34558	30.50	0.01	**0.43**	
122716		HC-35 Wk#59	June 6, 2025			13992	30.20	0.01	**~0.16**	
122717		Blank Wk#59	June 6, 2025			7957	50.43	0.01	**~0.05**	

Q:\Clients A-L\Kinross Gold - GBR by SGS\2025(1127)\Total Mercury\TMWATR072525JS1.xls

* : See 'Comments' section above for discussion.
~ : Result below the methods ML.

This test report shall not be reproduced, except in full, without written approval of the laboratory.
Note: Results relate only to the samples tested and as received.

Minimum Level (ML): the amount of mercury that can be reported with almost 100% confidence that the measured concentration exceeds zero.

Dup : Duplicate - two subsamples of the same sample carried through the analytical procedure in an identical manner.

CALA Testing Accreditation No. A3306

SGS Canada Inc.
P.O. Box 4300 - 185 Concession St.
Lakefield - Ontario - KOL 2HO
Phone: 705-652-2000 FAX: 705-652-6365

25-June-2025

Great Bear Resources Ltd.
Attn : Ashley Moncrief

1020 - 800 West Pender St., Vancouver
Canada, V6C 2V6
Phone: 778-833-2160, Fax:

Date Rec. : 06 June 2025
LR Report: **CA10038-JUN25**
Reference: Wk#59

Copy: #1

CERTIFICATE OF ANALYSIS
Final Report

Analysis	3: Analysis Completed Date	4: Analysis Completed Time	5: HC-28 Wk#59	6: HC-29 Wk#59	7: HC-30 Wk#59	8: HC-31 Wk#59	9: HC-32 Wk#59	10: HC-33 Wk#59	11: HC-34 Wk#59
Sample Date & Time			06-Jun-25	06-Jun-25	06-Jun-25	06-Jun-25	06-Jun-25	06-Jun-25	06-Jun-25
HumCell Leachate Vol [mL]	09-Jun-25	11:39	963	994	692	946	723	989	999
Sample Name	---	---	31787	DX450179	31644	DX450183	O31576	DX450213	DX450174
Sample Weight [g]	---	---	1000	1000	750	1000	750	1000	1000
pH [No unit]	10-Jun-25	09:26	6.54	6.56	6.55	6.72	6.65	4.64	6.98
Alkalinity [mg/L as CaCO3]	11-Jun-25	07:44	2	4	2	6	4	< 2	8
Conductivity [uS/cm]	09-Jun-25	12:47	3	7	10	12	12	25	14
Acidity [mg/L as CaCO3]	11-Jun-25	07:59	2	<2	<2	< 2	< 2	9	< 2
F [mg/L]	09-Jun-25	13:43	< 0.06	< 0.06	0.38	< 0.06	< 0.06	< 0.06	< 0.06
SO4 [mg/L]	23-Jun-25	16:10	0.3	0.2	1.5	1.5	1.8	10	< 0.2

Analysis	12: HC-35 Wk#59
Sample Date & Time	06-Jun-25
HumCell Leachate Vol [mL]	1006
Sample Name	31795
Sample Weight [g]	1000
pH [No unit]	7.19
Alkalinity [mg/L as CaCO3]	9
Conductivity [uS/cm]	17
Acidity [mg/L as CaCO3]	< 2
F [mg/L]	< 0.06
SO4 [mg/L]	0.7

Lisa Thompson
Project Specialist Assistant,
Environment, Health & Safety

OnLine LIMS

0004161075

Results relate only to the sample tested. Data reported represents the sample submitted to SGS. Reproduction of this analytical report in full or in part is prohibited without prior written approval. Please refer to SGS General Conditions of Services located at https://www.sgs.ca/en/terms-and-conditions (Printed copies are available upon request.)
Test method information available upon request. "Temperature Upon Receipt" is representative of the whole shipment and may not reflect the temperature of individual samples.
SGS Canada Inc. Environment-Health & Safety statement of conformity decision rule does not consider uncertainty when analytical results are compared to a specified standard or regulation.

SGS Canada Inc.
P.O. Box 4300 - 185 Concession St.
Lakefield - Ontario - KOL 2HO
Phone: 705-652-2000 FAX: 705-652-6365

Great Bear - 8 Long

LR Report : **CA10038-JUN25**

Quality Control Report

Inorganic Analysis														
Parameter	Reporting Limit	Unit	Method Blank	Duplicate				LCS / Spike Blank			Matrix Spike / Reference Material			
				Result 1	Result 2	RPD	Acceptance Criteria	Spike Recovery (%)	Recovery Limits (%)		Spike Recovery (%)	Recovery Limits (%)		
							%		Low	High		Low	High	
Acidity - QCBatchID: EWL0160-JUN25														
Acidity	2	mg/L as Ca	3			ND	20	108	90	110	NA			
Alkalinity - QCBatchID: EWL0160-JUN25														
Alkalinity	2	mg/L as Ca	< 2			9	20	100	80	120	NA			
Anions by IC - QCBatchID: DIO0484-JUN25														
Sulphate	0.2	mg/L	<0.2			3	20	99	90	110	75	75	125	
Conductivity - QCBatchID: EWL0160-JUN25														
Conductivity	2	uS/cm	< 2			5	20	96	90	110	NA			
pH - QCBatchID: EWL0160-JUN25														
pH	0.05	No unit	NA			1		100			NA			

OnLine LIMS

0004161075

Results relate only to the sample tested. Data reported represents the sample submitted to SGS. Reproduction of this analytical report in full or in part is prohibited without prior written approval. Please refer to SGS General Conditions of Services located at https://www.sgs.ca/en/terms-and-conditions (Printed copies are available upon request.)
Test method information available upon request. "Temperature Upon Receipt" is representative of the whole shipment and may not reflect the temperature of individual samples.
SGS Canada Inc. Environment-Health & Safety statement of conformity decision rule does not consider uncertainty when analytical results are compared to a specified standard or regulation.

SGS Canada Inc.
P.O. Box 4300 - 185 Concession St.
Lakefield - Ontario - KOL 2HO
Phone: 705-652-2000 FAX: 705-652-6365

09-August-2024

Great Bear Resources Ltd.
Attn : Ashley Moncrief

1020 - 800 West Pender St.
Vancouver, BC
V6C 2V6, Canada

Phone: 778-833-2160
Fax:

Date Rec. : 18 July 2024
LR Report: **CA10115-JUL24**
Reference: Wk#60

Copy: #1

CERTIFICATE OF ANALYSIS
Final Report

Analysis	3: Analysis Completed Date	4: Analysis Completed Time	5: HC-1 Wk#60	6: HC-2 Wk#60	7: HC-3 Wk#60	8: HC-4 Wk#60	9: HC-5 Wk#60
Sample Date & Time			18-Jul-24	18-Jul-24	18-Jul-24	18-Jul-24	18-Jul-24
HumCell Leachate Vol [mL]	23-Jul-24	16:14	894	936	502	496	932
Sample Name	---	---	DX450052	DX 550083	DX450204	DX450176	DX450232
Sample Weight [g]	---	---	1000	1000	500	500	1000
pH [No unit]	30-Jul-24	14:11	6.56	8.08	6.91	5.65	7.28
Alkalinity [mg/L as CaCO3]	29-Jul-24	12:14	2	14	5	< 2	5
Conductivity [uS/cm]	30-Jul-24	14:12	37	33	11	54	11
Acidity [mg/L as CaCO3]	30-Jul-24	14:12	<2	< 2	< 2	8	< 2
SO4 [mg/L]	23-Jul-24	14:32	11	1.5	0.3	21	1.6
Hg [mg/L]	25-Jul-24	11:59	< 0.00001	< 0.00001	< 0.00001	< 0.00001	< 0.00001
Ag [mg/L]	25-Jul-24	11:59	< 0.00005	0.00017	< 0.00005	< 0.00005	< 0.00005
Al [mg/L]	25-Jul-24	11:59	0.005	0.088	0.068	0.005	0.034
As [mg/L]	25-Jul-24	11:59	< 0.0002	0.0131	0.0007	< 0.0002	0.0017
Ba [mg/L]	25-Jul-24	11:59	0.00072	0.0136	0.00059	0.00476	0.00085
Be [mg/L]	25-Jul-24	11:59	< 0.000007	< 0.000007	< 0.000007	< 0.000007	< 0.000007
B [mg/L]	25-Jul-24	11:59	< 0.002	< 0.002	< 0.002	< 0.002	< 0.002
Bi [mg/L]	25-Jul-24	11:59	< 0.00001	0.00008	< 0.00001	< 0.00001	< 0.00001
Ca [mg/L]	25-Jul-24	11:58	5.88	5.20	1.72	6.28	1.94
Cd [mg/L]	25-Jul-24	11:58	0.00106	0.000013	0.000010	0.0141	0.000014
Co [mg/L]	25-Jul-24	11:58	0.000045	0.000022	0.000010	0.00172	0.000010
Cr [mg/L]	25-Jul-24	11:58	< 0.00008	< 0.00008	< 0.00008	< 0.00008	< 0.00008
Cu [mg/L]	25-Jul-24	11:58	< 0.001	< 0.001	< 0.001	0.004	< 0.001
Fe [mg/L]	25-Jul-24	11:58	< 0.007	< 0.007	0.007	0.064	< 0.007
K [mg/L]	25-Jul-24	11:58	0.369	1.81	0.535	0.840	0.551
Mg [mg/L]	25-Jul-24	11:58	0.058	0.119	0.076	0.624	0.054
Mn [mg/L]	25-Jul-24	11:58	0.0251	0.0244	0.00272	0.116	0.00817
Mo [mg/L]	25-Jul-24	11:58	0.0006	0.0246	0.0255	0.0330	0.0265
Na [mg/L]	25-Jul-24	11:58	0.10	0.18	0.13	0.13	0.13
Ni [mg/L]	25-Jul-24	11:58	0.0002	0.0001	0.0002	0.0079	0.0002
P [mg/L]	25-Jul-24	11:58	0.006	0.003	0.007	< 0.003	0.007

OnLine LIMS

0003813591

Results relate only to the sample tested. Data reported represents the sample submitted to SGS. Reproduction of this analytical report in full or in part is prohibited without prior written approval. Please refer to SGS General Conditions of Services located at https://www.sgs.ca/en/terms-and-conditions (Printed copies are available upon request.)
Test method information available upon request. "Temperature Upon Receipt" is representative of the whole shipment and may not reflect the temperature of individual samples.
SGS Canada Inc. Environment-Health & Safety statement of conformity decision rule does not consider uncertainty when analytical results are compared to a specified standard or regulation.

SGS Canada Inc.
P.O. Box 4300 - 185 Concession St.
Lakefield - Ontario - KOL 2HO
Phone: 705-652-2000 FAX: 705-652-6365

LR Report : **CA10115-JUL24**

Analysis	3: Analysis Completed Date	4: Analysis Completed Time	5: HC-1 Wk#60	6: HC-2 Wk#60	7: HC-3 Wk#60	8: HC-4 Wk#60	9: HC-5 Wk#60
Pb [mg/L]	25-Jul-24	11:58	0.0234	0.00050	< 0.00009	0.508	0.00012
S [mg/L]	25-Jul-24	12:00	< 5	< 5	< 5	8	< 5
Sb [mg/L]	25-Jul-24	11:58	< 0.0009	< 0.0009	< 0.0009	< 0.0009	< 0.0009
Se [mg/L]	25-Jul-24	11:58	0.00035	0.00363	< 0.00004	0.00185	< 0.00004
Si [mg/L]	25-Jul-24	11:58	0.16	0.32	0.19	0.23	0.20
Sn [mg/L]	25-Jul-24	11:58	< 0.00006	< 0.00006	< 0.00006	0.00009	< 0.00006
Sr [mg/L]	25-Jul-24	11:58	0.00692	0.0205	0.00336	0.00746	0.00259
Ti [mg/L]	25-Jul-24	11:58	< 0.0001	0.0001	0.0005	< 0.0001	0.0001
Th [mg/L]	25-Jul-24	11:57	< 0.0001	< 0.0001	< 0.0001	< 0.0001	< 0.0001
Tl [mg/L]	25-Jul-24	11:57	< 0.000005	0.000008	< 0.000005	0.000019	< 0.000005
U [mg/L]	25-Jul-24	11:57	0.000005	0.000238	0.000354	0.000042	0.000360
V [mg/L]	25-Jul-24	11:57	< 0.00001	0.00047	0.00026	< 0.00001	0.00043
W [mg/L]	25-Jul-24	11:57	< 0.0002	< 0.0002	< 0.0002	< 0.0002	< 0.0002
Zr [mg/L]	25-Jul-24	11:57	< 0.002	< 0.002	< 0.002	< 0.002	< 0.002
Zn [mg/L]	25-Jul-24	11:57	0.030	< 0.002	< 0.002	1.12	< 0.002

Analysis	10: HC-6 Wk#60	11: HC-7 Wk#60
Sample Date & Time	18-Jul-24	18-Jul-24
HumCell Leachate Vol [mL]	510	940
Sample Name	DX450181	DX450002
Sample Weight [g]	500	1000
pH [No unit]	7.08	7.06
Alkalinity [mg/L as CaCO3]	6	6
Conductivity [uS/cm]	12	13
Acidity [mg/L as CaCO3]	< 2	< 2
SO4 [mg/L]	0.3	0.3
Hg [mg/L]	< 0.00001	< 0.00001
Ag [mg/L]	< 0.00005	< 0.00005
Al [mg/L]	0.029	0.032
As [mg/L]	0.0008	0.0063
Ba [mg/L]	0.00048	0.00050
Be [mg/L]	< 0.000007	< 0.000007
B [mg/L]	< 0.002	< 0.002
Bi [mg/L]	< 0.00001	< 0.00001
Ca [mg/L]	2.20	2.31
Cd [mg/L]	< 0.000003	< 0.000003
Co [mg/L]	0.000010	0.000022
Cr [mg/L]	< 0.00008	< 0.00008
Cu [mg/L]	< 0.001	< 0.001
Fe [mg/L]	< 0.007	< 0.007
K [mg/L]	0.345	0.484
Mg [mg/L]	0.071	0.087

OnLine LIMS

0003813591

Results relate only to the sample tested. Data reported represents the sample submitted to SGS. Reproduction of this analytical report in full or in part is prohibited without prior written approval. Please refer to SGS General Conditions of Services located at https://www.sgs.ca/en/terms-and-conditions (Printed copies are available upon request.)
Test method information available upon request. "Temperature Upon Receipt" is representative of the whole shipment and may not reflect the temperature of individual samples.
SGS Canada Inc. Environment-Health & Safety statement of conformity decision rule does not consider uncertainty when analytical results are compared to a specified standard or regulation.

SGS Canada Inc.
P.O. Box 4300 - 185 Concession St.
Lakefield - Ontario - KOL 2HO
Phone: 705-652-2000 FAX: 705-652-6365

LR Report : **CA10115-JUL24**

Analysis	10: HC-6 Wk#60	11: HC-7 Wk#60
Mn [mg/L]	0.00353	0.00748
Mo [mg/L]	< 0.0004	< 0.0004
Na [mg/L]	0.08	0.09
Ni [mg/L]	0.0002	0.0003
P [mg/L]	0.006	0.005
Pb [mg/L]	< 0.00009	< 0.00009
S [mg/L]	< 5	< 5
Sb [mg/L]	< 0.0009	< 0.0009
Se [mg/L]	< 0.00004	< 0.00004
Si [mg/L]	0.27	0.20
Sn [mg/L]	< 0.00006	< 0.00006
Sr [mg/L]	0.00412	0.00394
Ti [mg/L]	0.0001	0.0001
Th [mg/L]	< 0.0001	< 0.0001
Tl [mg/L]	< 0.000005	< 0.000005
U [mg/L]	0.000210	0.000407
V [mg/L]	0.00038	0.00020
W [mg/L]	0.0006	< 0.0002
Zr [mg/L]	< 0.002	< 0.002
Zn [mg/L]	< 0.002	< 0.002



Lisa Thompson
Project Specialist Assistant,
Environment, Health & Safety

OnLine LIMS

0003813591

Results relate only to the sample tested. Data reported represents the sample submitted to SGS. Reproduction of this analytical report in full or in part is prohibited without prior written approval. Please refer to SGS General Conditions of Services located at https://www.sgs.ca/en/terms-and-conditions (Printed copies are available upon request.)
Test method information available upon request. "Temperature Upon Receipt" is representative of the whole shipment and may not reflect the temperature of individual samples.
SGS Canada Inc. Environment-Health & Safety statement of conformity decision rule does not consider uncertainty when analytical results are compared to a specified standard or regulation.

SGS Canada Inc.
P.O. Box 4300 - 185 Concession St.
Lakefield - Ontario - KOL 2HO
Phone: 705-652-2000 FAX: 705-652-6365

09-August-2024

Great Bear Resources Ltd.
Attn : Ashley Moncrief

1020 - 800 West Pender St.
Vancouver, BC
V6C 2V6, Canada

Phone: 778-833-2160
Fax:

Date Rec. : 19 July 2024
LR Report: **CA10119-JUL24**
Reference: Wk#60

Copy: #1

CERTIFICATE OF ANALYSIS
Final Report

Analysis	3: Analysis Completed Date	4: Analysis Completed Time	5: HC-8 Wk#60	6: HC-9 Wk#60	7: HC-10 Wk#60	8: HC-11 Wk#60	9: HC-12 Wk#60
Sample Date & Time			19-Jul-24	19-Jul-24	19-Jul-24	19-Jul-24	19-Jul-24
HumCell Leachate Vol [mL]	23-Jul-24	16:15	1005	1011	1006	1004	926
Sample Name	---	---	DX450108	DX450076	DX450186	DX450118	DX 550107
Sample Weight [g]	---	---	1000	1000	1000	1000	1000
pH [No unit]	24-Jul-24	10:52	7.38	5.69	7.24	7.33	7.31
Alkalinity [mg/L as CaCO3]	22-Jul-24	15:52	12	< 2	7	7	8
Conductivity [uS/cm]	22-Jul-24	15:51	27	33	15	17	24
Acidity [mg/L as CaCO3]	25-Jul-24	10:42	< 2	6	< 2	< 2	< 2
SO4 [mg/L]	25-Jul-24	14:35	2.4	12	0.9	1.0	3.5
Cl [mg/L]	23-Jul-24	14:16	---	---	---	---	---
Hg [mg/L]	25-Jul-24	12:02	< 0.00001	< 0.00001	< 0.00001	< 0.00001	< 0.00001
Ag [mg/L]	25-Jul-24	12:02	< 0.00005	< 0.00005	< 0.00005	< 0.00005	< 0.00005
Al [mg/L]	25-Jul-24	12:02	0.051	< 0.001	0.027	0.040	0.036
As [mg/L]	25-Jul-24	12:02	0.0009	< 0.0002	0.0002	0.0004	0.0018
Ba [mg/L]	25-Jul-24	12:02	0.00219	0.0116	0.00078	0.00088	0.00190
Be [mg/L]	25-Jul-24	12:02	< 0.000007	< 0.000007	< 0.000007	< 0.000007	< 0.000007
B [mg/L]	25-Jul-24	12:02	< 0.002	< 0.002	< 0.002	< 0.002	< 0.002
Bi [mg/L]	25-Jul-24	12:02	< 0.00001	< 0.00001	< 0.00001	< 0.00001	0.00001
Ca [mg/L]	25-Jul-24	12:02	4.64	2.04	3.03	3.42	4.74
Cd [mg/L]	25-Jul-24	12:02	0.000013	0.0260	0.000008	0.000005	0.000005
Co [mg/L]	25-Jul-24	12:02	0.000014	0.000663	0.000008	0.000010	0.000006
Cr [mg/L]	25-Jul-24	12:02	< 0.00008	< 0.00008	< 0.00008	< 0.00008	< 0.00008
Cu [mg/L]	25-Jul-24	12:02	< 0.001	0.002	< 0.001	< 0.001	< 0.001
Fe [mg/L]	25-Jul-24	12:02	< 0.007	0.014	< 0.007	< 0.007	< 0.007
K [mg/L]	25-Jul-24	12:03	0.758	1.09	0.296	0.243	0.444
Mg [mg/L]	25-Jul-24	12:03	0.266	0.093	0.032	0.051	0.042
Mn [mg/L]	25-Jul-24	12:03	0.0248	0.0828	0.0216	0.0217	0.0331
Mo [mg/L]	25-Jul-24	12:03	0.0269	0.0010	< 0.0004	0.0006	< 0.0004
Na [mg/L]	25-Jul-24	12:03	0.10	0.09	0.06	0.09	0.07
Ni [mg/L]	25-Jul-24	12:03	0.0001	0.0197	< 0.0001	0.0002	< 0.0001
P [mg/L]	25-Jul-24	12:03	< 0.003	< 0.003	< 0.003	< 0.003	< 0.003

OnLine LIMS

0003813698

Results relate only to the sample tested. Data reported represents the sample submitted to SGS. Reproduction of this analytical report in full or in part is prohibited without prior written approval. Please refer to SGS General Conditions of Services located at https://www.sgs.ca/en/terms-and-conditions (Printed copies are available upon request.)
Test method information available upon request. "Temperature Upon Receipt" is representative of the whole shipment and may not reflect the temperature of individual samples.
SGS Canada Inc. Environment-Health & Safety statement of conformity decision rule does not consider uncertainty when analytical results are compared to a specified standard or regulation.

SGS Canada Inc.
P.O. Box 4300 - 185 Concession St.
Lakefield - Ontario - KOL 2HO
Phone: 705-652-2000 FAX: 705-652-6365

LR Report : **CA10119-JUL24**

Analysis	3: Analysis Completed Date	4: Analysis Completed Time	5: HC-8 Wk#60	6: HC-9 Wk#60	7: HC-10 Wk#60	8: HC-11 Wk#60	9: HC-12 Wk#60
Pb [mg/L]	25-Jul-24	12:03	< 0.00009	0.228	< 0.00009	< 0.00009	< 0.00009
S [mg/L]	25-Jul-24	12:03	< 5	< 5	< 5	< 5	< 5
Sb [mg/L]	25-Jul-24	12:03	< 0.0009	< 0.0009	< 0.0009	< 0.0009	< 0.0009
Se [mg/L]	25-Jul-24	12:03	0.00010	0.00073	0.00018	< 0.00004	0.00012
Si [mg/L]	25-Jul-24	12:03	0.33	0.44	0.32	0.34	0.44
Sn [mg/L]	25-Jul-24	12:03	< 0.00006	< 0.00006	< 0.00006	< 0.00006	< 0.00006
Sr [mg/L]	25-Jul-24	12:03	0.00835	0.00598	0.00521	0.00682	0.00660
Ti [mg/L]	25-Jul-24	12:04	< 0.0001	< 0.0001	< 0.0001	< 0.0001	< 0.0001
Th [mg/L]	25-Jul-24	12:04	< 0.0001	< 0.0001	< 0.0001	< 0.0001	< 0.0001
Tl [mg/L]	25-Jul-24	12:04	< 0.000005	0.000042	< 0.000005	< 0.000005	< 0.000005
U [mg/L]	25-Jul-24	12:04	0.000267	0.000084	0.000630	0.000162	0.000315
V [mg/L]	25-Jul-24	12:04	0.00012	0.00001	0.00002	0.00004	0.00015
W [mg/L]	25-Jul-24	12:04	< 0.0002	< 0.0002	< 0.0002	< 0.0002	< 0.0002
Zr [mg/L]	25-Jul-24	12:04	< 0.002	< 0.002	< 0.002	< 0.002	< 0.002
Zn [mg/L]	25-Jul-24	12:04	< 0.002	4.67	< 0.002	< 0.002	< 0.002

Analysis	10: HC-13 Wk#60	11: HC-14 Wk#60	12: HC-15 Wk#60	13: HC-16 Wk#60	14: HC-17 Wk#60	15: HC-18 Wk#60	16: HC-19 Wk#60	17: HC-20 Wk#60
Sample Date & Time	19-Jul-24	19-Jul-24	19-Jul-24	19-Jul-24	19-Jul-24	19-Jul-24	19-Jul-24	19-Jul-24
HumCell Leachate Vol [mL]	1009	997	722	996	1014	1004	1010	1010
Sample Name	DX450159	DX450171	DX450134	DX450185	DX450032	DX 550064	DX450008	DX 550056
Sample Weight [g]	1000	1000	700	1000	1000	1000	1000	1000
pH [No unit]	7.35	6.70	7.39	7.41	6.78	7.38	7.15	7.33
Alkalinity [mg/L as CaCO3]	9	2	9	9	< 2	8	5	7
Conductivity [uS/cm]	28	22	48	23	6	16	11	18
Acidity [mg/L as CaCO3]	< 2	< 2	< 2	< 2	< 2	< 2	< 2	< 2
SO4 [mg/L]	4.4	6.5	9.1	2.2	1.6	0.4	0.6	1.3
Cl [mg/L]	---	---	< 0.2	---	---	---	---	---
Hg [mg/L]	< 0.00001	< 0.00001	< 0.00001	< 0.00001	< 0.00001	< 0.00001	< 0.00001	< 0.00001
Ag [mg/L]	< 0.00005	< 0.00005	0.00010	< 0.00005	< 0.00005	< 0.00005	< 0.00005	< 0.00005
Al [mg/L]	0.056	0.014	0.008	0.078	0.002	0.032	0.027	0.029
As [mg/L]	0.0020	0.0010	0.0906	0.0081	0.0029	0.0097	0.0002	0.0006
Ba [mg/L]	0.00080	0.00215	0.00112	0.00210	0.00023	0.00020	0.00029	0.00245
Be [mg/L]	< 0.000007	< 0.000007	< 0.000007	< 0.000007	< 0.000007	< 0.000007	< 0.000007	< 0.000007
B [mg/L]	< 0.002	< 0.002	< 0.002	< 0.002	< 0.002	< 0.002	< 0.002	< 0.002
Bi [mg/L]	< 0.00001	< 0.00001	0.00003	< 0.00001	< 0.00001	< 0.00001	< 0.00001	< 0.00001
Ca [mg/L]	5.18	3.16	8.83	3.87	0.90	3.30	2.17	3.29
Cd [mg/L]	0.000005	0.000012	0.000008	< 0.000003	0.000017	0.000013	< 0.000003	< 0.000003
Co [mg/L]	0.000008	0.000058	0.000490	0.000040	0.000439	0.000034	0.000017	0.000032
Cr [mg/L]	< 0.00008	< 0.00008	< 0.00008	< 0.00008	< 0.00008	< 0.00008	< 0.00008	< 0.00008
Cu [mg/L]	< 0.001	< 0.001	< 0.001	< 0.001	< 0.001	< 0.001	< 0.001	< 0.001
Fe [mg/L]	< 0.007	< 0.007	< 0.007	< 0.007	< 0.007	< 0.007	< 0.007	< 0.007
K [mg/L]	0.495	0.787	0.445	1.56	0.253	0.222	0.239	0.289
Mg [mg/L]	0.054	0.124	0.253	0.050	0.054	0.037	0.028	0.162
Mn [mg/L]	0.0239	0.00444	0.0188	0.00864	0.00580	0.00426	0.00813	0.0188

OnLine LIMS

0003813698

Results relate only to the sample tested. Data reported represents the sample submitted to SGS. Reproduction of this analytical report in full or in part is prohibited without prior written approval. Please refer to SGS General Conditions of Services located at https://www.sgs.ca/en/terms-and-conditions (Printed copies are available upon request.)
Test method information available upon request. "Temperature Upon Receipt" is representative of the whole shipment and may not reflect the temperature of individual samples.
SGS Canada Inc. Environment-Health & Safety statement of conformity decision rule does not consider uncertainty when analytical results are compared to a specified standard or regulation.

SGS Canada Inc.
P.O. Box 4300 - 185 Concession St.
Lakefield - Ontario - KOL 2HO
Phone: 705-652-2000 FAX: 705-652-6365

LR Report : **CA10119-JUL24**

Analysis	10: HC-13 Wk#60	11: HC-14 Wk#60	12: HC-15 Wk#60	13: HC-16 Wk#60	14: HC-17 Wk#60	15: HC-18 Wk#60	16: HC-19 Wk#60	17: HC-20 Wk#60
Mo [mg/L]	0.0030	0.0272	0.0044	< 0.0004	0.0067	0.0061	0.0004	< 0.0004
Na [mg/L]	0.07	0.10	0.09	0.09	0.07	0.08	0.06	0.06
Ni [mg/L]	0.0002	0.0004	0.0170	0.0002	0.0009	0.0001	< 0.0001	0.0002
P [mg/L]	0.003	0.005	0.004	0.003	0.004	0.004	< 0.003	0.006
Pb [mg/L]	< 0.00009	< 0.00009	< 0.00009	< 0.00009	0.00018	< 0.00009	< 0.00009	< 0.00009
S [mg/L]	< 5	< 5	7	< 5	< 5	< 5	< 5	< 5
Sb [mg/L]	< 0.0009	< 0.0009	0.0013	< 0.0009	< 0.0009	< 0.0009	< 0.0009	< 0.0009
Se [mg/L]	< 0.00004	0.00025	0.00025	< 0.00004	< 0.00004	< 0.00004	< 0.00004	< 0.00004
Si [mg/L]	0.33	0.21	0.24	0.36	0.33	0.37	0.29	0.30
Sn [mg/L]	< 0.00006	< 0.00006	0.00006	< 0.00006	< 0.00006	< 0.00006	< 0.00006	< 0.00006
Sr [mg/L]	0.00479	0.00775	0.0106	0.00528	0.00367	0.00390	0.00362	0.00754
Ti [mg/L]	< 0.0001	< 0.0001	< 0.0001	< 0.0001	< 0.0001	< 0.0001	< 0.0001	< 0.0001
Th [mg/L]	< 0.0001	< 0.0001	< 0.0001	< 0.0001	< 0.0001	< 0.0001	< 0.0001	< 0.0001
Tl [mg/L]	0.000008	< 0.000005	0.000005	< 0.000005	< 0.000005	< 0.000005	< 0.000005	< 0.000005
U [mg/L]	0.000300	0.000088	0.000046	0.000756	0.000104	0.000443	0.000104	0.000026
V [mg/L]	0.00005	0.00012	0.00004	0.00028	0.00005	0.00012	0.00003	0.00058
W [mg/L]	< 0.0002	< 0.0002	< 0.0002	< 0.0002	< 0.0002	< 0.0002	< 0.0002	< 0.0002
Zr [mg/L]	< 0.002	< 0.002	< 0.002	< 0.002	< 0.002	< 0.002	< 0.002	< 0.002
Zn [mg/L]	< 0.002	< 0.002	< 0.002	< 0.002	< 0.002	< 0.002	< 0.002	< 0.002

Analysis	18: HC-21 Wk#60	19: HC-22 Wk#60	20: HC-23 Wk#60	21: HC-24 Wk#60	22: HC-25 Wk#60	23: HC-26 Wk#60	24: HC-27 Wk#60
Sample Date & Time	19-Jul-24	19-Jul-24	19-Jul-24	19-Jul-24	19-Jul-24	19-Jul-24	19-Jul-24
HumCell Leachate Vol [mL]	1003	489	1012	1009	999	775	1006
Sample Name	DX450022	DX450077	DX450113	DX 550101	DX450128	DX450021	DX450222
Sample Weight [g]	1000	500	1000	1000	1000	750	1000
pH [No unit]	7.61	7.32	7.73	7.50	7.62	6.62	7.21
Alkalinity [mg/L as CaCO3]	11	8	13	9	13	3	4
Conductivity [uS/cm]	24	18	25	19	35	160	21
Acidity [mg/L as CaCO3]	< 2	< 2	< 2	< 2	< 2	2	< 2
SO4 [mg/L]	1.3	0.9	0.9	0.8	2.3	70	3.5
Cl [mg/L]	---	---	---	---	---	< 0.2	---
Hg [mg/L]	< 0.00001	< 0.00001	< 0.00001	< 0.00001	< 0.00001	< 0.00001	< 0.00001
Ag [mg/L]	< 0.00005	< 0.00005	< 0.00005	< 0.00005	< 0.00005	< 0.00005	< 0.00005
Al [mg/L]	0.064	0.025	0.061	0.036	0.057	0.001	0.024
As [mg/L]	0.0072	0.0005	0.0045	0.0017	0.0013	< 0.0002	0.0003
Ba [mg/L]	0.00027	0.00784	0.00683	0.00074	0.00144	0.0104	0.00045
Be [mg/L]	< 0.000007	< 0.000007	< 0.000007	< 0.000007	< 0.000007	< 0.000007	< 0.000007
B [mg/L]	< 0.002	< 0.002	< 0.002	< 0.002	< 0.002	0.002	< 0.002
Bi [mg/L]	< 0.00001	< 0.00001	< 0.00001	< 0.00001	0.00002	< 0.00001	< 0.00001
Ca [mg/L]	4.93	2.79	5.22	3.92	6.92	27.6	2.98
Cd [mg/L]	< 0.000003	0.000014	0.000014	< 0.000003	0.000010	0.000152	< 0.000003
Co [mg/L]	0.000107	0.000026	0.000013	0.000026	0.000061	0.00116	0.000013
Cr [mg/L]	< 0.00008	0.00013	< 0.00008	< 0.00008	< 0.00008	< 0.00008	< 0.00008
Cu [mg/L]	< 0.001	0.020	< 0.001	< 0.001	< 0.001	< 0.001	< 0.001

OnLine LIMS

0003813698

Results relate only to the sample tested. Data reported represents the sample submitted to SGS. Reproduction of this analytical report in full or in part is prohibited without prior written approval. Please refer to SGS General Conditions of Services located at https://www.sgs.ca/en/terms-and-conditions (Printed copies are available upon request.)
Test method information available upon request. "Temperature Upon Receipt" is representative of the whole shipment and may not reflect the temperature of individual samples.
SGS Canada Inc. Environment-Health & Safety statement of conformity decision rule does not consider uncertainty when analytical results are compared to a specified standard or regulation.

SGS Canada Inc.
P.O. Box 4300 - 185 Concession St.
Lakefield - Ontario - KOL 2HO
Phone: 705-652-2000 FAX: 705-652-6365

LR Report : **CA10119-JUL24**

Analysis	18: HC-21 Wk#60	19: HC-22 Wk#60	20: HC-23 Wk#60	21: HC-24 Wk#60	22: HC-25 Wk#60	23: HC-26 Wk#60	24: HC-27 Wk#60
Fe [mg/L]	< 0.007	< 0.007	< 0.007	< 0.007	< 0.007	0.682	< 0.007
K [mg/L]	0.046	1.14	0.274	0.111	0.361	3.47	0.422
Mg [mg/L]	0.111	0.108	0.136	0.115	0.099	1.08	0.048
Mn [mg/L]	0.0268	0.0188	0.0271	0.0215	0.0177	0.125	0.0116
Mo [mg/L]	< 0.0004	0.0081	0.0276	< 0.0004	0.0244	< 0.0004	0.0031
Na [mg/L]	0.07	0.11	0.06	0.07	0.09	0.18	0.08
Ni [mg/L]	0.0001	0.0003	0.0001	0.0002	0.0002	0.0080	0.0001
P [mg/L]	< 0.003	0.004	0.003	0.004	0.007	< 0.003	< 0.003
Pb [mg/L]	< 0.00009	0.00044	0.00028	0.00012	< 0.00009	< 0.00009	< 0.00009
S [mg/L]	< 5	< 5	< 5	< 5	< 5	27	< 5
Sb [mg/L]	< 0.0009	< 0.0009	< 0.0009	< 0.0009	< 0.0009	< 0.0009	< 0.0009
Se [mg/L]	< 0.00004	< 0.00004	< 0.00004	< 0.00004	< 0.00004	0.00012	< 0.00004
Si [mg/L]	0.26	0.22	0.28	0.20	0.24	0.19	0.24
Sn [mg/L]	< 0.00006	0.00009	< 0.00006	< 0.00006	< 0.00006	< 0.00006	< 0.00006
Sr [mg/L]	0.00295	0.00488	0.0155	0.00339	0.00437	0.0128	0.00384
Ti [mg/L]	< 0.0001	< 0.0001	< 0.0001	< 0.0001	0.00011	< 0.0001	< 0.0001
Th [mg/L]	< 0.0001	< 0.0001	< 0.0001	< 0.0001	< 0.0001	< 0.0001	< 0.0001
Tl [mg/L]	< 0.000005	< 0.000005	< 0.000005	< 0.000005	< 0.000005	< 0.000005	< 0.000005
U [mg/L]	0.000016	0.000026	0.000050	0.000018	0.000095	0.000003	0.000260
V [mg/L]	0.00033	0.00049	0.00017	0.00030	0.00030	0.00001	0.00009
W [mg/L]	< 0.0002	< 0.0002	< 0.0002	< 0.0002	0.00050	< 0.0002	< 0.0002
Zr [mg/L]	< 0.002	< 0.002	< 0.002	< 0.002	< 0.002	< 0.002	< 0.002
Zn [mg/L]	< 0.002	0.004	< 0.002	< 0.002	< 0.002	0.006	< 0.002



Lisa Thompson
Project Specialist Assistant,
Environment, Health & Safety

OnLine LIMS

0003813698

Results relate only to the sample tested. Data reported represents the sample submitted to SGS. Reproduction of this analytical report in full or in part is prohibited without prior written approval. Please refer to SGS General Conditions of Services located at https://www.sgs.ca/en/terms-and-conditions (Printed copies are available upon request.)
Test method information available upon request. "Temperature Upon Receipt" is representative of the whole shipment and may not reflect the temperature of individual samples.
SGS Canada Inc. Environment-Health & Safety statement of conformity decision rule does not consider uncertainty when analytical results are compared to a specified standard or regulation.

Total Mercury Results

Flett Research Ltd.
440 DeSalaberry Ave. Winnipeg, MB R2L 0Y7
Fax/Phone (204) 667-2505
E-mail: flett@flettresearch.ca Webpage: http://www.flettresearch.ca

CLIENT: Kinross Gold - GBR by SGS: CA10086-JUN25
185 Concession Street
Lakefield, ON K0L 2H0

Date Received: June 19, 2025
Sampling Date(s): June 13, 2025
Date Issued: July 29, 2025

Matrix: Water
Transaction ID: 1127
PO/Contract No.: 369790
Date Analysed: July 28, 2025
Analyst(s): Jason S

Analytical Method: Total Mercury in Water by Oxidation, Purge and Trap, and CVAFS (T00120 version 9)

Comments: Samples were filtered prior to arrival at Flett.

Detection Limit: The method detection limit (MDL) for this method is 0.04 ngL.
The MDL is the minimum concentration that can be reported with 99% confidence that the measured concentration is distinguishable from method blanks and is based on the analysis of 30mL of sample.

For reporting purpose samples are flagged when the amount of mercury detected is below the EPA defined minimum level (ML= 0.2 ng/L).
As concentration rises above the MDL confidence that the analyte is present approaches 100% at and above the ML.

Estimated Uncertainty: Overall method uncertainty decreases as analyte concentration increases. When mercury concentrations exceed 1ng/L the estimated uncertainty of the method is ±12%.
At a concentration of 0.2ng/L the estimated uncertainty is ± 30%. When mercury concentrations are at MDL uncertainty can be ± 46% (0.04 ± 0.02ng/L).

All method uncertainties are expressed at a 95% confidence level of (k=2).

Results authorized by Dr. Robert J. Flett, Chief Scientist

QUALITY DATA

			Mean of 3 Bubblers	Standard Deviation	Bubbler 1	Bubbler 2	Bubbler 3	
Blanks	**Bubbler Blank Mean Peak Area**		737	171	922	667	622	
Bubbler Blanks	**Bubbler Blank (pg)**		0.29	0.07	0.36	0.26	0.24	
			Sample Type	Gross Peak Area	Volume of Sample Analyzed (=volume of bubbled sample) (ml)	Total Reagent Hg added to the sample during analysis (ng/L) [including ng Hg in DI]	**Net Total Hg in the Method Blank (ng/L)** [Bubbler & Reagent Blk Corrected including ng Hg in DI]	
Method/Bottle Blanks	MB2 July 18, 2025		MBlk-1	6760	42.75	0.05	**0.01**	
	MB3 July 18, 2025		MBlk-2	6155	50.04	0.05	**0.00**	
	MB4 July 18, 2025		MBlk-3	5335	34.87	0.05	**0.00**	
Mean Calibration Factor (area un/ls/ng)	**2541641 ± 2.4 %RSD**							
			Sample Type	Gross Peak Area	Volume of Sample Analyzed (=volume of bubbled sample) (ml)	Total Reagent Hg added to the sample during analysis (ng/L)	**Net Total Hg (ng/L)** [Bubbler & Reagent Blk Corrected]	**Total Hg Recovery (%)**
Spike Recovery Matrix Spike (MS) and Matrix Spike Duplicate (MSD)	HC-34 Wk#60		MS2	185274	25.33	0.01	**2.88**	98.2
	HC-34 Wk#60		MS2D	192225	25.98	0.01	**2.91**	102
	Mean of Recoveries							**100**
QC Samples	OPR (beginning of run)		OPR-1	341161	25.98	0.01	**5.15**	101
Ongoing Precision & Recovery (OPR)	OPR (end of run)		OPR-2	415649	32.14	0.01	**5.07**	99.0
	Mean OPR (5.12 ng/L)						**5.11**	**99.8**
Alternate Source Standard	QCS (1000 ng/L)		QCS-3	255985	0.10	0.00	**1004**	**100**

LAB ID	Sample Details	Sample ID/Bottle Number	Date Sampled	Time Sampled	Sample Type	Gross Peak Area	**Volume of Sample Analyzed** (=volume of bubbled sample) **(ml)**	Total Reagent Hg added to the sample during analysis (ng/L)	**Net Total Hg in the sample (ng/L)** [Bubbler & Reagent Blk Subtracted]	
122969		HC-28 Wk#60	June 13, 2025			126983	31.59	0.01	**1.57**	
122970		HC-29 Wk#60	June 13, 2025			17957	31.13	0.01	**0.21**	
122971		HC-30 Wk#60	June 13, 2025			82247	34.96	0.01	**0.91**	
122972		HC-31 Wk#60	June 13, 2025		**DupA1**	81133	34.84	0.01	**0.91**	
122972		HC-31 Wk#60	June 13, 2025		**DupA2**	75620	31.59	0.01	**0.93**	
122973		HC-32 Wk#60	June 13, 2025		**DupB1**	181691	30.36	0.01	**2.35**	
122973		HC-32 Wk#60	June 13, 2025		**DupB2**	228694	37.37	0.01	**2.41**	
122974		HC-33 Wk#60	June 13, 2025			9219	31.40	0.01	**~0.10**	
122975		HC-34 Wk#60	June 13, 2025			50621	35.47	0.01	**0.55**	
122976		HC-35 Wk#60	June 13, 2025			9183	37.51	0.01	**~0.08**	
122977		Blank Wk#60	June 13, 2025			6057	45.96	0.01	**<0.04**	

Q:\Clients A-L\Kinross Gold - GBR by SGS\2025(1127)\Total Mercury\TMWATR072825JS2.xls

* : See 'Comments' section above for discussion.
~ : Result below the methods ML.

This test report shall not be reproduced, except in full, without written approval of the laboratory.
Note: Results relate only to the samples tested and as received.

Minimum Level (ML): the amount of mercury that can be reported with almost 100% confidence that the measured concentration exceeds zero.

Dup : Duplicate - two subsamples of the same sample carried through the analytical procedure in an identical manner.

ISO/IEC 17025:2017 Accredited with the Canadian Association of Laboratory Accreditation
Testing Accreditation No. A3306

SGS Canada Inc.
P.O. Box 4300 - 185 Concession St.
Lakefield - Ontario - KOL 2HO
Phone: 705-652-2000 FAX: 705-652-6365

07-July-2025

Great Bear Resources Ltd.
Attn : Ashley Moncrief

1020 - 800 West Pender St.
Vancouver, BC
V6C 2V6, Canada

Phone: 778-833-2160
Fax:

Date Rec. : 13 June 2025
LR Report: **CA10086-JUN25**
Reference: Wk#60

Copy: #1

CERTIFICATE OF ANALYSIS
Final Report

Analysis	3: Analysis Completed Date	4: Analysis Completed Time	5: HC-28 Wk#60	6: HC-29 Wk#60	7: HC-30 Wk#60	8: HC-31 Wk#60	9: HC-32 Wk#60
Sample Date & Time			13-Jun-25	13-Jun-25	13-Jun-25	13-Jun-25	13-Jun-25
HumCell Leachate Vol [mL]	16-Jun-25	08:56	919	960	677	897	675
Sample Name	---	---	31787	DX450179	31644	DX450183	O31576
Sample Weight [g]	---	---	1000	1000	750	1000	750
pH [No unit]	16-Jun-25	16:08	6.92	6.87	7.04	7.22	6.67
Alkalinity [mg/L as CaCO3]	14-Jun-25	12:58	2	4	4	6	4
Conductivity [uS/cm]	14-Jun-25	12:58	4	7	11	13	13
Acidity [mg/L as CaCO3]	14-Jun-25	12:58	< 2	< 2	< 2	< 2	< 2
SO4 [mg/L]	26-Jun-25	12:57	0.4	0.2	1.8	1.9	2.0
Hg [mg/L]	17-Jun-25	17:31	< 0.00001	< 0.00001	< 0.00001	< 0.00001	< 0.00001
Ag [mg/L]	17-Jun-25	17:31	< 0.00005	< 0.00005	< 0.00005	< 0.00005	< 0.00005
Al [mg/L]	17-Jun-25	17:31	0.018	0.021	0.011	0.030	0.032
As [mg/L]	17-Jun-25	17:31	0.0010	0.0040	0.0023	0.0057	0.0008
Ba [mg/L]	17-Jun-25	17:31	0.00053	0.00138	0.00228	0.00024	0.00121
Be [mg/L]	17-Jun-25	17:31	< 0.000007	< 0.000007	< 0.000007	< 0.000007	< 0.000007
B [mg/L]	17-Jun-25	17:31	< 0.002	< 0.002	< 0.002	< 0.002	< 0.002
Bi [mg/L]	17-Jun-25	17:31	< 0.00001	< 0.00001	< 0.00001	< 0.00001	< 0.00001
Ca [mg/L]	17-Jun-25	17:31	0.90	1.41	1.99	2.59	2.60
Cd [mg/L]	17-Jun-25	17:31	< 0.000003	< 0.000003	< 0.000003	< 0.000003	0.000005
Co [mg/L]	17-Jun-25	17:31	0.000012	0.000012	0.000012	0.000016	0.000007
Cr [mg/L]	17-Jun-25	17:31	< 0.00008	< 0.00008	< 0.00008	< 0.00008	< 0.00008
Cu [mg/L]	17-Jun-25	17:31	< 0.001	< 0.001	< 0.001	< 0.001	< 0.001
Fe [mg/L]	17-Jun-25	17:31	< 0.007	< 0.007	< 0.007	< 0.007	< 0.007
K [mg/L]	17-Jun-25	17:31	0.315	0.566	0.562	0.401	0.596
Mg [mg/L]	17-Jun-25	17:31	0.025	0.047	0.075	0.047	0.049
Mn [mg/L]	17-Jun-25	17:31	0.00129	0.00207	0.00508	0.00102	0.0170
Mo [mg/L]	17-Jun-25	17:31	< 0.0004	< 0.0004	< 0.0004	< 0.0004	< 0.0004
Na [mg/L]	17-Jun-25	17:31	0.04	0.04	0.04	0.06	0.05
Ni [mg/L]	17-Jun-25	17:31	< 0.0001	< 0.0001	< 0.0001	< 0.0001	< 0.0001
P [mg/L]	17-Jun-25	17:31	< 0.003	< 0.003	< 0.003	< 0.003	< 0.003

OnLine LIMS

0004173422

Results relate only to the sample tested. Data reported represents the sample submitted to SGS. Reproduction of this analytical report in full or in part is prohibited without prior written approval. Please refer to SGS General Conditions of Services located at https://www.sgs.ca/en/terms-and-conditions (Printed copies are available upon request.)
Test method information available upon request. "Temperature Upon Receipt" is representative of the whole shipment and may not reflect the temperature of individual samples.
SGS Canada Inc. Environment-Health & Safety statement of conformity decision rule does not consider uncertainty when analytical results are compared to a specified standard or regulation.

SGS Canada Inc.
P.O. Box 4300 - 185 Concession St.
Lakefield - Ontario - KOL 2HO
Phone: 705-652-2000 FAX: 705-652-6365

LR Report : **CA10086-JUN25**

Analysis	3: Analysis Completed Date	4: Analysis Completed Time	5: HC-28 Wk#60	6: HC-29 Wk#60	7: HC-30 Wk#60	8: HC-31 Wk#60	9: HC-32 Wk#60
Pb [mg/L]	17-Jun-25	17:31	< 0.00009	< 0.00009	< 0.00009	< 0.00009	< 0.00009
S [mg/L]	17-Jun-25	17:31	< 5	< 5	< 5	< 5	< 5
Sb [mg/L]	17-Jun-25	17:31	< 0.0009	< 0.0009	< 0.0009	< 0.0009	< 0.0009
Se [mg/L]	17-Jun-25	17:31	< 0.00004	< 0.00004	< 0.00004	< 0.00004	0.00017
Si [mg/L]	17-Jun-25	17:32	0.11	0.16	0.13	0.17	0.16
Sn [mg/L]	17-Jun-25	17:32	< 0.00006	< 0.00006	0.00007	< 0.00006	< 0.00006
Sr [mg/L]	17-Jun-25	17:32	0.00185	0.00305	0.00598	0.00415	0.00303
Ti [mg/L]	17-Jun-25	17:32	< 0.0001	< 0.0001	< 0.0001	0.0002	< 0.0001
Th [mg/L]	17-Jun-25	17:32	< 0.0001	< 0.0001	< 0.0001	< 0.0001	< 0.0001
Tl [mg/L]	17-Jun-25	17:32	< 0.000005	< 0.000005	< 0.000005	< 0.000005	< 0.000005
U [mg/L]	17-Jun-25	17:32	0.000177	0.000573	0.000337	0.000542	0.000112
V [mg/L]	17-Jun-25	17:32	0.00016	0.00027	0.00012	0.00021	0.00012
W [mg/L]	17-Jun-25	17:32	< 0.0002	< 0.0002	< 0.0002	< 0.0002	< 0.0002
Zr [mg/L]	17-Jun-25	17:32	< 0.002	< 0.002	< 0.002	< 0.002	< 0.002
Zn [mg/L]	17-Jun-25	17:32	< 0.002	< 0.002	< 0.002	< 0.002	< 0.002

Analysis	10: HC-33 Wk#60	11: HC-34 Wk#60	12: HC-35 Wk#60
Sample Date & Time	13-Jun-25	13-Jun-25	13-Jun-25
HumCell Leachate Vol [mL]	1002	945	1006
Sample Name	DX450213	DX450174	31795
Sample Weight [g]	1000	1000	1000
pH [No unit]	4.88	7.37	7.19
Alkalinity [mg/L as CaCO3]	< 2	7	7
Conductivity [uS/cm]	25	12	17
Acidity [mg/L as CaCO3]	8	< 2	< 2
SO4 [mg/L]	8.4	< 0.2	0.7
Hg [mg/L]	< 0.00001	< 0.00001	< 0.00001
Ag [mg/L]	< 0.00005	< 0.00005	< 0.00005
Al [mg/L]	0.043	0.031	0.191
As [mg/L]	0.0003	0.0025	0.0329
Ba [mg/L]	0.00569	0.00281	0.00273
Be [mg/L]	0.000041	< 0.000007	< 0.000007
B [mg/L]	< 0.002	< 0.002	< 0.002
Bi [mg/L]	< 0.00001	< 0.00001	< 0.00001
Ca [mg/L]	1.11	2.43	2.94
Cd [mg/L]	0.000027	< 0.000003	0.000004
Co [mg/L]	0.000227	0.000012	0.000008
Cr [mg/L]	< 0.00008	< 0.00008	< 0.00008
Cu [mg/L]	< 0.001	< 0.001	< 0.001
Fe [mg/L]	1.87	< 0.007	< 0.007
K [mg/L]	0.857	0.578	1.39
Mg [mg/L]	0.206	0.164	0.044

OnLine LIMS

0004173422

Results relate only to the sample tested. Data reported represents the sample submitted to SGS. Reproduction of this analytical report in full or in part is prohibited without prior written approval. Please refer to SGS General Conditions of Services located at https://www.sgs.ca/en/terms-and-conditions (Printed copies are available upon request.)
Test method information available upon request. "Temperature Upon Receipt" is representative of the whole shipment and may not reflect the temperature of individual samples.
SGS Canada Inc. Environment-Health & Safety statement of conformity decision rule does not consider uncertainty when analytical results are compared to a specified standard or regulation.

SGS Canada Inc.
P.O. Box 4300 - 185 Concession St.
Lakefield - Ontario - KOL 2HO
Phone: 705-652-2000 FAX: 705-652-6365

LR Report : **CA10086-JUN25**

Analysis	10: HC-33 Wk#60	11: HC-34 Wk#60	12: HC-35 Wk#60
Mn [mg/L]	0.0340	0.00998	0.00106
Mo [mg/L]	< 0.0004	< 0.0004	< 0.0004
Na [mg/L]	0.05	0.05	0.09
Ni [mg/L]	0.0032	< 0.0001	< 0.0001
P [mg/L]	< 0.003	< 0.003	< 0.003
Pb [mg/L]	< 0.00009	< 0.00009	< 0.00009
S [mg/L]	< 5	< 5	< 5
Sb [mg/L]	< 0.0009	< 0.0009	< 0.0009
Se [mg/L]	0.00023	< 0.00004	< 0.00004
Si [mg/L]	0.65	0.18	0.47
Sn [mg/L]	< 0.00006	< 0.00006	< 0.00006
Sr [mg/L]	0.00606	0.00598	0.00289
Ti [mg/L]	< 0.0001	< 0.0001	< 0.0001
Th [mg/L]	< 0.0001	< 0.0001	< 0.0001
Tl [mg/L]	< 0.000005	< 0.000005	< 0.000005
U [mg/L]	0.000373	0.000057	0.000154
V [mg/L]	< 0.00001	0.00024	0.00055
W [mg/L]	< 0.0002	< 0.0002	< 0.0002
Zr [mg/L]	< 0.002	< 0.002	< 0.002
Zn [mg/L]	0.013	< 0.002	< 0.002



Lisa Thompson
Project Specialist Assistant,
Environment, Health & Safety

OnLine LIMS

0004173422

Results relate only to the sample tested. Data reported represents the sample submitted to SGS. Reproduction of this analytical report in full or in part is prohibited without prior written approval. Please refer to SGS General Conditions of Services located at https://www.sgs.ca/en/terms-and-conditions (Printed copies are available upon request.)
Test method information available upon request. "Temperature Upon Receipt" is representative of the whole shipment and may not reflect the temperature of individual samples.
SGS Canada Inc. Environment-Health & Safety statement of conformity decision rule does not consider uncertainty when analytical results are compared to a specified standard or regulation.

SGS Canada Inc.
P.O. Box 4300 - 185 Concession St.
Lakefield - Ontario - KOL 2HO
Phone: 705-652-2000 FAX: 705-652-6365

Great Bear - 8 Long

LR Report : **CA10086-JUN25**

Quality Control Report

Inorganic Analysis													
Parameter	Reporting Limit	Unit	Method Blank	Duplicate				LCS / Spike Blank			Matrix Spike / Reference Material		
				Result 1	Result 2	RPD	Acceptance Criteria	Spike Recovery (%)	Recovery Limits (%)		Spike Recovery (%)	Recovery Limits (%)	
							%		Low	High		Low	High
Acidity - QCBatchID: EWL0351-JUN25													
Acidity	2	mg/L as Ca	< 2			ND	20	104	90	110	NA		
Alkalinity - QCBatchID: EWL0351-JUN25													
Alkalinity	2	mg/L as Ca	< 2			0	20	100	80	120	NA		
Anions by IC - QCBatchID: DIO0505-JUN25													
Sulphate	0.2	mg/L	<0.2			5	20	99	90	110	76	75	125
Anions by IC - QCBatchID: DIO0508-JUN25													
Sulphate	0.2	mg/L	<0.2			NV	20	103	90	110	NV	75	125
Anions by IC - QCBatchID: DIO0567-JUN25													
Sulphate	0.2	mg/L	<0.2			NV	20	104	90	110	NV	75	125
Conductivity - QCBatchID: EWL0351-JUN25													
Conductivity	2	uS/cm	< 2			0	10	97	90	110	NA		
Inorganics-General - QCBatchID: EHG0019-JUN25													
Mercury	0.00001	mg/L	< 0.00001			ND	20	111	80	120	119	70	130
Metals in aqueous samples - ICP-MS - QCBatchID: EMS0125-JUN25													
Aluminum	0.001	mg/L	<0.001			ND	20	98	90	110	114	70	130
Antimony	0.0009	mg/L	<0.0009			ND	20	103	90	110	79	70	130
Arsenic	0.0002	mg/L	<0.0002			ND	20	99	90	110	100	70	130
Barium	0.00008	mg/L	<0.00008			ND	20	100	90	110	97	70	130
Beryllium	0.000007	mg/L	<0.000007			ND	20	102	90	110	96	70	130
Bismuth	0.00001	mg/L	<0.00001			ND	20	102	90	110	70	70	130
Boron	0.002	mg/L	<0.002			1	20	98	90	110	102	70	130
Cadmium	0.000003	mg/L	<0.000003			ND	20	100	90	110	97	70	130
Calcium	0.01	mg/L	<0.01			20	20	103	90	110	109	70	130
Chromium	0.00008	mg/L	<0.00008			6	20	100	90	110	96	70	130
Cobalt	0.000004	mg/L	<0.000004			0	20	99	90	110	100	70	130
Copper	0.001	mg/L	<0.001			ND	20	98	90	110	96	70	130
Iron	0.007	mg/L	<0.007			ND	20	99	90	110	97	70	130
Lead	0.00009	mg/L	<0.00009			ND	20	98	90	110	96	70	130
Magnesium	0.001	mg/L	<0.001			15	20	102	90	110	101	70	130
Manganese	0.00001	mg/L	<0.00001			10	20	101	90	110	100	70	130
Molybdenum	0.0004	mg/L	<0.0004			ND	20	98	90	110	92	70	130
Nickel	0.0001	mg/L	<0.0001			5	20	98	90	110	95	70	130
Phosphorus	0.003	mg/L	<0.003			ND	20	97	90	110	NV	70	130
Potassium	0.009	mg/L	<0.009			20	20	100	90	110	107	70	130
Selenium	0.00004	mg/L	<0.00004			ND	20	103	90	110	93	70	130

OnLine LIMS

Results relate only to the sample tested. Data reported represents the sample submitted to SGS. Reproduction of this analytical report in full or in part is prohibited without prior written approval. Please refer to SGS General Conditions of Services located at https://www.sgs.ca/en/terms-and-conditions (Printed copies are available upon request.)
Test method information available upon request. "Temperature Upon Receipt" is representative of the whole shipment and may not reflect the temperature of individual samples.
SGS Canada Inc. Environment-Health & Safety statement of conformity decision rule does not consider uncertainty when analytical results are compared to a specified standard or regulation.

0004173422

SGS Canada Inc.
P.O. Box 4300 - 185 Concession St.
Lakefield - Ontario - KOL 2HO
Phone: 705-652-2000 FAX: 705-652-6365

Inorganic Analysis														
Parameter	Reporting Limit	Unit	Method Blank	Duplicate				LCS / Spike Blank			Matrix Spike / Reference Material			
				Result 1	Result 2	RPD	Acceptance Criteria	Spike Recovery (%)	Recovery Limits (%)		Spike Recovery (%)	Recovery Limits (%)		
							%		Low	High		Low	High	
Silicon	0.02	mg/L	<0.02			0	20	98	90	110	NV	70	130	
Silver	0.00005	mg/L	<0.00005			ND	20	103	90	110	72	70	130	
Sodium	0.01	mg/L	<0.01			ND	20	102	90	110	102	70	130	
Strontium	0.00008	mg/L	<0.00008			ND	20	99	90	110	98	70	130	
Sulfur	5	mg/L	<5			ND	20	110	90	110	NV	70	130	
Thallium	0.000005	mg/L	<0.000005			ND	20	96	90	110	72	70	130	
Thorium	0.0001	mg/L	<0.0001			ND	20	109	90	110	NV	70	130	
Tin	0.00006	mg/L	<0.00006			6	20	99	90	110	NV	70	130	
Titanium	0.0001	mg/L	<0.0001			ND	20	98	90	110	NV	70	130	
Tungsten	0.0002	mg/L	<0.0002			ND	20	97	90	110	NV	70	130	
Uranium	0.000002	mg/L	<0.000002			ND	20	97	90	110	93	70	130	
Vanadium	0.00001	mg/L	<0.00001			ND	20	100	90	110	99	70	130	
Zinc	0.002	mg/L	<0.002			ND	20	98	90	110	105	70	130	
Zirconium	0.002	mg/L	<0.002			ND	20	94	90	110	NV	70	130	
pH - QCBatchID: EWL0351-JUN25														
pH	0.05	No unit	NA			0		100			NA			

Results relate only to the sample tested. Data reported represents the sample submitted to SGS. Reproduction of this analytical report in full or in part is prohibited without prior written approval. Please refer to SGS General Conditions of Services located at https://www.sgs.ca/en/terms-and-conditions (Printed copies are available upon request.)
Test method information available upon request. "Temperature Upon Receipt" is representative of the whole shipment and may not reflect the temperature of individual samples.
SGS Canada Inc. Environment-Health & Safety statement of conformity decision rule does not consider uncertainty when analytical results are compared to a specified standard or regulation.

OnLine LIMS

00041734222

SGS Canada Inc.
P.O. Box 4300 - 185 Concession St.
Lakefield - Ontario - KOL 2HO
Phone: 705-652-2000 FAX: 705-652-6365

12-August-2024

Great Bear Resources Ltd.
Attn : Ashley Moncrief

1020 - 800 West Pender St.
Vancouver, BC
V6C 2V6, Canada

Phone: 778-833-2160
Fax:

Date Rec. : 25 July 2024
LR Report: **CA10154-JUL24**
Reference: Wk#61

Copy: #1

CERTIFICATE OF ANALYSIS
Final Report

Analysis	3: Analysis Completed Date	4: Analysis Completed Time	5: HC-1 Wk#61	6: HC-2 Wk#61	7: HC-3 Wk#61	8: HC-4 Wk#61	9: HC-5 Wk#61	10: HC-6 Wk#61	11: HC-7 Wk#61
Sample Date & Time			25-Jul-24	25-Jul-24	25-Jul-24	25-Jul-24	25-Jul-24	25-Jul-24	25-Jul-24
HumCell Leachate Vol [mL]	25-Jul-24	12:06	912	977	490	501	943	498	954
Sample Name	---	---	DX450052	DX 550083	DX450204	DX450176	DX450232	DX450181	DX450002
Sample Weight [g]	---	---	1000	1000	500	500	1000	500	1000
pH [No unit]	29-Jul-24	12:58	6.74	7.58	7.01	5.82	6.89	6.94	7.22
Alkalinity [mg/L as CaCO3]	26-Jul-24	10:31	3	12	4	< 2	3	4	6
Conductivity [uS/cm]	26-Jul-24	10:31	34	30	10	38	11	8	12
Acidity [mg/L as CaCO3]	26-Jul-24	10:31	< 2	< 2	< 2	6	< 2	< 2	< 2
SO4 [mg/L]	30-Jul-24	08:10	9.6	1.5	0.5	13	1.3	< 0.2	< 0.2



Lisa Thompson
Project Specialist Assistant,
Environment, Health & Safety

OnLine LIMS

0003815741

Results relate only to the sample tested. Data reported represents the sample submitted to SGS. Reproduction of this analytical report in full or in part is prohibited without prior written approval. Please refer to SGS General Conditions of Services located at https://www.sgs.ca/en/terms-and-conditions (Printed copies are available upon request.)
Test method information available upon request. "Temperature Upon Receipt" is representative of the whole shipment and may not reflect the temperature of individual samples.
SGS Canada Inc. Environment-Health & Safety statement of conformity decision rule does not consider uncertainty when analytical results are compared to a specified standard or regulation.

SGS Canada Inc.
P.O. Box 4300 - 185 Concession St.
Lakefield - Ontario - KOL 2HO
Phone: 705-652-2000 FAX: 705-652-6365

09-August-2024

Great Bear Resources Ltd.
Attn : Ashley Moncrief

1020 - 800 West Pender St.
Vancouver, BC
V6C 2V6, Canada

Phone: 778-833-2160
Fax:

Date Rec. : 26 July 2024
LR Report: **CA10156-JUL24**
Reference: Wk#61

Copy: #1

CERTIFICATE OF ANALYSIS
Final Report

Analysis	3: Analysis Completed Date	4: Analysis Completed Time	5: HC-8 Wk#61	6: HC-9 Wk#61	7: HC-10 Wk#61	8: HC-11 Wk#61	9: HC-12 Wk#61
Sample Date & Time			26-Jul-24	26-Jul-24	26-Jul-24	26-Jul-24	26-Jul-24
HumCell Leachate Vol [mL]	29-Jul-24	10:56	995	1005	970	1010	999
Sample Name	---	---	DX450108	DX450076	DX450186	DX450118	DX 550107
Sample Weight [g]	---	---	1000	1000	1000	1000	1000
pH [No unit]	06-Aug-24	10:03	7.04	5.85	6.76	7.19	6.85
Alkalinity [mg/L as CaCO3]	06-Aug-24	10:03	10	< 2	4	10	6
Conductivity [uS/cm]	06-Aug-24	10:03	28	38	13	19	24
Acidity [mg/L as CaCO3]	06-Aug-24	10:04	< 2	8	< 2	< 2	< 2
SO4 [mg/L]	30-Jul-24	09:07	2.5	14	0.8	1.0	3.6

Analysis	10: HC-13 Wk#61	11: HC-14 Wk#61	12: HC-15 Wk#61	13: HC-16 Wk#61	14: HC-17 Wk#61	15: HC-18 Wk#61	16: HC-19 Wk#61
Sample Date & Time	26-Jul-24	26-Jul-24	26-Jul-24	26-Jul-24	26-Jul-24	26-Jul-24	26-Jul-24
HumCell Leachate Vol [mL]	1009	940	702	996	992	951	970
Sample Name	DX450159	DX450171	DX450134	DX450185	DX450032	DX 550064	DX450008
Sample Weight [g]	1000	1000	700	1000	1000	1000	1000
pH [No unit]	6.99	6.24	6.89	7.02	5.98	6.93	7.08
Alkalinity [mg/L as CaCO3]	9	< 2	9	9	< 2	6	14
Conductivity [uS/cm]	30	22	50	26	12	13	12
Acidity [mg/L as CaCO3]	< 2	3	2	< 2	5	< 2	<2
SO4 [mg/L]	4.4	6.9	8.5	2.2	2.6	0.3	0.5

Analysis	17: HC-20 Wk#61	18: HC-21 Wk#61	19: HC-22 Wk#61	20: HC-23 Wk#61	21: HC-24 Wk#61	22: HC-25 Wk#61	23: HC-26 Wk#61
Sample Date & Time	26-Jul-24	26-Jul-24	26-Jul-24	26-Jul-24	26-Jul-24	26-Jul-24	26-Jul-24
HumCell Leachate Vol [mL]	990	955	464	1003	952	1001	752

OnLine LIMS

0003813724

Results relate only to the sample tested. Data reported represents the sample submitted to SGS. Reproduction of this analytical report in full or in part is prohibited without prior written approval. Please refer to SGS General Conditions of Services located at https://www.sgs.ca/en/terms-and-conditions (Printed copies are available upon request.)
Test method information available upon request. "Temperature Upon Receipt" is representative of the whole shipment and may not reflect the temperature of individual samples.
SGS Canada Inc. Environment-Health & Safety statement of conformity decision rule does not consider uncertainty when analytical results are compared to a specified standard or regulation.

SGS Canada Inc.
P.O. Box 4300 - 185 Concession St.
Lakefield - Ontario - KOL 2HO
Phone: 705-652-2000 FAX: 705-652-6365

LR Report : **CA10156-JUL24**

Analysis	17: HC-20 Wk#61	18: HC-21 Wk#61	19: HC-22 Wk#61	20: HC-23 Wk#61	21: HC-24 Wk#61	22: HC-25 Wk#61	23: HC-26 Wk#61
Sample Name	DX 550056	DX450022	DX450077	DX450113	DX 550101	DX450128	DX450021
Sample Weight [g]	1000	1000	500	1000	1000	1000	750
pH [No unit]	6.88	7.34	6.86	7.26	7.34	7.34	6.35
Alkalinity [mg/L as CaCO3]	6	10	6	12	8	11	3
Conductivity [uS/cm]	17	23	17	28	19	36	164
Acidity [mg/L as CaCO3]	< 2	< 2	< 2	< 2	< 2	< 2	4
SO4 [mg/L]	1.3	1.1	0.7	0.8	0.9	2.4	67

Analysis	24: HC-27 Wk#61
Sample Date & Time	26-Jul-24
HumCell Leachate Vol [mL]	938
Sample Name	DX450222
Sample Weight [g]	1000
pH [No unit]	6.83
Alkalinity [mg/L as CaCO3]	3
Conductivity [uS/cm]	19
Acidity [mg/L as CaCO3]	< 2
SO4 [mg/L]	4.1



Lisa Thompson
Project Specialist Assistant,
Environment, Health & Safety

OnLine LIMS

0003813724

Results relate only to the sample tested. Data reported represents the sample submitted to SGS. Reproduction of this analytical report in full or in part is prohibited without prior written approval. Please refer to SGS General Conditions of Services located at https://www.sgs.ca/en/terms-and-conditions (Printed copies are available upon request.)
Test method information available upon request. "Temperature Upon Receipt" is representative of the whole shipment and may not reflect the temperature of individual samples.
SGS Canada Inc. Environment-Health & Safety statement of conformity decision rule does not consider uncertainty when analytical results are compared to a specified standard or regulation.

Total Mercury Results

Flett Research Ltd.
440 DeSalaberry Ave. Winnipeg, MB R2L 0Y7
Fax/Phone (204) 667-2505
E-mail: flett@flettresearch.ca Webpage: http://www.flettresearch.ca

CLIENT: Kinross Gold - GBR by SGS: CA10127-JUN25
185 Concession Street
Lakefield, ON K0L 2H0

Date Received: July 7, 2025
Sampling Date(s): June 20, 2025
Date Issued: August 12, 2025

Matrix: Water
Transaction ID: 1127
PO/Contract No.: 369790
Date Analysed: August 11, 2025
Analyst(s): Jason S

Analytical Method: Total Mercury in Water by Oxidation, Purge and Trap, and CVAFS (T00120 version 9)

Comments: Samples were filtered prior to arrival at Flett.

Detection Limit: The method detection limit (MDL) for this method is 0.04 ngL.
The MDL is the minimum concentration that can be reported with 99% confidence that the measured concentration is distinguishable from method blanks and is based on the analysis of 30mL of sample.

For reporting purpose samples are flagged when the amount of mercury detected is below the EPA defined minimum level (ML= 0.2 ng/L).
As concentration rises above the MDL confidence that the analyte is present approaches 100% at and above the ML.

Estimated Uncertainty: Overall method uncertainty decreases as analyte concentration increases. When mercury concentrations exceed 1ng/L the estimated uncertainty of the method is ±12%.
At a concentration of 0.2ng/L the estimated uncertainty is ± 30%. When mercury concentrations are at MDL uncertainty can be ± 46% (0.04 ± 0.02ng/L).

All method uncertainties are expressed at a 95% confidence level of (k=2).

Results authorized by Dr. Robert J. Flett, Chief Scientist

QUALITY DATA

			Mean of 3 Bubblers	Standard Deviation	Bubbler 1	Bubbler 2	Bubbler 3	
Blanks	**Bubbler Blank Mean Peak Area**		830	369	548	795	1147	
Bubbler Blanks	**Bubbler Blank (pg)**		0.34	0.15	0.22	0.32	0.47	
			Sample Type	Gross Peak Area	Volume of Sample Analyzed (=volume of bubbled sample) (ml)	Total Reagent Hg added to the sample during analysis (ng/L) [including ng Hg in DI]	**Net Total Hg in the Method Blank (ng/L)** [Bubbler & Reagent Blk Corrected including ng Hg in DI]	
Method/Bottle Blanks	WB1 31 July, 2025		MBlk-1	7179	38.06	0.05	**0.02**	
	WB2 31 July, 2025		MBlk-2	8078	43.12	0.05	**0.02**	
	MB6 July 22, 2025		MBlk-3	8524	50.33	0.05	**0.01**	
Mean Calibration Factor (area un/ls/ng)	**2463011 ± 1.6 %RSD**							
			Sample Type	Gross Peak Area	Volume of Sample Analyzed (=volume of bubbled sample) (ml)	Total Reagent Hg added to the sample during analysis (ng/L)	**Net Total Hg (ng/L)** [Bubbler & Reagent Blk Corrected]	**Total Hg Recovery (%)**
Spike Recovery Matrix Spike (MS) and Matrix Spike Duplicate (MSD)	HC-35 Wk#61		MS2	79142	30.88	0.01	**1.02**	96.8
	HC-35 Wk#61		MS2D	82442	32.83	0.01	**1.00**	101
	Mean of Recoveries							**98.7**
QC Samples	OPR (beginning of run)		OPR-1	363633	27.05	0.01	**5.43**	106
Ongoing Precision & Recovery (OPR)	OPR (end of run)		OPR-2	405801	31.23	0.01	**5.25**	103
	Mean OPR (5.12 ng/L)						**5.34**	**104**
Alternate Source Standard	QCS (1000 ng/L)		QCS-3	254847	0.10	0.00	**1031**	**103**

LAB ID	Sample Details	Sample ID/Bottle Number	Date Sampled	Time Sampled	Sample Type	Gross Peak Area	**Volume of Sample Analyzed** (=volume of bubbled sample) **(ml)**	Total Reagent Hg added to the sample during analysis (ng/L)	**Net Total Hg in the sample (ng/L)** [Bubbler & Reagent Blk Subtracted]	
123231		HC-28 Wk#61	June 20, 2025			114247	31.51	0.01	**1.46**	
123232		HC-29 Wk#61	June 20, 2025			19949	31.36	0.01	**0.24**	
123233		HC-30 Wk#61	June 20, 2025			77184	31.95	0.01	**0.96**	
123234		HC-31 Wk#61	June 20, 2025			74258	30.74	0.01	**0.96**	
123235		HC-32 Wk#61	June 20, 2025			130372	32.64	0.01	**1.61**	
123236		HC-33 Wk#61	June 20, 2025			9759	30.32	0.01	**~0.11**	
123237		HC-34 Wk#61	June 20, 2025			70122	37.11	0.01	**0.75**	
123238		HC-35 Wk#61	June 20, 2025			8947	34.74	0.01	**~0.08**	
123239		Blank Wk#61	June 20, 2025			8108	49.18	0.01	**~0.05**	

Q:\Clients A-L\Kinross Gold - GBR by SGS\2025(1127)\Total Mercury\TMWATR081125JS2.xls

* : See 'Comments' section above for discussion.
~ : Result below the methods ML.
Minimum Level (ML): the amount of mercury that can be reported with almost 100% confidence that the measured concentration exceeds zero.

This test report shall not be reproduced, except in full, without written approval of the laboratory.
Note: Results relate only to the samples tested and as received.

ISO/IEC 17025:2017 Accredited with the Canadian Association of Laboratory Accreditation

Template Version 052325

SGS Canada Inc.
P.O. Box 4300 - 185 Concession St.
Lakefield - Ontario - KOL 2HO
Phone: 705-652-2000 FAX: 705-652-6365

09-July-2025

Great Bear Resources Ltd.
Attn : Ashley Moncrief

1020 - 800 West Pender St.
Vancouver, BC
V6C 2V6, Canada

Phone: 778-833-2160
Fax:

Date Rec. : 20 June 2025
LR Report: **CA10127-JUN25**
Reference: Wk#61

Copy: #1

CERTIFICATE OF ANALYSIS
Final Report

Analysis	3: Analysis Completed Date	4: Analysis Completed Time	5: HC-28 Wk#61	6: HC-29 Wk#61	7: HC-30 Wk#61	8: HC-31 Wk#61	9: HC-32 Wk#61	10: HC-33 Wk#61
Sample Date & Time			20-Jun-25	20-Jun-25	20-Jun-25	20-Jun-25	20-Jun-25	20-Jun-25
HumCell Leachate Vol [mL]	23-Jun-25	13:45	900	954	671	888	676	986
Sample Name	---	---	31787	DX450179	31644	DX450183	O31576	DX450213
Sample Weight [g]	---	---	1000	1000	750	1000	750	1000
pH [No unit]	23-Jun-25	15:29	6.83	6.47	7.10	6.28	6.50	4.87
Alkalinity [mg/L as CaCO3]	23-Jun-25	11:07	2	3	4	5	5	< 2
Conductivity [uS/cm]	23-Jun-25	11:07	4	6	10	12	13	25
Acidity [mg/L as CaCO3]	23-Jun-25	11:07	< 2	< 2	< 2	< 2	< 2	6
SO4 [mg/L]	02-Jul-25	13:25	0.3	0.2	1.3	1.1	1.5	8.8

Analysis	11: HC-34 Wk#61	12: HC-35 Wk#61
Sample Date & Time	20-Jun-25	20-Jun-25
HumCell Leachate Vol [mL]	922	984
Sample Name	DX450174	31795
Sample Weight [g]	1000	1000
pH [No unit]	7.54	7.64
Alkalinity [mg/L as CaCO3]	6	9
Conductivity [uS/cm]	12	17
Acidity [mg/L as CaCO3]	< 2	< 2
SO4 [mg/L]	0.2	0.7



OnLine LIMS

0004176817

Results relate only to the sample tested. Data reported represents the sample submitted to SGS. Reproduction of this analytical report in full or in part is prohibited without prior written approval. Please refer to SGS General Conditions of Services located at https://www.sgs.ca/en/terms-and-conditions (Printed copies are available upon request.)
Test method information available upon request. "Temperature Upon Receipt" is representative of the whole shipment and may not reflect the temperature of individual samples.
SGS Canada Inc. Environment-Health & Safety statement of conformity decision rule does not consider uncertainty when analytical results are compared to a specified standard or regulation.

SGS Canada Inc.
P.O. Box 4300 - 185 Concession St.
Lakefield - Ontario - KOL 2HO
Phone: 705-652-2000 FAX: 705-652-6365

LR Report : **CA10127-JUN25**

Lisa Thompson
Project Specialist Assistant,
Environment, Health & Safety

OnLine LIMS

0004176817

Results relate only to the sample tested. Data reported represents the sample submitted to SGS. Reproduction of this analytical report in full or in part is prohibited without prior written approval. Please refer to SGS General Conditions of Services located at https://www.sgs.ca/en/terms-and-conditions (Printed copies are available upon request.)
Test method information available upon request. "Temperature Upon Receipt" is representative of the whole shipment and may not reflect the temperature of individual samples.
SGS Canada Inc. Environment-Health & Safety statement of conformity decision rule does not consider uncertainty when analytical results are compared to a specified standard or regulation.

SGS Canada Inc.
P.O. Box 4300 - 185 Concession St.
Lakefield - Ontario - KOL 2HO
Phone: 705-652-2000 FAX: 705-652-6365

Great Bear - 8 Long

LR Report : **CA10127-JUN25**

Quality Control Report

Inorganic Analysis														
Parameter	Reporting Limit	Unit	Method Blank	Duplicate				LCS / Spike Blank			Matrix Spike / Reference Material			
				Result 1	Result 2	RPD	Acceptance Criteria	Spike Recovery (%)	Recovery Limits (%)		Spike Recovery (%)	Recovery Limits (%)		
							%		Low	High		Low	High	
Acidity - QCBatchID: EWL0528-JUN25														
Acidity	2	mg/L as Ca	< 2			ND	20	102	90	110	NA			
Alkalinity - QCBatchID: EWL0528-JUN25														
Alkalinity	2	mg/L as Ca	< 2			0	20	102	80	120	NA			
Anions by IC - QCBatchID: DIO0697-JUN25														
Sulphate	0.2	mg/L	<0.2			6	20	103	90	110	91	75	125	
Anions by IC - QCBatchID: DIO0747-JUN25														
Sulphate	0.2	mg/L	<0.2			2	20	103	90	110	114	75	125	
Conductivity - QCBatchID: EWL0528-JUN25														
Conductivity	2	uS/cm	< 2			0	10	97	90	110	NA			
pH - QCBatchID: EWL0528-JUN25														
pH	0.05	No unit	NA			1		100			NA			

OnLine LIMS

Results relate only to the sample tested. Data reported represents the sample submitted to SGS. Reproduction of this analytical report in full or in part is prohibited without prior written approval. Please refer to SGS General Conditions of Services located at https://www.sgs.ca/en/terms-and-conditions (Printed copies are available upon request.)
Test method information available upon request. "Temperature Upon Receipt" is representative of the whole shipment and may not reflect the temperature of individual samples.
SGS Canada Inc. Environment-Health & Safety statement of conformity decision rule does not consider uncertainty when analytical results are compared to a specified standard or regulation.

0004176817

SGS Canada Inc.
P.O. Box 4300 - 185 Concession St.
Lakefield - Ontario - KOL 2HO
Phone: 705-652-2000 FAX: 705-652-6365

13-August-2024

Great Bear Resources Ltd.
Attn : Ashley Moncrief

1020 - 800 West Pender St.
Vancouver, BC
V6C 2V6, Canada

Phone: 778-833-2160
Fax:

Date Rec. : 01 August 2024
LR Report: **CA10001-AUG24**
Reference: Wk#62

Copy: #1

CERTIFICATE OF ANALYSIS
Final Report

Analysis	3: Analysis Completed Date	4: Analysis Completed Time	5: HC-1 Wk#62	6: HC-2 Wk#62	7: HC-3 Wk#62	8: HC-4 Wk#62	9: HC-5 Wk#62
Sample Date & Time			01-Aug-24	01-Aug-24	01-Aug-24	01-Aug-24	01-Aug-24
HumCell Leachate Vol [mL]	02-Aug-24	15:37	901	971	486	499	958
Sample Name	---	---	DX450052	DX 550083	DX450204	DX450176	DX450232
Sample Weight [g]	---	---	1000	1000	500	500	1000
pH [No unit]	06-Aug-24	15:06	6.55	7.26	6.77	5.71	6.98
Alkalinity [mg/L as CaCO3]	02-Aug-24	11:28	3	12	4	< 2	3
Conductivity [uS/cm]	02-Aug-24	11:28	37	32	10	50	13
Acidity [mg/L as CaCO3]	02-Aug-24	11:28	< 2	< 2	< 2	8	< 2
SO4 [mg/L]	06-Aug-24	11:06	10	1.9	0.4	17	1.8
Hg [mg/L]	06-Aug-24	11:04	< 0.00001	< 0.00001	< 0.00001	< 0.00001	< 0.00001
Ag [mg/L]	09-Aug-24	08:55	< 0.00005	< 0.00005	< 0.00005	< 0.00005	< 0.00005
Al [mg/L]	09-Aug-24	08:55	0.006	0.079	0.041	0.003	0.032
As [mg/L]	09-Aug-24	08:55	< 0.0002	0.0123	0.0006	< 0.0002	0.0017
Ba [mg/L]	09-Aug-24	08:55	0.00089	0.0137	0.00053	0.00377	0.00093
Be [mg/L]	09-Aug-24	08:55	< 0.000007	< 0.000007	< 0.000007	< 0.000007	< 0.000007
B [mg/L]	09-Aug-24	08:55	0.005	< 0.002	< 0.002	< 0.002	< 0.002
Bi [mg/L]	09-Aug-24	08:55	< 0.00001	0.00004	< 0.00001	< 0.00001	< 0.00001
Ca [mg/L]	09-Aug-24	08:55	6.02	5.29	1.63	5.65	2.22
Cd [mg/L]	09-Aug-24	08:55	0.001453	0.000006	0.000003	0.0147	0.000008
Co [mg/L]	09-Aug-24	08:55	0.000018	0.000023	0.000054	0.00215	0.000009
Cr [mg/L]	09-Aug-24	08:55	< 0.00008	< 0.00008	< 0.00008	< 0.00008	< 0.00008
Cu [mg/L]	09-Aug-24	08:55	< 0.001	< 0.001	< 0.001	0.007	< 0.001
Fe [mg/L]	09-Aug-24	08:55	< 0.007	< 0.007	< 0.007	0.055	< 0.007
K [mg/L]	09-Aug-24	08:55	0.352	1.54	0.514	0.707	0.499
Mg [mg/L]	09-Aug-24	08:55	0.056	0.103	0.082	0.546	0.060
Mn [mg/L]	09-Aug-24	08:55	0.0308	0.0276	0.00326	0.108	0.00980
Mo [mg/L]	09-Aug-24	08:55	0.0008	< 0.0004	0.0018	0.0057	0.0032
Na [mg/L]	09-Aug-24	08:55	0.05	0.06	0.03	0.05	0.05
Ni [mg/L]	09-Aug-24	08:55	0.0002	< 0.0001	0.0001	0.0106	0.0001
P [mg/L]	09-Aug-24	08:55	< 0.003	< 0.003	< 0.003	< 0.003	< 0.003
Pb [mg/L]	09-Aug-24	08:55	0.02864	0.00026	< 0.00009	0.485	< 0.00009

OnLine LIMS

0003816395

Results relate only to the sample tested. Data reported represents the sample submitted to SGS. Reproduction of this analytical report in full or in part is prohibited without prior written approval. Please refer to SGS General Conditions of Services located at https://www.sgs.ca/en/terms-and-conditions (Printed copies are available upon request.)
Test method information available upon request. "Temperature Upon Receipt" is representative of the whole shipment and may not reflect the temperature of individual samples.
SGS Canada Inc. Environment-Health & Safety statement of conformity decision rule does not consider uncertainty when analytical results are compared to a specified standard or regulation.

SGS Canada Inc.
P.O. Box 4300 - 185 Concession St.
Lakefield - Ontario - KOL 2HO
Phone: 705-652-2000 FAX: 705-652-6365

LR Report : **CA10001-AUG24**

Analysis	3: Analysis Completed Date	4: Analysis Completed Time	5: HC-1 Wk#62	6: HC-2 Wk#62	7: HC-3 Wk#62	8: HC-4 Wk#62	9: HC-5 Wk#62
S [mg/L]	09-Aug-24	08:55	< 5	< 5	< 5	7	< 5
Sb [mg/L]	09-Aug-24	08:55	< 0.0009	< 0.0009	< 0.0009	< 0.0009	< 0.0009
Se [mg/L]	09-Aug-24	08:55	0.00033	0.00308	< 0.00004	0.00170	0.00005
Si [mg/L]	09-Aug-24	08:55	0.17	0.31	0.20	0.23	0.22
Sn [mg/L]	09-Aug-24	08:55	< 0.00006	< 0.00006	< 0.00006	< 0.00006	< 0.00006
Sr [mg/L]	09-Aug-24	08:55	0.00680	0.0209	0.00333	0.00625	0.00281
Ti [mg/L]	09-Aug-24	08:55	0.00016	< 0.0001	0.00023	< 0.0001	< 0.0001
Th [mg/L]	09-Aug-24	08:55	< 0.0001	< 0.0001	< 0.0001	< 0.0001	< 0.0001
Tl [mg/L]	09-Aug-24	08:55	0.000005	0.000011	< 0.000005	0.000017	< 0.000005
U [mg/L]	09-Aug-24	08:55	0.000003	0.000246	0.000293	0.000054	0.000462
V [mg/L]	09-Aug-24	08:55	< 0.00001	0.00039	0.00019	< 0.00001	0.00037
W [mg/L]	09-Aug-24	08:55	< 0.0002	< 0.0002	< 0.0002	< 0.0002	< 0.0002
Zr [mg/L]	09-Aug-24	08:55	< 0.002	< 0.002	< 0.002	< 0.002	< 0.002
Zn [mg/L]	09-Aug-24	08:55	0.044	< 0.002	< 0.002	1.31	< 0.002

Analysis	10: HC-6 Wk#62	11: HC-7 Wk#62
Sample Date & Time	01-Aug-24	01-Aug-24
HumCell Leachate Vol [mL]	503	957
Sample Name	DX450181	DX450002
Sample Weight [g]	500	1000
pH [No unit]	6.89	7.02
Alkalinity [mg/L as CaCO3]	4	6
Conductivity [uS/cm]	9	15
Acidity [mg/L as CaCO3]	< 2	< 2
SO4 [mg/L]	0.2	0.3
Hg [mg/L]	< 0.00001	< 0.00001
Ag [mg/L]	< 0.00005	< 0.00005
Al [mg/L]	0.027	0.033
As [mg/L]	< 0.0002	0.0056
Ba [mg/L]	0.00052	0.00055
Be [mg/L]	< 0.000007	< 0.000007
B [mg/L]	< 0.002	< 0.002
Bi [mg/L]	< 0.00001	< 0.00001
Ca [mg/L]	1.72	2.21
Cd [mg/L]	0.000003	0.000005
Co [mg/L]	0.000011	0.000018
Cr [mg/L]	< 0.00008	< 0.00008
Cu [mg/L]	< 0.001	< 0.001
Fe [mg/L]	< 0.007	< 0.007
K [mg/L]	0.281	0.458
Mg [mg/L]	0.055	0.083
Mn [mg/L]	0.00408	0.00725
Mo [mg/L]	0.0007	0.0082
Na [mg/L]	0.04	0.05

OnLine LIMS

0003816395

Results relate only to the sample tested. Data reported represents the sample submitted to SGS. Reproduction of this analytical report in full or in part is prohibited without prior written approval. Please refer to SGS General Conditions of Services located at https://www.sgs.ca/en/terms-and-conditions (Printed copies are available upon request.)
Test method information available upon request. "Temperature Upon Receipt" is representative of the whole shipment and may not reflect the temperature of individual samples.
SGS Canada Inc. Environment-Health & Safety statement of conformity decision rule does not consider uncertainty when analytical results are compared to a specified standard or regulation.

SGS Canada Inc.
P.O. Box 4300 - 185 Concession St.
Lakefield - Ontario - KOL 2HO
Phone: 705-652-2000 FAX: 705-652-6365

LR Report : **CA10001-AUG24**

Analysis	10: HC-6 Wk#62	11: HC-7 Wk#62
Ni [mg/L]	0.0001	0.0001
P [mg/L]	< 0.003	< 0.003
Pb [mg/L]	< 0.00009	< 0.00009
S [mg/L]	< 5	< 5
Sb [mg/L]	< 0.0009	< 0.0009
Se [mg/L]	< 0.00004	< 0.00004
Si [mg/L]	0.23	0.21
Sn [mg/L]	< 0.00006	< 0.00006
Sr [mg/L]	0.00323	0.00394
Ti [mg/L]	0.00014	0.00015
Th [mg/L]	< 0.0001	< 0.0001
Tl [mg/L]	< 0.000005	< 0.000005
U [mg/L]	0.000133	0.000397
V [mg/L]	0.00030	0.00018
W [mg/L]	0.00054	< 0.0002
Zr [mg/L]	< 0.002	< 0.002
Zn [mg/L]	< 0.002	< 0.002



Lisa Thompson
Project Specialist Assistant,
Environment, Health & Safety

OnLine LIMS

0003816395

Results relate only to the sample tested. Data reported represents the sample submitted to SGS. Reproduction of this analytical report in full or in part is prohibited without prior written approval. Please refer to SGS General Conditions of Services located at https://www.sgs.ca/en/terms-and-conditions (Printed copies are available upon request.)
Test method information available upon request. "Temperature Upon Receipt" is representative of the whole shipment and may not reflect the temperature of individual samples.
SGS Canada Inc. Environment-Health & Safety statement of conformity decision rule does not consider uncertainty when analytical results are compared to a specified standard or regulation.

SGS Canada Inc.
P.O. Box 4300 - 185 Concession St.
Lakefield - Ontario - KOL 2HO
Phone: 705-652-2000 FAX: 705-652-6365

10-September-2024

Great Bear Resources Ltd.
Attn : Ashley Moncrief

1020 - 800 West Pender St.
Vancouver, BC
V6C 2V6, Canada

Phone: 778-833-2160
Fax:

Date Rec. : 02 August 2024
LR Report: **CA10006-AUG24**
Reference: Wk#62

Copy: #1

CERTIFICATE OF ANALYSIS
Final Report

Analysis	3: Analysis Completed Date	4: Analysis Completed Time	5: HC-8 Wk#62	6: HC-9 Wk#62	7: HC-10 Wk#62	8: HC-11 Wk#62	9: HC-12 Wk#62
Sample Date & Time			02-Aug-24	02-Aug-24	02-Aug-24	02-Aug-24	02-Aug-24
HumCell Leachate Vol [mL]	02-Aug-24	15:38	985	1005	944	958	1002
Sample Name	---	---	DX450108	DX450076	DX450186	DX450118	DX 550107
Sample Weight [g]	---	---	1000	1000	1000	1000	1000
pH [No unit]	09-Aug-24	13:44	7.14	5.58	6.85	7.22	7.18
Alkalinity [mg/L as CaCO3]	07-Aug-24	09:57	9	< 2	4	7	7
Conductivity [uS/cm]	07-Aug-24	09:57	24	38	12	14	24
Acidity [mg/L as CaCO3]	09-Aug-24	10:49	< 2	10	< 2	< 2	< 2
SO4 [mg/L]	04-Sep-24	09:20	2.2	13	0.6	0.8	3.5
Cl [mg/L]	05-Sep-24	10:48	---	---	---	---	---
Hg [mg/L]	09-Aug-24	08:28	< 0.00001	< 0.00001	< 0.00001	< 0.00001	< 0.00001
Ag [mg/L]	14-Aug-24	14:49	< 0.00005	< 0.00005	< 0.00005	< 0.00005	< 0.00005
Al [mg/L]	14-Aug-24	14:49	0.047	< 0.001	0.029	0.047	0.036
As [mg/L]	14-Aug-24	14:49	0.0007	< 0.0002	< 0.0002	0.0003	0.0018
Ba [mg/L]	14-Aug-24	14:49	0.00157	0.0108	0.00058	0.00069	0.00157
Be [mg/L]	14-Aug-24	14:49	< 0.000007	< 0.000007	< 0.000007	< 0.000007	< 0.000007
B [mg/L]	14-Aug-24	14:49	< 0.002	< 0.002	< 0.002	< 0.002	< 0.002
Bi [mg/L]	14-Aug-24	14:49	< 0.00001	< 0.00001	< 0.00001	< 0.00001	< 0.00001
Ca [mg/L]	14-Aug-24	14:49	3.71	1.98	2.04	2.36	3.96
Cd [mg/L]	14-Aug-24	14:49	0.000003	0.0238	0.000007	0.000007	0.000012
Co [mg/L]	14-Aug-24	14:49	0.000011	0.000671	0.000027	0.000015	0.000261
Cr [mg/L]	14-Aug-24	14:49	< 0.00008	< 0.00008	< 0.00008	< 0.00008	< 0.00008
Cu [mg/L]	14-Aug-24	14:49	< 0.001	0.002	< 0.001	< 0.001	< 0.001
Fe [mg/L]	14-Aug-24	14:49	< 0.007	0.024	< 0.007	< 0.007	< 0.007
K [mg/L]	14-Aug-24	14:49	0.604	1.05	0.242	0.198	0.401
Mg [mg/L]	14-Aug-24	14:49	0.226	0.104	0.025	0.038	0.038
Mn [mg/L]	14-Aug-24	14:49	0.0202	0.0823	0.0159	0.0158	0.0241
Mo [mg/L]	14-Aug-24	14:49	0.0004	< 0.0004	< 0.0004	0.0087	< 0.0004
Na [mg/L]	14-Aug-24	14:49	0.05	0.09	0.05	0.11	0.07
Ni [mg/L]	14-Aug-24	14:49	< 0.0001	0.0204	0.0001	0.0001	0.0004
P [mg/L]	14-Aug-24	14:49	< 0.003	< 0.003	< 0.003	< 0.003	< 0.003

OnLine LIMS

0003850865

Results relate only to the sample tested. Data reported represents the sample submitted to SGS. Reproduction of this analytical report in full or in part is prohibited without prior written approval. Please refer to SGS General Conditions of Services located at https://www.sgs.ca/en/terms-and-conditions (Printed copies are available upon request.)
Test method information available upon request. "Temperature Upon Receipt" is representative of the whole shipment and may not reflect the temperature of individual samples.
SGS Canada Inc. Environment-Health & Safety statement of conformity decision rule does not consider uncertainty when analytical results are compared to a specified standard or regulation.

SGS Canada Inc.
P.O. Box 4300 - 185 Concession St.
Lakefield - Ontario - KOL 2HO
Phone: 705-652-2000 FAX: 705-652-6365

LR Report : **CA10006-AUG24**

Analysis	3: Analysis Completed Date	4: Analysis Completed Time	5: HC-8 Wk#62	6: HC-9 Wk#62	7: HC-10 Wk#62	8: HC-11 Wk#62	9: HC-12 Wk#62
Pb [mg/L]	14-Aug-24	14:49	< 0.00009	0.210	< 0.00009	< 0.00009	< 0.00009
S [mg/L]	14-Aug-24	14:49	< 5	5	< 5	< 5	< 5
Sb [mg/L]	14-Aug-24	14:49	< 0.0009	< 0.0009	< 0.0009	< 0.0009	< 0.0009
Se [mg/L]	14-Aug-24	14:49	0.00010	0.00082	0.00018	< 0.00004	0.00010
Si [mg/L]	14-Aug-24	14:49	0.22	0.44	0.17	0.20	0.36
Sn [mg/L]	14-Aug-24	14:49	< 0.00006	< 0.00006	< 0.00006	< 0.00006	< 0.00006
Sr [mg/L]	14-Aug-24	14:49	0.00653	0.00603	0.00349	0.00474	0.00541
Ti [mg/L]	14-Aug-24	14:49	< 0.0001	< 0.0001	< 0.0001	< 0.0001	< 0.0001
Th [mg/L]	14-Aug-24	14:49	< 0.0001	< 0.0001	< 0.0001	< 0.0001	< 0.0001
Tl [mg/L]	14-Aug-24	14:49	< 0.000005	0.000040	< 0.000005	< 0.000005	0.000005
U [mg/L]	14-Aug-24	14:49	0.000171	0.000093	0.000256	0.000092	0.000221
V [mg/L]	14-Aug-24	14:49	0.00013	< 0.00001	0.00001	0.00004	0.00013
W [mg/L]	14-Aug-24	14:49	< 0.0002	< 0.0002	< 0.0002	< 0.0002	< 0.0002
Zr [mg/L]	14-Aug-24	14:49	< 0.002	< 0.002	< 0.002	< 0.002	< 0.002
Zn [mg/L]	16-Aug-24	09:35	< 0.002	4.60	< 0.002	< 0.002	< 0.002

Analysis	10: HC-13 Wk#62	11: HC-14 Wk#62	12: HC-15 Wk#62	13: HC-16 Wk#62	14: HC-17 Wk#62	15: HC-18 Wk#62	16: HC-19 Wk#62	17: HC-20 Wk#62
Sample Date & Time	02-Aug-24	02-Aug-24	02-Aug-24	02-Aug-24	02-Aug-24	02-Aug-24	02-Aug-24	02-Aug-24
HumCell Leachate Vol [mL]	1008	948	706	1012	1000	951	946	968
Sample Name	DX450159	DX450171	DX450134	DX450185	DX450032	DX 550064	DX450008	DX 550056
Sample Weight [g]	1000	1000	700	1000	1000	1000	1000	1000
pH [No unit]	7.62	6.43	7.05	7.30	6.16	7.22	6.71	7.03
Alkalinity [mg/L as CaCO3]	10	2	9	9	< 2	7	3	8
Conductivity [uS/cm]	32	22	52	26	10	15	9	19
Acidity [mg/L as CaCO3]	< 2	<2	<2	< 2	5	< 2	< 2	< 2
SO4 [mg/L]	4.2	6.2	11	2.6	2.0	0.2	0.6	1.4
Cl [mg/L]	---	---	< 0.2	---	---	---	---	---
Hg [mg/L]	< 0.00001	< 0.00001	< 0.00001	< 0.00001	< 0.00001	< 0.00001	< 0.00001	< 0.00001
Ag [mg/L]	< 0.00005	< 0.00005	< 0.00005	< 0.00005	< 0.00005	< 0.00005	< 0.00005	< 0.00005
Al [mg/L]	0.075	0.013	0.009	0.074	0.003	0.041	0.030	0.030
As [mg/L]	0.0021	0.0009	0.0781	0.0070	0.0038	0.0071	< 0.0002	0.0005
Ba [mg/L]	0.00087	0.00219	0.00091	0.00201	0.00056	0.00025	0.00029	0.00232
Be [mg/L]	< 0.000007	< 0.000007	< 0.000007	< 0.000007	< 0.000007	< 0.000007	< 0.000007	< 0.000007
B [mg/L]	< 0.002	< 0.002	< 0.002	< 0.002	< 0.002	< 0.002	< 0.002	< 0.002
Bi [mg/L]	< 0.00001	< 0.00001	< 0.00001	< 0.00001	< 0.00001	< 0.00001	< 0.00001	< 0.00001
Ca [mg/L]	5.41	2.86	7.97	3.74	1.17	2.66	1.55	3.00
Cd [mg/L]	0.000003	< 0.000003	0.000008	0.000004	0.000071	0.000009	0.000006	< 0.000003
Co [mg/L]	0.000013	0.000056	0.000447	0.000045	0.000725	0.000037	0.000012	0.000023
Cr [mg/L]	< 0.00008	< 0.00008	< 0.00008	< 0.00008	< 0.00008	< 0.00008	< 0.00008	< 0.00008
Cu [mg/L]	< 0.001	< 0.001	< 0.001	< 0.001	< 0.001	< 0.001	< 0.001	< 0.001
Fe [mg/L]	< 0.007	0.009	< 0.007	< 0.007	< 0.007	< 0.007	< 0.007	< 0.007
K [mg/L]	0.524	0.774	0.406	1.47	0.341	0.198	0.227	0.272
Mg [mg/L]	0.061	0.115	0.226	0.052	0.078	0.033	0.023	0.156
Mn [mg/L]	0.0241	0.00350	0.0158	0.00868	0.00772	0.00394	0.00495	0.0196

OnLine LIMS

0003850865

Results relate only to the sample tested. Data reported represents the sample submitted to SGS. Reproduction of this analytical report in full or in part is prohibited without prior written approval. Please refer to SGS General Conditions of Services located at https://www.sgs.ca/en/terms-and-conditions (Printed copies are available upon request.)
Test method information available upon request. "Temperature Upon Receipt" is representative of the whole shipment and may not reflect the temperature of individual samples.
SGS Canada Inc. Environment-Health & Safety statement of conformity decision rule does not consider uncertainty when analytical results are compared to a specified standard or regulation.

SGS Canada Inc.
P.O. Box 4300 - 185 Concession St.
Lakefield - Ontario - KOL 2HO
Phone: 705-652-2000 FAX: 705-652-6365

LR Report : **CA10006-AUG24**

Analysis	10: HC-13 Wk#62	11: HC-14 Wk#62	12: HC-15 Wk#62	13: HC-16 Wk#62	14: HC-17 Wk#62	15: HC-18 Wk#62	16: HC-19 Wk#62	17: HC-20 Wk#62
Mo [mg/L]	< 0.0004	0.0005	0.0039	< 0.0004	0.0034	< 0.0004	0.0019	< 0.0004
Na [mg/L]	0.05	0.10	0.07	0.08	0.08	0.06	0.04	0.04
Ni [mg/L]	0.0001	0.0004	0.0139	0.0002	0.0014	0.0002	< 0.0001	0.0001
P [mg/L]	< 0.003	< 0.003	< 0.003	< 0.003	< 0.003	< 0.003	< 0.003	< 0.003
Pb [mg/L]	< 0.00009	< 0.00009	< 0.00009	< 0.00009	0.00059	< 0.00009	< 0.00009	< 0.00009
S [mg/L]	< 5	< 5	6	< 5	< 5	< 5	< 5	< 5
Sb [mg/L]	< 0.0009	< 0.0009	0.0009	< 0.0009	< 0.0009	< 0.0009	< 0.0009	< 0.0009
Se [mg/L]	< 0.00004	0.00018	0.00023	< 0.00004	< 0.00004	< 0.00004	< 0.00004	< 0.00004
Si [mg/L]	0.35	0.19	0.19	0.33	0.42	0.26	0.21	0.19
Sn [mg/L]	< 0.00006	< 0.00006	< 0.00006	< 0.00006	< 0.00006	< 0.00006	< 0.00006	< 0.00006
Sr [mg/L]	0.00474	0.00697	0.00911	0.00497	0.00516	0.00299	0.00272	0.00646
Ti [mg/L]	< 0.0001	< 0.0001	< 0.0001	< 0.0001	< 0.0001	< 0.0001	< 0.0001	< 0.0001
Th [mg/L]	< 0.0001	< 0.0001	< 0.0001	< 0.0001	< 0.0001	< 0.0001	< 0.0001	< 0.0001
Tl [mg/L]	0.000010	< 0.000005	0.000006	0.000006	< 0.000005	< 0.000005	< 0.000005	< 0.000005
U [mg/L]	0.000292	0.000077	0.000035	0.000672	0.000135	0.000267	0.000075	0.000013
V [mg/L]	0.00004	0.00012	0.00004	0.00023	0.00005	0.00010	0.00003	0.00046
W [mg/L]	< 0.0002	< 0.0002	< 0.0002	< 0.0002	< 0.0002	< 0.0002	< 0.0002	< 0.0002
Zr [mg/L]	< 0.002	< 0.002	< 0.002	< 0.002	< 0.002	< 0.002	< 0.002	< 0.002
Zn [mg/L]	< 0.002	< 0.002	< 0.002	< 0.002	0.002	< 0.002	< 0.002	< 0.002

Analysis	18: HC-21 Wk#62	19: HC-22 Wk#62	20: HC-23 Wk#62	21: HC-24 Wk#62	22: HC-25 Wk#62	23: HC-26 Wk#62	24: HC-27 Wk#62
Sample Date & Time	02-Aug-24	02-Aug-24	02-Aug-24	02-Aug-24	02-Aug-24	02-Aug-24	02-Aug-24
HumCell Leachate Vol [mL]	952	484	1007	994	1006	754	992
Sample Name	DX450022	DX450077	DX450113	DX 550101	DX450128	DX450021	DX450222
Sample Weight [g]	1000	500	1000	1000	1000	750	1000
pH [No unit]	7.50	7.17	7.31	7.29	7.85	6.71	7.06
Alkalinity [mg/L as CaCO3]	11	6	12	9	11	8	13
Conductivity [uS/cm]	23	18	28	20	39	136	16
Acidity [mg/L as CaCO3]	< 2	< 2	< 2	< 2	< 2	< 2	< 2
SO4 [mg/L]	1.3	0.7	0.8	0.8	3.0	54	3.6
Cl [mg/L]	---	---	---	---	---	< 0.2	---
Hg [mg/L]	< 0.00001	< 0.00001	< 0.00001	< 0.00001	< 0.00001	< 0.00001	< 0.00001
Ag [mg/L]	< 0.00005	< 0.00005	< 0.00005	< 0.00005	< 0.00005	< 0.00005	< 0.00005
Al [mg/L]	0.061	0.025	0.052	0.037	0.050	0.002	0.026
As [mg/L]	0.0061	0.0005	0.0038	0.0017	0.0011	< 0.0002	0.0003
Ba [mg/L]	0.00021	0.00835	0.00663	0.00061	0.00128	0.00861	0.00038
Be [mg/L]	< 0.000007	< 0.000007	< 0.000007	< 0.000007	< 0.000007	< 0.000007	< 0.000007
B [mg/L]	< 0.002	< 0.002	< 0.002	< 0.002	< 0.002	0.002	< 0.002
Bi [mg/L]	< 0.00001	< 0.00001	< 0.00001	< 0.00001	< 0.00001	< 0.00001	< 0.00001
Ca [mg/L]	4.03	2.33	4.81	3.48	6.54	21.1	2.70
Cd [mg/L]	0.000003	0.000021	< 0.000003	0.000006	0.000005	0.000320	0.000003
Co [mg/L]	0.000061	0.000042	0.000019	0.000027	0.000103	0.000882	0.000011
Cr [mg/L]	< 0.00008	< 0.00008	< 0.00008	< 0.00008	< 0.00008	< 0.00008	< 0.00008
Cu [mg/L]	< 0.001	0.002	< 0.001	< 0.001	< 0.001	< 0.001	< 0.001

OnLine LIMS

0003850865

Results relate only to the sample tested. Data reported represents the sample submitted to SGS. Reproduction of this analytical report in full or in part is prohibited without prior written approval. Please refer to SGS General Conditions of Services located at https://www.sgs.ca/en/terms-and-conditions (Printed copies are available upon request.)
Test method information available upon request. "Temperature Upon Receipt" is representative of the whole shipment and may not reflect the temperature of individual samples.
SGS Canada Inc. Environment-Health & Safety statement of conformity decision rule does not consider uncertainty when analytical results are compared to a specified standard or regulation.

SGS Canada Inc.
P.O. Box 4300 - 185 Concession St.
Lakefield - Ontario - KOL 2HO
Phone: 705-652-2000 FAX: 705-652-6365

LR Report : **CA10006-AUG24**

Analysis	18: HC-21 Wk#62	19: HC-22 Wk#62	20: HC-23 Wk#62	21: HC-24 Wk#62	22: HC-25 Wk#62	23: HC-26 Wk#62	24: HC-27 Wk#62
Fe [mg/L]	< 0.007	< 0.007	< 0.007	< 0.007	< 0.007	0.659	< 0.007
K [mg/L]	0.032	0.998	0.266	0.104	0.333	3.39	0.425
Mg [mg/L]	0.096	0.092	0.133	0.115	0.096	0.844	0.050
Mn [mg/L]	0.0244	0.0225	0.0260	0.0204	0.0173	0.0974	0.00862
Mo [mg/L]	0.0040	< 0.0004	< 0.0004	0.0069	< 0.0004	0.0040	0.0032
Na [mg/L]	0.03	0.04	0.03	0.04	0.04	0.15	0.05
Ni [mg/L]	0.0001	0.0003	0.0002	0.0002	0.0003	0.0058	< 0.0001
P [mg/L]	< 0.003	< 0.003	< 0.003	< 0.003	< 0.003	< 0.003	< 0.003
Pb [mg/L]	< 0.00009	0.00025	< 0.00009	< 0.00009	< 0.00009	0.00037	< 0.00009
S [mg/L]	< 5	< 5	< 5	< 5	< 5	21	< 5
Sb [mg/L]	< 0.0009	< 0.0009	< 0.0009	< 0.0009	< 0.0009	< 0.0009	< 0.0009
Se [mg/L]	< 0.00004	< 0.00004	< 0.00004	< 0.00004	< 0.00004	0.00009	< 0.00004
Si [mg/L]	0.16	0.15	0.26	0.15	0.20	0.18	0.18
Sn [mg/L]	< 0.00006	< 0.00006	< 0.00006	< 0.00006	< 0.00006	< 0.00006	< 0.00006
Sr [mg/L]	0.00217	0.00377	0.01439	0.00279	0.00410	0.00993	0.00361
Ti [mg/L]	< 0.0001	< 0.0001	< 0.0001	< 0.0001	< 0.0001	< 0.0001	< 0.0001
Th [mg/L]	< 0.0001	< 0.0001	< 0.0001	< 0.0001	< 0.0001	< 0.0001	< 0.0001
Tl [mg/L]	< 0.000005	< 0.000005	< 0.000005	< 0.000005	< 0.000005	< 0.000005	< 0.000005
U [mg/L]	0.000009	0.000021	0.000044	0.000013	0.000072	0.000004	0.000152
V [mg/L]	0.00030	0.00040	0.00015	0.00031	0.00027	< 0.00001	0.00012
W [mg/L]	< 0.0002	< 0.0002	< 0.0002	< 0.0002	0.00034	< 0.0002	< 0.0002
Zr [mg/L]	< 0.002	< 0.002	< 0.002	< 0.002	< 0.002	< 0.002	< 0.002
Zn [mg/L]	< 0.002	< 0.002	< 0.002	< 0.002	< 0.002	0.028	< 0.002

Lisa Thompson
Project Specialist Assistant,
Environment, Health & Safety

OnLine LIMS

0003850865

Results relate only to the sample tested. Data reported represents the sample submitted to SGS. Reproduction of this analytical report in full or in part is prohibited without prior written approval. Please refer to SGS General Conditions of Services located at https://www.sgs.ca/en/terms-and-conditions (Printed copies are available upon request.)
Test method information available upon request. "Temperature Upon Receipt" is representative of the whole shipment and may not reflect the temperature of individual samples.
SGS Canada Inc. Environment-Health & Safety statement of conformity decision rule does not consider uncertainty when analytical results are compared to a specified standard or regulation.

SGS Canada Inc.
P.O. Box 4300 - 185 Concession St.
Lakefield - Ontario - KOL 2HO
Phone: 705-652-2000 FAX: 705-652-6365

09-July-2025

Great Bear Resources Ltd.
Attn : Ashley Moncrief

1020 - 800 West Pender St.
Vancouver, BC
V6C 2V6, Canada

Phone: 778-833-2160
Fax:

Date Rec. : 27 June 2025
LR Report: **CA10171-JUN25**
Reference: Wk#62

Copy: #1

CERTIFICATE OF ANALYSIS
Final Report

Analysis	3: Analysis Completed Date	4: Analysis Completed Time	5: HC-28 Wk#62	6: HC-29 Wk#62	7: HC-30 Wk#62	8: HC-31 Wk#62	9: HC-32 Wk#62	10: HC-33 Wk#62	11: HC-34 Wk#62
Sample Date & Time			27-Jun-25	27-Jun-25	27-Jun-25	27-Jun-25	27-Jun-25	27-Jun-25	27-Jun-25
HumCell Leachate Vol [mL]	30-Jun-25	11:10	1018	1016	689	906	697	989	960
Sample Name	---	---	31787	DX450179	31644	DX450183	O31576	DX450213	DX450174
Sample Weight [g]	---	---	1000	1000	750	1000	750	1000	1000
pH [No unit]	30-Jun-25	15:57	7.11	6.77	7.09	6.58	6.75	4.88	7.47
Alkalinity [mg/L as CaCO3]	30-Jun-25	07:08	3	5	4	6	5	< 2	6
Conductivity [uS/cm]	30-Jun-25	07:08	7	9	9	12	15	24	12
Acidity [mg/L as CaCO3]	30-Jun-25	07:07	< 2	< 2	< 2	< 2	< 2	7	< 2
SO4 [mg/L]	08-Jul-25	13:59	0.4	0.3	1.5	1.4	2.5	8.3	0.2
Hg [mg/L]	30-Jun-25	15:43	< 0.00001	< 0.00001	< 0.00001	< 0.00001	< 0.00001	< 0.00001	< 0.00001
Ag [mg/L]	30-Jun-25	11:20	< 0.00005	< 0.00005	< 0.00005	< 0.00005	< 0.00005	< 0.00005	< 0.00005
Al [mg/L]	30-Jun-25	11:20	0.020	0.024	0.014	0.033	0.034	0.046	0.036
As [mg/L]	30-Jun-25	11:20	0.0012	0.0044	0.0024	0.0063	0.0010	< 0.0002	0.0030
Ba [mg/L]	30-Jun-25	11:20	0.00075	0.00176	0.00077	0.00029	0.00145	0.00570	0.00260
Be [mg/L]	30-Jun-25	11:20	< 0.000007	< 0.000007	< 0.000007	< 0.000007	< 0.000007	0.000046	< 0.000007
B [mg/L]	30-Jun-25	11:20	< 0.002	< 0.002	< 0.002	< 0.002	< 0.002	0.002	< 0.002
Bi [mg/L]	30-Jun-25	11:20	< 0.00001	< 0.00001	< 0.00001	< 0.00001	< 0.00001	< 0.00001	< 0.00001
Ca [mg/L]	30-Jun-25	11:20	1.43	1.76	1.64	2.26	2.75	1.05	2.21
Cd [mg/L]	30-Jun-25	11:20	< 0.000003	< 0.000003	0.000007	0.000003	0.000006	0.000016	< 0.000003
Co [mg/L]	30-Jun-25	11:20	0.000009	0.000014	0.000011	0.000023	0.000011	0.000223	0.000014
Cr [mg/L]	30-Jun-25	11:20	< 0.00008	< 0.00008	< 0.00008	< 0.00008	< 0.00008	< 0.00008	< 0.00008
Cu [mg/L]	30-Jun-25	11:20	< 0.001	< 0.001	< 0.001	< 0.001	< 0.001	< 0.001	< 0.001
Fe [mg/L]	30-Jun-25	11:20	< 0.007	< 0.007	0.009	< 0.007	< 0.007	1.71	< 0.007
K [mg/L]	30-Jun-25	11:20	0.309	0.557	0.502	0.376	0.548	0.789	0.532
Mg [mg/L]	30-Jun-25	11:20	0.034	0.054	0.067	0.045	0.043	0.202	0.156
Mn [mg/L]	30-Jun-25	11:20	0.00149	0.00270	0.00434	0.00128	0.0225	0.0333	0.0103
Mo [mg/L]	30-Jun-25	11:20	< 0.0004	< 0.0004	< 0.0004	< 0.0004	< 0.0004	< 0.0004	< 0.0004
Na [mg/L]	30-Jun-25	11:20	0.04	0.04	0.04	0.06	0.05	0.05	0.05
Ni [mg/L]	30-Jun-25	11:20	< 0.0001	< 0.0001	< 0.0001	0.0001	< 0.0001	0.0034	< 0.0001
P [mg/L]	30-Jun-25	11:20	< 0.003	< 0.003	< 0.003	< 0.003	< 0.003	< 0.003	< 0.003
Pb [mg/L]	30-Jun-25	11:22	< 0.00009	< 0.00009	0.00012	< 0.00009	< 0.00009	< 0.00009	< 0.00009
S [mg/L]	30-Jun-25	11:22	< 5	< 5	< 5	< 5	< 5	< 5	< 5
Sb [mg/L]	30-Jun-25	11:22	< 0.0009	< 0.0009	< 0.0009	< 0.0009	< 0.0009	< 0.0009	< 0.0009
Se [mg/L]	30-Jun-25	11:22	< 0.00004	< 0.00004	< 0.00004	< 0.00004	0.00015	0.00021	< 0.00004
Si [mg/L]	30-Jun-25	11:22	0.18	0.20	0.14	0.20	0.18	0.70	0.20
Sn [mg/L]	30-Jun-25	11:22	< 0.00006	< 0.00006	0.00007	< 0.00006	< 0.00006	< 0.00006	< 0.00006

OnLine LIMS

0004176877

Results relate only to the sample tested. Data reported represents the sample submitted to SGS. Reproduction of this analytical report in full or in part is prohibited without prior written approval. Please refer to SGS General Conditions of Services located at https://www.sgs.ca/en/terms-and-conditions (Printed copies are available upon request.)
Test method information available upon request. "Temperature Upon Receipt" is representative of the whole shipment and may not reflect the temperature of individual samples.
SGS Canada Inc. Environment-Health & Safety statement of conformity decision rule does not consider uncertainty when analytical results are compared to a specified standard or regulation.

SGS Canada Inc.
P.O. Box 4300 - 185 Concession St.
Lakefield - Ontario - KOL 2HO
Phone: 705-652-2000 FAX: 705-652-6365

LR Report : **CA10171-JUN25**

Analysis	3: Analysis Completed Date	4: Analysis Completed Time	5: HC-28 Wk#62	6: HC-29 Wk#62	7: HC-30 Wk#62	8: HC-31 Wk#62	9: HC-32 Wk#62	10: HC-33 Wk#62	11: HC-34 Wk#62
Sr [mg/L]	30-Jun-25	11:22	0.00299	0.00393	0.00558	0.00413	0.00346	0.00630	0.00623
Ti [mg/L]	30-Jun-25	11:22	< 0.0001	< 0.0001	< 0.0001	0.0002	< 0.0001	< 0.0001	< 0.0001
Th [mg/L]	30-Jun-25	11:22	< 0.0001	< 0.0001	< 0.0001	< 0.0001	< 0.0001	< 0.0001	< 0.0001
Tl [mg/L]	30-Jun-25	11:22	< 0.000005	< 0.000005	< 0.000005	< 0.000005	0.000005	0.000005	< 0.000005
U [mg/L]	30-Jun-25	11:22	0.000241	0.000733	0.000281	0.000501	0.000127	0.000421	0.000035
V [mg/L]	30-Jun-25	11:22	0.00018	0.00030	0.00013	0.00022	0.00011	0.00001	0.00026
W [mg/L]	30-Jun-25	11:22	< 0.0002	< 0.0002	< 0.0002	< 0.0002	< 0.0002	< 0.0002	< 0.0002
Zr [mg/L]	30-Jun-25	11:22	< 0.002	< 0.002	< 0.002	< 0.002	< 0.002	< 0.002	< 0.002
Zn [mg/L]	30-Jun-25	11:22	< 0.002	< 0.002	< 0.002	< 0.002	< 0.002	0.013	< 0.002

Analysis	12: HC-35 Wk#62
Sample Date & Time	27-Jun-25
HumCell Leachate Vol [mL]	1010
Sample Name	31795
Sample Weight [g]	1000
pH [No unit]	7.70
Alkalinity [mg/L as CaCO3]	9
Conductivity [uS/cm]	16
Acidity [mg/L as CaCO3]	< 2
SO4 [mg/L]	1.0
Hg [mg/L]	< 0.00001
Ag [mg/L]	< 0.00005
Al [mg/L]	0.209
As [mg/L]	0.0329
Ba [mg/L]	0.00288
Be [mg/L]	< 0.000007
B [mg/L]	< 0.002
Bi [mg/L]	< 0.00001
Ca [mg/L]	2.66
Cd [mg/L]	0.000006
Co [mg/L]	0.000019
Cr [mg/L]	< 0.00008
Cu [mg/L]	< 0.001
Fe [mg/L]	< 0.007
K [mg/L]	1.33
Mg [mg/L]	0.042
Mn [mg/L]	0.00114
Mo [mg/L]	< 0.0004
Na [mg/L]	0.10
Ni [mg/L]	< 0.0001
P [mg/L]	< 0.003
Pb [mg/L]	< 0.00009
S [mg/L]	< 5
Sb [mg/L]	< 0.0009
Se [mg/L]	< 0.00004
Si [mg/L]	0.53
Sn [mg/L]	< 0.00006
Sr [mg/L]	0.00279
Ti [mg/L]	< 0.0001
Th [mg/L]	< 0.0001
Tl [mg/L]	< 0.000005
U [mg/L]	0.000161

OnLine LIMS

Results relate only to the sample tested. Data reported represents the sample submitted to SGS. Reproduction of this analytical report in full or in part is prohibited without prior written approval. Please refer to SGS General Conditions of Services located at https://www.sgs.ca/en/terms-and-conditions (Printed copies are available upon request.)
Test method information available upon request. "Temperature Upon Receipt" is representative of the whole shipment and may not reflect the temperature of individual samples.
SGS Canada Inc. Environment-Health & Safety statement of conformity decision rule does not consider uncertainty when analytical results are compared to a specified standard or regulation.

SGS Canada Inc.
P.O. Box 4300 - 185 Concession St.
Lakefield - Ontario - KOL 2HO
Phone: 705-652-2000 FAX: 705-652-6365

LR Report : **CA10171-JUN25**

Analysis	12: HC-35 Wk#62
V [mg/L]	0.00055
W [mg/L]	< 0.0002
Zr [mg/L]	< 0.002
Zn [mg/L]	< 0.002



Lisa Thompson
Project Specialist Assistant,
Environment, Health & Safety

OnLine LIMS

0004176877

Results relate only to the sample tested. Data reported represents the sample submitted to SGS. Reproduction of this analytical report in full or in part is prohibited without prior written approval. Please refer to SGS General Conditions of Services located at https://www.sgs.ca/en/terms-and-conditions (Printed copies are available upon request.)
Test method information available upon request. "Temperature Upon Receipt" is representative of the whole shipment and may not reflect the temperature of individual samples.
SGS Canada Inc. Environment-Health & Safety statement of conformity decision rule does not consider uncertainty when analytical results are compared to a specified standard or regulation.

SGS Canada Inc.
P.O. Box 4300 - 185 Concession St.
Lakefield - Ontario - KOL 2HO
Phone: 705-652-2000 FAX: 705-652-6365

Great Bear - 8 Long

LR Report : **CA10171-JUN25**

Quality Control Report

Inorganic Analysis													
Parameter	Reporting Limit	Unit	Method Blank	Duplicate				LCS / Spike Blank			Matrix Spike / Reference Material		
				Result 1	Result 2	RPD	Acceptance Criteria	Spike Recovery (%)	Recovery Limits (%)		Spike Recovery (%)	Recovery Limits (%)	
							%		Low	High		Low	High
Acidity - QCBatchID: EWL0686-JUN25													
Acidity	2	mg/L as Ca	< 2			0	20	102	90	110	NA		
Alkalinity - QCBatchID: EWL0686-JUN25													
Alkalinity	2	mg/L as Ca	< 2			ND	20	102	80	120	NA		
Anions by IC - QCBatchID: DIO0122-JUL25													
Sulphate	0.2	mg/L	<0.2			0	20	100	90	110	90	75	125
Anions by IC - QCBatchID: DIO0123-JUL25													
Sulphate	0.2	mg/L	<0.2			1	20	102	90	110	98	75	125
Anions by IC - QCBatchID: DIO0157-JUL25													
Sulphate	0.2	mg/L	<0.2			2	20	101	90	110	96	75	125
Conductivity - QCBatchID: EWL0686-JUN25													
Conductivity	2	uS/cm	< 2			ND	10	95	90	110	NA		
Inorganics-General - QCBatchID: EHG0041-JUN25													
Mercury	0.00001	mg/L	< 0.00001			ND	20	117	80	120	114	70	130
Metals in aqueous samples - ICP-MS - QCBatchID: EMS0256-JUN25													
Aluminum	0.001	mg/L	<0.001			0	20	102	90	110	127	70	130
Antimony	0.0009	mg/L	<0.0009			ND	20	108	90	110	91	70	130
Arsenic	0.0002	mg/L	<0.0002			0	20	99	90	110	98	70	130
Barium	0.00008	mg/L	<0.00008			1	20	98	90	110	88	70	130
Beryllium	0.000007	mg/L	<0.000007			ND	20	110	90	110	108	70	130
Bismuth	0.00001	mg/L	<0.00001			ND	20	92	90	110	89	70	130
Boron	0.002	mg/L	<0.002			ND	20	95	90	110	100	70	130
Cadmium	0.000003	mg/L	<0.000003			ND	20	100	90	110	92	70	130
Calcium	0.01	mg/L	<0.01			1	20	95	90	110	90	70	130
Chromium	0.00008	mg/L	<0.00008			ND	20	100	90	110	88	70	130
Cobalt	0.000004	mg/L	<0.000004			ND	20	97	90	110	91	70	130
Copper	0.001	mg/L	<0.001			ND	20	95	90	110	90	70	130
Iron	0.007	mg/L	<0.007			ND	20	97	90	110	75	70	130
Lead	0.00009	mg/L	<0.00009			ND	20	98	90	110	94	70	130
Magnesium	0.001	mg/L	<0.001			0	20	103	90	110	99	70	130
Manganese	0.00001	mg/L	<0.00001			1	20	100	90	110	95	70	130
Molybdenum	0.0004	mg/L	<0.0004			ND	20	100	90	110	94	70	130
Nickel	0.0001	mg/L	<0.0001			ND	20	99	90	110	92	70	130
Phosphorus	0.003	mg/L	<0.003			ND	20	97	90	110	NV	70	130
Potassium	0.009	mg/L	<0.009			0	20	99	90	110	90	70	130
Selenium	0.00004	mg/L	<0.00004			ND	20	101	90	110	94	70	130

OnLine LIMS

Results relate only to the sample tested. Data reported represents the sample submitted to SGS. Reproduction of this analytical report in full or in part is prohibited without prior written approval. Please refer to SGS General Conditions of Services located at https://www.sgs.ca/en/terms-and-conditions (Printed copies are available upon request.)
Test method information available upon request. "Temperature Upon Receipt" is representative of the whole shipment and may not reflect the temperature of individual samples.
SGS Canada Inc. Environment-Health & Safety statement of conformity decision rule does not consider uncertainty when analytical results are compared to a specified standard or regulation.

00041768T7

SGS Canada Inc.
P.O. Box 4300 - 185 Concession St.
Lakefield - Ontario - KOL 2HO
Phone: 705-652-2000 FAX: 705-652-6365

Inorganic Analysis														
Parameter	Reporting Limit	Unit	Method Blank	Duplicate				LCS / Spike Blank			Matrix Spike / Reference Material			
				Result 1	Result 2	RPD	Acceptance Criteria	Spike Recovery (%)	Recovery Limits (%)		Spike Recovery (%)	Recovery Limits (%)	
							%		Low	High		Low	High
Silicon	0.02	mg/L	<0.02			1	20	97	90	110	NV	70	130
Silver	0.00005	mg/L	<0.00005			ND	20	102	90	110	118	70	130
Sodium	0.01	mg/L	<0.01			1	20	98	90	110	90	70	130
Strontium	0.00008	mg/L	<0.00008			2	20	100	90	110	97	70	130
Sulfur	5	mg/L	<5			ND	20	109	90	110	NV	70	130
Thallium	0.000005	mg/L	<0.000005			ND	20	98	90	110	89	70	130
Thorium	0.0001	mg/L	<0.0001			ND	20	93	90	110	NV	70	130
Tin	0.00006	mg/L	<0.00006			ND	20	98	90	110	NV	70	130
Titanium	0.0001	mg/L	<0.0001			ND	20	98	90	110	NV	70	130
Tungsten	0.0002	mg/L	<0.0002			ND	20	97	90	110	NV	70	130
Uranium	0.000002	mg/L	<0.000002			0	20	97	90	110	88	70	130
Vanadium	0.00001	mg/L	<0.00001			3	20	100	90	110	90	70	130
Zinc	0.002	mg/L	<0.002			ND	20	99	90	110	99	70	130
Zirconium	0.002	mg/L	<0.002			ND	20	94	90	110	NV	70	130
pH - QCBatchID: EWL0686-JUN25													
pH	0.05	No unit	NA			0		100			NA		

OnLine LIMS

Results relate only to the sample tested. Data reported represents the sample submitted to SGS. Reproduction of this analytical report in full or in part is prohibited without prior written approval. Please refer to SGS General Conditions of Services located at https://www.sgs.ca/en/terms-and-conditions (Printed copies are available upon request.)
Test method information available upon request. "Temperature Upon Receipt" is representative of the whole shipment and may not reflect the temperature of individual samples.
SGS Canada Inc. Environment-Health & Safety statement of conformity decision rule does not consider uncertainty when analytical results are compared to a specified standard or regulation.

00041768777

SGS Canada Inc.
P.O. Box 4300 - 185 Concession St.
Lakefield - Ontario - KOL 2HO
Phone: 705-652-2000 FAX: 705-652-6365

19-August-2024

Great Bear Resources Ltd.
Attn : Ashley Moncrief

1020 - 800 West Pender St.
Vancouver, BC
V6C 2V6, Canada

Phone: 778-833-2160
Fax:

Date Rec. : 08 August 2024
LR Report: **CA10041-AUG24**
Reference: Wk#63

Copy: #1

CERTIFICATE OF ANALYSIS
Final Report

Analysis	3: Analysis Completed Date	4: Analysis Completed Time	5: HC-1 Wk#63	6: HC-2 Wk#63	7: HC-3 Wk#63	8: HC-4 Wk#63	9: HC-5 Wk#63	10: HC-6 Wk#63	11: HC-7 Wk#63
Sample Date & Time			08-Aug-24	08-Aug-24	08-Aug-24	08-Aug-24	08-Aug-24	08-Aug-24	08-Aug-24
HumCell Leachate Vol [mL]	08-Aug-24	12:12	929	1008	509	512	932	477	936
Sample Name	---	---	DX450052	DX 550083	DX450204	DX450176	DX450232	DX450181	DX450002
Sample Weight [g]	---	---	1000	1000	500	500	1000	500	1000
pH [No unit]	09-Aug-24	10:58	6.73	7.62	7.04	5.40	6.98	7.01	7.33
Alkalinity [mg/L as CaCO3]	09-Aug-24	10:58	3	13	4	< 2	4	4	7
Conductivity [uS/cm]	09-Aug-24	10:58	35	29	9	37	12	8	13
Acidity [mg/L as CaCO3]	09-Aug-24	10:58	< 2	< 2	< 2	3	< 2	< 2	< 2
SO4 [mg/L]	14-Aug-24	10:20	11	2.0	0.4	16	1.5	0.2	< 0.2

Lisa Thompson
Project Specialist Assistant,
Environment, Health & Safety

OnLine LIMS

0003822994

Results relate only to the sample tested. Data reported represents the sample submitted to SGS. Reproduction of this analytical report in full or in part is prohibited without prior written approval. Please refer to SGS General Conditions of Services located at https://www.sgs.ca/en/terms-and-conditions (Printed copies are available upon request.)
Test method information available upon request. "Temperature Upon Receipt" is representative of the whole shipment and may not reflect the temperature of individual samples.
SGS Canada Inc. Environment-Health & Safety statement of conformity decision rule does not consider uncertainty when analytical results are compared to a specified standard or regulation.

SGS Canada Inc.
P.O. Box 4300 - 185 Concession St.
Lakefield - Ontario - KOL 2HO
Phone: 705-652-2000 FAX: 705-652-6365

03-September-2024

Great Bear Resources Ltd.
Attn : Ashley Moncrief

1020 - 800 West Pender St.
Vancouver, BC
V6C 2V6, Canada

Phone: 778-833-2160
Fax:

Date Rec. : 09 August 2024
LR Report: **CA10043-AUG24**
Reference: Wk#63

Copy: #1

CERTIFICATE OF ANALYSIS
Final Report

Analysis	3: Analysis Completed Date	4: Analysis Completed Time	5: HC-8 Wk#63	6: HC-9 Wk#63	7: HC-10 Wk#63	8: HC-11 Wk#63	9: HC-12 Wk#63
Sample Date & Time			09-Aug-24	09-Aug-24	09-Aug-24	09-Aug-24	09-Aug-24
HumCell Leachate Vol [mL]	03-Sep-24	14:03	1013	1000	1001	1014	1007
Sample Name	---	---	DX450108	DX450076	DX450186	DX450118	DX 550107
Sample Weight [g]	---	---	1000	1000	1000	1000	1000
pH [No unit]	13-Aug-24	10:56	7.44	5.77	7.18	7.31	7.29
Alkalinity [mg/L as CaCO3]	13-Aug-24	10:56	11	< 2	7	8	8
Conductivity [uS/cm]	12-Aug-24	11:44	25	33	16	18	25
Acidity [mg/L as CaCO3]	13-Aug-24	10:56	< 2	6	< 2	< 2	< 2
SO4 [mg/L]	15-Aug-24	16:23	2.3	14	0.9	1.0	3.8

Analysis	10: HC-13 Wk#63	11: HC-14 Wk#63	12: HC-15 Wk#63	13: HC-16 Wk#63	14: HC-17 Wk#63	15: HC-18 Wk#63	16: HC-19 Wk#63
Sample Date & Time	09-Aug-24	09-Aug-24	09-Aug-24	09-Aug-24	09-Aug-24	09-Aug-24	09-Aug-24
HumCell Leachate Vol [mL]	1000	938	675	1003	1008	954	980
Sample Name	DX450159	DX450171	DX450134	DX450185	DX450032	DX 550064	DX450008
Sample Weight [g]	1000	1000	700	1000	1000	1000	1000
pH [No unit]	7.39	6.67	7.39	7.34	6.28	7.31	6.94
Alkalinity [mg/L as CaCO3]	9	2	9	9	< 2	7	3
Conductivity [uS/cm]	27	21	46	24	11	12	9
Acidity [mg/L as CaCO3]	< 2	< 2	< 2	< 2	< 2	< 2	< 2
SO4 [mg/L]	4.1	6.6	9.6	2.9	2.7	0.3	0.5

Analysis	17: HC-20 Wk#63	18: HC-21 Wk#63	19: HC-22 Wk#63	20: HC-23 Wk#63	21: HC-24 Wk#63	22: HC-25 Wk#63	23: HC-26 Wk#63
Sample Date & Time	09-Aug-24	09-Aug-24	09-Aug-24	09-Aug-24	09-Aug-24	09-Aug-24	09-Aug-24
HumCell Leachate Vol [mL]	995	1008	450	1007	969	955	749

OnLine LIMS

0003842462

Results relate only to the sample tested. Data reported represents the sample submitted to SGS. Reproduction of this analytical report in full or in part is prohibited without prior written approval. Please refer to SGS General Conditions of Services located at https://www.sgs.ca/en/terms-and-conditions (Printed copies are available upon request.)
Test method information available upon request. "Temperature Upon Receipt" is representative of the whole shipment and may not reflect the temperature of individual samples.
SGS Canada Inc. Environment-Health & Safety statement of conformity decision rule does not consider uncertainty when analytical results are compared to a specified standard or regulation.

SGS Canada Inc.
P.O. Box 4300 - 185 Concession St.
Lakefield - Ontario - KOL 2HO
Phone: 705-652-2000 FAX: 705-652-6365

LR Report : **CA10043-AUG24**

Analysis	17: HC-20 Wk#63	18: HC-21 Wk#63	19: HC-22 Wk#63	20: HC-23 Wk#63	21: HC-24 Wk#63	22: HC-25 Wk#63	23: HC-26 Wk#63
Sample Name	DX 550056	DX450022	DX450077	DX450113	DX 550101	DX450128	DX450021
Sample Weight [g]	1000	1000	500	1000	1000	1000	750
pH [No unit]	7.23	7.57	7.15	7.76	7.53	7.55	5.50
Alkalinity [mg/L as CaCO3]	6	10	7	11	8	11	< 2
Conductivity [uS/cm]	16	22	15	22	16	32	144
Acidity [mg/L as CaCO3]	< 2	< 2	< 2	< 2	< 2	< 2	58
SO4 [mg/L]	1.4	1.2	0.8	0.7	0.8	4.0	46

Analysis	24: HC-27 Wk#63
Sample Date & Time	09-Aug-24
HumCell Leachate Vol [mL]	968
Sample Name	DX450222
Sample Weight [g]	1000
pH [No unit]	6.88
Alkalinity [mg/L as CaCO3]	3
Conductivity [uS/cm]	16
Acidity [mg/L as CaCO3]	< 2
SO4 [mg/L]	3.4



Lisa Thompson
Project Specialist Assistant,
Environment, Health & Safety

OnLine LIMS

0003842462

Results relate only to the sample tested. Data reported represents the sample submitted to SGS. Reproduction of this analytical report in full or in part is prohibited without prior written approval. Please refer to SGS General Conditions of Services located at https://www.sgs.ca/en/terms-and-conditions (Printed copies are available upon request.)
Test method information available upon request. "Temperature Upon Receipt" is representative of the whole shipment and may not reflect the temperature of individual samples.
SGS Canada Inc. Environment-Health & Safety statement of conformity decision rule does not consider uncertainty when analytical results are compared to a specified standard or regulation.

SGS Canada Inc.
P.O. Box 4300 - 185 Concession St.
Lakefield - Ontario - KOL 2HO
Phone: 705-652-2000 FAX: 705-652-6365

17-July-2025

Great Bear Resources Ltd.
Attn : Ashley Moncrief

1020 - 800 West Pender St.
Vancouver, BC
V6C 2V6, Canada

Phone: 778-833-2160
Fax:

Date Rec. : 04 July 2025
LR Report: **CA10023-JUL25**
Reference: Wk#63

Copy: #1

CERTIFICATE OF ANALYSIS

Final Report

Analysis	3: Analysis Completed Date	4: Analysis Completed Time	5: HC-28 Wk#63	6: HC-29 Wk#63	7: HC-30 Wk#63	8: HC-31 Wk#63	9: HC-32 Wk#63	10: HC-33 Wk#63	11: HC-34 Wk#63	12: HC-35 Wk#63
Sample Date & Time			04-Jul-25	04-Jul-25	04-Jul-25	04-Jul-25	04-Jul-25	04-Jul-25	04-Jul-25	04-Jul-25
HumCell Leachate Vol [mL]	07-Jul-25	11:46	984	986	726	929	757	999	984	1007
Sample Name	---	---	31787	DX450179	31644	DX450183	O31576	DX450213	DX450174	31795
Sample Weight [g]	---	---	1000	1000	750	1000	750	1000	1000	1000
pH [No unit]	08-Jul-25	13:25	6.90	6.92	6.87	6.34	6.52	4.82	7.35	7.58
Alkalinity [mg/L as CaCO3]	07-Jul-25	15:22	2	4	3	6	7	< 2	7	7
Conductivity [uS/cm]	07-Jul-25	15:22	4	6	6	12	14	25	13	17
Acidity [mg/L as CaCO3]	09-Jul-25	08:38	< 2	< 2	< 2	< 2	< 2	6	< 2	< 2
SO4 [mg/L]	10-Jul-25	15:04	0.3	0.2	0.8	0.9	1.5	9.7	< 0.2	0.8

Lisa Thompson
Project Specialist Assistant,
Environment, Health & Safety

OnLine LIMS

0004187864

Results relate only to the sample tested. Data reported represents the sample submitted to SGS. Reproduction of this analytical report in full or in part is prohibited without prior written approval. Please refer to SGS General Conditions of Services located at https://www.sgs.ca/en/terms-and-conditions (Printed copies are available upon request.)
Test method information available upon request. "Temperature Upon Receipt" is representative of the whole shipment and may not reflect the temperature of individual samples.
SGS Canada Inc. Environment-Health & Safety statement of conformity decision rule does not consider uncertainty when analytical results are compared to a specified standard or regulation.

SGS Canada Inc.
P.O. Box 4300 - 185 Concession St.
Lakefield - Ontario - KOL 2HO
Phone: 705-652-2000 FAX: 705-652-6365

Great Bear - 8 Long

LR Report : **CA10023-JUL25**

Quality Control Report

Inorganic Analysis														
Parameter	Reporting Limit	Unit	Method Blank	Duplicate				LCS / Spike Blank			Matrix Spike / Reference Material		
				Result 1	Result 2	RPD	Acceptance Criteria	Spike Recovery (%)	Recovery Limits (%)		Spike Recovery (%)	Recovery Limits (%)	
							%		Low	High		Low	High
Acidity - QCBatchID: EWL0073-JUL25													
Acidity	2	mg/L as Ca	2			ND	20	104	90	110	NA		
Acidity - QCBatchID: EWL0107-JUL25													
Acidity	2	mg/L as Ca	2			ND	20	102	90	110	NA		
Alkalinity - QCBatchID: EWL0073-JUL25													
Alkalinity	2	mg/L as Ca	< 2			ND	20	102	80	120	NA		
Anions by IC - QCBatchID: DIO0209-JUL25													
Sulphate	0.2	mg/L	<0.2			8	20	105	90	110	111	75	125
Anions by IC - QCBatchID: DIO0225-JUL25													
Sulphate	0.2	mg/L	<0.2			0	20	102	90	110	100	75	125
Anions by IC - QCBatchID: DIO0227-JUL25													
Sulphate	0.2	mg/L	<0.2			1	20	99	90	110	89	75	125
Conductivity - QCBatchID: EWL0073-JUL25													
Conductivity	2	uS/cm	< 2			0	10	100	90	110	NA		
pH - QCBatchID: EWL0073-JUL25													
pH	0.05	No unit	NA			0		100			NA		

OnLine LIMS

0004187864

Results relate only to the sample tested. Data reported represents the sample submitted to SGS. Reproduction of this analytical report in full or in part is prohibited without prior written approval. Please refer to SGS General Conditions of Services located at https://www.sgs.ca/en/terms-and-conditions (Printed copies are available upon request.)
Test method information available upon request. "Temperature Upon Receipt" is representative of the whole shipment and may not reflect the temperature of individual samples.
SGS Canada Inc. Environment-Health & Safety statement of conformity decision rule does not consider uncertainty when analytical results are compared to a specified standard or regulation.

SGS Canada Inc.
P.O. Box 4300 - 185 Concession St.
Lakefield - Ontario - KOL 2HO
Phone: 705-652-2000 FAX: 705-652-6365

03-September-2024

Great Bear Resources Ltd.
Attn : Ashley Moncrief

1020 - 800 West Pender St.
Vancouver, BC
V6C 2V6, Canada

Phone: 778-833-2160
Fax:

Date Rec. : 15 August 2024
LR Report: **CA10078-AUG24**
Reference: Wk#64

Copy: #1

CERTIFICATE OF ANALYSIS
Final Report

Analysis	3: Analysis Completed Date	4: Analysis Completed Time	5: HC-1 Wk#64	6: HC-2 Wk#64	7: HC-3 Wk#64	8: HC-4 Wk#64	9: HC-5 Wk#64
Sample Date & Time			15-Aug-24	15-Aug-24	15-Aug-24	15-Aug-24	15-Aug-24
HumCell Leachate Vol [mL]	16-Aug-24	13:53	922	994	504	507	922
Sample Name	---	---	DX450052	DX 550083	DX450204	DX450176	DX450232
Sample Weight [g]	---	---	1000	1000	500	500	1000
pH [No unit]	20-Aug-24	11:27	6.95	7.55	7.47	5.53	7.24
Alkalinity [mg/L as CaCO3]	20-Aug-24	11:27	2	12	4	< 2	3
Conductivity [uS/cm]	20-Aug-24	11:27	38	29	10	45	12
Acidity [mg/L as CaCO3]	23-Aug-24	10:50	< 2	< 2	< 2	6	< 2
SO4 [mg/L]	19-Aug-24	15:22	11	2.1	0.5	18	1.5
Hg [mg/L]	19-Aug-24	08:46	0.00001	0.00001	0.00001	0.00001	0.00001
Ag [mg/L]	19-Aug-24	08:46	< 0.00005	< 0.00005	< 0.00005	< 0.00005	< 0.00005
Al [mg/L]	19-Aug-24	08:46	0.004	0.061	0.041	0.004	0.037
As [mg/L]	19-Aug-24	08:46	0.0003	0.0110	0.0007	< 0.0002	0.0018
Ba [mg/L]	19-Aug-24	08:46	0.00073	0.0134	0.00052	0.00270	0.00085
Be [mg/L]	19-Aug-24	08:46	< 0.000007	< 0.000007	< 0.000007	< 0.000007	< 0.000007
B [mg/L]	19-Aug-24	08:46	< 0.002	< 0.002	< 0.002	< 0.002	< 0.002
Bi [mg/L]	19-Aug-24	08:46	< 0.00001	0.00005	< 0.00001	< 0.00001	< 0.00001
Ca [mg/L]	19-Aug-24	08:46	5.78	5.34	1.74	5.64	2.01
Cd [mg/L]	19-Aug-24	08:46	0.00135	0.000009	< 0.000003	0.0143	0.000004
Co [mg/L]	19-Aug-24	08:46	0.000024	0.000062	0.000008	0.00228	0.000008
Cr [mg/L]	19-Aug-24	08:46	< 0.00008	0.00009	0.00009	< 0.00008	< 0.00008
Cu [mg/L]	19-Aug-24	08:46	< 0.001	< 0.001	< 0.001	0.006	< 0.001
Fe [mg/L]	19-Aug-24	08:46	< 0.007	< 0.007	< 0.007	0.050	< 0.007
K [mg/L]	19-Aug-24	08:46	0.328	1.44	0.554	0.685	0.530
Mg [mg/L]	19-Aug-24	08:46	0.056	0.102	0.080	0.556	0.051
Mn [mg/L]	19-Aug-24	08:46	0.0270	0.0295	0.00352	0.0948	0.00819
Mo [mg/L]	19-Aug-24	08:46	---	< 0.0004	< 0.0004	< 0.0004	< 0.0004
Mo [mg/L]	28-Aug-24	16:04	< 0.0004	---	---	---	---
Na [mg/L]	19-Aug-24	08:46	0.08	0.07	0.08	0.07	0.08
Ni [mg/L]	19-Aug-24	08:46	0.0004	0.0001	0.0001	0.0114	0.0001
P [mg/L]	19-Aug-24	08:46	0.007	< 0.003	< 0.003	0.009	< 0.003

OnLine LIMS

0003842332

Results relate only to the sample tested. Data reported represents the sample submitted to SGS. Reproduction of this analytical report in full or in part is prohibited without prior written approval. Please refer to SGS General Conditions of Services located at https://www.sgs.ca/en/terms-and-conditions (Printed copies are available upon request.)
Test method information available upon request. "Temperature Upon Receipt" is representative of the whole shipment and may not reflect the temperature of individual samples.
SGS Canada Inc. Environment-Health & Safety statement of conformity decision rule does not consider uncertainty when analytical results are compared to a specified standard or regulation.

SGS Canada Inc.
P.O. Box 4300 - 185 Concession St.
Lakefield - Ontario - KOL 2HO
Phone: 705-652-2000 FAX: 705-652-6365

LR Report : **CA10078-AUG24**

Analysis	3: Analysis Completed Date	4: Analysis Completed Time	5: HC-1 Wk#64	6: HC-2 Wk#64	7: HC-3 Wk#64	8: HC-4 Wk#64	9: HC-5 Wk#64
Pb [mg/L]	19-Aug-24	08:46	0.0302	0.00025	< 0.00009	0.492	< 0.00009
S [mg/L]	19-Aug-24	08:46	< 5	< 5	< 5	7	< 5
Sb [mg/L]	19-Aug-24	08:46	< 0.0009	< 0.0009	< 0.0009	< 0.0009	< 0.0009
Se [mg/L]	19-Aug-24	08:46	0.00036	0.00256	< 0.00004	0.00153	0.00005
Si [mg/L]	19-Aug-24	08:46	0.16	0.28	0.21	0.24	0.20
Sn [mg/L]	19-Aug-24	08:46	< 0.00006	< 0.00006	< 0.00006	< 0.00006	< 0.00006
Sr [mg/L]	19-Aug-24	08:46	0.00642	0.0203	0.00351	0.00561	0.00271
Ti [mg/L]	19-Aug-24	08:40	< 0.0001	< 0.0001	0.0003	< 0.0001	0.0002
Th [mg/L]	19-Aug-24	08:40	< 0.0001	< 0.0001	< 0.0001	< 0.0001	< 0.0001
Tl [mg/L]	19-Aug-24	08:40	< 0.000005	0.000013	< 0.000005	0.000021	< 0.000005
U [mg/L]	19-Aug-24	08:40	0.000008	0.000256	0.000356	0.000065	0.000420
V [mg/L]	19-Aug-24	08:40	< 0.00001	0.00032	0.00021	0.00001	0.00042
W [mg/L]	19-Aug-24	08:40	< 0.0002	< 0.0002	< 0.0002	< 0.0002	< 0.0002
Zr [mg/L]	19-Aug-24	08:40	< 0.002	< 0.002	< 0.002	< 0.002	< 0.002
Zn [mg/L]	19-Aug-24	08:40	0.043	< 0.002	< 0.002	1.34	< 0.002

Analysis	10: HC-6 Wk#64	11: HC-7 Wk#64
Sample Date & Time	15-Aug-24	15-Aug-24
HumCell Leachate Vol [mL]	480	925
Sample Name	DX450181	DX450002
Sample Weight [g]	500	1000
pH [No unit]	6.71	7.27
Alkalinity [mg/L as CaCO3]	4	6
Conductivity [uS/cm]	10	12
Acidity [mg/L as CaCO3]	< 2	< 2
SO4 [mg/L]	0.2	< 0.2
Hg [mg/L]	< 0.00001	< 0.00001
Ag [mg/L]	< 0.00005	< 0.00005
Al [mg/L]	0.038	0.034
As [mg/L]	0.0004	0.0057
Ba [mg/L]	0.00038	0.00053
Be [mg/L]	< 0.000007	< 0.000007
B [mg/L]	< 0.002	< 0.002
Bi [mg/L]	< 0.00001	< 0.00001
Ca [mg/L]	1.55	2.38
Cd [mg/L]	0.000004	0.000006
Co [mg/L]	0.000013	0.000016
Cr [mg/L]	< 0.00008	< 0.00008
Cu [mg/L]	< 0.001	< 0.001
Fe [mg/L]	< 0.007	< 0.007
K [mg/L]	0.316	0.473
Mg [mg/L]	0.059	0.088
Mn [mg/L]	0.00281	0.00672
Mo [mg/L]	---	---

OnLine LIMS

0003842332

Results relate only to the sample tested. Data reported represents the sample submitted to SGS. Reproduction of this analytical report in full or in part is prohibited without prior written approval. Please refer to SGS General Conditions of Services located at https://www.sgs.ca/en/terms-and-conditions (Printed copies are available upon request.)
Test method information available upon request. "Temperature Upon Receipt" is representative of the whole shipment and may not reflect the temperature of individual samples.
SGS Canada Inc. Environment-Health & Safety statement of conformity decision rule does not consider uncertainty when analytical results are compared to a specified standard or regulation.

SGS Canada Inc.
P.O. Box 4300 - 185 Concession St.
Lakefield - Ontario - KOL 2HO
Phone: 705-652-2000 FAX: 705-652-6365

LR Report : **CA10078-AUG24**

Analysis	10: HC-6 Wk#64	11: HC-7 Wk#64
Mo [mg/L]	< 0.0004	< 0.0004
Na [mg/L]	0.08	0.07
Ni [mg/L]	0.0002	0.0001
P [mg/L]	< 0.003	0.009
Pb [mg/L]	< 0.00009	< 0.00009
S [mg/L]	< 5	< 5
Sb [mg/L]	< 0.0009	< 0.0009
Se [mg/L]	< 0.00004	< 0.00004
Si [mg/L]	0.22	0.21
Sn [mg/L]	< 0.00006	< 0.00006
Sr [mg/L]	0.00290	0.00405
Ti [mg/L]	0.0004	0.0001
Th [mg/L]	< 0.0001	< 0.0001
Tl [mg/L]	< 0.000005	< 0.000005
U [mg/L]	0.000124	0.000425
V [mg/L]	0.00038	0.00022
W [mg/L]	0.0004	< 0.0002
Zr [mg/L]	< 0.002	< 0.002
Zn [mg/L]	< 0.002	< 0.002



Lisa Thompson
Project Specialist Assistant,
Environment, Health & Safety

OnLine LIMS

0003842332

Results relate only to the sample tested. Data reported represents the sample submitted to SGS. Reproduction of this analytical report in full or in part is prohibited without prior written approval. Please refer to SGS General Conditions of Services located at https://www.sgs.ca/en/terms-and-conditions (Printed copies are available upon request.)
Test method information available upon request. "Temperature Upon Receipt" is representative of the whole shipment and may not reflect the temperature of individual samples.
SGS Canada Inc. Environment-Health & Safety statement of conformity decision rule does not consider uncertainty when analytical results are compared to a specified standard or regulation.

SGS Canada Inc.
P.O. Box 4300 - 185 Concession St.
Lakefield - Ontario - KOL 2HO
Phone: 705-652-2000 FAX: 705-652-6365

03-September-2024

Great Bear Resources Ltd.
Attn : Ashley Moncrief

1020 - 800 West Pender St., Vancouver
Canada, V6C 2V6
Phone: 778-833-2160, Fax:

Date Rec. : 16 August 2024
LR Report: **CA10082-AUG24**
Reference: Wk#64

Copy: #1

CERTIFICATE OF ANALYSIS
Final Report

Analysis	3: Analysis Completed Date	4: Analysis Completed Time	5: HC-8 Wk#64	6: HC-9 Wk#64	7: HC-10 Wk#64	8: HC-11 Wk#64	9: HC-12 Wk#64	10: HC-13 Wk#64	11: HC-14 Wk#64
Sample Date & Time			16-Aug-24	16-Aug-24	16-Aug-24	16-Aug-24	16-Aug-24	16-Aug-24	16-Aug-24
HumCell Leachate Vol [mL]	19-Aug-24	09:01	996	1006	1003	1003	1008	1000	948
Sample Name	---	---	DX450108	DX450076	DX450186	DX450118	DX 550107	DX450159	DX450171
Sample Weight [g]	---	---	1000	1000	1000	1000	1000	1000	1000
pH [No unit]	20-Aug-24	11:57	7.40	5.67	6.98	7.21	7.27	7.37	6.60
Alkalinity [mg/L as CaCO3]	20-Aug-24	11:57	10	< 2	5	6	8	9	2
Conductivity [uS/cm]	22-Aug-24	09:58	23	31	14	14	24	28	23
Acidity [mg/L as CaCO3]	23-Aug-24	10:52	< 2	7	5	< 2	< 2	< 2	< 2
SO4 [mg/L]	21-Aug-24	15:10	3.3	14	0.8	1.0	4.3	4.6	7.4
Cl [mg/L]	20-Aug-24	15:14	---	---	---	---	---	---	---
Hg [mg/L]	23-Aug-24	11:48	< 0.00001	< 0.00001	< 0.00001	< 0.00001	< 0.00001	< 0.00001	< 0.00001
Ag [mg/L]	23-Aug-24	11:48	< 0.00005	< 0.00005	< 0.00005	< 0.00005	< 0.00005	< 0.00005	< 0.00005
Al [mg/L]	23-Aug-24	11:48	0.052	< 0.001	0.026	0.041	0.048	0.084	0.010
As [mg/L]	23-Aug-24	11:48	0.0008	< 0.0002	< 0.0002	< 0.0002	0.0021	0.0021	0.0009
Ba [mg/L]	23-Aug-24	11:48	0.00187	0.0101	0.00062	0.00074	0.00183	0.00069	0.00247
Be [mg/L]	23-Aug-24	11:48	< 0.000007	< 0.000007	< 0.000007	< 0.000007	< 0.000007	< 0.000007	< 0.000007
B [mg/L]	23-Aug-24	11:48	< 0.002	< 0.002	< 0.002	< 0.002	< 0.002	< 0.002	< 0.002
Bi [mg/L]	23-Aug-24	11:48	< 0.00001	< 0.00001	< 0.00001	< 0.00001	< 0.00001	< 0.00001	< 0.00001
Ca [mg/L]	23-Aug-24	11:48	4.10	1.72	2.50	2.88	4.59	5.32	3.18
Cd [mg/L]	23-Aug-24	11:48	< 0.000003	0.0227	0.000013	0.000011	0.000006	0.000005	0.000006
Co [mg/L]	23-Aug-24	11:48	0.000012	0.000645	0.000013	0.000015	0.000008	0.000014	0.000052
Cr [mg/L]	23-Aug-24	11:48	< 0.00008	< 0.00008	< 0.00008	< 0.00008	< 0.00008	< 0.00008	< 0.00008
Cu [mg/L]	23-Aug-24	11:48	< 0.001	0.002	< 0.001	< 0.001	< 0.001	< 0.001	< 0.001
Fe [mg/L]	23-Aug-24	11:48	< 0.007	0.017	< 0.007	< 0.007	< 0.007	< 0.007	< 0.007
K [mg/L]	23-Aug-24	11:48	0.634	0.969	0.236	0.199	0.440	0.518	0.766
Mg [mg/L]	23-Aug-24	11:48	0.238	0.092	0.028	0.044	0.042	0.055	0.121
Mn [mg/L]	23-Aug-24	11:48	0.0209	0.0763	0.0190	0.0200	0.0290	0.0235	0.00369
Mo [mg/L]	23-Aug-24	11:49	< 0.0004	< 0.0004	< 0.0004	< 0.0004	< 0.0004	< 0.0004	< 0.0004
Na [mg/L]	23-Aug-24	11:49	0.06	0.04	0.04	0.04	0.05	0.04	0.06
Ni [mg/L]	23-Aug-24	11:49	< 0.0001	0.0195	0.0001	0.0002	0.0002	0.0002	0.0005
P [mg/L]	23-Aug-24	11:49	< 0.003	< 0.003	< 0.003	< 0.003	< 0.003	< 0.003	< 0.003
Pb [mg/L]	23-Aug-24	11:52	< 0.00009	0.222	< 0.00009	< 0.00009	< 0.00009	< 0.00009	< 0.00009
S [mg/L]	23-Aug-24	11:49	< 5	< 5	< 5	< 5	< 5	< 5	< 5
Sb [mg/L]	23-Aug-24	11:49	< 0.0009	< 0.0009	< 0.0009	< 0.0009	< 0.0009	< 0.0009	< 0.0009
Se [mg/L]	23-Aug-24	11:49	0.00007	0.00073	0.00014	< 0.00004	0.00011	< 0.00004	0.00017
Si [mg/L]	23-Aug-24	11:49	0.25	0.42	0.20	0.24	0.42	0.34	0.19

OnLine LIMS

0003842325

Results relate only to the sample tested. Data reported represents the sample submitted to SGS. Reproduction of this analytical report in full or in part is prohibited without prior written approval. Please refer to SGS General Conditions of Services located at https://www.sgs.ca/en/terms-and-conditions (Printed copies are available upon request.)
Test method information available upon request. "Temperature Upon Receipt" is representative of the whole shipment and may not reflect the temperature of individual samples.
SGS Canada Inc. Environment-Health & Safety statement of conformity decision rule does not consider uncertainty when analytical results are compared to a specified standard or regulation.

SGS Canada Inc.
P.O. Box 4300 - 185 Concession St.
Lakefield - Ontario - KOL 2HO
Phone: 705-652-2000 FAX: 705-652-6365

LR Report : **CA10082-AUG24**

Analysis	3: Analysis Completed Date	4: Analysis Completed Time	5: HC-8 Wk#64	6: HC-9 Wk#64	7: HC-10 Wk#64	8: HC-11 Wk#64	9: HC-12 Wk#64	10: HC-13 Wk#64	11: HC-14 Wk#64
Sn [mg/L]	23-Aug-24	11:49	< 0.00006	< 0.00006	< 0.00006	< 0.00006	< 0.00006	< 0.00006	< 0.00006
Sr [mg/L]	23-Aug-24	11:49	0.00695	0.00503	0.00396	0.00542	0.00577	0.00439	0.00732
Ti [mg/L]	23-Aug-24	11:49	< 0.0001	< 0.0001	< 0.0001	< 0.0001	< 0.0001	< 0.0001	< 0.0001
Th [mg/L]	23-Aug-24	11:49	< 0.0001	< 0.0001	< 0.0001	< 0.0001	< 0.0001	< 0.0001	< 0.0001
Tl [mg/L]	23-Aug-24	11:49	< 0.000005	0.000042	< 0.000005	< 0.000005	0.000007	0.000010	< 0.000005
U [mg/L]	23-Aug-24	11:49	0.000187	0.000088	0.000660	0.000099	0.000240	0.000252	0.000046
V [mg/L]	23-Aug-24	11:49	0.00010	< 0.00001	< 0.00001	0.00003	0.00015	0.00005	0.00009
W [mg/L]	23-Aug-24	11:49	< 0.0002	< 0.0002	< 0.0002	< 0.0002	< 0.0002	< 0.0002	< 0.0002
Zr [mg/L]	23-Aug-24	11:49	< 0.002	< 0.002	< 0.002	< 0.002	< 0.002	< 0.002	< 0.002
Zn [mg/L]	23-Aug-24	11:52	< 0.002	4.61	< 0.002	< 0.002	< 0.002	< 0.002	< 0.002

Analysis	12: HC-15 Wk#64	13: HC-16 Wk#64	14: HC-17 Wk#64	15: HC-18 Wk#64	16: HC-19 Wk#64	17: HC-20 Wk#64	18: HC-21 Wk#64	19: HC-22 Wk#64	20: HC-23 Wk#64
Sample Date & Time	16-Aug-24	16-Aug-24	16-Aug-24	16-Aug-24	16-Aug-24	16-Aug-24	16-Aug-24	16-Aug-24	16-Aug-24
HumCell Leachate Vol [mL]	697	999	1004	965	981	991	1003	460	1012
Sample Name	DX450134	DX450185	DX450032	DX 550064	DX450008	DX 550056	DX450022	DX450077	DX450113
Sample Weight [g]	700	1000	1000	1000	1000	1000	1000	500	1000
pH [No unit]	7.31	7.32	6.19	7.37	6.91	7.30	7.54	7.04	7.67
Alkalinity [mg/L as CaCO3]	9	9	< 2	7	3	7	9	6	13
Conductivity [uS/cm]	55	24	8	14	7	16	22	18	25
Acidity [mg/L as CaCO3]	< 2	< 2	2	< 2	< 2	< 2	< 2	< 2	< 2
SO4 [mg/L]	14	3.4	2.6	0.3	0.6	1.4	1.4	0.9	0.9
Cl [mg/L]	< 0.2	---	---	---	---	---	---	---	---
Hg [mg/L]	< 0.00001	< 0.00001	< 0.00001	< 0.00001	< 0.00001	< 0.00001	< 0.00001	< 0.00001	< 0.00001
Ag [mg/L]	< 0.00005	< 0.00005	< 0.00005	< 0.00005	< 0.00005	< 0.00005	< 0.00005	< 0.00005	< 0.00005
Al [mg/L]	0.005	0.077	0.003	0.043	0.026	0.032	0.064	0.029	0.064
As [mg/L]	0.0727	0.0066	0.0029	0.0071	0.0003	0.0006	0.0066	0.0004	0.0041
Ba [mg/L]	0.00105	0.00222	0.00026	0.00020	0.00032	0.00206	0.00019	0.00738	0.00619
Be [mg/L]	< 0.000007	< 0.000007	< 0.000007	< 0.000007	< 0.000007	< 0.000007	< 0.000007	< 0.000007	< 0.000007
B [mg/L]	< 0.002	< 0.002	< 0.002	< 0.002	< 0.002	< 0.002	< 0.002	< 0.002	< 0.002
Bi [mg/L]	< 0.00001	< 0.00001	< 0.00001	< 0.00001	< 0.00001	< 0.00001	< 0.00001	< 0.00001	< 0.00001
Ca [mg/L]	9.60	4.02	1.21	2.87	1.43	3.06	4.58	2.34	5.14
Cd [mg/L]	0.000009	0.000007	0.000071	0.000008	0.000007	< 0.000003	< 0.000003	0.000006	< 0.000003
Co [mg/L]	0.000480	0.000074	0.000868	0.000026	0.000019	0.000021	0.000076	0.000029	0.000017
Cr [mg/L]	< 0.00008	< 0.00008	< 0.00008	< 0.00008	< 0.00008	< 0.00008	< 0.00008	< 0.00008	< 0.00008
Cu [mg/L]	< 0.001	< 0.001	< 0.001	< 0.001	< 0.001	< 0.001	< 0.001	0.002	< 0.001
Fe [mg/L]	< 0.007	< 0.007	< 0.007	< 0.007	< 0.007	< 0.007	< 0.007	< 0.007	< 0.007
K [mg/L]	0.398	1.47	0.314	0.189	0.190	0.243	0.024	0.984	0.240
Mg [mg/L]	0.248	0.057	0.080	0.034	0.021	0.160	0.103	0.091	0.137
Mn [mg/L]	0.0175	0.00942	0.00849	0.00429	0.00564	0.0203	0.0243	0.0195	0.0246
Mo [mg/L]	< 0.0004	< 0.0004	< 0.0004	< 0.0004	< 0.0004	< 0.0004	< 0.0004	< 0.0004	< 0.0004
Na [mg/L]	0.05	0.06	0.05	0.05	0.03	0.03	0.02	0.04	0.02
Ni [mg/L]	0.0204	0.0002	0.0016	0.0001	< 0.0001	0.0001	0.0001	0.0003	0.0001
P [mg/L]	< 0.003	< 0.003	< 0.003	< 0.003	< 0.003	< 0.003	< 0.003	0.003	< 0.003
Pb [mg/L]	< 0.00009	< 0.00009	< 0.00009	< 0.00009	< 0.00009	< 0.00009	< 0.00009	< 0.00009	< 0.00009
S [mg/L]	8	< 5	< 5	< 5	< 5	< 5	< 5	< 5	< 5
Sb [mg/L]	0.0012	< 0.0009	< 0.0009	< 0.0009	< 0.0009	< 0.0009	< 0.0009	< 0.0009	< 0.0009
Se [mg/L]	0.00025	< 0.00004	< 0.00004	< 0.00004	< 0.00004	< 0.00004	< 0.00004	< 0.00004	< 0.00004
Si [mg/L]	0.19	0.33	0.42	0.26	0.19	0.21	0.18	0.15	0.25
Sn [mg/L]	< 0.00006	< 0.00006	< 0.00006	0.00014	< 0.00006	< 0.00006	< 0.00006	< 0.00006	< 0.00006
Sr [mg/L]	0.0104	0.00505	0.00531	0.00314	0.00260	0.00612	0.00238	0.00349	0.0138
Ti [mg/L]	< 0.0001	< 0.0001	< 0.0001	< 0.0001	< 0.0001	< 0.0001	< 0.0001	< 0.0001	< 0.0001
Th [mg/L]	< 0.0001	< 0.0001	< 0.0001	< 0.0001	< 0.0001	< 0.0001	< 0.0001	< 0.0001	< 0.0001

OnLine LIMS

0003842325

Results relate only to the sample tested. Data reported represents the sample submitted to SGS. Reproduction of this analytical report in full or in part is prohibited without prior written approval. Please refer to SGS General Conditions of Services located at https://www.sgs.ca/en/terms-and-conditions (Printed copies are available upon request.)
Test method information available upon request. "Temperature Upon Receipt" is representative of the whole shipment and may not reflect the temperature of individual samples.
SGS Canada Inc. Environment-Health & Safety statement of conformity decision rule does not consider uncertainty when analytical results are compared to a specified standard or regulation.

SGS Canada Inc.
P.O. Box 4300 - 185 Concession St.
Lakefield - Ontario - KOL 2HO
Phone: 705-652-2000 FAX: 705-652-6365

LR Report : **CA10082-AUG24**

Analysis	12: HC-15 Wk#64	13: HC-16 Wk#64	14: HC-17 Wk#64	15: HC-18 Wk#64	16: HC-19 Wk#64	17: HC-20 Wk#64	18: HC-21 Wk#64	19: HC-22 Wk#64	20: HC-23 Wk#64
Tl [mg/L]	0.000007	0.000006	< 0.000005	< 0.000005	< 0.000005	< 0.000005	< 0.000005	< 0.000005	< 0.000005
U [mg/L]	0.000027	0.000709	0.000083	0.000272	0.000059	< 0.000002	< 0.000002	0.000007	0.00103
V [mg/L]	0.00003	0.00021	0.00004	0.00010	0.00002	0.00052	0.00030	0.00045	0.00012
W [mg/L]	< 0.0002	< 0.0002	< 0.0002	< 0.0002	< 0.0002	< 0.0002	< 0.0002	< 0.0002	< 0.0002
Zr [mg/L]	< 0.002	< 0.002	< 0.002	< 0.002	< 0.002	< 0.002	< 0.002	< 0.002	< 0.002
Zn [mg/L]	< 0.002	< 0.002	< 0.002	< 0.002	< 0.002	< 0.002	< 0.002	< 0.002	< 0.002

Analysis	21: HC-24 Wk#64	22: HC-25 Wk#64	23: HC-26 Wk#64	24: HC-27 Wk#64
Sample Date & Time	16-Aug-24	16-Aug-24	16-Aug-24	16-Aug-24
HumCell Leachate Vol [mL]	1002	997	747	998
Sample Name	DX 550101	DX450128	DX450021	DX450222
Sample Weight [g]	1000	1000	750	1000
pH [No unit]	7.49	7.63	4.68	6.94
Alkalinity [mg/L as CaCO3]	8	12	< 2	3
Conductivity [uS/cm]	18	38	225	14
Acidity [mg/L as CaCO3]	< 2	< 2	23	< 2
SO4 [mg/L]	0.8	4.3	92	3.0
Cl [mg/L]	---	---	< 0.2	---
Hg [mg/L]	< 0.00001	< 0.00001	< 0.00001	< 0.00001
Ag [mg/L]	< 0.00005	< 0.00005	< 0.00005	< 0.00005
Al [mg/L]	0.040	0.062	< 0.001	0.027
As [mg/L]	0.0015	0.0011	< 0.0002	0.0003
Ba [mg/L]	0.00058	0.00140	0.0111	0.00034
Be [mg/L]	< 0.000007	< 0.000007	< 0.000007	< 0.000007
B [mg/L]	< 0.002	< 0.002	< 0.002	< 0.002
Bi [mg/L]	< 0.00001	< 0.00001	< 0.00001	< 0.00001
Ca [mg/L]	3.44	7.32	31.4	2.49
Cd [mg/L]	0.000054	< 0.000003	0.000293	0.000006
Co [mg/L]	0.000022	0.000054	0.00262	0.000010
Cr [mg/L]	< 0.00008	< 0.00008	< 0.00008	< 0.00008
Cu [mg/L]	< 0.001	< 0.001	< 0.001	< 0.001
Fe [mg/L]	< 0.007	< 0.007	1.21	< 0.007
K [mg/L]	0.088	0.353	3.76	0.394
Mg [mg/L]	0.111	0.106	1.40	0.043
Mn [mg/L]	0.0177	0.0164	0.213	0.00809
Mo [mg/L]	< 0.0004	< 0.0004	< 0.0004	< 0.0004
Na [mg/L]	0.02	0.04	0.18	0.04
Ni [mg/L]	0.0002	0.0001	0.0193	0.0001
P [mg/L]	< 0.003	< 0.003	< 0.003	< 0.003
Pb [mg/L]	0.00014	< 0.00009	< 0.00009	< 0.00009
S [mg/L]	< 5	< 5	40	< 5
Sb [mg/L]	< 0.0009	< 0.0009	< 0.0009	< 0.0009
Se [mg/L]	< 0.00004	< 0.00004	0.00017	< 0.00004
Si [mg/L]	0.15	0.22	0.18	0.19
Sn [mg/L]	< 0.00006	< 0.00006	< 0.00006	< 0.00006
Sr [mg/L]	0.00251	0.00427	0.0150	0.00301
Ti [mg/L]	< 0.0001	< 0.0001	< 0.0001	< 0.0001
Th [mg/L]	< 0.0001	< 0.0001	< 0.0001	< 0.0001
Tl [mg/L]	< 0.000005	< 0.000005	< 0.000005	< 0.000005
U [mg/L]	0.000014	0.000078	< 0.000002	0.000117
V [mg/L]	0.00028	0.00027	< 0.00001	0.00010
W [mg/L]	< 0.0002	0.0004	< 0.0002	< 0.0002

OnLine LIMS

0003842325

Results relate only to the sample tested. Data reported represents the sample submitted to SGS. Reproduction of this analytical report in full or in part is prohibited without prior written approval. Please refer to SGS General Conditions of Services located at https://www.sgs.ca/en/terms-and-conditions (Printed copies are available upon request.)
Test method information available upon request. "Temperature Upon Receipt" is representative of the whole shipment and may not reflect the temperature of individual samples.
SGS Canada Inc. Environment-Health & Safety statement of conformity decision rule does not consider uncertainty when analytical results are compared to a specified standard or regulation.

SGS Canada Inc.
P.O. Box 4300 - 185 Concession St.
Lakefield - Ontario - KOL 2HO
Phone: 705-652-2000 FAX: 705-652-6365

LR Report : **CA10082-AUG24**

Analysis	21: HC-24 Wk#64	22: HC-25 Wk#64	23: HC-26 Wk#64	24: HC-27 Wk#64
Zr [mg/L]	< 0.002	< 0.002	< 0.002	< 0.002
Zn [mg/L]	0.008	< 0.002	0.007	< 0.002



Lisa Thompson
Project Specialist Assistant,
Environment, Health & Safety

OnLine LIMS

0003842325

Results relate only to the sample tested. Data reported represents the sample submitted to SGS. Reproduction of this analytical report in full or in part is prohibited without prior written approval. Please refer to SGS General Conditions of Services located at https://www.sgs.ca/en/terms-and-conditions (Printed copies are available upon request.)
Test method information available upon request. "Temperature Upon Receipt" is representative of the whole shipment and may not reflect the temperature of individual samples.
SGS Canada Inc. Environment-Health & Safety statement of conformity decision rule does not consider uncertainty when analytical results are compared to a specified standard or regulation.

SGS Canada Inc.
P.O. Box 4300 - 185 Concession St.
Lakefield - Ontario - KOL 2HO
Phone: 705-652-2000 FAX: 705-652-6365

12-August-2025

Great Bear Resources Ltd.
Attn : Ashley Moncrief

1020 - 800 West Pender St.
Vancouver, BC
V6C 2V6, Canada

Phone: 778-833-2160
Fax:

Date Rec. : 11 July 2025
LR Report: **CA10077-JUL25**
Reference: Wk#64

Copy: #1

CERTIFICATE OF ANALYSIS
Final Report

Analysis	1: Analysis Start Date	2: Analysis Start Time	3: Analysis Completed Date	4: Analysis Completed Time	5: HC-28 Wk#64	6: HC-29 Wk#64	7: HC-30 Wk#64	8: HC-31 Wk#64	9: HC-32 Wk#64
Sample Date & Time					11-Jul-25	11-Jul-25	11-Jul-25	11-Jul-25	11-Jul-25
HumCell Leachate Vol [mL]	11-Jul-25	06:10	14-Jul-25	09:03	962	954	719	939	766
Sample Name	---	---	---	---	31787	DX450179	31644	DX450183	O31576
Sample Weight [g]	---	---	---	---	1000	1000	750	1000	750
pH [No unit]	11-Jul-25	13:02	14-Jul-25	15:58	6.80	7.01	7.03	7.11	6.85
Alkalinity [mg/L as CaCO3]	14-Jul-25	12::55	14-Jul-25	10:52	2	3	4	5	7
Conductivity [uS/cm]	11-Jul-25	13:02	14-Jul-25	10:52	9	8	11	13	18
Acidity [mg/L as CaCO3]	11-Jul-25	13:02	14-Jul-25	10:52	< 2	< 2	< 2	< 2	< 2
SO4 [mg/L]	16-Jul-25	10:55	18-Jul-25	15:42	0.3	0.3	1.3	1.1	1.4
Hg [mg/L]	16-Jul-25	10:55	15-Jul-25	17:51	< 0.00001	< 0.00001	< 0.00001	< 0.00001	< 0.00001
Ag [mg/L]	14-Jul-25	12:08	15-Jul-25	13:46	0.00005	< 0.00005	< 0.00005	< 0.00005	< 0.00005
Al [mg/L]	14-Jul-25	12:08	15-Jul-25	13:46	0.023	0.026	0.011	0.029	0.028
As [mg/L]	14-Jul-25	12:08	15-Jul-25	13:46	0.0011	0.0043	0.0023	0.0058	0.0009
Ba [mg/L]	14-Jul-25	12:08	15-Jul-25	13:46	0.00058	0.00110	0.00087	0.00029	0.00161
Be [mg/L]	14-Jul-25	12:08	15-Jul-25	13:46	---	< 0.000007	---	---	0.000007
Be [mg/L]	24-Jul-25	11:29	25-Jul-25	11:15	< 0.000007	---	< 0.000007	< 0.000007	---
B [mg/L]	14-Jul-25	12:08	15-Jul-25	13:46	< 0.002	< 0.002	< 0.002	< 0.002	< 0.002
Bi [mg/L]	14-Jul-25	12:08	15-Jul-25	13:46	---	< 0.00001	---	---	< 0.00001
Bi [mg/L]	24-Jul-25	11:29	25-Jul-25	11:15	< 0.00001	---	< 0.00001	< 0.00001	---
Ca [mg/L]	14-Jul-25	12:08	15-Jul-25	13:46	0.90	1.03	1.74	2.29	2.78
Cd [mg/L]	14-Jul-25	12:08	15-Jul-25	13:46	---	0.000004	---	---	0.000011
Cd [mg/L]	24-Jul-25	11:29	25-Jul-25	11:14	< 0.000003	---	< 0.000003	< 0.000003	---
Co [mg/L]	14-Jul-25	12:08	15-Jul-25	13:46	---	0.000017	---	---	0.000013
Co [mg/L]	24-Jul-25	11:29	25-Jul-25	11:14	0.000005	---	0.000012	0.000019	---
Cr [mg/L]	14-Jul-25	12:08	15-Jul-25	13:46	< 0.00008	< 0.00008	< 0.00008	< 0.00008	< 0.00008
Cu [mg/L]	14-Jul-25	12:08	15-Jul-25	13:46	< 0.001	< 0.001	< 0.001	< 0.001	< 0.001
Fe [mg/L]	14-Jul-25	12:08	15-Jul-25	13:46	< 0.007	< 0.007	< 0.007	< 0.007	< 0.007
K [mg/L]	14-Jul-25	12:08	15-Jul-25	13:46	0.279	0.518	0.488	0.341	0.500
Mg [mg/L]	14-Jul-25	12:08	15-Jul-25	13:46	0.043	0.037	0.066	0.048	0.037
Mn [mg/L]	14-Jul-25	12:08	15-Jul-25	13:46	0.00137	0.00161	0.00551	---	0.0289
Mn [mg/L]	24-Jul-25	11:29	15-Jul-25	13:46	---	---	---	0.00154	---
Mo [mg/L]	14-Jul-25	12:08	15-Jul-25	13:46	< 0.0004	< 0.0004	< 0.0004	< 0.0004	< 0.0004
Na [mg/L]	14-Jul-25	12:08	15-Jul-25	13:46	0.05	0.04	0.04	0.05	0.04
Ni [mg/L]	14-Jul-25	12:08	15-Jul-25	13:46	< 0.0001	< 0.0001	< 0.0001	< 0.0001	< 0.0001
P [mg/L]	14-Jul-25	12:08	15-Jul-25	13:46	0.003	< 0.003	< 0.003	< 0.003	< 0.003
Pb [mg/L]	14-Jul-25	12:08	15-Jul-25	13:47	0.00010	< 0.00009	< 0.00009	< 0.00009	< 0.00009

OnLine LIMS

0004215956

Results relate only to the sample tested. Data reported represents the sample submitted to SGS. Reproduction of this analytical report in full or in part is prohibited without prior written approval. Please refer to SGS General Conditions of Services located at https://www.sgs.ca/en/terms-and-conditions (Printed copies are available upon request.)
Test method information available upon request. "Temperature Upon Receipt" is representative of the whole shipment and may not reflect the temperature of individual samples.
SGS Canada Inc. Environment-Health & Safety statement of conformity decision rule does not consider uncertainty when analytical results are compared to a specified standard or regulation.

SGS Canada Inc.
P.O. Box 4300 - 185 Concession St.
Lakefield - Ontario - KOL 2HO
Phone: 705-652-2000 FAX: 705-652-6365

LR Report : **CA10077-JUL25**

Analysis	1: Analysis Start Date	2: Analysis Start Time	3: Analysis Completed Date	4: Analysis Completed Time	5: HC-28 Wk#64	6: HC-29 Wk#64	7: HC-30 Wk#64	8: HC-31 Wk#64	9: HC-32 Wk#64
S [mg/L]	14-Jul-25	12:08	15-Jul-25	13:47	< 5	< 5	< 5	< 5	< 5
Sb [mg/L]	14-Jul-25	12:08	15-Jul-25	13:47	< 0.0009	< 0.0009	< 0.0009	< 0.0009	< 0.0009
Se [mg/L]	14-Jul-25	12:08	15-Jul-25	13:47	< 0.00004	< 0.00004	< 0.00004	< 0.00004	0.00012
Si [mg/L]	14-Jul-25	12:08	15-Jul-25	13:47	0.13	0.15	0.14	0.21	0.19
Sn [mg/L]	14-Jul-25	12:08	15-Jul-25	13:47	---	< 0.00006	0.00008	---	< 0.00006
Sn [mg/L]	24-Jul-25	11:29	15-Jul-25	13:47	< 0.00006	---	---	< 0.00006	---
Sr [mg/L]	14-Jul-25	12:08	15-Jul-25	13:47	0.00212	0.00242	0.00554	0.00393	0.00319
Ti [mg/L]	14-Jul-25	12:08	15-Jul-25	13:47	< 0.0001	0.0001	< 0.0001	0.0001	< 0.0001
Th [mg/L]	14-Jul-25	12:08	16-Jul-25	15:00	< 0.0001	< 0.0001	< 0.0001	< 0.0001	< 0.0001
Tl [mg/L]	14-Jul-25	12:08	15-Jul-25	13:47	0.000088	0.000007	---	---	0.000006
Tl [mg/L]	24-Jul-25	11:29	15-Jul-25	13:47	---	---	< 0.000005	< 0.000005	---
U [mg/L]	14-Jul-25	12:08	15-Jul-25	13:47	0.000244	0.000407	0.000272	0.000515	0.000125
V [mg/L]	14-Jul-25	12:08	15-Jul-25	13:47	0.00022	0.00029	0.00013	0.00021	0.00010
W [mg/L]	14-Jul-25	12:08	15-Jul-25	13:47	< 0.0002	< 0.0002	< 0.0002	< 0.0002	< 0.0002
Zr [mg/L]	14-Jul-25	12:08	15-Jul-25	13:47	< 0.002	< 0.002	< 0.002	< 0.002	< 0.002
Zn [mg/L]	14-Jul-25	12:08	15-Jul-25	13:47	< 0.002	< 0.002	< 0.002	< 0.002	< 0.002

Analysis	10: HC-33 Wk#64	11: HC-34 Wk#64	12: HC-35 Wk#64
Sample Date & Time	11-Jul-25	11-Jul-25	11-Jul-25
HumCell Leachate Vol [mL]	1015	965	1017
Sample Name	DX450213	DX450174	31795
Sample Weight [g]	1000	1000	1000
pH [No unit]	4.86	7.78	7.74
Alkalinity [mg/L as CaCO3]	< 2	6	8
Conductivity [uS/cm]	27	12	16
Acidity [mg/L as CaCO3]	7	< 2	< 2
SO4 [mg/L]	8.3	0.2	1.2
Hg [mg/L]	< 0.00001	< 0.00001	< 0.00001
Ag [mg/L]	< 0.00005	< 0.00005	< 0.00005
Al [mg/L]	0.043	0.035	0.202
As [mg/L]	< 0.0002	0.0027	0.0342
Ba [mg/L]	0.00561	0.00262	0.00287
Be [mg/L]	0.000054	< 0.000007	0.000008
Be [mg/L]	---	---	---
B [mg/L]	0.002	< 0.002	< 0.002
Bi [mg/L]	< 0.00001	< 0.00001	< 0.00001
Bi [mg/L]	---	---	---
Ca [mg/L]	1.04	2.37	2.78
Cd [mg/L]	0.000031	< 0.000003	0.000007
Cd [mg/L]	---	---	---
Co [mg/L]	0.000230	0.000016	0.000018
Co [mg/L]	---	---	---
Cr [mg/L]	< 0.00008	< 0.00008	< 0.00008
Cu [mg/L]	< 0.001	< 0.001	< 0.001
Fe [mg/L]	1.83	< 0.007	< 0.007
K [mg/L]	0.817	0.486	1.35
Mg [mg/L]	0.195	0.158	0.045
Mn [mg/L]	0.0325	0.0139	0.00117
Mn [mg/L]	---	---	---
Mo [mg/L]	< 0.0004	< 0.0004	< 0.0004
Na [mg/L]	0.05	0.05	0.09
Ni [mg/L]	0.0030	< 0.0001	< 0.0001

OnLine LIMS

0004215956

Results relate only to the sample tested. Data reported represents the sample submitted to SGS. Reproduction of this analytical report in full or in part is prohibited without prior written approval. Please refer to SGS General Conditions of Services located at https://www.sgs.ca/en/terms-and-conditions (Printed copies are available upon request.)
Test method information available upon request. "Temperature Upon Receipt" is representative of the whole shipment and may not reflect the temperature of individual samples.
SGS Canada Inc. Environment-Health & Safety statement of conformity decision rule does not consider uncertainty when analytical results are compared to a specified standard or regulation.

SGS Canada Inc.
P.O. Box 4300 - 185 Concession St.
Lakefield - Ontario - KOL 2HO
Phone: 705-652-2000 FAX: 705-652-6365

LR Report : **CA10077-JUL25**

Analysis	10: HC-33 Wk#64	11: HC-34 Wk#64	12: HC-35 Wk#64
P [mg/L]	< 0.003	< 0.003	< 0.003
Pb [mg/L]	< 0.00009	< 0.00009	< 0.00009
S [mg/L]	< 5	< 5	< 5
Sb [mg/L]	< 0.0009	< 0.0009	< 0.0009
Se [mg/L]	0.00020	< 0.00004	< 0.00004
Si [mg/L]	0.73	0.20	0.50
Sn [mg/L]	< 0.00006	< 0.00006	< 0.00006
Sn [mg/L]	---	---	---
Sr [mg/L]	0.00590	0.00624	0.00287
Ti [mg/L]	< 0.0001	< 0.0001	< 0.0001
Th [mg/L]	< 0.0001	< 0.0001	< 0.0001
Tl [mg/L]	---	< 0.000005	---
Tl [mg/L]	0.000005	---	< 0.000005
U [mg/L]	0.000400	0.000019	0.000155
V [mg/L]	< 0.00001	0.00026	0.00056
W [mg/L]	< 0.0002	< 0.0002	< 0.0002
Zr [mg/L]	< 0.002	< 0.002	< 0.002
Zn [mg/L]	0.014	< 0.002	< 0.002



Lisa Thompson
Project Specialist Assistant,
Environment, Health & Safety

OnLine LIMS

0004215956

Results relate only to the sample tested. Data reported represents the sample submitted to SGS. Reproduction of this analytical report in full or in part is prohibited without prior written approval. Please refer to SGS General Conditions of Services located at https://www.sgs.ca/en/terms-and-conditions (Printed copies are available upon request.)
Test method information available upon request. "Temperature Upon Receipt" is representative of the whole shipment and may not reflect the temperature of individual samples.
SGS Canada Inc. Environment-Health & Safety statement of conformity decision rule does not consider uncertainty when analytical results are compared to a specified standard or regulation.

SGS Canada Inc.
P.O. Box 4300 - 185 Concession St.
Lakefield - Ontario - KOL 2HO
Phone: 705-652-2000 FAX: 705-652-6365

Quality Control Report

Inorganic Analysis													
Parameter	Reporting Limit	Unit	Method Blank	Duplicate				LCS / Spike Blank			Matrix Spike / Reference Material		
				Result 1	Result 2	RPD	Acceptance Criteria	Spike Recovery (%)	Recovery Limits (%)		Spike Recovery (%)	Recovery Limits (%)	
							%		Low	High		Low	High
Acidity - QCBatchID: EWL0231-JUL25													
Acidity	2	mg/L as Ca	< 2			ND	20	98	90	110	NA		
Acidity - QCBatchID: EWL0232-JUL25													
Acidity	2	mg/L as Ca	2			0	20	102	90	110	NA		
Alkalinity - QCBatchID: EWL0231-JUL25													
Alkalinity	2	mg/L as Ca	< 2			ND	20	102	80	120	NA		
Alkalinity - QCBatchID: EWL0232-JUL25													
Alkalinity	2	mg/L as Ca	< 2			10	20	106	80	120	NA		
Anions by IC - QCBatchID: DIO0389-JUL25													
Sulphate	0.2	mg/L	<0.2			4	20	103	90	110	76	75	125
Anions by IC - QCBatchID: DIO0417-JUL25													
Sulphate	0.2	mg/L	<0.2			0	20	95	90	110	91	75	125
Conductivity - QCBatchID: EWL0231-JUL25													
Conductivity	2	uS/cm	< 2			0	10	95	90	110	NA		
Conductivity - QCBatchID: EWL0232-JUL25													
Conductivity	2	uS/cm	< 2			3	10	99	90	110	NA		
Inorganics-General - QCBatchID: EHG0018-JUL25													
Mercury	0.00001	mg/L	< 0.00001			ND	20	111	80	120	123	70	130
Metals in aqueous samples - ICP-MS - QCBatchID: EMS0114-JUL25													
Aluminum	0.001	mg/L	<0.001			2	20	96	90	110	102	70	130
Antimony	0.0009	mg/L	<0.0009			ND	20	102	90	110	114	70	130
Arsenic	0.0002	mg/L	<0.0002			2	20	100	90	110	96	70	130
Barium	0.00008	mg/L	<0.00008			1	20	99	90	110	92	70	130
Beryllium	0.000007	mg/L	<0.000007			ND	20	101	90	110	99	70	130
Bismuth	0.00001	mg/L	<0.00001			ND	20	97	90	110	82	70	130
Boron	0.002	mg/L	<0.002			3	20	102	90	110	105	70	130
Cadmium	0.000003	mg/L	<0.000003			ND	20	98	90	110	101	70	130
Calcium	0.01	mg/L	<0.01			1	20	98	90	110	101	70	130
Chromium	0.00008	mg/L	<0.00008			ND	20	98	90	110	95	70	130
Cobalt	0.000004	mg/L	<0.000004			17	20	95	90	110	92	70	130
Copper	0.001	mg/L	<0.001			1	20	94	90	110	93	70	130
Iron	0.007	mg/L	<0.007			ND	20	99	90	110	100	70	130
Lead	0.00009	mg/L	<0.00009			7	20	97	90	110	93	70	130
Magnesium	0.001	mg/L	<0.001			3	20	97	90	110	100	70	130
Manganese	0.00001	mg/L	<0.00001			5	20	98	90	110	100	70	130
Molybdenum	0.0004	mg/L	<0.0004			4	20	101	90	110	93	70	130

OnLine LIMS

0004215956

Results relate only to the sample tested. Data reported represents the sample submitted to SGS. Reproduction of this analytical report in full or in part is prohibited without prior written approval. Please refer to SGS General Conditions of Services located at https://www.sgs.ca/en/terms-and-conditions (Printed copies are available upon request.)
Test method information available upon request. "Temperature Upon Receipt" is representative of the whole shipment and may not reflect the temperature of individual samples.
SGS Canada Inc. Environment-Health & Safety statement of conformity decision rule does not consider uncertainty when analytical results are compared to a specified standard or regulation.

SGS Canada Inc.
P.O. Box 4300 - 185 Concession St.
Lakefield - Ontario - K0L 2H0
Phone: 705-652-2000 FAX: 705-652-6365

Inorganic Analysis														
Parameter	Reporting Limit	Unit	Method Blank	Duplicate				LCS / Spike Blank			Matrix Spike / Reference Material			
				Result 1	Result 2	RPD	Acceptance Criteria	Spike Recovery (%)	Recovery Limits (%)		Spike Recovery (%)	Recovery Limits (%)		
							%		Low	High		Low	High	
Nickel	0.0001	mg/L	<0.0001			3	20	97	90	110	94	70	130	
Phosphorus	0.003	mg/L	<0.003			ND	20	96	90	110	NV	70	130	
Potassium	0.009	mg/L	<0.009			1	20	92	90	110	95	70	130	
Selenium	0.00004	mg/L	<0.00004			7	20	96	90	110	105	70	130	
Silicon	0.02	mg/L	<0.02			5	20	100	90	110	NV	70	130	
Silver	0.00005	mg/L	<0.00005			ND	20	105	90	110	NV	70	130	
Sodium	0.01	mg/L	<0.01			3	20	96	90	110	98	70	130	
Strontium	0.00008	mg/L	<0.00008			0	20	96	90	110	95	70	130	
Sulfur	5	mg/L	<5			3	20	108	90	110	NV	70	130	
Thallium	0.000005	mg/L	<0.000005			ND	20	99	90	110	94	70	130	
Tin	0.00006	mg/L	<0.00006			8	20	97	90	110	NV	70	130	
Titanium	0.0001	mg/L	<0.0001			ND	20	99	90	110	NV	70	130	
Tungsten	0.0002	mg/L	<0.0002			ND	20	101	90	110	NV	70	130	
Uranium	0.000002	mg/L	<0.000002			1	20	99	90	110	86	70	130	
Vanadium	0.00001	mg/L	<0.00001			3	20	97	90	110	93	70	130	
Zinc	0.002	mg/L	<0.002			ND	20	96	90	110	107	70	130	
Zirconium	0.002	mg/L	<0.002			ND	20	109	90	110	NV	70	130	
Metals in aqueous samples - ICP-MS - QCBatchID: EMS0150-JUL25														
Thorium	0.0001	mg/L	<0.0001			ND	20	100	90	110	NV	70	130	
Metals in aqueous samples - ICP-MS - QCBatchID: EMS0225-JUL25														
Beryllium	0.000007	mg/L	<0.000007			ND	20	94	90	110	107	70	130	
Bismuth	0.00001	mg/L	<0.00001			ND	20	91	90	110	97	70	130	
Cadmium	0.000003	mg/L	<0.000003			ND	20	96	90	110	109	70	130	
Cobalt	0.000004	mg/L	<0.000004			6	20	94	90	110	104	70	130	
Manganese	0.00001	mg/L	<0.00001			0	20	97	90	110	99	70	130	
Thallium	0.000005	mg/L	<0.000005			6	20	94	90	110	99	70	130	
Tin	0.00006	mg/L	<0.00006			ND	20	101	90	110	NV	70	130	
pH - QCBatchID: EWL0231-JUL25														
pH	0.05	No unit	NA			1		100			NA			
pH - QCBatchID: EWL0232-JUL25														
pH	0.05	No unit	NA			0		100			NA			

OnLine LIMS

0004215956

Results relate only to the sample tested. Data reported represents the sample submitted to SGS. Reproduction of this analytical report in full or in part is prohibited without prior written approval. Please refer to SGS General Conditions of Services located at https://www.sgs.ca/en/terms-and-conditions (Printed copies are available upon request.)
Test method information available upon request. "Temperature Upon Receipt" is representative of the whole shipment and may not reflect the temperature of individual samples.
SGS Canada Inc. Environment-Health & Safety statement of conformity decision rule does not consider uncertainty when analytical results are compared to a specified standard or regulation.

SGS Canada Inc.
P.O. Box 4300 - 185 Concession St.
Lakefield - Ontario - KOL 2HO
Phone: 705-652-2000 FAX: 705-652-6365

03-September-2024

Great Bear Resources Ltd.
Attn : Ashley Moncrief

1020 - 800 West Pender St.
Vancouver, BC
V6C 2V6, Canada

Phone: 778-833-2160
Fax:

Date Rec. : 22 August 2024
LR Report: **CA10118-AUG24**
Reference: Wk#65

Copy: #1

CERTIFICATE OF ANALYSIS
Final Report

Analysis	3: Analysis Completed Date	4: Analysis Completed Time	5: HC-1 Wk#65	6: HC-2 Wk#65	7: HC-3 Wk#65	8: HC-4 Wk#65	9: HC-5 Wk#65	10: HC-6 Wk#65	11: HC-7 Wk#65
Sample Date & Time			22-Aug-24	22-Aug-24	22-Aug-24	22-Aug-24	22-Aug-24	22-Aug-24	22-Aug-24
HumCell Leachate Vol [mL]	23-Aug-24	16:03	952	1007	515	510	905	472	923
Sample Name	---	---	DX450052	DX 550083	DX450204	DX450176	DX450232	DX450181	DX450002
Sample Weight [g]	---	---	1000	1000	500	500	1000	500	1000
pH [No unit]	26-Aug-24	13:56	6.69	7.59	7.22	5.65	6.93	7.05	7.01
Alkalinity [mg/L as CaCO3]	23-Aug-24	12:56	2	12	7	< 2	3	3	5
Conductivity [uS/cm]	26-Aug-24	10:36	31	34	16	44	11	8	12
Acidity [mg/L as CaCO3]	26-Aug-24	13:57	<2	< 2	< 2	7	< 2	< 2	< 2
SO4 [mg/L]	27-Aug-24	14:42	9.9	2.7	0.8	17	1.5	0.2	< 0.2

Lisa Thompson
Project Specialist Assistant,
Environment, Health & Safety

OnLine LIMS

00003842388

Results relate only to the sample tested. Data reported represents the sample submitted to SGS. Reproduction of this analytical report in full or in part is prohibited without prior written approval. Please refer to SGS General Conditions of Services located at https://www.sgs.ca/en/terms-and-conditions (Printed copies are available upon request.)
Test method information available upon request. "Temperature Upon Receipt" is representative of the whole shipment and may not reflect the temperature of individual samples.
SGS Canada Inc. Environment-Health & Safety statement of conformity decision rule does not consider uncertainty when analytical results are compared to a specified standard or regulation.

SGS Canada Inc.
P.O. Box 4300 - 185 Concession St.
Lakefield - Ontario - KOL 2HO
Phone: 705-652-2000 FAX: 705-652-6365

14-August-2025

Great Bear Resources Ltd.
Attn : Ashley Moncrief

1020 - 800 West Pender St.
Vancouver, BC
V6C 2V6, Canada

Phone: 778-833-2160
Fax:

Date Rec. : 23 August 2024
LR Report: **CA10120-AUG24**
Reference: Wk#65

Copy: #1

CERTIFICATE OF ANALYSIS
Final Report

Analysis	3: Analysis Completed Date	4: Analysis Completed Time	5: HC-8 Wk#65	6: HC-9 Wk#65	7: HC-10 Wk#65	8: HC-11 Wk#65	9: HC-12 Wk#65	10: HC-13 Wk#65
Sample Date & Time			23-Aug-24	23-Aug-24	23-Aug-24	23-Aug-24	23-Aug-24	23-Aug-24
HumCell Leachate Vol [mL]	23-Aug-24	16:03	988	1005	925	931	998	1003
Sample Name	---	---	DX450108	DX450076	DX450186	DX450118	DX 550107	DX450159
Sample Weight [g]	---	---	1000	1000	1000	1000	1000	1000
pH [No unit]	27-Aug-24	11:54	7.12	5.76	6.82	7.59	6.96	7.05
Alkalinity [mg/L as CaCO3]	26-Aug-24	14:37	10	< 2	4	5	8	10
Conductivity [uS/cm]	26-Aug-24	14:37	28	33	12	12	26	30
Acidity [mg/L as CaCO3]	28-Aug-24	10:31	< 2	10	< 2	< 2	< 2	< 2
SO4 [mg/L]	29-Aug-24	12:53	2.3	11	0.8	0.9	4.0	4.3

Analysis	11: HC-14 Wk#65	12: HC-15 Wk#65	13: HC-16 Wk#65	14: HC-17 Wk#65	15: HC-18 Wk#65	16: HC-19 Wk#65	17: HC-20 Wk#65
Sample Date & Time	23-Aug-24	23-Aug-24	23-Aug-24	23-Aug-24	23-Aug-24	23-Aug-24	23-Aug-24
HumCell Leachate Vol [mL]	903	654	1001	925	931	929	952
Sample Name	DX450171	DX450134	DX450185	DX450032	DX 550064	DX450008	DX 550056
Sample Weight [g]	1000	700	1000	1000	1000	1000	1000
pH [No unit]	6.31	7.10	7.11	6.03	7.02	6.61	7.06
Alkalinity [mg/L as CaCO3]	2	9	12	< 2	6	3	7
Conductivity [uS/cm]	27	64	27	12	13	9	17
Acidity [mg/L as CaCO3]	2	< 2	< 2	5	< 2	< 2	< 2
SO4 [mg/L]	8.8	15	3.4	4.1	0.3	0.6	1.6

Analysis	18: HC-21 Wk#65	19: HC-22 Wk#65	20: HC-23 Wk#65	21: HC-24 Wk#65	22: HC-25 Wk#65	23: HC-26 Wk#65	24: HC-27 Wk#65
Sample Date & Time	23-Aug-24	23-Aug-24	23-Aug-24	23-Aug-24	23-Aug-24	23-Aug-24	23-Aug-24
HumCell Leachate Vol [mL]	967	457	973	946	934	743	928
Sample Name	DX450022	DX450077	DX450113	DX 550101	DX450128	DX450021	DX450222
Sample Weight [g]	1000	500	1000	1000	1000	750	1000
pH [No unit]	7.43	6.92	7.31	7.22	7.14	4.71	6.74

OnLine LIMS

0004219441

Results relate only to the sample tested. Data reported represents the sample submitted to SGS. Reproduction of this analytical report in full or in part is prohibited without prior written approval. Please refer to SGS General Conditions of Services located at https://www.sgs.ca/en/terms-and-conditions (Printed copies are available upon request.)
Test method information available upon request. "Temperature Upon Receipt" is representative of the whole shipment and may not reflect the temperature of individual samples.
SGS Canada Inc. Environment-Health & Safety statement of conformity decision rule does not consider uncertainty when analytical results are compared to a specified standard or regulation.

SGS Canada Inc.
P.O. Box 4300 - 185 Concession St.
Lakefield - Ontario - KOL 2HO
Phone: 705-652-2000 FAX: 705-652-6365

LR Report : **CA10120-AUG24**

Analysis	18: HC-21 Wk#65	19: HC-22 Wk#65	20: HC-23 Wk#65	21: HC-24 Wk#65	22: HC-25 Wk#65	23: HC-26 Wk#65	24: HC-27 Wk#65
Alkalinity [mg/L as CaCO3]	9	7	11	8	10	< 2	3
Conductivity [uS/cm]	22	18	24	19	36	185	19
Acidity [mg/L as CaCO3]	< 2	< 2	< 2	< 2	< 2	56	2
SO4 [mg/L]	1.5	1.0	0.8	1.1	4.6	78	4.1



Lisa Thompson
Project Specialist Assistant,
Environment, Health & Safety

OnLine LIMS

0004219441

Results relate only to the sample tested. Data reported represents the sample submitted to SGS. Reproduction of this analytical report in full or in part is prohibited without prior written approval. Please refer to SGS General Conditions of Services located at https://www.sgs.ca/en/terms-and-conditions (Printed copies are available upon request.)
Test method information available upon request. "Temperature Upon Receipt" is representative of the whole shipment and may not reflect the temperature of individual samples.
SGS Canada Inc. Environment-Health & Safety statement of conformity decision rule does not consider uncertainty when analytical results are compared to a specified standard or regulation.

SGS Canada Inc.
P.O. Box 4300 - 185 Concession St.
Lakefield - Ontario - KOL 2HO
Phone: 705-652-2000 FAX: 705-652-6365

12-August-2025

Great Bear Resources Ltd.
Attn : Ashley Moncrief

1020 - 800 West Pender St., Vancouver
Canada, V6C 2V6
Phone: 778-833-2160, Fax:

Date Rec. : 18 July 2025
LR Report: **CA10123-JUL25**
Reference: Wk#65

Copy: #1

CERTIFICATE OF ANALYSIS
Final Report

Analysis	3: Analysis Completed Date	4: Analysis Completed Time	5: HC-28 Wk#65	6: HC-29 Wk#65	7: HC-30 Wk#65	8: HC-31 Wk#65	9: HC-32 Wk#65	10: HC-33 Wk#65	11: HC-34 Wk#65	12: HC-35 Wk#65
Sample Date & Time			18-Jul-25	18-Jul-25	18-Jul-25	18-Jul-25	18-Jul-25	18-Jul-25	18-Jul-25	18-Jul-25
HumCell Leachate Vol [mL]	18-Jul-25	16:39	961	930	706	912	727	992	962	1006
Sample Name	---	---	31787	DX450179	31644	DX450183	O31576	DX450213	DX450174	31795
Sample Weight [g]	---	---	1000	1000	750	1000	750	1000	1000	1000
pH [No unit]	22-Jul-25	11:04	6.73	6.67	6.82	6.64	6.73	4.68	6.83	7.09
Alkalinity [mg/L as CaCO3]	21-Jul-25	10:27	< 2	3	3	6	7	< 2	7	7
Conductivity [uS/cm]	21-Jul-25	10:28	4	5	11	13	16	26	12	18
Acidity [mg/L as CaCO3]	22-Jul-25	10:27	2	< 2	< 2	< 2	< 2	9	< 2	< 2
SO4 [mg/L]	29-Jul-25	16:16	0.4	0.3	1.8	1.5	1.6	7.8	0.3	0.8



Lisa Thompson
Project Specialist Assistant,
Environment, Health & Safety

OnLine LIMS

0004215984

Results relate only to the sample tested. Data reported represents the sample submitted to SGS. Reproduction of this analytical report in full or in part is prohibited without prior written approval. Please refer to SGS General Conditions of Services located at https://www.sgs.ca/en/terms-and-conditions (Printed copies are available upon request.)
Test method information available upon request. "Temperature Upon Receipt" is representative of the whole shipment and may not reflect the temperature of individual samples.
SGS Canada Inc. Environment-Health & Safety statement of conformity decision rule does not consider uncertainty when analytical results are compared to a specified standard or regulation.

SGS Canada Inc.
P.O. Box 4300 - 185 Concession St.
Lakefield - Ontario - KOL 2HO
Phone: 705-652-2000 FAX: 705-652-6365

Great Bear - 8 Short

LR Report : **CA10123-JUL25**

Quality Control Report

Inorganic Analysis														
Parameter	Reporting Limit	Unit	Method Blank	Duplicate				LCS / Spike Blank			Matrix Spike / Reference Material		
				Result 1	Result 2	RPD	Acceptance Criteria	Spike Recovery (%)	Recovery Limits (%)		Spike Recovery (%)	Recovery Limits (%)	
							%		Low	High		Low	High
Acidity - QCBatchID: EWL0369-JUL25													
Acidity	2	mg/L as Ca	2			ND	20	114	90	110	NA		
Alkalinity - QCBatchID: EWL0369-JUL25													
Alkalinity	2	mg/L as Ca	< 2			0	20	111	80	120	NA		
Anions by IC - QCBatchID: DIO0523-JUL25													
Sulphate	0.2	mg/L	<0.2			1	20	96	90	110	82	75	125
Anions by IC - QCBatchID: DIO0710-JUL25													
Sulphate	0.2	mg/L	<0.2			4	20	98	90	110	103	75	125
Conductivity - QCBatchID: EWL0369-JUL25													
Conductivity	2	uS/cm	< 2			0	10	99	90	110	NA		
pH - QCBatchID: EWL0369-JUL25													
pH	0.05	No unit	NA			1		100			NA		

OnLine LIMS

0004215984

Results relate only to the sample tested. Data reported represents the sample submitted to SGS. Reproduction of this analytical report in full or in part is prohibited without prior written approval. Please refer to SGS General Conditions of Services located at https://www.sgs.ca/en/terms-and-conditions (Printed copies are available upon request.)
Test method information available upon request. "Temperature Upon Receipt" is representative of the whole shipment and may not reflect the temperature of individual samples.
SGS Canada Inc. Environment-Health & Safety statement of conformity decision rule does not consider uncertainty when analytical results are compared to a specified standard or regulation.

SGS Canada Inc.
P.O. Box 4300 - 185 Concession St.
Lakefield - Ontario - KOL 2HO
Phone: 705-652-2000 FAX: 705-652-6365

06-September-2024

Great Bear Resources Ltd.
Attn : Ashley Moncrief

1020 - 800 West Pender St.
Vancouver, BC
V6C 2V6, Canada

Phone: 778-833-2160
Fax:

Date Rec. : 29 August 2024
LR Report: **CA10156-AUG24**
Reference: Wk#66

Copy: #1

CERTIFICATE OF ANALYSIS
Final Report

Analysis	3: Analysis Completed Date	4: Analysis Completed Time	5: HC-1 Wk#66	6: HC-2 Wk#66	7: HC-3 Wk#66	8: HC-4 Wk#66	9: HC-5 Wk#66
Sample Date & Time			29-Aug-24	29-Aug-24	29-Aug-24	29-Aug-24	29-Aug-24
HumCell Leachate Vol [mL]	05-Sep-24	10:43	919	1004	495	516	925
Sample Name	---	---	DX450052	DX 550083	DX450204	DX450176	DX450232
Sample Weight [g]	---	---	1000	1000	500	500	1000
pH [No unit]	04-Sep-24	10:45	6.51	7.58	7.17	5.25	7.11
Alkalinity [mg/L as CaCO3]	30-Aug-24	13:27	2	13	4	< 2	4
Conductivity [uS/cm]	04-Sep-24	11:14	31	37	14	38	14
Acidity [mg/L as CaCO3]	04-Sep-24	11:14	< 2	< 2	< 2	9	< 2
SO4 [mg/L]	30-Aug-24	16:04	9.6	2.6	0.4	12	1.6
Hg [mg/L]	04-Sep-24	10:51	< 0.00001	< 0.00001	< 0.00001	< 0.00001	< 0.00001
Ag [mg/L]	04-Sep-24	14:22	< 0.00005	< 0.00005	< 0.00005	< 0.00005	< 0.00005
Al [mg/L]	04-Sep-24	14:22	0.004	0.057	0.030	0.003	0.031
As [mg/L]	04-Sep-24	14:22	< 0.0002	0.0119	0.0005	< 0.0002	0.0017
Ba [mg/L]	04-Sep-24	14:22	0.00071	0.0134	0.00042	0.00173	0.00078
Be [mg/L]	04-Sep-24	14:22	< 0.000007	< 0.000007	< 0.000007	< 0.000007	< 0.000007
B [mg/L]	04-Sep-24	14:22	< 0.002	< 0.002	< 0.002	< 0.002	< 0.002
Bi [mg/L]	04-Sep-24	14:22	< 0.00001	0.00003	< 0.00001	< 0.00001	< 0.00001
Ca [mg/L]	04-Sep-24	14:22	5.32	5.25	1.66	3.39	2.11
Cd [mg/L]	04-Sep-24	14:22	0.00151	0.000003	< 0.000003	0.0125	< 0.000003
Co [mg/L]	04-Sep-24	14:22	0.000023	0.000027	0.000007	0.00232	0.000004
Cr [mg/L]	04-Sep-24	14:22	< 0.00008	< 0.00008	< 0.00008	< 0.00008	< 0.00008
Cu [mg/L]	04-Sep-24	14:22	< 0.001	< 0.001	< 0.001	0.004	< 0.001
Fe [mg/L]	04-Sep-24	14:22	< 0.007	< 0.007	< 0.007	0.016	< 0.007
K [mg/L]	04-Sep-24	14:22	0.339	1.52	0.561	0.565	0.632
Mg [mg/L]	04-Sep-24	14:22	0.049	0.099	0.061	0.519	0.051
Mn [mg/L]	04-Sep-24	14:22	0.0249	0.0264	0.00308	0.0785	0.00736
Mo [mg/L]	04-Sep-24	14:22	< 0.0004	< 0.0004	< 0.0004	< 0.0004	< 0.0004
Na [mg/L]	04-Sep-24	14:22	0.05	0.08	0.04	0.05	0.06
Ni [mg/L]	04-Sep-24	14:22	< 0.0001	< 0.0001	< 0.0001	0.0132	< 0.0001
P [mg/L]	04-Sep-24	14:22	0.004	0.004	< 0.003	< 0.003	0.017

OnLine LIMS

0003846075

Results relate only to the sample tested. Data reported represents the sample submitted to SGS. Reproduction of this analytical report in full or in part is prohibited without prior written approval. Please refer to SGS General Conditions of Services located at https://www.sgs.ca/en/terms-and-conditions (Printed copies are available upon request.)
Test method information available upon request. "Temperature Upon Receipt" is representative of the whole shipment and may not reflect the temperature of individual samples.
SGS Canada Inc. Environment-Health & Safety statement of conformity decision rule does not consider uncertainty when analytical results are compared to a specified standard or regulation.

SGS Canada Inc.
P.O. Box 4300 - 185 Concession St.
Lakefield - Ontario - KOL 2HO
Phone: 705-652-2000 FAX: 705-652-6365

LR Report : **CA10156-AUG24**

Analysis	3: Analysis Completed Date	4: Analysis Completed Time	5: HC-1 Wk#66	6: HC-2 Wk#66	7: HC-3 Wk#66	8: HC-4 Wk#66	9: HC-5 Wk#66
Pb [mg/L]	04-Sep-24	14:22	0.0275	0.00025	0.00014	0.329	< 0.00009
S [mg/L]	04-Sep-24	14:22	< 5	< 5	< 5	< 5	< 5
Sb [mg/L]	04-Sep-24	14:22	< 0.0009	< 0.0009	< 0.0009	< 0.0009	< 0.0009
Se [mg/L]	04-Sep-24	14:22	0.00029	0.00243	< 0.00004	0.00121	0.00004
Si [mg/L]	04-Sep-24	14:22	0.16	0.30	0.18	0.40	0.21
Sn [mg/L]	04-Sep-24	14:22	< 0.00006	< 0.00006	< 0.00006	0.00008	< 0.00006
Sr [mg/L]	04-Sep-24	14:22	0.00549	0.0194	0.00310	0.00393	0.00257
Ti [mg/L]	04-Sep-24	14:22	< 0.0001	< 0.0001	< 0.0001	< 0.0001	< 0.0001
Th [mg/L]	04-Sep-24	14:22	< 0.0001	< 0.0001	< 0.0001	< 0.0001	< 0.0001
Tl [mg/L]	04-Sep-24	14:22	< 0.000005	0.000009	< 0.000005	0.000014	< 0.000005
U [mg/L]	04-Sep-24	14:22	0.000009	0.000328	0.000332	0.000102	0.000425
V [mg/L]	04-Sep-24	14:22	< 0.00001	0.00032	0.00018	< 0.00001	0.00041
W [mg/L]	04-Sep-24	14:22	< 0.0002	< 0.0002	< 0.0002	< 0.0002	< 0.0002
Zr [mg/L]	04-Sep-24	14:21	< 0.002	< 0.002	< 0.002	< 0.002	< 0.002
Zn [mg/L]	04-Sep-24	14:21	0.041	< 0.002	< 0.002	1.19	< 0.002

Analysis	10: HC-6 Wk#66	11: HC-7 Wk#66
Sample Date & Time	29-Aug-24	29-Aug-24
HumCell Leachate Vol [mL]	503	945
Sample Name	DX450181	DX450002
Sample Weight [g]	500	1000
pH [No unit]	7.23	7.35
Alkalinity [mg/L as CaCO3]	4	5
Conductivity [uS/cm]	11	12
Acidity [mg/L as CaCO3]	< 2	< 2
SO4 [mg/L]	0.2	0.3
Hg [mg/L]	< 0.00001	< 0.00001
Ag [mg/L]	< 0.00005	< 0.00005
Al [mg/L]	0.020	0.027
As [mg/L]	0.0002	0.0055
Ba [mg/L]	0.00038	0.00048
Be [mg/L]	< 0.000007	< 0.000007
B [mg/L]	< 0.002	< 0.002
Bi [mg/L]	< 0.00001	< 0.00001
Ca [mg/L]	1.78	2.29
Cd [mg/L]	< 0.000003	< 0.000003
Co [mg/L]	< 0.000004	0.000015
Cr [mg/L]	< 0.00008	< 0.00008
Cu [mg/L]	< 0.001	< 0.001
Fe [mg/L]	< 0.007	< 0.007
K [mg/L]	0.331	0.524
Mg [mg/L]	0.064	0.085

OnLine LIMS

0003846075

Results relate only to the sample tested. Data reported represents the sample submitted to SGS. Reproduction of this analytical report in full or in part is prohibited without prior written approval. Please refer to SGS General Conditions of Services located at https://www.sgs.ca/en/terms-and-conditions (Printed copies are available upon request.)
Test method information available upon request. "Temperature Upon Receipt" is representative of the whole shipment and may not reflect the temperature of individual samples.
SGS Canada Inc. Environment-Health & Safety statement of conformity decision rule does not consider uncertainty when analytical results are compared to a specified standard or regulation.

SGS Canada Inc.
P.O. Box 4300 - 185 Concession St.
Lakefield - Ontario - KOL 2HO
Phone: 705-652-2000 FAX: 705-652-6365

LR Report : **CA10156-AUG24**

Analysis	10: HC-6 Wk#66	11: HC-7 Wk#66
Mn [mg/L]	0.00282	0.00602
Mo [mg/L]	< 0.0004	< 0.0004
Na [mg/L]	0.06	0.07
Ni [mg/L]	< 0.0001	< 0.0001
P [mg/L]	0.014	0.008
Pb [mg/L]	< 0.00009	< 0.00009
S [mg/L]	< 5	< 5
Sb [mg/L]	< 0.0009	< 0.0009
Se [mg/L]	< 0.00004	< 0.00004
Si [mg/L]	0.24	0.21
Sn [mg/L]	< 0.00006	< 0.00006
Sr [mg/L]	0.00343	0.00371
Ti [mg/L]	< 0.0001	< 0.0001
Th [mg/L]	< 0.0001	< 0.0001
Tl [mg/L]	< 0.000005	< 0.000005
U [mg/L]	0.000151	0.000399
V [mg/L]	0.00031	0.00019
W [mg/L]	0.0006	< 0.0002
Zr [mg/L]	< 0.002	< 0.002
Zn [mg/L]	< 0.002	< 0.002



Lisa Thompson
Project Specialist Assistant,
Environment, Health & Safety

OnLine LIMS

0003846075

Results relate only to the sample tested. Data reported represents the sample submitted to SGS. Reproduction of this analytical report in full or in part is prohibited without prior written approval. Please refer to SGS General Conditions of Services located at https://www.sgs.ca/en/terms-and-conditions (Printed copies are available upon request.)
Test method information available upon request. "Temperature Upon Receipt" is representative of the whole shipment and may not reflect the temperature of individual samples.
SGS Canada Inc. Environment-Health & Safety statement of conformity decision rule does not consider uncertainty when analytical results are compared to a specified standard or regulation.

SGS Canada Inc.
P.O. Box 4300 - 185 Concession St.
Lakefield - Ontario - KOL 2HO
Phone: 705-652-2000 FAX: 705-652-6365

06-September-2024

Great Bear Resources Ltd.
Attn : Ashley Moncrief

1020 - 800 West Pender St.
Vancouver, BC
V6C 2V6, Canada

Phone: 778-833-2160
Fax:

Date Rec. : 30 August 2024
LR Report: **CA10161-AUG24**
Reference: Wk#66

Copy: #1

CERTIFICATE OF ANALYSIS
Final Report

Analysis	3: Analysis Completed Date	4: Analysis Completed Time	5: HC-8 Wk#66	6: HC-9 Wk#66	7: HC-10 Wk#66	8: HC-11 Wk#66	9: HC-12 Wk#66	10: HC-13 Wk#66	11: HC-14 Wk#66
Sample Date & Time			30-Aug-24	30-Aug-24	30-Aug-24	30-Aug-24	30-Aug-24	30-Aug-24	30-Aug-24
HumCell Leachate Vol [mL]	03-Sep-24	15:53	1000	995	998	997	1005	993	954
Sample Name	---	---	DX450108	DX450076	DX450186	DX450118	DX 550107	DX450159	DX450171
Sample Weight [g]	---	---	1000	1000	1000	1000	1000	1000	1000
pH [No unit]	04-Sep-24	10:48	7.19	5.59	6.97	7.34	6.99	7.12	6.46
Alkalinity [mg/L as CaCO3]	03-Sep-24	16:32	8	< 2	5	7	7	9	2
Conductivity [uS/cm]	05-Sep-24	11:21	28	19	6	19	28	31	22
Acidity [mg/L as CaCO3]	05-Sep-24	11:21	< 2	7	< 2	< 2	< 2	< 2	< 2
SO4 [mg/L]	03-Sep-24	13:20	2.2	12	0.7	0.9	3.8	4.3	7.2
Cl [mg/L]	03-Sep-24	16:02	---	---	---	---	---	---	---
Hg [mg/L]	05-Sep-24	11:33	< 0.00001	< 0.00001	< 0.00001	< 0.00001	< 0.00001	< 0.00001	< 0.00001
Ag [mg/L]	05-Sep-24	11:33	< 0.00005	< 0.00005	< 0.00005	< 0.00005	< 0.00005	< 0.00005	< 0.00005
Al [mg/L]	05-Sep-24	11:33	0.052	< 0.001	0.025	0.043	0.047	0.078	0.013
As [mg/L]	05-Sep-24	11:33	0.0008	< 0.0002	0.0003	0.0005	0.0020	0.0023	0.0010
Ba [mg/L]	05-Sep-24	11:33	0.00196	0.0106	0.00065	0.00085	0.00178	0.00072	0.00247
Be [mg/L]	05-Sep-24	11:33	< 0.000007	< 0.000007	< 0.000007	< 0.000007	< 0.000007	< 0.000007	< 0.000007
B [mg/L]	05-Sep-24	11:33	< 0.002	< 0.002	< 0.002	< 0.002	< 0.002	< 0.002	< 0.002
Bi [mg/L]	05-Sep-24	11:33	< 0.00001	< 0.00001	< 0.00001	< 0.00001	< 0.00001	< 0.00001	< 0.00001
Ca [mg/L]	05-Sep-24	11:33	4.13	1.74	2.34	3.35	4.79	5.15	3.30
Cd [mg/L]	05-Sep-24	11:34	< 0.000003	0.0237	0.000005	< 0.000003	0.000006	< 0.000003	< 0.000003
Co [mg/L]	05-Sep-24	11:34	0.000006	0.000677	0.000009	0.000022	0.000005	< 0.000004	0.000188
Cr [mg/L]	05-Sep-24	11:34	< 0.00008	< 0.00008	< 0.00008	< 0.00008	< 0.00008	< 0.00008	< 0.00008
Cu [mg/L]	05-Sep-24	11:34	< 0.001	0.002	< 0.001	< 0.001	< 0.001	< 0.001	< 0.001
Fe [mg/L]	05-Sep-24	11:34	< 0.007	0.017	< 0.007	< 0.007	< 0.007	< 0.007	< 0.007
K [mg/L]	05-Sep-24	11:34	0.600	0.942	0.229	0.206	0.425	0.460	0.760
Mg [mg/L]	05-Sep-24	11:34	0.241	0.100	0.028	0.050	0.041	0.055	0.135
Mn [mg/L]	05-Sep-24	11:34	0.0200	0.0774	0.0188	0.0216	0.0296	0.0227	0.00333
Mo [mg/L]	05-Sep-24	11:37	< 0.0004	< 0.0004	< 0.0004	< 0.0004	< 0.0004	< 0.0004	< 0.0004
Na [mg/L]	05-Sep-24	11:37	0.04	0.04	0.03	0.04	0.04	0.02	0.06
Ni [mg/L]	05-Sep-24	11:37	< 0.0001	0.0206	< 0.0001	< 0.0001	< 0.0001	< 0.0001	0.0006
P [mg/L]	05-Sep-24	11:37	0.004	< 0.003	0.006	0.004	< 0.003	< 0.003	< 0.003
Pb [mg/L]	05-Sep-24	11:37	< 0.00009	0.234	< 0.00009	< 0.00009	< 0.00009	< 0.00009	< 0.00009
S [mg/L]	05-Sep-24	11:37	< 5	< 5	< 5	< 5	< 5	< 5	< 5
Sb [mg/L]	05-Sep-24	11:37	< 0.0009	< 0.0009	< 0.0009	< 0.0009	< 0.0009	< 0.0009	< 0.0009
Se [mg/L]	05-Sep-24	11:37	0.00010	0.00074	0.00013	< 0.00004	0.00010	< 0.00004	0.00021
Si [mg/L]	05-Sep-24	11:37	0.25	0.37	0.18	0.26	0.39	0.29	0.18

OnLine LIMS

0003846375

Results relate only to the sample tested. Data reported represents the sample submitted to SGS. Reproduction of this analytical report in full or in part is prohibited without prior written approval. Please refer to SGS General Conditions of Services located at https://www.sgs.ca/en/terms-and-conditions (Printed copies are available upon request.)
Test method information available upon request. "Temperature Upon Receipt" is representative of the whole shipment and may not reflect the temperature of individual samples.
SGS Canada Inc. Environment-Health & Safety statement of conformity decision rule does not consider uncertainty when analytical results are compared to a specified standard or regulation.

SGS Canada Inc.
P.O. Box 4300 - 185 Concession St.
Lakefield - Ontario - KOL 2HO
Phone: 705-652-2000 FAX: 705-652-6365

LR Report : **CA10161-AUG24**

Analysis	3: Analysis Completed Date	4: Analysis Completed Time	5: HC-8 Wk#66	6: HC-9 Wk#66	7: HC-10 Wk#66	8: HC-11 Wk#66	9: HC-12 Wk#66	10: HC-13 Wk#66	11: HC-14 Wk#66
Sn [mg/L]	05-Sep-24	11:37	< 0.00006	< 0.00006	< 0.00006	< 0.00006	< 0.00006	< 0.00006	< 0.00006
Sr [mg/L]	05-Sep-24	11:37	0.00704	0.00521	0.00405	0.00649	0.00609	0.00429	0.00761
Ti [mg/L]	05-Sep-24	11:37	< 0.0001	< 0.0001	< 0.0001	< 0.0001	< 0.0001	< 0.0001	< 0.0001
Th [mg/L]	05-Sep-24	11:37	< 0.0001	< 0.0001	< 0.0001	< 0.0001	< 0.0001	< 0.0001	< 0.0001
Tl [mg/L]	05-Sep-24	11:37	< 0.000005	0.000040	< 0.000005	< 0.000005	0.000005	0.000009	< 0.000005
U [mg/L]	05-Sep-24	11:37	0.000229	0.000108	0.000351	0.000519	0.000259	0.000294	0.000075
V [mg/L]	05-Sep-24	11:37	0.00010	< 0.00001	0.00002	0.00004	0.00014	0.00004	0.00010
W [mg/L]	05-Sep-24	11:37	< 0.0002	< 0.0002	< 0.0002	< 0.0002	< 0.0002	< 0.0002	< 0.0002
Zr [mg/L]	05-Sep-24	11:37	< 0.002	< 0.002	< 0.002	< 0.002	< 0.002	< 0.002	< 0.002
Zn [mg/L]	05-Sep-24	11:37	< 0.002	4.91	< 0.002	< 0.002	< 0.002	< 0.002	< 0.002

Analysis	12: HC-15 Wk#66	13: HC-16 Wk#66	14: HC-17 Wk#66	15: HC-18 Wk#66	16: HC-19 Wk#66	17: HC-20 Wk#66	18: HC-21 Wk#66	19: HC-22 Wk#66	20: HC-23 Wk#66
Sample Date & Time	30-Aug-24	30-Aug-24	30-Aug-24	30-Aug-24	30-Aug-24	30-Aug-24	30-Aug-24	30-Aug-24	30-Aug-24
HumCell Leachate Vol [mL]	699	1010	984	983	994	994	1002	489	1013
Sample Name	DX450134	DX450185	DX450032	DX 550064	DX450008	DX 550056	DX450022	DX450077	DX450113
Sample Weight [g]	700	1000	1000	1000	1000	1000	1000	500	1000
pH [No unit]	6.98	7.06	6.14	7.46	6.72	6.93	7.19	7.03	7.14
Alkalinity [mg/L as CaCO3]	8	8	< 2	6	2	6	10	6	11
Conductivity [uS/cm]	53	23	10	13	7	15	21	15	23
Acidity [mg/L as CaCO3]	< 2	< 2	3	< 2	< 2	< 2	< 2	< 2	< 2
SO4 [mg/L]	12	2.8	2.7	0.3	0.5	1.2	1.5	0.8	0.8
Cl [mg/L]	< 0.2	---	---	---	---	---	---	---	---
Hg [mg/L]	< 0.00001	< 0.00001	< 0.00001	< 0.00001	< 0.00001	< 0.00001	< 0.00001	< 0.00001	< 0.00001
Ag [mg/L]	< 0.00005	< 0.00005	< 0.00005	< 0.00005	< 0.00005	< 0.00005	< 0.00005	< 0.00005	< 0.00005
Al [mg/L]	0.005	0.082	0.001	0.036	0.023	0.028	0.057	0.027	0.053
As [mg/L]	0.0791	0.0067	0.0026	0.0065	0.0002	0.0006	0.0063	0.0005	0.0033
Ba [mg/L]	0.00103	0.00211	0.00042	0.00017	0.00023	0.00196	0.00019	0.00791	0.00649
Be [mg/L]	< 0.000007	< 0.000007	< 0.000007	< 0.000007	< 0.000007	< 0.000007	< 0.000007	< 0.000007	< 0.000007
B [mg/L]	< 0.002	< 0.002	< 0.002	< 0.002	< 0.002	< 0.002	< 0.002	< 0.002	< 0.002
Bi [mg/L]	< 0.00001	< 0.00001	< 0.00001	< 0.00001	< 0.00001	< 0.00001	< 0.00001	< 0.00001	< 0.00001
Ca [mg/L]	9.80	3.93	1.30	2.65	1.38	2.79	4.28	2.30	4.72
Cd [mg/L]	0.000006	0.000004	0.000035	0.000008	0.000003	< 0.000003	< 0.000003	< 0.000003	< 0.000003
Co [mg/L]	0.000432	0.000029	0.00136	0.000068	0.000017	0.000030	0.000077	0.000022	0.000009
Cr [mg/L]	< 0.00008	< 0.00008	< 0.00008	< 0.00008	< 0.00008	< 0.00008	< 0.00008	< 0.00008	< 0.00008
Cu [mg/L]	0.002	< 0.001	< 0.001	< 0.001	< 0.001	< 0.001	< 0.001	0.001	< 0.001
Fe [mg/L]	< 0.007	< 0.007	< 0.007	< 0.007	< 0.007	< 0.007	< 0.007	< 0.007	< 0.007
K [mg/L]	0.406	1.33	0.326	0.159	0.171	0.213	0.013	1.01	0.213
Mg [mg/L]	0.263	0.052	0.092	0.030	0.020	0.150	0.104	0.099	0.131
Mn [mg/L]	0.0154	0.00901	0.0110	0.00444	0.00538	0.0192	0.0258	0.0204	0.0237
Mo [mg/L]	< 0.0004	< 0.0004	< 0.0004	< 0.0004	< 0.0004	< 0.0004	< 0.0004	< 0.0004	< 0.0004
Na [mg/L]	0.05	0.04	0.05	0.03	0.02	0.02	0.01	0.02	< 0.01
Ni [mg/L]	0.0215	< 0.0001	0.0024	< 0.0001	< 0.0001	< 0.0001	< 0.0001	0.0001	< 0.0001
P [mg/L]	< 0.003	< 0.003	< 0.003	< 0.003	< 0.003	0.004	< 0.003	< 0.003	< 0.003
Pb [mg/L]	< 0.00009	< 0.00009	0.00025	< 0.00009	< 0.00009	< 0.00009	< 0.00009	< 0.00009	< 0.00009
S [mg/L]	8	< 5	< 5	< 5	< 5	< 5	< 5	< 5	< 5
Sb [mg/L]	0.0011	< 0.0009	< 0.0009	< 0.0009	< 0.0009	< 0.0009	< 0.0009	< 0.0009	< 0.0009
Se [mg/L]	0.00025	< 0.00004	< 0.00004	< 0.00004	< 0.00004	< 0.00004	< 0.00004	< 0.00004	< 0.00004
Si [mg/L]	0.18	0.29	0.41	0.22	0.18	0.18	0.17	0.14	0.22
Sn [mg/L]	< 0.00006	0.00012	< 0.00006	< 0.00006	< 0.00006	< 0.00006	0.00006	< 0.00006	< 0.00006
Sr [mg/L]	0.0110	0.00487	0.00647	0.00298	0.00249	0.00558	0.00239	0.00354	0.0133
Ti [mg/L]	< 0.0001	< 0.0001	< 0.0001	< 0.0001	< 0.0001	< 0.0001	< 0.0001	< 0.0001	< 0.0001
Th [mg/L]	< 0.0001	< 0.0001	< 0.0001	< 0.0001	< 0.0001	< 0.0001	< 0.0001	< 0.0001	< 0.0001

OnLine LIMS

0003846375

Results relate only to the sample tested. Data reported represents the sample submitted to SGS. Reproduction of this analytical report in full or in part is prohibited without prior written approval. Please refer to SGS General Conditions of Services located at https://www.sgs.ca/en/terms-and-conditions (Printed copies are available upon request.)
Test method information available upon request. "Temperature Upon Receipt" is representative of the whole shipment and may not reflect the temperature of individual samples.
SGS Canada Inc. Environment-Health & Safety statement of conformity decision rule does not consider uncertainty when analytical results are compared to a specified standard or regulation.

SGS Canada Inc.
P.O. Box 4300 - 185 Concession St.
Lakefield - Ontario - KOL 2HO
Phone: 705-652-2000 FAX: 705-652-6365

LR Report : **CA10161-AUG24**

Analysis	12: HC-15 Wk#66	13: HC-16 Wk#66	14: HC-17 Wk#66	15: HC-18 Wk#66	16: HC-19 Wk#66	17: HC-20 Wk#66	18: HC-21 Wk#66	19: HC-22 Wk#66	20: HC-23 Wk#66
Tl [mg/L]	< 0.000005	0.000007	0.000007	< 0.000005	< 0.000005	< 0.000005	< 0.000005	< 0.000005	< 0.000005
U [mg/L]	0.000062	0.000702	0.000150	0.000570	0.000102	0.000014	0.000054	0.000025	0.000106
V [mg/L]	0.00004	0.00022	0.00004	0.00009	0.00001	0.00045	0.00025	0.00045	0.00012
W [mg/L]	< 0.0002	< 0.0002	< 0.0002	< 0.0002	< 0.0002	< 0.0002	< 0.0002	< 0.0002	< 0.0002
Zr [mg/L]	< 0.002	< 0.002	< 0.002	< 0.002	< 0.002	< 0.002	< 0.002	< 0.002	< 0.002
Zn [mg/L]	< 0.002	< 0.002	0.003	< 0.002	< 0.002	< 0.002	< 0.002	< 0.002	< 0.002

Analysis	21: HC-24 Wk#66	22: HC-25 Wk#66	23: HC-26 Wk#66	24: HC-27 Wk#66
Sample Date & Time	30-Aug-24	30-Aug-24	30-Aug-24	30-Aug-24
HumCell Leachate Vol [mL]	998	1016	750	1000
Sample Name	DX 550101	DX450128	DX450021	DX450222
Sample Weight [g]	1000	1000	750	1000
pH [No unit]	7.05	7.25	5.28	6.69
Alkalinity [mg/L as CaCO3]	8	11	< 2	4
Conductivity [uS/cm]	16	36	200	15
Acidity [mg/L as CaCO3]	< 2	< 2	37	< 2
SO4 [mg/L]	0.8	4.5	90	2.8
Cl [mg/L]	---	---	< 0.2	---
Hg [mg/L]	< 0.00001	< 0.00001	< 0.00001	< 0.00001
Ag [mg/L]	< 0.00005	< 0.00005	< 0.00005	< 0.00005
Al [mg/L]	0.035	0.054	0.006	0.026
As [mg/L]	0.0015	0.0010	< 0.0002	0.0003
Ba [mg/L]	0.00056	0.00137	0.0103	0.00050
Be [mg/L]	< 0.000007	< 0.000007	< 0.000007	< 0.000007
B [mg/L]	< 0.002	< 0.002	< 0.002	< 0.002
Bi [mg/L]	< 0.00001	< 0.00001	< 0.00001	< 0.00001
Ca [mg/L]	3.29	6.88	34.3	2.32
Cd [mg/L]	< 0.000003	< 0.000003	0.000404	0.000132
Co [mg/L]	0.000026	0.000056	0.00485	0.000010
Cr [mg/L]	< 0.00008	< 0.00008	0.00015	< 0.00008
Cu [mg/L]	< 0.001	< 0.001	< 0.001	< 0.001
Fe [mg/L]	< 0.007	< 0.007	1.84	< 0.007
K [mg/L]	0.084	0.331	3.71	0.355
Mg [mg/L]	0.112	0.103	1.60	0.044
Mn [mg/L]	0.0174	0.0168	0.231	0.00760
Mo [mg/L]	< 0.0004	< 0.0004	< 0.0004	< 0.0004
Na [mg/L]	< 0.01	0.03	0.18	0.03
Ni [mg/L]	< 0.0001	< 0.0001	0.0312	0.0002
P [mg/L]	< 0.003	< 0.003	< 0.003	< 0.003
Pb [mg/L]	< 0.00009	< 0.00009	0.00066	0.00060
S [mg/L]	< 5	< 5	42	< 5
Sb [mg/L]	< 0.0009	< 0.0009	< 0.0009	< 0.0009
Se [mg/L]	< 0.00004	< 0.00004	0.00046	< 0.00004
Si [mg/L]	0.15	0.19	0.18	0.17
Sn [mg/L]	< 0.00006	< 0.00006	< 0.00006	< 0.00006
Sr [mg/L]	0.00266	0.00427	0.0164	0.00302
Ti [mg/L]	< 0.0001	< 0.0001	< 0.0001	< 0.0001
Th [mg/L]	< 0.0001	< 0.0001	< 0.0001	< 0.0001
Tl [mg/L]	< 0.000005	< 0.000005	< 0.000005	< 0.000005
U [mg/L]	0.000286	0.000269	0.000327	0.000160
V [mg/L]	0.00027	0.00025	< 0.00001	0.00009
W [mg/L]	< 0.0002	0.0004	< 0.0002	< 0.0002

OnLine LIMS

00038463375

Results relate only to the sample tested. Data reported represents the sample submitted to SGS. Reproduction of this analytical report in full or in part is prohibited without prior written approval. Please refer to SGS General Conditions of Services located at https://www.sgs.ca/en/terms-and-conditions (Printed copies are available upon request.)
Test method information available upon request. "Temperature Upon Receipt" is representative of the whole shipment and may not reflect the temperature of individual samples.
SGS Canada Inc. Environment-Health & Safety statement of conformity decision rule does not consider uncertainty when analytical results are compared to a specified standard or regulation.

SGS Canada Inc.
P.O. Box 4300 - 185 Concession St.
Lakefield - Ontario - KOL 2HO
Phone: 705-652-2000 FAX: 705-652-6365

LR Report : **CA10161-AUG24**

Analysis	21: HC-24 Wk#66	22: HC-25 Wk#66	23: HC-26 Wk#66	24: HC-27 Wk#66
Zr [mg/L]	< 0.002	< 0.002	< 0.002	< 0.002
Zn [mg/L]	< 0.002	< 0.002	0.011	0.026



Lisa Thompson
Project Specialist Assistant,
Environment, Health & Safety

OnLine LIMS

0003846375

Results relate only to the sample tested. Data reported represents the sample submitted to SGS. Reproduction of this analytical report in full or in part is prohibited without prior written approval. Please refer to SGS General Conditions of Services located at https://www.sgs.ca/en/terms-and-conditions (Printed copies are available upon request.)
Test method information available upon request. "Temperature Upon Receipt" is representative of the whole shipment and may not reflect the temperature of individual samples.
SGS Canada Inc. Environment-Health & Safety statement of conformity decision rule does not consider uncertainty when analytical results are compared to a specified standard or regulation.

SGS Canada Inc.
P.O. Box 4300 - 185 Concession St.
Lakefield - Ontario - KOL 2HO
Phone: 705-652-2000 FAX: 705-652-6365

13-August-2025

Great Bear Resources Ltd.
Attn : Ashley Moncrief

1020 - 800 West Pender St.
Vancouver, BC
V6C 2V6, Canada

Phone: 778-833-2160
Fax:

Date Rec. : 25 July 2025
LR Report: **CA10180-JUL25**
Reference: Wk#66

Copy: #1

CERTIFICATE OF ANALYSIS
Final Report

Analysis	3: Analysis Completed Date	4: Analysis Completed Time	5: HC-28 Wk#66	6: HC-29 Wk#66	7: HC-30 Wk#66	8: HC-31 Wk#66	9: HC-32 Wk#66	10: HC-33 Wk#66	11: HC-34 Wk#66
Sample Date & Time			25-Jul-25	25-Jul-25	25-Jul-25	25-Jul-25	25-Jul-25	25-Jul-25	25-Jul-25
HumCell Leachate Vol [mL]	28-Jul-25	11:15	1008	1012	772	962	781	1003	1012
Sample Name	---	---	31787	DX450179	31644	DX450183	O31576	DX450213	DX450174
Sample Weight [g]	---	---	1000	1000	750	1000	750	1000	1000
pH [No unit]	05-Aug-25	10:35	6.76	6.58	7.39	7.26	7.23	4.99	7.90
Alkalinity [mg/L as CaCO3]	30-Jul-25	09:47	4	5	5	5	6	< 2	---
Alkalinity [mg/L as CaCO3]	30-Jul-25	09:47	---	---	---	---	---	---	8
Conductivity [uS/cm]	28-Jul-25	14:06	2	9	15	14	17	25	14
Acidity [mg/L as CaCO3]	30-Jul-25	11:39	< 2	< 2	< 2	< 2	< 2	7	< 2
SO4 [mg/L]	30-Jul-25	10:09	0.4	0.2	1.9	1.7	2.0	9.1	0.2
Hg [mg/L]	29-Jul-25	13:10	< 0.00001	< 0.00001	< 0.00001	< 0.00001	< 0.00001	< 0.00001	< 0.00001
Ag [mg/L]	29-Jul-25	13:10	< 0.00005	< 0.00005	< 0.00005	< 0.00005	< 0.00005	< 0.00005	< 0.00005
Al [mg/L]	28-Jul-25	13:40	0.019	0.021	0.010	0.022	0.022	0.047	0.030
As [mg/L]	29-Jul-25	13:10	0.0010	0.0043	0.0022	0.0054	0.0013	< 0.0002	0.0026
Ba [mg/L]	28-Jul-25	13:40	0.00054	0.00160	0.00084	0.00026	0.00160	0.00574	0.00292
Be [mg/L]	29-Jul-25	15:12	< 0.000007	< 0.000007	< 0.000007	< 0.000007	< 0.000007	0.000039	< 0.000007
B [mg/L]	29-Jul-25	13:10	< 0.002	< 0.002	< 0.002	< 0.002	< 0.002	0.002	< 0.002
Bi [mg/L]	28-Jul-25	13:40	< 0.00001	< 0.00001	< 0.00001	< 0.00001	< 0.00001	< 0.00001	< 0.00001
Ca [mg/L]	28-Jul-25	13:40	1.06	1.47	2.53	2.54	2.89	1.09	2.52
Cd [mg/L]	28-Jul-25	13:40	< 0.000003	< 0.000003	< 0.000003	---	0.000008	0.000020	< 0.000003
Cd [mg/L]	06-Aug-25	13:40	---	---	---	< 0.000003	---	---	---
Co [mg/L]	28-Jul-25	13:40	< 0.000004	0.000007	0.000012	0.000018	0.000007	0.000234	0.000014
Cr [mg/L]	28-Jul-25	13:40	< 0.00008	< 0.00008	< 0.00008	< 0.00008	< 0.00008	< 0.00008	< 0.00008
Cu [mg/L]	28-Jul-25	13:40	< 0.001	< 0.001	< 0.001	< 0.001	< 0.001	< 0.001	< 0.001
Fe [mg/L]	29-Jul-25	15:13	< 0.007	< 0.007	< 0.007	< 0.007	< 0.007	1.88	< 0.007
K [mg/L]	28-Jul-25	13:40	0.282	0.561	0.579	0.355	0.544	0.815	0.543
Mg [mg/L]	28-Jul-25	13:40	0.028	0.060	0.091	0.052	0.042	0.215	0.182
Mn [mg/L]	28-Jul-25	13:40	0.00125	0.00227	0.00684	0.00144	0.0307	0.0339	0.0136
Mo [mg/L]	28-Jul-25	13:40	< 0.0004	< 0.0004	< 0.0004	< 0.0004	< 0.0004	< 0.0004	< 0.0004
Na [mg/L]	28-Jul-25	13:40	0.03	0.04	0.04	0.05	0.04	0.05	0.05
Ni [mg/L]	28-Jul-25	13:40	< 0.0001	< 0.0001	< 0.0001	0.0001	< 0.0001	0.0041	0.0001
P [mg/L]	28-Jul-25	13:40	< 0.003	< 0.003	< 0.003	< 0.003	< 0.003	< 0.003	< 0.003
Pb [mg/L]	28-Jul-25	13:40	< 0.00009	< 0.00009	< 0.00009	< 0.00009	< 0.00009	< 0.00009	< 0.00009
S [mg/L]	28-Jul-25	13:40	< 5	< 5	< 5	< 5	< 5	< 5	< 5
Sb [mg/L]	28-Jul-25	13:40	< 0.0009	< 0.0009	< 0.0009	< 0.0009	< 0.0009	< 0.0009	< 0.0009
Se [mg/L]	28-Jul-25	13:40	< 0.00004	< 0.00004	< 0.00004	< 0.00004	0.00011	0.00025	< 0.00004

OnLine LIMS

0004217282

Results relate only to the sample tested. Data reported represents the sample submitted to SGS. Reproduction of this analytical report in full or in part is prohibited without prior written approval. Please refer to SGS General Conditions of Services located at https://www.sgs.ca/en/terms-and-conditions (Printed copies are available upon request.)
Test method information available upon request. "Temperature Upon Receipt" is representative of the whole shipment and may not reflect the temperature of individual samples.
SGS Canada Inc. Environment-Health & Safety statement of conformity decision rule does not consider uncertainty when analytical results are compared to a specified standard or regulation.

SGS Canada Inc.
P.O. Box 4300 - 185 Concession St.
Lakefield - Ontario - KOL 2HO
Phone: 705-652-2000 FAX: 705-652-6365

LR Report : **CA10180-JUL25**

Analysis	3: Analysis Completed Date	4: Analysis Completed Time	5: HC-28 Wk#66	6: HC-29 Wk#66	7: HC-30 Wk#66	8: HC-31 Wk#66	9: HC-32 Wk#66	10: HC-33 Wk#66	11: HC-34 Wk#66
Si [mg/L]	28-Jul-25	13:40	0.16	0.22	0.22	0.25	0.23	0.74	0.23
Sn [mg/L]	28-Jul-25	13:40	< 0.00006	< 0.00006	< 0.00006	< 0.00006	< 0.00006	< 0.00006	< 0.00006
Sr [mg/L]	28-Jul-25	13:40	0.00216	0.00310	0.00730	0.00424	0.00339	0.00579	0.00650
Ti [mg/L]	28-Jul-25	13:40	< 0.0001	< 0.0001	< 0.0001	< 0.0001	< 0.0001	< 0.0001	< 0.0001
Th [mg/L]	28-Jul-25	13:40	< 0.0001	< 0.0001	< 0.0001	< 0.0001	< 0.0001	< 0.0001	< 0.0001
Tl [mg/L]	28-Jul-25	13:40	< 0.000005	< 0.000005	< 0.000005	< 0.000005	< 0.000005	< 0.000005	< 0.000005
U [mg/L]	28-Jul-25	13:40	0.000199	0.000623	0.000393	0.000600	0.000133	0.000381	0.000025
V [mg/L]	28-Jul-25	13:40	0.00016	0.00028	0.00011	0.00017	0.00009	< 0.00001	0.00022
W [mg/L]	28-Jul-25	13:40	< 0.0002	< 0.0002	< 0.0002	< 0.0002	< 0.0002	< 0.0002	< 0.0002
Zr [mg/L]	28-Jul-25	13:40	< 0.002	< 0.002	< 0.002	< 0.002	< 0.002	< 0.002	< 0.002
Zn [mg/L]	28-Jul-25	13:40	< 0.002	< 0.002	< 0.002	< 0.002	< 0.002	0.015	< 0.002

Analysis	12: HC-35 Wk#66
Sample Date & Time	25-Jul-25
HumCell Leachate Vol [mL]	1016
Sample Name	31795
Sample Weight [g]	1000
pH [No unit]	7.80
Alkalinity [mg/L as CaCO3]	7
Alkalinity [mg/L as CaCO3]	---
Conductivity [uS/cm]	17
Acidity [mg/L as CaCO3]	< 2
SO4 [mg/L]	0.7
Hg [mg/L]	< 0.00001
Ag [mg/L]	< 0.00005
Al [mg/L]	0.195
As [mg/L]	0.0315
Ba [mg/L]	0.00265
Be [mg/L]	< 0.000007
B [mg/L]	< 0.002
Bi [mg/L]	< 0.00001
Ca [mg/L]	2.70
Cd [mg/L]	0.000004
Cd [mg/L]	---
Co [mg/L]	< 0.000004
Cr [mg/L]	< 0.00008
Cu [mg/L]	< 0.001
Fe [mg/L]	< 0.007
K [mg/L]	1.32
Mg [mg/L]	0.044
Mn [mg/L]	0.00104
Mo [mg/L]	< 0.0004
Na [mg/L]	0.09
Ni [mg/L]	< 0.0001
P [mg/L]	< 0.003
Pb [mg/L]	< 0.00009
S [mg/L]	< 5
Sb [mg/L]	< 0.0009
Se [mg/L]	< 0.00004
Si [mg/L]	0.49
Sn [mg/L]	< 0.00006
Sr [mg/L]	0.00270

OnLine LIMS

0004217282

Results relate only to the sample tested. Data reported represents the sample submitted to SGS. Reproduction of this analytical report in full or in part is prohibited without prior written approval. Please refer to SGS General Conditions of Services located at https://www.sgs.ca/en/terms-and-conditions (Printed copies are available upon request.)
Test method information available upon request. "Temperature Upon Receipt" is representative of the whole shipment and may not reflect the temperature of individual samples.
SGS Canada Inc. Environment-Health & Safety statement of conformity decision rule does not consider uncertainty when analytical results are compared to a specified standard or regulation.

SGS Canada Inc.
P.O. Box 4300 - 185 Concession St.
Lakefield - Ontario - KOL 2HO
Phone: 705-652-2000 FAX: 705-652-6365

LR Report : **CA10180-JUL25**

Analysis	12: HC-35 Wk#66
Ti [mg/L]	< 0.0001
Th [mg/L]	< 0.0001
Tl [mg/L]	< 0.000005
U [mg/L]	0.000135
V [mg/L]	0.00054
W [mg/L]	< 0.0002
Zr [mg/L]	< 0.002
Zn [mg/L]	< 0.002



Lisa Thompson
Project Specialist Assistant,
Environment, Health & Safety

OnLine LIMS

0004217282

Results relate only to the sample tested. Data reported represents the sample submitted to SGS. Reproduction of this analytical report in full or in part is prohibited without prior written approval. Please refer to SGS General Conditions of Services located at https://www.sgs.ca/en/terms-and-conditions (Printed copies are available upon request.)
Test method information available upon request. "Temperature Upon Receipt" is representative of the whole shipment and may not reflect the temperature of individual samples.
SGS Canada Inc. Environment-Health & Safety statement of conformity decision rule does not consider uncertainty when analytical results are compared to a specified standard or regulation.

SGS Canada Inc.
P.O. Box 4300 - 185 Concession St.
Lakefield - Ontario - KOL 2HO
Phone: 705-652-2000 FAX: 705-652-6365

Quality Control Report

Inorganic Analysis														
Parameter	Reporting Limit	Unit	Method Blank	Duplicate				LCS / Spike Blank			Matrix Spike / Reference Material			
				Result 1	Result 2	RPD	Acceptance Criteria	Spike Recovery (%)	Recovery Limits (%)		Spike Recovery (%)	Recovery Limits (%)		
							%		Low	High		Low	High	
Acidity - QCBatchID: EWL0517-JUL25														
Acidity	2	mg/L as Ca	< 2			ND	20	102	90	110	NA			
Acidity - QCBatchID: EWL0587-JUL25														
Acidity	2	mg/L as Ca	< 2			ND	20	90	90	110	NA			
Alkalinity - QCBatchID: EWL0516-JUL25														
Alkalinity	2	mg/L as Ca	< 2			0	20	91	80	120	NA			
Alkalinity - QCBatchID: EWL0517-JUL25														
Alkalinity	2	mg/L as Ca	2			0	20	102	80	120	NA			
Alkalinity - QCBatchID: EWL0564-JUL25														
Alkalinity	2	mg/L as Ca	< 2			7	20	104	80	120	NA			
Anions by IC - QCBatchID: DIO0697-JUL25														
Sulphate	0.2	mg/L	<0.2			1	20	102	90	110	100	75	125	
Conductivity - QCBatchID: EWL0516-JUL25														
Conductivity	2	uS/cm	< 2			8	10	100	90	110	NA			
Conductivity - QCBatchID: EWL0517-JUL25														
Conductivity	2	uS/cm	< 2			0	10	100	90	110	NA			
Inorganics-General - QCBatchID: EHG0044-JUL25														
Mercury	0.00001	mg/L	< 0.00001			ND	20	114	80	120	NV	70	130	
Metals in aqueous samples - ICP-MS - QCBatchID: EMS0013-AUG25														
Cadmium	0.000003	mg/L	<0.000003			ND	20	98	90	110	98	70	130	
Metals in aqueous samples - ICP-MS - QCBatchID: EMS0255-JUL25														
Aluminum	0.001	mg/L	<0.001			ND	20	97	90	110	107	70	130	
Antimony	0.0009	mg/L	<0.0009			ND	20	98	90	110	90	70	130	
Arsenic	0.0002	mg/L	<0.0002			ND	20	99	90	110	99	70	130	
Barium	0.00008	mg/L	<0.00008			ND	20	100	90	110	89	70	130	
Beryllium	0.000007	mg/L	<0.000007			ND	20	107	90	110	107	70	130	
Bismuth	0.00001	mg/L	<0.00001			ND	20	97	90	110	91	70	130	
Boron	0.002	mg/L	<0.002			ND	20	102	90	110	102	70	130	
Cadmium	0.000003	mg/L	<0.000003			ND	20	101	90	110	110	70	130	
Calcium	0.01	mg/L	<0.01			ND	20	99	90	110	103	70	130	
Chromium	0.00008	mg/L	<0.00008			ND	20	103	90	110	76	70	130	
Cobalt	0.000004	mg/L	<0.000004			ND	20	97	90	110	99	70	130	
Copper	0.001	mg/L	<0.001			ND	20	99	90	110	98	70	130	
Iron	0.007	mg/L	<0.007			ND	20	102	90	110	100	70	130	
Lead	0.00009	mg/L	<0.00009			ND	20	99	90	110	82	70	130	
Magnesium	0.001	mg/L	<0.001			ND	20	104	90	110	106	70	130	

OnLine LIMS

0004217282

Results relate only to the sample tested. Data reported represents the sample submitted to SGS. Reproduction of this analytical report in full or in part is prohibited without prior written approval. Please refer to SGS General Conditions of Services located at https://www.sgs.ca/en/terms-and-conditions (Printed copies are available upon request.)
Test method information available upon request. "Temperature Upon Receipt" is representative of the whole shipment and may not reflect the temperature of individual samples.
SGS Canada Inc. Environment-Health & Safety statement of conformity decision rule does not consider uncertainty when analytical results are compared to a specified standard or regulation.

SGS Canada Inc.
P.O. Box 4300 - 185 Concession St.
Lakefield - Ontario - KOL 2HO
Phone: 705-652-2000 FAX: 705-652-6365

Inorganic Analysis													
Parameter	Reporting Limit	Unit	Method Blank	Duplicate				LCS / Spike Blank			Matrix Spike / Reference Material		
				Result 1	Result 2	RPD	Acceptance Criteria	Spike Recovery (%)	Recovery Limits (%)		Spike Recovery (%)	Recovery Limits (%)	
							%		Low	High		Low	High
Manganese	0.00001	mg/L	<0.00001			ND	20	100	90	110	103	70	130
Molybdenum	0.0004	mg/L	<0.0004			ND	20	100	90	110	84	70	130
Nickel	0.0001	mg/L	<0.0001			ND	20	99	90	110	96	70	130
Phosphorus	0.003	mg/L	<0.003			ND	20	98	90	110	NV	70	130
Potassium	0.009	mg/L	<0.009			ND	20	101	90	110	104	70	130
Selenium	0.00004	mg/L	<0.00004			ND	20	97	90	110	90	70	130
Silicon	0.02	mg/L	<0.02			ND	20	106	90	110	NV	70	130
Silver	0.00005	mg/L	<0.00005			ND	20	96	90	110	NV	70	130
Sodium	0.01	mg/L	<0.01			4	20	99	90	110	102	70	130
Strontium	0.00008	mg/L	<0.00008			ND	20	98	90	110	98	70	130
Sulfur	5	mg/L	<5			ND	20	107	90	110	NV	70	130
Thallium	0.000005	mg/L	<0.000005			ND	20	100	90	110	77	70	130
Thorium	0.0001	mg/L	<0.0001			ND	20	99	90	110	NV	70	130
Tin	0.00006	mg/L	<0.00006			ND	20	102	90	110	NV	70	130
Titanium	0.0001	mg/L	<0.0001			ND	20	107	90	110	NV	70	130
Tungsten	0.0002	mg/L	<0.0002			ND	20	103	90	110	NV	70	130
Uranium	0.000002	mg/L	<0.000002			ND	20	102	90	110	75	70	130
Vanadium	0.00001	mg/L	<0.00001			ND	20	98	90	110	97	70	130
Zinc	0.002	mg/L	<0.002			ND	20	97	90	110	102	70	130
Zirconium	0.002	mg/L	<0.002			ND	20	97	90	110	NV	70	130
Metals in aqueous samples - ICP-MS - QCBatchID: EMS0263-JUL25													
Arsenic	0.0002	mg/L	<0.0002			1	20	93	90	110	95	70	130
Boron	0.002	mg/L	<0.002			1	20	100	90	110	97	70	130
Silver	0.00005	mg/L	<0.00005			ND	20	100	90	110	NV	70	130
pH - QCBatchID: EWL0516-JUL25													
pH	0.05	No unit	NA			0		100			NA		
pH - QCBatchID: EWL0517-JUL25													
pH	0.05	No unit	NA			2		100			NA		

OnLine LIMS

0004217282

Results relate only to the sample tested. Data reported represents the sample submitted to SGS. Reproduction of this analytical report in full or in part is prohibited without prior written approval. Please refer to SGS General Conditions of Services located at https://www.sgs.ca/en/terms-and-conditions (Printed copies are available upon request.)
Test method information available upon request. "Temperature Upon Receipt" is representative of the whole shipment and may not reflect the temperature of individual samples.
SGS Canada Inc. Environment-Health & Safety statement of conformity decision rule does not consider uncertainty when analytical results are compared to a specified standard or regulation.

SGS Canada Inc.
P.O. Box 4300 - 185 Concession St.
Lakefield - Ontario - KOL 2HO
Phone: 705-652-2000 FAX: 705-652-6365

09-September-2024

Great Bear Resources Ltd.
Attn : Ashley Moncrief

1020 - 800 West Pender St.
Vancouver, BC
V6C 2V6, Canada

Phone: 778-833-2160
Fax:

Date Rec. : 05 September 2024
LR Report: **CA10034-SEP24**
Reference: Wk#67

Copy: #1

CERTIFICATE OF ANALYSIS
Final Report

Analysis	3: Analysis Completed Date	4: Analysis Completed Time	5: HC-1 Wk#67	6: HC-2 Wk#67	7: HC-3 Wk#67	8: HC-4 Wk#67	9: HC-5 Wk#67	10: HC-6 Wk#67	11: HC-7 Wk#67
Sample Date & Time			05-Sep-24	05-Sep-24	05-Sep-24	05-Sep-24	05-Sep-24	05-Sep-24	05-Sep-24
HumCell Leachate Vol [mL]	05-Sep-24	13:38	937	1011	511	510	913	508	925
Sample Name	---	---	DX450052	DX 550083	DX450204	DX450176	DX450232	DX450181	DX450002
Sample Weight [g]	---	---	1000	1000	500	500	1000	500	1000
pH [No unit]	06-Sep-24	11:10	6.83	7.59	7.01	5.29	7.00	7.18	7.24
Alkalinity [mg/L as CaCO3]	06-Sep-24	11:10	4	14	4	< 2	3	8	7
Conductivity [uS/cm]	06-Sep-24	11:10	32	37	9	37	12	14	11
Acidity [mg/L as CaCO3]	06-Sep-24	11:10	< 2	< 2	< 2	4	< 2	< 2	< 2
SO4 [mg/L]	06-Sep-24	16:01	9.5	3.0	0.4	13	1.6	0.3	0.2

Lisa Thompson
Project Specialist Assistant,
Environment, Health & Safety

OnLine LIMS

0003849581

Results relate only to the sample tested. Data reported represents the sample submitted to SGS. Reproduction of this analytical report in full or in part is prohibited without prior written approval. Please refer to SGS General Conditions of Services located at https://www.sgs.ca/en/terms-and-conditions (Printed copies are available upon request.)
Test method information available upon request. "Temperature Upon Receipt" is representative of the whole shipment and may not reflect the temperature of individual samples.
SGS Canada Inc. Environment-Health & Safety statement of conformity decision rule does not consider uncertainty when analytical results are compared to a specified standard or regulation.

SGS Canada Inc.
P.O. Box 4300 - 185 Concession St.
Lakefield - Ontario - KOL 2HO
Phone: 705-652-2000 FAX: 705-652-6365

16-September-2024

Great Bear Resources Ltd.
Attn : Ashley Moncrief

1020 - 800 West Pender St.
Vancouver, BC
V6C 2V6, Canada

Phone: 778-833-2160
Fax:

Date Rec. : 06 September 2024
LR Report: **CA10037-SEP24**
Reference: Wk#67

Copy: #1

CERTIFICATE OF ANALYSIS
Final Report

Analysis	3: Analysis Completed Date	4: Analysis Completed Time	5: HC-8 Wk#67	6: HC-9 Wk#67	7: HC-10 Wk#67	8: HC-11 Wk#67	9: HC-12 Wk#67
Sample Date & Time			06-Sep-24	06-Sep-24	06-Sep-24	06-Sep-24	06-Sep-24
HumCell Leachate Vol [mL]	09-Sep-24	10:33	1001	1000	965	994	1000
Sample Name	---	---	DX450108	DX450076	DX450186	DX450118	DX 550107
Sample Weight [g]	---	---	1000	1000	1000	1000	1000
pH [No unit]	10-Sep-24	10:59	7.12	5.30	7.04	7.23	7.25
Alkalinity [mg/L as CaCO3]	09-Sep-24	14:23	8	< 2	4	7	7
Conductivity [uS/cm]	10-Sep-24	10:59	25	35	11	17	23
Acidity [mg/L as CaCO3]	10-Sep-24	11:00	< 2	7	< 2	< 2	< 2
SO4 [mg/L]	10-Sep-24	16:04	2.2	13	0.6	0.9	3.4

Analysis	10: HC-13 Wk#67	11: HC-14 Wk#67	12: HC-15 Wk#67	13: HC-16 Wk#67	14: HC-17 Wk#67	15: HC-18 Wk#67	16: HC-19 Wk#67
Sample Date & Time	06-Sep-24	06-Sep-24	06-Sep-24	06-Sep-24	06-Sep-24	06-Sep-24	06-Sep-24
HumCell Leachate Vol [mL]	1001	964	709	996	992	977	972
Sample Name	DX450159	DX450171	DX450134	DX450185	DX450032	DX 550064	DX450008
Sample Weight [g]	1000	1000	700	1000	1000	1000	1000
pH [No unit]	7.32	6.58	7.28	7.33	6.18	7.24	6.80
Alkalinity [mg/L as CaCO3]	9	2	9	10	< 2	7	2
Conductivity [uS/cm]	27	20	52	24	10	13	7
Acidity [mg/L as CaCO3]	< 2	< 2	< 2	< 2	3	< 2	< 2
SO4 [mg/L]	4.1	6.2	10	2.6	2.5	0.2	0.5

Analysis	17: HC-20 Wk#67	18: HC-21 Wk#67	19: HC-22 Wk#67	20: HC-23 Wk#67	21: HC-24 Wk#67	22: HC-25 Wk#67	23: HC-26 Wk#67
Sample Date & Time	06-Sep-24	06-Sep-24	06-Sep-24	06-Sep-24	06-Sep-24	06-Sep-24	06-Sep-24
HumCell Leachate Vol [mL]	984	1004	477	1011	1006	988	761

OnLine LIMS

0003858735

Results relate only to the sample tested. Data reported represents the sample submitted to SGS. Reproduction of this analytical report in full or in part is prohibited without prior written approval. Please refer to SGS General Conditions of Services located at https://www.sgs.ca/en/terms-and-conditions (Printed copies are available upon request.)
Test method information available upon request. "Temperature Upon Receipt" is representative of the whole shipment and may not reflect the temperature of individual samples.
SGS Canada Inc. Environment-Health & Safety statement of conformity decision rule does not consider uncertainty when analytical results are compared to a specified standard or regulation.

SGS Canada Inc.
P.O. Box 4300 - 185 Concession St.
Lakefield - Ontario - KOL 2HO
Phone: 705-652-2000 FAX: 705-652-6365

LR Report : **CA10037-SEP24**

Analysis	17: HC-20 Wk#67	18: HC-21 Wk#67	19: HC-22 Wk#67	20: HC-23 Wk#67	21: HC-24 Wk#67	22: HC-25 Wk#67	23: HC-26 Wk#67
Sample Name	DX 550056	DX450022	DX450077	DX450113	DX 550101	DX450128	DX450021
Sample Weight [g]	1000	1000	500	1000	1000	1000	750
pH [No unit]	7.16	7.46	7.19	7.51	7.32	7.41	4.93
Alkalinity [mg/L as CaCO3]	6	10	7	12	8	12	< 2
Conductivity [uS/cm]	15	21	17	23	18	38	238
Acidity [mg/L as CaCO3]	< 2	< 2	< 2	< 2	< 2	< 2	9
SO4 [mg/L]	1.1	1.3	2.1	0.8	0.8	4.3	100

Analysis	24: HC-27 Wk#67
Sample Date & Time	06-Sep-24
HumCell Leachate Vol [mL]	993
Sample Name	DX450222
Sample Weight [g]	1000
pH [No unit]	6.60
Alkalinity [mg/L as CaCO3]	4
Conductivity [uS/cm]	18
Acidity [mg/L as CaCO3]	< 2
SO4 [mg/L]	3.0



Lisa Thompson
Project Specialist Assistant,
Environment, Health & Safety

OnLine LIMS

0003858735

Results relate only to the sample tested. Data reported represents the sample submitted to SGS. Reproduction of this analytical report in full or in part is prohibited without prior written approval. Please refer to SGS General Conditions of Services located at https://www.sgs.ca/en/terms-and-conditions (Printed copies are available upon request.)
Test method information available upon request. "Temperature Upon Receipt" is representative of the whole shipment and may not reflect the temperature of individual samples.
SGS Canada Inc. Environment-Health & Safety statement of conformity decision rule does not consider uncertainty when analytical results are compared to a specified standard or regulation.

SGS Canada Inc.
P.O. Box 4300 - 185 Concession St.
Lakefield - Ontario - KOL 2HO
Phone: 705-652-2000 FAX: 705-652-6365

24-September-2024

Great Bear Resources Ltd.
Attn : Ashley Moncrief

1020 - 800 West Pender St.
Vancouver, BC
V6C 2V6, Canada

Phone: 778-833-2160
Fax:

Date Rec. : 12 September 2024
LR Report: **CA10076-SEP24**
Reference: Wk#68

Copy: #1

CERTIFICATE OF ANALYSIS
Final Report

Analysis	3: Analysis Completed Date	4: Analysis Completed Time	5: HC-1 Wk#68	6: HC-2 Wk#68	7: HC-3 Wk#68	8: HC-4 Wk#68	9: HC-5 Wk#68	10: HC-6 Wk#68
Sample Date & Time			12-Sep-24	12-Sep-24	12-Sep-24	12-Sep-24	12-Sep-24	12-Sep-24
HumCell Leachate Vol [mL]	16-Sep-24	13:09	934	1013	495	512	946	512
Sample Name	---	---	DX450052	DX 550083	DX450204	DX450176	DX450232	DX450181
Sample Weight [g]	---	---	1000	1000	500	500	1000	500
pH [No unit]	13-Sep-24	16:15	6.63	7.65	6.82	5.97	7.02	7.12
Alkalinity [mg/L as CaCO3]	13-Sep-24	11:11	2	14	3	< 2	4	6
Conductivity [uS/cm]	13-Sep-24	11:11	37	40	12	39	16	17
Acidity [mg/L as CaCO3]	13-Sep-24	11:11	< 2	< 2	< 2	6	< 2	< 2
SO4 [mg/L]	13-Sep-24	07:52	11	3.2	0.4	14	1.5	0.3
Hg [mg/L]	16-Sep-24	15:26	< 0.00001	< 0.00001	< 0.00001	< 0.00001	< 0.00001	< 0.00001
Ag [mg/L]	23-Sep-24	08:32	0.00006	< 0.00005	< 0.00005	< 0.00005	< 0.00005	< 0.00005
Al [mg/L]	23-Sep-24	08:32	0.002	0.066	0.026	0.004	0.028	0.020
As [mg/L]	23-Sep-24	08:32	< 0.0002	0.0116	0.0005	0.0004	0.0016	0.0005
Ba [mg/L]	23-Sep-24	08:32	0.00075	0.0173	0.00047	0.00155	0.00091	0.00063
Be [mg/L]	23-Sep-24	08:32	< 0.000007	< 0.000007	< 0.000007	< 0.000007	< 0.000007	< 0.000007
B [mg/L]	23-Sep-24	08:32	< 0.002	< 0.002	< 0.002	< 0.002	< 0.002	< 0.002
Bi [mg/L]	23-Sep-24	08:32	< 0.00001	0.00004	< 0.00001	< 0.00001	< 0.00001	< 0.00001
Ca [mg/L]	23-Sep-24	08:32	5.29	6.66	1.59	3.85	2.21	2.85
Cd [mg/L]	23-Sep-24	08:32	0.001628	0.000009	0.000003	0.0127	0.000007	0.000005
Co [mg/L]	23-Sep-24	08:32	0.000016	0.000028	0.000041	0.00251	0.000006	0.000007
Cr [mg/L]	23-Sep-24	08:32	< 0.00008	< 0.00008	< 0.00008	< 0.00008	< 0.00008	< 0.00008
Cu [mg/L]	23-Sep-24	08:32	< 0.001	< 0.001	< 0.001	0.004	< 0.001	< 0.001
Fe [mg/L]	23-Sep-24	08:32	< 0.007	< 0.007	< 0.007	0.014	< 0.007	< 0.007
K [mg/L]	23-Sep-24	08:32	0.301	1.60	0.535	0.554	0.579	0.349
Mg [mg/L]	23-Sep-24	08:32	0.045	0.106	0.061	0.556	0.050	0.079
Mn [mg/L]	23-Sep-24	08:32	0.0256	0.0313	0.00371	0.0843	0.0102	0.00423
Mo [mg/L]	23-Sep-24	08:32	< 0.0004	< 0.0004	< 0.0004	< 0.0004	< 0.0004	< 0.0004
Na [mg/L]	23-Sep-24	08:32	0.05	0.07	0.04	0.05	0.06	0.07
Ni [mg/L]	23-Sep-24	08:32	< 0.0001	< 0.0001	0.0002	0.0144	< 0.0001	0.0002
P [mg/L]	23-Sep-24	08:32	< 0.003	< 0.003	< 0.003	< 0.003	< 0.003	< 0.003
Pb [mg/L]	23-Sep-24	08:32	0.0337	0.00027	< 0.00009	0.362	< 0.00009	< 0.00009
S [mg/L]	23-Sep-24	08:32	< 5	< 5	< 5	5	< 5	< 5
Sb [mg/L]	23-Sep-24	08:32	< 0.0009	< 0.0009	< 0.0009	< 0.0009	< 0.0009	< 0.0009
Se [mg/L]	23-Sep-24	08:32	0.00025	0.00225	< 0.00004	0.00110	< 0.00004	< 0.00004
Si [mg/L]	23-Sep-24	08:32	0.15	0.31	0.17	0.38	0.22	0.30
Sn [mg/L]	23-Sep-24	08:32	< 0.00006	< 0.00006	0.00006	0.00006	< 0.00006	0.00008

OnLine LIMS

0003867142

Results relate only to the sample tested. Data reported represents the sample submitted to SGS. Reproduction of this analytical report in full or in part is prohibited without prior written approval. Please refer to SGS General Conditions of Services located at https://www.sgs.ca/en/terms-and-conditions (Printed copies are available upon request.)
Test method information available upon request. "Temperature Upon Receipt" is representative of the whole shipment and may not reflect the temperature of individual samples.
SGS Canada Inc. Environment-Health & Safety statement of conformity decision rule does not consider uncertainty when analytical results are compared to a specified standard or regulation.

SGS Canada Inc.
P.O. Box 4300 - 185 Concession St.
Lakefield - Ontario - KOL 2HO
Phone: 705-652-2000 FAX: 705-652-6365

LR Report : **CA10076-SEP24**

Analysis	3: Analysis Completed Date	4: Analysis Completed Time	5: HC-1 Wk#68	6: HC-2 Wk#68	7: HC-3 Wk#68	8: HC-4 Wk#68	9: HC-5 Wk#68	10: HC-6 Wk#68
Sr [mg/L]	23-Sep-24	08:32	0.00505	0.0212	0.00289	0.00400	0.00268	0.00495
Ti [mg/L]	23-Sep-24	08:32	< 0.0001	< 0.0001	0.0001	< 0.0001	< 0.0001	< 0.0001
Th [mg/L]	23-Sep-24	08:32	< 0.0001	< 0.0001	< 0.0001	< 0.0001	< 0.0001	< 0.0001
Tl [mg/L]	23-Sep-24	08:32	< 0.000005	0.000019	< 0.000005	0.000018	< 0.000005	< 0.000005
U [mg/L]	23-Sep-24	08:32	0.000012	0.000494	0.000283	0.000045	0.000519	0.000196
V [mg/L]	23-Sep-24	08:32	< 0.00001	0.00028	0.00013	< 0.00001	0.00034	0.00027
W [mg/L]	23-Sep-24	08:32	< 0.0002	< 0.0002	< 0.0002	< 0.0002	< 0.0002	0.0006
Zr [mg/L]	23-Sep-24	08:31	< 0.002	< 0.002	< 0.002	< 0.002	< 0.002	< 0.002
Zn [mg/L]	23-Sep-24	08:31	0.057	< 0.002	< 0.002	1.46	< 0.002	< 0.002

Analysis	11: HC-7 Wk#68
Sample Date & Time	12-Sep-24
HumCell Leachate Vol [mL]	930
Sample Name	DX450002
Sample Weight [g]	1000
pH [No unit]	7.28
Alkalinity [mg/L as CaCO3]	6
Conductivity [uS/cm]	13
Acidity [mg/L as CaCO3]	< 2
SO4 [mg/L]	< 0.2
Hg [mg/L]	< 0.00001
Ag [mg/L]	< 0.00005
Al [mg/L]	0.030
As [mg/L]	0.0051
Ba [mg/L]	0.00060
Be [mg/L]	< 0.000007
B [mg/L]	< 0.002
Bi [mg/L]	< 0.00001
Ca [mg/L]	2.30
Cd [mg/L]	0.000008
Co [mg/L]	0.000014
Cr [mg/L]	< 0.00008
Cu [mg/L]	< 0.001
Fe [mg/L]	< 0.007
K [mg/L]	0.503
Mg [mg/L]	0.079
Mn [mg/L]	0.00726
Mo [mg/L]	< 0.0004
Na [mg/L]	0.06
Ni [mg/L]	< 0.0001
P [mg/L]	< 0.003
Pb [mg/L]	0.00040
S [mg/L]	< 5
Sb [mg/L]	< 0.0009
Se [mg/L]	< 0.00004
Si [mg/L]	0.22
Sn [mg/L]	0.00012
Sr [mg/L]	0.00364
Ti [mg/L]	0.0001
Th [mg/L]	< 0.0001
Tl [mg/L]	< 0.000005
U [mg/L]	0.000383

Results relate only to the sample tested. Data reported represents the sample submitted to SGS. Reproduction of this analytical report in full or in part is prohibited without prior written approval. Please refer to SGS General Conditions of Services located at https://www.sgs.ca/en/terms-and-conditions (Printed copies are available upon request.)
Test method information available upon request. "Temperature Upon Receipt" is representative of the whole shipment and may not reflect the temperature of individual samples.
SGS Canada Inc. Environment-Health & Safety statement of conformity decision rule does not consider uncertainty when analytical results are compared to a specified standard or regulation.

OnLine LIMS

0003867142

SGS Canada Inc.
P.O. Box 4300 - 185 Concession St.
Lakefield - Ontario - KOL 2HO
Phone: 705-652-2000 FAX: 705-652-6365

LR Report : **CA10076-SEP24**

Analysis	**11: HC-7 Wk#68**
V [mg/L]	0.00016
W [mg/L]	< 0.0002
Zr [mg/L]	< 0.002
Zn [mg/L]	< 0.002



Lisa Thompson
Project Specialist Assistant,
Environment, Health & Safety

OnLine LIMS

0003867142

Results relate only to the sample tested. Data reported represents the sample submitted to SGS. Reproduction of this analytical report in full or in part is prohibited without prior written approval. Please refer to SGS General Conditions of Services located at https://www.sgs.ca/en/terms-and-conditions (Printed copies are available upon request.)
Test method information available upon request. "Temperature Upon Receipt" is representative of the whole shipment and may not reflect the temperature of individual samples.
SGS Canada Inc. Environment-Health & Safety statement of conformity decision rule does not consider uncertainty when analytical results are compared to a specified standard or regulation.

SGS Canada Inc.
P.O. Box 4300 - 185 Concession St.
Lakefield - Ontario - KOL 2HO
Phone: 705-652-2000 FAX: 705-652-6365

27-September-2024

Great Bear Resources Ltd.
Attn : Ashley Moncrief

1020 - 800 West Pender St.
Vancouver, BC
V6C 2V6, Canada

Phone: 778-833-2160
Fax:

Date Rec. : 13 September 2024
LR Report: **CA10081-SEP24**
Reference: Wk# 68

Copy: #1

CERTIFICATE OF ANALYSIS
Final Report

Analysis	3: Analysis Completed Date	4: Analysis Completed Time	5: HC-8 Wk#68	6: HC-9 Wk#68	7: HC-10 Wk#68	8: HC-11 Wk#68	9: HC-12 Wk#68	10: HC-13 Wk#68	11: HC-14 Wk#68
Sample Date & Time			13-Sep-24	13-Sep-24	13-Sep-24	13-Sep-24	13-Sep-24	13-Sep-24	13-Sep-24
HumCell Leachate Vol [mL]	16-Sep-24	13:10	1002	999	960	987	1003	1000	939
Sample Name	---	---	DX450108	DX450076	DX450186	DX450118	DX 550107	DX450159	DX450171
Sample Weight [g]	---	---	1000	1000	1000	1000	1000	1000	1000
pH [No unit]	19-Sep-24	11:34	7.20	5.57	7.16	7.26	7.32	7.35	6.54
Alkalinity [mg/L as CaCO3]	17-Sep-24	11:12	11	< 2	5	8	8	9	2
Conductivity [uS/cm]	17-Sep-24	11:12	29	35	13	19	29	30	19
Acidity [mg/L as CaCO3]	17-Sep-24	11:12	< 2	7	< 2	< 2	< 2	< 2	< 2
F [mg/L]	***	***	***	***	***	***	***	***	***
SO4 [mg/L]	17-Sep-24	10:17	2.4	15	0.7	0.9	3.7	6.1	5.8
Cl [mg/L]	17-Sep-24	12:46	---	---	---	---	---	---	---
Hg [mg/L]	18-Sep-24	12:30	< 0.00001	< 0.00001	< 0.00001	< 0.00001	< 0.00001	< 0.00001	< 0.00001
Ag [mg/L]	25-Sep-24	09:40	< 0.00005	< 0.00005	< 0.00005	< 0.00005	< 0.00005	< 0.00005	< 0.00005
Al [mg/L]	25-Sep-24	09:40	0.046	0.001	0.024	0.039	0.043	0.073	0.011
As [mg/L]	25-Sep-24	09:40	0.0007	< 0.0002	0.0002	0.0002	0.0020	0.0023	0.0009
Ba [mg/L]	25-Sep-24	09:40	0.00244	0.0110	0.00058	0.00093	0.00217	0.00072	0.00220
Be [mg/L]	25-Sep-24	09:40	< 0.000007	< 0.000007	< 0.000007	< 0.000007	< 0.000007	< 0.000007	< 0.000007
B [mg/L]	25-Sep-24	09:40	< 0.002	< 0.002	< 0.002	< 0.002	< 0.002	< 0.002	< 0.002
Bi [mg/L]	25-Sep-24	09:40	< 0.00001	< 0.00001	< 0.00001	< 0.00001	< 0.00001	< 0.00001	< 0.00001
Ca [mg/L]	25-Sep-24	09:40	5.00	1.73	2.34	3.55	5.28	5.50	2.58
Cd [mg/L]	25-Sep-24	09:40	0.000005	0.0249	0.000016	0.000007	0.000012	0.000007	0.000003
Co [mg/L]	25-Sep-24	09:40	0.000055	0.000688	0.000009	0.000008	0.000013	0.000024	0.000056
Cr [mg/L]	25-Sep-24	09:40	< 0.00008	< 0.00008	< 0.00008	< 0.00008	< 0.00008	< 0.00008	< 0.00008
Cu [mg/L]	25-Sep-24	09:40	< 0.001	0.002	< 0.001	< 0.001	< 0.001	< 0.001	< 0.001
Fe [mg/L]	25-Sep-24	09:40	< 0.007	0.025	< 0.007	< 0.007	< 0.007	< 0.007	< 0.007
K [mg/L]	25-Sep-24	09:40	0.691	1.07	0.255	0.215	0.455	0.493	0.720
Mg [mg/L]	25-Sep-24	09:40	0.287	0.103	0.029	0.051	0.048	0.056	0.107
Mn [mg/L]	25-Sep-24	09:40	0.0284	0.0778	0.0193	0.0261	0.0374	0.0245	0.00343
Mo [mg/L]	25-Sep-24	09:40	< 0.0004	< 0.0004	< 0.0004	< 0.0004	< 0.0004	< 0.0004	< 0.0004
Na [mg/L]	25-Sep-24	09:40	0.06	0.04	0.04	0.04	0.06	0.05	0.07
Ni [mg/L]	25-Sep-24	09:40	0.0001	0.0212	< 0.0001	< 0.0001	< 0.0001	0.0003	0.0004
P [mg/L]	25-Sep-24	09:40	< 0.003	< 0.003	< 0.003	< 0.003	< 0.003	< 0.003	< 0.003
Pb [mg/L]	25-Sep-24	09:40	< 0.00009	0.255	< 0.00009	< 0.00009	< 0.00009	0.00010	< 0.00009
S [mg/L]	25-Sep-24	09:40	< 5	< 5	< 5	< 5	< 5	< 5	< 5
Sb [mg/L]	25-Sep-24	09:40	< 0.0009	< 0.0009	< 0.0009	< 0.0009	< 0.0009	< 0.0009	< 0.0009
Se [mg/L]	25-Sep-24	09:40	0.00010	0.00080	0.00012	< 0.00004	0.00008	< 0.00004	0.00014

OnLine LIMS

0003873012

Results relate only to the sample tested. Data reported represents the sample submitted to SGS. Reproduction of this analytical report in full or in part is prohibited without prior written approval. Please refer to SGS General Conditions of Services located at https://www.sgs.ca/en/terms-and-conditions (Printed copies are available upon request.)
Test method information available upon request. "Temperature Upon Receipt" is representative of the whole shipment and may not reflect the temperature of individual samples.
SGS Canada Inc. Environment-Health & Safety statement of conformity decision rule does not consider uncertainty when analytical results are compared to a specified standard or regulation.

SGS Canada Inc.
P.O. Box 4300 - 185 Concession St.
Lakefield - Ontario - KOL 2HO
Phone: 705-652-2000 FAX: 705-652-6365

LR Report : **CA10081-SEP24**

Analysis	3: Analysis Completed Date	4: Analysis Completed Time	5: HC-8 Wk#68	6: HC-9 Wk#68	7: HC-10 Wk#68	8: HC-11 Wk#68	9: HC-12 Wk#68	10: HC-13 Wk#68	11: HC-14 Wk#68
Si [mg/L]	25-Sep-24	09:40	0.31	0.42	0.19	0.29	0.45	0.33	0.20
Sn [mg/L]	25-Sep-24	09:40	< 0.00006	< 0.00006	< 0.00006	< 0.00006	< 0.00006	< 0.00006	0.00008
Sr [mg/L]	25-Sep-24	09:40	0.00851	0.00532	0.00412	0.00658	0.00658	0.00453	0.00601
Ti [mg/L]	25-Sep-24	09:41	< 0.0001	< 0.0001	< 0.0001	< 0.0001	< 0.0001	< 0.0001	< 0.0001
Th [mg/L]	25-Sep-24	09:41	< 0.0001	< 0.0001	< 0.0001	< 0.0001	< 0.0001	< 0.0001	< 0.0001
Tl [mg/L]	25-Sep-24	09:41	< 0.000005	0.000045	< 0.000005	< 0.000005	0.000006	0.000010	< 0.000005
U [mg/L]	25-Sep-24	09:41	0.000533	0.000124	0.000271	0.000133	0.000316	0.000233	0.000085
V [mg/L]	25-Sep-24	09:41	0.00010	0.00001	0.00004	0.00005	0.00015	0.00005	0.00011
W [mg/L]	25-Sep-24	09:41	< 0.0002	< 0.0002	< 0.0002	< 0.0002	< 0.0002	< 0.0002	< 0.0002
Zr [mg/L]	25-Sep-24	09:41	< 0.002	< 0.002	< 0.002	< 0.002	< 0.002	< 0.002	< 0.002
Zn [mg/L]	25-Sep-24	09:41	< 0.002	5.26	< 0.002	< 0.002	< 0.002	< 0.002	< 0.002

Analysis	12: HC-15 Wk#68	13: HC-16 Wk#68	14: HC-17 Wk#68	15: HC-18 Wk#68	16: HC-19 Wk#68	17: HC-20 Wk#68	18: HC-21 Wk#68	19: HC-22 Wk#68	20: HC-23 Wk#68
Sample Date & Time	13-Sep-24	13-Sep-24	13-Sep-24	13-Sep-24	13-Sep-24	13-Sep-24	13-Sep-24	13-Sep-24	13-Sep-24
HumCell Leachate Vol [mL]	697	991	954	964	979	973	1002	477	1016
Sample Name	DX450134	DX450185	DX450032	DX 550064	DX450008	DX 550056	DX450022	DX450077	DX450113
Sample Weight [g]	700	1000	1000	1000	1000	1000	1000	500	1000
pH [No unit]	7.36	7.34	6.00	7.32	6.92	7.26	7.83	6.86	7.74
Alkalinity [mg/L as CaCO3]	9	8	< 2	6	3	7	10	7	12
Conductivity [uS/cm]	50	25	11	14	8	18	23	19	26
Acidity [mg/L as CaCO3]	< 2	< 2	3	< 2	< 2	< 2	< 2	< 2	< 2
F [mg/L]	***	***	***	***	***	***	***	***	***
SO4 [mg/L]	15	2.1	4.2	0.3	0.5	1.3	1.4	0.8	0.7
Cl [mg/L]	< 0.2	---	---	---	---	---	---	---	---
Hg [mg/L]	< 0.00001	< 0.00001	< 0.00001	< 0.00001	< 0.00001	< 0.00001	< 0.00001	< 0.00001	< 0.00001
Ag [mg/L]	< 0.00005	< 0.00005	< 0.00005	< 0.00005	< 0.00005	< 0.00005	< 0.00005	< 0.00005	< 0.00005
Al [mg/L]	0.004	0.076	0.002	0.039	0.020	0.027	0.051	0.025	0.052
As [mg/L]	0.0781	0.0060	0.0024	0.0067	0.0002	0.0006	0.0063	0.0005	0.0034
Ba [mg/L]	0.00102	0.00186	0.00046	0.00024	0.00030	0.00235	0.00051	0.00920	0.00648
Be [mg/L]	< 0.000007	< 0.000007	< 0.000007	< 0.000007	< 0.000007	< 0.000007	< 0.000007	< 0.000007	< 0.000007
B [mg/L]	< 0.002	< 0.002	< 0.002	< 0.002	< 0.002	< 0.002	< 0.002	< 0.002	< 0.002
Bi [mg/L]	< 0.00001	< 0.00001	< 0.00001	< 0.00001	< 0.00001	< 0.00001	< 0.00001	< 0.00001	< 0.00001
Ca [mg/L]	8.53	3.50	1.43	2.85	1.41	3.17	4.63	2.50	4.98
Cd [mg/L]	0.000004	0.000003	0.000081	0.000009	< 0.000003	< 0.000003	< 0.000003	0.000006	< 0.000003
Co [mg/L]	0.000514	0.000035	0.00158	0.000035	0.000025	0.000035	0.000108	0.000025	0.000015
Cr [mg/L]	< 0.00008	< 0.00008	< 0.00008	< 0.00008	0.00008	< 0.00008	< 0.00008	< 0.00008	< 0.00008
Cu [mg/L]	0.001	< 0.001	< 0.001	< 0.001	< 0.001	< 0.001	< 0.001	< 0.001	< 0.001
Fe [mg/L]	< 0.007	0.009	< 0.007	< 0.007	0.015	< 0.007	< 0.007	< 0.007	< 0.007
K [mg/L]	0.385	1.34	0.357	0.185	0.195	0.249	0.031	1.21	0.201
Mg [mg/L]	0.202	0.046	0.101	0.031	0.023	0.171	0.106	0.104	0.123
Mn [mg/L]	0.0180	0.00864	0.0122	0.00500	0.00548	0.0254	0.0290	0.0231	0.0313
Mo [mg/L]	< 0.0004	< 0.0004	< 0.0004	< 0.0004	< 0.0004	< 0.0004	< 0.0004	< 0.0004	< 0.0004
Na [mg/L]	0.05	0.05	0.06	0.04	0.03	0.03	0.02	0.05	0.01
Ni [mg/L]	0.0324	< 0.0001	0.0029	< 0.0001	0.0003	< 0.0001	< 0.0001	< 0.0001	< 0.0001
P [mg/L]	< 0.003	< 0.003	< 0.003	< 0.003	< 0.003	< 0.003	< 0.003	< 0.003	< 0.003
Pb [mg/L]	< 0.00009	< 0.00009	0.00054	< 0.00009	< 0.00009	< 0.00009	< 0.00009	< 0.00009	< 0.00009
S [mg/L]	6	< 5	< 5	< 5	< 5	< 5	< 5	< 5	< 5
Sb [mg/L]	0.0010	< 0.0009	< 0.0009	< 0.0009	< 0.0009	< 0.0009	< 0.0009	< 0.0009	< 0.0009
Se [mg/L]	0.00019	< 0.00004	< 0.00004	< 0.00004	< 0.00004	< 0.00004	< 0.00004	< 0.00004	< 0.00004
Si [mg/L]	0.19	0.28	0.44	0.28	0.19	0.21	0.21	0.16	0.22
Sn [mg/L]	0.00007	0.00006	< 0.00006	< 0.00006	0.00014	< 0.00006	0.00007	0.00007	< 0.00006
Sr [mg/L]	0.00900	0.00416	0.00706	0.00297	0.00265	0.00625	0.00251	0.00345	0.0139

OnLine LIMS

Results relate only to the sample tested. Data reported represents the sample submitted to SGS. Reproduction of this analytical report in full or in part is prohibited without prior written approval. Please refer to SGS General Conditions of Services located at https://www.sgs.ca/en/terms-and-conditions (Printed copies are available upon request.)
Test method information available upon request. "Temperature Upon Receipt" is representative of the whole shipment and may not reflect the temperature of individual samples.
SGS Canada Inc. Environment-Health & Safety statement of conformity decision rule does not consider uncertainty when analytical results are compared to a specified standard or regulation.

0003873012

SGS Canada Inc.
P.O. Box 4300 - 185 Concession St.
Lakefield - Ontario - KOL 2HO
Phone: 705-652-2000 FAX: 705-652-6365

LR Report : **CA10081-SEP24**

Analysis	12: HC-15 Wk#68	13: HC-16 Wk#68	14: HC-17 Wk#68	15: HC-18 Wk#68	16: HC-19 Wk#68	17: HC-20 Wk#68	18: HC-21 Wk#68	19: HC-22 Wk#68	20: HC-23 Wk#68
Ti [mg/L]	< 0.0001	< 0.0001	< 0.0001	0.0002	< 0.0001	< 0.0001	< 0.0001	< 0.0001	< 0.0001
Th [mg/L]	< 0.0001	< 0.0001	< 0.0001	< 0.0001	< 0.0001	< 0.0001	< 0.0001	< 0.0001	< 0.0001
Tl [mg/L]	0.000007	0.000005	< 0.000005	< 0.000005	< 0.000005	< 0.000005	< 0.000005	< 0.000005	< 0.000005
U [mg/L]	0.000061	0.000558	0.000156	0.000187	0.000100	0.000038	0.000018	0.000012	0.000065
V [mg/L]	0.00004	0.00021	0.00005	0.00012	0.00004	0.00047	0.00027	0.00046	0.00015
W [mg/L]	< 0.0002	< 0.0002	< 0.0002	< 0.0002	< 0.0002	< 0.0002	< 0.0002	< 0.0002	< 0.0002
Zr [mg/L]	< 0.002	< 0.002	< 0.002	< 0.002	< 0.002	< 0.002	< 0.002	< 0.002	< 0.002
Zn [mg/L]	< 0.002	< 0.002	0.005	< 0.002	< 0.002	< 0.002	< 0.002	< 0.002	< 0.002

Analysis	21: HC-24 Wk#68	22: HC-25 Wk#68	23: HC-26 Wk#68	24: HC-27 Wk#68
Sample Date & Time	13-Sep-24	13-Sep-24	13-Sep-24	13-Sep-24
HumCell Leachate Vol [mL]	977	970	768	976
Sample Name	DX 550101	DX450128	DX450021	DX450222
Sample Weight [g]	1000	1000	750	1000
pH [No unit]	7.51	7.56	4.79	6.92
Alkalinity [mg/L as CaCO3]	8	11	< 2	3
Conductivity [uS/cm]	18	35	182	14
Acidity [mg/L as CaCO3]	< 2	< 2	53	< 2
F [mg/L]	***	***	***	***
SO4 [mg/L]	0.6	3.3	63	3.9
Cl [mg/L]	---	---	< 0.2	---
Hg [mg/L]	< 0.00001	< 0.00001	< 0.00001	< 0.00001
Ag [mg/L]	< 0.00005	< 0.00005	< 0.00005	< 0.00005
Al [mg/L]	0.036	0.056	0.004	0.025
As [mg/L]	0.0014	0.0009	0.0003	0.0003
Ba [mg/L]	0.00057	0.00125	0.00842	0.00043
Be [mg/L]	< 0.000007	< 0.000007	< 0.000007	< 0.000007
B [mg/L]	< 0.002	< 0.002	< 0.002	< 0.002
Bi [mg/L]	< 0.00001	< 0.00001	< 0.00001	< 0.00001
Ca [mg/L]	3.35	6.51	26.9	2.45
Cd [mg/L]	< 0.000003	0.000003	0.000415	< 0.000003
Co [mg/L]	0.000020	0.000066	0.00494	< 0.000004
Cr [mg/L]	< 0.00008	< 0.00008	< 0.00008	< 0.00008
Cu [mg/L]	< 0.001	< 0.001	< 0.001	< 0.001
Fe [mg/L]	< 0.007	< 0.007	1.66	< 0.007
K [mg/L]	0.085	0.329	3.30	0.375
Mg [mg/L]	0.100	0.085	1.21	0.039
Mn [mg/L]	0.0201	0.0174	0.196	0.00866
Mo [mg/L]	< 0.0004	< 0.0004	< 0.0004	< 0.0004
Na [mg/L]	0.02	0.06	0.15	0.03
Ni [mg/L]	< 0.0001	< 0.0001	0.0288	< 0.0001
P [mg/L]	< 0.003	< 0.003	< 0.003	0.003
Pb [mg/L]	< 0.00009	< 0.00009	< 0.00009	< 0.00009
S [mg/L]	< 5	< 5	39	< 5
Sb [mg/L]	< 0.0009	< 0.0009	< 0.0009	< 0.0009
Se [mg/L]	< 0.00004	< 0.00004	0.00044	< 0.00004
Si [mg/L]	0.16	0.19	0.18	0.19
Sn [mg/L]	< 0.00006	0.00008	< 0.00006	0.00009
Sr [mg/L]	0.00251	0.00394	0.0125	0.00285
Ti [mg/L]	< 0.0001	< 0.0001	< 0.0001	< 0.0001
Th [mg/L]	< 0.0001	< 0.0001	< 0.0001	< 0.0001
Tl [mg/L]	< 0.000005	< 0.000005	< 0.000005	< 0.000005

OnLine LIMS

Results relate only to the sample tested. Data reported represents the sample submitted to SGS. Reproduction of this analytical report in full or in part is prohibited without prior written approval. Please refer to SGS General Conditions of Services located at https://www.sgs.ca/en/terms-and-conditions (Printed copies are available upon request.)
Test method information available upon request. "Temperature Upon Receipt" is representative of the whole shipment and may not reflect the temperature of individual samples.
SGS Canada Inc. Environment-Health & Safety statement of conformity decision rule does not consider uncertainty when analytical results are compared to a specified standard or regulation.

0003873012

SGS Canada Inc.
P.O. Box 4300 - 185 Concession St.
Lakefield - Ontario - KOL 2HO
Phone: 705-652-2000 FAX: 705-652-6365

LR Report : **CA10081-SEP24**

Analysis	21: HC-24 Wk#68	22: HC-25 Wk#68	23: HC-26 Wk#68	24: HC-27 Wk#68
U [mg/L]	0.000102	0.000176	0.000016	0.000174
V [mg/L]	0.00027	0.00027	0.00002	0.00010
W [mg/L]	< 0.0002	0.0003	< 0.0002	< 0.0002
Zr [mg/L]	< 0.002	< 0.002	< 0.002	< 0.002
Zn [mg/L]	< 0.002	< 0.002	0.009	< 0.002



Lisa Thompson
Project Specialist Assistant,
Environment, Health & Safety

OnLine LIMS

0003873012

Results relate only to the sample tested. Data reported represents the sample submitted to SGS. Reproduction of this analytical report in full or in part is prohibited without prior written approval. Please refer to SGS General Conditions of Services located at https://www.sgs.ca/en/terms-and-conditions (Printed copies are available upon request.)
Test method information available upon request. "Temperature Upon Receipt" is representative of the whole shipment and may not reflect the temperature of individual samples.
SGS Canada Inc. Environment-Health & Safety statement of conformity decision rule does not consider uncertainty when analytical results are compared to a specified standard or regulation.

SGS Canada Inc.
P.O. Box 4300 - 185 Concession St.
Lakefield - Ontario - KOL 2HO
Phone: 705-652-2000 FAX: 705-652-6365

20-August-2025

Great Bear Resources Ltd.
Attn : Ashley Moncrief

1020 - 800 West Pender St.
Vancouver, BC
V6C 2V6, Canada

Phone: 778-833-2160
Fax:

Date Rec. : 08 August 2025
LR Report: **CA10057-AUG25**
Reference: Wk#68

Copy: #1

CERTIFICATE OF ANALYSIS
Final Report

Analysis	3: Analysis Completed Date	4: Analysis Completed Time	5: HC-28 Wk#68	6: HC-29 Wk#68	7: HC-30 Wk#68	8: HC-31 Wk#68	9: HC-32 Wk#68	10: HC-33 Wk#68	11: HC-34 Wk#68
Sample Date & Time			08-Aug-25	08-Aug-25	08-Aug-25	08-Aug-25	08-Aug-25	08-Aug-25	08-Aug-25
HumCell Leachate Vol [mL]	11-Aug-25	09:00	1017	1021	776	975	734	997	1012
Sample Name	---	---	31787	DX450179	31644	DX450183	O31576	DX450213	DX450174
Sample Weight [g]	---	---	1000	1000	750	1000	750	1000	1000
pH [No unit]	12-Aug-25	14:25	6.79	6.91	6.76	6.86	6.90	5.06	7.34
Alkalinity [mg/L as CaCO3]	11-Aug-25	11:24	2	4	4	4	4	< 2	7
Conductivity [uS/cm]	11-Aug-25	11:24	3	9	13	12	12	23	15
Acidity [mg/L as CaCO3]	12-Aug-25	14:07	< 2	< 2	< 2	<2	< 2	8	< 2
SO4 [mg/L]	14-Aug-25	14:49	0.6	0.2	1.8	1.6	1.7	8.1	0.2
Hg [mg/L]	13-Aug-25	15:04	< 0.00001	0.00001	< 0.00001	< 0.00001	< 0.00001	< 0.00001	< 0.00001
Ag [mg/L]	12-Aug-25	19:41	< 0.00005	< 0.00005	< 0.00005	< 0.00005	< 0.00005	< 0.00005	< 0.00005
Al [mg/L]	12-Aug-25	19:41	0.017	0.021	0.009	0.022	0.028	0.049	0.032
As [mg/L]	12-Aug-25	19:41	0.0008	0.0042	0.0019	0.0050	0.0009	< 0.0002	0.0024
Ba [mg/L]	12-Aug-25	19:41	0.00054	0.00183	0.00084	0.00026	0.00131	0.00621	0.00381
Be [mg/L]	12-Aug-25	19:41	< 0.000007	< 0.000007	< 0.000007	< 0.000007	< 0.000007	0.000043	< 0.000007
B [mg/L]	12-Aug-25	19:41	< 0.002	< 0.002	< 0.002	< 0.002	< 0.002	0.002	< 0.002
Bi [mg/L]	12-Aug-25	19:41	< 0.00001	< 0.00001	< 0.00001	< 0.00001	< 0.00001	< 0.00001	< 0.00001
Ca [mg/L]	12-Aug-25	19:41	1.02	1.66	2.35	2.36	2.36	1.10	2.82
Cd [mg/L]	12-Aug-25	19:41	< 0.000003	< 0.000003	< 0.000003	< 0.000003	< 0.000003	0.000064	< 0.000003
Co [mg/L]	12-Aug-25	19:41	0.000014	0.000019	0.000014	0.000023	0.000005	0.000271	0.000015
Cr [mg/L]	12-Aug-25	19:41	< 0.00008	< 0.00008	< 0.00008	< 0.00008	< 0.00008	< 0.00008	< 0.00008
Cu [mg/L]	12-Aug-25	19:41	< 0.001	< 0.001	< 0.001	< 0.001	< 0.001	0.002	< 0.001
Fe [mg/L]	12-Aug-25	19:41	< 0.007	< 0.007	< 0.007	< 0.007	< 0.007	1.98	< 0.007
K [mg/L]	12-Aug-25	19:41	0.263	0.566	0.525	0.323	0.501	0.825	0.560
Mg [mg/L]	12-Aug-25	19:41	0.024	0.060	0.078	0.039	0.033	0.225	0.182
Mn [mg/L]	12-Aug-25	19:41	0.00122	0.00276	0.00652	0.00119	0.0212	0.0356	0.0125
Mo [mg/L]	12-Aug-25	19:41	< 0.0004	< 0.0004	< 0.0004	< 0.0004	< 0.0004	< 0.0004	< 0.0004
Na [mg/L]	12-Aug-25	19:41	0.03	0.04	0.04	0.04	0.04	0.05	0.05
Ni [mg/L]	12-Aug-25	19:41	0.0001	< 0.0001	< 0.0001	< 0.0001	< 0.0001	0.0037	< 0.0001
P [mg/L]	12-Aug-25	19:41	< 0.003	< 0.003	< 0.003	< 0.003	< 0.003	< 0.003	< 0.003
Pb [mg/L]	12-Aug-25	19:41	< 0.00009	< 0.00009	< 0.00009	< 0.00009	< 0.00009	0.00057	< 0.00009
S [mg/L]	12-Aug-25	19:41	< 5	< 5	< 5	< 5	< 5	< 5	< 5
Sb [mg/L]	12-Aug-25	19:41	< 0.0009	< 0.0009	< 0.0009	< 0.0009	< 0.0009	< 0.0009	< 0.0009
Se [mg/L]	12-Aug-25	19:41	< 0.00004	< 0.00004	< 0.00004	< 0.00004	0.00010	0.00021	< 0.00004
Si [mg/L]	12-Aug-25	19:41	0.14	0.20	0.19	0.21	0.17	0.75	0.23
Sn [mg/L]	12-Aug-25	19:41	< 0.00006	< 0.00006	< 0.00006	< 0.00006	< 0.00006	< 0.00006	< 0.00006

OnLine LIMS

0004226563

Results relate only to the sample tested. Data reported represents the sample submitted to SGS. Reproduction of this analytical report in full or in part is prohibited without prior written approval. Please refer to SGS General Conditions of Services located at https://www.sgs.ca/en/terms-and-conditions (Printed copies are available upon request.)
Test method information available upon request. "Temperature Upon Receipt" is representative of the whole shipment and may not reflect the temperature of individual samples.
SGS Canada Inc. Environment-Health & Safety statement of conformity decision rule does not consider uncertainty when analytical results are compared to a specified standard or regulation.

SGS Canada Inc.
P.O. Box 4300 - 185 Concession St.
Lakefield - Ontario - KOL 2HO
Phone: 705-652-2000 FAX: 705-652-6365

LR Report : **CA10057-AUG25**

Analysis	3: Analysis Completed Date	4: Analysis Completed Time	5: HC-28 Wk#68	6: HC-29 Wk#68	7: HC-30 Wk#68	8: HC-31 Wk#68	9: HC-32 Wk#68	10: HC-33 Wk#68	11: HC-34 Wk#68
Sr [mg/L]	12-Aug-25	19:41	0.00210	0.00378	0.00671	0.00381	0.00261	0.00635	0.00750
Ti [mg/L]	12-Aug-25	19:41	< 0.0001	< 0.0001	< 0.0001	< 0.0001	< 0.0001	< 0.0001	< 0.0001
Th [mg/L]	12-Aug-25	19:41	< 0.0001	< 0.0001	< 0.0001	< 0.0001	< 0.0001	< 0.0001	< 0.0001
Tl [mg/L]	12-Aug-25	19:41	< 0.000005	< 0.000005	< 0.000005	< 0.000005	< 0.000005	< 0.000005	< 0.000005
U [mg/L]	12-Aug-25	19:41	0.000211	0.000632	0.000431	0.000627	0.000078	0.000469	0.000022
V [mg/L]	12-Aug-25	19:41	0.00013	0.00029	0.00008	0.00017	0.00009	< 0.00001	0.00024
W [mg/L]	12-Aug-25	19:41	< 0.0002	< 0.0002	< 0.0002	< 0.0002	< 0.0002	< 0.0002	< 0.0002
Zr [mg/L]	12-Aug-25	19:41	< 0.002	< 0.002	< 0.002	< 0.002	< 0.002	< 0.002	< 0.002
Zn [mg/L]	12-Aug-25	19:41	< 0.002	< 0.002	< 0.002	< 0.002	< 0.002	0.019	< 0.002

Analysis	12: HC-35 Wk#68
Sample Date & Time	08-Aug-25
HumCell Leachate Vol [mL]	1017
Sample Name	31795
Sample Weight [g]	1000
pH [No unit]	7.47
Alkalinity [mg/L as CaCO3]	9
Conductivity [uS/cm]	17
Acidity [mg/L as CaCO3]	< 2
SO4 [mg/L]	0.7
Hg [mg/L]	0.00001
Ag [mg/L]	< 0.00005
Al [mg/L]	0.194
As [mg/L]	0.0300
Ba [mg/L]	0.00270
Be [mg/L]	< 0.000007
B [mg/L]	< 0.002
Bi [mg/L]	< 0.00001
Ca [mg/L]	2.61
Cd [mg/L]	< 0.000003
Co [mg/L]	0.000008
Cr [mg/L]	< 0.00008
Cu [mg/L]	< 0.001
Fe [mg/L]	< 0.007
K [mg/L]	1.26
Mg [mg/L]	0.041
Mn [mg/L]	0.00116
Mo [mg/L]	< 0.0004
Na [mg/L]	0.08
Ni [mg/L]	< 0.0001
P [mg/L]	< 0.003
Pb [mg/L]	< 0.00009
S [mg/L]	< 5
Sb [mg/L]	< 0.0009
Se [mg/L]	< 0.00004
Si [mg/L]	0.43
Sn [mg/L]	< 0.00006
Sr [mg/L]	0.00273
Ti [mg/L]	0.0001
Th [mg/L]	< 0.0001
Tl [mg/L]	< 0.000005
U [mg/L]	0.000132

OnLine LIMS

Results relate only to the sample tested. Data reported represents the sample submitted to SGS. Reproduction of this analytical report in full or in part is prohibited without prior written approval. Please refer to SGS General Conditions of Services located at https://www.sgs.ca/en/terms-and-conditions (Printed copies are available upon request.)
Test method information available upon request. "Temperature Upon Receipt" is representative of the whole shipment and may not reflect the temperature of individual samples.
SGS Canada Inc. Environment-Health & Safety statement of conformity decision rule does not consider uncertainty when analytical results are compared to a specified standard or regulation.

0004226563

SGS Canada Inc.
P.O. Box 4300 - 185 Concession St.
Lakefield - Ontario - KOL 2HO
Phone: 705-652-2000 FAX: 705-652-6365

LR Report : **CA10057-AUG25**

Analysis	12: HC-35 Wk#68
V [mg/L]	0.00048
W [mg/L]	< 0.0002
Zr [mg/L]	< 0.002
Zn [mg/L]	< 0.002



Lisa Thompson
Project Specialist Assistant,
Environment, Health & Safety

OnLine LIMS

Results relate only to the sample tested. Data reported represents the sample submitted to SGS. Reproduction of this analytical report in full or in part is prohibited without prior written approval. Please refer to SGS General Conditions of Services located at https://www.sgs.ca/en/terms-and-conditions (Printed copies are available upon request.)
Test method information available upon request. "Temperature Upon Receipt" is representative of the whole shipment and may not reflect the temperature of individual samples.
SGS Canada Inc. Environment-Health & Safety statement of conformity decision rule does not consider uncertainty when analytical results are compared to a specified standard or regulation.

0004226563

SGS Canada Inc.
P.O. Box 4300 - 185 Concession St.
Lakefield - Ontario - KOL 2HO
Phone: 705-652-2000 FAX: 705-652-6365

Quality Control Report

Inorganic Analysis														
Parameter	Reporting Limit	Unit	Method Blank	Duplicate				LCS / Spike Blank			Matrix Spike / Reference Material			
				Result 1	Result 2	RPD	Acceptance Criteria	Spike Recovery (%)	Recovery Limits (%)		Spike Recovery (%)	Recovery Limits (%)		
							%		Low	High		Low	High	
Acidity - QCBatchID: EWL0142-AUG25														
Acidity	2	mg/L as Ca	3			0	20	100	90	110	NA			
Acidity - QCBatchID: EWL0143-AUG25														
Acidity	2	mg/L as Ca	3			ND	20	100	90	110	NA			
Alkalinity - QCBatchID: EWL0142-AUG25														
Alkalinity	2	mg/L as Ca	< 2			ND	20	104	80	120	NA			
Alkalinity - QCBatchID: EWL0143-AUG25														
Alkalinity	2	mg/L as Ca	< 2			ND	20	100	80	120	NA			
Anions by IC - QCBatchID: DIO0172-AUG25														
Sulphate	0.2	mg/L	<0.2			20	20	107	90	110	81	75	125	
Anions by IC - QCBatchID: DIO0215-AUG25														
Sulphate	0.2	mg/L	<0.2			4	20	103	90	110	108	75	125	
Conductivity - QCBatchID: EWL0142-AUG25														
Conductivity	2	uS/cm	< 2			0	10	98	90	110	NA			
Conductivity - QCBatchID: EWL0143-AUG25														
Conductivity	2	uS/cm	< 2			0	10	99	90	110	NA			
Inorganics-General - QCBatchID: EHG0010-AUG25														
Mercury	0.00001	mg/L	< 0.00001			ND	20	118	80	120	117	70	130	
Metals in aqueous samples - ICP-MS - QCBatchID: EMS0069-AUG25														
Cadmium	0.000003	mg/L	<0.000003			0	20	96	90	110	105	70	130	
Lead	0.00009	mg/L	<0.00009			14	20	101	90	110	99	70	130	
Metals in aqueous samples - ICP-MS - QCBatchID: EMS0074-AUG25														
Aluminum	0.001	mg/L	<0.001			11	20	95	90	110	104	70	130	
Antimony	0.0009	mg/L	<0.0009			ND	20	107	90	110	110	70	130	
Arsenic	0.0002	mg/L	<0.0002			1	20	95	90	110	96	70	130	
Barium	0.00008	mg/L	<0.00008			2	20	100	90	110	98	70	130	
Beryllium	0.000007	mg/L	<0.000007			ND	20	97	90	110	93	70	130	
Bismuth	0.00001	mg/L	<0.00001			ND	20	93	90	110	77	70	130	
Boron	0.002	mg/L	<0.002			3	20	97	90	110	101	70	130	
Cadmium	0.000003	mg/L	<0.000003			0	20	99	90	110	100	70	130	
Calcium	0.01	mg/L	<0.01			6	20	98	90	110	102	70	130	
Chromium	0.00008	mg/L	<0.00008			6	20	100	90	110	97	70	130	
Cobalt	0.000004	mg/L	<0.000004			0	20	93	90	110	97	70	130	
Copper	0.001	mg/L	<0.001			1	20	95	90	110	92	70	130	
Iron	0.007	mg/L	<0.007			ND	20	101	90	110	100	70	130	
Lead	0.00009	mg/L	<0.00009			ND	20	98	90	110	93	70	130	

OnLine LIMS

00042656

Results relate only to the sample tested. Data reported represents the sample submitted to SGS. Reproduction of this analytical report in full or in part is prohibited without prior written approval. Please refer to SGS General Conditions of Services located at https://www.sgs.ca/en/terms-and-conditions (Printed copies are available upon request.)
Test method information available upon request. "Temperature Upon Receipt" is representative of the whole shipment and may not reflect the temperature of individual samples.
SGS Canada Inc. Environment-Health & Safety statement of conformity decision rule does not consider uncertainty when analytical results are compared to a specified standard or regulation.

SGS Canada Inc.
P.O. Box 4300 - 185 Concession St.
Lakefield - Ontario - KOL 2HO
Phone: 705-652-2000 FAX: 705-652-6365

Inorganic Analysis													
Parameter	Reporting Limit	Unit	Method Blank	Duplicate				LCS / Spike Blank			Matrix Spike / Reference Material		
				Result 1	Result 2	RPD	Acceptance Criteria	Spike Recovery (%)	Recovery Limits (%)		Spike Recovery (%)	Recovery Limits (%)	
							%		Low	High		Low	High
Magnesium	0.001	mg/L	<0.001			0	20	108	90	110	102	70	130
Manganese	0.00001	mg/L	<0.00001			1	20	96	90	110	100	70	130
Molybdenum	0.0004	mg/L	<0.0004			2	20	100	90	110	103	70	130
Nickel	0.0001	mg/L	<0.0001			0	20	97	90	110	97	70	130
Phosphorus	0.003	mg/L	<0.003			5	20	100	90	110	NV	70	130
Potassium	0.009	mg/L	<0.009			0	20	98	90	110	101	70	130
Selenium	0.00004	mg/L	<0.00004			ND	20	97	90	110	87	70	130
Silicon	0.02	mg/L	<0.02			1	20	90	90	110	NV	70	130
Silver	0.00005	mg/L	<0.00005			ND	20	93	90	110	NV	70	130
Sodium	0.01	mg/L	<0.01			0	20	97	90	110	95	70	130
Strontium	0.00008	mg/L	<0.00008			8	20	98	90	110	97	70	130
Sulfur	5	mg/L	<5			ND	20	102	90	110	NV	70	130
Thallium	0.000005	mg/L	<0.000005			8	20	98	90	110	90	70	130
Thorium	0.0001	mg/L	<0.0001			ND	20	99	90	110	NV	70	130
Tin	0.00006	mg/L	<0.00006			19	20	99	90	110	NV	70	130
Titanium	0.0001	mg/L	<0.0001			17	20	98	90	110	NV	70	130
Tungsten	0.0002	mg/L	<0.0002			0	20	102	90	110	NV	70	130
Uranium	0.000002	mg/L	<0.000002			8	20	101	90	110	89	70	130
Vanadium	0.00001	mg/L	<0.00001			6	20	96	90	110	95	70	130
Zinc	0.002	mg/L	<0.002			3	20	97	90	110	106	70	130
Zirconium	0.002	mg/L	<0.002			ND	20	96	90	110	NV	70	130
pH - QCBatchID: EWL0142-AUG25													
pH	0.05	No unit	NA			1		100			NA		
pH - QCBatchID: EWL0143-AUG25													
pH	0.05	No unit	NA			0		100			NA		

OnLine LIMS

00042263

Results relate only to the sample tested. Data reported represents the sample submitted to SGS. Reproduction of this analytical report in full or in part is prohibited without prior written approval. Please refer to SGS General Conditions of Services located at https://www.sgs.ca/en/terms-and-conditions (Printed copies are available upon request.)
Test method information available upon request. "Temperature Upon Receipt" is representative of the whole shipment and may not reflect the temperature of individual samples.
SGS Canada Inc. Environment-Health & Safety statement of conformity decision rule does not consider uncertainty when analytical results are compared to a specified standard or regulation.

SGS Canada Inc.
P.O. Box 4300 - 185 Concession St.
Lakefield - Ontario - KOL 2HO
Phone: 705-652-2000 FAX: 705-652-6365

01-October-2024

Great Bear Resources Ltd.
Attn : Ashley Moncrief

1020 - 800 West Pender St.
Vancouver, BC
V6C 2V6, Canada

Phone: 778-833-2160
Fax:

Date Rec. : 19 September 2024
LR Report: **CA10120-SEP24**
Reference: Wk#69

Copy: #1

CERTIFICATE OF ANALYSIS

Final Report

Analysis	3: Analysis Completed Date	4: Analysis Completed Time	5: HC-1 Wk#69	6: HC-2 Wk#69	7: HC-3 Wk#69	8: HC-4 Wk#69	9: HC-5 Wk#69	10: HC-6 Wk#69	11: HC-7 Wk#69
Sample Date & Time			19-Sep-24	19-Sep-24	19-Sep-24	19-Sep-24	19-Sep-24	19-Sep-24	19-Sep-24
HumCell Leachate Vol [mL]	20-Sep-24	15:21	914	1010	504	507	922	495	943
Sample Name	---	---	DX450052	DX 550083	DX450204	DX450176	DX450232	DX450181	DX450002
Sample Weight [g]	---	---	1000	1000	500	500	1000	500	1000
pH [No unit]	23-Sep-24	16:25	6.43	7.53	6.81	5.21	7.10	6.98	7.09
Alkalinity [mg/L as CaCO3]	20-Sep-24	11:58	3	16	4	< 2	4	6	5
Conductivity [uS/cm]	20-Sep-24	11:58	33	33	9	36	13	14	12
Acidity [mg/L as CaCO3]	20-Sep-24	11:58	< 2	< 2	< 2	9	< 2	< 2	< 2
SO4 [mg/L]	24-Sep-24	08:40	11	3.0	0.5	13	1.6	0.3	0.2

Lisa Thompson
Project Specialist Assistant,
Environment, Health & Safety

OnLine LIMS

0003876414

Results relate only to the sample tested. Data reported represents the sample submitted to SGS. Reproduction of this analytical report in full or in part is prohibited without prior written approval. Please refer to SGS General Conditions of Services located at https://www.sgs.ca/en/terms-and-conditions (Printed copies are available upon request.)
Test method information available upon request. "Temperature Upon Receipt" is representative of the whole shipment and may not reflect the temperature of individual samples.
SGS Canada Inc. Environment-Health & Safety statement of conformity decision rule does not consider uncertainty when analytical results are compared to a specified standard or regulation.

SGS Canada Inc.
P.O. Box 4300 - 185 Concession St.
Lakefield - Ontario - KOL 2HO
Phone: 705-652-2000 FAX: 705-652-6365

01-October-2024

Great Bear Resources Ltd.
Attn : Ashley Moncrief

1020 - 800 West Pender St.
Vancouver, BC
V6C 2V6, Canada

Phone: 778-833-2160
Fax:

Date Rec. : 20 September 2024
LR Report: **CA10124-SEP24**
Reference: Wk#69

Copy: #1

CERTIFICATE OF ANALYSIS
Final Report

Analysis	3: Analysis Completed Date	4: Analysis Completed Time	5: HC-8 Wk#69	6: HC-9 Wk#69	7: HC-10 Wk#69	8: HC-11 Wk#69	9: HC-12 Wk#69
Sample Date & Time			20-Sep-24	20-Sep-24	20-Sep-24	20-Sep-24	20-Sep-24
HumCell Leachate Vol [mL]	23-Sep-24	12:58	980	997	927	976	1003
Sample Name	---	---	DX450108	DX450076	DX450186	DX450118	DX 550107
Sample Weight [g]	---	---	1000	1000	1000	1000	1000
pH [No unit]	25-Sep-24	15:28	7.04	5.60	6.94	6.92	6.88
Alkalinity [mg/L as CaCO3]	25-Sep-24	10:19	8	< 2	4	6	6
Conductivity [uS/cm]	25-Sep-24	12:03	28	40	13	16	18
Acidity [mg/L as CaCO3]	27-Sep-24	09:59	< 2	11	< 2	< 2	< 2
SO4 [mg/L]	26-Sep-24	14:07	2.2	13	0.7	0.9	3.5

Analysis	10: HC-13 Wk#69	11: HC-14 Wk#69	12: HC-15 Wk#69	13: HC-16 Wk#69	14: HC-17 Wk#69	15: HC-18 Wk#69	16: HC-19 Wk#69
Sample Date & Time	20-Sep-24	20-Sep-24	20-Sep-24	20-Sep-24	20-Sep-24	20-Sep-24	20-Sep-24
HumCell Leachate Vol [mL]	997	935	673	1012	984	950	929
Sample Name	DX450159	DX450171	DX450134	DX450185	DX450032	DX 550064	DX450008
Sample Weight [g]	1000	1000	700	1000	1000	1000	1000
pH [No unit]	7.03	6.47	6.87	6.98	6.18	7.06	6.71
Alkalinity [mg/L as CaCO3]	9	2	8	9	< 2	6	3
Conductivity [uS/cm]	32	28	61	28	11	15	8
Acidity [mg/L as CaCO3]	< 2	4	< 2	< 2	7	< 2	5
SO4 [mg/L]	4.0	8.1	12	2.6	2.5	0.3	0.5

Analysis	17: HC-20 Wk#69	18: HC-21 Wk#69	19: HC-22 Wk#69	20: HC-23 Wk#69	21: HC-24 Wk#69	22: HC-25 Wk#69	23: HC-26 Wk#69
Sample Date & Time	20-Sep-24	20-Sep-24	20-Sep-24	20-Sep-24	20-Sep-24	20-Sep-24	20-Sep-24
HumCell Leachate Vol [mL]	957	967	469	1006	1004	992	753

OnLine LIMS

0003876477

Results relate only to the sample tested. Data reported represents the sample submitted to SGS. Reproduction of this analytical report in full or in part is prohibited without prior written approval. Please refer to SGS General Conditions of Services located at https://www.sgs.ca/en/terms-and-conditions (Printed copies are available upon request.)
Test method information available upon request. "Temperature Upon Receipt" is representative of the whole shipment and may not reflect the temperature of individual samples.
SGS Canada Inc. Environment-Health & Safety statement of conformity decision rule does not consider uncertainty when analytical results are compared to a specified standard or regulation.

SGS Canada Inc.
P.O. Box 4300 - 185 Concession St.
Lakefield - Ontario - KOL 2HO
Phone: 705-652-2000 FAX: 705-652-6365

LR Report : **CA10124-SEP24**

Analysis	17: HC-20 Wk#69	18: HC-21 Wk#69	19: HC-22 Wk#69	20: HC-23 Wk#69	21: HC-24 Wk#69	22: HC-25 Wk#69	23: HC-26 Wk#69
Sample Name	DX 550056	DX450022	DX450077	DX450113	DX 550101	DX450128	DX450021
Sample Weight [g]	1000	1000	500	1000	1000	1000	750
pH [No unit]	6.89	7.29	7.13	7.20	7.00	7.08	5.25
Alkalinity [mg/L as CaCO3]	6	9	7	11	8	10	< 2
Conductivity [uS/cm]	18	24	18	27	18	38	242
Acidity [mg/L as CaCO3]	< 2	< 2	< 2	< 2	< 2	< 2	17
SO4 [mg/L]	1.3	1.4	0.7	0.8	1.0	3.8	98

Analysis	24: HC-27 Wk#69
Sample Date & Time	20-Sep-24
HumCell Leachate Vol [mL]	982
Sample Name	DX450222
Sample Weight [g]	1000
pH [No unit]	6.76
Alkalinity [mg/L as CaCO3]	3
Conductivity [uS/cm]	17
Acidity [mg/L as CaCO3]	< 2
SO4 [mg/L]	3.0



Lisa Thompson
Project Specialist Assistant,
Environment, Health & Safety

OnLine LIMS

0003876477

Results relate only to the sample tested. Data reported represents the sample submitted to SGS. Reproduction of this analytical report in full or in part is prohibited without prior written approval. Please refer to SGS General Conditions of Services located at https://www.sgs.ca/en/terms-and-conditions (Printed copies are available upon request.)
Test method information available upon request. "Temperature Upon Receipt" is representative of the whole shipment and may not reflect the temperature of individual samples.
SGS Canada Inc. Environment-Health & Safety statement of conformity decision rule does not consider uncertainty when analytical results are compared to a specified standard or regulation.

SGS Canada Inc.
P.O. Box 4300 - 185 Concession St.
Lakefield - Ontario - KOL 2HO
Phone: 705-652-2000 FAX: 705-652-6365

Quality Control Report

Inorganic Analysis														
Parameter	Reporting Limit	Unit	Method Blank	Duplicate				LCS / Spike Blank			Matrix Spike / Reference Material		
				Result 1	Result 2	RPD	Acceptance Criteria	Spike Recovery (%)	Recovery Limits (%)		Spike Recovery (%)	Recovery Limits (%)	
							%		Low	High		Low	High
Acidity - QCBatchID: EWL0456-SEP24													
Acidity	2	mg/L as Ca	< 2			ND	20	98	90	110	NA		
Acidity - QCBatchID: EWL0457-SEP24													
Acidity	2	mg/L as Ca	2			ND	20	94	90	110	NA		
Alkalinity - QCBatchID: EWL0456-SEP24													
Alkalinity	2	mg/L as Ca	< 2			0	20	98	80	120	NA		
Alkalinity - QCBatchID: EWL0457-SEP24													
Alkalinity	2	mg/L as Ca	< 2			0	20	98	80	120	NA		
Anions by IC - QCBatchID: DIO0479-SEP24													
Sulphate	0.2	mg/L	<0.2			ND	20	108	90	110	87	75	125
Anions by IC - QCBatchID: DIO0526-SEP24													
Sulphate	0.2	mg/L	<0.2			0	20	94	90	110	81	75	125
Anions by IC - QCBatchID: DIO0552-SEP24													
Sulphate	0.2	mg/L	<0.2			1	20	100	90	110	88	75	125
Conductivity - QCBatchID: EWL0456-SEP24													
Conductivity	2	uS/cm	2			1	20	99	90	110	NA		
Conductivity - QCBatchID: EWL0457-SEP24													
Conductivity	2	uS/cm	2			3	20	101	90	110	NA		
pH - QCBatchID: EWL0456-SEP24													
pH	0.05	No unit	NA			0		100			NA		
pH - QCBatchID: EWL0457-SEP24													
pH	0.05	No unit	NA			0		100			NA		

OnLine LIMS

00038764 77

Results relate only to the sample tested. Data reported represents the sample submitted to SGS. Reproduction of this analytical report in full or in part is prohibited without prior written approval. Please refer to SGS General Conditions of Services located at https://www.sgs.ca/en/terms-and-conditions (Printed copies are available upon request.)
Test method information available upon request. "Temperature Upon Receipt" is representative of the whole shipment and may not reflect the temperature of individual samples.
SGS Canada Inc. Environment-Health & Safety statement of conformity decision rule does not consider uncertainty when analytical results are compared to a specified standard or regulation.

Total Mercury Results

Flett Research Ltd.
440 DeSalaberry Ave. Winnipeg, MB R2L 0Y7
Fax/Phone (204) 667-2505
E-mail: flett@flettresearch.ca Webpage: http://www.flettresearch.ca

CLIENT: Kinross Gold - GBR by SGS: CA10105-AUG25
185 Concession Street
Lakefield, ON K0L 2H0

Matrix: Water
Transaction ID: 1127
PO/Contract No.: 369790
Date Analysed: September 4, 2025
Analyst(s): Jason S

Date Received: August 19, 2025
Sampling Date(s): August 15, 2025
Date Issued: September 5, 2025

Analytical Method: Total Mercury in Water by Oxidation, Purge and Trap, and CVAFS (T00120 version 9)

Comments: Samples were filtered prior to arrival at Flett.

Detection Limit: The method detection limit (MDL) for this method is 0.04 ngL.
The MDL is the minimum concentration that can be reported with 99% confidence that the measured concentration is distinguishable from method blanks and is based on the analysis of 30mL of sample.

For reporting purpose samples are flagged when the amount of mercury detected is below the EPA defined minimum level (ML= 0.2 ng/L).
As concentration rises above the MDL confidence that the analyte is present approaches 100% at and above the ML.

Estimated Uncertainty: Overall method uncertainty decreases as analyte concentration increases. When mercury concentrations exceed 1ng/L the estimated uncertainty of the method is ±12%.
At a concentration of 0.2ng/L the estimated uncertainty is ± 30%. When mercury concentrations are at MDL uncertainty can be ± 46% (0.04 ± 0.02ng/L).

All method uncertainties are expressed at a 95% confidence level of (k=2).

Results authorized by Dr. Robert J. Flett, Chief Scientist

QUALITY DATA

			Mean of 3 Bubblers	Standard Deviation	Bubbler 1	Bubbler 2	Bubbler 3	
Blanks	**Bubbler Blank Mean Peak Area**		782	85	796	847	702	
Bubbler Blanks	**Bubbler Blank (pg)**		0.32	0.03	0.32	0.34	0.28	
			Sample Type	Gross Peak Area	Volume of Sample Analyzed (=volume of bubbled sample) (ml)	Total Reagent Hg added to the sample during analysis (ng/L) [including ng Hg in DI]	**Net Total Hg in the Method Blank (ng/L)** [Bubbler & Reagent Blk Corrected including ng Hg in DI]	
Method/Bottle Blanks	WB1 August 29, 2025		MBlk-1	3904	40.10	0.05	**-0.02**	
	WB2 August 29, 2025		MBlk-2	4075	39.71	0.05	**-0.02**	
	MB7 August 27, 2025		MBlk-3	8160	44.79	0.05	**0.02**	
Mean Calibration Factor (area un/ls/ng)	**2477938 ± 1.4 %RSD**							
Spike Recovery Matrix Spike (MS) and Matrix Spike Duplicate (MSD)			Sample Type	Gross Peak Area	Volume of Sample Analyzed (=volume of bubbled sample) (ml)	Total Reagent Hg added to the sample during analysis (ng/L)	**Net Total Hg (ng/L)** [Bubbler & Reagent Blk Corrected]	**Total Hg Recovery (%)**
	HC-28 Wk#69		MS1	223682	33.78	0.01	**2.67**	99.0
	HC-28 Wk#69		MS1D	237589	40.55	0.01	**2.36**	102
	Mean of Recoveries							**101**
QC Samples	OPR (beginning of run)		OPR-1	331776	25.42	0.02	**5.24**	102
Ongoing Precision & Recovery (OPR)	OPR (end of run)		OPR-2	397864	31.92	0.01	**5.01**	97.8
	Mean OPR (5.12 ng/L)						**5.12**	**100**
Alternate Source Standard	QCS (1000 ng/L)		QCS-3	256686	0.10	0.00	**1033**	**103**

LAB ID	Sample Details	Sample ID/Bottle Number	Date Sampled	Time Sampled	Sample Type	Gross Peak Area	**Volume of Sample Analyzed** (=volume of bubbled sample) **(ml)**	Total Reagent Hg added to the sample during analysis (ng/L)	**Net Total Hg in the sample (ng/L)** [Bubbler & Reagent Blk Subtracted]	
124239		HC-28 Wk#69	August 15, 2025			40022	33.03	0.01	**0.47**	
124240		HC-29 Wk#69	August 15, 2025			18597	37.71	0.01	**~0.18**	
124241		HC-30 Wk#69	August 15, 2025			25147	32.59	0.01	**0.29**	
124242		HC-31 Wk#69	August 15, 2025			57775	35.39	0.01	**0.64**	
124243		HC-32 Wk#69	August 15, 2025			68563	31.51	0.01	**0.86**	
124244		HC-33 Wk#69	August 15, 2025			10622	37.34	0.01	**~0.10**	
124245		HC-34 Wk#69	August 15, 2025			25987	34.10	0.01	**0.29**	
124246		HC-35 Wk#69	August 15, 2025			7856	37.10	0.01	**~0.07**	
124247		Blank Wk#69	August 15, 2025			9773	52.29	0.01	**~0.06**	

Q:\Clients A-L\Kinross Gold - GBR by SGS\2025(1127)\Total Mercury\TMWATR090425JS3.xls

* : See 'Comments' section above for discussion.
~ : Result below the methods ML.

Minimum Level (ML): the amount of mercury that can be reported with almost 100% confidence that the measured concentration exceeds zero.

This test report shall not be reproduced, except in full, without written approval of the laboratory.
Note: Results relate only to the samples tested and as received.

ISO/IEC 17025:2017 Accredited with the Canadian Association of Laboratory Accreditation

Template Version 052325

SGS Canada Inc.
P.O. Box 4300 - 185 Concession St.
Lakefield - Ontario - KOL 2HO
Phone: 705-652-2000 FAX: 705-652-6365

26-August-2025

Great Bear Resources Ltd.
Attn : Ashley Moncrief

1020 - 800 West Pender St., Vancouver
Canada, V6C 2V6
Phone: 778-833-2160, Fax:

Date Rec. : 15 August 2025
LR Report: **CA10105-AUG25**
Reference: Wk#69

Copy: #1

CERTIFICATE OF ANALYSIS
Final Report

Analysis	3: Analysis Completed Date	4: Analysis Completed Time	5: HC-28 Wk#69	6: HC-29 Wk#69	7: HC-30 Wk#69	8: HC-31 Wk#69	9: HC-32 Wk#69	10: HC-33 Wk#69	11: HC-34 Wk#69
Sample Date & Time			15-Aug-25	15-Aug-25	15-Aug-25	15-Aug-25	15-Aug-25	15-Aug-25	15-Aug-25
HumCell Leachate Vol [mL]	15-Aug-25	14:47	994	1007	762	920	698	997	986
Sample Name	---	---	31787	DX450179	31644	DX450183	O31576	DX450213	DX450174
Sample Weight [g]	---	---	1000	1000	750	1000	750	1000	1000
pH [No unit]	21-Aug-25	11:14	6.64	6.76	6.47	6.50	6.57	4.56	6.90
Alkalinity [mg/L as CaCO3]	20-Aug-25	13:25	4	4	4	4	5	< 2	8
Conductivity [uS/cm]	20-Aug-25	13:25	3	5	9	14	12	20	14
Acidity [mg/L as CaCO3]	20-Aug-25	13:25	< 2	< 2	< 2	< 2	< 2	6	< 2
SO4 [mg/L]	20-Aug-25	11:38	0.4	0.2	1.8	1.4	1.8	9.7	0.2

Analysis	12: HC-35 Wk#69
Sample Date & Time	15-Aug-25
HumCell Leachate Vol [mL]	1010
Sample Name	31795
Sample Weight [g]	1000
pH [No unit]	7.30
Alkalinity [mg/L as CaCO3]	8
Conductivity [uS/cm]	15
Acidity [mg/L as CaCO3]	< 2
SO4 [mg/L]	0.7



Lisa Thompson
Project Specialist Assistant,
Environment, Health & Safety

OnLine LIMS

0004234139

Results relate only to the sample tested. Data reported represents the sample submitted to SGS. Reproduction of this analytical report in full or in part is prohibited without prior written approval. Please refer to SGS General Conditions of Services located at https://www.sgs.ca/en/terms-and-conditions (Printed copies are available upon request.)
Test method information available upon request. "Temperature Upon Receipt" is representative of the whole shipment and may not reflect the temperature of individual samples.
SGS Canada Inc. Environment-Health & Safety statement of conformity decision rule does not consider uncertainty when analytical results are compared to a specified standard or regulation.

SGS Canada Inc.
P.O. Box 4300 - 185 Concession St.
Lakefield - Ontario - KOL 2HO
Phone: 705-652-2000 FAX: 705-652-6365

Quality Control Report

Inorganic Analysis														
Parameter	Reporting Limit	Unit	Method Blank	Duplicate				LCS / Spike Blank			Matrix Spike / Reference Material		
				Result 1	Result 2	RPD	Acceptance Criteria	Spike Recovery (%)	Recovery Limits (%)		Spike Recovery (%)	Recovery Limits (%)	
							%		Low	High		Low	High
Acidity - QCBatchID: EWL0296-AUG25													
Acidity	2	mg/L as Ca	2			ND	20	102	90	110	NA		
Alkalinity - QCBatchID: EWL0296-AUG25													
Alkalinity	2	mg/L as Ca	< 2			2	20	87	80	120	NA		
Anions by IC - QCBatchID: DIO0319-AUG25													
Sulphate	0.2	mg/L	<0.2			1	20	100	90	110	NV	75	125
Anions by IC - QCBatchID: DIO0363-AUG25													
Sulphate	0.2	mg/L	<0.2			4	20	99	90	110	93	75	125
Conductivity - QCBatchID: EWL0296-AUG25													
Conductivity	2	uS/cm	< 2			0	10	99	90	110	NA		
pH - QCBatchID: EWL0296-AUG25													
pH	0.05	No unit	NA			0		101			NA		

OnLine LIMS

0004234139

Results relate only to the sample tested. Data reported represents the sample submitted to SGS. Reproduction of this analytical report in full or in part is prohibited without prior written approval. Please refer to SGS General Conditions of Services located at https://www.sgs.ca/en/terms-and-conditions (Printed copies are available upon request.)
Test method information available upon request. "Temperature Upon Receipt" is representative of the whole shipment and may not reflect the temperature of individual samples.
SGS Canada Inc. Environment-Health & Safety statement of conformity decision rule does not consider uncertainty when analytical results are compared to a specified standard or regulation.

SGS Canada Inc.
P.O. Box 4300 - 185 Concession St.
Lakefield - Ontario - KOL 2HO
Phone: 705-652-2000 FAX: 705-652-6365

02-October-2024

Great Bear Resources Ltd.
Attn : Ashley Moncrief

1020 - 800 West Pender St.
Vancouver, BC
V6C 2V6, Canada

Phone: 778-833-2160
Fax:

Date Rec. : 26 September 2024
LR Report: **CA10160-SEP24**
Reference: Wk#70

Copy: #1

CERTIFICATE OF ANALYSIS
Final Report

Analysis	3: Analysis Completed Date	4: Analysis Completed Time	5: HC-1 Wk#70	6: HC-2 Wk#70	7: HC-3 Wk#70	8: HC-4 Wk#70	9: HC-5 Wk#70	10: HC-6 Wk#70
Sample Date & Time			26-Sep-24	26-Sep-24	26-Sep-24	26-Sep-24	26-Sep-24	26-Sep-24
HumCell Leachate Vol [mL]	30-Sep-24	10:33	932	1005	509	512	943	502
Sample Name	---	---	DX450052	DX 550083	DX450204	DX450176	DX450232	DX450181
Sample Weight [g]	---	---	1000	1000	500	500	1000	500
pH [No unit]	30-Sep-24	11:48	6.70	7.69	7.00	5.15	6.89	7.14
Alkalinity [mg/L as CaCO3]	30-Sep-24	11:48	2	13	4	< 2	4	7
Conductivity [uS/cm]	30-Sep-24	11:48	32	36	10	44	14	16
Acidity [mg/L as CaCO3]	30-Sep-24	11:48	< 2	< 2	< 2	9	< 2	< 2
SO4 [mg/L]	02-Oct-24	09:58	1.0	3.4	0.4	16	1.7	0.3
Hg [mg/L]	29-Sep-24	12:11	< 0.00001	< 0.00001	< 0.00001	< 0.00001	< 0.00001	< 0.00001
Ag [mg/L]	30-Sep-24	09:40	< 0.00005	< 0.00005	< 0.00005	< 0.00005	< 0.00005	< 0.00005
Al [mg/L]	30-Sep-24	09:40	0.003	0.066	0.027	0.005	0.037	0.027
As [mg/L]	30-Sep-24	09:40	< 0.0002	0.0115	0.0005	< 0.0002	0.0015	0.0005
Ba [mg/L]	30-Sep-24	09:40	0.00078	0.0171	0.00049	0.00189	0.00094	0.00058
Be [mg/L]	30-Sep-24	09:40	< 0.000007	< 0.000007	< 0.000007	0.000007	< 0.000007	< 0.000007
B [mg/L]	30-Sep-24	09:40	< 0.002	< 0.002	< 0.002	< 0.002	< 0.002	< 0.002
Bi [mg/L]	30-Sep-24	09:40	< 0.00001	0.00004	< 0.00001	< 0.00001	< 0.00001	< 0.00001
Ca [mg/L]	30-Sep-24	09:40	5.02	5.84	1.41	4.14	2.00	2.62
Cd [mg/L]	30-Sep-24	09:40	0.00153	0.000009	0.000003	0.0154	0.000009	0.000003
Co [mg/L]	30-Sep-24	09:40	0.000021	0.000029	0.000009	0.00315	0.000011	0.000009
Cr [mg/L]	30-Sep-24	09:40	< 0.00008	< 0.00008	< 0.00008	< 0.00008	< 0.00008	< 0.00008
Cu [mg/L]	30-Sep-24	09:40	< 0.001	< 0.001	< 0.001	0.005	< 0.001	< 0.001
Fe [mg/L]	30-Sep-24	09:40	< 0.007	< 0.007	< 0.007	0.013	< 0.007	< 0.007
K [mg/L]	30-Sep-24	09:40	0.279	1.33	0.450	0.514	0.489	0.321
Mg [mg/L]	30-Sep-24	09:40	0.050	0.102	0.065	0.590	0.051	0.075
Mn [mg/L]	30-Sep-24	09:40	0.0277	0.0316	0.00345	0.0938	0.00863	0.00413
Mo [mg/L]	30-Sep-24	09:40	< 0.0004	< 0.0004	< 0.0004	< 0.0004	< 0.0004	< 0.0004
Na [mg/L]	30-Sep-24	09:40	0.05	0.06	0.03	0.05	0.05	0.06
Ni [mg/L]	30-Sep-24	09:40	0.0001	< 0.0001	< 0.0001	0.0190	< 0.0001	0.0001
P [mg/L]	30-Sep-24	09:40	< 0.003	< 0.003	< 0.003	< 0.003	< 0.003	< 0.003
Pb [mg/L]	30-Sep-24	09:40	0.0277	0.00024	< 0.00009	0.442	< 0.00009	< 0.00009
S [mg/L]	30-Sep-24	09:40	< 5	< 5	< 5	6	< 5	< 5
Sb [mg/L]	30-Sep-24	09:40	< 0.0009	< 0.0009	< 0.0009	< 0.0009	< 0.0009	< 0.0009
Se [mg/L]	30-Sep-24	09:40	0.00027	0.00203	< 0.00004	0.00111	< 0.00004	< 0.00004
Si [mg/L]	30-Sep-24	09:40	0.15	0.28	0.17	0.44	0.21	0.29
Sn [mg/L]	30-Sep-24	09:40	0.00006	< 0.00006	0.00009	< 0.00006	< 0.00006	0.00013

OnLine LIMS

00038775S3

Results relate only to the sample tested. Data reported represents the sample submitted to SGS. Reproduction of this analytical report in full or in part is prohibited without prior written approval. Please refer to SGS General Conditions of Services located at https://www.sgs.ca/en/terms-and-conditions (Printed copies are available upon request.)
Test method information available upon request. "Temperature Upon Receipt" is representative of the whole shipment and may not reflect the temperature of individual samples.
SGS Canada Inc. Environment-Health & Safety statement of conformity decision rule does not consider uncertainty when analytical results are compared to a specified standard or regulation.

SGS Canada Inc.
P.O. Box 4300 - 185 Concession St.
Lakefield - Ontario - KOL 2HO
Phone: 705-652-2000 FAX: 705-652-6365

LR Report : **CA10160-SEP24**

Analysis	3: Analysis Completed Date	4: Analysis Completed Time	5: HC-1 Wk#70	6: HC-2 Wk#70	7: HC-3 Wk#70	8: HC-4 Wk#70	9: HC-5 Wk#70	10: HC-6 Wk#70
Sr [mg/L]	30-Sep-24	09:40	0.00551	0.0214	0.00299	0.00510	0.00274	0.00497
Ti [mg/L]	30-Sep-24	09:40	< 0.0001	< 0.0001	0.0001	< 0.0001	< 0.0001	< 0.0001
Th [mg/L]	30-Sep-24	09:40	< 0.0001	< 0.0001	< 0.0001	< 0.0001	< 0.0001	< 0.0001
Tl [mg/L]	30-Sep-24	09:40	0.000006	0.000016	< 0.000005	0.000020	0.000005	< 0.000005
U [mg/L]	30-Sep-24	09:40	0.000826	0.000273	0.000210	0.000155	0.000419	0.000191
V [mg/L]	30-Sep-24	09:40	0.00001	0.00031	0.00015	0.00002	0.00047	0.00043
W [mg/L]	30-Sep-24	09:40	< 0.0002	< 0.0002	< 0.0002	< 0.0002	< 0.0002	0.0007
Zr [mg/L]	30-Sep-24	09:40	< 0.002	< 0.002	< 0.002	< 0.002	< 0.002	< 0.002
Zn [mg/L]	30-Sep-24	09:40	0.056	< 0.002	< 0.002	1.83	< 0.002	< 0.002

Analysis	11: HC-7 Wk#70
Sample Date & Time	26-Sep-24
HumCell Leachate Vol [mL]	955
Sample Name	DX450002
Sample Weight [g]	1000
pH [No unit]	7.46
Alkalinity [mg/L as CaCO3]	4
Conductivity [uS/cm]	14
Acidity [mg/L as CaCO3]	< 2
SO4 [mg/L]	0.2
Hg [mg/L]	< 0.00001
Ag [mg/L]	< 0.00005
Al [mg/L]	0.028
As [mg/L]	0.0050
Ba [mg/L]	0.00056
Be [mg/L]	< 0.000007
B [mg/L]	< 0.002
Bi [mg/L]	0.00001
Ca [mg/L]	2.06
Cd [mg/L]	< 0.000003
Co [mg/L]	0.000012
Cr [mg/L]	< 0.00008
Cu [mg/L]	< 0.001
Fe [mg/L]	< 0.007
K [mg/L]	0.436
Mg [mg/L]	0.079
Mn [mg/L]	0.00674
Mo [mg/L]	< 0.0004
Na [mg/L]	0.05
Ni [mg/L]	< 0.0001
P [mg/L]	< 0.003
Pb [mg/L]	< 0.00009
S [mg/L]	< 5
Sb [mg/L]	< 0.0009
Se [mg/L]	< 0.00004
Si [mg/L]	0.20
Sn [mg/L]	0.00007
Sr [mg/L]	0.00416
Ti [mg/L]	< 0.0001
Th [mg/L]	< 0.0001
Tl [mg/L]	< 0.000005
U [mg/L]	0.000363

Results relate only to the sample tested. Data reported represents the sample submitted to SGS. Reproduction of this analytical report in full or in part is prohibited without prior written approval. Please refer to SGS General Conditions of Services located at https://www.sgs.ca/en/terms-and-conditions (Printed copies are available upon request.)
Test method information available upon request. "Temperature Upon Receipt" is representative of the whole shipment and may not reflect the temperature of individual samples.
SGS Canada Inc. Environment-Health & Safety statement of conformity decision rule does not consider uncertainty when analytical results are compared to a specified standard or regulation.

OnLine LIMS

0003877553

SGS Canada Inc.
P.O. Box 4300 - 185 Concession St.
Lakefield - Ontario - KOL 2HO
Phone: 705-652-2000 FAX: 705-652-6365

LR Report : **CA10160-SEP24**

Analysis	11: HC-7 Wk#70
V [mg/L]	0.00021
W [mg/L]	0.0004
Zr [mg/L]	< 0.002
Zn [mg/L]	< 0.002



Lisa Thompson
Project Specialist Assistant,
Environment, Health & Safety

OnLine LIMS

0003877553

Results relate only to the sample tested. Data reported represents the sample submitted to SGS. Reproduction of this analytical report in full or in part is prohibited without prior written approval. Please refer to SGS General Conditions of Services located at https://www.sgs.ca/en/terms-and-conditions (Printed copies are available upon request.)
Test method information available upon request. "Temperature Upon Receipt" is representative of the whole shipment and may not reflect the temperature of individual samples.
SGS Canada Inc. Environment-Health & Safety statement of conformity decision rule does not consider uncertainty when analytical results are compared to a specified standard or regulation.

SGS Canada Inc.
P.O. Box 4300 - 185 Concession St.
Lakefield - Ontario - KOL 2HO
Phone: 705-652-2000 FAX: 705-652-6365

Quality Control Report

Inorganic Analysis														
Parameter	Reporting Limit	Unit	Method Blank	Duplicate				LCS / Spike Blank			Matrix Spike / Reference Material			
				Result 1	Result 2	RPD	Acceptance Criteria	Spike Recovery (%)	Recovery Limits (%)		Spike Recovery (%)	Recovery Limits (%)		
							%		Low	High		Low	High	
Acidity - QCBatchID: EWL0597-SEP24														
Acidity	2	mg/L as Ca	< 2			ND	20	94	90	110	NA			
Acidity - QCBatchID: EWL0598-SEP24														
Acidity	2	mg/L as Ca	2			ND	20	94	90	110	NA			
Alkalinity - QCBatchID: EWL0597-SEP24														
Alkalinity	2	mg/L as Ca	< 2			0	20	98	80	120	NA			
Alkalinity - QCBatchID: EWL0598-SEP24														
Alkalinity	2	mg/L as Ca	< 2			0	20	102	80	120	NA			
Anions by IC - QCBatchID: DIO0018-OCT24														
Sulphate	0.2	mg/L	<0.2			0	20	96	90	110	97	75	125	
Anions by IC - QCBatchID: DIO0021-OCT24														
Sulphate	0.2	mg/L	<0.2			3	20	97	90	110	90	75	125	
Anions by IC - QCBatchID: DIO0653-SEP24														
Sulphate	0.2	mg/L	<0.2			6	20	100	90	110	101	75	125	
Anions by IC - QCBatchID: DIO0655-SEP24														
Sulphate	0.2	mg/L	<0.2			0	20	101	90	110	88	75	125	
Conductivity - QCBatchID: EWL0597-SEP24														
Conductivity	2	uS/cm	2			0	20	99	90	110	NA			
Conductivity - QCBatchID: EWL0598-SEP24														
Conductivity	2	uS/cm	< 2			1	20	98	90	110	NA			
Inorganics-General - QCBatchID: EHG0051-SEP24														
Mercury	0.00001	mg/L	< 0.00001			ND	20	117	80	120	121	70	130	
Metals in aqueous samples - ICP-MS - QCBatchID: EMS0314-SEP24														
Aluminum	0.001	mg/L	<0.001			0	20	100	90	110	106	70	130	
Antimony	0.0009	mg/L	<0.0009			6	20	103	90	110	118	70	130	
Arsenic	0.0002	mg/L	<0.0002			1	20	96	90	110	113	70	130	
Barium	0.00008	mg/L	<0.00008			4	20	98	90	110	101	70	130	
Beryllium	0.000007	mg/L	<0.000007			12	20	97	90	110	101	70	130	
Bismuth	0.00001	mg/L	<0.00001			ND	20	97	90	110	98	70	130	
Boron	0.002	mg/L	<0.002			1	20	96	90	110	91	70	130	
Cadmium	0.000003	mg/L	<0.000003			2	20	97	90	110	103	70	130	
Calcium	0.01	mg/L	<0.01			1	20	97	90	110	97	70	130	
Chromium	0.00008	mg/L	<0.00008			16	20	100	90	110	107	70	130	
Cobalt	0.000004	mg/L	<0.000004			0	20	92	90	110	101	70	130	
Copper	0.001	mg/L	<0.001			ND	20	94	90	110	106	70	130	
Iron	0.007	mg/L	<0.007			11	20	97	90	110	100	70	130	

OnLine LIMS

0003877553

Results relate only to the sample tested. Data reported represents the sample submitted to SGS. Reproduction of this analytical report in full or in part is prohibited without prior written approval. Please refer to SGS General Conditions of Services located at https://www.sgs.ca/en/terms-and-conditions (Printed copies are available upon request.)
Test method information available upon request. "Temperature Upon Receipt" is representative of the whole shipment and may not reflect the temperature of individual samples.
SGS Canada Inc. Environment-Health & Safety statement of conformity decision rule does not consider uncertainty when analytical results are compared to a specified standard or regulation.

SGS Canada Inc.
P.O. Box 4300 - 185 Concession St.
Lakefield - Ontario - KOL 2HO
Phone: 705-652-2000 FAX: 705-652-6365

Great Bear - 7 Long

LR Report : **CA10160-SEP24**

Inorganic Analysis														
Parameter	Reporting Limit	Unit	Method Blank	Duplicate				LCS / Spike Blank			Matrix Spike / Reference Material			
				Result 1	Result 2	RPD	Acceptance Criteria	Spike Recovery (%)	Recovery Limits (%)		Spike Recovery (%)	Recovery Limits (%)	
							%		Low	High		Low	High
Lead	0.00009	mg/L	<0.00009			1	20	96	90	110	103	70	130
Magnesium	0.001	mg/L	<0.001			0	20	101	90	110	104	70	130
Manganese	0.00001	mg/L	<0.00001			0	20	97	90	110	102	70	130
Molybdenum	0.0004	mg/L	<0.0004			9	20	101	90	110	109	70	130
Nickel	0.0001	mg/L	<0.0001			3	20	95	90	110	106	70	130
Phosphorus	0.003	mg/L	<0.003			0	20	95	90	110	NV	70	130
Potassium	0.003	mg/L	<0.009			1	20	90	90	110	100	70	130
Selenium	0.00004	mg/L	<0.00004			ND	20	97	90	110	113	70	130
Silicon	0.02	mg/L	<0.02			10	20	96	90	110	NV	70	130
Silver	0.00005	mg/L	<0.00005			ND	20	93	90	110	86	70	130
Sodium	0.01	mg/L	<0.01			1	20	98	90	110	103	70	130
Strontium	0.00008	mg/L	<0.00008			1	20	95	90	110	98	70	130
Sulfur	5	mg/L	<5			5	20	110	90	110	NV	70	130
Thallium	0.000005	mg/L	<0.000005			18	20	97	90	110	101	70	130
Thorium	0.0001	mg/L	<0.0001			ND	20	92	90	110	NV	70	130
Tin	0.00006	mg/L	<0.00006			10	20	100	90	110	NV	70	130
Titanium	0.0001	mg/L	<0.0001			ND	20	97	90	110	NV	70	130
Tungsten	0.0002	mg/L	<0.0002			ND	20	101	90	110	NV	70	130
Uranium	0.000002	mg/L	<0.000002			2	20	97	90	110	103	70	130
Vanadium	0.00001	mg/L	<0.00001			1	20	97	90	110	108	70	130
Zinc	0.002	mg/L	<0.002			1	20	94	90	110	114	70	130
Zirconium	0.002	mg/L	<0.002			ND	20	99	90	110	NV	70	130
pH - QCBatchID: EWL0598-SEP24													
pH	0.05	No unit	NA			0		100			NA		
pH - QCBatchID: EWL0625-SEP24													
pH	0.05	No unit	NA			0		100			NA		

OnLine LIMS

0003877553

Results relate only to the sample tested. Data reported represents the sample submitted to SGS. Reproduction of this analytical report in full or in part is prohibited without prior written approval. Please refer to SGS General Conditions of Services located at https://www.sgs.ca/en/terms-and-conditions (Printed copies are available upon request.)
Test method information available upon request. "Temperature Upon Receipt" is representative of the whole shipment and may not reflect the temperature of individual samples.
SGS Canada Inc. Environment-Health & Safety statement of conformity decision rule does not consider uncertainty when analytical results are compared to a specified standard or regulation.

SGS Canada Inc.
P.O. Box 4300 - 185 Concession St.
Lakefield - Ontario - KOL 2HO
Phone: 705-652-2000 FAX: 705-652-6365

27-October-2024

Great Bear Resources Ltd.
Attn : Ashley Moncrief

1020 - 800 West Pender St.
Vancouver, BC
V6C 2V6, Canada

Phone: 778-833-2160
Fax:

Date Rec. : 27 September 2024
LR Report: **CA10166-SEP24**
Reference: Wk#70

Copy: #1

CERTIFICATE OF ANALYSIS
Final Report

Analysis	3: Analysis Completed Date	4: Analysis Completed Time	5: HC-8 Wk#70	6: HC-9 Wk#70	7: HC-10 Wk#70	8: HC-11 Wk#70	9: HC-12 Wk#70	10: HC-13 Wk#70	11: HC-14 Wk#70
Sample Date & Time			27-Sep-24	27-Sep-24	27-Sep-24	27-Sep-24	27-Sep-24	27-Sep-24	27-Sep-24
HumCell Leachate Vol [mL]	30-Sep-24	10:31	899	1002	912	1007	984	998	906
Sample Name	---	---	DX450108	DX450076	DX450186	DX450118	DX 550107	DX450159	DX450171
Sample Weight [g]	---	---	1000	1000	1000	1000	1000	1000	1000
pH [No unit]	01-Oct-24	10:54	7.17	5.68	6.86	7.42	7.06	7.12	6.53
Alkalinity [mg/L as CaCO3]	30-Sep-24	10:05	8	< 2	5	8	6	9	2
Conductivity [uS/cm]	02-Oct-24	10:34	23	35	13	20	24	30	28
Acidity [mg/L as CaCO3]	01-Oct-24	10:36	< 2	11	< 2	< 2	< 2	< 2	< 2
F [mg/L]	***	***	***	***	***	***	***	***	***
SO4 [mg/L]	03-Oct-24	13:57	2.1	1.4	0.7	1.0	3.4	4.2	0.9
Cl [mg/L]	03-Oct-24	13:57	---	---	---	---	---	---	---
Hg [mg/L]	16-Oct-24	08:47	< 0.00001	< 0.00001	< 0.00001	< 0.00001	< 0.00001	< 0.00001	< 0.00001
Ag [mg/L]	16-Oct-24	08:47	< 0.00005	< 0.00005	< 0.00005	< 0.00005	< 0.00005	< 0.00005	< 0.00005
Al [mg/L]	16-Oct-24	08:47	0.055	0.001	0.030	0.037	0.045	0.079	0.012
As [mg/L]	16-Oct-24	08:47	0.0008	< 0.0002	0.0003	0.0003	0.0017	0.0022	0.0009
Ba [mg/L]	16-Oct-24	08:47	0.00142	0.0100	0.00051	0.00093	0.00152	0.00075	0.00280
Be [mg/L]	16-Oct-24	08:47	< 0.000007	0.000007	< 0.000007	< 0.000007	< 0.000007	< 0.000007	< 0.000007
B [mg/L]	16-Oct-24	08:47	< 0.002	< 0.002	< 0.002	< 0.002	< 0.002	< 0.002	< 0.002
Bi [mg/L]	16-Oct-24	08:47	< 0.00001	< 0.00001	< 0.00001	< 0.00001	0.00001	< 0.00001	< 0.00001
Ca [mg/L]	16-Oct-24	08:47	3.02	1.51	1.84	3.34	3.93	5.10	3.92
Cd [mg/L]	16-Oct-24	08:47	< 0.000003	0.0236	0.000008	0.000008	0.000005	0.000004	< 0.000003
Co [mg/L]	16-Oct-24	08:47	0.000007	0.000651	< 0.000004	0.000008	< 0.000004	0.000005	0.000065
Cr [mg/L]	16-Oct-24	08:47	< 0.00008	< 0.00008	< 0.00008	< 0.00008	< 0.00008	< 0.00008	< 0.00008
Cu [mg/L]	16-Oct-24	08:47	< 0.001	0.002	< 0.001	< 0.001	< 0.001	< 0.001	< 0.001
Fe [mg/L]	16-Oct-24	08:47	< 0.007	0.026	< 0.007	< 0.007	< 0.007	< 0.007	< 0.007
K [mg/L]	16-Oct-24	08:47	0.564	1.03	0.263	0.199	0.374	0.478	0.953
Mg [mg/L]	16-Oct-24	08:47	0.196	0.096	0.030	0.047	0.034	0.059	0.172
Mn [mg/L]	16-Oct-24	08:47	0.0137	0.0705	0.0117	0.0255	0.0227	0.0242	0.00387
Mo [mg/L]	16-Oct-24	08:47	0.0004	< 0.0004	< 0.0004	< 0.0004	< 0.0004	< 0.0004	< 0.0004
Na [mg/L]	16-Oct-24	08:47	0.10	0.07	0.07	0.08	0.07	0.06	0.10
Ni [mg/L]	16-Oct-24	08:47	< 0.0001	0.0196	< 0.0001	< 0.0001	< 0.0001	< 0.0001	0.0005
P [mg/L]	16-Oct-24	08:47	< 0.003	< 0.003	< 0.003	< 0.003	< 0.003	< 0.003	< 0.003
Pb [mg/L]	16-Oct-24	08:47	< 0.00009	0.227	< 0.00009	< 0.00009	< 0.00009	< 0.00009	< 0.00009
S [mg/L]	16-Oct-24	08:47	< 5	< 5	< 5	< 5	< 5	< 5	< 5
Sb [mg/L]	16-Oct-24	08:47	< 0.0009	< 0.0009	< 0.0009	< 0.0009	< 0.0009	< 0.0009	< 0.0009
Se [mg/L]	16-Oct-24	08:47	0.00011	0.00087	0.00021	< 0.00004	0.00007	< 0.00004	0.00033

OnLine LIMS

0003906716

Results relate only to the sample tested. Data reported represents the sample submitted to SGS. Reproduction of this analytical report in full or in part is prohibited without prior written approval. Please refer to SGS General Conditions of Services located at https://www.sgs.ca/en/terms-and-conditions (Printed copies are available upon request.)
Test method information available upon request. "Temperature Upon Receipt" is representative of the whole shipment and may not reflect the temperature of individual samples.
SGS Canada Inc. Environment-Health & Safety statement of conformity decision rule does not consider uncertainty when analytical results are compared to a specified standard or regulation.

SGS Canada Inc.
P.O. Box 4300 - 185 Concession St.
Lakefield - Ontario - KOL 2HO
Phone: 705-652-2000 FAX: 705-652-6365

LR Report : **CA10166-SEP24**

Analysis	3: Analysis Completed Date	4: Analysis Completed Time	5: HC-8 Wk#70	6: HC-9 Wk#70	7: HC-10 Wk#70	8: HC-11 Wk#70	9: HC-12 Wk#70	10: HC-13 Wk#70	11: HC-14 Wk#70
Si [mg/L]	16-Oct-24	08:47	0.20	0.37	0.16	0.26	0.30	0.29	0.20
Sn [mg/L]	16-Oct-24	08:47	< 0.00006	< 0.00006	< 0.00006	< 0.00006	< 0.00006	< 0.00006	< 0.00006
Sr [mg/L]	16-Oct-24	08:47	0.00567	0.00461	0.00434	0.00679	0.00492	0.00450	0.00896
Ti [mg/L]	16-Oct-24	08:47	< 0.0001	< 0.0001	< 0.0001	< 0.0001	0.00017	< 0.0001	< 0.0001
Th [mg/L]	16-Oct-24	08:47	< 0.0001	< 0.0001	< 0.0001	< 0.0001	< 0.0001	< 0.0001	< 0.0001
Tl [mg/L]	16-Oct-24	08:47	< 0.000005	0.000040	< 0.000005	< 0.000005	< 0.000005	0.000009	< 0.000005
U [mg/L]	16-Oct-24	08:47	0.000130	0.000109	0.000170	0.000117	0.000168	0.000188	0.000078
V [mg/L]	16-Oct-24	08:47	0.00011	< 0.00001	0.00002	0.00004	0.00015	0.00004	0.00010
W [mg/L]	16-Oct-24	08:47	< 0.0002	< 0.0002	< 0.0002	< 0.0002	< 0.0002	< 0.0002	< 0.0002
Zr [mg/L]	16-Oct-24	08:47	< 0.002	< 0.002	< 0.002	< 0.002	< 0.002	< 0.002	< 0.002
Zn [mg/L]	16-Oct-24	08:47	< 0.002	4.94	< 0.002	< 0.002	< 0.002	< 0.002	< 0.002

Analysis	12: HC-15 Wk#70	13: HC-16 Wk#70	14: HC-17 Wk#70	15: HC-18 Wk#70	16: HC-19 Wk#70	17: HC-20 Wk#70	18: HC-21 Wk#70	19: HC-22 Wk#70	20: HC-23 Wk#70
Sample Date & Time	27-Sep-24	27-Sep-24	27-Sep-24	27-Sep-24	27-Sep-24	27-Sep-24	27-Sep-24	27-Sep-24	27-Sep-24
HumCell Leachate Vol [mL]	641	1009	893	908	913	935	888	418	996
Sample Name	DX450134	DX450185	DX450032	DX 550064	DX450008	DX 550056	DX450022	DX450077	DX450113
Sample Weight [g]	700	1000	1000	1000	1000	1000	1000	500	1000
pH [No unit]	6.91	7.01	6.15	7.18	6.88	7.07	7.24	7.07	7.61
Alkalinity [mg/L as CaCO3]	9	9	< 2	6	4	6	8	9	11
Conductivity [uS/cm]	75	28	11	14	9	17	22	21	27
Acidity [mg/L as CaCO3]	2	< 2	6	< 2	< 2	< 2	< 2	< 2	< 2
F [mg/L]	***	***	***	***	***	***	***	***	***
SO4 [mg/L]	16	2.6	2.7	0.3	0.5	1.8	1.4	0.9	0.8
Cl [mg/L]	< 0.2	---	---	---	---	---	---	---	---
Hg [mg/L]	0.00001	< 0.00001	< 0.00001	< 0.00001	< 0.00001	< 0.00001	< 0.00001	< 0.00001	< 0.00001
Ag [mg/L]	0.00007	< 0.00005	< 0.00005	< 0.00005	< 0.00005	< 0.00005	< 0.00005	< 0.00005	< 0.00005
Al [mg/L]	0.005	0.071	0.002	0.040	0.035	0.028	0.068	0.038	0.053
As [mg/L]	0.0850	0.0061	0.0020	0.0068	< 0.0002	0.0007	0.0067	0.0006	0.0035
Ba [mg/L]	0.00143	0.00216	0.00042	0.00019	0.00031	0.00168	0.00019	0.00875	0.00657
Be [mg/L]	< 0.000007	< 0.000007	< 0.000007	< 0.000007	< 0.000007	< 0.000007	< 0.000007	< 0.000007	< 0.000007
B [mg/L]	< 0.002	< 0.002	< 0.002	< 0.002	< 0.002	< 0.002	< 0.002	< 0.002	< 0.002
Bi [mg/L]	< 0.00001	< 0.00001	< 0.00001	< 0.00001	< 0.00001	< 0.00001	< 0.00001	< 0.00001	< 0.00001
Ca [mg/L]	11.9	3.70	1.12	2.13	1.36	2.36	3.77	2.66	4.68
Cd [mg/L]	0.000011	0.000005	0.000021	0.000006	0.000003	< 0.000003	0.000004	0.000007	< 0.000003
Co [mg/L]	0.000597	0.000034	0.00163	0.000027	0.000008	0.000014	0.000062	0.000028	0.000008
Cr [mg/L]	< 0.00008	< 0.00008	< 0.00008	< 0.00008	< 0.00008	< 0.00008	< 0.00008	< 0.00008	< 0.00008
Cu [mg/L]	0.004	< 0.001	< 0.001	< 0.001	< 0.001	< 0.001	< 0.001	< 0.001	< 0.001
Fe [mg/L]	< 0.007	< 0.007	< 0.007	< 0.007	< 0.007	< 0.007	< 0.007	< 0.007	< 0.007
K [mg/L]	0.578	1.36	0.317	0.180	0.224	0.246	0.031	1.34	0.232
Mg [mg/L]	0.374	0.046	0.082	0.026	0.022	0.157	0.098	0.124	0.127
Mn [mg/L]	0.0156	0.00982	0.0102	0.00284	0.00431	0.0129	0.0191	0.0176	0.0229
Mo [mg/L]	< 0.0004	< 0.0004	< 0.0004	< 0.0004	< 0.0004	< 0.0004	< 0.0004	< 0.0004	< 0.0004
Na [mg/L]	0.10	0.08	0.08	0.10	0.07	0.07	0.05	0.09	0.04
Ni [mg/L]	0.0554	< 0.0001	0.0030	< 0.0001	< 0.0001	< 0.0001	< 0.0001	0.0001	< 0.0001
P [mg/L]	< 0.003	< 0.003	< 0.003	< 0.003	< 0.003	< 0.003	< 0.003	< 0.003	< 0.003
Pb [mg/L]	< 0.00009	< 0.00009	< 0.00009	< 0.00009	< 0.00009	< 0.00009	< 0.00009	< 0.00009	< 0.00009
S [mg/L]	10	< 5	< 5	< 5	< 5	< 5	< 5	< 5	< 5
Sb [mg/L]	0.0013	< 0.0009	< 0.0009	< 0.0009	< 0.0009	< 0.0009	< 0.0009	< 0.0009	< 0.0009
Se [mg/L]	0.00036	< 0.00004	< 0.00004	< 0.00004	< 0.00004	0.00004	< 0.00004	< 0.00004	< 0.00004
Si [mg/L]	0.20	0.26	0.35	0.23	0.17	0.18	0.14	0.17	0.21
Sn [mg/L]	0.00007	< 0.00006	0.00008	< 0.00006	0.00011	< 0.00006	< 0.00006	< 0.00006	< 0.00006
Sr [mg/L]	0.0136	0.00464	0.00628	0.00253	0.00252	0.00503	0.00213	0.00420	0.0135

OnLine LIMS

0003906716

Results relate only to the sample tested. Data reported represents the sample submitted to SGS. Reproduction of this analytical report in full or in part is prohibited without prior written approval. Please refer to SGS General Conditions of Services located at https://www.sgs.ca/en/terms-and-conditions (Printed copies are available upon request.)
Test method information available upon request. "Temperature Upon Receipt" is representative of the whole shipment and may not reflect the temperature of individual samples.
SGS Canada Inc. Environment-Health & Safety statement of conformity decision rule does not consider uncertainty when analytical results are compared to a specified standard or regulation.

SGS Canada Inc.
P.O. Box 4300 - 185 Concession St.
Lakefield - Ontario - KOL 2HO
Phone: 705-652-2000 FAX: 705-652-6365

LR Report : **CA10166-SEP24**

Analysis	12: HC-15 Wk#70	13: HC-16 Wk#70	14: HC-17 Wk#70	15: HC-18 Wk#70	16: HC-19 Wk#70	17: HC-20 Wk#70	18: HC-21 Wk#70	19: HC-22 Wk#70	20: HC-23 Wk#70
Ti [mg/L]	< 0.0001	< 0.0001	< 0.0001	< 0.0001	< 0.0001	< 0.0001	< 0.0001	< 0.0001	< 0.0001
Th [mg/L]	< 0.0001	< 0.0001	< 0.0001	< 0.0001	< 0.0001	< 0.0001	< 0.0001	< 0.0001	< 0.0001
Tl [mg/L]	0.000007	0.000006	< 0.000005	< 0.000005	< 0.000005	< 0.000005	< 0.000005	< 0.000005	< 0.000005
U [mg/L]	0.000051	0.000540	0.000157	0.000202	0.000055	0.000008	0.000015	0.000030	0.000029
V [mg/L]	0.00005	0.00020	0.00004	0.00010	0.00002	0.00045	0.00029	0.00055	0.00014
W [mg/L]	< 0.0002	< 0.0002	< 0.0002	< 0.0002	< 0.0002	< 0.0002	< 0.0002	< 0.0002	< 0.0002
Zr [mg/L]	< 0.002	< 0.002	< 0.002	< 0.002	< 0.002	< 0.002	< 0.002	< 0.002	< 0.002
Zn [mg/L]	< 0.002	< 0.002	0.003	< 0.002	< 0.002	< 0.002	< 0.002	< 0.002	< 0.002

Analysis	21: HC-24 Wk#70	22: HC-25 Wk#70	23: HC-26 Wk#70	24: HC-27 Wk#70
Sample Date & Time	27-Sep-24	27-Sep-24	27-Sep-24	27-Sep-24
HumCell Leachate Vol [mL]	929	918	698	919
Sample Name	DX 550101	DX450128	DX450021	DX450222
Sample Weight [g]	1000	1000	750	1000
pH [No unit]	7.23	7.23	4.75	6.93
Alkalinity [mg/L as CaCO3]	7	10	< 2	4
Conductivity [uS/cm]	17	37	303	19
Acidity [mg/L as CaCO3]	< 2	< 2	108	< 2
F [mg/L]	***	***	***	***
SO4 [mg/L]	1.0	3.8	110	3.3
Cl [mg/L]	---	---	< 0.2	---
Hg [mg/L]	< 0.00001	< 0.00001	0.00001	< 0.00001
Ag [mg/L]	< 0.00005	< 0.00005	< 0.00005	< 0.00005
Al [mg/L]	0.040	0.056	0.015	0.033
As [mg/L]	0.0018	0.0009	< 0.0002	0.0005
Ba [mg/L]	0.00053	0.00114	0.0166	0.00059
Be [mg/L]	< 0.000007	< 0.000007	0.000007	< 0.000007
B [mg/L]	< 0.002	< 0.002	0.002	< 0.002
Bi [mg/L]	< 0.00001	< 0.00001	< 0.00001	< 0.00001
Ca [mg/L]	2.58	5.72	39.9	2.59
Cd [mg/L]	< 0.000003	0.000003	0.00177	0.000005
Co [mg/L]	0.000014	0.000035	0.0245	0.000010
Cr [mg/L]	< 0.00008	< 0.00008	< 0.00008	< 0.00008
Cu [mg/L]	< 0.001	0.001	0.005	< 0.001
Fe [mg/L]	< 0.007	< 0.007	12.2	< 0.007
K [mg/L]	0.102	0.364	4.70	0.453
Mg [mg/L]	0.103	0.096	2.03	0.052
Mn [mg/L]	0.00973	0.0111	0.574	0.00694
Mo [mg/L]	< 0.0004	< 0.0004	< 0.0004	< 0.0004
Na [mg/L]	0.05	0.07	0.22	0.10
Ni [mg/L]	< 0.0001	< 0.0001	0.128	0.0001
P [mg/L]	< 0.003	< 0.003	< 0.003	< 0.003
Pb [mg/L]	< 0.00009	< 0.00009	0.00023	0.00009
S [mg/L]	< 5	< 5	79	< 5
Sb [mg/L]	< 0.0009	< 0.0009	< 0.0009	< 0.0009
Se [mg/L]	< 0.00004	0.00004	0.00063	< 0.00004
Si [mg/L]	0.13	0.17	0.27	0.18
Sn [mg/L]	< 0.00006	< 0.00006	< 0.00006	0.00006
Sr [mg/L]	0.00222	0.00360	0.0196	0.00410
Ti [mg/L]	< 0.0001	< 0.0001	< 0.0001	0.00014
Th [mg/L]	< 0.0001	< 0.0001	< 0.0001	< 0.0001
Tl [mg/L]	< 0.000005	< 0.000005	< 0.000005	< 0.000005

OnLine LIMS

0003906716

Results relate only to the sample tested. Data reported represents the sample submitted to SGS. Reproduction of this analytical report in full or in part is prohibited without prior written approval. Please refer to SGS General Conditions of Services located at https://www.sgs.ca/en/terms-and-conditions (Printed copies are available upon request.)
Test method information available upon request. "Temperature Upon Receipt" is representative of the whole shipment and may not reflect the temperature of individual samples.
SGS Canada Inc. Environment-Health & Safety statement of conformity decision rule does not consider uncertainty when analytical results are compared to a specified standard or regulation.

SGS Canada Inc.
P.O. Box 4300 - 185 Concession St.
Lakefield - Ontario - KOL 2HO
Phone: 705-652-2000 FAX: 705-652-6365

LR Report : **CA10166-SEP24**

Analysis	21: HC-24 Wk#70	22: HC-25 Wk#70	23: HC-26 Wk#70	24: HC-27 Wk#70
U [mg/L]	0.000008	0.000037	0.000029	0.000142
V [mg/L]	0.00029	0.00025	< 0.00001	0.00011
W [mg/L]	< 0.0002	0.00034	< 0.0002	< 0.0002
Zr [mg/L]	< 0.002	< 0.002	< 0.002	< 0.002
Zn [mg/L]	< 0.002	< 0.002	0.027	0.007



Lisa Thompson
Project Specialist Assistant,
Environment, Health & Safety

OnLine LIMS

0003906716

Results relate only to the sample tested. Data reported represents the sample submitted to SGS. Reproduction of this analytical report in full or in part is prohibited without prior written approval. Please refer to SGS General Conditions of Services located at https://www.sgs.ca/en/terms-and-conditions (Printed copies are available upon request.)
Test method information available upon request. "Temperature Upon Receipt" is representative of the whole shipment and may not reflect the temperature of individual samples.
SGS Canada Inc. Environment-Health & Safety statement of conformity decision rule does not consider uncertainty when analytical results are compared to a specified standard or regulation.

SGS Canada Inc.
P.O. Box 4300 - 185 Concession St.
Lakefield - Ontario - KOL 2HO
Phone: 705-652-2000 FAX: 705-652-6365

28-August-2025

Great Bear Resources Ltd.
Attn : Ashley Moncrief

1020 - 800 West Pender St.
Vancouver, BC
V6C 2V6, Canada

Phone: 778-833-2160
Fax:

Date Rec. : 22 August 2025
LR Report: **CA10152-AUG25**
Reference: Wk#70

Copy: #1

CERTIFICATE OF ANALYSIS
Final Report

Analysis	3: Analysis Completed Date	4: Analysis Completed Time	5: HC-28 Wk#70	6: HC-29 Wk#70	7: HC-30 Wk#70	8: HC-31 Wk#70	9: HC-32 Wk#70	10: HC-33 Wk#70
Sample Date & Time			22-Aug-25	22-Aug-25	22-Aug-25	22-Aug-25	22-Aug-25	22-Aug-25
HumCell Leachate Vol [mL]	25-Aug-25	11:14	1027	1017	768	989	735	998
Sample Name	---	---	31787	DX450179	31644	DX450183	O31576	DX450213
Sample Weight [g]	---	---	1000	1000	750	1000	750	1000
pH [No unit]	26-Aug-25	12:49	6.84	7.17	7.10	7.30	7.25	5.29
Alkalinity [mg/L as CaCO3]	25-Aug-25	09:56	4	4	6	6	5	< 2
Conductivity [uS/cm]	26-Aug-25	12:49	9	11	17	15	14	22
Acidity [mg/L as CaCO3]	25-Aug-25	09:56	< 2	< 2	< 2	< 2	< 2	7
SO4 [mg/L]	26-Aug-25	14:58	0.5	0.2	1.8	1.5	1.7	12
Hg [mg/L]	26-Aug-25	10:19	< 0.00001	< 0.00001	< 0.00001	< 0.00001	< 0.00001	< 0.00001
Ag [mg/L]	26-Aug-25	10:19	< 0.00005	< 0.00005	< 0.00005	< 0.00005	< 0.00005	< 0.00005
Al [mg/L]	26-Aug-25	10:19	0.018	0.022	0.011	0.020	0.029	0.048
As [mg/L]	27-Aug-25	15:18	0.0008	0.0037	0.0022	0.0055	0.0009	< 0.0002
Ba [mg/L]	26-Aug-25	10:19	0.00079	0.00198	0.00087	0.00033	0.00170	0.00595
Be [mg/L]	26-Aug-25	10:19	< 0.000007	< 0.000007	< 0.000007	< 0.000007	< 0.000007	0.000037
B [mg/L]	26-Aug-25	10:19	< 0.002	< 0.002	< 0.002	< 0.002	< 0.002	0.002
Bi [mg/L]	26-Aug-25	10:19	< 0.00001	< 0.00001	< 0.00001	< 0.00001	< 0.00001	< 0.00001
Ca [mg/L]	26-Aug-25	10:19	1.43	1.84	2.83	2.65	2.42	0.97
Cd [mg/L]	26-Aug-25	10:19	< 0.000003	< 0.000003	< 0.000003	< 0.000003	0.000003	0.000020
Co [mg/L]	26-Aug-25	10:19	0.000008	0.000007	0.000004	0.000015	0.000004	0.000231
Cr [mg/L]	26-Aug-25	10:19	< 0.00008	< 0.00008	< 0.00008	< 0.00008	< 0.00008	< 0.00008
Cu [mg/L]	26-Aug-25	10:19	< 0.001	< 0.001	< 0.001	< 0.001	< 0.001	0.002
Fe [mg/L]	26-Aug-25	10:19	< 0.007	< 0.007	< 0.007	< 0.007	< 0.007	1.82
K [mg/L]	26-Aug-25	10:19	0.304	0.589	0.611	0.347	0.520	0.769
Mg [mg/L]	26-Aug-25	10:19	0.033	0.057	0.096	0.044	0.036	0.211
Mn [mg/L]	26-Aug-25	10:19	0.00132	0.00307	0.00695	0.00128	0.0242	0.0323
Mo [mg/L]	26-Aug-25	10:19	< 0.0004	< 0.0004	< 0.0004	< 0.0004	< 0.0004	< 0.0004
Na [mg/L]	26-Aug-25	10:19	0.04	0.04	0.05	0.06	0.05	0.05
Ni [mg/L]	27-Aug-25	15:18	< 0.0001	< 0.0001	< 0.0001	< 0.0001	< 0.0001	0.0034
P [mg/L]	26-Aug-25	10:19	< 0.003	< 0.003	< 0.003	< 0.003	< 0.003	< 0.003
Pb [mg/L]	26-Aug-25	10:19	< 0.00009	< 0.00009	< 0.00009	< 0.00009	< 0.00009	< 0.00009

OnLine LIMS

0004237691

Results relate only to the sample tested. Data reported represents the sample submitted to SGS. Reproduction of this analytical report in full or in part is prohibited without prior written approval. Please refer to SGS General Conditions of Services located at https://www.sgs.ca/en/terms-and-conditions (Printed copies are available upon request.)
Test method information available upon request. "Temperature Upon Receipt" is representative of the whole shipment and may not reflect the temperature of individual samples.
SGS Canada Inc. Environment-Health & Safety statement of conformity decision rule does not consider uncertainty when analytical results are compared to a specified standard or regulation.

SGS Canada Inc.
P.O. Box 4300 - 185 Concession St.
Lakefield - Ontario - KOL 2HO
Phone: 705-652-2000 FAX: 705-652-6365

LR Report : **CA10152-AUG25**

Analysis	3: Analysis Completed Date	4: Analysis Completed Time	5: HC-28 Wk#70	6: HC-29 Wk#70	7: HC-30 Wk#70	8: HC-31 Wk#70	9: HC-32 Wk#70	10: HC-33 Wk#70
S [mg/L]	26-Aug-25	10:19	< 5	< 5	< 5	< 5	< 5	< 5
Sb [mg/L]	26-Aug-25	10:19	< 0.0009	< 0.0009	< 0.0009	< 0.0009	< 0.0009	< 0.0009
Se [mg/L]	26-Aug-25	10:19	< 0.00004	< 0.00004	< 0.00004	< 0.00004	0.00010	0.00020
Si [mg/L]	26-Aug-25	10:19	0.18	0.21	0.22	0.27	0.19	0.69
Sn [mg/L]	26-Aug-25	10:19	0.00006	< 0.00006	< 0.00006	< 0.00006	< 0.00006	< 0.00006
Sr [mg/L]	26-Aug-25	10:19	0.00276	0.00394	0.00812	0.00424	0.00297	0.00573
Ti [mg/L]	26-Aug-25	10:19	< 0.0001	< 0.0001	< 0.0001	< 0.0001	< 0.0001	< 0.0001
Th [mg/L]	26-Aug-25	10:19	< 0.0001	< 0.0001	< 0.0001	< 0.0001	< 0.0001	< 0.0001
Tl [mg/L]	26-Aug-25	10:19	< 0.000005	< 0.000005	< 0.000005	< 0.000005	< 0.000005	< 0.000005
U [mg/L]	26-Aug-25	10:19	0.000283	0.000697	0.000560	0.000814	0.000110	0.000415
V [mg/L]	26-Aug-25	10:19	0.00013	0.00028	0.00010	0.00017	0.00012	< 0.00001
W [mg/L]	26-Aug-25	10:19	< 0.0002	< 0.0002	< 0.0002	< 0.0002	< 0.0002	< 0.0002
Zr [mg/L]	26-Aug-25	10:19	< 0.002	< 0.002	< 0.002	< 0.002	< 0.002	< 0.002
Zn [mg/L]	26-Aug-25	10:19	< 0.002	< 0.002	< 0.002	< 0.002	< 0.002	0.015

Analysis	11: HC-34 Wk#70	12: HC-35 Wk#70
Sample Date & Time	22-Aug-25	22-Aug-25
HumCell Leachate Vol [mL]	992	1016
Sample Name	DX450174	31795
Sample Weight [g]	1000	1000
pH [No unit]	7.43	7.62
Alkalinity [mg/L as CaCO3]	9	7
Conductivity [uS/cm]	18	16
Acidity [mg/L as CaCO3]	< 2	< 2
SO4 [mg/L]	0.3	0.7
Hg [mg/L]	< 0.00001	< 0.00001
Ag [mg/L]	< 0.00005	< 0.00005
Al [mg/L]	0.032	0.168
As [mg/L]	0.0024	0.0258
Ba [mg/L]	0.00452	0.00262
Be [mg/L]	< 0.000007	0.000026
B [mg/L]	< 0.002	< 0.002
Bi [mg/L]	< 0.00001	0.00003
Ca [mg/L]	2.89	2.36
Cd [mg/L]	< 0.000003	0.000004
Co [mg/L]	0.000009	0.000011
Cr [mg/L]	< 0.00008	< 0.00008
Cu [mg/L]	< 0.001	< 0.001
Fe [mg/L]	< 0.007	< 0.007
K [mg/L]	0.570	1.19
Mg [mg/L]	0.192	0.041
Mn [mg/L]	0.0129	0.00115
Mo [mg/L]	< 0.0004	< 0.0004
Na [mg/L]	0.06	0.08

OnLine LIMS

0004237691

Results relate only to the sample tested. Data reported represents the sample submitted to SGS. Reproduction of this analytical report in full or in part is prohibited without prior written approval. Please refer to SGS General Conditions of Services located at https://www.sgs.ca/en/terms-and-conditions (Printed copies are available upon request.)
Test method information available upon request. "Temperature Upon Receipt" is representative of the whole shipment and may not reflect the temperature of individual samples.
SGS Canada Inc. Environment-Health & Safety statement of conformity decision rule does not consider uncertainty when analytical results are compared to a specified standard or regulation.

SGS Canada Inc.
P.O. Box 4300 - 185 Concession St.
Lakefield - Ontario - KOL 2HO
Phone: 705-652-2000 FAX: 705-652-6365

LR Report : **CA10152-AUG25**

Analysis	11: HC-34 Wk#70	12: HC-35 Wk#70
Ni [mg/L]	< 0.0001	< 0.0001
P [mg/L]	< 0.003	< 0.003
Pb [mg/L]	< 0.00009	< 0.00009
S [mg/L]	< 5	< 5
Sb [mg/L]	< 0.0009	< 0.0009
Se [mg/L]	< 0.00004	< 0.00004
Si [mg/L]	0.25	0.41
Sn [mg/L]	< 0.00006	0.00009
Sr [mg/L]	0.00830	0.00237
Ti [mg/L]	< 0.0001	< 0.0001
Th [mg/L]	< 0.0001	< 0.0001
Tl [mg/L]	< 0.000005	0.000030
U [mg/L]	0.000035	0.000212
V [mg/L]	0.00021	0.00045
W [mg/L]	< 0.0002	< 0.0002
Zr [mg/L]	< 0.002	< 0.002
Zn [mg/L]	< 0.002	< 0.002



Lisa Thompson
Project Specialist Assistant,
Environment, Health & Safety

OnLine LIMS

0004237691

Results relate only to the sample tested. Data reported represents the sample submitted to SGS. Reproduction of this analytical report in full or in part is prohibited without prior written approval. Please refer to SGS General Conditions of Services located at https://www.sgs.ca/en/terms-and-conditions (Printed copies are available upon request.)
Test method information available upon request. "Temperature Upon Receipt" is representative of the whole shipment and may not reflect the temperature of individual samples.
SGS Canada Inc. Environment-Health & Safety statement of conformity decision rule does not consider uncertainty when analytical results are compared to a specified standard or regulation.

SGS Canada Inc.
P.O. Box 4300 - 185 Concession St.
Lakefield - Ontario - KOL 2HO
Phone: 705-652-2000 FAX: 705-652-6365

Great Bear - 8 Long

LR Report : **CA10152-AUG25**

Quality Control Report

Inorganic Analysis													
Parameter	Reporting Limit	Unit	Method Blank	Duplicate				LCS / Spike Blank			Matrix Spike / Reference Material		
				Result 1	Result 2	RPD	Acceptance Criteria	Spike Recovery (%)	Recovery Limits (%)		Spike Recovery (%)	Recovery Limits (%)	
							%		Low	High		Low	High
Acidity - QCBatchID: EWL0467-AUG25													
Acidity	2	mg/L as Ca	< 2			ND	20	104	90	110	NA		
Alkalinity - QCBatchID: EWL0467-AUG25													
Alkalinity	2	mg/L as Ca	< 2			0	20	106	80	120	NA		
Anions by IC - QCBatchID: DIO0506-AUG25													
Sulphate	0.2	mg/L	<0.2			1	20	99	90	110	97	75	125
Anions by IC - QCBatchID: DIO0538-AUG25													
Sulphate	0.2	mg/L	<0.2			2	20	105	90	110	101	75	125
Conductivity - QCBatchID: EWL0467-AUG25													
Conductivity	2	uS/cm	< 2			0	10	99	90	110	NA		
Inorganics-General - QCBatchID: EHG0031-AUG25													
Mercury	0.00001	mg/L	< 0.00001			ND	20	115	80	120	115	70	130
Metals in aqueous samples - ICP-MS - QCBatchID: EMS0203-AUG25													
Aluminum	0.001	mg/L	<0.001			4	20	104	90	110	107	70	130
Antimony	0.0009	mg/L	<0.0005			ND	20	98	90	110	95	70	130
Arsenic	0.0002	mg/L	<0.0002			14	20	97	90	110	95	70	130
Barium	0.00008	mg/L	<0.00008			9	20	101	90	110	122	70	130
Beryllium	0.000007	mg/L	<0.000007			ND	20	102	90	110	95	70	130
Bismuth	0.00001	mg/L	<0.00001			ND	20	97	90	110	100	70	130
Boron	0.002	mg/L	<0.002			5	20	97	90	110	97	70	130
Cadmium	0.000003	mg/L	<0.000003			7	20	99	90	110	97	70	130
Calcium	0.01	mg/L	<0.01			1	20	93	90	110	118	70	130
Chromium	0.00008	mg/L	<0.00008			10	20	103	90	110	124	70	130
Cobalt	0.000004	mg/L	<0.000004			15	20	95	90	110	96	70	130
Copper	0.001	mg/L	<0.001			1	20	102	90	110	98	70	130
Iron	0.007	mg/L	<0.007			10	20	100	90	110	100	70	130
Lead	0.00009	mg/L	<0.00009			ND	20	103	90	110	96	70	130
Magnesium	0.001	mg/L	0.001			1	20	98	90	110	101	70	130
Manganese	0.00001	mg/L	<0.00001			16	20	102	90	110	101	70	130
Molybdenum	0.0004	mg/L	<0.0004			4	20	103	90	110	105	70	130
Nickel	0.0001	mg/L	<0.0001			4	20	103	90	110	90	70	130
Phosphorus	0.003	mg/L	<0.003			2	20	93	90	110	NV	70	130
Potassium	0.009	mg/L	<0.009			1	20	100	90	110	96	70	130
Selenium	0.00004	mg/L	<0.00004			16	20	98	90	110	101	70	130
Silicon	0.02	mg/L	<0.02			1	20	94	90	110	NV	70	130
Silver	0.00005	mg/L	<0.00005			ND	20	95	90	110	NV	70	130

OnLine LIMS

0004237691

Results relate only to the sample tested. Data reported represents the sample submitted to SGS. Reproduction of this analytical report in full or in part is prohibited without prior written approval. Please refer to SGS General Conditions of Services located at https://www.sgs.ca/en/terms-and-conditions (Printed copies are available upon request.)
Test method information available upon request. "Temperature Upon Receipt" is representative of the whole shipment and may not reflect the temperature of individual samples.
SGS Canada Inc. Environment-Health & Safety statement of conformity decision rule does not consider uncertainty when analytical results are compared to a specified standard or regulation.

SGS Canada Inc.
P.O. Box 4300 - 185 Concession St.
Lakefield - Ontario - KOL 2HO
Phone: 705-652-2000 FAX: 705-652-6365

Great Bear - 8 Long

LR Report : **CA10152-AUG25**

Inorganic Analysis														
Parameter	Reporting Limit	Unit	Method Blank	Duplicate				LCS / Spike Blank			Matrix Spike / Reference Material			
				Result 1	Result 2	RPD	Acceptance Criteria	Spike Recovery (%)	Recovery Limits (%)		Spike Recovery (%)	Recovery Limits (%)		
							%		Low	High		Low	High	
Sodium	0.01	mg/L	<0.01			2	20	97	90	110	120	70	130	
Strontium	0.00008	mg/L	<0.00008			1	20	101	90	110	117	70	130	
Sulfur	5	mg/L	<5			ND	20	109	90	110	NV	70	130	
Thallium	0.000005	mg/L	<0.000005			ND	20	99	90	110	90	70	130	
Thorium	0.0001	mg/L	<0.0001			ND	20	97	90	110	NV	70	130	
Tin	0.00006	mg/L	<0.00006			ND	20	105	90	110	NV	70	130	
Titanium	0.0001	mg/L	<0.0001			4	20	101	90	110	NV	70	130	
Tungsten	0.0002	mg/L	<0.0002			ND	20	105	90	110	NV	70	130	
Uranium	0.000002	mg/L	<0.000002			0	20	106	90	110	98	70	130	
Vanadium	0.00001	mg/L	<0.00001			1	20	99	90	110	112	70	130	
Zinc	0.002	mg/L	<0.002			0	20	96	90	110	117	70	130	
Zirconium	0.002	mg/L	<0.002			ND	20	98	90	110	NV	70	130	
Metals in aqueous samples - ICP-MS - QCBatchID: EMS0230-AUG25														
Arsenic	0.0002	mg/L	<0.0002			18	20	95	90	110	97	70	130	
Nickel	0.0001	mg/L	<0.0001			9	20	99	90	110	91	70	130	
pH - QCBatchID: EWL0467-AUG25														
pH	0.05	No unit	NA			0		100			NA			

OnLine LIMS

Results relate only to the sample tested. Data reported represents the sample submitted to SGS. Reproduction of this analytical report in full or in part is prohibited without prior written approval. Please refer to SGS General Conditions of Services located at https://www.sgs.ca/en/terms-and-conditions (Printed copies are available upon request.)
Test method information available upon request. "Temperature Upon Receipt" is representative of the whole shipment and may not reflect the temperature of individual samples.
SGS Canada Inc. Environment-Health & Safety statement of conformity decision rule does not consider uncertainty when analytical results are compared to a specified standard or regulation.

0004237691

SGS Canada Inc.
P.O. Box 4300 - 185 Concession St.
Lakefield - Ontario - KOL 2HO
Phone: 705-652-2000 FAX: 705-652-6365

16-October-2024

Great Bear Resources Ltd.
Attn : Ashley Moncrief

1020 - 800 West Pender St.
Vancouver, BC
V6C 2V6, Canada

Phone: 778-833-2160
Fax:

Date Rec. : 03 October 2024
LR Report: **CA10034-OCT24**
Reference: Wk#71

Copy: #1

CERTIFICATE OF ANALYSIS

Final Report

Analysis	3: Analysis Completed Date	4: Analysis Completed Time	5: HC-1 Wk#71	6: HC-2 Wk#71	7: HC-3 Wk#71	8: HC-4 Wk#71	9: HC-5 Wk#71	10: HC-6 Wk#71	11: HC-7 Wk#71
Sample Date & Time			03-Oct-24	03-Oct-24	03-Oct-24	03-Oct-24	03-Oct-24	03-Oct-24	03-Oct-24
HumCell Leachate Vol [mL]	03-Oct-24	16:57	894	1004	464	493	927	499	912
Sample Name	---	---	DX450052	DX 550083	DX450204	DX450176	DX450232	DX450181	DX450002
Sample Weight [g]	---	---	1000	1000	500	500	1000	500	1000
pH [No unit]	07-Oct-24	11:06	6.56	7.46	6.88	5.42	6.96	7.02	7.12
Alkalinity [mg/L as CaCO3]	04-Oct-24	10:31	2	13	3	< 2	4	7	6
Conductivity [uS/cm]	04-Oct-24	10:31	32	34	9	41	14	19	12
Acidity [mg/L as CaCO3]	07-Oct-24	11:06	< 2	< 2	< 2	8	< 2	< 2	< 2
SO4 [mg/L]	04-Oct-24	07:47	13	3.3	0.4	19	1.6	0.3	0.2

Lisa Thompson
Project Specialist Assistant,
Environment, Health & Safety

OnLine LIMS

0003893201

Results relate only to the sample tested. Data reported represents the sample submitted to SGS. Reproduction of this analytical report in full or in part is prohibited without prior written approval. Please refer to SGS General Conditions of Services located at https://www.sgs.ca/en/terms-and-conditions (Printed copies are available upon request.)
Test method information available upon request. "Temperature Upon Receipt" is representative of the whole shipment and may not reflect the temperature of individual samples.
SGS Canada Inc. Environment-Health & Safety statement of conformity decision rule does not consider uncertainty when analytical results are compared to a specified standard or regulation.

SGS Canada Inc.
P.O. Box 4300 - 185 Concession St.
Lakefield - Ontario - KOL 2HO
Phone: 705-652-2000 FAX: 705-652-6365

18-October-2024

Great Bear Resources Ltd.
Attn : Ashley Moncrief

1020 - 800 West Pender St.
Vancouver, BC
V6C 2V6, Canada

Phone: 778-833-2160
Fax:

Date Rec. : 04 October 2024
LR Report: **CA10037-OCT24**
Reference: Wk#71

Copy: #1

CERTIFICATE OF ANALYSIS
Final Report

Analysis	3: Analysis Completed Date	4: Analysis Completed Time	5: HC-8 Wk#71	6: HC-9 Wk#71	7: HC-10 Wk#71	8: HC-11 Wk#71	9: HC-12 Wk#71
Sample Date & Time			04-Oct-24	04-Oct-24	04-Oct-24	04-Oct-24	04-Oct-24
HumCell Leachate Vol [mL]	08-Oct-24	13:16	1003	999	990	1011	1009
Sample Name	---	---	DX450108	DX450076	DX450186	DX450118	DX 550107
Sample Weight [g]	---	---	1000	1000	1000	1000	1000
pH [No unit]	07-Oct-24	14:47	7.14	5.89	6.93	7.23	7.08
Alkalinity [mg/L as CaCO3]	07-Oct-24	14:47	8	< 2	4	9	6
Conductivity [uS/cm]	07-Oct-24	14:48	21	31	11	21	22
Acidity [mg/L as CaCO3]	07-Oct-24	14:49	< 2	8	< 2	< 2	< 2
SO4 [mg/L]	08-Oct-24	10:25	2.0	12	0.6	1.1	3.3

Analysis	10: HC-13 Wk#71	11: HC-14 Wk#71	12: HC-15 Wk#71	13: HC-16 Wk#71	14: HC-17 Wk#71	15: HC-18 Wk#71	16: HC-19 Wk#71
Sample Date & Time	04-Oct-24	04-Oct-24	04-Oct-24	04-Oct-24	04-Oct-24	04-Oct-24	04-Oct-24
HumCell Leachate Vol [mL]	1003	946	690	1005	1010	972	972
Sample Name	DX450159	DX450171	DX450134	DX450185	DX450032	DX 550064	DX450008
Sample Weight [g]	1000	1000	700	1000	1000	1000	1000
pH [No unit]	7.20	6.46	7.21	7.20	6.28	7.13	6.80
Alkalinity [mg/L as CaCO3]	8	2	7	8	< 2	6	3
Conductivity [uS/cm]	26	22	65	23	11	12	8
Acidity [mg/L as CaCO3]	< 2	< 2	< 2	< 2	3	< 2	< 2
SO4 [mg/L]	3.9	7.3	13	2.2	2.6	0.2	0.5

Analysis	17: HC-20 Wk#71	18: HC-21 Wk#71	19: HC-22 Wk#71	20: HC-23 Wk#71	21: HC-24 Wk#71	22: HC-25 Wk#71	23: HC-26 Wk#71
Sample Date & Time	04-Oct-24	04-Oct-24	04-Oct-24	04-Oct-24	04-Oct-24	04-Oct-24	04-Oct-24
HumCell Leachate Vol [mL]	980	987	486	1001	994	1011	757

OnLine LIMS

0003897547

Results relate only to the sample tested. Data reported represents the sample submitted to SGS. Reproduction of this analytical report in full or in part is prohibited without prior written approval. Please refer to SGS General Conditions of Services located at https://www.sgs.ca/en/terms-and-conditions (Printed copies are available upon request.)
Test method information available upon request. "Temperature Upon Receipt" is representative of the whole shipment and may not reflect the temperature of individual samples.
SGS Canada Inc. Environment-Health & Safety statement of conformity decision rule does not consider uncertainty when analytical results are compared to a specified standard or regulation.

SGS Canada Inc.
P.O. Box 4300 - 185 Concession St.
Lakefield - Ontario - KOL 2HO
Phone: 705-652-2000 FAX: 705-652-6365

LR Report : **CA10037-OCT24**

Analysis	17: HC-20 Wk#71	18: HC-21 Wk#71	19: HC-22 Wk#71	20: HC-23 Wk#71	21: HC-24 Wk#71	22: HC-25 Wk#71	23: HC-26 Wk#71
Sample Name	DX 550056	DX450022	DX450077	DX450113	DX 550101	DX450128	DX450021
Sample Weight [g]	1000	1000	500	1000	1000	1000	750
pH [No unit]	7.11	7.33	7.09	7.56	7.10	7.44	4.87
Alkalinity [mg/L as CaCO3]	7	9	6	13	8	10	< 2
Conductivity [uS/cm]	15	21	16	27	15	39	252
Acidity [mg/L as CaCO3]	< 2	< 2	< 2	< 2	< 2	< 2	129
SO4 [mg/L]	1.0	1.3	0.6	0.7	0.4	3.3	84

Analysis	24: HC-27 Wk#71
Sample Date & Time	04-Oct-24
HumCell Leachate Vol [mL]	991
Sample Name	DX450222
Sample Weight [g]	1000
pH [No unit]	6.81
Alkalinity [mg/L as CaCO3]	3
Conductivity [uS/cm]	12
Acidity [mg/L as CaCO3]	< 2
SO4 [mg/L]	1.8



Lisa Thompson
Project Specialist Assistant,
Environment, Health & Safety

OnLine LIMS

0003897547

Results relate only to the sample tested. Data reported represents the sample submitted to SGS. Reproduction of this analytical report in full or in part is prohibited without prior written approval. Please refer to SGS General Conditions of Services located at https://www.sgs.ca/en/terms-and-conditions (Printed copies are available upon request.)
Test method information available upon request. "Temperature Upon Receipt" is representative of the whole shipment and may not reflect the temperature of individual samples.
SGS Canada Inc. Environment-Health & Safety statement of conformity decision rule does not consider uncertainty when analytical results are compared to a specified standard or regulation.

SGS Canada Inc.
P.O. Box 4300 - 185 Concession St.
Lakefield - Ontario - KOL 2HO
Phone: 705-652-2000 FAX: 705-652-6365

09-September-2025

Great Bear Resources Ltd.
Attn : Ashley Moncrief

1020 - 800 West Pender St., Vancouver
Canada, V6C 2V6
Phone: 778-833-2160, Fax:

Date Rec. : 29 August 2025
LR Report: **CA10200-AUG25**
Reference: Wk#71

Copy: #1

CERTIFICATE OF ANALYSIS

Final Report

Analysis	3: Analysis Completed Date	4: Analysis Completed Time	5: HC-28 Wk#71	6: HC-29 Wk#71	7: HC-30 Wk#71	8: HC-31 Wk#71	9: HC-32 Wk#71	10: HC-33 Wk#71	11: HC-34 Wk#71
Sample Date & Time			29-Aug-25	29-Aug-25	29-Aug-25	29-Aug-25	29-Aug-25	29-Aug-25	29-Aug-25
HumCell Leachate Vol [mL]	31-Aug-25	10:04	1034	1020	768	985	768	1005	1017
Sample Name	---	---	31787	DX450179	31644	DX450183	O31576	DX450213	DX450174
Sample Weight [g]	---	---	1000	1000	750	1000	750	1000	1000
pH [No unit]	02-Sep-25	14:08	7.41	6.95	7.13	7.35	7.35	5.01	7.30
Alkalinity [mg/L as CaCO3]	31-Aug-25	12:18	4	6	5	5	6	< 2	9
Conductivity [uS/cm]	31-Aug-25	12:18	4	7	14	11	11	23	15
Acidity [mg/L as CaCO3]	31-Aug-25	12:17	< 2	< 2	< 2	< 2	< 2	7	< 2
SO4 [mg/L]	02-Sep-25	14:37	0.4	0.2	1.8	1.4	1.2	8.5	0.2

Analysis	12: HC-35 Wk#71
Sample Date & Time	29-Aug-25
HumCell Leachate Vol [mL]	1004
Sample Name	31795
Sample Weight [g]	1000
pH [No unit]	7.70
Alkalinity [mg/L as CaCO3]	8
Conductivity [uS/cm]	14
Acidity [mg/L as CaCO3]	< 2
SO4 [mg/L]	0.7



Lisa Thompson
Project Specialist Assistant,
Environment, Health & Safety

OnLine LIMS

00004249888

Results relate only to the sample tested. Data reported represents the sample submitted to SGS. Reproduction of this analytical report in full or in part is prohibited without prior written approval. Please refer to SGS General Conditions of Services located at https://www.sgs.ca/en/terms-and-conditions (Printed copies are available upon request.)
Test method information available upon request. "Temperature Upon Receipt" is representative of the whole shipment and may not reflect the temperature of individual samples.
SGS Canada Inc. Environment-Health & Safety statement of conformity decision rule does not consider uncertainty when analytical results are compared to a specified standard or regulation.

SGS Canada Inc.
P.O. Box 4300 - 185 Concession St.
Lakefield - Ontario - KOL 2HO
Phone: 705-652-2000 FAX: 705-652-6365

Great Bear - 8 Short

LR Report : **CA10200-AUG25**

Quality Control Report

Inorganic Analysis														
Parameter	Reporting Limit	Unit	Method Blank	Duplicate				LCS / Spike Blank			Matrix Spike / Reference Material		
				Result 1	Result 2	RPD	Acceptance Criteria	Spike Recovery (%)	Recovery Limits (%)		Spike Recovery (%)	Recovery Limits (%)	
							%		Low	High		Low	High
Acidity - QCBatchID: EWL0637-AUG25													
Acidity	2	mg/L as Ca	< 2			ND	20	100	90	110	NA		
Alkalinity - QCBatchID: EWL0637-AUG25													
Alkalinity	2	mg/L as Ca	< 2			0	20	102	80	120	NA		
Anions by IC - QCBatchID: DIO0672-AUG25													
Sulphate	0.2	mg/L	<0.2			0	20	102	90	110	89	75	125
Conductivity - QCBatchID: EWL0637-AUG25													
Conductivity	2	uS/cm	< 2			5	10	100	90	110	NA		
pH - QCBatchID: EWL0637-AUG25													
pH	0.05	No unit	NA			1		100			NA		

OnLine LIMS

0004249888

Results relate only to the sample tested. Data reported represents the sample submitted to SGS. Reproduction of this analytical report in full or in part is prohibited without prior written approval. Please refer to SGS General Conditions of Services located at https://www.sgs.ca/en/terms-and-conditions (Printed copies are available upon request.)
Test method information available upon request. "Temperature Upon Receipt" is representative of the whole shipment and may not reflect the temperature of individual samples.
SGS Canada Inc. Environment-Health & Safety statement of conformity decision rule does not consider uncertainty when analytical results are compared to a specified standard or regulation.

SGS Canada Inc.
P.O. Box 4300 - 185 Concession St.
Lakefield - Ontario - KOL 2HO
Phone: 705-652-2000 FAX: 705-652-6365

22-October-2024

Great Bear Resources Ltd.
Attn : Ashley Moncrief

1020 - 800 West Pender St.
Vancouver, BC
V6C 2V6, Canada

Phone: 778-833-2160
Fax:

Date Rec. : 10 October 2024
LR Report: **CA10075-OCT24**
Reference: Wk#72

Copy: #1

CERTIFICATE OF ANALYSIS
Final Report

Analysis	3: Analysis Completed Date	4: Analysis Completed Time	5: HC-1 Wk#72	6: HC-2 Wk#72	7: HC-3 Wk#72	8: HC-4 Wk#72	9: HC-5 Wk#72
Sample Date & Time			10-Oct-24	10-Oct-24	10-Oct-24	10-Oct-24	10-Oct-24
HumCell Leachate Vol [mL]	15-Oct-24	11:39	930	1001	501	506	944
Sample Name	---	---	DX450052	DX 550083	DX450204	DX450176	DX450232
Sample Weight [g]	---	---	1000	1000	500	500	1000
pH [No unit]	16-Oct-24	11:30	6.51	7.13	6.74	5.12	6.79
Alkalinity [mg/L as CaCO3]	11-Oct-24	12:17	2	13	3	< 2	4
Conductivity [uS/cm]	11-Oct-24	12:17	30	32	8	41	13
Acidity [mg/L as CaCO3]	11-Oct-24	12:17	< 2	< 2	< 2	10	< 2
SO4 [mg/L]	15-Oct-24	14:22	8.9	3.5	0.4	14	1.6
Hg [mg/L]	16-Oct-24	09:31	< 0.00001	< 0.00001	< 0.00001	< 0.00001	< 0.00001
Ag [mg/L]	15-Oct-24	12:54	< 0.00005	< 0.00005	< 0.00005	< 0.00005	< 0.00005
Al [mg/L]	15-Oct-24	12:54	0.003	0.057	0.027	0.005	0.035
As [mg/L]	15-Oct-24	12:54	< 0.0002	0.0111	0.0011	< 0.0002	0.0013
Ba [mg/L]	15-Oct-24	12:54	0.00078	0.0163	0.00055	0.00208	0.00090
Be [mg/L]	15-Oct-24	12:54	< 0.000007	< 0.000007	< 0.000007	0.000009	< 0.000007
B [mg/L]	15-Oct-24	12:54	< 0.002	< 0.002	< 0.002	< 0.002	< 0.002
Bi [mg/L]	15-Oct-24	12:54	< 0.00001	0.00004	< 0.00001	< 0.00001	< 0.00001
Ca [mg/L]	15-Oct-24	12:54	4.84	5.72	1.39	4.29	2.15
Cd [mg/L]	15-Oct-24	12:54	0.00153	0.000008	0.000004	0.0156	0.000006
Co [mg/L]	15-Oct-24	12:54	0.000013	0.000025	0.000016	0.00332	0.000008
Cr [mg/L]	15-Oct-24	12:54	< 0.00008	< 0.00008	< 0.00008	< 0.00008	< 0.00008
Cu [mg/L]	15-Oct-24	12:54	< 0.001	< 0.001	< 0.001	0.005	< 0.001
Fe [mg/L]	15-Oct-24	12:54	< 0.007	< 0.007	< 0.007	0.015	< 0.007
K [mg/L]	15-Oct-24	12:54	0.286	1.36	0.476	0.561	0.532
Mg [mg/L]	15-Oct-24	12:54	0.041	0.102	0.066	0.608	0.048
Mn [mg/L]	15-Oct-24	12:54	0.0237	0.0270	0.00273	0.0898	0.00884
Mo [mg/L]	15-Oct-24	12:54	< 0.0004	< 0.0004	0.0011	< 0.0004	< 0.0004
Na [mg/L]	15-Oct-24	12:54	0.08	0.05	0.07	0.05	0.07
Ni [mg/L]	15-Oct-24	12:54	< 0.0001	0.0002	< 0.0001	0.0189	< 0.0001
P [mg/L]	15-Oct-24	12:54	< 0.003	< 0.003	< 0.003	< 0.003	< 0.003

OnLine LIMS

0003900715

Results relate only to the sample tested. Data reported represents the sample submitted to SGS. Reproduction of this analytical report in full or in part is prohibited without prior written approval. Please refer to SGS General Conditions of Services located at https://www.sgs.ca/en/terms-and-conditions (Printed copies are available upon request.)
Test method information available upon request. "Temperature Upon Receipt" is representative of the whole shipment and may not reflect the temperature of individual samples.
SGS Canada Inc. Environment-Health & Safety statement of conformity decision rule does not consider uncertainty when analytical results are compared to a specified standard or regulation.

SGS Canada Inc.
P.O. Box 4300 - 185 Concession St.
Lakefield - Ontario - KOL 2HO
Phone: 705-652-2000 FAX: 705-652-6365

LR Report : **CA10075-OCT24**

Analysis	3: Analysis Completed Date	4: Analysis Completed Time	5: HC-1 Wk#72	6: HC-2 Wk#72	7: HC-3 Wk#72	8: HC-4 Wk#72	9: HC-5 Wk#72
Pb [mg/L]	15-Oct-24	12:54	0.0290	0.00022	0.00022	0.472	< 0.00009
S [mg/L]	15-Oct-24	12:54	< 5	< 5	< 5	6	< 5
Sb [mg/L]	15-Oct-24	12:54	< 0.0009	< 0.0009	< 0.0009	< 0.0009	< 0.0009
Se [mg/L]	15-Oct-24	12:54	0.00020	0.00185	< 0.00004	0.00116	< 0.00004
Si [mg/L]	15-Oct-24	12:54	0.15	0.26	0.17	0.45	0.22
Sn [mg/L]	15-Oct-24	12:54	< 0.00006	0.00009	0.00006	0.00006	0.00008
Sr [mg/L]	15-Oct-24	12:54	0.00491	0.0196	0.00281	0.00474	0.00266
Ti [mg/L]	15-Oct-24	12:54	< 0.0001	< 0.0001	< 0.0001	< 0.0001	< 0.0001
Th [mg/L]	15-Oct-24	12:54	< 0.0001	< 0.0001	< 0.0001	< 0.0001	< 0.0001
Tl [mg/L]	15-Oct-24	12:54	0.000023	0.000015	0.000013	0.000020	< 0.000005
U [mg/L]	15-Oct-24	12:54	0.000009	0.000273	0.000286	0.000051	0.000457
V [mg/L]	15-Oct-24	12:54	< 0.00001	0.00027	0.00015	< 0.00001	0.00039
W [mg/L]	15-Oct-24	12:54	< 0.0002	< 0.0002	< 0.0002	< 0.0002	< 0.0002
Zr [mg/L]	15-Oct-24	12:54	< 0.002	< 0.002	< 0.002	< 0.002	< 0.002
Zn [mg/L]	15-Oct-24	12:54	0.057	0.005	< 0.002	1.75	< 0.002

Analysis	10: HC-6 Wk#72	11: HC-7 Wk#72
Sample Date & Time	10-Oct-24	10-Oct-24
HumCell Leachate Vol [mL]	504	939
Sample Name	DX450181	DX450002
Sample Weight [g]	500	1000
pH [No unit]	6.89	6.96
Alkalinity [mg/L as CaCO3]	6	5
Conductivity [uS/cm]	14	11
Acidity [mg/L as CaCO3]	< 2	< 2
SO4 [mg/L]	0.3	0.2
Hg [mg/L]	< 0.00001	< 0.00001
Ag [mg/L]	< 0.00005	< 0.00005
Al [mg/L]	0.021	0.027
As [mg/L]	0.0007	0.0046
Ba [mg/L]	0.00088	0.00058
Be [mg/L]	< 0.000007	< 0.000007
B [mg/L]	< 0.002	< 0.002
Bi [mg/L]	< 0.00001	< 0.00001
Ca [mg/L]	2.71	1.98
Cd [mg/L]	< 0.000003	0.000003
Co [mg/L]	0.000007	0.000010
Cr [mg/L]	< 0.00008	< 0.00008
Cu [mg/L]	< 0.001	< 0.001
Fe [mg/L]	< 0.007	< 0.007
K [mg/L]	0.344	0.448
Mg [mg/L]	0.077	0.074

OnLine LIMS

0003907715

Results relate only to the sample tested. Data reported represents the sample submitted to SGS. Reproduction of this analytical report in full or in part is prohibited without prior written approval. Please refer to SGS General Conditions of Services located at https://www.sgs.ca/en/terms-and-conditions (Printed copies are available upon request.)
Test method information available upon request. "Temperature Upon Receipt" is representative of the whole shipment and may not reflect the temperature of individual samples.
SGS Canada Inc. Environment-Health & Safety statement of conformity decision rule does not consider uncertainty when analytical results are compared to a specified standard or regulation.

SGS Canada Inc.
P.O. Box 4300 - 185 Concession St.
Lakefield - Ontario - KOL 2HO
Phone: 705-652-2000 FAX: 705-652-6365

LR Report : **CA10075-OCT24**

Analysis	10: HC-6 Wk#72	11: HC-7 Wk#72
Mn [mg/L]	0.00415	0.00568
Mo [mg/L]	< 0.0004	0.0011
Na [mg/L]	0.05	0.09
Ni [mg/L]	< 0.0001	< 0.0001
P [mg/L]	< 0.003	< 0.003
Pb [mg/L]	0.00073	< 0.00009
S [mg/L]	< 5	< 5
Sb [mg/L]	< 0.0009	< 0.0009
Se [mg/L]	< 0.00004	< 0.00004
Si [mg/L]	0.30	0.20
Sn [mg/L]	0.00011	< 0.00006
Sr [mg/L]	0.00472	0.00357
Ti [mg/L]	< 0.0001	0.0001
Th [mg/L]	< 0.0001	< 0.0001
Tl [mg/L]	< 0.000005	0.000014
U [mg/L]	0.000199	0.000413
V [mg/L]	0.00031	0.00018
W [mg/L]	0.0004	< 0.0002
Zr [mg/L]	< 0.002	< 0.002
Zn [mg/L]	< 0.002	< 0.002



Lisa Thompson
Project Specialist Assistant,
Environment, Health & Safety

OnLine LIMS

0003900715

Results relate only to the sample tested. Data reported represents the sample submitted to SGS. Reproduction of this analytical report in full or in part is prohibited without prior written approval. Please refer to SGS General Conditions of Services located at https://www.sgs.ca/en/terms-and-conditions (Printed copies are available upon request.)
Test method information available upon request. "Temperature Upon Receipt" is representative of the whole shipment and may not reflect the temperature of individual samples.
SGS Canada Inc. Environment-Health & Safety statement of conformity decision rule does not consider uncertainty when analytical results are compared to a specified standard or regulation.

SGS Canada Inc.
P.O. Box 4300 - 185 Concession St.
Lakefield - Ontario - KOL 2HO
Phone: 705-652-2000 FAX: 705-652-6365

Quality Control Report

Inorganic Analysis													
Parameter	Reporting Limit	Unit	Method Blank	Duplicate				LCS / Spike Blank			Matrix Spike / Reference Material		
				Result 1	Result 2	RPD	Acceptance Criteria	Spike Recovery (%)	Recovery Limits (%)		Spike Recovery (%)	Recovery Limits (%)	
							%		Low	High		Low	High
Acidity - QCBatchID: EWL0243-OCT24													
Acidity	2	mg/L as Ca	2			ND	20	104	90	110	NA		
Alkalinity - QCBatchID: EWL0243-OCT24													
Alkalinity	2	mg/L as Ca	< 2			0	20	102	80	120	NA		
Anions by IC - QCBatchID: DIO0258-OCT24													
Sulphate	0.2	mg/L	<0.2			ND	20	92	90	110	89	75	125
Anions by IC - QCBatchID: DIO0266-OCT24													
Sulphate	0.2	mg/L	<0.2			0	20	93	90	110	83	75	125
Conductivity - QCBatchID: EWL0243-OCT24													
Conductivity	2	uS/cm	< 2			0	20	99	90	110	NA		
Inorganics-General - QCBatchID: EHG0025-OCT24													
Mercury	0.00001	mg/L	< 0.00001			ND	20	115	80	120	122	70	130
Metals in aqueous samples - ICP-MS - QCBatchID: EMS0137-OCT24													
Aluminum	0.001	mg/L	<0.001			4	20	98	90	110	104	70	130
Antimony	0.0009	mg/L	<0.0009			ND	20	104	90	110	98	70	130
Arsenic	0.0002	mg/L	<0.0002			6	20	99	90	110	99	70	130
Barium	0.00008	mg/L	<0.00008			ND	20	104	90	110	104	70	130
Beryllium	0.000007	mg/L	<0.000007			ND	20	99	90	110	84	70	130
Bismuth	0.00001	mg/L	<0.00001			ND	20	100	90	110	99	70	130
Boron	0.002	mg/L	<0.002			2	20	102	90	110	93	70	130
Cadmium	0.000003	mg/L	<0.000003			0	20	107	90	110	101	70	130
Calcium	0.01	mg/L	<0.01			2	20	104	90	110	91	70	130
Chromium	0.00008	mg/L	<0.00008			ND	20	100	90	110	93	70	130
Cobalt	0.000004	mg/L	<0.000004			9	20	98	90	110	88	70	130
Copper	0.001	mg/L	<0.001			ND	20	99	90	110	91	70	130
Iron	0.007	mg/L	<0.007			ND	20	92	90	110	87	70	130
Lead	0.00009	mg/L	<0.00009			0	20	103	90	110	100	70	130
Magnesium	0.001	mg/L	<0.001			2	20	101	90	110	80	70	130
Manganese	0.00001	mg/L	<0.00001			7	20	100	90	110	81	70	130
Molybdenum	0.0004	mg/L	<0.0004			ND	20	97	90	110	77	70	130
Nickel	0.0001	mg/L	<0.0001			ND	20	104	90	110	93	70	130
Phosphorus	0.003	mg/L	<0.003			ND	20	100	90	110	NV	70	130
Potassium	0.003	mg/L	<0.009			1	20	99	90	110	96	70	130
Selenium	0.00004	mg/L	<0.00004			12	20	102	90	110	110	70	130
Silicon	0.02	mg/L	<0.02			3	20	102	90	110	NV	70	130
Silver	0.00005	mg/L	<0.00005			ND	20	94	90	110	71	70	130

OnLine LIMS

00039007715

Results relate only to the sample tested. Data reported represents the sample submitted to SGS. Reproduction of this analytical report in full or in part is prohibited without prior written approval. Please refer to SGS General Conditions of Services located at https://www.sgs.ca/en/terms-and-conditions (Printed copies are available upon request.)
Test method information available upon request. "Temperature Upon Receipt" is representative of the whole shipment and may not reflect the temperature of individual samples.
SGS Canada Inc. Environment-Health & Safety statement of conformity decision rule does not consider uncertainty when analytical results are compared to a specified standard or regulation.

SGS Canada Inc.
P.O. Box 4300 - 185 Concession St.
Lakefield - Ontario - KOL 2HO
Phone: 705-652-2000 FAX: 705-652-6365

Inorganic Analysis														
Parameter	Reporting Limit	Unit	Method Blank	Duplicate				LCS / Spike Blank			Matrix Spike / Reference Material			
				Result 1	Result 2	RPD	Acceptance Criteria	Spike Recovery (%)	Recovery Limits (%)		Spike Recovery (%)	Recovery Limits (%)	
							%		Low	High		Low	High
Sodium	0.01	mg/L	<0.01			12	20	98	90	110	95	70	130
Strontium	0.00008	mg/L	<0.00008			5	20	97	90	110	78	70	130
Sulfur	5	mg/L	<5			ND	20	104	90	110	NV	70	130
Thallium	0.000005	mg/L	<0.000005			ND	20	98	90	110	77	70	130
Thorium	0.0001	mg/L	<0.0001			ND	20	102	90	110	NV	70	130
Tin	0.00006	mg/L	<0.00006			ND	20	109	90	110	NV	70	130
Titanium	0.0001	mg/L	<0.0001			ND	20	104	90	110	NV	70	130
Tungsten	0.0002	mg/L	<0.0002			ND	20	105	90	110	NV	70	130
Uranium	0.000002	mg/L	<0.000002			3	20	96	90	110	100	70	130
Vanadium	0.00001	mg/L	<0.00001			7	20	97	90	110	88	70	130
Zinc	0.002	mg/L	<0.002			ND	20	96	90	110	95	70	130
Zirconium	0.002	mg/L	<0.002			ND	20	104	90	110	NV	70	130
pH - QCBatchID: EWL0243-OCT24													
pH	0.05	No unit	NA			0		100			NA		

OnLine LIMS

0003900715

Results relate only to the sample tested. Data reported represents the sample submitted to SGS. Reproduction of this analytical report in full or in part is prohibited without prior written approval. Please refer to SGS General Conditions of Services located at https://www.sgs.ca/en/terms-and-conditions (Printed copies are available upon request.)
Test method information available upon request. "Temperature Upon Receipt" is representative of the whole shipment and may not reflect the temperature of individual samples.
SGS Canada Inc. Environment-Health & Safety statement of conformity decision rule does not consider uncertainty when analytical results are compared to a specified standard or regulation.

SGS Canada Inc.
P.O. Box 4300 - 185 Concession St.
Lakefield - Ontario - KOL 2HO
Phone: 705-652-2000 FAX: 705-652-6365

30-October-2024

Great Bear Resources Ltd.
Attn : Ashley Moncrief

1020 - 800 West Pender St.
Vancouver, BC
V6C 2V6, Canada

Phone: 778-833-2160
Fax:

Date Rec. : 11 October 2024
LR Report: **CA10078-OCT24**
Reference: Wk#72

Copy: #1

CERTIFICATE OF ANALYSIS
Final Report

Analysis	3: Analysis Completed Date	4: Analysis Completed Time	5: HC-8 Wk#72	6: HC-9 Wk#72	7: HC-10 Wk#72	8: HC-11 Wk#72	9: HC-12 Wk#72	10: HC-13 Wk#72	11: HC-14 Wk#72
Sample Date & Time			11-Oct-24	11-Oct-24	11-Oct-24	11-Oct-24	11-Oct-24	11-Oct-24	11-Oct-24
HumCell Leachate Vol [mL]	15-Oct-24	11:40	984	1006	952	1010	999	1003	927
Sample Name	---	---	DX450108	DX450076	DX450186	DX450118	DX 550107	DX450159	DX450171
Sample Weight [g]	---	---	1000	1000	1000	1000	1000	1000	1000
pH [No unit]	17-Oct-24	16:09	7.18	5.45	6.93	6.99	6.94	7.09	6.43
Alkalinity [mg/L as CaCO3]	17-Oct-24	11:14	7	< 2	5	5	6	8	< 2
Conductivity [uS/cm]	16-Oct-24	10:27	20	30	10	14	21	26	27
Acidity [mg/L as CaCO3]	17-Oct-24	12:01	< 2	10	< 2	< 2	< 2	< 2	< 2
SO4 [mg/L]	16-Oct-24	14:12	2.1	12	0.6	0.9	3.3	4.0	9.4
Cl [mg/L]	17-Oct-24	16:24	---	---	---	---	---	---	---
Hg [mg/L]	17-Oct-24	07:55	< 0.00001	< 0.00001	< 0.00001	< 0.00001	< 0.00001	< 0.00001	< 0.00001
Ag [mg/L]	17-Oct-24	07:55	< 0.00005	< 0.00005	< 0.00005	< 0.00005	< 0.00005	< 0.00005	< 0.00005
Al [mg/L]	17-Oct-24	07:55	0.052	0.002	0.030	0.039	0.040	0.077	0.009
As [mg/L]	17-Oct-24	07:55	0.0007	< 0.0002	< 0.0002	0.0003	0.0016	0.0023	0.0008
Ba [mg/L]	17-Oct-24	07:55	0.00159	0.00943	0.00059	0.00071	0.00140	0.00069	0.00263
Be [mg/L]	17-Oct-24	07:55	< 0.000007	< 0.000007	< 0.000007	< 0.000007	< 0.000007	< 0.000007	< 0.000007
B [mg/L]	17-Oct-24	07:55	< 0.002	< 0.002	< 0.002	< 0.002	< 0.002	< 0.002	< 0.002
Bi [mg/L]	17-Oct-24	07:55	< 0.00001	< 0.00001	< 0.00001	< 0.00001	< 0.00001	< 0.00001	< 0.00001
Ca [mg/L]	17-Oct-24	07:55	3.26	1.33	1.90	2.61	3.51	4.70	3.78
Cd [mg/L]	17-Oct-24	07:55	< 0.000003	0.024244	0.000009	0.000007	0.000009	0.000005	< 0.000003
Co [mg/L]	17-Oct-24	07:55	0.000021	0.000621	0.000009	0.000017	0.000010	0.000012	0.000093
Cr [mg/L]	17-Oct-24	07:55	< 0.00008	< 0.00008	< 0.00008	< 0.00008	< 0.00008	< 0.00008	< 0.00008
Cu [mg/L]	17-Oct-24	07:55	< 0.001	0.002	< 0.001	< 0.001	< 0.001	< 0.001	< 0.001
Fe [mg/L]	17-Oct-24	07:55	< 0.007	0.023	< 0.007	< 0.007	< 0.007	< 0.007	< 0.007
K [mg/L]	17-Oct-24	07:55	0.529	0.924	0.210	0.173	0.320	0.431	0.876
Mg [mg/L]	17-Oct-24	07:55	0.197	0.088	0.023	0.038	0.030	0.049	0.146
Mn [mg/L]	17-Oct-24	07:55	0.0184	0.0690	0.0166	0.0218	0.0245	0.0231	0.00549
Mo [mg/L]	17-Oct-24	07:55	0.0004	< 0.0004	< 0.0004	< 0.0004	< 0.0004	< 0.0004	< 0.0004
Na [mg/L]	17-Oct-24	07:55	0.05	0.04	0.04	0.05	0.05	0.04	0.07
Ni [mg/L]	17-Oct-24	07:55	0.0001	0.0192	0.0002	< 0.0001	0.0001	< 0.0001	0.0007
P [mg/L]	17-Oct-24	07:55	< 0.003	< 0.003	< 0.003	< 0.003	< 0.003	< 0.003	< 0.003
Pb [mg/L]	17-Oct-24	07:55	< 0.00009	0.243	< 0.00009	< 0.00009	0.00010	< 0.00009	< 0.00009
S [mg/L]	17-Oct-24	07:55	< 5	< 5	< 5	< 5	< 5	< 5	< 5
Sb [mg/L]	17-Oct-24	07:55	< 0.0009	< 0.0009	< 0.0009	< 0.0009	< 0.0009	< 0.0009	< 0.0009
Se [mg/L]	17-Oct-24	07:55	0.00006	0.00086	0.00012	< 0.00004	0.00007	< 0.00004	0.00023
Si [mg/L]	17-Oct-24	07:55	0.22	0.39	0.16	0.23	0.35	0.30	0.19

OnLine LIMS

0003910497

Results relate only to the sample tested. Data reported represents the sample submitted to SGS. Reproduction of this analytical report in full or in part is prohibited without prior written approval. Please refer to SGS General Conditions of Services located at https://www.sgs.ca/en/terms-and-conditions (Printed copies are available upon request.)
Test method information available upon request. "Temperature Upon Receipt" is representative of the whole shipment and may not reflect the temperature of individual samples.
SGS Canada Inc. Environment-Health & Safety statement of conformity decision rule does not consider uncertainty when analytical results are compared to a specified standard or regulation.

SGS Canada Inc.
P.O. Box 4300 - 185 Concession St.
Lakefield - Ontario - KOL 2HO
Phone: 705-652-2000 FAX: 705-652-6365

LR Report : **CA10078-OCT24**

Analysis	3: Analysis Completed Date	4: Analysis Completed Time	5: HC-8 Wk#72	6: HC-9 Wk#72	7: HC-10 Wk#72	8: HC-11 Wk#72	9: HC-12 Wk#72	10: HC-13 Wk#72	11: HC-14 Wk#72
Sn [mg/L]	17-Oct-24	07:55	0.00017	< 0.00006	0.00006	0.00011	< 0.00006	0.00008	0.00009
Sr [mg/L]	17-Oct-24	07:56	0.00641	0.00424	0.00351	0.00508	0.00444	0.00395	0.00865
Ti [mg/L]	17-Oct-24	07:56	< 0.0001	< 0.0001	< 0.0001	< 0.0001	< 0.0001	< 0.0001	< 0.0001
Th [mg/L]	17-Oct-24	07:56	< 0.0001	< 0.0001	< 0.0001	< 0.0001	< 0.0001	< 0.0001	< 0.0001
Tl [mg/L]	17-Oct-24	07:56	< 0.000005	0.000045	< 0.000005	< 0.000005	0.000005	0.000011	0.000005
U [mg/L]	17-Oct-24	07:56	0.000140	0.000132	0.000232	0.000107	0.000191	0.000251	0.000065
V [mg/L]	17-Oct-24	07:56	0.00010	< 0.00001	0.00002	0.00004	0.00012	0.00004	0.00008
W [mg/L]	17-Oct-24	07:56	< 0.0002	< 0.0002	< 0.0002	< 0.0002	< 0.0002	< 0.0002	< 0.0002
Zr [mg/L]	17-Oct-24	07:56	< 0.002	< 0.002	< 0.002	< 0.002	< 0.002	< 0.002	< 0.002
Zn [mg/L]	17-Oct-24	07:56	< 0.002	4.81	< 0.002	< 0.002	< 0.002	< 0.002	< 0.002

Analysis	12: HC-15 Wk#72	13: HC-16 Wk#72	14: HC-17 Wk#72	15: HC-18 Wk#72	16: HC-19 Wk#72	17: HC-20 Wk#72	18: HC-21 Wk#72	19: HC-22 Wk#72	20: HC-23 Wk#72
Sample Date & Time	11-Oct-24	11-Oct-24	11-Oct-24	11-Oct-24	11-Oct-24	11-Oct-24	11-Oct-24	11-Oct-24	11-Oct-24
HumCell Leachate Vol [mL]	705	1016	1007	979	980	985	1002	488	999
Sample Name	DX450134	DX450185	DX450032	DX 550064	DX450008	DX 550056	DX450022	DX450077	DX450113
Sample Weight [g]	700	1000	1000	1000	1000	1000	1000	500	1000
pH [No unit]	6.89	7.19	6.69	7.00	6.75	7.03	7.23	7.00	7.31
Alkalinity [mg/L as CaCO3]	8	9	< 2	5	2	7	9	7	11
Conductivity [uS/cm]	64	24	9	13	7	15	21	16	21
Acidity [mg/L as CaCO3]	3	< 2	5	< 2	< 2	< 2	< 2	< 2	< 2
SO4 [mg/L]	14	2.2	2.3	0.2	0.4	1.0	1.3	0.6	0.7
Cl [mg/L]	< 0.2	---	---	---	---	---	---	---	---
Hg [mg/L]	< 0.00001	< 0.00001	< 0.00001	< 0.00001	< 0.00001	< 0.00001	< 0.00001	< 0.00001	< 0.00001
Ag [mg/L]	0.00011	< 0.00005	< 0.00005	< 0.00005	< 0.00005	< 0.00005	< 0.00005	< 0.00005	< 0.00005
Al [mg/L]	0.004	0.080	0.002	0.039	0.027	0.032	0.056	0.027	0.050
As [mg/L]	0.0844	0.0063	0.0017	0.0060	0.0002	0.0006	0.0061	0.0005	0.0031
Ba [mg/L]	0.00134	0.00217	0.00048	0.00078	0.00062	0.00204	0.00028	0.00884	0.00613
Be [mg/L]	< 0.000007	< 0.000007	< 0.000007	< 0.000007	< 0.000007	< 0.000007	< 0.000007	< 0.000007	< 0.000007
B [mg/L]	< 0.002	< 0.002	< 0.002	< 0.002	< 0.002	< 0.002	< 0.002	< 0.002	< 0.002
Bi [mg/L]	< 0.00001	< 0.00001	< 0.00001	< 0.00001	< 0.00001	< 0.00001	< 0.00001	< 0.00001	< 0.00001
Ca [mg/L]	10.4	3.63	1.08	2.50	1.18	2.72	4.00	2.18	4.04
Cd [mg/L]	0.000010	< 0.000003	0.000039	0.000008	0.000003	< 0.000003	< 0.000003	0.000005	< 0.000003
Co [mg/L]	0.000633	0.000030	0.002037	0.000035	0.000007	0.000030	0.000079	0.000020	0.000007
Cr [mg/L]	< 0.00008	< 0.00008	< 0.00008	< 0.00008	< 0.00008	< 0.00008	< 0.00008	< 0.00008	< 0.00008
Cu [mg/L]	0.002	< 0.001	< 0.001	< 0.001	< 0.001	< 0.001	< 0.001	0.001	< 0.001
Fe [mg/L]	< 0.007	< 0.007	0.008	< 0.007	< 0.007	< 0.007	< 0.007	< 0.007	< 0.007
K [mg/L]	0.445	1.33	0.289	0.165	0.172	0.216	0.025	1.07	0.189
Mg [mg/L]	0.304	0.046	0.086	0.028	0.019	0.142	0.093	0.089	0.107
Mn [mg/L]	0.0188	0.0107	0.0124	0.00496	0.00477	0.0242	0.0306	0.0218	0.0259
Mo [mg/L]	< 0.0004	< 0.0004	< 0.0004	< 0.0004	< 0.0004	< 0.0004	< 0.0004	< 0.0004	< 0.0004
Na [mg/L]	0.07	0.06	0.06	0.04	0.04	0.05	0.04	0.06	0.03
Ni [mg/L]	0.0400	< 0.0001	0.0036	< 0.0001	< 0.0001	< 0.0001	< 0.0001	< 0.0001	< 0.0001
P [mg/L]	< 0.003	< 0.003	< 0.003	< 0.003	< 0.003	< 0.003	< 0.003	< 0.003	< 0.003
Pb [mg/L]	< 0.00009	< 0.00009	< 0.00009	< 0.00009	< 0.00009	< 0.00009	< 0.00009	< 0.00009	< 0.00009
S [mg/L]	10	< 5	< 5	< 5	< 5	< 5	< 5	< 5	< 5
Sb [mg/L]	0.0011	< 0.0009	< 0.0009	< 0.0009	< 0.0009	< 0.0009	< 0.0009	< 0.0009	< 0.0009
Se [mg/L]	0.00038	< 0.00004	< 0.00004	< 0.00004	< 0.00004	< 0.00004	< 0.00004	< 0.00004	< 0.00004
Si [mg/L]	0.22	0.31	0.44	0.25	0.19	0.19	0.16	0.15	0.20
Sn [mg/L]	0.00012	< 0.00006	0.00006	0.00007	0.00009	0.00007	< 0.00006	0.00011	< 0.00006
Sr [mg/L]	0.0125	0.00446	0.00664	0.00288	0.00231	0.00586	0.00224	0.00331	0.0121
Ti [mg/L]	< 0.0001	< 0.0001	< 0.0001	< 0.0001	< 0.0001	< 0.0001	< 0.0001	< 0.0001	0.0001
Th [mg/L]	< 0.0001	< 0.0001	< 0.0001	< 0.0001	< 0.0001	< 0.0001	< 0.0001	< 0.0001	< 0.0001

OnLine LIMS

0003910497

Results relate only to the sample tested. Data reported represents the sample submitted to SGS. Reproduction of this analytical report in full or in part is prohibited without prior written approval. Please refer to SGS General Conditions of Services located at https://www.sgs.ca/en/terms-and-conditions (Printed copies are available upon request.)
Test method information available upon request. "Temperature Upon Receipt" is representative of the whole shipment and may not reflect the temperature of individual samples.
SGS Canada Inc. Environment-Health & Safety statement of conformity decision rule does not consider uncertainty when analytical results are compared to a specified standard or regulation.

SGS Canada Inc.
P.O. Box 4300 - 185 Concession St.
Lakefield - Ontario - KOL 2HO
Phone: 705-652-2000 FAX: 705-652-6365

LR Report : **CA10078-OCT24**

Analysis	12: HC-15 Wk#72	13: HC-16 Wk#72	14: HC-17 Wk#72	15: HC-18 Wk#72	16: HC-19 Wk#72	17: HC-20 Wk#72	18: HC-21 Wk#72	19: HC-22 Wk#72	20: HC-23 Wk#72
Tl [mg/L]	0.000008	0.000007	< 0.000005	< 0.000005	< 0.000005	< 0.000005	< 0.000005	< 0.000005	< 0.000005
U [mg/L]	0.000047	0.000650	0.000198	0.000242	0.000059	0.000132	0.000080	0.000014	0.000053
V [mg/L]	0.00004	0.00020	0.00003	0.00009	0.00002	0.00044	0.00025	0.00042	0.00012
W [mg/L]	< 0.0002	< 0.0002	< 0.0002	< 0.0002	< 0.0002	< 0.0002	< 0.0002	< 0.0002	< 0.0002
Zr [mg/L]	< 0.002	< 0.002	< 0.002	< 0.002	< 0.002	< 0.002	< 0.002	< 0.002	< 0.002
Zn [mg/L]	< 0.002	< 0.002	0.003	< 0.002	< 0.002	< 0.002	< 0.002	< 0.002	< 0.002

Analysis	21: HC-24 Wk#72	22: HC-25 Wk#72	23: HC-26 Wk#72	24: HC-27 Wk#72
Sample Date & Time	11-Oct-24	11-Oct-24	11-Oct-24	11-Oct-24
HumCell Leachate Vol [mL]	988	1002	764	981
Sample Name	DX 550101	DX450128	DX450021	DX450222
Sample Weight [g]	1000	1000	750	1000
pH [No unit]	7.15	7.26	4.71	6.87
Alkalinity [mg/L as CaCO3]	7	9	< 2	4
Conductivity [uS/cm]	16	34	228	15
Acidity [mg/L as CaCO3]	< 2	< 2	113	< 2
SO4 [mg/L]	0.9	3.4	77	3.2
Cl [mg/L]	---	---	< 0.2	---
Hg [mg/L]	< 0.00001	< 0.00001	< 0.00001	< 0.00001
Ag [mg/L]	< 0.00005	< 0.00005	< 0.00005	< 0.00005
Al [mg/L]	0.037	0.049	0.008	0.027
As [mg/L]	0.0016	0.0011	< 0.0002	0.0003
Ba [mg/L]	0.00056	0.00138	0.00904	0.00042
Be [mg/L]	< 0.000007	< 0.000007	< 0.000007	< 0.000007
B [mg/L]	< 0.002	< 0.002	0.002	< 0.002
Bi [mg/L]	< 0.00001	< 0.00001	< 0.00001	< 0.00001
Ca [mg/L]	2.90	6.04	34.2	2.36
Cd [mg/L]	< 0.000003	0.000011	0.000719	< 0.000003
Co [mg/L]	0.000020	0.000076	0.007519	0.000008
Cr [mg/L]	< 0.00008	< 0.00008	< 0.00008	< 0.00008
Cu [mg/L]	< 0.001	< 0.001	0.001	< 0.001
Fe [mg/L]	< 0.007	< 0.007	4.53	< 0.007
K [mg/L]	0.089	0.353	4.32	0.371
Mg [mg/L]	0.102	0.091	1.83	0.041
Mn [mg/L]	0.0171	0.0174	0.394	0.00795
Mo [mg/L]	< 0.0004	0.0008	< 0.0004	< 0.0004
Na [mg/L]	0.04	0.08	0.20	0.04
Ni [mg/L]	< 0.0001	0.0004	0.0597	0.0001
P [mg/L]	< 0.003	< 0.003	< 0.003	< 0.003
Pb [mg/L]	< 0.00009	< 0.00009	< 0.00009	< 0.00009
S [mg/L]	< 5	< 5	70	< 5
Sb [mg/L]	< 0.0009	< 0.0009	< 0.0009	< 0.0009
Se [mg/L]	< 0.00004	< 0.00004	0.00109	< 0.00004
Si [mg/L]	0.14	0.20	0.20	0.18
Sn [mg/L]	0.00014	0.00006	0.00011	0.00010
Sr [mg/L]	0.00232	0.00381	0.0170	0.00332
Ti [mg/L]	< 0.0001	< 0.0001	< 0.0001	< 0.0001
Th [mg/L]	< 0.0001	< 0.0001	< 0.0001	< 0.0001
Tl [mg/L]	< 0.000005	< 0.000005	< 0.000005	< 0.000005
U [mg/L]	0.000009	0.000067	0.000026	0.000142
V [mg/L]	0.00025	0.00023	< 0.00001	0.00009
W [mg/L]	< 0.0002	0.0004	< 0.0002	< 0.0002

OnLine LIMS

Results relate only to the sample tested. Data reported represents the sample submitted to SGS. Reproduction of this analytical report in full or in part is prohibited without prior written approval. Please refer to SGS General Conditions of Services located at https://www.sgs.ca/en/terms-and-conditions (Printed copies are available upon request.)
Test method information available upon request. "Temperature Upon Receipt" is representative of the whole shipment and may not reflect the temperature of individual samples.
SGS Canada Inc. Environment-Health & Safety statement of conformity decision rule does not consider uncertainty when analytical results are compared to a specified standard or regulation.

0003910497

SGS Canada Inc.
P.O. Box 4300 - 185 Concession St.
Lakefield - Ontario - KOL 2HO
Phone: 705-652-2000 FAX: 705-652-6365

LR Report : **CA10078-OCT24**

Analysis	21: HC-24 Wk#72	22: HC-25 Wk#72	23: HC-26 Wk#72	24: HC-27 Wk#72
Zr [mg/L]	< 0.002	< 0.002	< 0.002	< 0.002
Zn [mg/L]	< 0.002	< 0.002	0.011	< 0.002



Lisa Thompson
Project Specialist Assistant,
Environment, Health & Safety

OnLine LIMS

0003910497

Results relate only to the sample tested. Data reported represents the sample submitted to SGS. Reproduction of this analytical report in full or in part is prohibited without prior written approval. Please refer to SGS General Conditions of Services located at https://www.sgs.ca/en/terms-and-conditions (Printed copies are available upon request.)
Test method information available upon request. "Temperature Upon Receipt" is representative of the whole shipment and may not reflect the temperature of individual samples.
SGS Canada Inc. Environment-Health & Safety statement of conformity decision rule does not consider uncertainty when analytical results are compared to a specified standard or regulation.

SGS Canada Inc.
P.O. Box 4300 - 185 Concession St.
Lakefield - Ontario - KOL 2HO
Phone: 705-652-2000 FAX: 705-652-6365

11-September-2025

Great Bear Resources Ltd.
Attn : Ashley Moncrief

1020 - 800 West Pender St.
Vancouver, BC
V6C 2V6, Canada

Phone: 778-833-2160
Fax:

Date Rec. : 05 September 2025
LR Report: **CA10043-SEP25**
Reference: Wk#72

Copy: #1

CERTIFICATE OF ANALYSIS
Final Report

Analysis	3: Analysis Completed Date	4: Analysis Completed Time	5: HC-28 Wk#72	6: HC-29 Wk#72	7: HC-30 Wk#72	8: HC-31 Wk#72	9: HC-32 Wk#72
Sample Date & Time			05-Sep-25	05-Sep-25	05-Sep-25	05-Sep-25	05-Sep-25
HumCell Leachate Vol [mL]	05-Sep-25	15:06	986	1010	706	966	740
Sample Name	---	---	31787	DX450179	31644	DX450183	O31576
Sample Weight [g]	---	---	1000	1000	750	1000	750
pH [No unit]	08-Sep-25	10:11	6.95	7.07	6.95	6.96	7.15
Alkalinity [mg/L as CaCO3]	08-Sep-25	10:11	3	5	3	5	6
Conductivity [uS/cm]	09-Sep-25	11:14	4	7	10	11	11
Acidity [mg/L as CaCO3]	08-Sep-25	10:12	< 2	< 2	< 2	< 2	< 2
SO4 [mg/L]	10-Sep-25	15:54	0.4	0.2	1.0	1.4	1.3
Hg [mg/L]	11-Sep-25	10:54	< 0.00001	< 0.00001	< 0.00001	< 0.00001	< 0.00001
Ag [mg/L]	10-Sep-25	11:38	< 0.00005	< 0.00005	< 0.00005	< 0.00005	< 0.00005
Al [mg/L]	10-Sep-25	11:38	0.013	0.019	0.009	0.022	0.025
As [mg/L]	10-Sep-25	11:38	0.0007	0.0034	0.0017	0.0042	0.0006
Ba [mg/L]	10-Sep-25	11:38	0.00053	0.00167	0.00042	0.00024	0.00121
Be [mg/L]	10-Sep-25	11:38	< 0.000007	< 0.000007	< 0.000007	< 0.000007	< 0.000007
B [mg/L]	10-Sep-25	11:38	< 0.002	< 0.002	< 0.002	< 0.002	< 0.002
Bi [mg/L]	10-Sep-25	11:38	< 0.00001	< 0.00001	< 0.00001	< 0.00001	< 0.00001
Ca [mg/L]	10-Sep-25	11:38	0.83	1.38	1.29	2.22	2.21
Cd [mg/L]	10-Sep-25	11:38	< 0.000003	< 0.000003	< 0.000003	< 0.000003	0.000006
Co [mg/L]	10-Sep-25	11:38	0.000006	0.000011	0.000009	0.000019	0.000004
Cr [mg/L]	10-Sep-25	11:38	< 0.00008	< 0.00008	< 0.00008	< 0.00008	< 0.00008
Cu [mg/L]	10-Sep-25	11:38	< 0.001	< 0.001	< 0.001	< 0.001	< 0.001
Fe [mg/L]	10-Sep-25	11:38	< 0.007	< 0.007	< 0.007	< 0.007	< 0.007
K [mg/L]	10-Sep-25	11:38	0.211	0.465	0.338	0.283	0.399
Mg [mg/L]	10-Sep-25	11:38	0.018	0.044	0.042	0.033	0.039
Mn [mg/L]	10-Sep-25	11:38	0.00070	0.00233	0.00328	0.00097	0.0220
Mo [mg/L]	10-Sep-25	11:38	< 0.0004	< 0.0004	< 0.0004	< 0.0004	< 0.0004
Na [mg/L]	10-Sep-25	11:38	0.03	0.03	0.02	0.03	0.03
Ni [mg/L]	10-Sep-25	11:38	< 0.0001	< 0.0001	< 0.0001	< 0.0001	< 0.0001
P [mg/L]	10-Sep-25	11:38	< 0.003	< 0.003	< 0.003	< 0.003	< 0.003

OnLine LIMS

0004253548

Results relate only to the sample tested. Data reported represents the sample submitted to SGS. Reproduction of this analytical report in full or in part is prohibited without prior written approval. Please refer to SGS General Conditions of Services located at https://www.sgs.ca/en/terms-and-conditions (Printed copies are available upon request.)
Test method information available upon request. "Temperature Upon Receipt" is representative of the whole shipment and may not reflect the temperature of individual samples.
SGS Canada Inc. Environment-Health & Safety statement of conformity decision rule does not consider uncertainty when analytical results are compared to a specified standard or regulation.

SGS Canada Inc.
P.O. Box 4300 - 185 Concession St.
Lakefield - Ontario - KOL 2HO
Phone: 705-652-2000 FAX: 705-652-6365

LR Report : **CA10043-SEP25**

Analysis	3: Analysis Completed Date	4: Analysis Completed Time	5: HC-28 Wk#72	6: HC-29 Wk#72	7: HC-30 Wk#72	8: HC-31 Wk#72	9: HC-32 Wk#72
Pb [mg/L]	10-Sep-25	11:38	< 0.00009	< 0.00009	< 0.00009	< 0.00009	< 0.00009
S [mg/L]	10-Sep-25	11:38	< 5	< 5	< 5	< 5	< 5
Sb [mg/L]	10-Sep-25	11:38	< 0.0009	< 0.0009	< 0.0009	< 0.0009	< 0.0009
Se [mg/L]	10-Sep-25	11:38	< 0.00004	< 0.00004	< 0.00004	< 0.00004	0.00010
Si [mg/L]	10-Sep-25	11:38	0.12	0.17	0.11	0.18	0.14
Sn [mg/L]	10-Sep-25	11:38	< 0.00006	< 0.00006	< 0.00006	0.00035	< 0.00006
Sr [mg/L]	10-Sep-25	11:40	0.00168	0.00295	0.00365	0.00338	0.00249
Ti [mg/L]	10-Sep-25	11:40	< 0.0001	< 0.0001	< 0.0001	< 0.0001	< 0.0001
Th [mg/L]	10-Sep-25	11:40	< 0.0001	< 0.0001	< 0.0001	< 0.0001	< 0.0001
Tl [mg/L]	10-Sep-25	11:40	< 0.000005	< 0.000005	< 0.000005	< 0.000005	< 0.000005
U [mg/L]	10-Sep-25	11:40	0.000158	0.000497	0.000200	0.000533	0.000085
V [mg/L]	10-Sep-25	11:40	0.00012	0.00024	0.00009	0.00014	0.00007
W [mg/L]	10-Sep-25	11:40	< 0.0002	< 0.0002	< 0.0002	< 0.0002	< 0.0002
Zr [mg/L]	10-Sep-25	11:40	< 0.002	< 0.002	< 0.002	< 0.002	< 0.002
Zn [mg/L]	10-Sep-25	11:40	< 0.002	< 0.002	< 0.002	< 0.002	< 0.002

Analysis	10: HC-33 Wk#72	11: HC-34 Wk#72	12: HC-35 Wk#72
Sample Date & Time	05-Sep-25	05-Sep-25	05-Sep-25
HumCell Leachate Vol [mL]	1000	998	1010
Sample Name	DX450213	DX450174	31795
Sample Weight [g]	1000	1000	1000
pH [No unit]	5.23	7.25	7.49
Alkalinity [mg/L as CaCO3]	< 2	8	7
Conductivity [uS/cm]	20	12	14
Acidity [mg/L as CaCO3]	5	< 2	< 2
SO4 [mg/L]	9.1	0.2	0.7
Hg [mg/L]	< 0.00001	< 0.00001	< 0.00001
Ag [mg/L]	< 0.00005	< 0.00005	< 0.00005
Al [mg/L]	0.044	0.035	0.175
As [mg/L]	< 0.0002	0.0021	0.0290
Ba [mg/L]	0.00566	0.00314	0.00258
Be [mg/L]	0.000033	< 0.000007	< 0.000007
B [mg/L]	< 0.002	< 0.002	< 0.002
Bi [mg/L]	< 0.00001	< 0.00001	< 0.00001
Ca [mg/L]	0.92	2.54	2.47
Cd [mg/L]	0.000024	< 0.000003	0.000003
Co [mg/L]	0.000237	0.000010	0.000010
Cr [mg/L]	< 0.00008	< 0.00008	< 0.00008
Cu [mg/L]	< 0.001	< 0.001	< 0.001
Fe [mg/L]	1.67	< 0.007	< 0.007
K [mg/L]	0.622	0.417	1.13
Mg [mg/L]	0.184	0.147	0.042

OnLine LIMS

0004253548

Results relate only to the sample tested. Data reported represents the sample submitted to SGS. Reproduction of this analytical report in full or in part is prohibited without prior written approval. Please refer to SGS General Conditions of Services located at https://www.sgs.ca/en/terms-and-conditions (Printed copies are available upon request.)
Test method information available upon request. "Temperature Upon Receipt" is representative of the whole shipment and may not reflect the temperature of individual samples.
SGS Canada Inc. Environment-Health & Safety statement of conformity decision rule does not consider uncertainty when analytical results are compared to a specified standard or regulation.

SGS Canada Inc.
P.O. Box 4300 - 185 Concession St.
Lakefield - Ontario - KOL 2HO
Phone: 705-652-2000 FAX: 705-652-6365

LR Report : **CA10043-SEP25**

Analysis	10: HC-33 Wk#72	11: HC-34 Wk#72	12: HC-35 Wk#72
Mn [mg/L]	0.0297	0.0126	0.00099
Mo [mg/L]	< 0.0004	< 0.0004	< 0.0004
Na [mg/L]	0.04	0.04	0.07
Ni [mg/L]	0.0034	< 0.0001	< 0.0001
P [mg/L]	< 0.003	< 0.003	< 0.003
Pb [mg/L]	< 0.00009	< 0.00009	< 0.00009
S [mg/L]	< 5	< 5	< 5
Sb [mg/L]	< 0.0009	< 0.0009	< 0.0009
Se [mg/L]	0.00020	< 0.00004	< 0.00004
Si [mg/L]	0.61	0.18	0.41
Sn [mg/L]	< 0.00006	< 0.00006	< 0.00006
Sr [mg/L]	0.00538	0.00647	0.00245
Ti [mg/L]	< 0.0001	< 0.0001	< 0.0001
Th [mg/L]	< 0.0001	< 0.0001	< 0.0001
Tl [mg/L]	< 0.000005	< 0.000005	< 0.000005
U [mg/L]	0.000402	0.000030	0.000124
V [mg/L]	< 0.00001	0.00020	0.00044
W [mg/L]	< 0.0002	< 0.0002	< 0.0002
Zr [mg/L]	< 0.002	< 0.002	< 0.002
Zn [mg/L]	0.016	< 0.002	< 0.002



Lisa Thompson
Project Specialist Assistant,
Environment, Health & Safety

OnLine LIMS

Results relate only to the sample tested. Data reported represents the sample submitted to SGS. Reproduction of this analytical report in full or in part is prohibited without prior written approval. Please refer to SGS General Conditions of Services located at https://www.sgs.ca/en/terms-and-conditions (Printed copies are available upon request.)
Test method information available upon request. "Temperature Upon Receipt" is representative of the whole shipment and may not reflect the temperature of individual samples.
SGS Canada Inc. Environment-Health & Safety statement of conformity decision rule does not consider uncertainty when analytical results are compared to a specified standard or regulation.

SGS Canada Inc.
P.O. Box 4300 - 185 Concession St.
Lakefield - Ontario - KOL 2HO
Phone: 705-652-2000 FAX: 705-652-6365

Great Bear - 8 Long

LR Report : **CA10043-SEP25**

Quality Control Report

Inorganic Analysis													
Parameter	Reporting Limit	Unit	Method Blank	Duplicate				LCS / Spike Blank			Matrix Spike / Reference Material		
				Result 1	Result 2	RPD	Acceptance Criteria	Spike Recovery (%)	Recovery Limits (%)		Spike Recovery (%)	Recovery Limits (%)	
							%		Low	High		Low	High
Acidity - QCBatchID: EWL0108-SEP25													
Acidity	2	mg/L as Ca	< 2			ND	20	100	90	110	NA		
Alkalinity - QCBatchID: EWL0108-SEP25													
Alkalinity	2	mg/L as Ca	< 2			0	20	104	80	120	NA		
Anions by IC - QCBatchID: DIO0178-SEP25													
Sulphate	0.2	mg/L	<0.2			ND	20	103	90	110	100	75	125
Anions by IC - QCBatchID: DIO0179-SEP25													
Sulphate	0.2	mg/L	<0.2			1	20	102	90	110	97	75	125
Anions by IC - QCBatchID: DIO0229-SEP25													
Sulphate	0.2	mg/L	<0.2			1	20	100	90	110	92	75	125
Conductivity - QCBatchID: EWL0108-SEP25													
Conductivity	2	uS/cm	< 2			0	10	99	90	110	NA		
Inorganics-General - QCBatchID: EHG0013-SEP25													
Mercury	0.00001	mg/L	< 0.00001			ND	20	108	80	120	124	70	130
Metals in aqueous samples - ICP-MS - QCBatchID: EMS0064-SEP25													
Aluminum	0.001	mg/L	<0.001			1	20	102	90	110	86	70	130
Antimony	0.0009	mg/L	<0.0005			ND	20	104	90	110	94	70	130
Arsenic	0.0002	mg/L	<0.0002			2	20	98	90	110	110	70	130
Barium	0.00008	mg/L	<0.00008			7	20	99	90	110	93	70	130
Beryllium	0.000007	mg/L	<0.000007			ND	20	103	90	110	93	70	130
Bismuth	0.00001	mg/L	<0.00001			ND	20	92	90	110	90	70	130
Boron	0.002	mg/L	<0.002			ND	20	104	90	110	104	70	130
Cadmium	0.000003	mg/L	<0.000003			ND	20	103	90	110	103	70	130
Calcium	0.01	mg/L	<0.01			1	20	98	90	110	91	70	130
Chromium	0.00008	mg/L	<0.00008			ND	20	97	90	110	102	70	130
Cobalt	0.000004	mg/L	<0.000004			0	20	94	90	110	96	70	130
Copper	0.001	mg/L	<0.001			ND	20	99	90	110	101	70	130
Iron	0.007	mg/L	<0.007			ND	20	100	90	110	75	70	130
Lead	0.00009	mg/L	<0.00009			ND	20	94	90	110	91	70	130
Magnesium	0.001	mg/L	<0.001			2	20	108	90	110	99	70	130
Manganese	0.00001	mg/L	<0.00001			3	20	102	90	110	100	70	130
Molybdenum	0.0004	mg/L	<0.0004			ND	20	99	90	110	93	70	130
Nickel	0.0001	mg/L	<0.0001			ND	20	99	90	110	98	70	130
Phosphorus	0.003	mg/L	<0.003			ND	20	97	90	110	NV	70	130
Potassium	0.009	mg/L	<0.009			2	20	100	90	110	77	70	130
Selenium	0.00004	mg/L	<0.00004			ND	20	102	90	110	105	70	130

OnLine LIMS

0004253548

Results relate only to the sample tested. Data reported represents the sample submitted to SGS. Reproduction of this analytical report in full or in part is prohibited without prior written approval. Please refer to SGS General Conditions of Services located at https://www.sgs.ca/en/terms-and-conditions (Printed copies are available upon request.)
Test method information available upon request. "Temperature Upon Receipt" is representative of the whole shipment and may not reflect the temperature of individual samples.
SGS Canada Inc. Environment-Health & Safety statement of conformity decision rule does not consider uncertainty when analytical results are compared to a specified standard or regulation.

SGS Canada Inc.
P.O. Box 4300 - 185 Concession St.
Lakefield - Ontario - KOL 2HO
Phone: 705-652-2000 FAX: 705-652-6365

Inorganic Analysis														
Parameter	Reporting Limit	Unit	Method Blank	Duplicate				LCS / Spike Blank			Matrix Spike / Reference Material			
				Result 1	Result 2	RPD	Acceptance Criteria	Spike Recovery (%)	Recovery Limits (%)		Spike Recovery (%)	Recovery Limits (%)	
							%		Low	High		Low	High
Silicon	0.02	mg/L	<0.02			3	20	98	90	110	NV	70	130
Silver	0.00005	mg/L	<0.00005			ND	20	94	90	110	NV	70	130
Sodium	0.01	mg/L	<0.01			8	20	105	90	110	95	70	130
Strontium	0.00008	mg/L	<0.00008			3	20	99	90	110	99	70	130
Sulfur	5	mg/L	<5			ND	20	95	90	110	NV	70	130
Thallium	0.000005	mg/L	<0.000005			ND	20	92	90	110	79	70	130
Thorium	0.0001	mg/L	<0.0001			ND	20	94	90	110	NV	70	130
Tin	0.00006	mg/L	<0.00006			ND	20	104	90	110	NV	70	130
Titanium	0.0001	mg/L	<0.0001			ND	20	101	90	110	NV	70	130
Tungsten	0.0002	mg/L	<0.0002			ND	20	99	90	110	NV	70	130
Uranium	0.000002	mg/L	<0.000002			0	20	98	90	110	92	70	130
Vanadium	0.00001	mg/L	<0.00001			5	20	101	90	110	102	70	130
Zinc	0.002	mg/L	<0.002			ND	20	101	90	110	108	70	130
Zirconium	0.002	mg/L	<0.002			ND	20	96	90	110	NV	70	130
pH - QCBatchID: EWL0108-SEP25													
pH	0.05	No unit	NA			0		100			NA		

OnLine LIMS

Results relate only to the sample tested. Data reported represents the sample submitted to SGS. Reproduction of this analytical report in full or in part is prohibited without prior written approval. Please refer to SGS General Conditions of Services located at https://www.sgs.ca/en/terms-and-conditions (Printed copies are available upon request.)
Test method information available upon request. "Temperature Upon Receipt" is representative of the whole shipment and may not reflect the temperature of individual samples.
SGS Canada Inc. Environment-Health & Safety statement of conformity decision rule does not consider uncertainty when analytical results are compared to a specified standard or regulation.

0004253548

SGS Canada Inc.
P.O. Box 4300 - 185 Concession St.
Lakefield - Ontario - KOL 2HO
Phone: 705-652-2000 FAX: 705-652-6365

22-October-2024

Great Bear Resources Ltd.
Attn : Ashley Moncrief

1020 - 800 West Pender St.
Vancouver, BC
V6C 2V6, Canada

Phone: 778-833-2160
Fax:

Date Rec. : 17 October 2024
LR Report: **CA10118-OCT24**
Reference: Wk#73

Copy: #1

CERTIFICATE OF ANALYSIS
Final Report

Analysis	3: Analysis Completed Date	4: Analysis Completed Time	5: HC-1 Wk#73	6: HC-2 Wk#73	7: HC-3 Wk#73	8: HC-4 Wk#73	9: HC-5 Wk#73	10: HC-6 Wk#73	11: HC-7 Wk#73
Sample Date & Time			17-Oct-24	17-Oct-24	17-Oct-24	17-Oct-24	17-Oct-24	17-Oct-24	17-Oct-24
HumCell Leachate Vol [mL]	18-Oct-24	16:31	920	1028	500	540	925	506	915
Sample Name	---	---	DX450052	DX 550083	DX450204	DX450176	DX450232	DX450181	DX450002
Sample Weight [g]	---	---	1000	1000	500	500	1000	500	1000
pH [No unit]	18-Oct-24	11:45	6.63	7.51	6.88	5.41	7.02	7.07	7.13
Alkalinity [mg/L as CaCO3]	18-Oct-24	11:45	2	14	3	< 2	4	6	6
Conductivity [uS/cm]	18-Oct-24	11:45	32	37	9	38	13	14	11
Acidity [mg/L as CaCO3]	21-Oct-24	09:26	< 2	< 2	< 2	8	< 2	< 2	< 2
SO4 [mg/L]	18-Oct-24	15:30	11	4.1	0.5	15	1.9	0.3	0.3



Lisa Thompson
Project Specialist Assistant,
Environment, Health & Safety

OnLine LIMS

0003900701

Results relate only to the sample tested. Data reported represents the sample submitted to SGS. Reproduction of this analytical report in full or in part is prohibited without prior written approval. Please refer to SGS General Conditions of Services located at https://www.sgs.ca/en/terms-and-conditions (Printed copies are available upon request.)
Test method information available upon request. "Temperature Upon Receipt" is representative of the whole shipment and may not reflect the temperature of individual samples.
SGS Canada Inc. Environment-Health & Safety statement of conformity decision rule does not consider uncertainty when analytical results are compared to a specified standard or regulation.

SGS Canada Inc.
P.O. Box 4300 - 185 Concession St.
Lakefield - Ontario - KOL 2HO
Phone: 705-652-2000 FAX: 705-652-6365

Great Bear - 7 Short

LR Report : **CA10118-OCT24**

Quality Control Report

Inorganic Analysis														
Parameter	Reporting Limit	Unit	Method Blank	Duplicate				LCS / Spike Blank			Matrix Spike / Reference Material		
				Result 1	Result 2	RPD	Acceptance Criteria	Spike Recovery (%)	Recovery Limits (%)		Spike Recovery (%)	Recovery Limits (%)	
							%		Low	High		Low	High
Acidity - QCBatchID: EWL0397-OCT24													
Acidity	2	mg/L as Ca	< 2			ND	20	94	90	110	NA		
Alkalinity - QCBatchID: EWL0397-OCT24													
Alkalinity	2	mg/L as Ca	< 2			4	20	94	80	120	NA		
Anions by IC - QCBatchID: DIO0393-OCT24													
Sulphate	0.2	mg/L	<0.2			1	20	103	90	110	101	75	125
Anions by IC - QCBatchID: DIO0396-OCT24													
Sulphate	0.2	mg/L	<0.2			2	20	110	90	110	92	75	125
Anions by IC - QCBatchID: DIO0418-OCT24													
Sulphate	0.2	mg/L	<0.2			5	20	99	90	110	99	75	125
Conductivity - QCBatchID: EWL0397-OCT24													
Conductivity	2	uS/cm	< 2			1	20	100	90	110	NA		
pH - QCBatchID: EWL0397-OCT24													
pH	0.05	No unit	NA			0		100			NA		

OnLine LIMS

00039007O1

Results relate only to the sample tested. Data reported represents the sample submitted to SGS. Reproduction of this analytical report in full or in part is prohibited without prior written approval. Please refer to SGS General Conditions of Services located at https://www.sgs.ca/en/terms-and-conditions (Printed copies are available upon request.)
Test method information available upon request. "Temperature Upon Receipt" is representative of the whole shipment and may not reflect the temperature of individual samples.
SGS Canada Inc. Environment-Health & Safety statement of conformity decision rule does not consider uncertainty when analytical results are compared to a specified standard or regulation.

SGS Canada Inc.
P.O. Box 4300 - 185 Concession St.
Lakefield - Ontario - KOL 2HO
Phone: 705-652-2000 FAX: 705-652-6365

30-October-2024

Great Bear Resources Ltd.
Attn : Ashley Moncrief

1020 - 800 West Pender St.
Vancouver, BC
V6C 2V6, Canada

Phone: 778-833-2160
Fax:

Date Rec. : 18 October 2024
LR Report: **CA10121-OCT24**
Reference: Wk#73

Copy: #1

CERTIFICATE OF ANALYSIS
Final Report

Analysis	3: Analysis Completed Date	4: Analysis Completed Time	5: HC-8 Wk#73	6: HC-9 Wk#73	7: HC-10 Wk#73	8: HC-11 Wk#73	9: HC-12 Wk#73
Sample Date & Time			18-Oct-24	18-Oct-24	18-Oct-24	18-Oct-24	18-Oct-24
HumCell Leachate Vol [mL]	23-Oct-24	07:30	1007	1010	984	1004	1007
Sample Name	---	---	DX450108	DX450076	DX450186	DX450118	DX 550107
Sample Weight [g]	---	---	1000	1000	1000	1000	1000
pH [No unit]	23-Oct-24	10:28	7.19	5.57	6.87	7.25	7.06
Alkalinity [mg/L as CaCO3]	21-Oct-24	11:20	9	< 2	4	8	7
Conductivity [uS/cm]	21-Oct-24	11:20	29	34	14	18	26
Acidity [mg/L as CaCO3]	21-Oct-24	11:20	< 2	9	< 2	< 2	< 2
SO4 [mg/L]	22-Oct-24	15:09	2.5	12	0.9	1.1	3.9

Analysis	10: HC-13 Wk#73	11: HC-14 Wk#73	12: HC-15 Wk#73	13: HC-16 Wk#73	14: HC-17 Wk#73	15: HC-18 Wk#73	16: HC-19 Wk#73	17: HC-20 Wk#73
Sample Date & Time	18-Oct-24	18-Oct-24	18-Oct-24	18-Oct-24	18-Oct-24	18-Oct-24	18-Oct-24	18-Oct-24
HumCell Leachate Vol [mL]	999	946	711	1012	1000	993	999	994
Sample Name	DX450159	DX450171	DX450134	DX450185	DX450032	DX 550064	DX450008	DX 550056
Sample Weight [g]	1000	1000	700	1000	1000	1000	1000	1000
pH [No unit]	7.23	6.56	7.04	7.13	6.10	7.12	6.84	7.10
Alkalinity [mg/L as CaCO3]	8	2	9	9	< 2	10	3	7
Conductivity [uS/cm]	30	28	65	28	11	14	8	18
Acidity [mg/L as CaCO3]	< 2	< 2	< 2	< 2	4	< 2	< 2	< 2
SO4 [mg/L]	4.4	9.2	12	2.6	2.7	0.3	0.6	1.3

Analysis	18: HC-21 Wk#73	19: HC-22 Wk#73	20: HC-23 Wk#73	21: HC-24 Wk#73	22: HC-25 Wk#73	23: HC-26 Wk#73	24: HC-27 Wk#73
Sample Date & Time	18-Oct-24	18-Oct-24	18-Oct-24	18-Oct-24	18-Oct-24	18-Oct-24	18-Oct-24
HumCell Leachate Vol [mL]	996	485	1004	1006	1007	766	1001
Sample Name	DX450022	DX450077	DX450113	DX 550101	DX450128	DX450021	DX450222

OnLine LIMS

0003910548

Results relate only to the sample tested. Data reported represents the sample submitted to SGS. Reproduction of this analytical report in full or in part is prohibited without prior written approval. Please refer to SGS General Conditions of Services located at https://www.sgs.ca/en/terms-and-conditions (Printed copies are available upon request.)
Test method information available upon request. "Temperature Upon Receipt" is representative of the whole shipment and may not reflect the temperature of individual samples.
SGS Canada Inc. Environment-Health & Safety statement of conformity decision rule does not consider uncertainty when analytical results are compared to a specified standard or regulation.

SGS Canada Inc.
P.O. Box 4300 - 185 Concession St.
Lakefield - Ontario - KOL 2HO
Phone: 705-652-2000 FAX: 705-652-6365

LR Report : **CA10121-OCT24**

Analysis	18: HC-21 Wk#73	19: HC-22 Wk#73	20: HC-23 Wk#73	21: HC-24 Wk#73	22: HC-25 Wk#73	23: HC-26 Wk#73	24: HC-27 Wk#73
Sample Weight [g]	1000	500	1000	1000	1000	750	1000
pH [No unit]	7.30	7.18	7.35	7.19	7.24	5.38	6.91
Alkalinity [mg/L as CaCO3]	10	8	10	7	10	< 2	4
Conductivity [uS/cm]	24	18	24	17	39	226	18
Acidity [mg/L as CaCO3]	< 2	< 2	< 2	< 2	< 2	48	< 2
SO4 [mg/L]	1.6	0.9	0.8	0.8	3.5	98	3.6



Lisa Thompson
Project Specialist Assistant,
Environment, Health & Safety

OnLine LIMS

0003910548

Results relate only to the sample tested. Data reported represents the sample submitted to SGS. Reproduction of this analytical report in full or in part is prohibited without prior written approval. Please refer to SGS General Conditions of Services located at https://www.sgs.ca/en/terms-and-conditions (Printed copies are available upon request.)
Test method information available upon request. "Temperature Upon Receipt" is representative of the whole shipment and may not reflect the temperature of individual samples.
SGS Canada Inc. Environment-Health & Safety statement of conformity decision rule does not consider uncertainty when analytical results are compared to a specified standard or regulation.

Total Mercury Results

Flett Research Ltd.
440 DeSalaberry Ave. Winnipeg, MB R2L 0Y7
Fax/Phone (204) 667-2505
E-mail: flett@flettresearch.ca Webpage: http://www.flettresearch.ca

CLIENT: Kinross Gold - GBR by SGS: CA10090-SEP25
185 Concession Street
Lakefield, ON K0L 2H0

Matrix: Water
Transaction ID: 1127
PO/Contract No.:
Date Received: September 18, 2025
Date Analysed: October 1, 2025
Sampling Date(s): September 12, 2025
Analyst(s): Jason S
Date Issued: October 2, 2025

Analytical Method: Total Mercury in Water by Oxidation, Purge and Trap, and CVAFS (T00120 version 9)

Comments: Samples were filtered prior to arrival at Flett.

Detection Limit: The method detection limit (MDL) for this method is 0.04 ngL.
The MDL is the minimum concentration that can be reported with 99% confidence that the measured concentration is distinguishable from method blanks and is based on the analysis of 30mL of sample.

For reporting purpose samples are flagged when the amount of mercury detected is below the EPA defined minimum level (ML= 0.2 ng/L).
As concentration rises above the MDL confidence that the analyte is present approaches 100% at and above the ML.

Estimated Uncertainty: Overall method uncertainty decreases as analyte concentration increases. When mercury concentrations exceed 1ng/L the estimated uncertainty of the method is ±12%.
At a concentration of 0.2ng/L the estimated uncertainty is ± 30%. When mercury concentrations are at MDL uncertainty can be ± 46% (0.04 ± 0.02ng/L).

All method uncertainties are expressed at a 95% confidence level of (k=2).

Results authorized by Dr. Robert J. Flett, Chief Scientist

QUALITY DATA

			Mean of 3 Bubblers	Standard Deviation	Bubbler 1	Bubbler 2	Bubbler 3	
Blanks	**Bubbler Blank Mean Peak Area**		760	134	850	822	608	
Bubbler Blanks	**Bubbler Blank (pg)**		0.32	0.06	0.35	0.34	0.25	
			Sample Type	Gross Peak Area	Volume of Sample Analyzed (=volume of bubbled sample) (ml)	Total Reagent Hg added to the sample during analysis (ng/L) [including ng Hg in DI]	**Net Total Hg in the Method Blank (ng/L)** [Bubbler & Reagent Blk Corrected including ng Hg in DI]	
Method/Bottle Blanks	WB1 October 1, 2025		MBlk-1	5743	44.10	0.04	**0.00**	
	WB2 October 1, 2025		MBlk-2	5848	50.70	0.04	**0.00**	
	WB3 October 1, 2025		MBlk-3	5462	42.34	0.04	**0.00**	
Mean Calibration Factor (area un/ls/ng)	**2402408 ± 0.7 %RSD**							
Spike Recovery Matrix Spike (MS) and Matrix Spike Duplicate (MSD)			Sample Type	Gross Peak Area	Volume of Sample Analyzed (=volume of bubbled sample) (ml)	Total Reagent Hg added to the sample during analysis (ng/L)	**Net Total Hg (ng/L)** [Bubbler & Reagent Blk Corrected]	**Total Hg Recovery (%)**
	HC-29 Wk#73		MS2	175860	29.83	0.01	**2.45**	98.9
	HC-29 Wk#73		MS2D	183292	31.31	0.01	**2.44**	103
	Mean of Recoveries							**101**
QC Samples	OPR (beginning of run)		OPR-1	299871	23.90	0.01	**5.20**	102
Ongoing Precision & Recovery (OPR)	OPR (end of run)		OPR-2	380700	31.85	0.01	**4.96**	96.8
	Mean OPR (5.12 ng/L)						**5.08**	**99.1**
Alternate Source Standard	QCS (1000 ng/L)		QCS-3	240943	0.10	0.00	**1000**	**100**

LAB ID	Sample Details	Sample ID/Bottle Number	Date Sampled	Time Sampled	Sample Type	Gross Peak Area	**Volume of Sample Analyzed** (=volume of bubbled sample) **(ml)**	Total Reagent Hg added to the sample during analysis (ng/L)	**Net Total Hg in the sample (ng/L)** [Bubbler & Reagent Blk Subtracted]	
125430		HC-28 Wk#73	September 12, 2025		**DupA1**	72091	34.65	0.01	**0.86**	
125430		HC-28 Wk#73	September 12, 2025		**DupA2**	94368	45.39	0.00	**0.86**	
125431		HC-29 Wk#73	September 12, 2025			36347	31.69	0.01	**0.47**	
125432		HC-30 Wk#73	September 12, 2025			52641	35.19	0.01	**0.61**	
125433		HC-31 Wk#73	September 12, 2025			73563	35.83	0.00	**0.85**	
125434		HC-32 Wk#73	September 12, 2025			72606	32.14	0.01	**0.93**	
125435		HC-33 Wk#73	September 12, 2025			9376	33.27	0.01	**~0.10**	
125436		HC-34 Wk#73	September 12, 2025		**DupB1**	45367	30.53	0.01	**0.61**	
125436		HC-34 Wk#73	September 12, 2025		**DupB2**	63126	40.82	0.00	**0.64**	
125437		HC-35 Wk#73	September 12, 2025			8127	33.47	0.01	**~0.09**	
125438		Blank Wk#73	September 12, 2025			10727	49.14	0.00	**~0.08**	

* : See 'Comments' section above for discussion.
~ : Result below the methods ML.

This test report shall not be reproduced, except in full, without written approval of the laboratory.
Note: Results relate only to the samples tested and as received.

Minimum Level (ML): the amount of mercury that can be reported with almost 100% confidence that the measured concentration exceeds zero.

Dup : Duplicate - two subsamples of the same sample carried through the analytical procedure in an identical manner.

ilac-MRA CALA Testing Accreditation No. A3306
ISO/IEC 17025:2017 Accredited with the Canadian Association of Laboratory Accreditation

SGS Canada Inc.
P.O. Box 4300 - 185 Concession St.
Lakefield - Ontario - KOL 2HO
Phone: 705-652-2000 FAX: 705-652-6365

30-October-2024

Great Bear Resources Ltd.
Attn : Ashley Moncrief

1020 - 800 West Pender St.
Vancouver, BC
V6C 2V6, Canada

Phone: 778-833-2160
Fax:

Date Rec. : 24 October 2024
LR Report: **CA10162-OCT24**
Reference: Wk#74

Copy: #1

CERTIFICATE OF ANALYSIS
Final Report

Analysis	3: Analysis Completed Date	4: Analysis Completed Time	5: HC-1 Wk#74	6: HC-2 Wk#74	7: HC-3 Wk#74	8: HC-4 Wk#74	9: HC-5 Wk#74
Sample Date & Time			24-Oct-24	24-Oct-24	24-Oct-24	24-Oct-24	24-Oct-24
HumCell Leachate Vol [mL]	25-Oct-24	16:52	937	1021	497	522	989
Sample Name	---	---	DX450052	DX 550083	DX450204	DX450176	DX450232
Sample Weight [g]	---	---	1000	1000	500	500	1000
pH [No unit]	28-Oct-24	11:30	6.54	7.36	6.85	5.30	6.91
Alkalinity [mg/L as CaCO3]	25-Oct-24	10:22	2	13	4	< 2	6
Conductivity [uS/cm]	30-Oct-24	10:20	36	40	11	45	17
Acidity [mg/L as CaCO3]	25-Oct-24	10:21	< 2	< 2	< 2	9	< 2
SO4 [mg/L]	28-Oct-24	13:44	11	3.9	0.5	15	1.7
Hg [mg/L]	29-Oct-24	12:29	< 0.00001	< 0.00001	< 0.00001	< 0.00001	< 0.00001
Ag [mg/L]	29-Oct-24	12:29	< 0.00005	< 0.00005	< 0.00005	< 0.00005	< 0.00005
Al [mg/L]	29-Oct-24	12:29	0.002	0.056	0.027	0.005	0.024
As [mg/L]	29-Oct-24	12:29	0.0002	0.0106	0.0011	0.0002	0.0015
Ba [mg/L]	29-Oct-24	12:29	0.00078	0.0184	0.00064	0.00200	0.00106
Be [mg/L]	29-Oct-24	12:29	< 0.000007	< 0.000007	< 0.000007	< 0.000007	< 0.000007
B [mg/L]	29-Oct-24	12:29	< 0.002	< 0.002	< 0.002	< 0.002	< 0.002
Bi [mg/L]	29-Oct-24	12:29	< 0.00001	0.00003	< 0.00001	< 0.00001	< 0.00001
Ca [mg/L]	29-Oct-24	12:29	5.38	6.10	1.44	4.11	2.73
Cd [mg/L]	29-Oct-24	12:29	0.00169	0.000007	< 0.000003	0.0141	0.000008
Co [mg/L]	29-Oct-24	12:29	0.000057	0.000033	0.000007	0.00339	0.000012
Cr [mg/L]	29-Oct-24	12:29	< 0.00008	< 0.00008	< 0.00008	< 0.00008	< 0.00008
Cu [mg/L]	29-Oct-24	12:29	< 0.001	< 0.001	< 0.001	0.005	< 0.001
Fe [mg/L]	29-Oct-24	12:29	< 0.007	< 0.007	< 0.007	0.016	< 0.007
K [mg/L]	29-Oct-24	12:29	0.279	1.42	0.493	0.544	0.516
Mg [mg/L]	29-Oct-24	12:29	0.043	0.107	0.074	0.587	0.053
Mn [mg/L]	29-Oct-24	12:30	0.0240	0.0291	0.00262	0.0844	0.0124
Mo [mg/L]	29-Oct-24	12:30	< 0.0004	< 0.0004	< 0.0004	< 0.0004	< 0.0004
Na [mg/L]	29-Oct-24	12:30	0.05	0.07	0.05	0.05	0.06
Ni [mg/L]	29-Oct-24	12:30	0.0001	< 0.0001	< 0.0001	0.0192	0.0001
P [mg/L]	29-Oct-24	12:30	< 0.003	< 0.003	< 0.003	< 0.003	< 0.003
Pb [mg/L]	29-Oct-24	12:30	0.0318	0.00021	< 0.00009	0.465	< 0.00009

OnLine LIMS

0003910710

Results relate only to the sample tested. Data reported represents the sample submitted to SGS. Reproduction of this analytical report in full or in part is prohibited without prior written approval. Please refer to SGS General Conditions of Services located at https://www.sgs.ca/en/terms-and-conditions (Printed copies are available upon request.)
Test method information available upon request. "Temperature Upon Receipt" is representative of the whole shipment and may not reflect the temperature of individual samples.
SGS Canada Inc. Environment-Health & Safety statement of conformity decision rule does not consider uncertainty when analytical results are compared to a specified standard or regulation.

SGS Canada Inc.
P.O. Box 4300 - 185 Concession St.
Lakefield - Ontario - KOL 2HO
Phone: 705-652-2000 FAX: 705-652-6365

LR Report : **CA10162-OCT24**

Analysis	3: Analysis Completed Date	4: Analysis Completed Time	5: HC-1 Wk#74	6: HC-2 Wk#74	7: HC-3 Wk#74	8: HC-4 Wk#74	9: HC-5 Wk#74
S [mg/L]	29-Oct-24	12:30	< 5	< 5	< 5	6	< 5
Sb [mg/L]	29-Oct-24	12:30	< 0.0009	< 0.0009	< 0.0009	< 0.0009	< 0.0009
Se [mg/L]	29-Oct-24	12:30	0.00016	0.00179	< 0.00004	0.00095	< 0.00004
Si [mg/L]	29-Oct-24	12:30	0.12	0.27	0.16	0.44	0.27
Sn [mg/L]	29-Oct-24	12:30	0.00007	0.00007	0.00008	0.00008	0.00007
Sr [mg/L]	29-Oct-24	12:30	0.00532	0.0219	0.00291	0.00467	0.00355
Ti [mg/L]	29-Oct-24	12:30	< 0.0001	< 0.0001	< 0.0001	< 0.0001	< 0.0001
Th [mg/L]	29-Oct-24	12:30	< 0.0001	< 0.0001	< 0.0001	< 0.0001	< 0.0001
Tl [mg/L]	29-Oct-24	12:30	< 0.000005	0.000020	< 0.000005	0.000019	< 0.000005
U [mg/L]	29-Oct-24	12:30	0.000004	0.000257	0.000261	0.000051	0.000845
V [mg/L]	29-Oct-24	12:30	< 0.00001	0.00027	0.00014	< 0.00001	0.00035
W [mg/L]	29-Oct-24	12:30	< 0.0002	< 0.0002	< 0.0002	< 0.0002	< 0.0002
Zr [mg/L]	29-Oct-24	12:30	< 0.002	< 0.002	< 0.002	< 0.002	< 0.002
Zn [mg/L]	29-Oct-24	12:30	0.064	< 0.002	< 0.002	1.84	< 0.002

Analysis	10: HC-6 Wk#74	11: HC-7 Wk#74
Sample Date & Time	24-Oct-24	24-Oct-24
HumCell Leachate Vol [mL]	494	970
Sample Name	DX450181	DX450002
Sample Weight [g]	500	1000
pH [No unit]	6.89	7.33
Alkalinity [mg/L as CaCO3]	7	6
Conductivity [uS/cm]	15	17
Acidity [mg/L as CaCO3]	< 2	< 2
SO4 [mg/L]	0.3	0.3
Hg [mg/L]	< 0.00001	0.00002
Ag [mg/L]	< 0.00005	< 0.00005
Al [mg/L]	0.020	0.023
As [mg/L]	0.0004	0.0048
Ba [mg/L]	0.00061	0.00053
Be [mg/L]	< 0.000007	< 0.000007
B [mg/L]	< 0.002	< 0.002
Bi [mg/L]	< 0.00001	< 0.00001
Ca [mg/L]	2.52	2.09
Cd [mg/L]	< 0.000003	< 0.000003
Co [mg/L]	0.000004	0.000017
Cr [mg/L]	< 0.00008	< 0.00008
Cu [mg/L]	< 0.001	< 0.001
Fe [mg/L]	< 0.007	0.026
K [mg/L]	0.303	0.409
Mg [mg/L]	0.067	0.080
Mn [mg/L]	0.00364	0.00654
Mo [mg/L]	< 0.0004	< 0.0004
Na [mg/L]	0.06	0.05

OnLine LIMS

0003910710

Results relate only to the sample tested. Data reported represents the sample submitted to SGS. Reproduction of this analytical report in full or in part is prohibited without prior written approval. Please refer to SGS General Conditions of Services located at https://www.sgs.ca/en/terms-and-conditions (Printed copies are available upon request.)
Test method information available upon request. "Temperature Upon Receipt" is representative of the whole shipment and may not reflect the temperature of individual samples.
SGS Canada Inc. Environment-Health & Safety statement of conformity decision rule does not consider uncertainty when analytical results are compared to a specified standard or regulation.

SGS Canada Inc.
P.O. Box 4300 - 185 Concession St.
Lakefield - Ontario - KOL 2HO
Phone: 705-652-2000 FAX: 705-652-6365

LR Report : **CA10162-OCT24**

Analysis	10: HC-6 Wk#74	11: HC-7 Wk#74
Ni [mg/L]	< 0.0001	< 0.0001
P [mg/L]	< 0.003	< 0.003
Pb [mg/L]	< 0.00009	< 0.00009
S [mg/L]	< 5	< 5
Sb [mg/L]	< 0.0009	< 0.0009
Se [mg/L]	< 0.00004	< 0.00004
Si [mg/L]	0.25	0.21
Sn [mg/L]	0.00007	0.00007
Sr [mg/L]	0.00449	0.00376
Ti [mg/L]	< 0.0001	0.0004
Th [mg/L]	< 0.0001	< 0.0001
Tl [mg/L]	< 0.000005	< 0.000005
U [mg/L]	0.000160	0.000426
V [mg/L]	0.00028	0.00019
W [mg/L]	0.0004	< 0.0002
Zr [mg/L]	< 0.002	< 0.002
Zn [mg/L]	< 0.002	< 0.002



Lisa Thompson
Project Specialist Assistant,
Environment, Health & Safety

OnLine LIMS

0003910710

Results relate only to the sample tested. Data reported represents the sample submitted to SGS. Reproduction of this analytical report in full or in part is prohibited without prior written approval. Please refer to SGS General Conditions of Services located at https://www.sgs.ca/en/terms-and-conditions (Printed copies are available upon request.)
Test method information available upon request. "Temperature Upon Receipt" is representative of the whole shipment and may not reflect the temperature of individual samples.
SGS Canada Inc. Environment-Health & Safety statement of conformity decision rule does not consider uncertainty when analytical results are compared to a specified standard or regulation.

SGS Canada Inc.
P.O. Box 4300 - 185 Concession St.
Lakefield - Ontario - KOL 2HO
Phone: 705-652-2000 FAX: 705-652-6365

Quality Control Report

Inorganic Analysis													
Parameter	Reporting Limit	Unit	Method Blank	Duplicate				LCS / Spike Blank			Matrix Spike / Reference Material		
				Result 1	Result 2	RPD	Acceptance Criteria	Spike Recovery (%)	Recovery Limits (%)		Spike Recovery (%)	Recovery Limits (%)	
							%		Low	High		Low	High
Acidity - QCBatchID: EWL0579-OCT24													
Acidity	2	mg/L as Ca	3			ND	20	92	90	110	NA		
Alkalinity - QCBatchID: EWL0579-OCT24													
Alkalinity	2	mg/L as Ca	< 2			0	20	98	80	120	NA		
Anions by IC - QCBatchID: DIO0566-OCT24													
Sulphate	0.2	mg/L	<0.2			0	20	97	90	110	100	75	125
Conductivity - QCBatchID: EWL0606-OCT24													
Conductivity	2	uS/cm	< 2			0	20	99	90	110	NA		
Conductivity - QCBatchID: EWL0619-OCT24													
Conductivity	2	uS/cm	< 2			0	20	98	90	110	NA		
Conductivity - QCBatchID: EWL0670-OCT24													
Conductivity	2	uS/cm	< 2			0	20	97	90	110	NA		
Conductivity - QCBatchID: EWL0706-OCT24													
Conductivity	2	uS/cm	< 2			0	20	99	90	110	NA		
Inorganics-General - QCBatchID: EHG0060-OCT24													
Mercury	0.00001	mg/L	< 0.00001			ND	20	100	80	120	110	70	130
Metals in aqueous samples - ICP-MS - QCBatchID: EMS0293-OCT24													
Aluminum	0.001	mg/L	<0.001			1	20	110	90	110	96	70	130
Antimony	0.0009	mg/L	<0.0009			ND	20	100	90	110	99	70	130
Arsenic	0.0002	mg/L	<0.0002			ND	20	106	90	110	88	70	130
Barium	0.00008	mg/L	<0.00008			3	20	109	90	110	100	70	130
Beryllium	0.000007	mg/L	<0.000007			ND	20	108	90	110	94	70	130
Bismuth	0.00001	mg/L	<0.00001			ND	20	109	90	110	95	70	130
Boron	0.002	mg/L	<0.002			ND	20	105	90	110	96	70	130
Cadmium	0.000003	mg/L	<0.000003			ND	20	106	90	110	94	70	130
Calcium	0.01	mg/L	<0.01			ND	20	105	90	110	98	70	130
Chromium	0.00008	mg/L	<0.00008			ND	20	110	90	110	112	70	130
Cobalt	0.000004	mg/L	<0.000004			ND	20	106	90	110	94	70	130
Copper	0.001	mg/L	<0.001			ND	20	106	90	110	98	70	130
Iron	0.007	mg/L	<0.007			ND	20	104	90	110	100	70	130
Lead	0.00009	mg/L	<0.00009			ND	20	106	90	110	95	70	130
Magnesium	0.001	mg/L	<0.001			0	20	106	90	110	97	70	130
Manganese	0.00001	mg/L	<0.00001			2	20	108	90	110	96	70	130
Molybdenum	0.0004	mg/L	<0.0004			ND	20	109	90	110	94	70	130
Nickel	0.0001	mg/L	<0.0001			11	20	108	90	110	95	70	130
Phosphorus	0.003	mg/L	<0.003			ND	20	102	90	110	NV	70	130

OnLine LIMS

0003910710

Results relate only to the sample tested. Data reported represents the sample submitted to SGS. Reproduction of this analytical report in full or in part is prohibited without prior written approval. Please refer to SGS General Conditions of Services located at https://www.sgs.ca/en/terms-and-conditions (Printed copies are available upon request.)
Test method information available upon request. "Temperature Upon Receipt" is representative of the whole shipment and may not reflect the temperature of individual samples.
SGS Canada Inc. Environment-Health & Safety statement of conformity decision rule does not consider uncertainty when analytical results are compared to a specified standard or regulation.

SGS Canada Inc.
P.O. Box 4300 - 185 Concession St.
Lakefield - Ontario - KOL 2HO
Phone: 705-652-2000 FAX: 705-652-6365

Great Bear - 7 Long

LR Report : **CA10162-OCT24**

Inorganic Analysis														
Parameter	Reporting Limit	Unit	Method Blank	Duplicate				LCS / Spike Blank			Matrix Spike / Reference Material			
				Result 1	Result 2	RPD	Acceptance Criteria	Spike Recovery (%)	Recovery Limits (%)		Spike Recovery (%)	Recovery Limits (%)	
							%		Low	High		Low	High
Potassium	0.003	mg/L	<0.009			1	20	103	90	110	91	70	130
Selenium	0.00004	mg/L	<0.00004			ND	20	108	90	110	87	70	130
Silicon	0.02	mg/L	<0.02			ND	20	102	90	110	NV	70	130
Silver	0.00005	mg/L	<0.00005			ND	20	101	90	110	76	70	130
Sodium	0.01	mg/L	<0.01			ND	20	101	90	110	95	70	130
Strontium	0.00008	mg/L	<0.00008			ND	20	109	90	110	95	70	130
Sulfur	5	mg/L	<5			ND	20	109	90	110	NV	70	130
Thallium	0.000005	mg/L	<0.000005			ND	20	107	90	110	95	70	130
Thorium	0.0001	mg/L	<0.0001			ND	20	96	90	110	NV	70	130
Tin	0.00006	mg/L	<0.00006			ND	20	109	90	110	NV	70	130
Titanium	0.0001	mg/L	<0.0001			4	20	104	90	110	NV	70	130
Tungsten	0.0002	mg/L	<0.0002			ND	20	108	90	110	NV	70	130
Uranium	0.000002	mg/L	<0.000002			ND	20	104	90	110	93	70	130
Vanadium	0.00001	mg/L	<0.00001			ND	20	109	90	110	95	70	130
Zinc	0.002	mg/L	<0.002			ND	20	109	90	110	109	70	130
Zirconium	0.002	mg/L	<0.002			ND	20	107	90	110	NV	70	130
pH - QCBatchID: EWL0579-OCT24													
pH	0.05	No unit	NA			1		100			NA		

OnLine LIMS

0003910710

Results relate only to the sample tested. Data reported represents the sample submitted to SGS. Reproduction of this analytical report in full or in part is prohibited without prior written approval. Please refer to SGS General Conditions of Services located at https://www.sgs.ca/en/terms-and-conditions (Printed copies are available upon request.)
Test method information available upon request. "Temperature Upon Receipt" is representative of the whole shipment and may not reflect the temperature of individual samples.
SGS Canada Inc. Environment-Health & Safety statement of conformity decision rule does not consider uncertainty when analytical results are compared to a specified standard or regulation.

SGS Canada Inc.
P.O. Box 4300 - 185 Concession St.
Lakefield - Ontario - KOL 2HO
Phone: 705-652-2000 FAX: 705-652-6365

12-November-2024

Great Bear Resources Ltd.
Attn : Ashley Moncrief

1020 - 800 West Pender St.
Vancouver, BC
V6C 2V6, Canada

Phone: 778-833-2160
Fax:

Date Rec. : 25 October 2024
LR Report: **CA10166-OCT24**
Reference: Wk#74

Copy: #1

CERTIFICATE OF ANALYSIS
Final Report

Analysis	3: Analysis Completed Date	4: Analysis Completed Time	5: HC-8 Wk#74	6: HC-9 Wk#74	7: HC-10 Wk#74	8: HC-11 Wk#74	9: HC-12 Wk#74
Sample Date & Time			25-Oct-24	25-Oct-24	25-Oct-24	25-Oct-24	25-Oct-24
HumCell Leachate Vol [mL]	25-Oct-24	16:53	985	1011	953	1004	1005
Sample Name	---	---	DX450108	DX450076	DX450186	DX450118	DX 550107
Sample Weight [g]	---	---	1000	1000	1000	1000	1000
pH [No unit]	30-Oct-24	15:16	7.09	5.42	6.88	7.02	6.89
Alkalinity [mg/L as CaCO3]	29-Oct-24	10:18	9	< 2	4	8	6
Conductivity [uS/cm]	29-Oct-24	10:18	24	30	12	18	23
Acidity [mg/L as CaCO3]	30-Oct-24	11:04	< 2	8	< 2	< 2	< 2
F [mg/L]	***	***	***	***	***	***	***
SO4 [mg/L]	28-Oct-24	15:36	2.5	12	0.8	1.2	---
SO4 [mg/L]	06-Nov-24	07:55	---	---	---	---	3.7
Cl [mg/L]	28-Oct-24	15:36	---	---	---	---	---
Hg [mg/L]	28-Oct-24	15:39	< 0.00001	< 0.00001	< 0.00001	< 0.00001	< 0.00001
Ag [mg/L]	28-Oct-24	15:39	< 0.00005	< 0.00005	< 0.00005	< 0.00005	< 0.00005
Al [mg/L]	28-Oct-24	15:39	0.046	0.001	0.019	0.039	0.035
As [mg/L]	28-Oct-24	15:39	0.0008	< 0.0002	0.0002	0.0003	0.0016
Ba [mg/L]	28-Oct-24	15:39	0.00186	0.0100	0.00051	0.00087	0.00157
Be [mg/L]	28-Oct-24	15:39	< 0.000007	< 0.000007	< 0.000007	< 0.000007	< 0.000007
B [mg/L]	28-Oct-24	15:39	< 0.002	< 0.002	< 0.002	< 0.002	< 0.002
Bi [mg/L]	28-Oct-24	15:39	< 0.00001	< 0.00001	< 0.00001	< 0.00001	< 0.00001
Ca [mg/L]	28-Oct-24	15:39	3.81	1.40	2.01	3.31	4.05
Cd [mg/L]	28-Oct-24	15:40	< 0.000003	0.0245	0.000003	0.000006	0.000005
Co [mg/L]	28-Oct-24	15:40	0.000005	0.000640	0.000006	0.000008	0.000005
Cr [mg/L]	28-Oct-24	15:40	< 0.00008	< 0.00008	< 0.00008	< 0.00008	< 0.00008
Cu [mg/L]	28-Oct-24	15:40	< 0.001	0.003	< 0.001	< 0.001	< 0.001
Fe [mg/L]	28-Oct-24	15:40	< 0.007	0.019	< 0.007	< 0.007	< 0.007
K [mg/L]	28-Oct-24	15:40	0.591	0.930	0.230	0.193	0.355
Mg [mg/L]	28-Oct-24	15:40	0.239	0.102	0.025	0.045	0.036
Mn [mg/L]	28-Oct-24	15:40	0.0194	0.0678	0.0171	0.0244	0.0262
Mo [mg/L]	28-Oct-24	15:40	< 0.0004	< 0.0004	< 0.0004	< 0.0004	< 0.0004

OnLine LIMS

0003925492

Results relate only to the sample tested. Data reported represents the sample submitted to SGS. Reproduction of this analytical report in full or in part is prohibited without prior written approval. Please refer to SGS General Conditions of Services located at https://www.sgs.ca/en/terms-and-conditions (Printed copies are available upon request.)
Test method information available upon request. "Temperature Upon Receipt" is representative of the whole shipment and may not reflect the temperature of individual samples.
SGS Canada Inc. Environment-Health & Safety statement of conformity decision rule does not consider uncertainty when analytical results are compared to a specified standard or regulation.

SGS Canada Inc.
P.O. Box 4300 - 185 Concession St.
Lakefield - Ontario - KOL 2HO
Phone: 705-652-2000 FAX: 705-652-6365

LR Report : **CA10166-OCT24**

Analysis	3: Analysis Completed Date	4: Analysis Completed Time	5: HC-8 Wk#74	6: HC-9 Wk#74	7: HC-10 Wk#74	8: HC-11 Wk#74	9: HC-12 Wk#74
Na [mg/L]	28-Oct-24	15:40	0.06	0.05	0.04	0.05	0.05
Ni [mg/L]	28-Oct-24	15:40	< 0.0001	0.0194	< 0.0001	< 0.0001	< 0.0001
P [mg/L]	28-Oct-24	15:40	< 0.003	< 0.003	< 0.003	< 0.003	< 0.003
Pb [mg/L]	28-Oct-24	15:40	< 0.00009	0.262	< 0.00009	< 0.00009	< 0.00009
S [mg/L]	28-Oct-24	15:40	< 5	< 5	< 5	< 5	< 5
Sb [mg/L]	28-Oct-24	15:40	< 0.0009	< 0.0009	< 0.0009	< 0.0009	< 0.0009
Se [mg/L]	28-Oct-24	15:40	0.00008	0.00087	0.00009	< 0.00004	0.00006
Si [mg/L]	28-Oct-24	15:40	0.24	0.36	0.16	0.26	0.33
Sn [mg/L]	28-Oct-24	15:40	0.00007	< 0.00006	< 0.00006	< 0.00006	0.00009
Sr [mg/L]	28-Oct-24	15:41	0.00686	0.00437	0.00365	0.00592	0.00480
Ti [mg/L]	28-Oct-24	15:41	< 0.0001	< 0.0001	< 0.0001	< 0.0001	< 0.0001
Th [mg/L]	28-Oct-24	15:41	< 0.0001	< 0.0001	< 0.0001	< 0.0001	< 0.0001
Tl [mg/L]	28-Oct-24	15:41	< 0.000005	0.000045	< 0.000005	< 0.000005	0.000005
U [mg/L]	28-Oct-24	15:41	0.000143	0.000114	0.000123	0.000085	0.000175
V [mg/L]	28-Oct-24	15:41	0.00009	< 0.00001	0.00002	0.00004	0.00011
W [mg/L]	28-Oct-24	15:41	< 0.0002	< 0.0002	< 0.0002	< 0.0002	< 0.0002
Zr [mg/L]	28-Oct-24	15:41	< 0.002	< 0.002	< 0.002	< 0.002	< 0.002
Zn [mg/L]	28-Oct-24	15:41	< 0.002	5.03	< 0.002	< 0.002	< 0.002

Analysis	10: HC-13 Wk#74	11: HC-14 Wk#74	12: HC-15 Wk#74	13: HC-16 Wk#74	14: HC-17 Wk#74	15: HC-18 Wk#74	16: HC-19 Wk#74
Sample Date & Time	25-Oct-24	25-Oct-24	25-Oct-24	25-Oct-24	25-Oct-24	25-Oct-24	25-Oct-24
HumCell Leachate Vol [mL]	1003	926	702	1002	1003	960	973
Sample Name	DX450159	DX450171	DX450134	DX450185	DX450032	DX 550064	DX450008
Sample Weight [g]	1000	1000	700	1000	1000	1000	1000
pH [No unit]	7.05	6.55	7.03	7.15	6.09	6.94	6.71
Alkalinity [mg/L as CaCO3]	8	2	9	9	< 2	6	3
Conductivity [uS/cm]	29	24	60	27	11	13	9
Acidity [mg/L as CaCO3]	< 2	< 2	< 2	< 2	5	< 2	< 2
F [mg/L]	***	***	***	***	***	***	***
SO4 [mg/L]	4.2	7.2	9.0	2.5	2.7	0.2	0.5
SO4 [mg/L]	---	---	---	---	---	---	---
Cl [mg/L]	---	---	< 0.2	---	---	---	---
Hg [mg/L]	< 0.00001	< 0.00001	< 0.00001	< 0.00001	< 0.00001	< 0.00001	< 0.00001
Ag [mg/L]	< 0.00005	< 0.00005	< 0.00005	< 0.00005	< 0.00005	< 0.00005	< 0.00005
Al [mg/L]	0.069	0.008	0.004	0.079	0.001	0.033	0.025
As [mg/L]	0.0022	0.0010	0.0882	0.0065	0.0015	0.0053	0.0002
Ba [mg/L]	0.00069	0.00235	0.00125	0.00225	0.00064	0.00023	0.00025
Be [mg/L]	< 0.000007	< 0.000007	< 0.000007	< 0.000007	< 0.000007	< 0.000007	< 0.000007
B [mg/L]	< 0.002	< 0.002	< 0.002	< 0.002	< 0.002	< 0.002	< 0.002
Bi [mg/L]	< 0.00001	< 0.00001	< 0.00001	< 0.00001	< 0.00001	< 0.00001	< 0.00001
Ca [mg/L]	4.98	3.06	9.48	4.04	1.29	2.55	1.43
Cd [mg/L]	0.000003	< 0.000003	0.000009	< 0.000003	0.000033	0.000005	< 0.000003

OnLine LIMS

0003925492

Results relate only to the sample tested. Data reported represents the sample submitted to SGS. Reproduction of this analytical report in full or in part is prohibited without prior written approval. Please refer to SGS General Conditions of Services located at https://www.sgs.ca/en/terms-and-conditions (Printed copies are available upon request.)
Test method information available upon request. "Temperature Upon Receipt" is representative of the whole shipment and may not reflect the temperature of individual samples.
SGS Canada Inc. Environment-Health & Safety statement of conformity decision rule does not consider uncertainty when analytical results are compared to a specified standard or regulation.

SGS Canada Inc.
P.O. Box 4300 - 185 Concession St.
Lakefield - Ontario - KOL 2HO
Phone: 705-652-2000 FAX: 705-652-6365

LR Report : **CA10166-OCT24**

Analysis	10: HC-13 Wk#74	11: HC-14 Wk#74	12: HC-15 Wk#74	13: HC-16 Wk#74	14: HC-17 Wk#74	15: HC-18 Wk#74	16: HC-19 Wk#74
Co [mg/L]	0.000004	0.000103	0.000865	0.000031	0.00250	0.000053	0.000008
Cr [mg/L]	< 0.00008	< 0.00008	< 0.00008	< 0.00008	< 0.00008	< 0.00008	< 0.00008
Cu [mg/L]	< 0.001	< 0.001	< 0.001	< 0.001	< 0.001	< 0.001	< 0.001
Fe [mg/L]	< 0.007	< 0.007	< 0.007	< 0.007	0.007	< 0.007	< 0.007
K [mg/L]	0.442	0.776	0.460	1.42	0.330	0.168	0.196
Mg [mg/L]	0.050	0.125	0.278	0.048	0.106	0.025	0.023
Mn [mg/L]	0.0227	0.00448	0.0183	0.0106	0.0146	0.00434	0.00512
Mo [mg/L]	< 0.0004	< 0.0004	< 0.0004	< 0.0004	< 0.0004	< 0.0004	< 0.0004
Na [mg/L]	0.05	0.07	0.07	0.06	0.07	0.04	0.04
Ni [mg/L]	< 0.0001	0.0007	0.0320	< 0.0001	0.0044	0.0002	< 0.0001
P [mg/L]	< 0.003	< 0.003	< 0.003	< 0.003	< 0.003	< 0.003	< 0.003
Pb [mg/L]	< 0.00009	< 0.00009	< 0.00009	< 0.00009	< 0.00009	< 0.00009	0.00013
S [mg/L]	< 5	< 5	7	< 5	< 5	< 5	< 5
Sb [mg/L]	< 0.0009	< 0.0009	0.0011	< 0.0009	< 0.0009	< 0.0009	< 0.0009
Se [mg/L]	< 0.00004	0.00016	0.00032	< 0.00004	< 0.00004	< 0.00004	< 0.00004
Si [mg/L]	0.28	0.18	0.26	0.30	0.46	0.24	0.18
Sn [mg/L]	< 0.00006	< 0.00006	0.00009	0.00006	0.00006	< 0.00006	< 0.00006
Sr [mg/L]	0.00390	0.00647	0.0109	0.00475	0.00811	0.00271	0.00275
Ti [mg/L]	< 0.0001	< 0.0001	< 0.0001	< 0.0001	< 0.0001	< 0.0001	< 0.0001
Th [mg/L]	< 0.0001	< 0.0001	< 0.0001	< 0.0001	< 0.0001	< 0.0001	< 0.0001
Tl [mg/L]	0.000009	< 0.000005	0.000007	0.000007	< 0.000005	< 0.000005	< 0.000005
U [mg/L]	0.000195	0.000070	0.000043	0.000484	0.000146	0.000183	0.000048
V [mg/L]	0.00003	0.00009	0.00003	0.00020	0.00002	0.00008	0.00002
W [mg/L]	< 0.0002	< 0.0002	< 0.0002	< 0.0002	< 0.0002	< 0.0002	< 0.0002
Zr [mg/L]	< 0.002	< 0.002	< 0.002	< 0.002	< 0.002	< 0.002	< 0.002
Zn [mg/L]	< 0.002	< 0.002	< 0.002	< 0.002	0.003	< 0.002	< 0.002

Analysis	17: HC-20 Wk#74	18: HC-21 Wk#74	19: HC-22 Wk#74	20: HC-23 Wk#74	21: HC-24 Wk#74	22: HC-25 Wk#74	23: HC-26 Wk#74
Sample Date & Time	25-Oct-24	25-Oct-24	25-Oct-24	25-Oct-24	25-Oct-24	25-Oct-24	25-Oct-24
HumCell Leachate Vol [mL]	976	994	451	1004	989	1008	746
Sample Name	DX 550056	DX450022	DX450077	DX450113	DX 550101	DX450128	DX450021
Sample Weight [g]	1000	1000	500	1000	1000	1000	750
pH [No unit]	7.21	7.25	7.09	7.12	7.10	7.26	5.22
Alkalinity [mg/L as CaCO3]	7	9	7	9	7	10	< 2
Conductivity [uS/cm]	18	23	19	22	16	37	228
Acidity [mg/L as CaCO3]	< 2	< 2	< 2	< 2	< 2	< 2	20
F [mg/L]	***	***	***	***	***	***	***
SO4 [mg/L]	1.1	1.6	0.9	0.7	1.0	3.2	100
SO4 [mg/L]	---	---	---	---	---	---	---
Cl [mg/L]	---	---	---	---	---	---	< 0.2
Hg [mg/L]	< 0.00001	< 0.00001	< 0.00001	< 0.00001	< 0.00001	< 0.00001	< 0.00001
Ag [mg/L]	< 0.00005	< 0.00005	< 0.00005	< 0.00005	< 0.00005	0.00006	< 0.00005

OnLine LIMS

0003925492

Results relate only to the sample tested. Data reported represents the sample submitted to SGS. Reproduction of this analytical report in full or in part is prohibited without prior written approval. Please refer to SGS General Conditions of Services located at https://www.sgs.ca/en/terms-and-conditions (Printed copies are available upon request.)
Test method information available upon request. "Temperature Upon Receipt" is representative of the whole shipment and may not reflect the temperature of individual samples.
SGS Canada Inc. Environment-Health & Safety statement of conformity decision rule does not consider uncertainty when analytical results are compared to a specified standard or regulation.

SGS Canada Inc.
P.O. Box 4300 - 185 Concession St.
Lakefield - Ontario - KOL 2HO
Phone: 705-652-2000 FAX: 705-652-6365

LR Report : **CA10166-OCT24**

Analysis	17: HC-20 Wk#74	18: HC-21 Wk#74	19: HC-22 Wk#74	20: HC-23 Wk#74	21: HC-24 Wk#74	22: HC-25 Wk#74	23: HC-26 Wk#74
Al [mg/L]	0.030	0.052	0.030	0.049	0.033	0.047	0.003
As [mg/L]	0.0005	0.0056	0.0007	0.0033	0.0016	0.0008	< 0.0002
Ba [mg/L]	0.00233	0.00020	0.00880	0.00608	0.00059	0.00139	0.00879
Be [mg/L]	< 0.000007	< 0.000007	< 0.000007	< 0.000007	< 0.000007	< 0.000007	< 0.000007
B [mg/L]	< 0.002	< 0.002	< 0.002	< 0.002	< 0.002	< 0.002	0.003
Bi [mg/L]	< 0.00001	< 0.00001	< 0.00001	< 0.00001	< 0.00001	< 0.00001	< 0.00001
Ca [mg/L]	3.20	4.38	2.44	4.33	3.09	6.42	32.4
Cd [mg/L]	< 0.000003	< 0.000003	0.000003	< 0.000003	< 0.000003	< 0.000003	0.000201
Co [mg/L]	0.000021	0.000096	0.000021	0.000014	0.000027	0.000056	0.00158
Cr [mg/L]	< 0.00008	< 0.00008	< 0.00008	< 0.00008	< 0.00008	< 0.00008	< 0.00008
Cu [mg/L]	< 0.001	< 0.001	< 0.001	< 0.001	< 0.001	< 0.001	< 0.001
Fe [mg/L]	< 0.007	< 0.007	< 0.007	< 0.007	< 0.007	< 0.007	4.13
K [mg/L]	0.221	0.024	1.29	0.201	0.085	0.329	4.30
Mg [mg/L]	0.147	0.100	0.107	0.115	0.103	0.090	1.75
Mn [mg/L]	0.0272	0.0281	0.0169	0.0226	0.0158	0.0151	0.347
Mo [mg/L]	< 0.0004	< 0.0004	< 0.0004	< 0.0004	< 0.0004	< 0.0004	< 0.0004
Na [mg/L]	0.04	0.03	0.05	0.03	0.03	0.06	0.18
Ni [mg/L]	< 0.0001	< 0.0001	< 0.0001	< 0.0001	< 0.0001	0.0001	0.0169
P [mg/L]	< 0.003	< 0.003	< 0.003	< 0.003	< 0.003	< 0.003	< 0.003
Pb [mg/L]	< 0.00009	< 0.00009	< 0.00009	< 0.00009	< 0.00009	< 0.00009	0.00010
S [mg/L]	< 5	< 5	< 5	< 5	< 5	< 5	35
Sb [mg/L]	< 0.0009	< 0.0009	< 0.0009	< 0.0009	< 0.0009	< 0.0009	< 0.0009
Se [mg/L]	< 0.00004	< 0.00004	< 0.00004	< 0.00004	< 0.00004	< 0.00004	0.00043
Si [mg/L]	0.18	0.16	0.17	0.20	0.14	0.19	0.28
Sn [mg/L]	0.00009	< 0.00006	0.00008	< 0.00006	< 0.00006	0.00008	< 0.00006
Sr [mg/L]	0.00576	0.00222	0.00371	0.0122	0.00234	0.00354	0.0146
Ti [mg/L]	0.0001	< 0.0001	< 0.0001	< 0.0001	< 0.0001	< 0.0001	< 0.0001
Th [mg/L]	< 0.0001	< 0.0001	< 0.0001	< 0.0001	< 0.0001	< 0.0001	< 0.0001
Tl [mg/L]	< 0.000005	< 0.000005	< 0.000005	< 0.000005	< 0.000005	< 0.000005	< 0.000005
U [mg/L]	0.000013	0.000006	0.000016	0.000082	0.000005	0.000051	0.000007
V [mg/L]	0.00041	0.00023	0.00054	0.00011	0.00023	0.00021	< 0.00001
W [mg/L]	< 0.0002	< 0.0002	< 0.0002	< 0.0002	< 0.0002	0.0003	< 0.0002
Zr [mg/L]	< 0.002	< 0.002	< 0.002	< 0.002	< 0.002	< 0.002	< 0.002
Zn [mg/L]	< 0.002	< 0.002	< 0.002	< 0.002	< 0.002	< 0.002	0.007

Analysis	24: HC-27 Wk#74
Sample Date & Time	25-Oct-24
HumCell Leachate Vol [mL]	984
Sample Name	DX450222
Sample Weight [g]	1000
pH [No unit]	6.75
Alkalinity [mg/L as CaCO3]	3

OnLine LIMS

0003925492

Results relate only to the sample tested. Data reported represents the sample submitted to SGS. Reproduction of this analytical report in full or in part is prohibited without prior written approval. Please refer to SGS General Conditions of Services located at https://www.sgs.ca/en/terms-and-conditions (Printed copies are available upon request.)
Test method information available upon request. "Temperature Upon Receipt" is representative of the whole shipment and may not reflect the temperature of individual samples.
SGS Canada Inc. Environment-Health & Safety statement of conformity decision rule does not consider uncertainty when analytical results are compared to a specified standard or regulation.

SGS Canada Inc.
P.O. Box 4300 - 185 Concession St.
Lakefield - Ontario - KOL 2HO
Phone: 705-652-2000 FAX: 705-652-6365

LR Report : **CA10166-OCT24**

Analysis	24: HC-27 Wk#74
Conductivity [uS/cm]	18
Acidity [mg/L as CaCO3]	< 2
F [mg/L]	***
SO4 [mg/L]	3.8
SO4 [mg/L]	---
Cl [mg/L]	---
Hg [mg/L]	< 0.00001
Ag [mg/L]	< 0.00005
Al [mg/L]	0.022
As [mg/L]	0.0003
Ba [mg/L]	0.00036
Be [mg/L]	< 0.000007
B [mg/L]	< 0.002
Bi [mg/L]	< 0.00001
Ca [mg/L]	2.56
Cd [mg/L]	< 0.000003
Co [mg/L]	< 0.000004
Cr [mg/L]	< 0.00008
Cu [mg/L]	< 0.001
Fe [mg/L]	< 0.007
K [mg/L]	0.377
Mg [mg/L]	0.041
Mn [mg/L]	0.00797
Mo [mg/L]	< 0.0004
Na [mg/L]	0.04
Ni [mg/L]	< 0.0001
P [mg/L]	< 0.003
Pb [mg/L]	< 0.00009
S [mg/L]	< 5
Sb [mg/L]	< 0.0009
Se [mg/L]	< 0.00004
Si [mg/L]	0.17
Sn [mg/L]	0.00006
Sr [mg/L]	0.00311
Ti [mg/L]	< 0.0001
Th [mg/L]	< 0.0001
Tl [mg/L]	< 0.000005
U [mg/L]	0.000074
V [mg/L]	0.00009
W [mg/L]	< 0.0002
Zr [mg/L]	< 0.002
Zn [mg/L]	< 0.002

OnLine LIMS

0003925492

Results relate only to the sample tested. Data reported represents the sample submitted to SGS. Reproduction of this analytical report in full or in part is prohibited without prior written approval. Please refer to SGS General Conditions of Services located at https://www.sgs.ca/en/terms-and-conditions (Printed copies are available upon request.)
Test method information available upon request. “Temperature Upon Receipt” is representative of the whole shipment and may not reflect the temperature of individual samples.
SGS Canada Inc. Environment-Health & Safety statement of conformity decision rule does not consider uncertainty when analytical results are compared to a specified standard or regulation.

SGS Canada Inc.
P.O. Box 4300 - 185 Concession St.
Lakefield - Ontario - KOL 2HO
Phone: 705-652-2000 FAX: 705-652-6365

LR Report : **CA10166-OCT24**



Lisa Thompson
Project Specialist Assistant,
Environment, Health & Safety

OnLine LIMS

0003925492

Results relate only to the sample tested. Data reported represents the sample submitted to SGS. Reproduction of this analytical report in full or in part is prohibited without prior written approval. Please refer to SGS General Conditions of Services located at https://www.sgs.ca/en/terms-and-conditions (Printed copies are available upon request.)
Test method information available upon request. "Temperature Upon Receipt" is representative of the whole shipment and may not reflect the temperature of individual samples.
SGS Canada Inc. Environment-Health & Safety statement of conformity decision rule does not consider uncertainty when analytical results are compared to a specified standard or regulation.

SGS Canada Inc.
P.O. Box 4300 - 185 Concession St.
Lakefield - Ontario - KOL 2HO
Phone: 705-652-2000 FAX: 705-652-6365

11-November-2024

Great Bear Resources Ltd.
Attn : Ashley Moncrief

1020 - 800 West Pender St.
Vancouver, BC
V6C 2V6, Canada

Phone: 778-833-2160
Fax:

Date Rec. : 31 October 2024
LR Report: **CA10200-OCT24**
Reference: Wk#75

Copy: #1

CERTIFICATE OF ANALYSIS
Final Report

Analysis	3: Analysis Completed Date	4: Analysis Completed Time	5: HC-1 Wk#75	6: HC-2 Wk#75	7: HC-3 Wk#75	8: HC-4 Wk#75	9: HC-5 Wk#75	10: HC-6 Wk#75	11: HC-7 Wk#75
Sample Date & Time			31-Oct-24	31-Oct-24	31-Oct-24	31-Oct-24	31-Oct-24	31-Oct-24	31-Oct-24
HumCell Leachate Vol [mL]	31-Oct-24	13:38	914	1011	496	533	968	496	942
Sample Name	---	---	DX450052	DX 550083	DX450204	DX450176	DX450232	DX450181	DX450002
Sample Weight [g]	---	---	1000	1000	500	500	1000	500	1000
pH [No unit]	04-Nov-24	14:36	6.45	7.49	6.75	5.36	6.85	6.94	6.94
Alkalinity [mg/L as CaCO3]	05-Nov-24	09:59	< 2	12	3	< 2	3	6	3
Conductivity [uS/cm]	01-Nov-24	11:49	35	36	9	44	13	15	11
Acidity [mg/L as CaCO3]	05-Nov-24	09:58	3	< 2	< 2	10	< 2	< 2	< 2
SO4 [mg/L]	06-Nov-24	08:00	10	3.8	0.5	15	1.7	0.3	0.2



Lisa Thompson
Project Specialist Assistant,
Environment, Health & Safety

OnLine LIMS

0003923843

Results relate only to the sample tested. Data reported represents the sample submitted to SGS. Reproduction of this analytical report in full or in part is prohibited without prior written approval. Please refer to SGS General Conditions of Services located at https://www.sgs.ca/en/terms-and-conditions (Printed copies are available upon request.)
Test method information available upon request. "Temperature Upon Receipt" is representative of the whole shipment and may not reflect the temperature of individual samples.
SGS Canada Inc. Environment-Health & Safety statement of conformity decision rule does not consider uncertainty when analytical results are compared to a specified standard or regulation.

SGS Canada Inc.
P.O. Box 4300 - 185 Concession St.
Lakefield - Ontario - KOL 2HO
Phone: 705-652-2000 FAX: 705-652-6365

15-November-2024

Great Bear Resources Ltd.
Attn : Ashley Moncrief

1020 - 800 West Pender St.
Vancouver, BC
V6C 2V6, Canada

Phone: 778-833-2160
Fax:

Date Rec. : 01 November 2024
LR Report: **CA10000-NOV24**
Reference: Wk#75

Copy: #1

CERTIFICATE OF ANALYSIS
Final Report

Analysis	3: Analysis Completed Date	4: Analysis Completed Time	5: HC-8 Wk#75	6: HC-9 Wk#75	7: HC-10 Wk#75	8: HC-11 Wk#75	9: HC-12 Wk#75
Sample Date & Time			01-Nov-24	01-Nov-24	01-Nov-24	01-Nov-24	01-Nov-24
HumCell Leachate Vol [mL]	04-Nov-24	14:20	963	996	945	988	1003
Sample Name	---	---	DX450108	DX450076	DX450186	DX450118	DX 550107
Sample Weight [g]	---	---	1000	1000	1000	1000	1000
pH [No unit]	06-Nov-24	14:07	7.12	6.05	6.81	6.97	7.03
Alkalinity [mg/L as CaCO3]	06-Nov-24	14:07	7	< 2	3	5	7
Conductivity [uS/cm]	05-Nov-24	11:10	22	30	11	14	26
Acidity [mg/L as CaCO3]	06-Nov-24	14:08	< 2	10	<2	< 2	< 2
SO4 [mg/L]	07-Nov-24	13:46	2.4	---	1.4	0.9	---
SO4 [mg/L]	14-Nov-24	12:34	---	12	---	---	4.2

Analysis	10: HC-13 Wk#75	11: HC-14 Wk#75	12: HC-15 Wk#75	13: HC-16 Wk#75	14: HC-17 Wk#75	15: HC-18 Wk#75	16: HC-19 Wk#75
Sample Date & Time	01-Nov-24	01-Nov-24	01-Nov-24	01-Nov-24	01-Nov-24	01-Nov-24	01-Nov-24
HumCell Leachate Vol [mL]	1006	926	705	992	1003	948	942
Sample Name	DX450159	DX450171	DX450134	DX450185	DX450032	DX 550064	DX450008
Sample Weight [g]	1000	1000	700	1000	1000	1000	1000
pH [No unit]	7.08	6.32	7.10	7.13	6.49	7.00	6.59
Alkalinity [mg/L as CaCO3]	7	2	8	8	< 2	5	2
Conductivity [uS/cm]	26	26	53	24	11	14	7
Acidity [mg/L as CaCO3]	< 2	<2	<2	< 2	6	< 2	<2
SO4 [mg/L]	3.8	9.2	9.5	2.1	2.7	0.4	0.5
SO4 [mg/L]	---	---	---	---	---	---	---

OnLine LIMS

0003929474

Results relate only to the sample tested. Data reported represents the sample submitted to SGS. Reproduction of this analytical report in full or in part is prohibited without prior written approval. Please refer to SGS General Conditions of Services located at https://www.sgs.ca/en/terms-and-conditions (Printed copies are available upon request.)
Test method information available upon request. "Temperature Upon Receipt" is representative of the whole shipment and may not reflect the temperature of individual samples.
SGS Canada Inc. Environment-Health & Safety statement of conformity decision rule does not consider uncertainty when analytical results are compared to a specified standard or regulation.

SGS Canada Inc.
P.O. Box 4300 - 185 Concession St.
Lakefield - Ontario - KOL 2HO
Phone: 705-652-2000 FAX: 705-652-6365

LR Report : **CA10000-NOV24**

Analysis	17: HC-20 Wk#75	18: HC-21 Wk#75	19: HC-22 Wk#75	20: HC-23 Wk#75	21: HC-24 Wk#75	22: HC-25 Wk#75	23: HC-26 Wk#75
Sample Date & Time	01-Nov-24	01-Nov-24	01-Nov-24	01-Nov-24	01-Nov-24	01-Nov-24	01-Nov-24
HumCell Leachate Vol [mL]	958	986	447	1001	1007	998	752
Sample Name	DX 550056	DX450022	DX450077	DX450113	DX 550101	DX450128	DX450021
Sample Weight [g]	1000	1000	500	1000	1000	1000	750
pH [No unit]	6.96	7.25	7.05	7.28	7.04	7.25	5.07
Alkalinity [mg/L as CaCO3]	6	8	6	10	6	10	< 2
Conductivity [uS/cm]	18	21	18	22	16	40	200
Acidity [mg/L as CaCO3]	< 2	< 2	< 2	< 2	< 2	< 2	13
SO4 [mg/L]	1.8	1.6	1.0	---	< 0.2	3.4	89
SO4 [mg/L]	---	---	---	0.9	---	---	---

Analysis	24: HC-27 Wk#75
Sample Date & Time	01-Nov-24
HumCell Leachate Vol [mL]	977
Sample Name	DX450222
Sample Weight [g]	1000
pH [No unit]	6.89
Alkalinity [mg/L as CaCO3]	4
Conductivity [uS/cm]	19
Acidity [mg/L as CaCO3]	< 2
SO4 [mg/L]	4.1
SO4 [mg/L]	---



Lisa Thompson
Project Specialist Assistant,
Environment, Health & Safety

OnLine LIMS

0003929474

Results relate only to the sample tested. Data reported represents the sample submitted to SGS. Reproduction of this analytical report in full or in part is prohibited without prior written approval. Please refer to SGS General Conditions of Services located at https://www.sgs.ca/en/terms-and-conditions (Printed copies are available upon request.)
Test method information available upon request. "Temperature Upon Receipt" is representative of the whole shipment and may not reflect the temperature of individual samples.
SGS Canada Inc. Environment-Health & Safety statement of conformity decision rule does not consider uncertainty when analytical results are compared to a specified standard or regulation.

SGS Canada Inc.
P.O. Box 4300 - 185 Concession St.
Lakefield - Ontario - K0L 2H0
Phone: 705-652-2000 FAX: 705-652-6365

Quality Control Report

Inorganic Analysis														
Parameter	Reporting Limit	Unit	Method Blank	Duplicate				LCS / Spike Blank			Matrix Spike / Reference Material		
				Result 1	Result 2	RPD	Acceptance Criteria	Spike Recovery (%)	Recovery Limits (%)		Spike Recovery (%)	Recovery Limits (%)	
							%		Low	High		Low	High
Acidity - QCBatchID: EWL0017-NOV24													
Acidity	2	mg/L as Ca	4			ND	20	100	90	110	NA		
Acidity - QCBatchID: EWL0018-NOV24													
Acidity	2	mg/L as Ca	2			ND	20	100	90	110	NA		
Alkalinity - QCBatchID: EWL0017-NOV24													
Alkalinity	2	mg/L as Ca	< 2			13	20	98	80	120	NA		
Alkalinity - QCBatchID: EWL0018-NOV24													
Alkalinity	2	mg/L as Ca	< 2			0	20	98	80	120	NA		
Anions by IC - QCBatchID: DIO0073-NOV24													
Sulphate	0.2	mg/L	<0.2			NV	20	99	90	110	NV	75	125
Anions by IC - QCBatchID: DIO0078-NOV24													
Sulphate	0.2	mg/L	<0.2			5	20	103	90	110	124	75	125
Anions by IC - QCBatchID: DIO0122-NOV24													
Sulphate	0.2	mg/L	<0.2			4	20	96	90	110	76	75	125
Anions by IC - QCBatchID: DIO0143-NOV24													
Sulphate	0.2	mg/L	<0.2			ND	20	96	90	110	102	75	125
Anions by IC - QCBatchID: DIO0303-NOV24													
Sulphate	0.2	mg/L	<0.2			1	20	99	90	110	113	75	125
Conductivity - QCBatchID: EWL0017-NOV24													
Conductivity	2	uS/cm	< 2			0	20	99	90	110	NA		
Conductivity - QCBatchID: EWL0018-NOV24													
Conductivity	2	uS/cm	< 2			0	20	99	90	110	NA		
pH - QCBatchID: EWL0017-NOV24													
pH	0.05	No unit	NA			0		100			NA		
pH - QCBatchID: EWL0018-NOV24													
pH	0.05	No unit	NA			0		100			NA		

OnLine LIMS

Results relate only to the sample tested. Data reported represents the sample submitted to SGS. Reproduction of this analytical report in full or in part is prohibited without prior written approval. Please refer to SGS General Conditions of Services located at https://www.sgs.ca/en/terms-and-conditions (Printed copies are available upon request.)
Test method information available upon request. "Temperature Upon Receipt" is representative of the whole shipment and may not reflect the temperature of individual samples.
SGS Canada Inc. Environment-Health & Safety statement of conformity decision rule does not consider uncertainty when analytical results are compared to a specified standard or regulation.

0003929474

SGS Canada Inc.
P.O. Box 4300 - 185 Concession St.
Lakefield - Ontario - KOL 2HO
Phone: 705-652-2000 FAX: 705-652-6365

13-November-2024

Great Bear Resources Ltd.
Attn : Ashley Moncrief

1020 - 800 West Pender St.
Vancouver, BC
V6C 2V6, Canada

Phone: 778-833-2160
Fax:

Date Rec. : 07 November 2024
LR Report: **CA10034-NOV24**
Reference: Wk#76

Copy: #1

CERTIFICATE OF ANALYSIS
Final Report

Analysis	3: Analysis Completed Date	4: Analysis Completed Time	5: HC-1 Wk#76	6: HC-2 Wk#76	7: HC-3 Wk#76	8: HC-4 Wk#76	9: HC-5 Wk#76
Sample Date & Time			07-Nov-24	07-Nov-24	07-Nov-24	07-Nov-24	07-Nov-24
HumCell Leachate Vol [mL]	11-Nov-24	16:33	931	1016	503	518	980
Sample Name	---	---	DX450052	DX 550083	DX450204	DX450176	DX450232
Sample Weight [g]	---	---	1000	1000	500	500	1000
pH [No unit]	08-Nov-24	13:02	6.74	7.52	6.98	5.42	7.01
Alkalinity [mg/L as CaCO3]	08-Nov-24	13:02	3	14	3	< 2	5
Conductivity [uS/cm]	08-Nov-24	13:02	36	39	9	47	17
Acidity [mg/L as CaCO3]	08-Nov-24	13:02	< 2	< 2	< 2	10	< 2
SO4 [mg/L]	08-Nov-24	13:23	1.0	3.9	0.8	16	1.8
Hg [mg/L]	11-Nov-24	13:17	< 0.00001	< 0.00001	< 0.00001	< 0.00001	< 0.00001
Ag [mg/L]	11-Nov-24	11:41	< 0.00005	< 0.00005	< 0.00005	< 0.00005	< 0.00005
Al [mg/L]	11-Nov-24	11:41	0.003	0.061	0.026	0.007	0.028
As [mg/L]	11-Nov-24	11:41	< 0.0002	0.0117	0.0005	0.0006	0.0012
Ba [mg/L]	11-Nov-24	11:41	0.00076	0.0198	0.00050	0.00175	0.00082
Be [mg/L]	11-Nov-24	11:41	< 0.000007	< 0.000007	< 0.000007	0.000011	< 0.000007
B [mg/L]	11-Nov-24	11:41	< 0.002	< 0.002	< 0.002	< 0.002	< 0.002
Bi [mg/L]	11-Nov-24	11:41	< 0.00001	0.00003	< 0.00001	< 0.00001	< 0.00001
Ca [mg/L]	11-Nov-24	11:41	5.30	6.30	1.27	4.32	2.29
Cd [mg/L]	11-Nov-24	11:41	0.00168	0.000007	0.000004	0.0163	0.000012
Co [mg/L]	11-Nov-24	11:41	0.000013	0.000038	0.000010	0.00397	0.000074
Cr [mg/L]	11-Nov-24	11:41	< 0.00008	< 0.00008	< 0.00008	< 0.00008	< 0.00008
Cu [mg/L]	11-Nov-24	11:41	< 0.001	< 0.001	< 0.001	0.005	< 0.001
Fe [mg/L]	11-Nov-24	11:41	< 0.007	< 0.007	< 0.007	0.020	< 0.007
K [mg/L]	11-Nov-24	11:41	0.288	1.47	0.453	0.580	0.482
Mg [mg/L]	11-Nov-24	11:41	0.041	0.107	0.064	0.632	0.041
Mn [mg/L]	11-Nov-24	11:41	0.0227	0.0301	0.00262	0.0933	0.0111
Mo [mg/L]	11-Nov-24	11:41	< 0.0004	< 0.0004	< 0.0004	< 0.0004	< 0.0004
Na [mg/L]	11-Nov-24	11:41	0.08	0.08	0.11	0.08	0.06
Ni [mg/L]	11-Nov-24	11:41	< 0.0001	< 0.0001	< 0.0001	0.0232	0.0001
P [mg/L]	11-Nov-24	11:41	0.010	0.003	0.028	0.006	< 0.003

OnLine LIMS

0003926322

Results relate only to the sample tested. Data reported represents the sample submitted to SGS. Reproduction of this analytical report in full or in part is prohibited without prior written approval. Please refer to SGS General Conditions of Services located at https://www.sgs.ca/en/terms-and-conditions (Printed copies are available upon request.)
Test method information available upon request. "Temperature Upon Receipt" is representative of the whole shipment and may not reflect the temperature of individual samples.
SGS Canada Inc. Environment-Health & Safety statement of conformity decision rule does not consider uncertainty when analytical results are compared to a specified standard or regulation.

SGS Canada Inc.
P.O. Box 4300 - 185 Concession St.
Lakefield - Ontario - KOL 2HO
Phone: 705-652-2000 FAX: 705-652-6365

LR Report : **CA10034-NOV24**

Analysis	3: Analysis Completed Date	4: Analysis Completed Time	5: HC-1 Wk#76	6: HC-2 Wk#76	7: HC-3 Wk#76	8: HC-4 Wk#76	9: HC-5 Wk#76
Pb [mg/L]	11-Nov-24	11:41	0.0301	0.00033	0.00011	0.535	< 0.00009
S [mg/L]	11-Nov-24	11:41	< 5	< 5	< 5	6	< 5
Sb [mg/L]	11-Nov-24	11:41	< 0.0009	< 0.0009	< 0.0009	< 0.0009	< 0.0009
Se [mg/L]	11-Nov-24	11:41	0.00022	0.00186	< 0.00004	0.00109	< 0.00004
Si [mg/L]	11-Nov-24	11:41	0.12	0.27	0.15	0.52	0.22
Sn [mg/L]	11-Nov-24	11:41	< 0.00006	< 0.00006	0.00010	< 0.00006	< 0.00006
Sr [mg/L]	11-Nov-24	11:41	0.00518	0.0232	0.00267	0.00536	0.00279
Ti [mg/L]	11-Nov-24	11:42	< 0.0001	< 0.0001	0.0002	< 0.0001	< 0.0001
Th [mg/L]	11-Nov-24	11:42	< 0.0001	< 0.0001	< 0.0001	< 0.0001	< 0.0001
Tl [mg/L]	11-Nov-24	11:42	< 0.000005	0.000016	< 0.000005	0.000018	< 0.000005
U [mg/L]	11-Nov-24	11:42	0.000005	0.000274	0.000236	0.000063	0.000572
V [mg/L]	11-Nov-24	11:42	0.00001	0.00027	0.00016	0.00002	0.00037
W [mg/L]	11-Nov-24	11:42	< 0.0002	< 0.0002	< 0.0002	< 0.0002	< 0.0002
Zr [mg/L]	11-Nov-24	11:42	< 0.002	< 0.002	< 0.002	< 0.002	< 0.002
Zn [mg/L]	11-Nov-24	11:42	0.065	< 0.002	< 0.002	2.16	< 0.002

Analysis	10: HC-6 Wk#76	11: HC-7 Wk#76
Sample Date & Time	07-Nov-24	07-Nov-24
HumCell Leachate Vol [mL]	504	959
Sample Name	DX450181	DX450002
Sample Weight [g]	500	1000
pH [No unit]	7.18	7.28
Alkalinity [mg/L as CaCO3]	8	7
Conductivity [uS/cm]	18	12
Acidity [mg/L as CaCO3]	< 2	< 2
SO4 [mg/L]	0.3	0.3
Hg [mg/L]	< 0.00001	< 0.00001
Ag [mg/L]	< 0.00005	< 0.00005
Al [mg/L]	0.019	0.027
As [mg/L]	< 0.0002	0.0045
Ba [mg/L]	0.00066	0.00052
Be [mg/L]	< 0.000007	< 0.000007
B [mg/L]	< 0.002	< 0.002
Bi [mg/L]	< 0.00001	< 0.00001
Ca [mg/L]	2.79	2.04
Cd [mg/L]	0.000003	< 0.000003
Co [mg/L]	0.000005	0.000010
Cr [mg/L]	< 0.00008	< 0.00008
Cu [mg/L]	< 0.001	< 0.001
Fe [mg/L]	< 0.007	< 0.007
K [mg/L]	0.322	0.398
Mg [mg/L]	0.071	0.073

OnLine LIMS

0003926322

Results relate only to the sample tested. Data reported represents the sample submitted to SGS. Reproduction of this analytical report in full or in part is prohibited without prior written approval. Please refer to SGS General Conditions of Services located at https://www.sgs.ca/en/terms-and-conditions (Printed copies are available upon request.)
Test method information available upon request. "Temperature Upon Receipt" is representative of the whole shipment and may not reflect the temperature of individual samples.
SGS Canada Inc. Environment-Health & Safety statement of conformity decision rule does not consider uncertainty when analytical results are compared to a specified standard or regulation.

SGS Canada Inc.
P.O. Box 4300 - 185 Concession St.
Lakefield - Ontario - KOL 2HO
Phone: 705-652-2000 FAX: 705-652-6365

LR Report : **CA10034-NOV24**

Analysis	10: HC-6 Wk#76	11: HC-7 Wk#76
Mn [mg/L]	0.00414	0.00603
Mo [mg/L]	< 0.0004	< 0.0004
Na [mg/L]	0.08	0.10
Ni [mg/L]	0.0002	< 0.0001
P [mg/L]	0.006	0.021
Pb [mg/L]	< 0.00009	< 0.00009
S [mg/L]	< 5	< 5
Sb [mg/L]	< 0.0009	< 0.0009
Se [mg/L]	< 0.00004	< 0.00004
Si [mg/L]	0.27	0.18
Sn [mg/L]	< 0.00006	< 0.00006
Sr [mg/L]	0.00501	0.00376
Ti [mg/L]	< 0.0001	< 0.0001
Th [mg/L]	< 0.0001	< 0.0001
Tl [mg/L]	< 0.000005	< 0.000005
U [mg/L]	0.000163	0.000335
V [mg/L]	0.00025	0.00019
W [mg/L]	0.0004	< 0.0002
Zr [mg/L]	< 0.002	< 0.002
Zn [mg/L]	< 0.002	< 0.002



Lisa Thompson
Project Specialist Assistant,
Environment, Health & Safety

OnLine LIMS

0003926322

Results relate only to the sample tested. Data reported represents the sample submitted to SGS. Reproduction of this analytical report in full or in part is prohibited without prior written approval. Please refer to SGS General Conditions of Services located at https://www.sgs.ca/en/terms-and-conditions (Printed copies are available upon request.)
Test method information available upon request. "Temperature Upon Receipt" is representative of the whole shipment and may not reflect the temperature of individual samples.
SGS Canada Inc. Environment-Health & Safety statement of conformity decision rule does not consider uncertainty when analytical results are compared to a specified standard or regulation.

SGS Canada Inc.
P.O. Box 4300 - 185 Concession St.
Lakefield - Ontario - KOL 2HO
Phone: 705-652-2000 FAX: 705-652-6365

21-November-2024

Great Bear Resources Ltd.
Attn : Ashley Moncrief

1020 - 800 West Pender St.
Vancouver, BC
V6C 2V6, Canada

Phone: 778-833-2160
Fax:

Date Rec. : 08 November 2024
LR Report: **CA10037-NOV24**
Reference: Wk#76

Copy: #1

CERTIFICATE OF ANALYSIS
Final Report

Analysis	3: Analysis Completed Date	4: Analysis Completed Time	5: HC-8 Wk#76	6: HC-9 Wk#76	7: HC-10 Wk#76	8: HC-11 Wk#76	9: HC-12 Wk#76	10: HC-13 Wk#76	11: HC-14 Wk#76
Sample Date & Time			08-Nov-24	08-Nov-24	08-Nov-24	08-Nov-24	08-Nov-24	08-Nov-24	08-Nov-24
HumCell Leachate Vol [mL]	11-Nov-24	16:34	948	1011	940	991	1010	1006	937
Sample Name	---	---	DX450108	DX450076	DX450186	DX450118	DX 550107	DX450159	DX450171
Sample Weight [g]	---	---	1000	1000	1000	1000	1000	1000	1000
pH [No unit]	14-Nov-24	13:08	7.19	5.76	6.92	7.16	7.03	7.22	6.57
Alkalinity [mg/L as CaCO3]	13-Nov-24	09:56	7	< 2	4	7	10	8	2
Conductivity [uS/cm]	13-Nov-24	09:57	23	34	12	18	25	28	23
Acidity [mg/L as CaCO3]	13-Nov-24	09:57	< 2	9	< 2	< 2	< 2	< 2	< 2
F [mg/L]	***	***	***	***	***	***	***	***	***
SO4 [mg/L]	14-Nov-24	13:33	2.4	12	0.8	1.2	3.3	4.1	6.9
Cl [mg/L]	11-Nov-24	08:27	---	---	---	---	---	---	---
Hg [mg/L]	13-Nov-24	10:10	< 0.00001	< 0.00001	< 0.00001	< 0.00001	< 0.00001	< 0.00001	< 0.00001
Ag [mg/L]	12-Nov-24	09:45	< 0.00005	< 0.00005	< 0.00005	< 0.00005	< 0.00005	< 0.00005	< 0.00005
Al [mg/L]	12-Nov-24	09:45	0.053	0.002	0.027	0.038	0.038	0.078	0.010
As [mg/L]	12-Nov-24	09:45	0.0008	< 0.0002	0.0003	0.0003	0.0017	0.0024	0.0008
Ba [mg/L]	12-Nov-24	09:45	0.00161	0.0104	0.00070	0.00077	0.00157	0.00071	0.00204
Be [mg/L]	12-Nov-24	09:45	< 0.000007	< 0.000007	0.000010	< 0.000007	0.000008	< 0.000007	0.000008
B [mg/L]	12-Nov-24	09:45	< 0.002	< 0.002	< 0.002	< 0.002	< 0.002	< 0.002	< 0.002
Bi [mg/L]	12-Nov-24	09:45	< 0.00001	< 0.00001	< 0.00001	< 0.00001	< 0.00001	< 0.00001	< 0.00001
Ca [mg/L]	12-Nov-24	09:45	3.47	1.40	1.92	2.94	4.00	5.26	3.06
Cd [mg/L]	12-Nov-24	09:46	< 0.000003	0.0256	---	0.000006	---	0.000005	< 0.000003
Cd [mg/L]	15-Nov-24	11:51	---	---	0.000008	---	0.000009	---	---
Co [mg/L]	12-Nov-24	09:46	0.000012	0.000698	---	0.000022	---	0.000024	0.000115
Co [mg/L]	15-Nov-24	11:51	---	---	0.000007	---	0.000004	---	---
Cr [mg/L]	12-Nov-24	09:46	< 0.00008	< 0.00008	< 0.00008	< 0.00008	< 0.00008	< 0.00008	< 0.00008
Cu [mg/L]	12-Nov-24	09:46	< 0.001	0.003	0.003	< 0.001	0.002	< 0.001	< 0.001
Fe [mg/L]	12-Nov-24	09:46	< 0.007	0.028	---	< 0.007	---	< 0.007	< 0.007
Fe [mg/L]	15-Nov-24	11:51	---	---	< 0.007	---	< 0.007	---	---
K [mg/L]	12-Nov-24	09:46	0.630	1.05	0.236	0.186	0.362	0.491	0.890
Mg [mg/L]	12-Nov-24	09:46	0.214	0.099	0.043	0.039	0.049	0.049	0.112
Mn [mg/L]	12-Nov-24	09:46	0.0161	0.0715	0.0150	0.0216	0.0290	0.0232	0.00456
Mo [mg/L]	12-Nov-24	09:46	< 0.0004	< 0.0004	< 0.0004	< 0.0004	< 0.0004	< 0.0004	< 0.0004
Na [mg/L]	12-Nov-24	09:46	0.06	0.06	0.06	0.05	0.06	0.05	0.08
Ni [mg/L]	12-Nov-24	09:46	< 0.0001	0.0212	---	0.0001	---	0.0002	0.0015
Ni [mg/L]	12-Nov-24	09:46	---	---	< 0.0001	---	0.0001	---	---
P [mg/L]	12-Nov-24	09:46	< 0.003	< 0.003	< 0.003	< 0.003	< 0.003	< 0.003	< 0.003

OnLine LIMS

0003936091

Results relate only to the sample tested. Data reported represents the sample submitted to SGS. Reproduction of this analytical report in full or in part is prohibited without prior written approval. Please refer to SGS General Conditions of Services located at https://www.sgs.ca/en/terms-and-conditions (Printed copies are available upon request.)
Test method information available upon request. "Temperature Upon Receipt" is representative of the whole shipment and may not reflect the temperature of individual samples.
SGS Canada Inc. Environment-Health & Safety statement of conformity decision rule does not consider uncertainty when analytical results are compared to a specified standard or regulation.

SGS Canada Inc.
P.O. Box 4300 - 185 Concession St.
Lakefield - Ontario - KOL 2HO
Phone: 705-652-2000 FAX: 705-652-6365

LR Report : **CA10037-NOV24**

Analysis	3: Analysis Completed Date	4: Analysis Completed Time	5: HC-8 Wk#76	6: HC-9 Wk#76	7: HC-10 Wk#76	8: HC-11 Wk#76	9: HC-12 Wk#76	10: HC-13 Wk#76	11: HC-14 Wk#76
Pb [mg/L]	12-Nov-24	09:46	< 0.00009	0.275	0.00016	< 0.00009	< 0.00009	< 0.00009	< 0.00009
S [mg/L]	12-Nov-24	09:46	< 5	< 5	< 5	< 5	< 5	< 5	< 5
Sb [mg/L]	12-Nov-24	09:46	< 0.0009	< 0.0009	< 0.0009	< 0.0009	< 0.0009	< 0.0009	< 0.0009
Se [mg/L]	12-Nov-24	09:46	0.00008	0.00084	0.00023	< 0.00004	0.00011	< 0.00004	0.00016
Si [mg/L]	12-Nov-24	09:46	0.21	0.39	0.18	0.23	0.32	0.28	0.17
Sn [mg/L]	12-Nov-24	09:46	0.00007	0.00006	< 0.00006	< 0.00006	< 0.00006	< 0.00006	< 0.00006
Sr [mg/L]	12-Nov-24	09:46	0.00638	0.00434	0.00373	0.00542	0.00507	0.00409	0.00678
Ti [mg/L]	12-Nov-24	09:46	< 0.0001	< 0.0001	< 0.0001	< 0.0001	< 0.0001	< 0.0001	< 0.0001
Th [mg/L]	12-Nov-24	09:46	< 0.0001	< 0.0001	< 0.0001	< 0.0001	< 0.0001	< 0.0001	< 0.0001
Tl [mg/L]	12-Nov-24	09:46	< 0.000005	0.000049	0.000005	< 0.000005	0.000007	0.000010	< 0.000005
U [mg/L]	12-Nov-24	09:46	0.000096	0.000115	0.000200	0.000078	0.000164	0.000183	0.000038
V [mg/L]	12-Nov-24	09:46	0.00010	< 0.00001	0.00002	0.00003	0.00011	0.00004	0.00008
W [mg/L]	12-Nov-24	09:46	< 0.0002	< 0.0002	< 0.0002	< 0.0002	< 0.0002	< 0.0002	< 0.0002
Zr [mg/L]	12-Nov-24	09:46	< 0.002	< 0.002	< 0.002	< 0.002	< 0.002	< 0.002	< 0.002
Zn [mg/L]	12-Nov-24	09:46	< 0.002	5.38	< 0.002	< 0.002	< 0.002	< 0.002	< 0.002

Analysis	13: HC-16 Wk#76	14: HC-17 Wk#76	15: HC-18 Wk#76	16: HC-19 Wk#76	17: HC-20 Wk#76	18: HC-21 Wk#76	19: HC-22 Wk#76	20: HC-23 Wk#76	21: HC-24 Wk#76
Sample Date & Time	08-Nov-24	08-Nov-24	08-Nov-24	08-Nov-24	08-Nov-24	08-Nov-24	08-Nov-24	08-Nov-24	08-Nov-24
HumCell Leachate Vol [mL]	1007	1004	947	948	954	1003	466	1010	1015
Sample Name	DX450185	DX450032	DX 550064	DX450008	DX 550056	DX450022	DX450077	DX450113	DX 550101
Sample Weight [g]	1000	1000	1000	1000	1000	1000	500	1000	1000
pH [No unit]	7.50	5.92	7.06	6.92	7.16	7.41	7.13	7.26	7.11
Alkalinity [mg/L as CaCO3]	9	< 2	5	3	7	9	7	10	7
Conductivity [uS/cm]	28	11	14	6	17	23	19	22	16
Acidity [mg/L as CaCO3]	< 2	< 2	< 2	< 2	< 2	< 2	< 2	< 2	< 2
F [mg/L]	***	***	***	***	***	***	***	***	***
SO4 [mg/L]	3.5	2.4	0.2	0.5	1.2	1.6	0.8	0.8	0.8
Cl [mg/L]	---	---	---	---	---	---	---	---	---
Hg [mg/L]	< 0.00001	< 0.00001	0.00001	< 0.00001	< 0.00001	< 0.00001	0.00001	< 0.00001	< 0.00001
Ag [mg/L]	< 0.00005	< 0.00005	< 0.00005	< 0.00005	< 0.00005	< 0.00005	< 0.00005	< 0.00005	< 0.00005
Al [mg/L]	0.071	0.003	0.038	0.028	0.028	0.052	0.033	0.049	0.032
As [mg/L]	0.0061	0.0013	0.0057	0.0003	0.0006	0.0063	0.0005	0.0033	0.0014
Ba [mg/L]	0.00219	0.00054	0.00024	0.00028	0.00207	0.00022	0.00861	0.00637	0.00058
Be [mg/L]	< 0.000007	< 0.000007	< 0.000007	< 0.000007	< 0.000007	< 0.000007	< 0.000007	< 0.000007	< 0.000007
B [mg/L]	0.002	< 0.002	< 0.002	< 0.002	< 0.002	< 0.002	< 0.002	< 0.002	< 0.002
Bi [mg/L]	< 0.00001	< 0.00001	< 0.00001	< 0.00001	< 0.00001	< 0.00001	< 0.00001	< 0.00001	< 0.00001
Ca [mg/L]	3.68	1.14	2.58	1.34	3.00	4.61	2.43	4.35	3.10
Cd [mg/L]	---	0.000029	0.000013	---	< 0.000003	0.000003	0.000004	0.000004	0.000018
Cd [mg/L]	0.000005	---	---	< 0.000003	---	---	---	---	---
Co [mg/L]	---	0.00284	0.000046	---	0.000062	0.000128	0.000051	0.000025	0.000043
Co [mg/L]	0.000034	---	---	0.000016	---	---	---	---	---
Cr [mg/L]	< 0.00008	< 0.00008	< 0.00008	< 0.00008	< 0.00008	0.00025	< 0.00008	< 0.00008	< 0.00008
Cu [mg/L]	0.004	< 0.001	< 0.001	< 0.001	< 0.001	< 0.001	< 0.001	< 0.001	< 0.001
Fe [mg/L]	---	0.013	< 0.007	< 0.007	< 0.007	< 0.007	< 0.007	< 0.007	< 0.007
Fe [mg/L]	< 0.007	---	---	---	---	---	---	---	---
K [mg/L]	1.35	0.308	0.180	0.201	0.251	0.023	1.38	0.204	0.079
Mg [mg/L]	0.063	0.090	0.025	0.023	0.154	0.102	0.101	0.109	0.092
Mn [mg/L]	0.0115	0.0147	0.00398	0.00513	0.0213	0.0258	0.0166	0.0226	0.0155
Mo [mg/L]	< 0.0004	< 0.0004	< 0.0004	< 0.0004	< 0.0004	< 0.0004	< 0.0004	< 0.0004	< 0.0004
Na [mg/L]	0.08	0.08	0.06	0.05	0.05	0.04	0.10	0.02	0.04
Ni [mg/L]	---	0.0052	0.0003	---	0.0014	0.0006	0.0004	0.0002	0.0005
Ni [mg/L]	< 0.0001	---	---	0.0004	---	---	---	---	---

OnLine LIMS

0003936091

Results relate only to the sample tested. Data reported represents the sample submitted to SGS. Reproduction of this analytical report in full or in part is prohibited without prior written approval. Please refer to SGS General Conditions of Services located at https://www.sgs.ca/en/terms-and-conditions (Printed copies are available upon request.)
Test method information available upon request. "Temperature Upon Receipt" is representative of the whole shipment and may not reflect the temperature of individual samples.
SGS Canada Inc. Environment-Health & Safety statement of conformity decision rule does not consider uncertainty when analytical results are compared to a specified standard or regulation.

SGS Canada Inc.
P.O. Box 4300 - 185 Concession St.
Lakefield - Ontario - KOL 2HO
Phone: 705-652-2000 FAX: 705-652-6365

LR Report : **CA10037-NOV24**

Analysis	13: HC-16 Wk#76	14: HC-17 Wk#76	15: HC-18 Wk#76	16: HC-19 Wk#76	17: HC-20 Wk#76	18: HC-21 Wk#76	19: HC-22 Wk#76	20: HC-23 Wk#76	21: HC-24 Wk#76
P [mg/L]	< 0.003	< 0.003	< 0.003	< 0.003	< 0.003	< 0.003	0.010	< 0.003	< 0.003
Pb [mg/L]	< 0.00009	< 0.00009	< 0.00009	< 0.00009	< 0.00009	< 0.00009	< 0.00009	< 0.00009	< 0.00009
S [mg/L]	< 5	< 5	< 5	< 5	< 5	< 5	< 5	< 5	< 5
Sb [mg/L]	< 0.0009	< 0.0009	< 0.0009	< 0.0009	< 0.0009	< 0.0009	< 0.0009	< 0.0009	< 0.0009
Se [mg/L]	< 0.00004	< 0.00004	< 0.00004	< 0.00004	0.00004	< 0.00004	< 0.00004	< 0.00004	< 0.00004
Si [mg/L]	0.27	0.43	0.22	0.17	0.18	0.18	0.14	0.20	0.15
Sn [mg/L]	< 0.00006	< 0.00006	< 0.00006	< 0.00006	< 0.00006	< 0.00006	< 0.00006	< 0.00006	< 0.00006
Sr [mg/L]	0.00476	0.00758	0.00283	0.00232	0.00591	0.00240	0.00352	0.0125	0.00248
Ti [mg/L]	< 0.0001	< 0.0001	0.0001	< 0.0001	< 0.0001	< 0.0001	< 0.0001	< 0.0001	< 0.0001
Th [mg/L]	< 0.0001	< 0.0001	< 0.0001	< 0.0001	< 0.0001	< 0.0001	< 0.0001	< 0.0001	< 0.0001
Tl [mg/L]	0.000011	0.000005	< 0.000005	< 0.000005	< 0.000005	< 0.000005	< 0.000005	< 0.000005	< 0.000005
U [mg/L]	0.000522	0.000170	0.000150	0.000035	0.000006	0.000044	0.000010	0.000026	0.000020
V [mg/L]	0.00017	0.00002	0.00008	0.00003	0.00044	0.00025	0.00049	0.00011	0.00025
W [mg/L]	< 0.0002	< 0.0002	< 0.0002	< 0.0002	< 0.0002	< 0.0002	< 0.0002	< 0.0002	< 0.0002
Zr [mg/L]	< 0.002	< 0.002	< 0.002	< 0.002	< 0.002	< 0.002	< 0.002	< 0.002	< 0.002
Zn [mg/L]	< 0.002	0.004	< 0.002	0.004	< 0.002	0.004	< 0.002	< 0.002	0.004

Analysis	22: HC-25 Wk#76	23: HC-26 Wk#76	24: HC-27 Wk#76
Sample Date & Time	08-Nov-24	08-Nov-24	08-Nov-24
HumCell Leachate Vol [mL]	1005	768	992
Sample Name	DX450128	DX450021	DX450222
Sample Weight [g]	1000	750	1000
pH [No unit]	7.20	5.37	6.81
Alkalinity [mg/L as CaCO3]	9	< 2	3
Conductivity [uS/cm]	36	166	17
Acidity [mg/L as CaCO3]	< 2	9	< 2
F [mg/L]	***	***	***
SO4 [mg/L]	3.0	71	3.8
Cl [mg/L]	---	< 0.2	---
Hg [mg/L]	0.00001	< 0.00001	< 0.00001
Ag [mg/L]	< 0.00005	< 0.00005	< 0.00005
Al [mg/L]	0.051	0.003	0.027
As [mg/L]	0.0010	< 0.0002	0.0003
Ba [mg/L]	0.00139	0.00769	0.00041
Be [mg/L]	< 0.000007	< 0.000007	< 0.000007
B [mg/L]	< 0.002	0.004	< 0.002
Bi [mg/L]	< 0.00001	< 0.00001	< 0.00001
Ca [mg/L]	6.50	21.8	2.76
Cd [mg/L]	0.000004	0.000100	0.000003
Cd [mg/L]	---	---	---
Co [mg/L]	0.000083	0.000747	0.000011
Co [mg/L]	---	---	---
Cr [mg/L]	< 0.00008	< 0.00008	< 0.00008
Cu [mg/L]	< 0.001	< 0.001	< 0.001
Fe [mg/L]	< 0.007	2.59	< 0.007
Fe [mg/L]	---	---	---
K [mg/L]	0.348	3.70	0.434
Mg [mg/L]	0.084	1.10	0.043
Mn [mg/L]	0.0159	0.242	0.00818
Mo [mg/L]	< 0.0004	< 0.0004	< 0.0004
Na [mg/L]	0.05	0.15	0.05
Ni [mg/L]	0.0002	0.0059	< 0.0001

OnLine LIMS

00039369

Results relate only to the sample tested. Data reported represents the sample submitted to SGS. Reproduction of this analytical report in full or in part is prohibited without prior written approval. Please refer to SGS General Conditions of Services located at https://www.sgs.ca/en/terms-and-conditions (Printed copies are available upon request.)
Test method information available upon request. "Temperature Upon Receipt" is representative of the whole shipment and may not reflect the temperature of individual samples.
SGS Canada Inc. Environment-Health & Safety statement of conformity decision rule does not consider uncertainty when analytical results are compared to a specified standard or regulation.

SGS Canada Inc.
P.O. Box 4300 - 185 Concession St.
Lakefield - Ontario - KOL 2HO
Phone: 705-652-2000 FAX: 705-652-6365

LR Report : **CA10037-NOV24**

Analysis	22: HC-25 Wk#76	23: HC-26 Wk#76	24: HC-27 Wk#76
Ni [mg/L]	---	---	---
P [mg/L]	< 0.003	< 0.003	< 0.003
Pb [mg/L]	< 0.00009	< 0.00009	< 0.00009
S [mg/L]	< 5	22	< 5
Sb [mg/L]	< 0.0009	< 0.0009	< 0.0009
Se [mg/L]	< 0.00004	0.00011	< 0.00004
Si [mg/L]	0.18	0.28	0.17
Sn [mg/L]	< 0.00006	< 0.00006	< 0.00006
Sr [mg/L]	0.00356	0.0104	0.00338
Ti [mg/L]	< 0.0001	< 0.0001	< 0.0001
Th [mg/L]	< 0.0001	< 0.0001	< 0.0001
Tl [mg/L]	< 0.000005	< 0.000005	< 0.000005
U [mg/L]	0.000055	0.000003	0.000109
V [mg/L]	0.00024	< 0.00001	0.00009
W [mg/L]	0.0004	< 0.0002	< 0.0002
Zr [mg/L]	< 0.002	< 0.002	< 0.002
Zn [mg/L]	< 0.002	0.008	< 0.002



Lisa Thompson
Project Specialist Assistant,
Environment, Health & Safety

OnLine LIMS

0003936091

Results relate only to the sample tested. Data reported represents the sample submitted to SGS. Reproduction of this analytical report in full or in part is prohibited without prior written approval. Please refer to SGS General Conditions of Services located at https://www.sgs.ca/en/terms-and-conditions (Printed copies are available upon request.)
Test method information available upon request. "Temperature Upon Receipt" is representative of the whole shipment and may not reflect the temperature of individual samples.
SGS Canada Inc. Environment-Health & Safety statement of conformity decision rule does not consider uncertainty when analytical results are compared to a specified standard or regulation.

SGS Canada Inc.
P.O. Box 4300 - 185 Concession St.
Lakefield - Ontario - KOL 2HO
Phone: 705-652-2000 FAX: 705-652-6365

19-November-2024

Great Bear Resources Ltd.
Attn : Ashley Moncrief

1020 - 800 West Pender St.
Vancouver, BC
V6C 2V6, Canada

Phone: 778-833-2160
Fax:

Date Rec. : 14 November 2024
LR Report: **CA10075-NOV24**
Reference: Wk#77

Copy: #1

CERTIFICATE OF ANALYSIS

Final Report

Analysis	3: Analysis Completed Date	4: Analysis Completed Time	5: HC-1 Wk#77	6: HC-2 Wk#77	7: HC-3 Wk#77	8: HC-4 Wk#77	9: HC-5 Wk#77	10: HC-6 Wk#77	11: HC-7 Wk#77
Sample Date & Time			14-Nov-24	14-Nov-24	14-Nov-24	14-Nov-24	14-Nov-24	14-Nov-24	14-Nov-24
HumCell Leachate Vol [mL]	18-Nov-24	16:33	947	1007	473	509	922	452	928
Sample Name	---	---	DX450052	DX 550083	DX450204	DX450176	DX450232	DX450181	DX450002
Sample Weight [g]	---	---	1000	1000	500	500	1000	500	1000
pH [No unit]	15-Nov-24	11:16	6.59	7.43	7.02	5.42	6.88	7.01	7.20
Alkalinity [mg/L as CaCO3]	15-Nov-24	11:16	3	13	5	< 2	4	6	6
Conductivity [uS/cm]	15-Nov-24	11:16	32	40	9	48	15	13	12
Acidity [mg/L as CaCO3]	15-Nov-24	11:16	< 2	< 2	< 2	10	< 2	< 2	< 2
SO4 [mg/L]	19-Nov-24	10:48	9.4	3.6	0.4	17	1.8	0.3	< 0.2



Lisa Thompson
Project Specialist Assistant,
Environment, Health & Safety

OnLine LIMS

0003932936

Results relate only to the sample tested. Data reported represents the sample submitted to SGS. Reproduction of this analytical report in full or in part is prohibited without prior written approval. Please refer to SGS General Conditions of Services located at https://www.sgs.ca/en/terms-and-conditions (Printed copies are available upon request.)
Test method information available upon request. "Temperature Upon Receipt" is representative of the whole shipment and may not reflect the temperature of individual samples.
SGS Canada Inc. Environment-Health & Safety statement of conformity decision rule does not consider uncertainty when analytical results are compared to a specified standard or regulation.

SGS Canada Inc.
P.O. Box 4300 - 185 Concession St.
Lakefield - Ontario - KOL 2HO
Phone: 705-652-2000 FAX: 705-652-6365

06-December-2024

Great Bear Resources Ltd.
Attn : Ashley Moncrief

1020 - 800 West Pender St.
Vancouver, BC
V6C 2V6, Canada

Phone: 778-833-2160
Fax:

Date Rec. : 15 November 2024
LR Report: **CA10078-NOV24**
Reference: Wk#77

Copy: #1

CERTIFICATE OF ANALYSIS
Final Report

Analysis	3: Analysis Completed Date	4: Analysis Completed Time	5: HC-8 Wk#77	6: HC-9 Wk#77	7: HC-10 Wk#77	8: HC-11 Wk#77	9: HC-12 Wk#77	10: HC-13 Wk#77	11: HC-14 Wk#77
Sample Date & Time			15-Nov-24	15-Nov-24	15-Nov-24	15-Nov-24	15-Nov-24	15-Nov-24	15-Nov-24
HumCell Leachate Vol [mL]	18-Nov-24	16:34	1006	1007	1000	988	987	982	901
Sample Name	---	---	DX450108	DX450076	DX450186	DX450118	DX 550107	DX450159	DX450171
Sample Weight [g]	---	---	1000	1000	1000	1000	1000	1000	1000
pH [No unit]	20-Nov-24	13:18	6.70	5.79	7.11	7.26	7.55	7.46	6.61
Alkalinity [mg/L as CaCO3]	19-Nov-24	14:57	10	< 2	6	7	7	9	3
Conductivity [uS/cm]	20-Nov-24	13:18	30	37	16	20	26	31	26
Acidity [mg/L as CaCO3]	20-Nov-24	13:18	< 2	7	< 2	< 2	< 2	< 2	2
F [mg/L]	***	***	***	***	***	***	***	***	***
SO4 [mg/L]	21-Nov-24	12:40	---	15	1.0	---	3.1	4.3	7.4
SO4 [mg/L]	04-Dec-24	15:31	2.4	---	---	1.1	---	---	---

Analysis	12: HC-15 Wk#77	13: HC-16 Wk#77	14: HC-17 Wk#77	15: HC-18 Wk#77	16: HC-19 Wk#77	17: HC-20 Wk#77	18: HC-21 Wk#77	19: HC-22 Wk#77	20: HC-23 Wk#77
Sample Date & Time	15-Nov-24	15-Nov-24	15-Nov-24	15-Nov-24	15-Nov-24	15-Nov-24	15-Nov-24	15-Nov-24	15-Nov-24
HumCell Leachate Vol [mL]	666	996	996	965	1004	974	985	461	999
Sample Name	DX450134	DX450185	DX450032	DX 550064	DX450008	DX 550056	DX450022	DX450077	DX450113
Sample Weight [g]	700	1000	1000	1000	1000	1000	1000	500	1000
pH [No unit]	6.97	7.07	6.40	7.00	6.92	6.95	7.22	7.10	7.08
Alkalinity [mg/L as CaCO3]	8	12	< 2	6	6	8	11	7	10
Conductivity [uS/cm]	53	26	12	13	14	18	26	19	23
Acidity [mg/L as CaCO3]	< 2	< 2	4	< 2	< 2	< 2	< 2	< 2	< 2
F [mg/L]	***	***	***	***	***	***	***	***	***
SO4 [mg/L]	8.8	2.2	2.5	0.2	0.5	1.2	1.6	0.8	0.9
SO4 [mg/L]	---	---	---	---	---	---	---	---	---

Analysis	21: HC-24 Wk#77	22: HC-25 Wk#77	23: HC-26 Wk#77	24: HC-27 Wk#77
Sample Date & Time	15-Nov-24	15-Nov-24	15-Nov-24	15-Nov-24
HumCell Leachate Vol [mL]	972	979	752	976
Sample Name	DX 550101	DX450128	DX450021	DX450222
Sample Weight [g]	1000	1000	750	1000
pH [No unit]	7.07	7.13	5.80	6.83

OnLine LIMS

0003952295

Results relate only to the sample tested. Data reported represents the sample submitted to SGS. Reproduction of this analytical report in full or in part is prohibited without prior written approval. Please refer to SGS General Conditions of Services located at https://www.sgs.ca/en/terms-and-conditions (Printed copies are available upon request.)
Test method information available upon request. "Temperature Upon Receipt" is representative of the whole shipment and may not reflect the temperature of individual samples.
SGS Canada Inc. Environment-Health & Safety statement of conformity decision rule does not consider uncertainty when analytical results are compared to a specified standard or regulation.

SGS Canada Inc.
P.O. Box 4300 - 185 Concession St.
Lakefield - Ontario - KOL 2HO
Phone: 705-652-2000 FAX: 705-652-6365

LR Report : **CA10078-NOV24**

Analysis	21: HC-24 Wk#77	22: HC-25 Wk#77	23: HC-26 Wk#77	24: HC-27 Wk#77
Alkalinity [mg/L as CaCO3]	7	23	< 2	4
Conductivity [uS/cm]	16	37	140	17
Acidity [mg/L as CaCO3]	< 2	< 2	8	< 2
F [mg/L]	***	***	***	***
SO4 [mg/L]	0.9	3.3	59	3.6
SO4 [mg/L]	---	---	---	---

Lisa Thompson
Project Specialist Assistant,
Environment, Health & Safety

OnLine LIMS

0003952295

Results relate only to the sample tested. Data reported represents the sample submitted to SGS. Reproduction of this analytical report in full or in part is prohibited without prior written approval. Please refer to SGS General Conditions of Services located at https://www.sgs.ca/en/terms-and-conditions (Printed copies are available upon request.)
Test method information available upon request. "Temperature Upon Receipt" is representative of the whole shipment and may not reflect the temperature of individual samples.
SGS Canada Inc. Environment-Health & Safety statement of conformity decision rule does not consider uncertainty when analytical results are compared to a specified standard or regulation.

SGS Canada Inc.
P.O. Box 4300 - 185 Concession St.
Lakefield - Ontario - KOL 2HO
Phone: 705-652-2000 FAX: 705-652-6365

Great Bear - 20 Short

LR Report : **CA10078-NOV24**

Quality Control Report

Inorganic Analysis														
Parameter	Reporting Limit	Unit	Method Blank	Duplicate				LCS / Spike Blank			Matrix Spike / Reference Material		
				Result 1	Result 2	RPD	Acceptance Criteria	Spike Recovery (%)	Recovery Limits (%)		Spike Recovery (%)	Recovery Limits (%)	
							%		Low	High		Low	High
Acidity - QCBatchID: EWL0331-NOV24													
Acidity	2	mg/L as Ca	4			ND	20	104	90	110	NA		
Acidity - QCBatchID: EWL0332-NOV24													
Acidity	2	mg/L as Ca	2			ND	20	102	90	110	NA		
Alkalinity - QCBatchID: EWL0331-NOV24													
Alkalinity	2	mg/L as Ca	< 2			0	20	94	80	120	NA		
Alkalinity - QCBatchID: EWL0332-NOV24													
Alkalinity	2	mg/L as Ca	< 2			0	20	100	80	120	NA		
Anions by IC - QCBatchID: DIO0051-DEC24													
Sulphate	0.2	mg/L	<0.2			1	20	102	90	110	79	75	125
Anions by IC - QCBatchID: DIO0364-NOV24													
Sulphate	0.2	mg/L	<0.2			ND	20	99	90	110	95	75	125
Anions by IC - QCBatchID: DIO0365-NOV24													
Sulphate	0.2	mg/L	<0.2			0	20	93	90	110	92	75	125
Anions by IC - QCBatchID: DIO0430-NOV24													
Sulphate	0.2	mg/L	<0.2			2	20	104	90	110	82	75	125
Conductivity - QCBatchID: EWL0331-NOV24													
Conductivity	2	uS/cm	2			1	20	107	90	110	NA		
Conductivity - QCBatchID: EWL0332-NOV24													
Conductivity	2	uS/cm	< 2			0	20	100	90	110	NA		
pH - QCBatchID: EWL0331-NOV24													
pH	0.05	No unit	NA			0		99			NA		
pH - QCBatchID: EWL0332-NOV24													
pH	0.05	No unit	NA			0		100			NA		

OnLine LIMS

0003952295

Results relate only to the sample tested. Data reported represents the sample submitted to SGS. Reproduction of this analytical report in full or in part is prohibited without prior written approval. Please refer to SGS General Conditions of Services located at https://www.sgs.ca/en/terms-and-conditions (Printed copies are available upon request.)
Test method information available upon request. "Temperature Upon Receipt" is representative of the whole shipment and may not reflect the temperature of individual samples.
SGS Canada Inc. Environment-Health & Safety statement of conformity decision rule does not consider uncertainty when analytical results are compared to a specified standard or regulation.

SGS Canada Inc.
P.O. Box 4300 - 185 Concession St.
Lakefield - Ontario - KOL 2HO
Phone: 705-652-2000 FAX: 705-652-6365

06-December-2024

Great Bear Resources Ltd.
Attn : Ashley Moncrief

1020 - 800 West Pender St.
Vancouver, BC
V6C 2V6, Canada

Phone: 778-833-2160
Fax:

Date Rec. : 21 November 2024
LR Report: **CA10115-NOV24**
Reference: Wk#78

Copy: #1

CERTIFICATE OF ANALYSIS
Final Report

Analysis	3: Analysis Completed Date	4: Analysis Completed Time	5: HC-1 Wk#78	6: HC-2 Wk#78	7: HC-3 Wk#78	8: HC-4 Wk#78	9: HC-5 Wk#78
Sample Date & Time			21-Nov-24	21-Nov-24	21-Nov-24	21-Nov-24	21-Nov-24
HumCell Leachate Vol [mL]	22-Nov-24	15:58	994	1010	514	501	950
Sample Name	---	---	DX450052	DX 550083	DX450204	DX450176	DX450232
Sample Weight [g]	---	---	1000	1000	500	500	1000
pH [No unit]	26-Nov-24	10:14	6.45	7.14	6.64	5.42	6.80
Alkalinity [mg/L as CaCO3]	22-Nov-24	13:15	2	13	3	< 2	4
Conductivity [uS/cm]	22-Nov-24	13:15	31	40	8	47	13
Acidity [mg/L as CaCO3]	25-Nov-24	12:42	< 2	< 2	< 2	11	< 2
SO4 [mg/L]	26-Nov-24	13:41	9.7	4.0	0.5	16	1.8
Hg [mg/L]	25-Nov-24	11:49	< 0.00001	< 0.00001	< 0.00001	< 0.00001	< 0.00001
Ag [mg/L]	25-Nov-24	11:49	< 0.00005	< 0.00005	< 0.00005	< 0.00005	< 0.00005
Al [mg/L]	25-Nov-24	11:49	0.003	0.072	0.028	0.009	0.035
As [mg/L]	25-Nov-24	11:49	< 0.0002	0.0128	0.0004	< 0.0002	0.0012
Ba [mg/L]	25-Nov-24	11:49	0.00091	0.0204	0.00048	0.00236	0.00083
Be [mg/L]	25-Nov-24	11:49	< 0.000007	< 0.000007	< 0.000007	0.000007	< 0.000007
B [mg/L]	25-Nov-24	11:49	< 0.002	< 0.002	< 0.002	< 0.002	< 0.002
Bi [mg/L]	25-Nov-24	11:49	< 0.00001	0.00004	< 0.00001	< 0.00001	< 0.00001
Ca [mg/L]	25-Nov-24	11:49	4.74	6.57	1.30	4.18	2.05
Cd [mg/L]	25-Nov-24	11:49	0.00206	0.000007	< 0.000003	0.0147	0.000006
Co [mg/L]	25-Nov-24	11:49	0.000045	0.000083	0.000134	0.00373	0.000008
Cr [mg/L]	25-Nov-24	11:49	< 0.00008	0.00020	< 0.00008	< 0.00008	< 0.00008
Cu [mg/L]	25-Nov-24	11:49	< 0.001	< 0.001	< 0.001	0.005	< 0.001
Fe [mg/L]	25-Nov-24	11:49	< 0.007	< 0.007	< 0.007	0.021	< 0.007
K [mg/L]	25-Nov-24	11:49	0.269	1.49	0.474	0.594	0.493
Mg [mg/L]	25-Nov-24	11:49	0.038	0.115	0.061	0.594	0.037
Mn [mg/L]	25-Nov-24	11:49	0.0247	0.0296	0.00304	0.0883	0.00802
Mo [mg/L]	25-Nov-24	11:49	< 0.0004	< 0.0004	< 0.0004	< 0.0004	< 0.0004
Na [mg/L]	25-Nov-24	11:49	0.06	0.08	0.07	0.07	0.07
Ni [mg/L]	25-Nov-24	11:49	0.0013	0.0008	0.0057	0.0229	< 0.0001
P [mg/L]	25-Nov-24	11:49	0.007	0.007	0.016	0.005	0.014

OnLine LIMS

0003952148

Results relate only to the sample tested. Data reported represents the sample submitted to SGS. Reproduction of this analytical report in full or in part is prohibited without prior written approval. Please refer to SGS General Conditions of Services located at https://www.sgs.ca/en/terms-and-conditions (Printed copies are available upon request.)
Test method information available upon request. "Temperature Upon Receipt" is representative of the whole shipment and may not reflect the temperature of individual samples.
SGS Canada Inc. Environment-Health & Safety statement of conformity decision rule does not consider uncertainty when analytical results are compared to a specified standard or regulation.

SGS Canada Inc.
P.O. Box 4300 - 185 Concession St.
Lakefield - Ontario - KOL 2HO
Phone: 705-652-2000 FAX: 705-652-6365

LR Report : **CA10115-NOV24**

Analysis	3: Analysis Completed Date	4: Analysis Completed Time	5: HC-1 Wk#78	6: HC-2 Wk#78	7: HC-3 Wk#78	8: HC-4 Wk#78	9: HC-5 Wk#78
Pb [mg/L]	25-Nov-24	11:49	0.0315	0.00022	< 0.00009	0.590	< 0.00009
S [mg/L]	25-Nov-24	11:49	< 5	< 5	< 5	7	< 5
Sb [mg/L]	25-Nov-24	11:49	< 0.0009	< 0.0009	< 0.0009	< 0.0009	< 0.0009
Se [mg/L]	25-Nov-24	11:49	0.00020	0.00206	< 0.00004	0.00112	< 0.00004
Si [mg/L]	25-Nov-24	11:49	0.14	0.27	0.15	0.59	0.20
Sn [mg/L]	25-Nov-24	11:49	< 0.00006	< 0.00006	< 0.00006	0.00006	0.00006
Sr [mg/L]	25-Nov-24	11:49	0.00506	0.0254	0.00287	0.00525	0.00264
Ti [mg/L]	25-Nov-24	11:50	< 0.0001	< 0.0001	0.0001	< 0.0001	< 0.0001
Th [mg/L]	25-Nov-24	11:50	< 0.0001	< 0.0001	< 0.0001	< 0.0001	< 0.0001
Tl [mg/L]	25-Nov-24	11:50	< 0.000005	0.000021	< 0.000005	0.000022	< 0.000005
U [mg/L]	25-Nov-24	11:50	0.000006	0.000269	0.000260	0.000067	0.000382
V [mg/L]	25-Nov-24	11:50	< 0.00001	0.00032	0.00014	< 0.00001	0.00037
W [mg/L]	25-Nov-24	11:50	< 0.0002	< 0.0002	< 0.0002	< 0.0002	< 0.0002
Zr [mg/L]	25-Nov-24	11:50	< 0.002	< 0.002	< 0.002	< 0.002	< 0.002
Zn [mg/L]	25-Nov-24	11:50	0.084	< 0.002	< 0.002	2.19	< 0.002

Analysis	10: HC-6 Wk#78	11: HC-7 Wk#78
Sample Date & Time	21-Nov-24	21-Nov-24
HumCell Leachate Vol [mL]	505	956
Sample Name	DX450181	DX450002
Sample Weight [g]	500	1000
pH [No unit]	6.82	7.39
Alkalinity [mg/L as CaCO3]	4	6
Conductivity [uS/cm]	9	12
Acidity [mg/L as CaCO3]	< 2	< 2
SO4 [mg/L]	0.2	< 0.2
Hg [mg/L]	< 0.00001	< 0.00001
Ag [mg/L]	< 0.00005	< 0.00005
Al [mg/L]	0.025	0.031
As [mg/L]	0.0002	0.0045
Ba [mg/L]	0.00043	0.00053
Be [mg/L]	< 0.000007	< 0.000007
B [mg/L]	< 0.002	< 0.002
Bi [mg/L]	< 0.00001	< 0.00001
Ca [mg/L]	1.60	2.10
Cd [mg/L]	0.000005	0.000003
Co [mg/L]	0.000024	0.000017
Cr [mg/L]	< 0.00008	< 0.00008
Cu [mg/L]	< 0.001	< 0.001
Fe [mg/L]	< 0.007	< 0.007
K [mg/L]	0.252	0.400
Mg [mg/L]	0.043	0.064

OnLine LIMS

0003952148

Results relate only to the sample tested. Data reported represents the sample submitted to SGS. Reproduction of this analytical report in full or in part is prohibited without prior written approval. Please refer to SGS General Conditions of Services located at https://www.sgs.ca/en/terms-and-conditions (Printed copies are available upon request.)
Test method information available upon request. "Temperature Upon Receipt" is representative of the whole shipment and may not reflect the temperature of individual samples.
SGS Canada Inc. Environment-Health & Safety statement of conformity decision rule does not consider uncertainty when analytical results are compared to a specified standard or regulation.

SGS Canada Inc.
P.O. Box 4300 - 185 Concession St.
Lakefield - Ontario - KOL 2HO
Phone: 705-652-2000 FAX: 705-652-6365

LR Report : **CA10115-NOV24**

Analysis	10: HC-6 Wk#78	11: HC-7 Wk#78
Mn [mg/L]	0.00303	0.00646
Mo [mg/L]	< 0.0004	< 0.0004
Na [mg/L]	0.06	0.06
Ni [mg/L]	0.0011	0.0002
P [mg/L]	0.009	0.010
Pb [mg/L]	< 0.00009	< 0.00009
S [mg/L]	< 5	< 5
Sb [mg/L]	< 0.0009	< 0.0009
Se [mg/L]	< 0.00004	< 0.00004
Si [mg/L]	0.19	0.18
Sn [mg/L]	< 0.00006	< 0.00006
Sr [mg/L]	0.00311	0.00402
Ti [mg/L]	0.0002	0.0001
Th [mg/L]	< 0.0001	< 0.0001
Tl [mg/L]	< 0.000005	< 0.000005
U [mg/L]	0.000108	0.000343
V [mg/L]	0.00030	0.00019
W [mg/L]	0.0003	< 0.0002
Zr [mg/L]	< 0.002	< 0.002
Zn [mg/L]	0.007	< 0.002



Lisa Thompson
Project Specialist Assistant,
Environment, Health & Safety

OnLine LIMS

0003952148

Results relate only to the sample tested. Data reported represents the sample submitted to SGS. Reproduction of this analytical report in full or in part is prohibited without prior written approval. Please refer to SGS General Conditions of Services located at https://www.sgs.ca/en/terms-and-conditions (Printed copies are available upon request.)
Test method information available upon request. "Temperature Upon Receipt" is representative of the whole shipment and may not reflect the temperature of individual samples.
SGS Canada Inc. Environment-Health & Safety statement of conformity decision rule does not consider uncertainty when analytical results are compared to a specified standard or regulation.

SGS Canada Inc.
P.O. Box 4300 - 185 Concession St.
Lakefield - Ontario - KOL 2HO
Phone: 705-652-2000 FAX: 705-652-6365

Quality Control Report

Inorganic Analysis													
Parameter	Reporting Limit	Unit	Method Blank	Duplicate				LCS / Spike Blank			Matrix Spike / Reference Material		
				Result 1	Result 2	RPD	Acceptance Criteria	Spike Recovery (%)	Recovery Limits (%)		Spike Recovery (%)	Recovery Limits (%)	
							%		Low	High		Low	High
Acidity - QCBatchID: EWL0460-NOV24													
Acidity	2	mg/L as Ca	2			ND	20	100	90	110	NA		
Alkalinity - QCBatchID: EWL0460-NOV24													
Alkalinity	2	mg/L as Ca	< 2			0	20	102	80	120	NA		
Anions by IC - QCBatchID: DIO0561-NOV24													
Sulphate	0.2	mg/L	<0.2			3	20	97	90	110	97	75	125
Anions by IC - QCBatchID: DIO0564-NOV24													
Sulphate	0.2	mg/L	<0.2			0	20	98	90	110	99	75	125
Anions by IC - QCBatchID: DIO0574-NOV24													
Sulphate	0.2	mg/L	<0.2			0	20	99	90	110	113	75	125
Conductivity - QCBatchID: EWL0460-NOV24													
Conductivity	2	uS/cm	< 2			1	20	97	90	110	NA		
Inorganics-General - QCBatchID: EHG0059-NOV24													
Mercury	0.00001	mg/L	< 0.00001			ND	20	119	80	120	100	70	130
Metals in aqueous samples - ICP-MS - QCBatchID: EMS0268-NOV24													
Aluminum	0.001	mg/L	<0.001			1	20	100	90	110	83	70	130
Antimony	0.0009	mg/L	<0.0009			ND	20	98	90	110	108	70	130
Arsenic	0.0002	mg/L	<0.0002			ND	20	100	90	110	102	70	130
Barium	0.00008	mg/L	<0.00008			0	20	98	90	110	100	70	130
Beryllium	0.000007	mg/L	<0.000007			ND	20	98	90	110	103	70	130
Bismuth	0.00001	mg/L	<0.00001			ND	20	99	90	110	70	70	130
Boron	0.002	mg/L	<0.002			5	20	98	90	110	100	70	130
Cadmium	0.000003	mg/L	<0.000003			ND	20	96	90	110	107	70	130
Calcium	0.01	mg/L	<0.01			2	20	96	90	110	100	70	130
Chromium	0.00008	mg/L	<0.00008			ND	20	104	90	110	101	70	130
Cobalt	0.000004	mg/L	<0.000004			1	20	96	90	110	93	70	130
Copper	0.001	mg/L	<0.001			ND	20	100	90	110	100	70	130
Iron	0.007	mg/L	<0.007			ND	20	100	90	110	100	70	130
Lead	0.00009	mg/L	<0.00009			ND	20	101	90	110	99	70	130
Magnesium	0.001	mg/L	<0.001			1	20	99	90	110	93	70	130
Manganese	0.00001	mg/L	<0.00001			0	20	100	90	110	101	70	130
Molybdenum	0.0004	mg/L	<0.0004			ND	20	98	90	110	96	70	130
Nickel	0.0001	mg/L	<0.0001			14	20	101	90	110	94	70	130
Phosphorus	0.003	mg/L	<0.003			ND	20	97	90	110	NV	70	130
Potassium	0.003	mg/L	<0.009			0	20	100	90	110	96	70	130
Selenium	0.00004	mg/L	<0.00004			ND	20	102	90	110	113	70	130

OnLine LIMS

0003952148

Results relate only to the sample tested. Data reported represents the sample submitted to SGS. Reproduction of this analytical report in full or in part is prohibited without prior written approval. Please refer to SGS General Conditions of Services located at https://www.sgs.ca/en/terms-and-conditions (Printed copies are available upon request.)
Test method information available upon request. "Temperature Upon Receipt" is representative of the whole shipment and may not reflect the temperature of individual samples.
SGS Canada Inc. Environment-Health & Safety statement of conformity decision rule does not consider uncertainty when analytical results are compared to a specified standard or regulation.

SGS Canada Inc.
P.O. Box 4300 - 185 Concession St.
Lakefield - Ontario - KOL 2HO
Phone: 705-652-2000 FAX: 705-652-6365

Inorganic Analysis														
Parameter	Reporting Limit	Unit	Method Blank	Duplicate				LCS / Spike Blank			Matrix Spike / Reference Material			
				Result 1	Result 2	RPD	Acceptance Criteria	Spike Recovery (%)	Recovery Limits (%)		Spike Recovery (%)	Recovery Limits (%)	
							%		Low	High		Low	High
Silicon	0.02	mg/L	<0.02			3	20	95	90	110	NV	70	130
Silver	0.00005	mg/L	<0.00005			ND	20	99	90	110	70	70	130
Sodium	0.01	mg/L	<0.01			1	20	97	90	110	101	70	130
Strontium	0.00008	mg/L	<0.00008			0	20	103	90	110	103	70	130
Sulfur	5	mg/L	<5			ND	20	102	90	110	NV	70	130
Thallium	0.000005	mg/L	<0.000005			ND	20	103	90	110	103	70	130
Thorium	0.0001	mg/L	<0.0001			ND	20	100	90	110	NV	70	130
Tin	0.00006	mg/L	<0.00006			ND	20	96	90	110	NV	70	130
Titanium	0.0001	mg/L	<0.0001			15	20	94	90	110	NV	70	130
Tungsten	0.0002	mg/L	<0.0002			ND	20	100	90	110	NV	70	130
Uranium	0.000002	mg/L	<0.000002			0	20	101	90	110	101	70	130
Vanadium	0.00001	mg/L	<0.00001			5	20	100	90	110	102	70	130
Zinc	0.002	mg/L	<0.002			ND	20	98	90	110	102	70	130
Zirconium	0.002	mg/L	<0.002			ND	20	96	90	110	NV	70	130
pH - QCBatchID: EWL0460-NOV24														
pH	0.05	No unit	NA			0		100			NA		

OnLine LIMS

0003952148

Results relate only to the sample tested. Data reported represents the sample submitted to SGS. Reproduction of this analytical report in full or in part is prohibited without prior written approval. Please refer to SGS General Conditions of Services located at https://www.sgs.ca/en/terms-and-conditions (Printed copies are available upon request.)
Test method information available upon request. "Temperature Upon Receipt" is representative of the whole shipment and may not reflect the temperature of individual samples.
SGS Canada Inc. Environment-Health & Safety statement of conformity decision rule does not consider uncertainty when analytical results are compared to a specified standard or regulation.

SGS Canada Inc.
P.O. Box 4300 - 185 Concession St.
Lakefield - Ontario - KOL 2HO
Phone: 705-652-2000 FAX: 705-652-6365

06-December-2024

Great Bear Resources Ltd.
Attn : Ashley Moncrief

1020 - 800 West Pender St.
Vancouver, BC
V6C 2V6, Canada

Phone: 778-833-2160
Fax:

Date Rec. : 22 November 2024
LR Report: **CA10118-NOV24**
Reference: Wk#78

Copy: #1

CERTIFICATE OF ANALYSIS
Final Report

Analysis	3: Analysis Completed Date	4: Analysis Completed Time	5: HC-8 Wk#78	6: HC-9 Wk#78	7: HC-10 Wk#78	8: HC-11 Wk#78	9: HC-12 Wk#78	10: HC-13 Wk#78	11: HC-14 Wk#78
Sample Date & Time			22-Nov-24	22-Nov-24	22-Nov-24	22-Nov-24	22-Nov-24	22-Nov-24	22-Nov-24
HumCell Leachate Vol [mL]	26-Nov-24	13:24	983	986	975	977	989	1000	1003
Sample Name	---	---	DX450108	DX450076	DX450186	DX450118	DX 550107	DX450159	DX450171
Sample Weight [g]	---	---	1000	1000	1000	1000	1000	1000	1000
pH [No unit]	27-Nov-24	10:06	7.20	5.43	6.92	7.03	6.90	7.10	6.44
Alkalinity [mg/L as CaCO3]	25-Nov-24	15:30	10	< 2	6	7	6	13	2
Conductivity [uS/cm]	26-Nov-24	11:22	28	54	14	16	24	30	22
Acidity [mg/L as CaCO3]	26-Nov-24	11:22	< 2	17	< 2	< 2	< 2	< 2	2
F [mg/L]	***	***	***	***	***	***	***	***	***
SO4 [mg/L]	26-Nov-24	13:41	2.5	20	0.9	1.0	3.6	4.7	6.2
Cl [mg/L]	26-Nov-24	14:45	---	---	---	---	---	---	---
Hg [mg/L]	26-Nov-24	15:09	< 0.00001	< 0.00001	< 0.00001	< 0.00001	< 0.00001	< 0.00001	< 0.00001
Ag [mg/L]	26-Nov-24	15:09	< 0.00005	< 0.00005	< 0.00005	< 0.00005	< 0.00005	< 0.00005	< 0.00005
Al [mg/L]	26-Nov-24	15:09	0.059	0.005	0.024	0.042	0.041	0.091	0.010
As [mg/L]	26-Nov-24	15:09	0.0007	< 0.0002	< 0.0002	< 0.0002	0.0017	0.0024	0.0008
Ba [mg/L]	26-Nov-24	15:09	0.00211	0.0197	0.00071	0.00085	0.00159	0.00080	0.00207
Be [mg/L]	26-Nov-24	15:09	< 0.000007	< 0.000007	< 0.000007	< 0.000007	< 0.000007	< 0.000007	< 0.000007
B [mg/L]	26-Nov-24	15:09	< 0.002	< 0.002	< 0.002	< 0.002	< 0.002	< 0.002	< 0.002
Bi [mg/L]	26-Nov-24	15:09	< 0.00001	< 0.00001	< 0.00001	< 0.00001	< 0.00001	< 0.00001	< 0.00001
Ca [mg/L]	26-Nov-24	15:09	4.57	2.16	2.51	3.12	4.16	5.33	2.88
Cd [mg/L]	26-Nov-24	15:09	0.000004	0.0497	0.000010	0.000006	0.000010	0.000003	0.000004
Co [mg/L]	26-Nov-24	15:09	0.000014	0.00181	0.000008	0.000017	0.000007	0.000008	0.000095
Cr [mg/L]	26-Nov-24	15:09	< 0.00008	0.00014	< 0.00008	< 0.00008	< 0.00008	< 0.00008	< 0.00008
Cu [mg/L]	26-Nov-24	15:09	< 0.001	0.005	< 0.001	< 0.001	< 0.001	< 0.001	< 0.001
Fe [mg/L]	26-Nov-24	15:09	< 0.007	0.031	< 0.007	< 0.007	< 0.007	< 0.007	< 0.007
K [mg/L]	26-Nov-24	15:09	0.658	1.29	0.263	0.180	0.355	0.467	0.773
Mg [mg/L]	26-Nov-24	15:09	0.255	0.166	0.031	0.041	0.032	0.053	0.125
Mn [mg/L]	26-Nov-24	15:09	0.0218	0.115	0.0177	0.0232	0.0266	0.0253	0.00540
Mo [mg/L]	26-Nov-24	15:09	0.0004	< 0.0004	< 0.0004	< 0.0004	< 0.0004	< 0.0004	< 0.0004
Na [mg/L]	26-Nov-24	15:09	0.09	0.07	0.06	0.05	0.06	0.05	0.07
Ni [mg/L]	26-Nov-24	15:09	0.0002	0.0413	0.0002	0.0003	0.0002	< 0.0001	0.0007
P [mg/L]	26-Nov-24	15:09	0.008	0.003	0.003	0.003	0.006	< 0.003	< 0.003
Pb [mg/L]	26-Nov-24	15:09	< 0.00009	0.440	< 0.00009	< 0.00009	0.00011	< 0.00009	< 0.00009
S [mg/L]	26-Nov-24	15:09	< 5	7	< 5	< 5	< 5	< 5	< 5
Sb [mg/L]	26-Nov-24	15:09	< 0.0009	< 0.0009	< 0.0009	< 0.0009	< 0.0009	< 0.0009	< 0.0009
Se [mg/L]	26-Nov-24	15:09	0.00009	0.00144	0.00012	< 0.00004	0.00011	< 0.00004	0.00018

OnLine LIMS

0003952245

Results relate only to the sample tested. Data reported represents the sample submitted to SGS. Reproduction of this analytical report in full or in part is prohibited without prior written approval. Please refer to SGS General Conditions of Services located at https://www.sgs.ca/en/terms-and-conditions (Printed copies are available upon request.)
Test method information available upon request. "Temperature Upon Receipt" is representative of the whole shipment and may not reflect the temperature of individual samples.
SGS Canada Inc. Environment-Health & Safety statement of conformity decision rule does not consider uncertainty when analytical results are compared to a specified standard or regulation.

SGS Canada Inc.
P.O. Box 4300 - 185 Concession St.
Lakefield - Ontario - KOL 2HO
Phone: 705-652-2000 FAX: 705-652-6365

LR Report : **CA10118-NOV24**

Analysis	3: Analysis Completed Date	4: Analysis Completed Time	5: HC-8 Wk#78	6: HC-9 Wk#78	7: HC-10 Wk#78	8: HC-11 Wk#78	9: HC-12 Wk#78	10: HC-13 Wk#78	11: HC-14 Wk#78
Si [mg/L]	26-Nov-24	15:09	0.28	0.47	0.21	0.23	0.32	0.30	0.20
Sn [mg/L]	26-Nov-24	15:09	< 0.00006	< 0.00006	0.00015	< 0.00006	< 0.00006	< 0.00006	0.00011
Sr [mg/L]	26-Nov-24	15:09	0.00817	0.00732	0.00450	0.00578	0.00489	0.00445	0.00611
Ti [mg/L]	26-Nov-24	15:09	0.00025	< 0.0001	< 0.0001	< 0.0001	< 0.0001	< 0.0001	< 0.0001
Th [mg/L]	26-Nov-24	15:09	< 0.0001	< 0.0001	< 0.0001	< 0.0001	< 0.0001	< 0.0001	< 0.0001
Tl [mg/L]	26-Nov-24	15:09	< 0.000005	0.000061	< 0.000005	< 0.000005	0.000005	0.000008	< 0.000005
U [mg/L]	26-Nov-24	15:09	0.000176	0.000261	0.000374	0.000102	0.000183	0.000264	0.000056
V [mg/L]	26-Nov-24	15:09	0.00011	< 0.00001	0.00006	0.00004	0.00012	0.00004	0.00010
W [mg/L]	26-Nov-24	15:09	< 0.0002	< 0.0002	< 0.0002	< 0.0002	< 0.0002	< 0.0002	< 0.0002
Zr [mg/L]	26-Nov-24	15:09	< 0.002	< 0.002	< 0.002	< 0.002	< 0.002	< 0.002	< 0.002
Zn [mg/L]	26-Nov-24	15:09	< 0.002	9.33	0.012	< 0.002	< 0.002	< 0.002	< 0.002

Analysis	12: HC-15 Wk#78	13: HC-16 Wk#78	14: HC-17 Wk#78	15: HC-18 Wk#78	16: HC-19 Wk#78	17: HC-20 Wk#78	18: HC-21 Wk#78	19: HC-22 Wk#78	20: HC-23 Wk#78
Sample Date & Time	22-Nov-24	22-Nov-24	22-Nov-24	22-Nov-24	22-Nov-24	22-Nov-24	22-Nov-24	22-Nov-24	22-Nov-24
HumCell Leachate Vol [mL]	700	1011	1010	992	998	998	981	500	1006
Sample Name	DX450134	DX450185	DX450032	DX 550064	DX450008	DX 550056	DX450022	DX450077	DX450113
Sample Weight [g]	700	1000	1000	1000	1000	1000	1000	500	1000
pH [No unit]	6.95	6.96	6.07	7.28	7.15	7.16	7.37	7.25	7.57
Alkalinity [mg/L as CaCO3]	9	7	< 2	8	6	8	11	11	13
Conductivity [uS/cm]	56	23	11	14	10	15	21	20	25
Acidity [mg/L as CaCO3]	< 2	< 2	5	< 2	< 2	< 2	< 2	< 2	< 2
F [mg/L]	***	***	***	***	***	***	***	***	***
SO4 [mg/L]	9.7	2.0	2.7	0.3	0.5	1.1	1.6	1.2	0.8
Cl [mg/L]	< 0.2	---	---	---	---	---	---	---	---
Hg [mg/L]	< 0.00001	< 0.00001	< 0.00001	< 0.00001	< 0.00001	< 0.00001	< 0.00001	< 0.00001	< 0.00001
Ag [mg/L]	< 0.00005	< 0.00005	< 0.00005	< 0.00005	< 0.00005	< 0.00005	< 0.00005	< 0.00005	< 0.00005
Al [mg/L]	0.005	0.088	0.003	0.027	0.024	0.026	0.060	0.026	0.070
As [mg/L]	0.0927	0.0059	0.0012	0.0069	< 0.0002	0.0008	0.0062	0.0005	0.0039
Ba [mg/L]	0.00135	0.00204	0.00064	0.00024	0.00033	0.00216	0.00026	0.0129	0.00685
Be [mg/L]	< 0.000007	< 0.000007	< 0.000007	< 0.000007	< 0.000007	< 0.000007	< 0.000007	< 0.000007	< 0.000007
B [mg/L]	< 0.002	< 0.002	< 0.002	< 0.002	< 0.002	< 0.002	< 0.002	< 0.002	< 0.002
Bi [mg/L]	< 0.00001	< 0.00001	< 0.00001	< 0.00001	< 0.00001	< 0.00001	< 0.00001	< 0.00001	< 0.00001
Ca [mg/L]	9.46	3.63	1.30	3.03	1.95	2.94	4.61	3.34	5.19
Cd [mg/L]	0.000003	< 0.000003	0.000027	0.000006	< 0.000003	< 0.000003	< 0.000003	< 0.000003	< 0.000003
Co [mg/L]	0.000802	0.000076	0.00279	0.000049	0.000025	0.000046	0.000110	0.000039	0.000016
Cr [mg/L]	0.00008	< 0.00008	0.00010	< 0.00008	0.00009	< 0.00008	< 0.00008	< 0.00008	< 0.00008
Cu [mg/L]	< 0.001	< 0.001	< 0.001	< 0.001	< 0.001	< 0.001	< 0.001	< 0.001	< 0.001
Fe [mg/L]	< 0.007	< 0.007	0.016	< 0.007	< 0.007	< 0.007	< 0.007	< 0.007	< 0.007
K [mg/L]	0.457	1.31	0.336	0.180	0.193	0.220	0.025	1.43	0.182
Mg [mg/L]	0.272	0.042	0.110	0.032	0.028	0.143	0.096	0.128	0.112
Mn [mg/L]	0.0175	0.00975	0.0163	0.00444	0.00851	0.0185	0.0252	0.0196	0.0252
Mo [mg/L]	< 0.0004	< 0.0004	< 0.0004	< 0.0004	< 0.0004	< 0.0004	< 0.0004	< 0.0004	< 0.0004
Na [mg/L]	0.11	0.07	0.10	0.08	0.06	0.06	0.04	0.07	0.03
Ni [mg/L]	0.0260	0.0019	0.0058	0.0008	0.0009	0.0006	0.0002	0.0011	0.0002
P [mg/L]	0.023	0.008	0.007	0.011	0.012	0.008	< 0.003	0.006	< 0.003
Pb [mg/L]	< 0.00009	< 0.00009	< 0.00009	< 0.00009	< 0.00009	0.00059	< 0.00009	< 0.00009	< 0.00009
S [mg/L]	7	< 5	< 5	< 5	< 5	< 5	< 5	< 5	< 5
Sb [mg/L]	0.0012	< 0.0009	< 0.0009	< 0.0009	< 0.0009	< 0.0009	< 0.0009	< 0.0009	< 0.0009
Se [mg/L]	0.00030	< 0.00004	< 0.00004	< 0.00004	< 0.00004	0.00004	< 0.00004	< 0.00004	< 0.00004
Si [mg/L]	0.27	0.26	0.55	0.30	0.24	0.21	0.18	0.26	0.21
Sn [mg/L]	0.00011	< 0.00006	0.00013	0.00006	0.00008	0.00007	< 0.00006	< 0.00006	0.00008
Sr [mg/L]	0.0110	0.00430	0.00884	0.00353	0.00303	0.00623	0.00247	0.00585	0.0149

OnLine LIMS

0003952245

Results relate only to the sample tested. Data reported represents the sample submitted to SGS. Reproduction of this analytical report in full or in part is prohibited without prior written approval. Please refer to SGS General Conditions of Services located at https://www.sgs.ca/en/terms-and-conditions (Printed copies are available upon request.)
Test method information available upon request. "Temperature Upon Receipt" is representative of the whole shipment and may not reflect the temperature of individual samples.
SGS Canada Inc. Environment-Health & Safety statement of conformity decision rule does not consider uncertainty when analytical results are compared to a specified standard or regulation.

SGS Canada Inc.
P.O. Box 4300 - 185 Concession St.
Lakefield - Ontario - KOL 2HO
Phone: 705-652-2000 FAX: 705-652-6365

LR Report : **CA10118-NOV24**

Analysis	12: HC-15 Wk#78	13: HC-16 Wk#78	14: HC-17 Wk#78	15: HC-18 Wk#78	16: HC-19 Wk#78	17: HC-20 Wk#78	18: HC-21 Wk#78	19: HC-22 Wk#78	20: HC-23 Wk#78
Ti [mg/L]	< 0.0001	< 0.0001	< 0.0001	< 0.0001	< 0.0001	< 0.0001	< 0.0001	< 0.0001	0.00013
Th [mg/L]	< 0.0001	< 0.0001	< 0.0001	< 0.0001	< 0.0001	< 0.0001	< 0.0001	< 0.0001	< 0.0001
Tl [mg/L]	0.000007	0.000006	< 0.000005	< 0.000005	< 0.000005	< 0.000005	< 0.000005	< 0.000005	< 0.000005
U [mg/L]	0.000041	0.000500	0.000250	0.000298	0.000071	0.000011	0.000008	0.000023	0.000104
V [mg/L]	0.00007	0.00020	0.00002	0.00009	0.00003	0.00045	0.00028	0.00045	0.00015
W [mg/L]	< 0.0002	< 0.0002	< 0.0002	< 0.0002	< 0.0002	< 0.0002	< 0.0002	< 0.0002	< 0.0002
Zr [mg/L]	< 0.002	< 0.002	< 0.002	< 0.002	< 0.002	< 0.002	< 0.002	< 0.002	< 0.002
Zn [mg/L]	< 0.002	< 0.002	0.013	< 0.002	< 0.002	< 0.002	< 0.002	< 0.002	< 0.002

Analysis	21: HC-24 Wk#78	22: HC-25 Wk#78	23: HC-26 Wk#78	24: HC-27 Wk#78
Sample Date & Time	22-Nov-24	22-Nov-24	22-Nov-24	22-Nov-24
HumCell Leachate Vol [mL]	1012	1010	770	1020
Sample Name	DX 550101	DX450128	DX450021	DX450222
Sample Weight [g]	1000	1000	750	1000
pH [No unit]	7.36	7.49	4.46	7.05
Alkalinity [mg/L as CaCO3]	8	12	< 2	6
Conductivity [uS/cm]	16	35	152	17
Acidity [mg/L as CaCO3]	< 2	< 2	27	< 2
F [mg/L]	***	***	***	***
SO4 [mg/L]	0.9	3.1	50	3.5
Cl [mg/L]	---	---	< 0.2	---
Hg [mg/L]	< 0.00001	< 0.00001	< 0.00001	< 0.00001
Ag [mg/L]	< 0.00005	< 0.00005	< 0.00005	< 0.00005
Al [mg/L]	0.040	0.060	0.006	0.030
As [mg/L]	0.0016	0.0009	< 0.0002	0.0004
Ba [mg/L]	0.00060	0.00148	0.00929	0.00049
Be [mg/L]	< 0.000007	< 0.000007	< 0.000007	< 0.000007
B [mg/L]	< 0.002	< 0.002	0.002	< 0.002
Bi [mg/L]	< 0.00001	< 0.00001	< 0.00001	< 0.00001
Ca [mg/L]	3.14	6.86	19.0	3.09
Cd [mg/L]	< 0.000003	< 0.000003	0.000180	< 0.000003
Co [mg/L]	0.000019	0.000062	0.00206	0.000008
Cr [mg/L]	< 0.00008	< 0.00008	< 0.00008	< 0.00008
Cu [mg/L]	< 0.001	< 0.001	0.001	< 0.001
Fe [mg/L]	< 0.007	< 0.007	1.55	< 0.007
K [mg/L]	0.077	0.332	3.56	0.419
Mg [mg/L]	0.093	0.086	0.925	0.046
Mn [mg/L]	0.0149	0.0179	0.129	0.0114
Mo [mg/L]	< 0.0004	< 0.0004	< 0.0004	< 0.0004
Na [mg/L]	0.04	0.06	0.16	0.06
Ni [mg/L]	< 0.0001	< 0.0001	0.0171	< 0.0001
P [mg/L]	0.006	0.009	0.016	0.005
Pb [mg/L]	< 0.00009	< 0.00009	< 0.00009	< 0.00009
S [mg/L]	< 5	< 5	26	< 5
Sb [mg/L]	< 0.0009	< 0.0009	< 0.0009	< 0.0009
Se [mg/L]	< 0.00004	< 0.00004	0.00045	< 0.00004
Si [mg/L]	0.15	0.20	0.20	0.22
Sn [mg/L]	< 0.00006	< 0.00006	< 0.00006	0.00006
Sr [mg/L]	0.00245	0.00384	0.00968	0.00365
Ti [mg/L]	< 0.0001	< 0.0001	< 0.0001	< 0.0001
Th [mg/L]	< 0.0001	< 0.0001	< 0.0001	< 0.0001
Tl [mg/L]	< 0.000005	< 0.000005	< 0.000005	< 0.000005

OnLine LIMS

0003952245

Results relate only to the sample tested. Data reported represents the sample submitted to SGS. Reproduction of this analytical report in full or in part is prohibited without prior written approval. Please refer to SGS General Conditions of Services located at https://www.sgs.ca/en/terms-and-conditions (Printed copies are available upon request.)
Test method information available upon request. "Temperature Upon Receipt" is representative of the whole shipment and may not reflect the temperature of individual samples.
SGS Canada Inc. Environment-Health & Safety statement of conformity decision rule does not consider uncertainty when analytical results are compared to a specified standard or regulation.

SGS Canada Inc.
P.O. Box 4300 - 185 Concession St.
Lakefield - Ontario - KOL 2HO
Phone: 705-652-2000 FAX: 705-652-6365

LR Report : **CA10118-NOV24**

Analysis	21: HC-24 Wk#78	22: HC-25 Wk#78	23: HC-26 Wk#78	24: HC-27 Wk#78
U [mg/L]	0.000018	0.000056	0.000011	0.000186
V [mg/L]	0.00026	0.00026	< 0.00001	0.00011
W [mg/L]	< 0.0002	0.00037	< 0.0002	< 0.0002
Zr [mg/L]	< 0.002	< 0.002	< 0.002	< 0.002
Zn [mg/L]	< 0.002	< 0.002	0.005	< 0.002



Lisa Thompson
Project Specialist Assistant,
Environment, Health & Safety

OnLine LIMS

0003952245

Results relate only to the sample tested. Data reported represents the sample submitted to SGS. Reproduction of this analytical report in full or in part is prohibited without prior written approval. Please refer to SGS General Conditions of Services located at https://www.sgs.ca/en/terms-and-conditions (Printed copies are available upon request.)
Test method information available upon request. "Temperature Upon Receipt" is representative of the whole shipment and may not reflect the temperature of individual samples.
SGS Canada Inc. Environment-Health & Safety statement of conformity decision rule does not consider uncertainty when analytical results are compared to a specified standard or regulation.

SGS Canada Inc.
P.O. Box 4300 - 185 Concession St.
Lakefield - Ontario - KOL 2HO
Phone: 705-652-2000 FAX: 705-652-6365

Quality Control Report

Inorganic Analysis														
Parameter	Reporting Limit	Unit	Method Blank	Duplicate				LCS / Spike Blank			Matrix Spike / Reference Material			
				Result 1	Result 2	RPD	Acceptance Criteria	Spike Recovery (%)	Recovery Limits (%)		Spike Recovery (%)	Recovery Limits (%)		
							%		Low	High		Low	High	
Acidity - QCBatchID: EWL0492-NOV24														
Acidity	2	mg/L as Ca	2			ND	20	96	90	110	NA			
Acidity - QCBatchID: EWL0493-NOV24														
Acidity	2	mg/L as Ca	3			ND	20	102	90	110	NA			
Alkalinity - QCBatchID: EWL0492-NOV24														
Alkalinity	2	mg/L as Ca	< 2			12	20	104	80	120	NA			
Alkalinity - QCBatchID: EWL0493-NOV24														
Alkalinity	2	mg/L as Ca	< 2			1	20	102	80	120	NA			
Anions by IC - QCBatchID: DIO0565-NOV24														
Chloride	0.2	mg/L	<0.2			3	20	105	90	110	101	75	125	
Anions by IC - QCBatchID: DIO0566-NOV24														
Sulphate	0.2	mg/L	<0.2			4	20	98	90	110	97	75	125	
Anions by IC - QCBatchID: DIO0574-NOV24														
Sulphate	0.2	mg/L	<0.2			0	20	99	90	110	113	75	125	
Conductivity - QCBatchID: EWL0492-NOV24														
Conductivity	2	uS/cm	< 2			0	20	99	90	110	NA			
Conductivity - QCBatchID: EWL0493-NOV24														
Conductivity	2	uS/cm	< 2			0	20	97	90	110	NA			
Inorganics-General - QCBatchID: EHG0061-NOV24														
Mercury	0.00001	mg/L	< 0.00001			ND	20	116	80	120	127	70	130	
Metals in aqueous samples - ICP-MS - QCBatchID: EMS0287-NOV24														
Aluminum	0.001	mg/L	<0.001			0	20	98	90	110	71	70	130	
Antimony	0.0009	mg/L	<0.0009			ND	20	105	90	110	113	70	130	
Arsenic	0.0002	mg/L	<0.0002			ND	20	98	90	110	109	70	130	
Barium	0.00008	mg/L	<0.00008			1	20	99	90	110	91	70	130	
Beryllium	0.000007	mg/L	<0.000007			ND	20	97	90	110	108	70	130	
Bismuth	0.00001	mg/L	<0.00001			ND	20	94	90	110	85	70	130	
Boron	0.002	mg/L	<0.002			5	20	108	90	110	103	70	130	
Cadmium	0.000003	mg/L	<0.000003			ND	20	97	90	110	100	70	130	
Calcium	0.01	mg/L	<0.01			0	20	101	90	110	105	70	130	
Chromium	0.00008	mg/L	<0.00008			6	20	100	90	110	116	70	130	
Cobalt	0.000004	mg/L	<0.000004			3	20	95	90	110	98	70	130	
Copper	0.001	mg/L	<0.001			1	20	95	90	110	91	70	130	
Iron	0.007	mg/L	<0.007			3	20	98	90	110	100	70	130	
Lead	0.00009	mg/L	<0.00009			2	20	96	90	110	99	70	130	
Magnesium	0.001	mg/L	<0.001			4	20	99	90	110	99	70	130	

OnLine LIMS

0003952245

Results relate only to the sample tested. Data reported represents the sample submitted to SGS. Reproduction of this analytical report in full or in part is prohibited without prior written approval. Please refer to SGS General Conditions of Services located at https://www.sgs.ca/en/terms-and-conditions (Printed copies are available upon request.)
Test method information available upon request. "Temperature Upon Receipt" is representative of the whole shipment and may not reflect the temperature of individual samples.
SGS Canada Inc. Environment-Health & Safety statement of conformity decision rule does not consider uncertainty when analytical results are compared to a specified standard or regulation.

SGS Canada Inc.
P.O. Box 4300 - 185 Concession St.
Lakefield - Ontario - KOL 2HO
Phone: 705-652-2000 FAX: 705-652-6365

Great Bear - 20 Long

LR Report : **CA10118-NOV24**

Inorganic Analysis														
Parameter	Reporting Limit	Unit	Method Blank	Duplicate				LCS / Spike Blank			Matrix Spike / Reference Material			
				Result 1	Result 2	RPD	Acceptance Criteria	Spike Recovery (%)	Recovery Limits (%)		Spike Recovery (%)	Recovery Limits (%)	
							%		Low	High		Low	High
Manganese	0.00001	mg/L	<0.00001			2	20	98	90	110	102	70	130
Molybdenum	0.0004	mg/L	<0.0004			1	20	102	90	110	105	70	130
Nickel	0.0001	mg/L	<0.0001			8	20	99	90	110	108	70	130
Phosphorus	0.003	mg/L	<0.003			17	20	99	90	110	NV	70	130
Potassium	0.003	mg/L	<0.009			1	20	101	90	110	87	70	130
Selenium	0.00004	mg/L	<0.00004			7	20	98	90	110	110	70	130
Silicon	0.02	mg/L	<0.02			4	20	95	90	110	NV	70	130
Silver	0.00005	mg/L	<0.00005			ND	20	101	90	110	83	70	130
Sodium	0.01	mg/L	<0.01			2	20	100	90	110	99	70	130
Strontium	0.00008	mg/L	<0.00008			0	20	102	90	110	92	70	130
Sulfur	5	mg/L	<5			ND	20	102	90	110	NV	70	130
Thallium	0.000005	mg/L	<0.000005			16	20	96	90	110	100	70	130
Thorium	0.0001	mg/L	<0.0001			ND	20	104	90	110	NV	70	130
Tin	0.00006	mg/L	<0.00006			5	20	100	90	110	NV	70	130
Titanium	0.0001	mg/L	<0.0001			4	20	101	90	110	NV	70	130
Tungsten	0.0002	mg/L	<0.0002			ND	20	101	90	110	NV	70	130
Uranium	0.000002	mg/L	<0.000002			2	20	98	90	110	100	70	130
Vanadium	0.00001	mg/L	<0.00001			3	20	99	90	110	96	70	130
Zinc	0.002	mg/L	<0.002			2	20	101	90	110	105	70	130
Zirconium	0.002	mg/L	<0.002			ND	20	99	90	110	NV	70	130
pH - QCBatchID: EWL0492-NOV24													
pH	0.05	No unit	NA			0		100			NA		
pH - QCBatchID: EWL0493-NOV24													
pH	0.05	No unit	NA			0		100			NA		

OnLine LIMS

0003952245

Results relate only to the sample tested. Data reported represents the sample submitted to SGS. Reproduction of this analytical report in full or in part is prohibited without prior written approval. Please refer to SGS General Conditions of Services located at https://www.sgs.ca/en/terms-and-conditions (Printed copies are available upon request.)
Test method information available upon request. "Temperature Upon Receipt" is representative of the whole shipment and may not reflect the temperature of individual samples.
SGS Canada Inc. Environment-Health & Safety statement of conformity decision rule does not consider uncertainty when analytical results are compared to a specified standard or regulation.

SGS Canada Inc.
P.O. Box 4300 - 185 Concession St.
Lakefield - Ontario - KOL 2HO
Phone: 705-652-2000 FAX: 705-652-6365

06-December-2024

Great Bear Resources Ltd.
Attn : Ashley Moncrief

1020 - 800 West Pender St.
Vancouver, BC
V6C 2V6, Canada

Phone: 778-833-2160
Fax:

Date Rec. : 28 November 2024
LR Report: **CA10155-NOV24**
Reference: Wk#79

Copy: #1

CERTIFICATE OF ANALYSIS

Final Report

Analysis	3: Analysis Completed Date	4: Analysis Completed Time	5: HC-1 Wk#79	6: HC-2 Wk#79	7: HC-3 Wk#79	8: HC-4 Wk#79	9: HC-5 Wk#79	10: HC-6 Wk#79	11: HC-7 Wk#79
Sample Date & Time			28-Nov-24	28-Nov-24	28-Nov-24	28-Nov-24	28-Nov-24	28-Nov-24	28-Nov-24
HumCell Leachate Vol [mL]	28-Nov-24	15:29	945	1006	478	516	940	497	922
Sample Name	---	---	DX450052	DX 550083	DX450204	DX450176	DX450232	DX450181	DX450002
Sample Weight [g]	---	---	1000	1000	500	500	1000	500	1000
pH [No unit]	02-Dec-24	12:02	6.55	7.16	6.91	5.41	6.91	7.09	7.19
Alkalinity [mg/L as CaCO3]	29-Nov-24	11:10	3	13	4	< 2	5	8	8
Conductivity [uS/cm]	29-Nov-24	11:10	34	36	8	45	13	15	14
Acidity [mg/L as CaCO3]	29-Nov-24	11:10	< 2	< 2	< 2	10	< 2	< 2	< 2
SO4 [mg/L]	03-Dec-24	10:45	12	4.1	0.5	21	2.0	0.3	0.3



Lisa Thompson
Project Specialist Assistant,
Environment, Health & Safety

OnLine LIMS

0003952151

Results relate only to the sample tested. Data reported represents the sample submitted to SGS. Reproduction of this analytical report in full or in part is prohibited without prior written approval. Please refer to SGS General Conditions of Services located at https://www.sgs.ca/en/terms-and-conditions (Printed copies are available upon request.)
Test method information available upon request. "Temperature Upon Receipt" is representative of the whole shipment and may not reflect the temperature of individual samples.
SGS Canada Inc. Environment-Health & Safety statement of conformity decision rule does not consider uncertainty when analytical results are compared to a specified standard or regulation.

SGS Canada Inc.
P.O. Box 4300 - 185 Concession St.
Lakefield - Ontario - KOL 2HO
Phone: 705-652-2000 FAX: 705-652-6365

06-December-2024

Great Bear Resources Ltd.
Attn : Ashley Moncrief

1020 - 800 West Pender St.
Vancouver, BC
V6C 2V6, Canada

Phone: 778-833-2160
Fax:

Date Rec. : 29 November 2024
LR Report: **CA10159-NOV24**
Reference: Wk#79

Copy: #1

CERTIFICATE OF ANALYSIS
Final Report

Analysis	3: Analysis Completed Date	4: Analysis Completed Time	5: HC-8 Wk#79	6: HC-9 Wk#79	7: HC-10 Wk#79	8: HC-11 Wk#79	9: HC-12 Wk#79
Sample Date & Time			29-Nov-24	29-Nov-24	29-Nov-24	29-Nov-24	29-Nov-24
HumCell Leachate Vol [mL]	02-Dec-24	12:55	1008	997	1006	999	1004
Sample Name	---	---	DX450108	DX450076	DX450186	DX450118	DX 550107
Sample Weight [g]	---	---	1000	1000	1000	1000	1000
pH [No unit]	04-Dec-24	09:33	7.04	5.78	6.91	6.87	6.81
Alkalinity [mg/L as CaCO3]	02-Dec-24	14:58	11	< 2	8	7	8
Conductivity [uS/cm]	02-Dec-24	14:58	29	40	19	18	28
Acidity [mg/L as CaCO3]	03-Dec-24	12:49	< 2	12	< 2	< 2	< 2
SO4 [mg/L]	03-Dec-24	12:23	2.6	18	0.9	1.2	4.0

Analysis	10: HC-13 Wk#79	11: HC-14 Wk#79	12: HC-15 Wk#79	13: HC-16 Wk#79	14: HC-17 Wk#79	15: HC-18 Wk#79	16: HC-19 Wk#79
Sample Date & Time	29-Nov-24	29-Nov-24	29-Nov-24	29-Nov-24	29-Nov-24	29-Nov-24	29-Nov-24
HumCell Leachate Vol [mL]	992	940	674	988	988	953	1000
Sample Name	DX450159	DX450171	DX450134	DX450185	DX450032	DX 550064	DX450008
Sample Weight [g]	1000	1000	700	1000	1000	1000	1000
pH [No unit]	6.90	6.45	6.81	7.02	5.97	6.97	6.85
Alkalinity [mg/L as CaCO3]	9	2	8	8	< 2	7	4
Conductivity [uS/cm]	33	24	53	23	10	14	10
Acidity [mg/L as CaCO3]	< 2	3	2	< 2	5	< 2	< 2
SO4 [mg/L]	4.8	6.9	8.9	2.2	2.4	0.3	0.6

Analysis	17: HC-20 Wk#79	18: HC-21 Wk#79	19: HC-22 Wk#79	20: HC-23 Wk#79	21: HC-24 Wk#79	22: HC-25 Wk#79	23: HC-26 Wk#79
Sample Date & Time	29-Nov-24	29-Nov-24	29-Nov-24	29-Nov-24	29-Nov-24	29-Nov-24	29-Nov-24
HumCell Leachate Vol [mL]	978	1008	452	995	978	983	760

OnLine LIMS

0003952393

Results relate only to the sample tested. Data reported represents the sample submitted to SGS. Reproduction of this analytical report in full or in part is prohibited without prior written approval. Please refer to SGS General Conditions of Services located at https://www.sgs.ca/en/terms-and-conditions (Printed copies are available upon request.)
Test method information available upon request. "Temperature Upon Receipt" is representative of the whole shipment and may not reflect the temperature of individual samples.
SGS Canada Inc. Environment-Health & Safety statement of conformity decision rule does not consider uncertainty when analytical results are compared to a specified standard or regulation.

SGS Canada Inc.
P.O. Box 4300 - 185 Concession St.
Lakefield - Ontario - KOL 2HO
Phone: 705-652-2000 FAX: 705-652-6365

LR Report : **CA10159-NOV24**

Analysis	17: HC-20 Wk#79	18: HC-21 Wk#79	19: HC-22 Wk#79	20: HC-23 Wk#79	21: HC-24 Wk#79	22: HC-25 Wk#79	23: HC-26 Wk#79
Sample Name	DX 550056	DX450022	DX450077	DX450113	DX 550101	DX450128	DX450021
Sample Weight [g]	1000	1000	500	1000	1000	1000	750
pH [No unit]	6.92	7.07	7.20	7.09	6.91	7.05	4.82
Alkalinity [mg/L as CaCO3]	7	10	7	11	7	9	< 2
Conductivity [uS/cm]	17	25	18	24	16	36	160
Acidity [mg/L as CaCO3]	< 2	< 2	< 2	< 2	< 2	< 2	30
SO4 [mg/L]	1.5	1.8	0.9	0.8	0.7	3.3	64

Analysis	24: HC-27 Wk#79
Sample Date & Time	29-Nov-24
HumCell Leachate Vol [mL]	967
Sample Name	DX450222
Sample Weight [g]	1000
pH [No unit]	6.75
Alkalinity [mg/L as CaCO3]	3
Conductivity [uS/cm]	16
Acidity [mg/L as CaCO3]	< 2
SO4 [mg/L]	2.9



Lisa Thompson
Project Specialist Assistant,
Environment, Health & Safety

OnLine LIMS

0003952393

Results relate only to the sample tested. Data reported represents the sample submitted to SGS. Reproduction of this analytical report in full or in part is prohibited without prior written approval. Please refer to SGS General Conditions of Services located at https://www.sgs.ca/en/terms-and-conditions (Printed copies are available upon request.)
Test method information available upon request. "Temperature Upon Receipt" is representative of the whole shipment and may not reflect the temperature of individual samples.
SGS Canada Inc. Environment-Health & Safety statement of conformity decision rule does not consider uncertainty when analytical results are compared to a specified standard or regulation.

SGS Canada Inc.
P.O. Box 4300 - 185 Concession St.
Lakefield - Ontario - KOL 2HO
Phone: 705-652-2000 FAX: 705-652-6365

Great Bear - 20 Long

LR Report : **CA10159-NOV24**

Quality Control Report

Inorganic Analysis														
Parameter	Reporting Limit	Unit	Method Blank	Duplicate				LCS / Spike Blank			Matrix Spike / Reference Material			
				Result 1	Result 2	RPD	Acceptance Criteria	Spike Recovery (%)	Recovery Limits (%)		Spike Recovery (%)	Recovery Limits (%)		
							%		Low	High		Low	High	
Acidity - QCBatchID: EWL0637-NOV24														
Acidity	2	mg/L as Ca	3			ND	20	104	90	110	NA			
Alkalinity - QCBatchID: EWL0637-NOV24														
Alkalinity	2	mg/L as Ca	< 2			0	20	102	80	120	NA			
Anions by IC - QCBatchID: DIO0017-DEC24														
Sulphate	0.2	mg/L	<0.2			1	20	90	90	110	87	75	125	
Anions by IC - QCBatchID: DIO0741-NOV24														
Sulphate	0.2	mg/L	<0.2			1	20	96	90	110	95	75	125	
Anions by IC - QCBatchID: DIO0742-NOV24														
Sulphate	0.2	mg/L	<0.2			1	20	104	90	110	96	75	125	
Conductivity - QCBatchID: EWL0637-NOV24														
Conductivity	2	uS/cm	< 2			0	20	97	90	110	NA			
pH - QCBatchID: EWL0637-NOV24														
pH	0.05	No unit	NA			0		100			NA			

OnLine LIMS

0003952393

Results relate only to the sample tested. Data reported represents the sample submitted to SGS. Reproduction of this analytical report in full or in part is prohibited without prior written approval. Please refer to SGS General Conditions of Services located at https://www.sgs.ca/en/terms-and-conditions (Printed copies are available upon request.)
Test method information available upon request. "Temperature Upon Receipt" is representative of the whole shipment and may not reflect the temperature of individual samples.
SGS Canada Inc. Environment-Health & Safety statement of conformity decision rule does not consider uncertainty when analytical results are compared to a specified standard or regulation.

SGS Canada Inc.
P.O. Box 4300 - 185 Concession St.
Lakefield - Ontario - KOL 2HO
Phone: 705-652-2000 FAX: 705-652-6365

24-December-2024

Great Bear Resources Ltd.
Attn : Ashley Moncrief

1020 - 800 West Pender St.
Vancouver, BC
V6C 2V6, Canada

Phone: 778-833-2160
Fax:

Date Rec. : 05 December 2024
LR Report: **CA10047-DEC24**
Reference: Wk#80

Copy: #1

CERTIFICATE OF ANALYSIS

Final Report

Analysis	3: Analysis Completed Date	4: Analysis Completed Time	5: HC-1 Wk#80	6: HC-2 Wk#80	7: HC-3 Wk#80	8: HC-4 Wk#80	9: HC-5 Wk#80
Sample Date & Time			05-Dec-24	05-Dec-24	05-Dec-24	05-Dec-24	05-Dec-24
HumCell Leachate Vol [mL]	05-Dec-24	14:07	948	1033	486	519	936
Sample Name	---	---	DX450052	DX 550083	DX450204	DX450176	DX450232
Sample Weight [g]	---	---	1000	1000	500	500	1000
pH [No unit]	10-Dec-24	11:15	6.49	7.20	6.83	5.28	6.81
Alkalinity [mg/L as CaCO3]	06-Dec-24	14:08	2	13	4	< 2	4
Conductivity [uS/cm]	06-Dec-24	14:08	37	40	9	46	13
Acidity [mg/L as CaCO3]	06-Dec-24	14:08	2	< 2	< 2	11	< 2
SO4 [mg/L]	09-Dec-24	10:41	11	4.2	0.5	17	1.8
Hg [mg/L]	09-Dec-24	13:19	< 0.00001	< 0.00001	< 0.00001	< 0.00001	< 0.00001
Ag [mg/L]	09-Dec-24	13:19	< 0.00005	< 0.00005	< 0.00005	< 0.00005	< 0.00005
Al [mg/L]	09-Dec-24	13:19	0.001	0.052	0.018	0.008	0.023
As [mg/L]	09-Dec-24	13:19	< 0.0002	0.0123	0.0005	< 0.0002	0.0012
Ba [mg/L]	09-Dec-24	13:19	0.00074	0.0201	0.00041	0.00226	0.00067
Be [mg/L]	09-Dec-24	13:19	< 0.000007	< 0.000007	< 0.000007	0.000009	< 0.000007
B [mg/L]	09-Dec-24	13:19	< 0.002	< 0.002	< 0.002	< 0.002	< 0.002
Bi [mg/L]	09-Dec-24	13:19	< 0.00001	0.00004	0.00001	< 0.00001	< 0.00001
Ca [mg/L]	09-Dec-24	13:19	5.42	6.34	1.32	4.05	1.95
Cd [mg/L]	09-Dec-24	13:19	0.00204	0.000009	< 0.000003	0.0161	< 0.000003
Co [mg/L]	09-Dec-24	13:19	0.000016	0.000030	0.000013	0.00401	0.000005
Cr [mg/L]	09-Dec-24	13:19	< 0.00008	< 0.00008	< 0.00008	< 0.00008	< 0.00008
Cu [mg/L]	09-Dec-24	13:19	< 0.001	< 0.001	< 0.001	0.005	< 0.001
Fe [mg/L]	09-Dec-24	13:19	< 0.007	< 0.007	< 0.007	0.024	< 0.007
K [mg/L]	09-Dec-24	13:19	0.260	1.45	0.508	0.605	0.474
Mg [mg/L]	09-Dec-24	13:19	0.038	0.107	0.065	0.610	0.036
Mn [mg/L]	09-Dec-24	13:19	0.0219	0.0296	0.00255	0.0885	0.00759
Mo [mg/L]	09-Dec-24	13:19	< 0.0004	< 0.0004	< 0.0004	< 0.0004	< 0.0004
Na [mg/L]	09-Dec-24	13:19	0.05	0.06	0.04	0.06	0.05

OnLine LIMS

0003971476

Results relate only to the sample tested. Data reported represents the sample submitted to SGS. Reproduction of this analytical report in full or in part is prohibited without prior written approval. Please refer to SGS General Conditions of Services located at https://www.sgs.ca/en/terms-and-conditions (Printed copies are available upon request.)
Test method information available upon request. "Temperature Upon Receipt" is representative of the whole shipment and may not reflect the temperature of individual samples.
SGS Canada Inc. Environment-Health & Safety statement of conformity decision rule does not consider uncertainty when analytical results are compared to a specified standard or regulation.

SGS Canada Inc.
P.O. Box 4300 - 185 Concession St.
Lakefield - Ontario - KOL 2HO
Phone: 705-652-2000 FAX: 705-652-6365

LR Report : **CA10047-DEC24**

Analysis	3: Analysis Completed Date	4: Analysis Completed Time	5: HC-1 Wk#80	6: HC-2 Wk#80	7: HC-3 Wk#80	8: HC-4 Wk#80	9: HC-5 Wk#80
Ni [mg/L]	09-Dec-24	13:19	< 0.0001	< 0.0001	0.0002	0.0253	0.0001
P [mg/L]	09-Dec-24	13:19	< 0.003	< 0.003	< 0.003	< 0.003	< 0.003
Pb [mg/L]	09-Dec-24	13:19	0.0256	< 0.00009	< 0.00009	0.580	< 0.00009
S [mg/L]	09-Dec-24	13:19	< 5	< 5	< 5	6	< 5
Sb [mg/L]	09-Dec-24	13:19	< 0.0009	< 0.0009	< 0.0009	< 0.0009	< 0.0009
Se [mg/L]	09-Dec-24	13:19	0.00020	0.00174	< 0.00004	0.00113	< 0.00004
Si [mg/L]	09-Dec-24	13:19	0.11	0.25	0.15	0.61	0.18
Sn [mg/L]	09-Dec-24	13:19	< 0.00006	0.00006	< 0.00006	< 0.00006	< 0.00006
Sr [mg/L]	09-Dec-24	13:19	0.00512	0.0238	0.00268	0.00514	0.00238
Ti [mg/L]	09-Dec-24	13:19	< 0.0001	< 0.0001	0.00023	< 0.0001	< 0.0001
Th [mg/L]	09-Dec-24	13:19	< 0.0001	< 0.0001	< 0.0001	< 0.0001	< 0.0001
Tl [mg/L]	09-Dec-24	13:19	0.000006	0.000020	< 0.000005	0.000027	0.000005
U [mg/L]	09-Dec-24	13:19	0.000003	0.000142	0.000121	0.000036	0.000176
V [mg/L]	09-Dec-24	13:19	< 0.00001	0.00028	0.00014	0.00001	0.00033
W [mg/L]	09-Dec-24	13:19	< 0.0002	< 0.0002	< 0.0002	< 0.0002	< 0.0002
Zr [mg/L]	09-Dec-24	13:19	< 0.002	< 0.002	< 0.002	< 0.002	< 0.002
Zn [mg/L]	09-Dec-24	13:19	0.079	< 0.002	< 0.002	2.42	< 0.002

Analysis	10: HC-6 Wk#80	11: HC-7 Wk#80
Sample Date & Time	05-Dec-24	05-Dec-24
HumCell Leachate Vol [mL]	498	940
Sample Name	DX450181	DX450002
Sample Weight [g]	500	1000
pH [No unit]	7.15	7.08
Alkalinity [mg/L as CaCO3]	5	6
Conductivity [uS/cm]	12	13
Acidity [mg/L as CaCO3]	< 2	< 2
SO4 [mg/L]	0.3	0.2
Hg [mg/L]	< 0.00001	< 0.00001
Ag [mg/L]	< 0.00005	< 0.00005
Al [mg/L]	0.015	0.019
As [mg/L]	< 0.0002	0.0043
Ba [mg/L]	0.00047	0.00056
Be [mg/L]	< 0.000007	< 0.000007
B [mg/L]	< 0.002	< 0.002
Bi [mg/L]	< 0.00001	< 0.00001
Ca [mg/L]	2.15	2.10
Cd [mg/L]	< 0.000003	< 0.000003
Co [mg/L]	0.000009	0.000013
Cr [mg/L]	< 0.00008	< 0.00008
Cu [mg/L]	< 0.001	< 0.001
Fe [mg/L]	< 0.007	< 0.007
K [mg/L]	0.284	0.422
Mg [mg/L]	0.053	0.066

OnLine LIMS

0003971476

Results relate only to the sample tested. Data reported represents the sample submitted to SGS. Reproduction of this analytical report in full or in part is prohibited without prior written approval. Please refer to SGS General Conditions of Services located at https://www.sgs.ca/en/terms-and-conditions (Printed copies are available upon request.)
Test method information available upon request. "Temperature Upon Receipt" is representative of the whole shipment and may not reflect the temperature of individual samples.
SGS Canada Inc. Environment-Health & Safety statement of conformity decision rule does not consider uncertainty when analytical results are compared to a specified standard or regulation.

SGS Canada Inc.
P.O. Box 4300 - 185 Concession St.
Lakefield - Ontario - KOL 2HO
Phone: 705-652-2000 FAX: 705-652-6365

LR Report : **CA10047-DEC24**

Analysis	10: HC-6 Wk#80	11: HC-7 Wk#80
Mn [mg/L]	0.00322	0.00653
Mo [mg/L]	< 0.0004	< 0.0004
Na [mg/L]	0.05	0.04
Ni [mg/L]	0.0002	< 0.0001
P [mg/L]	< 0.003	< 0.003
Pb [mg/L]	< 0.00009	< 0.00009
S [mg/L]	< 5	< 5
Sb [mg/L]	< 0.0009	< 0.0009
Se [mg/L]	< 0.00004	< 0.00004
Si [mg/L]	0.22	0.18
Sn [mg/L]	0.00007	0.00007
Sr [mg/L]	0.00369	0.00366
Ti [mg/L]	< 0.0001	0.00014
Th [mg/L]	< 0.0001	< 0.0001
Tl [mg/L]	< 0.000005	< 0.000005
U [mg/L]	0.000070	0.000142
V [mg/L]	0.00026	0.00018
W [mg/L]	0.00027	< 0.0002
Zr [mg/L]	< 0.002	< 0.002
Zn [mg/L]	< 0.002	< 0.002



Chris Sullivan, B.Sc., C.Chem
Project Specialist,
Environment, Health & Safety

OnLine LIMS

0003971476

Results relate only to the sample tested. Data reported represents the sample submitted to SGS. Reproduction of this analytical report in full or in part is prohibited without prior written approval. Please refer to SGS General Conditions of Services located at https://www.sgs.ca/en/terms-and-conditions (Printed copies are available upon request.)
Test method information available upon request. "Temperature Upon Receipt" is representative of the whole shipment and may not reflect the temperature of individual samples.
SGS Canada Inc. Environment-Health & Safety statement of conformity decision rule does not consider uncertainty when analytical results are compared to a specified standard or regulation.

SGS Canada Inc.
P.O. Box 4300 - 185 Concession St.
Lakefield - Ontario - KOL 2HO
Phone: 705-652-2000 FAX: 705-652-6365

24-December-2024

Great Bear Resources Ltd.
Attn : Ashley Moncrief

1020 - 800 West Pender St.
Vancouver, BC
V6C 2V6, Canada

Phone: 778-833-2160
Fax:

Date Rec. : 06 December 2024
LR Report: **CA10050-DEC24**
Reference: Wk#80

Copy: #1

CERTIFICATE OF ANALYSIS

Final Report

Analysis	3: Analysis Completed Date	4: Analysis Completed Time	5: HC-8 Wk#80	6: HC-9 Wk#80	7: HC-10 Wk#80	8: HC-11 Wk#80	9: HC-12 Wk#80
Sample Date & Time			06-Dec-24	06-Dec-24	06-Dec-24	06-Dec-24	06-Dec-24
HumCell Leachate Vol [mL]	09-Dec-24	11:47	991	999	982	993	1001
Sample Name	---	---	DX450108	DX450076	DX450186	DX450118	DX 550107
Sample Weight [g]	---	---	1000	1000	1000	1000	1000
pH [No unit]	12-Dec-24	09:14	7.39	5.72	7.11	7.39	7.24
Alkalinity [mg/L as CaCO3]	10-Dec-24	09:42	12	< 2	6	8	8
Conductivity [uS/cm]	10-Dec-24	09:42	27	37	13	17	22
Acidity [mg/L as CaCO3]	10-Dec-24	09:42	< 2	8	< 2	< 2	< 2
SO4 [mg/L]	11-Dec-24	14:36	2.6	16	0.9	1.1	3.5
Cl [mg/L]	11-Dec-24	14:36	---	---	---	---	---
Hg [mg/L]	11-Dec-24	10:42	< 0.00001	< 0.00001	< 0.00001	< 0.00001	< 0.00001
Ag [mg/L]	10-Dec-24	11:02	< 0.00005	< 0.00005	< 0.00005	< 0.00005	< 0.00005
Al [mg/L]	10-Dec-24	11:02	0.060	0.007	0.024	0.042	0.042
As [mg/L]	10-Dec-24	11:02	0.0008	0.0004	0.0002	0.0004	0.0021
Ba [mg/L]	10-Dec-24	11:02	0.00257	0.0132	0.00075	0.00097	0.00197
Be [mg/L]	10-Dec-24	11:02	< 0.000007	< 0.000007	< 0.000007	< 0.000007	< 0.000007
B [mg/L]	10-Dec-24	11:02	< 0.002	< 0.002	< 0.002	< 0.002	< 0.002
Bi [mg/L]	10-Dec-24	11:02	< 0.00001	< 0.00001	< 0.00001	< 0.00001	< 0.00001
Ca [mg/L]	10-Dec-24	11:04	4.87	1.46	2.58	3.60	4.28
Cd [mg/L]	10-Dec-24	11:04	0.000009	0.0325	0.000014	0.000005	0.000014
Co [mg/L]	10-Dec-24	11:04	0.000014	0.000951	0.000007	0.000016	0.000082
Cr [mg/L]	10-Dec-24	11:04	< 0.00008	0.00012	< 0.00008	< 0.00008	< 0.00008
Cu [mg/L]	10-Dec-24	11:04	< 0.001	0.005	< 0.001	< 0.001	< 0.001
Fe [mg/L]	10-Dec-24	11:04	0.008	0.090	< 0.007	< 0.007	< 0.007
K [mg/L]	10-Dec-24	11:04	0.728	1.21	0.263	0.207	0.397
Mg [mg/L]	10-Dec-24	11:04	0.280	0.135	0.028	0.045	0.042
Mn [mg/L]	10-Dec-24	11:04	0.0249	0.0820	0.0198	0.0279	0.0283
Mo [mg/L]	10-Dec-24	11:04	< 0.0004	< 0.0004	< 0.0004	< 0.0004	< 0.0004

OnLine LIMS

0003971492

Results relate only to the sample tested. Data reported represents the sample submitted to SGS. Reproduction of this analytical report in full or in part is prohibited without prior written approval. Please refer to SGS General Conditions of Services located at https://www.sgs.ca/en/terms-and-conditions (Printed copies are available upon request.)
Test method information available upon request. "Temperature Upon Receipt" is representative of the whole shipment and may not reflect the temperature of individual samples.
SGS Canada Inc. Environment-Health & Safety statement of conformity decision rule does not consider uncertainty when analytical results are compared to a specified standard or regulation.

SGS Canada Inc.
P.O. Box 4300 - 185 Concession St.
Lakefield - Ontario - KOL 2HO
Phone: 705-652-2000 FAX: 705-652-6365

LR Report : **CA10050-DEC24**

Analysis	3: Analysis Completed Date	4: Analysis Completed Time	5: HC-8 Wk#80	6: HC-9 Wk#80	7: HC-10 Wk#80	8: HC-11 Wk#80	9: HC-12 Wk#80
Na [mg/L]	10-Dec-24	11:04	0.07	0.08	0.05	0.05	0.05
Ni [mg/L]	10-Dec-24	11:04	< 0.0001	0.0265	< 0.0001	0.0001	0.0002
P [mg/L]	11-Dec-24	10:42	< 0.003	< 0.003	< 0.003	< 0.003	< 0.003
Pb [mg/L]	10-Dec-24	11:05	0.00286	0.347	< 0.00009	< 0.00009	< 0.00009
S [mg/L]	10-Dec-24	11:05	< 5	< 5	< 5	< 5	< 5
Sb [mg/L]	10-Dec-24	11:05	< 0.0009	< 0.0009	< 0.0009	< 0.0009	< 0.0009
Se [mg/L]	10-Dec-24	11:05	0.00010	0.00113	0.00015	< 0.00004	0.00010
Si [mg/L]	10-Dec-24	11:05	0.33	0.49	0.23	0.29	0.38
Sn [mg/L]	10-Dec-24	11:05	0.00020	< 0.00006	< 0.00006	< 0.00006	< 0.00006
Sr [mg/L]	10-Dec-24	11:05	0.00881	0.00518	0.00428	0.00651	0.00499
Ti [mg/L]	10-Dec-24	11:05	< 0.0001	0.0003	< 0.0001	< 0.0001	< 0.0001
Th [mg/L]	10-Dec-24	11:05	< 0.0001	< 0.0001	< 0.0001	< 0.0001	< 0.0001
Tl [mg/L]	10-Dec-24	11:05	0.000009	0.000063	0.000005	< 0.000005	0.000007
U [mg/L]	10-Dec-24	11:05	0.000220	0.000191	0.000389	0.000160	0.000188
V [mg/L]	10-Dec-24	11:05	0.00012	0.00003	0.00003	0.00005	0.00012
W [mg/L]	10-Dec-24	11:05	< 0.0002	< 0.0002	< 0.0002	< 0.0002	< 0.0002
Zr [mg/L]	10-Dec-24	11:05	< 0.002	< 0.002	< 0.002	< 0.002	< 0.002
Zn [mg/L]	10-Dec-24	11:05	< 0.002	6.67	< 0.002	< 0.002	< 0.002

Analysis	10: HC-13 Wk#80	11: HC-14 Wk#80	12: HC-15 Wk#80	13: HC-16 Wk#80	14: HC-17 Wk#80	15: HC-18 Wk#80	16: HC-19 Wk#80	17: HC-20 Wk#80
Sample Date & Time	06-Dec-24	06-Dec-24	06-Dec-24	06-Dec-24	06-Dec-24	06-Dec-24	06-Dec-24	06-Dec-24
HumCell Leachate Vol [mL]	995	932	681	1029	996	942	1013	976
Sample Name	DX450159	DX450171	DX450134	DX450185	DX450032	DX 550064	DX450008	DX 550056
Sample Weight [g]	1000	1000	700	1000	1000	1000	1000	1000
pH [No unit]	7.28	6.55	7.21	7.39	5.86	7.35	6.83	7.18
Alkalinity [mg/L as CaCO3]	9	2	10	10	< 2	7	6	8
Conductivity [uS/cm]	27	25	54	23	9	12	12	16
Acidity [mg/L as CaCO3]	< 2	< 2	< 2	< 2	4	< 2	< 2	< 2
SO4 [mg/L]	3.5	8.3	13	2.4	2.7	0.3	0.6	1.5
Cl [mg/L]	---	---	< 0.2	---	---	---	---	---
Hg [mg/L]	< 0.00001	< 0.00001	< 0.00001	< 0.00001	< 0.00001	< 0.00001	< 0.00001	< 0.00001
Ag [mg/L]	< 0.00005	< 0.00005	< 0.00005	< 0.00005	< 0.00005	< 0.00005	< 0.00005	< 0.00005
Al [mg/L]	0.078	0.007	0.004	0.076	0.005	0.041	0.024	0.028
As [mg/L]	0.0025	0.0007	0.0832	0.0060	0.0009	0.0061	0.0002	0.0007
Ba [mg/L]	0.00083	0.00333	0.00108	0.00241	0.00093	0.00036	0.00063	0.00212
Be [mg/L]	< 0.000007	< 0.000007	< 0.000007	< 0.000007	< 0.000007	< 0.000007	< 0.000007	< 0.000007
B [mg/L]	< 0.002	< 0.002	< 0.002	< 0.002	< 0.002	< 0.002	< 0.002	< 0.002
Bi [mg/L]	< 0.00001	< 0.00001	< 0.00001	< 0.00001	< 0.00001	< 0.00001	< 0.00001	< 0.00001
Ca [mg/L]	4.77	3.60	9.70	4.07	1.22	2.61	2.33	3.01
Cd [mg/L]	0.000008	0.000005	0.000005	0.000003	0.000051	0.000006	0.000006	0.000004
Co [mg/L]	0.000005	0.000146	0.000507	0.000034	0.00347	0.000030	0.000010	0.000031
Cr [mg/L]	< 0.00008	< 0.00008	< 0.00008	< 0.00008	< 0.00008	< 0.00008	< 0.00008	< 0.00008
Cu [mg/L]	< 0.001	< 0.001	0.001	< 0.001	0.001	< 0.001	< 0.001	< 0.001
Fe [mg/L]	< 0.007	< 0.007	< 0.007	< 0.007	0.028	< 0.007	< 0.007	< 0.007

OnLine LIMS

0003971492

Results relate only to the sample tested. Data reported represents the sample submitted to SGS. Reproduction of this analytical report in full or in part is prohibited without prior written approval. Please refer to SGS General Conditions of Services located at https://www.sgs.ca/en/terms-and-conditions (Printed copies are available upon request.)
Test method information available upon request. "Temperature Upon Receipt" is representative of the whole shipment and may not reflect the temperature of individual samples.
SGS Canada Inc. Environment-Health & Safety statement of conformity decision rule does not consider uncertainty when analytical results are compared to a specified standard or regulation.

SGS Canada Inc.
P.O. Box 4300 - 185 Concession St.
Lakefield - Ontario - KOL 2HO
Phone: 705-652-2000 FAX: 705-652-6365

LR Report : **CA10050-DEC24**

Analysis	10: HC-13 Wk#80	11: HC-14 Wk#80	12: HC-15 Wk#80	13: HC-16 Wk#80	14: HC-17 Wk#80	15: HC-18 Wk#80	16: HC-19 Wk#80	17: HC-20 Wk#80
K [mg/L]	0.460	0.853	0.415	1.39	0.296	0.183	0.214	0.231
Mg [mg/L]	0.048	0.131	0.218	0.046	0.108	0.024	0.025	0.144
Mn [mg/L]	0.0204	0.00676	0.0153	0.0110	0.0165	0.00393	0.00942	0.0209
Mo [mg/L]	< 0.0004	< 0.0004	< 0.0004	< 0.0004	< 0.0004	< 0.0004	< 0.0004	< 0.0004
Na [mg/L]	0.04	0.06	0.05	0.35	0.06	0.04	0.03	0.03
Ni [mg/L]	< 0.0001	0.0009	0.0216	0.0001	0.0061	< 0.0001	< 0.0001	0.0001
P [mg/L]	< 0.003	< 0.003	0.003	< 0.003	< 0.003	< 0.003	< 0.003	< 0.003
Pb [mg/L]	0.00017	< 0.00009	0.00011	< 0.00009	< 0.00009	< 0.00009	< 0.00009	< 0.00009
S [mg/L]	< 5	< 5	7	< 5	< 5	< 5	< 5	< 5
Sb [mg/L]	< 0.0009	< 0.0009	0.0012	< 0.0009	< 0.0009	< 0.0009	< 0.0009	< 0.0009
Se [mg/L]	< 0.00004	0.00019	0.00028	< 0.00004	< 0.00004	< 0.00004	< 0.00004	< 0.00004
Si [mg/L]	0.29	0.19	0.18	0.30	0.44	0.26	0.31	0.21
Sn [mg/L]	< 0.00006	< 0.00006	< 0.00006	< 0.00006	< 0.00006	< 0.00006	< 0.00006	< 0.00006
Sr [mg/L]	0.00421	0.00730	0.0102	0.00478	0.00872	0.00310	0.00346	0.00592
Ti [mg/L]	< 0.0001	< 0.0001	< 0.0001	< 0.0001	< 0.0001	0.0001	< 0.0001	0.0001
Th [mg/L]	< 0.0001	< 0.0001	< 0.0001	< 0.0001	< 0.0001	< 0.0001	< 0.0001	< 0.0001
Tl [mg/L]	0.000011	< 0.000005	0.000009	0.000009	0.000006	< 0.000005	< 0.000005	< 0.000005
U [mg/L]	0.000164	0.000055	0.000033	0.000564	0.000241	0.000206	0.000108	0.000013
V [mg/L]	0.00004	0.00007	0.00004	0.00019	0.00002	0.00011	0.00003	0.00042
W [mg/L]	< 0.0002	< 0.0002	< 0.0002	< 0.0002	< 0.0002	< 0.0002	< 0.0002	< 0.0002
Zr [mg/L]	< 0.002	< 0.002	< 0.002	< 0.002	< 0.002	< 0.002	< 0.002	< 0.002
Zn [mg/L]	< 0.002	< 0.002	< 0.002	< 0.002	0.006	< 0.002	< 0.002	< 0.002

Analysis	18: HC-21 Wk#80	19: HC-22 Wk#80	20: HC-23 Wk#80	21: HC-24 Wk#80	22: HC-25 Wk#80	23: HC-26 Wk#80	24: HC-27 Wk#80
Sample Date & Time	06-Dec-24	06-Dec-24	06-Dec-24	06-Dec-24	06-Dec-24	06-Dec-24	06-Dec-24
HumCell Leachate Vol [mL]	999	446	1006	973	986	780	956
Sample Name	DX450022	DX450077	DX450113	DX 550101	DX450128	DX450021	DX450222
Sample Weight [g]	1000	500	1000	1000	1000	750	1000
pH [No unit]	7.18	7.31	7.30	6.87	7.44	4.83	6.97
Alkalinity [mg/L as CaCO3]	12	9	13	7	10	< 2	5
Conductivity [uS/cm]	23	16	22	15	33	171	15
Acidity [mg/L as CaCO3]	< 2	< 2	< 2	< 2	< 2	27	< 2
SO4 [mg/L]	1.7	0.8	0.7	0.8	3.6	65	2.7
Cl [mg/L]	---	---	---	---	---	< 0.2	---
Hg [mg/L]	< 0.00001	< 0.00001	< 0.00001	< 0.00001	< 0.00001	< 0.00001	< 0.00001
Ag [mg/L]	< 0.00005	< 0.00005	< 0.00005	< 0.00005	< 0.00005	< 0.00005	< 0.00005
Al [mg/L]	0.054	0.031	0.052	0.037	0.050	0.009	0.030
As [mg/L]	0.0065	0.0005	0.0036	0.0016	0.0010	< 0.0002	0.0003
Ba [mg/L]	0.00035	0.00931	0.00590	0.00055	0.00134	0.00918	0.00098
Be [mg/L]	< 0.000007	< 0.000007	< 0.000007	< 0.000007	< 0.000007	< 0.000007	< 0.000007
B [mg/L]	< 0.002	< 0.002	< 0.002	< 0.002	< 0.002	0.002	< 0.002
Bi [mg/L]	< 0.00001	< 0.00001	< 0.00001	< 0.00001	< 0.00001	< 0.00001	< 0.00001
Ca [mg/L]	4.83	2.42	4.58	3.00	6.38	23.7	2.42
Cd [mg/L]	0.000022	0.000006	< 0.000003	< 0.000003	0.000005	0.000295	0.000005

OnLine LIMS

Results relate only to the sample tested. Data reported represents the sample submitted to SGS. Reproduction of this analytical report in full or in part is prohibited without prior written approval. Please refer to SGS General Conditions of Services located at https://www.sgs.ca/en/terms-and-conditions (Printed copies are available upon request.)
Test method information available upon request. "Temperature Upon Receipt" is representative of the whole shipment and may not reflect the temperature of individual samples.
SGS Canada Inc. Environment-Health & Safety statement of conformity decision rule does not consider uncertainty when analytical results are compared to a specified standard or regulation.

0003971492

SGS Canada Inc.
P.O. Box 4300 - 185 Concession St.
Lakefield - Ontario - KOL 2HO
Phone: 705-652-2000 FAX: 705-652-6365

LR Report : **CA10050-DEC24**

Analysis	18: HC-21 Wk#80	19: HC-22 Wk#80	20: HC-23 Wk#80	21: HC-24 Wk#80	22: HC-25 Wk#80	23: HC-26 Wk#80	24: HC-27 Wk#80
Co [mg/L]	0.000129	0.000019	0.000014	0.000026	0.000062	0.00325	0.000030
Cr [mg/L]	< 0.00008	< 0.00008	< 0.00008	< 0.00008	< 0.00008	< 0.00008	< 0.00008
Cu [mg/L]	< 0.001	< 0.001	< 0.001	< 0.001	< 0.001	< 0.001	< 0.001
Fe [mg/L]	< 0.007	< 0.007	< 0.007	< 0.007	< 0.007	3.02	< 0.007
K [mg/L]	0.026	1.25	0.184	0.083	0.324	4.00	0.405
Mg [mg/L]	0.103	0.096	0.121	0.101	0.086	1.25	0.038
Mn [mg/L]	0.0275	0.0177	0.0254	0.0149	0.0137	0.217	0.00754
Mo [mg/L]	< 0.0004	< 0.0004	< 0.0004	< 0.0004	< 0.0004	< 0.0004	< 0.0004
Na [mg/L]	0.03	0.04	0.02	0.02	0.03	0.16	0.04
Ni [mg/L]	< 0.0001	0.0001	< 0.0001	< 0.0001	0.0002	0.0250	0.0001
P [mg/L]	< 0.003	< 0.003	< 0.003	< 0.003	< 0.003	< 0.003	< 0.003
Pb [mg/L]	0.00210	< 0.00009	< 0.00009	< 0.00009	0.00010	< 0.00009	< 0.00009
S [mg/L]	< 5	< 5	< 5	< 5	< 5	32	< 5
Sb [mg/L]	< 0.0009	< 0.0009	< 0.0009	< 0.0009	< 0.0009	< 0.0009	< 0.0009
Se [mg/L]	0.00005	< 0.00004	< 0.00004	< 0.00004	< 0.00004	0.00044	< 0.00004
Si [mg/L]	0.23	0.17	0.21	0.15	0.18	0.27	0.19
Sn [mg/L]	< 0.00006	< 0.00006	< 0.00006	< 0.00006	< 0.00006	< 0.00006	< 0.00006
Sr [mg/L]	0.00283	0.00351	0.0134	0.00228	0.00360	0.0116	0.00290
Ti [mg/L]	< 0.0001	< 0.0001	< 0.0001	< 0.0001	< 0.0001	< 0.0001	< 0.0001
Th [mg/L]	< 0.0001	< 0.0001	< 0.0001	< 0.0001	< 0.0001	< 0.0001	< 0.0001
Tl [mg/L]	0.000006	0.000005	< 0.000005	< 0.000005	0.000005	0.000005	0.000005
U [mg/L]	0.000022	0.000025	0.000040	0.000017	0.000037	0.000089	0.000137
V [mg/L]	0.00024	0.00045	0.00012	0.00025	0.00023	< 0.00001	0.00010
W [mg/L]	< 0.0002	< 0.0002	< 0.0002	< 0.0002	0.0002	< 0.0002	< 0.0002
Zr [mg/L]	< 0.002	< 0.002	< 0.002	< 0.002	< 0.002	< 0.002	< 0.002
Zn [mg/L]	< 0.002	< 0.002	< 0.002	< 0.002	< 0.002	0.008	< 0.002

Chris Sullivan

Chris Sullivan, B.Sc., C.Chem
Project Specialist,
Environment, Health & Safety

OnLine LIMS

0003971492

Results relate only to the sample tested. Data reported represents the sample submitted to SGS. Reproduction of this analytical report in full or in part is prohibited without prior written approval. Please refer to SGS General Conditions of Services located at https://www.sgs.ca/en/terms-and-conditions (Printed copies are available upon request.)
Test method information available upon request. "Temperature Upon Receipt" is representative of the whole shipment and may not reflect the temperature of individual samples.
SGS Canada Inc. Environment-Health & Safety statement of conformity decision rule does not consider uncertainty when analytical results are compared to a specified standard or regulation.

SGS Canada Inc.
P.O. Box 4300 - 185 Concession St.
Lakefield - Ontario - KOL 2HO
Phone: 705-652-2000 FAX: 705-652-6365

25-September-2025

Great Bear Resources Ltd.
Attn : Ashley Moncrief

1020 - 800 West Pender St.
Vancouver, BC
V6C 2V6, Canada

Phone: 778-833-2160
Fax:

Date Rec. : 12 December 2024
LR Report: **CA10083-DEC24**
Reference: Wk#81

Copy: #2

CERTIFICATE OF ANALYSIS
Final Report

Analysis	3: Analysis Completed Date	4: Analysis Completed Time	5: HC-1 Wk#81	6: HC-2 Wk#81	7: HC-3 Wk#81	8: HC-4 Wk#81	9: HC-5 Wk#81	10: HC-6 Wk#81	11: HC-7 Wk#81
Sample Date & Time			12-Dec-24	12-Dec-24	12-Dec-24	12-Dec-24	12-Dec-24	12-Dec-24	12-Dec-24
HumCell Leachate Vol [mL]	13-Dec-24	10:30	940	1022	498	522	993	507	1005
Sample Name	---	---	DX450052	DX 550083	DX450204	DX450176	DX450232	DX450181	DX450002
Sample Weight [g]	---	---	1000	1000	500	500	1000	500	1000
pH [No unit]	17-Dec-24	12:25	6.39	7.02	7.05	5.68	6.74	6.94	6.73
Alkalinity [mg/L as CaCO3]	16-Dec-24	14:42	2	14	4	<2	5	6	7
Conductivity [uS/cm]	16-Dec-24	12:13	36	36	9	46	12	13	11
Acidity [mg/L as CaCO3]	17-Dec-24	12:25	< 2	< 2	< 2	11	< 2	< 2	< 2
SO4 [mg/L]	13-Dec-24	14:59	12	4.3	0.5	16	1.7	0.3	< 0.2

.



Lisa Thompson
Project Specialist Assistant,
Environment, Health & Safety

OnLine LIMS

0004269018

Results relate only to the sample tested. Data reported represents the sample submitted to SGS. Reproduction of this analytical report in full or in part is prohibited without prior written approval. Please refer to SGS General Conditions of Services located at https://www.sgs.ca/en/terms-and-conditions (Printed copies are available upon request.)
Test method information available upon request. "Temperature Upon Receipt" is representative of the whole shipment and may not reflect the temperature of individual samples.
SGS Canada Inc. Environment-Health & Safety statement of conformity decision rule does not consider uncertainty when analytical results are compared to a specified standard or regulation.

SGS Canada Inc.
P.O. Box 4300 - 185 Concession St.
Lakefield - Ontario - KOL 2HO
Phone: 705-652-2000 FAX: 705-652-6365

Great Bear - 7 Short

LR Report : **CA10083-DEC24**

Quality Control Report

Inorganic Analysis														
Parameter	Reporting Limit	Unit	Method Blank	Duplicate				LCS / Spike Blank			Matrix Spike / Reference Material		
				Result 1	Result 2	RPD	Acceptance Criteria	Spike Recovery (%)	Recovery Limits (%)		Spike Recovery (%)	Recovery Limits (%)	
							%		Low	High		Low	High
Acidity - QCBatchID: EWL0244-DEC24													
Acidity	2	mg/L as Ca	< 2			ND	20	104	90	110	NA		
Alkalinity - QCBatchID: EWL0244-DEC24													
Alkalinity	2	mg/L as Ca	< 2			ND	20	104	80	120	NA		
Anions by IC - QCBatchID: DIO0278-DEC24													
Sulphate	0.2	mg/L	<0.2			1	20	100	90	110	93	75	125
Anions by IC - QCBatchID: DIO0279-DEC24													
Sulphate	0.2	mg/L	<0.2			7	20	102	90	110	103	75	125
Conductivity - QCBatchID: EWL0244-DEC24													
Conductivity	2	uS/cm	< 2			1	10	98	90	110	NA		
Conductivity - QCBatchID: EWL0270-DEC24													
Conductivity	2	uS/cm	< 2			0	10	90	90	110	NA		
pH - QCBatchID: EWL0244-DEC24													
pH	0.05	No unit	NA			1		100			NA		

OnLine LIMS

0004269018

Results relate only to the sample tested. Data reported represents the sample submitted to SGS. Reproduction of this analytical report in full or in part is prohibited without prior written approval. Please refer to SGS General Conditions of Services located at https://www.sgs.ca/en/terms-and-conditions (Printed copies are available upon request.)
Test method information available upon request. "Temperature Upon Receipt" is representative of the whole shipment and may not reflect the temperature of individual samples.
SGS Canada Inc. Environment-Health & Safety statement of conformity decision rule does not consider uncertainty when analytical results are compared to a specified standard or regulation.

SGS Canada Inc.
P.O. Box 4300 - 185 Concession St.
Lakefield - Ontario - KOL 2HO
Phone: 705-652-2000 FAX: 705-652-6365

27-December-2024

Great Bear Resources Ltd.
Attn : Ashley Moncrief

1020 - 800 West Pender St.
Vancouver, BC
V6C 2V6, Canada

Phone: 778-833-2160
Fax:

Date Rec. : 13 December 2024
LR Report: **CA10086-DEC24**
Reference: Wk#81

Copy: #1

CERTIFICATE OF ANALYSIS
Final Report

Analysis	3: Analysis Completed Date	4: Analysis Completed Time	5: HC-8 Wk#81	6: HC-9 Wk#81	7: HC-10 Wk#81	8: HC-11 Wk#81	9: HC-12 Wk#81
Sample Date & Time			13-Dec-24	13-Dec-24	13-Dec-24	13-Dec-24	13-Dec-24
HumCell Leachate Vol [mL]	16-Dec-24	10:19	994	1010	969	996	968
Sample Name	---	---	DX450108	DX450076	DX450186	DX450118	DX 550107
Sample Weight [g]	---	---	1000	1000	1000	1000	1000
pH [No unit]	19-Dec-24	09:29	6.91	5.77	6.67	6.73	7.24
Alkalinity [mg/L as CaCO3]	19-Dec-24	09:29	11	< 2	5	6	6
Conductivity [uS/cm]	17-Dec-24	15:54	22	30	11	18	19
Acidity [mg/L as CaCO3]	27-Dec-24	08:30	< 2	11	< 2	< 2	< 2
SO4 [mg/L]	16-Dec-24	16:02	2.5	12	0.9	1.2	3.4

Analysis	10: HC-13 Wk#81	11: HC-14 Wk#81	12: HC-15 Wk#81	13: HC-16 Wk#81	14: HC-17 Wk#81	15: HC-18 Wk#81	16: HC-19 Wk#81	17: HC-20 Wk#81
Sample Date & Time	13-Dec-24	13-Dec-24	13-Dec-24	13-Dec-24	13-Dec-24	13-Dec-24	13-Dec-24	13-Dec-24
HumCell Leachate Vol [mL]	985	976	720	1040	1009	962	945	958
Sample Name	DX450159	DX450171	DX450134	DX450185	DX450032	DX 550064	DX450008	DX 550056
Sample Weight [g]	1000	1000	700	1000	1000	1000	1000	1000
pH [No unit]	7.07	6.37	6.71	6.94	6.10	6.91	6.76	6.77
Alkalinity [mg/L as CaCO3]	10	3	11	8	< 2	9	5	7
Conductivity [uS/cm]	27	22	54	22	12	12	10	17
Acidity [mg/L as CaCO3]	< 2	< 2	2	< 2	5	< 2	< 2	< 2
SO4 [mg/L]	4.2	7.6	12	2.3	3.7	0.3	0.7	1.6

Analysis	18: HC-21 Wk#81	19: HC-22 Wk#81	20: HC-23 Wk#81	21: HC-24 Wk#81	22: HC-25 Wk#81	23: HC-26 Wk#81	24: HC-27 Wk#81
Sample Date & Time	13-Dec-24	13-Dec-24	13-Dec-24	13-Dec-24	13-Dec-24	13-Dec-24	13-Dec-24
HumCell Leachate Vol [mL]	988	478	1014	1030	1045	753	1055
Sample Name	DX450022	DX450077	DX450113	DX 550101	DX450128	DX450021	DX450222

OnLine LIMS

0003973460

Results relate only to the sample tested. Data reported represents the sample submitted to SGS. Reproduction of this analytical report in full or in part is prohibited without prior written approval. Please refer to SGS General Conditions of Services located at https://www.sgs.ca/en/terms-and-conditions (Printed copies are available upon request.)
Test method information available upon request. "Temperature Upon Receipt" is representative of the whole shipment and may not reflect the temperature of individual samples.
SGS Canada Inc. Environment-Health & Safety statement of conformity decision rule does not consider uncertainty when analytical results are compared to a specified standard or regulation.

SGS Canada Inc.
P.O. Box 4300 - 185 Concession St.
Lakefield - Ontario - KOL 2HO
Phone: 705-652-2000 FAX: 705-652-6365

LR Report : **CA10086-DEC24**

Analysis	18: HC-21 Wk#81	19: HC-22 Wk#81	20: HC-23 Wk#81	21: HC-24 Wk#81	22: HC-25 Wk#81	23: HC-26 Wk#81	24: HC-27 Wk#81
Sample Weight [g]	1000	500	1000	1000	1000	750	1000
pH [No unit]	7.11	6.93	7.00	6.75	6.94	4.99	6.80
Alkalinity [mg/L as CaCO3]	12	8	12	11	12	< 2	6
Conductivity [uS/cm]	22	19	22	18	36	176	18
Acidity [mg/L as CaCO3]	< 2	< 2	< 2	< 2	< 2	19	< 2
SO4 [mg/L]	1.9	0.8	2.7	1.1	4.3	89	3.2



Chris Sullivan, B.Sc., C.Chem
Project Specialist,
Environment, Health & Safety

OnLine LIMS

0003973460

Results relate only to the sample tested. Data reported represents the sample submitted to SGS. Reproduction of this analytical report in full or in part is prohibited without prior written approval. Please refer to SGS General Conditions of Services located at https://www.sgs.ca/en/terms-and-conditions (Printed copies are available upon request.)
Test method information available upon request. "Temperature Upon Receipt" is representative of the whole shipment and may not reflect the temperature of individual samples.
SGS Canada Inc. Environment-Health & Safety statement of conformity decision rule does not consider uncertainty when analytical results are compared to a specified standard or regulation.

SGS Canada Inc.
P.O. Box 4300 - 185 Concession St.
Lakefield - Ontario - KOL 2HO
Phone: 705-652-2000 FAX: 705-652-6365

03-January-2025

Great Bear Resources Ltd.
Attn : Ashley Moncrief

1020 - 800 West Pender St.
Vancouver, BC
V6C 2V6, Canada

Phone: 778-833-2160
Fax:

Date Rec. : 19 December 2024
LR Report: **CA10126-DEC24**
Reference: Wk#82

Copy: #1

CERTIFICATE OF ANALYSIS
Final Report

Analysis	3: Analysis Completed Date	4: Analysis Completed Time	5: HC-1 Wk#82	6: HC-2 Wk#82	7: HC-3 Wk#82	8: HC-4 Wk#82	9: HC-5 Wk#82
Sample Date & Time			19-Dec-24	19-Dec-24	19-Dec-24	19-Dec-24	19-Dec-24
HumCell Leachate Vol [mL]	20-Dec-24	12:58	951	1031	495	523	934
Sample Name	---	---	DX450052	DX 550083	DX450204	DX450176	DX450232
Sample Weight [g]	---	---	1000	1000	500	500	1000
pH [No unit]	23-Dec-24	11:21	6.52	7.02	6.65	5.30	6.78
Alkalinity [mg/L as CaCO3]	20-Dec-24	12:29	3	15	4	< 2	5
Conductivity [uS/cm]	20-Dec-24	12:29	34	37	11	48	13
Acidity [mg/L as CaCO3]	20-Dec-24	12:29	< 2	< 2	< 2	14	< 2
SO4 [mg/L]	23-Dec-24	16:09	13	4.3	0.5	20	2.1
SO4 [mg/L]	31-Dec-24	08:18	---	---	---	---	---
Hg [mg/L]	24-Dec-24	06:53	< 0.00001	< 0.00001	< 0.00001	< 0.00001	< 0.00001
Ag [mg/L]	24-Dec-24	06:53	< 0.00005	< 0.00005	< 0.00005	< 0.00005	< 0.00005
Al [mg/L]	24-Dec-24	06:53	0.002	0.057	0.023	0.011	0.028
As [mg/L]	24-Dec-24	06:53	< 0.0002	0.0120	0.0005	< 0.0002	0.0014
Ba [mg/L]	24-Dec-24	06:53	0.00075	0.0206	0.00040	0.00305	0.00079
Be [mg/L]	24-Dec-24	06:53	< 0.000007	< 0.000007	< 0.000007	0.000008	< 0.000007
B [mg/L]	24-Dec-24	06:53	< 0.002	< 0.002	< 0.002	< 0.002	< 0.002
Bi [mg/L]	24-Dec-24	06:53	< 0.00001	0.00003	< 0.00001	< 0.00001	< 0.00001
Ca [mg/L]	24-Dec-24	06:53	5.77	6.63	1.36	4.07	2.14
Cd [mg/L]	24-Dec-24	06:53	0.00185	0.000007	< 0.000003	0.0157	0.000008
Co [mg/L]	24-Dec-24	06:53	0.000019	0.000034	0.000014	0.00392	0.000004
Cr [mg/L]	24-Dec-24	06:53	< 0.00008	< 0.00008	< 0.00008	< 0.00008	< 0.00008
Cu [mg/L]	24-Dec-24	06:53	< 0.001	< 0.001	< 0.001	0.006	< 0.001
Fe [mg/L]	24-Dec-24	06:53	< 0.007	< 0.007	< 0.007	0.039	< 0.007
K [mg/L]	24-Dec-24	06:53	0.300	1.57	0.540	0.681	0.556
Mg [mg/L]	24-Dec-24	06:53	0.043	0.110	0.066	0.659	0.040
Mn [mg/L]	24-Dec-24	06:53	0.0204	0.0318	0.00252	0.0864	0.00867
Mo [mg/L]	24-Dec-24	06:53	< 0.0004	< 0.0004	< 0.0004	< 0.0004	< 0.0004
Na [mg/L]	24-Dec-24	06:53	0.05	0.06	0.04	0.07	0.06
Ni [mg/L]	24-Dec-24	06:53	0.0002	< 0.0001	< 0.0001	0.0251	< 0.0001
P [mg/L]	24-Dec-24	06:53	< 0.003	< 0.003	< 0.003	< 0.003	< 0.003

OnLine LIMS

0003977837

Results relate only to the sample tested. Data reported represents the sample submitted to SGS. Reproduction of this analytical report in full or in part is prohibited without prior written approval. Please refer to SGS General Conditions of Services located at https://www.sgs.ca/en/terms-and-conditions (Printed copies are available upon request.)
Test method information available upon request. "Temperature Upon Receipt" is representative of the whole shipment and may not reflect the temperature of individual samples.
SGS Canada Inc. Environment-Health & Safety statement of conformity decision rule does not consider uncertainty when analytical results are compared to a specified standard or regulation.

SGS Canada Inc.
P.O. Box 4300 - 185 Concession St.
Lakefield - Ontario - KOL 2HO
Phone: 705-652-2000 FAX: 705-652-6365

LR Report : **CA10126-DEC24**

Analysis	3: Analysis Completed Date	4: Analysis Completed Time	5: HC-1 Wk#82	6: HC-2 Wk#82	7: HC-3 Wk#82	8: HC-4 Wk#82	9: HC-5 Wk#82
Pb [mg/L]	24-Dec-24	06:53	0.0206	0.00016	< 0.00009	0.635	0.00022
S [mg/L]	24-Dec-24	06:54	< 5	< 5	< 5	6	< 5
Sb [mg/L]	24-Dec-24	06:54	< 0.0009	< 0.0009	< 0.0009	< 0.0009	< 0.0009
Se [mg/L]	24-Dec-24	06:54	0.00020	0.00184	< 0.00004	0.00122	< 0.00004
Si [mg/L]	24-Dec-24	06:54	0.12	0.26	0.16	0.64	0.21
Sn [mg/L]	24-Dec-24	06:54	< 0.00006	< 0.00006	< 0.00006	0.00007	< 0.00006
Sr [mg/L]	24-Dec-24	06:54	0.00532	0.0245	0.00285	0.00552	0.00269
Ti [mg/L]	24-Dec-24	06:54	< 0.0001	< 0.0001	0.0001	< 0.0001	< 0.0001
Th [mg/L]	24-Dec-24	06:54	< 0.0001	< 0.0001	< 0.0001	< 0.0001	< 0.0001
Tl [mg/L]	24-Dec-24	06:54	< 0.000005	0.000012	< 0.000005	0.000021	< 0.000005
U [mg/L]	24-Dec-24	06:54	0.000002	0.000171	0.000156	0.000049	0.000196
V [mg/L]	24-Dec-24	06:54	< 0.00001	0.00025	0.00016	0.00005	0.00035
W [mg/L]	24-Dec-24	06:54	< 0.0002	< 0.0002	< 0.0002	< 0.0002	< 0.0002
Zr [mg/L]	24-Dec-24	06:54	< 0.002	< 0.002	< 0.002	< 0.002	< 0.002
Zn [mg/L]	24-Dec-24	06:54	0.075	< 0.002	< 0.002	2.42	< 0.002

Analysis	10: HC-6 Wk#82	11: HC-7 Wk#82
Sample Date & Time	19-Dec-24	19-Dec-24
HumCell Leachate Vol [mL]	506	966
Sample Name	DX450181	DX450002
Sample Weight [g]	500	1000
pH [No unit]	6.82	6.93
Alkalinity [mg/L as CaCO3]	5	7
Conductivity [uS/cm]	10	13
Acidity [mg/L as CaCO3]	< 2	< 2
SO4 [mg/L]	0.4	---
SO4 [mg/L]	---	0.4
Hg [mg/L]	< 0.00001	< 0.00001
Ag [mg/L]	< 0.00005	< 0.00005
Al [mg/L]	0.023	0.024
As [mg/L]	0.0005	0.0044
Ba [mg/L]	0.00050	0.00069
Be [mg/L]	< 0.000007	< 0.000007
B [mg/L]	< 0.002	< 0.002
Bi [mg/L]	< 0.00001	< 0.00001
Ca [mg/L]	1.70	2.30
Cd [mg/L]	< 0.000003	< 0.000003
Co [mg/L]	0.000020	0.000016
Cr [mg/L]	< 0.00008	< 0.00008
Cu [mg/L]	< 0.001	< 0.001
Fe [mg/L]	< 0.007	< 0.007
K [mg/L]	0.272	0.462
Mg [mg/L]	0.062	0.076
Mn [mg/L]	0.00303	0.00708

OnLine LIMS

0003977837

Results relate only to the sample tested. Data reported represents the sample submitted to SGS. Reproduction of this analytical report in full or in part is prohibited without prior written approval. Please refer to SGS General Conditions of Services located at https://www.sgs.ca/en/terms-and-conditions (Printed copies are available upon request.)
Test method information available upon request. "Temperature Upon Receipt" is representative of the whole shipment and may not reflect the temperature of individual samples.
SGS Canada Inc. Environment-Health & Safety statement of conformity decision rule does not consider uncertainty when analytical results are compared to a specified standard or regulation.

SGS Canada Inc.
P.O. Box 4300 - 185 Concession St.
Lakefield - Ontario - KOL 2HO
Phone: 705-652-2000 FAX: 705-652-6365

LR Report : **CA10126-DEC24**

Analysis	10: HC-6 Wk#82	11: HC-7 Wk#82
Mo [mg/L]	< 0.0004	< 0.0004
Na [mg/L]	0.12	0.12
Ni [mg/L]	0.0002	< 0.0001
P [mg/L]	< 0.003	< 0.003
Pb [mg/L]	< 0.00009	< 0.00009
S [mg/L]	< 5	< 5
Sb [mg/L]	< 0.0009	< 0.0009
Se [mg/L]	< 0.00004	< 0.00004
Si [mg/L]	0.18	0.20
Sn [mg/L]	0.00015	0.00012
Sr [mg/L]	0.00336	0.00430
Ti [mg/L]	0.0001	< 0.0001
Th [mg/L]	< 0.0001	< 0.0001
Tl [mg/L]	< 0.000005	< 0.000005
U [mg/L]	0.000083	0.000205
V [mg/L]	0.00028	0.00017
W [mg/L]	0.0003	< 0.0002
Zr [mg/L]	< 0.002	< 0.002
Zn [mg/L]	< 0.002	< 0.002



Catharine Arnold, B.Sc., C.Chem
Project Specialist,
Environment, Health & Safety

OnLine LIMS

0003977837

Results relate only to the sample tested. Data reported represents the sample submitted to SGS. Reproduction of this analytical report in full or in part is prohibited without prior written approval. Please refer to SGS General Conditions of Services located at https://www.sgs.ca/en/terms-and-conditions (Printed copies are available upon request.)
Test method information available upon request. "Temperature Upon Receipt" is representative of the whole shipment and may not reflect the temperature of individual samples.
SGS Canada Inc. Environment-Health & Safety statement of conformity decision rule does not consider uncertainty when analytical results are compared to a specified standard or regulation.

SGS Canada Inc.
P.O. Box 4300 - 185 Concession St.
Lakefield - Ontario - KOL 2HO
Phone: 705-652-2000 FAX: 705-652-6365

Quality Control Report

Inorganic Analysis														
Parameter	Reporting Limit	Unit	Method Blank	Duplicate				LCS / Spike Blank			Matrix Spike / Reference Material			
				Result 1	Result 2	RPD	Acceptance Criteria	Spike Recovery (%)	Recovery Limits (%)		Spike Recovery (%)	Recovery Limits (%)		
							%		Low	High		Low	High	
Acidity - QCBatchID: EWL0401-DEC24														
Acidity	2	mg/L as Ca	< 2			4	20	102	90	110	NA			
Acidity - QCBatchID: EWL0402-DEC24														
Acidity	2	mg/L as Ca	2			ND	20	102	90	110	NA			
Alkalinity - QCBatchID: EWL0401-DEC24														
Alkalinity	2	mg/L as Ca	< 2			0	20	102	80	120	NA			
Alkalinity - QCBatchID: EWL0402-DEC24														
Alkalinity	2	mg/L as Ca	< 2			0	20	98	80	120	NA			
Anions by IC - QCBatchID: DIO0471-DEC24														
Sulphate	0.2	mg/L	<0.2			ND	20	103	90	110	101	75	125	
Anions by IC - QCBatchID: DIO0472-DEC24														
Sulphate	0.2	mg/L	<0.2			1	20	109	90	110	NV	75	125	
Anions by IC - QCBatchID: DIO0491-DEC24														
Sulphate	0.2	mg/L	<0.2			ND	20	103	90	110	103	75	125	
Anions by IC - QCBatchID: DIO0615-DEC24														
Sulphate	0.2	mg/L	<0.2			ND	20	96	90	110	93	75	125	
Conductivity - QCBatchID: EWL0401-DEC24														
Conductivity	2	uS/cm	< 2			0	20	98	90	110	NA			
Conductivity - QCBatchID: EWL0402-DEC24														
Conductivity	2	uS/cm	2			1	20	100	90	110	NA			
Inorganics-General - QCBatchID: EHG0040-DEC24														
Mercury	0.00001	mg/L	< 0.00001			ND	20	92	80	120	76	70	130	
Metals in aqueous samples - ICP-MS - QCBatchID: EMS0224-DEC24														
Aluminum	0.001	mg/L	<0.001			2	20	97	90	110	115	70	130	
Antimony	0.0009	mg/L	<0.0009			3	20	107	90	110	83	70	130	
Arsenic	0.0002	mg/L	<0.0002			0	20	95	90	110	103	70	130	
Barium	0.00008	mg/L	<0.00008			1	20	92	90	110	100	70	130	
Beryllium	0.000007	mg/L	<0.000007			ND	20	96	90	110	94	70	130	
Bismuth	0.00001	mg/L	<0.00001			ND	20	90	90	110	99	70	130	
Boron	0.002	mg/L	<0.002			2	20	101	90	110	92	70	130	
Cadmium	0.000003	mg/L	<0.000003			14	20	96	90	110	106	70	130	
Calcium	0.01	mg/L	<0.01			2	20	101	90	110	115	70	130	
Chromium	0.00008	mg/L	<0.00008			3	20	97	90	110	81	70	130	
Cobalt	0.000004	mg/L	<0.000004			6	20	93	90	110	121	70	130	
Copper	0.001	mg/L	<0.001			ND	20	97	90	110	100	70	130	
Iron	0.007	mg/L	<0.007			0	20	105	90	110	75	70	130	

OnLine LIMS

0003977837

Results relate only to the sample tested. Data reported represents the sample submitted to SGS. Reproduction of this analytical report in full or in part is prohibited without prior written approval. Please refer to SGS General Conditions of Services located at https://www.sgs.ca/en/terms-and-conditions (Printed copies are available upon request.)
Test method information available upon request. "Temperature Upon Receipt" is representative of the whole shipment and may not reflect the temperature of individual samples.
SGS Canada Inc. Environment-Health & Safety statement of conformity decision rule does not consider uncertainty when analytical results are compared to a specified standard or regulation.

SGS Canada Inc.
P.O. Box 4300 - 185 Concession St.
Lakefield - Ontario - KOL 2HO
Phone: 705-652-2000 FAX: 705-652-6365

Great Bear - 7 Long

LR Report : **CA10126-DEC24**

Inorganic Analysis													
Parameter	Reporting Limit	Unit	Method Blank	Duplicate				LCS / Spike Blank			Matrix Spike / Reference Material		
				Result 1	Result 2	RPD	Acceptance Criteria	Spike Recovery (%)	Recovery Limits (%)		Spike Recovery (%)	Recovery Limits (%)	
							%		Low	High		Low	High
Lead	0.00009	mg/L	<0.00009			ND	20	92	90	110	99	70	130
Magnesium	0.001	mg/L	<0.001			3	20	98	90	110	94	70	130
Manganese	0.00001	mg/L	<0.00001			3	20	97	90	110	100	70	130
Molybdenum	0.0004	mg/L	<0.0004			0	20	107	90	110	93	70	130
Nickel	0.0001	mg/L	<0.0001			4	20	97	90	110	101	70	130
Phosphorus	0.003	mg/L	<0.003			ND	20	103	90	110	NV	70	130
Potassium	0.003	mg/L	<0.009			4	20	103	90	110	99	70	130
Selenium	0.00004	mg/L	<0.00004			4	20	98	90	110	114	70	130
Silicon	0.02	mg/L	<0.02			0	20	101	90	110	NV	70	130
Silver	0.00005	mg/L	<0.00005			ND	20	94	90	110	114	70	130
Sodium	0.01	mg/L	<0.01			1	20	104	90	110	98	70	130
Strontium	0.00008	mg/L	<0.00008			0	20	97	90	110	99	70	130
Sulfur	5	mg/L	<5			1	20	103	90	110	NV	70	130
Thallium	0.000005	mg/L	<0.000005			ND	20	93	90	110	102	70	130
Thorium	0.0001	mg/L	<0.0001			ND	20	103	90	110	NV	70	130
Tin	0.00006	mg/L	<0.00006			ND	20	104	90	110	NV	70	130
Titanium	0.0001	mg/L	<0.0001			ND	20	102	90	110	NV	70	130
Tungsten	0.0002	mg/L	<0.0002			1	20	101	90	110	NV	70	130
Uranium	0.000002	mg/L	<0.000002			7	20	92	90	110	100	70	130
Vanadium	0.00001	mg/L	<0.00001			2	20	95	90	110	95	70	130
Zinc	0.002	mg/L	<0.002			ND	20	99	90	110	119	70	130
Zirconium	0.002	mg/L	<0.002			ND	20	99	90	110	NV	70	130
pH - QCBatchID: EWL0401-DEC24													
pH	0.05	No unit	NA			1		100			NA		
pH - QCBatchID: EWL0402-DEC24													
pH	0.05	No unit	NA			1		99			NA		

OnLine LIMS

0003977837

Results relate only to the sample tested. Data reported represents the sample submitted to SGS. Reproduction of this analytical report in full or in part is prohibited without prior written approval. Please refer to SGS General Conditions of Services located at https://www.sgs.ca/en/terms-and-conditions (Printed copies are available upon request.)
Test method information available upon request. "Temperature Upon Receipt" is representative of the whole shipment and may not reflect the temperature of individual samples.
SGS Canada Inc. Environment-Health & Safety statement of conformity decision rule does not consider uncertainty when analytical results are compared to a specified standard or regulation.

SGS Canada Inc.
P.O. Box 4300 - 185 Concession St.
Lakefield - Ontario - KOL 2HO
Phone: 705-652-2000 FAX: 705-652-6365

28-January-2025

Great Bear Resources Ltd.
Attn : Ashley Moncrief

1020 - 800 West Pender St.
Vancouver, BC
V6C 2V6, Canada

Phone: 778-833-2160
Fax:

Date Rec. : 20 December 2024
LR Report: **CA10131-DEC24**
Reference: Wk#82

Copy: #1

CERTIFICATE OF ANALYSIS
Final Report

Analysis	3: Analysis Completed Date	4: Analysis Completed Time	5: HC-8 Wk#82	6: HC-9 Wk#82	7: HC-10 Wk#82	8: HC-11 Wk#82	9: HC-12 Wk#82
Sample Date & Time			20-Dec-24	20-Dec-24	20-Dec-24	20-Dec-24	20-Dec-24
HumCell Leachate Vol [mL]	23-Dec-24	12:51	980	1001	960	984	1020
Sample Name	---	---	DX450108	DX450076	DX450186	DX450118	DX 550107
Sample Weight [g]	---	---	1000	1000	1000	1000	1000
pH [No unit]	30-Dec-24	09:24	7.06	5.07	6.61	6.96	6.82
Alkalinity [mg/L as CaCO3]	23-Dec-24	13:22	11	< 2	5	9	7
Conductivity [uS/cm]	23-Dec-24	13:22	23	34	15	16	24
Acidity [mg/L as CaCO3]	31-Dec-24	09:52	< 2	11	< 2	< 2	< 2
SO4 [mg/L]	27-Dec-24	10:48	2.8	12	1.2	1.2	4.0
Cl [mg/L]	24-Dec-24	13:01	---	---	---	---	---
Hg [mg/L]	24-Dec-24	10:48	< 0.00001	< 0.00001	< 0.00001	< 0.00001	< 0.00001
Ag [mg/L]	24-Dec-24	11:04	< 0.00005	< 0.00005	< 0.00005	< 0.00005	< 0.00005
Al [mg/L]	24-Dec-24	11:04	0.055	0.003	0.026	0.038	0.033
As [mg/L]	24-Dec-24	11:04	0.0009	< 0.0002	< 0.0002	< 0.0002	0.0015
Ba [mg/L]	24-Dec-24	11:04	0.00182	0.0111	0.00062	0.00091	0.00164
Be [mg/L]	24-Dec-24	11:04	< 0.000007	< 0.000007	< 0.000007	< 0.000007	< 0.000007
B [mg/L]	24-Dec-24	11:05	< 0.002	< 0.002	< 0.002	< 0.002	< 0.002
Bi [mg/L]	24-Dec-24	11:05	< 0.00001	< 0.00001	< 0.00001	< 0.00001	< 0.00001
Ca [mg/L]	24-Dec-24	11:05	3.99	1.24	2.48	3.23	4.25
Cd [mg/L]	24-Dec-24	11:05	0.000004	0.0268	0.000012	0.000005	0.000011
Co [mg/L]	24-Dec-24	11:05	0.000006	0.000736	< 0.000004	0.000013	< 0.000004
Cr [mg/L]	24-Dec-24	11:05	< 0.00008	< 0.00008	< 0.00008	< 0.00008	< 0.00008
Cu [mg/L]	24-Dec-24	11:05	< 0.001	0.003	< 0.001	< 0.001	< 0.001
Fe [mg/L]	24-Dec-24	11:05	< 0.007	0.057	< 0.007	< 0.007	< 0.007
K [mg/L]	24-Dec-24	11:05	0.633	1.08	0.255	0.191	0.377
Mg [mg/L]	24-Dec-24	11:05	0.246	0.122	0.034	0.047	0.036
Mn [mg/L]	24-Dec-24	11:06	0.0184	0.0673	0.0173	0.0238	0.0303
Mo [mg/L]	24-Dec-24	11:06	< 0.0004	< 0.0004	< 0.0004	< 0.0004	< 0.0004
Na [mg/L]	24-Dec-24	11:06	0.06	0.05	0.04	0.05	0.06
Ni [mg/L]	24-Dec-24	11:06	< 0.0001	0.0214	< 0.0001	0.0002	< 0.0001
P [mg/L]	24-Dec-24	11:06	< 0.003	< 0.003	< 0.003	< 0.003	< 0.003

OnLine LIMS

0004001133

Results relate only to the sample tested. Data reported represents the sample submitted to SGS. Reproduction of this analytical report in full or in part is prohibited without prior written approval. Please refer to SGS General Conditions of Services located at https://www.sgs.ca/en/terms-and-conditions (Printed copies are available upon request.)
Test method information available upon request. "Temperature Upon Receipt" is representative of the whole shipment and may not reflect the temperature of individual samples.
SGS Canada Inc. Environment-Health & Safety statement of conformity decision rule does not consider uncertainty when analytical results are compared to a specified standard or regulation.

SGS Canada Inc.
P.O. Box 4300 - 185 Concession St.
Lakefield - Ontario - KOL 2HO
Phone: 705-652-2000 FAX: 705-652-6365

LR Report : **CA10131-DEC24**

Analysis	3: Analysis Completed Date	4: Analysis Completed Time	5: HC-8 Wk#82	6: HC-9 Wk#82	7: HC-10 Wk#82	8: HC-11 Wk#82	9: HC-12 Wk#82
Pb [mg/L]	24-Dec-24	11:06	< 0.00009	0.275	< 0.00009	< 0.00009	< 0.00009
S [mg/L]	24-Dec-24	11:06	< 5	< 5	< 5	< 5	< 5
Sb [mg/L]	24-Dec-24	11:06	< 0.0009	< 0.0009	< 0.0009	< 0.0009	< 0.0009
Se [mg/L]	24-Dec-24	11:06	0.00007	0.00098	0.00012	< 0.00004	0.00006
Si [mg/L]	24-Dec-24	11:06	0.22	0.40	0.19	0.23	0.34
Sn [mg/L]	24-Dec-24	11:06	< 0.00006	< 0.00006	< 0.00006	< 0.00006	< 0.00006
Sr [mg/L]	24-Dec-24	11:06	0.00720	0.00423	0.00411	0.00575	0.00480
Ti [mg/L]	24-Dec-24	11:06	< 0.0001	< 0.0001	< 0.0001	< 0.0001	< 0.0001
Th [mg/L]	24-Dec-24	11:06	< 0.0001	< 0.0001	< 0.0001	< 0.0001	< 0.0001
Tl [mg/L]	24-Dec-24	11:06	< 0.000005	0.000051	< 0.000005	< 0.000005	0.000005
U [mg/L]	24-Dec-24	11:06	0.000129	0.000168	0.000310	0.000073	0.000191
V [mg/L]	24-Dec-24	11:06	0.00011	< 0.00001	0.00004	0.00004	0.00009
W [mg/L]	24-Dec-24	11:06	< 0.0002	< 0.0002	< 0.0002	< 0.0002	< 0.0002
Zr [mg/L]	24-Dec-24	11:06	< 0.002	< 0.002	< 0.002	< 0.002	< 0.002
Zn [mg/L]	27-Dec-24	10:39	< 0.002	5.42	< 0.002	< 0.002	< 0.002

Analysis	10: HC-13 Wk#82	11: HC-14 Wk#82	12: HC-15 Wk#82	13: HC-16 Wk#82	14: HC-17 Wk#82	15: HC-18 Wk#82	16: HC-19 Wk#82	17: HC-20 Wk#82
Sample Date & Time	20-Dec-24	20-Dec-24	20-Dec-24	20-Dec-24	20-Dec-24	20-Dec-24	20-Dec-24	20-Dec-24
HumCell Leachate Vol [mL]	1010	1027	716	1041	1025	958	977	961
Sample Name	DX450159	DX450171	DX450134	DX450185	DX450032	DX 550064	DX450008	DX 550056
Sample Weight [g]	1000	1000	700	1000	1000	1000	1000	1000
pH [No unit]	6.97	6.47	6.84	6.84	5.91	6.89	6.72	6.79
Alkalinity [mg/L as CaCO3]	9	3	10	7	< 2	6	3	6
Conductivity [uS/cm]	27	24	52	22	13	12	7	17
Acidity [mg/L as CaCO3]	< 2	< 2	< 2	< 2	6	< 2	< 2	< 2
SO4 [mg/L]	4.2	8.6	11	2.3	3.3	0.3	0.6	1.5
Cl [mg/L]	---	---	< 0.2	---	---	---	---	---
Hg [mg/L]	< 0.00001	< 0.00001	< 0.00001	< 0.00001	< 0.00001	< 0.00001	< 0.00001	< 0.00001
Ag [mg/L]	< 0.00005	< 0.00005	< 0.00005	< 0.00005	< 0.00005	< 0.00005	< 0.00005	< 0.00005
Al [mg/L]	0.079	0.007	0.003	0.072	0.005	0.039	0.023	0.032
As [mg/L]	0.0024	0.0007	0.0728	0.0055	0.0007	0.0052	< 0.0002	0.0005
Ba [mg/L]	0.00084	0.00296	0.00123	0.00201	0.00083	0.00023	0.00027	0.00212
Be [mg/L]	< 0.000007	< 0.000007	< 0.000007	< 0.000007	< 0.000007	< 0.000007	< 0.000007	< 0.000007
B [mg/L]	< 0.002	< 0.002	< 0.002	< 0.002	< 0.002	< 0.002	< 0.002	< 0.002
Bi [mg/L]	< 0.00001	< 0.00001	< 0.00001	< 0.00001	< 0.00001	< 0.00001	< 0.00001	< 0.00001
Ca [mg/L]	5.09	3.56	8.99	3.58	1.27	2.36	1.33	2.96
Cd [mg/L]	0.000004	0.000004	0.000008	0.000005	0.000050	0.000006	< 0.000003	0.000005
Co [mg/L]	0.000004	0.000169	0.000792	0.000020	0.00371	0.000031	0.000027	0.000020
Cr [mg/L]	< 0.00008	< 0.00008	< 0.00008	< 0.00008	< 0.00008	< 0.00008	< 0.00008	< 0.00008
Cu [mg/L]	< 0.001	< 0.001	< 0.001	< 0.001	0.001	< 0.001	< 0.001	< 0.001
Fe [mg/L]	< 0.007	< 0.007	< 0.007	< 0.007	0.034	< 0.007	< 0.007	< 0.007
K [mg/L]	0.466	0.788	0.403	1.34	0.312	0.163	0.180	0.230
Mg [mg/L]	0.057	0.123	0.242	0.044	0.122	0.024	0.020	0.150
Mn [mg/L]	0.0205	0.00803	0.0185	0.00934	0.0179	0.00340	0.00491	0.0179

OnLine LIMS

0004001133

Results relate only to the sample tested. Data reported represents the sample submitted to SGS. Reproduction of this analytical report in full or in part is prohibited without prior written approval. Please refer to SGS General Conditions of Services located at https://www.sgs.ca/en/terms-and-conditions (Printed copies are available upon request.)
Test method information available upon request. "Temperature Upon Receipt" is representative of the whole shipment and may not reflect the temperature of individual samples.
SGS Canada Inc. Environment-Health & Safety statement of conformity decision rule does not consider uncertainty when analytical results are compared to a specified standard or regulation.

SGS Canada Inc.
P.O. Box 4300 - 185 Concession St.
Lakefield - Ontario - KOL 2HO
Phone: 705-652-2000 FAX: 705-652-6365

LR Report : **CA10131-DEC24**

Analysis	10: HC-13 Wk#82	11: HC-14 Wk#82	12: HC-15 Wk#82	13: HC-16 Wk#82	14: HC-17 Wk#82	15: HC-18 Wk#82	16: HC-19 Wk#82	17: HC-20 Wk#82
Mo [mg/L]	< 0.0004	< 0.0004	< 0.0004	< 0.0004	< 0.0004	< 0.0004	< 0.0004	< 0.0004
Na [mg/L]	0.05	0.05	0.05	0.05	0.07	0.05	0.03	0.04
Ni [mg/L]	0.0001	0.0009	0.0245	< 0.0001	0.0066	< 0.0001	0.0012	< 0.0001
P [mg/L]	< 0.003	< 0.003	< 0.003	< 0.003	< 0.003	< 0.003	< 0.003	< 0.003
Pb [mg/L]	< 0.00009	< 0.00009	< 0.00009	< 0.00009	< 0.00009	< 0.00009	< 0.00009	0.00009
S [mg/L]	< 5	< 5	7	< 5	< 5	< 5	< 5	< 5
Sb [mg/L]	< 0.0009	< 0.0009	0.0010	< 0.0009	< 0.0009	< 0.0009	< 0.0009	< 0.0009
Se [mg/L]	< 0.00004	0.00020	0.00021	< 0.00004	0.00004	< 0.00004	< 0.00004	< 0.00004
Si [mg/L]	0.26	0.18	0.18	0.24	0.51	0.21	0.16	0.17
Sn [mg/L]	< 0.00006	< 0.00006	0.00008	< 0.00006	< 0.00006	< 0.00006	< 0.00006	< 0.00006
Sr [mg/L]	0.00397	0.00641	0.00942	0.00404	0.00912	0.00258	0.00224	0.00542
Ti [mg/L]	< 0.0001	< 0.0001	< 0.0001	< 0.0001	< 0.0001	0.0001	< 0.0001	< 0.0001
Th [mg/L]	< 0.0001	< 0.0001	< 0.0001	< 0.0001	< 0.0001	< 0.0001	< 0.0001	< 0.0001
Tl [mg/L]	0.000011	< 0.000005	0.000006	0.000005	< 0.000005	< 0.000005	< 0.000005	< 0.000005
U [mg/L]	0.000207	0.000092	0.000039	0.000442	0.000306	0.000192	0.000048	0.000006
V [mg/L]	0.00004	0.00008	0.00002	0.00018	0.00001	0.00009	0.00002	0.00045
W [mg/L]	< 0.0002	< 0.0002	< 0.0002	< 0.0002	< 0.0002	< 0.0002	< 0.0002	< 0.0002
Zr [mg/L]	< 0.002	< 0.002	< 0.002	< 0.002	< 0.002	< 0.002	< 0.002	< 0.002
Zn [mg/L]	< 0.002	< 0.002	< 0.002	< 0.002	0.006	< 0.002	< 0.002	< 0.002

Analysis	18: HC-21 Wk#82	19: HC-22 Wk#82	20: HC-23 Wk#82	21: HC-24 Wk#82	22: HC-25 Wk#82	23: HC-26 Wk#82	24: HC-27 Wk#82
Sample Date & Time	20-Dec-24	20-Dec-24	20-Dec-24	20-Dec-24	20-Dec-24	20-Dec-24	20-Dec-24
HumCell Leachate Vol [mL]	1010	470	1040	1018	1050	769	998
Sample Name	DX450022	DX450077	DX450113	DX 550101	DX450128	DX450021	DX450222
Sample Weight [g]	1000	500	1000	1000	1000	750	1000
pH [No unit]	7.07	6.94	6.98	6.96	6.73	4.94	6.65
Alkalinity [mg/L as CaCO3]	10	6	12	8	10	< 2	7
Conductivity [uS/cm]	26	17	26	19	42	149	20
Acidity [mg/L as CaCO3]	< 2	< 2	< 2	< 2	< 2	12	< 2
SO4 [mg/L]	2.0	0.8	0.8	1.0	4.3	68	3.9
Cl [mg/L]	---	---	---	---	---	< 0.2	---
Hg [mg/L]	< 0.00001	< 0.00001	< 0.00001	< 0.00001	< 0.00001	< 0.00001	< 0.00001
Ag [mg/L]	< 0.00005	< 0.00005	< 0.00005	< 0.00005	< 0.00005	< 0.00005	< 0.00005
Al [mg/L]	0.062	0.030	0.039	0.032	0.043	0.003	0.016
As [mg/L]	0.0060	0.0005	0.0025	0.0014	0.0007	< 0.0002	< 0.0002
Ba [mg/L]	0.00026	0.00870	0.00598	0.00080	0.00152	0.00834	0.00068
Be [mg/L]	< 0.000007	< 0.000007	< 0.000007	< 0.000007	< 0.000007	< 0.000007	< 0.000007
B [mg/L]	< 0.002	< 0.002	< 0.002	< 0.002	< 0.002	0.004	< 0.002
Bi [mg/L]	< 0.00001	< 0.00001	< 0.00001	< 0.00001	< 0.00001	< 0.00001	< 0.00001
Ca [mg/L]	4.88	2.14	4.74	3.62	6.74	21.0	3.25
Cd [mg/L]	< 0.000003	0.000005	0.000003	< 0.000003	< 0.000003	0.000110	0.000008
Co [mg/L]	0.000128	0.000013	0.000011	0.000031	0.000075	0.000927	0.000038
Cr [mg/L]	< 0.00008	< 0.00008	< 0.00008	< 0.00008	< 0.00008	< 0.00008	< 0.00008
Cu [mg/L]	< 0.001	< 0.001	< 0.001	< 0.001	< 0.001	< 0.001	< 0.001

OnLine LIMS

0004001133

Results relate only to the sample tested. Data reported represents the sample submitted to SGS. Reproduction of this analytical report in full or in part is prohibited without prior written approval. Please refer to SGS General Conditions of Services located at https://www.sgs.ca/en/terms-and-conditions (Printed copies are available upon request.)
Test method information available upon request. "Temperature Upon Receipt" is representative of the whole shipment and may not reflect the temperature of individual samples.
SGS Canada Inc. Environment-Health & Safety statement of conformity decision rule does not consider uncertainty when analytical results are compared to a specified standard or regulation.

SGS Canada Inc.
P.O. Box 4300 - 185 Concession St.
Lakefield - Ontario - KOL 2HO
Phone: 705-652-2000 FAX: 705-652-6365

LR Report : **CA10131-DEC24**

Analysis	18: HC-21 Wk#82	19: HC-22 Wk#82	20: HC-23 Wk#82	21: HC-24 Wk#82	22: HC-25 Wk#82	23: HC-26 Wk#82	24: HC-27 Wk#82
Fe [mg/L]	< 0.007	< 0.007	< 0.007	< 0.007	0.007	4.42	0.020
K [mg/L]	0.023	1.12	0.174	0.095	0.325	3.71	0.444
Mg [mg/L]	0.112	0.091	0.118	0.119	0.094	1.32	0.054
Mn [mg/L]	0.0257	0.0163	0.0313	0.0166	0.0164	0.313	0.0167
Mo [mg/L]	< 0.0004	< 0.0004	< 0.0004	< 0.0004	< 0.0004	< 0.0004	< 0.0004
Na [mg/L]	0.03	0.05	0.02	0.03	0.04	0.15	0.04
Ni [mg/L]	< 0.0001	< 0.0001	< 0.0001	< 0.0001	< 0.0001	0.0068	0.0012
P [mg/L]	< 0.003	< 0.003	< 0.003	< 0.003	< 0.003	< 0.003	< 0.003
Pb [mg/L]	< 0.00009	< 0.00009	< 0.00009	< 0.00009	< 0.00009	< 0.00009	< 0.00009
S [mg/L]	< 5	< 5	< 5	< 5	< 5	22	< 5
Sb [mg/L]	< 0.0009	< 0.0009	< 0.0009	< 0.0009	< 0.0009	< 0.0009	< 0.0009
Se [mg/L]	< 0.00004	< 0.00004	< 0.00004	< 0.00004	0.00004	0.00007	< 0.00004
Si [mg/L]	0.20	0.12	0.17	0.18	0.18	0.30	0.22
Sn [mg/L]	< 0.00006	0.00008	0.00006	< 0.00006	0.00006	< 0.00006	0.00009
Sr [mg/L]	0.00250	0.00285	0.0136	0.00276	0.00349	0.0104	0.00360
Ti [mg/L]	< 0.0001	< 0.0001	< 0.0001	< 0.0001	< 0.0001	< 0.0001	< 0.0001
Th [mg/L]	< 0.0001	< 0.0001	< 0.0001	< 0.0001	< 0.0001	< 0.0001	< 0.0001
Tl [mg/L]	< 0.000005	< 0.000005	< 0.000005	< 0.000005	< 0.000005	< 0.000005	< 0.000005
U [mg/L]	0.000012	0.000011	0.000233	0.000012	0.000063	0.000035	0.000211
V [mg/L]	0.00026	0.00040	0.00009	0.00021	0.00018	< 0.00001	0.00005
W [mg/L]	< 0.0002	< 0.0002	< 0.0002	< 0.0002	0.0003	< 0.0002	< 0.0002
Zr [mg/L]	< 0.002	< 0.002	< 0.002	< 0.002	< 0.002	< 0.002	< 0.002
Zn [mg/L]	< 0.002	< 0.002	< 0.002	< 0.002	< 0.002	0.006	< 0.002



Chris Sullivan, B.Sc., C.Chem
Project Specialist,
Environment, Health & Safety

OnLine LIMS

0004001133

Results relate only to the sample tested. Data reported represents the sample submitted to SGS. Reproduction of this analytical report in full or in part is prohibited without prior written approval. Please refer to SGS General Conditions of Services located at https://www.sgs.ca/en/terms-and-conditions (Printed copies are available upon request.)
Test method information available upon request. "Temperature Upon Receipt" is representative of the whole shipment and may not reflect the temperature of individual samples.
SGS Canada Inc. Environment-Health & Safety statement of conformity decision rule does not consider uncertainty when analytical results are compared to a specified standard or regulation.

SGS Canada Inc.
P.O. Box 4300 - 185 Concession St.
Lakefield - Ontario - KOL 2HO
Phone: 705-652-2000 FAX: 705-652-6365

28-January-2025

Great Bear Resources Ltd.
Attn : Ashley Moncrief

1020 - 800 West Pender St.
Vancouver, BC
V6C 2V6, Canada

Phone: 778-833-2160
Fax:

Date Rec. : 27 December 2024
LR Report: **CA10164-DEC24**
Reference: Wk#83

Copy: #1

CERTIFICATE OF ANALYSIS
Final Report

Analysis	3: Analysis Completed Date	4: Analysis Completed Time	5: HC-1 Wk#83	6: HC-2 Wk#83	7: HC-3 Wk#83	8: HC-4 Wk#83	9: HC-5 Wk#83	10: HC-6 Wk#83
Sample Date & Time			27-Dec-24	27-Dec-24	27-Dec-24	27-Dec-24	27-Dec-24	27-Dec-24
HumCell Leachate Vol [mL]	30-Dec-24	13:12	927	1010	477	515	916	528
Sample Name	---	---	DX450052	DX 550083	DX450204	DX450176	DX450232	DX450181
Sample Weight [g]	---	---	1000	1000	500	500	1000	500
pH [No unit]	30-Dec-24	11:48	6.27	7.14	6.65	5.21	6.93	7.05
Alkalinity [mg/L as CaCO3]	30-Dec-24	11:48	4	11	4	< 2	4	6
Conductivity [uS/cm]	30-Dec-24	11:48	37	46	13	49	15	10
Acidity [mg/L as CaCO3]	02-Jan-25	10:17	3	< 2	< 2	10	< 2	< 2
SO4 [mg/L]	30-Dec-24	11:50	14	5.4	0.9	18	2.2	0.2

Analysis	11: HC-7 Wk#83
Sample Date & Time	27-Dec-24
HumCell Leachate Vol [mL]	952
Sample Name	DX450002
Sample Weight [g]	1000
pH [No unit]	6.68
Alkalinity [mg/L as CaCO3]	5
Conductivity [uS/cm]	12
Acidity [mg/L as CaCO3]	< 2
SO4 [mg/L]	0.2



Chris Sullivan, B.Sc., C.Chem
Project Specialist,
Environment, Health & Safety

OnLine LIMS

0004001139

Results relate only to the sample tested. Data reported represents the sample submitted to SGS. Reproduction of this analytical report in full or in part is prohibited without prior written approval. Please refer to SGS General Conditions of Services located at https://www.sgs.ca/en/terms-and-conditions (Printed copies are available upon request.)
Test method information available upon request. "Temperature Upon Receipt" is representative of the whole shipment and may not reflect the temperature of individual samples.
SGS Canada Inc. Environment-Health & Safety statement of conformity decision rule does not consider uncertainty when analytical results are compared to a specified standard or regulation.

SGS Canada Inc.
P.O. Box 4300 - 185 Concession St.
Lakefield - Ontario - KOL 2HO
Phone: 705-652-2000 FAX: 705-652-6365

28-January-2025

Great Bear Resources Ltd.
Attn : Ashley Moncrief

1020 - 800 West Pender St.
Vancouver, BC
V6C 2V6, Canada

Phone: 778-833-2160
Fax:

Date Rec. : 27 December 2024
LR Report: **CA10169-DEC24**
Reference: Wk#83

Copy: #1

CERTIFICATE OF ANALYSIS
Final Report

Analysis	3: Analysis Completed Date	4: Analysis Completed Time	5: HC-8 Wk#83	6: HC-9 Wk#83	7: HC-10 Wk#83	8: HC-11 Wk#83	9: HC-12 Wk#83	10: HC-13 Wk#83	11: HC-14 Wk#83
Sample Date & Time			27-Dec-24	27-Dec-24	27-Dec-24	27-Dec-24	27-Dec-24	27-Dec-24	27-Dec-24
HumCell Leachate Vol [mL]	30-Dec-24	13:13	941	1013	985	1012	986	988	895
Sample Name	---	---	DX450108	DX450076	DX450186	DX450118	DX 550107	DX450159	DX450171
Sample Weight [g]	---	---	1000	1000	1000	1000	1000	1000	1000
pH [No unit]	31-Dec-24	12:54	6.94	5.58	6.73	6.73	6.75	6.99	6.39
Alkalinity [mg/L as CaCO3]	31-Dec-24	12:55	9	< 2	6	9	5	9	2
Conductivity [uS/cm]	31-Dec-24	12:55	26	36	16	20	23	31	48
Acidity [mg/L as CaCO3]	07-Jan-25	14:30	< 2	13	< 2	< 2	< 2	< 2	2
SO4 [mg/L]	31-Dec-24	08:19	3.1	14	1.4	1.6	3.9	4.3	17

Analysis	12: HC-15 Wk#83	13: HC-16 Wk#83	14: HC-17 Wk#83	15: HC-18 Wk#83	16: HC-19 Wk#83	17: HC-20 Wk#83	18: HC-21 Wk#83	19: HC-22 Wk#83	20: HC-23 Wk#83
Sample Date & Time	27-Dec-24	27-Dec-24	27-Dec-24	27-Dec-24	27-Dec-24	27-Dec-24	27-Dec-24	27-Dec-24	27-Dec-24
HumCell Leachate Vol [mL]	660	993	1002	914	927	950	990	420	954
Sample Name	DX450134	DX450185	DX450032	DX 550064	DX450008	DX 550056	DX450022	DX450077	DX450113
Sample Weight [g]	700	1000	1000	1000	1000	1000	1000	500	1000
pH [No unit]	6.81	6.99	5.98	6.79	6.69	7.14	6.98	7.41	7.83
Alkalinity [mg/L as CaCO3]	9	9	2	6	4	9	10	11	14
Conductivity [uS/cm]	66	27	16	13	9	25	26	30	28
Acidity [mg/L as CaCO3]	3	< 2	6	< 2	< 2	< 2	< 2	< 2	< 2
SO4 [mg/L]	15	2.9	4.2	0.4	0.8	2.0	2.0	1.9	1.1

Analysis	21: HC-24 Wk#83	22: HC-25 Wk#83	23: HC-26 Wk#83	24: HC-27 Wk#83
Sample Date & Time	27-Dec-24	27-Dec-24	27-Dec-24	27-Dec-24
HumCell Leachate Vol [mL]	943	952	775	960
Sample Name	DX 550101	DX450128	DX450021	DX450222
Sample Weight [g]	1000	1000	750	1000
pH [No unit]	7.05	6.94	5.28	6.69
Alkalinity [mg/L as CaCO3]	8	10	< 2	4
Conductivity [uS/cm]	19	40	170	20
Acidity [mg/L as CaCO3]	< 2	< 2	15	< 2
SO4 [mg/L]	1.1	4.7	67	4.1

OnLine LIMS

0004001142

Results relate only to the sample tested. Data reported represents the sample submitted to SGS. Reproduction of this analytical report in full or in part is prohibited without prior written approval. Please refer to SGS General Conditions of Services located at https://www.sgs.ca/en/terms-and-conditions (Printed copies are available upon request.)
Test method information available upon request. "Temperature Upon Receipt" is representative of the whole shipment and may not reflect the temperature of individual samples.
SGS Canada Inc. Environment-Health & Safety statement of conformity decision rule does not consider uncertainty when analytical results are compared to a specified standard or regulation.

SGS Canada Inc.
P.O. Box 4300 - 185 Concession St.
Lakefield - Ontario - KOL 2HO
Phone: 705-652-2000 FAX: 705-652-6365

LR Report : **CA10169-DEC24**



Chris Sullivan, B.Sc., C.Chem
Project Specialist,
Environment, Health & Safety

OnLine LIMS

0004001142

Results relate only to the sample tested. Data reported represents the sample submitted to SGS. Reproduction of this analytical report in full or in part is prohibited without prior written approval. Please refer to SGS General Conditions of Services located at https://www.sgs.ca/en/terms-and-conditions (Printed copies are available upon request.)
Test method information available upon request. "Temperature Upon Receipt" is representative of the whole shipment and may not reflect the temperature of individual samples.
SGS Canada Inc. Environment-Health & Safety statement of conformity decision rule does not consider uncertainty when analytical results are compared to a specified standard or regulation.

SGS Canada Inc.
P.O. Box 4300 - 185 Concession St.
Lakefield - Ontario - KOL 2HO
Phone: 705-652-2000 FAX: 705-652-6365

28-January-2025

Great Bear Resources Ltd.
Attn : Ashley Moncrief

1020 - 800 West Pender St., Vancouver
Canada, V6C 2V6
Phone: 778-833-2160, Fax:

Date Rec. : 02 January 2025
LR Report: **CA10001-JAN25**
Reference: Wk#84

Copy: #1

CERTIFICATE OF ANALYSIS
Final Report

Analysis	3: Analysis Completed Date	4: Analysis Completed Time	5: HC-1 Wk#84	6: HC-2 Wk#84	7: HC-3 Wk#84	8: HC-4 Wk#84	9: HC-5 Wk#84	10: HC-6 Wk#84
Sample Date & Time			02-Jan-25	02-Jan-25	02-Jan-25	02-Jan-25	02-Jan-25	02-Jan-25
HumCell Leachate Vol [mL]	03-Jan-25	16:56	958	1028	532	528	937	490
Sample Name	---	---	DX450052	DX 550083	DX450204	DX450176	DX450232	DX450181
Sample Weight [g]	---	---	1000	1000	500	500	1000	500
pH [No unit]	08-Jan-25	11:04	6.41	7.16	6.64	5.63	6.67	6.79
Alkalinity [mg/L as CaCO3]	06-Jan-25	10:34	2	12	5	< 2	4	4
Conductivity [uS/cm]	08-Jan-25	11:05	33	43	12	39	12	7
Acidity [mg/L as CaCO3]	08-Jan-25	11:05	4	< 2	< 2	13	< 2	2
SO4 [mg/L]	03-Jan-25	15:33	11	4.0	0.5	14	1.9	< 0.2
Hg [mg/L]	06-Jan-25	09:54	< 0.00001	< 0.00001	< 0.00001	< 0.00001	< 0.00001	< 0.00001
Ag [mg/L]	06-Jan-25	10:08	< 0.00005	< 0.00005	< 0.00005	< 0.00005	< 0.00005	< 0.00005
Al [mg/L]	06-Jan-25	10:08	0.003	0.067	0.024	0.009	0.034	0.029
As [mg/L]	06-Jan-25	10:08	0.0007	0.0141	---	0.0008	0.0019	0.0003
As [mg/L]	06-Jan-25	10:08	---	---	0.0006	---	---	---
Ba [mg/L]	06-Jan-25	10:08	0.00079	0.0206	0.00054	0.00226	0.00086	0.00040
Be [mg/L]	06-Jan-25	10:08	< 0.000007	< 0.000007	< 0.000007	0.000009	< 0.000007	< 0.000007
B [mg/L]	06-Jan-25	10:08	< 0.002	< 0.002	< 0.002	< 0.002	< 0.002	< 0.002
Bi [mg/L]	06-Jan-25	10:08	< 0.00001	0.00003	< 0.00001	< 0.00001	< 0.00001	< 0.00001
Ca [mg/L]	06-Jan-25	10:08	5.62	6.75	1.73	3.36	2.26	1.42
Cd [mg/L]	06-Jan-25	10:08	0.00192	0.000013	---	0.0132	0.000008	0.000004
Cd [mg/L]	10-Jan-25	08:56	---	---	< 0.000003	---	---	---
Co [mg/L]	06-Jan-25	10:08	0.000036	0.000029	0.000026	0.00373	< 0.000004	< 0.000004
Cr [mg/L]	06-Jan-25	10:08	< 0.00008	< 0.00008	< 0.00008	< 0.00008	< 0.00008	< 0.00008
Cu [mg/L]	06-Jan-25	10:08	< 0.001	< 0.001	< 0.001	0.006	< 0.001	< 0.001
Fe [mg/L]	06-Jan-25	10:08	< 0.007	< 0.007	< 0.007	0.045	< 0.007	< 0.007
K [mg/L]	06-Jan-25	10:08	0.297	1.56	0.553	0.606	0.604	0.294
Mg [mg/L]	06-Jan-25	10:08	0.042	0.121	0.077	0.580	0.045	0.042
Mn [mg/L]	06-Jan-25	10:08	0.0199	0.0295	0.00408	0.0716	0.00905	0.00259
Mo [mg/L]	06-Jan-25	10:08	< 0.0004	< 0.0004	< 0.0004	< 0.0004	< 0.0004	< 0.0004
Na [mg/L]	06-Jan-25	10:08	0.07	0.06	0.04	0.06	0.05	0.05
Ni [mg/L]	06-Jan-25	10:08	0.0001	< 0.0001	< 0.0001	0.0230	< 0.0001	< 0.0001
P [mg/L]	06-Jan-25	10:08	< 0.003	< 0.003	< 0.003	< 0.003	< 0.003	< 0.003
Pb [mg/L]	06-Jan-25	10:08	0.0232	0.00095	---	0.557	---	0.00012
Pb [mg/L]	06-Jan-25	10:08	---	---	< 0.00009	---	< 0.00009	---
S [mg/L]	06-Jan-25	10:08	< 5	< 5	< 5	< 5	< 5	< 5
Sb [mg/L]	06-Jan-25	10:08	< 0.0009	< 0.0009	< 0.0009	< 0.0009	< 0.0009	< 0.0009

OnLine LIMS

0004001146

Results relate only to the sample tested. Data reported represents the sample submitted to SGS. Reproduction of this analytical report in full or in part is prohibited without prior written approval. Please refer to SGS General Conditions of Services located at https://www.sgs.ca/en/terms-and-conditions (Printed copies are available upon request.)
Test method information available upon request. "Temperature Upon Receipt" is representative of the whole shipment and may not reflect the temperature of individual samples.
SGS Canada Inc. Environment-Health & Safety statement of conformity decision rule does not consider uncertainty when analytical results are compared to a specified standard or regulation.

SGS Canada Inc.
P.O. Box 4300 - 185 Concession St.
Lakefield - Ontario - KOL 2HO
Phone: 705-652-2000 FAX: 705-652-6365

LR Report : **CA10001-JAN25**

Analysis	3: Analysis Completed Date	4: Analysis Completed Time	5: HC-1 Wk#84	6: HC-2 Wk#84	7: HC-3 Wk#84	8: HC-4 Wk#84	9: HC-5 Wk#84	10: HC-6 Wk#84
Se [mg/L]	06-Jan-25	10:08	0.00021	0.00170	< 0.00004	0.00122	< 0.00004	< 0.00004
Si [mg/L]	06-Jan-25	10:08	0.12	0.27	0.17	0.50	0.22	0.20
Sn [mg/L]	06-Jan-25	10:08	< 0.00006	< 0.00006	< 0.00006	< 0.00006	< 0.00006	< 0.00006
Sr [mg/L]	06-Jan-25	10:08	0.00498	0.0241	0.00323	0.00449	0.00263	0.00237
Ti [mg/L]	06-Jan-25	10:08	< 0.0001	< 0.0001	< 0.0001	< 0.0001	< 0.0001	0.00018
Th [mg/L]	06-Jan-25	10:08	< 0.0001	< 0.0001	< 0.0001	< 0.0001	< 0.0001	< 0.0001
Tl [mg/L]	06-Jan-25	10:08	0.000007	0.000019	0.000005	0.000023	0.000005	< 0.000005
U [mg/L]	06-Jan-25	10:08	---	0.000213	0.000250	0.000105	0.000271	0.000087
U [mg/L]	10-Jan-25	08:55	0.000003	---	---	---	---	---
V [mg/L]	06-Jan-25	10:08	0.00002	0.00029	0.00014	< 0.00001	0.00035	0.00028
W [mg/L]	06-Jan-25	10:08	< 0.0002	< 0.0002	< 0.0002	< 0.0002	< 0.0002	< 0.0002
Zr [mg/L]	06-Jan-25	10:08	< 0.002	< 0.002	< 0.002	< 0.002	< 0.002	< 0.002
Zn [mg/L]	06-Jan-25	10:08	0.082	< 0.002	---	2.04	< 0.002	< 0.002
Zn [mg/L]	10-Jan-25	08:55	---	---	< 0.002	---	---	---

Analysis	11: HC-7 Wk#84
Sample Date & Time	02-Jan-25
HumCell Leachate Vol [mL]	944
Sample Name	DX450002
Sample Weight [g]	1000
pH [No unit]	6.81
Alkalinity [mg/L as CaCO3]	6
Conductivity [uS/cm]	11
Acidity [mg/L as CaCO3]	< 2
SO4 [mg/L]	0.3
Hg [mg/L]	< 0.00001
Ag [mg/L]	< 0.00005
Al [mg/L]	0.029
As [mg/L]	0.0049
As [mg/L]	---
Ba [mg/L]	0.00066
Be [mg/L]	< 0.000007
B [mg/L]	< 0.002
Bi [mg/L]	< 0.00001
Ca [mg/L]	2.17
Cd [mg/L]	< 0.000003
Cd [mg/L]	---
Co [mg/L]	0.000012
Cr [mg/L]	< 0.00008
Cu [mg/L]	< 0.001
Fe [mg/L]	< 0.007
K [mg/L]	0.516
Mg [mg/L]	0.071
Mn [mg/L]	0.00660
Mo [mg/L]	< 0.0004
Na [mg/L]	0.05
Ni [mg/L]	< 0.0001
P [mg/L]	< 0.003
Pb [mg/L]	---
Pb [mg/L]	< 0.00009
S [mg/L]	< 5
Sb [mg/L]	< 0.0009

OnLine LIMS

0004001146

Results relate only to the sample tested. Data reported represents the sample submitted to SGS. Reproduction of this analytical report in full or in part is prohibited without prior written approval. Please refer to SGS General Conditions of Services located at https://www.sgs.ca/en/terms-and-conditions (Printed copies are available upon request.)
Test method information available upon request. "Temperature Upon Receipt" is representative of the whole shipment and may not reflect the temperature of individual samples.
SGS Canada Inc. Environment-Health & Safety statement of conformity decision rule does not consider uncertainty when analytical results are compared to a specified standard or regulation.

SGS Canada Inc.
P.O. Box 4300 - 185 Concession St.
Lakefield - Ontario - KOL 2HO
Phone: 705-652-2000 FAX: 705-652-6365

LR Report : **CA10001-JAN25**

Analysis	11: HC-7 Wk#84
Se [mg/L]	0.00006
Si [mg/L]	0.22
Sn [mg/L]	< 0.00006
Sr [mg/L]	0.00371
Ti [mg/L]	< 0.0001
Th [mg/L]	< 0.0001
Tl [mg/L]	< 0.000005
U [mg/L]	0.000273
U [mg/L]	---
V [mg/L]	0.00018
W [mg/L]	< 0.0002
Zr [mg/L]	< 0.002
Zn [mg/L]	< 0.002
Zn [mg/L]	---



Chris Sullivan, B.Sc., C.Chem
Project Specialist,
Environment, Health & Safety

OnLine LIMS

0004001146

Results relate only to the sample tested. Data reported represents the sample submitted to SGS. Reproduction of this analytical report in full or in part is prohibited without prior written approval. Please refer to SGS General Conditions of Services located at https://www.sgs.ca/en/terms-and-conditions (Printed copies are available upon request.)
Test method information available upon request. "Temperature Upon Receipt" is representative of the whole shipment and may not reflect the temperature of individual samples.
SGS Canada Inc. Environment-Health & Safety statement of conformity decision rule does not consider uncertainty when analytical results are compared to a specified standard or regulation.

SGS Canada Inc.
P.O. Box 4300 - 185 Concession St.
Lakefield - Ontario - KOL 2HO
Phone: 705-652-2000 FAX: 705-652-6365

28-January-2025

Great Bear Resources Ltd.
Attn : Ashley Moncrief

1020 - 800 West Pender St.
Vancouver, BC
V6C 2V6, Canada

Phone: 778-833-2160
Fax:

Date Rec. : 03 January 2025
LR Report: **CA10006-JAN25**
Reference: Wk#84

Copy: #1

CERTIFICATE OF ANALYSIS
Final Report

Analysis	3: Analysis Completed Date	4: Analysis Completed Time	5: HC-8 Wk#84	6: HC-9 Wk#84	7: HC-10 Wk#84	8: HC-11 Wk#84	9: HC-12 Wk#84	10: HC-13 Wk#84	11: HC-14 Wk#84
Sample Date & Time			03-Jan-25	03-Jan-25	03-Jan-25	03-Jan-25	03-Jan-25	03-Jan-25	03-Jan-25
HumCell Leachate Vol [mL]	03-Jan-25	16:57	1040	1010	1036	1019	1016	1005	1050
Sample Name	---	---	DX450108	DX450076	DX450186	DX450118	DX 550107	DX450159	DX450171
Sample Weight [g]	---	---	1000	1000	1000	1000	1000	1000	1000
pH [No unit]	07-Jan-25	12:25	6.94	5.45	6.90	6.85	6.79	6.86	6.50
Alkalinity [mg/L as CaCO3]	06-Jan-25	11:26	10	< 2	8	8	7	9	4
Conductivity [uS/cm]	06-Jan-25	11:26	27	33	17	17	24	28	28
Acidity [mg/L as CaCO3]	06-Jan-25	11:26	< 2	12	< 2	< 2	< 2	< 2	< 2
SO4 [mg/L]	06-Jan-25	16:00	2.9	19	1.3	1.3	4.1	4.3	8.8
Cl [mg/L]	06-Jan-25	13:35	---	---	---	---	---	---	---
Hg [mg/L]	08-Jan-25	13:07	< 0.00001	< 0.00001	< 0.00001	< 0.00001	< 0.00001	< 0.00001	< 0.00001
Ag [mg/L]	08-Jan-25	13:15	< 0.00005	< 0.00005	< 0.00005	< 0.00005	< 0.00005	< 0.00005	< 0.00005
Al [mg/L]	08-Jan-25	13:15	0.053	0.003	0.025	0.040	0.033	0.081	0.012
As [mg/L]	08-Jan-25	13:15	0.0006	0.0002	0.0002	0.0002	0.0014	0.0026	0.0007
Ba [mg/L]	08-Jan-25	13:15	0.00233	0.0110	0.00146	0.00108	0.00177	0.00085	0.00334
Be [mg/L]	08-Jan-25	13:15	< 0.000007	< 0.000007	< 0.000007	< 0.000007	< 0.000007	< 0.000007	< 0.000007
B [mg/L]	08-Jan-25	13:15	< 0.002	< 0.002	< 0.002	< 0.002	< 0.002	< 0.002	< 0.002
Bi [mg/L]	08-Jan-25	13:15	< 0.00001	< 0.00001	< 0.00001	< 0.00001	< 0.00001	< 0.00001	< 0.00001
Ca [mg/L]	08-Jan-25	13:15	4.68	1.24	3.27	3.30	4.42	5.20	4.15
Cd [mg/L]	08-Jan-25	13:15	0.000017	0.0272	0.000010	0.000007	0.000010	0.000004	0.000005
Co [mg/L]	08-Jan-25	13:14	0.000006	0.000700	< 0.000004	0.000007	< 0.000004	0.000006	0.000069
Cr [mg/L]	08-Jan-25	13:14	< 0.00008	< 0.00008	< 0.00008	< 0.00008	< 0.00008	< 0.00008	< 0.00008
Cu [mg/L]	08-Jan-25	13:14	< 0.001	0.004	< 0.001	< 0.001	< 0.001	< 0.001	< 0.001
Fe [mg/L]	08-Jan-25	13:14	< 0.007	0.065	< 0.007	< 0.007	< 0.007	< 0.007	< 0.007
K [mg/L]	08-Jan-25	13:14	0.652	1.04	0.271	0.185	0.358	0.440	0.979
Mg [mg/L]	08-Jan-25	13:14	0.256	0.110	0.029	0.040	0.032	0.050	0.159
Mn [mg/L]	08-Jan-25	13:14	0.0225	0.0671	0.0245	0.0248	0.0314	0.0220	0.00894
Mo [mg/L]	08-Jan-25	13:14	< 0.0004	< 0.0004	< 0.0004	< 0.0004	< 0.0004	< 0.0004	< 0.0004
Na [mg/L]	08-Jan-25	13:14	0.07	0.06	0.05	0.05	0.05	0.05	0.07
Ni [mg/L]	08-Jan-25	13:14	< 0.0001	0.0207	< 0.0001	< 0.0001	< 0.0001	< 0.0001	0.0005
P [mg/L]	08-Jan-25	13:14	< 0.003	< 0.003	< 0.003	< 0.003	< 0.003	< 0.003	< 0.003
Pb [mg/L]	08-Jan-25	13:14	0.00015	0.309	< 0.00009	< 0.00009	< 0.00009	< 0.00009	< 0.00009
S [mg/L]	08-Jan-25	13:14	< 5	6	< 5	< 5	< 5	< 5	5
Sb [mg/L]	08-Jan-25	13:14	< 0.0009	< 0.0009	< 0.0009	< 0.0009	< 0.0009	< 0.0009	< 0.0009
Se [mg/L]	08-Jan-25	13:14	0.00007	0.00107	0.00018	< 0.00004	0.00008	< 0.00004	0.00021
Si [mg/L]	08-Jan-25	13:14	0.28	0.41	0.26	0.24	0.32	0.28	0.26

OnLine LIMS

0004001149

Results relate only to the sample tested. Data reported represents the sample submitted to SGS. Reproduction of this analytical report in full or in part is prohibited without prior written approval. Please refer to SGS General Conditions of Services located at https://www.sgs.ca/en/terms-and-conditions (Printed copies are available upon request.)
Test method information available upon request. "Temperature Upon Receipt" is representative of the whole shipment and may not reflect the temperature of individual samples.
SGS Canada Inc. Environment-Health & Safety statement of conformity decision rule does not consider uncertainty when analytical results are compared to a specified standard or regulation.

SGS Canada Inc.
P.O. Box 4300 - 185 Concession St.
Lakefield - Ontario - KOL 2HO
Phone: 705-652-2000 FAX: 705-652-6365

LR Report : **CA10006-JAN25**

Analysis	3: Analysis Completed Date	4: Analysis Completed Time	5: HC-8 Wk#84	6: HC-9 Wk#84	7: HC-10 Wk#84	8: HC-11 Wk#84	9: HC-12 Wk#84	10: HC-13 Wk#84	11: HC-14 Wk#84
Sn [mg/L]	08-Jan-25	13:14	< 0.00006	< 0.00006	< 0.00006	< 0.00006	< 0.00006	< 0.00006	< 0.00006
Sr [mg/L]	08-Jan-25	13:14	0.00806	0.00417	0.00501	0.00607	0.00465	0.00401	0.00728
Ti [mg/L]	08-Jan-25	13:14	< 0.0001	< 0.0001	< 0.0001	< 0.0001	< 0.0001	< 0.0001	< 0.0001
Th [mg/L]	08-Jan-25	13:14	< 0.0001	< 0.0001	< 0.0001	< 0.0001	< 0.0001	< 0.0001	< 0.0001
Tl [mg/L]	08-Jan-25	13:14	0.000005	0.000052	< 0.000005	< 0.000005	0.000006	0.000010	0.000007
U [mg/L]	08-Jan-25	13:14	0.000163	0.000214	0.000522	0.000115	0.000220	0.000213	0.000096
V [mg/L]	08-Jan-25	13:14	0.00010	< 0.00001	0.00002	0.00004	0.00010	0.00004	0.00009
W [mg/L]	08-Jan-25	13:14	< 0.0002	< 0.0002	< 0.0002	< 0.0002	< 0.0002	< 0.0002	< 0.0002
Zr [mg/L]	08-Jan-25	13:14	< 0.002	< 0.002	< 0.002	< 0.002	< 0.002	< 0.002	< 0.002
Zn [mg/L]	08-Jan-25	13:14	0.002	5.54	< 0.002	< 0.002	< 0.002	< 0.002	< 0.002

Analysis	12: HC-15 Wk#84	13: HC-16 Wk#84	14: HC-17 Wk#84	15: HC-18 Wk#84	16: HC-19 Wk#84	17: HC-20 Wk#84	18: HC-21 Wk#84	19: HC-22 Wk#84	20: HC-23 Wk#84
Sample Date & Time	03-Jan-25	03-Jan-25	03-Jan-25	03-Jan-25	03-Jan-25	03-Jan-25	03-Jan-25	03-Jan-25	03-Jan-25
HumCell Leachate Vol [mL]	720	1029	1016	1042	1039	1052	1002	504	1036
Sample Name	DX450134	DX450185	DX450032	DX 550064	DX450008	DX 550056	DX450022	DX450077	DX450113
Sample Weight [g]	700	1000	1000	1000	1000	1000	1000	500	1000
pH [No unit]	6.79	6.95	5.83	6.96	6.86	6.81	7.00	6.91	6.94
Alkalinity [mg/L as CaCO3]	10	8	< 2	10	5	8	10	10	11
Conductivity [uS/cm]	58	23	11	17	12	20	23	22	23
Acidity [mg/L as CaCO3]	2	< 2	5	< 2	< 2	< 2	< 2	< 2	< 2
SO4 [mg/L]	12	2.3	3.4	0.4	0.6	1.5	2.0	1.1	1.0
Cl [mg/L]	< 0.2	---	---	---	---	---	---	---	---
Hg [mg/L]	< 0.00001	< 0.00001	< 0.00001	< 0.00001	< 0.00001	< 0.00001	< 0.00001	< 0.00001	< 0.00001
Ag [mg/L]	< 0.00005	< 0.00005	< 0.00005	< 0.00005	< 0.00005	< 0.00005	< 0.00005	< 0.00005	< 0.00005
Al [mg/L]	0.003	0.079	0.007	0.025	0.021	0.029	0.058	0.025	0.047
As [mg/L]	0.0838	0.0061	0.0008	0.0071	< 0.0002	0.0007	0.0064	0.0006	0.0033
Ba [mg/L]	0.00148	0.00221	0.00117	0.00022	0.00041	0.00277	0.00022	0.0138	0.00812
Be [mg/L]	< 0.000007	< 0.000007	< 0.000007	< 0.000007	< 0.000007	< 0.000007	< 0.000007	< 0.000007	< 0.000007
B [mg/L]	< 0.002	< 0.002	< 0.002	< 0.002	< 0.002	< 0.002	< 0.002	< 0.002	< 0.002
Bi [mg/L]	< 0.00001	< 0.00001	< 0.00001	< 0.00001	< 0.00001	< 0.00001	< 0.00001	< 0.00001	< 0.00001
Ca [mg/L]	10.2	3.83	1.37	3.47	2.14	3.66	4.66	3.51	4.76
Cd [mg/L]	0.000008	0.000006	0.000059	0.000014	< 0.000003	< 0.000003	0.000004	0.000007	0.000004
Co [mg/L]	0.000894	0.000026	0.00420	0.000043	0.000005	0.000030	0.000099	0.000019	0.000010
Cr [mg/L]	< 0.00008	< 0.00008	< 0.00008	< 0.00008	< 0.00008	< 0.00008	< 0.00008	< 0.00008	< 0.00008
Cu [mg/L]	< 0.001	< 0.001	0.002	< 0.001	< 0.001	< 0.001	< 0.001	< 0.001	< 0.001
Fe [mg/L]	< 0.007	< 0.007	0.070	< 0.007	< 0.007	< 0.007	< 0.007	< 0.007	< 0.007
K [mg/L]	0.463	1.32	0.341	0.186	0.189	0.244	0.027	1.40	0.181
Mg [mg/L]	0.283	0.040	0.120	0.028	0.020	0.141	0.091	0.110	0.107
Mn [mg/L]	0.0203	0.00923	0.0207	0.00561	0.00834	0.0239	0.0235	0.0217	0.0232
Mo [mg/L]	< 0.0004	< 0.0004	< 0.0004	< 0.0004	< 0.0004	< 0.0004	< 0.0004	< 0.0004	< 0.0004
Na [mg/L]	0.07	0.06	0.08	0.06	0.04	0.04	0.05	0.06	0.02
Ni [mg/L]	0.0285	< 0.0001	0.0078	< 0.0001	< 0.0001	< 0.0001	< 0.0001	< 0.0001	< 0.0001
P [mg/L]	< 0.003	< 0.003	< 0.003	< 0.003	< 0.003	< 0.003	< 0.003	< 0.003	< 0.003
Pb [mg/L]	< 0.00009	< 0.00009	< 0.00009	< 0.00009	< 0.00009	< 0.00009	< 0.00009	< 0.00009	< 0.00009
S [mg/L]	9	< 5	< 5	< 5	< 5	< 5	< 5	< 5	< 5
Sb [mg/L]	0.0011	< 0.0009	< 0.0009	< 0.0009	< 0.0009	< 0.0009	< 0.0009	< 0.0009	< 0.0009
Se [mg/L]	0.00026	< 0.00004	< 0.00004	< 0.00004	< 0.00004	< 0.00004	0.00005	< 0.00004	< 0.00004
Si [mg/L]	0.25	0.26	0.58	0.35	0.27	0.26	0.19	0.26	0.20
Sn [mg/L]	< 0.00006	< 0.00006	< 0.00006	< 0.00006	< 0.00006	< 0.00006	< 0.00006	< 0.00006	< 0.00006
Sr [mg/L]	0.0109	0.00417	0.0101	0.00350	0.00322	0.00697	0.00230	0.00509	0.0134
Ti [mg/L]	< 0.0001	< 0.0001	< 0.0001	< 0.0001	< 0.0001	< 0.0001	< 0.0001	< 0.0001	< 0.0001
Th [mg/L]	< 0.0001	< 0.0001	< 0.0001	< 0.0001	< 0.0001	< 0.0001	< 0.0001	< 0.0001	< 0.0001

OnLine LIMS

0004001149

Results relate only to the sample tested. Data reported represents the sample submitted to SGS. Reproduction of this analytical report in full or in part is prohibited without prior written approval. Please refer to SGS General Conditions of Services located at https://www.sgs.ca/en/terms-and-conditions (Printed copies are available upon request.)
Test method information available upon request. "Temperature Upon Receipt" is representative of the whole shipment and may not reflect the temperature of individual samples.
SGS Canada Inc. Environment-Health & Safety statement of conformity decision rule does not consider uncertainty when analytical results are compared to a specified standard or regulation.

SGS Canada Inc.
P.O. Box 4300 - 185 Concession St.
Lakefield - Ontario - KOL 2HO
Phone: 705-652-2000 FAX: 705-652-6365

LR Report : **CA10006-JAN25**

Analysis	12: HC-15 Wk#84	13: HC-16 Wk#84	14: HC-17 Wk#84	15: HC-18 Wk#84	16: HC-19 Wk#84	17: HC-20 Wk#84	18: HC-21 Wk#84	19: HC-22 Wk#84	20: HC-23 Wk#84
Tl [mg/L]	0.000009	0.000007	0.000005	< 0.000005	< 0.000005	< 0.000005	< 0.000005	< 0.000005	< 0.000005
U [mg/L]	0.000050	0.000551	0.000468	0.000269	0.000083	0.000012	0.000011	0.000022	0.000037
V [mg/L]	0.00004	0.00019	0.00001	0.00010	0.00002	0.00045	0.00024	0.00042	0.00010
W [mg/L]	< 0.0002	< 0.0002	< 0.0002	< 0.0002	< 0.0002	< 0.0002	< 0.0002	< 0.0002	< 0.0002
Zr [mg/L]	< 0.002	< 0.002	< 0.002	< 0.002	< 0.002	< 0.002	< 0.002	< 0.002	< 0.002
Zn [mg/L]	< 0.002	< 0.002	0.007	< 0.002	< 0.002	< 0.002	< 0.002	< 0.002	< 0.002

Analysis	21: HC-24 Wk#84	22: HC-25 Wk#84	23: HC-26 Wk#84	24: HC-27 Wk#84
Sample Date & Time	03-Jan-25	03-Jan-25	03-Jan-25	03-Jan-25
HumCell Leachate Vol [mL]	1015	1036	780	1014
Sample Name	DX 550101	DX450128	DX450021	DX450222
Sample Weight [g]	1000	1000	750	1000
pH [No unit]	6.96	6.90	5.59	6.70
Alkalinity [mg/L as CaCO3]	10	13	< 2	7
Conductivity [uS/cm]	19	40	130	20
Acidity [mg/L as CaCO3]	< 2	< 2	12	< 2
SO4 [mg/L]	1.0	4.5	62	4.1
Cl [mg/L]	---	---	< 0.2	---
Hg [mg/L]	< 0.00001	< 0.00001	< 0.00001	< 0.00001
Ag [mg/L]	< 0.00005	< 0.00005	< 0.00005	< 0.00005
Al [mg/L]	0.040	0.047	0.002	0.022
As [mg/L]	0.0017	0.0008	< 0.0002	0.0003
Ba [mg/L]	0.00079	0.00174	0.00989	0.00050
Be [mg/L]	< 0.000007	< 0.000007	< 0.000007	< 0.000007
B [mg/L]	< 0.002	< 0.002	0.003	< 0.002
Bi [mg/L]	< 0.00001	< 0.00001	< 0.00001	< 0.00001
Ca [mg/L]	3.93	7.73	17.9	3.59
Cd [mg/L]	< 0.000003	0.000003	0.000075	0.000006
Co [mg/L]	0.000027	0.000076	0.000826	0.000006
Cr [mg/L]	< 0.00008	< 0.00008	< 0.00008	< 0.00008
Cu [mg/L]	< 0.001	< 0.001	< 0.001	< 0.001
Fe [mg/L]	< 0.007	< 0.007	3.82	< 0.007
K [mg/L]	0.098	0.353	3.28	0.436
Mg [mg/L]	0.109	0.097	0.963	0.045
Mn [mg/L]	0.0169	0.0177	0.267	0.0162
Mo [mg/L]	< 0.0004	< 0.0004	< 0.0004	< 0.0004
Na [mg/L]	0.03	0.05	0.13	0.05
Ni [mg/L]	< 0.0001	< 0.0001	0.0052	< 0.0001
P [mg/L]	< 0.003	< 0.003	< 0.003	< 0.003
Pb [mg/L]	< 0.00009	< 0.00009	< 0.00009	< 0.00009
S [mg/L]	< 5	6	19	< 5
Sb [mg/L]	< 0.0009	< 0.0009	< 0.0009	< 0.0009
Se [mg/L]	< 0.00004	0.00005	0.00005	< 0.00004
Si [mg/L]	0.20	0.21	0.29	0.26
Sn [mg/L]	< 0.00006	< 0.00006	< 0.00006	< 0.00006
Sr [mg/L]	0.00290	0.00383	0.00904	0.00367
Ti [mg/L]	< 0.0001	< 0.0001	< 0.0001	< 0.0001
Th [mg/L]	< 0.0001	< 0.0001	< 0.0001	< 0.0001
Tl [mg/L]	< 0.000005	< 0.000005	< 0.000005	< 0.000005
U [mg/L]	0.000035	0.000061	0.000007	0.000333
V [mg/L]	0.00029	0.00020	< 0.00001	0.00010
W [mg/L]	< 0.0002	0.0004	< 0.0002	< 0.0002

OnLine LIMS

Results relate only to the sample tested. Data reported represents the sample submitted to SGS. Reproduction of this analytical report in full or in part is prohibited without prior written approval. Please refer to SGS General Conditions of Services located at https://www.sgs.ca/en/terms-and-conditions (Printed copies are available upon request.)
Test method information available upon request. "Temperature Upon Receipt" is representative of the whole shipment and may not reflect the temperature of individual samples.
SGS Canada Inc. Environment-Health & Safety statement of conformity decision rule does not consider uncertainty when analytical results are compared to a specified standard or regulation.

SGS Canada Inc.
P.O. Box 4300 - 185 Concession St.
Lakefield - Ontario - KOL 2HO
Phone: 705-652-2000 FAX: 705-652-6365

LR Report : **CA10006-JAN25**

Analysis	21: HC-24 Wk#84	22: HC-25 Wk#84	23: HC-26 Wk#84	24: HC-27 Wk#84
Zr [mg/L]	< 0.002	< 0.002	< 0.002	< 0.002
Zn [mg/L]	< 0.002	< 0.002	0.005	< 0.002



Chris Sullivan, B.Sc., C.Chem
Project Specialist,
Environment, Health & Safety

OnLine LIMS

0004001149

Results relate only to the sample tested. Data reported represents the sample submitted to SGS. Reproduction of this analytical report in full or in part is prohibited without prior written approval. Please refer to SGS General Conditions of Services located at https://www.sgs.ca/en/terms-and-conditions (Printed copies are available upon request.)
Test method information available upon request. "Temperature Upon Receipt" is representative of the whole shipment and may not reflect the temperature of individual samples.
SGS Canada Inc. Environment-Health & Safety statement of conformity decision rule does not consider uncertainty when analytical results are compared to a specified standard or regulation.

SGS Canada Inc.
P.O. Box 4300 - 185 Concession St.
Lakefield - Ontario - KOL 2HO
Phone: 705-652-2000 FAX: 705-652-6365

28-January-2025

Great Bear Resources Ltd.
Attn : Ashley Moncrief

1020 - 800 West Pender St.
Vancouver, BC
V6C 2V6, Canada

Phone: 778-833-2160
Fax:

Date Rec. : 09 January 2025
LR Report: **CA10047-JAN25**
Reference: Wk#85

Copy: #1

CERTIFICATE OF ANALYSIS
Final Report

Analysis	3: Analysis Completed Date	4: Analysis Completed Time	5: HC-1 Wk#85	6: HC-2 Wk#85	7: HC-3 Wk#85	8: HC-4 Wk#85	9: HC-5 Wk#85	10: HC-6 Wk#85
Sample Date & Time			09-Jan-25	09-Jan-25	09-Jan-25	09-Jan-25	09-Jan-25	09-Jan-25
HumCell Leachate Vol [mL]	10-Jan-25	10:11	951	1021	501	521	974	497
Sample Name	---	---	DX450052	DX 550083	DX450204	DX450176	DX450232	DX450181
Sample Weight [g]	---	---	1000	1000	500	500	1000	500
pH [No unit]	14-Jan-25	09:34	6.27	7.22	6.45	5.86	6.56	6.59
Alkalinity [mg/L as CaCO3]	10-Jan-25	11:32	3	13	7	< 2	5	6
Conductivity [uS/cm]	10-Jan-25	16:10	40	41	19	50	16	15
Acidity [mg/L as CaCO3]	10-Jan-25	11:32	4	< 2	< 2	16	< 2	< 2
SO4 [mg/L]	10-Jan-25	11:56	12	4.4	0.8	17	1.8	0.3

Analysis	11: HC-7 Wk#85
Sample Date & Time	09-Jan-25
HumCell Leachate Vol [mL]	984
Sample Name	DX450002
Sample Weight [g]	1000
pH [No unit]	6.50
Alkalinity [mg/L as CaCO3]	6
Conductivity [uS/cm]	15
Acidity [mg/L as CaCO3]	< 2
SO4 [mg/L]	0.3

Chris Sullivan

Chris Sullivan, B.Sc., C.Chem
Project Specialist,
Environment, Health & Safety

OnLine LIMS

0004001152

Results relate only to the sample tested. Data reported represents the sample submitted to SGS. Reproduction of this analytical report in full or in part is prohibited without prior written approval. Please refer to SGS General Conditions of Services located at https://www.sgs.ca/en/terms-and-conditions (Printed copies are available upon request.)
Test method information available upon request. "Temperature Upon Receipt" is representative of the whole shipment and may not reflect the temperature of individual samples.
SGS Canada Inc. Environment-Health & Safety statement of conformity decision rule does not consider uncertainty when analytical results are compared to a specified standard or regulation.

SGS Canada Inc.
P.O. Box 4300 - 185 Concession St.
Lakefield - Ontario - KOL 2HO
Phone: 705-652-2000 FAX: 705-652-6365

28-January-2025

Great Bear Resources Ltd.
Attn : Ashley Moncrief

1020 - 800 West Pender St.
Vancouver, BC
V6C 2V6, Canada

Phone: 778-833-2160
Fax:

Date Rec. : 10 January 2025
LR Report: **CA10052-JAN25**
Reference: Wk#85

Copy: #1

CERTIFICATE OF ANALYSIS
Final Report

Analysis	3: Analysis Completed Date	4: Analysis Completed Time	5: HC-8 Wk#85	6: HC-9 Wk#85	7: HC-10 Wk#85	8: HC-11 Wk#85	9: HC-12 Wk#85	10: HC-13 Wk#85	11: HC-14 Wk#85
Sample Date & Time			10-Jan-25	10-Jan-25	10-Jan-25	10-Jan-25	10-Jan-25	10-Jan-25	10-Jan-25
HumCell Leachate Vol [mL]	15-Jan-25	16:27	1000	1004	932	1004	980	1008	934
Sample Name	---	---	DX450108	DX450076	DX450186	DX450118	DX 550107	DX450159	DX450171
Sample Weight [g]	---	---	1000	1000	1000	1000	1000	1000	1000
pH [No unit]	14-Jan-25	13:25	6.73	5.20	6.67	6.84	7.33	6.83	6.49
Alkalinity [mg/L as CaCO3]	13-Jan-25	15:11	11	< 2	4	8	6	8	2
Conductivity [uS/cm]	13-Jan-25	15:43	30	35	13	19	23	31	24
Acidity [mg/L as CaCO3]	15-Jan-25	09:56	< 2	13	< 2	< 2	< 2	< 2	3
SO4 [mg/L]	13-Jan-25	14:16	3.0	13	1.4	1.3	4.0	4.1	6.9

Analysis	12: HC-15 Wk#85	13: HC-16 Wk#85	14: HC-17 Wk#85	15: HC-18 Wk#85	16: HC-19 Wk#85	17: HC-20 Wk#85	18: HC-21 Wk#85	19: HC-22 Wk#85	20: HC-23 Wk#85	21: HC-24 Wk#85
Sample Date & Time	10-Jan-25	10-Jan-25	10-Jan-25	10-Jan-25	10-Jan-25	10-Jan-25	10-Jan-25	10-Jan-25	10-Jan-25	10-Jan-25
HumCell Leachate Vol [mL]	684	1005	1017	887	923	921	994	411	996	1022
Sample Name	DX450134	DX450185	DX450032	DX 550064	DX450008	DX 550056	DX450022	DX450077	DX450113	DX 550101
Sample Weight [g]	700	1000	1000	1000	1000	1000	1000	500	1000	1000
pH [No unit]	6.80	6.88	6.16	6.86	6.77	6.94	7.02	6.89	6.99	6.86
Alkalinity [mg/L as CaCO3]	9	9	< 2	6	4	7	11	8	12	9
Conductivity [uS/cm]	52	28	14	13	9	18	27	19	24	20
Acidity [mg/L as CaCO3]	< 2	< 2	6	< 2	< 2	< 2	< 2	< 2	< 2	< 2
SO4 [mg/L]	10	2.2	3.5	0.3	0.7	2.0	2.4	0.8	1.0	1.0

Analysis	22: HC-25 Wk#85	23: HC-26 Wk#85	24: HC-27 Wk#85
Sample Date & Time	10-Jan-25	10-Jan-25	10-Jan-25
HumCell Leachate Vol [mL]	998	757	990
Sample Name	DX450128	DX450021	DX450222
Sample Weight [g]	1000	750	1000
pH [No unit]	6.68	5.03	6.50
Alkalinity [mg/L as CaCO3]	10	< 2	4
Conductivity [uS/cm]	37	146	17
Acidity [mg/L as CaCO3]	< 2	13	2
SO4 [mg/L]	4.0	64	3.5

OnLine LIMS

Results relate only to the sample tested. Data reported represents the sample submitted to SGS. Reproduction of this analytical report in full or in part is prohibited without prior written approval. Please refer to SGS General Conditions of Services located at https://www.sgs.ca/en/terms-and-conditions (Printed copies are available upon request.)
Test method information available upon request. "Temperature Upon Receipt" is representative of the whole shipment and may not reflect the temperature of individual samples.
SGS Canada Inc. Environment-Health & Safety statement of conformity decision rule does not consider uncertainty when analytical results are compared to a specified standard or regulation.

0004001154

SGS Canada Inc.
P.O. Box 4300 - 185 Concession St.
Lakefield - Ontario - KOL 2HO
Phone: 705-652-2000 FAX: 705-652-6365

LR Report : **CA10052-JAN25**



Chris Sullivan, B.Sc., C.Chem
Project Specialist,
Environment, Health & Safety

OnLine LIMS

0004001154

Results relate only to the sample tested. Data reported represents the sample submitted to SGS. Reproduction of this analytical report in full or in part is prohibited without prior written approval. Please refer to SGS General Conditions of Services located at https://www.sgs.ca/en/terms-and-conditions (Printed copies are available upon request.)
Test method information available upon request. "Temperature Upon Receipt" is representative of the whole shipment and may not reflect the temperature of individual samples.
SGS Canada Inc. Environment-Health & Safety statement of conformity decision rule does not consider uncertainty when analytical results are compared to a specified standard or regulation.

SGS Canada Inc.
P.O. Box 4300 - 185 Concession St.
Lakefield - Ontario - KOL 2HO
Phone: 705-652-2000 FAX: 705-652-6365

28-January-2025

Great Bear Resources Ltd.
Attn : Ashley Moncrief

1020 - 800 West Pender St.
Vancouver, BC
V6C 2V6, Canada

Phone: 778-833-2160
Fax:

Date Rec. : 16 January 2025
LR Report: **CA10091-JAN25**
Reference: Wk#86

Copy: #1

CERTIFICATE OF ANALYSIS
Final Report

Analysis	3: Analysis Completed Date	4: Analysis Completed Time	5: HC-1 Wk#86	6: HC-2 Wk#86	7: HC-3 Wk#86	8: HC-4 Wk#86	9: HC-5 Wk#86	10: HC-6 Wk#86
Sample Date & Time			16-Jan-24	16-Jan-24	16-Jan-24	16-Jan-24	16-Jan-24	16-Jan-24
HumCell Leachate Vol [mL]	17-Jan-25	15:54	942	1014	478	525	945	499
Sample Name	---	---	DX450052	DX 550083	DX450204	DX450176	DX450232	DX450181
Sample Weight [g]	---	---	1000	1000	500	500	1000	500
pH [No unit]	20-Jan-25	14:52	6.52	7.60	6.73	5.26	6.79	6.71
Alkalinity [mg/L as CaCO3]	17-Jan-25	13:02	2	14	3	< 2	3	4
Conductivity [uS/cm]	17-Jan-25	13:02	40	41	11	50	14	17
Acidity [mg/L as CaCO3]	17-Jan-25	13:02	2	< 2	< 2	11	< 2	< 2
SO4 [mg/L]	17-Jan-25	08:26	13	4.8	0.6	17	1.9	0.3
Hg [mg/L]	20-Jan-25	09:21	< 0.00001	< 0.00001	< 0.00001	< 0.00001	< 0.00001	< 0.00001
Ag [mg/L]	20-Jan-25	09:21	< 0.00005	< 0.00005	< 0.00005	< 0.00005	< 0.00005	< 0.00005
Al [mg/L]	20-Jan-25	09:21	0.002	0.058	0.028	0.017	0.032	0.019
As [mg/L]	20-Jan-25	09:21	< 0.0002	0.0123	0.0005	< 0.0002	0.0011	< 0.0002
Ba [mg/L]	20-Jan-25	09:21	0.00075	0.0177	0.00044	0.00206	0.00068	0.00056
Be [mg/L]	20-Jan-25	09:21	< 0.000007	< 0.000007	< 0.000007	0.000012	< 0.000007	< 0.000007
B [mg/L]	20-Jan-25	09:21	< 0.002	< 0.002	< 0.002	< 0.002	< 0.002	< 0.002
Bi [mg/L]	20-Jan-25	09:21	< 0.00001	0.00003	< 0.00001	< 0.00001	< 0.00001	< 0.00001
Ca [mg/L]	20-Jan-25	09:21	6.11	6.89	1.50	3.92	2.07	2.59
Cd [mg/L]	20-Jan-25	09:21	0.00205	0.000012	< 0.000003	0.0157	0.000012	0.000004
Co [mg/L]	20-Jan-25	09:21	0.000017	0.000032	0.000019	0.00407	0.000057	0.000010
Cr [mg/L]	20-Jan-25	09:21	< 0.00008	< 0.00008	< 0.00008	< 0.00008	< 0.00008	< 0.00008
Cu [mg/L]	20-Jan-25	09:21	< 0.001	< 0.001	< 0.001	0.006	< 0.001	< 0.001
Fe [mg/L]	20-Jan-25	09:21	< 0.007	< 0.007	0.008	0.076	0.010	< 0.007
K [mg/L]	20-Jan-25	09:21	0.267	1.51	0.520	0.648	0.477	0.304
Mg [mg/L]	20-Jan-25	09:21	0.043	0.117	0.056	0.686	0.040	0.063
Mn [mg/L]	20-Jan-25	09:21	0.0193	0.0298	0.00341	0.0863	0.00944	0.00430
Mo [mg/L]	20-Jan-25	09:21	< 0.0004	< 0.0004	< 0.0004	< 0.0004	< 0.0004	< 0.0004
Na [mg/L]	20-Jan-25	09:21	0.05	0.06	0.04	0.06	0.05	0.05
Ni [mg/L]	20-Jan-25	09:21	< 0.0001	< 0.0001	0.0001	0.0298	0.0006	< 0.0001
P [mg/L]	21-Jan-25	10:43	< 0.003	< 0.003	< 0.003	< 0.003	< 0.003	< 0.003
Pb [mg/L]	20-Jan-25	09:22	0.0184	0.00016	< 0.00009	0.554	---	0.00012
Pb [mg/L]	27-Jan-25	09:50	---	---	---	---	0.00014	---
S [mg/L]	20-Jan-25	09:22	< 5	< 5	< 5	< 5	< 5	< 5
Sb [mg/L]	20-Jan-25	09:22	< 0.0009	< 0.0009	< 0.0009	< 0.0009	< 0.0009	< 0.0009
Se [mg/L]	20-Jan-25	09:22	0.00023	0.00173	< 0.00004	0.00120	< 0.00004	< 0.00004
Si [mg/L]	20-Jan-25	09:22	0.12	0.26	0.16	0.64	0.19	0.24

OnLine LIMS

0004001157

Results relate only to the sample tested. Data reported represents the sample submitted to SGS. Reproduction of this analytical report in full or in part is prohibited without prior written approval. Please refer to SGS General Conditions of Services located at https://www.sgs.ca/en/terms-and-conditions (Printed copies are available upon request.)
Test method information available upon request. "Temperature Upon Receipt" is representative of the whole shipment and may not reflect the temperature of individual samples.
SGS Canada Inc. Environment-Health & Safety statement of conformity decision rule does not consider uncertainty when analytical results are compared to a specified standard or regulation.

SGS Canada Inc.
P.O. Box 4300 - 185 Concession St.
Lakefield - Ontario - KOL 2HO
Phone: 705-652-2000 FAX: 705-652-6365

LR Report : **CA10091-JAN25**

Analysis	3: Analysis Completed Date	4: Analysis Completed Time	5: HC-1 Wk#86	6: HC-2 Wk#86	7: HC-3 Wk#86	8: HC-4 Wk#86	9: HC-5 Wk#86	10: HC-6 Wk#86
Sn [mg/L]	20-Jan-25	09:22	0.00011	< 0.00006	< 0.00006	< 0.00006	< 0.00006	< 0.00006
Sr [mg/L]	20-Jan-25	09:22	0.00557	0.0247	0.00270	0.00538	0.00261	0.00430
Ti [mg/L]	20-Jan-25	09:22	< 0.0001	< 0.0001	0.0001	< 0.0001	< 0.0001	< 0.0001
Th [mg/L]	20-Jan-25	09:22	< 0.0001	< 0.0001	< 0.0001	< 0.0001	< 0.0001	< 0.0001
Tl [mg/L]	20-Jan-25	09:22	< 0.000005	0.000019	< 0.000005	0.000023	< 0.000005	< 0.000005
U [mg/L]	20-Jan-25	09:22	0.000002	0.000183	0.000198	0.000068	0.000262	0.000119
V [mg/L]	20-Jan-25	09:22	< 0.00001	0.00023	0.00015	< 0.00001	0.00034	0.00024
W [mg/L]	20-Jan-25	09:22	< 0.0002	< 0.0002	< 0.0002	< 0.0002	< 0.0002	0.0004
Zr [mg/L]	20-Jan-25	09:22	< 0.002	< 0.002	< 0.002	< 0.002	< 0.002	< 0.002
Zn [mg/L]	20-Jan-25	09:22	0.078	< 0.002	< 0.002	2.43	< 0.002	< 0.002

Analysis	11: HC-7 Wk#86
Sample Date & Time	16-Jan-24
HumCell Leachate Vol [mL]	964
Sample Name	DX450002
Sample Weight [g]	1000
pH [No unit]	7.07
Alkalinity [mg/L as CaCO3]	5
Conductivity [uS/cm]	11
Acidity [mg/L as CaCO3]	< 2
SO4 [mg/L]	0.2
Hg [mg/L]	< 0.00001
Ag [mg/L]	< 0.00005
Al [mg/L]	0.022
As [mg/L]	0.0040
Ba [mg/L]	0.00047
Be [mg/L]	< 0.000007
B [mg/L]	< 0.002
Bi [mg/L]	< 0.00001
Ca [mg/L]	1.88
Cd [mg/L]	0.000006
Co [mg/L]	0.000016
Cr [mg/L]	< 0.00008
Cu [mg/L]	< 0.001
Fe [mg/L]	< 0.007
K [mg/L]	0.433
Mg [mg/L]	0.060
Mn [mg/L]	0.00555
Mo [mg/L]	< 0.0004
Na [mg/L]	0.05
Ni [mg/L]	< 0.0001
P [mg/L]	< 0.003
Pb [mg/L]	< 0.00009
Pb [mg/L]	---
S [mg/L]	< 5
Sb [mg/L]	< 0.0009
Se [mg/L]	< 0.00004
Si [mg/L]	0.18
Sn [mg/L]	< 0.00006
Sr [mg/L]	0.00350
Ti [mg/L]	< 0.0001
Th [mg/L]	< 0.0001

OnLine LIMS

Results relate only to the sample tested. Data reported represents the sample submitted to SGS. Reproduction of this analytical report in full or in part is prohibited without prior written approval. Please refer to SGS General Conditions of Services located at https://www.sgs.ca/en/terms-and-conditions (Printed copies are available upon request.)
Test method information available upon request. "Temperature Upon Receipt" is representative of the whole shipment and may not reflect the temperature of individual samples.
SGS Canada Inc. Environment-Health & Safety statement of conformity decision rule does not consider uncertainty when analytical results are compared to a specified standard or regulation.

0004001157

SGS Canada Inc.
P.O. Box 4300 - 185 Concession St.
Lakefield - Ontario - KOL 2HO
Phone: 705-652-2000 FAX: 705-652-6365

LR Report : **CA10091-JAN25**

Analysis	11: HC-7 Wk#86
Tl [mg/L]	0.000005
U [mg/L]	0.000187
V [mg/L]	0.00015
W [mg/L]	< 0.0002
Zr [mg/L]	< 0.002
Zn [mg/L]	< 0.002



Chris Sullivan, B.Sc., C.Chem
Project Specialist,
Environment, Health & Safety

OnLine LIMS

0004001157

Results relate only to the sample tested. Data reported represents the sample submitted to SGS. Reproduction of this analytical report in full or in part is prohibited without prior written approval. Please refer to SGS General Conditions of Services located at https://www.sgs.ca/en/terms-and-conditions (Printed copies are available upon request.)
Test method information available upon request. "Temperature Upon Receipt" is representative of the whole shipment and may not reflect the temperature of individual samples.
SGS Canada Inc. Environment-Health & Safety statement of conformity decision rule does not consider uncertainty when analytical results are compared to a specified standard or regulation.

SGS Canada Inc.
P.O. Box 4300 - 185 Concession St.
Lakefield - Ontario - KOL 2HO
Phone: 705-652-2000 FAX: 705-652-6365

28-January-2025

Great Bear Resources Ltd.
Attn : Ashley Moncrief

1020 - 800 West Pender St.
Vancouver, BC
V6C 2V6, Canada

Phone: 778-833-2160
Fax:

Date Rec. : 17 January 2025
LR Report: **CA10096-JAN25**
Reference: Wk#86

Copy: #1

CERTIFICATE OF ANALYSIS
Final Report

Analysis	3: Analysis Completed Date	4: Analysis Completed Time	5: HC-8 Wk#86	6: HC-9 Wk#86	7: HC-10 Wk#86	8: HC-11 Wk#86	9: HC-12 Wk#86	10: HC-13 Wk#86	11: HC-14 Wk#86
Sample Date & Time			17-Jan-25	17-Jan-25	17-Jan-25	17-Jan-25	17-Jan-25	17-Jan-25	17-Jan-25
HumCell Leachate Vol [mL]	20-Jan-25	15:53	997	1000	896	1003	987	1004	912
Sample Name	---	---	DX450108	DX450076	DX450186	DX450118	DX 550107	DX450159	DX450171
Sample Weight [g]	---	---	1000	1000	1000	1000	1000	1000	1000
pH [No unit]	22-Jan-25	10:30	7.14	5.33	6.94	7.08	6.91	6.95	6.43
Alkalinity [mg/L as CaCO3]	22-Jan-25	10:30	10	< 2	4	7	6	9	< 2
Conductivity [uS/cm]	22-Jan-25	10:31	30	44	13	19	24	26	31
Acidity [mg/L as CaCO3]	23-Jan-25	10:16	< 2	11	< 2	< 2	< 2	< 2	3
SO4 [mg/L]	20-Jan-25	12:56	2.8	11	1.0	1.2	3.6	3.4	9.2
Cl [mg/L]	20-Jan-25	12:56	---	---	---	---	---	---	---
Hg [mg/L]	20-Jan-25	13:54	< 0.00001	< 0.00001	< 0.00001	< 0.00001	< 0.00001	< 0.00001	< 0.00001
Ag [mg/L]	23-Jan-25	08:55	< 0.00005	< 0.00005	< 0.00005	< 0.00005	< 0.00005	< 0.00005	< 0.00005
Al [mg/L]	23-Jan-25	08:55	0.056	0.004	0.035	0.043	0.037	0.068	0.008
Al [mg/L]	27-Jan-25	09:54	---	---	---	---	---	---	---
As [mg/L]	23-Jan-25	08:55	0.0011	0.0002	< 0.0002	< 0.0002	0.0015	0.0040	0.0005
Ba [mg/L]	23-Jan-25	08:55	0.00208	0.00994	0.00043	0.00092	0.00141	0.00066	0.00350
Be [mg/L]	23-Jan-25	08:55	< 0.000007	< 0.000007	< 0.000007	< 0.000007	< 0.000007	< 0.000007	< 0.000007
B [mg/L]	23-Jan-25	08:55	< 0.002	< 0.002	< 0.002	< 0.002	< 0.002	< 0.002	< 0.002
Bi [mg/L]	23-Jan-25	08:55	< 0.00001	< 0.00001	< 0.00001	< 0.00001	< 0.00001	< 0.00001	< 0.00001
Ca [mg/L]	23-Jan-25	08:55	4.25	1.04	1.77	3.17	3.62	4.28	3.80
Cd [mg/L]	23-Jan-25	08:55	0.000003	0.02425	0.000031	0.000007	0.000009	< 0.000003	0.000004
Co [mg/L]	23-Jan-25	08:55	0.000011	0.000717	0.000102	0.000019	0.000008	0.000021	0.000132
Cr [mg/L]	23-Jan-25	08:55	< 0.00008	< 0.00008	< 0.00008	< 0.00008	< 0.00008	< 0.00008	< 0.00008
Cu [mg/L]	23-Jan-25	08:55	< 0.001	0.003	< 0.001	< 0.001	< 0.001	< 0.001	< 0.001
Fe [mg/L]	23-Jan-25	08:55	< 0.007	0.045	0.007	< 0.007	< 0.007	< 0.007	< 0.007
K [mg/L]	23-Jan-25	08:55	0.619	0.872	0.209	0.171	0.315	0.393	0.827
Mg [mg/L]	23-Jan-25	08:55	0.230	0.102	0.019	0.039	0.029	0.045	0.130
Mn [mg/L]	23-Jan-25	08:56	0.0244	0.0685	0.0108	0.0287	0.0250	0.0207	0.00790
Mo [mg/L]	23-Jan-25	08:56	0.0005	< 0.0004	< 0.0004	< 0.0004	< 0.0004	< 0.0004	< 0.0004
Na [mg/L]	23-Jan-25	08:56	0.06	0.05	0.04	0.04	0.04	0.04	0.06
Ni [mg/L]	23-Jan-25	08:56	< 0.0001	0.0196	0.0001	< 0.0001	< 0.0001	0.0003	0.0009
P [mg/L]	27-Jan-25	09:55	< 0.003	< 0.003	< 0.003	< 0.003	< 0.003	< 0.003	< 0.003
Pb [mg/L]	23-Jan-25	08:56	< 0.00009	0.292	0.00010	< 0.00009	< 0.00009	< 0.00009	< 0.00009
S [mg/L]	23-Jan-25	08:56	< 5	< 5	< 5	< 5	< 5	< 5	< 5
Sb [mg/L]	23-Jan-25	08:56	< 0.0009	< 0.0009	< 0.0009	< 0.0009	< 0.0009	< 0.0009	< 0.0009
Se [mg/L]	23-Jan-25	08:56	0.00007	0.00104	0.00011	< 0.00004	0.00007	< 0.00004	0.00018

OnLine LIMS

0004001162

Results relate only to the sample tested. Data reported represents the sample submitted to SGS. Reproduction of this analytical report in full or in part is prohibited without prior written approval. Please refer to SGS General Conditions of Services located at https://www.sgs.ca/en/terms-and-conditions (Printed copies are available upon request.)
Test method information available upon request. "Temperature Upon Receipt" is representative of the whole shipment and may not reflect the temperature of individual samples.
SGS Canada Inc. Environment-Health & Safety statement of conformity decision rule does not consider uncertainty when analytical results are compared to a specified standard or regulation.

SGS Canada Inc.
P.O. Box 4300 - 185 Concession St.
Lakefield - Ontario - KOL 2HO
Phone: 705-652-2000 FAX: 705-652-6365

LR Report : **CA10096-JAN25**

Analysis	3: Analysis Completed Date	4: Analysis Completed Time	5: HC-8 Wk#86	6: HC-9 Wk#86	7: HC-10 Wk#86	8: HC-11 Wk#86	9: HC-12 Wk#86	10: HC-13 Wk#86	11: HC-14 Wk#86
Si [mg/L]	23-Jan-25	08:56	0.26	0.38	0.12	0.23	0.28	0.23	0.16
Sn [mg/L]	23-Jan-25	08:56	< 0.00006	< 0.00006	0.00008	< 0.00006	< 0.00006	< 0.00006	< 0.00006
Sr [mg/L]	23-Jan-25	08:56	0.00862	0.00404	0.00340	0.00637	0.00452	0.00439	0.00793
Ti [mg/L]	23-Jan-25	08:56	< 0.0001	< 0.0001	< 0.0001	< 0.0001	< 0.0001	< 0.0001	< 0.0001
Th [mg/L]	23-Jan-25	08:56	< 0.0001	< 0.0001	< 0.0001	< 0.0001	< 0.0001	< 0.0001	< 0.0001
Tl [mg/L]	23-Jan-25	08:56	< 0.000005	0.000051	< 0.000005	< 0.000005	< 0.000005	0.000009	< 0.000005
U [mg/L]	23-Jan-25	08:56	0.000193	0.000196	0.000190	0.000115	0.000210	0.000191	0.000048
V [mg/L]	23-Jan-25	08:56	0.00012	< 0.00001	0.00003	0.00004	0.00012	0.00005	0.00007
W [mg/L]	23-Jan-25	08:56	< 0.0002	< 0.0002	< 0.0002	< 0.0002	< 0.0002	< 0.0002	< 0.0002
Zr [mg/L]	23-Jan-25	08:56	< 0.002	< 0.002	< 0.002	< 0.002	< 0.002	< 0.002	< 0.002
Zn [mg/L]	23-Jan-25	08:56	< 0.002	4.94	0.025	0.005	< 0.002	< 0.002	< 0.002

Analysis	12: HC-15 Wk#86	13: HC-16 Wk#86	14: HC-17 Wk#86	15: HC-18 Wk#86	16: HC-19 Wk#86	17: HC-20 Wk#86	18: HC-21 Wk#86	19: HC-22 Wk#86	20: HC-23 Wk#86
Sample Date & Time	17-Jan-25	17-Jan-25	17-Jan-25	17-Jan-25	17-Jan-25	17-Jan-25	17-Jan-25	17-Jan-25	17-Jan-25
HumCell Leachate Vol [mL]	708	995	1005	907	893	916	963	404	1016
Sample Name	DX450134	DX450185	DX450032	DX 550064	DX450008	DX 550056	DX450022	DX450077	DX450113
Sample Weight [g]	700	1000	1000	1000	1000	1000	1000	500	1000
pH [No unit]	6.96	6.90	5.87	6.87	6.80	6.89	6.97	6.90	6.90
Alkalinity [mg/L as CaCO3]	9	9	< 2	6	4	6	11	8	12
Conductivity [uS/cm]	64	23	12	11	7	15	22	20	24
Acidity [mg/L as CaCO3]	3	< 2	5	< 2	< 2	< 2	< 2	< 2	< 2
SO4 [mg/L]	12	2.1	3.2	0.2	0.6	1.4	1.8	0.8	0.9
Cl [mg/L]	< 0.2	---	---	---	---	---	---	---	---
Hg [mg/L]	< 0.00001	< 0.00001	< 0.00001	< 0.00001	< 0.00001	< 0.00001	< 0.00001	< 0.00001	< 0.00001
Ag [mg/L]	< 0.00005	< 0.00005	< 0.00005	< 0.00005	< 0.00005	< 0.00005	< 0.00005	< 0.00005	< 0.00005
Al [mg/L]	0.003	0.088	0.010	0.045	0.031	0.032	0.064	0.033	0.047
Al [mg/L]	---	---	---	---	---	---	---	---	---
As [mg/L]	0.0779	0.0055	0.0006	0.0050	< 0.0002	0.0005	0.0067	0.0004	0.0028
Ba [mg/L]	0.00131	0.00196	0.00113	0.00024	0.00021	0.00169	0.00022	0.00785	0.00642
Be [mg/L]	< 0.000007	< 0.000007	< 0.000007	< 0.000007	< 0.000007	< 0.000007	< 0.000007	< 0.000007	< 0.000007
B [mg/L]	< 0.002	< 0.002	< 0.002	< 0.002	< 0.002	< 0.002	< 0.002	< 0.002	< 0.002
Bi [mg/L]	< 0.00001	< 0.00001	< 0.00001	< 0.00001	< 0.00001	< 0.00001	< 0.00001	< 0.00001	< 0.00001
Ca [mg/L]	9.32	3.25	1.23	1.97	1.16	2.50	4.02	2.17	3.92
Cd [mg/L]	0.000007	0.000010	0.000053	0.000006	< 0.000003	< 0.000003	< 0.000003	< 0.000003	< 0.000003
Co [mg/L]	0.000799	0.000465	0.00495	0.000037	0.000010	0.000018	0.000126	0.000014	0.000016
Cr [mg/L]	< 0.00008	< 0.00008	< 0.00008	< 0.00008	< 0.00008	< 0.00008	< 0.00008	< 0.00008	< 0.00008
Cu [mg/L]	< 0.001	< 0.001	0.002	< 0.001	< 0.001	< 0.001	< 0.001	< 0.001	< 0.001
Fe [mg/L]	< 0.007	0.045	0.104	< 0.007	< 0.007	< 0.007	< 0.007	< 0.007	< 0.007
K [mg/L]	0.433	1.23	0.307	0.155	0.167	0.218	0.017	1.18	0.169
Mg [mg/L]	0.273	0.039	0.117	0.019	0.016	0.129	0.090	0.082	0.105
Mn [mg/L]	0.0256	0.0108	0.0236	0.00258	0.00367	0.0136	0.0213	0.0141	0.0226
Mo [mg/L]	< 0.0004	< 0.0004	< 0.0004	< 0.0004	< 0.0004	< 0.0004	< 0.0004	< 0.0004	< 0.0004
Na [mg/L]	0.06	0.05	0.08	0.04	0.03	0.03	0.03	0.04	0.02
Ni [mg/L]	0.0266	0.0004	0.0092	0.0001	< 0.0001	< 0.0001	0.0002	< 0.0001	< 0.0001
P [mg/L]	< 0.003	< 0.003	< 0.003	< 0.003	< 0.003	< 0.003	< 0.003	< 0.003	< 0.003
Pb [mg/L]	< 0.00009	< 0.00009	< 0.00009	< 0.00009	< 0.00009	< 0.00009	< 0.00009	< 0.00009	< 0.00009
S [mg/L]	8	< 5	< 5	< 5	< 5	< 5	< 5	< 5	< 5
Sb [mg/L]	< 0.0009	< 0.0009	< 0.0009	< 0.0009	< 0.0009	< 0.0009	< 0.0009	< 0.0009	< 0.0009
Se [mg/L]	0.00031	< 0.00004	< 0.00004	< 0.00004	< 0.00004	< 0.00004	< 0.00004	< 0.00004	< 0.00004
Si [mg/L]	0.19	0.25	0.56	0.18	0.14	0.15	0.16	0.13	0.19
Sn [mg/L]	< 0.00006	< 0.00006	< 0.00006	< 0.00006	< 0.00006	< 0.00006	< 0.00006	< 0.00006	< 0.00006
Sr [mg/L]	0.0117	0.00423	0.0113	0.00251	0.00218	0.00549	0.00247	0.00333	0.0137

OnLine LIMS

0004001162

Results relate only to the sample tested. Data reported represents the sample submitted to SGS. Reproduction of this analytical report in full or in part is prohibited without prior written approval. Please refer to SGS General Conditions of Services located at https://www.sgs.ca/en/terms-and-conditions (Printed copies are available upon request.)
Test method information available upon request. "Temperature Upon Receipt" is representative of the whole shipment and may not reflect the temperature of individual samples.
SGS Canada Inc. Environment-Health & Safety statement of conformity decision rule does not consider uncertainty when analytical results are compared to a specified standard or regulation.

SGS Canada Inc.
P.O. Box 4300 - 185 Concession St.
Lakefield - Ontario - KOL 2HO
Phone: 705-652-2000 FAX: 705-652-6365

LR Report : **CA10096-JAN25**

Analysis	12: HC-15 Wk#86	13: HC-16 Wk#86	14: HC-17 Wk#86	15: HC-18 Wk#86	16: HC-19 Wk#86	17: HC-20 Wk#86	18: HC-21 Wk#86	19: HC-22 Wk#86	20: HC-23 Wk#86
Ti [mg/L]	< 0.0001	< 0.0001	< 0.0001	< 0.0001	< 0.0001	< 0.0001	< 0.0001	< 0.0001	< 0.0001
Th [mg/L]	< 0.0001	< 0.0001	< 0.0001	< 0.0001	< 0.0001	< 0.0001	< 0.0001	< 0.0001	< 0.0001
Tl [mg/L]	0.000006	0.000006	< 0.000005	< 0.000005	< 0.000005	< 0.000005	< 0.000005	< 0.000005	< 0.000005
U [mg/L]	0.000039	0.000497	0.000556	0.000190	0.000042	0.000010	0.000010	0.000013	0.000049
V [mg/L]	0.00004	0.00020	0.00001	0.00009	0.00002	0.00053	0.00028	0.00052	0.00011
W [mg/L]	< 0.0002	< 0.0002	< 0.0002	< 0.0002	< 0.0002	< 0.0002	< 0.0002	< 0.0002	< 0.0002
Zr [mg/L]	< 0.002	< 0.002	< 0.002	< 0.002	< 0.002	< 0.002	< 0.002	< 0.002	< 0.002
Zn [mg/L]	0.012	0.094	0.009	< 0.002	< 0.002	< 0.002	< 0.002	< 0.002	< 0.002

Analysis	21: HC-24 Wk#86	22: HC-25 Wk#86	23: HC-26 Wk#86	24: HC-27 Wk#86
Sample Date & Time	17-Jan-25	17-Jan-25	17-Jan-25	17-Jan-25
HumCell Leachate Vol [mL]	1014	992	760	1002
Sample Name	DX 550101	DX450128	DX450021	DX450222
Sample Weight [g]	1000	1000	750	1000
pH [No unit]	6.89	6.89	5.72	6.77
Alkalinity [mg/L as CaCO3]	10	11	< 2	5
Conductivity [uS/cm]	19	37	127	20
Acidity [mg/L as CaCO3]	< 2	< 2	12	< 2
SO4 [mg/L]	1.1	4.4	51	3.8
Cl [mg/L]	---	---	< 0.2	---
Hg [mg/L]	< 0.00001	0.00001	< 0.00001	< 0.00001
Ag [mg/L]	< 0.00005	< 0.00005	< 0.00005	< 0.00005
Al [mg/L]	0.042	0.049	0.001	---
Al [mg/L]	---	---	---	0.028
As [mg/L]	0.0016	0.0006	< 0.0002	< 0.0002
Ba [mg/L]	0.00083	0.00152	0.00891	0.00063
Be [mg/L]	< 0.000007	< 0.000007	< 0.000007	< 0.000007
B [mg/L]	< 0.002	< 0.002	0.004	< 0.002
Bi [mg/L]	< 0.00001	< 0.00001	< 0.00001	< 0.00001
Ca [mg/L]	3.41	6.05	15.1	3.08
Cd [mg/L]	< 0.000003	< 0.000003	0.000059	0.000003
Co [mg/L]	0.000033	0.000072	0.000810	0.000022
Cr [mg/L]	< 0.00008	< 0.00008	< 0.00008	< 0.00008
Cu [mg/L]	< 0.001	< 0.001	< 0.001	< 0.001
Fe [mg/L]	< 0.007	< 0.007	3.94	< 0.007
K [mg/L]	0.082	0.296	3.06	0.406
Mg [mg/L]	0.099	0.083	0.910	0.043
Mn [mg/L]	0.0150	0.0155	0.274	0.0149
Mo [mg/L]	< 0.0004	< 0.0004	< 0.0004	< 0.0004
Na [mg/L]	0.03	0.04	0.12	0.04
Ni [mg/L]	< 0.0001	0.0001	0.0051	0.0001
P [mg/L]	< 0.003	< 0.003	< 0.003	< 0.003
Pb [mg/L]	< 0.00009	< 0.00009	< 0.00009	< 0.00009
S [mg/L]	< 5	< 5	17	< 5
Sb [mg/L]	< 0.0009	< 0.0009	< 0.0009	< 0.0009
Se [mg/L]	< 0.00004	< 0.00004	< 0.00004	< 0.00004
Si [mg/L]	0.19	0.17	0.32	0.22
Sn [mg/L]	< 0.00006	< 0.00006	< 0.00006	< 0.00006
Sr [mg/L]	0.00318	0.00376	0.00898	0.00379
Ti [mg/L]	< 0.0001	< 0.0001	< 0.0001	< 0.0001
Th [mg/L]	< 0.0001	< 0.0001	< 0.0001	< 0.0001
Tl [mg/L]	< 0.000005	< 0.000005	< 0.000005	< 0.000005

OnLine LIMS

0004001162

Results relate only to the sample tested. Data reported represents the sample submitted to SGS. Reproduction of this analytical report in full or in part is prohibited without prior written approval. Please refer to SGS General Conditions of Services located at https://www.sgs.ca/en/terms-and-conditions (Printed copies are available upon request.)
Test method information available upon request. "Temperature Upon Receipt" is representative of the whole shipment and may not reflect the temperature of individual samples.
SGS Canada Inc. Environment-Health & Safety statement of conformity decision rule does not consider uncertainty when analytical results are compared to a specified standard or regulation.

SGS Canada Inc.
P.O. Box 4300 - 185 Concession St.
Lakefield - Ontario - KOL 2HO
Phone: 705-652-2000 FAX: 705-652-6365

LR Report : **CA10096-JAN25**

Analysis	21: HC-24 Wk#86	22: HC-25 Wk#86	23: HC-26 Wk#86	24: HC-27 Wk#86
U [mg/L]	0.000015	0.000048	0.000008	0.000236
V [mg/L]	0.00030	0.00021	< 0.00001	0.00010
W [mg/L]	< 0.0002	0.00034	0.00023	< 0.0002
Zr [mg/L]	< 0.002	< 0.002	< 0.002	< 0.002
Zn [mg/L]	< 0.002	< 0.002	0.004	< 0.002



Chris Sullivan, B.Sc., C.Chem
Project Specialist,
Environment, Health & Safety

OnLine LIMS

0004001162

Results relate only to the sample tested. Data reported represents the sample submitted to SGS. Reproduction of this analytical report in full or in part is prohibited without prior written approval. Please refer to SGS General Conditions of Services located at https://www.sgs.ca/en/terms-and-conditions (Printed copies are available upon request.)
Test method information available upon request. "Temperature Upon Receipt" is representative of the whole shipment and may not reflect the temperature of individual samples.
SGS Canada Inc. Environment-Health & Safety statement of conformity decision rule does not consider uncertainty when analytical results are compared to a specified standard or regulation.

SGS Canada Inc.
P.O. Box 4300 - 185 Concession St.
Lakefield - Ontario - KOL 2HO
Phone: 705-652-2000 FAX: 705-652-6365

13-February-2025

Great Bear Resources Ltd.
Attn : Ashley Moncrief

1020 - 800 West Pender St.
Vancouver, BC
V6C 2V6, Canada

Phone: 778-833-2160
Fax:

Date Rec. : 23 January 2025
LR Report: **CA10138-JAN25**
Reference: Wk#87

Copy: #1

CERTIFICATE OF ANALYSIS
Final Report

Analysis	3: Analysis Completed Date	4: Analysis Completed Time	5: HC-1 Wk#87	6: HC-2 Wk#87	7: HC-3 Wk#87	8: HC-4 Wk#87	9: HC-5 Wk#87	10: HC-6 Wk#87	11: HC-7 Wk#87
Sample Date & Time			23-Jan-25	23-Jan-25	23-Jan-25	23-Jan-25	23-Jan-25	23-Jan-25	23-Jan-25
HumCell Leachate Vol [mL]	23-Jan-25	15:57	927	1019	474	491	966	500	976
Sample Name	---	---	DX450052	DX 550083	DX450204	DX450176	DX450232	DX450181	DX450002
Sample Weight [g]	---	---	1000	1000	500	500	1000	500	1000
pH [No unit]	24-Jan-25	10:19	6.45	7.34	6.91	5.53	6.91	6.94	6.84
Alkalinity [mg/L as CaCO3]	24-Jan-25	10:19	2	14	5	< 2	5	6	7
Conductivity [uS/cm]	24-Jan-25	10:19	39	42	9	37	12	10	11
Acidity [mg/L as CaCO3]	24-Jan-25	10:19	< 2	< 2	< 2	9	< 2	< 2	< 2
SO4 [mg/L]	29-Jan-25	15:45	11	4.6	0.5	15	1.8	0.2	< 0.2



Lisa Thompson
Project Specialist Assistant,
Environment, Health & Safety

OnLine LIMS

0004017392

Results relate only to the sample tested. Data reported represents the sample submitted to SGS. Reproduction of this analytical report in full or in part is prohibited without prior written approval. Please refer to SGS General Conditions of Services located at https://www.sgs.ca/en/terms-and-conditions (Printed copies are available upon request.)
Test method information available upon request. "Temperature Upon Receipt" is representative of the whole shipment and may not reflect the temperature of individual samples.
SGS Canada Inc. Environment-Health & Safety statement of conformity decision rule does not consider uncertainty when analytical results are compared to a specified standard or regulation.

SGS Canada Inc.
P.O. Box 4300 - 185 Concession St.
Lakefield - Ontario - KOL 2HO
Phone: 705-652-2000 FAX: 705-652-6365

13-February-2025

Great Bear Resources Ltd.
Attn : Ashley Moncrief

1020 - 800 West Pender St.
Vancouver, BC
V6C 2V6, Canada

Phone: 778-833-2160
Fax:

Date Rec. : 24 January 2025
LR Report: **CA10143-JAN25**
Reference: Wk#87

Copy: #1

CERTIFICATE OF ANALYSIS
Final Report

Analysis	3: Analysis Completed Date	4: Analysis Completed Time	5: HC-8 Wk#87	6: HC-9 Wk#87	7: HC-10 Wk#87	8: HC-11 Wk#87	9: HC-12 Wk#87	10: HC-13 Wk#87	11: HC-14 Wk#87
Sample Date & Time			24-Jan-25	24-Jan-25	24-Jan-25	24-Jan-25	24-Jan-25	24-Jan-25	24-Jan-25
HumCell Leachate Vol [mL]	27-Jan-25	10:39	978	997	890	983	964	1006	908
Sample Name	---	---	DX450108	DX450076	DX450186	DX450118	DX 550107	DX450159	DX450171
Sample Weight [g]	---	---	1000	1000	1000	1000	1000	1000	1000
pH [No unit]	27-Jan-25	13:08	6.96	5.55	6.81	6.94	6.70	6.92	6.41
Alkalinity [mg/L as CaCO3]	27-Jan-25	13:08	9	< 2	4	7	5	8	2
Conductivity [uS/cm]	27-Jan-25	13:08	26	30	10	16	20	25	29
Acidity [mg/L as CaCO3]	27-Jan-25	13:08	< 2	10	< 2	< 2	< 2	< 2	3
F [mg/L]	***	***	***	***	***	***	***	***	***
SO4 [mg/L]	27-Jan-25	13:39	3.2	13	1.0	1.4	4.2	4.0	10

Analysis	12: HC-15 Wk#87	13: HC-16 Wk#87	14: HC-17 Wk#87	15: HC-18 Wk#87	16: HC-19 Wk#87	17: HC-20 Wk#87	18: HC-21 Wk#87	19: HC-22 Wk#87	20: HC-23 Wk#87	21: HC-24 Wk#87
Sample Date & Time	24-Jan-25	24-Jan-25	24-Jan-25	24-Jan-25	24-Jan-25	24-Jan-25	24-Jan-25	24-Jan-25	24-Jan-25	24-Jan-25
HumCell Leachate Vol [mL]	665	979	979	908	891	916	956	421	926	935
Sample Name	DX450134	DX450185	DX450032	DX 550064	DX450008	DX 550056	DX450022	DX450077	DX450113	DX 550101
Sample Weight [g]	700	1000	1000	1000	1000	1000	1000	500	1000	1000
pH [No unit]	6.72	6.81	5.47	7.02	6.87	6.94	7.07	6.97	7.03	7.03
Alkalinity [mg/L as CaCO3]	8	8	< 2	6	4	7	10	7	8	7
Conductivity [uS/cm]	55	22	13	10	8	14	22	16	18	15
Acidity [mg/L as CaCO3]	2	< 2	5	< 2	< 2	< 2	< 2	< 2	< 2	< 2
F [mg/L]	***	***	***	***	***	***	***	***	***	***
SO4 [mg/L]	14	2.3	3.5	0.2	0.6	1.4	2.1	0.9	1.0	1.2

Analysis	22: HC-25 Wk#87	23: HC-26 Wk#87	24: HC-27 Wk#87
Sample Date & Time	24-Jan-25	24-Jan-25	24-Jan-25
HumCell Leachate Vol [mL]	907	756	920
Sample Name	DX450128	DX450021	DX450222
Sample Weight [g]	1000	750	1000
pH [No unit]	6.95	5.75	6.95
Alkalinity [mg/L as CaCO3]	10	< 2	4
Conductivity [uS/cm]	34	138	19

OnLine LIMS

0004017410

Results relate only to the sample tested. Data reported represents the sample submitted to SGS. Reproduction of this analytical report in full or in part is prohibited without prior written approval. Please refer to SGS General Conditions of Services located at https://www.sgs.ca/en/terms-and-conditions (Printed copies are available upon request.)
Test method information available upon request. "Temperature Upon Receipt" is representative of the whole shipment and may not reflect the temperature of individual samples.
SGS Canada Inc. Environment-Health & Safety statement of conformity decision rule does not consider uncertainty when analytical results are compared to a specified standard or regulation.

SGS Canada Inc.
P.O. Box 4300 - 185 Concession St.
Lakefield - Ontario - KOL 2HO
Phone: 705-652-2000 FAX: 705-652-6365

LR Report : **CA10143-JAN25**

Analysis	22: HC-25 Wk#87	23: HC-26 Wk#87	24: HC-27 Wk#87
Acidity [mg/L as CaCO3]	< 2	12	< 2
F [mg/L]	***	***	***
SO4 [mg/L]	5.1	59	4.2



Lisa Thompson
Project Specialist Assistant,
Environment, Health & Safety

OnLine LIMS

0004017410

Results relate only to the sample tested. Data reported represents the sample submitted to SGS. Reproduction of this analytical report in full or in part is prohibited without prior written approval. Please refer to SGS General Conditions of Services located at https://www.sgs.ca/en/terms-and-conditions (Printed copies are available upon request.)
Test method information available upon request. "Temperature Upon Receipt" is representative of the whole shipment and may not reflect the temperature of individual samples.
SGS Canada Inc. Environment-Health & Safety statement of conformity decision rule does not consider uncertainty when analytical results are compared to a specified standard or regulation.

SGS Canada Inc.
P.O. Box 4300 - 185 Concession St.
Lakefield - Ontario - KOL 2HO
Phone: 705-652-2000 FAX: 705-652-6365

13-February-2025

Great Bear Resources Ltd.
Attn : Ashley Moncrief

1020 - 800 West Pender St.
Vancouver, BC
V6C 2V6, Canada

Phone: 778-833-2160
Fax:

Date Rec. : 30 January 2025
LR Report: **CA10182-JAN25**
Reference: Wk#88

Copy: #1

CERTIFICATE OF ANALYSIS
Final Report

Analysis	3: Analysis Completed Date	4: Analysis Completed Time	5: HC-1 Wk#88	6: HC-2 Wk#88	7: HC-3 Wk#88	8: HC-4 Wk#88	9: HC-5 Wk#88	10: HC-6 Wk#88
Sample Date & Time			30-Jan-25	30-Jan-25	30-Jan-25	30-Jan-25	30-Jan-25	30-Jan-25
HumCell Leachate Vol [mL]	30-Jan-25	13:56	890	993	477	495	926	494
Sample Name	---	---	DX450052	DX 550083	DX450204	DX450176	DX450232	DX450181
Sample Weight [g]	---	---	1000	1000	500	500	1000	500
pH [No unit]	03-Feb-25	11:06	6.57	7.15	6.79	6.00	6.80	6.79
Alkalinity [mg/L as CaCO3]	31-Jan-25	11:56	4	15	4	< 2	4	5
Conductivity [uS/cm]	31-Jan-25	11:56	39	37	9	35	12	9
Acidity [mg/L as CaCO3]	31-Jan-25	11:56	< 2	< 2	< 2	9	< 2	< 2
SO4 [mg/L]	04-Feb-25	08:27	14	4.9	0.5	13	1.7	< 0.2
Hg [mg/L]	03-Feb-25	10:40	< 0.00001	< 0.00001	< 0.00001	< 0.00001	< 0.00001	< 0.00001
Ag [mg/L]	03-Feb-25	10:40	< 0.00005	< 0.00005	< 0.00005	< 0.00005	< 0.00005	< 0.00005
Al [mg/L]	03-Feb-25	10:40	0.002	0.071	0.032	0.013	0.036	0.023
As [mg/L]	03-Feb-25	10:40	< 0.0002	0.0164	0.0005	0.0002	0.0043	0.0004
Ba [mg/L]	03-Feb-25	10:40	0.00117	0.01762	0.00050	0.00212	0.00085	0.00038
Be [mg/L]	03-Feb-25	10:40	< 0.000007	< 0.000007	0.000007	0.000023	< 0.000007	0.000007
B [mg/L]	03-Feb-25	10:40	< 0.002	< 0.002	< 0.002	< 0.002	< 0.002	< 0.002
Bi [mg/L]	03-Feb-25	10:40	< 0.00001	0.00004	< 0.00001	< 0.00001	< 0.00001	< 0.00001
Ca [mg/L]	03-Feb-25	10:40	6.19	6.23	1.44	2.85	2.11	1.58
Cd [mg/L]	03-Feb-25	10:40	0.00207	0.000013	---	0.01111	0.000011	0.000008
Cd [mg/L]	10-Feb-25	09:39	---	---	< 0.000003	---	---	---
Co [mg/L]	03-Feb-25	10:40	0.000007	0.000014	0.000013	0.003075	< 0.000004	< 0.000004
Cr [mg/L]	03-Feb-25	10:40	< 0.00008	< 0.00008	< 0.00008	< 0.00008	< 0.00008	< 0.00008
Cu [mg/L]	03-Feb-25	10:42	< 0.001	< 0.001	< 0.001	0.006	< 0.001	< 0.001
Fe [mg/L]	03-Feb-25	10:42	< 0.007	< 0.007	< 0.007	0.064	< 0.007	< 0.007
K [mg/L]	03-Feb-25	10:42	0.300	1.49	0.514	0.471	0.542	0.280
Mg [mg/L]	03-Feb-25	10:42	0.042	0.120	0.065	0.549	0.041	0.049
Mn [mg/L]	03-Feb-25	10:42	0.01881	0.02361	0.00286	0.05664	0.00841	0.00285
Mo [mg/L]	03-Feb-25	10:42	< 0.0004	< 0.0004	< 0.0004	< 0.0004	< 0.0004	< 0.0004
Na [mg/L]	03-Feb-25	10:42	0.07	0.07	0.04	0.06	0.06	0.05
Ni [mg/L]	03-Feb-25	10:42	< 0.0001	< 0.0001	< 0.0001	0.0224	< 0.0001	< 0.0001
P [mg/L]	03-Feb-25	10:42	< 0.003	< 0.003	< 0.003	< 0.003	< 0.003	< 0.003
Pb [mg/L]	03-Feb-25	10:41	0.02200	0.00023	< 0.00009	0.530	0.00015	< 0.00009
S [mg/L]	03-Feb-25	10:41	< 5	< 5	< 5	< 5	< 5	< 5
Sb [mg/L]	03-Feb-25	10:41	< 0.0009	< 0.0009	< 0.0009	< 0.0009	< 0.0009	< 0.0009
Se [mg/L]	03-Feb-25	10:41	0.00026	0.00208	< 0.00004	0.00112	< 0.00004	< 0.00004
Si [mg/L]	03-Feb-25	10:41	0.11	0.25	0.16	0.24	0.20	0.18

OnLine LIMS

0004017458

Results relate only to the sample tested. Data reported represents the sample submitted to SGS. Reproduction of this analytical report in full or in part is prohibited without prior written approval. Please refer to SGS General Conditions of Services located at https://www.sgs.ca/en/terms-and-conditions (Printed copies are available upon request.)
Test method information available upon request. "Temperature Upon Receipt" is representative of the whole shipment and may not reflect the temperature of individual samples.
SGS Canada Inc. Environment-Health & Safety statement of conformity decision rule does not consider uncertainty when analytical results are compared to a specified standard or regulation.

SGS Canada Inc.
P.O. Box 4300 - 185 Concession St.
Lakefield - Ontario - KOL 2HO
Phone: 705-652-2000 FAX: 705-652-6365

LR Report : **CA10182-JAN25**

Analysis	3: Analysis Completed Date	4: Analysis Completed Time	5: HC-1 Wk#88	6: HC-2 Wk#88	7: HC-3 Wk#88	8: HC-4 Wk#88	9: HC-5 Wk#88	10: HC-6 Wk#88
Sn [mg/L]	03-Feb-25	10:41	0.00007	0.00008	0.00009	0.00011	0.00008	0.00009
Sr [mg/L]	03-Feb-25	10:41	0.00569	0.02324	0.00257	0.00386	0.00307	0.00269
Ti [mg/L]	03-Feb-25	10:41	< 0.0001	< 0.0001	< 0.0001	< 0.0001	< 0.0001	< 0.0001
Th [mg/L]	03-Feb-25	10:41	< 0.0001	< 0.0001	< 0.0001	< 0.0001	< 0.0001	< 0.0001
Tl [mg/L]	03-Feb-25	10:41	0.000009	0.000024	0.000006	0.000025	0.000007	0.000008
U [mg/L]	03-Feb-25	10:41	0.000007	0.000227	0.000214	0.000101	0.000273	0.000088
V [mg/L]	03-Feb-25	10:41	< 0.00001	0.00027	0.00015	< 0.00001	0.00036	0.00024
W [mg/L]	03-Feb-25	10:41	< 0.0002	< 0.0002	< 0.0002	< 0.0002	< 0.0002	0.00031
Zr [mg/L]	03-Feb-25	10:41	< 0.002	< 0.002	< 0.002	< 0.002	< 0.002	< 0.002
Zn [mg/L]	04-Feb-25	12:05	0.082	< 0.002	< 0.002	2.08	< 0.002	< 0.002

Analysis	11: HC-7 Wk#88
Sample Date & Time	30-Jan-25
HumCell Leachate Vol [mL]	950
Sample Name	DX450002
Sample Weight [g]	1000
pH [No unit]	6.90
Alkalinity [mg/L as CaCO3]	7
Conductivity [uS/cm]	11
Acidity [mg/L as CaCO3]	< 2
SO4 [mg/L]	0.3
Hg [mg/L]	< 0.00001
Ag [mg/L]	< 0.00005
Al [mg/L]	0.030
As [mg/L]	0.0053
Ba [mg/L]	0.00056
Be [mg/L]	< 0.000007
B [mg/L]	< 0.002
Bi [mg/L]	< 0.00001
Ca [mg/L]	2.03
Cd [mg/L]	0.000008
Cd [mg/L]	---
Co [mg/L]	< 0.000004
Cr [mg/L]	< 0.00008
Cu [mg/L]	< 0.001
Fe [mg/L]	< 0.007
K [mg/L]	0.439
Mg [mg/L]	0.069
Mn [mg/L]	0.00559
Mo [mg/L]	< 0.0004
Na [mg/L]	0.05
Ni [mg/L]	< 0.0001
P [mg/L]	< 0.003
Pb [mg/L]	< 0.00009
S [mg/L]	< 5
Sb [mg/L]	< 0.0009
Se [mg/L]	< 0.00004
Si [mg/L]	0.19
Sn [mg/L]	0.00007
Sr [mg/L]	0.00377
Ti [mg/L]	0.00012
Th [mg/L]	< 0.0001

OnLine LIMS

Results relate only to the sample tested. Data reported represents the sample submitted to SGS. Reproduction of this analytical report in full or in part is prohibited without prior written approval. Please refer to SGS General Conditions of Services located at https://www.sgs.ca/en/terms-and-conditions (Printed copies are available upon request.)
Test method information available upon request. "Temperature Upon Receipt" is representative of the whole shipment and may not reflect the temperature of individual samples.
SGS Canada Inc. Environment-Health & Safety statement of conformity decision rule does not consider uncertainty when analytical results are compared to a specified standard or regulation.

SGS Canada Inc.
P.O. Box 4300 - 185 Concession St.
Lakefield - Ontario - KOL 2HO
Phone: 705-652-2000 FAX: 705-652-6365

LR Report : **CA10182-JAN25**

Analysis	11: HC-7 Wk#88
Tl [mg/L]	0.000005
U [mg/L]	0.000287
V [mg/L]	0.00016
W [mg/L]	< 0.0002
Zr [mg/L]	< 0.002
Zn [mg/L]	< 0.002



Lisa Thompson
Project Specialist Assistant,
Environment, Health & Safety

OnLine LIMS

0004017458

Results relate only to the sample tested. Data reported represents the sample submitted to SGS. Reproduction of this analytical report in full or in part is prohibited without prior written approval. Please refer to SGS General Conditions of Services located at https://www.sgs.ca/en/terms-and-conditions (Printed copies are available upon request.)
Test method information available upon request. "Temperature Upon Receipt" is representative of the whole shipment and may not reflect the temperature of individual samples.
SGS Canada Inc. Environment-Health & Safety statement of conformity decision rule does not consider uncertainty when analytical results are compared to a specified standard or regulation.

SGS Canada Inc.
P.O. Box 4300 - 185 Concession St.
Lakefield - Ontario - KOL 2HO
Phone: 705-652-2000 FAX: 705-652-6365

Great Bear - 7 Long

LR Report : **CA10182-JAN25**

Quality Control Report

Inorganic Analysis													
Parameter	Reporting Limit	Unit	Method Blank	Duplicate				LCS / Spike Blank			Matrix Spike / Reference Material		
				Result 1	Result 2	RPD	Acceptance Criteria	Spike Recovery (%)	Recovery Limits (%)		Spike Recovery (%)	Recovery Limits (%)	
							%		Low	High		Low	High
Acidity - QCBatchID: EWL0517-JAN25													
Acidity	2	mg/L as Ca	2			ND	20	104	90	110	NA		
Alkalinity - QCBatchID: EWL0517-JAN25													
Alkalinity	2	mg/L as Ca	< 2			0	20	106	80	120	NA		
Anions by IC - QCBatchID: DIO0599-JAN25													
Sulphate	0.2	mg/L	<0.2			12	20	99	90	110	NV	75	125
Conductivity - QCBatchID: EWL0517-JAN25													
Conductivity	2	uS/cm	< 2			0	20	97	90	110	NA		
Inorganics-General - QCBatchID: EHG0054-JAN25													
Mercury	0.00001	mg/L	< 0.00001			ND	20	84	80	120	124	70	130
Metals in aqueous samples - ICP-MS - QCBatchID: EMS0024-FEB25													
Cadmium	0.000003	mg/L	<0.000003			5	20	98	90	110	100	70	130
Metals in aqueous samples - ICP-MS - QCBatchID: EMS0063-FEB25													
Cadmium	0.000003	mg/L	<0.000003			ND	20	101	90	110	113	70	130
Metals in aqueous samples - ICP-MS - QCBatchID: EMS0290-JAN25													
Aluminum	0.001	mg/L	<0.001			1	20	96	90	110	NV	70	130
Antimony	0.0009	mg/L	<0.0009			ND	20	109	90	110	80	70	130
Arsenic	0.0002	mg/L	<0.0002			6	20	106	90	110	98	70	130
Barium	0.00008	mg/L	<0.00008			2	20	91	90	110	91	70	130
Beryllium	0.000007	mg/L	<0.000007			ND	20	103	90	110	101	70	130
Bismuth	0.00001	mg/L	<0.00001			ND	20	98	90	110	111	70	130
Boron	0.002	mg/L	<0.002			0	20	105	90	110	93	70	130
Cadmium	0.000003	mg/L	<0.000003			3	20	96	90	110	100	70	130
Calcium	0.01	mg/L	<0.01			0	20	101	90	110	74	70	130
Chromium	0.00008	mg/L	<0.00008			ND	20	91	90	110	104	70	130
Cobalt	0.000004	mg/L	<0.000004			8	20	92	90	110	97	70	130
Copper	0.001	mg/L	<0.001			ND	20	96	90	110	98	70	130
Iron	0.007	mg/L	<0.007			18	20	100	90	110	91	70	130
Lead	0.00009	mg/L	<0.00009			1	20	96	90	110	89	70	130
Magnesium	0.001	mg/L	<0.001			1	20	104	90	110	100	70	130
Manganese	0.00001	mg/L	<0.00001			2	20	100	90	110	71	70	130
Molybdenum	0.0004	mg/L	<0.0004			ND	20	102	90	110	78	70	130
Nickel	0.0001	mg/L	<0.0001			11	20	100	90	110	100	70	130
Phosphorus	0.003	mg/L	<0.003			ND	20	110	90	110	NV	70	130
Potassium	0.003	mg/L	<0.009			2	20	105	90	110	85	70	130
Selenium	0.00004	mg/L	<0.00004			3	20	105	90	110	102	70	130

OnLine LIMS

0004017458

Results relate only to the sample tested. Data reported represents the sample submitted to SGS. Reproduction of this analytical report in full or in part is prohibited without prior written approval. Please refer to SGS General Conditions of Services located at https://www.sgs.ca/en/terms-and-conditions (Printed copies are available upon request.)
Test method information available upon request. "Temperature Upon Receipt" is representative of the whole shipment and may not reflect the temperature of individual samples.
SGS Canada Inc. Environment-Health & Safety statement of conformity decision rule does not consider uncertainty when analytical results are compared to a specified standard or regulation.

SGS Canada Inc.
P.O. Box 4300 - 185 Concession St.
Lakefield - Ontario - KOL 2HO
Phone: 705-652-2000 FAX: 705-652-6365

Great Bear - 7 Long

LR Report : **CA10182-JAN25**

Inorganic Analysis														
Parameter	Reporting Limit	Unit	Method Blank	Duplicate				LCS / Spike Blank			Matrix Spike / Reference Material			
				Result 1	Result 2	RPD	Acceptance Criteria	Spike Recovery (%)	Recovery Limits (%)		Spike Recovery (%)	Recovery Limits (%)		
							%		Low	High		Low	High	
Silicon	0.02	mg/L	<0.02			1	20	102	90	110	NV	70	130	
Silver	0.00005	mg/L	<0.00005			ND	20	100	90	110	70	70	130	
Sodium	0.01	mg/L	<0.01			1	20	100	90	110	99	70	130	
Strontium	0.00008	mg/L	<0.00008			1	20	95	90	110	102	70	130	
Sulfur	5	mg/L	<5			2	20	108	90	110	NV	70	130	
Thallium	0.000005	mg/L	<0.000005			ND	20	90	90	110	93	70	130	
Thorium	0.0001	mg/L	<0.0001			ND	20	99	90	110	NV	70	130	
Tin	0.00006	mg/L	<0.00006			11	20	102	90	110	NV	70	130	
Titanium	0.0001	mg/L	<0.0001			ND	20	104	90	110	NV	70	130	
Tungsten	0.0002	mg/L	<0.0002			ND	20	105	90	110	NV	70	130	
Uranium	0.000002	mg/L	<0.000002			1	20	94	90	110	86	70	130	
Vanadium	0.00001	mg/L	<0.00001			2	20	94	90	110	93	70	130	
Zinc	0.002	mg/L	<0.002			0	20	101	90	110	116	70	130	
Zirconium	0.002	mg/L	<0.002			ND	20	98	90	110	NV	70	130	
pH - QCBatchID: EWL0517-JAN25														
pH	0.05	No unit	NA			0		100			NA			

OnLine LIMS

0004017458

Results relate only to the sample tested. Data reported represents the sample submitted to SGS. Reproduction of this analytical report in full or in part is prohibited without prior written approval. Please refer to SGS General Conditions of Services located at https://www.sgs.ca/en/terms-and-conditions (Printed copies are available upon request.)
Test method information available upon request. "Temperature Upon Receipt" is representative of the whole shipment and may not reflect the temperature of individual samples.
SGS Canada Inc. Environment-Health & Safety statement of conformity decision rule does not consider uncertainty when analytical results are compared to a specified standard or regulation.

SGS Canada Inc.
P.O. Box 4300 - 185 Concession St.
Lakefield - Ontario - KOL 2HO
Phone: 705-652-2000 FAX: 705-652-6365

13-February-2025

Great Bear Resources Ltd.
Attn : Ashley Moncrief

1020 - 800 West Pender St.
Vancouver, BC
V6C 2V6, Canada

Phone: 778-833-2160
Fax:

Date Rec. : 31 January 2025
LR Report: **CA10187-JAN25**
Reference: Wk#88

Copy: #1

CERTIFICATE OF ANALYSIS
Final Report

Analysis	3: Analysis Completed Date	4: Analysis Completed Time	5: HC-8 Wk#88	6: HC-9 Wk#88	7: HC-10 Wk#88	8: HC-11 Wk#88	9: HC-12 Wk#88	10: HC-13 Wk#88	11: HC-14 Wk#88
Sample Date & Time			31-Jan-25	31-Jan-25	31-Jan-25	31-Jan-25	31-Jan-25	31-Jan-25	31-Jan-25
HumCell Leachate Vol [mL]	03-Feb-25	14:48	925	1008	908	933	1016	1001	909
Sample Name	---	---	DX450108	DX450076	DX450186	DX450118	DX 550107	DX450159	DX450171
Sample Weight [g]	---	---	1000	1000	1000	1000	1000	1000	1000
pH [No unit]	04-Feb-25	09:55	7.11	5.42	7.01	7.01	6.97	7.02	6.51
Alkalinity [mg/L as CaCO3]	03-Feb-25	11:58	10	< 2	6	5	7	9	2
Conductivity [uS/cm]	04-Feb-25	09:55	24	32	12	12	25	26	32
Acidity [mg/L as CaCO3]	04-Feb-25	09:55	< 2	11	< 2	< 2	< 2	< 2	< 2
SO4 [mg/L]	04-Feb-25	08:46	3.1	15	0.7	1.2	4.0	3.8	11
Cl [mg/L]	04-Feb-25	08:32	---	---	---	---	---	---	---
Hg [mg/L]	06-Feb-25	11:07	< 0.00001	< 0.00001	< 0.00001	< 0.00001	< 0.00001	< 0.00001	< 0.00001
Ag [mg/L]	06-Feb-25	11:08	< 0.00005	< 0.00005	< 0.00005	< 0.00005	< 0.00005	< 0.00005	< 0.00005
Al [mg/L]	06-Feb-25	11:08	0.068	0.004	0.035	0.055	0.037	0.063	0.007
As [mg/L]	06-Feb-25	11:08	0.0008	< 0.0002	< 0.0002	0.0002	0.0013	0.0022	0.0009
Ba [mg/L]	06-Feb-25	11:08	0.00171	0.0102	0.00060	0.00057	0.00181	0.00075	0.00385
Be [mg/L]	06-Feb-25	11:08	< 0.000007	0.000008	< 0.000007	< 0.000007	< 0.000007	< 0.000007	< 0.000007
B [mg/L]	06-Feb-25	11:08	< 0.002	< 0.002	< 0.002	< 0.002	< 0.002	< 0.002	< 0.002
Bi [mg/L]	06-Feb-25	11:08	< 0.00001	< 0.00001	< 0.00001	< 0.00001	< 0.00001	< 0.00001	< 0.00001
Ca [mg/L]	06-Feb-25	11:08	3.78	1.11	2.15	2.15	4.46	4.47	4.49
Cd [mg/L]	06-Feb-25	11:08	0.000011	0.0278	0.000009	0.000003	0.000013	0.000050	< 0.000003
Co [mg/L]	06-Feb-25	11:08	0.000008	0.000722	< 0.000004	0.000008	0.000005	0.000007	0.000318
Cr [mg/L]	06-Feb-25	11:09	< 0.00008	< 0.00008	< 0.00008	< 0.00008	< 0.00008	< 0.00008	< 0.00008
Cu [mg/L]	06-Feb-25	11:09	< 0.001	0.004	< 0.001	< 0.001	< 0.001	< 0.001	< 0.001
Fe [mg/L]	06-Feb-25	11:09	< 0.007	0.057	< 0.007	< 0.007	< 0.007	< 0.007	0.013
K [mg/L]	06-Feb-25	11:09	0.650	1.02	0.262	0.157	0.383	0.426	1.02
Mg [mg/L]	06-Feb-25	11:09	0.227	0.121	0.026	0.034	0.038	0.049	0.194
Mn [mg/L]	06-Feb-25	11:09	0.0164	0.0711	0.0121	0.0125	0.0352	0.0216	0.0130
Mo [mg/L]	06-Feb-25	11:09	0.0004	< 0.0004	< 0.0004	< 0.0004	< 0.0004	< 0.0004	< 0.0004
Na [mg/L]	06-Feb-25	11:09	0.06	0.05	0.05	0.05	0.05	0.04	0.08
Ni [mg/L]	06-Feb-25	11:09	< 0.0001	0.0221	< 0.0001	< 0.0001	< 0.0001	< 0.0001	0.0021
P [mg/L]	06-Feb-25	11:10	< 0.003	< 0.003	< 0.003	< 0.003	< 0.003	< 0.003	< 0.003
Pb [mg/L]	06-Feb-25	11:10	0.00013	0.305	< 0.00009	0.00009	< 0.00009	< 0.00009	< 0.00009
S [mg/L]	06-Feb-25	11:10	< 5	< 5	< 5	< 5	< 5	< 5	< 5
Sb [mg/L]	06-Feb-25	11:10	< 0.0009	< 0.0009	< 0.0009	< 0.0009	< 0.0009	< 0.0009	< 0.0009
Se [mg/L]	06-Feb-25	11:10	0.00009	0.00105	0.00014	< 0.00004	0.00007	< 0.00004	0.00029
Si [mg/L]	06-Feb-25	11:12	0.22	0.38	0.15	0.17	0.33	0.24	0.21

OnLine LIMS

0004017482

Results relate only to the sample tested. Data reported represents the sample submitted to SGS. Reproduction of this analytical report in full or in part is prohibited without prior written approval. Please refer to SGS General Conditions of Services located at https://www.sgs.ca/en/terms-and-conditions (Printed copies are available upon request.)
Test method information available upon request. "Temperature Upon Receipt" is representative of the whole shipment and may not reflect the temperature of individual samples.
SGS Canada Inc. Environment-Health & Safety statement of conformity decision rule does not consider uncertainty when analytical results are compared to a specified standard or regulation.

SGS Canada Inc.
P.O. Box 4300 - 185 Concession St.
Lakefield - Ontario - KOL 2HO
Phone: 705-652-2000 FAX: 705-652-6365

LR Report : **CA10187-JAN25**

Analysis	3: Analysis Completed Date	4: Analysis Completed Time	5: HC-8 Wk#88	6: HC-9 Wk#88	7: HC-10 Wk#88	8: HC-11 Wk#88	9: HC-12 Wk#88	10: HC-13 Wk#88	11: HC-14 Wk#88
Sn [mg/L]	06-Feb-25	11:12	< 0.00006	< 0.00006	0.00012	< 0.00006	< 0.00006	< 0.00006	< 0.00006
Sr [mg/L]	06-Feb-25	11:12	0.00681	0.00411	0.00381	0.00416	0.00491	0.00379	0.00858
Ti [mg/L]	06-Feb-25	11:12	< 0.0001	< 0.0001	< 0.0001	0.00014	< 0.0001	< 0.0001	< 0.0001
Th [mg/L]	06-Feb-25	11:12	< 0.0001	< 0.0001	< 0.0001	< 0.0001	< 0.0001	< 0.0001	< 0.0001
Tl [mg/L]	06-Feb-25	11:12	< 0.000005	0.000055	< 0.000005	< 0.000005	0.000005	0.000010	< 0.000005
U [mg/L]	06-Feb-25	11:12	0.000217	0.000234	0.000182	0.000073	0.000276	0.000199	0.000049
V [mg/L]	06-Feb-25	11:13	0.00013	< 0.00001	0.00002	0.00004	0.00012	0.00004	0.00010
W [mg/L]	06-Feb-25	11:13	< 0.0002	< 0.0002	< 0.0002	< 0.0002	< 0.0002	< 0.0002	< 0.0002
Zr [mg/L]	06-Feb-25	11:13	< 0.002	< 0.002	< 0.002	< 0.002	< 0.002	< 0.002	< 0.002
Zn [mg/L]	06-Feb-25	11:13	< 0.002	5.61	< 0.002	< 0.002	< 0.002	0.008	< 0.002

Analysis	12: HC-15 Wk#88	13: HC-16 Wk#88	14: HC-17 Wk#88	15: HC-18 Wk#88	16: HC-19 Wk#88	17: HC-20 Wk#88	18: HC-21 Wk#88	19: HC-22 Wk#88	20: HC-23 Wk#88
Sample Date & Time	31-Jan-25	31-Jan-25	31-Jan-25	31-Jan-25	31-Jan-25	31-Jan-25	31-Jan-25	31-Jan-25	31-Jan-25
HumCell Leachate Vol [mL]	647	988	990	906	885	922	884	439	991
Sample Name	DX450134	DX450185	DX450032	DX 550064	DX450008	DX 550056	DX450022	DX450077	DX450113
Sample Weight [g]	700	1000	1000	1000	1000	1000	1000	500	1000
pH [No unit]	7.03	7.04	5.37	7.13	6.97	7.05	7.26	7.11	7.24
Alkalinity [mg/L as CaCO3]	9	7	< 2	7	4	7	9	7	11
Conductivity [uS/cm]	71	22	14	12	8	16	21	16	21
Acidity [mg/L as CaCO3]	3	< 2	6	< 2	< 2	< 2	< 2	< 2	< 2
SO4 [mg/L]	21	2.3	4.5	< 0.2	0.4	1.2	1.9	0.6	1.0
Cl [mg/L]	< 0.2	---	---	---	---	---	---	---	---
Hg [mg/L]	< 0.00001	< 0.00001	< 0.00001	< 0.00001	< 0.00001	< 0.00001	< 0.00001	< 0.00001	< 0.00001
Ag [mg/L]	< 0.00005	< 0.00005	< 0.00005	< 0.00005	< 0.00005	< 0.00005	< 0.00005	< 0.00005	< 0.00005
Al [mg/L]	0.004	0.080	0.019	0.045	0.039	0.034	0.073	0.034	0.047
As [mg/L]	0.0744	0.0054	0.0007	0.0057	0.0002	0.0007	0.0071	0.0007	0.0033
Ba [mg/L]	0.00152	0.00160	0.00170	0.00020	0.00033	0.00177	0.00018	0.00750	0.00565
Be [mg/L]	< 0.000007	< 0.000007	< 0.000007	< 0.000007	< 0.000007	< 0.000007	< 0.000007	< 0.000007	< 0.000007
B [mg/L]	< 0.002	< 0.002	< 0.002	< 0.002	< 0.002	< 0.002	< 0.002	< 0.002	< 0.002
Bi [mg/L]	< 0.00001	< 0.00001	< 0.00001	0.00001	< 0.00001	< 0.00001	< 0.00001	< 0.00001	< 0.00001
Ca [mg/L]	11.7	2.99	1.35	2.33	1.41	2.97	4.12	2.19	4.14
Cd [mg/L]	0.000009	< 0.000003	0.000080	0.000009	< 0.000003	< 0.000003	< 0.000003	< 0.000003	< 0.000003
Co [mg/L]	0.000794	0.000029	0.00677	0.000085	< 0.000004	0.000017	0.000074	0.000012	0.000014
Cr [mg/L]	< 0.00008	< 0.00008	< 0.00008	< 0.00008	< 0.00008	< 0.00008	< 0.00008	< 0.00008	< 0.00008
Cu [mg/L]	0.004	< 0.001	0.003	0.001	< 0.001	< 0.001	< 0.001	0.003	< 0.001
Fe [mg/L]	< 0.007	< 0.007	0.190	< 0.007	< 0.007	< 0.007	< 0.007	< 0.007	< 0.007
K [mg/L]	0.471	1.21	0.338	0.202	0.207	0.237	0.005	1.35	0.171
Mg [mg/L]	0.302	0.037	0.138	0.036	0.021	0.155	0.092	0.092	0.114
Mn [mg/L]	0.0204	0.00835	0.0268	0.00293	0.00373	0.0161	0.0181	0.0112	0.0221
Mo [mg/L]	< 0.0004	< 0.0004	< 0.0004	< 0.0004	< 0.0004	< 0.0004	< 0.0004	< 0.0004	< 0.0004
Na [mg/L]	0.07	0.05	0.09	0.08	0.04	0.04	0.03	0.04	0.02
Ni [mg/L]	0.0629	< 0.0001	0.0118	0.0007	< 0.0001	< 0.0001	< 0.0001	< 0.0001	< 0.0001
P [mg/L]	< 0.003	< 0.003	< 0.003	< 0.003	< 0.003	< 0.003	< 0.003	< 0.003	< 0.003
Pb [mg/L]	< 0.00009	< 0.00009	< 0.00009	0.00010	< 0.00009	< 0.00009	< 0.00009	< 0.00009	< 0.00009
S [mg/L]	9	< 5	< 5	< 5	< 5	< 5	< 5	< 5	< 5
Sb [mg/L]	0.0012	< 0.0009	< 0.0009	< 0.0009	< 0.0009	< 0.0009	< 0.0009	< 0.0009	< 0.0009
Se [mg/L]	0.00031	< 0.00004	< 0.00004	< 0.00004	< 0.00004	0.00005	< 0.00004	< 0.00004	< 0.00004
Si [mg/L]	0.16	0.23	0.51	0.22	0.18	0.19	0.13	0.15	0.18
Sn [mg/L]	< 0.00006	< 0.00006	0.00010	< 0.00006	0.00012	0.00008	0.00006	0.00009	0.00007
Sr [mg/L]	0.0127	0.00360	0.0124	0.00270	0.00233	0.00569	0.00215	0.00326	0.0130
Ti [mg/L]	< 0.0001	< 0.0001	< 0.0001	< 0.0001	< 0.0001	< 0.0001	< 0.0001	< 0.0001	< 0.0001
Th [mg/L]	< 0.0001	< 0.0001	< 0.0001	< 0.0001	< 0.0001	< 0.0001	< 0.0001	< 0.0001	< 0.0001

OnLine LIMS

0004017482

Results relate only to the sample tested. Data reported represents the sample submitted to SGS. Reproduction of this analytical report in full or in part is prohibited without prior written approval. Please refer to SGS General Conditions of Services located at https://www.sgs.ca/en/terms-and-conditions (Printed copies are available upon request.)
Test method information available upon request. "Temperature Upon Receipt" is representative of the whole shipment and may not reflect the temperature of individual samples.
SGS Canada Inc. Environment-Health & Safety statement of conformity decision rule does not consider uncertainty when analytical results are compared to a specified standard or regulation.

SGS Canada Inc.
P.O. Box 4300 - 185 Concession St.
Lakefield - Ontario - KOL 2HO
Phone: 705-652-2000 FAX: 705-652-6365

LR Report : **CA10187-JAN25**

Analysis	12: HC-15 Wk#88	13: HC-16 Wk#88	14: HC-17 Wk#88	15: HC-18 Wk#88	16: HC-19 Wk#88	17: HC-20 Wk#88	18: HC-21 Wk#88	19: HC-22 Wk#88	20: HC-23 Wk#88
Tl [mg/L]	0.000007	0.000005	0.000005	< 0.000005	< 0.000005	< 0.000005	< 0.000005	< 0.000005	< 0.000005
U [mg/L]	0.000042	0.000434	0.000752	0.000205	0.000040	0.000006	0.000008	0.000012	0.000027
V [mg/L]	0.00004	0.00017	< 0.00001	0.00010	0.00004	0.00063	0.00030	0.00051	0.00013
W [mg/L]	< 0.0002	< 0.0002	< 0.0002	< 0.0002	< 0.0002	< 0.0002	< 0.0002	< 0.0002	< 0.0002
Zr [mg/L]	< 0.002	< 0.002	< 0.002	< 0.002	< 0.002	< 0.002	< 0.002	< 0.002	< 0.002
Zn [mg/L]	< 0.002	< 0.002	0.013	0.002	< 0.002	< 0.002	< 0.002	< 0.002	< 0.002

Analysis	21: HC-24 Wk#88	22: HC-25 Wk#88	23: HC-26 Wk#88	24: HC-27 Wk#88
Sample Date & Time	31-Jan-25	31-Jan-25	31-Jan-25	31-Jan-25
HumCell Leachate Vol [mL]	940	910	728	932
Sample Name	DX 550101	DX450128	DX450021	DX450222
Sample Weight [g]	1000	1000	750	1000
pH [No unit]	7.22	7.02	4.66	6.82
Alkalinity [mg/L as CaCO3]	8	10	< 2	4
Conductivity [uS/cm]	17	34	156	15
Acidity [mg/L as CaCO3]	< 2	< 2	32	< 2
SO4 [mg/L]	0.8	4.3	65	2.6
Cl [mg/L]	---	---	< 0.2	---
Hg [mg/L]	< 0.00001	0.00001	< 0.00001	< 0.00001
Ag [mg/L]	< 0.00005	< 0.00005	< 0.00005	< 0.00005
Al [mg/L]	0.051	0.055	0.010	0.036
As [mg/L]	0.0019	0.0007	0.0007	0.0020
Ba [mg/L]	0.00061	0.00136	0.0111	0.00043
Be [mg/L]	< 0.000007	< 0.000007	< 0.000007	< 0.000007
B [mg/L]	< 0.002	< 0.002	0.002	< 0.002
Bi [mg/L]	< 0.00001	< 0.00001	< 0.00001	< 0.00001
Ca [mg/L]	3.09	6.06	20.2	2.45
Cd [mg/L]	< 0.000003	0.000004	0.000324	< 0.000003
Co [mg/L]	0.000016	0.000059	0.00513	< 0.000004
Cr [mg/L]	< 0.00008	< 0.00008	< 0.00008	< 0.00008
Cu [mg/L]	< 0.001	< 0.001	< 0.001	< 0.001
Fe [mg/L]	< 0.007	< 0.007	4.15	< 0.007
K [mg/L]	0.079	0.377	3.97	0.439
Mg [mg/L]	0.102	0.088	1.15	0.037
Mn [mg/L]	0.0120	0.0123	0.287	0.00678
Mo [mg/L]	< 0.0004	< 0.0004	< 0.0004	< 0.0004
Na [mg/L]	0.02	0.04	0.14	0.04
Ni [mg/L]	< 0.0001	< 0.0001	0.0369	< 0.0001
P [mg/L]	< 0.003	< 0.003	< 0.003	< 0.003
Pb [mg/L]	< 0.00009	< 0.00009	0.00010	< 0.00009
S [mg/L]	< 5	< 5	26	< 5
Sb [mg/L]	< 0.0009	< 0.0009	< 0.0009	< 0.0009
Se [mg/L]	< 0.00004	0.00005	0.00027	< 0.00004
Si [mg/L]	0.16	0.16	0.30	0.18
Sn [mg/L]	0.00009	0.00007	0.00016	0.00007
Sr [mg/L]	0.00259	0.00342	0.0104	0.00314
Ti [mg/L]	< 0.0001	< 0.0001	< 0.0001	< 0.0001
Th [mg/L]	< 0.0001	< 0.0001	< 0.0001	< 0.0001
Tl [mg/L]	< 0.000005	< 0.000005	< 0.000005	< 0.000005
U [mg/L]	0.000010	0.000024	0.000015	0.000091
V [mg/L]	0.00035	0.00024	< 0.00001	0.00013
W [mg/L]	< 0.0002	0.00030	< 0.0002	< 0.0002

OnLine LIMS

Results relate only to the sample tested. Data reported represents the sample submitted to SGS. Reproduction of this analytical report in full or in part is prohibited without prior written approval. Please refer to SGS General Conditions of Services located at https://www.sgs.ca/en/terms-and-conditions (Printed copies are available upon request.)
Test method information available upon request. "Temperature Upon Receipt" is representative of the whole shipment and may not reflect the temperature of individual samples.
SGS Canada Inc. Environment-Health & Safety statement of conformity decision rule does not consider uncertainty when analytical results are compared to a specified standard or regulation.

0004017482

SGS Canada Inc.
P.O. Box 4300 - 185 Concession St.
Lakefield - Ontario - KOL 2HO
Phone: 705-652-2000 FAX: 705-652-6365

LR Report : **CA10187-JAN25**

Analysis	21: HC-24 Wk#88	22: HC-25 Wk#88	23: HC-26 Wk#88	24: HC-27 Wk#88
Zr [mg/L]	< 0.002	< 0.002	< 0.002	< 0.002
Zn [mg/L]	< 0.002	< 0.002	0.008	< 0.002



Lisa Thompson
Project Specialist Assistant,
Environment, Health & Safety

OnLine LIMS

0004017482

Results relate only to the sample tested. Data reported represents the sample submitted to SGS. Reproduction of this analytical report in full or in part is prohibited without prior written approval. Please refer to SGS General Conditions of Services located at https://www.sgs.ca/en/terms-and-conditions (Printed copies are available upon request.)
Test method information available upon request. "Temperature Upon Receipt" is representative of the whole shipment and may not reflect the temperature of individual samples.
SGS Canada Inc. Environment-Health & Safety statement of conformity decision rule does not consider uncertainty when analytical results are compared to a specified standard or regulation.

SGS Canada Inc.
P.O. Box 4300 - 185 Concession St.
Lakefield - Ontario - KOL 2HO
Phone: 705-652-2000 FAX: 705-652-6365

Great Bear - 20 Long

LR Report : **CA10187-JAN25**

Quality Control Report

Inorganic Analysis														
Parameter	Reporting Limit	Unit	Method Blank	Duplicate				LCS / Spike Blank			Matrix Spike / Reference Material			
				Result 1	Result 2	RPD	Acceptance Criteria	Spike Recovery (%)	Recovery Limits (%)		Spike Recovery (%)	Recovery Limits (%)		
							%		Low	High		Low	High	
Acidity - QCBatchID: EWL0537-JAN25														
Acidity	2	mg/L as Ca	2			ND	20	102	90	110	NA			
Alkalinity - QCBatchID: EWL0537-JAN25														
Alkalinity	2	mg/L as Ca	< 2			ND	20	106	80	120	NA			
Anions by IC - QCBatchID: DIO0019-FEB25														
Chloride	0.2	mg/L	<0.2			1	20	101	90	110	NV	75	125	
Sulphate	0.2	mg/L	<0.2			ND	20	98	90	110	96	75	125	
Anions by IC - QCBatchID: DIO0601-JAN25														
Sulphate	0.2	mg/L	<0.2			1	20	95	90	110	87	75	125	
Conductivity - QCBatchID: EWL0537-JAN25														
Conductivity	2	uS/cm	< 2			0	20	99	90	110	NA			
Inorganics-General - QCBatchID: EHG0057-JAN25														
Mercury	0.00001	mg/L	< 0.00001			ND	20	107	80	120	106	70	130	
Metals in aqueous samples - ICP-MS - QCBatchID: EMS0036-FEB25														
Phosphorus	0.003	mg/L	<0.003			ND	20	101	90	110	NV	70	130	
Metals in aqueous samples - ICP-MS - QCBatchID: EMS0302-JAN25														
Aluminum	0.001	mg/L	<0.001			11	20	101	90	110	97	70	130	
Antimony	0.0009	mg/L	<0.0009			ND	20	109	90	110	86	70	130	
Arsenic	0.0002	mg/L	<0.0002			ND	20	103	90	110	99	70	130	
Barium	0.00008	mg/L	<0.00008			5	20	99	90	110	98	70	130	
Beryllium	0.000007	mg/L	<0.000007			ND	20	99	90	110	118	70	130	
Bismuth	0.00001	mg/L	<0.00001			ND	20	96	90	110	89	70	130	
Boron	0.002	mg/L	<0.002			5	20	95	90	110	95	70	130	
Cadmium	0.000003	mg/L	<0.000003			ND	20	104	90	110	105	70	130	
Calcium	0.01	mg/L	<0.01			1	20	92	90	110	90	70	130	
Chromium	0.00008	mg/L	<0.00008			ND	20	101	90	110	98	70	130	
Cobalt	0.000004	mg/L	<0.000004			0	20	105	90	110	98	70	130	
Copper	0.001	mg/L	<0.001			ND	20	105	90	110	97	70	130	
Iron	0.007	mg/L	<0.007			ND	20	97	90	110	125	70	130	
Lead	0.00009	mg/L	<0.00009			4	20	97	90	110	92	70	130	
Magnesium	0.001	mg/L	<0.001			4	20	102	90	110	96	70	130	
Manganese	0.00001	mg/L	<0.00001			4	20	104	90	110	92	70	130	
Molybdenum	0.0004	mg/L	<0.0004			3	20	101	90	110	96	70	130	
Nickel	0.0001	mg/L	<0.0001			ND	20	104	90	110	98	70	130	
Potassium	0.003	mg/L	<0.009			3	20	102	90	110	94	70	130	
Selenium	0.00004	mg/L	<0.00004			3	20	100	90	110	106	70	130	

OnLine LIMS

0004017482

Results relate only to the sample tested. Data reported represents the sample submitted to SGS. Reproduction of this analytical report in full or in part is prohibited without prior written approval. Please refer to SGS General Conditions of Services located at https://www.sgs.ca/en/terms-and-conditions (Printed copies are available upon request.)
Test method information available upon request. "Temperature Upon Receipt" is representative of the whole shipment and may not reflect the temperature of individual samples.
SGS Canada Inc. Environment-Health & Safety statement of conformity decision rule does not consider uncertainty when analytical results are compared to a specified standard or regulation.

SGS Canada Inc.
P.O. Box 4300 - 185 Concession St.
Lakefield - Ontario - KOL 2HO
Phone: 705-652-2000 FAX: 705-652-6365

Inorganic Analysis														
Parameter	Reporting Limit	Unit	Method Blank	Duplicate				LCS / Spike Blank			Matrix Spike / Reference Material			
				Result 1	Result 2	RPD	Acceptance Criteria	Spike Recovery (%)	Recovery Limits (%)		Spike Recovery (%)	Recovery Limits (%)	
							%		Low	High		Low	High
Silicon	0.02	mg/L	<0.02			1	20	96	90	110	NV	70	130
Silver	0.00005	mg/L	<0.00005			ND	20	100	90	110	NV	70	130
Sodium	0.01	mg/L	<0.01			0	20	99	90	110	92	70	130
Strontium	0.00008	mg/L	<0.00008			2	20	100	90	110	93	70	130
Sulfur	5	mg/L	<5			ND	20	110	90	110	NV	70	130
Thallium	0.000005	mg/L	<0.000005			ND	20	99	90	110	87	70	130
Thorium	0.0001	mg/L	<0.0001			ND	20	91	90	110	NV	70	130
Tin	0.00006	mg/L	<0.00006			1	20	98	90	110	NV	70	130
Titanium	0.0001	mg/L	<0.0001			ND	20	97	90	110	NV	70	130
Tungsten	0.0002	mg/L	<0.0002			ND	20	93	90	110	NV	70	130
Uranium	0.000002	mg/L	<0.000002			6	20	96	90	110	94	70	130
Vanadium	0.00001	mg/L	<0.00001			ND	20	104	90	110	84	70	130
Zinc	0.002	mg/L	<0.002			1	20	106	90	110	101	70	130
Zirconium	0.002	mg/L	<0.002			ND	20	91	90	110	NV	70	130
pH - QCBatchID: EWL0537-JAN25													
pH	0.05	No unit	NA			0		100			NA		

OnLine LIMS

Results relate only to the sample tested. Data reported represents the sample submitted to SGS. Reproduction of this analytical report in full or in part is prohibited without prior written approval. Please refer to SGS General Conditions of Services located at https://www.sgs.ca/en/terms-and-conditions (Printed copies are available upon request.)
Test method information available upon request. "Temperature Upon Receipt" is representative of the whole shipment and may not reflect the temperature of individual samples.
SGS Canada Inc. Environment-Health & Safety statement of conformity decision rule does not consider uncertainty when analytical results are compared to a specified standard or regulation.

0004017482

SGS Canada Inc.
P.O. Box 4300 - 185 Concession St.
Lakefield - Ontario - KOL 2HO
Phone: 705-652-2000 FAX: 705-652-6365

21-February-2025

Great Bear Resources Ltd.
Attn : Ashley Moncrief

1020 - 800 West Pender St.
Vancouver, BC
V6C 2V6, Canada

Phone: 778-833-2160
Fax:

Date Rec. : 06 February 2025
LR Report: **CA10032-FEB25**
Reference: Wk#89

Copy: #1

CERTIFICATE OF ANALYSIS
Final Report

Analysis	3: Analysis Completed Date	4: Analysis Completed Time	5: HC-1 Wk#89	6: HC-2 Wk#89	7: HC-3 Wk#89	8: HC-4 Wk#89	9: HC-5 Wk#89	10: HC-6 Wk#89	11: HC-7 Wk#89
Sample Date & Time			06-Feb-25	06-Feb-25	06-Feb-25	06-Feb-25	06-Feb-25	06-Feb-25	06-Feb-25
HumCell Leachate Vol [mL]	06-Feb-25	11:41	939	1021	462	522	922	507	932
Sample Name	---	---	DX450052	DX 550083	DX450204	DX450176	DX450232	DX450181	DX450002
Sample Weight [g]	---	---	1000	1000	500	500	1000	500	1000
pH [No unit]	10-Feb-25	14:38	6.58	7.81	7.00	5.44	6.77	6.88	7.03
Alkalinity [mg/L as CaCO3]	07-Feb-25	12:57	3	15	5	< 2	5	6	6
Conductivity [uS/cm]	07-Feb-25	12:57	41	47	11	40	14	14	12
Acidity [mg/L as CaCO3]	07-Feb-25	12:57	< 2	< 2	< 2	9	< 2	< 2	< 2
SO4 [mg/L]	11-Feb-25	15:06	17	5.2	0.6	17	1.8	0.3	0.4

Lisa Thompson
Project Specialist Assistant,
Environment, Health & Safety

OnLine LIMS

0004023989

Results relate only to the sample tested. Data reported represents the sample submitted to SGS. Reproduction of this analytical report in full or in part is prohibited without prior written approval. Please refer to SGS General Conditions of Services located at https://www.sgs.ca/en/terms-and-conditions (Printed copies are available upon request.)
Test method information available upon request. "Temperature Upon Receipt" is representative of the whole shipment and may not reflect the temperature of individual samples.
SGS Canada Inc. Environment-Health & Safety statement of conformity decision rule does not consider uncertainty when analytical results are compared to a specified standard or regulation.

SGS Canada Inc.
P.O. Box 4300 - 185 Concession St.
Lakefield - Ontario - KOL 2HO
Phone: 705-652-2000 FAX: 705-652-6365

21-February-2025

Great Bear Resources Ltd.
Attn : Ashley Moncrief

1020 - 800 West Pender St.
Vancouver, BC
V6C 2V6, Canada

Phone: 778-833-2160
Fax:

Date Rec. : 07 February 2025
LR Report: **CA10037-FEB25**
Reference: Wk#89

Copy: #1

CERTIFICATE OF ANALYSIS
Final Report

Analysis	3: Analysis Completed Date	4: Analysis Completed Time	5: HC-8 Wk#89	6: HC-9 Wk#89	7: HC-10 Wk#89	8: HC-11 Wk#89	9: HC-12 Wk#89
Sample Date & Time			07-Feb-25	07-Feb-25	07-Feb-25	07-Feb-25	07-Feb-25
HumCell Leachate Vol [mL]	10-Feb-25	11:34	962	1001	901	998	971
Sample Name	---	---	DX450108	DX450076	DX450186	DX450118	DX 550107
Sample Weight [g]	---	---	1000	1000	1000	1000	1000
pH [No unit]	11-Feb-25	10:10	6.92	5.59	6.72	6.88	6.99
Alkalinity [mg/L as CaCO3]	10-Feb-25	11:53	9	< 2	4	8	5
Conductivity [uS/cm]	10-Feb-25	11:55	26	37	13	17	24
Acidity [mg/L as CaCO3]	12-Feb-25	12:20	< 2	11	< 2	< 2	< 2
SO4 [mg/L]	13-Feb-25	10:12	3.4	14	1.1	1.5	4.5

Analysis	10: HC-13 Wk#89	11: HC-14 Wk#89	12: HC-15 Wk#89	13: HC-16 Wk#89	14: HC-17 Wk#89	15: HC-18 Wk#89	16: HC-19 Wk#89
Sample Date & Time	07-Feb-25	07-Feb-25	07-Feb-25	07-Feb-25	07-Feb-25	07-Feb-25	07-Feb-25
HumCell Leachate Vol [mL]	1009	912	640	976	1014	893	898
Sample Name	DX450159	DX450171	DX450134	DX450185	DX450032	DX 550064	DX450008
Sample Weight [g]	1000	1000	700	1000	1000	1000	1000
pH [No unit]	7.15	6.60	7.03	6.37	6.14	7.13	6.74
Alkalinity [mg/L as CaCO3]	10	2	9	9	< 2	6	4
Conductivity [uS/cm]	30	36	88	23	16	12	8
Acidity [mg/L as CaCO3]	< 2	2	4	< 2	5	< 2	< 2
SO4 [mg/L]	4.4	11	22	3.7	4.6	0.2	0.5

Analysis	17: HC-20 Wk#89	18: HC-21 Wk#89	19: HC-22 Wk#89	20: HC-23 Wk#89	21: HC-24 Wk#89	22: HC-25 Wk#89	23: HC-26 Wk#89
Sample Date & Time	07-Feb-25	07-Feb-25	07-Feb-25	07-Feb-25	07-Feb-25	07-Feb-25	07-Feb-25
HumCell Leachate Vol [mL]	914	930	420	971	919	930	732

OnLine LIMS

0004024016

Results relate only to the sample tested. Data reported represents the sample submitted to SGS. Reproduction of this analytical report in full or in part is prohibited without prior written approval. Please refer to SGS General Conditions of Services located at https://www.sgs.ca/en/terms-and-conditions (Printed copies are available upon request.)
Test method information available upon request. "Temperature Upon Receipt" is representative of the whole shipment and may not reflect the temperature of individual samples.
SGS Canada Inc. Environment-Health & Safety statement of conformity decision rule does not consider uncertainty when analytical results are compared to a specified standard or regulation.

SGS Canada Inc.
P.O. Box 4300 - 185 Concession St.
Lakefield - Ontario - KOL 2HO
Phone: 705-652-2000 FAX: 705-652-6365

LR Report : **CA10037-FEB25**

Analysis	17: HC-20 Wk#89	18: HC-21 Wk#89	19: HC-22 Wk#89	20: HC-23 Wk#89	21: HC-24 Wk#89	22: HC-25 Wk#89	23: HC-26 Wk#89
Sample Name	DX 550056	DX450022	DX450077	DX450113	DX 550101	DX450128	DX450021
Sample Weight [g]	1000	1000	500	1000	1000	1000	750
pH [No unit]	7.23	7.38	7.31	7.87	7.39	7.16	4.43
Alkalinity [mg/L as CaCO3]	7	9	9	15	7	9	< 2
Conductivity [uS/cm]	17	23	19	22	17	39	215
Acidity [mg/L as CaCO3]	< 2	< 2	< 2	< 2	< 2	< 2	50
SO4 [mg/L]	1.5	2.2	1.0	1.2	1.0	5.6	93

Analysis	24: HC-27 Wk#89
Sample Date & Time	07-Feb-25
HumCell Leachate Vol [mL]	938
Sample Name	DX450222
Sample Weight [g]	1000
pH [No unit]	6.98
Alkalinity [mg/L as CaCO3]	4
Conductivity [uS/cm]	16
Acidity [mg/L as CaCO3]	< 2
SO4 [mg/L]	2.6



Lisa Thompson
Project Specialist Assistant,
Environment, Health & Safety

OnLine LIMS

0004024016

Results relate only to the sample tested. Data reported represents the sample submitted to SGS. Reproduction of this analytical report in full or in part is prohibited without prior written approval. Please refer to SGS General Conditions of Services located at https://www.sgs.ca/en/terms-and-conditions (Printed copies are available upon request.)
Test method information available upon request. "Temperature Upon Receipt" is representative of the whole shipment and may not reflect the temperature of individual samples.
SGS Canada Inc. Environment-Health & Safety statement of conformity decision rule does not consider uncertainty when analytical results are compared to a specified standard or regulation.

SGS Canada Inc.
P.O. Box 4300 - 185 Concession St.
Lakefield - Ontario - KOL 2HO
Phone: 705-652-2000 FAX: 705-652-6365

21-February-2025

Great Bear Resources Ltd.
Attn : Ashley Moncrief

1020 - 800 West Pender St.
Vancouver, BC
V6C 2V6, Canada

Phone: 778-833-2160
Fax:

Date Rec. : 13 February 2025
LR Report: **CA10074-FEB25**
Reference: Wk#90

Copy: #1

CERTIFICATE OF ANALYSIS
Final Report

Analysis	3: Analysis Completed Date	4: Analysis Completed Time	5: HC-1 Wk#90	6: HC-2 Wk#90	7: HC-3 Wk#90	8: HC-4 Wk#90	9: HC-5 Wk#90	10: HC-6 Wk#90
Sample Date & Time			13-Feb-25	13-Feb-25	13-Feb-25	13-Feb-25	13-Feb-25	13-Feb-25
HumCell Leachate Vol [mL]	14-Feb-25	09:07	955	1016	480	513	934	463
Sample Name	---	---	DX450052	DX 550083	DX450204	DX450176	DX450232	DX450181
Sample Weight [g]	---	---	1000	1000	500	500	1000	500
pH [No unit]	19-Feb-25	11:21	6.50	7.05	6.76	5.74	6.76	6.76
Alkalinity [mg/L as CaCO3]	14-Feb-25	12:16	3	16	5	< 2	4	7
Conductivity [uS/cm]	14-Feb-25	12:16	38	41	10	32	12	15
Acidity [mg/L as CaCO3]	21-Feb-25	10:28	< 2	< 2	< 2	10	< 2	< 2
SO4 [mg/L]	18-Feb-25	16:11	14	5.4	0.6	11	1.9	0.2
Hg [mg/L]	14-Feb-25	15:10	< 0.00001	< 0.00001	< 0.00001	< 0.00001	< 0.00001	< 0.00001
Ag [mg/L]	18-Feb-25	12:38	< 0.00005	< 0.00005	< 0.00005	< 0.00005	< 0.00005	< 0.00005
Al [mg/L]	18-Feb-25	12:38	0.002	0.071	0.034	0.016	0.036	0.032
As [mg/L]	18-Feb-25	12:38	0.0002	0.0152	0.0005	< 0.0002	0.0015	< 0.0002
Ba [mg/L]	18-Feb-25	12:38	0.00102	0.0231	0.00086	0.00124	0.00171	0.00041
Be [mg/L]	18-Feb-25	12:38	< 0.000007	< 0.000007	< 0.000007	0.000016	< 0.000007	< 0.000007
B [mg/L]	18-Feb-25	12:38	< 0.002	< 0.002	< 0.002	< 0.002	< 0.002	< 0.002
Bi [mg/L]	18-Feb-25	12:38	< 0.00001	0.00003	< 0.00001	< 0.00001	< 0.00001	< 0.00001
Ca [mg/L]	18-Feb-25	12:38	6.43	7.24	1.50	2.34	2.18	1.58
Cd [mg/L]	18-Feb-25	12:38	0.00247	0.000010	< 0.000003	0.0110	0.000009	0.000003
Co [mg/L]	18-Feb-25	12:38	0.000019	0.000027	0.000018	0.00325	0.000004	0.000007
Cr [mg/L]	18-Feb-25	12:38	< 0.00008	< 0.00008	< 0.00008	< 0.00008	< 0.00008	< 0.00008
Cu [mg/L]	18-Feb-25	12:38	< 0.001	0.002	< 0.001	0.005	< 0.001	< 0.001
Fe [mg/L]	18-Feb-25	12:38	< 0.007	< 0.007	< 0.007	0.073	< 0.007	< 0.007
K [mg/L]	18-Feb-25	12:38	0.296	1.56	0.595	0.430	0.511	0.293
Mg [mg/L]	18-Feb-25	12:38	0.042	0.128	0.072	0.584	0.043	0.043
Mn [mg/L]	18-Feb-25	12:38	0.0188	0.0303	0.00276	0.0578	0.00842	0.00217
Mo [mg/L]	18-Feb-25	12:38	< 0.0004	< 0.0004	< 0.0004	< 0.0004	< 0.0004	< 0.0004
Na [mg/L]	18-Feb-25	12:38	0.07	0.07	0.06	0.06	0.06	0.08
Ni [mg/L]	18-Feb-25	12:38	< 0.0001	< 0.0001	0.0002	0.0223	< 0.0001	< 0.0001
P [mg/L]	18-Feb-25	12:38	< 0.003	< 0.003	< 0.003	< 0.003	< 0.003	< 0.003
Pb [mg/L]	18-Feb-25	12:38	0.0254	0.00039	< 0.00009	0.470	< 0.00009	< 0.00009
S [mg/L]	18-Feb-25	12:38	5	< 5	< 5	5	< 5	< 5
Sb [mg/L]	18-Feb-25	12:38	< 0.0009	< 0.0009	< 0.0009	< 0.0009	< 0.0009	< 0.0009
Se [mg/L]	18-Feb-25	12:38	0.00026	0.00182	< 0.00004	0.00107	0.00005	< 0.00004
Si [mg/L]	18-Feb-25	12:38	0.15	0.27	0.16	0.39	0.19	0.20
Sn [mg/L]	18-Feb-25	12:38	< 0.00006	0.00012	0.00009	0.00008	< 0.00006	0.00010

OnLine LIMS

0004024413

Results relate only to the sample tested. Data reported represents the sample submitted to SGS. Reproduction of this analytical report in full or in part is prohibited without prior written approval. Please refer to SGS General Conditions of Services located at https://www.sgs.ca/en/terms-and-conditions (Printed copies are available upon request.)
Test method information available upon request. "Temperature Upon Receipt" is representative of the whole shipment and may not reflect the temperature of individual samples.
SGS Canada Inc. Environment-Health & Safety statement of conformity decision rule does not consider uncertainty when analytical results are compared to a specified standard or regulation.

SGS Canada Inc.
P.O. Box 4300 - 185 Concession St.
Lakefield - Ontario - KOL 2HO
Phone: 705-652-2000 FAX: 705-652-6365

LR Report : **CA10074-FEB25**

Analysis	3: Analysis Completed Date	4: Analysis Completed Time	5: HC-1 Wk#90	6: HC-2 Wk#90	7: HC-3 Wk#90	8: HC-4 Wk#90	9: HC-5 Wk#90	10: HC-6 Wk#90
Sr [mg/L]	18-Feb-25	12:38	0.00550	0.0264	0.00325	0.00321	0.00754	0.00253
Ti [mg/L]	18-Feb-25	12:38	< 0.0001	< 0.0001	0.00024	< 0.0001	< 0.0001	0.00017
Th [mg/L]	18-Feb-25	12:38	< 0.0001	< 0.0001	< 0.0001	< 0.0001	< 0.0001	< 0.0001
Tl [mg/L]	18-Feb-25	12:38	0.000005	0.000021	< 0.000005	0.000020	< 0.000005	< 0.000005
U [mg/L]	18-Feb-25	12:38	0.000003	0.000266	0.000225	0.000111	0.000336	0.000103
V [mg/L]	18-Feb-25	12:38	< 0.00001	0.00029	0.00019	< 0.00001	0.00034	0.00031
W [mg/L]	18-Feb-25	12:38	< 0.0002	< 0.0002	< 0.0002	< 0.0002	< 0.0002	0.00028
Zr [mg/L]	18-Feb-25	12:38	< 0.002	< 0.002	< 0.002	< 0.002	< 0.002	< 0.002
Zn [mg/L]	18-Feb-25	12:38	0.087	< 0.002	< 0.002	2.03	< 0.002	< 0.002

Analysis	11: HC-7 Wk#90
Sample Date & Time	13-Feb-25
HumCell Leachate Vol [mL]	919
Sample Name	DX450002
Sample Weight [g]	1000
pH [No unit]	7.01
Alkalinity [mg/L as CaCO3]	6
Conductivity [uS/cm]	11
Acidity [mg/L as CaCO3]	< 2
SO4 [mg/L]	0.3
Hg [mg/L]	< 0.00001
Ag [mg/L]	< 0.00005
Al [mg/L]	0.033
As [mg/L]	0.0042
Ba [mg/L]	0.00062
Be [mg/L]	< 0.000007
B [mg/L]	< 0.002
Bi [mg/L]	< 0.00001
Ca [mg/L]	1.90
Cd [mg/L]	< 0.000003
Co [mg/L]	0.000014
Cr [mg/L]	< 0.00008
Cu [mg/L]	< 0.001
Fe [mg/L]	< 0.007
K [mg/L]	0.433
Mg [mg/L]	0.064
Mn [mg/L]	0.00415
Mo [mg/L]	< 0.0004
Na [mg/L]	0.06
Ni [mg/L]	< 0.0001
P [mg/L]	< 0.003
Pb [mg/L]	< 0.00009
S [mg/L]	< 5
Sb [mg/L]	< 0.0009
Se [mg/L]	< 0.00004
Si [mg/L]	0.18
Sn [mg/L]	< 0.00006
Sr [mg/L]	0.00349
Ti [mg/L]	0.00012
Th [mg/L]	< 0.0001
Tl [mg/L]	< 0.000005
U [mg/L]	0.000275

OnLine LIMS

Results relate only to the sample tested. Data reported represents the sample submitted to SGS. Reproduction of this analytical report in full or in part is prohibited without prior written approval. Please refer to SGS General Conditions of Services located at https://www.sgs.ca/en/terms-and-conditions (Printed copies are available upon request.)
Test method information available upon request. "Temperature Upon Receipt" is representative of the whole shipment and may not reflect the temperature of individual samples.
SGS Canada Inc. Environment-Health & Safety statement of conformity decision rule does not consider uncertainty when analytical results are compared to a specified standard or regulation.

0004024413

SGS Canada Inc.
P.O. Box 4300 - 185 Concession St.
Lakefield - Ontario - KOL 2HO
Phone: 705-652-2000 FAX: 705-652-6365

LR Report : **CA10074-FEB25**

Analysis	11: HC-7 Wk#90
V [mg/L]	0.00017
W [mg/L]	< 0.0002
Zr [mg/L]	< 0.002
Zn [mg/L]	< 0.002



Lisa Thompson
Project Specialist Assistant,
Environment, Health & Safety

OnLine LIMS

Results relate only to the sample tested. Data reported represents the sample submitted to SGS. Reproduction of this analytical report in full or in part is prohibited without prior written approval. Please refer to SGS General Conditions of Services located at https://www.sgs.ca/en/terms-and-conditions (Printed copies are available upon request.)
Test method information available upon request. "Temperature Upon Receipt" is representative of the whole shipment and may not reflect the temperature of individual samples.
SGS Canada Inc. Environment-Health & Safety statement of conformity decision rule does not consider uncertainty when analytical results are compared to a specified standard or regulation.

SGS Canada Inc.
P.O. Box 4300 - 185 Concession St.
Lakefield - Ontario - KOL 2HO
Phone: 705-652-2000 FAX: 705-652-6365

Quality Control Report

Inorganic Analysis													
Parameter	Reporting Limit	Unit	Method Blank	Duplicate				LCS / Spike Blank			Matrix Spike / Reference Material		
				Result 1	Result 2	RPD	Acceptance Criteria	Spike Recovery (%)	Recovery Limits (%)		Spike Recovery (%)	Recovery Limits (%)	
							%		Low	High		Low	High
Acidity - QCBatchID: EWL0196-FEB25													
Acidity	2	mg/L as Ca	< 2			ND	20	98	90	110	NA		
Alkalinity - QCBatchID: EWL0196-FEB25													
Alkalinity	2	mg/L as Ca	< 2			6	20	102	80	120	NA		
Anions by IC - QCBatchID: DIO0239-FEB25													
Sulphate	0.2	mg/L	<0.2			ND	20	100	90	110	97	75	125
Conductivity - QCBatchID: EWL0196-FEB25													
Conductivity	2	uS/cm	< 2			0	20	99	90	110	NA		
Inorganics-General - QCBatchID: EHG0022-FEB25													
Mercury	0.00001	mg/L	< 0.00001			ND	20	113	80	120	123	70	130
Metals in aqueous samples - ICP-MS - QCBatchID: EMS0119-FEB25													
Aluminum	0.001	mg/L	<0.001			1	20	100	90	110	95	70	130
Antimony	0.0009	mg/L	<0.0009			ND	20	109	90	110	114	70	130
Arsenic	0.0002	mg/L	<0.0002			ND	20	103	90	110	112	70	130
Barium	0.00008	mg/L	<0.00008			1	20	97	90	110	103	70	130
Beryllium	0.000007	mg/L	<0.000007			ND	20	99	90	110	111	70	130
Bismuth	0.00001	mg/L	<0.00001			ND	20	96	90	110	121	70	130
Boron	0.002	mg/L	<0.002			1	20	99	90	110	96	70	130
Cadmium	0.000003	mg/L	<0.000003			ND	20	99	90	110	109	70	130
Calcium	0.01	mg/L	<0.01			1	20	99	90	110	101	70	130
Chromium	0.00008	mg/L	<0.00008			ND	20	96	90	110	109	70	130
Cobalt	0.000004	mg/L	<0.000004			3	20	95	90	110	117	70	130
Copper	0.001	mg/L	<0.001			ND	20	99	90	110	113	70	130
Iron	0.007	mg/L	<0.007			ND	20	103	90	110	100	70	130
Lead	0.00009	mg/L	<0.00009			ND	20	98	90	110	118	70	130
Magnesium	0.001	mg/L	<0.001			0	20	100	90	110	96	70	130
Manganese	0.00001	mg/L	<0.00001			4	20	100	90	110	113	70	130
Molybdenum	0.0004	mg/L	<0.0004			ND	20	99	90	110	95	70	130
Nickel	0.0001	mg/L	<0.0001			3	20	99	90	110	110	70	130
Phosphorus	0.003	mg/L	<0.003			ND	20	99	90	110	NV	70	130
Potassium	0.003	mg/L	<0.009			1	20	98	90	110	96	70	130
Selenium	0.00004	mg/L	<0.00004			ND	20	99	90	110	105	70	130
Silicon	0.02	mg/L	<0.02			3	20	96	90	110	NV	70	130
Silver	0.00005	mg/L	<0.00005			ND	20	95	90	110	84	70	130
Sodium	0.01	mg/L	<0.01			1	20	100	90	110	108	70	130
Strontium	0.00008	mg/L	<0.00008			0	20	100	90	110	102	70	130

OnLine LIMS

0004024413

Results relate only to the sample tested. Data reported represents the sample submitted to SGS. Reproduction of this analytical report in full or in part is prohibited without prior written approval. Please refer to SGS General Conditions of Services located at https://www.sgs.ca/en/terms-and-conditions (Printed copies are available upon request.)
Test method information available upon request. "Temperature Upon Receipt" is representative of the whole shipment and may not reflect the temperature of individual samples.
SGS Canada Inc. Environment-Health & Safety statement of conformity decision rule does not consider uncertainty when analytical results are compared to a specified standard or regulation.

SGS Canada Inc.
P.O. Box 4300 - 185 Concession St.
Lakefield - Ontario - KOL 2HO
Phone: 705-652-2000 FAX: 705-652-6365

Inorganic Analysis														
Parameter	Reporting Limit	Unit	Method Blank	Duplicate				LCS / Spike Blank			Matrix Spike / Reference Material			
				Result 1	Result 2	RPD	Acceptance Criteria	Spike Recovery (%)	Recovery Limits (%)		Spike Recovery (%)	Recovery Limits (%)	
							%		Low	High		Low	High
Sulfur	5	mg/L	<5			ND	20	107	90	110	NV	70	130
Thallium	0.000005	mg/L	<0.000005			ND	20	99	90	110	108	70	130
Thorium	0.0001	mg/L	<0.0001			ND	20	99	90	110	NV	70	130
Tin	0.00006	mg/L	<0.00006			ND	20	96	90	110	NV	70	130
Titanium	0.0001	mg/L	<0.0001			ND	20	95	90	110	NV	70	130
Tungsten	0.0002	mg/L	<0.0002			ND	20	102	90	110	NV	70	130
Uranium	0.000002	mg/L	<0.000002			0	20	99	90	110	111	70	130
Vanadium	0.00001	mg/L	<0.00001			0	20	100	90	110	109	70	130
Zinc	0.002	mg/L	<0.002			ND	20	100	90	110	123	70	130
Zirconium	0.002	mg/L	<0.002			ND	20	95	90	110	NV	70	130
pH - QCBatchID: EWL0196-FEB25													
pH	0.05	No unit	NA			0		100			NA		

OnLine LIMS

0004024413

Results relate only to the sample tested. Data reported represents the sample submitted to SGS. Reproduction of this analytical report in full or in part is prohibited without prior written approval. Please refer to SGS General Conditions of Services located at https://www.sgs.ca/en/terms-and-conditions (Printed copies are available upon request.)
Test method information available upon request. "Temperature Upon Receipt" is representative of the whole shipment and may not reflect the temperature of individual samples.
SGS Canada Inc. Environment-Health & Safety statement of conformity decision rule does not consider uncertainty when analytical results are compared to a specified standard or regulation.

SGS Canada Inc.
P.O. Box 4300 - 185 Concession St.
Lakefield - Ontario - KOL 2HO
Phone: 705-652-2000 FAX: 705-652-6365

28-February-2025

Great Bear Resources Ltd.
Attn : Ashley Moncrief

1020 - 800 West Pender St.
Vancouver, BC
V6C 2V6, Canada

Phone: 778-833-2160
Fax:

Date Rec. : 14 February 2025
LR Report: **CA10079-FEB25**
Reference: Wk#90

Copy: #1

CERTIFICATE OF ANALYSIS
Final Report

Analysis	3: Analysis Completed Date	4: Analysis Completed Time	5: HC-8 Wk#90	6: HC-9 Wk#90	7: HC-10 Wk#90	8: HC-11 Wk#90	9: HC-12 Wk#90
Sample Date & Time			14-Feb-25	14-Feb-25	14-Feb-25	14-Feb-25	14-Feb-25
HumCell Leachate Vol [mL]	18-Feb-25	13:45	993	987	985	1001	1013
Sample Name	---	---	DX450108	DX450076	DX450186	DX450118	DX 550107
Sample Weight [g]	---	---	1000	1000	1000	1000	1000
pH [No unit]	20-Feb-25	11:06	6.53	5.69	7.05	6.95	7.07
Alkalinity [mg/L as CaCO3]	20-Feb-25	10:34	7	< 2	6	6	6
Conductivity [uS/cm]	19-Feb-25	11:47	33	35	16	22	27
Acidity [mg/L as CaCO3]	20-Feb-25	11:07	< 2	11	< 2	< 2	< 2
SO4 [mg/L]	24-Feb-25	11:42	3.4	15	1.4	1.4	4.8
Cl [mg/L]	20-Feb-25	10:56	---	---	---	---	---
Hg [mg/L]	21-Feb-25	08:44	< 0.00001	< 0.00001	< 0.00001	< 0.00001	< 0.00001
Ag [mg/L]	21-Feb-25	08:44	< 0.00005	< 0.00005	< 0.00005	< 0.00005	< 0.00005
Al [mg/L]	21-Feb-25	08:44	0.063	0.005	0.027	0.047	0.040
As [mg/L]	21-Feb-25	08:44	0.0011	< 0.0002	0.0003	0.0002	0.0018
Ba [mg/L]	21-Feb-25	08:44	0.00222	0.0107	0.00077	0.00092	0.00185
Be [mg/L]	21-Feb-25	08:44	< 0.000007	0.000007	< 0.000007	< 0.000007	< 0.000007
B [mg/L]	21-Feb-25	08:44	< 0.002	< 0.002	< 0.002	< 0.002	< 0.002
Bi [mg/L]	21-Feb-25	08:44	< 0.00001	< 0.00001	< 0.00001	< 0.00001	< 0.00001
Ca [mg/L]	21-Feb-25	08:44	4.90	1.19	2.86	3.26	4.39
Cd [mg/L]	21-Feb-25	08:44	< 0.000003	0.0293	0.000013	0.000021	0.000030
Co [mg/L]	21-Feb-25	08:44	0.000012	0.000666	0.000004	0.000006	0.000004
Cr [mg/L]	21-Feb-25	08:44	< 0.00008	< 0.00008	< 0.00008	< 0.00008	< 0.00008
Cu [mg/L]	21-Feb-25	08:44	< 0.001	0.004	< 0.001	< 0.001	< 0.001
Fe [mg/L]	21-Feb-25	08:44	< 0.007	0.067	< 0.007	< 0.007	0.008
K [mg/L]	21-Feb-25	08:44	0.674	0.998	0.294	0.189	0.366
Mg [mg/L]	21-Feb-25	08:44	0.257	0.118	0.030	0.042	0.035
Mn [mg/L]	21-Feb-25	08:44	0.0239	0.0749	0.0187	0.0239	0.0304
Mo [mg/L]	21-Feb-25	08:44	0.0005	< 0.0004	< 0.0004	< 0.0004	< 0.0004
Na [mg/L]	21-Feb-25	08:44	0.06	0.05	0.04	0.05	0.05
Ni [mg/L]	21-Feb-25	08:44	< 0.0001	0.0211	< 0.0001	< 0.0001	< 0.0001
P [mg/L]	21-Feb-25	08:44	< 0.003	< 0.003	< 0.003	< 0.003	< 0.003

OnLine LIMS

0004031890

Results relate only to the sample tested. Data reported represents the sample submitted to SGS. Reproduction of this analytical report in full or in part is prohibited without prior written approval. Please refer to SGS General Conditions of Services located at https://www.sgs.ca/en/terms-and-conditions (Printed copies are available upon request.)
Test method information available upon request. "Temperature Upon Receipt" is representative of the whole shipment and may not reflect the temperature of individual samples.
SGS Canada Inc. Environment-Health & Safety statement of conformity decision rule does not consider uncertainty when analytical results are compared to a specified standard or regulation.

SGS Canada Inc.
P.O. Box 4300 - 185 Concession St.
Lakefield - Ontario - KOL 2HO
Phone: 705-652-2000 FAX: 705-652-6365

LR Report : **CA10079-FEB25**

Analysis	3: Analysis Completed Date	4: Analysis Completed Time	5: HC-8 Wk#90	6: HC-9 Wk#90	7: HC-10 Wk#90	8: HC-11 Wk#90	9: HC-12 Wk#90
Pb [mg/L]	21-Feb-25	08:44	< 0.00009	0.348	< 0.00009	< 0.00009	0.00014
S [mg/L]	21-Feb-25	08:38	< 5	< 5	< 5	< 5	< 5
Sb [mg/L]	21-Feb-25	08:38	< 0.0009	< 0.0009	< 0.0009	< 0.0009	< 0.0009
Se [mg/L]	21-Feb-25	08:38	0.00007	0.00112	0.00020	< 0.00004	0.00006
Si [mg/L]	21-Feb-25	08:38	0.27	0.39	0.20	0.23	0.30
Sn [mg/L]	21-Feb-25	08:38	0.00013	< 0.00006	< 0.00006	< 0.00006	0.00013
Sr [mg/L]	21-Feb-25	08:38	0.00898	0.00440	0.00511	0.00623	0.00495
Ti [mg/L]	21-Feb-25	08:38	< 0.0001	< 0.0001	< 0.0001	< 0.0001	< 0.0001
Th [mg/L]	21-Feb-25	08:38	< 0.0001	< 0.0001	< 0.0001	< 0.0001	< 0.0001
Tl [mg/L]	21-Feb-25	08:38	0.000005	0.000054	< 0.000005	< 0.000005	0.000008
U [mg/L]	21-Feb-25	08:38	0.000186	0.000286	0.000504	0.000120	0.000250
V [mg/L]	21-Feb-25	08:38	0.00010	< 0.00001	0.00002	0.00005	0.00011
W [mg/L]	21-Feb-25	08:38	< 0.0002	< 0.0002	< 0.0002	< 0.0002	< 0.0002
Zr [mg/L]	21-Feb-25	08:38	< 0.002	< 0.002	< 0.002	< 0.002	< 0.002
Zn [mg/L]	21-Feb-25	08:38	< 0.002	5.82	< 0.002	0.003	< 0.002

Analysis	10: HC-13 Wk#90	11: HC-14 Wk#90	12: HC-15 Wk#90	13: HC-16 Wk#90	14: HC-17 Wk#90	15: HC-18 Wk#90	16: HC-19 Wk#90	17: HC-20 Wk#90
Sample Date & Time	14-Feb-25	14-Feb-25	14-Feb-25	14-Feb-25	14-Feb-25	14-Feb-25	14-Feb-25	14-Feb-25
HumCell Leachate Vol [mL]	1008	1010	711	1013	1002	978	977	1002
Sample Name	DX450159	DX450171	DX450134	DX450185	DX450032	DX 550064	DX450008	DX 550056
Sample Weight [g]	1000	1000	700	1000	1000	1000	1000	1000
pH [No unit]	7.14	6.56	7.08	6.57	5.93	7.13	7.09	6.99
Alkalinity [mg/L as CaCO3]	8	2	11	10	< 2	10	6	9
Conductivity [uS/cm]	28	34	96	28	15	15	12	17
Acidity [mg/L as CaCO3]	< 2	2	6	< 2	5	< 2	< 2	< 2
SO4 [mg/L]	4.3	11	24	4.2	4.6	0.8	0.6	1.5
Cl [mg/L]	---	---	< 0.2	---	---	---	---	---
Hg [mg/L]	< 0.00001	< 0.00001	< 0.00001	< 0.00001	< 0.00001	< 0.00001	< 0.00001	< 0.00001
Ag [mg/L]	< 0.00005	< 0.00005	< 0.00005	< 0.00005	< 0.00005	< 0.00005	< 0.00005	< 0.00005
Al [mg/L]	0.060	0.008	0.003	0.074	0.024	0.030	0.027	0.034
As [mg/L]	0.0020	0.0006	0.0859	0.0073	0.0006	0.0062	< 0.0002	0.0021
Ba [mg/L]	0.00082	0.00347	0.00218	0.00260	0.00186	0.00020	0.00028	0.00202
Be [mg/L]	< 0.000007	< 0.000007	< 0.000007	0.000008	< 0.000007	< 0.000007	< 0.000007	< 0.000007
B [mg/L]	< 0.002	< 0.002	< 0.002	< 0.002	< 0.002	< 0.002	< 0.002	< 0.002
Bi [mg/L]	< 0.00001	< 0.00001	< 0.00001	< 0.00001	< 0.00001	< 0.00001	< 0.00001	< 0.00001
Ca [mg/L]	4.77	4.50	16.4	4.23	1.53	2.82	1.83	3.11
Cd [mg/L]	0.000004	0.000004	0.000010	< 0.000003	0.000133	0.000009	< 0.000003	< 0.000003
Co [mg/L]	0.000010	0.000243	0.00141	0.000050	0.00654	0.000497	0.000004	0.000019
Cr [mg/L]	< 0.00008	< 0.00008	< 0.00008	< 0.00008	< 0.00008	< 0.00008	< 0.00008	< 0.00008
Cu [mg/L]	< 0.001	< 0.001	0.001	< 0.001	0.003	< 0.001	< 0.001	< 0.001
Fe [mg/L]	< 0.007	< 0.007	< 0.007	< 0.007	0.230	0.078	< 0.007	< 0.007
K [mg/L]	0.411	0.978	0.646	1.26	0.377	0.184	0.203	0.235
Mg [mg/L]	0.047	0.191	0.423	0.050	0.144	0.027	0.022	0.136
Mn [mg/L]	0.0243	0.0161	0.0334	0.0110	0.0329	0.00455	0.00635	0.0161

OnLine LIMS

0004031890

Results relate only to the sample tested. Data reported represents the sample submitted to SGS. Reproduction of this analytical report in full or in part is prohibited without prior written approval. Please refer to SGS General Conditions of Services located at https://www.sgs.ca/en/terms-and-conditions (Printed copies are available upon request.)
Test method information available upon request. "Temperature Upon Receipt" is representative of the whole shipment and may not reflect the temperature of individual samples.
SGS Canada Inc. Environment-Health & Safety statement of conformity decision rule does not consider uncertainty when analytical results are compared to a specified standard or regulation.

SGS Canada Inc.
P.O. Box 4300 - 185 Concession St.
Lakefield - Ontario - KOL 2HO
Phone: 705-652-2000 FAX: 705-652-6365

LR Report : **CA10079-FEB25**

Analysis	10: HC-13 Wk#90	11: HC-14 Wk#90	12: HC-15 Wk#90	13: HC-16 Wk#90	14: HC-17 Wk#90	15: HC-18 Wk#90	16: HC-19 Wk#90	17: HC-20 Wk#90
Mo [mg/L]	< 0.0004	< 0.0004	< 0.0004	< 0.0004	< 0.0004	< 0.0004	< 0.0004	< 0.0004
Na [mg/L]	0.04	0.07	0.08	0.06	0.09	0.05	0.03	0.03
Ni [mg/L]	< 0.0001	0.0017	0.0720	0.0001	0.0127	0.0004	< 0.0001	< 0.0001
P [mg/L]	< 0.003	< 0.003	< 0.003	< 0.003	< 0.003	< 0.003	< 0.003	< 0.003
Pb [mg/L]	< 0.00009	< 0.00009	< 0.00009	< 0.00009	0.00013	0.00010	< 0.00009	0.00026
S [mg/L]	< 5	< 5	13	< 5	< 5	< 5	< 5	< 5
Sb [mg/L]	< 0.0009	< 0.0009	0.0012	< 0.0009	< 0.0009	< 0.0009	< 0.0009	< 0.0009
Se [mg/L]	< 0.00004	0.00032	0.00049	< 0.00004	0.00005	< 0.00004	< 0.00004	0.00004
Si [mg/L]	0.23	0.26	0.25	0.26	0.67	0.27	0.21	0.23
Sn [mg/L]	< 0.00006	< 0.00006	0.00008	0.00011	< 0.00006	< 0.00006	< 0.00006	< 0.00006
Sr [mg/L]	0.00392	0.00828	0.0193	0.00561	0.0150	0.00331	0.00301	0.00648
Ti [mg/L]	< 0.0001	< 0.0001	< 0.0001	0.0002	< 0.0001	< 0.0001	< 0.0001	< 0.0001
Th [mg/L]	< 0.0001	< 0.0001	< 0.0001	< 0.0001	< 0.0001	< 0.0001	< 0.0001	< 0.0001
Tl [mg/L]	0.000011	0.000005	0.000009	0.000009	0.000007	< 0.000005	< 0.000005	< 0.000005
U [mg/L]	0.000206	0.000077	0.000036	0.000740	0.000823	0.000274	0.000063	0.000014
V [mg/L]	0.00004	0.00006	0.00003	0.00017	< 0.00001	0.00008	0.00002	0.00056
W [mg/L]	< 0.0002	< 0.0002	< 0.0002	< 0.0002	< 0.0002	< 0.0002	< 0.0002	< 0.0002
Zr [mg/L]	< 0.002	< 0.002	< 0.002	< 0.002	< 0.002	< 0.002	< 0.002	< 0.002
Zn [mg/L]	< 0.002	0.004	< 0.002	< 0.002	0.020	0.109	< 0.002	< 0.002

Analysis	18: HC-21 Wk#90	19: HC-22 Wk#90	20: HC-23 Wk#90	21: HC-24 Wk#90	22: HC-25 Wk#90	23: HC-26 Wk#90	24: HC-27 Wk#90
Sample Date & Time	14-Feb-25	14-Feb-25	14-Feb-25	14-Feb-25	14-Feb-25	14-Feb-25	14-Feb-25
HumCell Leachate Vol [mL]	967	472	1012	1003	1011	778	1020
Sample Name	DX450022	DX450077	DX450113	DX 550101	DX450128	DX450021	DX450222
Sample Weight [g]	1000	500	1000	1000	1000	750	1000
pH [No unit]	7.41	7.24	7.04	6.96	7.00	4.61	6.83
Alkalinity [mg/L as CaCO3]	10	11	11	8	12	< 2	6
Conductivity [uS/cm]	25	24	24	18	41	222	18
Acidity [mg/L as CaCO3]	< 2	< 2	< 2	< 2	< 2	33	< 2
SO4 [mg/L]	2.2	1.1	1.4	1.0	6.3	110	3.1
Cl [mg/L]	---	---	---	---	---	< 0.2	---
Hg [mg/L]	< 0.00001	< 0.00001	< 0.00001	< 0.00001	< 0.00001	< 0.00001	< 0.00001
Ag [mg/L]	< 0.00005	< 0.00005	< 0.00005	< 0.00005	< 0.00005	< 0.00005	< 0.00005
Al [mg/L]	0.071	0.037	0.047	0.046	0.047	0.017	0.028
As [mg/L]	0.0072	0.0007	0.0032	0.0017	0.0018	0.0004	0.0006
Ba [mg/L]	0.00022	0.00933	0.00669	0.00078	0.00178	0.0112	0.00057
Be [mg/L]	< 0.000007	< 0.000007	< 0.000007	< 0.000007	< 0.000007	< 0.000007	< 0.000007
B [mg/L]	< 0.002	< 0.002	< 0.002	< 0.002	< 0.002	0.004	< 0.002
Bi [mg/L]	< 0.00001	< 0.00001	< 0.00001	< 0.00001	< 0.00001	< 0.00001	< 0.00001
Ca [mg/L]	4.93	2.87	4.76	3.46	7.48	28.8	3.06
Cd [mg/L]	< 0.000003	0.000006	< 0.000003	< 0.000003	< 0.000003	0.000262	< 0.000003
Co [mg/L]	0.000111	0.000016	0.000020	0.000017	0.000076	0.00156	0.000005
Cr [mg/L]	< 0.00008	< 0.00008	< 0.00008	< 0.00008	< 0.00008	< 0.00008	< 0.00008
Cu [mg/L]	< 0.001	< 0.001	< 0.001	< 0.001	< 0.001	0.001	< 0.001

OnLine LIMS

0004031890

Results relate only to the sample tested. Data reported represents the sample submitted to SGS. Reproduction of this analytical report in full or in part is prohibited without prior written approval. Please refer to SGS General Conditions of Services located at https://www.sgs.ca/en/terms-and-conditions (Printed copies are available upon request.)
Test method information available upon request. "Temperature Upon Receipt" is representative of the whole shipment and may not reflect the temperature of individual samples.
SGS Canada Inc. Environment-Health & Safety statement of conformity decision rule does not consider uncertainty when analytical results are compared to a specified standard or regulation.

SGS Canada Inc.
P.O. Box 4300 - 185 Concession St.
Lakefield - Ontario - KOL 2HO
Phone: 705-652-2000 FAX: 705-652-6365

LR Report : **CA10079-FEB25**

Analysis	18: HC-21 Wk#90	19: HC-22 Wk#90	20: HC-23 Wk#90	21: HC-24 Wk#90	22: HC-25 Wk#90	23: HC-26 Wk#90	24: HC-27 Wk#90
Fe [mg/L]	< 0.007	< 0.007	< 0.007	< 0.007	< 0.007	15.3	< 0.007
K [mg/L]	0.026	1.36	0.187	0.095	0.395	4.39	0.425
Mg [mg/L]	0.100	0.098	0.116	0.100	0.103	1.68	0.040
Mn [mg/L]	0.0206	0.0150	0.0233	0.0134	0.0167	0.693	0.0115
Mo [mg/L]	< 0.0004	< 0.0004	< 0.0004	< 0.0004	< 0.0004	< 0.0004	< 0.0004
Na [mg/L]	0.03	0.04	0.02	0.03	0.06	0.17	0.04
Ni [mg/L]	0.0001	0.0002	0.0003	< 0.0001	0.0001	0.0169	0.0002
P [mg/L]	< 0.003	< 0.003	< 0.003	< 0.003	< 0.003	< 0.003	< 0.003
Pb [mg/L]	< 0.00009	< 0.00009	< 0.00009	< 0.00009	< 0.00009	< 0.00009	< 0.00009
S [mg/L]	< 5	< 5	< 5	< 5	< 5	37	< 5
Sb [mg/L]	< 0.0009	< 0.0009	< 0.0009	< 0.0009	< 0.0009	< 0.0009	< 0.0009
Se [mg/L]	0.00005	< 0.00004	< 0.00004	< 0.00004	< 0.00004	0.00006	< 0.00004
Si [mg/L]	0.18	0.19	0.20	0.19	0.20	0.46	0.24
Sn [mg/L]	0.00012	0.00014	< 0.00006	0.00006	< 0.00006	< 0.00006	< 0.00006
Sr [mg/L]	0.00280	0.00417	0.0151	0.00303	0.00467	0.0160	0.00355
Ti [mg/L]	< 0.0001	0.0002	< 0.0001	< 0.0001	< 0.0001	< 0.0001	< 0.0001
Th [mg/L]	< 0.0001	< 0.0001	< 0.0001	< 0.0001	< 0.0001	< 0.0001	< 0.0001
Tl [mg/L]	< 0.000005	< 0.000005	< 0.000005	< 0.000005	< 0.000005	< 0.000005	0.000005
U [mg/L]	0.000012	0.000022	0.000035	0.000013	0.000078	0.000039	0.000234
V [mg/L]	0.00029	0.00053	0.00010	0.00031	0.00020	< 0.00001	0.00010
W [mg/L]	< 0.0002	< 0.0002	< 0.0002	< 0.0002	0.0004	< 0.0002	< 0.0002
Zr [mg/L]	< 0.002	< 0.002	< 0.002	< 0.002	< 0.002	< 0.002	< 0.002
Zn [mg/L]	< 0.002	< 0.002	< 0.002	< 0.002	< 0.002	0.020	< 0.002



Lisa Thompson
Project Specialist Assistant,
Environment, Health & Safety

OnLine LIMS

0004031890

Results relate only to the sample tested. Data reported represents the sample submitted to SGS. Reproduction of this analytical report in full or in part is prohibited without prior written approval. Please refer to SGS General Conditions of Services located at https://www.sgs.ca/en/terms-and-conditions (Printed copies are available upon request.)
Test method information available upon request. "Temperature Upon Receipt" is representative of the whole shipment and may not reflect the temperature of individual samples.
SGS Canada Inc. Environment-Health & Safety statement of conformity decision rule does not consider uncertainty when analytical results are compared to a specified standard or regulation.

SGS Canada Inc.
P.O. Box 4300 - 185 Concession St.
Lakefield - Ontario - KOL 2HO
Phone: 705-652-2000 FAX: 705-652-6365

Quality Control Report

Inorganic Analysis													
Parameter	Reporting Limit	Unit	Method Blank	Duplicate				LCS / Spike Blank			Matrix Spike / Reference Material		
				Result 1	Result 2	RPD	Acceptance Criteria	Spike Recovery (%)	Recovery Limits (%)		Spike Recovery (%)	Recovery Limits (%)	
							%		Low	High		Low	High
Acidity - QCBatchID: EWL0224-FEB25													
Acidity	2	mg/L as Ca	< 2			0	20	104	90	110	NA		
Acidity - QCBatchID: EWL0225-FEB25													
Acidity	2	mg/L as Ca	2			ND	20	100	90	110	NA		
Alkalinity - QCBatchID: EWL0224-FEB25													
Alkalinity	2	mg/L as Ca	< 2			ND	20	102	80	120	NA		
Alkalinity - QCBatchID: EWL0225-FEB25													
Alkalinity	2	mg/L as Ca	< 2			0	20	102	80	120	NA		
Anions by IC - QCBatchID: DIO0266-FEB25													
Chloride	0.2	mg/L	<0.2			3	20	96	90	110	95	75	125
Sulphate	0.2	mg/L	<0.2			2	20	100	90	110	96	75	125
Anions by IC - QCBatchID: DIO0271-FEB25													
Chloride	0.2	mg/L	<0.2			ND	20	101	90	110	109	75	125
Sulphate	0.2	mg/L	<0.2			3	20	101	90	110	76	75	125
Anions by IC - QCBatchID: DIO0347-FEB25													
Sulphate	0.2	mg/L	<0.2			1	20	98	90	110	89	75	125
Anions by IC - QCBatchID: DIO0379-FEB25													
Sulphate	0.2	mg/L	<0.2			1	20	100	90	110	91	75	125
Conductivity - QCBatchID: EWL0224-FEB25													
Conductivity	2	uS/cm	< 2			0	20	97	90	110	NA		
Conductivity - QCBatchID: EWL0225-FEB25													
Conductivity	2	uS/cm	< 2			0	20	99	90	110	NA		
Inorganics-General - QCBatchID: EHG0025-FEB25													
Mercury	0.00001	mg/L	< 0.00001			ND	20	119	80	120	115	70	130
Metals in aqueous samples - ICP-MS - QCBatchID: EMS0146-FEB25													
Aluminum	0.001	mg/L	<0.001			0	20	103	90	110	120	70	130
Antimony	0.0009	mg/L	<0.0009			1	20	99	90	110	76	70	130
Arsenic	0.0002	mg/L	<0.0002			3	20	97	90	110	98	70	130
Barium	0.00008	mg/L	<0.00008			10	20	95	90	110	95	70	130
Beryllium	0.000007	mg/L	<0.000007			ND	20	99	90	110	102	70	130
Bismuth	0.00001	mg/L	<0.00001			ND	20	91	90	110	86	70	130
Boron	0.002	mg/L	<0.002			ND	20	104	90	110	98	70	130
Cadmium	0.000003	mg/L	<0.000003			ND	20	101	90	110	98	70	130
Calcium	0.01	mg/L	<0.01			1	20	106	90	110	92	70	130
Chromium	0.00008	mg/L	<0.00008			ND	20	98	90	110	97	70	130
Cobalt	0.000004	mg/L	<0.000004			ND	20	94	90	110	95	70	130

OnLine LIMS

0004031890

Results relate only to the sample tested. Data reported represents the sample submitted to SGS. Reproduction of this analytical report in full or in part is prohibited without prior written approval. Please refer to SGS General Conditions of Services located at https://www.sgs.ca/en/terms-and-conditions (Printed copies are available upon request.)
Test method information available upon request. "Temperature Upon Receipt" is representative of the whole shipment and may not reflect the temperature of individual samples.
SGS Canada Inc. Environment-Health & Safety statement of conformity decision rule does not consider uncertainty when analytical results are compared to a specified standard or regulation.

SGS Canada Inc.
P.O. Box 4300 - 185 Concession St.
Lakefield - Ontario - KOL 2HO
Phone: 705-652-2000 FAX: 705-652-6365

Great Bear - 20 Long

LR Report : **CA10079-FEB25**

Inorganic Analysis														
Parameter	Reporting Limit	Unit	Method Blank	Duplicate				LCS / Spike Blank			Matrix Spike / Reference Material			
				Result 1	Result 2	RPD	Acceptance Criteria	Spike Recovery (%)	Recovery Limits (%)		Spike Recovery (%)	Recovery Limits (%)	
							%		Low	High		Low	High
Copper	0.001	mg/L	<0.001			ND	20	101	90	110	90	70	130
Iron	0.007	mg/L	<0.007			ND	20	109	90	110	75	70	130
Lead	0.00009	mg/L	<0.00009			ND	20	101	90	110	93	70	130
Magnesium	0.001	mg/L	<0.001			3	20	102	90	110	85	70	130
Manganese	0.00001	mg/L	<0.00001			6	20	101	90	110	105	70	130
Molybdenum	0.0004	mg/L	<0.0004			ND	20	106	90	110	86	70	130
Nickel	0.0001	mg/L	<0.0001			ND	20	101	90	110	93	70	130
Phosphorus	0.003	mg/L	<0.003			ND	20	106	90	110	NV	70	130
Potassium	0.003	mg/L	<0.009			1	20	105	90	110	90	70	130
Selenium	0.00004	mg/L	<0.00004			ND	20	96	90	110	103	70	130
Silicon	0.02	mg/L	<0.02			2	20	94	90	110	NV	70	130
Silver	0.00005	mg/L	<0.00005			ND	20	102	90	110	81	70	130
Sodium	0.01	mg/L	<0.01			6	20	100	90	110	88	70	130
Strontium	0.00008	mg/L	<0.00008			3	20	101	90	110	99	70	130
Sulfur	5	mg/L	<5			ND	20	110	90	110	NV	70	130
Thallium	0.000005	mg/L	<0.000005			ND	20	96	90	110	90	70	130
Thorium	0.0001	mg/L	<0.0001			ND	20	91	90	110	NV	70	130
Tin	0.00006	mg/L	<0.00006			ND	20	104	90	110	NV	70	130
Titanium	0.0001	mg/L	<0.0001			ND	20	102	90	110	NV	70	130
Tungsten	0.0002	mg/L	<0.0002			ND	20	102	90	110	NV	70	130
Uranium	0.000002	mg/L	<0.000002			8	20	96	90	110	92	70	130
Vanadium	0.00001	mg/L	<0.00001			4	20	98	90	110	95	70	130
Zinc	0.002	mg/L	<0.002			ND	20	101	90	110	105	70	130
Zirconium	0.002	mg/L	<0.002			ND	20	99	90	110	NV	70	130
Metals in aqueous samples - ICP-MS - QCBatchID: EMS0157-FEB25													
Phosphorus	0.003	mg/L	<0.003			ND	20	100	90	110	NV	70	130
Zinc	0.002	mg/L	<0.002			ND	20	100	90	110	104	70	130
Metals in aqueous samples - ICP-MS - QCBatchID: EMS0169-FEB25													
Arsenic	0.0002	mg/L	<0.0002			11	20	102	90	110	104	70	130
Molybdenum	0.0004	mg/L	<0.0004			4	20	96	90	110	101	70	130
Tungsten	0.0002	mg/L	<0.0002			ND	20	96	90	110	NV	70	130
Uranium	0.000002	mg/L	<0.000002			18	20	103	90	110	109	70	130
pH - QCBatchID: EWL0224-FEB25													
pH	0.05	No unit	NA			0		99			NA		
pH - QCBatchID: EWL0225-FEB25													
pH	0.05	No unit	NA			1		100			NA		
pH - QCBatchID: EWL0238-FEB25													
pH	0.05	No unit	NA			0		100			NA		

OnLine LIMS

0004031890

Results relate only to the sample tested. Data reported represents the sample submitted to SGS. Reproduction of this analytical report in full or in part is prohibited without prior written approval. Please refer to SGS General Conditions of Services located at https://www.sgs.ca/en/terms-and-conditions (Printed copies are available upon request.)
Test method information available upon request. "Temperature Upon Receipt" is representative of the whole shipment and may not reflect the temperature of individual samples.
SGS Canada Inc. Environment-Health & Safety statement of conformity decision rule does not consider uncertainty when analytical results are compared to a specified standard or regulation.

SGS Canada Inc.
P.O. Box 4300 - 185 Concession St.
Lakefield - Ontario - KOL 2HO
Phone: 705-652-2000 FAX: 705-652-6365

28-February-2025

Great Bear Resources Ltd.
Attn : Ashley Moncrief

1020 - 800 West Pender St.
Vancouver, BC
V6C 2V6, Canada

Phone: 778-833-2160
Fax:

Date Rec. : 20 February 2025
LR Report: **CA10117-FEB25**
Reference: Wk#91

Copy: #1

CERTIFICATE OF ANALYSIS

Final Report

Analysis	3: Analysis Completed Date	4: Analysis Completed Time	5: HC-1 Wk#91	6: HC-2 Wk#91	7: HC-3 Wk#91	8: HC-4 Wk#91	9: HC-5 Wk#91	10: HC-6 Wk#91	11: HC-7 Wk#91
Sample Date & Time			20-Feb-25	20-Feb-25	20-Feb-25	20-Feb-25	20-Feb-25	20-Feb-25	20-Feb-25
HumCell Leachate Vol [mL]	21-Feb-25	08:51	932	1021	461	505	953	511	920
Sample Name	---	---	DX450052	DX 550083	DX450204	DX450176	DX450232	DX450181	DX450002
Sample Weight [g]	---	---	1000	1000	500	500	1000	500	1000
pH [No unit]	25-Feb-25	12:57	6.46	7.05	6.83	5.20	6.78	6.84	7.01
Alkalinity [mg/L as CaCO3]	21-Feb-25	10:30	3	17	5	< 2	6	7	7
Conductivity [uS/cm]	21-Feb-25	10:30	38	41	10	45	14	13	13
Acidity [mg/L as CaCO3]	21-Feb-25	10:30	< 2	< 2	< 2	10	< 2	< 2	< 2
SO4 [mg/L]	24-Feb-25	16:52	12	5.3	0.5	16	2.1	0.3	0.3

Lisa Thompson
Project Specialist Assistant,
Environment, Health & Safety

OnLine LIMS

0004032259

Results relate only to the sample tested. Data reported represents the sample submitted to SGS. Reproduction of this analytical report in full or in part is prohibited without prior written approval. Please refer to SGS General Conditions of Services located at https://www.sgs.ca/en/terms-and-conditions (Printed copies are available upon request.)
Test method information available upon request. "Temperature Upon Receipt" is representative of the whole shipment and may not reflect the temperature of individual samples.
SGS Canada Inc. Environment-Health & Safety statement of conformity decision rule does not consider uncertainty when analytical results are compared to a specified standard or regulation.

SGS Canada Inc.
P.O. Box 4300 - 185 Concession St.
Lakefield - Ontario - KOL 2HO
Phone: 705-652-2000 FAX: 705-652-6365

28-February-2025

Great Bear Resources Ltd.
Attn : Ashley Moncrief

1020 - 800 West Pender St.
Vancouver, BC
V6C 2V6, Canada

Phone: 778-833-2160
Fax:

Date Rec. : 21 February 2025
LR Report: **CA10122-FEB25**
Reference: Wk#91

Copy: #1

CERTIFICATE OF ANALYSIS
Final Report

Analysis	3: Analysis Completed Date	4: Analysis Completed Time	5: HC-8 Wk#91	6: HC-9 Wk#91	7: HC-10 Wk#91	8: HC-11 Wk#91	9: HC-12 Wk#91
Sample Date & Time			21-Feb-25	21-Feb-25	21-Feb-25	21-Feb-25	21-Feb-25
HumCell Leachate Vol [mL]	24-Feb-25	10:35	999	996	898	946	1022
Sample Name	---	---	DX450108	DX450076	DX450186	DX450118	DX 550107
Sample Weight [g]	---	---	1000	1000	1000	1000	1000
pH [No unit]	24-Feb-25	11:40	7.16	5.31	6.79	7.00	6.95
Alkalinity [mg/L as CaCO3]	24-Feb-25	11:40	11	< 2	5	6	7
Conductivity [uS/cm]	24-Feb-25	11:40	32	36	13	16	28
Acidity [mg/L as CaCO3]	24-Feb-25	11:40	< 2	12	< 2	< 2	< 2
SO4 [mg/L]	26-Feb-25	14:20	3.4	15	1.2	1.4	4.3

Analysis	10: HC-13 Wk#91	11: HC-14 Wk#91	12: HC-15 Wk#91	13: HC-16 Wk#91	14: HC-17 Wk#91	15: HC-18 Wk#91	16: HC-19 Wk#91
Sample Date & Time	21-Feb-25	21-Feb-25	21-Feb-25	21-Feb-25	21-Feb-25	21-Feb-25	21-Feb-25
HumCell Leachate Vol [mL]	1011	931	664	1014	945	909	900
Sample Name	DX450159	DX450171	DX450134	DX450185	DX450032	DX 550064	DX450008
Sample Weight [g]	1000	1000	700	1000	1000	1000	1000
pH [No unit]	7.09	6.47	6.89	7.02	5.56	7.07	6.95
Alkalinity [mg/L as CaCO3]	7	2	8	8	< 2	6	3
Conductivity [uS/cm]	26	34	72	28	17	12	7
Acidity [mg/L as CaCO3]	< 2	2	3	< 2	7	< 2	< 2
SO4 [mg/L]	4.1	11	17	4.0	5.9	0.4	0.4

Analysis	17: HC-20 Wk#91	18: HC-21 Wk#91	19: HC-22 Wk#91	20: HC-23 Wk#91	21: HC-24 Wk#91	22: HC-25 Wk#91	23: HC-26 Wk#91
Sample Date & Time	21-Feb-25	21-Feb-25	21-Feb-25	21-Feb-25	21-Feb-25	21-Feb-25	21-Feb-25
HumCell Leachate Vol [mL]	922	896	442	1005	942	952	747

OnLine LIMS

Results relate only to the sample tested. Data reported represents the sample submitted to SGS. Reproduction of this analytical report in full or in part is prohibited without prior written approval. Please refer to SGS General Conditions of Services located at https://www.sgs.ca/en/terms-and-conditions (Printed copies are available upon request.)
Test method information available upon request. "Temperature Upon Receipt" is representative of the whole shipment and may not reflect the temperature of individual samples.
SGS Canada Inc. Environment-Health & Safety statement of conformity decision rule does not consider uncertainty when analytical results are compared to a specified standard or regulation.

0004032302

SGS Canada Inc.
P.O. Box 4300 - 185 Concession St.
Lakefield - Ontario - KOL 2HO
Phone: 705-652-2000 FAX: 705-652-6365

LR Report : **CA10122-FEB25**

Analysis	17: HC-20 Wk#91	18: HC-21 Wk#91	19: HC-22 Wk#91	20: HC-23 Wk#91	21: HC-24 Wk#91	22: HC-25 Wk#91	23: HC-26 Wk#91
Sample Name	DX 550056	DX450022	DX450077	DX450113	DX 550101	DX450128	DX450021
Sample Weight [g]	1000	1000	500	1000	1000	1000	750
pH [No unit]	7.03	7.14	6.83	6.96	7.04	6.84	4.45
Alkalinity [mg/L as CaCO3]	7	9	7	10	7	8	< 2
Conductivity [uS/cm]	17	22	17	21	15	36	185
Acidity [mg/L as CaCO3]	< 2	< 2	< 2	< 2	< 2	< 2	39
SO4 [mg/L]	1.7	2.3	0.9	1.4	0.9	5.5	79

Analysis	24: HC-27 Wk#91
Sample Date & Time	21-Feb-25
HumCell Leachate Vol [mL]	953
Sample Name	DX450222
Sample Weight [g]	1000
pH [No unit]	6.74
Alkalinity [mg/L as CaCO3]	5
Conductivity [uS/cm]	15
Acidity [mg/L as CaCO3]	< 2
SO4 [mg/L]	3.3



Lisa Thompson
Project Specialist Assistant,
Environment, Health & Safety

OnLine LIMS

0004032302

Results relate only to the sample tested. Data reported represents the sample submitted to SGS. Reproduction of this analytical report in full or in part is prohibited without prior written approval. Please refer to SGS General Conditions of Services located at https://www.sgs.ca/en/terms-and-conditions (Printed copies are available upon request.)
Test method information available upon request. "Temperature Upon Receipt" is representative of the whole shipment and may not reflect the temperature of individual samples.
SGS Canada Inc. Environment-Health & Safety statement of conformity decision rule does not consider uncertainty when analytical results are compared to a specified standard or regulation.

SGS Canada Inc.
P.O. Box 4300 - 185 Concession St.
Lakefield - Ontario - KOL 2HO
Phone: 705-652-2000 FAX: 705-652-6365

14-March-2025

Great Bear Resources Ltd.
Attn : Ashley Moncrief

1020 - 800 West Pender St.
Vancouver, BC
V6C 2V6, Canada

Phone: 778-833-2160
Fax:

Date Rec. : 27 February 2025
LR Report: **CA10166-FEB25**
Reference: Wk#92

Copy: #1

CERTIFICATE OF ANALYSIS
Final Report

Analysis	3: Analysis Completed Date	4: Analysis Completed Time	5: HC-1 Wk#92	6: HC-2 Wk#92	7: HC-3 Wk#92	8: HC-4 Wk#92	9: HC-5 Wk#92
Sample Date & Time			27-Feb-25	27-Feb-25	27-Feb-25	27-Feb-25	27-Feb-25
HumCell Leachate Vol [mL]	27-Feb-25	14:02	942	1012	492	498	922
Sample Name	---	---	DX450052	DX 550083	DX450204	DX450176	DX450232
Sample Weight [g]	---	---	1000	1000	500	500	1000
pH [No unit]	03-Mar-25	10:57	6.50	7.34	6.51	5.34	6.82
Alkalinity [mg/L as CaCO3]	03-Mar-25	10:58	2	13	3	< 2	4
Conductivity [uS/cm]	03-Mar-25	10:58	35	39	9	46	15
Acidity [mg/L as CaCO3]	04-Mar-25	10:29	< 2	< 2	< 2	9	< 2
F [mg/L]	***	***	***	***	***	***	***
SO4 [mg/L]	04-Mar-25	14:08	12	5.1	0.6	17	2.2
Cl [mg/L]	***	***	***	***	***	***	***
Hg [mg/L]	03-Mar-25	09:23	< 0.00001	< 0.00001	< 0.00001	< 0.00001	< 0.00001
Ag [mg/L]	03-Mar-25	09:37	< 0.00005	< 0.00005	< 0.00005	< 0.00005	< 0.00005
Al [mg/L]	03-Mar-25	09:37	0.002	0.066	0.031	0.023	0.035
As [mg/L]	03-Mar-25	09:37	< 0.0002	0.0146	0.0004	0.0004	0.0013
Ba [mg/L]	03-Mar-25	09:37	0.00087	0.0214	0.00058	0.00163	0.00090
Be [mg/L]	03-Mar-25	09:37	< 0.000007	< 0.000007	< 0.000007	0.000016	< 0.000007
B [mg/L]	03-Mar-25	09:37	< 0.002	< 0.002	< 0.002	< 0.002	< 0.002
Bi [mg/L]	03-Mar-25	09:37	< 0.00001	0.00003	< 0.00001	< 0.00001	< 0.00001
Ca [mg/L]	03-Mar-25	09:37	5.46	6.57	1.37	3.30	2.31
Cd [mg/L]	03-Mar-25	09:37	0.00222	0.000011	0.000003	0.0165	0.000004
Co [mg/L]	03-Mar-25	09:37	0.000023	0.000027	0.000011	0.00489	0.000007
Cr [mg/L]	03-Mar-25	09:37	< 0.00008	< 0.00008	< 0.00008	< 0.00008	< 0.00008
Cu [mg/L]	03-Mar-25	09:37	< 0.001	< 0.001	< 0.001	0.005	< 0.001
Fe [mg/L]	03-Mar-25	09:37	< 0.007	< 0.007	< 0.007	0.128	< 0.007
K [mg/L]	03-Mar-25	09:37	0.256	1.44	0.511	0.578	0.534
Mg [mg/L]	03-Mar-25	09:37	0.035	0.123	0.061	0.903	0.042
Mn [mg/L]	03-Mar-25	09:37	0.0147	0.0268	0.00270	0.0825	0.00962
Mo [mg/L]	03-Mar-25	09:37	< 0.0004	< 0.0004	< 0.0004	< 0.0004	< 0.0004
Na [mg/L]	03-Mar-25	09:37	0.07	0.07	0.05	0.08	0.06

OnLine LIMS

0004046310

Results relate only to the sample tested. Data reported represents the sample submitted to SGS. Reproduction of this analytical report in full or in part is prohibited without prior written approval. Please refer to SGS General Conditions of Services located at https://www.sgs.ca/en/terms-and-conditions (Printed copies are available upon request.)
Test method information available upon request. "Temperature Upon Receipt" is representative of the whole shipment and may not reflect the temperature of individual samples.
SGS Canada Inc. Environment-Health & Safety statement of conformity decision rule does not consider uncertainty when analytical results are compared to a specified standard or regulation.

SGS Canada Inc.
P.O. Box 4300 - 185 Concession St.
Lakefield - Ontario - KOL 2HO
Phone: 705-652-2000 FAX: 705-652-6365

LR Report : **CA10166-FEB25**

Analysis	3: Analysis Completed Date	4: Analysis Completed Time	5: HC-1 Wk#92	6: HC-2 Wk#92	7: HC-3 Wk#92	8: HC-4 Wk#92	9: HC-5 Wk#92
Ni [mg/L]	03-Mar-25	09:37	0.0004	< 0.0001	< 0.0001	0.0341	0.0001
P [mg/L]	03-Mar-25	09:37	< 0.003	< 0.003	< 0.003	< 0.003	< 0.003
Pb [mg/L]	03-Mar-25	09:37	0.0262	0.00020	< 0.00009	0.660	< 0.00009
S [mg/L]	03-Mar-25	09:39	< 5	< 5	< 5	6	< 5
Sb [mg/L]	03-Mar-25	09:37	< 0.0009	< 0.0009	< 0.0009	< 0.0009	< 0.0009
Se [mg/L]	03-Mar-25	09:37	0.00020	0.00181	< 0.00004	0.00158	< 0.00004
Si [mg/L]	03-Mar-25	09:37	0.12	0.24	0.15	0.59	0.21
Sn [mg/L]	03-Mar-25	09:37	< 0.00006	< 0.00006	0.00006	0.00007	0.00006
Sr [mg/L]	03-Mar-25	09:37	0.00452	0.0238	0.00253	0.00458	0.00272
Ti [mg/L]	03-Mar-25	09:37	< 0.0001	< 0.0001	< 0.0001	< 0.0001	< 0.0001
Th [mg/L]	03-Mar-25	09:37	< 0.0001	< 0.0001	< 0.0001	< 0.0001	< 0.0001
Tl [mg/L]	03-Mar-25	09:37	< 0.000005	0.000020	< 0.000005	0.000028	< 0.000005
U [mg/L]	03-Mar-25	09:37	0.000004	0.000286	0.000207	0.000148	0.000456
V [mg/L]	03-Mar-25	09:37	< 0.00001	0.00026	0.00015	< 0.00001	0.00035
W [mg/L]	03-Mar-25	09:37	< 0.0002	< 0.0002	< 0.0002	< 0.0002	< 0.0002
Zr [mg/L]	03-Mar-25	09:37	< 0.002	< 0.002	< 0.002	< 0.002	< 0.002
Zn [mg/L]	04-Mar-25	12:54	0.083	< 0.002	< 0.002	2.99	< 0.002

Analysis	10: HC-6 Wk#92	11: HC-7 Wk#92
Sample Date & Time	27-Feb-25	27-Feb-25
HumCell Leachate Vol [mL]	500	919
Sample Name	DX450181	DX450002
Sample Weight [g]	500	1000
pH [No unit]	6.98	7.06
Alkalinity [mg/L as CaCO3]	6	5
Conductivity [uS/cm]	14	11
Acidity [mg/L as CaCO3]	< 2	< 2
F [mg/L]	***	***
SO4 [mg/L]	0.3	0.3
Cl [mg/L]	***	***
Hg [mg/L]	< 0.00001	< 0.00001
Ag [mg/L]	< 0.00005	< 0.00005
Al [mg/L]	0.018	0.032
As [mg/L]	0.0002	0.0043
Ba [mg/L]	0.00094	0.00050
Be [mg/L]	< 0.000007	< 0.000007
B [mg/L]	< 0.002	< 0.002
Bi [mg/L]	< 0.00001	< 0.00001
Ca [mg/L]	2.52	1.82
Cd [mg/L]	0.000004	< 0.000003
Co [mg/L]	0.000005	0.000049
Cr [mg/L]	< 0.00008	< 0.00008

OnLine LIMS

Results relate only to the sample tested. Data reported represents the sample submitted to SGS. Reproduction of this analytical report in full or in part is prohibited without prior written approval. Please refer to SGS General Conditions of Services located at https://www.sgs.ca/en/terms-and-conditions (Printed copies are available upon request.)
Test method information available upon request. "Temperature Upon Receipt" is representative of the whole shipment and may not reflect the temperature of individual samples.
SGS Canada Inc. Environment-Health & Safety statement of conformity decision rule does not consider uncertainty when analytical results are compared to a specified standard or regulation.

SGS Canada Inc.
P.O. Box 4300 - 185 Concession St.
Lakefield - Ontario - KOL 2HO
Phone: 705-652-2000 FAX: 705-652-6365

LR Report : **CA10166-FEB25**

Analysis	10: HC-6 Wk#92	11: HC-7 Wk#92
Cu [mg/L]	< 0.001	< 0.001
Fe [mg/L]	< 0.007	< 0.007
K [mg/L]	0.314	0.423
Mg [mg/L]	0.061	0.062
Mn [mg/L]	0.00361	0.00360
Mo [mg/L]	< 0.0004	< 0.0004
Na [mg/L]	0.06	0.06
Ni [mg/L]	< 0.0001	< 0.0001
P [mg/L]	< 0.003	< 0.003
Pb [mg/L]	< 0.00009	0.00014
S [mg/L]	< 5	< 5
Sb [mg/L]	< 0.0009	< 0.0009
Se [mg/L]	< 0.00004	< 0.00004
Si [mg/L]	0.26	0.17
Sn [mg/L]	< 0.00006	< 0.00006
Sr [mg/L]	0.00417	0.00327
Ti [mg/L]	< 0.0001	< 0.0001
Th [mg/L]	< 0.0001	< 0.0001
Tl [mg/L]	< 0.000005	< 0.000005
U [mg/L]	0.000155	0.000298
V [mg/L]	0.00023	0.00017
W [mg/L]	0.0004	< 0.0002
Zr [mg/L]	< 0.002	< 0.002
Zn [mg/L]	0.007	0.004



Lisa Thompson
Project Specialist Assistant,
Environment, Health & Safety

OnLine LIMS

0004046310

Results relate only to the sample tested. Data reported represents the sample submitted to SGS. Reproduction of this analytical report in full or in part is prohibited without prior written approval. Please refer to SGS General Conditions of Services located at https://www.sgs.ca/en/terms-and-conditions (Printed copies are available upon request.)
Test method information available upon request. "Temperature Upon Receipt" is representative of the whole shipment and may not reflect the temperature of individual samples.
SGS Canada Inc. Environment-Health & Safety statement of conformity decision rule does not consider uncertainty when analytical results are compared to a specified standard or regulation.

SGS Canada Inc.
P.O. Box 4300 - 185 Concession St.
Lakefield - Ontario - KOL 2HO
Phone: 705-652-2000 FAX: 705-652-6365

Quality Control Report

Inorganic Analysis														
Parameter	Reporting Limit	Unit	Method Blank	Duplicate				LCS / Spike Blank			Matrix Spike / Reference Material			
				Result 1	Result 2	RPD	Acceptance Criteria	Spike Recovery (%)	Recovery Limits (%)		Spike Recovery (%)	Recovery Limits (%)		
							%		Low	High		Low	High	
Acidity - QCBatchID: EWL0419-FEB25														
Acidity	2	mg/L as Ca	< 2			ND	20	108	90	110	NA			
Acidity - QCBatchID: EWL0448-FEB25														
Acidity	2	mg/L as Ca	3			ND	20	108	90	110	NA			
Alkalinity - QCBatchID: EWL0419-FEB25														
Alkalinity	2	mg/L as Ca	< 2			0	20	102	80	120	NA			
Alkalinity - QCBatchID: EWL0448-FEB25														
Alkalinity	2	mg/L as Ca	< 2			0	20	106	80	120	NA			
Anions by IC - QCBatchID: DIO0016-MAR25														
Sulphate	0.2	mg/L	<0.2			6	20	102	90	110	87	75	125	
Anions by IC - QCBatchID: DIO0515-FEB25														
Sulphate	0.2	mg/L	<0.2			ND	20	99	90	110	99	75	125	
Conductivity - QCBatchID: EWL0419-FEB25														
Conductivity	2	uS/cm	< 2			0	20	100	90	110	NA			
Conductivity - QCBatchID: EWL0448-FEB25														
Conductivity	2	uS/cm	< 2			0	20	100	90	110	NA			
Inorganics-General - QCBatchID: EHG0043-FEB25														
Mercury	0.00001	mg/L	< 0.00001			ND	20	110	80	120	109	70	130	
Metals in aqueous samples - ICP-MS - QCBatchID: EMS0245-FEB25														
Aluminum	0.001	mg/L	<0.001			1	20	102	90	110	95	70	130	
Antimony	0.0009	mg/L	<0.0009			ND	20	106	90	110	112	70	130	
Arsenic	0.0002	mg/L	<0.0002			ND	20	98	90	110	104	70	130	
Barium	0.00008	mg/L	<0.00008			3	20	100	90	110	101	70	130	
Beryllium	0.000007	mg/L	<0.000007			ND	20	100	90	110	97	70	130	
Bismuth	0.00001	mg/L	<0.00001			ND	20	97	90	110	113	70	130	
Boron	0.002	mg/L	<0.002			ND	20	96	90	110	93	70	130	
Cadmium	0.000003	mg/L	<0.000003			ND	20	100	90	110	101	70	130	
Calcium	0.01	mg/L	<0.01			1	20	94	90	110	94	70	130	
Chromium	0.00008	mg/L	<0.00008			ND	20	97	90	110	84	70	130	
Cobalt	0.000004	mg/L	<0.000004			3	20	97	90	110	100	70	130	
Copper	0.001	mg/L	<0.001			ND	20	96	90	110	99	70	130	
Iron	0.007	mg/L	<0.007			ND	20	99	90	110	100	70	130	
Lead	0.00009	mg/L	<0.00009			5	20	97	90	110	101	70	130	
Magnesium	0.001	mg/L	<0.001			1	20	98	90	110	102	70	130	
Manganese	0.00001	mg/L	<0.00001			1	20	97	90	110	101	70	130	
Molybdenum	0.0004	mg/L	<0.0004			ND	20	95	90	110	92	70	130	

OnLine LIMS

0004046310

Results relate only to the sample tested. Data reported represents the sample submitted to SGS. Reproduction of this analytical report in full or in part is prohibited without prior written approval. Please refer to SGS General Conditions of Services located at https://www.sgs.ca/en/terms-and-conditions (Printed copies are available upon request.)
Test method information available upon request. "Temperature Upon Receipt" is representative of the whole shipment and may not reflect the temperature of individual samples.
SGS Canada Inc. Environment-Health & Safety statement of conformity decision rule does not consider uncertainty when analytical results are compared to a specified standard or regulation.

SGS Canada Inc.
P.O. Box 4300 - 185 Concession St.
Lakefield - Ontario - K0L 2H0
Phone: 705-652-2000 FAX: 705-652-6365

Inorganic Analysis														
Parameter	Reporting Limit	Unit	Method Blank	Duplicate				LCS / Spike Blank			Matrix Spike / Reference Material			
				Result 1	Result 2	RPD	Acceptance Criteria	Spike Recovery (%)	Recovery Limits (%)		Spike Recovery (%)	Recovery Limits (%)	
							%		Low	High		Low	High
Nickel	0.0001	mg/L	<0.0001			12	20	100	90	110	100	70	130
Phosphorus	0.003	mg/L	<0.003			ND	20	98	90	110	NV	70	130
Potassium	0.003	mg/L	<0.009			5	20	94	90	110	92	70	130
Selenium	0.00004	mg/L	<0.00004			2	20	100	90	110	99	70	130
Silicon	0.02	mg/L	<0.02			0	20	95	90	110	NV	70	130
Silver	0.00005	mg/L	<0.00005			ND	20	99	90	110	93	70	130
Sodium	0.01	mg/L	<0.01			4	20	97	90	110	105	70	130
Strontium	0.00008	mg/L	<0.00008			3	20	97	90	110	97	70	130
Sulfur	5	mg/L	<5			ND	20	95	90	110	NV	70	130
Thallium	0.000005	mg/L	<0.000005			ND	20	98	90	110	96	70	130
Thorium	0.0001	mg/L	<0.0001			ND	20	96	90	110	NV	70	130
Tin	0.00006	mg/L	<0.00006			4	20	93	90	110	NV	70	130
Titanium	0.0001	mg/L	<0.0001			ND	20	98	90	110	NV	70	130
Tungsten	0.0002	mg/L	<0.0002			ND	20	94	90	110	NV	70	130
Uranium	0.000002	mg/L	<0.000002			2	20	101	90	110	100	70	130
Vanadium	0.00001	mg/L	<0.00001			2	20	95	90	110	99	70	130
Zinc	0.002	mg/L	<0.002			0	20	100	90	110	104	70	130
Zirconium	0.002	mg/L	<0.002			ND	20	94	90	110	NV	70	130
Metals in aqueous samples - ICP-MS - QCBatchID: EMS0257-FEB25													
Zinc	0.002	mg/L	<0.002			ND	20	99	90	110	105	70	130
pH - QCBatchID: EWL0419-FEB25													
pH	0.05	No unit	NA			0		100			NA		
pH - QCBatchID: EWL0426-FEB25													
pH	0.05	No unit	NA			0		100			NA		

OnLine LIMS

Results relate only to the sample tested. Data reported represents the sample submitted to SGS. Reproduction of this analytical report in full or in part is prohibited without prior written approval. Please refer to SGS General Conditions of Services located at https://www.sgs.ca/en/terms-and-conditions (Printed copies are available upon request.)
Test method information available upon request. "Temperature Upon Receipt" is representative of the whole shipment and may not reflect the temperature of individual samples.
SGS Canada Inc. Environment-Health & Safety statement of conformity decision rule does not consider uncertainty when analytical results are compared to a specified standard or regulation.

0004046310

SGS Canada Inc.
P.O. Box 4300 - 185 Concession St.
Lakefield - Ontario - KOL 2HO
Phone: 705-652-2000 FAX: 705-652-6365

14-March-2025

Great Bear Resources Ltd.
Attn : Ashley Moncrief

1020 - 800 West Pender St.
Vancouver, BC
V6C 2V6, Canada

Phone: 778-833-2160
Fax:

Date Rec. : 28 February 2025
LR Report: **CA10171-FEB25**
Reference: Wk#92

Copy: #1

CERTIFICATE OF ANALYSIS
Final Report

Analysis	3: Analysis Completed Date	4: Analysis Completed Time	5: HC-8 Wk#92	6: HC-9 Wk#92	7: HC-10 Wk#92	8: HC-11 Wk#92	9: HC-12 Wk#92	10: HC-13 Wk#92	11: HC-14 Wk#92
Sample Date & Time			28-Feb-25	28-Feb-25	28-Feb-25	28-Feb-25	28-Feb-25	28-Feb-25	28-Feb-25
HumCell Leachate Vol [mL]	03-Mar-25	16:37	1003	1001	923	992	1004	1009	916
Sample Name	---	---	DX450108	DX450076	DX450186	DX450118	DX 550107	DX450159	DX450171
Sample Weight [g]	---	---	1000	1000	1000	1000	1000	1000	1000
pH [No unit]	04-Mar-25	10:30	7.03	5.29	6.85	6.89	6.92	7.31	6.50
Alkalinity [mg/L as CaCO3]	04-Mar-25	10:30	11	< 2	5	6	5	7	2
Conductivity [uS/cm]	03-Mar-25	11:17	27	31	12	15	24	24	33
Acidity [mg/L as CaCO3]	04-Mar-25	10:31	< 2	10	< 2	< 2	< 2	< 2	4
SO4 [mg/L]	04-Mar-25	13:12	3.0	12	1.3	1.3	4.2	3.7	12
Cl [mg/L]	03-Mar-25	15:36	---	---	---	---	---	---	---
Hg [mg/L]	04-Mar-25	09:50	< 0.00001	< 0.00001	< 0.00001	< 0.00001	< 0.00001	< 0.00001	< 0.00001
Ag [mg/L]	06-Mar-25	11:45	< 0.00005	< 0.00005	< 0.00005	< 0.00005	< 0.00005	< 0.00005	< 0.00005
Al [mg/L]	06-Mar-25	11:45	0.064	0.005	0.032	0.045	0.035	0.047	0.005
As [mg/L]	06-Mar-25	11:45	0.0007	< 0.0002	0.0027	0.0003	0.0016	0.0016	0.0007
Ba [mg/L]	06-Mar-25	11:45	0.00247	0.0100	0.00057	0.00082	0.00172	0.00078	0.00450
Be [mg/L]	06-Mar-25	11:45	0.000009	0.000012	0.000011	0.000012	0.000009	0.000011	0.000011
Be [mg/L]	13-Mar-25	10:10	---	---	---	---	---	---	---
B [mg/L]	06-Mar-25	11:45	< 0.002	< 0.002	< 0.002	< 0.002	< 0.002	< 0.002	< 0.002
Bi [mg/L]	06-Mar-25	11:45	< 0.00001	< 0.00001	< 0.00001	< 0.00001	< 0.00001	< 0.00001	< 0.00001
Ca [mg/L]	06-Mar-25	11:45	4.97	1.12	2.32	2.83	4.42	4.46	4.86
Cd [mg/L]	06-Mar-25	11:45	0.000003	0.025147	0.000006	0.000003	0.000010	0.000005	0.000007
Co [mg/L]	06-Mar-25	11:45	0.000006	0.000617	0.000006	0.000005	0.000018	0.000008	0.000394
Cr [mg/L]	06-Mar-25	11:45	< 0.00008	< 0.00008	< 0.00008	< 0.00008	< 0.00008	< 0.00008	< 0.00008
Cu [mg/L]	06-Mar-25	11:45	< 0.001	0.004	< 0.001	< 0.001	< 0.001	< 0.001	< 0.001
Fe [mg/L]	06-Mar-25	11:45	< 0.007	0.069	< 0.007	< 0.007	< 0.007	< 0.007	0.017
K [mg/L]	06-Mar-25	11:45	0.666	0.946	0.281	0.171	0.356	0.368	0.990
Mg [mg/L]	06-Mar-25	11:45	0.260	0.116	0.028	0.039	0.034	0.047	0.182
Mn [mg/L]	06-Mar-25	11:45	0.0227	0.0676	0.0108	0.0185	0.0332	0.0236	0.0141
Mo [mg/L]	06-Mar-25	11:45	0.0005	< 0.0004	< 0.0004	< 0.0004	< 0.0004	< 0.0004	< 0.0004
Na [mg/L]	06-Mar-25	11:45	0.07	0.05	0.06	0.05	0.06	0.04	0.07
Ni [mg/L]	06-Mar-25	11:45	< 0.0001	0.0188	< 0.0001	< 0.0001	< 0.0001	< 0.0001	0.0025
P [mg/L]	06-Mar-25	11:45	< 0.003	< 0.003	< 0.003	< 0.003	< 0.003	< 0.003	< 0.003
Pb [mg/L]	06-Mar-25	11:45	< 0.00009	0.320	< 0.00009	< 0.00009	< 0.00009	0.00018	< 0.00009
S [mg/L]	06-Mar-25	11:45	< 5	< 5	< 5	< 5	< 5	< 5	< 5
Sb [mg/L]	06-Mar-25	11:45	< 0.0009	< 0.0009	< 0.0009	< 0.0009	< 0.0009	< 0.0009	< 0.0009
Se [mg/L]	06-Mar-25	11:45	0.00008	0.00119	0.00012	< 0.00004	0.00006	< 0.00004	0.00032

OnLine LIMS

0004046331

Results relate only to the sample tested. Data reported represents the sample submitted to SGS. Reproduction of this analytical report in full or in part is prohibited without prior written approval. Please refer to SGS General Conditions of Services located at https://www.sgs.ca/en/terms-and-conditions (Printed copies are available upon request.)
Test method information available upon request. "Temperature Upon Receipt" is representative of the whole shipment and may not reflect the temperature of individual samples.
SGS Canada Inc. Environment-Health & Safety statement of conformity decision rule does not consider uncertainty when analytical results are compared to a specified standard or regulation.

SGS Canada Inc.
P.O. Box 4300 - 185 Concession St.
Lakefield - Ontario - KOL 2HO
Phone: 705-652-2000 FAX: 705-652-6365

LR Report : **CA10171-FEB25**

Analysis	3: Analysis Completed Date	4: Analysis Completed Time	5: HC-8 Wk#92	6: HC-9 Wk#92	7: HC-10 Wk#92	8: HC-11 Wk#92	9: HC-12 Wk#92	10: HC-13 Wk#92	11: HC-14 Wk#92
Si [mg/L]	06-Mar-25	11:45	0.31	0.42	0.16	0.23	0.33	0.22	0.22
Sn [mg/L]	06-Mar-25	11:45	< 0.00006	< 0.00006	< 0.00006	< 0.00006	< 0.00006	< 0.00006	< 0.00006
Sr [mg/L]	06-Mar-25	11:45	0.00876	0.00391	0.00430	0.00530	0.00460	0.00354	0.00838
Ti [mg/L]	06-Mar-25	11:45	< 0.0001	< 0.0001	< 0.0001	< 0.0001	< 0.0001	< 0.0001	< 0.0001
Th [mg/L]	06-Mar-25	11:45	< 0.0001	< 0.0001	< 0.0001	< 0.0001	< 0.0001	< 0.0001	< 0.0001
Tl [mg/L]	06-Mar-25	11:45	< 0.000005	0.000050	< 0.000005	< 0.000005	0.000009	0.000012	0.000006
U [mg/L]	06-Mar-25	11:45	0.000189	0.000277	0.000244	0.000098	0.000222	0.000196	0.000044
V [mg/L]	06-Mar-25	11:45	0.00012	< 0.00001	0.00003	0.00003	0.00010	0.00002	0.00006
W [mg/L]	06-Mar-25	11:45	< 0.0002	< 0.0002	< 0.0002	< 0.0002	< 0.0002	< 0.0002	< 0.0002
Zr [mg/L]	06-Mar-25	11:45	< 0.002	< 0.002	< 0.002	< 0.002	< 0.002	< 0.002	< 0.002
Zn [mg/L]	06-Mar-25	11:45	< 0.002	5.30	< 0.002	< 0.002	0.005	< 0.002	< 0.002

Analysis	12: HC-15 Wk#92	13: HC-16 Wk#92	14: HC-17 Wk#92	15: HC-18 Wk#92	16: HC-19 Wk#92	17: HC-20 Wk#92	18: HC-21 Wk#92	19: HC-22 Wk#92	20: HC-23 Wk#92
Sample Date & Time	28-Feb-25	28-Feb-25	28-Feb-25	28-Feb-25	28-Feb-25	28-Feb-25	28-Feb-25	28-Feb-25	28-Feb-25
HumCell Leachate Vol [mL]	643	989	1008	913	904	926	896	431	940
Sample Name	DX450134	DX450185	DX450032	DX 550064	DX450008	DX 550056	DX450022	DX450077	DX450113
Sample Weight [g]	700	1000	1000	1000	1000	1000	1000	500	1000
pH [No unit]	6.63	6.88	5.38	6.92	6.76	6.99	7.05	6.92	7.05
Alkalinity [mg/L as CaCO3]	10	7	< 2	6	4	7	9	9	10
Conductivity [uS/cm]	74	22	16	11	7	15	19	17	20
Acidity [mg/L as CaCO3]	4	< 2	7	< 2	< 2	< 2	< 2	< 2	< 2
SO4 [mg/L]	20	3.3	4.8	0.5	0.5	1.4	1.7	0.9	1.3
Cl [mg/L]	< 0.2	---	---	---	---	---	---	---	---
Hg [mg/L]	< 0.00001	< 0.00001	< 0.00001	< 0.00001	< 0.00001	< 0.00001	< 0.00001	< 0.00001	< 0.00001
Ag [mg/L]	< 0.00005	< 0.00005	< 0.00005	< 0.00005	< 0.00005	< 0.00005	< 0.00005	< 0.00005	< 0.00005
Al [mg/L]	0.003	0.073	0.029	0.039	0.036	0.037	0.062	0.036	0.049
As [mg/L]	0.0833	0.0051	0.0009	0.0054	< 0.0002	0.0007	0.0072	0.0005	0.0035
Ba [mg/L]	0.00149	0.00243	0.00204	0.00015	0.00027	0.00199	0.00015	0.00905	0.00525
Be [mg/L]	0.000013	0.000009	---	< 0.000007	< 0.000007	0.000007	< 0.000007	0.000009	0.000009
Be [mg/L]	---	---	< 0.000007	---	---	---	---	---	---
B [mg/L]	< 0.002	< 0.002	< 0.002	< 0.002	< 0.002	< 0.002	< 0.002	< 0.002	< 0.002
Bi [mg/L]	< 0.00001	< 0.00001	< 0.00001	< 0.00001	< 0.00001	< 0.00001	< 0.00001	< 0.00001	< 0.00001
Ca [mg/L]	13.1	3.70	1.33	2.17	1.41	2.87	3.87	2.48	3.91
Cd [mg/L]	0.000004	0.000015	0.000099	0.000004	0.000005	< 0.000003	< 0.000003	0.000021	< 0.000003
Co [mg/L]	0.000562	0.000105	0.00683	0.000128	0.000007	0.000016	0.000039	0.000014	0.000012
Cr [mg/L]	< 0.00008	< 0.00008	< 0.00008	< 0.00008	< 0.00008	< 0.00008	< 0.00008	< 0.00008	< 0.00008
Cu [mg/L]	0.003	< 0.001	0.003	< 0.001	< 0.001	< 0.001	< 0.001	< 0.001	< 0.001
Fe [mg/L]	< 0.007	0.026	0.308	0.026	< 0.007	< 0.007	< 0.007	< 0.007	< 0.007
K [mg/L]	0.473	1.29	0.319	0.161	0.188	0.222	0.020	1.29	0.164
Mg [mg/L]	0.260	0.039	0.129	0.020	0.018	0.134	0.090	0.088	0.102
Mn [mg/L]	0.0183	0.00939	0.0266	0.00248	0.00382	0.0119	0.0129	0.0122	0.0157
Mo [mg/L]	< 0.0004	< 0.0004	< 0.0004	< 0.0004	< 0.0004	< 0.0004	< 0.0004	< 0.0004	< 0.0004
Na [mg/L]	0.06	0.05	0.10	0.05	0.04	0.04	0.03	0.05	0.03
Ni [mg/L]	0.0374	0.0004	0.0129	< 0.0001	< 0.0001	< 0.0001	< 0.0001	< 0.0001	< 0.0001
P [mg/L]	< 0.003	< 0.003	< 0.003	< 0.003	0.003	< 0.003	< 0.003	< 0.003	< 0.003
Pb [mg/L]	< 0.00009	0.00015	0.00051	< 0.00009	0.00011	< 0.00009	< 0.00009	0.00025	< 0.00009
S [mg/L]	10	< 5	< 5	< 5	< 5	< 5	< 5	< 5	< 5
Sb [mg/L]	0.0010	< 0.0009	< 0.0009	< 0.0009	< 0.0009	< 0.0009	< 0.0009	< 0.0009	< 0.0009
Se [mg/L]	0.00036	< 0.00004	0.00006	< 0.00004	< 0.00004	< 0.00004	0.00004	< 0.00004	< 0.00004
Si [mg/L]	0.17	0.27	0.69	0.22	0.17	0.19	0.13	0.15	0.16
Sn [mg/L]	< 0.00006	< 0.00006	< 0.00006	< 0.00006	< 0.00006	< 0.00006	< 0.00006	< 0.00006	< 0.00006
Sr [mg/L]	0.0130	0.00418	0.0125	0.00231	0.00227	0.00529	0.00195	0.00313	0.0121

OnLine LIMS

0004046331

Results relate only to the sample tested. Data reported represents the sample submitted to SGS. Reproduction of this analytical report in full or in part is prohibited without prior written approval. Please refer to SGS General Conditions of Services located at https://www.sgs.ca/en/terms-and-conditions (Printed copies are available upon request.)
Test method information available upon request. "Temperature Upon Receipt" is representative of the whole shipment and may not reflect the temperature of individual samples.
SGS Canada Inc. Environment-Health & Safety statement of conformity decision rule does not consider uncertainty when analytical results are compared to a specified standard or regulation.

SGS Canada Inc.
P.O. Box 4300 - 185 Concession St.
Lakefield - Ontario - KOL 2HO
Phone: 705-652-2000 FAX: 705-652-6365

LR Report : **CA10171-FEB25**

Analysis	12: HC-15 Wk#92	13: HC-16 Wk#92	14: HC-17 Wk#92	15: HC-18 Wk#92	16: HC-19 Wk#92	17: HC-20 Wk#92	18: HC-21 Wk#92	19: HC-22 Wk#92	20: HC-23 Wk#92
Ti [mg/L]	< 0.0001	< 0.0001	< 0.0001	< 0.0001	< 0.0001	< 0.0001	< 0.0001	< 0.0001	< 0.0001
Th [mg/L]	< 0.0001	< 0.0001	< 0.0001	< 0.0001	< 0.0001	< 0.0001	< 0.0001	< 0.0001	< 0.0001
Tl [mg/L]	0.000007	0.000007	0.000006	< 0.000005	< 0.000005	< 0.000005	< 0.000005	< 0.000005	< 0.000005
U [mg/L]	0.000037	0.000534	0.000961	0.000182	0.000044	0.000011	0.000055	0.000016	0.000037
V [mg/L]	0.00003	0.00014	< 0.00001	0.00009	0.00003	0.00051	0.00025	0.00052	0.00012
W [mg/L]	< 0.0002	< 0.0002	< 0.0002	< 0.0002	< 0.0002	< 0.0002	< 0.0002	< 0.0002	< 0.0002
Zr [mg/L]	< 0.002	< 0.002	< 0.002	< 0.002	< 0.002	< 0.002	< 0.002	< 0.002	< 0.002
Zn [mg/L]	< 0.002	0.023	0.014	0.026	< 0.002	< 0.002	< 0.002	0.004	< 0.002

Analysis	21: HC-24 Wk#92	22: HC-25 Wk#92	23: HC-26 Wk#92	24: HC-27 Wk#92
Sample Date & Time	28-Feb-25	28-Feb-25	28-Feb-25	28-Feb-25
HumCell Leachate Vol [mL]	936	934	741	941
Sample Name	DX 550101	DX450128	DX450021	DX450222
Sample Weight [g]	1000	1000	750	1000
pH [No unit]	6.98	6.90	4.33	6.64
Alkalinity [mg/L as CaCO3]	7	9	< 2	4
Conductivity [uS/cm]	15	35	200	15
Acidity [mg/L as CaCO3]	< 2	< 2	54	< 2
SO4 [mg/L]	0.9	5.6	84	3.2
Cl [mg/L]	---	---	< 0.2	---
Hg [mg/L]	< 0.00001	< 0.00001	< 0.00001	< 0.00001
Ag [mg/L]	< 0.00005	< 0.00005	< 0.00005	< 0.00005
Al [mg/L]	0.044	0.051	0.039	0.035
As [mg/L]	0.0041	0.0009	< 0.0002	0.0004
Ba [mg/L]	0.00057	0.00154	0.00871	0.00038
Be [mg/L]	0.000010	0.000008	---	0.000007
Be [mg/L]	---	---	0.000009	---
B [mg/L]	< 0.002	< 0.002	0.003	< 0.002
Bi [mg/L]	< 0.00001	< 0.00001	< 0.00001	< 0.00001
Ca [mg/L]	2.79	6.68	24.7	2.47
Cd [mg/L]	< 0.000003	< 0.000003	0.000781	< 0.000003
Co [mg/L]	0.000015	0.000051	0.0124	0.000005
Cr [mg/L]	< 0.00008	< 0.00008	< 0.00008	< 0.00008
Cu [mg/L]	< 0.001	< 0.001	0.001	< 0.001
Fe [mg/L]	< 0.007	< 0.007	10.9	< 0.007
K [mg/L]	0.080	0.323	3.91	0.410
Mg [mg/L]	0.092	0.085	1.62	0.035
Mn [mg/L]	0.00890	0.0115	0.526	0.00616
Mo [mg/L]	< 0.0004	< 0.0004	< 0.0004	< 0.0004
Na [mg/L]	0.03	0.04	0.19	0.05
Ni [mg/L]	< 0.0001	< 0.0001	0.0794	< 0.0001
P [mg/L]	< 0.003	< 0.003	< 0.003	< 0.003
Pb [mg/L]	< 0.00009	< 0.00009	< 0.00009	< 0.00009
S [mg/L]	< 5	< 5	34	< 5
Sb [mg/L]	< 0.0009	< 0.0009	< 0.0009	< 0.0009
Se [mg/L]	< 0.00004	< 0.00004	0.00036	< 0.00004
Si [mg/L]	0.15	0.16	0.39	0.18
Sn [mg/L]	0.00007	< 0.00006	< 0.00006	< 0.00006
Sr [mg/L]	0.00226	0.00376	0.0136	0.00280
Ti [mg/L]	< 0.0001	0.0001	< 0.0001	< 0.0001
Th [mg/L]	< 0.0001	< 0.0001	< 0.0001	< 0.0001
Tl [mg/L]	0.000005	< 0.000005	< 0.000005	< 0.000005

OnLine LIMS

Results relate only to the sample tested. Data reported represents the sample submitted to SGS. Reproduction of this analytical report in full or in part is prohibited without prior written approval. Please refer to SGS General Conditions of Services located at https://www.sgs.ca/en/terms-and-conditions (Printed copies are available upon request.)
Test method information available upon request. "Temperature Upon Receipt" is representative of the whole shipment and may not reflect the temperature of individual samples.
SGS Canada Inc. Environment-Health & Safety statement of conformity decision rule does not consider uncertainty when analytical results are compared to a specified standard or regulation.

0004046331

SGS Canada Inc.
P.O. Box 4300 - 185 Concession St.
Lakefield - Ontario - KOL 2HO
Phone: 705-652-2000 FAX: 705-652-6365

LR Report : **CA10171-FEB25**

Analysis	21: HC-24 Wk#92	22: HC-25 Wk#92	23: HC-26 Wk#92	24: HC-27 Wk#92
U [mg/L]	0.000012	0.000025	0.000063	0.000098
V [mg/L]	0.00030	0.00019	< 0.00001	0.00009
W [mg/L]	< 0.0002	0.0003	< 0.0002	< 0.0002
Zr [mg/L]	< 0.002	< 0.002	< 0.002	< 0.002
Zn [mg/L]	< 0.002	< 0.002	0.021	< 0.002



Lisa Thompson
Project Specialist Assistant,
Environment, Health & Safety

OnLine LIMS

0004046331

Results relate only to the sample tested. Data reported represents the sample submitted to SGS. Reproduction of this analytical report in full or in part is prohibited without prior written approval. Please refer to SGS General Conditions of Services located at https://www.sgs.ca/en/terms-and-conditions (Printed copies are available upon request.)
Test method information available upon request. "Temperature Upon Receipt" is representative of the whole shipment and may not reflect the temperature of individual samples.
SGS Canada Inc. Environment-Health & Safety statement of conformity decision rule does not consider uncertainty when analytical results are compared to a specified standard or regulation.

SGS Canada Inc.
P.O. Box 4300 - 185 Concession St.
Lakefield - Ontario - KOL 2HO
Phone: 705-652-2000 FAX: 705-652-6365

19-March-2025

Great Bear Resources Ltd.
Attn : Ashley Moncrief

1020 - 800 West Pender St.
Vancouver, BC
V6C 2V6, Canada

Phone: 778-833-2160
Fax:

Date Rec. : 06 March 2025
LR Report: **CA10030-MAR25**
Reference: Wk#93

Copy: #1

CERTIFICATE OF ANALYSIS
Final Report

Analysis	3: Analysis Completed Date	4: Analysis Completed Time	5: HC-1 Wk#93	6: HC-2 Wk#93	7: HC-3 Wk#93	8: HC-4 Wk#93	9: HC-5 Wk#93	10: HC-6 Wk#93	11: HC-7 Wk#93
Sample Date & Time			06-Mar-25	06-Mar-25	06-Mar-25	06-Mar-25	06-Mar-25	06-Mar-25	06-Mar-25
HumCell Leachate Vol [mL]	06-Mar-25	15:05	945	1019	498	510	968	458	899
Sample Name	---	---	DX450052	DX 550083	DX450204	DX450176	DX450232	DX450181	DX450002
Sample Weight [g]	---	---	1000	1000	500	500	1000	500	1000
pH [No unit]	10-Mar-25	11:36	6.69	7.45	6.96	5.11	6.90	6.84	7.12
Alkalinity [mg/L as CaCO3]	07-Mar-25	10:56	3	13	3	< 2	3	3	5
Conductivity [uS/cm]	07-Mar-25	10:56	36	40	9	48	15	8	10
Acidity [mg/L as CaCO3]	07-Mar-25	10:56	< 2	< 2	< 2	10	< 2	< 2	< 2
SO4 [mg/L]	10-Mar-25	14:50	11	4.6	0.5	18	1.8	< 0.2	0.3

Lisa Thompson
Project Specialist Assistant,
Environment, Health & Safety

OnLine LIMS

0004050887

Results relate only to the sample tested. Data reported represents the sample submitted to SGS. Reproduction of this analytical report in full or in part is prohibited without prior written approval. Please refer to SGS General Conditions of Services located at https://www.sgs.ca/en/terms-and-conditions (Printed copies are available upon request.)
Test method information available upon request. "Temperature Upon Receipt" is representative of the whole shipment and may not reflect the temperature of individual samples.
SGS Canada Inc. Environment-Health & Safety statement of conformity decision rule does not consider uncertainty when analytical results are compared to a specified standard or regulation.

SGS Canada Inc.
P.O. Box 4300 - 185 Concession St.
Lakefield - Ontario - KOL 2HO
Phone: 705-652-2000 FAX: 705-652-6365

Great Bear - 7 Short

LR Report : **CA10030-MAR25**

Quality Control Report

Inorganic Analysis														
Parameter	Reporting Limit	Unit	Method Blank	Duplicate				LCS / Spike Blank			Matrix Spike / Reference Material		
				Result 1	Result 2	RPD	Acceptance Criteria	Spike Recovery (%)	Recovery Limits (%)		Spike Recovery (%)	Recovery Limits (%)	
							%		Low	High		Low	High
Acidity - QCBatchID: EWL0102-MAR25													
Acidity	2	mg/L as Ca	2			0	20	98	90	110	NA		
Alkalinity - QCBatchID: EWL0102-MAR25													
Alkalinity	2	mg/L as Ca	< 2			0	20	102	80	120	NA		
Anions by IC - QCBatchID: DIO0129-MAR25													
Sulphate	0.2	mg/L	<0.2			13	20	99	90	110	96	75	125
Conductivity - QCBatchID: EWL0102-MAR25													
Conductivity	2	uS/cm	< 2			3	20	100	90	110	NA		
pH - QCBatchID: EWL0102-MAR25													
pH	0.05	No unit	NA			0		100			NA		

OnLine LIMS

00004050887

Results relate only to the sample tested. Data reported represents the sample submitted to SGS. Reproduction of this analytical report in full or in part is prohibited without prior written approval. Please refer to SGS General Conditions of Services located at https://www.sgs.ca/en/terms-and-conditions (Printed copies are available upon request.)
Test method information available upon request. "Temperature Upon Receipt" is representative of the whole shipment and may not reflect the temperature of individual samples.
SGS Canada Inc. Environment-Health & Safety statement of conformity decision rule does not consider uncertainty when analytical results are compared to a specified standard or regulation.

SGS Canada Inc.
P.O. Box 4300 - 185 Concession St.
Lakefield - Ontario - KOL 2HO
Phone: 705-652-2000 FAX: 705-652-6365

20-March-2025

Great Bear Resources Ltd.
Attn : Ashley Moncrief

1020 - 800 West Pender St., Vancouver
Canada, V6C 2V6
Phone: 778-833-2160, Fax:

Date Rec. : 07 March 2025
LR Report: **CA10035-MAR25**
Reference: Wk#93

Copy: #1

CERTIFICATE OF ANALYSIS
Final Report

Analysis	3: Analysis Completed Date	4: Analysis Completed Time	5: HC-8 Wk#93	6: HC-9 Wk#93	7: HC-10 Wk#93	8: HC-11 Wk#93	9: HC-12 Wk#93
Sample Date & Time			07-Mar-25	07-Mar-25	07-Mar-25	07-Mar-25	07-Mar-25
HumCell Leachate Vol [mL]	10-Mar-25	10:27	902	1005	890	883	969
Sample Name	---	---	DX450108	DX450076	DX450186	DX450118	DX 550107
Sample Weight [g]	---	---	1000	1000	1000	1000	1000
pH [No unit]	11-Mar-25	10:42	6.84	5.37	6.77	6.75	6.79
Alkalinity [mg/L as CaCO3]	10-Mar-25	14:06	9	< 2	4	6	5
Conductivity [uS/cm]	10-Mar-25	14:07	23	31	11	11	20
Acidity [mg/L as CaCO3]	10-Mar-25	14:07	< 2	11	< 2	< 2	< 2
SO4 [mg/L]	12-Mar-25	14:39	2.7	13	0.9	0.9	4.1

Analysis	10: HC-13 Wk#93	11: HC-14 Wk#93	12: HC-15 Wk#93	13: HC-16 Wk#93	14: HC-17 Wk#93	15: HC-18 Wk#93	16: HC-19 Wk#93
Sample Date & Time	07-Mar-25	07-Mar-25	07-Mar-25	07-Mar-25	07-Mar-25	07-Mar-25	07-Mar-25
HumCell Leachate Vol [mL]	1003	918	692	1006	1003	896	901
Sample Name	DX450159	DX450171	DX450134	DX450185	DX450032	DX 550064	DX450008
Sample Weight [g]	1000	1000	700	1000	1000	1000	1000
pH [No unit]	7.40	6.41	6.75	6.88	5.56	6.92	6.78
Alkalinity [mg/L as CaCO3]	8	2	8	8	< 2	6	4
Conductivity [uS/cm]	24	32	71	24	15	11	10
Acidity [mg/L as CaCO3]	< 2	2	5	< 2	7	< 2	< 2
SO4 [mg/L]	3.6	12	16	2.9	5.1	0.4	0.5

Analysis	17: HC-20 Wk#93	18: HC-21 Wk#93	19: HC-22 Wk#93	20: HC-23 Wk#93	21: HC-24 Wk#93	22: HC-25 Wk#93	23: HC-26 Wk#93
Sample Date & Time	07-Mar-25	07-Mar-25	07-Mar-25	07-Mar-25	07-Mar-25	07-Mar-25	07-Mar-25
HumCell Leachate Vol [mL]	918	900	423	1003	964	984	738

OnLine LIMS

Results relate only to the sample tested. Data reported represents the sample submitted to SGS. Reproduction of this analytical report in full or in part is prohibited without prior written approval. Please refer to SGS General Conditions of Services located at https://www.sgs.ca/en/terms-and-conditions (Printed copies are available upon request.)
Test method information available upon request. "Temperature Upon Receipt" is representative of the whole shipment and may not reflect the temperature of individual samples.
SGS Canada Inc. Environment-Health & Safety statement of conformity decision rule does not consider uncertainty when analytical results are compared to a specified standard or regulation.

0004051538

SGS Canada Inc.
P.O. Box 4300 - 185 Concession St.
Lakefield - Ontario - KOL 2HO
Phone: 705-652-2000 FAX: 705-652-6365

LR Report : **CA10035-MAR25**

Analysis	17: HC-20 Wk#93	18: HC-21 Wk#93	19: HC-22 Wk#93	20: HC-23 Wk#93	21: HC-24 Wk#93	22: HC-25 Wk#93	23: HC-26 Wk#93
Sample Name	DX 550056	DX450022	DX450077	DX450113	DX 550101	DX450128	DX450021
Sample Weight [g]	1000	1000	500	1000	1000	1000	750
pH [No unit]	6.92	6.99	6.94	6.93	6.82	6.85	4.61
Alkalinity [mg/L as CaCO3]	7	8	8	9	7	9	< 2
Conductivity [uS/cm]	15	20	16	20	17	38	247
Acidity [mg/L as CaCO3]	< 2	< 2	< 2	< 2	< 2	< 2	44
SO4 [mg/L]	1.4	1.8	0.9	1.2	1.0	5.5	130

Analysis	24: HC-27 Wk#93
Sample Date & Time	07-Mar-25
HumCell Leachate Vol [mL]	969
Sample Name	DX450222
Sample Weight [g]	1000
pH [No unit]	6.74
Alkalinity [mg/L as CaCO3]	4
Conductivity [uS/cm]	15
Acidity [mg/L as CaCO3]	< 2
SO4 [mg/L]	3.0



Lisa Thompson
Project Specialist Assistant,
Environment, Health & Safety

OnLine LIMS

0004051538

Results relate only to the sample tested. Data reported represents the sample submitted to SGS. Reproduction of this analytical report in full or in part is prohibited without prior written approval. Please refer to SGS General Conditions of Services located at https://www.sgs.ca/en/terms-and-conditions (Printed copies are available upon request.)
Test method information available upon request. "Temperature Upon Receipt" is representative of the whole shipment and may not reflect the temperature of individual samples.
SGS Canada Inc. Environment-Health & Safety statement of conformity decision rule does not consider uncertainty when analytical results are compared to a specified standard or regulation.

SGS Canada Inc.
P.O. Box 4300 - 185 Concession St.
Lakefield - Ontario - KOL 2HO
Phone: 705-652-2000 FAX: 705-652-6365

Great Bear - 20 Short

LR Report : **CA10035-MAR25**

Quality Control Report

Inorganic Analysis														
Parameter	Reporting Limit	Unit	Method Blank	Duplicate				LCS / Spike Blank			Matrix Spike / Reference Material		
				Result 1	Result 2	RPD	Acceptance Criteria	Spike Recovery (%)	Recovery Limits (%)		Spike Recovery (%)	Recovery Limits (%)	
							%		Low	High		Low	High
Acidity - QCBatchID: EWL0128-MAR25													
Acidity	2	mg/L as Ca	2			ND	20	98	90	110	NA		
Alkalinity - QCBatchID: EWL0128-MAR25													
Alkalinity	2	mg/L as Ca	< 2			0	20	104	80	120	NA		
Anions by IC - QCBatchID: DIO0151-MAR25													
Sulphate	0.2	mg/L	<0.2			0	20	108	90	110	84	75	125
Anions by IC - QCBatchID: DIO0190-MAR25													
Sulphate	0.2	mg/L	<0.2			5	20	96	90	110	83	75	125
Anions by IC - QCBatchID: DIO0202-MAR25													
Sulphate	0.2	mg/L	<0.2			0	20	106	90	110	97	75	125
Conductivity - QCBatchID: EWL0128-MAR25													
Conductivity	2	uS/cm	< 2			3	20	101	90	110	NA		
pH - QCBatchID: EWL0128-MAR25													
pH	0.05	No unit	NA			0		100			NA		

OnLine LIMS

0004051538

Results relate only to the sample tested. Data reported represents the sample submitted to SGS. Reproduction of this analytical report in full or in part is prohibited without prior written approval. Please refer to SGS General Conditions of Services located at https://www.sgs.ca/en/terms-and-conditions (Printed copies are available upon request.)
Test method information available upon request. "Temperature Upon Receipt" is representative of the whole shipment and may not reflect the temperature of individual samples.
SGS Canada Inc. Environment-Health & Safety statement of conformity decision rule does not consider uncertainty when analytical results are compared to a specified standard or regulation.

SGS Canada Inc.
P.O. Box 4300 - 185 Concession St.
Lakefield - Ontario - KOL 2HO
Phone: 705-652-2000 FAX: 705-652-6365

27-March-2025

Great Bear Resources Ltd.
Attn : Ashley Moncrief

1020 - 800 West Pender St.
Vancouver, BC
V6C 2V6, Canada

Phone: 778-833-2160
Fax:

Date Rec. : 13 March 2025
LR Report: **CA10071-MAR25**
Reference: Wk#94

Copy: #1

CERTIFICATE OF ANALYSIS
Final Report

Analysis	3: Analysis Completed Date	4: Analysis Completed Time	5: HC-1 Wk#94	6: HC-2 Wk#94	7: HC-3 Wk#94	8: HC-4 Wk#94	9: HC-5 Wk#94	10: HC-6 Wk#94
Sample Date & Time			13-Mar-25	13-Mar-25	13-Mar-25	13-Mar-25	13-Mar-25	13-Mar-25
HumCell Leachate Vol [mL]	13-Mar-25	12:00	937	1024	498	505	945	469
Sample Name	---	---	DX450052	DX 550083	DX450204	DX450176	DX450232	DX450181
Sample Weight [g]	---	---	1000	1000	500	500	1000	500
pH [No unit]	17-Mar-25	13:03	6.39	7.08	6.32	5.20	6.81	6.79
Alkalinity [mg/L as CaCO3]	17-Mar-25	13:03	2	15	7	< 2	6	5
Conductivity [uS/cm]	14-Mar-25	12:40	33	36	9	43	14	8
Acidity [mg/L as CaCO3]	17-Mar-25	13:30	2	< 2	< 2	10	< 2	< 2
SO4 [mg/L]	18-Mar-25	14:14	12	4.6	0.5	18	1.9	0.2
Hg [mg/L]	17-Mar-25	16:57	< 0.00001	< 0.00001	< 0.00001	< 0.00001	< 0.00001	< 0.00001
Ag [mg/L]	18-Mar-25	22:44	< 0.00005	< 0.00005	< 0.00005	< 0.00005	< 0.00005	< 0.00005
Al [mg/L]	18-Mar-25	22:44	0.003	0.067	0.029	0.023	0.033	0.026
As [mg/L]	18-Mar-25	22:44	< 0.0002	0.0150	0.0046	0.0003	0.0011	0.0006
Ba [mg/L]	18-Mar-25	22:44	0.00084	0.02091	0.00049	0.00182	0.00083	0.00034
Be [mg/L]	18-Mar-25	22:44	< 0.000007	< 0.000007	< 0.000007	0.000012	< 0.000007	< 0.000007
B [mg/L]	18-Mar-25	22:44	< 0.002	< 0.002	< 0.002	< 0.002	< 0.002	< 0.002
Bi [mg/L]	18-Mar-25	22:44	< 0.00001	0.00003	< 0.00001	< 0.00001	< 0.00001	< 0.00001
Ca [mg/L]	18-Mar-25	22:44	5.53	6.36	1.33	3.22	2.23	1.32
Cd [mg/L]	18-Mar-25	22:44	0.00189	0.000009	< 0.000003	0.0151	0.000012	0.000003
Co [mg/L]	18-Mar-25	22:44	0.000018	0.000026	0.000022	0.00460	0.000013	0.000007
Cr [mg/L]	18-Mar-25	22:44	< 0.00008	< 0.00008	< 0.00008	< 0.00008	< 0.00008	< 0.00008
Cu [mg/L]	18-Mar-25	22:44	< 0.001	< 0.001	< 0.001	0.005	< 0.001	< 0.001
Fe [mg/L]	18-Mar-25	22:44	< 0.007	< 0.007	< 0.007	0.146	< 0.007	< 0.007
K [mg/L]	18-Mar-25	22:44	0.274	1.52	0.510	0.586	0.516	0.268
Mg [mg/L]	18-Mar-25	22:44	0.040	0.119	0.065	0.845	0.040	0.038
Mn [mg/L]	18-Mar-25	22:44	0.0134	0.0262	0.00275	0.0789	0.0101	0.00180
Mo [mg/L]	18-Mar-25	22:44	< 0.0004	< 0.0004	< 0.0004	< 0.0004	< 0.0004	< 0.0004
Na [mg/L]	18-Mar-25	22:44	0.06	0.06	0.06	0.08	0.05	0.04
Ni [mg/L]	18-Mar-25	22:44	0.0001	< 0.0001	0.0005	0.0330	0.0001	< 0.0001
P [mg/L]	18-Mar-25	22:44	< 0.003	< 0.003	< 0.003	< 0.003	< 0.003	< 0.003
Pb [mg/L]	18-Mar-25	22:44	0.0246	0.00038	< 0.00009	0.684	< 0.00009	< 0.00009
S [mg/L]	18-Mar-25	22:44	< 5	< 5	< 5	6	< 5	< 5
Sb [mg/L]	18-Mar-25	22:44	< 0.0009	< 0.0009	< 0.0009	< 0.0009	< 0.0009	< 0.0009
Se [mg/L]	18-Mar-25	22:44	0.00022	0.00166	< 0.00004	0.00151	< 0.00004	< 0.00004
Si [mg/L]	18-Mar-25	22:44	0.11	0.22	0.14	0.60	0.19	0.16
Sn [mg/L]	18-Mar-25	22:44	< 0.00006	< 0.00006	0.00010	< 0.00006	< 0.00006	< 0.00006

OnLine LIMS

0004058826

Results relate only to the sample tested. Data reported represents the sample submitted to SGS. Reproduction of this analytical report in full or in part is prohibited without prior written approval. Please refer to SGS General Conditions of Services located at https://www.sgs.ca/en/terms-and-conditions (Printed copies are available upon request.)
Test method information available upon request. "Temperature Upon Receipt" is representative of the whole shipment and may not reflect the temperature of individual samples.
SGS Canada Inc. Environment-Health & Safety statement of conformity decision rule does not consider uncertainty when analytical results are compared to a specified standard or regulation.

SGS Canada Inc.
P.O. Box 4300 - 185 Concession St.
Lakefield - Ontario - KOL 2HO
Phone: 705-652-2000 FAX: 705-652-6365

LR Report : **CA10071-MAR25**

Analysis	3: Analysis Completed Date	4: Analysis Completed Time	5: HC-1 Wk#94	6: HC-2 Wk#94	7: HC-3 Wk#94	8: HC-4 Wk#94	9: HC-5 Wk#94	10: HC-6 Wk#94
Sr [mg/L]	18-Mar-25	22:44	0.00453	0.0234	0.00254	0.00474	0.00246	0.00226
Ti [mg/L]	18-Mar-25	22:44	< 0.0001	< 0.0001	< 0.0001	< 0.0001	< 0.0001	< 0.0001
Th [mg/L]	18-Mar-25	22:44	< 0.0001	< 0.0001	< 0.0001	< 0.0001	< 0.0001	< 0.0001
Tl [mg/L]	18-Mar-25	22:44	< 0.000005	0.000021	0.000011	0.000023	< 0.000005	< 0.000005
U [mg/L]	18-Mar-25	22:44	0.000003	0.000254	0.000233	0.000139	0.000478	0.000150
V [mg/L]	18-Mar-25	22:44	< 0.00001	0.00027	0.00019	0.00003	0.00031	0.00031
W [mg/L]	18-Mar-25	22:45	< 0.0002	< 0.0002	< 0.0002	< 0.0002	< 0.0002	0.0003
Zr [mg/L]	18-Mar-25	22:45	< 0.002	< 0.002	< 0.002	< 0.002	< 0.002	< 0.002
Zn [mg/L]	18-Mar-25	22:45	0.075	< 0.002	< 0.002	2.85	< 0.002	< 0.002

Analysis	11: HC-7 Wk#94
Sample Date & Time	13-Mar-25
HumCell Leachate Vol [mL]	912
Sample Name	DX450002
Sample Weight [g]	1000
pH [No unit]	7.36
Alkalinity [mg/L as CaCO3]	6
Conductivity [uS/cm]	10
Acidity [mg/L as CaCO3]	< 2
SO4 [mg/L]	0.3
Hg [mg/L]	< 0.00001
Ag [mg/L]	< 0.00005
Al [mg/L]	0.030
As [mg/L]	0.0038
Ba [mg/L]	0.00052
Be [mg/L]	< 0.000007
B [mg/L]	< 0.002
Bi [mg/L]	< 0.00001
Ca [mg/L]	1.77
Cd [mg/L]	0.000005
Co [mg/L]	0.000009
Cr [mg/L]	< 0.00008
Cu [mg/L]	< 0.001
Fe [mg/L]	< 0.007
K [mg/L]	0.435
Mg [mg/L]	0.060
Mn [mg/L]	0.00360
Mo [mg/L]	< 0.0004
Na [mg/L]	0.05
Ni [mg/L]	< 0.0001
P [mg/L]	< 0.003
Pb [mg/L]	< 0.00009
S [mg/L]	< 5
Sb [mg/L]	< 0.0009
Se [mg/L]	< 0.00004
Si [mg/L]	0.16
Sn [mg/L]	< 0.00006
Sr [mg/L]	0.00308
Ti [mg/L]	0.0001
Th [mg/L]	< 0.0001
Tl [mg/L]	< 0.000005
U [mg/L]	0.000258

OnLine LIMS

0004058826

Results relate only to the sample tested. Data reported represents the sample submitted to SGS. Reproduction of this analytical report in full or in part is prohibited without prior written approval. Please refer to SGS General Conditions of Services located at https://www.sgs.ca/en/terms-and-conditions (Printed copies are available upon request.)
Test method information available upon request. "Temperature Upon Receipt" is representative of the whole shipment and may not reflect the temperature of individual samples.
SGS Canada Inc. Environment-Health & Safety statement of conformity decision rule does not consider uncertainty when analytical results are compared to a specified standard or regulation.

SGS Canada Inc.
P.O. Box 4300 - 185 Concession St.
Lakefield - Ontario - KOL 2HO
Phone: 705-652-2000 FAX: 705-652-6365

LR Report : **CA10071-MAR25**

Analysis	**11: HC-7 Wk#94**
V [mg/L]	0.00017
W [mg/L]	< 0.0002
Zr [mg/L]	< 0.002
Zn [mg/L]	< 0.002



Lisa Thompson
Project Specialist Assistant,
Environment, Health & Safety

OnLine LIMS

0004058826

Results relate only to the sample tested. Data reported represents the sample submitted to SGS. Reproduction of this analytical report in full or in part is prohibited without prior written approval. Please refer to SGS General Conditions of Services located at https://www.sgs.ca/en/terms-and-conditions (Printed copies are available upon request.)
Test method information available upon request. "Temperature Upon Receipt" is representative of the whole shipment and may not reflect the temperature of individual samples.
SGS Canada Inc. Environment-Health & Safety statement of conformity decision rule does not consider uncertainty when analytical results are compared to a specified standard or regulation.

SGS Canada Inc.
P.O. Box 4300 - 185 Concession St.
Lakefield - Ontario - KOL 2HO
Phone: 705-652-2000 FAX: 705-652-6365

27-March-2025

Great Bear Resources Ltd.
Attn : Ashley Moncrief

1020 - 800 West Pender St.
Vancouver, BC
V6C 2V6, Canada

Phone: 778-833-2160
Fax:

Date Rec. : 14 March 2025
LR Report: **CA10076-MAR25**
Reference: Wk#94

Copy: #1

CERTIFICATE OF ANALYSIS
Final Report

Analysis	3: Analysis Completed Date	4: Analysis Completed Time	5: HC-8 Wk#94	6: HC-9 Wk#94	7: HC-10 Wk#94	8: HC-11 Wk#94	9: HC-12 Wk#94
Sample Date & Time			14-Mar-25	14-Mar-25	14-Mar-25	14-Mar-25	14-Mar-25
HumCell Leachate Vol [mL]	18-Mar-25	15:09	1000	984	988	1008	1007
Sample Name	---	---	DX450108	DX450076	DX450186	DX450118	DX 550107
Sample Weight [g]	---	---	1000	1000	1000	1000	1000
pH [No unit]	20-Mar-25	10:53	7.26	5.29	7.13	7.23	7.12
Alkalinity [mg/L as CaCO3]	20-Mar-25	10:53	10	< 2	6	7	6
Conductivity [uS/cm]	20-Mar-25	10:54	29	37	16	18	24
Acidity [mg/L as CaCO3]	20-Mar-25	10:54	< 2	11	< 2	< 2	< 2
SO4 [mg/L]	18-Mar-25	14:14	3.0	12	1.3	1.2	4.2
Cl [mg/L]	17-Mar-25	19:24	---	---	---	---	---
Hg [mg/L]	18-Mar-25	15:12	< 0.00001	< 0.00001	< 0.00001	< 0.00001	< 0.00001
Ag [mg/L]	19-Mar-25	10:48	< 0.00005	< 0.00005	< 0.00005	< 0.00005	< 0.00005
Al [mg/L]	19-Mar-25	10:48	0.051	0.006	0.021	0.034	0.029
As [mg/L]	19-Mar-25	10:48	0.0007	< 0.0002	< 0.0002	0.0002	0.0013
Ba [mg/L]	19-Mar-25	10:48	0.00207	0.00896	0.00075	0.00092	0.00151
Be [mg/L]	19-Mar-25	10:48	< 0.000007	< 0.000007	< 0.000007	< 0.000007	< 0.000007
B [mg/L]	19-Mar-25	10:48	< 0.002	< 0.002	< 0.002	< 0.002	< 0.002
Bi [mg/L]	19-Mar-25	10:48	< 0.00001	< 0.00001	< 0.00001	< 0.00001	< 0.00001
Ca [mg/L]	19-Mar-25	10:48	4.74	1.02	2.68	3.38	4.19
Cd [mg/L]	19-Mar-25	10:48	0.000004	0.0253	0.000011	0.000005	0.000010
Co [mg/L]	19-Mar-25	10:48	0.000011	0.000597	0.000054	0.000010	< 0.000004
Cr [mg/L]	19-Mar-25	10:48	< 0.00008	< 0.00008	< 0.00008	< 0.00008	< 0.00008
Cu [mg/L]	19-Mar-25	10:48	< 0.001	0.004	< 0.001	< 0.001	< 0.001
Fe [mg/L]	19-Mar-25	10:48	< 0.007	0.064	0.018	< 0.007	< 0.007
K [mg/L]	19-Mar-25	10:48	0.646	0.919	0.270	0.185	0.347
Mg [mg/L]	19-Mar-25	10:49	0.270	0.116	0.030	0.048	0.034
Mn [mg/L]	19-Mar-25	10:49	0.0231	0.0629	0.0172	0.0243	0.0306
Mo [mg/L]	19-Mar-25	10:49	0.0005	< 0.0004	< 0.0004	< 0.0004	< 0.0004
Na [mg/L]	19-Mar-25	10:49	0.08	0.06	0.05	0.06	0.06
Ni [mg/L]	19-Mar-25	10:49	< 0.0001	0.0189	< 0.0001	< 0.0001	< 0.0001
P [mg/L]	19-Mar-25	10:49	< 0.003	< 0.003	< 0.003	< 0.003	< 0.003

OnLine LIMS

00040588888

Results relate only to the sample tested. Data reported represents the sample submitted to SGS. Reproduction of this analytical report in full or in part is prohibited without prior written approval. Please refer to SGS General Conditions of Services located at https://www.sgs.ca/en/terms-and-conditions (Printed copies are available upon request.)
Test method information available upon request. "Temperature Upon Receipt" is representative of the whole shipment and may not reflect the temperature of individual samples.
SGS Canada Inc. Environment-Health & Safety statement of conformity decision rule does not consider uncertainty when analytical results are compared to a specified standard or regulation.

SGS Canada Inc.
P.O. Box 4300 - 185 Concession St.
Lakefield - Ontario - KOL 2HO
Phone: 705-652-2000 FAX: 705-652-6365

LR Report : **CA10076-MAR25**

Analysis	3: Analysis Completed Date	4: Analysis Completed Time	5: HC-8 Wk#94	6: HC-9 Wk#94	7: HC-10 Wk#94	8: HC-11 Wk#94	9: HC-12 Wk#94
Pb [mg/L]	19-Mar-25	10:50	0.00021	0.299	< 0.00009	< 0.00009	< 0.00009
S [mg/L]	19-Mar-25	10:50	< 5	< 5	< 5	< 5	< 5
Sb [mg/L]	19-Mar-25	10:50	< 0.0009	< 0.0009	< 0.0009	< 0.0009	< 0.0009
Se [mg/L]	19-Mar-25	10:50	0.00007	0.00113	0.00015	< 0.00004	0.00009
Si [mg/L]	19-Mar-25	10:50	0.26	0.34	0.19	0.23	0.28
Sn [mg/L]	19-Mar-25	10:50	< 0.00006	< 0.00006	< 0.00006	< 0.00006	< 0.00006
Sr [mg/L]	19-Mar-25	10:50	0.00818	0.00368	0.00440	0.00628	0.00411
Ti [mg/L]	19-Mar-25	10:50	< 0.0001	< 0.0001	< 0.0001	< 0.0001	< 0.0001
Th [mg/L]	19-Mar-25	10:50	< 0.0001	< 0.0001	< 0.0001	< 0.0001	< 0.0001
Tl [mg/L]	19-Mar-25	10:50	< 0.000005	0.000050	< 0.000005	< 0.000005	0.000006
U [mg/L]	19-Mar-25	10:50	0.000184	0.000282	0.000406	0.000109	0.000205
V [mg/L]	19-Mar-25	10:50	0.00009	< 0.00001	0.00002	0.00003	0.00011
W [mg/L]	19-Mar-25	10:50	< 0.0002	< 0.0002	< 0.0002	< 0.0002	< 0.0002
Zr [mg/L]	19-Mar-25	10:50	< 0.002	< 0.002	< 0.002	< 0.002	< 0.002
Zn [mg/L]	19-Mar-25	10:50	< 0.002	5.35	0.015	< 0.002	< 0.002

Analysis	10: HC-13 Wk#94	11: HC-14 Wk#94	12: HC-15 Wk#94	13: HC-16 Wk#94	14: HC-17 Wk#94	15: HC-18 Wk#94
Sample Date & Time	14-Mar-25	14-Mar-25	14-Mar-25	14-Mar-25	14-Mar-25	14-Mar-25
HumCell Leachate Vol [mL]	999	976	699	1013	1008	951
Sample Name	DX450159	DX450171	DX450134	DX450185	DX450032	DX 550064
Sample Weight [g]	1000	1000	700	1000	1000	1000
pH [No unit]	7.12	6.45	7.07	7.17	5.99	7.12
Alkalinity [mg/L as CaCO3]	7	2	12	7	< 2	5
Conductivity [uS/cm]	26	28	78	24	15	12
Acidity [mg/L as CaCO3]	< 2	2	< 2	< 2	7	< 2
SO4 [mg/L]	3.6	9.2	18	2.6	4.8	0.6
Cl [mg/L]	---	---	< 0.2	---	---	---
Hg [mg/L]	< 0.00001	< 0.00001	< 0.00001	< 0.00001	< 0.00001	< 0.00001
Ag [mg/L]	< 0.00005	< 0.00005	< 0.00005	< 0.00005	< 0.00005	< 0.00005
Al [mg/L]	0.036	0.005	0.003	0.058	0.034	0.025
As [mg/L]	0.0013	0.0004	0.0871	0.0044	0.0025	0.0051
Ba [mg/L]	0.00055	0.00272	0.00161	0.00228	0.00199	0.00017
Be [mg/L]	< 0.000007	< 0.000007	< 0.000007	< 0.000007	0.000007	< 0.000007
B [mg/L]	< 0.002	< 0.002	< 0.002	< 0.002	< 0.002	< 0.002
Bi [mg/L]	< 0.00001	< 0.00001	< 0.00001	< 0.00001	< 0.00001	< 0.00001
Ca [mg/L]	4.17	3.64	12.7	3.75	1.25	2.35
Cd [mg/L]	0.000006	0.000007	0.000010	0.000003	0.000085	0.000010
Co [mg/L]	0.000024	0.000267	0.00125	0.000033	0.00701	0.000030
Cr [mg/L]	< 0.00008	< 0.00008	< 0.00008	< 0.00008	< 0.00008	< 0.00008
Cu [mg/L]	< 0.001	< 0.001	0.001	< 0.001	0.004	< 0.001
Fe [mg/L]	0.014	0.009	< 0.007	< 0.007	0.384	< 0.007
K [mg/L]	0.351	0.828	0.545	1.27	0.315	0.170
Mg [mg/L]	0.046	0.168	0.330	0.041	0.135	0.026
Mn [mg/L]	0.0235	0.0118	0.0261	0.0100	0.0257	0.00282

OnLine LIMS

00040588888

Results relate only to the sample tested. Data reported represents the sample submitted to SGS. Reproduction of this analytical report in full or in part is prohibited without prior written approval. Please refer to SGS General Conditions of Services located at https://www.sgs.ca/en/terms-and-conditions (Printed copies are available upon request.)
Test method information available upon request. "Temperature Upon Receipt" is representative of the whole shipment and may not reflect the temperature of individual samples.
SGS Canada Inc. Environment-Health & Safety statement of conformity decision rule does not consider uncertainty when analytical results are compared to a specified standard or regulation.

SGS Canada Inc.
P.O. Box 4300 - 185 Concession St.
Lakefield - Ontario - KOL 2HO
Phone: 705-652-2000 FAX: 705-652-6365

LR Report : **CA10076-MAR25**

Analysis	10: HC-13 Wk#94	11: HC-14 Wk#94	12: HC-15 Wk#94	13: HC-16 Wk#94	14: HC-17 Wk#94	15: HC-18 Wk#94
Mo [mg/L]	< 0.0004	< 0.0004	< 0.0004	< 0.0004	< 0.0004	< 0.0004
Na [mg/L]	0.04	0.07	0.07	0.06	0.10	0.06
Ni [mg/L]	< 0.0001	0.0017	0.0507	< 0.0001	0.0135	< 0.0001
P [mg/L]	< 0.003	< 0.003	< 0.003	< 0.003	< 0.003	< 0.003
Pb [mg/L]	0.00009	< 0.00009	< 0.00009	< 0.00009	0.00016	< 0.00009
S [mg/L]	< 5	< 5	11	< 5	< 5	< 5
Sb [mg/L]	< 0.0009	< 0.0009	0.0012	< 0.0009	< 0.0009	< 0.0009
Se [mg/L]	< 0.00004	0.00031	0.00040	< 0.00004	0.00006	< 0.00004
Si [mg/L]	0.18	0.20	0.24	0.22	0.56	0.20
Sn [mg/L]	< 0.00006	< 0.00006	< 0.00006	< 0.00006	< 0.00006	< 0.00006
Sr [mg/L]	0.00324	0.00610	0.0130	0.00398	0.0120	0.00267
Ti [mg/L]	< 0.0001	< 0.0001	< 0.0001	< 0.0001	< 0.0001	< 0.0001
Th [mg/L]	< 0.0001	< 0.0001	< 0.0001	< 0.0001	< 0.0001	< 0.0001
Tl [mg/L]	0.000007	< 0.000005	0.000010	0.000006	0.000007	< 0.000005
U [mg/L]	0.000170	0.000053	0.000045	0.000519	0.00108	0.000251
V [mg/L]	0.00002	0.00005	0.00004	0.00015	0.00002	0.00009
W [mg/L]	< 0.0002	< 0.0002	< 0.0002	< 0.0002	< 0.0002	< 0.0002
Zr [mg/L]	< 0.002	< 0.002	< 0.002	< 0.002	< 0.002	< 0.002
Zn [mg/L]	0.008	< 0.002	< 0.002	< 0.002	0.014	< 0.002

Analysis	16: HC-19 Wk#94	17: HC-20 Wk#94	18: HC-21 Wk#94	19: HC-22 Wk#94	20: HC-23 Wk#94	21: HC-24 Wk#94
Sample Date & Time	14-Mar-25	14-Mar-25	14-Mar-25	14-Mar-25	14-Mar-25	14-Mar-25
HumCell Leachate Vol [mL]	973	970	977	432	1003	1013
Sample Name	DX450008	DX 550056	DX450022	DX450077	DX450113	DX 550101
Sample Weight [g]	1000	1000	1000	500	1000	1000
pH [No unit]	7.03	7.14	7.44	7.20	7.13	7.32
Alkalinity [mg/L as CaCO3]	3	6	10	7	9	8
Conductivity [uS/cm]	8	15	24	17	22	17
Acidity [mg/L as CaCO3]	< 2	< 2	< 2	< 2	< 2	< 2
SO4 [mg/L]	0.5	1.1	2.0	0.9	1.1	0.8
Cl [mg/L]	---	---	---	---	---	---
Hg [mg/L]	< 0.00001	< 0.00001	< 0.00001	< 0.00001	< 0.00001	< 0.00001
Ag [mg/L]	< 0.00005	< 0.00005	< 0.00005	< 0.00005	< 0.00005	< 0.00005
Al [mg/L]	0.018	0.026	0.047	0.028	0.036	0.033
As [mg/L]	0.0002	0.0007	0.0056	0.0015	0.0025	0.0014
Ba [mg/L]	0.00029	0.00169	0.00021	0.00827	0.00636	0.00068
Be [mg/L]	< 0.000007	< 0.000007	< 0.000007	< 0.000007	< 0.000007	< 0.000007
B [mg/L]	< 0.002	< 0.002	< 0.002	< 0.002	< 0.002	< 0.002
Bi [mg/L]	< 0.00001	< 0.00001	< 0.00001	< 0.00001	< 0.00001	< 0.00001
Ca [mg/L]	1.54	2.61	4.34	2.28	4.10	3.20
Cd [mg/L]	0.000003	< 0.000003	0.000004	0.000004	0.000013	< 0.000003
Co [mg/L]	0.000008	0.000016	0.000092	0.000025	0.000010	0.000031
Cr [mg/L]	< 0.00008	< 0.00008	< 0.00008	< 0.00008	< 0.00008	< 0.00008
Cu [mg/L]	< 0.001	< 0.001	< 0.001	< 0.001	< 0.001	< 0.001

OnLine LIMS

00040588888

Results relate only to the sample tested. Data reported represents the sample submitted to SGS. Reproduction of this analytical report in full or in part is prohibited without prior written approval. Please refer to SGS General Conditions of Services located at https://www.sgs.ca/en/terms-and-conditions (Printed copies are available upon request.)
Test method information available upon request. "Temperature Upon Receipt" is representative of the whole shipment and may not reflect the temperature of individual samples.
SGS Canada Inc. Environment-Health & Safety statement of conformity decision rule does not consider uncertainty when analytical results are compared to a specified standard or regulation.

SGS Canada Inc.
P.O. Box 4300 - 185 Concession St.
Lakefield - Ontario - KOL 2HO
Phone: 705-652-2000 FAX: 705-652-6365

LR Report : **CA10076-MAR25**

Analysis	16: HC-19 Wk#94	17: HC-20 Wk#94	18: HC-21 Wk#94	19: HC-22 Wk#94	20: HC-23 Wk#94	21: HC-24 Wk#94
Fe [mg/L]	< 0.007	< 0.007	< 0.007	< 0.007	< 0.007	< 0.007
K [mg/L]	0.179	0.207	0.022	1.33	0.174	0.088
Mg [mg/L]	0.020	0.126	0.107	0.092	0.113	0.105
Mn [mg/L]	0.00544	0.0133	0.0181	0.0119	0.0208	0.0129
Mo [mg/L]	< 0.0004	< 0.0004	< 0.0004	< 0.0004	< 0.0004	< 0.0004
Na [mg/L]	0.04	0.04	0.04	0.05	0.04	0.04
Ni [mg/L]	< 0.0001	< 0.0001	< 0.0001	0.0003	< 0.0001	< 0.0001
P [mg/L]	< 0.003	< 0.003	< 0.003	< 0.003	< 0.003	< 0.003
Pb [mg/L]	< 0.00009	< 0.00009	< 0.00009	< 0.00009	0.00050	< 0.00009
S [mg/L]	< 5	< 5	< 5	< 5	< 5	< 5
Sb [mg/L]	< 0.0009	< 0.0009	< 0.0009	< 0.0009	< 0.0009	< 0.0009
Se [mg/L]	< 0.00004	< 0.00004	0.00006	< 0.00004	< 0.00004	< 0.00004
Si [mg/L]	0.17	0.18	0.16	0.14	0.17	0.17
Sn [mg/L]	0.00009	< 0.00006	< 0.00006	< 0.00006	< 0.00006	< 0.00006
Sr [mg/L]	0.00261	0.00482	0.00218	0.00311	0.0123	0.00243
Ti [mg/L]	< 0.0001	< 0.0001	< 0.0001	< 0.0001	< 0.0001	< 0.0001
Th [mg/L]	< 0.0001	< 0.0001	< 0.0001	< 0.0001	< 0.0001	< 0.0001
Tl [mg/L]	< 0.000005	< 0.000005	< 0.000005	< 0.000005	< 0.000005	< 0.000005
U [mg/L]	0.000054	0.000009	0.000007	0.000018	0.000031	0.000012
V [mg/L]	0.00002	0.00039	0.00021	0.00041	0.00008	0.00024
W [mg/L]	< 0.0002	< 0.0002	< 0.0002	< 0.0002	< 0.0002	< 0.0002
Zr [mg/L]	< 0.002	< 0.002	< 0.002	< 0.002	< 0.002	< 0.002
Zn [mg/L]	< 0.002	< 0.002	< 0.002	< 0.002	0.002	< 0.002

Analysis	22: HC-25 Wk#94	23: HC-26 Wk#94	24: HC-27 Wk#94
Sample Date & Time	14-Mar-25	14-Mar-25	14-Mar-25
HumCell Leachate Vol [mL]	1010	754	1001
Sample Name	DX450128	DX450021	DX450222
Sample Weight [g]	1000	750	1000
pH [No unit]	6.80	4.75	6.75
Alkalinity [mg/L as CaCO3]	10	< 2	5
Conductivity [uS/cm]	40	239	16
Acidity [mg/L as CaCO3]	< 2	42	< 2
SO4 [mg/L]	5.5	110	3.6
Cl [mg/L]	---	0.2	---
Hg [mg/L]	< 0.00001	< 0.00001	< 0.00001
Ag [mg/L]	< 0.00005	< 0.00005	< 0.00005
Al [mg/L]	0.038	0.011	0.022
As [mg/L]	0.0007	< 0.0002	0.0004
Ba [mg/L]	0.00155	0.00740	0.00049
Be [mg/L]	< 0.000007	< 0.000007	< 0.000007
B [mg/L]	< 0.002	0.004	< 0.002
Bi [mg/L]	< 0.00001	< 0.00001	< 0.00001
Ca [mg/L]	6.72	23.4	2.83

OnLine LIMS

00040588888

Results relate only to the sample tested. Data reported represents the sample submitted to SGS. Reproduction of this analytical report in full or in part is prohibited without prior written approval. Please refer to SGS General Conditions of Services located at https://www.sgs.ca/en/terms-and-conditions (Printed copies are available upon request.)
Test method information available upon request. "Temperature Upon Receipt" is representative of the whole shipment and may not reflect the temperature of individual samples.
SGS Canada Inc. Environment-Health & Safety statement of conformity decision rule does not consider uncertainty when analytical results are compared to a specified standard or regulation.

SGS Canada Inc.
P.O. Box 4300 - 185 Concession St.
Lakefield - Ontario - KOL 2HO
Phone: 705-652-2000 FAX: 705-652-6365

LR Report : **CA10076-MAR25**

Analysis	22: HC-25 Wk#94	23: HC-26 Wk#94	24: HC-27 Wk#94
Cd [mg/L]	0.000004	0.000099	0.000003
Co [mg/L]	0.000083	0.000991	0.000004
Cr [mg/L]	< 0.00008	< 0.00008	< 0.00008
Cu [mg/L]	< 0.001	< 0.001	< 0.001
Fe [mg/L]	< 0.007	18.6	< 0.007
K [mg/L]	0.339	3.91	0.408
Mg [mg/L]	0.095	1.55	0.042
Mn [mg/L]	0.0151	0.572	0.0106
Mo [mg/L]	< 0.0004	< 0.0004	< 0.0004
Na [mg/L]	0.05	0.17	0.06
Ni [mg/L]	0.0003	0.0105	< 0.0001
P [mg/L]	< 0.003	< 0.003	< 0.003
Pb [mg/L]	< 0.00009	< 0.00009	< 0.00009
S [mg/L]	< 5	34	< 5
Sb [mg/L]	< 0.0009	< 0.0009	< 0.0009
Se [mg/L]	0.00005	0.00006	< 0.00004
Si [mg/L]	0.18	0.48	0.21
Sn [mg/L]	< 0.00006	< 0.00006	< 0.00006
Sr [mg/L]	0.00338	0.0129	0.00306
Ti [mg/L]	< 0.0001	< 0.0001	< 0.0001
Th [mg/L]	< 0.0001	< 0.0001	< 0.0001
Tl [mg/L]	< 0.000005	< 0.000005	< 0.000005
U [mg/L]	0.000050	0.000013	0.000202
V [mg/L]	0.00016	< 0.00001	0.00010
W [mg/L]	0.0003	< 0.0002	< 0.0002
Zr [mg/L]	< 0.002	< 0.002	< 0.002
Zn [mg/L]	< 0.002	0.011	< 0.002



Lisa Thompson
Project Specialist Assistant,
Environment, Health & Safety

OnLine LIMS

0004058888

Results relate only to the sample tested. Data reported represents the sample submitted to SGS. Reproduction of this analytical report in full or in part is prohibited without prior written approval. Please refer to SGS General Conditions of Services located at https://www.sgs.ca/en/terms-and-conditions (Printed copies are available upon request.)
Test method information available upon request. "Temperature Upon Receipt" is representative of the whole shipment and may not reflect the temperature of individual samples.
SGS Canada Inc. Environment-Health & Safety statement of conformity decision rule does not consider uncertainty when analytical results are compared to a specified standard or regulation.

SGS Canada Inc.
P.O. Box 4300 - 185 Concession St.
Lakefield - Ontario - KOL 2HO
Phone: 705-652-2000 FAX: 705-652-6365

08-April-2025

Great Bear Resources Ltd.
Attn : Ashley Moncrief

1020 - 800 West Pender St.
Vancouver, BC
V6C 2V6, Canada

Phone: 778-833-2160
Fax:

Date Rec. : 20 March 2025
LR Report: **CA10117-MAR25**
Reference: Wk#95

Copy: #1

CERTIFICATE OF ANALYSIS
Final Report

Analysis	3: Analysis Completed Date	4: Analysis Completed Time	5: HC-1 Wk#95	6: HC-2 Wk#95	7: HC-3 Wk#95	8: HC-4 Wk#95	9: HC-5 Wk#95	10: HC-6 Wk#95
Sample Date & Time			20-Mar-25	20-Mar-25	20-Mar-25	20-Mar-25	20-Mar-25	20-Mar-25
HumCell Leachate Vol [mL]	20-Mar-25	10:01	989	1028	487	506	933	449
Sample Name	---	---	DX450052	DX 550083	DX450204	DX450176	DX450232	DX450181
Sample Weight [g]	---	---	1000	1000	500	500	1000	500
pH [No unit]	21-Mar-25	10:38	6.44	7.23	6.69	5.07	6.79	6.69
Alkalinity [mg/L as CaCO3]	21-Mar-25	10:38	3	16	4	< 2	5	4
Conductivity [uS/cm]	21-Mar-25	10:38	31	40	10	45	13	7
Acidity [mg/L as CaCO3]	24-Mar-25	12:43	2	< 2	< 2	11	< 2	< 2
SO4 [mg/L]	28-Mar-25	13:09	12	4.5	1.3	17	2.0	< 0.2

Analysis	11: HC-7 Wk#95
Sample Date & Time	20-Mar-25
HumCell Leachate Vol [mL]	900
Sample Name	DX450002
Sample Weight [g]	1000
pH [No unit]	6.82
Alkalinity [mg/L as CaCO3]	5
Conductivity [uS/cm]	11
Acidity [mg/L as CaCO3]	< 2
SO4 [mg/L]	0.3



Lisa Thompson
Project Specialist Assistant,
Environment, Health & Safety

OnLine LIMS

0004070638

Results relate only to the sample tested. Data reported represents the sample submitted to SGS. Reproduction of this analytical report in full or in part is prohibited without prior written approval. Please refer to SGS General Conditions of Services located at https://www.sgs.ca/en/terms-and-conditions (Printed copies are available upon request.)
Test method information available upon request. "Temperature Upon Receipt" is representative of the whole shipment and may not reflect the temperature of individual samples.
SGS Canada Inc. Environment-Health & Safety statement of conformity decision rule does not consider uncertainty when analytical results are compared to a specified standard or regulation.

SGS Canada Inc.
P.O. Box 4300 - 185 Concession St.
Lakefield - Ontario - KOL 2HO
Phone: 705-652-2000 FAX: 705-652-6365

Great Bear - 7 Short

LR Report : **CA10117-MAR25**

Quality Control Report

Inorganic Analysis														
Parameter	Reporting Limit	Unit	Method Blank	Duplicate				LCS / Spike Blank			Matrix Spike / Reference Material		
				Result 1	Result 2	RPD	Acceptance Criteria	Spike Recovery (%)	Recovery Limits (%)		Spike Recovery (%)	Recovery Limits (%)	
							%		Low	High		Low	High
Acidity - QCBatchID: EWL0382-MAR25													
Acidity	2	mg/L as Ca	< 2			ND	20	98	90	110	NA		
Alkalinity - QCBatchID: EWL0382-MAR25													
Alkalinity	2	mg/L as Ca	< 2			4	20	109	80	120	NA		
Anions by IC - QCBatchID: DIO0446-MAR25													
Sulphate	0.2	mg/L	<0.2			2	20	91	90	110	122	75	125
Anions by IC - QCBatchID: DIO0600-MAR25													
Sulphate	0.2	mg/L	<0.2			1	20	100	90	110	96	75	125
Conductivity - QCBatchID: EWL0382-MAR25													
Conductivity	2	uS/cm	< 2			0	20	97	90	110	NA		
pH - QCBatchID: EWL0382-MAR25													
pH	0.05	No unit	NA			1		100			NA		

OnLine LIMS

0004070638

Results relate only to the sample tested. Data reported represents the sample submitted to SGS. Reproduction of this analytical report in full or in part is prohibited without prior written approval. Please refer to SGS General Conditions of Services located at https://www.sgs.ca/en/terms-and-conditions (Printed copies are available upon request.)
Test method information available upon request. "Temperature Upon Receipt" is representative of the whole shipment and may not reflect the temperature of individual samples.
SGS Canada Inc. Environment-Health & Safety statement of conformity decision rule does not consider uncertainty when analytical results are compared to a specified standard or regulation.

SGS Canada Inc.
P.O. Box 4300 - 185 Concession St.
Lakefield - Ontario - KOL 2HO
Phone: 705-652-2000 FAX: 705-652-6365

28-March-2025

Great Bear Resources Ltd.
Attn : Ashley Moncrief

1020 - 800 West Pender St.
Vancouver, BC
V6C 2V6, Canada

Phone: 778-833-2160
Fax:

Date Rec. : 21 March 2025
LR Report: **CA10122-MAR25**
Reference: Wk#95

Copy: #1

CERTIFICATE OF ANALYSIS
Final Report

Analysis	3: Analysis Completed Date	4: Analysis Completed Time	5: HC-8 Wk#95	6: HC-9 Wk#95	7: HC-10 Wk#95	8: HC-11 Wk#95	9: HC-12 Wk#95
Sample Date & Time			21-Mar-25	21-Mar-25	21-Mar-25	21-Mar-25	21-Mar-25
HumCell Leachate Vol [mL]	24-Mar-25	10:09	1001	1005	970	988	1019
Sample Name	---	---	DX450108	DX450076	DX450186	DX450118	DX 550107
Sample Weight [g]	---	---	1000	1000	1000	1000	1000
pH [No unit]	25-Mar-25	13:00	6.96	5.39	6.85	6.94	6.76
Alkalinity [mg/L as CaCO3]	25-Mar-25	13:00	11	< 2	5	8	7
Conductivity [uS/cm]	25-Mar-25	13:00	27	31	12	16	23
Acidity [mg/L as CaCO3]	24-Mar-25	12:51	< 2	11	< 2	< 2	< 2
SO4 [mg/L]	27-Mar-25	08:35	2.9	14	1.2	1.1	4.2

Analysis	10: HC-13 Wk#95	11: HC-14 Wk#95	12: HC-15 Wk#95	13: HC-16 Wk#95	14: HC-17 Wk#95	15: HC-18 Wk#95	16: HC-19 Wk#95
Sample Date & Time	21-Mar-25	21-Mar-25	21-Mar-25	21-Mar-25	21-Mar-25	21-Mar-25	21-Mar-25
HumCell Leachate Vol [mL]	997	991	719	1004	1024	933	949
Sample Name	DX450159	DX450171	DX450134	DX450185	DX450032	DX 550064	DX450008
Sample Weight [g]	1000	1000	700	1000	1000	1000	1000
pH [No unit]	6.76	6.36	6.80	6.92	5.32	6.89	6.76
Alkalinity [mg/L as CaCO3]	8	2	11	9	< 2	6	4
Conductivity [uS/cm]	23	24	63	24	14	11	8
Acidity [mg/L as CaCO3]	< 2	3	< 2	< 2	6	< 2	< 2
SO4 [mg/L]	3.9	8.6	14	2.9	4.6	0.4	0.6

Analysis	17: HC-20 Wk#95	18: HC-21 Wk#95	19: HC-22 Wk#95	20: HC-23 Wk#95	21: HC-24 Wk#95	22: HC-25 Wk#95	23: HC-26 Wk#95
Sample Date & Time	21-Mar-25	21-Mar-25	21-Mar-25	21-Mar-25	21-Mar-25	21-Mar-25	21-Mar-25
HumCell Leachate Vol [mL]	963	956	450	1023	1022	1029	770

OnLine LIMS

0004060826

Results relate only to the sample tested. Data reported represents the sample submitted to SGS. Reproduction of this analytical report in full or in part is prohibited without prior written approval. Please refer to SGS General Conditions of Services located at https://www.sgs.ca/en/terms-and-conditions (Printed copies are available upon request.)
Test method information available upon request. "Temperature Upon Receipt" is representative of the whole shipment and may not reflect the temperature of individual samples.
SGS Canada Inc. Environment-Health & Safety statement of conformity decision rule does not consider uncertainty when analytical results are compared to a specified standard or regulation.

SGS Canada Inc.
P.O. Box 4300 - 185 Concession St.
Lakefield - Ontario - KOL 2HO
Phone: 705-652-2000 FAX: 705-652-6365

LR Report : **CA10122-MAR25**

Analysis	17: HC-20 Wk#95	18: HC-21 Wk#95	19: HC-22 Wk#95	20: HC-23 Wk#95	21: HC-24 Wk#95	22: HC-25 Wk#95	23: HC-26 Wk#95
Sample Name	DX 550056	DX450022	DX450077	DX450113	DX 550101	DX450128	DX450021
Sample Weight [g]	1000	1000	500	1000	1000	1000	750
pH [No unit]	6.89	7.04	6.82	6.91	6.98	6.89	5.04
Alkalinity [mg/L as CaCO3]	6	11	8	12	8	12	< 2
Conductivity [uS/cm]	15	22	16	22	16	36	206
Acidity [mg/L as CaCO3]	< 2	< 2	< 2	< 2	< 2	< 2	30
SO4 [mg/L]	1.2	2.1	1.1	1.2	0.9	4.8	82

Analysis	24: HC-27 Wk#95
Sample Date & Time	21-Mar-25
HumCell Leachate Vol [mL]	1030
Sample Name	DX450222
Sample Weight [g]	1000
pH [No unit]	6.81
Alkalinity [mg/L as CaCO3]	5
Conductivity [uS/cm]	17
Acidity [mg/L as CaCO3]	< 2
SO4 [mg/L]	3.4



Lisa Thompson
Project Specialist Assistant,
Environment, Health & Safety

OnLine LIMS

0004060826

Results relate only to the sample tested. Data reported represents the sample submitted to SGS. Reproduction of this analytical report in full or in part is prohibited without prior written approval. Please refer to SGS General Conditions of Services located at https://www.sgs.ca/en/terms-and-conditions (Printed copies are available upon request.)
Test method information available upon request. "Temperature Upon Receipt" is representative of the whole shipment and may not reflect the temperature of individual samples.
SGS Canada Inc. Environment-Health & Safety statement of conformity decision rule does not consider uncertainty when analytical results are compared to a specified standard or regulation.

SGS Canada Inc.
P.O. Box 4300 - 185 Concession St.
Lakefield - Ontario - KOL 2HO
Phone: 705-652-2000 FAX: 705-652-6365

15-April-2025

Great Bear Resources Ltd.
Attn : Ashley Moncrief

1020 - 800 West Pender St.
Vancouver, BC
V6C 2V6, Canada

Phone: 778-833-2160
Fax:

Date Rec. : 27 March 2025
LR Report: **CA10155-MAR25**
Reference: Wk#96

Copy: #1

CERTIFICATE OF ANALYSIS
Final Report

Analysis	3: Analysis Completed Date	4: Analysis Completed Time	5: HC-1 Wk#96	6: HC-2 Wk#96	7: HC-3 Wk#96	8: HC-4 Wk#96	9: HC-5 Wk#96
Sample Date & Time			27-Mar-25	27-Mar-25	27-Mar-25	27-Mar-25	27-Mar-25
HumCell Leachate Vol [mL]	27-Mar-25	13:49	960	1010	492	506	916
Sample Name	---	---	DX450052	DX 550083	DX450204	DX450176	DX450232
Sample Weight [g]	---	---	1000	1000	500	500	1000
pH [No unit]	28-Mar-25	15:36	6.67	7.59	6.88	5.21	7.08
Alkalinity [mg/L as CaCO3]	28-Mar-25	12:04	2	13	3	< 2	4
Conductivity [uS/cm]	28-Mar-25	12:04	37	41	10	49	14
Acidity [mg/L as CaCO3]	28-Mar-25	12:04	2	< 2	< 2	7	< 2
SO4 [mg/L]	04-Apr-25	10:52	14	5.0	1.4	24	2.2
Hg [mg/L]	02-Apr-25	16:31	< 0.00001	< 0.00001	< 0.00001	< 0.00001	< 0.00001
Ag [mg/L]	02-Apr-25	12:30	< 0.00005	< 0.00005	< 0.00005	< 0.00005	< 0.00005
Al [mg/L]	02-Apr-25	12:30	0.002	0.065	0.026	0.023	0.034
As [mg/L]	03-Apr-25	12:50	< 0.0002	0.0152	0.0004	< 0.0002	0.0013
Ba [mg/L]	02-Apr-25	12:30	0.00089	0.0216	0.00060	0.00270	0.00090
Be [mg/L]	02-Apr-25	12:30	< 0.000007	< 0.000007	< 0.000007	0.000013	< 0.000007
B [mg/L]	02-Apr-25	12:30	< 0.002	< 0.002	< 0.002	< 0.002	< 0.002
Bi [mg/L]	02-Apr-25	12:30	< 0.00001	0.00003	< 0.00001	< 0.00001	< 0.00001
Ca [mg/L]	02-Apr-25	12:30	5.87	7.06	1.51	3.45	2.32
Cd [mg/L]	02-Apr-25	12:30	0.00262	0.000007	< 0.000003	0.0160	0.000006
Co [mg/L]	02-Apr-25	12:30	0.000020	0.000025	0.000026	0.00490	0.000004
Cr [mg/L]	02-Apr-25	12:30	< 0.00008	< 0.00008	< 0.00008	< 0.00008	< 0.00008
Cu [mg/L]	02-Apr-25	12:30	< 0.001	< 0.001	< 0.001	0.005	< 0.001
Fe [mg/L]	02-Apr-25	12:30	< 0.007	< 0.007	< 0.007	0.186	< 0.007
K [mg/L]	02-Apr-25	12:30	0.260	1.52	0.533	0.661	0.532
Mg [mg/L]	02-Apr-25	12:30	0.037	0.129	0.071	0.987	0.039
Mn [mg/L]	02-Apr-25	12:30	0.0171	0.0281	0.00321	0.0848	0.00879
Mo [mg/L]	02-Apr-25	12:30	< 0.0004	< 0.0004	< 0.0004	< 0.0004	< 0.0004
Na [mg/L]	02-Apr-25	12:30	0.06	0.07	0.06	0.09	0.06
Ni [mg/L]	02-Apr-25	12:30	< 0.0001	< 0.0001	0.0002	0.0355	< 0.0001
P [mg/L]	02-Apr-25	12:30	< 0.003	< 0.003	< 0.003	< 0.003	< 0.003

OnLine LIMS

0004079479

Results relate only to the sample tested. Data reported represents the sample submitted to SGS. Reproduction of this analytical report in full or in part is prohibited without prior written approval. Please refer to SGS General Conditions of Services located at https://www.sgs.ca/en/terms-and-conditions (Printed copies are available upon request.)
Test method information available upon request. "Temperature Upon Receipt" is representative of the whole shipment and may not reflect the temperature of individual samples.
SGS Canada Inc. Environment-Health & Safety statement of conformity decision rule does not consider uncertainty when analytical results are compared to a specified standard or regulation.

SGS Canada Inc.
P.O. Box 4300 - 185 Concession St.
Lakefield - Ontario - KOL 2HO
Phone: 705-652-2000 FAX: 705-652-6365

LR Report : **CA10155-MAR25**

Analysis	3: Analysis Completed Date	4: Analysis Completed Time	5: HC-1 Wk#96	6: HC-2 Wk#96	7: HC-3 Wk#96	8: HC-4 Wk#96	9: HC-5 Wk#96
Pb [mg/L]	02-Apr-25	12:30	0.0233	0.00016	< 0.00009	0.828	< 0.00009
S [mg/L]	02-Apr-25	12:30	< 5	< 5	< 5	6	< 5
Sb [mg/L]	02-Apr-25	12:30	< 0.0009	< 0.0009	< 0.0009	< 0.0009	< 0.0009
Se [mg/L]	02-Apr-25	12:30	0.00024	0.00176	< 0.00004	0.00160	< 0.00004
Si [mg/L]	02-Apr-25	12:30	0.12	0.24	0.14	0.70	0.17
Sn [mg/L]	02-Apr-25	12:30	0.00007	< 0.00006	0.00012	< 0.00006	< 0.00006
Sr [mg/L]	02-Apr-25	12:30	0.00475	0.0244	0.00256	0.00500	0.00259
Ti [mg/L]	02-Apr-25	12:30	< 0.0001	< 0.0001	0.0001	< 0.0001	0.0001
Th [mg/L]	02-Apr-25	12:30	< 0.0001	< 0.0001	< 0.0001	< 0.0001	< 0.0001
Tl [mg/L]	02-Apr-25	12:30	< 0.000005	0.000018	< 0.000005	0.000028	0.000005
U [mg/L]	02-Apr-25	12:30	0.000005	0.000231	0.000209	0.000186	0.000330
V [mg/L]	02-Apr-25	12:30	< 0.00001	0.00026	0.00014	< 0.00001	0.00034
W [mg/L]	02-Apr-25	12:30	< 0.0002	< 0.0002	< 0.0002	< 0.0002	< 0.0002
Zr [mg/L]	02-Apr-25	12:30	< 0.002	< 0.002	< 0.002	< 0.002	< 0.002
Zn [mg/L]	02-Apr-25	12:30	0.099	< 0.002	< 0.002	3.07	< 0.002

Analysis	10: HC-6 Wk#96	11: HC-7 Wk#96
Sample Date & Time	27-Mar-25	27-Mar-25
HumCell Leachate Vol [mL]	442	904
Sample Name	DX450181	DX450002
Sample Weight [g]	500	1000
pH [No unit]	7.00	7.42
Alkalinity [mg/L as CaCO3]	3	6
Conductivity [uS/cm]	8	12
Acidity [mg/L as CaCO3]	< 2	< 2
SO4 [mg/L]	< 0.2	0.2
Hg [mg/L]	< 0.00001	< 0.00001
Ag [mg/L]	< 0.00005	< 0.00005
Al [mg/L]	0.036	0.031
As [mg/L]	< 0.0002	0.0042
Ba [mg/L]	0.00103	0.00047
Be [mg/L]	< 0.000007	< 0.000007
B [mg/L]	< 0.002	< 0.002
Bi [mg/L]	< 0.00001	< 0.00001
Ca [mg/L]	1.34	1.86
Cd [mg/L]	< 0.000003	< 0.000003
Co [mg/L]	0.000004	0.000014
Cr [mg/L]	0.00015	< 0.00008
Cu [mg/L]	< 0.001	< 0.001
Fe [mg/L]	< 0.007	< 0.007
K [mg/L]	0.281	0.434
Mg [mg/L]	0.045	0.063

OnLine LIMS

0004079479

Results relate only to the sample tested. Data reported represents the sample submitted to SGS. Reproduction of this analytical report in full or in part is prohibited without prior written approval. Please refer to SGS General Conditions of Services located at https://www.sgs.ca/en/terms-and-conditions (Printed copies are available upon request.)
Test method information available upon request. "Temperature Upon Receipt" is representative of the whole shipment and may not reflect the temperature of individual samples.
SGS Canada Inc. Environment-Health & Safety statement of conformity decision rule does not consider uncertainty when analytical results are compared to a specified standard or regulation.

SGS Canada Inc.
P.O. Box 4300 - 185 Concession St.
Lakefield - Ontario - KOL 2HO
Phone: 705-652-2000 FAX: 705-652-6365

LR Report : **CA10155-MAR25**

Analysis	10: HC-6 Wk#96	11: HC-7 Wk#96
Mn [mg/L]	0.00197	0.00361
Mo [mg/L]	< 0.0004	< 0.0004
Na [mg/L]	0.07	0.05
Ni [mg/L]	0.0001	< 0.0001
P [mg/L]	< 0.003	< 0.003
Pb [mg/L]	0.00016	< 0.00009
S [mg/L]	< 5	< 5
Sb [mg/L]	< 0.0009	< 0.0009
Se [mg/L]	< 0.00004	< 0.00004
Si [mg/L]	0.15	0.16
Sn [mg/L]	0.00009	< 0.00006
Sr [mg/L]	0.00361	0.00310
Ti [mg/L]	0.0002	0.0001
Th [mg/L]	< 0.0001	< 0.0001
Tl [mg/L]	< 0.000005	< 0.000005
U [mg/L]	0.000097	0.000257
V [mg/L]	0.00031	0.00016
W [mg/L]	0.0002	< 0.0002
Zr [mg/L]	< 0.002	< 0.002
Zn [mg/L]	< 0.002	< 0.002



Lisa Thompson
Project Specialist Assistant,
Environment, Health & Safety

OnLine LIMS

0004079479

Results relate only to the sample tested. Data reported represents the sample submitted to SGS. Reproduction of this analytical report in full or in part is prohibited without prior written approval. Please refer to SGS General Conditions of Services located at https://www.sgs.ca/en/terms-and-conditions (Printed copies are available upon request.)
Test method information available upon request. "Temperature Upon Receipt" is representative of the whole shipment and may not reflect the temperature of individual samples.
SGS Canada Inc. Environment-Health & Safety statement of conformity decision rule does not consider uncertainty when analytical results are compared to a specified standard or regulation.

SGS Canada Inc.
P.O. Box 4300 - 185 Concession St.
Lakefield - Ontario - K0L 2H0
Phone: 705-652-2000 FAX: 705-652-6365

Great Bear - 7 Long

LR Report : **CA10155-MAR25**

Quality Control Report

Inorganic Analysis														
Parameter	Reporting Limit	Unit	Method Blank	Duplicate				LCS / Spike Blank			Matrix Spike / Reference Material			
				Result 1	Result 2	RPD	Acceptance Criteria	Spike Recovery (%)	Recovery Limits (%)		Spike Recovery (%)	Recovery Limits (%)		
							%		Low	High		Low	High	
Acidity - QCBatchID: EWL0522-MAR25														
Acidity	2	mg/L as Ca	2			ND	20	100	90	110	NA			
Alkalinity - QCBatchID: EWL0522-MAR25														
Alkalinity	2	mg/L as Ca	< 2			0	20	96	80	120	NA			
Anions by IC - QCBatchID: DIO0028-APR25														
Sulphate	0.2	mg/L	<0.2			ND	20	104	90	110	93	75	125	
Anions by IC - QCBatchID: DIO0075-APR25														
Sulphate	0.2	mg/L	<0.2			5	20	107	90	110	87	75	125	
Conductivity - QCBatchID: EWL0522-MAR25														
Conductivity	2	uS/cm	< 2			1	20	100	90	110	NA			
Inorganics-General - QCBatchID: EHG0059-MAR25														
Mercury	0.00001	mg/L	< 0.00001			ND	20	115	80	120	115	70	130	
Metals in aqueous samples - ICP-MS - QCBatchID: EMS0021-APR25														
Arsenic	0.0002	mg/L	<0.0002			3	20	103	90	110	86	70	130	
Metals in aqueous samples - ICP-MS - QCBatchID: EMS0261-MAR25														
Aluminum	0.001	mg/L	<0.001			1	20	98	90	110	89	70	130	
Antimony	0.0009	mg/L	<0.0009			ND	20	105	90	110	120	70	130	
Arsenic	0.0002	mg/L	<0.0002			ND	20	103	90	110	106	70	130	
Barium	0.00008	mg/L	<0.00008			3	20	101	90	110	99	70	130	
Beryllium	0.000007	mg/L	<0.000007			ND	20	93	90	110	98	70	130	
Bismuth	0.00001	mg/L	<0.00001			ND	20	94	90	110	93	70	130	
Boron	0.002	mg/L	<0.002			ND	20	91	90	110	97	70	130	
Cadmium	0.000003	mg/L	<0.000003			ND	20	98	90	110	106	70	130	
Calcium	0.01	mg/L	<0.01			1	20	109	90	110	93	70	130	
Chromium	0.00008	mg/L	<0.00008			ND	20	101	90	110	98	70	130	
Cobalt	0.000004	mg/L	<0.000004			ND	20	101	90	110	101	70	130	
Copper	0.001	mg/L	<0.001			ND	20	99	90	110	102	70	130	
Iron	0.007	mg/L	<0.007			ND	20	108	90	110	114	70	130	
Lead	0.00009	mg/L	<0.00009			ND	20	96	90	110	94	70	130	
Magnesium	0.001	mg/L	<0.001			0	20	108	90	110	99	70	130	
Manganese	0.00001	mg/L	<0.00001			1	20	101	90	110	74	70	130	
Molybdenum	0.0004	mg/L	<0.0004			ND	20	103	90	110	99	70	130	
Nickel	0.0001	mg/L	<0.0001			ND	20	103	90	110	104	70	130	
Phosphorus	0.003	mg/L	<0.003			ND	20	105	90	110	NV	70	130	
Potassium	0.003	mg/L	<0.009			1	20	107	90	110	93	70	130	
Selenium	0.00004	mg/L	<0.00004			ND	20	100	90	110	110	70	130	

OnLine LIMS

00004079479

Results relate only to the sample tested. Data reported represents the sample submitted to SGS. Reproduction of this analytical report in full or in part is prohibited without prior written approval. Please refer to SGS General Conditions of Services located at https://www.sgs.ca/en/terms-and-conditions (Printed copies are available upon request.)
Test method information available upon request. "Temperature Upon Receipt" is representative of the whole shipment and may not reflect the temperature of individual samples.
SGS Canada Inc. Environment-Health & Safety statement of conformity decision rule does not consider uncertainty when analytical results are compared to a specified standard or regulation.

SGS Canada Inc.
P.O. Box 4300 - 185 Concession St.
Lakefield - Ontario - KOL 2HO
Phone: 705-652-2000 FAX: 705-652-6365

Inorganic Analysis														
Parameter	Reporting Limit	Unit	Method Blank	Duplicate				LCS / Spike Blank			Matrix Spike / Reference Material			
				Result 1	Result 2	RPD	Acceptance Criteria	Spike Recovery (%)	Recovery Limits (%)		Spike Recovery (%)	Recovery Limits (%)	
							%		Low	High		Low	High
Silicon	0.02	mg/L	<0.02			1	20	102	90	110	NV	70	130
Silver	0.00005	mg/L	<0.00005			ND	20	93	90	110	NV	70	130
Sodium	0.01	mg/L	<0.01			2	20	108	90	110	106	70	130
Strontium	0.00008	mg/L	<0.00008			0	20	98	90	110	97	70	130
Sulfur	5	mg/L	<5			ND	20	104	90	110	NV	70	130
Thallium	0.000005	mg/L	<0.000005			ND	20	95	90	110	96	70	130
Thorium	0.0001	mg/L	<0.0001			ND	20	96	90	110	NV	70	130
Tin	0.00006	mg/L	<0.00006			ND	20	101	90	110	NV	70	130
Titanium	0.0001	mg/L	<0.0001			ND	20	98	90	110	NV	70	130
Tungsten	0.0002	mg/L	<0.0002			ND	20	96	90	110	NV	70	130
Uranium	0.000002	mg/L	<0.000002			2	20	93	90	110	96	70	130
Vanadium	0.00001	mg/L	<0.00001			0	20	100	90	110	103	70	130
Zinc	0.002	mg/L	<0.002			ND	20	103	90	110	106	70	130
Zirconium	0.002	mg/L	<0.002			ND	20	97	90	110	NV	70	130
pH - QCBatchID: EWL0522-MAR25													
pH	0.05	No unit	NA			0		100			NA		

OnLine LIMS

0004079479

Results relate only to the sample tested. Data reported represents the sample submitted to SGS. Reproduction of this analytical report in full or in part is prohibited without prior written approval. Please refer to SGS General Conditions of Services located at https://www.sgs.ca/en/terms-and-conditions (Printed copies are available upon request.)
Test method information available upon request. "Temperature Upon Receipt" is representative of the whole shipment and may not reflect the temperature of individual samples.
SGS Canada Inc. Environment-Health & Safety statement of conformity decision rule does not consider uncertainty when analytical results are compared to a specified standard or regulation.

SGS Canada Inc.
P.O. Box 4300 - 185 Concession St.
Lakefield - Ontario - KOL 2HO
Phone: 705-652-2000 FAX: 705-652-6365

15-April-2025

Great Bear Resources Ltd.
Attn : Ashley Moncrief

1020 - 800 West Pender St.
Vancouver, BC
V6C 2V6, Canada

Phone: 778-833-2160
Fax:

Date Rec. : 28 March 2025
LR Report: **CA10160-MAR25**
Reference: Wk#96

Copy: #1

CERTIFICATE OF ANALYSIS
Final Report

Analysis	3: Analysis Completed Date	4: Analysis Completed Time	5: HC-8 Wk#96	6: HC-9 Wk#96	7: HC-10 Wk#96	8: HC-11 Wk#96	9: HC-12 Wk#96
Sample Date & Time			28-Mar-25	28-Mar-25	28-Mar-25	28-Mar-25	28-Mar-25
HumCell Leachate Vol [mL]	01-Apr-25	10:55	895	1008	893	886	975
Sample Name	---	---	DX450108	DX450076	DX450186	DX450118	DX 550107
Sample Weight [g]	---	---	1000	1000	1000	1000	1000
pH [No unit]	03-Apr-25	11:13	7.31	5.50	7.02	7.12	7.04
Alkalinity [mg/L as CaCO3]	02-Apr-25	12:01	7	< 2	3	4	4
Conductivity [uS/cm]	03-Apr-25	11:14	28	31	12	11	20
Acidity [mg/L as CaCO3]	03-Apr-25	11:14	< 2	10	< 2	< 2	< 2
SO4 [mg/L]	03-Apr-25	15:32	2.6	15	1.0	0.7	3.9
Cl [mg/L]	03-Apr-25	11:34	---	---	---	---	---
Hg [mg/L]	02-Apr-25	16:31	< 0.00001	< 0.00001	< 0.00001	< 0.00001	< 0.00001
Ag [mg/L]	02-Apr-25	12:31	< 0.00005	< 0.00005	< 0.00005	< 0.00005	< 0.00005
Al [mg/L]	02-Apr-25	12:31	0.065	0.008	0.029	0.050	0.033
As [mg/L]	02-Apr-25	12:31	0.0007	< 0.0002	< 0.0002	< 0.0002	0.0014
Ba [mg/L]	02-Apr-25	12:31	0.00163	0.00971	0.00051	0.00047	0.00129
Be [mg/L]	02-Apr-25	12:31	< 0.000007	< 0.000007	< 0.000007	< 0.000007	< 0.000007
B [mg/L]	02-Apr-25	12:31	< 0.002	< 0.002	< 0.002	< 0.002	< 0.002
Bi [mg/L]	02-Apr-25	12:31	< 0.00001	< 0.00001	< 0.00001	< 0.00001	< 0.00001
Ca [mg/L]	02-Apr-25	12:31	3.66	1.00	1.93	1.98	3.62
Cd [mg/L]	02-Apr-25	12:31	< 0.000003	0.0257	0.000006	< 0.000003	0.000009
Co [mg/L]	02-Apr-25	12:31	0.000005	0.000674	0.000052	< 0.000004	0.000004
Cr [mg/L]	02-Apr-25	12:31	< 0.00008	< 0.00008	< 0.00008	< 0.00008	< 0.00008
Cu [mg/L]	02-Apr-25	12:31	< 0.001	0.004	< 0.001	< 0.001	< 0.001
Fe [mg/L]	02-Apr-25	12:31	< 0.007	0.094	0.021	< 0.007	< 0.007
K [mg/L]	02-Apr-25	12:31	0.591	0.969	0.223	0.136	0.308
Mg [mg/L]	02-Apr-25	12:31	0.213	0.117	0.021	0.028	0.028
Mn [mg/L]	02-Apr-25	12:31	0.0151	0.0638	0.0110	0.0109	0.0223
Mo [mg/L]	02-Apr-25	12:31	< 0.0004	< 0.0004	< 0.0004	< 0.0004	< 0.0004
Na [mg/L]	02-Apr-25	12:31	0.06	0.05	0.04	0.04	0.05
Ni [mg/L]	02-Apr-25	12:31	< 0.0001	0.0195	< 0.0001	< 0.0001	< 0.0001

OnLine LIMS

0004079487

Results relate only to the sample tested. Data reported represents the sample submitted to SGS. Reproduction of this analytical report in full or in part is prohibited without prior written approval. Please refer to SGS General Conditions of Services located at https://www.sgs.ca/en/terms-and-conditions (Printed copies are available upon request.)
Test method information available upon request. "Temperature Upon Receipt" is representative of the whole shipment and may not reflect the temperature of individual samples.
SGS Canada Inc. Environment-Health & Safety statement of conformity decision rule does not consider uncertainty when analytical results are compared to a specified standard or regulation.

SGS Canada Inc.
P.O. Box 4300 - 185 Concession St.
Lakefield - Ontario - KOL 2HO
Phone: 705-652-2000 FAX: 705-652-6365

LR Report : **CA10160-MAR25**

Analysis	3: Analysis Completed Date	4: Analysis Completed Time	5: HC-8 Wk#96	6: HC-9 Wk#96	7: HC-10 Wk#96	8: HC-11 Wk#96	9: HC-12 Wk#96
P [mg/L]	02-Apr-25	12:31	< 0.003	< 0.003	< 0.003	< 0.003	< 0.003
Pb [mg/L]	02-Apr-25	12:31	< 0.00009	0.274	< 0.00009	< 0.00009	0.00023
S [mg/L]	02-Apr-25	12:31	< 5	< 5	< 5	< 5	< 5
Sb [mg/L]	02-Apr-25	12:31	< 0.0009	< 0.0009	< 0.0009	< 0.0009	< 0.0009
Se [mg/L]	02-Apr-25	12:31	0.00011	0.00105	0.00014	0.00004	0.00006
Si [mg/L]	02-Apr-25	12:31	0.17	0.36	0.11	0.13	0.22
Sn [mg/L]	02-Apr-25	12:31	< 0.00006	< 0.00006	< 0.00006	< 0.00006	< 0.00006
Sr [mg/L]	02-Apr-25	12:31	0.00607	0.00358	0.00318	0.00339	0.00334
Ti [mg/L]	02-Apr-25	12:31	< 0.0001	< 0.0001	< 0.0001	< 0.0001	< 0.0001
Th [mg/L]	02-Apr-25	12:31	< 0.0001	< 0.0001	< 0.0001	< 0.0001	< 0.0001
Tl [mg/L]	02-Apr-25	12:31	< 0.000005	0.000049	< 0.000005	< 0.000005	0.000006
U [mg/L]	02-Apr-25	12:31	0.000081	0.000254	0.000178	0.000050	0.000164
V [mg/L]	02-Apr-25	12:31	0.00012	< 0.00001	0.00002	0.00003	0.00009
W [mg/L]	02-Apr-25	12:31	< 0.0002	< 0.0002	< 0.0002	< 0.0002	< 0.0002
Zr [mg/L]	02-Apr-25	12:31	< 0.002	< 0.002	< 0.002	< 0.002	< 0.002
Zn [mg/L]	02-Apr-25	12:31	< 0.002	5.57	0.015	< 0.002	< 0.002

Analysis	10: HC-13 Wk#96	11: HC-14 Wk#96	12: HC-15 Wk#96	13: HC-16 Wk#96	14: HC-17 Wk#96	15: HC-18 Wk#96	16: HC-19 Wk#96
Sample Date & Time	28-Mar-25	28-Mar-25	28-Mar-25	28-Mar-25	28-Mar-25	28-Mar-25	28-Mar-25
HumCell Leachate Vol [mL]	1010	916	641	1007	1004	902	900
Sample Name	DX450159	DX450171	DX450134	DX450185	DX450032	DX 550064	DX450008
Sample Weight [g]	1000	1000	700	1000	1000	1000	1000
pH [No unit]	7.11	6.15	7.06	7.19	5.06	7.11	6.91
Alkalinity [mg/L as CaCO3]	7	< 2	9	7	< 2	5	3
Conductivity [uS/cm]	25	27	61	25	15	11	6
Acidity [mg/L as CaCO3]	< 2	3	< 2	< 2	6	< 2	< 2
SO4 [mg/L]	3.7	9.2	12	2.9	8.5	0.3	0.5
Cl [mg/L]	---	---	< 0.2	---	---	---	---
Hg [mg/L]	< 0.00001	< 0.00001	< 0.00001	< 0.00001	< 0.00001	< 0.00001	< 0.00001
Ag [mg/L]	< 0.00005	< 0.00005	< 0.00005	< 0.00005	< 0.00005	< 0.00005	< 0.00005
Al [mg/L]	0.040	0.005	0.004	0.065	0.036	0.034	0.030
As [mg/L]	0.0014	0.0005	0.0830	0.0045	0.0005	0.0043	< 0.0002
Ba [mg/L]	0.00072	0.00312	0.00115	0.00236	0.00215	0.00017	0.00025
Be [mg/L]	< 0.000007	< 0.000007	< 0.000007	< 0.000007	0.000007	< 0.000007	< 0.000007
B [mg/L]	< 0.002	< 0.002	< 0.002	< 0.002	< 0.002	< 0.002	< 0.002
Bi [mg/L]	< 0.00001	< 0.00001	< 0.00001	< 0.00001	< 0.00001	< 0.00001	0.00001
Ca [mg/L]	4.35	3.55	10.2	3.74	1.25	2.10	1.33
Cd [mg/L]	0.000003	0.000005	0.000006	< 0.000003	0.000080	0.000007	< 0.000003
Co [mg/L]	0.000006	0.000336	0.000663	0.000036	0.00665	0.000034	0.000009
Cr [mg/L]	< 0.00008	< 0.00008	< 0.00008	< 0.00008	< 0.00008	< 0.00008	< 0.00008
Cu [mg/L]	< 0.001	< 0.001	0.001	< 0.001	0.004	< 0.001	< 0.001
Fe [mg/L]	< 0.007	0.016	< 0.007	< 0.007	0.273	< 0.007	< 0.007

OnLine LIMS

0004079487

Results relate only to the sample tested. Data reported represents the sample submitted to SGS. Reproduction of this analytical report in full or in part is prohibited without prior written approval. Please refer to SGS General Conditions of Services located at https://www.sgs.ca/en/terms-and-conditions (Printed copies are available upon request.)
Test method information available upon request. "Temperature Upon Receipt" is representative of the whole shipment and may not reflect the temperature of individual samples.
SGS Canada Inc. Environment-Health & Safety statement of conformity decision rule does not consider uncertainty when analytical results are compared to a specified standard or regulation.

SGS Canada Inc.
P.O. Box 4300 - 185 Concession St.
Lakefield - Ontario - KOL 2HO
Phone: 705-652-2000 FAX: 705-652-6365

LR Report : **CA10160-MAR25**

Analysis	10: HC-13 Wk#96	11: HC-14 Wk#96	12: HC-15 Wk#96	13: HC-16 Wk#96	14: HC-17 Wk#96	15: HC-18 Wk#96	16: HC-19 Wk#96
K [mg/L]	0.363	0.870	0.397	1.19	0.293	0.150	0.163
Mg [mg/L]	0.050	0.148	0.197	0.040	0.125	0.020	0.016
Mn [mg/L]	0.0254	0.0125	0.0188	0.0104	0.0276	0.00211	0.00405
Mo [mg/L]	< 0.0004	< 0.0004	< 0.0004	< 0.0004	< 0.0004	< 0.0004	< 0.0004
Na [mg/L]	0.05	0.06	0.05	0.05	0.09	0.05	0.04
Ni [mg/L]	< 0.0001	0.0023	0.0388	< 0.0001	0.0133	< 0.0001	< 0.0001
P [mg/L]	< 0.003	< 0.003	< 0.003	< 0.003	< 0.003	< 0.003	< 0.003
Pb [mg/L]	< 0.00009	< 0.00009	< 0.00009	< 0.00009	0.00016	< 0.00009	< 0.00009
S [mg/L]	< 5	< 5	8	< 5	< 5	< 5	< 5
Sb [mg/L]	< 0.0009	< 0.0009	0.0010	< 0.0009	< 0.0009	< 0.0009	< 0.0009
Se [mg/L]	< 0.00004	0.00020	0.00031	< 0.00004	0.00024	< 0.00004	< 0.00004
Si [mg/L]	0.18	0.16	0.13	0.22	0.57	0.16	0.13
Sn [mg/L]	< 0.00006	0.00007	< 0.00006	< 0.00006	0.00007	< 0.00006	< 0.00006
Sr [mg/L]	0.00362	0.00579	0.00912	0.00380	0.0119	0.00206	0.00187
Ti [mg/L]	< 0.0001	< 0.0001	< 0.0001	< 0.0001	< 0.0001	0.0001	< 0.0001
Th [mg/L]	< 0.0001	< 0.0001	< 0.0001	< 0.0001	< 0.0001	< 0.0001	< 0.0001
Tl [mg/L]	0.000010	< 0.000005	0.000007	0.000006	0.000005	< 0.000005	< 0.000005
U [mg/L]	0.000161	0.000042	0.000019	0.000511	0.000931	0.000160	0.000042
V [mg/L]	0.00002	0.00005	0.00002	0.00012	0.00002	0.00008	0.00003
W [mg/L]	< 0.0002	< 0.0002	< 0.0002	< 0.0002	< 0.0002	< 0.0002	< 0.0002
Zr [mg/L]	< 0.002	< 0.002	< 0.002	< 0.002	< 0.002	< 0.002	< 0.002
Zn [mg/L]	< 0.002	< 0.002	< 0.002	< 0.002	0.013	< 0.002	< 0.002

Analysis	17: HC-20 Wk#96	18: HC-21 Wk#96	19: HC-22 Wk#96	20: HC-23 Wk#96	21: HC-24 Wk#96	22: HC-25 Wk#96	23: HC-26 Wk#96
Sample Date & Time	28-Mar-25	28-Mar-25	28-Mar-25	28-Mar-25	28-Mar-25	28-Mar-25	28-Mar-25
HumCell Leachate Vol [mL]	924	916	440	954	942	938	744
Sample Name	DX 550056	DX450022	DX450077	DX450113	DX 550101	DX450128	DX450021
Sample Weight [g]	1000	1000	500	1000	1000	1000	750
pH [No unit]	7.06	7.00	7.39	6.99	7.59	7.49	4.29
Alkalinity [mg/L as CaCO3]	5	7	9	9	6	8	< 2
Conductivity [uS/cm]	16	33	20	20	15	32	161
Acidity [mg/L as CaCO3]	< 2	< 2	< 2	< 2	< 2	< 2	32
SO4 [mg/L]	1.4	1.8	0.9	1.0	0.8	3.9	68
Cl [mg/L]	---	---	---	---	---	---	< 0.2
Hg [mg/L]	< 0.00001	< 0.00001	< 0.00001	< 0.00001	< 0.00001	< 0.00001	< 0.00001
Ag [mg/L]	< 0.00005	< 0.00005	< 0.00005	< 0.00005	< 0.00005	< 0.00005	< 0.00005
Al [mg/L]	0.033	0.058	0.036	0.047	0.043	0.048	0.013
As [mg/L]	0.0005	0.0051	0.0005	0.0034	0.0016	0.0006	< 0.0002
Ba [mg/L]	0.00203	0.00018	0.00992	0.00510	0.00055	0.00117	0.00776
Be [mg/L]	< 0.000007	< 0.000007	< 0.000007	< 0.000007	< 0.000007	< 0.000007	0.000011
B [mg/L]	< 0.002	< 0.002	< 0.002	0.002	< 0.002	< 0.002	0.002
Bi [mg/L]	< 0.00001	< 0.00001	< 0.00001	< 0.00001	< 0.00001	< 0.00001	< 0.00001

OnLine LIMS

0004079487

Results relate only to the sample tested. Data reported represents the sample submitted to SGS. Reproduction of this analytical report in full or in part is prohibited without prior written approval. Please refer to SGS General Conditions of Services located at https://www.sgs.ca/en/terms-and-conditions (Printed copies are available upon request.)
Test method information available upon request. "Temperature Upon Receipt" is representative of the whole shipment and may not reflect the temperature of individual samples.
SGS Canada Inc. Environment-Health & Safety statement of conformity decision rule does not consider uncertainty when analytical results are compared to a specified standard or regulation.

SGS Canada Inc.
P.O. Box 4300 - 185 Concession St.
Lakefield - Ontario - KOL 2HO
Phone: 705-652-2000 FAX: 705-652-6365

LR Report : **CA10160-MAR25**

Analysis	17: HC-20 Wk#96	18: HC-21 Wk#96	19: HC-22 Wk#96	20: HC-23 Wk#96	21: HC-24 Wk#96	22: HC-25 Wk#96	23: HC-26 Wk#96
Ca [mg/L]	2.71	3.93	2.58	3.69	2.83	5.64	14.7
Cd [mg/L]	< 0.000003	0.000003	0.000003	< 0.000003	< 0.000003	< 0.000003	0.000405
Co [mg/L]	0.000019	0.000058	0.000014	0.000014	0.000031	0.000052	0.00805
Cr [mg/L]	< 0.00008	< 0.00008	< 0.00008	< 0.00008	< 0.00008	< 0.00008	< 0.00008
Cu [mg/L]	< 0.001	< 0.001	< 0.001	< 0.001	< 0.001	0.002	< 0.001
Fe [mg/L]	< 0.007	< 0.007	< 0.007	< 0.007	< 0.007	< 0.007	7.43
K [mg/L]	0.216	0.021	1.41	0.162	0.075	0.290	3.16
Mg [mg/L]	0.132	0.088	0.099	0.098	0.088	0.069	0.985
Mn [mg/L]	0.0114	0.0153	0.0131	0.0171	0.0113	0.0109	0.352
Mo [mg/L]	< 0.0004	< 0.0004	< 0.0004	< 0.0004	< 0.0004	< 0.0004	< 0.0004
Na [mg/L]	0.04	0.03	0.06	0.02	0.03	0.03	0.14
Ni [mg/L]	0.0002	< 0.0001	< 0.0001	< 0.0001	< 0.0001	< 0.0001	0.0509
P [mg/L]	< 0.003	< 0.003	< 0.003	< 0.003	< 0.003	< 0.003	< 0.003
Pb [mg/L]	< 0.00009	< 0.00009	< 0.00009	< 0.00009	< 0.00009	0.00026	< 0.00009
S [mg/L]	< 5	< 5	< 5	< 5	< 5	< 5	22
Sb [mg/L]	< 0.0009	< 0.0009	< 0.0009	< 0.0009	< 0.0009	< 0.0009	< 0.0009
Se [mg/L]	< 0.00004	0.00005	< 0.00004	< 0.00004	< 0.00004	< 0.00004	0.00024
Si [mg/L]	0.15	0.10	0.12	0.14	0.12	0.14	0.38
Sn [mg/L]	< 0.00006	< 0.00006	< 0.00006	< 0.00006	< 0.00006	0.00146	< 0.00006
Sr [mg/L]	0.00472	0.00170	0.00315	0.0108	0.00188	0.00269	0.00793
Ti [mg/L]	< 0.0001	< 0.0001	< 0.0001	< 0.0001	< 0.0001	< 0.0001	< 0.0001
Th [mg/L]	< 0.0001	< 0.0001	< 0.0001	< 0.0001	< 0.0001	< 0.0001	< 0.0001
Tl [mg/L]	< 0.000005	< 0.000005	< 0.000005	< 0.000005	< 0.000005	< 0.000005	< 0.000005
U [mg/L]	0.000006	0.000007	0.000015	0.000027	0.000006	0.000060	0.000022
V [mg/L]	0.00043	0.00020	0.00050	0.00009	0.00026	0.00019	< 0.00001
W [mg/L]	< 0.0002	< 0.0002	< 0.0002	< 0.0002	< 0.0002	0.0002	< 0.0002
Zr [mg/L]	< 0.002	< 0.002	< 0.002	< 0.002	< 0.002	< 0.002	< 0.002
Zn [mg/L]	< 0.002	< 0.002	< 0.002	< 0.002	< 0.002	< 0.002	0.009

Analysis	24: HC-27 Wk#96
Sample Date & Time	28-Mar-25
HumCell Leachate Vol [mL]	938
Sample Name	DX450222
Sample Weight [g]	1000
pH [No unit]	7.08
Alkalinity [mg/L as CaCO3]	3
Conductivity [uS/cm]	15
Acidity [mg/L as CaCO3]	< 2
SO4 [mg/L]	3.0
Cl [mg/L]	---
Hg [mg/L]	< 0.00001
Ag [mg/L]	< 0.00005

OnLine LIMS

0004079487

Results relate only to the sample tested. Data reported represents the sample submitted to SGS. Reproduction of this analytical report in full or in part is prohibited without prior written approval. Please refer to SGS General Conditions of Services located at https://www.sgs.ca/en/terms-and-conditions (Printed copies are available upon request.)
Test method information available upon request. "Temperature Upon Receipt" is representative of the whole shipment and may not reflect the temperature of individual samples.
SGS Canada Inc. Environment-Health & Safety statement of conformity decision rule does not consider uncertainty when analytical results are compared to a specified standard or regulation.

SGS Canada Inc.
P.O. Box 4300 - 185 Concession St.
Lakefield - Ontario - KOL 2HO
Phone: 705-652-2000 FAX: 705-652-6365

LR Report : **CA10160-MAR25**

Analysis	24: HC-27 Wk#96
Al [mg/L]	0.030
As [mg/L]	0.0003
Ba [mg/L]	0.00035
Be [mg/L]	< 0.000007
B [mg/L]	< 0.002
Bi [mg/L]	< 0.00001
Ca [mg/L]	2.44
Cd [mg/L]	< 0.000003
Co [mg/L]	< 0.000004
Cr [mg/L]	< 0.00008
Cu [mg/L]	< 0.001
Fe [mg/L]	< 0.007
K [mg/L]	0.379
Mg [mg/L]	0.032
Mn [mg/L]	0.00698
Mo [mg/L]	< 0.0004
Na [mg/L]	0.04
Ni [mg/L]	< 0.0001
P [mg/L]	< 0.003
Pb [mg/L]	< 0.00009
S [mg/L]	< 5
Sb [mg/L]	< 0.0009
Se [mg/L]	< 0.00004
Si [mg/L]	0.14
Sn [mg/L]	< 0.00006
Sr [mg/L]	0.00244
Ti [mg/L]	< 0.0001
Th [mg/L]	< 0.0001
Tl [mg/L]	< 0.000005
U [mg/L]	0.000102
V [mg/L]	0.00010
W [mg/L]	< 0.0002
Zr [mg/L]	< 0.002
Zn [mg/L]	< 0.002



Lisa Thompson
Project Specialist Assistant,
Environment, Health & Safety

OnLine LIMS

0004079487

Results relate only to the sample tested. Data reported represents the sample submitted to SGS. Reproduction of this analytical report in full or in part is prohibited without prior written approval. Please refer to SGS General Conditions of Services located at https://www.sgs.ca/en/terms-and-conditions (Printed copies are available upon request.)
Test method information available upon request. "Temperature Upon Receipt" is representative of the whole shipment and may not reflect the temperature of individual samples.
SGS Canada Inc. Environment-Health & Safety statement of conformity decision rule does not consider uncertainty when analytical results are compared to a specified standard or regulation.

SGS Canada Inc.
P.O. Box 4300 - 185 Concession St.
Lakefield - Ontario - KOL 2HO
Phone: 705-652-2000 FAX: 705-652-6365

Quality Control Report

Inorganic Analysis													
Parameter	Reporting Limit	Unit	Method Blank	Duplicate				LCS / Spike Blank			Matrix Spike / Reference Material		
				Result 1	Result 2	RPD	Acceptance Criteria	Spike Recovery (%)	Recovery Limits (%)		Spike Recovery (%)	Recovery Limits (%)	
							%		Low	High		Low	High
Acidity - QCBatchID: EWL0555-MAR25													
Acidity	2	mg/L as Ca	2			ND	20	108	90	110	NA		
Alkalinity - QCBatchID: EWL0555-MAR25													
Alkalinity	2	mg/L as Ca	< 2			ND	20	102	80	120	NA		
Alkalinity - QCBatchID: EWL0559-MAR25													
Alkalinity	2	mg/L as Ca	< 2			0	20	96	80	120	NA		
Anions by IC - QCBatchID: DIO0043-APR25													
Chloride	0.2	mg/L	<0.2			ND	20	106	90	110	105	75	125
Sulphate	0.2	mg/L	<0.2			1	20	105	90	110	92	75	125
Anions by IC - QCBatchID: DIO0045-APR25													
Chloride	0.2	mg/L	<0.2			ND	20	106	90	110	104	75	125
Sulphate	0.2	mg/L	<0.2			0	20	98	90	110	NV	75	125
Conductivity - QCBatchID: EWL0555-MAR25													
Conductivity	2	uS/cm	< 2			0	20	100	90	110	NA		
Conductivity - QCBatchID: EWL0559-MAR25													
Conductivity	2	uS/cm	< 2			0	20	99	90	110	NA		
Inorganics-General - QCBatchID: EHG0059-MAR25													
Mercury	0.00001	mg/L	< 0.00001			ND	20	115	80	120	115	70	130
Metals in aqueous samples - ICP-MS - QCBatchID: EMS0261-MAR25													
Aluminum	0.001	mg/L	<0.001			1	20	98	90	110	89	70	130
Antimony	0.0009	mg/L	<0.0009			ND	20	105	90	110	120	70	130
Arsenic	0.0002	mg/L	<0.0002			ND	20	103	90	110	106	70	130
Barium	0.00008	mg/L	<0.00008			3	20	101	90	110	99	70	130
Beryllium	0.000007	mg/L	<0.000007			ND	20	93	90	110	98	70	130
Bismuth	0.00001	mg/L	<0.00001			ND	20	94	90	110	93	70	130
Boron	0.002	mg/L	<0.002			ND	20	91	90	110	97	70	130
Cadmium	0.000003	mg/L	<0.000003			ND	20	98	90	110	106	70	130
Calcium	0.01	mg/L	<0.01			1	20	109	90	110	93	70	130
Chromium	0.00008	mg/L	<0.00008			ND	20	101	90	110	98	70	130
Cobalt	0.000004	mg/L	<0.000004			ND	20	101	90	110	101	70	130
Copper	0.001	mg/L	<0.001			ND	20	99	90	110	102	70	130
Iron	0.007	mg/L	<0.007			ND	20	108	90	110	114	70	130
Lead	0.00009	mg/L	<0.00009			ND	20	96	90	110	94	70	130
Magnesium	0.001	mg/L	<0.001			0	20	108	90	110	99	70	130
Manganese	0.00001	mg/L	<0.00001			1	20	101	90	110	74	70	130
Molybdenum	0.0004	mg/L	<0.0004			ND	20	103	90	110	99	70	130

OnLine LIMS

00004079487

Results relate only to the sample tested. Data reported represents the sample submitted to SGS. Reproduction of this analytical report in full or in part is prohibited without prior written approval. Please refer to SGS General Conditions of Services located at https://www.sgs.ca/en/terms-and-conditions (Printed copies are available upon request.)
Test method information available upon request. "Temperature Upon Receipt" is representative of the whole shipment and may not reflect the temperature of individual samples.
SGS Canada Inc. Environment-Health & Safety statement of conformity decision rule does not consider uncertainty when analytical results are compared to a specified standard or regulation.

SGS Canada Inc.
P.O. Box 4300 - 185 Concession St.
Lakefield - Ontario - K0L 2H0
Phone: 705-652-2000 FAX: 705-652-6365

Inorganic Analysis													
Parameter	Reporting Limit	Unit	Method Blank	Duplicate				LCS / Spike Blank			Matrix Spike / Reference Material		
				Result 1	Result 2	RPD	Acceptance Criteria	Spike Recovery (%)	Recovery Limits (%)		Spike Recovery (%)	Recovery Limits (%)	
							%		Low	High		Low	High
Nickel	0.0001	mg/L	<0.0001			ND	20	103	90	110	104	70	130
Phosphorus	0.003	mg/L	<0.003			ND	20	105	90	110	NV	70	130
Potassium	0.003	mg/L	<0.009			1	20	107	90	110	93	70	130
Selenium	0.00004	mg/L	<0.00004			ND	20	100	90	110	110	70	130
Silicon	0.02	mg/L	<0.02			1	20	102	90	110	NV	70	130
Silver	0.00005	mg/L	<0.00005			ND	20	93	90	110	NV	70	130
Sodium	0.01	mg/L	<0.01			2	20	108	90	110	106	70	130
Strontium	0.00008	mg/L	<0.00008			0	20	98	90	110	97	70	130
Sulfur	5	mg/L	<5			ND	20	104	90	110	NV	70	130
Thallium	0.000005	mg/L	<0.000005			ND	20	95	90	110	96	70	130
Thorium	0.0001	mg/L	<0.0001			ND	20	96	90	110	NV	70	130
Tin	0.00006	mg/L	<0.00006			ND	20	101	90	110	NV	70	130
Titanium	0.0001	mg/L	<0.0001			ND	20	98	90	110	NV	70	130
Tungsten	0.0002	mg/L	<0.0002			ND	20	96	90	110	NV	70	130
Uranium	0.000002	mg/L	<0.000002			2	20	93	90	110	96	70	130
Vanadium	0.00001	mg/L	<0.00001			0	20	100	90	110	103	70	130
Zinc	0.002	mg/L	<0.002			ND	20	103	90	110	106	70	130
Zirconium	0.002	mg/L	<0.002			ND	20	97	90	110	NV	70	130
pH - QCBatchID: EWL0555-MAR25													
pH	0.05	No unit	NA			0		100			NA		
pH - QCBatchID: EWL0559-MAR25													
pH	0.05	No unit	NA			0		100			NA		

OnLine LIMS

Results relate only to the sample tested. Data reported represents the sample submitted to SGS. Reproduction of this analytical report in full or in part is prohibited without prior written approval. Please refer to SGS General Conditions of Services located at https://www.sgs.ca/en/terms-and-conditions (Printed copies are available upon request.)
Test method information available upon request. "Temperature Upon Receipt" is representative of the whole shipment and may not reflect the temperature of individual samples.
SGS Canada Inc. Environment-Health & Safety statement of conformity decision rule does not consider uncertainty when analytical results are compared to a specified standard or regulation.

00004079487

SGS Canada Inc.
P.O. Box 4300 - 185 Concession St.
Lakefield - Ontario - KOL 2HO
Phone: 705-652-2000 FAX: 705-652-6365

17-April-2025

Great Bear Resources Ltd.
Attn : Ashley Moncrief

1020 - 800 West Pender St.
Vancouver, BC
V6C 2V6, Canada

Phone: 778-833-2160
Fax:

Date Rec. : 03 April 2025
LR Report: **CA10028-APR25**
Reference: Wk#97

Copy: #1

CERTIFICATE OF ANALYSIS
Final Report

Analysis	3: Analysis Completed Date	4: Analysis Completed Time	5: HC-1 Wk#97	6: HC-2 Wk#97	7: HC-3 Wk#97	8: HC-4 Wk#97	9: HC-5 Wk#97	10: HC-6 Wk#97	11: HC-7 Wk#97
Sample Date & Time			03-Apr-25	03-Apr-25	03-Apr-25	03-Apr-25	03-Apr-25	03-Apr-25	03-Apr-25
HumCell Leachate Vol [mL]	03-Apr-25	12:12	987	1028	498	509	901	446	895
Sample Name	---	---	DX450052	DX 550083	DX450204	DX450176	DX450232	DX450181	DX450002
Sample Weight [g]	---	---	1000	1000	500	500	1000	500	1000
pH [No unit]	04-Apr-25	11:35	6.55	7.53	6.95	5.16	7.07	7.00	7.25
Alkalinity [mg/L as CaCO3]	04-Apr-25	11:35	2	13	3	< 2	4	3	6
Conductivity [uS/cm]	04-Apr-25	11:35	34	40	8	48	13	8	11
Acidity [mg/L as CaCO3]	04-Apr-25	11:35	2	< 2	< 2	9	< 2	< 2	< 2
SO4 [mg/L]	10-Apr-25	14:30	10	4.4	0.5	16	1.9	0.2	0.2



Lisa Thompson
Project Specialist Assistant,
Environment, Health & Safety

OnLine LIMS

0004082914

Results relate only to the sample tested. Data reported represents the sample submitted to SGS. Reproduction of this analytical report in full or in part is prohibited without prior written approval. Please refer to SGS General Conditions of Services located at https://www.sgs.ca/en/terms-and-conditions (Printed copies are available upon request.)
Test method information available upon request. "Temperature Upon Receipt" is representative of the whole shipment and may not reflect the temperature of individual samples.
SGS Canada Inc. Environment-Health & Safety statement of conformity decision rule does not consider uncertainty when analytical results are compared to a specified standard or regulation.

SGS Canada Inc.
P.O. Box 4300 - 185 Concession St.
Lakefield - Ontario - KOL 2HO
Phone: 705-652-2000 FAX: 705-652-6365

Great Bear - 7 Short

LR Report : **CA10028-APR25**

Quality Control Report

Inorganic Analysis														
Parameter	Reporting Limit	Unit	Method Blank	Duplicate				LCS / Spike Blank			Matrix Spike / Reference Material		
				Result 1	Result 2	RPD	Acceptance Criteria	Spike Recovery (%)	Recovery Limits (%)		Spike Recovery (%)	Recovery Limits (%)	
							%		Low	High		Low	High
Acidity - QCBatchID: EWL0066-APR25													
Acidity	2	mg/L as Ca	2			ND	20	102	90	110	NA		
Alkalinity - QCBatchID: EWL0066-APR25													
Alkalinity	2	mg/L as Ca	< 2			0	20	104	80	120	NA		
Anions by IC - QCBatchID: DIO0096-APR25													
Sulphate	0.2	mg/L	<0.2			1	20	97	90	110	97	75	125
Anions by IC - QCBatchID: DIO0141-APR25													
Sulphate	0.2	mg/L	<0.2			1	20	102	90	110	93	75	125
Anions by IC - QCBatchID: DIO0182-APR25													
Sulphate	0.2	mg/L	<0.2			1	20	94	90	110	96	75	125
Conductivity - QCBatchID: EWL0066-APR25													
Conductivity	2	uS/cm	< 2			0	20	99	90	110	NA		
pH - QCBatchID: EWL0066-APR25													
pH	0.05	No unit	NA			0		100			NA		

OnLine LIMS

0004082914

Results relate only to the sample tested. Data reported represents the sample submitted to SGS. Reproduction of this analytical report in full or in part is prohibited without prior written approval. Please refer to SGS General Conditions of Services located at https://www.sgs.ca/en/terms-and-conditions (Printed copies are available upon request.)
Test method information available upon request. "Temperature Upon Receipt" is representative of the whole shipment and may not reflect the temperature of individual samples.
SGS Canada Inc. Environment-Health & Safety statement of conformity decision rule does not consider uncertainty when analytical results are compared to a specified standard or regulation.

SGS Canada Inc.
P.O. Box 4300 - 185 Concession St.
Lakefield - Ontario - KOL 2HO
Phone: 705-652-2000 FAX: 705-652-6365

17-April-2025

Great Bear Resources Ltd.
Attn : Ashley Moncrief

1020 - 800 West Pender St.
Vancouver, BC
V6C 2V6, Canada

Phone: 778-833-2160
Fax:

Date Rec. : 04 April 2025
LR Report: **CA10033-APR25**
Reference: Wk#97

Copy: #1

CERTIFICATE OF ANALYSIS
Final Report

Analysis	3: Analysis Completed Date	4: Analysis Completed Time	5: HC-8 Wk#97	6: HC-9 Wk#97	7: HC-10 Wk#97	8: HC-11 Wk#97	9: HC-12 Wk#97
Sample Date & Time			04-Apr-25	04-Apr-25	04-Apr-25	04-Apr-25	04-Apr-25
HumCell Leachate Vol [mL]	07-Apr-25	09:14	888	973	887	902	989
Sample Name	---	---	DX450108	DX450076	DX450186	DX450118	DX 550107
Sample Weight [g]	---	---	1000	1000	1000	1000	1000
pH [No unit]	07-Apr-25	09:55	7.33	5.47	7.07	7.13	7.26
Alkalinity [mg/L as CaCO3]	07-Apr-25	09:55	8	< 2	4	5	7
Conductivity [uS/cm]	07-Apr-25	09:55	26	32	12	13	25
Acidity [mg/L as CaCO3]	16-Apr-25	10:23	< 2	12	< 2	< 2	< 2
SO4 [mg/L]	09-Apr-25	10:22	2.4	11	1.2	1.0	3.7

Analysis	10: HC-13 Wk#97	11: HC-14 Wk#97	12: HC-15 Wk#97	13: HC-16 Wk#97	14: HC-17 Wk#97	15: HC-18 Wk#97	16: HC-19 Wk#97
Sample Date & Time	04-Apr-25	04-Apr-25	04-Apr-25	04-Apr-25	04-Apr-25	04-Apr-25	04-Apr-25
HumCell Leachate Vol [mL]	973	881	637	971	1006	899	878
Sample Name	DX450159	DX450171	DX450134	DX450185	DX450032	DX 550064	DX450008
Sample Weight [g]	1000	1000	700	1000	1000	1000	1000
pH [No unit]	7.19	6.69	7.38	7.23	5.45	7.36	7.03
Alkalinity [mg/L as CaCO3]	8	2	10	7	< 2	6	4
Conductivity [uS/cm]	26	37	78	21	15	13	8
Acidity [mg/L as CaCO3]	< 2	2	2	< 2	7	< 2	< 2
SO4 [mg/L]	3.6	12	17	2.3	5.4	0.4	0.6

Analysis	17: HC-20 Wk#97	18: HC-21 Wk#97	19: HC-22 Wk#97	20: HC-23 Wk#97	21: HC-24 Wk#97	22: HC-25 Wk#97	23: HC-26 Wk#97
Sample Date & Time	04-Apr-25	04-Apr-25	04-Apr-25	04-Apr-25	04-Apr-25	04-Apr-25	04-Apr-25
HumCell Leachate Vol [mL]	916	908	436	908	912	892	698

OnLine LIMS

0004083239

Results relate only to the sample tested. Data reported represents the sample submitted to SGS. Reproduction of this analytical report in full or in part is prohibited without prior written approval. Please refer to SGS General Conditions of Services located at https://www.sgs.ca/en/terms-and-conditions (Printed copies are available upon request.)
Test method information available upon request. "Temperature Upon Receipt" is representative of the whole shipment and may not reflect the temperature of individual samples.
SGS Canada Inc. Environment-Health & Safety statement of conformity decision rule does not consider uncertainty when analytical results are compared to a specified standard or regulation.

SGS Canada Inc.
P.O. Box 4300 - 185 Concession St.
Lakefield - Ontario - KOL 2HO
Phone: 705-652-2000 FAX: 705-652-6365

LR Report : **CA10033-APR25**

Analysis	17: HC-20 Wk#97	18: HC-21 Wk#97	19: HC-22 Wk#97	20: HC-23 Wk#97	21: HC-24 Wk#97	22: HC-25 Wk#97	23: HC-26 Wk#97
Sample Name	DX 550056	DX450022	DX450077	DX450113	DX 550101	DX450128	DX450021
Sample Weight [g]	1000	1000	500	1000	1000	1000	750
pH [No unit]	7.33	7.56	7.30	7.36	7.41	7.32	4.53
Alkalinity [mg/L as CaCO3]	7	8	7	7	7	8	< 2
Conductivity [uS/cm]	17	22	17	20	17	39	201
Acidity [mg/L as CaCO3]	< 2	< 2	< 2	< 2	< 2	< 2	49
SO4 [mg/L]	1.5	2.2	1.0	1.1	1.1	5.8	80

Analysis	24: HC-27 Wk#97
Sample Date & Time	04-Apr-25
HumCell Leachate Vol [mL]	899
Sample Name	DX450222
Sample Weight [g]	1000
pH [No unit]	7.13
Alkalinity [mg/L as CaCO3]	4
Conductivity [uS/cm]	16
Acidity [mg/L as CaCO3]	< 2
SO4 [mg/L]	3.0



Lisa Thompson
Project Specialist Assistant,
Environment, Health & Safety

OnLine LIMS

0004083239

Results relate only to the sample tested. Data reported represents the sample submitted to SGS. Reproduction of this analytical report in full or in part is prohibited without prior written approval. Please refer to SGS General Conditions of Services located at https://www.sgs.ca/en/terms-and-conditions (Printed copies are available upon request.)
Test method information available upon request. "Temperature Upon Receipt" is representative of the whole shipment and may not reflect the temperature of individual samples.
SGS Canada Inc. Environment-Health & Safety statement of conformity decision rule does not consider uncertainty when analytical results are compared to a specified standard or regulation.

SGS Canada Inc.
P.O. Box 4300 - 185 Concession St.
Lakefield - Ontario - KOL 2HO
Phone: 705-652-2000 FAX: 705-652-6365

Great Bear - 20 Short

LR Report : **CA10033-APR25**

Quality Control Report

Inorganic Analysis														
Parameter	Reporting Limit	Unit	Method Blank	Duplicate				LCS / Spike Blank			Matrix Spike / Reference Material		
				Result 1	Result 2	RPD	Acceptance Criteria	Spike Recovery (%)	Recovery Limits (%)		Spike Recovery (%)	Recovery Limits (%)	
							%		Low	High		Low	High
Acidity - QCBatchID: EWL0103-APR25													
Acidity	2	mg/L as Ca	3			0	20	Error!	90	110	NA		
Acidity - QCBatchID: EWL0141-APR25													
Acidity	2	mg/L as Ca	3			2	20	108	90	110	NA		
Alkalinity - QCBatchID: EWL0103-APR25													
Alkalinity	2	mg/L as Ca	< 2			0	20	100	80	120	NA		
Anions by IC - QCBatchID: DIO0122-APR25													
Sulphate	0.2	mg/L	<0.2			0	20	106	90	110	91	75	125
Anions by IC - QCBatchID: DIO0159-APR25													
Sulphate	0.2	mg/L	<0.2			0	20	101	90	110	96	75	125
Conductivity - QCBatchID: EWL0103-APR25													
Conductivity	2	uS/cm	< 2			0	20	100	90	110	NA		
pH - QCBatchID: EWL0103-APR25													
pH	0.05	No unit	NA			0		100			NA		

OnLine LIMS

0004083239

Results relate only to the sample tested. Data reported represents the sample submitted to SGS. Reproduction of this analytical report in full or in part is prohibited without prior written approval. Please refer to SGS General Conditions of Services located at https://www.sgs.ca/en/terms-and-conditions (Printed copies are available upon request.)
Test method information available upon request. "Temperature Upon Receipt" is representative of the whole shipment and may not reflect the temperature of individual samples.
SGS Canada Inc. Environment-Health & Safety statement of conformity decision rule does not consider uncertainty when analytical results are compared to a specified standard or regulation.

SGS Canada Inc.
P.O. Box 4300 - 185 Concession St.
Lakefield - Ontario - KOL 2HO
Phone: 705-652-2000 FAX: 705-652-6365

24-April-2025

Great Bear Resources Ltd.
Attn : Ashley Moncrief

1020 - 800 West Pender St.
Vancouver, BC
V6C 2V6, Canada

Phone: 778-833-2160
Fax:

Date Rec. : 10 April 2025
LR Report: **CA10071-APR25**
Reference: Wk#98

Copy: #1

CERTIFICATE OF ANALYSIS
Final Report

Analysis	3: Analysis Completed Date	4: Analysis Completed Time	5: HC-1 Wk#98	6: HC-2 Wk#98	7: HC-3 Wk#98	8: HC-4 Wk#98	9: HC-5 Wk#98
Sample Date & Time			10-Apr-25	10-Apr-25	10-Apr-25	10-Apr-25	10-Apr-25
HumCell Leachate Vol [mL]	10-Apr-25	16:30	934	1019	479	503	938
Sample Name	---	---	DX450052	DX 550083	DX450204	DX450176	DX450232
Sample Weight [g]	---	---	1000	1000	500	500	1000
pH [No unit]	11-Apr-25	12:09	6.59	7.13	6.86	5.35	6.85
Alkalinity [mg/L as CaCO3]	11-Apr-25	12:09	3	15	5	< 2	5
Conductivity [uS/cm]	11-Apr-25	12:09	39	38	8	40	13
Acidity [mg/L as CaCO3]	14-Apr-25	12:07	2	< 2	< 2	12	< 2
SO4 [mg/L]	16-Apr-25	15:41	14	4.7	0.5	22	1.7
Hg [mg/L]	11-Apr-25	12:22	< 0.00001	< 0.00001	< 0.00001	< 0.00001	< 0.00001
Ag [mg/L]	15-Apr-25	10:44	< 0.00005	< 0.00005	< 0.00005	< 0.00005	< 0.00005
Al [mg/L]	15-Apr-25	10:44	0.003	0.056	0.024	0.021	0.030
As [mg/L]	15-Apr-25	10:44	< 0.0002	0.0145	0.0004	< 0.0002	0.0017
Ba [mg/L]	15-Apr-25	10:44	0.00081	0.0201	0.00049	0.00302	0.00081
Be [mg/L]	15-Apr-25	10:44	< 0.000007	< 0.000007	< 0.000007	0.000018	< 0.000007
B [mg/L]	15-Apr-25	10:44	< 0.002	< 0.002	< 0.002	< 0.002	< 0.002
Bi [mg/L]	15-Apr-25	10:44	< 0.00001	0.00003	< 0.00001	< 0.00001	< 0.00001
Ca [mg/L]	15-Apr-25	10:44	6.29	6.78	1.35	2.97	2.24
Cd [mg/L]	15-Apr-25	10:44	0.00234	0.000007	0.000004	0.0149	0.000008
Co [mg/L]	15-Apr-25	10:44	0.000019	0.000026	0.000011	0.00427	0.000007
Cr [mg/L]	15-Apr-25	10:44	< 0.00008	< 0.00008	< 0.00008	< 0.00008	< 0.00008
Cu [mg/L]	15-Apr-25	10:44	< 0.001	< 0.001	< 0.001	0.004	< 0.001
Fe [mg/L]	15-Apr-25	10:44	< 0.007	< 0.007	< 0.007	0.205	< 0.007
K [mg/L]	15-Apr-25	10:44	0.253	1.33	0.459	0.586	0.485
Mg [mg/L]	15-Apr-25	10:44	0.036	0.119	0.061	0.894	0.038
Mn [mg/L]	15-Apr-25	10:44	0.0143	0.0267	0.00252	0.0714	0.00920
Mo [mg/L]	15-Apr-25	10:44	< 0.0004	< 0.0004	< 0.0004	< 0.0004	< 0.0004
Na [mg/L]	15-Apr-25	10:44	0.08	0.07	0.05	0.09	0.06
Ni [mg/L]	15-Apr-25	10:44	< 0.0001	< 0.0001	< 0.0001	0.0312	< 0.0001
P [mg/L]	15-Apr-25	10:44	< 0.003	< 0.003	< 0.003	< 0.003	< 0.003

OnLine LIMS

0004089337

Results relate only to the sample tested. Data reported represents the sample submitted to SGS. Reproduction of this analytical report in full or in part is prohibited without prior written approval. Please refer to SGS General Conditions of Services located at https://www.sgs.ca/en/terms-and-conditions (Printed copies are available upon request.)
Test method information available upon request. "Temperature Upon Receipt" is representative of the whole shipment and may not reflect the temperature of individual samples.
SGS Canada Inc. Environment-Health & Safety statement of conformity decision rule does not consider uncertainty when analytical results are compared to a specified standard or regulation.

SGS Canada Inc.
P.O. Box 4300 - 185 Concession St.
Lakefield - Ontario - KOL 2HO
Phone: 705-652-2000 FAX: 705-652-6365

LR Report : **CA10071-APR25**

Analysis	3: Analysis Completed Date	4: Analysis Completed Time	5: HC-1 Wk#98	6: HC-2 Wk#98	7: HC-3 Wk#98	8: HC-4 Wk#98	9: HC-5 Wk#98
Pb [mg/L]	15-Apr-25	10:44	0.0211	0.00015	< 0.00009	0.887	< 0.00009
S [mg/L]	15-Apr-25	10:44	6	< 5	< 5	6	< 5
Sb [mg/L]	15-Apr-25	10:44	< 0.0009	< 0.0009	< 0.0009	< 0.0009	< 0.0009
Se [mg/L]	15-Apr-25	10:44	0.00024	0.00170	< 0.00004	0.00145	< 0.00004
Si [mg/L]	15-Apr-25	10:44	0.12	0.20	0.12	0.67	0.17
Sn [mg/L]	15-Apr-25	10:44	< 0.00006	< 0.00006	< 0.00006	< 0.00006	< 0.00006
Sr [mg/L]	15-Apr-25	10:44	0.00481	0.0243	0.00238	0.00483	0.00260
Ti [mg/L]	15-Apr-25	10:44	< 0.0001	< 0.0001	< 0.0001	< 0.0001	< 0.0001
Th [mg/L]	15-Apr-25	10:44	< 0.0001	< 0.0001	< 0.0001	< 0.0001	< 0.0001
Tl [mg/L]	15-Apr-25	10:44	< 0.000005	0.000021	< 0.000005	0.000028	< 0.000005
U [mg/L]	15-Apr-25	10:44	0.000021	0.000207	0.000178	0.000110	0.000357
V [mg/L]	15-Apr-25	10:44	< 0.00001	0.00022	0.00014	< 0.00001	0.00032
W [mg/L]	15-Apr-25	10:44	< 0.0002	< 0.0002	< 0.0002	< 0.0002	< 0.0002
Zr [mg/L]	15-Apr-25	10:44	< 0.002	< 0.002	< 0.002	< 0.002	< 0.002
Zn [mg/L]	15-Apr-25	10:44	0.091	< 0.002	< 0.002	2.80	< 0.002

Analysis	10: HC-6 Wk#98	11: HC-7 Wk#98
Sample Date & Time	10-Apr-25	10-Apr-25
HumCell Leachate Vol [mL]	455	906
Sample Name	DX450181	DX450002
Sample Weight [g]	500	1000
pH [No unit]	6.93	7.11
Alkalinity [mg/L as CaCO3]	4	6
Conductivity [uS/cm]	9	10
Acidity [mg/L as CaCO3]	< 2	< 2
SO4 [mg/L]	0.2	0.2
Hg [mg/L]	< 0.00001	< 0.00001
Ag [mg/L]	< 0.00005	< 0.00005
Al [mg/L]	0.025	0.031
As [mg/L]	0.0013	0.0037
Ba [mg/L]	0.00037	0.00061
Be [mg/L]	< 0.000007	< 0.000007
B [mg/L]	< 0.002	< 0.002
Bi [mg/L]	< 0.00001	< 0.00001
Ca [mg/L]	1.57	1.82
Cd [mg/L]	0.000004	< 0.000003
Co [mg/L]	0.000009	0.000011
Cr [mg/L]	< 0.00008	< 0.00008
Cu [mg/L]	< 0.001	< 0.001
Fe [mg/L]	< 0.007	< 0.007
K [mg/L]	0.375	0.423
Mg [mg/L]	0.053	0.064

OnLine LIMS

0004089337

Results relate only to the sample tested. Data reported represents the sample submitted to SGS. Reproduction of this analytical report in full or in part is prohibited without prior written approval. Please refer to SGS General Conditions of Services located at https://www.sgs.ca/en/terms-and-conditions (Printed copies are available upon request.)
Test method information available upon request. "Temperature Upon Receipt" is representative of the whole shipment and may not reflect the temperature of individual samples.
SGS Canada Inc. Environment-Health & Safety statement of conformity decision rule does not consider uncertainty when analytical results are compared to a specified standard or regulation.

SGS Canada Inc.
P.O. Box 4300 - 185 Concession St.
Lakefield - Ontario - KOL 2HO
Phone: 705-652-2000 FAX: 705-652-6365

LR Report : **CA10071-APR25**

Analysis	10: HC-6 Wk#98	11: HC-7 Wk#98
Mn [mg/L]	0.00216	0.00345
Mo [mg/L]	< 0.0004	< 0.0004
Na [mg/L]	0.08	0.07
Ni [mg/L]	< 0.0001	< 0.0001
P [mg/L]	< 0.003	< 0.003
Pb [mg/L]	< 0.00009	< 0.00009
S [mg/L]	< 5	< 5
Sb [mg/L]	< 0.0009	< 0.0009
Se [mg/L]	< 0.00004	< 0.00004
Si [mg/L]	0.14	0.17
Sn [mg/L]	0.00012	< 0.00006
Sr [mg/L]	0.00269	0.00593
Ti [mg/L]	0.0002	0.0002
Th [mg/L]	< 0.0001	< 0.0001
Tl [mg/L]	0.000005	< 0.000005
U [mg/L]	0.000125	0.000227
V [mg/L]	0.00030	0.00016
W [mg/L]	0.0003	< 0.0002
Zr [mg/L]	< 0.002	< 0.002
Zn [mg/L]	< 0.002	< 0.002



Lisa Thompson
Project Specialist Assistant,
Environment, Health & Safety

OnLine LIMS

0004089337

Results relate only to the sample tested. Data reported represents the sample submitted to SGS. Reproduction of this analytical report in full or in part is prohibited without prior written approval. Please refer to SGS General Conditions of Services located at https://www.sgs.ca/en/terms-and-conditions (Printed copies are available upon request.)
Test method information available upon request. "Temperature Upon Receipt" is representative of the whole shipment and may not reflect the temperature of individual samples.
SGS Canada Inc. Environment-Health & Safety statement of conformity decision rule does not consider uncertainty when analytical results are compared to a specified standard or regulation.

SGS Canada Inc.
P.O. Box 4300 - 185 Concession St.
Lakefield - Ontario - KOL 2HO
Phone: 705-652-2000 FAX: 705-652-6365

Great Bear - 7 Long

LR Report : **CA10071-APR25**

Quality Control Report

Inorganic Analysis														
Parameter	Reporting Limit	Unit	Method Blank	Duplicate				LCS / Spike Blank			Matrix Spike / Reference Material			
				Result 1	Result 2	RPD	Acceptance Criteria	Spike Recovery (%)	Recovery Limits (%)		Spike Recovery (%)	Recovery Limits (%)		
							%		Low	High		Low	High	
Acidity - QCBatchID: EWL0235-APR25														
Acidity	2	mg/L as Ca	3			3	20	104	90	110	NA			
Alkalinity - QCBatchID: EWL0235-APR25														
Alkalinity	2	mg/L as Ca	< 2			0	20	100	80	120	NA			
Anions by IC - QCBatchID: DIO0342-APR25														
Sulphate	0.2	mg/L	<0.2			2	20	97	90	110	NV	75	125	
Anions by IC - QCBatchID: DIO0374-APR25														
Sulphate	0.2	mg/L	<0.2			5	20	90	90	110	95	75	125	
Conductivity - QCBatchID: EWL0235-APR25														
Conductivity	2	uS/cm	< 2			0	20	96	90	110	NA			
Inorganics-General - QCBatchID: EHG0022-APR25														
Mercury	0.00001	mg/L	< 0.00001			ND	20	100	80	120	130	70	130	
Metals in aqueous samples - ICP-MS - QCBatchID: EMS0132-APR25														
Aluminum	0.001	mg/L	<0.001			2	20	105	90	110	100	70	130	
Antimony	0.0009	mg/L	<0.0009			ND	20	107	90	110	86	70	130	
Arsenic	0.0002	mg/L	<0.0002			3	20	104	90	110	96	70	130	
Barium	0.00008	mg/L	<0.00008			1	20	103	90	110	87	70	130	
Beryllium	0.000007	mg/L	<0.000007			ND	20	101	90	110	104	70	130	
Bismuth	0.00001	mg/L	<0.00001			ND	20	97	90	110	89	70	130	
Boron	0.002	mg/L	<0.002			ND	20	95	90	110	103	70	130	
Cadmium	0.000003	mg/L	<0.000003			ND	20	104	90	110	98	70	130	
Calcium	0.01	mg/L	<0.01			1	20	100	90	110	98	70	130	
Chromium	0.00008	mg/L	<0.00008			ND	20	106	90	110	98	70	130	
Cobalt	0.000004	mg/L	<0.000004			ND	20	101	90	110	93	70	130	
Copper	0.001	mg/L	<0.001			ND	20	102	90	110	93	70	130	
Iron	0.007	mg/L	<0.007			ND	20	107	90	110	100	70	130	
Lead	0.00009	mg/L	<0.00009			ND	20	102	90	110	88	70	130	
Magnesium	0.001	mg/L	<0.001			2	20	107	90	110	95	70	130	
Manganese	0.00001	mg/L	<0.00001			2	20	104	90	110	86	70	130	
Molybdenum	0.0004	mg/L	<0.0004			ND	20	104	90	110	86	70	130	
Nickel	0.0001	mg/L	<0.0001			ND	20	105	90	110	95	70	130	
Phosphorus	0.003	mg/L	<0.003			ND	20	101	90	110	NV	70	130	
Potassium	0.003	mg/L	<0.009			1	20	97	90	110	83	70	130	
Selenium	0.00004	mg/L	<0.00004			ND	20	102	90	110	105	70	130	
Silicon	0.02	mg/L	<0.02			2	20	97	90	110	NV	70	130	
Silver	0.00005	mg/L	<0.00005			ND	20	100	90	110	79	70	130	

OnLine LIMS

00004089337

Results relate only to the sample tested. Data reported represents the sample submitted to SGS. Reproduction of this analytical report in full or in part is prohibited without prior written approval. Please refer to SGS General Conditions of Services located at https://www.sgs.ca/en/terms-and-conditions (Printed copies are available upon request.)
Test method information available upon request. "Temperature Upon Receipt" is representative of the whole shipment and may not reflect the temperature of individual samples.
SGS Canada Inc. Environment-Health & Safety statement of conformity decision rule does not consider uncertainty when analytical results are compared to a specified standard or regulation.

SGS Canada Inc.
P.O. Box 4300 - 185 Concession St.
Lakefield - Ontario - KOL 2HO
Phone: 705-652-2000 FAX: 705-652-6365

Inorganic Analysis														
Parameter	Reporting Limit	Unit	Method Blank	Duplicate				LCS / Spike Blank			Matrix Spike / Reference Material			
				Result 1	Result 2	RPD	Acceptance Criteria	Spike Recovery (%)	Recovery Limits (%)		Spike Recovery (%)	Recovery Limits (%)		
							%		Low	High		Low	High	
Sodium	0.01	mg/L	<0.01			2	20	107	90	110	103	70	130	
Strontium	0.00008	mg/L	<0.00008			1	20	102	90	110	94	70	130	
Sulfur	5	mg/L	<5			ND	20	Error!	90	110	NV	70	130	
Thallium	0.000005	mg/L	<0.000005			ND	20	97	90	110	89	70	130	
Thorium	0.0001	mg/L	<0.0001			ND	20	93	90	110	NV	70	130	
Tin	0.00006	mg/L	<0.00006			ND	20	97	90	110	NV	70	130	
Titanium	0.0001	mg/L	<0.0001			ND	20	101	90	110	NV	70	130	
Tungsten	0.0002	mg/L	<0.0002			ND	20	98	90	110	NV	70	130	
Uranium	0.000002	mg/L	<0.000002			2	20	101	90	110	86	70	130	
Vanadium	0.00001	mg/L	<0.00001			4	20	102	90	110	92	70	130	
Zinc	0.002	mg/L	<0.002			ND	20	102	90	110	101	70	130	
Zirconium	0.002	mg/L	<0.002			ND	20	98	90	110	NV	70	130	
Metals in aqueous samples - ICP-MS - QCBatchID: EMS0141-APR25														
Cadmium	0.000003	mg/L	<0.000003			0	20	98	90	110	98	70	130	
Cobalt	0.000004	mg/L	<0.000004			1	20	98	90	110	100	70	130	
Copper	0.001	mg/L	<0.001			0	20	96	90	110	97	70	130	
Iron	0.007	mg/L	<0.007			2	20	99	90	110	100	70	130	
pH - QCBatchID: EWL0235-APR25														
pH	0.05	No unit	NA			0		100			NA			

OnLine LIMS

0004089337

Results relate only to the sample tested. Data reported represents the sample submitted to SGS. Reproduction of this analytical report in full or in part is prohibited without prior written approval. Please refer to SGS General Conditions of Services located at https://www.sgs.ca/en/terms-and-conditions (Printed copies are available upon request.)
Test method information available upon request. "Temperature Upon Receipt" is representative of the whole shipment and may not reflect the temperature of individual samples.
SGS Canada Inc. Environment-Health & Safety statement of conformity decision rule does not consider uncertainty when analytical results are compared to a specified standard or regulation.

SGS Canada Inc.
P.O. Box 4300 - 185 Concession St.
Lakefield - Ontario - KOL 2HO
Phone: 705-652-2000 FAX: 705-652-6365

07-May-2025

Great Bear Resources Ltd.
Attn : Ashley Moncrief

1020 - 800 West Pender St.
Vancouver, BC
V6C 2V6, Canada

Phone: 778-833-2160
Fax:

Date Rec. : 11 April 2025
LR Report: **CA10076-APR25**
Reference: Wk#98

Copy: #2

CERTIFICATE OF ANALYSIS
Final Report - Revised

Analysis	3: Analysis Completed Date	4: Analysis Completed Time	5: HC-8 Wk#98	6: HC-9 Wk#98	7: HC-10 Wk#98	8: HC-11 Wk#98	9: HC-12 Wk#98
Sample Date & Time			11-Apr-25	11-Apr-25	11-Apr-25	11-Apr-25	11-Apr-25
HumCell Leachate Vol [mL]	14-Apr-25	11:42	902	981	924	917	976
Sample Name	---	---	DX450108	DX450076	DX450186	DX450118	DX 550107
Sample Weight [g]	---	---	1000	1000	1000	1000	1000
pH [No unit]	16-Apr-25	10:24	7.24	5.10	6.92	7.10	6.99
Alkalinity [mg/L as CaCO3]	15-Apr-25	10:37	8	< 2	4	4	5
Conductivity [uS/cm]	16-Apr-25	10:24	22	50	12	14	21
Acidity [mg/L as CaCO3]	16-Apr-25	10:24	< 2	16	< 2	< 2	< 2
SO4 [mg/L]	25-Apr-25	12:58	1.9	18	0.9	0.8	4.1
Cl [mg/L]	15-Apr-25	19:43	---	---	---	---	---
Hg [mg/L]	14-Apr-25	13:38	< 0.00001	< 0.00001	< 0.00001	< 0.00001	< 0.00001
Ag [mg/L]	15-Apr-25	10:38	< 0.00005	< 0.00005	< 0.00005	< 0.00005	< 0.00005
Al [mg/L]	15-Apr-25	10:38	0.059	0.014	0.025	0.047	0.035
As [mg/L]	15-Apr-25	10:38	0.0008	0.0003	0.0003	< 0.0002	0.0013
Ba [mg/L]	15-Apr-25	10:38	0.00141	0.0159	0.00048	0.00054	0.00130
Be [mg/L]	15-Apr-25	10:38	< 0.000007	0.000008	< 0.000007	< 0.000007	< 0.000007
B [mg/L]	15-Apr-25	10:38	< 0.002	< 0.002	< 0.002	< 0.002	< 0.002
Bi [mg/L]	15-Apr-25	10:38	< 0.00001	< 0.00001	< 0.00001	< 0.00001	< 0.00001
Ca [mg/L]	15-Apr-25	10:38	3.24	1.39	1.95	1.97	3.49
Cd [mg/L]	15-Apr-25	10:39	0.000007	0.0467	---	< 0.000003	0.000009
Co [mg/L]	15-Apr-25	10:39	0.000004	0.00155	0.000013	0.000005	0.000013
Cr [mg/L]	15-Apr-25	10:39	< 0.00008	< 0.00008	< 0.00008	< 0.00008	< 0.00008
Cu [mg/L]	15-Apr-25	10:39	< 0.001	0.007	< 0.001	< 0.001	< 0.001
Fe [mg/L]	15-Apr-25	10:39	< 0.007	0.117	< 0.007	< 0.007	< 0.007
K [mg/L]	15-Apr-25	10:39	0.533	1.02	0.228	0.155	0.285
Mg [mg/L]	15-Apr-25	10:39	0.185	0.171	0.022	0.031	0.027
Mn [mg/L]	15-Apr-25	10:39	0.0105	0.0976	0.0126	0.0125	0.0228
Mo [mg/L]	15-Apr-25	10:43	< 0.0004	< 0.0004	< 0.0004	< 0.0004	< 0.0004
Na [mg/L]	15-Apr-25	10:43	0.06	0.06	0.04	0.04	0.04
Ni [mg/L]	15-Apr-25	10:43	< 0.0001	0.0354	0.0003	< 0.0001	< 0.0001
P [mg/L]	15-Apr-25	10:43	< 0.003	< 0.003	< 0.003	< 0.003	< 0.003

OnLine LIMS

0004103485

Results relate only to the sample tested. Data reported represents the sample submitted to SGS. Reproduction of this analytical report in full or in part is prohibited without prior written approval. Please refer to SGS General Conditions of Services located at https://www.sgs.ca/en/terms-and-conditions (Printed copies are available upon request.)
Test method information available upon request. "Temperature Upon Receipt" is representative of the whole shipment and may not reflect the temperature of individual samples.
SGS Canada Inc. Environment-Health & Safety statement of conformity decision rule does not consider uncertainty when analytical results are compared to a specified standard or regulation.

SGS Canada Inc.
P.O. Box 4300 - 185 Concession St.
Lakefield - Ontario - KOL 2HO
Phone: 705-652-2000 FAX: 705-652-6365

LR Report : **CA10076-APR25**

Analysis	3: Analysis Completed Date	4: Analysis Completed Time	5: HC-8 Wk#98	6: HC-9 Wk#98	7: HC-10 Wk#98	8: HC-11 Wk#98	9: HC-12 Wk#98
Pb [mg/L]	15-Apr-25	10:43	< 0.00009	0.462	0.00025	< 0.00009	0.00011
S [mg/L]	15-Apr-25	10:43	< 5	6	< 5	< 5	< 5
Sb [mg/L]	15-Apr-25	10:43	< 0.0009	< 0.0009	< 0.0009	< 0.0009	< 0.0009
Se [mg/L]	15-Apr-25	10:43	0.00009	0.00178	0.00013	< 0.00004	0.00006
Si [mg/L]	15-Apr-25	10:43	0.18	0.42	0.14	0.14	0.23
Sn [mg/L]	15-Apr-25	10:43	< 0.00006	< 0.00006	0.00007	< 0.00006	< 0.00006
Sr [mg/L]	15-Apr-25	10:43	0.00582	0.00550	0.00340	0.00394	0.00347
Ti [mg/L]	15-Apr-25	10:43	< 0.0001	< 0.0001	< 0.0001	< 0.0001	< 0.0001
Th [mg/L]	15-Apr-25	10:43	< 0.0001	< 0.0001	< 0.0001	< 0.0001	< 0.0001
Tl [mg/L]	15-Apr-25	10:43	< 0.000005	0.000057	< 0.000005	< 0.000005	0.000005
U [mg/L]	15-Apr-25	10:43	0.000070	0.000446	0.000168	0.000050	0.000142
V [mg/L]	15-Apr-25	10:43	0.00011	< 0.00001	0.00002	0.00004	0.00009
W [mg/L]	15-Apr-25	10:43	< 0.0002	< 0.0002	< 0.0002	< 0.0002	< 0.0002
Zr [mg/L]	15-Apr-25	10:43	< 0.002	< 0.002	< 0.002	< 0.002	< 0.002
Zn [mg/L]	15-Apr-25	10:43	< 0.002	9.34	0.011	< 0.002	0.003

Analysis	10: HC-13 Wk#98	11: HC-14 Wk#98	12: HC-15 Wk#98	13: HC-16 Wk#98	14: HC-17 Wk#98	15: HC-18 Wk#98	16: HC-19 Wk#98	17: HC-20 Wk#98
Sample Date & Time	11-Apr-25	11-Apr-25	11-Apr-25	11-Apr-25	11-Apr-25	11-Apr-25	11-Apr-25	11-Apr-25
HumCell Leachate Vol [mL]	1002	925	643	938	986	927	903	931
Sample Name	DX450159	DX450171	DX450134	DX450185	DX450032	DX 550064	DX450008	DX 550056
Sample Weight [g]	1000	1000	700	1000	1000	1000	1000	1000
pH [No unit]	7.10	6.43	7.08	6.91	5.07	7.18	6.86	7.21
Alkalinity [mg/L as CaCO3]	7	2	9	4	< 2	6	2	6
Conductivity [uS/cm]	27	34	79	16	17	12	7	15
Acidity [mg/L as CaCO3]	< 2	2	< 2	< 2	7	< 2	< 2	< 2
SO4 [mg/L]	4.4	12	19	2.2	6.2	0.4	0.6	0.9
Cl [mg/L]	---	---	< 0.2	---	---	---	---	---
Hg [mg/L]	< 0.00001	< 0.00001	< 0.00001	< 0.00001	< 0.00001	< 0.00001	< 0.00001	< 0.00001
Ag [mg/L]	< 0.00005	< 0.00005	< 0.00005	< 0.00005	< 0.00005	< 0.00005	< 0.00005	< 0.00005
Al [mg/L]	0.043	0.004	0.004	0.062	0.049	0.035	0.011	0.028
As [mg/L]	0.0014	0.0004	0.0734	0.0037	0.0007	0.0048	0.0002	0.0006
Ba [mg/L]	0.00059	0.00398	0.00138	0.00172	0.00258	0.00016	0.00014	0.00170
Be [mg/L]	< 0.000007	< 0.000007	< 0.000007	< 0.000007	0.000008	< 0.000007	< 0.000007	< 0.000007
B [mg/L]	< 0.002	< 0.002	< 0.002	< 0.002	< 0.002	< 0.002	< 0.002	< 0.002
Bi [mg/L]	< 0.00001	< 0.00001	< 0.00001	< 0.00001	< 0.00001	< 0.00001	< 0.00001	< 0.00001
Ca [mg/L]	4.36	4.46	12.0	2.25	1.19	2.23	1.10	2.46
Cd [mg/L]	0.000004	0.000009	0.000008	0.000003	0.000079	0.000006	< 0.000003	< 0.000003
Co [mg/L]	0.000015	0.000741	0.000854	0.000046	0.00771	0.000035	0.000010	0.000019
Cr [mg/L]	< 0.00008	< 0.00008	< 0.00008	< 0.00008	< 0.00008	< 0.00008	< 0.00008	< 0.00008
Cu [mg/L]	< 0.001	< 0.001	0.002	< 0.001	0.005	< 0.001	< 0.001	< 0.001
Fe [mg/L]	< 0.007	0.030	< 0.007	< 0.007	0.452	< 0.007	< 0.007	< 0.007
K [mg/L]	0.359	0.859	0.396	0.817	0.279	0.150	0.175	0.197
Mg [mg/L]	0.050	0.196	0.213	0.029	0.123	0.022	0.015	0.119
Mn [mg/L]	0.0282	0.0199	0.0251	0.00655	0.0279	0.00351	0.00424	0.0125

OnLine LIMS

0004103485

Results relate only to the sample tested. Data reported represents the sample submitted to SGS. Reproduction of this analytical report in full or in part is prohibited without prior written approval. Please refer to SGS General Conditions of Services located at https://www.sgs.ca/en/terms-and-conditions (Printed copies are available upon request.)
Test method information available upon request. "Temperature Upon Receipt" is representative of the whole shipment and may not reflect the temperature of individual samples.
SGS Canada Inc. Environment-Health & Safety statement of conformity decision rule does not consider uncertainty when analytical results are compared to a specified standard or regulation.

SGS Canada Inc.
P.O. Box 4300 - 185 Concession St.
Lakefield - Ontario - KOL 2HO
Phone: 705-652-2000 FAX: 705-652-6365

LR Report : **CA10076-APR25**

Analysis	10: HC-13 Wk#98	11: HC-14 Wk#98	12: HC-15 Wk#98	13: HC-16 Wk#98	14: HC-17 Wk#98	15: HC-18 Wk#98	16: HC-19 Wk#98	17: HC-20 Wk#98
Mo [mg/L]	< 0.0004	< 0.0004	< 0.0004	< 0.0004	< 0.0004	< 0.0004	< 0.0004	< 0.0004
Na [mg/L]	0.03	0.06	0.04	0.05	0.09	0.04	0.05	0.03
Ni [mg/L]	< 0.0001	0.0049	0.0781	0.0001	0.0163	< 0.0001	< 0.0001	< 0.0001
P [mg/L]	< 0.003	< 0.003	< 0.003	< 0.003	< 0.003	< 0.003	< 0.003	< 0.003
Pb [mg/L]	< 0.00009	< 0.00009	0.00017	< 0.00009	0.00026	< 0.00009	< 0.00009	< 0.00009
S [mg/L]	< 5	< 5	11	< 5	< 5	< 5	< 5	< 5
Sb [mg/L]	< 0.0009	< 0.0009	0.0009	< 0.0009	< 0.0009	< 0.0009	< 0.0009	< 0.0009
Se [mg/L]	< 0.00004	0.00028	0.00037	< 0.00004	0.00009	< 0.00004	< 0.00004	< 0.00004
Si [mg/L]	0.19	0.19	0.15	0.18	0.60	0.20	0.14	0.17
Sn [mg/L]	< 0.00006	< 0.00006	0.00008	0.00007	< 0.00006	0.00012	0.00007	< 0.00006
Sr [mg/L]	0.00356	0.00744	0.01143	0.00272	0.01295	0.00239	0.00173	0.00455
Ti [mg/L]	< 0.0001	< 0.0001	< 0.0001	0.0003	< 0.0001	< 0.0001	< 0.0001	< 0.0001
Th [mg/L]	< 0.0001	< 0.0001	< 0.0001	< 0.0001	< 0.0001	< 0.0001	< 0.0001	< 0.0001
Tl [mg/L]	0.000010	< 0.000005	0.000008	0.000006	0.000006	< 0.000005	< 0.000005	< 0.000005
U [mg/L]	0.000205	0.000048	0.000027	0.000334	0.00133	0.000205	0.000027	0.000006
V [mg/L]	0.00002	0.00005	0.00002	0.00010	< 0.00001	0.00008	0.00001	0.00042
W [mg/L]	< 0.0002	< 0.0002	< 0.0002	< 0.0002	< 0.0002	< 0.0002	< 0.0002	< 0.0002
Zr [mg/L]	< 0.002	< 0.002	< 0.002	< 0.002	< 0.002	< 0.002	< 0.002	< 0.002
Zn [mg/L]	0.004	< 0.002	< 0.002	< 0.002	0.016	< 0.002	< 0.002	< 0.002

Analysis	18: HC-21 Wk#98	19: HC-22 Wk#98	20: HC-23 Wk#98	21: HC-24 Wk#98	22: HC-25 Wk#98	23: HC-26 Wk#98	24: HC-27 Wk#98
Sample Date & Time	11-Apr-25	11-Apr-25	11-Apr-25	11-Apr-25	11-Apr-25	11-Apr-25	11-Apr-25
HumCell Leachate Vol [mL]	938	452	944	917	924	698	930
Sample Name	DX450022	DX450077	DX450113	DX 550101	DX450128	DX450021	DX450222
Sample Weight [g]	1000	500	1000	1000	1000	750	1000
pH [No unit]	7.48	7.16	7.35	7.36	7.17	4.21	6.96
Alkalinity [mg/L as CaCO3]	8	6	9	6	7	< 2	3
Conductivity [uS/cm]	23	18	20	14	34	426	13
Acidity [mg/L as CaCO3]	< 2	< 2	< 2	< 2	< 2	203	< 2
SO4 [mg/L]	1.5	0.8	0.8	0.6	4.7	180	2.0
Cl [mg/L]	---	---	---	---	---	0.5	---
Hg [mg/L]	< 0.00001	< 0.00001	< 0.00001	< 0.00001	< 0.00001	< 0.00001	< 0.00001
Ag [mg/L]	< 0.00005	< 0.00005	< 0.00005	< 0.00005	< 0.00005	0.00009	< 0.00005
Al [mg/L]	0.051	0.028	0.045	0.040	0.043	0.141	0.031
As [mg/L]	0.0054	0.0006	0.0036	0.0016	0.0006	0.0003	0.0003
Ba [mg/L]	0.00016	0.00879	0.00486	0.00049	0.00117	0.0125	0.00028
Be [mg/L]	< 0.000007	< 0.000007	< 0.000007	< 0.000007	< 0.000007	0.000042	< 0.000007
B [mg/L]	< 0.002	< 0.002	< 0.002	< 0.002	< 0.002	0.002	< 0.002
Bi [mg/L]	< 0.00001	< 0.00001	< 0.00001	< 0.00001	< 0.00001	< 0.00001	< 0.00001
Ca [mg/L]	3.78	2.32	3.59	2.53	5.58	34.0	2.03
Cd [mg/L]	0.000003	0.000006	< 0.000003	< 0.000003	< 0.000003	0.00348	< 0.000003
Co [mg/L]	0.000055	0.000017	0.000023	0.000017	0.000048	0.0575	< 0.000004
Cr [mg/L]	< 0.00008	< 0.00008	< 0.00008	< 0.00008	< 0.00008	< 0.00008	< 0.00008
Cu [mg/L]	< 0.001	< 0.001	< 0.001	< 0.001	< 0.001	0.004	< 0.001

OnLine LIMS

0004103485

Results relate only to the sample tested. Data reported represents the sample submitted to SGS. Reproduction of this analytical report in full or in part is prohibited without prior written approval. Please refer to SGS General Conditions of Services located at https://www.sgs.ca/en/terms-and-conditions (Printed copies are available upon request.)
Test method information available upon request. "Temperature Upon Receipt" is representative of the whole shipment and may not reflect the temperature of individual samples.
SGS Canada Inc. Environment-Health & Safety statement of conformity decision rule does not consider uncertainty when analytical results are compared to a specified standard or regulation.

SGS Canada Inc.
P.O. Box 4300 - 185 Concession St.
Lakefield - Ontario - KOL 2HO
Phone: 705-652-2000 FAX: 705-652-6365

LR Report : **CA10076-APR25**

Analysis	18: HC-21 Wk#98	19: HC-22 Wk#98	20: HC-23 Wk#98	21: HC-24 Wk#98	22: HC-25 Wk#98	23: HC-26 Wk#98	24: HC-27 Wk#98
Fe [mg/L]	< 0.007	< 0.007	< 0.007	< 0.007	< 0.007	58.4	< 0.007
K [mg/L]	0.019	1.19	0.176	0.070	0.300	3.84	0.358
Mg [mg/L]	0.098	0.086	0.104	0.082	0.069	2.41	0.029
Mn [mg/L]	0.0175	0.0162	0.0149	0.00942	0.0103	1.10	0.00553
Mo [mg/L]	< 0.0004	< 0.0004	< 0.0004	< 0.0004	< 0.0004	< 0.0004	< 0.0004
Na [mg/L]	0.04	0.06	0.19	0.03	0.04	0.18	0.04
Ni [mg/L]	< 0.0001	< 0.0001	0.0001	< 0.0001	< 0.0001	0.442	< 0.0001
P [mg/L]	< 0.003	< 0.003	< 0.003	< 0.003	< 0.003	< 0.003	< 0.003
Pb [mg/L]	< 0.00009	< 0.00009	0.00015	< 0.00009	< 0.00009	0.00088	0.00012
S [mg/L]	< 5	< 5	< 5	< 5	< 5	106	< 5
Sb [mg/L]	< 0.0009	< 0.0009	< 0.0009	< 0.0009	< 0.0009	< 0.0009	< 0.0009
Se [mg/L]	< 0.00004	< 0.00004	< 0.00004	< 0.00004	< 0.00004	0.00087	< 0.00004
Si [mg/L]	0.12	0.14	0.15	0.12	0.13	0.56	0.16
Sn [mg/L]	0.00008	0.00011	0.00007	0.00007	0.00006	0.00008	< 0.00006
Sr [mg/L]	0.00183	0.00280	0.01122	0.00180	0.00286	0.01945	0.00226
Ti [mg/L]	< 0.0001	< 0.0001	< 0.0001	< 0.0001	< 0.0001	< 0.0001	< 0.0001
Th [mg/L]	< 0.0001	< 0.0001	< 0.0001	< 0.0001	< 0.0001	< 0.0001	< 0.0001
Tl [mg/L]	< 0.000005	< 0.000005	< 0.000005	< 0.000005	< 0.000005	0.000005	< 0.000005
U [mg/L]	0.000059	0.000031	0.000017	0.000009	0.000057	0.000180	0.000099
V [mg/L]	0.00021	0.00043	0.00011	0.00029	0.00016	< 0.00001	0.00010
W [mg/L]	< 0.0002	< 0.0002	< 0.0002	< 0.0002	0.0002	< 0.0002	< 0.0002
Zr [mg/L]	< 0.002	< 0.002	< 0.002	< 0.002	< 0.002	< 0.002	< 0.002
Zn [mg/L]	< 0.002	< 0.002	0.004	< 0.002	< 0.002	0.065	< 0.002



Lisa Thompson
Project Specialist Assistant,
Environment, Health & Safety

OnLine LIMS

0004103485

Results relate only to the sample tested. Data reported represents the sample submitted to SGS. Reproduction of this analytical report in full or in part is prohibited without prior written approval. Please refer to SGS General Conditions of Services located at https://www.sgs.ca/en/terms-and-conditions (Printed copies are available upon request.)
Test method information available upon request. "Temperature Upon Receipt" is representative of the whole shipment and may not reflect the temperature of individual samples.
SGS Canada Inc. Environment-Health & Safety statement of conformity decision rule does not consider uncertainty when analytical results are compared to a specified standard or regulation.

SGS Canada Inc.
P.O. Box 4300 - 185 Concession St.
Lakefield - Ontario - KOL 2HO
Phone: 705-652-2000 FAX: 705-652-6365

30-April-2025

Great Bear Resources Ltd.
Attn : Ashley Moncrief

1020 - 800 West Pender St.
Vancouver, BC
V6C 2V6, Canada

Phone: 778-833-2160
Fax:

Date Rec. : 17 April 2025
LR Report: **CA10115-APR25**
Reference: Wk#99

Copy: #1

CERTIFICATE OF ANALYSIS
Final Report

Analysis	3: Analysis Completed Date	4: Analysis Completed Time	5: HC-1 Wk#99	6: HC-2 Wk#99	7: HC-3 Wk#99	8: HC-4 Wk#99	9: HC-5 Wk#99	10: HC-6 Wk#99
Sample Date & Time			17-Apr-25	17-Apr-25	17-Apr-25	17-Apr-25	17-Apr-25	17-Apr-25
HumCell Leachate Vol [mL]	17-Apr-25	11:32	940	1020	478	508	949	512
Sample Name	---	---	DX450052	DX 550083	DX450204	DX450176	DX450232	DX450181
Sample Weight [g]	---	---	1000	1000	500	500	1000	500
pH [No unit]	21-Apr-25	14:54	6.54	7.25	6.86	5.02	6.82	6.75
Alkalinity [mg/L as CaCO3]	21-Apr-25	14:54	3	13	3	< 2	4	3
Conductivity [uS/cm]	23-Apr-25	11:12	38	40	4	42	19	4
Acidity [mg/L as CaCO3]	23-Apr-25	11:12	< 2	< 2	< 2	8	< 2	< 2
SO4 [mg/L]	22-Apr-25	13:00	11	4.8	0.5	14	1.5	< 0.2

Analysis	11: HC-7 Wk#99
Sample Date & Time	17-Apr-25
HumCell Leachate Vol [mL]	969
Sample Name	DX450002
Sample Weight [g]	1000
pH [No unit]	6.94
Alkalinity [mg/L as CaCO3]	5
Conductivity [uS/cm]	10
Acidity [mg/L as CaCO3]	< 2
SO4 [mg/L]	< 0.2



Lisa Thompson
Project Specialist Assistant,
Environment, Health & Safety

OnLine LIMS

0004095619

Results relate only to the sample tested. Data reported represents the sample submitted to SGS. Reproduction of this analytical report in full or in part is prohibited without prior written approval. Please refer to SGS General Conditions of Services located at https://www.sgs.ca/en/terms-and-conditions (Printed copies are available upon request.)
Test method information available upon request. "Temperature Upon Receipt" is representative of the whole shipment and may not reflect the temperature of individual samples.
SGS Canada Inc. Environment-Health & Safety statement of conformity decision rule does not consider uncertainty when analytical results are compared to a specified standard or regulation.

SGS Canada Inc.
P.O. Box 4300 - 185 Concession St.
Lakefield - Ontario - KOL 2HO
Phone: 705-652-2000 FAX: 705-652-6365

30-April-2025

Great Bear Resources Ltd.
Attn : Ashley Moncrief

1020 - 800 West Pender St.
Vancouver, BC
V6C 2V6, Canada

Phone: 778-833-2160
Fax:

Date Rec. : 18 April 2025
LR Report: **CA10120-APR25**
Reference: Wk#99

Copy: #1

CERTIFICATE OF ANALYSIS
Final Report

Analysis	3: Analysis Completed Date	4: Analysis Completed Time	5: HC-8 Wk#99	6: HC-9 Wk#99	7: HC-10 Wk#99	8: HC-11 Wk#99	9: HC-12 Wk#99
Sample Date & Time			18-Apr-25	18-Apr-25	18-Apr-25	18-Apr-25	18-Apr-25
HumCell Leachate Vol [mL]	21-Apr-25	09:47	946	1001	912	941	971
Sample Name	---	---	DX450108	DX450076	DX450186	DX450118	DX 550107
Sample Weight [g]	---	---	1000	1000	1000	1000	1000
pH [No unit]	23-Apr-25	08:37	7.02	5.64	7.00	6.97	6.84
Alkalinity [mg/L as CaCO3]	23-Apr-25	08:05	9	< 2	5	5	5
Conductivity [uS/cm]	23-Apr-25	08:04	21	39	10	11	19
Acidity [mg/L as CaCO3]	24-Apr-25	10:49	< 2	14	< 2	< 2	< 2
SO4 [mg/L]	25-Apr-25	12:47	2.4	16	1.0	1.1	4.0

Analysis	10: HC-13 Wk#99	11: HC-14 Wk#99	12: HC-15 Wk#99	13: HC-16 Wk#99	14: HC-17 Wk#99	15: HC-18 Wk#99	16: HC-19 Wk#99
Sample Date & Time	18-Apr-25	18-Apr-25	18-Apr-25	18-Apr-25	18-Apr-25	18-Apr-25	18-Apr-25
HumCell Leachate Vol [mL]	998	897	649	963	993	932	918
Sample Name	DX450159	DX450171	DX450134	DX450185	DX450032	DX 550064	DX450008
Sample Weight [g]	1000	1000	700	1000	1000	1000	1000
pH [No unit]	6.94	6.64	6.83	6.99	5.52	6.89	6.82
Alkalinity [mg/L as CaCO3]	7	< 2	10	6	< 2	5	3
Conductivity [uS/cm]	24	31	74	18	19	11	5
Acidity [mg/L as CaCO3]	< 2	3	2	< 2	8	< 2	< 2
SO4 [mg/L]	3.7	11	20	2.8	5.3	0.5	0.5

Analysis	17: HC-20 Wk#99	18: HC-21 Wk#99	19: HC-22 Wk#99	20: HC-23 Wk#99	21: HC-24 Wk#99	22: HC-25 Wk#99	23: HC-26 Wk#99
Sample Date & Time	18-Apr-25	18-Apr-25	18-Apr-25	18-Apr-25	18-Apr-25	18-Apr-25	18-Apr-25
HumCell Leachate Vol [mL]	927	946	458	968	941	932	756

OnLine LIMS

0004095632

Results relate only to the sample tested. Data reported represents the sample submitted to SGS. Reproduction of this analytical report in full or in part is prohibited without prior written approval. Please refer to SGS General Conditions of Services located at https://www.sgs.ca/en/terms-and-conditions (Printed copies are available upon request.)
Test method information available upon request. "Temperature Upon Receipt" is representative of the whole shipment and may not reflect the temperature of individual samples.
SGS Canada Inc. Environment-Health & Safety statement of conformity decision rule does not consider uncertainty when analytical results are compared to a specified standard or regulation.

SGS Canada Inc.
P.O. Box 4300 - 185 Concession St.
Lakefield - Ontario - KOL 2HO
Phone: 705-652-2000 FAX: 705-652-6365

LR Report : **CA10120-APR25**

Analysis	17: HC-20 Wk#99	18: HC-21 Wk#99	19: HC-22 Wk#99	20: HC-23 Wk#99	21: HC-24 Wk#99	22: HC-25 Wk#99	23: HC-26 Wk#99
Sample Name	DX 550056	DX450022	DX450077	DX450113	DX 550101	DX450128	DX450021
Sample Weight [g]	1000	1000	500	1000	1000	1000	750
pH [No unit]	6.93	6.99	7.05	7.13	7.03	6.99	4.35
Alkalinity [mg/L as CaCO3]	6	8	7	12	6	8	< 2
Conductivity [uS/cm]	14	22	16	20	13	37	416
Acidity [mg/L as CaCO3]	< 2	< 2	< 2	< 2	< 2	< 2	171
SO4 [mg/L]	1.1	1.8	0.8	0.9	0.7	6.3	170

Analysis	24: HC-27 Wk#99
Sample Date & Time	18-Apr-25
HumCell Leachate Vol [mL]	926
Sample Name	DX450222
Sample Weight [g]	1000
pH [No unit]	7.05
Alkalinity [mg/L as CaCO3]	3
Conductivity [uS/cm]	12
Acidity [mg/L as CaCO3]	< 2
SO4 [mg/L]	2.2



Lisa Thompson
Project Specialist Assistant,
Environment, Health & Safety

OnLine LIMS

0004095632

Results relate only to the sample tested. Data reported represents the sample submitted to SGS. Reproduction of this analytical report in full or in part is prohibited without prior written approval. Please refer to SGS General Conditions of Services located at https://www.sgs.ca/en/terms-and-conditions (Printed copies are available upon request.)
Test method information available upon request. "Temperature Upon Receipt" is representative of the whole shipment and may not reflect the temperature of individual samples.
SGS Canada Inc. Environment-Health & Safety statement of conformity decision rule does not consider uncertainty when analytical results are compared to a specified standard or regulation.

SGS Canada Inc.
P.O. Box 4300 - 185 Concession St.
Lakefield - Ontario - KOL 2HO
Phone: 705-652-2000 FAX: 705-652-6365

Great Bear - 20 Short

LR Report : **CA10120-APR25**

Quality Control Report

Inorganic Analysis														
Parameter	Reporting Limit	Unit	Method Blank	Duplicate				LCS / Spike Blank			Matrix Spike / Reference Material		
				Result 1	Result 2	RPD	Acceptance Criteria	Spike Recovery (%)	Recovery Limits (%)		Spike Recovery (%)	Recovery Limits (%)	
							%		Low	High		Low	High
Acidity - QCBatchID: EWL0455-APR25													
Acidity	2	mg/L as Ca	2			0	20	98	90	110	NA		
Acidity - QCBatchID: EWL0456-APR25													
Acidity	2	mg/L as Ca	3			ND	20	104	90	110	NA		
Alkalinity - QCBatchID: EWL0455-APR25													
Alkalinity	2	mg/L as Ca	< 2			2	20	100	80	120	NA		
Alkalinity - QCBatchID: EWL0456-APR25													
Alkalinity	2	mg/L as Ca	< 2			3	20	98	80	120	NA		
Anions by IC - QCBatchID: DIO0497-APR25													
Sulphate	0.2	mg/L	<0.2			0	20	99	90	110	97	75	125
Anions by IC - QCBatchID: DIO0501-APR25													
Sulphate	0.2	mg/L	<0.2			2	20	99	90	110	90	75	125
Anions by IC - QCBatchID: DIO0522-APR25													
Sulphate	0.2	mg/L	0.2489			1	20	96	90	110	NV	75	125
Conductivity - QCBatchID: EWL0455-APR25													
Conductivity	2	uS/cm	< 2			0	20	96	90	110	NA		
Conductivity - QCBatchID: EWL0456-APR25													
Conductivity	2	uS/cm	< 2			1	20	99	90	110	NA		
pH - QCBatchID: EWL0436-APR25													
pH	0.05	No unit	NA			2		100			NA		
pH - QCBatchID: EWL0456-APR25													
pH	0.05	No unit	NA			0		100			NA		

OnLine LIMS

0004095632

Results relate only to the sample tested. Data reported represents the sample submitted to SGS. Reproduction of this analytical report in full or in part is prohibited without prior written approval. Please refer to SGS General Conditions of Services located at https://www.sgs.ca/en/terms-and-conditions (Printed copies are available upon request.)
Test method information available upon request. "Temperature Upon Receipt" is representative of the whole shipment and may not reflect the temperature of individual samples.
SGS Canada Inc. Environment-Health & Safety statement of conformity decision rule does not consider uncertainty when analytical results are compared to a specified standard or regulation.

SGS Canada Inc.
P.O. Box 4300 - 185 Concession St.
Lakefield - Ontario - KOL 2HO
Phone: 705-652-2000 FAX: 705-652-6365

01-May-2025

Great Bear Resources Ltd.
Attn : Ashley Moncrief

1020 - 800 West Pender St.
Vancouver, BC
V6C 2V6, Canada

Phone: 778-833-2160
Fax:

Date Rec. : 24 April 2025
LR Report: **CA10154-APR25**
Reference: Wk#100

Copy: #1

CERTIFICATE OF ANALYSIS
Final Report

Analysis	3: Analysis Completed Date	4: Analysis Completed Time	5: HC-1 Wk#100	6: HC-2 Wk#100	7: HC-3 Wk#100	8: HC-4 Wk#100	9: HC-5 Wk#100	10: HC-6 Wk#100
Sample Date & Time			24-Apr-25	24-Apr-25	24-Apr-25	24-Apr-25	24-Apr-25	24-Apr-25
HumCell Leachate Vol [mL]	25-Apr-25	15:39	968	1012	489	512	988	519
Sample Name	---	---	DX450052	DX 550083	DX450204	DX450176	DX450232	DX450181
Sample Weight [g]	---	---	1000	1000	500	500	1000	500
pH [No unit]	29-Apr-25	10:18	6.77	7.58	7.07	5.35	7.00	7.15
Alkalinity [mg/L as CaCO3]	25-Apr-25	13:02	3	13	3	< 2	4	5
Conductivity [uS/cm]	29-Apr-25	10:19	31	43	8	46	14	10
Acidity [mg/L as CaCO3]	25-Apr-25	13:02	< 2	< 2	< 2	7	< 2	< 2
F [mg/L]	***	***	***	***	***	***	***	***
SO4 [mg/L]	29-Apr-25	18:23	10	5.0	0.5	17	1.7	0.2
Cl [mg/L]	***	***	***	***	***	***	***	***
Hg [mg/L]	25-Apr-25	17:09	< 0.00001	< 0.00001	< 0.00001	< 0.00001	< 0.00001	< 0.00001
Ag [mg/L]	28-Apr-25	15:06	< 0.00005	< 0.00005	< 0.00005	< 0.00005	< 0.00005	< 0.00005
Al [mg/L]	28-Apr-25	15:06	0.002	0.055	0.021	0.024	0.025	0.013
As [mg/L]	28-Apr-25	15:06	0.0005	0.0133	0.0004	< 0.0002	0.0010	< 0.0002
Ba [mg/L]	28-Apr-25	15:06	0.00088	0.0215	0.00046	0.00371	0.00082	0.00040
Be [mg/L]	28-Apr-25	15:06	< 0.000007	< 0.000007	< 0.000007	0.000017	< 0.000007	< 0.000007
B [mg/L]	28-Apr-25	15:06	< 0.002	< 0.002	< 0.002	< 0.002	< 0.002	< 0.002
Bi [mg/L]	28-Apr-25	15:06	< 0.00001	0.00003	< 0.00001	< 0.00001	< 0.00001	< 0.00001
Ca [mg/L]	28-Apr-25	15:06	5.26	6.93	1.31	2.94	2.24	1.74
Cd [mg/L]	28-Apr-25	15:06	0.00268	0.000007	0.000004	0.0137	0.000010	0.000005
Co [mg/L]	28-Apr-25	15:06	0.000025	0.000031	0.000013	0.00416	0.000007	0.000008
Cr [mg/L]	28-Apr-25	15:06	< 0.00008	< 0.00008	< 0.00008	< 0.00008	< 0.00008	< 0.00008
Cu [mg/L]	28-Apr-25	15:06	< 0.001	< 0.001	< 0.001	0.004	< 0.001	< 0.001
Fe [mg/L]	28-Apr-25	15:06	< 0.007	< 0.007	< 0.007	0.221	< 0.007	< 0.007
K [mg/L]	28-Apr-25	15:06	0.257	1.43	0.504	0.677	0.530	0.294
Mg [mg/L]	28-Apr-25	15:06	0.033	0.124	0.063	0.855	0.036	0.046
Mn [mg/L]	28-Apr-25	15:06	0.0145	0.0283	0.00250	0.0720	0.0107	0.00317
Mo [mg/L]	28-Apr-25	15:06	< 0.0004	< 0.0004	< 0.0004	< 0.0004	< 0.0004	< 0.0004
Na [mg/L]	28-Apr-25	15:06	0.05	0.06	0.04	0.08	0.04	0.04
Ni [mg/L]	28-Apr-25	15:06	0.0001	< 0.0001	< 0.0001	0.0298	< 0.0001	< 0.0001

OnLine LIMS

0004097023

Results relate only to the sample tested. Data reported represents the sample submitted to SGS. Reproduction of this analytical report in full or in part is prohibited without prior written approval. Please refer to SGS General Conditions of Services located at https://www.sgs.ca/en/terms-and-conditions (Printed copies are available upon request.)
Test method information available upon request. "Temperature Upon Receipt" is representative of the whole shipment and may not reflect the temperature of individual samples.
SGS Canada Inc. Environment-Health & Safety statement of conformity decision rule does not consider uncertainty when analytical results are compared to a specified standard or regulation.

SGS Canada Inc.
P.O. Box 4300 - 185 Concession St.
Lakefield - Ontario - KOL 2HO
Phone: 705-652-2000 FAX: 705-652-6365

LR Report : **CA10154-APR25**

Analysis	3: Analysis Completed Date	4: Analysis Completed Time	5: HC-1 Wk#100	6: HC-2 Wk#100	7: HC-3 Wk#100	8: HC-4 Wk#100	9: HC-5 Wk#100	10: HC-6 Wk#100
P [mg/L]	28-Apr-25	15:06	< 0.003	< 0.003	< 0.003	< 0.003	< 0.003	< 0.003
Pb [mg/L]	28-Apr-25	15:06	0.0207	0.00027	< 0.00009	0.890	< 0.00009	0.00019
S [mg/L]	28-Apr-25	15:07	< 5	< 5	< 5	5	< 5	< 5
Sb [mg/L]	28-Apr-25	15:07	< 0.0009	< 0.0009	< 0.0009	< 0.0009	< 0.0009	< 0.0009
Se [mg/L]	28-Apr-25	15:07	0.00020	0.00145	< 0.00004	0.00161	< 0.00004	< 0.00004
Si [mg/L]	28-Apr-25	15:07	0.12	0.23	0.14	0.70	0.20	0.18
Sn [mg/L]	28-Apr-25	15:07	< 0.00006	< 0.00006	< 0.00006	< 0.00006	< 0.00006	< 0.00006
Sr [mg/L]	28-Apr-25	15:07	0.00408	0.02417	0.00218	0.00494	0.00230	0.00272
Ti [mg/L]	28-Apr-25	15:07	< 0.0001	< 0.0001	< 0.0001	< 0.0001	< 0.0001	< 0.0001
Th [mg/L]	28-Apr-25	15:07	< 0.0001	< 0.0001	< 0.0001	< 0.0001	< 0.0001	< 0.0001
Tl [mg/L]	28-Apr-25	15:07	0.000006	0.000019	< 0.000005	0.000029	< 0.000005	< 0.000005
U [mg/L]	28-Apr-25	15:07	0.000093	0.000249	0.000204	0.000128	0.000363	0.000100
V [mg/L]	28-Apr-25	15:07	< 0.00001	0.00023	0.00012	< 0.00001	0.00027	0.00018
W [mg/L]	28-Apr-25	15:07	< 0.0002	< 0.0002	< 0.0002	< 0.0002	< 0.0002	0.00025
Zr [mg/L]	28-Apr-25	15:07	< 0.002	< 0.002	< 0.002	< 0.002	< 0.002	< 0.002
Zn [mg/L]	29-Apr-25	13:32	0.104	< 0.002	< 0.002	2.52	< 0.002	< 0.002

Analysis	11: HC-7 Wk#100
Sample Date & Time	24-Apr-25
HumCell Leachate Vol [mL]	1010
Sample Name	DX450002
Sample Weight [g]	1000
pH [No unit]	7.28
Alkalinity [mg/L as CaCO3]	6
Conductivity [uS/cm]	12
Acidity [mg/L as CaCO3]	< 2
F [mg/L]	***
SO4 [mg/L]	< 0.2
Cl [mg/L]	***
Hg [mg/L]	< 0.00001
Ag [mg/L]	< 0.00005
Al [mg/L]	0.022
As [mg/L]	0.0031
Ba [mg/L]	0.00054
Be [mg/L]	< 0.000007
B [mg/L]	< 0.002
Bi [mg/L]	< 0.00001
Ca [mg/L]	2.05
Cd [mg/L]	< 0.000003
Co [mg/L]	0.000015
Cr [mg/L]	< 0.00008
Cu [mg/L]	< 0.001
Fe [mg/L]	< 0.007
K [mg/L]	0.435

OnLine LIMS

0004097023

Results relate only to the sample tested. Data reported represents the sample submitted to SGS. Reproduction of this analytical report in full or in part is prohibited without prior written approval. Please refer to SGS General Conditions of Services located at https://www.sgs.ca/en/terms-and-conditions (Printed copies are available upon request.)
Test method information available upon request. “Temperature Upon Receipt” is representative of the whole shipment and may not reflect the temperature of individual samples.
SGS Canada Inc. Environment-Health & Safety statement of conformity decision rule does not consider uncertainty when analytical results are compared to a specified standard or regulation.

SGS Canada Inc.
P.O. Box 4300 - 185 Concession St.
Lakefield - Ontario - KOL 2HO
Phone: 705-652-2000 FAX: 705-652-6365

LR Report : **CA10154-APR25**

Analysis	11: HC-7 Wk#100
Mg [mg/L]	0.053
Mn [mg/L]	0.00541
Mo [mg/L]	< 0.0004
Na [mg/L]	0.04
Ni [mg/L]	< 0.0001
P [mg/L]	< 0.003
Pb [mg/L]	0.00164
S [mg/L]	< 5
Sb [mg/L]	< 0.0009
Se [mg/L]	< 0.00004
Si [mg/L]	0.18
Sn [mg/L]	< 0.00006
Sr [mg/L]	0.00339
Ti [mg/L]	< 0.0001
Th [mg/L]	< 0.0001
Tl [mg/L]	0.000005
U [mg/L]	0.000272
V [mg/L]	0.00014
W [mg/L]	< 0.0002
Zr [mg/L]	< 0.002
Zn [mg/L]	< 0.002



Lisa Thompson
Project Specialist Assistant,
Environment, Health & Safety

OnLine LIMS

0004097023

Results relate only to the sample tested. Data reported represents the sample submitted to SGS. Reproduction of this analytical report in full or in part is prohibited without prior written approval. Please refer to SGS General Conditions of Services located at https://www.sgs.ca/en/terms-and-conditions (Printed copies are available upon request.)
Test method information available upon request. "Temperature Upon Receipt" is representative of the whole shipment and may not reflect the temperature of individual samples.
SGS Canada Inc. Environment-Health & Safety statement of conformity decision rule does not consider uncertainty when analytical results are compared to a specified standard or regulation.

SGS Canada Inc.
P.O. Box 4300 - 185 Concession St.
Lakefield - Ontario - KOL 2HO
Phone: 705-652-2000 FAX: 705-652-6365

01-May-2025

Great Bear Resources Ltd.
Attn : Ashley Moncrief

1020 - 800 West Pender St.
Vancouver, BC
V6C 2V6, Canada

Phone: 778-833-2160
Fax:

Date Rec. : 25 April 2025
LR Report: **CA10158-APR25**
Reference: Wk#100

Copy: #1

CERTIFICATE OF ANALYSIS
Final Report

Analysis	3: Analysis Completed Date	4: Analysis Completed Time	5: HC-8 Wk#100	6: HC-9 Wk#100	7: HC-10 Wk#100	8: HC-11 Wk#100	9: HC-12 Wk#100	10: HC-13 Wk#100
Sample Date & Time			25-Apr-25	25-Apr-25	25-Apr-25	25-Apr-25	25-Apr-25	25-Apr-25
HumCell Leachate Vol [mL]	28-Apr-25	16:54	956	999	938	945	976	991
Sample Name	---	---	DX450108	DX450076	DX450186	DX450118	DX 550107	DX450159
Sample Weight [g]	---	---	1000	1000	1000	1000	1000	1000
pH [No unit]	29-Apr-25	11:05	6.98	5.36	6.90	6.94	6.82	6.90
Alkalinity [mg/L as CaCO3]	29-Apr-25	11:06	8	< 2	4	5	5	8
Conductivity [uS/cm]	29-Apr-25	11:07	21	36	12	11	21	23
Acidity [mg/L as CaCO3]	29-Apr-25	11:08	< 2	13	< 2	< 2	< 2	< 2
SO4 [mg/L]	30-Apr-25	13:40	2.4	14	1.0	0.9	4.0	3.5
Cl [mg/L]	30-Apr-25	13:40	---	---	---	---	---	---
Hg [mg/L]	29-Apr-25	09:39	< 0.00001	< 0.00001	< 0.00001	< 0.00001	< 0.00001	< 0.00001
Ag [mg/L]	30-Apr-25	09:59	< 0.00005	< 0.00005	< 0.00005	< 0.00005	< 0.00005	< 0.00005
Al [mg/L]	30-Apr-25	09:59	0.053	0.011	0.026	0.043	0.031	0.034
As [mg/L]	30-Apr-25	09:59	0.0007	< 0.0002	< 0.0002	< 0.0002	0.0013	0.0012
Ba [mg/L]	30-Apr-25	09:59	0.00170	0.0130	0.00051	0.00058	0.00125	0.00079
Be [mg/L]	30-Apr-25	09:59	< 0.000007	0.000009	< 0.000007	< 0.000007	< 0.000007	< 0.000007
B [mg/L]	30-Apr-25	09:59	< 0.002	< 0.002	< 0.002	< 0.002	< 0.002	< 0.002
Bi [mg/L]	30-Apr-25	09:59	< 0.00001	< 0.00001	< 0.00001	< 0.00001	< 0.00001	< 0.00001
Ca [mg/L]	30-Apr-25	09:59	3.54	1.01	2.11	2.12	3.52	4.24
Cd [mg/L]	30-Apr-25	09:59	< 0.000003	0.0322	0.000006	0.000004	0.000005	< 0.000003
Co [mg/L]	30-Apr-25	09:59	0.000014	0.000836	0.000022	0.000007	0.000007	0.000005
Cr [mg/L]	30-Apr-25	09:59	< 0.00008	< 0.00008	< 0.00008	< 0.00008	< 0.00008	< 0.00008
Cu [mg/L]	30-Apr-25	10:00	< 0.001	0.006	< 0.001	< 0.001	< 0.001	< 0.001
Fe [mg/L]	30-Apr-25	10:00	< 0.007	0.128	0.011	< 0.007	< 0.007	< 0.007
K [mg/L]	30-Apr-25	10:00	0.619	1.05	0.235	0.166	0.283	0.346
Mg [mg/L]	30-Apr-25	10:00	0.221	0.141	0.023	0.035	0.028	0.051
Mn [mg/L]	30-Apr-25	10:00	0.0133	0.0734	0.0142	0.0142	0.0215	0.0276
Mo [mg/L]	30-Apr-25	10:00	0.0004	< 0.0004	< 0.0004	< 0.0004	< 0.0004	< 0.0004
Na [mg/L]	30-Apr-25	10:00	0.06	0.06	0.04	0.05	0.04	0.04
Ni [mg/L]	30-Apr-25	10:00	< 0.0001	0.0241	< 0.0001	< 0.0001	< 0.0001	< 0.0001
P [mg/L]	30-Apr-25	10:00	< 0.003	< 0.003	< 0.003	< 0.003	< 0.003	< 0.003

OnLine LIMS

0004097088

Results relate only to the sample tested. Data reported represents the sample submitted to SGS. Reproduction of this analytical report in full or in part is prohibited without prior written approval. Please refer to SGS General Conditions of Services located at https://www.sgs.ca/en/terms-and-conditions (Printed copies are available upon request.)
Test method information available upon request. "Temperature Upon Receipt" is representative of the whole shipment and may not reflect the temperature of individual samples.
SGS Canada Inc. Environment-Health & Safety statement of conformity decision rule does not consider uncertainty when analytical results are compared to a specified standard or regulation.

SGS Canada Inc.
P.O. Box 4300 - 185 Concession St.
Lakefield - Ontario - KOL 2HO
Phone: 705-652-2000 FAX: 705-652-6365

LR Report : **CA10158-APR25**

Analysis	3: Analysis Completed Date	4: Analysis Completed Time	5: HC-8 Wk#100	6: HC-9 Wk#100	7: HC-10 Wk#100	8: HC-11 Wk#100	9: HC-12 Wk#100	10: HC-13 Wk#100
Pb [mg/L]	30-Apr-25	10:00	< 0.00009	0.348	< 0.00009	< 0.00009	< 0.00009	< 0.00009
S [mg/L]	30-Apr-25	10:00	< 5	< 5	< 5	< 5	< 5	< 5
Sb [mg/L]	30-Apr-25	10:00	< 0.0009	< 0.0009	< 0.0009	< 0.0009	< 0.0009	< 0.0009
Se [mg/L]	30-Apr-25	10:00	0.00007	0.00123	0.00011	< 0.00004	0.00004	< 0.00004
Si [mg/L]	30-Apr-25	10:01	0.21	0.45	0.15	0.15	0.24	0.17
Sn [mg/L]	30-Apr-25	10:01	< 0.00006	< 0.00006	< 0.00006	< 0.00006	< 0.00006	< 0.00006
Sr [mg/L]	30-Apr-25	10:01	0.00609	0.00389	0.00319	0.00400	0.00318	0.00322
Ti [mg/L]	30-Apr-25	10:01	< 0.0001	< 0.0001	< 0.0001	< 0.0001	< 0.0001	< 0.0001
Th [mg/L]	30-Apr-25	10:01	< 0.0001	< 0.0001	< 0.0001	< 0.0001	< 0.0001	< 0.0001
Tl [mg/L]	30-Apr-25	10:01	< 0.000005	0.000060	< 0.000005	< 0.000005	0.000006	0.000009
U [mg/L]	30-Apr-25	10:01	0.000087	0.000385	0.000173	0.000055	0.000121	0.000149
V [mg/L]	30-Apr-25	10:01	0.00010	< 0.00001	0.00001	0.00003	0.00007	0.00002
W [mg/L]	30-Apr-25	10:01	< 0.0002	< 0.0002	< 0.0002	< 0.0002	< 0.0002	< 0.0002
Zr [mg/L]	30-Apr-25	10:01	< 0.002	< 0.002	< 0.002	< 0.002	< 0.002	< 0.002
Zn [mg/L]	30-Apr-25	10:01	0.002	6.59	0.007	< 0.002	< 0.002	< 0.002

Analysis	11: HC-14 Wk#100	12: HC-15 Wk#100	13: HC-16 Wk#100	14: HC-17 Wk#100	15: HC-18 Wk#100	16: HC-19 Wk#100	17: HC-20 Wk#100	18: HC-21 Wk#100
Sample Date & Time	25-Apr-25	25-Apr-25	25-Apr-25	25-Apr-25	25-Apr-25	25-Apr-25	25-Apr-25	25-Apr-25
HumCell Leachate Vol [mL]	920	655	966	1008	946	932	913	955
Sample Name	DX450171	DX450134	DX450185	DX450032	DX 550064	DX450008	DX 550056	DX450022
Sample Weight [g]	1000	700	1000	1000	1000	1000	1000	1000
pH [No unit]	6.36	6.85	6.91	5.86	6.87	6.87	6.85	6.94
Alkalinity [mg/L as CaCO3]	2	10	6	< 2	6	4	6	8
Conductivity [uS/cm]	31	77	19	14	12	7	13	22
Acidity [mg/L as CaCO3]	2	5	< 2	5	< 2	< 2	< 2	< 2
SO4 [mg/L]	11	21	2.8	5.4	0.3	0.5	1.1	1.8
Cl [mg/L]	---	< 0.2	---	---	---	---	---	---
Hg [mg/L]	< 0.00001	< 0.00001	< 0.00001	< 0.00001	< 0.00001	< 0.00001	< 0.00001	< 0.00001
Ag [mg/L]	< 0.00005	< 0.00005	< 0.00005	< 0.00005	< 0.00005	< 0.00005	< 0.00005	< 0.00005
Al [mg/L]	0.004	0.005	0.053	0.049	0.034	0.021	0.033	0.050
As [mg/L]	0.0005	0.0728	0.0035	0.0006	0.0049	0.0003	0.0008	0.0047
Ba [mg/L]	0.00433	0.00154	0.00195	0.00247	0.00018	0.00024	0.00193	0.00019
Be [mg/L]	< 0.000007	< 0.000007	< 0.000007	0.000008	< 0.000007	< 0.000007	< 0.000007	< 0.000007
B [mg/L]	< 0.002	< 0.002	< 0.002	< 0.002	< 0.002	< 0.002	< 0.002	< 0.002
Bi [mg/L]	< 0.00001	< 0.00001	< 0.00001	< 0.00001	< 0.00001	< 0.00001	< 0.00001	< 0.00001
Ca [mg/L]	4.43	14.0	3.04	1.17	2.46	1.30	2.56	4.11
Cd [mg/L]	0.000012	0.000006	0.000003	0.000088	0.000008	< 0.000003	0.000003	< 0.000003
Co [mg/L]	0.000815	0.000837	0.000079	0.00785	0.000029	0.000019	0.000030	0.000083
Cr [mg/L]	< 0.00008	< 0.00008	< 0.00008	< 0.00008	< 0.00008	< 0.00008	0.00008	< 0.00008
Cu [mg/L]	< 0.001	0.003	< 0.001	0.004	< 0.001	< 0.001	< 0.001	< 0.001
Fe [mg/L]	0.040	< 0.007	< 0.007	0.545	< 0.007	< 0.007	< 0.007	< 0.007
K [mg/L]	0.949	0.455	0.983	0.263	0.154	0.163	0.199	0.016
Mg [mg/L]	0.205	0.255	0.034	0.127	0.024	0.018	0.125	0.103
Mn [mg/L]	0.0226	0.0272	0.0083	0.0271	0.0037	0.0049	0.0136	0.0212

OnLine LIMS

00040970888

Results relate only to the sample tested. Data reported represents the sample submitted to SGS. Reproduction of this analytical report in full or in part is prohibited without prior written approval. Please refer to SGS General Conditions of Services located at https://www.sgs.ca/en/terms-and-conditions (Printed copies are available upon request.)
Test method information available upon request. "Temperature Upon Receipt" is representative of the whole shipment and may not reflect the temperature of individual samples.
SGS Canada Inc. Environment-Health & Safety statement of conformity decision rule does not consider uncertainty when analytical results are compared to a specified standard or regulation.

SGS Canada Inc.
P.O. Box 4300 - 185 Concession St.
Lakefield - Ontario - KOL 2HO
Phone: 705-652-2000 FAX: 705-652-6365

LR Report : **CA10158-APR25**

Analysis	11: HC-14 Wk#100	12: HC-15 Wk#100	13: HC-16 Wk#100	14: HC-17 Wk#100	15: HC-18 Wk#100	16: HC-19 Wk#100	17: HC-20 Wk#100	18: HC-21 Wk#100
Mo [mg/L]	< 0.0004	< 0.0004	< 0.0004	< 0.0004	< 0.0004	< 0.0004	< 0.0004	< 0.0004
Na [mg/L]	0.08	0.07	0.05	0.10	0.05	0.04	0.04	0.03
Ni [mg/L]	0.0053	0.0860	0.0002	0.0164	< 0.0001	0.0002	0.0003	0.0002
P [mg/L]	< 0.003	< 0.003	< 0.003	< 0.003	< 0.003	< 0.003	< 0.003	< 0.003
Pb [mg/L]	< 0.00009	< 0.00009	< 0.00009	0.00024	< 0.00009	< 0.00009	< 0.00009	< 0.00009
S [mg/L]	< 5	11	< 5	< 5	< 5	< 5	< 5	< 5
Sb [mg/L]	< 0.0009	0.0010	< 0.0009	< 0.0009	< 0.0009	< 0.0009	< 0.0009	< 0.0009
Se [mg/L]	0.00029	0.00041	< 0.00004	0.00004	< 0.00004	< 0.00004	< 0.00004	0.00005
Si [mg/L]	0.21	0.17	0.19	0.64	0.22	0.16	0.18	0.12
Sn [mg/L]	< 0.00006	< 0.00006	< 0.00006	< 0.00006	< 0.00006	< 0.00006	< 0.00006	< 0.00006
Sr [mg/L]	0.00674	0.0120	0.00309	0.0116	0.00235	0.00190	0.00428	0.00188
Ti [mg/L]	< 0.0001	< 0.0001	0.0002	< 0.0001	< 0.0001	< 0.0001	0.0002	< 0.0001
Th [mg/L]	< 0.0001	< 0.0001	< 0.0001	< 0.0001	< 0.0001	< 0.0001	< 0.0001	< 0.0001
Tl [mg/L]	< 0.000005	0.000006	0.000006	< 0.000005	< 0.000005	< 0.000005	< 0.000005	< 0.000005
U [mg/L]	0.000040	0.000027	0.000342	0.00109	0.000155	0.000027	0.000025	0.000006
V [mg/L]	0.00002	0.00004	0.00011	< 0.00001	0.00008	0.00002	0.00051	0.00017
W [mg/L]	< 0.0002	< 0.0002	< 0.0002	< 0.0002	< 0.0002	< 0.0002	< 0.0002	< 0.0002
Zr [mg/L]	< 0.002	< 0.002	< 0.002	< 0.002	< 0.002	< 0.002	< 0.002	< 0.002
Zn [mg/L]	< 0.002	< 0.002	< 0.002	0.016	< 0.002	< 0.002	< 0.002	< 0.002

Analysis	19: HC-22 Wk#100	20: HC-23 Wk#100	21: HC-24 Wk#100	22: HC-25 Wk#100	23: HC-26 Wk#100	24: HC-27 Wk#100
Sample Date & Time	25-Apr-25	25-Apr-25	25-Apr-25	25-Apr-25	25-Apr-25	25-Apr-25
HumCell Leachate Vol [mL]	472	957	935	937	703	924
Sample Name	DX450077	DX450113	DX 550101	DX450128	DX450021	DX450222
Sample Weight [g]	500	1000	1000	1000	750	1000
pH [No unit]	6.73	7.00	6.97	6.96	4.11	6.74
Alkalinity [mg/L as CaCO3]	7	8	6	9	< 2	4
Conductivity [uS/cm]	21	20	15	34	311	14
Acidity [mg/L as CaCO3]	< 2	< 2	< 2	< 2	147	< 2
SO4 [mg/L]	0.8	1.0	0.7	5.9	140	2.3
Cl [mg/L]	---	---	---	---	0.4	---
Hg [mg/L]	< 0.00001	< 0.00001	< 0.00001	< 0.00001	< 0.00001	< 0.00001
Ag [mg/L]	< 0.00005	< 0.00005	< 0.00005	< 0.00005	< 0.00005	< 0.00005
Al [mg/L]	0.028	0.044	0.041	0.048	0.111	0.034
As [mg/L]	0.0005	0.0033	0.0016	0.0006	0.0003	0.0004
Ba [mg/L]	0.00994	0.00560	0.00055	0.00150	0.00666	0.00036
Be [mg/L]	< 0.000007	< 0.000007	< 0.000007	< 0.000007	0.000033	< 0.000007
B [mg/L]	< 0.002	< 0.002	< 0.002	< 0.002	0.002	< 0.002
Bi [mg/L]	< 0.00001	< 0.00001	< 0.00001	< 0.00001	< 0.00001	< 0.00001
Ca [mg/L]	2.38	3.93	2.83	6.38	28.8	2.29
Cd [mg/L]	0.000004	< 0.000003	< 0.000003	< 0.000003	0.00175	< 0.000003
Co [mg/L]	0.000031	0.000017	0.000015	0.000051	0.0249	< 0.000004
Cr [mg/L]	< 0.00008	< 0.00008	< 0.00008	< 0.00008	< 0.00008	< 0.00008
Cu [mg/L]	0.001	< 0.001	< 0.001	< 0.001	0.004	< 0.001

OnLine LIMS

00004097088

Results relate only to the sample tested. Data reported represents the sample submitted to SGS. Reproduction of this analytical report in full or in part is prohibited without prior written approval. Please refer to SGS General Conditions of Services located at https://www.sgs.ca/en/terms-and-conditions (Printed copies are available upon request.)
Test method information available upon request. "Temperature Upon Receipt" is representative of the whole shipment and may not reflect the temperature of individual samples.
SGS Canada Inc. Environment-Health & Safety statement of conformity decision rule does not consider uncertainty when analytical results are compared to a specified standard or regulation.

SGS Canada Inc.
P.O. Box 4300 - 185 Concession St.
Lakefield - Ontario - KOL 2HO
Phone: 705-652-2000 FAX: 705-652-6365

LR Report : **CA10158-APR25**

Analysis	19: HC-22 Wk#100	20: HC-23 Wk#100	21: HC-24 Wk#100	22: HC-25 Wk#100	23: HC-26 Wk#100	24: HC-27 Wk#100
Fe [mg/L]	< 0.007	< 0.007	< 0.007	< 0.007	44.3	< 0.007
K [mg/L]	1.20	0.177	0.077	0.346	4.35	0.403
Mg [mg/L]	0.090	0.112	0.098	0.080	2.02	0.036
Mn [mg/L]	0.0194	0.0178	0.0105	0.0111	0.795	0.00695
Mo [mg/L]	< 0.0004	< 0.0004	< 0.0004	< 0.0004	< 0.0004	< 0.0004
Na [mg/L]	0.05	0.02	0.03	0.04	0.21	0.05
Ni [mg/L]	0.0001	< 0.0001	< 0.0001	< 0.0001	0.222	< 0.0001
P [mg/L]	< 0.003	< 0.003	< 0.003	< 0.003	< 0.003	< 0.003
Pb [mg/L]	< 0.00009	< 0.00009	< 0.00009	< 0.00009	0.00009	< 0.00009
S [mg/L]	< 5	< 5	< 5	< 5	71	< 5
Sb [mg/L]	< 0.0009	< 0.0009	< 0.0009	< 0.0009	< 0.0009	< 0.0009
Se [mg/L]	< 0.00004	< 0.00004	< 0.00004	< 0.00004	0.00085	< 0.00004
Si [mg/L]	0.15	0.17	0.13	0.16	0.55	0.18
Sn [mg/L]	< 0.00006	< 0.00006	< 0.00006	< 0.00006	< 0.00006	< 0.00006
Sr [mg/L]	0.00269	0.0113	0.00178	0.00294	0.0136	0.00239
Ti [mg/L]	< 0.0001	< 0.0001	< 0.0001	< 0.0001	< 0.0001	0.0001
Th [mg/L]	< 0.0001	< 0.0001	< 0.0001	< 0.0001	< 0.0001	< 0.0001
Tl [mg/L]	< 0.000005	< 0.000005	< 0.000005	< 0.000005	< 0.000005	< 0.000005
U [mg/L]	0.000008	0.000027	0.000009	0.000022	0.000204	0.000094
V [mg/L]	0.00038	0.00009	0.00024	0.00017	< 0.00001	0.00012
W [mg/L]	< 0.0002	< 0.0002	< 0.0002	0.0003	< 0.0002	< 0.0002
Zr [mg/L]	< 0.002	< 0.002	< 0.002	< 0.002	< 0.002	< 0.002
Zn [mg/L]	< 0.002	< 0.002	< 0.002	< 0.002	0.055	< 0.002



Lisa Thompson
Project Specialist Assistant,
Environment, Health & Safety

OnLine LIMS

0004097088

Results relate only to the sample tested. Data reported represents the sample submitted to SGS. Reproduction of this analytical report in full or in part is prohibited without prior written approval. Please refer to SGS General Conditions of Services located at https://www.sgs.ca/en/terms-and-conditions (Printed copies are available upon request.)
Test method information available upon request. "Temperature Upon Receipt" is representative of the whole shipment and may not reflect the temperature of individual samples.
SGS Canada Inc. Environment-Health & Safety statement of conformity decision rule does not consider uncertainty when analytical results are compared to a specified standard or regulation.

SGS Canada Inc.
P.O. Box 4300 - 185 Concession St.
Lakefield - Ontario - KOL 2HO
Phone: 705-652-2000 FAX: 705-652-6365

Quality Control Report

Inorganic Analysis													
Parameter	Reporting Limit	Unit	Method Blank	Duplicate				LCS / Spike Blank			Matrix Spike / Reference Material		
				Result 1	Result 2	RPD	Acceptance Criteria	Spike Recovery (%)	Recovery Limits (%)		Spike Recovery (%)	Recovery Limits (%)	
							%		Low	High		Low	High
Acidity - QCBatchID: EWL0583-APR25													
Acidity	2	mg/L as Ca	< 2			ND	20	102	90	110	NA		
Alkalinity - QCBatchID: EWL0583-APR25													
Alkalinity	2	mg/L as Ca	< 2			ND	20	102	80	120	NA		
Anions by IC - QCBatchID: DIO0631-APR25													
Sulphate	0.2	mg/L	<0.2			9	20	104	90	110	98	75	125
Anions by IC - QCBatchID: DIO0659-APR25													
Chloride	0.2	mg/L	<0.2			ND	20	95	90	110	100	75	125
Sulphate	0.2	mg/L	<0.2			0	20	102	90	110	98	75	125
Conductivity - QCBatchID: EWL0583-APR25													
Conductivity	2	uS/cm	< 2			0	20	96	90	110	NA		
Inorganics-General - QCBatchID: EHG0039-APR25													
Mercury	0.00001	mg/L	< 0.00001			ND	20	101	80	120	122	70	130
Metals in aqueous samples - ICP-MS - QCBatchID: EMS0286-APR25													
Aluminum	0.001	mg/L	<0.001			0	20	101	90	110	97	70	130
Antimony	0.0009	mg/L	<0.0009			ND	20	101	90	110	82	70	130
Arsenic	0.0002	mg/L	<0.0002			ND	20	101	90	110	101	70	130
Barium	0.00008	mg/L	<0.00008			0	20	97	90	110	98	70	130
Beryllium	0.000007	mg/L	<0.000007			ND	20	97	90	110	94	70	130
Bismuth	0.00001	mg/L	<0.00001			ND	20	104	90	110	101	70	130
Boron	0.002	mg/L	<0.002			4	20	106	90	110	100	70	130
Cadmium	0.000003	mg/L	<0.000003			ND	20	99	90	110	97	70	130
Calcium	0.01	mg/L	<0.01			0	20	105	90	110	79	70	130
Chromium	0.00008	mg/L	<0.00008			ND	20	96	90	110	95	70	130
Cobalt	0.000004	mg/L	<0.000004			ND	20	98	90	110	95	70	130
Copper	0.001	mg/L	<0.001			ND	20	98	90	110	96	70	130
Iron	0.007	mg/L	<0.007			ND	20	109	90	110	98	70	130
Lead	0.00009	mg/L	<0.00009			6	20	97	90	110	87	70	130
Magnesium	0.001	mg/L	<0.001			1	20	105	90	110	75	70	130
Manganese	0.00001	mg/L	<0.00001			5	20	103	90	110	101	70	130
Molybdenum	0.0004	mg/L	<0.0004			ND	20	109	90	110	101	70	130
Nickel	0.0001	mg/L	<0.0001			1	20	101	90	110	96	70	130
Phosphorus	0.003	mg/L	<0.003			ND	20	106	90	110	NV	70	130
Potassium	0.003	mg/L	<0.009			3	20	103	90	110	93	70	130
Selenium	0.00004	mg/L	<0.00004			ND	20	97	90	110	102	70	130
Silicon	0.02	mg/L	<0.02			4	20	107	90	110	NV	70	130

OnLine LIMS

0004097088

Results relate only to the sample tested. Data reported represents the sample submitted to SGS. Reproduction of this analytical report in full or in part is prohibited without prior written approval. Please refer to SGS General Conditions of Services located at https://www.sgs.ca/en/terms-and-conditions (Printed copies are available upon request.)
Test method information available upon request. "Temperature Upon Receipt" is representative of the whole shipment and may not reflect the temperature of individual samples.
SGS Canada Inc. Environment-Health & Safety statement of conformity decision rule does not consider uncertainty when analytical results are compared to a specified standard or regulation.

SGS Canada Inc.
P.O. Box 4300 - 185 Concession St.
Lakefield - Ontario - KOL 2HO
Phone: 705-652-2000 FAX: 705-652-6365

Inorganic Analysis													
Parameter	Reporting Limit	Unit	Method Blank	Duplicate				LCS / Spike Blank			Matrix Spike / Reference Material		
				Result 1	Result 2	RPD	Acceptance Criteria	Spike Recovery (%)	Recovery Limits (%)		Spike Recovery (%)	Recovery Limits (%)	
							%		Low	High		Low	High
Silver	0.00005	mg/L	<0.00005			ND	20	97	90	110	89	70	130
Sodium	0.01	mg/L	<0.01			6	20	107	90	110	96	70	130
Strontium	0.00008	mg/L	<0.00008			2	20	93	90	110	88	70	130
Sulfur	5	mg/L	<5			ND	20	110	90	110	NV	70	130
Thallium	0.000005	mg/L	<0.000005			ND	20	99	90	110	88	70	130
Thorium	0.0001	mg/L	<0.0001			ND	20	109	90	110	NV	70	130
Tin	0.00006	mg/L	<0.00006			2	20	104	90	110	NV	70	130
Titanium	0.0001	mg/L	<0.0001			ND	20	102	90	110	NV	70	130
Tungsten	0.0002	mg/L	<0.0002			ND	20	103	90	110	NV	70	130
Uranium	0.000002	mg/L	<0.000002			0	20	95	90	110	87	70	130
Vanadium	0.00001	mg/L	<0.00001			3	20	95	90	110	96	70	130
Zinc	0.002	mg/L	<0.002			ND	20	101	90	110	87	70	130
Zirconium	0.002	mg/L	<0.002			ND	20	105	90	110	NV	70	130
pH - QCBatchID: EWL0583-APR25													
pH	0.05	No unit	NA			0		100			NA		

OnLine LIMS

0004097088

Results relate only to the sample tested. Data reported represents the sample submitted to SGS. Reproduction of this analytical report in full or in part is prohibited without prior written approval. Please refer to SGS General Conditions of Services located at https://www.sgs.ca/en/terms-and-conditions (Printed copies are available upon request.)
Test method information available upon request. "Temperature Upon Receipt" is representative of the whole shipment and may not reflect the temperature of individual samples.
SGS Canada Inc. Environment-Health & Safety statement of conformity decision rule does not consider uncertainty when analytical results are compared to a specified standard or regulation.

Total Mercury Results

Flett Research Ltd.
440 DeSalaberry Ave. Winnipeg, MB R2L 0Y7
Fax/Phone (204) 667-2505
E-mail: flett@flettresearch.ca Webpage: http://www.flettresearch.ca

CLIENT: Kinross Gold - GBR by SGS: CA10001-MAY25
185 Concession Street
Lakefield, ON K0L 2H0

Matrix: Water
Transaction ID: 1127
PO/Contract No.: 369790
Date Analysed: May 16, 2025
Analyst(s): Jason S

Date Received: May 7, 2025
Sampling Date(s): May 1, 2025
Date Issued: May 22, 2025

Analytical Method: Total Mercury in Water by Oxidation, Purge and Trap, and CVAFS (T00120 version 9)

Comments: Samples were filtered prior to arrival at Flett.

Detection Limit: The method detection limit (MDL) for this method is 0.04 ngL.
The MDL is the minimum concentration that can be reported with 99% confidence that the measured concentration is distinguishable from method blanks and is based on the analysis of 30mL of sample.

For reporting purpose samples are flagged when the amount of mercury detected is below the EPA defined minimum level (ML= 0.2 ng/L).
As concentration rises above the MDL confidence that the analyte is present approaches 100% at and above the ML.

Estimated Uncertainty: Overall method uncertainty decreases as analyte concentration increases. When mercury concentrations exceed 1ng/L the estimated uncertainty of the method is ±12%.
At a concentration of 0.2ng/L the estimated uncertainty is ± 30%. When mercury concentrations are at MDL uncertainty can be ± 46% (0.04 ± 0.02ng/L).

All method uncertainties are expressed at a 95% confidence level of (k=2).

Results authorized by Dr. Robert J. Flett, Chief Scientist

QUALITY DATA

			Mean of 3 Bubblers	Standard Deviation	Bubbler 1	Bubbler 2	Bubbler 3
Blanks	Bubbler Blanks	**Bubbler Blank Mean Peak Area**	830	127	707	894	888
		Bubbler Blank (pg)	0.31	0.05	0.26	0.33	0.33
			Sample Type	Gross Peak Area	Volume of Sample Analyzed (=volume of bubbled sample) (ml)	Total Reagent Hg added to the sample during analysis (ng/L) [including ng Hg in DI]	**Net Total Hg in the Method Blank (ng/L)** [Bubbler & Reagent Blk Corrected including ng Hg in DI]
	Method/Bottle Blanks	WB1 May 8, 2025	MBlk-1	4527	34.09	0.05	**-0.01**
		WB2 May 8, 2025	MBlk-2	5748	39.97	0.05	**0.00**
		MB6 April 9, 2025	MBlk-3	6575	36.12	0.05	**0.01**
Mean Calibration Factor (area un/ls/ng)		**2670331 ± 0.9 %RSD**					
			Sample Type	Gross Peak Area	Volume of Sample Analyzed (=volume of bubbled sample) (ml)	Total Reagent Hg added to the sample during analysis (ng/L)	**Net Total Hg (ng/L)** [Bubbler & Reagent Blk Corrected]	**Total Hg Recovery (%)**
Spike Recovery Matrix Spike (MS) and Matrix Spike Duplicate (MSD)		HC-2 Wk#101	MS1	151514	28.02	0.01	**2.02**	94.7
		HC-2 Wk#101	MS1D	154171	30.10	0.01	**1.91**	95.4
		Mean of Recoveries						**95.1**
QC Samples	Ongoing Precision & Recovery (OPR)	OPR (beginning of run)	OPR-1	342071	25.05	0.02	**5.08**	99.3
		OPR (end of run)	OPR-2	470199	35.38	0.02	**4.95**	96.7
		Mean OPR (5.12 ng/L)					**5.02**	**98.0**
	Alternate Source Standard	QCS (1000 ng/L)	QCS-3	272276	0.10	0.00	**1017**	**102**

LAB ID	Sample Details	Sample ID/Bottle Number	Date Sampled	Time Sampled	Sample Type	Gross Peak Area	**Volume of Sample Analyzed** (=volume of bubbled sample) **(ml)**	Total Reagent Hg added to the sample during analysis (ng/L)	**Net Total Hg in the sample (ng/L)** [Bubbler & Reagent Blk Subtracted]	
121997		HC-1 Wk#101	May 1, 2025		**DupA1**	30447	41.91	0.01	**0.26**	
121997		HC-1 Wk#101	May 1, 2025		**DupA2**	22246	33.94	0.01	**0.23**	
121998		HC-2 Wk#101	May 1, 2025			27561	30.02	0.01	**0.33**	
121999		HC-3 Wk#101	May 1, 2025			137803	37.03	0.01	**1.38**	
122000		HC-4 Wk#101	May 1, 2025			13595	34.26	0.01	**~0.13**	
122001		HC-5 Wk#101	May 1, 2025			47584	31.82	0.01	**0.54**	
122002		HC-6 Wk#101	May 1, 2025			92093	33.33	0.01	**1.02**	
122003		HC-7 Wk#101	May 1, 2025		**DupB1**	101107	30.49	0.01	**1.23**	
122003		HC-7 Wk#101	May 1, 2025		**DupB2**	131738	39.29	0.01	**1.25**	
122004		Blank Wk#101	May 1, 2025			13156	35.15	0.01	**~0.12**	

Q:\Clients A-L\Kinross Gold - GBR by SGS\2025(1127)\Total Mercury\TMWATR051625JS1.xls

* : See 'Comments' section above for discussion.
~ : Result below the methods ML.
Minimum Level (ML): the amount of mercury that can be reported with almost 100% confidence that the measured concentration exceeds zero.

Dup : Duplicate - two subsamples of the same sample carried through the analytical procedure in an identical manner.

This test report shall not be reproduced, except in full, without written approval of the laboratory.
Note: Results relate only to the samples tested and as received.

CALA Testing Accreditation No. A3306

SGS Canada Inc.
P.O. Box 4300 - 185 Concession St.
Lakefield - Ontario - KOL 2HO
Phone: 705-652-2000 FAX: 705-652-6365

14-May-2025

Great Bear Resources Ltd.
Attn : Ashley Moncrief

1020 - 800 West Pender St.
Vancouver, BC
V6C 2V6, Canada

Phone: 778-833-2160
Fax:

Date Rec. : 01 May 2025
LR Report: **CA10001-MAY25**
Reference: Wk#101

Copy: #1

CERTIFICATE OF ANALYSIS
Final Report

Analysis	3: Analysis Completed Date	4: Analysis Completed Time	5: HC-1 Wk#101	6: HC-2 Wk#101	7: HC-3 Wk#101	8: HC-4 Wk#101	9: HC-5 Wk#101	10: HC-6 Wk#101	11: HC-7 Wk#101
Sample Date & Time			01-May-25	01-May-25	01-May-25	01-May-25	01-May-25	01-May-25	01-May-25
HumCell Leachate Vol [mL]	01-May-25	10:49	926	1014	468	508	980	521	1016
Sample Name	---	---	DX450052	DX 550083	DX450204	DX450176	DX450232	DX450181	DX450002
Sample Weight [g]	---	---	1000	1000	500	500	1000	500	1000
pH [No unit]	06-May-25	10:49	6.29	6.85	6.59	4.93	6.57	6.68	6.73
Alkalinity [mg/L as CaCO3]	02-May-25	13:03	3	13	4	< 2	4	4	6
Conductivity [uS/cm]	02-May-25	13:03	38	38	8	42	13	9	10
Acidity [mg/L as CaCO3]	06-May-25	10:48	3	< 2	< 2	13	<2	< 2	< 2
SO4 [mg/L]	06-May-25	13:58	---	5.6	0.5	16	1.8	< 0.2	< 0.2
SO4 [mg/L]	08-May-25	15:48	14	---	---	---	---	---	---

Lisa Thompson
Project Specialist Assistant,
Environment, Health & Safety

OnLine LIMS

0004112821

Results relate only to the sample tested. Data reported represents the sample submitted to SGS. Reproduction of this analytical report in full or in part is prohibited without prior written approval. Please refer to SGS General Conditions of Services located at https://www.sgs.ca/en/terms-and-conditions (Printed copies are available upon request.)
Test method information available upon request. "Temperature Upon Receipt" is representative of the whole shipment and may not reflect the temperature of individual samples.
SGS Canada Inc. Environment-Health & Safety statement of conformity decision rule does not consider uncertainty when analytical results are compared to a specified standard or regulation.

Total Mercury Results

Flett Research Ltd.
440 DeSalaberry Ave. Winnipeg, MB R2L 0Y7
Fax/Phone (204) 667-2505
E-mail: flett@flettresearch.ca Webpage: http://www.flettresearch.ca

CLIENT: Kinross Gold - GBR by SGS: CA10006-MAY25
185 Concession Street
Lakefield, ON K0L 2H0

Date Received: May 7, 2025
Sampling Date(s): May 2, 2025
Date Issued: May 22, 2025

Matrix: Water
Transaction ID: 1127
PO/Contract No.: 369790
Date Analysed: May 16, 2025
Analyst(s): Jason S

Analytical Method: Total Mercury in Water by Oxidation, Purge and Trap, and CVAFS (T00120 version 9)

Comments: Samples were filtered prior to arrival at Flett.

Detection Limit: The method detection limit (MDL) for this method is 0.04 ngL.
The MDL is the minimum concentration that can be reported with 99% confidence that the measured concentration is distinguishable from method blanks and is based on the analysis of 30mL of sample.

For reporting purpose samples are flagged when the amount of mercury detected is below the EPA defined minimum level (ML= 0.2 ng/L).
As concentration rises above the MDL confidence that the analyte is present approaches 100% at and above the ML.

Estimated Uncertainty: Overall method uncertainty decreases as analyte concentration increases. When mercury concentrations exceed 1ng/L the estimated uncertainty of the method is ±12%.
At a concentration of 0.2ng/L the estimated uncertainty is ± 30%. When mercury concentrations are at MDL uncertainty can be ± 46% (0.04 ± 0.02ng/L).

All method uncertainties are expressed at a 95% confidence level of (k=2).

Results authorized by Dr. Robert J. Flett, Chief Scientist

QUALITY DATA

			Mean of 3 Bubblers	Standard Deviation	Bubbler 1	Bubbler 2	Bubbler 3
Blanks	**Bubbler Blank Mean Peak Area**		830	127	707	894	888
Bubbler Blanks	**Bubbler Blank (pg)**		0.31	0.05	0.26	0.33	0.33
		Sample Type	Gross Peak Area	Volume of Sample Analyzed (=volume of bubbled sample) (ml)	Total Reagent Hg added to the sample during analysis (ng/L) [including ng Hg in DI]	**Net Total Hg in the Method Bllank (ng/L)** [Bubbler & Reagent Blk Corrected including ng Hg in DI]	
Method/Bottle Blanks	WB1 May 8, 2025	MBlk-1	4527	34.09	0.05	**-0.01**	
	WB2 May 8, 2025	MBlk-2	5748	39.97	0.05	**0.00**	
	MB6 April 9, 2025	MBlk-3	6575	36.12	0.05	**0.01**	
Mean Calibration Factor (area units/ng)	**2670331 ± 0.9 %RSD**						
		Sample Type	Gross Peak Area	Volume of Sample Analyzed (=volume of bubbled sample) (ml)	Total Reagent Hg added to the sample during analysis (ng/L)	**Net Total Hg (ng/L)** [Bubbler & Reagent Blk Corrected]	**Total Hg Recovery (%)**
QC Samples	OPR (beginning of run)	OPR-1	342071	25.05	0.02	**5.08**	99.3
Ongoing Precision & Recovery (OPR)	OPR (end of run)	OPR-2	470199	35.38	0.02	**4.95**	96.7
	Mean OPR (5.12 ng/L)					**5.02**	**98.0**
Alternate Source Standard	QCS (1000 ng/L)	QCS-3	272276	0.10	0.00	**1017**	**102**

LAB ID	Sample Details	Sample ID/Bottle Number	Date Sampled	Time Sampled	Sample Type	Gross Peak Area	**Volume of Sample Analyzed** (=volume of bubbled sample) **(ml)**	Total Reagent Hg added to the sample during analysis (ng/L)	**Net Total Hg in the sample (ng/L)** [Bubbler & Reagent Blk Subtracted]
122014		HC-8 Wk#101	May 2, 2025			77502	42.97	0.01	**0.66**
122015		HC-9 Wk#101	May 2, 2025			6359	30.59	0.01	**~0.06**
122016		HC-10 Wk#101	May 2, 2025			170448	31.23	0.01	**2.04**

Q:\Clients A-L\Kinross Gold - GBR by SGS\2025(1127)\Total Mercury\TMWATR051625JS3.xls

* : See 'Comments' section above for discussion.

~ : Result below the methods ML.

Minimum Level (ML): the amount of mercury that can be reported with almost 100% confidence that the measured concentration exceeds zero.

This test report shall not be reproduced, except in full, without written approval of the laboratory.
Note: Results relate only to the samples tested and as received.

ilac-MRA CALA Testing Accreditation No. A3306

ISO/IEC 17025:2017 Accredited with the Canadian Association of Laboratory Accreditation

Template Version 020625

SGS Canada Inc.
P.O. Box 4300 - 185 Concession St.
Lakefield - Ontario - KOL 2HO
Phone: 705-652-2000 FAX: 705-652-6365

22-May-2025

Great Bear Resources Ltd.
Attn : Ashley Moncrief

1020 - 800 West Pender St.
Vancouver, BC
V6C 2V6, Canada

Phone: 778-833-2160
Fax:

Date Rec. : 02 May 2025
LR Report: **CA10006-MAY25**
Reference: Wk#101

Copy: #1

CERTIFICATE OF ANALYSIS
Final Report

Analysis	3: Analysis Completed Date	4: Analysis Completed Time	5: HC-8 Wk#101	6: HC-9 Wk#101	7: HC-10 Wk#101	8: HC-11 Wk#101	9: HC-12 Wk#101
Sample Date & Time			02-May-25	02-May-25	02-May-25	02-May-25	02-May-25
HumCell Leachate Vol [mL]	05-May-25	10:19	909	985	918	907	951
Sample Name	---	---	DX450108	DX450076	DX450186	DX450118	DX 550107
Sample Weight [g]	---	---	1000	1000	1000	1000	1000
pH [No unit]	05-May-25	15:03	6.67	5.48	6.44	6.53	6.57
Alkalinity [mg/L as CaCO3]	05-May-25	15:03	7	< 2	3	3	5
Conductivity [uS/cm]	05-May-25	15:03	26	48	12	12	21
Acidity [mg/L as CaCO3]	08-May-25	10:43	< 2	19	3	< 2	< 2
SO4 [mg/L]	08-May-25	15:50	2.2	20	0.9	0.8	4.2

Analysis	10: HC-13 Wk#101	11: HC-14 Wk#101	12: HC-15 Wk#101	13: HC-16 Wk#101	14: HC-17 Wk#101	15: HC-18 Wk#101	16: HC-19 Wk#101
Sample Date & Time	02-May-25	02-May-25	02-May-25	02-May-25	02-May-25	02-May-25	02-May-25
HumCell Leachate Vol [mL]	994	908	668	957	1003	939	926
Sample Name	DX450159	DX450171	DX450134	DX450185	DX450032	DX 550064	DX450008
Sample Weight [g]	1000	1000	700	1000	1000	1000	1000
pH [No unit]	6.76	6.19	6.58	6.62	4.94	6.74	6.47
Alkalinity [mg/L as CaCO3]	7	2	10	5	< 2	5	3
Conductivity [uS/cm]	24	33	80	21	15	11	5
Acidity [mg/L as CaCO3]	< 2	4	5	< 2	8	< 2	2
SO4 [mg/L]	3.4	12	23	2.6	4.1	0.3	0.5

Analysis	17: HC-20 Wk#101	18: HC-21 Wk#101	19: HC-22 Wk#101	20: HC-23 Wk#101	21: HC-24 Wk#101	22: HC-25 Wk#101	23: HC-26 Wk#101
Sample Date & Time	02-May-25	02-May-25	02-May-25	02-May-25	02-May-25	02-May-25	02-May-25
HumCell Leachate Vol [mL]	929	944	452	934	940	900	738

OnLine LIMS

0004121081

Results relate only to the sample tested. Data reported represents the sample submitted to SGS. Reproduction of this analytical report in full or in part is prohibited without prior written approval. Please refer to SGS General Conditions of Services located at https://www.sgs.ca/en/terms-and-conditions (Printed copies are available upon request.)
Test method information available upon request. "Temperature Upon Receipt" is representative of the whole shipment and may not reflect the temperature of individual samples.
SGS Canada Inc. Environment-Health & Safety statement of conformity decision rule does not consider uncertainty when analytical results are compared to a specified standard or regulation.

SGS Canada Inc.
P.O. Box 4300 - 185 Concession St.
Lakefield - Ontario - KOL 2HO
Phone: 705-652-2000 FAX: 705-652-6365

LR Report : **CA10006-MAY25**

Analysis	17: HC-20 Wk#101	18: HC-21 Wk#101	19: HC-22 Wk#101	20: HC-23 Wk#101	21: HC-24 Wk#101	22: HC-25 Wk#101	23: HC-26 Wk#101
Sample Name	DX 550056	DX450022	DX450077	DX450113	DX 550101	DX450128	DX450021
Sample Weight [g]	1000	1000	500	1000	1000	1000	750
pH [No unit]	6.61	6.85	6.40	6.63	6.73	6.52	4.11
Alkalinity [mg/L as CaCO3]	5	8	7	8	5	7	< 2
Conductivity [uS/cm]	14	19	24	18	13	34	273
Acidity [mg/L as CaCO3]	< 2	< 2	< 2	< 2	2	<2	132
SO4 [mg/L]	1.1	1.5	0.8	1.0	0.7	5.8	120

Analysis	24: HC-27 Wk#101	25: Blank Wk#101
Sample Date & Time	02-May-25	02-May-25
HumCell Leachate Vol [mL]	921	---
Sample Name	DX450222	---
Sample Weight [g]	1000	---
pH [No unit]	6.57	---
Alkalinity [mg/L as CaCO3]	4	---
Conductivity [uS/cm]	12	---
Acidity [mg/L as CaCO3]	4	---
SO4 [mg/L]	2.2	---



Lisa Thompson
Project Specialist Assistant,
Environment, Health & Safety

OnLine LIMS

0004121081

Results relate only to the sample tested. Data reported represents the sample submitted to SGS. Reproduction of this analytical report in full or in part is prohibited without prior written approval. Please refer to SGS General Conditions of Services located at https://www.sgs.ca/en/terms-and-conditions (Printed copies are available upon request.)
Test method information available upon request. "Temperature Upon Receipt" is representative of the whole shipment and may not reflect the temperature of individual samples.
SGS Canada Inc. Environment-Health & Safety statement of conformity decision rule does not consider uncertainty when analytical results are compared to a specified standard or regulation.

Total Mercury Results

Flett Research Ltd.
440 DeSalaberry Ave. Winnipeg, MB R2L 0Y7
Fax/Phone (204) 667-2505
E-mail: flett@flettresearch.ca Webpage: http://www.flettresearch.ca

CLIENT: Kinross Gold - GBR by SGS: CA10006-MAY25
185 Concession Street
Lakefield, ON K0L 2H0

Matrix: Water
Transaction ID: 1127
PO/Contract No.: 369790
Date Received: May 7 and 8, 2025
Date Analysed: May 20, 2025
Sampling Date(s): May 2, 2025
Analyst(s): Jason S
Date Issued: May 22, 2025

Analytical Method: Total Mercury in Water by Oxidation, Purge and Trap, and CVAFS (T00120 version 9)

Comments: Samples were filtered prior to arrival at Flett.

Detection Limit: The method detection limit (MDL) for this method is 0.04 ngL.
The MDL is the minimum concentration that can be reported with 99% confidence that the measured concentration is distinguishable from method blanks and is based on the analysis of 30mL of sample.

For reporting purpose samples are flagged when the amount of mercury detected is below the EPA defined minimum level (ML= 0.2 ng/L).
As concentration rises above the MDL confidence that the analyte is present approaches 100% at and above the ML.

Estimated Uncertainty: Overall method uncertainty decreases as analyte concentration increases. When mercury concentrations exceed 1ng/L the estimated uncertainty of the method is ±12%.
At a concentration of 0.2ng/L the estimated uncertainty is ± 30%. When mercury concentrations are at MDL uncertainty can be ± 46% (0.04 ± 0.02ng/L).

All method uncertainties are expressed at a 95% confidence level of (k=2).

Results authorized by Dr. Robert J. Flett, Chief Scientist

QUALITY DATA

			Mean of 3 Bubblers	Standard Deviation	Bubbler 1	Bubbler 2	Bubbler 3	
Blanks	**Bubbler Blank Mean Peak Area**		1250	321	1209	1142	1400	
Bubbler Blanks	**Bubbler Blank (pg)**		0.47	0.12	0.45	0.43	0.52	
			Sample Type	Gross Peak Area	Volume of Sample Analyzed (=volume of bubbled sample) (ml)	Total Reagent Hg added to the sample during analysis (ng/L) [including ng Hg in DI]	**Net Total Hg in the Method Blank (ng/L)** [Bubbler & Reagent Blk Corrected including ng Hg in DI]	
Method/Bottle Blanks	WB1 May 13, 2025		MBlk-1	5945	51.09	0.05	**-0.01**	
	WB2 May 13, 2025		MBlk-2	5421	42.34	0.05	**-0.01**	
	MB3 April 21, 2025		MBlk-3	3643	33.05	0.05	**-0.02**	
Mean Calibration Factor (area units/ng)	**2677533 ± 1.4 %RSD**							
			Sample Type	Gross Peak Area	Volume of Sample Analyzed (=volume of bubbled sample) (ml)	Total Reagent Hg added to the sample during analysis (ng/L)	**Net Total Hg (ng/L)** [Bubbler & Reagent Blk Corrected]	**Total Hg Recovery (%)**
Spike Recovery Matrix Spike (MS) and Matrix Spike Duplicate (MSD)	HC-21 Wk#101		MS1	330586	33.98	0.01	**3.63**	99.7
	HC-21 Wk#101		MS1D	331757	32.75	0.01	**3.78**	101
	Mean of Recoveries							**100**
	HC-16 Wk#101		MS3	330378	30.73	0.01	**4.02**	101
	HC-16 Wk#101		MS3D	326312	34.58	0.01	**3.52**	97.1
	Mean of Recoveries							**99.3**
QC Samples	OPR (beginning of run)		OPR-1	571085	38.71	0.02	**5.48**	107
Ongoing Precision & Recovery (OPR)	OPR (end of run)		OPR-2	567809	39.40	0.02	**5.35**	105
	Mean OPR (5.12 ng/L)						**5.42**	**106**
Alternate Source Standard	QCS (1000 ng/L)		QCS-3	275723	0.10	0.00	**1025**	**103**

LAB ID	Sample Details	Sample ID/Bottle Number	Date Sampled	Time Sampled	Sample Type	Gross Peak Area	Volume of Sample Analyzed (=volume of bubbled sample) (ml)	Total Reagent Hg added to the sample during analysis (ng/L)	Net Total Hg in the sample (ng/L) [Bubbler & Reagent Blk Subtracted]
122017		HC-11 Wk#101	May 2, 2025			66242	33.48	0.01	**0.72**
122018		HC-12 Wk#101	May 2, 2025			152411	35.77	0.01	**1.58**
122019		HC-13 Wk#101	May 2, 2025		**DupA1**	10975	32.64	0.01	**~0.10**
122019		HC-13 Wk#101	May 2, 2025		**DupA2**	9760	36.32	0.01	**~0.08**
122020		HC-14 Wk#101	May 2, 2025			67533	33.30	0.01	**0.74**
122021		HC-15 Wk#101	May 2, 2025		**DupB1**	1005521	30.96	0.01	**12.2**
122021		HC-15 Wk#101	May 2, 2025		**DupB2**	1019162	31.37	0.01	**12.2**
122022		HC-16 Wk#101	May 2, 2025			66622	33.92	0.01	**0.71**
122023		HC-17 Wk#101	May 2, 2025			17158	37.23	0.01	**~0.15**
122024		HC-18 Wk#101	May 2, 2025			105403	34.26	0.01	**1.13**
122025		HC-19 Wk#101	May 2, 2025			40264	31.09	0.01	**0.46**
122026		HC-20 Wk#101	May 2, 2025			54826	31.13	0.01	**0.64**
122027		HC-21 Wk#101	May 2, 2025			66408	34.59	0.01	**0.70**
122028		HC-22 Wk#101	May 2, 2025			159976	31.13	0.01	**1.91**
122029		HC-23 Wk#101	May 2, 2025			88879	35.20	0.01	**0.93**
122030		HC-24 Wk#101	May 2, 2025			41564	32.19	0.01	**0.46**
122031		HC-25 Wk#101	May 2, 2025			122140	37.47	0.01	**1.20**
122032		HC-26 Wk#101	May 2, 2025		**DupC1**	322956	44.36	0.01	**2.72**
122032		HC-26 Wk#101	May 2, 2025		**DupC2**	333630	47.18	0.01	**2.64**
122033		HC-27 Wk#101	May 2, 2025			174367	37.25	0.01	**1.74**
122034		Blank Wk#101	May 2, 2025			9001	37.94	0.01	**~0.07**

Q:\Clients A-L\Kinross Gold - GBR by SGS\2025(1127)\Total Mercury\TMWATR052025JS1.xls

* : See 'Comments' section above for discussion.
~ : Result below the methods ML.

This test report shall not be reproduced, except in full, without written approval of the laboratory.
Note: Results relate only to the samples tested and as received.

Minimum Level (ML): the amount of mercury that can be reported with almost 100% confidence that the measured concentration exceeds zero.

Dup : Duplicate - two subsamples of the same sample carried through the analytical procedure in an identical manner.

ISO/IEC 17025:2017 Accredited with the Canadian Association of Laboratory Accreditation

Total Mercury Results

Flett Research Ltd.
440 DeSalaberry Ave. Winnipeg, MB R2L 0Y7
Fax/Phone (204) 667-2505
E-mail: flett@flettresearch.ca Webpage: http://www.flettresearch.ca

CLIENT: Kinross Gold - GBR by SGS: CA10040-MAY25
185 Concession Street
Lakefield, ON K0L 2H0

Date Received: May 14, 2025
Sampling Date(s): May 8, 2025
Date Issued: June 5, 2025

Matrix: Water
Transaction ID: 1127
PO/Contract No.: 369790
Date Analysed: June 4, 2025
Analyst(s): Jason S

Analytical Method: Total Mercury in Water by Oxidation, Purge and Trap, and CVAFS (T00120 version 9)

Comments: Samples were filtered prior to arrival at Flett.

Detection Limit: The method detection limit (MDL) for this method is 0.04 ngL.
The MDL is the minimum concentration that can be reported with 99% confidence that the measured concentration is distinguishable from method blanks and is based on the analysis of 30mL of sample.

For reporting purpose samples are flagged when the amount of mercury detected is below the EPA defined minimum level (ML= 0.2 ng/L).
As concentration rises above the MDL confidence that the analyte is present approaches 100% at and above the ML.

Estimated Uncertainty: Overall method uncertainty decreases as analyte concentration increases. When mercury concentrations exceed 1ng/L the estimated uncertainty of the method is ±12%.
At a concentration of 0.2ng/L the estimated uncertainty is ± 30%. When mercury concentrations are at MDL uncertainty can be ± 46% (0.04 ± 0.02ng/L).

All method uncertainties are expressed at a 95% confidence level of (k=2).

Results authorized by Dr. Robert J. Flett, Chief Scientist

QUALITY DATA

			Mean of 3 Bubblers	Standard Deviation	Bubbler 1	Bubbler 2	Bubbler 3
Blanks	Bubbler Blanks	**Bubbler Blank Mean Peak Area**	1004	572	1683	505	825
		Bubbler Blank (pg)	0.37	0.21	0.62	0.19	0.31
			Sample Type	Gross Peak Area	Volume of Sample Analyzed (=volume of bubbled sample) (ml)	Total Reagent Hg added to the sample during analysis (ng/L) [including ng Hg in DI]	**Net Total Hg in the Method Blank (ng/L)** [Bubbler & Reagent Blk Corrected including ng Hg in DI]
	Method/Bottle Blanks	WB1 June 3, 2025	MBlk-1	6462	39.50	0.05	**0.00**
		WB2 June 3, 2025	MBlk-2	6013	35.22	0.05	**0.00**
		MB1 June 3, 2025	MBlk-3	5087	32.31	0.05	**0.00**
Mean Calibration Factor (area un/ng)		**2701078 ± 1 %RSD**					

			Sample Type	Gross Peak Area	Volume of Sample Analyzed (=volume of bubbled sample) (ml)	Total Reagent Hg added to the sample during analysis (ng/L)	**Net Total Hg (ng/L)** [Bubbler & Reagent Blk Corrected]	**Total Hg Recovery (%)**
Spike Recovery Matrix Spike (MS) and Matrix Spike Duplicate (MSD)		HC-7 Wk#102	MS1	670560	28.60	0.01	**8.71**	101.0
		HC-7 Wk#102	MS1D	675475	32.82	0.01	**7.65**	98.5
		Mean of Recoveries						**99.7**
QC Samples	Ongoing Precision & Recovery (OPR)	OPR (beginning of run)	OPR-1	526413	38.88	0.01	**4.99**	97.5
		OPR (end of run)	OPR-2	359230	27.48	0.01	**4.81**	94.0
		Mean OPR (5.12 ng/L)					**4.90**	**95.8**
	Alternate Source Standard	QCS (1000 ng/L)	QCS-3	270172	0.10	0.00	**997**	**99.7**

LAB ID	Sample Details	Sample ID/Bottle Number	Date Sampled	Time Sampled	Sample Type	Gross Peak Area	**Volume of Sample Analyzed** (=volume of bubbled sample) **(ml)**	Total Reagent Hg added to the sample during analysis (ng/L)	**Net Total Hg in the sample (ng/L)** [Bubbler & Reagent Blk Subtracted]
122091		HC-1 Wk#102	May 8, 2025			26591	30.99	0.01	**0.30**
122092		HC-2 Wk#102	May 8, 2025			22893	30.77	0.01	**0.25**
122093		HC-3 Wk#102	May 8, 2025		**DupA1**	107663	30.12	0.01	**1.31**
122093		HC-3 Wk#102	May 8, 2025		**DupA2**	133562	35.53	0.01	**1.38**
122094		HC-4 Wk#102	May 8, 2025			15377	36.50	0.01	**~0.14**
122095		HC-5 Wk#102	May 8, 2025			41804	32.36	0.01	**0.46**
122096		HC-6 Wk#102	May 8, 2025			73184	30.38	0.01	**0.87**
122097		HC-7 Wk#102	May 8, 2025			146142	32.65	0.01	**1.65**
122098		Blank Wk#102	May 8, 2025			14208	41.33	0.01	**~0.11**

Q:\Clients A-L\Kinross Gold - GBR by SGS\2025(1127)\Total Mercury\TMWATR060425JS2.xls

* : See 'Comments' section above for discussion.
~ : Result below the methods ML.

This test report shall not be reproduced, except in full, without written approval of the laboratory.
Note: Results relate only to the samples tested and as received.

Minimum Level (ML): the amount of mercury that can be reported with almost 100% confidence that the measured concentration exceeds zero.

Dup : Duplicate - two subsamples of the same sample carried through the analytical procedure in an identical manner.

ISO/IEC 17025:2017 Accredited with the Canadian Association of Laboratory Accreditation
Testing Accreditation No. A3306
Template Version 052325

SGS Canada Inc.
P.O. Box 4300 - 185 Concession St.
Lakefield - Ontario - KOL 2HO
Phone: 705-652-2000 FAX: 705-652-6365

11-June-2025

Great Bear Resources Ltd.
Attn : Ashley Moncrief

1020 - 800 West Pender St., Vancouver
Canada, V6C 2V6
Phone: 778-833-2160, Fax:

Date Rec. : 08 May 2025
LR Report: **CA10040-MAY25**
Reference: Wk#102

Copy: #1

CERTIFICATE OF ANALYSIS
Final Report

Analysis	3: Analysis Completed Date	4: Analysis Completed Time	5: HC-1 Wk#102	6: HC-2 Wk#102	7: HC-3 Wk#102	8: HC-4 Wk#102	9: HC-5 Wk#102	10: HC-6 Wk#102	11: HC-7 Wk#102
Sample Date & Time			08-May-25	08-May-25	08-May-25	08-May-25	08-May-25	08-May-25	08-May-25
HumCell Leachate Vol [mL]	08-May-25	16:35	967	1036	470	506	1002	487	1046
Sample Name	---	---	DX450052	DX 550083	DX450204	DX450176	DX450232	DX450181	DX450002
Sample Weight [g]	---	---	1000	1000	500	500	1000	500	1000
pH [No unit]	09-May-25	10:46	6.65	7.48	6.98	5.31	6.98	7.00	7.13
Alkalinity [mg/L as CaCO3]	09-May-25	10:46	2	14	3	< 2	5	5	6
Conductivity [uS/cm]	12-May-25	15:15	34	45	5	40	11	6	14
Acidity [mg/L as CaCO3]	09-May-25	10:44	< 2	< 2	< 2	9	< 2	< 2	< 2
SO4 [mg/L]	13-May-25	13:19	10.0	4.8	0.5	14	1.8	< 0.2	0.2
Hg [mg/L]	13-May-25	09:01	< 0.00001	< 0.00001	< 0.00001	< 0.00001	< 0.00001	< 0.00001	< 0.00001
Ag [mg/L]	13-May-25	09:01	< 0.00005	< 0.00005	< 0.00005	< 0.00005	< 0.00005	< 0.00005	< 0.00005
Al [mg/L]	13-May-25	09:01	0.001	0.057	0.022	0.019	0.026	0.014	0.018
As [mg/L]	13-May-25	09:01	< 0.0002	0.0130	0.0005	< 0.0002	0.0011	< 0.0002	0.0029
Ba [mg/L]	13-May-25	09:01	0.00091	0.0215	0.00067	0.00363	0.00101	0.00053	0.00063
Be [mg/L]	13-May-25	09:01	< 0.000007	< 0.000007	< 0.000007	0.000014	< 0.000007	< 0.000007	< 0.000007
B [mg/L]	13-May-25	09:01	< 0.002	< 0.002	< 0.002	< 0.002	< 0.002	< 0.002	< 0.002
Bi [mg/L]	13-May-25	09:01	< 0.00001	0.00002	< 0.00001	< 0.00001	< 0.00001	< 0.00001	< 0.00001
Ca [mg/L]	13-May-25	09:01	4.87	6.72	1.26	2.36	2.32	1.77	2.10
Cd [mg/L]	13-May-25	09:01	0.00262	0.000009	< 0.000003	0.0113	0.000009	< 0.000003	0.000005
Co [mg/L]	13-May-25	09:01	0.000022	0.000028	0.000008	0.00354	< 0.000004	0.000005	0.000015
Cr [mg/L]	13-May-25	09:01	< 0.00008	< 0.00008	< 0.00008	< 0.00008	< 0.00008	< 0.00008	< 0.00008
Cu [mg/L]	13-May-25	09:01	< 0.001	< 0.001	< 0.001	0.004	< 0.001	< 0.001	< 0.001
Fe [mg/L]	13-May-25	09:01	< 0.007	< 0.007	< 0.007	0.217	< 0.007	< 0.007	< 0.007
K [mg/L]	13-May-25	09:01	0.218	1.29	0.456	0.525	0.472	0.266	0.390
Mg [mg/L]	13-May-25	09:01	0.027	0.118	0.057	0.695	0.034	0.043	0.054
Mn [mg/L]	13-May-25	09:01	0.0141	0.0284	0.00237	0.0587	0.0125	0.00350	0.00530
Mo [mg/L]	13-May-25	09:01	< 0.0004	< 0.0004	< 0.0004	< 0.0004	< 0.0004	< 0.0004	< 0.0004
Na [mg/L]	13-May-25	09:01	0.05	0.05	0.03	0.06	0.04	0.04	0.03
Ni [mg/L]	13-May-25	09:01	< 0.0001	< 0.0001	< 0.0001	0.0246	< 0.0001	< 0.0001	< 0.0001
P [mg/L]	13-May-25	09:01	< 0.003	< 0.003	< 0.003	< 0.003	< 0.003	< 0.003	< 0.003
Pb [mg/L]	13-May-25	09:01	0.0213	0.00024	< 0.00009	0.778	< 0.00009	< 0.00009	0.00047
S [mg/L]	13-May-25	09:01	< 5	< 5	< 5	< 5	< 5	< 5	< 5
Sb [mg/L]	13-May-25	09:01	< 0.0009	< 0.0009	< 0.0009	< 0.0009	< 0.0009	< 0.0009	< 0.0009
Se [mg/L]	13-May-25	09:01	0.00016	0.00155	< 0.00004	0.00129	< 0.00004	< 0.00004	< 0.00004
Si [mg/L]	13-May-25	09:01	0.12	0.21	0.13	0.56	0.21	0.17	0.18
Sn [mg/L]	13-May-25	09:01	< 0.00006	< 0.00006	< 0.00006	< 0.00006	< 0.00006	< 0.00006	< 0.00006

OnLine LIMS

0004144492

Results relate only to the sample tested. Data reported represents the sample submitted to SGS. Reproduction of this analytical report in full or in part is prohibited without prior written approval. Please refer to SGS General Conditions of Services located at https://www.sgs.ca/en/terms-and-conditions (Printed copies are available upon request.)
Test method information available upon request. "Temperature Upon Receipt" is representative of the whole shipment and may not reflect the temperature of individual samples.
SGS Canada Inc. Environment-Health & Safety statement of conformity decision rule does not consider uncertainty when analytical results are compared to a specified standard or regulation.

SGS Canada Inc.
P.O. Box 4300 - 185 Concession St.
Lakefield - Ontario - KOL 2HO
Phone: 705-652-2000 FAX: 705-652-6365

LR Report : **CA10040-MAY25**

Analysis	3: Analysis Completed Date	4: Analysis Completed Time	5: HC-1 Wk#102	6: HC-2 Wk#102	7: HC-3 Wk#102	8: HC-4 Wk#102	9: HC-5 Wk#102	10: HC-6 Wk#102	11: HC-7 Wk#102
Sr [mg/L]	13-May-25	09:01	0.00394	0.02519	0.00240	0.00445	0.00271	0.00286	0.00399
Ti [mg/L]	13-May-25	09:01	< 0.0001	< 0.0001	0.0002	< 0.0001	< 0.0001	0.0001	< 0.0001
Th [mg/L]	13-May-25	09:01	< 0.0001	< 0.0001	< 0.0001	< 0.0001	< 0.0001	< 0.0001	< 0.0001
Tl [mg/L]	13-May-25	09:01	< 0.000005	0.000016	< 0.000005	0.000021	< 0.000005	< 0.000005	< 0.000005
U [mg/L]	13-May-25	09:01	0.000005	0.000225	0.000210	0.000108	0.000389	0.000089	0.000297
V [mg/L]	13-May-25	09:01	< 0.00001	0.00021	0.00011	< 0.00001	0.00027	0.00016	0.00009
W [mg/L]	13-May-25	09:01	< 0.0002	< 0.0002	< 0.0002	< 0.0002	< 0.0002	0.0003	< 0.0002
Zr [mg/L]	13-May-25	09:01	< 0.002	< 0.002	< 0.002	< 0.002	< 0.002	< 0.002	< 0.002
Zn [mg/L]	13-May-25	09:01	0.104	< 0.002	< 0.002	2.11	< 0.002	< 0.002	< 0.002



Lisa Thompson
Project Specialist Assistant,
Environment, Health & Safety

OnLine LIMS

0004144492

Results relate only to the sample tested. Data reported represents the sample submitted to SGS. Reproduction of this analytical report in full or in part is prohibited without prior written approval. Please refer to SGS General Conditions of Services located at https://www.sgs.ca/en/terms-and-conditions (Printed copies are available upon request.)
Test method information available upon request. "Temperature Upon Receipt" is representative of the whole shipment and may not reflect the temperature of individual samples.
SGS Canada Inc. Environment-Health & Safety statement of conformity decision rule does not consider uncertainty when analytical results are compared to a specified standard or regulation.

Total Mercury Results

Flett Research Ltd.
440 DeSalaberry Ave. Winnipeg, MB R2L 0Y7
Fax/Phone (204) 667-2505
E-mail: flett@flettresearch.ca Webpage: http://www.flettresearch.ca

CLIENT: Kinross Gold - GBR by SGS: CA10045-MAY25
185 Concession Street
Lakefield, ON K0L 2H0

Matrix: Water
Transaction ID: 1127
PO/Contract No.: 369790
Date Analysed: May 31, 2025
Analyst(s): Jason S

Date Received: May 14, 2025
Sampling Date(s): May 9, 2025
Date Issued: June 5, 2025

Analytical Method: Total Mercury in Water by Oxidation, Purge and Trap, and CVAFS (T00120 version 9)

Comments: Samples were filtered prior to arrival at Flett.

Detection Limit: The method detection limit (MDL) for this method is 0.04 ngL.
The MDL is the minimum concentration that can be reported with 99% confidence that the measured concentration is distinguishable from method blanks and is based on the analysis of 30mL of sample.

For reporting purpose samples are flagged when the amount of mercury detected is below the EPA defined minimum level (ML= 0.2 ng/L).
As concentration rises above the MDL confidence that the analyte is present approaches 100% at and above the ML.

Estimated Uncertainty: Overall method uncertainty decreases as analyte concentration increases. When mercury concentrations exceed 1ng/L the estimated uncertainty of the method is ±12%.
At a concentration of 0.2ng/L the estimated uncertainty is ± 30%. When mercury concentrations are at MDL uncertainty can be ± 46% (0.04 ± 0.02ng/L).

All method uncertainties are expressed at a 95% confidence level of (k=2).

Results authorized by Dr. Robert J. Flett, Chief Scientist

QUALITY DATA

			Mean of 3 Bubblers	Standard Deviation	Bubbler 1	Bubbler 2	Bubbler 3	
	Blanks							
Bubbler Blanks		**Bubbler Blank Mean Peak Area**	1248	323	1535	1253	957	
		Bubbler Blank (pg)	0.48	0.12	0.59	0.48	0.37	
			Sample Type	Gross Peak Area	Volume of Sample Analyzed (=volume of bubbled sample) (ml)	Total Reagent Hg added to the sample during analysis (ng/L) [including ng Hg in DI]	**Net Total Hg in the Method Bllank (ng/L)** [Bubbler & Reagent Blk Corrected including ng Hg in DI]	
Method/Bottle Blanks		WB1 May 29, 2025	MBlk-1	4975	42.35	0.05	**-0.01**	
		WB2 May 29, 2025	MBlk-2	4205	38.47	0.05	**-0.02**	
		MB3 May 21, 2025	MBlk-3	4808	34.69	0.05	**-0.01**	
	Mean Calibration Factor (area units/ng)	**2588520 ± 2.8 %RSD**						
			Sample Type	Gross Peak Area	Volume of Sample Analyzed (=volume of bubbled sample) (ml)	Total Reagent Hg added to the sample during analysis (ng/L)	**Net Total Hg (ng/L)** [Bubbler & Reagent Blk Corrected]	**Total Hg Recovery (%)**
	Spike Recovery Matrix Spike (MS) and Matrix Spike Duplicate (MSD)	HC-10 Wk#102	MS1	679402	29.76	0.01	**8.85**	101
		HC-10 Wk#102	MS1D	679870	29.61	0.01	**8.90**	102
		Mean of Recoveries						**101**
	QC Samples	OPR (beginning of run)	OPR-1	167174	12.32	0.02	**5.18**	101
	Ongoing Precision & Recovery (OPR)	OPR (end of run)	OPR-2	406506	32.34	0.01	**4.83**	94.3
		Mean OPR (5.12 ng/L)					**5.01**	**97.8**
	Alternate Source Standard	QCS (1000 ng/L)	QCS-3	267963	0.10	0.00	**1030**	**103.0**

LAB ID	Sample Details	Sample ID/Bottle Number	Date Sampled	Time Sampled	Sample Type	Gross Peak Area	**Volume of Sample Analyzed** (=volume of bubbled sample) **(ml)**	Total Reagent Hg added to the sample during analysis (ng/L)	**Net Total Hg in the sample (ng/L)** [Bubbler & Reagent Blk Subtracted]	
122099		HC-8 Wk#102	May 9, 2025			53108	30.80	0.01	**0.64**	
122100		HC-9 Wk#102	May 9, 2025			6747	30.61	0.01	**~0.06**	
122101		HC-10 Wk#102	May 9, 2025			161172	30.28	0.01	**2.04**	
122102		HC-11 Wk#102	May 9, 2025			51180	30.48	0.01	**0.63**	
122103		HC-12 Wk#102	May 9, 2025			18274	30.16	0.01	**0.21**	
122104		HC-13 Wk#102	May 9, 2025			9526	32.20	0.01	**~0.09**	
122105		HC-14 Wk#102	May 9, 2025			48686	31.80	0.01	**0.57**	
122106		HC-15 Wk#102	May 9, 2025		**DupA1**	713963	31.32	0.01	**8.84**	
122106		HC-15 Wk#102	May 9, 2025		**DupA2**	624762	27.24	0.01	**8.89**	
122107		HC-16 Wk#102	May 9, 2025			23537	32.35	0.01	**0.26**	
122108		HC-17 Wk#102	May 9, 2025			12928	34.85	0.01	**~0.12**	
122109		HC-18 Wk#102	May 9, 2025			85126	32.16	0.01	**1.00**	
122110		HC-19 Wk#102	May 9, 2025			34159	31.11	0.01	**0.40**	

Q:\Clients A-L\Kinross Gold - GBR by SGS\2025(1127)\Total Mercury\TMWATR053125JS1.xls

* : See 'Comments' section above for discussion.

~ : Result below the methods ML.

Minimum Level (ML): the amount of mercury that can be reported with almost 100% confidence that the measured concentration exceeds zero.

Dup : Duplicate - two subsamples of the same sample carried through the analytical procedure in an identical manner.

This test report shall not be reproduced, except in full, without written approval of the laboratory.
Note: Results relate only to the samples tested and as received.

CALA Testing Accreditation No. A3306

ISO/IEC 17025:2017 Accredited with the Canadian Association of Laboratory Accreditation

Template Version 052325

SGS Canada Inc.
P.O. Box 4300 - 185 Concession St.
Lakefield - Ontario - KOL 2HO
Phone: 705-652-2000 FAX: 705-652-6365

11-June-2025

Great Bear Resources Ltd.
Attn : Ashley Moncrief

1020 - 800 West Pender St., Vancouver
Canada, V6C 2V6
Phone: 778-833-2160, Fax:

Date Rec. : 09 May 2025
LR Report: **CA10045-MAY25**
Reference: Wk#102

Copy: #1

CERTIFICATE OF ANALYSIS
Final Report

Analysis	3: Analysis Completed Date	4: Analysis Completed Time	5: HC-8 Wk#102	6: HC-9 Wk#102	7: HC-10 Wk#102	8: HC-11 Wk#102	9: HC-12 Wk#102	10: HC-13 Wk#102	11: HC-14 Wk#102
Sample Date & Time			09-May-25	09-May-25	09-May-25	09-May-25	09-May-25	09-May-25	09-May-25
HumCell Leachate Vol [mL]	12-May-25	07:55	955	992	922	912	984	993	918
Sample Name	---	---	DX450108	DX450076	DX450186	DX450118	DX 550107	DX450159	DX450171
Sample Weight [g]	---	---	1000	1000	1000	1000	1000	1000	1000
pH [No unit]	12-May-25	07:36	6.89	5.48	6.86	6.84	6.84	6.74	6.23
Alkalinity [mg/L as CaCO3]	14-May-25	15:24	9	< 2	4	5	6	8	2
Conductivity [uS/cm]	12-May-25	07:38	21	36	11	11	20	22	32
Acidity [mg/L as CaCO3]	19-May-25	14:10	< 2	14	< 2	< 2	2	< 2	3
SO4 [mg/L]	26-May-25	11:51	2.4	16	1.0	1.0	3.8	3.4	12
Cl [mg/L]	26-May-25	11:51	---	---	---	---	---	---	---
Hg [mg/L]	14-May-25	08:50	< 0.00001	< 0.00001	< 0.00001	< 0.00001	< 0.00001	< 0.00001	< 0.00001
Ag [mg/L]	14-May-25	08:50	< 0.00005	< 0.00005	< 0.00005	< 0.00005	< 0.00005	< 0.00005	< 0.00005
Al [mg/L]	14-May-25	08:50	0.051	0.014	0.024	0.042	0.029	0.033	0.004
As [mg/L]	14-May-25	08:50	0.0006	< 0.0002	0.0003	0.0002	0.0012	0.0012	0.0005
Ba [mg/L]	14-May-25	08:50	0.00178	0.0138	0.00052	0.00057	0.00136	0.00060	0.00458
Be [mg/L]	14-May-25	08:50	< 0.000007	0.000010	< 0.000007	< 0.000007	< 0.000007	< 0.000007	< 0.000007
B [mg/L]	14-May-25	08:50	< 0.002	< 0.002	< 0.002	< 0.002	< 0.002	< 0.002	< 0.002
Bi [mg/L]	14-May-25	08:50	< 0.00001	< 0.00001	< 0.00001	< 0.00001	< 0.00001	< 0.00001	< 0.00001
Ca [mg/L]	14-May-25	08:50	3.73	1.02	2.10	2.23	3.59	4.33	4.89
Cd [mg/L]	14-May-25	08:50	---	0.0368	0.000005	0.000004	0.000008	< 0.000003	0.000015
Cd [mg/L]	14-May-25	08:50	< 0.000003	---	---	---	---	---	---
Co [mg/L]	14-May-25	08:57	0.000006	0.000933	< 0.000004	< 0.000004	< 0.000004	0.000004	0.000936
Co [mg/L]	14-May-25	08:57	---	---	---	---	---	---	---
Cr [mg/L]	14-May-25	08:57	< 0.00008	< 0.00008	< 0.00008	< 0.00008	< 0.00008	< 0.00008	< 0.00008
Cu [mg/L]	14-May-25	08:57	< 0.001	0.006	< 0.001	< 0.001	< 0.001	< 0.001	< 0.001
Fe [mg/L]	14-May-25	08:57	< 0.007	0.226	< 0.007	< 0.007	< 0.007	< 0.007	0.049
Fe [mg/L]	14-May-25	08:57	---	---	---	---	---	---	---
K [mg/L]	14-May-25	08:57	0.597	1.04	0.234	0.169	0.284	0.334	0.946
Mg [mg/L]	14-May-25	08:57	0.224	0.151	0.024	0.036	0.028	0.048	0.223
Mn [mg/L]	14-May-25	08:57	0.0124	0.0719	0.0132	0.0135	0.0188	0.0249	0.0230
Mo [mg/L]	14-May-25	08:57	< 0.0004	< 0.0004	< 0.0004	< 0.0004	< 0.0004	< 0.0004	< 0.0004
Na [mg/L]	14-May-25	08:57	0.06	0.05	0.04	0.04	0.04	0.03	0.07
Ni [mg/L]	14-May-25	08:57	< 0.0001	0.0237	< 0.0001	< 0.0001	< 0.0001	< 0.0001	0.0055
P [mg/L]	14-May-25	08:57	< 0.003	< 0.003	< 0.003	< 0.003	< 0.003	< 0.003	< 0.003
Pb [mg/L]	14-May-25	08:57	---	0.372	< 0.00009	< 0.00009	< 0.00009	< 0.00009	< 0.00009
Pb [mg/L]	14-May-25	08:57	< 0.00009	---	---	---	---	---	---

OnLine LIMS

0004144526

Results relate only to the sample tested. Data reported represents the sample submitted to SGS. Reproduction of this analytical report in full or in part is prohibited without prior written approval. Please refer to SGS General Conditions of Services located at https://www.sgs.ca/en/terms-and-conditions (Printed copies are available upon request.)
Test method information available upon request. "Temperature Upon Receipt" is representative of the whole shipment and may not reflect the temperature of individual samples.
SGS Canada Inc. Environment-Health & Safety statement of conformity decision rule does not consider uncertainty when analytical results are compared to a specified standard or regulation.

SGS Canada Inc.
P.O. Box 4300 - 185 Concession St.
Lakefield - Ontario - KOL 2HO
Phone: 705-652-2000 FAX: 705-652-6365

LR Report : **CA10045-MAY25**

Analysis	3: Analysis Completed Date	4: Analysis Completed Time	5: HC-8 Wk#102	6: HC-9 Wk#102	7: HC-10 Wk#102	8: HC-11 Wk#102	9: HC-12 Wk#102	10: HC-13 Wk#102	11: HC-14 Wk#102
S [mg/L]	14-May-25	08:57	< 5	< 5	< 5	< 5	< 5	< 5	< 5
Sb [mg/L]	14-May-25	08:57	< 0.0009	< 0.0009	< 0.0009	< 0.0009	< 0.0009	< 0.0009	< 0.0009
Se [mg/L]	14-May-25	08:57	0.00006	0.00129	0.00009	< 0.00004	< 0.00004	< 0.00004	0.00029
Si [mg/L]	14-May-25	08:57	0.21	0.45	0.15	0.15	0.24	0.17	0.21
Sn [mg/L]	14-May-25	08:57	< 0.00006	< 0.00006	< 0.00006	< 0.00006	< 0.00006	< 0.00006	< 0.00006
Sr [mg/L]	14-May-25	08:57	0.00654	0.00434	0.00351	0.00453	0.00343	0.00312	0.00764
Ti [mg/L]	14-May-25	08:57	< 0.0001	< 0.0001	< 0.0001	< 0.0001	< 0.0001	< 0.0001	< 0.0001
Th [mg/L]	14-May-25	08:57	< 0.0001	< 0.0001	< 0.0001	< 0.0001	< 0.0001	< 0.0001	< 0.0001
Tl [mg/L]	14-May-25	08:57	< 0.000005	0.000051	< 0.000005	< 0.000005	< 0.000005	0.000006	< 0.000005
U [mg/L]	14-May-25	08:57	0.000099	0.000486	0.000204	0.000047	0.000118	0.000139	0.000064
V [mg/L]	14-May-25	08:57	0.00008	< 0.00001	0.00002	0.00003	0.00008	0.00002	0.00004
W [mg/L]	14-May-25	08:57	< 0.0002	< 0.0002	< 0.0002	< 0.0002	< 0.0002	< 0.0002	< 0.0002
Zr [mg/L]	14-May-25	08:57	< 0.002	< 0.002	< 0.002	< 0.002	< 0.002	< 0.002	< 0.002
Zn [mg/L]	14-May-25	08:57	< 0.002	7.03	< 0.002	< 0.002	< 0.002	< 0.002	< 0.002
Zn [mg/L]	14-May-25	08:57	---	---	---	---	---	---	---

Analysis	12: HC-15 Wk#102	13: HC-16 Wk#102	14: HC-17 Wk#102	15: HC-18 Wk#102	16: HC-19 Wk#102	17: HC-20 Wk#102	18: HC-21 Wk#102	19: HC-22 Wk#102	20: HC-23 Wk#102
Sample Date & Time	09-May-25	09-May-25	09-May-25	09-May-25	09-May-25	09-May-25	09-May-25	09-May-25	09-May-25
HumCell Leachate Vol [mL]	658	1005	1015	939	922	936	933	452	978
Sample Name	DX450134	DX450185	DX450032	DX 550064	DX450008	DX 550056	DX450022	DX450077	DX450113
Sample Weight [g]	700	1000	1000	1000	1000	1000	1000	500	1000
pH [No unit]	6.87	6.85	5.26	6.90	6.73	7.00	7.09	6.81	6.99
Alkalinity [mg/L as CaCO3]	10	7	< 2	5	4	6	9	7	9
Conductivity [uS/cm]	80	19	14	11	6	14	23	14	19
Acidity [mg/L as CaCO3]	6	< 2	10	< 2	<2	< 2	< 2	< 2	< 2
SO4 [mg/L]	21	2.9	5.2	0.3	0.8	1.0	1.4	0.9	0.9
Cl [mg/L]	< 0.2	---	---	---	---	---	---	---	---
Hg [mg/L]	0.00001	< 0.00001	< 0.00001	< 0.00001	< 0.00001	< 0.00001	< 0.00001	< 0.00001	< 0.00001
Ag [mg/L]	< 0.00005	< 0.00005	< 0.00005	< 0.00005	< 0.00005	< 0.00005	< 0.00005	< 0.00005	< 0.00005
Al [mg/L]	0.004	0.044	0.048	0.035	0.022	0.032	0.049	0.024	0.041
As [mg/L]	0.0666	0.0035	0.0006	0.0041	< 0.0002	0.0006	0.0047	0.0006	0.0034
Ba [mg/L]	0.00158	0.00211	0.00240	0.00023	0.00025	0.00186	0.00016	0.00894	0.00527
Be [mg/L]	< 0.000007	< 0.000007	0.000008	< 0.000007	< 0.000007	< 0.000007	< 0.000007	< 0.000007	< 0.000007
B [mg/L]	< 0.002	< 0.002	< 0.002	< 0.002	< 0.002	< 0.002	< 0.002	< 0.002	< 0.002
Bi [mg/L]	< 0.00001	< 0.00001	< 0.00001	< 0.00001	< 0.00001	< 0.00001	< 0.00001	< 0.00001	< 0.00001
Ca [mg/L]	13.9	3.34	1.15	2.41	1.35	2.80	4.06	2.28	3.89
Cd [mg/L]	0.000007	---	0.000072	0.000006	< 0.000003	< 0.000003	0.000003	---	< 0.000003
Cd [mg/L]	---	0.000006	---	---	---	---	---	0.000006	---
Co [mg/L]	0.000657	0.000035	0.007358	0.000026	0.000005	0.000015	0.000057	---	0.000007
Co [mg/L]	---	---	---	---	---	---	---	0.000027	---
Cr [mg/L]	< 0.00008	< 0.00008	< 0.00008	< 0.00008	< 0.00008	< 0.00008	< 0.00008	< 0.00008	< 0.00008
Cu [mg/L]	0.004	< 0.001	0.005	< 0.001	< 0.001	< 0.001	< 0.001	< 0.001	< 0.001
Fe [mg/L]	0.007	< 0.007	0.550	< 0.007	< 0.007	< 0.007	< 0.007	---	< 0.007
Fe [mg/L]	---	---	---	---	---	---	---	< 0.007	---
K [mg/L]	0.462	1.02	0.239	0.149	0.161	0.203	0.013	1.18	0.167
Mg [mg/L]	0.228	0.036	0.120	0.023	0.019	0.122	0.128	0.090	0.111
Mn [mg/L]	0.0234	0.00870	0.0260	0.00348	0.00421	0.0154	0.0205	0.0172	0.0172
Mo [mg/L]	< 0.0004	< 0.0004	< 0.0004	< 0.0004	< 0.0004	< 0.0004	< 0.0004	< 0.0004	< 0.0004
Na [mg/L]	0.06	0.04	0.08	0.04	0.04	0.03	0.02	0.05	0.01
Ni [mg/L]	0.0615	< 0.0001	0.0150	< 0.0001	< 0.0001	< 0.0001	< 0.0001	0.0003	< 0.0001
P [mg/L]	< 0.003	< 0.003	< 0.003	< 0.003	< 0.003	< 0.003	< 0.003	0.005	< 0.003
Pb [mg/L]	< 0.00009	< 0.00009	0.00020	< 0.00009	< 0.00009	< 0.00009	< 0.00009	< 0.00009	< 0.00009

OnLine LIMS

0004144526

Results relate only to the sample tested. Data reported represents the sample submitted to SGS. Reproduction of this analytical report in full or in part is prohibited without prior written approval. Please refer to SGS General Conditions of Services located at https://www.sgs.ca/en/terms-and-conditions (Printed copies are available upon request.)
Test method information available upon request. "Temperature Upon Receipt" is representative of the whole shipment and may not reflect the temperature of individual samples.
SGS Canada Inc. Environment-Health & Safety statement of conformity decision rule does not consider uncertainty when analytical results are compared to a specified standard or regulation.

SGS Canada Inc.
P.O. Box 4300 - 185 Concession St.
Lakefield - Ontario - KOL 2HO
Phone: 705-652-2000 FAX: 705-652-6365

LR Report : **CA10045-MAY25**

Analysis	12: HC-15 Wk#102	13: HC-16 Wk#102	14: HC-17 Wk#102	15: HC-18 Wk#102	16: HC-19 Wk#102	17: HC-20 Wk#102	18: HC-21 Wk#102	19: HC-22 Wk#102	20: HC-23 Wk#102
Pb [mg/L]	---	---	---	---	---	---	---	---	---
S [mg/L]	11	< 5	< 5	< 5	< 5	< 5	< 5	< 5	< 5
Sb [mg/L]	0.0009	< 0.0009	< 0.0009	< 0.0009	< 0.0009	< 0.0009	< 0.0009	< 0.0009	< 0.0009
Se [mg/L]	0.00045	< 0.00004	0.00011	< 0.00004	< 0.00004	< 0.00004	< 0.00004	< 0.00004	< 0.00004
Si [mg/L]	0.15	0.19	0.68	0.21	0.16	0.17	0.12	0.14	0.15
Sn [mg/L]	< 0.00006	< 0.00006	< 0.00006	< 0.00006	< 0.00006	< 0.00006	< 0.00006	< 0.00006	< 0.00006
Sr [mg/L]	0.0126	0.00353	0.0126	0.00240	0.00218	0.00470	0.00192	0.00275	0.0113
Ti [mg/L]	< 0.0001	< 0.0001	< 0.0001	< 0.0001	< 0.0001	< 0.0001	< 0.0001	< 0.0001	< 0.0001
Th [mg/L]	< 0.0001	< 0.0001	< 0.0001	< 0.0001	< 0.0001	< 0.0001	< 0.0001	< 0.0001	< 0.0001
Tl [mg/L]	0.000005	0.000005	< 0.000005	< 0.000005	< 0.000005	< 0.000005	< 0.000005	< 0.000005	< 0.000005
U [mg/L]	0.000043	0.000396	0.00111	0.000162	0.000035	0.000013	0.000005	0.000008	0.000021
V [mg/L]	0.00004	0.00010	< 0.00001	0.00006	0.00003	0.00036	0.00017	0.00036	0.00007
W [mg/L]	< 0.0002	< 0.0002	< 0.0002	< 0.0002	< 0.0002	< 0.0002	< 0.0002	< 0.0002	< 0.0002
Zr [mg/L]	< 0.002	< 0.002	< 0.002	< 0.002	< 0.002	< 0.002	< 0.002	< 0.002	< 0.002
Zn [mg/L]	< 0.002	---	0.014	< 0.002	< 0.002	< 0.002	< 0.002	< 0.002	< 0.002
Zn [mg/L]	---	< 0.002	---	---	---	---	---	---	---

Analysis	21: HC-24 Wk#102	22: HC-25 Wk#102	23: HC-26 Wk#102	24: HC-27 Wk#102
Sample Date & Time	09-May-25	09-May-25	09-May-25	09-May-25
HumCell Leachate Vol [mL]	937	971	737	936
Sample Name	DX 550101	DX450128	DX450021	DX450222
Sample Weight [g]	1000	1000	750	1000
pH [No unit]	6.90	6.90	4.76	6.77
Alkalinity [mg/L as CaCO3]	6	8	< 2	4
Conductivity [uS/cm]	13	35	227	13
Acidity [mg/L as CaCO3]	<2	<2	84	<2
SO4 [mg/L]	0.7	6.9	120	2.8
Cl [mg/L]	---	---	0.3	---
Hg [mg/L]	< 0.00001	< 0.00001	< 0.00001	< 0.00001
Ag [mg/L]	< 0.00005	< 0.00005	0.00006	< 0.00005
Al [mg/L]	0.039	0.042	0.022	0.029
As [mg/L]	0.0016	0.0006	< 0.0002	0.0005
Ba [mg/L]	0.00055	0.00159	0.00692	0.00033
Be [mg/L]	< 0.000007	< 0.000007	0.000011	< 0.000007
B [mg/L]	< 0.002	< 0.002	0.004	< 0.002
Bi [mg/L]	< 0.00001	< 0.00001	< 0.00001	< 0.00001
Ca [mg/L]	2.73	6.81	20.1	2.38
Cd [mg/L]	< 0.000003	< 0.000003	0.000259	< 0.000003
Cd [mg/L]	---	---	---	---
Co [mg/L]	0.000013	0.000060	0.00202	0.000004
Co [mg/L]	---	---	---	---
Cr [mg/L]	< 0.00008	< 0.00008	< 0.00008	< 0.00008
Cu [mg/L]	< 0.001	< 0.001	0.005	< 0.001
Fe [mg/L]	< 0.007	< 0.007	32.6	< 0.007
Fe [mg/L]	---	---	---	---
K [mg/L]	0.073	0.355	4.19	0.396
Mg [mg/L]	0.095	0.086	1.53	0.040
Mn [mg/L]	0.00961	0.0113	0.577	0.00627
Mo [mg/L]	< 0.0004	< 0.0004	< 0.0004	< 0.0004
Na [mg/L]	0.02	0.04	0.16	0.04
Ni [mg/L]	< 0.0001	< 0.0001	0.0345	< 0.0001
P [mg/L]	< 0.003	< 0.003	< 0.003	< 0.003

OnLine LIMS

Results relate only to the sample tested. Data reported represents the sample submitted to SGS. Reproduction of this analytical report in full or in part is prohibited without prior written approval. Please refer to SGS General Conditions of Services located at https://www.sgs.ca/en/terms-and-conditions (Printed copies are available upon request.)
Test method information available upon request. "Temperature Upon Receipt" is representative of the whole shipment and may not reflect the temperature of individual samples.
SGS Canada Inc. Environment-Health & Safety statement of conformity decision rule does not consider uncertainty when analytical results are compared to a specified standard or regulation.

0004144526

SGS Canada Inc.
P.O. Box 4300 - 185 Concession St.
Lakefield - Ontario - KOL 2HO
Phone: 705-652-2000 FAX: 705-652-6365

LR Report : **CA10045-MAY25**

Analysis	21: HC-24 Wk#102	22: HC-25 Wk#102	23: HC-26 Wk#102	24: HC-27 Wk#102
Pb [mg/L]	< 0.00009	< 0.00009	0.00039	< 0.00009
Pb [mg/L]	---	---	---	---
S [mg/L]	< 5	< 5	43	< 5
Sb [mg/L]	< 0.0009	< 0.0009	< 0.0009	< 0.0009
Se [mg/L]	0.00004	< 0.00004	0.00066	< 0.00004
Si [mg/L]	0.13	0.15	0.63	0.16
Sn [mg/L]	< 0.00006	< 0.00006	< 0.00006	< 0.00006
Sr [mg/L]	0.00178	0.00332	0.0105	0.00249
Ti [mg/L]	< 0.0001	< 0.0001	0.0001	< 0.0001
Th [mg/L]	< 0.0001	< 0.0001	< 0.0001	< 0.0001
Tl [mg/L]	< 0.000005	< 0.000005	< 0.000005	< 0.000005
U [mg/L]	0.000008	0.000027	0.000380	0.000078
V [mg/L]	0.00021	0.00015	< 0.00001	0.00009
W [mg/L]	< 0.0002	0.0002	< 0.0002	< 0.0002
Zr [mg/L]	< 0.002	< 0.002	< 0.002	< 0.002
Zn [mg/L]	< 0.002	< 0.002	0.023	< 0.002
Zn [mg/L]	---	---	---	---



Lisa Thompson
Project Specialist Assistant,
Environment, Health & Safety

OnLine LIMS

00004144526

Results relate only to the sample tested. Data reported represents the sample submitted to SGS. Reproduction of this analytical report in full or in part is prohibited without prior written approval. Please refer to SGS General Conditions of Services located at https://www.sgs.ca/en/terms-and-conditions (Printed copies are available upon request.)
Test method information available upon request. "Temperature Upon Receipt" is representative of the whole shipment and may not reflect the temperature of individual samples.
SGS Canada Inc. Environment-Health & Safety statement of conformity decision rule does not consider uncertainty when analytical results are compared to a specified standard or regulation.

SGS Canada Inc.
P.O. Box 4300 - 185 Concession St.
Lakefield - Ontario - KOL 2HO
Phone: 705-652-2000 FAX: 705-652-6365

Quality Control Report

Inorganic Analysis													
Parameter	Reporting Limit	Unit	Method Blank	Duplicate				LCS / Spike Blank			Matrix Spike / Reference Material		
				Result 1	Result 2	RPD	Acceptance Criteria	Spike Recovery (%)	Recovery Limits (%)		Spike Recovery (%)	Recovery Limits (%)	
							%		Low	High		Low	High
Acidity - QCBatchID: EWL0219-MAY25													
Acidity	2	mg/L as Ca	2			ND	20	104	90	110	NA		
Alkalinity - QCBatchID: EWL0219-MAY25													
Alkalinity	2	mg/L as Ca	< 2			0	20	96	80	120	NA		
Anions by IC - QCBatchID: DIO0219-MAY25													
Chloride	0.2	mg/L	<0.2			ND	20	101	90	110	101	75	125
Anions by IC - QCBatchID: DIO0244-MAY25													
Sulphate	0.2	mg/L	<0.2			0	20	98	90	110	96	75	125
Anions by IC - QCBatchID: DIO0258-MAY25													
Sulphate	0.2	mg/L	<0.2			0	20	99	90	110	98	75	125
Anions by IC - QCBatchID: DIO0522-MAY25													
Sulphate	0.2	mg/L	<0.2			5	20	97	90	110	NV	75	125
Conductivity - QCBatchID: EWL0219-MAY25													
Conductivity	2	uS/cm	< 2			0	20	97	90	110	NA		
Inorganics-General - QCBatchID: EHG0012-MAY25													
Mercury	0.00001	mg/L	< 0.00001			ND	20	94	80	120	109	70	130
Metals in aqueous samples - ICP-MS - QCBatchID: EMS0101-MAY25													
Aluminum	0.001	mg/L	<0.001			1	20	101	90	110	83	70	130
Antimony	0.0009	mg/L	<0.0009			ND	20	102	90	110	83	70	130
Arsenic	0.0002	mg/L	<0.0002			1	20	100	90	110	99	70	130
Barium	0.00008	mg/L	<0.00008			4	20	96	90	110	93	70	130
Beryllium	0.000007	mg/L	<0.000007			ND	20	107	90	110	111	70	130
Bismuth	0.00001	mg/L	<0.00001			ND	20	97	90	110	115	70	130
Boron	0.002	mg/L	<0.002			ND	20	96	90	110	101	70	130
Cadmium	0.000003	mg/L	<0.000003			ND	20	100	90	110	90	70	130
Calcium	0.01	mg/L	<0.01			2	20	103	90	110	100	70	130
Chromium	0.00008	mg/L	<0.00008			ND	20	102	90	110	84	70	130
Cobalt	0.000004	mg/L	<0.000004			ND	20	98	90	110	87	70	130
Copper	0.001	mg/L	<0.001			ND	20	99	90	110	80	70	130
Iron	0.007	mg/L	<0.007			ND	20	106	90	110	75	70	130
Lead	0.00009	mg/L	<0.00009			ND	20	93	90	110	91	70	130
Magnesium	0.001	mg/L	<0.001			11	20	108	90	110	97	70	130
Manganese	0.00001	mg/L	<0.00001			3	20	100	90	110	109	70	130
Molybdenum	0.0004	mg/L	<0.0004			ND	20	98	90	110	80	70	130
Nickel	0.0001	mg/L	<0.0001			ND	20	100	90	110	87	70	130
Phosphorus	0.003	mg/L	<0.003			ND	20	104	90	110	NV	70	130

OnLine LIMS

00041445 26

Results relate only to the sample tested. Data reported represents the sample submitted to SGS. Reproduction of this analytical report in full or in part is prohibited without prior written approval. Please refer to SGS General Conditions of Services located at https://www.sgs.ca/en/terms-and-conditions (Printed copies are available upon request.)
Test method information available upon request. "Temperature Upon Receipt" is representative of the whole shipment and may not reflect the temperature of individual samples.
SGS Canada Inc. Environment-Health & Safety statement of conformity decision rule does not consider uncertainty when analytical results are compared to a specified standard or regulation.

SGS Canada Inc.
P.O. Box 4300 - 185 Concession St.
Lakefield - Ontario - K0L 2H0
Phone: 705-652-2000 FAX: 705-652-6365

Inorganic Analysis													
Parameter	Reporting Limit	Unit	Method Blank	Duplicate				LCS / Spike Blank			Matrix Spike / Reference Material		
				Result 1	Result 2	RPD	Acceptance Criteria	Spike Recovery (%)	Recovery Limits (%)		Spike Recovery (%)	Recovery Limits (%)	
							%		Low	High		Low	High
Potassium	0.003	mg/L	<0.009			0	20	103	90	110	99	70	130
Selenium	0.00004	mg/L	<0.00004			20	20	104	90	110	98	70	130
Silicon	0.02	mg/L	<0.02			9	20	99	90	110	NV	70	130
Silver	0.00005	mg/L	<0.00005			ND	20	96	90	110	121	70	130
Sodium	0.01	mg/L	<0.01			ND	20	108	90	110	115	70	130
Strontium	0.00008	mg/L	<0.00008			1	20	98	90	110	97	70	130
Sulfur	5	mg/L	<5			ND	20	94	90	110	NV	70	130
Thallium	0.000005	mg/L	<0.000005			ND	20	95	90	110	82	70	130
Thorium	0.0001	mg/L	<0.0001			ND	20	93	90	110	NV	70	130
Tin	0.00006	mg/L	<0.00006			ND	20	100	90	110	NV	70	130
Titanium	0.0001	mg/L	<0.0001			ND	20	102	90	110	NV	70	130
Tungsten	0.0002	mg/L	<0.0002			ND	20	100	90	110	NV	70	130
Uranium	0.000002	mg/L	<0.000002			10	20	94	90	110	95	70	130
Vanadium	0.00001	mg/L	<0.00001			6	20	100	90	110	88	70	130
Zinc	0.002	mg/L	<0.002			ND	20	101	90	110	98	70	130
Zirconium	0.002	mg/L	<0.002			ND	20	95	90	110	NV	70	130
Metals in aqueous samples - ICP-MS - QCBatchID: EMS0292-MAY25													
Cadmium	0.000003	mg/L	<0.000003			8	20	101	90	110	92	70	130
Cobalt	0.000004	mg/L	<0.000004			ND	20	94	90	110	92	70	130
Iron	0.007	mg/L	<0.007			0	20	98	90	110	100	70	130
Lead	0.00009	mg/L	<0.00009			ND	20	98	90	110	93	70	130
Zinc	0.002	mg/L	<0.002			ND	20	102	90	110	102	70	130
pH - QCBatchID: EWL0219-MAY25													
pH	0.05	No unit	NA			0		100			NA		

OnLine LIMS

Results relate only to the sample tested. Data reported represents the sample submitted to SGS. Reproduction of this analytical report in full or in part is prohibited without prior written approval. Please refer to SGS General Conditions of Services located at https://www.sgs.ca/en/terms-and-conditions (Printed copies are available upon request.)
Test method information available upon request. "Temperature Upon Receipt" is representative of the whole shipment and may not reflect the temperature of individual samples.
SGS Canada Inc. Environment-Health & Safety statement of conformity decision rule does not consider uncertainty when analytical results are compared to a specified standard or regulation.

00041445 26

Total Mercury Results

Flett Research Ltd.
440 DeSalaberry Ave. Winnipeg, MB R2L 0Y7
Fax/Phone (204) 667-2505
E-mail: flett@flettresearch.ca Webpage: http://www.flettresearch.ca

CLIENT: Kinross Gold - GBR by SGS: CA10045-MAY25
185 Concession Street
Lakefield, ON K0L 2H0

Matrix: Water
Transaction ID: 1127
PO/Contract No.: 369790
Date Analysed: June 4, 2025
Analyst(s): Jason S

Date Received: May 14, 2025
Sampling Date(s): May 9, 2025
Date Issued: June 5, 2025

Analytical Method: Total Mercury in Water by Oxidation, Purge and Trap, and CVAFS (T00120 version 9)

Comments: Samples were filtered prior to arrival at Flett.

Detection Limit: The method detection limit (MDL) for this method is 0.04 ngL.
The MDL is the minimum concentration that can be reported with 99% confidence that the measured concentration is distinguishable from method blanks and is based on the analysis of 30mL of sample.

For reporting purpose samples are flagged when the amount of mercury detected is below the EPA defined minimum level (ML= 0.2 ng/L).
As concentration rises above the MDL confidence that the analyte is present approaches 100% at and above the ML.

Estimated Uncertainty: Overall method uncertainty decreases as analyte concentration increases. When mercury concentrations exceed 1ng/L the estimated uncertainty of the method is ±12%.
At a concentration of 0.2ng/L the estimated uncertainty is ± 30%. When mercury concentrations are at MDL uncertainty can be ± 46% (0.04 ± 0.02ng/L).

All method uncertainties are expressed at a 95% confidence level of (k=2).

Results authorized by Dr. Robert J. Flett, Chief Scientist

QUALITY DATA

			Mean of 3 Bubblers	Standard Deviation	Bubbler 1	Bubbler 2	Bubbler 3	
Blanks	**Bubbler Blank Mean Peak Area**		1004	572	1683	505	825	
Bubbler Blanks	**Bubbler Blank (pg)**		0.37	0.21	0.62	0.19	0.31	
			Sample Type	Gross Peak Area	Volume of Sample Analyzed (=volume of bubbled sample) (ml)	Total Reagent Hg added to the sample during analysis (ng/L) [including ng Hg in DI]	**Net Total Hg in the Method Blank (ng/L)** [Bubbler & Reagent Blk Corrected including ng Hg in DI]	
Method/Bottle Blanks	WB1 June 3, 2025		MBlk-1	6462	39.50	0.05	**0.00**	
	WB2 June 3, 2025		MBlk-2	6013	35.22	0.05	**0.00**	
	MB1 June 3, 2025		MBlk-3	5087	32.31	0.05	**0.00**	
Mean Calibration Factor (area un/ls/ng)	**2701078 ± 1 %RSD**							
Spike Recovery Matrix Spike (MS) and Matrix Spike Duplicate (MSD)			Sample Type	Gross Peak Area	Volume of Sample Analyzed (=volume of bubbled sample) (ml)	Total Reagent Hg added to the sample during analysis (ng/L)	**Net Total Hg (ng/L)** [Bubbler & Reagent Blk Corrected]	**Total Hg Recovery (%)**
	HC-23 Wk#102		MS2	496494	30.27	0.01	**6.09**	101
	HC-23 Wk#102		MS2D	505999	31.25	0.01	**6.01**	102
	Mean of Recoveries							**102**
QC Samples	OPR (beginning of run)		OPR-1	526413	38.88	0.01	**4.99**	97.5
Ongoing Precision & Recovery (OPR)	OPR (end of run)		OPR-2	359230	27.48	0.01	**4.81**	94.0
	Mean OPR (5.12 ng/L)						**4.90**	**95.8**
Alternate Source Standard	QCS (1000 ng/L)		QCS-3	270172	0.10	0.00	**997**	**99.7**

LAB ID	Sample Details	Sample ID/Bottle Number	Date Sampled	Time Sampled	Sample Type	Gross Peak Area	**Volume of Sample Analyzed** (=volume of bubbled sample) **(ml)**	Total Reagent Hg added to the sample during analysis (ng/L)	**Net Total Hg in the sample (ng/L)** [Bubbler & Reagent Blk Subtracted]
122111		HC-20 Wk#102	May 9, 2025			55149	32.60	0.01	**0.61**
122112		HC-21 Wk#102	May 9, 2025			36507	31.91	0.01	**0.40**
122113		HC-22 Wk#102	May 9, 2025			160029	33.70	0.01	**1.75**
122114		HC-23 Wk#102	May 9, 2025			99599	33.39	0.01	**1.09**
122115		HC-24 Wk#102	May 9, 2025		**DupA1**	40136	31.30	0.01	**0.46**
122115		HC-24 Wk#102	May 9, 2025		**DupA2**	60943	46.01	0.01	**0.48**
122116		HC-25 Wk#102	May 9, 2025			73304	30.43	0.01	**0.87**
122117		HC-26 Wk#102	May 9, 2025			180272	33.68	0.01	**1.97**
122118		HC-27 Wk#102	May 9, 2025		**DupB1**	144714	32.28	0.01	**1.65**
122118		HC-27 Wk#102	May 9, 2025		**DupB2**	164780	36.52	0.01	**1.66**
122119		Blank Wk#102	May 9, 2025			8815	38.22	0.01	**~0.07**

Q:\Clients A-L\Kinross Gold - GBR by SGS\2025(1127)\Total Mercury\TMWATR060425JS1.xls

* : See 'Comments' section above for discussion.
~ : Result below the methods ML.

Minimum Level (ML): the amount of mercury that can be reported with almost 100% confidence that the measured concentration exceeds zero.

Dup : Duplicate - two subsamples of the same sample carried through the analytical procedure in an identical manner.

This test report shall not be reproduced, except in full, without written approval of the laboratory.
Note: Results relate only to the samples tested and as received.

ilac-MRA CALA Testing Accreditation No. A3306

ISO/IEC 17025:2017 Accredited with the Canadian Association of Laboratory Accreditation

Template Version 052325

Total Mercury Results

Flett Research Ltd.
440 DeSalaberry Ave. Winnipeg, MB R2L 0Y7
Fax/Phone (204) 667-2505
E-mail: flett@flettresearch.ca Webpage: http://www.flettresearch.ca

CLIENT: Kinross Gold-GBR by SGS: CA10087-MAY 25
185 Concession Street
Lakefield, ON K0L 2H0

Matrix: Water
Transaction ID: 1127
PO/Contract No.: 369790
Date Analysed: June 16, 2025
Analyst(s): Jason S

Date Received: May 22, 2025
Sampling Date(s): May 15, 2025
Date Issued: June 17, 2025

Analytical Method: Total Mercury in Water by Oxidation, Purge and Trap, and CVAFS (T00120 version 9)

Comments: Samples were filtered prior to arrival at Flett.

Detection Limit: The method detection limit (MDL) for this method is 0.04 ngL.
The MDL is the minimum concentration that can be reported with 99% confidence that the measured concentration is distinguishable from method blanks and is based on the analysis of 30mL of sample.

For reporting purpose samples are flagged when the amount of mercury detected is below the EPA defined minimum level (ML= 0.2 ng/L).
As concentration rises above the MDL confidence that the analyte is present approaches 100% at and above the ML.

Estimated Uncertainty: Overall method uncertainty decreases as analyte concentration increases. When mercury concentrations exceed 1ng/L the estimated uncertainty of the method is ±12%.
At a concentration of 0.2ng/L the estimated uncertainty is ± 30%. When mercury concentrations are at MDL uncertainty can be ± 46% (0.04 ± 0.02ng/L).

All method uncertainties are expressed at a 95% confidence level of (k=2).

Results authorized by Dr. Robert J. Flett, Chief Scientist

QUALITY DATA

			Mean of 3 Bubblers	Standard Deviation	Bubbler 1	Bubbler 2	Bubbler 3
Blanks	Bubbler Blanks	**Bubbler Blank Mean Peak Area**	969	401	983	739	1187
		Bubbler Blank (pg)	0.36	0.15	0.37	0.28	0.45
			Sample Type	Gross Peak Area	Volume of Sample Analyzed (=volume of bubbled sample) (ml)	Total Reagent Hg added to the sample during analysis (ng/L) [including ng Hg in DI]	**Net Total Hg in the Method Blank (ng/L)** [Bubbler & Reagent Blk Corrected including ng Hg in DI]
	Method/Bottle Blanks	MB3 June 3, 25	MBlk-1	5863	35.68	0.03	**0.02**
		MB4 June 3, 25	MBlk-2	4989	36.59	0.03	**0.01**
		MB5 June 3, 25	MBlk-3	5653	42.57	0.03	**0.01**
Mean Calibration Factor (area un/ls/ng)		**2658616 ± 4.1 %RSD**					

			Sample Type	Gross Peak Area	Volume of Sample Analyzed (=volume of bubbled sample) (ml)	Total Reagent Hg added to the sample during analysis (ng/L)	**Net Total Hg (ng/L)** [Bubbler & Reagent Blk Corrected]	**Total Hg Recovery (%)**
Spike Recovery Matrix Spike (MS) and Matrix Spike Duplicate (MSD)		HC-1 Wk#103	MS1	130750	32.02	0.01	**1.52**	98.3
		HC-1 Wk#103	MS1D	134451	33.30	0.01	**1.51**	101
		Mean of Recoveries						**99.6**
QC Samples	Ongoing Precision & Recovery (OPR)	OPR (beginning of run)	OPR-1	365896	27.37	0.01	**5.00**	97.7
		OPR (end of run)	OPR-2	411925	31.33	0.01	**4.92**	96.1
		Mean OPR (5.12 ng/L)					**4.96**	**96.9**
	Alternate Source Standard	QCS (1000 ng/L)	QCS-3	266855	0.10	0.00	**1000**	**100**

LAB ID	Sample Details	Sample ID/Bottle Number	Date Sampled	Time Sampled	Sample Type	Gross Peak Area	**Volume of Sample Analyzed** (=volume of bubbled sample) **(ml)**	Total Reagent Hg added to the sample during analysis (ng/L)	**Net Total Hg in the sample (ng/L)** [Bubbler & Reagent Blk Subtracted]
122173		HC-1 Wk#103	May 15, 2025			27279	32.52	0.01	**0.30**
122174		HC-2 Wk#103	May 15, 2025			19352	31.75	0.01	**0.21**
122175		HC-3 Wk#103	May 15, 2025			141383	30.82	0.01	**1.71**
122176		HC-4 Wk#103	May 15, 2025			13718	31.40	0.01	**~0.14**
122177		HC-5 Wk#103	May 15, 2025			40129	30.63	0.01	**0.47**
122178		HC-6 Wk#103	May 15, 2025		**DupA1**	115524	31.79	0.01	**1.35**
122178		HC-6 Wk#103	May 15, 2025		**DupA2**	146632	41.23	0.01	**1.33**
122179		HC-7 Wk#103	May 15, 2025			132164	30.99	0.01	**1.59**
122201		Blank Wk#103	May 15, 2025			16330	40.52	0.01	**~0.13**

Q:\Clients A-L\Kinross Gold - GBR by SGS\2025(1127)\Total Mercury\TMWATR061625JS1.xls

* : See 'Comments' section above for discussion.
~ : Result below the methods ML.

This test report shall not be reproduced, except in full, without written approval of the laboratory.
Note: Results relate only to the samples tested and as received.

Minimum Level (ML): the amount of mercury that can be reported with almost 100% confidence that the measured concentration exceeds zero.

Dup : Duplicate - two subsamples of the same sample carried through the analytical procedure in an identical manner.

ISO/IEC 17025:2017 Accredited with the Canadian Association of Laboratory Accreditation
CALA Testing Accreditation No. A3306
Template Version 052325

SGS Canada Inc.
P.O. Box 4300 - 185 Concession St.
Lakefield - Ontario - KOL 2HO
Phone: 705-652-2000 FAX: 705-652-6365

25-September-2025

Great Bear Resources Ltd.
Attn : Ashley Moncrief

1020 - 800 West Pender St.
Vancouver, BC
V6C 2V6, Canada

Phone: 778-833-2160
Fax:

Date Rec. : 15 May 2025
LR Report: **CA10087-MAY25**
Reference: Wk#103

Copy: #1

CERTIFICATE OF ANALYSIS
Final Report

Analysis	3: Analysis Completed Date	4: Analysis Completed Time	5: HC-1 Wk#103	6: HC-2 Wk#103	7: HC-3 Wk#103	8: HC-4 Wk#103	9: HC-5 Wk#103	10: HC-6 Wk#103	11: HC-7 Wk#103
Sample Date & Time			15-May-25	15-May-25	15-May-25	15-May-25	15-May-25	15-May-25	15-May-25
HumCell Leachate Vol [mL]	15-May-25	16:11	979	1029	477	498	966	454	897
Sample Name	---	---	DX450052	DX 550083	DX450204	DX450176	DX450232	DX450181	DX450002
Sample Weight [g]	---	---	1000	1000	500	500	1000	500	1000
pH [No unit]	19-May-25	12:42	6.49	7.01	6.80	5.14	6.66	6.60	6.89
Alkalinity [mg/L as CaCO3]	19-May-25	12:41	3	13	5	< 2	6	4	6
Conductivity [uS/cm]	19-May-25	12:41	30	38	10	31	14	6	10
Acidity [mg/L as CaCO3]	19-May-25	12:41	2	< 2	< 2	9	< 2	< 2	< 2
SO4 [mg/L]	30-May-25	11:32	10	5.1	0.6	12	2.0	< 0.2	0.3



Lisa Thompson
Project Specialist Assistant,
Environment, Health & Safety

OnLine LIMS

0004269308

Results relate only to the sample tested. Data reported represents the sample submitted to SGS. Reproduction of this analytical report in full or in part is prohibited without prior written approval. Please refer to SGS General Conditions of Services located at https://www.sgs.ca/en/terms-and-conditions (Printed copies are available upon request.)
Test method information available upon request. "Temperature Upon Receipt" is representative of the whole shipment and may not reflect the temperature of individual samples.
SGS Canada Inc. Environment-Health & Safety statement of conformity decision rule does not consider uncertainty when analytical results are compared to a specified standard or regulation.

SGS Canada Inc.
P.O. Box 4300 - 185 Concession St.
Lakefield - Ontario - KOL 2HO
Phone: 705-652-2000 FAX: 705-652-6365

Great Bear - 7 Short

LR Report : **CA10087-MAY25**

Quality Control Report

Inorganic Analysis														
Parameter	Reporting Limit	Unit	Method Blank	Duplicate				LCS / Spike Blank			Matrix Spike / Reference Material		
				Result 1	Result 2	RPD	Acceptance Criteria	Spike Recovery (%)	Recovery Limits (%)		Spike Recovery (%)	Recovery Limits (%)	
							%		Low	High		Low	High
Acidity - QCBatchID: EWL0382-MAY25													
Acidity	2	mg/L as Ca	2			0	20	102	90	110	NA		
Alkalinity - QCBatchID: EWL0382-MAY25													
Alkalinity	2	mg/L as Ca	< 2			0	20	98	80	120	NA		
Anions by IC - QCBatchID: DIO0613-MAY25													
Sulphate	0.2	mg/L	<0.2			0	20	100	90	110	123	75	125
Anions by IC - QCBatchID: DIO0644-MAY25													
Sulphate	0.2	mg/L	<0.2			2	20	107	90	110	95	75	125
Anions by IC - QCBatchID: DIO0688-MAY25													
Sulphate	0.2	mg/L	<0.2			0	20	102	90	110	NV	75	125
Conductivity - QCBatchID: EWL0382-MAY25													
Conductivity	2	uS/cm	< 2			0	10	96	90	110	NA		
pH - QCBatchID: EWL0382-MAY25													
pH	0.05	No unit	NA			0		100			NA		

OnLine LIMS

0004269308

Results relate only to the sample tested. Data reported represents the sample submitted to SGS. Reproduction of this analytical report in full or in part is prohibited without prior written approval. Please refer to SGS General Conditions of Services located at https://www.sgs.ca/en/terms-and-conditions (Printed copies are available upon request.)
Test method information available upon request. "Temperature Upon Receipt" is representative of the whole shipment and may not reflect the temperature of individual samples.
SGS Canada Inc. Environment-Health & Safety statement of conformity decision rule does not consider uncertainty when analytical results are compared to a specified standard or regulation.

Total Mercury Results

Flett Research Ltd.
440 DeSalaberry Ave. Winnipeg, MB R2L 0Y7
Fax/Phone (204) 667-2505
E-mail: flett@flettresearch.ca Webpage: http://www.flettresearch.ca

CLIENT: Kinross Gold-GBR by SGS: CA10092-MAY25
185 Concession Street
Lakefield, ON K0L 2H0

Matrix: Water
Transaction ID: 1127
PO/Contract No.: 369790
Date Received: May 22, 2025
Date Analysed: June 17, 2025
Sampling Date(s): May 16, 2025
Analyst(s): Jason S
Date Issued: June 18, 2025

Analytical Method: Total Mercury in Water by Oxidation, Purge and Trap, and CVAFS (T00120 version 9)

Comments: Samples were filtered prior to arrival at Flett.

Detection Limit: The method detection limit (MDL) for this method is 0.04 ngL.
The MDL is the minimum concentration that can be reported with 99% confidence that the measured concentration is distinguishable from method blanks and is based on the analysis of 30mL of sample.

For reporting purpose samples are flagged when the amount of mercury detected is below the EPA defined minimum level (ML= 0.2 ng/L).
As concentration rises above the MDL confidence that the analyte is present approaches 100% at and above the ML.

Estimated Uncertainty: Overall method uncertainty decreases as analyte concentration increases. When mercury concentrations exceed 1ng/L the estimated uncertainty of the method is ±12%.
At a concentration of 0.2ng/L the estimated uncertainty is ± 30%. When mercury concentrations are at MDL uncertainty can be ± 46% (0.04 ± 0.02ng/L).

All method uncertainties are expressed at a 95% confidence level of (k=2).

Results authorized by Dr. Robert J. Flett, Chief Scientist

QUALITY DATA

			Mean of 3 Bubblers	Standard Deviation	Bubbler 1	Bubbler 2	Bubbler 3	
Blanks	**Bubbler Blank Mean Peak Area**		763	328	475	762	1054	
Bubbler Blanks	**Bubbler Blank (pg)**		0.30	0.13	0.19	0.30	0.41	
			Sample Type	Gross Peak Area	Volume of Sample Analyzed (=volume of bubbled sample) (ml)	Total Reagent Hg added to the sample during analysis (ng/L) [including ng Hg in DI]	**Net Total Hg in the Method Blank (ng/L)** [Bubbler & Reagent Blk Corrected including ng Hg in DI]	
Method/Bottle Blanks	WB1 June 13, 2025		MBlk-1	4698	35.56	0.03	**0.01**	
	WB2 June 13, 2025		MBlk-2	4170	33.85	0.03	**0.01**	
	MB6 June 3, 2025		MBlk-3	5634	34.29	0.03	**0.03**	
Mean Calibration Factor (area units/ng)	**2543906 ± 3.8 %RSD**							
			Sample Type	Gross Peak Area	Volume of Sample Analyzed (=volume of bubbled sample) (ml)	Total Reagent Hg added to the sample during analysis (ng/L)	**Net Total Hg (ng/L)** [Bubbler & Reagent Blk Corrected]	**Total Hg Recovery (%)**
Spike Recovery Matrix Spike (MS) and Matrix Spike Duplicate (MSD)	HC-8 Wk#103		MS1	192533	30.85	0.01	**2.45**	105
	HC-8 Wk#103		MS1D	199884	35.40	0.01	**2.22**	104
	Mean of Recoveries							**104**
	HC-20 Wk#103		MS2	320918	31.72	0.01	**3.98**	104
	HC-20 Wk#103		MS2D	328734	32.41	0.01	**3.99**	107
	Mean of Recoveries							**105**
QC Samples	OPR (beginning of run)		OPR-1	354764	27.10	0.01	**5.12**	100
Ongoing Precision & Recovery (OPR)	OPR (end of run)		OPR-2	394361	30.83	0.01	**5.01**	97.8
	Mean OPR (5.12 ng/L)						**5.06**	**98.9**
Alternate Source Standard	QCS (1000 ng/L)		QCS-3	251574	0.10	0.00	**986**	**98.6**

LAB ID	Sample Details	Sample ID/Bottle Number	Date Sampled	Time Sampled	Sample Type	Gross Peak Area	Volume of Sample Analyzed (=volume of bubbled sample) (ml)	Total Reagent Hg added to the sample during analysis (ng/L)	Net Total Hg in the sample (ng/L) [Bubbler & Reagent Blk Subtracted]	
122180		HC-8 Wk#103	May 16, 2025			45978	23.56	0.01	**0.75**	
122181		HC-9 Wk#103	May 16, 2025		**DupA1**	30416	37.35	0.01	**0.30**	
122181		HC-9 Wk#103	May 16, 2025		**DupA2**	37886	47.19	0.01	**0.30**	
122182		HC-10 Wk#103	May 16, 2025			171253	31.81	0.01	**2.11**	
122183		HC-11 Wk#103	May 16, 2025			59555	32.23	0.01	**0.71**	
122184		HC-12 Wk#103	May 16, 2025			22542	31.42	0.01	**0.26**	
122185		HC-13 Wk#103	May 16, 2025			12754	31.49	0.01	**~0.14**	
122186		HC-14 Wk#103	May 16, 2025			65073	36.48	0.01	**0.69**	
122187		HC-15 Wk#103	May 16, 2025			554591	23.76	0.01	**9.21**	
122188		HC-16 Wk#103	May 16, 2025			27461	30.94	0.01	**0.33**	
122189		HC-17 Wk#103	May 16, 2025			15660	31.74	0.01	**~0.18**	
122190		HC-18 Wk#103	May 16, 2025			104964	30.94	0.01	**1.32**	
122191		HC-19 Wk#103	May 16, 2025			45929	33.34	0.01	**0.53**	
122192		HC-20 Wk#103	May 16, 2025			55005	30.15	0.01	**0.70**	
122193		HC-21 Wk#103	May 16, 2025			37695	30.10	0.01	**0.47**	
122194		HC-22 Wk#103	May 16, 2025			192791	33.81	0.01	**2.24**	
122195		HC-23 Wk#103	May 16, 2025			92391	33.84	0.01	**1.06**	
122196		HC-24 Wk#103	May 16, 2025			49857	32.18	0.01	**0.59**	
122197		HC-25 Wk#103	May 16, 2025			62915	32.17	0.01	**0.75**	
122198		HC-26 Wk#103	May 16, 2025		**DupB1**	145333	31.55	0.01	**1.80**	
122198		HC-26 Wk#103	May 16, 2025		**DupB2**	150671	32.03	0.01	**1.84**	
122199		HC-27 Wk#103	May 16, 2025			211225	32.38	0.01	**2.56**	
122200		Blank Wk#103	May 16, 2025			9294	36.69	0.01	**~0.08**	

Q:\Clients A-L\Kinross Gold - GBR by SGS\2025(1127)\Total Mercury\TMWATR061725JS1.xls

* : See 'Comments' section above for discussion.
~ : Result below the methods ML.

This test report shall not be reproduced, except in full, without written approval of the laboratory.
Note: Results relate only to the samples tested and as received.

Minimum Level (ML): the amount of mercury that can be reported with almost 100% confidence that the measured concentration exceeds zero.

Dup : Duplicate - two subsamples of the same sample carried through the analytical procedure in an identical manner.

SGS Canada Inc.
P.O. Box 4300 - 185 Concession St.
Lakefield - Ontario - KOL 2HO
Phone: 705-652-2000 FAX: 705-652-6365

19-June-2025

Great Bear Resources Ltd.
Attn : Ashley Moncrief

1020 - 800 West Pender St.
Vancouver, BC
V6C 2V6, Canada

Phone: 778-833-2160
Fax:

Date Rec. : 16 May 2025
LR Report: **CA10092-MAY25**
Reference: Wk#103

Copy: #1

CERTIFICATE OF ANALYSIS
Final Report

Analysis	3: Analysis Completed Date	4: Analysis Completed Time	5: HC-8 Wk#103	6: HC-9 Wk#103	7: HC-10 Wk#103	8: HC-11 Wk#103	9: HC-12 Wk#103	10: HC-13 Wk#103	11: HC-14 Wk#103
Sample Date & Time			16-May-25	16-May-25	16-May-25	16-May-25	16-May-25	16-May-25	16-May-25
HumCell Leachate Vol [mL]	20-May-25	07:38	926	992	931	943	940	1010	927
Sample Name	---	---	DX450108	DX450076	DX450186	DX450118	DX 550107	DX450159	DX450171
Sample Weight [g]	---	---	1000	1000	1000	1000	1000	1000	1000
pH [No unit]	23-May-25	14:59	7.44	5.59	7.09	7.26	7.01	6.64	6.36
Alkalinity [mg/L as CaCO3]	19-May-25	14:21	8	< 2	4	5	5	7	< 2
Conductivity [uS/cm]	19-May-25	14:21	21	44	11	12	21	22	34
Acidity [mg/L as CaCO3]	19-May-25	14:21	< 2	15	< 2	< 2	< 2	< 2	2
SO4 [mg/L]	30-May-25	11:53	2.2	19	0.9	0.8	4.3	---	11
SO4 [mg/L]	05-Jun-25	15:58	---	---	---	---	---	4.1	---

Analysis	12: HC-15 Wk#103	13: HC-16 Wk#103	14: HC-17 Wk#103	15: HC-18 Wk#103	16: HC-19 Wk#103	17: HC-20 Wk#103	18: HC-21 Wk#103	19: HC-22 Wk#103	20: HC-23 Wk#103
Sample Date & Time	16-May-25	16-May-25	16-May-25	16-May-25	16-May-25	16-May-25	16-May-25	16-May-25	16-May-25
HumCell Leachate Vol [mL]	662	998	993	943	930	947	934	459	965
Sample Name	DX450134	DX450185	DX450032	DX 550064	DX450008	DX 550056	DX450022	DX450077	DX450113
Sample Weight [g]	700	1000	1000	1000	1000	1000	1000	500	1000
pH [No unit]	6.93	6.67	5.28	6.87	6.66	6.79	7.02	6.65	6.78
Alkalinity [mg/L as CaCO3]	9	7	< 2	5	2	7	10	7	9
Conductivity [uS/cm]	70	20	13	12	6	15	20	16	19
Acidity [mg/L as CaCO3]	< 2	< 2	8	< 2	2	< 2	< 2	< 2	< 2
SO4 [mg/L]	18	2.4	5.2	0.4	0.5	1.1	1.3	0.9	1.0
SO4 [mg/L]	---	---	---	---	---	---	---	---	---

Analysis	21: HC-24 Wk#103	22: HC-25 Wk#103	23: HC-26 Wk#103	24: HC-27 Wk#103	25: Blank Wk#103
Sample Date & Time	16-May-25	16-May-25	16-May-25	16-May-25	16-May-25
HumCell Leachate Vol [mL]	944	970	779	917	---
Sample Name	DX 550101	DX450128	DX450021	DX450222	---
Sample Weight [g]	1000	1000	750	1000	---
pH [No unit]	6.68	7.37	4.61	7.04	---
Alkalinity [mg/L as CaCO3]	6	9	< 2	4	---
Conductivity [uS/cm]	13	39	194	16	---

OnLine LIMS

0004154672

Results relate only to the sample tested. Data reported represents the sample submitted to SGS. Reproduction of this analytical report in full or in part is prohibited without prior written approval. Please refer to SGS General Conditions of Services located at https://www.sgs.ca/en/terms-and-conditions (Printed copies are available upon request.)
Test method information available upon request. "Temperature Upon Receipt" is representative of the whole shipment and may not reflect the temperature of individual samples.
SGS Canada Inc. Environment-Health & Safety statement of conformity decision rule does not consider uncertainty when analytical results are compared to a specified standard or regulation.

SGS Canada Inc.
P.O. Box 4300 - 185 Concession St.
Lakefield - Ontario - KOL 2HO
Phone: 705-652-2000 FAX: 705-652-6365

LR Report : **CA10092-MAY25**

Analysis	21: HC-24 Wk#103	22: HC-25 Wk#103	23: HC-26 Wk#103	24: HC-27 Wk#103	25: Blank Wk#103
Acidity [mg/L as CaCO3]	< 2	< 2	66	< 2	---
SO4 [mg/L]	0.7	6.6	79	2.9	---
SO4 [mg/L]	---	---	---	---	---



Lisa Thompson
Project Specialist Assistant,
Environment, Health & Safety

OnLine LIMS

0004154672

Results relate only to the sample tested. Data reported represents the sample submitted to SGS. Reproduction of this analytical report in full or in part is prohibited without prior written approval. Please refer to SGS General Conditions of Services located at https://www.sgs.ca/en/terms-and-conditions (Printed copies are available upon request.)
Test method information available upon request. "Temperature Upon Receipt" is representative of the whole shipment and may not reflect the temperature of individual samples.
SGS Canada Inc. Environment-Health & Safety statement of conformity decision rule does not consider uncertainty when analytical results are compared to a specified standard or regulation.

Total Mercury Results

Flett Research Ltd.
440 DeSalaberry Ave. Winnipeg, MB R2L 0Y7
Fax/Phone (204) 667-2505
E-mail: flett@flettresearch.ca Webpage: http://www.flettresearch.ca

CLIENT: Kinross Gold-GBR by SGS: CA10127-MAY25
185 Concession Street
Lakefield, ON K0L 2H0

Matrix: Water
Transaction ID: 1127
PO/Contract No.: 369790
Date Analysed: July 9, 2025
Analyst(s): Jason S

Date Received: May 29, 2025
Sampling Date(s): May 22, 2025
Date Issued: July 10, 2025

Analytical Method: Total Mercury in Water by Oxidation, Purge and Trap, and CVAFS (T00120 version 9)

Comments: Samples were filtered prior to arrival at Flett.

Detection Limit: The method detection limit (MDL) for this method is 0.04 ngL.
The MDL is the minimum concentration that can be reported with 99% confidence that the measured concentration is distinguishable from method blanks and is based on the analysis of 30mL of sample.

For reporting purpose samples are flagged when the amount of mercury detected is below the EPA defined minimum level (ML= 0.2 ng/L).
As concentration rises above the MDL confidence that the analyte is present approaches 100% at and above the ML.

Estimated Uncertainty: Overall method uncertainty decreases as analyte concentration increases. When mercury concentrations exceed 1ng/L the estimated uncertainty of the method is ±12%.
At a concentration of 0.2ng/L the estimated uncertainty is ± 30%. When mercury concentrations are at MDL uncertainty can be ± 46% (0.04 ± 0.02ng/L).

All method uncertainties are expressed at a 95% confidence level of (k=2).

Results authorized by Dr. Robert J. Flett, Chief Scientist

QUALITY DATA

			Mean of 3 Bubblers	Standard Deviation	Bubbler 1	Bubbler 2	Bubbler 3	
Blanks	**Bubbler Blank Mean Peak Area**		641	89	614	643	665	
Bubbler Blanks	**Bubbler Blank (pg)**		0.25	0.04	0.24	0.25	0.26	
			Sample Type	Gross Peak Area	Volume of Sample Analyzed (=volume of bubbled sample) (ml)	Total Reagent Hg added to the sample during analysis (ng/L) [including ng Hg in DI]	**Net Total Hg in the Method Blank (ng/L)** [Bubbler & Reagent Blk Corrected including ng Hg in DI]	
Method/Bottle Blanks	WB1 July 3, 2025		MBlk-1	5025	44.35	0.05	**-0.01**	
	WB2 July 3, 2025		MBlk-2	4774	42.03	0.05	**-0.01**	
	MB7 June 23, 2025		MBlk-3	6409	48.28	0.05	**0.00**	
Mean Calibration Factor (area un/ls/ng)	**2535967 ± 1.1 %RSD**							
			Sample Type	Gross Peak Area	Volume of Sample Analyzed (=volume of bubbled sample) (ml)	Total Reagent Hg added to the sample during analysis (ng/L)	**Net Total Hg (ng/L)** [Bubbler & Reagent Blk Corrected]	**Total Hg Recovery (%)**
Spike Recovery Matrix Spike (MS) and Matrix Spike Duplicate (MSD)	HC-3 Wk#104		MS2	460420	28.32	0.01	**6.44**	99.2
	HC-3 Wk#104		MS2D	481418	33.02	0.01	**5.77**	101
	Mean of Recoveries							**100**
QC Samples	OPR (beginning of run)		OPR-1	402113	30.90	0.01	**5.11**	99.9
Ongoing Precision & Recovery (OPR)	OPR (end of run)		OPR-2	343028	27.15	0.01	**4.96**	96.9
	Mean OPR (5.12 ng/L)						**5.04**	**98.4**
Alternate Source Standard	QCS (1000 ng/L)		QCS-3	257183	0.10	0.00	**1012**	**101**

LAB ID	Sample Details	Sample ID/Bottle Number	Date Sampled	Time Sampled	Sample Type	Gross Peak Area	**Volume of Sample Analyzed** (=volume of bubbled sample) **(ml)**	Total Reagent Hg added to the sample during analysis (ng/L)	**Net Total Hg in the sample (ng/L)** [Bubbler & Reagent Blk Subtracted]	
122280		HC-1 Wk#104	May 22, 2025			26391	30.09	0.01	**0.33**	
122281		HC-2 Wk#104	May 22, 2025			18065	30.23	0.01	**0.22**	
122282		HC-3 Wk#104	May 22, 2025			102279	33.91	0.01	**1.18**	
122283		HC-4 Wk#104	May 22, 2025			15347	35.44	0.01	**~0.16**	
122284		HC-5 Wk#104	May 22, 2025			35993	32.40	0.01	**0.43**	
122285		HC-6 Wk#104	May 22, 2025			81301	33.09	0.01	**0.96**	
122286		HC-7 Wk#104	May 22, 2025		**DupA1**	118539	34.53	0.01	**1.35**	
122286		HC-7 Wk#104	May 22, 2025		**DupA2**	127123	37.11	0.01	**1.35**	
122287		Blank Wk#104	May 22, 2025			16189	53.63	0.01	**~0.11**	

Q:\Clients A-L\Kinross Gold - GBR by SGS\2025(1127)\Total Mercury\TMWATR070925JS1.xls

* : See 'Comments' section above for discussion.
~ : Result below the methods ML.

This test report shall not be reproduced, except in full, without written approval of the laboratory.
Note: Results relate only to the samples tested and as received.

Minimum Level (ML): the amount of mercury that can be reported with almost 100% confidence that the measured concentration exceeds zero.

Dup : Duplicate - two subsamples of the same sample carried through the analytical procedure in an identical manner.

ISO/IEC 17025:2017 Accredited with the Canadian Association of Laboratory Accreditation
Testing Accreditation No. A3306
Template Version 052325

Total Mercury Results

Flett Research Ltd.
440 DeSalaberry Ave. Winnipeg, MB R2L 0Y7
Fax/Phone (204) 667-2505
E-mail: flett@flettresearch.ca Webpage: http://www.flettresearch.ca

CLIENT: Kinross Gold-GBR by SGS: CA10132-MAY25
185 Concession Street
Lakefield, ON K0L 2H0

Matrix: Water
Transaction ID: 1127
PO/Contract No.: 369790
Date Analysed: July 10, 2025
Analyst(s): Jason S

Date Received: June 2, 2025
Sampling Date(s): May 23, 2025
Date Issued: July 11, 2025

Analytical Method: Total Mercury in Water by Oxidation, Purge and Trap, and CVAFS (T00120 version 9)

Comments: Samples were filtered prior to arrival at Flett.

Detection Limit: The method detection limit (MDL) for this method is 0.04 ngL.
The MDL is the minimum concentration that can be reported with 99% confidence that the measured concentration is distinguishable from method blanks and is based on the analysis of 30mL of sample.

For reporting purpose samples are flagged when the amount of mercury detected is below the EPA defined minimum level (ML= 0.2 ng/L).
As concentration rises above the MDL confidence that the analyte is present approaches 100% at and above the ML.

Estimated Uncertainty: Overall method uncertainty decreases as analyte concentration increases. When mercury concentrations exceed 1ng/L the estimated uncertainty of the method is ±12%.
At a concentration of 0.2ng/L the estimated uncertainty is ± 30%. When mercury concentrations are at MDL uncertainty can be ± 46% (0.04 ± 0.02ng/L).

All method uncertainties are expressed at a 95% confidence level of (k=2).

Results authorized by Dr. Robert J. Flett, Chief Scientist

QUALITY DATA

			Mean of 3 Bubblers	Standard Deviation	Bubbler 1	Bubbler 2	Bubbler 3	
Blanks	**Bubbler Blank Mean Peak Area**		904	119	901	813	999	
Bubbler Blanks	**Bubbler Blank (pg)**		0.36	0.05	0.36	0.32	0.40	
			Sample Type	Gross Peak Area	Volume of Sample Analyzed (=volume of bubbled sample) (ml)	Total Reagent Hg added to the sample during analysis (ng/L) [including ng Hg in DI]	**Net Total Hg in the Method Bllank (ng/L)** [Bubbler & Reagent Blk Corrected including ng Hg in DI]	
Method/Bottle Blanks	WB1 July 8, 2025		MBlk-1	6045	42.05	0.05	**0.00**	
	WB2 July 8, 2025		MBlk-2	7398	50.78	0.05	**0.01**	
	MB8 June 23, 2025		MBlk-3	9648	51.43	0.05	**0.02**	
Mean Calibration Factor (area units/ng)	**2520716 ± 3.7 %RSD**							
Spike Recovery Matrix Spike (MS) and Matrix Spike Duplicate (MSD)			Sample Type	Gross Peak Area	Volume of Sample Analyzed (=volume of bubbled sample) (ml)	Total Reagent Hg added to the sample during analysis (ng/L)	**Net Total Hg (ng/L)** [Bubbler & Reagent Blk Corrected]	**Total Hg Recovery (%)**
	HC-9 Wk#104		MS1	71870	30.06	0.01	**0.94**	93.9
	HC-9 Wk#104		MS1D	72992	29.36	0.01	**0.97**	96.1
	Mean of Recoveries							**95.0**
	HC-18 Wk#104		MS2	443901	28.93	0.01	**6.11**	98.0
	HC-18 Wk#104		MS2D	451252	29.57	0.01	**6.07**	99.5
	Mean of Recoveries							**98.8**
QC Samples	OPR (beginning of run)		OPR-1	337837	25.93	0.01	**5.15**	101
Ongoing Precision & Recovery (OPR)	OPR (end of run)		OPR-2	384195	30.86	0.01	**4.92**	96.1
	Mean OPR (5.12 ng/L)						**5.03**	**98.3**
Alternate Source Standard	QCS (1000 ng/L)		QCS-3	252833	0.10	0.00	**999**	**99.9**

LAB ID	Sample Details	Sample ID/Bottle Number	Date Sampled	Time Sampled	Sample Type	Gross Peak Area	Volume of Sample Analyzed (=volume of bubbled sample) (ml)	Total Reagent Hg added to the sample during analysis (ng/L)	Net Total Hg in the sample (ng/L) [Bubbler & Reagent Blk Subtracted]
122516		HC-8 Wk#104	May 23, 2025			54357	32.17	0.01	**0.66**
122517		HC-9 Wk#104	May 23, 2025			14674	34.14	0.01	**~0.15**
122518		HC-10 Wk#104	May 23, 2025			144613	30.20	0.01	**1.89**
122519		HC-11 Wk#104	May 23, 2025			45067	30.84	0.01	**0.56**
122520		HC-12 Wk#104	May 23, 2025			21006	30.16	0.01	**0.26**
122521		HC-13 Wk#104	May 23, 2025			14923	30.27	0.01	**~0.18**
122522		HC-14 Wk#104	May 23, 2025			59702	31.49	0.01	**0.74**
122523		HC-15 Wk#104	May 23, 2025			567695	23.07	0.01	**9.80**
122524		HC-16 Wk#104	May 23, 2025			21817	30.35	0.01	**0.27**
122525		HC-17 Wk#104	May 23, 2025		**DupA1**	227749	30.11	0.01	**3.00**
122525		HC-17 Wk#104	May 23, 2025		**DupA2**	252506	32.86	0.01	**3.05**
122526		HC-18 Wk#104	May 23, 2025			79189	30.30	0.01	**1.02**
122527		HC-19 Wk#104	May 23, 2025			35013	30.97	0.01	**0.43**
122528		HC-20 Wk#104	May 23, 2025			51628	30.53	0.01	**0.66**
122529		HC-21 Wk#104	May 23, 2025			35288	30.38	0.01	**0.44**
122530		HC-22 Wk#104	May 23, 2025			185399	32.15	0.01	**2.28**
122531		HC-23 Wk#104	May 23, 2025			64793	30.20	0.01	**0.84**
122532		HC-24 Wk#104	May 23, 2025			38268	31.07	0.01	**0.47**
122533		HC-25 Wk#104	May 23, 2025			87995	30.66	0.01	**1.13**
122534		HC-26 Wk#104	May 23, 2025		**DupB1**	65332	32.34	0.01	**0.79**
122534		HC-26 Wk#104	May 23, 2025		**DupB2**	96892	48.53	0.01	**0.78**
122535		HC-27 Wk#104	May 23, 2025			201484	33.60	0.01	**2.38**
122536		Blank Wk#104	May 23, 2025			10289	46.30	0.01	**~0.08**

Q:\Clients A-L\Kinross Gold - GBR by SGS\2025(1127)\Total Mercury\TMWATR071025JS1.xls

* : See 'Comments' section above for discussion.
~ : Result below the methods ML.

This test report shall not be reproduced, except in full, without written approval of the laboratory.
Note: Results relate only to the samples tested and as received.

Minimum Level (ML): the amount of mercury that can be reported with almost 100% confidence that the measured concentration exceeds zero.

Dup : Duplicate - two subsamples of the same sample carried through the analytical procedure in an identical manner.

SGS Canada Inc.
P.O. Box 4300 - 185 Concession St.
Lakefield - Ontario - KOL 2HO
Phone: 705-652-2000 FAX: 705-652-6365

23-June-2025

Great Bear Resources Ltd.
Attn : Ashley Moncrief

1020 - 800 West Pender St.
Vancouver, BC
V6C 2V6, Canada

Phone: 778-833-2160
Fax:

Date Rec. : 23 May 2025
LR Report: **CA10132-MAY25**
Reference: Wk#104

Copy: #1

CERTIFICATE OF ANALYSIS
Final Report

Analysis	3: Analysis Completed Date	4: Analysis Completed Time	5: HC-8 Wk#104	6: HC-9 Wk#104	7: HC-10 Wk#104	8: HC-11 Wk#104	9: HC-12 Wk#104	10: HC-13 Wk#104	11: HC-14 Wk#104
Sample Date & Time			23-May-25	23-May-25	23-May-25	23-May-25	23-May-25	23-May-25	23-May-25
HumCell Leachate Vol [mL]	26-May-25	13:19	937	1005	927	924	936	1001	903
Sample Name	---	---	DX450108	DX450076	DX450186	DX450118	DX 550107	DX450159	DX450171
Sample Weight [g]	---	---	1000	1000	1000	1000	1000	1000	1000
pH [No unit]	27-May-25	16:03	6.88	5.20	6.67	6.75	6.67	6.67	6.04
Alkalinity [mg/L as CaCO3]	27-May-25	14:43	9	< 2	4	5	5	9	< 2
Conductivity [uS/cm]	30-May-25	15:30	20	36	10	11	20	22	31
Acidity [mg/L as CaCO3]	30-May-25	11:05	< 2	18	<2	<2	2	<2	<2
SO4 [mg/L]	03-Jun-25	11:14	2.3	15	0.8	0.8	4.0	3.6	11
Hg [mg/L]	28-May-25	09:58	< 0.00001	< 0.00001	< 0.00001	< 0.00001	< 0.00001	< 0.00001	< 0.00001
Ag [mg/L]	28-May-25	09:58	< 0.00005	< 0.00005	< 0.00005	< 0.00005	< 0.00005	< 0.00005	< 0.00005
Al [mg/L]	28-May-25	09:58	0.052	0.016	0.025	0.041	0.037	0.035	0.004
As [mg/L]	28-May-25	09:58	0.0008	< 0.0002	0.0004	0.0003	0.0014	0.0012	0.0004
Ba [mg/L]	28-May-25	09:58	0.00162	0.0122	0.00056	0.00052	0.00141	0.00063	0.00420
Be [mg/L]	28-May-25	09:58	< 0.000007	0.000010	< 0.000007	< 0.000007	< 0.000007	< 0.000007	< 0.000007
B [mg/L]	28-May-25	09:58	< 0.002	< 0.002	< 0.002	< 0.002	< 0.002	< 0.002	< 0.002
Bi [mg/L]	28-May-25	09:58	< 0.00001	< 0.00001	< 0.00001	< 0.00001	0.00001	< 0.00001	< 0.00001
Ca [mg/L]	28-May-25	09:58	3.40	0.85	1.92	2.00	3.59	4.07	4.28
Cd [mg/L]	28-May-25	09:58	0.000004	0.035869	0.000009	0.000005	0.000008	0.000006	0.000011
Cd [mg/L]	28-May-25	09:58	---	---	---	---	---	---	---
Co [mg/L]	28-May-25	09:59	0.000036	0.000802	0.000019	0.000015	0.000007	0.000010	0.000990
Cr [mg/L]	28-May-25	09:59	< 0.00008	< 0.00008	< 0.00008	< 0.00008	< 0.00008	< 0.00008	< 0.00008
Cu [mg/L]	28-May-25	09:59	< 0.001	0.008	< 0.001	< 0.001	< 0.001	< 0.001	< 0.001
Fe [mg/L]	28-May-25	09:59	< 0.007	0.185	< 0.007	< 0.007	< 0.007	< 0.007	0.054
K [mg/L]	28-May-25	09:59	0.616	0.966	0.238	0.165	0.311	0.338	0.955
Mg [mg/L]	28-May-25	09:59	0.220	0.144	0.023	0.031	0.030	0.045	0.215
Mn [mg/L]	28-May-25	09:59	0.0134	0.0680	0.0134	0.0129	0.0190	0.025	0.025
Mo [mg/L]	28-May-25	09:59	< 0.0004	< 0.0004	< 0.0004	< 0.0004	< 0.0004	< 0.0004	< 0.0004
Na [mg/L]	28-May-25	09:59	0.06	0.05	0.05	0.05	0.05	0.04	0.08
Ni [mg/L]	28-May-25	09:59	0.0009	0.0237	0.0005	0.0002	< 0.0001	< 0.0001	0.0061
P [mg/L]	28-May-25	09:59	< 0.003	< 0.003	< 0.003	< 0.003	< 0.003	< 0.003	< 0.003
Pb [mg/L]	28-May-25	09:59	< 0.00009	0.358	< 0.00009	< 0.00009	0.00015	< 0.00009	< 0.00009
Pb [mg/L]	28-May-25	09:59	---	---	---	---	---	---	---
S [mg/L]	28-May-25	09:59	< 5	5	< 5	< 5	< 5	< 5	< 5
Sb [mg/L]	28-May-25	09:59	< 0.0009	< 0.0009	< 0.0009	< 0.0009	< 0.0009	< 0.0009	< 0.0009
Se [mg/L]	28-May-25	09:59	0.00005	0.00134	0.00010	< 0.00004	0.00006	< 0.00004	0.00036

OnLine LIMS

0004158457

Results relate only to the sample tested. Data reported represents the sample submitted to SGS. Reproduction of this analytical report in full or in part is prohibited without prior written approval. Please refer to SGS General Conditions of Services located at https://www.sgs.ca/en/terms-and-conditions (Printed copies are available upon request.)
Test method information available upon request. "Temperature Upon Receipt" is representative of the whole shipment and may not reflect the temperature of individual samples.
SGS Canada Inc. Environment-Health & Safety statement of conformity decision rule does not consider uncertainty when analytical results are compared to a specified standard or regulation.

SGS Canada Inc.
P.O. Box 4300 - 185 Concession St.
Lakefield - Ontario - KOL 2HO
Phone: 705-652-2000 FAX: 705-652-6365

LR Report : CA10132-MAY25

Analysis	3: Analysis Completed Date	4: Analysis Completed Time	5: HC-8 Wk#104	6: HC-9 Wk#104	7: HC-10 Wk#104	8: HC-11 Wk#104	9: HC-12 Wk#104	10: HC-13 Wk#104	11: HC-14 Wk#104
Si [mg/L]	28-May-25	09:59	0.19	0.42	0.15	0.15	0.25	0.16	0.22
Sn [mg/L]	28-May-25	09:59	< 0.00006	< 0.00006	< 0.00006	< 0.00006	< 0.00006	< 0.00006	< 0.00006
Sr [mg/L]	28-May-25	09:59	0.00632	0.00389	0.00329	0.00401	0.00359	0.00308	0.00674
Ti [mg/L]	28-May-25	09:59	< 0.0001	< 0.0001	< 0.0001	< 0.0001	< 0.0001	< 0.0001	< 0.0001
Th [mg/L]	28-May-25	09:59	< 0.0001	< 0.0001	< 0.0001	< 0.0001	< 0.0001	< 0.0001	< 0.0001
Tl [mg/L]	28-May-25	09:59	< 0.000005	0.000051	< 0.000005	< 0.000005	< 0.000005	0.000008	< 0.000005
U [mg/L]	28-May-25	09:59	0.000083	0.000507	0.000171	0.000052	0.000143	0.000211	0.000047
V [mg/L]	28-May-25	09:59	0.00009	< 0.00001	0.00003	0.00003	0.00009	0.00003	0.00004
W [mg/L]	28-May-25	09:59	< 0.0002	< 0.0002	< 0.0002	< 0.0002	< 0.0002	< 0.0002	< 0.0002
Zr [mg/L]	28-May-25	09:59	< 0.002	< 0.002	< 0.002	< 0.002	< 0.002	< 0.002	< 0.002
Zn [mg/L]	28-May-25	09:59	< 0.002	6.82	< 0.002	< 0.002	< 0.002	< 0.002	< 0.002

Analysis	12: HC-15 Wk#104	13: HC-16 Wk#104	14: HC-17 Wk#104	15: HC-18 Wk#104	16: HC-19 Wk#104	17: HC-20 Wk#104	18: HC-21 Wk#104	19: HC-22 Wk#104	20: HC-23 Wk#104
Sample Date & Time	23-May-25	23-May-25	23-May-25	23-May-25	23-May-25	23-May-25	23-May-25	23-May-25	23-May-25
HumCell Leachate Vol [mL]	651	964	998	946	924	942	926	461	919
Sample Name	DX450134	DX450185	DX450032	DX 550064	DX450008	DX 550056	DX450022	DX450077	DX450113
Sample Weight [g]	700	1000	1000	1000	1000	1000	1000	500	1000
pH [No unit]	6.63	6.59	5.09	6.81	6.70	7.30	6.95	6.66	6.88
Alkalinity [mg/L as CaCO3]	10	6	< 2	6	3	7	14	8	10
Conductivity [uS/cm]	70	18	15	11	6	15	20	14	17
Acidity [mg/L as CaCO3]	7	<2	13	< 2	<2	< 2	< 2	< 2	< 2
SO4 [mg/L]	18	1.9	5.0	0.3	0.5	1.1	1.3	0.8	0.8
Hg [mg/L]	< 0.00001	< 0.00001	< 0.00001	< 0.00001	< 0.00001	< 0.00001	< 0.00001	< 0.00001	< 0.00001
Ag [mg/L]	0.00006	< 0.00005	< 0.00005	< 0.00005	< 0.00005	< 0.00005	< 0.00005	< 0.00005	< 0.00005
Al [mg/L]	0.004	0.052	0.053	0.033	0.022	0.030	0.048	0.027	0.041
As [mg/L]	0.0667	0.0037	0.0006	0.0040	< 0.0002	0.0009	0.0048	0.0005	0.0030
Ba [mg/L]	0.00130	0.00190	0.00242	0.00021	0.00023	0.00197	0.00018	0.00954	0.00464
Be [mg/L]	0.000008	< 0.000007	0.000008	< 0.000007	< 0.000007	< 0.000007	< 0.000007	< 0.000007	< 0.000007
B [mg/L]	< 0.002	< 0.002	< 0.002	< 0.002	< 0.002	< 0.002	< 0.002	< 0.002	< 0.002
Bi [mg/L]	< 0.00001	< 0.00001	< 0.00001	< 0.00001	< 0.00001	< 0.00001	< 0.00001	< 0.00001	< 0.00001
Ca [mg/L]	12.2	2.89	1.14	2.20	1.22	2.80	3.88	2.14	3.48
Cd [mg/L]	0.000007	0.000006	0.000098	0.000004	< 0.000003	< 0.000003	---	0.000006	< 0.000003
Cd [mg/L]	---	---	---	---	---	---	< 0.000003	---	---
Co [mg/L]	0.000738	0.000030	0.00822	0.000070	0.000010	0.000031	0.000073	0.000030	0.000012
Cr [mg/L]	0.00015	< 0.00008	< 0.00008	< 0.00008	< 0.00008	< 0.00008	< 0.00008	< 0.00008	< 0.00008
Cu [mg/L]	0.005	< 0.001	0.004	< 0.001	< 0.001	< 0.001	< 0.001	0.001	< 0.001
Fe [mg/L]	< 0.007	< 0.007	0.629	< 0.007	< 0.007	< 0.007	< 0.007	< 0.007	< 0.007
K [mg/L]	0.467	0.967	0.264	0.144	0.160	0.207	0.013	1.28	0.159
Mg [mg/L]	0.219	0.033	0.121	0.024	0.018	0.125	0.106	0.084	0.099
Mn [mg/L]	0.0237	0.00809	0.0282	0.00413	0.00485	0.0209	0.0225	0.0174	0.0166
Mo [mg/L]	< 0.0004	< 0.0004	< 0.0004	< 0.0004	< 0.0004	< 0.0004	< 0.0004	< 0.0004	< 0.0004
Na [mg/L]	0.06	0.05	0.10	0.05	0.04	0.03	0.03	0.05	0.02
Ni [mg/L]	0.0772	< 0.0001	0.0182	0.0029	< 0.0001	0.0001	0.0001	0.0002	< 0.0001
P [mg/L]	< 0.003	< 0.003	< 0.003	< 0.003	< 0.003	< 0.003	< 0.003	< 0.003	< 0.003
Pb [mg/L]	< 0.00009	< 0.00009	0.00028	< 0.00009	< 0.00009	< 0.00009	---	< 0.00009	< 0.00009
Pb [mg/L]	---	---	---	---	---	---	< 0.00009	---	---
S [mg/L]	10	< 5	< 5	< 5	< 5	< 5	< 5	< 5	< 5
Sb [mg/L]	< 0.0009	< 0.0009	< 0.0009	< 0.0009	< 0.0009	< 0.0009	< 0.0009	< 0.0009	< 0.0009
Se [mg/L]	0.00041	< 0.00004	0.00007	< 0.00004	< 0.00004	< 0.00004	< 0.00004	< 0.00004	< 0.00004
Si [mg/L]	0.15	0.19	0.68	0.19	0.15	0.17	0.13	0.14	0.14
Sn [mg/L]	< 0.00006	< 0.00006	< 0.00006	< 0.00006	< 0.00006	< 0.00006	< 0.00006	< 0.00006	< 0.00006
Sr [mg/L]	0.0112	0.00310	0.0130	0.00232	0.00201	0.00467	0.00192	0.00264	0.0106

OnLine LIMS

0004158457

Results relate only to the sample tested. Data reported represents the sample submitted to SGS. Reproduction of this analytical report in full or in part is prohibited without prior written approval. Please refer to SGS General Conditions of Services located at https://www.sgs.ca/en/terms-and-conditions (Printed copies are available upon request.)
Test method information available upon request. "Temperature Upon Receipt" is representative of the whole shipment and may not reflect the temperature of individual samples.
SGS Canada Inc. Environment-Health & Safety statement of conformity decision rule does not consider uncertainty when analytical results are compared to a specified standard or regulation.

SGS Canada Inc.
P.O. Box 4300 - 185 Concession St.
Lakefield - Ontario - KOL 2HO
Phone: 705-652-2000 FAX: 705-652-6365

LR Report : **CA10132-MAY25**

Analysis	12: HC-15 Wk#104	13: HC-16 Wk#104	14: HC-17 Wk#104	15: HC-18 Wk#104	16: HC-19 Wk#104	17: HC-20 Wk#104	18: HC-21 Wk#104	19: HC-22 Wk#104	20: HC-23 Wk#104
Ti [mg/L]	0.0001	0.0001	< 0.0001	0.0001	< 0.0001	< 0.0001	< 0.0001	< 0.0001	< 0.0001
Th [mg/L]	< 0.0001	< 0.0001	< 0.0001	< 0.0001	< 0.0001	< 0.0001	< 0.0001	< 0.0001	< 0.0001
Tl [mg/L]	0.000010	0.000005	0.000005	< 0.000005	< 0.000005	< 0.000005	< 0.000005	< 0.000005	0.000008
U [mg/L]	0.000049	0.000436	0.00128	0.000157	0.000039	0.000152	0.000005	0.000009	0.000035
V [mg/L]	0.00003	0.00012	< 0.00001	0.00008	0.00002	0.00036	0.00019	0.00039	0.00009
W [mg/L]	< 0.0002	< 0.0002	< 0.0002	< 0.0002	< 0.0002	< 0.0002	< 0.0002	< 0.0002	< 0.0002
Zr [mg/L]	< 0.002	< 0.002	< 0.002	< 0.002	< 0.002	< 0.002	< 0.002	< 0.002	< 0.002
Zn [mg/L]	< 0.002	< 0.002	0.016	< 0.002	< 0.002	< 0.002	< 0.002	< 0.002	< 0.002

Analysis	21: HC-24 Wk#104	22: HC-25 Wk#104	23: HC-26 Wk#104	24: HC-27 Wk#104
Sample Date & Time	23-May-25	23-May-25	23-May-25	23-May-25
HumCell Leachate Vol [mL]	932	926	749	924
Sample Name	DX 550101	DX450128	DX450021	DX450222
Sample Weight [g]	1000	1000	750	1000
pH [No unit]	7.01	7.43	4.25	6.49
Alkalinity [mg/L as CaCO3]	6	8	< 2	5
Conductivity [uS/cm]	13	33	148	14
Acidity [mg/L as CaCO3]	< 2	< 2	58	<2
SO4 [mg/L]	0.6	5.7	48	2.8
Hg [mg/L]	< 0.00001	< 0.00001	< 0.00001	< 0.00001
Ag [mg/L]	< 0.00005	< 0.00005	< 0.00005	< 0.00005
Al [mg/L]	0.038	0.042	0.015	0.029
As [mg/L]	0.0014	0.0005	< 0.0002	0.0003
Ba [mg/L]	0.00055	0.00134	0.00589	0.00042
Be [mg/L]	< 0.000007	< 0.000007	0.000011	< 0.000007
B [mg/L]	< 0.002	< 0.002	0.003	< 0.002
Bi [mg/L]	< 0.00001	< 0.00001	< 0.00001	< 0.00001
Ca [mg/L]	2.51	5.88	9.27	2.36
Cd [mg/L]	< 0.000003	0.000003	0.000302	0.000003
Cd [mg/L]	---	---	---	---
Co [mg/L]	0.000032	0.000059	0.00319	0.000007
Cr [mg/L]	< 0.00008	< 0.00008	< 0.00008	< 0.00008
Cu [mg/L]	< 0.001	< 0.001	< 0.001	< 0.001
Fe [mg/L]	< 0.007	< 0.007	12.0	< 0.007
K [mg/L]	0.073	0.334	3.18	0.407
Mg [mg/L]	0.090	0.070	0.717	0.036
Mn [mg/L]	0.0102	0.0108	0.313	0.00716
Mo [mg/L]	< 0.0004	< 0.0004	< 0.0004	< 0.0004
Na [mg/L]	0.04	0.04	0.13	0.04
Ni [mg/L]	< 0.0001	0.0009	0.0256	< 0.0001
P [mg/L]	< 0.003	< 0.003	< 0.003	< 0.003
Pb [mg/L]	< 0.00009	< 0.00009	< 0.00009	< 0.00009
Pb [mg/L]	---	---	---	---
S [mg/L]	< 5	< 5	24	< 5
Sb [mg/L]	< 0.0009	< 0.0009	< 0.0009	< 0.0009
Se [mg/L]	< 0.00004	< 0.00004	0.00032	< 0.00004
Si [mg/L]	0.12	0.14	0.49	0.17
Sn [mg/L]	< 0.00006	< 0.00006	< 0.00006	< 0.00006
Sr [mg/L]	0.00170	0.00281	0.00533	0.00261
Ti [mg/L]	< 0.0001	< 0.0001	< 0.0001	< 0.0001
Th [mg/L]	< 0.0001	< 0.0001	< 0.0001	< 0.0001
Tl [mg/L]	< 0.000005	< 0.000005	< 0.000005	< 0.000005

OnLine LIMS

0004158457

Results relate only to the sample tested. Data reported represents the sample submitted to SGS. Reproduction of this analytical report in full or in part is prohibited without prior written approval. Please refer to SGS General Conditions of Services located at https://www.sgs.ca/en/terms-and-conditions (Printed copies are available upon request.)
Test method information available upon request. "Temperature Upon Receipt" is representative of the whole shipment and may not reflect the temperature of individual samples.
SGS Canada Inc. Environment-Health & Safety statement of conformity decision rule does not consider uncertainty when analytical results are compared to a specified standard or regulation.

SGS Canada Inc.
P.O. Box 4300 - 185 Concession St.
Lakefield - Ontario - KOL 2HO
Phone: 705-652-2000 FAX: 705-652-6365

LR Report : **CA10132-MAY25**

Analysis	21: HC-24 Wk#104	22: HC-25 Wk#104	23: HC-26 Wk#104	24: HC-27 Wk#104
U [mg/L]	0.000006	0.000019	0.000020	0.000084
V [mg/L]	0.00023	0.00016	< 0.00001	0.00010
W [mg/L]	< 0.0002	0.0002	< 0.0002	< 0.0002
Zr [mg/L]	< 0.002	< 0.002	< 0.002	< 0.002
Zn [mg/L]	< 0.002	< 0.002	0.015	< 0.002



Lisa Thompson
Project Specialist Assistant,
Environment, Health & Safety

OnLine LIMS

0004158457

Results relate only to the sample tested. Data reported represents the sample submitted to SGS. Reproduction of this analytical report in full or in part is prohibited without prior written approval. Please refer to SGS General Conditions of Services located at https://www.sgs.ca/en/terms-and-conditions (Printed copies are available upon request.)
Test method information available upon request. "Temperature Upon Receipt" is representative of the whole shipment and may not reflect the temperature of individual samples.
SGS Canada Inc. Environment-Health & Safety statement of conformity decision rule does not consider uncertainty when analytical results are compared to a specified standard or regulation.

SGS Canada Inc.
P.O. Box 4300 - 185 Concession St.
Lakefield - Ontario - KOL 2HO
Phone: 705-652-2000 FAX: 705-652-6365

Great Bear - 20 Long

LR Report : **CA10132-MAY25**

Quality Control Report

Inorganic Analysis														
Parameter	Reporting Limit	Unit	Method Blank	Duplicate				LCS / Spike Blank			Matrix Spike / Reference Material		
				Result 1	Result 2	RPD	Acceptance Criteria	Spike Recovery (%)	Recovery Limits (%)		Spike Recovery (%)	Recovery Limits (%)	
							%		Low	High		Low	High
Acidity - QCBatchID: EWL0549-MAY25													
Acidity	2	mg/L as Ca	4			0	20	102	90	110	NA		
Acidity - QCBatchID: EWL0550-MAY25													
Acidity	2	mg/L as Ca	2			ND	20	100	90	110	NA		
Alkalinity - QCBatchID: EWL0549-MAY25													
Alkalinity	2	mg/L as Ca	< 2			22	20	100	80	120	NA		
Alkalinity - QCBatchID: EWL0550-MAY25													
Alkalinity	2	mg/L as Ca	< 2			0	20	102	80	120	NA		
Alkalinity - QCBatchID: EWL0564-MAY25													
Alkalinity	2	mg/L as Ca	< 2			2	20	104	80	120	NA		
Anions by IC - QCBatchID: DIO0014-JUN25													
Sulphate	0.2	mg/L	<0.2			5	20	101	90	110	77	75	125
Anions by IC - QCBatchID: DIO0595-MAY25													
Sulphate	0.2	mg/L	<0.2			ND	20	105	90	110	107	75	125
Anions by IC - QCBatchID: DIO0598-MAY25													
Sulphate	0.2	mg/L	<0.2			1	20	105	90	110	98	75	125
Anions by IC - QCBatchID: DIO0688-MAY25													
Sulphate	0.2	mg/L	<0.2			0	20	102	90	110	NV	75	125
Anions by IC - QCBatchID: DIO0752-MAY25													
Sulphate	0.2	mg/L	<0.2			5	20	99	90	110	90	75	125
Conductivity - QCBatchID: EWL0549-MAY25													
Conductivity	2	uS/cm	< 2			0	20	97	90	110	NA		
Conductivity - QCBatchID: EWL0550-MAY25													
Conductivity	2	uS/cm	< 2			0	20	99	90	110	NA		
Inorganics-General - QCBatchID: EHG0034-MAY25													
Mercury	0.00001	mg/L	< 0.00001			ND	20	101	80	120	128	70	130
Metals in aqueous samples - ICP-MS - QCBatchID: EMS0115-JUN25													
Cadmium	0.000003	mg/L	<0.000003			2	20	99	90	110	96	70	130
Lead	0.00009	mg/L	<0.00009			12	20	95	90	110	92	70	130
Metals in aqueous samples - ICP-MS - QCBatchID: EMS0248-MAY25													
Aluminum	0.001	mg/L	<0.001			6	20	100	90	110	87	70	130
Antimony	0.0009	mg/L	<0.0009			0	20	104	90	110	70	70	130
Arsenic	0.0002	mg/L	<0.0002			1	20	98	90	110	102	70	130
Barium	0.00008	mg/L	<0.00008			5	20	103	90	110	99	70	130
Beryllium	0.000007	mg/L	<0.000007			ND	20	104	90	110	109	70	130
Bismuth	0.00001	mg/L	<0.00001			ND	20	96	90	110	92	70	130

OnLine LIMS

0004158457

Results relate only to the sample tested. Data reported represents the sample submitted to SGS. Reproduction of this analytical report in full or in part is prohibited without prior written approval. Please refer to SGS General Conditions of Services located at https://www.sgs.ca/en/terms-and-conditions (Printed copies are available upon request.)
Test method information available upon request. "Temperature Upon Receipt" is representative of the whole shipment and may not reflect the temperature of individual samples.
SGS Canada Inc. Environment-Health & Safety statement of conformity decision rule does not consider uncertainty when analytical results are compared to a specified standard or regulation.

SGS Canada Inc.
P.O. Box 4300 - 185 Concession St.
Lakefield - Ontario - K0L 2H0
Phone: 705-652-2000 FAX: 705-652-6365

Inorganic Analysis													
Parameter	Reporting Limit	Unit	Method Blank	Duplicate				LCS / Spike Blank			Matrix Spike / Reference Material		
				Result 1	Result 2	RPD	Acceptance Criteria	Spike Recovery (%)	Recovery Limits (%)		Spike Recovery (%)	Recovery Limits (%)	
							%		Low	High		Low	High
Boron	0.002	mg/L	<0.002			ND	20	103	90	110	102	70	130
Cadmium	0.000003	mg/L	<0.000003			ND	20	103	90	110	107	70	130
Calcium	0.01	mg/L	<0.01			3	20	96	90	110	75	70	130
Chromium	0.00008	mg/L	<0.00008			ND	20	103	90	110	111	70	130
Cobalt	0.000004	mg/L	<0.000004			4	20	97	90	110	95	70	130
Copper	0.001	mg/L	<0.001			ND	20	103	90	110	95	70	130
Iron	0.007	mg/L	<0.007			ND	20	102	90	110	98	70	130
Lead	0.00009	mg/L	<0.00009			ND	20	100	90	110	94	70	130
Magnesium	0.001	mg/L	<0.001			2	20	97	90	110	100	70	130
Manganese	0.00001	mg/L	<0.00001			2	20	102	90	110	96	70	130
Molybdenum	0.0004	mg/L	<0.0004			ND	20	101	90	110	94	70	130
Nickel	0.0001	mg/L	<0.0001			3	20	103	90	110	89	70	130
Phosphorus	0.003	mg/L	<0.003			ND	20	102	90	110	NV	70	130
Potassium	0.003	mg/L	<0.009			4	20	102	90	110	101	70	130
Selenium	0.00004	mg/L	<0.00004			11	20	99	90	110	110	70	130
Silicon	0.02	mg/L	<0.02			3	20	97	90	110	NV	70	130
Silver	0.00005	mg/L	<0.00005			ND	20	103	90	110	NV	70	130
Sodium	0.01	mg/L	<0.01			1	20	98	90	110	98	70	130
Strontium	0.00008	mg/L	<0.00008			1	20	99	90	110	94	70	130
Sulfur	5	mg/L	<5			ND	20	105	90	110	NV	70	130
Thallium	0.000005	mg/L	<0.000005			ND	20	98	90	110	83	70	130
Thorium	0.0001	mg/L	<0.0001			ND	20	108	90	110	NV	70	130
Tin	0.00006	mg/L	<0.00006			ND	20	102	90	110	NV	70	130
Titanium	0.0001	mg/L	<0.0001			ND	20	97	90	110	NV	70	130
Tungsten	0.0002	mg/L	<0.0002			4	20	97	90	110	NV	70	130
Uranium	0.000002	mg/L	<0.000002			0	20	102	90	110	97	70	130
Vanadium	0.00001	mg/L	<0.00001			6	20	101	90	110	105	70	130
Zinc	0.002	mg/L	<0.002			ND	20	99	90	110	106	70	130
Zirconium	0.002	mg/L	<0.002			ND	20	99	90	110	NV	70	130
pH - QCBatchID: EWL0549-MAY25													
pH	0.05	No unit	NA			0		100			NA		
pH - QCBatchID: EWL0550-MAY25													
pH	0.05	No unit	NA			0		100			NA		

OnLine LIMS

00041584S7

Results relate only to the sample tested. Data reported represents the sample submitted to SGS. Reproduction of this analytical report in full or in part is prohibited without prior written approval. Please refer to SGS General Conditions of Services located at https://www.sgs.ca/en/terms-and-conditions (Printed copies are available upon request.)
Test method information available upon request. "Temperature Upon Receipt" is representative of the whole shipment and may not reflect the temperature of individual samples.
SGS Canada Inc. Environment-Health & Safety statement of conformity decision rule does not consider uncertainty when analytical results are compared to a specified standard or regulation.

Total Mercury Results

Flett Research Ltd.
440 DeSalaberry Ave. Winnipeg, MB R2L 0Y7
Fax/Phone (204) 667-2505
E-mail: flett@flettresearch.ca Webpage: http://www.flettresearch.ca

CLIENT: Kinross Gold - GBR by SGS: CA10174-MAY25
185 Concession Street
Lakefield, ON K0L 2H0

Matrix: Water
Transaction ID: 1127
PO/Contract No.: 369790
Date Analysed: July 15, 2025
Analyst(s): Jason S

Date Received: June 2, 2025
Sampling Date(s): May 29, 2025
Date Issued: July 16, 2025

Analytical Method: Total Mercury in Water by Oxidation, Purge and Trap, and CVAFS (T00120 version 9)

Comments: Samples were filtered prior to arrival at Flett.

Detection Limit: The method detection limit (MDL) for this method is 0.04 ngL.
The MDL is the minimum concentration that can be reported with 99% confidence that the measured concentration is distinguishable from method blanks and is based on the analysis of 30mL of sample.

For reporting purpose samples are flagged when the amount of mercury detected is below the EPA defined minimum level (ML= 0.2 ng/L).
As concentration rises above the MDL confidence that the analyte is present approaches 100% at and above the ML.

Estimated Uncertainty: Overall method uncertainty decreases as analyte concentration increases. When mercury concentrations exceed 1ng/L the estimated uncertainty of the method is ±12%.
At a concentration of 0.2ng/L the estimated uncertainty is ± 30%. When mercury concentrations are at MDL uncertainty can be ± 46% (0.04 ± 0.02ng/L).

All method uncertainties are expressed at a 95% confidence level of (k=2).

Results authorized by Dr. Robert J. Flett, Chief Scientist

QUALITY DATA

			Mean of 3 Bubblers	Standard Deviation	Bubbler 1	Bubbler 2	Bubbler 3
Blanks	**Bubbler Blank Mean Peak Area**		776	306	790	866	672
Bubbler Blanks	**Bubbler Blank (pg)**		0.30	0.12	0.31	0.34	0.26
			Sample Type	Gross Peak Area	Volume of Sample Analyzed (=volume of bubbled sample) (ml)	Total Reagent Hg added to the sample during analysis (ng/L) [including ng Hg in DI]	**Net Total Hg in the Method Bllank (ng/L)** [Bubbler & Reagent Blk Corrected including ng Hg in DI]
Method/Bottle Blanks	WB1 July 11, 2025		MBlk-1	5753	52.25	0.05	**-0.01**
	WB2 July 11, 2025		MBlk-2	5554	47.83	0.05	**-0.01**
	MB3 June 25, 2025		MBlk-3	4365	40.96	0.05	**-0.01**
Mean Calibration Factor (area units/ng)	**2546009 ± 1.5 %RSD**						
			Sample Type	Gross Peak Area	Volume of Sample Analyzed (=volume of bubbled sample) (ml)	Total Reagent Hg added to the sample during analysis (ng/L)	**Net Total Hg (ng/L)** [Bubbler & Reagent Blk Corrected]	**Total Hg Recovery (%)**
Spike Recovery Matrix Spike (MS) and Matrix Spike Duplicate (MSD)	HC-4 Wk#105		MS1	91975	30.22	0.01	**1.19**	101
	HC-4 Wk#105		MS1D	89288	30.21	0.01	**1.15**	97.7
	Mean of Recoveries							**99.5**
QC Samples	OPR (beginning of run)		OPR-1	345838	25.59	0.01	**5.29**	103
Ongoing Precision & Recovery (OPR)	OPR (end of run)		OPR-2	389568	29.80	0.01	**5.12**	99.9
	Mean OPR (5.12 ng/L)						**5.20**	**102**
Alternate Source Standard	QCS (1000 ng/L)		QCS-3	264559	0.10	0.00	**1036**	**104**

LAB ID	Sample Details	Sample ID/Bottle Number	Date Sampled	Time Sampled	Sample Type	Gross Peak Area	Volume of Sample Analyzed (=volume of bubbled sample) (ml)	Total Reagent Hg added to the sample during analysis (ng/L)	Net Total Hg in the sample (ng/L) [Bubbler & Reagent Blk Subtracted]
122546		HC-1 Wk#105	May 29, 2025			23838	31.55	0.01	**0.28**
122547		HC-2 Wk#105	May 29, 2025			15235	30.25	0.01	**~0.18**
122548		HC-3 Wk#105	May 29, 2025			104614	30.60	0.01	**1.33**
122549		HC-4 Wk#105	May 29, 2025			15492	31.02	0.01	**~0.18**
122550		HC-5 Wk#105	May 29, 2025			30539	30.19	0.01	**0.38**
122551		HC-6 Wk#105	May 29, 2025			79347	30.37	0.01	**1.02**
122552		HC-7 Wk#105	May 29, 2025		**DupA1**	87026	30.32	0.01	**1.12**
122552		HC-7 Wk#105	May 29, 2025		**DupA2**	156758	52.02	0.01	**1.18**
122553		Blank Wk#105	May 29, 2025			12706	49.18	0.01	**~0.09**

Q:\Clients A-L\Kinross Gold - GBR by SGS\2025(1127)\Total Mercury\TMWATR071525JS2.xls

* : See 'Comments' section above for discussion.
~ : Result below the methods ML.

Minimum Level (ML): the amount of mercury that can be reported with almost 100% confidence that the measured concentration exceeds zero.

Dup : Duplicate - two subsamples of the same sample carried through the analytical procedure in an identical manner.

This test report shall not be reproduced, except in full, without written approval of the laboratory.
Note: Results relate only to the samples tested and as received.

CALA Testing Accreditation No. A3306

ISO/IEC 17025:2017 Accredited with the Canadian Association of Laboratory Accreditation

Template Version 052325

SGS Canada Inc.
P.O. Box 4300 - 185 Concession St.
Lakefield - Ontario - KOL 2HO
Phone: 705-652-2000 FAX: 705-652-6365

23-June-2025

Great Bear Resources Ltd.
Attn : Ashley Moncrief

1020 - 800 West Pender St.
Vancouver, BC
V6C 2V6, Canada

Phone: 778-833-2160
Fax:

Date Rec. : 29 May 2025
LR Report: **CA10174-MAY25**
Reference: Wk#105

Copy: #1

CERTIFICATE OF ANALYSIS
Final Report

Analysis	3: Analysis Completed Date	4: Analysis Completed Time	5: HC-1 Wk#105	6: HC-2 Wk#105	7: HC-3 Wk#105	8: HC-4 Wk#105	9: HC-5 Wk#105	10: HC-6 Wk#105	11: HC-7 Wk#105
Sample Date & Time			29-May-25	29-May-25	29-May-25	29-May-25	29-May-25	29-May-25	29-May-25
HumCell Leachate Vol [mL]	30-May-25	10:50	946	1023	484	485	934	466	917
Sample Name	---	---	DX450052	DX 550083	DX450204	DX450176	DX450232	DX450181	DX450002
Sample Weight [g]	---	---	1000	1000	500	500	1000	500	1000
pH [No unit]	31-May-25	13:40	6.38	7.13	6.50	5.72	6.90	6.70	6.82
Alkalinity [mg/L as CaCO3]	30-May-25	10:23	2	16	3	< 2	6	3	5
Conductivity [uS/cm]	30-May-25	10:23	34	38	8	22	14	6	9
Acidity [mg/L as CaCO3]	31-May-25	13:11	2	< 2	< 2	6	< 2	2	< 2
SO4 [mg/L]	06-Jun-25	15:39	14	5.0	0.5	9.5	2.0	< 0.2	0.2

Analysis	12: Blank Wk#105
Sample Date & Time	29-May-25
HumCell Leachate Vol [mL]	---
Sample Name	---
Sample Weight [g]	---
pH [No unit]	---
Alkalinity [mg/L as CaCO3]	---
Conductivity [uS/cm]	---
Acidity [mg/L as CaCO3]	---
SO4 [mg/L]	---



Lisa Thompson
Project Specialist Assistant,
Environment, Health & Safety

OnLine LIMS

0004158435

Results relate only to the sample tested. Data reported represents the sample submitted to SGS. Reproduction of this analytical report in full or in part is prohibited without prior written approval. Please refer to SGS General Conditions of Services located at https://www.sgs.ca/en/terms-and-conditions (Printed copies are available upon request.)
Test method information available upon request. "Temperature Upon Receipt" is representative of the whole shipment and may not reflect the temperature of individual samples.
SGS Canada Inc. Environment-Health & Safety statement of conformity decision rule does not consider uncertainty when analytical results are compared to a specified standard or regulation.

Total Mercury Results

Flett Research Ltd.
440 DeSalaberry Ave. Winnipeg, MB R2L 0Y7
Fax/Phone (204) 667-2505
E-mail: flett@flettresearch.ca Webpage: http://www.flettresearch.ca

CLIENT: Kinross Gold - GBR by SGS: CA10179-MAY25
185 Concession Street
Lakefield, ON K0L 2H0

Matrix: Water
Transaction ID: 1127
PO/Contract No.: 369790
Date Received: June 4, 2025
Date Analysed: July 18, 2025
Sampling Date(s): May 30, 2025
Analyst(s): Jason S
Date Issued: July 21, 2025

Analytical Method: Total Mercury in Water by Oxidation, Purge and Trap, and CVAFS (T00120 version 9)

Comments: Samples were filtered prior to arrival at Flett.

Detection Limit: The method detection limit (MDL) for this method is 0.04 ngL.
The MDL is the minimum concentration that can be reported with 99% confidence that the measured concentration is distinguishable from method blanks and is based on the analysis of 30mL of sample.

For reporting purpose samples are flagged when the amount of mercury detected is below the EPA defined minimum level (ML= 0.2 ng/L).
As concentration rises above the MDL confidence that the analyte is present approaches 100% at and above the ML.

Estimated Uncertainty: Overall method uncertainty decreases as analyte concentration increases. When mercury concentrations exceed 1ng/L the estimated uncertainty of the method is ±12%.
At a concentration of 0.2ng/L the estimated uncertainty is ± 30%. When mercury concentrations are at MDL uncertainty can be ± 46% (0.04 ± 0.02ng/L).

All method uncertainties are expressed at a 95% confidence level of (k=2).

Results authorized by Dr. Robert J. Flett, Chief Scientist

QUALITY DATA

			Mean of 3 Bubblers	Standard Deviation	Bubbler 1	Bubbler 2	Bubbler 3	
Blanks								
Bubbler Blanks	**Bubbler Blank Mean Peak Area**		831	119	939	779	776	
	Bubbler Blank (pg)		0.32	0.05	0.37	0.30	0.30	
			Sample Type	Gross Peak Area	Volume of Sample Analyzed (=volume of bubbled sample) (ml)	Total Reagent Hg added to the sample during analysis (ng/L) [including ng Hg in DI]	**Net Total Hg in the Method Blank (ng/L)** [Bubbler & Reagent Blk Corrected including ng Hg in DI]	
Method/Bottle Blanks	MB1 July 15, 2025		MBlk-1	5240	49.40	0.05	**-0.01**	
	MB2 July 15, 2025		MBlk-2	5092	50.60	0.05	**-0.01**	
	MB6 June 25, 2025		MBlk-3	5414	51.94	0.05	**-0.01**	
Mean Calibration Factor (area units/ng)	**2572258 ± 3.8 %RSD**							
			Sample Type	Gross Peak Area	Volume of Sample Analyzed (=volume of bubbled sample) (ml)	Total Reagent Hg added to the sample during analysis (ng/L)	**Net Total Hg (ng/L)** [Bubbler & Reagent Blk Corrected]	**Total Hg Recovery (%)**
Spike Recovery Matrix Spike (MS) and Matrix Spike Duplicate (MSD)	HC-11 Wk#105		MS1	236675	32.93	0.01	**2.79**	98.2
	HC-11 Wk#105		MS1D	247039	34.75	0.01	**2.76**	102
	Mean of Recoveries							**100**
	HC-22 Wk#105		MS2	926942	29.49	0.01	**12.28**	98.5
	HC-22 Wk#105		MS2D	911693	31.97	0.01	**11.14**	94.7
	Mean of Recoveries							**96.6**
QC Samples	OPR (beginning of run)		OPR-1	388491	29.89	0.01	**5.03**	98.3
Ongoing Precision & Recovery (OPR)	OPR (end of run)		OPR-2	394752	31.09	0.01	**4.92**	96.0
	Mean OPR (5.12 ng/L)						**4.97**	**97.2**
Alternate Source Standard	QCS (1000 ng/L)		QCS-3	259380	0.10	0.00	**1005**	**101**

LAB ID	Sample Details	Sample ID/Bottle Number	Date Sampled	Time Sampled	Sample Type	Gross Peak Area	Volume of Sample Analyzed (=volume of bubbled sample) (ml)	Total Reagent Hg added to the sample during analysis (ng/L)	Net Total Hg in the sample (ng/L) [Bubbler & Reagent Blk Subtracted]
122573		HC-8 Wk#105	May 30, 2025			45629	39.28	0.01	**0.44**
122574		HC-9 Wk#105	May 30, 2025			6958	33.16	0.01	**~0.06**
122575		HC-10 Wk#105	May 30, 2025		**DupA1**	202127	31.19	0.01	**2.52**
122575		HC-10 Wk#105	May 30, 2025		**DupA2**	354704	55.57	0.01	**2.48**
122576		HC-11 Wk#105	May 30, 2025			48591	33.00	0.01	**0.56**
122577		HC-12 Wk#105	May 30, 2025			14608	31.30	0.01	**~0.16**
122578		HC-13 Wk#105	May 30, 2025			8738	30.43	0.01	**~0.09**
122579		HC-14 Wk#105	May 30, 2025			65005	32.38	0.01	**0.77**
122580		HC-15 Wk#105	May 30, 2025			1046494	30.36	0.01	**13.5**
122581		HC-16 Wk#105	May 30, 2025			19984	31.14	0.01	**0.23**
122582		HC-17 Wk#105	May 30, 2025			12039	31.10	0.01	**~0.13**
122583		HC-18 Wk#105	May 30, 2025			75601	31.91	0.01	**0.91**
122584		HC-19 Wk#105	May 30, 2025			37865	33.82	0.01	**0.42**
122585		HC-20 Wk#105	May 30, 2025			52958	32.30	0.01	**0.62**
122586		HC-21 Wk#105	May 30, 2025			34692	33.52	0.01	**0.39**
122587		HC-22 Wk#105	May 30, 2025			182514	31.41	0.01	**2.25**
122588		HC-23 Wk#105	May 30, 2025			63800	31.52	0.01	**0.77**
122589		HC-24 Wk#105	May 30, 2025			41342	32.40	0.01	**0.48**
122590		HC-25 Wk#105	May 30, 2025			61187	30.33	0.01	**0.77**
122591		HC-26 Wk#105	May 30, 2025			34759	31.52	0.01	**0.41**
122592		HC-27 Wk#105	May 30, 2025		**DupB1**	172716	31.97	0.01	**2.10**
122592		HC-27 Wk#105	May 30, 2025		**DupB2**	255371	47.18	0.01	**2.10**
122593		Blank Wk#105 (CA10179-MAY25)	May 30, 2025			7775	47.83	0.01	**~0.05**

Q:\Clients A-L\Kinross Gold - GBR by SGS\2025(1127)\Total Mercury\TMWATR071825JS1.xls

* : See 'Comments' section above for discussion.
~ : Result below the methods ML.

Minimum Level (ML): the amount of mercury that can be reported with almost 100% confidence that the measured concentration exceeds zero.

Dup : Duplicate - two subsamples of the same sample carried through the analytical procedure in an identical manner.

This test report shall not be reproduced, except in full, without written approval of the laboratory.
Note: Results relate only to the samples tested and as received.

ISO/IEC 17025:2017 Accredited with the Canadian Association of Laboratory Accreditation
Testing Accreditation No. A3306
Template Version 052325

SGS Canada Inc.
P.O. Box 4300 - 185 Concession St.
Lakefield - Ontario - KOL 2HO
Phone: 705-652-2000 FAX: 705-652-6365

23-June-2025

Great Bear Resources Ltd.
Attn : Ashley Moncrief

1020 - 800 West Pender St.
Vancouver, BC
V6C 2V6, Canada

Phone: 778-833-2160
Fax:

Date Rec. : 30 May 2025
LR Report: **CA10179-MAY25**
Reference: Wk#105

Copy: #1

CERTIFICATE OF ANALYSIS
Final Report

Analysis	3: Analysis Completed Date	4: Analysis Completed Time	5: HC-8 Wk#105	6: HC-9 Wk#105	7: HC-10 Wk#105	8: HC-11 Wk#105	9: HC-12 Wk#105	10: HC-13 Wk#105	11: HC-14 Wk#105
Sample Date & Time			30-May-25	30-May-25	30-May-25	30-May-25	30-May-25	30-May-25	30-May-25
HumCell Leachate Vol [mL]	03-Jun-25	13:01	995	988	932	917	992	989	902
Sample Name	---	---	DX450108	DX450076	DX450186	DX450118	DX 550107	DX450159	DX450171
Sample Weight [g]	---	---	1000	1000	1000	1000	1000	1000	1000
Hg Low Level [ng/L]	***	***	***	***	***	***	***	***	***
pH [No unit]	31-May-25	13:16	7.09	5.23	6.92	6.89	6.80	6.86	6.31
Alkalinity [mg/L as CaCO3]	31-May-25	13:17	10	< 2	4	5	5	9	< 2
Conductivity [uS/cm]	31-May-25	13:18	23	38	10	11	21	22	31
Acidity [mg/L as CaCO3]	05-Jun-25	11:19	< 2	15	< 2	< 2	< 2	< 2	3
F [mg/L]	***	***	***	***	***	***	***	***	***
SO4 [mg/L]	10-Jun-25	13:53	2.3	16	0.8	0.8	3.7	3.5	12

Analysis	12: HC-15 Wk#105	13: HC-16 Wk#105	14: HC-17 Wk#105	15: HC-18 Wk#105	16: HC-19 Wk#105	17: HC-20 Wk#105	18: HC-21 Wk#105	19: HC-22 Wk#105	20: HC-23 Wk#105
Sample Date & Time	30-May-25	30-May-25	30-May-25	30-May-25	30-May-25	30-May-25	30-May-25	30-May-25	30-May-25
HumCell Leachate Vol [mL]	645	999	1008	935	926	933	927	454	939
Sample Name	DX450134	DX450185	DX450032	DX 550064	DX450008	DX 550056	DX450022	DX450077	DX450113
Sample Weight [g]	700	1000	1000	1000	1000	1000	1000	500	1000
Hg Low Level [ng/L]	***	***	***	***	***	***	***	***	***
pH [No unit]	6.87	6.89	5.36	7.00	6.86	7.03	7.05	6.82	6.99
Alkalinity [mg/L as CaCO3]	11	10	< 2	6	4	7	12	7	8
Conductivity [uS/cm]	74	23	14	10	5	14	18	14	16
Acidity [mg/L as CaCO3]	2	< 2	8	< 2	< 2	< 2	< 2	< 2	< 2
F [mg/L]	***	***	***	***	***	***	***	***	***
SO4 [mg/L]	21	2.1	4.9	0.3	0.4	1.2	1.2	0.8	0.7

Analysis	21: HC-24 Wk#105	22: HC-25 Wk#105	23: HC-26 Wk#105	24: HC-27 Wk#105	25: Blank
Sample Date & Time	30-May-25	30-May-25	30-May-25	30-May-25	30-May-25
HumCell Leachate Vol [mL]	938	925	740	922	---
Sample Name	DX 550101	DX450128	DX450021	DX450222	---
Sample Weight [g]	1000	1000	750	1000	---
Hg Low Level [ng/L]	***	***	***	***	***

OnLine LIMS

Results relate only to the sample tested. Data reported represents the sample submitted to SGS. Reproduction of this analytical report in full or in part is prohibited without prior written approval. Please refer to SGS General Conditions of Services located at https://www.sgs.ca/en/terms-and-conditions (Printed copies are available upon request.)
Test method information available upon request. "Temperature Upon Receipt" is representative of the whole shipment and may not reflect the temperature of individual samples.
SGS Canada Inc. Environment-Health & Safety statement of conformity decision rule does not consider uncertainty when analytical results are compared to a specified standard or regulation.

0004158473

SGS Canada Inc.
P.O. Box 4300 - 185 Concession St.
Lakefield - Ontario - KOL 2HO
Phone: 705-652-2000 FAX: 705-652-6365

LR Report : **CA10179-MAY25**

Analysis	21: HC-24 Wk#105	22: HC-25 Wk#105	23: HC-26 Wk#105	24: HC-27 Wk#105	25: Blank
pH [No unit]	6.97	6.91	4.62	6.70	---
Alkalinity [mg/L as CaCO3]	9	10	< 2	4	---
Conductivity [uS/cm]	12	33	118	13	---
Acidity [mg/L as CaCO3]	< 2	< 2	50	<2	---
F [mg/L]	***	***	***	***	***
SO4 [mg/L]	0.6	5.8	54	2.8	---



Lisa Thompson
Project Specialist Assistant,
Environment, Health & Safety

OnLine LIMS

0004158473

Results relate only to the sample tested. Data reported represents the sample submitted to SGS. Reproduction of this analytical report in full or in part is prohibited without prior written approval. Please refer to SGS General Conditions of Services located at https://www.sgs.ca/en/terms-and-conditions (Printed copies are available upon request.)
Test method information available upon request. "Temperature Upon Receipt" is representative of the whole shipment and may not reflect the temperature of individual samples.
SGS Canada Inc. Environment-Health & Safety statement of conformity decision rule does not consider uncertainty when analytical results are compared to a specified standard or regulation.

SGS Canada Inc.
P.O. Box 4300 - 185 Concession St.
Lakefield - Ontario - KOL 2HO
Phone: 705-652-2000 FAX: 705-652-6365

Great Bear - 20 Short

LR Report : **CA10179-MAY25**

Quality Control Report

Inorganic Analysis														
Parameter	Reporting Limit	Unit	Method Blank	Duplicate				LCS / Spike Blank			Matrix Spike / Reference Material			
				Result 1	Result 2	RPD	Acceptance Criteria	Spike Recovery (%)	Recovery Limits (%)		Spike Recovery (%)	Recovery Limits (%)		
							%		Low	High		Low	High	
Acidity - QCBatchID: EWL0724-MAY25														
Acidity	2	mg/L as Ca	2			ND	20	102	90	110	NA			
Alkalinity - QCBatchID: EWL0724-MAY25														
Alkalinity	2	mg/L as Ca	< 2			4	20	106	80	120	NA			
Anions by IC - QCBatchID: DIO0178-JUN25														
Sulphate	0.2	mg/L	<0.2			15	20	101	90	110	97	75	125	
Anions by IC - QCBatchID: DIO0183-JUN25														
Sulphate	0.2	mg/L	<0.2			4	20	102	90	110	93	75	125	
Anions by IC - QCBatchID: DIO0208-JUN25														
Sulphate	0.2	mg/L	<0.2			0	20	108	90	110	114	75	125	
Conductivity - QCBatchID: EWL0724-MAY25														
Conductivity	2	uS/cm	< 2			0	20	96	90	110	NA			
pH - QCBatchID: EWL0724-MAY25														
pH	0.05	No unit	NA			0		100			NA			

OnLine LIMS

0004158473

Results relate only to the sample tested. Data reported represents the sample submitted to SGS. Reproduction of this analytical report in full or in part is prohibited without prior written approval. Please refer to SGS General Conditions of Services located at https://www.sgs.ca/en/terms-and-conditions (Printed copies are available upon request.)
Test method information available upon request. "Temperature Upon Receipt" is representative of the whole shipment and may not reflect the temperature of individual samples.
SGS Canada Inc. Environment-Health & Safety statement of conformity decision rule does not consider uncertainty when analytical results are compared to a specified standard or regulation.

Total Mercury Results

Flett Research Ltd.
440 DeSalaberry Ave. Winnipeg, MB R2L 0Y7
Fax/Phone (204) 667-2505
E-mail: flett@flettresearch.ca Webpage: http://www.flettresearch.ca

CLIENT: Kinross Gold - GBR by SGS: CA10031-JUN25
185 Concession Street
Lakefield, ON K0L 2H0

Matrix: Water
Transaction ID: 1127
PO/Contract No.: 369790
Date Analysed: July 22, 2025
Analyst(s): Jason S

Date Received: June 9, 2025
Sampling Date(s): June 5, 2025
Date Issued: July 28, 2025

Analytical Method: Total Mercury in Water by Oxidation, Purge and Trap, and CVAFS (T00120 version 9)

Comments: Samples were filtered prior to arrival at Flett.

Detection Limit: The method detection limit (MDL) for this method is 0.04 ngL.
The MDL is the minimum concentration that can be reported with 99% confidence that the measured concentration is distinguishable from method blanks and is based on the analysis of 30mL of sample.

For reporting purpose samples are flagged when the amount of mercury detected is below the EPA defined minimum level (ML= 0.2 ng/L).
As concentration rises above the MDL confidence that the analyte is present approaches 100% at and above the ML.

Estimated Uncertainty: Overall method uncertainty decreases as analyte concentration increases. When mercury concentrations exceed 1ng/L the estimated uncertainty of the method is ±12%.
At a concentration of 0.2ng/L the estimated uncertainty is ± 30%. When mercury concentrations are at MDL uncertainty can be ± 46% (0.04 ± 0.02ng/L).

All method uncertainties are expressed at a 95% confidence level of (k=2).

Results authorized by Dr. Robert J. Flett, Chief Scientist

QUALITY DATA

			Mean of 3 Bubblers	Standard Deviation	Bubbler 1	Bubbler 2	Bubbler 3	
Blanks	**Bubbler Blank Mean Peak Area**		791	280	908	530	934	
Bubbler Blanks	**Bubbler Blank (pg)**		0.31	0.11	0.36	0.21	0.37	
			Sample Type	Gross Peak Area	Volume of Sample Analyzed (=volume of bubbled sample) (ml)	Total Reagent Hg added to the sample during analysis (ng/L) [including ng Hg in DI]	**Net Total Hg in the Method Bllank (ng/L)** [Bubbler & Reagent Blk Corrected including ng Hg in DI]	
Method/Bottle Blanks	WB1 July 17, 2025		MBlk-1	6464	51.28	0.05	**0.00**	
	WB2 July 17, 2025		MBlk-2	7342	57.70	0.05	**0.00**	
	MB4 July 15, 2025		MBlk-3	5663	47.88	0.05	**-0.01**	
Mean Calibration Factor (area units/ng)	**2521675 ± 1.7 %RSD**							
			Sample Type	Gross Peak Area	Volume of Sample Analyzed (=volume of bubbled sample) (ml)	Total Reagent Hg added to the sample during analysis (ng/L)	**Net Total Hg (ng/L)** [Bubbler & Reagent Blk Corrected]	**Total Hg Recovery (%)**
Spike Recovery Matrix Spike (MS) and Matrix Spike Duplicate (MSD)	HC-5 Wk#106		MS2	154739	33.21	0.01	**1.84**	101
	HC-5 Wk#106		MS2D	154834	32.57	0.01	**1.88**	101
	Mean of Recoveries							**101**
QC Samples	OPR (beginning of run)		OPR-1	285358	21.84	0.01	**5.16**	101
Ongoing Precision & Recovery (OPR)	OPR (end of run)		OPR-2	366830	29.34	0.01	**4.94**	96.5
	Mean OPR (5.12 ng/L)						**5.05**	**98.6**
Alternate Source Standard	QCS (1000 ng/L)		QCS-3	260124	0.10	0.00	**1028**	**103**

LAB ID	Sample Details	Sample ID/Bottle Number	Date Sampled	Time Sampled	Sample Type	Gross Peak Area	**Volume of Sample Analyzed** (=volume of bubbled sample) **(ml)**	Total Reagent Hg added to the sample during analysis (ng/L)	**Net Total Hg in the sample (ng/L)** [Bubbler & Reagent Blk Subtracted]
122633		HC-1 Wk#106	June 5, 2025			18603	34.74	0.01	**~0.20**
122634		HC-2 Wk#106	June 5, 2025			20181	33.97	0.01	**0.22**
122635		HC-3 Wk#106	June 5, 2025			96931	30.87	0.01	**1.23**
122636		HC-4 Wk#106	June 5, 2025			11879	43.35	0.01	**~0.09**
122637		HC-5 Wk#106	June 5, 2025			25521	29.68	0.01	**0.32**
122638		HC-6 Wk#106	June 5, 2025			39879	30.59	0.01	**0.50**
122639		HC-7 Wk#106	June 5, 2025			76727	31.87	0.01	**0.94**
122640		Blank Wk#106	June 5, 2025			9433	31.96	0.01	**~0.10**

Q:\Clients A-L\Kinross Gold - GBR by SGS\2025(1127)\Total Mercury\TMWATR072225JS2.xls

* : See 'Comments' section above for discussion.
~ : Result below the methods ML.

This test report shall not be reproduced, except in full, without written approval of the laboratory.
Note: Results relate only to the samples tested and as received.

Minimum Level (ML): the amount of mercury that can be reported with almost 100% confidence that the measured concentration exceeds zero.

ISO/IEC 17025:2017 Accredited with the Canadian Association of Laboratory Accreditation
CALA Testing Accreditation No. A3306

SGS Canada Inc.
P.O. Box 4300 - 185 Concession St.
Lakefield - Ontario - KOL 2HO
Phone: 705-652-2000 FAX: 705-652-6365

07-July-2025

Great Bear Resources Ltd.
Attn : Ashley Moncrief

1020 - 800 West Pender St., Vancouver
Canada, V6C 2V6
Phone: 778-833-2160, Fax:

Date Rec. : 05 June 2025
LR Report: **CA10031-JUN25**
Reference: Wk#106

Copy: #1

CERTIFICATE OF ANALYSIS
Final Report

Analysis	3: Analysis Completed Date	4: Analysis Completed Time	5: HC-1 Wk#106	6: HC-2 Wk#106	7: HC-3 Wk#106	8: HC-4 Wk#106	9: HC-5 Wk#106	10: HC-6 Wk#106	11: HC-7 Wk#106
Sample Date & Time			05-Jun-25	05-Jun-25	05-Jun-25	05-Jun-25	05-Jun-25	05-Jun-25	05-Jun-25
HumCell Leachate Vol [mL]	05-Jun-25	16:11	957	1005	506	507	945	496	935
Sample Name	---	---	DX450052	DX 550083	DX450204	DX450176	DX450232	DX450181	DX450002
Sample Weight [g]	---	---	1000	1000	500	500	1000	500	1000
pH [No unit]	06-Jun-25	13:18	6.45	7.01	6.61	5.45	6.74	6.78	6.86
Alkalinity [mg/L as CaCO3]	06-Jun-25	13:18	3	15	3	< 2	5	5	4
Conductivity [uS/cm]	06-Jun-25	13:18	30	36	7	28	13	10	8
Acidity [mg/L as CaCO3]	06-Jun-25	13:18	3	< 2	< 2	9	< 2	< 2	< 2
SO4 [mg/L]	17-Jun-25	11:10	10	5.1	0.5	12	2.0	0.2	0.2
Hg [mg/L]	10-Jun-25	14:30	< 0.00001	< 0.00001	< 0.00001	< 0.00001	< 0.00001	< 0.00001	< 0.00001
Ag [mg/L]	10-Jun-25	14:30	< 0.00005	< 0.00005	< 0.00005	< 0.00005	< 0.00005	< 0.00005	< 0.00005
Al [mg/L]	10-Jun-25	14:30	0.002	0.057	0.021	0.017	0.027	0.018	0.025
As [mg/L]	10-Jun-25	14:30	0.0002	0.0143	0.0003	0.0002	0.0009	---	0.0047
As [mg/L]	10-Jun-25	14:30	---	---	---	---	---	0.0003	---
Ba [mg/L]	10-Jun-25	14:30	0.00075	0.0202	0.00041	0.00190	0.00080	0.00047	0.00042
Be [mg/L]	10-Jun-25	14:30	< 0.000007	< 0.000007	< 0.000007	0.000014	< 0.000007	< 0.000007	< 0.000007
B [mg/L]	10-Jun-25	14:30	< 0.002	< 0.002	< 0.002	< 0.002	< 0.002	< 0.002	< 0.002
Bi [mg/L]	10-Jun-25	14:30	< 0.00001	0.00003	< 0.00001	< 0.00001	< 0.00001	< 0.00001	< 0.00001
Ca [mg/L]	10-Jun-25	14:30	5.48	7.18	1.31	2.04	2.42	2.08	1.71
Cd [mg/L]	10-Jun-25	14:30	0.00290	0.000010	0.000005	0.0104	0.000007	0.000004	< 0.000003
Co [mg/L]	10-Jun-25	14:30	0.000015	0.000020	< 0.000004	0.00313	0.000005	< 0.000004	< 0.000004
Cr [mg/L]	10-Jun-25	14:30	< 0.00008	< 0.00008	< 0.00008	< 0.00008	< 0.00008	< 0.00008	< 0.00008
Cu [mg/L]	10-Jun-25	14:30	< 0.001	< 0.001	< 0.001	0.003	< 0.001	< 0.001	< 0.001
Fe [mg/L]	10-Jun-25	14:30	< 0.007	< 0.007	< 0.007	0.168	< 0.007	< 0.007	< 0.007
K [mg/L]	10-Jun-25	14:30	0.222	1.37	0.445	0.478	0.483	0.298	0.420
Mg [mg/L]	10-Jun-25	14:30	0.032	0.129	0.056	0.741	0.040	0.056	0.055
Mn [mg/L]	10-Jun-25	14:30	0.0153	0.0290	0.00236	0.0535	0.0110	0.00299	0.00330
Mo [mg/L]	10-Jun-25	14:29	< 0.0004	0.0005	< 0.0004	< 0.0004	< 0.0004	< 0.0004	< 0.0004
Na [mg/L]	10-Jun-25	14:29	0.06	0.07	0.04	0.08	0.05	0.06	0.06
Ni [mg/L]	10-Jun-25	14:29	< 0.0001	< 0.0001	0.0001	0.0239	0.0002	0.0002	< 0.0001
P [mg/L]	10-Jun-25	14:29	< 0.003	< 0.003	< 0.003	< 0.003	< 0.003	< 0.003	< 0.003
Pb [mg/L]	10-Jun-25	14:29	0.02004	0.00015	< 0.00009	0.581	< 0.00009	< 0.00009	0.00010
S [mg/L]	10-Jun-25	14:29	< 5	< 5	< 5	< 5	< 5	< 5	< 5
Sb [mg/L]	10-Jun-25	14:29	< 0.0009	< 0.0009	< 0.0009	< 0.0009	< 0.0009	< 0.0009	< 0.0009
Se [mg/L]	10-Jun-25	14:29	0.00015	0.00153	< 0.00004	0.00110	< 0.00004	< 0.00004	< 0.00004
Si [mg/L]	10-Jun-25	14:28	0.12	0.22	0.13	0.48	0.20	0.24	0.18

OnLine LIMS

0004173133

Results relate only to the sample tested. Data reported represents the sample submitted to SGS. Reproduction of this analytical report in full or in part is prohibited without prior written approval. Please refer to SGS General Conditions of Services located at https://www.sgs.ca/en/terms-and-conditions (Printed copies are available upon request.)
Test method information available upon request. "Temperature Upon Receipt" is representative of the whole shipment and may not reflect the temperature of individual samples.
SGS Canada Inc. Environment-Health & Safety statement of conformity decision rule does not consider uncertainty when analytical results are compared to a specified standard or regulation.

SGS Canada Inc.
P.O. Box 4300 - 185 Concession St.
Lakefield - Ontario - KOL 2HO
Phone: 705-652-2000 FAX: 705-652-6365

LR Report : **CA10031-JUN25**

Analysis	3: Analysis Completed Date	4: Analysis Completed Time	5: HC-1 Wk#106	6: HC-2 Wk#106	7: HC-3 Wk#106	8: HC-4 Wk#106	9: HC-5 Wk#106	10: HC-6 Wk#106	11: HC-7 Wk#106
Sn [mg/L]	10-Jun-25	14:28	< 0.00006	< 0.00006	0.00008	< 0.00006	< 0.00006	0.00006	< 0.00006
Sr [mg/L]	10-Jun-25	14:28	0.00412	0.0250	0.00213	0.00337	0.00253	0.00329	0.00301
Ti [mg/L]	10-Jun-25	14:28	< 0.0001	< 0.0001	< 0.0001	< 0.0001	< 0.0001	< 0.0001	0.0001
Th [mg/L]	10-Jun-25	14:28	< 0.0001	< 0.0001	< 0.0001	< 0.0001	< 0.0001	< 0.0001	< 0.0001
Tl [mg/L]	10-Jun-25	14:28	< 0.000005	0.000020	< 0.000005	0.000024	< 0.000005	< 0.000005	< 0.000005
U [mg/L]	10-Jun-25	14:28	0.000038	0.000480	0.000166	0.000122	0.000348	0.000259	0.000647
V [mg/L]	10-Jun-25	14:28	< 0.00001	0.00022	0.00012	0.00001	0.00026	0.00022	0.00015
W [mg/L]	10-Jun-25	14:28	< 0.0002	< 0.0002	< 0.0002	< 0.0002	< 0.0002	0.0005	0.0003
Zr [mg/L]	10-Jun-25	14:27	< 0.002	< 0.002	< 0.002	< 0.002	< 0.002	< 0.002	< 0.002
Zn [mg/L]	10-Jun-25	14:27	0.111	< 0.002	< 0.002	2.15	< 0.002	< 0.002	< 0.002



Lisa Thompson
Project Specialist Assistant,
Environment, Health & Safety

OnLine LIMS

0004173133

Results relate only to the sample tested. Data reported represents the sample submitted to SGS. Reproduction of this analytical report in full or in part is prohibited without prior written approval. Please refer to SGS General Conditions of Services located at https://www.sgs.ca/en/terms-and-conditions (Printed copies are available upon request.)
Test method information available upon request. "Temperature Upon Receipt" is representative of the whole shipment and may not reflect the temperature of individual samples.
SGS Canada Inc. Environment-Health & Safety statement of conformity decision rule does not consider uncertainty when analytical results are compared to a specified standard or regulation.

SGS Canada Inc.
P.O. Box 4300 - 185 Concession St.
Lakefield - Ontario - K0L 2H0
Phone: 705-652-2000 FAX: 705-652-6365

Great Bear - 7 Long

LR Report : **CA10031-JUN25**

Quality Control Report

Inorganic Analysis														
Parameter	Reporting Limit	Unit	Method Blank	Duplicate				LCS / Spike Blank			Matrix Spike / Reference Material			
				Result 1	Result 2	RPD	Acceptance Criteria	Spike Recovery (%)	Recovery Limits (%)		Spike Recovery (%)	Recovery Limits (%)		
							%		Low	High		Low	High	
Acidity - QCBatchID: EWL0126-JUN25														
Acidity	2	mg/L as Ca	2			ND	20	106	90	110	NA			
Alkalinity - QCBatchID: EWL0126-JUN25														
Alkalinity	2	mg/L as Ca	< 2			0	20	104	80	120	NA			
Anions by IC - QCBatchID: DIO0315-JUN25														
Sulphate	0.2	mg/L	<0.2			1	20	99	90	110	95	75	125	
Anions by IC - QCBatchID: DIO0321-JUN25														
Sulphate	0.2	mg/L	<0.2			5	20	102	90	110	NV	75	125	
Anions by IC - QCBatchID: DIO0354-JUN25														
Sulphate	0.2	mg/L	<0.2			1	20	97	90	110	NV	75	125	
Conductivity - QCBatchID: EWL0126-JUN25														
Conductivity	2	uS/cm	< 2			ND	10	96	90	110	NA			
Inorganics-General - QCBatchID: EHG0009-JUN25														
Mercury	0.00001	mg/L	< 0.00001			ND	20	105	80	120	117	70	130	
Metals in aqueous samples - ICP-MS - QCBatchID: EMS0069-JUN25														
Aluminum	0.001	mg/L	<0.001			ND	20	97	90	110	84	70	130	
Antimony	0.0009	mg/L	<0.0009			ND	20	104	90	110	71	70	130	
Arsenic	0.0002	mg/L	<0.0002			ND	20	96	90	110	73	70	130	
Barium	0.00008	mg/L	<0.00008			ND	20	94	90	110	95	70	130	
Beryllium	0.000007	mg/L	<0.000007			ND	20	91	90	110	95	70	130	
Bismuth	0.00001	mg/L	<0.00001			ND	20	99	90	110	102	70	130	
Boron	0.002	mg/L	<0.002			ND	20	97	90	110	97	70	130	
Cadmium	0.000003	mg/L	<0.000003			ND	20	98	90	110	82	70	130	
Calcium	0.01	mg/L	<0.01			ND	20	101	90	110	83	70	130	
Chromium	0.00008	mg/L	<0.00008			ND	20	98	90	110	77	70	130	
Cobalt	0.000004	mg/L	<0.000004			ND	20	94	90	110	72	70	130	
Copper	0.001	mg/L	<0.001			ND	20	98	90	110	72	70	130	
Iron	0.007	mg/L	<0.007			ND	20	103	90	110	75	70	130	
Lead	0.00009	mg/L	<0.00009			ND	20	95	90	110	75	70	130	
Magnesium	0.001	mg/L	<0.001			ND	20	101	90	110	81	70	130	
Manganese	0.00001	mg/L	<0.00001			ND	20	96	90	110	73	70	130	
Molybdenum	0.0004	mg/L	<0.0004			ND	20	99	90	110	71	70	130	
Nickel	0.0001	mg/L	<0.0001			ND	20	98	90	110	77	70	130	
Phosphorus	0.003	mg/L	<0.003			ND	20	100	90	110	NV	70	130	
Potassium	0.009	mg/L	<0.009			ND	20	98	90	110	80	70	130	
Selenium	0.00004	mg/L	<0.00004			ND	20	96	90	110	74	70	130	

OnLine LIMS

Results relate only to the sample tested. Data reported represents the sample submitted to SGS. Reproduction of this analytical report in full or in part is prohibited without prior written approval. Please refer to SGS General Conditions of Services located at https://www.sgs.ca/en/terms-and-conditions (Printed copies are available upon request.)
Test method information available upon request. "Temperature Upon Receipt" is representative of the whole shipment and may not reflect the temperature of individual samples.
SGS Canada Inc. Environment-Health & Safety statement of conformity decision rule does not consider uncertainty when analytical results are compared to a specified standard or regulation.

0004173133

SGS Canada Inc.
P.O. Box 4300 - 185 Concession St.
Lakefield - Ontario - KOL 2HO
Phone: 705-652-2000 FAX: 705-652-6365

Inorganic Analysis														
Parameter	Reporting Limit	Unit	Method Blank	Duplicate				LCS / Spike Blank			Matrix Spike / Reference Material			
				Result 1	Result 2	RPD	Acceptance Criteria	Spike Recovery (%)	Recovery Limits (%)		Spike Recovery (%)	Recovery Limits (%)		
							%		Low	High		Low	High	
Silicon	0.02	mg/L	<0.02			ND	20	101	90	110	NV	70	130	
Silver	0.00005	mg/L	<0.00005			ND	20	101	90	110	110	70	130	
Sodium	0.01	mg/L	<0.01			ND	20	102	90	110	80	70	130	
Strontium	0.00008	mg/L	<0.00008			ND	20	100	90	110	78	70	130	
Sulfur	5	mg/L	<5			ND	20	96	90	110	NV	70	130	
Thallium	0.000005	mg/L	<0.000005			ND	20	96	90	110	73	70	130	
Thorium	0.0001	mg/L	<0.0001			ND	20	101	90	110	NV	70	130	
Tin	0.00006	mg/L	<0.00006			ND	20	97	90	110	NV	70	130	
Titanium	0.0001	mg/L	<0.0001			ND	20	103	90	110	NV	70	130	
Tungsten	0.0002	mg/L	<0.0002			ND	20	96	90	110	NV	70	130	
Uranium	0.000002	mg/L	<0.000002			ND	20	96	90	110	74	70	130	
Vanadium	0.00001	mg/L	<0.00001			ND	20	96	90	110	75	70	130	
Zinc	0.002	mg/L	<0.002			ND	20	99	90	110	82	70	130	
Zirconium	0.002	mg/L	<0.002			ND	20	99	90	110	NV	70	130	
Metals in aqueous samples - ICP-MS - QCBatchID: EMS0272-JUN25														
Arsenic	0.0002	mg/L	<0.0002			5	20	105	90	110	103	70	130	
pH - QCBatchID: EWL0126-JUN25														
pH	0.05	No unit	NA			0		99			NA			

Results relate only to the sample tested. Data reported represents the sample submitted to SGS. Reproduction of this analytical report in full or in part is prohibited without prior written approval. Please refer to SGS General Conditions of Services located at https://www.sgs.ca/en/terms-and-conditions (Printed copies are available upon request.)
Test method information available upon request. "Temperature Upon Receipt" is representative of the whole shipment and may not reflect the temperature of individual samples.
SGS Canada Inc. Environment-Health & Safety statement of conformity decision rule does not consider uncertainty when analytical results are compared to a specified standard or regulation.

OnLine LIMS

0004173133

Total Mercury Results

Flett Research Ltd.
440 DeSalaberry Ave. Winnipeg, MB R2L 0Y7
Fax/Phone (204) 667-2505
E-mail: flett@flettresearch.ca Webpage: http://www.flettresearch.ca

CLIENT: Kinross Gold-GBR by SGS: CA10036-JUN25
185 Concession Street
Lakefield, ON K0L 2H0

Matrix: Water
Transaction ID: 1127
PO/Contract No.: 369790
Date Received: June 11, 2025
Date Analysed: July 23, 2025
Sampling Date(s): June 6, 2025
Analyst(s): Jason S
Date Issued: July 28, 2025

Analytical Method: Total Mercury in Water by Oxidation, Purge and Trap, and CVAFS (T00120 version 9)

Comments: Samples were filtered prior to arrival at Flett.

Detection Limit: The method detection limit (MDL) for this method is 0.04 ngL.
The MDL is the minimum concentration that can be reported with 99% confidence that the measured concentration is distinguishable from method blanks and is based on the analysis of 30mL of sample.

For reporting purpose samples are flagged when the amount of mercury detected is below the EPA defined minimum level (ML= 0.2 ng/L).
As concentration rises above the MDL confidence that the analyte is present approaches 100% at and above the ML.

Estimated Uncertainty: Overall method uncertainty decreases as analyte concentration increases. When mercury concentrations exceed 1ng/L the estimated uncertainty of the method is ±12%.
At a concentration of 0.2ng/L the estimated uncertainty is ± 30%. When mercury concentrations are at MDL uncertainty can be ± 46% (0.04 ± 0.02ng/L).

All method uncertainties are expressed at a 95% confidence level of (k=2).

Results authorized by Dr. Robert J. Flett, Chief Scientist

QUALITY DATA

			Mean of 3 Bubblers	Standard Deviation	Bubbler 1	Bubbler 2	Bubbler 3	
	Blanks							
	Bubbler Blanks	**Bubbler Blank Mean Peak Area**	666	157	676	832	490	
		Bubbler Blank (pg)	0.26	0.06	0.27	0.33	0.19	
			Sample Type	Gross Peak Area	Volume of Sample Analyzed (=volume of bubbled sample) (ml)	Total Reagent Hg added to the sample during analysis (ng/L) [including ng Hg in DI]	**Net Total Hg in the Method Blank (ng/L)** [Bubbler & Reagent Blk Corrected including ng Hg in DI]	
	Method/Bottle Blanks	WB1 July 21, 2025 (a)	MBlk-1	4791	40.50	0.05	**-0.01**	
		WB2 July 21, 2025 (a)	MBlk-2	4795	43.71	0.05	**-0.01**	
		MB5 July 15, 2025	MBlk-3	5015	42.70	0.05	**-0.01**	
	Mean Calibration Factor (area units/ng)	**2516875 ± 1 %RSD**						
			Sample Type	Gross Peak Area	Volume of Sample Analyzed (=volume of bubbled sample) (ml)	Total Reagent Hg added to the sample during analysis (ng/L)	**Net Total Hg (ng/L)** [Bubbler & Reagent Blk Corrected]	**Total Hg Recovery (%)**
	Spike Recovery Matrix Spike (MS) and Matrix Spike Duplicate (MSD)	HC-12 Wk#106	MS1	89224	34.25	0.01	**1.03**	96.8
		HC-12 Wk#106	MS1D	89678	34.36	0.01	**1.03**	97.3
		Mean of Recoveries						**97.1**
		HC-24 Wk#106	MS2	185406	31.37	0.01	**2.35**	98.9
		HC-24 Wk#106	MS2D	197501	37.21	0.01	**2.11**	102
		Mean of Recoveries						**101**
	QC Samples	OPR (beginning of run)	OPR-1	283490	21.43	0.01	**5.23**	102
	Ongoing Precision & Recovery (OPR)	OPR (end of run)	OPR-2	420468	32.87	0.01	**5.07**	98.9
		Mean OPR (5.12 ng/L)					**5.15**	**101**
	Alternate Source Standard	QCS (1000 ng/L)	QCS-3	259541	0.10	0.00	**1029**	**103**

LAB ID	Sample Details	Sample ID/Bottle Number	Date Sampled	Time Sampled	Sample Type	Gross Peak Area	Volume of Sample Analyzed (=volume of bubbled sample) (ml)	Total Reagent Hg added to the sample during analysis (ng/L)	Net Total Hg in the sample (ng/L) [Bubbler & Reagent Blk Subtracted]
122688		HC-8 Wk#106	June 6, 2025		**DupA1**	24586	30.25	0.01	**0.31**
122688		HC-8 Wk#106	June 6, 2025		**DupA2**	37553	54.52	0.01	**0.26**
122689		HC-9 Wk#106	June 6, 2025			10274	31.12	0.01	**~0.11**
122690		HC-10 Wk#106	June 6, 2025			187316	30.10	0.01	**2.47**
122691		HC-11 Wk#106	June 6, 2025			57816	30.30	0.01	**0.75**
122692		HC-12 Wk#106	June 6, 2025			14900	30.57	0.01	**~0.18**
122693		HC-13 Wk#106	June 6, 2025			8930	31.76	0.01	**~0.10**
122694		HC-14 Wk#106	June 6, 2025			49754	30.39	0.01	**0.64**
122695		HC-15 Wk#106	June 6, 2025		**DupB1**	939751	19.72	0.01	**19.0**
122695		HC-15 Wk#106	June 6, 2025		**DupB2**	1153438	24.50	0.01	**18.8**
122696		HC-16 Wk#106	June 6, 2025			16801	30.17	0.01	**0.21**
122697		HC-17 Wk#106	June 6, 2025			14315	30.24	0.01	**~0.17**
122698		HC-18 Wk#106	June 6, 2025			63101	30.58	0.01	**0.81**
122699		HC-19 Wk#106	June 6, 2025			34434	30.21	0.01	**0.44**
122700		HC-20 Wk#106	June 6, 2025			46709	34.27	0.01	**0.53**
122701		HC-21 Wk#106	June 6, 2025			40011	37.29	0.01	**0.41**
122702		HC-22 Wk#106	June 6, 2025			191044	31.02	0.01	**2.45**
122703		HC-23 Wk#106	June 6, 2025			93981	32.06	0.01	**1.16**
122704		HC-24 Wk#106	June 6, 2025			36550	30.97	0.01	**0.45**
122705		HC-25 Wk#106	June 6, 2025			65693	31.34	0.01	**0.82**
122706		HC-26 Wk#106	June 6, 2025			33318	32.62	0.01	**0.39**
122707		HC-27 Wk#106	June 6, 2025			177700	34.06	0.01	**2.07**
122708		Blank Wk#106	June 6, 2025		**DupC1**	17348	45.66	0.01	**~0.14**
122708		Blank Wk#106	June 6, 2025		**DupC2**	21532	54.74	0.01	**~0.15**

Q:\Clients A-L\Kinross Gold - GBR by SGS\2025(1127)\Total Mercury\TMWATR072325JS1.xls

* : See 'Comments' section above for discussion.
~ : Result below the methods ML.

Minimum Level (ML): the amount of mercury that can be reported with almost 100% confidence that the measured concentration exceeds zero.

Dup : Duplicate - two subsamples of the same sample carried through the analytical procedure in an identical manner.

This test report shall not be reproduced, except in full, without written approval of the laboratory.
Note: Results relate only to the samples tested and as received.

CALA Testing Accreditation No. A3306

ISO/IEC 17025:2017 Accredited with the Canadian Association of Laboratory Accreditation

SGS Canada Inc.
P.O. Box 4300 - 185 Concession St.
Lakefield - Ontario - KOL 2HO
Phone: 705-652-2000 FAX: 705-652-6365

25-September-2025

Great Bear Resources Ltd.
Attn : Ashley Moncrief

1020 - 800 West Pender St., Vancouver
Canada, V6C 2V6
Phone: 778-833-2160, Fax:

Date Rec. : 06 June 2025
LR Report: **CA10036-JUN25**
Reference: Wk#106

Copy: #2

CERTIFICATE OF ANALYSIS
Final Report

Analysis	3: Analysis Completed Date	4: Analysis Completed Time	5: HC-8 Wk#106	6: HC-9 Wk#106	7: HC-10 Wk#106	8: HC-11 Wk#106	9: HC-12 Wk#106
Sample Date & Time			06-Jun-25	06-Jun-25	06-Jun-25	06-Jun-25	06-Jun-25
HumCell Leachate Vol [mL]	09-Jun-25	11:39	1011	1008	944	989	1010
Sample Name	---	---	DX450108	DX450076	DX450186	DX450118	DX 550107
Sample Weight [g]	---	---	1000	1000	1000	1000	1000
pH [No unit]	09-Jun-25	12:41	6.94	5.24	6.75	6.85	6.78
Alkalinity [mg/L as CaCO3]	11-Jun-25	07:59	12	< 2	4	6	6
Conductivity [uS/cm]	09-Jun-25	12:42	26	32	10	14	20
Acidity [mg/L as CaCO3]	11-Jun-25	07:43	< 2	15	<2	< 2	< 2
SO4 [mg/L]	26-Jun-25	13:07	2.6	13	1.0	1.1	3.7

Analysis	10: HC-13 Wk#106	11: HC-14 Wk#106	12: HC-15 Wk#106	13: HC-16 Wk#106	14: HC-17 Wk#106	15: HC-18 Wk#106	16: HC-19 Wk#106
Sample Date & Time	06-Jun-25	06-Jun-25	06-Jun-25	06-Jun-25	06-Jun-25	06-Jun-25	06-Jun-25
HumCell Leachate Vol [mL]	1004	900	648	999	1003	960	961
Sample Name	DX450159	DX450171	DX450134	DX450185	DX450032	DX 550064	DX450008
Sample Weight [g]	1000	1000	700	1000	1000	1000	1000
pH [No unit]	6.71	6.19	6.76	6.83	4.99	6.89	6.62
Alkalinity [mg/L as CaCO3]	7	< 2	10	6	< 2	3	3
Conductivity [uS/cm]	21	34	75	24	15	11	6
Acidity [mg/L as CaCO3]	< 2	4	5	< 2	9	< 2	3
SO4 [mg/L]	3.5	12	22	2.0	6.2	0.5	0.6

Analysis	17: HC-20 Wk#106	18: HC-21 Wk#106	19: HC-22 Wk#106	20: HC-23 Wk#106	21: HC-24 Wk#106	22: HC-25 Wk#106	23: HC-26 Wk#106
Sample Date & Time	06-Jun-25	06-Jun-25	06-Jun-25	06-Jun-25	06-Jun-25	06-Jun-25	06-Jun-25
HumCell Leachate Vol [mL]	972	984	467	947	934	917	725

OnLine LIMS

0004269355

Results relate only to the sample tested. Data reported represents the sample submitted to SGS. Reproduction of this analytical report in full or in part is prohibited without prior written approval. Please refer to SGS General Conditions of Services located at https://www.sgs.ca/en/terms-and-conditions (Printed copies are available upon request.)
Test method information available upon request. "Temperature Upon Receipt" is representative of the whole shipment and may not reflect the temperature of individual samples.
SGS Canada Inc. Environment-Health & Safety statement of conformity decision rule does not consider uncertainty when analytical results are compared to a specified standard or regulation.

SGS Canada Inc.
P.O. Box 4300 - 185 Concession St.
Lakefield - Ontario - KOL 2HO
Phone: 705-652-2000 FAX: 705-652-6365

LR Report : **CA10036-JUN25**

Analysis	17: HC-20 Wk#106	18: HC-21 Wk#106	19: HC-22 Wk#106	20: HC-23 Wk#106	21: HC-24 Wk#106	22: HC-25 Wk#106	23: HC-26 Wk#106
Sample Name	DX 550056	DX450022	DX450077	DX450113	DX 550101	DX450128	DX450021
Sample Weight [g]	1000	1000	500	1000	1000	1000	750
pH [No unit]	6.80	7.08	6.66	6.89	6.96	6.85	4.26
Alkalinity [mg/L as CaCO3]	6	9	6	8	6	8	< 2
Conductivity [uS/cm]	13	20	13	16	12	33	123
Acidity [mg/L as CaCO3]	< 2	< 2	< 2	< 2	< 2	2	52
SO4 [mg/L]	1.2	1.5	1.1	0.8	0.7	6.2	46

Analysis	24: HC-27 Wk#106
Sample Date & Time	06-Jun-25
HumCell Leachate Vol [mL]	917
Sample Name	DX450222
Sample Weight [g]	1000
pH [No unit]	6.65
Alkalinity [mg/L as CaCO3]	5
Conductivity [uS/cm]	13
Acidity [mg/L as CaCO3]	< 2
SO4 [mg/L]	3.0



Lisa Thompson
Project Specialist Assistant,
Environment, Health & Safety

OnLine LIMS

0004269355

Results relate only to the sample tested. Data reported represents the sample submitted to SGS. Reproduction of this analytical report in full or in part is prohibited without prior written approval. Please refer to SGS General Conditions of Services located at https://www.sgs.ca/en/terms-and-conditions (Printed copies are available upon request.)
Test method information available upon request. "Temperature Upon Receipt" is representative of the whole shipment and may not reflect the temperature of individual samples.
SGS Canada Inc. Environment-Health & Safety statement of conformity decision rule does not consider uncertainty when analytical results are compared to a specified standard or regulation.

SGS Canada Inc.
P.O. Box 4300 - 185 Concession St.
Lakefield - Ontario - KOL 2HO
Phone: 705-652-2000 FAX: 705-652-6365

Great Bear - 20 Long

LR Report : **CA10036-JUN25**

Quality Control Report

Inorganic Analysis														
Parameter	Reporting Limit	Unit	Method Blank	Duplicate				LCS / Spike Blank			Matrix Spike / Reference Material		
				Result 1	Result 2	RPD	Acceptance Criteria	Spike Recovery (%)	Recovery Limits (%)		Spike Recovery (%)	Recovery Limits (%)	
							%		Low	High		Low	High
Acidity - QCBatchID: EWL0160-JUN25													
Acidity	2	mg/L as Ca	3			ND	20	108	90	110	NA		
Alkalinity - QCBatchID: EWL0160-JUN25													
Alkalinity	2	mg/L as Ca	< 2			9	20	100	80	120	NA		
Alkalinity - QCBatchID: EWL0211-JUN25													
Alkalinity	2	mg/L as Ca	< 2			1	20	100	80	120	NA		
Anions by IC - QCBatchID: DIO0322-JUN25													
Sulphate	0.2	mg/L	<0.2			ND	20	97	90	110	103	75	125
Anions by IC - QCBatchID: DIO0358-JUN25													
Sulphate	0.2	mg/L	<0.2			1	20	99	90	110	91	75	125
Anions by IC - QCBatchID: DIO0483-JUN25													
Sulphate	0.2	mg/L	<0.2			0	20	99	90	110	NV	75	125
Anions by IC - QCBatchID: DIO0484-JUN25													
Sulphate	0.2	mg/L	<0.2			3	20	99	90	110	75	75	125
Anions by IC - QCBatchID: DIO0542-JUN25													
Sulphate	0.2	mg/L	<0.2			0	20	108	90	110	90	75	125
Anions by IC - QCBatchID: DIO0587-JUN25													
Sulphate	0.2	mg/L	<0.2			3	20	101	90	110	94	75	125
Conductivity - QCBatchID: EWL0160-JUN25													
Conductivity	2	uS/cm	< 2			5	10	96	90	110	NA		
pH - QCBatchID: EWL0160-JUN25													
pH	0.05	No unit	NA			1		100			NA		

OnLine LIMS

0004269355

Results relate only to the sample tested. Data reported represents the sample submitted to SGS. Reproduction of this analytical report in full or in part is prohibited without prior written approval. Please refer to SGS General Conditions of Services located at https://www.sgs.ca/en/terms-and-conditions (Printed copies are available upon request.)
Test method information available upon request. "Temperature Upon Receipt" is representative of the whole shipment and may not reflect the temperature of individual samples.
SGS Canada Inc. Environment-Health & Safety statement of conformity decision rule does not consider uncertainty when analytical results are compared to a specified standard or regulation.

Total Mercury Results

Flett Research Ltd.
440 DeSalaberry Ave. Winnipeg, MB R2L 0Y7
Fax/Phone (204) 667-2505
E-mail: flett@flettresearch.ca Webpage: http://www.flettresearch.ca

CLIENT: Kinross Gold - GBR by SGS: CA10079-JUN25
185 Concession Street
Lakefield, ON K0L 2H0

Matrix: Water
Transaction ID: 1127
PO/Contract No.: 369790
Date Analysed: July 28, 2025
Analyst(s): Jason S

Date Received: June 16, 2025
Sampling Date(s): June 12, 2025
Date Issued: July 29, 2025

Analytical Method: Total Mercury in Water by Oxidation, Purge and Trap, and CVAFS (T00120 version 9)

Comments: Samples were filtered prior to arrival at Flett.

Detection Limit: The method detection limit (MDL) for this method is 0.04 ngL.
The MDL is the minimum concentration that can be reported with 99% confidence that the measured concentration is distinguishable from method blanks and is based on the analysis of 30mL of sample.

For reporting purpose samples are flagged when the amount of mercury detected is below the EPA defined minimum level (ML= 0.2 ng/L).
As concentration rises above the MDL confidence that the analyte is present approaches 100% at and above the ML.

Estimated Uncertainty: Overall method uncertainty decreases as analyte concentration increases. When mercury concentrations exceed 1ng/L the estimated uncertainty of the method is ±12%.
At a concentration of 0.2ng/L the estimated uncertainty is ± 30%. When mercury concentrations are at MDL uncertainty can be ± 46% (0.04 ± 0.02ng/L).

All method uncertainties are expressed at a 95% confidence level of (k=2).

Results authorized by Dr. Robert J. Flett, Chief Scientist

QUALITY DATA

			Mean of 3 Bubblers	Standard Deviation	Bubbler 1	Bubbler 2	Bubbler 3	
Blanks	**Bubbler Blank Mean Peak Area**		737	171	922	667	622	
Bubbler Blanks	**Bubbler Blank (pg)**		0.29	0.07	0.36	0.26	0.24	
			Sample Type	Gross Peak Area	Volume of Sample Analyzed (=volume of bubbled sample) (ml)	Total Reagent Hg added to the sample during analysis (ng/L) [including ng Hg in DI]	**Net Total Hg in the Method Bllank (ng/L)** [Bubbler & Reagent Blk Corrected including ng Hg in DI]	
Method/Bottle Blanks	MB2 July 18, 2025		MBlk-1	6760	42.75	0.05	**0.01**	
	MB3 July 18, 2025		MBlk-2	6155	50.04	0.05	**0.00**	
	MB4 July 18, 2025		MBlk-3	5335	34.87	0.05	**0.00**	
Mean Calibration Factor (area units/ng)	**2541641 ± 2.4 %RSD**							
			Sample Type	Gross Peak Area	Volume of Sample Analyzed (=volume of bubbled sample) (ml)	Total Reagent Hg added to the sample during analysis (ng/L)	**Net Total Hg (ng/L)** [Bubbler & Reagent Blk Corrected]	**Total Hg Recovery (%)**
Spike Recovery Matrix Spike (MS) and Matrix Spike Duplicate (MSD)	HC-6 Wk#107		MS1	232699	30.14	0.01	**3.04**	102
	HC-6 Wk#107		MS1D	236850	34.15	0.01	**2.73**	101
	Mean of Recoveries							**101**
QC Samples	OPR (beginning of run)		OPR-1	341161	25.98	0.01	**5.15**	101
Ongoing Precision & Recovery (OPR)	OPR (end of run)		OPR-2	415649	32.14	0.01	**5.07**	99.0
	Mean OPR (5.12 ng/L)						**5.11**	**99.8**
Alternate Source Standard	QCS (1000 ng/L)		QCS-3	255985	0.10	0.00	**1004**	**100**

LAB ID	Sample Details	Sample ID/Bottle Number	Date Sampled	Time Sampled	Sample Type	Gross Peak Area	**Volume of Sample Analyzed** (=volume of bubbled sample) **(ml)**	Total Reagent Hg added to the sample during analysis (ng/L)	**Net Total Hg in the sample (ng/L)** [Bubbler & Reagent Blk Subtracted]
122755		HC-1 Wk#107	June 12, 2025			18387	30.80	0.01	**0.22**
122756		HC-2 Wk#107	June 12, 2025			16865	30.35	0.01	**0.20**
122757		HC-3 Wk#107	June 12, 2025			91352	30.97	0.01	**1.15**
122758		HC-4 Wk#107	June 12, 2025			9629	31.45	0.01	**~0.10**
122759		HC-5 Wk#107	June 12, 2025			29049	30.17	0.01	**0.36**
122760		HC-6 Wk#107	June 12, 2025			43453	32.62	0.01	**0.51**
122761		HC-7 Wk#107	June 12, 2025			85917	31.63	0.01	**1.06**
122762		Blank Wk#107	June 12, 2025			8133	37.96	0.01	**~0.07**

Q:\Clients A-L\Kinross Gold - GBR by SGS\2025(1127)\Total Mercury\TMWATR072825JS1.xls

* : See 'Comments' section above for discussion.
~ : Result below the methods ML.

This test report shall not be reproduced, except in full, without written approval of the laboratory.
Note: Results relate only to the samples tested and as received.

Minimum Level (ML): the amount of mercury that can be reported with almost 100% confidence that the measured concentration exceeds zero.

ISO/IEC 17025:2017 Accredited with the Canadian Association of Laboratory Accreditation
Testing Accreditation No. A3306

SGS Canada Inc.
P.O. Box 4300 - 185 Concession St.
Lakefield - Ontario - KOL 2HO
Phone: 705-652-2000 FAX: 705-652-6365

07-July-2025

Great Bear Resources Ltd.
Attn : Ashley Moncrief

1020 - 800 West Pender St.
Vancouver, BC
V6C 2V6, Canada

Phone: 778-833-2160
Fax:

Date Rec. : 12 June 2025
LR Report: **CA10079-JUN25**
Reference: Wk#107

Copy: #1

CERTIFICATE OF ANALYSIS
Final Report

Analysis	3: Analysis Completed Date	4: Analysis Completed Time	5: HC-1 Wk#107	6: HC-2 Wk#107	7: HC-3 Wk#107	8: HC-4 Wk#107	9: HC-5 Wk#107	10: HC-6 Wk#107	11: HC-7 Wk#107
Sample Date & Time			12-Jun-25	12-Jun-25	12-Jun-25	12-Jun-25	12-Jun-25	12-Jun-25	12-Jun-25
HumCell Leachate Vol [mL]	12-Jun-25	16:56	985	1035	503	505	950	475	928
Sample Name	---	---	DX450052	DX 550083	DX450204	DX450176	DX450232	DX450181	DX450002
Sample Weight [g]	---	---	1000	1000	500	500	1000	500	1000
pH [No unit]	18-Jun-25	13:55	6.64	6.86	7.15	5.59	6.94	7.30	7.29
Alkalinity [mg/L as CaCO3]	13-Jun-25	13:56	3	14	4	< 2	4	6	5
Conductivity [uS/cm]	13-Jun-25	13:56	31	37	7	26	14	11	9
Acidity [mg/L as CaCO3]	17-Jun-25	10:38	< 2	< 2	< 2	5	< 2	< 2	< 2
SO4 [mg/L]	26-Jun-25	16:23	11	4.5	0.5	10	2.0	0.2	< 0.2

Lisa Thompson
Project Specialist Assistant,
Environment, Health & Safety

OnLine LIMS

0004173260

Results relate only to the sample tested. Data reported represents the sample submitted to SGS. Reproduction of this analytical report in full or in part is prohibited without prior written approval. Please refer to SGS General Conditions of Services located at https://www.sgs.ca/en/terms-and-conditions (Printed copies are available upon request.)
Test method information available upon request. "Temperature Upon Receipt" is representative of the whole shipment and may not reflect the temperature of individual samples.
SGS Canada Inc. Environment-Health & Safety statement of conformity decision rule does not consider uncertainty when analytical results are compared to a specified standard or regulation.

SGS Canada Inc.
P.O. Box 4300 - 185 Concession St.
Lakefield - Ontario - KOL 2HO
Phone: 705-652-2000 FAX: 705-652-6365

Great Bear - 7 Short

LR Report : **CA10079-JUN25**

Quality Control Report

Inorganic Analysis														
Parameter	Reporting Limit	Unit	Method Blank	Duplicate				LCS / Spike Blank			Matrix Spike / Reference Material		
				Result 1	Result 2	RPD	Acceptance Criteria	Spike Recovery (%)	Recovery Limits (%)		Spike Recovery (%)	Recovery Limits (%)	
							%		Low	High		Low	High
Acidity - QCBatchID: EWL0309-JUN25													
Acidity	2	mg/L as Ca	< 2			ND	20	98	90	110	NA		
Alkalinity - QCBatchID: EWL0309-JUN25													
Alkalinity	2	mg/L as Ca	< 2			ND	20	106	80	120	NA		
Anions by IC - QCBatchID: DIO0513-JUN25													
Sulphate	0.2	mg/L	<0.2			NV	20	99	90	110	NV	75	125
Anions by IC - QCBatchID: DIO0587-JUN25													
Sulphate	0.2	mg/L	<0.2			3	20	101	90	110	94	75	125
Anions by IC - QCBatchID: DIO0597-JUN25													
Sulphate	0.2	mg/L	<0.2			1	20	101	90	110	97	75	125
Conductivity - QCBatchID: EWL0309-JUN25													
Conductivity	2	uS/cm	< 2			0	10	97	90	110	NA		
pH - QCBatchID: EWL0309-JUN25													
pH	0.05	No unit	NA			1		100			NA		

OnLine LIMS

0004173260

Results relate only to the sample tested. Data reported represents the sample submitted to SGS. Reproduction of this analytical report in full or in part is prohibited without prior written approval. Please refer to SGS General Conditions of Services located at https://www.sgs.ca/en/terms-and-conditions (Printed copies are available upon request.)
Test method information available upon request. "Temperature Upon Receipt" is representative of the whole shipment and may not reflect the temperature of individual samples.
SGS Canada Inc. Environment-Health & Safety statement of conformity decision rule does not consider uncertainty when analytical results are compared to a specified standard or regulation.

Total Mercury Results

Flett Research Ltd.
440 DeSalaberry Ave. Winnipeg, MB R2L 0Y7
Fax/Phone (204) 667-2505
E-mail: flett@flettresearch.ca Webpage: http://www.flettresearch.ca

CLIENT: Kinross Gold - GBR by SGS: CA10084-JUN25
185 Concession Street
Lakefield, ON K0L 2H0

Matrix: Water
Transaction ID: 1127
PO/Contract No.: 369790
Date Received: June 30, 2025
Date Analysed: August 7, 2025
Sampling Date(s): June 13, 2025
Analyst(s): Jason S
Date Issued: August 8, 2025

Analytical Method: Total Mercury in Water by Oxidation, Purge and Trap, and CVAFS (T00120 version 9)

Comments: Samples were filtered prior to arrival at Flett.

The bottle for HC-15 Wk#107 was found cracked upon arrival – the sample was able to be transferred to a clean bottle. Total mercury results for samples not oxidized in their original bottles can be lower than would be expected for samples in their original bottles. This can be a result of loss of mercury onto the walls of the original bottle which would normally be recovered when BrCl is added to that bottle.

Sample HC-16 Wk#107 was received on July 2, 2025.

Detection Limit: The method detection limit (MDL) for this method is 0.04 ngL.
The MDL is the minimum concentration that can be reported with 99% confidence that the measured concentration is distinguishable from method blanks and is based on the analysis of 30mL of sample.

For reporting purpose samples are flagged when the amount of mercury detected is below the EPA defined minimum level (ML= 0.2 ng/L).
As concentration rises above the MDL confidence that the analyte is present approaches 100% at and above the ML.

Estimated Uncertainty: Overall method uncertainty decreases as analyte concentration increases. When mercury concentrations exceed 1ng/L the estimated uncertainty of the method is ±12%.
At a concentration of 0.2ng/L the estimated uncertainty is ± 30%. When mercury concentrations are at MDL uncertainty can be ± 46% (0.04 ± 0.02ng/L).

All method uncertainties are expressed at a 95% confidence level of (k=2).

Results authorized by Dr. Robert J. Flett, Chief Scientist

QUALITY DATA

			Mean of 3 Bubblers	Standard Deviation	Bubbler 1	Bubbler 2	Bubbler 3	
Blanks	**Bubbler Blank Mean Peak Area**		837	147	807	765	939	
Bubbler Blanks	**Bubbler Blank (pg)**		0.34	0.06	0.33	0.31	0.38	
			Sample Type	Gross Peak Area	Volume of Sample Analyzed (=volume of bubbled sample) (ml)	Total Reagent Hg added to the sample during analysis (ng/L) [including ng Hg in DI]	**Net Total Hg in the Method Blank (ng/L)** [Bubbler & Reagent Blk Corrected including ng Hg in DI]	
Method/Bottle Blanks	WB1 July 29, 2025		MBlk-1	11172	62.26	0.04	**0.02**	
	WB2 July 29, 2025		MBlk-2	11635	58.83	0.05	**0.03**	
	MB4 July 22, 2025		MBlk-3	14304	77.64	0.04	**0.03**	
Mean Calibration Factor (area units/ng)	**2473481 ± 4.2 %RSD**							
			Sample Type	Gross Peak Area	Volume of Sample Analyzed (=volume of bubbled sample) (ml)	Total Reagent Hg added to the sample during analysis (ng/L)	**Net Total Hg (ng/L)** [Bubbler & Reagent Blk Corrected]	**Total Hg Recovery (%)**
Spike Recovery Matrix Spike (MS) and Matrix Spike Duplicate (MSD)	HC-13 Wk#107		MS1	82853	33.42	0.01	**0.99**	97.7
	HC-13 Wk#107		MS1D	88584	30.66	0.01	**1.15**	107
	Mean of Recoveries							**102**
	HC-25 Wk#107		MS2	234207	31.87	0.01	**2.97**	99.7
	HC-25 Wk#107		MS2D	218003	22.99	0.01	**3.83**	98.3
	Mean of Recoveries							**99.0**
QC Samples	OPR (beginning of run)		OPR-1	380458	28.27	0.02	**5.41**	106
Ongoing Precision & Recovery (OPR)	OPR (end of run)		OPR-2	372695	29.72	0.02	**5.04**	98.4
	Mean OPR (5.12 ng/L)						**5.22**	**102**
Alternate Source Standard	QCS (1000 ng/L)		QCS-3	251416	0.10	0.00	**1013**	**101**

LAB ID	Sample Details	Sample ID/Bottle Number	Date Sampled	Time Sampled	Sample Type	Gross Peak Area	**Volume of Sample Analyzed** (=volume of bubbled sample) **(ml)**	Total Reagent Hg added to the sample during analysis (ng/L)	**Net Total Hg in the sample (ng/L)** [Bubbler & Reagent Blk Subtracted]	
123057		HC-8 Wk#107	June 13, 2025			53609	45.36	0.01	**0.47**	
123058		HC-10 Wk#107	June 13, 2025			145699	33.12	0.01	**1.77**	
123059		HC-11 Wk#107	June 13, 2025			45246	32.53	0.01	**0.55**	
123060		HC-12 Wk#107	June 13, 2025			17309	30.67	0.01	**0.21**	
123061		HC-13 Wk#107	June 13, 2025			10081	30.75	0.01	**~0.11**	
123062		HC-14 Wk#107	June 13, 2025			43238	32.75	0.01	**0.52**	
123063		HC-15 Wk#107 *	June 13, 2025			309393	15.65	0.02	**8.00**	
123064		HC-16 Wk#107	June 13, 2025			20030	33.68	0.01	**0.22**	
123065		HC-17 Wk#107	June 13, 2025			12207	30.36	0.01	**~0.14**	
123066		HC-18 Wk#107	June 13, 2025			69203	33.89	0.01	**0.81**	
123067		HC-19 Wk#107	June 13, 2025		**DupA1**	36736	31.84	0.01	**0.45**	
123067		HC-19 Wk#107	June 13, 2025		**DupA2**	42273	37.13	0.01	**0.45**	
123068		HC-20 Wk#107	June 13, 2025			47834	32.45	0.01	**0.58**	
123069		HC-21 Wk#107	June 13, 2025			30919	30.19	0.01	**0.40**	
123070		HC-22 Wk#107	June 13, 2025		**DupB1**	175461	30.68	0.01	**2.31**	
123070		HC-22 Wk#107	June 13, 2025		**DupB2**	202757	33.30	0.01	**2.46**	
123071		HC-23 Wk#107	June 13, 2025			92900	30.42	0.01	**1.22**	
123072		HC-24 Wk#107	June 13, 2025			42411	32.76	0.01	**0.51**	
123073		HC-25 Wk#107	June 13, 2025			48030	30.26	0.01	**0.62**	
123074		HC-26 Wk#107	June 13, 2025			56106	30.73	0.01	**0.72**	
123075		HC-27 Wk#107	June 13, 2025		**DupC1**	52289	36.33	0.01	**0.57**	
123075		HC-27 Wk#107	June 13, 2025		**DupC2**	50139	35.29	0.01	**0.56**	
123076		Blank Wk#107	June 13, 2025			8353	53.15	0.01	**~0.05**	

Q:\Clients A-L\Kinross Gold - GBR by SGS\2025(1127)\Total Mercury\TMWATR080725JS1.xls

* : See 'Comments' section above for discussion.
~ : Result below the methods ML.

This test report shall not be reproduced, except in full, without written approval of the laboratory.
Note: Results relate only to the samples tested and as received.

Minimum Level (ML): the amount of mercury that can be reported with almost 100% confidence that the measured concentration exceeds zero.

Dup : Duplicate - two subsamples of the same sample carried through the analytical procedure in an identical manner.

SGS Canada Inc.
P.O. Box 4300 - 185 Concession St.
Lakefield - Ontario - KOL 2HO
Phone: 705-652-2000 FAX: 705-652-6365

07-July-2025

Great Bear Resources Ltd.
Attn : Ashley Moncrief

1020 - 800 West Pender St.
Vancouver, BC
V6C 2V6, Canada

Phone: 778-833-2160
Fax:

Date Rec. : 13 June 2025
LR Report: **CA10084-JUN25**
Reference: Wk#107

Copy: #1

CERTIFICATE OF ANALYSIS
Final Report

Analysis	3: Analysis Completed Date	4: Analysis Completed Time	5: HC-8 Wk#107	6: HC-9 Wk#107	7: HC-10 Wk#107	8: HC-11 Wk#107	9: HC-12 Wk#107	10: HC-13 Wk#107
Sample Date & Time			13-Jun-25	13-Jun-25	13-Jun-25	13-Jun-25	13-Jun-25	13-Jun-25
HumCell Leachate Vol [mL]	16-Jun-25	08:55	991	996	949	990	990	1005
Sample Name	---	---	DX450108	DX450076	DX450186	DX450118	DX 550107	DX450159
Sample Weight [g]	---	---	1000	1000	1000	1000	1000	1000
pH [No unit]	17-Jun-25	13:26	7.28	5.67	7.19	7.23	7.00	3.87
Alkalinity [mg/L as CaCO3]	17-Jun-25	10:23	9	< 2	5	6	5	6
Conductivity [uS/cm]	14-Jun-25	12:55	21	31	9	11	19	21
Acidity [mg/L as CaCO3]	14-Jun-25	12:55	< 2	12	< 2	< 2	< 2	< 2
SO4 [mg/L]	26-Jun-25	13:20	2.2	12	0.5	0.9	3.6	3.2

Analysis	11: HC-14 Wk#107	12: HC-15 Wk#107	13: HC-16 Wk#107	14: HC-17 Wk#107	15: HC-18 Wk#107	16: HC-19 Wk#107	17: HC-20 Wk#107	18: HC-21 Wk#107
Sample Date & Time	13-Jun-25	13-Jun-25	13-Jun-25	13-Jun-25	13-Jun-25	13-Jun-25	13-Jun-25	13-Jun-25
HumCell Leachate Vol [mL]	965	708	1020	1020	965	956	958	1000
Sample Name	DX450171	DX450134	DX450185	DX450032	DX 550064	DX450008	DX 550056	DX450022
Sample Weight [g]	1000	700	1000	1000	1000	1000	1000	1000
pH [No unit]	6.11	7.08	6.83	5.37	7.26	6.99	7.35	7.55
Alkalinity [mg/L as CaCO3]	2	9	8	< 2	6	3	6	11
Conductivity [uS/cm]	29	71	20	13	10	5	13	20
Acidity [mg/L as CaCO3]	< 2	4	< 2	6	< 2	< 2	< 2	< 2
SO4 [mg/L]	10	17	1.8	4.6	0.3	0.4	1.1	1.4

Analysis	19: HC-22 Wk#107	20: HC-23 Wk#107	21: HC-24 Wk#107	22: HC-25 Wk#107	23: HC-26 Wk#107	24: HC-27 Wk#107
Sample Date & Time	13-Jun-25	13-Jun-25	13-Jun-25	13-Jun-25	13-Jun-25	13-Jun-25
HumCell Leachate Vol [mL]	485	1021	1013	1022	740	1014

OnLine LIMS

0004173359

Results relate only to the sample tested. Data reported represents the sample submitted to SGS. Reproduction of this analytical report in full or in part is prohibited without prior written approval. Please refer to SGS General Conditions of Services located at https://www.sgs.ca/en/terms-and-conditions (Printed copies are available upon request.)
Test method information available upon request. "Temperature Upon Receipt" is representative of the whole shipment and may not reflect the temperature of individual samples.
SGS Canada Inc. Environment-Health & Safety statement of conformity decision rule does not consider uncertainty when analytical results are compared to a specified standard or regulation.

SGS Canada Inc.
P.O. Box 4300 - 185 Concession St.
Lakefield - Ontario - KOL 2HO
Phone: 705-652-2000 FAX: 705-652-6365

LR Report : **CA10084-JUN25**

Analysis	19: HC-22 Wk#107	20: HC-23 Wk#107	21: HC-24 Wk#107	22: HC-25 Wk#107	23: HC-26 Wk#107	24: HC-27 Wk#107
Sample Name	DX450077	DX450113	DX 550101	DX450128	DX450021	DX450222
Sample Weight [g]	500	1000	1000	1000	750	1000
pH [No unit]	6.77	6.90	6.93	7.34	4.53	7.03
Alkalinity [mg/L as CaCO3]	5	10	8	12	< 2	5
Conductivity [uS/cm]	13	20	16	39	180	19
Acidity [mg/L as CaCO3]	< 2	< 2	< 2	< 2	60	< 2
SO4 [mg/L]	0.8	0.7	0.7	6.6	80	3.2



Lisa Thompson
Project Specialist Assistant,
Environment, Health & Safety

OnLine LIMS

0004173359

Results relate only to the sample tested. Data reported represents the sample submitted to SGS. Reproduction of this analytical report in full or in part is prohibited without prior written approval. Please refer to SGS General Conditions of Services located at https://www.sgs.ca/en/terms-and-conditions (Printed copies are available upon request.)
Test method information available upon request. "Temperature Upon Receipt" is representative of the whole shipment and may not reflect the temperature of individual samples.
SGS Canada Inc. Environment-Health & Safety statement of conformity decision rule does not consider uncertainty when analytical results are compared to a specified standard or regulation.

SGS Canada Inc.
P.O. Box 4300 - 185 Concession St.
Lakefield - Ontario - KOL 2HO
Phone: 705-652-2000 FAX: 705-652-6365

Great Bear - 20 Short

LR Report : **CA10084-JUN25**

Quality Control Report

Inorganic Analysis														
Parameter	Reporting Limit	Unit	Method Blank	Duplicate				LCS / Spike Blank			Matrix Spike / Reference Material		
				Result 1	Result 2	RPD	Acceptance Criteria	Spike Recovery (%)	Recovery Limits (%)		Spike Recovery (%)	Recovery Limits (%)	
							%		Low	High		Low	High
Acidity - QCBatchID: EWL0351-JUN25													
Acidity	2	mg/L as Ca	< 2			ND	20	104	90	110	NA		
Alkalinity - QCBatchID: EWL0351-JUN25													
Alkalinity	2	mg/L as Ca	< 2			0	20	100	80	120	NA		
Anions by IC - QCBatchID: DIO0505-JUN25													
Sulphate	0.2	mg/L	<0.2			5	20	99	90	110	76	75	125
Anions by IC - QCBatchID: DIO0508-JUN25													
Sulphate	0.2	mg/L	<0.2			NV	20	103	90	110	NV	75	125
Anions by IC - QCBatchID: DIO0567-JUN25													
Sulphate	0.2	mg/L	<0.2			NV	20	104	90	110	NV	75	125
Anions by IC - QCBatchID: DIO0606-JUN25													
Sulphate	0.2	mg/L	<0.2			0	20	101	90	110	NV	75	125
Conductivity - QCBatchID: EWL0351-JUN25													
Conductivity	2	uS/cm	< 2			0	10	97	90	110	NA		
pH - QCBatchID: EWL0351-JUN25													
pH	0.05	No unit	NA			0		100			NA		

OnLine LIMS

00041733 59

Results relate only to the sample tested. Data reported represents the sample submitted to SGS. Reproduction of this analytical report in full or in part is prohibited without prior written approval. Please refer to SGS General Conditions of Services located at https://www.sgs.ca/en/terms-and-conditions (Printed copies are available upon request.)
Test method information available upon request. "Temperature Upon Receipt" is representative of the whole shipment and may not reflect the temperature of individual samples.
SGS Canada Inc. Environment-Health & Safety statement of conformity decision rule does not consider uncertainty when analytical results are compared to a specified standard or regulation.

Total Mercury Results

Flett Research Ltd.
440 DeSalaberry Ave. Winnipeg, MB R2L 0Y7
Fax/Phone (204) 667-2505
E-mail: flett@flettresearch.ca Webpage: http://www.flettresearch.ca

CLIENT: Kinross Gold - GBR by SGS: CA10120-JUN25
185 Concession Street
Lakefield, ON K0L 2H0

Matrix: Water
Transaction ID: 1127
PO/Contract No.: 369790
Date Analysed: August 11, 2025
Analyst(s): Jason S

Date Received: June 23, 2025
Sampling Date(s): June 19, 2025
Date Issued: August 12, 2025

Analytical Method: Total Mercury in Water by Oxidation, Purge and Trap, and CVAFS (T00120 version 9)

Comments: Samples were filtered prior to arrival at Flett.

Detection Limit: The method detection limit (MDL) for this method is 0.04 ngL.
The MDL is the minimum concentration that can be reported with 99% confidence that the measured concentration is distinguishable from method blanks and is based on the analysis of 30mL of sample.

For reporting purpose samples are flagged when the amount of mercury detected is below the EPA defined minimum level (ML= 0.2 ng/L).
As concentration rises above the MDL confidence that the analyte is present approaches 100% at and above the ML.

Estimated Uncertainty: Overall method uncertainty decreases as analyte concentration increases. When mercury concentrations exceed 1ng/L the estimated uncertainty of the method is ±12%.
At a concentration of 0.2ng/L the estimated uncertainty is ± 30%. When mercury concentrations are at MDL uncertainty can be ± 46% (0.04 ± 0.02ng/L).

All method uncertainties are expressed at a 95% confidence level of (k=2).

Results authorized by Dr. Robert J. Flett, Chief Scientist

QUALITY DATA

			Mean of 3 Bubblers	Standard Deviation	Bubbler 1	Bubbler 2	Bubbler 3	
Blanks	**Bubbler Blank Mean Peak Area**		830	369	548	795	1147	
Bubbler Blanks	**Bubbler Blank (pg)**		0.34	0.15	0.22	0.32	0.47	
			Sample Type	Gross Peak Area	Volume of Sample Analyzed (=volume of bubbled sample) (ml)	Total Reagent Hg added to the sample during analysis (ng/L) [including ng Hg in DI]	**Net Total Hg in the Method Blank (ng/L)** [Bubbler & Reagent Blk Corrected including ng Hg in DI]	
Method/Bottle Blanks	WB1 31 July, 2025		MBlk-1	7179	38.06	0.05	**0.02**	
	WB2 31 July, 2025		MBlk-2	8078	43.12	0.05	**0.02**	
	MB6 July 22, 2025		MBlk-3	8524	50.33	0.05	**0.01**	
Mean Calibration Factor (area un/ls/ng)	**2463011 ± 1.6 %RSD**							
			Sample Type	Gross Peak Area	Volume of Sample Analyzed (=volume of bubbled sample) (ml)	Total Reagent Hg added to the sample during analysis (ng/L)	**Net Total Hg (ng/L)** [Bubbler & Reagent Blk Corrected]	**Total Hg Recovery (%)**
Spike Recovery Matrix Spike (MS) and Matrix Spike Duplicate (MSD)	HC-1 Wk#108		MS1	87981	31.06	0.01	**1.13**	95.9
	HC-1 Wk#108		MS1D	91549	31.88	0.01	**1.15**	100
	Mean of Recoveries							**98.0**
QC Samples	OPR (beginning of run)		OPR-1	363633	27.05	0.01	**5.43**	106
Ongoing Precision & Recovery (OPR)	OPR (end of run)		OPR-2	405801	31.23	0.01	**5.25**	103
	Mean OPR (5.12 ng/L)						**5.34**	**104**
Alternate Source Standard	QCS (1000 ng/L)		QCS-3	254847	0.10	0.00	**1031**	**103**

LAB ID	Sample Details	Sample ID/Bottle Number	Date Sampled	Time Sampled	Sample Type	Gross Peak Area	**Volume of Sample Analyzed** (=volume of bubbled sample) **(ml)**	Total Reagent Hg added to the sample during analysis (ng/L)	**Net Total Hg in the sample (ng/L)** [Bubbler & Reagent Blk Subtracted]	
123033		HC-1 Wk#108	June 19, 2025			18308	32.46	0.01	**0.21**	
123034		HC-2 Wk#108	June 19, 2025			19168	30.23	0.01	**0.24**	
123035		HC-3 Wk#108	June 19, 2025			91220	32.04	0.01	**1.14**	
123036		HC-4 Wk#108	June 19, 2025			9477	34.58	0.01	**~0.09**	
123037		HC-5 Wk#108	June 19, 2025		**DupA1**	31016	31.47	0.01	**0.38**	
123037		HC-5 Wk#108	June 19, 2025		**DupA2**	44395	48.34	0.01	**0.36**	
123038		HC-6 Wk#108	June 19, 2025			29218	31.76	0.01	**0.35**	
123039		HC-7 Wk#108	June 19, 2025			83613	31.12	0.01	**1.08**	
123040		Blank Wk#108	June 19, 2025			11094	53.74	0.01	**~0.07**	

Q:\Clients A-L\Kinross Gold - GBR by SGS\2025(1127)\Total Mercury\TMWATR081125JS1.xls

* : See 'Comments' section above for discussion.
~ : Result below the methods ML.

This test report shall not be reproduced, except in full, without written approval of the laboratory.
Note: Results relate only to the samples tested and as received.

Minimum Level (ML): the amount of mercury that can be reported with almost 100% confidence that the measured concentration exceeds zero.

Dup : Duplicate - two subsamples of the same sample carried through the analytical procedure in an identical manner.

ISO/IEC 17025:2017 Accredited with the Canadian Association of Laboratory Accreditation
Testing Accreditation No. A3306
Template Version 052325

SGS Canada Inc.
P.O. Box 4300 - 185 Concession St.
Lakefield - Ontario - KOL 2HO
Phone: 705-652-2000 FAX: 705-652-6365

09-July-2025

Great Bear Resources Ltd.
Attn : Ashley Moncrief

1020 - 800 West Pender St.
Vancouver, BC
V6C 2V6, Canada

Phone: 778-833-2160
Fax:

Date Rec. : 19 June 2025
LR Report: **CA10120-JUN25**
Reference: Wk#108

Copy: #1

CERTIFICATE OF ANALYSIS
Final Report

Analysis	3: Analysis Completed Date	4: Analysis Completed Time	5: HC-1 Wk#108	6: HC-2 Wk#108	7: HC-3 Wk#108	8: HC-4 Wk#108	9: HC-5 Wk#108	10: HC-6 Wk#108
Sample Date & Time			19-Jun-25	19-Jun-25	19-Jun-25	19-Jun-25	19-Jun-25	19-Jun-25
HumCell Leachate Vol [mL]	20-Jun-25	16:17	969	1023	498	504	903	498
Sample Name	---	---	DX450052	DX 550083	DX450204	DX450176	DX450232	DX450181
Sample Weight [g]	---	---	1000	1000	500	500	1000	500
pH [No unit]	23-Jun-25	09:59	6.76	7.80	7.03	5.19	7.00	7.30
Alkalinity [mg/L as CaCO3]	20-Jun-25	11:36	3	13	3	< 2	4	7
Conductivity [uS/cm]	23-Jun-25	09:59	30	36	8	32	15	18
Acidity [mg/L as CaCO3]	20-Jun-25	11:36	< 2	< 2	< 2	6	< 2	< 2
SO4 [mg/L]	07-Jul-25	14:37	9.9	4.4	0.5	14	2.0	0.3
Hg [mg/L]	23-Jun-25	14:46	< 0.00001	< 0.00001	< 0.00001	< 0.00001	< 0.00001	< 0.00001
Ag [mg/L]	23-Jun-25	14:46	< 0.00005	< 0.00005	< 0.00005	< 0.00005	< 0.00005	< 0.00005
Al [mg/L]	23-Jun-25	14:46	0.002	0.051	0.021	0.019	0.030	0.018
As [mg/L]	23-Jun-25	14:46	< 0.0002	0.0135	0.0007	< 0.0002	0.0010	0.0005
Ba [mg/L]	23-Jun-25	14:46	0.00089	0.0215	0.00045	0.00182	0.00099	0.00062
Be [mg/L]	23-Jun-25	14:46	< 0.000007	< 0.000007	< 0.000007	0.000017	< 0.000007	< 0.000007
B [mg/L]	23-Jun-25	14:46	< 0.002	< 0.002	< 0.002	< 0.002	< 0.002	< 0.002
Bi [mg/L]	23-Jun-25	14:46	< 0.00001	0.00002	< 0.00001	< 0.00001	< 0.00001	< 0.00001
Ca [mg/L]	23-Jun-25	14:46	5.06	6.80	1.29	2.02	2.39	2.30
Cd [mg/L]	23-Jun-25	14:46	0.003314	0.000007	< 0.000003	0.0110	0.000009	< 0.000003
Co [mg/L]	23-Jun-25	14:46	0.000038	0.000028	0.000010	0.00354	0.000005	0.000012
Cr [mg/L]	23-Jun-25	14:46	< 0.00008	< 0.00008	< 0.00008	< 0.00008	< 0.00008	< 0.00008
Cu [mg/L]	23-Jun-25	14:46	< 0.001	< 0.001	< 0.001	0.003	< 0.001	< 0.001
Fe [mg/L]	23-Jun-25	14:46	< 0.007	< 0.007	< 0.007	0.187	< 0.007	< 0.007
K [mg/L]	23-Jun-25	14:46	0.219	1.27	0.507	0.505	0.531	0.312
Mg [mg/L]	23-Jun-25	14:46	0.030	0.127	0.061	0.817	0.039	0.055
Mn [mg/L]	23-Jun-25	14:46	0.0163	0.0297	0.00222	0.0542	0.0114	0.00313
Mo [mg/L]	23-Jun-25	14:46	< 0.0004	< 0.0004	< 0.0004	< 0.0004	< 0.0004	< 0.0004
Na [mg/L]	23-Jun-25	14:46	0.07	0.06	0.04	0.07	0.05	0.05
Ni [mg/L]	23-Jun-25	14:46	0.0002	< 0.0001	< 0.0001	0.0260	< 0.0001	< 0.0001
P [mg/L]	25-Jun-25	14:03	< 0.003	< 0.003	< 0.003	< 0.003	< 0.003	< 0.003
Pb [mg/L]	24-Jun-25	13:31	0.0230	0.00012	< 0.00009	0.649	< 0.00009	< 0.00009

OnLine LIMS

0004176807

Results relate only to the sample tested. Data reported represents the sample submitted to SGS. Reproduction of this analytical report in full or in part is prohibited without prior written approval. Please refer to SGS General Conditions of Services located at https://www.sgs.ca/en/terms-and-conditions (Printed copies are available upon request.)
Test method information available upon request. "Temperature Upon Receipt" is representative of the whole shipment and may not reflect the temperature of individual samples.
SGS Canada Inc. Environment-Health & Safety statement of conformity decision rule does not consider uncertainty when analytical results are compared to a specified standard or regulation.

SGS Canada Inc.
P.O. Box 4300 - 185 Concession St.
Lakefield - Ontario - KOL 2HO
Phone: 705-652-2000 FAX: 705-652-6365

LR Report : **CA10120-JUN25**

Analysis	3: Analysis Completed Date	4: Analysis Completed Time	5: HC-1 Wk#108	6: HC-2 Wk#108	7: HC-3 Wk#108	8: HC-4 Wk#108	9: HC-5 Wk#108	10: HC-6 Wk#108
S [mg/L]	23-Jun-25	14:47	< 5	< 5	< 5	< 5	< 5	< 5
Sb [mg/L]	23-Jun-25	14:47	< 0.0009	< 0.0009	< 0.0009	< 0.0009	< 0.0009	< 0.0009
Se [mg/L]	23-Jun-25	14:47	0.00016	0.00141	< 0.00004	0.00111	< 0.00004	< 0.00004
Si [mg/L]	23-Jun-25	14:47	0.11	0.18	0.12	0.48	0.19	0.23
Sn [mg/L]	23-Jun-25	14:47	< 0.00006	< 0.00006	< 0.00006	< 0.00006	< 0.00006	< 0.00006
Sr [mg/L]	23-Jun-25	14:47	0.00365	0.0224	0.00203	0.00333	0.00232	0.00316
Ti [mg/L]	23-Jun-25	14:47	< 0.0001	< 0.0001	0.0001	< 0.0001	< 0.0001	< 0.0001
Th [mg/L]	23-Jun-25	14:47	< 0.0001	< 0.0001	< 0.0001	< 0.0001	< 0.0001	< 0.0001
Tl [mg/L]	23-Jun-25	14:47	< 0.000005	0.000018	< 0.000005	0.000020	< 0.000005	< 0.000005
U [mg/L]	23-Jun-25	14:47	0.000004	0.000228	0.000170	0.000117	0.000360	0.000126
V [mg/L]	23-Jun-25	14:47	< 0.00001	0.00019	0.00011	< 0.00001	0.00027	0.00024
W [mg/L]	23-Jun-25	14:47	< 0.0002	< 0.0002	< 0.0002	< 0.0002	< 0.0002	0.0004
Zr [mg/L]	23-Jun-25	14:47	< 0.002	< 0.002	< 0.002	< 0.002	< 0.002	< 0.002
Zn [mg/L]	23-Jun-25	14:47	0.129	< 0.002	< 0.002	2.25	< 0.002	< 0.002

Analysis	11: HC-7 Wk#108
Sample Date & Time	19-Jun-25
HumCell Leachate Vol [mL]	934
Sample Name	DX450002
Sample Weight [g]	1000
pH [No unit]	6.81
Alkalinity [mg/L as CaCO3]	9
Conductivity [uS/cm]	11
Acidity [mg/L as CaCO3]	< 2
SO4 [mg/L]	< 0.2
Hg [mg/L]	< 0.00001
Ag [mg/L]	< 0.00005
Al [mg/L]	0.024
As [mg/L]	0.0032
Ba [mg/L]	0.00059
Be [mg/L]	< 0.000007
B [mg/L]	< 0.002
Bi [mg/L]	< 0.00001
Ca [mg/L]	1.61
Cd [mg/L]	< 0.000003
Co [mg/L]	0.000009
Cr [mg/L]	< 0.00008
Cu [mg/L]	< 0.001
Fe [mg/L]	< 0.007
K [mg/L]	0.408
Mg [mg/L]	0.053
Mn [mg/L]	0.00316
Mo [mg/L]	< 0.0004
Na [mg/L]	0.05

OnLine LIMS

Results relate only to the sample tested. Data reported represents the sample submitted to SGS. Reproduction of this analytical report in full or in part is prohibited without prior written approval. Please refer to SGS General Conditions of Services located at https://www.sgs.ca/en/terms-and-conditions (Printed copies are available upon request.)
Test method information available upon request. "Temperature Upon Receipt" is representative of the whole shipment and may not reflect the temperature of individual samples.
SGS Canada Inc. Environment-Health & Safety statement of conformity decision rule does not consider uncertainty when analytical results are compared to a specified standard or regulation.

SGS Canada Inc.
P.O. Box 4300 - 185 Concession St.
Lakefield - Ontario - KOL 2HO
Phone: 705-652-2000 FAX: 705-652-6365

LR Report : **CA10120-JUN25**

Analysis	11: HC-7 Wk#108
Ni [mg/L]	< 0.0001
P [mg/L]	< 0.003
Pb [mg/L]	< 0.00009
S [mg/L]	< 5
Sb [mg/L]	< 0.0009
Se [mg/L]	< 0.00004
Si [mg/L]	0.16
Sn [mg/L]	< 0.00006
Sr [mg/L]	0.00283
Ti [mg/L]	0.0001
Th [mg/L]	< 0.0001
Tl [mg/L]	< 0.000005
U [mg/L]	0.000209
V [mg/L]	0.00013
W [mg/L]	< 0.0002
Zr [mg/L]	< 0.002
Zn [mg/L]	< 0.002



Lisa Thompson
Project Specialist Assistant,
Environment, Health & Safety

OnLine LIMS

00004176807

Results relate only to the sample tested. Data reported represents the sample submitted to SGS. Reproduction of this analytical report in full or in part is prohibited without prior written approval. Please refer to SGS General Conditions of Services located at https://www.sgs.ca/en/terms-and-conditions (Printed copies are available upon request.)
Test method information available upon request. "Temperature Upon Receipt" is representative of the whole shipment and may not reflect the temperature of individual samples.
SGS Canada Inc. Environment-Health & Safety statement of conformity decision rule does not consider uncertainty when analytical results are compared to a specified standard or regulation.

Total Mercury Results

Flett Research Ltd.
440 DeSalaberry Ave. Winnipeg, MB R2L 0Y7
Fax/Phone (204) 667-2505
E-mail: flett@flettresearch.ca Webpage: http://www.flettresearch.ca

CLIENT: Kinross Gold - GBR by SGS: CA10125-JUN25
185 Concession Street
Lakefield, ON K0L 2H0

Matrix: Water
Transaction ID: 1127
PO/Contract No.: 369790
Date Received: July 7, 2025
Date Analysed: August 13, 2025
Sampling Date(s): June 20, 2025
Analyst(s): Jason S
Date Issued: August 14, 2025

Analytical Method: Total Mercury in Water by Oxidation, Purge and Trap, and CVAFS (T00120 version 9)

Comments: Samples were filtered prior to arrival at Flett.

Detection Limit: The method detection limit (MDL) for this method is 0.04 ngL.
The MDL is the minimum concentration that can be reported with 99% confidence that the measured concentration is distinguishable from method blanks and is based on the analysis of 30mL of sample.

For reporting purpose samples are flagged when the amount of mercury detected is below the EPA defined minimum level (ML= 0.2 ng/L).
As concentration rises above the MDL confidence that the analyte is present approaches 100% at and above the ML.

Estimated Uncertainty: Overall method uncertainty decreases as analyte concentration increases. When mercury concentrations exceed 1ng/L the estimated uncertainty of the method is ±12%.
At a concentration of 0.2ng/L the estimated uncertainty is ± 30%. When mercury concentrations are at MDL uncertainty can be ± 46% (0.04 ± 0.02ng/L).

All method uncertainties are expressed at a 95% confidence level of (k=2).

Results authorized by Dr. Robert J. Flett, Chief Scientist

QUALITY DATA

			Mean of 3 Bubblers	Standard Deviation	Bubbler 1	Bubbler 2	Bubbler 3	
Blanks								
Bubbler Blanks	**Bubbler Blank Mean Peak Area**		662	123	693	656	637	
	Bubbler Blank (pg)		0.27	0.05	0.28	0.26	0.26	
			Sample Type	Gross Peak Area	Volume of Sample Analyzed (=volume of bubbled sample) (ml)	Total Reagent Hg added to the sample during analysis (ng/L) [including ng Hg in DI]	**Net Total Hg in the Method Blank (ng/L)** [Bubbler & Reagent Blk Corrected including ng Hg in DI]	
Method/Bottle Blanks	WB1 August 6, 2025		MBlk-1	10130	61.91	0.05	**0.01**	
	WB2 August 6, 2025		MBlk-2	9389	57.19	0.05	**0.01**	
	MB1 August 12, 2025		MBlk-3	8702	64.32	0.05	**0.00**	
Mean Calibration Factor (area units/ng)	**2480896 ± 2 %RSD**							
Spike Recovery Matrix Spike (MS) and Matrix Spike Duplicate (MSD)			Sample Type	Gross Peak Area	Volume of Sample Analyzed (=volume of bubbled sample) (ml)	Total Reagent Hg added to the sample during analysis (ng/L)	**Net Total Hg (ng/L)** [Bubbler & Reagent Blk Corrected]	**Total Hg Recovery (%)**
	HC-17 Wk#108		MS1	89388	30.83	0.01	**1.16**	99.6
	HC-17 Wk#108		MS1D	89827	29.45	0.01	**1.22**	101
	Mean of Recoveries							**100**
	HC-26 Wk#108		MS2	223990	29.03	0.01	**3.11**	98.9
	HC-26 Wk#108		MS2D	232401	28.79	0.01	**3.25**	104
	Mean of Recoveries							**101**
QC Samples	OPR (beginning of run)		OPR-1	272237	21.60	0.02	**5.05**	98.6
Ongoing Precision & Recovery (OPR)	OPR (end of run)		OPR-2	317934	26.51	0.02	**4.81**	93.9
	Mean OPR (5.12 ng/L)						**4.93**	**96.3**
Alternate Source Standard	QCS (1000 ng/L)		QCS-3	258270	0.10	0.00	**1038**	**104**

LAB ID	Sample Details	Sample ID/Bottle Number	Date Sampled	Time Sampled	Sample Type	Gross Peak Area	Volume of Sample Analyzed (=volume of bubbled sample) (ml)	Total Reagent Hg added to the sample during analysis (ng/L)	Net Total Hg in the sample (ng/L) [Bubbler & Reagent Blk Subtracted]
123210		HC-8 Wk#108	June 20, 2025			35619	33.98	0.01	**0.41**
123211		HC-9 Wk#108	June 20, 2025			9534	33.43	0.01	**~0.10**
123212		HC-10 Wk#108	June 20, 2025		**DupA1**	301698	35.20	0.01	**3.46**
123212		HC-10 Wk#108	June 20, 2025		**DupA2**	268963	31.27	0.01	**3.47**
123213		HC-11 Wk#108	June 20, 2025			40469	32.82	0.01	**0.48**
123214		HC-12 Wk#108	June 20, 2025			19666	32.48	0.01	**0.23**
123215		HC-13 Wk#108	June 20, 2025			8297	30.64	0.01	**~0.09**
123216		HC-14 Wk#108	June 20, 2025			52697	31.70	0.01	**0.65**
123217		HC-15 Wk#108	June 20, 2025			504356	20.81	0.01	**9.80**
123218		HC-16 Wk#108	June 20, 2025			17918	33.94	0.01	**~0.20**
123219		HC-17 Wk#108	June 20, 2025			16532	32.55	0.01	**~0.19**
123220		HC-18 Wk#108	June 20, 2025			63518	34.27	0.01	**0.73**
123221		HC-19 Wk#108	June 20, 2025			32880	31.13	0.01	**0.41**
123222		HC-20 Wk#108	June 20, 2025			47100	32.03	0.01	**0.58**
123223		HC-21 Wk#108	June 20, 2025			28270	32.49	0.01	**0.33**
123224		HC-22 Wk#108	June 20, 2025			260318	37.98	0.01	**2.76**
123225		HC-23 Wk#108	June 20, 2025		**DupB1**	66933	36.04	0.01	**0.74**
123225		HC-23 Wk#108	June 20, 2025		**DupB2**	85800	46.84	0.01	**0.73**
123226		HC-24 Wk#108	June 20, 2025			36035	33.65	0.01	**0.42**
123227		HC-25 Wk#108	June 20, 2025			50230	33.48	0.01	**0.59**
123228		HC-26 Wk#108	June 20, 2025			42919	30.27	0.01	**0.55**
123229		HC-27 Wk#108	June 20, 2025			106537	30.30	0.01	**1.41**
123230		Blank Wk#108	June 20, 2025			10164	53.53	0.01	**~0.06**

Q:\Clients A-L\Kinross Gold - GBR by SGS\2025(1127)\Total Mercury\TMWATR081325JS1.xls

* : See 'Comments' section above for discussion.
~ : Result below the methods ML.

This test report shall not be reproduced, except in full, without written approval of the laboratory.
Note: Results relate only to the samples tested and as received.

Minimum Level (ML): the amount of mercury that can be reported with almost 100% confidence that the measured concentration exceeds zero.

Dup : Duplicate - two subsamples of the same sample carried through the analytical procedure in an identical manner.

ISO/IEC 17025:2017 Accredited with the Canadian Association of Laboratory Accreditation

SGS Canada Inc.
P.O. Box 4300 - 185 Concession St.
Lakefield - Ontario - KOL 2HO
Phone: 705-652-2000 FAX: 705-652-6365

09-July-2025

Great Bear Resources Ltd.
Attn : Ashley Moncrief

1020 - 800 West Pender St.
Vancouver, BC
V6C 2V6, Canada

Phone: 778-833-2160
Fax:

Date Rec. : 20 June 2025
LR Report: **CA10125-JUN25**
Reference: Wk#108

Copy: #1

CERTIFICATE OF ANALYSIS
Final Report

Analysis	3: Analysis Completed Date	4: Analysis Completed Time	5: HC-8 Wk#108	6: HC-9 Wk#108	7: HC-10 Wk#108	8: HC-11 Wk#108	9: HC-12 Wk#108	10: HC-13 Wk#108
Sample Date & Time			20-Jun-25	20-Jun-25	20-Jun-25	20-Jun-25	20-Jun-25	20-Jun-25
HumCell Leachate Vol [mL]	23-Jun-25	13:44	974	991	908	939	972	1001
Sample Name	---	---	DX450108	DX450076	DX450186	DX450118	DX 550107	DX450159
Sample Weight [g]	---	---	1000	1000	1000	1000	1000	1000
pH [No unit]	24-Jun-25	10:22	7.44	5.55	7.38	7.42	7.30	7.33
Alkalinity [mg/L as CaCO3]	23-Jun-25	11:00	9	< 2	5	5	6	7
Conductivity [uS/cm]	23-Jun-25	10:59	23	33	10	10	20	20
Acidity [mg/L as CaCO3]	24-Jun-25	10:22	< 2	8	< 2	< 2	< 2	< 2
SO4 [mg/L]	02-Jul-25	12:37	2.3	14	0.8	0.8	3.6	3.0
Hg [mg/L]	24-Jun-25	13:51	< 0.00001	< 0.00001	< 0.00001	< 0.00001	< 0.00001	< 0.00001
Ag [mg/L]	24-Jun-25	13:51	< 0.00005	< 0.00005	< 0.00005	< 0.00005	< 0.00005	< 0.00005
Al [mg/L]	24-Jun-25	13:51	0.049	0.014	0.023	0.036	0.030	0.029
As [mg/L]	24-Jun-25	13:51	0.0006	< 0.0002	0.0002	0.0002	0.0014	0.0011
Ba [mg/L]	24-Jun-25	13:51	0.00195	0.0104	0.00054	0.00054	0.00122	0.00050
Be [mg/L]	24-Jun-25	13:51	< 0.000007	0.000011	< 0.000007	< 0.000007	< 0.000007	< 0.000007
B [mg/L]	24-Jun-25	13:54	< 0.002	< 0.002	< 0.002	< 0.002	< 0.002	< 0.002
Bi [mg/L]	24-Jun-25	13:54	< 0.00001	< 0.00001	< 0.00001	< 0.00001	< 0.00001	< 0.00001
Ca [mg/L]	24-Jun-25	13:54	4.55	0.95	2.14	2.31	4.02	4.21
Cd [mg/L]	24-Jun-25	13:54	0.000003	0.0320	0.000014	0.000007	0.000007	0.000010
Cd [mg/L]	24-Jun-25	13:54	---	---	---	---	---	---
Co [mg/L]	24-Jun-25	13:54	0.000005	0.000724	< 0.000004	0.000005	0.000015	< 0.000004
Cr [mg/L]	24-Jun-25	13:54	< 0.00008	< 0.00008	< 0.00008	< 0.00008	< 0.00008	< 0.00008
Cu [mg/L]	24-Jun-25	13:54	< 0.001	0.006	< 0.001	< 0.001	< 0.001	< 0.001
Fe [mg/L]	24-Jun-25	13:54	< 0.007	0.173	< 0.007	< 0.007	< 0.007	< 0.007
K [mg/L]	24-Jun-25	13:54	0.711	1.07	0.282	0.179	0.341	0.337
Mg [mg/L]	24-Jun-25	13:54	0.254	0.152	0.026	0.040	0.032	0.045
Mn [mg/L]	24-Jun-25	13:54	0.0154	0.0630	0.0121	0.0134	0.0202	0.0238
Mo [mg/L]	24-Jun-25	14:02	< 0.0004	< 0.0004	< 0.0004	< 0.0004	< 0.0004	< 0.0004
Na [mg/L]	24-Jun-25	14:02	0.06	0.05	0.04	0.04	0.04	0.03
Ni [mg/L]	24-Jun-25	14:02	< 0.0001	0.0218	< 0.0001	< 0.0001	< 0.0001	< 0.0001
P [mg/L]	24-Jun-25	14:02	< 0.003	0.004	< 0.003	< 0.003	0.004	< 0.003

OnLine LIMS

0004176815

Results relate only to the sample tested. Data reported represents the sample submitted to SGS. Reproduction of this analytical report in full or in part is prohibited without prior written approval. Please refer to SGS General Conditions of Services located at https://www.sgs.ca/en/terms-and-conditions (Printed copies are available upon request.)
Test method information available upon request. "Temperature Upon Receipt" is representative of the whole shipment and may not reflect the temperature of individual samples.
SGS Canada Inc. Environment-Health & Safety statement of conformity decision rule does not consider uncertainty when analytical results are compared to a specified standard or regulation.

SGS Canada Inc.
P.O. Box 4300 - 185 Concession St.
Lakefield - Ontario - KOL 2HO
Phone: 705-652-2000 FAX: 705-652-6365

LR Report : **CA10125-JUN25**

Analysis	3: Analysis Completed Date	4: Analysis Completed Time	5: HC-8 Wk#108	6: HC-9 Wk#108	7: HC-10 Wk#108	8: HC-11 Wk#108	9: HC-12 Wk#108	10: HC-13 Wk#108
Pb [mg/L]	24-Jun-25	14:02	---	0.326	0.00009	< 0.00009	< 0.00009	< 0.00009
Pb [mg/L]	03-Jul-25	11:24	0.00046	---	---	---	---	---
S [mg/L]	24-Jun-25	14:02	< 5	< 5	< 5	< 5	< 5	< 5
Sb [mg/L]	24-Jun-25	14:02	< 0.0009	< 0.0009	< 0.0009	< 0.0009	< 0.0009	< 0.0009
Se [mg/L]	24-Jun-25	14:02	0.00005	0.00129	0.00010	< 0.00004	0.00007	< 0.00004
Si [mg/L]	24-Jun-25	14:02	0.23	0.39	0.14	0.14	0.24	0.14
Sn [mg/L]	24-Jun-25	14:02	< 0.00006	< 0.00006	< 0.00006	< 0.00006	< 0.00006	< 0.00006
Sr [mg/L]	24-Jun-25	14:02	0.00713	0.00344	0.00317	0.00422	0.00343	0.00277
Ti [mg/L]	24-Jun-25	14:02	< 0.0001	< 0.0001	< 0.0001	< 0.0001	< 0.0001	< 0.0001
Th [mg/L]	24-Jun-25	14:02	< 0.0001	< 0.0001	< 0.0001	< 0.0001	< 0.0001	< 0.0001
Tl [mg/L]	24-Jun-25	14:02	< 0.000005	0.000047	< 0.000005	< 0.000005	< 0.000005	< 0.000005
U [mg/L]	24-Jun-25	14:02	0.000242	0.000455	0.000131	0.000059	0.000124	0.000121
V [mg/L]	24-Jun-25	14:02	0.00008	< 0.00001	0.00002	0.00001	0.00009	0.00002
W [mg/L]	24-Jun-25	14:02	< 0.0002	< 0.0002	< 0.0002	< 0.0002	< 0.0002	< 0.0002
Zr [mg/L]	24-Jun-25	14:02	< 0.002	< 0.002	< 0.002	< 0.002	< 0.002	< 0.002
Zn [mg/L]	24-Jun-25	14:02	< 0.002	6.13	< 0.002	< 0.002	< 0.002	< 0.002

Analysis	11: HC-14 Wk#108	12: HC-15 Wk#108	13: HC-16 Wk#108	14: HC-17 Wk#108	15: HC-18 Wk#108	16: HC-19 Wk#108	17: HC-20 Wk#108	18: HC-21 Wk#108
Sample Date & Time	20-Jun-25	20-Jun-25	20-Jun-25	20-Jun-25	20-Jun-25	20-Jun-25	20-Jun-25	20-Jun-25
HumCell Leachate Vol [mL]	896	642	1012	999	912	908	931	943
Sample Name	DX450171	DX450134	DX450185	DX450032	DX 550064	DX450008	DX 550056	DX450022
Sample Weight [g]	1000	700	1000	1000	1000	1000	1000	1000
pH [No unit]	6.10	7.20	6.44	4.84	7.33	7.19	7.38	7.55
Alkalinity [mg/L as CaCO3]	< 2	8	7	< 2	6	3	6	8
Conductivity [uS/cm]	28	65	20	13	10	5	13	19
Acidity [mg/L as CaCO3]	< 2	< 2	< 2	5	< 2	< 2	< 2	< 2
SO4 [mg/L]	11	18	2.0	5.5	0.3	0.5	1.0	1.4
Hg [mg/L]	< 0.00001	< 0.00001	< 0.00001	< 0.00001	< 0.00001	< 0.00001	< 0.00001	< 0.00001
Ag [mg/L]	< 0.00005	< 0.00005	< 0.00005	< 0.00005	< 0.00005	< 0.00005	< 0.00005	< 0.00005
Al [mg/L]	0.005	0.002	0.041	0.049	0.030	0.022	0.026	0.042
As [mg/L]	0.0007	0.0689	0.0033	0.0006	0.0042	< 0.0002	0.0006	0.0042
Ba [mg/L]	0.00375	0.00113	0.00194	0.00221	0.00014	0.00020	0.00180	0.00016
Be [mg/L]	< 0.000007	< 0.000007	< 0.000007	0.000007	< 0.000007	< 0.000007	< 0.000007	< 0.000007
B [mg/L]	< 0.002	< 0.002	< 0.002	< 0.002	< 0.002	< 0.002	< 0.002	< 0.002
Bi [mg/L]	< 0.00001	< 0.00001	< 0.00001	< 0.00001	< 0.00001	< 0.00001	< 0.00001	< 0.00001
Ca [mg/L]	4.33	12.9	3.79	1.06	2.32	1.45	2.75	4.23
Cd [mg/L]	0.000010	0.000008	< 0.000003	0.000097	0.000003	< 0.000003	< 0.000003	< 0.000003
Cd [mg/L]	---	---	---	---	---	---	---	---
Co [mg/L]	0.000937	0.000703	0.000028	0.00775	0.000025	0.000009	0.000025	0.000058
Cr [mg/L]	< 0.00008	< 0.00008	< 0.00008	< 0.00008	< 0.00008	< 0.00008	< 0.00008	< 0.00008
Cu [mg/L]	< 0.001	0.005	< 0.001	0.004	< 0.001	< 0.001	< 0.001	< 0.001
Fe [mg/L]	0.051	< 0.007	< 0.007	0.734	< 0.007	< 0.007	< 0.007	< 0.007
K [mg/L]	1.01	0.490	1.09	0.250	0.166	0.197	0.236	0.014
Mg [mg/L]	0.230	0.236	0.037	0.116	0.025	0.021	0.132	0.105

OnLine LIMS

0004176815

Results relate only to the sample tested. Data reported represents the sample submitted to SGS. Reproduction of this analytical report in full or in part is prohibited without prior written approval. Please refer to SGS General Conditions of Services located at https://www.sgs.ca/en/terms-and-conditions (Printed copies are available upon request.)
Test method information available upon request. "Temperature Upon Receipt" is representative of the whole shipment and may not reflect the temperature of individual samples.
SGS Canada Inc. Environment-Health & Safety statement of conformity decision rule does not consider uncertainty when analytical results are compared to a specified standard or regulation.

SGS Canada Inc.
P.O. Box 4300 - 185 Concession St.
Lakefield - Ontario - KOL 2HO
Phone: 705-652-2000 FAX: 705-652-6365

LR Report : **CA10125-JUN25**

Analysis	11: HC-14 Wk#108	12: HC-15 Wk#108	13: HC-16 Wk#108	14: HC-17 Wk#108	15: HC-18 Wk#108	16: HC-19 Wk#108	17: HC-20 Wk#108	18: HC-21 Wk#108
Mn [mg/L]	0.0237	0.0212	0.00931	0.0237	0.00291	0.00455	0.0151	0.0201
Mo [mg/L]	< 0.0004	< 0.0004	< 0.0004	< 0.0004	< 0.0004	< 0.0004	< 0.0004	< 0.0004
Na [mg/L]	0.07	0.06	0.05	0.10	0.04	0.04	0.03	0.03
Ni [mg/L]	0.0059	0.0557	< 0.0001	0.0213	< 0.0001	< 0.0001	< 0.0001	< 0.0001
P [mg/L]	< 0.003	< 0.003	< 0.003	< 0.003	< 0.003	< 0.003	< 0.003	< 0.003
Pb [mg/L]	< 0.00009	< 0.00009	< 0.00009	0.00064	< 0.00009	< 0.00009	< 0.00009	< 0.00009
Pb [mg/L]	---	---	---	---	---	---	---	---
S [mg/L]	< 5	9	< 5	< 5	< 5	< 5	< 5	< 5
Sb [mg/L]	< 0.0009	0.0009	< 0.0009	< 0.0009	< 0.0009	< 0.0009	< 0.0009	< 0.0009
Se [mg/L]	0.00027	0.00036	< 0.00004	0.00011	< 0.00004	< 0.00004	< 0.00004	< 0.00004
Si [mg/L]	0.19	0.13	0.18	0.55	0.18	0.14	0.15	0.12
Sn [mg/L]	< 0.00006	< 0.00006	< 0.00006	< 0.00006	< 0.00006	< 0.00006	< 0.00006	< 0.00006
Sr [mg/L]	0.00584	0.0104	0.00324	0.0104	0.00223	0.00199	0.00421	0.00171
Ti [mg/L]	< 0.0001	< 0.0001	< 0.0001	< 0.0001	< 0.0001	< 0.0001	< 0.0001	< 0.0001
Th [mg/L]	< 0.0001	< 0.0001	< 0.0001	< 0.0001	< 0.0001	< 0.0001	< 0.0001	< 0.0001
Tl [mg/L]	< 0.000005	< 0.000005	< 0.000005	< 0.000005	< 0.000005	< 0.000005	< 0.000005	< 0.000005
U [mg/L]	0.000049	0.000027	0.000468	0.00101	0.000195	0.000034	0.000010	0.000010
V [mg/L]	0.00003	0.00001	0.00009	< 0.00001	0.00007	0.00002	0.00032	0.00017
W [mg/L]	< 0.0002	< 0.0002	< 0.0002	< 0.0002	< 0.0002	< 0.0002	< 0.0002	< 0.0002
Zr [mg/L]	< 0.002	< 0.002	< 0.002	< 0.002	< 0.002	< 0.002	< 0.002	< 0.002
Zn [mg/L]	< 0.002	< 0.002	< 0.002	0.015	< 0.002	< 0.002	< 0.002	< 0.002

Analysis	19: HC-22 Wk#108	20: HC-23 Wk#108	21: HC-24 Wk#108	22: HC-25 Wk#108	23: HC-26 Wk#108	24: HC-27 Wk#108
Sample Date & Time	20-Jun-25	20-Jun-25	20-Jun-25	20-Jun-25	20-Jun-25	20-Jun-25
HumCell Leachate Vol [mL]	450	955	931	915	754	914
Sample Name	DX450077	DX450113	DX 550101	DX450128	DX450021	DX450222
Sample Weight [g]	500	1000	1000	1000	750	1000
pH [No unit]	7.30	7.66	6.85	7.47	4.51	7.23
Alkalinity [mg/L as CaCO3]	7	9	7	9	< 2	4
Conductivity [uS/cm]	14	18	13	31	161	14
Acidity [mg/L as CaCO3]	< 2	< 2	< 2	< 2	49	< 2
SO4 [mg/L]	0.8	0.6	0.7	5.1	80	3.3
Hg [mg/L]	< 0.00001	< 0.00001	< 0.00001	< 0.00001	< 0.00001	< 0.00001
Ag [mg/L]	< 0.00005	< 0.00005	< 0.00005	< 0.00005	< 0.00005	< 0.00005
Al [mg/L]	0.027	0.038	0.036	0.040	0.015	0.028
As [mg/L]	0.0005	0.0029	0.0013	0.0006	0.0004	0.0003
Ba [mg/L]	0.00919	0.00501	0.00049	0.00136	0.00589	0.00040
Be [mg/L]	< 0.000007	< 0.000007	< 0.000007	< 0.000007	< 0.000007	< 0.000007
B [mg/L]	< 0.002	< 0.002	< 0.002	< 0.002	0.003	< 0.002
Bi [mg/L]	< 0.00001	< 0.00001	< 0.00001	< 0.00001	< 0.00001	< 0.00001
Ca [mg/L]	2.26	4.21	2.89	6.53	13.0	2.81
Cd [mg/L]	0.000003	< 0.000003	< 0.000003	0.000005	0.000095	---
Cd [mg/L]	---	---	---	---	---	0.000052
Co [mg/L]	0.000054	0.000009	0.000019	0.000051	0.000769	< 0.000004

OnLine LIMS

00041768 15

Results relate only to the sample tested. Data reported represents the sample submitted to SGS. Reproduction of this analytical report in full or in part is prohibited without prior written approval. Please refer to SGS General Conditions of Services located at https://www.sgs.ca/en/terms-and-conditions (Printed copies are available upon request.)
Test method information available upon request. "Temperature Upon Receipt" is representative of the whole shipment and may not reflect the temperature of individual samples.
SGS Canada Inc. Environment-Health & Safety statement of conformity decision rule does not consider uncertainty when analytical results are compared to a specified standard or regulation.

SGS Canada Inc.
P.O. Box 4300 - 185 Concession St.
Lakefield - Ontario - KOL 2HO
Phone: 705-652-2000 FAX: 705-652-6365

LR Report : **CA10125-JUN25**

Analysis	19: HC-22 Wk#108	20: HC-23 Wk#108	21: HC-24 Wk#108	22: HC-25 Wk#108	23: HC-26 Wk#108	24: HC-27 Wk#108
Cr [mg/L]	< 0.00008	< 0.00008	< 0.00008	< 0.00008	< 0.00008	< 0.00008
Cu [mg/L]	< 0.001	< 0.001	< 0.001	< 0.001	< 0.001	< 0.001
Fe [mg/L]	< 0.007	< 0.007	< 0.007	< 0.007	20.8	< 0.007
K [mg/L]	1.38	0.164	0.080	0.344	3.43	0.443
Mg [mg/L]	0.094	0.104	0.095	0.075	1.02	0.038
Mn [mg/L]	0.0117	0.0180	0.0100	0.0104	0.368	0.00750
Mo [mg/L]	< 0.0004	< 0.0004	< 0.0004	< 0.0004	< 0.0004	< 0.0004
Na [mg/L]	0.05	0.02	0.03	0.03	0.12	0.04
Ni [mg/L]	0.0006	< 0.0001	< 0.0001	< 0.0001	0.0085	< 0.0001
P [mg/L]	< 0.003	< 0.003	< 0.003	0.003	< 0.003	< 0.003
Pb [mg/L]	< 0.00009	< 0.00009	< 0.00009	< 0.00009	< 0.00009	0.00012
Pb [mg/L]	---	---	---	---	---	---
S [mg/L]	< 5	< 5	< 5	< 5	27	< 5
Sb [mg/L]	< 0.0009	< 0.0009	< 0.0009	< 0.0009	< 0.0009	< 0.0009
Se [mg/L]	0.00004	< 0.00004	< 0.00004	< 0.00004	0.00021	< 0.00004
Si [mg/L]	0.13	0.14	0.12	0.13	0.48	0.14
Sn [mg/L]	0.00009	< 0.00006	< 0.00006	< 0.00006	< 0.00006	0.00007
Sr [mg/L]	0.00251	0.0115	0.00166	0.00271	0.00633	0.00254
Ti [mg/L]	< 0.0001	< 0.0001	< 0.0001	< 0.0001	< 0.0001	< 0.0001
Th [mg/L]	< 0.0001	< 0.0001	< 0.0001	< 0.0001	< 0.0001	< 0.0001
Tl [mg/L]	< 0.000005	< 0.000005	< 0.000005	< 0.000005	< 0.000005	< 0.000005
U [mg/L]	0.000018	0.000028	0.000008	0.000046	0.000186	0.000108
V [mg/L]	0.00036	0.00009	0.00022	0.00014	< 0.00001	0.00009
W [mg/L]	< 0.0002	< 0.0002	< 0.0002	0.0002	< 0.0002	< 0.0002
Zr [mg/L]	< 0.002	< 0.002	< 0.002	< 0.002	< 0.002	< 0.002
Zn [mg/L]	< 0.002	< 0.002	< 0.002	< 0.002	0.012	0.009



Lisa Thompson
Project Specialist Assistant,
Environment, Health & Safety

OnLine LIMS

0004176815

Results relate only to the sample tested. Data reported represents the sample submitted to SGS. Reproduction of this analytical report in full or in part is prohibited without prior written approval. Please refer to SGS General Conditions of Services located at https://www.sgs.ca/en/terms-and-conditions (Printed copies are available upon request.)
Test method information available upon request. "Temperature Upon Receipt" is representative of the whole shipment and may not reflect the temperature of individual samples.
SGS Canada Inc. Environment-Health & Safety statement of conformity decision rule does not consider uncertainty when analytical results are compared to a specified standard or regulation.

SGS Canada Inc.
P.O. Box 4300 - 185 Concession St.
Lakefield - Ontario - KOL 2HO
Phone: 705-652-2000 FAX: 705-652-6365

Quality Control Report

Inorganic Analysis													
Parameter	Reporting Limit	Unit	Method Blank	Duplicate				LCS / Spike Blank			Matrix Spike / Reference Material		
				Result 1	Result 2	RPD	Acceptance Criteria	Spike Recovery (%)	Recovery Limits (%)		Spike Recovery (%)	Recovery Limits (%)	
							%		Low	High		Low	High
Acidity - QCBatchID: EWL0528-JUN25													
Acidity	2	mg/L as Ca	< 2			ND	20	102	90	110	NA		
Alkalinity - QCBatchID: EWL0528-JUN25													
Alkalinity	2	mg/L as Ca	< 2			0	20	102	80	120	NA		
Anions by IC - QCBatchID: DIO0695-JUN25													
Sulphate	0.2	mg/L	<0.2			1	20	103	90	110	93	75	125
Anions by IC - QCBatchID: DIO0733-JUN25													
Sulphate	0.2	mg/L	<0.2			4	20	108	90	110	114	75	125
Conductivity - QCBatchID: EWL0528-JUN25													
Conductivity	2	uS/cm	< 2			0	10	97	90	110	NA		
Inorganics-General - QCBatchID: EHG0030-JUN25													
Mercury	0.00001	mg/L	< 0.00001			ND	20	115	80	120	117	70	130
Metals in aqueous samples - ICP-MS - QCBatchID: EMS0184-JUN25													
Aluminum	0.001	mg/L	<0.001			8	20	100	90	110	115	70	130
Antimony	0.0009	mg/L	<0.0009			ND	20	103	90	110	83	70	130
Arsenic	0.0002	mg/L	<0.0002			ND	20	99	90	110	94	70	130
Barium	0.00008	mg/L	<0.00008			ND	20	93	90	110	92	70	130
Beryllium	0.000007	mg/L	<0.000007			ND	20	98	90	110	95	70	130
Bismuth	0.00001	mg/L	<0.00001			ND	20	93	90	110	94	70	130
Boron	0.002	mg/L	<0.002			2	20	94	90	110	96	70	130
Cadmium	0.000003	mg/L	<0.000003			ND	20	96	90	110	107	70	130
Calcium	0.01	mg/L	<0.01			10	20	107	90	110	112	70	130
Chromium	0.00008	mg/L	<0.00008			ND	20	100	90	110	97	70	130
Cobalt	0.000004	mg/L	<0.000004			9	20	95	90	110	98	70	130
Copper	0.001	mg/L	<0.001			ND	20	99	90	110	101	70	130
Iron	0.007	mg/L	<0.007			ND	20	100	90	110	75	70	130
Lead	0.00009	mg/L	<0.00009			ND	20	95	90	110	88	70	130
Magnesium	0.001	mg/L	<0.001			0	20	105	90	110	108	70	130
Manganese	0.00001	mg/L	<0.00001			ND	20	96	90	110	97	70	130
Molybdenum	0.0004	mg/L	<0.0004			ND	20	99	90	110	85	70	130
Nickel	0.0001	mg/L	<0.0001			ND	20	98	90	110	104	70	130
Phosphorus	0.003	mg/L	<0.003			ND	20	101	90	110	NV	70	130
Potassium	0.009	mg/L	<0.009			10	20	105	90	110	103	70	130
Selenium	0.00004	mg/L	<0.00004			ND	20	97	90	110	92	70	130
Silicon	0.02	mg/L	<0.02			2	20	94	90	110	NV	70	130
Silver	0.00005	mg/L	<0.00005			ND	20	92	90	110	NV	70	130

OnLine LIMS

00041768I5

Results relate only to the sample tested. Data reported represents the sample submitted to SGS. Reproduction of this analytical report in full or in part is prohibited without prior written approval. Please refer to SGS General Conditions of Services located at https://www.sgs.ca/en/terms-and-conditions (Printed copies are available upon request.)
Test method information available upon request. "Temperature Upon Receipt" is representative of the whole shipment and may not reflect the temperature of individual samples.
SGS Canada Inc. Environment-Health & Safety statement of conformity decision rule does not consider uncertainty when analytical results are compared to a specified standard or regulation.

SGS Canada Inc.
P.O. Box 4300 - 185 Concession St.
Lakefield - Ontario - KOL 2HO
Phone: 705-652-2000 FAX: 705-652-6365

Great Bear - 20 Long

LR Report : **CA10125-JUN25**

Inorganic Analysis														
Parameter	Reporting Limit	Unit	Method Blank	Duplicate				LCS / Spike Blank			Matrix Spike / Reference Material			
				Result 1	Result 2	RPD	Acceptance Criteria	Spike Recovery (%)	Recovery Limits (%)		Spike Recovery (%)	Recovery Limits (%)		
							%		Low	High		Low	High	
Sodium	0.01	mg/L	<0.01			2	20	96	90	110	86	70	130	
Strontium	0.00008	mg/L	<0.00008			ND	20	98	90	110	94	70	130	
Sulfur	5	mg/L	<5			ND	20	110	90	110	NV	70	130	
Thallium	0.000005	mg/L	<0.000005			ND	20	99	90	110	80	70	130	
Thorium	0.0001	mg/L	<0.0001			ND	20	100	90	110	NV	70	130	
Tin	0.00006	mg/L	<0.00006			ND	20	99	90	110	NV	70	130	
Titanium	0.0001	mg/L	<0.0001			ND	20	100	90	110	NV	70	130	
Tungsten	0.0002	mg/L	<0.0002			ND	20	102	90	110	NV	70	130	
Uranium	0.000002	mg/L	<0.000002			ND	20	98	90	110	80	70	130	
Vanadium	0.00001	mg/L	<0.00001			ND	20	98	90	110	97	70	130	
Zinc	0.002	mg/L	<0.002			ND	20	99	90	110	105	70	130	
Zirconium	0.002	mg/L	<0.002			ND	20	94	90	110	NV	70	130	
Metals in aqueous samples - ICP-MS - QCBatchID: EMS0272-JUN25														
Cadmium	0.000003	mg/L	<0.000003			1	20	106	90	110	100	70	130	
Lead	0.00009	mg/L	<0.00009			ND	20	100	90	110	90	70	130	
pH - QCBatchID: EWL0528-JUN25														
pH	0.05	No unit	NA			1		100			NA			

OnLine LIMS

Results relate only to the sample tested. Data reported represents the sample submitted to SGS. Reproduction of this analytical report in full or in part is prohibited without prior written approval. Please refer to SGS General Conditions of Services located at https://www.sgs.ca/en/terms-and-conditions (Printed copies are available upon request.)
Test method information available upon request. "Temperature Upon Receipt" is representative of the whole shipment and may not reflect the temperature of individual samples.
SGS Canada Inc. Environment-Health & Safety statement of conformity decision rule does not consider uncertainty when analytical results are compared to a specified standard or regulation.

00041768 15

SGS Canada Inc.
P.O. Box 4300 - 185 Concession St.
Lakefield - Ontario - KOL 2HO
Phone: 705-652-2000 FAX: 705-652-6365

11-July-2025

Great Bear Resources Ltd.
Attn : Ashley Moncrief

1020 - 800 West Pender St.
Vancouver, BC
V6C 2V6, Canada

Phone: 778-833-2160
Fax:

Date Rec. : 26 June 2025
LR Report: **CA10164-JUN25**
Reference: Wk#109

Copy: #1

CERTIFICATE OF ANALYSIS

Final Report

Analysis	3: Analysis Completed Date	4: Analysis Completed Time	5: HC-1 Wk#109	6: HC-2 Wk#109	7: HC-3 Wk#109	9: HC-5 Wk#109	10: HC-6 Wk#109	11: HC-7 Wk#109
Sample Date & Time			26-Jun-25	26-Jun-25	26-Jun-25	26-Jun-25	26-Jun-25	26-Jun-25
HumCell Leachate Vol [mL]	30-Jun-25	11:08	950	1029	529	922	442	890
Sample Name	---	---	DX450052	DX 550083	DX450204	DX450232	DX450181	DX450002
Sample Weight [g]	---	---	1000	1000	500	1000	500	1000
pH [No unit]	30-Jun-25	07:26	6.86	7.91	7.13	7.26	7.18	6.90
Alkalinity [mg/L as CaCO3]	27-Jun-25	13:13	2	13	4	5	4	5
Conductivity [uS/cm]	27-Jun-25	13:13	32	36	7	13	---	9
Conductivity [uS/cm]	09-Jul-25	16:02	---	---	---	---	11	---
Acidity [mg/L as CaCO3]	27-Jun-25	13:13	< 2	< 2	< 2	< 2	< 2	< 2
SO4 [mg/L]	08-Jul-25	10:23	12	5.2	0.6	2.3	0.2	0.2

Lisa Thompson
Project Specialist Assistant,
Environment, Health & Safety

OnLine LIMS

0004180219

Results relate only to the sample tested. Data reported represents the sample submitted to SGS. Reproduction of this analytical report in full or in part is prohibited without prior written approval. Please refer to SGS General Conditions of Services located at https://www.sgs.ca/en/terms-and-conditions (Printed copies are available upon request.)
Test method information available upon request. "Temperature Upon Receipt" is representative of the whole shipment and may not reflect the temperature of individual samples.
SGS Canada Inc. Environment-Health & Safety statement of conformity decision rule does not consider uncertainty when analytical results are compared to a specified standard or regulation.

SGS Canada Inc.
P.O. Box 4300 - 185 Concession St.
Lakefield - Ontario - KOL 2HO
Phone: 705-652-2000 FAX: 705-652-6365

09-July-2025

Great Bear Resources Ltd.
Attn : Ashley Moncrief

1020 - 800 West Pender St., Vancouver
Canada, V6C 2V6
Phone: 778-833-2160, Fax:

Date Rec. : 26 June 2025
LR Report: **CA10193-JUN25**
Reference: Wk#109

Copy: #1

CERTIFICATE OF ANALYSIS
Final Report

Analysis	3: Analysis Completed Date	4: Analysis Completed Time	8: HC-4 Wk#109
Sample Date & Time			26-Jun-25
HumCell Leachate Vol [mL]	30-Jun-25	11:09	498
Sample Name	---	---	DX450176
Sample Weight [g]	---	---	500
pH [No unit]	27-Jun-25	13:28	5.05
Alkalinity [mg/L as CaCO3]	27-Jun-25	13:28	< 2
Conductivity [uS/cm]	27-Jun-25	13:28	39
Acidity [mg/L as CaCO3]	27-Jun-25	13:28	8
SO4 [mg/L]	08-Jul-25	10:24	15



Lisa Thompson
Project Specialist Assistant,
Environment, Health & Safety

OnLine LIMS

0004176901

Results relate only to the sample tested. Data reported represents the sample submitted to SGS. Reproduction of this analytical report in full or in part is prohibited without prior written approval. Please refer to SGS General Conditions of Services located at https://www.sgs.ca/en/terms-and-conditions (Printed copies are available upon request.)
Test method information available upon request. "Temperature Upon Receipt" is representative of the whole shipment and may not reflect the temperature of individual samples.
SGS Canada Inc. Environment-Health & Safety statement of conformity decision rule does not consider uncertainty when analytical results are compared to a specified standard or regulation.

SGS Canada Inc.
P.O. Box 4300 - 185 Concession St.
Lakefield - Ontario - KOL 2HO
Phone: 705-652-2000 FAX: 705-652-6365

Great Bear - 1 Short

LR Report : **CA10193-JUN25**

Quality Control Report

Inorganic Analysis														
Parameter	Reporting Limit	Unit	Method Blank	Duplicate				LCS / Spike Blank			Matrix Spike / Reference Material		
				Result 1	Result 2	RPD	Acceptance Criteria	Spike Recovery (%)	Recovery Limits (%)		Spike Recovery (%)	Recovery Limits (%)	
							%		Low	High		Low	High
Acidity - QCBatchID: EWL0652-JUN25													
Acidity	2	mg/L as Ca	2			0	20	112	90	110	NA		
Alkalinity - QCBatchID: EWL0652-JUN25													
Alkalinity	2	mg/L as Ca	< 2			2	20	98	80	120	NA		
Anions by IC - QCBatchID: DIO0156-JUL25													
Sulphate	0.2	mg/L	<0.2			2	20	107	90	110	110	75	125
Conductivity - QCBatchID: EWL0652-JUN25													
Conductivity	2	uS/cm	< 2			0	10	99	90	110	NA		
pH - QCBatchID: EWL0652-JUN25													
pH	0.05	No unit	NA			0		99			NA		

OnLine LIMS

Results relate only to the sample tested. Data reported represents the sample submitted to SGS. Reproduction of this analytical report in full or in part is prohibited without prior written approval. Please refer to SGS General Conditions of Services located at https://www.sgs.ca/en/terms-and-conditions (Printed copies are available upon request.)
Test method information available upon request. "Temperature Upon Receipt" is representative of the whole shipment and may not reflect the temperature of individual samples.
SGS Canada Inc. Environment-Health & Safety statement of conformity decision rule does not consider uncertainty when analytical results are compared to a specified standard or regulation.

00041769O1

SGS Canada Inc.
P.O. Box 4300 - 185 Concession St.
Lakefield - Ontario - KOL 2HO
Phone: 705-652-2000 FAX: 705-652-6365

11-July-2025

Great Bear Resources Ltd.
Attn : Ashley Moncrief

1020 - 800 West Pender St., Vancouver
Canada, V6C 2V6
Phone: 778-833-2160, Fax:

Date Rec. : 27 June 2025
LR Report: **CA10169-JUN25**
Reference: Wk#109

Copy: #1

CERTIFICATE OF ANALYSIS
Final Report

Analysis	3: Analysis Completed Date	4: Analysis Completed Time	5: HC-8 Wk#109	6: HC-9 Wk#109	7: HC-10 Wk#109	8: HC-11 Wk#109	9: HC-12 Wk#109
Sample Date & Time			27-Jun-25		27-Jun-25	27-Jun-25	27-Jun-25
HumCell Leachate Vol [mL]	30-Jun-25	11:09	1016		976	1013	1018
Sample Name	---	---	DX450108	DX450076	DX450186	DX450118	DX 550107
Sample Weight [g]	---	---	1000	1000	1000	1000	1000
pH [No unit]	03-Jul-25	10:06	7.36		7.34	7.35	7.26
Alkalinity [mg/L as CaCO3]	02-Jul-25	11:33	12		5	8	7
Conductivity [uS/cm]	02-Jul-25	11:33	26		11	16	24
Acidity [mg/L as CaCO3]	02-Jul-25	11:34	< 2		< 2	< 2	< 2
F [mg/L]	***	***	***	***	***	***	***
SO4 [mg/L]	09-Jul-25	14:47	2.9		0.8	1.2	4.2

Analysis	10: HC-13 Wk#109	11: HC-14 Wk#109	12: HC-15 Wk#109	13: HC-16 Wk#109	14: HC-17 Wk#109	15: HC-18 Wk#109	16: HC-19 Wk#109
Sample Date & Time	27-Jun-25	27-Jun-25	27-Jun-25	27-Jun-25		27-Jun-25	27-Jun-25
HumCell Leachate Vol [mL]	1014	902	633	970		932	943
Sample Name	DX450159	DX450171	DX450134	DX450185	DX450032	DX 550064	DX450008
Sample Weight [g]	1000	1000	700	1000	1000	1000	1000
pH [No unit]	7.30	6.34	7.33	7.40		7.35	7.01
Alkalinity [mg/L as CaCO3]	7	< 2	9	6		5	3
Conductivity [uS/cm]	22	29	67	19		10	5
Acidity [mg/L as CaCO3]	< 2	3	2	< 2		< 2	< 2
F [mg/L]	***	***	***	***	***	***	***
SO4 [mg/L]	4.0	11	19	2.1		0.3	0.6

OnLine LIMS

0004180239

Results relate only to the sample tested. Data reported represents the sample submitted to SGS. Reproduction of this analytical report in full or in part is prohibited without prior written approval. Please refer to SGS General Conditions of Services located at https://www.sgs.ca/en/terms-and-conditions (Printed copies are available upon request.)
Test method information available upon request. "Temperature Upon Receipt" is representative of the whole shipment and may not reflect the temperature of individual samples.
SGS Canada Inc. Environment-Health & Safety statement of conformity decision rule does not consider uncertainty when analytical results are compared to a specified standard or regulation.

SGS Canada Inc.
P.O. Box 4300 - 185 Concession St.
Lakefield - Ontario - KOL 2HO
Phone: 705-652-2000 FAX: 705-652-6365

LR Report : **CA10169-JUN25**

Analysis	17: HC-20 Wk#109	18: HC-21 Wk#109	19: HC-22 Wk#109	20: HC-23 Wk#109	21: HC-24 Wk#109	22: HC-25 Wk#109	23: HC-26 Wk#109
Sample Date & Time	27-Jun-25	27-Jun-25	27-Jun-25	27-Jun-25	27-Jun-25	27-Jun-25	
HumCell Leachate Vol [mL]	939	1017	458	954	926	934	
Sample Name	DX 550056	DX450022	DX450077	DX450113	DX 550101	DX450128	DX450021
Sample Weight [g]	1000	1000	500	1000	1000	1000	750
pH [No unit]	7.41	7.57	6.81	7.60	6.96	7.56	---
Alkalinity [mg/L as CaCO3]	6	10	7	8	7	9	
Conductivity [uS/cm]	13	23	16	17	12	30	
Acidity [mg/L as CaCO3]	< 2	< 2	< 2	< 2	< 2	< 2	
F [mg/L]	***	***	***	***	***	***	***
SO4 [mg/L]	1.3	1.7	1.0	0.8	0.7	5.2	

Analysis	24: HC-27 Wk#109	25: Blank
Sample Date & Time	27-Jun-25	
HumCell Leachate Vol [mL]	908	---
Sample Name	DX450222	---
Sample Weight [g]	1000	---
pH [No unit]	7.13	---
Alkalinity [mg/L as CaCO3]	4	---
Conductivity [uS/cm]	13	---
Acidity [mg/L as CaCO3]	< 2	---
F [mg/L]	***	***
SO4 [mg/L]	3.7	---



Lisa Thompson
Project Specialist Assistant,
Environment, Health & Safety

OnLine LIMS

0004180239

Results relate only to the sample tested. Data reported represents the sample submitted to SGS. Reproduction of this analytical report in full or in part is prohibited without prior written approval. Please refer to SGS General Conditions of Services located at https://www.sgs.ca/en/terms-and-conditions (Printed copies are available upon request.)
Test method information available upon request. "Temperature Upon Receipt" is representative of the whole shipment and may not reflect the temperature of individual samples.
SGS Canada Inc. Environment-Health & Safety statement of conformity decision rule does not consider uncertainty when analytical results are compared to a specified standard or regulation.

SGS Canada Inc.
P.O. Box 4300 - 185 Concession St.
Lakefield - Ontario - KOL 2HO
Phone: 705-652-2000 FAX: 705-652-6365

Quality Control Report

Inorganic Analysis														
Parameter	Reporting Limit	Unit	Method Blank	Duplicate				LCS / Spike Blank			Matrix Spike / Reference Material		
				Result 1	Result 2	RPD	Acceptance Criteria	Spike Recovery (%)	Recovery Limits (%)		Spike Recovery (%)	Recovery Limits (%)	
							%		Low	High		Low	High
Acidity - QCBatchID: EWL0686-JUN25													
Acidity	2	mg/L as Ca	< 2			0	20	102	90	110	NA		
Acidity - QCBatchID: EWL0716-JUN25													
Acidity	2	mg/L as Ca	< 2			ND	20	102	90	110	NA		
Alkalinity - QCBatchID: EWL0686-JUN25													
Alkalinity	2	mg/L as Ca	< 2			ND	20	102	80	120	NA		
Alkalinity - QCBatchID: EWL0716-JUN25													
Alkalinity	2	mg/L as Ca	< 2			0	20	100	80	120	NA		
Anions by IC - QCBatchID: DIO0127-JUL25													
Sulphate	0.2	mg/L	<0.2			2	20	109	90	110	103	75	125
Anions by IC - QCBatchID: DIO0141-JUL25													
Sulphate	0.2	mg/L	<0.2			2	20	106	90	110	107	75	125
Conductivity - QCBatchID: EWL0686-JUN25													
Conductivity	2	uS/cm	< 2			ND	10	95	90	110	NA		
Conductivity - QCBatchID: EWL0716-JUN25													
Conductivity	2	uS/cm	< 2			0	10	96	90	110	NA		
pH - QCBatchID: EWL0686-JUN25													
pH	0.05	No unit	NA			0		100			NA		

OnLine LIMS

0004180239

Results relate only to the sample tested. Data reported represents the sample submitted to SGS. Reproduction of this analytical report in full or in part is prohibited without prior written approval. Please refer to SGS General Conditions of Services located at https://www.sgs.ca/en/terms-and-conditions (Printed copies are available upon request.)
Test method information available upon request. "Temperature Upon Receipt" is representative of the whole shipment and may not reflect the temperature of individual samples.
SGS Canada Inc. Environment-Health & Safety statement of conformity decision rule does not consider uncertainty when analytical results are compared to a specified standard or regulation.

SGS Canada Inc.
P.O. Box 4300 - 185 Concession St.
Lakefield - Ontario - KOL 2HO
Phone: 705-652-2000 FAX: 705-652-6365

16-July-2025

Great Bear Resources Ltd.
Attn : Ashley Moncrief

1020 - 800 West Pender St.
Vancouver, BC
V6C 2V6, Canada

Phone: 778-833-2160
Fax:

Date Rec. : 27 June 2025
LR Report: **CA10194-JUN25**
Reference: Wk#109

Copy: #1

CERTIFICATE OF ANALYSIS

Final Report

Analysis	3: Analysis Completed Date	4: Analysis Completed Time	6: HC-9 Wk#109	14: HC-17 Wk#109	23: HC-26 Wk#109
Sample Date & Time				27-Jun-25	27-Jun-25
HumCell Leachate Vol [mL]	30-Jun-25	11:10	993	1011	771
Sample Name	---	---	DX450076	DX450032	DX450021
Sample Weight [g]	---	---	1000	1000	750
pH [No unit]	30-Jun-25	07:10	5.52	5.40	4.75
Alkalinity [mg/L as CaCO3]	30-Jun-25	07:11	< 2	< 2	< 2
Conductivity [uS/cm]	30-Jun-25	07:11	31	14	133
Acidity [mg/L as CaCO3]	30-Jun-25	07:11	9	6	41
SO4 [mg/L]	09-Jul-25	14:53	13	7.6	66



Lisa Thompson
Project Specialist Assistant,
Environment, Health & Safety

OnLine LIMS

0004185767

Results relate only to the sample tested. Data reported represents the sample submitted to SGS. Reproduction of this analytical report in full or in part is prohibited without prior written approval. Please refer to SGS General Conditions of Services located at https://www.sgs.ca/en/terms-and-conditions (Printed copies are available upon request.)
Test method information available upon request. "Temperature Upon Receipt" is representative of the whole shipment and may not reflect the temperature of individual samples.
SGS Canada Inc. Environment-Health & Safety statement of conformity decision rule does not consider uncertainty when analytical results are compared to a specified standard or regulation.

SGS Canada Inc.
P.O. Box 4300 - 185 Concession St.
Lakefield - Ontario - KOL 2HO
Phone: 705-652-2000 FAX: 705-652-6365

Great Bear - 3 Short

LR Report : **CA10194-JUN25**

Quality Control Report

Inorganic Analysis														
Parameter	Reporting Limit	Unit	Method Blank	Duplicate				LCS / Spike Blank			Matrix Spike / Reference Material		
				Result 1	Result 2	RPD	Acceptance Criteria	Spike Recovery (%)	Recovery Limits (%)		Spike Recovery (%)	Recovery Limits (%)	
							%		Low	High		Low	High
Acidity - QCBatchID: EWL0686-JUN25													
Acidity	2	mg/L as Ca	< 2			0	20	102	90	110	NA		
Alkalinity - QCBatchID: EWL0686-JUN25													
Alkalinity	2	mg/L as Ca	< 2			ND	20	102	80	120	NA		
Anions by IC - QCBatchID: DIO0123-JUL25													
Sulphate	0.2	mg/L	<0.2			1	20	102	90	110	98	75	125
Anions by IC - QCBatchID: DIO0141-JUL25													
Sulphate	0.2	mg/L	<0.2			2	20	106	90	110	107	75	125
Conductivity - QCBatchID: EWL0686-JUN25													
Conductivity	2	uS/cm	< 2			ND	10	95	90	110	NA		
pH - QCBatchID: EWL0686-JUN25													
pH	0.05	No unit	NA			0		100			NA		

OnLine LIMS

0004185767

Results relate only to the sample tested. Data reported represents the sample submitted to SGS. Reproduction of this analytical report in full or in part is prohibited without prior written approval. Please refer to SGS General Conditions of Services located at https://www.sgs.ca/en/terms-and-conditions (Printed copies are available upon request.)
Test method information available upon request. "Temperature Upon Receipt" is representative of the whole shipment and may not reflect the temperature of individual samples.
SGS Canada Inc. Environment-Health & Safety statement of conformity decision rule does not consider uncertainty when analytical results are compared to a specified standard or regulation.

Total Mercury Results

Flett Research Ltd.
440 DeSalaberry Ave. Winnipeg, MB R2L 0Y7
Fax/Phone (204) 667-2505
E-mail: flett@flettresearch.ca Webpage: http://www.flettresearch.ca

CLIENT: Kinross Gold - GBR by SGS: CA10080-SEP25
185 Concession Street
Lakefield, ON K0L 2H0

Matrix: Water
Transaction ID: 1127
PO/Contract No.:
Date Received: September 16, 2025
Date Analysed: October 1, 2025
Sampling Date(s): September 11, 2025
Analyst(s): Jason S
Date Issued: October 2, 2025

Analytical Method: Total Mercury in Water by Oxidation, Purge and Trap, and CVAFS (T00120 version 9)

Comments: Samples were filtered prior to arrival at Flett.

Detection Limit: The method detection limit (MDL) for this method is 0.04 ngL.
The MDL is the minimum concentration that can be reported with 99% confidence that the measured concentration is distinguishable from method blanks and is based on the analysis of 30mL of sample.

For reporting purpose samples are flagged when the amount of mercury detected is below the EPA defined minimum level (ML= 0.2 ng/L).
As concentration rises above the MDL confidence that the analyte is present approaches 100% at and above the ML.

Estimated Uncertainty: Overall method uncertainty decreases as analyte concentration increases. When mercury concentrations exceed 1ng/L the estimated uncertainty of the method is ±12%.
At a concentration of 0.2ng/L the estimated uncertainty is ± 30%. When mercury concentrations are at MDL uncertainty can be ± 46% (0.04 ± 0.02ng/L).

All method uncertainties are expressed at a 95% confidence level of (k=2).

Results authorized by Dr. Robert J. Flett, Chief Scientist

QUALITY DATA

			Mean of 3 Bubblers	Standard Deviation	Bubbler 1	Bubbler 2	Bubbler 3	
Blanks		**Bubbler Blank Mean Peak Area**	760	134	850	822	608	
Bubbler Blanks		**Bubbler Blank (pg)**	0.32	0.06	0.35	0.34	0.25	
			Sample Type	Gross Peak Area	Volume of Sample Analyzed (=volume of bubbled sample) (ml)	Total Reagent Hg added to the sample during analysis (ng/L) [including ng Hg in DI]	**Net Total Hg in the Method Blank (ng/L)** [Bubbler & Reagent Blk Corrected including ng Hg in DI]	
Method/Bottle Blanks		WB1 October 1, 2025	MBlk-1	5743	44.10	0.04	**0.00**	
		WB2 October 1, 2025	MBlk-2	5848	50.70	0.04	**0.00**	
		WB3 October 1, 2025	MBlk-3	5462	42.34	0.04	**0.00**	
Mean Calibration Factor (area units/ng)		**2402408 ± 0.7 %RSD**						
			Sample Type	Gross Peak Area	Volume of Sample Analyzed (=volume of bubbled sample) (ml)	Total Reagent Hg added to the sample during analysis (ng/L)	**Net Total Hg (ng/L)** [Bubbler & Reagent Blk Corrected]	**Total Hg Recovery (%)**
Spike Recovery Matrix Spike (MS) and Matrix Spike Duplicate (MSD)		HC-3 Wk#120	MS1	424706	29.42	0.01	**6.03**	99.6
		HC-3 Wk#120	MS1D	456103	38.86	0.00	**4.90**	102
		Mean of Recoveries						**101**
QC Samples		OPR (beginning of run)	OPR-1	299871	23.90	0.01	**5.20**	102
Ongoing Precision & Recovery (OPR)		OPR (end of run)	OPR-2	380700	31.85	0.01	**4.96**	96.8
		Mean OPR (5.12 ng/L)					**5.08**	**99.1**
Alternate Source Standard		QCS (1000 ng/L)	QCS-3	240943	0.10	0.00	**1000**	**100**

LAB ID	Sample Details	Sample ID/Bottle Number	Date Sampled	Time Sampled	Sample Type	Gross Peak Area	**Volume of Sample Analyzed** (=volume of bubbled sample) **(ml)**	Total Reagent Hg added to the sample during analysis (ng/L)	**Net Total Hg in the sample (ng/L)** [Bubbler & Reagent Blk Subtracted]
125179		HC-1 Wk#120	September 11, 2025			47730	34.50	0.00	**0.57**
125180		HC-2 Wk#120	September 11, 2025			37994	35.03	0.00	**0.44**
125181		HC-3 Wk#120	September 11, 2025			72491	31.35	0.01	**0.95**
125183		HC-5 Wk#120	September 11, 2025			31161	33.18	0.01	**0.38**
125184		HC-6 Wk#120	September 11, 2025			69004	37.48	0.00	**0.76**
125185		HC-7 Wk#120	September 11, 2025			71803	32.88	0.01	**0.90**
125186		Blank Wk#120	September 11, 2025			12612	45.44	0.00	**~0.10**

Q:\Clients A-L\Kinross Gold - GBR by SGS\2025(1127)\Total Mercury\TMWATR100125JS1.xls

* : See 'Comments' section above for discussion.
~ : Result below the methods ML.

Minimum Level (ML): the amount of mercury that can be reported with almost 100% confidence that the measured concentration exceeds zero.

This test report shall not be reproduced, except in full, without written approval of the laboratory.
Note: Results relate only to the samples tested and as received.

ISO/IEC 17025:2017 Accredited with the Canadian Association of Laboratory Accreditation
Testing Accreditation No. A3306
Template Version 052325

Total Mercury Results

Flett Research Ltd.
440 DeSalaberry Ave. Winnipeg, MB R2L 0Y7
Fax/Phone (204) 667-2505
E-mail: flett@flettresearch.ca Webpage: http://www.flettresearch.ca

CLIENT: Kinross Gold - GBR by SGS: CA10081-SEP25
185 Concession Street
Lakefield, ON K0L 2H0

Date Received: September 16, 2025
Sampling Date(s): September 11, 2025
Date Issued: October 2, 2025

Matrix: Water
Transaction ID: 1127
PO/Contract No.:
Date Analysed: October 1, 2025
Analyst(s): Jason S

Analytical Method: Total Mercury in Water by Oxidation, Purge and Trap, and CVAFS (T00120 version 9)

Comments: Samples were filtered prior to arrival at Flett.

Detection Limit: The method detection limit (MDL) for this method is 0.04 ngL.
The MDL is the minimum concentration that can be reported with 99% confidence that the measured concentration is distinguishable from method blanks and is based on the analysis of 30mL of sample.

For reporting purpose samples are flagged when the amount of mercury detected is below the EPA defined minimum level (ML= 0.2 ng/L).
As concentration rises above the MDL confidence that the analyte is present approaches 100% at and above the ML.

Estimated Uncertainty: Overall method uncertainty decreases as analyte concentration increases. When mercury concentrations exceed 1ng/L the estimated uncertainty of the method is ±12%.
At a concentration of 0.2ng/L the estimated uncertainty is ± 30%. When mercury concentrations are at MDL uncertainty can be ± 46% (0.04 ± 0.02ng/L).

All method uncertainties are expressed at a 95% confidence level of (k=2).

Results authorized by Dr. Robert J. Flett, Chief Scientist

QUALITY DATA

			Mean of 3 Bubblers	Standard Deviation	Bubbler 1	Bubbler 2	Bubbler 3	
	Blanks							
Bubbler Blanks		**Bubbler Blank Mean Peak Area**	760	134	850	822	608	
		Bubbler Blank (pg)	0.32	0.06	0.35	0.34	0.25	
			Sample Type	Gross Peak Area	Volume of Sample Analyzed (=volume of bubbled sample) (ml)	Total Reagent Hg added to the sample during analysis (ng/L) [including ng Hg in DI]	**Net Total Hg in the Method Blank (ng/L)** [Bubbler & Reagent Blk Corrected including ng Hg in DI]	
Method/Bottle Blanks		WB1 October 1, 2025	MBlk-1	5743	44.10	0.04	**0.00**	
		WB2 October 1, 2025	MBlk-2	5848	50.70	0.04	**0.00**	
		WB3 October 1, 2025	MBlk-3	5462	42.34	0.04	**0.00**	
	Mean Calibration Factor (area units/ng)	**2402408 ± 0.7 %RSD**						
			Sample Type	Gross Peak Area	Volume of Sample Analyzed (=volume of bubbled sample) (ml)	Total Reagent Hg added to the sample during analysis (ng/L)	**Net Total Hg (ng/L)** [Bubbler & Reagent Blk Corrected]	**Total Hg Recovery (%)**
	QC Samples	OPR (beginning of run)	OPR-1	299871	23.90	0.01	**5.20**	102
Ongoing Precision & Recovery (OPR)		OPR (end of run)	OPR-2	380700	31.85	0.01	**4.96**	96.8
		Mean OPR (5.12 ng/L)					**5.08**	**99.1**
Alternate Source Standard		QCS (1000 ng/L)	QCS-3	240943	0.10	0.00	**1000**	**100**

LAB ID	Sample Details	Sample ID/Bottle Number	Date Sampled	Time Sampled	Sample Type	Gross Peak Area	**Volume of Sample Analyzed** (=volume of bubbled sample) **(ml)**	Total Reagent Hg added to the sample during analysis (ng/L)	**Net Total Hg in the sample (ng/L)** [Bubbler & Reagent Blk Subtracted]	
125182		HC-4 Wk#120	September 11, 2025		**DupA1**	30792	32.29	0.01	**0.38**	
125182		HC-4 Wk#120	September 11, 2025		**DupA2**	42003	46.65	0.00	**0.37**	

Q:\Clients A-L\Kinross Gold - GBR by SGS\2025(1127)\Total Mercury\TMWATR100125JS2.xls

* : See 'Comments' section above for discussion.

This test report shall not be reproduced, except in full, without written approval of the laboratory.
Note: Results relate only to the samples tested and as received.

Minimum Level (ML): the amount of mercury that can be reported with almost 100% confidence that the measured concentration exceeds zero.

Dup : Duplicate - two subsamples of the same sample carried through the analytical procedure in an identical manner.

ISO/IEC 17025:2017 Accredited with the Canadian Association of Laboratory Accreditation
Testing Accreditation No. A3306

Total Mercury Results

Flett Research Ltd.
440 DeSalaberry Ave. Winnipeg, MB R2L 0Y7
Fax/Phone (204) 667-2505
E-mail: flett@flettresearch.ca Webpage: http://www.flettresearch.ca

CLIENT: Kinross Gold - GBR by SGS: CA10087-SEP25
185 Concession Street
Lakefield, ON K0L 2H0

Matrix: Water
Transaction ID: 1127
PO/Contract No.:
Date Received: September 18, 2025
Date Analysed: September 30, 2025
Sampling Date(s): September 12, 2025
Analyst(s): Jason S
Date Issued: October 2, 2025

Analytical Method: Total Mercury in Water by Oxidation, Purge and Trap, and CVAFS (T00120 version 9)

Comments: Samples were filtered prior to arrival at Flett.

Detection Limit: The method detection limit (MDL) for this method is 0.04 ngL.
The MDL is the minimum concentration that can be reported with 99% confidence that the measured concentration is distinguishable from method blanks and is based on the analysis of 30mL of sample.

For reporting purpose samples are flagged when the amount of mercury detected is below the EPA defined minimum level (ML= 0.2 ng/L).
As concentration rises above the MDL confidence that the analyte is present approaches 100% at and above the ML.

Estimated Uncertainty: Overall method uncertainty decreases as analyte concentration increases. When mercury concentrations exceed 1ng/L the estimated uncertainty of the method is ±12%.
At a concentration of 0.2ng/L the estimated uncertainty is ± 30%. When mercury concentrations are at MDL uncertainty can be ± 46% (0.04 ± 0.02ng/L).

All method uncertainties are expressed at a 95% confidence level of (k=2).

Results authorized by Dr. Robert J. Flett, Chief Scientist

QUALITY DATA

Blanks		Mean of 3 Bubblers	Standard Deviation	Bubbler 1	Bubbler 2	Bubbler 3
Bubbler Blanks	**Bubbler Blank Mean Peak Area**	715	102	766	619	760
	Bubbler Blank (pg)	0.29	0.04	0.32	0.26	0.31

		Sample Type	Gross Peak Area	Volume of Sample Analyzed (=volume of bubbled sample) (ml)	Total Reagent Hg added to the sample during analysis (ng/L) [Including ng Hg in DI]	**Net Total Hg in the Method Blank (ng/L)** [Bubbler & Reagent Blk Corrected including ng Hg in DI]
Method/Bottle Blanks	WB1 Sept.26, 2025	MBlk-1	6192	43.78	0.04	**0.01**
	WB2 Sept.26, 2025	MBlk-2	6499	43.02	0.04	**0.01**
	WB3 Sept.26, 2025	MBlk-3	5348	41.45	0.04	**0.00**

Mean Calibration Factor (area units/ng)	**2424198 ± 2 %RSD**					

Spike Recovery Matrix Spike (MS) and Matrix Spike Duplicate (MSD)		Sample Type	Gross Peak Area	Volume of Sample Analyzed (=volume of bubbled sample) (ml)	Total Reagent Hg added to the sample during analysis (ng/L)	**Net Total Hg (ng/L)** [Bubbler & Reagent Blk Corrected]	**Total Hg Recovery (%)**
	HC-8 Wk#120	MS1	116110	32.11	0.01	**1.49**	96.6
	HC-8 Wk#120	MS1D	121937	34.31	0.01	**1.46**	101
	Mean of Recoveries						**98.8**
	HC-18 Wk#120	MS2	181772	32.54	0.01	**2.30**	101
	HC-18 Wk#120	MS2D	191136	38.15	0.00	**2.07**	103
	Mean of Recoveries						**102**
QC Samples	OPR (beginning of run)	OPR-1	289525	23.11	0.01	**5.14**	100
Ongoing Precision & Recovery (OPR)	OPR (end of run)	OPR-2	379212	30.88	0.01	**5.04**	98.5
	Mean OPR (5.12 ng/L)					**5.09**	**99.5**
Alternate Source Standard	QCS (1000 ng/L)	QCS-3	241229	0.10	0.00	**992**	**99.2**

LAB ID	**Sample Details**	**Sample ID/Bottle Number**	**Date Sampled**	**Time Sampled**	**Sample Type**	**Gross Peak Area**	**Volume of Sample Analyzed** (=volume of bubbled sample) **(ml)**	Total Reagent Hg added to the sample during analysis (ng/L)	**Net Total Hg in the sample (ng/L)** [Bubbler & Reagent Blk Subtracted]
125401		HC-8 Wk#120	September 12, 2025			23533	32.83	0.01	**0.28**
125402		HC-10 Wk#120	September 12, 2025			216795	32.38	0.01	**2.76**
125403		HC-11 Wk#120	September 12, 2025			37713	41.41	0.00	**0.37**
125404		HC-12 Wk#120	September 12, 2025			18440	31.53	0.01	**0.23**
125405		HC-13 Wk#120	September 12, 2025			8300	32.57	0.01	**~0.09**
125406		HC-14 Wk#120	September 12, 2025			54919	30.68	0.01	**0.73**
125407		HC-15 Wk#120	September 12, 2025			420204	17.99	0.01	**9.67**
125408		HC-16 Wk#120	September 12, 2025			18412	31.58	0.01	**0.23**
125409		HC-18 Wk#120	September 12, 2025			35560	31.78	0.01	**0.45**
125410		HC-19 Wk#120	September 12, 2025			32316	33.18	0.01	**0.39**
125411		HC-20 Wk#120	September 12, 2025			36086	35.24	0.00	**0.41**
125412		HC-21 Wk#120	September 12, 2025			25990	36.88	0.00	**0.28**
125413		HC-22 Wk#120	September 12, 2025			183238	33.18	0.01	**2.28**
125414		HC-23 Wk#120	September 12, 2025			62472	39.82	0.00	**0.64**
125415		HC-24 Wk#120	September 12, 2025			35142	37.04	0.00	**0.38**
125416		HC-25 Wk#120	September 12, 2025			73531	34.29	0.01	**0.88**
125417		HC-27 Wk#120	September 12, 2025		**DupA1**	73915	35.86	0.00	**0.84**
125417		HC-27 Wk#120	September 12, 2025		**DupA2**	84307	41.49	0.00	**0.83**
125418		Blank Wk#120	September 12, 2025			8051	41.04	0.00	**~0.07**

Q:\Clients A-L\Kinross Gold - GBR by SGS\2025(1127)\Total Mercury\TMWATR093025JS1.xls

* : See 'Comments' section above for discussion.
~ : Result below the methods ML.

Minimum Level (ML): the amount of mercury that can be reported with almost 100% confidence that the measured concentration exceeds zero.

Dup : Duplicate - two subsamples of the same sample carried through the analytical procedure in an identical manner.

This test report shall not be reproduced, except in full, without written approval of the laboratory.
Note: Results relate only to the samples tested and as received.

ISO/IEC 17025:2017 Accredited with the Canadian Association of Laboratory Accreditation

Template Version 052325

Total Mercury Results

Flett Research Ltd.
440 DeSalaberry Ave. Winnipeg, MB R2L 0Y7
Fax/Phone (204) 667-2505
E-mail: flett@flettresearch.ca Webpage: http://www.flettresearch.ca

CLIENT: Kinross Gold - GBR by SGS: CA10088-SEP25
185 Concession Street
Lakefield, ON K0L 2H0

Date Received: September 18, 2025
Sampling Date(s): September 12, 2025
Date Issued: October 2, 2025

Matrix: Water
Transaction ID: 1127
PO/Contract No.:
Date Analysed: September 30, 2025
Analyst(s): Jason S

Analytical Method: Total Mercury in Water by Oxidation, Purge and Trap, and CVAFS (T00120 version 9)

Comments: Samples were filtered prior to arrival at Flett.

Detection Limit: The method detection limit (MDL) for this method is 0.04 ngL.
The MDL is the minimum concentration that can be reported with 99% confidence that the measured concentration is distinguishable from method blanks and is based on the analysis of 30mL of sample.

For reporting purpose samples are flagged when the amount of mercury detected is below the EPA defined minimum level (ML= 0.2 ng/L).
As concentration rises above the MDL confidence that the analyte is present approaches 100% at and above the ML.

Estimated Uncertainty: Overall method uncertainty decreases as analyte concentration increases. When mercury concentrations exceed 1ng/L the estimated uncertainty of the method is ±12%.
At a concentration of 0.2ng/L the estimated uncertainty is ± 30%. When mercury concentrations are at MDL uncertainty can be ± 46% (0.04 ± 0.02ng/L).

All method uncertainties are expressed at a 95% confidence level of (k=2).

Results authorized by Dr. Robert J. Flett, Chief Scientist

QUALITY DATA

			Mean of 3 Bubblers	Standard Deviation	Bubbler 1	Bubbler 2	Bubbler 3	
Blanks	**Bubbler Blank Mean Peak Area**		715	102	766	619	760	
Bubbler Blanks	**Bubbler Blank (pg)**		0.29	0.04	0.32	0.26	0.31	
			Sample Type	Gross Peak Area	Volume of Sample Analyzed (=volume of bubbled sample) (ml)	Total Reagent Hg added to the sample during analysis (ng/L) [including ng Hg in DI]	**Net Total Hg in the Method Blank (ng/L)** [Bubbler & Reagent Blk Corrected including ng Hg in DI]	
Method/Bottle Blanks	WB1 Sept.26, 2025		MBlk-1	6192	43.78	0.04	**0.01**	
	WB2 Sept.26, 2025		MBlk-2	6499	43.02	0.04	**0.01**	
	WB3 Sept.26, 2025		MBlk-3	5348	41.45	0.04	**0.00**	
Mean Calibration Factor (area units/ng)	**2424198 ± 2 %RSD**							
			Sample Type	Gross Peak Area	Volume of Sample Analyzed (=volume of bubbled sample) (ml)	Total Reagent Hg added to the sample during analysis (ng/L)	**Net Total Hg (ng/L)** [Bubbler & Reagent Blk Corrected]	**Total Hg Recovery (%)**
QC Samples	OPR (beginning of run)		OPR-1	289525	23.11	0.01	**5.14**	100
Ongoing Precision & Recovery (OPR)	OPR (end of run)		OPR-2	379212	30.88	0.01	**5.04**	98.5
	Mean OPR (5.12 ng/L)						**5.09**	**99.5**
Alternate Source Standard	QCS (1000 ng/L)		QCS-3	241229	0.10	0.00	**992**	**99.2**

LAB ID	Sample Details	Sample ID/Bottle Number	Date Sampled	Time Sampled	Sample Type	Gross Peak Area	**Volume of Sample Analyzed** (=volume of bubbled sample) **(ml)**	Total Reagent Hg added to the sample during analysis (ng/L)	**Net Total Hg in the sample (ng/L)** [Bubbler & Reagent Blk Subtracted]
125427		HC-9 Wk#120	September 12, 2025			10136	37.94	0.00	**~0.10**
125428		HC-17 Wk#120	September 12, 2025			10156	30.05	0.01	**~0.12**
125429		HC-26 Wk#120	September 12, 2025			28403	41.54	0.00	**0.27**

Q:\Clients A-L\Kinross Gold - GBR by SGS\2025(1127)\Total Mercury\TMWATR093025JS2.xls

* : See 'Comments' section above for discussion.

~ : Result below the methods ML.

Minimum Level (ML): the amount of mercury that can be reported with almost 100% confidence that the measured concentration exceeds zero.

This test report shall not be reproduced, except in full, without written approval of the laboratory.
Note: Results relate only to the samples tested and as received.

ilac-MRA CALA Testing Accreditation No. A3306

Total Mercury Results

Flett Research Ltd.
440 DeSalaberry Ave. Winnipeg, MB R2L 0Y7
Fax/Phone (204) 667-2505
E-mail: flett@flettresearch.ca Webpage: http://www.flettresearch.ca

CLIENT: Kinross Gold - GBR by SGS: CA10096-AUG25
185 Concession Street
Lakefield, ON K0L 2H0

Matrix: Water
Transaction ID: 1127
PO/Contract No.: 369790
Date Received: August 19, 2025
Date Analysed: September 4, 2025
Sampling Date(s): August 14, 2025
Analyst(s): Jason S
Date Issued:

Analytical Method: Total Mercury in Water by Oxidation, Purge and Trap, and CVAFS (T00120 version 9)

Comments: Sample was filtered prior to arrival at Flett.

Detection Limit: The method detection limit (MDL) for this method is 0.04 ngL.
The MDL is the minimum concentration that can be reported with 99% confidence that the measured concentration is distinguishable from method blanks and is based on the analysis of 30mL of sample.

For reporting purpose samples are flagged when the amount of mercury detected is below the EPA defined minimum level (ML= 0.2 ng/L).
As concentration rises above the MDL confidence that the analyte is present approaches 100% at and above the ML.

Estimated Uncertainty: Overall method uncertainty decreases as analyte concentration increases. When mercury concentrations exceed 1ng/L the estimated uncertainty of the method is ±12%.
At a concentration of 0.2ng/L the estimated uncertainty is ± 30%. When mercury concentrations are at MDL uncertainty can be ± 46% (0.04 ± 0.02ng/L).

All method uncertainties are expressed at a 95% confidence level of (k=2).

Results authorized by Dr. Robert J. Flett, Chief Scientist

QUALITY DATA

			Mean of 3 Bubblers	Standard Deviation	Bubbler 1	Bubbler 2	Bubbler 3	
Blanks	**Bubbler Blank Mean Peak Area**		782	85	796	847	702	
Bubbler Blanks	**Bubbler Blank (pg)**		0.32	0.03	0.32	0.34	0.28	
			Sample Type	Gross Peak Area	Volume of Sample Analyzed (=volume of bubbled sample) (ml)	Total Reagent Hg added to the sample during analysis (ng/L) [including ng Hg in DI]	**Net Total Hg in the Method Bllank (ng/L)** [Bubbler & Reagent Blk Corrected including ng Hg in DI]	
Method/Bottle Blanks	WB1 August 29, 2025		MBlk-1	3904	40.10	0.05	**-0.02**	
	WB2 August 29, 2025		MBlk-2	4075	39.71	0.05	**-0.02**	
	MB7 August 27, 2025		MBlk-3	8160	44.79	0.05	**0.02**	
Mean Calibration Factor (area units/ng)	**2477938 ± 1.4 %RSD**							
			Sample Type	Gross Peak Area	Volume of Sample Analyzed (=volume of bubbled sample) (ml)	Total Reagent Hg added to the sample during analysis (ng/L)	**Net Total Hg (ng/L)** [Bubbler & Reagent Blk Corrected]	**Total Hg Recovery (%)**
QC Samples	OPR (beginning of run)		OPR-1	331776	25.42	0.02	**5.24**	102
Ongoing Precision & Recovery (OPR)	OPR (end of run)		OPR-2	397864	31.92	0.01	**5.01**	97.8
	Mean OPR (5.12 ng/L)						**5.12**	**100**
Alternate Source Standard	QCS (1000 ng/L)		QCS-3	256686	0.10	0.00	**1033**	**103**

LAB ID	Sample Details	Sample ID/Bottle Number	Date Sampled	Time Sampled	Sample Type	Gross Peak Area	**Volume of Sample Analyzed** (=volume of bubbled sample) **(ml)**	Total Reagent Hg added to the sample during analysis (ng/L)	**Net Total Hg in the sample (ng/L)** [Bubbler & Reagent Blk Subtracted]	
124217		HC-4 Wk#116	August 14, 2025			7768	30.32	0.01	**~0.08**	

Q:\Clients A-L\Kinross Gold - GBR by SGS\2025(1127)\Total Mercury\TMWATR090425JS2.xls

* : See 'Comments' section above for discussion.
~ : Result below the methods ML.

This test report shall not be reproduced, except in full, without written approval of the laboratory.
Note: Results relate only to the samples tested and as received.

Minimum Level (ML): the amount of mercury that can be reported with almost 100% confidence that the measured concentration exceeds zero.

ISO/IEC 17025:2017 Accredited with the Canadian Association of Laboratory Accreditation
CALA Testing Accreditation No. A3306

Total Mercury Results

Flett Research Ltd.
440 DeSalaberry Ave. Winnipeg, MB R2L 0Y7
Fax/Phone (204) 667-2505
E-mail: flett@flettresearch.ca Webpage: http://www.flettresearch.ca

CLIENT: Kinross Gold-GBR by SGS: CA10102-AUG25
185 Concession Street
Lakefield, ON K0L 2H0

Date Received: August 19, 2025
Sampling Date(s): August 15, 2025
Date Issued: September 2, 2025

Matrix: Water
Transaction ID: 1127
PO/Contract No.: 369790
Date Analysed: August 29, 2025
Analyst(s): Jason S

Analytical Method: Total Mercury in Water by Oxidation, Purge and Trap, and CVAFS (T00120 version 9)

Comments: Samples were filtered prior to arrival at Flett.

Detection Limit: The method detection limit (MDL) for this method is 0.04 ngL.
The MDL is the minimum concentration that can be reported with 99% confidence that the measured concentration is distinguishable from method blanks and is based on the analysis of 30mL of sample.

For reporting purpose samples are flagged when the amount of mercury detected is below the EPA defined minimum level (ML= 0.2 ng/L).
As concentration rises above the MDL confidence that the analyte is present approaches 100% at and above the ML.

Estimated Uncertainty: Overall method uncertainty decreases as analyte concentration increases. When mercury concentrations exceed 1ng/L the estimated uncertainty of the method is ±12%.
At a concentration of 0.2ng/L the estimated uncertainty is ± 30%. When mercury concentrations are at MDL uncertainty can be ± 46% (0.04 ± 0.02ng/L).

All method uncertainties are expressed at a 95% confidence level of (k=2).

Results authorized by Dr. Robert J. Flett, Chief Scientist

QUALITY DATA

			Mean of 3 Bubblers	Standard Deviation	Bubbler 1	Bubbler 2	Bubbler 3	
	Blanks							
	Bubbler Blanks	**Bubbler Blank Mean Peak Area**	1008	117	1006	1129	888	
		Bubbler Blank (pg)	0.41	0.05	0.41	0.46	0.36	
			Sample Type	Gross Peak Area	Volume of Sample Analyzed (=volume of bubbled sample) (ml)	Total Reagent Hg added to the sample during analysis (ng/L) [including ng Hg in DI]	**Net Total Hg in the Method Blank (ng/L)** [Bubbler & Reagent Blk Corrected including ng Hg in DI]	
	Method/Bottle Blanks	WB1 August 27, 2025	MBlk-1	10133	48.56	0.05	**0.03**	
		WB2 August 27, 2025	MBlk-2	10662	53.30	0.05	**0.03**	
		MB8 August 18, 2025	MBlk-3	6254	37.32	0.05	**0.01**	
	Mean Calibration Factor (area units/ng)	**2445784 ± 1.3 %RSD**						
			Sample Type	Gross Peak Area	Volume of Sample Analyzed (=volume of bubbled sample) (ml)	Total Reagent Hg added to the sample during analysis (ng/L)	**Net Total Hg (ng/L)** [Bubbler & Reagent Blk Corrected]	**Total Hg Recovery (%)**
	Spike Recovery Matrix Spike (MS) and Matrix Spike Duplicate (MSD)	HC-27 Wk#116	MS1	434994	30.49	0.01	**5.85**	95.9
		HC-27 Wk#116	MS1D	457188	31.94	0.01	**5.87**	101
		Mean of Recoveries						**98.4**
		HC-15 Wk#116	MS2	1433048	11.07	0.01	**53.20**	94.1
		HC-15 Wk#116	MS2D	1456129	10.32	0.01	**57.99**	100
		Mean of Recoveries						**97.0**
	QC Samples	OPR (beginning of run)	OPR-1	316111	25.29	0.01	**5.08**	99.3
	Ongoing Precision & Recovery (OPR)	OPR (end of run)	OPR-2	430830	36.12	0.01	**4.85**	94.8
		Mean OPR (5.12 ng/L)					**4.97**	**97.1**
	Alternate Source Standard	QCS (1000 ng/L)	QCS-3	250700	0.10	0.00	**1021**	**102**

LAB ID	Sample Details	Sample ID/Bottle Number	Date Sampled	Time Sampled	Sample Type	Gross Peak Area	Volume of Sample Analyzed (=volume of bubbled sample) (ml)	Total Reagent Hg added to the sample during analysis (ng/L)	Net Total Hg in the sample (ng/L) [Bubbler & Reagent Blk Subtracted]	
124218		HC-8 Wk#116	August 15, 2025			31906	31.88	0.01	**0.39**	
124219		HC-10 Wk#116	August 15, 2025			190399	29.06	0.01	**2.67**	
124220		HC-11 Wk#116	August 15, 2025			36316	33.70	0.01	**0.42**	
124221		HC-12 Wk#116	August 15, 2025			15644	30.65	0.01	**~0.19**	
124222		HC-13 Wk#116	August 15, 2025		**DupA1**	21127	30.48	0.01	**0.26**	
124222		HC-13 Wk#116	August 15, 2025		**DupA2**	31050	48.84	0.01	**0.25**	
124223		HC-14 Wk#116	August 15, 2025			63966	37.55	0.01	**0.68**	
124224		HC-15 Wk#116	August 15, 2025			952678	20.36	0.01	**19.2**	
124225		HC-16 Wk#116	August 15, 2025			19318	30.40	0.01	**0.24**	
124226		HC-18 Wk#116	August 15, 2025			44322	30.58	0.01	**0.57**	
124227		HC-19 Wk#116	August 15, 2025			32904	34.09	0.01	**0.38**	
124228		HC-20 Wk#116	August 15, 2025			33854	32.08	0.01	**0.41**	
124229		HC-21 Wk#116	August 15, 2025			26914	34.27	0.01	**0.30**	
124230		HC-22 Wk#116	August 15, 2025			260044	41.87	0.01	**2.54**	
124231		HC-23 Wk#116	August 15, 2025			53664	37.63	0.01	**0.57**	
124232		HC-24 Wk#116	August 15, 2025			31495	30.12	0.01	**0.41**	
124233		HC-25 Wk#116	August 15, 2025			74941	31.81	0.01	**0.95**	
124234		HC-27 Wk#116	August 15, 2025			94972	33.92	0.01	**1.13**	
124235		Blank Wk#116	August 15, 2025			11406	38.91	0.01	**~0.10**	

Q:\Clients A-L\Kinross Gold - GBR by SGS\2025(1127)\Total Mercury\TMWATR082925JS1.xls

* : See 'Comments' section above for discussion.
~ : Result below the methods ML.

Minimum Level (ML): the amount of mercury that can be reported with almost 100% confidence that the measured concentration exceeds zero.

Dup : Duplicate - two subsamples of the same sample carried through the analytical procedure in an identical manner.

This test report shall not be reproduced, except in full, without written approval of the laboratory.
Note: Results relate only to the samples tested and as received.

ISO/IEC 17025:2017 Accredited with the Canadian Association of Laboratory Accreditation

Template Version 052325

Total Mercury Results

Flett Research Ltd.
440 DeSalaberry Ave. Winnipeg, MB R2L 0Y7
Fax/Phone (204) 667-2505
E-mail: flett@flettresearch.ca Webpage: http://www.flettresearch.ca

CLIENT: Kinross Gold - GBR by SGS: CA10103-AUG25
185 Concession Street
Lakefield, ON K0L 2H0

Matrix: Water
Transaction ID: 1127
PO/Contract No.: 369790
Date Received: August 19, 2025
Date Analysed: August 29, 2025
Sampling Date(s): August 15, 2025
Analyst(s): Jason S
Date Issued: September 2, 2025

Analytical Method: Total Mercury in Water by Oxidation, Purge and Trap, and CVAFS (T00120 version 9)

Comments: Samples were filtered prior to arrival at Flett.

Detection Limit: The method detection limit (MDL) for this method is 0.04 ngL.
The MDL is the minimum concentration that can be reported with 99% confidence that the measured concentration is distinguishable from method blanks and is based on the analysis of 30mL of sample.

For reporting purpose samples are flagged when the amount of mercury detected is below the EPA defined minimum level (ML= 0.2 ng/L).
As concentration rises above the MDL confidence that the analyte is present approaches 100% at and above the ML.

Estimated Uncertainty: Overall method uncertainty decreases as analyte concentration increases. When mercury concentrations exceed 1ng/L the estimated uncertainty of the method is ±12%.
At a concentration of 0.2ng/L the estimated uncertainty is ± 30%. When mercury concentrations are at MDL uncertainty can be ± 46% (0.04 ± 0.02ng/L).

All method uncertainties are expressed at a 95% confidence level of (k=2).

Results authorized by Dr. Robert J. Flett, Chief Scientist

QUALITY DATA

			Mean of 3 Bubblers	Standard Deviation	Bubbler 1	Bubbler 2	Bubbler 3
Blanks	**Bubbler Blank Mean Peak Area**		1008	117	1006	1129	888
Bubbler Blanks	**Bubbler Blank (pg)**		0.41	0.05	0.41	0.46	0.36
		Sample Type	Gross Peak Area	Volume of Sample Analyzed (=volume of bubbled sample) (ml)	Total Reagent Hg added to the sample during analysis (ng/L) [including ng Hg in DI]	**Net Total Hg in the Method Bllank (ng/L)** [Bubbler & Reagent Blk Corrected including ng Hg in DI]	
Method/Bottle Blanks	WB1 August 27, 2025	MBlk-1	10133	48.56	0.05	**0.03**	
	WB2 August 27, 2025	MBlk-2	10662	53.30	0.05	**0.03**	
	MB8 August 18, 2025	MBlk-3	6254	37.32	0.05	**0.01**	
Mean Calibration Factor (area units/ng)	**2445784 ± 1.3 %RSD**						
		Sample Type	Gross Peak Area	Volume of Sample Analyzed (=volume of bubbled sample) (ml)	Total Reagent Hg added to the sample during analysis (ng/L)	**Net Total Hg (ng/L)** [Bubbler & Reagent Blk Corrected]	**Total Hg Recovery (%)**
QC Samples	OPR (beginning of run)	OPR-1	316111	25.29	0.01	**5.08**	99.3
Ongoing Precision & Recovery (OPR)	OPR (end of run)	OPR-2	430830	36.12	0.01	**4.85**	94.8
	Mean OPR (5.12 ng/L)					**4.97**	**97.1**
Alternate Source Standard	QCS (1000 ng/L)	QCS-3	250700	0.10	0.00	**1021**	**102**

LAB ID	Sample Details	Sample ID/Bottle Number	Date Sampled	Time Sampled	Sample Type	Gross Peak Area	**Volume of Sample Analyzed** (=volume of bubbled sample) **(ml)**	Total Reagent Hg added to the sample during analysis (ng/L)	**Net Total Hg in the sample (ng/L)** [Bubbler & Reagent Blk Subtracted]
124236		HC-9 Wk#116	August 15, 2025			7455	30.11	0.01	**~0.08**
124237		HC-17 Wk#116	August 15, 2025			15523	36.28	0.01	**~0.16**
124238		HC-26 Wk#116	August 15, 2025			34317	31.68	0.01	**0.42**

Q:\Clients A-L\Kinross Gold - GBR by SGS\2025(1127)\Total Mercury\TMWATR082925JS2.xls

* : See 'Comments' section above for discussion.

~ : Result below the methods ML.

Minimum Level (ML): the amount of mercury that can be reported with almost 100% confidence that the measured concentration exceeds zero.

This test report shall not be reproduced, except in full, without written approval of the laboratory.
Note: Results relate only to the samples tested and as received.

ilac-MRA CALA Testing Accreditation No. A3306

Total Mercury Results

Flett Research Ltd.
440 DeSalaberry Ave. Winnipeg, MB R2L 0Y7
Fax/Phone (204) 667-2505
E-mail: flett@flettresearch.ca Webpage: http://www.flettresearch.ca

CLIENT: Kinross Gold - GBR by SGS: CA10114-JUL25
185 Concession Street
Lakefield, ON K0L 2H0

Matrix: Water
Transaction ID: 1127
PO/Contract No.: 369790
Date Analysed: August 12, 2025
Analyst(s): Jason S

Date Received: July 23, 2025
Sampling Date(s): July 17, 2025
Date Issued: August 14, 2025

Analytical Method: Total Mercury in Water by Oxidation, Purge and Trap, and CVAFS (T00120 version 9)

Comments: Samples were filtered prior to arrival at Flett.

Detection Limit: The method detection limit (MDL) for this method is 0.04 ngL.
The MDL is the minimum concentration that can be reported with 99% confidence that the measured concentration is distinguishable from method blanks and is based on the analysis of 30mL of sample.

For reporting purpose samples are flagged when the amount of mercury detected is below the EPA defined minimum level (ML= 0.2 ng/L).
As concentration rises above the MDL confidence that the analyte is present approaches 100% at and above the ML.

Estimated Uncertainty: Overall method uncertainty decreases as analyte concentration increases. When mercury concentrations exceed 1ng/L the estimated uncertainty of the method is ±12%.
At a concentration of 0.2ng/L the estimated uncertainty is ± 30%. When mercury concentrations are at MDL uncertainty can be ± 46% (0.04 ± 0.02ng/L).

All method uncertainties are expressed at a 95% confidence level of (k=2).

Results authorized by Dr. Robert J. Flett, Chief Scientist

QUALITY DATA

			Mean of 3 Bubblers	Standard Deviation	Bubbler 1	Bubbler 2	Bubbler 3	
Blanks	**Bubbler Blank Mean Peak Area**		710	141	861	651	620	
Bubbler Blanks	**Bubbler Blank (pg)**		0.29	0.06	0.35	0.26	0.25	
			Sample Type	Gross Peak Area	Volume of Sample Analyzed (=volume of bubbled sample) (ml)	Total Reagent Hg added to the sample during analysis (ng/L) [including ng Hg in DI]	**Net Total Hg in the Method Bllank (ng/L)** [Bubbler & Reagent Blk Corrected including ng Hg in DI]	
Method/Bottle Blanks	WB1 August 5, 2025		MBlk-1	11130	42.70	0.05	**0.05**	
	WB2 August 5, 2025		MBlk-2	9173	46.59	0.05	**0.02**	
	MB1 July 28, 2025		MBlk-3	8667	51.70	0.05	**0.01**	
Mean Calibration Factor (area units/ng)	**2476358 ± 2.3 %RSD**							
			Sample Type	Gross Peak Area	Volume of Sample Analyzed (=volume of bubbled sample) (ml)	Total Reagent Hg added to the sample during analysis (ng/L)	**Net Total Hg (ng/L)** [Bubbler & Reagent Blk Corrected]	**Total Hg Recovery (%)**
Spike Recovery Matrix Spike (MS) and Matrix Spike Duplicate (MSD)	HC-2 Wk#112		MS1	118388	28.53	0.01	**1.66**	98.3
	HC-2 Wk#112		MS1D	127483	34.55	0.01	**1.48**	103
	Mean of Recoveries							**101**
QC Samples	OPR (beginning of run)		OPR-1	290880	21.56	0.01	**5.42**	106
Ongoing Precision & Recovery (OPR)	OPR (end of run)		OPR-2	472125	36.12	0.01	**5.26**	103
	Mean OPR (5.12 ng/L)						**5.34**	**104**
Alternate Source Standard	QCS (1000 ng/L)		QCS-3	258353	0.10	0.00	**1040**	**104**

LAB ID	Sample Details	Sample ID/Bottle Number	Date Sampled	Time Sampled	Sample Type	Gross Peak Area	Volume of Sample Analyzed (=volume of bubbled sample) (ml)	Total Reagent Hg added to the sample during analysis (ng/L)	Net Total Hg in the sample (ng/L) [Bubbler & Reagent Blk Subtracted]	
123563		HC-1 Wk#112	July 17, 2025			26449	33.14	0.01	**0.30**	
123564		HC-2 Wk#112	July 17, 2025			24843	33.03	0.01	**0.29**	
123565		HC-3 Wk#112	July 17, 2025			83167	32.73	0.01	**1.01**	
123566		HC-5 Wk#112	July 17, 2025			25429	30.48	0.01	**0.32**	
123567		HC-6 Wk#112	July 17, 2025			46041	35.05	0.01	**0.52**	
123568		HC-7 Wk#112	July 17, 2025			78812	30.73	0.01	**1.02**	
123569		Blank Wk#112	July 17, 2025			15856	55.67	0.01	**~0.10**	

Q:\Clients A-L\Kinross Gold - GBR by SGS\2025(1127)\Total Mercury\TMWATR081225JS1.xls

* : See 'Comments' section above for discussion.
~ : Result below the methods ML.

Minimum Level (ML): the amount of mercury that can be reported with almost 100% confidence that the measured concentration exceeds zero.

This test report shall not be reproduced, except in full, without written approval of the laboratory.
Note: Results relate only to the samples tested and as received.

ISO/IEC 17025:2017 Accredited with the Canadian Association of Laboratory Accreditation
Testing Accreditation No. A3306
Template Version 052325

Total Mercury Results

Flett Research Ltd.
440 DeSalaberry Ave. Winnipeg, MB R2L 0Y7
Fax/Phone (204) 667-2505
E-mail: flett@flettresearch.ca Webpage: http://www.flettresearch.ca

CLIENT: Kinross Gold - GBR by SGS: CA10115-JUL25
185 Concession Street
Lakefield, ON K0L 2H0

Matrix: Water
Transaction ID: 1127
PO/Contract No.: 369790
Date Received: July 23, 2025
Date Analysed: August 12, 2025
Sampling Date(s): July 17, 2025
Analyst(s): Jason S
Date Issued: August 14, 2025

Analytical Method: Total Mercury in Water by Oxidation, Purge and Trap, and CVAFS (T00120 version 9)

Comments: Samples were filtered prior to arrival at Flett.

Detection Limit: The method detection limit (MDL) for this method is 0.04 ngL.
The MDL is the minimum concentration that can be reported with 99% confidence that the measured concentration is distinguishable from method blanks and is based on the analysis of 30mL of sample.

For reporting purpose samples are flagged when the amount of mercury detected is below the EPA defined minimum level (ML= 0.2 ng/L).
As concentration rises above the MDL confidence that the analyte is present approaches 100% at and above the ML.

Estimated Uncertainty: Overall method uncertainty decreases as analyte concentration increases. When mercury concentrations exceed 1ng/L the estimated uncertainty of the method is ±12%.
At a concentration of 0.2ng/L the estimated uncertainty is ± 30%. When mercury concentrations are at MDL uncertainty can be ± 46% (0.04 ± 0.02ng/L).

All method uncertainties are expressed at a 95% confidence level of (k=2).

Results authorized by Dr. Robert J. Flett, Chief Scientist

QUALITY DATA

			Mean of 3 Bubblers	Standard Deviation	Bubbler 1	Bubbler 2	Bubbler 3	
	Blanks							
Bubbler Blanks		**Bubbler Blank Mean Peak Area**	710	141	861	651	620	
		Bubbler Blank (pg)	0.29	0.06	0.35	0.26	0.25	
			Sample Type	Gross Peak Area	Volume of Sample Analyzed (=volume of bubbled sample) (ml)	Total Reagent Hg added to the sample during analysis (ng/L) [including ng Hg in DI]	**Net Total Hg in the Method Bllank (ng/L)** [Bubbler & Reagent Blk Corrected including ng Hg in DI]	
Method/Bottle Blanks		WB1 August 5, 2025	MBlk-1	11130	42.70	0.05	**0.05**	
		WB2 August 5, 2025	MBlk-2	9173	46.59	0.05	**0.02**	
		MB1 July 28, 2025	MBlk-3	8667	51.70	0.05	**0.01**	
	Mean Calibration Factor (area units/ng)	**2476358 ± 2.3 %RSD**						
			Sample Type	Gross Peak Area	Volume of Sample Analyzed (=volume of bubbled sample) (ml)	Total Reagent Hg added to the sample during analysis (ng/L)	**Net Total Hg (ng/L)** [Bubbler & Reagent Blk Corrected]	**Total Hg Recovery (%)**
	QC Samples	OPR (beginning of run)	OPR-1	290880	21.56	0.01	**5.42**	106
Ongoing Precision & Recovery (OPR)		OPR (end of run)	OPR-2	472125	36.12	0.01	**5.26**	103
		Mean OPR (5.12 ng/L)					**5.34**	**104**
Alternate Source Standard		QCS (1000 ng/L)	QCS-3	258353	0.10	0.00	**1040**	**104**

LAB ID	Sample Details	Sample ID/Bottle Number	Date Sampled	Time Sampled	Sample Type	Gross Peak Area	**Volume of Sample Analyzed** (=volume of bubbled sample) **(ml)**	Total Reagent Hg added to the sample during analysis (ng/L)	**Net Total Hg in the sample (ng/L)** [Bubbler & Reagent Blk Subtracted]	
123570		HC-4 Wk#112	July 17, 2025		**DupA1**	14742	38.40	0.01	**~0.14**	
123570		HC-4 Wk#112	July 17, 2025		**DupA2**	16932	42.96	0.01	**~0.14**	

Q:\Clients A-L\Kinross Gold - GBR by SGS\2025(1127)\Total Mercury\TMWATR081225JS2.xls

* : See 'Comments' section above for discussion.
~ : Result below the methods ML.

This test report shall not be reproduced, except in full, without written approval of the laboratory.
Note: Results relate only to the samples tested and as received.

Minimum Level (ML): the amount of mercury that can be reported with almost 100% confidence that the measured concentration exceeds zero.

Dup : Duplicate - two subsamples of the same sample carried through the analytical procedure in an identical manner.

ilac-MRA CALA Testing Accreditation No. A3306

ISO/IEC 17025:2017 Accredited with the Canadian Association of Laboratory Accreditation

Total Mercury Results

Flett Research Ltd.
440 DeSalaberry Ave. Winnipeg, MB R2L 0Y7
Fax/Phone (204) 667-2505
E-mail: flett@flettresearch.ca Webpage: http://www.flettresearch.ca

CLIENT: Kinross Gold - GBR by SGS: CA10120-JUL25
185 Concession Street
Lakefield, ON K0L 2H0

Matrix: Water
Transaction ID: 1127
PO/Contract No.: 369790
Date Analysed: August 14, 2025
Analyst(s): Jason S

Date Received: July 24, 2025
Sampling Date(s): July 18, 2025
Date Issued: August 15, 2025

Analytical Method: Total Mercury in Water by Oxidation, Purge and Trap, and CVAFS (T00120 version 9)

Comments: Samples were filtered prior to arrival at Flett.

Detection Limit: The method detection limit (MDL) for this method is 0.04 ngL.
The MDL is the minimum concentration that can be reported with 99% confidence that the measured concentration is distinguishable from method blanks and is based on the analysis of 30mL of sample.

For reporting purpose samples are flagged when the amount of mercury detected is below the EPA defined minimum level (ML= 0.2 ng/L).
As concentration rises above the MDL confidence that the analyte is present approaches 100% at and above the ML.

Estimated Uncertainty: Overall method uncertainty decreases as analyte concentration increases. When mercury concentrations exceed 1ng/L the estimated uncertainty of the method is ±12%.
At a concentration of 0.2ng/L the estimated uncertainty is ± 30%. When mercury concentrations are at MDL uncertainty can be ± 46% (0.04 ± 0.02ng/L).

All method uncertainties are expressed at a 95% confidence level of (k=2).

Results authorized by Dr. Robert J. Flett, Chief Scientist

QUALITY DATA

			Mean of 3 Bubblers	Standard Deviation	Bubbler 1	Bubbler 2	Bubbler 3	
Blanks	**Bubbler Blank Mean Peak Area**		715	140	791	638	716	
Bubbler Blanks	**Bubbler Blank (pg)**		0.29	0.06	0.32	0.26	0.29	
		Sample Type	Gross Peak Area	Volume of Sample Analyzed (=volume of bubbled sample) (ml)	Total Reagent Hg added to the sample during analysis (ng/L) [including ng Hg in DI]	**Net Total Hg in the Method Blank (ng/L)** [Bubbler & Reagent Blk Corrected including ng Hg in DI]		
Method/Bottle Blanks	WB1 August 7, 2025	MBlk-1	7257	56.35	0.05	**0.00**		
	WB2 August 7, 2025	MBlk-2	6612	53.02	0.05	**0.00**		
	MB2 July 28, 2025	MBlk-3	9957	68.43	0.05	**0.01**		
Mean Calibration Factor (area units/ng)	**2455965 ± 0.4 %RSD**							
		Sample Type	Gross Peak Area	Volume of Sample Analyzed (=volume of bubbled sample) (ml)	Total Reagent Hg added to the sample during analysis (ng/L)	**Net Total Hg (ng/L)** [Bubbler & Reagent Blk Corrected]	**Total Hg Recovery (%)**	
Spike Recovery Matrix Spike (MS) and Matrix Spike Duplicate (MSD)	HC-14 Wk#112	MS1	230016	33.59	0.01	**2.79**	98.9	
	HC-14 Wk#112	MS1D	236376	32.66	0.01	**2.95**	103	
	Mean of Recoveries						**101**	
	HC-19 Wk#112	MS2	116097	28.03	0.01	**1.67**	96.5	
	HC-19 Wk#112	MS2D	124827	34.94	0.01	**1.44**	100	
	Mean of Recoveries						**98.4**	
QC Samples	OPR (beginning of run)	OPR-1	332365	26.40	0.02	**5.10**	99.6	
Ongoing Precision & Recovery (OPR)	OPR (end of run)	OPR-2	408842	34.97	0.01	**4.74**	92.5	
	Mean OPR (5.12 ng/L)					**4.92**	**96.1**	
Alternate Source Standard	QCS (1000 ng/L)	QCS-3	250207	0.10	0.00	**1016**	**102**	

LAB ID	Sample Details	Sample ID/Bottle Number	Date Sampled	Time Sampled	Sample Type	Gross Peak Area	**Volume of Sample Analyzed** (=volume of bubbled sample) **(ml)**	Total Reagent Hg added to the sample during analysis (ng/L)	**Net Total Hg in the sample (ng/L)** [Bubbler & Reagent Blk Subtracted]
123571		HC-8 Wk#112	July 18, 2025			28085	31.98	0.01	**0.34**
123572		HC-10 Wk#112	July 18, 2025			282310	30.20	0.01	**3.81**
123573		HC-11 Wk#112	July 18, 2025			37873	32.27	0.01	**0.46**
123574		HC-12 Wk#112	July 18, 2025			14443	38.44	0.01	**~0.14**
123575		HC-13 Wk#112	July 18, 2025			8852	31.34	0.01	**~0.10**
123576		HC-14 Wk#112	July 18, 2025			51055	35.01	0.01	**0.58**
123577		HC-15 Wk#112	July 18, 2025			749250	23.92	0.01	**12.8**
123578		HC-16 Wk#112	July 18, 2025			19183	34.85	0.01	**0.21**
123579		HC-18 Wk#112	July 18, 2025			46418	31.13	0.01	**0.59**
123580		HC-19 Wk#112	July 18, 2025			24132	31.05	0.01	**0.30**
123581		HC-20 Wk#112	July 18, 2025		**DupA1**	42724	34.19	0.01	**0.49**
123581		HC-20 Wk#112	July 18, 2025		**DupA2**	43604	36.66	0.01	**0.47**
123582		HC-21 Wk#112	July 18, 2025			23983	31.35	0.01	**0.29**
123583		HC-22 Wk#112	July 18, 2025			206432	31.17	0.01	**2.69**
123584		HC-23 Wk#112	July 18, 2025			56384	36.15	0.01	**0.62**
123585		HC-24 Wk#112	July 18, 2025			31698	30.81	0.01	**0.40**
123586		HC-25 Wk#112	July 18, 2025		**DupB1**	68261	32.57	0.01	**0.84**
123586		HC-25 Wk#112	July 18, 2025		**DupB2**	76257	35.62	0.01	**0.86**
123587		HC-27 Wk#112	July 18, 2025			100612	30.73	0.01	**1.32**
123588		Blank Wk#112	July 18, 2025			8920	44.39	0.01	**~0.07**

* : See 'Comments' section above for discussion.
~ : Result below the methods ML.

This test report shall not be reproduced, except in full, without written approval of the laboratory.
Note: Results relate only to the samples tested and as received.

Minimum Level (ML): the amount of mercury that can be reported with almost 100% confidence that the measured concentration exceeds zero.

Dup : Duplicate - two subsamples of the same sample carried through the analytical procedure in an identical manner.

ISO/IEC 17025:2017 Accredited with the Canadian Association of Laboratory Accreditation

Total Mercury Results

Flett Research Ltd.
440 DeSalaberry Ave. Winnipeg, MB R2L 0Y7
Fax/Phone (204) 667-2505
E-mail: flett@flettresearch.ca Webpage: http://www.flettresearch.ca

CLIENT: Kinross Gold - GBR by SGS: CA10121-JUL25
185 Concession Street
Lakefield, ON K0L 2H0

Date Received: July 24, 2025
Sampling Date(s): July 18, 2025
Date Issued: August 15, 2025

Matrix: Water
Transaction ID: 1127
PO/Contract No.: 369790
Date Analysed: August 14, 2025
Analyst(s): Jason S

Analytical Method: Total Mercury in Water by Oxidation, Purge and Trap, and CVAFS (T00120 version 9)

Comments: Samples were filtered prior to arrival at Flett.

Detection Limit: The method detection limit (MDL) for this method is 0.04 ngL.
The MDL is the minimum concentration that can be reported with 99% confidence that the measured concentration is distinguishable from method blanks and is based on the analysis of 30mL of sample.

For reporting purpose samples are flagged when the amount of mercury detected is below the EPA defined minimum level (ML= 0.2 ng/L).
As concentration rises above the MDL confidence that the analyte is present approaches 100% at and above the ML.

Estimated Uncertainty: Overall method uncertainty decreases as analyte concentration increases. When mercury concentrations exceed 1ng/L the estimated uncertainty of the method is ±12%.
At a concentration of 0.2ng/L the estimated uncertainty is ± 30%. When mercury concentrations are at MDL uncertainty can be ± 46% (0.04 ± 0.02ng/L).

All method uncertainties are expressed at a 95% confidence level of (k=2).

Results authorized by Dr. Robert J. Flett, Chief Scientist

QUALITY DATA

			Mean of 3 Bubblers	Standard Deviation	Bubbler 1	Bubbler 2	Bubbler 3	
	Blanks							
Bubbler Blanks		**Bubbler Blank Mean Peak Area**	715	140	791	638	716	
		Bubbler Blank (pg)	0.29	0.06	0.32	0.26	0.29	
			Sample Type	Gross Peak Area	Volume of Sample Analyzed (=volume of bubbled sample) (ml)	Total Reagent Hg added to the sample during analysis (ng/L) [including ng Hg in DI]	**Net Total Hg in the Method Bllank (ng/L)** [Bubbler & Reagent Blk Corrected including ng Hg in DI]	
Method/Bottle Blanks		WB1 August 7, 2025	MBlk-1	7257	56.35	0.05	**0.00**	
		WB2 August 7, 2025	MBlk-2	6612	53.02	0.05	**0.00**	
		MB2 July 28, 2025	MBlk-3	9957	68.43	0.05	**0.01**	
	Mean Calibration Factor (area units/ng)	**2455965 ± 0.4 %RSD**						
			Sample Type	Gross Peak Area	Volume of Sample Analyzed (=volume of bubbled sample) (ml)	Total Reagent Hg added to the sample during analysis (ng/L)	**Net Total Hg (ng/L)** [Bubbler & Reagent Blk Corrected]	**Total Hg Recovery (%)**
	QC Samples	OPR (beginning of run)	OPR-1	332365	26.40	0.02	**5.10**	99.6
Ongoing Precision & Recovery (OPR)		OPR (end of run)	OPR-2	408842	34.97	0.01	**4.74**	92.5
		Mean OPR (5.12 ng/L)					**4.92**	**96.1**
Alternate Source Standard		QCS (1000 ng/L)	QCS-3	250207	0.10	0.00	**1016**	**102**

LAB ID	Sample Details	Sample ID/Bottle Number	Date Sampled	Time Sampled	Sample Type	Gross Peak Area	**Volume of Sample Analyzed** (=volume of bubbled sample) **(ml)**	Total Reagent Hg added to the sample during analysis (ng/L)	**Net Total Hg in the sample (ng/L)** [Bubbler & Reagent Blk Subtracted]	
123589		HC-9 Wk#112	July 18, 2025			7315	32.08	0.01	**~0.07**	
123590		HC-17 Wk#112	July 18, 2025			13755	32.00	0.01	**~0.16**	
123591		HC-26 Wk#112	July 18, 2025			44711	33.86	0.01	**0.52**	

Q:\Clients A-L\Kinross Gold - GBR by SGS\2025(1127)\Total Mercury\TMWATR081425JS2.xls

* : See 'Comments' section above for discussion.

~ : Result below the methods ML.

Minimum Level (ML): the amount of mercury that can be reported with almost 100% confidence that the measured concentration exceeds zero.

This test report shall not be reproduced, except in full, without written approval of the laboratory.
Note: Results relate only to the samples tested and as received.

ilac-MRA CALA Testing Accreditation No. A3306

ISO/IEC 17025:2017 Accredited with the Canadian Association of Laboratory Accreditation

Template Version 052325

SGS Canada Inc.
P.O. Box 4300 - 185 Concession St.
Lakefield - Ontario - KOL 2HO
Phone: 705-652-2000 FAX: 705-652-6365

17-July-2025

Great Bear Resources Ltd.
Attn : Ashley Moncrief

1020 - 800 West Pender St.
Vancouver, BC
V6C 2V6, Canada

Phone: 778-833-2160
Fax:

Date Rec. : 03 July 2025
LR Report: **CA10016-JUL25**
Reference: Wk#110

Copy: #1

CERTIFICATE OF ANALYSIS

Final Report

Analysis	3: Analysis Completed Date	4: Analysis Completed Time	5: HC-1 Wk#110	6: HC-2 Wk#110	7: HC-3 Wk#110	9: HC-5 Wk#110	10: HC-6 Wk#110	11: HC-7 Wk#110
Sample Date & Time			03-Jul-25	03-Jul-25	03-Jul-25	03-Jul-25	03-Jul-25	03-Jul-25
HumCell Leachate Vol [mL]	04-Jul-25	08:56	957	1019	472	916	450	920
Sample Name	---	---	DX450052	DX 550083	DX450204	DX450232	DX450181	DX450002
Sample Weight [g]	---	---	1000	1000	500	1000	500	1000
pH [No unit]	07-Jul-25	15:56	6.75	7.69	7.04	7.22	7.20	7.36
Alkalinity [mg/L as CaCO3]	07-Jul-25	15:57	3	14	4	5	4	6
Conductivity [uS/cm]	07-Jul-25	15:57	37	36	8	13	7	9
Acidity [mg/L as CaCO3]	09-Jul-25	11:13	< 2	< 2	< 2	< 2	< 2	< 2
SO4 [mg/L]	11-Jul-25	12:44	13	4.9	0.6	2.2	0.3	0.3

Lisa Thompson
Project Specialist Assistant,
Environment, Health & Safety

OnLine LIMS

0004187820

Results relate only to the sample tested. Data reported represents the sample submitted to SGS. Reproduction of this analytical report in full or in part is prohibited without prior written approval. Please refer to SGS General Conditions of Services located at https://www.sgs.ca/en/terms-and-conditions (Printed copies are available upon request.)
Test method information available upon request. "Temperature Upon Receipt" is representative of the whole shipment and may not reflect the temperature of individual samples.
SGS Canada Inc. Environment-Health & Safety statement of conformity decision rule does not consider uncertainty when analytical results are compared to a specified standard or regulation.

SGS Canada Inc.
P.O. Box 4300 - 185 Concession St.
Lakefield - Ontario - KOL 2HO
Phone: 705-652-2000 FAX: 705-652-6365

Great Bear - 7 Long

LR Report : **CA10016-JUL25**

Quality Control Report

Inorganic Analysis														
Parameter	Reporting Limit	Unit	Method Blank	Duplicate				LCS / Spike Blank			Matrix Spike / Reference Material		
				Result 1	Result 2	RPD	Acceptance Criteria	Spike Recovery (%)	Recovery Limits (%)		Spike Recovery (%)	Recovery Limits (%)	
							%		Low	High		Low	High
Acidity - QCBatchID: EWL0037-JUL25													
Acidity	2	mg/L as Ca	< 2			ND	20	100	90	110	NA		
Acidity - QCBatchID: EWL0038-JUL25													
Acidity	2	mg/L as Ca	< 2			ND	20	104	90	110	NA		
Acidity - QCBatchID: EWL0137-JUL25													
Acidity	2	mg/L as Ca	< 2			ND	20	100	90	110	NA		
Alkalinity - QCBatchID: EWL0037-JUL25													
Alkalinity	2	mg/L as Ca	< 2			0	20	102	80	120	NA		
Alkalinity - QCBatchID: EWL0038-JUL25													
Alkalinity	2	mg/L as Ca	< 2			0	20	102	80	120	NA		
Alkalinity - QCBatchID: EWL0074-JUL25													
Alkalinity	2	mg/L as Ca	< 2			0	20	102	80	120	NA		
Anions by IC - QCBatchID: DIO0200-JUL25													
Sulphate	0.2	mg/L	<0.2			0	20	101	90	110	103	75	125
Anions by IC - QCBatchID: DIO0245-JUL25													
Sulphate	0.2	mg/L	<0.2			3	20	102	90	110	99	75	125
Conductivity - QCBatchID: EWL0037-JUL25													
Conductivity	2	uS/cm	< 2			0	10	95	90	110	NA		
Conductivity - QCBatchID: EWL0038-JUL25													
Conductivity	2	uS/cm	< 2			0	10	99	90	110	NA		
Conductivity - QCBatchID: EWL0074-JUL25													
Conductivity	2	uS/cm	< 2			0	10	96	90	110	NA		
pH - QCBatchID: EWL0037-JUL25													
pH	0.05	No unit	NA			0		100			NA		
pH - QCBatchID: EWL0038-JUL25													
pH	0.05	No unit	NA			1		100			NA		

OnLine LIMS

Results relate only to the sample tested. Data reported represents the sample submitted to SGS. Reproduction of this analytical report in full or in part is prohibited without prior written approval. Please refer to SGS General Conditions of Services located at https://www.sgs.ca/en/terms-and-conditions (Printed copies are available upon request.)
Test method information available upon request. "Temperature Upon Receipt" is representative of the whole shipment and may not reflect the temperature of individual samples.
SGS Canada Inc. Environment-Health & Safety statement of conformity decision rule does not consider uncertainty when analytical results are compared to a specified standard or regulation.

0004187820

SGS Canada Inc.
P.O. Box 4300 - 185 Concession St.
Lakefield - Ontario - KOL 2HO
Phone: 705-652-2000 FAX: 705-652-6365

21-July-2025

Great Bear Resources Ltd.
Attn : Ashley Moncrief

1020 - 800 West Pender St.
Vancouver, BC
V6C 2V6, Canada

Phone: 778-833-2160
Fax:

Date Rec. : 04 July 2025
LR Report: **CA10021-JUL25**
Reference: Wk#110

Copy: #1

CERTIFICATE OF ANALYSIS
Final Report

Analysis	3: Analysis Completed Date	4: Analysis Completed Time	5: HC-8 Wk#110	7: HC-10 Wk#110	8: HC-11 Wk#110	9: HC-12 Wk#110	10: HC-13 Wk#110	11: HC-14 Wk#110	12: HC-15 Wk#110
Sample Date & Time			04-Jul-25	04-Jul-25	04-Jul-25	04-Jul-25	04-Jul-25	04-Jul-25	04-Jul-25
HumCell Leachate Vol [mL]	07-Jul-25	11:46	1006	950	1016	1012	1001	925	663
Sample Name	---	---	DX450108	DX450186	DX450118	DX 550107	DX450159	DX450171	DX450134
Sample Weight [g]	---	---	1000	1000	1000	1000	1000	1000	700
pH [No unit]	07-Jul-25	15:21	6.76	7.29	7.23	7.08	7.13	6.31	7.10
Alkalinity [mg/L as CaCO3]	08-Jul-25	13:23	12	5	7	5	6	< 2	8
Conductivity [uS/cm]	08-Jul-25	13:24	30	10	16	22	21	35	72
Acidity [mg/L as CaCO3]	09-Jul-25	08:38	< 2	< 2	< 2	< 2	< 2	< 2	< 2
SO4 [mg/L]	10-Jul-25	15:04	---	0.8	1.2	3.3	3.7	12	19
SO4 [mg/L]	16-Jul-25	12:12	2.5	---	---	---	---	---	---

Analysis	13: HC-16 Wk#110	15: HC-18 Wk#110	16: HC-19 Wk#110	17: HC-20 Wk#110	18: HC-21 Wk#110	19: HC-22 Wk#110	20: HC-23 Wk#110	21: HC-24 Wk#110	22: HC-25 Wk#110	23: HC-26 Wk#110
Sample Date & Time	04-Jul-25	04-Jul-25	04-Jul-25	04-Jul-25	04-Jul-25	04-Jul-25	04-Jul-25	04-Jul-25	04-Jul-25	
HumCell Leachate Vol [mL]	1007	946	959	956	998	464	1006	950	955	
Sample Name	DX450185	DX 550064	DX450008	DX 550056	DX450022	DX450077	DX450113	DX 550101	DX450128	DX450021
Sample Weight [g]	1000	1000	1000	1000	1000	500	1000	1000	1000	750
pH [No unit]	7.34	7.36	7.15	7.23	7.45	7.21	7.31	7.46	7.32	
Alkalinity [mg/L as CaCO3]	6	6	4	6	8	6	9	6	8	
Conductivity [uS/cm]	20	10	6	13	21	16	20	13	37	
Acidity [mg/L as CaCO3]	< 2	< 2	< 2	< 2	< 2	< 2	< 2	< 2	< 2	
SO4 [mg/L]	2.2	0.2	0.6	1.1	1.7	0.8	0.8	0.8	---	
SO4 [mg/L]	---	---	---	---	---	---	---	---	6.0	---

Analysis	24: HC-27 Wk#110
Sample Date & Time	04-Jul-25
HumCell Leachate Vol [mL]	949
Sample Name	DX450222
Sample Weight [g]	1000
pH [No unit]	7.06
Alkalinity [mg/L as CaCO3]	4
Conductivity [uS/cm]	15

OnLine LIMS

Results relate only to the sample tested. Data reported represents the sample submitted to SGS. Reproduction of this analytical report in full or in part is prohibited without prior written approval. Please refer to SGS General Conditions of Services located at https://www.sgs.ca/en/terms-and-conditions (Printed copies are available upon request.)
Test method information available upon request. "Temperature Upon Receipt" is representative of the whole shipment and may not reflect the temperature of individual samples.
SGS Canada Inc. Environment-Health & Safety statement of conformity decision rule does not consider uncertainty when analytical results are compared to a specified standard or regulation.

0004192243

SGS Canada Inc.
P.O. Box 4300 - 185 Concession St.
Lakefield - Ontario - KOL 2HO
Phone: 705-652-2000 FAX: 705-652-6365

LR Report : **CA10021-JUL25**

Analysis	**24: HC-27 Wk#110**
Acidity [mg/L as CaCO3]	< 2
SO4 [mg/L]	3.3
SO4 [mg/L]	---



Lisa Thompson
Project Specialist Assistant,
Environment, Health & Safety

OnLine LIMS

0004192243

Results relate only to the sample tested. Data reported represents the sample submitted to SGS. Reproduction of this analytical report in full or in part is prohibited without prior written approval. Please refer to SGS General Conditions of Services located at https://www.sgs.ca/en/terms-and-conditions (Printed copies are available upon request.)
Test method information available upon request. "Temperature Upon Receipt" is representative of the whole shipment and may not reflect the temperature of individual samples.
SGS Canada Inc. Environment-Health & Safety statement of conformity decision rule does not consider uncertainty when analytical results are compared to a specified standard or regulation.

SGS Canada Inc.
P.O. Box 4300 - 185 Concession St.
Lakefield - Ontario - KOL 2HO
Phone: 705-652-2000 FAX: 705-652-6365

Great Bear - 20 Long

LR Report : **CA10021-JUL25**

Quality Control Report

Inorganic Analysis														
Parameter	Reporting Limit	Unit	Method Blank	Duplicate				LCS / Spike Blank			Matrix Spike / Reference Material		
				Result 1	Result 2	RPD	Acceptance Criteria	Spike Recovery (%)	Recovery Limits (%)		Spike Recovery (%)	Recovery Limits (%)	
							%		Low	High		Low	High
Acidity - QCBatchID: EWL0073-JUL25													
Acidity	2	mg/L as Ca	2			ND	20	104	90	110	NA		
Acidity - QCBatchID: EWL0107-JUL25													
Acidity	2	mg/L as Ca	2			ND	20	102	90	110	NA		
Alkalinity - QCBatchID: EWL0073-JUL25													
Alkalinity	2	mg/L as Ca	< 2			ND	20	102	80	120	NA		
Anions by IC - QCBatchID: DIO0199-JUL25													
Sulphate	0.2	mg/L	<0.2			ND	20	98	90	110	93	75	125
Anions by IC - QCBatchID: DIO0209-JUL25													
Sulphate	0.2	mg/L	<0.2			8	20	105	90	110	111	75	125
Anions by IC - QCBatchID: DIO0225-JUL25													
Sulphate	0.2	mg/L	<0.2			0	20	102	90	110	100	75	125
Anions by IC - QCBatchID: DIO0375-JUL25													
Sulphate	0.2	mg/L	<0.2			2	20	94	90	110	94	75	125
Conductivity - QCBatchID: EWL0073-JUL25													
Conductivity	2	uS/cm	< 2			0	10	100	90	110	NA		
pH - QCBatchID: EWL0073-JUL25													
pH	0.05	No unit	NA			0		100			NA		

OnLine LIMS

0004192243

Results relate only to the sample tested. Data reported represents the sample submitted to SGS. Reproduction of this analytical report in full or in part is prohibited without prior written approval. Please refer to SGS General Conditions of Services located at https://www.sgs.ca/en/terms-and-conditions (Printed copies are available upon request.)
Test method information available upon request. "Temperature Upon Receipt" is representative of the whole shipment and may not reflect the temperature of individual samples.
SGS Canada Inc. Environment-Health & Safety statement of conformity decision rule does not consider uncertainty when analytical results are compared to a specified standard or regulation.

SGS Canada Inc.
P.O. Box 4300 - 185 Concession St.
Lakefield - Ontario - KOL 2HO
Phone: 705-652-2000 FAX: 705-652-6365

17-July-2025

Great Bear Resources Ltd.
Attn : Ashley Moncrief

1020 - 800 West Pender St.
Vancouver, BC
V6C 2V6, Canada

Phone: 778-833-2160
Fax:

Date Rec. : 03 July 2025
LR Report: **CA10030-JUL25**
Reference: Wk#110

Copy: #1

CERTIFICATE OF ANALYSIS
Final Report

Analysis	3: Analysis Completed Date	4: Analysis Completed Time	8: HC-4 Wk#110
Sample Date & Time			03-Jul-25
HumCell Leachate Vol [mL]	04-Jul-25	08:57	498
Sample Name	---	---	DX450176
Sample Weight [g]	---	---	500
pH [No unit]	04-Jul-25	11:31	5.43
Alkalinity [mg/L as CaCO3]	04-Jul-25	11:30	< 2
Conductivity [uS/cm]	04-Jul-25	11:30	34
Acidity [mg/L as CaCO3]	04-Jul-25	11:30	5
SO4 [mg/L]	11-Jul-25	12:45	14
Hg [mg/L]	08-Jul-25	11:12	< 0.00001
Ag [mg/L]	08-Jul-25	11:12	< 0.00005
Al [mg/L]	08-Jul-25	11:12	0.022
As [mg/L]	08-Jul-25	11:12	< 0.0002
Ba [mg/L]	08-Jul-25	11:12	0.00222
Be [mg/L]	08-Jul-25	11:12	0.000017
B [mg/L]	08-Jul-25	11:12	< 0.002
Bi [mg/L]	08-Jul-25	11:12	< 0.00001
Ca [mg/L]	08-Jul-25	11:12	2.26
Cd [mg/L]	08-Jul-25	11:12	0.0129
Co [mg/L]	08-Jul-25	11:12	0.00406
Cr [mg/L]	08-Jul-25	11:11	< 0.00008
Cu [mg/L]	08-Jul-25	11:11	0.004
Fe [mg/L]	08-Jul-25	11:11	0.217
K [mg/L]	08-Jul-25	11:11	0.543
Mg [mg/L]	08-Jul-25	11:11	0.893
Mn [mg/L]	08-Jul-25	11:11	0.0664
Mo [mg/L]	08-Jul-25	11:11	0.0007
Na [mg/L]	08-Jul-25	11:11	0.10
Ni [mg/L]	08-Jul-25	11:11	0.0332
P [mg/L]	08-Jul-25	11:11	< 0.003
Pb [mg/L]	08-Jul-25	11:11	0.697
S [mg/L]	08-Jul-25	11:11	< 5
Sb [mg/L]	08-Jul-25	11:11	< 0.0009
Se [mg/L]	08-Jul-25	11:11	0.00132
Si [mg/L]	08-Jul-25	11:11	0.62
Sn [mg/L]	08-Jul-25	11:11	< 0.00006

OnLine LIMS

0004187986

Results relate only to the sample tested. Data reported represents the sample submitted to SGS. Reproduction of this analytical report in full or in part is prohibited without prior written approval. Please refer to SGS General Conditions of Services located at https://www.sgs.ca/en/terms-and-conditions (Printed copies are available upon request.)
Test method information available upon request. "Temperature Upon Receipt" is representative of the whole shipment and may not reflect the temperature of individual samples.
SGS Canada Inc. Environment-Health & Safety statement of conformity decision rule does not consider uncertainty when analytical results are compared to a specified standard or regulation.

SGS Canada Inc.
P.O. Box 4300 - 185 Concession St.
Lakefield - Ontario - KOL 2HO
Phone: 705-652-2000 FAX: 705-652-6365

LR Report : **CA10030-JUL25**

Analysis	3: Analysis Completed Date	4: Analysis Completed Time	8: HC-4 Wk#110
Sr [mg/L]	08-Jul-25	11:11	0.00427
Ti [mg/L]	08-Jul-25	11:11	< 0.0001
Th [mg/L]	08-Jul-25	11:11	< 0.0001
Tl [mg/L]	08-Jul-25	11:11	0.000025
U [mg/L]	08-Jul-25	11:11	0.000114
V [mg/L]	08-Jul-25	11:11	< 0.00001
W [mg/L]	08-Jul-25	11:11	< 0.0002
Zr [mg/L]	08-Jul-25	11:11	< 0.002
Zn [mg/L]	08-Jul-25	11:11	2.75



Lisa Thompson
Project Specialist Assistant,
Environment, Health & Safety

OnLine LIMS

0004187986

Results relate only to the sample tested. Data reported represents the sample submitted to SGS. Reproduction of this analytical report in full or in part is prohibited without prior written approval. Please refer to SGS General Conditions of Services located at https://www.sgs.ca/en/terms-and-conditions (Printed copies are available upon request.)
Test method information available upon request. "Temperature Upon Receipt" is representative of the whole shipment and may not reflect the temperature of individual samples.
SGS Canada Inc. Environment-Health & Safety statement of conformity decision rule does not consider uncertainty when analytical results are compared to a specified standard or regulation.

SGS Canada Inc.
P.O. Box 4300 - 185 Concession St.
Lakefield - Ontario - KOL 2HO
Phone: 705-652-2000 FAX: 705-652-6365

Quality Control Report

Inorganic Analysis													
Parameter	Reporting Limit	Unit	Method Blank	Duplicate				LCS / Spike Blank			Matrix Spike / Reference Material		
				Result 1	Result 2	RPD	Acceptance Criteria	Spike Recovery (%)	Recovery Limits (%)		Spike Recovery (%)	Recovery Limits (%)	
							%		Low	High		Low	High
Acidity - QCBatchID: EWL0037-JUL25													
Acidity	2	mg/L as Ca	< 2			ND	20	100	90	110	NA		
Alkalinity - QCBatchID: EWL0037-JUL25													
Alkalinity	2	mg/L as Ca	< 2			0	20	102	80	120	NA		
Anions by IC - QCBatchID: DIO0245-JUL25													
Sulphate	0.2	mg/L	<0.2			3	20	102	90	110	99	75	125
Conductivity - QCBatchID: EWL0037-JUL25													
Conductivity	2	uS/cm	< 2			0	10	95	90	110	NA		
Inorganics-General - QCBatchID: EHG0003-JUL25													
Mercury	0.00001	mg/L	< 0.00001			ND	20	100	80	120	99	70	130
Metals in aqueous samples - ICP-MS - QCBatchID: EMS0028-JUL25													
Aluminum	0.001	mg/L	<0.001			4	20	104	90	110	101	70	130
Antimony	0.0009	mg/L	<0.0009			9	20	110	90	110	74	70	130
Arsenic	0.0002	mg/L	<0.0002			ND	20	102	90	110	100	70	130
Barium	0.00008	mg/L	<0.00008			8	20	101	90	110	89	70	130
Beryllium	0.000007	mg/L	<0.000007			ND	20	109	90	110	99	70	130
Bismuth	0.00001	mg/L	<0.00001			ND	20	94	90	110	98	70	130
Boron	0.002	mg/L	<0.002			ND	20	108	90	110	108	70	130
Cadmium	0.000003	mg/L	<0.000003			ND	20	101	90	110	100	70	130
Calcium	0.01	mg/L	<0.01			0	20	98	90	110	101	70	130
Chromium	0.00008	mg/L	<0.00008			ND	20	103	90	110	103	70	130
Cobalt	0.000004	mg/L	<0.000004			2	20	97	90	110	100	70	130
Copper	0.001	mg/L	<0.001			ND	20	97	90	110	94	70	130
Iron	0.007	mg/L	<0.007			ND	20	97	90	110	75	70	130
Lead	0.00009	mg/L	<0.00009			ND	20	97	90	110	91	70	130
Magnesium	0.001	mg/L	0.001			2	20	97	90	110	94	70	130
Manganese	0.00001	mg/L	<0.00001			1	20	103	90	110	100	70	130
Molybdenum	0.0004	mg/L	<0.0004			1	20	101	90	110	94	70	130
Nickel	0.0001	mg/L	<0.0001			7	20	102	90	110	105	70	130
Phosphorus	0.003	mg/L	<0.003			ND	20	106	90	110	NV	70	130
Potassium	0.009	mg/L	<0.009			1	20	104	90	110	97	70	130
Selenium	0.00004	mg/L	<0.00004			ND	20	96	90	110	112	70	130
Silicon	0.02	mg/L	<0.02			2	20	105	90	110	NV	70	130
Silver	0.00005	mg/L	<0.00005			ND	20	93	90	110	NV	70	130
Sodium	0.01	mg/L	<0.01			0	20	94	90	110	99	70	130
Strontium	0.00008	mg/L	<0.00008			2	20	103	90	110	82	70	130

OnLine LIMS

00041879B6

Results relate only to the sample tested. Data reported represents the sample submitted to SGS. Reproduction of this analytical report in full or in part is prohibited without prior written approval. Please refer to SGS General Conditions of Services located at https://www.sgs.ca/en/terms-and-conditions (Printed copies are available upon request.)
Test method information available upon request. "Temperature Upon Receipt" is representative of the whole shipment and may not reflect the temperature of individual samples.
SGS Canada Inc. Environment-Health & Safety statement of conformity decision rule does not consider uncertainty when analytical results are compared to a specified standard or regulation.

SGS Canada Inc.
P.O. Box 4300 - 185 Concession St.
Lakefield - Ontario - KOL 2HO
Phone: 705-652-2000 FAX: 705-652-6365

Inorganic Analysis														
Parameter	Reporting Limit	Unit	Method Blank	Duplicate				LCS / Spike Blank			Matrix Spike / Reference Material			
				Result 1	Result 2	RPD	Acceptance Criteria	Spike Recovery (%)	Recovery Limits (%)		Spike Recovery (%)	Recovery Limits (%)	
							%		Low	High		Low	High
Sulfur	5	mg/L	<5			2	20	100	90	110	NV	70	130
Thallium	0.000005	mg/L	<0.000005			ND	20	96	90	110	91	70	130
Thorium	0.0001	mg/L	<0.0001			ND	20	90	90	110	NV	70	130
Tin	0.00006	mg/L	<0.00006			2	20	97	90	110	NV	70	130
Titanium	0.0001	mg/L	<0.0001			ND	20	101	90	110	NV	70	130
Tungsten	0.0002	mg/L	<0.0002			11	20	99	90	110	NV	70	130
Uranium	0.000002	mg/L	<0.000002			ND	20	98	90	110	82	70	130
Vanadium	0.00001	mg/L	<0.00001			ND	20	98	90	110	97	70	130
Zinc	0.002	mg/L	<0.002			ND	20	102	90	110	112	70	130
Zirconium	0.002	mg/L	<0.002			ND	20	97	90	110	NV	70	130
pH - QCBatchID: EWL0037-JUL25													
pH	0.05	No unit	NA			0		100			NA		

OnLine LIMS

0004187986

Results relate only to the sample tested. Data reported represents the sample submitted to SGS. Reproduction of this analytical report in full or in part is prohibited without prior written approval. Please refer to SGS General Conditions of Services located at https://www.sgs.ca/en/terms-and-conditions (Printed copies are available upon request.)
Test method information available upon request. "Temperature Upon Receipt" is representative of the whole shipment and may not reflect the temperature of individual samples.
SGS Canada Inc. Environment-Health & Safety statement of conformity decision rule does not consider uncertainty when analytical results are compared to a specified standard or regulation.

SGS Canada Inc.
P.O. Box 4300 - 185 Concession St.
Lakefield - Ontario - KOL 2HO
Phone: 705-652-2000 FAX: 705-652-6365

17-July-2025

Great Bear Resources Ltd.
Attn : Ashley Moncrief

1020 - 800 West Pender St.
Vancouver, BC
V6C 2V6, Canada

Phone: 778-833-2160
Fax:

Date Rec. : 04 July 2025
LR Report: **CA10031-JUL25**
Reference: Wk#110

Copy: #1

CERTIFICATE OF ANALYSIS
Final Report

Analysis	3: Analysis Completed Date	4: Analysis Completed Time	6: HC-9 Wk#110	14: HC-17 Wk#110	23: HC-26 Wk#110
Sample Date & Time			04-Jul-25	04-Jul-25	04-Jul-25
HumCell Leachate Vol [mL]	07-Jul-25	11:47	999	999	750
Sample Name	---	---	DX450076	DX450032	DX450021
Sample Weight [g]	---	---	1000	1000	750
pH [No unit]	09-Jul-25	08:42	5.04	5.10	4.62
Alkalinity [mg/L as CaCO3]	07-Jul-25	15:29	< 2	< 2	< 2
Conductivity [uS/cm]	09-Jul-25	08:42	33	16	111
Acidity [mg/L as CaCO3]	09-Jul-25	08:43	13	6	31
SO4 [mg/L]	10-Jul-25	15:05	13	5.5	40
Hg [mg/L]	10-Jul-25	13:54	< 0.00001	< 0.00001	< 0.00001
Ag [mg/L]	10-Jul-25	13:54	< 0.00005	< 0.00005	< 0.00005
Al [mg/L]	10-Jul-25	13:54	0.013	0.053	0.009
As [mg/L]	10-Jul-25	13:54	0.0002	0.0005	< 0.0002
Ba [mg/L]	10-Jul-25	13:54	0.0102	0.00238	0.00606
Be [mg/L]	10-Jul-25	13:54	0.000009	0.000012	0.000007
B [mg/L]	10-Jul-25	13:54	< 0.002	< 0.002	0.004
Bi [mg/L]	10-Jul-25	13:54	< 0.00001	< 0.00001	< 0.00001
Ca [mg/L]	10-Jul-25	13:54	0.80	0.99	7.30
Cd [mg/L]	10-Jul-25	13:54	0.0292	0.000089	0.000073
Co [mg/L]	10-Jul-25	13:54	0.000648	0.00908	0.000741
Cr [mg/L]	10-Jul-25	13:54	< 0.00008	< 0.00008	< 0.00008
Cu [mg/L]	10-Jul-25	13:54	0.006	0.004	< 0.001
Fe [mg/L]	10-Jul-25	13:54	0.152	0.783	11.3
K [mg/L]	10-Jul-25	13:54	0.943	0.231	2.66
Mg [mg/L]	10-Jul-25	13:54	0.128	0.111	0.601
Mn [mg/L]	10-Jul-25	13:54	0.0605	0.0256	0.241
Mo [mg/L]	10-Jul-25	13:54	< 0.0004	< 0.0004	< 0.0004
Na [mg/L]	10-Jul-25	13:54	0.06	0.10	0.10
Ni [mg/L]	10-Jul-25	13:54	0.0195	0.0206	0.0053
P [mg/L]	10-Jul-25	13:54	< 0.003	< 0.003	< 0.003
Pb [mg/L]	10-Jul-25	13:54	0.331	0.00028	0.00012
S [mg/L]	10-Jul-25	13:54	< 5	< 5	17
Sb [mg/L]	10-Jul-25	13:54	< 0.0009	< 0.0009	< 0.0009
Se [mg/L]	10-Jul-25	13:54	0.00133	0.00006	0.00010
Si [mg/L]	10-Jul-25	13:54	0.40	0.66	0.49
Sn [mg/L]	10-Jul-25	13:54	< 0.00006	< 0.00006	< 0.00006

OnLine LIMS

0004188329

Results relate only to the sample tested. Data reported represents the sample submitted to SGS. Reproduction of this analytical report in full or in part is prohibited without prior written approval. Please refer to SGS General Conditions of Services located at https://www.sgs.ca/en/terms-and-conditions (Printed copies are available upon request.)
Test method information available upon request. "Temperature Upon Receipt" is representative of the whole shipment and may not reflect the temperature of individual samples.
SGS Canada Inc. Environment-Health & Safety statement of conformity decision rule does not consider uncertainty when analytical results are compared to a specified standard or regulation.

SGS Canada Inc.
P.O. Box 4300 - 185 Concession St.
Lakefield - Ontario - KOL 2HO
Phone: 705-652-2000 FAX: 705-652-6365

LR Report : **CA10031-JUL25**

Analysis	3: Analysis Completed Date	4: Analysis Completed Time	6: HC-9 Wk#110	14: HC-17 Wk#110	23: HC-26 Wk#110
Sr [mg/L]	10-Jul-25	13:54	0.00331	0.0114	0.00422
Ti [mg/L]	10-Jul-25	13:54	< 0.0001	< 0.0001	< 0.0001
Th [mg/L]	10-Jul-25	13:54	< 0.0001	< 0.0001	< 0.0001
Tl [mg/L]	10-Jul-25	13:54	0.000054	0.000005	< 0.000005
U [mg/L]	10-Jul-25	13:54	0.000458	0.00109	0.000013
V [mg/L]	10-Jul-25	13:54	< 0.00001	< 0.00001	< 0.00001
W [mg/L]	10-Jul-25	13:54	< 0.0002	< 0.0002	< 0.0002
Zr [mg/L]	10-Jul-25	13:54	< 0.002	< 0.002	< 0.002
Zn [mg/L]	10-Jul-25	13:54	5.93	0.015	0.009



Lisa Thompson
Project Specialist Assistant,
Environment, Health & Safety

OnLine LIMS

0004188329

Results relate only to the sample tested. Data reported represents the sample submitted to SGS. Reproduction of this analytical report in full or in part is prohibited without prior written approval. Please refer to SGS General Conditions of Services located at https://www.sgs.ca/en/terms-and-conditions (Printed copies are available upon request.)
Test method information available upon request. "Temperature Upon Receipt" is representative of the whole shipment and may not reflect the temperature of individual samples.
SGS Canada Inc. Environment-Health & Safety statement of conformity decision rule does not consider uncertainty when analytical results are compared to a specified standard or regulation.

SGS Canada Inc.
P.O. Box 4300 - 185 Concession St.
Lakefield - Ontario - K0L 2H0
Phone: 705-652-2000 FAX: 705-652-6365

Quality Control Report

Inorganic Analysis													
Parameter	Reporting Limit	Unit	Method Blank	Duplicate				LCS / Spike Blank			Matrix Spike / Reference Material		
				Result 1	Result 2	RPD	Acceptance Criteria	Spike Recovery (%)	Recovery Limits (%)		Spike Recovery (%)	Recovery Limits (%)	
							%		Low	High		Low	High
Acidity - QCBatchID: EWL0107-JUL25													
Acidity	2	mg/L as Ca	2			ND	20	102	90	110	NA		
Alkalinity - QCBatchID: EWL0073-JUL25													
Alkalinity	2	mg/L as Ca	< 2			ND	20	102	80	120	NA		
Anions by IC - QCBatchID: DIO0209-JUL25													
Sulphate	0.2	mg/L	<0.2			8	20	105	90	110	111	75	125
Anions by IC - QCBatchID: DIO0225-JUL25													
Sulphate	0.2	mg/L	<0.2			0	20	102	90	110	100	75	125
Conductivity - QCBatchID: EWL0073-JUL25													
Conductivity	2	uS/cm	< 2			0	10	100	90	110	NA		
Inorganics-General - QCBatchID: EHG0006-JUL25													
Mercury	0.00001	mg/L	< 0.00001			ND	20	115	80	120	119	70	130
Metals in aqueous samples - ICP-MS - QCBatchID: EMS0052-JUL25													
Aluminum	0.001	mg/L	<0.001			7	20	97	90	110	104	70	130
Antimony	0.0009	mg/L	<0.0009			ND	20	101	90	110	103	70	130
Arsenic	0.0002	mg/L	<0.0002			1	20	99	90	110	102	70	130
Barium	0.00008	mg/L	<0.00008			5	20	101	90	110	93	70	130
Beryllium	0.000007	mg/L	<0.000007			ND	20	99	90	110	101	70	130
Bismuth	0.00001	mg/L	<0.00001			ND	20	99	90	110	98	70	130
Boron	0.002	mg/L	<0.002			4	20	103	90	110	95	70	130
Cadmium	0.000003	mg/L	<0.000003			0	20	100	90	110	101	70	130
Calcium	0.01	mg/L	<0.01			4	20	97	90	110	105	70	130
Chromium	0.00008	mg/L	<0.00008			3	20	101	90	110	117	70	130
Cobalt	0.000004	mg/L	<0.000004			2	20	99	90	110	99	70	130
Copper	0.001	mg/L	<0.001			2	20	99	90	110	101	70	130
Iron	0.007	mg/L	<0.007			ND	20	102	90	110	100	70	130
Lead	0.00009	mg/L	<0.00009			ND	20	98	90	110	94	70	130
Magnesium	0.001	mg/L	<0.001			7	20	98	90	110	103	70	130
Manganese	0.00001	mg/L	<0.00001			1	20	98	90	110	97	70	130
Molybdenum	0.0004	mg/L	<0.0004			ND	20	101	90	110	104	70	130
Nickel	0.0001	mg/L	<0.0001			2	20	101	90	110	98	70	130
Phosphorus	0.003	mg/L	<0.003			3	20	97	90	110	NV	70	130
Potassium	0.009	mg/L	<0.009			0	20	96	90	110	97	70	130
Selenium	0.00004	mg/L	<0.00004			ND	20	102	90	110	111	70	130
Silicon	0.02	mg/L	<0.02			4	20	98	90	110	NV	70	130
Silver	0.00005	mg/L	<0.00005			ND	20	96	90	110	76	70	130

OnLine LIMS

00041883329

Results relate only to the sample tested. Data reported represents the sample submitted to SGS. Reproduction of this analytical report in full or in part is prohibited without prior written approval. Please refer to SGS General Conditions of Services located at https://www.sgs.ca/en/terms-and-conditions (Printed copies are available upon request.)
Test method information available upon request. "Temperature Upon Receipt" is representative of the whole shipment and may not reflect the temperature of individual samples.
SGS Canada Inc. Environment-Health & Safety statement of conformity decision rule does not consider uncertainty when analytical results are compared to a specified standard or regulation.

SGS Canada Inc.
P.O. Box 4300 - 185 Concession St.
Lakefield - Ontario - KOL 2HO
Phone: 705-652-2000 FAX: 705-652-6365

Great Bear - 3 Long

LR Report : **CA10031-JUL25**

Inorganic Analysis														
Parameter	Reporting Limit	Unit	Method Blank	Duplicate				LCS / Spike Blank			Matrix Spike / Reference Material			
				Result 1	Result 2	RPD	Acceptance Criteria	Spike Recovery (%)	Recovery Limits (%)		Spike Recovery (%)	Recovery Limits (%)		
							%		Low	High		Low	High	
Sodium	0.01	mg/L	<0.01			0	20	100	90	110	110	70	130	
Strontium	0.00008	mg/L	<0.00008			0	20	99	90	110	102	70	130	
Sulfur	5	mg/L	<5			ND	20	110	90	110	NV	70	130	
Thallium	0.000005	mg/L	<0.000005			13	20	99	90	110	96	70	130	
Thorium	0.0001	mg/L	<0.0001			ND	20	99	90	110	NV	70	130	
Tin	0.00006	mg/L	<0.00006			10	20	100	90	110	NV	70	130	
Titanium	0.0001	mg/L	<0.0001			11	20	102	90	110	NV	70	130	
Tungsten	0.0002	mg/L	<0.0002			ND	20	101	90	110	NV	70	130	
Uranium	0.000002	mg/L	<0.000002			5	20	100	90	110	91	70	130	
Vanadium	0.00001	mg/L	<0.00001			1	20	97	90	110	99	70	130	
Zinc	0.002	mg/L	<0.002			0	20	99	90	110	103	70	130	
Zirconium	0.002	mg/L	<0.002			ND	20	97	90	110	NV	70	130	
pH - QCBatchID: EWL0073-JUL25														
pH	0.05	No unit	NA			0		100			NA			

OnLine LIMS

0004188329

Results relate only to the sample tested. Data reported represents the sample submitted to SGS. Reproduction of this analytical report in full or in part is prohibited without prior written approval. Please refer to SGS General Conditions of Services located at https://www.sgs.ca/en/terms-and-conditions (Printed copies are available upon request.)
Test method information available upon request. "Temperature Upon Receipt" is representative of the whole shipment and may not reflect the temperature of individual samples.
SGS Canada Inc. Environment-Health & Safety statement of conformity decision rule does not consider uncertainty when analytical results are compared to a specified standard or regulation.

SGS Canada Inc.
P.O. Box 4300 - 185 Concession St.
Lakefield - Ontario - KOL 2HO
Phone: 705-652-2000 FAX: 705-652-6365

17-September-2025

Great Bear Resources Ltd.
Attn : Ashley Moncrief

1020 - 800 West Pender St.
Vancouver, BC
V6C 2V6, Canada

Phone: 778-833-2160
Fax:

Date Rec. : 04 September 2025
LR Report: **CA10033-SEP25**
Reference: Wk#119

Copy: #1

CERTIFICATE OF ANALYSIS

Final Report

Analysis	3: Analysis Completed Date	4: Analysis Completed Time	5: HC-1 Wk#119	6: HC-2 Wk#119	7: HC-3 Wk#119	9: HC-5 Wk#119	10: HC-6 Wk#119	11: HC-7 Wk#119
Sample Date & Time			04-Sep-25	04-Sep-25	04-Sep-25	04-Sep-25	04-Sep-25	04-Sep-25
HumCell Leachate Vol [mL]	04-Sep-25	16:29	910	1007	475	917	468	937
Sample Name	---	---	DX450052	DX 550083	DX450204	DX450232	DX450181	DX450002
Sample Weight [g]	---	---	1000	1000	500	1000	500	1000
pH [No unit]	09-Sep-25	10:43	6.72	7.26	7.02	7.22	6.82	7.11
Alkalinity [mg/L as CaCO3]	05-Sep-25	13:04	4	12	3	4	5	5
Conductivity [uS/cm]	05-Sep-25	13:04	36	36	10	12	7	9
Acidity [mg/L as CaCO3]	15-Sep-25	10:46	< 2	< 2	< 2	< 2	< 2	< 2
SO4 [mg/L]	12-Sep-25	14:22	11	3.8	0.7	1.8	0.2	0.3



Lisa Thompson
Project Specialist Assistant,
Environment, Health & Safety

OnLine LIMS

0004260250

Results relate only to the sample tested. Data reported represents the sample submitted to SGS. Reproduction of this analytical report in full or in part is prohibited without prior written approval. Please refer to SGS General Conditions of Services located at https://www.sgs.ca/en/terms-and-conditions (Printed copies are available upon request.)
Test method information available upon request. "Temperature Upon Receipt" is representative of the whole shipment and may not reflect the temperature of individual samples.
SGS Canada Inc. Environment-Health & Safety statement of conformity decision rule does not consider uncertainty when analytical results are compared to a specified standard or regulation.

SGS Canada Inc.
P.O. Box 4300 - 185 Concession St.
Lakefield - Ontario - KOL 2HO
Phone: 705-652-2000 FAX: 705-652-6365

Great Bear - 7 Short

LR Report : **CA10033-SEP25**

Quality Control Report

Inorganic Analysis														
Parameter	Reporting Limit	Unit	Method Blank	Duplicate				LCS / Spike Blank			Matrix Spike / Reference Material		
				Result 1	Result 2	RPD	Acceptance Criteria	Spike Recovery (%)	Recovery Limits (%)		Spike Recovery (%)	Recovery Limits (%)	
							%		Low	High		Low	High
Acidity - QCBatchID: EWL0073-SEP25													
Acidity	2	mg/L as Ca	2			5	20	102	90	110	NA		
Alkalinity - QCBatchID: EWL0073-SEP25													
Alkalinity	2	mg/L as Ca	< 2			4	20	91	80	120	NA		
Anions by IC - QCBatchID: DIO0152-SEP25													
Sulphate	0.2	mg/L	<0.2			NV	20	104	90	110	NV	75	125
Anions by IC - QCBatchID: DIO0178-SEP25													
Sulphate	0.2	mg/L	<0.2			ND	20	103	90	110	100	75	125
Anions by IC - QCBatchID: DIO0261-SEP25													
Sulphate	0.2	mg/L	<0.2			5	20	99	90	110	104	75	125
Conductivity - QCBatchID: EWL0073-SEP25													
Conductivity	2	uS/cm	< 2			0	10	99	90	110	NA		
pH - QCBatchID: EWL0107-SEP25													
pH	0.05	No unit	NA			0		100			NA		
pH - QCBatchID: EWL0108-SEP25													
pH	0.05	No unit	NA			0		100			NA		
pH - QCBatchID: EWL0119-SEP25													
pH	0.05	No unit	NA			0		99			NA		
pH - QCBatchID: EWL0155-SEP25													
pH	0.05	No unit	NA			0		100			NA		

OnLine LIMS

0004260250

Results relate only to the sample tested. Data reported represents the sample submitted to SGS. Reproduction of this analytical report in full or in part is prohibited without prior written approval. Please refer to SGS General Conditions of Services located at https://www.sgs.ca/en/terms-and-conditions (Printed copies are available upon request.)
Test method information available upon request. "Temperature Upon Receipt" is representative of the whole shipment and may not reflect the temperature of individual samples.
SGS Canada Inc. Environment-Health & Safety statement of conformity decision rule does not consider uncertainty when analytical results are compared to a specified standard or regulation.

SGS Canada Inc.
P.O. Box 4300 - 185 Concession St.
Lakefield - Ontario - KOL 2HO
Phone: 705-652-2000 FAX: 705-652-6365

11-September-2025

Great Bear Resources Ltd.
Attn : Ashley Moncrief

1020 - 800 West Pender St.
Vancouver, BC
V6C 2V6, Canada

Phone: 778-833-2160
Fax:

Date Rec. : 04 September 2025
LR Report: **CA10034-SEP25**
Reference: Wk#119

Copy: #1

CERTIFICATE OF ANALYSIS
Final Report

Analysis	3: Analysis Completed Date	4: Analysis Completed Time	8: HC-4 Wk#119
Sample Date & Time			04-Sep-25
HumCell Leachate Vol [mL]	04-Sep-25	16:29	481
Sample Name	---	---	DX450176
Sample Weight [g]	---	---	500
pH [No unit]	08-Sep-25	10:00	5.23
Alkalinity [mg/L as CaCO3]	05-Sep-25	13:06	< 2
Conductivity [uS/cm]	05-Sep-25	13:06	41
Acidity [mg/L as CaCO3]	08-Sep-25	10:01	15
SO4 [mg/L]	10-Sep-25	10:45	22



Lisa Thompson
Project Specialist Assistant,
Environment, Health & Safety

OnLine LIMS

0004253488

Results relate only to the sample tested. Data reported represents the sample submitted to SGS. Reproduction of this analytical report in full or in part is prohibited without prior written approval. Please refer to SGS General Conditions of Services located at https://www.sgs.ca/en/terms-and-conditions (Printed copies are available upon request.)
Test method information available upon request. "Temperature Upon Receipt" is representative of the whole shipment and may not reflect the temperature of individual samples.
SGS Canada Inc. Environment-Health & Safety statement of conformity decision rule does not consider uncertainty when analytical results are compared to a specified standard or regulation.

SGS Canada Inc.
P.O. Box 4300 - 185 Concession St.
Lakefield - Ontario - KOL 2HO
Phone: 705-652-2000 FAX: 705-652-6365

Great Bear - 1 Short

LR Report : **CA10034-SEP25**

Quality Control Report

Inorganic Analysis														
Parameter	Reporting Limit	Unit	Method Blank	Duplicate				LCS / Spike Blank			Matrix Spike / Reference Material		
				Result 1	Result 2	RPD	Acceptance Criteria	Spike Recovery (%)	Recovery Limits (%)		Spike Recovery (%)	Recovery Limits (%)	
							%		Low	High		Low	High
Acidity - QCBatchID: EWL0108-SEP25													
Acidity	2	mg/L as Ca	< 2			ND	20	100	90	110	NA		
Alkalinity - QCBatchID: EWL0073-SEP25													
Alkalinity	2	mg/L as Ca	< 2			4	20	91	80	120	NA		
Anions by IC - QCBatchID: DIO0152-SEP25													
Sulphate	0.2	mg/L	<0.2			NV	20	104	90	110	NV	75	125
Conductivity - QCBatchID: EWL0073-SEP25													
Conductivity	2	uS/cm	< 2			0	10	99	90	110	NA		
pH - QCBatchID: EWL0108-SEP25													
pH	0.05	No unit	NA			0		100			NA		

OnLine LIMS

0004253488

Results relate only to the sample tested. Data reported represents the sample submitted to SGS. Reproduction of this analytical report in full or in part is prohibited without prior written approval. Please refer to SGS General Conditions of Services located at https://www.sgs.ca/en/terms-and-conditions (Printed copies are available upon request.)
Test method information available upon request. "Temperature Upon Receipt" is representative of the whole shipment and may not reflect the temperature of individual samples.
SGS Canada Inc. Environment-Health & Safety statement of conformity decision rule does not consider uncertainty when analytical results are compared to a specified standard or regulation.

SGS Canada Inc.
P.O. Box 4300 - 185 Concession St.
Lakefield - Ontario - KOL 2HO
Phone: 705-652-2000 FAX: 705-652-6365

11-September-2025

Great Bear Resources Ltd.
Attn : Ashley Moncrief

1020 - 800 West Pender St.
Vancouver, BC
V6C 2V6, Canada

Phone: 778-833-2160
Fax:

Date Rec. : 05 September 2025
LR Report: **CA10040-SEP25**
Reference: Wk#119

Copy: #1

CERTIFICATE OF ANALYSIS
Final Report

Analysis	3: Analysis Completed Date	4: Analysis Completed Time	5: HC-8 Wk#119	7: HC-10 Wk#119	8: HC-11 Wk#119	9: HC-12 Wk#119	10: HC-13 Wk#119
Sample Date & Time			05-Sep-25	05-Sep-25	05-Sep-25	05-Sep-25	05-Sep-25
HumCell Leachate Vol [mL]	05-Sep-25	15:06	989	947	965	984	1003
Sample Name	---	---	DX450108	DX450186	DX450118	DX 550107	DX450159
Sample Weight [g]	---	---	1000	1000	1000	1000	1000
pH [No unit]	11-Sep-25	10:37	7.41	7.01	7.17	7.12	7.16
Alkalinity [mg/L as CaCO3]	09-Sep-25	13:11	10	4	5	4	7
Conductivity [uS/cm]	09-Sep-25	13:11	23	7	10	16	20
Acidity [mg/L as CaCO3]	09-Sep-25	13:11	< 2	< 2	< 2	< 2	< 2
SO4 [mg/L]	10-Sep-25	15:53	2.4	0.7	0.9	3.3	3.4

Analysis	11: HC-14 Wk#119	12: HC-15 Wk#119	13: HC-16 Wk#119	15: HC-18 Wk#119	16: HC-19 Wk#119	17: HC-20 Wk#119	18: HC-21 Wk#119
Sample Date & Time	05-Sep-25	05-Sep-25	05-Sep-25	05-Sep-25	05-Sep-25	05-Sep-25	05-Sep-25
HumCell Leachate Vol [mL]	919	659	972	957	943	905	957
Sample Name	DX450171	DX450134	DX450185	DX 550064	DX450008	DX 550056	DX450022
Sample Weight [g]	1000	700	1000	1000	1000	1000	1000
pH [No unit]	5.98	7.22	7.14	7.36	6.82	7.27	7.51
Alkalinity [mg/L as CaCO3]	< 2	9	5	5	2	5	9
Conductivity [uS/cm]	28	57	12	7	9	10	17
Acidity [mg/L as CaCO3]	2	< 2	< 2	< 2	< 2	< 2	< 2
SO4 [mg/L]	10	13	1.4	0.2	0.6	1.0	1.6

Analysis	19: HC-22 Wk#119	20: HC-23 Wk#119	21: HC-24 Wk#119	22: HC-25 Wk#119	24: HC-27 Wk#119
Sample Date & Time	05-Sep-25	05-Sep-25	05-Sep-25	05-Sep-25	05-Sep-25
HumCell Leachate Vol [mL]	490	946	913	941	921

OnLine LIMS

0004253542

Results relate only to the sample tested. Data reported represents the sample submitted to SGS. Reproduction of this analytical report in full or in part is prohibited without prior written approval. Please refer to SGS General Conditions of Services located at https://www.sgs.ca/en/terms-and-conditions (Printed copies are available upon request.)
Test method information available upon request. "Temperature Upon Receipt" is representative of the whole shipment and may not reflect the temperature of individual samples.
SGS Canada Inc. Environment-Health & Safety statement of conformity decision rule does not consider uncertainty when analytical results are compared to a specified standard or regulation.

SGS Canada Inc.
P.O. Box 4300 - 185 Concession St.
Lakefield - Ontario - KOL 2HO
Phone: 705-652-2000 FAX: 705-652-6365

LR Report : **CA10040-SEP25**

Analysis	19: HC-22 Wk#119	20: HC-23 Wk#119	21: HC-24 Wk#119	22: HC-25 Wk#119	24: HC-27 Wk#119
Sample Name	DX450077	DX450113	DX 550101	DX450128	DX450222
Sample Weight [g]	500	1000	1000	1000	1000
pH [No unit]	7.15	7.31	7.42	7.29	7.19
Alkalinity [mg/L as CaCO3]	6	7	7	8	3
Conductivity [uS/cm]	11	14	11	27	12
Acidity [mg/L as CaCO3]	< 2	< 2	< 2	< 2	< 2
SO4 [mg/L]	0.9	0.5	0.6	3.4	2.8



Lisa Thompson
Project Specialist Assistant,
Environment, Health & Safety

OnLine LIMS

0004253542

Results relate only to the sample tested. Data reported represents the sample submitted to SGS. Reproduction of this analytical report in full or in part is prohibited without prior written approval. Please refer to SGS General Conditions of Services located at https://www.sgs.ca/en/terms-and-conditions (Printed copies are available upon request.)
Test method information available upon request. "Temperature Upon Receipt" is representative of the whole shipment and may not reflect the temperature of individual samples.
SGS Canada Inc. Environment-Health & Safety statement of conformity decision rule does not consider uncertainty when analytical results are compared to a specified standard or regulation.

SGS Canada Inc.
P.O. Box 4300 - 185 Concession St.
Lakefield - Ontario - KOL 2HO
Phone: 705-652-2000 FAX: 705-652-6365

Great Bear - 20 Short

LR Report : **CA10040-SEP25**

Quality Control Report

Inorganic Analysis														
Parameter	Reporting Limit	Unit	Method Blank	Duplicate				LCS / Spike Blank			Matrix Spike / Reference Material		
				Result 1	Result 2	RPD	Acceptance Criteria	Spike Recovery (%)	Recovery Limits (%)		Spike Recovery (%)	Recovery Limits (%)	
							%		Low	High		Low	High
Acidity - QCBatchID: EWL0107-SEP25													
Acidity	2	mg/L as Ca	< 2			ND	20	102	90	110	NA		
Alkalinity - QCBatchID: EWL0107-SEP25													
Alkalinity	2	mg/L as Ca	< 2			0	20	104	80	120	NA		
Anions by IC - QCBatchID: DIO0203-SEP25													
Sulphate	0.2	mg/L	<0.2			1	20	99	90	110	90	75	125
Anions by IC - QCBatchID: DIO0229-SEP25													
Sulphate	0.2	mg/L	<0.2			1	20	100	90	110	92	75	125
Conductivity - QCBatchID: EWL0107-SEP25													
Conductivity	2	uS/cm	< 2			0	10	100	90	110	NA		
pH - QCBatchID: EWL0107-SEP25													
pH	0.05	No unit	NA			0		100			NA		

OnLine LIMS

Results relate only to the sample tested. Data reported represents the sample submitted to SGS. Reproduction of this analytical report in full or in part is prohibited without prior written approval. Please refer to SGS General Conditions of Services located at https://www.sgs.ca/en/terms-and-conditions (Printed copies are available upon request.)
Test method information available upon request. "Temperature Upon Receipt" is representative of the whole shipment and may not reflect the temperature of individual samples.
SGS Canada Inc. Environment-Health & Safety statement of conformity decision rule does not consider uncertainty when analytical results are compared to a specified standard or regulation.

000425342

SGS Canada Inc.
P.O. Box 4300 - 185 Concession St.
Lakefield - Ontario - KOL 2HO
Phone: 705-652-2000 FAX: 705-652-6365

17-September-2025

Great Bear Resources Ltd.
Attn : Ashley Moncrief

1020 - 800 West Pender St.
Vancouver, BC
V6C 2V6, Canada

Phone: 778-833-2160
Fax:

Date Rec. : 05 September 2025
LR Report: **CA10041-SEP25**
Reference: Wk#119

Copy: #1

CERTIFICATE OF ANALYSIS

Final Report

Analysis	3: Analysis Completed Date	4: Analysis Completed Time	6: HC-9 Wk#119	14: HC-17 Wk#119	23: HC-26 Wk#119
Sample Date & Time			05-Sep-25	05-Sep-25	05-Sep-25
HumCell Leachate Vol [mL]	05-Sep-25	15:06	993	1000	759
Sample Name	---	---	DX450076	DX450032	DX450021
Sample Weight [g]	---	---	1000	1000	750
pH [No unit]	09-Sep-25	13:13	5.16	5.41	4.51
Alkalinity [mg/L as CaCO3]	09-Sep-25	13:13	< 2	< 2	< 2
Conductivity [uS/cm]	09-Sep-25	13:13	28	14	85
Acidity [mg/L as CaCO3]	09-Sep-25	13:13	8	5	23
SO4 [mg/L]	12-Sep-25	14:22	12	5.1	47

Lisa Thompson
Project Specialist Assistant,
Environment, Health & Safety

OnLine LIMS

0004260255

Results relate only to the sample tested. Data reported represents the sample submitted to SGS. Reproduction of this analytical report in full or in part is prohibited without prior written approval. Please refer to SGS General Conditions of Services located at https://www.sgs.ca/en/terms-and-conditions (Printed copies are available upon request.)
Test method information available upon request. "Temperature Upon Receipt" is representative of the whole shipment and may not reflect the temperature of individual samples.
SGS Canada Inc. Environment-Health & Safety statement of conformity decision rule does not consider uncertainty when analytical results are compared to a specified standard or regulation.

SGS Canada Inc.
P.O. Box 4300 - 185 Concession St.
Lakefield - Ontario - KOL 2HO
Phone: 705-652-2000 FAX: 705-652-6365

Great Bear - 3 Short

LR Report : **CA10041-SEP25**

Quality Control Report

Inorganic Analysis														
Parameter	Reporting Limit	Unit	Method Blank	Duplicate				LCS / Spike Blank			Matrix Spike / Reference Material		
				Result 1	Result 2	RPD	Acceptance Criteria	Spike Recovery (%)	Recovery Limits (%)		Spike Recovery (%)	Recovery Limits (%)	
							%		Low	High		Low	High
Acidity - QCBatchID: EWL0107-SEP25													
Acidity	2	mg/L as Ca	< 2			ND	20	102	90	110	NA		
Acidity - QCBatchID: EWL0108-SEP25													
Acidity	2	mg/L as Ca	< 2			ND	20	100	90	110	NA		
Alkalinity - QCBatchID: EWL0107-SEP25													
Alkalinity	2	mg/L as Ca	< 2			0	20	104	80	120	NA		
Alkalinity - QCBatchID: EWL0108-SEP25													
Alkalinity	2	mg/L as Ca	< 2			0	20	104	80	120	NA		
Anions by IC - QCBatchID: DIO0261-SEP25													
Sulphate	0.2	mg/L	<0.2			5	20	99	90	110	104	75	125
Conductivity - QCBatchID: EWL0107-SEP25													
Conductivity	2	uS/cm	< 2			0	10	100	90	110	NA		
Conductivity - QCBatchID: EWL0108-SEP25													
Conductivity	2	uS/cm	< 2			0	10	99	90	110	NA		
pH - QCBatchID: EWL0107-SEP25													
pH	0.05	No unit	NA			0		100			NA		
pH - QCBatchID: EWL0108-SEP25													
pH	0.05	No unit	NA			0		100			NA		

OnLine LIMS

0004260255

Results relate only to the sample tested. Data reported represents the sample submitted to SGS. Reproduction of this analytical report in full or in part is prohibited without prior written approval. Please refer to SGS General Conditions of Services located at https://www.sgs.ca/en/terms-and-conditions (Printed copies are available upon request.)
Test method information available upon request. "Temperature Upon Receipt" is representative of the whole shipment and may not reflect the temperature of individual samples.
SGS Canada Inc. Environment-Health & Safety statement of conformity decision rule does not consider uncertainty when analytical results are compared to a specified standard or regulation.

SGS Canada Inc.
P.O. Box 4300 - 185 Concession St.
Lakefield - Ontario - KOL 2HO
Phone: 705-652-2000 FAX: 705-652-6365

20-August-2025

Great Bear Resources Ltd.
Attn : Ashley Moncrief

1020 - 800 West Pender St.
Vancouver, BC
V6C 2V6, Canada

Phone: 778-833-2160
Fax:

Date Rec. : 07 August 2025
LR Report: **CA10047-AUG25**
Reference: Wk#115

Copy: #1

CERTIFICATE OF ANALYSIS

Final Report

Analysis	3: Analysis Completed Date	4: Analysis Completed Time	5: HC-1 Wk#115	6: HC-2 Wk#115	7: HC-3 Wk#115	9: HC-5 Wk#115	10: HC-6 Wk#115	11: HC-7 Wk#115
Sample Date & Time			07-Aug-25	07-Aug-25	07-Aug-25	07-Aug-25	07-Aug-25	07-Aug-25
HumCell Leachate Vol [mL]	07-Aug-25	13:45	973	1035	506	927	483	932
Sample Name	---	---	DX450052	DX 550083	DX450204	DX450232	DX450181	DX450002
Sample Weight [g]	---	---	1000	1000	500	1000	500	1000
pH [No unit]	11-Aug-25	09:28	6.55	7.34	6.71	6.87	6.88	7.01
Alkalinity [mg/L as CaCO3]	11-Aug-25	09:28	2	15	3	4	3	4
Conductivity [uS/cm]	11-Aug-25	09:27	27	35	7	12	7	9
Acidity [mg/L as CaCO3]	15-Aug-25	10:43	< 2	< 2	<2	< 2	<2	< 2
SO4 [mg/L]	14-Aug-25	17:53	9.6	4.4	0.7	1.6	< 0.2	< 0.2

Lisa Thompson
Project Specialist Assistant,
Environment, Health & Safety

OnLine LIMS

0004226594

Results relate only to the sample tested. Data reported represents the sample submitted to SGS. Reproduction of this analytical report in full or in part is prohibited without prior written approval. Please refer to SGS General Conditions of Services located at https://www.sgs.ca/en/terms-and-conditions (Printed copies are available upon request.)
Test method information available upon request. "Temperature Upon Receipt" is representative of the whole shipment and may not reflect the temperature of individual samples.
SGS Canada Inc. Environment-Health & Safety statement of conformity decision rule does not consider uncertainty when analytical results are compared to a specified standard or regulation.

SGS Canada Inc.
P.O. Box 4300 - 185 Concession St.
Lakefield - Ontario - KOL 2HO
Phone: 705-652-2000 FAX: 705-652-6365

Great Bear - 7 Short

LR Report : **CA10047-AUG25**

Quality Control Report

Inorganic Analysis														
Parameter	Reporting Limit	Unit	Method Blank	Duplicate				LCS / Spike Blank			Matrix Spike / Reference Material		
				Result 1	Result 2	RPD	Acceptance Criteria	Spike Recovery (%)	Recovery Limits (%)		Spike Recovery (%)	Recovery Limits (%)	
							%		Low	High		Low	High
Acidity - QCBatchID: EWL0105-AUG25													
Acidity	2	mg/L as Ca	5			ND	20	102	90	110	NA		
Acidity - QCBatchID: EWL0143-AUG25													
Acidity	2	mg/L as Ca	3			ND	20	100	90	110	NA		
Alkalinity - QCBatchID: EWL0105-AUG25													
Alkalinity	2	mg/L as Ca	< 2			40	20	102	80	120	NA		
Alkalinity - QCBatchID: EWL0143-AUG25													
Alkalinity	2	mg/L as Ca	< 2			ND	20	100	80	120	NA		
Anions by IC - QCBatchID: DIO0199-AUG25													
Sulphate	0.2	mg/L	<0.2			2	20	104	90	110	97	75	125
Anions by IC - QCBatchID: DIO0248-AUG25													
Sulphate	0.2	mg/L	<0.2			12	20	110	90	110	102	75	125
Conductivity - QCBatchID: EWL0105-AUG25													
Conductivity	2	uS/cm	< 2			0	10	100	90	110	NA		
pH - QCBatchID: EWL0105-AUG25													
pH	0.05	No unit	NA			0		100			NA		

OnLine LIMS

0004226594

Results relate only to the sample tested. Data reported represents the sample submitted to SGS. Reproduction of this analytical report in full or in part is prohibited without prior written approval. Please refer to SGS General Conditions of Services located at https://www.sgs.ca/en/terms-and-conditions (Printed copies are available upon request.)
Test method information available upon request. "Temperature Upon Receipt" is representative of the whole shipment and may not reflect the temperature of individual samples.
SGS Canada Inc. Environment-Health & Safety statement of conformity decision rule does not consider uncertainty when analytical results are compared to a specified standard or regulation.

SGS Canada Inc.
P.O. Box 4300 - 185 Concession St.
Lakefield - Ontario - KOL 2HO
Phone: 705-652-2000 FAX: 705-652-6365

20-August-2025

Great Bear Resources Ltd.
Attn : Ashley Moncrief

1020 - 800 West Pender St.
Vancouver, BC
V6C 2V6, Canada

Phone: 778-833-2160
Fax:

Date Rec. : 07 August 2025
LR Report: **CA10048-AUG25**
Reference: Wk#115

Copy: #1

CERTIFICATE OF ANALYSIS
Final Report

Analysis	3: Analysis Completed Date	4: Analysis Completed Time	8: HC-4 Wk#115
Sample Date & Time			07-Aug-25
HumCell Leachate Vol [mL]	07-Aug-25	13:45	513
Sample Name	---	---	DX450176
Sample Weight [g]	---	---	500
pH [No unit]	11-Aug-25	09:29	5.22
Alkalinity [mg/L as CaCO3]	11-Aug-25	09:29	< 2
Conductivity [uS/cm]	11-Aug-25	09:29	31
Acidity [mg/L as CaCO3]	11-Aug-25	09:29	9
SO4 [mg/L]	14-Aug-25	17:53	13

Lisa Thompson
Project Specialist Assistant,
Environment, Health & Safety

OnLine LIMS

0004226591

Results relate only to the sample tested. Data reported represents the sample submitted to SGS. Reproduction of this analytical report in full or in part is prohibited without prior written approval. Please refer to SGS General Conditions of Services located at https://www.sgs.ca/en/terms-and-conditions (Printed copies are available upon request.)
Test method information available upon request. "Temperature Upon Receipt" is representative of the whole shipment and may not reflect the temperature of individual samples.
SGS Canada Inc. Environment-Health & Safety statement of conformity decision rule does not consider uncertainty when analytical results are compared to a specified standard or regulation.

SGS Canada Inc.
P.O. Box 4300 - 185 Concession St.
Lakefield - Ontario - KOL 2HO
Phone: 705-652-2000 FAX: 705-652-6365

Great Bear - 1 Short

LR Report : **CA10048-AUG25**

Quality Control Report

Inorganic Analysis														
Parameter	Reporting Limit	Unit	Method Blank	Duplicate				LCS / Spike Blank			Matrix Spike / Reference Material		
				Result 1	Result 2	RPD	Acceptance Criteria	Spike Recovery (%)	Recovery Limits (%)		Spike Recovery (%)	Recovery Limits (%)	
							%		Low	High		Low	High
Acidity - QCBatchID: EWL0105-AUG25													
Acidity	2	mg/L as Ca	5			ND	20	102	90	110	NA		
Alkalinity - QCBatchID: EWL0105-AUG25													
Alkalinity	2	mg/L as Ca	< 2			40	20	102	80	120	NA		
Anions by IC - QCBatchID: DIO0248-AUG25													
Sulphate	0.2	mg/L	<0.2			12	20	110	90	110	102	75	125
Conductivity - QCBatchID: EWL0105-AUG25													
Conductivity	2	uS/cm	< 2			0	10	100	90	110	NA		
pH - QCBatchID: EWL0105-AUG25													
pH	0.05	No unit	NA			0		100			NA		

OnLine LIMS

0004226591

Results relate only to the sample tested. Data reported represents the sample submitted to SGS. Reproduction of this analytical report in full or in part is prohibited without prior written approval. Please refer to SGS General Conditions of Services located at https://www.sgs.ca/en/terms-and-conditions (Printed copies are available upon request.)
Test method information available upon request. "Temperature Upon Receipt" is representative of the whole shipment and may not reflect the temperature of individual samples.
SGS Canada Inc. Environment-Health & Safety statement of conformity decision rule does not consider uncertainty when analytical results are compared to a specified standard or regulation.

SGS Canada Inc.
P.O. Box 4300 - 185 Concession St.
Lakefield - Ontario - KOL 2HO
Phone: 705-652-2000 FAX: 705-652-6365

20-August-2025

Great Bear Resources Ltd.
Attn : Ashley Moncrief

1020 - 800 West Pender St.
Vancouver, BC
V6C 2V6, Canada

Phone: 778-833-2160
Fax:

Date Rec. : 08 August 2025
LR Report: **CA10054-AUG25**
Reference: Wk#115

Copy: #1

CERTIFICATE OF ANALYSIS
Final Report

Analysis	3: Analysis Completed Date	4: Analysis Completed Time	5: HC-8 Wk#115	7: HC-10 Wk#115	8: HC-11 Wk#115	9: HC-12 Wk#115	10: HC-13 Wk#115	11: HC-14 Wk#115	12: HC-15 Wk#115
Sample Date & Time			08-Aug-25	08-Aug-25	08-Aug-25	08-Aug-25	08-Aug-25	08-Aug-25	08-Aug-25
HumCell Leachate Vol [mL]	11-Aug-25	09:00	1014	971	1016	1015	1002	904	658
Sample Name	---	---	DX450108	DX450186	DX450118	DX 550107	DX450159	DX450171	DX450134
Sample Weight [g]	---	---	1000	1000	1000	1000	1000	1000	700
pH [No unit]	14-Aug-25	10:52	7.21	6.85	6.94	6.83	6.94	6.46	6.94
Alkalinity [mg/L as CaCO3]	11-Aug-25	11:05	10	5	7	6	7	< 2	8
Conductivity [uS/cm]	11-Aug-25	11:05	26	11	16	22	21	34	69
Acidity [mg/L as CaCO3]	12-Aug-25	14:04	< 2	<2	< 2	<2	<2	2	3
SO4 [mg/L]	18-Aug-25	16:18	2.8	0.6	1.3	4.3	3.9	14	19

Analysis	13: HC-16 Wk#115	15: HC-18 Wk#115	16: HC-19 Wk#115	17: HC-20 Wk#115	18: HC-21 Wk#115	19: HC-22 Wk#115	20: HC-23 Wk#115	21: HC-24 Wk#115	22: HC-25 Wk#115	24: HC-27 Wk#115
Sample Date & Time	08-Aug-25	08-Aug-25	08-Aug-25	08-Aug-25	08-Aug-25	08-Aug-25	08-Aug-25	08-Aug-25	08-Aug-25	08-Aug-25
HumCell Leachate Vol [mL]	1012	945	1028	956	998	470	986	918	922	922
Sample Name	DX450185	DX 550064	DX450008	DX 550056	DX450022	DX450077	DX450113	DX 550101	DX450128	DX450222
Sample Weight [g]	1000	1000	1000	1000	1000	500	1000	1000	1000	1000
pH [No unit]	7.03	6.98	6.87	6.96	7.16	7.12	6.93	7.10	7.05	6.83
Alkalinity [mg/L as CaCO3]	7	6	4	5	9	7	9	5	8	4
Conductivity [uS/cm]	20	10	11	13	22	17	18	12	36	15
Acidity [mg/L as CaCO3]	<2	< 2	< 2	<2	< 2	<2	<2	< 2	<2	<2
SO4 [mg/L]	1.8	0.3	0.7	1.2	2.0	0.9	0.7	0.8	6.1	4.0



Lisa Thompson
Project Specialist Assistant,
Environment, Health & Safety

OnLine LIMS

0004226582

Results relate only to the sample tested. Data reported represents the sample submitted to SGS. Reproduction of this analytical report in full or in part is prohibited without prior written approval. Please refer to SGS General Conditions of Services located at https://www.sgs.ca/en/terms-and-conditions (Printed copies are available upon request.)
Test method information available upon request. "Temperature Upon Receipt" is representative of the whole shipment and may not reflect the temperature of individual samples.
SGS Canada Inc. Environment-Health & Safety statement of conformity decision rule does not consider uncertainty when analytical results are compared to a specified standard or regulation.

SGS Canada Inc.
P.O. Box 4300 - 185 Concession St.
Lakefield - Ontario - KOL 2HO
Phone: 705-652-2000 FAX: 705-652-6365

Quality Control Report

Inorganic Analysis														
Parameter	Reporting Limit	Unit	Method Blank	Duplicate				LCS / Spike Blank			Matrix Spike / Reference Material		
				Result 1	Result 2	RPD	Acceptance Criteria	Spike Recovery (%)	Recovery Limits (%)		Spike Recovery (%)	Recovery Limits (%)	
							%		Low	High		Low	High
Acidity - QCBatchID: EWL0142-AUG25													
Acidity	2	mg/L as Ca	3			0	20	100	90	110	NA		
Alkalinity - QCBatchID: EWL0142-AUG25													
Alkalinity	2	mg/L as Ca	< 2			ND	20	104	80	120	NA		
Alkalinity - QCBatchID: EWL0146-AUG25													
Alkalinity	2	mg/L as Ca	< 2			0	20	98	80	120	NA		
Anions by IC - QCBatchID: DIO0172-AUG25													
Sulphate	0.2	mg/L	<0.2			20	20	107	90	110	81	75	125
Anions by IC - QCBatchID: DIO0174-AUG25													
Sulphate	0.2	mg/L	<0.2			0	20	107	90	110	82	75	125
Anions by IC - QCBatchID: DIO0248-AUG25													
Sulphate	0.2	mg/L	<0.2			12	20	110	90	110	102	75	125
Anions by IC - QCBatchID: DIO0304-AUG25													
Sulphate	0.2	mg/L	<0.2			0	20	106	90	110	106	75	125
Conductivity - QCBatchID: EWL0142-AUG25													
Conductivity	2	uS/cm	< 2			0	10	98	90	110	NA		
Conductivity - QCBatchID: EWL0146-AUG25													
Conductivity	2	uS/cm	< 2			0	10	99	90	110	NA		
pH - QCBatchID: EWL0142-AUG25													
pH	0.05	No unit	NA			1		100			NA		
pH - QCBatchID: EWL0146-AUG25													
pH	0.05	No unit	NA			0		100			NA		

OnLine LIMS

00042626582

Results relate only to the sample tested. Data reported represents the sample submitted to SGS. Reproduction of this analytical report in full or in part is prohibited without prior written approval. Please refer to SGS General Conditions of Services located at https://www.sgs.ca/en/terms-and-conditions (Printed copies are available upon request.)
Test method information available upon request. "Temperature Upon Receipt" is representative of the whole shipment and may not reflect the temperature of individual samples.
SGS Canada Inc. Environment-Health & Safety statement of conformity decision rule does not consider uncertainty when analytical results are compared to a specified standard or regulation.

SGS Canada Inc.
P.O. Box 4300 - 185 Concession St.
Lakefield - Ontario - KOL 2HO
Phone: 705-652-2000 FAX: 705-652-6365

20-August-2025

Great Bear Resources Ltd.
Attn : Ashley Moncrief

1020 - 800 West Pender St.
Vancouver, BC
V6C 2V6, Canada

Phone: 778-833-2160
Fax:

Date Rec. : 08 August 2025
LR Report: **CA10055-AUG25**
Reference: Wk#115

Copy: #1

CERTIFICATE OF ANALYSIS

Final Report

Analysis	3: Analysis Completed Date	4: Analysis Completed Time	6: HC-9 Wk#115	14: HC-17 Wk#115	23: HC-26 Wk#115
Sample Date & Time			08-Aug-25	08-Aug-25	08-Aug-25
HumCell Leachate Vol [mL]	11-Aug-25	09:00	1014	1019	754
Sample Name	---	---	DX450076	DX450032	DX450021
Sample Weight [g]	---	---	1000	1000	750
pH [No unit]	11-Aug-25	11:09	4.59	5.65	4.93
Alkalinity [mg/L as CaCO3]	11-Aug-25	11:09	< 2	< 2	< 2
Conductivity [uS/cm]	11-Aug-25	11:09	36	13	96
Acidity [mg/L as CaCO3]	12-Aug-25	14:05	12	7	31
SO4 [mg/L]	18-Aug-25	16:18	13	5.2	44

Lisa Thompson
Project Specialist Assistant,
Environment, Health & Safety

OnLine LIMS

0004226572

Results relate only to the sample tested. Data reported represents the sample submitted to SGS. Reproduction of this analytical report in full or in part is prohibited without prior written approval. Please refer to SGS General Conditions of Services located at https://www.sgs.ca/en/terms-and-conditions (Printed copies are available upon request.)
Test method information available upon request. "Temperature Upon Receipt" is representative of the whole shipment and may not reflect the temperature of individual samples.
SGS Canada Inc. Environment-Health & Safety statement of conformity decision rule does not consider uncertainty when analytical results are compared to a specified standard or regulation.

SGS Canada Inc.
P.O. Box 4300 - 185 Concession St.
Lakefield - Ontario - KOL 2HO
Phone: 705-652-2000 FAX: 705-652-6365

Great Bear - 3 Short

LR Report : **CA10055-AUG25**

Quality Control Report

Inorganic Analysis														
Parameter	Reporting Limit	Unit	Method Blank	Duplicate				LCS / Spike Blank			Matrix Spike / Reference Material		
				Result 1	Result 2	RPD	Acceptance Criteria	Spike Recovery (%)	Recovery Limits (%)		Spike Recovery (%)	Recovery Limits (%)	
							%		Low	High		Low	High
Acidity - QCBatchID: EWL0142-AUG25													
Acidity	2	mg/L as Ca	3			0	20	100	90	110	NA		
Acidity - QCBatchID: EWL0185-AUG25													
Acidity	2	mg/L as Ca	2			0	20	104	90	110	NA		
Alkalinity - QCBatchID: EWL0142-AUG25													
Alkalinity	2	mg/L as Ca	< 2			ND	20	104	80	120	NA		
Alkalinity - QCBatchID: EWL0146-AUG25													
Alkalinity	2	mg/L as Ca	< 2			0	20	98	80	120	NA		
Anions by IC - QCBatchID: DIO0217-AUG25													
Sulphate	0.2	mg/L	<0.2			7	20	105	90	110	101	75	125
Anions by IC - QCBatchID: DIO0304-AUG25													
Sulphate	0.2	mg/L	<0.2			0	20	106	90	110	106	75	125
Conductivity - QCBatchID: EWL0142-AUG25													
Conductivity	2	uS/cm	< 2			0	10	98	90	110	NA		
Conductivity - QCBatchID: EWL0146-AUG25													
Conductivity	2	uS/cm	< 2			0	10	99	90	110	NA		
pH - QCBatchID: EWL0142-AUG25													
pH	0.05	No unit	NA			1		100			NA		
pH - QCBatchID: EWL0146-AUG25													
pH	0.05	No unit	NA			0		100			NA		

OnLine LIMS

0004226572

Results relate only to the sample tested. Data reported represents the sample submitted to SGS. Reproduction of this analytical report in full or in part is prohibited without prior written approval. Please refer to SGS General Conditions of Services located at https://www.sgs.ca/en/terms-and-conditions (Printed copies are available upon request.)
Test method information available upon request. "Temperature Upon Receipt" is representative of the whole shipment and may not reflect the temperature of individual samples.
SGS Canada Inc. Environment-Health & Safety statement of conformity decision rule does not consider uncertainty when analytical results are compared to a specified standard or regulation.

SGS Canada Inc.
P.O. Box 4300 - 185 Concession St.
Lakefield - Ontario - KOL 2HO
Phone: 705-652-2000 FAX: 705-652-6365

23-July-2025

Great Bear Resources Ltd.
Attn : Ashley Moncrief

1020 - 800 West Pender St.
Vancouver, BC
V6C 2V6, Canada

Phone: 778-833-2160
Fax:

Date Rec. : 10 July 2025
LR Report: **CA10069-JUL25**
Reference: Wk#111

Copy: #1

CERTIFICATE OF ANALYSIS
Final Report

Analysis	3: Analysis Completed Date	4: Analysis Completed Time	8: HC-4 Wk#111
Sample Date & Time			10-Jul-25
HumCell Leachate Vol [mL]	10-Jul-25	12:04	515
Sample Name	---	---	DX450176
Sample Weight [g]	---	---	500
pH [No unit]	15-Jul-25	11:28	6.02
Alkalinity [mg/L as CaCO3]	11-Jul-25	13:42	< 2
Conductivity [uS/cm]	15-Jul-25	11:28	28
Acidity [mg/L as CaCO3]	16-Jul-25	11:44	2
SO4 [mg/L]	18-Jul-25	15:42	8.9

Lisa Thompson
Project Specialist Assistant,
Environment, Health & Safety

OnLine LIMS

0004194831

Results relate only to the sample tested. Data reported represents the sample submitted to SGS. Reproduction of this analytical report in full or in part is prohibited without prior written approval. Please refer to SGS General Conditions of Services located at https://www.sgs.ca/en/terms-and-conditions (Printed copies are available upon request.)
Test method information available upon request. "Temperature Upon Receipt" is representative of the whole shipment and may not reflect the temperature of individual samples.
SGS Canada Inc. Environment-Health & Safety statement of conformity decision rule does not consider uncertainty when analytical results are compared to a specified standard or regulation.

SGS Canada Inc.
P.O. Box 4300 - 185 Concession St.
Lakefield - Ontario - KOL 2HO
Phone: 705-652-2000 FAX: 705-652-6365

Great Bear - 1 Short

LR Report : **CA10069-JUL25**

Quality Control Report

Inorganic Analysis														
Parameter	Reporting Limit	Unit	Method Blank	Duplicate				LCS / Spike Blank			Matrix Spike / Reference Material		
				Result 1	Result 2	RPD	Acceptance Criteria	Spike Recovery (%)	Recovery Limits (%)		Spike Recovery (%)	Recovery Limits (%)	
							%		Low	High		Low	High
Acidity - QCBatchID: EWL0198-JUL25													
Acidity	2	mg/L as Ca	< 2			40	20	100	90	110	NA		
Alkalinity - QCBatchID: EWL0198-JUL25													
Alkalinity	2	mg/L as Ca	< 2			0	20	104	80	120	NA		
Anions by IC - QCBatchID: DIO0417-JUL25													
Sulphate	0.2	mg/L	<0.2			0	20	95	90	110	91	75	125
Conductivity - QCBatchID: EWL0267-JUL25													
Conductivity	2	uS/cm	< 2			1	10	100	90	110	NA		
pH - QCBatchID: EWL0198-JUL25													
pH	0.05	No unit	NA			0		100			NA		

OnLine LIMS

Results relate only to the sample tested. Data reported represents the sample submitted to SGS. Reproduction of this analytical report in full or in part is prohibited without prior written approval. Please refer to SGS General Conditions of Services located at https://www.sgs.ca/en/terms-and-conditions (Printed copies are available upon request.)
Test method information available upon request. "Temperature Upon Receipt" is representative of the whole shipment and may not reflect the temperature of individual samples.
SGS Canada Inc. Environment-Health & Safety statement of conformity decision rule does not consider uncertainty when analytical results are compared to a specified standard or regulation.

0004194831

SGS Canada Inc.
P.O. Box 4300 - 185 Concession St.
Lakefield - Ontario - KOL 2HO
Phone: 705-652-2000 FAX: 705-652-6365

12-August-2025

Great Bear Resources Ltd.
Attn : Ashley Moncrief

1020 - 800 West Pender St.
Vancouver, BC
V6C 2V6, Canada

Phone: 778-833-2160
Fax:

Date Rec. : 11 July 2025
LR Report: **CA10074-JUL25**
Reference: Wk#111

Copy: #1

CERTIFICATE OF ANALYSIS
Final Report

Analysis	1: Analysis Start Date	2: Analysis Start Time	3: Analysis Completed Date	4: Analysis Completed Time	5: HC-8 Wk#111	7: HC-10 Wk#111	8: HC-11 Wk#111
Sample Date & Time					11-Jul-25	11-Jul-25	11-Jul-25
HumCell Leachate Vol [mL]	11-Jul-25	06:10	14-Jul-25	09:03	929	926	924
Sample Name	---	---	---	---	DX450108	DX450186	DX450118
Sample Weight [g]	---	---	---	---	1000	1000	1000
pH [No unit]	11-Jul-25	13:02	14-Jul-25	15:58	7.45	7.43	7.39
Alkalinity [mg/L as CaCO3]	11-Jul-25	13:02	15-Jul-25	11:30	8	4	5
Conductivity [uS/cm]	11-Jul-25	13:02	14-Jul-25	10:50	20	7	11
Acidity [mg/L as CaCO3]	11-Jul-25	13:02	16-Jul-25	11:45	< 2	<2	< 2
SO4 [mg/L]	12-Jul-25	10:08	25-Jul-25	12:56	2.6	0.3	1.0

Analysis	9: HC-12 Wk#111	10: HC-13 Wk#111	11: HC-14 Wk#111	12: HC-15 Wk#111	13: HC-16 Wk#111	15: HC-18 Wk#111	16: HC-19 Wk#111
Sample Date & Time	11-Jul-25	11-Jul-25	11-Jul-25	11-Jul-25	11-Jul-25	11-Jul-25	11-Jul-25
HumCell Leachate Vol [mL]	980	989	896	639	1005	932	910
Sample Name	DX 550107	DX450159	DX450171	DX450134	DX450185	DX 550064	DX450008
Sample Weight [g]	1000	1000	1000	700	1000	1000	1000
pH [No unit]	7.36	7.44	6.61	7.45	7.45	7.56	7.32
Alkalinity [mg/L as CaCO3]	6	7	2	9	8	7	4
Conductivity [uS/cm]	20	22	34	72	21	10	7
Acidity [mg/L as CaCO3]	< 2	< 2	< 2	2	< 2	< 2	< 2
SO4 [mg/L]	4.0	3.3	13	18	2.0	0.3	0.6

Analysis	17: HC-20 Wk#111	18: HC-21 Wk#111	19: HC-22 Wk#111	20: HC-23 Wk#111	21: HC-24 Wk#111	22: HC-25 Wk#111	24: HC-27 Wk#111
Sample Date & Time	11-Jul-25	11-Jul-25	11-Jul-25	11-Jul-25	11-Jul-25	11-Jul-25	11-Jul-25
HumCell Leachate Vol [mL]	933	946	450	1021	952	977	940

OnLine LIMS

Results relate only to the sample tested. Data reported represents the sample submitted to SGS. Reproduction of this analytical report in full or in part is prohibited without prior written approval. Please refer to SGS General Conditions of Services located at https://www.sgs.ca/en/terms-and-conditions (Printed copies are available upon request.)
Test method information available upon request. "Temperature Upon Receipt" is representative of the whole shipment and may not reflect the temperature of individual samples.
SGS Canada Inc. Environment-Health & Safety statement of conformity decision rule does not consider uncertainty when analytical results are compared to a specified standard or regulation.

0004215952

SGS Canada Inc.
P.O. Box 4300 - 185 Concession St.
Lakefield - Ontario - KOL 2HO
Phone: 705-652-2000 FAX: 705-652-6365

LR Report : **CA10074-JUL25**

Analysis	17: HC-20 Wk#111	18: HC-21 Wk#111	19: HC-22 Wk#111	20: HC-23 Wk#111	21: HC-24 Wk#111	22: HC-25 Wk#111	24: HC-27 Wk#111
Sample Name	DX 550056	DX450022	DX450077	DX450113	DX 550101	DX450128	DX450222
Sample Weight [g]	1000	1000	500	1000	1000	1000	1000
pH [No unit]	7.57	7.79	8.17	7.86	7.67	7.52	7.30
Alkalinity [mg/L as CaCO3]	7	9	8	9	8	11	4
Conductivity [uS/cm]	14	20	17	21	14	38	16
Acidity [mg/L as CaCO3]	< 2	< 2	< 2	< 2	< 2	< 2	< 2
SO4 [mg/L]	1.2	1.6	0.8	0.8	0.8	6.2	3.6



Lisa Thompson
Project Specialist Assistant,
Environment, Health & Safety

OnLine LIMS

0004215952

Results relate only to the sample tested. Data reported represents the sample submitted to SGS. Reproduction of this analytical report in full or in part is prohibited without prior written approval. Please refer to SGS General Conditions of Services located at https://www.sgs.ca/en/terms-and-conditions (Printed copies are available upon request.)
Test method information available upon request. "Temperature Upon Receipt" is representative of the whole shipment and may not reflect the temperature of individual samples.
SGS Canada Inc. Environment-Health & Safety statement of conformity decision rule does not consider uncertainty when analytical results are compared to a specified standard or regulation.

SGS Canada Inc.
P.O. Box 4300 - 185 Concession St.
Lakefield - Ontario - KOL 2HO
Phone: 705-652-2000 FAX: 705-652-6365

Great Bear - 20 Short

LR Report : **CA10074-JUL25**

Quality Control Report

Inorganic Analysis														
Parameter	Reporting Limit	Unit	Method Blank	Duplicate				LCS / Spike Blank			Matrix Spike / Reference Material		
				Result 1	Result 2	RPD	Acceptance Criteria	Spike Recovery (%)	Recovery Limits (%)		Spike Recovery (%)	Recovery Limits (%)	
							%		Low	High		Low	High
Acidity - QCBatchID: EWL0231-JUL25													
Acidity	2	mg/L as Ca	< 2			ND	20	98	90	110	NA		
Alkalinity - QCBatchID: EWL0231-JUL25													
Alkalinity	2	mg/L as Ca	< 2			ND	20	102	80	120	NA		
Anions by IC - QCBatchID: DIO0305-JUL25													
Sulphate	0.2	mg/L	<0.2			1	20	94	90	110	93	75	125
Anions by IC - QCBatchID: DIO0330-JUL25													
Sulphate	0.2	mg/L	<0.2			0	20	107	90	110	107	75	125
Anions by IC - QCBatchID: DIO0582-JUL25													
Sulphate	0.2	mg/L	<0.2			ND	20	92	90	110	92	75	125
Conductivity - QCBatchID: EWL0231-JUL25													
Conductivity	2	uS/cm	< 2			0	10	95	90	110	NA		
pH - QCBatchID: EWL0231-JUL25													
pH	0.05	No unit	NA			1		100			NA		

OnLine LIMS

0004215952

Results relate only to the sample tested. Data reported represents the sample submitted to SGS. Reproduction of this analytical report in full or in part is prohibited without prior written approval. Please refer to SGS General Conditions of Services located at https://www.sgs.ca/en/terms-and-conditions (Printed copies are available upon request.)
Test method information available upon request. "Temperature Upon Receipt" is representative of the whole shipment and may not reflect the temperature of individual samples.
SGS Canada Inc. Environment-Health & Safety statement of conformity decision rule does not consider uncertainty when analytical results are compared to a specified standard or regulation.

SGS Canada Inc.
P.O. Box 4300 - 185 Concession St.
Lakefield - Ontario - KOL 2HO
Phone: 705-652-2000 FAX: 705-652-6365

22-July-2025

Great Bear Resources Ltd.
Attn : Ashley Moncrief

1020 - 800 West Pender St.
Vancouver, BC
V6C 2V6, Canada

Phone: 778-833-2160
Fax:

Date Rec. : 11 July 2025
LR Report: **CA10075-JUL25**
Reference: Wk#111

Copy: #1

CERTIFICATE OF ANALYSIS

Final Report

Analysis	3: Analysis Completed Date	4: Analysis Completed Time	6: HC-9 Wk#111	14: HC-17 Wk#111	23: HC-26 Wk#111
Sample Date & Time			11-Jul-25	11-Jul-25	11-Jul-25
HumCell Leachate Vol [mL]	14-Jul-25	09:03	1007	1013	751
Sample Name	---	---	DX450076	DX450032	DX450021
Sample Weight [g]	---	---	1000	1000	750
pH [No unit]	14-Jul-25	11:03	5.77	5.25	4.72
Alkalinity [mg/L as CaCO3]	14-Jul-25	11:03	< 2	< 2	< 2
Conductivity [uS/cm]	14-Jul-25	11:03	41	20	133
Acidity [mg/L as CaCO3]	14-Jul-25	11:03	11	7	35
SO4 [mg/L]	18-Jul-25	15:42	13	8.1	47

Lisa Thompson
Project Specialist Assistant,
Environment, Health & Safety

OnLine LIMS

0004193249

Results relate only to the sample tested. Data reported represents the sample submitted to SGS. Reproduction of this analytical report in full or in part is prohibited without prior written approval. Please refer to SGS General Conditions of Services located at https://www.sgs.ca/en/terms-and-conditions (Printed copies are available upon request.)
Test method information available upon request. "Temperature Upon Receipt" is representative of the whole shipment and may not reflect the temperature of individual samples.
SGS Canada Inc. Environment-Health & Safety statement of conformity decision rule does not consider uncertainty when analytical results are compared to a specified standard or regulation.

SGS Canada Inc.
P.O. Box 4300 - 185 Concession St.
Lakefield - Ontario - KOL 2HO
Phone: 705-652-2000 FAX: 705-652-6365

Great Bear - 3 Short

LR Report : **CA10075-JUL25**

Quality Control Report

Inorganic Analysis														
Parameter	Reporting Limit	Unit	Method Blank	Duplicate				LCS / Spike Blank			Matrix Spike / Reference Material		
				Result 1	Result 2	RPD	Acceptance Criteria	Spike Recovery (%)	Recovery Limits (%)		Spike Recovery (%)	Recovery Limits (%)	
							%		Low	High		Low	High
Acidity - QCBatchID: EWL0232-JUL25													
Acidity	2	mg/L as Ca	2			0	20	102	90	110	NA		
Alkalinity - QCBatchID: EWL0232-JUL25													
Alkalinity	2	mg/L as Ca	< 2			10	20	106	80	120	NA		
Anions by IC - QCBatchID: DIO0389-JUL25													
Sulphate	0.2	mg/L	<0.2			4	20	103	90	110	76	75	125
Anions by IC - QCBatchID: DIO0417-JUL25													
Sulphate	0.2	mg/L	<0.2			0	20	95	90	110	91	75	125
Anions by IC - QCBatchID: DIO0430-JUL25													
Sulphate	0.2	mg/L	<0.2			0	20	98	90	110	91	75	125
Conductivity - QCBatchID: EWL0232-JUL25													
Conductivity	2	uS/cm	< 2			3	10	99	90	110	NA		
pH - QCBatchID: EWL0232-JUL25													
pH	0.05	No unit	NA			0		100			NA		

OnLine LIMS

0004193249

Results relate only to the sample tested. Data reported represents the sample submitted to SGS. Reproduction of this analytical report in full or in part is prohibited without prior written approval. Please refer to SGS General Conditions of Services located at https://www.sgs.ca/en/terms-and-conditions (Printed copies are available upon request.)
Test method information available upon request. "Temperature Upon Receipt" is representative of the whole shipment and may not reflect the temperature of individual samples.
SGS Canada Inc. Environment-Health & Safety statement of conformity decision rule does not consider uncertainty when analytical results are compared to a specified standard or regulation.

SGS Canada Inc.
P.O. Box 4300 - 185 Concession St.
Lakefield - Ontario - KOL 2HO
Phone: 705-652-2000 FAX: 705-652-6365

17-September-2025

Great Bear Resources Ltd.
Attn : Ashley Moncrief

1020 - 800 West Pender St., Vancouver
Canada, V6C 2V6
Phone: 778-833-2160, Fax:

Date Rec. : 11 September 2025
LR Report: **CA10081-SEP25**
Reference: Wk#120

Copy: #1

CERTIFICATE OF ANALYSIS
Final Report

Analysis	3: Analysis Completed Date	4: Analysis Completed Time	8: HC-4 Wk#120
Sample Date & Time			11-Sep-25
HumCell Leachate Vol [mL]	11-Sep-25	13:56	504
Sample Name	---	---	DX450176
Sample Weight [g]	---	---	500
pH [No unit]	12-Sep-25	11:46	5.09
Alkalinity [mg/L as CaCO3]	12-Sep-25	11:46	< 2
Conductivity [uS/cm]	12-Sep-25	11:46	28
Acidity [mg/L as CaCO3]	12-Sep-25	11:46	9
SO4 [mg/L]	16-Sep-25	15:38	9.8
Hg [mg/L]	16-Sep-25	12:16	< 0.00001
Ag [mg/L]	16-Sep-25	12:16	< 0.00005
Al [mg/L]	16-Sep-25	12:16	0.016
As [mg/L]	16-Sep-25	12:16	< 0.0002
Ba [mg/L]	16-Sep-25	12:16	0.00562
Be [mg/L]	16-Sep-25	12:16	0.000019
B [mg/L]	16-Sep-25	12:16	< 0.002
Bi [mg/L]	16-Sep-25	12:16	< 0.00001
Ca [mg/L]	16-Sep-25	12:16	1.56
Cd [mg/L]	16-Sep-25	12:16	0.00896
Co [mg/L]	16-Sep-25	12:16	0.00271
Cr [mg/L]	16-Sep-25	12:16	< 0.00008
Cu [mg/L]	16-Sep-25	12:16	0.006
Fe [mg/L]	16-Sep-25	12:16	0.204
K [mg/L]	16-Sep-25	12:16	0.607
Mg [mg/L]	16-Sep-25	12:16	0.618
Mn [mg/L]	16-Sep-25	12:16	0.0405
Mo [mg/L]	16-Sep-25	12:16	< 0.0004
Na [mg/L]	16-Sep-25	12:16	0.05
Ni [mg/L]	16-Sep-25	12:16	0.0201
P [mg/L]	16-Sep-25	12:16	< 0.003

OnLine LIMS

0004260304

Results relate only to the sample tested. Data reported represents the sample submitted to SGS. Reproduction of this analytical report in full or in part is prohibited without prior written approval. Please refer to SGS General Conditions of Services located at https://www.sgs.ca/en/terms-and-conditions (Printed copies are available upon request.)
Test method information available upon request. "Temperature Upon Receipt" is representative of the whole shipment and may not reflect the temperature of individual samples.
SGS Canada Inc. Environment-Health & Safety statement of conformity decision rule does not consider uncertainty when analytical results are compared to a specified standard or regulation.

SGS Canada Inc.
P.O. Box 4300 - 185 Concession St.
Lakefield - Ontario - KOL 2HO
Phone: 705-652-2000 FAX: 705-652-6365

LR Report : **CA10081-SEP25**

Analysis	3: Analysis Completed Date	4: Analysis Completed Time	8: HC-4 Wk#120
Pb [mg/L]	16-Sep-25	12:16	1.17
S [mg/L]	16-Sep-25	12:16	< 5
Sb [mg/L]	16-Sep-25	12:16	< 0.0009
Se [mg/L]	16-Sep-25	12:16	0.00080
Si [mg/L]	16-Sep-25	12:16	0.35
Sn [mg/L]	16-Sep-25	12:16	< 0.00006
Sr [mg/L]	16-Sep-25	12:16	0.00350
Ti [mg/L]	16-Sep-25	12:16	< 0.0001
Th [mg/L]	16-Sep-25	12:16	< 0.0001
Tl [mg/L]	16-Sep-25	12:16	0.000058
U [mg/L]	16-Sep-25	12:16	0.000507
V [mg/L]	16-Sep-25	12:16	< 0.00001
W [mg/L]	16-Sep-25	12:16	0.0002
Zr [mg/L]	16-Sep-25	12:16	< 0.002
Zn [mg/L]	16-Sep-25	12:16	1.82

Lisa Thompson
Project Specialist Assistant,
Environment, Health & Safety

OnLine LIMS

0004260304

Results relate only to the sample tested. Data reported represents the sample submitted to SGS. Reproduction of this analytical report in full or in part is prohibited without prior written approval. Please refer to SGS General Conditions of Services located at https://www.sgs.ca/en/terms-and-conditions (Printed copies are available upon request.)
Test method information available upon request. "Temperature Upon Receipt" is representative of the whole shipment and may not reflect the temperature of individual samples.
SGS Canada Inc. Environment-Health & Safety statement of conformity decision rule does not consider uncertainty when analytical results are compared to a specified standard or regulation.

SGS Canada Inc.
P.O. Box 4300 - 185 Concession St.
Lakefield - Ontario - KOL 2HO
Phone: 705-652-2000 FAX: 705-652-6365

Quality Control Report

Inorganic Analysis														
Parameter	Reporting Limit	Unit	Method Blank	Duplicate				LCS / Spike Blank			Matrix Spike / Reference Material			
				Result 1	Result 2	RPD	Acceptance Criteria	Spike Recovery (%)	Recovery Limits (%)		Spike Recovery (%)	Recovery Limits (%)		
							%		Low	High		Low	High	
Acidity - QCBatchID: EWL0249-SEP25														
Acidity	2	mg/L as Ca	2			ND	20	100	90	110	NA			
Alkalinity - QCBatchID: EWL0249-SEP25														
Alkalinity	2	mg/L as Ca	2			ND	20	100	80	120	NA			
Anions by IC - QCBatchID: DIO0359-SEP25														
Sulphate	0.2	mg/L	<0.2			6	20	95	90	110	85	75	125	
Conductivity - QCBatchID: EWL0249-SEP25														
Conductivity	2	uS/cm	< 2			0	10	99	90	110	NA			
Inorganics-General - QCBatchID: EHG0022-SEP25														
Mercury	0.00001	mg/L	< 0.00001			ND	20	118	80	120	129	70	130	
Metals in aqueous samples - ICP-MS - QCBatchID: EMS0120-SEP25														
Aluminum	0.001	mg/L	<0.001			2	20	102	90	110	100	70	130	
Antimony	0.0009	mg/L	<0.0005			ND	20	104	90	110	99	70	130	
Barium	0.00008	mg/L	<0.00008			4	20	100	90	110	87	70	130	
Beryllium	0.000007	mg/L	<0.000007			ND	20	100	90	110	100	70	130	
Bismuth	0.00001	mg/L	<0.00001			ND	20	97	90	110	92	70	130	
Boron	0.002	mg/L	<0.002			ND	20	101	90	110	99	70	130	
Cadmium	0.000003	mg/L	<0.000003			0	20	100	90	110	97	70	130	
Calcium	0.01	mg/L	<0.01			3	20	99	90	110	96	70	130	
Chromium	0.00008	mg/L	<0.00008			ND	20	98	90	110	92	70	130	
Cobalt	0.000004	mg/L	<0.000004			ND	20	102	90	110	99	70	130	
Copper	0.001	mg/L	<0.001			ND	20	101	90	110	98	70	130	
Iron	0.007	mg/L	<0.007			ND	20	106	90	110	100	70	130	
Lead	0.00009	mg/L	<0.00009			ND	20	98	90	110	92	70	130	
Magnesium	0.001	mg/L	<0.001			0	20	106	90	110	108	70	130	
Manganese	0.00001	mg/L	<0.00001			3	20	101	90	110	100	70	130	
Molybdenum	0.0004	mg/L	<0.0004			ND	20	100	90	110	83	70	130	
Nickel	0.0001	mg/L	<0.0001			3	20	100	90	110	96	70	130	
Phosphorus	0.003	mg/L	<0.003			ND	20	102	90	110	NV	70	130	
Potassium	0.009	mg/L	<0.009			3	20	104	90	110	73	70	130	
Selenium	0.00004	mg/L	<0.00004			ND	20	100	90	110	100	70	130	
Silicon	0.02	mg/L	<0.02			1	20	94	90	110	NV	70	130	
Silver	0.00005	mg/L	<0.00005			ND	20	95	90	110	NV	70	130	
Sodium	0.01	mg/L	<0.01			2	20	99	90	110	102	70	130	
Strontium	0.00008	mg/L	<0.00008			3	20	101	90	110	93	70	130	
Sulfur	5	mg/L	<5			ND	20	107	90	110	NV	70	130	

OnLine LIMS

0004260304

Results relate only to the sample tested. Data reported represents the sample submitted to SGS. Reproduction of this analytical report in full or in part is prohibited without prior written approval. Please refer to SGS General Conditions of Services located at https://www.sgs.ca/en/terms-and-conditions (Printed copies are available upon request.)
Test method information available upon request. "Temperature Upon Receipt" is representative of the whole shipment and may not reflect the temperature of individual samples.
SGS Canada Inc. Environment-Health & Safety statement of conformity decision rule does not consider uncertainty when analytical results are compared to a specified standard or regulation.

SGS Canada Inc.
P.O. Box 4300 - 185 Concession St.
Lakefield - Ontario - KOL 2HO
Phone: 705-652-2000 FAX: 705-652-6365

Inorganic Analysis														
Parameter	Reporting Limit	Unit	Method Blank	Duplicate				LCS / Spike Blank				Matrix Spike / Reference Material		
				Result 1	Result 2	RPD	Acceptance Criteria	Spike Recovery (%)	Recovery Limits (%)			Spike Recovery (%)	Recovery Limits (%)	
							%		Low	High			Low	High
Thallium	0.000005	mg/L	<0.000005			ND	20	99	90	110		82	70	130
Thorium	0.0001	mg/L	<0.0001			ND	20	95	90	110		NV	70	130
Tin	0.00006	mg/L	<0.00006			ND	20	100	90	110		NV	70	130
Titanium	0.0001	mg/L	<0.0001			ND	20	96	90	110		NV	70	130
Tungsten	0.0002	mg/L	<0.0002			ND	20	97	90	110		NV	70	130
Uranium	0.000002	mg/L	<0.000002			1	20	99	90	110		93	70	130
Vanadium	0.00001	mg/L	<0.00001			3	20	103	90	110		98	70	130
Zinc	0.002	mg/L	<0.002			ND	20	102	90	110		100	70	130
Zirconium	0.002	mg/L	<0.002			ND	20	95	90	110		NV	70	130
Metals in aqueous samples - ICP-MS - QCBatchID: EMS0135-SEP25														
Arsenic	0.0002	mg/L	<0.0002			ND	20	96	90	110		105	70	130
pH - QCBatchID: EWL0249-SEP25														
pH	0.05	No unit	NA			0		100				NA		

OnLine LIMS

0004260304

Results relate only to the sample tested. Data reported represents the sample submitted to SGS. Reproduction of this analytical report in full or in part is prohibited without prior written approval. Please refer to SGS General Conditions of Services located at https://www.sgs.ca/en/terms-and-conditions (Printed copies are available upon request.)
Test method information available upon request. "Temperature Upon Receipt" is representative of the whole shipment and may not reflect the temperature of individual samples.
SGS Canada Inc. Environment-Health & Safety statement of conformity decision rule does not consider uncertainty when analytical results are compared to a specified standard or regulation.

SGS Canada Inc.
P.O. Box 4300 - 185 Concession St.
Lakefield - Ontario - KOL 2HO
Phone: 705-652-2000 FAX: 705-652-6365

26-August-2025

Great Bear Resources Ltd.
Attn : Ashley Moncrief

1020 - 800 West Pender St., Vancouver
Canada, V6C 2V6
Phone: 778-833-2160, Fax:

Date Rec. : 14 August 2025
LR Report: **CA10095-AUG25**
Reference: Wk#116

Copy: #1

CERTIFICATE OF ANALYSIS
Final Report

Analysis	3: Analysis Completed Date	4: Analysis Completed Time	5: HC-1 Wk#116	6: HC-2 Wk#116	7: HC-3 Wk#116	9: HC-5 Wk#116	10: HC-6 Wk#116	11: HC-7 Wk#116
Sample Date & Time			14-Aug-25	14-Aug-25	14-Aug-25	14-Aug-25	14-Aug-25	14-Aug-25
HumCell Leachate Vol [mL]	15-Aug-25	13:06	979	1020	480	982	500	964
Sample Name	---	---	DX450052	DX 550083	DX450204	DX450232	DX450181	DX450002
Sample Weight [g]	---	---	1000	1000	500	1000	500	1000
pH [No unit]	18-Aug-25	10:58	6.60	7.34	6.89	6.97	6.74	7.08
Alkalinity [mg/L as CaCO3]	15-Aug-25	10:36	2	13	3	4	5	6
Conductivity [uS/cm]	15-Aug-25	10:36	28	35	8	13	7	8
Acidity [mg/L as CaCO3]	18-Aug-25	12:47	< 2	< 2	< 2	< 2	< 2	< 2
F [mg/L]	15-Aug-25	13:27	< 0.06	< 0.06	< 0.06	< 0.06	< 0.06	< 0.06
SO4 [mg/L]	19-Aug-25	13:48	9.6	4.7	0.6	1.9	0.4	0.3
Hg [mg/L]	19-Aug-25	14:08	< 0.00001	< 0.00001	< 0.00001	< 0.00001	< 0.00001	< 0.00001
Ag [mg/L]	19-Aug-25	14:08	< 0.00005	< 0.00005	< 0.00005	< 0.00005	< 0.00005	< 0.00005
Al [mg/L]	20-Aug-25	12:24	0.001	0.053	0.022	0.026	0.016	0.024
As [mg/L]	19-Aug-25	14:08	< 0.0002	0.0148	0.0004	0.0011	< 0.0002	0.0031
Ba [mg/L]	19-Aug-25	14:08	0.00086	0.0198	0.00045	0.00086	0.00037	0.00058
Be [mg/L]	19-Aug-25	14:08	< 0.000007	< 0.000007	< 0.000007	< 0.000007	< 0.000007	< 0.000007
B [mg/L]	19-Aug-25	14:08	< 0.002	< 0.002	< 0.002	< 0.002	< 0.002	< 0.002
Bi [mg/L]	19-Aug-25	14:08	< 0.00001	0.00002	< 0.00001	< 0.00001	< 0.00001	< 0.00001
Ca [mg/L]	19-Aug-25	14:08	5.14	6.66	1.31	2.27	1.45	1.71
Cd [mg/L]	19-Aug-25	14:08	0.00408	0.000012	0.000005	0.000011	< 0.000003	< 0.000003
Co [mg/L]	19-Aug-25	14:08	0.000031	0.000023	0.000009	0.000006	0.000004	0.000008
Cr [mg/L]	19-Aug-25	14:08	< 0.00008	< 0.00008	< 0.00008	< 0.00008	< 0.00008	< 0.00008
Cu [mg/L]	19-Aug-25	14:08	< 0.001	< 0.001	< 0.001	< 0.001	< 0.001	< 0.001
Fe [mg/L]	19-Aug-25	14:08	< 0.007	< 0.007	< 0.007	< 0.007	< 0.007	< 0.007
K [mg/L]	19-Aug-25	14:08	0.210	1.25	0.486	0.479	0.247	0.404
Mg [mg/L]	19-Aug-25	14:08	0.029	0.118	0.056	0.036	0.038	0.052
Mn [mg/L]	19-Aug-25	14:08	0.0185	0.0288	0.00259	0.0102	0.00239	0.00326
Mo [mg/L]	19-Aug-25	14:08	< 0.0004	< 0.0004	< 0.0004	< 0.0004	< 0.0004	< 0.0004
Na [mg/L]	19-Aug-25	14:08	0.07	0.06	0.04	0.05	0.04	0.05
Ni [mg/L]	19-Aug-25	14:08	0.0001	< 0.0001	< 0.0001	< 0.0001	< 0.0001	< 0.0001
P [mg/L]	19-Aug-25	14:08	< 0.003	< 0.003	< 0.003	< 0.003	< 0.003	< 0.003
Pb [mg/L]	19-Aug-25	14:08	0.0223	0.00011	< 0.00009	< 0.00009	< 0.00009	< 0.00009
S [mg/L]	19-Aug-25	14:08	< 5	< 5	< 5	< 5	< 5	< 5
Sb [mg/L]	19-Aug-25	14:08	< 0.0009	< 0.0009	< 0.0009	< 0.0009	< 0.0009	< 0.0009
Se [mg/L]	19-Aug-25	14:08	0.00016	0.00135	< 0.00004	< 0.00004	< 0.00004	< 0.00004
Si [mg/L]	19-Aug-25	14:08	0.12	0.20	0.14	0.20	0.18	0.18

OnLine LIMS

0004234124

Results relate only to the sample tested. Data reported represents the sample submitted to SGS. Reproduction of this analytical report in full or in part is prohibited without prior written approval. Please refer to SGS General Conditions of Services located at https://www.sgs.ca/en/terms-and-conditions (Printed copies are available upon request.)
Test method information available upon request. "Temperature Upon Receipt" is representative of the whole shipment and may not reflect the temperature of individual samples.
SGS Canada Inc. Environment-Health & Safety statement of conformity decision rule does not consider uncertainty when analytical results are compared to a specified standard or regulation.

SGS Canada Inc.
P.O. Box 4300 - 185 Concession St.
Lakefield - Ontario - KOL 2HO
Phone: 705-652-2000 FAX: 705-652-6365

LR Report : **CA10095-AUG25**

Analysis	3: Analysis Completed Date	4: Analysis Completed Time	5: HC-1 Wk#116	6: HC-2 Wk#116	7: HC-3 Wk#116	9: HC-5 Wk#116	10: HC-6 Wk#116	11: HC-7 Wk#116
Sn [mg/L]	19-Aug-25	14:08	< 0.00006	< 0.00006	0.00007	< 0.00006	0.00007	< 0.00006
Sr [mg/L]	19-Aug-25	14:08	0.00366	0.0228	0.00204	0.00222	0.00213	0.00303
Ti [mg/L]	19-Aug-25	14:08	< 0.0001	< 0.0001	< 0.0001	< 0.0001	< 0.0001	< 0.0001
Th [mg/L]	19-Aug-25	14:08	< 0.0001	< 0.0001	< 0.0001	< 0.0001	< 0.0001	< 0.0001
Tl [mg/L]	19-Aug-25	14:08	< 0.000005	0.000011	< 0.000005	< 0.000005	< 0.000005	< 0.000005
U [mg/L]	19-Aug-25	14:08	0.000028	0.000174	0.000177	0.000300	0.000077	0.000200
V [mg/L]	19-Aug-25	14:08	< 0.00001	0.00020	0.00012	0.00024	0.00020	0.00014
W [mg/L]	19-Aug-25	14:08	< 0.0002	< 0.0002	< 0.0002	< 0.0002	0.0003	< 0.0002
Zr [mg/L]	19-Aug-25	14:08	< 0.002	< 0.002	< 0.002	< 0.002	< 0.002	< 0.002
Zn [mg/L]	19-Aug-25	14:08	0.141	< 0.002	< 0.002	< 0.002	< 0.002	< 0.002



Lisa Thompson
Project Specialist Assistant,
Environment, Health & Safety

OnLine LIMS

0004234124

Results relate only to the sample tested. Data reported represents the sample submitted to SGS. Reproduction of this analytical report in full or in part is prohibited without prior written approval. Please refer to SGS General Conditions of Services located at https://www.sgs.ca/en/terms-and-conditions (Printed copies are available upon request.)
Test method information available upon request. "Temperature Upon Receipt" is representative of the whole shipment and may not reflect the temperature of individual samples.
SGS Canada Inc. Environment-Health & Safety statement of conformity decision rule does not consider uncertainty when analytical results are compared to a specified standard or regulation.

SGS Canada Inc.
P.O. Box 4300 - 185 Concession St.
Lakefield - Ontario - KOL 2HO
Phone: 705-652-2000 FAX: 705-652-6365

Quality Control Report

Inorganic Analysis														
Parameter	Reporting Limit	Unit	Method Blank	Duplicate				LCS / Spike Blank			Matrix Spike / Reference Material			
				Result 1	Result 2	RPD	Acceptance Criteria	Spike Recovery (%)	Recovery Limits (%)		Spike Recovery (%)	Recovery Limits (%)		
							%		Low	High		Low	High	
Acidity - QCBatchID: EWL0263-AUG25														
Acidity	2	mg/L as Ca	3			0	20	100	90	110	NA			
Acidity - QCBatchID: EWL0295-AUG25														
Acidity	2	mg/L as Ca	< 2			ND	20	100	90	110	NA			
Alkalinity - QCBatchID: EWL0263-AUG25														
Alkalinity	2	mg/L as Ca	< 2			0	20	102	80	120	NA			
Anions by IC - QCBatchID: DIO0318-AUG25														
Sulphate	0.2	mg/L	<0.2			1	20	107	90	110	100	75	125	
Anions by IC - QCBatchID: DIO0352-AUG25														
Sulphate	0.2	mg/L	<0.2			1	20	100	90	110	97	75	125	
Conductivity - QCBatchID: EWL0263-AUG25														
Conductivity	2	uS/cm	< 2			4	10	100	90	110	NA			
Fluoride by Specific Ion Electrode - QCBatchID: EWL0266-AUG25														
Fluoride	0.06	mg/L	<0.06			ND	10	100	90	110	110	75	125	
Fluoride by Specific Ion Electrode - QCBatchID: EWL0288-AUG25														
Fluoride	0.06	mg/L	<0.06			ND	10	98	90	110	94	75	125	
Inorganics-General - QCBatchID: EHG0018-AUG25														
Mercury	0.00001	mg/L	< 0.00001			ND	20	117	80	120	116	70	130	
Metals in aqueous samples - ICP-MS - QCBatchID: EMS0131-AUG25														
Aluminum	0.001	mg/L	<0.001			5	20	102	90	110	102	70	130	
Antimony	0.0009	mg/L	<0.0009			ND	20	98	90	110	92	70	130	
Arsenic	0.0002	mg/L	<0.0002			ND	20	100	90	110	100	70	130	
Barium	0.00008	mg/L	<0.00008			0	20	99	90	110	92	70	130	
Beryllium	0.000007	mg/L	<0.000007			ND	20	98	90	110	93	70	130	
Bismuth	0.00001	mg/L	<0.00001			ND	20	94	90	110	77	70	130	
Boron	0.002	mg/L	<0.002			ND	20	100	90	110	98	70	130	
Cadmium	0.000003	mg/L	<0.000003			ND	20	101	90	110	97	70	130	
Calcium	0.01	mg/L	<0.01			3	20	101	90	110	102	70	130	
Chromium	0.00008	mg/L	<0.00008			12	20	98	90	110	88	70	130	
Cobalt	0.000004	mg/L	<0.000004			ND	20	98	90	110	93	70	130	
Copper	0.001	mg/L	<0.001			ND	20	95	90	110	95	70	130	
Iron	0.007	mg/L	<0.007			ND	20	104	90	110	100	70	130	
Lead	0.00009	mg/L	<0.00009			ND	20	99	90	110	92	70	130	
Magnesium	0.001	mg/L	<0.001			1	20	99	90	110	104	70	130	
Manganese	0.00001	mg/L	<0.00001			1	20	100	90	110	99	70	130	
Molybdenum	0.0004	mg/L	<0.0004			ND	20	100	90	110	88	70	130	

OnLine LIMS

0004234124

Results relate only to the sample tested. Data reported represents the sample submitted to SGS. Reproduction of this analytical report in full or in part is prohibited without prior written approval. Please refer to SGS General Conditions of Services located at https://www.sgs.ca/en/terms-and-conditions (Printed copies are available upon request.)
Test method information available upon request. "Temperature Upon Receipt" is representative of the whole shipment and may not reflect the temperature of individual samples.
SGS Canada Inc. Environment-Health & Safety statement of conformity decision rule does not consider uncertainty when analytical results are compared to a specified standard or regulation.

SGS Canada Inc.
P.O. Box 4300 - 185 Concession St.
Lakefield - Ontario - KOL 2HO
Phone: 705-652-2000 FAX: 705-652-6365

Great Bear - 7 Long

LR Report : **CA10095-AUG25**

Inorganic Analysis														
Parameter	Reporting Limit	Unit	Method Blank	Duplicate				LCS / Spike Blank			Matrix Spike / Reference Material			
				Result 1	Result 2	RPD	Acceptance Criteria	Spike Recovery (%)	Recovery Limits (%)		Spike Recovery (%)	Recovery Limits (%)	
							%		Low	High		Low	High
Nickel	0.0001	mg/L	<0.0001			2	20	100	90	110	96	70	130
Phosphorus	0.003	mg/L	<0.003			ND	20	100	90	110	NV	70	130
Potassium	0.009	mg/L	<0.009			ND	20	98	90	110	91	70	130
Selenium	0.00004	mg/L	<0.00004			7	20	100	90	110	76	70	130
Silicon	0.02	mg/L	<0.02			2	20	98	90	110	NV	70	130
Silver	0.00005	mg/L	<0.00005			ND	20	95	90	110	80	70	130
Sodium	0.01	mg/L	<0.01			20	20	101	90	110	99	70	130
Strontium	0.00008	mg/L	<0.00008			6	20	96	90	110	91	70	130
Sulfur	5	mg/L	<5			ND	20	110	90	110	NV	70	130
Thallium	0.000005	mg/L	<0.000005			ND	20	95	90	110	77	70	130
Thorium	0.0001	mg/L	<0.0001			ND	20	94	90	110	NV	70	130
Tin	0.00006	mg/L	<0.00006			ND	20	100	90	110	NV	70	130
Titanium	0.0001	mg/L	<0.0001			ND	20	95	90	110	NV	70	130
Tungsten	0.0002	mg/L	<0.0002			ND	20	102	90	110	NV	70	130
Uranium	0.000002	mg/L	<0.000002			13	20	105	90	110	91	70	130
Vanadium	0.00001	mg/L	<0.00001			7	20	97	90	110	94	70	130
Zinc	0.002	mg/L	<0.002			ND	20	101	90	110	99	70	130
Zirconium	0.002	mg/L	<0.002			ND	20	92	90	110	NV	70	130
Metals in aqueous samples - ICP-MS - QCBatchID: EMS0161-AUG25													
Aluminum	0.001	mg/L	<0.001			0	20	105	90	110	97	70	130
pH - QCBatchID: EWL0263-AUG25													
pH	0.05	No unit	NA			0		100			NA		

OnLine LIMS

0004234124

Results relate only to the sample tested. Data reported represents the sample submitted to SGS. Reproduction of this analytical report in full or in part is prohibited without prior written approval. Please refer to SGS General Conditions of Services located at https://www.sgs.ca/en/terms-and-conditions (Printed copies are available upon request.)
Test method information available upon request. "Temperature Upon Receipt" is representative of the whole shipment and may not reflect the temperature of individual samples.
SGS Canada Inc. Environment-Health & Safety statement of conformity decision rule does not consider uncertainty when analytical results are compared to a specified standard or regulation.

SGS Canada Inc.
P.O. Box 4300 - 185 Concession St.
Lakefield - Ontario - KOL 2HO
Phone: 705-652-2000 FAX: 705-652-6365

26-August-2025

Great Bear Resources Ltd.
Attn : Ashley Moncrief

1020 - 800 West Pender St.
Vancouver, BC
V6C 2V6, Canada

Phone: 778-833-2160
Fax:

Date Rec. : 14 August 2025
LR Report: **CA10096-AUG25**
Reference: Wk#116

Copy: #1

CERTIFICATE OF ANALYSIS
Final Report

Analysis	3: Analysis Completed Date	4: Analysis Completed Time	8: HC-4 Wk#116
Sample Date & Time			14-Aug-25
HumCell Leachate Vol [mL]	15-Aug-25	13:06	502
Sample Name	---	---	DX450176
Sample Weight [g]	---	---	500
pH [No unit]	15-Aug-25	10:38	5.49
Alkalinity [mg/L as CaCO3]	15-Aug-25	10:38	2
Conductivity [uS/cm]	15-Aug-25	10:38	29
Acidity [mg/L as CaCO3]	18-Aug-25	12:47	6
SO4 [mg/L]	19-Aug-25	13:48	14
Hg [mg/L]	19-Aug-25	14:08	< 0.00001
Ag [mg/L]	19-Aug-25	14:08	< 0.00005
Al [mg/L]	19-Aug-25	14:08	0.022
As [mg/L]	19-Aug-25	14:08	0.0004
Ba [mg/L]	19-Aug-25	14:08	0.00205
Be [mg/L]	19-Aug-25	14:08	0.000015
B [mg/L]	19-Aug-25	14:08	< 0.002
Bi [mg/L]	19-Aug-25	14:08	< 0.00001
Ca [mg/L]	19-Aug-25	14:08	2.06
Cd [mg/L]	19-Aug-25	14:08	0.0119
Co [mg/L]	19-Aug-25	14:08	0.00373
Cr [mg/L]	19-Aug-25	14:08	< 0.00008
Cu [mg/L]	19-Aug-25	14:08	0.003
Fe [mg/L]	19-Aug-25	14:08	0.230
K [mg/L]	19-Aug-25	14:08	0.509
Mg [mg/L]	19-Aug-25	14:08	0.929
Mn [mg/L]	19-Aug-25	14:08	0.0608
Mo [mg/L]	19-Aug-25	14:08	< 0.0004
Na [mg/L]	19-Aug-25	14:08	0.08
Ni [mg/L]	19-Aug-25	14:08	0.0296
P [mg/L]	19-Aug-25	14:08	< 0.003
Pb [mg/L]	19-Aug-25	14:08	0.683
S [mg/L]	19-Aug-25	14:08	5
Sb [mg/L]	19-Aug-25	14:08	< 0.0009
Se [mg/L]	19-Aug-25	14:08	0.00112
Si [mg/L]	19-Aug-25	14:08	0.59
Sn [mg/L]	19-Aug-25	14:08	< 0.00006

OnLine LIMS

0004234129

Results relate only to the sample tested. Data reported represents the sample submitted to SGS. Reproduction of this analytical report in full or in part is prohibited without prior written approval. Please refer to SGS General Conditions of Services located at https://www.sgs.ca/en/terms-and-conditions (Printed copies are available upon request.)
Test method information available upon request. "Temperature Upon Receipt" is representative of the whole shipment and may not reflect the temperature of individual samples.
SGS Canada Inc. Environment-Health & Safety statement of conformity decision rule does not consider uncertainty when analytical results are compared to a specified standard or regulation.

SGS Canada Inc.
P.O. Box 4300 - 185 Concession St.
Lakefield - Ontario - KOL 2HO
Phone: 705-652-2000 FAX: 705-652-6365

LR Report : **CA10096-AUG25**

Analysis	3: Analysis Completed Date	4: Analysis Completed Time	8: HC-4 Wk#116
Sr [mg/L]	19-Aug-25	14:08	0.00364
Ti [mg/L]	19-Aug-25	14:08	< 0.0001
Th [mg/L]	19-Aug-25	14:08	< 0.0001
Tl [mg/L]	19-Aug-25	14:08	0.000021
U [mg/L]	19-Aug-25	14:08	0.000188
V [mg/L]	19-Aug-25	14:08	< 0.00001
W [mg/L]	19-Aug-25	14:08	< 0.0002
Zr [mg/L]	19-Aug-25	14:08	< 0.002
Zn [mg/L]	19-Aug-25	14:08	2.49



Lisa Thompson
Project Specialist Assistant,
Environment, Health & Safety

OnLine LIMS

0004234129

Results relate only to the sample tested. Data reported represents the sample submitted to SGS. Reproduction of this analytical report in full or in part is prohibited without prior written approval. Please refer to SGS General Conditions of Services located at https://www.sgs.ca/en/terms-and-conditions (Printed copies are available upon request.)
Test method information available upon request. "Temperature Upon Receipt" is representative of the whole shipment and may not reflect the temperature of individual samples.
SGS Canada Inc. Environment-Health & Safety statement of conformity decision rule does not consider uncertainty when analytical results are compared to a specified standard or regulation.

SGS Canada Inc.
P.O. Box 4300 - 185 Concession St.
Lakefield - Ontario - KOL 2HO
Phone: 705-652-2000 FAX: 705-652-6365

Quality Control Report

Inorganic Analysis													
Parameter	Reporting Limit	Unit	Method Blank	Duplicate				LCS / Spike Blank			Matrix Spike / Reference Material		
				Result 1	Result 2	RPD	Acceptance Criteria	Spike Recovery (%)	Recovery Limits (%)		Spike Recovery (%)	Recovery Limits (%)	
							%		Low	High		Low	High
Acidity - QCBatchID: EWL0295-AUG25													
Acidity	2	mg/L as Ca	< 2			ND	20	100	90	110	NA		
Alkalinity - QCBatchID: EWL0263-AUG25													
Alkalinity	2	mg/L as Ca	< 2			0	20	102	80	120	NA		
Anions by IC - QCBatchID: DIO0352-AUG25													
Sulphate	0.2	mg/L	<0.2			1	20	100	90	110	97	75	125
Conductivity - QCBatchID: EWL0263-AUG25													
Conductivity	2	uS/cm	< 2			4	10	100	90	110	NA		
Inorganics-General - QCBatchID: EHG0018-AUG25													
Mercury	0.00001	mg/L	< 0.00001			ND	20	117	80	120	116	70	130
Metals in aqueous samples - ICP-MS - QCBatchID: EMS0131-AUG25													
Aluminum	0.001	mg/L	<0.001			5	20	102	90	110	102	70	130
Antimony	0.0009	mg/L	<0.0009			ND	20	98	90	110	92	70	130
Arsenic	0.0002	mg/L	<0.0002			ND	20	100	90	110	100	70	130
Barium	0.00008	mg/L	<0.00008			0	20	99	90	110	92	70	130
Beryllium	0.000007	mg/L	<0.000007			ND	20	98	90	110	93	70	130
Bismuth	0.00001	mg/L	<0.00001			ND	20	94	90	110	77	70	130
Boron	0.002	mg/L	<0.002			ND	20	100	90	110	98	70	130
Cadmium	0.000003	mg/L	<0.000003			ND	20	101	90	110	97	70	130
Calcium	0.01	mg/L	<0.01			3	20	101	90	110	102	70	130
Chromium	0.00008	mg/L	<0.00008			12	20	98	90	110	88	70	130
Cobalt	0.000004	mg/L	<0.000004			ND	20	98	90	110	93	70	130
Copper	0.001	mg/L	<0.001			ND	20	95	90	110	95	70	130
Iron	0.007	mg/L	<0.007			ND	20	104	90	110	100	70	130
Lead	0.00009	mg/L	<0.00009			ND	20	99	90	110	92	70	130
Magnesium	0.001	mg/L	<0.001			1	20	99	90	110	104	70	130
Manganese	0.00001	mg/L	<0.00001			1	20	100	90	110	99	70	130
Molybdenum	0.0004	mg/L	<0.0004			ND	20	100	90	110	88	70	130
Nickel	0.0001	mg/L	<0.0001			2	20	100	90	110	96	70	130
Phosphorus	0.003	mg/L	<0.003			ND	20	100	90	110	NV	70	130
Potassium	0.009	mg/L	<0.009			ND	20	98	90	110	91	70	130
Selenium	0.00004	mg/L	<0.00004			7	20	100	90	110	76	70	130
Silicon	0.02	mg/L	<0.02			2	20	98	90	110	NV	70	130
Silver	0.00005	mg/L	<0.00005			ND	20	95	90	110	80	70	130
Sodium	0.01	mg/L	<0.01			20	20	101	90	110	99	70	130
Strontium	0.00008	mg/L	<0.00008			6	20	96	90	110	91	70	130

OnLine LIMS

0004234129

Results relate only to the sample tested. Data reported represents the sample submitted to SGS. Reproduction of this analytical report in full or in part is prohibited without prior written approval. Please refer to SGS General Conditions of Services located at https://www.sgs.ca/en/terms-and-conditions (Printed copies are available upon request.)
Test method information available upon request. "Temperature Upon Receipt" is representative of the whole shipment and may not reflect the temperature of individual samples.
SGS Canada Inc. Environment-Health & Safety statement of conformity decision rule does not consider uncertainty when analytical results are compared to a specified standard or regulation.

SGS Canada Inc.
P.O. Box 4300 - 185 Concession St.
Lakefield - Ontario - KOL 2HO
Phone: 705-652-2000 FAX: 705-652-6365

Inorganic Analysis														
Parameter	Reporting Limit	Unit	Method Blank	Duplicate				LCS / Spike Blank				Matrix Spike / Reference Material		
				Result 1	Result 2	RPD	Acceptance Criteria	Spike Recovery (%)	Recovery Limits (%)			Spike Recovery (%)	Recovery Limits (%)	
							%		Low	High			Low	High
Sulfur	5	mg/L	<5			ND	20	110	90	110		NV	70	130
Thallium	0.000005	mg/L	<0.000005			ND	20	95	90	110		77	70	130
Thorium	0.0001	mg/L	<0.0001			ND	20	94	90	110		NV	70	130
Tin	0.00006	mg/L	<0.00006			ND	20	100	90	110		NV	70	130
Titanium	0.0001	mg/L	<0.0001			ND	20	95	90	110		NV	70	130
Tungsten	0.0002	mg/L	<0.0002			ND	20	102	90	110		NV	70	130
Uranium	0.000002	mg/L	<0.000002			13	20	105	90	110		91	70	130
Vanadium	0.00001	mg/L	<0.00001			7	20	97	90	110		94	70	130
Zinc	0.002	mg/L	<0.002			ND	20	101	90	110		99	70	130
Zirconium	0.002	mg/L	<0.002			ND	20	92	90	110		NV	70	130
pH - QCBatchID: EWL0263-AUG25														
pH	0.05	No unit	NA			0		100				NA		

OnLine LIMS

Results relate only to the sample tested. Data reported represents the sample submitted to SGS. Reproduction of this analytical report in full or in part is prohibited without prior written approval. Please refer to SGS General Conditions of Services located at https://www.sgs.ca/en/terms-and-conditions (Printed copies are available upon request.)
Test method information available upon request. "Temperature Upon Receipt" is representative of the whole shipment and may not reflect the temperature of individual samples.
SGS Canada Inc. Environment-Health & Safety statement of conformity decision rule does not consider uncertainty when analytical results are compared to a specified standard or regulation.

0004234129

SGS Canada Inc.
P.O. Box 4300 - 185 Concession St.
Lakefield - Ontario - KOL 2HO
Phone: 705-652-2000 FAX: 705-652-6365

28-August-2025

Great Bear Resources Ltd.
Attn : Ashley Moncrief

1020 - 800 West Pender St., Vancouver
Canada, V6C 2V6
Phone: 778-833-2160, Fax:

Date Rec. : 15 August 2025
LR Report: **CA10102-AUG25**
Reference: Wk#116

Copy: #1

CERTIFICATE OF ANALYSIS
Final Report

Analysis	3: Analysis Completed Date	4: Analysis Completed Time	5: HC-8 Wk#116	7: HC-10 Wk#116	8: HC-11 Wk#116	9: HC-12 Wk#116	10: HC-13 Wk#116	11: HC-14 Wk#116	12: HC-15 Wk#116
Sample Date & Time			15-Aug-25	15-Aug-25	15-Aug-25	15-Aug-25	15-Aug-25	15-Aug-25	15-Aug-25
HumCell Leachate Vol [mL]	18-Aug-25	08:05	1000	971	1001	994	1009	908	641
Sample Name	---	---	DX450108	DX450186	DX450118	DX 550107	DX450159	DX450171	DX450134
Sample Weight [g]	---	---	1000	1000	1000	1000	1000	1000	700
pH [No unit]	21-Aug-25	11:25	7.00	6.70	7.29	7.09	6.52	6.18	6.60
Alkalinity [mg/L as CaCO3]	22-Aug-25	11:52	10	5	7	5	7	< 2	7
Conductivity [uS/cm]	22-Aug-25	11:53	30	13	16	20	24	42	78
Conductivity [uS/cm]	27-Aug-25	11:07	---	---	---	---	---	---	---
Acidity [mg/L as CaCO3]	20-Aug-25	13:17	< 2	< 2	< 2	< 2	< 2	< 2	2
SO4 [mg/L]	25-Aug-25	15:41	2.7	0.6	1.1	3.6	3.2	14	17
Hg [mg/L]	21-Aug-25	10:22	< 0.00001	< 0.00001	< 0.00001	< 0.00001	< 0.00001	< 0.00001	0.00003
Ag [mg/L]	19-Aug-25	15:01	< 0.00005	< 0.00005	< 0.00005	< 0.00005	< 0.00005	< 0.00005	< 0.00005
Al [mg/L]	19-Aug-25	15:01	0.054	0.020	0.034	0.032	0.029	0.004	0.003
As [mg/L]	19-Aug-25	15:01	0.0006	0.0002	< 0.0002	0.0012	0.0012	0.0005	0.0674
As [mg/L]	27-Aug-25	15:17	---	---	---	---	---	---	---
Ba [mg/L]	19-Aug-25	15:01	0.00225	0.00054	0.00091	0.00143	0.00066	0.00499	0.00129
Be [mg/L]	19-Aug-25	15:01	< 0.000007	< 0.000007	< 0.000007	< 0.000007	< 0.000007	< 0.000007	< 0.000007
B [mg/L]	19-Aug-25	15:01	< 0.002	< 0.002	< 0.002	< 0.002	< 0.002	< 0.002	< 0.002
Bi [mg/L]	19-Aug-25	15:01	< 0.00001	< 0.00001	< 0.00001	< 0.00001	< 0.00001	< 0.00001	< 0.00001
Ca [mg/L]	19-Aug-25	15:01	4.71	1.95	3.12	3.67	3.75	4.93	11.9
Cd [mg/L]	19-Aug-25	15:01	0.000004	0.000010	0.000008	0.000007	0.000005	0.000015	0.000006
Cd [mg/L]	27-Aug-25	15:17	---	---	---	---	---	---	---
Co [mg/L]	19-Aug-25	15:05	0.000006	0.000004	0.000027	0.000007	0.000011	0.00156	0.000652
Cr [mg/L]	19-Aug-25	15:05	< 0.00008	< 0.00008	< 0.00008	< 0.00008	< 0.00008	< 0.00008	< 0.00008
Cu [mg/L]	19-Aug-25	15:05	< 0.001	< 0.001	< 0.001	< 0.001	< 0.001	< 0.001	0.010
Fe [mg/L]	19-Aug-25	15:05	< 0.007	< 0.007	< 0.007	< 0.007	< 0.007	0.123	< 0.007
Fe [mg/L]	27-Aug-25	15:17	---	---	---	---	---	---	---
K [mg/L]	19-Aug-25	15:05	0.619	0.219	0.156	0.286	0.284	1.01	0.461
Mg [mg/L]	19-Aug-25	15:05	0.238	0.022	0.040	0.028	0.042	0.299	0.242
Mn [mg/L]	19-Aug-25	15:05	0.0211	0.0138	0.0239	0.0237	0.0224	0.0393	0.0203
Mo [mg/L]	19-Aug-25	15:05	< 0.0004	< 0.0004	< 0.0004	< 0.0004	< 0.0004	< 0.0004	< 0.0004
Na [mg/L]	19-Aug-25	15:05	0.06	0.04	0.04	0.04	0.03	0.08	0.06
Ni [mg/L]	19-Aug-25	15:05	< 0.0001	< 0.0001	0.0019	< 0.0001	0.0002	0.0100	0.0532
P [mg/L]	19-Aug-25	15:05	< 0.003	< 0.003	< 0.003	< 0.003	< 0.003	< 0.003	< 0.003
Pb [mg/L]	19-Aug-25	15:05	< 0.00009	< 0.00009	< 0.00009	< 0.00009	< 0.00009	< 0.00009	< 0.00009
S [mg/L]	19-Aug-25	15:05	< 5	< 5	< 5	< 5	< 5	6	12

OnLine LIMS

0004237610

Results relate only to the sample tested. Data reported represents the sample submitted to SGS. Reproduction of this analytical report in full or in part is prohibited without prior written approval. Please refer to SGS General Conditions of Services located at https://www.sgs.ca/en/terms-and-conditions (Printed copies are available upon request.)
Test method information available upon request. "Temperature Upon Receipt" is representative of the whole shipment and may not reflect the temperature of individual samples.
SGS Canada Inc. Environment-Health & Safety statement of conformity decision rule does not consider uncertainty when analytical results are compared to a specified standard or regulation.

SGS Canada Inc.
P.O. Box 4300 - 185 Concession St.
Lakefield - Ontario - KOL 2HO
Phone: 705-652-2000 FAX: 705-652-6365

LR Report : **CA10102-AUG25**

Analysis	3: Analysis Completed Date	4: Analysis Completed Time	5: HC-8 Wk#116	7: HC-10 Wk#116	8: HC-11 Wk#116	9: HC-12 Wk#116	10: HC-13 Wk#116	11: HC-14 Wk#116	12: HC-15 Wk#116
Sb [mg/L]	19-Aug-25	15:05	< 0.0009	< 0.0009	< 0.0009	< 0.0009	< 0.0009	< 0.0009	0.0010
Se [mg/L]	19-Aug-25	15:05	0.00005	0.00008	< 0.00004	0.00005	< 0.00004	0.00033	0.00036
Si [mg/L]	19-Aug-25	15:05	0.26	0.16	0.22	0.25	0.15	0.22	0.15
Sn [mg/L]	19-Aug-25	15:05	< 0.00006	< 0.00006	0.00006	< 0.00006	< 0.00006	< 0.00006	< 0.00006
Sr [mg/L]	19-Aug-25	15:05	0.00803	0.00327	0.00543	0.00322	0.00266	0.00687	0.0108
Ti [mg/L]	19-Aug-25	15:05	< 0.0001	< 0.0001	< 0.0001	< 0.0001	< 0.0001	< 0.0001	< 0.0001
Th [mg/L]	19-Aug-25	15:05	< 0.0001	< 0.0001	< 0.0001	< 0.0001	< 0.0001	< 0.0001	< 0.0001
Tl [mg/L]	19-Aug-25	15:05	< 0.000005	< 0.000005	< 0.000005	< 0.000005	< 0.000005	< 0.000005	< 0.000005
U [mg/L]	19-Aug-25	15:05	0.000111	0.000141	0.000090	0.000121	0.000129	0.000054	0.000028
V [mg/L]	19-Aug-25	15:05	0.00008	0.00002	0.00003	0.00008	0.00002	0.00002	0.00002
W [mg/L]	19-Aug-25	15:05	< 0.0002	< 0.0002	< 0.0002	< 0.0002	< 0.0002	< 0.0002	< 0.0002
Zr [mg/L]	19-Aug-25	15:05	< 0.002	< 0.002	< 0.002	< 0.002	< 0.002	< 0.002	< 0.002
Zn [mg/L]	19-Aug-25	15:05	< 0.002	< 0.002	< 0.002	< 0.002	< 0.002	< 0.002	< 0.002
Zn [mg/L]	27-Aug-25	15:17	---	---	---	---	---	---	---

Analysis	13: HC-16 Wk#116	15: HC-18 Wk#116	16: HC-19 Wk#116	17: HC-20 Wk#116	18: HC-21 Wk#116	19: HC-22 Wk#116	20: HC-23 Wk#116	21: HC-24 Wk#116	22: HC-25 Wk#116
Sample Date & Time	15-Aug-25	15-Aug-25	15-Aug-25	15-Aug-25	15-Aug-25	15-Aug-25	15-Aug-25	15-Aug-25	15-Aug-25
HumCell Leachate Vol [mL]	1004	931	933	944	993	467	966	918	927
Sample Name	DX450185	DX 550064	DX450008	DX 550056	DX450022	DX450077	DX450113	DX 550101	DX450128
Sample Weight [g]	1000	1000	1000	1000	1000	500	1000	1000	1000
pH [No unit]	6.87	6.86	6.84	6.42	6.84	6.93	7.10	7.07	6.82
Alkalinity [mg/L as CaCO3]	9	6	3	5	9	7	8	6	8
Conductivity [uS/cm]	30	---	5	---	21	17	18	11	31
Conductivity [uS/cm]	---	13	---	17	---	---	---	---	---
Acidity [mg/L as CaCO3]	< 2	< 2	< 2	< 2	< 2	< 2	< 2	< 2	< 2
SO4 [mg/L]	1.7	0.2	0.6	1.2	1.8	0.8	0.7	0.7	5.2
Hg [mg/L]	< 0.00001	< 0.00001	< 0.00001	< 0.00001	< 0.00001	< 0.00001	< 0.00001	< 0.00001	< 0.00001
Ag [mg/L]	< 0.00005	< 0.00005	< 0.00005	< 0.00005	< 0.00005	< 0.00005	< 0.00005	< 0.00005	< 0.00005
Al [mg/L]	0.064	0.033	0.021	0.027	0.047	0.029	0.037	0.038	0.037
As [mg/L]	0.0043	0.0038	< 0.0002	0.0006	0.0046	0.0005	0.0029	0.0013	---
As [mg/L]	---	---	---	---	---	---	---	---	0.0007
Ba [mg/L]	0.00222	0.00015	0.00025	0.00193	0.00020	0.0110	0.00487	0.00050	0.00138
Be [mg/L]	< 0.000007	< 0.000007	< 0.000007	< 0.000007	< 0.000007	< 0.000007	< 0.000007	< 0.000007	< 0.000007
B [mg/L]	< 0.002	< 0.002	< 0.002	< 0.002	< 0.002	< 0.002	< 0.002	< 0.002	< 0.002
Bi [mg/L]	< 0.00001	< 0.00001	< 0.00001	< 0.00001	< 0.00001	< 0.00001	< 0.00001	< 0.00001	< 0.00001
Ca [mg/L]	3.43	2.08	1.26	2.44	4.48	2.32	3.41	2.40	5.92
Cd [mg/L]	0.000004	0.000007	< 0.000003	< 0.000003	< 0.000003	0.000005	< 0.000003	< 0.000003	---
Cd [mg/L]	---	---	---	---	---	---	---	---	< 0.000003
Co [mg/L]	0.000026	0.000027	0.000006	0.000023	0.000117	0.000049	0.000011	0.000018	0.000055
Cr [mg/L]	< 0.00008	< 0.00008	< 0.00008	< 0.00008	< 0.00008	< 0.00008	< 0.00008	< 0.00008	< 0.00008
Cu [mg/L]	< 0.001	< 0.001	< 0.001	< 0.001	< 0.001	< 0.001	< 0.001	< 0.001	< 0.001
Fe [mg/L]	< 0.007	< 0.007	< 0.007	< 0.007	< 0.007	< 0.007	< 0.007	< 0.007	---
Fe [mg/L]	---	---	---	---	---	---	---	---	< 0.007
K [mg/L]	1.07	0.141	0.148	0.207	0.017	1.31	0.133	0.064	0.338
Mg [mg/L]	0.034	0.023	0.014	0.113	0.094	0.088	0.089	0.087	0.090
Mn [mg/L]	0.00963	0.00266	0.00532	0.0144	0.0210	0.0137	0.0164	0.00862	0.0110
Mo [mg/L]	< 0.0004	< 0.0004	< 0.0004	< 0.0004	< 0.0004	< 0.0004	< 0.0004	< 0.0004	< 0.0004
Na [mg/L]	0.05	0.04	0.03	0.03	0.03	0.07	0.02	0.02	0.03
Ni [mg/L]	< 0.0001	< 0.0001	< 0.0001	< 0.0001	0.0002	0.0004	< 0.0001	< 0.0001	0.0002
P [mg/L]	< 0.003	< 0.003	< 0.003	< 0.003	< 0.003	< 0.003	< 0.003	< 0.003	< 0.003
Pb [mg/L]	< 0.00009	< 0.00009	< 0.00009	< 0.00009	< 0.00009	< 0.00009	< 0.00009	< 0.00009	< 0.00009
S [mg/L]	< 5	< 5	< 5	< 5	< 5	< 5	< 5	< 5	< 5

OnLine LIMS

Results relate only to the sample tested. Data reported represents the sample submitted to SGS. Reproduction of this analytical report in full or in part is prohibited without prior written approval. Please refer to SGS General Conditions of Services located at https://www.sgs.ca/en/terms-and-conditions (Printed copies are available upon request.)
Test method information available upon request. "Temperature Upon Receipt" is representative of the whole shipment and may not reflect the temperature of individual samples.
SGS Canada Inc. Environment-Health & Safety statement of conformity decision rule does not consider uncertainty when analytical results are compared to a specified standard or regulation.

0004237610

SGS Canada Inc.
P.O. Box 4300 - 185 Concession St.
Lakefield - Ontario - KOL 2HO
Phone: 705-652-2000 FAX: 705-652-6365

LR Report : **CA10102-AUG25**

Analysis	13: HC-16 Wk#116	15: HC-18 Wk#116	16: HC-19 Wk#116	17: HC-20 Wk#116	18: HC-21 Wk#116	19: HC-22 Wk#116	20: HC-23 Wk#116	21: HC-24 Wk#116	22: HC-25 Wk#116
Sb [mg/L]	< 0.0009	< 0.0009	< 0.0009	< 0.0009	< 0.0009	< 0.0009	< 0.0009	< 0.0009	< 0.0009
Se [mg/L]	< 0.00004	< 0.00004	< 0.00004	< 0.00004	< 0.00004	< 0.00004	< 0.00004	< 0.00004	< 0.00004
Si [mg/L]	0.22	0.19	0.16	0.17	0.18	0.15	0.15	0.12	0.14
Sn [mg/L]	< 0.00006	< 0.00006	0.00008	< 0.00006	< 0.00006	< 0.00006	< 0.00006	0.00009	< 0.00006
Sr [mg/L]	0.00339	0.00220	0.00168	0.00408	0.00212	0.00251	0.0103	0.00157	0.00280
Ti [mg/L]	< 0.0001	< 0.0001	< 0.0001	< 0.0001	< 0.0001	< 0.0001	< 0.0001	0.0002	< 0.0001
Th [mg/L]	< 0.0001	< 0.0001	< 0.0001	< 0.0001	< 0.0001	< 0.0001	< 0.0001	< 0.0001	< 0.0001
Tl [mg/L]	< 0.000005	< 0.000005	< 0.000005	< 0.000005	< 0.000005	< 0.000005	< 0.000005	< 0.000005	< 0.000005
U [mg/L]	0.000431	0.000144	0.000048	0.000021	0.000007	0.000009	0.000024	0.000007	0.000163
V [mg/L]	0.00012	0.00008	0.00002	0.00033	0.00019	0.00039	0.00008	0.00024	0.00015
W [mg/L]	< 0.0002	< 0.0002	< 0.0002	< 0.0002	< 0.0002	< 0.0002	< 0.0002	< 0.0002	0.0002
Zr [mg/L]	< 0.002	< 0.002	< 0.002	< 0.002	< 0.002	< 0.002	< 0.002	< 0.002	< 0.002
Zn [mg/L]	< 0.002	< 0.002	< 0.002	< 0.002	< 0.002	< 0.002	< 0.002	< 0.002	---
Zn [mg/L]	---	---	---	---	---	---	---	---	< 0.002

Analysis	24: HC-27 Wk#116
Sample Date & Time	15-Aug-25
HumCell Leachate Vol [mL]	922
Sample Name	DX450222
Sample Weight [g]	1000
pH [No unit]	6.42
Alkalinity [mg/L as CaCO3]	4
Conductivity [uS/cm]	20
Conductivity [uS/cm]	---
Acidity [mg/L as CaCO3]	< 2
SO4 [mg/L]	3.1
Hg [mg/L]	< 0.00001
Ag [mg/L]	< 0.00005
Al [mg/L]	0.026
As [mg/L]	0.0003
As [mg/L]	---
Ba [mg/L]	0.00039
Be [mg/L]	< 0.000007
B [mg/L]	< 0.002
Bi [mg/L]	< 0.00001
Ca [mg/L]	2.42
Cd [mg/L]	< 0.000003
Cd [mg/L]	---
Co [mg/L]	0.000009
Cr [mg/L]	< 0.00008
Cu [mg/L]	< 0.001
Fe [mg/L]	< 0.007
Fe [mg/L]	---
K [mg/L]	0.391
Mg [mg/L]	0.036
Mn [mg/L]	0.00665
Mo [mg/L]	< 0.0004
Na [mg/L]	0.04
Ni [mg/L]	0.0002
P [mg/L]	< 0.003
Pb [mg/L]	< 0.00009
S [mg/L]	< 5

OnLine LIMS

Results relate only to the sample tested. Data reported represents the sample submitted to SGS. Reproduction of this analytical report in full or in part is prohibited without prior written approval. Please refer to SGS General Conditions of Services located at https://www.sgs.ca/en/terms-and-conditions (Printed copies are available upon request.)
Test method information available upon request. "Temperature Upon Receipt" is representative of the whole shipment and may not reflect the temperature of individual samples.
SGS Canada Inc. Environment-Health & Safety statement of conformity decision rule does not consider uncertainty when analytical results are compared to a specified standard or regulation.

SGS Canada Inc.
P.O. Box 4300 - 185 Concession St.
Lakefield - Ontario - KOL 2HO
Phone: 705-652-2000 FAX: 705-652-6365

LR Report : **CA10102-AUG25**

Analysis	24: HC-27 Wk#116
Sb [mg/L]	< 0.0009
Se [mg/L]	< 0.00004
Si [mg/L]	0.16
Sn [mg/L]	< 0.00006
Sr [mg/L]	0.00257
Ti [mg/L]	< 0.0001
Th [mg/L]	< 0.0001
Tl [mg/L]	< 0.000005
U [mg/L]	0.000075
V [mg/L]	0.00009
W [mg/L]	< 0.0002
Zr [mg/L]	< 0.002
Zn [mg/L]	< 0.002
Zn [mg/L]	---



Lisa Thompson
Project Specialist Assistant,
Environment, Health & Safety

OnLine LIMS

0004237610

Results relate only to the sample tested. Data reported represents the sample submitted to SGS. Reproduction of this analytical report in full or in part is prohibited without prior written approval. Please refer to SGS General Conditions of Services located at https://www.sgs.ca/en/terms-and-conditions (Printed copies are available upon request.)
Test method information available upon request. "Temperature Upon Receipt" is representative of the whole shipment and may not reflect the temperature of individual samples.
SGS Canada Inc. Environment-Health & Safety statement of conformity decision rule does not consider uncertainty when analytical results are compared to a specified standard or regulation.

SGS Canada Inc.
P.O. Box 4300 - 185 Concession St.
Lakefield - Ontario - KOL 2HO
Phone: 705-652-2000 FAX: 705-652-6365

Quality Control Report

Inorganic Analysis													
Parameter	Reporting Limit	Unit	Method Blank	Duplicate				LCS / Spike Blank			Matrix Spike / Reference Material		
				Result 1	Result 2	RPD	Acceptance Criteria	Spike Recovery (%)	Recovery Limits (%)		Spike Recovery (%)	Recovery Limits (%)	
							%		Low	High		Low	High
Acidity - QCBatchID: EWL0296-AUG25													
Acidity	2	mg/L as Ca	2			ND	20	102	90	110	NA		
Acidity - QCBatchID: EWL0313-AUG25													
Acidity	2	mg/L as Ca	2			ND	20	100	90	110	NA		
Alkalinity - QCBatchID: EWL0296-AUG25													
Alkalinity	2	mg/L as Ca	< 2			2	20	87	80	120	NA		
Alkalinity - QCBatchID: EWL0313-AUG25													
Alkalinity	2	mg/L as Ca	< 2			0	20	102	80	120	NA		
Anions by IC - QCBatchID: DIO0361-AUG25													
Sulphate	0.2	mg/L	<0.2			1	20	103	90	110	115	75	125
Anions by IC - QCBatchID: DIO0414-AUG25													
Sulphate	0.2	mg/L	<0.2			1	20	101	90	110	101	75	125
Anions by IC - QCBatchID: DIO0489-AUG25													
Sulphate	0.2	mg/L	<0.2			1	20	97	90	110	101	75	125
Conductivity - QCBatchID: EWL0296-AUG25													
Conductivity	2	uS/cm	< 2			0	10	99	90	110	NA		
Conductivity - QCBatchID: EWL0313-AUG25													
Conductivity	2	uS/cm	2			0	10	99	90	110	NA		
Conductivity - QCBatchID: EWL0522-AUG25													
Conductivity	2	uS/cm	< 2			0	10	99	90	110	NA		
Inorganics-General - QCBatchID: EHG0020-AUG25													
Mercury	0.00001	mg/L	< 0.00001			ND	20	120	80	120	122	70	130
Metals in aqueous samples - ICP-MS - QCBatchID: EMS0146-AUG25													
Aluminum	0.001	mg/L	<0.001			0	20	95	90	110	79	70	130
Antimony	0.0009	mg/L	<0.0009			ND	20	105	90	110	99	70	130
Arsenic	0.0002	mg/L	<0.0002			ND	20	97	90	110	102	70	130
Barium	0.00008	mg/L	<0.00008			2	20	97	90	110	73	70	130
Beryllium	0.000007	mg/L	<0.000007			ND	20	95	90	110	99	70	130
Bismuth	0.00001	mg/L	<0.00001			ND	20	95	90	110	90	70	130
Boron	0.002	mg/L	<0.002			ND	20	98	90	110	96	70	130
Cadmium	0.000003	mg/L	<0.000003			1	20	95	90	110	104	70	130
Calcium	0.01	mg/L	<0.01			2	20	98	90	110	96	70	130
Chromium	0.00008	mg/L	<0.00008			ND	20	99	90	110	92	70	130
Cobalt	0.000004	mg/L	<0.000004			2	20	91	90	110	90	70	130
Copper	0.001	mg/L	<0.001			1	20	94	90	110	98	70	130
Iron	0.007	mg/L	<0.007			1	20	98	90	110	100	70	130

OnLine LIMS

0004237610

Results relate only to the sample tested. Data reported represents the sample submitted to SGS. Reproduction of this analytical report in full or in part is prohibited without prior written approval. Please refer to SGS General Conditions of Services located at https://www.sgs.ca/en/terms-and-conditions (Printed copies are available upon request.)
Test method information available upon request. "Temperature Upon Receipt" is representative of the whole shipment and may not reflect the temperature of individual samples.
SGS Canada Inc. Environment-Health & Safety statement of conformity decision rule does not consider uncertainty when analytical results are compared to a specified standard or regulation.

SGS Canada Inc.
P.O. Box 4300 - 185 Concession St.
Lakefield - Ontario - KOL 2HO
Phone: 705-652-2000 FAX: 705-652-6365

Inorganic Analysis														
Parameter	Reporting Limit	Unit	Method Blank	Duplicate				LCS / Spike Blank			Matrix Spike / Reference Material			
				Result 1	Result 2	RPD	Acceptance Criteria	Spike Recovery (%)	Recovery Limits (%)		Spike Recovery (%)	Recovery Limits (%)		
							%		Low	High		Low	High	
Lead	0.00009	mg/L	<0.00009			4	20	94	90	110	92	70	130	
Magnesium	0.001	mg/L	<0.001			0	20	97	90	110	97	70	130	
Manganese	0.00001	mg/L	<0.00001			0	20	97	90	110	103	70	130	
Molybdenum	0.0004	mg/L	<0.0004			ND	20	99	90	110	85	70	130	
Nickel	0.0001	mg/L	<0.0001			0	20	98	90	110	103	70	130	
Phosphorus	0.003	mg/L	<0.003			ND	20	96	90	110	NV	70	130	
Potassium	0.009	mg/L	<0.009			3	20	97	90	110	92	70	130	
Selenium	0.00004	mg/L	<0.00004			1	20	98	90	110	92	70	130	
Silicon	0.02	mg/L	<0.02			3	20	92	90	110	NV	70	130	
Silver	0.00005	mg/L	<0.00005			ND	20	90	90	110	NV	70	130	
Sodium	0.01	mg/L	<0.01			2	20	94	90	110	93	70	130	
Strontium	0.00008	mg/L	<0.00008			2	20	99	90	110	97	70	130	
Sulfur	5	mg/L	<5			3	20	110	90	110	NV	70	130	
Thallium	0.000005	mg/L	<0.000005			4	20	98	90	110	88	70	130	
Thorium	0.0001	mg/L	<0.0001			ND	20	94	90	110	NV	70	130	
Tin	0.00006	mg/L	<0.00006			ND	20	102	90	110	NV	70	130	
Titanium	0.0001	mg/L	<0.0001			ND	20	100	90	110	NV	70	130	
Tungsten	0.0002	mg/L	<0.0002			ND	20	97	90	110	NV	70	130	
Uranium	0.000002	mg/L	<0.000002			5	20	97	90	110	92	70	130	
Vanadium	0.00001	mg/L	<0.00001			ND	20	98	90	110	102	70	130	
Zinc	0.002	mg/L	<0.002			0	20	92	90	110	88	70	130	
Zirconium	0.002	mg/L	<0.002			ND	20	95	90	110	NV	70	130	
Metals in aqueous samples - ICP-MS - QCBatchID: EMS0230-AUG25														
Arsenic	0.0002	mg/L	<0.0002			18	20	95	90	110	97	70	130	
Cadmium	0.000003	mg/L	<0.000003			11	20	95	90	110	89	70	130	
Iron	0.007	mg/L	<0.007			0	20	102	90	110	75	70	130	
Zinc	0.002	mg/L	<0.002			4	20	93	90	110	89	70	130	
pH - QCBatchID: EWL0296-AUG25														
pH	0.05	No unit	NA			0		101			NA			
pH - QCBatchID: EWL0313-AUG25														
pH	0.05	No unit	NA			1		100			NA			

OnLine LIMS

0004237610

Results relate only to the sample tested. Data reported represents the sample submitted to SGS. Reproduction of this analytical report in full or in part is prohibited without prior written approval. Please refer to SGS General Conditions of Services located at https://www.sgs.ca/en/terms-and-conditions (Printed copies are available upon request.)
Test method information available upon request. "Temperature Upon Receipt" is representative of the whole shipment and may not reflect the temperature of individual samples.
SGS Canada Inc. Environment-Health & Safety statement of conformity decision rule does not consider uncertainty when analytical results are compared to a specified standard or regulation.

SGS Canada Inc.
P.O. Box 4300 - 185 Concession St.
Lakefield - Ontario - KOL 2HO
Phone: 705-652-2000 FAX: 705-652-6365

26-August-2025

Great Bear Resources Ltd.
Attn : Ashley Moncrief

1020 - 800 West Pender St.
Vancouver, BC
V6C 2V6, Canada

Phone: 778-833-2160
Fax:

Date Rec. : 15 August 2025
LR Report: **CA10103-AUG25**
Reference: Wk#116

Copy: #1

CERTIFICATE OF ANALYSIS
Final Report

Analysis	3: Analysis Completed Date	4: Analysis Completed Time	6: HC-9 Wk#116	14: HC-17 Wk#116	23: HC-26 Wk#116
Sample Date & Time			15-Aug-25	15-Aug-25	15-Aug-25
HumCell Leachate Vol [mL]	18-Aug-25	08:09	1002	1008	754
Sample Name	---	---	DX450076	DX450032	DX450021
Sample Weight [g]	---	---	1000	1000	750
pH [No unit]	21-Aug-25	11:13	5.24	4.68	4.21
Alkalinity [mg/L as CaCO3]	20-Aug-25	13:21	< 2	< 2	< 2
Conductivity [uS/cm]	20-Aug-25	13:21	20	9	107
Acidity [mg/L as CaCO3]	20-Aug-25	13:21	8	7	32
SO4 [mg/L]	21-Aug-25	13:00	13	5.3	46
Hg [mg/L]	21-Aug-25	10:23	< 0.00001	< 0.00001	< 0.00001
Ag [mg/L]	19-Aug-25	15:00	< 0.00005	< 0.00005	< 0.00005
Al [mg/L]	19-Aug-25	15:00	0.015	0.061	0.012
As [mg/L]	19-Aug-25	15:00	< 0.0002	0.0004	< 0.0002
Ba [mg/L]	19-Aug-25	15:00	0.00953	0.00203	0.00739
Be [mg/L]	19-Aug-25	15:00	0.000009	0.000011	0.000007
B [mg/L]	19-Aug-25	15:00	< 0.002	< 0.002	0.003
Bi [mg/L]	19-Aug-25	15:00	< 0.00001	< 0.00001	< 0.00001
Ca [mg/L]	19-Aug-25	15:00	0.78	0.97	7.23
Cd [mg/L]	19-Aug-25	15:00	0.0296	0.000096	0.000149
Co [mg/L]	19-Aug-25	15:00	0.000596	0.0111	0.00186
Cr [mg/L]	19-Aug-25	15:00	< 0.00008	< 0.00008	< 0.00008
Cu [mg/L]	19-Aug-25	15:00	0.006	0.003	< 0.001
Fe [mg/L]	19-Aug-25	15:00	0.155	1.02	11.6
K [mg/L]	19-Aug-25	15:00	0.922	0.231	2.72
Mg [mg/L]	19-Aug-25	15:00	0.136	0.109	0.710
Mn [mg/L]	19-Aug-25	15:00	0.0618	0.0271	0.287
Mo [mg/L]	19-Aug-25	15:00	< 0.0004	< 0.0004	< 0.0004
Na [mg/L]	19-Aug-25	15:00	0.05	0.11	0.11
Ni [mg/L]	19-Aug-25	15:00	0.0193	0.0250	0.0124
P [mg/L]	19-Aug-25	15:00	< 0.003	< 0.003	< 0.003
Pb [mg/L]	19-Aug-25	15:00	0.305	0.00023	< 0.00009
S [mg/L]	19-Aug-25	15:00	5	< 5	19
Sb [mg/L]	19-Aug-25	15:00	< 0.0009	< 0.0009	< 0.0009
Se [mg/L]	19-Aug-25	15:00	0.00128	0.00010	0.00019
Si [mg/L]	19-Aug-25	15:00	0.43	0.70	0.57
Sn [mg/L]	19-Aug-25	15:00	< 0.00006	< 0.00006	< 0.00006

OnLine LIMS

0004234135

Results relate only to the sample tested. Data reported represents the sample submitted to SGS. Reproduction of this analytical report in full or in part is prohibited without prior written approval. Please refer to SGS General Conditions of Services located at https://www.sgs.ca/en/terms-and-conditions (Printed copies are available upon request.)
Test method information available upon request. "Temperature Upon Receipt" is representative of the whole shipment and may not reflect the temperature of individual samples.
SGS Canada Inc. Environment-Health & Safety statement of conformity decision rule does not consider uncertainty when analytical results are compared to a specified standard or regulation.

SGS Canada Inc.
P.O. Box 4300 - 185 Concession St.
Lakefield - Ontario - KOL 2HO
Phone: 705-652-2000 FAX: 705-652-6365

LR Report : **CA10103-AUG25**

Analysis	3: Analysis Completed Date	4: Analysis Completed Time	6: HC-9 Wk#116	14: HC-17 Wk#116	23: HC-26 Wk#116
Sr [mg/L]	19-Aug-25	15:00	0.00334	0.01209	0.00458
Ti [mg/L]	19-Aug-25	15:00	< 0.0001	< 0.0001	< 0.0001
Th [mg/L]	19-Aug-25	15:00	< 0.0001	< 0.0001	< 0.0001
Tl [mg/L]	19-Aug-25	15:00	0.000048	< 0.000005	< 0.000005
U [mg/L]	19-Aug-25	15:00	0.000430	0.000850	0.000019
V [mg/L]	19-Aug-25	15:00	< 0.00001	< 0.00001	< 0.00001
W [mg/L]	19-Aug-25	15:00	< 0.0002	< 0.0002	< 0.0002
Zr [mg/L]	19-Aug-25	15:00	< 0.002	< 0.002	< 0.002
Zn [mg/L]	19-Aug-25	15:00	6.03	0.017	0.012



Lisa Thompson
Project Specialist Assistant,
Environment, Health & Safety

OnLine LIMS

0004234135

Results relate only to the sample tested. Data reported represents the sample submitted to SGS. Reproduction of this analytical report in full or in part is prohibited without prior written approval. Please refer to SGS General Conditions of Services located at https://www.sgs.ca/en/terms-and-conditions (Printed copies are available upon request.)
Test method information available upon request. "Temperature Upon Receipt" is representative of the whole shipment and may not reflect the temperature of individual samples.
SGS Canada Inc. Environment-Health & Safety statement of conformity decision rule does not consider uncertainty when analytical results are compared to a specified standard or regulation.

SGS Canada Inc.
P.O. Box 4300 - 185 Concession St.
Lakefield - Ontario - KOL 2HO
Phone: 705-652-2000 FAX: 705-652-6365

Quality Control Report

Inorganic Analysis													
Parameter	Reporting Limit	Unit	Method Blank	Duplicate				LCS / Spike Blank			Matrix Spike / Reference Material		
				Result 1	Result 2	RPD	Acceptance Criteria	Spike Recovery (%)	Recovery Limits (%)		Spike Recovery (%)	Recovery Limits (%)	
							%		Low	High		Low	High
Acidity - QCBatchID: EWL0296-AUG25													
Acidity	2	mg/L as Ca	2			ND	20	102	90	110	NA		
Alkalinity - QCBatchID: EWL0296-AUG25													
Alkalinity	2	mg/L as Ca	< 2			2	20	87	80	120	NA		
Anions by IC - QCBatchID: DIO0361-AUG25													
Sulphate	0.2	mg/L	<0.2			1	20	103	90	110	115	75	125
Anions by IC - QCBatchID: DIO0414-AUG25													
Sulphate	0.2	mg/L	<0.2			1	20	101	90	110	101	75	125
Conductivity - QCBatchID: EWL0296-AUG25													
Conductivity	2	uS/cm	< 2			0	10	99	90	110	NA		
Inorganics-General - QCBatchID: EHG0020-AUG25													
Mercury	0.00001	mg/L	< 0.00001			ND	20	120	80	120	122	70	130
Metals in aqueous samples - ICP-MS - QCBatchID: EMS0146-AUG25													
Aluminum	0.001	mg/L	<0.001			0	20	95	90	110	79	70	130
Antimony	0.0009	mg/L	<0.0009			ND	20	105	90	110	99	70	130
Arsenic	0.0002	mg/L	<0.0002			ND	20	97	90	110	102	70	130
Barium	0.00008	mg/L	<0.00008			2	20	97	90	110	73	70	130
Beryllium	0.000007	mg/L	<0.000007			ND	20	95	90	110	99	70	130
Bismuth	0.00001	mg/L	<0.00001			ND	20	95	90	110	90	70	130
Boron	0.002	mg/L	<0.002			ND	20	98	90	110	96	70	130
Cadmium	0.000003	mg/L	<0.000003			1	20	95	90	110	104	70	130
Calcium	0.01	mg/L	<0.01			2	20	98	90	110	96	70	130
Chromium	0.00008	mg/L	<0.00008			ND	20	99	90	110	92	70	130
Cobalt	0.000004	mg/L	<0.000004			2	20	91	90	110	90	70	130
Copper	0.001	mg/L	<0.001			1	20	94	90	110	98	70	130
Iron	0.007	mg/L	<0.007			1	20	98	90	110	100	70	130
Lead	0.00009	mg/L	<0.00009			4	20	94	90	110	92	70	130
Magnesium	0.001	mg/L	<0.001			0	20	97	90	110	97	70	130
Manganese	0.00001	mg/L	<0.00001			0	20	97	90	110	103	70	130
Molybdenum	0.0004	mg/L	<0.0004			ND	20	99	90	110	85	70	130
Nickel	0.0001	mg/L	<0.0001			0	20	98	90	110	103	70	130
Phosphorus	0.003	mg/L	<0.003			ND	20	96	90	110	NV	70	130
Potassium	0.009	mg/L	<0.009			3	20	97	90	110	92	70	130
Selenium	0.00004	mg/L	<0.00004			1	20	98	90	110	92	70	130
Silicon	0.02	mg/L	<0.02			3	20	92	90	110	NV	70	130
Silver	0.00005	mg/L	<0.00005			ND	20	90	90	110	NV	70	130

OnLine LIMS

0004234135

Results relate only to the sample tested. Data reported represents the sample submitted to SGS. Reproduction of this analytical report in full or in part is prohibited without prior written approval. Please refer to SGS General Conditions of Services located at https://www.sgs.ca/en/terms-and-conditions (Printed copies are available upon request.)
Test method information available upon request. "Temperature Upon Receipt" is representative of the whole shipment and may not reflect the temperature of individual samples.
SGS Canada Inc. Environment-Health & Safety statement of conformity decision rule does not consider uncertainty when analytical results are compared to a specified standard or regulation.

SGS Canada Inc.
P.O. Box 4300 - 185 Concession St.
Lakefield - Ontario - KOL 2HO
Phone: 705-652-2000 FAX: 705-652-6365

Inorganic Analysis														
Parameter	Reporting Limit	Unit	Method Blank	Duplicate				LCS / Spike Blank			Matrix Spike / Reference Material			
				Result 1	Result 2	RPD	Acceptance Criteria	Spike Recovery (%)	Recovery Limits (%)		Spike Recovery (%)	Recovery Limits (%)	
							%		Low	High		Low	High
Sodium	0.01	mg/L	<0.01			2	20	94	90	110	93	70	130
Strontium	0.00008	mg/L	<0.00008			2	20	99	90	110	97	70	130
Sulfur	5	mg/L	<5			3	20	110	90	110	NV	70	130
Thallium	0.000005	mg/L	<0.000005			4	20	98	90	110	88	70	130
Thorium	0.0001	mg/L	<0.0001			ND	20	94	90	110	NV	70	130
Tin	0.00006	mg/L	<0.00006			ND	20	102	90	110	NV	70	130
Titanium	0.0001	mg/L	<0.0001			ND	20	100	90	110	NV	70	130
Tungsten	0.0002	mg/L	<0.0002			ND	20	97	90	110	NV	70	130
Uranium	0.000002	mg/L	<0.000002			5	20	97	90	110	92	70	130
Vanadium	0.00001	mg/L	<0.00001			ND	20	98	90	110	102	70	130
Zinc	0.002	mg/L	<0.002			0	20	92	90	110	88	70	130
Zirconium	0.002	mg/L	<0.002			ND	20	95	90	110	NV	70	130
pH - QCBatchID: EWL0404-AUG25													
pH	0.05	No unit	NA			0		100			NA		

OnLine LIMS

0004234135

Results relate only to the sample tested. Data reported represents the sample submitted to SGS. Reproduction of this analytical report in full or in part is prohibited without prior written approval. Please refer to SGS General Conditions of Services located at https://www.sgs.ca/en/terms-and-conditions (Printed copies are available upon request.)
Test method information available upon request. "Temperature Upon Receipt" is representative of the whole shipment and may not reflect the temperature of individual samples.
SGS Canada Inc. Environment-Health & Safety statement of conformity decision rule does not consider uncertainty when analytical results are compared to a specified standard or regulation.

SGS Canada Inc.
P.O. Box 4300 - 185 Concession St.
Lakefield - Ontario - KOL 2HO
Phone: 705-652-2000 FAX: 705-652-6365

14-August-2025

Great Bear Resources Ltd.
Attn : Ashley Moncrief

1020 - 800 West Pender St.
Vancouver, BC
V6C 2V6, Canada

Phone: 778-833-2160
Fax:

Date Rec. : 17 July 2025
LR Report: **CA10114-JUL25**
Reference: Wk#112

Copy: #1

CERTIFICATE OF ANALYSIS
Final Report

Analysis	3: Analysis Completed Date	4: Analysis Completed Time	5: HC-1 Wk#112	6: HC-2 Wk#112	7: HC-3 Wk#112	9: HC-5 Wk#112	10: HC-6 Wk#112	11: HC-7 Wk#112
Sample Date & Time			17-Jul-25	17-Jul-25	17-Jul-25	17-Jul-25	17-Jul-25	17-Jul-25
HumCell Leachate Vol [mL]	18-Jul-25	16:36	937	1015	504	945	503	924
Sample Name	---	---	DX450052	DX 550083	DX450204	DX450232	DX450181	DX450002
Sample Weight [g]	---	---	1000	1000	500	1000	500	1000
pH [No unit]	18-Jul-25	09:59	6.84	7.74	7.19	7.14	7.13	7.32
Alkalinity [mg/L as CaCO3]	18-Jul-25	09:59	3	14	4	4	6	5
Conductivity [uS/cm]	18-Jul-25	09:59	35	40	9	15	10	10
Acidity [mg/L as CaCO3]	18-Jul-25	09:59	< 2	< 2	< 2	< 2	< 2	< 2
F [mg/L]	18-Jul-25	10:00	< 0.06	< 0.06	< 0.06	< 0.06	< 0.06	< 0.06
SO4 [mg/L]	28-Jul-25	16:10	12	4.9	0.5	2.0	0.3	0.2
Hg [mg/L]	21-Jul-25	13:15	< 0.00001	< 0.00001	< 0.00001	< 0.00001	< 0.00001	< 0.00001
Ag [mg/L]	21-Jul-25	13:15	< 0.00005	< 0.00005	< 0.00005	< 0.00005	< 0.00005	< 0.00005
Al [mg/L]	21-Jul-25	13:15	0.001	0.062	0.023	0.033	0.018	0.026
As [mg/L]	21-Jul-25	13:15	< 0.0002	0.0168	0.0003	0.0010	< 0.0002	0.0035
Ba [mg/L]	21-Jul-25	13:15	0.00085	0.0220	0.00044	0.00085	0.00048	0.00044
Be [mg/L]	21-Jul-25	13:15	< 0.000007	< 0.000007	< 0.000007	< 0.000007	< 0.000007	< 0.000007
B [mg/L]	21-Jul-25	13:15	< 0.002	< 0.002	< 0.002	< 0.002	< 0.002	< 0.002
Bi [mg/L]	21-Jul-25	13:15	< 0.00001	0.00003	< 0.00001	< 0.00001	< 0.00001	< 0.00001
Ca [mg/L]	21-Jul-25	13:15	5.63	7.11	1.29	2.38	1.81	1.69
Cd [mg/L]	21-Jul-25	13:16	0.00349	0.000007	< 0.000003	0.000009	< 0.000003	< 0.000003
Co [mg/L]	21-Jul-25	13:16	0.000023	0.000027	0.000010	0.000012	0.000020	0.000009
Cr [mg/L]	21-Jul-25	13:16	< 0.00008	< 0.00008	< 0.00008	< 0.00008	< 0.00008	< 0.00008
Cu [mg/L]	21-Jul-25	13:16	< 0.001	< 0.001	< 0.001	< 0.001	< 0.001	< 0.001
Fe [mg/L]	21-Jul-25	13:16	< 0.007	< 0.007	< 0.007	< 0.007	< 0.007	< 0.007
K [mg/L]	21-Jul-25	13:16	0.216	1.39	0.478	0.492	0.284	0.408
Mg [mg/L]	21-Jul-25	13:16	0.026	0.129	0.058	0.034	0.044	0.050
Mn [mg/L]	21-Jul-25	13:16	0.0199	0.0311	0.00246	0.0109	0.00271	0.00340
Mo [mg/L]	21-Jul-25	13:16	< 0.0004	< 0.0004	< 0.0004	< 0.0004	< 0.0004	< 0.0004
Na [mg/L]	21-Jul-25	13:16	0.07	0.09	0.04	0.06	0.06	0.05
Ni [mg/L]	21-Jul-25	13:16	< 0.0001	< 0.0001	< 0.0001	0.0002	< 0.0001	< 0.0001
P [mg/L]	21-Jul-25	13:16	< 0.003	< 0.003	< 0.003	< 0.003	< 0.003	< 0.003
Pb [mg/L]	21-Jul-25	13:16	0.02068	0.00013	< 0.00009	< 0.00009	< 0.00009	< 0.00009
S [mg/L]	21-Jul-25	13:16	< 5	< 5	< 5	< 5	< 5	< 5
Sb [mg/L]	21-Jul-25	13:16	< 0.0009	< 0.0009	< 0.0009	< 0.0009	< 0.0009	< 0.0009
Se [mg/L]	21-Jul-25	13:16	0.00017	0.00184	< 0.00004	< 0.00004	< 0.00004	< 0.00004
Si [mg/L]	21-Jul-25	13:16	0.11	0.21	0.13	0.20	0.20	0.18

OnLine LIMS

0004218882

Results relate only to the sample tested. Data reported represents the sample submitted to SGS. Reproduction of this analytical report in full or in part is prohibited without prior written approval. Please refer to SGS General Conditions of Services located at https://www.sgs.ca/en/terms-and-conditions (Printed copies are available upon request.)
Test method information available upon request. "Temperature Upon Receipt" is representative of the whole shipment and may not reflect the temperature of individual samples.
SGS Canada Inc. Environment-Health & Safety statement of conformity decision rule does not consider uncertainty when analytical results are compared to a specified standard or regulation.

SGS Canada Inc.
P.O. Box 4300 - 185 Concession St.
Lakefield - Ontario - KOL 2HO
Phone: 705-652-2000 FAX: 705-652-6365

LR Report : **CA10114-JUL25**

Analysis	3: Analysis Completed Date	4: Analysis Completed Time	5: HC-1 Wk#112	6: HC-2 Wk#112	7: HC-3 Wk#112	9: HC-5 Wk#112	10: HC-6 Wk#112	11: HC-7 Wk#112
Sn [mg/L]	21-Jul-25	13:16	< 0.00006	< 0.00006	0.00008	< 0.00006	< 0.00006	< 0.00006
Sr [mg/L]	21-Jul-25	13:16	0.00447	0.0260	0.00233	0.00248	0.00286	0.00322
Ti [mg/L]	21-Jul-25	13:16	< 0.0001	< 0.0001	< 0.0001	< 0.0001	< 0.0001	< 0.0001
Th [mg/L]	21-Jul-25	13:16	< 0.0001	< 0.0001	< 0.0001	< 0.0001	< 0.0001	< 0.0001
Tl [mg/L]	21-Jul-25	13:16	< 0.000005	0.000014	< 0.000005	< 0.000005	< 0.000005	< 0.000005
U [mg/L]	21-Jul-25	13:16	0.000003	0.000212	0.000168	0.000263	0.000099	0.000240
V [mg/L]	21-Jul-25	13:16	< 0.00001	0.00024	0.00013	0.00030	0.00024	0.00017
W [mg/L]	21-Jul-25	13:16	< 0.0002	< 0.0002	< 0.0002	< 0.0002	0.0003	< 0.0002
Zr [mg/L]	21-Jul-25	13:16	< 0.002	< 0.002	< 0.002	< 0.002	< 0.002	< 0.002
Zn [mg/L]	21-Jul-25	13:16	0.123	< 0.002	< 0.002	< 0.002	< 0.002	< 0.002



Lisa Thompson
Project Specialist Assistant,
Environment, Health & Safety

OnLine LIMS

0004218882

Results relate only to the sample tested. Data reported represents the sample submitted to SGS. Reproduction of this analytical report in full or in part is prohibited without prior written approval. Please refer to SGS General Conditions of Services located at https://www.sgs.ca/en/terms-and-conditions (Printed copies are available upon request.)
Test method information available upon request. "Temperature Upon Receipt" is representative of the whole shipment and may not reflect the temperature of individual samples.
SGS Canada Inc. Environment-Health & Safety statement of conformity decision rule does not consider uncertainty when analytical results are compared to a specified standard or regulation.

SGS Canada Inc.
P.O. Box 4300 - 185 Concession St.
Lakefield - Ontario - KOL 2HO
Phone: 705-652-2000 FAX: 705-652-6365

Great Bear - 7 Long

LR Report : **CA10114-JUL25**

Quality Control Report

Inorganic Analysis													
Parameter	Reporting Limit	Unit	Method Blank	Duplicate				LCS / Spike Blank			Matrix Spike / Reference Material		
				Result 1	Result 2	RPD	Acceptance Criteria	Spike Recovery (%)	Recovery Limits (%)		Spike Recovery (%)	Recovery Limits (%)	
							%		Low	High		Low	High
Acidity - QCBatchID: EWL0335-JUL25													
Acidity	2	mg/L as Ca	< 2			ND	20	100	90	110	NA		
Alkalinity - QCBatchID: EWL0335-JUL25													
Alkalinity	2	mg/L as Ca	< 2			ND	20	106	80	120	NA		
Anions by IC - QCBatchID: DIO0455-JUL25													
Sulphate	0.2	mg/L	<0.2			8	20	103	90	110	107	75	125
Anions by IC - QCBatchID: DIO0462-JUL25													
Sulphate	0.2	mg/L	<0.2			3	20	93	90	110	80	75	125
Anions by IC - QCBatchID: DIO0523-JUL25													
Sulphate	0.2	mg/L	<0.2			1	20	96	90	110	82	75	125
Anions by IC - QCBatchID: DIO0600-JUL25													
Sulphate	0.2	mg/L	<0.2			15	20	96	90	110	119	75	125
Conductivity - QCBatchID: EWL0335-JUL25													
Conductivity	2	uS/cm	< 2			0	10	99	90	110	NA		
Fluoride by Specific Ion Electrode - QCBatchID: EWL0342-JUL25													
Fluoride	0.06	mg/L	<0.06			ND	10	105	90	110	NV	75	125
Inorganics-General - QCBatchID: EHG0028-JUL25													
Mercury	0.00001	mg/L	< 0.00001			ND	20	100	80	120	105	70	130
Metals in aqueous samples - ICP-MS - QCBatchID: EMS0169-JUL25													
Aluminum	0.001	mg/L	<0.001			2	20	102	90	110	89	70	130
Antimony	0.0009	mg/L	<0.0009			ND	20	100	90	110	75	70	130
Arsenic	0.0002	mg/L	<0.0002			5	20	99	90	110	93	70	130
Barium	0.00008	mg/L	<0.00008			2	20	96	90	110	87	70	130
Beryllium	0.000007	mg/L	<0.000007			ND	20	104	90	110	89	70	130
Bismuth	0.00001	mg/L	<0.00001			ND	20	96	90	110	99	70	130
Boron	0.002	mg/L	<0.002			ND	20	98	90	110	101	70	130
Cadmium	0.000003	mg/L	<0.000003			ND	20	103	90	110	95	70	130
Calcium	0.01	mg/L	<0.01			1	20	96	90	110	83	70	130
Chromium	0.00008	mg/L	<0.00008			ND	20	98	90	110	83	70	130
Cobalt	0.000004	mg/L	<0.000004			18	20	101	90	110	93	70	130
Copper	0.001	mg/L	<0.001			ND	20	103	90	110	89	70	130
Iron	0.007	mg/L	<0.007			ND	20	103	90	110	75	70	130
Lead	0.00009	mg/L	<0.00009			ND	20	99	90	110	82	70	130
Magnesium	0.001	mg/L	<0.001			0	20	103	90	110	88	70	130
Manganese	0.00001	mg/L	<0.00001			4	20	107	90	110	78	70	130
Molybdenum	0.0004	mg/L	<0.0004			ND	20	99	90	110	78	70	130

OnLine LIMS

00042188882

Results relate only to the sample tested. Data reported represents the sample submitted to SGS. Reproduction of this analytical report in full or in part is prohibited without prior written approval. Please refer to SGS General Conditions of Services located at https://www.sgs.ca/en/terms-and-conditions (Printed copies are available upon request.)
Test method information available upon request. "Temperature Upon Receipt" is representative of the whole shipment and may not reflect the temperature of individual samples.
SGS Canada Inc. Environment-Health & Safety statement of conformity decision rule does not consider uncertainty when analytical results are compared to a specified standard or regulation.

SGS Canada Inc.
P.O. Box 4300 - 185 Concession St.
Lakefield - Ontario - KOL 2HO
Phone: 705-652-2000 FAX: 705-652-6365

Great Bear - 7 Long

LR Report : **CA10114-JUL25**

Inorganic Analysis														
Parameter	Reporting Limit	Unit	Method Blank	Duplicate				LCS / Spike Blank			Matrix Spike / Reference Material		
				Result 1	Result 2	RPD	Acceptance Criteria	Spike Recovery (%)	Recovery Limits (%)		Spike Recovery (%)	Recovery Limits (%)	
							%		Low	High		Low	High
Nickel	0.0001	mg/L	<0.0001			18	20	105	90	110	88	70	130
Phosphorus	0.003	mg/L	<0.003			ND	20	99	90	110	NV	70	130
Potassium	0.009	mg/L	<0.009			1	20	101	90	110	99	70	130
Selenium	0.00004	mg/L	<0.00004			ND	20	99	90	110	87	70	130
Silicon	0.02	mg/L	<0.02			1	20	99	90	110	NV	70	130
Silver	0.00005	mg/L	<0.00005			ND	20	99	90	110	NV	70	130
Sodium	0.01	mg/L	<0.01			2	20	98	90	110	86	70	130
Strontium	0.00008	mg/L	<0.00008			2	20	100	90	110	90	70	130
Sulfur	5	mg/L	<5			ND	20	110	90	110	NV	70	130
Thallium	0.000005	mg/L	<0.000005			ND	20	101	90	110	72	70	130
Thorium	0.0001	mg/L	<0.0001			ND	20	98	90	110	NV	70	130
Tin	0.00006	mg/L	<0.00006			ND	20	100	90	110	NV	70	130
Titanium	0.0001	mg/L	<0.0001			ND	20	99	90	110	NV	70	130
Tungsten	0.0002	mg/L	<0.0002			ND	20	103	90	110	NV	70	130
Uranium	0.000002	mg/L	<0.000002			4	20	104	90	110	85	70	130
Vanadium	0.00001	mg/L	<0.00001			4	20	102	90	110	94	70	130
Zinc	0.002	mg/L	<0.002			ND	20	103	90	110	98	70	130
Zirconium	0.002	mg/L	<0.002			ND	20	97	90	110	NV	70	130
pH - QCBatchID: EWL0335-JUL25													
pH	0.05	No unit	NA			0		100			NA		

OnLine LIMS

Results relate only to the sample tested. Data reported represents the sample submitted to SGS. Reproduction of this analytical report in full or in part is prohibited without prior written approval. Please refer to SGS General Conditions of Services located at https://www.sgs.ca/en/terms-and-conditions (Printed copies are available upon request.)
Test method information available upon request. "Temperature Upon Receipt" is representative of the whole shipment and may not reflect the temperature of individual samples.
SGS Canada Inc. Environment-Health & Safety statement of conformity decision rule does not consider uncertainty when analytical results are compared to a specified standard or regulation.

0004218882

SGS Canada Inc.
P.O. Box 4300 - 185 Concession St.
Lakefield - Ontario - KOL 2HO
Phone: 705-652-2000 FAX: 705-652-6365

14-August-2025

Great Bear Resources Ltd.
Attn : Ashley Moncrief

1020 - 800 West Pender St.
Vancouver, BC
V6C 2V6, Canada

Phone: 778-833-2160
Fax:

Date Rec. : 17 July 2025
LR Report: **CA10115-JUL25**
Reference: Wk#112

Copy: #1

CERTIFICATE OF ANALYSIS
Final Report

Analysis	3: Analysis Completed Date	4: Analysis Completed Time	8: HC-4 Wk#112
Sample Date & Time			17-Jul-25
HumCell Leachate Vol [mL]	18-Jul-25	16:36	495
Sample Name	---	---	DX450176
Sample Weight [g]	---	---	500
pH [No unit]	18-Jul-25	10:01	5.53
Alkalinity [mg/L as CaCO3]	18-Jul-25	10:01	< 2
Conductivity [uS/cm]	18-Jul-25	10:01	22
Acidity [mg/L as CaCO3]	18-Jul-25	10:01	5
SO4 [mg/L]	28-Jul-25	16:11	9.4
Hg [mg/L]	21-Jul-25	13:15	< 0.00001
Ag [mg/L]	21-Jul-25	13:15	< 0.00005
Al [mg/L]	21-Jul-25	13:15	0.012
As [mg/L]	21-Jul-25	13:15	< 0.0002
Ba [mg/L]	21-Jul-25	13:15	0.00160
Be [mg/L]	21-Jul-25	13:15	0.000016
B [mg/L]	21-Jul-25	13:15	< 0.002
Bi [mg/L]	21-Jul-25	13:15	< 0.00001
Ca [mg/L]	21-Jul-25	13:15	1.30
Cd [mg/L]	21-Jul-25	13:15	0.00758
Co [mg/L]	21-Jul-25	13:15	0.00229
Cr [mg/L]	21-Jul-25	13:15	< 0.00008
Cu [mg/L]	21-Jul-25	13:15	0.003
Fe [mg/L]	21-Jul-25	13:15	0.131
K [mg/L]	21-Jul-25	13:15	0.342
Mg [mg/L]	21-Jul-25	13:15	0.507
Mn [mg/L]	21-Jul-25	13:15	0.0377
Mo [mg/L]	25-Jul-25	10:31	< 0.0004
Na [mg/L]	21-Jul-25	13:15	0.06
Ni [mg/L]	21-Jul-25	13:15	0.0179
P [mg/L]	21-Jul-25	13:15	< 0.003
Pb [mg/L]	21-Jul-25	13:15	0.442
S [mg/L]	21-Jul-25	13:15	< 5
Sb [mg/L]	21-Jul-25	13:15	< 0.0009
Se [mg/L]	21-Jul-25	13:15	0.00078
Si [mg/L]	21-Jul-25	13:15	0.24
Sn [mg/L]	21-Jul-25	13:15	< 0.00006

OnLine LIMS

0004218924

Results relate only to the sample tested. Data reported represents the sample submitted to SGS. Reproduction of this analytical report in full or in part is prohibited without prior written approval. Please refer to SGS General Conditions of Services located at https://www.sgs.ca/en/terms-and-conditions (Printed copies are available upon request.)
Test method information available upon request. "Temperature Upon Receipt" is representative of the whole shipment and may not reflect the temperature of individual samples.
SGS Canada Inc. Environment-Health & Safety statement of conformity decision rule does not consider uncertainty when analytical results are compared to a specified standard or regulation.

SGS Canada Inc.
P.O. Box 4300 - 185 Concession St.
Lakefield - Ontario - KOL 2HO
Phone: 705-652-2000 FAX: 705-652-6365

LR Report : **CA10115-JUL25**

Analysis	3: Analysis Completed Date	4: Analysis Completed Time	8: HC-4 Wk#112
Sr [mg/L]	21-Jul-25	13:15	0.00235
Ti [mg/L]	21-Jul-25	13:15	< 0.0001
Th [mg/L]	21-Jul-25	13:15	< 0.0001
Tl [mg/L]	21-Jul-25	13:15	0.000015
U [mg/L]	21-Jul-25	13:15	0.000126
V [mg/L]	21-Jul-25	13:15	< 0.00001
W [mg/L]	21-Jul-25	13:15	< 0.0002
Zr [mg/L]	21-Jul-25	13:15	< 0.002
Zn [mg/L]	21-Jul-25	13:15	1.55



Lisa Thompson
Project Specialist Assistant,
Environment, Health & Safety

OnLine LIMS

0004218924

Results relate only to the sample tested. Data reported represents the sample submitted to SGS. Reproduction of this analytical report in full or in part is prohibited without prior written approval. Please refer to SGS General Conditions of Services located at https://www.sgs.ca/en/terms-and-conditions (Printed copies are available upon request.)
Test method information available upon request. "Temperature Upon Receipt" is representative of the whole shipment and may not reflect the temperature of individual samples.
SGS Canada Inc. Environment-Health & Safety statement of conformity decision rule does not consider uncertainty when analytical results are compared to a specified standard or regulation.

SGS Canada Inc.
P.O. Box 4300 - 185 Concession St.
Lakefield - Ontario - KOL 2HO
Phone: 705-652-2000 FAX: 705-652-6365

Quality Control Report

Inorganic Analysis													
Parameter	Reporting Limit	Unit	Method Blank	Duplicate				LCS / Spike Blank			Matrix Spike / Reference Material		
				Result 1	Result 2	RPD	Acceptance Criteria	Spike Recovery (%)	Recovery Limits (%)		Spike Recovery (%)	Recovery Limits (%)	
							%		Low	High		Low	High
Acidity - QCBatchID: EWL0335-JUL25													
Acidity	2	mg/L as Ca	< 2			ND	20	100	90	110	NA		
Alkalinity - QCBatchID: EWL0335-JUL25													
Alkalinity	2	mg/L as Ca	< 2			ND	20	106	80	120	NA		
Anions by IC - QCBatchID: DIO0523-JUL25													
Sulphate	0.2	mg/L	<0.2			1	20	96	90	110	82	75	125
Conductivity - QCBatchID: EWL0335-JUL25													
Conductivity	2	uS/cm	< 2			0	10	99	90	110	NA		
Inorganics-General - QCBatchID: EHG0028-JUL25													
Mercury	0.00001	mg/L	< 0.00001			ND	20	100	80	120	105	70	130
Metals in aqueous samples - ICP-MS - QCBatchID: EMS0169-JUL25													
Aluminum	0.001	mg/L	<0.001			2	20	102	90	110	89	70	130
Antimony	0.0009	mg/L	<0.0009			ND	20	100	90	110	75	70	130
Arsenic	0.0002	mg/L	<0.0002			5	20	99	90	110	93	70	130
Barium	0.00008	mg/L	<0.00008			2	20	96	90	110	87	70	130
Beryllium	0.000007	mg/L	<0.000007			ND	20	104	90	110	89	70	130
Bismuth	0.00001	mg/L	<0.00001			ND	20	96	90	110	99	70	130
Boron	0.002	mg/L	<0.002			ND	20	98	90	110	101	70	130
Cadmium	0.000003	mg/L	<0.000003			ND	20	103	90	110	95	70	130
Calcium	0.01	mg/L	<0.01			1	20	96	90	110	83	70	130
Chromium	0.00008	mg/L	<0.00008			ND	20	98	90	110	83	70	130
Cobalt	0.000004	mg/L	<0.000004			18	20	101	90	110	93	70	130
Copper	0.001	mg/L	<0.001			ND	20	103	90	110	89	70	130
Iron	0.007	mg/L	<0.007			ND	20	103	90	110	75	70	130
Lead	0.00009	mg/L	<0.00009			ND	20	99	90	110	82	70	130
Magnesium	0.001	mg/L	<0.001			0	20	103	90	110	88	70	130
Manganese	0.00001	mg/L	<0.00001			4	20	107	90	110	78	70	130
Nickel	0.0001	mg/L	<0.0001			18	20	105	90	110	88	70	130
Phosphorus	0.003	mg/L	<0.003			ND	20	99	90	110	NV	70	130
Potassium	0.009	mg/L	<0.009			1	20	101	90	110	99	70	130
Selenium	0.00004	mg/L	<0.00004			ND	20	99	90	110	87	70	130
Silicon	0.02	mg/L	<0.02			1	20	99	90	110	NV	70	130
Silver	0.00005	mg/L	<0.00005			ND	20	99	90	110	NV	70	130
Sodium	0.01	mg/L	<0.01			2	20	98	90	110	86	70	130
Strontium	0.00008	mg/L	<0.00008			2	20	100	90	110	90	70	130
Sulfur	5	mg/L	<5			ND	20	110	90	110	NV	70	130

OnLine LIMS

0004218924

Results relate only to the sample tested. Data reported represents the sample submitted to SGS. Reproduction of this analytical report in full or in part is prohibited without prior written approval. Please refer to SGS General Conditions of Services located at https://www.sgs.ca/en/terms-and-conditions (Printed copies are available upon request.)
Test method information available upon request. "Temperature Upon Receipt" is representative of the whole shipment and may not reflect the temperature of individual samples.
SGS Canada Inc. Environment-Health & Safety statement of conformity decision rule does not consider uncertainty when analytical results are compared to a specified standard or regulation.

SGS Canada Inc.
P.O. Box 4300 - 185 Concession St.
Lakefield - Ontario - KOL 2HO
Phone: 705-652-2000 FAX: 705-652-6365

Inorganic Analysis													
Parameter	Reporting Limit	Unit	Method Blank	Duplicate				LCS / Spike Blank			Matrix Spike / Reference Material		
				Result 1	Result 2	RPD	Acceptance Criteria	Spike Recovery (%)	Recovery Limits (%)		Spike Recovery (%)	Recovery Limits (%)	
							%		Low	High		Low	High
Thallium	0.000005	mg/L	<0.000005			ND	20	101	90	110	72	70	130
Thorium	0.0001	mg/L	<0.0001			ND	20	98	90	110	NV	70	130
Tin	0.00006	mg/L	<0.00006			ND	20	100	90	110	NV	70	130
Titanium	0.0001	mg/L	<0.0001			ND	20	99	90	110	NV	70	130
Tungsten	0.0002	mg/L	<0.0002			ND	20	103	90	110	NV	70	130
Uranium	0.000002	mg/L	<0.000002			4	20	104	90	110	85	70	130
Vanadium	0.00001	mg/L	<0.00001			4	20	102	90	110	94	70	130
Zinc	0.002	mg/L	<0.002			ND	20	103	90	110	98	70	130
Zirconium	0.002	mg/L	<0.002			ND	20	97	90	110	NV	70	130
Metals in aqueous samples - ICP-MS - QCBatchID: EMS0192-JUL25													
Molybdenum	0.0004	mg/L	<0.0004			4	20	105	90	110	104	70	130
pH - QCBatchID: EWL0335-JUL25													
pH	0.05	No unit	NA			0		100			NA		

OnLine LIMS

0004218924

Results relate only to the sample tested. Data reported represents the sample submitted to SGS. Reproduction of this analytical report in full or in part is prohibited without prior written approval. Please refer to SGS General Conditions of Services located at https://www.sgs.ca/en/terms-and-conditions (Printed copies are available upon request.)
Test method information available upon request. "Temperature Upon Receipt" is representative of the whole shipment and may not reflect the temperature of individual samples.
SGS Canada Inc. Environment-Health & Safety statement of conformity decision rule does not consider uncertainty when analytical results are compared to a specified standard or regulation.

SGS Canada Inc.
P.O. Box 4300 - 185 Concession St.
Lakefield - Ontario - KOL 2HO
Phone: 705-652-2000 FAX: 705-652-6365

19-August-2025

Great Bear Resources Ltd.
Attn : Ashley Moncrief

1020 - 800 West Pender St.
Vancouver, BC
V6C 2V6, Canada

Phone: 778-833-2160
Fax:

Date Rec. : 18 July 2025
LR Report: **CA10120-JUL25**
Reference: Wk#112

Copy: #1

CERTIFICATE OF ANALYSIS
Final Report

Analysis	3: Analysis Completed Date	4: Analysis Completed Time	5: HC-8 Wk#112	7: HC-10 Wk#112	8: HC-11 Wk#112	9: HC-12 Wk#112	10: HC-13 Wk#112
Sample Date & Time			18-Jul-25	18-Jul-25	18-Jul-25	18-Jul-25	18-Jul-25
HumCell Leachate Vol [mL]	18-Jul-25	16:38	968	943	998	1010	1013
Sample Name	---	---	DX450108	DX450186	DX450118	DX 550107	DX450159
Sample Weight [g]	---	---	1000	1000	1000	1000	1000
pH [No unit]	22-Jul-25	11:05	6.74	7.14	7.26	6.16	7.25
Alkalinity [mg/L as CaCO3]	22-Jul-25	10:24	6	5	8	7	7
Conductivity [uS/cm]	21-Jul-25	10:22	26	---	---	34	30
Conductivity [uS/cm]	06-Aug-25	13:34	---	14	18	---	---
Acidity [mg/L as CaCO3]	22-Jul-25	10:23	< 2	< 2	< 2	<2	< 2
SO4 [mg/L]	29-Jul-25	10:46	2.5	0.7	1.1	4.0	3.5
Hg [mg/L]	22-Jul-25	15:40	< 0.00001	< 0.00001	< 0.00001	< 0.00001	< 0.00001
Ag [mg/L]	22-Jul-25	15:40	< 0.00005	< 0.00005	< 0.00005	< 0.00005	< 0.00005
Al [mg/L]	22-Jul-25	15:40	0.051	0.022	0.033	0.028	0.029
As [mg/L]	22-Jul-25	15:40	0.0006	0.0002	< 0.0002	0.0013	0.0011
Ba [mg/L]	22-Jul-25	15:40	0.00209	0.00060	0.00087	0.00172	0.00070
Be [mg/L]	22-Jul-25	15:40	< 0.000007	< 0.000007	< 0.000007	< 0.000007	< 0.000007
B [mg/L]	22-Jul-25	15:40	< 0.002	< 0.002	< 0.002	< 0.002	< 0.002
Bi [mg/L]	22-Jul-25	15:40	< 0.00001	< 0.00001	< 0.00001	< 0.00001	< 0.00001
Ca [mg/L]	22-Jul-25	15:40	4.17	2.02	3.15	4.64	4.10
Cd [mg/L]	22-Jul-25	15:40	0.000005	0.000005	0.000003	0.000009	0.000020
Co [mg/L]	22-Jul-25	15:40	0.000040	0.000004	0.000018	0.000006	0.000013
Cr [mg/L]	22-Jul-25	15:40	< 0.00008	< 0.00008	< 0.00008	< 0.00008	< 0.00008
Cu [mg/L]	22-Jul-25	15:40	< 0.001	< 0.001	< 0.001	< 0.001	< 0.001
Fe [mg/L]	22-Jul-25	15:40	< 0.007	< 0.007	< 0.007	< 0.007	< 0.007
K [mg/L]	22-Jul-25	15:40	0.606	0.252	0.175	0.337	0.311
Mg [mg/L]	22-Jul-25	15:40	0.232	0.025	0.045	0.034	0.047
Mn [mg/L]	22-Jul-25	15:42	0.0161	0.0128	0.0219	0.0327	0.0272
Mo [mg/L]	22-Jul-25	15:42	< 0.0004	< 0.0004	< 0.0004	< 0.0004	< 0.0004
Na [mg/L]	22-Jul-25	15:42	0.06	0.04	0.05	0.06	0.03
Ni [mg/L]	22-Jul-25	15:42	0.0004	< 0.0001	0.0010	< 0.0001	< 0.0001
P [mg/L]	22-Jul-25	15:42	< 0.003	< 0.003	< 0.003	< 0.003	< 0.003

OnLine LIMS

0004224020

Results relate only to the sample tested. Data reported represents the sample submitted to SGS. Reproduction of this analytical report in full or in part is prohibited without prior written approval. Please refer to SGS General Conditions of Services located at https://www.sgs.ca/en/terms-and-conditions (Printed copies are available upon request.)
Test method information available upon request. "Temperature Upon Receipt" is representative of the whole shipment and may not reflect the temperature of individual samples.
SGS Canada Inc. Environment-Health & Safety statement of conformity decision rule does not consider uncertainty when analytical results are compared to a specified standard or regulation.

SGS Canada Inc.
P.O. Box 4300 - 185 Concession St.
Lakefield - Ontario - KOL 2HO
Phone: 705-652-2000 FAX: 705-652-6365

LR Report : **CA10120-JUL25**

Analysis	3: Analysis Completed Date	4: Analysis Completed Time	5: HC-8 Wk#112	7: HC-10 Wk#112	8: HC-11 Wk#112	9: HC-12 Wk#112	10: HC-13 Wk#112
Pb [mg/L]	22-Jul-25	15:42	< 0.00009	< 0.00009	< 0.00009	< 0.00009	< 0.00009
S [mg/L]	22-Jul-25	15:42	< 5	< 5	< 5	< 5	< 5
Sb [mg/L]	22-Jul-25	15:42	< 0.0009	< 0.0009	< 0.0009	< 0.0009	< 0.0009
Se [mg/L]	22-Jul-25	15:42	0.00007	0.00011	< 0.00004	0.00006	< 0.00004
Si [mg/L]	22-Jul-25	15:42	0.23	0.15	0.22	0.28	0.15
Sn [mg/L]	22-Jul-25	15:42	< 0.00006	0.00009	< 0.00006	< 0.00006	< 0.00006
Sr [mg/L]	22-Jul-25	15:42	0.00742	0.00335	0.00587	0.00410	0.00300
Ti [mg/L]	22-Jul-25	15:42	< 0.0001	< 0.0001	< 0.0001	< 0.0001	< 0.0001
Th [mg/L]	22-Jul-25	15:42	< 0.0001	< 0.0001	< 0.0001	< 0.0001	< 0.0001
Tl [mg/L]	22-Jul-25	15:42	0.000005	< 0.000005	< 0.000005	0.000006	0.000010
U [mg/L]	22-Jul-25	15:42	0.000141	0.000155	0.000102	0.000234	0.000192
V [mg/L]	22-Jul-25	15:42	0.00009	0.00001	0.00003	0.00008	0.00001
W [mg/L]	22-Jul-25	15:42	< 0.0002	< 0.0002	< 0.0002	< 0.0002	< 0.0002
Zr [mg/L]	22-Jul-25	15:42	< 0.002	< 0.002	< 0.002	< 0.002	< 0.002
Zn [mg/L]	22-Jul-25	15:42	< 0.002	< 0.002	< 0.002	< 0.002	< 0.002

Analysis	11: HC-14 Wk#112	12: HC-15 Wk#112	13: HC-16 Wk#112	15: HC-18 Wk#112	16: HC-19 Wk#112	17: HC-20 Wk#112	18: HC-21 Wk#112
Sample Date & Time	18-Jul-25	18-Jul-25	18-Jul-25	18-Jul-25	18-Jul-25	18-Jul-25	18-Jul-25
HumCell Leachate Vol [mL]	909	645	976	924	944	927	995
Sample Name	DX450171	DX450134	DX450185	DX 550064	DX450008	DX 550056	DX450022
Sample Weight [g]	1000	700	1000	1000	1000	1000	1000
pH [No unit]	6.64	6.57	7.22	6.70	7.03	7.01	7.13
Alkalinity [mg/L as CaCO3]	4	8	6	4	4	6	9
Conductivity [uS/cm]	---	74	25	11	---	15	22
Conductivity [uS/cm]	37	---	---	---	9	---	---
Acidity [mg/L as CaCO3]	< 2	5	< 2	< 2	< 2	< 2	< 2
SO4 [mg/L]	11	17	1.7	0.3	0.6	1.3	1.6
Hg [mg/L]	< 0.00001	0.00002	< 0.00001	< 0.00001	< 0.00001	< 0.00001	< 0.00001
Ag [mg/L]	< 0.00005	< 0.00005	< 0.00005	< 0.00005	< 0.00005	< 0.00005	< 0.00005
Al [mg/L]	0.004	0.005	0.050	0.033	0.018	0.028	0.043
As [mg/L]	0.0006	0.0702	0.0036	0.0042	< 0.0002	0.0006	0.0045
Ba [mg/L]	0.00511	0.00162	0.00189	0.00016	0.00024	0.00202	0.00019
Be [mg/L]	< 0.000007	< 0.000007	< 0.000007	< 0.000007	< 0.000007	< 0.000007	< 0.000007
B [mg/L]	< 0.002	< 0.002	< 0.002	< 0.002	< 0.002	< 0.002	< 0.002
Bi [mg/L]	< 0.00001	< 0.00001	< 0.00001	< 0.00001	< 0.00001	< 0.00001	< 0.00001
Ca [mg/L]	4.60	12.4	2.86	2.15	1.34	2.54	4.50
Cd [mg/L]	0.000014	0.000008	0.000003	0.000006	< 0.000003	< 0.000003	< 0.000003
Co [mg/L]	0.00126	0.000766	0.000040	0.000030	0.000007	0.000029	0.000102
Cr [mg/L]	< 0.00008	< 0.00008	< 0.00008	< 0.00008	< 0.00008	< 0.00008	< 0.00008
Cu [mg/L]	< 0.001	0.008	< 0.001	< 0.001	< 0.001	< 0.001	< 0.001
Fe [mg/L]	0.086	0.007	< 0.007	< 0.007	< 0.007	< 0.007	< 0.007
K [mg/L]	1.00	0.478	0.921	0.151	0.168	0.225	0.020
Mg [mg/L]	0.271	0.249	0.032	0.025	0.018	0.127	0.107
Mn [mg/L]	0.0313	0.0215	0.00809	0.00259	0.00520	0.0142	0.0211

OnLine LIMS

0004224020

Results relate only to the sample tested. Data reported represents the sample submitted to SGS. Reproduction of this analytical report in full or in part is prohibited without prior written approval. Please refer to SGS General Conditions of Services located at https://www.sgs.ca/en/terms-and-conditions (Printed copies are available upon request.)
Test method information available upon request. "Temperature Upon Receipt" is representative of the whole shipment and may not reflect the temperature of individual samples.
SGS Canada Inc. Environment-Health & Safety statement of conformity decision rule does not consider uncertainty when analytical results are compared to a specified standard or regulation.

SGS Canada Inc.
P.O. Box 4300 - 185 Concession St.
Lakefield - Ontario - KOL 2HO
Phone: 705-652-2000 FAX: 705-652-6365

LR Report : **CA10120-JUL25**

Analysis	11: HC-14 Wk#112	12: HC-15 Wk#112	13: HC-16 Wk#112	15: HC-18 Wk#112	16: HC-19 Wk#112	17: HC-20 Wk#112	18: HC-21 Wk#112
Mo [mg/L]	< 0.0004	< 0.0004	< 0.0004	< 0.0004	< 0.0004	< 0.0004	< 0.0004
Na [mg/L]	0.09	0.13	0.05	0.05	0.04	0.04	0.04
Ni [mg/L]	0.0081	0.0714	0.0002	< 0.0001	< 0.0001	< 0.0001	0.0001
P [mg/L]	< 0.003	< 0.003	< 0.003	< 0.003	< 0.003	< 0.003	< 0.003
Pb [mg/L]	< 0.00009	< 0.00009	< 0.00009	< 0.00009	< 0.00009	< 0.00009	< 0.00009
S [mg/L]	< 5	10	< 5	< 5	< 5	< 5	< 5
Sb [mg/L]	< 0.0009	0.0010	< 0.0009	< 0.0009	< 0.0009	< 0.0009	< 0.0009
Se [mg/L]	0.00035	0.00044	< 0.00004	< 0.00004	< 0.00004	< 0.00004	< 0.00004
Si [mg/L]	0.21	0.14	0.18	0.18	0.16	0.16	0.16
Sn [mg/L]	< 0.00006	< 0.00006	< 0.00006	< 0.00006	< 0.00006	< 0.00006	0.00007
Sr [mg/L]	0.00677	0.0114	0.00299	0.00230	0.00202	0.00428	0.00215
Ti [mg/L]	< 0.0001	< 0.0001	< 0.0001	< 0.0001	< 0.0001	< 0.0001	< 0.0001
Th [mg/L]	< 0.0001	< 0.0001	< 0.0001	< 0.0001	< 0.0001	< 0.0001	< 0.0001
Tl [mg/L]	0.000005	0.000008	0.000006	< 0.000005	< 0.000005	< 0.000005	< 0.000005
U [mg/L]	0.000070	0.000043	0.000502	0.000181	0.000050	0.000015	0.000011
V [mg/L]	0.00002	0.00004	0.00009	0.00007	0.00001	0.00033	0.00017
W [mg/L]	< 0.0002	< 0.0002	< 0.0002	< 0.0002	< 0.0002	< 0.0002	< 0.0002
Zr [mg/L]	< 0.002	< 0.002	< 0.002	< 0.002	< 0.002	< 0.002	< 0.002
Zn [mg/L]	0.003	< 0.002	< 0.002	< 0.002	< 0.002	< 0.002	< 0.002

Analysis	19: HC-22 Wk#112	20: HC-23 Wk#112	21: HC-24 Wk#112	22: HC-25 Wk#112	24: HC-27 Wk#112
Sample Date & Time	18-Jul-25	18-Jul-25	18-Jul-25	18-Jul-25	18-Jul-25
HumCell Leachate Vol [mL]	462	971	921	925	912
Sample Name	DX450077	DX450113	DX 550101	DX450128	DX450222
Sample Weight [g]	500	1000	1000	1000	1000
pH [No unit]	7.02	7.07	6.71	6.85	6.65
Alkalinity [mg/L as CaCO3]	6	9	6	9	4
Conductivity [uS/cm]	15	19	13	34	16
Conductivity [uS/cm]	---	---	---	---	---
Acidity [mg/L as CaCO3]	< 2	< 2	< 2	< 2	< 2
SO4 [mg/L]	0.9	0.8	0.7	5.0	3.6
Hg [mg/L]	< 0.00001	< 0.00001	< 0.00001	< 0.00001	< 0.00001
Ag [mg/L]	< 0.00005	< 0.00005	< 0.00005	< 0.00005	< 0.00005
Al [mg/L]	0.029	0.037	0.037	0.038	0.027
As [mg/L]	0.0005	0.0030	0.0015	0.0004	0.0003
Ba [mg/L]	0.0105	0.00593	0.00053	0.00139	0.00035
Be [mg/L]	< 0.000007	< 0.000007	< 0.000007	< 0.000007	< 0.000007
B [mg/L]	< 0.002	< 0.002	< 0.002	< 0.002	< 0.002
Bi [mg/L]	< 0.00001	< 0.00001	< 0.00001	< 0.00001	< 0.00001
Ca [mg/L]	2.17	3.73	2.53	6.02	2.66
Cd [mg/L]	0.000004	< 0.000003	< 0.000003	0.000003	< 0.000003
Co [mg/L]	0.000022	0.000010	0.000022	0.000048	< 0.000004
Cr [mg/L]	< 0.00008	< 0.00008	< 0.00008	< 0.00008	< 0.00008
Cu [mg/L]	< 0.001	< 0.001	< 0.001	< 0.001	< 0.001

OnLine LIMS

Results relate only to the sample tested. Data reported represents the sample submitted to SGS. Reproduction of this analytical report in full or in part is prohibited without prior written approval. Please refer to SGS General Conditions of Services located at https://www.sgs.ca/en/terms-and-conditions (Printed copies are available upon request.)
Test method information available upon request. "Temperature Upon Receipt" is representative of the whole shipment and may not reflect the temperature of individual samples.
SGS Canada Inc. Environment-Health & Safety statement of conformity decision rule does not consider uncertainty when analytical results are compared to a specified standard or regulation.

SGS Canada Inc.
P.O. Box 4300 - 185 Concession St.
Lakefield - Ontario - KOL 2HO
Phone: 705-652-2000 FAX: 705-652-6365

LR Report : **CA10120-JUL25**

Analysis	19: HC-22 Wk#112	20: HC-23 Wk#112	21: HC-24 Wk#112	22: HC-25 Wk#112	24: HC-27 Wk#112
Fe [mg/L]	< 0.007	< 0.007	< 0.007	< 0.007	< 0.007
K [mg/L]	1.37	0.151	0.073	0.322	0.407
Mg [mg/L]	0.089	0.098	0.091	0.073	0.038
Mn [mg/L]	0.0133	0.0174	0.00910	0.0106	0.00687
Mo [mg/L]	< 0.0004	< 0.0004	< 0.0004	< 0.0004	< 0.0004
Na [mg/L]	0.06	0.02	0.03	0.04	0.05
Ni [mg/L]	0.0002	0.0003	< 0.0001	0.0001	< 0.0001
P [mg/L]	< 0.003	< 0.003	< 0.003	< 0.003	< 0.003
Pb [mg/L]	< 0.00009	< 0.00009	< 0.00009	< 0.00009	< 0.00009
S [mg/L]	< 5	< 5	< 5	< 5	< 5
Sb [mg/L]	< 0.0009	< 0.0009	< 0.0009	< 0.0009	< 0.0009
Se [mg/L]	< 0.00004	< 0.00004	0.00004	< 0.00004	< 0.00004
Si [mg/L]	0.13	0.15	0.12	0.13	0.16
Sn [mg/L]	< 0.00006	< 0.00006	< 0.00006	< 0.00006	< 0.00006
Sr [mg/L]	0.00252	0.0111	0.00163	0.00281	0.00274
Ti [mg/L]	< 0.0001	< 0.0001	< 0.0001	< 0.0001	< 0.0001
Th [mg/L]	< 0.0001	< 0.0001	< 0.0001	< 0.0001	< 0.0001
Tl [mg/L]	< 0.000005	< 0.000005	< 0.000005	< 0.000005	< 0.000005
U [mg/L]	0.000010	0.000031	0.000146	0.000019	0.000096
V [mg/L]	0.00035	0.00007	0.00022	0.00013	0.00007
W [mg/L]	< 0.0002	< 0.0002	< 0.0002	0.0002	< 0.0002
Zr [mg/L]	< 0.002	< 0.002	< 0.002	< 0.002	< 0.002
Zn [mg/L]	< 0.002	< 0.002	< 0.002	< 0.002	< 0.002



Lisa Thompson
Project Specialist Assistant,
Environment, Health & Safety

OnLine LIMS

0004224020

Results relate only to the sample tested. Data reported represents the sample submitted to SGS. Reproduction of this analytical report in full or in part is prohibited without prior written approval. Please refer to SGS General Conditions of Services located at https://www.sgs.ca/en/terms-and-conditions (Printed copies are available upon request.)
Test method information available upon request. "Temperature Upon Receipt" is representative of the whole shipment and may not reflect the temperature of individual samples.
SGS Canada Inc. Environment-Health & Safety statement of conformity decision rule does not consider uncertainty when analytical results are compared to a specified standard or regulation.

SGS Canada Inc.
P.O. Box 4300 - 185 Concession St.
Lakefield - Ontario - KOL 2HO
Phone: 705-652-2000 FAX: 705-652-6365

Quality Control Report

Inorganic Analysis														
Parameter	Reporting Limit	Unit	Method Blank	Duplicate				LCS / Spike Blank			Matrix Spike / Reference Material			
				Result 1	Result 2	RPD	Acceptance Criteria	Spike Recovery (%)	Recovery Limits (%)		Spike Recovery (%)	Recovery Limits (%)		
							%		Low	High		Low	High	
Acidity - QCBatchID: EWL0368-JUL25														
Acidity	2	mg/L as Ca	2			ND	20	102	90	110	NA			
Acidity - QCBatchID: EWL0369-JUL25														
Acidity	2	mg/L as Ca	2			ND	20	114	90	110	NA			
Alkalinity - QCBatchID: EWL0368-JUL25														
Alkalinity	2	mg/L as Ca	< 2			0	20	111	80	120	NA			
Alkalinity - QCBatchID: EWL0369-JUL25														
Alkalinity	2	mg/L as Ca	< 2			0	20	111	80	120	NA			
Anions by IC - QCBatchID: DIO0523-JUL25														
Sulphate	0.2	mg/L	<0.2			1	20	96	90	110	82	75	125	
Anions by IC - QCBatchID: DIO0600-JUL25														
Sulphate	0.2	mg/L	<0.2			15	20	96	90	110	119	75	125	
Anions by IC - QCBatchID: DIO0698-JUL25														
Sulphate	0.2	mg/L	<0.2			0	20	110	90	110	NV	75	125	
Conductivity - QCBatchID: EWL0053-AUG25														
Conductivity	2	uS/cm	< 2			0	10	99	90	110	NA			
Conductivity - QCBatchID: EWL0368-JUL25														
Conductivity	2	uS/cm	8			0	10	100	90	110	NA			
Conductivity - QCBatchID: EWL0369-JUL25														
Conductivity	2	uS/cm	< 2			0	10	99	90	110	NA			
Inorganics-General - QCBatchID: EHG0030-JUL25														
Mercury	0.00001	mg/L	< 0.00001			ND	20	118	80	120	118	70	130	
Metals in aqueous samples - ICP-MS - QCBatchID: EMS0185-JUL25														
Aluminum	0.001	mg/L	<0.001			2	20	100	90	110	97	70	130	
Antimony	0.0009	mg/L	<0.0009			ND	20	109	90	110	98	70	130	
Arsenic	0.0002	mg/L	<0.0002			ND	20	100	90	110	102	70	130	
Barium	0.00008	mg/L	<0.00008			1	20	94	90	110	82	70	130	
Beryllium	0.000007	mg/L	<0.000007			ND	20	98	90	110	99	70	130	
Bismuth	0.00001	mg/L	<0.00001			ND	20	92	90	110	78	70	130	
Boron	0.002	mg/L	<0.002			1	20	99	90	110	95	70	130	
Cadmium	0.000003	mg/L	<0.000003			ND	20	98	90	110	99	70	130	
Calcium	0.01	mg/L	<0.01			3	20	97	90	110	99	70	130	
Chromium	0.00008	mg/L	<0.00008			11	20	101	90	110	88	70	130	
Cobalt	0.000004	mg/L	<0.000004			13	20	92	90	110	90	70	130	
Copper	0.001	mg/L	<0.001			ND	20	99	90	110	97	70	130	
Iron	0.007	mg/L	<0.007			ND	20	102	90	110	75	70	130	

OnLine LIMS

0004224020

Results relate only to the sample tested. Data reported represents the sample submitted to SGS. Reproduction of this analytical report in full or in part is prohibited without prior written approval. Please refer to SGS General Conditions of Services located at https://www.sgs.ca/en/terms-and-conditions (Printed copies are available upon request.)
Test method information available upon request. "Temperature Upon Receipt" is representative of the whole shipment and may not reflect the temperature of individual samples.
SGS Canada Inc. Environment-Health & Safety statement of conformity decision rule does not consider uncertainty when analytical results are compared to a specified standard or regulation.

SGS Canada Inc.
P.O. Box 4300 - 185 Concession St.
Lakefield - Ontario - KOL 2HO
Phone: 705-652-2000 FAX: 705-652-6365

Inorganic Analysis														
Parameter	Reporting Limit	Unit	Method Blank	Duplicate				LCS / Spike Blank			Matrix Spike / Reference Material			
				Result 1	Result 2	RPD	Acceptance Criteria	Spike Recovery (%)	Recovery Limits (%)		Spike Recovery (%)	Recovery Limits (%)	
							%		Low	High		Low	High
Lead	0.00009	mg/L	<0.00009			1	20	92	90	110	97	70	130
Magnesium	0.001	mg/L	<0.001			1	20	100	90	110	87	70	130
Manganese	0.00001	mg/L	<0.00001			5	20	97	90	110	95	70	130
Molybdenum	0.0004	mg/L	<0.0004			ND	20	100	90	110	96	70	130
Nickel	0.0001	mg/L	<0.0001			10	20	94	90	110	95	70	130
Phosphorus	0.003	mg/L	<0.003			ND	20	97	90	110	NV	70	130
Potassium	0.009	mg/L	<0.009			3	20	97	90	110	87	70	130
Selenium	0.00004	mg/L	<0.00004			ND	20	99	90	110	103	70	130
Silicon	0.02	mg/L	<0.02			2	20	90	90	110	NV	70	130
Silver	0.00005	mg/L	<0.00005			ND	20	96	90	110	71	70	130
Sodium	0.01	mg/L	<0.01			0	20	98	90	110	94	70	130
Strontium	0.00008	mg/L	<0.00008			0	20	99	90	110	90	70	130
Sulfur	5	mg/L	<5			ND	20	109	90	110	NV	70	130
Thallium	0.000005	mg/L	<0.000005			ND	20	93	90	110	95	70	130
Thorium	0.0001	mg/L	<0.0001			ND	20	97	90	110	NV	70	130
Tin	0.00006	mg/L	<0.00006			3	20	102	90	110	NV	70	130
Titanium	0.0001	mg/L	<0.0001			ND	20	96	90	110	NV	70	130
Tungsten	0.0002	mg/L	<0.0002			ND	20	101	90	110	NV	70	130
Uranium	0.000002	mg/L	<0.000002			0	20	92	90	110	97	70	130
Vanadium	0.00001	mg/L	<0.00001			ND	20	99	90	110	95	70	130
Zinc	0.002	mg/L	<0.002			ND	20	97	90	110	99	70	130
Zirconium	0.002	mg/L	<0.002			ND	20	96	90	110	NV	70	130
pH - QCBatchID: EWL0368-JUL25													
pH	0.05	No unit	NA			0		100			NA		
pH - QCBatchID: EWL0369-JUL25													
pH	0.05	No unit	NA			1		100			NA		

OnLine LIMS

0004224020

Results relate only to the sample tested. Data reported represents the sample submitted to SGS. Reproduction of this analytical report in full or in part is prohibited without prior written approval. Please refer to SGS General Conditions of Services located at https://www.sgs.ca/en/terms-and-conditions (Printed copies are available upon request.)
Test method information available upon request. "Temperature Upon Receipt" is representative of the whole shipment and may not reflect the temperature of individual samples.
SGS Canada Inc. Environment-Health & Safety statement of conformity decision rule does not consider uncertainty when analytical results are compared to a specified standard or regulation.

SGS Canada Inc.
P.O. Box 4300 - 185 Concession St.
Lakefield - Ontario - KOL 2HO
Phone: 705-652-2000 FAX: 705-652-6365

19-August-2025

Great Bear Resources Ltd.
Attn : Ashley Moncrief

1020 - 800 West Pender St., Vancouver
Canada, V6C 2V6
Phone: 778-833-2160, Fax:

Date Rec. : 18 July 2025
LR Report: **CA10121-JUL25**
Reference: Wk#112

Copy: #1

CERTIFICATE OF ANALYSIS
Final Report

Analysis	3: Analysis Completed Date	4: Analysis Completed Time	6: HC-9 Wk#112	14: HC-17 Wk#112	23: HC-26 Wk#112
Sample Date & Time			18-Jul-25	18-Jul-25	18-Jul-25
HumCell Leachate Vol [mL]	18-Jul-25	16:39	987	1012	749
Sample Name	---	---	DX450076	DX450032	DX450021
Sample Weight [g]	---	---	1000	1000	750
pH [No unit]	22-Jul-25	10:26	5.05	5.03	4.49
Alkalinity [mg/L as CaCO3]	21-Jul-25	10:25	< 2	< 2	< 2
Conductivity [uS/cm]	21-Jul-25	10:25	34	17	126
Acidity [mg/L as CaCO3]	22-Jul-25	10:25	13	8	36
SO4 [mg/L]	29-Jul-25	10:47	12	6.6	42
Hg [mg/L]	22-Jul-25	15:42	< 0.00001	< 0.00001	< 0.00001
Ag [mg/L]	22-Jul-25	15:42	< 0.00005	< 0.00005	< 0.00005
Al [mg/L]	22-Jul-25	15:42	0.014	0.057	0.010
As [mg/L]	22-Jul-25	15:42	< 0.0002	0.0005	< 0.0002
Ba [mg/L]	22-Jul-25	15:42	0.00957	0.00233	0.00729
Be [mg/L]	22-Jul-25	15:42	0.000010	0.000010	< 0.000007
B [mg/L]	22-Jul-25	15:42	< 0.002	< 0.002	0.004
Bi [mg/L]	22-Jul-25	15:42	< 0.00001	< 0.00001	< 0.00001
Ca [mg/L]	22-Jul-25	15:42	0.79	1.13	7.79
Cd [mg/L]	22-Jul-25	15:42	0.0305	0.000109	0.000066
Co [mg/L]	22-Jul-25	15:42	0.000595	0.0102	0.000563
Cr [mg/L]	22-Jul-25	15:42	< 0.00008	< 0.00008	< 0.00008
Cu [mg/L]	22-Jul-25	15:42	0.006	0.004	< 0.001
Fe [mg/L]	22-Jul-25	15:42	0.154	0.933	13.5
K [mg/L]	22-Jul-25	15:42	0.955	0.246	2.86
Mg [mg/L]	22-Jul-25	15:42	0.137	0.128	0.699
Mn [mg/L]	22-Jul-25	15:42	0.0618	0.0297	0.263
Mo [mg/L]	22-Jul-25	15:42	< 0.0004	< 0.0004	< 0.0004
Na [mg/L]	22-Jul-25	15:42	0.06	0.12	0.11
Ni [mg/L]	22-Jul-25	15:42	0.0194	0.0251	0.0041
P [mg/L]	22-Jul-25	15:42	< 0.003	< 0.003	< 0.003
Pb [mg/L]	22-Jul-25	15:42	0.342	0.00033	0.00012
S [mg/L]	22-Jul-25	15:42	< 5	< 5	18
Sb [mg/L]	22-Jul-25	15:42	< 0.0009	< 0.0009	< 0.0009
Se [mg/L]	22-Jul-25	15:42	0.00148	0.00009	0.00011
Si [mg/L]	22-Jul-25	15:42	0.39	0.70	0.52
Sn [mg/L]	22-Jul-25	15:42	< 0.00006	< 0.00006	< 0.00006

OnLine LIMS

0004224088

Results relate only to the sample tested. Data reported represents the sample submitted to SGS. Reproduction of this analytical report in full or in part is prohibited without prior written approval. Please refer to SGS General Conditions of Services located at https://www.sgs.ca/en/terms-and-conditions (Printed copies are available upon request.)
Test method information available upon request. "Temperature Upon Receipt" is representative of the whole shipment and may not reflect the temperature of individual samples.
SGS Canada Inc. Environment-Health & Safety statement of conformity decision rule does not consider uncertainty when analytical results are compared to a specified standard or regulation.

SGS Canada Inc.
P.O. Box 4300 - 185 Concession St.
Lakefield - Ontario - KOL 2HO
Phone: 705-652-2000 FAX: 705-652-6365

LR Report : **CA10121-JUL25**

Analysis	3: Analysis Completed Date	4: Analysis Completed Time	6: HC-9 Wk#112	14: HC-17 Wk#112	23: HC-26 Wk#112
Sr [mg/L]	22-Jul-25	15:42	0.00323	0.0132	0.00451
Ti [mg/L]	22-Jul-25	15:42	< 0.0001	< 0.0001	< 0.0001
Th [mg/L]	22-Jul-25	15:42	< 0.0001	< 0.0001	< 0.0001
Tl [mg/L]	22-Jul-25	15:42	0.000056	0.000005	< 0.000005
U [mg/L]	22-Jul-25	15:42	0.000515	0.00109	0.000122
V [mg/L]	22-Jul-25	15:42	< 0.00001	< 0.00001	< 0.00001
W [mg/L]	22-Jul-25	15:42	< 0.0002	< 0.0002	< 0.0002
Zr [mg/L]	22-Jul-25	15:42	< 0.002	< 0.002	< 0.002
Zn [mg/L]	24-Jul-25	13:19	6.10	0.015	0.009



Lisa Thompson
Project Specialist Assistant,
Environment, Health & Safety

OnLine LIMS

0004224088

Results relate only to the sample tested. Data reported represents the sample submitted to SGS. Reproduction of this analytical report in full or in part is prohibited without prior written approval. Please refer to SGS General Conditions of Services located at https://www.sgs.ca/en/terms-and-conditions (Printed copies are available upon request.)
Test method information available upon request. "Temperature Upon Receipt" is representative of the whole shipment and may not reflect the temperature of individual samples.
SGS Canada Inc. Environment-Health & Safety statement of conformity decision rule does not consider uncertainty when analytical results are compared to a specified standard or regulation.

SGS Canada Inc.
P.O. Box 4300 - 185 Concession St.
Lakefield - Ontario - KOL 2HO
Phone: 705-652-2000 FAX: 705-652-6365

Quality Control Report

Inorganic Analysis														
Parameter	Reporting Limit	Unit	Method Blank	Duplicate				LCS / Spike Blank			Matrix Spike / Reference Material			
				Result 1	Result 2	RPD	Acceptance Criteria	Spike Recovery (%)	Recovery Limits (%)		Spike Recovery (%)	Recovery Limits (%)		
							%		Low	High		Low	High	
Acidity - QCBatchID: EWL0369-JUL25														
Acidity	2	mg/L as Ca	2			ND	20	114	90	110	NA			
Acidity - QCBatchID: EWL0398-JUL25														
Acidity	2	mg/L as Ca	2			ND	20	110	90	110	NA			
Alkalinity - QCBatchID: EWL0369-JUL25														
Alkalinity	2	mg/L as Ca	< 2			0	20	111	80	120	NA			
Anions by IC - QCBatchID: DIO0523-JUL25														
Sulphate	0.2	mg/L	<0.2			1	20	96	90	110	82	75	125	
Anions by IC - QCBatchID: DIO0600-JUL25														
Sulphate	0.2	mg/L	<0.2			15	20	96	90	110	119	75	125	
Anions by IC - QCBatchID: DIO0698-JUL25														
Sulphate	0.2	mg/L	<0.2			0	20	110	90	110	NV	75	125	
Conductivity - QCBatchID: EWL0369-JUL25														
Conductivity	2	uS/cm	< 2			0	10	99	90	110	NA			
Inorganics-General - QCBatchID: EHG0030-JUL25														
Mercury	0.00001	mg/L	< 0.00001			ND	20	118	80	120	118	70	130	
Metals in aqueous samples - ICP-MS - QCBatchID: EMS0185-JUL25														
Aluminum	0.001	mg/L	<0.001			2	20	100	90	110	97	70	130	
Antimony	0.0009	mg/L	<0.0009			ND	20	109	90	110	98	70	130	
Arsenic	0.0002	mg/L	<0.0002			ND	20	100	90	110	102	70	130	
Barium	0.00008	mg/L	<0.00008			1	20	94	90	110	82	70	130	
Beryllium	0.000007	mg/L	<0.000007			ND	20	98	90	110	99	70	130	
Bismuth	0.00001	mg/L	<0.00001			ND	20	92	90	110	78	70	130	
Boron	0.002	mg/L	<0.002			1	20	99	90	110	95	70	130	
Cadmium	0.000003	mg/L	<0.000003			ND	20	98	90	110	99	70	130	
Calcium	0.01	mg/L	<0.01			3	20	97	90	110	99	70	130	
Chromium	0.00008	mg/L	<0.00008			11	20	101	90	110	88	70	130	
Cobalt	0.000004	mg/L	<0.000004			13	20	92	90	110	90	70	130	
Copper	0.001	mg/L	<0.001			ND	20	99	90	110	97	70	130	
Iron	0.007	mg/L	<0.007			ND	20	102	90	110	75	70	130	
Lead	0.00009	mg/L	<0.00009			1	20	92	90	110	97	70	130	
Magnesium	0.001	mg/L	<0.001			1	20	100	90	110	87	70	130	
Manganese	0.00001	mg/L	<0.00001			5	20	97	90	110	95	70	130	
Molybdenum	0.0004	mg/L	<0.0004			ND	20	100	90	110	96	70	130	
Nickel	0.0001	mg/L	<0.0001			10	20	94	90	110	95	70	130	
Phosphorus	0.003	mg/L	<0.003			ND	20	97	90	110	NV	70	130	

OnLine LIMS

0004224088

Results relate only to the sample tested. Data reported represents the sample submitted to SGS. Reproduction of this analytical report in full or in part is prohibited without prior written approval. Please refer to SGS General Conditions of Services located at https://www.sgs.ca/en/terms-and-conditions (Printed copies are available upon request.)
Test method information available upon request. "Temperature Upon Receipt" is representative of the whole shipment and may not reflect the temperature of individual samples.
SGS Canada Inc. Environment-Health & Safety statement of conformity decision rule does not consider uncertainty when analytical results are compared to a specified standard or regulation.

SGS Canada Inc.
P.O. Box 4300 - 185 Concession St.
Lakefield - Ontario - KOL 2HO
Phone: 705-652-2000 FAX: 705-652-6365

Inorganic Analysis														
Parameter	Reporting Limit	Unit	Method Blank	Duplicate				LCS / Spike Blank			Matrix Spike / Reference Material			
				Result 1	Result 2	RPD	Acceptance Criteria	Spike Recovery (%)	Recovery Limits (%)		Spike Recovery (%)	Recovery Limits (%)		
							%		Low	High		Low	High	
Potassium	0.009	mg/L	<0.009			3	20	97	90	110	87	70	130	
Selenium	0.00004	mg/L	<0.00004			ND	20	99	90	110	103	70	130	
Silicon	0.02	mg/L	<0.02			2	20	90	90	110	NV	70	130	
Silver	0.00005	mg/L	<0.00005			ND	20	96	90	110	71	70	130	
Sodium	0.01	mg/L	<0.01			0	20	98	90	110	94	70	130	
Strontium	0.00008	mg/L	<0.00008			0	20	99	90	110	90	70	130	
Sulfur	5	mg/L	<5			ND	20	109	90	110	NV	70	130	
Thallium	0.000005	mg/L	<0.000005			ND	20	93	90	110	95	70	130	
Thorium	0.0001	mg/L	<0.0001			ND	20	97	90	110	NV	70	130	
Tin	0.00006	mg/L	<0.00006			3	20	102	90	110	NV	70	130	
Titanium	0.0001	mg/L	<0.0001			ND	20	96	90	110	NV	70	130	
Tungsten	0.0002	mg/L	<0.0002			ND	20	101	90	110	NV	70	130	
Uranium	0.000002	mg/L	<0.000002			0	20	92	90	110	97	70	130	
Vanadium	0.00001	mg/L	<0.00001			ND	20	99	90	110	95	70	130	
Zinc	0.002	mg/L	<0.002			ND	20	97	90	110	99	70	130	
Zirconium	0.002	mg/L	<0.002			ND	20	96	90	110	NV	70	130	
Metals in aqueous samples - ICP-MS - QCBatchID: EMS0203-JUL25														
Zinc	0.002	mg/L	<0.002			3	20	92	90	110	83	70	130	
pH - QCBatchID: EWL0369-JUL25														
pH	0.05	No unit	NA			1		100			NA			

OnLine LIMS

Results relate only to the sample tested. Data reported represents the sample submitted to SGS. Reproduction of this analytical report in full or in part is prohibited without prior written approval. Please refer to SGS General Conditions of Services located at https://www.sgs.ca/en/terms-and-conditions (Printed copies are available upon request.)
Test method information available upon request. "Temperature Upon Receipt" is representative of the whole shipment and may not reflect the temperature of individual samples.
SGS Canada Inc. Environment-Health & Safety statement of conformity decision rule does not consider uncertainty when analytical results are compared to a specified standard or regulation.

0004224088

SGS Canada Inc.
P.O. Box 4300 - 185 Concession St.
Lakefield - Ontario - KOL 2HO
Phone: 705-652-2000 FAX: 705-652-6365

26-August-2025

Great Bear Resources Ltd.
Attn : Ashley Moncrief

1020 - 800 West Pender St., Vancouver
Canada, V6C 2V6
Phone: 778-833-2160, Fax:

Date Rec. : 21 August 2025
LR Report: **CA10142-AUG25**
Reference: Wk#117

Copy: #1

CERTIFICATE OF ANALYSIS

Final Report

Analysis	3: Analysis Completed Date	4: Analysis Completed Time	5: HC-1 Wk#117	6: HC-2 Wk#117	7: HC-3 Wk#117	9: HC-5 Wk#117	10: HC-6 Wk#117	11: HC-7 Wk#117
Sample Date & Time			21-Aug-25	21-Aug-25	21-Aug-25	21-Aug-25	21-Aug-25	21-Aug-25
HumCell Leachate Vol [mL]	25-Aug-25	11:12	944	990	518	983	507	946
Sample Name	---	---	DX450052	DX 550083	DX450204	DX450232	DX450181	DX450002
Sample Weight [g]	---	---	1000	1000	500	1000	500	1000
pH [No unit]	26-Aug-25	13:58	6.71	7.60	7.03	7.04	6.41	7.17
Alkalinity [mg/L as CaCO3]	22-Aug-25	14:54	2	10	4	5	5	4
Conductivity [uS/cm]	25-Aug-25	13:22	27	34	6	11	13	8
Acidity [mg/L as CaCO3]	26-Aug-25	10:35	< 2	< 2	< 2	< 2	< 2	< 2
SO4 [mg/L]	26-Aug-25	14:57	9.5	3.4	0.4	1.8	0.3	< 0.2



Lisa Thompson
Project Specialist Assistant,
Environment, Health & Safety

OnLine LIMS

0004234153

Results relate only to the sample tested. Data reported represents the sample submitted to SGS. Reproduction of this analytical report in full or in part is prohibited without prior written approval. Please refer to SGS General Conditions of Services located at https://www.sgs.ca/en/terms-and-conditions (Printed copies are available upon request.)
Test method information available upon request. "Temperature Upon Receipt" is representative of the whole shipment and may not reflect the temperature of individual samples.
SGS Canada Inc. Environment-Health & Safety statement of conformity decision rule does not consider uncertainty when analytical results are compared to a specified standard or regulation.

SGS Canada Inc.
P.O. Box 4300 - 185 Concession St.
Lakefield - Ontario - KOL 2HO
Phone: 705-652-2000 FAX: 705-652-6365

Great Bear - 7 Short

LR Report : **CA10142-AUG25**

Quality Control Report

Inorganic Analysis														
Parameter	Reporting Limit	Unit	Method Blank	Duplicate				LCS / Spike Blank			Matrix Spike / Reference Material		
				Result 1	Result 2	RPD	Acceptance Criteria	Spike Recovery (%)	Recovery Limits (%)		Spike Recovery (%)	Recovery Limits (%)	
							%		Low	High		Low	High
Acidity - QCBatchID: EWL0434-AUG25													
Acidity	2	mg/L as Ca	< 2			ND	20	106	90	110	NA		
Alkalinity - QCBatchID: EWL0434-AUG25													
Alkalinity	2	mg/L as Ca	< 2			0	20	91	80	120	NA		
Anions by IC - QCBatchID: DIO0506-AUG25													
Sulphate	0.2	mg/L	<0.2			1	20	99	90	110	97	75	125
Anions by IC - QCBatchID: DIO0538-AUG25													
Sulphate	0.2	mg/L	<0.2			2	20	105	90	110	101	75	125
Conductivity - QCBatchID: EWL0434-AUG25													
Conductivity	2	uS/cm	< 2			ND	10	100	90	110	NA		
pH - QCBatchID: EWL0508-AUG25													
pH	0.05	No unit	NA			0		101			NA		
pH - QCBatchID: EWL0530-AUG25													
pH	0.05	No unit	NA			1		100			NA		

OnLine LIMS

000423415 3

Results relate only to the sample tested. Data reported represents the sample submitted to SGS. Reproduction of this analytical report in full or in part is prohibited without prior written approval. Please refer to SGS General Conditions of Services located at https://www.sgs.ca/en/terms-and-conditions (Printed copies are available upon request.)
Test method information available upon request. "Temperature Upon Receipt" is representative of the whole shipment and may not reflect the temperature of individual samples.
SGS Canada Inc. Environment-Health & Safety statement of conformity decision rule does not consider uncertainty when analytical results are compared to a specified standard or regulation.

SGS Canada Inc.
P.O. Box 4300 - 185 Concession St.
Lakefield - Ontario - KOL 2HO
Phone: 705-652-2000 FAX: 705-652-6365

26-August-2025

Great Bear Resources Ltd.
Attn : Ashley Moncrief

1020 - 800 West Pender St., Vancouver
Canada, V6C 2V6
Phone: 778-833-2160, Fax:

Date Rec. : 21 August 2025
LR Report: **CA10143-AUG25**
Reference: Wk#117

Copy: #1

CERTIFICATE OF ANALYSIS
Final Report

Analysis	3: Analysis Completed Date	4: Analysis Completed Time	8: HC-4 Wk#117
Sample Date & Time			21-Aug-25
HumCell Leachate Vol [mL]	25-Aug-25	11:12	516
Sample Name	---	---	DX450176
Sample Weight [g]	---	---	500
pH [No unit]	26-Aug-25	10:35	5.09
Alkalinity [mg/L as CaCO3]	22-Aug-25	14:56	< 2
Conductivity [uS/cm]	26-Aug-25	10:36	39
Acidity [mg/L as CaCO3]	26-Aug-25	10:36	12
SO4 [mg/L]	26-Aug-25	14:57	18



Lisa Thompson
Project Specialist Assistant,
Environment, Health & Safety

OnLine LIMS

0004234155

Results relate only to the sample tested. Data reported represents the sample submitted to SGS. Reproduction of this analytical report in full or in part is prohibited without prior written approval. Please refer to SGS General Conditions of Services located at https://www.sgs.ca/en/terms-and-conditions (Printed copies are available upon request.)
Test method information available upon request. "Temperature Upon Receipt" is representative of the whole shipment and may not reflect the temperature of individual samples.
SGS Canada Inc. Environment-Health & Safety statement of conformity decision rule does not consider uncertainty when analytical results are compared to a specified standard or regulation.

SGS Canada Inc.
P.O. Box 4300 - 185 Concession St.
Lakefield - Ontario - KOL 2HO
Phone: 705-652-2000 FAX: 705-652-6365

Great Bear - 1 Short

LR Report : **CA10143-AUG25**

Quality Control Report

Inorganic Analysis													
Parameter	Reporting Limit	Unit	Method Blank	Duplicate				LCS / Spike Blank			Matrix Spike / Reference Material		
				Result 1	Result 2	RPD	Acceptance Criteria	Spike Recovery (%)	Recovery Limits (%)		Spike Recovery (%)	Recovery Limits (%)	
							%		Low	High		Low	High
Acidity - QCBatchID: EWL0508-AUG25													
Acidity	2	mg/L as Ca	< 2			ND	20	102	90	110	NA		
Alkalinity - QCBatchID: EWL0434-AUG25													
Alkalinity	2	mg/L as Ca	< 2			0	20	91	80	120	NA		
Anions by IC - QCBatchID: DIO0538-AUG25													
Sulphate	0.2	mg/L	<0.2			2	20	105	90	110	101	75	125
Conductivity - QCBatchID: EWL0508-AUG25													
Conductivity	2	uS/cm	< 2			0	10	99	90	110	NA		
pH - QCBatchID: EWL0508-AUG25													
pH	0.05	No unit	NA			0		101			NA		

OnLine LIMS

0004234155

Results relate only to the sample tested. Data reported represents the sample submitted to SGS. Reproduction of this analytical report in full or in part is prohibited without prior written approval. Please refer to SGS General Conditions of Services located at https://www.sgs.ca/en/terms-and-conditions (Printed copies are available upon request.)
Test method information available upon request. "Temperature Upon Receipt" is representative of the whole shipment and may not reflect the temperature of individual samples.
SGS Canada Inc. Environment-Health & Safety statement of conformity decision rule does not consider uncertainty when analytical results are compared to a specified standard or regulation.

SGS Canada Inc.
P.O. Box 4300 - 185 Concession St.
Lakefield - Ontario - KOL 2HO
Phone: 705-652-2000 FAX: 705-652-6365

28-August-2025

Great Bear Resources Ltd.
Attn : Ashley Moncrief

1020 - 800 West Pender St.
Vancouver, BC
V6C 2V6, Canada

Phone: 778-833-2160
Fax:

Date Rec. : 22 August 2025
LR Report: **CA10149-AUG25**
Reference: Wk#117

Copy: #1

CERTIFICATE OF ANALYSIS
Final Report

Analysis	3: Analysis Completed Date	4: Analysis Completed Time	5: HC-8 Wk#117	7: HC-10 Wk#117	8: HC-11 Wk#117	9: HC-12 Wk#117	10: HC-13 Wk#117	11: HC-14 Wk#117
Sample Date & Time			22-Aug-25	22-Aug-25	22-Aug-25	22-Aug-25	22-Aug-25	22-Aug-25
HumCell Leachate Vol [mL]	25-Aug-25	11:14	998	938	1006	1021	1008	925
Sample Name	---	---	DX450108	DX450186	DX450118	DX 550107	DX450159	DX450171
Sample Weight [g]	---	---	1000	1000	1000	1000	1000	1000
pH [No unit]	26-Aug-25	11:16	7.42	7.24	7.30	7.17	7.02	6.32
Alkalinity [mg/L as CaCO3]	25-Aug-25	09:51	10	5	8	7	5	< 2
Conductivity [uS/cm]	25-Aug-25	09:50	28	11	17	23	20	33
Acidity [mg/L as CaCO3]	25-Aug-25	09:49	< 2	< 2	< 2	< 2	< 2	2
SO4 [mg/L]	26-Aug-25	15:47	2.7	0.7	1.2	3.9	3.4	14

Analysis	12: HC-15 Wk#117	13: HC-16 Wk#117	15: HC-18 Wk#117	16: HC-19 Wk#117	17: HC-20 Wk#117	18: HC-21 Wk#117	19: HC-22 Wk#117	20: HC-23 Wk#117
Sample Date & Time	22-Aug-25	22-Aug-25	22-Aug-25	22-Aug-25	22-Aug-25	22-Aug-25	22-Aug-25	22-Aug-25
HumCell Leachate Vol [mL]	700	1039	950	954	939	995	509	1011
Sample Name	DX450134	DX450185	DX 550064	DX450008	DX 550056	DX450022	DX450077	DX450113
Sample Weight [g]	700	1000	1000	1000	1000	1000	500	1000
pH [No unit]	7.15	7.18	7.23	6.95	7.23	7.04	7.31	6.92
Alkalinity [mg/L as CaCO3]	15	11	6	3	6	9	8	10
Conductivity [uS/cm]	64	19	11	7	14	23	17	20
Acidity [mg/L as CaCO3]	< 2	< 2	< 2	< 2	< 2	< 2	< 2	< 2
SO4 [mg/L]	15	1.7	0.2	0.7	1.1	1.9	0.8	0.7

Analysis	21: HC-24 Wk#117	22: HC-25 Wk#117	24: HC-27 Wk#117
Sample Date & Time	22-Aug-25	22-Aug-25	22-Aug-25
HumCell Leachate Vol [mL]	964	1005	977
Sample Name	DX 550101	DX450128	DX450222

OnLine LIMS

0004237673

Results relate only to the sample tested. Data reported represents the sample submitted to SGS. Reproduction of this analytical report in full or in part is prohibited without prior written approval. Please refer to SGS General Conditions of Services located at https://www.sgs.ca/en/terms-and-conditions (Printed copies are available upon request.)
Test method information available upon request. "Temperature Upon Receipt" is representative of the whole shipment and may not reflect the temperature of individual samples.
SGS Canada Inc. Environment-Health & Safety statement of conformity decision rule does not consider uncertainty when analytical results are compared to a specified standard or regulation.

SGS Canada Inc.
P.O. Box 4300 - 185 Concession St.
Lakefield - Ontario - KOL 2HO
Phone: 705-652-2000 FAX: 705-652-6365

LR Report : **CA10149-AUG25**

Analysis	21: HC-24 Wk#117	22: HC-25 Wk#117	24: HC-27 Wk#117
Sample Weight [g]	1000	1000	1000
pH [No unit]	7.09	7.40	6.16
Alkalinity [mg/L as CaCO3]	7	10	5
Conductivity [uS/cm]	14	36	16
Acidity [mg/L as CaCO3]	< 2	< 2	< 2
SO4 [mg/L]	0.7	6.0	3.5



Lisa Thompson
Project Specialist Assistant,
Environment, Health & Safety

OnLine LIMS

0004237673

Results relate only to the sample tested. Data reported represents the sample submitted to SGS. Reproduction of this analytical report in full or in part is prohibited without prior written approval. Please refer to SGS General Conditions of Services located at https://www.sgs.ca/en/terms-and-conditions (Printed copies are available upon request.)
Test method information available upon request. "Temperature Upon Receipt" is representative of the whole shipment and may not reflect the temperature of individual samples.
SGS Canada Inc. Environment-Health & Safety statement of conformity decision rule does not consider uncertainty when analytical results are compared to a specified standard or regulation.

SGS Canada Inc.
P.O. Box 4300 - 185 Concession St.
Lakefield - Ontario - KOL 2HO
Phone: 705-652-2000 FAX: 705-652-6365

Great Bear - 20 Short

LR Report : **CA10149-AUG25**

Quality Control Report

Inorganic Analysis														
Parameter	Reporting Limit	Unit	Method Blank	Duplicate				LCS / Spike Blank			Matrix Spike / Reference Material		
				Result 1	Result 2	RPD	Acceptance Criteria	Spike Recovery (%)	Recovery Limits (%)		Spike Recovery (%)	Recovery Limits (%)	
							%		Low	High		Low	High
Acidity - QCBatchID: EWL0467-AUG25													
Acidity	2	mg/L as Ca	< 2			ND	20	104	90	110	NA		
Alkalinity - QCBatchID: EWL0467-AUG25													
Alkalinity	2	mg/L as Ca	< 2			0	20	106	80	120	NA		
Anions by IC - QCBatchID: DIO0508-AUG25													
Sulphate	0.2	mg/L	<0.2			1	20	105	90	110	93	75	125
Anions by IC - QCBatchID: DIO0509-AUG25													
Sulphate	0.2	mg/L	<0.2			0	20	101	90	110	NV	75	125
Anions by IC - QCBatchID: DIO0538-AUG25													
Sulphate	0.2	mg/L	<0.2			2	20	105	90	110	101	75	125
Conductivity - QCBatchID: EWL0467-AUG25													
Conductivity	2	uS/cm	< 2			0	10	99	90	110	NA		
pH - QCBatchID: EWL0467-AUG25													
pH	0.05	No unit	NA			0		100			NA		

OnLine LIMS

000423673

Results relate only to the sample tested. Data reported represents the sample submitted to SGS. Reproduction of this analytical report in full or in part is prohibited without prior written approval. Please refer to SGS General Conditions of Services located at https://www.sgs.ca/en/terms-and-conditions (Printed copies are available upon request.)
Test method information available upon request. "Temperature Upon Receipt" is representative of the whole shipment and may not reflect the temperature of individual samples.
SGS Canada Inc. Environment-Health & Safety statement of conformity decision rule does not consider uncertainty when analytical results are compared to a specified standard or regulation.

SGS Canada Inc.
P.O. Box 4300 - 185 Concession St.
Lakefield - Ontario - KOL 2HO
Phone: 705-652-2000 FAX: 705-652-6365

26-August-2025

Great Bear Resources Ltd.
Attn : Ashley Moncrief

1020 - 800 West Pender St.
Vancouver, BC
V6C 2V6, Canada

Phone: 778-833-2160
Fax:

Date Rec. : 22 August 2025
LR Report: **CA10150-AUG25**
Reference: Wk#117

Copy: #1

CERTIFICATE OF ANALYSIS

Final Report

Analysis	3: Analysis Completed Date	4: Analysis Completed Time	6: HC-9 Wk#117	14: HC-17 Wk#117	23: HC-26 Wk#117
Sample Date & Time			22-Aug-25	22-Aug-25	22-Aug-25
HumCell Leachate Vol [mL]	25-Aug-25	11:14	1001	1024	763
Sample Name	---	---	DX450076	DX450032	DX450021
Sample Weight [g]	---	---	1000	1000	750
pH [No unit]	26-Aug-25	11:17	5.02	4.71	4.71
Alkalinity [mg/L as CaCO3]	25-Aug-25	09:55	< 2	< 2	< 2
Conductivity [uS/cm]	25-Aug-25	09:54	30	14	125
Acidity [mg/L as CaCO3]	25-Aug-25	09:54	8	6	34
SO4 [mg/L]	26-Aug-25	14:58	14	7.0	44



Lisa Thompson
Project Specialist Assistant,
Environment, Health & Safety

OnLine LIMS

0004234163

Results relate only to the sample tested. Data reported represents the sample submitted to SGS. Reproduction of this analytical report in full or in part is prohibited without prior written approval. Please refer to SGS General Conditions of Services located at https://www.sgs.ca/en/terms-and-conditions (Printed copies are available upon request.)
Test method information available upon request. "Temperature Upon Receipt" is representative of the whole shipment and may not reflect the temperature of individual samples.
SGS Canada Inc. Environment-Health & Safety statement of conformity decision rule does not consider uncertainty when analytical results are compared to a specified standard or regulation.

SGS Canada Inc.
P.O. Box 4300 - 185 Concession St.
Lakefield - Ontario - KOL 2HO
Phone: 705-652-2000 FAX: 705-652-6365

Great Bear - 3 Short

LR Report : **CA10150-AUG25**

Quality Control Report

Inorganic Analysis														
Parameter	Reporting Limit	Unit	Method Blank	Duplicate				LCS / Spike Blank			Matrix Spike / Reference Material		
				Result 1	Result 2	RPD	Acceptance Criteria	Spike Recovery (%)	Recovery Limits (%)		Spike Recovery (%)	Recovery Limits (%)	
							%		Low	High		Low	High
Acidity - QCBatchID: EWL0467-AUG25													
Acidity	2	mg/L as Ca	< 2			ND	20	104	90	110	NA		
Alkalinity - QCBatchID: EWL0467-AUG25													
Alkalinity	2	mg/L as Ca	< 2			0	20	106	80	120	NA		
Anions by IC - QCBatchID: DIO0506-AUG25													
Sulphate	0.2	mg/L	<0.2			1	20	99	90	110	97	75	125
Anions by IC - QCBatchID: DIO0538-AUG25													
Sulphate	0.2	mg/L	<0.2			2	20	105	90	110	101	75	125
Conductivity - QCBatchID: EWL0467-AUG25													
Conductivity	2	uS/cm	< 2			0	10	99	90	110	NA		
pH - QCBatchID: EWL0467-AUG25													
pH	0.05	No unit	NA			0		100			NA		

OnLine LIMS

0004234163

Results relate only to the sample tested. Data reported represents the sample submitted to SGS. Reproduction of this analytical report in full or in part is prohibited without prior written approval. Please refer to SGS General Conditions of Services located at https://www.sgs.ca/en/terms-and-conditions (Printed copies are available upon request.)
Test method information available upon request. "Temperature Upon Receipt" is representative of the whole shipment and may not reflect the temperature of individual samples.
SGS Canada Inc. Environment-Health & Safety statement of conformity decision rule does not consider uncertainty when analytical results are compared to a specified standard or regulation.

SGS Canada Inc.
P.O. Box 4300 - 185 Concession St.
Lakefield - Ontario - KOL 2HO
Phone: 705-652-2000 FAX: 705-652-6365

13-August-2025

Great Bear Resources Ltd.
Attn : Ashley Moncrief

1020 - 800 West Pender St.
Vancouver, BC
V6C 2V6, Canada

Phone: 778-833-2160
Fax:

Date Rec. : 24 July 2025
LR Report: **CA10170-JUL25**
Reference: Wk#113

Copy: #1

CERTIFICATE OF ANALYSIS

Final Report

Analysis	3: Analysis Completed Date	4: Analysis Completed Time	5: HC-1 Wk#113	6: HC-2 Wk#113	7: HC-3 Wk#113	9: HC-5 Wk#113	10: HC-6 Wk#113	11: HC-7 Wk#113
Sample Date & Time			24-Jul-25	24-Jul-25	24-Jul-25	24-Jul-25	24-Jul-25	24-Jul-25
HumCell Leachate Vol [mL]	24-Jul-25	13:32	937	1033	526	927	490	937
Sample Name	---	---	DX450052	DX 550083	DX450204	DX450232	DX450181	DX450002
Sample Weight [g]	---	---	1000	1000	500	1000	500	1000
pH [No unit]	29-Jul-25	15:12	6.74	7.55	7.00	6.87	6.73	6.90
Alkalinity [mg/L as CaCO3]	25-Jul-25	13:16	4	15	3	5	4	4
Conductivity [uS/cm]	25-Jul-25	13:16	34	39	9	14	7	10
Acidity [mg/L as CaCO3]	25-Jul-25	13:16	< 2	< 2	< 2	< 2	< 2	< 2
SO4 [mg/L]	29-Jul-25	13:38	11	4.8	0.5	2.0	< 0.2	< 0.2

Lisa Thompson
Project Specialist Assistant,
Environment, Health & Safety

OnLine LIMS

0004216978

Results relate only to the sample tested. Data reported represents the sample submitted to SGS. Reproduction of this analytical report in full or in part is prohibited without prior written approval. Please refer to SGS General Conditions of Services located at https://www.sgs.ca/en/terms-and-conditions (Printed copies are available upon request.)
Test method information available upon request. "Temperature Upon Receipt" is representative of the whole shipment and may not reflect the temperature of individual samples.
SGS Canada Inc. Environment-Health & Safety statement of conformity decision rule does not consider uncertainty when analytical results are compared to a specified standard or regulation.

SGS Canada Inc.
P.O. Box 4300 - 185 Concession St.
Lakefield - Ontario - KOL 2HO
Phone: 705-652-2000 FAX: 705-652-6365

Great Bear - 7 Short

LR Report : **CA10170-JUL25**

Quality Control Report

Inorganic Analysis														
Parameter	Reporting Limit	Unit	Method Blank	Duplicate				LCS / Spike Blank			Matrix Spike / Reference Material		
				Result 1	Result 2	RPD	Acceptance Criteria	Spike Recovery (%)	Recovery Limits (%)		Spike Recovery (%)	Recovery Limits (%)	
							%		Low	High		Low	High
Acidity - QCBatchID: EWL0479-JUL25													
Acidity	2	mg/L as Ca	2			0	20	102	90	110	NA		
Acidity - QCBatchID: EWL0480-JUL25													
Acidity	2	mg/L as Ca	< 2			ND	20	100	90	110	NA		
Alkalinity - QCBatchID: EWL0479-JUL25													
Alkalinity	2	mg/L as Ca	< 2			1	20	98	80	120	NA		
Alkalinity - QCBatchID: EWL0480-JUL25													
Alkalinity	2	mg/L as Ca	< 2			0	20	106	80	120	NA		
Anions by IC - QCBatchID: DIO0689-JUL25													
Sulphate	0.2	mg/L	<0.2			1	20	103	90	110	98	75	125
Conductivity - QCBatchID: EWL0479-JUL25													
Conductivity	2	uS/cm	< 2			0	10	99	90	110	NA		
Conductivity - QCBatchID: EWL0480-JUL25													
Conductivity	2	uS/cm	< 2			0	10	100	90	110	NA		
pH - QCBatchID: EWL0479-JUL25													
pH	0.05	No unit	NA			2		101			NA		
pH - QCBatchID: EWL0480-JUL25													
pH	0.05	No unit	NA			1		100			NA		

OnLine LIMS

0004216978

Results relate only to the sample tested. Data reported represents the sample submitted to SGS. Reproduction of this analytical report in full or in part is prohibited without prior written approval. Please refer to SGS General Conditions of Services located at https://www.sgs.ca/en/terms-and-conditions (Printed copies are available upon request.)
Test method information available upon request. "Temperature Upon Receipt" is representative of the whole shipment and may not reflect the temperature of individual samples.
SGS Canada Inc. Environment-Health & Safety statement of conformity decision rule does not consider uncertainty when analytical results are compared to a specified standard or regulation.

SGS Canada Inc.
P.O. Box 4300 - 185 Concession St.
Lakefield - Ontario - KOL 2HO
Phone: 705-652-2000 FAX: 705-652-6365

13-August-2025

Great Bear Resources Ltd.
Attn : Ashley Moncrief

1020 - 800 West Pender St.
Vancouver, BC
V6C 2V6, Canada

Phone: 778-833-2160
Fax:

Date Rec. : 24 July 2025
LR Report: **CA10171-JUL25**
Reference: Wk#113

Copy: #1

CERTIFICATE OF ANALYSIS
Final Report

Analysis	3: Analysis Completed Date	4: Analysis Completed Time	8: HC-4 Wk#113
Sample Date & Time			24-Jul-25
HumCell Leachate Vol [mL]	24-Jul-25	13:32	526
Sample Name	---	---	DX450176
Sample Weight [g]	---	---	500
pH [No unit]	29-Jul-25	15:13	4.84
Alkalinity [mg/L as CaCO3]	25-Jul-25	12:56	< 2
Conductivity [uS/cm]	25-Jul-25	12:56	26
Acidity [mg/L as CaCO3]	25-Jul-25	12:56	7
SO4 [mg/L]	30-Jul-25	09:59	9.5



Lisa Thompson
Project Specialist Assistant,
Environment, Health & Safety

OnLine LIMS

0004216989

Results relate only to the sample tested. Data reported represents the sample submitted to SGS. Reproduction of this analytical report in full or in part is prohibited without prior written approval. Please refer to SGS General Conditions of Services located at https://www.sgs.ca/en/terms-and-conditions (Printed copies are available upon request.)
Test method information available upon request. "Temperature Upon Receipt" is representative of the whole shipment and may not reflect the temperature of individual samples.
SGS Canada Inc. Environment-Health & Safety statement of conformity decision rule does not consider uncertainty when analytical results are compared to a specified standard or regulation.

SGS Canada Inc.
P.O. Box 4300 - 185 Concession St.
Lakefield - Ontario - KOL 2HO
Phone: 705-652-2000 FAX: 705-652-6365

Great Bear - 1 Short

LR Report : **CA10171-JUL25**

Quality Control Report

Inorganic Analysis														
Parameter	Reporting Limit	Unit	Method Blank	Duplicate				LCS / Spike Blank			Matrix Spike / Reference Material		
				Result 1	Result 2	RPD	Acceptance Criteria	Spike Recovery (%)	Recovery Limits (%)		Spike Recovery (%)	Recovery Limits (%)	
							%		Low	High		Low	High
Acidity - QCBatchID: EWL0479-JUL25													
Acidity	2	mg/L as Ca	2			0	20	102	90	110	NA		
Alkalinity - QCBatchID: EWL0479-JUL25													
Alkalinity	2	mg/L as Ca	< 2			1	20	98	80	120	NA		
Anions by IC - QCBatchID: DIO0688-JUL25													
Sulphate	0.2	mg/L	<0.2			1	20	104	90	110	98	75	125
Conductivity - QCBatchID: EWL0479-JUL25													
Conductivity	2	uS/cm	< 2			0	10	99	90	110	NA		
pH - QCBatchID: EWL0479-JUL25													
pH	0.05	No unit	NA			2		101			NA		

OnLine LIMS

0004216989

Results relate only to the sample tested. Data reported represents the sample submitted to SGS. Reproduction of this analytical report in full or in part is prohibited without prior written approval. Please refer to SGS General Conditions of Services located at https://www.sgs.ca/en/terms-and-conditions (Printed copies are available upon request.)
Test method information available upon request. "Temperature Upon Receipt" is representative of the whole shipment and may not reflect the temperature of individual samples.
SGS Canada Inc. Environment-Health & Safety statement of conformity decision rule does not consider uncertainty when analytical results are compared to a specified standard or regulation.

SGS Canada Inc.
P.O. Box 4300 - 185 Concession St.
Lakefield - Ontario - KOL 2HO
Phone: 705-652-2000 FAX: 705-652-6365

13-August-2025

Great Bear Resources Ltd.
Attn : Ashley Moncrief

1020 - 800 West Pender St.
Vancouver, BC
V6C 2V6, Canada

Phone: 778-833-2160
Fax:

Date Rec. : 25 July 2025
LR Report: **CA10177-JUL25**
Reference: Wk#113

Copy: #1

CERTIFICATE OF ANALYSIS
Final Report

Analysis	3: Analysis Completed Date	4: Analysis Completed Time	5: HC-8 Wk#113	7: HC-10 Wk#113	8: HC-11 Wk#113	9: HC-12 Wk#113	10: HC-13 Wk#113	11: HC-14 Wk#113	12: HC-15 Wk#113
Sample Date & Time			25-Jul-25	25-Jul-25	25-Jul-25	25-Jul-25	25-Jul-25	25-Jul-25	25-Jul-25
HumCell Leachate Vol [mL]	28-Jul-25	11:14	990	947	995	997	994	904	667
Sample Name	---	---	DX450108	DX450186	DX450118	DX 550107	DX450159	DX450171	DX450134
Sample Weight [g]	---	---	1000	1000	1000	1000	1000	1000	700
pH [No unit]	29-Jul-25	15:18	7.49	7.37	7.39	7.23	7.23	6.68	7.16
Alkalinity [mg/L as CaCO3]	29-Jul-25	13:07	12	6	9	8	7	3	9
Alkalinity [mg/L as CaCO3]	07-Aug-25	11:47	---	---	---	---	---	---	---
Conductivity [uS/cm]	29-Jul-25	13:07	28	11	17	24	24	34	69
Acidity [mg/L as CaCO3]	29-Jul-25	13:08	< 2	< 2	< 2	< 2	< 2	2	8
SO4 [mg/L]	30-Jul-25	12:48	2.7	0.6	1.1	3.9	4.0	13	19

Analysis	13: HC-16 Wk#113	15: HC-18 Wk#113	16: HC-19 Wk#113	17: HC-20 Wk#113	18: HC-21 Wk#113	19: HC-22 Wk#113	20: HC-23 Wk#113	21: HC-24 Wk#113	22: HC-25 Wk#113	24: HC-27 Wk#113
Sample Date & Time	25-Jul-25	25-Jul-25	25-Jul-25	25-Jul-25	25-Jul-25	25-Jul-25	25-Jul-25	25-Jul-25	25-Jul-25	25-Jul-25
HumCell Leachate Vol [mL]	1004	934	1004	949	1009	456	993	972	998	938
Sample Name	DX450185	DX 550064	DX450008	DX 550056	DX450022	DX450077	DX450113	DX 550101	DX450128	DX450222
Sample Weight [g]	1000	1000	1000	1000	1000	500	1000	1000	1000	1000
pH [No unit]	7.45	7.46	7.28	7.40	8.03	7.58	6.04	7.45	7.49	7.20
Alkalinity [mg/L as CaCO3]	8	---	6	6	17	7	10	6	7	5
Alkalinity [mg/L as CaCO3]	---	6	---	---	---	---	---	---	---	---
Conductivity [uS/cm]	22	11	12	14	26	15	20	13	37	16
Acidity [mg/L as CaCO3]	< 2	< 2	< 2	< 2	< 2	< 2	< 2	< 2	< 2	< 2
SO4 [mg/L]	2.0	0.3	0.7	1.2	1.8	0.9	0.8	0.8	6.0	3.4

Lisa Thompson
Project Specialist Assistant,
Environment, Health & Safety

OnLine LIMS

0004217020

Results relate only to the sample tested. Data reported represents the sample submitted to SGS. Reproduction of this analytical report in full or in part is prohibited without prior written approval. Please refer to SGS General Conditions of Services located at https://www.sgs.ca/en/terms-and-conditions (Printed copies are available upon request.)
Test method information available upon request. "Temperature Upon Receipt" is representative of the whole shipment and may not reflect the temperature of individual samples.
SGS Canada Inc. Environment-Health & Safety statement of conformity decision rule does not consider uncertainty when analytical results are compared to a specified standard or regulation.

SGS Canada Inc.
P.O. Box 4300 - 185 Concession St.
Lakefield - Ontario - KOL 2HO
Phone: 705-652-2000 FAX: 705-652-6365

Great Bear - 20 Short

LR Report : **CA10177-JUL25**

Quality Control Report

Inorganic Analysis														
Parameter	Reporting Limit	Unit	Method Blank	Duplicate				LCS / Spike Blank			Matrix Spike / Reference Material		
				Result 1	Result 2	RPD	Acceptance Criteria	Spike Recovery (%)	Recovery Limits (%)		Spike Recovery (%)	Recovery Limits (%)	
							%		Low	High		Low	High
Acidity - QCBatchID: EWL0517-JUL25													
Acidity	2	mg/L as Ca	< 2			ND	20	102	90	110	NA		
Alkalinity - QCBatchID: EWL0066-AUG25													
Alkalinity	2	mg/L as Ca	< 2			8	20	100	80	120	NA		
Alkalinity - QCBatchID: EWL0517-JUL25													
Alkalinity	2	mg/L as Ca	2			0	20	102	80	120	NA		
Anions by IC - QCBatchID: DIO0697-JUL25													
Sulphate	0.2	mg/L	<0.2			1	20	102	90	110	100	75	125
Anions by IC - QCBatchID: DIO0699-JUL25													
Sulphate	0.2	mg/L	<0.2			0	20	99	90	110	89	75	125
Anions by IC - QCBatchID: DIO0717-JUL25													
Sulphate	0.2	mg/L	<0.2			0	20	98	90	110	95	75	125
Conductivity - QCBatchID: EWL0517-JUL25													
Conductivity	2	uS/cm	< 2			0	10	100	90	110	NA		
pH - QCBatchID: EWL0517-JUL25													
pH	0.05	No unit	NA			2		100			NA		

OnLine LIMS

0004217020

Results relate only to the sample tested. Data reported represents the sample submitted to SGS. Reproduction of this analytical report in full or in part is prohibited without prior written approval. Please refer to SGS General Conditions of Services located at https://www.sgs.ca/en/terms-and-conditions (Printed copies are available upon request.)
Test method information available upon request. "Temperature Upon Receipt" is representative of the whole shipment and may not reflect the temperature of individual samples.
SGS Canada Inc. Environment-Health & Safety statement of conformity decision rule does not consider uncertainty when analytical results are compared to a specified standard or regulation.

SGS Canada Inc.
P.O. Box 4300 - 185 Concession St.
Lakefield - Ontario - KOL 2HO
Phone: 705-652-2000 FAX: 705-652-6365

13-August-2025

Great Bear Resources Ltd.
Attn : Ashley Moncrief

1020 - 800 West Pender St.
Vancouver, BC
V6C 2V6, Canada

Phone: 778-833-2160
Fax:

Date Rec. : 25 July 2025
LR Report: **CA10178-JUL25**
Reference: Wk#113

Copy: #1

CERTIFICATE OF ANALYSIS

Final Report

Analysis	3: Analysis Completed Date	4: Analysis Completed Time	6: HC-9 Wk#113	14: HC-17 Wk#113	23: HC-26 Wk#113
Sample Date & Time			25-Jul-25	25-Jul-25	25-Jul-25
HumCell Leachate Vol [mL]	28-Jul-25	11:14	1001	1002	759
Sample Name	---	---	DX450076	DX450032	DX450021
Sample Weight [g]	---	---	1000	1000	750
pH [No unit]	29-Jul-25	10:40	5.18	5.88	4.79
Alkalinity [mg/L as CaCO3]	29-Jul-25	10:40	< 2	< 2	< 2
Conductivity [uS/cm]	29-Jul-25	10:40	30	15	101
Acidity [mg/L as CaCO3]	29-Jul-25	10:40	9	6	29
SO4 [mg/L]	30-Jul-25	10:09	12	5.2	42

Lisa Thompson
Project Specialist Assistant,
Environment, Health & Safety

OnLine LIMS

0004217053

Results relate only to the sample tested. Data reported represents the sample submitted to SGS. Reproduction of this analytical report in full or in part is prohibited without prior written approval. Please refer to SGS General Conditions of Services located at https://www.sgs.ca/en/terms-and-conditions (Printed copies are available upon request.)
Test method information available upon request. "Temperature Upon Receipt" is representative of the whole shipment and may not reflect the temperature of individual samples.
SGS Canada Inc. Environment-Health & Safety statement of conformity decision rule does not consider uncertainty when analytical results are compared to a specified standard or regulation.

SGS Canada Inc.
P.O. Box 4300 - 185 Concession St.
Lakefield - Ontario - KOL 2HO
Phone: 705-652-2000 FAX: 705-652-6365

Great Bear - 3 Short

LR Report : **CA10178-JUL25**

Quality Control Report

Inorganic Analysis													
Parameter	Reporting Limit	Unit	Method Blank	Duplicate				LCS / Spike Blank			Matrix Spike / Reference Material		
				Result 1	Result 2	RPD	Acceptance Criteria	Spike Recovery (%)	Recovery Limits (%)		Spike Recovery (%)	Recovery Limits (%)	
							%		Low	High		Low	High
Acidity - QCBatchID: EWL0517-JUL25													
Acidity	2	mg/L as Ca	< 2			ND	20	102	90	110	NA		
Alkalinity - QCBatchID: EWL0517-JUL25													
Alkalinity	2	mg/L as Ca	2			0	20	102	80	120	NA		
Anions by IC - QCBatchID: DIO0697-JUL25													
Sulphate	0.2	mg/L	<0.2			1	20	102	90	110	100	75	125
Conductivity - QCBatchID: EWL0517-JUL25													
Conductivity	2	uS/cm	< 2			0	10	100	90	110	NA		
pH - QCBatchID: EWL0517-JUL25													
pH	0.05	No unit	NA			2		100			NA		

OnLine LIMS

0004217053

Results relate only to the sample tested. Data reported represents the sample submitted to SGS. Reproduction of this analytical report in full or in part is prohibited without prior written approval. Please refer to SGS General Conditions of Services located at https://www.sgs.ca/en/terms-and-conditions (Printed copies are available upon request.)
Test method information available upon request. "Temperature Upon Receipt" is representative of the whole shipment and may not reflect the temperature of individual samples.
SGS Canada Inc. Environment-Health & Safety statement of conformity decision rule does not consider uncertainty when analytical results are compared to a specified standard or regulation.

SGS Canada Inc.
P.O. Box 4300 - 185 Concession St.
Lakefield - Ontario - KOL 2HO
Phone: 705-652-2000 FAX: 705-652-6365

09-September-2025

Great Bear Resources Ltd.
Attn : Ashley Moncrief

1020 - 800 West Pender St.
Vancouver, BC
V6C 2V6, Canada

Phone: 778-833-2160
Fax:

Date Rec. : 28 August 2025
LR Report: **CA10190-AUG25**
Reference: Wk#118

Copy: #1

CERTIFICATE OF ANALYSIS

Final Report

Analysis	3: Analysis Completed Date	4: Analysis Completed Time	5: HC-1 Wk#118	6: HC-2 Wk#118	7: HC-3 Wk#118	9: HC-5 Wk#118	10: HC-6 Wk#118	11: HC-7 Wk#118
Sample Date & Time			28-Aug-25	28-Aug-25	28-Aug-25	28-Aug-25	28-Aug-25	28-Aug-25
HumCell Leachate Vol [mL]	28-Aug-25	12:38	976	1005	514	947	487	941
Sample Name	---	---	DX450052	DX 550083	DX450204	DX450232	DX450181	DX450002
Sample Weight [g]	---	---	1000	1000	500	1000	500	1000
pH [No unit]	31-Aug-25	12:49	6.54	7.99	6.97	6.88	6.79	7.03
Alkalinity [mg/L as CaCO3]	29-Aug-25	13:31	2	14	4	4	3	5
Conductivity [uS/cm]	29-Aug-25	13:31	32	37	9	13	7	9
Acidity [mg/L as CaCO3]	29-Aug-25	13:31	< 2	< 2	< 2	< 2	< 2	< 2
SO4 [mg/L]	29-Aug-25	15:21	11	4.3	0.5	1.9	0.2	< 0.2

Lisa Thompson
Project Specialist Assistant,
Environment, Health & Safety

OnLine LIMS

0004249874

Results relate only to the sample tested. Data reported represents the sample submitted to SGS. Reproduction of this analytical report in full or in part is prohibited without prior written approval. Please refer to SGS General Conditions of Services located at https://www.sgs.ca/en/terms-and-conditions (Printed copies are available upon request.)
Test method information available upon request. "Temperature Upon Receipt" is representative of the whole shipment and may not reflect the temperature of individual samples.
SGS Canada Inc. Environment-Health & Safety statement of conformity decision rule does not consider uncertainty when analytical results are compared to a specified standard or regulation.

SGS Canada Inc.
P.O. Box 4300 - 185 Concession St.
Lakefield - Ontario - KOL 2HO
Phone: 705-652-2000 FAX: 705-652-6365

09-September-2025

Great Bear Resources Ltd.
Attn : Ashley Moncrief

1020 - 800 West Pender St.
Vancouver, BC
V6C 2V6, Canada

Phone: 778-833-2160
Fax:

Date Rec. : 28 August 2025
LR Report: **CA10191-AUG25**
Reference: Wk#118

Copy: #1

CERTIFICATE OF ANALYSIS
Final Report

Analysis	3: Analysis Completed Date	4: Analysis Completed Time	8: HC-4 Wk#118
Sample Date & Time			28-Aug-25
HumCell Leachate Vol [mL]	28-Aug-25	12:38	512
Sample Name	---	---	DX450176
Sample Weight [g]	---	---	500
pH [No unit]	29-Aug-25	13:34	5.22
Alkalinity [mg/L as CaCO3]	29-Aug-25	13:34	< 2
Conductivity [uS/cm]	29-Aug-25	13:34	29
Acidity [mg/L as CaCO3]	31-Aug-25	12:16	9
SO4 [mg/L]	04-Sep-25	14:02	14
Hg [mg/L]	29-Aug-25	16:43	< 0.00001
Ag [mg/L]	29-Aug-25	15:58	< 0.00005
Al [mg/L]	29-Aug-25	15:58	0.015
As [mg/L]	29-Aug-25	15:58	< 0.0002
Ba [mg/L]	29-Aug-25	15:58	0.00876
Be [mg/L]	29-Aug-25	15:58	0.000018
B [mg/L]	29-Aug-25	15:58	< 0.002
Bi [mg/L]	29-Aug-25	15:58	< 0.00001
Ca [mg/L]	29-Aug-25	15:58	1.56
Cd [mg/L]	29-Aug-25	15:58	0.00978
Co [mg/L]	29-Aug-25	15:58	0.00276
Cr [mg/L]	29-Aug-25	15:58	< 0.00008
Cu [mg/L]	29-Aug-25	15:58	0.006
Fe [mg/L]	29-Aug-25	15:58	0.151
K [mg/L]	29-Aug-25	15:58	0.549
Mg [mg/L]	29-Aug-25	15:58	0.577
Mn [mg/L]	29-Aug-25	15:58	0.0433
Mo [mg/L]	29-Aug-25	15:58	< 0.0004
Na [mg/L]	29-Aug-25	15:58	0.06
Ni [mg/L]	29-Aug-25	15:58	0.0211
P [mg/L]	29-Aug-25	15:58	< 0.003
Pb [mg/L]	29-Aug-25	15:58	1.26
S [mg/L]	29-Aug-25	15:58	< 5
Sb [mg/L]	29-Aug-25	15:58	< 0.0009
Se [mg/L]	29-Aug-25	15:58	0.00098
Si [mg/L]	29-Aug-25	15:58	0.31
Sn [mg/L]	29-Aug-25	15:58	0.00008

OnLine LIMS

0004249877

Results relate only to the sample tested. Data reported represents the sample submitted to SGS. Reproduction of this analytical report in full or in part is prohibited without prior written approval. Please refer to SGS General Conditions of Services located at https://www.sgs.ca/en/terms-and-conditions (Printed copies are available upon request.)
Test method information available upon request. "Temperature Upon Receipt" is representative of the whole shipment and may not reflect the temperature of individual samples.
SGS Canada Inc. Environment-Health & Safety statement of conformity decision rule does not consider uncertainty when analytical results are compared to a specified standard or regulation.

SGS Canada Inc.
P.O. Box 4300 - 185 Concession St.
Lakefield - Ontario - KOL 2HO
Phone: 705-652-2000 FAX: 705-652-6365

LR Report : **CA10191-AUG25**

Analysis	3: Analysis Completed Date	4: Analysis Completed Time	8: HC-4 Wk#118
Sr [mg/L]	29-Aug-25	15:58	0.00418
Ti [mg/L]	29-Aug-25	15:58	< 0.0001
Th [mg/L]	29-Aug-25	15:58	< 0.0001
Tl [mg/L]	08-Sep-25	13:29	0.000074
U [mg/L]	29-Aug-25	15:58	0.000213
V [mg/L]	29-Aug-25	15:58	< 0.00001
W [mg/L]	29-Aug-25	15:58	< 0.0002
Zr [mg/L]	29-Aug-25	15:58	< 0.002
Zn [mg/L]	29-Aug-25	15:58	2.03



Lisa Thompson
Project Specialist Assistant,
Environment, Health & Safety

OnLine LIMS

0004249877

Results relate only to the sample tested. Data reported represents the sample submitted to SGS. Reproduction of this analytical report in full or in part is prohibited without prior written approval. Please refer to SGS General Conditions of Services located at https://www.sgs.ca/en/terms-and-conditions (Printed copies are available upon request.)
Test method information available upon request. "Temperature Upon Receipt" is representative of the whole shipment and may not reflect the temperature of individual samples.
SGS Canada Inc. Environment-Health & Safety statement of conformity decision rule does not consider uncertainty when analytical results are compared to a specified standard or regulation.

SGS Canada Inc.
P.O. Box 4300 - 185 Concession St.
Lakefield - Ontario - KOL 2HO
Phone: 705-652-2000 FAX: 705-652-6365

Quality Control Report

Inorganic Analysis													
Parameter	Reporting Limit	Unit	Method Blank	Duplicate				LCS / Spike Blank			Matrix Spike / Reference Material		
				Result 1	Result 2	RPD	Acceptance Criteria	Spike Recovery (%)	Recovery Limits (%)		Spike Recovery (%)	Recovery Limits (%)	
							%		Low	High		Low	High
Acidity - QCBatchID: EWL0637-AUG25													
Acidity	2	mg/L as Ca	< 2			ND	20	100	90	110	NA		
Alkalinity - QCBatchID: EWL0598-AUG25													
Alkalinity	2	mg/L as Ca	< 2			0	20	100	80	120	NA		
Anions by IC - QCBatchID: DIO0030-SEP25													
Sulphate	0.2	mg/L	<0.2			4	20	99	90	110	91	75	125
Conductivity - QCBatchID: EWL0598-AUG25													
Conductivity	2	uS/cm	< 2			0	10	100	90	110	NA		
Inorganics-General - QCBatchID: EHG0040-AUG25													
Mercury	0.00001	mg/L	< 0.00001			ND	20	118	80	120	120	70	130
Metals in aqueous samples - ICP-MS - QCBatchID: EMS0048-SEP25													
Thallium	0.000005	mg/L	<0.000005			15	20	97	90	110	86	70	130
Metals in aqueous samples - ICP-MS - QCBatchID: EMS0269-AUG25													
Aluminum	0.001	mg/L	<0.001			4	20	103	90	110	112	70	130
Antimony	0.0009	mg/L	<0.0005			2	20	96	90	110	85	70	130
Arsenic	0.0002	mg/L	<0.0002			4	20	99	90	110	98	70	130
Barium	0.00008	mg/L	<0.00008			3	20	99	90	110	100	70	130
Beryllium	0.000007	mg/L	<0.000007			ND	20	96	90	110	98	70	130
Bismuth	0.00001	mg/L	<0.00001			ND	20	97	90	110	92	70	130
Boron	0.002	mg/L	<0.002			2	20	97	90	110	98	70	130
Cadmium	0.000003	mg/L	<0.000003			ND	20	100	90	110	103	70	130
Calcium	0.01	mg/L	<0.01			3	20	93	90	110	95	70	130
Chromium	0.00008	mg/L	<0.00008			ND	20	101	90	110	95	70	130
Cobalt	0.000004	mg/L	<0.000004			ND	20	101	90	110	98	70	130
Copper	0.001	mg/L	<0.001			2	20	100	90	110	98	70	130
Iron	0.007	mg/L	<0.007			0	20	96	90	110	100	70	130
Lead	0.00009	mg/L	<0.00009			ND	20	100	90	110	92	70	130
Magnesium	0.001	mg/L	<0.001			0	20	93	90	110	94	70	130
Manganese	0.00001	mg/L	<0.00001			1	20	101	90	110	98	70	130
Molybdenum	0.0004	mg/L	<0.0004			ND	20	95	90	110	89	70	130
Nickel	0.0001	mg/L	<0.0001			10	20	102	90	110	101	70	130
Phosphorus	0.003	mg/L	<0.003			ND	20	94	90	110	NV	70	130
Potassium	0.009	mg/L	<0.009			3	20	95	90	110	96	70	130
Selenium	0.00004	mg/L	<0.00004			ND	20	107	90	110	121	70	130
Silicon	0.02	mg/L	<0.02			2	20	94	90	110	NV	70	130
Silver	0.00005	mg/L	<0.00005			ND	20	94	90	110	NV	70	130

OnLine LIMS

00042498?7

Results relate only to the sample tested. Data reported represents the sample submitted to SGS. Reproduction of this analytical report in full or in part is prohibited without prior written approval. Please refer to SGS General Conditions of Services located at https://www.sgs.ca/en/terms-and-conditions (Printed copies are available upon request.)
Test method information available upon request. "Temperature Upon Receipt" is representative of the whole shipment and may not reflect the temperature of individual samples.
SGS Canada Inc. Environment-Health & Safety statement of conformity decision rule does not consider uncertainty when analytical results are compared to a specified standard or regulation.

SGS Canada Inc.
P.O. Box 4300 - 185 Concession St.
Lakefield - Ontario - KOL 2HO
Phone: 705-652-2000 FAX: 705-652-6365

Great Bear - 1 Long

LR Report : **CA10191-AUG25**

Inorganic Analysis														
Parameter	Reporting Limit	Unit	Method Blank	Duplicate				LCS / Spike Blank			Matrix Spike / Reference Material			
				Result 1	Result 2	RPD	Acceptance Criteria	Spike Recovery (%)	Recovery Limits (%)		Spike Recovery (%)	Recovery Limits (%)		
							%		Low	High		Low	High	
Sodium	0.01	mg/L	<0.01			2	20	95	90	110	99	70	130	
Strontium	0.00008	mg/L	<0.00008			1	20	101	90	110	97	70	130	
Sulfur	5	mg/L	<5			ND	20	106	90	110	NV	70	130	
Thorium	0.0001	mg/L	<0.0001			ND	20	97	90	110	NV	70	130	
Tin	0.00006	mg/L	<0.00006			0	20	95	90	110	NV	70	130	
Titanium	0.0001	mg/L	<0.0001			6	20	95	90	110	NV	70	130	
Tungsten	0.0002	mg/L	<0.0002			ND	20	97	90	110	NV	70	130	
Uranium	0.000002	mg/L	<0.000002			5	20	105	90	110	100	70	130	
Vanadium	0.00001	mg/L	<0.00001			3	20	102	90	110	99	70	130	
Zinc	0.002	mg/L	<0.002			ND	20	101	90	110	104	70	130	
Zirconium	0.002	mg/L	<0.002			ND	20	91	90	110	NV	70	130	
pH - QCBatchID: EWL0598-AUG25														
pH	0.05	No unit	NA			0		99			NA			

OnLine LIMS

0004249877

Results relate only to the sample tested. Data reported represents the sample submitted to SGS. Reproduction of this analytical report in full or in part is prohibited without prior written approval. Please refer to SGS General Conditions of Services located at https://www.sgs.ca/en/terms-and-conditions (Printed copies are available upon request.)
Test method information available upon request. "Temperature Upon Receipt" is representative of the whole shipment and may not reflect the temperature of individual samples.
SGS Canada Inc. Environment-Health & Safety statement of conformity decision rule does not consider uncertainty when analytical results are compared to a specified standard or regulation.

SGS Canada Inc.
P.O. Box 4300 - 185 Concession St.
Lakefield - Ontario - KOL 2HO
Phone: 705-652-2000 FAX: 705-652-6365

11-September-2025

Great Bear Resources Ltd.
Attn : Ashley Moncrief

1020 - 800 West Pender St.
Vancouver, BC
V6C 2V6, Canada

Phone: 778-833-2160
Fax:

Date Rec. : 29 August 2025
LR Report: **CA10197-AUG25**
Reference: Wk#118

Copy: #1

CERTIFICATE OF ANALYSIS
Final Report

Analysis	3: Analysis Completed Date	4: Analysis Completed Time	5: HC-8 Wk#118	7: HC-10 Wk#118	8: HC-11 Wk#118	9: HC-12 Wk#118	10: HC-13 Wk#118
Sample Date & Time			29-Aug-25	29-Aug-25	29-Aug-25	29-Aug-25	29-Aug-25
HumCell Leachate Vol [mL]	31-Aug-25	10:04	1015	982	1018	1002	1008
Sample Name	---	---	DX450108	DX450186	DX450118	DX 550107	DX450159
Sample Weight [g]	---	---	1000	1000	1000	1000	1000
pH [No unit]	08-Sep-25	15:29	7.33	7.47	6.95	6.78	6.78
Alkalinity [mg/L as CaCO3]	03-Sep-25	11:32	10	5	8	6	6
Conductivity [uS/cm]	31-Aug-25	12:17	25	8	17	20	20
Acidity [mg/L as CaCO3]	05-Sep-25	13:16	< 2	< 2	< 2	< 2	< 2
SO4 [mg/L]	04-Sep-25	14:03	2.9	0.7	1.2	3.9	3.4

Analysis	11: HC-14 Wk#118	12: HC-15 Wk#118	13: HC-16 Wk#118	15: HC-18 Wk#118	16: HC-19 Wk#118	17: HC-20 Wk#118	18: HC-21 Wk#118
Sample Date & Time	29-Aug-25	29-Aug-25	29-Aug-25	29-Aug-25	29-Aug-25	29-Aug-25	29-Aug-25
HumCell Leachate Vol [mL]	917	662	996	958	959	956	1000
Sample Name	DX450171	DX450134	DX450185	DX 550064	DX450008	DX 550056	DX450022
Sample Weight [g]	1000	700	1000	1000	1000	1000	1000
pH [No unit]	5.94	7.27	7.08	6.75	6.76	7.37	7.49
Alkalinity [mg/L as CaCO3]	2	8	6	5	3	6	9
Conductivity [uS/cm]	32	55	15	7	6	9	19
Acidity [mg/L as CaCO3]	10	< 2	< 2	< 2	< 2	< 2	< 2
SO4 [mg/L]	15	13	1.6	0.3	0.7	1.1	1.9

Analysis	19: HC-22 Wk#118	20: HC-23 Wk#118	21: HC-24 Wk#118	22: HC-25 Wk#118	24: HC-27 Wk#118
Sample Date & Time	29-Aug-25	29-Aug-25	29-Aug-25	29-Aug-25	29-Aug-25
HumCell Leachate Vol [mL]	482	984	943	962	947

OnLine LIMS

0004253193

Results relate only to the sample tested. Data reported represents the sample submitted to SGS. Reproduction of this analytical report in full or in part is prohibited without prior written approval. Please refer to SGS General Conditions of Services located at https://www.sgs.ca/en/terms-and-conditions (Printed copies are available upon request.)
Test method information available upon request. "Temperature Upon Receipt" is representative of the whole shipment and may not reflect the temperature of individual samples.
SGS Canada Inc. Environment-Health & Safety statement of conformity decision rule does not consider uncertainty when analytical results are compared to a specified standard or regulation.

SGS Canada Inc.
P.O. Box 4300 - 185 Concession St.
Lakefield - Ontario - KOL 2HO
Phone: 705-652-2000 FAX: 705-652-6365

LR Report : **CA10197-AUG25**

Analysis	19: HC-22 Wk#118	20: HC-23 Wk#118	21: HC-24 Wk#118	22: HC-25 Wk#118	24: HC-27 Wk#118
Sample Name	DX450077	DX450113	DX 550101	DX450128	DX450222
Sample Weight [g]	500	1000	1000	1000	1000
pH [No unit]	7.19	7.03	7.42	7.23	6.66
Alkalinity [mg/L as CaCO3]	6	11	5	8	3
Conductivity [uS/cm]	17	18	10	31	17
Acidity [mg/L as CaCO3]	< 2	< 2	< 2	< 2	< 2
SO4 [mg/L]	0.7	0.8	0.9	4.7	3.7



Lisa Thompson
Project Specialist Assistant,
Environment, Health & Safety

OnLine LIMS

0004253193

Results relate only to the sample tested. Data reported represents the sample submitted to SGS. Reproduction of this analytical report in full or in part is prohibited without prior written approval. Please refer to SGS General Conditions of Services located at https://www.sgs.ca/en/terms-and-conditions (Printed copies are available upon request.)
Test method information available upon request. "Temperature Upon Receipt" is representative of the whole shipment and may not reflect the temperature of individual samples.
SGS Canada Inc. Environment-Health & Safety statement of conformity decision rule does not consider uncertainty when analytical results are compared to a specified standard or regulation.

SGS Canada Inc.
P.O. Box 4300 - 185 Concession St.
Lakefield - Ontario - KOL 2HO
Phone: 705-652-2000 FAX: 705-652-6365

09-September-2025

Great Bear Resources Ltd.
Attn : Ashley Moncrief

1020 - 800 West Pender St.
Vancouver, BC
V6C 2V6, Canada

Phone: 778-833-2160
Fax:

Date Rec. : 29 August 2025
LR Report: **CA10198-AUG25**
Reference: Wk#118

Copy: #1

CERTIFICATE OF ANALYSIS

Final Report

Analysis	3: Analysis Completed Date	4: Analysis Completed Time	6: HC-9 Wk#118	14: HC-17 Wk#118	23: HC-26 Wk#118
Sample Date & Time			29-Aug-25	29-Aug-25	29-Aug-25
HumCell Leachate Vol [mL]	31-Aug-25	10:04	995	1011	746
Sample Name	---	---	DX450076	DX450032	DX450021
Sample Weight [g]	---	---	1000	1000	750
pH [No unit]	03-Sep-25	11:33	4.90	5.03	4.33
Alkalinity [mg/L as CaCO3]	31-Aug-25	12:17	< 2	< 2	< 2
Conductivity [uS/cm]	31-Aug-25	12:17	36	15	123
Acidity [mg/L as CaCO3]	04-Sep-25	11:58	10	7	33
SO4 [mg/L]	04-Sep-25	14:42	---	6.7	---
SO4 [mg/L]	09-Sep-25	13:42	15	---	58
Hg [mg/L]	03-Sep-25	14:45	< 0.00001	< 0.00001	< 0.00001
Ag [mg/L]	03-Sep-25	13:54	< 0.00005	< 0.00005	< 0.00005
Al [mg/L]	03-Sep-25	13:54	0.015	0.058	0.010
As [mg/L]	03-Sep-25	13:54	< 0.0002	0.0004	< 0.0002
Ba [mg/L]	03-Sep-25	13:54	0.00996	0.00236	0.00767
Be [mg/L]	03-Sep-25	13:54	0.000011	0.000011	< 0.000007
B [mg/L]	03-Sep-25	13:54	< 0.002	< 0.002	0.003
Bi [mg/L]	03-Sep-25	13:54	< 0.00001	< 0.00001	< 0.00001
Ca [mg/L]	03-Sep-25	13:54	0.86	0.98	7.67
Cd [mg/L]	03-Sep-25	13:54	0.0311	0.000109	0.000107
Co [mg/L]	03-Sep-25	13:54	0.000634	0.0123	0.000954
Cr [mg/L]	03-Sep-25	13:54	< 0.00008	< 0.00008	< 0.00008
Cu [mg/L]	03-Sep-25	13:54	0.006	0.003	< 0.001
Fe [mg/L]	03-Sep-25	13:54	0.172	1.12	13.9
K [mg/L]	03-Sep-25	13:54	0.947	0.254	2.87
Mg [mg/L]	03-Sep-25	13:54	0.128	0.101	0.663
Mn [mg/L]	03-Sep-25	13:54	0.0643	0.0274	0.285
Mo [mg/L]	03-Sep-25	13:54	< 0.0004	< 0.0004	< 0.0004
Na [mg/L]	03-Sep-25	13:54	0.05	0.10	0.10
Ni [mg/L]	03-Sep-25	13:54	0.0195	0.0271	0.0064
P [mg/L]	05-Sep-25	16:56	< 0.003	< 0.003	< 0.003
Pb [mg/L]	03-Sep-25	13:54	0.311	0.00039	0.00018
S [mg/L]	03-Sep-25	13:54	< 5	< 5	18
Sb [mg/L]	03-Sep-25	13:54	< 0.0009	< 0.0009	< 0.0009
Se [mg/L]	03-Sep-25	13:54	0.00128	0.00009	0.00014
Si [mg/L]	03-Sep-25	13:54	0.44	0.68	0.58

OnLine LIMS

0004249886

Results relate only to the sample tested. Data reported represents the sample submitted to SGS. Reproduction of this analytical report in full or in part is prohibited without prior written approval. Please refer to SGS General Conditions of Services located at https://www.sgs.ca/en/terms-and-conditions (Printed copies are available upon request.)
Test method information available upon request. "Temperature Upon Receipt" is representative of the whole shipment and may not reflect the temperature of individual samples.
SGS Canada Inc. Environment-Health & Safety statement of conformity decision rule does not consider uncertainty when analytical results are compared to a specified standard or regulation.

SGS Canada Inc.
P.O. Box 4300 - 185 Concession St.
Lakefield - Ontario - KOL 2HO
Phone: 705-652-2000 FAX: 705-652-6365

LR Report : **CA10198-AUG25**

Analysis	3: Analysis Completed Date	4: Analysis Completed Time	6: HC-9 Wk#118	14: HC-17 Wk#118	23: HC-26 Wk#118
Sn [mg/L]	03-Sep-25	13:54	< 0.00006	< 0.00006	< 0.00006
Sr [mg/L]	03-Sep-25	13:54	0.00337	0.0124	0.00473
Ti [mg/L]	03-Sep-25	13:54	< 0.0001	< 0.0001	< 0.0001
Th [mg/L]	03-Sep-25	13:54	< 0.0001	< 0.0001	< 0.0001
Tl [mg/L]	03-Sep-25	13:54	0.000063	< 0.000005	< 0.000005
U [mg/L]	03-Sep-25	13:54	0.000435	0.000860	0.000109
V [mg/L]	03-Sep-25	13:54	< 0.00001	< 0.00001	< 0.00001
W [mg/L]	03-Sep-25	13:54	< 0.0002	< 0.0002	< 0.0002
Zr [mg/L]	03-Sep-25	13:54	< 0.002	< 0.002	< 0.002
Zn [mg/L]	03-Sep-25	13:54	6.22	0.018	0.014



Lisa Thompson
Project Specialist Assistant,
Environment, Health & Safety

OnLine LIMS

00004249886

Results relate only to the sample tested. Data reported represents the sample submitted to SGS. Reproduction of this analytical report in full or in part is prohibited without prior written approval. Please refer to SGS General Conditions of Services located at https://www.sgs.ca/en/terms-and-conditions (Printed copies are available upon request.)
Test method information available upon request. "Temperature Upon Receipt" is representative of the whole shipment and may not reflect the temperature of individual samples.
SGS Canada Inc. Environment-Health & Safety statement of conformity decision rule does not consider uncertainty when analytical results are compared to a specified standard or regulation.

SGS Canada Inc.
P.O. Box 4300 - 185 Concession St.
Lakefield - Ontario - KOL 2HO
Phone: 705-652-2000 FAX: 705-652-6365

Quality Control Report

Inorganic Analysis													
Parameter	Reporting Limit	Unit	Method Blank	Duplicate				LCS / Spike Blank			Matrix Spike / Reference Material		
				Result 1	Result 2	RPD	Acceptance Criteria	Spike Recovery (%)	Recovery Limits (%)		Spike Recovery (%)	Recovery Limits (%)	
							%		Low	High		Low	High
Acidity - QCBatchID: EWL0039-SEP25													
Acidity	2	mg/L as Ca	< 2			0	20	106	90	110	NA		
Acidity - QCBatchID: EWL0637-AUG25													
Acidity	2	mg/L as Ca	< 2			ND	20	100	90	110	NA		
Alkalinity - QCBatchID: EWL0636-AUG25													
Alkalinity	2	mg/L as Ca	< 2			15	20	100	80	120	NA		
Alkalinity - QCBatchID: EWL0637-AUG25													
Alkalinity	2	mg/L as Ca	< 2			0	20	102	80	120	NA		
Anions by IC - QCBatchID: DIO0031-SEP25													
Sulphate	0.2	mg/L	<0.2			0	20	109	90	110	NV	75	125
Anions by IC - QCBatchID: DIO0057-SEP25													
Sulphate	0.2	mg/L	<0.2			6	20	109	90	110	95	75	125
Anions by IC - QCBatchID: DIO0124-SEP25													
Sulphate	0.2	mg/L	<0.2			2	20	100	90	110	NV	75	125
Anions by IC - QCBatchID: DIO0129-SEP25													
Sulphate	0.2	mg/L	<0.2			3	20	101	90	110	NV	75	125
Anions by IC - QCBatchID: DIO0672-AUG25													
Sulphate	0.2	mg/L	<0.2			0	20	102	90	110	89	75	125
Conductivity - QCBatchID: EWL0636-AUG25													
Conductivity	2	uS/cm	< 2			0	10	100	90	110	NA		
Conductivity - QCBatchID: EWL0637-AUG25													
Conductivity	2	uS/cm	< 2			5	10	100	90	110	NA		
Inorganics-General - QCBatchID: EHG0042-AUG25													
Mercury	0.00001	mg/L	< 0.00001			ND	20	97	80	120	118	70	130
Metals in aqueous samples - ICP-MS - QCBatchID: EMS0007-SEP25													
Aluminum	0.001	mg/L	<0.001			2	20	101	90	110	78	70	130
Antimony	0.0009	mg/L	<0.0005			ND	20	106	90	110	106	70	130
Arsenic	0.0002	mg/L	<0.0002			ND	20	104	90	110	103	70	130
Barium	0.00008	mg/L	<0.00008			1	20	102	90	110	97	70	130
Beryllium	0.000007	mg/L	<0.000007			9	20	99	90	110	99	70	130
Bismuth	0.00001	mg/L	<0.00001			ND	20	97	90	110	94	70	130
Boron	0.002	mg/L	<0.002			ND	20	97	90	110	99	70	130
Cadmium	0.000003	mg/L	<0.000003			5	20	103	90	110	107	70	130
Calcium	0.01	mg/L	<0.01			3	20	101	90	110	103	70	130
Chromium	0.00008	mg/L	<0.00008			ND	20	107	90	110	108	70	130
Cobalt	0.000004	mg/L	<0.000004			2	20	98	90	110	100	70	130

OnLine LIMS

00042498B6

Results relate only to the sample tested. Data reported represents the sample submitted to SGS. Reproduction of this analytical report in full or in part is prohibited without prior written approval. Please refer to SGS General Conditions of Services located at https://www.sgs.ca/en/terms-and-conditions (Printed copies are available upon request.)
Test method information available upon request. "Temperature Upon Receipt" is representative of the whole shipment and may not reflect the temperature of individual samples.
SGS Canada Inc. Environment-Health & Safety statement of conformity decision rule does not consider uncertainty when analytical results are compared to a specified standard or regulation.

SGS Canada Inc.
P.O. Box 4300 - 185 Concession St.
Lakefield - Ontario - KOL 2HO
Phone: 705-652-2000 FAX: 705-652-6365

Great Bear - 3 Long

LR Report : **CA10198-AUG25**

Inorganic Analysis														
Parameter	Reporting Limit	Unit	Method Blank	Duplicate				LCS / Spike Blank			Matrix Spike / Reference Material			
				Result 1	Result 2	RPD	Acceptance Criteria	Spike Recovery (%)	Recovery Limits (%)		Spike Recovery (%)	Recovery Limits (%)		
							%		Low	High		Low	High	
Copper	0.001	mg/L	<0.001			3	20	99	90	110	106	70	130	
Iron	0.007	mg/L	<0.007			3	20	101	90	110	125	70	130	
Lead	0.00009	mg/L	<0.00009			ND	20	98	90	110	98	70	130	
Magnesium	0.001	mg/L	<0.001			0	20	99	90	110	93	70	130	
Manganese	0.00001	mg/L	<0.00001			1	20	106	90	110	104	70	130	
Molybdenum	0.0004	mg/L	<0.0004			ND	20	103	90	110	94	70	130	
Nickel	0.0001	mg/L	<0.0001			3	20	100	90	110	100	70	130	
Potassium	0.009	mg/L	<0.009			3	20	107	90	110	97	70	130	
Selenium	0.00004	mg/L	<0.00004			8	20	99	90	110	100	70	130	
Silicon	0.02	mg/L	<0.02			0	20	94	90	110	NV	70	130	
Silver	0.00005	mg/L	<0.00005			ND	20	98	90	110	NV	70	130	
Sodium	0.01	mg/L	<0.01			1	20	98	90	110	93	70	130	
Strontium	0.00008	mg/L	<0.00008			1	20	106	90	110	95	70	130	
Sulfur	5	mg/L	<5			ND	20	110	90	110	NV	70	130	
Thallium	0.000005	mg/L	<0.000005			ND	20	97	90	110	74	70	130	
Thorium	0.0001	mg/L	<0.0001			ND	20	96	90	110	NV	70	130	
Tin	0.00006	mg/L	<0.00006			ND	20	99	90	110	NV	70	130	
Titanium	0.0001	mg/L	<0.0001			ND	20	103	90	110	NV	70	130	
Tungsten	0.0002	mg/L	<0.0002			ND	20	99	90	110	NV	70	130	
Uranium	0.000002	mg/L	<0.000002			3	20	100	90	110	105	70	130	
Vanadium	0.00001	mg/L	<0.00001			ND	20	104	90	110	100	70	130	
Zinc	0.002	mg/L	<0.002			1	20	100	90	110	97	70	130	
Zirconium	0.002	mg/L	<0.002			ND	20	98	90	110	NV	70	130	
Metals in aqueous samples - ICP-MS - QCBatchID: EMS0027-SEP25														
Phosphorus	0.003	mg/L	<0.003			ND	20	100	90	110	NV	70	130	
pH - QCBatchID: EWL0636-AUG25														
pH	0.05	No unit	NA			0		99			NA			
pH - QCBatchID: EWL0637-AUG25														
pH	0.05	No unit	NA			1		100			NA			

OnLine LIMS

0004249886

Results relate only to the sample tested. Data reported represents the sample submitted to SGS. Reproduction of this analytical report in full or in part is prohibited without prior written approval. Please refer to SGS General Conditions of Services located at https://www.sgs.ca/en/terms-and-conditions (Printed copies are available upon request.)
Test method information available upon request. "Temperature Upon Receipt" is representative of the whole shipment and may not reflect the temperature of individual samples.
SGS Canada Inc. Environment-Health & Safety statement of conformity decision rule does not consider uncertainty when analytical results are compared to a specified standard or regulation.

SGS Canada Inc.
P.O. Box 4300 - 185 Concession St.
Lakefield - Ontario - KOL 2HO
Phone: 705-652-2000 FAX: 705-652-6365

13-August-2025

Great Bear Resources Ltd.
Attn : Ashley Moncrief

1020 - 800 West Pender St.
Vancouver, BC
V6C 2V6, Canada

Phone: 778-833-2160
Fax:

Date Rec. : 31 July 2025
LR Report: **CA10218-JUL25**
Reference: Wk#114

Copy: #1

CERTIFICATE OF ANALYSIS

Final Report

Analysis	3: Analysis Completed Date	4: Analysis Completed Time	5: HC-1 Wk#114	6: HC-2 Wk#114	7: HC-3 Wk#114	9: HC-5 Wk#114	10: HC-6 Wk#114	11: HC-7 Wk#114
Sample Date & Time			31-Jul-25	31-Jul-25	31-Jul-25	31-Jul-25	31-Jul-25	31-Jul-25
HumCell Leachate Vol [mL]	31-Jul-25	15:30	962	1019	477	919	479	932
Sample Name	---	---	DX450052	DX 550083	DX450204	DX450232	DX450181	DX450002
Sample Weight [g]	---	---	1000	1000	500	1000	500	1000
pH [No unit]	05-Aug-25	10:41	6.15	6.46	6.56	6.53	6.54	6.60
Alkalinity [mg/L as CaCO3]	01-Aug-25	10:27	3	13	3	4	4	5
Conductivity [uS/cm]	01-Aug-25	10:27	36	41	9	13	8	10
Acidity [mg/L as CaCO3]	07-Aug-25	10:20	3	< 2	<2	< 2	< 2	< 2
SO4 [mg/L]	06-Aug-25	13:02	11	4.7	0.6	1.8	< 0.2	0.2

Lisa Thompson
Project Specialist Assistant,
Environment, Health & Safety

OnLine LIMS

0004217500

Results relate only to the sample tested. Data reported represents the sample submitted to SGS. Reproduction of this analytical report in full or in part is prohibited without prior written approval. Please refer to SGS General Conditions of Services located at https://www.sgs.ca/en/terms-and-conditions (Printed copies are available upon request.)
Test method information available upon request. "Temperature Upon Receipt" is representative of the whole shipment and may not reflect the temperature of individual samples.
SGS Canada Inc. Environment-Health & Safety statement of conformity decision rule does not consider uncertainty when analytical results are compared to a specified standard or regulation.

SGS Canada Inc.
P.O. Box 4300 - 185 Concession St.
Lakefield - Ontario - KOL 2HO
Phone: 705-652-2000 FAX: 705-652-6365

Great Bear - 7 Short

LR Report : **CA10218-JUL25**

Quality Control Report

Inorganic Analysis														
Parameter	Reporting Limit	Unit	Method Blank	Duplicate				LCS / Spike Blank			Matrix Spike / Reference Material		
				Result 1	Result 2	RPD	Acceptance Criteria	Spike Recovery (%)	Recovery Limits (%)		Spike Recovery (%)	Recovery Limits (%)	
							%		Low	High		Low	High
Acidity - QCBatchID: EWL0038-AUG25													
Acidity	2	mg/L as Ca	3			ND	20	100	90	110	NA		
Acidity - QCBatchID: EWL0653-JUL25													
Acidity	2	mg/L as Ca	4			ND	20	110	90	110	NA		
Alkalinity - QCBatchID: EWL0653-JUL25													
Alkalinity	2	mg/L as Ca	< 2			0	20	102	80	120	NA		
Anions by IC - QCBatchID: DIO0053-AUG25													
Sulphate	0.2	mg/L	<0.2			18	20	107	90	110	122	75	125
Anions by IC - QCBatchID: DIO0782-JUL25													
Sulphate	0.2	mg/L	<0.2			0	20	102	90	110	86	75	125
Conductivity - QCBatchID: EWL0653-JUL25													
Conductivity	2	uS/cm	< 2			0	10	99	90	110	NA		
pH - QCBatchID: EWL0653-JUL25													
pH	0.05	No unit	NA			0		99			NA		

OnLine LIMS

0004217500

Results relate only to the sample tested. Data reported represents the sample submitted to SGS. Reproduction of this analytical report in full or in part is prohibited without prior written approval. Please refer to SGS General Conditions of Services located at https://www.sgs.ca/en/terms-and-conditions (Printed copies are available upon request.)
Test method information available upon request. "Temperature Upon Receipt" is representative of the whole shipment and may not reflect the temperature of individual samples.
SGS Canada Inc. Environment-Health & Safety statement of conformity decision rule does not consider uncertainty when analytical results are compared to a specified standard or regulation.

SGS Canada Inc.
P.O. Box 4300 - 185 Concession St.
Lakefield - Ontario - KOL 2HO
Phone: 705-652-2000 FAX: 705-652-6365

13-August-2025

Great Bear Resources Ltd.
Attn : Ashley Moncrief

1020 - 800 West Pender St.
Vancouver, BC
V6C 2V6, Canada

Phone: 778-833-2160
Fax:

Date Rec. : 31 July 2025
LR Report: **CA10219-JUL25**
Reference: Wk#114

Copy: #1

CERTIFICATE OF ANALYSIS
Final Report

Analysis	3: Analysis Completed Date	4: Analysis Completed Time	8: HC-4 Wk#114
Sample Date & Time			31-Jul-25
HumCell Leachate Vol [mL]	31-Jul-25	15:30	492
Sample Name	---	---	DX450176
Sample Weight [g]	---	---	500
pH [No unit]	05-Aug-25	13:18	4.93
Alkalinity [mg/L as CaCO3]	01-Aug-25	10:29	< 2
Conductivity [uS/cm]	01-Aug-25	10:29	37
Acidity [mg/L as CaCO3]	07-Aug-25	10:21	8
SO4 [mg/L]	05-Aug-25	15:46	13
Hg [mg/L]	05-Aug-25	15:13	< 0.00001
Ag [mg/L]	05-Aug-25	15:13	< 0.00005
Al [mg/L]	05-Aug-25	15:13	0.024
As [mg/L]	05-Aug-25	15:13	< 0.0002
Ba [mg/L]	05-Aug-25	15:13	0.00243
Be [mg/L]	05-Aug-25	15:13	0.000013
B [mg/L]	05-Aug-25	15:13	0.002
Bi [mg/L]	05-Aug-25	15:13	< 0.00001
Ca [mg/L]	05-Aug-25	15:13	2.24
Cd [mg/L]	05-Aug-25	15:13	0.0129
Co [mg/L]	05-Aug-25	15:13	0.00360
Cr [mg/L]	05-Aug-25	15:13	< 0.00008
Cu [mg/L]	05-Aug-25	15:13	0.004
Fe [mg/L]	05-Aug-25	15:13	0.224
K [mg/L]	05-Aug-25	15:13	0.527
Mg [mg/L]	05-Aug-25	15:13	0.948
Mn [mg/L]	05-Aug-25	15:13	0.0626
Mo [mg/L]	05-Aug-25	15:13	< 0.0004
Na [mg/L]	05-Aug-25	15:13	0.08
Ni [mg/L]	05-Aug-25	15:13	0.0287
P [mg/L]	05-Aug-25	15:13	< 0.003
Pb [mg/L]	05-Aug-25	15:13	0.651
S [mg/L]	05-Aug-25	15:13	5
Sb [mg/L]	05-Aug-25	15:13	< 0.0009
Se [mg/L]	05-Aug-25	15:13	0.00123
Si [mg/L]	05-Aug-25	15:13	0.55
Sn [mg/L]	05-Aug-25	15:13	0.00010

OnLine LIMS

0004217503

Results relate only to the sample tested. Data reported represents the sample submitted to SGS. Reproduction of this analytical report in full or in part is prohibited without prior written approval. Please refer to SGS General Conditions of Services located at https://www.sgs.ca/en/terms-and-conditions (Printed copies are available upon request.)
Test method information available upon request. "Temperature Upon Receipt" is representative of the whole shipment and may not reflect the temperature of individual samples.
SGS Canada Inc. Environment-Health & Safety statement of conformity decision rule does not consider uncertainty when analytical results are compared to a specified standard or regulation.

SGS Canada Inc.
P.O. Box 4300 - 185 Concession St.
Lakefield - Ontario - KOL 2HO
Phone: 705-652-2000 FAX: 705-652-6365

LR Report : **CA10219-JUL25**

Analysis	3: Analysis Completed Date	4: Analysis Completed Time	8: HC-4 Wk#114
Sr [mg/L]	05-Aug-25	15:13	0.00398
Ti [mg/L]	05-Aug-25	15:13	< 0.0001
Th [mg/L]	05-Aug-25	15:13	< 0.0001
Tl [mg/L]	05-Aug-25	15:13	0.000023
U [mg/L]	05-Aug-25	15:13	0.000137
V [mg/L]	05-Aug-25	15:13	< 0.00001
W [mg/L]	05-Aug-25	15:13	< 0.0002
Zr [mg/L]	05-Aug-25	15:13	< 0.002
Zn [mg/L]	05-Aug-25	15:13	2.60



Lisa Thompson
Project Specialist Assistant,
Environment, Health & Safety

OnLine LIMS

0004217503

Results relate only to the sample tested. Data reported represents the sample submitted to SGS. Reproduction of this analytical report in full or in part is prohibited without prior written approval. Please refer to SGS General Conditions of Services located at https://www.sgs.ca/en/terms-and-conditions (Printed copies are available upon request.)
Test method information available upon request. "Temperature Upon Receipt" is representative of the whole shipment and may not reflect the temperature of individual samples.
SGS Canada Inc. Environment-Health & Safety statement of conformity decision rule does not consider uncertainty when analytical results are compared to a specified standard or regulation.

SGS Canada Inc.
P.O. Box 4300 - 185 Concession St.
Lakefield - Ontario - KOL 2HO
Phone: 705-652-2000 FAX: 705-652-6365

Great Bear - 1 Long

LR Report : **CA10219-JUL25**

Quality Control Report

Inorganic Analysis													
Parameter	Reporting Limit	Unit	Method Blank	Duplicate				LCS / Spike Blank			Matrix Spike / Reference Material		
				Result 1	Result 2	RPD	Acceptance Criteria	Spike Recovery (%)	Recovery Limits (%)		Spike Recovery (%)	Recovery Limits (%)	
							%		Low	High		Low	High
Acidity - QCBatchID: EWL0077-AUG25													
Acidity	2	mg/L as Ca	2			ND	20	106	90	110	NA		
Alkalinity - QCBatchID: EWL0653-JUL25													
Alkalinity	2	mg/L as Ca	< 2			0	20	102	80	120	NA		
Anions by IC - QCBatchID: DIO0782-JUL25													
Sulphate	0.2	mg/L	<0.2			0	20	102	90	110	86	75	125
Conductivity - QCBatchID: EWL0653-JUL25													
Conductivity	2	uS/cm	< 2			0	10	99	90	110	NA		
Inorganics-General - QCBatchID: EHG0052-JUL25													
Mercury	0.00001	mg/L	< 0.00001			ND	20	112	80	120	117	70	130
Metals in aqueous samples - ICP-MS - QCBatchID: EMS0007-AUG25													
Aluminum	0.001	mg/L	<0.001			4	20	98	90	110	102	70	130
Antimony	0.0009	mg/L	<0.0009			ND	20	100	90	110	93	70	130
Arsenic	0.0002	mg/L	<0.0002			3	20	97	90	110	97	70	130
Barium	0.00008	mg/L	<0.00008			0	20	92	90	110	90	70	130
Beryllium	0.000007	mg/L	<0.000007			ND	20	94	90	110	95	70	130
Bismuth	0.00001	mg/L	<0.00001			ND	20	93	90	110	96	70	130
Boron	0.002	mg/L	<0.002			4	20	100	90	110	103	70	130
Cadmium	0.000003	mg/L	<0.000003			8	20	101	90	110	100	70	130
Calcium	0.01	mg/L	<0.01			1	20	101	90	110	108	70	130
Chromium	0.00008	mg/L	<0.00008			3	20	98	90	110	92	70	130
Cobalt	0.000004	mg/L	<0.000004			7	20	91	90	110	89	70	130
Copper	0.001	mg/L	<0.001			0	20	94	90	110	94	70	130
Iron	0.007	mg/L	<0.007			ND	20	106	90	110	100	70	130
Lead	0.00009	mg/L	<0.00009			ND	20	93	90	110	86	70	130
Magnesium	0.001	mg/L	<0.001			0	20	105	90	110	106	70	130
Manganese	0.00001	mg/L	<0.00001			2	20	96	90	110	92	70	130
Molybdenum	0.0004	mg/L	<0.0004			ND	20	102	90	110	89	70	130
Nickel	0.0001	mg/L	<0.0001			8	20	97	90	110	90	70	130
Phosphorus	0.003	mg/L	<0.003			4	20	101	90	110	NV	70	130
Potassium	0.009	mg/L	<0.009			0	20	104	90	110	105	70	130
Selenium	0.00004	mg/L	<0.00004			ND	20	96	90	110	102	70	130
Silicon	0.02	mg/L	<0.02			4	20	92	90	110	NV	70	130
Silver	0.00005	mg/L	<0.00005			ND	20	96	90	110	NV	70	130
Sodium	0.01	mg/L	<0.01			0	20	100	90	110	96	70	130
Strontium	0.00008	mg/L	<0.00008			4	20	99	90	110	96	70	130

OnLine LIMS

0004217503

Results relate only to the sample tested. Data reported represents the sample submitted to SGS. Reproduction of this analytical report in full or in part is prohibited without prior written approval. Please refer to SGS General Conditions of Services located at https://www.sgs.ca/en/terms-and-conditions (Printed copies are available upon request.)
Test method information available upon request. "Temperature Upon Receipt" is representative of the whole shipment and may not reflect the temperature of individual samples.
SGS Canada Inc. Environment-Health & Safety statement of conformity decision rule does not consider uncertainty when analytical results are compared to a specified standard or regulation.

SGS Canada Inc.
P.O. Box 4300 - 185 Concession St.
Lakefield - Ontario - KOL 2HO
Phone: 705-652-2000 FAX: 705-652-6365

Inorganic Analysis														
Parameter	Reporting Limit	Unit	Method Blank	Duplicate				LCS / Spike Blank			Matrix Spike / Reference Material			
				Result 1	Result 2	RPD	Acceptance Criteria	Spike Recovery (%)	Recovery Limits (%)		Spike Recovery (%)	Recovery Limits (%)	
							%		Low	High		Low	High
Sulfur	5	mg/L	<5			ND	20	109	90	110	NV	70	130
Thallium	0.000005	mg/L	<0.000005			ND	20	95	90	110	91	70	130
Thorium	0.0001	mg/L	<0.0001			ND	20	110	90	110	NV	70	130
Tin	0.00006	mg/L	<0.00006			ND	20	99	90	110	NV	70	130
Titanium	0.0001	mg/L	<0.0001			ND	20	98	90	110	NV	70	130
Tungsten	0.0002	mg/L	<0.0002			ND	20	101	90	110	NV	70	130
Uranium	0.000002	mg/L	<0.000002			2	20	97	90	110	115	70	130
Vanadium	0.00001	mg/L	<0.00001			3	20	97	90	110	91	70	130
Zinc	0.002	mg/L	<0.002			5	20	98	90	110	85	70	130
Zirconium	0.002	mg/L	<0.002			ND	20	94	90	110	NV	70	130
pH - QCBatchID: EWL0653-JUL25													
pH	0.05	No unit	NA			0		99			NA		

OnLine LIMS

0004217503

Results relate only to the sample tested. Data reported represents the sample submitted to SGS. Reproduction of this analytical report in full or in part is prohibited without prior written approval. Please refer to SGS General Conditions of Services located at https://www.sgs.ca/en/terms-and-conditions (Printed copies are available upon request.)
Test method information available upon request. "Temperature Upon Receipt" is representative of the whole shipment and may not reflect the temperature of individual samples.
SGS Canada Inc. Environment-Health & Safety statement of conformity decision rule does not consider uncertainty when analytical results are compared to a specified standard or regulation.

SGS Canada Inc.
P.O. Box 4300 - 185 Concession St.
Lakefield - Ontario - KOL 2HO
Phone: 705-652-2000 FAX: 705-652-6365

SGS Lakefield Environmental Met
Attn : Barb Bowman

Env ICP-MS Metals Total and Dissolved Metals

Project : CA20M-00000-110-19896-01

02-October-2024

Date Rec. : 26 July 2023
LR Report: **CA15766-JUL23**
Reference: 19896-01-01

Copy: #2

CERTIFICATE OF ANALYSIS

Final Report - Revised

Analysis	1: Analysis Start Date	2: Analysis Start Time	3: Analysis Completed Date	4: Analysis Completed Time	5: QC - Blank	6: QC - STD % Recovery	7: QC - DUP % RPD	8: QC - Spike Rep	9: DX 550053 Week 0 Wash 1	10: DX 550073 Week 0 Wash 1	11: DX 550089 Week 0 Wash 1
Sample Date & Time									N/A	N/A	N/A
Temp Upon Receipt [°C]	---	---	---	---	---	---	---	---	19.0	19.0	19.0
pH [No unit]	27-Jul-23	13:52	28-Jul-23	13:05	NA	100%	0%	NA	7.95	8.60	7.71
Conductivity [uS/cm]	27-Jul-23	13:52	28-Jul-23	13:05	< 2	99%	0%	NA	84	101	391
Alkalinity [mg/L as CaCO3]	27-Jul-23	13:52	28-Jul-23	13:05	< 2	104%	3%	NA	33	44	36
Acidity [mg/L as CaCO3]	27-Jul-23	13:52	28-Jul-23	13:05	< 2	100%	ND	NA	< 2	< 2	< 2
F [mg/L]	26-Jul-23	20:15	27-Jul-23	10:09	< 0.06	98%	4%	86%	< 0.06	0.14	< 0.06
Cl [mg/L]	05-Aug-23	00:36	14-Aug-23	10:23	< 0.2	90%	3%	94%	1.7	5.3	22
SO4 [mg/L]	05-Aug-23	00:36	10-Aug-23	16:19	< 0.2	97%	4%	103%	7.4	8.6	120
Hg (diss) [mg/L]	01-Aug-23	09:14	01-Aug-23	15:47	< 0.00001	88%	ND	79%	< 0.00001	< 0.00001	< 0.00001
Ag (diss) [mg/L]	01-Aug-23	16:03	03-Aug-23	16:28	< 0.00005	101%	ND	98%	< 0.00005	< 0.00005	< 0.00005
Al (diss) [mg/L]	01-Aug-23	16:03	03-Aug-23	16:28	< 0.001	95%	ND	111%	0.117	0.116	0.081
As (diss) [mg/L]	01-Aug-23	16:03	03-Aug-23	16:28	< 0.0002	102%	10%	103%	0.0005	0.0038	< 0.0002
Ba (diss) [mg/L]	01-Aug-23	16:03	03-Aug-23	16:28	< 0.00008	98%	1%	97%	0.00234	0.00291	0.0102
Be (diss) [mg/L]	01-Aug-23	16:03	03-Aug-23	16:28	< 0.000007	98%	15%	106%	< 0.000007	< 0.000007	< 0.000007
B (diss) [mg/L]	01-Aug-23	16:03	03-Aug-23	16:28	< 0.002	97%	1%	94%	0.024	0.020	0.033
Bi (diss) [mg/L]	01-Aug-23	16:03	03-Aug-23	16:28	< 0.00001	98%	ND	83%	< 0.00001	< 0.00001	< 0.00001
Ca (diss) [mg/L]	01-Aug-23	16:03	03-Aug-23	16:28	< 0.01	100%	0%	97%	7.58	9.10	40.8

OnLine LIMS

0003877219

Results relate only to the sample tested. Data reported represents the sample submitted to SGS. Reproduction of this analytical report in full or in part is prohibited without prior written approval. Please refer to SGS General Conditions of Services located at https://www.sgs.ca/en/terms-and-conditions (Printed copies are available upon request.)
Test method information available upon request. "Temperature Upon Receipt" is representative of the whole shipment and may not reflect the temperature of individual samples.
SGS Canada Inc. Environment-Health & Safety statement of conformity decision rule does not consider uncertainty when analytical results are compared to a specified standard or regulation.

SGS Canada Inc.
P.O. Box 4300 - 185 Concession St.
Lakefield - Ontario - KOL 2HO
Phone: 705-652-2000 FAX: 705-652-6365

Env ICP-MS Metals Total and Dissolved Metals

Project : CA20M-00000-110-19896-01

LR Report : CA15766-JUL23

Analysis	1: Analysis Start Date	2: Analysis Start Time	3: Analysis Completed Date	4: Analysis Completed Time	5: QC - Blank	6: QC - STD % Recovery	7: QC - DUP % RPD	8: QC - Spike Rep	9: DX 550053 Week 0 Wash 1	10: DX 550073 Week 0 Wash 1	11: DX 550089 Week 0 Wash 1
Cd (diss) [mg/L]	01-Aug-23	16:03	03-Aug-23	16:28	< 0.000003	99%	5%	97%	< 0.000003	< 0.000003	0.000003
Co (diss) [mg/L]	01-Aug-23	16:03	03-Aug-23	16:28	< 0.000004	99%	0%	91%	0.000054	0.000099	0.000176
Cr (diss) [mg/L]	01-Aug-23	16:03	03-Aug-23	16:28	< 0.00008	97%	6%	116%	0.00021	0.0108	0.00010
Cu (diss) [mg/L]	01-Aug-23	16:03	03-Aug-23	16:28	< 0.0002	102%	2%	125%	0.0013	0.0021	0.0007
Fe (diss) [mg/L]	01-Aug-23	16:03	03-Aug-23	16:29	< 0.007	98%	ND	NV	0.106	1.05	< 0.007
K (diss) [mg/L]	01-Aug-23	16:03	03-Aug-23	16:29	< 0.009	98%	0%	95%	1.56	4.85	15.6
Mg (diss) [mg/L]	01-Aug-23	16:03	03-Aug-23	16:29	< 0.001	101%	1%	97%	0.906	1.17	8.51
Mn (diss) [mg/L]	01-Aug-23	16:03	03-Aug-23	16:29	< 0.00001	103%	1%	113%	0.0577	0.0262	0.0794
Mo (diss) [mg/L]	01-Aug-23	16:03	03-Aug-23	16:29	< 0.00004	99%	20%	103%	0.00119	0.00156	0.00047
Na (diss) [mg/L]	01-Aug-23	16:03	03-Aug-23	16:29	< 0.01	98%	1%	99%	11.0	9.13	8.81
Ni (diss) [mg/L]	01-Aug-23	16:03	03-Aug-23	16:29	< 0.0001	102%	5%	95%	0.0010	0.0129	0.0004
P (diss) [mg/L]	01-Aug-23	16:03	03-Aug-23	16:29	< 0.003	97%	ND	NV	0.027	0.028	0.019
Pb (diss) [mg/L]	01-Aug-23	16:03	03-Aug-23	16:29	< 0.00009	103%	ND	91%	< 0.00009	< 0.00009	< 0.00009
S (diss) [mg/L]	01-Aug-23	16:03	03-Aug-23	16:29	< 1	106%	1%	NV	6	6	52
Sb (diss) [mg/L]	01-Aug-23	16:03	03-Aug-23	16:29	< 0.0009	109%	ND	80%	< 0.0009	< 0.0009	< 0.0009
Se (diss) [mg/L]	01-Aug-23	16:03	03-Aug-23	16:29	< 0.00004	102%	4%	118%	0.00060	0.00050	0.00105
Si (diss) [mg/L]	01-Aug-23	16:03	03-Aug-23	16:30	< 0.02	97%	1%	NV	0.90	0.68	0.81
Sn (diss) [mg/L]	01-Aug-23	16:03	03-Aug-23	16:30	< 0.00006	94%	2%	NV	0.00467	0.00405	0.00540
Sr (diss) [mg/L]	01-Aug-23	16:03	03-Aug-23	16:30	< 0.00008	99%	0%	96%	0.0320	0.0396	0.169
Th (diss) [mg/L]	01-Aug-23	16:03	03-Aug-23	16:30	< 0.0001	95%	ND	NV	< 0.0001	< 0.0001	< 0.0001
Ti (diss) [mg/L]	01-Aug-23	16:03	03-Aug-23	16:30	< 0.00005	100%	ND	NV	< 0.00007	< 0.00007	< 0.00007
Tl (diss) [mg/L]	01-Aug-23	16:03	03-Aug-23	16:30	< 0.000005	99%	5%	90%	< 0.000005	0.000007	0.000007
U (diss) [mg/L]	01-Aug-23	16:03	03-Aug-23	16:30	< 0.000002	99%	3%	99%	0.000051	0.000016	0.000036
V (diss) [mg/L]	01-Aug-23	16:03	03-Aug-23	16:30	< 0.00001	100%	2%	107%	0.00191	0.00253	0.00015
W (diss) [mg/L]	01-Aug-23	16:03	03-Aug-23	16:30	< 0.00002	99%	16%	NV	0.00062	0.00102	0.00059
Zn (diss) [mg/L]	01-Aug-23	16:03	03-Aug-23	16:30	< 0.002	99%	5%	NV	< 0.002	< 0.002	< 0.002
Zr (diss) [mg/L]	01-Aug-23	16:03	01-Oct-24	13:01	< 0.002	91%	ND	NV	< 0.002	< 0.002	< 0.002

Analysis	12: DX 550101 Week 0 Wash 1	13: DX450017 Week 0 Wash 1	14: DX450022 Week 0 Wash 1	15: DX450030 Week 0 Wash 1	16: DX450039 Week 0 Wash 1	17: DX450049 Week 0 Wash 1	18: DX450051 Week 0 Wash 1	19: DX450071 Week 0 Wash 1	20: DX450080 Week 0 Wash 1	21: DX450089 Week 0 Wash 1	22: DX450105 Week 0 Wash 1
Sample Date & Time	N/A	N/A	N/A	N/A	N/A	N/A	N/A	N/A	N/A	N/A	N/A

OnLine LIMS

0003877219

Results relate only to the sample tested. Data reported represents the sample submitted to SGS. Reproduction of this analytical report in full or in part is prohibited without prior written approval. Please refer to SGS General Conditions of Services located at https://www.sgs.ca/en/terms-and-conditions (Printed copies are available upon request.)
Test method information available upon request. "Temperature Upon Receipt" is representative of the whole shipment and may not reflect the temperature of individual samples.
SGS Canada Inc. Environment-Health & Safety statement of conformity decision rule does not consider uncertainty when analytical results are compared to a specified standard or regulation.

SGS Canada Inc.
P.O. Box 4300 - 185 Concession St.
Lakefield - Ontario - KOL 2HO
Phone: 705-652-2000 FAX: 705-652-6365

Env ICP-MS Metals Total and Dissolved Metals

Project : CA20M-00000-110-19896-01

LR Report : **CA15766-JUL23**

Analysis	12: DX 550101 Week 0 Wash 1	13: DX450017 Week 0 Wash 1	14: DX450022 Week 0 Wash 1	15: DX450030 Week 0 Wash 1	16: DX450039 Week 0 Wash 1	17: DX450049 Week 0 Wash 1	18: DX450051 Week 0 Wash 1	19: DX450071 Week 0 Wash 1	20: DX450080 Week 0 Wash 1	21: DX450089 Week 0 Wash 1	22: DX450105 Week 0 Wash 1
Temp Upon Receipt [°C]	19.0	19.0	19.0	19.0	19.0	19.0	19.0	19.0	19.0	19.0	19.0
pH [No unit]	8.19	7.61	8.05	8.14	7.60	7.96	8.61	7.49	7.67	8.44	7.61
Conductivity [uS/cm]	66	122	74	88	96	66	104	694	78	116	417
Alkalinity [mg/L as CaCO3]	34	23	33	27	13	25	32	42	26	34	44
Acidity [mg/L as CaCO3]	< 2	< 2	< 2	< 2	< 2	< 2	< 2	21	< 2	< 2	< 2
F [mg/L]	< 0.06	< 0.06	< 0.06	< 0.06	< 0.06	0.08	< 0.06	0.28	0.15	0.08	0.55
Cl [mg/L]	0.8	6.2	1.2	1.4	1.1	2.2	6.1	3.4	0.4	3.4	14
SO4 [mg/L]	1.6	26	5.0	16	24	6.1	15	280	11	18	94
Hg (diss) [mg/L]	< 0.00001	< 0.00001	< 0.00001	< 0.00001	< 0.00001	< 0.00001	< 0.00001	< 0.00001	< 0.00001	< 0.00001	< 0.00001
Ag (diss) [mg/L]	< 0.00005	< 0.00005	< 0.00005	< 0.00005	< 0.00005	< 0.00005	< 0.00005	0.00006	< 0.00005	< 0.00005	0.00010
Al (diss) [mg/L]	0.101	0.077	0.101	0.074	0.082	0.063	0.114	0.020	0.329	0.112	0.223
As (diss) [mg/L]	0.0002	0.0011	0.0011	0.0126	0.0683	0.0033	0.0657	0.0019	0.0096	0.0069	1.41
Ba (diss) [mg/L]	0.00163	0.00224	0.00082	0.00466	0.00244	0.00410	0.00157	0.0220	0.00321	0.00222	0.0155
Be (diss) [mg/L]	< 0.000007	< 0.000007	< 0.000007	0.000008	< 0.000007	< 0.000007	< 0.000007	< 0.000007	0.000008	< 0.000007	0.000016
B (diss) [mg/L]	0.009	0.038	0.023	0.018	0.004	0.006	0.023	0.067	0.009	0.005	0.020
Bi (diss) [mg/L]	< 0.00001	< 0.00001	< 0.00001	0.00001	0.00002	< 0.00001	< 0.00001	< 0.00001	0.00002	0.00001	0.00007
Ca (diss) [mg/L]	10.8	14.6	11.0	9.74	10.5	6.10	9.74	84.4	1.84	10.4	21.8
Cd (diss) [mg/L]	0.000004	0.000004	< 0.000003	< 0.000003	< 0.000003	< 0.000003	0.000003	0.000067	0.000006	0.000003	0.000026
Co (diss) [mg/L]	0.000010	0.000133	0.000044	0.000020	0.000032	0.000046	0.000026	0.000828	0.000611	0.000153	0.00698
Cr (diss) [mg/L]	< 0.00008	0.00028	0.00017	0.00018	0.00018	0.00033	< 0.00008	0.00031	0.00457	0.00023	0.00049
Cu (diss) [mg/L]	0.0005	0.0006	0.0019	0.0031	0.0014	0.0021	0.0008	0.0007	0.0047	0.0014	0.0150
Fe (diss) [mg/L]	0.009	< 0.007	0.096	0.015	0.082	0.047	< 0.007	< 0.007	6.78	0.043	0.147
K (diss) [mg/L]	0.874	5.54	1.08	6.08	5.85	1.41	3.10	46.2	12.5	10.1	59.6
Mg (diss) [mg/L]	0.878	0.770	1.06	0.377	0.704	0.392	0.498	10.1	0.410	0.969	2.72
Mn (diss) [mg/L]	0.0584	0.0231	0.0526	0.101	0.114	0.0299	0.0313	0.475	0.0467	0.0496	0.177
Mo (diss) [mg/L]	0.00023	0.00106	0.00041	0.00040	0.00027	0.00381	0.00239	0.00074	0.00109	0.00060	0.00107
Na (diss) [mg/L]	3.30	8.58	3.60	4.55	3.68	7.10	9.92	19.1	5.34	7.03	11.0
Ni (diss) [mg/L]	0.0001	0.0033	0.0012	0.0005	0.0074	0.0082	0.0006	0.0199	0.0099	0.0011	0.0016
P (diss) [mg/L]	0.015	0.016	0.031	0.039	0.016	0.042	0.028	0.045	0.070	0.039	0.078
Pb (diss) [mg/L]	< 0.00009	< 0.00009	< 0.00009	0.00027	0.00011	0.00011	< 0.00009	0.0812	0.00013	0.00046	0.00457
S (diss) [mg/L]	3	10	< 3	7	12	< 3	8	135	6	9	49
Sb (diss) [mg/L]	< 0.0009	< 0.0009	< 0.0009	0.0011	0.0015	0.0021	0.0018	0.0567	0.0016	0.0023	0.0283
Se (diss) [mg/L]	0.00012	0.00017	0.00024	0.00035	0.00033	0.00201	0.0132	0.00167	0.00048	0.00027	0.00090

OnLine LIMS

0003877219

Results relate only to the sample tested. Data reported represents the sample submitted to SGS. Reproduction of this analytical report in full or in part is prohibited without prior written approval. Please refer to SGS General Conditions of Services located at https://www.sgs.ca/en/terms-and-conditions (Printed copies are available upon request.)
Test method information available upon request. "Temperature Upon Receipt" is representative of the whole shipment and may not reflect the temperature of individual samples.
SGS Canada Inc. Environment-Health & Safety statement of conformity decision rule does not consider uncertainty when analytical results are compared to a specified standard or regulation.

SGS Canada Inc.
P.O. Box 4300 - 185 Concession St.
Lakefield - Ontario - KOL 2HO
Phone: 705-652-2000 FAX: 705-652-6365

Analysis	12: DX 550101 Week 0 Wash 1	13: DX450017 Week 0 Wash 1	14: DX450022 Week 0 Wash 1	15: DX450030 Week 0 Wash 1	16: DX450039 Week 0 Wash 1	17: DX450049 Week 0 Wash 1	18: DX450051 Week 0 Wash 1	19: DX450071 Week 0 Wash 1	20: DX450080 Week 0 Wash 1	21: DX450089 Week 0 Wash 1	22: DX450105 Week 0 Wash 1
Si (diss) [mg/L]	0.59	0.70	0.77	1.22	0.71	1.61	0.72	2.86	1.72	1.09	3.81
Sn (diss) [mg/L]	0.00274	0.00774	0.00498	0.00379	0.00708	0.00501	0.00336	0.0107	0.00742	0.00551	0.00711
Sr (diss) [mg/L]	0.0188	0.0885	0.0175	0.0276	0.0226	0.0312	0.0454	0.436	0.0139	0.0487	0.108
Th (diss) [mg/L]	< 0.0001	< 0.0001	< 0.0001	0.0002	0.0001	0.0003	< 0.0001	< 0.0001	< 0.0001	0.0001	0.0131
Ti (diss) [mg/L]	< 0.00007	0.00007	0.00018	0.00032	0.00052	0.00015	0.00013	< 0.00007	0.00863	0.00088	0.00485
Tl (diss) [mg/L]	< 0.000005	0.000010	< 0.000005	0.000006	0.000006	0.000005	< 0.000005	0.000072	0.000010	0.000011	0.000020
U (diss) [mg/L]	0.000021	0.000072	0.000058	0.001274	0.000914	0.003129	0.000540	0.00400	0.000159	0.00250	0.0374
V (diss) [mg/L]	0.00104	0.00017	0.00175	0.00025	0.00085	0.00038	0.00046	0.00002	0.00150	0.00075	0.00028
W (diss) [mg/L]	0.00029	0.00050	0.00025	0.00057	0.00028	0.00078	0.00116	0.00119	0.00794	0.00075	0.00278
Zn (diss) [mg/L]	< 0.002	< 0.002	< 0.002	< 0.002	< 0.002	< 0.002	< 0.002	0.064	0.003	< 0.002	0.006
Zr (diss) [mg/L]	< 0.002	< 0.002	< 0.002	< 0.002	< 0.002	< 0.002	< 0.002	< 0.002	< 0.002	< 0.002	0.020

Analysis	23: DX450113 Week 0 Wash 1	24: DX450119 Week 0 Wash 1	25: DX450130 Week 0 Wash 1	26: DX450135 Week 0 Wash 1	27: DX450137 Week 0 Wash 1	28: DX450143 Week 0 Wash 1	29: DX450144 Week 0 Wash 1	30: DX450153 Week 0 Wash 1	31: DX450155 Week 0 Wash 1	32: DX450170 Week 0 Wash 1	33: DX450200 Week 0 Wash 1
Sample Date & Time	N/A	N/A	N/A	N/A	N/A	N/A	N/A	N/A	N/A	N/A	N/A
Temp Upon Receipt [°C]	19.0	19.0	19.0	19.0	19.0	19.0	19.0	19.0	19.0	19.0	19.0
pH [No unit]	8.18	7.39	8.44	7.98	8.33	7.71	7.45	7.80	7.93	7.33	7.64
Conductivity [uS/cm]	75	576	117	88	213	638	76	1260	162	589	209
Alkalinity [mg/L as CaCO3]	34	27	41	31	51	46	16	75	27	28	23
Acidity [mg/L as CaCO3]	< 2	< 2	< 2	< 2	< 2	27	< 2	< 2	< 2	24	< 2
F [mg/L]	< 0.06	< 0.06	0.06	0.11	0.33	0.26	0.16	0.33	0.16	0.19	0.13
Cl [mg/L]	0.7	4.2	2.9	2.5	19	11	2.1	7.4	3.7	3.1	5.8
SO4 [mg/L]	4.7	220	7.6	5.4	21	190	12	590	42	240	67
Hg (diss) [mg/L]	< 0.00001	< 0.00001	< 0.00001	< 0.00001	< 0.00001	< 0.00001	< 0.00001	0.00001	< 0.00001	< 0.00001	< 0.00001
Ag (diss) [mg/L]	< 0.00005	< 0.00005	< 0.00005	< 0.00005	< 0.00005	0.00040	< 0.00005	0.00076	< 0.00005	< 0.00005	0.00007
Al (diss) [mg/L]	0.095	0.022	0.083	0.055	0.046	0.082	0.054	0.010	0.082	0.014	0.096
As (diss) [mg/L]	0.0043	0.0004	0.0709	0.0425	0.0408	0.0141	0.109	0.0018	0.0074	0.0008	0.0036
Ba (diss) [mg/L]	0.00288	0.0743	0.00847	0.00127	0.00472	0.0274	0.00099	0.0393	0.00426	0.0324	0.0102
Be (diss) [mg/L]	< 0.000007	< 0.000007	< 0.000007	< 0.000007	< 0.000007	< 0.000007	< 0.000007	0.000008	< 0.000007	< 0.000007	< 0.000007
B (diss) [mg/L]	0.053	0.048	0.022	0.008	0.030	0.034	0.019	0.053	0.054	0.066	0.022
Bi (diss) [mg/L]	< 0.00001	< 0.00001	0.00004	< 0.00001	< 0.00001	< 0.00001	< 0.00001	0.00012	0.00020	0.00003	0.00007

OnLine LIMS

0003877219

Results relate only to the sample tested. Data reported represents the sample submitted to SGS. Reproduction of this analytical report in full or in part is prohibited without prior written approval. Please refer to SGS General Conditions of Services located at https://www.sgs.ca/en/terms-and-conditions (Printed copies are available upon request.)
Test method information available upon request. "Temperature Upon Receipt" is representative of the whole shipment and may not reflect the temperature of individual samples.
SGS Canada Inc. Environment-Health & Safety statement of conformity decision rule does not consider uncertainty when analytical results are compared to a specified standard or regulation.

SGS Canada Inc.
P.O. Box 4300 - 185 Concession St.
Lakefield - Ontario - KOL 2HO
Phone: 705-652-2000 FAX: 705-652-6365

Env ICP-MS Metals Total and Dissolved Metals

Project : CA20M-00000-110-19896-01

LR Report : **CA15766-JUL23**

Analysis	23: DX450113 Week 0 Wash 1	24: DX450119 Week 0 Wash 1	25: DX450130 Week 0 Wash 1	26: DX450135 Week 0 Wash 1	27: DX450137 Week 0 Wash 1	28: DX450143 Week 0 Wash 1	29: DX450144 Week 0 Wash 1	30: DX450153 Week 0 Wash 1	31: DX450155 Week 0 Wash 1	32: DX450170 Week 0 Wash 1	33: DX450200 Week 0 Wash 1
Ca (diss) [mg/L]	11.1	73.6	9.45	5.71	7.87	26.2	6.24	163	17.2	92.6	22.9
Cd (diss) [mg/L]	< 0.000003	0.000046	< 0.000003	< 0.000003	0.000006	0.000011	0.000004	0.000731	0.000047	0.000128	0.000292
Co (diss) [mg/L]	0.000034	0.00136	0.000731	0.000102	0.000182	0.000610	0.000691	0.00221	0.00090	0.00734	0.000417
Cr (diss) [mg/L]	< 0.00008	< 0.00008	0.00040	0.00044	0.00016	0.00183	0.00152	0.00066	0.00252	0.00027	0.00015
Cu (diss) [mg/L]	0.0005	0.0009	0.0148	0.0013	0.0045	0.0065	0.0064	0.0045	0.0051	0.0021	0.0066
Fe (diss) [mg/L]	< 0.007	0.011	0.034	< 0.007	0.008	1.55	0.182	0.012	1.01	0.090	0.021
K (diss) [mg/L]	1.69	14.1	7.09	9.85	22.0	52.0	4.20	47.0	9.12	10.8	14.2
Mg (diss) [mg/L]	1.18	5.92	0.798	0.642	1.58	7.34	0.644	34.6	1.55	6.05	1.78
Mn (diss) [mg/L]	0.0708	0.379	0.0372	0.0271	0.0144	0.0203	0.00965	1.09	0.120	0.774	0.199
Mo (diss) [mg/L]	0.00018	0.00036	0.00147	0.00075	0.00145	0.00124	0.00216	0.00087	0.00463	0.00051	0.00104
Na (diss) [mg/L]	2.35	24.1	12.6	6.26	23.7	29.4	5.49	37.9	8.82	10.9	7.26
Ni (diss) [mg/L]	0.0063	0.0052	0.0060	0.0029	0.0025	0.0174	0.0039	0.0334	0.0060	0.0015	0.0031
P (diss) [mg/L]	0.022	0.007	0.046	0.067	0.097	0.054	0.034	0.041	0.025	0.019	0.030
Pb (diss) [mg/L]	0.00009	< 0.00009	0.00066	< 0.00009	< 0.00009	< 0.00009	< 0.00009	0.00026	0.00142	0.00391	0.00030
S (diss) [mg/L]	< 3	130	4	< 3	10	84	5	251	20	111	30
Sb (diss) [mg/L]	0.0016	< 0.0009	0.0117	0.0016	0.0064	0.0030	0.0009	0.0030	0.0032	0.0041	0.0107
Se (diss) [mg/L]	0.00011	0.00203	0.00250	0.00018	0.00024	0.00167	0.00051	0.00860	0.00259	0.0112	0.00141
Si (diss) [mg/L]	0.53	0.49	1.24	2.04	4.68	2.35	1.12	3.12	1.37	0.55	0.84
Sn (diss) [mg/L]	0.00635	0.00581	0.00632	0.00492	0.00923	0.0106	0.00979	0.0107	0.0181	0.00385	0.00454
Sr (diss) [mg/L]	0.0376	0.311	0.0419	0.0254	0.0738	0.213	0.0360	0.957	0.0982	0.372	0.0727
Th (diss) [mg/L]	0.0009	0.0009	0.0008	0.0003	0.0003	0.0002	0.0001	0.0003	0.0001	0.0001	0.0001
Ti (diss) [mg/L]	< 0.00007	< 0.00007	0.00061	0.00020	0.00071	0.00026	0.00059	0.00015	0.00071	< 0.00007	0.00128
Tl (diss) [mg/L]	< 0.000005	0.000005	< 0.000005	0.000011	0.000015	0.000009	0.000006	0.000107	0.000016	0.000036	0.000031
U (diss) [mg/L]	0.000105	0.000098	0.00244	0.00222	0.00811	0.00377	0.000266	0.00482	0.00354	0.00205	0.00243
V (diss) [mg/L]	0.00018	0.00003	0.00218	0.00068	0.00579	0.00187	0.00099	0.00017	0.00085	0.00002	0.00029
W (diss) [mg/L]	0.00080	0.00006	0.00409	0.00066	0.00369	0.00215	0.00091	0.00045	0.00132	0.00051	0.00074
Zn (diss) [mg/L]	< 0.002	0.011	0.002	< 0.002	0.005	0.003	< 0.002	0.011	0.006	0.058	0.021
Zr (diss) [mg/L]	< 0.002	< 0.002	0.004	< 0.002	< 0.002	< 0.002	< 0.002	0.004	< 0.002	< 0.002	< 0.002

OnLine LIMS

0003877219

Results relate only to the sample tested. Data reported represents the sample submitted to SGS. Reproduction of this analytical report in full or in part is prohibited without prior written approval. Please refer to SGS General Conditions of Services located at https://www.sgs.ca/en/terms-and-conditions (Printed copies are available upon request.)
Test method information available upon request. "Temperature Upon Receipt" is representative of the whole shipment and may not reflect the temperature of individual samples.
SGS Canada Inc. Environment-Health & Safety statement of conformity decision rule does not consider uncertainty when analytical results are compared to a specified standard or regulation.

SGS Canada Inc.
P.O. Box 4300 - 185 Concession St.
Lakefield - Ontario - KOL 2HO
Phone: 705-652-2000 FAX: 705-652-6365

Analysis	34: DX450227 Week 0 Wash 1	35: DX450230 Week 0 Wash 1	36: DX450232 Week 0 Wash 1	37: DX450233 Week 0 Wash 1	38: DX450239 Week 0 Wash 1	39: Column Blank Week 0 Wash 1
Sample Date & Time	N/A	N/A	N/A	N/A	N/A	N/A
Temp Upon Receipt [°C]	19.0	19.0	19.0	19.0	19.0	19.0
pH [No unit]	8.62	8.27	7.66	7.75	6.88	5.88
Conductivity [uS/cm]	79	95	113	600	429	< 2
Alkalinity [mg/L as CaCO3]	28	38	23	57	8	< 2
Acidity [mg/L as CaCO3]	< 2	< 2	< 2	< 2	8	3
F [mg/L]	< 0.06	0.12	< 0.06	0.33	0.13	< 0.06
Cl [mg/L]	5.8	2.2	2.8	4.0	2.1	< 0.2
SO4 [mg/L]	2.7	6.5	22	180	180	< 0.2
Hg (diss) [mg/L]	< 0.00001	< 0.00001	< 0.00001	< 0.00001	< 0.00001	0.00002
Ag (diss) [mg/L]	< 0.00005	< 0.00005	< 0.00005	0.00018	< 0.00005	< 0.00005
Al (diss) [mg/L]	0.143	0.102	0.104	0.036	0.002	< 0.001
As (diss) [mg/L]	0.0026	0.0034	0.0139	0.0019	0.0003	< 0.0002
Ba (diss) [mg/L]	0.00120	0.00272	0.00345	0.0123	0.00919	0.00106
Be (diss) [mg/L]	< 0.000007	< 0.000007	< 0.000007	< 0.000007	< 0.000007	< 0.000007
B (diss) [mg/L]	0.007	0.011	0.024	0.094	0.024	0.003
Bi (diss) [mg/L]	< 0.00001	< 0.00001	0.00001	0.00001	< 0.00001	< 0.00001
Ca (diss) [mg/L]	7.30	7.80	10.4	58.6	60.4	0.16
Cd (diss) [mg/L]	< 0.000003	0.000003	0.000006	0.000038	0.000049	< 0.000003
Co (diss) [mg/L]	0.000013	0.000015	0.000059	0.000214	0.00256	0.000009
Cr (diss) [mg/L]	0.00043	0.00025	0.00114	0.00071	0.00008	< 0.00008
Cu (diss) [mg/L]	0.0014	0.0019	0.0019	0.0017	0.0005	0.0009
Fe (diss) [mg/L]	0.216	0.014	0.613	0.206	0.039	< 0.007
K (diss) [mg/L]	5.03	9.93	7.55	35.5	9.75	0.061
Mg (diss) [mg/L]	0.499	0.739	1.11	8.87	5.42	0.007
Mn (diss) [mg/L]	0.0155	0.0301	0.0585	0.119	0.613	0.00137
Mo (diss) [mg/L]	0.00058	0.00073	0.00066	0.00116	0.00019	< 0.00004
Na (diss) [mg/L]	7.30	5.93	6.71	26.3	3.52	0.02
Ni (diss) [mg/L]	0.0056	0.0009	0.0084	0.0035	0.0052	< 0.0001
P (diss) [mg/L]	0.028	0.043	0.028	0.043	0.006	0.007
Pb (diss) [mg/L]	< 0.00009	< 0.00009	0.00200	< 0.00009	< 0.00009	< 0.00009
S (diss) [mg/L]	< 3	< 3	10	98	82	< 3
Sb (diss) [mg/L]	< 0.0009	0.0011	0.0029	0.0018	< 0.0009	< 0.0009

OnLine LIMS

0003877219

Results relate only to the sample tested. Data reported represents the sample submitted to SGS. Reproduction of this analytical report in full or in part is prohibited without prior written approval. Please refer to SGS General Conditions of Services located at https://www.sgs.ca/en/terms-and-conditions (Printed copies are available upon request.)
Test method information available upon request. "Temperature Upon Receipt" is representative of the whole shipment and may not reflect the temperature of individual samples.
SGS Canada Inc. Environment-Health & Safety statement of conformity decision rule does not consider uncertainty when analytical results are compared to a specified standard or regulation.

SGS Canada Inc.
P.O. Box 4300 - 185 Concession St.
Lakefield - Ontario - KOL 2HO
Phone: 705-652-2000 FAX: 705-652-6365

Analysis	34: DX450227 Week 0 Wash 1	35: DX450230 Week 0 Wash 1	36: DX450232 Week 0 Wash 1	37: DX450233 Week 0 Wash 1	38: DX450239 Week 0 Wash 1	39: Column Blank Week 0 Wash 1
Se (diss) [mg/L]	0.00009	0.00015	0.00053	0.00408	0.00337	0.00005
Si (diss) [mg/L]	1.38	1.39	1.25	2.25	0.31	< 0.02
Sn (diss) [mg/L]	0.00512	0.00331	0.00620	0.00782	0.00508	0.00213
Sr (diss) [mg/L]	0.0179	0.0270	0.0297	0.325	0.195	0.00040
Th (diss) [mg/L]	< 0.0001	0.0002	0.0001	0.0002	< 0.0001	< 0.0001
Ti (diss) [mg/L]	0.00037	0.00136	0.00140	< 0.00007	< 0.00007	< 0.00007
Tl (diss) [mg/L]	0.000008	0.000016	0.000010	0.000013	0.000034	< 0.000005
U (diss) [mg/L]	0.002076	0.00449	0.00150	0.00749	0.000821	0.000006
V (diss) [mg/L]	0.00118	0.00167	0.00186	0.00018	0.00002	< 0.00001
W (diss) [mg/L]	0.00144	0.00137	0.00108	0.00159	0.00006	< 0.00002
Zn (diss) [mg/L]	< 0.002	< 0.002	< 0.002	0.009	0.009	0.006
Zr (diss) [mg/L]	< 0.002	< 0.002	< 0.002	< 0.002	< 0.002	< 0.002

Revised to include Zirconium analysis.
NA - Not applicable
ND - Not Detected
NV - No Value

Alisha Kelly, B.Sc.,
Project Specialist,
Environment, Health & Safety

OnLine LIMS

0003877219

Results relate only to the sample tested. Data reported represents the sample submitted to SGS. Reproduction of this analytical report in full or in part is prohibited without prior written approval. Please refer to SGS General Conditions of Services located at https://www.sgs.ca/en/terms-and-conditions (Printed copies are available upon request.)
Test method information available upon request. "Temperature Upon Receipt" is representative of the whole shipment and may not reflect the temperature of individual samples.
SGS Canada Inc. Environment-Health & Safety statement of conformity decision rule does not consider uncertainty when analytical results are compared to a specified standard or regulation.

SGS Canada Inc.
P.O. Box 4300 - 185 Concession St.
Lakefield - Ontario - KOL 2HO
Phone: 705-652-2000 FAX: 705-652-6365

SGS Lakefield Environmental Met
Attn : Barb Bowman

Env ICP-MS Metals Dissolved

Project : CA20M-00000-110-19896-01

02-October-2024

Date Rec. : 27 July 2023
LR Report: **CA15338-JUL23**
Reference: 19896-01-02

Copy: #2

CERTIFICATE OF ANALYSIS
Final Report - Revised

Analysis	1: Analysis Start Date	2: Analysis Start Time	3: Analysis Completed Date	4: Analysis Completed Time	5: QC - Blank	6: QC - STD % Recovery	7: QC - DUP % Recovery	8: QC - Spike Rep	9: DX550053 Week 0 Wash 2	10: DX550073 Week 0 Wash 2
Sample Date & Time									NA	NA
Temp Upon Receipt [°C]	---	---	---	---	---	---	---	---	20.0	20.0
pH [No unit]	31-Jul-23	14:43	02-Aug-23	10:44	NA	100%	100%	NA	7.84	7.83
Conductivity [uS/cm]	31-Jul-23	14:43	02-Aug-23	10:44	< 2	100%	100%	NA	85	91
Alkalinity [mg/L as CaCO3]	31-Jul-23	14:43	03-Aug-23	08:13	< 2	96%	97%	NA	35	32
Acidity [mg/L as CaCO3]	31-Jul-23	14:43	02-Aug-23	10:44	2	104%	ND	NA	< 2	< 2
F [mg/L]	28-Jul-23	15:35	31-Jul-23	09:07	< 0.06	100%	100%	98%	< 0.06	0.15
Cl [mg/L]	04-Aug-23	16:00	16-Aug-23	13:22	< 0.2	100%	99%	NV	1.0	3.0
SO4 [mg/L]	04-Aug-23	16:00	16-Aug-23	13:22	< 0.2	97%	99%	95%	5.1	6.6
Hg (diss) [mg/L]	04-Aug-23	10:45	04-Aug-23	13:08	< 0.00001	119%		119%	< 0.00001	< 0.00001
Ag (diss) [mg/L]	04-Aug-23	12:05	14-Aug-23	09:37	< 0.00005	103%		101%	< 0.00005	< 0.00005
Al (diss) [mg/L]	04-Aug-23	12:05	14-Aug-23	09:37	< 0.001	104%		129%	0.170	0.133
As (diss) [mg/L]	04-Aug-23	12:05	14-Aug-23	09:37	< 0.0002	108%		107%	0.0011	0.0082
Ba (diss) [mg/L]	04-Aug-23	12:05	14-Aug-23	09:37	< 0.00008	104%		103%	0.00299	0.00275
Be (diss) [mg/L]	04-Aug-23	12:05	14-Aug-23	09:37	< 0.000007	103%		113%	< 0.000007	< 0.000007
B (diss) [mg/L]	04-Aug-23	12:05	14-Aug-23	09:37	< 0.002	97%		97%	0.018	0.017
Bi (diss) [mg/L]	04-Aug-23	12:05	14-Aug-23	09:37	< 0.00001	101%		96%	< 0.00001	< 0.00001
Ca (diss) [mg/L]	04-Aug-23	12:05	14-Aug-23	09:37	< 0.01	100%		96%	7.95	8.41
Cd (diss) [mg/L]	04-Aug-23	12:05	14-Aug-23	09:37	< 0.000003	104%		112%	0.000008	< 0.000003

OnLine LIMS

0003877197

Results relate only to the sample tested. Data reported represents the sample submitted to SGS. Reproduction of this analytical report in full or in part is prohibited without prior written approval. Please refer to SGS General Conditions of Services located at https://www.sgs.ca/en/terms-and-conditions (Printed copies are available upon request.)
Test method information available upon request. "Temperature Upon Receipt" is representative of the whole shipment and may not reflect the temperature of individual samples.
SGS Canada Inc. Environment-Health & Safety statement of conformity decision rule does not consider uncertainty when analytical results are compared to a specified standard or regulation.

SGS Canada Inc.
P.O. Box 4300 - 185 Concession St.
Lakefield - Ontario - KOL 2HO
Phone: 705-652-2000 FAX: 705-652-6365

Env ICP-MS Metals Dissolved

Project : CA20M-00000-110-19896-01

LR Report : **CA15338-JUL23**

Analysis	1: Analysis Start Date	2: Analysis Start Time	3: Analysis Completed Date	4: Analysis Completed Time	5: QC - Blank	6: QC - STD % Recovery	7: QC - DUP % Recovery	8: QC - Spike Rep	9: DX550053 Week 0 Wash 2	10: DX550073 Week 0 Wash 2
Co (diss) [mg/L]	04-Aug-23	12:05	14-Aug-23	09:37	< 0.000004	103%		109%	0.000127	0.000125
Cr (diss) [mg/L]	04-Aug-23	12:05	14-Aug-23	09:37	< 0.00008	106%		104%	0.0141	0.00190
Cu (diss) [mg/L]	04-Aug-23	12:05	14-Aug-23	09:37	< 0.0002	106%		121%	0.0015	0.0013
Fe (diss) [mg/L]	04-Aug-23	12:05	14-Aug-23	09:37	< 0.007	101%		NV	0.942	1.54
K (diss) [mg/L]	04-Aug-23	12:05	14-Aug-23	09:37	< 0.009	108%		88%	1.92	3.97
Mg (diss) [mg/L]	04-Aug-23	12:05	14-Aug-23	09:37	< 0.001	106%		98%	0.783	1.06
Mn (diss) [mg/L]	04-Aug-23	12:05	14-Aug-23	09:37	< 0.00001	100%		113%	0.0758	0.0243
Mo (diss) [mg/L]	04-Aug-23	12:05	14-Aug-23	09:37	< 0.00004	101%		97%	0.00144	0.00119
Na (diss) [mg/L]	04-Aug-23	12:05	14-Aug-23	09:37	< 0.01	98%		103%	8.14	6.45
Ni (diss) [mg/L]	04-Aug-23	12:05	14-Aug-23	09:37	< 0.0001	106%		102%	0.0016	0.0014
P (diss) [mg/L]	04-Aug-23	12:05	14-Aug-23	09:37	< 0.003	103%		NV	0.040	0.017
Pb (diss) [mg/L]	04-Aug-23	12:05	14-Aug-23	09:37	< 0.00009	104%		108%	< 0.00009	< 0.00009
S (diss) [mg/L]	04-Aug-23	12:05	14-Aug-23	09:37	< 1	109%		NV	< 3	< 3
Sb (diss) [mg/L]	04-Aug-23	12:05	14-Aug-23	09:37	< 0.0009	101%		112%	0.0019	< 0.0009
Se (diss) [mg/L]	04-Aug-23	12:05	14-Aug-23	09:37	< 0.00004	99%		117%	0.00043	0.00041
Si (diss) [mg/L]	04-Aug-23	12:05	14-Aug-23	09:37	< 0.02	101%		NV	1.00	0.73
Sn (diss) [mg/L]	04-Aug-23	12:05	14-Aug-23	09:37	< 0.00006	100%		NV	0.00390	0.00414
Sr (diss) [mg/L]	04-Aug-23	12:05	14-Aug-23	09:37	< 0.00008	105%		100%	0.0377	0.0422
Th (diss) [mg/L]	04-Aug-23	12:05	14-Aug-23	09:37	< 0.0001	100%		NV	0.0004	0.0002
Ti (diss) [mg/L]	04-Aug-23	12:05	14-Aug-23	09:37	< 0.00005	97%		NV	0.00010	0.00012
Tl (diss) [mg/L]	04-Aug-23	12:05	14-Aug-23	09:37	< 0.000005	102%		107%	< 0.000005	0.000005
U (diss) [mg/L]	04-Aug-23	12:05	14-Aug-23	09:37	< 0.000002	102%		102%	0.000025	0.000021
V (diss) [mg/L]	04-Aug-23	12:05	14-Aug-23	09:37	< 0.00001	105%		104%	0.00326	0.00334
W (diss) [mg/L]	04-Aug-23	12:05	14-Aug-23	09:37	< 0.00002	101%		NV	0.00136	0.00246
Zn (diss) [mg/L]	04-Aug-23	12:05	14-Aug-23	09:37	< 0.002	99%		117%	< 0.002	< 0.002
Zr (diss) [mg/L]	04-Aug-23	12:05	01-Oct-24	13:02	< 0.002	93%		NV	< 0.002	< 0.002

Analysis	11: DX550089 Week 0 Wash 2	12: DX550101 Week 0 Wash 2	13: DX450017 Week 0 Wash 2	14: DX450022 Week 0 Wash 2	15: DX450030 Week 0 Wash 2	16: DX450039 Week 0 Wash 2	17: DX450049 Week 0 Wash 2	18: DX450051 Week 0 Wash 2	19: DX450071 Week 0 Wash 2	20: DX450080 Week 0 Wash 2
Sample Date & Time	NA	NA	NA	NA	NA	NA	NA	NA	NA	NA
Temp Upon Receipt [°C]	20.0	20.0	20.0	20.0	20.0	20.0	20.0	20.0	20.0	20.0

OnLine LIMS

0003877197

Results relate only to the sample tested. Data reported represents the sample submitted to SGS. Reproduction of this analytical report in full or in part is prohibited without prior written approval. Please refer to SGS General Conditions of Services located at https://www.sgs.ca/en/terms-and-conditions (Printed copies are available upon request.)
Test method information available upon request. "Temperature Upon Receipt" is representative of the whole shipment and may not reflect the temperature of individual samples.
SGS Canada Inc. Environment-Health & Safety statement of conformity decision rule does not consider uncertainty when analytical results are compared to a specified standard or regulation.

SGS Canada Inc.
P.O. Box 4300 - 185 Concession St.
Lakefield - Ontario - KOL 2HO
Phone: 705-652-2000 FAX: 705-652-6365

Env ICP-MS Metals Dissolved

Project : CA20M-00000-110-19896-01

LR Report : **CA15338-JUL23**

Analysis	11: DX550089 Week 0 Wash 2	12: DX550101 Week 0 Wash 2	13: DX450017 Week 0 Wash 2	14: DX450022 Week 0 Wash 2	15: DX450030 Week 0 Wash 2	16: DX450039 Week 0 Wash 2	17: DX450049 Week 0 Wash 2	18: DX450051 Week 0 Wash 2	19: DX450071 Week 0 Wash 2	20: DX450080 Week 0 Wash 2
pH [No unit]	7.72	8.06	7.45	7.82	7.39	7.30	7.73	7.69	8.32	7.38
Conductivity [uS/cm]	267	64	155	77	78	99	66	131	71	216
Alkalinity [mg/L as CaCO3]	35	33	26	31	20	14	24	30	31	24
Acidity [mg/L as CaCO3]	< 2	< 2	< 2	< 2	< 2	< 2	< 2	< 2	< 2	3
F [mg/L]	< 0.06	< 0.06	0.06	< 0.06	0.09	< 0.06	0.06	0.18	0.07	0.17
Cl [mg/L]	13	0.7	7.2	0.9	0.9	0.7	1.7	0.5	5.1	0.4
SO4 [mg/L]	65	1.5	33	4.8	12	23	5.3	24	17	12
Hg (diss) [mg/L]	< 0.00001	< 0.00001	< 0.00001	< 0.00001	< 0.00001	< 0.00001	< 0.00001	< 0.00001	< 0.00001	< 0.00001
Ag (diss) [mg/L]	< 0.00005	< 0.00005	< 0.00005	< 0.00005	< 0.00005	< 0.00005	< 0.00005	< 0.00005	< 0.00005	< 0.00005
Al (diss) [mg/L]	0.141	0.125	0.040	0.156	0.046	0.033	0.075	0.139	0.130	0.047
As (diss) [mg/L]	0.0003	0.0006	0.0020	0.0024	0.0265	0.125	0.0081	0.0023	0.0985	0.0212
Ba (diss) [mg/L]	0.00830	0.00142	0.00303	0.00082	0.00394	0.00270	0.00407	0.00243	0.00159	0.00187
Be (diss) [mg/L]	< 0.000007	< 0.000007	< 0.000007	< 0.000007	< 0.000007	< 0.000007	< 0.000007	< 0.000007	< 0.000007	< 0.000007
B (diss) [mg/L]	0.027	0.006	0.061	0.025	0.024	0.008	0.009	0.029	0.043	0.013
Bi (diss) [mg/L]	< 0.00001	< 0.00001	< 0.00001	< 0.00001	< 0.00001	0.00001	< 0.00001	< 0.00001	< 0.00001	< 0.00001
Ca (diss) [mg/L]	25.6	9.08	14.9	9.97	7.47	9.75	4.83	11.0	9.38	2.16
Cd (diss) [mg/L]	0.000004	< 0.000003	0.000012	< 0.000003	0.000006	0.000013	< 0.000003	0.000013	0.000003	0.000004
Co (diss) [mg/L]	0.000071	0.000032	0.000163	0.000053	0.000033	0.000076	0.000045	0.000097	0.000073	0.000029
Cr (diss) [mg/L]	0.00013	< 0.00008	0.00010	< 0.00008	0.00023	0.00199	0.00022	0.00146	0.00078	0.00025
Cu (diss) [mg/L]	0.0004	0.0004	0.0005	0.0015	0.0023	0.0013	0.0009	0.0005	0.0014	0.0005
Fe (diss) [mg/L]	< 0.007	0.010	< 0.007	< 0.007	0.020	0.386	< 0.007	0.083	0.336	< 0.007
K (diss) [mg/L]	14.6	1.17	5.64	1.19	5.30	6.05	1.49	13.6	3.33	13.1
Mg (diss) [mg/L]	5.94	0.870	0.850	1.06	0.337	0.680	0.462	1.17	0.570	0.443
Mn (diss) [mg/L]	0.0494	0.0454	0.0237	0.0428	0.0694	0.131	0.0120	0.0436	0.0349	0.00229
Mo (diss) [mg/L]	0.00033	0.00034	0.00169	0.00062	0.00060	0.00071	0.00584	0.00062	0.00499	0.00056
Na (diss) [mg/L]	5.47	3.23	10.1	3.65	3.79	3.16	7.35	3.02	11.6	4.88
Ni (diss) [mg/L]	0.0010	0.0011	0.0035	0.0008	0.0010	0.0076	0.0010	0.0051	0.0070	0.0005
P (diss) [mg/L]	0.006	0.012	0.005	0.016	0.026	0.015	0.039	0.013	0.016	0.032
Pb (diss) [mg/L]	< 0.00009	< 0.00009	< 0.00009	< 0.00009	0.00015	< 0.00009	< 0.00009	0.02689	< 0.00009	< 0.00009
S (diss) [mg/L]	23	< 3	11	< 3	4	9	< 3	10	7	4
Sb (diss) [mg/L]	< 0.0009	0.0012	< 0.0009	< 0.0009	0.0032	0.0038	0.0052	0.114	0.0056	0.0019
Se (diss) [mg/L]	0.00078	0.00008	0.00019	0.00019	0.00033	0.00038	0.00242	0.00130	0.0193	0.00036
Si (diss) [mg/L]	0.94	0.84	0.83	0.88	1.41	0.86	1.85	2.06	0.94	1.22
Sn (diss) [mg/L]	0.00328	0.00256	0.00418	0.00395	0.00271	0.00468	0.00359	0.00322	0.00377	0.00305

OnLine LIMS

0003877197

Results relate only to the sample tested. Data reported represents the sample submitted to SGS. Reproduction of this analytical report in full or in part is prohibited without prior written approval. Please refer to SGS General Conditions of Services located at https://www.sgs.ca/en/terms-and-conditions (Printed copies are available upon request.)
Test method information available upon request. "Temperature Upon Receipt" is representative of the whole shipment and may not reflect the temperature of individual samples.
SGS Canada Inc. Environment-Health & Safety statement of conformity decision rule does not consider uncertainty when analytical results are compared to a specified standard or regulation.

SGS Canada Inc.
P.O. Box 4300 - 185 Concession St.
Lakefield - Ontario - KOL 2HO
Phone: 705-652-2000 FAX: 705-652-6365

Env ICP-MS Metals Dissolved

Project : CA20M-00000-110-19896-01

LR Report : **CA15338-JUL23**

Analysis	11: DX550089 Week 0 Wash 2	12: DX550101 Week 0 Wash 2	13: DX450017 Week 0 Wash 2	14: DX450022 Week 0 Wash 2	15: DX450030 Week 0 Wash 2	16: DX450039 Week 0 Wash 2	17: DX450049 Week 0 Wash 2	18: DX450051 Week 0 Wash 2	19: DX450071 Week 0 Wash 2	20: DX450080 Week 0 Wash 2
Sr (diss) [mg/L]	0.125	0.0220	0.118	0.0199	0.0262	0.0235	0.0321	0.0511	0.0542	0.0167
Th (diss) [mg/L]	0.0001	< 0.0001	< 0.0001	< 0.0001	0.0001	< 0.0001	< 0.0001	< 0.0001	< 0.0001	< 0.0001
Ti (diss) [mg/L]	0.00026	< 0.00007	0.00010	< 0.00007	0.00023	0.00022	0.00010	0.00021	0.00020	0.00039
Tl (diss) [mg/L]	< 0.000005	< 0.000005	0.000012	< 0.000005	< 0.000005	0.000006	< 0.000005	0.000024	< 0.000005	0.000007
U (diss) [mg/L]	0.000036	0.000029	0.000243	0.000086	0.00273	0.00241	0.00746	0.000802	0.00109	0.000173
V (diss) [mg/L]	0.00049	0.00213	0.00018	0.00223	0.00040	0.00113	0.00070	0.00009	0.00084	0.00155
W (diss) [mg/L]	0.00089	0.00073	0.00116	0.00054	0.00157	0.00082	0.00196	0.00122	0.00401	0.0129
Zn (diss) [mg/L]	< 0.002	< 0.002	< 0.002	< 0.002	< 0.002	< 0.002	< 0.002	0.007	< 0.002	< 0.002
Zr (diss) [mg/L]	< 0.002	< 0.002	< 0.002	< 0.002	< 0.002	< 0.002	< 0.002	< 0.002	< 0.002	< 0.002

Analysis	21: DX450089 Week 0 Wash 2	22: DX450105 Week 0 Wash 2	23: DX450113 Week 0 Wash 2	24: DX450119 Week 0 Wash 2	25: DX450130 Week 0 Wash 2	26: DX450135 Week 0 Wash 2	27: DX450137 Week 0 Wash 2	28: DX450143 Week 0 Wash 2	29: DX450144 Week 0 Wash 2	30: DX450153 Week 0 Wash 2
Sample Date & Time	NA	NA	NA	NA	NA	NA	NA	NA	NA	NA
Temp Upon Receipt [°C]	20.0	20.0	20.0	20.0	20.0	20.0	20.0	20.0	20.0	20.0
pH [No unit]	7.65	7.57	7.84	7.65	8.07	8.59	8.00	7.62	7.44	7.70
Conductivity [uS/cm]	146	88	68	516	69	54	94	189	66	204
Alkalinity [mg/L as CaCO3]	20	27	28	39	38	32	37	41	22	50
Acidity [mg/L as CaCO3]	< 2	< 2	< 2	27	< 2	< 2	< 2	< 2	< 2	< 2
F [mg/L]	0.11	0.28	< 0.06	0.06	< 0.06	0.14	0.17	0.19	0.18	0.34
Cl [mg/L]	2.4	0.4	0.5	4.9	1.9	1.9	1.8	1.6	2.6	0.4
SO4 [mg/L]	15	7.5	4.5	170	6.4	4.4	3.8	38	19	41
Hg (diss) [mg/L]	< 0.00001	< 0.00001	< 0.00001	< 0.00001	< 0.00001	< 0.00001	< 0.00001	< 0.00001	< 0.00001	< 0.00001
Ag (diss) [mg/L]	< 0.00005	< 0.00005	< 0.00005	< 0.00005	< 0.00005	< 0.00005	< 0.00005	< 0.00005	< 0.00005	< 0.00005
Al (diss) [mg/L]	0.103	0.058	0.062	0.105	0.085	0.106	0.153	0.073	0.050	0.021
As (diss) [mg/L]	0.0139	1.62	1.59	0.0146	0.163	0.244	0.0652	0.0044	0.181	0.0019
Ba (diss) [mg/L]	0.00222	0.00138	0.00148	0.00284	0.00813	0.00121	0.00161	0.00611	0.00137	0.00517
Be (diss) [mg/L]	< 0.000007	< 0.000007	< 0.000007	< 0.000007	< 0.000007	< 0.000007	< 0.000007	< 0.000007	< 0.000007	< 0.000007
B (diss) [mg/L]	0.010	0.010	0.010	0.062	0.021	0.012	0.018	0.019	0.028	0.017
Bi (diss) [mg/L]	< 0.00001	< 0.00001	0.00001	< 0.00001	0.00002	< 0.00001	< 0.00001	< 0.00001	< 0.00001	0.00002
Ca (diss) [mg/L]	9.74	7.07	7.56	8.69	7.42	5.04	4.40	9.50	7.56	23.3
Cd (diss) [mg/L]	0.000008	0.000005	0.000005	< 0.000003	< 0.000003	< 0.000003	< 0.000003	0.000003	< 0.000003	0.000073

OnLine LIMS

0003877197

Results relate only to the sample tested. Data reported represents the sample submitted to SGS. Reproduction of this analytical report in full or in part is prohibited without prior written approval. Please refer to SGS General Conditions of Services located at https://www.sgs.ca/en/terms-and-conditions (Printed copies are available upon request.)
Test method information available upon request. "Temperature Upon Receipt" is representative of the whole shipment and may not reflect the temperature of individual samples.
SGS Canada Inc. Environment-Health & Safety statement of conformity decision rule does not consider uncertainty when analytical results are compared to a specified standard or regulation.

SGS Canada Inc.
P.O. Box 4300 - 185 Concession St.
Lakefield - Ontario - KOL 2HO
Phone: 705-652-2000 FAX: 705-652-6365

Env ICP-MS Metals Dissolved

Project : CA20M-00000-110-19896-01

LR Report : **CA15338-JUL23**

Analysis	21: DX450089 Week 0 Wash 2	22: DX450105 Week 0 Wash 2	23: DX450113 Week 0 Wash 2	24: DX450119 Week 0 Wash 2	25: DX450130 Week 0 Wash 2	26: DX450135 Week 0 Wash 2	27: DX450137 Week 0 Wash 2	28: DX450143 Week 0 Wash 2	29: DX450144 Week 0 Wash 2	30: DX450153 Week 0 Wash 2
Co (diss) [mg/L]	0.000052	0.000950	0.001010	0.000046	0.000397	0.000089	0.000054	0.000130	0.000423	0.000280
Cr (diss) [mg/L]	0.00016	0.00050	0.00036	0.00028	0.00040	0.00036	0.00013	0.00023	0.00108	0.00058
Cu (diss) [mg/L]	0.0011	0.0033	0.0035	0.0005	0.0093	0.0009	0.0014	0.0007	0.0040	0.0020
Fe (diss) [mg/L]	< 0.007	0.029	0.020	0.109	0.031	< 0.007	< 0.007	< 0.007	< 0.007	0.089
K (diss) [mg/L]	10.2	13.3	14.9	2.03	7.26	10.0	12.4	28.5	5.16	14.7
Mg (diss) [mg/L]	0.937	0.474	0.502	0.972	0.720	0.685	0.680	2.05	0.921	3.17
Mn (diss) [mg/L]	0.0561	0.0306	0.0321	0.0353	0.0259	0.00717	0.00418	0.00182	0.00310	0.0955
Mo (diss) [mg/L]	0.00096	0.00048	0.00048	0.00022	0.00177	0.00096	0.00068	0.00075	0.00348	0.00076
Na (diss) [mg/L]	5.90	0.94	1.00	2.29	11.2	5.98	6.18	5.67	7.72	2.35
Ni (diss) [mg/L]	0.0015	0.0004	0.0004	0.0011	0.0056	0.0040	0.0010	0.0020	0.0034	0.0044
P (diss) [mg/L]	0.020	0.020	0.018	0.010	0.014	0.040	0.020	0.008	0.021	0.019
Pb (diss) [mg/L]	< 0.00009	0.00052	0.00054	< 0.00009	0.00028	< 0.00009	0.00011	< 0.00009	< 0.00009	< 0.00009
S (diss) [mg/L]	6	4	3	< 3	< 3	< 3	< 3	15	7	17
Sb (diss) [mg/L]	0.0046	0.0190	0.0188	0.0045	0.0163	0.0046	0.0057	0.0023	0.0021	0.0025
Se (diss) [mg/L]	0.00018	0.00023	0.00022	< 0.00004	0.00273	0.00018	0.00008	0.00061	0.00049	0.00120
Si (diss) [mg/L]	1.14	2.91	2.84	0.64	1.16	2.65	3.80	1.16	1.42	2.22
Sn (diss) [mg/L]	0.00435	0.00317	0.00333	0.00269	0.00425	0.00325	0.00436	0.00423	0.00514	0.00430
Sr (diss) [mg/L]	0.0502	0.0161	0.0173	0.0387	0.0399	0.0295	0.0368	0.0705	0.0565	0.122
Th (diss) [mg/L]	< 0.0001	0.0020	0.0025	0.0002	0.0004	0.0002	< 0.0001	0.0007	0.0002	0.0001
Ti (diss) [mg/L]	0.00027	0.00074	0.00068	< 0.00007	0.00031	0.00021	0.00027	< 0.00007	0.00023	0.00010
Tl (diss) [mg/L]	0.000008	0.000005	0.000007	< 0.000005	< 0.000005	0.000010	0.000007	< 0.000005	0.000007	0.000038
U (diss) [mg/L]	0.00448	0.0258	0.0283	0.000082	0.00316	0.00324	0.00338	0.000296	0.000538	0.000371
V (diss) [mg/L]	0.00102	0.00031	0.00030	0.00033	0.00373	0.00163	0.00830	0.00031	0.00153	0.00019
W (diss) [mg/L]	0.00199	0.00192	0.00185	0.00155	0.00630	0.00192	0.00360	0.00146	0.00177	0.00088
Zn (diss) [mg/L]	< 0.002	< 0.002	< 0.002	< 0.002	< 0.002	0.002	0.002	0.002	< 0.002	0.003
Zr (diss) [mg/L]	< 0.002	0.004	0.004	< 0.002	0.003	< 0.002	< 0.002	< 0.002	< 0.002	< 0.002

Analysis	31: DX450155 Week 0 Wash 2	32: DX450170 Week 0 Wash 2	33: DX450200 Week 0 Wash 2	34: DX450227 Week 0 Wash 2	35: DX450230 Week 0 Wash 2	36: DX450232 Week 0 Wash 2	37: DX450233 Week 0 Wash 2	38: DX450239 Week 0 Wash 2	39: Column Blank Week 0 Wash 2
Sample Date & Time	NA	NA	NA	NA	NA	NA	NA	NA	NA
Temp Upon Receipt [°C]	20.0	20.0	20.0	20.0	20.0	20.0	20.0	20.0	20.0

OnLine LIMS

0003877197

Results relate only to the sample tested. Data reported represents the sample submitted to SGS. Reproduction of this analytical report in full or in part is prohibited without prior written approval. Please refer to SGS General Conditions of Services located at https://www.sgs.ca/en/terms-and-conditions (Printed copies are available upon request.)
Test method information available upon request. "Temperature Upon Receipt" is representative of the whole shipment and may not reflect the temperature of individual samples.
SGS Canada Inc. Environment-Health & Safety statement of conformity decision rule does not consider uncertainty when analytical results are compared to a specified standard or regulation.

SGS Canada Inc.
P.O. Box 4300 - 185 Concession St.
Lakefield - Ontario - KOL 2HO
Phone: 705-652-2000 FAX: 705-652-6365

Env ICP-MS Metals Dissolved

Project : CA20M-00000-110-19896-01

LR Report : **CA15338-JUL23**

Analysis	31: DX450155 Week 0 Wash 2	32: DX450170 Week 0 Wash 2	33: DX450200 Week 0 Wash 2	34: DX450227 Week 0 Wash 2	35: DX450230 Week 0 Wash 2	36: DX450232 Week 0 Wash 2	37: DX450233 Week 0 Wash 2	38: DX450239 Week 0 Wash 2	39: Column Blank Week 0 Wash 2
pH [No unit]	7.57	7.96	7.66	7.94	7.87	7.95	4.15	7.15	5.33
Conductivity [uS/cm]	144	105	112	81	78	122	185	362	3
Alkalinity [mg/L as CaCO3]	30	32	21	28	29	27	< 2	17	< 2
Acidity [mg/L as CaCO3]	< 2	< 2	< 2	< 2	< 2	< 2	17	< 2	3
F [mg/L]	0.15	0.15	0.13	< 0.06	0.11	0.07	0.17	0.17	< 0.06
Cl [mg/L]	2.6	1.5	3.3	4.0	1.5	2.0	0.4	2.9	< 0.2
SO4 [mg/L]	32	140	38	2.7	4.7	21	25	150	< 0.2
Hg (diss) [mg/L]	< 0.00001	< 0.00001	< 0.00001	< 0.00001	< 0.00001	< 0.00001	< 0.00001	< 0.00001	< 0.00001
Ag (diss) [mg/L]	< 0.00005	< 0.00005	< 0.00005	< 0.00005	< 0.00005	< 0.00005	< 0.00005	< 0.00005	< 0.00005
Al (diss) [mg/L]	0.076	0.028	0.059	0.106	0.143	0.086	0.081	0.015	0.002
As (diss) [mg/L]	0.0128	0.0015	0.0057	0.0069	0.0060	0.0271	0.0024	0.0004	< 0.0002
Ba (diss) [mg/L]	0.00279	0.0138	0.00577	0.00097	0.00206	0.00302	0.00205	0.00798	0.00069
Be (diss) [mg/L]	< 0.000007	< 0.000007	< 0.000007	< 0.000007	< 0.000007	< 0.000007	< 0.000007	< 0.000007	< 0.000007
B (diss) [mg/L]	0.028	0.025	0.026	0.008	0.009	0.031	0.041	0.032	< 0.002
Bi (diss) [mg/L]	0.00002	0.00004	0.00002	< 0.00001	< 0.00001	< 0.00001	< 0.00001	0.00002	< 0.00001
Ca (diss) [mg/L]	14.0	47.8	15.6	5.54	5.60	9.23	11.0	54.2	0.09
Cd (diss) [mg/L]	0.000045	0.000077	0.000229	0.000004	< 0.000003	0.000006	0.000012	0.000018	< 0.000003
Co (diss) [mg/L]	0.000076	0.000642	0.000635	0.000027	0.000034	0.000054	0.000068	0.000392	0.000039
Cr (diss) [mg/L]	0.00042	0.00009	0.00019	0.00020	0.00038	0.00138	0.00017	0.00011	0.00064
Cu (diss) [mg/L]	0.0025	0.0010	0.0062	0.0010	0.0015	0.0015	0.0005	0.0004	0.0010
Fe (diss) [mg/L]	0.024	0.021	0.028	< 0.007	0.009	0.467	< 0.007	0.010	0.417
K (diss) [mg/L]	6.89	5.72	11.8	5.24	8.55	7.81	14.2	8.95	0.014
Mg (diss) [mg/L]	1.34	3.76	1.29	0.485	0.670	1.23	1.56	5.41	0.006
Mn (diss) [mg/L]	0.0978	0.408	0.137	0.0125	0.0121	0.0429	0.0167	0.452	0.00339
Mo (diss) [mg/L]	0.00564	0.00065	0.00137	0.00098	0.00079	0.00106	0.00077	0.00054	0.00011
Na (diss) [mg/L]	7.58	5.60	5.02	7.63	4.79	6.86	5.11	3.89	0.02
Ni (diss) [mg/L]	0.0023	0.0006	0.0029	0.0005	0.0011	0.0043	0.0007	0.0014	0.0013
P (diss) [mg/L]	0.013	0.011	0.016	0.016	0.027	0.008	0.008	0.013	0.006
Pb (diss) [mg/L]	< 0.00009	0.00363	< 0.00009	< 0.00009	< 0.00009	< 0.00009	< 0.00009	< 0.00009	< 0.00009
S (diss) [mg/L]	12	45	16	< 3	< 3	9	11	54	< 3
Sb (diss) [mg/L]	0.0045	0.0037	0.0196	0.0010	0.0015	0.0068	0.0020	< 0.0009	< 0.0009
Se (diss) [mg/L]	0.00219	0.0134	0.00120	0.00005	0.00007	0.00056	0.00123	0.00401	< 0.00004
Si (diss) [mg/L]	1.29	0.91	0.90	1.34	1.31	1.23	1.74	0.68	< 0.02
Sn (diss) [mg/L]	0.00786	0.00276	0.00252	0.00458	0.00226	0.00296	0.00303	0.00311	0.00100

OnLine LIMS

0003877197

Results relate only to the sample tested. Data reported represents the sample submitted to SGS. Reproduction of this analytical report in full or in part is prohibited without prior written approval. Please refer to SGS General Conditions of Services located at https://www.sgs.ca/en/terms-and-conditions (Printed copies are available upon request.)
Test method information available upon request. "Temperature Upon Receipt" is representative of the whole shipment and may not reflect the temperature of individual samples.
SGS Canada Inc. Environment-Health & Safety statement of conformity decision rule does not consider uncertainty when analytical results are compared to a specified standard or regulation.

SGS Canada Inc.
P.O. Box 4300 - 185 Concession St.
Lakefield - Ontario - KOL 2HO
Phone: 705-652-2000 FAX: 705-652-6365

Env ICP-MS Metals Dissolved

Project : CA20M-00000-110-19896-01

LR Report : **CA15338-JUL23**

Analysis	31: DX450155 Week 0 Wash 2	32: DX450170 Week 0 Wash 2	33: DX450200 Week 0 Wash 2	34: DX450227 Week 0 Wash 2	35: DX450230 Week 0 Wash 2	36: DX450232 Week 0 Wash 2	37: DX450233 Week 0 Wash 2	38: DX450239 Week 0 Wash 2	39: Column Blank Week 0 Wash 2
Sr (diss) [mg/L]	0.0869	0.240	0.0512	0.0171	0.0253	0.0321	0.0554	0.211	0.00016
Th (diss) [mg/L]	0.0001	< 0.0001	< 0.0001	< 0.0001	< 0.0001	< 0.0001	< 0.0001	< 0.0001	< 0.0001
Ti (diss) [mg/L]	0.00037	0.00010	0.00015	0.00023	0.00079	0.00011	0.00011	< 0.00007	< 0.00007
Tl (diss) [mg/L]	0.000010	0.000025	0.000026	0.000008	0.000014	0.000008	0.000005	0.000035	< 0.000005
U (diss) [mg/L]	0.00473	0.00344	0.00246	0.00350	0.00511	0.00259	0.000848	0.00277	< 0.000002
V (diss) [mg/L]	0.00097	0.00003	0.00040	0.00232	0.00239	0.00254	0.00040	0.00004	0.00002
W (diss) [mg/L]	0.00244	0.00044	0.00162	0.00464	0.00228	0.00311	0.00167	0.00039	< 0.00002
Zn (diss) [mg/L]	0.004	0.019	0.015	0.002	< 0.002	< 0.002	0.005	0.009	0.006
Zr (diss) [mg/L]	< 0.002	< 0.002	< 0.002	< 0.002	< 0.002	< 0.002	< 0.002	< 0.002	< 0.002

Revised to include Zirconium analysis.
NA - Not applicable
ND - Not Detected
NV - No Value

Alisha Kelly, B.Sc.,
Project Specialist,
Environment, Health & Safety

OnLine LIMS

0003877197

Results relate only to the sample tested. Data reported represents the sample submitted to SGS. Reproduction of this analytical report in full or in part is prohibited without prior written approval. Please refer to SGS General Conditions of Services located at https://www.sgs.ca/en/terms-and-conditions (Printed copies are available upon request.)
Test method information available upon request. "Temperature Upon Receipt" is representative of the whole shipment and may not reflect the temperature of individual samples.
SGS Canada Inc. Environment-Health & Safety statement of conformity decision rule does not consider uncertainty when analytical results are compared to a specified standard or regulation.

SGS Canada Inc.
P.O. Box 4300 - 185 Concession St.
Lakefield - Ontario - KOL 2HO
Phone: 705-652-2000 FAX: 705-652-6365

SGS Lakefield Environmental Met
Attn : Barb Bowman

Env ICP-MS Metals Dissolved

Project : CA20M-00000-110-19896-01

02-October-2024

Date Rec. : 28 July 2023
LR Report: **CA15373-JUL23**
Reference: 19896-01-03

Copy: #2

CERTIFICATE OF ANALYSIS
Final Report - Revised

Analysis	1: Analysis Start Date	2: Analysis Start Time	3: Analysis Completed Date	4: Analysis Completed Time	5: QC - Blank	6: QC - STD % Recovery	7: QC - DUP % Recovery	8: QC - Spike Rep	9: DX550053 Week 0 Wash 3	10: DX550073 Week 0 Wash 3	11: DX550089 Week 0 Wash 3
Sample Date & Time									NA	NA	NA
Temp Upon Receipt [°C]	---	---	---	---	---	---	---	---	20.0	20.0	20.0
pH [No unit]	31-Jul-23	13:58	01-Aug-23	11:24	NA	100%	100%	NA	8.01	8.12	7.84
Conductivity [uS/cm]	31-Jul-23	13:58	01-Aug-23	11:24	< 2	99%	100%	NA	68	74	142
Alkalinity [mg/L as CaCO3]	31-Jul-23	13:58	01-Aug-23	11:24	< 2	98%	100%	NA	33	32	36
Acidity [mg/L as CaCO3]	31-Jul-23	13:58	01-Aug-23	11:24	< 2	100%	ND	NA	< 2	< 2	< 2
F [mg/L]	28-Jul-23	19:58	31-Jul-23	09:00	< 0.06	100%	100%	96%	< 0.06	0.12	< 0.06
Cl [mg/L]	15-Aug-23	19:41	27-Aug-23	10:19	< 0.2	102%	ND	106%	0.7	1.5	3.9
SO4 [mg/L]	15-Aug-23	19:41	27-Aug-23	10:19	< 0.2	96%	ND	97%	3.8	5.8	25
Hg (diss) [mg/L]	04-Aug-23	02:11	14-Aug-23	09:37	< 0.00001	120%		106%	< 0.00001	< 0.00001	< 0.00001
Ag (diss) [mg/L]	04-Aug-23	12:05	14-Aug-23	09:39	< 0.00005	103%		101%	< 0.00005	< 0.00005	< 0.00005
Al (diss) [mg/L]	04-Aug-23	12:05	14-Aug-23	09:39	< 0.001	104%		129%	0.248	0.152	0.204
As (diss) [mg/L]	04-Aug-23	12:05	14-Aug-23	09:39	< 0.0002	108%		107%	0.0015	0.0136	0.0004
Ba (diss) [mg/L]	04-Aug-23	12:05	14-Aug-23	09:39	< 0.00008	104%		103%	0.00293	0.00289	0.00484
Be (diss) [mg/L]	04-Aug-23	12:05	14-Aug-23	09:39	< 0.000007	103%		113%	< 0.000007	< 0.000007	< 0.000007
B (diss) [mg/L]	04-Aug-23	12:05	14-Aug-23	09:39	< 0.002	97%		97%	0.017	0.017	0.020
Bi (diss) [mg/L]	04-Aug-23	12:05	14-Aug-23	09:39	< 0.00001	101%		96%	< 0.00001	< 0.00001	< 0.00001
Ca (diss) [mg/L]	04-Aug-23	12:05	14-Aug-23	09:39	< 0.01	100%		96%	6.66	8.03	15.5

OnLine LIMS

0003877209

Results relate only to the sample tested. Data reported represents the sample submitted to SGS. Reproduction of this analytical report in full or in part is prohibited without prior written approval. Please refer to SGS General Conditions of Services located at https://www.sgs.ca/en/terms-and-conditions (Printed copies are available upon request.)
Test method information available upon request. "Temperature Upon Receipt" is representative of the whole shipment and may not reflect the temperature of individual samples.
SGS Canada Inc. Environment-Health & Safety statement of conformity decision rule does not consider uncertainty when analytical results are compared to a specified standard or regulation.

SGS Canada Inc.
P.O. Box 4300 - 185 Concession St.
Lakefield - Ontario - KOL 2HO
Phone: 705-652-2000 FAX: 705-652-6365

Env ICP-MS Metals Dissolved

Project : CA20M-00000-110-19896-01

LR Report : **CA15373-JUL23**

Analysis	1: Analysis Start Date	2: Analysis Start Time	3: Analysis Completed Date	4: Analysis Completed Time	5: QC - Blank	6: QC - STD % Recovery	7: QC - DUP % Recovery	8: QC - Spike Rep	9: DX550053 Week 0 Wash 3	10: DX550073 Week 0 Wash 3	11: DX550089 Week 0 Wash 3
Cd (diss) [mg/L]	04-Aug-23	12:05	14-Aug-23	09:39	< 0.000003	104%		112%	0.000003	< 0.000003	< 0.000003
Co (diss) [mg/L]	04-Aug-23	12:05	14-Aug-23	09:39	< 0.000004	103%		109%	0.000025	0.000035	0.000102
Cr (diss) [mg/L]	04-Aug-23	12:05	14-Aug-23	09:39	< 0.00008	106%		104%	0.00017	0.00019	< 0.00008
Cu (diss) [mg/L]	04-Aug-23	12:05	14-Aug-23	09:39	< 0.0002	106%		121%	0.0007	0.0002	0.0002
Fe (diss) [mg/L]	04-Aug-23	12:05	14-Aug-23	09:39	< 0.007	101%		NV	0.018	< 0.007	< 0.007
K (diss) [mg/L]	04-Aug-23	12:05	14-Aug-23	09:39	< 0.009	108%		88%	2.18	3.65	10.5
Mg (diss) [mg/L]	04-Aug-23	12:05	14-Aug-23	09:39	< 0.001	106%		98%	0.804	0.989	3.33
Mn (diss) [mg/L]	04-Aug-23	12:05	14-Aug-23	09:39	< 0.00001	100%		113%	0.0314	0.0141	0.0371
Mo (diss) [mg/L]	04-Aug-23	12:05	14-Aug-23	09:39	< 0.00004	101%		97%	0.00028	0.00076	0.00023
Na (diss) [mg/L]	04-Aug-23	12:05	14-Aug-23	09:39	< 0.01	98%		103%	6.12	5.20	2.45
Ni (diss) [mg/L]	04-Aug-23	12:05	14-Aug-23	09:39	< 0.0001	106%		102%	0.0001	0.0003	0.0001
P (diss) [mg/L]	04-Aug-23	12:05	14-Aug-23	09:39	< 0.003	103%		NV	0.015	0.014	0.005
Pb (diss) [mg/L]	04-Aug-23	12:05	14-Aug-23	09:39	< 0.00009	104%		108%	< 0.00009	< 0.00009	< 0.00009
S (diss) [mg/L]	04-Aug-23	12:05	14-Aug-23	09:39	< 1	109%		NV	< 3	< 3	11
Sb (diss) [mg/L]	04-Aug-23	12:05	14-Aug-23	09:39	< 0.0009	101%		112%	0.0018	< 0.0009	< 0.0009
Se (diss) [mg/L]	04-Aug-23	12:05	14-Aug-23	09:39	< 0.00004	99%		117%	0.00044	0.00031	0.00054
Si (diss) [mg/L]	04-Aug-23	12:05	14-Aug-23	09:39	< 0.02	101%		NV	1.25	0.85	1.00
Sn (diss) [mg/L]	04-Aug-23	12:05	14-Aug-23	09:39	< 0.00006	100%		NV	0.00264	0.00248	0.00220
Sr (diss) [mg/L]	04-Aug-23	12:05	14-Aug-23	09:39	< 0.00008	105%		100%	0.0395	0.0403	0.0725
Th (diss) [mg/L]	04-Aug-23	12:05	14-Aug-23	09:39	< 0.0001	100%		NV	< 0.0001	< 0.0001	< 0.0001
Ti (diss) [mg/L]	04-Aug-23	12:05	14-Aug-23	09:39	< 0.00005	97%		NV	0.00008	0.00008	0.00007
Tl (diss) [mg/L]	04-Aug-23	12:05	14-Aug-23	09:39	< 0.000005	102%		107%	< 0.000005	0.000005	< 0.000005
U (diss) [mg/L]	04-Aug-23	12:05	14-Aug-23	09:39	< 0.000002	102%		102%	0.000023	0.000019	0.000017
V (diss) [mg/L]	04-Aug-23	12:05	14-Aug-23	09:39	< 0.00001	105%		104%	0.00479	0.00462	0.00076
W (diss) [mg/L]	04-Aug-23	12:05	14-Aug-23	09:39	< 0.00002	101%		NV	0.00119	0.00285	0.00098
Zn (diss) [mg/L]	04-Aug-23	12:05	14-Aug-23	09:39	< 0.002	99%		117%	< 0.002	< 0.002	< 0.002
Zr (diss) [mg/L]	04-Aug-23	12:05	01-Oct-24	13:02	< 0.002	93%		NV	< 0.002	< 0.002	< 0.002

Analysis	12: DX550101 Week 0 Wash 3	13: DX450017 Week 0 Wash 3	14: DX450022 Week 0 Wash 3	15: DX450030 Week 0 Wash 3	16: DX450039 Week 0 Wash 3	17: DX450049 Week 0 Wash 3	18: DX450051 Week 0 Wash 3	19: DX450071 Week 0 Wash 3	20: DX450080 Week 0 Wash 3	21: DX450089 Week 0 Wash 3	22: DX450105 Week 0 Wash 3
Sample Date & Time	NA	NA	NA	NA	NA	NA	NA	NA	NA	NA	NA

OnLine LIMS

0003877209

Results relate only to the sample tested. Data reported represents the sample submitted to SGS. Reproduction of this analytical report in full or in part is prohibited without prior written approval. Please refer to SGS General Conditions of Services located at https://www.sgs.ca/en/terms-and-conditions (Printed copies are available upon request.)
Test method information available upon request. "Temperature Upon Receipt" is representative of the whole shipment and may not reflect the temperature of individual samples.
SGS Canada Inc. Environment-Health & Safety statement of conformity decision rule does not consider uncertainty when analytical results are compared to a specified standard or regulation.

SGS Canada Inc.
P.O. Box 4300 - 185 Concession St.
Lakefield - Ontario - KOL 2HO
Phone: 705-652-2000 FAX: 705-652-6365

Env ICP-MS Metals Dissolved

Project : CA20M-00000-110-19896-01

LR Report : **CA15373-JUL23**

Analysis	12: DX550101 Week 0 Wash 3	13: DX450017 Week 0 Wash 3	14: DX450022 Week 0 Wash 3	15: DX450030 Week 0 Wash 3	16: DX450039 Week 0 Wash 3	17: DX450049 Week 0 Wash 3	18: DX450051 Week 0 Wash 3	19: DX450071 Week 0 Wash 3	20: DX450080 Week 0 Wash 3	21: DX450089 Week 0 Wash 3	22: DX450105 Week 0 Wash 3
Temp Upon Receipt [°C]	20.0	20.0	20.0	20.0	20.0	20.0	20.0	20.0	20.0	20.0	20.0
pH [No unit]	7.97	7.55	7.96	7.54	7.45	7.67	7.74	7.92	7.61	7.86	7.61
Conductivity [uS/cm]	58	126	60	60	79	55	80	86	66	78	64
Alkalinity [mg/L as CaCO3]	30	24	28	21	14	23	26	28	25	29	25
Acidity [mg/L as CaCO3]	< 2	< 2	< 2	< 2	< 2	< 2	< 2	< 2	< 2	< 2	< 2
F [mg/L]	< 0.06	0.11	< 0.06	< 0.06	< 0.06	< 0.06	0.15	< 0.06	0.14	0.07	0.21
Cl [mg/L]	0.5	5.2	0.5	0.5	0.6	1.2	0.3	2.9	0.2	0.9	< 0.2
SO4 [mg/L]	2.0	29	2.8	8.4	18	4.1	10	12	8.9	7.8	4.4
Hg (diss) [mg/L]	< 0.00001	< 0.00001	< 0.00001	< 0.00001	< 0.00001	< 0.00001	< 0.00001	< 0.00001	< 0.00001	< 0.00001	< 0.00001
Ag (diss) [mg/L]	< 0.00005	< 0.00005	< 0.00005	< 0.00005	< 0.00005	< 0.00005	< 0.00005	< 0.00005	< 0.00005	< 0.00005	< 0.00005
Al (diss) [mg/L]	0.168	0.027	0.187	0.039	0.043	0.084	0.111	0.132	0.077	0.110	0.067
As (diss) [mg/L]	0.0009	0.0037	0.0028	0.0284	0.163	0.0087	0.0030	0.147	0.0339	0.0163	1.57
Ba (diss) [mg/L]	0.00134	0.00274	0.00075	0.00302	0.00226	0.00424	0.00183	0.00130	0.00153	0.00166	0.00149
Be (diss) [mg/L]	< 0.000007	< 0.000007	< 0.000007	< 0.000007	< 0.000007	< 0.000007	< 0.000007	< 0.000007	< 0.000007	< 0.000007	< 0.000007
B (diss) [mg/L]	0.006	0.064	0.018	0.018	0.007	0.007	0.025	0.039	0.013	0.008	0.008
Bi (diss) [mg/L]	< 0.00001	< 0.00001	< 0.00001	< 0.00001	< 0.00001	< 0.00001	< 0.00001	< 0.00001	< 0.00001	< 0.00001	< 0.00001
Ca (diss) [mg/L]	8.31	12.0	9.12	6.20	8.22	4.95	7.23	7.51	2.16	7.62	7.55
Cd (diss) [mg/L]	< 0.000003	0.000010	< 0.000003	< 0.000003	0.000007	0.000004	0.000013	0.000005	< 0.000003	0.000004	0.000004
Co (diss) [mg/L]	0.000049	0.000163	0.000182	0.000030	0.000042	0.000058	0.000032	0.000061	0.000025	0.000038	0.000372
Cr (diss) [mg/L]	0.00016	< 0.00008	0.00016	0.00024	0.00014	0.00015	0.00008	< 0.00008	0.00025	0.00021	0.00079
Cu (diss) [mg/L]	0.0002	0.0003	0.0011	0.0017	0.0004	0.0006	< 0.0002	0.0004	0.0004	0.0010	0.0024
Fe (diss) [mg/L]	< 0.007	< 0.007	0.141	0.080	0.011	< 0.007	< 0.007	< 0.007	< 0.007	0.037	0.228
K (diss) [mg/L]	1.33	5.07	0.817	4.34	5.90	1.29	10.3	3.02	11.0	7.78	8.16
Mg (diss) [mg/L]	0.826	0.705	0.827	0.292	0.615	0.470	0.711	0.494	0.425	0.689	0.359
Mn (diss) [mg/L]	0.0377	0.0172	0.0432	0.0382	0.0844	0.0144	0.0206	0.0229	0.00112	0.0504	0.0202
Mo (diss) [mg/L]	0.00028	0.00152	0.00048	0.00051	0.00048	0.00407	0.00050	0.00321	0.00040	0.00061	0.00039
Na (diss) [mg/L]	2.64	8.14	2.18	2.82	2.67	5.59	1.69	8.34	3.72	3.30	0.46
Ni (diss) [mg/L]	0.0001	0.0032	0.0016	0.0009	0.0034	0.0006	0.0022	0.0006	0.0002	0.0012	0.0013
P (diss) [mg/L]	0.008	0.006	0.006	0.020	0.011	0.026	0.009	0.013	0.024	0.019	0.020
Pb (diss) [mg/L]	< 0.00009	< 0.00009	< 0.00009	0.00012	< 0.00009	< 0.00009	0.01529	< 0.00009	< 0.00009	< 0.00009	0.00021
S (diss) [mg/L]	< 3	11	< 3	3	8	< 3	6	5	4	4	< 3
Sb (diss) [mg/L]	0.0011	< 0.0009	< 0.0009	0.0033	0.0047	0.0046	0.168	0.0063	0.0020	0.0045	0.0167
Se (diss) [mg/L]	0.00013	0.00019	0.00014	0.00029	0.00036	0.00204	0.00198	0.0165	0.00046	0.00015	0.00031

OnLine LIMS

0003877209

Results relate only to the sample tested. Data reported represents the sample submitted to SGS. Reproduction of this analytical report in full or in part is prohibited without prior written approval. Please refer to SGS General Conditions of Services located at https://www.sgs.ca/en/terms-and-conditions (Printed copies are available upon request.)
Test method information available upon request. "Temperature Upon Receipt" is representative of the whole shipment and may not reflect the temperature of individual samples.
SGS Canada Inc. Environment-Health & Safety statement of conformity decision rule does not consider uncertainty when analytical results are compared to a specified standard or regulation.

SGS Canada Inc.
P.O. Box 4300 - 185 Concession St.
Lakefield - Ontario - KOL 2HO
Phone: 705-652-2000 FAX: 705-652-6365

Env ICP-MS Metals Dissolved

Project : CA20M-00000-110-19896-01

LR Report : CA15373-JUL23

Analysis	12: DX550101 Week 0 Wash 3	13: DX450017 Week 0 Wash 3	14: DX450022 Week 0 Wash 3	15: DX450030 Week 0 Wash 3	16: DX450039 Week 0 Wash 3	17: DX450049 Week 0 Wash 3	18: DX450051 Week 0 Wash 3	19: DX450071 Week 0 Wash 3	20: DX450080 Week 0 Wash 3	21: DX450089 Week 0 Wash 3	22: DX450105 Week 0 Wash 3
Si (diss) [mg/L]	1.00	0.94	0.90	1.31	0.94	1.85	2.09	0.99	1.40	1.07	2.78
Sn (diss) [mg/L]	0.00165	0.00252	0.00209	0.00176	0.00252	0.00233	0.00343	0.00218	0.00177	0.00320	0.00330
Sr (diss) [mg/L]	0.0220	0.100	0.0170	0.0224	0.0208	0.0314	0.0297	0.0467	0.0158	0.0372	0.0127
Th (diss) [mg/L]	< 0.0001	< 0.0001	< 0.0001	< 0.0001	< 0.0001	< 0.0001	0.0005	0.0001	< 0.0001	0.0001	0.0009
Ti (diss) [mg/L]	< 0.00007	0.00007	< 0.00007	0.00012	0.00015	< 0.00007	< 0.00007	< 0.00007	0.00012	0.00020	0.00034
Tl (diss) [mg/L]	< 0.000005	0.000011	< 0.000005	< 0.000005	0.000005	< 0.000005	0.000017	< 0.000005	0.000007	0.000008	< 0.000005
U (diss) [mg/L]	0.000058	0.000245	0.000087	0.00329	0.00359	0.00724	0.000566	0.00120	0.000263	0.00475	0.0215
V (diss) [mg/L]	0.00302	0.00022	0.00234	0.00049	0.00148	0.00077	0.00007	0.00108	0.00220	0.00120	0.00039
W (diss) [mg/L]	0.00069	0.00156	0.00044	0.00145	0.00097	0.00163	0.00160	0.00331	0.00891	0.00167	0.00139
Zn (diss) [mg/L]	< 0.002	< 0.002	< 0.002	< 0.002	< 0.002	< 0.002	< 0.002	< 0.002	< 0.002	< 0.002	0.002
Zr (diss) [mg/L]	< 0.002	< 0.002	< 0.002	< 0.002	< 0.002	< 0.002	< 0.002	< 0.002	< 0.002	< 0.002	< 0.002

Analysis	23: DX450113 Week 0 Wash 3	24: DX450119 Week 0 Wash 3	25: DX450130 Week 0 Wash 3	26: DX450135 Week 0 Wash 3	27: DX450137 Week 0 Wash 3	28: DX450143 Week 0 Wash 3	29: DX450144 Week 0 Wash 3	30: DX450153 Week 0 Wash 3	31: DX450155 Week 0 Wash 3	32: DX450170 Week 0 Wash 3	33: DX450200 Week 0 Wash 3
Sample Date & Time	NA	NA	NA	NA	NA	NA	NA	NA	NA	NA	NA
Temp Upon Receipt [°C]	20.0	20.0	20.0	20.0	20.0	20.0	20.0	20.0	20.0	20.0	20.0
pH [No unit]	8.01	7.94	7.85	7.84	7.73	7.81	7.71	7.72	7.96	7.53	7.77
Conductivity [uS/cm]	68	176	76	62	62	110	121	87	97	169	109
Alkalinity [mg/L as CaCO3]	30	38	33	31	29	35	36	24	26	24	24
Acidity [mg/L as CaCO3]	< 2	< 2	< 2	< 2	< 2	< 2	< 2	< 2	< 2	< 2	< 2
F [mg/L]	< 0.06	< 0.06	< 0.06	0.10	0.07	0.13	0.18	0.15	0.13	0.17	0.16
Cl [mg/L]	0.6	1.6	1.0	0.6	0.3	0.6	< 0.2	2.2	1.3	0.5	1.3
SO4 [mg/L]	6.2	37	3.4	2.0	2.5	22	26	15	21	60	29
Hg (diss) [mg/L]	< 0.00001	< 0.00001	< 0.00001	< 0.00001	< 0.00001	< 0.00001	< 0.00001	< 0.00001	< 0.00001	< 0.00001	< 0.00001
Ag (diss) [mg/L]	< 0.00005	< 0.00005	< 0.00005	< 0.00005	< 0.00005	< 0.00005	< 0.00005	< 0.00005	< 0.00005	< 0.00005	0.00016
Al (diss) [mg/L]	0.134	0.096	0.092	0.173	0.094	0.116	0.039	0.086	0.085	0.040	0.075
As (diss) [mg/L]	0.0216	0.0006	0.184	0.237	0.0539	0.0062	0.0025	0.282	0.0163	0.0019	0.0117
Ba (diss) [mg/L]	0.00259	0.0311	0.00708	0.00111	0.00152	0.00384	0.00341	0.00146	0.00201	0.00849	0.00393
Be (diss) [mg/L]	< 0.000007	< 0.000007	< 0.000007	< 0.000007	< 0.000007	< 0.000007	< 0.000007	< 0.000007	< 0.000007	< 0.000007	< 0.000007
B (diss) [mg/L]	0.073	0.048	0.014	0.010	0.012	0.014	0.011	0.026	0.023	0.020	0.025
Bi (diss) [mg/L]	< 0.00001	< 0.00001	< 0.00001	< 0.00001	< 0.00001	< 0.00001	0.00002	< 0.00001	0.00001	< 0.00001	0.00001

OnLine LIMS

0003877209

Results relate only to the sample tested. Data reported represents the sample submitted to SGS. Reproduction of this analytical report in full or in part is prohibited without prior written approval. Please refer to SGS General Conditions of Services located at https://www.sgs.ca/en/terms-and-conditions (Printed copies are available upon request.)
Test method information available upon request. "Temperature Upon Receipt" is representative of the whole shipment and may not reflect the temperature of individual samples.
SGS Canada Inc. Environment-Health & Safety statement of conformity decision rule does not consider uncertainty when analytical results are compared to a specified standard or regulation.

SGS Canada Inc.
P.O. Box 4300 - 185 Concession St.
Lakefield - Ontario - KOL 2HO
Phone: 705-652-2000 FAX: 705-652-6365

Env ICP-MS Metals Dissolved

Project : CA20M-00000-110-19896-01

LR Report : **CA15373-JUL23**

Analysis	23: DX450113 Week 0 Wash 3	24: DX450119 Week 0 Wash 3	25: DX450130 Week 0 Wash 3	26: DX450135 Week 0 Wash 3	27: DX450137 Week 0 Wash 3	28: DX450143 Week 0 Wash 3	29: DX450144 Week 0 Wash 3	30: DX450153 Week 0 Wash 3	31: DX450155 Week 0 Wash 3	32: DX450170 Week 0 Wash 3	33: DX450200 Week 0 Wash 3
Ca (diss) [mg/L]	9.37	20.5	7.10	4.84	4.79	7.36	15.6	7.27	10.5	25.9	11.4
Cd (diss) [mg/L]	< 0.000003	0.000023	0.000007	0.000007	0.000003	< 0.000003	0.000040	< 0.000003	0.000027	0.000050	0.000219
Co (diss) [mg/L]	0.000036	0.000408	0.000204	0.000055	0.000032	0.000051	0.000094	0.000323	0.000070	0.000131	0.000065
Cr (diss) [mg/L]	0.00017	0.00148	0.00052	0.00018	0.00019	0.00045	0.00031	0.00090	0.00061	0.00011	0.00011
Cu (diss) [mg/L]	0.0002	0.0006	0.0041	0.0005	0.0006	0.0016	0.0015	0.0027	0.0018	0.0005	0.0052
Fe (diss) [mg/L]	< 0.007	0.049	0.112	< 0.007	0.043	0.040	0.097	< 0.007	0.165	< 0.007	< 0.007
K (diss) [mg/L]	2.60	8.07	5.27	7.66	8.99	19.2	9.16	4.67	5.59	3.84	9.98
Mg (diss) [mg/L]	1.18	1.75	0.541	0.562	0.602	1.26	1.73	0.883	0.968	1.73	0.885
Mn (diss) [mg/L]	0.0428	0.108	0.0370	0.0111	0.00440	0.00128	0.0439	0.00281	0.0654	0.168	0.0926
Mo (diss) [mg/L]	0.00020	0.00044	0.00093	0.00055	0.00036	0.00053	0.00047	0.00261	0.00380	0.00071	0.00112
Na (diss) [mg/L]	2.42	8.25	6.16	3.44	2.35	2.36	0.82	6.16	5.15	2.61	3.06
Ni (diss) [mg/L]	0.0006	0.0013	0.0031	0.0021	0.0004	0.0007	0.0040	0.0034	0.0028	0.0002	0.0015
P (diss) [mg/L]	0.011	0.004	0.013	0.025	0.011	0.009	0.022	0.024	0.011	0.006	0.023
Pb (diss) [mg/L]	< 0.00009	< 0.00009	0.00012	< 0.00009	< 0.00009	< 0.00009	< 0.00009	< 0.00009	< 0.00009	0.00230	< 0.00009
S (diss) [mg/L]	< 3	27	< 3	< 3	< 3	9	11	6	8	22	12
Sb (diss) [mg/L]	0.0056	0.0011	0.0117	0.0041	0.0043	0.0020	0.0022	0.0022	0.0048	0.0036	0.0296
Se (diss) [mg/L]	0.00005	0.00068	0.00228	0.00014	0.00005	0.00037	0.00083	0.00053	0.00196	0.0131	0.00142
Si (diss) [mg/L]	0.78	0.82	1.09	2.77	3.09	1.26	2.30	1.58	1.29	1.04	1.42
Sn (diss) [mg/L]	0.00214	0.00192	0.00247	0.00226	0.00272	0.00270	0.00298	0.00370	0.00366	0.00212	0.00199
Sr (diss) [mg/L]	0.0463	0.0994	0.0333	0.0248	0.0351	0.0463	0.0692	0.0549	0.0638	0.120	0.0373
Th (diss) [mg/L]	< 0.0001	< 0.0001	0.0001	< 0.0001	< 0.0001	< 0.0001	< 0.0001	< 0.0001	< 0.0001	< 0.0001	< 0.0001
Ti (diss) [mg/L]	< 0.00007	< 0.00007	0.00017	0.00016	0.00011	0.00007	0.00014	0.00026	0.00019	0.00009	0.00025
Tl (diss) [mg/L]	< 0.000005	< 0.000005	< 0.000005	0.000010	0.000007	< 0.000005	0.000024	0.000006	0.000009	0.000019	0.000023
U (diss) [mg/L]	0.000072	0.000059	0.00288	0.00359	0.00319	0.000172	0.000224	0.000783	0.00548	0.00180	0.00206
V (diss) [mg/L]	0.00048	0.00008	0.00344	0.00211	0.00682	0.00053	0.00028	0.00200	0.00116	0.00006	0.00069
W (diss) [mg/L]	0.00168	0.00008	0.00387	0.00155	0.00204	0.00144	0.00091	0.00154	0.00234	0.00058	0.00248
Zn (diss) [mg/L]	< 0.002	0.009	< 0.002	0.003	< 0.002	0.005	< 0.002	< 0.002	0.002	0.005	0.014
Zr (diss) [mg/L]	< 0.002	< 0.002	< 0.002	< 0.002	< 0.002	< 0.002	< 0.002	< 0.002	< 0.002	< 0.002	< 0.002

OnLine LIMS

0003877209

Results relate only to the sample tested. Data reported represents the sample submitted to SGS. Reproduction of this analytical report in full or in part is prohibited without prior written approval. Please refer to SGS General Conditions of Services located at https://www.sgs.ca/en/terms-and-conditions (Printed copies are available upon request.)
Test method information available upon request. "Temperature Upon Receipt" is representative of the whole shipment and may not reflect the temperature of individual samples.
SGS Canada Inc. Environment-Health & Safety statement of conformity decision rule does not consider uncertainty when analytical results are compared to a specified standard or regulation.

SGS Canada Inc.
P.O. Box 4300 - 185 Concession St.
Lakefield - Ontario - KOL 2HO
Phone: 705-652-2000 FAX: 705-652-6365

Env ICP-MS Metals Dissolved

Project : CA20M-00000-110-19896-01

LR Report : **CA15373-JUL23**

Analysis	34: DX450227 Week 0 Wash 3	35: DX450230 Week 0 Wash 3	36: DX450232 Week 0 Wash 3	37: DX450233 Week 0 Wash 3	38: DX450239 Week 0 Wash 3	39: Column Blank Week 0 Wash 3
Sample Date & Time	NA	NA	NA	NA	NA	NA
Temp Upon Receipt [°C]	20.0	20.0	20.0	20.0	20.0	20.0
pH [No unit]	8.40	7.80	7.88	7.73	7.44	5.82
Conductivity [uS/cm]	60	70	111	96	243	3
Alkalinity [mg/L as CaCO3]	28	30	27	31	23	< 2
Acidity [mg/L as CaCO3]	< 2	< 2	< 2	< 2	< 2	3
F [mg/L]	< 0.06	0.10	0.06	0.10	0.20	< 0.06
Cl [mg/L]	2.1	1.2	1.6	0.2	1.4	< 0.2
SO4 [mg/L]	1.6	3.9	22	9.6	95	< 0.2
Hg (diss) [mg/L]	0.00002	< 0.00001	< 0.00001	< 0.00001	< 0.00001	< 0.00001
Ag (diss) [mg/L]	< 0.00005	< 0.00005	< 0.00005	0.00005	< 0.00005	< 0.00005
Al (diss) [mg/L]	0.097	0.114	0.094	0.116	0.019	0.003
As (diss) [mg/L]	0.0072	0.0067	0.0346	0.0038	0.0005	< 0.0002
Ba (diss) [mg/L]	0.00095	0.00208	0.00332	0.00157	0.00542	0.00046
Be (diss) [mg/L]	< 0.000007	< 0.000007	< 0.000007	< 0.000007	< 0.000007	< 0.000007
B (diss) [mg/L]	0.007	0.010	0.032	0.029	0.031	< 0.002
Bi (diss) [mg/L]	< 0.00001	< 0.00001	< 0.00001	< 0.00001	0.00001	< 0.00001
Ca (diss) [mg/L]	5.54	6.02	9.31	8.82	38.4	0.04
Cd (diss) [mg/L]	< 0.000003	0.000005	0.000008	0.000009	0.000009	< 0.000003
Co (diss) [mg/L]	0.000020	0.000113	0.000028	0.000040	0.000160	0.000027
Cr (diss) [mg/L]	0.00012	0.00024	0.00010	0.00048	< 0.00008	0.00040
Cu (diss) [mg/L]	0.0006	0.0011	0.0005	0.0004	0.0004	0.0007
Fe (diss) [mg/L]	< 0.007	< 0.007	0.009	0.130	< 0.007	0.268
K (diss) [mg/L]	4.26	7.77	7.61	10.2	7.42	< 0.009
Mg (diss) [mg/L]	0.425	0.639	1.34	1.08	3.89	0.007
Mn (diss) [mg/L]	0.0173	0.0178	0.0404	0.0118	0.254	0.00177
Mo (diss) [mg/L]	0.00056	0.00074	0.00082	0.00060	0.00070	0.00014
Na (diss) [mg/L]	4.87	3.95	6.44	2.39	2.54	0.03
Ni (diss) [mg/L]	0.0004	0.0010	0.0014	0.0005	0.0004	0.0008
P (diss) [mg/L]	0.016	0.024	0.007	0.006	0.007	0.012
Pb (diss) [mg/L]	< 0.00009	< 0.00009	< 0.00009	< 0.00009	< 0.00009	< 0.00009
S (diss) [mg/L]	< 3	< 3	10	10	37	< 3
Sb (diss) [mg/L]	0.0009	0.0017	0.0077	0.0019	< 0.0009	< 0.0009

OnLine LIMS

0003877209

Results relate only to the sample tested. Data reported represents the sample submitted to SGS. Reproduction of this analytical report in full or in part is prohibited without prior written approval. Please refer to SGS General Conditions of Services located at https://www.sgs.ca/en/terms-and-conditions (Printed copies are available upon request.)
Test method information available upon request. "Temperature Upon Receipt" is representative of the whole shipment and may not reflect the temperature of individual samples.
SGS Canada Inc. Environment-Health & Safety statement of conformity decision rule does not consider uncertainty when analytical results are compared to a specified standard or regulation.

SGS Canada Inc.
P.O. Box 4300 - 185 Concession St.
Lakefield - Ontario - KOL 2HO
Phone: 705-652-2000 FAX: 705-652-6365

Env ICP-MS Metals Dissolved

Project : CA20M-00000-110-19896-01

LR Report : **CA15373-JUL23**

Analysis	34: DX450227 Week 0 Wash 3	35: DX450230 Week 0 Wash 3	36: DX450232 Week 0 Wash 3	37: DX450233 Week 0 Wash 3	38: DX450239 Week 0 Wash 3	39: Column Blank Week 0 Wash 3
Se (diss) [mg/L]	0.00005	0.00006	0.00078	0.00119	0.00308	< 0.00004
Si (diss) [mg/L]	1.27	1.36	1.36	1.80	0.91	< 0.02
Sn (diss) [mg/L]	0.00247	0.00163	0.00162	0.00190	0.00249	0.00096
Sr (diss) [mg/L]	0.0154	0.0251	0.0334	0.0395	0.134	0.00010
Th (diss) [mg/L]	< 0.0001	< 0.0001	< 0.0001	< 0.0001	0.0006	0.0002
Ti (diss) [mg/L]	0.00018	0.00022	0.00012	0.00011	< 0.00007	0.00010
Tl (diss) [mg/L]	0.000008	0.000013	0.000009	< 0.000005	0.000026	< 0.000005
U (diss) [mg/L]	0.00413	0.00588	0.00443	0.000718	0.00206	< 0.000002
V (diss) [mg/L]	0.00252	0.00267	0.00300	0.00063	0.00004	0.00003
W (diss) [mg/L]	0.00418	0.00256	0.00335	0.00154	0.00045	0.00034
Zn (diss) [mg/L]	< 0.002	< 0.002	< 0.002	< 0.002	0.004	0.004
Zr (diss) [mg/L]	< 0.002	< 0.002	< 0.002	< 0.002	< 0.002	< 0.002

Revised to include Zirconium analysis.
NA - Not applicable
ND - Not Detected
NV - No Value

Alisha Kelly, B.Sc.,
Project Specialist,
Environment, Health & Safety

OnLine LIMS

0003877209

Results relate only to the sample tested. Data reported represents the sample submitted to SGS. Reproduction of this analytical report in full or in part is prohibited without prior written approval. Please refer to SGS General Conditions of Services located at https://www.sgs.ca/en/terms-and-conditions (Printed copies are available upon request.)
Test method information available upon request. "Temperature Upon Receipt" is representative of the whole shipment and may not reflect the temperature of individual samples.
SGS Canada Inc. Environment-Health & Safety statement of conformity decision rule does not consider uncertainty when analytical results are compared to a specified standard or regulation.

SGS Canada Inc.
P.O. Box 4300 - 185 Concession St.
Lakefield - Ontario - KOL 2HO
Phone: 705-652-2000 FAX: 705-652-6365

SGS Lakefield Environmental Met
Attn : Barb Bowman

Env ICP-MS Metals Total and Dissolved Metals

Project : CA20M-00000-110-19896-01

02-October-2024

Date Rec. : 09 August 2023
LR Report: **CA15505-AUG23**
Reference: 19896-01-04

Copy: #2

CERTIFICATE OF ANALYSIS

Final Report - Revised

Analysis	1: Analysis Start Date	2: Analysis Start Time	3: Analysis Completed Date	4: Analysis Completed Time	5: QC - Blank	6: QC - STD % Recovery	7: QC - DUP % RPD	8: QC - Spike Rep	9: DX 550053 Week 1	10: DX 550073 Week 1	11: DX 550089 Week 1
Sample Date & Time									N/A	N/A	N/A
Temp Upon Receipt [°C]	---	---	---	---	---	---	---	---	19.0	19.0	19.0
pH [No unit]	21-Aug-23	13:07	22-Aug-23	12:09	NA	100%	0%	NA	7.91	8.08	7.96
Conductivity [uS/cm]	21-Aug-23	13:07	22-Aug-23	12:09	< 2	100%	0%	NA	118	130	281
Alkalinity [mg/L as CaCO3]	21-Aug-23	13:07	22-Aug-23	12:09	< 2	96%	0%	NA	57	59	81
Acidity [mg/L as CaCO3]	21-Aug-23	13:07	22-Aug-23	12:09	< 2	98%	ND	NA	< 2	< 2	< 2
F [mg/L]	22-Aug-23	07:53	22-Aug-23	15:02	< 0.06	97%	ND	90%	< 0.06	0.15	0.07
Cl [mg/L]	17-Aug-23	21:38	29-Aug-23	14:53	< 0.2	101%	6%	103%	0.3	0.9	3.7
SO4 [mg/L]	17-Aug-23	21:38	29-Aug-23	14:53	< 0.2	98%	2%	99%	11	15	66
Hg (diss) [mg/L]	17-Aug-23	10:00	22-Aug-23	17:10	< 0.00001	85%	ND	78%	0.00007	< 0.00001	< 0.00001
Ag (diss) [mg/L]	18-Aug-23	18:37	22-Aug-23	17:10	< 0.00005	106%	ND	85%	< 0.00005	< 0.00005	< 0.00005
Al (diss) [mg/L]	18-Aug-23	18:37	22-Aug-23	17:10	< 0.001	92%	1%	97%	0.153	0.090	0.054
As (diss) [mg/L]	18-Aug-23	18:37	22-Aug-23	17:10	< 0.0002	102%	ND	97%	0.0032	0.0596	0.0006
Ba (diss) [mg/L]	18-Aug-23	18:37	22-Aug-23	17:10	< 0.00008	93%	7%	92%	0.00691	0.00513	0.0120
Be (diss) [mg/L]	18-Aug-23	18:37	22-Aug-23	17:10	< 0.000007	97%	ND	101%	< 0.000007	< 0.000007	< 0.000007
B (diss) [mg/L]	18-Aug-23	18:37	22-Aug-23	17:10	< 0.002	99%	ND	117%	0.041	0.034	0.062
Bi (diss) [mg/L]	18-Aug-23	18:37	22-Aug-23	17:10	< 0.00001	102%	ND	109%	< 0.00001	< 0.00001	< 0.00001
Ca (diss) [mg/L]	18-Aug-23	18:37	22-Aug-23	17:10	< 0.01	102%	2%	97%	12.1	14.2	31.8

OnLine LIMS

Results relate only to the sample tested. Data reported represents the sample submitted to SGS. Reproduction of this analytical report in full or in part is prohibited without prior written approval. Please refer to SGS General Conditions of Services located at https://www.sgs.ca/en/terms-and-conditions (Printed copies are available upon request.)
Test method information available upon request. "Temperature Upon Receipt" is representative of the whole shipment and may not reflect the temperature of individual samples.
SGS Canada Inc. Environment-Health & Safety statement of conformity decision rule does not consider uncertainty when analytical results are compared to a specified standard or regulation.

000387243

SGS Canada Inc.
P.O. Box 4300 - 185 Concession St.
Lakefield - Ontario - KOL 2HO
Phone: 705-652-2000 FAX: 705-652-6365

Env ICP-MS Metals Total and Dissolved Metals

Project : CA20M-00000-110-19896-01

LR Report : **CA15505-AUG23**

Analysis	1: Analysis Start Date	2: Analysis Start Time	3: Analysis Completed Date	4: Analysis Completed Time	5: QC - Blank	6: QC - STD % Recovery	7: QC - DUP % RPD	8: QC - Spike Rep	9: DX 550053 Week 1	10: DX 550073 Week 1	11: DX 550089 Week 1
Cd (diss) [mg/L]	18-Aug-23	18:37	22-Aug-23	17:10	< 0.000003	104%	0%	108%	< 0.000003	< 0.000003	< 0.000003
Co (diss) [mg/L]	18-Aug-23	18:37	22-Aug-23	17:10	< 0.000004	94%	2%	87%	0.000067	0.000168	0.000098
Cr (diss) [mg/L]	18-Aug-23	18:37	22-Aug-23	17:10	< 0.00008	95%	ND	97%	< 0.00008	0.00021	< 0.00008
Cu (diss) [mg/L]	18-Aug-23	18:37	22-Aug-23	17:10	< 0.0002	97%	18%	102%	0.0009	0.0004	0.0004
Fe (diss) [mg/L]	18-Aug-23	18:37	22-Aug-23	17:10	< 0.007	104%	ND	75%	< 0.007	< 0.007	< 0.007
K (diss) [mg/L]	18-Aug-23	18:37	22-Aug-23	17:10	< 0.009	109%	10%	103%	4.49	5.48	20.5
Mg (diss) [mg/L]	18-Aug-23	18:37	22-Aug-23	17:10	< 0.001	101%	7%	95%	1.84	1.90	9.45
Mn (diss) [mg/L]	18-Aug-23	18:37	22-Aug-23	17:10	< 0.00001	98%	2%	97%	0.0452	0.0356	0.0292
Mo (diss) [mg/L]	18-Aug-23	18:37	22-Aug-23	17:11	< 0.00004	104%	ND	100%	0.00044	0.00127	0.00049
Na (diss) [mg/L]	18-Aug-23	18:37	22-Aug-23	17:11	< 0.01	99%	6%	98%	9.45	7.79	3.43
Ni (diss) [mg/L]	18-Aug-23	18:37	22-Aug-23	17:11	< 0.0001	96%	8%	94%	0.0003	0.0011	0.0001
P (diss) [mg/L]	18-Aug-23	18:37	22-Aug-23	17:11	< 0.003	97%	ND	NV	0.006	0.010	0.003
Pb (diss) [mg/L]	18-Aug-23	18:37	22-Aug-23	17:11	< 0.00009	103%	ND	100%	< 0.00009	< 0.00009	< 0.00009
S (diss) [mg/L]	18-Aug-23	18:37	22-Aug-23	17:11	< 1	105%	ND	NV	4	5	33
Sb (diss) [mg/L]	18-Aug-23	18:37	22-Aug-23	17:11	< 0.0009	100%	ND	71%	0.0041	< 0.0009	< 0.0009
Se (diss) [mg/L]	18-Aug-23	18:37	22-Aug-23	17:11	< 0.00004	105%	ND	116%	0.00059	0.00048	0.00135
Si (diss) [mg/L]	18-Aug-23	18:37	22-Aug-23	17:11	< 0.02	98%	10%	NV	2.67	1.41	2.86
Sn (diss) [mg/L]	18-Aug-23	18:37	22-Aug-23	17:11	< 0.00006	101%	4%	NV	0.00544	0.00350	0.00455
Sr (diss) [mg/L]	18-Aug-23	18:37	22-Aug-23	17:11	< 0.00008	99%	7%	93%	0.0796	0.0732	0.164
Th (diss) [mg/L]	18-Aug-23	18:37	22-Aug-23	17:11	< 0.0001	104%	ND	NV	< 0.0001	< 0.0001	< 0.0001
Ti (diss) [mg/L]	18-Aug-23	18:37	22-Aug-23	17:11	< 0.00005	96%	ND	NV	< 0.00007	0.00011	< 0.00007
Tl (diss) [mg/L]	18-Aug-23	18:37	22-Aug-23	17:11	< 0.000005	101%	ND	104%	0.000007	0.000008	< 0.000005
U (diss) [mg/L]	18-Aug-23	18:37	22-Aug-23	17:11	< 0.000002	96%	0%	107%	0.000134	0.000128	0.000103
V (diss) [mg/L]	18-Aug-23	18:37	22-Aug-23	17:11	< 0.00001	96%	1%	96%	0.00514	0.00495	0.00053
W (diss) [mg/L]	18-Aug-23	18:37	22-Aug-23	17:11	< 0.00002	98%	ND	NV	0.00232	0.00396	0.00168
Zn (diss) [mg/L]	18-Aug-23	18:37	22-Aug-23	17:11	< 0.002	99%	7%	122%	< 0.002	< 0.002	< 0.002
Zr (diss) [mg/L]	18-Aug-23	18:37	01-Oct-24	13:03	< 0.002	99%	ND	NV	< 0.002	< 0.002	< 0.002

Analysis	12: DX 550101 Week 1	13: DX450017 Week 1	14: DX450022 Week 1	15: DX450030 Week 1	16: DX450039 Week 1	17: DX450049 Week 1	18: DX450051 Week 1	19: DX450071 Week 1	20: DX450080 Week 1	21: DX450089 Week 1	22: DX450105 Week 1
Sample Date & Time	N/A	N/A	N/A	N/A	N/A	N/A	N/A	N/A	N/A	N/A	N/A

OnLine LIMS

0003877243

Results relate only to the sample tested. Data reported represents the sample submitted to SGS. Reproduction of this analytical report in full or in part is prohibited without prior written approval. Please refer to SGS General Conditions of Services located at https://www.sgs.ca/en/terms-and-conditions (Printed copies are available upon request.)
Test method information available upon request. "Temperature Upon Receipt" is representative of the whole shipment and may not reflect the temperature of individual samples.
SGS Canada Inc. Environment-Health & Safety statement of conformity decision rule does not consider uncertainty when analytical results are compared to a specified standard or regulation.

SGS Canada Inc.
P.O. Box 4300 - 185 Concession St.
Lakefield - Ontario - KOL 2HO
Phone: 705-652-2000 FAX: 705-652-6365

Env ICP-MS Metals Total and Dissolved Metals

Project : CA20M-00000-110-19896-01

LR Report : **CA15505-AUG23**

Analysis	12: DX 550101 Week 1	13: DX450017 Week 1	14: DX450022 Week 1	15: DX450030 Week 1	16: DX450039 Week 1	17: DX450049 Week 1	18: DX450051 Week 1	19: DX450071 Week 1	20: DX450080 Week 1	21: DX450089 Week 1	22: DX450105 Week 1
Temp Upon Receipt [°C]	19.0	19.0	19.0	19.0	19.0	19.0	19.0	19.0	19.0	19.0	19.0
pH [No unit]	7.72	7.86	8.08	7.77	7.78	7.87	7.38	7.79	7.93	7.93	7.81
Conductivity [uS/cm]	111	347	87	136	228	110	167	140	148	174	152
Alkalinity [mg/L as CaCO3]	49	62	44	42	47	49	30	45	57	56	50
Acidity [mg/L as CaCO3]	< 2	< 2	< 2	< 2	< 2	< 2	< 2	< 2	< 2	< 2	< 2
F [mg/L]	< 0.06	0.21	< 0.06	0.17	0.24	0.13	0.17	0.09	0.22	0.16	0.30
Cl [mg/L]	0.8	13	0.4	0.7	1.2	1.5	0.4	2.5	0.2	0.9	0.4
SO4 [mg/L]	8.8	120	5.7	24	65	9.9	49	27	18	34	32
Hg (diss) [mg/L]	< 0.00001	< 0.00001	< 0.00001	< 0.00001	< 0.00001	< 0.00001	< 0.00001	< 0.00001	< 0.00001	< 0.00001	0.00005
Ag (diss) [mg/L]	< 0.00005	< 0.00005	< 0.00005	< 0.00005	< 0.00005	< 0.00005	< 0.00005	< 0.00005	< 0.00005	< 0.00005	< 0.00005
Al (diss) [mg/L]	0.129	0.036	0.287	0.045	0.043	0.069	0.029	0.077	0.121	0.078	0.039
As (diss) [mg/L]	0.0022	0.0172	0.0074	0.0382	0.376	0.0108	0.0016	0.158	0.0470	0.0191	1.37
Ba (diss) [mg/L]	0.00324	0.0106	0.00115	0.00962	0.0101	0.0110	0.00521	0.00246	0.00428	0.00677	0.00270
Be (diss) [mg/L]	< 0.000007	< 0.000007	< 0.000007	< 0.000007	< 0.000007	< 0.000007	< 0.000007	< 0.000007	< 0.000007	< 0.000007	< 0.000007
B (diss) [mg/L]	0.017	0.240	0.034	0.055	0.027	0.019	0.046	0.075	0.029	0.023	0.020
Bi (diss) [mg/L]	< 0.00001	< 0.00001	< 0.00001	< 0.00001	< 0.00001	< 0.00001	< 0.00001	< 0.00001	< 0.00001	< 0.00001	< 0.00001
Ca (diss) [mg/L]	12.2	42.5	10.8	16.7	26.4	9.79	20.0	15.0	8.86	18.9	24.1
Cd (diss) [mg/L]	< 0.000003	0.000030	< 0.000003	0.000014	0.000035	0.000005	0.000083	0.000012	0.000003	0.000010	0.000006
Co (diss) [mg/L]	0.000058	0.000565	0.000055	0.000075	0.000192	0.000136	0.000147	0.000102	0.000115	0.000109	0.000790
Cr (diss) [mg/L]	< 0.00008	0.00010	0.00013	0.00011	0.00013	0.00015	< 0.00008	< 0.00008	0.00011	< 0.00008	0.00009
Cu (diss) [mg/L]	0.0005	0.0009	0.0011	0.0027	0.0009	0.0011	< 0.0002	0.0005	0.0008	0.0010	0.0017
Fe (diss) [mg/L]	< 0.007	< 0.007	< 0.007	< 0.007	< 0.007	0.007	< 0.007	< 0.007	< 0.007	< 0.007	< 0.007
K (diss) [mg/L]	3.15	13.1	1.78	8.59	17.7	2.36	14.2	4.56	22.5	17.3	9.20
Mg (diss) [mg/L]	1.84	2.82	2.03	0.924	2.64	1.48	1.75	1.20	1.87	2.52	0.737
Mn (diss) [mg/L]	0.0426	0.0366	0.00594	0.0912	0.200	0.0237	0.112	0.0464	0.00457	0.0364	0.0805
Mo (diss) [mg/L]	0.00071	0.00458	0.00073	0.00144	0.00177	0.00826	0.00066	0.00548	0.00063	0.00147	0.00061
Na (diss) [mg/L]	5.95	26.5	3.57	6.72	9.31	12.1	2.24	11.4	5.95	6.18	0.82
Ni (diss) [mg/L]	< 0.0001	0.0097	0.0002	0.0011	0.0147	0.0010	0.0035	0.0009	0.0004	0.0013	< 0.0001
P (diss) [mg/L]	< 0.003	0.011	0.010	0.017	0.017	0.029	0.003	0.006	0.015	0.008	0.005
Pb (diss) [mg/L]	< 0.00009	< 0.00009	< 0.00009	0.00028	< 0.00009	< 0.00009	0.133	< 0.00009	< 0.00009	< 0.00009	0.00012
S (diss) [mg/L]	3	40	< 3	9	29	4	21	11	7	12	11
Sb (diss) [mg/L]	0.0029	< 0.0009	< 0.0009	0.0096	0.0187	0.0138	0.208	0.0110	0.0037	0.0115	0.0351
Se (diss) [mg/L]	0.00023	0.00054	0.00025	0.00063	0.00092	0.00410	0.00164	0.01881	0.00037	0.00028	0.00031

OnLine LIMS

0003877243

Results relate only to the sample tested. Data reported represents the sample submitted to SGS. Reproduction of this analytical report in full or in part is prohibited without prior written approval. Please refer to SGS General Conditions of Services located at https://www.sgs.ca/en/terms-and-conditions (Printed copies are available upon request.)
Test method information available upon request. "Temperature Upon Receipt" is representative of the whole shipment and may not reflect the temperature of individual samples.
SGS Canada Inc. Environment-Health & Safety statement of conformity decision rule does not consider uncertainty when analytical results are compared to a specified standard or regulation.

SGS Canada Inc.
P.O. Box 4300 - 185 Concession St.
Lakefield - Ontario - KOL 2HO
Phone: 705-652-2000 FAX: 705-652-6365

Analysis	12: DX 550101 Week 1	13: DX450017 Week 1	14: DX450022 Week 1	15: DX450030 Week 1	16: DX450039 Week 1	17: DX450049 Week 1	18: DX450051 Week 1	19: DX450071 Week 1	20: DX450080 Week 1	21: DX450089 Week 1	22: DX450105 Week 1
Si (diss) [mg/L]	2.32	3.22	2.63	2.92	3.38	3.95	3.50	1.71	2.84	2.59	4.91
Sn (diss) [mg/L]	0.00413	0.00611	0.00334	0.00354	0.00608	0.00698	0.00436	0.00437	0.00404	0.00688	0.00530
Sr (diss) [mg/L]	0.0407	0.379	0.0293	0.0698	0.0737	0.0674	0.0893	0.0986	0.0632	0.118	0.0348
Th (diss) [mg/L]	< 0.0001	< 0.0001	< 0.0001	< 0.0001	< 0.0001	< 0.0001	< 0.0001	< 0.0001	< 0.0001	< 0.0001	0.0004
Ti (diss) [mg/L]	< 0.00007	0.00007	< 0.00007	0.00013	0.00012	< 0.00007	< 0.00007	< 0.00007	0.00012	0.00016	0.00012
Tl (diss) [mg/L]	< 0.000005	0.000024	< 0.000005	0.000009	0.000010	< 0.000005	0.000032	< 0.000005	0.000013	0.000018	0.000012
U (diss) [mg/L]	0.000333	0.00559	0.000260	0.0270	0.0294	0.0311	0.000847	0.00882	0.00436	0.0252	0.103
V (diss) [mg/L]	0.00388	0.00037	0.00663	0.00052	0.00313	0.00078	0.00002	0.00100	0.00154	0.00136	0.00021
W (diss) [mg/L]	0.00171	0.00471	0.00057	0.00402	0.00324	0.00385	0.00165	0.00515	0.00994	0.00332	0.00222
Zn (diss) [mg/L]	< 0.002	0.003	< 0.002	0.003	0.004	0.002	0.041	0.003	0.003	0.004	0.005
Zr (diss) [mg/L]	< 0.002	< 0.002	< 0.002	< 0.002	< 0.002	< 0.002	< 0.002	< 0.002	< 0.002	< 0.002	< 0.002

Analysis	23: DX450113 Week 1	24: DX450119 Week 1	25: DX450130 Week 1	26: DX450135 Week 1	27: DX450137 Week 1	28: DX450143 Week 1	29: DX450144 Week 1	30: DX450153 Week 1	31: DX450155 Week 1	32: DX450170 Week 1	33: DX450200 Week 1
Sample Date & Time	N/A	N/A	N/A	N/A	N/A	N/A	N/A	N/A	N/A	N/A	N/A
Temp Upon Receipt [°C]	19.0	19.0	19.0	19.0	19.0	19.0	19.0	19.0	19.0	19.0	19.0
pH [No unit]	7.87	7.56	8.03	7.81	7.68	7.92	7.82	7.92	7.78	7.59	7.69
Conductivity [uS/cm]	108	522	146	102	97	225	182	283	207	250	203
Alkalinity [mg/L as CaCO3]	46	36	70	46	38	54	51	75	44	32	47
Acidity [mg/L as CaCO3]	< 2	4	< 2	< 2	< 2	< 2	< 2	< 2	< 2	< 2	16
F [mg/L]	< 0.06	< 0.06	0.07	0.14	0.15	0.16	0.26	0.16	0.20	0.32	0.18
Cl [mg/L]	0.5	3.0	1.1	0.3	0.6	0.8	2.7	0.6	1.5	0.7	1.0
SO4 [mg/L]	12	200	9.0	8.8	11	59	40	84	64	96	48
Hg (diss) [mg/L]	< 0.00001	< 0.00001	< 0.00001	0.00011	< 0.00001	< 0.00001	< 0.00001	< 0.00001	< 0.00001	< 0.00001	< 0.00001
Ag (diss) [mg/L]	< 0.00005	< 0.00005	< 0.00005	< 0.00005	< 0.00005	< 0.00005	< 0.00005	< 0.00005	< 0.00005	< 0.00005	< 0.00005
Al (diss) [mg/L]	0.092	0.031	0.042	0.123	0.120	0.070	0.067	0.011	0.050	0.026	0.022
As (diss) [mg/L]	0.0340	0.0006	0.418	0.203	0.0675	0.0099	1.82	0.0029	0.0220	0.0029	0.0074
Ba (diss) [mg/L]	0.00374	0.0766	0.0174	0.00222	0.00247	0.00980	0.00429	0.00838	0.00586	0.0171	0.0101
Be (diss) [mg/L]	< 0.000007	< 0.000007	< 0.000007	< 0.000007	< 0.000007	< 0.000007	< 0.000007	< 0.000007	< 0.000007	< 0.000007	< 0.000007
B (diss) [mg/L]	0.170	0.090	0.032	0.020	0.025	0.031	0.068	0.026	0.059	0.046	0.046
Bi (diss) [mg/L]	< 0.00001	< 0.00001	< 0.00001	< 0.00001	< 0.00001	< 0.00001	< 0.00001	0.00001	< 0.00001	0.00002	< 0.00001

OnLine LIMS

Results relate only to the sample tested. Data reported represents the sample submitted to SGS. Reproduction of this analytical report in full or in part is prohibited without prior written approval. Please refer to SGS General Conditions of Services located at https://www.sgs.ca/en/terms-and-conditions (Printed copies are available upon request.)
Test method information available upon request. "Temperature Upon Receipt" is representative of the whole shipment and may not reflect the temperature of individual samples.
SGS Canada Inc. Environment-Health & Safety statement of conformity decision rule does not consider uncertainty when analytical results are compared to a specified standard or regulation.

0003877243

SGS Canada Inc.
P.O. Box 4300 - 185 Concession St.
Lakefield - Ontario - KOL 2HO
Phone: 705-652-2000 FAX: 705-652-6365

Env ICP-MS Metals Total and Dissolved Metals

Project : CA20M-00000-110-19896-01

LR Report : **CA15505-AUG23**

Analysis	23: DX450113 Week 1	24: DX450119 Week 1	25: DX450130 Week 1	26: DX450135 Week 1	27: DX450137 Week 1	28: DX450143 Week 1	29: DX450144 Week 1	30: DX450153 Week 1	31: DX450155 Week 1	32: DX450170 Week 1	33: DX450200 Week 1
Ca (diss) [mg/L]	13.8	81.0	11.8	9.57	9.15	24.0	20.0	48.5	26.7	46.2	27.5
Cd (diss) [mg/L]	0.000003	0.000205	0.000011	0.000009	0.000006	0.000005	0.000004	0.000121	0.000108	0.000170	0.00121
Co (diss) [mg/L]	0.000087	0.00265	0.000373	0.000076	0.000051	0.000215	0.00411	0.000200	0.000286	0.000278	0.000372
Cr (diss) [mg/L]	< 0.00008	0.00031	0.00028	0.00009	0.00018	< 0.00008	0.00078	0.00009	0.00029	< 0.00008	< 0.00008
Cu (diss) [mg/L]	0.0004	0.0006	0.0041	0.0007	0.0011	0.0004	0.0030	0.0012	0.0020	0.0006	0.0044
Fe (diss) [mg/L]	< 0.007	0.027	< 0.007	< 0.007	< 0.007	< 0.007	< 0.007	< 0.007	< 0.007	< 0.007	< 0.007
K (diss) [mg/L]	4.65	14.9	11.4	10.2	10.5	28.2	8.78	12.7	10.2	5.74	13.4
Mg (diss) [mg/L]	2.38	4.72	1.66	1.18	1.10	3.66	2.53	3.97	2.98	2.32	2.11
Mn (diss) [mg/L]	0.0701	0.828	0.0203	0.0200	0.00715	0.00324	0.00759	0.160	0.125	0.333	0.388
Mo (diss) [mg/L]	0.00043	0.00037	0.00188	0.00084	0.00071	0.00058	0.00511	0.00074	0.00737	0.00116	0.00173
Na (diss) [mg/L]	3.63	13.4	12.4	3.71	2.91	3.09	11.7	1.30	8.60	3.14	3.39
Ni (diss) [mg/L]	0.0009	0.0030	0.0057	0.0013	0.0004	0.0015	0.0254	0.0013	0.0025	0.0002	0.0023
P (diss) [mg/L]	0.006	0.003	0.008	0.009	0.004	0.008	0.025	0.004	0.009	0.004	0.009
Pb (diss) [mg/L]	< 0.00009	< 0.00009	< 0.00009	< 0.00009	< 0.00009	< 0.00009	< 0.00009	< 0.00009	< 0.00009	0.00979	< 0.00009
S (diss) [mg/L]	4	88	5	3	5	21	14	31	23	37	40
Sb (diss) [mg/L]	0.0100	< 0.0009	0.0352	0.0082	0.0108	0.0022	0.0043	0.0023	0.0128	0.0068	0.0554
Se (diss) [mg/L]	0.00006	0.00160	0.00518	0.00018	0.00010	0.00045	0.00087	0.00134	0.00303	0.01226	0.00110
Si (diss) [mg/L]	1.55	1.84	3.49	3.83	3.48	2.64	3.52	5.87	2.81	2.76	3.37
Sn (diss) [mg/L]	0.00423	0.00397	0.00593	0.00515	0.00728	0.00698	0.00727	0.00690	0.00710	0.00423	0.00392
Sr (diss) [mg/L]	0.0718	0.281	0.0692	0.0497	0.0652	0.124	0.147	0.174	0.186	0.202	0.0867
Th (diss) [mg/L]	0.0001	< 0.0001	0.0001	< 0.0001	< 0.0001	< 0.0001	< 0.0001	< 0.0001	< 0.0001	< 0.0001	< 0.0001
Ti (diss) [mg/L]	< 0.00007	< 0.00007	0.00009	0.00011	< 0.00007	< 0.00007	0.00022	< 0.00007	< 0.00007	< 0.00007	< 0.00007
Tl (diss) [mg/L]	< 0.000005	< 0.000005	< 0.000005	0.000011	0.000009	< 0.000005	0.000008	0.000037	0.000017	0.000025	0.000049
U (diss) [mg/L]	0.000299	0.000307	0.0173	0.0230	0.0228	0.00271	0.00354	0.00450	0.0318	0.00522	0.00730
V (diss) [mg/L]	0.00052	0.00015	0.00563	0.00178	0.00622	0.00034	0.00268	0.00018	0.00127	0.00005	0.00051
W (diss) [mg/L]	0.00256	0.00007	0.00771	0.00194	0.00376	0.00095	0.00269	0.00071	0.00460	0.00085	0.00327
Zn (diss) [mg/L]	< 0.002	0.051	0.007	< 0.002	< 0.002	0.003	< 0.002	0.006	0.016	0.018	0.095
Zr (diss) [mg/L]	< 0.002	< 0.002	< 0.002	< 0.002	< 0.002	< 0.002	< 0.002	< 0.002	< 0.002	< 0.002	< 0.002

OnLine LIMS

Results relate only to the sample tested. Data reported represents the sample submitted to SGS. Reproduction of this analytical report in full or in part is prohibited without prior written approval. Please refer to SGS General Conditions of Services located at https://www.sgs.ca/en/terms-and-conditions (Printed copies are available upon request.)
Test method information available upon request. "Temperature Upon Receipt" is representative of the whole shipment and may not reflect the temperature of individual samples.
SGS Canada Inc. Environment-Health & Safety statement of conformity decision rule does not consider uncertainty when analytical results are compared to a specified standard or regulation.

0003877243

SGS Canada Inc.
P.O. Box 4300 - 185 Concession St.
Lakefield - Ontario - KOL 2HO
Phone: 705-652-2000 FAX: 705-652-6365

Env ICP-MS Metals Total and Dissolved Metals

Project : CA20M-00000-110-19896-01

LR Report : **CA15505-AUG23**

Analysis	34: DX450227 Week 1	35: DX450230 Week 1	36: DX450232 Week 1	37: DX450233 Week 1	38: DX450239 Week 1	39: Column Blank Week 1
Sample Date & Time	N/A	N/A	N/A	N/A	N/A	N/A
Temp Upon Receipt [°C]	19.0	19.0	19.0	19.0	19.0	19.0
pH [No unit]	7.84	7.89	7.93	7.97	7.48	6.56
Conductivity [uS/cm]	81	115	217	282	337	4
Alkalinity [mg/L as CaCO3]	40	51	58	65	29	2
Acidity [mg/L as CaCO3]	< 2	< 2	< 2	< 2	< 2	< 2
F [mg/L]	0.06	0.17	0.18	0.13	0.34	< 0.06
Cl [mg/L]	2.0	1.2	1.8	0.7	1.7	< 0.2
SO4 [mg/L]	2.9	8.7	52	72	150	< 0.2
Hg (diss) [mg/L]	< 0.00001	< 0.00001	< 0.00001	< 0.00001	< 0.00001	< 0.00001
Ag (diss) [mg/L]	< 0.00005	< 0.00005	< 0.00005	< 0.00005	< 0.00005	< 0.00005
Al (diss) [mg/L]	0.055	0.086	0.063	0.033	0.014	0.002
As (diss) [mg/L]	0.0087	0.0077	0.0517	0.0024	0.0005	< 0.0002
Ba (diss) [mg/L]	0.00149	0.00438	0.00898	0.00438	0.00643	0.00166
Be (diss) [mg/L]	< 0.000007	< 0.000007	< 0.000007	< 0.000007	< 0.000007	< 0.000007
B (diss) [mg/L]	0.014	0.022	0.092	0.071	0.058	< 0.002
Bi (diss) [mg/L]	< 0.00001	< 0.00001	< 0.00001	< 0.00001	0.00001	< 0.00001
Ca (diss) [mg/L]	7.41	9.58	21.5	42.7	64.9	0.87
Cd (diss) [mg/L]	0.000006	0.000005	0.000022	0.000129	0.000013	0.000020
Co (diss) [mg/L]	0.000029	0.000048	0.000063	0.000193	0.000175	0.000166
Cr (diss) [mg/L]	0.00010	0.00022	< 0.00008	< 0.00008	< 0.00008	< 0.00008
Cu (diss) [mg/L]	0.0012	0.0020	0.0007	0.0005	0.0005	0.0007
Fe (diss) [mg/L]	< 0.007	< 0.007	< 0.007	< 0.007	< 0.007	< 0.007
K (diss) [mg/L]	5.71	12.6	17.5	19.2	9.18	0.020
Mg (diss) [mg/L]	0.696	1.43	3.52	4.44	3.98	0.014
Mn (diss) [mg/L]	0.0185	0.0161	0.0742	0.116	0.352	0.00070
Mo (diss) [mg/L]	0.00094	0.00149	0.00199	0.00073	0.00098	< 0.00004
Na (diss) [mg/L]	6.70	6.74	11.8	4.66	2.35	0.03
Ni (diss) [mg/L]	0.0003	0.0011	0.0026	0.0007	0.0003	0.0002
P (diss) [mg/L]	0.012	0.016	0.014	< 0.003	0.006	< 0.003
Pb (diss) [mg/L]	< 0.00009	< 0.00009	< 0.00009	< 0.00009	< 0.00009	< 0.00009
S (diss) [mg/L]	< 3	3	23	46	63	< 3
Sb (diss) [mg/L]	0.0020	0.0041	0.0254	0.0020	< 0.0009	< 0.0009

OnLine LIMS

0003877243

Results relate only to the sample tested. Data reported represents the sample submitted to SGS. Reproduction of this analytical report in full or in part is prohibited without prior written approval. Please refer to SGS General Conditions of Services located at https://www.sgs.ca/en/terms-and-conditions (Printed copies are available upon request.)
Test method information available upon request. "Temperature Upon Receipt" is representative of the whole shipment and may not reflect the temperature of individual samples.
SGS Canada Inc. Environment-Health & Safety statement of conformity decision rule does not consider uncertainty when analytical results are compared to a specified standard or regulation.

SGS Canada Inc.
P.O. Box 4300 - 185 Concession St.
Lakefield - Ontario - KOL 2HO
Phone: 705-652-2000 FAX: 705-652-6365

Analysis	34: DX450227 Week 1	35: DX450230 Week 1	36: DX450232 Week 1	37: DX450233 Week 1	38: DX450239 Week 1	39: Column Blank Week 1
Se (diss) [mg/L]	0.00007	0.00012	0.00126	0.00158	0.00399	< 0.00004
Si (diss) [mg/L]	1.97	2.44	3.69	3.66	2.43	0.02
Sn (diss) [mg/L]	0.00464	0.00470	0.00440	0.00387	0.00468	0.00372
Sr (diss) [mg/L]	0.0244	0.0516	0.0859	0.163	0.177	0.00094
Th (diss) [mg/L]	< 0.0001	< 0.0001	< 0.0001	< 0.0001	< 0.0001	< 0.0001
Ti (diss) [mg/L]	0.00016	0.00032	0.00012	0.00008	< 0.00007	< 0.00007
Tl (diss) [mg/L]	0.000008	0.000016	0.000023	0.000007	0.000020	< 0.000005
U (diss) [mg/L]	0.0253	0.0301	0.0297	0.0110	0.00411	0.000006
V (diss) [mg/L]	0.00246	0.00256	0.00388	0.00022	0.00004	0.00002
W (diss) [mg/L]	0.00858	0.00539	0.00767	0.00145	0.00052	< 0.00002
Zn (diss) [mg/L]	< 0.002	0.002	0.004	0.034	0.023	0.022
Zr (diss) [mg/L]	< 0.002	< 0.002	< 0.002	< 0.002	< 0.002	< 0.002

Revised to include Zirconium analysis.

Alisha Kelly, B.Sc.,
Project Specialist,
Environment, Health & Safety

OnLine LIMS

0003877243

Results relate only to the sample tested. Data reported represents the sample submitted to SGS. Reproduction of this analytical report in full or in part is prohibited without prior written approval. Please refer to SGS General Conditions of Services located at https://www.sgs.ca/en/terms-and-conditions (Printed copies are available upon request.)
Test method information available upon request. "Temperature Upon Receipt" is representative of the whole shipment and may not reflect the temperature of individual samples.
SGS Canada Inc. Environment-Health & Safety statement of conformity decision rule does not consider uncertainty when analytical results are compared to a specified standard or regulation.

SGS Canada Inc.
P.O. Box 4300 - 185 Concession St.
Lakefield - Ontario - KOL 2HO
Phone: 705-652-2000 FAX: 705-652-6365

SGS Lakefield Environmental Met
Attn : Barb Bowman

Env ICP-MS Metals Dissolved

Project : CA20M-00000-110-19896-01

02-October-2024

Date Rec. : 17 August 2023
LR Report: **CA14807-AUG23**
Reference: 19896-01-05

Copy: #2

CERTIFICATE OF ANALYSIS
Final Report - Revised

Analysis	1: Analysis Start Date	2: Analysis Start Time	3: Analysis Completed Date	4: Analysis Completed Time	5: QC - Blank	6: QC - STD % Recovery	7: QC - DUP % Recovery	8: QC - Spike Rep	9: DX550053 Week 2	10: DX550073 Week 2	11: DX550089 Week 2
Sample Date & Time									NA	NA	NA
Temp Upon Receipt [°C]	---	---	---	---	---	---	---	---	19.0	19.0	19.0
pH [No unit]	21-Aug-23	13:59	23-Aug-23	11:41	NA	100%	100%	NA	7.94	8.06	7.91
Conductivity [uS/cm]	21-Aug-23	13:59	23-Aug-23	11:41	< 2	100%	100%	NA	89	117	113
Alkalinity [mg/L as CaCO3]	21-Aug-23	13:59	23-Aug-23	11:41	< 2	94%	100%	NA	42	52	43
Acidity [mg/L as CaCO3]	21-Aug-23	13:59	23-Aug-23	11:41	< 2	98%	ND	NA	< 2	< 2	< 2
F [mg/L]	23-Aug-23	07:20	23-Aug-23	11:45	< 0.06	100%	96%	90%	< 0.06	0.14	0.10
Cl [mg/L]	23-Aug-23	19:09	27-Aug-23	12:36	< 0.2	102%	ND	105%	< 0.2	0.3	< 0.2
SO4 [mg/L]	23-Aug-23	19:09	27-Aug-23	12:36	< 0.2	98%	99%	96%	6.1	12	17
Hg (diss) [mg/L]	22-Aug-23	20:46	31-Aug-23	11:45	< 0.00001	97%		94%	< 0.00001	< 0.00001	< 0.00001
Ag (diss) [mg/L]	24-Aug-23	12:32	31-Aug-23	11:45	< 0.00005	103%		93%	< 0.00005	< 0.00005	< 0.00005
Al (diss) [mg/L]	24-Aug-23	12:32	31-Aug-23	11:45	< 0.001	104%		NV	0.178	0.098	0.109
As (diss) [mg/L]	24-Aug-23	12:32	31-Aug-23	15:08	< 0.0002	102%		110%	0.0040	0.141	0.0171
Ba (diss) [mg/L]	24-Aug-23	12:32	31-Aug-23	11:46	< 0.00008	99%		102%	0.00654	0.00553	0.00361
Be (diss) [mg/L]	24-Aug-23	12:32	31-Aug-23	11:46	< 0.000007	108%		103%	< 0.000007	< 0.000007	< 0.000007
B (diss) [mg/L]	24-Aug-23	12:32	31-Aug-23	11:46	< 0.002	110%		110%	0.014	0.025	0.010
Bi (diss) [mg/L]	24-Aug-23	12:32	31-Aug-23	11:46	< 0.00001	95%		107%	< 0.00001	< 0.00001	< 0.00001
Ca (diss) [mg/L]	24-Aug-23	12:32	31-Aug-23	11:46	< 0.01	103%		105%	13.1	14.6	14.5

OnLine LIMS

0003877231

Results relate only to the sample tested. Data reported represents the sample submitted to SGS. Reproduction of this analytical report in full or in part is prohibited without prior written approval. Please refer to SGS General Conditions of Services located at https://www.sgs.ca/en/terms-and-conditions (Printed copies are available upon request.)
Test method information available upon request. "Temperature Upon Receipt" is representative of the whole shipment and may not reflect the temperature of individual samples.
SGS Canada Inc. Environment-Health & Safety statement of conformity decision rule does not consider uncertainty when analytical results are compared to a specified standard or regulation.

SGS Canada Inc.
P.O. Box 4300 - 185 Concession St.
Lakefield - Ontario - KOL 2HO
Phone: 705-652-2000 FAX: 705-652-6365

Env ICP-MS Metals Dissolved

Project : CA20M-00000-110-19896-01

LR Report : **CA14807-AUG23**

Analysis	1: Analysis Start Date	2: Analysis Start Time	3: Analysis Completed Date	4: Analysis Completed Time	5: QC - Blank	6: QC - STD % Recovery	7: QC - DUP % Recovery	8: QC - Spike Rep	9: DX550053 Week 2	10: DX550073 Week 2	11: DX550089 Week 2
Cd (diss) [mg/L]	24-Aug-23	12:32	31-Aug-23	11:46	< 0.000003	104%		119%	< 0.000003	< 0.000003	0.000011
Co (diss) [mg/L]	24-Aug-23	12:32	31-Aug-23	11:47	< 0.000004	103%		109%	0.000053	0.000274	0.000091
Cr (diss) [mg/L]	24-Aug-23	12:32	31-Aug-23	11:47	< 0.00008	103%		126%	0.00022	0.00017	0.00212
Cu (diss) [mg/L]	24-Aug-23	12:32	31-Aug-23	11:47	< 0.0002	106%		119%	0.0003	0.0004	0.0006
Fe (diss) [mg/L]	24-Aug-23	12:32	31-Aug-23	11:47	< 0.007	104%		NV	0.101	0.008	0.022
K (diss) [mg/L]	24-Aug-23	12:32	31-Aug-23	11:47	< 0.009	106%		102%	3.71	5.55	9.96
Mg (diss) [mg/L]	24-Aug-23	12:32	31-Aug-23	11:47	< 0.001	108%		105%	2.14	2.31	1.65
Mn (diss) [mg/L]	24-Aug-23	12:32	31-Aug-23	11:47	< 0.00001	105%		NV	0.0336	0.0330	0.0385
Mo (diss) [mg/L]	24-Aug-23	12:32	31-Aug-23	11:47	< 0.00004	100%		106%	0.00012	0.00066	0.00059
Na (diss) [mg/L]	24-Aug-23	12:32	31-Aug-23	11:47	< 0.01	108%		110%	1.83	5.80	1.84
Ni (diss) [mg/L]	24-Aug-23	12:32	31-Aug-23	11:47	< 0.0001	104%		0%	< 0.0001	0.0016	0.0008
P (diss) [mg/L]	24-Aug-23	12:32	31-Aug-23	11:47	< 0.003	104%		NV	0.003	0.010	0.008
Pb (diss) [mg/L]	24-Aug-23	12:32	31-Aug-23	11:47	< 0.00009	100%		101%	< 0.00009	< 0.00009	0.00024
S (diss) [mg/L]	24-Aug-23	12:32	31-Aug-23	11:47	< 1	102%		NV	< 3	4	6
Sb (diss) [mg/L]	24-Aug-23	12:32	31-Aug-23	15:08	< 0.0009	110%		109%	0.0020	0.0009	0.0065
Se (diss) [mg/L]	24-Aug-23	12:32	31-Aug-23	11:47	< 0.00004	97%		122%	0.00028	0.00042	0.00015
Si (diss) [mg/L]	24-Aug-23	12:32	31-Aug-23	11:47	< 0.02	94%		NV	2.21	1.55	1.77
Sn (diss) [mg/L]	24-Aug-23	12:32	31-Aug-23	11:47	< 0.00006	98%		NV	0.00200	0.00284	0.00241
Sr (diss) [mg/L]	24-Aug-23	12:32	31-Aug-23	11:47	< 0.00008	96%		97%	0.0880	0.0815	0.0729
Th (diss) [mg/L]	24-Aug-23	12:32	31-Aug-23	11:47	< 0.0001	90%		NV	< 0.0001	< 0.0001	< 0.0001
Ti (diss) [mg/L]	24-Aug-23	12:32	31-Aug-23	11:47	< 0.00005	102%		NV	< 0.00007	0.00020	0.00022
Tl (diss) [mg/L]	24-Aug-23	12:32	31-Aug-23	11:47	< 0.000005	99%		118%	< 0.000005	0.000007	0.000010
U (diss) [mg/L]	24-Aug-23	12:32	31-Aug-23	11:47	< 0.000002	96%		115%	0.000144	0.000134	0.0143
V (diss) [mg/L]	24-Aug-23	12:32	31-Aug-23	11:47	< 0.00001	105%		111%	0.00571	0.00782	0.00153
W (diss) [mg/L]	24-Aug-23	12:32	31-Aug-23	11:47	< 0.00002	99%		NV	0.00074	0.00338	0.00154
Zn (diss) [mg/L]	24-Aug-23	12:32	31-Aug-23	11:47	< 0.002	100%		NV	< 0.002	< 0.002	< 0.002
Zr (diss) [mg/L]	24-Aug-23	13:26	01-Oct-24	13:05	< 0.002	93%		NV	< 0.002	< 0.002	< 0.002

Analysis	12: DX550101 Week 2	13: DX450017 Week 2	14: DX450022 Week 2	15: DX450030 Week 2	16: DX450039 Week 2	17: DX450049 Week 2	18: DX450051 Week 2	19: DX450071 Week 2	20: DX450080 Week 2	21: DX450089 Week 2	22: DX450105 Week 2
Sample Date & Time	NA	NA	NA	NA	NA	NA	NA	NA	NA	NA	NA

OnLine LIMS

0003877231

Results relate only to the sample tested. Data reported represents the sample submitted to SGS. Reproduction of this analytical report in full or in part is prohibited without prior written approval. Please refer to SGS General Conditions of Services located at https://www.sgs.ca/en/terms-and-conditions (Printed copies are available upon request.)
Test method information available upon request. "Temperature Upon Receipt" is representative of the whole shipment and may not reflect the temperature of individual samples.
SGS Canada Inc. Environment-Health & Safety statement of conformity decision rule does not consider uncertainty when analytical results are compared to a specified standard or regulation.

SGS Canada Inc.
P.O. Box 4300 - 185 Concession St.
Lakefield - Ontario - KOL 2HO
Phone: 705-652-2000 FAX: 705-652-6365

Env ICP-MS Metals Dissolved

Project : CA20M-00000-110-19896-01

LR Report : **CA14807-AUG23**

Analysis	12: DX550101 Week 2	13: DX450017 Week 2	14: DX450022 Week 2	15: DX450030 Week 2	16: DX450039 Week 2	17: DX450049 Week 2	18: DX450051 Week 2	19: DX450071 Week 2	20: DX450080 Week 2	21: DX450089 Week 2	22: DX450105 Week 2
Temp Upon Receipt [°C]	19.0	19.0	19.0	19.0	19.0	19.0	19.0	19.0	19.0	19.0	19.0
pH [No unit]	8.05	7.72	8.01	7.75	7.61	7.86	7.64	7.95	7.84	8.03	7.85
Conductivity [uS/cm]	89	117	94	78	96	76	133	132	100	211	131
Alkalinity [mg/L as CaCO3]	48	35	51	31	30	34	30	45	37	66	46
Acidity [mg/L as CaCO3]	< 2	< 2	< 2	< 2	< 2	< 2	< 2	< 2	< 2	< 2	< 2
F [mg/L]	< 0.06	0.16	< 0.06	0.12	0.08	< 0.06	0.10	0.10	0.12	< 0.06	0.42
Cl [mg/L]	< 0.2	0.5	< 0.2	< 0.2	< 0.2	< 0.2	< 0.2	0.6	< 0.2	0.5	< 0.2
SO4 [mg/L]	4.7	20	6.4	11	13	4.0	24	18	9.3	34	16
Hg (diss) [mg/L]	< 0.00001	< 0.00001	< 0.00001	< 0.00001	< 0.00001	< 0.00001	< 0.00001	< 0.00001	< 0.00001	< 0.00001	< 0.00001
Ag (diss) [mg/L]	< 0.00005	< 0.00005	< 0.00005	< 0.00005	< 0.00005	< 0.00005	< 0.00005	< 0.00005	< 0.00005	< 0.00005	< 0.00005
Al (diss) [mg/L]	0.154	0.050	0.202	0.073	0.067	0.266	0.053	0.104	0.128	0.098	0.063
As (diss) [mg/L]	0.0026	0.0264	0.0073	0.0319	0.252	0.0069	0.0010	0.188	0.0544	0.0007	1.27
Ba (diss) [mg/L]	0.00246	0.00291	0.00130	0.00441	0.00275	0.00780	0.00328	0.00234	0.00263	0.00778	0.00183
Be (diss) [mg/L]	< 0.000007	< 0.000007	< 0.000007	< 0.000007	< 0.000007	< 0.000007	< 0.000007	< 0.000007	< 0.000007	< 0.000007	< 0.000007
B (diss) [mg/L]	0.007	0.061	0.014	0.015	0.007	0.006	0.019	0.045	0.012	0.022	0.009
Bi (diss) [mg/L]	< 0.00001	< 0.00001	< 0.00001	< 0.00001	< 0.00001	< 0.00001	< 0.00001	< 0.00001	< 0.00001	< 0.00001	< 0.00001
Ca (diss) [mg/L]	13.1	12.8	16.1	11.2	11.5	9.04	16.1	15.3	7.66	22.8	20.9
Cd (diss) [mg/L]	< 0.000003	0.000016	< 0.000003	0.000012	0.000020	0.000004	0.000097	0.000010	0.000007	0.000003	< 0.000003
Co (diss) [mg/L]	0.000062	0.000178	0.000083	0.000053	0.000096	0.000077	0.000087	0.000113	0.000092	0.000082	0.000455
Cr (diss) [mg/L]	0.00012	< 0.00008	0.00014	0.00065	0.00034	0.00023	< 0.00008	0.00015	< 0.00008	0.00009	< 0.00008
Cu (diss) [mg/L]	0.0003	0.0004	0.0007	0.0011	0.0012	0.0008	< 0.0002	0.0004	0.0010	0.0015	0.0008
Fe (diss) [mg/L]	< 0.007	< 0.007	1.16	0.048	0.307	< 0.007	< 0.007	< 0.007	0.065	0.058	< 0.007
K (diss) [mg/L]	2.72	6.99	1.52	4.29	6.40	1.54	9.58	4.37	13.5	14.5	5.69
Mg (diss) [mg/L]	1.78	0.816	1.96	0.516	0.806	1.24	1.16	1.23	1.36	6.18	0.495
Mn (diss) [mg/L]	0.0541	0.0150	0.0497	0.0839	0.114	0.0274	0.0977	0.0437	0.00464	0.0390	0.0675
Mo (diss) [mg/L]	0.00016	0.00080	0.00030	0.00050	0.00042	0.00209	0.00026	0.00263	0.00022	0.00025	0.00025
Na (diss) [mg/L]	2.26	5.10	1.47	2.09	1.35	3.90	1.04	6.80	1.69	0.94	0.45
Ni (diss) [mg/L]	0.0002	0.0013	0.0002	0.0006	0.0053	0.0016	0.0015	0.0011	0.0003	0.0068	< 0.0001
P (diss) [mg/L]	0.005	0.005	< 0.003	0.010	0.004	0.004	0.004	0.005	0.003	0.005	< 0.003
Pb (diss) [mg/L]	0.00024	0.00010	0.00033	0.00030	0.00013	< 0.00009	0.155	0.00022	0.00030	0.00011	0.00014
S (diss) [mg/L]	< 3	6	< 3	3	6	< 3	14	6	< 3	13	5
Sb (diss) [mg/L]	0.0017	< 0.0009	< 0.0009	0.0049	0.0086	0.0059	0.160	0.0096	0.0041	< 0.0009	0.0206
Se (diss) [mg/L]	0.00010	0.00009	0.00019	0.00041	0.00034	0.00257	0.00175	0.0135	0.00018	0.00080	0.00023

OnLine LIMS

0003877231

Results relate only to the sample tested. Data reported represents the sample submitted to SGS. Reproduction of this analytical report in full or in part is prohibited without prior written approval. Please refer to SGS General Conditions of Services located at https://www.sgs.ca/en/terms-and-conditions (Printed copies are available upon request.)
Test method information available upon request. "Temperature Upon Receipt" is representative of the whole shipment and may not reflect the temperature of individual samples.
SGS Canada Inc. Environment-Health & Safety statement of conformity decision rule does not consider uncertainty when analytical results are compared to a specified standard or regulation.

SGS Canada Inc.
P.O. Box 4300 - 185 Concession St.
Lakefield - Ontario - KOL 2HO
Phone: 705-652-2000 FAX: 705-652-6365

Env ICP-MS Metals Dissolved

Project : CA20M-00000-110-19896-01

LR Report : **CA14807-AUG23**

Analysis	12: DX550101 Week 2	13: DX450017 Week 2	14: DX450022 Week 2	15: DX450030 Week 2	16: DX450039 Week 2	17: DX450049 Week 2	18: DX450051 Week 2	19: DX450071 Week 2	20: DX450080 Week 2	21: DX450089 Week 2	22: DX450105 Week 2
Si (diss) [mg/L]	1.64	1.63	1.59	1.79	1.78	2.43	2.50	1.64	1.87	1.85	3.80
Sn (diss) [mg/L]	0.00215	0.00308	0.00189	0.00173	0.00221	0.00235	0.00168	0.00267	0.00172	0.00201	0.00261
Sr (diss) [mg/L]	0.0383	0.102	0.0328	0.0365	0.0236	0.0517	0.0598	0.0989	0.0432	0.103	0.0244
Th (diss) [mg/L]	< 0.0001	< 0.0001	< 0.0001	< 0.0001	< 0.0001	< 0.0001	< 0.0001	< 0.0001	< 0.0001	< 0.0001	0.0002
Ti (diss) [mg/L]	< 0.00007	0.00012	< 0.00007	0.00010	0.00019	0.00008	< 0.00007	< 0.00007	0.00014	< 0.00007	0.00012
Tl (diss) [mg/L]	< 0.000005	0.000015	< 0.000005	< 0.000005	0.000007	< 0.000005	0.000026	< 0.000005	0.000006	< 0.000005	0.000016
U (diss) [mg/L]	0.000321	0.000535	0.000240	0.0116	0.0137	0.0133	0.000127	0.00798	0.00329	0.000062	0.0736
V (diss) [mg/L]	0.00415	0.00042	0.00341	0.00049	0.00259	0.00069	0.00001	0.00132	0.00173	0.00062	0.00023
W (diss) [mg/L]	0.00064	0.00204	0.00045	0.00208	0.00124	0.00126	0.00113	0.00366	0.00411	0.00106	0.00119
Zn (diss) [mg/L]	< 0.002	< 0.002	< 0.002	0.003	0.002	< 0.002	0.025	0.003	< 0.002	< 0.002	0.003
Zr (diss) [mg/L]	< 0.002	< 0.002	< 0.002	< 0.002	< 0.002	< 0.002	< 0.002	< 0.002	< 0.002	< 0.002	< 0.002

Analysis	23: DX450113 Week 2	24: DX450119 Week 2	25: DX450130 Week 2	26: DX450135 Week 2	27: DX450137 Week 2	28: DX450143 Week 2	29: DX450144 Week 2	30: DX450153 Week 2	31: DX450155 Week 2	32: DX450170 Week 2	33: DX450200 Week 2
Sample Date & Time	NA	NA	NA	NA	NA	NA	NA	NA	NA	NA	NA
Temp Upon Receipt [°C]	19.0	19.0	19.0	19.0	19.0	19.0	19.0	19.0	19.0	19.0	19.0
pH [No unit]	7.96	7.81	7.91	7.84	7.84	7.82	7.80	7.85	7.89	7.73	7.79
Conductivity [uS/cm]	104	497	98	69	79	130	101	178	177	135	157
Alkalinity [mg/L as CaCO3]	49	49	48	34	34	42	38	53	48	34	38
Acidity [mg/L as CaCO3]	< 2	< 2	< 2	< 2	< 2	< 2	< 2	< 2	< 2	< 2	3
F [mg/L]	< 0.06	< 0.06	< 0.06	< 0.06	0.06	0.15	0.17	0.15	0.29	0.28	0.15
Cl [mg/L]	0.3	1.0	< 0.2	< 0.2	0.2	< 0.2	0.3	< 0.2	0.3	0.2	0.3
SO4 [mg/L]	8.5	180	6.2	4.1	7.7	23	16	42	45	35	32
Hg (diss) [mg/L]	< 0.00001	< 0.00001	< 0.00001	< 0.00001	< 0.00001	< 0.00001	0.00001	< 0.00001	< 0.00001	< 0.00001	< 0.00001
Ag (diss) [mg/L]	< 0.00005	< 0.00005	< 0.00005	< 0.00005	< 0.00005	< 0.00005	< 0.00005	< 0.00005	< 0.00005	< 0.00005	< 0.00005
Al (diss) [mg/L]	0.119	0.021	0.095	0.170	0.211	0.123	0.079	0.098	0.065	0.038	0.021
As (diss) [mg/L]	0.0426	0.0004	0.167	0.0871	0.0550	0.0132	2.59	0.0019	0.0271	0.0032	0.0067
Ba (diss) [mg/L]	0.00500	0.0668	0.0140	0.00141	0.00198	0.00470	0.00236	0.00456	0.00494	0.00891	0.00739
Be (diss) [mg/L]	< 0.000007	< 0.000007	< 0.000007	< 0.000007	< 0.000007	< 0.000007	< 0.000007	< 0.000007	< 0.000007	< 0.000007	< 0.000007
B (diss) [mg/L]	0.122	0.057	0.009	0.008	0.012	0.016	0.026	0.012	0.035	0.020	0.024
Bi (diss) [mg/L]	< 0.00001	< 0.00001	< 0.00001	< 0.00001	< 0.00001	< 0.00001	< 0.00001	0.00001	< 0.00001	0.00002	< 0.00001

OnLine LIMS

0003877231

Results relate only to the sample tested. Data reported represents the sample submitted to SGS. Reproduction of this analytical report in full or in part is prohibited without prior written approval. Please refer to SGS General Conditions of Services located at https://www.sgs.ca/en/terms-and-conditions (Printed copies are available upon request.)
Test method information available upon request. "Temperature Upon Receipt" is representative of the whole shipment and may not reflect the temperature of individual samples.
SGS Canada Inc. Environment-Health & Safety statement of conformity decision rule does not consider uncertainty when analytical results are compared to a specified standard or regulation.

SGS Canada Inc.
P.O. Box 4300 - 185 Concession St.
Lakefield - Ontario - KOL 2HO
Phone: 705-652-2000 FAX: 705-652-6365

Env ICP-MS Metals Dissolved

Project : CA20M-00000-110-19896-01

LR Report : **CA14807-AUG23**

Analysis	23: DX450113 Week 2	24: DX450119 Week 2	25: DX450130 Week 2	26: DX450135 Week 2	27: DX450137 Week 2	28: DX450143 Week 2	29: DX450144 Week 2	30: DX450153 Week 2	31: DX450155 Week 2	32: DX450170 Week 2	33: DX450200 Week 2
Ca (diss) [mg/L]	14.0	82.2	12.5	8.88	9.28	13.7	13.3	35.6	25.2	22.5	23.6
Cd (diss) [mg/L]	0.000004	0.000253	< 0.000003	0.000008	0.000006	0.000005	0.000007	0.000053	0.000146	0.000137	0.00157
Co (diss) [mg/L]	0.000102	0.00271	0.000221	0.000068	0.000049	0.000110	0.00397	0.000095	0.000269	0.000130	0.000472
Cr (diss) [mg/L]	0.00014	0.00025	0.00158	0.00062	0.00016	< 0.00008	0.00086	0.00017	0.00009	< 0.00008	0.00368
Cu (diss) [mg/L]	0.0003	0.0007	0.0022	0.0007	0.0012	0.0002	0.0018	0.0009	0.0016	0.0004	0.0069
Fe (diss) [mg/L]	< 0.007	0.150	0.022	< 0.007	< 0.007	0.125	< 0.007	0.011	< 0.007	0.140	0.086
K (diss) [mg/L]	4.89	14.8	7.70	6.26	7.97	16.2	5.19	9.10	8.73	4.02	8.99
Mg (diss) [mg/L]	2.49	3.77	1.35	0.912	0.993	1.80	1.50	2.21	2.63	1.04	1.58
Mn (diss) [mg/L]	0.0538	1.00	0.0346	0.0206	0.00708	0.00218	0.00980	0.0855	0.128	0.155	0.410
Mo (diss) [mg/L]	0.00032	0.00035	0.00065	0.00033	0.00025	0.00030	0.00126	0.00041	0.00348	0.00106	0.00122
Na (diss) [mg/L]	2.29	6.94	3.33	1.20	1.64	1.32	3.54	0.74	4.80	1.37	1.69
Ni (diss) [mg/L]	0.0010	0.0040	0.0045	0.0014	0.0017	0.0006	0.0189	0.0007	0.0015	0.0001	0.0340
P (diss) [mg/L]	0.004	< 0.003	0.004	0.007	< 0.003	0.004	0.012	0.008	0.006	0.004	0.006
Pb (diss) [mg/L]	0.00019	0.00014	0.00015	0.00019	0.00017	0.00022	0.00029	0.00047	0.00040	0.00918	0.00009
S (diss) [mg/L]	< 3	68	< 3	< 3	< 3	7	4	14	15	12	23
Sb (diss) [mg/L]	0.0102	< 0.0009	0.0139	0.0035	0.0052	0.0019	0.0040	0.0024	0.0116	0.0078	0.0413
Se (diss) [mg/L]	0.00005	0.00127	0.00198	0.00011	0.00006	0.00017	0.00036	0.00062	0.00266	0.0122	0.00060
Si (diss) [mg/L]	1.71	1.89	1.73	2.31	2.69	1.92	2.43	4.29	2.94	2.31	3.10
Sn (diss) [mg/L]	0.00244	0.00249	0.00293	0.00189	0.00347	0.00235	0.00369	0.00403	0.00341	0.00205	0.00184
Sr (diss) [mg/L]	0.0749	0.212	0.0641	0.0375	0.0576	0.0575	0.0845	0.0932	0.153	0.0877	0.0626
Th (diss) [mg/L]	< 0.0001	< 0.0001	< 0.0001	< 0.0001	< 0.0001	< 0.0001	< 0.0001	< 0.0001	< 0.0001	< 0.0001	< 0.0001
Ti (diss) [mg/L]	< 0.00007	< 0.00007	0.00009	< 0.00007	0.00010	0.00009	0.00021	0.00020	0.00013	0.00008	0.00017
Tl (diss) [mg/L]	< 0.000005	< 0.000005	< 0.000005	0.000009	0.000007	< 0.000005	0.000005	0.000024	0.000018	0.000021	0.000040
U (diss) [mg/L]	0.000271	0.000247	0.0102	0.0158	0.0229	0.00083	0.00181	0.00140	0.0260	0.00227	0.00313
V (diss) [mg/L]	0.00081	0.00006	0.00300	0.00158	0.00635	0.00058	0.00316	0.00028	0.00179	0.00006	0.00056
W (diss) [mg/L]	0.00240	0.00008	0.00216	0.00050	0.00117	0.00100	0.00108	0.00076	0.00357	0.00091	0.00241
Zn (diss) [mg/L]	< 0.002	0.062	0.002	< 0.002	< 0.002	0.002	0.002	0.018	0.015	0.011	0.109
Zr (diss) [mg/L]	< 0.002	< 0.002	< 0.002	< 0.002	< 0.002	< 0.002	< 0.002	< 0.002	< 0.002	< 0.002	< 0.002

OnLine LIMS

0003877231

Results relate only to the sample tested. Data reported represents the sample submitted to SGS. Reproduction of this analytical report in full or in part is prohibited without prior written approval. Please refer to SGS General Conditions of Services located at https://www.sgs.ca/en/terms-and-conditions (Printed copies are available upon request.)
Test method information available upon request. "Temperature Upon Receipt" is representative of the whole shipment and may not reflect the temperature of individual samples.
SGS Canada Inc. Environment-Health & Safety statement of conformity decision rule does not consider uncertainty when analytical results are compared to a specified standard or regulation.

SGS Canada Inc.
P.O. Box 4300 - 185 Concession St.
Lakefield - Ontario - KOL 2HO
Phone: 705-652-2000 FAX: 705-652-6365

Env ICP-MS Metals Dissolved

Project : CA20M-00000-110-19896-01

LR Report : **CA14807-AUG23**

Analysis	34: DX450227 Week 2	35: DX450230 Week 2	36: DX450232 Week 2	37: DX450233 Week 2	38: DX450239 Week 2	39: Column Blank Week 2
Sample Date & Time	NA	NA	NA	NA	NA	NA
Temp Upon Receipt [°C]	19.0	19.0	19.0	19.0	19.0	19.0
pH [No unit]	7.88	7.90	7.86	7.93	7.67	5.64
Conductivity [uS/cm]	81	93	137	214	189	< 2
Alkalinity [mg/L as CaCO3]	41	47	42	58	32	< 2
Acidity [mg/L as CaCO3]	< 2	< 2	< 2	< 2	< 2	2
F [mg/L]	0.06	0.14	0.12	0.10	0.29	< 0.06
Cl [mg/L]	0.6	0.2	< 0.2	0.3	0.4	< 0.2
SO4 [mg/L]	2.2	4.8	24	52	65	< 0.2
Hg (diss) [mg/L]	< 0.00001	< 0.00001	< 0.00001	< 0.00001	< 0.00001	< 0.00001
Ag (diss) [mg/L]	< 0.00005	< 0.00005	< 0.00005	< 0.00005	< 0.00005	< 0.00005
Al (diss) [mg/L]	0.082	0.126	0.105	0.042	0.024	0.002
As (diss) [mg/L]	0.0095	0.0079	0.0445	0.0021	0.0004	< 0.0002
Ba (diss) [mg/L]	0.00173	0.00324	0.00468	0.00252	0.00316	0.00058
Be (diss) [mg/L]	< 0.000007	< 0.000007	< 0.000007	< 0.000007	< 0.000007	< 0.000007
B (diss) [mg/L]	0.011	0.013	0.033	0.033	0.034	< 0.002
Bi (diss) [mg/L]	< 0.00001	< 0.00001	< 0.00001	< 0.00001	< 0.00001	< 0.00001
Ca (diss) [mg/L]	9.54	9.86	15.9	33.5	32.9	0.06
Cd (diss) [mg/L]	0.000005	0.000004	0.000018	0.000171	0.000013	0.000012
Co (diss) [mg/L]	0.000036	0.000031	0.000044	0.000195	0.000097	0.000028
Cr (diss) [mg/L]	0.00019	0.00010	< 0.00008	< 0.00008	0.00045	< 0.00008
Cu (diss) [mg/L]	0.0013	0.0011	0.0004	0.0004	0.0008	0.0011
Fe (diss) [mg/L]	1.03	0.028	< 0.007	0.093	0.018	< 0.007
K (diss) [mg/L]	5.58	10.8	9.93	13.3	5.98	0.033
Mg (diss) [mg/L]	0.878	1.38	2.09	3.15	1.71	0.006
Mn (diss) [mg/L]	0.0304	0.0208	0.0565	0.116	0.142	0.00038
Mo (diss) [mg/L]	0.00046	0.00048	0.00048	0.00029	0.00089	< 0.00004
Na (diss) [mg/L]	4.97	3.31	2.79	2.02	0.85	0.09
Ni (diss) [mg/L]	0.0027	0.0006	0.0014	0.0005	0.0015	0.0004
P (diss) [mg/L]	0.009	0.015	0.007	< 0.003	0.004	0.007
Pb (diss) [mg/L]	< 0.00009	< 0.00009	< 0.00009	< 0.00009	0.00010	0.00012
S (diss) [mg/L]	< 3	< 3	10	26	21	< 3
Sb (diss) [mg/L]	0.0017	0.0027	0.0149	0.0016	< 0.0009	< 0.0009

OnLine LIMS

0003877231

Results relate only to the sample tested. Data reported represents the sample submitted to SGS. Reproduction of this analytical report in full or in part is prohibited without prior written approval. Please refer to SGS General Conditions of Services located at https://www.sgs.ca/en/terms-and-conditions (Printed copies are available upon request.)
Test method information available upon request. "Temperature Upon Receipt" is representative of the whole shipment and may not reflect the temperature of individual samples.
SGS Canada Inc. Environment-Health & Safety statement of conformity decision rule does not consider uncertainty when analytical results are compared to a specified standard or regulation.

SGS Canada Inc.
P.O. Box 4300 - 185 Concession St.
Lakefield - Ontario - KOL 2HO
Phone: 705-652-2000 FAX: 705-652-6365

Analysis	34: DX450227 Week 2	35: DX450230 Week 2	36: DX450232 Week 2	37: DX450233 Week 2	38: DX450239 Week 2	39: Column Blank Week 2
Se (diss) [mg/L]	0.00004	0.00006	0.00067	0.00103	0.00207	< 0.00004
Si (diss) [mg/L]	1.92	2.06	2.41	2.91	2.15	< 0.02
Sn (diss) [mg/L]	0.00272	0.00221	0.00194	0.00172	0.00408	0.00130
Sr (diss) [mg/L]	0.0283	0.0459	0.0493	0.111	0.0793	0.00016
Th (diss) [mg/L]	< 0.0001	< 0.0001	< 0.0001	< 0.0001	< 0.0001	< 0.0001
Ti (diss) [mg/L]	0.00034	0.00034	0.00024	< 0.00007	< 0.00007	< 0.00007
Tl (diss) [mg/L]	0.000007	0.000017	0.000018	0.000005	0.000015	< 0.000005
U (diss) [mg/L]	0.0222	0.0214	0.0144	0.0065	0.00108	0.000009
V (diss) [mg/L]	0.00330	0.00329	0.00445	0.00031	0.00006	< 0.00001
W (diss) [mg/L]	0.00545	0.00201	0.00308	0.00088	0.00060	0.00003
Zn (diss) [mg/L]	< 0.002	< 0.002	0.002	0.025	0.006	0.017
Zr (diss) [mg/L]	< 0.002	< 0.002	< 0.002	< 0.002	< 0.002	< 0.002

Revised to include Zirconium analysis.

NA - Not applicable
ND - Not Detected
NV - No Value

ODWS - Ontario Drinking Water Standards
MAC/IMAC - Maximum / Interim Maximum Acceptable Concentration
AO/OG - Aesthetic Objective / Operational Guideline
* Exceeds ODWS limit
** No ODWS limit



Alisha Kelly, B.Sc.,
Project Specialist,
Environment, Health & Safety

OnLine LIMS

0003877231

Results relate only to the sample tested. Data reported represents the sample submitted to SGS. Reproduction of this analytical report in full or in part is prohibited without prior written approval. Please refer to SGS General Conditions of Services located at https://www.sgs.ca/en/terms-and-conditions (Printed copies are available upon request.)
Test method information available upon request. "Temperature Upon Receipt" is representative of the whole shipment and may not reflect the temperature of individual samples.
SGS Canada Inc. Environment-Health & Safety statement of conformity decision rule does not consider uncertainty when analytical results are compared to a specified standard or regulation.

SGS Canada Inc.
P.O. Box 4300 - 185 Concession St.
Lakefield - Ontario - KOL 2HO
Phone: 705-652-2000 FAX: 705-652-6365

SGS Lakefield Environmental Met
Attn : Barb Bowman

Env ICP-MS Metals Dissolved

Project : CA20M-00000-110-19896-01

02-October-2024

Date Rec. : 23 August 2023
LR Report: **CA15308-AUG23**
Reference: 19896-01-06

Copy: #2

CERTIFICATE OF ANALYSIS
Final Report - Revised

Analysis	1: Analysis Start Date	2: Analysis Start Time	3: Analysis Completed Date	4: Analysis Completed Time	5: QC - Blank	6: QC - STD % Recovery	7: QC - DUP % Recovery	8: QC - Spike Rep	9: DX550053 Week 3	10: DX550073 Week 3	11: DX550089 Week 3
Sample Date & Time									N/A	N/A	N/A
Temp Upon Receipt [°C]	---	---	---	---	---	---	---	---	19.0	19.0	19.0
pH [No unit]	31-Aug-23	06:43	01-Sep-23	09:54	NA	100%		NA	7.70	8.11	7.90
Conductivity [uS/cm]	31-Aug-23	06:43	01-Sep-23	09:54	< 2	99%		NA	88	117	194
Alkalinity [mg/L as CaCO3]	31-Aug-23	06:43	01-Sep-23	09:54	< 2	100%		NA	38	60	66
Acidity [mg/L as CaCO3]	31-Aug-23	06:43	01-Sep-23	09:54	2	94%		NA	< 2	< 2	< 2
F [mg/L]	26-Aug-23	10:25	28-Aug-23	09:39	< 0.06	104%	ND	94%	< 0.06	0.13	< 0.06
Cl [mg/L]	05-Sep-23	22:00	11-Sep-23	12:40	< 0.2	105%	94%	105%	< 0.2	< 0.2	0.4
SO4 [mg/L]	05-Sep-23	22:00	11-Sep-23	16:38	< 0.2	102%	99%	108%	4.4	8.8	26
Hg (diss) [mg/L]	29-Aug-23	22:27	01-Sep-23	15:58	< 0.00001	96%		90%	< 0.00001	< 0.00001	< 0.00001
Ag (diss) [mg/L]	31-Aug-23	19:43	01-Sep-23	15:58	< 0.00005	98%		86%	0.00130	0.00092	0.00075
Al (diss) [mg/L]	31-Aug-23	19:43	01-Sep-23	15:58	< 0.001	91%		91%	0.182	0.084	0.101
As (diss) [mg/L]	31-Aug-23	19:43	01-Sep-23	15:58	< 0.0002	100%		87%	0.0055	0.207	0.0008
Ba (diss) [mg/L]	31-Aug-23	19:43	01-Sep-23	15:58	< 0.00008	96%		96%	0.00603	0.00600	0.00706
Be (diss) [mg/L]	31-Aug-23	19:43	01-Sep-23	15:58	< 0.000007	96%		76%	< 0.000007	< 0.000007	< 0.000007
B (diss) [mg/L]	31-Aug-23	19:43	01-Sep-23	15:58	< 0.002	99%		100%	0.009	0.018	0.015
Bi (diss) [mg/L]	31-Aug-23	19:43	01-Sep-23	15:58	< 0.00001	94%		89%	< 0.00001	< 0.00001	< 0.00001
Ca (diss) [mg/L]	31-Aug-23	19:43	01-Sep-23	15:58	< 0.01	104%		102%	12.2	15.2	22.5

OnLine LIMS

0003877237

Results relate only to the sample tested. Data reported represents the sample submitted to SGS. Reproduction of this analytical report in full or in part is prohibited without prior written approval. Please refer to SGS General Conditions of Services located at https://www.sgs.ca/en/terms-and-conditions (Printed copies are available upon request.)
Test method information available upon request. "Temperature Upon Receipt" is representative of the whole shipment and may not reflect the temperature of individual samples.
SGS Canada Inc. Environment-Health & Safety statement of conformity decision rule does not consider uncertainty when analytical results are compared to a specified standard or regulation.

SGS Canada Inc.
P.O. Box 4300 - 185 Concession St.
Lakefield - Ontario - KOL 2HO
Phone: 705-652-2000 FAX: 705-652-6365

Env ICP-MS Metals Dissolved

Project : CA20M-00000-110-19896-01

LR Report : **CA15308-AUG23**

Analysis	1: Analysis Start Date	2: Analysis Start Time	3: Analysis Completed Date	4: Analysis Completed Time	5: QC - Blank	6: QC - STD % Recovery	7: QC - DUP % Recovery	8: QC - Spike Rep	9: DX550053 Week 3	10: DX550073 Week 3	11: DX550089 Week 3
Cd (diss) [mg/L]	31-Aug-23	19:43	01-Sep-23	15:58	< 0.000003	97%		105%	0.000003	< 0.000003	0.000003
Co (diss) [mg/L]	31-Aug-23	19:43	01-Sep-23	15:58	< 0.000004	100%		93%	0.000036	0.000293	0.000066
Cr (diss) [mg/L]	31-Aug-23	19:43	01-Sep-23	15:58	< 0.00008	103%		114%	< 0.00008	0.00011	< 0.00008
Cu (diss) [mg/L]	31-Aug-23	19:43	01-Sep-23	15:58	< 0.0002	100%		95%	0.0013	0.0015	0.0012
Fe (diss) [mg/L]	31-Aug-23	19:43	01-Sep-23	15:58	< 0.007	108%		125%	< 0.007	< 0.007	< 0.007
K (diss) [mg/L]	31-Aug-23	19:43	01-Sep-23	15:58	< 0.009	106%		83%	3.44	5.73	14.4
Mg (diss) [mg/L]	31-Aug-23	19:43	01-Sep-23	15:58	< 0.001	106%		96%	1.85	2.47	5.38
Mn (diss) [mg/L]	31-Aug-23	19:43	01-Sep-23	15:58	< 0.00001	102%		102%	0.0189	0.0278	0.0324
Mo (diss) [mg/L]	31-Aug-23	19:43	01-Sep-23	15:58	< 0.00004	100%		101%	0.00006	0.00028	0.00016
Na (diss) [mg/L]	31-Aug-23	19:43	01-Sep-23	15:58	< 0.01	107%		106%	0.81	5.05	1.82
Ni (diss) [mg/L]	31-Aug-23	19:43	01-Sep-23	15:58	< 0.0001	104%		96%	0.0002	0.0012	0.0002
P (diss) [mg/L]	31-Aug-23	19:43	01-Sep-23	15:58	< 0.003	107%		NV	0.004	0.008	0.003
Pb (diss) [mg/L]	31-Aug-23	19:43	01-Sep-23	15:58	< 0.00009	97%		98%	< 0.00009	< 0.00009	< 0.00009
S (diss) [mg/L]	31-Aug-23	19:43	01-Sep-23	15:58	< 1	103%		NV	< 3	5	12
Sb (diss) [mg/L]	31-Aug-23	19:43	01-Sep-23	15:58	< 0.0009	108%		93%	0.0015	0.0009	< 0.0009
Se (diss) [mg/L]	31-Aug-23	19:43	01-Sep-23	15:58	< 0.00004	103%		111%	0.00019	0.00042	0.00071
Si (diss) [mg/L]	31-Aug-23	19:43	01-Sep-23	15:58	< 0.02	102%		NV	2.63	1.99	2.22
Sn (diss) [mg/L]	31-Aug-23	19:43	01-Sep-23	15:58	< 0.00006	97%		NV	0.00160	0.00214	0.00134
Sr (diss) [mg/L]	31-Aug-23	19:43	01-Sep-23	15:58	< 0.00008	97%		95%	0.0784	0.0869	0.0904
Th (diss) [mg/L]	31-Aug-23	19:43	01-Sep-23	15:58	< 0.0001	107%		NV	< 0.0001	< 0.0001	< 0.0001
Ti (diss) [mg/L]	31-Aug-23	19:43	01-Sep-23	15:58	< 0.00005	103%		NV	< 0.00007	0.00018	< 0.00007
Tl (diss) [mg/L]	31-Aug-23	19:43	01-Sep-23	15:58	< 0.000005	98%		96%	< 0.000005	0.000005	< 0.000005
U (diss) [mg/L]	31-Aug-23	19:43	01-Sep-23	15:58	< 0.000002	98%		101%	0.000145	0.000140	0.000046
V (diss) [mg/L]	31-Aug-23	19:43	01-Sep-23	15:58	< 0.00001	101%		97%	0.00714	0.00856	0.00066
W (diss) [mg/L]	31-Aug-23	19:43	01-Sep-23	15:58	< 0.00002	96%		NV	0.00032	0.00208	0.00089
Zn (diss) [mg/L]	31-Aug-23	19:43	01-Sep-23	15:58	< 0.002	104%		97%	< 0.002	< 0.002	< 0.002
Zr (diss) [mg/L]	31-Aug-23	19:43	01-Oct-24	13:04	< 0.002	97%		NV	< 0.002	< 0.002	< 0.002

Analysis	12: DX550101 Week 3	13: DX450017 Week 3	14: DX450022 Week 3	15: DX450030 Week 3	16: DX450039 Week 3	17: DX450049 Week 3	18: DX450051 Week 3	19: DX450071 Week 3	20: DX450080 Week 3	21: DX450089 Week 3	22: DX450105 Week 3
Sample Date & Time	N/A	N/A	N/A	N/A	N/A	N/A	N/A	N/A	N/A	N/A	N/A

OnLine LIMS

0003877237

Results relate only to the sample tested. Data reported represents the sample submitted to SGS. Reproduction of this analytical report in full or in part is prohibited without prior written approval. Please refer to SGS General Conditions of Services located at https://www.sgs.ca/en/terms-and-conditions (Printed copies are available upon request.)
Test method information available upon request. "Temperature Upon Receipt" is representative of the whole shipment and may not reflect the temperature of individual samples.
SGS Canada Inc. Environment-Health & Safety statement of conformity decision rule does not consider uncertainty when analytical results are compared to a specified standard or regulation.

SGS Canada Inc.
P.O. Box 4300 - 185 Concession St.
Lakefield - Ontario - KOL 2HO
Phone: 705-652-2000 FAX: 705-652-6365

Env ICP-MS Metals Dissolved

Project : CA20M-00000-110-19896-01

LR Report : **CA15308-AUG23**

Analysis	12: DX550101 Week 3	13: DX450017 Week 3	14: DX450022 Week 3	15: DX450030 Week 3	16: DX450039 Week 3	17: DX450049 Week 3	18: DX450051 Week 3	19: DX450071 Week 3	20: DX450080 Week 3	21: DX450089 Week 3	22: DX450105 Week 3
Temp Upon Receipt [°C]	19.0	19.0	19.0	19.0	19.0	19.0	19.0	19.0	19.0	19.0	19.0
pH [No unit]	7.93	7.68	7.86	7.54	7.60	7.54	7.66	7.81	7.66	7.78	7.67
Conductivity [uS/cm]	95	137	109	82	121	72	93	123	100	119	108
Alkalinity [mg/L as CaCO3]	49	42	49	30	38	33	29	49	36	45	36
Acidity [mg/L as CaCO3]	< 2	< 2	< 2	< 2	< 2	< 2	< 2	< 2	< 2	< 2	< 2
F [mg/L]	< 0.06	0.20	< 0.06	0.10	0.07	< 0.06	< 0.06	0.07	0.10	< 0.06	0.42
Cl [mg/L]	< 0.2	0.5	< 0.2	< 0.2	< 0.2	< 0.2	< 0.2	0.3	< 0.2	< 0.2	< 0.2
SO4 [mg/L]	5.8	23	6.4	11	18	3.5	14	13	10	15	15
Hg (diss) [mg/L]	< 0.00001	< 0.00001	< 0.00001	< 0.00001	< 0.00001	< 0.00001	< 0.00001	< 0.00001	< 0.00001	< 0.00001	< 0.00001
Ag (diss) [mg/L]	0.00074	0.00050	0.00060	0.00057	0.00052	0.00055	0.00077	0.00043	0.00049	0.00043	0.00043
Al (diss) [mg/L]	0.161	0.061	0.197	0.079	0.082	0.104	0.061	0.112	0.120	0.101	0.041
As (diss) [mg/L]	0.0033	0.0424	0.0081	0.0295	0.329	0.0066	0.0011	0.231	0.0828	0.0164	1.11
Ba (diss) [mg/L]	0.00266	0.00371	0.00114	0.00423	0.00361	0.00765	0.00245	0.00237	0.00256	0.00343	0.00133
Be (diss) [mg/L]	< 0.000007	< 0.000007	< 0.000007	< 0.000007	< 0.000007	< 0.000007	< 0.000007	< 0.000007	< 0.000007	< 0.000007	< 0.000007
B (diss) [mg/L]	0.006	0.055	0.010	0.010	0.006	0.004	0.013	0.028	0.010	0.007	0.006
Bi (diss) [mg/L]	< 0.00001	< 0.00001	< 0.00001	< 0.00001	< 0.00001	< 0.00001	< 0.00001	< 0.00001	< 0.00001	< 0.00001	< 0.00001
Ca (diss) [mg/L]	15.5	17.3	18.0	12.5	16.7	9.89	14.0	16.5	9.13	15.5	18.0
Cd (diss) [mg/L]	0.000004	0.000013	0.000006	0.000010	0.000031	0.000007	0.000077	0.000010	0.000003	0.000010	0.000006
Co (diss) [mg/L]	0.000065	0.000200	0.000083	0.000032	0.000076	0.000071	0.000045	0.000107	0.000088	0.000068	0.000222
Cr (diss) [mg/L]	< 0.00008	< 0.00008	< 0.00008	< 0.00008	< 0.00008	< 0.00008	< 0.00008	< 0.00008	< 0.00008	< 0.00008	< 0.00008
Cu (diss) [mg/L]	0.0011	0.0011	0.0011	0.0011	0.0007	0.0008	0.0006	0.0007	0.0007	0.0007	0.0007
Fe (diss) [mg/L]	< 0.007	< 0.007	< 0.007	< 0.007	< 0.007	< 0.007	< 0.007	< 0.007	< 0.007	< 0.007	< 0.007
K (diss) [mg/L]	3.13	8.79	1.47	3.83	8.29	1.52	7.53	4.58	13.4	9.20	3.94
Mg (diss) [mg/L]	2.10	1.06	1.66	0.496	0.955	1.22	0.790	1.22	1.39	1.40	0.308
Mn (diss) [mg/L]	0.0488	0.0154	0.0550	0.0786	0.122	0.0255	0.0656	0.0327	0.00504	0.0459	0.0475
Mo (diss) [mg/L]	0.00010	0.00068	0.00019	0.00029	0.00039	0.00126	0.00018	0.00132	0.00016	0.00023	0.00015
Na (diss) [mg/L]	2.51	4.61	1.88	2.20	2.03	3.36	1.35	4.72	1.91	1.87	0.90
Ni (diss) [mg/L]	0.0003	0.0014	0.0003	0.0003	0.0025	0.0002	0.0009	0.0005	0.0003	0.0005	0.0002
P (diss) [mg/L]	0.006	0.006	0.005	0.006	0.004	< 0.003	0.005	0.004	< 0.003	0.003	0.004
Pb (diss) [mg/L]	< 0.00009	< 0.00009	< 0.00009	0.00010	< 0.00009	< 0.00009	0.129	< 0.00009	< 0.00009	< 0.00009	< 0.00009
S (diss) [mg/L]	3	9	3	4	9	< 3	13	5	4	5	6
Sb (diss) [mg/L]	0.0014	< 0.0009	< 0.0009	0.0038	0.0084	0.0043	0.129	0.0085	0.0017	0.0047	0.0123
Se (diss) [mg/L]	0.00014	0.00012	0.00016	0.00048	0.00049	0.00248	0.00238	0.0138	0.00028	0.00018	0.00025

OnLine LIMS

0003877237

Results relate only to the sample tested. Data reported represents the sample submitted to SGS. Reproduction of this analytical report in full or in part is prohibited without prior written approval. Please refer to SGS General Conditions of Services located at https://www.sgs.ca/en/terms-and-conditions (Printed copies are available upon request.)
Test method information available upon request. "Temperature Upon Receipt" is representative of the whole shipment and may not reflect the temperature of individual samples.
SGS Canada Inc. Environment-Health & Safety statement of conformity decision rule does not consider uncertainty when analytical results are compared to a specified standard or regulation.

SGS Canada Inc.
P.O. Box 4300 - 185 Concession St.
Lakefield - Ontario - KOL 2HO
Phone: 705-652-2000 FAX: 705-652-6365

Env ICP-MS Metals Dissolved

Project : CA20M-00000-110-19896-01

LR Report : **CA15308-AUG23**

Analysis	12: DX550101 Week 3	13: DX450017 Week 3	14: DX450022 Week 3	15: DX450030 Week 3	16: DX450039 Week 3	17: DX450049 Week 3	18: DX450051 Week 3	19: DX450071 Week 3	20: DX450080 Week 3	21: DX450089 Week 3	22: DX450105 Week 3
Si (diss) [mg/L]	2.28	2.50	1.98	2.22	2.84	2.94	2.62	2.35	2.47	1.96	3.72
Sn (diss) [mg/L]	0.00175	0.00205	0.00103	0.00115	0.00175	0.00153	0.00092	0.00178	0.00128	0.00184	0.00151
Sr (diss) [mg/L]	0.0430	0.131	0.0317	0.0360	0.0298	0.0487	0.0417	0.0997	0.0444	0.0649	0.0168
Th (diss) [mg/L]	< 0.0001	< 0.0001	< 0.0001	< 0.0001	< 0.0001	< 0.0001	< 0.0001	< 0.0001	< 0.0001	< 0.0001	< 0.0001
Ti (diss) [mg/L]	0.00007	0.00009	0.00010	0.00013	0.00012	< 0.00007	0.00008	0.00008	0.00013	0.00016	0.00008
Tl (diss) [mg/L]	< 0.000005	0.000014	< 0.000005	0.000005	0.000008	< 0.000005	0.000020	< 0.000005	0.000007	0.000009	0.000006
U (diss) [mg/L]	0.000321	0.000677	0.000217	0.00979	0.0152	0.00952	0.000047	0.00695	0.00419	0.0117	0.0351
V (diss) [mg/L]	0.00475	0.00057	0.00345	0.00047	0.00361	0.00068	< 0.00001	0.00169	0.00239	0.00137	0.00020
W (diss) [mg/L]	0.00035	0.00196	0.00026	0.00159	0.00116	0.00083	0.00097	0.00243	0.00298	0.00087	0.00064
Zn (diss) [mg/L]	< 0.002	< 0.002	< 0.002	0.002	< 0.002	< 0.002	0.016	0.002	< 0.002	< 0.002	< 0.002
Zr (diss) [mg/L]	< 0.002	< 0.002	< 0.002	< 0.002	< 0.002	< 0.002	< 0.002	< 0.002	< 0.002	< 0.002	< 0.002

Analysis	23: DX450113 Week 3	24: DX450119 Week 3	25: DX450130 Week 3	26: DX450135 Week 3	27: DX450137 Week 3	28: DX450143 Week 3	29: DX450144 Week 3	30: DX450153 Week 3	31: DX450155 Week 3	32: DX450170 Week 3	33: DX450200 Week 3
Sample Date & Time	N/A	N/A	N/A	N/A	N/A	N/A	N/A	N/A	N/A	N/A	N/A
Temp Upon Receipt [°C]	19.0	19.0	19.0	19.0	19.0	19.0	19.0	19.0	19.0	19.0	19.0
pH [No unit]	7.83	7.79	7.73	7.54	7.54	7.58	7.63	7.63	7.68	7.54	7.61
Conductivity [uS/cm]	104	438	97	71	77	112	104	180	172	122	165
Alkalinity [mg/L as CaCO3]	48	59	46	30	30	34	36	41	51	34	40
Acidity [mg/L as CaCO3]	< 2	< 2	< 2	< 2	< 2	< 2	< 2	< 2	< 2	< 2	< 2
F [mg/L]	< 0.06	< 0.06	< 0.06	< 0.06	< 0.06	0.11	0.15	0.08	0.18	0.21	0.13
Cl [mg/L]	< 0.2	0.7	< 0.2	< 0.2	< 0.2	< 0.2	< 0.2	< 0.2	0.2	< 0.2	0.2
SO4 [mg/L]	5.4	150	4.8	4.1	6.2	18	12	42	32	23	28
Hg (diss) [mg/L]	< 0.00001	< 0.00001	< 0.00001	< 0.00001	< 0.00001	< 0.00001	< 0.00001	< 0.00001	< 0.00001	< 0.00001	< 0.00001
Ag (diss) [mg/L]	0.00036	0.00027	0.00034	0.00027	0.00024	0.00022	0.00021	0.00023	0.00020	0.00021	0.00024
Al (diss) [mg/L]	0.115	0.017	0.100	0.094	0.106	0.117	0.069	0.018	0.058	0.040	0.020
As (diss) [mg/L]	0.0500	0.0003	0.154	0.0632	0.0406	0.0184	2.88	0.0026	0.0287	0.0037	0.0060
Ba (diss) [mg/L]	0.00417	0.0644	0.01288	0.00130	0.00161	0.00321	0.00256	0.00347	0.00430	0.00738	0.00677
Be (diss) [mg/L]	< 0.000007	< 0.000007	< 0.000007	< 0.000007	< 0.000007	< 0.000007	< 0.000007	< 0.000007	< 0.000007	< 0.000007	< 0.000007
B (diss) [mg/L]	0.075	0.040	0.006	0.006	0.007	0.010	0.017	0.007	0.018	0.012	0.015
Bi (diss) [mg/L]	< 0.00001	< 0.00001	< 0.00001	< 0.00001	< 0.00001	< 0.00001	< 0.00001	0.00001	< 0.00001	0.00002	< 0.00001

OnLine LIMS

Results relate only to the sample tested. Data reported represents the sample submitted to SGS. Reproduction of this analytical report in full or in part is prohibited without prior written approval. Please refer to SGS General Conditions of Services located at https://www.sgs.ca/en/terms-and-conditions (Printed copies are available upon request.)
Test method information available upon request. "Temperature Upon Receipt" is representative of the whole shipment and may not reflect the temperature of individual samples.
SGS Canada Inc. Environment-Health & Safety statement of conformity decision rule does not consider uncertainty when analytical results are compared to a specified standard or regulation.

0003877237

SGS Canada Inc.
P.O. Box 4300 - 185 Concession St.
Lakefield - Ontario - KOL 2HO
Phone: 705-652-2000 FAX: 705-652-6365

Env ICP-MS Metals Dissolved

Project : CA20M-00000-110-19896-01

LR Report : **CA15308-AUG23**

Analysis	23: DX450113 Week 3	24: DX450119 Week 3	25: DX450130 Week 3	26: DX450135 Week 3	27: DX450137 Week 3	28: DX450143 Week 3	29: DX450144 Week 3	30: DX450153 Week 3	31: DX450155 Week 3	32: DX450170 Week 3	33: DX450200 Week 3
Ca (diss) [mg/L]	14.7	76.4	12.5	9.39	9.38	11.6	13.7	27.3	24.3	20.3	23.3
Cd (diss) [mg/L]	< 0.000003	0.000227	0.000012	0.000012	< 0.000003	< 0.000003	0.000008	0.000041	0.000170	0.000100	0.00164
Co (diss) [mg/L]	0.000087	0.00191	0.000139	0.000037	0.000075	0.000065	0.00276	0.000074	0.000191	0.000091	0.000230
Cr (diss) [mg/L]	< 0.00008	< 0.00008	< 0.00008	< 0.00008	0.00009	< 0.00008	0.00022	< 0.00008	< 0.00008	< 0.00008	< 0.00008
Cu (diss) [mg/L]	0.0005	0.0005	0.0014	0.0005	0.0008	0.0003	0.0009	0.0005	0.0010	0.0004	0.0024
Fe (diss) [mg/L]	< 0.007	< 0.007	< 0.007	< 0.007	< 0.007	< 0.007	< 0.007	< 0.007	< 0.007	< 0.007	< 0.007
K (diss) [mg/L]	4.85	15.0	7.57	5.38	6.81	12.5	4.73	7.79	7.25	3.74	7.68
Mg (diss) [mg/L]	2.10	2.46	1.08	0.787	0.815	1.17	1.32	1.58	2.10	0.735	1.21
Mn (diss) [mg/L]	0.0503	0.962	0.0267	0.0218	0.00649	0.00139	0.00601	0.0788	0.121	0.125	0.341
Mo (diss) [mg/L]	0.00015	0.00033	0.00032	0.00018	0.00015	0.00015	0.00079	0.00023	0.00182	0.00082	0.00050
Na (diss) [mg/L]	1.76	4.02	2.49	1.30	1.51	1.24	2.44	0.88	2.91	1.28	1.40
Ni (diss) [mg/L]	0.0006	0.0015	0.0010	0.0003	0.0003	0.0003	0.0132	0.0003	0.0008	0.0005	0.0010
P (diss) [mg/L]	< 0.003	< 0.003	< 0.003	0.004	< 0.003	0.003	0.011	< 0.003	< 0.003	0.005	0.006
Pb (diss) [mg/L]	< 0.00009	< 0.00009	< 0.00009	< 0.00009	< 0.00009	< 0.00009	< 0.00009	< 0.00009	< 0.00009	0.00905	< 0.00009
S (diss) [mg/L]	< 3	57	< 3	< 3	< 3	7	4	16	11	8	20
Sb (diss) [mg/L]	0.0080	0.0011	0.0104	0.0026	0.0033	0.0016	0.0039	0.0019	0.0087	0.0080	0.0324
Se (diss) [mg/L]	0.00008	0.00100	0.00206	0.00015	0.00012	0.00022	0.00039	0.00061	0.00265	0.0140	0.00051
Si (diss) [mg/L]	1.99	2.52	2.08	2.47	2.92	2.10	3.09	4.68	3.67	2.75	3.85
Sn (diss) [mg/L]	0.00198	0.00195	0.00196	0.00144	0.00269	0.00144	0.00301	0.00266	0.00209	0.00133	0.00089
Sr (diss) [mg/L]	0.0708	0.158	0.0579	0.0343	0.0503	0.0399	0.0777	0.0735	0.125	0.0696	0.0553
Th (diss) [mg/L]	< 0.0001	< 0.0001	< 0.0001	0.0001	< 0.0001	< 0.0001	< 0.0001	< 0.0001	< 0.0001	< 0.0001	< 0.0001
Ti (diss) [mg/L]	< 0.00007	< 0.00007	< 0.00007	0.00017	0.00010	0.00011	0.00018	0.00008	0.00010	0.00010	0.00019
Tl (diss) [mg/L]	< 0.000005	< 0.000005	< 0.000005	0.000010	0.000008	< 0.000005	0.000005	0.000025	0.000016	0.000023	0.000037
U (diss) [mg/L]	0.000253	0.000222	0.00806	0.0121	0.0210	0.000721	0.00149	0.00118	0.0193	0.00196	0.00237
V (diss) [mg/L]	0.00094	0.00005	0.00282	0.00133	0.00522	0.00080	0.00329	0.00023	0.00180	0.00006	0.00051
W (diss) [mg/L]	0.00178	0.00004	0.00153	0.00031	0.00069	0.00088	0.00071	0.00046	0.00211	0.00102	0.00177
Zn (diss) [mg/L]	< 0.002	0.056	< 0.002	< 0.002	< 0.002	< 0.002	< 0.002	< 0.002	0.012	0.008	0.092
Zr (diss) [mg/L]	< 0.002	< 0.002	< 0.002	< 0.002	< 0.002	< 0.002	< 0.002	< 0.002	< 0.002	< 0.002	< 0.002

OnLine LIMS

0003877237

Results relate only to the sample tested. Data reported represents the sample submitted to SGS. Reproduction of this analytical report in full or in part is prohibited without prior written approval. Please refer to SGS General Conditions of Services located at https://www.sgs.ca/en/terms-and-conditions (Printed copies are available upon request.)
Test method information available upon request. "Temperature Upon Receipt" is representative of the whole shipment and may not reflect the temperature of individual samples.
SGS Canada Inc. Environment-Health & Safety statement of conformity decision rule does not consider uncertainty when analytical results are compared to a specified standard or regulation.

SGS Canada Inc.
P.O. Box 4300 - 185 Concession St.
Lakefield - Ontario - KOL 2HO
Phone: 705-652-2000 FAX: 705-652-6365

Env ICP-MS Metals Dissolved

Project : CA20M-00000-110-19896-01

LR Report : **CA15308-AUG23**

Analysis	34: DX450227 Week 3	35: DX450230 Week 3	36: DX450232 Week 3	37: DX450233 Week 3	38: DX450239 Week 3	39: Column Blank Week 3
Sample Date & Time	N/A	N/A	N/A	N/A	N/A	N/A
Temp Upon Receipt [°C]	19.0	19.0	19.0	19.0	19.0	19.0
pH [No unit]	7.71	7.70	7.59	7.73	5.49	7.74
Conductivity [uS/cm]	84	91	120	199	< 2	212
Alkalinity [mg/L as CaCO3]	43	42	37	48	< 2	51
Acidity [mg/L as CaCO3]	< 2	< 2	< 2	< 2	2	< 2
F [mg/L]	< 0.06	0.10	0.07	0.06	< 0.06	0.36
Cl [mg/L]	< 0.2	< 0.2	< 0.2	0.2	< 0.2	0.3
SO4 [mg/L]	1.3	3.6	19	40	< 0.2	50
Hg (diss) [mg/L]	< 0.00001	< 0.00001	< 0.00001	< 0.00001	< 0.00001	< 0.00001
Ag (diss) [mg/L]	0.00018	0.00017	0.00016	0.00014	0.00016	0.00013
Al (diss) [mg/L]	0.073	0.108	0.079	0.042	< 0.001	0.024
As (diss) [mg/L]	0.0084	0.0068	0.0349	0.0019	< 0.0002	0.0004
Ba (diss) [mg/L]	0.00162	0.00300	0.00345	0.00176	0.00030	0.00329
Be (diss) [mg/L]	< 0.000007	< 0.000007	< 0.000007	< 0.000007	< 0.000007	< 0.000007
B (diss) [mg/L]	0.007	0.008	0.019	0.018	< 0.002	0.023
Bi (diss) [mg/L]	< 0.00001	< 0.00001	< 0.00001	< 0.00001	< 0.00001	< 0.00001
Ca (diss) [mg/L]	10.9	10.2	15.2	28.0	0.03	35.8
Cd (diss) [mg/L]	0.000012	0.000005	0.000017	0.000108	0.000003	0.000005
Co (diss) [mg/L]	0.000059	0.000023	0.000035	0.000124	0.000021	0.000051
Cr (diss) [mg/L]	< 0.00008	0.00017	< 0.00008	< 0.00008	< 0.00008	< 0.00008
Cu (diss) [mg/L]	0.0007	0.0007	0.0003	0.0005	0.0008	0.0003
Fe (diss) [mg/L]	< 0.007	< 0.007	< 0.007	< 0.007	< 0.007	< 0.007
K (diss) [mg/L]	5.16	9.30	8.02	10.4	0.026	6.37
Mg (diss) [mg/L]	0.873	1.27	1.49	1.93	0.003	1.35
Mn (diss) [mg/L]	0.0311	0.00955	0.0501	0.0859	0.00034	0.118
Mo (diss) [mg/L]	0.00021	0.00024	0.00027	0.00019	< 0.00004	0.00073
Na (diss) [mg/L]	3.11	2.00	1.83	1.38	0.34	0.78
Ni (diss) [mg/L]	0.0003	0.0003	0.0005	0.0004	0.0002	0.0001
P (diss) [mg/L]	0.006	0.008	0.005	0.003	0.003	0.008
Pb (diss) [mg/L]	< 0.00009	< 0.00009	< 0.00009	< 0.00009	< 0.00009	< 0.00009
S (diss) [mg/L]	< 3	< 3	8	21	< 3	17
Sb (diss) [mg/L]	0.0012	0.0018	0.0104	0.0013	< 0.0009	< 0.0009

OnLine LIMS

Results relate only to the sample tested. Data reported represents the sample submitted to SGS. Reproduction of this analytical report in full or in part is prohibited without prior written approval. Please refer to SGS General Conditions of Services located at https://www.sgs.ca/en/terms-and-conditions (Printed copies are available upon request.)
Test method information available upon request. "Temperature Upon Receipt" is representative of the whole shipment and may not reflect the temperature of individual samples.
SGS Canada Inc. Environment-Health & Safety statement of conformity decision rule does not consider uncertainty when analytical results are compared to a specified standard or regulation.

0003877237

SGS Canada Inc.
P.O. Box 4300 - 185 Concession St.
Lakefield - Ontario - KOL 2HO
Phone: 705-652-2000 FAX: 705-652-6365

Env ICP-MS Metals Dissolved

Project : CA20M-00000-110-19896-01

LR Report : **CA15308-AUG23**

Analysis	34: DX450227 Week 3	35: DX450230 Week 3	36: DX450232 Week 3	37: DX450233 Week 3	38: DX450239 Week 3	39: Column Blank Week 3
Se (diss) [mg/L]	0.00009	0.00010	0.00063	0.00081	0.00006	0.00209
Si (diss) [mg/L]	2.35	2.43	2.37	3.03	< 0.02	3.37
Sn (diss) [mg/L]	0.00156	0.00162	0.00126	0.00143	0.00082	0.00240
Sr (diss) [mg/L]	0.0299	0.0442	0.0405	0.0798	< 0.00008	0.0746
Th (diss) [mg/L]	< 0.0001	< 0.0001	< 0.0001	< 0.0001	< 0.0001	< 0.0001
Ti (diss) [mg/L]	0.00022	0.00022	0.00019	0.00009	< 0.00007	0.00008
Tl (diss) [mg/L]	0.000009	0.000012	0.000012	< 0.000005	< 0.000005	0.000015
U (diss) [mg/L]	0.0199	0.0161	0.0129	0.00466	0.000011	0.000825
V (diss) [mg/L]	0.00314	0.00309	0.00372	0.00027	< 0.00001	0.00005
W (diss) [mg/L]	0.00256	0.00102	0.00184	0.00077	< 0.00002	0.00087
Zn (diss) [mg/L]	< 0.002	< 0.002	< 0.002	0.017	0.010	0.004
Zr (diss) [mg/L]	< 0.002	< 0.002	< 0.002	< 0.002	< 0.002	< 0.002

Revised to include Zirconium analysis.
NA - Not applicable
ND - Not Detected
NV - No Value

Alisha Kelly, B.Sc.,
Project Specialist,
Environment, Health & Safety

OnLine LIMS

0003877237

Results relate only to the sample tested. Data reported represents the sample submitted to SGS. Reproduction of this analytical report in full or in part is prohibited without prior written approval. Please refer to SGS General Conditions of Services located at https://www.sgs.ca/en/terms-and-conditions (Printed copies are available upon request.)
Test method information available upon request. "Temperature Upon Receipt" is representative of the whole shipment and may not reflect the temperature of individual samples.
SGS Canada Inc. Environment-Health & Safety statement of conformity decision rule does not consider uncertainty when analytical results are compared to a specified standard or regulation.

SGS Canada Inc.
P.O. Box 4300 - 185 Concession St.
Lakefield - Ontario - KOL 2HO
Phone: 705-652-2000 FAX: 705-652-6365

SGS Lakefield Environmental Met
Attn : Barb Bowman

Env ICP-MS Metals Dissolved

Project : CA20M-00000-110-19896-01

02-October-2024

Date Rec. : 30 August 2023
LR Report: **CA19598-AUG23**
Reference: 19896-01-07

Copy: #2

CERTIFICATE OF ANALYSIS
Final Report - Revised

Analysis	1: Analysis Start Date	2: Analysis Start Time	3: Analysis Completed Date	4: Analysis Completed Time	5: QC - Blank	6: QC - STD % Recovery	7: QC - DUP % Recovery	8: QC - Spike Rep	9: DX550053 Week 4	10: DX550073 Week 4	11: DX550089 Week 4
Sample Date & Time									NA	NA	NA
Temp Upon Receipt [°C]	---	---	---	---	---	---	---	---	18.0	18.0	18.0
pH [No unit]	01-Sep-23	06:24	05-Sep-23	10:59	NA	100%		NA	7.80	8.15	8.07
Conductivity [uS/cm]	01-Sep-23	06:24	05-Sep-23	10:59	< 2	99%		NA	92	114	185
Alkalinity [mg/L as CaCO3]	01-Sep-23	06:24	05-Sep-23	10:59	< 2	98%		NA	40	58	69
Acidity [mg/L as CaCO3]	01-Sep-23	06:24	05-Sep-23	10:59	3	92%		NA	< 2	< 2	< 2
F [mg/L]	06-Sep-23	15:50	07-Sep-23	09:20	< 0.06	98%	ND	100%	< 0.06	0.12	< 0.06
Cl [mg/L]	07-Sep-23	19:59	08-Sep-23	15:36	< 0.2	98%	99%	100%	< 0.2	< 0.2	0.5
SO4 [mg/L]	07-Sep-23	19:59	11-Sep-23	13:02	< 0.2	103%	100%	121%	5.8	9.3	38
Hg (diss) [mg/L]	12-Sep-23	09:43	12-Sep-23	13:49	< 0.00001	95%		89%	< 0.0001	0.0001	< 0.0001
Ag (diss) [mg/L]	10-Sep-23	18:21	14-Sep-23	17:23	< 0.00005	98%		98%	< 0.00005	< 0.00005	< 0.00005
Al (diss) [mg/L]	10-Sep-23	18:21	14-Sep-23	17:23	< 0.001	108%		123%	0.210	0.101	0.112
As (diss) [mg/L]	10-Sep-23	18:21	14-Sep-23	17:23	< 0.0002	96%		95%	0.0056	0.288	0.0007
Ba (diss) [mg/L]	10-Sep-23	18:21	14-Sep-23	17:23	< 0.00008	98%		98%	0.00648	0.00732	0.00796
Be (diss) [mg/L]	10-Sep-23	18:21	14-Sep-23	17:23	< 0.000007	93%		92%	< 0.000007	< 0.000007	< 0.000007
B (diss) [mg/L]	10-Sep-23	18:21	14-Sep-23	17:23	< 0.002	101%		103%	0.012	0.017	0.015
Bi (diss) [mg/L]	10-Sep-23	18:21	14-Sep-23	17:23	< 0.00001	96%		100%	< 0.00001	< 0.00001	< 0.00001
Ca (diss) [mg/L]	10-Sep-23	18:21	14-Sep-23	17:23	< 0.01	101%		105%	13.2	16.6	24.4

OnLine LIMS

0003877246

Results relate only to the sample tested. Data reported represents the sample submitted to SGS. Reproduction of this analytical report in full or in part is prohibited without prior written approval. Please refer to SGS General Conditions of Services located at https://www.sgs.ca/en/terms-and-conditions (Printed copies are available upon request.)
Test method information available upon request. "Temperature Upon Receipt" is representative of the whole shipment and may not reflect the temperature of individual samples.
SGS Canada Inc. Environment-Health & Safety statement of conformity decision rule does not consider uncertainty when analytical results are compared to a specified standard or regulation.

SGS Canada Inc.
P.O. Box 4300 - 185 Concession St.
Lakefield - Ontario - KOL 2HO
Phone: 705-652-2000 FAX: 705-652-6365

Env ICP-MS Metals Dissolved

Project : CA20M-00000-110-19896-01

LR Report : **CA19598-AUG23**

Analysis	1: Analysis Start Date	2: Analysis Start Time	3: Analysis Completed Date	4: Analysis Completed Time	5: QC - Blank	6: QC - STD % Recovery	7: QC - DUP % Recovery	8: QC - Spike Rep	9: DX550053 Week 4	10: DX550073 Week 4	11: DX550089 Week 4
Cd (diss) [mg/L]	10-Sep-23	18:21	14-Sep-23	17:23	< 0.000003	96%		100%	< 0.000003	< 0.000003	< 0.000003
Co (diss) [mg/L]	10-Sep-23	18:21	14-Sep-23	17:24	< 0.000004	101%		103%	0.000035	0.000413	0.000072
Cr (diss) [mg/L]	10-Sep-23	18:21	14-Sep-23	17:24	< 0.00008	101%		102%	< 0.00008	0.00009	< 0.00008
Cu (diss) [mg/L]	10-Sep-23	18:21	14-Sep-23	17:24	< 0.0002	99%		124%	0.0003	< 0.0002	< 0.0002
Fe (diss) [mg/L]	10-Sep-23	18:21	14-Sep-23	17:24	< 0.007	98%		125%	< 0.007	< 0.007	< 0.007
K (diss) [mg/L]	10-Sep-23	18:21	14-Sep-23	17:24	< 0.009	102%		104%	3.19	5.94	14.2
Mg (diss) [mg/L]	10-Sep-23	18:21	14-Sep-23	17:24	0.001	106%		89%	1.86	2.86	5.58
Mn (diss) [mg/L]	10-Sep-23	18:21	14-Sep-23	17:24	< 0.00001	99%		101%	0.0152	0.0225	0.0337
Mo (diss) [mg/L]	10-Sep-23	18:21	14-Sep-23	17:24	< 0.00004	105%		113%	0.00007	0.00025	0.00018
Na (diss) [mg/L]	10-Sep-23	18:21	14-Sep-23	17:24	0.01	103%		105%	2.31	3.57	1.33
Ni (diss) [mg/L]	10-Sep-23	18:21	14-Sep-23	17:24	< 0.0001	105%		108%	< 0.0001	0.0012	< 0.0001
P (diss) [mg/L]	10-Sep-23	18:21	14-Sep-23	17:24	< 0.003	100%		NV	0.009	0.010	0.004
Pb (diss) [mg/L]	10-Sep-23	18:21	14-Sep-23	17:24	< 0.00009	99%		102%	< 0.00009	< 0.00009	< 0.00009
S (diss) [mg/L]	10-Sep-23	18:21	14-Sep-23	17:24	< 1	110%		NV	< 3	< 3	13
Sb (diss) [mg/L]	10-Sep-23	18:21	14-Sep-23	17:24	< 0.0009	100%		88%	0.0012	< 0.0009	< 0.0009
Se (diss) [mg/L]	10-Sep-23	18:21	14-Sep-23	17:24	< 0.00004	96%		105%	0.00021	0.00041	0.00065
Si (diss) [mg/L]	10-Sep-23	18:21	14-Sep-23	17:24	< 0.02	104%		NV	2.72	2.37	2.24
Sn (diss) [mg/L]	10-Sep-23	18:21	14-Sep-23	17:24	< 0.00006	101%		NV	0.00193	0.00189	0.00141
Sr (diss) [mg/L]	10-Sep-23	18:21	14-Sep-23	17:24	< 0.00008	93%		92%	0.0861	0.104	0.0940
Th (diss) [mg/L]	10-Sep-23	18:21	15-Sep-23	16:47	< 0.0001	97%		NV	< 0.0001	< 0.0001	< 0.0001
Ti (diss) [mg/L]	10-Sep-23	18:21	14-Sep-23	17:27	< 0.00005	107%		NV	0.00010	0.00024	0.00007
Tl (diss) [mg/L]	10-Sep-23	18:21	14-Sep-23	17:27	< 0.000005	98%		75%	< 0.000005	0.000007	0.000006
U (diss) [mg/L]	10-Sep-23	18:21	14-Sep-23	17:27	2e-06	95%		103%	0.000142	0.000226	0.000072
V (diss) [mg/L]	10-Sep-23	18:21	14-Sep-23	17:27	< 0.00001	101%		100%	0.00605	0.00934	0.00060
W (diss) [mg/L]	10-Sep-23	18:21	14-Sep-23	17:27	< 0.00002	101%		NV	0.00043	0.00208	0.00095
Zn (diss) [mg/L]	10-Sep-23	18:21	14-Sep-23	17:27	< 0.002	94%		129%	< 0.002	< 0.002	< 0.002
Zr (diss) [mg/L]	10-Sep-23	18:21	01-Oct-24	13:03	< 0.002	106%		NV	< 0.002	< 0.002	< 0.002

Analysis	12: DX550101 Week 4	13: DX450017 Week 4	14: DX450022 Week 4	15: DX450030 Week 4	16: DX450039 Week 4	17: DX450049 Week 4	18: DX450051 Week 4	19: DX450071 Week 4	20: DX450080 Week 4	21: DX450089 Week 4	22: DX450105 Week 4
Sample Date & Time	NA	NA	NA	NA	NA	NA	NA	NA	NA	NA	NA

OnLine LIMS

0003877246

Results relate only to the sample tested. Data reported represents the sample submitted to SGS. Reproduction of this analytical report in full or in part is prohibited without prior written approval. Please refer to SGS General Conditions of Services located at https://www.sgs.ca/en/terms-and-conditions (Printed copies are available upon request.)
Test method information available upon request. "Temperature Upon Receipt" is representative of the whole shipment and may not reflect the temperature of individual samples.
SGS Canada Inc. Environment-Health & Safety statement of conformity decision rule does not consider uncertainty when analytical results are compared to a specified standard or regulation.

SGS Canada Inc.
P.O. Box 4300 - 185 Concession St.
Lakefield - Ontario - KOL 2HO
Phone: 705-652-2000 FAX: 705-652-6365

Env ICP-MS Metals Dissolved

Project : CA20M-00000-110-19896-01

LR Report : **CA19598-AUG23**

Analysis	12: DX550101 Week 4	13: DX450017 Week 4	14: DX450022 Week 4	15: DX450030 Week 4	16: DX450039 Week 4	17: DX450049 Week 4	18: DX450051 Week 4	19: DX450071 Week 4	20: DX450080 Week 4	21: DX450089 Week 4	22: DX450105 Week 4
Temp Upon Receipt [°C]	18.0	18.0	18.0	18.0	18.0	18.0	18.0	18.0	18.0	18.0	18.0
pH [No unit]	7.82	7.76	7.91	7.60	7.67	7.62	7.52	7.97	7.66	7.83	7.62
Conductivity [uS/cm]	118	162	118	95	130	76	104	111	106	130	110
Alkalinity [mg/L as CaCO3]	49	50	53	33	43	33	26	51	37	47	35
Acidity [mg/L as CaCO3]	< 2	< 2	< 2	< 2	< 2	< 2	< 2	< 2	< 2	< 2	< 2
F [mg/L]	< 0.06	0.26	< 0.06	0.11	< 0.06	< 0.06	< 0.06	0.06	0.07	< 0.06	0.43
Cl [mg/L]	< 0.2	0.5	< 0.2	< 0.2	< 0.2	< 0.2	< 0.2	0.3	< 0.2	0.2	< 0.2
SO4 [mg/L]	9.5	25	9.3	12	16	4.0	14	12	12	15	16
Hg (diss) [mg/L]	< 0.0001	< 0.0001	< 0.0001	< 0.0001	< 0.0001	< 0.0001	< 0.0001	< 0.0001	< 0.0001	< 0.0001	< 0.0001
Ag (diss) [mg/L]	< 0.00005	< 0.00005	< 0.00005	< 0.00005	< 0.00005	< 0.00005	< 0.00005	< 0.00005	< 0.00005	< 0.00005	< 0.00005
Al (diss) [mg/L]	0.205	0.074	0.238	0.101	0.113	0.125	0.069	0.138	0.121	0.128	0.096
As (diss) [mg/L]	0.0042	0.0643	0.0092	0.0283	0.363	0.0052	0.0009	0.234	0.0984	0.0151	0.906
Ba (diss) [mg/L]	0.00330	0.00454	0.00120	0.00453	0.00367	0.00854	0.00218	0.00246	0.00273	0.00401	0.00117
Be (diss) [mg/L]	< 0.000007	< 0.000007	< 0.000007	< 0.000007	< 0.000007	< 0.000007	< 0.000007	< 0.000007	< 0.000007	< 0.000007	< 0.000007
B (diss) [mg/L]	0.006	0.055	0.009	0.010	0.006	0.004	0.012	0.023	0.009	0.006	0.006
Bi (diss) [mg/L]	< 0.00001	< 0.00001	< 0.00001	< 0.00001	< 0.00001	< 0.00001	< 0.00001	< 0.00001	< 0.00001	< 0.00001	< 0.00001
Ca (diss) [mg/L]	17.3	21.2	19.4	15.0	18.1	10.9	14.1	17.5	10.0	17.1	18.2
Cd (diss) [mg/L]	< 0.000003	0.000010	0.000003	0.000015	0.000024	0.000006	0.000093	0.000006	0.002205	0.000003	0.000004
Co (diss) [mg/L]	0.000076	0.000224	0.000103	0.000039	0.000076	0.000075	0.000033	0.000107	0.000095	0.000070	0.000157
Cr (diss) [mg/L]	< 0.00008	< 0.00008	< 0.00008	0.00032	0.00027	< 0.00008	< 0.00008	< 0.00008	< 0.00008	< 0.00008	< 0.00008
Cu (diss) [mg/L]	0.0002	0.0002	0.0004	0.0004	< 0.0002	0.0002	< 0.0002	< 0.0002	0.0006	0.0003	0.0003
Fe (diss) [mg/L]	< 0.007	< 0.007	< 0.007	< 0.007	< 0.007	< 0.007	< 0.007	< 0.007	< 0.007	< 0.007	< 0.007
K (diss) [mg/L]	3.40	9.73	1.47	3.56	7.81	1.44	5.96	4.27	11.6	8.69	3.03
Mg (diss) [mg/L]	2.53	1.29	1.76	0.508	0.837	1.28	0.683	1.27	1.39	1.40	0.262
Mn (diss) [mg/L]	0.0379	0.0158	0.0269	0.0977	0.109	0.0325	0.0540	0.0271	0.00514	0.0376	0.0430
Mo (diss) [mg/L]	0.00010	0.00066	0.00017	0.00030	0.00034	0.00123	0.00017	0.00121	0.00018	0.00024	0.00017
Na (diss) [mg/L]	1.71	2.85	1.29	1.52	1.32	2.31	0.80	2.88	1.19	1.24	0.48
Ni (diss) [mg/L]	0.0002	0.0012	0.0002	0.0002	0.0016	0.0001	0.0004	0.0005	0.0002	0.0003	< 0.0001
P (diss) [mg/L]	0.003	0.010	0.003	0.004	< 0.003	0.006	< 0.003	< 0.003	0.003	< 0.003	< 0.003
Pb (diss) [mg/L]	< 0.00009	< 0.00009	< 0.00009	0.00012	< 0.00009	< 0.00009	0.125	< 0.00009	< 0.00009	< 0.00009	< 0.00009
S (diss) [mg/L]	3	9	3	4	8	< 3	13	5	4	6	6
Sb (diss) [mg/L]	0.0012	< 0.0009	< 0.0009	0.0035	0.0063	0.0031	0.102	0.0067	0.0013	0.0039	0.0103
Se (diss) [mg/L]	0.00009	0.00008	0.00018	0.00042	0.00049	0.00217	0.00228	0.0126	0.00026	0.00011	0.00018

OnLine LIMS

0003877246

Results relate only to the sample tested. Data reported represents the sample submitted to SGS. Reproduction of this analytical report in full or in part is prohibited without prior written approval. Please refer to SGS General Conditions of Services located at https://www.sgs.ca/en/terms-and-conditions (Printed copies are available upon request.)
Test method information available upon request. "Temperature Upon Receipt" is representative of the whole shipment and may not reflect the temperature of individual samples.
SGS Canada Inc. Environment-Health & Safety statement of conformity decision rule does not consider uncertainty when analytical results are compared to a specified standard or regulation.

SGS Canada Inc.
P.O. Box 4300 - 185 Concession St.
Lakefield - Ontario - KOL 2HO
Phone: 705-652-2000 FAX: 705-652-6365

Env ICP-MS Metals Dissolved

Project : CA20M-00000-110-19896-01

LR Report : **CA19598-AUG23**

Analysis	12: DX550101 Week 4	13: DX450017 Week 4	14: DX450022 Week 4	15: DX450030 Week 4	16: DX450039 Week 4	17: DX450049 Week 4	18: DX450051 Week 4	19: DX450071 Week 4	20: DX450080 Week 4	21: DX450089 Week 4	22: DX450105 Week 4
Si (diss) [mg/L]	2.62	3.38	2.19	2.55	3.30	2.77	2.51	2.65	2.64	2.16	3.46
Sn (diss) [mg/L]	0.00206	0.00228	0.00096	0.00102	0.00160	0.00135	0.00094	0.00171	0.00148	0.00173	0.00162
Sr (diss) [mg/L]	0.0505	0.164	0.0361	0.0412	0.0298	0.0510	0.0402	0.107	0.0453	0.0714	0.0159
Th (diss) [mg/L]	< 0.0001	< 0.0001	< 0.0001	< 0.0001	< 0.0001	< 0.0001	< 0.0001	< 0.0001	< 0.0001	< 0.0001	< 0.0001
Ti (diss) [mg/L]	0.00008	0.00015	0.00009	0.00009	0.00015	0.00008	0.00009	0.00011	0.00019	0.00013	< 0.00007
Tl (diss) [mg/L]	0.000005	0.000019	< 0.000005	0.000008	0.000010	0.000007	0.000017	0.000006	0.000008	0.000012	0.000009
U (diss) [mg/L]	0.000333	0.000780	0.000217	0.00990	0.0144	0.00714	0.000068	0.00807	0.00551	0.0110	0.0296
V (diss) [mg/L]	0.00490	0.00070	0.00337	0.00052	0.00389	0.00055	0.00001	0.00167	0.00259	0.00132	0.00017
W (diss) [mg/L]	0.00032	0.00232	0.00029	0.00172	0.00104	0.00075	0.00096	0.00224	0.00269	0.00087	0.00060
Zn (diss) [mg/L]	< 0.002	< 0.002	< 0.002	< 0.002	< 0.002	< 0.002	0.013	< 0.002	< 0.002	< 0.002	< 0.002
Zr (diss) [mg/L]	< 0.002	< 0.002	< 0.002	< 0.002	< 0.002	< 0.002	< 0.002	< 0.002	< 0.002	< 0.002	< 0.002

Analysis	23: DX450113 Week 4	24: DX450119 Week 4	25: DX450130 Week 4	26: DX450135 Week 4	27: DX450137 Week 4	28: DX450143 Week 4	29: DX450144 Week 4	30: DX450153 Week 4	31: DX450155 Week 4	32: DX450170 Week 4	33: DX450200 Week 4
Sample Date & Time	NA	NA	NA	NA	NA	NA	NA	NA	NA	NA	NA
Temp Upon Receipt [°C]	18.0	18.0	18.0	18.0	18.0	18.0	18.0	18.0	18.0	18.0	18.0
pH [No unit]	7.81	7.85	7.77	7.68	7.69	7.54	7.74	7.62	7.87	7.65	7.64
Conductivity [uS/cm]	110	454	99	80	83	111	108	172	176	127	173
Alkalinity [mg/L as CaCO3]	48	66	44	36	32	29	39	39	56	37	39
Acidity [mg/L as CaCO3]	< 2	< 2	< 2	< 2	< 2	< 2	< 2	< 2	< 2	< 2	< 2
F [mg/L]	< 0.06	< 0.06	< 0.06	< 0.06	< 0.06	< 0.06	0.14	< 0.06	0.14	0.16	0.11
Cl [mg/L]	< 0.2	0.8	< 0.2	< 0.2	< 0.2	< 0.2	< 0.2	< 0.2	< 0.2	< 0.2	< 0.2
SO4 [mg/L]	7.0	160	4.9	4.4	7.6	19	13	40	32	22	33
Hg (diss) [mg/L]	0.0001	< 0.0001	< 0.0001	< 0.0001	0.0003	< 0.0001	< 0.0001	< 0.0001	0.0001	< 0.0001	0.0001
Ag (diss) [mg/L]	< 0.00005	< 0.00005	< 0.00005	< 0.00005	< 0.00005	< 0.00005	< 0.00005	< 0.00005	< 0.00005	< 0.00005	< 0.00005
Al (diss) [mg/L]	0.147	0.021	0.138	0.122	0.155	0.111	0.103	0.024	0.077	0.053	0.022
As (diss) [mg/L]	0.0561	< 0.0002	0.148	0.0577	0.0354	0.0205	2.98	0.0025	0.0272	0.0036	0.0051
Ba (diss) [mg/L]	0.00472	0.0723	0.0142	0.00132	0.00167	0.00313	0.00262	0.00335	0.00421	0.00758	0.00757
Be (diss) [mg/L]	< 0.000007	< 0.000007	< 0.000007	< 0.000007	< 0.000007	< 0.000007	< 0.000007	< 0.000007	< 0.000007	< 0.000007	< 0.000007
B (diss) [mg/L]	0.066	0.032	0.005	0.006	0.007	0.009	0.015	0.007	0.015	0.011	0.014
Bi (diss) [mg/L]	< 0.00001	< 0.00001	< 0.00001	< 0.00001	< 0.00001	< 0.00001	< 0.00001	< 0.00001	< 0.00001	0.00002	< 0.00001

OnLine LIMS

0003877246

Results relate only to the sample tested. Data reported represents the sample submitted to SGS. Reproduction of this analytical report in full or in part is prohibited without prior written approval. Please refer to SGS General Conditions of Services located at https://www.sgs.ca/en/terms-and-conditions (Printed copies are available upon request.)
Test method information available upon request. "Temperature Upon Receipt" is representative of the whole shipment and may not reflect the temperature of individual samples.
SGS Canada Inc. Environment-Health & Safety statement of conformity decision rule does not consider uncertainty when analytical results are compared to a specified standard or regulation.

SGS Canada Inc.
P.O. Box 4300 - 185 Concession St.
Lakefield - Ontario - KOL 2HO
Phone: 705-652-2000 FAX: 705-652-6365

Env ICP-MS Metals Dissolved

Project : CA20M-00000-110-19896-01

LR Report : **CA19598-AUG23**

Analysis	23: DX450113 Week 4	24: DX450119 Week 4	25: DX450130 Week 4	26: DX450135 Week 4	27: DX450137 Week 4	28: DX450143 Week 4	29: DX450144 Week 4	30: DX450153 Week 4	31: DX450155 Week 4	32: DX450170 Week 4	33: DX450200 Week 4
Ca (diss) [mg/L]	15.1	80.0	12.7	10.8	10.7	11.9	15.1	26.3	25.9	20.8	26.8
Cd (diss) [mg/L]	0.000005	0.000269	0.000017	0.000013	0.000003	< 0.000003	< 0.000003	0.000031	0.000216	0.000121	0.00211
Co (diss) [mg/L]	0.000074	0.00192	0.000116	0.000046	0.000037	0.000067	0.00263	0.000062	0.000167	0.000067	0.000245
Cr (diss) [mg/L]	< 0.00008	< 0.00008	< 0.00008	< 0.00008	< 0.00008	0.00024	0.00020	0.00020	< 0.00008	< 0.00008	< 0.00008
Cu (diss) [mg/L]	< 0.0002	< 0.0002	0.0007	< 0.0002	0.0003	< 0.0002	0.0006	0.0003	0.0008	0.0002	0.0020
Fe (diss) [mg/L]	< 0.007	< 0.007	< 0.007	< 0.007	< 0.007	< 0.007	< 0.007	< 0.007	< 0.007	< 0.007	< 0.007
K (diss) [mg/L]	4.96	14.8	7.39	5.08	6.17	10.9	4.41	6.80	6.58	3.50	7.14
Mg (diss) [mg/L]	2.12	2.02	1.06	0.863	0.836	1.09	1.32	1.33	1.79	0.651	1.20
Mn (diss) [mg/L]	0.0277	1.05	0.0208	0.0230	0.00682	0.00146	0.00565	0.0732	0.121	0.112	0.387
Mo (diss) [mg/L]	0.00014	0.00036	0.00037	0.00018	0.00014	0.00019	0.00077	0.00021	0.00184	0.00075	0.00053
Na (diss) [mg/L]	0.91	2.42	1.69	0.89	1.00	0.81	1.53	0.56	1.86	0.83	1.01
Ni (diss) [mg/L]	0.0004	0.0013	0.0007	0.0002	0.0002	0.0004	0.0105	0.0002	0.0006	< 0.0001	0.0009
P (diss) [mg/L]	< 0.003	< 0.003	0.003	0.005	< 0.003	< 0.003	0.005	< 0.003	< 0.003	< 0.003	0.005
Pb (diss) [mg/L]	< 0.00009	< 0.00009	< 0.00009	< 0.00009	< 0.00009	< 0.00009	< 0.00009	< 0.00009	< 0.00009	0.00943	< 0.00009
S (diss) [mg/L]	< 3	59	< 3	< 3	< 3	7	4	15	11	8	22
Sb (diss) [mg/L]	0.0068	< 0.0009	0.0077	0.0021	0.0027	0.0012	0.0036	0.0016	0.0063	0.0072	0.0248
Se (diss) [mg/L]	< 0.00004	0.00097	0.00202	0.00010	0.00004	0.00015	0.00025	0.00043	0.00254	0.0152	0.00033
Si (diss) [mg/L]	2.37	2.68	2.12	2.72	2.70	1.98	3.25	4.55	3.89	2.84	4.31
Sn (diss) [mg/L]	0.00206	0.00218	0.00220	0.00162	0.00303	0.00149	0.00291	0.00303	0.00214	0.00171	0.00077
Sr (diss) [mg/L]	0.0774	0.152	0.0587	0.0381	0.0544	0.0388	0.0805	0.0653	0.122	0.0675	0.0610
Th (diss) [mg/L]	< 0.0001	< 0.0001	< 0.0001	< 0.0001	< 0.0001	< 0.0001	< 0.0001	< 0.0001	< 0.0001	< 0.0001	< 0.0001
Ti (diss) [mg/L]	0.00007	< 0.00007	0.00011	0.00009	< 0.00007	< 0.00007	0.00015	0.00009	< 0.00007	< 0.00007	0.00016
Tl (diss) [mg/L]	< 0.000005	0.000005	0.000007	0.000009	0.000009	< 0.000005	0.000005	0.000029	0.000017	0.000023	0.000042
U (diss) [mg/L]	0.000353	0.000221	0.00752	0.0129	0.0246	0.00104	0.00133	0.000991	0.0164	0.00203	0.00273
V (diss) [mg/L]	0.00110	0.00005	0.00275	0.00132	0.00418	0.00093	0.00371	0.00023	0.00180	0.00006	0.00050
W (diss) [mg/L]	0.00175	0.00006	0.00156	0.00032	0.00070	0.00082	0.00058	0.00046	0.00173	0.00101	0.00166
Zn (diss) [mg/L]	< 0.002	0.061	< 0.002	< 0.002	< 0.002	< 0.002	< 0.002	< 0.002	0.012	0.008	0.119
Zr (diss) [mg/L]	< 0.002	< 0.002	< 0.002	< 0.002	< 0.002	< 0.002	< 0.002	< 0.002	< 0.002	< 0.002	< 0.002

OnLine LIMS

0003877246

Results relate only to the sample tested. Data reported represents the sample submitted to SGS. Reproduction of this analytical report in full or in part is prohibited without prior written approval. Please refer to SGS General Conditions of Services located at https://www.sgs.ca/en/terms-and-conditions (Printed copies are available upon request.)
Test method information available upon request. "Temperature Upon Receipt" is representative of the whole shipment and may not reflect the temperature of individual samples.
SGS Canada Inc. Environment-Health & Safety statement of conformity decision rule does not consider uncertainty when analytical results are compared to a specified standard or regulation.

SGS Canada Inc.
P.O. Box 4300 - 185 Concession St.
Lakefield - Ontario - KOL 2HO
Phone: 705-652-2000 FAX: 705-652-6365

Env ICP-MS Metals Dissolved

Project : CA20M-00000-110-19896-01

LR Report : **CA19598-AUG23**

Analysis	34: DX450227 Week 4	35: DX450230 Week 4	36: DX450232 Week 4	37: DX450233 Week 4	38: DX450239 Week 4	39: Column Blank Week 4
Sample Date & Time	NA	NA	NA	NA	NA	NA
Temp Upon Receipt [°C]	18.0	18.0	18.0	18.0	18.0	18.0
pH [No unit]	7.61	7.79	7.72	7.75	7.85	4.80
Conductivity [uS/cm]	87	100	144	219	217	6
Alkalinity [mg/L as CaCO3]	42	45	43	49	59	< 2
Acidity [mg/L as CaCO3]	< 2	< 2	< 2	< 2	< 2	3
F [mg/L]	< 0.06	0.07	0.08	< 0.06	0.26	< 0.06
Cl [mg/L]	< 0.2	< 0.2	< 0.2	0.2	0.2	< 0.2
SO4 [mg/L]	1.4	3.9	23	49	47	< 0.2
Hg (diss) [mg/L]	< 0.0001	< 0.0001	< 0.0001	0.0001	< 0.0001	< 0.0001
Ag (diss) [mg/L]	< 0.00005	< 0.00005	< 0.00005	< 0.00005	< 0.00005	< 0.00005
Al (diss) [mg/L]	0.100	0.144	0.123	0.049	0.028	< 0.001
As (diss) [mg/L]	0.0081	0.0065	0.0359	0.0017	0.0005	< 0.0002
Ba (diss) [mg/L]	0.00181	0.00328	0.00454	0.00189	0.00307	0.00025
Be (diss) [mg/L]	< 0.000007	< 0.000007	< 0.000007	< 0.000007	< 0.000007	< 0.000007
B (diss) [mg/L]	0.007	0.008	0.023	0.020	0.020	< 0.002
Bi (diss) [mg/L]	< 0.00001	< 0.00001	< 0.00001	< 0.00001	< 0.00001	< 0.00001
Ca (diss) [mg/L]	12.0	11.9	19.4	33.1	39.1	0.03
Cd (diss) [mg/L]	0.000009	0.000008	0.000013	0.000162	0.000013	0.000003
Co (diss) [mg/L]	0.000030	0.000027	0.000029	0.000133	0.000036	0.000012
Cr (diss) [mg/L]	< 0.00008	< 0.00008	< 0.00008	< 0.00008	< 0.00008	< 0.00008
Cu (diss) [mg/L]	0.0006	0.0004	< 0.0002	< 0.0002	0.0002	0.0005
Fe (diss) [mg/L]	< 0.007	< 0.007	< 0.007	< 0.007	< 0.007	< 0.007
K (diss) [mg/L]	4.92	8.91	8.33	10.4	5.97	0.034
Mg (diss) [mg/L]	1.04	1.44	1.76	1.96	1.23	0.003
Mn (diss) [mg/L]	0.0165	0.0105	0.0630	0.100	0.104	0.00018
Mo (diss) [mg/L]	0.00016	0.00024	0.00032	0.00017	0.00056	< 0.00004
Na (diss) [mg/L]	2.18	1.46	1.52	1.01	0.44	0.14
Ni (diss) [mg/L]	0.0002	0.0002	0.0005	0.0003	< 0.0001	< 0.0001
P (diss) [mg/L]	0.003	0.006	0.003	< 0.003	0.009	0.004
Pb (diss) [mg/L]	< 0.00009	< 0.00009	< 0.00009	< 0.00009	< 0.00009	< 0.00009
S (diss) [mg/L]	< 3	< 3	11	24	17	< 3
Sb (diss) [mg/L]	0.0010	0.0015	0.0101	0.0011	< 0.0009	< 0.0009

OnLine LIMS

0003877246

Results relate only to the sample tested. Data reported represents the sample submitted to SGS. Reproduction of this analytical report in full or in part is prohibited without prior written approval. Please refer to SGS General Conditions of Services located at https://www.sgs.ca/en/terms-and-conditions (Printed copies are available upon request.)
Test method information available upon request. "Temperature Upon Receipt" is representative of the whole shipment and may not reflect the temperature of individual samples.
SGS Canada Inc. Environment-Health & Safety statement of conformity decision rule does not consider uncertainty when analytical results are compared to a specified standard or regulation.

SGS Canada Inc.
P.O. Box 4300 - 185 Concession St.
Lakefield - Ontario - KOL 2HO
Phone: 705-652-2000 FAX: 705-652-6365

Analysis	34: DX450227 Week 4	35: DX450230 Week 4	36: DX450232 Week 4	37: DX450233 Week 4	38: DX450239 Week 4	39: Column Blank Week 4
Se (diss) [mg/L]	< 0.00004	< 0.00004	0.00059	0.00075	0.00214	< 0.00004
Si (diss) [mg/L]	2.55	2.57	2.87	3.27	3.69	< 0.02
Sn (diss) [mg/L]	0.00137	0.00184	0.00157	0.00162	0.00224	0.00099
Sr (diss) [mg/L]	0.0352	0.0504	0.0493	0.0872	0.0688	< 0.00008
Th (diss) [mg/L]	< 0.0001	< 0.0001	< 0.0001	< 0.0001	< 0.0001	< 0.0001
Ti (diss) [mg/L]	0.00012	0.00023	0.00011	< 0.00007	< 0.00007	< 0.00007
Tl (diss) [mg/L]	0.000010	0.000016	0.000017	0.000007	0.000018	< 0.000005
U (diss) [mg/L]	0.0190	0.0152	0.0174	0.00618	0.000852	0.000009
V (diss) [mg/L]	0.00314	0.00315	0.00415	0.00031	0.00007	< 0.00001
W (diss) [mg/L]	0.00208	0.00097	0.00201	0.00076	0.00115	< 0.00002
Zn (diss) [mg/L]	< 0.002	< 0.002	< 0.002	0.020	0.005	0.008
Zr (diss) [mg/L]	< 0.002	< 0.002	< 0.002	< 0.002	< 0.002	< 0.002

Revised to include Zirconium analysis.

ODWS - Ontario Drinking Water Standards
MAC/IMAC - Maximum / Interim Maximum Acceptable Concentration
AO/OG - Aesthetic Objective / Operational Guideline
* Exceeds ODWS limit
** No ODWS limit

NA - Not applicable
ND - Not Detected
NV - No Value

Alisha Kelly, B.Sc.,
Project Specialist,
Environment, Health & Safety

OnLine LIMS

0003877246

Results relate only to the sample tested. Data reported represents the sample submitted to SGS. Reproduction of this analytical report in full or in part is prohibited without prior written approval. Please refer to SGS General Conditions of Services located at https://www.sgs.ca/en/terms-and-conditions (Printed copies are available upon request.)
Test method information available upon request. "Temperature Upon Receipt" is representative of the whole shipment and may not reflect the temperature of individual samples.
SGS Canada Inc. Environment-Health & Safety statement of conformity decision rule does not consider uncertainty when analytical results are compared to a specified standard or regulation.

SGS Canada Inc.
P.O. Box 4300 - 185 Concession St.
Lakefield - Ontario - KOL 2HO
Phone: 705-652-2000 FAX: 705-652-6365

SGS Lakefield Environmental Met
Attn : Barb Bowman

Env ICP-MS Metals Dissolved

Project : CA20M-00000-110-19896-01

02-October-2024

Date Rec. : 05 September 2023
LR Report: **CA14097-SEP23**
Reference: 19896-01-08

Copy: #2

CERTIFICATE OF ANALYSIS
Final Report - Revised

Analysis	1: Analysis Start Date	2: Analysis Start Time	3: Analysis Completed Date	4: Analysis Completed Time	5: QC - Blank	6: QC - STD % Recovery	7: QC - DUP % Recovery	8: QC - Spike Rep	9: DX550053 Week 5	10: DX550073 Week 5	11: DX550089 Week 5
Sample Date & Time									NA	NA	NA
Temp Upon Receipt [°C]	---	---	---	---	---	---	---	---	20.0	20.0	20.0
pH [No unit]	07-Sep-23	13:48	18-Sep-23	10:39	NA	100%	100%	NA	7.53	7.98	7.73
Conductivity [uS/cm]	07-Sep-23	13:48	18-Sep-23	10:39	< 2	98%	98%	NA	68	96	156
Alkalinity [mg/L as CaCO3]	07-Sep-23	13:48	18-Sep-23	10:39	< 2	98%	98%	NA	29	47	50
Acidity [mg/L as CaCO3]	07-Sep-23	13:48	18-Sep-23	10:39	3	92%	ND	NA	< 2	< 2	< 2
F [mg/L]	07-Sep-23	09:48	18-Sep-23	10:39	< 0.06	96%	ND	98%	< 0.06	< 0.06	< 0.06
Cl [mg/L]	12-Sep-23	21:45	14-Sep-23	12:20	< 0.2	101%	ND	103%	< 0.2	< 0.2	< 0.2
SO4 [mg/L]	12-Sep-23	21:45	14-Sep-23	14:18	< 0.2	96%	100%	95%	4.3	5.1	23
Hg (diss) [mg/L]	18-Sep-23	18:31	19-Sep-23	10:38	< 0.00001	95%		84%	0.00005	0.00005	0.00004
Ag (diss) [mg/L]	14-Sep-23	02:08	20-Sep-23	11:21	< 0.00005	94%		95%	< 0.00005	< 0.00005	< 0.00005
Al (diss) [mg/L]	14-Sep-23	02:08	20-Sep-23	11:21	< 0.001	95%		100%	0.124	0.107	0.157
As (diss) [mg/L]	14-Sep-23	02:08	20-Sep-23	11:21	< 0.0002	97%		99%	0.0042	0.254	0.0011
Ba (diss) [mg/L]	14-Sep-23	02:08	20-Sep-23	11:21	< 0.00008	93%		102%	0.00477	0.00479	0.00585
Be (diss) [mg/L]	14-Sep-23	02:08	20-Sep-23	11:21	< 0.000007	92%		89%	< 0.000007	< 0.000007	< 0.000007
B (diss) [mg/L]	14-Sep-23	02:08	20-Sep-23	11:21	< 0.002	97%		96%	0.007	0.008	0.008
Bi (diss) [mg/L]	14-Sep-23	02:08	20-Sep-23	11:21	< 0.00001	91%		96%	< 0.00001	< 0.00001	< 0.00001
Ca (diss) [mg/L]	14-Sep-23	02:08	20-Sep-23	11:21	< 0.01	102%		100%	10.8	14.7	19.2

OnLine LIMS

0003877255

Results relate only to the sample tested. Data reported represents the sample submitted to SGS. Reproduction of this analytical report in full or in part is prohibited without prior written approval. Please refer to SGS General Conditions of Services located at https://www.sgs.ca/en/terms-and-conditions (Printed copies are available upon request.)
Test method information available upon request. "Temperature Upon Receipt" is representative of the whole shipment and may not reflect the temperature of individual samples.
SGS Canada Inc. Environment-Health & Safety statement of conformity decision rule does not consider uncertainty when analytical results are compared to a specified standard or regulation.

SGS Canada Inc.
P.O. Box 4300 - 185 Concession St.
Lakefield - Ontario - KOL 2HO
Phone: 705-652-2000 FAX: 705-652-6365

Env ICP-MS Metals Dissolved

Project : CA20M-00000-110-19896-01

LR Report : **CA14097-SEP23**

Analysis	1: Analysis Start Date	2: Analysis Start Time	3: Analysis Completed Date	4: Analysis Completed Time	5: QC - Blank	6: QC - STD % Recovery	7: QC - DUP % Recovery	8: QC - Spike Rep	9: DX550053 Week 5	10: DX550073 Week 5	11: DX550089 Week 5
Cd (diss) [mg/L]	14-Sep-23	02:08	20-Sep-23	11:21	< 0.000003	96%		97%	0.000004	< 0.000003	0.000003
Co (diss) [mg/L]	14-Sep-23	02:08	20-Sep-23	11:22	< 0.000004	94%		97%	0.000009	0.000320	0.000044
Cr (diss) [mg/L]	14-Sep-23	02:08	20-Sep-23	11:22	< 0.00008	96%		110%	< 0.00008	0.00036	< 0.00008
Cu (diss) [mg/L]	14-Sep-23	02:08	20-Sep-23	11:22	< 0.0002	97%		100%	0.0002	0.0002	< 0.0002
Fe (diss) [mg/L]	14-Sep-23	02:08	20-Sep-23	11:22	< 0.007	105%		100%	< 0.007	< 0.007	< 0.007
K (diss) [mg/L]	14-Sep-23	02:08	20-Sep-23	11:22	< 0.009	99%		98%	2.00	3.84	10.7
Mg (diss) [mg/L]	14-Sep-23	02:08	20-Sep-23	11:22	< 0.001	103%		94%	1.28	1.89	3.78
Mn (diss) [mg/L]	14-Sep-23	02:08	20-Sep-23	11:22	< 0.00001	95%		100%	0.0236	0.0346	0.0276
Mo (diss) [mg/L]	14-Sep-23	02:08	20-Sep-23	11:22	< 0.00004	99%		106%	0.00005	0.00015	0.00009
Na (diss) [mg/L]	14-Sep-23	02:08	20-Sep-23	11:22	< 0.01	98%		92%	0.52	1.27	0.41
Ni (diss) [mg/L]	14-Sep-23	02:08	20-Sep-23	11:22	< 0.0001	97%		101%	< 0.0001	0.0009	0.0001
P (diss) [mg/L]	14-Sep-23	02:08	20-Sep-23	11:22	< 0.003	100%		NV	0.003	0.003	0.003
Pb (diss) [mg/L]	14-Sep-23	02:08	20-Sep-23	11:22	< 0.00009	96%		97%	< 0.00009	< 0.00009	< 0.00009
S (diss) [mg/L]	14-Sep-23	02:08	20-Sep-23	11:22	< 1	109%		NV	< 3	< 3	8
Sb (diss) [mg/L]	14-Sep-23	02:08	20-Sep-23	11:22	< 0.0009	110%		89%	< 0.0009	< 0.0009	< 0.0009
Se (diss) [mg/L]	14-Sep-23	02:08	20-Sep-23	11:22	< 0.00004	95%		88%	0.00015	0.00025	0.00045
Si (diss) [mg/L]	14-Sep-23	02:08	20-Sep-23	11:22	< 0.02	96%		NV	1.42	1.24	1.46
Sn (diss) [mg/L]	14-Sep-23	02:08	20-Sep-23	11:22	< 0.00006	97%		NV	0.00112	0.00106	0.00158
Sr (diss) [mg/L]	14-Sep-23	02:08	20-Sep-23	11:22	< 0.00008	96%		100%	0.0653	0.0744	0.0708
Th (diss) [mg/L]	14-Sep-23	02:08	20-Sep-23	11:22	< 0.0001	107%		NV	< 0.0001	< 0.0001	< 0.0001
Ti (diss) [mg/L]	14-Sep-23	02:08	20-Sep-23	11:22	< 0.00005	96%		NV	< 0.00007	0.00031	< 0.00007
Tl (diss) [mg/L]	14-Sep-23	02:08	20-Sep-23	11:22	< 0.000005	93%		95%	< 0.000005	0.000005	0.000006
U (diss) [mg/L]	14-Sep-23	02:08	20-Sep-23	11:22	< 0.000002	96%		98%	0.000092	0.000157	0.000050
V (diss) [mg/L]	14-Sep-23	02:08	20-Sep-23	11:22	< 0.00001	95%		102%	0.00529	0.00806	0.00075
W (diss) [mg/L]	14-Sep-23	02:08	20-Sep-23	11:22	< 0.00002	103%		NV	0.00016	0.00077	0.00048
Zn (diss) [mg/L]	14-Sep-23	02:08	20-Sep-23	11:22	< 0.002	96%		98%	< 0.002	< 0.002	< 0.002
Zr (diss) [mg/L]	14-Sep-23	02:08	01-Oct-24	13:07	< 0.002	93%		NV	< 0.002	< 0.002	< 0.002

Analysis	12: DX550101 Week 5	13: DX450017 Week 5	14: DX450022 Week 5	15: DX450030 Week 5	16: DX450039 Week 5	17: DX450049 Week 5	18: DX450051 Week 5	19: DX450071 Week 5	20: DX450080 Week 5	21: DX450089 Week 5	22: DX450105 Week 5
Sample Date & Time	NA	NA	NA	NA	NA	NA	NA	NA	NA	NA	NA

OnLine LIMS

00038772255

Results relate only to the sample tested. Data reported represents the sample submitted to SGS. Reproduction of this analytical report in full or in part is prohibited without prior written approval. Please refer to SGS General Conditions of Services located at https://www.sgs.ca/en/terms-and-conditions (Printed copies are available upon request.)
Test method information available upon request. "Temperature Upon Receipt" is representative of the whole shipment and may not reflect the temperature of individual samples.
SGS Canada Inc. Environment-Health & Safety statement of conformity decision rule does not consider uncertainty when analytical results are compared to a specified standard or regulation.

SGS Canada Inc.
P.O. Box 4300 - 185 Concession St.
Lakefield - Ontario - KOL 2HO
Phone: 705-652-2000 FAX: 705-652-6365

Env ICP-MS Metals Dissolved

Project : CA20M-00000-110-19896-01

LR Report : **CA14097-SEP23**

Analysis	12: DX550101 Week 5	13: DX450017 Week 5	14: DX450022 Week 5	15: DX450030 Week 5	16: DX450039 Week 5	17: DX450049 Week 5	18: DX450051 Week 5	19: DX450071 Week 5	20: DX450080 Week 5	21: DX450089 Week 5	22: DX450105 Week 5
Temp Upon Receipt [°C]	20.0	20.0	20.0	20.0	20.0	20.0	20.0	20.0	20.0	20.0	20.0
pH [No unit]	7.66	7.62	7.73	7.34	7.51	7.46	7.21	7.72	7.47	7.53	7.42
Conductivity [uS/cm]	82	99	84	60	79	52	82	87	74	85	87
Alkalinity [mg/L as CaCO3]	36	34	38	24	25	25	18	36	25	31	24
Acidity [mg/L as CaCO3]	< 2	< 2	< 2	< 2	< 2	< 2	< 2	< 2	< 2	< 2	< 2
F [mg/L]	< 0.06	0.13	< 0.06	< 0.06	< 0.06	< 0.06	< 0.06	< 0.06	< 0.06	< 0.06	0.32
Cl [mg/L]	< 0.2	< 0.2	< 0.2	< 0.2	< 0.2	< 0.2	< 0.2	< 0.2	< 0.2	< 0.2	< 0.2
SO4 [mg/L]	6.1	13	5.6	6.4	9.9	2.8	9.6	7.8	9.7	9.4	16
Hg (diss) [mg/L]	0.00004	0.00004	0.00004	0.00006	0.00005	0.00005	0.00006	0.00004	0.00004	0.00001	0.00005
Ag (diss) [mg/L]	< 0.00005	< 0.00005	< 0.00005	< 0.00005	< 0.00005	< 0.00005	< 0.00005	< 0.00005	< 0.00005	< 0.00005	< 0.00005
Al (diss) [mg/L]	0.226	0.092	0.239	0.065	0.090	0.076	0.089	0.156	0.086	0.071	0.060
As (diss) [mg/L]	0.0036	0.0807	0.0081	0.0191	0.193	0.0027	0.0011	0.182	0.0798	0.0092	0.933
Ba (diss) [mg/L]	0.00199	0.00273	0.00147	0.00297	0.00195	0.00606	0.00151	0.00182	0.00174	0.00266	0.00098
Be (diss) [mg/L]	< 0.000007	< 0.000007	< 0.000007	< 0.000007	< 0.000007	< 0.000007	< 0.000007	< 0.000007	< 0.000007	< 0.000007	< 0.000007
B (diss) [mg/L]	0.003	0.022	0.005	0.005	0.002	0.002	0.007	0.010	0.004	0.003	0.004
Bi (diss) [mg/L]	< 0.00001	< 0.00001	< 0.00001	< 0.00001	< 0.00001	< 0.00001	< 0.00001	< 0.00001	< 0.00001	< 0.00001	< 0.00001
Ca (diss) [mg/L]	13.5	14.0	15.8	9.93	11.7	8.11	11.8	13.8	7.34	12.0	15.7
Cd (diss) [mg/L]	< 0.000003	0.000010	0.000010	0.000032	0.000023	0.000431	0.000282	0.000005	0.000714	0.000016	0.000005
Co (diss) [mg/L]	0.000032	0.000089	0.000165	0.000022	0.000016	0.000547	< 0.000004	0.000053	0.000036	0.000038	0.000071
Cr (diss) [mg/L]	< 0.00008	< 0.00008	0.00035	< 0.00008	0.00015	0.00010	< 0.00008	< 0.00008	< 0.00008	< 0.00008	< 0.00008
Cu (diss) [mg/L]	0.0005	0.0003	0.0019	0.0008	< 0.0002	0.0003	< 0.0002	< 0.0002	0.0003	0.0003	0.0002
Fe (diss) [mg/L]	< 0.007	< 0.007	0.049	< 0.007	< 0.007	< 0.007	< 0.007	< 0.007	< 0.007	< 0.007	< 0.007
K (diss) [mg/L]	2.04	7.19	0.892	2.12	4.68	0.954	4.78	3.20	8.10	5.73	2.58
Mg (diss) [mg/L]	1.49	0.795	1.04	0.288	0.368	0.780	0.505	0.853	0.886	0.774	0.183
Mn (diss) [mg/L]	0.0366	0.00990	0.0504	0.0784	0.0667	0.0396	0.0368	0.0302	0.00383	0.0418	0.0356
Mo (diss) [mg/L]	< 0.00004	0.00034	0.00061	0.00012	0.00019	0.00067	0.00009	0.00077	0.00016	0.00013	0.00012
Na (diss) [mg/L]	0.56	1.05	27.0	0.74	0.50	1.05	0.41	1.42	0.59	0.56	0.25
Ni (diss) [mg/L]	0.0001	0.0006	0.0016	0.0003	0.0008	0.0006	0.0002	0.0003	0.0001	0.0002	< 0.0001
P (diss) [mg/L]	0.004	0.003	0.003	0.003	0.003	< 0.003	0.003	0.003	0.004	0.004	< 0.003
Pb (diss) [mg/L]	< 0.00009	< 0.00009	< 0.00009	0.00012	< 0.00009	< 0.00009	0.110	< 0.00009	< 0.00009	< 0.00009	< 0.00009
S (diss) [mg/L]	< 3	4	22	< 3	4	< 3	8	< 3	< 3	< 3	5
Sb (diss) [mg/L]	< 0.0009	< 0.0009	< 0.0009	0.0024	0.0034	0.0021	0.101	0.0045	0.0009	0.0028	0.0089
Se (diss) [mg/L]	0.00005	< 0.00004	0.00016	0.00033	0.00017	0.00106	0.00285	0.00942	0.00020	0.00010	0.00017

OnLine LIMS

0003877255

Results relate only to the sample tested. Data reported represents the sample submitted to SGS. Reproduction of this analytical report in full or in part is prohibited without prior written approval. Please refer to SGS General Conditions of Services located at https://www.sgs.ca/en/terms-and-conditions (Printed copies are available upon request.)
Test method information available upon request. "Temperature Upon Receipt" is representative of the whole shipment and may not reflect the temperature of individual samples.
SGS Canada Inc. Environment-Health & Safety statement of conformity decision rule does not consider uncertainty when analytical results are compared to a specified standard or regulation.

SGS Canada Inc.
P.O. Box 4300 - 185 Concession St.
Lakefield - Ontario - KOL 2HO
Phone: 705-652-2000 FAX: 705-652-6365

Analysis	12: DX550101 Week 5	13: DX450017 Week 5	14: DX450022 Week 5	15: DX450030 Week 5	16: DX450039 Week 5	17: DX450049 Week 5	18: DX450051 Week 5	19: DX450071 Week 5	20: DX450080 Week 5	21: DX450089 Week 5	22: DX450105 Week 5
Si (diss) [mg/L]	1.37	1.99	1.13	1.24	1.43	1.24	1.92	1.52	1.67	1.02	2.40
Sn (diss) [mg/L]	0.00119	0.00152	0.00071	0.00086	0.00177	0.00084	0.00073	0.00099	0.00090	0.00098	0.00099
Sr (diss) [mg/L]	0.0352	0.109	0.0255	0.0263	0.0175	0.0361	0.0324	0.0795	0.0319	0.0450	0.0133
Th (diss) [mg/L]	< 0.0001	< 0.0001	< 0.0001	< 0.0001	< 0.0001	< 0.0001	< 0.0001	< 0.0001	< 0.0001	< 0.0001	< 0.0001
Ti (diss) [mg/L]	0.00007	0.00009	0.00101	0.00012	< 0.00007	< 0.00007	0.00008	0.00009	< 0.00007	0.00025	0.00009
Tl (diss) [mg/L]	< 0.000005	0.000015	< 0.000005	0.000005	0.000008	< 0.000005	0.000015	< 0.000005	0.000007	0.000008	0.000008
U (diss) [mg/L]	0.000242	0.000438	0.000136	0.00468	0.00664	0.00320	0.000023	0.00641	0.00367	0.00543	0.0139
V (diss) [mg/L]	0.00395	0.00093	0.00866	0.00032	0.00255	0.00031	< 0.00001	0.00139	0.00279	0.00096	0.00016
W (diss) [mg/L]	0.00015	0.00096	0.00013	0.00092	0.00042	0.00040	0.00069	0.00118	0.00162	0.00039	0.00038
Zn (diss) [mg/L]	< 0.002	< 0.002	0.002	0.004	< 0.002	< 0.002	0.008	< 0.002	< 0.002	< 0.002	< 0.002
Zr (diss) [mg/L]	< 0.002	< 0.002	< 0.002	< 0.002	< 0.002	< 0.002	< 0.002	< 0.002	< 0.002	< 0.002	< 0.002

Analysis	23: DX450113 Week 5	24: DX450119 Week 5	25: DX450130 Week 5	26: DX450135 Week 5	27: DX450137 Week 5	28: DX450143 Week 5	29: DX450144 Week 5	30: DX450153 Week 5	31: DX450155 Week 5	32: DX450170 Week 5	33: DX450200 Week 5
Sample Date & Time	NA	NA	NA	NA	NA	NA	NA	NA	NA	NA	NA
Temp Upon Receipt [°C]	20.0	20.0	20.0	20.0	20.0	20.0	20.0	20.0	20.0	20.0	20.0
pH [No unit]	7.57	7.65	7.59	7.60	7.55	7.44	7.55	7.40	7.63	7.42	NSS
Conductivity [uS/cm]	82	334	72	58	69	84	74	134	135	93	NSS
Alkalinity [mg/L as CaCO3]	35	50	32	26	29	23	27	29	42	29	NSS
Acidity [mg/L as CaCO3]	< 2	< 2	< 2	< 2	< 2	< 2	< 2	< 2	< 2	< 2	NSS
F [mg/L]	< 0.06	< 0.06	< 0.06	< 0.06	< 0.06	< 0.06	< 0.06	< 0.06	< 0.06	< 0.06	NSS
Cl [mg/L]	< 0.2	0.3	< 0.2	< 0.2	< 0.2	< 0.2	< 0.2	< 0.2	< 0.2	< 0.2	< 2
SO4 [mg/L]	5.2	110	3.5	2.8	5.5	15	8.5	31	24	16	41
Hg (diss) [mg/L]	0.00005	0.00005	0.00002	0.00004	0.00005	0.00005	0.00004	0.00004	0.00005	0.00005	NSS
Ag (diss) [mg/L]	< 0.00005	< 0.00005	< 0.00005	< 0.00005	< 0.00005	< 0.00005	< 0.00005	< 0.00005	< 0.00005	< 0.00005	NSS
Al (diss) [mg/L]	0.164	0.021	0.092	0.115	0.094	0.075	0.078	0.025	0.094	0.046	NSS
As (diss) [mg/L]	0.0583	0.0005	0.104	0.0334	0.0238	0.0313	2.25	0.0040	0.0262	0.0035	NSS
Ba (diss) [mg/L]	0.00323	0.0561	0.0110	0.00094	0.00131	0.00224	0.00183	0.00253	0.00296	0.00594	NSS
Be (diss) [mg/L]	< 0.000007	< 0.000007	< 0.000007	< 0.000007	< 0.000007	< 0.000007	< 0.000007	< 0.000007	< 0.000007	< 0.000007	NSS
B (diss) [mg/L]	0.026	0.017	0.002	0.003	0.004	0.005	0.007	0.005	0.007	0.006	NSS
Bi (diss) [mg/L]	< 0.00001	< 0.00001	< 0.00001	< 0.00001	< 0.00001	< 0.00001	< 0.00001	0.00001	< 0.00001	0.00002	NSS

OnLine LIMS

0003877255

Results relate only to the sample tested. Data reported represents the sample submitted to SGS. Reproduction of this analytical report in full or in part is prohibited without prior written approval. Please refer to SGS General Conditions of Services located at https://www.sgs.ca/en/terms-and-conditions (Printed copies are available upon request.)
Test method information available upon request. "Temperature Upon Receipt" is representative of the whole shipment and may not reflect the temperature of individual samples.
SGS Canada Inc. Environment-Health & Safety statement of conformity decision rule does not consider uncertainty when analytical results are compared to a specified standard or regulation.

SGS Canada Inc.
P.O. Box 4300 - 185 Concession St.
Lakefield - Ontario - KOL 2HO
Phone: 705-652-2000 FAX: 705-652-6365

Env ICP-MS Metals Dissolved

Project : CA20M-00000-110-19896-01

LR Report : **CA14097-SEP23**

Analysis	23: DX450113 Week 5	24: DX450119 Week 5	25: DX450130 Week 5	26: DX450135 Week 5	27: DX450137 Week 5	28: DX450143 Week 5	29: DX450144 Week 5	30: DX450153 Week 5	31: DX450155 Week 5	32: DX450170 Week 5	33: DX450200 Week 5
Ca (diss) [mg/L]	12.5	56.0	9.82	8.80	9.64	9.44	11.3	20.6	21.7	15.7	NSS
Cd (diss) [mg/L]	< 0.000003	0.000246	0.000021	0.000018	0.000154	< 0.000003	0.000003	0.000040	0.000173	0.000099	NSS
Co (diss) [mg/L]	0.000029	0.00140	0.000067	0.000014	0.000011	0.000023	0.00100	0.000027	0.000096	0.000025	NSS
Cr (diss) [mg/L]	< 0.00008	0.00023	< 0.00008	< 0.00008	< 0.00008	< 0.00008	< 0.00008	< 0.00008	< 0.00008	< 0.00008	NSS
Cu (diss) [mg/L]	0.0011	0.0004	0.0005	< 0.0002	0.0003	< 0.0002	0.0003	0.0003	0.0005	< 0.0002	NSS
Fe (diss) [mg/L]	< 0.007	< 0.007	< 0.007	< 0.007	< 0.007	< 0.007	< 0.007	< 0.007	< 0.007	< 0.007	NSS
K (diss) [mg/L]	3.45	11.3	5.44	3.51	4.94	8.71	3.23	5.72	5.10	2.74	NSS
Mg (diss) [mg/L]	1.38	1.31	0.655	0.560	0.637	0.786	0.854	0.880	1.19	0.402	NSS
Mn (diss) [mg/L]	0.0219	0.856	0.0170	0.0169	0.00473	0.00103	0.00399	0.0600	0.0998	0.0882	NSS
Mo (diss) [mg/L]	0.00008	0.00025	0.00024	0.00012	0.00010	0.00010	0.00056	0.00013	0.00155	0.00049	NSS
Na (diss) [mg/L]	0.42	1.41	0.93	0.48	0.66	0.57	0.82	0.39	1.09	0.50	NSS
Ni (diss) [mg/L]	0.0003	0.0011	0.0005	0.0003	0.0003	0.0002	0.0046	0.0002	0.0003	< 0.0001	NSS
P (diss) [mg/L]	0.003	0.003	0.003	< 0.003	0.004	0.004	0.004	0.005	< 0.003	< 0.003	NSS
Pb (diss) [mg/L]	< 0.00009	0.00030	< 0.00009	< 0.00009	< 0.00009	< 0.00009	< 0.00009	0.00017	0.00012	0.00660	NSS
S (diss) [mg/L]	< 3	40	< 3	< 3	< 3	5	< 3	10	8	5	NSS
Sb (diss) [mg/L]	0.0041	< 0.0009	0.0057	0.0015	0.0020	0.0011	0.0028	0.0015	0.0045	0.0061	NSS
Se (diss) [mg/L]	< 0.00004	0.00070	0.00147	0.00008	< 0.00004	0.00015	0.00017	0.00034	0.00196	0.0127	NSS
Si (diss) [mg/L]	1.46	1.65	1.23	1.70	1.93	1.65	2.11	3.52	2.46	1.72	NSS
Sn (diss) [mg/L]	0.00128	0.00128	0.00169	0.00137	0.00197	0.00104	0.00169	0.00222	0.00155	0.00122	NSS
Sr (diss) [mg/L]	0.0620	0.102	0.0466	0.0303	0.0502	0.0299	0.0603	0.0509	0.0981	0.0499	NSS
Th (diss) [mg/L]	< 0.0001	< 0.0001	0.0004	0.0002	0.0001	< 0.0001	< 0.0001	< 0.0001	< 0.0001	< 0.0001	NSS
Ti (diss) [mg/L]	< 0.00007	0.00007	< 0.00007	< 0.00007	< 0.00007	< 0.00007	< 0.00007	0.00009	< 0.00007	0.00008	NSS
Tl (diss) [mg/L]	< 0.000005	< 0.000005	0.000006	0.000007	0.000006	< 0.000005	< 0.000005	0.000021	0.000014	0.000018	NSS
U (diss) [mg/L]	0.000358	0.000139	0.00449	0.00598	0.0145	0.000872	0.000596	0.000613	0.0109	0.00133	NSS
V (diss) [mg/L]	0.00128	0.00003	0.00203	0.00094	0.00318	0.00158	0.00309	0.00034	0.00189	0.00004	NSS
W (diss) [mg/L]	0.00075	0.00003	0.00093	0.00019	0.00041	0.00055	0.00034	0.00030	0.00101	0.00058	NSS
Zn (diss) [mg/L]	< 0.002	0.053	< 0.002	< 0.002	< 0.002	< 0.002	< 0.002	< 0.002	0.008	0.004	NSS
Zr (diss) [mg/L]	< 0.002	< 0.002	< 0.002	< 0.002	< 0.002	< 0.002	< 0.002	< 0.002	< 0.002	< 0.002	NSS

OnLine LIMS

0003877255

Results relate only to the sample tested. Data reported represents the sample submitted to SGS. Reproduction of this analytical report in full or in part is prohibited without prior written approval. Please refer to SGS General Conditions of Services located at https://www.sgs.ca/en/terms-and-conditions (Printed copies are available upon request.)
Test method information available upon request. "Temperature Upon Receipt" is representative of the whole shipment and may not reflect the temperature of individual samples.
SGS Canada Inc. Environment-Health & Safety statement of conformity decision rule does not consider uncertainty when analytical results are compared to a specified standard or regulation.

SGS Canada Inc.
P.O. Box 4300 - 185 Concession St.
Lakefield - Ontario - KOL 2HO
Phone: 705-652-2000 FAX: 705-652-6365

Env ICP-MS Metals Dissolved

Project : CA20M-00000-110-19896-01

LR Report : **CA14097-SEP23**

Analysis	34: DX450227 Week 5	35: DX450230 Week 5	36: DX450232 Week 5	37: DX450233 Week 5	38: DX450239 Week 5	39: Column Blank Week 5
Sample Date & Time	NA	NA	NA	NA	NA	NA
Temp Upon Receipt [°C]	20.0	20.0	20.0	20.0	20.0	20.0
pH [No unit]	7.60	7.60	7.53	7.59	7.58	5.51
Conductivity [uS/cm]	62	68	86	178	167	< 2
Alkalinity [mg/L as CaCO3]	31	32	28	42	42	< 2
Acidity [mg/L as CaCO3]	< 2	< 2	< 2	< 2	< 2	4
F [mg/L]	< 0.06	< 0.06	< 0.06	< 0.06	0.13	< 0.06
Cl [mg/L]	< 0.2	< 0.2	< 0.2	0.2	0.2	< 0.2
SO4 [mg/L]	0.8	2.0	13	38	36	< 0.2
Hg (diss) [mg/L]	0.00005	0.00005	0.00004	0.00004	0.00005	0.00004
Ag (diss) [mg/L]	< 0.00005	< 0.00005	< 0.00005	< 0.00005	< 0.00005	< 0.00005
Al (diss) [mg/L]	0.094	0.105	0.091	0.055	0.042	0.001
As (diss) [mg/L]	0.0048	0.0042	0.0250	0.0021	0.0006	< 0.0002
Ba (diss) [mg/L]	0.00121	0.00207	0.00261	0.00162	0.00208	0.00013
Be (diss) [mg/L]	< 0.000007	< 0.000007	< 0.000007	< 0.000007	< 0.000007	< 0.000007
B (diss) [mg/L]	0.003	0.003	0.009	0.011	0.010	< 0.002
Bi (diss) [mg/L]	< 0.00001	< 0.00001	< 0.00001	< 0.00001	< 0.00001	< 0.00001
Ca (diss) [mg/L]	9.89	8.77	12.3	27.0	28.8	0.02
Cd (diss) [mg/L]	0.000009	0.000006	0.000016	0.000155	0.000006	0.000004
Co (diss) [mg/L]	< 0.000004	< 0.000004	< 0.000004	0.000100	0.000011	< 0.000004
Cr (diss) [mg/L]	< 0.00008	< 0.00008	< 0.00008	< 0.00008	< 0.00008	< 0.00008
Cu (diss) [mg/L]	0.0003	0.0002	< 0.0002	0.0002	< 0.0002	0.0005
Fe (diss) [mg/L]	< 0.007	< 0.007	< 0.007	< 0.007	< 0.007	< 0.007
K (diss) [mg/L]	2.87	5.87	5.08	8.36	4.24	< 0.009
Mg (diss) [mg/L]	0.581	0.885	0.847	1.28	0.762	0.002
Mn (diss) [mg/L]	0.0327	0.00732	0.0392	0.0846	0.0664	0.00008
Mo (diss) [mg/L]	0.00008	0.00012	0.00014	0.00015	0.00026	0.00005
Na (diss) [mg/L]	1.00	0.66	0.70	0.67	0.24	0.19
Ni (diss) [mg/L]	< 0.0001	0.0001	0.0003	0.0002	0.0001	< 0.0001
P (diss) [mg/L]	0.003	0.003	0.003	0.004	0.006	0.005
Pb (diss) [mg/L]	< 0.00009	< 0.00009	< 0.00009	< 0.00009	< 0.00009	0.00011
S (diss) [mg/L]	< 3	< 3	4	16	11	< 3
Sb (diss) [mg/L]	< 0.0009	< 0.0009	0.0057	0.0010	< 0.0009	< 0.0009

OnLine LIMS

0003877255

Results relate only to the sample tested. Data reported represents the sample submitted to SGS. Reproduction of this analytical report in full or in part is prohibited without prior written approval. Please refer to SGS General Conditions of Services located at https://www.sgs.ca/en/terms-and-conditions (Printed copies are available upon request.)
Test method information available upon request. "Temperature Upon Receipt" is representative of the whole shipment and may not reflect the temperature of individual samples.
SGS Canada Inc. Environment-Health & Safety statement of conformity decision rule does not consider uncertainty when analytical results are compared to a specified standard or regulation.

SGS Canada Inc.
P.O. Box 4300 - 185 Concession St.
Lakefield - Ontario - KOL 2HO
Phone: 705-652-2000 FAX: 705-652-6365

Env ICP-MS Metals Dissolved

Project : CA20M-00000-110-19896-01

LR Report : **CA14097-SEP23**

Analysis	34: DX450227 Week 5	35: DX450230 Week 5	36: DX450232 Week 5	37: DX450233 Week 5	38: DX450239 Week 5	39: Column Blank Week 5
Se (diss) [mg/L]	0.00005	0.00005	0.00039	0.00064	0.00188	< 0.00004
Si (diss) [mg/L]	1.22	1.45	1.49	2.42	2.35	< 0.02
Sn (diss) [mg/L]	0.00081	0.00130	0.00123	0.00113	0.00151	0.00066
Sr (diss) [mg/L]	0.0238	0.0363	0.0297	0.0728	0.0487	< 0.00008
Th (diss) [mg/L]	< 0.0001	< 0.0001	< 0.0001	< 0.0001	< 0.0001	0.0003
Ti (diss) [mg/L]	0.00018	0.00011	0.00008	0.00009	0.00011	< 0.00007
Tl (diss) [mg/L]	0.000005	0.000009	0.000011	< 0.000005	0.000013	< 0.000005
U (diss) [mg/L]	0.00991	0.00789	0.00908	0.00425	0.000672	< 0.000002
V (diss) [mg/L]	0.00183	0.00231	0.00315	0.00031	0.00006	< 0.00001
W (diss) [mg/L]	0.00090	0.00041	0.00085	0.00053	0.00078	< 0.00002
Zn (diss) [mg/L]	< 0.002	< 0.002	< 0.002	0.015	0.002	0.004
Zr (diss) [mg/L]	< 0.002	< 0.002	< 0.002	< 0.002	< 0.002	< 0.002

Revised to include Zirconium analysis.

Sample DX450200 leaked and most analysis was not completed. Indicated with NSS.

NSS - Not sufficient sample

Alisha Kelly, B.Sc.,
Project Specialist,
Environment, Health & Safety

OnLine LIMS

0003877255

Results relate only to the sample tested. Data reported represents the sample submitted to SGS. Reproduction of this analytical report in full or in part is prohibited without prior written approval. Please refer to SGS General Conditions of Services located at https://www.sgs.ca/en/terms-and-conditions (Printed copies are available upon request.)
Test method information available upon request. "Temperature Upon Receipt" is representative of the whole shipment and may not reflect the temperature of individual samples.
SGS Canada Inc. Environment-Health & Safety statement of conformity decision rule does not consider uncertainty when analytical results are compared to a specified standard or regulation.

SGS Canada Inc.
P.O. Box 4300 - 185 Concession St.
Lakefield - Ontario - KOL 2HO
Phone: 705-652-2000 FAX: 705-652-6365

SGS Lakefield Environmental Met
Attn : Barb Bowman

Env ICP-MS Metals Dissolved

Project : CA20M-00000-110-19896-01

02-October-2024

Date Rec. : 12 September 2023
LR Report: **CA12370-SEP23**
Reference: 19896-01-09

Copy: #2

CERTIFICATE OF ANALYSIS
Final Report - Revised

Analysis	1: Analysis Start Date	2: Analysis Start Time	3: Analysis Completed Date	4: Analysis Completed Time	5: QC - Blank	6: QC - STD % Recovery	7: QC - DUP % Recovery	8: QC - Spike Rep	9: DX550053 Week 6	10: DX550073 Week 6	11: DX550089 Week 6
Sample Date & Time									NA	NA	NA
Temp Upon Receipt [°C]	---	---	---	---	---	---	---	---	20.0	20.0	20.0
pH [No unit]	14-Sep-23	13:39	19-Sep-23	14:45	NA	100%	100%	NA	7.47	7.90	7.59
Conductivity [uS/cm]	14-Sep-23	13:39	19-Sep-23	14:45	< 2	100%	100%	NA	98	116	190
Alkalinity [mg/L as CaCO3]	14-Sep-23	13:39	19-Sep-23	14:45	< 2	98%	100%	NA	44	55	59
Acidity [mg/L as CaCO3]	14-Sep-23	13:39	19-Sep-23	14:45	2	96%	ND	NA	< 2	< 2	< 2
F [mg/L]	14-Sep-23	14:36	19-Sep-23	10:37	< 0.06	97%	ND	99%	< 0.06	< 0.06	< 0.06
Cl [mg/L]	19-Sep-23	15:40	26-Sep-23	11:01	< 0.2	98%	ND	104%	< 0.2	< 0.2	< 0.2
SO4 [mg/L]	19-Sep-23	15:40	22-Sep-23	15:46	< 0.2	100%	99%	104%	7.2	7.2	31
Hg (diss) [mg/L]	22-Sep-23	22:29	24-Sep-23	22:57	< 0.00001	102%		76%	< 0.00001	< 0.00001	< 0.00001
Ag (diss) [mg/L]	22-Sep-23	23:24	26-Sep-23	15:06	< 0.00005	103%		102%	< 0.00005	< 0.00005	< 0.00005
Al (diss) [mg/L]	22-Sep-23	23:24	26-Sep-23	15:06	< 0.001	103%		113%	0.154	0.114	0.138
As (diss) [mg/L]	22-Sep-23	23:24	28-Sep-23	12:35	< 0.0002	100%		102%	0.0046	0.378	0.0010
Ba (diss) [mg/L]	22-Sep-23	23:24	26-Sep-23	15:06	< 0.00008	96%		95%	0.00806	0.00576	0.00777
Be (diss) [mg/L]	22-Sep-23	23:24	26-Sep-23	15:06	< 0.000007	97%		96%	< 0.000007	< 0.000007	< 0.000007
B (diss) [mg/L]	22-Sep-23	23:24	26-Sep-23	15:06	< 0.002	100%		105%	0.016	0.020	0.019
Bi (diss) [mg/L]	22-Sep-23	23:24	26-Sep-23	15:06	< 0.00001	95%		114%	< 0.00001	< 0.00001	< 0.00001
Ca (diss) [mg/L]	22-Sep-23	23:24	26-Sep-23	15:06	< 0.01	102%		102%	15.9	16.9	23.4

OnLine LIMS

0003877248

Results relate only to the sample tested. Data reported represents the sample submitted to SGS. Reproduction of this analytical report in full or in part is prohibited without prior written approval. Please refer to SGS General Conditions of Services located at https://www.sgs.ca/en/terms-and-conditions (Printed copies are available upon request.)
Test method information available upon request. "Temperature Upon Receipt" is representative of the whole shipment and may not reflect the temperature of individual samples.
SGS Canada Inc. Environment-Health & Safety statement of conformity decision rule does not consider uncertainty when analytical results are compared to a specified standard or regulation.

SGS Canada Inc.
P.O. Box 4300 - 185 Concession St.
Lakefield - Ontario - KOL 2HO
Phone: 705-652-2000 FAX: 705-652-6365

Env ICP-MS Metals Dissolved

Project : CA20M-00000-110-19896-01

LR Report : **CA12370-SEP23**

Analysis	1: Analysis Start Date	2: Analysis Start Time	3: Analysis Completed Date	4: Analysis Completed Time	5: QC - Blank	6: QC - STD % Recovery	7: QC - DUP % Recovery	8: QC - Spike Rep	9: DX550053 Week 6	10: DX550073 Week 6	11: DX550089 Week 6
Cd (diss) [mg/L]	22-Sep-23	23:24	26-Sep-23	15:06	< 0.000003	100%		96%	0.000007	< 0.000003	0.000005
Co (diss) [mg/L]	22-Sep-23	23:24	26-Sep-23	15:06	< 0.000004	101%		125%	0.000067	0.000476	0.000073
Cr (diss) [mg/L]	22-Sep-23	23:24	26-Sep-23	15:06	< 0.00008	103%		105%	< 0.00008	0.00009	< 0.00008
Cu (diss) [mg/L]	22-Sep-23	23:24	26-Sep-23	15:06	< 0.0002	103%		100%	0.0003	0.0004	0.0005
Fe (diss) [mg/L]	22-Sep-23	23:24	26-Sep-23	15:06	< 0.007	99%		105%	< 0.007	< 0.007	< 0.007
K (diss) [mg/L]	22-Sep-23	23:24	26-Sep-23	15:06	< 0.009	102%		101%	2.27	4.74	12.2
Mg (diss) [mg/L]	22-Sep-23	23:24	26-Sep-23	15:06	< 0.001	99%		97%	1.55	2.40	4.56
Mn (diss) [mg/L]	22-Sep-23	23:24	26-Sep-23	15:06	< 0.00001	96%		76%	0.0779	0.0337	0.0318
Mo (diss) [mg/L]	22-Sep-23	23:24	26-Sep-23	15:06	< 0.00004	100%		104%	0.00028	0.00022	0.00017
Na (diss) [mg/L]	22-Sep-23	23:24	26-Sep-23	15:06	< 0.01	100%		103%	0.98	1.77	0.79
Ni (diss) [mg/L]	22-Sep-23	23:24	26-Sep-23	15:06	< 0.0001	100%		121%	0.0002	0.0013	0.0003
P (diss) [mg/L]	22-Sep-23	23:24	26-Sep-23	15:06	< 0.003	102%		NV	0.003	0.005	< 0.003
Pb (diss) [mg/L]	22-Sep-23	23:24	26-Sep-23	15:06	< 0.00009	99%		128%	< 0.00009	< 0.00009	< 0.00009
S (diss) [mg/L]	22-Sep-23	23:24	26-Sep-23	15:06	< 1	110%		NV	< 3	< 3	11
Sb (diss) [mg/L]	22-Sep-23	23:24	26-Sep-23	15:06	< 0.0009	109%		116%	< 0.0009	< 0.0009	< 0.0009
Se (diss) [mg/L]	22-Sep-23	23:24	26-Sep-23	15:06	< 0.00004	99%		106%	0.00020	0.00035	0.00058
Si (diss) [mg/L]	22-Sep-23	23:24	26-Sep-23	15:06	< 0.02	98%		NV	1.85	1.96	1.89
Sn (diss) [mg/L]	22-Sep-23	23:24	26-Sep-23	15:06	< 0.00006	102%		NV	0.00179	0.00316	0.00222
Sr (diss) [mg/L]	22-Sep-23	23:24	26-Sep-23	15:06	< 0.00008	99%		76%	0.0838	0.0963	0.0847
Th (diss) [mg/L]	22-Sep-23	23:24	26-Sep-23	15:06	< 0.0001	98%		NV	< 0.0001	< 0.0001	< 0.0001
Ti (diss) [mg/L]	22-Sep-23	23:24	26-Sep-23	15:06	< 0.00005	104%		NV	< 0.00007	0.00021	< 0.00007
Tl (diss) [mg/L]	22-Sep-23	23:24	26-Sep-23	15:06	< 0.000005	100%		123%	< 0.000005	0.000008	0.000006
U (diss) [mg/L]	22-Sep-23	23:24	26-Sep-23	15:06	< 0.000002	99%		99%	0.000140	0.000296	0.000085
V (diss) [mg/L]	22-Sep-23	23:24	26-Sep-23	15:06	< 0.00001	102%		102%	0.00381	0.00995	0.00070
W (diss) [mg/L]	22-Sep-23	23:24	26-Sep-23	15:06	< 0.00002	106%		NV	0.00025	0.00113	0.00065
Zn (diss) [mg/L]	22-Sep-23	23:24	26-Sep-23	15:06	< 0.002	102%		108%	< 0.002	< 0.002	0.004
Zr (diss) [mg/L]	22-Sep-23	23:24	01-Oct-24	13:16	< 0.002	96%		NV	< 0.002	< 0.002	< 0.002

Analysis	12: DX550101 Week 6	13: DX450017 Week 6	14: DX450022 Week 6	15: DX450030 Week 6	16: DX450039 Week 6	17: DX450049 Week 6	18: DX450051 Week 6	19: DX450071 Week 6	20: DX450080 Week 6	21: DX450089 Week 6	22: DX450105 Week 6
Sample Date & Time	NA	NA	NA	NA	NA	NA	NA	NA	NA	NA	NA

OnLine LIMS

0003877248

Results relate only to the sample tested. Data reported represents the sample submitted to SGS. Reproduction of this analytical report in full or in part is prohibited without prior written approval. Please refer to SGS General Conditions of Services located at https://www.sgs.ca/en/terms-and-conditions (Printed copies are available upon request.)
Test method information available upon request. "Temperature Upon Receipt" is representative of the whole shipment and may not reflect the temperature of individual samples.
SGS Canada Inc. Environment-Health & Safety statement of conformity decision rule does not consider uncertainty when analytical results are compared to a specified standard or regulation.

SGS Canada Inc.
P.O. Box 4300 - 185 Concession St.
Lakefield - Ontario - KOL 2HO
Phone: 705-652-2000 FAX: 705-652-6365

Env ICP-MS Metals Dissolved

Project : CA20M-00000-110-19896-01

LR Report : **CA12370-SEP23**

Analysis	12: DX550101 Week 6	13: DX450017 Week 6	14: DX450022 Week 6	15: DX450030 Week 6	16: DX450039 Week 6	17: DX450049 Week 6	18: DX450051 Week 6	19: DX450071 Week 6	20: DX450080 Week 6	21: DX450089 Week 6	22: DX450105 Week 6
Temp Upon Receipt [°C]	20.0	20.0	20.0	20.0	20.0	20.0	20.0	20.0	20.0	20.0	20.0
pH [No unit]	7.51	7.43	NSS	7.23	7.34	7.37	7.16	7.53	7.25	7.38	7.26
Conductivity [uS/cm]	114	123	NSS	79	116	69	84	106	94	119	98
Alkalinity [mg/L as CaCO3]	47	42	NSS	29	36	31	26	43	30	41	28
Acidity [mg/L as CaCO3]	< 2	< 2	NSS	< 2	< 2	< 2	< 2	< 2	< 2	< 2	< 2
F [mg/L]	< 0.06	0.13	NSS	0.07	< 0.06	< 0.06	< 0.06	< 0.06	< 0.06	< 0.06	0.32
Cl [mg/L]	< 0.2	< 0.2	NSS	< 0.2	< 0.2	< 0.2	< 0.2	< 0.2	< 0.2	< 0.2	< 0.2
SO4 [mg/L]	10	17	NSS	9.9	17	4.1	9.6	9.6	14	15	19
Hg (diss) [mg/L]	< 0.00001	< 0.00001	NSS	< 0.00001	< 0.00001	< 0.00001	< 0.00001	< 0.00001	< 0.00001	< 0.00001	< 0.00001
Ag (diss) [mg/L]	< 0.00005	< 0.00005	NSS	< 0.00005	< 0.00005	< 0.00005	< 0.00005	< 0.00005	< 0.00005	< 0.00005	< 0.00005
Al (diss) [mg/L]	0.140	0.104	NSS	0.088	0.095	0.100	0.060	0.132	0.084	0.105	0.033
As (diss) [mg/L]	0.0041	0.0996	NSS	0.0246	0.252	0.0029	0.0010	0.220	0.103	0.0137	1.07
Ba (diss) [mg/L]	0.00308	0.00333	NSS	0.00375	0.00310	0.00854	0.00161	0.00221	0.00262	0.00397	0.00115
Be (diss) [mg/L]	< 0.000007	< 0.000007	NSS	< 0.000007	< 0.000007	< 0.000007	< 0.000007	< 0.000007	< 0.000007	< 0.000007	< 0.000007
B (diss) [mg/L]	0.008	0.040	NSS	0.011	0.006	0.005	0.010	0.016	0.008	0.006	0.006
Bi (diss) [mg/L]	< 0.00001	< 0.00001	NSS	< 0.00001	< 0.00001	< 0.00001	< 0.00001	< 0.00001	< 0.00001	< 0.00001	< 0.00001
Ca (diss) [mg/L]	18.9	17.3	NSS	13.7	18.0	11.0	12.7	16.7	10.6	16.9	17.4
Cd (diss) [mg/L]	0.000003	0.000014	NSS	0.000018	0.000022	0.000363	0.000095	0.000009	0.000009	0.000010	0.000009
Co (diss) [mg/L]	0.000093	0.000154	NSS	0.000045	0.000059	0.000499	0.000226	0.000099	0.000093	0.000072	0.000133
Cr (diss) [mg/L]	< 0.00008	< 0.00008	NSS	< 0.00008	< 0.00008	0.00018	0.00018	< 0.00008	0.00019	< 0.00008	< 0.00008
Cu (diss) [mg/L]	0.0002	0.0002	NSS	0.0003	< 0.0002	0.0005	< 0.0002	0.0004	0.0003	0.0005	0.0003
Fe (diss) [mg/L]	< 0.007	< 0.007	NSS	< 0.007	< 0.007	< 0.007	0.007	< 0.007	< 0.007	< 0.007	< 0.007
K (diss) [mg/L]	2.69	7.88	NSS	2.55	6.30	1.32	4.39	3.61	9.48	7.92	2.43
Mg (diss) [mg/L]	2.03	0.961	NSS	0.360	0.508	1.13	0.464	1.04	1.23	1.10	0.186
Mn (diss) [mg/L]	0.0552	0.0114	NSS	0.0954	0.102	0.0542	0.0355	0.0296	0.00599	0.0410	0.0407
Mo (diss) [mg/L]	0.00009	0.00042	NSS	0.00020	0.00025	0.00093	0.00014	0.00096	0.00023	0.00021	0.00013
Na (diss) [mg/L]	0.96	1.21	NSS	1.05	0.84	1.39	0.48	1.57	0.80	0.85	0.31
Ni (diss) [mg/L]	0.0002	0.0006	NSS	0.0002	0.0008	0.0006	0.0004	0.0003	0.0002	0.0002	< 0.0001
P (diss) [mg/L]	0.003	0.003	NSS	0.004	< 0.003	0.003	0.003	< 0.003	< 0.003	< 0.003	0.003
Pb (diss) [mg/L]	0.00010	0.00017	NSS	0.00013	0.00028	0.00010	0.105	0.00016	0.00015	0.00016	< 0.00009
S (diss) [mg/L]	4	6	NSS	3	7	< 3	8	3	5	5	6
Sb (diss) [mg/L]	< 0.0009	< 0.0009	NSS	0.0031	0.0049	0.0027	0.0892	0.0054	0.0011	0.0035	0.0098
Se (diss) [mg/L]	0.00011	0.00009	NSS	0.00038	0.00028	0.00122	0.00255	0.01050	0.00032	0.00014	0.00020

OnLine LIMS

0003877248

Results relate only to the sample tested. Data reported represents the sample submitted to SGS. Reproduction of this analytical report in full or in part is prohibited without prior written approval. Please refer to SGS General Conditions of Services located at https://www.sgs.ca/en/terms-and-conditions (Printed copies are available upon request.)
Test method information available upon request. "Temperature Upon Receipt" is representative of the whole shipment and may not reflect the temperature of individual samples.
SGS Canada Inc. Environment-Health & Safety statement of conformity decision rule does not consider uncertainty when analytical results are compared to a specified standard or regulation.

SGS Canada Inc.
P.O. Box 4300 - 185 Concession St.
Lakefield - Ontario - KOL 2HO
Phone: 705-652-2000 FAX: 705-652-6365

Analysis	12: DX550101 Week 6	13: DX450017 Week 6	14: DX450022 Week 6	15: DX450030 Week 6	16: DX450039 Week 6	17: DX450049 Week 6	18: DX450051 Week 6	19: DX450071 Week 6	20: DX450080 Week 6	21: DX450089 Week 6	22: DX450105 Week 6
Si (diss) [mg/L]	1.94	2.74	NSS	2.00	2.18	1.80	2.11	2.17	2.38	1.80	2.82
Sn (diss) [mg/L]	0.00204	0.00212	NSS	0.02253	0.00233	0.00147	0.00112	0.00186	0.00182	0.00166	0.00173
Sr (diss) [mg/L]	0.0486	0.132	NSS	0.0353	0.0261	0.0487	0.0348	0.0969	0.0442	0.0652	0.0145
Th (diss) [mg/L]	< 0.0001	< 0.0001	NSS	< 0.0001	< 0.0001	< 0.0001	< 0.0001	< 0.0001	< 0.0001	< 0.0001	< 0.0001
Ti (diss) [mg/L]	< 0.00007	0.00008	NSS	< 0.00007	< 0.00007	< 0.00007	0.00016	< 0.00007	< 0.00007	0.00009	< 0.00007
Tl (diss) [mg/L]	0.000005	0.000016	NSS	0.000005	0.000011	0.000007	0.000018	0.000008	0.000009	0.000011	0.000010
U (diss) [mg/L]	0.000291	0.000763	NSS	0.00650	0.0114	0.00439	0.000033	0.00853	0.00592	0.00867	0.0150
V (diss) [mg/L]	0.00425	0.00102	NSS	0.00047	0.00341	0.00030	0.00002	0.00170	0.00301	0.00147	0.00020
W (diss) [mg/L]	0.00021	0.00120	NSS	0.00137	0.00068	0.00054	0.00067	0.00156	0.00226	0.00065	0.00044
Zn (diss) [mg/L]	< 0.002	< 0.002	NSS	< 0.002	< 0.002	0.002	0.009	< 0.002	< 0.002	< 0.002	< 0.002
Zr (diss) [mg/L]	< 0.002	< 0.002	NSS	< 0.002	< 0.002	< 0.002	< 0.002	< 0.002	< 0.002	< 0.002	< 0.002

Analysis	23: DX450113 Week 6	24: DX450119 Week 6	25: DX450130 Week 6	26: DX450135 Week 6	27: DX450137 Week 6	28: DX450143 Week 6	29: DX450144 Week 6	30: DX450153 Week 6	31: DX450155 Week 6	32: DX450170 Week 6	33: DX450200 Week 6
Sample Date & Time	NA	NA	NA	NA	NA	NA	NA	NA	NA	NA	NA
Temp Upon Receipt [°C]	20.0	20.0	20.0	20.0	20.0	20.0	20.0	20.0	20.0	20.0	20.0
pH [No unit]	7.34	7.49	7.64	7.23	7.15	7.08	7.57	7.15	7.47	7.21	7.18
Conductivity [uS/cm]	99	404	92	67	76	95	90	145	162	112	165
Alkalinity [mg/L as CaCO3]	40	59	42	31	30	24	34	29	48	35	40
Acidity [mg/L as CaCO3]	< 2	< 2	< 2	< 2	< 2	< 2	< 2	< 2	< 2	< 2	< 2
F [mg/L]	< 0.06	< 0.06	< 0.06	< 0.06	< 0.06	< 0.06	< 0.06	< 0.06	< 0.06	< 0.06	< 0.06
Cl [mg/L]	< 0.2	0.4	< 0.2	< 0.2	< 0.2	< 0.2	< 0.2	< 0.2	0.2	< 0.2	< 0.2
SO4 [mg/L]	8.9	140	5.1	4.0	7.0	20	12	38	32	21	37
Hg (diss) [mg/L]	< 0.00001	< 0.00001	< 0.00001	< 0.00001	< 0.00001	< 0.00001	< 0.00001	< 0.00001	< 0.00001	< 0.00001	< 0.00001
Ag (diss) [mg/L]	< 0.00005	< 0.00005	< 0.00005	< 0.00005	< 0.00005	< 0.00005	< 0.00005	< 0.00005	< 0.00005	< 0.00005	0.00014
Al (diss) [mg/L]	0.129	0.022	0.068	0.092	0.046	0.057	0.089	0.024	0.089	0.053	0.022
As (diss) [mg/L]	0.0607	0.0005	0.120	0.0466	0.0229	0.0332	2.57	0.0017	0.0272	0.0041	0.0044
Ba (diss) [mg/L]	0.00439	0.0764	0.0146	0.00122	0.00149	0.00276	0.00231	0.00279	0.00392	0.00776	0.00744
Be (diss) [mg/L]	< 0.000007	< 0.000007	< 0.000007	< 0.000007	< 0.000007	< 0.000007	< 0.000007	< 0.000007	< 0.000007	< 0.000007	< 0.000007
B (diss) [mg/L]	0.039	0.025	0.005	0.006	0.007	0.008	0.012	0.008	0.012	0.009	0.010
Bi (diss) [mg/L]	< 0.00001	< 0.00001	< 0.00001	< 0.00001	< 0.00001	< 0.00001	< 0.00001	< 0.00001	< 0.00001	0.00002	< 0.00001

OnLine LIMS

0003877248

Results relate only to the sample tested. Data reported represents the sample submitted to SGS. Reproduction of this analytical report in full or in part is prohibited without prior written approval. Please refer to SGS General Conditions of Services located at https://www.sgs.ca/en/terms-and-conditions (Printed copies are available upon request.)
Test method information available upon request. "Temperature Upon Receipt" is representative of the whole shipment and may not reflect the temperature of individual samples.
SGS Canada Inc. Environment-Health & Safety statement of conformity decision rule does not consider uncertainty when analytical results are compared to a specified standard or regulation.

SGS Canada Inc.
P.O. Box 4300 - 185 Concession St.
Lakefield - Ontario - KOL 2HO
Phone: 705-652-2000 FAX: 705-652-6365

Env ICP-MS Metals Dissolved

Project : CA20M-00000-110-19896-01

LR Report : **CA12370-SEP23**

Analysis	23: DX450113 Week 6	24: DX450119 Week 6	25: DX450130 Week 6	26: DX450135 Week 6	27: DX450137 Week 6	28: DX450143 Week 6	29: DX450144 Week 6	30: DX450153 Week 6	31: DX450155 Week 6	32: DX450170 Week 6	33: DX450200 Week 6
Ca (diss) [mg/L]	15.2	79.4	12.8	10.3	10.7	10.9	14.1	22.8	28.5	20.7	29.6
Cd (diss) [mg/L]	< 0.000003	0.000304	0.000004	0.000011	0.000003	0.000003	0.000003	0.000040	0.000211	0.000149	0.00294
Co (diss) [mg/L]	0.000070	0.00174	0.000100	0.000047	0.000044	0.000069	0.00163	0.000067	0.000143	0.000090	0.000280
Cr (diss) [mg/L]	0.00009	< 0.00008	< 0.00008	< 0.00008	< 0.00008	< 0.00008	0.00016	< 0.00008	< 0.00008	< 0.00008	< 0.00008
Cu (diss) [mg/L]	< 0.0002	0.0002	0.0006	0.0002	0.0003	0.0003	0.0004	0.0003	0.0007	0.0002	0.0024
Fe (diss) [mg/L]	< 0.007	< 0.007	0.013	< 0.007	< 0.007	< 0.007	< 0.007	< 0.007	< 0.007	< 0.007	< 0.007
K (diss) [mg/L]	4.02	14.3	6.70	3.92	4.96	9.04	3.55	5.88	5.71	3.28	5.78
Mg (diss) [mg/L]	1.53	1.62	0.830	0.627	0.611	0.810	1.04	0.866	1.27	0.485	0.855
Mn (diss) [mg/L]	0.0270	1.08	0.0252	0.0177	0.00656	0.00160	0.00479	0.0943	0.122	0.113	0.458
Mo (diss) [mg/L]	0.00011	0.00028	0.00027	0.00016	0.00011	0.00010	0.00072	0.00014	0.00190	0.00055	0.00051
Na (diss) [mg/L]	0.54	1.68	1.21	0.64	0.75	0.67	0.95	0.47	1.28	0.67	0.83
Ni (diss) [mg/L]	0.0003	0.0012	0.0005	< 0.0001	< 0.0001	0.0003	0.0056	0.0002	0.0003	< 0.0001	0.0007
P (diss) [mg/L]	0.003	0.004	0.004	0.003	< 0.003	0.003	0.005	0.003	< 0.003	< 0.003	< 0.003
Pb (diss) [mg/L]	0.00011	0.00014	< 0.00009	< 0.00009	< 0.00009	0.00016	< 0.00009	< 0.00009	0.00015	0.00921	0.00010
S (diss) [mg/L]	< 3	57	< 3	< 3	< 3	6	< 3	13	11	7	18
Sb (diss) [mg/L]	0.0046	< 0.0009	0.0066	0.0018	0.0023	0.0010	0.0030	0.0015	0.0055	0.0072	0.0212
Se (diss) [mg/L]	0.00006	0.00097	0.00193	0.00010	0.00007	0.00021	0.00026	0.00039	0.00215	0.01429	0.00027
Si (diss) [mg/L]	1.98	2.29	1.77	2.25	2.14	1.88	3.04	4.30	3.38	2.45	3.80
Sn (diss) [mg/L]	0.00214	0.00211	0.00221	0.00164	0.00301	0.00154	0.00235	0.00321	0.00560	0.00195	0.00110
Sr (diss) [mg/L]	0.0761	0.120	0.0584	0.0339	0.0516	0.0333	0.0713	0.0525	0.114	0.0619	0.0588
Th (diss) [mg/L]	< 0.0001	< 0.0001	< 0.0001	< 0.0001	< 0.0001	< 0.0001	< 0.0001	< 0.0001	< 0.0001	< 0.0001	< 0.0001
Ti (diss) [mg/L]	< 0.00007	< 0.00007	< 0.00007	< 0.00007	< 0.00007	< 0.00007	< 0.00007	< 0.00007	< 0.00007	0.00008	< 0.00007
Tl (diss) [mg/L]	< 0.000005	< 0.000005	0.000008	0.000007	0.000006	< 0.000005	0.000005	0.000025	0.000017	0.000022	0.000043
U (diss) [mg/L]	0.000514	0.000205	0.00569	0.00715	0.0147	0.00136	0.000946	0.000746	0.0134	0.00190	0.00306
V (diss) [mg/L]	0.00141	0.00004	0.00261	0.00127	0.00351	0.00170	0.00379	0.00036	0.00205	0.00007	0.00048
W (diss) [mg/L]	0.00112	0.00005	0.00124	0.00028	0.00049	0.00060	0.00042	0.00028	0.00134	0.00075	0.00121
Zn (diss) [mg/L]	< 0.002	0.062	< 0.002	< 0.002	< 0.002	< 0.002	< 0.002	0.002	0.011	0.007	0.154
Zr (diss) [mg/L]	< 0.002	< 0.002	< 0.002	< 0.002	< 0.002	< 0.002	< 0.002	< 0.002	< 0.002	< 0.002	< 0.002

OnLine LIMS

0003877248

Results relate only to the sample tested. Data reported represents the sample submitted to SGS. Reproduction of this analytical report in full or in part is prohibited without prior written approval. Please refer to SGS General Conditions of Services located at https://www.sgs.ca/en/terms-and-conditions (Printed copies are available upon request.)
Test method information available upon request. "Temperature Upon Receipt" is representative of the whole shipment and may not reflect the temperature of individual samples.
SGS Canada Inc. Environment-Health & Safety statement of conformity decision rule does not consider uncertainty when analytical results are compared to a specified standard or regulation.

SGS Canada Inc.
P.O. Box 4300 - 185 Concession St.
Lakefield - Ontario - KOL 2HO
Phone: 705-652-2000 FAX: 705-652-6365

Env ICP-MS Metals Dissolved

Project : CA20M-00000-110-19896-01

LR Report : **CA12370-SEP23**

Analysis	34: DX450227 Week 6	35: DX450230 Week 6	36: DX450232 Week 6	37: DX450233 Week 6	38: DX450239 Week 6	39: Column Blank Week 6
Sample Date & Time	NA	NA	NA	NA	NA	NA
Temp Upon Receipt [°C]	20.0	20.0	20.0	20.0	20.0	20.0
pH [No unit]	7.38	7.54	7.28	7.41	7.46	5.91
Conductivity [uS/cm]	74	93	124	205	191	< 2
Alkalinity [mg/L as CaCO3]	39	43	38	51	59	< 2
Acidity [mg/L as CaCO3]	< 2	< 2	< 2	< 2	< 2	3
F [mg/L]	< 0.06	< 0.06	< 0.06	< 0.06	0.12	< 0.06
Cl [mg/L]	< 0.2	< 0.2	< 0.2	0.3	< 0.2	< 0.2
SO4 [mg/L]	1.4	4.1	21	49	45	< 0.2
Hg (diss) [mg/L]	< 0.00001	< 0.00001	< 0.00001	< 0.00001	< 0.00001	< 0.00001
Ag (diss) [mg/L]	< 0.00005	< 0.00005	< 0.00005	< 0.00005	< 0.00005	< 0.00005
Al (diss) [mg/L]	0.098	0.148	0.075	0.057	0.041	< 0.001
As (diss) [mg/L]	0.0071	0.0060	0.0288	0.0019	0.0006	< 0.0002
Ba (diss) [mg/L]	0.00165	0.00373	0.00391	0.00212	0.00241	0.00035
Be (diss) [mg/L]	< 0.000007	< 0.000007	< 0.000007	< 0.000007	< 0.000007	< 0.000007
B (diss) [mg/L]	0.006	0.007	0.014	0.016	0.013	< 0.002
Bi (diss) [mg/L]	< 0.00001	< 0.00001	< 0.00001	< 0.00001	< 0.00001	< 0.00001
Ca (diss) [mg/L]	12.1	13.1	18.0	35.8	38.2	0.08
Cd (diss) [mg/L]	0.000004	< 0.000003	0.000029	0.000179	0.000008	0.000007
Co (diss) [mg/L]	0.000034	0.000054	0.000041	0.000132	0.000052	0.000063
Cr (diss) [mg/L]	< 0.00008	0.00030	< 0.00008	< 0.00008	< 0.00008	< 0.00008
Cu (diss) [mg/L]	0.0003	0.0007	0.0002	0.0003	0.0003	0.0009
Fe (diss) [mg/L]	< 0.007	0.008	< 0.007	< 0.007	< 0.007	< 0.007
K (diss) [mg/L]	3.83	7.36	6.54	9.15	4.52	0.036
Mg (diss) [mg/L]	0.809	1.24	1.19	1.30	0.829	0.005
Mn (diss) [mg/L]	0.0223	0.0112	0.0585	0.0985	0.0755	0.00048
Mo (diss) [mg/L]	0.00011	0.00022	0.00021	0.00014	0.00031	< 0.00004
Na (diss) [mg/L]	1.41	0.99	0.96	0.71	0.29	0.10
Ni (diss) [mg/L]	0.0001	0.0013	0.0003	0.0002	0.0001	0.0002
P (diss) [mg/L]	0.005	0.004	< 0.003	< 0.003	0.007	< 0.003
Pb (diss) [mg/L]	0.00016	0.00021	< 0.00009	< 0.00009	< 0.00009	0.00020
S (diss) [mg/L]	< 3	< 3	8	21	16	< 3
Sb (diss) [mg/L]	< 0.0009	0.0015	0.0078	0.0011	< 0.0009	< 0.0009

OnLine LIMS

0003877248

Results relate only to the sample tested. Data reported represents the sample submitted to SGS. Reproduction of this analytical report in full or in part is prohibited without prior written approval. Please refer to SGS General Conditions of Services located at https://www.sgs.ca/en/terms-and-conditions (Printed copies are available upon request.)
Test method information available upon request. "Temperature Upon Receipt" is representative of the whole shipment and may not reflect the temperature of individual samples.
SGS Canada Inc. Environment-Health & Safety statement of conformity decision rule does not consider uncertainty when analytical results are compared to a specified standard or regulation.

SGS Canada Inc.
P.O. Box 4300 - 185 Concession St.
Lakefield - Ontario - KOL 2HO
Phone: 705-652-2000 FAX: 705-652-6365

Env ICP-MS Metals Dissolved

Project : CA20M-00000-110-19896-01

LR Report : **CA12370-SEP23**

Analysis	34: DX450227 Week 6	35: DX450230 Week 6	36: DX450232 Week 6	37: DX450233 Week 6	38: DX450239 Week 6	39: Column Blank Week 6
Se (diss) [mg/L]	0.00006	0.00007	0.00053	0.00072	0.00204	0.00004
Si (diss) [mg/L]	1.98	2.33	2.27	3.03	3.06	< 0.02
Sn (diss) [mg/L]	0.00155	0.00249	0.00170	0.00364	0.00271	0.00279
Sr (diss) [mg/L]	0.0323	0.0514	0.0426	0.0827	0.0558	0.00018
Th (diss) [mg/L]	< 0.0001	< 0.0001	< 0.0001	< 0.0001	< 0.0001	< 0.0001
Ti (diss) [mg/L]	< 0.00007	0.00017	< 0.00007	< 0.00007	0.00008	< 0.00007
Tl (diss) [mg/L]	0.000010	0.000015	0.000017	0.000008	0.000020	< 0.000005
U (diss) [mg/L]	0.0158	0.0121	0.0165	0.00649	0.00103	0.000013
V (diss) [mg/L]	0.00291	0.00304	0.00382	0.00036	0.00009	< 0.00001
W (diss) [mg/L]	0.00134	0.00084	0.00123	0.00062	0.00092	0.00003
Zn (diss) [mg/L]	< 0.002	0.004	< 0.002	0.020	0.004	0.006
Zr (diss) [mg/L]	< 0.002	< 0.002	< 0.002	< 0.002	< 0.002	< 0.002

Revised to include Zirconium analysis.

'DX450022 Week 6' sample leaked therefore not sufficient sample for any requested analysis.

NSS - Not sufficient sample
ODWS - Ontario Drinking Water Standards
MAC/IMAC - Maximum / Interim Maximum Acceptable Concentration
AO/OG - Aesthetic Objective / Operational Guideline
* Exceeds ODWS limit
** No ODWS limit

Alisha Kelly, B.Sc.,
Project Specialist,
Environment, Health & Safety

OnLine LIMS

0003877248

Results relate only to the sample tested. Data reported represents the sample submitted to SGS. Reproduction of this analytical report in full or in part is prohibited without prior written approval. Please refer to SGS General Conditions of Services located at https://www.sgs.ca/en/terms-and-conditions (Printed copies are available upon request.)
Test method information available upon request. "Temperature Upon Receipt" is representative of the whole shipment and may not reflect the temperature of individual samples.
SGS Canada Inc. Environment-Health & Safety statement of conformity decision rule does not consider uncertainty when analytical results are compared to a specified standard or regulation.

SGS Canada Inc.
P.O. Box 4300 - 185 Concession St.
Lakefield - Ontario - KOL 2HO
Phone: 705-652-2000 FAX: 705-652-6365

SGS Lakefield Environmental Met
Attn : Barb Bowman

Env ICP-MS Metals Total and Dissolved Metals

Project : CA20M-00000-110-19896-01

02-October-2024

Date Rec. : 21 September 2023
LR Report: **CA14523-SEP23**
Reference: 19896-01-10

Copy: #2

CERTIFICATE OF ANALYSIS

Final Report - Revised

Analysis	1: Analysis Start Date	2: Analysis Start Time	3: Analysis Completed Date	4: Analysis Completed Time	5: QC - Blank	6: QC - STD % Recovery	7: QC - DUP % RPD	8: QC - Spike Rep	9: DX 550053 Week 7	10: DX 550073 Week 7	11: DX 550089 Week 7
Sample Date & Time									N/A	N/A	N/A
Temp Upon Receipt [°C]	---	---	---	---	---	---	---	---	18.0	18.0	18.0
pH [No unit]	10-Oct-23	13:36	11-Oct-23	11:03	NA	100%	0%	NA	7.77	8.03	7.85
Conductivity [uS/cm]	10-Oct-23	13:36	11-Oct-23	11:03	< 2	100%	1%	NA	97	123	184
Alkalinity [mg/L as CaCO3]	10-Oct-23	13:36	11-Oct-23	11:03	< 2	91%	0%	NA	44	60	62
Acidity [mg/L as CaCO3]	10-Oct-23	13:36	11-Oct-23	11:03	< 2	96%	ND	NA	< 2	< 2	< 2
F [mg/L]	10-Oct-23	13:49	11-Oct-23	09:04	< 0.06	98%	ND	NV	< 0.06	< 0.06	< 0.06
Cl [mg/L]	03-Oct-23	09:58	04-Oct-23	19:35	< 0.2	98%	6%	104%	< 0.2	< 0.2	0.3
SO4 [mg/L]	03-Oct-23	09:58	10-Oct-23	13:09	< 0.2	91%	0%	NV	7.8	6.4	32
Hg (diss) [mg/L]	10-Oct-23	17:00	11-Oct-23	12:36	< 0.00001	103%	ND	NV	< 0.0001	< 0.0001	< 0.0001
Ag (diss) [mg/L]	08-Oct-23	14:10	17-Oct-23	10:17	< 0.00005	91%	ND	98%	< 0.00005	< 0.00005	< 0.00005
Al (diss) [mg/L]	08-Oct-23	14:10	17-Oct-23	10:17	< 0.001	91%	1%	95%	0.113	0.099	0.119
As (diss) [mg/L]	08-Oct-23	14:10	17-Oct-23	10:17	< 0.0002	101%	3%	98%	0.0037	0.376	0.0007
Ba (diss) [mg/L]	08-Oct-23	14:10	17-Oct-23	10:17	< 0.00008	98%	0%	101%	0.00719	0.00567	0.00749
Be (diss) [mg/L]	08-Oct-23	14:10	17-Oct-23	10:17	< 0.000007	100%	ND	103%	< 0.000007	< 0.000007	0.000007
B (diss) [mg/L]	08-Oct-23	14:10	17-Oct-23	10:17	< 0.002	96%	2%	98%	0.007	0.010	0.011
Bi (diss) [mg/L]	08-Oct-23	14:10	17-Oct-23	10:17	< 0.00001	95%	ND	103%	< 0.00001	< 0.00001	< 0.00001
Ca (diss) [mg/L]	08-Oct-23	14:10	17-Oct-23	10:17	< 0.01	101%	0%	95%	15.6	18.6	26.2

OnLine LIMS

Results relate only to the sample tested. Data reported represents the sample submitted to SGS. Reproduction of this analytical report in full or in part is prohibited without prior written approval. Please refer to SGS General Conditions of Services located at https://www.sgs.ca/en/terms-and-conditions (Printed copies are available upon request.)
Test method information available upon request. "Temperature Upon Receipt" is representative of the whole shipment and may not reflect the temperature of individual samples.
SGS Canada Inc. Environment-Health & Safety statement of conformity decision rule does not consider uncertainty when analytical results are compared to a specified standard or regulation.

0003877271

SGS Canada Inc.
P.O. Box 4300 - 185 Concession St.
Lakefield - Ontario - KOL 2HO
Phone: 705-652-2000 FAX: 705-652-6365

Env ICP-MS Metals Total and Dissolved Metals

Project : CA20M-00000-110-19896-01

LR Report : CA14523-SEP23

Analysis	1: Analysis Start Date	2: Analysis Start Time	3: Analysis Completed Date	4: Analysis Completed Time	5: QC - Blank	6: QC - STD % Recovery	7: QC - DUP % RPD	8: QC - Spike Rep	9: DX 550053 Week 7	10: DX 550073 Week 7	11: DX 550089 Week 7
Cd (diss) [mg/L]	08-Oct-23	14:10	17-Oct-23	10:17	< 0.000003	100%	10%	101%	0.000006	< 0.000003	< 0.000003
Co (diss) [mg/L]	08-Oct-23	14:10	17-Oct-23	10:17	< 0.000004	92%	12%	110%	0.000049	0.000542	0.000076
Cr (diss) [mg/L]	08-Oct-23	14:10	17-Oct-23	10:17	< 0.00008	100%	ND	117%	0.00009	0.00014	< 0.00008
Cu (diss) [mg/L]	08-Oct-23	14:10	17-Oct-23	10:17	< 0.0002	98%	ND	100%	0.0003	0.0003	0.0003
Fe (diss) [mg/L]	08-Oct-23	14:10	17-Oct-23	10:18	< 0.007	101%	ND	75%	< 0.007	< 0.007	< 0.007
K (diss) [mg/L]	08-Oct-23	14:10	17-Oct-23	10:18	< 0.009	97%	1%	85%	2.15	4.13	11.4
Mg (diss) [mg/L]	08-Oct-23	14:10	17-Oct-23	10:18	< 0.001	107%	0%	94%	1.75	2.43	4.96
Mn (diss) [mg/L]	08-Oct-23	14:10	17-Oct-23	10:18	< 0.00001	91%	0%	96%	0.0445	0.0441	0.0329
Mo (diss) [mg/L]	08-Oct-23	14:10	17-Oct-23	10:18	< 0.00004	99%	ND	114%	< 0.00004	0.00015	0.00014
Na (diss) [mg/L]	08-Oct-23	14:10	17-Oct-23	10:18	< 0.01	99%	2%	88%	0.30	1.02	0.31
Ni (diss) [mg/L]	08-Oct-23	14:10	17-Oct-23	10:18	< 0.0001	96%	8%	100%	0.0001	0.0012	0.0002
P (diss) [mg/L]	08-Oct-23	14:10	17-Oct-23	10:18	< 0.003	100%	ND	NV	0.003	0.003	0.003
Pb (diss) [mg/L]	08-Oct-23	14:10	17-Oct-23	10:18	< 0.00009	98%	ND	94%	< 0.00009	< 0.00009	< 0.00009
S (diss) [mg/L]	08-Oct-23	14:10	17-Oct-23	10:18	< 1	110%	2%	NV	3	< 3	12
Sb (diss) [mg/L]	08-Oct-23	14:10	17-Oct-23	10:18	< 0.0009	95%	0%	95%	0.0009	< 0.0009	< 0.0009
Se (diss) [mg/L]	08-Oct-23	14:10	17-Oct-23	10:18	< 0.00004	100%	6%	114%	0.00018	0.00026	0.00053
Si (diss) [mg/L]	08-Oct-23	14:10	17-Oct-23	10:18	< 0.02	96%	1%	NV	1.63	1.62	1.65
Sn (diss) [mg/L]	08-Oct-23	14:10	17-Oct-23	10:18	< 0.00006	98%	17%	NV	0.00132	0.00306	0.00115
Sr (diss) [mg/L]	08-Oct-23	14:10	17-Oct-23	10:18	< 0.00008	91%	0%	92%	0.0757	0.0834	0.0733
Th (diss) [mg/L]	08-Oct-23	14:10	17-Oct-23	10:18	< 0.0001	99%	ND	NV	< 0.0001	< 0.0001	< 0.0001
Ti (diss) [mg/L]	08-Oct-23	14:10	17-Oct-23	10:18	< 0.00005	97%	ND	NV	< 0.00007	0.00011	< 0.00007
Tl (diss) [mg/L]	08-Oct-23	14:10	17-Oct-23	10:18	< 0.000005	95%	0%	108%	0.000005	0.000009	0.000009
U (diss) [mg/L]	08-Oct-23	14:10	17-Oct-23	10:18	< 0.000002	97%	2%	100%	0.000120	0.000334	0.000088
V (diss) [mg/L]	08-Oct-23	14:10	17-Oct-23	10:18	< 0.00001	99%	9%	104%	0.00333	0.00898	0.00065
W (diss) [mg/L]	08-Oct-23	14:10	17-Oct-23	10:18	< 0.00002	97%	4%	NV	0.00014	0.00081	0.00048
Zn (diss) [mg/L]	08-Oct-23	14:10	17-Oct-23	10:18	< 0.002	96%	1%	111%	< 0.002	< 0.002	< 0.002
Zr (diss) [mg/L]	08-Oct-23	14:10	01-Oct-24	13:06	< 0.002	97%	ND	NV	< 0.002	< 0.002	< 0.002

Analysis	12: DX 550101 Week 7	13: DX 450017 Week 7	14: DX 450022 Week 7	15: DX 450030 Week 7	16: DX 450039 Week 7	17: DX 450049 Week 7	18: DX 450051 Week 7	19: DX 450071 Week 7	20: DX 450080 Week 7	21: DX 450089 Week 7	22: DX 450105 Week 7
Sample Date & Time	N/A	N/A	N/A	N/A	N/A	N/A	N/A	N/A	N/A	N/A	N/A

OnLine LIMS

000387727 1

Results relate only to the sample tested. Data reported represents the sample submitted to SGS. Reproduction of this analytical report in full or in part is prohibited without prior written approval. Please refer to SGS General Conditions of Services located at https://www.sgs.ca/en/terms-and-conditions (Printed copies are available upon request.)
Test method information available upon request. "Temperature Upon Receipt" is representative of the whole shipment and may not reflect the temperature of individual samples.
SGS Canada Inc. Environment-Health & Safety statement of conformity decision rule does not consider uncertainty when analytical results are compared to a specified standard or regulation.

SGS Canada Inc.
P.O. Box 4300 - 185 Concession St.
Lakefield - Ontario - KOL 2HO
Phone: 705-652-2000 FAX: 705-652-6365

Env ICP-MS Metals Total and Dissolved Metals

Project : CA20M-00000-110-19896-01

LR Report : CA14523-SEP23

Analysis	12: DX 550101 Week 7	13: DX 450017 Week 7	14: DX 450022 Week 7	15: DX 450030 Week 7	16: DX 450039 Week 7	17: DX 450049 Week 7	18: DX 450051 Week 7	19: DX 450071 Week 7	20: DX 450080 Week 7	21: DX 450089 Week 7	22: DX 450105 Week 7
Temp Upon Receipt [°C]	18.0	18.0	18.0	18.0	18.0	18.0	18.0	18.0	18.0	18.0	18.0
pH [No unit]	7.75	7.65	7.75	7.44	7.51	7.53	7.35	7.81	7.44	7.65	7.56
Conductivity [uS/cm]	104	116	99	76	101	63	82	99	89	104	99
Alkalinity [mg/L as CaCO3]	45	38	43	30	34	29	25	41	26	40	26
Acidity [mg/L as CaCO3]	< 2	< 2	< 2	< 2	< 2	< 2	< 2	< 2	< 2	< 2	< 2
F [mg/L]	< 0.06	0.11	< 0.06	0.07	< 0.06	< 0.06	< 0.06	< 0.06	< 0.06	< 0.06	0.33
Cl [mg/L]	< 0.2	0.2	< 0.2	< 0.2	< 0.2	< 0.2	< 0.2	< 0.2	< 0.2	< 0.2	< 0.2
SO4 [mg/L]	9.6	17	9.1	9.5	15	3.8	12	9.8	19	14	22
Hg (diss) [mg/L]	< 0.0001	< 0.0001	< 0.0001	< 0.0001	< 0.0001	< 0.0001	< 0.0001	< 0.0001	< 0.0001	< 0.0001	< 0.0001
Ag (diss) [mg/L]	< 0.00005	< 0.00005	< 0.00005	< 0.00005	< 0.00005	< 0.00005	0.00011	< 0.00005	< 0.00005	< 0.00005	< 0.00005
Al (diss) [mg/L]	0.138	0.089	0.156	0.073	0.086	0.089	0.073	0.147	0.054	0.114	0.065
As (diss) [mg/L]	0.0037	0.0994	0.0105	0.0209	0.185	0.0018	0.0009	0.178	0.0756	0.0106	1.17
Ba (diss) [mg/L]	0.00278	0.00314	0.00094	0.00348	0.00249	0.00801	0.00145	0.00198	0.00229	0.00354	0.00105
Be (diss) [mg/L]	< 0.000007	< 0.000007	< 0.000007	< 0.000007	< 0.000007	< 0.000007	< 0.000007	< 0.000007	< 0.000007	< 0.000007	< 0.000007
B (diss) [mg/L]	0.005	0.022	0.007	0.007	0.004	0.004	0.008	0.012	0.006	0.005	0.006
Bi (diss) [mg/L]	< 0.00001	< 0.00001	< 0.00001	< 0.00001	< 0.00001	< 0.00001	< 0.00001	< 0.00001	< 0.00001	< 0.00001	< 0.00001
Ca (diss) [mg/L]	17.1	16.9	18.1	13.2	16.4	9.92	13.2	15.7	10.4	15.6	17.4
Cd (diss) [mg/L]	0.000003	0.000011	0.000003	0.000023	0.000030	0.000015	0.000103	0.000007	0.000003	0.000004	0.000005
Co (diss) [mg/L]	0.000083	0.000125	0.000112	0.000030	0.000043	0.000076	0.000018	0.000075	0.000077	0.000050	0.000089
Cr (diss) [mg/L]	0.00010	< 0.00008	0.00008	< 0.00008	0.00013	< 0.00008	< 0.00008	0.00011	0.00013	< 0.00008	0.00009
Cu (diss) [mg/L]	< 0.0002	0.0003	0.0003	0.0003	0.0002	0.0003	< 0.0002	0.0002	0.0003	0.0003	0.0003
Fe (diss) [mg/L]	< 0.007	< 0.007	< 0.007	< 0.007	< 0.007	< 0.007	< 0.007	< 0.007	< 0.007	< 0.007	< 0.007
K (diss) [mg/L]	2.16	6.99	1.00	2.23	4.87	1.04	3.75	3.18	7.38	6.67	2.08
Mg (diss) [mg/L]	1.92	0.945	1.10	0.331	0.393	1.00	0.450	0.949	1.11	0.939	0.178
Mn (diss) [mg/L]	0.0423	0.0105	0.0264	0.0958	0.0909	0.0569	0.0338	0.0292	0.00588	0.0373	0.0400
Mo (diss) [mg/L]	0.00005	0.00041	0.00009	0.00019	0.00019	0.00077	0.00011	0.00083	0.00023	0.00016	0.00011
Na (diss) [mg/L]	0.38	0.68	0.39	0.67	0.39	0.97	0.26	1.14	0.44	0.47	0.14
Ni (diss) [mg/L]	0.0002	0.0005	0.0003	0.0002	0.0005	0.0002	0.0002	0.0003	0.0002	0.0002	< 0.0001
P (diss) [mg/L]	0.004	0.003	0.003	< 0.003	< 0.003	< 0.003	< 0.003	< 0.003	0.003	< 0.003	< 0.003
Pb (diss) [mg/L]	< 0.00009	< 0.00009	< 0.00009	0.00009	< 0.00009	< 0.00009	0.109	0.00012	< 0.00009	< 0.00009	< 0.00009
S (diss) [mg/L]	3	6	3	3	7	< 3	10	3	6	5	7
Sb (diss) [mg/L]	< 0.0009	0.0010	< 0.0009	0.0026	0.0034	0.0021	0.0749	0.0039	0.0010	0.0026	0.0080
Se (diss) [mg/L]	0.00011	0.00005	0.00018	0.00046	0.00026	0.00090	0.00214	0.00869	0.00021	0.00010	0.00015

OnLine LIMS

0003877271

Results relate only to the sample tested. Data reported represents the sample submitted to SGS. Reproduction of this analytical report in full or in part is prohibited without prior written approval. Please refer to SGS General Conditions of Services located at https://www.sgs.ca/en/terms-and-conditions (Printed copies are available upon request.)
Test method information available upon request. "Temperature Upon Receipt" is representative of the whole shipment and may not reflect the temperature of individual samples.
SGS Canada Inc. Environment-Health & Safety statement of conformity decision rule does not consider uncertainty when analytical results are compared to a specified standard or regulation.

SGS Canada Inc.
P.O. Box 4300 - 185 Concession St.
Lakefield - Ontario - KOL 2HO
Phone: 705-652-2000 FAX: 705-652-6365

Analysis	12: DX 550101 Week 7	13: DX 450017 Week 7	14: DX 450022 Week 7	15: DX 450030 Week 7	16: DX 450039 Week 7	17: DX 450049 Week 7	18: DX 450051 Week 7	19: DX 450071 Week 7	20: DX 450080 Week 7	21: DX 450089 Week 7	22: DX 450105 Week 7
Si (diss) [mg/L]	1.56	2.28	1.49	1.73	1.84	1.23	1.88	1.72	1.97	1.45	2.60
Sn (diss) [mg/L]	0.00195	0.00141	0.00086	0.00428	0.00114	0.00095	0.00136	0.0148	0.00143	0.00150	0.00261
Sr (diss) [mg/L]	0.0388	0.137	0.0270	0.0302	0.0197	0.0397	0.0329	0.0814	0.0373	0.0524	0.0128
Th (diss) [mg/L]	< 0.0001	< 0.0001	< 0.0001	< 0.0001	< 0.0001	< 0.0001	< 0.0001	< 0.0001	< 0.0001	< 0.0001	< 0.0001
Ti (diss) [mg/L]	< 0.00007	< 0.00007	< 0.00007	< 0.00007	< 0.00007	< 0.00007	< 0.00007	< 0.00007	< 0.00007	< 0.00007	< 0.00007
Tl (diss) [mg/L]	0.000005	0.000017	< 0.000005	0.000007	0.000010	0.000005	0.000012	0.000005	0.000008	0.000011	0.000010
U (diss) [mg/L]	0.000234	0.000773	0.000162	0.00575	0.00914	0.00333	0.000025	0.00776	0.00475	0.00640	0.0124
V (diss) [mg/L]	0.00321	0.00104	0.00326	0.00044	0.00270	0.00021	0.00002	0.00140	0.00232	0.00118	0.00020
W (diss) [mg/L]	0.00012	0.00085	0.00012	0.00112	0.00049	0.00036	0.00056	0.00119	0.00167	0.00044	0.00035
Zn (diss) [mg/L]	< 0.002	< 0.002	< 0.002	0.007	0.007	0.002	0.011	< 0.002	0.004	0.004	< 0.002
Zr (diss) [mg/L]	< 0.002	< 0.002	< 0.002	< 0.002	< 0.002	< 0.002	< 0.002	< 0.002	< 0.002	< 0.002	< 0.002

Analysis	23: DX 450113 Week 7	24: DX 450119 Week 7	25: DX 450130 Week 7	26: DX 450135 Week 7	27: DX 450137 Week 7	28: DX 450143 Week 7	29: DX 450144 Week 7	30: DX 450153 Week 7	31: DX 450155 Week 7	32: DX 450170 Week 7	33: DX 450200 Week 7
Sample Date & Time	N/A	N/A	N/A	N/A	N/A	N/A	N/A	N/A	N/A	N/A	N/A
Temp Upon Receipt [°C]	18.0	18.0	18.0	18.0	18.0	18.0	18.0	18.0	18.0	18.0	18.0
pH [No unit]	7.74	7.86	7.70	7.56	7.57	7.43	7.61	7.36	7.65	7.54	7.49
Conductivity [uS/cm]	96	434	85	67	76	94	82	186	151	104	154
Alkalinity [mg/L as CaCO3]	40	53	38	29	30	23	32	27	48	34	38
Acidity [mg/L as CaCO3]	< 2	< 2	< 2	< 2	< 2	< 2	< 2	< 2	< 2	< 2	< 2
F [mg/L]	< 0.06	< 0.06	< 0.06	< 0.06	< 0.06	< 0.06	< 0.06	< 0.06	< 0.06	< 0.06	< 0.06
Cl [mg/L]	< 0.2	< 0.2	< 0.2	< 0.2	< 0.2	< 0.2	< 0.2	< 0.2	< 0.2	< 0.2	< 0.2
SO4 [mg/L]	9.4	140	4.6	4.0	7.6	21	11	63	31	19	35
Hg (diss) [mg/L]	< 0.0001	< 0.0001	< 0.0001	< 0.0001	< 0.0001	< 0.0001	< 0.0001	< 0.0001	< 0.0001	< 0.0001	< 0.0001
Ag (diss) [mg/L]	< 0.00005	0.00007	< 0.00005	< 0.00005	< 0.00005	< 0.00005	< 0.00005	< 0.00005	< 0.00005	< 0.00005	0.00019
Al (diss) [mg/L]	0.108	0.018	0.097	0.064	0.061	0.049	0.079	0.011	0.085	0.052	0.020
As (diss) [mg/L]	0.0555	< 0.0002	0.102	0.0405	0.0222	0.0317	2.28	0.0015	0.0229	0.0030	0.0031
Ba (diss) [mg/L]	0.00419	0.0698	0.0142	0.00090	0.00139	0.00257	0.00190	0.00357	0.00351	0.00696	0.00834
Be (diss) [mg/L]	< 0.000007	< 0.000007	< 0.000007	< 0.000007	< 0.000007	< 0.000007	< 0.000007	0.000008	< 0.000007	0.000009	< 0.000007
B (diss) [mg/L]	0.028	0.019	0.004	0.004	0.005	0.007	0.008	0.008	0.009	0.007	0.008
Bi (diss) [mg/L]	< 0.00001	< 0.00001	< 0.00001	< 0.00001	< 0.00001	< 0.00001	< 0.00001	< 0.00001	< 0.00001	0.00002	< 0.00001

OnLine LIMS

0003877271

Results relate only to the sample tested. Data reported represents the sample submitted to SGS. Reproduction of this analytical report in full or in part is prohibited without prior written approval. Please refer to SGS General Conditions of Services located at https://www.sgs.ca/en/terms-and-conditions (Printed copies are available upon request.)
Test method information available upon request. "Temperature Upon Receipt" is representative of the whole shipment and may not reflect the temperature of individual samples.
SGS Canada Inc. Environment-Health & Safety statement of conformity decision rule does not consider uncertainty when analytical results are compared to a specified standard or regulation.

SGS Canada Inc.
P.O. Box 4300 - 185 Concession St.
Lakefield - Ontario - KOL 2HO
Phone: 705-652-2000 FAX: 705-652-6365

Env ICP-MS Metals Total and Dissolved Metals

Project : CA20M-00000-110-19896-01

LR Report : **CA14523-SEP23**

Analysis	23: DX 450113 Week 7	24: DX 450119 Week 7	25: DX 450130 Week 7	26: DX 450135 Week 7	27: DX 450137 Week 7	28: DX 450143 Week 7	29: DX 450144 Week 7	30: DX 450153 Week 7	31: DX 450155 Week 7	32: DX 450170 Week 7	33: DX 450200 Week 7
Ca (diss) [mg/L]	14.6	74.5	11.8	9.77	11.0	11.3	13.5	33.7	28.7	18.5	28.7
Cd (diss) [mg/L]	< 0.000003	0.000300	0.000005	0.000010	< 0.000003	0.000003	0.000004	0.000089	0.000254	0.000158	0.00331
Co (diss) [mg/L]	0.000063	0.00149	0.000084	0.000029	0.000022	0.000058	0.00118	0.000061	0.000121	0.000047	0.000274
Cr (diss) [mg/L]	0.00017	< 0.00008	< 0.00008	< 0.00008	< 0.00008	0.00008	0.00019	< 0.00008	0.00012	< 0.00008	0.00010
Cu (diss) [mg/L]	< 0.0002	0.0003	0.0005	0.0003	0.0003	0.0002	0.0007	0.0003	0.0007	< 0.0002	0.0028
Fe (diss) [mg/L]	< 0.007	0.009	< 0.007	< 0.007	< 0.007	< 0.007	< 0.007	< 0.007	< 0.007	< 0.007	< 0.007
K (diss) [mg/L]	3.47	11.7	5.62	3.18	4.17	7.70	2.88	5.99	4.67	2.66	4.55
Mg (diss) [mg/L]	1.60	1.51	0.762	0.578	0.584	0.789	0.886	1.11	1.08	0.399	0.702
Mn (diss) [mg/L]	0.0168	1.12	0.0198	0.0145	0.00666	0.00151	0.00446	0.132	0.120	0.100	0.540
Mo (diss) [mg/L]	0.00009	0.00025	0.00024	0.00013	0.00011	0.00009	0.00076	0.00013	0.00170	0.00047	0.00044
Na (diss) [mg/L]	0.28	1.20	0.86	0.36	0.48	0.45	0.54	0.36	0.95	0.37	0.51
Ni (diss) [mg/L]	0.0003	0.0011	0.0004	0.0001	< 0.0001	0.0006	0.0039	0.0003	0.0003	< 0.0001	0.0007
P (diss) [mg/L]	< 0.003	< 0.003	< 0.003	< 0.003	0.003	< 0.003	< 0.003	< 0.003	< 0.003	< 0.003	< 0.003
Pb (diss) [mg/L]	< 0.00009	< 0.00009	< 0.00009	< 0.00009	< 0.00009	< 0.00009	< 0.00009	< 0.00009	< 0.00009	0.00966	0.00010
S (diss) [mg/L]	< 3	52	< 3	< 3	< 3	7	3	21	10	6	17
Sb (diss) [mg/L]	0.0033	0.0010	0.0047	0.0016	0.0020	0.0011	0.0023	0.0014	0.0040	0.0058	0.0140
Se (diss) [mg/L]	< 0.00004	0.00090	0.00159	0.00006	< 0.00004	0.00017	0.00017	0.00046	0.00193	0.0136	0.00018
Si (diss) [mg/L]	1.68	1.83	1.39	1.98	1.91	1.75	2.49	4.61	2.92	2.09	2.92
Sn (diss) [mg/L]	0.00328	0.00168	0.00230	0.00138	0.00246	0.00797	0.00230	0.00273	0.00270	0.00152	0.00179
Sr (diss) [mg/L]	0.0673	0.0913	0.0490	0.0288	0.0468	0.0299	0.0604	0.0657	0.117	0.0488	0.0487
Th (diss) [mg/L]	< 0.0001	< 0.0001	< 0.0001	< 0.0001	< 0.0001	< 0.0001	< 0.0001	< 0.0001	< 0.0001	< 0.0001	< 0.0001
Ti (diss) [mg/L]	< 0.00007	0.00012	< 0.00007	< 0.00007	< 0.00007	< 0.00007	< 0.00007	< 0.00007	< 0.00007	0.00008	< 0.00007
Tl (diss) [mg/L]	< 0.000005	< 0.000005	0.000005	0.000006	0.000006	< 0.000005	0.000005	0.000036	0.000013	0.000026	0.000039
U (diss) [mg/L]	0.000493	0.000166	0.00482	0.00497	0.0132	0.00168	0.000751	0.00102	0.0120	0.00156	0.00278
V (diss) [mg/L]	0.00129	0.00003	0.00201	0.00116	0.00297	0.00176	0.00328	0.00030	0.00191	0.00006	0.00039
W (diss) [mg/L]	0.00077	< 0.00002	0.00096	0.00022	0.00042	0.00047	0.00028	0.00018	0.00104	0.00058	0.00092
Zn (diss) [mg/L]	< 0.002	0.061	0.002	< 0.002	< 0.002	< 0.002	0.007	0.004	0.023	0.006	0.170
Zr (diss) [mg/L]	< 0.002	< 0.002	< 0.002	< 0.002	< 0.002	< 0.002	< 0.002	< 0.002	< 0.002	< 0.002	< 0.002

OnLine LIMS

00038777271

Results relate only to the sample tested. Data reported represents the sample submitted to SGS. Reproduction of this analytical report in full or in part is prohibited without prior written approval. Please refer to SGS General Conditions of Services located at https://www.sgs.ca/en/terms-and-conditions (Printed copies are available upon request.)
Test method information available upon request. "Temperature Upon Receipt" is representative of the whole shipment and may not reflect the temperature of individual samples.
SGS Canada Inc. Environment-Health & Safety statement of conformity decision rule does not consider uncertainty when analytical results are compared to a specified standard or regulation.

SGS Canada Inc.
P.O. Box 4300 - 185 Concession St.
Lakefield - Ontario - KOL 2HO
Phone: 705-652-2000 FAX: 705-652-6365

Analysis	34: DX 450227 Week 7	35: DX 450230 Week 7	36: DX 450232 Week 7	37: DX 450233 Week 7	38: DX 450239 Week 7	39: Column Blank Week 7
Sample Date & Time	N/A	N/A	N/A	N/A	N/A	N/A
Temp Upon Receipt [°C]	18.0	18.0	18.0	18.0	18.0	18.0
pH [No unit]	7.65	7.66	7.60	7.55	7.71	5.27
Conductivity [uS/cm]	70	78	107	197	192	2
Alkalinity [mg/L as CaCO3]	36	41	34	44	53	< 2
Acidity [mg/L as CaCO3]	< 2	< 2	< 2	< 2	< 2	< 2
F [mg/L]	< 0.06	< 0.06	< 0.06	0.12	0.10	< 0.06
Cl [mg/L]	< 0.2	< 0.2	< 0.2	< 0.2	< 0.2	< 0.2
SO4 [mg/L]	1.0	2.6	17	52	47	< 0.2
Hg (diss) [mg/L]	< 0.0001	< 0.0001	< 0.0001	< 0.0001	< 0.0001	< 0.0001
Ag (diss) [mg/L]	< 0.00005	< 0.00005	< 0.00005	< 0.00005	< 0.00005	< 0.00005
Al (diss) [mg/L]	0.100	0.123	0.083	0.048	0.036	< 0.001
As (diss) [mg/L]	0.0047	0.0044	0.0224	0.0016	0.0005	< 0.0002
Ba (diss) [mg/L]	0.00141	0.00248	0.00310	0.00184	0.00224	0.00026
Be (diss) [mg/L]	< 0.000007	< 0.000007	< 0.000007	< 0.000007	< 0.000007	< 0.000007
B (diss) [mg/L]	0.004	0.004	0.010	0.013	0.011	0.004
Bi (diss) [mg/L]	< 0.00001	< 0.00001	< 0.00001	< 0.00001	< 0.00001	< 0.00001
Ca (diss) [mg/L]	11.0	11.1	16.4	37.9	41.1	0.04
Cd (diss) [mg/L]	0.000008	0.000007	0.000027	0.000064	0.000007	< 0.000003
Co (diss) [mg/L]	0.000016	0.000012	0.000028	0.000118	0.000023	0.000032
Cr (diss) [mg/L]	< 0.00008	0.00012	< 0.00008	< 0.00008	< 0.00008	0.00009
Cu (diss) [mg/L]	0.0006	0.0003	< 0.0002	< 0.0002	0.0003	0.0009
Fe (diss) [mg/L]	0.007	< 0.007	< 0.007	< 0.007	< 0.007	< 0.007
K (diss) [mg/L]	2.70	5.46	5.02	7.97	3.70	< 0.009
Mg (diss) [mg/L]	0.676	1.01	0.935	1.16	0.722	0.003
Mn (diss) [mg/L]	0.0232	0.00900	0.0543	0.109	0.0692	0.00021
Mo (diss) [mg/L]	0.00010	0.00013	0.00017	0.00011	0.00027	< 0.00004
Na (diss) [mg/L]	0.86	0.50	0.55	0.48	0.14	0.02
Ni (diss) [mg/L]	< 0.0001	< 0.0001	0.0002	0.0002	0.0001	0.0003
P (diss) [mg/L]	< 0.003	0.003	< 0.003	< 0.003	< 0.003	0.004
Pb (diss) [mg/L]	0.00015	< 0.00009	< 0.00009	< 0.00009	< 0.00009	0.00030
S (diss) [mg/L]	< 3	< 3	6	21	16	< 3
Sb (diss) [mg/L]	< 0.0009	0.0011	0.0052	0.0010	< 0.0009	< 0.0009

OnLine LIMS

00038777271

Results relate only to the sample tested. Data reported represents the sample submitted to SGS. Reproduction of this analytical report in full or in part is prohibited without prior written approval. Please refer to SGS General Conditions of Services located at https://www.sgs.ca/en/terms-and-conditions (Printed copies are available upon request.)
Test method information available upon request. "Temperature Upon Receipt" is representative of the whole shipment and may not reflect the temperature of individual samples.
SGS Canada Inc. Environment-Health & Safety statement of conformity decision rule does not consider uncertainty when analytical results are compared to a specified standard or regulation.

SGS Canada Inc.
P.O. Box 4300 - 185 Concession St.
Lakefield - Ontario - KOL 2HO
Phone: 705-652-2000 FAX: 705-652-6365

Analysis	34: DX 450227 Week 7	35: DX 450230 Week 7	36: DX 450232 Week 7	37: DX 450233 Week 7	38: DX 450239 Week 7	39: Column Blank Week 7
Se (diss) [mg/L]	0.00006	0.00005	0.00034	0.00061	0.00213	< 0.00004
Si (diss) [mg/L]	1.52	1.73	1.86	2.68	2.70	< 0.02
Sn (diss) [mg/L]	0.00112	0.00185	0.00105	0.00144	0.00190	0.00103
Sr (diss) [mg/L]	0.0254	0.0394	0.0337	0.0762	0.0509	0.00009
Th (diss) [mg/L]	< 0.0001	< 0.0001	< 0.0001	< 0.0001	< 0.0001	0.0001
Ti (diss) [mg/L]	0.00007	< 0.00007	0.00013	< 0.00007	< 0.00007	< 0.00007
Tl (diss) [mg/L]	0.000009	0.000013	0.000014	0.000007	0.000018	< 0.000005
U (diss) [mg/L]	0.0116	0.00836	0.0152	0.00680	0.00139	< 0.000002
V (diss) [mg/L]	0.00213	0.00245	0.00322	0.00035	0.00009	0.00002
W (diss) [mg/L]	0.00091	0.00044	0.00087	0.00047	0.00080	< 0.00002
Zn (diss) [mg/L]	0.002	< 0.002	< 0.002	0.023	0.004	0.005
Zr (diss) [mg/L]	< 0.002	< 0.002	< 0.002	< 0.002	< 0.002	< 0.002

Revised to include Zirconium analysis.

NA - Not applicable
ND - Not Detected
NV - No Value

Alisha Kelly, B.Sc.,
Project Specialist,
Environment, Health & Safety

OnLine LIMS

0003877271

Results relate only to the sample tested. Data reported represents the sample submitted to SGS. Reproduction of this analytical report in full or in part is prohibited without prior written approval. Please refer to SGS General Conditions of Services located at https://www.sgs.ca/en/terms-and-conditions (Printed copies are available upon request.)
Test method information available upon request. "Temperature Upon Receipt" is representative of the whole shipment and may not reflect the temperature of individual samples.
SGS Canada Inc. Environment-Health & Safety statement of conformity decision rule does not consider uncertainty when analytical results are compared to a specified standard or regulation.

SGS Canada Inc.
P.O. Box 4300 - 185 Concession St.
Lakefield - Ontario - KOL 2HO
Phone: 705-652-2000 FAX: 705-652-6365

SGS Lakefield Environmental Met
Attn : Barb Bowman

Env ICP-MS Metals Dissolved

Project : CA20M-00000-110-19896-01

02-October-2024

Date Rec. : 26 September 2023
LR Report: **CA12972-SEP23**
Reference: 19896-01-11

Copy: #2

CERTIFICATE OF ANALYSIS
Final Report - Revised

Analysis	1: Analysis Start Date	2: Analysis Start Time	3: Analysis Completed Date	4: Analysis Completed Time	5: QC - Blank	6: QC - STD % Recovery	7: QC - DUP % Recovery	8: QC - Spike Rep	9: DX550053 Week 8	10: DX550073 Week 8	11: DX550089 Week 8
Sample Date & Time									NA	NA	NA
Temp Upon Receipt [°C]	---	---	---	---	---	---	---	---	20.0	20.0	20.0
pH [No unit]	29-Sep-23	14:38	03-Oct-23	12:23	NA	100%	100%	NA	7.91	8.09	8.02
Conductivity [uS/cm]	29-Sep-23	14:38	03-Oct-23	12:23	< 2	100%	98%	NA	94	113	185
Alkalinity [mg/L as CaCO3]	29-Sep-23	14:38	03-Oct-23	12:23	< 2	98%	98%	NA	42	55	65
Acidity [mg/L as CaCO3]	29-Sep-23	14:38	03-Oct-23	12:23	< 2	100%	ND	NA	< 2	< 2	< 2
F [mg/L]	29-Sep-23	15:57	02-Oct-23	09:08	< 0.06	98%	ND	117%	< 0.06	< 0.06	< 0.06
Cl [mg/L]	04-Oct-23	17:27	10-Oct-23	13:40	< 0.2	99%	ND	106%	< 0.2	< 0.2	0.3
SO4 [mg/L]	04-Oct-23	17:27	13-Oct-23	12:36	< 0.2	92%	ND	99%	9.5	8.2	35
Hg (diss) [mg/L]	13-Oct-23	15:15	13-Oct-23	15:19	< 0.00001	111%		102%	< 0.00001	< 0.00001	< 0.00001
Ag (diss) [mg/L]	11-Oct-23	16:00	13-Oct-23	14:40	< 0.00005	103%		93%	< 0.00005	< 0.00005	< 0.00005
Al (diss) [mg/L]	11-Oct-23	16:00	13-Oct-23	14:40	< 0.001	96%		96%	0.114	0.093	0.115
As (diss) [mg/L]	11-Oct-23	16:00	13-Oct-23	14:40	< 0.0002	101%		102%	0.0038	0.461	0.0010
Ba (diss) [mg/L]	11-Oct-23	16:00	13-Oct-23	14:40	< 0.00008	96%		96%	0.00791	0.00576	0.00830
Be (diss) [mg/L]	11-Oct-23	16:00	13-Oct-23	14:40	< 0.000007	98%		95%	0.000013	0.000018	0.000019
B (diss) [mg/L]	11-Oct-23	16:00	13-Oct-23	14:40	< 0.002	96%		96%	0.012	0.012	0.011
Bi (diss) [mg/L]	11-Oct-23	16:00	13-Oct-23	14:40	< 0.00001	99%		71%	< 0.00001	< 0.00001	< 0.00001
Ca (diss) [mg/L]	11-Oct-23	16:00	13-Oct-23	14:40	< 0.01	102%		75%	16.5	18.2	26.6

OnLine LIMS

0003877579

Results relate only to the sample tested. Data reported represents the sample submitted to SGS. Reproduction of this analytical report in full or in part is prohibited without prior written approval. Please refer to SGS General Conditions of Services located at https://www.sgs.ca/en/terms-and-conditions (Printed copies are available upon request.)
Test method information available upon request. "Temperature Upon Receipt" is representative of the whole shipment and may not reflect the temperature of individual samples.
SGS Canada Inc. Environment-Health & Safety statement of conformity decision rule does not consider uncertainty when analytical results are compared to a specified standard or regulation.

SGS Canada Inc.
P.O. Box 4300 - 185 Concession St.
Lakefield - Ontario - KOL 2HO
Phone: 705-652-2000 FAX: 705-652-6365

Env ICP-MS Metals Dissolved

Project : CA20M-00000-110-19896-01

LR Report : **CA12972-SEP23**

Analysis	1: Analysis Start Date	2: Analysis Start Time	3: Analysis Completed Date	4: Analysis Completed Time	5: QC - Blank	6: QC - STD % Recovery	7: QC - DUP % Recovery	8: QC - Spike Rep	9: DX550053 Week 8	10: DX550073 Week 8	11: DX550089 Week 8
Cd (diss) [mg/L]	11-Oct-23	16:00	13-Oct-23	14:40	< 0.000003	102%		104%	0.000006	0.000007	0.000009
Co (diss) [mg/L]	11-Oct-23	16:00	13-Oct-23	14:40	< 0.000004	100%		99%	0.000055	0.000625	0.000081
Cr (diss) [mg/L]	11-Oct-23	16:00	13-Oct-23	14:40	< 0.00008	101%		105%	< 0.00008	< 0.00008	< 0.00008
Cu (diss) [mg/L]	11-Oct-23	16:00	13-Oct-23	14:40	< 0.0002	100%		97%	0.0005	0.0005	0.0005
Fe (diss) [mg/L]	11-Oct-23	16:00	13-Oct-23	14:40	< 0.007	102%		100%	< 0.007	< 0.007	< 0.007
K (diss) [mg/L]	11-Oct-23	16:00	13-Oct-23	14:40	< 0.009	99%		91%	2.04	4.40	12.0
Mg (diss) [mg/L]	11-Oct-23	16:00	13-Oct-23	14:40	< 0.001	102%		92%	1.51	2.34	4.59
Mn (diss) [mg/L]	11-Oct-23	16:00	13-Oct-23	14:40	< 0.00001	101%		107%	0.0654	0.0441	0.0387
Mo (diss) [mg/L]	11-Oct-23	16:00	13-Oct-23	14:40	< 0.00004	100%		97%	0.00049	0.00028	0.00018
Na (diss) [mg/L]	11-Oct-23	16:00	13-Oct-23	14:40	< 0.01	100%		99%	0.49	1.41	0.52
Ni (diss) [mg/L]	11-Oct-23	16:00	13-Oct-23	14:40	< 0.0001	100%		97%	0.0001	0.0013	0.0001
P (diss) [mg/L]	11-Oct-23	16:00	13-Oct-23	14:40	< 0.003	98%		NV	< 0.003	0.003	< 0.003
Pb (diss) [mg/L]	11-Oct-23	16:00	13-Oct-23	14:40	< 0.00009	101%		100%	< 0.00009	< 0.00009	< 0.00009
S (diss) [mg/L]	11-Oct-23	16:00	13-Oct-23	14:40	< 1	110%		NV	4	< 3	13
Sb (diss) [mg/L]	11-Oct-23	16:00	13-Oct-23	14:40	< 0.0009	108%		95%	0.0011	0.0010	< 0.0009
Se (diss) [mg/L]	11-Oct-23	16:00	13-Oct-23	14:40	< 0.00004	99%		96%	0.00019	0.00029	0.00059
Si (diss) [mg/L]	11-Oct-23	16:00	13-Oct-23	14:40	< 0.02	96%		NV	1.57	1.76	1.77
Sn (diss) [mg/L]	11-Oct-23	16:00	13-Oct-23	14:40	< 0.00006	96%		NV	0.00129	0.00133	0.00116
Sr (diss) [mg/L]	11-Oct-23	16:00	13-Oct-23	14:40	< 0.00008	100%		91%	0.0787	0.0911	0.0812
Th (diss) [mg/L]	11-Oct-23	16:00	13-Oct-23	14:40	< 0.0001	103%		NV	< 0.0001	< 0.0001	< 0.0001
Ti (diss) [mg/L]	11-Oct-23	16:00	13-Oct-23	14:40	< 0.00005	98%		NV	< 0.00007	0.00011	< 0.00007
Tl (diss) [mg/L]	11-Oct-23	16:00	13-Oct-23	14:40	< 0.000005	101%		97%	0.000008	0.000012	0.000008
U (diss) [mg/L]	11-Oct-23	16:00	13-Oct-23	14:40	< 0.000002	102%		100%	0.000222	0.000443	0.000106
V (diss) [mg/L]	11-Oct-23	16:00	13-Oct-23	14:40	< 0.00001	101%		102%	0.00310	0.0104	0.00068
W (diss) [mg/L]	11-Oct-23	16:00	13-Oct-23	14:40	< 0.00002	100%		NV	0.00013	0.00083	0.00044
Zn (diss) [mg/L]	11-Oct-23	16:00	13-Oct-23	14:40	< 0.002	100%		94%	< 0.002	< 0.002	< 0.002
Zr (diss) [mg/L]	11-Oct-23	16:00	01-Oct-24	13:15	< 0.002	96%		NV	< 0.002	< 0.002	< 0.002

Analysis	12: DX550101 Week 8	13: DX450017 Week 8	14: DX450022 Week 8	15: DX450030 Week 8	16: DX450039 Week 8	17: DX450049 Week 8	18: DX450051 Week 8	19: DX450071 Week 8	20: DX450080 Week 8	21: DX450089 Week 8	22: DX450105 Week 8
Sample Date & Time	NA	NA	NA	NA	NA	NA	NA	NA	NA	NA	NA

OnLine LIMS

00038775T9

Results relate only to the sample tested. Data reported represents the sample submitted to SGS. Reproduction of this analytical report in full or in part is prohibited without prior written approval. Please refer to SGS General Conditions of Services located at https://www.sgs.ca/en/terms-and-conditions (Printed copies are available upon request.)
Test method information available upon request. "Temperature Upon Receipt" is representative of the whole shipment and may not reflect the temperature of individual samples.
SGS Canada Inc. Environment-Health & Safety statement of conformity decision rule does not consider uncertainty when analytical results are compared to a specified standard or regulation.

SGS Canada Inc.
P.O. Box 4300 - 185 Concession St.
Lakefield - Ontario - KOL 2HO
Phone: 705-652-2000 FAX: 705-652-6365

Env ICP-MS Metals Dissolved

Project : CA20M-00000-110-19896-01

LR Report : **CA12972-SEP23**

Analysis	12: DX550101 Week 8	13: DX450017 Week 8	14: DX450022 Week 8	15: DX450030 Week 8	16: DX450039 Week 8	17: DX450049 Week 8	18: DX450051 Week 8	19: DX450071 Week 8	20: DX450080 Week 8	21: DX450089 Week 8	22: DX450105 Week 8
Temp Upon Receipt [°C]	20.0	20.0	20.0	20.0	20.0	20.0	20.0	20.0	20.0	20.0	20.0
pH [No unit]	7.84	7.78	7.89	7.72	7.78	7.80	7.62	7.85	7.66	7.82	7.43
Conductivity [uS/cm]	117	116	99	80	103	71	88	94	87	109	104
Alkalinity [mg/L as CaCO3]	47	40	44	32	35	35	25	41	26	41	27
Acidity [mg/L as CaCO3]	< 2	< 2	< 2	< 2	< 2	< 2	< 2	< 2	< 2	< 2	< 2
F [mg/L]	< 0.06	0.10	< 0.06	0.08	< 0.06	< 0.06	< 0.06	< 0.06	< 0.06	< 0.06	0.28
Cl [mg/L]	< 0.2	0.2	< 0.2	< 0.2	< 0.2	< 0.2	< 0.2	< 0.2	< 0.2	< 0.2	< 0.2
SO4 [mg/L]	12	19	10	9.9	16	5.4	15	9.6	17	15	21
Hg (diss) [mg/L]	< 0.00001	< 0.00001	< 0.00001	< 0.00001	< 0.00001	< 0.00001	< 0.00001	< 0.00001	< 0.00001	< 0.00001	< 0.00001
Ag (diss) [mg/L]	< 0.00005	< 0.00005	< 0.00005	< 0.00005	< 0.00005	< 0.00005	< 0.00005	< 0.00005	< 0.00005	< 0.00005	< 0.00005
Al (diss) [mg/L]	0.149	0.046	0.118	0.087	0.085	0.094	0.062	0.107	0.063	0.093	0.040
As (diss) [mg/L]	0.0046	0.110	0.0120	0.0229	0.185	0.0025	0.0009	0.176	0.0786	0.0110	1.21
Ba (diss) [mg/L]	0.00323	0.00343	0.00098	0.00359	0.00272	0.0100	0.00165	0.00219	0.00244	0.00382	0.00100
Be (diss) [mg/L]	0.000016	0.000014	0.000017	0.000013	0.000015	0.000015	0.000016	0.000012	0.000011	0.000010	0.000012
B (diss) [mg/L]	0.005	0.021	0.006	0.006	0.004	0.003	0.008	0.010	0.005	0.004	0.005
Bi (diss) [mg/L]	< 0.00001	< 0.00001	< 0.00001	< 0.00001	0.00002	< 0.00001	< 0.00001	< 0.00001	< 0.00001	< 0.00001	< 0.00001
Ca (diss) [mg/L]	18.2	17.3	18.7	14.0	16.6	11.6	14.0	16.6	10.4	16.4	16.7
Cd (diss) [mg/L]	< 0.000003	0.000018	0.000005	0.000023	0.000030	0.000014	0.000150	0.000014	0.000007	0.000011	0.000007
Co (diss) [mg/L]	0.000087	0.000086	0.000168	0.000031	0.000040	0.000083	0.000020	0.000087	0.000095	0.000045	0.000077
Cr (diss) [mg/L]	< 0.00008	< 0.00008	< 0.00008	< 0.00008	0.00010	< 0.00008	< 0.00008	< 0.00008	< 0.00008	0.00008	< 0.00008
Cu (diss) [mg/L]	0.0003	0.0003	0.0007	0.0004	0.0003	0.0003	< 0.0002	< 0.0002	0.0004	0.0002	0.0003
Fe (diss) [mg/L]	< 0.007	< 0.007	< 0.007	< 0.007	< 0.007	< 0.007	< 0.007	< 0.007	< 0.007	< 0.007	< 0.007
K (diss) [mg/L]	2.23	7.15	1.00	2.20	4.87	1.27	3.86	3.03	7.27	6.76	1.95
Mg (diss) [mg/L]	1.84	0.981	1.08	0.312	0.372	1.31	0.469	0.936	1.09	0.920	0.175
Mn (diss) [mg/L]	0.0393	0.0109	0.0309	0.108	0.101	0.0673	0.0415	0.0295	0.00784	0.0450	0.0455
Mo (diss) [mg/L]	0.00008	0.00042	0.00012	0.00021	0.00021	0.00097	0.00011	0.00090	0.00028	0.00018	0.00012
Na (diss) [mg/L]	0.63	0.78	0.60	0.81	0.62	1.37	0.51	1.12	0.60	0.64	0.28
Ni (diss) [mg/L]	0.0002	0.0005	0.0002	0.0001	0.0004	0.0001	0.0002	0.0002	0.0002	0.0002	< 0.0001
P (diss) [mg/L]	< 0.003	0.004	< 0.003	0.003	0.005	< 0.003	0.003	0.006	0.003	0.003	0.003
Pb (diss) [mg/L]	< 0.00009	< 0.00009	< 0.00009	0.00010	< 0.00009	< 0.00009	0.126	< 0.00009	< 0.00009	< 0.00009	< 0.00009
S (diss) [mg/L]	4	7	4	4	7	< 3	11	4	6	5	7
Sb (diss) [mg/L]	0.0010	0.0013	< 0.0009	0.0031	0.0039	0.0030	0.0826	0.0045	0.0012	0.0029	0.0090
Se (diss) [mg/L]	0.00012	0.00007	0.00013	0.00045	0.00023	0.00138	0.00219	0.00842	0.00025	0.00011	0.00017

OnLine LIMS

0003877579

Results relate only to the sample tested. Data reported represents the sample submitted to SGS. Reproduction of this analytical report in full or in part is prohibited without prior written approval. Please refer to SGS General Conditions of Services located at https://www.sgs.ca/en/terms-and-conditions (Printed copies are available upon request.)
Test method information available upon request. "Temperature Upon Receipt" is representative of the whole shipment and may not reflect the temperature of individual samples.
SGS Canada Inc. Environment-Health & Safety statement of conformity decision rule does not consider uncertainty when analytical results are compared to a specified standard or regulation.

SGS Canada Inc.
P.O. Box 4300 - 185 Concession St.
Lakefield - Ontario - KOL 2HO
Phone: 705-652-2000 FAX: 705-652-6365

Env ICP-MS Metals Dissolved

Project : CA20M-00000-110-19896-01

LR Report : **CA12972-SEP23**

Analysis	12: DX550101 Week 8	13: DX450017 Week 8	14: DX450022 Week 8	15: DX450030 Week 8	16: DX450039 Week 8	17: DX450049 Week 8	18: DX450051 Week 8	19: DX450071 Week 8	20: DX450080 Week 8	21: DX450089 Week 8	22: DX450105 Week 8
Si (diss) [mg/L]	1.74	2.45	1.58	1.89	1.86	1.57	1.91	1.79	2.16	1.55	2.70
Sn (diss) [mg/L]	0.00145	0.00140	0.00062	0.00058	0.00108	0.00095	0.00073	0.00122	0.00151	0.00288	0.00116
Sr (diss) [mg/L]	0.0442	0.135	0.0292	0.0335	0.0209	0.0522	0.0381	0.0872	0.0405	0.0579	0.0134
Th (diss) [mg/L]	< 0.0001	< 0.0001	< 0.0001	< 0.0001	< 0.0001	< 0.0001	< 0.0001	< 0.0001	< 0.0001	< 0.0001	< 0.0001
Ti (diss) [mg/L]	< 0.00007	< 0.00007	< 0.00007	< 0.00007	< 0.00007	< 0.00007	< 0.00007	< 0.00007	0.00009	< 0.00007	< 0.00007
Tl (diss) [mg/L]	0.000009	0.000018	0.000005	0.000007	0.000010	0.000008	0.000017	0.000009	0.000009	0.000014	0.000009
U (diss) [mg/L]	0.000275	0.000913	0.000171	0.00580	0.00911	0.00429	0.000042	0.00785	0.00415	0.00636	0.00916
V (diss) [mg/L]	0.00357	0.00114	0.00356	0.00052	0.00280	0.00029	< 0.00001	0.00146	0.00234	0.00136	0.00022
W (diss) [mg/L]	0.00015	0.00081	0.00016	0.00121	0.00059	0.00046	0.00057	0.00117	0.00173	0.00047	0.00030
Zn (diss) [mg/L]	< 0.002	< 0.002	< 0.002	0.002	< 0.002	< 0.002	0.012	< 0.002	< 0.002	< 0.002	< 0.002
Zr (diss) [mg/L]	< 0.002	< 0.002	< 0.002	< 0.002	< 0.002	< 0.002	< 0.002	< 0.002	< 0.002	< 0.002	< 0.002

Analysis	23: DX450113 Week 8	24: DX450119 Week 8	25: DX450130 Week 8	26: DX450135 Week 8	27: DX450137 Week 8	28: DX450143 Week 8	29: DX450144 Week 8	30: DX450153 Week 8	31: DX450155 Week 8	32: DX450170 Week 8	33: DX450200 Week 8
Sample Date & Time	NA	NA	NA	NA	NA	NA	NA	NA	NA	NA	NA
Temp Upon Receipt [°C]	20.0	20.0	20.0	20.0	20.0	20.0	20.0	20.0	20.0	20.0	20.0
pH [No unit]	7.86	7.65	7.86	7.73	7.72	7.50	7.76	7.58	7.87	7.72	7.80
Conductivity [uS/cm]	97	417	84	61	71	97	86	211	150	108	161
Alkalinity [mg/L as CaCO3]	43	53	42	30	30	23	33	30	48	35	39
Acidity [mg/L as CaCO3]	< 2	< 2	< 2	< 2	< 2	< 2	< 2	< 2	< 2	< 2	< 2
F [mg/L]	< 0.06	< 0.06	< 0.06	< 0.06	< 0.06	< 0.06	< 0.06	< 0.06	< 0.06	< 0.06	< 0.06
Cl [mg/L]	< 0.2	0.4	< 0.2	< 0.2	< 0.2	< 0.2	< 0.2	< 0.2	< 0.2	< 0.2	< 0.2
SO4 [mg/L]	10	140	5.0	4.2	7.3	26	12	75	29	20	38
Hg (diss) [mg/L]	< 0.00001	< 0.00001	< 0.00001	< 0.00001	< 0.00001	< 0.00001	< 0.00001	< 0.00001	< 0.00001	< 0.00001	< 0.00001
Ag (diss) [mg/L]	< 0.00005	< 0.00005	< 0.00005	< 0.00005	< 0.00005	< 0.00005	< 0.00005	< 0.00005	< 0.00005	< 0.00005	0.00012
Al (diss) [mg/L]	0.120	0.019	0.114	0.060	0.061	0.037	0.042	0.006	0.084	0.046	0.019
As (diss) [mg/L]	0.0488	0.0002	0.113	0.0314	0.0214	0.0372	1.69	0.0015	0.0228	0.0033	0.0030
Ba (diss) [mg/L]	0.00470	0.0688	0.0151	0.00093	0.00137	0.00261	0.00200	0.00468	0.00341	0.00729	0.00770
Be (diss) [mg/L]	0.000010	0.000010	0.000009	< 0.000007	0.000009	0.000010	< 0.000007	0.000013	0.000009	0.000009	0.000008
B (diss) [mg/L]	0.023	0.016	0.003	0.003	0.004	0.006	0.007	0.009	0.008	0.006	0.007
Bi (diss) [mg/L]	< 0.00001	< 0.00001	< 0.00001	< 0.00001	< 0.00001	< 0.00001	< 0.00001	< 0.00001	< 0.00001	0.00003	< 0.00001

OnLine LIMS

00038775T9

Results relate only to the sample tested. Data reported represents the sample submitted to SGS. Reproduction of this analytical report in full or in part is prohibited without prior written approval. Please refer to SGS General Conditions of Services located at https://www.sgs.ca/en/terms-and-conditions (Printed copies are available upon request.)
Test method information available upon request. "Temperature Upon Receipt" is representative of the whole shipment and may not reflect the temperature of individual samples.
SGS Canada Inc. Environment-Health & Safety statement of conformity decision rule does not consider uncertainty when analytical results are compared to a specified standard or regulation.

SGS Canada Inc.
P.O. Box 4300 - 185 Concession St.
Lakefield - Ontario - KOL 2HO
Phone: 705-652-2000 FAX: 705-652-6365

Env ICP-MS Metals Dissolved

Project : CA20M-00000-110-19896-01

LR Report : **CA12972-SEP23**

Analysis	23: DX450113 Week 8	24: DX450119 Week 8	25: DX450130 Week 8	26: DX450135 Week 8	27: DX450137 Week 8	28: DX450143 Week 8	29: DX450144 Week 8	30: DX450153 Week 8	31: DX450155 Week 8	32: DX450170 Week 8	33: DX450200 Week 8
Ca (diss) [mg/L]	15.8	69.1	12.2	9.78	10.7	11.9	13.8	38.4	26.7	19.0	29.2
Cd (diss) [mg/L]	0.000009	0.000284	0.000006	0.000019	< 0.000003	0.000004	0.000005	0.000138	0.000268	0.000200	0.00385
Co (diss) [mg/L]	0.000066	0.00137	0.000088	0.000038	0.000037	0.000066	0.00111	0.000126	0.000109	0.000047	0.000300
Cr (diss) [mg/L]	0.00044	< 0.00008	< 0.00008	< 0.00008	< 0.00008	< 0.00008	0.00013	< 0.00008	0.00013	< 0.00008	< 0.00008
Cu (diss) [mg/L]	0.0002	0.0003	0.0005	0.0002	0.0003	0.0003	0.0003	0.0003	0.0007	0.0002	0.0032
Fe (diss) [mg/L]	< 0.007	< 0.007	< 0.007	< 0.007	< 0.007	< 0.007	< 0.007	< 0.007	< 0.007	< 0.007	< 0.007
K (diss) [mg/L]	3.30	11.5	5.85	2.93	4.04	7.73	2.86	7.13	4.62	2.72	4.48
Mg (diss) [mg/L]	1.44	1.42	0.800	0.537	0.535	0.794	0.866	1.27	0.937	0.380	0.677
Mn (diss) [mg/L]	0.0252	1.00	0.0226	0.0163	0.00738	0.00161	0.00462	0.256	0.130	0.109	0.567
Mo (diss) [mg/L]	0.00009	0.00026	0.00028	0.00017	0.00011	0.00011	0.00093	0.00012	0.00182	0.00052	0.00056
Na (diss) [mg/L]	0.41	1.22	0.98	0.51	0.65	0.63	0.68	0.64	1.02	0.55	0.71
Ni (diss) [mg/L]	0.0003	0.0011	0.0004	0.0002	0.0002	0.0003	0.0034	0.0004	0.0003	< 0.0001	0.0008
P (diss) [mg/L]	0.003	0.005	0.003	0.004	0.004	0.003	0.003	< 0.003	< 0.003	< 0.003	0.003
Pb (diss) [mg/L]	< 0.00009	< 0.00009	< 0.00009	< 0.00009	< 0.00009	< 0.00009	< 0.00009	< 0.00009	< 0.00009	0.0113	< 0.00009
S (diss) [mg/L]	4	56	< 3	< 3	< 3	9	4	29	11	7	18
Sb (diss) [mg/L]	0.0035	0.0011	0.0056	0.0018	0.0023	0.0012	0.0025	0.0017	0.0045	0.0066	0.0162
Se (diss) [mg/L]	< 0.00004	0.00101	0.00161	0.00007	0.00004	0.00020	0.00019	0.00067	0.00193	0.0157	0.00024
Si (diss) [mg/L]	1.65	1.73	1.50	1.85	1.87	1.83	2.44	6.01	3.02	2.20	3.03
Sn (diss) [mg/L]	0.00177	0.00148	0.00181	0.00124	0.00234	0.00105	0.00160	0.00299	0.00165	0.00116	0.00055
Sr (diss) [mg/L]	0.0781	0.0868	0.0559	0.0311	0.0487	0.0348	0.0667	0.0853	0.102	0.0536	0.0533
Th (diss) [mg/L]	< 0.0001	< 0.0001	< 0.0001	< 0.0001	< 0.0001	< 0.0001	< 0.0001	< 0.0001	< 0.0001	< 0.0001	< 0.0001
Ti (diss) [mg/L]	< 0.00007	< 0.00007	< 0.00007	< 0.00007	< 0.00007	< 0.00007	< 0.00007	< 0.00007	< 0.00007	< 0.00007	< 0.00007
Tl (diss) [mg/L]	< 0.000005	< 0.000005	0.000009	0.000006	0.000005	< 0.000005	0.000006	0.000043	0.000014	0.000026	0.000042
U (diss) [mg/L]	0.000547	0.000173	0.00538	0.00446	0.0120	0.00178	0.000752	0.00132	0.0111	0.00174	0.00355
V (diss) [mg/L]	0.00115	0.00004	0.00233	0.00102	0.00307	0.00192	0.00303	0.00027	0.00200	0.00006	0.00040
W (diss) [mg/L]	0.00075	0.00003	0.00100	0.00020	0.00044	0.00040	0.00028	0.00011	0.00103	0.00058	0.00095
Zn (diss) [mg/L]	< 0.002	0.052	< 0.002	< 0.002	< 0.002	< 0.002	< 0.002	0.004	0.010	0.005	0.187
Zr (diss) [mg/L]	< 0.002	< 0.002	< 0.002	< 0.002	< 0.002	< 0.002	< 0.002	< 0.002	< 0.002	< 0.002	< 0.002

OnLine LIMS

00038775 79

Results relate only to the sample tested. Data reported represents the sample submitted to SGS. Reproduction of this analytical report in full or in part is prohibited without prior written approval. Please refer to SGS General Conditions of Services located at https://www.sgs.ca/en/terms-and-conditions (Printed copies are available upon request.)
Test method information available upon request. "Temperature Upon Receipt" is representative of the whole shipment and may not reflect the temperature of individual samples.
SGS Canada Inc. Environment-Health & Safety statement of conformity decision rule does not consider uncertainty when analytical results are compared to a specified standard or regulation.

SGS Canada Inc.
P.O. Box 4300 - 185 Concession St.
Lakefield - Ontario - KOL 2HO
Phone: 705-652-2000 FAX: 705-652-6365

Env ICP-MS Metals Dissolved

Project : CA20M-00000-110-19896-01

LR Report : **CA12972-SEP23**

Analysis	34: DX450227 Week 8	35: DX450230 Week 8	36: DX450232 Week 8	37: DX450233 Week 8	38: DX450239 Week 8	39: Column Blank Week 8
Sample Date & Time	NA	NA	NA	NA	NA	NA
Temp Upon Receipt [°C]	20.0	20.0	20.0	20.0	20.0	20.0
pH [No unit]	7.81	7.87	7.82	7.82	7.85	5.59
Conductivity [uS/cm]	68	83	123	200	198	< 2
Alkalinity [mg/L as CaCO3]	38	42	40	49	55	< 2
Acidity [mg/L as CaCO3]	< 2	< 2	< 2	< 2	< 2	3
F [mg/L]	< 0.06	< 0.06	< 0.06	< 0.06	0.09	< 0.06
Cl [mg/L]	< 0.2	< 0.2	< 0.2	< 0.2	0.2	< 0.2
SO4 [mg/L]	1.1	3.2	22	53	49	< 0.2
Hg (diss) [mg/L]	< 0.00001	< 0.00001	< 0.00001	< 0.00001	< 0.00001	< 0.00001
Ag (diss) [mg/L]	< 0.00005	< 0.00005	< 0.00005	< 0.00005	< 0.00005	< 0.00005
Al (diss) [mg/L]	0.075	0.116	0.090	0.042	0.030	0.001
As (diss) [mg/L]	0.0058	0.0050	0.0250	0.0016	0.0005	< 0.0002
Ba (diss) [mg/L]	0.00154	0.00284	0.00381	0.00206	0.00232	0.00020
Be (diss) [mg/L]	0.000010	0.000007	< 0.000007	0.000008	0.000008	0.000007
B (diss) [mg/L]	0.004	0.004	0.010	0.011	0.011	< 0.002
Bi (diss) [mg/L]	0.00002	< 0.00001	< 0.00001	< 0.00001	< 0.00001	< 0.00001
Ca (diss) [mg/L]	11.2	12.4	18.6	35.6	39.3	0.04
Cd (diss) [mg/L]	0.000010	0.000004	0.000027	0.000091	0.000009	0.000003
Co (diss) [mg/L]	0.000017	0.000019	0.000032	0.000134	0.000028	0.000026
Cr (diss) [mg/L]	< 0.00008	< 0.00008	< 0.00008	< 0.00008	< 0.00008	< 0.00008
Cu (diss) [mg/L]	0.0003	0.0004	< 0.0002	< 0.0002	0.0003	0.0006
Fe (diss) [mg/L]	< 0.007	< 0.007	< 0.007	< 0.007	< 0.007	< 0.007
K (diss) [mg/L]	2.88	5.90	5.60	8.01	3.85	< 0.009
Mg (diss) [mg/L]	0.706	1.09	1.06	1.03	0.666	0.003
Mn (diss) [mg/L]	0.0186	0.0157	0.0671	0.128	0.0803	0.00024
Mo (diss) [mg/L]	0.00011	0.00016	0.00020	0.00011	0.00027	< 0.00004
Na (diss) [mg/L]	1.00	0.74	0.81	0.64	0.27	0.02
Ni (diss) [mg/L]	< 0.0001	0.0001	0.0002	0.0002	< 0.0001	0.0002
P (diss) [mg/L]	0.004	< 0.003	0.003	0.004	< 0.003	0.004
Pb (diss) [mg/L]	< 0.00009	< 0.00009	< 0.00009	< 0.00009	< 0.00009	0.00009
S (diss) [mg/L]	< 3	< 3	9	21	18	< 3
Sb (diss) [mg/L]	0.0012	0.0014	0.0067	0.0012	< 0.0009	< 0.0009

OnLine LIMS

00038775 79

Results relate only to the sample tested. Data reported represents the sample submitted to SGS. Reproduction of this analytical report in full or in part is prohibited without prior written approval. Please refer to SGS General Conditions of Services located at https://www.sgs.ca/en/terms-and-conditions (Printed copies are available upon request.)
Test method information available upon request. "Temperature Upon Receipt" is representative of the whole shipment and may not reflect the temperature of individual samples.
SGS Canada Inc. Environment-Health & Safety statement of conformity decision rule does not consider uncertainty when analytical results are compared to a specified standard or regulation.

SGS Canada Inc.
P.O. Box 4300 - 185 Concession St.
Lakefield - Ontario - KOL 2HO
Phone: 705-652-2000 FAX: 705-652-6365

Analysis	34: DX450227 Week 8	35: DX450230 Week 8	36: DX450232 Week 8	37: DX450233 Week 8	38: DX450239 Week 8	39: Column Blank Week 8
Se (diss) [mg/L]	0.00005	< 0.00004	0.00037	0.00064	0.00203	< 0.00004
Si (diss) [mg/L]	1.72	1.91	2.10	2.68	2.91	< 0.02
Sn (diss) [mg/L]	0.00099	0.00177	0.00112	0.00137	0.00184	0.00065
Sr (diss) [mg/L]	0.0293	0.0473	0.0424	0.0803	0.0575	0.00009
Th (diss) [mg/L]	< 0.0001	< 0.0001	< 0.0001	< 0.0001	< 0.0001	< 0.0001
Ti (diss) [mg/L]	< 0.00007	< 0.00007	< 0.00007	< 0.00007	< 0.00007	< 0.00007
Tl (diss) [mg/L]	0.000019	0.000014	0.000017	0.000008	0.000023	< 0.000005
U (diss) [mg/L]	0.0129	0.00943	0.02111	0.00759	0.00181	< 0.000002
V (diss) [mg/L]	0.00266	0.00285	0.00383	0.00035	0.00008	< 0.00001
W (diss) [mg/L]	0.00104	0.00052	0.00096	0.00043	0.00080	< 0.00002
Zn (diss) [mg/L]	< 0.002	< 0.002	< 0.002	0.025	0.004	0.004
Zr (diss) [mg/L]	< 0.002	< 0.002	< 0.002	< 0.002	< 0.002	< 0.002

Revised to include Zirconium analysis.

ODWS - Ontario Drinking Water Standards
MAC/IMAC - Maximum / Interim Maximum Acceptable Concentration
AO/OG - Aesthetic Objective / Operational Guideline
* Exceeds ODWS limit
** No ODWS limit

Alisha Kelly, B.Sc.,
Project Specialist,
Environment, Health & Safety

OnLine LIMS

0003877579

Results relate only to the sample tested. Data reported represents the sample submitted to SGS. Reproduction of this analytical report in full or in part is prohibited without prior written approval. Please refer to SGS General Conditions of Services located at https://www.sgs.ca/en/terms-and-conditions (Printed copies are available upon request.)
Test method information available upon request. "Temperature Upon Receipt" is representative of the whole shipment and may not reflect the temperature of individual samples.
SGS Canada Inc. Environment-Health & Safety statement of conformity decision rule does not consider uncertainty when analytical results are compared to a specified standard or regulation.

SGS Canada Inc.
P.O. Box 4300 - 185 Concession St.
Lakefield - Ontario - KOL 2HO
Phone: 705-652-2000 FAX: 705-652-6365

SGS Lakefield Environmental Met
Attn : Barb Bowman

Env ICP-MS Metals Total and Dissolved Metals

Project : CA20M-00000-110-19896-01

02-October-2024

Date Rec. : 05 October 2023
LR Report: **CA14263-OCT23**
Reference: 19896-01-12

Copy: #2

CERTIFICATE OF ANALYSIS

Final Report - Revised

Analysis	1: Analysis Start Date	2: Analysis Start Time	3: Analysis Completed Date	4: Analysis Completed Time	5: QC - Blank	6: QC - STD % Recovery	7: QC - DUP % RPD	8: QC - Spike Rep	9: DX 550053 Week 9	10: DX 550073 Week 9	11: DX 550089 Week 9
Sample Date & Time									N/A	N/A	N/A
Temp Upon Receipt [°C]	---	---	---	---	---	---	---	---	17.0	17.0	17.0
pH [No unit]	16-Oct-23	12:49	18-Oct-23	10:46	NA	100%	0%	NA	7.90	8.08	7.96
Conductivity [uS/cm]	16-Oct-23	12:49	18-Oct-23	10:46	< 2	100%	2%	NA	95	105	173
Alkalinity [mg/L as CaCO3]	16-Oct-23	12:49	18-Oct-23	10:46	< 2	91%	4%	NA	34	48	50
Acidity [mg/L as CaCO3]	16-Oct-23	12:49	18-Oct-23	10:46	2	92%	ND	NA	< 2	< 2	< 2
F [mg/L]	19-Oct-23	11:38	20-Oct-23	09:04	< 0.06	98%	ND	99%	< 0.06	< 0.06	< 0.06
Cl [mg/L]	02-Nov-23	12:29	07-Nov-23	14:09	< 0.2	100%	ND	110%	< 0.2	< 0.2	0.3
SO4 [mg/L]	02-Nov-23	12:29	09-Nov-23	17:05	< 0.2	102%	1%	NV	9.4	7.1	33
Hg (diss) [mg/L]	18-Oct-23	14:23	23-Oct-23	13:34	< 0.00001	116%	0%	107%	< 0.00001	< 0.00001	< 0.00001
Ag (diss) [mg/L]	19-Oct-23	16:19	23-Oct-23	14:26	< 0.00005	93%	ND	81%	< 0.00005	< 0.00005	< 0.00005
Al (diss) [mg/L]	19-Oct-23	16:19	23-Oct-23	14:26	< 0.001	98%	ND	107%	0.180	0.113	0.152
As (diss) [mg/L]	19-Oct-23	16:19	23-Oct-23	14:26	< 0.0002	102%	ND	99%	0.0028	0.368	0.0007
Ba (diss) [mg/L]	19-Oct-23	16:19	23-Oct-23	14:26	< 0.00008	99%	13%	94%	0.00653	0.00447	0.00594
Be (diss) [mg/L]	19-Oct-23	16:19	23-Oct-23	14:26	< 0.000007	96%	ND	80%	< 0.000007	< 0.000007	< 0.000007
B (diss) [mg/L]	19-Oct-23	16:19	23-Oct-23	14:26	< 0.002	95%	ND	94%	0.004	0.006	0.007
Bi (diss) [mg/L]	19-Oct-23	16:19	23-Oct-23	14:26	< 0.00001	98%	ND	98%	< 0.00001	< 0.00001	< 0.00001
Ca (diss) [mg/L]	19-Oct-23	16:19	23-Oct-23	14:26	< 0.01	98%	0%	98%	14.5	13.9	19.6

OnLine LIMS

0003877517

Results relate only to the sample tested. Data reported represents the sample submitted to SGS. Reproduction of this analytical report in full or in part is prohibited without prior written approval. Please refer to SGS General Conditions of Services located at https://www.sgs.ca/en/terms-and-conditions (Printed copies are available upon request.)
Test method information available upon request. "Temperature Upon Receipt" is representative of the whole shipment and may not reflect the temperature of individual samples.
SGS Canada Inc. Environment-Health & Safety statement of conformity decision rule does not consider uncertainty when analytical results are compared to a specified standard or regulation.

SGS Canada Inc.
P.O. Box 4300 - 185 Concession St.
Lakefield - Ontario - KOL 2HO
Phone: 705-652-2000 FAX: 705-652-6365

Env ICP-MS Metals Total and Dissolved Metals

Project : CA20M-00000-110-19896-01

LR Report : **CA14263-OCT23**

Analysis	1: Analysis Start Date	2: Analysis Start Time	3: Analysis Completed Date	4: Analysis Completed Time	5: QC - Blank	6: QC - STD % Recovery	7: QC - DUP % RPD	8: QC - Spike Rep	9: DX 550053 Week 9	10: DX 550073 Week 9	11: DX 550089 Week 9
Cd (diss) [mg/L]	19-Oct-23	16:19	23-Oct-23	14:26	< 0.000003	103%	ND	107%	< 0.000003	< 0.000003	< 0.000003
Co (diss) [mg/L]	19-Oct-23	16:19	23-Oct-23	14:26	< 0.000004	95%	18%	94%	0.000051	0.000412	0.000056
Cr (diss) [mg/L]	19-Oct-23	16:19	23-Oct-23	14:26	< 0.00008	100%	ND	107%	< 0.00008	< 0.00008	< 0.00008
Cu (diss) [mg/L]	19-Oct-23	16:19	23-Oct-23	14:26	< 0.0002	100%	12%	88%	0.0004	0.0004	0.0004
Fe (diss) [mg/L]	19-Oct-23	16:19	23-Oct-23	14:26	< 0.007	100%	ND	100%	< 0.007	< 0.007	< 0.007
K (diss) [mg/L]	19-Oct-23	16:19	23-Oct-23	14:26	< 0.009	110%	ND	95%	1.45	3.57	8.89
Mg (diss) [mg/L]	19-Oct-23	16:19	23-Oct-23	14:26	< 0.001	107%	0%	94%	1.10	1.48	3.49
Mn (diss) [mg/L]	19-Oct-23	16:19	23-Oct-23	14:26	< 0.00001	92%	ND	103%	0.0747	0.0367	0.0409
Mo (diss) [mg/L]	19-Oct-23	16:19	23-Oct-23	14:26	< 0.00004	101%	ND	103%	0.00005	0.00016	0.00011
Na (diss) [mg/L]	19-Oct-23	16:19	23-Oct-23	14:26	< 0.01	98%	0%	85%	0.21	0.53	0.24
Ni (diss) [mg/L]	19-Oct-23	16:19	23-Oct-23	14:26	< 0.0001	99%	ND	98%	< 0.0001	0.0008	0.0001
P (diss) [mg/L]	19-Oct-23	16:19	23-Oct-23	14:26	< 0.003	98%	ND	NV	< 0.003	0.003	< 0.003
Pb (diss) [mg/L]	19-Oct-23	16:19	23-Oct-23	14:26	< 0.00009	97%	ND	97%	< 0.00009	< 0.00009	< 0.00009
S (diss) [mg/L]	19-Oct-23	16:19	24-Oct-23	15:15	< 1	95%	ND	NV	4	< 3	13
Sb (diss) [mg/L]	19-Oct-23	16:19	23-Oct-23	14:26	< 0.0009	95%	ND	92%	< 0.0009	< 0.0009	< 0.0009
Se (diss) [mg/L]	19-Oct-23	16:19	23-Oct-23	14:26	< 0.00004	97%	ND	91%	0.00017	0.00023	0.00048
Si (diss) [mg/L]	19-Oct-23	16:19	23-Oct-23	14:26	< 0.02	91%	ND	NV	1.15	1.32	1.33
Sn (diss) [mg/L]	19-Oct-23	16:19	23-Oct-23	14:26	< 0.00006	99%	4%	NV	0.00111	0.00113	0.00093
Sr (diss) [mg/L]	19-Oct-23	16:19	23-Oct-23	14:26	< 0.00008	97%	ND	95%	0.0564	0.0595	0.0513
Th (diss) [mg/L]	19-Oct-23	16:19	23-Oct-23	14:26	< 0.0001	94%	ND	NV	< 0.0001	< 0.0001	< 0.0001
Ti (diss) [mg/L]	19-Oct-23	16:19	23-Oct-23	14:26	< 0.00005	96%	ND	NV	< 0.00007	< 0.00007	< 0.00007
Tl (diss) [mg/L]	19-Oct-23	16:19	23-Oct-23	14:26	< 0.000005	98%	ND	99%	< 0.000005	< 0.000005	< 0.000005
U (diss) [mg/L]	19-Oct-23	16:19	23-Oct-23	14:26	< 0.000002	98%	ND	100%	0.000089	0.000357	0.000079
V (diss) [mg/L]	19-Oct-23	16:19	23-Oct-23	14:26	< 0.00001	99%	ND	99%	0.00196	0.00763	0.00063
W (diss) [mg/L]	19-Oct-23	16:19	23-Oct-23	14:26	< 0.00002	103%	ND	NV	0.00010	0.00060	0.00030
Zn (diss) [mg/L]	19-Oct-23	16:19	23-Oct-23	14:26	< 0.002	99%	2%	117%	< 0.002	< 0.002	< 0.002
Zr (diss) [mg/L]	19-Oct-23	16:19	01-Oct-24	13:18	< 0.002	97%	ND	NV	< 0.002	< 0.002	< 0.002

Analysis	12: DX 550101 Week 9	13: DX450017 Week 9	14: DX450022 Week 9	15: DX450030 Week 9	16: DX450039 Week 9	17: DX450049 Week 9	18: DX450051 Week 9	19: DX450071 Week 9	20: DX450080 Week 9	21: DX450089 Week 9	22: DX450105 Week 9
Sample Date & Time	N/A	N/A	N/A	N/A	N/A	N/A	N/A	N/A	N/A	N/A	N/A

OnLine LIMS

0003877517

Results relate only to the sample tested. Data reported represents the sample submitted to SGS. Reproduction of this analytical report in full or in part is prohibited without prior written approval. Please refer to SGS General Conditions of Services located at https://www.sgs.ca/en/terms-and-conditions (Printed copies are available upon request.)
Test method information available upon request. "Temperature Upon Receipt" is representative of the whole shipment and may not reflect the temperature of individual samples.
SGS Canada Inc. Environment-Health & Safety statement of conformity decision rule does not consider uncertainty when analytical results are compared to a specified standard or regulation.

SGS Canada Inc.
P.O. Box 4300 - 185 Concession St.
Lakefield - Ontario - KOL 2HO
Phone: 705-652-2000 FAX: 705-652-6365

Env ICP-MS Metals Total and Dissolved Metals

Project : CA20M-00000-110-19896-01

LR Report : CA14263-OCT23

Analysis	12: DX 550101 Week 9	13: DX450017 Week 9	14: DX450022 Week 9	15: DX450030 Week 9	16: DX450039 Week 9	17: DX450049 Week 9	18: DX450051 Week 9	19: DX450071 Week 9	20: DX450080 Week 9	21: DX450089 Week 9	22: DX450105 Week 9
Temp Upon Receipt [°C]	17.0	17.0	17.0	17.0	17.0	17.0	17.0	17.0	17.0	17.0	17.0
pH [No unit]	7.90	7.72	7.85	7.53	7.68	7.70	7.59	7.85	7.58	7.74	7.60
Conductivity [uS/cm]	101	94	98	65	92	67	94	93	88	93	93
Alkalinity [mg/L as CaCO3]	38	28	36	23	27	29	22	34	20	30	21
Acidity [mg/L as CaCO3]	< 2	< 2	< 2	< 2	< 2	< 2	< 2	< 2	< 2	< 2	< 2
F [mg/L]	< 0.06	< 0.06	< 0.06	< 0.06	< 0.06	< 0.06	< 0.06	< 0.06	< 0.06	< 0.06	0.24
Cl [mg/L]	< 0.2	< 0.2	< 0.2	< 0.2	< 0.2	< 0.2	< 0.2	< 0.2	< 0.2	< 0.2	< 0.2
SO4 [mg/L]	11	14	9.4	9.0	15	5.4	16	9.5	19	14	22
Hg (diss) [mg/L]	< 0.00001	< 0.00001	< 0.00001	< 0.00001	< 0.00001	< 0.00001	< 0.00001	0.00002	< 0.00001	< 0.00001	< 0.00001
Ag (diss) [mg/L]	< 0.00005	< 0.00005	< 0.00005	< 0.00005	< 0.00005	< 0.00005	< 0.00005	< 0.00005	< 0.00005	< 0.00005	< 0.00005
Al (diss) [mg/L]	0.151	0.079	0.140	0.086	0.112	0.093	0.083	0.137	0.082	0.105	0.055
As (diss) [mg/L]	0.0034	0.0651	0.0092	0.0143	0.129	0.0018	0.0006	0.148	0.0497	0.0078	1.56
Ba (diss) [mg/L]	0.00233	0.00208	0.00064	0.00235	0.00193	0.00749	0.00137	0.00162	0.00204	0.00260	0.00093
Be (diss) [mg/L]	< 0.000007	< 0.000007	< 0.000007	< 0.000007	< 0.000007	< 0.000007	< 0.000007	< 0.000007	< 0.000007	< 0.000007	< 0.000007
B (diss) [mg/L]	0.002	0.013	0.004	0.004	0.002	0.002	0.006	0.008	0.004	0.003	0.004
Bi (diss) [mg/L]	< 0.00001	< 0.00001	< 0.00001	< 0.00001	< 0.00001	< 0.00001	< 0.00001	< 0.00001	< 0.00001	< 0.00001	< 0.00001
Ca (diss) [mg/L]	14.3	11.7	14.6	9.41	13.0	9.29	13.3	13.4	9.48	12.0	14.9
Cd (diss) [mg/L]	< 0.000003	0.000007	< 0.000003	0.000017	0.000028	0.000009	0.000146	0.000007	< 0.000003	0.000006	< 0.000003
Co (diss) [mg/L]	0.000062	0.000019	0.000093	0.000018	0.000017	0.000060	0.000013	0.000050	0.000066	0.000019	0.000072
Cr (diss) [mg/L]	0.0144	0.00009	0.00010	< 0.00008	0.00011	< 0.00008	< 0.00008	0.00008	< 0.00008	< 0.00008	0.00173
Cu (diss) [mg/L]	0.0003	0.0003	0.0004	0.0004	0.0003	0.0003	0.0002	0.0003	0.0003	0.0003	0.0003
Fe (diss) [mg/L]	< 0.007	< 0.007	< 0.007	< 0.007	< 0.007	< 0.007	< 0.007	< 0.007	< 0.007	< 0.007	< 0.007
K (diss) [mg/L]	1.44	5.38	0.639	1.42	4.10	0.992	3.85	2.93	6.96	5.04	2.05
Mg (diss) [mg/L]	1.15	0.559	0.701	0.175	0.257	0.973	0.384	0.679	0.909	0.555	0.159
Mn (diss) [mg/L]	0.0432	0.00896	0.0370	0.0747	0.0878	0.0552	0.0365	0.0297	0.00715	0.0482	0.0477
Mo (diss) [mg/L]	0.00005	0.00034	0.00009	0.00015	0.00018	0.00088	0.00007	0.00089	0.00028	0.00016	0.00011
Na (diss) [mg/L]	0.27	0.27	0.26	0.35	0.29	0.75	0.24	0.66	0.38	0.36	0.16
Ni (diss) [mg/L]	0.0002	< 0.0001	0.0001	< 0.0001	0.0002	< 0.0001	0.0002	0.0001	0.0001	0.0001	0.0001
P (diss) [mg/L]	< 0.003	< 0.003	< 0.003	0.003	< 0.003	< 0.003	< 0.003	< 0.003	< 0.003	< 0.003	< 0.003
Pb (diss) [mg/L]	< 0.00009	< 0.00009	< 0.00009	< 0.00009	< 0.00009	< 0.00009	0.121	< 0.00009	< 0.00009	< 0.00009	< 0.00009
S (diss) [mg/L]	4	6	4	< 3	7	< 3	11	4	7	5	7
Sb (diss) [mg/L]	< 0.0009	< 0.0009	< 0.0009	0.0020	0.0030	0.0023	0.0751	0.0036	0.0010	0.0021	0.0077
Se (diss) [mg/L]	0.00012	< 0.00004	0.00007	0.00038	0.00024	0.00182	0.00240	0.00764	0.00016	0.00006	0.00015

OnLine LIMS

0003877517

Results relate only to the sample tested. Data reported represents the sample submitted to SGS. Reproduction of this analytical report in full or in part is prohibited without prior written approval. Please refer to SGS General Conditions of Services located at https://www.sgs.ca/en/terms-and-conditions (Printed copies are available upon request.)
Test method information available upon request. "Temperature Upon Receipt" is representative of the whole shipment and may not reflect the temperature of individual samples.
SGS Canada Inc. Environment-Health & Safety statement of conformity decision rule does not consider uncertainty when analytical results are compared to a specified standard or regulation.

SGS Canada Inc.
P.O. Box 4300 - 185 Concession St.
Lakefield - Ontario - KOL 2HO
Phone: 705-652-2000 FAX: 705-652-6365

Analysis	12: DX 550101 Week 9	13: DX450017 Week 9	14: DX450022 Week 9	15: DX450030 Week 9	16: DX450039 Week 9	17: DX450049 Week 9	18: DX450051 Week 9	19: DX450071 Week 9	20: DX450080 Week 9	21: DX450089 Week 9	22: DX450105 Week 9
Si (diss) [mg/L]	1.26	1.56	1.19	1.28	1.35	1.20	1.76	1.40	1.87	1.11	2.63
Sn (diss) [mg/L]	0.00120	0.00109	0.00057	0.00049	0.00084	0.00071	0.00084	0.00107	0.00093	0.00089	0.00103
Sr (diss) [mg/L]	0.0288	0.0768	0.0197	0.0199	0.0143	0.0389	0.0340	0.0662	0.0332	0.0352	0.0115
Th (diss) [mg/L]	< 0.0001	< 0.0001	< 0.0001	< 0.0001	< 0.0001	< 0.0001	< 0.0001	< 0.0001	< 0.0001	< 0.0001	< 0.0001
Ti (diss) [mg/L]	< 0.00007	0.00007	< 0.00007	< 0.00007	< 0.00007	< 0.00007	< 0.00007	< 0.00007	< 0.00007	< 0.00007	< 0.00007
Tl (diss) [mg/L]	< 0.000005	0.000009	< 0.000005	< 0.000005	0.000006	< 0.000005	0.000010	< 0.000005	0.000005	0.000005	0.000006
U (diss) [mg/L]	0.000186	0.000635	0.000108	0.00314	0.00590	0.00289	0.000025	0.00565	0.00292	0.00357	0.00562
V (diss) [mg/L]	0.00256	0.00078	0.00238	0.00035	0.00210	0.00025	0.00002	0.00114	0.00180	0.00089	0.00020
W (diss) [mg/L]	0.00011	0.00048	0.00011	0.00093	0.00038	0.00039	0.00047	0.00104	0.00139	0.00034	0.00026
Zn (diss) [mg/L]	< 0.002	< 0.002	< 0.002	< 0.002	< 0.002	< 0.002	0.011	< 0.002	< 0.002	< 0.002	< 0.002
Zr (diss) [mg/L]	< 0.002	< 0.002	< 0.002	< 0.002	< 0.002	< 0.002	< 0.002	< 0.002	< 0.002	< 0.002	< 0.002

Analysis	23: DX450113 Week 9	24: DX450119 Week 9	25: DX450130 Week 9	26: DX450135 Week 9	27: DX450137 Week 9	28: DX450143 Week 9	29: DX450144 Week 9	30: DX450153 Week 9	31: DX450155 Week 9	32: DX450170 Week 9	33: DX450200 Week 9
Sample Date & Time	N/A	N/A	N/A	N/A	N/A	N/A	N/A	N/A	N/A	N/A	N/A
Temp Upon Receipt [°C]	17.0	17.0	17.0	17.0	17.0	17.0	17.0	17.0	17.0	17.0	17.0
pH [No unit]	7.87	7.69	7.83	7.70	7.77	7.26	7.53	7.66	7.83	7.67	7.36
Conductivity [uS/cm]	90	378	75	58	76	146	69	203	135	96	131
Alkalinity [mg/L as CaCO3]	34	33	32	25	28	16	25	26	35	25	24
Acidity [mg/L as CaCO3]	< 2	< 2	< 2	< 2	< 2	< 2	< 2	< 2	< 2	< 2	< 2
F [mg/L]	< 0.06	< 0.06	< 0.06	< 0.06	< 0.06	< 0.06	< 0.06	< 0.06	< 0.06	< 0.06	< 0.06
Cl [mg/L]	< 0.2	0.2	< 0.2	< 0.2	< 0.2	< 0.2	< 0.2	< 0.2	< 0.2	< 0.2	< 0.2
SO4 [mg/L]	9.9	150	4.3	4.0	7.4	53	11	75	30	19	39
Hg (diss) [mg/L]	< 0.00001	< 0.00001	< 0.00001	< 0.00001	< 0.00001	< 0.00001	< 0.00001	< 0.00001	< 0.00001	< 0.00001	< 0.00001
Ag (diss) [mg/L]	< 0.00005	< 0.00005	< 0.00005	< 0.00005	< 0.00005	< 0.00005	< 0.00005	< 0.00005	< 0.00005	< 0.00005	< 0.00005
Al (diss) [mg/L]	0.160	0.019	0.123	0.118	0.141	0.050	0.087	0.004	0.097	0.043	0.024
As (diss) [mg/L]	0.0287	< 0.0002	0.0769	0.0258	0.0154	0.0238	1.15	0.0011	0.0136	0.0024	0.0021
Ba (diss) [mg/L]	0.00370	0.0554	0.0119	0.00073	0.00119	0.00415	0.00138	0.00433	0.00235	0.00517	0.00502
Be (diss) [mg/L]	< 0.000007	< 0.000007	< 0.000007	< 0.000007	< 0.000007	< 0.000007	< 0.000007	< 0.000007	< 0.000007	< 0.000007	< 0.000007
B (diss) [mg/L]	0.016	0.013	0.002	0.003	0.003	0.005	0.006	0.009	0.006	0.005	0.005
Bi (diss) [mg/L]	< 0.00001	< 0.00001	< 0.00001	< 0.00001	< 0.00001	< 0.00001	< 0.00001	< 0.00001	< 0.00001	0.00004	< 0.00001

OnLine LIMS

0003877517

Results relate only to the sample tested. Data reported represents the sample submitted to SGS. Reproduction of this analytical report in full or in part is prohibited without prior written approval. Please refer to SGS General Conditions of Services located at https://www.sgs.ca/en/terms-and-conditions (Printed copies are available upon request.)
Test method information available upon request. "Temperature Upon Receipt" is representative of the whole shipment and may not reflect the temperature of individual samples.
SGS Canada Inc. Environment-Health & Safety statement of conformity decision rule does not consider uncertainty when analytical results are compared to a specified standard or regulation.

SGS Canada Inc.
P.O. Box 4300 - 185 Concession St.
Lakefield - Ontario - KOL 2HO
Phone: 705-652-2000 FAX: 705-652-6365

Env ICP-MS Metals Total and Dissolved Metals

Project : CA20M-00000-110-19896-01

LR Report : **CA14263-OCT23**

Analysis	23: DX450113 Week 9	24: DX450119 Week 9	25: DX450130 Week 9	26: DX450135 Week 9	27: DX450137 Week 9	28: DX450143 Week 9	29: DX450144 Week 9	30: DX450153 Week 9	31: DX450155 Week 9	32: DX450170 Week 9	33: DX450200 Week 9
Ca (diss) [mg/L]	13.3	65.9	9.72	8.35	10.1	18.9	11.0	31.7	20.6	13.0	21.0
Cd (diss) [mg/L]	< 0.000003	0.000292	< 0.000003	0.000010	< 0.000003	< 0.000003	< 0.000003	0.000168	0.000227	0.000147	0.003170
Co (diss) [mg/L]	0.000061	0.00121	0.000072	0.000028	0.000027	0.000118	0.000687	0.000114	0.000054	0.000022	0.000207
Cr (diss) [mg/L]	< 0.00008	< 0.00008	< 0.00008	< 0.00008	< 0.00008	< 0.00008	0.00011	< 0.00008	0.00011	0.00009	0.00009
Cu (diss) [mg/L]	0.0004	0.0002	0.0005	0.0003	0.0004	0.0003	0.0003	0.0002	0.0005	0.0002	0.0024
Fe (diss) [mg/L]	< 0.007	< 0.007	< 0.007	< 0.007	< 0.007	< 0.007	< 0.007	< 0.007	< 0.007	< 0.007	< 0.007
K (diss) [mg/L]	2.45	10.2	5.03	2.59	3.87	10.2	2.36	6.75	3.79	2.03	3.59
Mg (diss) [mg/L]	0.892	1.10	0.571	0.362	0.415	1.24	0.595	0.947	0.569	0.221	0.436
Mn (diss) [mg/L]	0.0348	0.960	0.0220	0.0117	0.00656	0.00298	0.00379	0.333	0.108	0.0756	0.490
Mo (diss) [mg/L]	0.00006	0.00017	0.00026	0.00027	0.00009	0.00016	0.00088	0.00011	0.00184	0.00039	0.00052
Na (diss) [mg/L]	0.21	0.76	0.53	0.27	0.39	0.50	0.34	0.44	0.48	0.26	0.38
Ni (diss) [mg/L]	0.0002	0.0010	0.0002	0.0004	0.0001	0.0005	0.0023	0.0005	0.0001	< 0.0001	0.0006
P (diss) [mg/L]	< 0.003	< 0.003	< 0.003	< 0.003	< 0.003	< 0.003	0.003	< 0.003	< 0.003	< 0.003	< 0.003
Pb (diss) [mg/L]	< 0.00009	< 0.00009	< 0.00009	< 0.00009	< 0.00009	< 0.00009	< 0.00009	< 0.00009	< 0.00009	0.00879	< 0.00009
S (diss) [mg/L]	3	59	< 3	< 3	< 3	19	4	28	11	7	16
Sb (diss) [mg/L]	0.0022	< 0.0009	0.0041	0.0014	0.0020	0.0011	0.0018	0.0015	0.0033	0.0046	0.0109
Se (diss) [mg/L]	< 0.00004	0.00105	0.00135	0.00005	< 0.00004	0.00032	0.00014	0.00068	0.00150	0.01339	0.00015
Si (diss) [mg/L]	1.13	1.24	1.06	1.49	1.65	2.00	1.77	5.78	1.95	1.56	1.96
Sn (diss) [mg/L]	0.00134	0.00134	0.00138	0.00111	0.00222	0.00082	0.00110	0.00265	0.00149	0.00090	0.00046
Sr (diss) [mg/L]	0.0557	0.0632	0.0401	0.0240	0.0424	0.0545	0.0475	0.0678	0.0681	0.0319	0.0343
Th (diss) [mg/L]	< 0.0001	< 0.0001	< 0.0001	< 0.0001	< 0.0001	< 0.0001	< 0.0001	< 0.0001	< 0.0001	< 0.0001	< 0.0001
Ti (diss) [mg/L]	< 0.00007	0.00021	< 0.00007	< 0.00007	< 0.00007	< 0.00007	< 0.00007	< 0.00007	< 0.00007	< 0.00007	0.00007
Tl (diss) [mg/L]	< 0.000005	< 0.000005	< 0.000005	< 0.000005	< 0.000005	< 0.000005	< 0.000005	0.000039	0.000010	0.000013	0.000030
U (diss) [mg/L]	0.000345	0.000109	0.00371	0.00301	0.00878	0.00234	0.000453	0.00101	0.00712	0.000968	0.00211
V (diss) [mg/L]	0.00080	0.00003	0.00162	0.00069	0.00225	0.00122	0.00178	0.00024	0.00140	0.00004	0.00030
W (diss) [mg/L]	0.00051	< 0.00002	0.00084	0.00017	0.00038	0.00023	0.00021	0.00007	0.00082	0.00041	0.00066
Zn (diss) [mg/L]	< 0.002	0.047	< 0.002	< 0.002	< 0.002	< 0.002	0.003	0.004	0.004	0.002	0.123
Zr (diss) [mg/L]	< 0.002	< 0.002	< 0.002	< 0.002	< 0.002	< 0.002	< 0.002	< 0.002	< 0.002	< 0.002	< 0.002

OnLine LIMS

0003877517

Results relate only to the sample tested. Data reported represents the sample submitted to SGS. Reproduction of this analytical report in full or in part is prohibited without prior written approval. Please refer to SGS General Conditions of Services located at https://www.sgs.ca/en/terms-and-conditions (Printed copies are available upon request.)
Test method information available upon request. "Temperature Upon Receipt" is representative of the whole shipment and may not reflect the temperature of individual samples.
SGS Canada Inc. Environment-Health & Safety statement of conformity decision rule does not consider uncertainty when analytical results are compared to a specified standard or regulation.

SGS Canada Inc.
P.O. Box 4300 - 185 Concession St.
Lakefield - Ontario - KOL 2HO
Phone: 705-652-2000 FAX: 705-652-6365

Analysis	34: DX450227 Week 9	35: DX450230 Week 9	36: DX450232 Week 9	37: DX450233 Week 9	38: DX450239 Week 9	39: Column Blank Week 9
Sample Date & Time	N/A	N/A	N/A	N/A	N/A	N/A
Temp Upon Receipt [°C]	17.0	17.0	17.0	17.0	17.0	17.0
pH [No unit]	7.69	7.66	7.74	7.86	7.75	6.06
Conductivity [uS/cm]	59	69	102	197	163	2
Alkalinity [mg/L as CaCO3]	29	34	29	44	31	< 2
Acidity [mg/L as CaCO3]	< 2	< 2	< 2	< 2	< 2	4
F [mg/L]	< 0.06	< 0.06	< 0.06	< 0.06	< 0.06	< 0.06
Cl [mg/L]	< 0.2	< 0.2	< 0.2	< 0.2	< 0.2	< 0.2
SO4 [mg/L]	0.9	3.5	19	50	45	< 0.2
Hg (diss) [mg/L]	< 0.00001	< 0.00001	< 0.00001	< 0.00001	< 0.00001	< 0.00001
Ag (diss) [mg/L]	< 0.00005	< 0.00005	< 0.00005	< 0.00005	< 0.00005	< 0.00005
Al (diss) [mg/L]	0.095	0.128	0.086	0.047	0.034	< 0.001
As (diss) [mg/L]	0.0032	0.0038	0.0169	0.0016	0.0003	< 0.0002
Ba (diss) [mg/L]	0.00114	0.00207	0.00217	0.00174	0.00141	0.00012
Be (diss) [mg/L]	< 0.000007	< 0.000007	< 0.000007	< 0.000007	< 0.000007	< 0.000007
B (diss) [mg/L]	0.002	0.003	0.007	0.011	0.007	< 0.002
Bi (diss) [mg/L]	< 0.00001	< 0.00001	< 0.00001	< 0.00001	< 0.00001	< 0.00001
Ca (diss) [mg/L]	8.69	9.77	12.3	29.1	25.2	0.02
Cd (diss) [mg/L]	0.000004	< 0.000003	0.000015	0.000203	< 0.000003	< 0.000003
Co (diss) [mg/L]	0.000013	0.000012	0.000013	0.000112	0.000020	0.000015
Cr (diss) [mg/L]	< 0.00008	< 0.00008	< 0.00008	< 0.00008	< 0.00008	< 0.00008
Cu (diss) [mg/L]	0.0003	0.0004	0.0002	< 0.0002	0.0003	0.0007
Fe (diss) [mg/L]	< 0.007	< 0.007	< 0.007	< 0.007	< 0.007	< 0.007
K (diss) [mg/L]	1.96	4.69	3.80	7.61	2.74	< 0.009
Mg (diss) [mg/L]	0.386	0.693	0.535	0.712	0.371	0.002
Mn (diss) [mg/L]	0.0288	0.0118	0.0447	0.113	0.0539	0.00015
Mo (diss) [mg/L]	0.00009	0.00017	0.00019	0.00010	0.00018	< 0.00004
Na (diss) [mg/L]	0.44	0.38	0.36	0.37	0.10	0.02
Ni (diss) [mg/L]	< 0.0001	< 0.0001	< 0.0001	0.0002	< 0.0001	< 0.0001
P (diss) [mg/L]	< 0.003	< 0.003	< 0.003	< 0.003	< 0.003	< 0.003
Pb (diss) [mg/L]	< 0.00009	< 0.00009	< 0.00009	< 0.00009	< 0.00009	< 0.00009
S (diss) [mg/L]	< 3	< 3	8	19	17	< 3
Sb (diss) [mg/L]	< 0.0009	0.0013	0.0047	0.0011	< 0.0009	< 0.0009

OnLine LIMS

0003877517

Results relate only to the sample tested. Data reported represents the sample submitted to SGS. Reproduction of this analytical report in full or in part is prohibited without prior written approval. Please refer to SGS General Conditions of Services located at https://www.sgs.ca/en/terms-and-conditions (Printed copies are available upon request.)
Test method information available upon request. "Temperature Upon Receipt" is representative of the whole shipment and may not reflect the temperature of individual samples.
SGS Canada Inc. Environment-Health & Safety statement of conformity decision rule does not consider uncertainty when analytical results are compared to a specified standard or regulation.

SGS Canada Inc.
P.O. Box 4300 - 185 Concession St.
Lakefield - Ontario - KOL 2HO
Phone: 705-652-2000 FAX: 705-652-6365

Analysis	34: DX450227 Week 9	35: DX450230 Week 9	36: DX450232 Week 9	37: DX450233 Week 9	38: DX450239 Week 9	39: Column Blank Week 9
Se (diss) [mg/L]	< 0.00004	< 0.00004	0.00037	0.00065	0.00197	< 0.00004
Si (diss) [mg/L]	1.05	1.60	1.50	2.49	1.64	< 0.02
Sn (diss) [mg/L]	0.00073	0.00141	0.00090	0.00121	0.00118	0.00053
Sr (diss) [mg/L]	0.0176	0.0325	0.0241	0.0623	0.0345	< 0.00008
Th (diss) [mg/L]	< 0.0001	< 0.0001	< 0.0001	< 0.0001	< 0.0001	< 0.0001
Ti (diss) [mg/L]	0.00009	< 0.00007	< 0.00007	< 0.00007	0.00010	< 0.00007
Tl (diss) [mg/L]	< 0.000005	0.000007	0.000006	< 0.000005	0.000009	< 0.000005
U (diss) [mg/L]	0.00637	0.00628	0.0124	0.00626	0.00146	< 0.000002
V (diss) [mg/L]	0.00151	0.00226	0.00247	0.00030	0.00007	< 0.00001
W (diss) [mg/L]	0.00073	0.00051	0.00067	0.00038	0.00039	< 0.00002
Zn (diss) [mg/L]	< 0.002	< 0.002	< 0.002	0.020	0.002	0.003
Zr (diss) [mg/L]	< 0.002	< 0.002	< 0.002	< 0.002	< 0.002	< 0.002

Revised to include Zirconium analysis.

NA - Not applicable
ND - Not Detected
NV - No Value

Alisha Kelly, B.Sc.,
Project Specialist,
Environment, Health & Safety

OnLine LIMS

0003877517

Results relate only to the sample tested. Data reported represents the sample submitted to SGS. Reproduction of this analytical report in full or in part is prohibited without prior written approval. Please refer to SGS General Conditions of Services located at https://www.sgs.ca/en/terms-and-conditions (Printed copies are available upon request.)
Test method information available upon request. "Temperature Upon Receipt" is representative of the whole shipment and may not reflect the temperature of individual samples.
SGS Canada Inc. Environment-Health & Safety statement of conformity decision rule does not consider uncertainty when analytical results are compared to a specified standard or regulation.

SGS Canada Inc.
P.O. Box 4300 - 185 Concession St.
Lakefield - Ontario - KOL 2HO
Phone: 705-652-2000 FAX: 705-652-6365

SGS Lakefield Environmental Met
Attn : Barb Bowman

Env ICP-MS Metals Total and Dissolved Metals

Project : CA20M-00000-110-19896-01

02-October-2024

Date Rec. : 10 October 2023
LR Report: **CA13390-OCT23**
Reference: 19896-01-13

Copy: #2

CERTIFICATE OF ANALYSIS

Final Report - Revised

Analysis	1: Analysis Start Date	2: Analysis Start Time	3: Analysis Completed Date	4: Analysis Completed Time	5: QC - Blank	6: QC - STD % Recovery	7: QC - DUP % RPD	8: QC - Spike Rep	9: DX 550053 Week 10	10: DX 550073 Week 10	11: DX 550089 Week 10	12: DX 550101 Week 10	13: DX450017 Week 10	14: DX450022 Week 10
Sample Date & Time									N/A	N/A	N/A	N/A	N/A	N/A
Temp Upon Receipt [°C]	---	---	---	---	---	---	---	---	17.0	17.0	17.0	17.0	17.0	17.0
pH [No unit]	16-Oct-23	16:10	17-Oct-23	15:59	NA	100%	1%	NA	7.62	7.89	7.72	7.59	7.45	7.65
Conductivity [uS/cm]	16-Oct-23	16:10	17-Oct-23	15:59	< 2	101%	0%	NA	33	15	49	17	16	19
Alkalinity [mg/L as CaCO	16-Oct-23	16:10	17-Oct-23	15:59	< 2	91%	0%	NA	41	49	57	37	30	38
Acidity [mg/L as CaCO3]	16-Oct-23	16:10	17-Oct-23	15:59	3	94%	ND	NA	< 2	< 2	< 2	< 2	< 2	< 2
F [mg/L]	16-Oct-23	15:26	17-Oct-23	09:43	< 0.06	100%	ND	101%	< 0.06	< 0.06	< 0.06	< 0.06	< 0.06	< 0.06
Cl [mg/L]	08-Nov-23	10:39	14-Nov-23	12:42	< 0.2	100%	ND	101%	< 0.2	< 0.2	0.2	< 0.2	< 0.2	< 0.2
SO4 [mg/L]	08-Nov-23	10:39	14-Nov-23	15:57	< 0.2	92%	2%	94%	8.6	5.1	32	9.9	14	8.5
Hg (diss) [mg/L]	26-Oct-23	14:58	27-Oct-23	13:08	< 0.00001	85%	10%	85%	< 0.0001	< 0.0001	< 0.0001	< 0.0001	< 0.0001	< 0.0001
Ag (diss) [mg/L]	27-Oct-23	02:17	27-Oct-23	16:44	< 0.00005	96%	ND	73%	0.00022	< 0.00005	< 0.00005	< 0.00005	< 0.00005	< 0.00005
Al (diss) [mg/L]	27-Oct-23	02:17	27-Oct-23	16:44	< 0.001	102%	8%	107%	0.196	0.104	0.138	0.138	0.092	0.233
As (diss) [mg/L]	27-Oct-23	02:17	27-Oct-23	16:44	< 0.0002	97%	1%	85%	0.0037	0.405	0.0017	0.0042	0.0875	0.0176
Ba (diss) [mg/L]	27-Oct-23	02:17	27-Oct-23	16:44	< 0.00008	95%	2%	97%	0.00786	0.00466	0.00750	0.00252	0.00249	0.00071
Be (diss) [mg/L]	27-Oct-23	02:17	27-Oct-23	16:44	< 0.000007	98%	ND	98%	0.000007	< 0.000007	< 0.000007	< 0.000007	< 0.000007	< 0.000007
B (diss) [mg/L]	27-Oct-23	02:17	27-Oct-23	16:44	< 0.002	100%	3%	99%	0.007	0.008	0.009	0.004	0.016	0.005
Bi (diss) [mg/L]	27-Oct-23	02:17	27-Oct-23	16:44	< 0.00001	96%	ND	87%	< 0.00001	< 0.00001	< 0.00001	< 0.00001	< 0.00001	< 0.00001
Ca (diss) [mg/L]	27-Oct-23	02:17	27-Oct-23	16:44	< 0.01	95%	1%	96%	16.3	16.2	23.8	15.1	15.0	14.9
Cd (diss) [mg/L]	27-Oct-23	02:17	27-Oct-23	16:44	< 0.000003	100%	ND	107%	< 0.000003	< 0.000003	< 0.000003	0.000003	0.000006	0.000004
Co (diss) [mg/L]	27-Oct-23	02:17	27-Oct-23	16:44	< 0.000004	96%	1%	90%	0.000053	0.000599	0.000077	0.000058	0.000047	0.000093
Cr (diss) [mg/L]	27-Oct-23	02:17	27-Oct-23	16:45	< 0.00008	98%	19%	93%	< 0.00008	< 0.00008	< 0.00008	< 0.00008	< 0.00008	< 0.00008

OnLine LIMS

0003877512

Results relate only to the sample tested. Data reported represents the sample submitted to SGS. Reproduction of this analytical report in full or in part is prohibited without prior written approval. Please refer to SGS General Conditions of Services located at https://www.sgs.ca/en/terms-and-conditions (Printed copies are available upon request.)
Test method information available upon request. "Temperature Upon Receipt" is representative of the whole shipment and may not reflect the temperature of individual samples.
SGS Canada Inc. Environment-Health & Safety statement of conformity decision rule does not consider uncertainty when analytical results are compared to a specified standard or regulation.

SGS Canada Inc.
P.O. Box 4300 - 185 Concession St.
Lakefield - Ontario - KOL 2HO
Phone: 705-652-2000 FAX: 705-652-6365

Env ICP-MS Metals Total and Dissolved Metals

Project : CA20M-00000-110-19896-01

LR Report : **CA13390-OCT23**

Analysis	1: Analysis Start Date	2: Analysis Start Time	3: Analysis Completed Date	4: Analysis Completed Time	5: QC - Blank	6: QC - STD % Recovery	7: QC - DUP % RPD	8: QC - Spike Rep	9: DX 550053 Week 10	10: DX 550073 Week 10	11: DX 550089 Week 10	12: DX 550101 Week 10	13: DX450017 Week 10	14: DX450022 Week 10
Cu (diss) [mg/L]	27-Oct-23	02:17	27-Oct-23	16:45	< 0.0002	96%	9%	83%	0.0003	< 0.0002	0.0004	< 0.0002	< 0.0002	0.0003
Fe (diss) [mg/L]	27-Oct-23	02:17	27-Oct-23	16:45	< 0.007	96%	0%	100%	< 0.007	< 0.007	< 0.007	< 0.007	< 0.007	< 0.007
K (diss) [mg/L]	27-Oct-23	02:17	27-Oct-23	16:45	< 0.009	95%	1%	97%	1.78	3.64	10.5	1.51	5.92	0.723
Mg (diss) [mg/L]	27-Oct-23	02:17	27-Oct-23	16:45	< 0.001	97%	1%	95%	1.34	1.74	3.97	1.25	0.729	0.724
Mn (diss) [mg/L]	27-Oct-23	02:17	27-Oct-23	16:45	< 0.00001	96%	0%	95%	0.0571	0.0442	0.0391	0.0363	0.00949	0.0189
Mo (diss) [mg/L]	27-Oct-23	02:17	27-Oct-23	16:45	< 0.00004	102%	12%	84%	< 0.00004	0.00010	0.00013	0.00004	0.00037	0.00006
Na (diss) [mg/L]	27-Oct-23	02:17	27-Oct-23	16:45	< 0.01	95%	4%	93%	0.25	0.58	0.30	0.29	0.38	0.30
Ni (diss) [mg/L]	27-Oct-23	02:17	27-Oct-23	16:45	< 0.0001	96%	5%	91%	< 0.0001	0.0010	0.0001	0.0001	0.0002	< 0.0001
P (diss) [mg/L]	27-Oct-23	02:17	27-Oct-23	16:45	< 0.003	94%	3%	NV	0.004	< 0.003	0.003	< 0.003	< 0.003	0.003
Pb (diss) [mg/L]	27-Oct-23	02:17	27-Oct-23	16:45	< 0.00009	102%	ND	102%	< 0.00009	< 0.00009	< 0.00009	< 0.00009	< 0.00009	< 0.00009
S (diss) [mg/L]	27-Oct-23	02:17	27-Oct-23	16:45	< 1	103%	0%	NV	< 3	< 3	11	4	6	3
Sb (diss) [mg/L]	27-Oct-23	02:17	27-Oct-23	16:45	< 0.0009	104%	ND	82%	0.0011	< 0.0009	< 0.0009	< 0.0009	0.0010	< 0.0009
Se (diss) [mg/L]	27-Oct-23	02:17	27-Oct-23	16:45	< 0.00004	94%	18%	116%	0.00019	0.00024	0.00043	0.00013	0.00010	0.00011
Si (diss) [mg/L]	27-Oct-23	02:17	27-Oct-23	16:45	< 0.02	95%	0%	NV	1.52	1.40	1.65	1.53	2.05	1.66
Sn (diss) [mg/L]	27-Oct-23	02:17	27-Oct-23	16:45	< 0.00006	100%	ND	NV	0.00114	0.00091	0.00089	0.00094	0.00100	0.00032
Sr (diss) [mg/L]	27-Oct-23	02:17	27-Oct-23	16:45	< 0.00008	98%	0%	94%	0.0709	0.0731	0.0644	0.0323	0.102	0.0217
Th (diss) [mg/L]	27-Oct-23	02:17	27-Oct-23	16:45	< 0.0001	102%	ND	NV	0.0001	< 0.0001	< 0.0001	< 0.0001	< 0.0001	< 0.0001
Ti (diss) [mg/L]	27-Oct-23	02:17	27-Oct-23	16:45	< 0.00005	100%	19%	NV	< 0.00007	0.00021	< 0.00007	< 0.00007	< 0.00007	< 0.00007
Tl (diss) [mg/L]	27-Oct-23	02:17	27-Oct-23	16:45	< 0.000005	101%	12%	99%	0.000005	0.000008	0.000009	0.000005	0.000014	< 0.000005
U (diss) [mg/L]	27-Oct-23	02:17	27-Oct-23	16:45	< 0.000002	101%	7%	100%	0.000099	0.000380	0.000077	0.000183	0.000806	0.000148
V (diss) [mg/L]	27-Oct-23	02:17	27-Oct-23	16:45	< 0.00001	98%	7%	99%	0.00230	0.00755	0.00059	0.00243	0.00091	0.00356
W (diss) [mg/L]	27-Oct-23	02:17	27-Oct-23	16:45	< 0.00002	103%	ND	NV	0.00011	0.00052	0.00040	0.00011	0.00056	0.00011
Zn (diss) [mg/L]	27-Oct-23	02:17	27-Oct-23	16:45	< 0.002	94%	ND	105%	< 0.002	< 0.002	< 0.002	< 0.002	< 0.002	< 0.002
Zr (diss) [mg/L]	27-Oct-23	02:17	01-Oct-24	13:19	< 0.002	91%	ND	NV	< 0.002	< 0.002	< 0.002	< 0.002	< 0.002	< 0.002

Analysis	15: DX450030 Week 10	16: DX450039 Week 10	17: DX450049 Week 10	18: DX450051 Week 10	19: DX450071 Week 10	20: DX450080 Week 10	21: DX450089 Week 10	22: DX450105 Week 10	23: DX450113 Week 10	24: DX450119 Week 10	25: DX450130 Week 10	26: DX450135 Week 10	27: DX450137 Week 10	28: DX450143 Week 10	29: DX450144 Week 10	30: DX450153 Week 10
Sample Date & Time	N/A	N/A	N/A	N/A	N/A	N/A	N/A	N/A	N/A	N/A	N/A	N/A	N/A	N/A	N/A	N/A
Temp Upon Receipt [°C]	17.0	17.0	17.0	17.0	17.0	17.0	17.0	17.0	17.0	17.0	17.0	17.0	17.0	17.0	17.0	17.0
pH [No unit]	7.44	7.45	7.38	7.29	7.57	7.20	7.50	7.29	7.55	7.48	7.56	7.71	7.71	7.36	7.48	7.49
Conductivity [uS/cm]	25	46	7	22	18	15	47	8	22	182	23	61	67	83	41	166
Alkalinity [mg/L as CaCO	25	29	26	17	36	17	34	27	34	42	32	25	26	25	27	15
Acidity [mg/L as CaCO3]	< 2	< 2	< 2	< 2	< 2	< 2	< 2	< 2	< 2	< 2	< 2	< 2	< 2	< 2	< 2	< 2
F [mg/L]	< 0.06	< 0.06	< 0.06	< 0.06	< 0.06	< 0.06	< 0.06	0.20	< 0.06	< 0.06	< 0.06	< 0.06	< 0.06	< 0.06	< 0.06	< 0.06
Cl [mg/L]	< 0.2	< 0.2	< 0.2	< 0.2	< 0.2	< 0.2	< 0.2	< 0.2	< 0.2	< 0.2	< 0.2	< 0.2	< 0.2	< 0.2	< 0.2	< 0.2

OnLine LIMS

0003877512

Results relate only to the sample tested. Data reported represents the sample submitted to SGS. Reproduction of this analytical report in full or in part is prohibited without prior written approval. Please refer to SGS General Conditions of Services located at https://www.sgs.ca/en/terms-and-conditions (Printed copies are available upon request.)
Test method information available upon request. "Temperature Upon Receipt" is representative of the whole shipment and may not reflect the temperature of individual samples.
SGS Canada Inc. Environment-Health & Safety statement of conformity decision rule does not consider uncertainty when analytical results are compared to a specified standard or regulation.

SGS Canada Inc.
P.O. Box 4300 - 185 Concession St.
Lakefield - Ontario - KOL 2HO
Phone: 705-652-2000 FAX: 705-652-6365

Env ICP-MS Metals Total and Dissolved Metals

Project : CA20M-00000-110-19896-01

LR Report : **CA13390-OCT23**

Analysis	15: DX450030 Week 10	16: DX450039 Week 10	17: DX450049 Week 10	18: DX450051 Week 10	19: DX450071 Week 10	20: DX450080 Week 10	21: DX450089 Week 10	22: DX450105 Week 10	23: DX450113 Week 10	24: DX450119 Week 10	25: DX450130 Week 10	26: DX450135 Week 10	27: DX450137 Week 10	28: DX450143 Week 10	29: DX450144 Week 10	30: DX450153 Week 10
SO4 [mg/L]	7.1	11	3.9	14	8.4	13	11	17	9.9	120	3.2	2.9	5.8	45	11	62
Hg (diss) [mg/L]	< 0.0001	< 0.0001	< 0.0001	< 0.0001	< 0.0001	< 0.0001	< 0.0001	< 0.0001	< 0.0001	< 0.0001	< 0.0001	< 0.0001	< 0.0001	< 0.0001	< 0.0001	< 0.0001
Ag (diss) [mg/L]	< 0.00005	< 0.00005	< 0.00005	< 0.00005	< 0.00005	< 0.00005	< 0.00005	< 0.00005	< 0.00005	< 0.00005	< 0.00005	< 0.00005	< 0.00005	< 0.00005	< 0.00005	< 0.00005
Al (diss) [mg/L]	0.087	0.106	0.123	0.085	0.132	0.062	0.105	0.035	0.130	0.019	0.160	0.125	0.105	0.056	0.089	0.004
As (diss) [mg/L]	0.0174	0.159	0.0023	0.0009	0.171	0.0633	0.0087	1.63	0.0391	0.0003	0.0926	0.0367	0.0169	0.0298	1.19	0.0028
Ba (diss) [mg/L]	0.00270	0.00191	0.00798	0.00131	0.00166	0.00195	0.00270	0.00077	0.00414	0.0562	0.0125	0.00083	0.00114	0.00445	0.00138	0.00375
Be (diss) [mg/L]	< 0.000007	< 0.000007	< 0.000007	< 0.000007	< 0.000007	< 0.000007	< 0.000007	< 0.000007	< 0.000007	< 0.000007	< 0.000007	< 0.000007	< 0.000007	< 0.000007	< 0.000007	0.000008
B (diss) [mg/L]	0.006	0.004	0.003	0.006	0.008	0.005	0.003	0.004	0.016	0.012	0.002	0.003	0.003	0.005	0.006	0.008
Bi (diss) [mg/L]	< 0.00001	< 0.00001	< 0.00001	< 0.00001	< 0.00001	< 0.00001	< 0.00001	< 0.00001	< 0.00001	< 0.00001	< 0.00001	< 0.00001	< 0.00001	< 0.00001	< 0.00001	< 0.00001
Ca (diss) [mg/L]	11.4	13.2	9.58	13.5	14.2	8.76	12.8	13.5	13.9	54.6	10.2	9.20	10.2	19.9	12.2	26.6
Cd (diss) [mg/L]	0.000026	0.000019	0.000008	0.000154	0.000006	0.000004	0.000006	0.000006	< 0.000003	0.000241	< 0.000003	0.000008	< 0.000003	< 0.000003	< 0.000003	0.000189
Co (diss) [mg/L]	0.000024	0.000021	0.000047	0.000004	0.000079	0.000074	0.000034	0.000064	0.000048	0.001239	0.000073	0.000029	0.000017	0.000160	0.000997	0.000138
Cr (diss) [mg/L]	< 0.00008	0.00013	< 0.00008	< 0.00008	< 0.00008	0.00009	< 0.00008	< 0.00008	< 0.00008	< 0.00008	< 0.00008	< 0.00008	< 0.00008	< 0.00008	0.00009	< 0.00008
Cu (diss) [mg/L]	0.0004	0.0002	0.0002	< 0.0002	< 0.0002	0.0002	< 0.0002	< 0.0002	< 0.0002	0.0006	0.0005	< 0.0002	< 0.0002	0.0002	< 0.0002	0.0003
Fe (diss) [mg/L]	< 0.007	< 0.007	< 0.007	< 0.007	< 0.007	< 0.007	< 0.007	< 0.007	< 0.007	< 0.007	< 0.007	< 0.007	< 0.007	< 0.007	< 0.007	< 0.007
K (diss) [mg/L]	1.59	3.72	0.980	3.12	2.73	6.19	4.67	1.48	2.45	10.4	4.68	2.56	3.38	9.75	2.15	5.75
Mg (diss) [mg/L]	0.198	0.238	0.954	0.326	0.738	0.809	0.580	0.139	1.00	1.00	0.582	0.417	0.381	1.23	0.625	0.767
Mn (diss) [mg/L]	0.0871	0.0752	0.0564	0.0302	0.0233	0.00646	0.0459	0.0433	0.0243	0.856	0.0227	0.0137	0.00668	0.00325	0.00398	0.289
Mo (diss) [mg/L]	0.00011	0.00014	0.00062	0.00011	0.00059	0.00025	0.00011	0.00007	0.00007	0.00022	0.00023	0.00012	0.00007	0.00021	0.00086	0.00008
Na (diss) [mg/L]	0.43	0.29	0.74	0.23	0.71	0.38	0.31	0.15	0.21	0.77	0.55	0.31	0.38	0.51	0.38	0.45
Ni (diss) [mg/L]	< 0.0001	0.0002	0.0002	0.0001	0.0002	< 0.0001	< 0.0001	< 0.0001	0.0002	0.0007	0.0002	< 0.0001	< 0.0001	0.0005	0.0025	0.0007
P (diss) [mg/L]	0.004	< 0.003	0.005	< 0.003	< 0.003	0.003	< 0.003	< 0.003	0.003	< 0.003	0.003	0.005	0.004	0.003	0.003	0.004
Pb (diss) [mg/L]	< 0.00009	< 0.00009	< 0.00009	0.105	< 0.00009	< 0.00009	0.00078	< 0.00009	< 0.00009	< 0.00009	< 0.00009	< 0.00009	< 0.00009	< 0.00009	< 0.00009	< 0.00009
S (diss) [mg/L]	< 3	6	< 3	11	< 3	5	4	6	4	44	< 3	< 3	< 3	17	4	22
Sb (diss) [mg/L]	0.0024	0.0029	0.0021	0.0740	0.0038	0.0011	0.0021	0.0080	0.0028	0.0010	0.0038	0.0014	0.0016	0.0012	0.0020	0.0013
Se (diss) [mg/L]	0.00044	0.00020	0.00157	0.00239	0.00809	0.00024	0.00012	0.00020	0.00005	0.00087	0.00155	0.00013	0.00005	0.00028	0.00014	0.00053
Si (diss) [mg/L]	1.63	1.76	1.26	1.83	1.74	2.34	1.32	3.03	1.51	1.52	1.28	2.04	1.84	2.43	2.25	6.25
Sn (diss) [mg/L]	0.00085	0.00075	0.00057	0.00049	0.00240	0.00079	0.00067	0.00069	0.00107	0.00114	0.00130	0.00097	0.00191	0.00105	0.00104	0.00216
Sr (diss) [mg/L]	0.0255	0.0147	0.0403	0.0343	0.0745	0.0318	0.0382	0.0106	0.0630	0.0592	0.0429	0.0263	0.0410	0.0585	0.0541	0.0597
Th (diss) [mg/L]	< 0.0001	< 0.0001	< 0.0001	< 0.0001	< 0.0001	< 0.0001	< 0.0001	< 0.0001	0.0004	0.0003	0.0002	0.0001	0.0001	< 0.0001	< 0.0001	< 0.0001
Ti (diss) [mg/L]	< 0.00007	< 0.00007	< 0.00007	< 0.00007	< 0.00007	0.00008	< 0.00007	< 0.00007	< 0.00007	< 0.00007	< 0.00007	< 0.00007	< 0.00007	< 0.00007	< 0.00007	< 0.00007
Tl (diss) [mg/L]	0.000006	0.000008	0.000006	0.000015	0.000005	0.000007	0.000009	0.000006	< 0.000005	< 0.000005	0.000007	0.000005	0.000007	< 0.000005	< 0.000005	0.000044
U (diss) [mg/L]	0.00433	0.00629	0.00278	0.000015	0.00647	0.00238	0.00391	0.00475	0.000406	0.000108	0.00389	0.00318	0.00673	0.00241	0.000641	0.000411
V (diss) [mg/L]	0.00036	0.00239	0.00022	0.00001	0.00118	0.00198	0.00085	0.00021	0.00094	0.00003	0.00169	0.00098	0.00241	0.00094	0.00211	0.00015
W (diss) [mg/L]	0.00101	0.00031	0.00035	0.00043	0.00089	0.00171	0.00034	0.00023	0.00057	0.00004	0.00071	0.00014	0.00028	0.00025	0.00020	0.00005
Zn (diss) [mg/L]	< 0.002	< 0.002	< 0.002	0.010	< 0.002	< 0.002	< 0.002	< 0.002	< 0.002	0.051	< 0.002	< 0.002	< 0.002	< 0.002	< 0.002	0.003
Zr (diss) [mg/L]	< 0.002	< 0.002	< 0.002	< 0.002	< 0.002	< 0.002	< 0.002	< 0.002	< 0.002	< 0.002	< 0.002	< 0.002	< 0.002	< 0.002	< 0.002	< 0.002

OnLine LIMS

0003877512

Results relate only to the sample tested. Data reported represents the sample submitted to SGS. Reproduction of this analytical report in full or in part is prohibited without prior written approval. Please refer to SGS General Conditions of Services located at https://www.sgs.ca/en/terms-and-conditions (Printed copies are available upon request.)
Test method information available upon request. "Temperature Upon Receipt" is representative of the whole shipment and may not reflect the temperature of individual samples.
SGS Canada Inc. Environment-Health & Safety statement of conformity decision rule does not consider uncertainty when analytical results are compared to a specified standard or regulation.

SGS Canada Inc.
P.O. Box 4300 - 185 Concession St.
Lakefield - Ontario - KOL 2HO
Phone: 705-652-2000 FAX: 705-652-6365

Env ICP-MS Metals Total and Dissolved Metals

Project : CA20M-00000-110-19896-01

LR Report : **CA13390-OCT23**

Analysis	31: DX450155 Week 10	32: DX450170 Week 10	33: DX450200 Week 10	34: DX450227 Week 10	35: DX450230 Week 10	36: DX450232 Week 10	37: DX450233 Week 10	38: DX450239 Week 10	39: Column Blank Week 10
Sample Date & Time	N/A	N/A	N/A	N/A	N/A	N/A	N/A	N/A	N/A
Temp Upon Receipt [°C]	17.0	17.0	17.0	17.0	17.0	17.0	17.0	17.0	17.0
pH [No unit]	7.93	7.71	7.79	7.71	7.89	7.84	7.82	7.63	5.25
Conductivity [uS/cm]	141	89	140	58	70	98	156	21	< 2
Alkalinity [mg/L as CaCO	42	28	33	41	34	30	37	46	< 2
Acidity [mg/L as CaCO3]	< 2	< 2	< 2	< 2	< 2	< 2	< 2	< 2	4
F [mg/L]	< 0.06	< 0.06	< 0.06	< 0.06	< 0.06	< 0.06	< 0.06	0.07	< 0.06
Cl [mg/L]	< 0.2	< 0.2	< 0.2	< 0.2	< 0.2	< 0.2	< 0.2	< 0.2	< 0.2
SO4 [mg/L]	23	13	29	0.7	1.6	14	36	39	< 0.2
Hg (diss) [mg/L]	< 0.0001	< 0.0001	< 0.0001	< 0.0001	< 0.0001	< 0.0001	< 0.0001	< 0.0001	< 0.0001
Ag (diss) [mg/L]	< 0.00005	< 0.00005	0.00012	< 0.00005	< 0.00005	< 0.00005	< 0.00005	< 0.00005	< 0.00005
Al (diss) [mg/L]	0.097	0.041	0.022	0.096	0.161	0.123	0.060	0.042	< 0.001
As (diss) [mg/L]	0.0207	0.0029	0.0024	0.0041	0.0041	0.0188	0.0018	0.0005	< 0.0002
Ba (diss) [mg/L]	0.00259	0.00557	0.00553	0.00108	0.00171	0.00268	0.00112	0.00185	0.00031
Be (diss) [mg/L]	< 0.000007	< 0.000007	< 0.000007	< 0.000007	< 0.000007	< 0.000007	< 0.000007	< 0.000007	< 0.000007
B (diss) [mg/L]	0.006	0.004	0.005	0.003	0.003	0.007	0.008	0.008	< 0.002
Bi (diss) [mg/L]	< 0.00001	0.00002	< 0.00001	< 0.00001	< 0.00001	< 0.00001	< 0.00001	< 0.00001	< 0.00001
Ca (diss) [mg/L]	22.6	14.2	23.2	9.33	9.33	14.9	23.7	34.9	0.02
Cd (diss) [mg/L]	0.000255	0.000191	0.003302	0.000007	0.000003	0.000015	0.000129	0.000007	< 0.000003
Co (diss) [mg/L]	0.000068	0.000030	0.000209	0.000011	0.000010	0.000014	0.000068	0.000020	0.000020
Cr (diss) [mg/L]	< 0.00008	< 0.00008	< 0.00008	< 0.00008	< 0.00008	< 0.00008	< 0.00008	< 0.00008	< 0.00008
Cu (diss) [mg/L]	0.0005	< 0.0002	0.0036	< 0.0002	< 0.0002	< 0.0002	< 0.0002	0.0002	0.0006
Fe (diss) [mg/L]	< 0.007	< 0.007	< 0.007	< 0.007	< 0.007	< 0.007	< 0.007	< 0.007	< 0.007
K (diss) [mg/L]	3.72	1.85	3.44	1.86	3.97	4.08	5.74	3.39	0.010
Mg (diss) [mg/L]	0.611	0.226	0.444	0.458	0.657	0.622	0.509	0.452	< 0.001
Mn (diss) [mg/L]	0.108	0.0902	0.480	0.0218	0.00902	0.0549	0.0718	0.0653	0.00011
Mo (diss) [mg/L]	0.00153	0.00045	0.00049	0.00006	0.00009	0.00024	0.00008	0.00021	< 0.00004
Na (diss) [mg/L]	0.61	0.28	0.42	0.53	0.34	0.44	0.30	0.14	0.02
Ni (diss) [mg/L]	< 0.0001	< 0.0001	0.0006	< 0.0001	< 0.0001	0.0001	< 0.0001	< 0.0001	0.0002
P (diss) [mg/L]	< 0.003	< 0.003	0.004	0.003	< 0.003	< 0.003	0.003	< 0.003	< 0.003
Pb (diss) [mg/L]	< 0.00009	0.0101	< 0.00009	< 0.00009	< 0.00009	< 0.00009	< 0.00009	< 0.00009	< 0.00009
S (diss) [mg/L]	9	5	13	< 3	< 3	6	15	16	< 3
Sb (diss) [mg/L]	0.0035	0.0050	0.0120	< 0.0009	0.0010	0.0047	0.0010	< 0.0009	< 0.0009
Se (diss) [mg/L]	0.00170	0.0128	0.00031	0.00007	< 0.00004	0.00033	0.00054	0.00170	< 0.00004
Si (diss) [mg/L]	3.00	1.88	2.50	1.43	1.71	1.74	2.47	2.74	< 0.02
Sn (diss) [mg/L]	0.00126	0.00089	0.00036	0.00055	0.00107	0.00085	0.00086	0.00135	0.00074
Sr (diss) [mg/L]	0.0771	0.0358	0.0378	0.0212	0.0315	0.0295	0.0472	0.0476	0.00009
Th (diss) [mg/L]	< 0.0001	< 0.0001	< 0.0001	< 0.0001	< 0.0001	< 0.0001	< 0.0001	< 0.0001	< 0.0001

OnLine LIMS

0003877512

Results relate only to the sample tested. Data reported represents the sample submitted to SGS. Reproduction of this analytical report in full or in part is prohibited without prior written approval. Please refer to SGS General Conditions of Services located at https://www.sgs.ca/en/terms-and-conditions (Printed copies are available upon request.)
Test method information available upon request. "Temperature Upon Receipt" is representative of the whole shipment and may not reflect the temperature of individual samples.
SGS Canada Inc. Environment-Health & Safety statement of conformity decision rule does not consider uncertainty when analytical results are compared to a specified standard or regulation.

SGS Canada Inc.
P.O. Box 4300 - 185 Concession St.
Lakefield - Ontario - KOL 2HO
Phone: 705-652-2000 FAX: 705-652-6365

Env ICP-MS Metals Total and Dissolved Metals

Project : CA20M-00000-110-19896-01

LR Report : **CA13390-OCT23**

Analysis	31: DX450155 Week 10	32: DX450170 Week 10	33: DX450200 Week 10	34: DX450227 Week 10	35: DX450230 Week 10	36: DX450232 Week 10	37: DX450233 Week 10	38: DX450239 Week 10	39: Column Blank Week 10
Ti (diss) [mg/L]	< 0.00007	< 0.00007	< 0.00007	< 0.00007	< 0.00007	< 0.00007	< 0.00007	< 0.00007	< 0.00007
Tl (diss) [mg/L]	0.000014	0.000015	0.000035	0.000006	0.000010	0.000013	< 0.000005	0.000017	< 0.000005
U (diss) [mg/L]	0.00765	0.00102	0.00200	0.00788	0.00509	0.0148	0.00334	0.00142	0.000008
V (diss) [mg/L]	0.00168	0.00004	0.00030	0.00174	0.00209	0.00273	0.00034	0.00011	0.00001
W (diss) [mg/L]	0.00077	0.00040	0.00071	0.00067	0.00026	0.00063	0.00035	0.00071	< 0.00002
Zn (diss) [mg/L]	0.007	0.005	0.151	< 0.002	< 0.002	< 0.002	0.011	0.003	0.004
Zr (diss) [mg/L]	< 0.002	< 0.002	< 0.002	< 0.002	< 0.002	< 0.002	< 0.002	< 0.002	< 0.002

Revised to include Zirconium analysis.

NA - Not applicable
ND - Not Detected
NV - No Value

Alisha Kelly, B.Sc.,
Project Specialist,
Environment, Health & Safety

OnLine LIMS

0003877512

Results relate only to the sample tested. Data reported represents the sample submitted to SGS. Reproduction of this analytical report in full or in part is prohibited without prior written approval. Please refer to SGS General Conditions of Services located at https://www.sgs.ca/en/terms-and-conditions (Printed copies are available upon request.)
Test method information available upon request. "Temperature Upon Receipt" is representative of the whole shipment and may not reflect the temperature of individual samples.
SGS Canada Inc. Environment-Health & Safety statement of conformity decision rule does not consider uncertainty when analytical results are compared to a specified standard or regulation.

SGS Canada Inc.
P.O. Box 4300 - 185 Concession St.
Lakefield - Ontario - KOL 2HO
Phone: 705-652-2000 FAX: 705-652-6365

SGS Lakefield Environmental Met
Attn : Barb Bowman

Env ICP-MS Metals Total and Dissolved Metals

Project : CA20M-00000-110-19896-01

02-October-2024

Date Rec. : 18 October 2023
LR Report: **CA13848-OCT23**
Reference: 19896-01-14

Copy: #2

CERTIFICATE OF ANALYSIS

Final Report - Revised

Analysis	1: Analysis Start Date	2: Analysis Start Time	3: Analysis Completed Date	4: Analysis Completed Time	5: QC - Blank	6: QC - STD % Recovery	7: QC - DUP % RPD	8: QC - Spike Rep	9: DX 550053 Week 11	10: DX 550073 Week 11
Sample Date & Time									N/A	N/A
Temp Upon Receipt [°C]	---	---	---	---	---	---	---	---	19.0	19.0
pH [No unit]	03-Nov-23	06:03	06-Nov-23	13:27	NA	101%	0%	NA	7.74	7.92
Conductivity [uS/cm]	03-Nov-23	06:03	06-Nov-23	13:27	< 2	99%	0%	NA	103	115
Alkalinity [mg/L as CaCO3]	03-Nov-23	06:03	06-Nov-23	13:27	< 2	100%	3%	NA	43	56
Acidity [mg/L as CaCO3]	03-Nov-23	06:03	06-Nov-23	13:27	3.00	94%	ND	NA	< 2	< 2
F [mg/L]	02-Nov-23	11:01	03-Nov-23	10:43	< 0.06	96%	ND	95%	< 0.06	< 0.06
Cl [mg/L]	10-Nov-23	08:36	16-Nov-23	09:54	< 0.2	98%	ND	94%	< 0.2	< 0.2
SO4 [mg/L]	10-Nov-23	08:36	16-Nov-23	09:54	< 0.2	98%	0%	NV	10	5.9
Hg (diss) [mg/L]	03-Nov-23	11:36	06-Nov-23	13:51	< 0.00001	104%	7%	96%	0.00005	0.00006
Ag (diss) [mg/L]	03-Nov-23	18:39	06-Nov-23	13:51	< 0.00005	98%	ND	91%	< 0.00005	< 0.00005
Al (diss) [mg/L]	03-Nov-23	18:39	06-Nov-23	13:51	< 0.001	98%	ND	119%	0.194	0.105
As (diss) [mg/L]	03-Nov-23	18:39	08-Nov-23	15:10	< 0.0002	101%	ND	101%	0.0039	0.464
Ba (diss) [mg/L]	03-Nov-23	18:39	06-Nov-23	13:51	0.00	102%	4%	93%	0.00919	0.00494
Be (diss) [mg/L]	03-Nov-23	18:39	06-Nov-23	13:51	< 0.000007	102%	ND	92%	< 0.000007	< 0.000007
B (diss) [mg/L]	03-Nov-23	18:39	06-Nov-23	13:51	< 0.002	92%	ND	92%	0.003	0.005
Bi (diss) [mg/L]	03-Nov-23	18:39	06-Nov-23	13:51	< 0.00001	102%	ND	105%	< 0.00001	< 0.00001
Ca (diss) [mg/L]	03-Nov-23	18:39	06-Nov-23	13:51	< 0.01	100%	8%	99%	17.1	15.5
Cd (diss) [mg/L]	03-Nov-23	18:39	06-Nov-23	13:51	0.00	102%	ND	113%	0.000007	< 0.000003

OnLine LIMS

00038775 15

Results relate only to the sample tested. Data reported represents the sample submitted to SGS. Reproduction of this analytical report in full or in part is prohibited without prior written approval. Please refer to SGS General Conditions of Services located at https://www.sgs.ca/en/terms-and-conditions (Printed copies are available upon request.)
Test method information available upon request. "Temperature Upon Receipt" is representative of the whole shipment and may not reflect the temperature of individual samples.
SGS Canada Inc. Environment-Health & Safety statement of conformity decision rule does not consider uncertainty when analytical results are compared to a specified standard or regulation.

SGS Canada Inc.
P.O. Box 4300 - 185 Concession St.
Lakefield - Ontario - KOL 2HO
Phone: 705-652-2000 FAX: 705-652-6365

Env ICP-MS Metals Total and Dissolved Metals

Project : CA20M-00000-110-19896-01

LR Report : **CA13848-OCT23**

Analysis	1: Analysis Start Date	2: Analysis Start Time	3: Analysis Completed Date	4: Analysis Completed Time	5: QC - Blank	6: QC - STD % Recovery	7: QC - DUP % RPD	8: QC - Spike Rep	9: DX 550053 Week 11	10: DX 550073 Week 11
Co (diss) [mg/L]	03-Nov-23	18:39	06-Nov-23	13:52	< 0.000004	100%	ND	102%	0.000049	0.000599
Cr (diss) [mg/L]	03-Nov-23	18:39	06-Nov-23	13:52	< 0.00008	101%	ND	103%	0.00011	0.00011
Cu (diss) [mg/L]	03-Nov-23	18:39	06-Nov-23	13:52	< 0.0002	100%	2%	101%	0.0009	0.0009
Fe (diss) [mg/L]	03-Nov-23	18:39	06-Nov-23	13:52	< 0.007	103%	ND	75%	< 0.007	< 0.007
K (diss) [mg/L]	03-Nov-23	18:39	06-Nov-23	13:52	< 0.009	103%	7%	104%	1.96	4.09
Mg (diss) [mg/L]	03-Nov-23	18:39	06-Nov-23	13:52	< 0.001	102%	ND	100%	1.28	1.80
Mn (diss) [mg/L]	03-Nov-23	18:39	06-Nov-23	13:52	< 0.00001	102%	15%	124%	0.0618	0.0370
Mo (diss) [mg/L]	03-Nov-23	18:39	06-Nov-23	13:52	< 0.00004	101%	ND	100%	< 0.00004	0.00014
Na (diss) [mg/L]	03-Nov-23	18:39	06-Nov-23	13:52	< 0.01	99%	ND	98%	0.18	0.57
Ni (diss) [mg/L]	03-Nov-23	18:39	06-Nov-23	13:52	< 0.0001	100%	ND	96%	0.0003	0.0013
P (diss) [mg/L]	03-Nov-23	18:39	06-Nov-23	13:52	< 0.003	99%	0%	NV	0.005	0.004
Pb (diss) [mg/L]	03-Nov-23	18:39	06-Nov-23	13:52	< 0.00009	101%	7%	98%	0.00013	< 0.00009
S (diss) [mg/L]	03-Nov-23	18:39	06-Nov-23	13:52	< 1	106%	ND	NV	4	< 3
Sb (diss) [mg/L]	03-Nov-23	18:39	06-Nov-23	13:52	< 0.0009	93%	ND	93%	0.0009	< 0.0009
Se (diss) [mg/L]	03-Nov-23	18:39	06-Nov-23	13:52	< 0.00004	103%	ND	110%	0.00019	0.00028
Si (diss) [mg/L]	03-Nov-23	18:39	06-Nov-23	13:52	< 0.02	99%	ND	NV	1.55	1.58
Sn (diss) [mg/L]	03-Nov-23	18:39	06-Nov-23	13:52	< 0.00006	100%	1%	NV	0.00118	0.00115
Sr (diss) [mg/L]	03-Nov-23	18:39	06-Nov-23	13:52	< 0.00008	103%	7%	103%	0.0705	0.0762
Th (diss) [mg/L]	03-Nov-23	18:39	06-Nov-23	13:52	< 0.0001	103%	ND	NV	< 0.0001	< 0.0001
Ti (diss) [mg/L]	03-Nov-23	18:39	06-Nov-23	13:52	< 0.00005	100%	ND	NV	< 0.00007	< 0.00007
Tl (diss) [mg/L]	03-Nov-23	18:39	06-Nov-23	13:52	< 0.000005	103%	ND	102%	0.000006	0.000008
U (diss) [mg/L]	03-Nov-23	18:39	06-Nov-23	13:52	< 0.000002	103%	ND	102%	0.000099	0.000463
V (diss) [mg/L]	03-Nov-23	18:39	06-Nov-23	13:52	< 0.00001	102%	16%	104%	0.00262	0.00908
W (diss) [mg/L]	03-Nov-23	18:39	06-Nov-23	13:52	< 0.00002	97%	ND	NV	0.00009	0.00051
Zn (diss) [mg/L]	03-Nov-23	18:39	06-Nov-23	13:52	< 0.002	102%	8%	102%	< 0.002	< 0.002
Zr (diss) [mg/L]	03-Nov-23	18:39	01-Oct-24	13:18	< 0.002	99%	ND	NV	< 0.002	< 0.002

Analysis	11: DX 550089 Week 11	12: DX 550101 Week 11	13: DX450017 Week 11	14: DX450022 Week 11	15: DX450030 Week 11	16: DX450039 Week 11	17: DX450049 Week 11	18: DX450051 Week 11	19: DX450071 Week 11	20: DX450080 Week 11	21: DX450089 Week 11
Sample Date & Time	N/A	N/A	N/A	N/A	N/A	N/A	N/A	N/A	N/A	N/A	N/A
Temp Upon Receipt [°C]	19.0	19.0	19.0	19.0	19.0	19.0	19.0	19.0	19.0	19.0	19.0

OnLine LIMS

0003877515

Results relate only to the sample tested. Data reported represents the sample submitted to SGS. Reproduction of this analytical report in full or in part is prohibited without prior written approval. Please refer to SGS General Conditions of Services located at https://www.sgs.ca/en/terms-and-conditions (Printed copies are available upon request.)
Test method information available upon request. "Temperature Upon Receipt" is representative of the whole shipment and may not reflect the temperature of individual samples.
SGS Canada Inc. Environment-Health & Safety statement of conformity decision rule does not consider uncertainty when analytical results are compared to a specified standard or regulation.

SGS Canada Inc.
P.O. Box 4300 - 185 Concession St.
Lakefield - Ontario - KOL 2HO
Phone: 705-652-2000 FAX: 705-652-6365

Env ICP-MS Metals Total and Dissolved Metals

Project : CA20M-00000-110-19896-01

LR Report : **CA13848-OCT23**

Analysis	11: DX 550089 Week 11	12: DX 550101 Week 11	13: DX450017 Week 11	14: DX450022 Week 11	15: DX450030 Week 11	16: DX450039 Week 11	17: DX450049 Week 11	18: DX450051 Week 11	19: DX450071 Week 11	20: DX450080 Week 11	21: DX450089 Week 11
pH [No unit]	7.67	7.60	7.57	7.64	7.38	7.44	7.46	7.25	7.51	7.22	7.57
Conductivity [uS/cm]	208	109	112	104	76	105	68	110	96	89	113
Alkalinity [mg/L as CaCO3]	61	45	39	40	30	33	30	24	39	21	41
Acidity [mg/L as CaCO3]	< 2	< 2	< 2	< 2	< 2	< 2	< 2	< 2	< 2	< 2	< 2
F [mg/L]	< 0.06	< 0.06	< 0.06	< 0.06	< 0.06	< 0.06	< 0.06	< 0.06	< 0.06	< 0.06	< 0.06
Cl [mg/L]	< 0.2	< 0.2	< 0.2	< 0.2	< 0.2	< 0.2	< 0.2	< 0.2	< 0.2	< 0.2	< 0.2
SO4 [mg/L]	39	11	18	12	9.1	17	4.8	22	10.0	19	16
Hg (diss) [mg/L]	0.00006	0.00005	0.00006	0.00004	0.00005	0.00007	0.00006	0.00005	0.00006	0.00006	0.00005
Ag (diss) [mg/L]	< 0.00005	< 0.00005	< 0.00005	< 0.00005	< 0.00005	< 0.00005	< 0.00005	< 0.00005	< 0.00005	< 0.00005	< 0.00005
Al (diss) [mg/L]	0.133	0.143	0.112	0.197	0.062	0.070	0.058	0.058	0.081	0.046	0.090
As (diss) [mg/L]	0.0008	0.0043	0.0953	0.0156	0.0156	0.135	0.0013	0.0007	0.146	0.0648	0.0075
Ba (diss) [mg/L]	0.00968	0.00322	0.00273	0.00085	0.00304	0.00236	0.0102	0.00168	0.00195	0.00236	0.00392
Be (diss) [mg/L]	< 0.000007	< 0.000007	< 0.000007	< 0.000007	< 0.000007	< 0.000007	< 0.000007	< 0.000007	< 0.000007	< 0.000007	< 0.000007
B (diss) [mg/L]	0.006	< 0.002	0.012	0.003	0.003	< 0.002	< 0.002	0.005	0.006	0.004	0.002
Bi (diss) [mg/L]	< 0.00001	< 0.00001	< 0.00001	< 0.00001	< 0.00001	< 0.00001	< 0.00001	< 0.00001	< 0.00001	< 0.00001	< 0.00001
Ca (diss) [mg/L]	27.0	17.7	16.0	18.4	12.3	15.8	10.7	16.3	14.8	9.73	16.0
Cd (diss) [mg/L]	< 0.000003	0.000005	0.000007	< 0.000003	0.000022	0.000033	0.000015	0.000211	0.000009	0.000003	0.000010
Co (diss) [mg/L]	0.000075	0.000074	0.000019	0.000108	0.000012	0.000014	0.000059	< 0.000004	0.000052	0.000080	0.000027
Cr (diss) [mg/L]	0.00008	< 0.00008	< 0.00008	0.00010	< 0.00008	0.00011	< 0.00008	< 0.00008	0.00010	0.00009	< 0.00008
Cu (diss) [mg/L]	0.0033	< 0.0002	< 0.0002	0.0003	0.0003	< 0.0002	0.0002	< 0.0002	< 0.0002	0.0002	< 0.0002
Fe (diss) [mg/L]	< 0.007	< 0.007	< 0.007	< 0.007	< 0.007	< 0.007	< 0.007	< 0.007	< 0.007	< 0.007	< 0.007
K (diss) [mg/L]	11.6	1.89	6.61	0.854	1.90	4.59	1.09	3.83	3.06	6.96	5.96
Mg (diss) [mg/L]	4.18	1.31	0.752	0.769	0.185	0.255	1.03	0.373	0.700	0.830	0.671
Mn (diss) [mg/L]	0.0493	0.0420	0.00043	0.0280	0.0969	0.0982	0.0751	0.0417	0.0286	0.00863	0.0691
Mo (diss) [mg/L]	0.00015	< 0.00004	0.00036	0.00008	0.00012	0.00017	0.00068	0.00009	0.00074	0.00031	0.00012
Na (diss) [mg/L]	0.26	0.26	0.34	0.28	0.40	0.28	0.74	0.22	0.64	0.38	0.32
Ni (diss) [mg/L]	0.0007	0.0004	0.0004	0.0002	0.0002	0.0003	0.0002	0.0004	0.0003	0.0002	0.0005
P (diss) [mg/L]	0.004	< 0.003	0.003	0.003	0.004	< 0.003	< 0.003	< 0.003	< 0.003	0.004	0.003
Pb (diss) [mg/L]	0.00025	0.00013	0.00011	< 0.00009	0.00018	0.00012	0.00014	0.121	0.00020	0.00025	0.00014
S (diss) [mg/L]	14	4	6	4	3	7	< 3	13	3	7	6
Sb (diss) [mg/L]	< 0.0009	< 0.0009	0.0010	< 0.0009	0.0022	0.0028	0.0021	0.0725	0.0032	0.0011	0.0021
Se (diss) [mg/L]	0.00056	0.00014	0.00007	0.00014	0.00053	0.00024	0.00186	0.00254	0.00815	0.00018	0.00010
Si (diss) [mg/L]	1.78	1.62	2.22	1.58	1.78	1.82	1.30	2.14	1.74	2.61	1.44

OnLine LIMS

0003877515

Results relate only to the sample tested. Data reported represents the sample submitted to SGS. Reproduction of this analytical report in full or in part is prohibited without prior written approval. Please refer to SGS General Conditions of Services located at https://www.sgs.ca/en/terms-and-conditions (Printed copies are available upon request.)
Test method information available upon request. "Temperature Upon Receipt" is representative of the whole shipment and may not reflect the temperature of individual samples.
SGS Canada Inc. Environment-Health & Safety statement of conformity decision rule does not consider uncertainty when analytical results are compared to a specified standard or regulation.

SGS Canada Inc.
P.O. Box 4300 - 185 Concession St.
Lakefield - Ontario - KOL 2HO
Phone: 705-652-2000 FAX: 705-652-6365

Env ICP-MS Metals Total and Dissolved Metals

Project : CA20M-00000-110-19896-01

LR Report : **CA13848-OCT23**

Analysis	11: DX 550089 Week 11	12: DX 550101 Week 11	13: DX450017 Week 11	14: DX450022 Week 11	15: DX450030 Week 11	16: DX450039 Week 11	17: DX450049 Week 11	18: DX450051 Week 11	19: DX450071 Week 11	20: DX450080 Week 11	21: DX450089 Week 11
Sn (diss) [mg/L]	0.00102	0.00125	0.00120	0.00043	0.00049	0.00096	0.00080	0.00062	0.00103	0.00082	0.00086
Sr (diss) [mg/L]	0.0703	0.0361	0.109	0.0252	0.0264	0.0170	0.0453	0.0422	0.0764	0.0354	0.0468
Th (diss) [mg/L]	< 0.0001	< 0.0001	< 0.0001	< 0.0001	< 0.0001	< 0.0001	< 0.0001	< 0.0001	< 0.0001	< 0.0001	< 0.0001
Ti (diss) [mg/L]	< 0.00007	< 0.00007	< 0.00007	< 0.00007	< 0.00007	< 0.00007	< 0.00007	< 0.00007	< 0.00007	< 0.00007	0.00009
Tl (diss) [mg/L]	0.000012	0.000005	0.000016	< 0.000005	0.000007	0.000011	0.000009	0.000018	0.000006	0.000010	0.000012
U (diss) [mg/L]	0.000112	0.000207	0.000905	0.000140	0.00374	0.00691	0.00242	0.000011	0.00575	0.00216	0.00410
V (diss) [mg/L]	0.00070	0.00304	0.00107	0.00359	0.00043	0.00245	0.00023	0.00003	0.00132	0.00221	0.00100
W (diss) [mg/L]	0.00034	0.00009	0.00051	0.00009	0.00103	0.00034	0.00032	0.00040	0.00083	0.00188	0.00033
Zn (diss) [mg/L]	0.003	< 0.002	< 0.002	< 0.002	< 0.002	< 0.002	< 0.002	0.013	< 0.002	< 0.002	< 0.002
Zr (diss) [mg/L]	< 0.002	< 0.002	< 0.002	< 0.002	< 0.002	< 0.002	< 0.002	< 0.002	< 0.002	< 0.002	< 0.002

Analysis	22: DX450105 Week 11	23: DX450113 Week 11	24: DX450119 Week 11	25: DX450130 Week 11	26: DX450135 Week 11	27: DX450137 Week 11	28: DX450143 Week 11	29: DX450144 Week 11	30: DX450153 Week 11	31: DX450155 Week 11	32: DX450170 Week 11
Sample Date & Time	N/A	N/A	N/A	N/A	N/A	N/A	N/A	N/A	N/A	N/A	N/A
Temp Upon Receipt [°C]	19.0	19.0	19.0	19.0	19.0	19.0	19.0	19.0	19.0	19.0	19.0
pH [No unit]	7.38	7.50	7.57	7.53	7.47	7.48	7.26	7.43	7.01	7.52	NSS
Conductivity [uS/cm]	102	110	419	82	60	81	202	98	209	145	NSS
Alkalinity [mg/L as CaCO3]	23	42	48	37	27	32	26	30	15	43	NSS
Acidity [mg/L as CaCO3]	< 2	< 2	< 2	< 2	< 2	< 2	< 2	< 2	< 2	< 2	NSS
F [mg/L]	0.19	< 0.06	< 0.06	< 0.06	< 0.06	< 0.06	< 0.06	< 0.06	< 0.06	< 0.06	NSS
Cl [mg/L]	< 0.2	< 0.2	0.4	< 0.2	< 0.2	< 0.2	< 0.2	< 0.2	< 0.2	< 0.2	NSS
SO4 [mg/L]	23	14	150	4.0	3.7	9.0	65	15	80	28	NSS
Hg (diss) [mg/L]	0.00007	< 0.00001	0.00004	0.00006	0.00005	0.00007	0.00006	0.00006	0.00005	0.00006	0.00005
Ag (diss) [mg/L]	< 0.00005	< 0.00005	< 0.00005	< 0.00005	< 0.00005	< 0.00005	< 0.00005	< 0.00005	< 0.00005	< 0.00005	< 0.00005
Al (diss) [mg/L]	0.028	0.091	0.018	0.080	0.112	0.057	0.054	0.051	0.003	0.090	0.027
As (diss) [mg/L]	1.76	0.0368	0.0003	0.0820	0.0227	0.0134	0.0275	1.18	0.0005	0.0170	0.0028
Ba (diss) [mg/L]	0.00093	0.00573	0.0756	0.0159	0.00089	0.00140	0.00637	0.00182	0.00481	0.00290	0.00768
Be (diss) [mg/L]	< 0.000007	< 0.000007	< 0.000007	< 0.000007	< 0.000007	< 0.000007	< 0.000007	< 0.000007	0.000010	< 0.000007	< 0.000007
B (diss) [mg/L]	0.004	0.015	0.012	< 0.002	0.002	0.003	0.005	0.005	0.009	0.005	0.004
Bi (diss) [mg/L]	< 0.00001	< 0.00001	< 0.00001	< 0.00001	< 0.00001	< 0.00001	< 0.00001	< 0.00001	< 0.00001	< 0.00001	0.00004
Ca (diss) [mg/L]	16.2	17.2	67.0	11.3	9.71	11.6	25.9	15.1	30.8	23.9	16.4

OnLine LIMS

0003877515

Results relate only to the sample tested. Data reported represents the sample submitted to SGS. Reproduction of this analytical report in full or in part is prohibited without prior written approval. Please refer to SGS General Conditions of Services located at https://www.sgs.ca/en/terms-and-conditions (Printed copies are available upon request.)
Test method information available upon request. "Temperature Upon Receipt" is representative of the whole shipment and may not reflect the temperature of individual samples.
SGS Canada Inc. Environment-Health & Safety statement of conformity decision rule does not consider uncertainty when analytical results are compared to a specified standard or regulation.

SGS Canada Inc.
P.O. Box 4300 - 185 Concession St.
Lakefield - Ontario - KOL 2HO
Phone: 705-652-2000 FAX: 705-652-6365

Env ICP-MS Metals Total and Dissolved Metals

Project : CA20M-00000-110-19896-01

LR Report : **CA13848-OCT23**

Analysis	22: DX450105 Week 11	23: DX450113 Week 11	24: DX450119 Week 11	25: DX450130 Week 11	26: DX450135 Week 11	27: DX450137 Week 11	28: DX450143 Week 11	29: DX450144 Week 11	30: DX450153 Week 11	31: DX450155 Week 11	32: DX450170 Week 11
Cd (diss) [mg/L]	0.000008	< 0.000003	0.000402	0.000004	0.000016	0.000003	0.000004	< 0.000003	0.000283	0.000271	0.000235
Co (diss) [mg/L]	0.000053	0.000047	0.00154	0.000084	0.000030	0.000026	0.000261	0.00106	0.000195	0.000074	0.000018
Cr (diss) [mg/L]	< 0.00008	0.00011	< 0.00008	< 0.00008	< 0.00008	0.00014	< 0.00008	0.00019	0.00009	0.00010	< 0.00008
Cu (diss) [mg/L]	< 0.0002	< 0.0002	< 0.0002	0.0004	< 0.0002	< 0.0002	< 0.0002	0.0003	< 0.0002	0.0005	< 0.0002
Fe (diss) [mg/L]	< 0.007	< 0.007	< 0.007	< 0.007	< 0.007	< 0.007	< 0.007	< 0.007	< 0.007	< 0.007	< 0.007
K (diss) [mg/L]	1.93	3.07	12.3	5.39	2.56	4.00	11.6	2.80	6.28	4.14	2.38
Mg (diss) [mg/L]	0.166	1.11	1.22	0.626	0.346	0.393	1.63	0.686	0.896	0.557	0.236
Mn (diss) [mg/L]	0.0597	0.0332	1.14	0.0261	0.0159	0.00880	0.00568	0.00533	0.465	0.121	0.105
Mo (diss) [mg/L]	0.00018	0.00005	0.00030	0.00022	0.00012	0.00011	0.00011	0.00126	0.00009	0.00174	0.00043
Na (diss) [mg/L]	0.12	0.19	0.91	0.56	0.25	0.39	0.55	0.39	0.53	0.56	0.28
Ni (diss) [mg/L]	< 0.0001	0.0002	0.0009	0.0004	< 0.0001	< 0.0001	0.0009	0.0025	0.0011	0.0005	0.0001
P (diss) [mg/L]	< 0.003	0.003	0.003	< 0.003	0.004	0.003	< 0.003	0.004	0.003	0.004	0.003
Pb (diss) [mg/L]	0.00015	0.00030	0.00017	< 0.00009	0.00021	0.00028	0.00031	0.00027	0.00051	0.00041	0.01416
S (diss) [mg/L]	8	5	59	< 3	< 3	< 3	22	5	27	9	6
Sb (diss) [mg/L]	0.0082	0.0024	0.0009	0.0037	0.0013	0.0018	0.0012	0.0020	0.0013	0.0030	0.0055
Se (diss) [mg/L]	0.00015	< 0.00004	0.00125	0.00160	0.00004	< 0.00004	0.00041	0.00017	0.00062	0.00146	0.01447
Si (diss) [mg/L]	3.44	1.55	1.73	1.44	1.83	1.97	2.91	2.49	7.50	2.75	2.03
Sn (diss) [mg/L]	0.00078	0.00135	0.00146	0.00134	0.00109	0.00212	0.00086	0.00150	0.00266	0.00141	0.00099
Sr (diss) [mg/L]	0.0128	0.0773	0.0699	0.0482	0.0274	0.0466	0.0758	0.0661	0.0713	0.0788	0.0411
Th (diss) [mg/L]	< 0.0001	< 0.0001	< 0.0001	< 0.0001	< 0.0001	< 0.0001	< 0.0001	< 0.0001	< 0.0001	< 0.0001	< 0.0001
Ti (diss) [mg/L]	< 0.00007	< 0.00007	< 0.00007	< 0.00007	< 0.00007	< 0.00007	< 0.00007	< 0.00007	< 0.00007	0.00009	< 0.00007
Tl (diss) [mg/L]	0.000011	< 0.000005	0.000005	0.000006	0.000007	0.000007	< 0.000005	0.000005	0.000055	0.000016	0.000023
U (diss) [mg/L]	0.00364	0.000439	0.000133	0.00367	0.00244	0.00661	0.00230	0.000599	0.000437	0.00696	0.00102
V (diss) [mg/L]	0.00025	0.00098	0.00005	0.00195	0.00086	0.00267	0.00103	0.00248	0.00018	0.00181	0.00006
W (diss) [mg/L]	0.00022	0.00050	< 0.00002	0.00074	0.00013	0.00035	0.00018	0.00018	0.00003	0.00068	0.00038
Zn (diss) [mg/L]	< 0.002	< 0.002	0.067	< 0.002	0.002	< 0.002	< 0.002	< 0.002	0.004	0.008	0.003
Zr (diss) [mg/L]	< 0.002	< 0.002	< 0.002	< 0.002	< 0.002	< 0.002	< 0.002	< 0.002	< 0.002	< 0.002	< 0.002

Analysis	33: DX450200 Week 11	34: DX450227 Week 11	35: DX450230 Week 11	36: DX450232 Week 11	37: DX450233 Week 11	38: DX450239 Week 11	39: Column Blank Week 11
Sample Date & Time	N/A	N/A	N/A	N/A	N/A	N/A	N/A

OnLine LIMS

0003877515

Results relate only to the sample tested. Data reported represents the sample submitted to SGS. Reproduction of this analytical report in full or in part is prohibited without prior written approval. Please refer to SGS General Conditions of Services located at https://www.sgs.ca/en/terms-and-conditions (Printed copies are available upon request.)
Test method information available upon request. "Temperature Upon Receipt" is representative of the whole shipment and may not reflect the temperature of individual samples.
SGS Canada Inc. Environment-Health & Safety statement of conformity decision rule does not consider uncertainty when analytical results are compared to a specified standard or regulation.

SGS Canada Inc.
P.O. Box 4300 - 185 Concession St.
Lakefield - Ontario - KOL 2HO
Phone: 705-652-2000 FAX: 705-652-6365

Analysis	33: DX450200 Week 11	34: DX450227 Week 11	35: DX450230 Week 11	36: DX450232 Week 11	37: DX450233 Week 11	38: DX450239 Week 11	39: Column Blank Week 11
Temp Upon Receipt [°C]	19.0	19.0	19.0	19.0	19.0	19.0	19.0
pH [No unit]	7.31	7.53	7.51	7.39	7.56	7.57	5.66
Conductivity [uS/cm]	159	62	67	100	224	200	< 2
Alkalinity [mg/L as CaCO3]	44	34	31	32	43	44	< 2
Acidity [mg/L as CaCO3]	< 2	< 2	< 2	< 2	< 2	< 2	2
F [mg/L]	< 0.06	< 0.06	< 0.06	< 0.06	< 0.06	< 0.06	< 0.06
Cl [mg/L]	< 0.2	< 0.2	< 0.2	< 0.2	< 0.2	< 0.2	< 0.2
SO4 [mg/L]	41	0.8	2.2	16	65	51	< 0.2
Hg (diss) [mg/L]	0.00006	0.00007	0.00006	0.00007	0.00007	0.00006	0.00009
Ag (diss) [mg/L]	< 0.00005	< 0.00005	< 0.00005	< 0.00005	< 0.00005	< 0.00005	< 0.00005
Al (diss) [mg/L]	0.022	0.122	0.100	0.058	0.055	0.043	< 0.001
As (diss) [mg/L]	0.0021	0.0039	0.0024	0.0140	0.0015	0.0005	< 0.0002
Ba (diss) [mg/L]	0.00669	0.00123	0.00200	0.00271	0.00203	0.00190	0.00060
Be (diss) [mg/L]	< 0.000007	< 0.000007	< 0.000007	< 0.000007	< 0.000007	< 0.000007	< 0.000007
B (diss) [mg/L]	0.005	0.002	< 0.002	0.006	0.009	0.007	< 0.002
Bi (diss) [mg/L]	< 0.00001	< 0.00001	< 0.00001	< 0.00001	< 0.00001	< 0.00001	< 0.00001
Ca (diss) [mg/L]	25.4	10.3	9.78	14.4	34.4	34.6	0.05
Cd (diss) [mg/L]	0.004181	0.000005	0.000005	0.000024	0.000259	0.000006	< 0.000003
Co (diss) [mg/L]	0.000236	0.000019	< 0.000004	0.000005	0.000095	0.000009	0.000014
Cr (diss) [mg/L]	0.00012	< 0.00008	< 0.00008	0.00009	< 0.00008	< 0.00008	0.00051
Cu (diss) [mg/L]	0.0033	0.0002	< 0.0002	< 0.0002	< 0.0002	< 0.0002	0.0007
Fe (diss) [mg/L]	< 0.007	< 0.007	< 0.007	< 0.007	< 0.007	< 0.007	< 0.007
K (diss) [mg/L]	3.87	2.17	4.02	4.07	7.92	3.57	0.015
Mg (diss) [mg/L]	0.431	0.439	0.524	0.501	0.698	0.402	< 0.001
Mn (diss) [mg/L]	0.574	0.0243	0.0150	0.0579	0.127	0.0668	0.0005
Mo (diss) [mg/L]	0.00050	0.00005	0.00011	0.00011	0.00009	0.00019	< 0.00004
Na (diss) [mg/L]	0.43	0.49	0.25	0.35	0.37	0.09	< 0.01
Ni (diss) [mg/L]	0.0008	0.0001	0.0002	0.0003	0.0004	0.0003	0.0004
P (diss) [mg/L]	0.004	0.003	0.004	0.003	0.004	0.004	0.004
Pb (diss) [mg/L]	0.00022	0.00020	0.00020	0.00020	0.00038	0.00026	0.00037
S (diss) [mg/L]	15	< 3	< 3	6	23	18	< 3
Sb (diss) [mg/L]	0.0107	< 0.0009	0.0009	0.0038	0.0010	0.0009	< 0.0009
Se (diss) [mg/L]	0.00012	< 0.00004	< 0.00004	0.00031	0.00068	0.00183	< 0.00004

OnLine LIMS

00038775 15

Results relate only to the sample tested. Data reported represents the sample submitted to SGS. Reproduction of this analytical report in full or in part is prohibited without prior written approval. Please refer to SGS General Conditions of Services located at https://www.sgs.ca/en/terms-and-conditions (Printed copies are available upon request.)
Test method information available upon request. "Temperature Upon Receipt" is representative of the whole shipment and may not reflect the temperature of individual samples.
SGS Canada Inc. Environment-Health & Safety statement of conformity decision rule does not consider uncertainty when analytical results are compared to a specified standard or regulation.

SGS Canada Inc.
P.O. Box 4300 - 185 Concession St.
Lakefield - Ontario - KOL 2HO
Phone: 705-652-2000 FAX: 705-652-6365

Analysis	33: DX450200 Week 11	34: DX450227 Week 11	35: DX450230 Week 11	36: DX450232 Week 11	37: DX450233 Week 11	38: DX450239 Week 11	39: Column Blank Week 11
Si (diss) [mg/L]	2.49	1.37	1.32	1.62	2.79	2.41	< 0.02
Sn (diss) [mg/L]	0.00036	0.00069	0.00145	0.00086	0.00134	0.00139	0.00064
Sr (diss) [mg/L]	0.0398	0.0221	0.0303	0.0272	0.0709	0.0460	0.00017
Th (diss) [mg/L]	< 0.0001	< 0.0001	< 0.0001	< 0.0001	< 0.0001	< 0.0001	< 0.0001
Ti (diss) [mg/L]	< 0.00007	0.00022	< 0.00007	< 0.00007	< 0.00007	< 0.00007	< 0.00007
Tl (diss) [mg/L]	0.000043	0.000007	0.000008	0.000014	0.000006	0.000021	< 0.000005
U (diss) [mg/L]	0.00233	0.00639	0.00358	0.0135	0.00590	0.00155	0.000003
V (diss) [mg/L]	0.00032	0.00189	0.00170	0.00282	0.00039	0.00011	0.00004
W (diss) [mg/L]	0.00062	0.00064	0.00028	0.00051	0.00034	0.00057	< 0.00002
Zn (diss) [mg/L]	0.172	< 0.002	< 0.002	< 0.002	0.022	0.005	0.003
Zr (diss) [mg/L]	< 0.002	< 0.002	< 0.002	< 0.002	< 0.002	< 0.002	< 0.002

Revised to include Zirconium analysis.

Sample DX450170 Week 11 found empty and some analysis was not conducted

NSS - Not sufficient sample
NA - Not applicable
ND - Not Detected
NV - No Value

Alisha Kelly, B.Sc.,
Project Specialist,
Environment, Health & Safety

OnLine LIMS

0003877515

Results relate only to the sample tested. Data reported represents the sample submitted to SGS. Reproduction of this analytical report in full or in part is prohibited without prior written approval. Please refer to SGS General Conditions of Services located at https://www.sgs.ca/en/terms-and-conditions (Printed copies are available upon request.)
Test method information available upon request. "Temperature Upon Receipt" is representative of the whole shipment and may not reflect the temperature of individual samples.
SGS Canada Inc. Environment-Health & Safety statement of conformity decision rule does not consider uncertainty when analytical results are compared to a specified standard or regulation.

SGS Canada Inc.
P.O. Box 4300 - 185 Concession St.
Lakefield - Ontario - KOL 2HO
Phone: 705-652-2000 FAX: 705-652-6365

SGS Lakefield Environmental Met
Attn : Barb Bowman

Env ICP-MS Metals Total and Dissolved Metals

Project : CA20M-00000-110-19896-01

02-October-2024

Date Rec. : 25 October 2023
LR Report: **CA15716-OCT23**
Reference: 19896-01-15

Copy: #2

CERTIFICATE OF ANALYSIS

Final Report - Revised

Analysis	1: Analysis Start Date	2: Analysis Start Time	3: Analysis Completed Date	4: Analysis Completed Time	5: QC - Blank	6: QC - STD % Recovery	7: QC - DUP % RPD	8: QC - Spike Rep	9: DX 550053 Week 12	10: DX 550073 Week 12
Sample Date & Time									N/A	N/A
Temp Upon Receipt [°C]	---	---	---	---	---	---	---	---	20.0	20.0
pH [No unit]	31-Oct-23	14:49	02-Nov-23	11:23	NA	100%	0%	NA	7.71	7.94
Conductivity [uS/cm]	31-Oct-23	14:49	02-Nov-23	11:23	< 2	95%	1%	NA	109	97
Alkalinity [mg/L as CaCO3]	31-Oct-23	14:49	02-Nov-23	11:23	< 2	102%	ND	NA	39	46
Acidity [mg/L as CaCO3]	31-Oct-23	14:49	02-Nov-23	11:23	< 2	102%	5%	NA	< 2	< 2
F [mg/L]	01-Nov-23	08:30	03-Nov-23	10:44	< 0.06	102%	ND	96%	< 0.06	< 0.06
Cl [mg/L]	10-Nov-23	20:51	13-Nov-23	18:42	< 0.2	94%	ND	93%	< 0.2	< 0.2
SO4 [mg/L]	10-Nov-23	20:51	16-Nov-23	09:56	< 0.2	94%	0%	NV	15	6.2
Hg (diss) [mg/L]	03-Nov-23	11:36	06-Nov-23	13:45	< 0.00001	104%	7%	96%	0.00007	0.00005
Ag (diss) [mg/L]	03-Nov-23	18:39	06-Nov-23	13:45	< 0.00005	98%	ND	91%	< 0.00005	< 0.00005
Al (diss) [mg/L]	03-Nov-23	18:39	06-Nov-23	13:45	< 0.001	98%	ND	119%	0.203	0.114
As (diss) [mg/L]	03-Nov-23	18:39	06-Nov-23	13:45	< 0.0002	101%	ND	101%	0.0036	0.350
Ba (diss) [mg/L]	03-Nov-23	18:39	06-Nov-23	13:45	0	102%	4%	93%	0.01008	0.00438
Be (diss) [mg/L]	03-Nov-23	18:39	06-Nov-23	13:45	< 0.000007	102%	ND	92%	< 0.000007	< 0.000007
B (diss) [mg/L]	03-Nov-23	18:39	06-Nov-23	13:45	< 0.002	92%	ND	92%	0.004	0.004
Bi (diss) [mg/L]	03-Nov-23	18:39	06-Nov-23	13:45	< 0.00001	102%	ND	105%	< 0.00001	< 0.00001
Ca (diss) [mg/L]	03-Nov-23	18:39	06-Nov-23	13:45	< 0.01	100%	8%	99%	17.4	13.8

OnLine LIMS

Results relate only to the sample tested. Data reported represents the sample submitted to SGS. Reproduction of this analytical report in full or in part is prohibited without prior written approval. Please refer to SGS General Conditions of Services located at https://www.sgs.ca/en/terms-and-conditions (Printed copies are available upon request.)
Test method information available upon request. "Temperature Upon Receipt" is representative of the whole shipment and may not reflect the temperature of individual samples.
SGS Canada Inc. Environment-Health & Safety statement of conformity decision rule does not consider uncertainty when analytical results are compared to a specified standard or regulation.

0003877521

SGS Canada Inc.
P.O. Box 4300 - 185 Concession St.
Lakefield - Ontario - KOL 2HO
Phone: 705-652-2000 FAX: 705-652-6365

Env ICP-MS Metals Total and Dissolved Metals

Project : CA20M-00000-110-19896-01

LR Report : CA15716-OCT23

Analysis	1: Analysis Start Date	2: Analysis Start Time	3: Analysis Completed Date	4: Analysis Completed Time	5: QC - Blank	6: QC - STD % Recovery	7: QC - DUP % RPD	8: QC - Spike Rep	9: DX 550053 Week 12	10: DX 550073 Week 12
Cd (diss) [mg/L]	03-Nov-23	18:39	06-Nov-23	13:45	7e-06	102%	ND	113%	0.000003	< 0.000003
Co (diss) [mg/L]	03-Nov-23	18:39	06-Nov-23	13:45	< 0.000004	100%	ND	102%	0.000054	0.000475
Cr (diss) [mg/L]	03-Nov-23	18:39	06-Nov-23	13:45	< 0.00008	101%	ND	103%	0.00013	0.00010
Cu (diss) [mg/L]	03-Nov-23	18:39	06-Nov-23	13:45	< 0.0002	100%	2%	101%	0.0003	< 0.0002
Fe (diss) [mg/L]	03-Nov-23	18:39	06-Nov-23	13:45	< 0.007	103%	ND	75%	< 0.007	< 0.007
K (diss) [mg/L]	03-Nov-23	18:39	06-Nov-23	13:45	< 0.009	103%	7%	104%	1.98	3.26
Mg (diss) [mg/L]	03-Nov-23	18:39	06-Nov-23	13:45	< 0.001	102%	ND	100%	1.29	1.32
Mn (diss) [mg/L]	03-Nov-23	18:39	06-Nov-23	13:45	< 0.00001	102%	15%	124%	0.0517	0.0367
Mo (diss) [mg/L]	03-Nov-23	18:39	06-Nov-23	13:45	< 0.00004	101%	ND	100%	0.00004	0.00014
Na (diss) [mg/L]	03-Nov-23	18:39	06-Nov-23	13:45	< 0.01	99%	ND	98%	0.21	0.41
Ni (diss) [mg/L]	03-Nov-23	18:39	06-Nov-23	13:45	< 0.0001	100%	ND	96%	0.0001	0.0008
P (diss) [mg/L]	03-Nov-23	18:39	06-Nov-23	13:45	< 0.003	99%	0%	NV	0.005	0.004
Pb (diss) [mg/L]	03-Nov-23	18:39	06-Nov-23	13:45	< 0.00009	101%	7%	98%	0.00015	0.00012
S (diss) [mg/L]	03-Nov-23	18:39	06-Nov-23	13:45	< 1	106%	ND	NV	5	< 3
Sb (diss) [mg/L]	03-Nov-23	18:39	06-Nov-23	13:45	< 0.0009	93%	ND	93%	0.0010	< 0.0009
Se (diss) [mg/L]	03-Nov-23	18:39	06-Nov-23	13:45	< 0.00004	103%	ND	110%	0.00023	0.00022
Si (diss) [mg/L]	03-Nov-23	18:39	06-Nov-23	13:45	< 0.02	99%	ND	NV	1.52	1.18
Sn (diss) [mg/L]	03-Nov-23	18:39	06-Nov-23	13:45	< 0.00006	100%	1%	NV	0.00143	0.00107
Sr (diss) [mg/L]	03-Nov-23	18:39	06-Nov-23	13:45	< 0.00008	103%	7%	103%	0.0691	0.0585
Th (diss) [mg/L]	03-Nov-23	18:39	06-Nov-23	13:45	< 0.0001	103%	ND	NV	< 0.0001	< 0.0001
Ti (diss) [mg/L]	03-Nov-23	18:39	06-Nov-23	13:45	< 0.00005	100%	ND	NV	< 0.00007	0.00010
Tl (diss) [mg/L]	03-Nov-23	18:39	06-Nov-23	13:45	< 0.000005	103%	ND	102%	0.000007	0.000007
U (diss) [mg/L]	03-Nov-23	18:39	06-Nov-23	13:45	< 0.000002	103%	ND	102%	0.000105	0.000397
V (diss) [mg/L]	03-Nov-23	18:39	06-Nov-23	13:45	< 0.00001	102%	16%	104%	0.00246	0.00697
W (diss) [mg/L]	03-Nov-23	18:39	06-Nov-23	13:45	< 0.00002	97%	ND	NV	0.00012	0.00043
Zn (diss) [mg/L]	03-Nov-23	18:39	06-Nov-23	13:45	< 0.002	102%	8%	102%	< 0.002	< 0.002
Zr (diss) [mg/L]	03-Nov-23	18:39	01-Oct-24	13:17	< 0.002	99%	ND	NV	< 0.002	< 0.002

Analysis	11: DX 550089 Week 12	12: DX 550101 Week 12	13: DX450017 Week 12	14: DX450022 Week 12	15: DX450030 Week 12	16: DX450039 Week 12	17: DX450049 Week 12	18: DX450051 Week 12	19: DX450071 Week 12	20: DX450080 Week 12	21: DX450089 Week 12
Sample Date & Time	N/A	N/A	N/A	N/A	N/A	N/A	N/A	N/A	N/A	N/A	N/A

OnLine LIMS

0003877521

Results relate only to the sample tested. Data reported represents the sample submitted to SGS. Reproduction of this analytical report in full or in part is prohibited without prior written approval. Please refer to SGS General Conditions of Services located at https://www.sgs.ca/en/terms-and-conditions (Printed copies are available upon request.)
Test method information available upon request. "Temperature Upon Receipt" is representative of the whole shipment and may not reflect the temperature of individual samples.
SGS Canada Inc. Environment-Health & Safety statement of conformity decision rule does not consider uncertainty when analytical results are compared to a specified standard or regulation.

SGS Canada Inc.
P.O. Box 4300 - 185 Concession St.
Lakefield - Ontario - KOL 2HO
Phone: 705-652-2000 FAX: 705-652-6365

Env ICP-MS Metals Total and Dissolved Metals

Project : CA20M-00000-110-19896-01

LR Report : **CA15716-OCT23**

Analysis	11: DX 550089 Week 12	12: DX 550101 Week 12	13: DX450017 Week 12	14: DX450022 Week 12	15: DX450030 Week 12	16: DX450039 Week 12	17: DX450049 Week 12	18: DX450051 Week 12	19: DX450071 Week 12	20: DX450080 Week 12	21: DX450089 Week 12
Temp Upon Receipt [°C]	20.0	20.0	20.0	20.0	20.0	20.0	20.0	20.0	20.0	20.0	20.0
pH [No unit]	7.76	7.72	7.55	7.70	7.42	7.48	7.37	7.17	7.57	7.20	7.50
Conductivity [uS/cm]	210	105	112	107	77	108	58	131	95	83	100
Alkalinity [mg/L as CaCO3]	60	41	35	43	29	33	31	23	36	16	30
Acidity [mg/L as CaCO3]	< 2	< 2	< 2	< 2	< 2	< 2	< 2	< 2	< 2	< 2	< 2
F [mg/L]	< 0.06	< 0.06	< 0.06	< 0.06	< 0.06	< 0.06	< 0.06	< 0.06	< 0.06	< 0.06	< 0.06
Cl [mg/L]	< 0.2	< 0.2	< 0.2	< 0.2	< 0.2	< 0.2	< 0.2	< 0.2	< 0.2	< 0.2	< 0.2
SO4 [mg/L]	44	13	19	14	12	20	4.4	35	12	19	18
Hg (diss) [mg/L]	0.00009	< 0.00001	0.00007	0.00006	0.00007	0.00006	0.00006	0.00007	0.00006	0.00005	0.00007
Ag (diss) [mg/L]	< 0.00005	< 0.00005	< 0.00005	< 0.00005	< 0.00005	< 0.00005	< 0.00005	< 0.00005	< 0.00005	< 0.00005	< 0.00005
Al (diss) [mg/L]	0.135	0.242	0.112	0.260	0.107	0.107	0.082	0.054	0.151	0.070	0.110
As (diss) [mg/L]	0.0008	0.0042	0.0672	0.0144	0.0153	0.104	0.0011	0.0005	0.134	0.0565	0.0058
Ba (diss) [mg/L]	0.00916	0.00323	0.00257	0.00077	0.00305	0.00256	0.00783	0.00220	0.00186	0.00214	0.00334
Be (diss) [mg/L]	< 0.000007	< 0.000007	< 0.000007	< 0.000007	< 0.000007	< 0.000007	< 0.000007	< 0.000007	< 0.000007	< 0.000007	< 0.000007
B (diss) [mg/L]	0.007	< 0.002	0.012	0.003	0.003	< 0.002	< 0.002	0.006	0.007	0.004	0.002
Bi (diss) [mg/L]	< 0.00001	< 0.00001	< 0.00001	< 0.00001	< 0.00001	< 0.00001	< 0.00001	< 0.00001	< 0.00001	< 0.00001	< 0.00001
Ca (diss) [mg/L]	26.1	17.1	15.4	17.6	12.4	16.5	8.20	19.5	14.6	9.22	14.8
Cd (diss) [mg/L]	0.000003	< 0.000003	0.000010	0.000004	0.000038	0.000044	0.000009	0.000345	0.000015	0.000005	0.000015
Co (diss) [mg/L]	0.000080	0.000075	0.000058	0.000129	0.000008	0.000016	0.000051	0.000007	0.000065	0.000073	0.000034
Cr (diss) [mg/L]	0.00012	< 0.00008	< 0.00008	0.00013	< 0.00008	0.00012	< 0.00008	0.00008	< 0.00008	0.00010	< 0.00008
Cu (diss) [mg/L]	0.0003	0.0002	< 0.0002	0.0003	0.0002	< 0.0002	< 0.0002	< 0.0002	< 0.0002	< 0.0002	< 0.0002
Fe (diss) [mg/L]	< 0.007	< 0.007	< 0.007	< 0.007	< 0.007	< 0.007	< 0.007	< 0.007	< 0.007	< 0.007	< 0.007
K (diss) [mg/L]	10.3	1.63	6.08	0.705	1.77	4.29	0.793	4.04	2.92	6.39	5.27
Mg (diss) [mg/L]	3.98	1.15	0.692	0.699	0.167	0.258	0.783	0.429	0.662	0.745	0.582
Mn (diss) [mg/L]	0.0505	0.0480	0.00738	0.0347	0.102	0.122	0.0754	0.0573	0.0292	0.00933	0.0645
Mo (diss) [mg/L]	0.00012	0.00006	0.00038	0.00007	0.00017	0.00020	0.00058	0.00009	0.00084	0.00023	0.00013
Na (diss) [mg/L]	0.26	0.25	0.30	0.26	0.39	0.29	0.50	0.25	0.61	0.39	0.30
Ni (diss) [mg/L]	< 0.0001	0.0001	0.0002	< 0.0001	< 0.0001	0.0002	< 0.0001	0.0002	0.0001	0.0002	0.0005
P (diss) [mg/L]	< 0.003	0.005	0.004	< 0.003	< 0.003	< 0.003	< 0.003	< 0.003	0.003	0.004	< 0.003
Pb (diss) [mg/L]	0.00019	0.00010	0.00015	0.00018	0.00023	0.00019	0.00027	0.153	0.00041	0.00031	0.00032
S (diss) [mg/L]	17	5	7	5	4	8	< 3	15	4	7	7
Sb (diss) [mg/L]	< 0.0009	< 0.0009	0.0009	< 0.0009	0.0023	0.0029	0.0017	0.0766	0.0034	0.0011	0.0019
Se (diss) [mg/L]	0.00068	0.00013	0.00005	0.00014	0.00046	0.00023	0.00143	0.00250	0.00732	0.00022	0.00008

OnLine LIMS

0003877521

Results relate only to the sample tested. Data reported represents the sample submitted to SGS. Reproduction of this analytical report in full or in part is prohibited without prior written approval. Please refer to SGS General Conditions of Services located at https://www.sgs.ca/en/terms-and-conditions (Printed copies are available upon request.)
Test method information available upon request. "Temperature Upon Receipt" is representative of the whole shipment and may not reflect the temperature of individual samples.
SGS Canada Inc. Environment-Health & Safety statement of conformity decision rule does not consider uncertainty when analytical results are compared to a specified standard or regulation.

SGS Canada Inc.
P.O. Box 4300 - 185 Concession St.
Lakefield - Ontario - KOL 2HO
Phone: 705-652-2000 FAX: 705-652-6365

Analysis	11: DX 550089 Week 12	12: DX 550101 Week 12	13: DX450017 Week 12	14: DX450022 Week 12	15: DX450030 Week 12	16: DX450039 Week 12	17: DX450049 Week 12	18: DX450051 Week 12	19: DX450071 Week 12	20: DX450080 Week 12	21: DX450089 Week 12
Si (diss) [mg/L]	1.70	1.37	1.94	1.36	1.64	1.63	0.89	2.40	1.53	2.67	1.14
Sn (diss) [mg/L]	0.00098	0.00129	0.00119	0.00049	0.00053	0.00089	0.00063	0.00064	0.00120	0.00092	0.00097
Sr (diss) [mg/L]	0.0609	0.0317	0.101	0.0220	0.0254	0.0169	0.0339	0.0524	0.0729	0.0323	0.0409
Th (diss) [mg/L]	< 0.0001	< 0.0001	< 0.0001	< 0.0001	< 0.0001	< 0.0001	< 0.0001	< 0.0001	< 0.0001	< 0.0001	< 0.0001
Ti (diss) [mg/L]	< 0.00007	< 0.00007	< 0.00007	< 0.00007	< 0.00007	< 0.00007	< 0.00007	< 0.00007	0.00007	< 0.00007	< 0.00007
Tl (diss) [mg/L]	0.000012	0.000005	0.000018	< 0.000005	0.000007	0.000012	0.000005	0.000021	0.000006	0.000011	0.000013
U (diss) [mg/L]	0.000119	0.000186	0.000922	0.000110	0.00334	0.00657	0.00178	0.000010	0.00509	0.00166	0.00342
V (diss) [mg/L]	0.00064	0.00249	0.00085	0.00260	0.00045	0.00200	0.00011	0.00003	0.00114	0.00214	0.00080
W (diss) [mg/L]	0.00029	0.00009	0.00040	0.00009	0.00119	0.00036	0.00027	0.00043	0.00093	0.00182	0.00033
Zn (diss) [mg/L]	< 0.002	0.002	< 0.002	< 0.002	< 0.002	< 0.002	< 0.002	0.021	< 0.002	< 0.002	< 0.002
Zr (diss) [mg/L]	< 0.002	< 0.002	< 0.002	< 0.002	< 0.002	< 0.002	< 0.002	< 0.002	< 0.002	< 0.002	< 0.002

Analysis	22: DX450105 Week 12	23: DX450113 Week 12	24: DX450119 Week 12	25: DX450130 Week 12	26: DX450135 Week 12	27: DX450137 Week 12	28: DX450143 Week 12	29: DX450144 Week 12	30: DX450153 Week 12	31: DX450155 Week 12	32: DX450170 Week 12
Sample Date & Time	N/A	N/A	N/A	N/A	N/A	N/A	N/A	N/A	N/A	N/A	N/A
Temp Upon Receipt [°C]	20.0	20.0	20.0	20.0	20.0	20.0	20.0	20.0	20.0	20.0	20.0
pH [No unit]	7.34	7.60	7.25	7.55	7.54	7.65	7.21	7.53	7.13	7.68	7.34
Conductivity [uS/cm]	113	109	448	73	65	70	231	87	212	130	89
Alkalinity [mg/L as CaCO3]	20	41	36	33	33	31	24	27	15	37	33
Acidity [mg/L as CaCO3]	< 2	< 2	< 2	< 2	< 2	< 2	< 2	< 2	< 2	< 2	< 2
F [mg/L]	0.18	< 0.06	< 0.06	< 0.06	< 0.06	< 0.06	< 0.06	< 0.06	< 0.06	< 0.06	< 0.06
Cl [mg/L]	< 0.2	< 0.2	< 0.2	< 0.2	< 0.2	< 0.2	< 0.2	< 0.2	< 0.2	< 0.2	< 0.2
SO4 [mg/L]	29	16	180	4.4	4.4	8.5	98	18	98	34	20
Hg (diss) [mg/L]	0.00009	0.00009	0.00015	0.00012	< 0.00001	< 0.00001	0.00001	0.00001	< 0.00001	< 0.00001	< 0.00001
Ag (diss) [mg/L]	< 0.00005	< 0.00005	< 0.00005	< 0.00005	< 0.00005	< 0.00005	< 0.00005	< 0.00005	< 0.00005	< 0.00005	< 0.00005
Al (diss) [mg/L]	0.034	0.188	0.015	0.151	0.125	0.217	0.028	0.130	0.002	0.088	0.039
As (diss) [mg/L]	2.21	0.0255	0.0003	0.0730	0.0232	0.0142	0.0197	0.840	0.0009	0.0117	0.0022
Ba (diss) [mg/L]	0.00107	0.00612	0.0779	0.01527	0.00094	0.00133	0.00893	0.00155	0.00567	0.00264	0.00638
Be (diss) [mg/L]	< 0.000007	< 0.000007	< 0.000007	< 0.000007	< 0.000007	< 0.000007	< 0.000007	< 0.000007	< 0.000007	< 0.000007	< 0.000007
B (diss) [mg/L]	0.005	0.013	0.012	< 0.002	0.002	0.003	0.007	0.005	0.011	0.005	0.004
Bi (diss) [mg/L]	< 0.00001	< 0.00001	< 0.00001	< 0.00001	< 0.00001	< 0.00001	< 0.00001	< 0.00001	< 0.00001	< 0.00001	0.00003

OnLine LIMS

0003877521

Results relate only to the sample tested. Data reported represents the sample submitted to SGS. Reproduction of this analytical report in full or in part is prohibited without prior written approval. Please refer to SGS General Conditions of Services located at https://www.sgs.ca/en/terms-and-conditions (Printed copies are available upon request.)
Test method information available upon request. "Temperature Upon Receipt" is representative of the whole shipment and may not reflect the temperature of individual samples.
SGS Canada Inc. Environment-Health & Safety statement of conformity decision rule does not consider uncertainty when analytical results are compared to a specified standard or regulation.

SGS Canada Inc.
P.O. Box 4300 - 185 Concession St.
Lakefield - Ontario - KOL 2HO
Phone: 705-652-2000 FAX: 705-652-6365

Env ICP-MS Metals Total and Dissolved Metals

Project : CA20M-00000-110-19896-01

LR Report : **CA15716-OCT23**

Analysis	22: DX450105 Week 12	23: DX450113 Week 12	24: DX450119 Week 12	25: DX450130 Week 12	26: DX450135 Week 12	27: DX450137 Week 12	28: DX450143 Week 12	29: DX450144 Week 12	30: DX450153 Week 12	31: DX450155 Week 12	32: DX450170 Week 12
Ca (diss) [mg/L]	17.3	17.4	73.8	10.1	10.4	11.5	32.9	14.4	35.6	22.6	15.0
Cd (diss) [mg/L]	0.000007	< 0.000003	0.000507	0.000003	0.000012	< 0.000003	0.000003	0.000005	0.000426	0.000324	0.000263
Co (diss) [mg/L]	0.000092	0.000060	0.002025	0.000079	0.000026	0.000008	0.000516	0.00111	0.000258	0.000048	0.000016
Cr (diss) [mg/L]	0.00011	0.00008	< 0.00008	< 0.00008	< 0.00008	0.00033	0.00011	0.00008	0.00009	< 0.00008	< 0.00008
Cu (diss) [mg/L]	< 0.0002	< 0.0002	< 0.0002	0.0004	< 0.0002	< 0.0002	0.0002	0.0003	0.0002	0.0004	< 0.0002
Fe (diss) [mg/L]	< 0.007	< 0.007	< 0.007	< 0.007	< 0.007	< 0.007	< 0.007	< 0.007	< 0.007	< 0.007	< 0.007
K (diss) [mg/L]	2.06	2.56	11.7	4.83	2.51	3.73	12.5	2.39	6.22	3.60	2.08
Mg (diss) [mg/L]	0.200	1.03	1.34	0.564	0.349	0.357	2.38	0.587	1.07	0.488	0.207
Mn (diss) [mg/L]	0.0879	0.0402	1.31	0.0249	0.0162	0.00858	0.0113	0.00551	0.693	0.129	0.103
Mo (diss) [mg/L]	0.00012	0.00008	0.00011	0.00022	0.00017	0.00010	0.00010	0.00145	0.00009	0.00216	0.00040
Na (diss) [mg/L]	0.16	0.18	0.95	0.51	0.28	0.39	0.75	0.34	0.74	0.50	0.26
Ni (diss) [mg/L]	< 0.0001	0.0002	0.0014	0.0007	0.0002	< 0.0001	0.0020	0.0022	0.0024	0.0004	0.0003
P (diss) [mg/L]	< 0.003	< 0.003	< 0.003	0.003	< 0.003	< 0.003	< 0.003	0.004	< 0.003	< 0.003	< 0.003
Pb (diss) [mg/L]	0.00034	0.00023	0.00039	0.00039	0.00037	0.00034	0.00033	0.00019	0.00046	0.00051	0.01070
S (diss) [mg/L]	10	6	71	< 3	< 3	< 3	35	6	37	11	7
Sb (diss) [mg/L]	0.0095	0.0021	< 0.0009	0.0035	0.0015	0.0017	0.0012	0.0017	0.0013	0.0030	0.0043
Se (diss) [mg/L]	0.00016	< 0.00004	0.00173	0.00142	0.00005	< 0.00004	0.00078	0.00015	0.00081	0.00149	0.01446
Si (diss) [mg/L]	4.04	1.37	1.45	1.14	1.75	1.92	4.14	2.16	8.81	2.40	1.64
Sn (diss) [mg/L]	0.00090	0.00143	0.00134	0.00150	0.00130	0.00207	0.00092	0.00126	0.00271	0.00144	0.00102
Sr (diss) [mg/L]	0.0142	0.0741	0.0689	0.0425	0.0292	0.0448	0.0984	0.0604	0.0856	0.0714	0.0361
Th (diss) [mg/L]	< 0.0001	< 0.0001	< 0.0001	< 0.0001	< 0.0001	< 0.0001	< 0.0001	< 0.0001	< 0.0001	< 0.0001	< 0.0001
Ti (diss) [mg/L]	< 0.00007	< 0.00007	< 0.00007	< 0.00007	< 0.00007	< 0.00007	< 0.00007	< 0.00007	< 0.00007	< 0.00007	< 0.00007
Tl (diss) [mg/L]	0.000011	< 0.000005	0.000005	0.000008	0.000007	0.000007	0.000005	< 0.000005	0.000051	0.000016	0.000023
U (diss) [mg/L]	0.00307	0.000390	0.000118	0.00337	0.00329	0.00639	0.00224	0.000519	0.000422	0.00631	0.000940
V (diss) [mg/L]	0.00028	0.00077	0.00004	0.00154	0.00071	0.00230	0.00072	0.00181	0.00013	0.00140	0.00007
W (diss) [mg/L]	0.00025	0.00046	< 0.00002	0.00075	0.00015	0.00031	0.00014	0.00018	0.00003	0.00072	0.00034
Zn (diss) [mg/L]	< 0.002	< 0.002	0.083	< 0.002	< 0.002	< 0.002	< 0.002	< 0.002	0.003	0.006	0.005
Zr (diss) [mg/L]	< 0.002	< 0.002	< 0.002	< 0.002	< 0.002	< 0.002	< 0.002	< 0.002	< 0.002	< 0.002	< 0.002

OnLine LIMS

0003877521

Results relate only to the sample tested. Data reported represents the sample submitted to SGS. Reproduction of this analytical report in full or in part is prohibited without prior written approval. Please refer to SGS General Conditions of Services located at https://www.sgs.ca/en/terms-and-conditions (Printed copies are available upon request.)
Test method information available upon request. "Temperature Upon Receipt" is representative of the whole shipment and may not reflect the temperature of individual samples.
SGS Canada Inc. Environment-Health & Safety statement of conformity decision rule does not consider uncertainty when analytical results are compared to a specified standard or regulation.

SGS Canada Inc.
P.O. Box 4300 - 185 Concession St.
Lakefield - Ontario - KOL 2HO
Phone: 705-652-2000 FAX: 705-652-6365

Analysis	33: DX450200 Week 12	34: DX450227 Week 12	35: DX450230 Week 12	36: DX450232 Week 12	37: DX450233 Week 12	38: DX450239 Week 12	39: Column Blank Week 12
Sample Date & Time	N/A	N/A	N/A	N/A	N/A	N/A	N/A
Temp Upon Receipt [°C]	20.0	20.0	20.0	20.0	20.0	20.0	20.0
pH [No unit]	7.24	7.45	7.62	7.41	7.67	7.49	6.02
Conductivity [uS/cm]	172	49	64	106	215	218	2
Alkalinity [mg/L as CaCO3]	41	25	31	26	45	39	< 2
Acidity [mg/L as CaCO3]	< 2	< 2	< 2	< 2	< 2	< 2	4
F [mg/L]	< 0.06	< 0.06	< 0.06	< 0.06	< 0.06	< 0.06	< 0.06
Cl [mg/L]	< 0.2	< 0.2	< 0.2	< 0.2	< 0.2	< 0.2	< 0.2
SO4 [mg/L]	50	1.0	2.9	22	73	69	< 0.2
Hg (diss) [mg/L]	0.00001	< 0.00001	< 0.00001	0.00001	0.00001	< 0.00001	0.00001
Ag (diss) [mg/L]	< 0.00005	< 0.00005	< 0.00005	< 0.00005	< 0.00005	< 0.00005	< 0.00005
Al (diss) [mg/L]	0.022	0.111	0.155	0.110	0.038	0.028	< 0.001
As (diss) [mg/L]	0.0016	0.0031	0.0021	0.0125	0.0012	0.0004	< 0.0002
Ba (diss) [mg/L]	0.00750	0.00104	0.00183	0.00284	0.00221	0.00210	0.00010
Be (diss) [mg/L]	< 0.000007	< 0.000007	< 0.000007	< 0.000007	< 0.000007	< 0.000007	< 0.000007
B (diss) [mg/L]	0.005	< 0.002	< 0.002	0.006	0.010	0.007	< 0.002
Bi (diss) [mg/L]	< 0.00001	< 0.00001	< 0.00001	< 0.00001	< 0.00001	< 0.00001	< 0.00001
Ca (diss) [mg/L]	27.0	8.67	9.07	15.9	39.6	36.9	0.04
Cd (diss) [mg/L]	0.00530	0.000009	0.000003	0.000028	0.000442	0.000008	0.000003
Co (diss) [mg/L]	0.000339	0.000004	< 0.000004	0.000007	0.000135	0.000008	< 0.000004
Cr (diss) [mg/L]	0.00011	< 0.00008	< 0.00008	< 0.00008	< 0.00008	< 0.00008	< 0.00008
Cu (diss) [mg/L]	0.0049	< 0.0002	< 0.0002	< 0.0002	< 0.0002	< 0.0002	0.0008
Fe (diss) [mg/L]	< 0.007	< 0.007	< 0.007	< 0.007	< 0.007	< 0.007	< 0.007
K (diss) [mg/L]	3.72	1.85	3.58	3.88	8.46	3.32	< 0.009
Mg (diss) [mg/L]	0.456	0.340	0.454	0.511	0.779	0.425	< 0.001
Mn (diss) [mg/L]	0.716	0.0227	0.0140	0.0700	0.183	0.100	0.00021
Mo (diss) [mg/L]	0.00068	0.00010	0.00012	0.00020	0.00009	0.00020	< 0.00004
Na (diss) [mg/L]	0.48	0.42	0.25	0.36	0.42	0.09	< 0.01
Ni (diss) [mg/L]	0.0011	0.0003	0.0004	0.0004	0.0009	0.0003	0.0003
P (diss) [mg/L]	< 0.003	0.003	< 0.003	< 0.003	< 0.003	< 0.003	0.005
Pb (diss) [mg/L]	0.00030	0.00030	0.00031	0.00039	0.00043	0.00034	0.00016
S (diss) [mg/L]	18	< 3	< 3	8	26	23	< 3
Sb (diss) [mg/L]	0.0099	< 0.0009	0.0010	0.0041	0.0011	< 0.0009	< 0.0009

OnLine LIMS

0003877521

Results relate only to the sample tested. Data reported represents the sample submitted to SGS. Reproduction of this analytical report in full or in part is prohibited without prior written approval. Please refer to SGS General Conditions of Services located at https://www.sgs.ca/en/terms-and-conditions (Printed copies are available upon request.)
Test method information available upon request. "Temperature Upon Receipt" is representative of the whole shipment and may not reflect the temperature of individual samples.
SGS Canada Inc. Environment-Health & Safety statement of conformity decision rule does not consider uncertainty when analytical results are compared to a specified standard or regulation.

SGS Canada Inc.
P.O. Box 4300 - 185 Concession St.
Lakefield - Ontario - KOL 2HO
Phone: 705-652-2000 FAX: 705-652-6365

Analysis	33: DX450200 Week 12	34: DX450227 Week 12	35: DX450230 Week 12	36: DX450232 Week 12	37: DX450233 Week 12	38: DX450239 Week 12	39: Column Blank Week 12
Se (diss) [mg/L]	0.00023	< 0.00004	< 0.00004	0.00030	0.00084	0.00233	< 0.00004
Si (diss) [mg/L]	2.26	1.12	1.29	1.47	3.02	2.23	< 0.02
Sn (diss) [mg/L]	0.00043	0.00074	0.00154	0.00103	0.00151	0.00138	0.00059
Sr (diss) [mg/L]	0.0424	0.0181	0.0272	0.0289	0.0798	0.0506	0.0001
Th (diss) [mg/L]	< 0.0001	< 0.0001	< 0.0001	< 0.0001	< 0.0001	< 0.0001	< 0.0001
Ti (diss) [mg/L]	< 0.00007	< 0.00007	< 0.00007	< 0.00007	< 0.00007	0.00011	< 0.00007
Tl (diss) [mg/L]	0.000049	0.000006	0.000010	0.000016	0.000009	0.000021	< 0.000005
U (diss) [mg/L]	0.00306	0.00528	0.00369	0.0156	0.00731	0.002669	0.000006
V (diss) [mg/L]	0.00027	0.00159	0.00149	0.00229	0.00031	0.00009	0.00001
W (diss) [mg/L]	0.00058	0.00068	0.00034	0.00056	0.00030	0.00033	< 0.00002
Zn (diss) [mg/L]	0.238	< 0.002	< 0.002	< 0.002	0.034	0.002	0.002
Zr (diss) [mg/L]	< 0.002	< 0.002	< 0.002	< 0.002	< 0.002	< 0.002	< 0.002

Revised to include Zirconium analysis.

NA - Not applicable
ND - Not Detected
NV - No Value

Alisha Kelly, B.Sc.,
Project Specialist,
Environment, Health & Safety

OnLine LIMS

Results relate only to the sample tested. Data reported represents the sample submitted to SGS. Reproduction of this analytical report in full or in part is prohibited without prior written approval. Please refer to SGS General Conditions of Services located at https://www.sgs.ca/en/terms-and-conditions (Printed copies are available upon request.)
Test method information available upon request. "Temperature Upon Receipt" is representative of the whole shipment and may not reflect the temperature of individual samples.
SGS Canada Inc. Environment-Health & Safety statement of conformity decision rule does not consider uncertainty when analytical results are compared to a specified standard or regulation.

0003877521

SGS Canada Inc.
P.O. Box 4300 - 185 Concession St.
Lakefield - Ontario - KOL 2HO
Phone: 705-652-2000 FAX: 705-652-6365

SGS Lakefield Environmental Met
Attn : Barb Bowman

Env ICP-MS Metals Total and Dissolved Metals

Project : CA20M-00000-110-19896-01

02-October-2024

Date Rec. : 01 November 2023
LR Report: **CA12002-NOV23**
Reference: 19896-01-16

Copy: #2

CERTIFICATE OF ANALYSIS
Final Report - Revised

Analysis	1: Analysis Start Date	2: Analysis Start Time	3: Analysis Completed Date	4: Analysis Completed Time	5: QC - Blank	6: QC - STD % Recovery	7: QC - DUP % RPD	8: QC - Spike Rep	9: DX 550053 Week 13	10: DX 550073 Week 13	11: DX 550089 Week 13
Sample Date & Time									N/A	N/A	N/A
Temp Upon Receipt [°C]									19.0	19.0	19.0
pH [No unit]	06-Nov-23	14:44	07-Nov-23	11:21	NA	100%	0%	NA	7.74	7.86	7.75
Conductivity [uS/cm]	06-Nov-23	14:44	07-Nov-23	11:21	< 2	98%	ND	NA	103	102	178
Alkalinity [mg/L as CaCO3]	06-Nov-23	14:44	07-Nov-23	11:21	< 2	94%	0%	NA	44	48	60
Acidity [mg/L as CaCO3]	06-Nov-23	14:44	07-Nov-23	11:21	< 2	92%	ND	NA	< 2	< 2	< 2
F [mg/L]	03-Nov-23	08:52	03-Nov-23	13:35	< 0.06	98%	7%	96%	0.11	< 0.06	< 0.06
Cl [mg/L]	16-Nov-23	11:21	17-Nov-23	13:48	< 0.2	100%	ND	99%	< 0.2	< 0.2	< 0.2
SO4 [mg/L]	16-Nov-23	11:21	23-Nov-23	16:02	< 0.2	98%	2%	80%	13	8.6	39
Hg (diss) [mg/L]	23-Nov-23	09:09	27-Nov-23	12:27	< 0.00001	95%	ND	96%	< 0.00001	< 0.00001	0.00001
Ag (diss) [mg/L]	22-Nov-22	16:34	27-Nov-23	12:27	< 0.00005	101%	ND	93%	< 0.00005	< 0.00005	< 0.00005
Al (diss) [mg/L]	22-Nov-22	16:34	27-Nov-23	12:27	< 0.001	96%	1%	77%	0.053	0.111	0.135
As (diss) [mg/L]	22-Nov-22	16:34	27-Nov-23	12:27	< 0.0002	96%	1%	106%	0.0033	0.544	0.0012
Ba (diss) [mg/L]	22-Nov-22	16:34	27-Nov-23	12:27	< 0.00008	97%	2%	80%	0.0107	0.00497	0.00954
Be (diss) [mg/L]	22-Nov-22	16:34	27-Nov-23	12:27	< 0.000007	104%	ND	Error!	< 0.000007	< 0.000007	< 0.000007
B (diss) [mg/L]	22-Nov-22	16:34	27-Nov-23	12:27	< 0.002	92%	ND	Error!	0.007	0.008	0.009
Bi (diss) [mg/L]	22-Nov-22	16:34	27-Nov-23	12:27	< 0.00001	90%	13%	89%	< 0.00001	< 0.00001	< 0.00001
Ca (diss) [mg/L]	22-Nov-22	16:34	27-Nov-23	12:27	< 0.01	105%	2%	108%	18.9	17.5	28.7

OnLine LIMS

0003877530

Results relate only to the sample tested. Data reported represents the sample submitted to SGS. Reproduction of this analytical report in full or in part is prohibited without prior written approval. Please refer to SGS General Conditions of Services located at https://www.sgs.ca/en/terms-and-conditions (Printed copies are available upon request.)
Test method information available upon request. "Temperature Upon Receipt" is representative of the whole shipment and may not reflect the temperature of individual samples.
SGS Canada Inc. Environment-Health & Safety statement of conformity decision rule does not consider uncertainty when analytical results are compared to a specified standard or regulation.

SGS Canada Inc.
P.O. Box 4300 - 185 Concession St.
Lakefield - Ontario - KOL 2HO
Phone: 705-652-2000 FAX: 705-652-6365

Env ICP-MS Metals Total and Dissolved Metals

Project : CA20M-00000-110-19896-01

LR Report : **CA12002-NOV23**

Analysis	1: Analysis Start Date	2: Analysis Start Time	3: Analysis Completed Date	4: Analysis Completed Time	5: QC - Blank	6: QC - STD % Recovery	7: QC - DUP % RPD	8: QC - Spike Rep	9: DX 550053 Week 13	10: DX 550073 Week 13	11: DX 550089 Week 13
Cd (diss) [mg/L]	22-Nov-22	16:34	27-Nov-23	12:27	< 0.000003	103%	4%	125%	< 0.000003	< 0.000003	< 0.000003
Co (diss) [mg/L]	22-Nov-22	16:34	27-Nov-23	12:27	< 0.000004	100%	0%	108%	0.000063	0.000678	0.000100
Cr (diss) [mg/L]	22-Nov-22	16:34	27-Nov-23	12:27	< 0.00008	99%	2%	116%	< 0.00008	< 0.00008	< 0.00008
Cu (diss) [mg/L]	22-Nov-22	16:34	27-Nov-23	12:27	< 0.0002	99%	1%	86%	0.0002	0.0004	0.0003
Fe (diss) [mg/L]	22-Nov-22	16:34	27-Nov-23	12:27	< 0.007	103%	1%	125%	< 0.007	< 0.007	< 0.007
K (diss) [mg/L]	22-Nov-22	16:34	27-Nov-23	12:27	< 0.009	99%	1%	103%	1.91	3.95	10.3
Mg (diss) [mg/L]	22-Nov-22	16:34	27-Nov-23	12:27	< 0.001	109%	2%	102%	1.42	1.98	4.25
Mn (diss) [mg/L]	22-Nov-22	16:34	27-Nov-23	12:27	< 0.00001	98%	2%	80%	0.0624	0.0430	0.0516
Mo (diss) [mg/L]	22-Nov-22	16:34	27-Nov-23	12:27	< 0.00004	103%	ND	100%	< 0.00004	0.00015	0.00008
Na (diss) [mg/L]	22-Nov-22	16:34	27-Nov-23	12:27	< 0.01	106%	1%	76%	0.30	0.71	0.35
Ni (diss) [mg/L]	22-Nov-22	16:34	27-Nov-23	12:27	< 0.0001	101%	1%	92%	0.0003	0.0010	0.0001
P (diss) [mg/L]	22-Nov-22	16:34	27-Nov-23	12:27	< 0.003	103%	4%	NV	< 0.003	0.004	< 0.003
Pb (diss) [mg/L]	22-Nov-22	16:34	27-Nov-23	12:27	< 0.00009	92%	0%	111%	< 0.00009	< 0.00009	< 0.00009
S (diss) [mg/L]	22-Nov-22	16:34	27-Nov-23	12:27	< 1	105%	19%	NV	5	< 3	14
Sb (diss) [mg/L]	22-Nov-22	16:34	27-Nov-23	12:27	< 0.0009	110%	4%	111%	0.0010	< 0.0009	< 0.0009
Se (diss) [mg/L]	22-Nov-22	16:34	27-Nov-23	12:27	< 0.00004	97%	1%	121%	0.00025	0.00031	0.00054
Si (diss) [mg/L]	22-Nov-22	16:34	27-Nov-23	12:27	< 0.02	104%	0%	NV	1.86	1.87	1.92
Sn (diss) [mg/L]	22-Nov-22	16:34	27-Nov-23	12:27	< 0.00006	102%	ND	NV	0.00128	0.00131	0.00098
Sr (diss) [mg/L]	22-Nov-22	16:34	27-Nov-23	12:27	< 0.00008	94%	3%	92%	0.0712	0.0797	0.0598
Th (diss) [mg/L]	22-Nov-22	16:34	27-Nov-23	12:27	< 0.0001	93%	6%	NV	< 0.0001	< 0.0001	< 0.0001
Ti (diss) [mg/L]	22-Nov-22	16:34	27-Nov-23	12:27	< 0.00005	100%	0%	NV	< 0.00007	0.00011	< 0.00007
Tl (diss) [mg/L]	22-Nov-22	16:34	27-Nov-23	12:27	< 0.000005	94%	ND	116%	< 0.000005	< 0.000005	< 0.000005
U (diss) [mg/L]	22-Nov-22	16:34	27-Nov-23	12:27	< 0.000002	97%	1%	125%	0.000097	0.000567	0.000103
V (diss) [mg/L]	22-Nov-22	16:34	27-Nov-23	12:26	< 0.00001	101%	0%	88%	0.00280	0.0101	0.00066
W (diss) [mg/L]	22-Nov-22	16:34	27-Nov-23	12:26	< 0.00002	99%	ND	NV	0.00010	0.00055	0.00028
Zn (diss) [mg/L]	22-Nov-22	16:34	27-Nov-23	12:26	< 0.002	100%	3%	121%	0.005	0.003	0.003
Zr (diss) [mg/L]	22-Nov-22	16:34	01-Oct-24	13:20	< 0.002	101%	ND	NV	< 0.002	< 0.002	< 0.002

Analysis	12: DX 550101 Week 13	13: DX450017 Week 13	14: DX450022 Week 13	15: DX450030 Week 13	16: DX450039 Week 13	17: DX450049 Week 13	18: DX450051 Week 13	19: DX450071 Week 13	20: DX450080 Week 13	21: DX450089 Week 13	22: DX450105 Week 13
Sample Date & Time	N/A	N/A	N/A	N/A	N/A	N/A	N/A	N/A	N/A	N/A	N/A

OnLine LIMS

0003877530

Results relate only to the sample tested. Data reported represents the sample submitted to SGS. Reproduction of this analytical report in full or in part is prohibited without prior written approval. Please refer to SGS General Conditions of Services located at https://www.sgs.ca/en/terms-and-conditions (Printed copies are available upon request.)
Test method information available upon request. "Temperature Upon Receipt" is representative of the whole shipment and may not reflect the temperature of individual samples.
SGS Canada Inc. Environment-Health & Safety statement of conformity decision rule does not consider uncertainty when analytical results are compared to a specified standard or regulation.

SGS Canada Inc.
P.O. Box 4300 - 185 Concession St.
Lakefield - Ontario - KOL 2HO
Phone: 705-652-2000 FAX: 705-652-6365

Env ICP-MS Metals Total and Dissolved Metals

Project : CA20M-00000-110-19896-01

LR Report : **CA12002-NOV23**

Analysis	12: DX 550101 Week 13	13: DX450017 Week 13	14: DX450022 Week 13	15: DX450030 Week 13	16: DX450039 Week 13	17: DX450049 Week 13	18: DX450051 Week 13	19: DX450071 Week 13	20: DX450080 Week 13	21: DX450089 Week 13	22: DX450105 Week 13
Temp Upon Receipt [°C]	19.0	19.0	19.0	19.0	19.0	19.0	19.0	19.0	19.0	19.0	19.0
pH [No unit]	7.66	7.60	7.80	7.54	7.52	7.55	7.38	7.69	7.19	7.56	7.18
Conductivity [uS/cm]	109	108	111	70	96	69	117	94	68	102	89
Alkalinity [mg/L as CaCO3]	45	34	44	28	32	34	23	36	14	34	18
Acidity [mg/L as CaCO3]	< 2	< 2	< 2	< 2	< 2	< 2	< 2	< 2	< 2	< 2	< 2
F [mg/L]	< 0.06	< 0.06	< 0.06	< 0.06	< 0.06	< 0.06	< 0.06	< 0.06	< 0.06	< 0.06	0.19
Cl [mg/L]	< 0.2	< 0.2	< 0.2	< 0.2	< 0.2	< 0.2	< 0.2	< 0.2	< 0.2	< 0.2	< 0.2
SO4 [mg/L]	17	21	16	9.8	18	6.9	35	12	17	18	25
Hg (diss) [mg/L]	< 0.00001	0.00001	< 0.00001	< 0.00001	0.00001	< 0.00001	0.00004	0.00002	< 0.00001	< 0.00001	0.00001
Ag (diss) [mg/L]	< 0.00005	< 0.00005	< 0.00005	< 0.00005	< 0.00005	< 0.00005	< 0.00005	< 0.00005	< 0.00005	< 0.00005	< 0.00005
Al (diss) [mg/L]	0.107	0.054	0.097	0.064	0.044	0.073	0.031	0.095	0.019	0.077	0.020
As (diss) [mg/L]	0.0057	0.0793	0.0158	0.0152	0.117	0.0014	0.0005	0.173	0.0499	0.0070	2.28
Ba (diss) [mg/L]	0.00418	0.00308	0.00104	0.00313	0.00251	0.0114	0.00222	0.00210	0.00200	0.00393	0.00101
Be (diss) [mg/L]	< 0.000007	< 0.000007	< 0.000007	< 0.000007	< 0.000007	< 0.000007	< 0.000007	< 0.000007	< 0.000007	< 0.000007	< 0.000007
B (diss) [mg/L]	0.004	0.016	0.005	0.005	0.003	0.003	0.006	0.008	0.005	0.003	0.006
Bi (diss) [mg/L]	< 0.00001	< 0.00001	< 0.00001	< 0.00001	< 0.00001	< 0.00001	< 0.00001	< 0.00001	< 0.00001	< 0.00001	< 0.00001
Ca (diss) [mg/L]	20.2	17.4	21.1	12.7	16.8	11.4	20.7	16.3	8.20	16.7	15.9
Cd (diss) [mg/L]	0.000005	0.000008	0.000003	0.000035	0.000048	0.000010	0.000349	0.000011	0.000003	0.000004	0.000014
Co (diss) [mg/L]	0.000107	0.000024	0.000176	0.000019	0.000063	0.000085	0.000015	0.000076	0.000084	0.000029	0.000099
Cr (diss) [mg/L]	< 0.00008	< 0.00008	< 0.00008	< 0.00008	< 0.00008	< 0.00008	< 0.00008	< 0.00008	< 0.00008	< 0.00008	< 0.00008
Cu (diss) [mg/L]	0.0002	< 0.0002	0.0003	0.0002	< 0.0002	0.0003	< 0.0002	< 0.0002	< 0.0002	< 0.0002	< 0.0002
Fe (diss) [mg/L]	< 0.007	< 0.007	< 0.007	< 0.007	< 0.007	< 0.007	< 0.007	< 0.007	< 0.007	< 0.007	< 0.007
K (diss) [mg/L]	1.87	6.16	0.818	1.58	4.00	1.10	3.62	2.83	5.36	5.52	1.88
Mg (diss) [mg/L]	1.63	0.854	0.911	0.162	0.263	1.22	0.413	0.758	0.719	0.682	0.209
Mn (diss) [mg/L]	0.0382	0.00070	0.0335	0.102	0.116	0.0959	0.0582	0.0307	0.00861	0.0687	0.0950
Mo (diss) [mg/L]	< 0.00004	0.00038	0.00007	0.00012	0.00015	0.00091	0.00006	0.00081	0.00020	0.00012	0.00008
Na (diss) [mg/L]	0.53	0.46	0.37	0.44	0.47	0.85	0.29	0.77	0.43	0.39	0.21
Ni (diss) [mg/L]	0.0002	0.0002	0.0001	< 0.0001	0.0002	< 0.0001	0.0002	0.0001	0.0001	< 0.0001	< 0.0001
P (diss) [mg/L]	< 0.003	0.003	< 0.003	0.005	< 0.003	0.005	< 0.003	< 0.003	< 0.003	0.004	0.006
Pb (diss) [mg/L]	< 0.00009	< 0.00009	< 0.00009	< 0.00009	< 0.00009	< 0.00009	0.139	0.00012	< 0.00009	< 0.00009	< 0.00009
S (diss) [mg/L]	6	7	6	4	7	< 3	14	4	6	7	8
Sb (diss) [mg/L]	< 0.0009	0.0011	< 0.0009	0.0023	0.0027	0.0022	0.0882	0.0039	0.0011	0.0022	0.0092
Se (diss) [mg/L]	0.00016	0.00006	0.00018	0.00047	0.00022	0.00248	0.00206	0.00869	0.00015	0.00007	0.00017

OnLine LIMS

0003877530

Results relate only to the sample tested. Data reported represents the sample submitted to SGS. Reproduction of this analytical report in full or in part is prohibited without prior written approval. Please refer to SGS General Conditions of Services located at https://www.sgs.ca/en/terms-and-conditions (Printed copies are available upon request.)
Test method information available upon request. "Temperature Upon Receipt" is representative of the whole shipment and may not reflect the temperature of individual samples.
SGS Canada Inc. Environment-Health & Safety statement of conformity decision rule does not consider uncertainty when analytical results are compared to a specified standard or regulation.

SGS Canada Inc.
P.O. Box 4300 - 185 Concession St.
Lakefield - Ontario - KOL 2HO
Phone: 705-652-2000 FAX: 705-652-6365

Analysis	12: DX 550101 Week 13	13: DX450017 Week 13	14: DX450022 Week 13	15: DX450030 Week 13	16: DX450039 Week 13	17: DX450049 Week 13	18: DX450051 Week 13	19: DX450071 Week 13	20: DX450080 Week 13	21: DX450089 Week 13	22: DX450105 Week 13
Si (diss) [mg/L]	2.13	2.47	1.89	2.01	2.06	1.42	2.69	2.19	3.14	1.66	4.77
Sn (diss) [mg/L]	0.00124	0.00140	0.00054	0.00047	0.00081	0.00078	0.00050	0.00120	0.00077	0.00087	0.00083
Sr (diss) [mg/L]	0.0400	0.112	0.0275	0.0250	0.0162	0.0479	0.0541	0.0793	0.0284	0.0454	0.0134
Th (diss) [mg/L]	< 0.0001	< 0.0001	< 0.0001	< 0.0001	< 0.0001	< 0.0001	< 0.0001	< 0.0001	< 0.0001	< 0.0001	< 0.0001
Ti (diss) [mg/L]	< 0.00007	< 0.00007	< 0.00007	< 0.00007	< 0.00007	< 0.00007	< 0.00007	< 0.00007	< 0.00007	< 0.00007	< 0.00007
Tl (diss) [mg/L]	< 0.000005	0.000005	< 0.000005	< 0.000005	< 0.000005	< 0.000005	0.000008	< 0.000005	< 0.000005	< 0.000005	< 0.000005
U (diss) [mg/L]	0.000249	0.00111	0.000153	0.00356	0.00646	0.00272	0.000011	0.00549	0.00124	0.00377	0.00210
V (diss) [mg/L]	0.00371	0.00097	0.00330	0.00044	0.00240	0.00016	< 0.00001	0.00141	0.00205	0.00106	0.00029
W (diss) [mg/L]	0.00010	0.00046	0.00009	0.00124	0.00031	0.00036	0.00035	0.00091	0.00182	0.00031	0.00020
Zn (diss) [mg/L]	0.007	0.004	< 0.002	< 0.002	< 0.002	< 0.002	0.024	< 0.002	< 0.002	< 0.002	0.006
Zr (diss) [mg/L]	< 0.002	< 0.002	< 0.002	< 0.002	< 0.002	< 0.002	< 0.002	< 0.002	< 0.002	< 0.002	< 0.002

Analysis	23: DX450113 Week 13	24: DX450119 Week 13	25: DX450130 Week 13	26: DX450135 Week 13	27: DX450137 Week 13	28: DX450143 Week 13	29: DX450144 Week 13	30: DX450153 Week 13	31: DX450155 Week 13	32: DX450170 Week 13	33: DX450200 Week 13
Sample Date & Time	N/A	N/A	N/A	N/A	N/A	N/A	N/A	N/A	N/A	N/A	N/A
Temp Upon Receipt [°C]	19.0	19.0	19.0	19.0	19.0	19.0	19.0	19.0	19.0	19.0	19.0
pH [No unit]	7.69	7.61	7.57	7.61	7.61	7.31	7.50	6.94	7.68	7.40	7.48
Conductivity [uS/cm]	109	421	72	64	69	167	96	180	121	89	152
Alkalinity [mg/L as CaCO3]	42	42	34	31	31	21	31	7	37	27	35
Acidity [mg/L as CaCO3]	< 2	< 2	< 2	< 2	< 2	< 2	< 2	< 2	< 2	< 2	< 2
F [mg/L]	< 0.06	< 0.06	< 0.06	< 0.06	< 0.06	< 0.06	< 0.06	< 0.06	< 0.06	< 0.06	< 0.06
Cl [mg/L]	< 0.2	0.3	< 0.2	< 0.2	< 0.2	< 0.2	< 0.2	< 0.2	< 0.2	< 0.2	< 0.2
SO4 [mg/L]	18	160	4.3	4.2	7.8	64	20	77	26	18	45
Hg (diss) [mg/L]	< 0.00001	< 0.00001	0.00001	0.00002	0.00001	< 0.00001	< 0.00001	< 0.00001	0.00001	< 0.00001	0.00001
Ag (diss) [mg/L]	< 0.00005	< 0.00005	< 0.00005	< 0.00005	< 0.00005	< 0.00005	< 0.00005	< 0.00005	< 0.00005	< 0.00005	< 0.00005
Al (diss) [mg/L]	0.108	0.014	0.069	0.062	0.054	0.022	0.029	0.001	0.072	0.036	0.021
As (diss) [mg/L]	0.0288	0.0009	0.0781	0.0333	0.0132	0.0163	0.874	0.0012	0.0141	0.0027	0.0017
Ba (diss) [mg/L]	0.00728	0.0738	0.0170	0.00099	0.00138	0.00679	0.00178	0.00482	0.00232	0.00626	0.00731
Be (diss) [mg/L]	< 0.000007	< 0.000007	< 0.000007	< 0.000007	< 0.000007	< 0.000007	< 0.000007	0.000011	< 0.000007	< 0.000007	< 0.000007
B (diss) [mg/L]	0.016	0.014	0.003	0.003	0.003	0.007	0.006	0.009	0.005	0.005	0.006
Bi (diss) [mg/L]	< 0.00001	< 0.00001	< 0.00001	< 0.00001	< 0.00001	< 0.00001	< 0.00001	< 0.00001	< 0.00001	0.00001	< 0.00001

OnLine LIMS

Results relate only to the sample tested. Data reported represents the sample submitted to SGS. Reproduction of this analytical report in full or in part is prohibited without prior written approval. Please refer to SGS General Conditions of Services located at https://www.sgs.ca/en/terms-and-conditions (Printed copies are available upon request.)
Test method information available upon request. "Temperature Upon Receipt" is representative of the whole shipment and may not reflect the temperature of individual samples.
SGS Canada Inc. Environment-Health & Safety statement of conformity decision rule does not consider uncertainty when analytical results are compared to a specified standard or regulation.

0003877530

SGS Canada Inc.
P.O. Box 4300 - 185 Concession St.
Lakefield - Ontario - KOL 2HO
Phone: 705-652-2000 FAX: 705-652-6365

Env ICP-MS Metals Total and Dissolved Metals

Project : CA20M-00000-110-19896-01

LR Report : CA12002-NOV23

Analysis	23: DX450113 Week 13	24: DX450119 Week 13	25: DX450130 Week 13	26: DX450135 Week 13	27: DX450137 Week 13	28: DX450143 Week 13	29: DX450144 Week 13	30: DX450153 Week 13	31: DX450155 Week 13	32: DX450170 Week 13	33: DX450200 Week 13
Ca (diss) [mg/L]	19.7	78.5	10.9	11.1	11.5	26.1	16.3	28.9	21.6	16.0	29.1
Cd (diss) [mg/L]	< 0.000003	0.000491	0.000003	0.000021	0.000003	< 0.000003	0.000005	0.000489	0.000290	0.000243	0.00510
Co (diss) [mg/L]	0.000151	0.00207	0.000109	0.000033	0.000132	0.000629	0.00127	0.000420	0.000052	0.000022	0.000343
Cr (diss) [mg/L]	< 0.00008	< 0.00008	< 0.00008	< 0.00008	< 0.00008	0.00081	< 0.00008	< 0.00008	< 0.00008	< 0.00008	< 0.00008
Cu (diss) [mg/L]	< 0.0002	0.0002	0.0004	< 0.0002	0.0004	0.0002	0.0002	0.0002	0.0003	< 0.0002	0.0065
Fe (diss) [mg/L]	< 0.007	< 0.007	< 0.007	< 0.007	< 0.007	< 0.007	< 0.007	< 0.007	< 0.007	< 0.007	< 0.007
K (diss) [mg/L]	2.74	12.2	4.91	2.44	3.18	9.95	2.15	4.82	3.09	2.02	3.52
Mg (diss) [mg/L]	1.35	1.39	0.656	0.400	0.344	2.12	0.679	0.930	0.460	0.226	0.457
Mn (diss) [mg/L]	0.0345	1.33	0.0247	0.0187	0.0100	0.0124	0.00657	0.673	0.119	0.102	0.725
Mo (diss) [mg/L]	0.00006	0.00013	0.00022	0.00010	0.00005	< 0.00004	0.00203	< 0.00004	0.00192	0.00045	0.00066
Na (diss) [mg/L]	0.26	1.00	0.64	0.36	0.43	0.77	0.41	0.73	0.54	0.34	0.59
Ni (diss) [mg/L]	0.0002	0.0013	0.0002	< 0.0001	< 0.0001	0.0022	0.0023	0.0038	< 0.0001	< 0.0001	0.0007
P (diss) [mg/L]	0.004	0.005	0.003	0.004	0.003	< 0.003	< 0.003	< 0.003	< 0.003	0.004	0.006
Pb (diss) [mg/L]	< 0.00009	< 0.00009	< 0.00009	< 0.00009	< 0.00009	< 0.00009	< 0.00009	< 0.00009	< 0.00009	0.01069	< 0.00009
S (diss) [mg/L]	6	65	< 3	< 3	< 3	23	8	30	10	7	18
Sb (diss) [mg/L]	0.0024	0.0009	0.0036	0.0015	0.0016	0.0010	0.0018	0.0011	0.0029	0.0051	0.0104
Se (diss) [mg/L]	< 0.00004	0.00157	0.00189	0.00005	< 0.00004	0.00053	0.00027	0.00057	0.00155	0.0182	0.00015
Si (diss) [mg/L]	1.88	1.83	1.67	2.41	2.18	4.94	2.87	9.56	3.19	2.54	3.07
Sn (diss) [mg/L]	0.00171	0.00139	0.00175	0.00133	0.00216	0.00096	0.00146	0.00280	0.00142	0.00112	0.00041
Sr (diss) [mg/L]	0.0848	0.0637	0.0451	0.0310	0.0419	0.0687	0.0645	0.0697	0.0640	0.0369	0.0403
Th (diss) [mg/L]	< 0.0001	< 0.0001	< 0.0001	< 0.0001	< 0.0001	< 0.0001	< 0.0001	< 0.0001	< 0.0001	< 0.0001	< 0.0001
Ti (diss) [mg/L]	< 0.00007	< 0.00007	< 0.00007	< 0.00007	< 0.00007	< 0.00007	< 0.00007	< 0.00007	< 0.00007	< 0.00007	< 0.00007
Tl (diss) [mg/L]	< 0.000005	< 0.000005	< 0.000005	< 0.000005	< 0.000005	< 0.000005	< 0.000005	0.000040	< 0.000005	0.000011	0.000032
U (diss) [mg/L]	0.000457	0.000108	0.00351	0.00347	0.00578	0.000961	0.000533	0.000254	0.00571	0.000985	0.00262
V (diss) [mg/L]	0.00083	0.00003	0.00196	0.00092	0.00244	0.00058	0.00187	0.00008	0.00172	0.00006	0.00025
W (diss) [mg/L]	0.00053	< 0.00002	0.00074	0.00012	0.00025	0.00008	0.00016	< 0.00002	0.00069	0.00036	0.00063
Zn (diss) [mg/L]	< 0.002	0.081	< 0.002	< 0.002	< 0.002	< 0.002	< 0.002	0.003	0.004	0.004	0.241
Zr (diss) [mg/L]	< 0.002	< 0.002	< 0.002	< 0.002	< 0.002	< 0.002	< 0.002	< 0.002	< 0.002	< 0.002	< 0.002

OnLine LIMS

0003877530

Results relate only to the sample tested. Data reported represents the sample submitted to SGS. Reproduction of this analytical report in full or in part is prohibited without prior written approval. Please refer to SGS General Conditions of Services located at https://www.sgs.ca/en/terms-and-conditions (Printed copies are available upon request.)
Test method information available upon request. "Temperature Upon Receipt" is representative of the whole shipment and may not reflect the temperature of individual samples.
SGS Canada Inc. Environment-Health & Safety statement of conformity decision rule does not consider uncertainty when analytical results are compared to a specified standard or regulation.

SGS Canada Inc.
P.O. Box 4300 - 185 Concession St.
Lakefield - Ontario - KOL 2HO
Phone: 705-652-2000 FAX: 705-652-6365

Analysis	34: DX450227 Week 13	35: DX450230 Week 13	36: DX450232 Week 13	37: DX450233 Week 13	38: DX450239 Week 13	39: Column Blank Week 13
Sample Date & Time	N/A	N/A	N/A	N/A	N/A	N/A
Temp Upon Receipt [°C]	19.0	19.0	19.0	19.0	19.0	19.0
pH [No unit]	7.57	7.62	7.57	7.74	7.63	5.32
Conductivity [uS/cm]	56	73	108	193	183	< 2
Alkalinity [mg/L as CaCO3]	31	34	31	45	47	< 2
Acidity [mg/L as CaCO3]	< 2	< 2	< 2	< 2	< 2	2
F [mg/L]	< 0.06	< 0.06	< 0.06	< 0.06	< 0.06	< 0.06
Cl [mg/L]	< 0.2	< 0.2	< 0.2	< 0.2	< 0.2	< 0.2
SO4 [mg/L]	1.1	3.3	24	58	7.9	< 0.2
Hg (diss) [mg/L]	0.00001	< 0.00001	0.00001	< 0.00001	< 0.00001	< 0.00001
Ag (diss) [mg/L]	< 0.00005	< 0.00005	< 0.00005	< 0.00005	< 0.00005	< 0.00005
Al (diss) [mg/L]	0.050	0.082	0.065	0.048	0.034	< 0.001
As (diss) [mg/L]	0.0039	0.0028	0.0154	0.0014	0.0004	< 0.0002
Ba (diss) [mg/L]	0.00120	0.00247	0.00331	0.00174	0.00189	0.00037
Be (diss) [mg/L]	< 0.000007	< 0.000007	< 0.000007	< 0.000007	< 0.000007	0.000011
B (diss) [mg/L]	0.003	0.003	0.008	0.009	0.008	< 0.002
Bi (diss) [mg/L]	< 0.00001	< 0.00001	< 0.00001	< 0.00001	< 0.00001	< 0.00001
Ca (diss) [mg/L]	10.4	11.8	18.3	38.2	39.6	0.06
Cd (diss) [mg/L]	< 0.000003	0.000003	0.000038	0.000317	0.000007	< 0.000003
Co (diss) [mg/L]	0.000006	0.000006	0.000025	0.000118	0.000009	0.000028
Cr (diss) [mg/L]	< 0.00008	< 0.00008	< 0.00008	< 0.00008	< 0.00008	< 0.00008
Cu (diss) [mg/L]	< 0.0002	0.0002	< 0.0002	< 0.0002	0.0002	0.0008
Fe (diss) [mg/L]	< 0.007	< 0.007	< 0.007	< 0.007	< 0.007	< 0.007
K (diss) [mg/L]	1.93	4.17	4.08	7.80	3.22	< 0.009
Mg (diss) [mg/L]	0.421	0.627	0.639	0.671	0.393	< 0.001
Mn (diss) [mg/L]	0.0210	0.0166	0.0789	0.149	0.0897	0.00019
Mo (diss) [mg/L]	0.00006	0.00012	0.00020	0.00006	0.00017	< 0.00004
Na (diss) [mg/L]	0.58	0.42	0.53	0.43	0.13	0.08
Ni (diss) [mg/L]	< 0.0001	< 0.0001	< 0.0001	0.0001	< 0.0001	0.0008
P (diss) [mg/L]	< 0.003	< 0.003	< 0.003	< 0.003	< 0.003	< 0.003
Pb (diss) [mg/L]	< 0.00009	< 0.00009	< 0.00009	< 0.00009	< 0.00009	< 0.00009
S (diss) [mg/L]	< 3	< 3	9	21	20	< 3
Sb (diss) [mg/L]	0.0009	0.0011	0.0045	0.0010	0.0009	< 0.0009

OnLine LIMS

0003877530

Results relate only to the sample tested. Data reported represents the sample submitted to SGS. Reproduction of this analytical report in full or in part is prohibited without prior written approval. Please refer to SGS General Conditions of Services located at https://www.sgs.ca/en/terms-and-conditions (Printed copies are available upon request.)
Test method information available upon request. "Temperature Upon Receipt" is representative of the whole shipment and may not reflect the temperature of individual samples.
SGS Canada Inc. Environment-Health & Safety statement of conformity decision rule does not consider uncertainty when analytical results are compared to a specified standard or regulation.

SGS Canada Inc.
P.O. Box 4300 - 185 Concession St.
Lakefield - Ontario - KOL 2HO
Phone: 705-652-2000 FAX: 705-652-6365

Analysis	34: DX450227 Week 13	35: DX450230 Week 13	36: DX450232 Week 13	37: DX450233 Week 13	38: DX450239 Week 13	39: Column Blank Week 13
Se (diss) [mg/L]	< 0.00004	< 0.00004	0.00046	0.00055	0.00184	< 0.00004
Si (diss) [mg/L]	1.72	2.14	2.21	3.49	2.97	< 0.02
Sn (diss) [mg/L]	0.00083	0.00147	0.00110	0.00144	0.00142	0.00066
Sr (diss) [mg/L]	0.0214	0.0347	0.0333	0.0646	0.0452	0.00020
Th (diss) [mg/L]	< 0.0001	< 0.0001	< 0.0001	< 0.0001	< 0.0001	< 0.0001
Ti (diss) [mg/L]	< 0.00007	< 0.00007	< 0.00007	< 0.00007	< 0.00007	< 0.00007
Tl (diss) [mg/L]	< 0.000005	0.000005	0.000005	< 0.000005	0.000008	< 0.000005
U (diss) [mg/L]	0.00604	0.00526	0.0167	0.00505	0.00216	< 0.000002
V (diss) [mg/L]	0.00210	0.00240	0.00309	0.00035	0.00010	< 0.00001
W (diss) [mg/L]	0.00068	0.00037	0.00063	0.00030	0.00052	< 0.00002
Zn (diss) [mg/L]	< 0.002	< 0.002	< 0.002	0.026	0.002	0.003
Zr (diss) [mg/L]	< 0.002	< 0.002	< 0.002	< 0.002	< 0.002	< 0.002

Revised to include Zirconium analysis.

NA - Not applicable
ND - Not Detected
NV - No Value

Alisha Kelly, B.Sc.,
Project Specialist,
Environment, Health & Safety

OnLine LIMS

0003877530

Results relate only to the sample tested. Data reported represents the sample submitted to SGS. Reproduction of this analytical report in full or in part is prohibited without prior written approval. Please refer to SGS General Conditions of Services located at https://www.sgs.ca/en/terms-and-conditions (Printed copies are available upon request.)
Test method information available upon request. "Temperature Upon Receipt" is representative of the whole shipment and may not reflect the temperature of individual samples.
SGS Canada Inc. Environment-Health & Safety statement of conformity decision rule does not consider uncertainty when analytical results are compared to a specified standard or regulation.

SGS Canada Inc.
P.O. Box 4300 - 185 Concession St.
Lakefield - Ontario - KOL 2HO
Phone: 705-652-2000 FAX: 705-652-6365

SGS Lakefield Environmental Met
Attn : Barb Bowman

Env ICP-MS Metals Total and Dissolved Metals

Project : CA20M-00000-110-19896-01

02-October-2024

Date Rec. : 10 November 2023
LR Report: **CA12383-NOV23**
Reference: 19896-01-16

Copy: #2

CERTIFICATE OF ANALYSIS
Final Report - Revised

Analysis	1: Analysis Start Date	2: Analysis Start Time	3: Analysis Completed Date	4: Analysis Completed Time	5: QC - Blank	6: QC - STD % Recovery	7: QC - DUP % RPD	8: QC - Spike Rep	9: DX 550053 Week 14	10: DX 550073 Week 14	11: DX 550089 Week 14
Sample Date & Time									N/A	N/A	N/A
Temp Upon Receipt [°C]	---	---	---	---	---	---	---	---	20.0	20.0	20.0
pH [No unit]	13-Nov-23	13:26	15-Nov-23	15:53	NA	100%	0%	NA	7.59	7.80	7.82
Conductivity [uS/cm]	13-Nov-23	13:26	15-Nov-23	10:30	< 2	100%	0%	NA	113	111	213
Alkalinity [mg/L as CaCO3]	13-Nov-23	13:26	15-Nov-23	10:30	< 2	96%	2%	NA	39	48	59
Acidity [mg/L as CaCO3]	13-Nov-23	13:26	15-Nov-23	10:30	< 2	98%	40%	NA	< 2	< 2	< 2
F [mg/L]	13-Nov-23	13:03	14-Nov-23	09:03	< 0.06	100%	0%	96%	< 0.06	< 0.06	< 0.06
Cl [mg/L]	16-Nov-23	21:54	23-Nov-23	16:03	< 0.2	98%	ND	95%	< 0.2	< 0.2	< 0.2
SO4 [mg/L]	16-Nov-23	21:54	23-Nov-23	16:03	< 0.2	100%	0%	NV	13	7.4	43
Hg (diss) [mg/L]	22-Nov-23	14:06	27-Nov-23	12:25	< 0.00001	85%	0%	88%	< 0.00001	0.00001	0.00001
Ag (diss) [mg/L]	22-Nov-22	16:34	27-Nov-23	12:25	< 0.00005	101%	ND	93%	< 0.00005	< 0.00005	< 0.00005
Al (diss) [mg/L]	22-Nov-22	16:34	27-Nov-23	12:25	< 0.001	96%	1%	77%	0.091	0.107	0.115
As (diss) [mg/L]	22-Nov-22	16:34	27-Nov-23	12:25	< 0.0002	96%	1%	106%	0.0046	0.506	0.0021
Ba (diss) [mg/L]	22-Nov-22	16:34	27-Nov-23	12:25	< 0.00008	97%	2%	80%	0.00959	0.00488	0.0101
Be (diss) [mg/L]	22-Nov-22	16:34	27-Nov-23	12:25	< 0.000007	104%	ND	Error!	< 0.000007	< 0.000007	< 0.000007
B (diss) [mg/L]	22-Nov-22	16:34	27-Nov-23	12:25	< 0.002	92%	ND	Error!	0.006	0.008	0.008
Bi (diss) [mg/L]	22-Nov-22	16:34	27-Nov-23	12:25	< 0.00001	90%	13%	89%	< 0.00001	< 0.00001	< 0.00001
Ca (diss) [mg/L]	22-Nov-22	16:34	27-Nov-23	12:25	< 0.01	105%	2%	108%	18.6	17.5	30.1

OnLine LIMS
000387524

Results relate only to the sample tested. Data reported represents the sample submitted to SGS. Reproduction of this analytical report in full or in part is prohibited without prior written approval. Please refer to SGS General Conditions of Services located at https://www.sgs.ca/en/terms-and-conditions (Printed copies are available upon request.)
Test method information available upon request. "Temperature Upon Receipt" is representative of the whole shipment and may not reflect the temperature of individual samples.
SGS Canada Inc. Environment-Health & Safety statement of conformity decision rule does not consider uncertainty when analytical results are compared to a specified standard or regulation.

SGS Canada Inc.
P.O. Box 4300 - 185 Concession St.
Lakefield - Ontario - KOL 2HO
Phone: 705-652-2000 FAX: 705-652-6365

Env ICP-MS Metals Total and Dissolved Metals

Project : CA20M-00000-110-19896-01

LR Report : **CA12383-NOV23**

Analysis	1: Analysis Start Date	2: Analysis Start Time	3: Analysis Completed Date	4: Analysis Completed Time	5: QC - Blank	6: QC - STD % Recovery	7: QC - DUP % RPD	8: QC - Spike Rep	9: DX 550053 Week 14	10: DX 550073 Week 14	11: DX 550089 Week 14
Cd (diss) [mg/L]	22-Nov-22	16:34	27-Nov-23	12:26	< 0.000003	103%	4%	125%	0.000008	< 0.000003	0.000004
Co (diss) [mg/L]	22-Nov-22	16:34	27-Nov-23	12:26	< 0.000004	100%	0%	108%	0.000054	0.000736	0.000091
Cr (diss) [mg/L]	22-Nov-22	16:34	27-Nov-23	12:26	< 0.00008	99%	2%	116%	< 0.00008	< 0.00008	< 0.00008
Cu (diss) [mg/L]	22-Nov-22	16:34	27-Nov-23	12:26	< 0.0002	99%	1%	86%	< 0.0002	0.0002	0.0003
Fe (diss) [mg/L]	22-Nov-22	16:34	27-Nov-23	12:26	< 0.007	103%	1%	125%	0.023	< 0.007	< 0.007
K (diss) [mg/L]	22-Nov-22	16:34	27-Nov-23	12:26	< 0.009	99%	1%	103%	1.69	3.61	10.4
Mg (diss) [mg/L]	22-Nov-22	16:34	27-Nov-23	12:26	< 0.001	109%	2%	102%	1.45	1.87	4.05
Mn (diss) [mg/L]	22-Nov-22	16:34	27-Nov-23	12:26	< 0.00001	98%	2%	80%	0.0599	0.0462	0.0585
Mo (diss) [mg/L]	22-Nov-22	16:34	27-Nov-23	12:26	< 0.00004	103%	ND	100%	0.00022	0.00018	0.00013
Na (diss) [mg/L]	22-Nov-22	16:34	27-Nov-23	12:26	< 0.01	106%	1%	76%	3.31	1.25	0.97
Ni (diss) [mg/L]	22-Nov-22	16:34	27-Nov-23	12:26	< 0.0001	101%	1%	92%	< 0.0001	0.0010	0.0001
P (diss) [mg/L]	22-Nov-22	16:34	27-Nov-23	12:26	< 0.003	103%	4%	NV	0.003	< 0.003	0.004
Pb (diss) [mg/L]	22-Nov-22	16:34	27-Nov-23	12:26	< 0.00009	92%	0%	111%	< 0.00009	< 0.00009	< 0.00009
S (diss) [mg/L]	22-Nov-22	16:34	27-Nov-23	12:26	< 1	105%	19%	NV	7	3	16
Sb (diss) [mg/L]	22-Nov-22	16:34	27-Nov-23	12:26	< 0.0009	110%	4%	111%	0.0010	< 0.0009	< 0.0009
Se (diss) [mg/L]	22-Nov-22	16:34	27-Nov-23	12:26	< 0.00004	97%	1%	121%	0.00027	0.00019	0.00057
Si (diss) [mg/L]	22-Nov-22	16:34	27-Nov-23	12:26	< 0.02	104%	0%	NV	1.76	1.75	1.96
Sn (diss) [mg/L]	22-Nov-22	16:34	27-Nov-23	12:26	< 0.00006	102%	ND	NV	0.00127	0.00122	0.00104
Sr (diss) [mg/L]	22-Nov-22	16:34	27-Nov-23	12:26	< 0.00008	94%	3%	92%	0.0668	0.0754	0.0589
Th (diss) [mg/L]	22-Nov-22	16:34	27-Nov-23	12:26	< 0.0001	93%	6%	NV	< 0.0001	< 0.0001	< 0.0001
Ti (diss) [mg/L]	22-Nov-22	16:34	27-Nov-23	12:26	< 0.00005	100%	0%	NV	< 0.00007	< 0.00007	< 0.00007
Tl (diss) [mg/L]	22-Nov-22	16:34	27-Nov-23	12:26	< 0.000005	94%	ND	116%	< 0.000005	< 0.000005	< 0.000005
U (diss) [mg/L]	22-Nov-22	16:34	27-Nov-23	12:26	< 0.000002	97%	1%	125%	0.000093	0.000540	0.000122
V (diss) [mg/L]	22-Nov-22	16:34	27-Nov-23	12:26	< 0.00001	101%	0%	88%	0.00258	0.00915	0.00066
W (diss) [mg/L]	22-Nov-22	16:34	27-Nov-23	12:26	< 0.00002	99%	ND	NV	0.00007	0.00039	0.00025
Zn (diss) [mg/L]	22-Nov-22	16:34	27-Nov-23	12:26	< 0.002	100%	3%	121%	< 0.002	< 0.002	< 0.002
Zr (diss) [mg/L]	22-Nov-22	16:34	01-Oct-24	13:20	< 0.002	101%	ND	NV	< 0.002	< 0.002	< 0.002

Analysis	12: DX 550101 Week 14	13: DX450017 Week 14	14: DX450022 Week 14	15: DX450030 Week 14	16: DX450039 Week 14	17: DX450049 Week 14	18: DX450051 Week 14	19: DX450071 Week 14	20: DX450080 Week 14	21: DX450089 Week 14	22: DX450105 Week 14
Sample Date & Time	N/A	N/A	N/A	N/A	N/A	N/A	N/A	N/A	N/A	N/A	N/A

OnLine LIMS

000387524

Results relate only to the sample tested. Data reported represents the sample submitted to SGS. Reproduction of this analytical report in full or in part is prohibited without prior written approval. Please refer to SGS General Conditions of Services located at https://www.sgs.ca/en/terms-and-conditions (Printed copies are available upon request.)
Test method information available upon request. "Temperature Upon Receipt" is representative of the whole shipment and may not reflect the temperature of individual samples.
SGS Canada Inc. Environment-Health & Safety statement of conformity decision rule does not consider uncertainty when analytical results are compared to a specified standard or regulation.

SGS Canada Inc.
P.O. Box 4300 - 185 Concession St.
Lakefield - Ontario - KOL 2HO
Phone: 705-652-2000 FAX: 705-652-6365

Env ICP-MS Metals Total and Dissolved Metals

Project : CA20M-00000-110-19896-01

LR Report : **CA12383-NOV23**

Analysis	12: DX 550101 Week 14	13: DX450017 Week 14	14: DX450022 Week 14	15: DX450030 Week 14	16: DX450039 Week 14	17: DX450049 Week 14	18: DX450051 Week 14	19: DX450071 Week 14	20: DX450080 Week 14	21: DX450089 Week 14	22: DX450105 Week 14
Temp Upon Receipt [°C]	20.0	20.0	20.0	20.0	20.0	20.0	20.0	20.0	20.0	20.0	20.0
pH [No unit]	7.62	7.45	7.74	7.39	7.59	7.69	7.51	7.73	7.34	7.70	7.39
Conductivity [uS/cm]	107	112	111	82	89	72	124	88	72	97	92
Alkalinity [mg/L as CaCO3]	41	34	46	31	29	32	24	37	14	35	16
Acidity [mg/L as CaCO3]	< 2	< 2	< 2	< 2	< 2	< 2	< 2	< 2	< 2	< 2	< 2
F [mg/L]	< 0.06	< 0.06	< 0.06	< 0.06	< 0.06	< 0.06	< 0.06	< 0.06	< 0.06	< 0.06	0.17
Cl [mg/L]	< 0.2	< 0.2	< 0.2	< 0.2	< 0.2	< 0.2	< 0.2	< 0.2	< 0.2	< 0.2	< 0.2
SO4 [mg/L]	12	18	11	10	15	7.2	36	10	18	15	25
Hg (diss) [mg/L]	0.00001	0.00002	< 0.00001	< 0.00001	< 0.00001	< 0.00001	0.00005	0.00002	0.00004	0.00002	0.00004
Ag (diss) [mg/L]	< 0.00005	< 0.00005	< 0.00005	< 0.00005	< 0.00005	< 0.00005	< 0.00005	< 0.00005	< 0.00005	< 0.00005	< 0.00005
Al (diss) [mg/L]	0.102	0.063	0.231	0.036	0.058	0.064	0.034	0.087	0.029	0.064	0.026
As (diss) [mg/L]	0.0049	0.0829	0.0147	0.0122	0.0958	0.0022	0.0012	0.144	0.0522	0.0066	2.34
Ba (diss) [mg/L]	0.00319	0.00257	0.00096	0.00324	0.00215	0.0120	0.00226	0.00190	0.00210	0.00368	0.00101
Be (diss) [mg/L]	< 0.000007	< 0.000007	< 0.000007	< 0.000007	< 0.000007	< 0.000007	< 0.000007	< 0.000007	< 0.000007	< 0.000007	< 0.000007
B (diss) [mg/L]	0.004	0.013	0.004	0.005	0.004	0.003	0.006	0.007	0.006	0.003	0.006
Bi (diss) [mg/L]	< 0.00001	< 0.00001	< 0.00001	< 0.00001	< 0.00001	< 0.00001	< 0.00001	< 0.00001	< 0.00001	< 0.00001	< 0.00001
Ca (diss) [mg/L]	18.0	15.8	20.4	13.9	14.8	12.0	20.6	15.2	8.44	15.5	16.0
Cd (diss) [mg/L]	< 0.000003	0.000003	0.000004	0.000038	0.000037	0.000023	0.000450	0.000012	0.000004	0.000012	0.000005
Co (diss) [mg/L]	0.000069	< 0.000004	0.000168	0.000008	< 0.000004	0.000061	< 0.000004	0.000050	0.000080	0.000016	0.000088
Cr (diss) [mg/L]	< 0.00008	< 0.00008	< 0.00008	< 0.00008	< 0.00008	< 0.00008	< 0.00008	< 0.00008	< 0.00008	< 0.00008	< 0.00008
Cu (diss) [mg/L]	< 0.0002	< 0.0002	0.0004	0.0002	< 0.0002	0.0003	< 0.0002	0.0002	0.0005	< 0.0002	0.0005
Fe (diss) [mg/L]	< 0.007	< 0.007	< 0.007	< 0.007	< 0.007	< 0.007	< 0.007	< 0.007	< 0.007	< 0.007	< 0.007
K (diss) [mg/L]	1.47	5.70	0.592	1.62	3.42	1.06	3.47	2.72	5.69	4.62	1.80
Mg (diss) [mg/L]	1.13	0.744	0.694	0.169	0.216	1.26	0.380	0.646	0.719	0.584	0.216
Mn (diss) [mg/L]	0.0471	0.00019	0.0792	0.109	0.0972	0.0991	0.0579	0.0302	0.00971	0.0782	0.116
Mo (diss) [mg/L]	< 0.00004	0.00033	< 0.00004	0.00016	0.00013	0.00094	0.00008	0.00065	0.00019	0.00008	0.00005
Na (diss) [mg/L]	0.60	0.59	0.50	0.65	0.46	0.95	0.43	0.74	0.56	0.41	0.28
Ni (diss) [mg/L]	0.0001	0.0001	< 0.0001	< 0.0001	< 0.0001	< 0.0001	0.0002	< 0.0001	0.0001	< 0.0001	< 0.0001
P (diss) [mg/L]	< 0.003	< 0.003	< 0.003	0.005	< 0.003	0.003	< 0.003	< 0.003	< 0.003	< 0.003	< 0.003
Pb (diss) [mg/L]	< 0.00009	< 0.00009	< 0.00009	0.00016	0.00009	0.00013	0.145	0.00020	0.00025	< 0.00009	0.00010
S (diss) [mg/L]	5	7	5	4	7	3	13	4	6	6	9
Sb (diss) [mg/L]	< 0.0009	0.0010	< 0.0009	0.0022	0.0022	0.0019	0.0837	0.0030	0.0010	0.0017	0.0090
Se (diss) [mg/L]	0.00015	< 0.00004	0.00010	0.00034	0.00015	0.00199	0.00200	0.00676	0.00015	0.00007	0.00015

OnLine LIMS

0003877524

Results relate only to the sample tested. Data reported represents the sample submitted to SGS. Reproduction of this analytical report in full or in part is prohibited without prior written approval. Please refer to SGS General Conditions of Services located at https://www.sgs.ca/en/terms-and-conditions (Printed copies are available upon request.)
Test method information available upon request. "Temperature Upon Receipt" is representative of the whole shipment and may not reflect the temperature of individual samples.
SGS Canada Inc. Environment-Health & Safety statement of conformity decision rule does not consider uncertainty when analytical results are compared to a specified standard or regulation.

SGS Canada Inc.
P.O. Box 4300 - 185 Concession St.
Lakefield - Ontario - KOL 2HO
Phone: 705-652-2000 FAX: 705-652-6365

Analysis	12: DX 550101 Week 14	13: DX450017 Week 14	14: DX450022 Week 14	15: DX450030 Week 14	16: DX450039 Week 14	17: DX450049 Week 14	18: DX450051 Week 14	19: DX450071 Week 14	20: DX450080 Week 14	21: DX450089 Week 14	22: DX450105 Week 14
Si (diss) [mg/L]	1.70	2.31	1.44	2.07	1.79	1.46	2.76	1.90	3.32	1.48	4.91
Sn (diss) [mg/L]	0.00112	0.00131	0.00045	0.00047	0.00073	0.00077	0.00047	0.00103	0.00078	0.00075	0.00082
Sr (diss) [mg/L]	0.0313	0.0988	0.0219	0.0264	0.0134	0.0489	0.0543	0.0701	0.0284	0.0385	0.0131
Th (diss) [mg/L]	< 0.0001	< 0.0001	< 0.0001	< 0.0001	< 0.0001	< 0.0001	< 0.0001	< 0.0001	< 0.0001	< 0.0001	< 0.0001
Ti (diss) [mg/L]	< 0.00007	< 0.00007	< 0.00007	< 0.00007	< 0.00007	< 0.00007	< 0.00007	< 0.00007	< 0.00007	< 0.00007	< 0.00007
Tl (diss) [mg/L]	< 0.000005	0.000007	< 0.000005	< 0.000005	< 0.000005	< 0.000005	0.000008	< 0.000005	< 0.000005	< 0.000005	< 0.000005
U (diss) [mg/L]	0.000172	0.000859	0.000114	0.00315	0.00495	0.00238	0.000022	0.00441	0.00105	0.00311	0.00154
V (diss) [mg/L]	0.00287	0.00097	0.00195	0.00044	0.00204	0.00016	< 0.00001	0.00127	0.00206	0.00087	0.00024
W (diss) [mg/L]	0.00006	0.00034	0.00004	0.00116	0.00022	0.00031	0.00031	0.00074	0.00189	0.00025	0.00018
Zn (diss) [mg/L]	< 0.002	< 0.002	< 0.002	< 0.002	< 0.002	< 0.002	0.028	< 0.002	< 0.002	< 0.002	0.003
Zr (diss) [mg/L]	< 0.002	< 0.002	< 0.002	< 0.002	< 0.002	< 0.002	< 0.002	< 0.002	< 0.002	< 0.002	< 0.002

Analysis	23: DX450113 Week 14	24: DX450119 Week 14	25: DX450130 Week 14	26: DX450135 Week 14	27: DX450137 Week 14	28: DX450143 Week 14	29: DX450144 Week 14	30: DX450153 Week 14	31: DX450155 Week 14	32: DX450170 Week 14	33: DX450200 Week 14
Sample Date & Time	N/A	N/A	N/A	N/A	N/A	N/A	N/A	N/A	N/A	N/A	N/A
Temp Upon Receipt [°C]	20.0	20.0	20.0	20.0	20.0	20.0	20.0	20.0	20.0	20.0	20.0
pH [No unit]	7.83	7.64	7.66	7.63	7.66	7.38	7.56	6.70	7.69	7.49	7.64
Conductivity [uS/cm]	110	397	71	58	70	188	95	220	131	89	160
Alkalinity [mg/L as CaCO3]	41	41	34	26	28	15	28	3	38	29	35
Acidity [mg/L as CaCO3]	< 2	< 2	< 2	< 2	< 2	< 2	< 2	11	< 2	< 2	< 2
F [mg/L]	< 0.06	< 0.06	< 0.06	< 0.06	< 0.06	< 0.06	< 0.06	< 0.06	< 0.06	< 0.06	< 0.06
Cl [mg/L]	< 0.2	0.2	< 0.2	< 0.2	< 0.2	0.2	< 0.2	< 0.2	< 0.2	< 0.2	< 0.2
SO4 [mg/L]	18	150	4.2	3.6	7.9	75	19	100	30	17	47
Hg (diss) [mg/L]	0.00004	0.00001	0.00004	0.00002	0.00004	0.00004	0.00004	0.00004	0.00002	0.00002	0.00002
Ag (diss) [mg/L]	< 0.00005	< 0.00005	< 0.00005	< 0.00005	< 0.00005	< 0.00005	< 0.00005	< 0.00005	< 0.00005	< 0.00005	0.00026
Al (diss) [mg/L]	0.115	0.019	0.068	0.039	0.056	0.015	0.044	0.003	0.076	0.037	0.017
As (diss) [mg/L]	0.0278	0.0008	0.0694	0.0191	0.0126	0.0107	0.796	0.0014	0.0135	0.0032	0.0018
Ba (diss) [mg/L]	0.00761	0.0658	0.0163	0.00072	0.00130	0.00805	0.00169	0.00831	0.00255	0.00665	0.00777
Be (diss) [mg/L]	< 0.000007	< 0.000007	< 0.000007	< 0.000007	< 0.000007	< 0.000007	< 0.000007	0.000026	< 0.000007	< 0.000007	< 0.000007
B (diss) [mg/L]	0.013	0.012	0.003	0.003	0.004	0.008	0.006	0.010	0.005	0.004	0.006
Bi (diss) [mg/L]	< 0.00001	< 0.00001	< 0.00001	< 0.00001	< 0.00001	< 0.00001	< 0.00001	< 0.00001	< 0.00001	0.00002	< 0.00001

OnLine LIMS

0003877524

Results relate only to the sample tested. Data reported represents the sample submitted to SGS. Reproduction of this analytical report in full or in part is prohibited without prior written approval. Please refer to SGS General Conditions of Services located at https://www.sgs.ca/en/terms-and-conditions (Printed copies are available upon request.)
Test method information available upon request. "Temperature Upon Receipt" is representative of the whole shipment and may not reflect the temperature of individual samples.
SGS Canada Inc. Environment-Health & Safety statement of conformity decision rule does not consider uncertainty when analytical results are compared to a specified standard or regulation.

SGS Canada Inc.
P.O. Box 4300 - 185 Concession St.
Lakefield - Ontario - KOL 2HO
Phone: 705-652-2000 FAX: 705-652-6365

Analysis	23: DX450113 Week 14	24: DX450119 Week 14	25: DX450130 Week 14	26: DX450135 Week 14	27: DX450137 Week 14	28: DX450143 Week 14	29: DX450144 Week 14	30: DX450153 Week 14	31: DX450155 Week 14	32: DX450170 Week 14	33: DX450200 Week 14
Ca (diss) [mg/L]	19.5	74.2	11.0	10.2	12.0	28.0	16.4	39.3	24.9	16.2	31.7
Cd (diss) [mg/L]	0.000003	0.000462	0.000004	0.000014	< 0.000003	0.000005	< 0.000003	0.00112	0.000341	0.000298	0.00628
Co (diss) [mg/L]	0.000058	0.00204	0.000064	0.000023	< 0.000004	0.00100	0.00122	0.00163	0.000061	0.000011	0.000365
Cr (diss) [mg/L]	< 0.00008	< 0.00008	< 0.00008	< 0.00008	< 0.00008	< 0.00008	< 0.00008	< 0.00008	< 0.00008	< 0.00008	< 0.00008
Cu (diss) [mg/L]	0.0003	0.0011	0.0008	0.0003	0.0002	0.0018	0.0004	0.0015	0.0008	0.0007	0.0089
Fe (diss) [mg/L]	< 0.007	< 0.007	< 0.007	< 0.007	< 0.007	< 0.007	< 0.007	< 0.007	< 0.007	< 0.007	< 0.007
K (diss) [mg/L]	2.53	11.6	4.98	2.13	3.34	10.8	2.40	5.87	3.47	2.10	3.54
Mg (diss) [mg/L]	1.17	1.25	0.628	0.287	0.320	2.52	0.611	1.47	0.481	0.211	0.431
Mn (diss) [mg/L]	0.0375	1.27	0.0235	0.0191	0.0101	0.0246	0.00621	1.13	0.137	0.103	0.799
Mo (diss) [mg/L]	0.00005	0.00011	0.00022	0.00008	0.00007	0.00005	0.00184	0.00007	0.00218	0.00043	0.00063
Na (diss) [mg/L]	0.29	0.89	0.65	0.35	0.47	0.86	0.45	1.03	0.64	0.38	0.61
Ni (diss) [mg/L]	0.0002	0.0013	0.0002	< 0.0001	< 0.0001	0.0037	0.0020	0.0137	0.0001	< 0.0001	0.0007
P (diss) [mg/L]	0.004	< 0.003	< 0.003	< 0.003	< 0.003	< 0.003	< 0.003	< 0.003	< 0.003	< 0.003	< 0.003
Pb (diss) [mg/L]	0.00009	0.00010	< 0.00009	< 0.00009	< 0.00009	0.00017	< 0.00009	0.00030	0.00012	0.0125	0.00016
S (diss) [mg/L]	7	59	< 3	< 3	4	27	7	41	11	7	18
Sb (diss) [mg/L]	0.0021	< 0.0009	0.0033	0.0012	0.0015	0.0010	0.0016	0.0009	0.0028	0.0049	0.0094
Se (diss) [mg/L]	< 0.00004	0.00145	0.00147	< 0.00004	< 0.00004	0.00080	0.00008	0.00074	0.00129	0.0155	0.00018
Si (diss) [mg/L]	1.69	1.66	1.40	1.97	1.96	4.54	2.44	10.5	2.65	2.20	2.81
Sn (diss) [mg/L]	0.00158	0.00129	0.00172	0.00114	0.00223	0.00085	0.00119	0.00314	0.00160	0.00107	0.00038
Sr (diss) [mg/L]	0.0802	0.0545	0.0433	0.0250	0.0400	0.0699	0.0613	0.105	0.0661	0.0353	0.0380
Th (diss) [mg/L]	< 0.0001	< 0.0001	< 0.0001	< 0.0001	< 0.0001	< 0.0001	< 0.0001	< 0.0001	< 0.0001	< 0.0001	< 0.0001
Ti (diss) [mg/L]	< 0.00007	< 0.00007	< 0.00007	< 0.00007	< 0.00007	< 0.00007	< 0.00007	< 0.00007	< 0.00007	< 0.00007	< 0.00007
Tl (diss) [mg/L]	< 0.000005	< 0.000005	< 0.000005	< 0.000005	< 0.000005	< 0.000005	< 0.000005	0.000056	< 0.000005	0.000012	0.000031
U (diss) [mg/L]	0.000418	0.000090	0.00300	0.00173	0.00467	0.000551	0.000482	0.000276	0.00589	0.000904	0.00229
V (diss) [mg/L]	0.00082	0.00002	0.00185	0.00089	0.00236	0.00036	0.00190	0.00005	0.00156	0.00005	0.00030
W (diss) [mg/L]	0.00046	< 0.00002	0.00065	0.00009	0.00024	0.00003	0.00014	< 0.00002	0.00064	0.00033	0.00058
Zn (diss) [mg/L]	< 0.002	0.082	< 0.002	< 0.002	< 0.002	0.004	< 0.002	0.005	0.007	0.009	0.288
Zr (diss) [mg/L]	< 0.002	< 0.002	< 0.002	< 0.002	< 0.002	< 0.002	< 0.002	< 0.002	< 0.002	< 0.002	< 0.002

OnLine LIMS

0003877524

Results relate only to the sample tested. Data reported represents the sample submitted to SGS. Reproduction of this analytical report in full or in part is prohibited without prior written approval. Please refer to SGS General Conditions of Services located at https://www.sgs.ca/en/terms-and-conditions (Printed copies are available upon request.)
Test method information available upon request. "Temperature Upon Receipt" is representative of the whole shipment and may not reflect the temperature of individual samples.
SGS Canada Inc. Environment-Health & Safety statement of conformity decision rule does not consider uncertainty when analytical results are compared to a specified standard or regulation.

SGS Canada Inc.
P.O. Box 4300 - 185 Concession St.
Lakefield - Ontario - KOL 2HO
Phone: 705-652-2000 FAX: 705-652-6365

Analysis	34: DX450227 Week 14	35: DX450230 Week 14	36: DX450232 Week 14	37: DX450233 Week 14	38: DX450239 Week 14	39: Column Blank Week 14
Sample Date & Time	N/A	N/A	N/A	N/A	N/A	N/A
Temp Upon Receipt [°C]	20.0	20.0	20.0	20.0	20.0	20.0
pH [No unit]	7.62	7.65	7.60	7.69	7.75	6.43
Conductivity [uS/cm]	60	69	101	214	195	< 2
Alkalinity [mg/L as CaCO3]	31	35	34	45	40	< 2
Acidity [mg/L as CaCO3]	< 2	< 2	< 2	< 2	< 2	2
F [mg/L]	< 0.06	< 0.06	< 0.06	< 0.06	< 0.06	< 0.06
Cl [mg/L]	< 0.2	< 0.2	< 0.2	< 0.2	< 0.2	< 0.2
SO4 [mg/L]	1.0	2.5	21	67	62	< 0.2
Hg (diss) [mg/L]	0.00004	0.00004	0.00005	0.00004	< 0.00001	0.00002
Ag (diss) [mg/L]	< 0.00005	< 0.00005	< 0.00005	< 0.00005	< 0.00005	< 0.00005
Al (diss) [mg/L]	0.050	0.091	0.050	0.053	0.031	0.019
As (diss) [mg/L]	0.0044	0.0034	0.0125	0.0018	0.0009	0.0039
Ba (diss) [mg/L]	0.00128	0.00231	0.00298	0.00298	0.00182	0.00093
Be (diss) [mg/L]	< 0.000007	< 0.000007	< 0.000007	< 0.000007	< 0.000007	< 0.000007
B (diss) [mg/L]	0.003	0.003	0.006	0.009	0.007	< 0.002
Bi (diss) [mg/L]	< 0.00001	< 0.00001	< 0.00001	< 0.00001	< 0.00001	< 0.00001
Ca (diss) [mg/L]	11.0	11.8	17.0	41.0	41.2	0.12
Cd (diss) [mg/L]	0.000019	0.000004	0.000028	0.000375	0.000005	0.000003
Co (diss) [mg/L]	0.000005	< 0.000004	< 0.000004	0.000181	< 0.000004	0.000104
Cr (diss) [mg/L]	< 0.00008	< 0.00008	< 0.00008	0.00148	< 0.00008	< 0.00008
Cu (diss) [mg/L]	0.0003	0.0003	0.0003	0.0038	0.0016	0.0032
Fe (diss) [mg/L]	< 0.007	< 0.007	< 0.007	0.050	< 0.007	0.015
K (diss) [mg/L]	1.94	4.10	3.78	7.88	3.16	< 0.009
Mg (diss) [mg/L]	0.409	0.567	0.519	0.674	0.358	< 0.001
Mn (diss) [mg/L]	0.0254	0.0175	0.0737	0.160	0.0921	0.0105
Mo (diss) [mg/L]	0.00004	0.00007	0.00027	0.00058	0.00014	0.00012
Na (diss) [mg/L]	0.59	0.43	0.51	0.57	0.20	< 0.01
Ni (diss) [mg/L]	< 0.0001	< 0.0001	0.0001	0.0008	< 0.0001	0.0008
P (diss) [mg/L]	< 0.003	< 0.003	0.004	0.004	< 0.003	< 0.003
Pb (diss) [mg/L]	0.00011	0.00012	0.00013	0.00110	0.00023	0.00019
S (diss) [mg/L]	< 3	< 3	8	23	21	< 3
Sb (diss) [mg/L]	< 0.0009	0.0010	0.0039	0.0010	< 0.0009	< 0.0009

OnLine LIMS

0003877524

Results relate only to the sample tested. Data reported represents the sample submitted to SGS. Reproduction of this analytical report in full or in part is prohibited without prior written approval. Please refer to SGS General Conditions of Services located at https://www.sgs.ca/en/terms-and-conditions (Printed copies are available upon request.)
Test method information available upon request. "Temperature Upon Receipt" is representative of the whole shipment and may not reflect the temperature of individual samples.
SGS Canada Inc. Environment-Health & Safety statement of conformity decision rule does not consider uncertainty when analytical results are compared to a specified standard or regulation.

SGS Canada Inc.
P.O. Box 4300 - 185 Concession St.
Lakefield - Ontario - KOL 2HO
Phone: 705-652-2000 FAX: 705-652-6365

Analysis	34: DX450227 Week 14	35: DX450230 Week 14	36: DX450232 Week 14	37: DX450233 Week 14	38: DX450239 Week 14	39: Column Blank Week 14
Se (diss) [mg/L]	< 0.00004	< 0.00004	0.00032	0.00059	0.00176	< 0.00004
Si (diss) [mg/L]	1.49	1.73	1.85	3.30	2.40	0.02
Sn (diss) [mg/L]	0.00073	0.00144	0.00102	0.00168	0.00148	0.00063
Sr (diss) [mg/L]	0.0213	0.0319	0.0281	0.0645	0.0419	0.00060
Th (diss) [mg/L]	< 0.0001	< 0.0001	< 0.0001	< 0.0001	< 0.0001	< 0.0001
Ti (diss) [mg/L]	< 0.00007	< 0.00007	< 0.00007	0.00029	< 0.00007	0.00042
Tl (diss) [mg/L]	< 0.000005	< 0.000005	< 0.000005	< 0.000005	0.000014	< 0.000005
U (diss) [mg/L]	0.00490	0.00415	0.0130	0.00497	0.00216	0.000017
V (diss) [mg/L]	0.00196	0.00203	0.00283	0.00046	0.00009	0.00001
W (diss) [mg/L]	0.00058	0.00026	0.00051	0.00033	0.00042	< 0.00002
Zn (diss) [mg/L]	< 0.002	< 0.002	< 0.002	0.040	0.004	0.005
Zr (diss) [mg/L]	< 0.002	< 0.002	< 0.002	< 0.002	< 0.002	< 0.002

Revised to include Zirconium analysis.

NA - Not applicable
ND - Not Detected
NV - No Value

Alisha Kelly, B.Sc.,
Project Specialist,
Environment, Health & Safety

OnLine LIMS

0003877524

Results relate only to the sample tested. Data reported represents the sample submitted to SGS. Reproduction of this analytical report in full or in part is prohibited without prior written approval. Please refer to SGS General Conditions of Services located at https://www.sgs.ca/en/terms-and-conditions (Printed copies are available upon request.)
Test method information available upon request. "Temperature Upon Receipt" is representative of the whole shipment and may not reflect the temperature of individual samples.
SGS Canada Inc. Environment-Health & Safety statement of conformity decision rule does not consider uncertainty when analytical results are compared to a specified standard or regulation.

SGS Canada Inc.
P.O. Box 4300 - 185 Concession St.
Lakefield - Ontario - KOL 2HO
Phone: 705-652-2000 FAX: 705-652-6365

SGS Lakefield Environmental Met
Attn : Barb Bowman

Env ICP-MS Metals Dissolved

Project : CA20M-00000-110-19896-01

02-October-2024

Date Rec. : 12 December 2023
LR Report: **CA15117-DEC23**
Reference: 19896-01-18

Copy: #2

CERTIFICATE OF ANALYSIS
Final Report - Revised

Analysis	1: Analysis Start Date	2: Analysis Start Time	3: Analysis Completed Date	4: Analysis Completed Time	5: QC - Blank	6: QC - STD % Recovery	7: QC - DUP % Recovery	8: QC - Spike Rep	9: DX 550053 Week 15	10: DX 550073 Week 15	11: DX 550089 Week 15
Sample Date & Time									NA	NA	NA
Temp Upon Receipt [°C]	---	---	---	---	---	---	---	---	20.0	20.0	20.0
pH [No unit]	13-Dec-23	06:48	14-Dec-23	11:36	NA	101%	100%	NA	7.90	7.96	8.02
Conductivity [uS/cm]	13-Dec-23	06:48	14-Dec-23	11:36	< 2	96%	100%	NA	112	120	207
Alkalinity [mg/L as CaCO3]	13-Dec-23	06:48	14-Dec-23	11:36	< 2	100%	98%	NA	47	59	73
Acidity [mg/L as CaCO3]	13-Dec-23	06:48	14-Dec-23	11:36	2	102%	ND	NA	< 2	< 2	< 2
F [mg/L]	13-Dec-23	12:28	14-Dec-23	09:08	< 0.06	96%	100%	96%	< 0.06	< 0.06	< 0.06
Cl [mg/L]	20-Dec-23	07:15	21-Dec-23	17:04	< 0.2	103%	ND	103%	< 0.2	< 0.2	< 0.2
SO4 [mg/L]	20-Dec-23	07:15	28-Dec-23	12:52	< 0.2	102%	100%	NV	15	9.6	45
Hg (diss) [mg/L]	15-Dec-23	12:08	19-Dec-23	11:36	< 0.00001	98%		96%	< 0.00001	0.00004	0.00005
Ag (diss) [mg/L]	15-Dec-23	10:40	19-Dec-23	11:36	< 0.00005	104%		104%	< 0.00005	< 0.00005	< 0.00005
Al (diss) [mg/L]	15-Dec-23	10:40	19-Dec-23	11:36	< 0.001	99%		0%	0.244	0.159	0.198
As (diss) [mg/L]	15-Dec-23	10:40	19-Dec-23	11:36	< 0.0002	103%		110%	0.0056	0.735	0.0025
Ba (diss) [mg/L]	15-Dec-23	10:40	19-Dec-23	11:36	< 0.00008	99%		101%	0.0118	0.00602	0.0120
Be (diss) [mg/L]	15-Dec-23	10:40	19-Dec-23	11:36	< 0.000007	101%		111%	< 0.000007	< 0.000007	< 0.000007
B (diss) [mg/L]	15-Dec-23	10:40	19-Dec-23	11:36	< 0.002	96%		98%	0.003	0.005	0.006
Bi (diss) [mg/L]	15-Dec-23	10:40	19-Dec-23	11:36	< 0.00001	95%		76%	< 0.00001	< 0.00001	< 0.00001
Ca (diss) [mg/L]	15-Dec-23	10:40	19-Dec-23	11:36	< 0.01	98%		98%	20.4	19.8	30.7

OnLine LIMS
00038777570

Results relate only to the sample tested. Data reported represents the sample submitted to SGS. Reproduction of this analytical report in full or in part is prohibited without prior written approval. Please refer to SGS General Conditions of Services located at https://www.sgs.ca/en/terms-and-conditions (Printed copies are available upon request.)
Test method information available upon request. "Temperature Upon Receipt" is representative of the whole shipment and may not reflect the temperature of individual samples.
SGS Canada Inc. Environment-Health & Safety statement of conformity decision rule does not consider uncertainty when analytical results are compared to a specified standard or regulation.

SGS Canada Inc.
P.O. Box 4300 - 185 Concession St.
Lakefield - Ontario - KOL 2HO
Phone: 705-652-2000 FAX: 705-652-6365

Env ICP-MS Metals Dissolved

Project : CA20M-00000-110-19896-01

LR Report : CA15117-DEC23

Analysis	1: Analysis Start Date	2: Analysis Start Time	3: Analysis Completed Date	4: Analysis Completed Time	5: QC - Blank	6: QC - STD % Recovery	7: QC - DUP % Recovery	8: QC - Spike Rep	9: DX 550053 Week 15	10: DX 550073 Week 15	11: DX 550089 Week 15
Cd (diss) [mg/L]	15-Dec-23	10:40	19-Dec-23	11:36	< 0.000003	102%		116%	0.000007	< 0.000003	< 0.000003
Co (diss) [mg/L]	15-Dec-23	10:40	19-Dec-23	11:36	< 0.000004	102%		103%	0.000225	0.00113	0.000269
Cr (diss) [mg/L]	15-Dec-23	10:40	19-Dec-23	11:36	< 0.00008	100%		114%	0.00037	0.00095	0.00074
Cu (diss) [mg/L]	15-Dec-23	10:40	19-Dec-23	11:36	< 0.0002	103%		114%	0.0020	0.0007	0.0017
Fe (diss) [mg/L]	15-Dec-23	10:40	19-Dec-23	11:36	< 0.007	100%		100%	0.033	0.058	0.163
K (diss) [mg/L]	15-Dec-23	10:40	19-Dec-23	11:36	< 0.009	96%		73%	1.99	4.60	11.7
Mg (diss) [mg/L]	15-Dec-23	10:40	19-Dec-23	11:36	< 0.001	97%		92%	1.32	2.30	4.44
Mn (diss) [mg/L]	15-Dec-23	10:40	19-Dec-23	11:36	< 0.00001	101%		110%	0.0569	0.0376	0.0669
Mo (diss) [mg/L]	15-Dec-23	10:40	19-Dec-23	11:36	< 0.00004	97%		101%	0.00006	0.00019	0.00013
Na (diss) [mg/L]	15-Dec-23	10:40	19-Dec-23	11:36	< 0.01	97%		117%	0.37	0.78	0.41
Ni (diss) [mg/L]	15-Dec-23	10:40	19-Dec-23	11:36	< 0.0001	102%		106%	0.0029	0.0018	0.0024
P (diss) [mg/L]	15-Dec-23	10:40	19-Dec-23	11:36	< 0.003	97%		NV	< 0.003	0.003	0.003
Pb (diss) [mg/L]	15-Dec-23	10:40	19-Dec-23	11:36	< 0.00009	102%		99%	0.00028	< 0.00009	0.00010
S (diss) [mg/L]	15-Dec-23	10:40	19-Dec-23	11:36	< 1	106%		NV	5	< 3	15
Sb (diss) [mg/L]	15-Dec-23	10:40	19-Dec-23	11:36	< 0.0009	110%		108%	0.0025	0.0030	0.0024
Se (diss) [mg/L]	15-Dec-23	10:40	19-Dec-23	11:36	< 0.00004	97%		122%	0.00030	0.00034	0.00066
Si (diss) [mg/L]	15-Dec-23	10:40	19-Dec-23	11:36	< 0.02	97%		NV	1.75	2.07	1.90
Sn (diss) [mg/L]	15-Dec-23	10:40	19-Dec-23	11:36	< 0.00006	94%		NV	0.00305	0.00232	0.00175
Sr (diss) [mg/L]	15-Dec-23	10:40	19-Dec-23	11:36	< 0.00008	103%		93%	0.0734	0.0989	0.0644
Th (diss) [mg/L]	15-Dec-23	10:40	19-Dec-23	11:36	< 0.0001	102%		NV	< 0.0001	0.0006	0.0003
Ti (diss) [mg/L]	15-Dec-23	10:40	19-Dec-23	11:36	< 0.00005	93%		NV	0.00061	0.00135	0.00531
Tl (diss) [mg/L]	15-Dec-23	10:40	19-Dec-23	11:36	< 0.000005	103%		104%	0.000007	0.000013	0.000017
U (diss) [mg/L]	15-Dec-23	10:40	19-Dec-23	11:36	2e-06	103%		101%	0.000106	0.000736	0.000137
V (diss) [mg/L]	15-Dec-23	10:40	19-Dec-23	11:36	< 0.00001	100%		103%	0.00326	0.0125	0.00105
W (diss) [mg/L]	15-Dec-23	10:40	19-Dec-23	11:36	< 0.00002	96%		NV	0.00008	0.00056	0.00033
Zn (diss) [mg/L]	15-Dec-23	10:40	19-Dec-23	11:36	< 0.002	106%		123%	0.005	0.003	0.004
Zr (diss) [mg/L]	15-Dec-23	10:40	01-Oct-24	13:21	< 0.002	90%		NV	< 0.002	< 0.002	< 0.002

Analysis	12: DX 550101 Week 15	13: DX 450017 Week 15	14: DX 450022 Week 15	15: DX 450030 Week 15	16: DX 450039 Week 15	17: DX 450049 Week 15	18: DX 450051 Week 15	19: DX 450071 Week 15	20: DX 450080 Week 15	21: DX 450089 Week 15	22: DX 450105 Week 15
Sample Date & Time	NA	NA	NA	NA	NA	NA	NA	NA	NA	NA	NA

OnLine LIMS

0003877570

Results relate only to the sample tested. Data reported represents the sample submitted to SGS. Reproduction of this analytical report in full or in part is prohibited without prior written approval. Please refer to SGS General Conditions of Services located at https://www.sgs.ca/en/terms-and-conditions (Printed copies are available upon request.)
Test method information available upon request. "Temperature Upon Receipt" is representative of the whole shipment and may not reflect the temperature of individual samples.
SGS Canada Inc. Environment-Health & Safety statement of conformity decision rule does not consider uncertainty when analytical results are compared to a specified standard or regulation.

SGS Canada Inc.
P.O. Box 4300 - 185 Concession St.
Lakefield - Ontario - KOL 2HO
Phone: 705-652-2000 FAX: 705-652-6365

Env ICP-MS Metals Dissolved

Project : CA20M-00000-110-19896-01

LR Report : CA15117-DEC23

Analysis	12: DX 550101 Week 15	13: DX 450017 Week 15	14: DX 450022 Week 15	15: DX 450030 Week 15	16: DX 450039 Week 15	17: DX 450049 Week 15	18: DX 450051 Week 15	19: DX 450071 Week 15	20: DX 450080 Week 15	21: DX 450089 Week 15	22: DX 450105 Week 15
Temp Upon Receipt [°C]	20.0	20.0	20.0	20.0	20.0	20.0	20.0	20.0	20.0	20.0	20.0
pH [No unit]	7.87	7.77	7.92	7.73	7.79	7.75	7.54	7.84	7.39	7.81	7.43
Conductivity [uS/cm]	110	116	119	80	110	75	128	96	64	116	83
Alkalinity [mg/L as CaCO3]	43	40	50	33	37	33	25	40	12	43	16
Acidity [mg/L as CaCO3]	< 2	< 2	< 2	< 2	< 2	< 2	< 2	< 2	< 2	< 2	< 2
F [mg/L]	< 0.06	< 0.06	< 0.06	< 0.06	< 0.06	< 0.06	< 0.06	< 0.06	< 0.06	< 0.06	0.17
Cl [mg/L]	< 0.2	< 0.2	< 0.2	< 0.2	< 0.2	< 0.2	< 0.2	< 0.2	< 0.2	< 0.2	< 0.2
SO4 [mg/L]	15	21	15	9.9	21	8.2	41	12	15	19	23
Hg (diss) [mg/L]	0.00001	0.00005	0.00004	0.00004	0.00004	0.00002	0.00004	0.00002	0.00005	0.00004	0.00004
Ag (diss) [mg/L]	< 0.00005	< 0.00005	< 0.00005	< 0.00005	< 0.00005	< 0.00005	< 0.00005	< 0.00005	< 0.00005	< 0.00005	< 0.00005
Al (diss) [mg/L]	0.274	0.147	0.276	0.193	0.180	0.175	0.044	0.221	0.102	0.237	0.057
As (diss) [mg/L]	0.0074	0.111	0.0198	0.0206	0.147	0.0023	0.0006	0.184	0.0648	0.0092	2.59
Ba (diss) [mg/L]	0.00400	0.00308	0.00124	0.0039	0.00317	0.0126	0.00245	0.00242	0.00212	0.00535	0.00110
Be (diss) [mg/L]	< 0.000007	< 0.000007	< 0.000007	< 0.000007	< 0.000007	< 0.000007	< 0.000007	< 0.000007	< 0.000007	< 0.000007	< 0.000007
B (diss) [mg/L]	< 0.002	0.012	0.002	0.002	< 0.002	< 0.002	0.004	0.006	0.004	< 0.002	0.004
Bi (diss) [mg/L]	< 0.00001	< 0.00001	< 0.00001	< 0.00001	< 0.00001	< 0.00001	< 0.00001	< 0.00001	< 0.00001	< 0.00001	< 0.00001
Ca (diss) [mg/L]	20.1	18.7	23.8	15.0	19.1	12.2	22.6	17.4	7.52	19.4	14.6
Cd (diss) [mg/L]	< 0.000003	0.000010	0.000007	0.000047	0.000060	0.000019	0.000537	0.000014	0.000010	0.000009	0.000014
Co (diss) [mg/L]	0.000276	0.000182	0.000323	0.000135	0.000108	0.000140	0.000083	0.000158	0.000165	0.000174	0.000218
Cr (diss) [mg/L]	0.00050	0.00066	< 0.00008	0.00054	0.00038	0.00010	0.00013	0.00021	0.00020	0.00025	0.00046
Cu (diss) [mg/L]	0.0007	0.0009	0.0008	0.0007	0.0008	0.0011	0.0017	0.0010	0.0007	0.0014	0.0011
Fe (diss) [mg/L]	< 0.007	0.028	0.007	< 0.007	0.009	< 0.007	< 0.007	0.011	0.016	0.095	< 0.007
K (diss) [mg/L]	1.74	6.76	0.834	1.80	4.39	1.12	3.66	3.13	5.60	6.20	1.78
Mg (diss) [mg/L]	1.23	0.801	0.817	0.167	0.257	1.20	0.332	0.687	0.587	0.704	0.202
Mn (diss) [mg/L]	0.0372	0.00296	0.0554	0.123	0.122	0.0966	0.0656	0.0292	0.00928	0.0770	0.131
Mo (diss) [mg/L]	0.00004	0.00039	0.00011	0.00018	0.00018	0.00105	0.00011	0.00073	0.00021	0.00015	0.00006
Na (diss) [mg/L]	0.40	0.46	0.41	0.52	0.42	0.87	0.34	0.78	0.48	0.47	0.26
Ni (diss) [mg/L]	0.0003	0.0004	0.0008	< 0.0001	0.0004	0.0002	0.0003	0.0003	0.0003	0.0003	0.0001
P (diss) [mg/L]	< 0.003	< 0.003	< 0.003	0.003	< 0.003	< 0.003	< 0.003	< 0.003	< 0.003	0.006	< 0.003
Pb (diss) [mg/L]	< 0.00009	0.00014	< 0.00009	0.00047	0.00015	0.00020	0.149	0.00016	< 0.00009	0.00036	0.00011
S (diss) [mg/L]	5	7	5	< 3	7	< 3	13	4	5	6	7
Sb (diss) [mg/L]	0.0029	0.0028	0.0017	0.0039	0.0043	0.0034	0.101	0.0049	0.0021	0.0033	0.0121
Se (diss) [mg/L]	0.00018	0.00007	0.00013	0.00034	0.00024	0.00304	0.00168	0.00846	0.00015	0.00009	0.00012

OnLine LIMS

0003877570

Results relate only to the sample tested. Data reported represents the sample submitted to SGS. Reproduction of this analytical report in full or in part is prohibited without prior written approval. Please refer to SGS General Conditions of Services located at https://www.sgs.ca/en/terms-and-conditions (Printed copies are available upon request.)
Test method information available upon request. "Temperature Upon Receipt" is representative of the whole shipment and may not reflect the temperature of individual samples.
SGS Canada Inc. Environment-Health & Safety statement of conformity decision rule does not consider uncertainty when analytical results are compared to a specified standard or regulation.

SGS Canada Inc.
P.O. Box 4300 - 185 Concession St.
Lakefield - Ontario - KOL 2HO
Phone: 705-652-2000 FAX: 705-652-6365

Env ICP-MS Metals Dissolved

Project : CA20M-00000-110-19896-01

LR Report : CA15117-DEC23

Analysis	12: DX 550101 Week 15	13: DX 450017 Week 15	14: DX 450022 Week 15	15: DX 450030 Week 15	16: DX 450039 Week 15	17: DX 450049 Week 15	18: DX 450051 Week 15	19: DX 450071 Week 15	20: DX 450080 Week 15	21: DX 450089 Week 15	22: DX 450105 Week 15
Si (diss) [mg/L]	1.71	2.33	1.51	1.94	1.87	1.30	2.24	1.86	2.84	1.73	3.97
Sn (diss) [mg/L]	0.00301	0.00203	0.00235	0.00194	0.00166	0.00280	0.00082	0.00132	0.00110	0.00149	0.00134
Sr (diss) [mg/L]	0.0368	0.1213	0.0281	0.0289	0.0180	0.0524	0.0620	0.0842	0.0262	0.0523	0.0130
Th (diss) [mg/L]	0.0003	0.0002	0.0001	0.0001	< 0.0001	< 0.0001	< 0.0001	< 0.0001	< 0.0001	0.0001	< 0.0001
Ti (diss) [mg/L]	< 0.00007	0.00127	< 0.00007	0.00015	0.00043	0.00008	< 0.00007	0.00036	0.00087	0.00880	0.00011
Tl (diss) [mg/L]	0.000009	0.000021	0.000005	0.000008	0.000014	0.000006	0.000019	0.000009	0.000011	0.000020	0.000011
U (diss) [mg/L]	0.000212	0.00107	0.000145	0.00377	0.00679	0.00247	0.000010	0.00514	0.000787	0.00382	0.00131
V (diss) [mg/L]	0.00367	0.00119	0.00267	0.00048	0.00253	0.00020	< 0.00001	0.00139	0.00236	0.00138	0.00026
W (diss) [mg/L]	0.00010	0.00042	0.00009	0.00125	0.00031	0.00031	0.00036	0.00083	0.00215	0.00035	0.00020
Zn (diss) [mg/L]	0.002	0.003	0.004	0.004	0.004	0.005	0.035	0.004	0.004	0.004	0.005
Zr (diss) [mg/L]	< 0.002	< 0.002	< 0.002	< 0.002	< 0.002	< 0.002	< 0.002	< 0.002	< 0.002	< 0.002	< 0.002

Analysis	23: DX 450113 Week 15	24: DX 450119 Week 15	25: DX 450130 Week 15	26: DX 450135 Week 15	27: DX 450137 Week 15	28: DX 450143 Week 15	29: DX 450144 Week 15	30: DX 450153 Week 15	31: DX 450155 Week 15	32: DX 450170 Week 15	33: DX 450200 Week 15
Sample Date & Time	NA	NA	NA	NA	NA	NA	NA	NA	NA	NA	NA
Temp Upon Receipt [°C]	20.0	20.0	20.0	20.0	20.0	20.0	20.0	20.0	20.0	20.0	20.0
pH [No unit]	7.86	7.78	7.84	7.73	7.75	7.21	7.74	6.38	7.87	7.70	7.73
Conductivity [uS/cm]	114	427	76	59	72	147	89	196	135	92	163
Alkalinity [mg/L as CaCO3]	44	45	36	28	31	9	27	< 2	43	33	37
Acidity [mg/L as CaCO3]	< 2	< 2	< 2	< 2	< 2	< 2	< 2	< 2	< 2	< 2	< 2
F [mg/L]	< 0.06	< 0.06	< 0.06	< 0.06	< 0.06	< 0.06	< 0.06	< 0.06	< 0.06	< 0.06	< 0.06
Cl [mg/L]	< 0.2	0.3	< 0.2	< 0.2	< 0.2	< 0.2	< 0.2	< 0.2	< 0.2	< 0.2	< 0.2
SO4 [mg/L]	19	160	4.3	4.0	8.1	59	18	91	28	16	47
Hg (diss) [mg/L]	< 0.00001	0.00002	0.00004	0.00004	0.00004	0.00002	0.00013	0.00004	0.00005	0.00004	0.00004
Ag (diss) [mg/L]	< 0.00005	< 0.00005	< 0.00005	< 0.00005	< 0.00005	< 0.00005	< 0.00005	< 0.00005	< 0.00005	< 0.00005	0.00056
Al (diss) [mg/L]	0.227	0.016	0.272	0.224	0.245	0.019	0.199	0.007	0.149	0.072	0.041
As (diss) [mg/L]	0.0376	0.0013	0.113	0.0316	0.0157	0.0103	0.812	0.0004	0.0151	0.0030	0.0015
Ba (diss) [mg/L]	0.00840	0.0728	0.0179	0.00091	0.00141	0.00699	0.00201	0.00886	0.00300	0.00686	0.00853
Be (diss) [mg/L]	< 0.000007	< 0.000007	< 0.000007	< 0.000007	< 0.000007	< 0.000007	< 0.000007	0.000039	< 0.000007	< 0.000007	< 0.000007
B (diss) [mg/L]	0.011	0.012	< 0.002	< 0.002	< 0.002	0.007	0.004	0.009	0.005	0.003	0.004
Bi (diss) [mg/L]	< 0.00001	< 0.00001	< 0.00001	< 0.00001	< 0.00001	< 0.00001	< 0.00001	0.00001	0.00002	0.00006	0.00002

OnLine LIMS

0003877570

Results relate only to the sample tested. Data reported represents the sample submitted to SGS. Reproduction of this analytical report in full or in part is prohibited without prior written approval. Please refer to SGS General Conditions of Services located at https://www.sgs.ca/en/terms-and-conditions (Printed copies are available upon request.)
Test method information available upon request. "Temperature Upon Receipt" is representative of the whole shipment and may not reflect the temperature of individual samples.
SGS Canada Inc. Environment-Health & Safety statement of conformity decision rule does not consider uncertainty when analytical results are compared to a specified standard or regulation.

SGS Canada Inc.
P.O. Box 4300 - 185 Concession St.
Lakefield - Ontario - KOL 2HO
Phone: 705-652-2000 FAX: 705-652-6365

Env ICP-MS Metals Dissolved

Project : CA20M-00000-110-19896-01

LR Report : **CA15117-DEC23**

Analysis	23: DX 450113 Week 15	24: DX 450119 Week 15	25: DX 450130 Week 15	26: DX 450135 Week 15	27: DX 450137 Week 15	28: DX 450143 Week 15	29: DX 450144 Week 15	30: DX 450153 Week 15	31: DX 450155 Week 15	32: DX 450170 Week 15	33: DX 450200 Week 15
Ca (diss) [mg/L]	21.2	74.3	11.7	10.4	12.1	19.3	15.9	31.4	25.1	16.8	29.6
Cd (diss) [mg/L]	0.000006	0.000536	0.000005	0.000018	< 0.000003	0.000005	0.000008	0.00135	0.000342	0.000343	0.00609
Co (diss) [mg/L]	0.000239	0.00240	0.000190	0.000142	0.000097	0.00150	0.00105	0.00339	0.000208	0.000179	0.000455
Cr (diss) [mg/L]	0.00046	0.00043	0.00017	0.00040	0.00024	0.00030	0.00073	0.00024	0.00097	0.00020	0.00023
Cu (diss) [mg/L]	0.0009	0.0009	0.0012	0.0005	0.0005	0.0017	0.0014	0.0036	0.0026	0.0008	0.0136
Fe (diss) [mg/L]	0.013	< 0.007	< 0.007	< 0.007	< 0.007	< 0.007	0.034	< 0.007	0.007	< 0.007	0.014
K (diss) [mg/L]	2.71	12.3	5.24	2.16	3.33	9.28	2.25	5.62	3.57	2.06	3.67
Mg (diss) [mg/L]	1.07	1.23	0.641	0.273	0.297	1.98	0.525	1.25	0.452	0.202	0.395
Mn (diss) [mg/L]	0.0478	1.40	0.0228	0.0202	0.00936	0.0290	0.00560	1.04	0.137	0.104	0.774
Mo (diss) [mg/L]	0.00007	0.00015	0.00024	0.00020	0.00010	0.00017	0.00186	0.00004	0.00207	0.00050	0.00070
Na (diss) [mg/L]	0.29	0.93	0.70	0.37	0.47	0.74	0.44	0.92	0.67	0.39	0.61
Ni (diss) [mg/L]	0.0006	0.0027	0.0002	0.0001	< 0.0001	0.0061	0.0015	0.0220	0.0003	< 0.0001	0.0006
P (diss) [mg/L]	< 0.003	< 0.003	< 0.003	< 0.003	< 0.003	< 0.003	0.007	0.003	< 0.003	< 0.003	< 0.003
Pb (diss) [mg/L]	< 0.00009	< 0.00009	0.00011	0.00010	< 0.00009	< 0.00009	0.00009	0.00030	0.00017	0.01526	0.00027
S (diss) [mg/L]	6	61	< 3	< 3	< 3	21	6	36	9	5	17
Sb (diss) [mg/L]	0.0038	0.0022	0.0050	0.0027	0.0025	0.0022	0.0025	0.0023	0.0060	0.0074	0.0129
Se (diss) [mg/L]	< 0.00004	0.00167	0.00217	0.00005	< 0.00004	0.00064	0.00016	0.00075	0.00219	0.0181	0.00041
Si (diss) [mg/L]	1.54	1.47	1.47	1.85	1.85	3.86	2.14	8.46	2.75	2.08	2.69
Sn (diss) [mg/L]	0.00254	0.00204	0.00210	0.00149	0.00252	0.00099	0.00161	0.00520	0.00201	0.00145	0.00043
Sr (diss) [mg/L]	0.0902	0.0610	0.0487	0.0272	0.0421	0.0586	0.0613	0.1086	0.0726	0.0383	0.0418
Th (diss) [mg/L]	< 0.0001	< 0.0001	< 0.0001	< 0.0001	< 0.0001	< 0.0001	< 0.0001	0.0007	0.0004	0.0002	0.0001
Ti (diss) [mg/L]	0.00014	0.00007	0.00034	0.00042	0.00052	< 0.00007	0.00119	0.00007	0.00049	< 0.00007	0.00093
Tl (diss) [mg/L]	< 0.000005	< 0.000005	< 0.000005	< 0.000005	< 0.000005	< 0.000005	< 0.000005	0.000070	0.000021	0.000027	0.000056
U (diss) [mg/L]	0.000452	0.000095	0.00351	0.00205	0.00472	0.000291	0.000534	0.000262	0.00626	0.00101	0.00215
V (diss) [mg/L]	0.00090	0.00002	0.00209	0.00091	0.00237	0.00030	0.00181	0.00003	0.00169	0.00005	0.00025
W (diss) [mg/L]	0.00051	< 0.00002	0.00069	0.00013	0.00024	0.00009	0.00014	0.00004	0.00070	0.00038	0.00068
Zn (diss) [mg/L]	0.003	0.095	0.004	0.002	< 0.002	0.005	< 0.002	0.009	0.010	0.011	0.303
Zr (diss) [mg/L]	< 0.002	< 0.002	< 0.002	< 0.002	< 0.002	< 0.002	< 0.002	< 0.002	< 0.002	< 0.002	< 0.002

OnLine LIMS

00038777570

Results relate only to the sample tested. Data reported represents the sample submitted to SGS. Reproduction of this analytical report in full or in part is prohibited without prior written approval. Please refer to SGS General Conditions of Services located at https://www.sgs.ca/en/terms-and-conditions (Printed copies are available upon request.)
Test method information available upon request. "Temperature Upon Receipt" is representative of the whole shipment and may not reflect the temperature of individual samples.
SGS Canada Inc. Environment-Health & Safety statement of conformity decision rule does not consider uncertainty when analytical results are compared to a specified standard or regulation.

SGS Canada Inc.
P.O. Box 4300 - 185 Concession St.
Lakefield - Ontario - KOL 2HO
Phone: 705-652-2000 FAX: 705-652-6365

Env ICP-MS Metals Dissolved

Project : CA20M-00000-110-19896-01

LR Report : **CA15117-DEC23**

Analysis	34: DX 450227 Week 15	35: DX 450230 Week 15	36: DX 450232 Week 15	37: DX 450233 Week 15	38: DX 450239 Week 15	39: Column Blank Week 15
Sample Date & Time	NA	NA	NA	NA	NA	NA
Temp Upon Receipt [°C]	20.0	20.0	20.0	20.0	20.0	20.0
pH [No unit]	7.84	7.91	7.75	7.84	7.87	5.90
Conductivity [uS/cm]	71	88	104	176	223	< 2
Alkalinity [mg/L as CaCO3]	41	47	34	44	50	< 2
Acidity [mg/L as CaCO3]	< 2	< 2	< 2	< 2	< 2	< 2
F [mg/L]	< 0.06	< 0.06	< 0.06	< 0.06	< 0.06	< 0.06
Cl [mg/L]	< 0.2	< 0.2	< 0.2	< 0.2	< 0.2	< 0.2
SO4 [mg/L]	1.0	3.0	21	50	75	< 0.2
Hg (diss) [mg/L]	0.00002	0.00004	0.00004	0.00002	0.00002	0.00004
Ag (diss) [mg/L]	< 0.00005	< 0.00005	< 0.00005	< 0.00005	< 0.00005	< 0.00005
Al (diss) [mg/L]	0.184	0.246	0.173	0.059	0.034	< 0.001
As (diss) [mg/L]	0.0052	0.0039	0.0174	0.0014	0.0005	< 0.0002
Ba (diss) [mg/L]	0.00190	0.00303	0.00345	0.00164	0.00238	< 0.00008
Be (diss) [mg/L]	< 0.000007	< 0.000007	< 0.000007	< 0.000007	< 0.000007	< 0.000007
B (diss) [mg/L]	0.002	0.002	0.006	0.007	0.008	< 0.002
Bi (diss) [mg/L]	< 0.00001	< 0.00001	< 0.00001	< 0.00001	< 0.00001	< 0.00001
Ca (diss) [mg/L]	13.1	14.7	18.0	31.2	46.1	0.06
Cd (diss) [mg/L]	0.000008	0.000005	0.000038	0.000260	0.000015	0.000005
Co (diss) [mg/L]	0.000138	0.000112	0.000131	0.000222	0.000087	0.000145
Cr (diss) [mg/L]	0.00036	0.00026	0.00025	0.00023	0.00017	< 0.00008
Cu (diss) [mg/L]	0.0008	0.0010	0.0009	0.0019	0.0025	0.0014
Fe (diss) [mg/L]	< 0.007	< 0.007	0.011	< 0.007	< 0.007	0.017
K (diss) [mg/L]	2.23	5.00	3.97	7.11	3.62	0.010
Mg (diss) [mg/L]	0.463	0.684	0.497	0.486	0.396	0.006
Mn (diss) [mg/L]	0.0253	0.0204	0.0763	0.123	0.122	0.00035
Mo (diss) [mg/L]	0.00010	0.00015	0.00024	0.00009	0.00017	0.00340
Na (diss) [mg/L]	0.72	0.52	0.50	0.42	0.22	0.10
Ni (diss) [mg/L]	0.0002	0.0002	0.0005	0.0003	0.0023	0.0008
P (diss) [mg/L]	< 0.003	< 0.003	< 0.003	< 0.003	< 0.003	< 0.003
Pb (diss) [mg/L]	0.00015	< 0.00009	< 0.00009	0.00017	0.00014	< 0.00009
S (diss) [mg/L]	< 3	< 3	7	17	25	< 3
Sb (diss) [mg/L]	0.0028	0.0026	0.0057	0.0025	0.0019	0.0020

OnLine LIMS

0003877570

Results relate only to the sample tested. Data reported represents the sample submitted to SGS. Reproduction of this analytical report in full or in part is prohibited without prior written approval. Please refer to SGS General Conditions of Services located at https://www.sgs.ca/en/terms-and-conditions (Printed copies are available upon request.)
Test method information available upon request. "Temperature Upon Receipt" is representative of the whole shipment and may not reflect the temperature of individual samples.
SGS Canada Inc. Environment-Health & Safety statement of conformity decision rule does not consider uncertainty when analytical results are compared to a specified standard or regulation.

SGS Canada Inc.
P.O. Box 4300 - 185 Concession St.
Lakefield - Ontario - KOL 2HO
Phone: 705-652-2000 FAX: 705-652-6365

Env ICP-MS Metals Dissolved

Project : CA20M-00000-110-19896-01

LR Report : **CA15117-DEC23**

Analysis	34: DX 450227 Week 15	35: DX 450230 Week 15	36: DX 450232 Week 15	37: DX 450233 Week 15	38: DX 450239 Week 15	39: Column Blank Week 15
Se (diss) [mg/L]	< 0.00004	< 0.00004	0.00041	0.00065	0.00225	< 0.00004
Si (diss) [mg/L]	1.75	2.02	1.77	2.55	2.53	< 0.02
Sn (diss) [mg/L]	0.00305	0.00160	0.00146	0.00188	0.00181	0.00158
Sr (diss) [mg/L]	0.0278	0.0446	0.0314	0.0545	0.0551	0.00023
Th (diss) [mg/L]	0.0002	0.0001	0.0001	< 0.0001	< 0.0001	< 0.0001
Ti (diss) [mg/L]	0.00027	0.00023	0.00096	< 0.00007	< 0.00007	< 0.00007
Tl (diss) [mg/L]	0.000009	0.000017	0.000017	0.000007	0.000026	< 0.000005
U (diss) [mg/L]	0.00647	0.00551	0.0149	0.00356	0.00337	< 0.000002
V (diss) [mg/L]	0.00246	0.00247	0.00300	0.00035	0.00009	< 0.00001
W (diss) [mg/L]	0.00066	0.00036	0.00056	0.00033	0.00053	0.00040
Zn (diss) [mg/L]	0.004	< 0.002	0.005	0.024	0.008	0.003
Zr (diss) [mg/L]	< 0.002	< 0.002	< 0.002	< 0.002	< 0.002	< 0.002

Revised to include Zirconium analysis.

NA - Not applicable
ND - Not Detected
NV - No Value

Alisha Kelly, B.Sc.,
Project Specialist,
Environment, Health & Safety

OnLine LIMS

0003877570

Results relate only to the sample tested. Data reported represents the sample submitted to SGS. Reproduction of this analytical report in full or in part is prohibited without prior written approval. Please refer to SGS General Conditions of Services located at https://www.sgs.ca/en/terms-and-conditions (Printed copies are available upon request.)
Test method information available upon request. "Temperature Upon Receipt" is representative of the whole shipment and may not reflect the temperature of individual samples.
SGS Canada Inc. Environment-Health & Safety statement of conformity decision rule does not consider uncertainty when analytical results are compared to a specified standard or regulation.

SGS Canada Inc.
P.O. Box 4300 - 185 Concession St.
Lakefield - Ontario - KOL 2HO
Phone: 705-652-2000 FAX: 705-652-6365

SGS Lakefield Environmental Met
Attn : Barb Bowman

Env ICP-MS Metals Dissolved

Project : CA20M-00000-110-19896-01

02-October-2024

Date Rec. : 12 December 2023
LR Report: **CA14392-DEC23**
Reference: 19896-01-19

Copy: #2

CERTIFICATE OF ANALYSIS
Final Report - Revised

Analysis	1: Analysis Start Date	2: Analysis Start Time	3: Analysis Completed Date	4: Analysis Completed Time	5: QC - Blank	6: QC - STD % Recovery	7: QC - DUP % Recovery	8: QC - Spike Rep	9: DX 550053 Week 16	10: DX 550073 Week 16	11: DX 550089 Week 16
Sample Date & Time									NA	NA	NA
Temp Upon Receipt [°C]	---	---	---	---	---	---	---	---	20.0	20.0	20.0
pH [No unit]	18-Dec-23	13:25	19-Dec-23	13:18	NA	100%	100%	NA	7.75	7.88	7.81
Conductivity [uS/cm]	18-Dec-23	13:25	19-Dec-23	13:18	< 2	102%	100%	NA	127	127	238
Alkalinity [mg/L as CaCO3]	18-Dec-23	13:25	19-Dec-23	13:18	< 2	98%	95%	NA	45	58	62
Acidity [mg/L as CaCO3]	18-Dec-23	13:25	19-Dec-23	13:18	2	94%	ND	NA	< 2	< 2	< 2
F [mg/L]	18-Dec-23	16:07	19-Dec-23	09:24	< 0.06	95%	ND	107%	< 0.06	< 0.06	< 0.06
Cl [mg/L]	19-Dec-23	21:42	21-Dec-23	16:48	< 0.2	99%	ND	100%	< 0.2	< 0.2	0.3
SO4 [mg/L]	19-Dec-23	21:42	02-Jan-24	15:34	< 0.2	100%	100%	NV	18	9.0	50
Hg (diss) [mg/L]	18-Dec-23	16:28	19-Dec-23	14:18	< 0.00001	92%		90%	0.00005	0.00006	0.00005
Ag (diss) [mg/L]	20-Dec-23	18:28	21-Dec-23	14:09	< 0.00005	106%		91%	< 0.00005	< 0.00005	< 0.00005
Al (diss) [mg/L]	20-Dec-23	18:28	21-Dec-23	14:09	< 0.001	91%		85%	0.271	0.141	0.121
As (diss) [mg/L]	22-Dec-23	11:54	29-Dec-23	11:01	< 0.0002	107%		103%	0.0055	0.542	0.0009
Ba (diss) [mg/L]	20-Dec-23	18:28	21-Dec-23	14:09	< 0.00008	100%		98%	0.0133	0.00592	0.0122
Be (diss) [mg/L]	20-Dec-23	18:28	21-Dec-23	14:09	< 0.000007	95%		103%	< 0.000007	< 0.000007	< 0.000007
B (diss) [mg/L]	20-Dec-23	18:28	21-Dec-23	14:09	< 0.002	108%		92%	0.004	0.005	0.006
Bi (diss) [mg/L]	20-Dec-23	18:28	21-Dec-23	14:09	1e-05	100%		96%	< 0.00001	< 0.00001	0.00004
Ca (diss) [mg/L]	20-Dec-23	18:28	21-Dec-23	14:09	< 0.01	97%		98%	20.8	18.1	30.7

OnLine LIMS

0003877539

Results relate only to the sample tested. Data reported represents the sample submitted to SGS. Reproduction of this analytical report in full or in part is prohibited without prior written approval. Please refer to SGS General Conditions of Services located at https://www.sgs.ca/en/terms-and-conditions (Printed copies are available upon request.)
Test method information available upon request. "Temperature Upon Receipt" is representative of the whole shipment and may not reflect the temperature of individual samples.
SGS Canada Inc. Environment-Health & Safety statement of conformity decision rule does not consider uncertainty when analytical results are compared to a specified standard or regulation.

SGS Canada Inc.
P.O. Box 4300 - 185 Concession St.
Lakefield - Ontario - KOL 2HO
Phone: 705-652-2000 FAX: 705-652-6365

Env ICP-MS Metals Dissolved

Project : CA20M-00000-110-19896-01

LR Report : **CA14392-DEC23**

Analysis	1: Analysis Start Date	2: Analysis Start Time	3: Analysis Completed Date	4: Analysis Completed Time	5: QC - Blank	6: QC - STD % Recovery	7: QC - DUP % Recovery	8: QC - Spike Rep	9: DX 550053 Week 16	10: DX 550073 Week 16	11: DX 550089 Week 16
Cd (diss) [mg/L]	20-Dec-23	18:28	21-Dec-23	14:09	< 0.000003	103%		99%	0.000007	< 0.000003	0.000005
Co (diss) [mg/L]	20-Dec-23	18:28	21-Dec-23	14:09	< 0.000004	104%		102%	0.000358	0.00103	0.000354
Cr (diss) [mg/L]	20-Dec-23	18:28	21-Dec-23	14:09	< 0.00008	104%		106%	0.00067	0.00069	0.00044
Cu (diss) [mg/L]	20-Dec-23	18:28	21-Dec-23	14:09	< 0.0002	103%		130%	0.0021	0.0004	0.0014
Fe (diss) [mg/L]	20-Dec-23	18:28	21-Dec-23	14:09	< 0.007	98%		125%	0.161	0.066	0.008
K (diss) [mg/L]	20-Dec-23	18:28	21-Dec-23	14:09	< 0.009	98%		96%	2.01	3.71	11.2
Mg (diss) [mg/L]	20-Dec-23	18:28	21-Dec-23	14:09	< 0.001	93%		93%	1.22	1.60	3.92
Mn (diss) [mg/L]	20-Dec-23	18:28	21-Dec-23	14:09	< 0.00001	99%		120%	0.0610	0.0407	0.0631
Mo (diss) [mg/L]	20-Dec-23	18:28	21-Dec-23	14:09	< 0.00004	101%		104%	0.00014	0.00023	0.00017
Na (diss) [mg/L]	20-Dec-23	18:28	21-Dec-23	14:09	< 0.01	97%		105%	0.32	0.52	0.38
Ni (diss) [mg/L]	20-Dec-23	18:28	21-Dec-23	14:09	< 0.0001	101%		79%	0.0004	0.0012	0.0005
P (diss) [mg/L]	20-Dec-23	18:28	21-Dec-23	14:09	< 0.003	93%		NV	0.003	0.003	< 0.003
Pb (diss) [mg/L]	20-Dec-23	18:28	21-Dec-23	14:09	< 0.00009	105%		105%	< 0.00009	< 0.00009	0.00010
S (diss) [mg/L]	20-Dec-23	18:28	21-Dec-23	14:09	< 1	98%		NV	5	< 3	16
Sb (diss) [mg/L]	20-Dec-23	18:28	21-Dec-23	14:09	< 0.0009	118%		126%	0.0023	0.0023	0.0028
Se (diss) [mg/L]	20-Dec-23	18:28	21-Dec-23	14:09	0	100%		94%	0.00120	0.00086	0.00093
Si (diss) [mg/L]	20-Dec-23	18:28	21-Dec-23	14:09	< 0.02	87%		NV	0.91	0.85	0.93
Sn (diss) [mg/L]	20-Dec-23	18:28	21-Dec-23	14:09	< 0.00006	101%		NV	0.00284	0.00221	0.00147
Sr (diss) [mg/L]	20-Dec-23	18:28	21-Dec-23	14:09	< 0.00008	103%		98%	0.0727	0.0781	0.0593
Th (diss) [mg/L]	20-Dec-23	18:28	21-Dec-23	14:09	< 0.0001	120%		NV	< 0.0001	< 0.0001	0.0007
Ti (diss) [mg/L]	20-Dec-23	18:28	21-Dec-23	14:09	< 0.00005	94%		NV	0.00168	0.00153	0.00012
Tl (diss) [mg/L]	20-Dec-23	18:28	21-Dec-23	14:09	< 0.000005	105%		105%	< 0.000005	0.000005	0.000018
U (diss) [mg/L]	20-Dec-23	18:28	21-Dec-23	14:09	< 0.000002	104%		106%	0.000101	0.000529	0.000133
V (diss) [mg/L]	20-Dec-23	18:28	21-Dec-23	14:09	< 0.00001	101%		99%	0.00305	0.00908	0.00064
W (diss) [mg/L]	20-Dec-23	18:28	21-Dec-23	14:12	< 0.00002	96%		NV	0.00010	0.00036	0.00025
Zn (diss) [mg/L]	20-Dec-23	18:28	21-Dec-23	14:08	< 0.002	103%		127%	0.004	0.003	0.005
Zr (diss) [mg/L]	19-Dec-23	17:00	01-Oct-24	13:23	< 0.002	94%		NV	< 0.002	< 0.002	< 0.002

Analysis	12: DX 550101 Week 16	13: DX 450017 Week 16	14: DX 450022 Week 16	15: DX 450030 Week 16	16: DX 450039 Week 16	17: DX 450049 Week 16	18: DX 450051 Week 16	19: DX 450071 Week 16	20: DX 450080 Week 16	21: DX 450089 Week 16	22: DX 450105 Week 16
Sample Date & Time	NA	NA	NA	NA	NA	NA	NA	NA	NA	NA	NA

OnLine LIMS

0003877539

Results relate only to the sample tested. Data reported represents the sample submitted to SGS. Reproduction of this analytical report in full or in part is prohibited without prior written approval. Please refer to SGS General Conditions of Services located at https://www.sgs.ca/en/terms-and-conditions (Printed copies are available upon request.)
Test method information available upon request. "Temperature Upon Receipt" is representative of the whole shipment and may not reflect the temperature of individual samples.
SGS Canada Inc. Environment-Health & Safety statement of conformity decision rule does not consider uncertainty when analytical results are compared to a specified standard or regulation.

SGS Canada Inc.
P.O. Box 4300 - 185 Concession St.
Lakefield - Ontario - KOL 2HO
Phone: 705-652-2000 FAX: 705-652-6365

Env ICP-MS Metals Dissolved

Project : CA20M-00000-110-19896-01

LR Report : **CA14392-DEC23**

Analysis	12: DX 550101 Week 16	13: DX 450017 Week 16	14: DX 450022 Week 16	15: DX 450030 Week 16	16: DX 450039 Week 16	17: DX 450049 Week 16	18: DX 450051 Week 16	19: DX 450071 Week 16	20: DX 450080 Week 16	21: DX 450089 Week 16	22: DX 450105 Week 16
Temp Upon Receipt [°C]	20.0	20.0	20.0	20.0	20.0	20.0	20.0	20.0	20.0	20.0	20.0
pH [No unit]	7.68	7.60	7.72	7.55	7.53	7.52	7.34	7.72	7.24	7.69	7.19
Conductivity [uS/cm]	127	138	143	96	126	88	183	111	82	130	125
Alkalinity [mg/L as CaCO3]	45	39	51	32	33	33	24	40	13	41	12
Acidity [mg/L as CaCO3]	< 2	< 2	< 2	< 2	< 2	< 2	< 2	< 2	< 2	< 2	< 2
F [mg/L]	< 0.06	< 0.06	< 0.06	< 0.06	< 0.06	< 0.06	< 0.06	< 0.06	0.10	< 0.06	0.20
Cl [mg/L]	< 0.2	< 0.2	< 0.2	< 0.2	< 0.2	< 0.2	< 0.2	< 0.2	< 0.2	< 0.2	< 0.2
SO4 [mg/L]	17	24	19	13	24	9.6	57	13	20	20	41
Hg (diss) [mg/L]	0.00006	0.00006	0.00005	0.00004	0.00001	0.00005	0.00006	0.00006	0.00006	0.00005	0.00005
Ag (diss) [mg/L]	< 0.00005	< 0.00005	< 0.00005	< 0.00005	< 0.00005	< 0.00005	< 0.00005	< 0.00005	< 0.00005	< 0.00005	< 0.00005
Al (diss) [mg/L]	0.301	0.116	0.240	0.155	0.142	0.161	0.030	0.199	0.074	0.155	0.028
As (diss) [mg/L]	0.0064	0.113	0.0245	0.0189	0.130	0.0020	0.0004	0.162	0.0611	0.0074	3.59
Ba (diss) [mg/L]	0.00451	0.00303	0.00126	0.00436	0.00298	0.0141	0.00348	0.00270	0.00224	0.00541	0.00166
Be (diss) [mg/L]	< 0.000007	< 0.000007	< 0.000007	< 0.000007	< 0.000007	< 0.000007	< 0.000007	< 0.000007	< 0.000007	< 0.000007	< 0.000007
B (diss) [mg/L]	< 0.002	0.011	0.003	0.003	< 0.002	< 0.002	0.005	0.005	0.004	< 0.002	0.006
Bi (diss) [mg/L]	0.00001	< 0.00001	< 0.00001	< 0.00001	< 0.00001	0.00001	< 0.00001	0.00001	< 0.00001	< 0.00001	< 0.00001
Ca (diss) [mg/L]	21.1	19.2	24.4	15.5	19.0	12.8	28.0	17.2	8.82	18.2	18.8
Cd (diss) [mg/L]	0.000005	0.000009	0.000004	0.000055	0.000071	0.000024	0.000813	0.000018	0.000005	0.000013	0.000015
Co (diss) [mg/L]	0.000263	0.000117	0.000414	0.000174	0.000210	0.000166	0.000159	0.000209	0.000243	0.000213	0.000351
Cr (diss) [mg/L]	0.00077	0.00018	0.00027	0.00072	0.00048	0.00057	0.00054	0.00037	0.00037	0.00051	0.00047
Cu (diss) [mg/L]	0.0012	0.0006	0.0012	0.0015	0.0008	0.0007	0.0009	0.0007	0.0005	0.0008	0.0010
Fe (diss) [mg/L]	0.072	0.008	0.010	0.008	< 0.007	0.022	< 0.007	0.035	< 0.007	0.044	0.011
K (diss) [mg/L]	1.58	7.19	0.914	1.86	4.42	1.23	4.05	3.12	6.22	5.96	2.26
Mg (diss) [mg/L]	1.09	0.838	0.859	0.163	0.243	1.22	0.348	0.647	0.644	0.641	0.281
Mn (diss) [mg/L]	0.0519	0.00065	0.0372	0.138	0.131	0.112	0.0883	0.0379	0.0110	0.0864	0.234
Mo (diss) [mg/L]	0.00004	0.00050	0.00011	0.00021	0.00877	0.00135	0.00017	0.00103	0.00021	0.00012	0.00005
Na (diss) [mg/L]	0.38	0.45	0.41	0.54	0.44	0.82	0.38	0.69	0.54	0.46	0.32
Ni (diss) [mg/L]	0.0015	0.0003	0.0003	0.0006	0.0006	0.0002	0.0005	0.0002	0.0004	0.0004	0.0001
P (diss) [mg/L]	0.003	< 0.003	< 0.003	0.003	< 0.003	< 0.003	< 0.003	< 0.003	< 0.003	0.004	< 0.003
Pb (diss) [mg/L]	0.00012	< 0.00009	< 0.00009	0.00110	< 0.00009	0.00072	0.161	0.00028	< 0.00009	0.00022	0.00011
S (diss) [mg/L]	5	7	6	4	8	3	18	4	6	7	12
Sb (diss) [mg/L]	0.0026	0.0022	0.0014	0.0048	0.0055	0.0040	0.102	0.0049	0.0025	0.0033	0.0169
Se (diss) [mg/L]	0.00044	0.00037	0.00052	0.00125	0.00054	0.00373	0.00155	0.00763	0.00050	0.00036	0.00051

OnLine LIMS

0003877539

Results relate only to the sample tested. Data reported represents the sample submitted to SGS. Reproduction of this analytical report in full or in part is prohibited without prior written approval. Please refer to SGS General Conditions of Services located at https://www.sgs.ca/en/terms-and-conditions (Printed copies are available upon request.)
Test method information available upon request. "Temperature Upon Receipt" is representative of the whole shipment and may not reflect the temperature of individual samples.
SGS Canada Inc. Environment-Health & Safety statement of conformity decision rule does not consider uncertainty when analytical results are compared to a specified standard or regulation.

SGS Canada Inc.
P.O. Box 4300 - 185 Concession St.
Lakefield - Ontario - KOL 2HO
Phone: 705-652-2000 FAX: 705-652-6365

Env ICP-MS Metals Dissolved

Project : CA20M-00000-110-19896-01

LR Report : CA14392-DEC23

Analysis	12: DX 550101 Week 16	13: DX 450017 Week 16	14: DX 450022 Week 16	15: DX 450030 Week 16	16: DX 450039 Week 16	17: DX 450049 Week 16	18: DX 450051 Week 16	19: DX 450071 Week 16	20: DX 450080 Week 16	21: DX 450089 Week 16	22: DX 450105 Week 16
Si (diss) [mg/L]	0.90	1.37	0.98	1.15	1.07	0.76	1.38	1.01	1.87	0.92	2.98
Sn (diss) [mg/L]	0.00149	0.00181	0.00065	0.00183	0.00189	0.00621	0.00130	0.00139	0.00111	0.00327	0.00149
Sr (diss) [mg/L]	0.0344	0.124	0.0307	0.0300	0.0178	0.0554	0.0781	0.0824	0.0299	0.0482	0.0184
Th (diss) [mg/L]	0.0002	0.0002	0.0001	0.0001	0.0001	0.0001	< 0.0001	< 0.0001	< 0.0001	< 0.0001	< 0.0001
Ti (diss) [mg/L]	0.00088	0.00030	0.00010	0.00017	0.00010	0.00050	< 0.00007	0.00111	0.00012	0.00382	0.00011
Tl (diss) [mg/L]	0.000008	0.000029	< 0.000005	0.000011	0.000015	0.000013	0.000031	0.000013	0.000014	0.000022	0.000021
U (diss) [mg/L]	0.000177	0.00113	0.000150	0.00359	0.00624	0.00222	0.000016	0.00441	0.000782	0.00327	0.000944
V (diss) [mg/L]	0.00302	0.00120	0.00294	0.00042	0.00227	0.00019	< 0.00001	0.00125	0.00229	0.00110	0.00029
W (diss) [mg/L]	0.00009	0.00042	0.00009	0.00143	0.00030	0.00030	0.00031	0.00085	0.00215	0.00030	0.00021
Zn (diss) [mg/L]	0.006	0.002	0.005	0.007	0.003	0.004	0.053	0.006	0.004	0.008	0.007
Zr (diss) [mg/L]	< 0.002	< 0.002	< 0.002	< 0.002	< 0.002	< 0.002	< 0.002	< 0.002	< 0.002	< 0.002	< 0.002

Analysis	23: DX 450113 Week 16	24: DX 450119 Week 16	25: DX 450130 Week 16	26: DX 450135 Week 16	27: DX 450137 Week 16	28: DX 450143 Week 16	29: DX 450144 Week 16	30: DX 450153 Week 16	31: DX 450155 Week 16	32: DX 450170 Week 16	33: DX 450200 Week 16
Sample Date & Time	NA	NA	NA	NA	NA	NA	NA	NA	NA	NA	NA
Temp Upon Receipt [°C]	20.0	20.0	20.0	20.0	20.0	20.0	20.0	20.0	20.0	20.0	20.0
pH [No unit]	7.77	7.56	7.69	7.56	7.70	6.92	7.64	5.92	7.76	7.63	7.66
Conductivity [uS/cm]	146	522	89	69	83	260	101	276	146	92	168
Alkalinity [mg/L as CaCO3]	45	38	38	30	33	5	32	< 2	43	29	35
Acidity [mg/L as CaCO3]	< 2	< 2	< 2	< 2	< 2	< 2	< 2	3	< 2	< 2	< 2
F [mg/L]	< 0.06	< 0.06	< 0.06	< 0.06	< 0.06	< 0.06	< 0.06	< 0.06	< 0.06	< 0.06	< 0.06
Cl [mg/L]	< 0.2	0.4	< 0.2	< 0.2	< 0.2	< 0.2	< 0.2	< 0.2	< 0.2	< 0.2	< 0.2
SO4 [mg/L]	24	210	5.5	4.7	9.5	110	21	140	35	19	54
Hg (diss) [mg/L]	0.00006	0.00006	0.00004	0.00005	0.00006	0.00005	0.00006	< 0.00001	0.00005	0.00006	0.00007
Ag (diss) [mg/L]	< 0.00005	< 0.00005	< 0.00005	< 0.00005	< 0.00005	0.00007	< 0.00005	< 0.00005	< 0.00005	< 0.00005	0.00040
Al (diss) [mg/L]	0.192	0.012	0.228	0.208	0.227	0.005	0.111	0.013	0.118	0.061	0.074
As (diss) [mg/L]	0.0004	0.0014	0.0983	0.0285	0.0151	0.0059	0.902	0.0025	0.0117	0.0026	0.0013
Ba (diss) [mg/L]	0.0106	0.0839	0.0204	0.00127	0.00162	0.0183	0.00187	0.0198	0.00317	0.00819	0.00940
Be (diss) [mg/L]	< 0.000007	< 0.000007	< 0.000007	< 0.000007	< 0.000007	< 0.000007	< 0.000007	0.000116	< 0.000007	< 0.000007	< 0.000007
B (diss) [mg/L]	0.010	0.010	< 0.002	< 0.002	0.002	0.007	0.004	0.011	0.004	0.003	0.003
Bi (diss) [mg/L]	< 0.00001	< 0.00001	< 0.00001	< 0.00001	< 0.00001	< 0.00001	< 0.00001	< 0.00001	0.00002	0.00008	0.00006

OnLine LIMS

0003877539

Results relate only to the sample tested. Data reported represents the sample submitted to SGS. Reproduction of this analytical report in full or in part is prohibited without prior written approval. Please refer to SGS General Conditions of Services located at https://www.sgs.ca/en/terms-and-conditions (Printed copies are available upon request.)
Test method information available upon request. "Temperature Upon Receipt" is representative of the whole shipment and may not reflect the temperature of individual samples.
SGS Canada Inc. Environment-Health & Safety statement of conformity decision rule does not consider uncertainty when analytical results are compared to a specified standard or regulation.

SGS Canada Inc.
P.O. Box 4300 - 185 Concession St.
Lakefield - Ontario - KOL 2HO
Phone: 705-652-2000 FAX: 705-652-6365

Env ICP-MS Metals Dissolved

Project : CA20M-00000-110-19896-01

LR Report : **CA14392-DEC23**

Analysis	23: DX 450113 Week 16	24: DX 450119 Week 16	25: DX 450130 Week 16	26: DX 450135 Week 16	27: DX 450137 Week 16	28: DX 450143 Week 16	29: DX 450144 Week 16	30: DX 450153 Week 16	31: DX 450155 Week 16	32: DX 450170 Week 16	33: DX 450200 Week 16
Ca (diss) [mg/L]	23.2	87.2	11.7	11.3	13.5	35.7	17.5	46.8	26.6	16.7	30.4
Cd (diss) [mg/L]	< 0.000003	0.000639	0.000011	0.000023	0.000004	0.000034	0.000010	0.00265	0.000406	0.000399	0.00731
Co (diss) [mg/L]	0.000221	0.00305	0.000206	0.000118	0.000111	0.00863	0.00122	0.0103	0.000139	0.000142	0.000460
Cr (diss) [mg/L]	0.00078	0.00075	0.00013	0.00025	0.00020	0.00031	0.00027	0.00059	0.00020	0.00028	0.00019
Cu (diss) [mg/L]	0.0006	0.0011	0.0013	0.0005	0.0005	0.0019	0.0006	0.0035	0.0019	0.0006	0.0141
Fe (diss) [mg/L]	0.030	< 0.007	< 0.007	< 0.007	< 0.007	0.023	< 0.007	< 0.007	< 0.007	< 0.007	0.051
K (diss) [mg/L]	2.87	13.3	5.42	2.20	3.68	15.4	2.53	7.14	3.79	2.06	3.67
Mg (diss) [mg/L]	1.14	1.32	0.661	0.270	0.323	4.45	0.561	2.02	0.463	0.192	0.384
Mn (diss) [mg/L]	0.0498	1.61	0.0258	0.0213	0.0121	0.109	0.00680	1.58	0.154	0.119	0.853
Mo (diss) [mg/L]	0.00005	0.00009	0.00029	0.00013	0.00009	< 0.00004	0.00233	0.00005	0.00274	0.00052	0.00088
Na (diss) [mg/L]	0.28	0.93	0.65	0.38	0.51	1.08	0.49	1.37	0.64	0.38	0.65
Ni (diss) [mg/L]	0.0003	0.0018	0.0003	0.0002	0.0001	0.0348	0.0015	0.0524	0.0002	< 0.0001	0.0009
P (diss) [mg/L]	< 0.003	< 0.003	< 0.003	0.003	< 0.003	< 0.003	< 0.003	< 0.003	0.004	0.003	0.005
Pb (diss) [mg/L]	< 0.00009	< 0.00009	< 0.00009	0.00010	< 0.00009	< 0.00009	0.00010	0.00072	0.00014	0.0174	0.00054
S (diss) [mg/L]	8	74	< 3	< 3	3	54	7	50	11	6	18
Sb (diss) [mg/L]	0.0032	0.0018	0.0050	0.0023	0.0026	0.0016	0.0033	0.0020	0.0045	0.0074	0.0115
Se (diss) [mg/L]	0.00025	0.00203	0.00203	0.00022	0.00024	0.00186	0.00029	0.00119	0.00131	0.0161	0.00046
Si (diss) [mg/L]	0.97	0.80	0.85	1.08	1.15	2.65	1.45	7.24	1.68	1.20	1.46
Sn (diss) [mg/L]	0.00426	0.00195	0.00248	0.00230	0.00274	0.00159	0.00182	0.00455	0.00237	0.00214	0.00092
Sr (diss) [mg/L]	0.0952	0.0663	0.0485	0.0290	0.0474	0.123	0.0698	0.178	0.0731	0.0375	0.0401
Th (diss) [mg/L]	< 0.0001	< 0.0001	< 0.0001	< 0.0001	< 0.0001	< 0.0001	< 0.0001	< 0.0001	0.0006	0.0003	0.0002
Ti (diss) [mg/L]	0.00021	< 0.00007	< 0.00007	0.00021	0.00028	0.00007	< 0.00007	0.00013	0.00041	0.00018	0.00338
Tl (diss) [mg/L]	0.000009	0.000006	0.000018	0.000011	0.000010	0.000014	0.000011	0.000097	0.000025	0.000032	0.000056
U (diss) [mg/L]	0.000457	0.000098	0.00340	0.00232	0.00551	0.000230	0.000566	0.000663	0.00628	0.000999	0.00194
V (diss) [mg/L]	0.00080	0.00002	0.00184	0.00080	0.00216	0.00013	0.00195	0.00004	0.00146	0.00005	0.00029
W (diss) [mg/L]	0.00045	< 0.00002	0.00073	0.00013	0.00027	< 0.00002	0.00016	< 0.00002	0.00071	0.00033	0.00059
Zn (diss) [mg/L]	0.002	0.115	0.003	0.006	< 0.002	0.006	< 0.002	0.019	0.011	0.014	0.377
Zr (diss) [mg/L]	< 0.002	< 0.002	< 0.002	< 0.002	< 0.002	< 0.002	< 0.002	< 0.002	< 0.002	< 0.002	< 0.002

OnLine LIMS

0003877539

Results relate only to the sample tested. Data reported represents the sample submitted to SGS. Reproduction of this analytical report in full or in part is prohibited without prior written approval. Please refer to SGS General Conditions of Services located at https://www.sgs.ca/en/terms-and-conditions (Printed copies are available upon request.)
Test method information available upon request. "Temperature Upon Receipt" is representative of the whole shipment and may not reflect the temperature of individual samples.
SGS Canada Inc. Environment-Health & Safety statement of conformity decision rule does not consider uncertainty when analytical results are compared to a specified standard or regulation.

SGS Canada Inc.
P.O. Box 4300 - 185 Concession St.
Lakefield - Ontario - KOL 2HO
Phone: 705-652-2000 FAX: 705-652-6365

Env ICP-MS Metals Dissolved

Project : CA20M-00000-110-19896-01

LR Report : **CA14392-DEC23**

Analysis	34: DX 450227 Week 16	35: DX 450230 Week 16	36: DX 450232 Week 16	37: DX 450233 Week 16	38: DX 450239 Week 16	39: Column Blank Week 16
Sample Date & Time	NA	NA	NA	NA	NA	NA
Temp Upon Receipt [°C]	20.0	20.0	20.0	20.0	20.0	20.0
pH [No unit]	7.71	7.82	7.64	7.81	7.78	6.12
Conductivity [uS/cm]	62	79	106	252	241	< 2
Alkalinity [mg/L as CaCO3]	35	41	31	49	45	< 2
Acidity [mg/L as CaCO3]	< 2	< 2	< 2	< 2	< 2	< 2
F [mg/L]	< 0.06	< 0.06	< 0.06	< 0.06	< 0.06	< 0.06
Cl [mg/L]	< 0.2	< 0.2	0.2	0.2	< 0.2	< 0.2
SO4 [mg/L]	1.0	3.0	23	89	89	< 0.2
Hg (diss) [mg/L]	0.00006	0.00005	0.00006	0.00007	0.00005	0.00006
Ag (diss) [mg/L]	< 0.00005	< 0.00005	< 0.00005	< 0.00005	< 0.00005	< 0.00005
Al (diss) [mg/L]	0.190	0.217	0.223	0.035	0.022	0.001
As (diss) [mg/L]	0.0044	0.0034	0.0141	0.0014	0.0005	< 0.0002
Ba (diss) [mg/L]	0.00178	0.00305	0.00444	0.00259	0.00266	0.00013
Be (diss) [mg/L]	< 0.000007	< 0.000007	< 0.000007	< 0.000007	< 0.000007	< 0.000007
B (diss) [mg/L]	< 0.002	< 0.002	0.005	0.008	0.007	< 0.002
Bi (diss) [mg/L]	< 0.00001	< 0.00001	0.00003	< 0.00001	< 0.00001	< 0.00001
Ca (diss) [mg/L]	11.3	13.0	17.6	47.7	50.4	0.04
Cd (diss) [mg/L]	0.000006	0.000008	0.000051	0.000487	0.000017	< 0.000003
Co (diss) [mg/L]	0.000120	0.000088	0.000158	0.000283	0.000109	0.000116
Cr (diss) [mg/L]	0.00032	0.00024	0.00116	0.00043	0.00010	0.00013
Cu (diss) [mg/L]	0.0005	0.0006	0.0035	0.0029	0.0014	0.0009
Fe (diss) [mg/L]	0.042	0.008	0.073	< 0.007	< 0.007	< 0.007
K (diss) [mg/L]	1.96	4.72	3.95	9.00	3.90	0.016
Mg (diss) [mg/L]	0.361	0.585	0.497	0.705	0.393	0.002
Mn (diss) [mg/L]	0.0264	0.0165	0.0899	0.224	0.158	0.00017
Mo (diss) [mg/L]	0.00011	0.00013	0.00032	0.00018	0.00019	< 0.00004
Na (diss) [mg/L]	0.54	0.46	0.54	0.50	0.20	0.05
Ni (diss) [mg/L]	0.0002	0.0002	0.0060	0.0003	< 0.0001	0.0002
P (diss) [mg/L]	0.005	0.004	0.006	0.003	< 0.003	< 0.003
Pb (diss) [mg/L]	0.00011	< 0.00009	0.00033	0.00014	< 0.00009	< 0.00009
S (diss) [mg/L]	< 3	< 3	8	29	29	< 3
Sb (diss) [mg/L]	0.0017	0.0020	0.0054	0.0023	0.0020	0.0014

OnLine LIMS

0003877539

Results relate only to the sample tested. Data reported represents the sample submitted to SGS. Reproduction of this analytical report in full or in part is prohibited without prior written approval. Please refer to SGS General Conditions of Services located at https://www.sgs.ca/en/terms-and-conditions (Printed copies are available upon request.)
Test method information available upon request. "Temperature Upon Receipt" is representative of the whole shipment and may not reflect the temperature of individual samples.
SGS Canada Inc. Environment-Health & Safety statement of conformity decision rule does not consider uncertainty when analytical results are compared to a specified standard or regulation.

SGS Canada Inc.
P.O. Box 4300 - 185 Concession St.
Lakefield - Ontario - KOL 2HO
Phone: 705-652-2000 FAX: 705-652-6365

Analysis	34: DX 450227 Week 16	35: DX 450230 Week 16	36: DX 450232 Week 16	37: DX 450233 Week 16	38: DX 450239 Week 16	39: Column Blank Week 16
Se (diss) [mg/L]	0.00013	0.00018	0.00049	0.00108	0.00240	< 0.00004
Si (diss) [mg/L]	0.96	1.14	1.12	1.89	1.51	< 0.02
Sn (diss) [mg/L]	0.00190	0.00314	0.00176	0.00538	0.00171	0.00096
Sr (diss) [mg/L]	0.0230	0.0390	0.0308	0.0803	0.0562	< 0.00008
Th (diss) [mg/L]	0.0002	0.0001	0.0002	0.0001	< 0.0001	< 0.0001
Ti (diss) [mg/L]	0.00268	0.00067	0.00555	< 0.00007	< 0.00007	< 0.00007
Tl (diss) [mg/L]	0.000015	0.000018	0.000023	0.000009	0.000032	0.000010
U (diss) [mg/L]	0.00452	0.00411	0.0140	0.00713	0.00360	< 0.000002
V (diss) [mg/L]	0.00212	0.00241	0.00277	0.00031	0.00009	< 0.00001
W (diss) [mg/L]	0.00059	0.00029	0.00051	0.00030	0.00040	< 0.00002
Zn (diss) [mg/L]	0.003	0.002	0.018	0.043	0.005	0.005
Zr (diss) [mg/L]	< 0.002	< 0.002	< 0.002	< 0.002	< 0.002	< 0.002

Revised to include Zirconium analysis.

NA - Not applicable
ND - Not Detected
NV - No Value

Alisha Kelly, B.Sc.,
Project Specialist,
Environment, Health & Safety

OnLine LIMS

0003877539

Results relate only to the sample tested. Data reported represents the sample submitted to SGS. Reproduction of this analytical report in full or in part is prohibited without prior written approval. Please refer to SGS General Conditions of Services located at https://www.sgs.ca/en/terms-and-conditions (Printed copies are available upon request.)
Test method information available upon request. "Temperature Upon Receipt" is representative of the whole shipment and may not reflect the temperature of individual samples.
SGS Canada Inc. Environment-Health & Safety statement of conformity decision rule does not consider uncertainty when analytical results are compared to a specified standard or regulation.

SGS Canada Inc.
P.O. Box 4300 - 185 Concession St.
Lakefield - Ontario - KOL 2HO
Phone: 705-652-2000 FAX: 705-652-6365

SGS Lakefield Environmental Met
Attn : Barb Bowman

Env ICP-MS Metals Dissolved

Project : CA20M-00000-110-19896-01

02-October-2024

Date Rec. : 12 December 2023
LR Report: **CA15116-DEC23**
Reference: 19896-01-20

Copy: #2

CERTIFICATE OF ANALYSIS
Final Report - Revised

Analysis	1: Analysis Start Date	2: Analysis Start Time	3: Analysis Completed Date	4: Analysis Completed Time	5: QC - Blank	6: QC - STD % Recovery	7: QC - DUP % Recovery	8: QC - Spike Rep	9: DX 550053 Week 17	10: DX 550073 Week 17	11: DX 550089 Week 17
Sample Date & Time									NA	NA	NA
Temp Upon Receipt [°C]	---	---	---	---	---	---	---	---	20.0	20.0	20.0
pH [No unit]	14-Dec-23	11:17	18-Dec-23	13:10	NA	101%	100%	NA	7.62	7.68	7.76
Conductivity [uS/cm]	14-Dec-23	11:17	18-Dec-23	13:10	< 2	102%	100%	NA	107	115	215
Alkalinity [mg/L as CaCO3]	14-Dec-23	11:17	18-Dec-23	13:10	< 2	98%	ND	NA	38	49	61
Acidity [mg/L as CaCO3]	14-Dec-23	11:17	18-Dec-23	13:10	3	102%	NA	NA	< 2	< 2	< 2
F [mg/L]	14-Dec-23	10:42	15-Dec-23	08:42	< 0.06	93%		104%	< 0.06	< 0.06	< 0.06
Cl [mg/L]	21-Dec-23	08:26	22-Dec-23	16:08	< 0.2	100%	93%	123%	< 0.2	< 0.2	< 0.2
SO4 [mg/L]	21-Dec-23	08:26	28-Dec-23	12:52	< 0.2	98%	100%	NV	15	7.7	43
Hg (diss) [mg/L]	22-Dec-23	06:44	22-Dec-23	13:45	< 0.00001	95%		164%	< 0.00001	< 0.00001	< 0.00001
Ag (diss) [mg/L]	22-Dec-23	01:15	28-Dec-23	13:58	< 0.00005	104%		90%	< 0.00005	< 0.00005	< 0.00005
Al (diss) [mg/L]	22-Dec-23	01:15	28-Dec-23	13:58	< 0.001	102%		117%	0.185	0.125	0.146
As (diss) [mg/L]	22-Dec-23	01:15	28-Dec-23	13:58	< 0.0002	105%		94%	0.0041	0.419	0.0014
Ba (diss) [mg/L]	22-Dec-23	01:15	28-Dec-23	13:58	< 0.00008	106%		98%	0.0104	0.00507	0.0105
Be (diss) [mg/L]	22-Dec-23	01:15	28-Dec-23	13:58	< 0.000007	97%		93%	< 0.000007	< 0.000007	< 0.000007
B (diss) [mg/L]	22-Dec-23	01:15	28-Dec-23	13:58	< 0.002	95%		100%	0.014	0.010	0.009
Bi (diss) [mg/L]	22-Dec-23	01:15	28-Dec-23	13:58	< 0.00001	104%		92%	< 0.00001	< 0.00001	< 0.00001
Ca (diss) [mg/L]	22-Dec-23	01:15	28-Dec-23	13:58	< 0.01	104%		99%	17.5	18.0	28.5

OnLine LIMS
0003877562

Results relate only to the sample tested. Data reported represents the sample submitted to SGS. Reproduction of this analytical report in full or in part is prohibited without prior written approval. Please refer to SGS General Conditions of Services located at https://www.sgs.ca/en/terms-and-conditions (Printed copies are available upon request.)
Test method information available upon request. "Temperature Upon Receipt" is representative of the whole shipment and may not reflect the temperature of individual samples.
SGS Canada Inc. Environment-Health & Safety statement of conformity decision rule does not consider uncertainty when analytical results are compared to a specified standard or regulation.

SGS Canada Inc.
P.O. Box 4300 - 185 Concession St.
Lakefield - Ontario - KOL 2HO
Phone: 705-652-2000 FAX: 705-652-6365

Env ICP-MS Metals Dissolved

Project : CA20M-00000-110-19896-01

LR Report : CA15116-DEC23

Analysis	1: Analysis Start Date	2: Analysis Start Time	3: Analysis Completed Date	4: Analysis Completed Time	5: QC - Blank	6: QC - STD % Recovery	7: QC - DUP % Recovery	8: QC - Spike Rep	9: DX 550053 Week 17	10: DX 550073 Week 17	11: DX 550089 Week 17
Cd (diss) [mg/L]	22-Dec-23	01:15	28-Dec-23	13:58	< 0.000003	106%		99%	0.000003	< 0.000003	< 0.000003
Co (diss) [mg/L]	22-Dec-23	01:15	28-Dec-23	13:58	4e-06	102%		99%	0.000066	0.000680	0.000123
Cr (diss) [mg/L]	22-Dec-23	01:15	28-Dec-23	13:58	< 0.00008	107%		108%	< 0.00008	< 0.00008	< 0.00008
Cu (diss) [mg/L]	22-Dec-23	01:15	28-Dec-23	13:58	< 0.0002	103%		123%	0.0003	0.0003	0.0011
Fe (diss) [mg/L]	22-Dec-23	01:15	28-Dec-23	13:58	< 0.007	101%		100%	< 0.007	< 0.007	< 0.007
K (diss) [mg/L]	22-Dec-23	01:15	28-Dec-23	13:58	< 0.009	105%		99%	1.69	3.37	11.1
Mg (diss) [mg/L]	22-Dec-23	01:15	28-Dec-23	13:58	< 0.001	103%		100%	1.04	1.58	3.96
Mn (diss) [mg/L]	22-Dec-23	01:15	28-Dec-23	13:58	< 0.00001	104%		104%	0.0530	0.0487	0.0598
Mo (diss) [mg/L]	22-Dec-23	01:15	28-Dec-23	13:58	< 0.00004	102%		84%	0.00091	0.00042	0.00029
Na (diss) [mg/L]	22-Dec-23	01:15	28-Dec-23	13:58	< 0.01	101%		99%	0.17	0.89	0.56
Ni (diss) [mg/L]	22-Dec-23	01:15	28-Dec-23	13:58	< 0.0001	101%		94%	< 0.0001	0.0008	0.0001
P (diss) [mg/L]	22-Dec-23	01:15	28-Dec-23	13:58	< 0.003	99%		NV	0.009	0.005	0.004
Pb (diss) [mg/L]	22-Dec-23	01:15	28-Dec-23	13:58	< 0.00009	105%		97%	< 0.00009	< 0.00009	< 0.00009
S (diss) [mg/L]	22-Dec-23	17:00	28-Dec-23	13:58	< 1	105%		NV	5	< 3	15
Sb (diss) [mg/L]	22-Dec-23	01:15	28-Dec-23	13:58	< 0.0009	107%		125%	0.0012	0.0010	< 0.0009
Se (diss) [mg/L]	22-Dec-23	01:15	28-Dec-23	13:58	< 0.00004	110%		104%	0.00038	0.00030	0.00063
Si (diss) [mg/L]	22-Dec-23	01:15	28-Dec-23	13:58	< 0.02	103%		NV	1.50	1.39	1.72
Sn (diss) [mg/L]	22-Dec-23	01:15	28-Dec-23	13:58	< 0.00006	95%		NV	0.00104	0.00093	0.00090
Sr (diss) [mg/L]	22-Dec-23	01:15	28-Dec-23	13:58	< 0.00008	105%		96%	0.0514	0.0640	0.0468
Th (diss) [mg/L]	22-Dec-23	17:00	28-Dec-23	13:58	< 0.0001	100%		NV	< 0.0001	< 0.0001	< 0.0001
Ti (diss) [mg/L]	22-Dec-23	01:15	28-Dec-23	13:58	< 0.00005	100%		NV	< 0.00007	0.00008	< 0.00007
Tl (diss) [mg/L]	22-Dec-23	01:15	28-Dec-23	13:58	< 0.000005	106%		100%	< 0.000005	0.000005	0.000017
U (diss) [mg/L]	22-Dec-23	01:15	28-Dec-23	13:58	< 0.000002	107%		102%	0.000144	0.000482	0.000112
V (diss) [mg/L]	22-Dec-23	01:15	28-Dec-23	13:58	< 0.00001	103%		101%	0.00257	0.00759	0.00060
W (diss) [mg/L]	22-Dec-23	01:15	28-Dec-23	13:58	< 0.00002	95%		NV	0.00017	0.00036	0.00027
Zn (diss) [mg/L]	22-Dec-23	01:15	28-Dec-23	13:58	< 0.002	102%		130%	< 0.002	< 0.002	< 0.002
Zr (diss) [mg/L]	22-Dec-23	01:15	01-Oct-24	13:21	< 0.002	98%		NV	< 0.002	< 0.002	< 0.002

Analysis	12: DX 550101 Week 17	13: DX 450017 Week 17	14: DX 450022 Week 17	15: DX 450030 Week 17	16: DX 450039 Week 17	17: DX 450049 Week 17	18: DX 450051 Week 17	19: DX 450071 Week 17	20: DX 450080 Week 17	21: DX 450089 Week 17	22: DX 450105 Week 17
Sample Date & Time	NA	NA	NA	NA	NA	NA	NA	NA	NA	NA	NA

OnLine LIMS

00038775G2

Results relate only to the sample tested. Data reported represents the sample submitted to SGS. Reproduction of this analytical report in full or in part is prohibited without prior written approval. Please refer to SGS General Conditions of Services located at https://www.sgs.ca/en/terms-and-conditions (Printed copies are available upon request.)
Test method information available upon request. "Temperature Upon Receipt" is representative of the whole shipment and may not reflect the temperature of individual samples.
SGS Canada Inc. Environment-Health & Safety statement of conformity decision rule does not consider uncertainty when analytical results are compared to a specified standard or regulation.

SGS Canada Inc.
P.O. Box 4300 - 185 Concession St.
Lakefield - Ontario - KOL 2HO
Phone: 705-652-2000 FAX: 705-652-6365

Env ICP-MS Metals Dissolved

Project : CA20M-00000-110-19896-01

LR Report : CA15116-DEC23

Analysis	12: DX 550101 Week 17	13: DX 450017 Week 17	14: DX 450022 Week 17	15: DX 450030 Week 17	16: DX 450039 Week 17	17: DX 450049 Week 17	18: DX 450051 Week 17	19: DX 450071 Week 17	20: DX 450080 Week 17	21: DX 450089 Week 17	22: DX 450105 Week 17
Temp Upon Receipt [°C]	20.0	20.0	20.0	20.0	20.0	20.0	20.0	20.0	20.0	20.0	20.0
pH [No unit]	7.65	7.56	7.73	7.44	7.48	7.48	7.23	7.64	7.08	7.49	7.18
Conductivity [uS/cm]	110	114	118	74	102	71	171	100	62	103	92
Alkalinity [mg/L as CaCO3]	39	35	45	27	29	28	27	35	11	33	8
Acidity [mg/L as CaCO3]	< 2	< 2	< 2	< 2	< 2	< 2	< 2	< 2	< 2	< 2	< 2
F [mg/L]	< 0.06	0.10	< 0.06	< 0.06	< 0.06	< 0.06	< 0.06	< 0.06	< 0.06	< 0.06	0.15
Cl [mg/L]	< 0.2	< 0.2	< 0.2	< 0.2	< 0.2	< 0.2	< 0.2	< 0.2	< 0.2	< 0.2	< 0.2
SO4 [mg/L]	14	19	4.9	9.4	18	7.5	50	12	14	16	30
Hg (diss) [mg/L]	< 0.00001	< 0.00001	< 0.00001	< 0.00001	< 0.00001	< 0.00001	< 0.00001	< 0.00001	< 0.00001	< 0.00001	< 0.00001
Ag (diss) [mg/L]	< 0.00005	< 0.00005	< 0.00005	< 0.00005	< 0.00005	< 0.00005	< 0.00005	< 0.00005	< 0.00005	< 0.00005	< 0.00005
Al (diss) [mg/L]	0.153	0.112	0.165	0.115	0.113	0.102	0.031	0.131	0.033	0.103	0.015
As (diss) [mg/L]	0.0047	0.103	0.0160	0.0134	0.0906	0.0013	0.0004	0.130	0.0511	0.0051	3.80
Ba (diss) [mg/L]	0.00351	0.00230	0.00084	0.00271	0.00213	0.0111	0.00315	0.00190	0.00150	0.00344	0.00097
Be (diss) [mg/L]	< 0.000007	< 0.000007	< 0.000007	< 0.000007	< 0.000007	< 0.000007	< 0.000007	< 0.000007	< 0.000007	< 0.000007	< 0.000007
B (diss) [mg/L]	0.004	0.012	0.003	0.003	< 0.002	< 0.002	0.005	0.005	0.004	< 0.002	0.005
Bi (diss) [mg/L]	< 0.00001	< 0.00001	< 0.00001	< 0.00001	< 0.00001	< 0.00001	< 0.00001	< 0.00001	< 0.00001	< 0.00001	< 0.00001
Ca (diss) [mg/L]	17.8	16.4	20.0	12.8	15.1	11.1	27.0	15.5	6.25	15.6	14.4
Cd (diss) [mg/L]	< 0.000003	0.000006	0.000003	0.000036	0.000038	0.000016	0.000803	0.000010	0.000006	0.000006	0.000013
Co (diss) [mg/L]	0.000090	0.000015	0.000183	0.000035	0.000017	0.000059	0.000060	0.000053	0.000078	0.000026	0.000170
Cr (diss) [mg/L]	< 0.00008	< 0.00008	< 0.00008	< 0.00008	< 0.00008	< 0.00008	< 0.00008	< 0.00008	< 0.00008	< 0.00008	< 0.00008
Cu (diss) [mg/L]	0.0005	0.0003	0.0004	0.0006	0.0003	0.0003	0.0008	< 0.0002	0.0005	< 0.0002	0.0009
Fe (diss) [mg/L]	< 0.007	< 0.007	< 0.007	< 0.007	< 0.007	< 0.007	< 0.007	< 0.007	< 0.007	< 0.007	< 0.007
K (diss) [mg/L]	1.39	6.60	0.681	1.55	3.69	0.962	4.13	2.91	5.34	4.71	1.96
Mg (diss) [mg/L]	0.983	0.725	0.660	0.128	0.197	1.03	0.352	0.562	0.480	0.489	0.232
Mn (diss) [mg/L]	0.0379	0.00007	0.0436	0.101	0.0944	0.0960	0.0825	0.0297	0.00852	0.0756	0.218
Mo (diss) [mg/L]	0.00012	0.00046	0.00011	0.00019	0.00020	0.00096	0.00020	0.00071	0.00020	0.00015	0.00009
Na (diss) [mg/L]	0.46	0.49	0.40	0.48	0.37	0.71	0.51	0.62	0.48	0.34	0.27
Ni (diss) [mg/L]	0.0001	< 0.0001	0.0001	< 0.0001	< 0.0001	< 0.0001	0.0009	0.0001	0.0002	< 0.0001	< 0.0001
P (diss) [mg/L]	0.004	0.004	0.004	0.003	0.003	< 0.003	0.022	0.004	< 0.003	< 0.003	< 0.003
Pb (diss) [mg/L]	< 0.00009	< 0.00009	< 0.00009	< 0.00009	< 0.00009	< 0.00009	0.156	< 0.00009	< 0.00009	< 0.00009	< 0.00009
S (diss) [mg/L]	5	6	4	< 3	6	< 3	18	4	5	5	9
Sb (diss) [mg/L]	< 0.0009	0.0013	< 0.0009	0.0022	0.0023	0.0018	0.0996	0.0034	0.0012	0.0019	0.0118
Se (diss) [mg/L]	0.00015	0.00010	0.00017	0.00045	0.00021	0.00261	0.00168	0.00680	0.00020	0.00012	0.00026

OnLine LIMS

0003877562

Results relate only to the sample tested. Data reported represents the sample submitted to SGS. Reproduction of this analytical report in full or in part is prohibited without prior written approval. Please refer to SGS General Conditions of Services located at https://www.sgs.ca/en/terms-and-conditions (Printed copies are available upon request.)
Test method information available upon request. "Temperature Upon Receipt" is representative of the whole shipment and may not reflect the temperature of individual samples.
SGS Canada Inc. Environment-Health & Safety statement of conformity decision rule does not consider uncertainty when analytical results are compared to a specified standard or regulation.

SGS Canada Inc.
P.O. Box 4300 - 185 Concession St.
Lakefield - Ontario - KOL 2HO
Phone: 705-652-2000 FAX: 705-652-6365

Analysis	12: DX 550101 Week 17	13: DX 450017 Week 17	14: DX 450022 Week 17	15: DX 450030 Week 17	16: DX 450039 Week 17	17: DX 450049 Week 17	18: DX 450051 Week 17	19: DX 450071 Week 17	20: DX 450080 Week 17	21: DX 450089 Week 17	22: DX 450105 Week 17
Si (diss) [mg/L]	1.46	2.32	1.41	1.69	1.57	1.04	2.82	1.66	3.26	1.23	4.94
Sn (diss) [mg/L]	0.00090	0.00123	0.00031	0.00043	0.00069	0.00060	0.00045	0.00098	0.00068	0.00064	0.00064
Sr (diss) [mg/L]	0.0260	0.0919	0.0203	0.0211	0.0122	0.0413	0.0673	0.0650	0.0188	0.0320	0.0129
Th (diss) [mg/L]	< 0.0001	< 0.0001	< 0.0001	< 0.0001	< 0.0001	< 0.0001	< 0.0001	< 0.0001	< 0.0001	< 0.0001	< 0.0001
Ti (diss) [mg/L]	< 0.00007	< 0.00007	< 0.00007	< 0.00007	< 0.00007	< 0.00007	0.00009	< 0.00007	0.00008	0.00012	< 0.00007
Tl (diss) [mg/L]	0.000008	0.000020	0.000007	0.000011	0.000020	0.000012	0.000025	0.000014	0.000013	0.000010	0.000018
U (diss) [mg/L]	0.000150	0.000865	0.000107	0.00236	0.00412	0.00150	0.000013	0.00369	0.000428	0.00220	0.000380
V (diss) [mg/L]	0.00265	0.00121	0.00245	0.00043	0.00187	0.00011	0.00002	0.00112	0.00227	0.00078	0.00026
W (diss) [mg/L]	0.00011	0.00034	0.00009	0.00105	0.00023	0.00023	0.00039	0.00067	0.00207	0.00024	0.00017
Zn (diss) [mg/L]	< 0.002	< 0.002	< 0.002	0.002	< 0.002	< 0.002	0.050	< 0.002	< 0.002	< 0.002	0.003
Zr (diss) [mg/L]	< 0.002	< 0.002	< 0.002	< 0.002	< 0.002	< 0.002	< 0.002	< 0.002	< 0.002	< 0.002	< 0.002

Analysis	23: DX 450113 Week 17	24: DX 450119 Week 17	25: DX 450130 Week 17	26: DX 450135 Week 17	27: DX 450137 Week 17	28: DX 450143 Week 17	29: DX 450144 Week 17	30: DX 450153 Week 17	31: DX 450155 Week 17	32: DX 450170 Week 17	33: DX 450200 Week 17
Sample Date & Time	NA	NA	NA	NA	NA	NA	NA	NA	NA	NA	NA
Temp Upon Receipt [°C]	20.0	20.0	20.0	20.0	20.0	20.0	20.0	20.0	20.0	20.0	20.0
pH [No unit]	7.62	7.34	7.58	7.57	7.59	6.90	7.53	5.96	7.60	7.13	7.25
Conductivity [uS/cm]	129	403	75	64	79	197	102	212	139	86	161
Alkalinity [mg/L as CaCO3]	41	38	34	27	31	9	30	< 2	39	24	30
Acidity [mg/L as CaCO3]	< 2	< 2	< 2	< 2	< 2	6	< 2	11	< 2	< 2	< 2
F [mg/L]	< 0.06	< 0.06	< 0.06	< 0.06	< 0.06	< 0.06	< 0.06	0.09	< 0.06	< 0.06	< 0.06
Cl [mg/L]	< 0.2	0.2	< 0.2	< 0.2	< 0.2	< 0.2	< 0.2	< 0.2	< 0.2	< 0.2	< 0.2
SO4 [mg/L]	20	160	3.3	3.6	7.3	72	17	87	26	14	47
Hg (diss) [mg/L]	< 0.00001	< 0.00001	< 0.00001	< 0.00001	< 0.00001	< 0.00001	< 0.00001	< 0.00001	< 0.00001	< 0.00001	< 0.00001
Ag (diss) [mg/L]	< 0.00005	< 0.00005	< 0.00005	< 0.00005	< 0.00005	< 0.00005	< 0.00005	< 0.00005	< 0.00005	< 0.00005	0.00012
Al (diss) [mg/L]	0.155	0.013	0.122	0.119	0.133	0.004	0.099	0.017	0.122	0.039	0.018
As (diss) [mg/L]	0.0235	0.0004	0.0638	0.0241	0.0123	0.0033	0.796	0.0024	0.0103	0.0021	0.0009
Ba (diss) [mg/L]	0.00946	0.0583	0.0165	0.00066	0.00115	0.0106	0.00148	0.0139	0.00236	0.00598	0.00667
Be (diss) [mg/L]	< 0.000007	< 0.000007	< 0.000007	< 0.000007	< 0.000007	< 0.000007	< 0.000007	0.000147	< 0.000007	< 0.000007	< 0.000007
B (diss) [mg/L]	0.009	0.009	< 0.002	< 0.002	< 0.002	0.007	0.004	0.008	0.003	0.002	0.003
Bi (diss) [mg/L]	< 0.00001	< 0.00001	< 0.00001	< 0.00001	< 0.00001	< 0.00001	< 0.00001	< 0.00001	< 0.00001	0.00005	< 0.00001

OnLine LIMS

0003877562

Results relate only to the sample tested. Data reported represents the sample submitted to SGS. Reproduction of this analytical report in full or in part is prohibited without prior written approval. Please refer to SGS General Conditions of Services located at https://www.sgs.ca/en/terms-and-conditions (Printed copies are available upon request.)
Test method information available upon request. "Temperature Upon Receipt" is representative of the whole shipment and may not reflect the temperature of individual samples.
SGS Canada Inc. Environment-Health & Safety statement of conformity decision rule does not consider uncertainty when analytical results are compared to a specified standard or regulation.

SGS Canada Inc.
P.O. Box 4300 - 185 Concession St.
Lakefield - Ontario - KOL 2HO
Phone: 705-652-2000 FAX: 705-652-6365

Env ICP-MS Metals Dissolved

Project : CA20M-00000-110-19896-01

LR Report : **CA15116-DEC23**

Analysis	23: DX 450113 Week 17	24: DX 450119 Week 17	25: DX 450130 Week 17	26: DX 450135 Week 17	27: DX 450137 Week 17	28: DX 450143 Week 17	29: DX 450144 Week 17	30: DX 450153 Week 17	31: DX 450155 Week 17	32: DX 450170 Week 17	33: DX 450200 Week 17
Ca (diss) [mg/L]	20.5	65.5	10.4	10.2	12.5	19.6	15.4	27.9	21.5	13.9	25.3
Cd (diss) [mg/L]	< 0.000003	0.000477	0.000005	0.000016	0.000004	0.000024	< 0.000003	0.00179	0.000297	0.000334	0.00600
Co (diss) [mg/L]	0.000074	0.00213	0.000121	0.000031	0.000027	0.00547	0.000724	0.0108	0.000067	0.000021	0.000295
Cr (diss) [mg/L]	< 0.00008	< 0.00008	< 0.00008	< 0.00008	< 0.00008	0.00022	0.00009	< 0.00008	< 0.00008	< 0.00008	< 0.00008
Cu (diss) [mg/L]	0.0003	0.0010	0.0011	0.0002	< 0.0002	0.0021	0.0003	0.0036	0.0008	0.0003	0.0088
Fe (diss) [mg/L]	< 0.007	< 0.007	< 0.007	< 0.007	< 0.007	0.011	< 0.007	< 0.007	< 0.007	< 0.007	< 0.007
K (diss) [mg/L]	2.45	11.3	4.69	2.03	3.31	12.4	2.36	5.67	3.20	1.65	2.96
Mg (diss) [mg/L]	1.02	1.14	0.571	0.241	0.280	3.06	0.499	1.42	0.374	0.158	0.314
Mn (diss) [mg/L]	0.0397	1.23	0.0222	0.0189	0.0104	0.0794	0.00558	0.896	0.123	0.0994	0.705
Mo (diss) [mg/L]	0.00011	0.00019	0.00030	0.00014	0.00011	0.00009	0.00203	0.00008	0.00195	0.00043	0.00061
Na (diss) [mg/L]	0.23	0.78	0.51	0.31	0.44	0.85	0.41	0.99	0.52	0.27	0.51
Ni (diss) [mg/L]	0.0002	0.0013	0.0001	0.0011	< 0.0001	0.0198	0.0011	0.0435	0.0001	< 0.0001	0.0005
P (diss) [mg/L]	0.003	< 0.003	< 0.003	0.005	0.005	0.003	0.004	0.003	0.003	0.003	< 0.003
Pb (diss) [mg/L]	< 0.00009	< 0.00009	< 0.00009	< 0.00009	< 0.00009	< 0.00009	< 0.00009	0.00077	< 0.00009	0.01590	< 0.00009
S (diss) [mg/L]	7	58	< 3	< 3	< 3	27	5	30	8	5	16
Sb (diss) [mg/L]	0.0021	0.0013	0.0032	0.0014	0.0017	0.0009	0.0020	0.0009	0.0029	0.0043	0.0079
Se (diss) [mg/L]	< 0.00004	0.00164	0.00163	0.00008	< 0.00004	0.00122	0.00013	0.00089	0.00138	0.0141	0.00045
Si (diss) [mg/L]	1.44	1.27	1.24	1.86	1.92	4.62	2.44	8.91	2.44	1.64	2.01
Sn (diss) [mg/L]	0.00128	0.00107	0.00140	0.00107	0.00192	0.00064	0.00122	0.00276	0.00117	0.00084	0.00028
Sr (diss) [mg/L]	0.0763	0.0453	0.0373	0.0231	0.0360	0.0629	0.0530	0.101	0.0526	0.0262	0.0290
Th (diss) [mg/L]	< 0.0001	< 0.0001	< 0.0001	0.0001	< 0.0001	< 0.0001	< 0.0001	< 0.0001	< 0.0001	< 0.0001	< 0.0001
Ti (diss) [mg/L]	< 0.00007	< 0.00007	< 0.00007	< 0.00007	< 0.00007	< 0.00007	< 0.00007	0.00008	< 0.00007	< 0.00007	< 0.00007
Tl (diss) [mg/L]	0.000007	0.000005	0.000010	0.000007	0.000007	0.000009	0.000005	0.000077	0.000018	0.000023	0.000042
U (diss) [mg/L]	0.000364	0.000089	0.00243	0.00165	0.00394	0.000164	0.000466	0.000813	0.00452	0.000631	0.00117
V (diss) [mg/L]	0.00070	0.00002	0.00156	0.00073	0.00218	0.00007	0.00199	0.00003	0.00137	0.00003	0.00013
W (diss) [mg/L]	0.00038	0.00008	0.00056	0.00012	0.00022	0.00004	0.00016	< 0.00002	0.00054	0.00022	0.00043
Zn (diss) [mg/L]	< 0.002	0.080	< 0.002	< 0.002	< 0.002	0.004	< 0.002	0.014	0.006	0.007	0.275
Zr (diss) [mg/L]	< 0.002	< 0.002	< 0.002	< 0.002	< 0.002	< 0.002	< 0.002	< 0.002	< 0.002	< 0.002	< 0.002

OnLine LIMS

0003877562

Results relate only to the sample tested. Data reported represents the sample submitted to SGS. Reproduction of this analytical report in full or in part is prohibited without prior written approval. Please refer to SGS General Conditions of Services located at https://www.sgs.ca/en/terms-and-conditions (Printed copies are available upon request.)
Test method information available upon request. "Temperature Upon Receipt" is representative of the whole shipment and may not reflect the temperature of individual samples.
SGS Canada Inc. Environment-Health & Safety statement of conformity decision rule does not consider uncertainty when analytical results are compared to a specified standard or regulation.

SGS Canada Inc.
P.O. Box 4300 - 185 Concession St.
Lakefield - Ontario - KOL 2HO
Phone: 705-652-2000 FAX: 705-652-6365

Env ICP-MS Metals Dissolved

Project : CA20M-00000-110-19896-01

LR Report : **CA15116-DEC23**

Analysis	34: DX 450227 Week 17	35: DX 450230 Week 17	36: DX 450232 Week 17	37: DX 450233 Week 17	38: DX 450239 Week 17	39: Column Blank Week 17
Sample Date & Time	NA	NA	NA	NA	NA	NA
Temp Upon Receipt [°C]	20.0	20.0	20.0	20.0	20.0	20.0
pH [No unit]	7.55	7.65	7.46	7.67	7.61	6.46
Conductivity [uS/cm]	60	77	99	239	253	2
Alkalinity [mg/L as CaCO3]	29	34	26	47	44	< 2
Acidity [mg/L as CaCO3]	< 2	< 2	< 2	< 2	< 2	4
F [mg/L]	< 0.06	< 0.06	< 0.06	< 0.06	< 0.06	< 0.06
Cl [mg/L]	< 0.2	< 0.2	< 0.2	< 0.2	< 0.2	< 0.2
SO4 [mg/L]	0.8	2.4	19	64	73	< 0.2
Hg (diss) [mg/L]	< 0.00001	< 0.00001	< 0.00001	< 0.00001	< 0.00001	< 0.00001
Ag (diss) [mg/L]	< 0.00005	< 0.00005	< 0.00005	< 0.00005	< 0.00005	< 0.00005
Al (diss) [mg/L]	0.108	0.127	0.098	0.041	0.026	< 0.001
As (diss) [mg/L]	0.0032	0.0020	0.0102	0.0012	0.0004	< 0.0002
Ba (diss) [mg/L]	0.00111	0.00220	0.00243	0.00181	0.00202	0.00018
Be (diss) [mg/L]	< 0.000007	< 0.000007	< 0.000007	< 0.000007	< 0.000007	< 0.000007
B (diss) [mg/L]	< 0.002	< 0.002	0.004	0.007	0.007	< 0.002
Bi (diss) [mg/L]	< 0.00001	< 0.00001	< 0.00001	< 0.00001	< 0.00001	< 0.00001
Ca (diss) [mg/L]	10.0	11.8	15.1	36.7	42.1	0.01
Cd (diss) [mg/L]	0.000010	0.000004	0.000041	0.000363	0.000013	< 0.000003
Co (diss) [mg/L]	0.000011	0.000009	0.000016	0.000111	0.000020	0.000026
Cr (diss) [mg/L]	< 0.00008	< 0.00008	< 0.00008	< 0.00008	< 0.00008	< 0.00008
Cu (diss) [mg/L]	0.0003	0.0002	0.0003	0.0027	0.0018	0.0027
Fe (diss) [mg/L]	< 0.007	< 0.007	0.009	< 0.007	< 0.007	< 0.007
K (diss) [mg/L]	1.68	4.06	3.20	7.89	3.50	< 0.009
Mg (diss) [mg/L]	0.304	0.494	0.359	0.560	0.348	< 0.001
Mn (diss) [mg/L]	0.0218	0.0148	0.0670	0.165	0.145	0.00013
Mo (diss) [mg/L]	0.00010	0.00010	0.00024	0.00009	0.00015	0.00004
Na (diss) [mg/L]	0.41	0.34	0.36	0.40	0.15	0.02
Ni (diss) [mg/L]	< 0.0001	< 0.0001	< 0.0001	0.0003	< 0.0001	0.0006
P (diss) [mg/L]	< 0.003	0.004	0.003	< 0.003	0.003	0.003
Pb (diss) [mg/L]	< 0.00009	< 0.00009	< 0.00009	0.00012	0.00012	0.00011
S (diss) [mg/L]	< 3	< 3	6	22	26	< 3
Sb (diss) [mg/L]	0.0009	0.0012	0.0034	0.0012	0.0012	< 0.0009

OnLine LIMS

0003877562

Results relate only to the sample tested. Data reported represents the sample submitted to SGS. Reproduction of this analytical report in full or in part is prohibited without prior written approval. Please refer to SGS General Conditions of Services located at https://www.sgs.ca/en/terms-and-conditions (Printed copies are available upon request.)
Test method information available upon request. "Temperature Upon Receipt" is representative of the whole shipment and may not reflect the temperature of individual samples.
SGS Canada Inc. Environment-Health & Safety statement of conformity decision rule does not consider uncertainty when analytical results are compared to a specified standard or regulation.

SGS Canada Inc.
P.O. Box 4300 - 185 Concession St.
Lakefield - Ontario - KOL 2HO
Phone: 705-652-2000 FAX: 705-652-6365

Env ICP-MS Metals Dissolved

Project : CA20M-00000-110-19896-01

LR Report : **CA15116-DEC23**

Analysis	34: DX 450227 Week 17	35: DX 450230 Week 17	36: DX 450232 Week 17	37: DX 450233 Week 17	38: DX 450239 Week 17	39: Column Blank Week 17
Se (diss) [mg/L]	< 0.00004	0.00008	0.00037	0.00073	0.00184	< 0.00004
Si (diss) [mg/L]	1.24	1.56	1.38	2.95	2.36	< 0.02
Sn (diss) [mg/L]	0.00051	0.00111	0.00079	0.00141	0.00117	0.00041
Sr (diss) [mg/L]	0.0171	0.0299	0.0217	0.0543	0.0428	< 0.00008
Th (diss) [mg/L]	< 0.0001	< 0.0001	< 0.0001	< 0.0001	< 0.0001	< 0.0001
Ti (diss) [mg/L]	< 0.00007	< 0.00007	< 0.00007	< 0.00007	< 0.00007	< 0.00007
Tl (diss) [mg/L]	0.000007	0.000011	0.000011	< 0.000005	0.000031	< 0.000005
U (diss) [mg/L]	0.00336	0.00305	0.00993	0.00393	0.00260	0.000002
V (diss) [mg/L]	0.00158	0.00177	0.00209	0.00029	0.00010	< 0.00001
W (diss) [mg/L]	0.00043	0.00023	0.00038	0.00025	0.00034	0.00003
Zn (diss) [mg/L]	< 0.002	< 0.002	< 0.002	0.029	0.003	0.003
Zr (diss) [mg/L]	< 0.002	< 0.002	< 0.002	< 0.002	< 0.002	< 0.002

Revised to include Zirconium analysis.

NA - Not applicable
ND - Not Detected
NV - No Value

Alisha Kelly, B.Sc.,
Project Specialist,
Environment, Health & Safety

OnLine LIMS

0003877562

Results relate only to the sample tested. Data reported represents the sample submitted to SGS. Reproduction of this analytical report in full or in part is prohibited without prior written approval. Please refer to SGS General Conditions of Services located at https://www.sgs.ca/en/terms-and-conditions (Printed copies are available upon request.)
Test method information available upon request. "Temperature Upon Receipt" is representative of the whole shipment and may not reflect the temperature of individual samples.
SGS Canada Inc. Environment-Health & Safety statement of conformity decision rule does not consider uncertainty when analytical results are compared to a specified standard or regulation.

SGS Canada Inc.
P.O. Box 4300 - 185 Concession St.
Lakefield - Ontario - KOL 2HO
Phone: 705-652-2000 FAX: 705-652-6365

SGS Lakefield Environmental Met
Attn : Barb Bowman

Env ICP-MS Metals Dissolved

Project : CA20M-00000-110-19896-01

02-October-2024

Date Rec. : 12 December 2023
LR Report: **CA14393-DEC23**
Reference: 19896-01-21

Copy: #3

CERTIFICATE OF ANALYSIS
Final Report - Revised

Analysis	1: Analysis Start Date	2: Analysis Start Time	3: Analysis Completed Date	4: Analysis Completed Time	5: QC - Blank	6: QC - STD % Recovery	7: QC - DUP % Recovery	8: QC - Spike Rep	9: DX 550053 Week 18	10: DX 550073 Week 18	11: DX 550089 Week 18
Sample Date & Time									NA	NA	NA
Temp Upon Receipt [°C]	---	---	---	---	---	---	---	---	20.0	20.0	20.0
pH [No unit]	14-Dec-23	11:53	18-Dec-23	13:12	NA	107%		NA	7.86	7.98	7.96
Conductivity [uS/cm]	14-Dec-23	11:53	18-Dec-23	13:12	< 2	97%		NA	107	99	188
Alkalinity [mg/L as CaCO3]	14-Dec-23	11:53	18-Dec-23	13:12	< 2	98%		NA	41	46	57
Acidity [mg/L as CaCO3]	14-Dec-23	11:53	18-Dec-23	13:12	2	102%		NA	< 2	< 2	< 2
F [mg/L]	13-Dec-23	15:11	14-Dec-23	08:59	< 0.06	100%	100%	101%	< 0.06	< 0.06	< 0.06
Cl [mg/L]	27-Dec-23	15:45	28-Dec-23	19:25	< 0.2	101%	ND	99%	< 0.2	< 0.2	< 0.2
SO4 [mg/L]	27-Dec-23	15:45	05-Jan-24	11:04	< 0.2	108%	99%	104%	16	7.8	43
Hg (diss) [mg/L]	20-Dec-23	12:02	21-Dec-23	12:30	< 0.00001	86%		103%	0.00002	0.00001	0.00002
Ag (diss) [mg/L]	20-Dec-23	20:58	27-Dec-23	13:12	< 0.00005	104%		72%	< 0.00005	< 0.00005	< 0.00005
Al (diss) [mg/L]	20-Dec-23	20:58	27-Dec-23	13:12	< 0.001	103%		NV	0.085	0.057	0.071
As (diss) [mg/L]	20-Dec-23	20:58	29-Dec-23	11:35	< 0.0002	101%		77%	0.0030	0.260	0.0016
Ba (diss) [mg/L]	20-Dec-23	20:58	27-Dec-23	13:12	< 0.00008	100%		92%	0.0114	0.00489	0.0109
Be (diss) [mg/L]	20-Dec-23	20:58	27-Dec-23	13:12	< 0.000007	99%		85%	< 0.000007	< 0.000007	< 0.000007
B (diss) [mg/L]	20-Dec-23	20:58	27-Dec-23	13:12	< 0.002	101%		100%	< 0.002	0.003	0.004
Bi (diss) [mg/L]	20-Dec-23	20:58	27-Dec-23	13:12	< 0.00001	101%		95%	< 0.00001	< 0.00001	< 0.00001
Ca (diss) [mg/L]	20-Dec-23	20:58	27-Dec-23	13:12	< 0.01	90%		98%	8.11	7.54	12.1

OnLine LIMS

000387547

Results relate only to the sample tested. Data reported represents the sample submitted to SGS. Reproduction of this analytical report in full or in part is prohibited without prior written approval. Please refer to SGS General Conditions of Services located at https://www.sgs.ca/en/terms-and-conditions (Printed copies are available upon request.)
Test method information available upon request. "Temperature Upon Receipt" is representative of the whole shipment and may not reflect the temperature of individual samples.
SGS Canada Inc. Environment-Health & Safety statement of conformity decision rule does not consider uncertainty when analytical results are compared to a specified standard or regulation.

SGS Canada Inc.
P.O. Box 4300 - 185 Concession St.
Lakefield - Ontario - KOL 2HO
Phone: 705-652-2000 FAX: 705-652-6365

Env ICP-MS Metals Dissolved

Project : CA20M-00000-110-19896-01

LR Report : **CA14393-DEC23**

Analysis	1: Analysis Start Date	2: Analysis Start Time	3: Analysis Completed Date	4: Analysis Completed Time	5: QC - Blank	6: QC - STD % Recovery	7: QC - DUP % Recovery	8: QC - Spike Rep	9: DX 550053 Week 18	10: DX 550073 Week 18	11: DX 550089 Week 18
Cd (diss) [mg/L]	20-Dec-23	20:58	27-Dec-23	13:12	< 0.000003	100%		96%	0.000005	< 0.000003	< 0.000003
Co (diss) [mg/L]	20-Dec-23	20:58	27-Dec-23	13:12	< 0.000004	100%		71%	0.000049	0.000573	0.000078
Cr (diss) [mg/L]	20-Dec-23	20:58	27-Dec-23	13:12	< 0.00008	100%		71%	< 0.00008	< 0.00008	< 0.00008
Cu (diss) [mg/L]	20-Dec-23	20:58	27-Dec-23	13:13	< 0.0002	104%		84%	< 0.0002	< 0.0002	0.0007
Fe (diss) [mg/L]	20-Dec-23	20:58	27-Dec-23	13:13	< 0.007	101%		112%	< 0.007	< 0.007	< 0.007
K (diss) [mg/L]	20-Dec-23	20:58	27-Dec-23	13:13	< 0.009	90%		117%	0.571	1.07	3.77
Mg (diss) [mg/L]	20-Dec-23	20:58	27-Dec-23	13:13	< 0.001	95%		99%	0.394	0.479	1.43
Mn (diss) [mg/L]	20-Dec-23	20:58	27-Dec-23	13:13	< 0.00001	103%		NV	0.0625	0.0393	0.0480
Mo (diss) [mg/L]	20-Dec-23	20:58	27-Dec-23	13:13	< 0.00004	94%		90%	0.00008	0.00016	0.00010
Na (diss) [mg/L]	20-Dec-23	20:58	27-Dec-23	13:13	< 0.01	94%		106%	0.08	0.14	0.12
Ni (diss) [mg/L]	20-Dec-23	20:58	27-Dec-23	13:13	< 0.0001	102%		106%	< 0.0001	0.0006	0.0001
P (diss) [mg/L]	20-Dec-23	20:58	27-Dec-23	13:13	< 0.003	98%		NV	0.003	0.005	< 0.003
Pb (diss) [mg/L]	20-Dec-23	20:58	27-Dec-23	13:13	< 0.00009	105%		99%	< 0.00009	< 0.00009	< 0.00009
S (diss) [mg/L]	20-Dec-23	20:58	27-Dec-23	13:13	< 1	98%		NV	< 3	< 3	8
Sb (diss) [mg/L]	20-Dec-23	20:58	27-Dec-23	13:13	< 0.0009	109%		103%	< 0.0009	< 0.0009	< 0.0009
Se (diss) [mg/L]	20-Dec-23	20:58	27-Dec-23	13:13	< 0.00004	102%		129%	0.00038	0.00027	0.00056
Si (diss) [mg/L]	20-Dec-23	20:58	27-Dec-23	13:13	< 0.02	99%		NV	0.97	0.86	1.17
Sn (diss) [mg/L]	20-Dec-23	20:58	27-Dec-23	13:13	< 0.00006	92%		NV	0.00121	0.00098	0.00092
Sr (diss) [mg/L]	20-Dec-23	20:58	27-Dec-23	13:13	< 0.00008	93%		92%	0.0370	0.0428	0.0320
Th (diss) [mg/L]	20-Dec-23	20:58	27-Dec-23	13:13	< 0.0001	101%		NV	< 0.0001	< 0.0001	< 0.0001
Ti (diss) [mg/L]	20-Dec-23	20:58	27-Dec-23	13:13	< 0.00005	95%		NV	< 0.00007	< 0.00007	< 0.00007
Tl (diss) [mg/L]	20-Dec-23	20:58	27-Dec-23	13:13	< 0.000005	103%		100%	0.000009	0.000012	0.000016
U (diss) [mg/L]	20-Dec-23	20:58	27-Dec-23	13:13	< 0.000002	103%		97%	0.000079	0.000393	0.000107
V (diss) [mg/L]	20-Dec-23	20:58	27-Dec-23	13:13	< 0.00001	105%		108%	0.00146	0.00451	0.00039
W (diss) [mg/L]	20-Dec-23	20:58	27-Dec-23	13:13	< 0.00002	104%		NV	0.00006	0.00025	0.00018
Zn (diss) [mg/L]	20-Dec-23	20:58	27-Dec-23	13:13	< 0.002	103%		95%	< 0.002	< 0.002	< 0.002
Zr (diss) [mg/L]	20-Dec-23	20:58	01-Oct-24	13:22	< 0.002	97%		NV	< 0.002	< 0.002	< 0.002

Analysis	12: DX 550101 Week 18	13: DX 450017 Week 18	14: DX 450022 Week 18	15: DX 450030 Week 18	16: DX 450039 Week 18	17: DX 450049 Week 18	18: DX 450051 Week 18	19: DX 450071 Week 18	20: DX 450080 Week 18	21: DX 450089 Week 18	22: DX 450105 Week 18
Sample Date & Time	NA	NA	NA	NA	NA	NA	NA	NA	NA	NA	NA

OnLine LIMS

000387547

Results relate only to the sample tested. Data reported represents the sample submitted to SGS. Reproduction of this analytical report in full or in part is prohibited without prior written approval. Please refer to SGS General Conditions of Services located at https://www.sgs.ca/en/terms-and-conditions (Printed copies are available upon request.)
Test method information available upon request. "Temperature Upon Receipt" is representative of the whole shipment and may not reflect the temperature of individual samples.
SGS Canada Inc. Environment-Health & Safety statement of conformity decision rule does not consider uncertainty when analytical results are compared to a specified standard or regulation.

SGS Canada Inc.
P.O. Box 4300 - 185 Concession St.
Lakefield - Ontario - KOL 2HO
Phone: 705-652-2000 FAX: 705-652-6365

Env ICP-MS Metals Dissolved

Project : CA20M-00000-110-19896-01

LR Report : **CA14393-DEC23**

Analysis	12: DX 550101 Week 18	13: DX 450017 Week 18	14: DX 450022 Week 18	15: DX 450030 Week 18	16: DX 450039 Week 18	17: DX 450049 Week 18	18: DX 450051 Week 18	19: DX 450071 Week 18	20: DX 450080 Week 18	21: DX 450089 Week 18	22: DX 450105 Week 18
Temp Upon Receipt [°C]	20.0	20.0	20.0	20.0	20.0	20.0	20.0	20.0	20.0	20.0	20.0
pH [No unit]	7.82	7.71	7.83	7.56	7.68	7.62	7.55	7.81	7.21	7.64	6.88
Conductivity [uS/cm]	98	104	110	69	100	65	143	92	55	88	84
Alkalinity [mg/L as CaCO3]	36	32	43	26	28	26	24	35	8	28	5
Acidity [mg/L as CaCO3]	< 2	< 2	< 2	< 2	< 2	< 2	< 2	< 2	< 2	< 2	< 2
F [mg/L]	< 0.06	< 0.06	< 0.06	< 0.06	< 0.06	< 0.06	< 0.06	< 0.06	< 0.06	< 0.06	0.15
Cl [mg/L]	< 0.2	< 0.2	< 0.2	< 0.2	< 0.2	< 0.2	< 0.2	< 0.2	< 0.2	< 0.2	< 0.2
SO4 [mg/L]	15	20	16	11	21	7.8	42	13	14	16	32
Hg (diss) [mg/L]	0.00004	0.00004	0.00002	0.00002	0.00004	0.00002	0.00004	0.00002	0.00002	0.00001	0.00001
Ag (diss) [mg/L]	< 0.00005	< 0.00005	< 0.00005	< 0.00005	< 0.00005	< 0.00005	< 0.00005	< 0.00005	< 0.00005	< 0.00005	< 0.00005
Al (diss) [mg/L]	0.081	0.056	0.069	0.032	0.044	0.044	0.018	0.057	0.013	0.040	0.003
As (diss) [mg/L]	0.0032	0.0680	0.0096	0.0062	0.0589	0.0010	0.0003	0.0887	0.0311	0.0031	2.94
Ba (diss) [mg/L]	0.00349	0.00236	0.00090	0.00284	0.00252	0.0117	0.00264	0.00207	0.00158	0.00350	0.00113
Be (diss) [mg/L]	< 0.000007	< 0.000007	< 0.000007	< 0.000007	< 0.000007	< 0.000007	< 0.000007	< 0.000007	< 0.000007	< 0.000007	< 0.000007
B (diss) [mg/L]	< 0.002	0.007	< 0.002	< 0.002	< 0.002	< 0.002	0.003	0.004	0.003	< 0.002	0.004
Bi (diss) [mg/L]	< 0.00001	< 0.00001	< 0.00001	< 0.00001	< 0.00001	< 0.00001	< 0.00001	< 0.00001	< 0.00001	< 0.00001	< 0.00001
Ca (diss) [mg/L]	7.64	7.21	9.64	5.64	7.36	4.85	11.0	6.59	2.59	6.04	5.80
Cd (diss) [mg/L]	< 0.000003	0.000006	< 0.000003	0.000036	0.000050	0.000014	0.000789	0.000010	0.000006	0.000010	0.000012
Co (diss) [mg/L]	0.000042	0.000007	0.000168	< 0.000004	0.000007	0.000037	0.000012	0.000036	0.000051	0.000007	0.000116
Cr (diss) [mg/L]	< 0.00008	< 0.00008	< 0.00008	< 0.00008	< 0.00008	< 0.00008	< 0.00008	< 0.00008	< 0.00008	< 0.00008	< 0.00008
Cu (diss) [mg/L]	< 0.0002	< 0.0002	< 0.0002	< 0.0002	< 0.0002	< 0.0002	< 0.0002	< 0.0002	< 0.0002	< 0.0002	< 0.0002
Fe (diss) [mg/L]	< 0.007	< 0.007	< 0.007	< 0.007	< 0.007	< 0.007	< 0.007	< 0.007	< 0.007	< 0.007	< 0.007
K (diss) [mg/L]	0.446	2.44	0.193	0.544	1.49	0.334	1.30	1.06	2.10	1.72	0.647
Mg (diss) [mg/L]	0.361	0.271	0.261	0.049	0.086	0.416	0.116	0.222	0.215	0.185	0.091
Mn (diss) [mg/L]	0.0324	0.00001	0.0423	0.0801	0.0898	0.0762	0.0595	0.0250	0.00707	0.0601	0.194
Mo (diss) [mg/L]	0.00009	0.00040	0.00009	0.00019	0.00016	0.00094	0.00012	0.00068	0.00014	0.00013	0.00005
Na (diss) [mg/L]	0.11	0.13	0.11	0.14	0.12	0.22	0.10	0.21	0.17	0.11	0.09
Ni (diss) [mg/L]	< 0.0001	0.0001	0.0001	< 0.0001	< 0.0001	< 0.0001	0.0002	< 0.0001	0.0002	< 0.0001	< 0.0001
P (diss) [mg/L]	0.003	0.005	0.005	0.005	0.005	0.005	0.003	0.005	< 0.003	0.003	0.003
Pb (diss) [mg/L]	< 0.00009	< 0.00009	< 0.00009	< 0.00009	< 0.00009	< 0.00009	0.144	0.00011	< 0.00009	< 0.00009	< 0.00009
S (diss) [mg/L]	< 3	3	< 3	< 3	4	< 3	10	< 3	< 3	< 3	5
Sb (diss) [mg/L]	0.0010	0.0013	< 0.0009	0.0023	0.0024	0.0018	0.0763	0.0031	0.0012	0.0017	0.0112
Se (diss) [mg/L]	0.00023	0.00011	0.00024	0.00051	0.00024	0.00252	0.00125	0.00634	0.00024	0.00010	0.00022

OnLine LIMS

000387754

Results relate only to the sample tested. Data reported represents the sample submitted to SGS. Reproduction of this analytical report in full or in part is prohibited without prior written approval. Please refer to SGS General Conditions of Services located at https://www.sgs.ca/en/terms-and-conditions (Printed copies are available upon request.)
Test method information available upon request. "Temperature Upon Receipt" is representative of the whole shipment and may not reflect the temperature of individual samples.
SGS Canada Inc. Environment-Health & Safety statement of conformity decision rule does not consider uncertainty when analytical results are compared to a specified standard or regulation.

SGS Canada Inc.
P.O. Box 4300 - 185 Concession St.
Lakefield - Ontario - KOL 2HO
Phone: 705-652-2000 FAX: 705-652-6365

Env ICP-MS Metals Dissolved

Project : CA20M-00000-110-19896-01

LR Report : CA14393-DEC23

Analysis	12: DX 550101 Week 18	13: DX 450017 Week 18	14: DX 450022 Week 18	15: DX 450030 Week 18	16: DX 450039 Week 18	17: DX 450049 Week 18	18: DX 450051 Week 18	19: DX 450071 Week 18	20: DX 450080 Week 18	21: DX 450089 Week 18	22: DX 450105 Week 18
Si (diss) [mg/L]	0.99	1.60	0.97	1.16	1.15	0.70	1.84	1.15	2.38	0.77	3.65
Sn (diss) [mg/L]	0.00095	0.00150	0.00039	0.00050	0.00072	0.00066	0.00047	0.00093	0.00078	0.00071	0.00074
Sr (diss) [mg/L]	0.0181	0.0671	0.0146	0.0154	0.0096	0.0301	0.0453	0.0476	0.0145	0.0220	0.0100
Th (diss) [mg/L]	0.0005	0.0004	0.0002	< 0.0001	< 0.0001	< 0.0001	< 0.0001	< 0.0001	< 0.0001	< 0.0001	< 0.0001
Ti (diss) [mg/L]	< 0.00007	< 0.00007	< 0.00007	< 0.00007	< 0.00007	< 0.00007	< 0.00007	< 0.00007	< 0.00007	< 0.00007	< 0.00007
Tl (diss) [mg/L]	0.000005	0.000017	< 0.000005	0.000005	0.000014	0.000010	0.000022	0.000006	0.000010	0.000013	0.000017
U (diss) [mg/L]	0.000133	0.000815	0.000089	0.00197	0.00435	0.00135	0.000008	0.00338	0.000317	0.00179	0.000208
V (diss) [mg/L]	0.00176	0.00083	0.00139	0.00026	0.00127	0.00006	< 0.00001	0.00074	0.00155	0.00043	0.00013
W (diss) [mg/L]	0.00009	0.00029	0.00007	0.00115	0.00023	0.00022	0.00024	0.00062	0.00174	0.00022	0.00016
Zn (diss) [mg/L]	< 0.002	< 0.002	< 0.002	< 0.002	< 0.002	< 0.002	0.030	< 0.002	< 0.002	< 0.002	0.002
Zr (diss) [mg/L]	< 0.002	< 0.002	< 0.002	< 0.002	< 0.002	< 0.002	< 0.002	< 0.002	< 0.002	< 0.002	< 0.002

Analysis	23: DX 450113 Week 18	24: DX 450119 Week 18	25: DX 450130 Week 18	26: DX 450135 Week 18	27: DX 450137 Week 18	28: DX 450143 Week 18	29: DX 450144 Week 18	30: DX 450153 Week 18	31: DX 450155 Week 18	32: DX 450170 Week 18	33: DX 450200 Week 18
Sample Date & Time	NA	NA	NA	NA	NA	NA	NA	NA	NA	NA	NA
Temp Upon Receipt [°C]	20.0	20.0	20.0	20.0	20.0	20.0	20.0	20.0	20.0	20.0	20.0
pH [No unit]	7.75	7.62	7.68	7.59	7.68	6.91	7.54	5.98	7.72	7.52	7.51
Conductivity [uS/cm]	112	415	70	57	73	185	73	207	128	77	152
Alkalinity [mg/L as CaCO3]	37	32	32	27	30	5	22	< 2	35	31	26
Acidity [mg/L as CaCO3]	< 2	< 2	< 2	< 2	< 2	11	< 2	12	< 2	< 2	< 2
F [mg/L]	< 0.06	< 0.06	< 0.06	< 0.06	< 0.06	< 0.06	< 0.06	0.15	< 0.06	< 0.06	< 0.06
Cl [mg/L]	< 0.2	0.4	< 0.2	< 0.2	< 0.2	< 0.2	< 0.2	< 0.2	< 0.2	< 0.2	< 0.2
SO4 [mg/L]	21	170	4.9	3.8	9.0	80	13	91	29	15	52
Hg (diss) [mg/L]	0.00002	0.00002	< 0.00001	0.00002	0.00004	0.00002	0.00002	0.00002	0.00004	0.00002	0.00002
Ag (diss) [mg/L]	< 0.00005	< 0.00005	< 0.00005	< 0.00005	< 0.00005	< 0.00005	< 0.00005	< 0.00005	< 0.00005	< 0.00005	0.00006
Al (diss) [mg/L]	0.064	0.006	0.044	0.036	0.037	< 0.001	0.026	0.052	0.045	0.016	0.009
As (diss) [mg/L]	0.0180	0.0016	0.0383	0.0134	0.0073	0.0016	0.387	0.0015	0.0067	0.0013	0.0005
Ba (diss) [mg/L]	0.0104	0.0611	0.0185	0.00077	0.00127	0.0154	0.00122	0.0182	0.00251	0.00684	0.00721
Be (diss) [mg/L]	< 0.000007	< 0.000007	< 0.000007	< 0.000007	< 0.000007	< 0.000007	< 0.000007	0.000211	< 0.000007	< 0.000007	< 0.000007
B (diss) [mg/L]	0.007	0.008	< 0.002	< 0.002	< 0.002	0.006	0.003	0.007	0.003	< 0.002	0.003
Bi (diss) [mg/L]	< 0.00001	< 0.00001	< 0.00001	< 0.00001	< 0.00001	< 0.00001	< 0.00001	< 0.00001	< 0.00001	0.00003	< 0.00001

OnLine LIMS

0003877547

Results relate only to the sample tested. Data reported represents the sample submitted to SGS. Reproduction of this analytical report in full or in part is prohibited without prior written approval. Please refer to SGS General Conditions of Services located at https://www.sgs.ca/en/terms-and-conditions (Printed copies are available upon request.)
Test method information available upon request. "Temperature Upon Receipt" is representative of the whole shipment and may not reflect the temperature of individual samples.
SGS Canada Inc. Environment-Health & Safety statement of conformity decision rule does not consider uncertainty when analytical results are compared to a specified standard or regulation.

SGS Canada Inc.
P.O. Box 4300 - 185 Concession St.
Lakefield - Ontario - KOL 2HO
Phone: 705-652-2000 FAX: 705-652-6365

Env ICP-MS Metals Dissolved

Project : CA20M-00000-110-19896-01

LR Report : **CA14393-DEC23**

Analysis	23: DX 450113 Week 18	24: DX 450119 Week 18	25: DX 450130 Week 18	26: DX 450135 Week 18	27: DX 450137 Week 18	28: DX 450143 Week 18	29: DX 450144 Week 18	30: DX 450153 Week 18	31: DX 450155 Week 18	32: DX 450170 Week 18	33: DX 450200 Week 18
Ca (diss) [mg/L]	8.70	27.2	4.47	4.26	5.12	8.63	5.06	10.7	9.01	5.93	11.1
Cd (diss) [mg/L]	0.000003	0.000517	0.000006	0.000015	0.000004	0.000037	0.000003	0.00210	0.000365	0.000334	0.00687
Co (diss) [mg/L]	0.000052	0.00178	0.000221	0.000012	< 0.000004	0.0111	0.000314	0.0122	0.000048	0.000010	0.000249
Cr (diss) [mg/L]	< 0.00008	< 0.00008	< 0.00008	< 0.00008	< 0.00008	< 0.00008	< 0.00008	< 0.00008	< 0.00008	< 0.00008	< 0.00008
Cu (diss) [mg/L]	< 0.0002	< 0.0002	0.0002	< 0.0002	< 0.0002	< 0.0002	< 0.0002	0.0023	0.0003	< 0.0002	0.0059
Fe (diss) [mg/L]	< 0.007	< 0.007	< 0.007	< 0.007	< 0.007	< 0.007	< 0.007	< 0.007	< 0.007	< 0.007	< 0.007
K (diss) [mg/L]	0.798	4.24	1.78	0.703	1.17	4.87	0.665	1.88	1.13	0.576	1.08
Mg (diss) [mg/L]	0.365	0.434	0.234	0.091	0.110	1.26	0.135	0.505	0.146	0.064	0.122
Mn (diss) [mg/L]	0.0320	0.907	0.0192	0.0135	0.00804	0.0761	0.00309	0.592	0.103	0.0790	0.562
Mo (diss) [mg/L]	0.00008	0.00008	0.00183	0.00014	0.00013	< 0.00004	0.00158	0.00004	0.00216	0.00037	0.00068
Na (diss) [mg/L]	0.08	0.28	0.19	0.11	0.17	0.32	0.13	0.36	0.19	0.11	0.21
Ni (diss) [mg/L]	0.0001	0.0012	0.0001	< 0.0001	< 0.0001	0.0370	0.0006	0.0376	< 0.0001	< 0.0001	0.0004
P (diss) [mg/L]	0.005	< 0.003	< 0.003	0.003	0.005	0.003	0.003	0.006	0.003	0.003	0.003
Pb (diss) [mg/L]	< 0.00009	< 0.00009	< 0.00009	< 0.00009	< 0.00009	< 0.00009	< 0.00009	0.00105	< 0.00009	0.0138	< 0.00009
S (diss) [mg/L]	3	34	< 3	< 3	< 3	17	< 3	15	5	< 3	9
Sb (diss) [mg/L]	0.0018	< 0.0009	0.0030	0.0013	0.0015	< 0.0009	0.0015	< 0.0009	0.0026	0.0044	0.0070
Se (diss) [mg/L]	< 0.00004	0.00203	0.00154	< 0.00004	< 0.00004	0.00159	0.00010	0.00107	0.00121	0.0144	0.00034
Si (diss) [mg/L]	0.94	0.86	0.87	1.27	1.38	3.17	1.37	6.20	1.74	1.19	1.45
Sn (diss) [mg/L]	0.00122	0.00111	0.00149	0.00124	0.00228	0.00083	0.00109	0.00257	0.00130	0.00114	0.00036
Sr (diss) [mg/L]	0.0533	0.0342	0.0296	0.0169	0.0270	0.0532	0.0297	0.0765	0.0400	0.0193	0.0217
Th (diss) [mg/L]	< 0.0001	< 0.0001	< 0.0001	< 0.0001	< 0.0001	< 0.0001	< 0.0001	< 0.0001	< 0.0001	0.0006	0.0004
Ti (diss) [mg/L]	< 0.00007	< 0.00007	< 0.00007	< 0.00007	< 0.00007	< 0.00007	< 0.00007	< 0.00007	< 0.00007	< 0.00007	< 0.00007
Tl (diss) [mg/L]	< 0.000005	< 0.000005	0.000007	0.000006	< 0.000005	0.000008	< 0.000005	0.000074	0.000016	0.000019	0.000043
U (diss) [mg/L]	0.000310	0.000057	0.00229	0.00148	0.00336	0.000090	0.000249	0.00150	0.00439	0.000654	0.00112
V (diss) [mg/L]	0.00044	< 0.00001	0.00096	0.00047	0.00136	< 0.00001	0.00105	< 0.00001	0.00086	0.00003	0.00009
W (diss) [mg/L]	0.00031	< 0.00002	0.00056	0.00010	0.00021	< 0.00002	0.00011	< 0.00002	0.00054	0.00025	0.00041
Zn (diss) [mg/L]	< 0.002	0.070	< 0.002	< 0.002	0.010	0.003	< 0.002	0.015	0.004	0.005	0.250
Zr (diss) [mg/L]	< 0.002	< 0.002	< 0.002	< 0.002	< 0.002	< 0.002	< 0.002	< 0.002	< 0.002	< 0.002	< 0.002

OnLine LIMS

0003877547

Results relate only to the sample tested. Data reported represents the sample submitted to SGS. Reproduction of this analytical report in full or in part is prohibited without prior written approval. Please refer to SGS General Conditions of Services located at https://www.sgs.ca/en/terms-and-conditions (Printed copies are available upon request.)
Test method information available upon request. "Temperature Upon Receipt" is representative of the whole shipment and may not reflect the temperature of individual samples.
SGS Canada Inc. Environment-Health & Safety statement of conformity decision rule does not consider uncertainty when analytical results are compared to a specified standard or regulation.

SGS Canada Inc.
P.O. Box 4300 - 185 Concession St.
Lakefield - Ontario - KOL 2HO
Phone: 705-652-2000 FAX: 705-652-6365

Env ICP-MS Metals Dissolved

Project : CA20M-00000-110-19896-01

LR Report : **CA14393-DEC23**

Analysis	34: DX 450227 Week 18	35: DX 450230 Week 18	36: DX 450232 Week 18	37: DX 450233 Week 18	38: DX 450239 Week 18	39: Column Blank Week 18
Sample Date & Time	NA	NA	NA	NA	NA	NA
Temp Upon Receipt [°C]	20.0	20.0	20.0	20.0	20.0	20.0
pH [No unit]	7.64	7.52	7.44	7.76	7.41	6.47
Conductivity [uS/cm]	53	63	104	194	236	2
Alkalinity [mg/L as CaCO3]	29	29	25	42	28	< 2
Acidity [mg/L as CaCO3]	< 2	< 2	< 2	< 2	< 2	5
F [mg/L]	< 0.06	< 0.06	< 0.06	< 0.06	< 0.06	< 0.06
Cl [mg/L]	< 0.2	< 0.2	< 0.2	< 0.2	< 0.2	< 0.2
SO4 [mg/L]	0.9	2.3	22	61	78	< 0.2
Hg (diss) [mg/L]	0.00004	0.00004	0.00005	0.00002	0.00002	0.00001
Ag (diss) [mg/L]	< 0.00005	< 0.00005	< 0.00005	< 0.00005	< 0.00005	< 0.00005
Al (diss) [mg/L]	0.041	0.059	0.053	0.025	0.011	< 0.001
As (diss) [mg/L]	0.0022	0.0011	0.0074	0.0009	0.0003	< 0.0002
Ba (diss) [mg/L]	0.00117	0.00185	0.00271	0.00181	0.00216	0.00017
Be (diss) [mg/L]	< 0.000007	< 0.000007	< 0.000007	< 0.000007	< 0.000007	< 0.000007
B (diss) [mg/L]	< 0.002	< 0.002	0.004	0.006	0.006	< 0.002
Bi (diss) [mg/L]	< 0.00001	< 0.00001	< 0.00001	< 0.00001	< 0.00001	< 0.00001
Ca (diss) [mg/L]	4.16	4.05	6.57	16.0	16.2	0.02
Cd (diss) [mg/L]	0.000010	0.000003	0.000030	0.000345	0.000022	< 0.000003
Co (diss) [mg/L]	< 0.000004	< 0.000004	0.000004	0.000084	0.000009	< 0.000004
Cr (diss) [mg/L]	< 0.00008	< 0.00008	< 0.00008	< 0.00008	< 0.00008	< 0.00008
Cu (diss) [mg/L]	< 0.0002	< 0.0002	< 0.0002	< 0.0002	< 0.0002	0.0003
Fe (diss) [mg/L]	< 0.007	< 0.007	< 0.007	< 0.007	< 0.007	< 0.007
K (diss) [mg/L]	0.599	1.22	1.20	2.96	1.15	< 0.009
Mg (diss) [mg/L]	0.116	0.140	0.142	0.204	0.122	0.001
Mn (diss) [mg/L]	0.0163	0.0113	0.0547	0.121	0.122	0.00016
Mo (diss) [mg/L]	0.00007	0.00011	0.00024	0.00007	0.00019	< 0.00004
Na (diss) [mg/L]	0.16	0.10	0.15	0.15	0.06	0.02
Ni (diss) [mg/L]	< 0.0001	< 0.0001	< 0.0001	< 0.0001	< 0.0001	< 0.0001
P (diss) [mg/L]	0.003	0.006	0.005	0.003	< 0.003	0.006
Pb (diss) [mg/L]	< 0.00009	< 0.00009	< 0.00009	< 0.00009	< 0.00009	< 0.00009
S (diss) [mg/L]	< 3	< 3	3	12	15	< 3
Sb (diss) [mg/L]	0.0009	0.0010	0.0033	0.0010	< 0.0009	< 0.0009

OnLine LIMS

0003877547

Results relate only to the sample tested. Data reported represents the sample submitted to SGS. Reproduction of this analytical report in full or in part is prohibited without prior written approval. Please refer to SGS General Conditions of Services located at https://www.sgs.ca/en/terms-and-conditions (Printed copies are available upon request.)
Test method information available upon request. "Temperature Upon Receipt" is representative of the whole shipment and may not reflect the temperature of individual samples.
SGS Canada Inc. Environment-Health & Safety statement of conformity decision rule does not consider uncertainty when analytical results are compared to a specified standard or regulation.

SGS Canada Inc.
P.O. Box 4300 - 185 Concession St.
Lakefield - Ontario - KOL 2HO
Phone: 705-652-2000 FAX: 705-652-6365

Analysis	34: DX 450227 Week 18	35: DX 450230 Week 18	36: DX 450232 Week 18	37: DX 450233 Week 18	38: DX 450239 Week 18	39: Column Blank Week 18
Se (diss) [mg/L]	0.00006	< 0.00004	0.00033	0.00063	0.00201	< 0.00004
Si (diss) [mg/L]	0.93	0.84	1.11	2.21	1.43	< 0.02
Sn (diss) [mg/L]	0.00057	0.00125	0.00084	0.00165	0.00100	0.00040
Sr (diss) [mg/L]	0.0125	0.0174	0.0165	0.0378	0.0278	< 0.00008
Th (diss) [mg/L]	0.0001	0.0001	< 0.0001	< 0.0001	< 0.0001	< 0.0001
Ti (diss) [mg/L]	< 0.00007	< 0.00007	< 0.00007	< 0.00007	< 0.00007	< 0.00007
Tl (diss) [mg/L]	0.000007	0.000013	0.000017	0.000007	0.000024	< 0.000005
U (diss) [mg/L]	0.00287	0.00201	0.00934	0.00375	0.00223	0.000009
V (diss) [mg/L]	0.00116	0.00094	0.00154	0.00019	0.00005	< 0.00001
W (diss) [mg/L]	0.00041	0.00020	0.00039	0.00022	0.00020	< 0.00002
Zn (diss) [mg/L]	< 0.002	< 0.002	< 0.002	0.020	< 0.002	< 0.002
Zr (diss) [mg/L]	< 0.002	< 0.002	< 0.002	< 0.002	< 0.002	< 0.002

Revised to include Zirconium analysis.

Phosphorous data corrected

NA - Not applicable
ND - Not Detected
NV - No Value

Alisha Kelly, B.Sc.,
Project Specialist,
Environment, Health & Safety

OnLine LIMS

0003877547

Results relate only to the sample tested. Data reported represents the sample submitted to SGS. Reproduction of this analytical report in full or in part is prohibited without prior written approval. Please refer to SGS General Conditions of Services located at https://www.sgs.ca/en/terms-and-conditions (Printed copies are available upon request.)
Test method information available upon request. "Temperature Upon Receipt" is representative of the whole shipment and may not reflect the temperature of individual samples.
SGS Canada Inc. Environment-Health & Safety statement of conformity decision rule does not consider uncertainty when analytical results are compared to a specified standard or regulation.

SGS Canada Inc.
P.O. Box 4300 - 185 Concession St.
Lakefield - Ontario - KOL 2HO
Phone: 705-652-2000 FAX: 705-652-6365

SGS Lakefield Environmental Met
Attn : Barb Bowman

Env ICP-MS Metals Total and Dissolved Metals

Project : CA20M-00000-110-19896-01

02-October-2024

Date Rec. : 12 December 2023
LR Report: **CA14448-DEC23**
Reference: 19896-01-22

Copy: #2

CERTIFICATE OF ANALYSIS
Final Report - Revised

Analysis	1: Analysis Start Date	2: Analysis Start Time	3: Analysis Completed Date	4: Analysis Completed Time	5: QC - Blank	6: QC - STD % Recovery	7: QC - DUP % RPD	8: QC - Spike Rep	9: DX 550053 Week 19	10: DX 550073 Week 19	11: DX 550089 Week 19
Sample Date & Time									N/A	N/A	N/A
Temp Upon Receipt [°C]	---	---	---	---	---	---	---	---	19.0	19.0	19.0
pH [No unit]	18-Dec-23	15:48	19-Dec-23	13:54	NA	101%	0%	NA	7.80	7.90	7.94
Conductivity [uS/cm]	18-Dec-23	15:48	19-Dec-23	13:54	< 2	100%	0%	NA	104	101	191
Alkalinity [mg/L as CaCO3]	18-Dec-23	15:48	19-Dec-23	13:54	< 2	100%	2%	NA	40	46	57
Acidity [mg/L as CaCO3]	18-Dec-23	14:11	20-Dec-23	14:41	< 2	94%	ND	NA	< 2	< 2	< 2
F [mg/L]	19-Dec-23	12:04	20-Dec-23	12:16	< 0.06	97%	8%	82%	< 0.06	< 0.06	< 0.06
Cl [mg/L]	29-Dec-23	09:29	05-Jan-24	11:42	< 0.2	102%	ND	101%	< 0.2	< 0.2	0.2
SO4 [mg/L]	29-Dec-23	09:29	08-Jan-24	12:57	< 0.2	102%	0%	NV	15	9.5	41
Hg (diss) [mg/L]	20-Dec-23	12:02	21-Dec-23	12:30	< 0.00001	86%	ND	103%	0.00002	0.00002	0.00002
Ag (diss) [mg/L]	20-Dec-23	20:58	27-Dec-23	13:12	< 0.00005	104%	ND	72%	< 0.00005	< 0.00005	< 0.00005
Al (diss) [mg/L]	20-Dec-23	20:58	27-Dec-23	13:12	< 0.001	103%	3%	NV	0.121	0.068	0.080
As (diss) [mg/L]	20-Dec-23	20:58	27-Dec-23	13:12	< 0.0002	101%	ND	77%	0.0034	0.337	0.0019
Ba (diss) [mg/L]	20-Dec-23	20:58	27-Dec-23	13:12	< 0.00008	100%	3%	92%	0.0127	0.00451	0.0123
Be (diss) [mg/L]	20-Dec-23	20:58	27-Dec-23	13:12	< 0.000007	99%	ND	85%	< 0.000007	< 0.000007	< 0.000007
B (diss) [mg/L]	20-Dec-23	20:58	27-Dec-23	13:12	< 0.002	101%	0%	100%	0.002	0.004	0.004
Bi (diss) [mg/L]	20-Dec-23	20:58	27-Dec-23	13:12	< 0.00001	101%	ND	95%	< 0.00001	< 0.00001	< 0.00001
Ca (diss) [mg/L]	20-Dec-23	20:58	27-Dec-23	13:12	< 0.01	90%	5%	98%	8.62	7.64	13.4

OnLine LIMS
000387754

Results relate only to the sample tested. Data reported represents the sample submitted to SGS. Reproduction of this analytical report in full or in part is prohibited without prior written approval. Please refer to SGS General Conditions of Services located at https://www.sgs.ca/en/terms-and-conditions (Printed copies are available upon request.)
Test method information available upon request. "Temperature Upon Receipt" is representative of the whole shipment and may not reflect the temperature of individual samples.
SGS Canada Inc. Environment-Health & Safety statement of conformity decision rule does not consider uncertainty when analytical results are compared to a specified standard or regulation.

SGS Canada Inc.
P.O. Box 4300 - 185 Concession St.
Lakefield - Ontario - KOL 2HO
Phone: 705-652-2000 FAX: 705-652-6365

Env ICP-MS Metals Total and Dissolved Metals

Project : CA20M-00000-110-19896-01

LR Report : **CA14448-DEC23**

Analysis	1: Analysis Start Date	2: Analysis Start Time	3: Analysis Completed Date	4: Analysis Completed Time	5: QC - Blank	6: QC - STD % Recovery	7: QC - DUP % RPD	8: QC - Spike Rep	9: DX 550053 Week 19	10: DX 550073 Week 19	11: DX 550089 Week 19
Cd (diss) [mg/L]	20-Dec-23	20:58	27-Dec-23	13:12	< 0.000003	100%	ND	96%	0.000004	< 0.000003	0.000003
Co (diss) [mg/L]	20-Dec-23	20:58	27-Dec-23	13:12	< 0.000004	100%	ND	71%	0.000052	0.000587	0.000094
Cr (diss) [mg/L]	20-Dec-23	20:58	27-Dec-23	13:12	< 0.00008	100%	ND	71%	< 0.00008	< 0.00008	< 0.00008
Cu (diss) [mg/L]	20-Dec-23	20:58	27-Dec-23	13:12	< 0.0002	104%	ND	84%	0.0003	< 0.0002	0.0003
Fe (diss) [mg/L]	20-Dec-23	20:58	27-Dec-23	13:12	< 0.007	101%	ND	112%	< 0.007	< 0.007	< 0.007
K (diss) [mg/L]	20-Dec-23	20:58	27-Dec-23	13:12	< 0.009	90%	2%	117%	0.638	1.35	4.39
Mg (diss) [mg/L]	20-Dec-23	20:58	27-Dec-23	13:12	< 0.001	95%	4%	99%	0.399	0.604	1.46
Mn (diss) [mg/L]	20-Dec-23	20:58	27-Dec-23	13:12	< 0.00001	103%	1%	NV	0.0515	0.0344	0.0533
Mo (diss) [mg/L]	20-Dec-23	20:58	27-Dec-23	13:12	< 0.00004	94%	5%	90%	< 0.00004	0.00018	0.00012
Na (diss) [mg/L]	20-Dec-23	20:58	27-Dec-23	13:12	< 0.01	94%	0%	106%	0.10	0.17	0.13
Ni (diss) [mg/L]	20-Dec-23	20:58	27-Dec-23	13:12	< 0.0001	102%	ND	106%	0.0006	0.0007	0.0001
P (diss) [mg/L]	20-Dec-23	20:58	27-Dec-23	13:12	< 0.003	98%	ND	NV	< 0.003	< 0.003	< 0.003
Pb (diss) [mg/L]	20-Dec-23	20:58	27-Dec-23	13:12	< 0.00009	105%	ND	99%	< 0.00009	< 0.00009	< 0.00009
S (diss) [mg/L]	20-Dec-23	20:58	27-Dec-23	13:12	< 1	98%	3%	NV	< 3	< 3	9
Sb (diss) [mg/L]	20-Dec-23	20:58	27-Dec-23	13:12	< 0.0009	109%	ND	103%	< 0.0009	< 0.0009	< 0.0009
Se (diss) [mg/L]	20-Dec-23	20:58	27-Dec-23	13:12	< 0.00004	102%	4%	129%	0.00029	0.00031	0.00071
Si (diss) [mg/L]	20-Dec-23	20:58	27-Dec-23	13:12	< 0.02	99%	1%	NV	1.10	1.04	1.23
Sn (diss) [mg/L]	20-Dec-23	20:58	27-Dec-23	13:12	< 0.00006	92%	1%	NV	0.00132	0.00154	0.00097
Sr (diss) [mg/L]	20-Dec-23	20:58	27-Dec-23	13:12	< 0.00008	93%	4%	92%	0.0381	0.0482	0.0336
Th (diss) [mg/L]	20-Dec-23	20:58	27-Dec-23	13:12	< 0.0001	101%	ND	NV	< 0.0001	< 0.0001	< 0.0001
Ti (diss) [mg/L]	20-Dec-23	20:58	27-Dec-23	13:12	< 0.00005	95%	ND	NV	< 0.00007	< 0.00007	< 0.00007
Tl (diss) [mg/L]	20-Dec-23	20:58	27-Dec-23	13:12	< 0.000005	103%	4%	100%	0.000010	0.000010	0.000018
U (diss) [mg/L]	20-Dec-23	20:58	27-Dec-23	13:12	< 0.000002	103%	3%	97%	0.000080	0.000453	0.000107
V (diss) [mg/L]	20-Dec-23	20:58	27-Dec-23	13:12	< 0.00001	105%	2%	108%	0.00158	0.00548	0.00039
W (diss) [mg/L]	20-Dec-23	20:58	27-Dec-23	13:12	< 0.00002	104%	1%	NV	0.00006	0.00031	0.00018
Zn (diss) [mg/L]	20-Dec-23	20:58	27-Dec-23	13:12	< 0.002	103%	ND	95%	< 0.002	< 0.002	0.008
Zr (diss) [mg/L]	20-Dec-23	20:58	01-Oct-24	13:22	< 0.002	97%	ND	NV	< 0.002	< 0.002	< 0.002

Analysis	12: DX 550101 Week 19	13: DX450017 Week 19	14: DX450022 Week 19	15: DX450030 Week 19	16: DX450039 Week 19	17: DX450049 Week 19	18: DX450051 Week 19	19: DX450071 Week 19	20: DX450080 Week 19	21: DX450089 Week 19	22: DX450105 Week 19
Sample Date & Time	N/A	N/A	N/A	N/A	N/A	N/A	N/A	N/A	N/A	N/A	N/A

OnLine LIMS

0003877554

Results relate only to the sample tested. Data reported represents the sample submitted to SGS. Reproduction of this analytical report in full or in part is prohibited without prior written approval. Please refer to SGS General Conditions of Services located at https://www.sgs.ca/en/terms-and-conditions (Printed copies are available upon request.)
Test method information available upon request. "Temperature Upon Receipt" is representative of the whole shipment and may not reflect the temperature of individual samples.
SGS Canada Inc. Environment-Health & Safety statement of conformity decision rule does not consider uncertainty when analytical results are compared to a specified standard or regulation.

SGS Canada Inc.
P.O. Box 4300 - 185 Concession St.
Lakefield - Ontario - KOL 2HO
Phone: 705-652-2000 FAX: 705-652-6365

Env ICP-MS Metals Total and Dissolved Metals

Project : CA20M-00000-110-19896-01

LR Report : **CA14448-DEC23**

Analysis	12: DX 550101 Week 19	13: DX450017 Week 19	14: DX450022 Week 19	15: DX450030 Week 19	16: DX450039 Week 19	17: DX450049 Week 19	18: DX450051 Week 19	19: DX450071 Week 19	20: DX450080 Week 19	21: DX450089 Week 19	22: DX450105 Week 19
Temp Upon Receipt [°C]	19.0	19.0	19.0	19.0	19.0	19.0	19.0	19.0	19.0	19.0	19.0
pH [No unit]	7.82	7.68	7.83	7.55	7.62	7.60	7.56	7.76	7.10	7.68	6.89
Conductivity [uS/cm]	106	107	113	68	101	68	160	94	52	90	79
Alkalinity [mg/L as CaCO3]	39	33	43	25	30	27	28	37	7	29	6
Acidity [mg/L as CaCO3]	< 2	< 2	< 2	< 2	< 2	< 2	< 2	< 2	< 2	< 2	2
F [mg/L]	< 0.06	< 0.06	< 0.06	< 0.06	< 0.06	< 0.06	< 0.06	< 0.06	< 0.06	< 0.06	0.13
Cl [mg/L]	< 0.2	< 0.2	< 0.2	< 0.2	< 0.2	< 0.2	< 0.2	< 0.2	< 0.2	< 0.2	< 0.2
SO4 [mg/L]	17	21	15	9.1	20	8.9	48	12	13	16	28
Hg (diss) [mg/L]	0.00004	0.00002	0.00002	0.00002	0.00004	0.00002	0.00002	0.00002	0.00004	0.00002	< 0.00001
Ag (diss) [mg/L]	< 0.00005	< 0.00005	< 0.00005	< 0.00005	< 0.00005	< 0.00005	< 0.00005	< 0.00005	< 0.00005	< 0.00005	< 0.00005
Al (diss) [mg/L]	0.147	0.086	0.147	0.071	0.083	0.075	0.014	0.099	0.011	0.076	0.005
As (diss) [mg/L]	0.0052	0.0787	0.0164	0.0099	0.0766	0.0013	0.0003	0.118	0.0270	0.0042	3.55
Ba (diss) [mg/L]	0.00466	0.00251	0.00110	0.00292	0.00259	0.0135	0.00344	0.00207	0.00171	0.00363	0.00117
Be (diss) [mg/L]	< 0.000007	< 0.000007	< 0.000007	< 0.000007	< 0.000007	< 0.000007	< 0.000007	< 0.000007	< 0.000007	< 0.000007	< 0.000007
B (diss) [mg/L]	< 0.002	0.008	< 0.002	< 0.002	< 0.002	< 0.002	0.004	0.004	0.003	< 0.002	0.005
Bi (diss) [mg/L]	< 0.00001	< 0.00001	< 0.00001	< 0.00001	< 0.00001	< 0.00001	< 0.00001	< 0.00001	< 0.00001	< 0.00001	< 0.00001
Ca (diss) [mg/L]	8.88	7.66	9.50	5.49	7.51	4.88	12.3	7.30	2.40	6.45	5.26
Cd (diss) [mg/L]	0.000003	0.000005	0.000006	0.000033	0.000064	0.000014	0.00103	0.000008	0.000005	0.000008	0.000019
Co (diss) [mg/L]	0.000072	< 0.000004	0.000202	0.000006	< 0.000004	0.000040	0.000013	0.000051	0.000055	0.000007	0.000151
Cr (diss) [mg/L]	< 0.00008	< 0.00008	< 0.00008	< 0.00008	< 0.00008	< 0.00008	< 0.00008	< 0.00008	< 0.00008	< 0.00008	< 0.00008
Cu (diss) [mg/L]	< 0.0002	< 0.0002	< 0.0002	< 0.0002	< 0.0002	< 0.0002	< 0.0002	< 0.0002	< 0.0002	< 0.0002	< 0.0002
Fe (diss) [mg/L]	< 0.007	< 0.007	< 0.007	< 0.007	< 0.007	< 0.007	< 0.007	< 0.007	< 0.007	< 0.007	< 0.007
K (diss) [mg/L]	0.579	2.52	0.215	0.503	1.62	0.354	1.45	1.12	2.04	1.73	0.620
Mg (diss) [mg/L]	0.394	0.278	0.272	0.045	0.090	0.429	0.124	0.232	0.198	0.189	0.085
Mn (diss) [mg/L]	0.0297	0.00005	0.0370	0.0767	0.0920	0.0768	0.0664	0.0252	0.00728	0.0577	0.249
Mo (diss) [mg/L]	0.00004	0.00049	0.00012	0.00018	0.00019	0.00093	0.00017	0.00076	0.00011	0.00011	0.00017
Na (diss) [mg/L]	0.12	0.14	0.12	0.13	0.13	0.23	0.11	0.22	0.18	0.12	0.09
Ni (diss) [mg/L]	0.0001	0.0002	0.0001	< 0.0001	< 0.0001	< 0.0001	0.0002	< 0.0001	0.0002	< 0.0001	< 0.0001
P (diss) [mg/L]	< 0.003	< 0.003	< 0.003	< 0.003	< 0.003	< 0.003	< 0.003	< 0.003	< 0.003	< 0.003	< 0.003
Pb (diss) [mg/L]	0.00013	< 0.00009	< 0.00009	< 0.00009	< 0.00009	< 0.00009	0.175	0.00013	< 0.00009	< 0.00009	< 0.00009
S (diss) [mg/L]	< 3	3	< 3	< 3	4	< 3	10	< 3	< 3	< 3	5
Sb (diss) [mg/L]	< 0.0009	0.0009	< 0.0009	0.0020	0.0022	0.0016	0.0941	0.0030	0.0009	0.0016	0.0114
Se (diss) [mg/L]	0.00025	0.00007	0.00027	0.00042	0.00017	0.00277	0.00172	0.00726	0.00026	0.00014	0.00026

OnLine LIMS

0003877554

Results relate only to the sample tested. Data reported represents the sample submitted to SGS. Reproduction of this analytical report in full or in part is prohibited without prior written approval. Please refer to SGS General Conditions of Services located at https://www.sgs.ca/en/terms-and-conditions (Printed copies are available upon request.)
Test method information available upon request. "Temperature Upon Receipt" is representative of the whole shipment and may not reflect the temperature of individual samples.
SGS Canada Inc. Environment-Health & Safety statement of conformity decision rule does not consider uncertainty when analytical results are compared to a specified standard or regulation.

SGS Canada Inc.
P.O. Box 4300 - 185 Concession St.
Lakefield - Ontario - KOL 2HO
Phone: 705-652-2000 FAX: 705-652-6365

Analysis	12: DX 550101 Week 19	13: DX450017 Week 19	14: DX450022 Week 19	15: DX450030 Week 19	16: DX450039 Week 19	17: DX450049 Week 19	18: DX450051 Week 19	19: DX450071 Week 19	20: DX450080 Week 19	21: DX450089 Week 19	22: DX450105 Week 19
Si (diss) [mg/L]	1.19	1.78	1.19	1.25	1.30	0.80	2.24	1.30	2.54	0.88	3.63
Sn (diss) [mg/L]	0.00118	0.00138	0.00038	0.00041	0.00076	0.00060	0.00039	0.00095	0.00063	0.00073	0.00088
Sr (diss) [mg/L]	0.0215	0.0730	0.0156	0.0157	0.0105	0.0320	0.0545	0.0525	0.0144	0.0239	0.0109
Th (diss) [mg/L]	< 0.0001	< 0.0001	< 0.0001	< 0.0001	< 0.0001	< 0.0001	< 0.0001	< 0.0001	< 0.0001	< 0.0001	< 0.0001
Ti (diss) [mg/L]	< 0.00007	< 0.00007	< 0.00007	< 0.00007	< 0.00007	< 0.00007	< 0.00007	< 0.00007	< 0.00007	< 0.00007	0.00011
Tl (diss) [mg/L]	0.000011	0.000020	< 0.000005	0.000006	0.000015	0.000009	0.000027	0.000011	0.000010	0.000012	0.000014
U (diss) [mg/L]	0.000150	0.000858	0.000097	0.00213	0.00438	0.00157	0.000009	0.00343	0.000235	0.00197	0.000275
V (diss) [mg/L]	0.00210	0.00089	0.00191	0.00027	0.00141	0.00008	< 0.00001	0.00085	0.00138	0.00055	0.00015
W (diss) [mg/L]	0.00007	0.00027	0.00008	0.00130	0.00024	0.00022	0.00031	0.00065	0.00164	0.00023	0.00014
Zn (diss) [mg/L]	< 0.002	< 0.002	< 0.002	< 0.002	< 0.002	< 0.002	0.043	< 0.002	< 0.002	< 0.002	0.002
Zr (diss) [mg/L]	< 0.002	< 0.002	< 0.002	< 0.002	< 0.002	< 0.002	< 0.002	< 0.002	< 0.002	< 0.002	< 0.002

Analysis	23: DX450113 Week 19	24: DX450119 Week 19	25: DX450130 Week 19	26: DX450135 Week 19	27: DX450137 Week 19	28: DX450143 Week 19	29: DX450144 Week 19	30: DX450153 Week 19	31: DX450155 Week 19	32: DX450170 Week 19	33: DX450200 Week 19
Sample Date & Time	N/A	N/A	N/A	N/A	N/A	N/A	N/A	N/A	N/A	N/A	N/A
Temp Upon Receipt [°C]	19.0	19.0	19.0	19.0	19.0	19.0	19.0	19.0	19.0	19.0	19.0
pH [No unit]	7.83	7.71	7.70	7.63	7.69	6.66	7.61	5.10	7.77	7.58	7.53
Conductivity [uS/cm]	114	408	69	52	73	204	74	201	127	79	182
Alkalinity [mg/L as CaCO3]	39	38	32	25	29	3	28	< 2	36	25	36
Acidity [mg/L as CaCO3]	< 2	< 2	< 2	< 2	< 2	< 2	< 2	4	< 2	< 2	< 2
F [mg/L]	< 0.06	< 0.06	< 0.06	< 0.06	< 0.06	< 0.06	< 0.06	0.25	< 0.06	< 0.06	< 0.06
Cl [mg/L]	< 0.2	0.4	< 0.2	< 0.2	< 0.2	< 0.2	< 0.2	< 0.2	< 0.2	< 0.2	< 0.2
SO4 [mg/L]	19	160	5.0	3.5	8.9	85	12	90	28	14	48
Hg (diss) [mg/L]	0.00001	0.00004	0.00004	0.00002	0.00004	0.00004	0.00001	0.00002	0.00001	0.00004	0.00001
Ag (diss) [mg/L]	< 0.00005	< 0.00005	< 0.00005	< 0.00005	< 0.00005	< 0.00005	< 0.00005	< 0.00005	< 0.00005	< 0.00005	0.00029
Al (diss) [mg/L]	0.113	0.005	0.089	0.090	0.113	< 0.001	0.054	0.157	0.059	0.018	0.008
As (diss) [mg/L]	0.0155	0.0003	0.0538	0.0197	0.0106	0.0010	0.407	0.0018	0.0074	0.0016	0.0006
Ba (diss) [mg/L]	0.0124	0.0616	0.0192	0.00072	0.00138	0.0212	0.00131	0.0315	0.00257	0.00677	0.00823
Be (diss) [mg/L]	< 0.000007	< 0.000007	< 0.000007	< 0.000007	< 0.000007	< 0.000007	< 0.000007	0.000429	< 0.000007	< 0.000007	< 0.000007
B (diss) [mg/L]	0.008	0.008	< 0.002	< 0.002	< 0.002	0.006	0.003	0.008	0.004	0.003	0.003
Bi (diss) [mg/L]	< 0.00001	< 0.00001	< 0.00001	< 0.00001	< 0.00001	< 0.00001	< 0.00001	< 0.00001	< 0.00001	0.00003	< 0.00001

OnLine LIMS

0003877554

Results relate only to the sample tested. Data reported represents the sample submitted to SGS. Reproduction of this analytical report in full or in part is prohibited without prior written approval. Please refer to SGS General Conditions of Services located at https://www.sgs.ca/en/terms-and-conditions (Printed copies are available upon request.)
Test method information available upon request. "Temperature Upon Receipt" is representative of the whole shipment and may not reflect the temperature of individual samples.
SGS Canada Inc. Environment-Health & Safety statement of conformity decision rule does not consider uncertainty when analytical results are compared to a specified standard or regulation.

SGS Canada Inc.
P.O. Box 4300 - 185 Concession St.
Lakefield - Ontario - KOL 2HO
Phone: 705-652-2000 FAX: 705-652-6365

Env ICP-MS Metals Total and Dissolved Metals

Project : CA20M-00000-110-19896-01

LR Report : **CA14448-DEC23**

Analysis	23: DX450113 Week 19	24: DX450119 Week 19	25: DX450130 Week 19	26: DX450135 Week 19	27: DX450137 Week 19	28: DX450143 Week 19	29: DX450144 Week 19	30: DX450153 Week 19	31: DX450155 Week 19	32: DX450170 Week 19	33: DX450200 Week 19
Ca (diss) [mg/L]	9.18	27.3	4.42	3.94	5.16	10.1	5.17	12.2	9.51	5.59	11.2
Cd (diss) [mg/L]	< 0.000003	0.000545	0.000006	0.000027	0.000004	0.000055	0.000004	0.00321	0.000374	0.000396	0.00750
Co (diss) [mg/L]	0.000049	0.00196	0.000052	0.000010	0.000004	0.0188	0.000470	0.0237	0.000043	0.000010	0.000226
Cr (diss) [mg/L]	< 0.00008	< 0.00008	< 0.00008	< 0.00008	< 0.00008	< 0.00008	< 0.00008	< 0.00008	< 0.00008	< 0.00008	< 0.00008
Cu (diss) [mg/L]	< 0.0002	< 0.0002	< 0.0002	< 0.0002	< 0.0002	< 0.0002	< 0.0002	0.0061	0.0004	< 0.0002	0.0071
Fe (diss) [mg/L]	< 0.007	< 0.007	< 0.007	< 0.007	< 0.007	0.066	< 0.007	0.072	< 0.007	< 0.007	< 0.007
K (diss) [mg/L]	0.907	4.48	1.81	0.671	1.28	5.58	0.688	2.09	1.11	0.602	1.06
Mg (diss) [mg/L]	0.401	0.439	0.245	0.081	0.108	1.52	0.136	0.640	0.146	0.064	0.125
Mn (diss) [mg/L]	0.0315	0.960	0.0187	0.0138	0.00789	0.120	0.00392	0.653	0.101	0.0754	0.572
Mo (diss) [mg/L]	0.00016	0.00010	0.00028	0.00011	0.00010	< 0.00004	0.00151	0.00004	0.00218	0.00043	0.00071
Na (diss) [mg/L]	0.08	0.29	0.19	0.12	0.17	0.35	0.12	0.42	0.19	0.12	0.23
Ni (diss) [mg/L]	0.0002	0.0012	0.0001	< 0.0001	< 0.0001	0.0635	0.0007	0.0557	0.0001	< 0.0001	0.0004
P (diss) [mg/L]	< 0.003	< 0.003	< 0.003	< 0.003	< 0.003	< 0.003	< 0.003	< 0.003	< 0.003	< 0.003	< 0.003
Pb (diss) [mg/L]	< 0.00009	< 0.00009	< 0.00009	< 0.00009	< 0.00009	< 0.00009	< 0.00009	0.00210	< 0.00009	0.0147	< 0.00009
S (diss) [mg/L]	4	36	< 3	< 3	< 3	21	< 3	18	5	< 3	9
Sb (diss) [mg/L]	0.0019	< 0.0009	0.0028	0.0010	0.0014	< 0.0009	0.0014	< 0.0009	0.0025	0.0044	0.0070
Se (diss) [mg/L]	0.00005	0.00228	0.00166	0.00008	0.00006	0.00178	0.00014	0.00148	0.00111	0.0154	0.00034
Si (diss) [mg/L]	1.09	0.89	0.93	1.35	1.55	3.58	1.52	7.06	1.95	1.31	1.60
Sn (diss) [mg/L]	0.00130	0.00111	0.00136	0.00096	0.00184	0.00073	0.00089	0.00288	0.00133	0.00092	0.00031
Sr (diss) [mg/L]	0.0588	0.0349	0.0296	0.0154	0.0265	0.0646	0.0300	0.0940	0.0381	0.0203	0.0236
Th (diss) [mg/L]	0.0003	0.0002	0.0002	0.0001	0.0001	< 0.0001	< 0.0001	< 0.0001	< 0.0001	< 0.0001	< 0.0001
Ti (diss) [mg/L]	< 0.00007	< 0.00007	< 0.00007	< 0.00007	< 0.00007	< 0.00007	< 0.00007	< 0.00007	< 0.00007	< 0.00007	< 0.00007
Tl (diss) [mg/L]	< 0.000005	< 0.000005	0.000008	0.000007	< 0.000005	0.000008	< 0.000005	0.000091	0.000016	0.000018	0.000042
U (diss) [mg/L]	0.000329	0.000057	0.00256	0.00117	0.00313	0.000031	0.000345	0.00359	0.00447	0.000607	0.00119
V (diss) [mg/L]	0.00049	< 0.00001	0.00103	0.00052	0.00150	< 0.00001	0.00102	< 0.00001	0.00094	0.00002	0.00006
W (diss) [mg/L]	0.00035	0.00003	0.00061	0.00010	0.00022	< 0.00002	0.00012	< 0.00002	0.00056	0.00021	0.00044
Zn (diss) [mg/L]	< 0.002	0.078	< 0.002	0.002	< 0.002	0.004	< 0.002	0.035	0.005	0.007	0.274
Zr (diss) [mg/L]	< 0.002	< 0.002	< 0.002	< 0.002	< 0.002	< 0.002	< 0.002	< 0.002	< 0.002	< 0.002	< 0.002

OnLine LIMS

0003877554

Results relate only to the sample tested. Data reported represents the sample submitted to SGS. Reproduction of this analytical report in full or in part is prohibited without prior written approval. Please refer to SGS General Conditions of Services located at https://www.sgs.ca/en/terms-and-conditions (Printed copies are available upon request.)
Test method information available upon request. "Temperature Upon Receipt" is representative of the whole shipment and may not reflect the temperature of individual samples.
SGS Canada Inc. Environment-Health & Safety statement of conformity decision rule does not consider uncertainty when analytical results are compared to a specified standard or regulation.

SGS Canada Inc.
P.O. Box 4300 - 185 Concession St.
Lakefield - Ontario - KOL 2HO
Phone: 705-652-2000 FAX: 705-652-6365

Env ICP-MS Metals Total and Dissolved Metals

Project : CA20M-00000-110-19896-01

LR Report : **CA14448-DEC23**

Analysis	34: DX450227 Week 19	35: DX450230 Week 19	36: DX450232 Week 19	37: DX450233 Week 19	38: DX450239 Week 19	39: Column Blank Week 19
Sample Date & Time	N/A	N/A	N/A	N/A	N/A	N/A
Temp Upon Receipt [°C]	19.0	19.0	19.0	19.0	19.0	19.0
pH [No unit]	7.80	7.58	7.41	7.68	7.58	5.95
Conductivity [uS/cm]	64	70	99	242	258	< 2
Alkalinity [mg/L as CaCO3]	33	35	28	47	40	< 2
Acidity [mg/L as CaCO3]	< 2	< 2	< 2	< 2	< 2	2
F [mg/L]	< 0.06	< 0.06	< 0.06	< 0.06	< 0.06	< 0.06
Cl [mg/L]	< 0.2	< 0.2	< 0.2	< 0.2	< 0.2	< 0.2
SO4 [mg/L]	0.8	2.6	19	67	81	< 0.2
Hg (diss) [mg/L]	0.00004	0.00004	< 0.00001	0.00002	0.00001	0.00001
Ag (diss) [mg/L]	< 0.00005	< 0.00005	< 0.00005	< 0.00005	< 0.00005	< 0.00005
Al (diss) [mg/L]	0.084	0.106	0.031	0.023	0.008	< 0.001
As (diss) [mg/L]	0.0025	0.0017	0.0081	0.0009	0.0003	< 0.0002
Ba (diss) [mg/L]	0.00109	0.00217	0.00271	0.00203	0.00225	0.00038
Be (diss) [mg/L]	< 0.000007	< 0.000007	< 0.000007	< 0.000007	< 0.000007	< 0.000007
B (diss) [mg/L]	< 0.002	0.002	0.004	0.007	0.008	< 0.002
Bi (diss) [mg/L]	< 0.00001	< 0.00001	< 0.00001	< 0.00001	< 0.00001	< 0.00001
Ca (diss) [mg/L]	4.11	4.58	6.48	15.8	16.9	0.06
Cd (diss) [mg/L]	0.000007	0.000003	0.000036	0.000349	0.000025	0.000003
Co (diss) [mg/L]	0.000004	< 0.000004	< 0.000004	0.000074	0.000010	0.000005
Cr (diss) [mg/L]	< 0.00008	< 0.00008	0.00010	< 0.00008	< 0.00008	< 0.00008
Cu (diss) [mg/L]	< 0.0002	< 0.0002	< 0.0002	< 0.0002	< 0.0002	0.0004
Fe (diss) [mg/L]	< 0.007	< 0.007	< 0.007	< 0.007	< 0.007	< 0.007
K (diss) [mg/L]	0.590	1.34	1.15	2.96	1.17	< 0.009
Mg (diss) [mg/L]	0.109	0.151	0.138	0.204	0.138	0.001
Mn (diss) [mg/L]	0.0149	0.0120	0.0536	0.123	0.170	0.00037
Mo (diss) [mg/L]	0.00009	0.00012	0.00022	0.00009	0.00010	0.00225
Na (diss) [mg/L]	0.16	0.12	0.14	0.15	0.06	0.02
Ni (diss) [mg/L]	< 0.0001	< 0.0001	< 0.0001	< 0.0001	< 0.0001	0.0002
P (diss) [mg/L]	< 0.003	< 0.003	< 0.003	< 0.003	< 0.003	< 0.003
Pb (diss) [mg/L]	< 0.00009	< 0.00009	< 0.00009	< 0.00009	< 0.00009	< 0.00009
S (diss) [mg/L]	< 3	< 3	3	13	16	< 3
Sb (diss) [mg/L]	< 0.0009	< 0.0009	0.0031	< 0.0009	< 0.0009	< 0.0009

OnLine LIMS

0003877554

Results relate only to the sample tested. Data reported represents the sample submitted to SGS. Reproduction of this analytical report in full or in part is prohibited without prior written approval. Please refer to SGS General Conditions of Services located at https://www.sgs.ca/en/terms-and-conditions (Printed copies are available upon request.)
Test method information available upon request. "Temperature Upon Receipt" is representative of the whole shipment and may not reflect the temperature of individual samples.
SGS Canada Inc. Environment-Health & Safety statement of conformity decision rule does not consider uncertainty when analytical results are compared to a specified standard or regulation.

SGS Canada Inc.
P.O. Box 4300 - 185 Concession St.
Lakefield - Ontario - KOL 2HO
Phone: 705-652-2000 FAX: 705-652-6365

Env ICP-MS Metals Total and Dissolved Metals

Project : CA20M-00000-110-19896-01

LR Report : **CA14448-DEC23**

Analysis	34: DX450227 Week 19	35: DX450230 Week 19	36: DX450232 Week 19	37: DX450233 Week 19	38: DX450239 Week 19	39: Column Blank Week 19
Se (diss) [mg/L]	< 0.00004	< 0.00004	0.00038	0.00063	0.00222	< 0.00004
Si (diss) [mg/L]	1.04	1.08	1.06	2.20	1.62	0.03
Sn (diss) [mg/L]	0.00055	0.00114	0.00088	0.00141	0.00112	0.00040
Sr (diss) [mg/L]	0.0126	0.0195	0.0160	0.0391	0.0325	0.0002
Th (diss) [mg/L]	< 0.0001	< 0.0001	< 0.0001	< 0.0001	< 0.0001	< 0.0001
Ti (diss) [mg/L]	< 0.00007	< 0.00007	< 0.00007	< 0.00007	< 0.00007	< 0.00007
Tl (diss) [mg/L]	0.000005	0.000012	0.000014	0.000008	0.000027	< 0.000005
U (diss) [mg/L]	0.00338	0.00258	0.00813	0.00421	0.00265	0.000016
V (diss) [mg/L]	0.00121	0.00113	0.00150	0.00018	0.00004	< 0.00001
W (diss) [mg/L]	0.00044	0.00024	0.00037	0.00022	0.00021	< 0.00002
Zn (diss) [mg/L]	< 0.002	< 0.002	< 0.002	0.022	< 0.002	< 0.002
Zr (diss) [mg/L]	< 0.002	< 0.002	< 0.002	< 0.002	< 0.002	< 0.002

Revised to include Zirconium analysis.

NA - Not applicable
ND - Not Detected
NV - No Value

Alisha Kelly, B.Sc.,
Project Specialist,
Environment, Health & Safety

OnLine LIMS

0003877554

Results relate only to the sample tested. Data reported represents the sample submitted to SGS. Reproduction of this analytical report in full or in part is prohibited without prior written approval. Please refer to SGS General Conditions of Services located at https://www.sgs.ca/en/terms-and-conditions (Printed copies are available upon request.)
Test method information available upon request. "Temperature Upon Receipt" is representative of the whole shipment and may not reflect the temperature of individual samples.
SGS Canada Inc. Environment-Health & Safety statement of conformity decision rule does not consider uncertainty when analytical results are compared to a specified standard or regulation.

SGS Canada Inc.
P.O. Box 4300 - 185 Concession St.
Lakefield - Ontario - KOL 2HO
Phone: 705-652-2000 FAX: 705-652-6365

SGS Lakefield Environmental Met
Attn : Barb Bowman

Env ICP-MS Metals Total and Dissolved Metals

Project : CA20M-00000-110-19896-01

02-October-2024

Date Rec. : 19 December 2023
LR Report: **CA13749-DEC23**
Reference: 19896-01-23

Copy: #3

CERTIFICATE OF ANALYSIS
Final Report - Revised

Analysis	1: Analysis Start Date	2: Analysis Start Time	3: Analysis Completed Date	4: Analysis Completed Time	5: QC - Blank	6: QC - STD % Recovery	7: QC - DUP % RPD	8: QC - Spike Rep	9: DX 550053 Week 20	10: DX 550073 Week 20	11: DX 550089 Week 20
Sample Date & Time									N/A	N/A	N/A
Temp Upon Receipt [°C]	---	---	---	---	---	---	---	---	20.0	20.0	20.0
pH [No unit]	28-Dec-23	10:27	29-Dec-23	11:19	NA	100%	0%	NA	7.76	7.89	7.94
Conductivity [uS/cm]	28-Dec-23	10:27	29-Dec-23	11:19	< 2	100%	0%	NA	130	120	229
Alkalinity [mg/L as CaCO3]	28-Dec-23	10:27	29-Dec-23	11:19	< 2	96%	0%	NA	47	54	67
Acidity [mg/L as CaCO3]	28-Dec-23	10:27	29-Dec-23	11:19	< 2	100%	0%	NA	< 2	< 2	< 2
F [mg/L]	28-Dec-23	08:54	28-Dec-23	13:38	< 0.06	99%	0%	92%	< 0.06	< 0.06	< 0.06
Cl [mg/L]	08-Jan-24	08:12	10-Jan-24	11:37	< 0.2	102%	ND	108%	< 0.2	< 0.2	< 0.2
SO4 [mg/L]	08-Jan-24	08:12	11-Jan-24	11:18	< 0.2	99%	0%	NV	23	12	60
Hg (diss) [mg/L]	02-Jan-24	14:52	03-Jan-24	10:43	< 0.00001	102%	ND	85%	0.00006	0.00006	0.00009
Ag (diss) [mg/L]	03-Jan-24	17:56	05-Jan-24	13:57	< 0.00005	101%	ND	90%	< 0.00005	< 0.00005	< 0.00005
Al (diss) [mg/L]	03-Jan-24	17:56	05-Jan-24	13:57	< 0.001	99%	1%	102%	0.150	0.114	0.108
As (diss) [mg/L]	03-Jan-24	17:56	05-Jan-24	13:57	< 0.0002	99%	2%	96%	0.0055	0.676	0.0013
Ba (diss) [mg/L]	03-Jan-24	17:56	05-Jan-24	13:57	< 0.00008	102%	1%	103%	0.0164	0.00574	0.0154
Be (diss) [mg/L]	03-Jan-24	17:56	05-Jan-24	13:57	< 0.000007	101%	0%	94%	< 0.000007	< 0.000007	< 0.000007
B (diss) [mg/L]	03-Jan-24	17:56	05-Jan-24	13:57	< 0.002	99%	1%	95%	0.003	0.005	0.005
Bi (diss) [mg/L]	03-Jan-24	17:56	05-Jan-24	13:57	< 0.00001	91%	ND	94%	< 0.00001	< 0.00001	< 0.00001
Ca (diss) [mg/L]	03-Jan-24	17:56	05-Jan-24	13:57	< 0.01	101%	1%	99%	22.3	18.3	32.8

OnLine LIMS
0003877535

Results relate only to the sample tested. Data reported represents the sample submitted to SGS. Reproduction of this analytical report in full or in part is prohibited without prior written approval. Please refer to SGS General Conditions of Services located at https://www.sgs.ca/en/terms-and-conditions (Printed copies are available upon request.)
Test method information available upon request. "Temperature Upon Receipt" is representative of the whole shipment and may not reflect the temperature of individual samples.
SGS Canada Inc. Environment-Health & Safety statement of conformity decision rule does not consider uncertainty when analytical results are compared to a specified standard or regulation.

SGS Canada Inc.
P.O. Box 4300 - 185 Concession St.
Lakefield - Ontario - KOL 2HO
Phone: 705-652-2000 FAX: 705-652-6365

Env ICP-MS Metals Total and Dissolved Metals

Project : CA20M-00000-110-19896-01

LR Report : CA13749-DEC23

Analysis	1: Analysis Start Date	2: Analysis Start Time	3: Analysis Completed Date	4: Analysis Completed Time	5: QC - Blank	6: QC - STD % Recovery	7: QC - DUP % RPD	8: QC - Spike Rep	9: DX 550053 Week 20	10: DX 550073 Week 20	11: DX 550089 Week 20
Cd (diss) [mg/L]	03-Jan-24	17:56	05-Jan-24	13:57	< 0.000003	100%	2%	100%	0.000004	< 0.000003	< 0.000003
Co (diss) [mg/L]	03-Jan-24	17:56	05-Jan-24	13:57	< 0.000004	102%	1%	105%	0.000104	0.000912	0.000158
Cr (diss) [mg/L]	03-Jan-24	17:56	05-Jan-24	13:57	< 0.00008	102%	12%	99%	0.00008	< 0.00008	0.00010
Cu (diss) [mg/L]	03-Jan-24	17:56	05-Jan-24	13:57	< 0.0002	100%	3%	70%	0.0004	0.0003	0.0006
Fe (diss) [mg/L]	03-Jan-24	17:56	05-Jan-24	13:57	< 0.007	103%	1%	100%	< 0.007	< 0.007	< 0.007
K (diss) [mg/L]	03-Jan-24	17:56	05-Jan-24	13:57	< 0.009	102%	1%	99%	2.10	4.40	12.0
Mg (diss) [mg/L]	03-Jan-24	17:56	05-Jan-24	13:57	< 0.001	101%	0%	97%	1.29	2.01	4.32
Mn (diss) [mg/L]	03-Jan-24	17:56	05-Jan-24	13:57	< 0.00001	100%	5%	88%	0.0603	0.0378	0.0883
Mo (diss) [mg/L]	03-Jan-24	17:56	05-Jan-24	13:57	< 0.00004	104%	0%	94%	0.00073	0.00041	0.00023
Na (diss) [mg/L]	03-Jan-24	17:56	05-Jan-24	13:57	< 0.01	100%	2%	98%	0.28	0.79	0.54
Ni (diss) [mg/L]	03-Jan-24	17:56	05-Jan-24	13:57	< 0.0001	102%	2%	96%	0.0002	0.0014	0.0003
P (diss) [mg/L]	03-Jan-24	17:56	05-Jan-24	13:57	< 0.003	101%	11%	NV	< 0.003	< 0.003	< 0.003
Pb (diss) [mg/L]	03-Jan-24	17:56	05-Jan-24	13:57	< 0.00009	98%	ND	91%	< 0.00009	< 0.00009	< 0.00009
S (diss) [mg/L]	03-Jan-24	17:56	05-Jan-24	13:57	< 1	105%	1%	NV	8	4	19
Sb (diss) [mg/L]	03-Jan-24	17:56	05-Jan-24	13:57	< 0.0009	101%	4%	85%	0.0010	0.0010	< 0.0009
Se (diss) [mg/L]	03-Jan-24	17:56	05-Jan-24	13:57	< 0.00004	100%	7%	102%	0.00037	0.00035	0.00071
Si (diss) [mg/L]	03-Jan-24	17:56	05-Jan-24	13:57	< 0.02	103%	2%	NV	1.88	2.07	1.83
Sn (diss) [mg/L]	03-Jan-24	17:56	05-Jan-24	13:57	< 0.00006	102%	ND	NV	0.00174	0.00156	0.00126
Sr (diss) [mg/L]	03-Jan-24	17:56	05-Jan-24	13:57	< 0.00008	100%	1%	102%	0.0674	0.0918	0.0540
Th (diss) [mg/L]	03-Jan-24	17:56	05-Jan-24	13:57	< 0.0001	95%	ND	NV	< 0.0001	< 0.0001	< 0.0001
Ti (diss) [mg/L]	03-Jan-24	17:56	05-Jan-24	13:57	< 0.00005	101%	1%	NV	< 0.00007	< 0.00007	< 0.00007
Tl (diss) [mg/L]	03-Jan-24	17:56	05-Jan-24	13:57	< 0.000005	97%	ND	93%	0.000028	0.000014	0.000020
U (diss) [mg/L]	03-Jan-24	17:56	05-Jan-24	13:57	< 0.000002	99%	3%	72%	0.000115	0.000688	0.000145
V (diss) [mg/L]	03-Jan-24	17:56	05-Jan-24	13:57	< 0.00001	100%	0%	89%	0.00263	0.01060	0.00058
W (diss) [mg/L]	03-Jan-24	17:56	05-Jan-24	13:57	< 0.00002	103%	2%	NV	0.00012	0.00043	0.00021
Zn (diss) [mg/L]	03-Jan-24	17:56	05-Jan-24	13:57	< 0.002	102%	2%	84%	< 0.002	< 0.002	< 0.002
Zr (diss) [mg/L]	03-Jan-24	17:56	01-Oct-24	13:23	< 0.002	99%	ND	NV	< 0.002	< 0.002	< 0.002

Analysis	12: DX 550101 Week 20	13: DX450017 Week 20	14: DX450022 Week 20	15: DX450030 Week 20	16: DX450039 Week 20	17: DX450049 Week 20	18: DX450051 Week 20	19: DX450071 Week 20	20: DX450080 Week 20	21: DX450089 Week 20	22: DX450105 Week 20
Sample Date & Time	N/A	N/A	N/A	N/A	N/A	N/A	N/A	N/A	N/A	N/A	N/A

OnLine LIMS

0003877535

Results relate only to the sample tested. Data reported represents the sample submitted to SGS. Reproduction of this analytical report in full or in part is prohibited without prior written approval. Please refer to SGS General Conditions of Services located at https://www.sgs.ca/en/terms-and-conditions (Printed copies are available upon request.)
Test method information available upon request. "Temperature Upon Receipt" is representative of the whole shipment and may not reflect the temperature of individual samples.
SGS Canada Inc. Environment-Health & Safety statement of conformity decision rule does not consider uncertainty when analytical results are compared to a specified standard or regulation.

SGS Canada Inc.
P.O. Box 4300 - 185 Concession St.
Lakefield - Ontario - KOL 2HO
Phone: 705-652-2000 FAX: 705-652-6365

Env ICP-MS Metals Total and Dissolved Metals

Project : CA20M-00000-110-19896-01

LR Report : **CA13749-DEC23**

Analysis	12: DX 550101 Week 20	13: DX450017 Week 20	14: DX450022 Week 20	15: DX450030 Week 20	16: DX450039 Week 20	17: DX450049 Week 20	18: DX450051 Week 20	19: DX450071 Week 20	20: DX450080 Week 20	21: DX450089 Week 20	22: DX450105 Week 20
Temp Upon Receipt [°C]	20.0	20.0	20.0	20.0	20.0	20.0	20.0	20.0	20.0	20.0	20.0
pH [No unit]	7.76	7.55	7.74	7.56	7.63	7.68	7.44	7.68	6.99	7.69	7.08
Conductivity [uS/cm]	123	140	159	83	145	87	166	125	74	125	108
Alkalinity [mg/L as CaCO3]	44	35	50	31	38	34	28	42	8	41	9
Acidity [mg/L as CaCO3]	< 2	< 2	< 2	< 2	< 2	< 2	< 2	< 2	< 2	< 2	6
F [mg/L]	< 0.06	< 0.06	< 0.06	< 0.06	< 0.06	< 0.06	< 0.06	< 0.06	< 0.06	< 0.06	0.15
Cl [mg/L]	< 0.2	< 0.2	< 0.2	< 0.2	< 0.2	< 0.2	< 0.2	< 0.2	< 0.2	< 0.2	< 0.2
SO4 [mg/L]	22	28	25	12	28	12	56	17	20	24	35
Hg (diss) [mg/L]	0.00006	0.00006	0.00005	0.00002	0.00007	0.00005	0.00005	0.00005	0.00005	0.00006	0.00006
Ag (diss) [mg/L]	< 0.00005	< 0.00005	< 0.00005	< 0.00005	< 0.00005	< 0.00005	< 0.00005	< 0.00005	< 0.00005	< 0.00005	< 0.00005
Al (diss) [mg/L]	0.159	0.080	0.121	0.069	0.097	0.077	0.024	0.087	0.018	0.097	0.008
As (diss) [mg/L]	0.0072	0.0974	0.0248	0.0127	0.121	0.0014	0.0002	0.159	0.0299	0.0066	5.54
Ba (diss) [mg/L]	0.00571	0.00306	0.00151	0.00370	0.00333	0.0169	0.00347	0.00265	0.00218	0.00550	0.00149
Be (diss) [mg/L]	< 0.000007	< 0.000007	< 0.000007	< 0.000007	< 0.000007	< 0.000007	< 0.000007	< 0.000007	< 0.000007	< 0.000007	< 0.000007
B (diss) [mg/L]	< 0.002	0.009	0.002	0.002	< 0.002	< 0.002	0.004	0.005	0.004	< 0.002	0.006
Bi (diss) [mg/L]	< 0.00001	< 0.00001	< 0.00001	< 0.00001	< 0.00001	< 0.00001	< 0.00001	< 0.00001	< 0.00001	< 0.00001	< 0.00001
Ca (diss) [mg/L]	20.7	18.0	24.8	14.4	20.3	13.4	27.1	18.3	6.62	19.2	15.0
Cd (diss) [mg/L]	0.000006	0.000006	< 0.000003	0.000050	0.000067	0.000021	0.001216	0.000010	0.000007	0.000008	0.000031
Co (diss) [mg/L]	0.000114	0.000018	0.000349	0.000010	0.000019	0.000079	0.000025	0.000087	0.000130	0.000047	0.000276
Cr (diss) [mg/L]	< 0.00008	0.00013	0.00010	< 0.00008	0.00014	< 0.00008	0.00017	< 0.00008	< 0.00008	< 0.00008	< 0.00008
Cu (diss) [mg/L]	0.0003	0.0005	0.0005	0.0003	0.0002	0.0003	0.0002	< 0.0002	0.0002	0.0002	0.0004
Fe (diss) [mg/L]	< 0.007	0.035	< 0.007	< 0.007	< 0.007	< 0.007	< 0.007	< 0.007	< 0.007	< 0.007	< 0.007
K (diss) [mg/L]	1.68	6.57	0.838	1.67	4.50	1.20	3.66	3.31	5.96	6.05	1.92
Mg (diss) [mg/L]	1.10	0.719	0.830	0.141	0.266	1.32	0.294	0.629	0.646	0.617	0.260
Mn (diss) [mg/L]	0.0380	0.00078	0.0354	0.134	0.155	0.134	0.100	0.0336	0.01374	0.0955	0.543
Mo (diss) [mg/L]	0.00011	0.00060	0.00014	0.00024	0.00026	0.00140	0.00017	0.00091	0.00020	0.00017	0.00009
Na (diss) [mg/L]	0.50	0.59	0.47	0.48	0.50	0.80	0.36	0.67	0.58	0.44	0.31
Ni (diss) [mg/L]	0.0004	0.0010	0.0003	0.0002	0.0003	0.0002	0.0004	0.0003	0.0008	0.0013	0.0003
P (diss) [mg/L]	< 0.003	0.008	< 0.003	< 0.003	< 0.003	< 0.003	< 0.003	< 0.003	< 0.003	< 0.003	< 0.003
Pb (diss) [mg/L]	0.00029	0.00043	< 0.00009	< 0.00009	< 0.00009	< 0.00009	0.177	< 0.00009	< 0.00009	< 0.00009	< 0.00009
S (diss) [mg/L]	8	10	9	5	9	4	19	6	7	8	13
Sb (diss) [mg/L]	< 0.0009	0.0010	< 0.0009	0.0023	0.0026	0.0019	0.0775	0.0033	0.0010	0.0020	0.0127
Se (diss) [mg/L]	0.00026	0.00010	0.00029	0.00046	0.00028	0.00337	0.00134	0.00768	0.00022	0.00013	0.00029

OnLine LIMS

0003877535

Results relate only to the sample tested. Data reported represents the sample submitted to SGS. Reproduction of this analytical report in full or in part is prohibited without prior written approval. Please refer to SGS General Conditions of Services located at https://www.sgs.ca/en/terms-and-conditions (Printed copies are available upon request.)
Test method information available upon request. "Temperature Upon Receipt" is representative of the whole shipment and may not reflect the temperature of individual samples.
SGS Canada Inc. Environment-Health & Safety statement of conformity decision rule does not consider uncertainty when analytical results are compared to a specified standard or regulation.

SGS Canada Inc.
P.O. Box 4300 - 185 Concession St.
Lakefield - Ontario - KOL 2HO
Phone: 705-652-2000 FAX: 705-652-6365

Env ICP-MS Metals Total and Dissolved Metals

Project : CA20M-00000-110-19896-01

LR Report : CA13749-DEC23

Analysis	12: DX 550101 Week 20	13: DX450017 Week 20	14: DX450022 Week 20	15: DX450030 Week 20	16: DX450039 Week 20	17: DX450049 Week 20	18: DX450051 Week 20	19: DX450071 Week 20	20: DX450080 Week 20	21: DX450089 Week 20	22: DX450105 Week 20
Si (diss) [mg/L]	1.80	2.36	1.86	1.97	2.14	1.28	2.85	2.06	3.81	1.73	5.54
Sn (diss) [mg/L]	0.00144	0.00171	0.00048	0.00057	0.00143	0.00089	0.00050	0.00135	0.00082	0.00095	0.00101
Sr (diss) [mg/L]	0.0335	0.107	0.0275	0.0252	0.0181	0.0563	0.0717	0.0831	0.0250	0.0455	0.0209
Th (diss) [mg/L]	< 0.0001	< 0.0001	< 0.0001	< 0.0001	< 0.0001	< 0.0001	< 0.0001	< 0.0001	< 0.0001	< 0.0001	< 0.0001
Ti (diss) [mg/L]	< 0.00007	< 0.00007	< 0.00007	< 0.00007	< 0.00007	< 0.00007	< 0.00007	< 0.00007	0.00008	< 0.00007	< 0.00007
Tl (diss) [mg/L]	0.000014	0.000019	0.000007	0.000013	0.000019	0.000010	0.000026	0.000011	0.000013	0.000019	0.000021
U (diss) [mg/L]	0.000177	0.00100	0.000136	0.00270	0.00618	0.00213	0.000005	0.00421	0.000256	0.00300	0.000315
V (diss) [mg/L]	0.00301	0.00113	0.00295	0.00042	0.00226	0.00013	0.00003	0.00124	0.00157	0.00105	0.00023
W (diss) [mg/L]	0.00009	0.00041	0.00009	0.00156	0.00026	0.00031	0.00028	0.00079	0.00178	0.00029	0.00015
Zn (diss) [mg/L]	< 0.002	0.005	< 0.002	0.003	< 0.002	0.002	0.061	< 0.002	0.002	< 0.002	0.003
Zr (diss) [mg/L]	< 0.002	< 0.002	< 0.002	< 0.002	< 0.002	< 0.002	< 0.002	< 0.002	< 0.002	< 0.002	< 0.002

Analysis	23: DX450113 Week 20	24: DX450119 Week 20	25: DX450130 Week 20	26: DX450135 Week 20	27: DX450137 Week 20	28: DX450143 Week 20	29: DX450144 Week 20	30: DX450153 Week 20	31: DX450155 Week 20	32: DX450170 Week 20	33: DX450200 Week 20
Sample Date & Time	N/A	N/A	N/A	N/A	N/A	N/A	N/A	N/A	N/A	N/A	N/A
Temp Upon Receipt [°C]	20.0	20.0	20.0	20.0	20.0	20.0	20.0	20.0	20.0	20.0	20.0
pH [No unit]	7.72	7.64	7.64	7.45	7.50	5.98	7.52	4.95	7.68	7.49	7.51
Conductivity [uS/cm]	164	563	99	67	76	220	87	217	184	111	170
Alkalinity [mg/L as CaCO3]	47	47	41	27	29	< 2	29	< 2	43	29	33
Acidity [mg/L as CaCO3]	< 2	< 2	< 2	< 2	< 2	18	< 2	10	< 2	< 2	< 2
F [mg/L]	< 0.06	< 0.06	< 0.06	< 0.06	< 0.06	< 0.06	< 0.06	0.45	< 0.06	< 0.06	< 0.06
Cl [mg/L]	< 0.2	0.5	< 0.2	< 0.2	< 0.2	< 0.2	< 0.2	0.4	< 0.2	< 0.2	< 0.2
SO4 [mg/L]	29	230	6.4	5.4	10	100	16	100	41	21	55
Hg (diss) [mg/L]	0.00005	0.00004	0.00005	0.00005	0.00005	0.00006	0.00006	0.00007	0.00006	0.00006	0.00007
Ag (diss) [mg/L]	< 0.00005	< 0.00005	< 0.00005	< 0.00005	< 0.00005	< 0.00005	< 0.00005	< 0.00005	< 0.00005	< 0.00005	0.00056
Al (diss) [mg/L]	0.114	0.010	0.091	0.053	0.051	< 0.001	0.028	0.488	0.091	0.037	0.014
As (diss) [mg/L]	0.0197	0.0012	0.0885	0.0283	0.0119	0.0009	0.612	0.0010	0.0100	0.0022	0.0007
Ba (diss) [mg/L]	0.0163	0.0850	0.0245	0.00082	0.00141	0.02632	0.00158	0.0431	0.00353	0.00838	0.00906
Be (diss) [mg/L]	< 0.000007	< 0.000007	< 0.000007	< 0.000007	< 0.000007	0.000008	< 0.000007	0.000790	< 0.000007	< 0.000007	< 0.000007
B (diss) [mg/L]	0.009	0.011	< 0.002	< 0.002	0.002	0.007	0.004	0.008	0.004	0.003	0.004
Bi (diss) [mg/L]	< 0.00001	< 0.00001	< 0.00001	< 0.00001	< 0.00001	< 0.00001	< 0.00001	< 0.00001	< 0.00001	0.00004	< 0.00001

OnLine LIMS

0003877535

Results relate only to the sample tested. Data reported represents the sample submitted to SGS. Reproduction of this analytical report in full or in part is prohibited without prior written approval. Please refer to SGS General Conditions of Services located at https://www.sgs.ca/en/terms-and-conditions (Printed copies are available upon request.)
Test method information available upon request. "Temperature Upon Receipt" is representative of the whole shipment and may not reflect the temperature of individual samples.
SGS Canada Inc. Environment-Health & Safety statement of conformity decision rule does not consider uncertainty when analytical results are compared to a specified standard or regulation.

SGS Canada Inc.
P.O. Box 4300 - 185 Concession St.
Lakefield - Ontario - KOL 2HO
Phone: 705-652-2000 FAX: 705-652-6365

Env ICP-MS Metals Total and Dissolved Metals

Project : CA20M-00000-110-19896-01

LR Report : **CA13749-DEC23**

Analysis	23: DX450113 Week 20	24: DX450119 Week 20	25: DX450130 Week 20	26: DX450135 Week 20	27: DX450137 Week 20	28: DX450143 Week 20	29: DX450144 Week 20	30: DX450153 Week 20	31: DX450155 Week 20	32: DX450170 Week 20	33: DX450200 Week 20
Ca (diss) [mg/L]	23.6	87.8	12.8	10.1	11.8	21.8	14.4	28.5	26.7	17.0	27.4
Cd (diss) [mg/L]	< 0.000003	0.000679	0.000005	0.000016	0.000003	0.000084	0.000003	0.00422	0.000475	0.000505	0.00829
Co (diss) [mg/L]	0.000097	0.00355	0.000094	0.000022	0.000011	0.0484	0.000906	0.0524	0.000073	0.000032	0.000385
Cr (diss) [mg/L]	0.00008	< 0.00008	< 0.00008	< 0.00008	0.00009	< 0.00008	0.00010	< 0.00008	< 0.00008	< 0.00008	< 0.00008
Cu (diss) [mg/L]	0.0002	0.0003	0.0004	< 0.0002	0.0002	0.0003	0.0002	0.0192	0.0006	0.0002	0.0116
Fe (diss) [mg/L]	< 0.007	< 0.007	< 0.007	< 0.007	< 0.007	2.22	< 0.007	0.521	< 0.007	< 0.007	< 0.007
K (diss) [mg/L]	2.84	14.4	5.94	1.90	3.17	14.7	2.09	6.22	3.66	2.00	3.08
Mg (diss) [mg/L]	1.14	1.49	0.761	0.195	0.241	3.88	0.375	1.67	0.452	0.189	0.325
Mn (diss) [mg/L]	0.0533	1.81	0.0293	0.0232	0.0116	0.215	0.00655	0.922	0.189	0.128	0.882
Mo (diss) [mg/L]	0.00010	0.00009	0.00046	0.00022	0.00011	0.00015	0.00197	< 0.00004	0.00308	0.00362	0.00082
Na (diss) [mg/L]	0.29	0.99	0.67	0.34	0.44	1.00	0.38	1.25	0.61	0.38	0.62
Ni (diss) [mg/L]	0.0004	0.0025	0.0003	0.0002	< 0.0001	0.155	0.0019	0.0987	0.0002	0.0002	0.0007
P (diss) [mg/L]	< 0.003	< 0.003	< 0.003	< 0.003	< 0.003	0.003	< 0.003	< 0.003	< 0.003	< 0.003	< 0.003
Pb (diss) [mg/L]	< 0.00009	< 0.00009	< 0.00009	< 0.00009	< 0.00009	< 0.00009	< 0.00009	0.00356	< 0.00009	0.02049	< 0.00009
S (diss) [mg/L]	10	80	< 3	< 3	4	35	5	31	13	7	18
Sb (diss) [mg/L]	0.0019	< 0.0009	0.0033	0.0011	0.0013	< 0.0009	0.0015	< 0.0009	0.0030	0.0051	0.0071
Se (diss) [mg/L]	0.00005	0.00278	0.00231	0.00009	< 0.00004	0.00195	0.00013	0.00169	0.00123	0.0193	0.00023
Si (diss) [mg/L]	1.65	1.41	1.72	1.97	1.96	4.28	2.29	9.84	3.09	2.33	2.27
Sn (diss) [mg/L]	0.00167	0.00152	0.00222	0.00139	0.00276	0.00118	0.00134	0.00388	0.00189	0.00120	0.00037
Sr (diss) [mg/L]	0.0980	0.0628	0.0536	0.0237	0.0361	0.0969	0.0511	0.148	0.0714	0.0363	0.0353
Th (diss) [mg/L]	< 0.0001	< 0.0001	< 0.0001	< 0.0001	< 0.0001	0.0001	< 0.0001	< 0.0001	< 0.0001	< 0.0001	< 0.0001
Ti (diss) [mg/L]	< 0.00007	< 0.00007	< 0.00007	< 0.00007	< 0.00007	< 0.00007	< 0.00007	0.00013	< 0.00007	< 0.00007	< 0.00007
Tl (diss) [mg/L]	0.000024	0.000007	0.000012	0.000009	0.000006	0.000033	0.000029	0.000132	0.000020	0.000029	0.000052
U (diss) [mg/L]	0.000435	0.000076	0.00357	0.00140	0.00313	0.000039	0.000361	0.00641	0.00669	0.000952	0.00120
V (diss) [mg/L]	0.00066	0.00002	0.00190	0.00085	0.00210	0.00001	0.00164	0.00001	0.00135	0.00006	0.00011
W (diss) [mg/L]	0.00045	< 0.00002	0.00078	0.00011	0.00024	< 0.00002	0.00015	< 0.00002	0.00074	0.00029	0.00052
Zn (diss) [mg/L]	< 0.002	0.119	< 0.002	< 0.002	< 0.002	0.009	< 0.002	0.096	0.009	0.010	0.402
Zr (diss) [mg/L]	< 0.002	< 0.002	< 0.002	< 0.002	< 0.002	< 0.002	< 0.002	< 0.002	< 0.002	< 0.002	< 0.002

OnLine LIMS

0003877535

Results relate only to the sample tested. Data reported represents the sample submitted to SGS. Reproduction of this analytical report in full or in part is prohibited without prior written approval. Please refer to SGS General Conditions of Services located at https://www.sgs.ca/en/terms-and-conditions (Printed copies are available upon request.)
Test method information available upon request. "Temperature Upon Receipt" is representative of the whole shipment and may not reflect the temperature of individual samples.
SGS Canada Inc. Environment-Health & Safety statement of conformity decision rule does not consider uncertainty when analytical results are compared to a specified standard or regulation.

SGS Canada Inc.
P.O. Box 4300 - 185 Concession St.
Lakefield - Ontario - KOL 2HO
Phone: 705-652-2000 FAX: 705-652-6365

Env ICP-MS Metals Total and Dissolved Metals

Project : CA20M-00000-110-19896-01

LR Report : **CA13749-DEC23**

Analysis	34: DX450227 Week 20	35: DX450230 Week 20	36: DX450232 Week 20	37: DX450233 Week 20	38: DX450239 Week 20	39: Column Blank Week 20
Sample Date & Time	N/A	N/A	N/A	N/A	N/A	N/A
Temp Upon Receipt [°C]	20.0	20.0	20.0	20.0	20.0	20.0
pH [No unit]	7.63	7.68	7.52	7.71	7.70	5.56
Conductivity [uS/cm]	73	90	126	286	332	< 2
Alkalinity [mg/L as CaCO3]	39	46	31	45	46	< 2
Acidity [mg/L as CaCO3]	< 2	< 2	< 2	< 2	< 2	3
F [mg/L]	< 0.06	< 0.06	< 0.06	< 0.06	0.09	< 0.06
Cl [mg/L]	< 0.2	< 0.2	< 0.2	< 0.2	< 0.2	< 0.2
SO4 [mg/L]	1.2	3.8	26	86	110	< 0.2
Hg (diss) [mg/L]	0.00006	0.00007	0.00006	0.00007	0.00007	0.00005
Ag (diss) [mg/L]	< 0.00005	< 0.00005	< 0.00005	< 0.00005	< 0.00005	< 0.00005
Al (diss) [mg/L]	0.082	0.094	0.055	0.033	0.014	0.002
As (diss) [mg/L]	0.0044	0.0029	0.0116	0.0010	0.0004	< 0.0002
Ba (diss) [mg/L]	0.00158	0.00334	0.00353	0.00252	0.00313	0.00032
Be (diss) [mg/L]	< 0.000007	< 0.000007	< 0.000007	< 0.000007	< 0.000007	< 0.000007
B (diss) [mg/L]	0.002	0.002	0.004	0.007	0.009	< 0.002
Bi (diss) [mg/L]	< 0.00001	< 0.00001	< 0.00001	< 0.00001	< 0.00001	< 0.00001
Ca (diss) [mg/L]	12.6	14.5	17.7	40.6	52.5	0.06
Cd (diss) [mg/L]	0.000004	0.000005	0.000042	0.000537	0.000030	< 0.000003
Co (diss) [mg/L]	0.000011	0.000007	0.000006	0.000160	0.000030	0.000014
Cr (diss) [mg/L]	< 0.00008	< 0.00008	< 0.00008	< 0.00008	< 0.00008	< 0.00008
Cu (diss) [mg/L]	0.0002	0.0002	< 0.0002	< 0.0002	< 0.0002	0.0010
Fe (diss) [mg/L]	< 0.007	< 0.007	< 0.007	< 0.007	< 0.007	< 0.007
K (diss) [mg/L]	2.08	4.74	3.62	8.14	3.94	< 0.009
Mg (diss) [mg/L]	0.357	0.541	0.384	0.556	0.448	0.003
Mn (diss) [mg/L]	0.0246	0.0203	0.0955	0.234	0.366	0.00014
Mo (diss) [mg/L]	0.00011	0.00015	0.00032	0.00009	0.00014	< 0.00004
Na (diss) [mg/L]	0.53	0.45	0.45	0.42	0.21	0.03
Ni (diss) [mg/L]	0.0001	0.0002	< 0.0001	0.0002	0.0002	0.0003
P (diss) [mg/L]	< 0.003	< 0.003	0.015	< 0.003	< 0.003	< 0.003
Pb (diss) [mg/L]	< 0.00009	< 0.00009	< 0.00009	< 0.00009	< 0.00009	< 0.00009
S (diss) [mg/L]	< 3	< 3	8	26	36	< 3
Sb (diss) [mg/L]	< 0.0009	0.0010	0.0036	< 0.0009	< 0.0009	< 0.0009

OnLine LIMS

0003877535

Results relate only to the sample tested. Data reported represents the sample submitted to SGS. Reproduction of this analytical report in full or in part is prohibited without prior written approval. Please refer to SGS General Conditions of Services located at https://www.sgs.ca/en/terms-and-conditions (Printed copies are available upon request.)
Test method information available upon request. "Temperature Upon Receipt" is representative of the whole shipment and may not reflect the temperature of individual samples.
SGS Canada Inc. Environment-Health & Safety statement of conformity decision rule does not consider uncertainty when analytical results are compared to a specified standard or regulation.

SGS Canada Inc.
P.O. Box 4300 - 185 Concession St.
Lakefield - Ontario - KOL 2HO
Phone: 705-652-2000 FAX: 705-652-6365

Analysis	34: DX450227 Week 20	35: DX450230 Week 20	36: DX450232 Week 20	37: DX450233 Week 20	38: DX450239 Week 20	39: Column Blank Week 20
Se (diss) [mg/L]	< 0.00004	< 0.00004	0.00040	0.00093	0.00280	< 0.00004
Si (diss) [mg/L]	1.86	2.20	1.73	2.92	2.52	< 0.02
Sn (diss) [mg/L]	0.00071	0.00151	0.00118	0.00192	0.00165	0.00047
Sr (diss) [mg/L]	0.0248	0.0401	0.0284	0.0636	0.0588	0.00014
Th (diss) [mg/L]	< 0.0001	< 0.0001	< 0.0001	< 0.0001	< 0.0001	< 0.0001
Ti (diss) [mg/L]	< 0.00007	< 0.00007	< 0.00007	< 0.00007	< 0.00007	< 0.00007
Tl (diss) [mg/L]	0.000008	0.000018	0.000019	0.000010	0.000032	< 0.000005
U (diss) [mg/L]	0.00471	0.00459	0.0120	0.00527	0.00455	< 0.000002
V (diss) [mg/L]	0.00219	0.00224	0.00232	0.00027	0.00006	0.00002
W (diss) [mg/L]	0.00055	0.00034	0.00049	0.00022	0.00022	< 0.00002
Zn (diss) [mg/L]	< 0.002	< 0.002	< 0.002	0.043	0.003	< 0.002
Zr (diss) [mg/L]	< 0.002	< 0.002	< 0.002	< 0.002	< 0.002	< 0.002

Revised to include Zirconium analysis.

Thallium data corrected

NA - Not applicable
ND - Not Detected
NV - No Value

Alisha Kelly, B.Sc.,
Project Specialist,
Environment, Health & Safety

OnLine LIMS

0003877535

Results relate only to the sample tested. Data reported represents the sample submitted to SGS. Reproduction of this analytical report in full or in part is prohibited without prior written approval. Please refer to SGS General Conditions of Services located at https://www.sgs.ca/en/terms-and-conditions (Printed copies are available upon request.)
Test method information available upon request. "Temperature Upon Receipt" is representative of the whole shipment and may not reflect the temperature of individual samples.
SGS Canada Inc. Environment-Health & Safety statement of conformity decision rule does not consider uncertainty when analytical results are compared to a specified standard or regulation.

SGS Canada Inc.
P.O. Box 4300 - 185 Concession St.
Lakefield - Ontario - KOL 2HO
Phone: 705-652-2000 FAX: 705-652-6365

SGS Lakefield Environmental Met
Attn : Barb Bowman

Env ICP-MS Metals Total and Dissolved Metals

Project : CA20M-00000-110-19896-01

02-October-2024

Date Rec. : 02 January 2024
LR Report: **CA12022-JAN24**
Reference: 19896-01-24

Copy: #2

CERTIFICATE OF ANALYSIS

Final Report - Revised

Analysis	1: Analysis Start Date	2: Analysis Start Time	3: Analysis Completed Date	4: Analysis Completed Time	5: QC - Blank	6: QC - STD % Recovery	7: QC - DUP % RPD	8: QC - Spike Rep	9: DX 550053 Week 21	10: DX 550073 Week 21	11: DX 550089 Week 21
Sample Date & Time									N/A	N/A	N/A
Temp Upon Receipt [°C]	---	---	---	---	---	---	---	---	21.0	21.0	21.0
pH [No unit]	03-Jan-24	11:17	05-Jan-24	12:09	NA	100%	0%	NA	7.65	7.90	7.93
Conductivity [uS/cm]	03-Jan-24	11:17	05-Jan-24	12:09	< 2	100%	0%	NA	121	122	246
Alkalinity [mg/L as CaCO3]	03-Jan-24	11:17	05-Jan-24	12:09	< 2	96%	0%	NA	44	54	69
Acidity [mg/L as CaCO3]	03-Jan-24	11:17	05-Jan-24	12:09	2	94%	0%	NA	< 2	< 2	< 2
F [mg/L]	03-Jan-24	12:46	04-Jan-24	09:47	< 0.06	100%	ND	93%	< 0.06	< 0.06	< 0.06
Cl [mg/L]	08-Jan-24	08:12	10-Jan-24	12:56	< 0.2	102%	ND	108%	< 0.2	< 0.2	0.3
SO4 [mg/L]	08-Jan-24	08:12	11-Jan-24	11:17	< 0.2	99%	0%	NV	15	8.8	51
Hg (diss) [mg/L]	05-Jan-24	19:53	08-Jan-24	14:18	< 0.00001	85%	ND	84%	< 0.0001	< 0.0001	< 0.0001
Ag (diss) [mg/L]	08-Jan-24	16:32	11-Jan-24	11:12	< 0.00005	110%	ND	81%	< 0.00005	< 0.00005	< 0.00005
Al (diss) [mg/L]	08-Jan-24	16:32	11-Jan-24	11:12	< 0.001	104%	ND	107%	0.144	0.119	0.140
As (diss) [mg/L]	08-Jan-24	16:32	11-Jan-24	11:12	< 0.0002	108%	ND	105%	0.0045	0.581	0.0011
Ba (diss) [mg/L]	08-Jan-24	16:32	11-Jan-24	11:12	< 0.00008	108%	ND	103%	0.0122	0.00478	0.0135
Be (diss) [mg/L]	08-Jan-24	16:32	11-Jan-24	11:13	< 0.000007	103%	ND	83%	< 0.000007	< 0.000007	< 0.000007
B (diss) [mg/L]	08-Jan-24	16:32	11-Jan-24	11:13	< 0.002	91%	ND	100%	< 0.002	0.003	0.005
Bi (diss) [mg/L]	08-Jan-24	16:32	11-Jan-24	11:13	< 0.00001	102%	ND	95%	< 0.00001	< 0.00001	< 0.00001
Ca (diss) [mg/L]	08-Jan-24	16:32	11-Jan-24	11:13	< 0.01	103%	ND	98%	17.4	17.2	31.2

OnLine LIMS

0003877696

Results relate only to the sample tested. Data reported represents the sample submitted to SGS. Reproduction of this analytical report in full or in part is prohibited without prior written approval. Please refer to SGS General Conditions of Services located at https://www.sgs.ca/en/terms-and-conditions (Printed copies are available upon request.)
Test method information available upon request. "Temperature Upon Receipt" is representative of the whole shipment and may not reflect the temperature of individual samples.
SGS Canada Inc. Environment-Health & Safety statement of conformity decision rule does not consider uncertainty when analytical results are compared to a specified standard or regulation.

SGS Canada Inc.
P.O. Box 4300 - 185 Concession St.
Lakefield - Ontario - KOL 2HO
Phone: 705-652-2000 FAX: 705-652-6365

Env ICP-MS Metals Total and Dissolved Metals

Project : CA20M-00000-110-19896-01

LR Report : **CA12022-JAN24**

Analysis	1: Analysis Start Date	2: Analysis Start Time	3: Analysis Completed Date	4: Analysis Completed Time	5: QC - Blank	6: QC - STD % Recovery	7: QC - DUP % RPD	8: QC - Spike Rep	9: DX 550053 Week 21	10: DX 550073 Week 21	11: DX 550089 Week 21
Cd (diss) [mg/L]	08-Jan-24	16:32	11-Jan-24	11:13	< 0.000003	107%	ND	101%	0.000004	< 0.000003	0.000003
Co (diss) [mg/L]	08-Jan-24	16:32	11-Jan-24	11:13	< 0.000004	109%	ND	103%	0.000077	0.000839	0.000143
Cr (diss) [mg/L]	08-Jan-24	16:32	11-Jan-24	11:13	< 0.00008	109%	ND	101%	< 0.00008	< 0.00008	< 0.00008
Cu (diss) [mg/L]	08-Jan-24	16:32	11-Jan-24	11:13	< 0.0002	108%	ND	102%	0.0004	0.0003	0.0007
Fe (diss) [mg/L]	08-Jan-24	16:32	11-Jan-24	11:13	< 0.007	104%	ND	100%	< 0.007	< 0.007	< 0.007
K (diss) [mg/L]	08-Jan-24	16:32	11-Jan-24	11:13	< 0.009	102%	ND	90%	1.34	3.32	10.8
Mg (diss) [mg/L]	08-Jan-24	16:32	11-Jan-24	11:13	< 0.001	101%	ND	94%	0.828	1.47	3.75
Mn (diss) [mg/L]	08-Jan-24	16:32	11-Jan-24	11:13	< 0.00001	109%	ND	98%	0.0759	0.0485	0.0764
Mo (diss) [mg/L]	08-Jan-24	16:32	11-Jan-24	11:13	< 0.00004	99%	ND	98%	0.00008	0.00018	0.00015
Na (diss) [mg/L]	08-Jan-24	16:32	11-Jan-24	11:13	< 0.01	102%	0%	96%	0.22	0.40	0.31
Ni (diss) [mg/L]	08-Jan-24	16:32	11-Jan-24	11:13	< 0.0001	108%	17%	100%	0.0001	0.0009	0.0002
P (diss) [mg/L]	08-Jan-24	16:32	11-Jan-24	11:13	< 0.003	102%	ND	NV	< 0.003	< 0.003	< 0.003
Pb (diss) [mg/L]	08-Jan-24	16:32	11-Jan-24	11:14	< 0.00009	106%	ND	102%	0.00011	< 0.00009	< 0.00009
S (diss) [mg/L]	08-Jan-24	16:32	11-Jan-24	11:14	< 1	107%	ND	NV	5	< 3	18
Sb (diss) [mg/L]	08-Jan-24	16:32	11-Jan-24	11:14	< 0.0009	105%	ND	117%	0.0010	0.0010	< 0.0009
Se (diss) [mg/L]	08-Jan-24	16:32	11-Jan-24	11:14	< 0.00004	107%	ND	103%	0.00025	0.00020	0.00060
Si (diss) [mg/L]	08-Jan-24	16:32	11-Jan-24	11:14	< 0.02	97%	ND	NV	1.44	1.74	1.88
Sn (diss) [mg/L]	08-Jan-24	16:32	11-Jan-24	11:14	< 0.00006	100%	ND	NV	0.00104	0.00107	0.00101
Sr (diss) [mg/L]	08-Jan-24	16:32	11-Jan-24	11:14	< 0.00008	110%	ND	99%	0.0434	0.0701	0.0452
Th (diss) [mg/L]	08-Jan-24	16:32	11-Jan-24	11:14	< 0.0001	108%	ND	NV	0.0001	< 0.0001	< 0.0001
Ti (diss) [mg/L]	08-Jan-24	16:32	11-Jan-24	11:14	< 0.00005	94%	ND	NV	< 0.00007	0.00009	< 0.00007
Tl (diss) [mg/L]	08-Jan-24	16:32	11-Jan-24	11:14	< 0.000005	107%	ND	100%	0.000008	0.000013	0.000020
U (diss) [mg/L]	08-Jan-24	16:32	11-Jan-24	11:15	< 0.000002	109%	ND	102%	0.000073	0.000485	0.000110
V (diss) [mg/L]	08-Jan-24	16:32	11-Jan-24	11:15	< 0.00001	108%	ND	99%	0.00189	0.00881	0.00059
W (diss) [mg/L]	08-Jan-24	16:32	11-Jan-24	11:15	< 0.00002	99%	ND	NV	0.00007	0.00027	0.00019
Zn (diss) [mg/L]	08-Jan-24	16:32	11-Jan-24	11:15	< 0.002	104%	ND	104%	< 0.002	< 0.002	< 0.002
Zr (diss) [mg/L]	08-Jan-24	16:32	01-Oct-24	13:28	< 0.002	101%	ND	NV	< 0.002	< 0.002	< 0.002

Analysis	12: DX 550101 Week 21	13: DX450017 Week 21	14: DX450022 Week 21	15: DX450030 Week 21	16: DX450039 Week 21	17: DX450049 Week 21	18: DX450051 Week 21	19: DX450071 Week 21	20: DX450080 Week 21	21: DX450089 Week 21	22: DX450105 Week 21
Sample Date & Time	N/A	N/A	N/A	N/A	N/A	N/A	N/A	N/A	N/A	N/A	N/A

OnLine LIMS

0003877696

Results relate only to the sample tested. Data reported represents the sample submitted to SGS. Reproduction of this analytical report in full or in part is prohibited without prior written approval. Please refer to SGS General Conditions of Services located at https://www.sgs.ca/en/terms-and-conditions (Printed copies are available upon request.)
Test method information available upon request. "Temperature Upon Receipt" is representative of the whole shipment and may not reflect the temperature of individual samples.
SGS Canada Inc. Environment-Health & Safety statement of conformity decision rule does not consider uncertainty when analytical results are compared to a specified standard or regulation.

SGS Canada Inc.
P.O. Box 4300 - 185 Concession St.
Lakefield - Ontario - KOL 2HO
Phone: 705-652-2000 FAX: 705-652-6365

Env ICP-MS Metals Total and Dissolved Metals

Project : CA20M-00000-110-19896-01

LR Report : **CA12022-JAN24**

Analysis	12: DX 550101 Week 21	13: DX450017 Week 21	14: DX450022 Week 21	15: DX450030 Week 21	16: DX450039 Week 21	17: DX450049 Week 21	18: DX450051 Week 21	19: DX450071 Week 21	20: DX450080 Week 21	21: DX450089 Week 21	22: DX450105 Week 21
Temp Upon Receipt [°C]	21.0	21.0	21.0	21.0	21.0	21.0	21.0	21.0	21.0	21.0	21.0
pH [No unit]	7.73	7.64	7.88	7.64	7.60	7.55	7.44	7.69	6.99	7.61	6.38
Conductivity [uS/cm]	118	140	132	81	117	77	188	106	64	105	100
Alkalinity [mg/L as CaCO3]	42	38	49	29	32	29	31	37	7	34	2
Acidity [mg/L as CaCO3]	< 2	< 2	< 2	< 2	< 2	< 2	< 2	< 2	< 2	< 2	7
F [mg/L]	< 0.06	< 0.06	< 0.06	< 0.06	< 0.06	< 0.06	< 0.06	< 0.06	< 0.06	< 0.06	0.13
Cl [mg/L]	< 0.2	< 0.2	< 0.2	< 0.2	< 0.2	< 0.2	< 0.2	< 0.2	< 0.2	< 0.2	< 0.2
SO4 [mg/L]	16	27	17	9.1	22	9.1	53	14	18	15	34
Hg (diss) [mg/L]	< 0.0001	< 0.0001	< 0.0001	< 0.0001	< 0.0001	< 0.0001	< 0.0001	< 0.0001	< 0.0001	< 0.0001	< 0.0001
Ag (diss) [mg/L]	< 0.00005	< 0.00005	< 0.00005	< 0.00005	< 0.00005	< 0.00005	< 0.00005	< 0.00005	< 0.00005	< 0.00005	< 0.00005
Al (diss) [mg/L]	0.249	0.115	0.274	0.148	0.140	0.105	0.023	0.169	0.034	0.119	0.006
As (diss) [mg/L]	0.0071	0.0963	0.0315	0.0141	0.106	0.0011	0.0003	0.159	0.0365	0.0055	5.54
Ba (diss) [mg/L]	0.00455	0.00268	0.00106	0.00313	0.00257	0.0127	0.00310	0.00207	0.00191	0.00340	0.00125
Be (diss) [mg/L]	< 0.000007	< 0.000007	< 0.000007	< 0.000007	< 0.000007	< 0.000007	< 0.000007	< 0.000007	< 0.000007	< 0.000007	< 0.000007
B (diss) [mg/L]	< 0.002	0.008	< 0.002	0.002	< 0.002	< 0.002	0.004	0.004	0.004	< 0.002	0.005
Bi (diss) [mg/L]	< 0.00001	< 0.00001	< 0.00001	< 0.00001	< 0.00001	< 0.00001	< 0.00001	< 0.00001	< 0.00001	< 0.00001	< 0.00001
Ca (diss) [mg/L]	19.1	18.3	20.7	13.9	17.7	10.7	27.1	15.1	5.67	13.6	12.8
Cd (diss) [mg/L]	0.000004	0.000007	0.000003	0.000036	0.000055	0.000015	0.00122	0.000016	0.000007	0.000008	0.000023
Co (diss) [mg/L]	0.000139	0.000007	0.000243	0.000015	0.000015	0.000053	0.000029	0.000053	0.000118	0.000022	0.000251
Cr (diss) [mg/L]	< 0.00008	< 0.00008	< 0.00008	< 0.00008	< 0.00008	< 0.00008	< 0.00008	< 0.00008	< 0.00008	< 0.00008	< 0.00008
Cu (diss) [mg/L]	0.0004	< 0.0002	0.0005	0.0002	0.0002	0.0002	< 0.0002	< 0.0002	< 0.0002	< 0.0002	0.0002
Fe (diss) [mg/L]	< 0.007	< 0.007	< 0.007	< 0.007	< 0.007	< 0.007	< 0.007	< 0.007	< 0.007	< 0.007	< 0.007
K (diss) [mg/L]	1.31	6.34	0.602	1.44	4.07	0.873	3.24	2.66	5.26	3.84	1.62
Mg (diss) [mg/L]	0.879	0.697	0.599	0.114	0.202	0.996	0.268	0.483	0.558	0.394	0.205
Mn (diss) [mg/L]	0.0396	0.00006	0.0281	0.112	0.119	0.103	0.0960	0.0306	0.0119	0.0780	0.503
Mo (diss) [mg/L]	0.00007	0.00052	0.00010	0.00024	0.00024	0.00096	0.00017	0.00071	0.00014	0.00014	0.00005
Na (diss) [mg/L]	0.31	0.33	0.27	0.35	0.44	0.54	0.26	0.47	0.46	0.25	0.22
Ni (diss) [mg/L]	0.0002	0.0001	0.0001	< 0.0001	< 0.0001	< 0.0001	0.0002	< 0.0001	0.0003	< 0.0001	< 0.0001
P (diss) [mg/L]	< 0.003	< 0.003	< 0.003	< 0.003	0.081	0.012	< 0.003	< 0.003	< 0.003	< 0.003	< 0.003
Pb (diss) [mg/L]	< 0.00009	< 0.00009	< 0.00009	< 0.00009	< 0.00009	< 0.00009	0.171	< 0.00009	< 0.00009	< 0.00009	< 0.00009
S (diss) [mg/L]	5	9	6	< 3	7	< 3	23	4	5	5	11
Sb (diss) [mg/L]	< 0.0009	0.0012	< 0.0009	0.0021	0.0021	0.0016	0.0846	0.0027	0.0011	0.0015	0.0122
Se (diss) [mg/L]	0.00020	0.00008	0.00023	0.00024	0.00015	0.00211	0.00125	0.00679	0.00017	0.00006	0.00033

OnLine LIMS

00038776

Results relate only to the sample tested. Data reported represents the sample submitted to SGS. Reproduction of this analytical report in full or in part is prohibited without prior written approval. Please refer to SGS General Conditions of Services located at https://www.sgs.ca/en/terms-and-conditions (Printed copies are available upon request.)
Test method information available upon request. "Temperature Upon Receipt" is representative of the whole shipment and may not reflect the temperature of individual samples.
SGS Canada Inc. Environment-Health & Safety statement of conformity decision rule does not consider uncertainty when analytical results are compared to a specified standard or regulation.

SGS Canada Inc.
P.O. Box 4300 - 185 Concession St.
Lakefield - Ontario - KOL 2HO
Phone: 705-652-2000 FAX: 705-652-6365

Analysis	12: DX 550101 Week 21	13: DX450017 Week 21	14: DX450022 Week 21	15: DX450030 Week 21	16: DX450039 Week 21	17: DX450049 Week 21	18: DX450051 Week 21	19: DX450071 Week 21	20: DX450080 Week 21	21: DX450089 Week 21	22: DX450105 Week 21
Si (diss) [mg/L]	1.58	2.44	1.85	1.86	1.78	1.07	3.14	1.82	4.19	1.27	5.02
Sn (diss) [mg/L]	0.00110	0.00151	0.00037	0.00047	0.00079	0.00063	0.00040	0.00092	0.00072	0.00069	0.00072
Sr (diss) [mg/L]	0.0270	0.104	0.0204	0.0222	0.0141	0.0411	0.0633	0.0644	0.0208	0.0287	0.0181
Th (diss) [mg/L]	< 0.0001	< 0.0001	< 0.0001	< 0.0001	< 0.0001	< 0.0001	< 0.0001	< 0.0001	< 0.0001	< 0.0001	< 0.0001
Ti (diss) [mg/L]	< 0.00007	< 0.00007	< 0.00007	< 0.00007	< 0.00007	< 0.00007	< 0.00007	< 0.00007	0.00012	< 0.00007	0.00008
Tl (diss) [mg/L]	0.000009	0.000022	< 0.000005	0.000007	0.000015	0.000010	0.000020	0.000009	0.000014	0.000009	0.000018
U (diss) [mg/L]	0.000156	0.000940	0.000115	0.00236	0.00424	0.00142	0.000008	0.00316	0.000181	0.00171	0.000181
V (diss) [mg/L]	0.00272	0.00115	0.00316	0.00039	0.00208	0.00007	0.00001	0.00113	0.00163	0.00075	0.00019
W (diss) [mg/L]	0.00008	0.00023	0.00006	0.00125	0.00020	0.00020	0.00029	0.00058	0.00180	0.00017	0.00013
Zn (diss) [mg/L]	< 0.002	< 0.002	< 0.002	< 0.002	< 0.002	< 0.002	0.058	< 0.002	< 0.002	< 0.002	0.003
Zr (diss) [mg/L]	< 0.002	< 0.002	< 0.002	< 0.002	< 0.002	< 0.002	< 0.002	< 0.002	< 0.002	< 0.002	< 0.002

Analysis	23: DX450113 Week 21	24: DX450119 Week 21	25: DX450130 Week 21	26: DX450135 Week 21	27: DX450137 Week 21	28: DX450143 Week 21	29: DX450144 Week 21	30: DX450153 Week 21	31: DX450155 Week 21	32: DX450170 Week 21	33: DX450200 Week 21
Sample Date & Time	N/A	N/A	N/A	N/A	N/A	N/A	N/A	N/A	N/A	N/A	N/A
Temp Upon Receipt [°C]	21.0	21.0	21.0	21.0	21.0	21.0	21.0	21.0	21.0	21.0	21.0
pH [No unit]	7.69	7.53	7.65	7.52	7.59	5.30	7.48	4.85	7.63	7.37	7.40
Conductivity [uS/cm]	147	453	85	68	81	206	85	211	144	89	173
Alkalinity [mg/L as CaCO3]	44	41	36	29	31	< 2	27	< 2	44	26	30
Acidity [mg/L as CaCO3]	< 2	< 2	< 2	< 2	< 2	42	< 2	10	< 2	< 2	< 2
F [mg/L]	< 0.06	< 0.06	< 0.06	< 0.06	< 0.06	< 0.06	< 0.06	0.41	< 0.06	< 0.06	< 0.06
Cl [mg/L]	< 0.2	0.3	< 0.2	< 0.2	< 0.2	< 0.2	< 0.2	< 0.2	< 0.2	< 0.2	< 0.2
SO4 [mg/L]	26	170	0.5	5.1	8.6	220	13	90	26	15	48
Hg (diss) [mg/L]	< 0.0001	< 0.0001	< 0.0001	< 0.0001	< 0.0001	< 0.0001	< 0.0001	< 0.0001	< 0.0001	< 0.0001	< 0.0001
Ag (diss) [mg/L]	< 0.00005	< 0.00005	< 0.00005	< 0.00005	< 0.00005	< 0.00005	< 0.00005	< 0.00005	< 0.00005	< 0.00005	0.00037
Al (diss) [mg/L]	0.202	0.011	0.132	0.114	0.165	0.004	0.094	0.524	0.098	0.048	0.014
As (diss) [mg/L]	0.0223	0.0048	0.0786	0.0250	0.0133	0.0021	0.648	0.0008	0.0109	0.0020	0.0010
Ba (diss) [mg/L]	0.0154	0.0585	0.0180	0.00077	0.00118	0.0229	0.00125	0.0465	0.00238	0.00639	0.00726
Be (diss) [mg/L]	< 0.000007	< 0.000007	< 0.000007	< 0.000007	< 0.000007	< 0.000007	< 0.000007	0.00103	< 0.000007	< 0.000007	< 0.000007
B (diss) [mg/L]	0.008	0.010	< 0.002	< 0.002	0.002	0.007	0.004	0.008	0.004	0.002	0.003
Bi (diss) [mg/L]	< 0.00001	< 0.00001	< 0.00001	< 0.00001	< 0.00001	< 0.00001	< 0.00001	< 0.00001	< 0.00001	0.00004	< 0.00001

OnLine LIMS

Results relate only to the sample tested. Data reported represents the sample submitted to SGS. Reproduction of this analytical report in full or in part is prohibited without prior written approval. Please refer to SGS General Conditions of Services located at https://www.sgs.ca/en/terms-and-conditions (Printed copies are available upon request.)
Test method information available upon request. "Temperature Upon Receipt" is representative of the whole shipment and may not reflect the temperature of individual samples.
SGS Canada Inc. Environment-Health & Safety statement of conformity decision rule does not consider uncertainty when analytical results are compared to a specified standard or regulation.

0003877696

SGS Canada Inc.
P.O. Box 4300 - 185 Concession St.
Lakefield - Ontario - KOL 2HO
Phone: 705-652-2000 FAX: 705-652-6365

Env ICP-MS Metals Total and Dissolved Metals

Project : CA20M-00000-110-19896-01

LR Report : **CA12022-JAN24**

Analysis	23: DX450113 Week 21	24: DX450119 Week 21	25: DX450130 Week 21	26: DX450135 Week 21	27: DX450137 Week 21	28: DX450143 Week 21	29: DX450144 Week 21	30: DX450153 Week 21	31: DX450155 Week 21	32: DX450170 Week 21	33: DX450200 Week 21
Ca (diss) [mg/L]	22.9	70.7	9.79	10.7	12.1	18.2	13.4	23.3	20.6	13.8	24.1
Cd (diss) [mg/L]	< 0.000003	0.000509	0.000003	0.000014	< 0.000003	0.000065	0.000008	0.00360	0.000371	0.000394	0.00714
Co (diss) [mg/L]	0.000080	0.00280	0.000059	0.000038	0.000009	0.0479	0.000484	0.0499	0.000058	0.000017	0.000335
Cr (diss) [mg/L]	< 0.00008	< 0.00008	< 0.00008	< 0.00008	< 0.00008	< 0.00008	< 0.00008	< 0.00008	< 0.00008	< 0.00008	< 0.00008
Cu (diss) [mg/L]	0.0003	0.0002	0.0002	< 0.0002	< 0.0002	0.0004	< 0.0002	0.0307	0.0007	0.0004	0.0099
Fe (diss) [mg/L]	< 0.007	< 0.007	< 0.007	< 0.007	< 0.007	0.956	< 0.007	0.741	< 0.007	< 0.007	< 0.007
K (diss) [mg/L]	2.30	11.7	3.99	1.85	2.98	12.9	1.92	5.45	2.95	1.45	2.41
Mg (diss) [mg/L]	0.969	1.09	0.535	0.194	0.221	3.10	0.324	1.33	0.326	0.138	0.257
Mn (diss) [mg/L]	0.0511	1.35	0.0223	0.0201	0.00978	0.173	0.00476	0.630	0.140	0.0988	0.728
Mo (diss) [mg/L]	0.00009	0.00008	0.00028	0.00030	0.00024	< 0.00004	0.00164	< 0.00004	0.00166	0.00039	0.00067
Na (diss) [mg/L]	0.19	0.70	0.41	0.31	0.38	0.85	0.32	1.08	0.53	0.25	0.50
Ni (diss) [mg/L]	0.0002	0.0019	< 0.0001	< 0.0001	< 0.0001	0.159	0.0006	0.0796	0.0001	< 0.0001	0.0005
P (diss) [mg/L]	< 0.003	< 0.003	< 0.003	< 0.003	< 0.003	< 0.003	< 0.003	< 0.003	0.041	< 0.003	< 0.003
Pb (diss) [mg/L]	< 0.00009	< 0.00009	< 0.00009	< 0.00009	< 0.00009	< 0.00009	< 0.00009	0.00379	< 0.00009	0.0158	< 0.00009
S (diss) [mg/L]	9	68	< 3	< 3	< 3	42	4	33	9	5	18
Sb (diss) [mg/L]	0.0018	< 0.0009	0.0025	0.0011	0.0013	< 0.0009	0.0015	< 0.0009	0.0024	0.0042	0.0063
Se (diss) [mg/L]	< 0.00004	0.00230	0.00154	< 0.00004	< 0.00004	0.00153	0.00006	0.00168	0.00105	0.0151	0.00021
Si (diss) [mg/L]	1.52	1.21	1.43	2.05	2.15	4.45	2.27	9.00	2.91	1.90	2.07
Sn (diss) [mg/L]	0.00136	0.00111	0.00127	0.00104	0.00225	0.00093	0.00096	0.00267	0.00111	0.00088	0.00030
Sr (diss) [mg/L]	0.0871	0.0454	0.0370	0.0231	0.0336	0.0756	0.044	0.112	0.0493	0.0254	0.0270
Th (diss) [mg/L]	< 0.0001	< 0.0001	< 0.0001	< 0.0001	< 0.0001	< 0.0001	0.0001	0.0002	< 0.0001	< 0.0001	< 0.0001
Ti (diss) [mg/L]	< 0.00007	< 0.00007	< 0.00007	< 0.00007	< 0.00007	< 0.00007	< 0.00007	0.00011	< 0.00007	< 0.00007	< 0.00007
Tl (diss) [mg/L]	< 0.000005	0.000008	0.000006	0.000005	0.000006	0.000009	0.000011	0.000098	0.000016	0.000025	0.000037
U (diss) [mg/L]	0.000366	0.000048	0.00235	0.00140	0.00297	0.000062	0.000366	0.00766	0.00384	0.000538	0.000734
V (diss) [mg/L]	0.00060	0.00002	0.00146	0.00068	0.00200	< 0.00001	0.00170	< 0.00001	0.00135	0.00003	0.00011
W (diss) [mg/L]	0.00034	< 0.00002	0.00048	0.00010	0.00019	< 0.00002	0.00013	< 0.00002	0.00046	0.00020	0.00044
Zn (diss) [mg/L]	< 0.002	0.097	< 0.002	< 0.002	< 0.002	0.007	< 0.002	0.120	0.007	0.009	0.330
Zr (diss) [mg/L]	< 0.002	< 0.002	< 0.002	< 0.002	< 0.002	< 0.002	< 0.002	< 0.002	< 0.002	< 0.002	< 0.002

OnLine LIMS

0003877696

Results relate only to the sample tested. Data reported represents the sample submitted to SGS. Reproduction of this analytical report in full or in part is prohibited without prior written approval. Please refer to SGS General Conditions of Services located at https://www.sgs.ca/en/terms-and-conditions (Printed copies are available upon request.)
Test method information available upon request. "Temperature Upon Receipt" is representative of the whole shipment and may not reflect the temperature of individual samples.
SGS Canada Inc. Environment-Health & Safety statement of conformity decision rule does not consider uncertainty when analytical results are compared to a specified standard or regulation.

SGS Canada Inc.
P.O. Box 4300 - 185 Concession St.
Lakefield - Ontario - KOL 2HO
Phone: 705-652-2000 FAX: 705-652-6365

Analysis	34: DX450227 Week 21	35: DX450230 Week 21	36: DX450232 Week 21	37: DX450233 Week 21	38: DX450239 Week 21	39: Column Blank Week 21
Sample Date & Time	N/A	N/A	N/A	N/A	N/A	N/A
Temp Upon Receipt [°C]	21.0	21.0	21.0	21.0	21.0	21.0
pH [No unit]	7.58	7.61	7.46	7.66	7.48	5.58
Conductivity [uS/cm]	67	78	105	260	248	< 2
Alkalinity [mg/L as CaCO3]	35	39	28	48	35	< 2
Acidity [mg/L as CaCO3]	< 2	< 2	< 2	< 2	< 2	2
F [mg/L]	< 0.06	< 0.06	< 0.06	< 0.06	0.09	< 0.06
Cl [mg/L]	< 0.2	< 0.2	< 0.2	< 0.2	< 0.2	< 0.2
SO4 [mg/L]	0.7	1.9	20	220	220	< 0.2
Hg (diss) [mg/L]	< 0.0001	< 0.0001	< 0.0001	< 0.0001	< 0.0001	< 0.0001
Ag (diss) [mg/L]	< 0.00005	< 0.00005	< 0.00005	< 0.00005	< 0.00005	< 0.00005
Al (diss) [mg/L]	0.124	0.079	0.100	0.040	0.015	0.001
As (diss) [mg/L]	0.0039	0.0025	0.0116	0.0011	0.0004	< 0.0002
Ba (diss) [mg/L]	0.00122	0.00255	0.00275	0.00301	0.00197	0.00032
Be (diss) [mg/L]	< 0.000007	< 0.000007	< 0.000007	< 0.000007	< 0.000007	< 0.000007
B (diss) [mg/L]	< 0.002	< 0.002	0.005	0.008	0.009	< 0.002
Bi (diss) [mg/L]	< 0.00001	< 0.00001	< 0.00001	< 0.00001	< 0.00001	< 0.00001
Ca (diss) [mg/L]	10.7	11.9	14.2	41.8	36.2	0.23
Cd (diss) [mg/L]	0.000013	0.000004	0.000031	0.000241	0.000024	0.000008
Co (diss) [mg/L]	0.000030	0.000011	0.000022	0.000140	0.000030	0.000026
Cr (diss) [mg/L]	< 0.00008	< 0.00008	0.00014	< 0.00008	< 0.00008	< 0.00008
Cu (diss) [mg/L]	< 0.0002	< 0.0002	0.0002	0.0003	0.0003	0.0009
Fe (diss) [mg/L]	< 0.007	< 0.007	< 0.007	< 0.007	< 0.007	< 0.007
K (diss) [mg/L]	1.52	3.78	2.60	8.11	2.82	0.025
Mg (diss) [mg/L]	0.269	0.406	0.287	0.522	0.288	0.007
Mn (diss) [mg/L]	0.0231	0.0180	0.0710	0.221	0.241	0.00146
Mo (diss) [mg/L]	0.00006	0.00007	0.00024	0.00010	0.00010	< 0.00004
Na (diss) [mg/L]	0.36	0.31	0.37	0.38	0.12	0.02
Ni (diss) [mg/L]	< 0.0001	< 0.0001	0.0005	0.0002	< 0.0001	0.0001
P (diss) [mg/L]	< 0.003	< 0.003	< 0.003	< 0.003	< 0.003	< 0.003
Pb (diss) [mg/L]	< 0.00009	< 0.00009	0.00012	< 0.00009	< 0.00009	< 0.00009
S (diss) [mg/L]	< 3	< 3	7	25	34	< 3
Sb (diss) [mg/L]	< 0.0009	< 0.0009	0.0030	< 0.0009	< 0.0009	< 0.0009

OnLine LIMS

00038776

Results relate only to the sample tested. Data reported represents the sample submitted to SGS. Reproduction of this analytical report in full or in part is prohibited without prior written approval. Please refer to SGS General Conditions of Services located at https://www.sgs.ca/en/terms-and-conditions (Printed copies are available upon request.)
Test method information available upon request. "Temperature Upon Receipt" is representative of the whole shipment and may not reflect the temperature of individual samples.
SGS Canada Inc. Environment-Health & Safety statement of conformity decision rule does not consider uncertainty when analytical results are compared to a specified standard or regulation.

SGS Canada Inc.
P.O. Box 4300 - 185 Concession St.
Lakefield - Ontario - KOL 2HO
Phone: 705-652-2000 FAX: 705-652-6365

Env ICP-MS Metals Total and Dissolved Metals

Project : CA20M-00000-110-19896-01

LR Report : **CA12022-JAN24**

Analysis	34: DX450227 Week 21	35: DX450230 Week 21	36: DX450232 Week 21	37: DX450233 Week 21	38: DX450239 Week 21	39: Column Blank Week 21
Se (diss) [mg/L]	< 0.00004	< 0.00004	0.00028	0.00090	0.00283	< 0.00004
Si (diss) [mg/L]	1.54	1.74	1.60	3.18	2.34	< 0.02
Sn (diss) [mg/L]	0.00051	0.00122	0.00090	0.00165	0.00106	0.00026
Sr (diss) [mg/L]	0.0183	0.0303	0.0208	0.0576	0.0359	0.00034
Th (diss) [mg/L]	< 0.0001	< 0.0001	< 0.0001	< 0.0001	< 0.0001	< 0.0001
Ti (diss) [mg/L]	< 0.00007	0.00027	0.00009	< 0.00007	< 0.00007	< 0.00007
Tl (diss) [mg/L]	0.000008	0.000015	0.000011	0.000010	0.000024	< 0.000005
U (diss) [mg/L]	0.00310	0.00262	0.00779	0.00396	0.00185	0.000005
V (diss) [mg/L]	0.00167	0.00177	0.00203	0.00028	0.00005	0.00001
W (diss) [mg/L]	0.00035	0.00018	0.00039	0.00020	0.00022	< 0.00002
Zn (diss) [mg/L]	< 0.002	< 0.002	0.002	0.036	< 0.002	< 0.002
Zr (diss) [mg/L]	< 0.002	< 0.002	< 0.002	< 0.002	< 0.002	< 0.002

Revised to include Zirconium analysis.

NA - Not applicable
ND - Not Detected
NV - No Value

Alisha Kelly, B.Sc.,
Project Specialist,
Environment, Health & Safety

OnLine LIMS

0003877696

Results relate only to the sample tested. Data reported represents the sample submitted to SGS. Reproduction of this analytical report in full or in part is prohibited without prior written approval. Please refer to SGS General Conditions of Services located at https://www.sgs.ca/en/terms-and-conditions (Printed copies are available upon request.)
Test method information available upon request. "Temperature Upon Receipt" is representative of the whole shipment and may not reflect the temperature of individual samples.
SGS Canada Inc. Environment-Health & Safety statement of conformity decision rule does not consider uncertainty when analytical results are compared to a specified standard or regulation.

SGS Canada Inc.
P.O. Box 4300 - 185 Concession St.
Lakefield - Ontario - KOL 2HO
Phone: 705-652-2000 FAX: 705-652-6365

SGS Lakefield Environmental Met
Attn : Barb Bowman

Env ICP-MS Metals Total and Dissolved Metals

Project : CA20M-00000-110-19896-01

02-October-2024

Date Rec. : 03 January 2024
LR Report: **CA14033-JAN24**
Reference: 19896-01-25

Copy: #2

CERTIFICATE OF ANALYSIS
Final Report - Revised

Analysis	1: Analysis Start Date	2: Analysis Start Time	3: Analysis Completed Date	4: Analysis Completed Time	5: QC - Blank	6: QC - STD % Recovery	7: QC - DUP % RPD	8: QC - Spike Rep	9: DX 550053 Week 22	10: DX 550073 Week 22	11: DX 550089 Week 22
Sample Date & Time									N/A	N/A	N/A
Temp Upon Receipt [°C]	---	---	---	---	---	---	---	---	18.0	18.0	18.0
pH [No unit]	04-Jan-24	10:42	08-Jan-24	10:40	NA	101%	0%	NA	7.59	7.64	7.95
Conductivity [uS/cm]	04-Jan-24	10:42	08-Jan-24	10:40	< 2	101%	0%	NA	100	85	225
Alkalinity [mg/L as CaCO3]	04-Jan-24	10:42	08-Jan-24	10:40	< 2	94%	0%	NA	32	33	59
Acidity [mg/L as CaCO3]	04-Jan-24	10:42	08-Jan-24	10:40	5	96%	6%	NA	< 2	< 2	< 2
F [mg/L]	04-Jan-24	13:06	05-Jan-24	12:56	< 0.06	97%	ND	93%	< 0.06	< 0.06	< 0.06
Cl [mg/L]	08-Jan-24	17:03	11-Jan-24	12:46	< 0.2	102%	ND	102%	< 0.2	< 0.2	0.2
SO4 [mg/L]	08-Jan-24	17:03	11-Jan-24	12:46	< 0.2	100%	3%	99%	14	7.3	44
Hg (diss) [mg/L]	09-Jan-24	18:24	10-Jan-24	09:00	< 0.00001	80%	ND	81%	< 0.0001	< 0.0001	< 0.0001
Ag (diss) [mg/L]	10-Jan-24	15:23	12-Jan-24	14:04	< 0.00005	98%	ND	95%	< 0.00005	< 0.00005	< 0.00005
Al (diss) [mg/L]	10-Jan-24	15:23	12-Jan-24	14:04	< 0.001	100%	0%	87%	0.118	0.096	0.111
As (diss) [mg/L]	10-Jan-24	15:23	12-Jan-24	14:04	< 0.0002	100%	17%	99%	0.0029	0.306	0.0010
Ba (diss) [mg/L]	10-Jan-24	15:23	12-Jan-24	14:05	< 0.00008	99%	ND	98%	0.0104	0.00325	0.0122
Be (diss) [mg/L]	10-Jan-24	15:23	12-Jan-24	14:05	< 0.000007	97%	ND	94%	< 0.000007	< 0.000007	< 0.000007
B (diss) [mg/L]	10-Jan-24	15:23	12-Jan-24	14:05	< 0.002	96%	12%	110%	< 0.002	0.002	0.004
Bi (diss) [mg/L]	10-Jan-24	15:23	12-Jan-24	14:05	< 0.00001	94%	ND	71%	0.00002	< 0.00001	< 0.00001
Ca (diss) [mg/L]	10-Jan-24	15:23	12-Jan-24	14:05	< 0.01	102%	1%	96%	14.8	13.4	26.5

OnLine LIMS
00038777699

Results relate only to the sample tested. Data reported represents the sample submitted to SGS. Reproduction of this analytical report in full or in part is prohibited without prior written approval. Please refer to SGS General Conditions of Services located at https://www.sgs.ca/en/terms-and-conditions (Printed copies are available upon request.)
Test method information available upon request. "Temperature Upon Receipt" is representative of the whole shipment and may not reflect the temperature of individual samples.
SGS Canada Inc. Environment-Health & Safety statement of conformity decision rule does not consider uncertainty when analytical results are compared to a specified standard or regulation.

SGS Canada Inc.
P.O. Box 4300 - 185 Concession St.
Lakefield - Ontario - KOL 2HO
Phone: 705-652-2000 FAX: 705-652-6365

Env ICP-MS Metals Total and Dissolved Metals

Project : CA20M-00000-110-19896-01

LR Report : **CA14033-JAN24**

Analysis	1: Analysis Start Date	2: Analysis Start Time	3: Analysis Completed Date	4: Analysis Completed Time	5: QC - Blank	6: QC - STD % Recovery	7: QC - DUP % RPD	8: QC - Spike Rep	9: DX 550053 Week 22	10: DX 550073 Week 22	11: DX 550089 Week 22
Cd (diss) [mg/L]	10-Jan-24	15:23	12-Jan-24	14:05	< 0.000003	99%	ND	105%	0.000004	< 0.000003	< 0.000003
Co (diss) [mg/L]	10-Jan-24	15:23	12-Jan-24	14:05	< 0.000004	101%	7%	101%	0.000078	0.000638	0.000159
Cr (diss) [mg/L]	10-Jan-24	15:23	12-Jan-24	14:05	< 0.00008	100%	ND	106%	< 0.00008	< 0.00008	< 0.00008
Cu (diss) [mg/L]	10-Jan-24	15:23	12-Jan-24	14:05	< 0.0002	98%	2%	99%	0.0002	< 0.0002	0.0005
Fe (diss) [mg/L]	10-Jan-24	15:23	12-Jan-24	14:05	< 0.007	102%	6%	100%	< 0.007	< 0.007	< 0.007
K (diss) [mg/L]	10-Jan-24	15:23	12-Jan-24	14:05	< 0.009	101%	2%	90%	1.02	2.30	9.04
Mg (diss) [mg/L]	10-Jan-24	15:23	12-Jan-24	14:05	< 0.001	110%	3%	75%	0.708	1.07	3.54
Mn (diss) [mg/L]	10-Jan-24	15:23	12-Jan-24	14:05	< 0.00001	99%	1%	78%	0.0918	0.0416	0.0806
Mo (diss) [mg/L]	10-Jan-24	15:23	12-Jan-24	14:05		101%	ND	88%	0.00017	0.00021	0.00013
Na (diss) [mg/L]	10-Jan-24	15:23	12-Jan-24	14:03	< 0.01	106%	1%	85%	0.16	0.28	0.28
Ni (diss) [mg/L]	10-Jan-24	15:23	12-Jan-24	14:03	< 0.0001	100%	ND	99%	< 0.0001	0.0043	0.0002
P (diss) [mg/L]	10-Jan-24	15:23	12-Jan-24	14:03	< 0.003	98%	ND	NV	0.003	0.006	0.004
Pb (diss) [mg/L]	10-Jan-24	15:23	12-Jan-24	14:03	< 0.00009	98%	ND	101%	< 0.00009	< 0.00009	< 0.00009
S (diss) [mg/L]	10-Jan-24	15:23	12-Jan-24	14:03	< 1	110%	6%	NV	4	< 3	14
Sb (diss) [mg/L]	10-Jan-24	15:23	12-Jan-24	14:03	< 0.0009	102%	ND	85%	< 0.0009	< 0.0009	< 0.0009
Se (diss) [mg/L]	10-Jan-24	15:23	12-Jan-24	14:03	< 0.00004	99%	20%	104%	0.00023	0.00021	0.00068
Si (diss) [mg/L]	10-Jan-24	15:23	12-Jan-24	14:03	< 0.02	99%	13%	NV	0.79	0.87	1.28
Sn (diss) [mg/L]	10-Jan-24	15:23	12-Jan-24	14:03	< 0.00006	101%	7%	NV	0.00089	0.00091	0.00094
Sr (diss) [mg/L]	10-Jan-24	15:23	12-Jan-24	14:03	< 0.00008	100%	2%	98%	0.0342	0.0521	0.0404
Th (diss) [mg/L]	10-Jan-24	15:23	12-Jan-24	14:03	< 0.0001	108%	ND	NV	< 0.0001	< 0.0001	< 0.0001
Ti (diss) [mg/L]	10-Jan-24	15:23	12-Jan-24	14:03	< 0.00005	98%	ND	NV	< 0.00007	0.00010	< 0.00007
Tl (diss) [mg/L]	10-Jan-24	15:23	12-Jan-24	14:03	< 0.000005	97%	ND	107%	0.000010	0.000012	0.000017
U (diss) [mg/L]	10-Jan-24	15:23	12-Jan-24	14:03	< 0.000002	100%	ND	98%	0.000056	0.000353	0.000102
V (diss) [mg/L]	10-Jan-24	15:23	12-Jan-24	14:03	< 0.00001	99%	7%	101%	0.00091	0.00476	0.00041
W (diss) [mg/L]	10-Jan-24	15:23	12-Jan-24	14:03	< 0.00002	103%	ND	NV	0.00004	0.00021	0.00013
Zn (diss) [mg/L]	10-Jan-24	15:23	12-Jan-24	14:03	< 0.002	94%	1%	114%	< 0.002	< 0.002	< 0.002
Zr (diss) [mg/L]	10-Jan-24	15:23	01-Oct-24	13:26	< 0.002	107%	ND	NV	< 0.002	< 0.002	< 0.002

Analysis	12: DX 550101 Week 22	13: DX450017 Week 22	14: DX450022 Week 22	15: DX450030 Week 22	16: DX450039 Week 22	17: DX450049 Week 22	18: DX450051 Week 22	19: DX450071 Week 22	20: DX450080 Week 22	21: DX450089 Week 22	22: DX450105 Week 22
Sample Date & Time	N/A	N/A	N/A	N/A	N/A	N/A	N/A	N/A	N/A	N/A	N/A

OnLine LIMS

00038777699

Results relate only to the sample tested. Data reported represents the sample submitted to SGS. Reproduction of this analytical report in full or in part is prohibited without prior written approval. Please refer to SGS General Conditions of Services located at https://www.sgs.ca/en/terms-and-conditions (Printed copies are available upon request.)
Test method information available upon request. "Temperature Upon Receipt" is representative of the whole shipment and may not reflect the temperature of individual samples.
SGS Canada Inc. Environment-Health & Safety statement of conformity decision rule does not consider uncertainty when analytical results are compared to a specified standard or regulation.

SGS Canada Inc.
P.O. Box 4300 - 185 Concession St.
Lakefield - Ontario - KOL 2HO
Phone: 705-652-2000 FAX: 705-652-6365

Env ICP-MS Metals Total and Dissolved Metals

Project : CA20M-00000-110-19896-01

LR Report : **CA14033-JAN24**

Analysis	12: DX 550101 Week 22	13: DX450017 Week 22	14: DX450022 Week 22	15: DX450030 Week 22	16: DX450039 Week 22	17: DX450049 Week 22	18: DX450051 Week 22	19: DX450071 Week 22	20: DX450080 Week 22	21: DX450089 Week 22	22: DX450105 Week 22
Temp Upon Receipt [°C]	18.0	18.0	18.0	18.0	18.0	18.0	18.0	18.0	18.0	18.0	18.0
pH [No unit]	7.57	7.64	7.73	7.42	7.32	7.46	7.35	7.51	6.90	7.31	6.64
Conductivity [uS/cm]	97	123	122	64	100	66	170	93	51	88	81
Alkalinity [mg/L as CaCO3]	30	30	38	20	25	23	25	30	6	22	4
Acidity [mg/L as CaCO3]	< 2	< 2	< 2	< 2	< 2	< 2	< 2	< 2	2	< 2	8
F [mg/L]	< 0.06	< 0.06	< 0.06	< 0.06	< 0.06	< 0.06	< 0.06	< 0.06	< 0.06	< 0.06	0.13
Cl [mg/L]	< 0.2	< 0.2	< 0.2	< 0.2	< 0.2	< 0.2	< 0.2	< 0.2	< 0.2	< 0.2	< 0.2
SO4 [mg/L]	14	23	19	8.8	20	7.8	47	12	14	16	24
Hg (diss) [mg/L]	< 0.0001	< 0.0001	< 0.0001	< 0.0001	< 0.0001	< 0.0001	< 0.0001	< 0.0001	< 0.0001	< 0.0001	< 0.0001
Ag (diss) [mg/L]	< 0.00005	< 0.00005	< 0.00005	< 0.00005	< 0.00005	< 0.00005	< 0.00005	< 0.00005	< 0.00005	< 0.00005	< 0.00005
Al (diss) [mg/L]	0.111	0.089	0.095	0.084	0.050	0.071	0.023	0.102	0.010	0.033	0.005
As (diss) [mg/L]	0.0055	0.0571	0.0160	0.0075	0.0515	0.0009	0.0002	0.102	0.0198	0.0033	3.65
Ba (diss) [mg/L]	0.00337	0.00237	0.00088	0.00221	0.00213	0.0116	0.00285	0.00181	0.00152	0.00322	0.00109
Be (diss) [mg/L]	< 0.000007	< 0.000007	< 0.000007	< 0.000007	< 0.000007	< 0.000007	< 0.000007	< 0.000007	< 0.000007	< 0.000007	< 0.000007
B (diss) [mg/L]	< 0.002	0.006	< 0.002	< 0.002	< 0.002	< 0.002	0.003	0.003	0.003	< 0.002	0.004
Bi (diss) [mg/L]	< 0.00001	< 0.00001	< 0.00001	< 0.00001	< 0.00001	< 0.00001	< 0.00001	< 0.00001	< 0.00001	< 0.00001	< 0.00001
Ca (diss) [mg/L]	14.4	15.0	18.1	9.88	14.3	8.67	23.9	13.7	4.39	11.9	10.6
Cd (diss) [mg/L]	< 0.000003	0.000010	0.000005	0.000039	0.000054	0.000012	0.00128	0.000010	0.000004	0.000009	0.000024
Co (diss) [mg/L]	0.000085	0.000086	0.000251	0.000014	0.000021	0.000065	0.000028	0.000076	0.000117	0.000033	0.000250
Cr (diss) [mg/L]	< 0.00008	< 0.00008	< 0.00008	< 0.00008	< 0.00008	0.00123	< 0.00008	< 0.00008	< 0.00008	< 0.00008	0.00012
Cu (diss) [mg/L]	0.0003	< 0.0002	0.0004	< 0.0002	< 0.0002	0.0002	< 0.0002	< 0.0002	< 0.0002	< 0.0002	0.0002
Fe (diss) [mg/L]	< 0.007	< 0.007	< 0.007	< 0.007	< 0.007	< 0.007	< 0.007	< 0.007	< 0.007	< 0.007	< 0.007
K (diss) [mg/L]	0.920	5.19	0.451	0.994	2.79	0.749	2.65	2.22	4.18	3.20	1.26
Mg (diss) [mg/L]	0.703	0.626	0.581	0.089	0.178	0.934	0.257	0.451	0.491	0.363	0.184
Mn (diss) [mg/L]	0.0288	0.00272	0.0361	0.0936	0.117	0.0970	0.101	0.0343	0.0131	0.0766	0.510
Mo (diss) [mg/L]	0.00006	0.00052	0.00009	0.00017	0.00015	0.00091	0.00013	0.00064	0.00009	0.00280	0.00009
Na (diss) [mg/L]	0.21	0.27	0.24	0.26	0.25	0.44	0.24	0.41	0.40	0.23	0.20
Ni (diss) [mg/L]	0.0002	0.0002	0.0002	0.0002	0.0001	0.0005	0.0002	0.0001	0.0004	< 0.0001	< 0.0001
P (diss) [mg/L]	0.005	0.006	0.007	0.006	0.007	0.005	0.005	0.004	0.005	0.006	0.005
Pb (diss) [mg/L]	< 0.00009	< 0.00009	< 0.00009	0.00015	< 0.00009	< 0.00009	0.136	< 0.00009	< 0.00009	< 0.00009	0.00013
S (diss) [mg/L]	4	7	5	< 3	6	< 3	16	3	4	5	9
Sb (diss) [mg/L]	< 0.0009	0.0009	< 0.0009	0.0016	0.0016	0.0012	0.0532	0.0022	0.0009	0.0012	0.0078
Se (diss) [mg/L]	0.00022	0.00005	0.00026	0.00031	0.00014	0.00188	0.00086	0.00537	0.00016	0.00005	0.00025

OnLine LIMS

0003877699

Results relate only to the sample tested. Data reported represents the sample submitted to SGS. Reproduction of this analytical report in full or in part is prohibited without prior written approval. Please refer to SGS General Conditions of Services located at https://www.sgs.ca/en/terms-and-conditions (Printed copies are available upon request.)
Test method information available upon request. "Temperature Upon Receipt" is representative of the whole shipment and may not reflect the temperature of individual samples.
SGS Canada Inc. Environment-Health & Safety statement of conformity decision rule does not consider uncertainty when analytical results are compared to a specified standard or regulation.

SGS Canada Inc.
P.O. Box 4300 - 185 Concession St.
Lakefield - Ontario - KOL 2HO
Phone: 705-652-2000 FAX: 705-652-6365

Analysis	12: DX 550101 Week 22	13: DX450017 Week 22	14: DX450022 Week 22	15: DX450030 Week 22	16: DX450039 Week 22	17: DX450049 Week 22	18: DX450051 Week 22	19: DX450071 Week 22	20: DX450080 Week 22	21: DX450089 Week 22	22: DX450105 Week 22
Si (diss) [mg/L]	0.99	1.57	1.10	1.13	1.15	0.68	2.05	1.18	2.90	0.74	3.39
Sn (diss) [mg/L]	0.00077	0.00124	0.00033	0.00039	0.00050	0.00052	0.00043	0.00072	0.00056	0.00058	0.00056
Sr (diss) [mg/L]	0.0206	0.0939	0.0179	0.0169	0.0117	0.0378	0.0588	0.0583	0.0176	0.0251	0.0179
Th (diss) [mg/L]	0.0003	0.0002	0.0001	< 0.0001	< 0.0001	< 0.0001	< 0.0001	< 0.0001	< 0.0001	< 0.0001	< 0.0001
Ti (diss) [mg/L]	< 0.00007	< 0.00007	< 0.00007	< 0.00007	< 0.00007	< 0.00007	0.00009	< 0.00007	< 0.00007	< 0.00007	0.00013
Tl (diss) [mg/L]	0.000008	0.000025	0.000008	0.000009	0.000017	0.000012	0.000021	0.000010	0.000010	0.000014	0.000018
U (diss) [mg/L]	0.000096	0.000840	0.000079	0.00149	0.00278	0.00112	0.000004	0.00260	0.000119	0.000927	0.000134
V (diss) [mg/L]	0.00178	0.00075	0.00172	0.00028	0.00128	0.00010	0.00002	0.00078	0.00117	0.00047	0.00015
W (diss) [mg/L]	0.00007	0.00016	0.00006	0.00109	0.00016	0.00019	0.00018	0.00047	0.00103	0.00014	0.00008
Zn (diss) [mg/L]	< 0.002	< 0.002	< 0.002	< 0.002	< 0.002	< 0.002	0.065	< 0.002	0.003	< 0.002	0.002
Zr (diss) [mg/L]	< 0.002	< 0.002	< 0.002	< 0.002	< 0.002	< 0.002	< 0.002	< 0.002	< 0.002	< 0.002	< 0.002

Analysis	23: DX450113 Week 22	24: DX450119 Week 22	25: DX450130 Week 22	26: DX450135 Week 22	27: DX450137 Week 22	28: DX450143 Week 22	29: DX450144 Week 22	30: DX450153 Week 22	31: DX450155 Week 22	32: DX450170 Week 22	33: DX450200 Week 22
Sample Date & Time	N/A	N/A	N/A	N/A	N/A	N/A	N/A	N/A	N/A	N/A	N/A
Temp Upon Receipt [°C]	18.0	18.0	18.0	18.0	18.0	18.0	18.0	18.0	18.0	18.0	18.0
pH [No unit]	7.68	7.30	7.55	7.61	7.37	5.17	7.39	4.46	7.44	7.34	7.30
Conductivity [uS/cm]	112	426	67	58	69	284	69	227	142	74	160
Alkalinity [mg/L as CaCO3]	32	26	27	23	26	< 2	18	< 2	28	16	22
Acidity [mg/L as CaCO3]	< 2	< 2	< 2	< 2	< 2	57	< 2	15	< 2	< 2	< 2
F [mg/L]	< 0.06	< 0.06	< 0.06	< 0.06	< 0.06	< 0.06	< 0.06	0.45	< 0.06	< 0.06	< 0.06
Cl [mg/L]	< 0.2	0.4	< 0.2	< 0.2	< 0.2	< 0.2	< 0.2	< 0.2	< 0.2	< 0.2	< 0.2
SO4 [mg/L]	20	190	4.2	5.1	7.6	110	11	99	35	15	48
Hg (diss) [mg/L]	< 0.0001	< 0.0001	< 0.0001	< 0.0001	< 0.0001	< 0.0001	< 0.0001	< 0.0001	< 0.0001	< 0.0001	< 0.0001
Ag (diss) [mg/L]	< 0.00005	< 0.00005	< 0.00005	< 0.00005	< 0.00005	0.00005	< 0.00005	< 0.00005	< 0.00005	< 0.00005	0.00027
Al (diss) [mg/L]	0.139	0.010	0.077	0.114	0.046	0.019	0.040	0.851	0.064	0.029	0.011
As (diss) [mg/L]	0.0113	0.0036	0.0350	0.0231	0.0042	0.0029	0.440	0.0009	0.0069	0.0013	0.0005
Ba (diss) [mg/L]	0.0131	0.0452	0.0179	0.00079	0.00109	0.0431	0.00132	0.0760	0.00231	0.00573	0.00723
Be (diss) [mg/L]	< 0.000007	< 0.000007	< 0.000007	< 0.000007	< 0.000007	0.000009	< 0.000007	0.001634	< 0.000007	< 0.000007	< 0.000007
B (diss) [mg/L]	0.005	0.007	< 0.002	< 0.002	< 0.002	0.005	0.003	0.005	0.002	< 0.002	0.002
Bi (diss) [mg/L]	< 0.00001	< 0.00001	< 0.00001	< 0.00001	< 0.00001	< 0.00001	< 0.00001	< 0.00001	< 0.00001	0.00004	< 0.00001

OnLine LIMS

00038777699

Results relate only to the sample tested. Data reported represents the sample submitted to SGS. Reproduction of this analytical report in full or in part is prohibited without prior written approval. Please refer to SGS General Conditions of Services located at https://www.sgs.ca/en/terms-and-conditions (Printed copies are available upon request.)
Test method information available upon request. "Temperature Upon Receipt" is representative of the whole shipment and may not reflect the temperature of individual samples.
SGS Canada Inc. Environment-Health & Safety statement of conformity decision rule does not consider uncertainty when analytical results are compared to a specified standard or regulation.

SGS Canada Inc.
P.O. Box 4300 - 185 Concession St.
Lakefield - Ontario - KOL 2HO
Phone: 705-652-2000 FAX: 705-652-6365

Analysis	23: DX450113 Week 22	24: DX450119 Week 22	25: DX450130 Week 22	26: DX450135 Week 22	27: DX450137 Week 22	28: DX450143 Week 22	29: DX450144 Week 22	30: DX450153 Week 22	31: DX450155 Week 22	32: DX450170 Week 22	33: DX450200 Week 22
Ca (diss) [mg/L]	16.5	64.1	8.81	8.86	10.1	23.8	9.96	22.6	19.8	11.0	22.2
Cd (diss) [mg/L]	< 0.000003	0.000556	0.000005	0.000020	< 0.000003	0.000171	0.000008	0.004734	0.000342	0.000368	0.007376
Co (diss) [mg/L]	0.000063	0.00312	0.000086	0.000029	0.000012	0.139	0.000708	0.062399	0.000044	0.000025	0.000324
Cr (diss) [mg/L]	< 0.00008	0.00008	< 0.00008	0.00012	< 0.00008	< 0.00008	< 0.00008	< 0.00008	< 0.00008	< 0.00008	< 0.00008
Cu (diss) [mg/L]	0.0002	0.0002	0.0002	< 0.0002	< 0.0002	0.0009	< 0.0002	0.0809	0.0003	< 0.0002	0.0084
Fe (diss) [mg/L]	< 0.007	< 0.007	< 0.007	< 0.007	< 0.007	5.85	< 0.007	1.94	< 0.007	< 0.007	< 0.007
K (diss) [mg/L]	1.48	9.43	3.49	1.52	2.41	13.5	1.49	5.59	2.41	1.18	2.14
Mg (diss) [mg/L]	0.758	1.16	0.502	0.186	0.211	4.79	0.274	1.46	0.330	0.122	0.263
Mn (diss) [mg/L]	0.0481	1.24	0.0308	0.0196	0.00921	0.328	0.00589	0.646	0.157	0.0934	0.756
Mo (diss) [mg/L]	0.00009	0.00007	0.00029	0.00017	0.00010	< 0.00004	0.00151	< 0.00004	0.00243	0.00040	0.00070
Na (diss) [mg/L]	0.14	0.64	0.33	0.26	0.34	1.00	0.27	1.14	0.40	0.23	0.51
Ni (diss) [mg/L]	0.0002	0.0026	0.0001	< 0.0001	< 0.0001	0.470	0.0010	0.0977	< 0.0001	0.0004	0.0005
P (diss) [mg/L]	0.005	< 0.003	0.005	0.003	0.004	0.005	0.007	0.006	0.005	0.006	0.005
Pb (diss) [mg/L]	< 0.00009	< 0.00009	< 0.00009	< 0.00009	0.00013	< 0.00009	0.00011	0.00666	0.00015	0.0138	< 0.00009
S (diss) [mg/L]	6	61	< 3	< 3	< 3	50	< 3	27	10	4	15
Sb (diss) [mg/L]	0.0013	< 0.0009	0.0019	0.0010	0.0011	< 0.0009	0.0014	< 0.0009	0.0020	0.0032	0.0044
Se (diss) [mg/L]	< 0.00004	0.00248	0.00117	0.00010	< 0.00004	0.00229	0.00014	0.00157	0.00088	0.0120	0.00018
Si (diss) [mg/L]	0.85	0.68	0.77	1.50	1.54	2.94	1.53	5.96	1.86	1.21	1.32
Sn (diss) [mg/L]	0.00081	0.00076	0.00106	0.00102	0.00166	0.00077	0.00102	0.00214	0.00104	0.00078	0.00025
Sr (diss) [mg/L]	0.0663	0.0433	0.0362	0.0212	0.0302	0.114	0.0354	0.124	0.0479	0.0223	0.0274
Th (diss) [mg/L]	< 0.0001	< 0.0001	< 0.0001	< 0.0001	< 0.0001	< 0.0001	< 0.0001	< 0.0001	< 0.0001	0.0003	0.0001
Ti (diss) [mg/L]	< 0.00007	< 0.00007	< 0.00007	< 0.00007	< 0.00007	< 0.00007	< 0.00007	0.00008	< 0.00007	< 0.00007	< 0.00007
Tl (diss) [mg/L]	< 0.000005	< 0.000005	0.000009	0.000006	0.000005	0.000011	< 0.000005	0.000105	0.000016	0.000018	0.000035
U (diss) [mg/L]	0.000221	0.000031	0.00177	0.00131	0.00129	0.000190	0.000205	0.0145	0.00365	0.000421	0.000648
V (diss) [mg/L]	0.00038	0.00002	0.00082	0.00059	0.00141	0.00001	0.00125	0.00001	0.00090	0.00003	0.00007
W (diss) [mg/L]	0.00021	< 0.00002	0.00041	0.00013	0.00016	< 0.00002	0.00010	< 0.00002	0.00045	0.00016	0.00030
Zn (diss) [mg/L]	< 0.002	0.115	< 0.002	< 0.002	< 0.002	0.015	< 0.002	0.206	0.005	0.007	0.385
Zr (diss) [mg/L]	< 0.002	< 0.002	< 0.002	< 0.002	< 0.002	< 0.002	< 0.002	< 0.002	< 0.002	< 0.002	< 0.002

OnLine LIMS

0003877699

Results relate only to the sample tested. Data reported represents the sample submitted to SGS. Reproduction of this analytical report in full or in part is prohibited without prior written approval. Please refer to SGS General Conditions of Services located at https://www.sgs.ca/en/terms-and-conditions (Printed copies are available upon request.)
Test method information available upon request. "Temperature Upon Receipt" is representative of the whole shipment and may not reflect the temperature of individual samples.
SGS Canada Inc. Environment-Health & Safety statement of conformity decision rule does not consider uncertainty when analytical results are compared to a specified standard or regulation.

SGS Canada Inc.
P.O. Box 4300 - 185 Concession St.
Lakefield - Ontario - KOL 2HO
Phone: 705-652-2000 FAX: 705-652-6365

Env ICP-MS Metals Total and Dissolved Metals

Project : CA20M-00000-110-19896-01

LR Report : **CA14033-JAN24**

Analysis	34: DX450227 Week 22	35: DX450230 Week 22	36: DX450232 Week 22	37: DX450233 Week 22	38: DX450239 Week 22	39: Column Blank Week 22
Sample Date & Time	N/A	N/A	N/A	N/A	N/A	N/A
Temp Upon Receipt [°C]	18.0	18.0	18.0	18.0	18.0	18.0
pH [No unit]	7.45	7.53	7.32	7.56	7.04	5.37
Conductivity [uS/cm]	48	65	79	220	262	2
Alkalinity [mg/L as CaCO3]	23	30	16	39	13	< 2
Acidity [mg/L as CaCO3]	< 2	< 2	< 2	< 2	< 2	4
F [mg/L]	< 0.06	< 0.06	< 0.06	< 0.06	0.12	< 0.06
Cl [mg/L]	< 0.2	< 0.2	< 0.2	< 0.2	< 0.2	< 0.2
SO4 [mg/L]	1.0	2.6	17	63	110	< 0.2
Hg (diss) [mg/L]	< 0.0001	< 0.0001	< 0.0001	< 0.0001	< 0.0001	< 0.0001
Ag (diss) [mg/L]	< 0.00005	< 0.00005	< 0.00005	< 0.00005	< 0.00005	< 0.00005
Al (diss) [mg/L]	0.092	0.103	0.049	0.030	0.012	0.002
As (diss) [mg/L]	0.0022	0.0015	0.0071	0.0007	0.0003	< 0.0002
Ba (diss) [mg/L]	0.00090	0.00194	0.00215	0.00178	0.00204	0.00012
Be (diss) [mg/L]	< 0.000007	< 0.000007	< 0.000007	< 0.000007	< 0.000007	< 0.000007
B (diss) [mg/L]	< 0.002	< 0.002	0.003	0.006	0.008	< 0.002
Bi (diss) [mg/L]	< 0.00001	< 0.00001	< 0.00001	< 0.00001	< 0.00001	< 0.00001
Ca (diss) [mg/L]	7.66	9.52	11.1	31.8	38.9	0.01
Cd (diss) [mg/L]	< 0.000003	0.000017	0.000029	0.000523	0.000023	< 0.000003
Co (diss) [mg/L]	0.000010	0.000013	0.000012	0.000158	0.000112	0.000022
Cr (diss) [mg/L]	< 0.00008	< 0.00008	< 0.00008	< 0.00008	< 0.00008	< 0.00008
Cu (diss) [mg/L]	< 0.0002	< 0.0002	< 0.0002	0.0003	< 0.0002	0.0007
Fe (diss) [mg/L]	< 0.007	< 0.007	< 0.007	< 0.007	< 0.007	< 0.007
K (diss) [mg/L]	1.16	2.86	2.07	6.06	2.52	< 0.009
Mg (diss) [mg/L]	0.204	0.337	0.233	0.448	0.400	0.001
Mn (diss) [mg/L]	0.0173	0.0159	0.0662	0.225	0.393	0.00005
Mo (diss) [mg/L]	0.00008	0.00013	0.00021	0.00005	0.00009	< 0.00004
Na (diss) [mg/L]	0.28	0.24	0.24	0.32	0.14	0.04
Ni (diss) [mg/L]	< 0.0001	< 0.0001	< 0.0001	0.0002	0.0003	< 0.0001
P (diss) [mg/L]	0.006	0.006	0.005	0.005	0.005	0.008
Pb (diss) [mg/L]	< 0.00009	< 0.00009	< 0.00009	< 0.00009	< 0.00009	< 0.00009
S (diss) [mg/L]	< 3	< 3	5	20	34	< 3
Sb (diss) [mg/L]	< 0.0009	0.0009	0.0023	< 0.0009	< 0.0009	< 0.0009

OnLine LIMS

00038777699

Results relate only to the sample tested. Data reported represents the sample submitted to SGS. Reproduction of this analytical report in full or in part is prohibited without prior written approval. Please refer to SGS General Conditions of Services located at https://www.sgs.ca/en/terms-and-conditions (Printed copies are available upon request.)
Test method information available upon request. "Temperature Upon Receipt" is representative of the whole shipment and may not reflect the temperature of individual samples.
SGS Canada Inc. Environment-Health & Safety statement of conformity decision rule does not consider uncertainty when analytical results are compared to a specified standard or regulation.

SGS Canada Inc.
P.O. Box 4300 - 185 Concession St.
Lakefield - Ontario - KOL 2HO
Phone: 705-652-2000 FAX: 705-652-6365

Analysis	34: DX450227 Week 22	35: DX450230 Week 22	36: DX450232 Week 22	37: DX450233 Week 22	38: DX450239 Week 22	39: Column Blank Week 22
Se (diss) [mg/L]	< 0.00004	< 0.00004	0.00030	0.00108	0.00249	< 0.00004
Si (diss) [mg/L]	0.89	1.18	0.88	2.17	1.39	< 0.02
Sn (diss) [mg/L]	0.00046	0.00103	0.00073	0.00121	0.00081	0.00022
Sr (diss) [mg/L]	0.0143	0.0255	0.0168	0.0465	0.0428	< 0.00008
Th (diss) [mg/L]	< 0.0001	< 0.0001	< 0.0001	< 0.0001	< 0.0001	0.0001
Ti (diss) [mg/L]	< 0.00007	< 0.00007	< 0.00007	< 0.00007	< 0.00007	< 0.00007
Tl (diss) [mg/L]	0.000008	0.000013	0.000011	0.000006	0.000023	< 0.000005
U (diss) [mg/L]	0.00240	0.00229	0.00500	0.00356	0.00189	< 0.000002
V (diss) [mg/L]	0.00109	0.00133	0.00135	0.00019	0.00004	0.00001
W (diss) [mg/L]	0.00031	0.00020	0.00026	0.00014	0.00013	< 0.00002
Zn (diss) [mg/L]	< 0.002	< 0.002	< 0.002	0.044	< 0.002	< 0.002
Zr (diss) [mg/L]	< 0.002	< 0.002	< 0.002	< 0.002	< 0.002	< 0.002

Revised to include Zirconium analysis.

NA - Not applicable
ND - Not Detected
NV - No Value

Alisha Kelly, B.Sc.,
Project Specialist,
Environment, Health & Safety

OnLine LIMS

00038777699

Results relate only to the sample tested. Data reported represents the sample submitted to SGS. Reproduction of this analytical report in full or in part is prohibited without prior written approval. Please refer to SGS General Conditions of Services located at https://www.sgs.ca/en/terms-and-conditions (Printed copies are available upon request.)
Test method information available upon request. "Temperature Upon Receipt" is representative of the whole shipment and may not reflect the temperature of individual samples.
SGS Canada Inc. Environment-Health & Safety statement of conformity decision rule does not consider uncertainty when analytical results are compared to a specified standard or regulation.

SGS Canada Inc.
P.O. Box 4300 - 185 Concession St.
Lakefield - Ontario - KOL 2HO
Phone: 705-652-2000 FAX: 705-652-6365

SGS Lakefield Environmental Met
Attn : Barb Bowman

Env ICP-MS Metals Total and Dissolved Metals

Project : CA20M-00000-110-19896-01

02-October-2024

Date Rec. : 09 January 2024
LR Report: **CA13259-JAN24**
Reference: 19896-01-26

Copy: #2

CERTIFICATE OF ANALYSIS
Final Report - Revised

Analysis	1: Analysis Start Date	2: Analysis Start Time	3: Analysis Completed Date	4: Analysis Completed Time	5: QC - Blank	6: QC - STD % Recovery	7: QC - DUP % RPD	8: QC - Spike Rep	9: DX 550053 Week 23	10: DX 550073 Week 23	11: DX 550089 Week 23
Sample Date & Time									N/A	N/A	N/A
Temp Upon Receipt [°C]	---	---	---	---	---	---	---	---	19.0	19.0	19.0
pH [No unit]	10-Jan-24	14:16	11-Jan-24	13:11	NA	100%	1%	NA	7.62	7.75	7.68
Conductivity [uS/cm]	10-Jan-24	14:16	11-Jan-24	13:11	< 2	101%	2%	NA	102	91	178
Alkalinity [mg/L as CaCO3]	10-Jan-24	14:16	11-Jan-24	13:11	< 2	94%	0%	NA	35	37	52
Acidity [mg/L as CaCO3]	10-Jan-24	14:16	11-Jan-24	13:11	2.00	96%	ND	NA	< 2	< 2	< 2
F [mg/L]	11-Jan-24	08:16	11-Jan-24	12:27	< 0.06	99%	ND	92%	< 0.06	< 0.06	< 0.06
Cl [mg/L]	12-Jan-24	13:55	16-Jan-24	11:40	< 0.2	99%	ND	96%	< 0.2	< 0.2	< 0.2
SO4 [mg/L]	12-Jan-24	13:55	16-Jan-24	11:40	< 0.2	97%	0%	NV	13	6.8	31
Hg (diss) [mg/L]	16-Jan-24	10:48	16-Jan-24	10:49	< 0.00001	81%	ND	100%	< 0.00001	< 0.00001	< 0.00001
Ag (diss) [mg/L]	17-Jan-24	19:48	17-Jan-24	15:47	< 0.00005	107%	ND	84%	< 0.00005	< 0.00005	< 0.00005
Al (diss) [mg/L]	17-Jan-24	19:48	17-Jan-24	15:47	< 0.001	95%	2%	70%	0.146	0.108	0.146
As (diss) [mg/L]	17-Jan-24	19:48	17-Jan-24	15:47	< 0.0002	100%	14%	101%	0.0035	0.379	0.0005
Ba (diss) [mg/L]	17-Jan-24	19:48	17-Jan-24	15:47	< 0.00008	99%	2%	101%	0.0120	0.00383	0.00999
Be (diss) [mg/L]	17-Jan-24	19:48	17-Jan-24	15:47	< 0.000007	98%	ND	94%	< 0.000007	< 0.000007	< 0.000007
B (diss) [mg/L]	17-Jan-24	19:48	17-Jan-24	15:47	< 0.002	102%	1%	100%	0.007	0.005	0.003
Bi (diss) [mg/L]	17-Jan-24	19:48	17-Jan-24	15:47	< 0.00001	95%	ND	92%	0.00001	< 0.00001	0.00001
Ca (diss) [mg/L]	17-Jan-24	19:48	17-Jan-24	15:47	< 0.01	94%	1%	97%	17.1	14.3	23.3

OnLine LIMS
00038777583

Results relate only to the sample tested. Data reported represents the sample submitted to SGS. Reproduction of this analytical report in full or in part is prohibited without prior written approval. Please refer to SGS General Conditions of Services located at https://www.sgs.ca/en/terms-and-conditions (Printed copies are available upon request.)
Test method information available upon request. "Temperature Upon Receipt" is representative of the whole shipment and may not reflect the temperature of individual samples.
SGS Canada Inc. Environment-Health & Safety statement of conformity decision rule does not consider uncertainty when analytical results are compared to a specified standard or regulation.

SGS Canada Inc.
P.O. Box 4300 - 185 Concession St.
Lakefield - Ontario - KOL 2HO
Phone: 705-652-2000 FAX: 705-652-6365

Env ICP-MS Metals Total and Dissolved Metals

Project : CA20M-00000-110-19896-01

LR Report : CA13259-JAN24

Analysis	1: Analysis Start Date	2: Analysis Start Time	3: Analysis Completed Date	4: Analysis Completed Time	5: QC - Blank	6: QC - STD % Recovery	7: QC - DUP % RPD	8: QC - Spike Rep	9: DX 550053 Week 23	10: DX 550073 Week 23	11: DX 550089 Week 23
Cd (diss) [mg/L]	17-Jan-24	19:48	17-Jan-24	15:47	< 0.000003	101%	ND	94%	0.000006	< 0.000003	0.000005
Co (diss) [mg/L]	17-Jan-24	19:48	17-Jan-24	15:47	< 0.000004	102%	3%	95%	0.000130	0.000706	0.000157
Cr (diss) [mg/L]	17-Jan-24	19:48	17-Jan-24	15:47	< 0.00008	101%	14%	113%	< 0.00008	< 0.00008	< 0.00008
Cu (diss) [mg/L]	17-Jan-24	19:48	17-Jan-24	15:47	< 0.0002	100%	2%	110%	0.0002	< 0.0002	0.0004
Fe (diss) [mg/L]	17-Jan-24	19:48	17-Jan-24	15:47	< 0.007	97%	ND	75%	< 0.007	< 0.007	< 0.007
K (diss) [mg/L]	17-Jan-24	19:48	17-Jan-24	15:47	< 0.009	97%	1%	90%	1.21	2.87	8.03
Mg (diss) [mg/L]	17-Jan-24	19:48	17-Jan-24	15:47	< 0.001	96%	0%	96%	0.800	1.29	2.64
Mn (diss) [mg/L]	17-Jan-24	19:48	17-Jan-24	15:47	< 0.00001	97%	8%	95%	0.0771	0.0369	0.0631
Mo (diss) [mg/L]	17-Jan-24	19:48	17-Jan-24	15:47	< 0.00004	105%	12%	90%	0.00024	0.00025	0.00215
Na (diss) [mg/L]	17-Jan-24	19:48	17-Jan-24	15:47	< 0.01	95%	1%	96%	0.38	0.49	0.22
Ni (diss) [mg/L]	17-Jan-24	19:48	17-Jan-24	15:47	< 0.0001	100%	0%	98%	0.0005	0.0010	0.0004
P (diss) [mg/L]	17-Jan-24	19:48	17-Jan-24	15:47	< 0.003	96%	ND	NV	< 0.003	< 0.003	< 0.003
Pb (diss) [mg/L]	17-Jan-24	19:48	17-Jan-24	15:47	< 0.00009	99%	ND	96%	< 0.00009	< 0.00009	< 0.00009
S (diss) [mg/L]	17-Jan-24	19:48	17-Jan-24	15:47	< 1	105%	6%	NV	5	< 3	12
Sb (diss) [mg/L]	17-Jan-24	19:48	17-Jan-24	15:47	< 0.0009	108%	ND	122%	< 0.0009	< 0.0009	< 0.0009
Se (diss) [mg/L]	17-Jan-24	19:48	17-Jan-24	15:47	< 0.00004	97%	18%	103%	0.00031	0.00030	0.00042
Si (diss) [mg/L]	17-Jan-24	19:48	17-Jan-24	15:47	< 0.02	94%	3%	NV	1.11	1.21	1.31
Sn (diss) [mg/L]	17-Jan-24	19:48	17-Jan-24	15:47	< 0.00006	92%	ND	NV	0.00096	0.00068	0.00067
Sr (diss) [mg/L]	17-Jan-24	19:48	17-Jan-24	15:47	< 0.00008	99%	2%	98%	0.0370	0.0589	0.0307
Th (diss) [mg/L]	17-Jan-24	19:48	17-Jan-24	15:47	< 0.0001	104%	ND	NV	< 0.0001	< 0.0001	0.0003
Ti (diss) [mg/L]	17-Jan-24	19:48	17-Jan-24	15:47	< 0.00005	101%	ND	NV	< 0.00007	0.00012	< 0.00007
Tl (diss) [mg/L]	17-Jan-24	19:48	17-Jan-24	15:47	< 0.000005	98%	ND	97%	0.000009	0.000020	0.000028
U (diss) [mg/L]	17-Jan-24	19:48	17-Jan-24	15:47	< 0.000002	100%	1%	94%	0.000059	0.000370	0.000067
V (diss) [mg/L]	17-Jan-24	19:48	17-Jan-24	15:47	< 0.00001	99%	2%	96%	0.00136	0.00595	0.00047
W (diss) [mg/L]	17-Jan-24	19:48	17-Jan-24	15:47	< 0.00002	94%	5%	NV	0.00005	0.00018	0.00013
Zn (diss) [mg/L]	17-Jan-24	19:48	17-Jan-24	15:47	< 0.002	101%	8%	109%	< 0.002	< 0.002	< 0.002
Zr (diss) [mg/L]	17-Jan-24	19:48	01-Oct-24	13:28	< 0.002	100%	ND	NV	< 0.002	< 0.002	< 0.002

Analysis	12: DX 550101 Week 23	13: DX450017 Week 23	14: DX450022 Week 23	15: DX450030 Week 23	16: DX450039 Week 23	17: DX450049 Week 23	18: DX450051 Week 23	19: DX450071 Week 23	20: DX450080 Week 23	21: DX450089 Week 23	22: DX450105 Week 23
Sample Date & Time	N/A	N/A	N/A	N/A	N/A	N/A	N/A	N/A	N/A	N/A	N/A

OnLine LIMS

00038777583

Results relate only to the sample tested. Data reported represents the sample submitted to SGS. Reproduction of this analytical report in full or in part is prohibited without prior written approval. Please refer to SGS General Conditions of Services located at https://www.sgs.ca/en/terms-and-conditions (Printed copies are available upon request.)
Test method information available upon request. "Temperature Upon Receipt" is representative of the whole shipment and may not reflect the temperature of individual samples.
SGS Canada Inc. Environment-Health & Safety statement of conformity decision rule does not consider uncertainty when analytical results are compared to a specified standard or regulation.

SGS Canada Inc.
P.O. Box 4300 - 185 Concession St.
Lakefield - Ontario - KOL 2HO
Phone: 705-652-2000 FAX: 705-652-6365

Env ICP-MS Metals Total and Dissolved Metals

Project : CA20M-00000-110-19896-01

LR Report : **CA13259-JAN24**

Analysis	12: DX 550101 Week 23	13: DX450017 Week 23	14: DX450022 Week 23	15: DX450030 Week 23	16: DX450039 Week 23	17: DX450049 Week 23	18: DX450051 Week 23	19: DX450071 Week 23	20: DX450080 Week 23	21: DX450089 Week 23	22: DX450105 Week 23
Temp Upon Receipt [°C]	19.0	19.0	19.0	19.0	19.0	19.0	19.0	19.0	19.0	19.0	19.0
pH [No unit]	7.56	7.50	7.67	7.49	7.41	7.37	7.32	7.57	6.66	7.52	6.73
Conductivity [uS/cm]	97	103	100	78	89	71	128	85	39	89	57
Alkalinity [mg/L as CaCO3]	34	30	37	30	27	26	24	32	4	29	4
Acidity [mg/L as CaCO3]	< 2	< 2	< 2	< 2	< 2	< 2	< 2	< 2	< 2	< 2	< 2
F [mg/L]	< 0.06	< 0.06	< 0.06	< 0.06	< 0.06	< 0.06	< 0.06	< 0.06	< 0.06	< 0.06	0.12
Cl [mg/L]	< 0.2	< 0.2	< 0.2	< 0.2	< 0.2	< 0.2	< 0.2	< 0.2	< 0.2	< 0.2	< 0.2
SO4 [mg/L]	13	18	12	8.1	15	8.2	31	8.8	10	13	3.2
Hg (diss) [mg/L]	< 0.00001	< 0.00001	< 0.00001	< 0.00001	< 0.00001	< 0.00001	< 0.00001	< 0.00001	< 0.00001	< 0.00001	< 0.00001
Ag (diss) [mg/L]	< 0.00005	< 0.00005	< 0.00005	< 0.00005	< 0.00005	< 0.00005	< 0.00005	< 0.00005	< 0.00005	< 0.00005	< 0.00005
Al (diss) [mg/L]	0.175	0.079	0.204	0.114	0.099	0.072	0.026	0.126	0.018	0.091	0.004
As (diss) [mg/L]	0.0057	0.0615	0.0223	0.0117	0.0695	0.0010	< 0.0002	0.110	0.0281	0.0038	3.29
Ba (diss) [mg/L]	0.00380	0.00231	0.00079	0.00299	0.00191	0.0135	0.00221	0.00172	0.00130	0.00344	0.00084
Be (diss) [mg/L]	< 0.000007	0.000008	0.000008	< 0.000007	< 0.000007	< 0.000007	0.000008	< 0.000007	< 0.000007	< 0.000007	< 0.000007
B (diss) [mg/L]	< 0.002	0.005	< 0.002	< 0.002	< 0.002	< 0.002	0.003	0.003	0.003	< 0.002	0.003
Bi (diss) [mg/L]	0.00001	0.00001	< 0.00001	0.00001	< 0.00001	< 0.00001	< 0.00001	< 0.00001	< 0.00001	< 0.00001	< 0.00001
Ca (diss) [mg/L]	15.6	14.2	17.0	13.3	12.9	10.8	19.5	12.8	3.27	12.9	8.02
Cd (diss) [mg/L]	0.000003	0.000011	< 0.000003	0.000050	0.000047	0.000015	0.000993	0.000015	0.000006	0.000010	0.000022
Co (diss) [mg/L]	0.000127	0.000097	0.000227	0.000045	0.000048	0.000088	0.000044	0.000075	0.000120	0.000049	0.000226
Cr (diss) [mg/L]	< 0.00008	< 0.00008	< 0.00008	0.00009	0.00021	< 0.00008	0.00011	0.00015	0.00014	0.00012	0.00011
Cu (diss) [mg/L]	< 0.0002	< 0.0002	0.0002	< 0.0002	< 0.0002	< 0.0002	< 0.0002	< 0.0002	< 0.0002	< 0.0002	< 0.0002
Fe (diss) [mg/L]	< 0.007	< 0.007	0.009	< 0.007	< 0.007	< 0.007	< 0.007	< 0.007	< 0.007	< 0.007	< 0.007
K (diss) [mg/L]	1.07	5.05	0.430	1.29	2.80	0.854	2.52	2.18	3.78	3.62	1.08
Mg (diss) [mg/L]	0.728	0.529	0.473	0.113	0.157	1.03	0.196	0.397	0.349	0.379	0.124
Mn (diss) [mg/L]	0.0298	0.00662	0.0276	0.121	0.0982	0.101	0.0712	0.0302	0.0103	0.0803	0.434
Mo (diss) [mg/L]	0.00007	0.00047	0.00008	0.00016	0.00016	0.00088	0.00012	0.00046	0.00008	0.00011	0.00005
Na (diss) [mg/L]	0.23	0.25	0.21	0.33	0.22	0.47	0.19	0.36	0.34	0.22	0.15
Ni (diss) [mg/L]	0.0003	0.0004	0.0003	0.0003	0.0005	0.0003	0.0003	0.0003	0.0005	0.0002	0.0002
P (diss) [mg/L]	< 0.003	< 0.003	< 0.003	< 0.003	< 0.003	< 0.003	< 0.003	< 0.003	< 0.003	< 0.003	< 0.003
Pb (diss) [mg/L]	< 0.00009	< 0.00009	0.00017	0.00010	< 0.00009	< 0.00009	0.123	< 0.00009	< 0.00009	< 0.00009	< 0.00009
S (diss) [mg/L]	5	6	4	< 3	5	3	12	3	4	5	7
Sb (diss) [mg/L]	< 0.0009	0.0009	< 0.0009	0.0020	0.0016	0.0014	0.0679	0.0020	0.0010	0.0014	0.0079
Se (diss) [mg/L]	0.00020	0.00007	0.00025	0.00047	0.00019	0.00199	0.00079	0.00513	0.00016	0.00008	0.00020

OnLine LIMS

00038777583

Results relate only to the sample tested. Data reported represents the sample submitted to SGS. Reproduction of this analytical report in full or in part is prohibited without prior written approval. Please refer to SGS General Conditions of Services located at https://www.sgs.ca/en/terms-and-conditions (Printed copies are available upon request.)
Test method information available upon request. "Temperature Upon Receipt" is representative of the whole shipment and may not reflect the temperature of individual samples.
SGS Canada Inc. Environment-Health & Safety statement of conformity decision rule does not consider uncertainty when analytical results are compared to a specified standard or regulation.

SGS Canada Inc.
P.O. Box 4300 - 185 Concession St.
Lakefield - Ontario - KOL 2HO
Phone: 705-652-2000 FAX: 705-652-6365

Env ICP-MS Metals Total and Dissolved Metals

Project : CA20M-00000-110-19896-01

LR Report : CA13259-JAN24

Analysis	12: DX 550101 Week 23	13: DX450017 Week 23	14: DX450022 Week 23	15: DX450030 Week 23	16: DX450039 Week 23	17: DX450049 Week 23	18: DX450051 Week 23	19: DX450071 Week 23	20: DX450080 Week 23	21: DX450089 Week 23	22: DX450105 Week 23
Si (diss) [mg/L]	1.26	1.66	1.25	1.72	1.34	0.89	2.25	1.33	3.22	1.01	3.10
Sn (diss) [mg/L]	0.00060	0.00098	0.00025	0.00034	0.00051	0.00045	0.00030	0.00066	0.00048	0.00043	0.00042
Sr (diss) [mg/L]	0.0209	0.0784	0.0149	0.0216	0.0105	0.0415	0.0433	0.0508	0.0123	0.0264	0.0142
Th (diss) [mg/L]	0.0001	< 0.0001	< 0.0001	< 0.0001	< 0.0001	< 0.0001	< 0.0001	< 0.0001	< 0.0001	< 0.0001	< 0.0001
Ti (diss) [mg/L]	< 0.00007	< 0.00007	< 0.00007	< 0.00007	< 0.00007	< 0.00007	< 0.00007	< 0.00007	0.00008	< 0.00007	< 0.00007
Tl (diss) [mg/L]	0.000021	0.000029	0.000014	0.000018	0.000026	0.000026	0.000027	0.000012	0.000022	0.000019	0.000005
U (diss) [mg/L]	0.000117	0.000656	0.000080	0.00213	0.00297	0.00115	0.000004	0.00244	0.000085	0.00142	0.000133
V (diss) [mg/L]	0.00212	0.00085	0.00233	0.00034	0.00144	0.00009	< 0.00001	0.00081	0.00140	0.00060	0.00013
W (diss) [mg/L]	0.00005	0.00016	0.00004	0.00117	0.00013	0.00016	0.00022	0.00036	0.00154	0.00014	0.00007
Zn (diss) [mg/L]	0.004	< 0.002	< 0.002	0.002	< 0.002	0.002	0.051	< 0.002	< 0.002	< 0.002	0.004
Zr (diss) [mg/L]	< 0.002	< 0.002	< 0.002	< 0.002	< 0.002	< 0.002	< 0.002	< 0.002	< 0.002	< 0.002	< 0.002

Analysis	23: DX450113 Week 23	24: DX450119 Week 23	25: DX450130 Week 23	26: DX450135 Week 23	27: DX450137 Week 23	28: DX450143 Week 23	29: DX450144 Week 23	30: DX450153 Week 23	31: DX450155 Week 23	32: DX450170 Week 23	33: DX450200 Week 23
Sample Date & Time	N/A	N/A	N/A	N/A	N/A	N/A	N/A	N/A	N/A	N/A	N/A
Temp Upon Receipt [°C]	19.0	19.0	19.0	19.0	19.0	19.0	19.0	19.0	19.0	19.0	19.0
pH [No unit]	7.66	7.50	7.60	7.50	7.38	5.03	7.38	4.25	7.57	7.34	7.27
Conductivity [uS/cm]	111	327	70	53	61	141	60	168	102	69	125
Alkalinity [mg/L as CaCO3]	34	33	28	23	23	< 2	18	< 2	31	21	25
Acidity [mg/L as CaCO3]	< 2	< 2	< 2	< 2	< 2	13	< 2	15	< 2	< 2	< 2
F [mg/L]	< 0.06	< 0.06	< 0.06	< 0.06	< 0.06	< 0.06	< 0.06	0.34	< 0.06	< 0.06	< 0.06
Cl [mg/L]	< 0.2	< 0.2	< 0.2	< 0.2	< 0.2	< 0.2	< 0.2	< 0.2	< 0.2	< 0.2	< 0.2
SO4 [mg/L]	17	120	3.6	3.2	5.8	60	9.2	97	16	11	29
Hg (diss) [mg/L]	< 0.00001	< 0.00001	< 0.00001	< 0.00001	< 0.00001	< 0.00001	< 0.00001	< 0.00001	< 0.00001	< 0.00001	< 0.00001
Ag (diss) [mg/L]	< 0.00005	< 0.00005	< 0.00005	< 0.00005	< 0.00005	< 0.00005	< 0.00005	< 0.00005	< 0.00005	< 0.00005	0.00052
Al (diss) [mg/L]	0.165	0.008	0.139	0.054	0.075	0.010	0.045	0.707	0.092	0.039	0.012
As (diss) [mg/L]	0.0151	0.0006	0.0504	0.0218	0.0078	0.0014	0.396	0.0007	0.0076	0.0013	0.0004
Ba (diss) [mg/L]	0.0129	0.0399	0.0202	0.00064	0.00096	0.0161	0.00096	0.0868	0.00182	0.00574	0.00588
Be (diss) [mg/L]	< 0.000007	< 0.000007	< 0.000007	< 0.000007	< 0.000007	< 0.000007	< 0.000007	0.00175	< 0.000007	< 0.000007	< 0.000007
B (diss) [mg/L]	0.005	0.006	< 0.002	< 0.002	< 0.002	0.004	0.002	0.004	0.002	< 0.002	0.002
Bi (diss) [mg/L]	< 0.00001	< 0.00001	< 0.00001	< 0.00001	< 0.00001	< 0.00001	< 0.00001	< 0.00001	0.00001	0.00005	< 0.00001

OnLine LIMS

00038777583

Results relate only to the sample tested. Data reported represents the sample submitted to SGS. Reproduction of this analytical report in full or in part is prohibited without prior written approval. Please refer to SGS General Conditions of Services located at https://www.sgs.ca/en/terms-and-conditions (Printed copies are available upon request.)
Test method information available upon request. "Temperature Upon Receipt" is representative of the whole shipment and may not reflect the temperature of individual samples.
SGS Canada Inc. Environment-Health & Safety statement of conformity decision rule does not consider uncertainty when analytical results are compared to a specified standard or regulation.

SGS Canada Inc.
P.O. Box 4300 - 185 Concession St.
Lakefield - Ontario - KOL 2HO
Phone: 705-652-2000 FAX: 705-652-6365

Analysis	23: DX450113 Week 23	24: DX450119 Week 23	25: DX450130 Week 23	26: DX450135 Week 23	27: DX450137 Week 23	28: DX450143 Week 23	29: DX450144 Week 23	30: DX450153 Week 23	31: DX450155 Week 23	32: DX450170 Week 23	33: DX450200 Week 23
Ca (diss) [mg/L]	17.2	49.8	9.75	8.67	9.83	10.6	9.55	14.5	15.5	11.4	18.9
Cd (diss) [mg/L]	< 0.000003	0.000374	0.000005	0.000015	< 0.000003	0.000049	0.000007	0.00339	0.000297	0.000399	0.006311
Co (diss) [mg/L]	0.000083	0.002165	0.000093	0.000044	0.000025	0.0414	0.000653	0.0454	0.000073	0.000047	0.000280
Cr (diss) [mg/L]	0.00012	0.00015	0.00013	0.00020	0.00028	0.00015	0.00054	0.00027	0.00020	< 0.00008	0.00008
Cu (diss) [mg/L]	< 0.0002	0.0002	0.0002	< 0.0002	< 0.0002	0.0099	0.0002	0.0998	0.0003	< 0.0002	0.0092
Fe (diss) [mg/L]	< 0.007	< 0.007	< 0.007	< 0.007	< 0.007	4.19	0.022	2.40	< 0.007	< 0.007	< 0.007
K (diss) [mg/L]	1.52	8.99	3.77	1.44	2.24	8.71	1.44	5.43	2.12	1.18	1.94
Mg (diss) [mg/L]	0.702	0.823	0.509	0.161	0.172	1.90	0.235	0.859	0.235	0.114	0.202
Mn (diss) [mg/L]	0.0457	0.937	0.0315	0.0170	0.00857	0.147	0.00929	0.353	0.115	0.0891	0.631
Mo (diss) [mg/L]	0.00007	0.00009	0.00025	0.00011	0.00023	< 0.00004	0.00113	< 0.00004	0.00141	0.00035	0.00055
Na (diss) [mg/L]	0.13	0.50	0.32	0.22	0.28	0.54	0.22	0.80	0.32	0.20	0.40
Ni (diss) [mg/L]	0.0004	0.0019	0.0002	0.0003	0.0002	0.145	0.0013	0.0644	0.0001	< 0.0001	0.0004
P (diss) [mg/L]	< 0.003	< 0.003	< 0.003	< 0.003	< 0.003	< 0.003	< 0.003	< 0.003	< 0.003	< 0.003	< 0.003
Pb (diss) [mg/L]	< 0.00009	< 0.00009	< 0.00009	< 0.00009	< 0.00009	0.00073	< 0.00009	0.00645	< 0.00009	0.01503	< 0.00009
S (diss) [mg/L]	6	47	< 3	< 3	< 3	20	3	22	6	4	13
Sb (diss) [mg/L]	0.0014	< 0.0009	0.0020	< 0.0009	0.0009	< 0.0009	0.0011	< 0.0009	0.0018	0.0034	0.0044
Se (diss) [mg/L]	< 0.00004	0.00144	0.00122	0.00006	< 0.00004	0.00099	0.00012	0.00091	0.00078	0.01100	0.00014
Si (diss) [mg/L]	1.03	0.80	0.94	1.52	1.59	3.24	1.59	5.73	1.93	1.42	1.48
Sn (diss) [mg/L]	0.00080	0.00072	0.00085	0.00064	0.00166	0.00081	0.00068	0.00208	0.00091	0.00066	0.00023
Sr (diss) [mg/L]	0.0638	0.0318	0.0373	0.0192	0.0257	0.0432	0.0299	0.0765	0.0349	0.0213	0.0213
Th (diss) [mg/L]	< 0.0001	< 0.0001	< 0.0001	< 0.0001	< 0.0001	< 0.0001	< 0.0001	< 0.0001	0.0003	< 0.0001	< 0.0001
Ti (diss) [mg/L]	< 0.00007	< 0.00007	< 0.00007	< 0.00007	< 0.00007	< 0.00007	< 0.00007	0.00013	< 0.00007	0.00018	< 0.00007
Tl (diss) [mg/L]	0.000011	0.000011	0.000014	0.000014	0.000009	0.000006	0.000012	0.000105	0.000013	0.000021	0.000027
U (diss) [mg/L]	0.000223	0.000026	0.00205	0.000904	0.00168	0.000101	0.000189	0.0134	0.00225	0.000342	0.000290
V (diss) [mg/L]	0.00042	< 0.00001	0.00089	0.00051	0.00142	< 0.00001	0.00115	< 0.00001	0.00099	0.00001	0.00005
W (diss) [mg/L]	0.00021	< 0.00002	0.00034	0.00005	0.00011	< 0.00002	0.00007	< 0.00002	0.00032	0.00013	0.00029
Zn (diss) [mg/L]	0.002	0.080	< 0.002	< 0.002	< 0.002	0.015	< 0.002	0.184	0.006	0.010	0.345
Zr (diss) [mg/L]	< 0.002	< 0.002	< 0.002	< 0.002	< 0.002	< 0.002	< 0.002	< 0.002	< 0.002	< 0.002	< 0.002

OnLine LIMS

0003877583

Results relate only to the sample tested. Data reported represents the sample submitted to SGS. Reproduction of this analytical report in full or in part is prohibited without prior written approval. Please refer to SGS General Conditions of Services located at https://www.sgs.ca/en/terms-and-conditions (Printed copies are available upon request.)
Test method information available upon request. "Temperature Upon Receipt" is representative of the whole shipment and may not reflect the temperature of individual samples.
SGS Canada Inc. Environment-Health & Safety statement of conformity decision rule does not consider uncertainty when analytical results are compared to a specified standard or regulation.

SGS Canada Inc.
P.O. Box 4300 - 185 Concession St.
Lakefield - Ontario - KOL 2HO
Phone: 705-652-2000 FAX: 705-652-6365

Analysis	34: DX450227 Week 23	35: DX450230 Week 23	36: DX450232 Week 23	37: DX450233 Week 23	38: DX450239 Week 23	39: Column Blank Week 23
Sample Date & Time	N/A	N/A	N/A	N/A	N/A	N/A
Temp Upon Receipt [°C]	19.0	19.0	19.0	19.0	19.0	19.0
pH [No unit]	7.52	7.62	7.38	7.46	7.28	5.53
Conductivity [uS/cm]	56	73	87	171	173	< 2
Alkalinity [mg/L as CaCO3]	27	36	24	34	23	< 2
Acidity [mg/L as CaCO3]	< 2	< 2	< 2	< 2	< 2	2
F [mg/L]	< 0.06	0.09	< 0.06	< 0.06	0.12	< 0.06
Cl [mg/L]	< 0.2	< 0.2	< 0.2	< 0.2	< 0.2	< 0.2
SO4 [mg/L]	0.6	1.4	17	45	52	< 0.2
Hg (diss) [mg/L]	< 0.00001	< 0.00001	< 0.00001	< 0.00001	< 0.00001	< 0.00001
Ag (diss) [mg/L]	< 0.00005	< 0.00005	< 0.00005	< 0.00005	< 0.00005	< 0.00005
Al (diss) [mg/L]	0.105	0.148	0.080	0.042	0.015	< 0.001
As (diss) [mg/L]	0.0026	0.0020	0.0083	0.0008	0.0003	< 0.0002
Ba (diss) [mg/L]	0.00107	0.00254	0.00258	0.00136	0.00135	0.00011
Be (diss) [mg/L]	< 0.000007	< 0.000007	< 0.000007	< 0.000007	< 0.000007	< 0.000007
B (diss) [mg/L]	< 0.002	< 0.002	0.003	0.004	0.006	< 0.002
Bi (diss) [mg/L]	0.00001	< 0.00001	< 0.00001	< 0.00001	0.00001	< 0.00001
Ca (diss) [mg/L]	9.43	11.2	13.6	25.5	25.0	0.02
Cd (diss) [mg/L]	0.000003	0.000004	0.000032	0.000261	0.000029	< 0.000003
Co (diss) [mg/L]	0.000031	0.000030	0.000033	0.000109	0.000067	0.000027
Cr (diss) [mg/L]	0.00011	0.00011	0.00019	0.00029	0.00040	0.00063
Cu (diss) [mg/L]	< 0.0002	< 0.0002	< 0.0002	< 0.0002	< 0.0002	0.0006
Fe (diss) [mg/L]	0.007	< 0.007	< 0.007	< 0.007	0.008	0.011
K (diss) [mg/L]	1.34	3.43	2.48	5.42	2.14	< 0.009
Mg (diss) [mg/L]	0.233	0.371	0.275	0.314	0.226	0.001
Mn (diss) [mg/L]	0.0198	0.0169	0.0758	0.131	0.231	0.00014
Mo (diss) [mg/L]	0.00006	0.00010	0.00021	0.00007	0.00008	0.00006
Na (diss) [mg/L]	0.29	0.26	0.27	0.24	0.11	0.02
Ni (diss) [mg/L]	< 0.0001	0.0001	0.0001	0.0002	0.0003	0.0002
P (diss) [mg/L]	< 0.003	< 0.003	< 0.003	< 0.003	< 0.003	< 0.003
Pb (diss) [mg/L]	0.00009	< 0.00009	< 0.00009	< 0.00009	< 0.00009	< 0.00009
S (diss) [mg/L]	< 3	< 3	6	16	20	< 3
Sb (diss) [mg/L]	< 0.0009	< 0.0009	0.0026	0.0009	< 0.0009	< 0.0009

OnLine LIMS

00038775B3

Results relate only to the sample tested. Data reported represents the sample submitted to SGS. Reproduction of this analytical report in full or in part is prohibited without prior written approval. Please refer to SGS General Conditions of Services located at https://www.sgs.ca/en/terms-and-conditions (Printed copies are available upon request.)
Test method information available upon request. "Temperature Upon Receipt" is representative of the whole shipment and may not reflect the temperature of individual samples.
SGS Canada Inc. Environment-Health & Safety statement of conformity decision rule does not consider uncertainty when analytical results are compared to a specified standard or regulation.

SGS Canada Inc.
P.O. Box 4300 - 185 Concession St.
Lakefield - Ontario - KOL 2HO
Phone: 705-652-2000 FAX: 705-652-6365

Analysis	34: DX450227 Week 23	35: DX450230 Week 23	36: DX450232 Week 23	37: DX450233 Week 23	38: DX450239 Week 23	39: Column Blank Week 23
Se (diss) [mg/L]	0.00004	0.00004	0.00037	0.00062	0.00134	< 0.00004
Si (diss) [mg/L]	1.12	1.51	1.26	2.04	1.51	< 0.02
Sn (diss) [mg/L]	0.00037	0.00080	0.00059	0.00110	0.00076	0.00021
Sr (diss) [mg/L]	0.0167	0.0289	0.0200	0.0329	0.0254	< 0.00008
Th (diss) [mg/L]	< 0.0001	< 0.0001	< 0.0001	< 0.0001	< 0.0001	< 0.0001
Ti (diss) [mg/L]	< 0.00007	< 0.00007	< 0.00007	< 0.00007	< 0.00007	< 0.00007
Tl (diss) [mg/L]	0.000006	0.000013	0.000012	0.000009	0.000031	0.000006
U (diss) [mg/L]	0.00251	0.00246	0.00687	0.00175	0.00102	< 0.000002
V (diss) [mg/L]	0.00122	0.00159	0.00171	0.00017	0.00005	< 0.00001
W (diss) [mg/L]	0.00025	0.00013	0.00028	0.00014	0.00013	< 0.00002
Zn (diss) [mg/L]	< 0.002	< 0.002	< 0.002	0.023	0.003	0.003
Zr (diss) [mg/L]	< 0.002	< 0.002	< 0.002	< 0.002	< 0.002	< 0.002

NA - Not Applicable
ND - Not Detected
NV - No Value

Alisha Kelly, B.Sc.,
Project Specialist,
Environment, Health & Safety

OnLine LIMS

0003877583

Results relate only to the sample tested. Data reported represents the sample submitted to SGS. Reproduction of this analytical report in full or in part is prohibited without prior written approval. Please refer to SGS General Conditions of Services located at https://www.sgs.ca/en/terms-and-conditions (Printed copies are available upon request.)
Test method information available upon request. "Temperature Upon Receipt" is representative of the whole shipment and may not reflect the temperature of individual samples.
SGS Canada Inc. Environment-Health & Safety statement of conformity decision rule does not consider uncertainty when analytical results are compared to a specified standard or regulation.

SGS Canada Inc.
P.O. Box 4300 - 185 Concession St.
Lakefield - Ontario - KOL 2HO
Phone: 705-652-2000 FAX: 705-652-6365

SGS Lakefield Environmental Met
Attn : Barb Bowman

Env ICP-MS Metals Total and Dissolved Metals

Project : CA20M-00000-110-19896-01

02-October-2024

Date Rec. : 16 January 2024
LR Report: **CA13515-JAN24**
Reference: 19896-01-27

Copy: #1

CERTIFICATE OF ANALYSIS
Final Report

Analysis	1: Analysis Start Date	2: Analysis Start Time	3: Analysis Completed Date	4: Analysis Completed Time	5: QC - Blank	6: QC - STD % Recovery	7: QC - DUP % RPD	8: QC - Spike Rep	9: DX 550053 Week 24	10: DX 550073 Week 24	11: DX 550089 Week 24
Sample Date & Time									N/A	N/A	N/A
Temp Upon Receipt [°C]	---	---	---	---	---	---	---	---	18.0	18.0	18.0
pH [No unit]	17-Jan-24	07:56	19-Jan-24	11:40	NA	100%	0%	NA	7.84	7.99	7.98
Conductivity [uS/cm]	17-Jan-24	07:56	19-Jan-24	11:40	< 2	97%	0%	NA	109	107	198
Alkalinity [mg/L as CaCO3]	17-Jan-24	07:56	19-Jan-24	11:40	< 2	98%	2%	NA	42	52	66
Acidity [mg/L as CaCO3]	17-Jan-24	07:56	19-Jan-24	11:40	2.00	94%	ND	NA	< 2	< 2	< 2
F [mg/L]	18-Jan-24	15:33	19-Jan-24	10:16	< 0.06	97%	0%	94%	< 0.06	< 0.06	< 0.06
Cl [mg/L]	20-Jan-24	13:09	23-Jan-24	12:15	< 0.2	98%	ND	101%	< 0.2	< 0.2	< 0.2
SO4 [mg/L]	20-Jan-24	13:09	23-Jan-24	12:15	< 0.2	98%	0%	NV	27	8.9	46
Hg (diss) [mg/L]	22-Jan-24	23:11	24-Jan-24	11:56	< 0.00001	93%	ND	97%	< 0.00001	< 0.00001	< 0.00001
Ag (diss) [mg/L]	25-Jan-24	17:40	26-Jan-24	15:44	< 0.00005	96%	ND	80%	< 0.00005	< 0.00005	< 0.00005
Al (diss) [mg/L]	25-Jan-24	17:40	26-Jan-24	15:44	< 0.001	90%	0%	107%	0.223	0.146	0.143
As (diss) [mg/L]	25-Jan-24	17:40	30-Jan-24	13:45	< 0.0002	93%	1%	90%	0.0049	0.557	0.0014
Ba (diss) [mg/L]	25-Jan-24	17:40	26-Jan-24	15:45	< 0.00008	92%	0%	97%	0.0154	0.00537	0.0142
Be (diss) [mg/L]	25-Jan-24	17:40	26-Jan-24	15:45	< 0.000007	98%	ND	108%	< 0.000007	< 0.000007	< 0.000007
B (diss) [mg/L]	25-Jan-24	17:40	26-Jan-24	15:45	< 0.002	97%	ND	102%	< 0.002	0.003	0.004
Bi (diss) [mg/L]	25-Jan-24	17:40	26-Jan-24	15:45	< 0.00001	91%	ND	98%	< 0.00001	< 0.00001	< 0.00001
Ca (diss) [mg/L]	25-Jan-24	17:40	26-Jan-24	15:45	< 0.01	98%	1%	104%	24.9	21.0	36.3

OnLine LIMS
00038777693

Results relate only to the sample tested. Data reported represents the sample submitted to SGS. Reproduction of this analytical report in full or in part is prohibited without prior written approval. Please refer to SGS General Conditions of Services located at https://www.sgs.ca/en/terms-and-conditions (Printed copies are available upon request.)
Test method information available upon request. "Temperature Upon Receipt" is representative of the whole shipment and may not reflect the temperature of individual samples.
SGS Canada Inc. Environment-Health & Safety statement of conformity decision rule does not consider uncertainty when analytical results are compared to a specified standard or regulation.

SGS Canada Inc.
P.O. Box 4300 - 185 Concession St.
Lakefield - Ontario - KOL 2HO
Phone: 705-652-2000 FAX: 705-652-6365

Env ICP-MS Metals Total and Dissolved Metals

Project : CA20M-00000-110-19896-01

LR Report : **CA13515-JAN24**

Analysis	1: Analysis Start Date	2: Analysis Start Time	3: Analysis Completed Date	4: Analysis Completed Time	5: QC - Blank	6: QC - STD % Recovery	7: QC - DUP % RPD	8: QC - Spike Rep	9: DX 550053 Week 24	10: DX 550073 Week 24	11: DX 550089 Week 24
Cd (diss) [mg/L]	25-Jan-24	17:40	26-Jan-24	15:45	< 0.000003	94%	ND	96%	0.000006	< 0.000003	< 0.000003
Co (diss) [mg/L]	25-Jan-24	17:40	26-Jan-24	15:45	< 0.000004	96%	2%	103%	0.000118	0.000901	0.000171
Cr (diss) [mg/L]	25-Jan-24	17:40	26-Jan-24	15:45	< 0.00008	97%	ND	109%	0.00029	0.00009	< 0.00008
Cu (diss) [mg/L]	25-Jan-24	17:40	26-Jan-24	15:45	< 0.002	96%	ND	115%	0.0007	< 0.0002	0.0005
Fe (diss) [mg/L]	25-Jan-24	17:40	26-Jan-24	15:45	< 0.007	98%	ND	125%	< 0.007	< 0.007	< 0.007
K (diss) [mg/L]	25-Jan-24	17:40	26-Jan-24	15:45	< 0.009	92%	1%	103%	1.69	4.32	11.5
Mg (diss) [mg/L]	25-Jan-24	17:40	26-Jan-24	15:45	< 0.001	103%	0%	72%	1.18	2.24	4.48
Mn (diss) [mg/L]	25-Jan-24	17:40	26-Jan-24	15:45	< 0.00001	97%	1%	113%	0.0946	0.0321	0.0834
Mo (diss) [mg/L]	25-Jan-24	17:40	26-Jan-24	15:45	< 0.0004	99%	ND	107%	0.00005	0.00023	0.00012
Na (diss) [mg/L]	25-Jan-24	17:40	26-Jan-24	15:45	< 0.01	103%	2%	110%	0.24	0.51	0.33
Ni (diss) [mg/L]	25-Jan-24	17:40	26-Jan-24	15:45	< 0.0001	96%	0%	75%	< 0.0001	0.0011	0.0002
P (diss) [mg/L]	25-Jan-24	17:40	26-Jan-24	15:45	< 0.003	96%	13%	NV	0.003	0.005	0.004
Pb (diss) [mg/L]	25-Jan-24	17:40	26-Jan-24	15:45	< 0.00009	98%	ND	101%	< 0.00009	< 0.00009	< 0.00009
S (diss) [mg/L]	25-Jan-24	17:40	26-Jan-24	15:45	< 5	109%	ND	NV	7	< 3	19
Sb (diss) [mg/L]	25-Jan-24	17:40	26-Jan-24	15:45	< 0.0009	100%	7%	81%	< 0.0009	0.0009	< 0.0009
Se (diss) [mg/L]	25-Jan-24	17:40	26-Jan-24	15:45	< 0.00004	101%	10%	111%	0.00047	0.00042	0.00069
Si (diss) [mg/L]	25-Jan-24	17:40	26-Jan-24	15:45	< 0.02	94%	0%	NV	1.99	2.09	1.84
Sn (diss) [mg/L]	25-Jan-24	17:40	26-Jan-24	15:45	< 0.00006	94%	2%	NV	0.00144	0.00104	0.00092
Sr (diss) [mg/L]	25-Jan-24	17:40	26-Jan-24	15:45	< 0.00008	99%	2%	98%	0.0524	0.0815	0.0396
Th (diss) [mg/L]	25-Jan-24	17:40	26-Jan-24	15:45	< 0.0001	100%	ND	NV	< 0.0001	< 0.0001	< 0.0001
Ti (diss) [mg/L]	25-Jan-24	17:40	26-Jan-24	15:45	< 0.0001	99%	ND	NV	0.00010	0.00009	< 0.00007
Tl (diss) [mg/L]	25-Jan-24	17:40	26-Jan-24	15:45	< 0.000005	98%	12%	101%	0.000010	0.000013	0.000020
U (diss) [mg/L]	25-Jan-24	17:40	26-Jan-24	15:45	< 0.000002	97%	ND	109%	0.000068	0.000500	0.000101
V (diss) [mg/L]	25-Jan-24	17:40	26-Jan-24	15:46	< 0.00001	96%	5%	106%	0.00202	0.00899	0.00048
W (diss) [mg/L]	25-Jan-24	17:40	26-Jan-24	15:46	< 0.0002	94%	4%	NV	0.00012	0.00027	0.00018
Zn (diss) [mg/L]	25-Jan-24	17:40	26-Jan-24	15:46	< 0.002	93%	ND	111%	< 0.002	< 0.002	< 0.002
Zr (diss) [mg/L]	25-Jan-24	17:40	01-Oct-24	13:27	< 0.002	93%	ND	NV	< 0.002	< 0.002	< 0.002

Analysis	12: DX 550101 Week 24	13: DX450017 Week 24	14: DX450022 Week 24	15: DX450030 Week 24	16: DX450039 Week 24	17: DX450049 Week 24	18: DX450051 Week 24	19: DX450071 Week 24	20: DX450080 Week 24	21: DX450089 Week 24	22: DX450105 Week 24
Sample Date & Time	N/A	N/A	N/A	N/A	N/A	N/A	N/A	N/A	N/A	N/A	N/A

OnLine LIMS

0003877693

Results relate only to the sample tested. Data reported represents the sample submitted to SGS. Reproduction of this analytical report in full or in part is prohibited without prior written approval. Please refer to SGS General Conditions of Services located at https://www.sgs.ca/en/terms-and-conditions (Printed copies are available upon request.)
Test method information available upon request. "Temperature Upon Receipt" is representative of the whole shipment and may not reflect the temperature of individual samples.
SGS Canada Inc. Environment-Health & Safety statement of conformity decision rule does not consider uncertainty when analytical results are compared to a specified standard or regulation.

SGS Canada Inc.
P.O. Box 4300 - 185 Concession St.
Lakefield - Ontario - KOL 2HO
Phone: 705-652-2000 FAX: 705-652-6365

Env ICP-MS Metals Total and Dissolved Metals

Project : CA20M-00000-110-19896-01

LR Report : **CA13515-JAN24**

Analysis	12: DX 550101 Week 24	13: DX450017 Week 24	14: DX450022 Week 24	15: DX450030 Week 24	16: DX450039 Week 24	17: DX450049 Week 24	18: DX450051 Week 24	19: DX450071 Week 24	20: DX450080 Week 24	21: DX450089 Week 24	22: DX450105 Week 24
Temp Upon Receipt [°C]	18.0	18.0	18.0	18.0	18.0	18.0	18.0	18.0	18.0	18.0	18.0
pH [No unit]	7.88	7.66	7.92	7.73	7.69	7.70	7.63	7.73	6.86	7.88	6.79
Conductivity [uS/cm]	111	111	126	82	102	74	138	98	43	111	78
Alkalinity [mg/L as CaCO3]	43	34	50	36	34	31	29	41	4	40	4
Acidity [mg/L as CaCO3]	< 2	< 2	< 2	< 2	< 2	< 2	< 2	< 2	< 2	< 2	9
F [mg/L]	< 0.06	< 0.06	< 0.06	< 0.06	< 0.06	< 0.06	< 0.06	< 0.06	< 0.06	< 0.06	0.09
Cl [mg/L]	< 0.2	< 0.2	< 0.2	< 0.2	< 0.2	< 0.2	< 0.2	< 0.2	< 0.2	< 0.2	< 0.2
SO4 [mg/L]	16	23	20	9.3	19	9.8	40	12	13	17	23
Hg (diss) [mg/L]	< 0.00001	< 0.00001	< 0.00001	< 0.00001	< 0.00001	< 0.00001	< 0.00001	< 0.00001	< 0.00001	< 0.00001	< 0.00001
Ag (diss) [mg/L]	< 0.00005	< 0.00005	< 0.00005	< 0.00005	< 0.00005	< 0.00005	< 0.00005	< 0.00005	< 0.00005	< 0.00005	< 0.00005
Al (diss) [mg/L]	0.309	0.149	0.398	0.195	0.185	0.169	0.029	0.165	0.021	0.172	0.006
As (diss) [mg/L]	0.0081	0.0811	0.0325	0.0146	0.0969	0.0012	0.0002	0.140	0.0241	0.0055	4.05
Ba (diss) [mg/L]	0.00541	0.00251	0.00121	0.00364	0.00275	0.0166	0.00276	0.00261	0.00162	0.00524	0.00130
Be (diss) [mg/L]	< 0.000007	< 0.000007	< 0.000007	< 0.000007	< 0.000007	< 0.000007	< 0.000007	< 0.000007	< 0.000007	< 0.000007	< 0.000007
B (diss) [mg/L]	< 0.002	0.007	< 0.002	< 0.002	< 0.002	< 0.002	0.004	0.004	0.003	< 0.002	0.004
Bi (diss) [mg/L]	< 0.00001	< 0.00001	< 0.00001	< 0.00001	< 0.00001	< 0.00001	< 0.00001	< 0.00001	< 0.00001	< 0.00001	< 0.00001
Ca (diss) [mg/L]	24.3	20.7	28.7	18.7	21.4	15.2	28.9	21.2	4.50	21.9	12.0
Cd (diss) [mg/L]	< 0.000003	0.000003	0.000004	0.000056	0.000063	0.000019	0.001187	0.000016	0.000004	0.000005	0.000034
Co (diss) [mg/L]	0.000132	0.000012	0.000317	0.000029	0.000015	0.000072	0.000034	0.000104	0.000129	0.000046	0.000321
Cr (diss) [mg/L]	0.00009	0.00010	0.00014	0.00066	0.00069	< 0.00008	< 0.00008	< 0.00008	< 0.00008	< 0.00008	< 0.00008
Cu (diss) [mg/L]	< 0.0002	< 0.0002	0.0003	< 0.0002	0.0179	< 0.0002	< 0.0002	< 0.0002	< 0.0002	< 0.0002	0.0005
Fe (diss) [mg/L]	< 0.007	< 0.007	< 0.007	< 0.007	< 0.007	< 0.007	< 0.007	< 0.007	< 0.007	< 0.007	< 0.007
K (diss) [mg/L]	1.55	6.52	0.703	1.78	4.10	1.20	3.41	3.31	5.13	5.92	1.56
Mg (diss) [mg/L]	1.14	0.776	0.834	0.169	0.253	1.65	0.290	0.706	0.577	0.686	0.207
Mn (diss) [mg/L]	0.0347	0.00006	0.0341	0.153	0.134	0.130	0.0833	0.0378	0.0137	0.103	0.630
Mo (diss) [mg/L]	0.00006	0.00057	0.00010	0.00018	0.00020	0.00100	0.00015	0.00071	0.00009	0.00013	0.00006
Na (diss) [mg/L]	0.32	0.33	0.33	0.45	0.34	0.70	0.28	0.60	0.48	0.38	0.24
Ni (diss) [mg/L]	0.0002	0.0001	0.0001	< 0.0001	< 0.0001	0.0003	0.0002	0.0001	0.0005	< 0.0001	< 0.0001
P (diss) [mg/L]	0.003	0.005	0.005	0.006	0.006	0.006	< 0.003	0.004	0.006	0.003	0.006
Pb (diss) [mg/L]	< 0.00009	< 0.00009	< 0.00009	0.00019	0.00065	< 0.00009	0.149	0.00013	< 0.00009	< 0.00009	< 0.00009
S (diss) [mg/L]	7	9	8	3	8	4	18	5	5	7	12
Sb (diss) [mg/L]	< 0.0009	0.0009	< 0.0009	0.0020	0.0019	0.0015	0.0678	0.0025	0.0011	0.0016	0.0092
Se (diss) [mg/L]	0.00032	0.00016	0.00038	0.00060	0.00022	0.00274	0.00100	0.00699	0.00022	0.00015	0.00026

OnLine LIMS

00038777693

Results relate only to the sample tested. Data reported represents the sample submitted to SGS. Reproduction of this analytical report in full or in part is prohibited without prior written approval. Please refer to SGS General Conditions of Services located at https://www.sgs.ca/en/terms-and-conditions (Printed copies are available upon request.)
Test method information available upon request. "Temperature Upon Receipt" is representative of the whole shipment and may not reflect the temperature of individual samples.
SGS Canada Inc. Environment-Health & Safety statement of conformity decision rule does not consider uncertainty when analytical results are compared to a specified standard or regulation.

SGS Canada Inc.
P.O. Box 4300 - 185 Concession St.
Lakefield - Ontario - KOL 2HO
Phone: 705-652-2000 FAX: 705-652-6365

Analysis	12: DX 550101 Week 24	13: DX450017 Week 24	14: DX450022 Week 24	15: DX450030 Week 24	16: DX450039 Week 24	17: DX450049 Week 24	18: DX450051 Week 24	19: DX450071 Week 24	20: DX450080 Week 24	21: DX450089 Week 24	22: DX450105 Week 24
Si (diss) [mg/L]	1.93	2.36	1.95	2.47	2.06	1.36	2.98	2.06	4.22	1.84	4.53
Sn (diss) [mg/L]	0.00087	0.00132	0.00033	0.00048	0.00080	0.00064	0.00037	0.00098	0.00066	0.00065	0.00065
Sr (diss) [mg/L]	0.0270	0.0927	0.0212	0.0255	0.0138	0.0511	0.0498	0.0722	0.0150	0.0376	0.0200
Th (diss) [mg/L]	< 0.0001	< 0.0001	< 0.0001	< 0.0001	< 0.0001	< 0.0001	< 0.0001	< 0.0001	0.0001	< 0.0001	< 0.0001
Ti (diss) [mg/L]	< 0.00007	< 0.00007	< 0.00007	< 0.00007	< 0.00007	< 0.00007	< 0.00007	< 0.00007	0.00010	< 0.00007	< 0.00007
Tl (diss) [mg/L]	0.000008	0.000022	< 0.000005	0.000007	0.000013	0.000011	0.000023	0.000011	0.000012	0.000017	0.000017
U (diss) [mg/L]	0.000132	0.000809	0.000093	0.00231	0.00387	0.00155	0.000007	0.00321	0.000087	0.00208	0.000129
V (diss) [mg/L]	0.00259	0.00105	0.00260	0.00042	0.00198	0.00012	0.00001	0.00111	0.00144	0.00102	0.00015
W (diss) [mg/L]	0.00008	0.00021	0.00007	0.00134	0.00017	0.00020	0.00025	0.00051	0.00179	0.00020	0.00010
Zn (diss) [mg/L]	< 0.002	< 0.002	< 0.002	0.003	0.014	0.003	0.058	< 0.002	< 0.002	< 0.002	0.004
Zr (diss) [mg/L]	< 0.002	< 0.002	< 0.002	< 0.002	< 0.002	< 0.002	< 0.002	< 0.002	< 0.002	< 0.002	< 0.002

Analysis	23: DX450113 Week 24	24: DX450119 Week 24	25: DX450130 Week 24	26: DX450135 Week 24	27: DX450137 Week 24	28: DX450143 Week 24	29: DX450144 Week 24	30: DX450153 Week 24	31: DX450155 Week 24	32: DX450170 Week 24	33: DX450200 Week 24
Sample Date & Time	N/A	N/A	N/A	N/A	N/A	N/A	N/A	N/A	N/A	N/A	N/A
Temp Upon Receipt [°C]	18.0	18.0	18.0	18.0	18.0	18.0	18.0	18.0	18.0	18.0	18.0
pH [No unit]	7.84	7.82	7.82	7.63	7.75	5.28	7.62	4.16	7.90	7.73	7.65
Conductivity [uS/cm]	122	413	79	57	66	136	69	186	146	88	147
Alkalinity [mg/L as CaCO3]	44	47	38	27	28	< 2	26	< 2	49	31	34
Acidity [mg/L as CaCO3]	< 2	< 2	< 2	< 2	< 2	17	< 2	25	< 2	< 2	< 2
F [mg/L]	< 0.06	< 0.06	< 0.06	< 0.06	< 0.06	< 0.06	< 0.06	0.36	< 0.06	< 0.06	< 0.06
Cl [mg/L]	< 0.2	0.3	< 0.2	< 0.2	< 0.2	< 0.2	< 0.2	< 0.2	< 0.2	< 0.2	< 0.2
SO4 [mg/L]	23	160	4.7	4.5	7.7	57	11	83	31	14	42
Hg (diss) [mg/L]	< 0.00001	< 0.00001	< 0.00001	< 0.00001	< 0.00001	< 0.00001	< 0.00001	< 0.00001	< 0.00001	< 0.00001	< 0.00001
Ag (diss) [mg/L]	< 0.00005	< 0.00005	< 0.00005	< 0.00005	< 0.00005	< 0.00005	< 0.00005	< 0.00005	< 0.00005	< 0.00005	0.00079
Al (diss) [mg/L]	0.225	0.013	0.251	0.167	0.165	0.010	0.142	1.48	0.109	0.063	0.017
As (diss) [mg/L]	0.0164	0.0002	0.0703	0.0273	0.0081	0.0016	0.584	0.0015	0.0084	0.0019	0.0005
Ba (diss) [mg/L]	0.0188	0.0580	0.0270	0.00094	0.00119	0.0175	0.00157	0.154	0.00332	0.00796	0.00877
Be (diss) [mg/L]	< 0.000007	< 0.000007	< 0.000007	< 0.000007	< 0.000007	< 0.000007	< 0.000007	0.002869	< 0.000007	< 0.000007	< 0.000007
B (diss) [mg/L]	0.007	0.009	< 0.002	< 0.002	< 0.002	0.006	0.003	0.006	0.004	0.002	0.003
Bi (diss) [mg/L]	< 0.00001	< 0.00001	< 0.00001	< 0.00001	< 0.00001	< 0.00001	< 0.00001	< 0.00001	< 0.00001	0.00006	< 0.00001

OnLine LIMS

00038777693

Results relate only to the sample tested. Data reported represents the sample submitted to SGS. Reproduction of this analytical report in full or in part is prohibited without prior written approval. Please refer to SGS General Conditions of Services located at https://www.sgs.ca/en/terms-and-conditions (Printed copies are available upon request.)
Test method information available upon request. "Temperature Upon Receipt" is representative of the whole shipment and may not reflect the temperature of individual samples.
SGS Canada Inc. Environment-Health & Safety statement of conformity decision rule does not consider uncertainty when analytical results are compared to a specified standard or regulation.

SGS Canada Inc.
P.O. Box 4300 - 185 Concession St.
Lakefield - Ontario - KOL 2HO
Phone: 705-652-2000 FAX: 705-652-6365

Analysis	23: DX450113 Week 24	24: DX450119 Week 24	25: DX450130 Week 24	26: DX450135 Week 24	27: DX450137 Week 24	28: DX450143 Week 24	29: DX450144 Week 24	30: DX450153 Week 24	31: DX450155 Week 24	32: DX450170 Week 24	33: DX450200 Week 24
Ca (diss) [mg/L]	28.1	81.1	14.4	12.1	12.7	13.2	14.6	18.9	31.5	18.6	31.2
Cd (diss) [mg/L]	< 0.000003	0.000529	0.000005	0.000017	0.000003	0.000046	0.000003	0.004053	0.000509	0.000519	0.008401
Co (diss) [mg/L]	0.000096	0.00307	0.000113	0.000029	0.000012	0.0421	0.000496	0.0546	0.000080	0.000025	0.000382
Cr (diss) [mg/L]	0.00075	0.00031	0.00020	0.00009	< 0.00008	< 0.00008	0.00009	0.00017	0.00013	< 0.00008	< 0.00008
Cu (diss) [mg/L]	< 0.0002	0.0003	0.0003	< 0.0002	< 0.0002	0.0003	< 0.0002	0.198	0.0006	0.0002	0.0134
Fe (diss) [mg/L]	< 0.007	< 0.007	< 0.007	< 0.007	< 0.007	4.65	< 0.007	5.35	< 0.007	< 0.007	< 0.007
K (diss) [mg/L]	2.47	12.7	5.45	1.92	2.98	10.6	1.95	7.79	3.74	1.84	2.88
Mg (diss) [mg/L]	1.20	1.42	0.838	0.238	0.244	2.74	0.378	1.23	0.528	0.210	0.348
Mn (diss) [mg/L]	0.0552	1.39	0.0386	0.0222	0.0103	0.153	0.00561	0.395	0.215	0.132	0.890
Mo (diss) [mg/L]	0.00013	0.00008	0.00031	0.00450	0.00008	< 0.00004	0.00161	< 0.00004	0.00248	0.00049	0.00072
Na (diss) [mg/L]	0.22	0.83	0.53	0.34	0.40	0.76	0.37	1.40	0.65	0.37	0.70
Ni (diss) [mg/L]	0.0002	0.0022	0.0002	< 0.0001	< 0.0001	0.160	0.0006	0.0783	0.0001	< 0.0001	0.0005
P (diss) [mg/L]	0.004	0.004	0.005	0.004	0.004	0.005	0.007	0.003	0.004	0.005	0.005
Pb (diss) [mg/L]	< 0.00009	< 0.00009	< 0.00009	< 0.00009	< 0.00009	< 0.00009	< 0.00009	0.0117	< 0.00009	0.0249	0.00010
S (diss) [mg/L]	10	75	< 3	< 3	< 3	27	4	32	13	6	19
Sb (diss) [mg/L]	0.0017	< 0.0009	0.0022	0.0010	0.0010	< 0.0009	0.0012	< 0.0009	0.0023	0.0042	0.0052
Se (diss) [mg/L]	0.00005	0.00227	0.00198	0.00013	0.00011	0.00102	0.00017	0.00129	0.00119	0.0163	0.00021
Si (diss) [mg/L]	1.64	1.24	1.50	2.13	2.11	4.07	2.36	8.54	3.45	2.38	2.27
Sn (diss) [mg/L]	0.00120	0.00098	0.00119	0.00097	0.00226	0.00089	0.00117	0.00283	0.00139	0.00086	0.00028
Sr (diss) [mg/L]	0.0863	0.0428	0.0478	0.0229	0.0292	0.0431	0.0392	0.0766	0.0597	0.0293	0.0287
Th (diss) [mg/L]	< 0.0001	< 0.0001	< 0.0001	< 0.0001	< 0.0001	< 0.0001	< 0.0001	< 0.0001	< 0.0001	< 0.0001	< 0.0001
Ti (diss) [mg/L]	< 0.00007	< 0.00007	< 0.00007	< 0.00007	< 0.00007	< 0.00007	< 0.00007	0.00007	< 0.00007	< 0.00007	< 0.00007
Tl (diss) [mg/L]	< 0.000005	0.000007	0.000012	0.000008	0.000008	0.000008	0.000005	0.000149	0.000017	0.000025	0.000037
U (diss) [mg/L]	0.000324	0.000037	0.00264	0.00113	0.00202	0.000072	0.000343	0.0200	0.00458	0.000534	0.000451
V (diss) [mg/L]	0.00058	0.00001	0.00136	0.00062	0.00169	< 0.00001	0.00165	< 0.00001	0.00124	0.00004	0.00009
W (diss) [mg/L]	0.00033	< 0.00002	0.00047	0.00008	0.00015	< 0.00002	0.00011	< 0.00002	0.00055	0.00020	0.00038
Zn (diss) [mg/L]	< 0.002	0.108	< 0.002	< 0.002	< 0.002	0.016	< 0.002	0.221	0.012	0.015	0.477
Zr (diss) [mg/L]	< 0.002	< 0.002	< 0.002	< 0.002	< 0.002	< 0.002	< 0.002	< 0.002	< 0.002	< 0.002	< 0.002

OnLine LIMS

0003877693

Results relate only to the sample tested. Data reported represents the sample submitted to SGS. Reproduction of this analytical report in full or in part is prohibited without prior written approval. Please refer to SGS General Conditions of Services located at https://www.sgs.ca/en/terms-and-conditions (Printed copies are available upon request.)
Test method information available upon request. "Temperature Upon Receipt" is representative of the whole shipment and may not reflect the temperature of individual samples.
SGS Canada Inc. Environment-Health & Safety statement of conformity decision rule does not consider uncertainty when analytical results are compared to a specified standard or regulation.

SGS Canada Inc.
P.O. Box 4300 - 185 Concession St.
Lakefield - Ontario - KOL 2HO
Phone: 705-652-2000 FAX: 705-652-6365

Analysis	34: DX450227 Week 24	35: DX450230 Week 24	36: DX450232 Week 24	37: DX450233 Week 24	38: DX450239 Week 24	39: Column Blank Week 24
Sample Date & Time	N/A	N/A	N/A	N/A	N/A	N/A
Temp Upon Receipt [°C]	18.0	18.0	18.0	18.0	18.0	18.0
pH [No unit]	7.82	7.88	7.79	7.75	7.73	5.65
Conductivity [uS/cm]	66	87	125	189	234	< 2
Alkalinity [mg/L as CaCO3]	38	48	42	40	35	< 2
Acidity [mg/L as CaCO3]	< 2	< 2	< 2	< 2	< 2	3
F [mg/L]	< 0.06	< 0.06	< 0.06	< 0.06	0.12	< 0.06
Cl [mg/L]	< 0.2	< 0.2	< 0.2	< 0.2	< 0.2	< 0.2
SO4 [mg/L]	0.8	2.4	24	59	89	< 0.2
Hg (diss) [mg/L]	< 0.00001	< 0.00001	< 0.00001	< 0.00001	< 0.00001	< 0.00001
Ag (diss) [mg/L]	< 0.00005	< 0.00005	< 0.00005	< 0.00005	< 0.00005	< 0.00005
Al (diss) [mg/L]	0.204	0.268	0.144	0.048	0.014	0.002
As (diss) [mg/L]	0.0034	0.0026	0.0167	0.0009	0.0003	< 0.0002
Ba (diss) [mg/L]	0.00157	0.00331	0.00428	0.00178	0.00265	0.00018
Be (diss) [mg/L]	< 0.000007	< 0.000007	< 0.000007	< 0.000007	< 0.000007	< 0.000007
B (diss) [mg/L]	< 0.002	< 0.002	0.006	0.007	0.011	< 0.002
Bi (diss) [mg/L]	< 0.00001	< 0.00001	0.00002	< 0.00001	< 0.00001	< 0.00001
Ca (diss) [mg/L]	14.4	17.8	25.2	39.1	53.7	0.04
Cd (diss) [mg/L]	0.000012	0.000005	0.000062	0.000309	0.000036	< 0.000003
Co (diss) [mg/L]	0.000016	0.000011	0.000037	0.000107	0.000034	0.000011
Cr (diss) [mg/L]	< 0.00008	< 0.00008	0.00011	0.00010	< 0.00008	0.00030
Cu (diss) [mg/L]	< 0.0002	< 0.0002	0.0226	0.0027	< 0.0002	0.0011
Fe (diss) [mg/L]	< 0.007	< 0.007	0.018	< 0.007	< 0.007	< 0.007
K (diss) [mg/L]	1.99	5.02	4.55	7.46	3.80	< 0.009
Mg (diss) [mg/L]	0.387	0.613	0.576	0.510	0.536	0.004
Mn (diss) [mg/L]	0.0242	0.0211	0.123	0.171	0.490	0.00023
Mo (diss) [mg/L]	0.00009	0.00011	0.00029	0.00009	0.00010	< 0.00004
Na (diss) [mg/L]	0.48	0.42	0.58	0.39	0.20	0.03
Ni (diss) [mg/L]	< 0.0001	< 0.0001	0.0003	0.0002	< 0.0001	0.0002
P (diss) [mg/L]	0.005	0.004	0.004	0.004	0.004	0.005
Pb (diss) [mg/L]	< 0.00009	< 0.00009	0.00086	0.00010	< 0.00009	< 0.00009
S (diss) [mg/L]	< 3	< 3	9	25	44	< 3
Sb (diss) [mg/L]	< 0.0009	< 0.0009	0.0039	< 0.0009	< 0.0009	< 0.0009

OnLine LIMS

00038777693

Results relate only to the sample tested. Data reported represents the sample submitted to SGS. Reproduction of this analytical report in full or in part is prohibited without prior written approval. Please refer to SGS General Conditions of Services located at https://www.sgs.ca/en/terms-and-conditions (Printed copies are available upon request.)
Test method information available upon request. "Temperature Upon Receipt" is representative of the whole shipment and may not reflect the temperature of individual samples.
SGS Canada Inc. Environment-Health & Safety statement of conformity decision rule does not consider uncertainty when analytical results are compared to a specified standard or regulation.

SGS Canada Inc.
P.O. Box 4300 - 185 Concession St.
Lakefield - Ontario - KOL 2HO
Phone: 705-652-2000 FAX: 705-652-6365

Env ICP-MS Metals Total and Dissolved Metals

Project : CA20M-00000-110-19896-01

LR Report : **CA13515-JAN24**

Analysis	34: DX450227 Week 24	35: DX450230 Week 24	36: DX450232 Week 24	37: DX450233 Week 24	38: DX450239 Week 24	39: Column Blank Week 24
Se (diss) [mg/L]	0.00006	< 0.00004	0.00063	0.00092	0.00293	< 0.00004
Si (diss) [mg/L]	1.89	2.39	2.86	2.83	2.69	< 0.02
Sn (diss) [mg/L]	0.00046	0.00118	0.00098	0.00149	0.00104	0.00026
Sr (diss) [mg/L]	0.0222	0.0389	0.0322	0.0408	0.0445	< 0.00008
Th (diss) [mg/L]	< 0.0001	< 0.0001	< 0.0001	< 0.0001	< 0.0001	< 0.0001
Ti (diss) [mg/L]	< 0.00007	< 0.00007	0.00010	< 0.00007	0.00008	0.00020
Tl (diss) [mg/L]	0.000008	0.000017	0.000021	0.000007	0.000032	< 0.000005
U (diss) [mg/L]	0.00308	0.00291	0.0111	0.00234	0.00220	< 0.000002
V (diss) [mg/L]	0.00185	0.00204	0.00358	0.00024	0.00004	< 0.00001
W (diss) [mg/L]	0.00031	0.00020	0.00047	0.00016	0.00016	0.00010
Zn (diss) [mg/L]	< 0.002	< 0.002	0.004	0.026	0.003	0.002
Zr (diss) [mg/L]	< 0.002	< 0.002	< 0.002	< 0.002	< 0.002	< 0.002

Revised to include Zirconium analysis.

NA - Not applicable
ND - Not Detected
NV - No Value

Alisha Kelly, B.Sc.,
Project Specialist,
Environment, Health & Safety

OnLine LIMS

00038777693

Results relate only to the sample tested. Data reported represents the sample submitted to SGS. Reproduction of this analytical report in full or in part is prohibited without prior written approval. Please refer to SGS General Conditions of Services located at https://www.sgs.ca/en/terms-and-conditions (Printed copies are available upon request.)
Test method information available upon request. "Temperature Upon Receipt" is representative of the whole shipment and may not reflect the temperature of individual samples.
SGS Canada Inc. Environment-Health & Safety statement of conformity decision rule does not consider uncertainty when analytical results are compared to a specified standard or regulation.

SGS Canada Inc.
P.O. Box 4300 - 185 Concession St.
Lakefield - Ontario - KOL 2HO
Phone: 705-652-2000 FAX: 705-652-6365

SGS Lakefield Environmental Met
Attn : Barb Bowman

Env ICP-MS Metals Total and Dissolved Metals

Project : CA20M-00000-110-19896-01

03-October-2024

Date Rec. : 23 January 2024
LR Report: **CA15000-JAN24**
Reference: 19896-01-28

Copy: #2

CERTIFICATE OF ANALYSIS
Final Report - Revised

Analysis	1: Analysis Start Date	2: Analysis Start Time	3: Analysis Completed Date	4: Analysis Completed Time	5: QC - Blank	6: QC - STD % Recovery	7: QC - DUP % RPD	8: QC - Spike Rep	9: DX 550053 Week 25	10: DX 550073 Week 25	11: DX 550089 Week 25
Sample Date & Time									N/A	N/A	N/A
Temp Upon Receipt [°C]	---	---	---	---	---	---	---	---	17.0	17.0	17.0
pH [No unit]	23-Jan-24	12:08	24-Jan-24	10:52	NA	100%	0%	NA	7.65	7.70	7.83
Conductivity [uS/cm]	23-Jan-24	12:08	24-Jan-24	10:52	< 2	97%	0%	NA	112	96	205
Alkalinity [mg/L as CaCO3]	23-Jan-24	12:08	24-Jan-24	10:52	< 2	96%	ND	NA	45	45	61
Acidity [mg/L as CaCO3]	24-Jan-24	09:29	26-Jan-24	14:35	4	94%	ND	NA	< 2	< 2	< 2
F [mg/L]	24-Jan-24	13:28	26-Jan-24	09:18	< 0.06	100%	0%	96%	< 0.06	< 0.06	< 0.06
Cl [mg/L]	30-Jan-24	20:24	02-Feb-24	09:53	< 0.2	99%	ND	106%	< 0.2	< 0.2	0.3
SO4 [mg/L]	30-Jan-24	20:24	02-Feb-24	14:26	< 0.2	97%	0%	98%	19	7.6	50
Hg (diss) [mg/L]	29-Jan-39	17:03	01-Feb-24	14:54	< 0.00001	103%	ND	104%	< 0.00001	0.00005	0.00006
Ag (diss) [mg/L]	30-Jan-24	14:02	01-Feb-24	14:54	< 0.00005	103%	ND	71%	< 0.00005	< 0.00005	< 0.00005
Al (diss) [mg/L]	30-Jan-24	14:02	01-Feb-24	14:54	< 0.001	95%	ND	111%	0.128	0.114	0.109
As (diss) [mg/L]	30-Jan-24	14:02	01-Feb-24	14:54	< 0.0002	94%	ND	94%	0.0041	0.420	0.0009
Ba (diss) [mg/L]	30-Jan-24	14:02	01-Feb-24	14:54	< 0.00008	100%	ND	103%	0.0166	0.00488	0.0164
Be (diss) [mg/L]	30-Jan-24	14:02	01-Feb-24	14:54	< 0.000007	107%	ND	98%	< 0.000007	< 0.000007	< 0.000007
B (diss) [mg/L]	30-Jan-24	14:02	01-Feb-24	14:54	< 0.002	106%	0%	106%	0.026	0.014	0.012
Bi (diss) [mg/L]	30-Jan-24	14:02	01-Feb-24	14:54	< 0.00001	99%	ND	92%	< 0.00001	< 0.00001	< 0.00001
Ca (diss) [mg/L]	30-Jan-24	14:02	01-Feb-24	14:54	< 0.01	99%	ND	100%	20.1	17.9	33.3

OnLine LIMS

0003878421

Results relate only to the sample tested. Data reported represents the sample submitted to SGS. Reproduction of this analytical report in full or in part is prohibited without prior written approval. Please refer to SGS General Conditions of Services located at https://www.sgs.ca/en/terms-and-conditions (Printed copies are available upon request.)
Test method information available upon request. "Temperature Upon Receipt" is representative of the whole shipment and may not reflect the temperature of individual samples.
SGS Canada Inc. Environment-Health & Safety statement of conformity decision rule does not consider uncertainty when analytical results are compared to a specified standard or regulation.

SGS Canada Inc.
P.O. Box 4300 - 185 Concession St.
Lakefield - Ontario - KOL 2HO
Phone: 705-652-2000 FAX: 705-652-6365

Env ICP-MS Metals Total and Dissolved Metals

Project : CA20M-00000-110-19896-01

LR Report : **CA15000-JAN24**

Analysis	1: Analysis Start Date	2: Analysis Start Time	3: Analysis Completed Date	4: Analysis Completed Time	5: QC - Blank	6: QC - STD % Recovery	7: QC - DUP % RPD	8: QC - Spike Rep	9: DX 550053 Week 25	10: DX 550073 Week 25	11: DX 550089 Week 25
Cd (diss) [mg/L]	30-Jan-24	14:02	01-Feb-24	14:54	< 0.000003	100%	ND	103%	0.000005	< 0.000003	0.000004
Co (diss) [mg/L]	30-Jan-24	14:02	01-Feb-24	14:54	< 0.000004	99%	ND	100%	0.000124	0.000875	0.000199
Cr (diss) [mg/L]	30-Jan-24	14:02	01-Feb-24	14:54	< 0.00008	94%	ND	81%	0.00050	0.00018	0.00012
Cu (diss) [mg/L]	30-Jan-24	14:02	01-Feb-24	14:54	< 0.002	101%	ND	105%	< 0.002	< 0.002	< 0.002
Fe (diss) [mg/L]	30-Jan-24	14:02	01-Feb-24	14:54	< 0.007	101%	ND	100%	< 0.007	< 0.007	< 0.007
K (diss) [mg/L]	30-Jan-24	14:02	01-Feb-24	14:54	< 0.009	101%	4%	97%	1.49	3.32	11.1
Mg (diss) [mg/L]	30-Jan-24	14:02	01-Feb-24	14:54	< 0.001	100%	ND	98%	0.932	1.56	3.92
Mn (diss) [mg/L]	30-Jan-24	14:02	01-Feb-24	14:54	< 0.00001	98%	ND	105%	0.0772	0.0497	0.0915
Mo (diss) [mg/L]	30-Jan-24	14:02	01-Feb-24	14:54	< 0.0004	97%	ND	82%	< 0.0004	< 0.0004	< 0.0004
Na (diss) [mg/L]	30-Jan-24	14:02	01-Feb-24	14:54	0.01	99%	0%	102%	0.53	0.84	0.87
Ni (diss) [mg/L]	30-Jan-24	14:02	01-Feb-24	14:54	< 0.0001	97%	ND	98%	0.0004	0.0012	0.0003
P (diss) [mg/L]	30-Jan-24	14:02	01-Feb-24	14:54	< 0.003	101%	ND	NV	< 0.003	< 0.003	< 0.003
Pb (diss) [mg/L]	30-Jan-24	14:02	01-Feb-24	14:54	< 0.00009	103%	ND	99%	< 0.00009	< 0.00009	< 0.00009
S (diss) [mg/L]	30-Jan-24	14:02	01-Feb-24	14:54	< 5	103%	ND	NV	< 5	< 5	15
Sb (diss) [mg/L]	30-Jan-24	14:02	01-Feb-24	14:54	< 0.0009	107%	ND	112%	< 0.0009	< 0.0009	< 0.0009
Se (diss) [mg/L]	30-Jan-24	14:02	01-Feb-24	14:54	< 0.00004	98%	ND	99%	0.00027	0.00031	0.00065
Si (diss) [mg/L]	30-Jan-24	14:02	01-Feb-24	14:54	< 0.02	99%	ND	NV	1.24	1.33	1.56
Sn (diss) [mg/L]	30-Jan-24	14:02	01-Feb-24	14:54	< 0.00006	98%	ND	NV	0.00161	0.00097	0.00101
Sr (diss) [mg/L]	30-Jan-24	14:02	01-Feb-24	14:54	< 0.00008	101%	ND	99%	0.0418	0.0776	0.0522
Th (diss) [mg/L]	30-Jan-24	14:02	01-Feb-24	14:54	< 0.0001	101%	ND	NV	< 0.0001	< 0.0001	< 0.0001
Ti (diss) [mg/L]	30-Jan-24	14:02	01-Feb-24	14:54	< 0.0001	97%	ND	NV	< 0.0001	< 0.0001	< 0.0001
Tl (diss) [mg/L]	30-Jan-24	14:02	01-Feb-24	14:54	< 0.000005	101%	ND	99%	0.000019	0.000024	0.000032
U (diss) [mg/L]	30-Jan-24	14:02	01-Feb-24	14:54	< 0.000002	104%	ND	93%	0.000074	0.000385	0.000115
V (diss) [mg/L]	30-Jan-24	14:02	01-Feb-24	14:54	< 0.00001	100%	0%	101%	0.00160	0.00690	0.00049
W (diss) [mg/L]	30-Jan-24	14:02	01-Feb-24	14:54	< 0.0002	98%	ND	NV	< 0.0002	0.00021	< 0.0002
Zn (diss) [mg/L]	30-Jan-24	14:02	01-Feb-24	14:54	< 0.002	100%	ND	104%	< 0.002	< 0.002	< 0.002
Zr (diss) [mg/L]	30-Jan-24	14:02	01-Oct-24	13:25	< 0.002	93%	ND	NV	< 0.002	< 0.002	< 0.002

Analysis	12: DX 550101 Week 25	13: DX450017 Week 25	14: DX450022 Week 25	15: DX450030 Week 25	16: DX450039 Week 25	17: DX450049 Week 25	18: DX450051 Week 25	19: DX450071 Week 25	20: DX450080 Week 25	21: DX450089 Week 25	22: DX450105 Week 25
Sample Date & Time	N/A	N/A	N/A	N/A	N/A	N/A	N/A	N/A	N/A	N/A	N/A

OnLine LIMS

0003878421

Results relate only to the sample tested. Data reported represents the sample submitted to SGS. Reproduction of this analytical report in full or in part is prohibited without prior written approval. Please refer to SGS General Conditions of Services located at https://www.sgs.ca/en/terms-and-conditions (Printed copies are available upon request.)
Test method information available upon request. "Temperature Upon Receipt" is representative of the whole shipment and may not reflect the temperature of individual samples.
SGS Canada Inc. Environment-Health & Safety statement of conformity decision rule does not consider uncertainty when analytical results are compared to a specified standard or regulation.

SGS Canada Inc.
P.O. Box 4300 - 185 Concession St.
Lakefield - Ontario - KOL 2HO
Phone: 705-652-2000 FAX: 705-652-6365

Env ICP-MS Metals Total and Dissolved Metals

Project : CA20M-00000-110-19896-01

LR Report : **CA15000-JAN24**

Analysis	12: DX 550101 Week 25	13: DX450017 Week 25	14: DX450022 Week 25	15: DX450030 Week 25	16: DX450039 Week 25	17: DX450049 Week 25	18: DX450051 Week 25	19: DX450071 Week 25	20: DX450080 Week 25	21: DX450089 Week 25	22: DX450105 Week 25
Temp Upon Receipt [°C]	17.0	17.0	17.0	17.0	17.0	17.0	17.0	17.0	17.0	17.0	17.0
pH [No unit]	7.67	7.50	7.74	7.47	7.48	7.47	7.28	7.58	6.77	7.53	6.70
Conductivity [uS/cm]	102	122	125	69	102	71	149	94	50	98	74
Alkalinity [mg/L as CaCO3]	40	36	48	30	33	29	28	38	5	34	6
Acidity [mg/L as CaCO3]	< 2	< 2	< 2	< 2	< 2	< 2	< 2	< 2	< 2	< 2	17
F [mg/L]	< 0.06	< 0.06	< 0.06	< 0.06	< 0.06	< 0.06	< 0.06	< 0.06	< 0.06	< 0.06	0.07
Cl [mg/L]	< 0.2	< 0.2	< 0.2	< 0.2	< 0.2	< 0.2	< 0.2	< 0.2	< 0.2	< 0.2	< 0.2
SO4 [mg/L]	15	27	20	8.6	20	9.1	47	12	15	17	25
Hg (diss) [mg/L]	0.00005	0.00006	0.00005	0.00004	0.00005	0.00005	0.00006	0.00001	0.00005	0.00005	0.00006
Ag (diss) [mg/L]	< 0.00005	< 0.00005	< 0.00005	< 0.00005	< 0.00005	< 0.00005	< 0.00005	< 0.00005	< 0.00005	< 0.00005	< 0.00005
Al (diss) [mg/L]	0.140	0.092	0.171	0.088	0.091	0.096	0.020	0.109	0.013	0.097	0.003
As (diss) [mg/L]	0.0063	0.0766	0.0263	0.0086	0.0676	0.0009	< 0.0002	0.113	0.0173	0.0043	4.79
Ba (diss) [mg/L]	0.00532	0.00297	0.00135	0.00314	0.00276	0.0166	0.00329	0.00240	0.00196	0.00495	0.00143
Be (diss) [mg/L]	< 0.000007	< 0.000007	< 0.000007	< 0.000007	< 0.000007	< 0.000007	< 0.000007	< 0.000007	< 0.000007	< 0.000007	< 0.000007
B (diss) [mg/L]	0.007	0.010	0.004	0.004	0.002	0.002	0.004	0.004	0.004	< 0.002	0.005
Bi (diss) [mg/L]	< 0.00001	< 0.00001	< 0.00001	< 0.00001	< 0.00001	< 0.00001	< 0.00001	< 0.00001	< 0.00001	< 0.00001	< 0.00001
Ca (diss) [mg/L]	19.6	19.4	24.8	13.3	17.8	12.5	27.6	16.3	4.72	16.3	12.0
Cd (diss) [mg/L]	0.000005	0.000004	0.000004	0.000051	0.000062	0.000021	0.00159	0.000015	0.000005	0.000010	0.000057
Co (diss) [mg/L]	0.000119	0.000031	0.000356	0.000033	0.000034	0.000074	0.000032	0.000094	0.000230	0.000048	0.000356
Cr (diss) [mg/L]	0.00021	0.00016	0.00009	0.00013	0.00013	< 0.00008	0.00009	0.00020	0.00010	0.00023	< 0.00008
Cu (diss) [mg/L]	< 0.002	< 0.002	< 0.002	< 0.002	< 0.002	< 0.002	< 0.002	< 0.002	< 0.002	< 0.002	< 0.002
Fe (diss) [mg/L]	< 0.007	< 0.007	< 0.007	< 0.007	< 0.007	< 0.007	< 0.007	< 0.007	< 0.007	< 0.007	< 0.007
K (diss) [mg/L]	1.24	6.63	0.640	1.28	3.66	0.953	3.44	2.76	5.26	4.56	1.52
Mg (diss) [mg/L]	1.40	0.707	0.664	0.101	0.186	1.14	0.260	0.489	0.610	0.459	0.178
Mn (diss) [mg/L]	0.0425	0.00014	0.0333	0.115	0.131	0.124	0.0942	0.0367	0.0193	0.103	0.689
Mo (diss) [mg/L]	< 0.0004	0.00087	< 0.0004	< 0.0004	< 0.0004	0.00090	< 0.0004	0.00056	< 0.0004	< 0.0004	< 0.0004
Na (diss) [mg/L]	1.15	0.46	0.42	0.40	0.36	0.56	0.34	0.49	0.51	0.35	0.30
Ni (diss) [mg/L]	0.0002	0.0001	0.0002	< 0.0001	0.0001	0.0002	0.0005	< 0.0001	0.0010	0.0001	0.0002
P (diss) [mg/L]	< 0.003	< 0.003	< 0.003	< 0.003	< 0.003	< 0.003	< 0.003	< 0.003	< 0.003	< 0.003	< 0.003
Pb (diss) [mg/L]	< 0.00009	< 0.00009	< 0.00009	< 0.00009	< 0.00009	< 0.00009	0.167	< 0.00009	< 0.00009	< 0.00009	0.00013
S (diss) [mg/L]	< 5	7	5	< 5	5	< 5	15	< 5	< 5	< 5	10
Sb (diss) [mg/L]	< 0.0009	0.0010	< 0.0009	0.0017	0.0018	0.0014	0.0690	0.0023	0.0010	0.0014	0.0096
Se (diss) [mg/L]	0.00024	0.00007	0.00022	0.00030	0.00021	0.00194	0.00090	0.00553	0.00015	0.00009	0.00025

OnLine LIMS

0003878421

Results relate only to the sample tested. Data reported represents the sample submitted to SGS. Reproduction of this analytical report in full or in part is prohibited without prior written approval. Please refer to SGS General Conditions of Services located at https://www.sgs.ca/en/terms-and-conditions (Printed copies are available upon request.)
Test method information available upon request. "Temperature Upon Receipt" is representative of the whole shipment and may not reflect the temperature of individual samples.
SGS Canada Inc. Environment-Health & Safety statement of conformity decision rule does not consider uncertainty when analytical results are compared to a specified standard or regulation.

SGS Canada Inc.
P.O. Box 4300 - 185 Concession St.
Lakefield - Ontario - KOL 2HO
Phone: 705-652-2000 FAX: 705-652-6365

Analysis	12: DX 550101 Week 25	13: DX450017 Week 25	14: DX450022 Week 25	15: DX450030 Week 25	16: DX450039 Week 25	17: DX450049 Week 25	18: DX450051 Week 25	19: DX450071 Week 25	20: DX450080 Week 25	21: DX450089 Week 25	22: DX450105 Week 25
Si (diss) [mg/L]	1.31	2.10	1.57	1.50	1.52	0.93	2.69	1.50	3.66	1.19	4.26
Sn (diss) [mg/L]	0.00086	0.00136	0.00075	0.00057	0.00065	0.00059	0.00031	0.00119	0.00063	0.00068	0.00065
Sr (diss) [mg/L]	0.0439	0.104	0.0215	0.0200	0.0131	0.0477	0.0595	0.0663	0.0186	0.0318	0.0255
Th (diss) [mg/L]	< 0.0001	< 0.0001	< 0.0001	< 0.0001	< 0.0001	< 0.0001	< 0.0001	< 0.0001	< 0.0001	< 0.0001	< 0.0001
Ti (diss) [mg/L]	< 0.0001	< 0.0001	< 0.0001	< 0.0001	< 0.0001	< 0.0001	< 0.0001	< 0.0001	< 0.0001	< 0.0001	< 0.0001
Tl (diss) [mg/L]	0.000022	0.000042	0.000015	0.000023	0.000031	0.000022	0.000036	0.000023	0.000029	0.000026	0.000029
U (diss) [mg/L]	0.000114	0.000984	0.000093	0.00156	0.00358	0.00119	0.000009	0.00257	0.000099	0.00163	0.000127
V (diss) [mg/L]	0.00195	0.00100	0.00255	0.00034	0.00160	0.00009	0.00003	0.00089	0.00105	0.00073	0.00016
W (diss) [mg/L]	< 0.0002	0.00021	< 0.0002	0.00109	0.00024	< 0.0002	0.00024	0.00045	0.0014	< 0.0002	< 0.0002
Zn (diss) [mg/L]	< 0.002	< 0.002	< 0.002	0.002	< 0.002	< 0.002	0.073	< 0.002	< 0.002	< 0.002	0.003
Zr (diss) [mg/L]	< 0.002	< 0.002	< 0.002	< 0.002	< 0.002	< 0.002	< 0.002	< 0.002	< 0.002	< 0.002	< 0.002

Analysis	23: DX450113 Week 25	24: DX450119 Week 25	25: DX450130 Week 25	26: DX450135 Week 25	27: DX450137 Week 25	28: DX450143 Week 25	29: DX450144 Week 25	30: DX450153 Week 25	31: DX450155 Week 25	32: DX450170 Week 25	33: DX450200 Week 25
Sample Date & Time	N/A	N/A	N/A	N/A	N/A	N/A	N/A	N/A	N/A	N/A	N/A
Temp Upon Receipt [°C]	17.0	17.0	17.0	17.0	17.0	17.0	17.0	17.0	17.0	17.0	17.0
pH [No unit]	7.66	7.44	7.61	7.66	7.61	5.21	7.43	3.99	7.62	7.36	7.32
Conductivity [uS/cm]	126	408	73	61	68	171	64	221	137	74	136
Alkalinity [mg/L as CaCO3]	43	39	33	27	28	< 2	23	< 2	43	24	29
Acidity [mg/L as CaCO3]	< 2	< 2	< 2	< 2	< 2	48	< 2	47	< 2	< 2	< 2
F [mg/L]	< 0.06	< 0.06	< 0.06	< 0.06	< 0.06	< 0.06	< 0.06	0.39	< 0.06	< 0.06	< 0.06
Cl [mg/L]	< 0.2	< 0.2	< 0.2	< 0.2	< 0.2	< 0.2	< 0.2	0.3	< 0.2	< 0.2	< 0.2
SO4 [mg/L]	23	43	4.8	4.9	8.5	69	9.2	100	35	13	40
Hg (diss) [mg/L]	0.00006	0.00006	0.00006	0.00006	0.00006	0.00007	0.00006	0.00006	0.00006	0.00004	0.00005
Ag (diss) [mg/L]	< 0.00005	< 0.00005	< 0.00005	< 0.00005	< 0.00005	< 0.00005	< 0.00005	< 0.00005	< 0.00005	< 0.00005	0.00064
Al (diss) [mg/L]	0.140	0.007	0.107	0.087	0.088	0.022	0.054	3.06	0.097	0.035	0.012
As (diss) [mg/L]	0.0149	< 0.0002	0.0499	0.0302	0.0098	0.0025	0.417	0.0020	0.0076	0.0015	0.0004
Ba (diss) [mg/L]	0.0198	0.0564	0.0273	0.00153	0.00133	0.0277	0.00122	0.247	0.00312	0.00738	0.00781
Be (diss) [mg/L]	< 0.000007	< 0.000007	< 0.000007	< 0.000007	< 0.000007	< 0.000007	< 0.000007	0.00291	< 0.000007	< 0.000007	< 0.000007
B (diss) [mg/L]	0.005	0.007	< 0.002	< 0.002	< 0.002	0.005	0.002	0.006	0.003	< 0.002	0.002
Bi (diss) [mg/L]	< 0.00001	< 0.00001	< 0.00001	< 0.00001	< 0.00001	< 0.00001	< 0.00001	< 0.00001	< 0.00001	0.00005	< 0.00001

OnLine LIMS

0003878421

Results relate only to the sample tested. Data reported represents the sample submitted to SGS. Reproduction of this analytical report in full or in part is prohibited without prior written approval. Please refer to SGS General Conditions of Services located at https://www.sgs.ca/en/terms-and-conditions (Printed copies are available upon request.)
Test method information available upon request. "Temperature Upon Receipt" is representative of the whole shipment and may not reflect the temperature of individual samples.
SGS Canada Inc. Environment-Health & Safety statement of conformity decision rule does not consider uncertainty when analytical results are compared to a specified standard or regulation.

SGS Canada Inc.
P.O. Box 4300 - 185 Concession St.
Lakefield - Ontario - KOL 2HO
Phone: 705-652-2000 FAX: 705-652-6365

Analysis	23: DX450113 Week 25	24: DX450119 Week 25	25: DX450130 Week 25	26: DX450135 Week 25	27: DX450137 Week 25	28: DX450143 Week 25	29: DX450144 Week 25	30: DX450153 Week 25	31: DX450155 Week 25	32: DX450170 Week 25	33: DX450200 Week 25
Ca (diss) [mg/L]	23.2	69.4	12.0	11.6	12.4	16.2	11.8	15.9	25.8	14.1	23.9
Cd (diss) [mg/L]	0.000003	0.000590	0.000008	0.000026	0.000003	0.000065	0.000005	0.00442	0.000498	0.000533	0.00883
Co (diss) [mg/L]	0.000101	0.00316	0.000108	0.000039	0.000025	0.0634	0.000407	0.0574	0.000076	0.000029	0.000327
Cr (diss) [mg/L]	< 0.00008	0.00009	0.00014	< 0.00008	0.00014	0.00011	0.00019	0.00028	< 0.00008	< 0.00008	< 0.00008
Cu (diss) [mg/L]	< 0.002	< 0.002	< 0.002	< 0.002	< 0.002	< 0.002	< 0.002	0.301	< 0.002	< 0.002	0.0116
Fe (diss) [mg/L]	< 0.007	< 0.007	< 0.007	< 0.007	< 0.007	5.66	< 0.007	8.85	< 0.007	< 0.007	< 0.007
K (diss) [mg/L]	2.05	11.5	4.72	1.90	2.85	13.2	1.70	8.88	3.33	1.44	2.35
Mg (diss) [mg/L]	0.873	1.12	0.646	0.227	0.226	3.03	0.265	1.17	0.382	0.135	0.244
Mn (diss) [mg/L]	0.0562	1.36	0.0380	0.0252	0.0112	0.217	0.00499	0.347	0.190	0.112	0.793
Mo (diss) [mg/L]	< 0.0004	< 0.0004	< 0.0004	< 0.0004	< 0.0004	< 0.0004	0.00146	< 0.0004	0.00233	0.00042	0.00065
Na (diss) [mg/L]	0.21	0.65	0.47	0.37	0.42	0.89	0.31	1.39	0.51	0.28	0.53
Ni (diss) [mg/L]	0.0002	0.0024	0.0004	< 0.0001	0.0002	0.227	0.0005	0.0789	0.0002	< 0.0001	0.0008
P (diss) [mg/L]	< 0.003	< 0.003	< 0.003	< 0.003	< 0.003	< 0.003	< 0.003	< 0.003	< 0.003	< 0.003	< 0.003
Pb (diss) [mg/L]	< 0.00009	< 0.00009	< 0.00009	0.00014	< 0.00009	< 0.00009	< 0.00009	0.0185	0.00012	0.0207	< 0.00009
S (diss) [mg/L]	6	59	< 5	< 5	< 5	34	< 5	27	7	< 5	13
Sb (diss) [mg/L]	0.0016	< 0.0009	0.0022	0.0010	0.0011	< 0.0009	0.0012	< 0.0009	0.0024	0.0037	0.0048
Se (diss) [mg/L]	< 0.00004	0.00227	0.00162	0.00014	0.00006	0.00106	0.00014	0.00193	0.00098	0.0133	0.00018
Si (diss) [mg/L]	1.30	0.92	1.08	1.82	1.82	3.71	1.78	7.98	2.65	1.61	1.55
Sn (diss) [mg/L]	0.00116	0.00096	0.00116	0.00102	0.00234	0.00093	0.00105	0.00298	0.00131	0.00083	0.00032
Sr (diss) [mg/L]	0.0856	0.0429	0.0456	0.0256	0.0323	0.0636	0.0347	0.0697	0.0554	0.0252	0.0261
Th (diss) [mg/L]	0.0003	0.0002	< 0.0001	< 0.0001	0.0001	< 0.0001	< 0.0001	0.0002	< 0.0001	< 0.0001	< 0.0001
Ti (diss) [mg/L]	< 0.0001	< 0.0001	< 0.0001	< 0.0001	< 0.0001	< 0.0001	< 0.0001	0.00014	< 0.0001	< 0.0001	< 0.0001
Tl (diss) [mg/L]	0.000013	0.000013	0.000017	0.000020	0.000022	0.000010	0.000018	0.000194	0.000029	0.000033	0.000054
U (diss) [mg/L]	0.000310	0.000040	0.00225	0.00127	0.00228	0.000146	0.000225	0.0242	0.00405	0.000392	0.000383
V (diss) [mg/L]	0.00047	0.00001	0.00112	0.00061	0.00157	0.00001	0.00137	0.00001	0.00116	0.00005	0.00008
W (diss) [mg/L]	0.00029	< 0.0002	0.00047	< 0.0002	< 0.0002	< 0.0002	< 0.0002	< 0.0002	0.00055	< 0.0002	0.00034
Zn (diss) [mg/L]	< 0.002	0.108	< 0.002	< 0.002	< 0.002	0.011	< 0.002	0.235	0.010	0.011	0.476
Zr (diss) [mg/L]	< 0.002	< 0.002	< 0.002	< 0.002	< 0.002	< 0.002	< 0.002	< 0.002	< 0.002	< 0.002	< 0.002

OnLine LIMS

0003878421

Results relate only to the sample tested. Data reported represents the sample submitted to SGS. Reproduction of this analytical report in full or in part is prohibited without prior written approval. Please refer to SGS General Conditions of Services located at https://www.sgs.ca/en/terms-and-conditions (Printed copies are available upon request.)
Test method information available upon request. "Temperature Upon Receipt" is representative of the whole shipment and may not reflect the temperature of individual samples.
SGS Canada Inc. Environment-Health & Safety statement of conformity decision rule does not consider uncertainty when analytical results are compared to a specified standard or regulation.

SGS Canada Inc.
P.O. Box 4300 - 185 Concession St.
Lakefield - Ontario - KOL 2HO
Phone: 705-652-2000 FAX: 705-652-6365

Analysis	34: DX450227 Week 25	35: DX450230 Week 25	36: DX450232 Week 25	37: DX450233 Week 25	38: DX450239 Week 25	39: Column Blank Week 25
Sample Date & Time	N/A	N/A	N/A	N/A	N/A	N/A
Temp Upon Receipt [°C]	17.0	17.0	17.0	17.0	17.0	17.0
pH [No unit]	7.62	7.64	7.52	7.65	7.45	5.46
Conductivity [uS/cm]	59	72	88	219	242	< 2
Alkalinity [mg/L as CaCO3]	32	38	29	42	31	< 2
Acidity [mg/L as CaCO3]	< 2	< 2	< 2	< 2	< 2	< 2
F [mg/L]	< 0.06	< 0.06	< 0.06	< 0.06	0.13	< 0.06
Cl [mg/L]	< 0.2	< 0.2	< 0.2	< 0.2	< 0.2	< 0.2
SO4 [mg/L]	0.7	2.0	15	74	99	< 0.2
Hg (diss) [mg/L]	0.00005	0.00006	0.00006	0.00002	0.00005	0.00006
Ag (diss) [mg/L]	< 0.00005	< 0.00005	< 0.00005	< 0.00005	< 0.00005	< 0.00005
Al (diss) [mg/L]	0.093	0.135	0.073	0.033	0.012	0.002
As (diss) [mg/L]	0.0031	0.0020	0.0111	0.0009	0.0004	< 0.0002
Ba (diss) [mg/L]	0.00133	0.00300	0.00293	0.00231	0.00287	0.00082
Be (diss) [mg/L]	< 0.000007	< 0.000007	< 0.000007	< 0.000007	< 0.000007	< 0.000007
B (diss) [mg/L]	< 0.002	< 0.002	0.003	0.006	0.010	< 0.002
Bi (diss) [mg/L]	< 0.00001	< 0.00001	< 0.00001	< 0.00001	< 0.00001	< 0.00001
Ca (diss) [mg/L]	11.3	13.3	14.8	39.3	47.7	0.06
Cd (diss) [mg/L]	0.000005	0.000005	0.000041	0.000460	0.000041	0.000003
Co (diss) [mg/L]	0.000019	0.000004	0.000025	0.000160	0.000085	0.000054
Cr (diss) [mg/L]	< 0.00008	0.00008	0.00009	< 0.00008	0.00010	< 0.00008
Cu (diss) [mg/L]	< 0.002	< 0.002	< 0.002	< 0.002	< 0.002	0.0031
Fe (diss) [mg/L]	< 0.007	< 0.007	< 0.007	< 0.007	0.013	< 0.007
K (diss) [mg/L]	1.67	4.12	2.97	7.54	3.51	0.077
Mg (diss) [mg/L]	0.256	0.395	0.277	0.472	0.444	0.005
Mn (diss) [mg/L]	0.0219	0.0202	0.0800	0.213	0.530	0.00028
Mo (diss) [mg/L]	< 0.0004	< 0.0004	< 0.0004	< 0.0004	< 0.0004	< 0.0004
Na (diss) [mg/L]	0.36	0.29	0.32	0.37	0.22	0.09
Ni (diss) [mg/L]	< 0.0001	< 0.0001	< 0.0001	0.0003	0.0002	0.0012
P (diss) [mg/L]	< 0.003	< 0.003	< 0.003	< 0.003	< 0.003	0.015
Pb (diss) [mg/L]	< 0.00009	< 0.00009	< 0.00009	< 0.00009	< 0.00009	0.00012
S (diss) [mg/L]	< 5	< 5	< 5	22	35	< 5
Sb (diss) [mg/L]	< 0.0009	< 0.0009	0.0027	0.0011	0.0011	< 0.0009

OnLine LIMS

0003878421

Results relate only to the sample tested. Data reported represents the sample submitted to SGS. Reproduction of this analytical report in full or in part is prohibited without prior written approval. Please refer to SGS General Conditions of Services located at https://www.sgs.ca/en/terms-and-conditions (Printed copies are available upon request.)
Test method information available upon request. "Temperature Upon Receipt" is representative of the whole shipment and may not reflect the temperature of individual samples.
SGS Canada Inc. Environment-Health & Safety statement of conformity decision rule does not consider uncertainty when analytical results are compared to a specified standard or regulation.

SGS Canada Inc.
P.O. Box 4300 - 185 Concession St.
Lakefield - Ontario - KOL 2HO
Phone: 705-652-2000 FAX: 705-652-6365

Analysis	34: DX450227 Week 25	35: DX450230 Week 25	36: DX450232 Week 25	37: DX450233 Week 25	38: DX450239 Week 25	39: Column Blank Week 25
Se (diss) [mg/L]	0.00005	< 0.00004	0.00040	0.00118	0.00299	< 0.00004
Si (diss) [mg/L]	1.36	1.60	1.50	2.53	2.36	< 0.02
Sn (diss) [mg/L]	0.00063	0.00111	0.00083	0.00153	0.00100	0.00046
Sr (diss) [mg/L]	0.0197	0.0321	0.0209	0.0477	0.0461	0.00024
Th (diss) [mg/L]	< 0.0001	< 0.0001	< 0.0001	< 0.0001	< 0.0001	< 0.0001
Ti (diss) [mg/L]	< 0.0001	< 0.0001	< 0.0001	< 0.0001	< 0.0001	< 0.0001
Tl (diss) [mg/L]	0.000023	0.000019	0.000026	0.000015	0.000046	0.000018
U (diss) [mg/L]	0.00243	0.00214	0.00658	0.00308	0.00206	0.000002
V (diss) [mg/L]	0.00154	0.00172	0.00250	0.00021	0.00005	0.00001
W (diss) [mg/L]	0.00029	< 0.0002	0.00029	< 0.0002	< 0.0002	< 0.0002
Zn (diss) [mg/L]	< 0.002	< 0.002	< 0.002	0.036	0.002	0.002
Zr (diss) [mg/L]	< 0.002	< 0.002	< 0.002	< 0.002	< 0.002	< 0.002

Revised to include Zirconium analysis.

NA - Not applicable
ND - Not Detected
NV - No Value

Alisha Kelly, B.Sc.,
Project Specialist,
Environment, Health & Safety

OnLine LIMS

0003878421

Results relate only to the sample tested. Data reported represents the sample submitted to SGS. Reproduction of this analytical report in full or in part is prohibited without prior written approval. Please refer to SGS General Conditions of Services located at https://www.sgs.ca/en/terms-and-conditions (Printed copies are available upon request.)
Test method information available upon request. "Temperature Upon Receipt" is representative of the whole shipment and may not reflect the temperature of individual samples.
SGS Canada Inc. Environment-Health & Safety statement of conformity decision rule does not consider uncertainty when analytical results are compared to a specified standard or regulation.

SGS Canada Inc.
P.O. Box 4300 - 185 Concession St.
Lakefield - Ontario - KOL 2HO
Phone: 705-652-2000 FAX: 705-652-6365

SGS Lakefield Environmental Met
Attn : Barb Bowman

Env ICP-MS Metals Total and Dissolved Metals

Project : CA20M-00000-110-19896-01

02-October-2024

Date Rec. : 30 January 2024
LR Report: **CA14688-JAN24**
Reference: 19896-01-29

Copy: #2

CERTIFICATE OF ANALYSIS
Final Report - Revised

Analysis	1: Analysis Start Date	2: Analysis Start Time	3: Analysis Completed Date	4: Analysis Completed Time	5: QC - Blank	6: QC - STD % Recovery	7: QC - DUP % RPD	8: QC - Spike Rep	9: DX 550053 Week 26	10: DX 550073 Week 26	11: DX 550089 Week 26
Sample Date & Time									N/A	N/A	N/A
Temp Upon Receipt [°C]	---	---	---	---	---	---	---	---	21.0	21.0	21.0
pH [No unit]	01-Feb-24	12:47	05-Feb-24	11:49	NA	100%	0%	NA	7.78	7.59	7.90
Conductivity [uS/cm]	01-Feb-24	12:47	05-Feb-24	08:52	< 2	100%	0%	NA	117	109	233
Alkalinity [mg/L as CaCO3]	01-Feb-24	12:47	05-Feb-24	08:52	< 2	111%	ND	NA	40	48	65
Acidity [mg/L as CaCO3]	01-Feb-24	12:47	05-Feb-24	11:49	3	92%	20%	NA	< 2	< 2	< 2
F [mg/L]	01-Feb-24	13:24	02-Feb-24	14:43	< 0.06	99%	ND	NV	< 0.06	< 0.06	< 0.06
Cl [mg/L]	05-Feb-24	20:51	06-Feb-24	14:28	< 0.2	99%	1%	97%	< 0.2	< 0.2	0.3
SO4 [mg/L]	05-Feb-24	20:51	07-Feb-24	11:37	< 0.2	97%	1%	NV	17	8.4	47
Hg (diss) [mg/L]	01-Feb-24	14:00	02-Feb-24	11:05	< 0.00001	118%	ND	120%	< 0.00001	< 0.00001	0.00001
Ag (diss) [mg/L]	01-Feb-24	12:38	05-Feb-24	11:22	< 0.00005	106%	ND	94%	< 0.00005	< 0.00005	< 0.00005
Al (diss) [mg/L]	01-Feb-24	12:38	05-Feb-24	11:22	< 0.001	100%	ND	101%	0.209	0.047	0.102
As (diss) [mg/L]	01-Feb-24	12:38	05-Feb-24	11:22	< 0.0002	106%	ND	106%	0.0038	0.363	0.0009
Ba (diss) [mg/L]	01-Feb-24	12:38	05-Feb-24	11:22	< 0.00008	106%	3%	100%	0.0148	0.00463	0.0145
Be (diss) [mg/L]	01-Feb-24	12:38	05-Feb-24	11:22	< 0.000007	97%	0%	90%	< 0.000007	< 0.000007	< 0.000007
B (diss) [mg/L]	01-Feb-24	12:38	05-Feb-24	11:22	< 0.002	104%	3%	97%	< 0.002	0.002	0.004
Bi (diss) [mg/L]	01-Feb-24	12:38	05-Feb-24	11:22	< 0.00001	100%	ND	72%	< 0.00001	< 0.00001	< 0.00001
Ca (diss) [mg/L]	01-Feb-24	12:38	05-Feb-24	11:22	< 0.01	104%	0%	100%	18.6	16.5	31.0

OnLine LIMS

0003877704

Results relate only to the sample tested. Data reported represents the sample submitted to SGS. Reproduction of this analytical report in full or in part is prohibited without prior written approval. Please refer to SGS General Conditions of Services located at https://www.sgs.ca/en/terms-and-conditions (Printed copies are available upon request.)
Test method information available upon request. "Temperature Upon Receipt" is representative of the whole shipment and may not reflect the temperature of individual samples.
SGS Canada Inc. Environment-Health & Safety statement of conformity decision rule does not consider uncertainty when analytical results are compared to a specified standard or regulation.

SGS Canada Inc.
P.O. Box 4300 - 185 Concession St.
Lakefield - Ontario - KOL 2HO
Phone: 705-652-2000 FAX: 705-652-6365

Env ICP-MS Metals Total and Dissolved Metals

Project : CA20M-00000-110-19896-01

LR Report : **CA14688-JAN24**

Analysis	1: Analysis Start Date	2: Analysis Start Time	3: Analysis Completed Date	4: Analysis Completed Time	5: QC - Blank	6: QC - STD % Recovery	7: QC - DUP % RPD	8: QC - Spike Rep	9: DX 550053 Week 26	10: DX 550073 Week 26	11: DX 550089 Week 26
Cd (diss) [mg/L]	01-Feb-24	12:38	05-Feb-24	11:22	< 0.000003	105%	ND	93%	0.000140	0.000003	0.000006
Co (diss) [mg/L]	01-Feb-24	12:38	05-Feb-24	11:22	< 0.000004	107%	3%	92%	0.000123	0.000803	0.000183
Cr (diss) [mg/L]	01-Feb-24	12:38	05-Feb-24	11:22	< 0.00008	104%	0%	87%	0.00019	0.00178	0.00024
Cu (diss) [mg/L]	01-Feb-24	12:38	05-Feb-24	11:22	< 0.002	108%	ND	84%	< 0.002	< 0.002	< 0.002
Fe (diss) [mg/L]	01-Feb-24	12:38	05-Feb-24	11:22	< 0.007	98%	0%	75%	< 0.007	< 0.007	< 0.007
K (diss) [mg/L]	01-Feb-24	12:38	05-Feb-24	11:22	< 0.009	99%	0%	99%	1.21	2.94	9.70
Mg (diss) [mg/L]	01-Feb-24	12:38	05-Feb-24	11:22	< 0.001	100%	1%	94%	0.793	1.26	3.38
Mn (diss) [mg/L]	01-Feb-24	12:38	05-Feb-24	11:22	< 0.00001	105%	3%	104%	0.0693	0.0376	0.0868
Mo (diss) [mg/L]	01-Feb-24	12:38	05-Feb-24	11:22	< 0.0004	101%	8%	87%	< 0.0004	< 0.0004	< 0.0004
Na (diss) [mg/L]	01-Feb-24	12:38	05-Feb-24	11:22	< 0.01	99%	1%	100%	0.20	0.32	0.29
Ni (diss) [mg/L]	01-Feb-24	12:38	05-Feb-24	11:22	< 0.0001	106%	ND	92%	< 0.0001	0.0008	< 0.0001
P (diss) [mg/L]	01-Feb-24	12:38	05-Feb-24	11:22	0.003	97%	ND	NV	0.004	< 0.003	0.004
Pb (diss) [mg/L]	01-Feb-24	12:38	05-Feb-24	11:22	< 0.00009	104%	ND	91%	< 0.00009	< 0.00009	< 0.00009
S (diss) [mg/L]	01-Feb-24	12:38	05-Feb-24	11:22	< 5	102%	2%	NV	5	< 5	14
Sb (diss) [mg/L]	01-Feb-24	12:38	05-Feb-24	11:22	< 0.0009	100%	ND	114%	< 0.0009	< 0.0009	< 0.0009
Se (diss) [mg/L]	01-Feb-24	12:38	05-Feb-24	11:22	< 0.00004	104%	ND	116%	0.00023	0.00023	0.00058
Si (diss) [mg/L]	01-Feb-24	12:38	05-Feb-24	11:22	< 0.02	101%	3%	NV	1.24	1.32	1.52
Sn (diss) [mg/L]	01-Feb-24	12:38	05-Feb-24	11:22	< 0.00006	102%	ND	NV	0.00112	0.00098	0.00094
Sr (diss) [mg/L]	01-Feb-24	12:38	05-Feb-24	11:22	< 0.00008	107%	2%	100%	0.0381	0.0655	0.0375
Th (diss) [mg/L]	01-Feb-24	12:38	05-Feb-24	11:22	< 0.0001	105%	ND	NV	0.0002	< 0.0001	0.0001
Ti (diss) [mg/L]	01-Feb-24	12:38	05-Feb-24	11:22	< 0.0001	96%	ND	NV	< 0.0001	< 0.0001	< 0.0001
Tl (diss) [mg/L]	01-Feb-24	12:38	05-Feb-24	11:22	< 0.000005	104%	ND	93%	0.000143	< 0.000005	0.000017
U (diss) [mg/L]	01-Feb-24	12:38	05-Feb-24	11:22	< 0.000002	105%	1%	99%	0.000065	0.000366	0.000107
V (diss) [mg/L]	01-Feb-24	12:38	05-Feb-24	11:22	< 0.00001	104%	13%	107%	0.00146	0.00603	0.00041
W (diss) [mg/L]	01-Feb-24	12:38	05-Feb-24	11:22	< 0.0002	100%	ND	NV	< 0.0002	< 0.0002	< 0.0002
Zn (diss) [mg/L]	01-Feb-24	12:38	05-Feb-24	11:22	< 0.002	110%	0%	87%	< 0.002	< 0.002	< 0.002
Zr (diss) [mg/L]	01-Feb-24	12:38	01-Oct-24	13:26	< 0.002	100%	ND	NV	< 0.002	< 0.002	< 0.002

Analysis	12: DX 550101 Week 26	13: DX450017 Week 26	14: DX450022 Week 26	15: DX450030 Week 26	16: DX450039 Week 26	17: DX450049 Week 26	18: DX450051 Week 26	19: DX450071 Week 26	20: DX450080 Week 26	21: DX450089 Week 26	22: DX450105 Week 26
Sample Date & Time	N/A	N/A	N/A	N/A	N/A	N/A	N/A	N/A	N/A	N/A	N/A

OnLine LIMS

0003877704

Results relate only to the sample tested. Data reported represents the sample submitted to SGS. Reproduction of this analytical report in full or in part is prohibited without prior written approval. Please refer to SGS General Conditions of Services located at https://www.sgs.ca/en/terms-and-conditions (Printed copies are available upon request.)
Test method information available upon request. "Temperature Upon Receipt" is representative of the whole shipment and may not reflect the temperature of individual samples.
SGS Canada Inc. Environment-Health & Safety statement of conformity decision rule does not consider uncertainty when analytical results are compared to a specified standard or regulation.

SGS Canada Inc.
P.O. Box 4300 - 185 Concession St.
Lakefield - Ontario - KOL 2HO
Phone: 705-652-2000 FAX: 705-652-6365

Env ICP-MS Metals Total and Dissolved Metals

Project : CA20M-00000-110-19896-01

LR Report : **CA14688-JAN24**

Analysis	12: DX 550101 Week 26	13: DX450017 Week 26	14: DX450022 Week 26	15: DX450030 Week 26	16: DX450039 Week 26	17: DX450049 Week 26	18: DX450051 Week 26	19: DX450071 Week 26	20: DX450080 Week 26	21: DX450089 Week 26	22: DX450105 Week 26
Temp Upon Receipt [°C]	21.0	21.0	21.0	21.0	21.0	21.0	21.0	21.0	21.0	21.0	21.0
pH [No unit]	7.65	7.59	7.81	7.46	7.53	7.55	7.32	7.68	6.84	7.54	6.56
Conductivity [uS/cm]	114	136	129	76	110	76	169	100	52	105	76
Alkalinity [mg/L as CaCO3]	40	36	43	28	32	35	30	36	6	37	4
Acidity [mg/L as CaCO3]	< 2	< 2	< 2	< 2	< 2	< 2	< 2	< 2	< 2	< 2	15
F [mg/L]	< 0.06	< 0.06	< 0.06	< 0.06	< 0.06	< 0.06	0.06	0.11	0.15	0.15	0.24
Cl [mg/L]	< 0.2	< 0.2	< 0.2	< 0.2	< 0.2	< 0.2	< 0.2	< 0.2	< 0.2	< 0.2	< 0.2
SO4 [mg/L]	17	28	19	9.7	21	9.5	50	13	15	18	24
Hg (diss) [mg/L]	< 0.00001	< 0.00001	< 0.00001	< 0.00001	0.00001	0.00001	0.00002	0.00001	0.00002	0.00001	< 0.00001
Ag (diss) [mg/L]	< 0.00005	< 0.00005	< 0.00005	< 0.00005	< 0.00005	< 0.00005	< 0.00005	< 0.00005	< 0.00005	< 0.00005	< 0.00005
Al (diss) [mg/L]	0.261	0.126	0.343	0.110	0.156	0.145	0.019	0.171	0.013	0.126	0.004
As (diss) [mg/L]	0.0069	0.0641	0.0266	0.0077	0.0736	0.0010	< 0.0002	0.116	0.0137	0.0042	4.78
Ba (diss) [mg/L]	0.00499	0.00274	0.00115	0.00284	0.00262	0.015	0.00342	0.00217	0.00184	0.00443	0.00134
Be (diss) [mg/L]	< 0.000007	< 0.000007	< 0.000007	< 0.000007	< 0.000007	< 0.000007	< 0.000007	0.000554	< 0.000007	< 0.000007	< 0.000007
B (diss) [mg/L]	< 0.002	0.005	< 0.002	< 0.002	< 0.002	< 0.002	0.003	0.003	0.003	< 0.002	0.004
Bi (diss) [mg/L]	< 0.00001	< 0.00001	< 0.00001	< 0.00001	< 0.00001	< 0.00001	< 0.00001	< 0.00001	< 0.00001	< 0.00001	< 0.00001
Ca (diss) [mg/L]	19.1	19.4	22.1	13.3	17.4	11.9	27.9	16.9	4.47	16.4	10.6
Cd (diss) [mg/L]	0.000003	0.000005	0.000004	0.000050	0.000067	0.000019	0.00170	0.000012	0.000013	0.000009	0.000036
Co (diss) [mg/L]	0.000124	0.000009	0.000322	0.000013	0.000015	0.000065	0.000023	0.000076	0.000278	0.000090	0.000421
Cr (diss) [mg/L]	0.00035	0.00010	0.00011	0.00010	0.00015	< 0.00008	0.00009	0.00009	< 0.00008	0.00012	0.00012
Cu (diss) [mg/L]	< 0.002	< 0.002	< 0.002	< 0.002	< 0.002	< 0.002	< 0.002	< 0.002	< 0.002	< 0.002	< 0.002
Fe (diss) [mg/L]	< 0.007	< 0.007	< 0.007	< 0.007	< 0.007	< 0.007	< 0.007	< 0.007	< 0.007	< 0.007	< 0.007
K (diss) [mg/L]	1.11	5.88	0.459	1.16	3.13	1.68	3.09	2.50	4.64	4.11	1.21
Mg (diss) [mg/L]	0.765	0.660	0.583	0.095	0.179	1.08	0.259	0.458	0.602	0.420	0.154
Mn (diss) [mg/L]	0.0320	0.00021	0.0341	0.115	0.132	0.115	0.100	0.0340	0.0214	0.0920	0.605
Mo (diss) [mg/L]	< 0.0004	0.0008	< 0.0004	< 0.0004	< 0.0004	0.0008	< 0.0004	0.0006	< 0.0004	< 0.0004	< 0.0004
Na (diss) [mg/L]	0.23	0.27	0.24	0.26	0.25	0.97	0.25	0.39	0.42	0.24	0.23
Ni (diss) [mg/L]	0.0004	< 0.0001	< 0.0001	< 0.0001	< 0.0001	< 0.0001	0.0002	< 0.0001	0.0016	< 0.0001	< 0.0001
P (diss) [mg/L]	< 0.003	0.003	< 0.003	0.004	0.003	0.284	< 0.003	< 0.003	< 0.003	< 0.003	< 0.003
Pb (diss) [mg/L]	< 0.00009	< 0.00009	< 0.00009	< 0.00009	< 0.00009	< 0.00009	0.156	< 0.00009	< 0.00009	< 0.00009	0.00022
S (diss) [mg/L]	< 5	8	6	< 5	6	< 5	16	< 5	< 5	5	10
Sb (diss) [mg/L]	< 0.0009	< 0.0009	< 0.0009	0.0015	0.0015	0.0011	0.0594	0.0020	< 0.0009	0.0011	0.0074
Se (diss) [mg/L]	0.00021	0.00006	0.00022	0.00027	0.00016	0.00181	0.00072	0.00499	0.00016	0.00006	0.00022

OnLine LIMS

00038777704

Results relate only to the sample tested. Data reported represents the sample submitted to SGS. Reproduction of this analytical report in full or in part is prohibited without prior written approval. Please refer to SGS General Conditions of Services located at https://www.sgs.ca/en/terms-and-conditions (Printed copies are available upon request.)
Test method information available upon request. "Temperature Upon Receipt" is representative of the whole shipment and may not reflect the temperature of individual samples.
SGS Canada Inc. Environment-Health & Safety statement of conformity decision rule does not consider uncertainty when analytical results are compared to a specified standard or regulation.

SGS Canada Inc.
P.O. Box 4300 - 185 Concession St.
Lakefield - Ontario - KOL 2HO
Phone: 705-652-2000 FAX: 705-652-6365

Analysis	12: DX 550101 Week 26	13: DX450017 Week 26	14: DX450022 Week 26	15: DX450030 Week 26	16: DX450039 Week 26	17: DX450049 Week 26	18: DX450051 Week 26	19: DX450071 Week 26	20: DX450080 Week 26	21: DX450089 Week 26	22: DX450105 Week 26
Si (diss) [mg/L]	1.37	1.98	1.39	1.56	1.50	0.91	2.64	1.49	3.61	1.18	3.64
Sn (diss) [mg/L]	0.00079	0.00117	0.00028	0.00036	0.00063	0.00051	0.00029	0.00087	0.00052	0.00052	0.00053
Sr (diss) [mg/L]	0.0231	0.103	0.0179	0.0197	0.0124	0.0449	0.0593	0.0615	0.0186	0.0306	0.0256
Th (diss) [mg/L]	< 0.0001	< 0.0001	< 0.0001	< 0.0001	< 0.0001	< 0.0001	< 0.0001	< 0.0001	< 0.0001	< 0.0001	< 0.0001
Ti (diss) [mg/L]	< 0.0001	< 0.0001	< 0.0001	< 0.0001	< 0.0001	< 0.0001	< 0.0001	< 0.0001	< 0.0001	< 0.0001	< 0.0001
Tl (diss) [mg/L]	< 0.000005	0.000016	< 0.000005	< 0.000005	0.000005	< 0.000005	0.000014	< 0.000005	< 0.000005	< 0.000005	< 0.000005
U (diss) [mg/L]	0.000119	0.00104	0.000071	0.00143	0.00342	0.00126	0.000005	0.00259	0.000090	0.00152	0.000084
V (diss) [mg/L]	0.00201	0.00076	0.00184	0.00032	0.00145	0.00010	0.00001	0.00080	0.00081	0.00070	0.00012
W (diss) [mg/L]	< 0.0002	< 0.0002	< 0.0002	0.0011	< 0.0002	< 0.0002	< 0.0002	0.0004	0.0009	< 0.0002	< 0.0002
Zn (diss) [mg/L]	< 0.002	< 0.002	< 0.002	< 0.002	< 0.002	0.002	0.082	< 0.002	< 0.002	< 0.002	0.003
Zr (diss) [mg/L]	< 0.002	< 0.002	< 0.002	< 0.002	< 0.002	< 0.002	< 0.002	< 0.002	< 0.002	< 0.002	< 0.002

Analysis	23: DX450113 Week 26	24: DX450119 Week 26	25: DX450130 Week 26	26: DX450135 Week 26	27: DX450137 Week 26	28: DX450143 Week 26	29: DX450144 Week 26	30: DX450153 Week 26	31: DX450155 Week 26	32: DX450170 Week 26	33: DX450200 Week 26
Sample Date & Time	N/A	N/A	N/A	N/A	N/A	N/A	N/A	N/A	N/A	N/A	N/A
Temp Upon Receipt [°C]	21.0	21.0	21.0	21.0	21.0	21.0	21.0	21.0	21.0	21.0	21.0
pH [No unit]	7.79	7.31	7.71	7.62	7.65	5.18	7.45	3.92	7.68	7.30	7.19
Conductivity [uS/cm]	144	417	82	70	74	197	67	247	144	81	161
Alkalinity [mg/L as CaCO3]	41	35	34	30	30	< 2	24	< 2	39	23	28
Acidity [mg/L as CaCO3]	< 2	< 2	< 2	< 2	< 2	29	< 2	51	< 2	< 2	< 2
F [mg/L]	0.32	< 0.06	< 0.06	0.10	< 0.06	< 0.06	0.34	0.32	< 0.06	< 0.06	< 0.06
Cl [mg/L]	< 0.2	0.4	< 0.2	< 0.2	< 0.2	< 0.2	< 0.2	< 0.2	< 0.2	< 0.2	< 0.2
SO4 [mg/L]	25	170	4.8	4.4	7.6	74	9.7	100	33	14	44
Hg (diss) [mg/L]	0.00001	0.00001	< 0.00001	0.00001	0.00001	0.00001	0.00001	0.00002	0.00001	< 0.00001	0.00001
Ag (diss) [mg/L]	< 0.00005	< 0.00005	< 0.00005	< 0.00005	< 0.00005	< 0.00005	< 0.00005	< 0.00005	< 0.00005	< 0.00005	0.00046
Al (diss) [mg/L]	0.191	0.007	0.187	0.229	0.371	0.029	0.091	3.86	0.093	0.048	0.011
As (diss) [mg/L]	0.0151	0.0007	0.0577	0.0282	0.0079	0.0028	0.370	0.0026	0.0067	0.0014	0.0003
Ba (diss) [mg/L]	0.0208	0.0507	0.0266	0.00090	0.00138	0.0290	0.00110	0.222	0.00272	0.00673	0.00820
Be (diss) [mg/L]	< 0.000007	< 0.000007	< 0.000007	< 0.000007	< 0.000007	< 0.000007	< 0.000007	0.00213	< 0.000007	< 0.000007	< 0.000007
B (diss) [mg/L]	0.006	0.007	< 0.002	< 0.002	< 0.002	0.005	0.002	0.005	0.002	< 0.002	0.002
Bi (diss) [mg/L]	< 0.00001	< 0.00001	< 0.00001	< 0.00001	< 0.00001	< 0.00001	< 0.00001	< 0.00001	< 0.00001	0.00007	< 0.00001

OnLine LIMS

00038777704

Results relate only to the sample tested. Data reported represents the sample submitted to SGS. Reproduction of this analytical report in full or in part is prohibited without prior written approval. Please refer to SGS General Conditions of Services located at https://www.sgs.ca/en/terms-and-conditions (Printed copies are available upon request.)
Test method information available upon request. "Temperature Upon Receipt" is representative of the whole shipment and may not reflect the temperature of individual samples.
SGS Canada Inc. Environment-Health & Safety statement of conformity decision rule does not consider uncertainty when analytical results are compared to a specified standard or regulation.

SGS Canada Inc.
P.O. Box 4300 - 185 Concession St.
Lakefield - Ontario - KOL 2HO
Phone: 705-652-2000 FAX: 705-652-6365

Env ICP-MS Metals Total and Dissolved Metals

Project : CA20M-00000-110-19896-01

LR Report : **CA14688-JAN24**

Analysis	23: DX450113 Week 26	24: DX450119 Week 26	25: DX450130 Week 26	26: DX450135 Week 26	27: DX450137 Week 26	28: DX450143 Week 26	29: DX450144 Week 26	30: DX450153 Week 26	31: DX450155 Week 26	32: DX450170 Week 26	33: DX450200 Week 26
Ca (diss) [mg/L]	23.2	69.1	11.6	12.1	12.2	15.1	11.0	11.3	23.6	13.3	24.5
Cd (diss) [mg/L]	< 0.000003	0.000574	0.000007	0.000030	0.000003	0.000096	< 0.000003	0.00300	0.000500	0.000515	0.00914
Co (diss) [mg/L]	0.000083	0.00321	0.000083	0.000028	0.000005	0.0865	0.000464	0.0399	0.000047	0.000031	0.000320
Cr (diss) [mg/L]	0.00021	0.00009	0.00011	0.00009	< 0.00008	< 0.00008	0.00012	0.00039	0.00019	0.00008	< 0.00008
Cu (diss) [mg/L]	< 0.002	< 0.002	< 0.002	< 0.002	< 0.002	< 0.002	< 0.002	0.314	< 0.002	0.003	0.011
Fe (diss) [mg/L]	< 0.007	< 0.007	< 0.007	< 0.007	< 0.007	7.04	< 0.007	9.15	< 0.007	< 0.007	< 0.007
K (diss) [mg/L]	1.89	10.3	4.20	1.83	2.49	11.0	1.46	7.47	2.78	1.25	2.18
Mg (diss) [mg/L]	0.866	1.12	0.574	0.209	0.202	2.78	0.237	0.934	0.332	0.125	0.243
Mn (diss) [mg/L]	0.0507	1.27	0.0369	0.0256	0.0107	0.213	0.00518	0.246	0.175	0.109	0.798
Mo (diss) [mg/L]	< 0.0004	< 0.0004	< 0.0004	< 0.0004	< 0.0004	< 0.0004	0.0013	< 0.0004	0.0021	< 0.0004	0.0006
Na (diss) [mg/L]	0.17	0.60	0.36	0.30	0.34	0.78	0.26	1.19	0.45	0.24	0.54
Ni (diss) [mg/L]	0.0002	0.0026	< 0.0001	< 0.0001	< 0.0001	0.316	0.0005	0.0605	< 0.0001	< 0.0001	0.0003
P (diss) [mg/L]	0.003	< 0.003	< 0.003	< 0.003	< 0.003	0.005	0.003	< 0.003	0.006	0.003	< 0.003
Pb (diss) [mg/L]	0.00019	< 0.00009	< 0.00009	< 0.00009	< 0.00009	< 0.00009	< 0.00009	0.0188	0.00011	0.0195	0.00010
S (diss) [mg/L]	8	59	< 5	< 5	< 5	28	< 5	24	8	< 5	14
Sb (diss) [mg/L]	0.0013	< 0.0009	0.0018	0.0009	< 0.0009	< 0.0009	0.0010	< 0.0009	0.0019	0.0031	0.0043
Se (diss) [mg/L]	< 0.00004	0.00248	0.00123	0.00006	< 0.00004	0.00130	0.00009	0.00178	0.00089	0.0116	0.00014
Si (diss) [mg/L]	1.32	0.82	1.07	1.96	1.84	3.19	1.70	6.68	2.48	1.55	1.57
Sn (diss) [mg/L]	0.00108	0.00083	0.00095	0.00082	0.00178	0.00073	0.00074	0.00232	0.00106	0.00078	0.00025
Sr (diss) [mg/L]	0.0828	0.0399	0.0427	0.0259	0.0329	0.0577	0.0322	0.0433	0.0493	0.0225	0.0267
Th (diss) [mg/L]	< 0.0001	< 0.0001	< 0.0001	0.0005	0.0002	0.0002	0.0001	0.0003	< 0.0001	< 0.0001	< 0.0001
Ti (diss) [mg/L]	< 0.0001	< 0.0001	< 0.0001	< 0.0001	< 0.0001	< 0.0001	< 0.0001	0.0001	< 0.0001	< 0.0001	< 0.0001
Tl (diss) [mg/L]	< 0.000005	< 0.000005	< 0.000005	< 0.000005	< 0.000005	< 0.000005	< 0.000005	0.000183	< 0.000005	0.000009	0.000027
U (diss) [mg/L]	0.000311	0.000031	0.00236	0.00152	0.00239	0.000173	0.000242	0.0197	0.00352	0.000399	0.000382
V (diss) [mg/L]	0.00049	0.00001	0.00099	0.00052	0.00127	< 0.00001	0.00119	< 0.00001	0.00104	0.00003	0.00006
W (diss) [mg/L]	0.0003	< 0.0002	0.0004	< 0.0002	< 0.0002	< 0.0002	< 0.0002	< 0.0002	0.0004	< 0.0002	0.0003
Zn (diss) [mg/L]	< 0.002	0.112	< 0.002	< 0.002	< 0.002	0.012	< 0.002	0.168	0.009	0.014	0.496
Zr (diss) [mg/L]	< 0.002	< 0.002	< 0.002	< 0.002	< 0.002	< 0.002	< 0.002	< 0.002	< 0.002	< 0.002	< 0.002

OnLine LIMS

0003877704

Results relate only to the sample tested. Data reported represents the sample submitted to SGS. Reproduction of this analytical report in full or in part is prohibited without prior written approval. Please refer to SGS General Conditions of Services located at https://www.sgs.ca/en/terms-and-conditions (Printed copies are available upon request.)
Test method information available upon request. "Temperature Upon Receipt" is representative of the whole shipment and may not reflect the temperature of individual samples.
SGS Canada Inc. Environment-Health & Safety statement of conformity decision rule does not consider uncertainty when analytical results are compared to a specified standard or regulation.

SGS Canada Inc.
P.O. Box 4300 - 185 Concession St.
Lakefield - Ontario - KOL 2HO
Phone: 705-652-2000 FAX: 705-652-6365

Analysis	34: DX450227 Week 26	35: DX450230 Week 26	36: DX450232 Week 26	37: DX450233 Week 26	38: DX450239 Week 26	39: Column Blank Week 26
Sample Date & Time	N/A	N/A	N/A	N/A	N/A	N/A
Temp Upon Receipt [°C]	21.0	21.0	21.0	21.0	21.0	21.0
pH [No unit]	7.61	7.71	7.51	7.49	7.26	5.29
Conductivity [uS/cm]	64	78	98	228	256	3
Alkalinity [mg/L as CaCO3]	30	35	28	38	21	< 2
Acidity [mg/L as CaCO3]	< 2	< 2	< 2	< 2	< 2	2
F [mg/L]	< 0.06	< 0.06	< 0.06	< 0.06	0.15	< 0.06
Cl [mg/L]	< 0.2	< 0.2	< 0.2	< 0.2	< 0.2	< 0.2
SO4 [mg/L]	0.7	2.3	17	65	91	< 0.2
Hg (diss) [mg/L]	0.00001	< 0.00001	0.00001	0.00002	0.00001	0.00001
Ag (diss) [mg/L]	< 0.00005	< 0.00005	< 0.00005	< 0.00005	< 0.00005	< 0.00005
Al (diss) [mg/L]	0.162	0.238	0.113	0.028	0.009	0.001
As (diss) [mg/L]	0.0027	0.0017	0.0097	0.0007	0.0003	< 0.0002
Ba (diss) [mg/L]	0.00117	0.00259	0.00277	0.00201	0.00234	0.00031
Be (diss) [mg/L]	< 0.000007	< 0.000007	< 0.000007	< 0.000007	< 0.000007	< 0.000007
B (diss) [mg/L]	< 0.002	< 0.002	0.003	0.006	0.009	0.006
Bi (diss) [mg/L]	< 0.00001	< 0.00001	< 0.00001	< 0.00001	< 0.00001	< 0.00001
Ca (diss) [mg/L]	11.1	12.8	15.4	35.1	40.8	0.05
Cd (diss) [mg/L]	0.000009	0.000003	0.000041	0.000577	0.000047	0.000004
Co (diss) [mg/L]	0.000006	< 0.000004	0.000006	0.000140	0.000069	0.000032
Cr (diss) [mg/L]	0.00008	< 0.00008	0.00008	0.00009	0.00047	< 0.00008
Cu (diss) [mg/L]	< 0.002	< 0.002	< 0.002	< 0.002	< 0.002	< 0.002
Fe (diss) [mg/L]	< 0.007	< 0.007	< 0.007	< 0.007	< 0.007	< 0.007
K (diss) [mg/L]	1.45	3.41	3.10	6.42	2.82	0.351
Mg (diss) [mg/L]	0.228	0.336	0.257	0.431	0.403	0.008
Mn (diss) [mg/L]	0.0220	0.0167	0.0793	0.221	0.545	0.00025
Mo (diss) [mg/L]	< 0.0004	< 0.0004	< 0.0004	< 0.0004	< 0.0004	< 0.0004
Na (diss) [mg/L]	0.32	0.25	0.61	0.33	0.17	0.28
Ni (diss) [mg/L]	< 0.0001	< 0.0001	< 0.0001	< 0.0001	0.0002	< 0.0001
P (diss) [mg/L]	0.007	0.003	0.174	0.008	0.003	0.111
Pb (diss) [mg/L]	< 0.00009	< 0.00009	< 0.00009	< 0.00009	< 0.00009	0.00014
S (diss) [mg/L]	< 5	< 5	< 5	20	31	< 5
Sb (diss) [mg/L]	< 0.0009	< 0.0009	0.0021	< 0.0009	< 0.0009	< 0.0009

OnLine LIMS

00038777704

Results relate only to the sample tested. Data reported represents the sample submitted to SGS. Reproduction of this analytical report in full or in part is prohibited without prior written approval. Please refer to SGS General Conditions of Services located at https://www.sgs.ca/en/terms-and-conditions (Printed copies are available upon request.)
Test method information available upon request. "Temperature Upon Receipt" is representative of the whole shipment and may not reflect the temperature of individual samples.
SGS Canada Inc. Environment-Health & Safety statement of conformity decision rule does not consider uncertainty when analytical results are compared to a specified standard or regulation.

SGS Canada Inc.
P.O. Box 4300 - 185 Concession St.
Lakefield - Ontario - KOL 2HO
Phone: 705-652-2000 FAX: 705-652-6365

Analysis	34: DX450227 Week 26	35: DX450230 Week 26	36: DX450232 Week 26	37: DX450233 Week 26	38: DX450239 Week 26	39: Column Blank Week 26
Se (diss) [mg/L]	< 0.00004	< 0.00004	0.00033	0.00099	0.00255	< 0.00004
Si (diss) [mg/L]	1.31	1.49	1.40	2.38	2.17	< 0.02
Sn (diss) [mg/L]	0.00044	0.00103	0.00074	0.00125	0.00077	0.00021
Sr (diss) [mg/L]	0.0181	0.0284	0.0200	0.0410	0.0392	0.00070
Th (diss) [mg/L]	< 0.0001	< 0.0001	< 0.0001	< 0.0001	< 0.0001	< 0.0001
Ti (diss) [mg/L]	< 0.0001	< 0.0001	< 0.0001	< 0.0001	< 0.0001	< 0.0001
Tl (diss) [mg/L]	< 0.000005	< 0.000005	0.000005	< 0.000005	0.000019	< 0.000005
U (diss) [mg/L]	0.00243	0.00195	0.00651	0.00264	0.00138	< 0.000002
V (diss) [mg/L]	0.00138	0.00138	0.00203	0.00018	0.00005	0.00002
W (diss) [mg/L]	0.0003	< 0.0002	0.0002	< 0.0002	< 0.0002	< 0.0002
Zn (diss) [mg/L]	< 0.002	< 0.002	< 0.002	0.044	< 0.002	0.002
Zr (diss) [mg/L]	< 0.002	< 0.002	< 0.002	< 0.002	< 0.002	< 0.002

Revised to include Zirconium analysis.

NA - Not applicable
ND - Not Detected
NV - No Value

Alisha Kelly, B.Sc.,
Project Specialist,
Environment, Health & Safety

OnLine LIMS

Results relate only to the sample tested. Data reported represents the sample submitted to SGS. Reproduction of this analytical report in full or in part is prohibited without prior written approval. Please refer to SGS General Conditions of Services located at https://www.sgs.ca/en/terms-and-conditions (Printed copies are available upon request.)
Test method information available upon request. "Temperature Upon Receipt" is representative of the whole shipment and may not reflect the temperature of individual samples.
SGS Canada Inc. Environment-Health & Safety statement of conformity decision rule does not consider uncertainty when analytical results are compared to a specified standard or regulation.

0003877704

SGS Canada Inc.
P.O. Box 4300 - 185 Concession St.
Lakefield - Ontario - KOL 2HO
Phone: 705-652-2000 FAX: 705-652-6365

SGS Lakefield Environmental Met
Attn : Barb Bowman

Env ICP-MS Metals Total and Dissolved Metals

Project : CA20M-00000-110-19896-02

16-October-2024

Date Rec. : 14 August 2024
LR Report: **CA10536-AUG24**
Reference: 19896-02-04

Copy: #2

CERTIFICATE OF ANALYSIS
Final Report - Revised

Analysis	1: Analysis Start Date	2: Analysis Start Time	3: Analysis Completed Date	4: Analysis Completed Time	5: QC - Blank	6: QC - STD % Recovery	7: QC - DUP % RPD	8: QC - Spike Rep	9: Col-31 Week 1	10: Col-32 Week 1
Sample Date & Time									NA	NA
Temp Upon Receipt [°C]	---	---	---	---	---	---	---	---	21.0	21.0
pH [No unit]	14-Aug-24	13:12	15-Aug-24	11:21	NA	100%	2%	NA	7.74	8.15
Conductivity [uS/cm]	14-Aug-24	13:12	15-Aug-24	11:21	< 2	98%	0%	NA	169	174
Alkalinity [mg/L as CaCO3]	14-Aug-24	13:12	15-Aug-24	11:21	< 2	106%	ND	NA	78	80
Acidity [mg/L as CaCO3]	14-Aug-24	13:12	15-Aug-24	11:21	4	110%	0%	NA	< 2	< 2
F [mg/L]	14-Aug-24	15:31	15-Aug-24	09:01	< 0.06	100%	0%	97%	0.31	0.20
Cl [mg/L]	15-Aug-24	18:28	16-Aug-24	13:51	< 0.2	102%	1%	80%	2.7	2.9
SO4 [mg/L]	15-Aug-24	18:28	19-Aug-24	09:29	< 0.2	94%	1%	NV	9.6	14
Hg (diss) [mg/L]	15-Aug-24	16:49	16-Aug-24	09:27	< 0.00001	94%	ND	118%	< 0.00001	< 0.00001
Ag (diss) [mg/L]	15-Aug-24	19:51	19-Aug-24	08:27	< 0.00005	98%	ND	86%	< 0.00005	< 0.00005
Al (diss) [mg/L]	15-Aug-24	19:51	19-Aug-24	08:27	< 0.001	99%	1%	107%	0.098	0.059
As (diss) [mg/L]	15-Aug-24	19:51	19-Aug-24	08:27	< 0.0002	98%	1%	99%	0.0736	0.0872
Ba (diss) [mg/L]	15-Aug-24	19:51	19-Aug-24	08:27	< 0.00008	96%	1%	98%	0.00217	0.00495
Be (diss) [mg/L]	15-Aug-24	19:51	19-Aug-24	08:27	< 0.000007	100%	ND	101%	< 0.000007	< 0.000007
B (diss) [mg/L]	15-Aug-24	19:51	19-Aug-24	08:27	< 0.002	101%	1%	91%	0.096	0.065

OnLine LIMS

00003893585

Results relate only to the sample tested. Data reported represents the sample submitted to SGS. Reproduction of this analytical report in full or in part is prohibited without prior written approval. Please refer to SGS General Conditions of Services located at https://www.sgs.ca/en/terms-and-conditions (Printed copies are available upon request.)
Test method information available upon request. "Temperature Upon Receipt" is representative of the whole shipment and may not reflect the temperature of individual samples.
SGS Canada Inc. Environment-Health & Safety statement of conformity decision rule does not consider uncertainty when analytical results are compared to a specified standard or regulation.

SGS Canada Inc.
P.O. Box 4300 - 185 Concession St.
Lakefield - Ontario - KOL 2HO
Phone: 705-652-2000 FAX: 705-652-6365

Env ICP-MS Metals Total and Dissolved Metals

Project : CA20M-00000-110-19896-02

LR Report : **CA10536-AUG24**

Analysis	1: Analysis Start Date	2: Analysis Start Time	3: Analysis Completed Date	4: Analysis Completed Time	5: QC - Blank	6: QC - STD % Recovery	7: QC - DUP % RPD	8: QC - Spike Rep	9: Col-31 Week 1	10: Col-32 Week 1
Bi (diss) [mg/L]	15-Aug-24	19:51	19-Aug-24	08:27	< 0.00001	96%	ND	82%	< 0.00001	< 0.00001
Ca (diss) [mg/L]	15-Aug-24	19:51	19-Aug-24	08:27	< 0.01	103%	2%	97%	10.4	12.6
Cd (diss) [mg/L]	15-Aug-24	19:51	19-Aug-24	08:27	< 0.000003	98%	20%	95%	< 0.000003	0.000003
Co (diss) [mg/L]	15-Aug-24	19:51	19-Aug-24	08:27	< 0.000004	97%	3%	91%	0.000008	0.000143
Cr (diss) [mg/L]	15-Aug-24	19:51	19-Aug-24	08:27	< 0.00008	96%	18%	83%	0.00016	0.00019
Cu (diss) [mg/L]	15-Aug-24	19:51	19-Aug-24	08:27	< 0.001	93%	1%	107%	< 0.001	0.002
Fe (diss) [mg/L]	15-Aug-24	19:51	19-Aug-24	08:27	< 0.007	104%	0%	75%	< 0.007	< 0.007
K (diss) [mg/L]	15-Aug-24	19:51	19-Aug-24	08:27	< 0.009	106%	2%	103%	19.1	16.2
Mg (diss) [mg/L]	15-Aug-24	19:51	19-Aug-24	08:27	< 0.001	105%	0%	99%	0.611	0.825
Mn (diss) [mg/L]	15-Aug-24	19:51	19-Aug-24	08:27	< 0.00001	96%	3%	103%	0.00011	0.00310
Mo (diss) [mg/L]	15-Aug-24	19:51	19-Aug-24	08:27	< 0.0004	102%	6%	88%	0.0009	0.0017
Na (diss) [mg/L]	15-Aug-24	19:51	19-Aug-24	08:27	< 0.01	104%	0%	92%	14.5	20.2
Ni (diss) [mg/L]	15-Aug-24	19:51	19-Aug-24	08:27	< 0.0001	97%	3%	97%	0.0005	0.0042
P (diss) [mg/L]	15-Aug-24	19:51	19-Aug-24	08:27	< 0.003	103%	ND	NV	0.008	0.011
Pb (diss) [mg/L]	15-Aug-24	19:51	19-Aug-24	08:27	< 0.00009	98%	3%	98%	< 0.00009	< 0.00009
S (diss) [mg/L]	15-Aug-24	19:51	19-Aug-24	08:27	< 5	109%	1%	NV	< 5	6
Sb (diss) [mg/L]	15-Aug-24	19:51	19-Aug-24	08:27	< 0.0009	109%	ND	119%	0.0236	0.0164
Se (diss) [mg/L]	15-Aug-24	19:51	19-Aug-24	08:27	< 0.00004	98%	19%	102%	< 0.00004	0.00036
Si (diss) [mg/L]	15-Aug-24	19:51	19-Aug-24	08:27	< 0.02	102%	1%	NV	4.15	4.64
Sn (diss) [mg/L]	15-Aug-24	19:51	19-Aug-24	08:27	< 0.00006	106%	ND	NV	0.00067	0.00100
Sr (diss) [mg/L]	15-Aug-24	19:51	19-Aug-24	08:27	< 0.00008	98%	0%	96%	0.0605	0.0538
Th (diss) [mg/L]	15-Aug-24	19:51	19-Aug-24	08:27	< 0.0001	110%	ND	NV	0.0002	< 0.0001
Ti (diss) [mg/L]	15-Aug-24	19:51	19-Aug-24	08:27	< 0.0001	106%	ND	NV	< 0.0001	0.0002
Tl (diss) [mg/L]	15-Aug-24	19:51	19-Aug-24	08:27	< 0.000005	97%	ND	95%	0.000015	0.000014
U (diss) [mg/L]	15-Aug-24	19:51	19-Aug-24	08:27	< 0.000002	99%	13%	96%	0.00357	0.0143
V (diss) [mg/L]	15-Aug-24	19:51	19-Aug-24	08:27	< 0.00001	96%	9%	100%	0.00193	0.00547
W (diss) [mg/L]	15-Aug-24	19:51	19-Aug-24	08:27	< 0.0002	108%	ND	NV	0.0014	0.0071
Zn (diss) [mg/L]	15-Aug-24	19:51	19-Aug-24	08:27	< 0.002	101%	0%	79%	< 0.002	< 0.002
Zr (diss) [mg/L]	15-Aug-24	19:51	16-Oct-24	11:28	< 0.002	96%	ND	NV	< 0.002	< 0.002

OnLine LIMS

00003893585

Results relate only to the sample tested. Data reported represents the sample submitted to SGS. Reproduction of this analytical report in full or in part is prohibited without prior written approval. Please refer to SGS General Conditions of Services located at https://www.sgs.ca/en/terms-and-conditions (Printed copies are available upon request.)
Test method information available upon request. "Temperature Upon Receipt" is representative of the whole shipment and may not reflect the temperature of individual samples.
SGS Canada Inc. Environment-Health & Safety statement of conformity decision rule does not consider uncertainty when analytical results are compared to a specified standard or regulation.

SGS Canada Inc.
P.O. Box 4300 - 185 Concession St.
Lakefield - Ontario - KOL 2HO
Phone: 705-652-2000 FAX: 705-652-6365

Analysis	11: Col-33 Week 1	12: Col-34 Week 1	13: Col-MB2 Week 1
Sample Date & Time	NA	NA	NA
Temp Upon Receipt [°C]	21.0	21.0	21.0
pH [No unit]	7.86	8.01	5.68
Conductivity [uS/cm]	197	93	< 2
Alkalinity [mg/L as CaCO3]	93	40	< 2
Acidity [mg/L as CaCO3]	< 2	< 2	4
F [mg/L]	0.33	0.06	< 0.06
Cl [mg/L]	1.6	0.8	< 0.2
SO4 [mg/L]	14	9.5	< 0.2
Hg (diss) [mg/L]	< 0.00001	< 0.00001	< 0.00001
Ag (diss) [mg/L]	< 0.00005	< 0.00005	< 0.00005
Al (diss) [mg/L]	0.048	0.100	< 0.001
As (diss) [mg/L]	1.00	0.0319	0.0043
Ba (diss) [mg/L]	0.0110	0.00225	0.00037
Be (diss) [mg/L]	< 0.000007	< 0.000007	< 0.000007
B (diss) [mg/L]	0.019	0.013	< 0.002
Bi (diss) [mg/L]	< 0.00001	< 0.00001	< 0.00001
Ca (diss) [mg/L]	18.4	8.42	0.12
Cd (diss) [mg/L]	0.000016	0.000003	< 0.000003
Co (diss) [mg/L]	0.00101	0.000141	0.000036
Cr (diss) [mg/L]	0.00031	0.00009	< 0.00008
Cu (diss) [mg/L]	0.003	< 0.001	< 0.001
Fe (diss) [mg/L]	0.008	< 0.007	< 0.007
K (diss) [mg/L]	21.4	11.3	< 0.009
Mg (diss) [mg/L]	2.41	0.664	< 0.001
Mn (diss) [mg/L]	0.0117	0.0378	0.00151
Mo (diss) [mg/L]	0.0017	0.0006	< 0.0004
Na (diss) [mg/L]	7.72	4.74	0.07
Ni (diss) [mg/L]	0.0133	0.0005	0.0009

OnLine LIMS

00003893585

Results relate only to the sample tested. Data reported represents the sample submitted to SGS. Reproduction of this analytical report in full or in part is prohibited without prior written approval. Please refer to SGS General Conditions of Services located at https://www.sgs.ca/en/terms-and-conditions (Printed copies are available upon request.)
Test method information available upon request. "Temperature Upon Receipt" is representative of the whole shipment and may not reflect the temperature of individual samples.
SGS Canada Inc. Environment-Health & Safety statement of conformity decision rule does not consider uncertainty when analytical results are compared to a specified standard or regulation.

SGS Canada Inc.
P.O. Box 4300 - 185 Concession St.
Lakefield - Ontario - KOL 2HO
Phone: 705-652-2000 FAX: 705-652-6365

Analysis	11: Col-33 Week 1	12: Col-34 Week 1	13: Col-MB2 Week 1
P (diss) [mg/L]	0.043	0.004	< 0.003
Pb (diss) [mg/L]	0.00020	< 0.00009	< 0.00009
S (diss) [mg/L]	< 5	< 5	< 5
Sb (diss) [mg/L]	0.0057	0.0125	< 0.0009
Se (diss) [mg/L]	0.00100	0.00015	< 0.00004
Si (diss) [mg/L]	4.82	1.09	< 0.02
Sn (diss) [mg/L]	0.00046	0.00048	0.00038
Sr (diss) [mg/L]	0.0441	0.0296	0.00015
Th (diss) [mg/L]	0.0001	< 0.0001	< 0.0001
Ti (diss) [mg/L]	0.0004	0.0002	< 0.0001
Tl (diss) [mg/L]	0.000039	0.000008	< 0.000005
U (diss) [mg/L]	0.0224	0.0276	0.000017
V (diss) [mg/L]	0.00513	0.00182	0.00004
W (diss) [mg/L]	0.0157	0.0017	< 0.0002
Zn (diss) [mg/L]	< 0.002	< 0.002	0.013
Zr (diss) [mg/L]	0.004	< 0.002	< 0.002

Revised to include Zirconium data

Alisha Kelly, B.Sc.,
Project Specialist,
Environment, Health & Safety

OnLine LIMS

00003893585

Results relate only to the sample tested. Data reported represents the sample submitted to SGS. Reproduction of this analytical report in full or in part is prohibited without prior written approval. Please refer to SGS General Conditions of Services located at https://www.sgs.ca/en/terms-and-conditions (Printed copies are available upon request.)
Test method information available upon request. "Temperature Upon Receipt" is representative of the whole shipment and may not reflect the temperature of individual samples.
SGS Canada Inc. Environment-Health & Safety statement of conformity decision rule does not consider uncertainty when analytical results are compared to a specified standard or regulation.

SGS Canada Inc.
P.O. Box 4300 - 185 Concession St.
Lakefield - Ontario - KOL 2HO
Phone: 705-652-2000 FAX: 705-652-6365

SGS Lakefield Environmental Met
Attn : Barb Bowman

Env ICP-MS Metals Total and Dissolved Metals

Project : CA20M-00000-110-19896-02

03-October-2024

Date Rec. : 21 August 2024
LR Report: **CA12670-AUG24**
Reference: 19896-02-05

Copy: #2

CERTIFICATE OF ANALYSIS

Final Report - Revised

Analysis	1: Analysis Start Date	2: Analysis Start Time	3: Analysis Completed Date	4: Analysis Completed Time	5: QC - Blank	6: QC - STD % Recovery	7: QC - DUP % RPD	8: QC - Spike Rep	9: Col-31 Week 2	10: Col-32 Week 2	11: Col-33 Week 2
Sample Date & Time											
Temp Upon Receipt [°	---	---	---	---	---	---	---	---	20.0	20.0	20.0
pH [No unit]	23-Aug-24	05:43	26-Aug-24	09:21	NA	100%	0%	NA	7.96	8.07	8.09
Conductivity [uS/cm]	23-Aug-24	05:43	26-Aug-24	09:21	< 2	100%	0%	NA	102	111	129
Alkalinity [mg/L as Ca	23-Aug-24	05:43	26-Aug-24	09:21	< 2	104%	2%	NA	55	62	71
Acidity [mg/L as CaCO	23-Aug-24	05:43	26-Aug-24	09:21	< 2	96%	ND	NA	< 2	< 2	< 2
F [mg/L]	23-Aug-24	09:37	23-Aug-24	13:21	< 0.06	103%	7%	113%	0.12	0.20	0.20
Cl [mg/L]	24-Aug-24	06:47	29-Aug-24	12:53	< 0.2	102%	5%	102%	0.3	0.2	< 0.2
SO4 [mg/L]	24-Aug-24	06:47	27-Aug-24	14:00	< 0.2	97%	2%	NV	4.2	3.5	5.6
Hg (diss) [mg/L]	04-Sep-24	13:42	04-Sep-24	14:24	< 0.00001	85%	ND	89%	< 0.00001	0.00002	0.00002
Ag (diss) [mg/L]	30-Aug-24	01:51	30-Aug-24	12:13	< 0.00005	97%	ND	70%	< 0.00005	< 0.00005	< 0.00005
Al (diss) [mg/L]	30-Aug-24	01:51	30-Aug-24	12:13	< 0.001	105%	ND	112%	0.124	0.069	0.067
As (diss) [mg/L]	30-Aug-24	01:51	30-Aug-24	12:13	< 0.0002	99%	ND	99%	0.0764	0.0860	0.916
Ba (diss) [mg/L]	30-Aug-24	01:51	30-Aug-24	12:13	< 0.00008	100%	13%	106%	0.00169	0.00352	0.00724
Be (diss) [mg/L]	30-Aug-24	01:51	30-Aug-24	12:13	< 0.000007	100%	ND	98%	< 0.000007	< 0.000007	< 0.000007
B (diss) [mg/L]	30-Aug-24	01:51	30-Aug-24	12:13	< 0.002	99%	2%	95%	0.041	0.024	0.007

OnLine LIMS

0003878451

Results relate only to the sample tested. Data reported represents the sample submitted to SGS. Reproduction of this analytical report in full or in part is prohibited without prior written approval. Please refer to SGS General Conditions of Services located at https://www.sgs.ca/en/terms-and-conditions (Printed copies are available upon request.)
Test method information available upon request. "Temperature Upon Receipt" is representative of the whole shipment and may not reflect the temperature of individual samples.
SGS Canada Inc. Environment-Health & Safety statement of conformity decision rule does not consider uncertainty when analytical results are compared to a specified standard or regulation.

SGS Canada Inc.
P.O. Box 4300 - 185 Concession St.
Lakefield - Ontario - KOL 2HO
Phone: 705-652-2000 FAX: 705-652-6365

Env ICP-MS Metals Total and Dissolved Metals

Project : CA20M-00000-110-19896-02

LR Report : **CA12670-AUG24**

Analysis	1: Analysis Start Date	2: Analysis Start Time	3: Analysis Completed Date	4: Analysis Completed Time	5: QC - Blank	6: QC - STD % Recovery	7: QC - DUP % RPD	8: QC - Spike Rep	9: Col-31 Week 2	10: Col-32 Week 2	11: Col-33 Week 2
Bi (diss) [mg/L]	30-Aug-24	01:51	30-Aug-24	12:13	< 0.00001	98%	ND	98%	< 0.00001	< 0.00001	< 0.00001
Ca (diss) [mg/L]	30-Aug-24	01:51	30-Aug-24	12:13	< 0.01	104%	2%	103%	9.70	13.6	17.8
Cd (diss) [mg/L]	30-Aug-24	01:51	30-Aug-24	12:13	< 0.000003	99%	ND	103%	< 0.000003	< 0.000003	0.000007
Co (diss) [mg/L]	30-Aug-24	01:51	30-Aug-24	12:13	< 0.000004	102%	ND	99%	0.000005	0.000013	0.000684
Cr (diss) [mg/L]	30-Aug-24	01:51	30-Aug-24	12:13	< 0.00008	101%	ND	94%	< 0.00008	< 0.00008	< 0.00008
Cu (diss) [mg/L]	30-Aug-24	01:51	30-Aug-24	12:13	< 0.001	100%	ND	99%	< 0.001	< 0.001	< 0.001
Fe (diss) [mg/L]	30-Aug-24	01:51	30-Aug-24	12:13	< 0.007	103%	ND	75%	< 0.007	< 0.007	< 0.007
K (diss) [mg/L]	30-Aug-24	01:51	30-Aug-24	12:13	< 0.009	103%	1%	95%	16.6	12.2	14.4
Mg (diss) [mg/L]	30-Aug-24	01:51	30-Aug-24	12:13	< 0.001	104%	0%	99%	0.532	0.806	1.86
Mn (diss) [mg/L]	30-Aug-24	01:51	30-Aug-24	12:13	< 0.00001	101%	ND	102%	0.00017	0.00011	0.00711
Mo (diss) [mg/L]	30-Aug-24	01:51	30-Aug-24	12:13	< 0.0004	100%	ND	81%	< 0.0004	< 0.0004	< 0.0004
Na (diss) [mg/L]	30-Aug-24	01:51	30-Aug-24	12:13	< 0.01	103%	0%	86%	2.55	4.13	1.34
Ni (diss) [mg/L]	30-Aug-24	01:51	30-Aug-24	12:13	< 0.0001	99%	ND	99%	0.0002	0.0006	0.0059
P (diss) [mg/L]	30-Aug-24	01:51	30-Aug-24	12:13	< 0.003	101%	ND	NV	0.006	0.004	0.025
Pb (diss) [mg/L]	30-Aug-24	01:51	30-Aug-24	12:13	< 0.00009	99%	ND	98%	< 0.00009	< 0.00009	< 0.00009
S (diss) [mg/L]	30-Aug-24	01:51	30-Aug-24	12:13	< 5	102%	ND	NV	< 5	< 5	< 5
Sb (diss) [mg/L]	30-Aug-24	01:51	30-Aug-24	12:13	< 0.0009	107%	ND	118%	0.0102	0.0055	0.0027
Se (diss) [mg/L]	30-Aug-24	01:51	30-Aug-24	12:13	< 0.00004	101%	ND	118%	< 0.00004	0.00017	0.00069
Si (diss) [mg/L]	30-Aug-24	01:51	30-Aug-24	12:13	< 0.02	100%	ND	NV	4.06	5.43	4.43
Sn (diss) [mg/L]	30-Aug-24	01:51	30-Aug-24	12:13	< 0.00006	101%	ND	NV	0.00062	0.00072	0.00176
Sr (diss) [mg/L]	30-Aug-24	01:51	30-Aug-24	12:13	< 0.00008	99%	3%	96%	0.0490	0.0469	0.0333
Th (diss) [mg/L]	30-Aug-24	01:51	30-Aug-24	12:13	< 0.0001	104%	ND	NV	< 0.0001	< 0.0001	< 0.0001
Ti (diss) [mg/L]	30-Aug-24	01:51	30-Aug-24	12:13	< 0.0001	99%	ND	NV	< 0.0001	< 0.0001	0.0001
Tl (diss) [mg/L]	30-Aug-24	01:51	30-Aug-24	12:13	< 0.000005	99%	ND	96%	0.000011	0.000012	0.000033
U (diss) [mg/L]	30-Aug-24	01:51	30-Aug-24	12:13	< 0.000002	98%	ND	92%	0.00458	0.00749	0.00739
V (diss) [mg/L]	30-Aug-24	01:51	30-Aug-24	12:13	< 0.00001	103%	ND	99%	0.00232	0.00579	0.00507
W (diss) [mg/L]	30-Aug-24	01:51	30-Aug-24	12:13	< 0.0002	105%	ND	NV	0.0005	0.0013	0.0047
Zn (diss) [mg/L]	30-Aug-24	01:51	30-Aug-24	12:13	< 0.002	102%	ND	122%	< 0.002	< 0.002	< 0.002
Zr (diss) [mg/L]	30-Aug-24	01:51	01-Oct-24	14:07	< 0.002	95%	ND	NV	< 0.002	< 0.002	< 0.002

OnLine LIMS

0003878451

Results relate only to the sample tested. Data reported represents the sample submitted to SGS. Reproduction of this analytical report in full or in part is prohibited without prior written approval. Please refer to SGS General Conditions of Services located at https://www.sgs.ca/en/terms-and-conditions (Printed copies are available upon request.)
Test method information available upon request. "Temperature Upon Receipt" is representative of the whole shipment and may not reflect the temperature of individual samples.
SGS Canada Inc. Environment-Health & Safety statement of conformity decision rule does not consider uncertainty when analytical results are compared to a specified standard or regulation.

SGS Canada Inc.
P.O. Box 4300 - 185 Concession St.
Lakefield - Ontario - KOL 2HO
Phone: 705-652-2000 FAX: 705-652-6365

Analysis	12: Col-34 Week 2	13: Col-MB2 Week 2
Sample Date & Time		
Temp Upon Receipt [°	20.0	20.0
pH [No unit]	8.13	5.96
Conductivity [uS/cm]	140	< 2
Alkalinity [mg/L as Ca	73	< 2
Acidity [mg/L as CaCO	< 2	< 2
F [mg/L]	0.15	< 0.06
Cl [mg/L]	0.2	< 0.2
SO4 [mg/L]	6.0	< 0.2
Hg (diss) [mg/L]	0.00001	< 0.00001
Ag (diss) [mg/L]	< 0.00005	< 0.00005
Al (diss) [mg/L]	0.146	< 0.001
As (diss) [mg/L]	0.128	0.0036
Ba (diss) [mg/L]	0.00465	0.00025
Be (diss) [mg/L]	< 0.000007	< 0.000007
B (diss) [mg/L]	0.015	< 0.002
Bi (diss) [mg/L]	< 0.00001	< 0.00001
Ca (diss) [mg/L]	15.7	0.04
Cd (diss) [mg/L]	0.000009	< 0.000003
Co (diss) [mg/L]	0.000192	0.000021
Cr (diss) [mg/L]	0.00021	< 0.00008
Cu (diss) [mg/L]	< 0.001	< 0.001
Fe (diss) [mg/L]	< 0.007	< 0.007
K (diss) [mg/L]	21.1	< 0.009
Mg (diss) [mg/L]	1.40	0.001
Mn (diss) [mg/L]	0.0258	0.00075
Mo (diss) [mg/L]	< 0.0004	< 0.0004
Na (diss) [mg/L]	3.70	< 0.01
Ni (diss) [mg/L]	0.0007	0.0003

OnLine LIMS

0003878451

Results relate only to the sample tested. Data reported represents the sample submitted to SGS. Reproduction of this analytical report in full or in part is prohibited without prior written approval. Please refer to SGS General Conditions of Services located at https://www.sgs.ca/en/terms-and-conditions (Printed copies are available upon request.)
Test method information available upon request. "Temperature Upon Receipt" is representative of the whole shipment and may not reflect the temperature of individual samples.
SGS Canada Inc. Environment-Health & Safety statement of conformity decision rule does not consider uncertainty when analytical results are compared to a specified standard or regulation.

SGS Canada Inc.
P.O. Box 4300 - 185 Concession St.
Lakefield - Ontario - KOL 2HO
Phone: 705-652-2000 FAX: 705-652-6365

Env ICP-MS Metals Total and Dissolved Metals

Project : CA20M-00000-110-19896-02

LR Report : **CA12670-AUG24**

Analysis	12: Col-34 Week 2	13: Col-MB2 Week 2
P (diss) [mg/L]	0.005	< 0.003
Pb (diss) [mg/L]	< 0.00009	< 0.00009
S (diss) [mg/L]	< 5	< 5
Sb (diss) [mg/L]	0.0128	< 0.0009
Se (diss) [mg/L]	0.00040	< 0.00004
Si (diss) [mg/L]	3.12	< 0.02
Sn (diss) [mg/L]	0.00064	0.00024
Sr (diss) [mg/L]	0.0547	0.00008
Th (diss) [mg/L]	< 0.0001	< 0.0001
Ti (diss) [mg/L]	< 0.0001	< 0.0001
Tl (diss) [mg/L]	0.000019	< 0.000005
U (diss) [mg/L]	0.0362	0.000067
V (diss) [mg/L]	0.00590	< 0.00001
W (diss) [mg/L]	0.0013	< 0.0002
Zn (diss) [mg/L]	< 0.002	0.003
Zr (diss) [mg/L]	< 0.002	< 0.002

Revised to include Zirconium analysis.

NA - Not applicable
ND - Not Detected
NV - No Value

Alisha Kelly, B.Sc.,
Project Specialist,
Environment, Health & Safety

OnLine LIMS

0003878451

Results relate only to the sample tested. Data reported represents the sample submitted to SGS. Reproduction of this analytical report in full or in part is prohibited without prior written approval. Please refer to SGS General Conditions of Services located at https://www.sgs.ca/en/terms-and-conditions (Printed copies are available upon request.)
Test method information available upon request. "Temperature Upon Receipt" is representative of the whole shipment and may not reflect the temperature of individual samples.
SGS Canada Inc. Environment-Health & Safety statement of conformity decision rule does not consider uncertainty when analytical results are compared to a specified standard or regulation.

SGS Canada Inc.
P.O. Box 4300 - 185 Concession St.
Lakefield - Ontario - KOL 2HO
Phone: 705-652-2000 FAX: 705-652-6365

SGS Lakefield Environmental Met
Attn : Barb Bowman

Project : CA20M-00000-110-19896-02

03-October-2024

Date Rec. : 27 August 2024
LR Report: **CA15537-AUG24**
Reference: 19896-02-06

Copy: #2

CERTIFICATE OF ANALYSIS
Final Report - Revised

Analysis	1: Analysis Start Date	2: Analysis Start Time	3: Analysis Completed Date	4: Analysis Completed Time	5: QC - Blank	6: QC - STD % Recovery	7: QC - DUP % RPD	8: QC - Spike Rep	9: Col-31 Week 3	10: Col-32 Week 3
Sample Date & Time									N/A	N/A
Temp Upon Receipt [°C]									21.0	21.0
pH [No unit]	29-Aug-24	13:28	30-Aug-24	13:37	NA	100%	1%	NA	7.52	7.62
Conductivity [uS/cm]	29-Aug-24	13:28	30-Aug-24	13:37	< 2	99%	5%	NA	80	103
Alkalinity [mg/L as CaCO3]	29-Aug-24	13:28	30-Aug-24	13:37	< 2	104%	0%	NA	43	56
Acidity [mg/L as CaCO3]	29-Aug-24	13:28	30-Aug-24	13:37	2	98%	ND	NA	< 2	< 2
F [mg/L]	29-Aug-24	15:45	30-Aug-24	09:00	< 0.06	102%	2%	NV	< 0.06	< 0.06
Cl [mg/L]	03-Sep-24	12:15	04-Sep-24	13:12	< 0.2	102%	ND	102%	< 0.2	< 0.2
SO4 [mg/L]	03-Sep-24	12:15	04-Sep-24	13:12	< 0.2	95%	0%	92%	3.6	3.9
Hg (diss) [mg/L]	03-Sep-24	17:11	04-Sep-24	10:48	< 0.00001	80%	ND	83%	< 0.00001	< 0.00001
Ag (diss) [mg/L]	05-Sep-24	13:21	06-Sep-24	11:07	< 0.00005	101%	ND	96%	< 0.00005	< 0.00005
Al (diss) [mg/L]	05-Sep-24	13:21	06-Sep-24	11:07	< 0.001	102%	3%	104%	0.162	0.084
As (diss) [mg/L]	05-Sep-24	13:21	06-Sep-24	11:07	< 0.0002	101%	ND	104%	0.0665	0.0805
Ba (diss) [mg/L]	05-Sep-24	13:21	06-Sep-24	11:07	< 0.00008	95%	5%	94%	0.00128	0.00320
Be (diss) [mg/L]	05-Sep-24	13:21	06-Sep-24	11:07	< 0.000007	104%	ND	110%	< 0.000007	< 0.000007
B (diss) [mg/L]	05-Sep-24	13:21	06-Sep-24	11:07	< 0.002	98%	8%	101%	0.023	0.014
Bi (diss) [mg/L]	05-Sep-24	13:21	06-Sep-24	11:07	< 0.00001	94%	ND	101%	< 0.00001	< 0.00001

OnLine LIMS

0003878459

Results relate only to the sample tested. Data reported represents the sample submitted to SGS. Reproduction of this analytical report in full or in part is prohibited without prior written approval. Please refer to SGS General Conditions of Services located at https://www.sgs.ca/en/terms-and-conditions (Printed copies are available upon request.)
Test method information available upon request. "Temperature Upon Receipt" is representative of the whole shipment and may not reflect the temperature of individual samples.
SGS Canada Inc. Environment-Health & Safety statement of conformity decision rule does not consider uncertainty when analytical results are compared to a specified standard or regulation.

SGS Canada Inc.
P.O. Box 4300 - 185 Concession St.
Lakefield - Ontario - KOL 2HO
Phone: 705-652-2000 FAX: 705-652-6365

Project : CA20M-00000-110-19896-02
LR Report : CA15537-AUG24

Analysis	1: Analysis Start Date	2: Analysis Start Time	3: Analysis Completed Date	4: Analysis Completed Time	5: QC - Blank	6: QC - STD % Recovery	7: QC - DUP % RPD	8: QC - Spike Rep	9: Col-31 Week 3	10: Col-32 Week 3
Ca (diss) [mg/L]	05-Sep-24	13:21	06-Sep-24	11:07	< 0.01	100%	2%	103%	10.0	16.4
Cd (diss) [mg/L]	05-Sep-24	13:21	06-Sep-24	11:07	< 0.000003	100%	ND	112%	0.000003	0.000003
Co (diss) [mg/L]	05-Sep-24	13:21	06-Sep-24	11:07	< 0.000004	99%	9%	106%	0.000014	0.000051
Cr (diss) [mg/L]	05-Sep-24	13:21	06-Sep-24	11:07	< 0.00008	100%	ND	114%	< 0.00008	0.00009
Cu (diss) [mg/L]	05-Sep-24	13:21	06-Sep-24	11:07	< 0.001	103%	6%	105%	< 0.001	< 0.001
Fe (diss) [mg/L]	05-Sep-24	13:21	06-Sep-24	11:07	< 0.007	97%	ND	75%	< 0.007	< 0.007
K (diss) [mg/L]	05-Sep-24	13:21	06-Sep-24	11:07	< 0.009	99%	2%	71%	11.9	9.20
Mg (diss) [mg/L]	05-Sep-24	13:21	06-Sep-24	11:07	< 0.001	100%	2%	74%	0.541	0.926
Mn (diss) [mg/L]	05-Sep-24	13:21	06-Sep-24	11:07	< 0.00001	100%	3%	102%	0.00061	0.00156
Mo (diss) [mg/L]	05-Sep-24	13:21	06-Sep-24	11:07	< 0.0004	100%	ND	85%	< 0.0004	< 0.0004
Na (diss) [mg/L]	05-Sep-24	13:21	06-Sep-24	11:07	< 0.01	103%	1%	87%	1.22	2.09
Ni (diss) [mg/L]	05-Sep-24	13:21	06-Sep-24	11:07	< 0.0001	101%	3%	98%	0.0002	0.0007
P (diss) [mg/L]	05-Sep-24	13:21	06-Sep-24	11:07	< 0.003	97%	ND	NV	0.006	0.003
Pb (diss) [mg/L]	05-Sep-24	13:21	06-Sep-24	11:07	< 0.00009	99%	4%	101%	< 0.00009	< 0.00009
S (diss) [mg/L]	05-Sep-24	13:21	06-Sep-24	11:07	< 5	106%	2%	NV	< 5	< 5
Sb (diss) [mg/L]	05-Sep-24	13:21	06-Sep-24	11:07	< 0.0009	108%	ND	112%	0.0065	0.0045
Se (diss) [mg/L]	05-Sep-24	13:21	06-Sep-24	11:07	< 0.00004	103%	10%	107%	0.00005	0.00019
Si (diss) [mg/L]	05-Sep-24	13:21	06-Sep-24	11:07	< 0.02	94%	1%	NV	3.06	3.93
Sn (diss) [mg/L]	05-Sep-24	13:21	06-Sep-24	11:07	< 0.00006	95%	ND	NV	0.00048	0.00079
Sr (diss) [mg/L]	05-Sep-24	13:21	06-Sep-24	11:07	< 0.00008	100%	5%	73%	0.0482	0.0519
Th (diss) [mg/L]	05-Sep-24	13:21	06-Sep-24	11:07	< 0.0001	95%	ND	NV	< 0.0001	< 0.0001
Ti (diss) [mg/L]	05-Sep-24	13:21	06-Sep-24	11:07	< 0.0001	100%	ND	NV	< 0.0001	< 0.0001
Tl (diss) [mg/L]	05-Sep-24	13:21	06-Sep-24	11:07	< 0.000005	96%	ND	98%	0.000009	0.000010
U (diss) [mg/L]	05-Sep-24	13:21	06-Sep-24	11:07	< 0.000002	97%	9%	105%	0.00565	0.00667
V (diss) [mg/L]	05-Sep-24	13:21	06-Sep-24	11:07	< 0.00001	102%	0%	105%	0.00202	0.00449
W (diss) [mg/L]	05-Sep-24	13:21	06-Sep-24	11:07	< 0.0002	100%	ND	NV	0.0002	0.0009
Zn (diss) [mg/L]	05-Sep-24	13:21	06-Sep-24	11:07	< 0.002	98%	2%	110%	< 0.002	< 0.002
Zr (diss) [mg/L]	05-Sep-24	13:21	01-Oct-24	14:06	< 0.002	95%	ND	NV	< 0.002	< 0.002

OnLine LIMS

Results relate only to the sample tested. Data reported represents the sample submitted to SGS. Reproduction of this analytical report in full or in part is prohibited without prior written approval. Please refer to SGS General Conditions of Services located at https://www.sgs.ca/en/terms-and-conditions (Printed copies are available upon request.)
Test method information available upon request. "Temperature Upon Receipt" is representative of the whole shipment and may not reflect the temperature of individual samples.
SGS Canada Inc. Environment-Health & Safety statement of conformity decision rule does not consider uncertainty when analytical results are compared to a specified standard or regulation.

0003878459

SGS Canada Inc.
P.O. Box 4300 - 185 Concession St.
Lakefield - Ontario - KOL 2HO
Phone: 705-652-2000 FAX: 705-652-6365

Project : CA20M-00000-110-19896-02

LR Report : **CA15537-AUG24**

Analysis	11: Col-33 Week 3	12: Col-34 Week 3	13: Col-MB2 Week 3
Sample Date & Time	N/A	N/A	N/A
Temp Upon Receipt [°C]	21.0	21.0	21.0
pH [No unit]	7.74	7.78	5.40
Conductivity [uS/cm]	92	89	< 2
Alkalinity [mg/L as CaCO3]	64	68	< 2
Acidity [mg/L as CaCO3]	< 2	< 2	3
F [mg/L]	0.14	< 0.06	< 0.06
Cl [mg/L]	< 0.2	< 0.2	< 0.2
SO4 [mg/L]	6.1	3.4	< 0.2
Hg (diss) [mg/L]	< 0.00001	< 0.00001	< 0.00001
Ag (diss) [mg/L]	< 0.00005	< 0.00005	< 0.00005
Al (diss) [mg/L]	0.069	0.173	0.001
As (diss) [mg/L]	1.02	0.128	0.0027
Ba (diss) [mg/L]	0.00680	0.00409	0.00025
Be (diss) [mg/L]	< 0.000007	0.000014	0.000008
B (diss) [mg/L]	0.005	0.005	< 0.002
Bi (diss) [mg/L]	0.00001	< 0.00001	< 0.00001
Ca (diss) [mg/L]	19.2	16.7	0.03
Cd (diss) [mg/L]	0.000011	0.000009	< 0.000003
Co (diss) [mg/L]	0.00110	0.000264	0.000016
Cr (diss) [mg/L]	0.00010	0.00008	< 0.00008
Cu (diss) [mg/L]	< 0.001	< 0.001	0.001
Fe (diss) [mg/L]	< 0.007	< 0.007	< 0.007
K (diss) [mg/L]	10.0	17.7	< 0.009
Mg (diss) [mg/L]	1.83	1.40	0.002
Mn (diss) [mg/L]	0.00879	0.0233	0.00071
Mo (diss) [mg/L]	< 0.0004	< 0.0004	< 0.0004
Na (diss) [mg/L]	0.85	1.10	< 0.01
Ni (diss) [mg/L]	0.0069	0.0006	0.0003
P (diss) [mg/L]	0.020	0.007	0.004
Pb (diss) [mg/L]	0.00011	< 0.00009	0.00017

OnLine LIMS

0003878459

Results relate only to the sample tested. Data reported represents the sample submitted to SGS. Reproduction of this analytical report in full or in part is prohibited without prior written approval. Please refer to SGS General Conditions of Services located at https://www.sgs.ca/en/terms-and-conditions (Printed copies are available upon request.)
Test method information available upon request. "Temperature Upon Receipt" is representative of the whole shipment and may not reflect the temperature of individual samples.
SGS Canada Inc. Environment-Health & Safety statement of conformity decision rule does not consider uncertainty when analytical results are compared to a specified standard or regulation.

SGS Canada Inc.
P.O. Box 4300 - 185 Concession St.
Lakefield - Ontario - KOL 2HO
Phone: 705-652-2000 FAX: 705-652-6365

Project : CA20M-00000-110-19896-02
LR Report : **CA15537-AUG24**

Analysis	11: Col-33 Week 3	12: Col-34 Week 3	13: Col-MB2 Week 3
S (diss) [mg/L]	< 5	< 5	< 5
Sb (diss) [mg/L]	0.0023	0.0049	< 0.0009
Se (diss) [mg/L]	0.00055	0.00025	< 0.00004
Si (diss) [mg/L]	3.36	2.47	< 0.02
Sn (diss) [mg/L]	0.00021	0.00038	0.00019
Sr (diss) [mg/L]	0.0337	0.0529	< 0.00008
Th (diss) [mg/L]	0.0003	< 0.0001	< 0.0001
Ti (diss) [mg/L]	< 0.0001	< 0.0001	< 0.0001
Tl (diss) [mg/L]	0.000029	0.000018	< 0.000005
U (diss) [mg/L]	0.00677	0.0155	0.000002
V (diss) [mg/L]	0.00441	0.00494	0.00002
W (diss) [mg/L]	0.0035	0.0004	< 0.0002
Zn (diss) [mg/L]	< 0.002	< 0.002	0.002
Zr (diss) [mg/L]	< 0.002	< 0.002	< 0.002

Revised to include Zirconium analysis.

NA - Not applicable
ND - Not Detected
NV - No Value

Alisha Kelly, B.Sc.,
Project Specialist,
Environment, Health & Safety

OnLine LIMS

0003878459

Results relate only to the sample tested. Data reported represents the sample submitted to SGS. Reproduction of this analytical report in full or in part is prohibited without prior written approval. Please refer to SGS General Conditions of Services located at https://www.sgs.ca/en/terms-and-conditions (Printed copies are available upon request.)
Test method information available upon request. "Temperature Upon Receipt" is representative of the whole shipment and may not reflect the temperature of individual samples.
SGS Canada Inc. Environment-Health & Safety statement of conformity decision rule does not consider uncertainty when analytical results are compared to a specified standard or regulation.

SGS Canada Inc.
P.O. Box 4300 - 185 Concession St.
Lakefield - Ontario - KOL 2HO
Phone: 705-652-2000 FAX: 705-652-6365

SGS Lakefield Environmental Met
Attn : Barb Bowman

Env ICP-MS Metals Total and Dissolved Metals

Project : CA20M-00000-110-19896-02

03-October-2024

Date Rec. : 03 September 2024
LR Report: **CA14004-SEP24**
Reference: 19896-02-07

Copy: #2

CERTIFICATE OF ANALYSIS
Final Report - Revised

Analysis	1: Analysis Start Date	2: Analysis Start Time	3: Analysis Completed Date	4: Analysis Completed Time	5: QC - Blank	6: QC - STD % Recovery	7: QC - DUP % RPD
Sample Date & Time							
Temp Upon Receipt [°C]	---	---	---	---	---	---	---
pH [No unit]	04-Sep-24	13:44	05-Sep-24	12:11	NA	100%	0%
Conductivity [uS/cm]	04-Sep-24	13:44	05-Sep-24	12:11	< 2	98%	1%
Alkalinity [mg/L as CaCO3]	04-Sep-24	13:44	05-Sep-24	12:11	< 2	104%	0%
Acidity [mg/L as CaCO3]	04-Sep-24	13:44	05-Sep-24	12:11	3	96%	ND
F [mg/L]	04-Sep-24	15:42	05-Sep-24	09:17	< 0.06	99%	2%
Cl [mg/L]	05-Sep-24	14:32	10-Sep-24	11:57	< 0.2	102%	ND
SO4 [mg/L]	05-Sep-24	14:32	10-Sep-24	11:57	< 0.2	100%	1%
Hg (diss) [mg/L]	12-Sep-24	11:02	13-Sep-24	09:27	< 0.00001	86%	ND
Ag (diss) [mg/L]	11-Sep-24	15:54	13-Sep-24	09:27	< 0.00005	101%	ND
Al (diss) [mg/L]	11-Sep-24	15:54	13-Sep-24	09:27	< 0.001	108%	16%
As (diss) [mg/L]	11-Sep-24	15:54	13-Sep-24	09:27	< 0.0002	103%	ND
Ba (diss) [mg/L]	11-Sep-24	15:54	13-Sep-24	09:27	< 0.00008	103%	2%
Be (diss) [mg/L]	11-Sep-24	15:54	13-Sep-24	09:27	< 0.000007	103%	ND
B (diss) [mg/L]	11-Sep-24	15:54	13-Sep-24	09:27	< 0.002	100%	0%

OnLine LIMS

0003878481

Results relate only to the sample tested. Data reported represents the sample submitted to SGS. Reproduction of this analytical report in full or in part is prohibited without prior written approval. Please refer to SGS General Conditions of Services located at https://www.sgs.ca/en/terms-and-conditions (Printed copies are available upon request.)
Test method information available upon request. "Temperature Upon Receipt" is representative of the whole shipment and may not reflect the temperature of individual samples.
SGS Canada Inc. Environment-Health & Safety statement of conformity decision rule does not consider uncertainty when analytical results are compared to a specified standard or regulation.

SGS Canada Inc.
P.O. Box 4300 - 185 Concession St.
Lakefield - Ontario - KOL 2HO
Phone: 705-652-2000 FAX: 705-652-6365

Env ICP-MS Metals Total and Dissolved Metals

Project : CA20M-00000-110-19896-02

LR Report : **CA14004-SEP24**

Analysis	1: Analysis Start Date	2: Analysis Start Time	3: Analysis Completed Date	4: Analysis Completed Time	5: QC - Blank	6: QC - STD % Recovery	7: QC - DUP % RPD
Bi (diss) [mg/L]	11-Sep-24	15:54	13-Sep-24	09:27	< 0.00001	99%	ND
Ca (diss) [mg/L]	11-Sep-24	15:54	13-Sep-24	09:27	< 0.01	101%	5%
Cd (diss) [mg/L]	11-Sep-24	15:54	13-Sep-24	09:28	< 0.000003	100%	ND
Co (diss) [mg/L]	11-Sep-24	15:54	13-Sep-24	09:27	< 0.000004	102%	3%
Cr (diss) [mg/L]	11-Sep-24	15:54	13-Sep-24	09:27	< 0.00008	103%	3%
Cu (diss) [mg/L]	11-Sep-24	15:54	13-Sep-24	09:27	< 0.001	103%	ND
Fe (diss) [mg/L]	11-Sep-24	15:54	13-Sep-24	09:27	< 0.007	107%	3%
K (diss) [mg/L]	11-Sep-24	15:54	13-Sep-24	09:27	< 0.009	104%	4%
Mg (diss) [mg/L]	11-Sep-24	15:54	13-Sep-24	09:27	< 0.001	105%	5%
Mn (diss) [mg/L]	11-Sep-24	15:54	13-Sep-24	09:27	< 0.00001	106%	2%
Mo (diss) [mg/L]	11-Sep-24	15:54	13-Sep-24	09:27	< 0.0004	103%	3%
Na (diss) [mg/L]	11-Sep-24	15:54	13-Sep-24	09:27	< 0.01	105%	5%
Ni (diss) [mg/L]	11-Sep-24	15:54	13-Sep-24	09:27	< 0.0001	104%	ND
P (diss) [mg/L]	11-Sep-24	15:54	13-Sep-24	09:27	< 0.003	102%	ND
Pb (diss) [mg/L]	11-Sep-24	15:54	13-Sep-24	09:27	< 0.00009	102%	ND
S (diss) [mg/L]	11-Sep-24	15:54	13-Sep-24	09:27	< 5	105%	ND
Sb (diss) [mg/L]	11-Sep-24	15:54	13-Sep-24	09:27	< 0.0009	110%	ND
Se (diss) [mg/L]	11-Sep-24	15:54	13-Sep-24	09:27	< 0.00004	103%	ND
Si (diss) [mg/L]	11-Sep-24	15:54	13-Sep-24	09:27	< 0.02	100%	2%
Sn (diss) [mg/L]	11-Sep-24	15:54	13-Sep-24	09:27	< 0.00006	103%	ND
Sr (diss) [mg/L]	11-Sep-24	15:54	13-Sep-24	09:27	< 0.00008	105%	3%
Th (diss) [mg/L]	11-Sep-24	15:54	13-Sep-24	09:27	< 0.0001	98%	ND
Ti (diss) [mg/L]	11-Sep-24	15:54	13-Sep-24	09:27	< 0.0001	108%	4%
Tl (diss) [mg/L]	11-Sep-24	15:54	13-Sep-24	09:27	< 0.000005	99%	ND
U (diss) [mg/L]	11-Sep-24	15:54	13-Sep-24	09:27	< 0.000002	101%	ND
V (diss) [mg/L]	11-Sep-24	15:54	13-Sep-24	09:27	< 0.00001	103%	6%
W (diss) [mg/L]	11-Sep-24	15:54	13-Sep-24	09:27	< 0.0002	105%	ND
Zn (diss) [mg/L]	11-Sep-24	15:54	13-Sep-24	09:27	< 0.002	101%	ND
Zr (diss) [mg/L]	11-Sep-24	15:54	01-Oct-24	14:09	< 0.002	105%	ND

OnLine LIMS

0003878481

Results relate only to the sample tested. Data reported represents the sample submitted to SGS. Reproduction of this analytical report in full or in part is prohibited without prior written approval. Please refer to SGS General Conditions of Services located at https://www.sgs.ca/en/terms-and-conditions (Printed copies are available upon request.)
Test method information available upon request. "Temperature Upon Receipt" is representative of the whole shipment and may not reflect the temperature of individual samples.
SGS Canada Inc. Environment-Health & Safety statement of conformity decision rule does not consider uncertainty when analytical results are compared to a specified standard or regulation.

SGS Canada Inc.
P.O. Box 4300 - 185 Concession St.
Lakefield - Ontario - KOL 2HO
Phone: 705-652-2000 FAX: 705-652-6365

Env ICP-MS Metals Total and Dissolved Metals

Project : CA20M-00000-110-19896-02

LR Report : **CA14004-SEP24**

Analysis	8: QC - Spike Rep	9: Col-31 Week 4	10: Col-32 Week 4	11: Col-33 Week 4	12: Col-34 Week 4	13: Col-MB2 Week 4
Sample Date & Time		NA	NA	NA	NA	NA
Temp Upon Receipt [°C]	---	20.0	20.0	20.0	20.0	20.0
pH [No unit]	NA	7.48	7.56	7.75	7.72	5.08
Conductivity [uS/cm]	NA	79	80	130	134	< 2
Alkalinity [mg/L as CaCO3]	NA	38	57	69	68	< 2
Acidity [mg/L as CaCO3]	NA	< 2	< 2	< 2	< 2	4
F [mg/L]	92%	< 0.06	< 0.06	0.12	< 0.06	< 0.06
Cl [mg/L]	102%	< 0.2	< 0.2	< 0.2	< 0.2	< 0.2
SO4 [mg/L]	89%	2.8	2.5	4.7	2.8	< 0.2
Hg (diss) [mg/L]	129%	< 0.00001	< 0.00001	< 0.00001	< 0.00001	< 0.00001
Ag (diss) [mg/L]	89%	< 0.00005	< 0.00005	< 0.00005	< 0.00005	< 0.00005
Al (diss) [mg/L]	102%	0.127	0.108	0.089	0.212	< 0.001
As (diss) [mg/L]	101%	0.0516	0.0583	0.776	0.110	0.0022
Ba (diss) [mg/L]	97%	0.00108	0.00293	0.00544	0.00354	0.00024
Be (diss) [mg/L]	97%	< 0.000007	< 0.000007	< 0.000007	< 0.000007	< 0.000007
B (diss) [mg/L]	90%	0.013	0.007	0.002	0.002	< 0.002
Bi (diss) [mg/L]	80%	< 0.00001	< 0.00001	< 0.00001	< 0.00001	< 0.00001
Ca (diss) [mg/L]	97%	8.85	16.2	18.7	15.8	0.02
Cd (diss) [mg/L]	104%	< 0.000003	0.000006	0.000013	0.000006	< 0.000003
Co (diss) [mg/L]	92%	0.000016	0.000039	0.000898	0.000232	0.000018
Cr (diss) [mg/L]	95%	< 0.00008	0.00012	0.00010	0.00008	< 0.00008
Cu (diss) [mg/L]	91%	< 0.001	< 0.001	< 0.001	< 0.001	< 0.001
Fe (diss) [mg/L]	75%	< 0.007	< 0.007	< 0.007	< 0.007	< 0.007
K (diss) [mg/L]	98%	9.44	7.40	8.46	15.6	< 0.009
Mg (diss) [mg/L]	97%	0.487	0.809	1.40	0.974	< 0.001
Mn (diss) [mg/L]	96%	0.00036	0.00120	0.00807	0.0182	0.00067
Mo (diss) [mg/L]	96%	< 0.0004	< 0.0004	< 0.0004	< 0.0004	< 0.0004
Na (diss) [mg/L]	99%	0.71	1.26	0.54	0.64	< 0.01
Ni (diss) [mg/L]	99%	< 0.0001	0.0004	0.0053	0.0006	0.0008

OnLine LIMS

00038781

Results relate only to the sample tested. Data reported represents the sample submitted to SGS. Reproduction of this analytical report in full or in part is prohibited without prior written approval. Please refer to SGS General Conditions of Services located at https://www.sgs.ca/en/terms-and-conditions (Printed copies are available upon request.)
Test method information available upon request. "Temperature Upon Receipt" is representative of the whole shipment and may not reflect the temperature of individual samples.
SGS Canada Inc. Environment-Health & Safety statement of conformity decision rule does not consider uncertainty when analytical results are compared to a specified standard or regulation.

SGS Canada Inc.
P.O. Box 4300 - 185 Concession St.
Lakefield - Ontario - KOL 2HO
Phone: 705-652-2000 FAX: 705-652-6365

Analysis	8: QC - Spike Rep	9: Col-31 Week 4	10: Col-32 Week 4	11: Col-33 Week 4	12: Col-34 Week 4	13: Col-MB2 Week 4
P (diss) [mg/L]	NV	< 0.003	< 0.003	0.012	< 0.003	< 0.003
Pb (diss) [mg/L]	95%	< 0.00009	< 0.00009	< 0.00009	< 0.00009	< 0.00009
S (diss) [mg/L]	NV	< 5	< 5	< 5	< 5	< 5
Sb (diss) [mg/L]	128%	0.0040	0.0028	0.0015	0.0036	< 0.0009
Se (diss) [mg/L]	108%	< 0.00004	0.00010	0.00034	0.00018	< 0.00004
Si (diss) [mg/L]	NV	2.73	3.22	3.01	2.09	< 0.02
Sn (diss) [mg/L]	NV	0.00038	0.00068	0.00017	0.00034	0.00018
Sr (diss) [mg/L]	95%	0.0405	0.0478	0.0298	0.0468	< 0.00008
Th (diss) [mg/L]	NV	< 0.0001	< 0.0001	< 0.0001	< 0.0001	0.0001
Ti (diss) [mg/L]	NV	< 0.0001	< 0.0001	< 0.0001	< 0.0001	< 0.0001
Tl (diss) [mg/L]	94%	0.000007	0.000008	0.000022	0.000015	< 0.000005
U (diss) [mg/L]	98%	0.00435	0.00388	0.00392	0.00853	0.000003
V (diss) [mg/L]	104%	0.00176	0.00319	0.00363	0.00375	< 0.00001
W (diss) [mg/L]	NV	< 0.0002	0.0005	0.0021	0.0003	< 0.0002
Zn (diss) [mg/L]	105%	< 0.002	< 0.002	< 0.002	< 0.002	< 0.002
Zr (diss) [mg/L]	NV	< 0.002	< 0.002	< 0.002	< 0.002	< 0.002

Revised to include Zirconium analysis.

Alisha Kelly, B.Sc.,
Project Specialist,
Environment, Health & Safety

OnLine LIMS

0003878481

Results relate only to the sample tested. Data reported represents the sample submitted to SGS. Reproduction of this analytical report in full or in part is prohibited without prior written approval. Please refer to SGS General Conditions of Services located at https://www.sgs.ca/en/terms-and-conditions (Printed copies are available upon request.)
Test method information available upon request. "Temperature Upon Receipt" is representative of the whole shipment and may not reflect the temperature of individual samples.
SGS Canada Inc. Environment-Health & Safety statement of conformity decision rule does not consider uncertainty when analytical results are compared to a specified standard or regulation.

SGS Canada Inc.
P.O. Box 4300 - 185 Concession St.
Lakefield - Ontario - KOL 2HO
Phone: 705-652-2000 FAX: 705-652-6365

SGS Lakefield Environmental Met
Attn : Barb Bowman

Env ICP-MS Metals Total and Dissolved Metals

Project : CA20M-00000-110-19896-02

03-October-2024

Date Rec. : 10 September 2024
LR Report: **CA12392-SEP24**
Reference: 19896-02-08

Copy: #2

CERTIFICATE OF ANALYSIS

Final Report - Revised

Analysis	1: Analysis Start Date	2: Analysis Start Time	3: Analysis Completed Date	4: Analysis Completed Time	5: QC - Blank	6: QC - STD % Recovery	7: QC - DUP % RPD	8: QC - Spike Rep	9: Col-31 Week 5	10: Col-32 Week 5
Sample Date & Time									N/A	N/A
Temp Upon Receipt [°C]	---	---	---	---	---	---	---	---	21.0	21.0
pH [No unit]	11-Sep-24	13:18	12-Sep-24	11:22	NA	100%	1%	NA	7.72	7.91
Conductivity [uS/cm]	11-Sep-24	13:18	12-Sep-24	11:22	< 2	98%	0%	NA	87	120
Alkalinity [mg/L as CaCO3]	11-Sep-24	13:18	12-Sep-24	11:22	< 2	100%	0%	NA	39	58
Acidity [mg/L as CaCO3]	11-Sep-24	13:18	12-Sep-24	11:22	2	102%	ND	NA	< 2	< 2
F [mg/L]	11-Sep-24	07:43	11-Sep-24	12:56	< 0.06	100%	0%	96%	< 0.06	< 0.06
Cl [mg/L]	12-Sep-24	14:08	13-Sep-24	12:48	< 0.2	98%	ND	106%	< 0.2	< 0.2
SO4 [mg/L]	12-Sep-24	14:08	13-Sep-24	12:48	< 0.2	91%	ND	103%	3.4	2.9
Hg (diss) [mg/L]	17-Sep-24	03:56	18-Sep-24	15:21	< 0.00001	98%	ND	109%	< 0.00001	< 0.00001
Ag (diss) [mg/L]	13-Sep-24	21:51	16-Sep-24	10:11	< 0.00005	97%	ND	75%	< 0.00005	< 0.00005
Al (diss) [mg/L]	13-Sep-24	21:51	16-Sep-24	10:11	< 0.001	91%	ND	114%	0.122	0.127
As (diss) [mg/L]	13-Sep-24	21:51	16-Sep-24	10:11	< 0.0002	101%	ND	100%	0.0500	0.0717
Ba (diss) [mg/L]	13-Sep-24	21:51	16-Sep-24	10:11	< 0.00008	101%	ND	104%	0.00141	0.00324
Be (diss) [mg/L]	13-Sep-24	21:51	16-Sep-24	10:11	< 0.000007	102%	ND	100%	< 0.000007	< 0.000007
B (diss) [mg/L]	13-Sep-24	21:51	16-Sep-24	10:11	< 0.002	99%	8%	101%	0.044	0.043
Bi (diss) [mg/L]	13-Sep-24	21:51	16-Sep-24	10:11	< 0.00001	97%	ND	70%	< 0.00001	< 0.00001

OnLine LIMS

Results relate only to the sample tested. Data reported represents the sample submitted to SGS. Reproduction of this analytical report in full or in part is prohibited without prior written approval. Please refer to SGS General Conditions of Services located at https://www.sgs.ca/en/terms-and-conditions (Printed copies are available upon request.)
Test method information available upon request. "Temperature Upon Receipt" is representative of the whole shipment and may not reflect the temperature of individual samples.
SGS Canada Inc. Environment-Health & Safety statement of conformity decision rule does not consider uncertainty when analytical results are compared to a specified standard or regulation.

0003878470

SGS Canada Inc.
P.O. Box 4300 - 185 Concession St.
Lakefield - Ontario - KOL 2HO
Phone: 705-652-2000 FAX: 705-652-6365

Env ICP-MS Metals Total and Dissolved Metals

Project : CA20M-00000-110-19896-02

LR Report : **CA12392-SEP24**

Analysis	1: Analysis Start Date	2: Analysis Start Time	3: Analysis Completed Date	4: Analysis Completed Time	5: QC - Blank	6: QC - STD % Recovery	7: QC - DUP % RPD	8: QC - Spike Rep	9: Col-31 Week 5	10: Col-32 Week 5
Ca (diss) [mg/L]	13-Sep-24	21:51	16-Sep-24	10:11	< 0.01	100%	14%	101%	10.8	18.2
Cd (diss) [mg/L]	13-Sep-24	21:51	16-Sep-24	10:11	< 0.000003	98%	ND	101%	< 0.000003	0.000007
Co (diss) [mg/L]	13-Sep-24	21:51	16-Sep-24	10:11	< 0.000004	102%	ND	99%	0.000017	0.000022
Cr (diss) [mg/L]	13-Sep-24	21:51	16-Sep-24	10:11	< 0.00008	98%	ND	97%	< 0.00008	< 0.00008
Cu (diss) [mg/L]	13-Sep-24	21:51	16-Sep-24	10:11	< 0.001	101%	ND	99%	< 0.001	< 0.001
Fe (diss) [mg/L]	13-Sep-24	21:51	16-Sep-24	10:11	< 0.007	103%	ND	100%	0.010	< 0.007
K (diss) [mg/L]	13-Sep-24	21:51	16-Sep-24	10:11	< 0.009	100%	6%	97%	9.43	7.29
Mg (diss) [mg/L]	13-Sep-24	21:51	16-Sep-24	10:11	< 0.001	99%	10%	96%	0.539	0.672
Mn (diss) [mg/L]	13-Sep-24	21:51	16-Sep-24	10:11	< 0.00001	102%	ND	103%	0.00091	0.00236
Mo (diss) [mg/L]	13-Sep-24	21:51	16-Sep-24	10:11	< 0.0004	101%	ND	94%	< 0.0004	< 0.0004
Na (diss) [mg/L]	13-Sep-24	21:51	16-Sep-24	10:11	< 0.01	100%	6%	100%	0.72	1.11
Ni (diss) [mg/L]	13-Sep-24	21:51	16-Sep-24	10:11	< 0.0001	100%	ND	102%	< 0.0001	0.0003
P (diss) [mg/L]	13-Sep-24	21:51	16-Sep-24	10:11	< 0.003	98%	ND	NV	0.006	0.004
Pb (diss) [mg/L]	13-Sep-24	21:51	16-Sep-24	10:11	< 0.00009	100%	ND	99%	< 0.00009	< 0.00009
S (diss) [mg/L]	13-Sep-24	21:51	16-Sep-24	10:11	< 5	108%	ND	NV	< 5	< 5
Sb (diss) [mg/L]	13-Sep-24	21:51	16-Sep-24	10:11	< 0.0009	107%	ND	125%	0.0039	0.0029
Se (diss) [mg/L]	13-Sep-24	21:51	16-Sep-24	10:11	< 0.00004	99%	ND	91%	< 0.00004	0.00008
Si (diss) [mg/L]	13-Sep-24	21:51	16-Sep-24	10:11	< 0.02	103%	ND	NV	2.92	3.66
Sn (diss) [mg/L]	13-Sep-24	21:51	16-Sep-24	10:11	< 0.00006	101%	ND	NV	0.00043	0.00080
Sr (diss) [mg/L]	13-Sep-24	21:51	16-Sep-24	10:11	< 0.00008	101%	7%	101%	0.0465	0.0518
Th (diss) [mg/L]	13-Sep-24	21:51	16-Sep-24	10:11	< 0.0001	97%	ND	NV	< 0.0001	< 0.0001
Ti (diss) [mg/L]	13-Sep-24	21:51	16-Sep-24	10:11	< 0.0001	99%	ND	NV	< 0.0001	< 0.0001
Tl (diss) [mg/L]	13-Sep-24	21:51	16-Sep-24	10:11	< 0.000005	97%	ND	84%	0.000008	0.000009
U (diss) [mg/L]	13-Sep-24	21:51	16-Sep-24	10:11	< 0.000002	99%	ND	101%	0.00374	0.00391
V (diss) [mg/L]	13-Sep-24	21:51	16-Sep-24	10:11	< 0.00001	102%	ND	104%	0.00153	0.00323
W (diss) [mg/L]	13-Sep-24	21:51	16-Sep-24	10:11	< 0.0002	101%	ND	NV	< 0.0002	0.0005
Zn (diss) [mg/L]	13-Sep-24	21:51	16-Sep-24	10:11	< 0.002	94%	ND	94%	< 0.002	< 0.002
Zr (diss) [mg/L]	13-Sep-24	21:51	01-Oct-24	14:10	< 0.002	96%	ND	NV	< 0.002	< 0.002

OnLine LIMS

0003878470

Results relate only to the sample tested. Data reported represents the sample submitted to SGS. Reproduction of this analytical report in full or in part is prohibited without prior written approval. Please refer to SGS General Conditions of Services located at https://www.sgs.ca/en/terms-and-conditions (Printed copies are available upon request.)
Test method information available upon request. "Temperature Upon Receipt" is representative of the whole shipment and may not reflect the temperature of individual samples.
SGS Canada Inc. Environment-Health & Safety statement of conformity decision rule does not consider uncertainty when analytical results are compared to a specified standard or regulation.

SGS Canada Inc.
P.O. Box 4300 - 185 Concession St.
Lakefield - Ontario - KOL 2HO
Phone: 705-652-2000 FAX: 705-652-6365

Env ICP-MS Metals Total and Dissolved Metals

Project : CA20M-00000-110-19896-02

LR Report : **CA12392-SEP24**

Analysis	11: Col-33 Week 5	12: Col-34 Week 5	13: Col-MB2 Week 5
Sample Date & Time	N/A	N/A	N/A
Temp Upon Receipt [°C]	21.0	21.0	21.0
pH [No unit]	7.91	7.97	5.36
Conductivity [uS/cm]	140	144	< 2
Alkalinity [mg/L as CaCO3]	66	72	< 2
Acidity [mg/L as CaCO3]	< 2	< 2	3
F [mg/L]	0.13	< 0.06	< 0.06
Cl [mg/L]	< 0.2	< 0.2	< 0.2
SO4 [mg/L]	5.2	3.2	< 0.2
Hg (diss) [mg/L]	< 0.00001	< 0.00001	< 0.00001
Ag (diss) [mg/L]	< 0.00005	< 0.00005	< 0.00005
Al (diss) [mg/L]	0.089	0.190	< 0.001
As (diss) [mg/L]	0.952	0.133	0.0019
Ba (diss) [mg/L]	0.0240	0.00420	0.00018
Be (diss) [mg/L]	< 0.000007	< 0.000007	< 0.000007
B (diss) [mg/L]	0.039	0.040	0.061
Bi (diss) [mg/L]	< 0.00001	< 0.00001	< 0.00001
Ca (diss) [mg/L]	21.2	18.2	0.02
Cd (diss) [mg/L]	0.000007	0.000004	< 0.000003
Co (diss) [mg/L]	0.00105	0.000344	0.000013
Cr (diss) [mg/L]	< 0.00008	< 0.00008	< 0.00008
Cu (diss) [mg/L]	< 0.001	< 0.001	0.002
Fe (diss) [mg/L]	< 0.007	< 0.007	< 0.007
K (diss) [mg/L]	8.47	16.1	< 0.009
Mg (diss) [mg/L]	1.07	0.771	0.002
Mn (diss) [mg/L]	0.00784	0.0245	0.00057
Mo (diss) [mg/L]	< 0.0004	< 0.0004	< 0.0004
Na (diss) [mg/L]	0.52	0.60	0.02
Ni (diss) [mg/L]	0.0056	0.0005	0.0002
P (diss) [mg/L]	0.016	0.005	0.010
Pb (diss) [mg/L]	< 0.00009	< 0.00009	< 0.00009

OnLine LIMS

0003878470

Results relate only to the sample tested. Data reported represents the sample submitted to SGS. Reproduction of this analytical report in full or in part is prohibited without prior written approval. Please refer to SGS General Conditions of Services located at https://www.sgs.ca/en/terms-and-conditions (Printed copies are available upon request.)
Test method information available upon request. "Temperature Upon Receipt" is representative of the whole shipment and may not reflect the temperature of individual samples.
SGS Canada Inc. Environment-Health & Safety statement of conformity decision rule does not consider uncertainty when analytical results are compared to a specified standard or regulation.

SGS Canada Inc.
P.O. Box 4300 - 185 Concession St.
Lakefield - Ontario - KOL 2HO
Phone: 705-652-2000 FAX: 705-652-6365

Analysis	11: Col-33 Week 5	12: Col-34 Week 5	13: Col-MB2 Week 5
S (diss) [mg/L]	< 5	< 5	< 5
Sb (diss) [mg/L]	0.0015	0.0034	< 0.0009
Se (diss) [mg/L]	0.00032	0.00017	< 0.00004
Si (diss) [mg/L]	3.67	2.58	9.67
Sn (diss) [mg/L]	0.00019	0.00038	0.00016
Sr (diss) [mg/L]	0.0319	0.0522	< 0.00008
Th (diss) [mg/L]	< 0.0001	< 0.0001	< 0.0001
Ti (diss) [mg/L]	< 0.0001	< 0.0001	< 0.0001
Tl (diss) [mg/L]	0.000022	0.000017	< 0.000005
U (diss) [mg/L]	0.00410	0.00894	0.000002
V (diss) [mg/L]	0.00368	0.00361	< 0.00001
W (diss) [mg/L]	0.0022	0.0004	< 0.0002
Zn (diss) [mg/L]	< 0.002	< 0.002	0.003
Zr (diss) [mg/L]	< 0.002	< 0.002	< 0.002

Revised to include Zirconium analysis.

NA - Not applicable
ND - Not Detected
NV - No Value

Alisha Kelly, B.Sc.,
Project Specialist,
Environment, Health & Safety

OnLine LIMS

0003878470

Results relate only to the sample tested. Data reported represents the sample submitted to SGS. Reproduction of this analytical report in full or in part is prohibited without prior written approval. Please refer to SGS General Conditions of Services located at https://www.sgs.ca/en/terms-and-conditions (Printed copies are available upon request.)
Test method information available upon request. "Temperature Upon Receipt" is representative of the whole shipment and may not reflect the temperature of individual samples.
SGS Canada Inc. Environment-Health & Safety statement of conformity decision rule does not consider uncertainty when analytical results are compared to a specified standard or regulation.

SGS Canada Inc.
P.O. Box 4300 - 185 Concession St.
Lakefield - Ontario - KOL 2HO
Phone: 705-652-2000 FAX: 705-652-6365

SGS Lakefield Environmental Met
Attn : Barb Bowman

Env ICP-MS Metals Total and Dissolved Metals

Project : CA20M-00000-110-19896-02

03-October-2024

Date Rec. : 17 September 2024
LR Report: **CA15545-SEP24**
Reference: 19896-02-09

Copy: #2

CERTIFICATE OF ANALYSIS

Final Report - Revised

Analysis	1: Analysis Start Date	2: Analysis Start Time	3: Analysis Completed Date	4: Analysis Completed Time	5: QC - Blank	6: QC - STD % Recovery	7: QC - DUP % RPD	8: QC - Spike Rep
Sample Date & Time								
Temp Upon Receipt [°C]	---	---	---	---	---	---	---	---
pH [No unit]	18-Sep-24	12:55	20-Sep-24	10:13	NA	100%	0%	NA
Conductivity [uS/cm]	18-Sep-24	12:55	20-Sep-24	10:13	< 2	99%	0%	NA
Alkalinity [mg/L as CaCO3]	18-Sep-24	12:55	20-Sep-24	10:13	< 2	102%	ND	NA
Acidity [mg/L as CaCO3]	18-Sep-24	12:55	20-Sep-24	10:13	3	94%	2%	NA
F [mg/L]	18-Sep-24	09:01	18-Sep-24	12:59	< 0.06	102%	ND	95%
Cl [mg/L]	20-Sep-24	14:07	24-Sep-24	09:20	< 0.2	102%	ND	102%
SO4 [mg/L]	20-Sep-24	14:07	24-Sep-24	09:20	< 0.2	93%	4%	87%
Hg (diss) [mg/L]	30-Sep-24	17:03	30-Sep-24	17:05	< 0.00001	123%	ND	137%
Ag (diss) [mg/L]	19-Sep-24	18:48	23-Sep-24	15:23	< 0.00005	96%	ND	90%
Al (diss) [mg/L]	19-Sep-24	18:48	23-Sep-24	15:23	< 0.001	101%	7%	112%
As (diss) [mg/L]	19-Sep-24	18:48	25-Sep-24	08:35	< 0.0002	95%	ND	97%
Ba (diss) [mg/L]	19-Sep-24	18:48	23-Sep-24	15:23	< 0.00008	105%	1%	91%
Be (diss) [mg/L]	19-Sep-24	18:48	25-Sep-24	08:35	< 0.000007	105%	ND	106%
B (diss) [mg/L]	19-Sep-24	18:48	23-Sep-24	15:24	< 0.002	100%	ND	116%

OnLine LIMS

0003878529

Results relate only to the sample tested. Data reported represents the sample submitted to SGS. Reproduction of this analytical report in full or in part is prohibited without prior written approval. Please refer to SGS General Conditions of Services located at https://www.sgs.ca/en/terms-and-conditions (Printed copies are available upon request.)
Test method information available upon request. "Temperature Upon Receipt" is representative of the whole shipment and may not reflect the temperature of individual samples.
SGS Canada Inc. Environment-Health & Safety statement of conformity decision rule does not consider uncertainty when analytical results are compared to a specified standard or regulation.

SGS Canada Inc.
P.O. Box 4300 - 185 Concession St.
Lakefield - Ontario - KOL 2HO
Phone: 705-652-2000 FAX: 705-652-6365

Env ICP-MS Metals Total and Dissolved Metals

Project : CA20M-00000-110-19896-02

LR Report : **CA15545-SEP24**

Analysis	1: Analysis Start Date	2: Analysis Start Time	3: Analysis Completed Date	4: Analysis Completed Time	5: QC - Blank	6: QC - STD % Recovery	7: QC - DUP % RPD	8: QC - Spike Rep
Bi (diss) [mg/L]	19-Sep-24	18:48	23-Sep-24	15:24	< 0.00001	97%	ND	77%
Ca (diss) [mg/L]	19-Sep-24	18:48	23-Sep-24	15:24	< 0.01	98%	0%	94%
Cd (diss) [mg/L]	19-Sep-24	18:48	23-Sep-24	15:24	< 0.000003	96%	ND	88%
Co (diss) [mg/L]	19-Sep-24	18:48	23-Sep-24	15:24	< 0.000004	96%	3%	96%
Cr (diss) [mg/L]	19-Sep-24	18:48	23-Sep-24	15:24	< 0.00008	100%	ND	102%
Cu (diss) [mg/L]	19-Sep-24	18:48	23-Sep-24	15:24	< 0.001	95%	2%	107%
Fe (diss) [mg/L]	19-Sep-24	18:48	23-Sep-24	15:24	< 0.007	95%	ND	100%
K (diss) [mg/L]	19-Sep-24	18:48	23-Sep-24	15:24	< 0.009	98%	1%	96%
Mg (diss) [mg/L]	19-Sep-24	18:48	23-Sep-24	15:24	< 0.001	99%	1%	101%
Mn (diss) [mg/L]	19-Sep-24	18:48	23-Sep-24	15:24	< 0.00001	96%	1%	89%
Mo (diss) [mg/L]	19-Sep-24	18:48	23-Sep-24	15:24	< 0.0004	98%	1%	93%
Na (diss) [mg/L]	19-Sep-24	18:48	23-Sep-24	15:24	< 0.01	99%	16%	103%
Ni (diss) [mg/L]	19-Sep-24	18:48	23-Sep-24	15:24	< 0.0001	95%	4%	94%
P (diss) [mg/L]	19-Sep-24	18:48	23-Sep-24	15:24	< 0.003	94%	ND	NV
Pb (diss) [mg/L]	19-Sep-24	18:48	23-Sep-24	15:24	< 0.00009	96%	ND	99%
S (diss) [mg/L]	23-Sep-24	18:35	25-Sep-24	08:35	< 5	109%	ND	NV
Sb (diss) [mg/L]	19-Sep-24	18:48	23-Sep-24	15:24	< 0.0009	103%	ND	100%
Se (diss) [mg/L]	19-Sep-24	18:48	23-Sep-24	15:24	< 0.00004	96%	4%	83%
Si (diss) [mg/L]	19-Sep-24	18:48	23-Sep-24	15:24	< 0.02	94%	2%	NV
Sn (diss) [mg/L]	19-Sep-24	18:48	23-Sep-24	15:24	< 0.00006	102%	ND	NV
Sr (diss) [mg/L]	19-Sep-24	18:48	23-Sep-24	15:24	< 0.00008	95%	3%	92%
Th (diss) [mg/L]	19-Sep-24	18:48	23-Sep-24	15:24	< 0.0001	109%	ND	NV
Ti (diss) [mg/L]	19-Sep-24	18:48	23-Sep-24	15:24	< 0.0001	100%	ND	NV
Tl (diss) [mg/L]	19-Sep-24	18:48	23-Sep-24	15:24	< 0.000005	99%	ND	97%
U (diss) [mg/L]	19-Sep-24	18:48	23-Sep-24	15:24	< 0.000002	98%	6%	103%
V (diss) [mg/L]	19-Sep-24	18:48	23-Sep-24	15:24	< 0.00001	96%	3%	99%
W (diss) [mg/L]	19-Sep-24	18:48	23-Sep-24	15:24	< 0.0002	101%	ND	NV
Zn (diss) [mg/L]	19-Sep-24	18:48	23-Sep-24	15:24	< 0.002	99%	ND	95%
Zr (diss) [mg/L]	19-Sep-24	18:48	01-Oct-24	14:08	< 0.002	102%	ND	NV

OnLine LIMS

0003878529

Results relate only to the sample tested. Data reported represents the sample submitted to SGS. Reproduction of this analytical report in full or in part is prohibited without prior written approval. Please refer to SGS General Conditions of Services located at https://www.sgs.ca/en/terms-and-conditions (Printed copies are available upon request.)
Test method information available upon request. "Temperature Upon Receipt" is representative of the whole shipment and may not reflect the temperature of individual samples.
SGS Canada Inc. Environment-Health & Safety statement of conformity decision rule does not consider uncertainty when analytical results are compared to a specified standard or regulation.

SGS Canada Inc.
P.O. Box 4300 - 185 Concession St.
Lakefield - Ontario - KOL 2HO
Phone: 705-652-2000 FAX: 705-652-6365

Analysis	9: Col-31 Week 6	10: Col-32 Week 6	11: Col-33 Week 6	12: Col-34 Week 6	13: Col-MB2 Week 6
Sample Date & Time	N/A	N/A	N/A	N/A	N/A
Temp Upon Receipt [°C]	21.0	21.0	21.0	21.0	21.0
pH [No unit]	7.60	7.70	7.82	7.85	5.28
Conductivity [uS/cm]	87	108	127	135	< 2
Alkalinity [mg/L as CaCO3]	42	64	65	70	< 2
Acidity [mg/L as CaCO3]	< 2	< 2	< 2	< 2	3
F [mg/L]	< 0.06	< 0.06	0.11	< 0.06	< 0.06
Cl [mg/L]	< 0.2	< 0.2	< 0.2	< 0.2	< 0.2
SO4 [mg/L]	4.2	3.5	6.4	4.1	< 0.2
Hg (diss) [mg/L]	< 0.00001	< 0.00001	< 0.00001	< 0.00001	< 0.00001
Ag (diss) [mg/L]	< 0.00005	< 0.00005	< 0.00005	< 0.00005	< 0.00005
Al (diss) [mg/L]	0.214	0.122	0.079	0.149	< 0.001
As (diss) [mg/L]	0.0688	0.0924	1.05	0.181	0.0015
Ba (diss) [mg/L]	0.00124	0.00306	0.00640	0.00419	0.00022
Be (diss) [mg/L]	< 0.000007	< 0.000007	< 0.000007	< 0.000007	< 0.000007
B (diss) [mg/L]	0.055	0.038	0.031	0.031	0.003
Bi (diss) [mg/L]	< 0.00001	< 0.00001	< 0.00001	< 0.00001	< 0.00001
Ca (diss) [mg/L]	11.8	17.3	21.4	18.4	0.02
Cd (diss) [mg/L]	< 0.000003	0.000005	0.000012	0.000004	< 0.000003
Co (diss) [mg/L]	0.000019	0.000032	0.00139	0.000364	0.000009
Cr (diss) [mg/L]	< 0.00008	< 0.00008	< 0.00008	< 0.00008	< 0.00008
Cu (diss) [mg/L]	< 0.001	< 0.001	< 0.001	< 0.001	< 0.001
Fe (diss) [mg/L]	< 0.007	< 0.007	< 0.007	< 0.007	< 0.007
K (diss) [mg/L]	8.07	6.97	8.25	16.2	< 0.009
Mg (diss) [mg/L]	0.617	0.588	0.913	0.820	0.001
Mn (diss) [mg/L]	0.00089	0.00115	0.00776	0.0217	0.00055
Mo (diss) [mg/L]	< 0.0004	< 0.0004	< 0.0004	< 0.0004	< 0.0004
Na (diss) [mg/L]	0.61	1.01	0.50	0.58	< 0.01
Ni (diss) [mg/L]	0.0001	0.0007	0.0102	0.0006	0.0002

OnLine LIMS

0003878529

Results relate only to the sample tested. Data reported represents the sample submitted to SGS. Reproduction of this analytical report in full or in part is prohibited without prior written approval. Please refer to SGS General Conditions of Services located at https://www.sgs.ca/en/terms-and-conditions (Printed copies are available upon request.)
Test method information available upon request. "Temperature Upon Receipt" is representative of the whole shipment and may not reflect the temperature of individual samples.
SGS Canada Inc. Environment-Health & Safety statement of conformity decision rule does not consider uncertainty when analytical results are compared to a specified standard or regulation.

SGS Canada Inc.
P.O. Box 4300 - 185 Concession St.
Lakefield - Ontario - KOL 2HO
Phone: 705-652-2000 FAX: 705-652-6365

Env ICP-MS Metals Total and Dissolved Metals

Project : CA20M-00000-110-19896-02

LR Report : **CA15545-SEP24**

Analysis	9: Col-31 Week 6	10: Col-32 Week 6	11: Col-33 Week 6	12: Col-34 Week 6	13: Col-MB2 Week 6
P (diss) [mg/L]	< 0.003	< 0.003	0.014	0.004	< 0.003
Pb (diss) [mg/L]	< 0.00009	< 0.00009	< 0.00009	< 0.00009	< 0.00009
S (diss) [mg/L]	< 5	< 5	< 5	< 5	< 5
Sb (diss) [mg/L]	0.0042	0.0028	0.0016	0.0037	< 0.0009
Se (diss) [mg/L]	< 0.00004	0.00006	0.00024	0.00011	< 0.00004
Si (diss) [mg/L]	3.78	4.75	5.07	4.00	0.18
Sn (diss) [mg/L]	0.00060	0.00115	0.00028	0.00058	0.00021
Sr (diss) [mg/L]	0.0477	0.0482	0.0311	0.0524	< 0.00008
Th (diss) [mg/L]	< 0.0001	< 0.0001	< 0.0001	< 0.0001	< 0.0001
Ti (diss) [mg/L]	< 0.0001	< 0.0001	< 0.0001	< 0.0001	< 0.0001
Tl (diss) [mg/L]	0.000007	0.000006	0.000024	0.000014	< 0.000005
U (diss) [mg/L]	0.00368	0.00334	0.00409	0.00945	0.000005
V (diss) [mg/L]	0.00183	0.00397	0.00430	0.00473	< 0.00001
W (diss) [mg/L]	< 0.0002	0.0005	0.0024	0.0003	< 0.0002
Zn (diss) [mg/L]	< 0.002	< 0.002	< 0.002	< 0.002	0.002
Zr (diss) [mg/L]	< 0.002	< 0.002	< 0.002	< 0.002	< 0.002

Revised to include Zirconium analysis.

NA - Not applicable
ND - Not Detected
NV - No Value

Alisha Kelly, B.Sc.,
Project Specialist,
Environment, Health & Safety

OnLine LIMS

0003878529

Results relate only to the sample tested. Data reported represents the sample submitted to SGS. Reproduction of this analytical report in full or in part is prohibited without prior written approval. Please refer to SGS General Conditions of Services located at https://www.sgs.ca/en/terms-and-conditions (Printed copies are available upon request.)
Test method information available upon request. "Temperature Upon Receipt" is representative of the whole shipment and may not reflect the temperature of individual samples.
SGS Canada Inc. Environment-Health & Safety statement of conformity decision rule does not consider uncertainty when analytical results are compared to a specified standard or regulation.

SGS Canada Inc.
P.O. Box 4300 - 185 Concession St.
Lakefield - Ontario - KOL 2HO
Phone: 705-652-2000 FAX: 705-652-6365

SGS Lakefield Environmental Met
Attn : Barb Bowman

Env ICP-MS Metals Total and Dissolved Metals

Project : CA20M-00000-110-19896-02

18-October-2024

Date Rec. : 24 September 2024
LR Report: **CA17290-SEP24**
Reference: 19896-02-10

Copy: #1

CERTIFICATE OF ANALYSIS
Final Report

Analysis	1: Analysis Start Date	2: Analysis Start Time	3: Analysis Completed Date	4: Analysis Completed Time	5: QC - Blank	6: QC - STD % Recovery	7: QC - DUP % RPD	8: QC - Spike Rep	9: Col-31 Week 7	10: Col-32 Week 7
Sample Date & Time									N/A	N/A
Temp Upon Receipt [°C]	---	---	---	---	---	---	---	---	21.0	21.0
pH [No unit]	27-Sep-24	15:33	30-Sep-24	09:56	NA	100%	0%	NA	7.75	7.84
Conductivity [uS/cm]	27-Sep-24	15:33	30-Sep-24	09:56	< 2	98%	1%	NA	89	112
Alkalinity [mg/L as CaCO3]	27-Sep-24	15:33	30-Sep-24	09:56	< 2	98%	2%	NA	40	53
Acidity [mg/L as CaCO3]	27-Sep-24	15:33	30-Sep-24	09:56	2	96%	ND	NA	< 2	< 2
F [mg/L]	27-Sep-24	13:56	30-Sep-24	09:17	< 0.06	99%	ND	94%	< 0.06	< 0.06
Cl [mg/L]	28-Sep-24	15:53	30-Sep-24	08:49	< 0.2	90%	3%	98%	< 0.2	< 0.2
SO4 [mg/L]	01-Oct-24	00:18	01-Oct-24	12:58	< 0.2	101%	0%	88%	3.9	3.3
Hg (diss) [mg/L]	26-Sep-24	16:47	28-Sep-24	12:48	< 0.00001	110%	ND	125%	< 0.00001	< 0.00001
Ag (diss) [mg/L]	27-Sep-24	12:32	30-Sep-24	11:40	< 0.00005	96%	ND	75%	< 0.00005	< 0.00005
Al (diss) [mg/L]	27-Sep-24	12:32	30-Sep-24	11:40	< 0.001	97%	2%	98%	0.218	0.139
As (diss) [mg/L]	27-Sep-24	12:32	30-Sep-24	11:40	< 0.0002	99%	ND	103%	0.0542	0.0756
Ba (diss) [mg/L]	27-Sep-24	12:32	30-Sep-24	11:40	< 0.00008	99%	0%	85%	0.00118	0.00269
Be (diss) [mg/L]	27-Sep-24	12:32	30-Sep-24	11:40	< 0.000007	94%	7%	89%	< 0.000007	< 0.000007
B (diss) [mg/L]	27-Sep-24	12:32	30-Sep-24	11:40	< 0.002	95%	ND	95%	0.017	0.010

OnLine LIMS

00038961B8

Results relate only to the sample tested. Data reported represents the sample submitted to SGS. Reproduction of this analytical report in full or in part is prohibited without prior written approval. Please refer to SGS General Conditions of Services located at https://www.sgs.ca/en/terms-and-conditions (Printed copies are available upon request.)
Test method information available upon request. "Temperature Upon Receipt" is representative of the whole shipment and may not reflect the temperature of individual samples.
SGS Canada Inc. Environment-Health & Safety statement of conformity decision rule does not consider uncertainty when analytical results are compared to a specified standard or regulation.

SGS Canada Inc.
P.O. Box 4300 - 185 Concession St.
Lakefield - Ontario - KOL 2HO
Phone: 705-652-2000 FAX: 705-652-6365

Env ICP-MS Metals Total and Dissolved Metals

Project : CA20M-00000-110-19896-02

LR Report : **CA17290-SEP24**

Analysis	1: Analysis Start Date	2: Analysis Start Time	3: Analysis Completed Date	4: Analysis Completed Time	5: QC - Blank	6: QC - STD % Recovery	7: QC - DUP % RPD	8: QC - Spike Rep	9: Col-31 Week 7	10: Col-32 Week 7
Bi (diss) [mg/L]	27-Sep-24	12:32	30-Sep-24	11:40	< 0.00001	99%	ND	94%	< 0.00001	< 0.00001
Ca (diss) [mg/L]	27-Sep-24	12:32	30-Sep-24	11:40	< 0.01	99%	4%	96%	11.2	17.1
Cd (diss) [mg/L]	27-Sep-24	12:32	30-Sep-24	11:40	< 0.000003	97%	3%	83%	< 0.000003	0.000005
Co (diss) [mg/L]	27-Sep-24	12:32	30-Sep-24	11:40	< 0.000004	93%	4%	76%	0.000023	0.000042
Cr (diss) [mg/L]	27-Sep-24	12:32	30-Sep-24	11:40	< 0.00008	99%	ND	95%	< 0.00008	0.00008
Cu (diss) [mg/L]	27-Sep-24	12:32	30-Sep-24	11:40	< 0.001	97%	2%	97%	< 0.001	< 0.001
Fe (diss) [mg/L]	27-Sep-24	12:32	30-Sep-24	11:40	< 0.007	101%	3%	100%	< 0.007	< 0.007
K (diss) [mg/L]	27-Sep-24	12:32	30-Sep-24	11:40	< 0.009	99%	3%	91%	7.28	6.09
Mg (diss) [mg/L]	27-Sep-24	12:32	30-Sep-24	11:40	< 0.001	101%	2%	98%	0.542	0.419
Mn (diss) [mg/L]	27-Sep-24	12:32	30-Sep-24	11:40	< 0.00001	97%	2%	101%	0.00100	0.00123
Mo (diss) [mg/L]	27-Sep-24	12:32	30-Sep-24	11:40	< 0.0004	102%	ND	98%	< 0.0004	< 0.0004
Na (diss) [mg/L]	27-Sep-24	12:32	30-Sep-24	11:40	< 0.01	101%	3%	93%	0.54	0.88
Ni (diss) [mg/L]	27-Sep-24	12:32	30-Sep-24	11:40	< 0.0001	99%	1%	92%	0.0003	0.0004
P (diss) [mg/L]	27-Sep-24	12:32	30-Sep-24	11:40	< 0.003	98%	ND	NV	< 0.003	0.004
Pb (diss) [mg/L]	27-Sep-24	12:32	30-Sep-24	11:40	< 0.00009	97%	1%	93%	< 0.00009	< 0.00009
S (diss) [mg/L]	27-Sep-24	12:32	30-Sep-24	11:40	< 5	91%	ND	NV	< 5	< 5
Sb (diss) [mg/L]	27-Sep-24	12:32	30-Sep-24	11:40	< 0.0009	100%	ND	106%	0.0038	0.0025
Se (diss) [mg/L]	27-Sep-24	12:32	30-Sep-24	11:40	< 0.00004	99%	2%	94%	< 0.00004	0.00006
Si (diss) [mg/L]	27-Sep-24	12:32	30-Sep-24	11:40	< 0.02	92%	1%	NV	3.48	4.17
Sn (diss) [mg/L]	27-Sep-24	12:32	30-Sep-24	11:40	< 0.00006	98%	1%	NV	0.00048	0.00097
Sr (diss) [mg/L]	27-Sep-24	12:32	30-Sep-24	11:40	< 0.00008	94%	1%	90%	0.0458	0.0442
Th (diss) [mg/L]	27-Sep-24	12:32	30-Sep-24	11:40	< 0.0001	99%	ND	NV	< 0.0001	< 0.0001
Ti (diss) [mg/L]	27-Sep-24	12:32	30-Sep-24	11:40	< 0.0001	100%	ND	NV	< 0.0001	< 0.0001
Tl (diss) [mg/L]	27-Sep-24	12:32	30-Sep-24	11:40	< 0.000005	98%	3%	94%	0.000009	0.000010
U (diss) [mg/L]	27-Sep-24	12:32	30-Sep-24	11:40	< 0.000002	99%	1%	97%	0.00230	0.00239
V (diss) [mg/L]	27-Sep-24	12:32	30-Sep-24	11:40	< 0.00001	98%	ND	97%	0.00156	0.00327
W (diss) [mg/L]	27-Sep-24	12:32	30-Sep-24	11:40	< 0.0002	101%	ND	NV	< 0.0002	0.0004
Zn (diss) [mg/L]	27-Sep-24	12:32	30-Sep-24	11:40	< 0.002	102%	3%	102%	< 0.002	< 0.002
Zr (diss) [mg/L]	27-Sep-24	18:03	17-Oct-24	13:39	< 0.002	101%	ND	NV	< 0.002	< 0.002

OnLine LIMS

00038961B8

Results relate only to the sample tested. Data reported represents the sample submitted to SGS. Reproduction of this analytical report in full or in part is prohibited without prior written approval. Please refer to SGS General Conditions of Services located at https://www.sgs.ca/en/terms-and-conditions (Printed copies are available upon request.)
Test method information available upon request. "Temperature Upon Receipt" is representative of the whole shipment and may not reflect the temperature of individual samples.
SGS Canada Inc. Environment-Health & Safety statement of conformity decision rule does not consider uncertainty when analytical results are compared to a specified standard or regulation.

SGS Canada Inc.
P.O. Box 4300 - 185 Concession St.
Lakefield - Ontario - KOL 2HO
Phone: 705-652-2000 FAX: 705-652-6365

Env ICP-MS Metals Total and Dissolved Metals

Project : CA20M-00000-110-19896-02

LR Report : **CA17290-SEP24**

Analysis	11: Col-33 Week 7	12: Col-34 Week 7	13: Col-MB2 Week 7
Sample Date & Time	N/A	N/A	N/A
Temp Upon Receipt [°C]	21.0	21.0	21.0
pH [No unit]	7.92	7.95	5.68
Conductivity [uS/cm]	136	139	< 2
Alkalinity [mg/L as CaCO3]	73	65	< 2
Acidity [mg/L as CaCO3]	< 2	< 2	4
F [mg/L]	0.07	< 0.06	< 0.06
Cl [mg/L]	< 0.2	< 0.2	< 0.2
SO4 [mg/L]	6.4	3.6	< 0.2
Hg (diss) [mg/L]	< 0.00001	< 0.00001	< 0.00001
Ag (diss) [mg/L]	< 0.00005	< 0.00005	< 0.00005
Al (diss) [mg/L]	0.091	0.175	< 0.001
As (diss) [mg/L]	0.853	0.149	0.0008
Ba (diss) [mg/L]	0.00576	0.00363	0.00023
Be (diss) [mg/L]	< 0.000007	< 0.000007	< 0.000007
B (diss) [mg/L]	0.005	0.005	< 0.002
Bi (diss) [mg/L]	< 0.00001	< 0.00001	< 0.00001
Ca (diss) [mg/L]	21.1	18.1	0.02
Cd (diss) [mg/L]	0.000006	0.000004	0.000003
Co (diss) [mg/L]	0.00113	0.000374	0.000018
Cr (diss) [mg/L]	0.00008	< 0.00008	< 0.00008
Cu (diss) [mg/L]	< 0.001	< 0.001	< 0.001
Fe (diss) [mg/L]	< 0.007	< 0.007	< 0.007
K (diss) [mg/L]	7.09	13.6	< 0.009
Mg (diss) [mg/L]	0.621	0.634	0.002
Mn (diss) [mg/L]	0.00763	0.0212	0.00037
Mo (diss) [mg/L]	< 0.0004	< 0.0004	< 0.0004
Na (diss) [mg/L]	0.44	0.50	0.02
Ni (diss) [mg/L]	0.0052	0.0007	0.0004

OnLine LIMS

0003896188

Results relate only to the sample tested. Data reported represents the sample submitted to SGS. Reproduction of this analytical report in full or in part is prohibited without prior written approval. Please refer to SGS General Conditions of Services located at https://www.sgs.ca/en/terms-and-conditions (Printed copies are available upon request.)
Test method information available upon request. "Temperature Upon Receipt" is representative of the whole shipment and may not reflect the temperature of individual samples.
SGS Canada Inc. Environment-Health & Safety statement of conformity decision rule does not consider uncertainty when analytical results are compared to a specified standard or regulation.

SGS Canada Inc.
P.O. Box 4300 - 185 Concession St.
Lakefield - Ontario - KOL 2HO
Phone: 705-652-2000 FAX: 705-652-6365

Analysis	11: Col-33 Week 7	12: Col-34 Week 7	13: Col-MB2 Week 7
P (diss) [mg/L]	0.010	< 0.003	0.004
Pb (diss) [mg/L]	< 0.00009	< 0.00009	< 0.00009
S (diss) [mg/L]	< 5	< 5	< 5
Sb (diss) [mg/L]	0.0015	0.0032	< 0.0009
Se (diss) [mg/L]	0.00029	0.00010	< 0.00004
Si (diss) [mg/L]	4.15	3.18	< 0.02
Sn (diss) [mg/L]	0.00020	0.00041	0.00015
Sr (diss) [mg/L]	0.0282	0.0449	< 0.00008
Th (diss) [mg/L]	< 0.0001	< 0.0001	< 0.0001
Ti (diss) [mg/L]	< 0.0001	< 0.0001	< 0.0001
Tl (diss) [mg/L]	0.000025	0.000017	< 0.000005
U (diss) [mg/L]	0.00310	0.00673	< 0.000002
V (diss) [mg/L]	0.00347	0.00367	0.00002
W (diss) [mg/L]	0.0019	0.0003	< 0.0002
Zn (diss) [mg/L]	< 0.002	< 0.002	< 0.002
Zr (diss) [mg/L]	< 0.002	< 0.002	< 0.002

NA - Not applicable
ND - Not Detected
NV - No Value

Alisha Kelly, B.Sc.,
Project Specialist,
Environment, Health & Safety

OnLine LIMS

0003896188

Results relate only to the sample tested. Data reported represents the sample submitted to SGS. Reproduction of this analytical report in full or in part is prohibited without prior written approval. Please refer to SGS General Conditions of Services located at https://www.sgs.ca/en/terms-and-conditions (Printed copies are available upon request.)
Test method information available upon request. "Temperature Upon Receipt" is representative of the whole shipment and may not reflect the temperature of individual samples.
SGS Canada Inc. Environment-Health & Safety statement of conformity decision rule does not consider uncertainty when analytical results are compared to a specified standard or regulation.

SGS Canada Inc.
P.O. Box 4300 - 185 Concession St.
Lakefield - Ontario - KOL 2HO
Phone: 705-652-2000 FAX: 705-652-6365

SGS Lakefield Environmental Met
Attn : Barb Bowman

Project : CA20M-00000-110-19896-02

18-October-2024

Date Rec. : 01 October 2024
LR Report: **CA13038-OCT24**
Reference: 19896-02-11

Copy: #1

CERTIFICATE OF ANALYSIS
Final Report

Analysis	1: Analysis Start Date	2: Analysis Start Time	3: Analysis Completed Date	4: Analysis Completed Time	5: QC - Blank	6: QC - STD % Recovery	7: QC - DUP % RPD	8: QC - Spike Rep	9: Col-31 Week 8	10: Col-32 Week 8
Sample Date & Time									N/A	N/A
Temp Upon Receipt [°C]	---	---	---	---	---	---	---	---	22.0	22.0
pH [No unit]	02-Oct-24	11:57	03-Oct-24	10:52	NA	100%	0%	NA	7.71	7.83
Conductivity [uS/cm]	02-Oct-24	11:57	03-Oct-24	10:52	< 2	99%	0%	NA	79	98
Alkalinity [mg/L as CaCO3]	02-Oct-24	11:57	03-Oct-24	10:52	< 2	100%	ND	NA	40	50
Acidity [mg/L as CaCO3]	02-Oct-24	11:57	03-Oct-24	10:52	4	104%	2%	NA	< 2	< 2
F [mg/L]	02-Oct-24	15:46	03-Oct-24	10:00	< 0.06	97%	ND	96%	< 0.06	< 0.06
Cl [mg/L]	07-Oct-24	17:32	08-Oct-24	09:09	< 0.2	100%	2%	100%	< 0.2	< 0.2
SO4 [mg/L]	07-Oct-24	17:32	08-Oct-24	09:09	< 0.2	90%	ND	88%	4.4	3.4
Hg (diss) [mg/L]	07-Oct-24	13:12	17-Oct-24	13:42	< 0.00001	117%	ND	115%	< 0.00001	< 0.00001
Ag (diss) [mg/L]	04-Oct-24	21:54	17-Oct-24	13:42	< 0.00005	96%	ND	99%	< 0.00005	< 0.00005
Al (diss) [mg/L]	04-Oct-24	21:54	17-Oct-24	13:42	< 0.001	96%	ND	109%	0.229	0.169
As (diss) [mg/L]	04-Oct-24	21:54	17-Oct-24	13:42	< 0.0002	95%	ND	100%	0.0517	0.0727
Ba (diss) [mg/L]	04-Oct-24	21:54	17-Oct-24	13:42	< 0.00008	97%	8%	96%	0.00121	0.00253
Be (diss) [mg/L]	04-Oct-24	21:54	17-Oct-24	13:42	< 0.000007	105%	ND	94%	0.000007	< 0.000007
B (diss) [mg/L]	04-Oct-24	21:54	17-Oct-24	13:42	< 0.002	101%	3%	91%	0.016	0.009
Bi (diss) [mg/L]	04-Oct-24	21:54	17-Oct-24	13:42	< 0.00001	91%	ND	87%	< 0.00001	< 0.00001

OnLine LIMS

00038961961

Results relate only to the sample tested. Data reported represents the sample submitted to SGS. Reproduction of this analytical report in full or in part is prohibited without prior written approval. Please refer to SGS General Conditions of Services located at https://www.sgs.ca/en/terms-and-conditions (Printed copies are available upon request.)
Test method information available upon request. "Temperature Upon Receipt" is representative of the whole shipment and may not reflect the temperature of individual samples.
SGS Canada Inc. Environment-Health & Safety statement of conformity decision rule does not consider uncertainty when analytical results are compared to a specified standard or regulation.

SGS Canada Inc.
P.O. Box 4300 - 185 Concession St.
Lakefield - Ontario - KOL 2HO
Phone: 705-652-2000 FAX: 705-652-6365

Project : CA20M-00000-110-19896-02

LR Report : **CA13038-OCT24**

Analysis	1: Analysis Start Date	2: Analysis Start Time	3: Analysis Completed Date	4: Analysis Completed Time	5: QC - Blank	6: QC - STD % Recovery	7: QC - DUP % RPD	8: QC - Spike Rep	9: Col-31 Week 8	10: Col-32 Week 8
Ca (diss) [mg/L]	04-Oct-24	21:54	17-Oct-24	13:42	< 0.01	96%	2%	100%	11.7	17.9
Cd (diss) [mg/L]	04-Oct-24	21:54	17-Oct-24	13:42	< 0.000003	100%	ND	93%	< 0.000003	0.000004
Co (diss) [mg/L]	04-Oct-24	21:54	17-Oct-24	13:42	< 0.000004	95%	ND	92%	0.000022	0.000035
Cr (diss) [mg/L]	04-Oct-24	21:54	17-Oct-24	13:42	< 0.00008	98%	ND	103%	< 0.00008	< 0.00008
Cu (diss) [mg/L]	04-Oct-24	21:54	17-Oct-24	13:42	< 0.001	100%	ND	102%	< 0.001	< 0.001
Fe (diss) [mg/L]	04-Oct-24	21:54	17-Oct-24	13:42	< 0.007	100%	ND	75%	< 0.007	< 0.007
K (diss) [mg/L]	04-Oct-24	21:54	17-Oct-24	13:42	< 0.009	101%	2%	97%	6.92	5.94
Mg (diss) [mg/L]	04-Oct-24	21:54	17-Oct-24	13:42	< 0.001	101%	4%	89%	0.557	0.338
Mn (diss) [mg/L]	04-Oct-24	21:54	17-Oct-24	13:42	< 0.00001	98%	ND	97%	0.00111	0.00127
Mo (diss) [mg/L]	04-Oct-24	21:54	17-Oct-24	13:42	< 0.0004	98%	ND	93%	< 0.0004	< 0.0004
Na (diss) [mg/L]	04-Oct-24	21:54	17-Oct-24	13:42	< 0.01	96%	4%	114%	0.46	0.73
Ni (diss) [mg/L]	04-Oct-24	21:54	17-Oct-24	13:42	< 0.0001	100%	ND	95%	0.0003	0.0014
P (diss) [mg/L]	04-Oct-24	21:54	17-Oct-24	13:42	< 0.003	97%	1%	NV	< 0.003	< 0.003
Pb (diss) [mg/L]	04-Oct-24	21:54	17-Oct-24	13:42	< 0.00009	94%	ND	91%	< 0.00009	< 0.00009
S (diss) [mg/L]	04-Oct-24	21:54	17-Oct-24	13:42	< 5	110%	3%	NV	< 5	< 5
Sb (diss) [mg/L]	04-Oct-24	21:54	17-Oct-24	13:42	< 0.0009	105%	ND	112%	0.0037	0.0025
Se (diss) [mg/L]	04-Oct-24	21:54	17-Oct-24	13:42	< 0.00004	96%	10%	105%	< 0.00004	0.00006
Si (diss) [mg/L]	04-Oct-24	21:54	17-Oct-24	13:42	< 0.02	92%	1%	NV	3.38	3.70
Sn (diss) [mg/L]	04-Oct-24	21:54	17-Oct-24	13:42	< 0.00006	102%	ND	NV	0.00048	0.00107
Sr (diss) [mg/L]	04-Oct-24	21:54	17-Oct-24	13:42	< 0.00008	96%	1%	96%	0.0465	0.0423
Th (diss) [mg/L]	04-Oct-24	21:54	17-Oct-24	13:42	< 0.0001	97%	ND	NV	< 0.0001	< 0.0001
Ti (diss) [mg/L]	04-Oct-24	21:54	17-Oct-24	13:42	< 0.0001	99%	ND	NV	< 0.0001	< 0.0001
Tl (diss) [mg/L]	04-Oct-24	21:54	17-Oct-24	13:42	< 0.000005	96%	ND	89%	0.000007	< 0.000005
U (diss) [mg/L]	04-Oct-24	21:54	17-Oct-24	13:42	< 0.000002	92%	2%	93%	0.00174	0.00209
V (diss) [mg/L]	04-Oct-24	21:54	17-Oct-24	13:42	< 0.00001	99%	16%	99%	0.00142	0.00275
W (diss) [mg/L]	04-Oct-24	21:54	17-Oct-24	13:42	< 0.0002	101%	ND	NV	< 0.0002	0.0004
Zn (diss) [mg/L]	04-Oct-24	21:54	17-Oct-24	13:42	< 0.002	96%	ND	93%	< 0.002	< 0.002
Zr (diss) [mg/L]	04-Oct-24	21:54	17-Oct-24	13:42	< 0.002	99%	ND	NV	< 0.002	< 0.002

OnLine LIMS

00038961 96

Results relate only to the sample tested. Data reported represents the sample submitted to SGS. Reproduction of this analytical report in full or in part is prohibited without prior written approval. Please refer to SGS General Conditions of Services located at https://www.sgs.ca/en/terms-and-conditions (Printed copies are available upon request.)
Test method information available upon request. "Temperature Upon Receipt" is representative of the whole shipment and may not reflect the temperature of individual samples.
SGS Canada Inc. Environment-Health & Safety statement of conformity decision rule does not consider uncertainty when analytical results are compared to a specified standard or regulation.

SGS Canada Inc.
P.O. Box 4300 - 185 Concession St.
Lakefield - Ontario - KOL 2HO
Phone: 705-652-2000 FAX: 705-652-6365

Project : CA20M-00000-110-19896-02
LR Report : **CA13038-OCT24**

Analysis	11: Col-33 Week 8	12: Col-34 Week 8	13: Col-MB2 Week 8
Sample Date & Time	N/A	N/A	N/A
Temp Upon Receipt [°C]	22.0	22.0	22.0
pH [No unit]	7.90	7.95	5.56
Conductivity [uS/cm]	122	122	< 2
Alkalinity [mg/L as CaCO3]	60	62	< 2
Acidity [mg/L as CaCO3]	< 2	< 2	3
F [mg/L]	0.06	< 0.06	< 0.06
Cl [mg/L]	< 0.2	< 0.2	< 0.2
SO4 [mg/L]	7.4	3.8	< 0.2
Hg (diss) [mg/L]	< 0.00001	< 0.00001	< 0.00001
Ag (diss) [mg/L]	< 0.00005	< 0.00005	< 0.00005
Al (diss) [mg/L]	0.100	0.204	< 0.001
As (diss) [mg/L]	0.790	0.151	0.0007
Ba (diss) [mg/L]	0.00574	0.00347	0.00012
Be (diss) [mg/L]	< 0.000007	< 0.000007	< 0.000007
B (diss) [mg/L]	0.005	0.004	< 0.002
Bi (diss) [mg/L]	< 0.00001	< 0.00001	< 0.00001
Ca (diss) [mg/L]	21.9	18.1	0.01
Cd (diss) [mg/L]	0.000011	< 0.000003	< 0.000003
Co (diss) [mg/L]	0.00118	0.000321	0.000019
Cr (diss) [mg/L]	< 0.00008	< 0.00008	< 0.00008
Cu (diss) [mg/L]	< 0.001	< 0.001	< 0.001
Fe (diss) [mg/L]	< 0.007	< 0.007	< 0.007
K (diss) [mg/L]	6.89	13.2	0.011
Mg (diss) [mg/L]	0.484	0.529	0.001
Mn (diss) [mg/L]	0.00688	0.0202	0.00029
Mo (diss) [mg/L]	< 0.0004	< 0.0004	< 0.0004
Na (diss) [mg/L]	0.37	0.41	0.03
Ni (diss) [mg/L]	0.0053	0.0005	0.0006
P (diss) [mg/L]	0.011	0.003	< 0.003
Pb (diss) [mg/L]	< 0.00009	< 0.00009	< 0.00009

OnLine LIMS

Results relate only to the sample tested. Data reported represents the sample submitted to SGS. Reproduction of this analytical report in full or in part is prohibited without prior written approval. Please refer to SGS General Conditions of Services located at https://www.sgs.ca/en/terms-and-conditions (Printed copies are available upon request.)
Test method information available upon request. "Temperature Upon Receipt" is representative of the whole shipment and may not reflect the temperature of individual samples.
SGS Canada Inc. Environment-Health & Safety statement of conformity decision rule does not consider uncertainty when analytical results are compared to a specified standard or regulation.

0003896196

SGS Canada Inc.
P.O. Box 4300 - 185 Concession St.
Lakefield - Ontario - KOL 2HO
Phone: 705-652-2000 FAX: 705-652-6365

Project : CA20M-00000-110-19896-02
LR Report : **CA13038-OCT24**

Analysis	11: Col-33 Week 8	12: Col-34 Week 8	13: Col-MB2 Week 8
S (diss) [mg/L]	< 5	< 5	< 5
Sb (diss) [mg/L]	0.0016	0.0033	< 0.0009
Se (diss) [mg/L]	0.00024	0.00009	< 0.00004
Si (diss) [mg/L]	3.68	2.78	< 0.02
Sn (diss) [mg/L]	0.00017	0.00044	0.00015
Sr (diss) [mg/L]	0.0278	0.0422	< 0.00008
Th (diss) [mg/L]	< 0.0001	< 0.0001	< 0.0001
Ti (diss) [mg/L]	< 0.0001	< 0.0001	< 0.0001
Tl (diss) [mg/L]	0.000017	0.000009	< 0.000005
U (diss) [mg/L]	0.00285	0.00609	0.000004
V (diss) [mg/L]	0.00304	0.00309	< 0.00001
W (diss) [mg/L]	0.0018	0.0003	< 0.0002
Zn (diss) [mg/L]	< 0.002	< 0.002	< 0.002
Zr (diss) [mg/L]	< 0.002	< 0.002	< 0.002

NA - Not applicable
ND - Not Detected
NV - No Value

Alisha Kelly, B.Sc.,
Project Specialist,
Environment, Health & Safety

OnLine LIMS

0003896196

Results relate only to the sample tested. Data reported represents the sample submitted to SGS. Reproduction of this analytical report in full or in part is prohibited without prior written approval. Please refer to SGS General Conditions of Services located at https://www.sgs.ca/en/terms-and-conditions (Printed copies are available upon request.)
Test method information available upon request. "Temperature Upon Receipt" is representative of the whole shipment and may not reflect the temperature of individual samples.
SGS Canada Inc. Environment-Health & Safety statement of conformity decision rule does not consider uncertainty when analytical results are compared to a specified standard or regulation.

SGS Canada Inc.
P.O. Box 4300 - 185 Concession St.
Lakefield - Ontario - KOL 2HO
Phone: 705-652-2000 FAX: 705-652-6365

Env ICP-MS Metals Total and Dissolved Metals

Project : CA20M-00000-110-19896-02

07-November-2024

SGS Lakefield Environmental Met
Attn : Barb Bowman

Date Rec. : 08 October 2024
LR Report: **CA13466-OCT24**
Reference: 19896-02-12

Copy: #2

CERTIFICATE OF ANALYSIS

Final Report - Revised

Analysis	1: Analysis Start Date	2: Analysis Start Time	3: Analysis Completed Date	4: Analysis Completed Time	5: QC - Blank	6: QC - STD % Recovery	7: QC - DUP % RPD
Sample Date & Time							
Temp Upon Receipt [°C]	---	---	---	---	---	---	---
pH [No unit]	09-Oct-24	13:57	10-Oct-24	12:56	NA	100%	0%
Conductivity [uS/cm]	09-Oct-24	13:57	10-Oct-24	12:56	< 2	99%	1%
Alkalinity [mg/L as CaCO3]	09-Oct-24	13:57	10-Oct-24	12:56	< 2	96%	0%
Acidity [mg/L as CaCO3]	09-Oct-24	13:57	10-Oct-24	12:56	3	102%	ND
F [mg/L]	09-Oct-24	15:29	10-Oct-24	08:42	< 0.06	98%	0%
Cl [mg/L]	16-Oct-24	15:26	17-Oct-24	16:23	< 0.2	104%	ND
SO4 [mg/L]	10-Oct-24	20:45	17-Oct-24	16:23	< 0.2	93%	0%
SO4 [mg/L]	06-Nov-24	11:34	06-Nov-24	16:04	< 0.2	91%	1%
Hg (diss) [mg/L]	11-Oct-24	12:34	15-Oct-24	09:12	< 0.00001	119%	ND
Ag (diss) [mg/L]	10-Oct-24	16:39	15-Oct-24	09:12	< 0.00005	99%	ND
Al (diss) [mg/L]	10-Oct-24	16:39	15-Oct-24	09:12	< 0.001	105%	1%
As (diss) [mg/L]	10-Oct-24	16:39	15-Oct-24	09:12	< 0.0002	100%	13%
Ba (diss) [mg/L]	10-Oct-24	16:39	15-Oct-24	09:12	< 0.00008	97%	3%
Be (diss) [mg/L]	10-Oct-24	16:39	15-Oct-24	09:12	< 0.000007	99%	ND
B (diss) [mg/L]	10-Oct-24	16:39	15-Oct-24	09:12	< 0.002	102%	0%
Bi (diss) [mg/L]	10-Oct-24	16:39	15-Oct-24	09:12	< 0.00001	96%	ND
Ca (diss) [mg/L]	10-Oct-24	16:39	15-Oct-24	09:12	< 0.01	104%	0%
Cd (diss) [mg/L]	10-Oct-24	16:39	15-Oct-24	09:12	< 0.000003	102%	9%
Co (diss) [mg/L]	10-Oct-24	16:39	15-Oct-24	09:12	< 0.000004	98%	9%
Cr (diss) [mg/L]	10-Oct-24	16:39	15-Oct-24	09:12	< 0.00008	98%	ND
Cu (diss) [mg/L]	10-Oct-24	16:39	15-Oct-24	09:12	< 0.001	96%	0%
Fe (diss) [mg/L]	10-Oct-24	16:39	15-Oct-24	09:12	< 0.007	108%	ND
K (diss) [mg/L]	10-Oct-24	16:39	15-Oct-24	09:12	< 0.009	108%	1%
Mg (diss) [mg/L]	10-Oct-24	16:39	15-Oct-24	09:12	< 0.001	106%	2%
Mn (diss) [mg/L]	10-Oct-24	16:39	15-Oct-24	09:12	< 0.00001	100%	1%
Mo (diss) [mg/L]	10-Oct-24	16:39	15-Oct-24	09:12	< 0.0004	104%	0%
Na (diss) [mg/L]	10-Oct-24	16:39	15-Oct-24	09:12	< 0.01	101%	1%

OnLine LIMS

0003920817

Results relate only to the sample tested. Data reported represents the sample submitted to SGS. Reproduction of this analytical report in full or in part is prohibited without prior written approval. Please refer to SGS General Conditions of Services located at https://www.sgs.ca/en/terms-and-conditions (Printed copies are available upon request.)
Test method information available upon request. "Temperature Upon Receipt" is representative of the whole shipment and may not reflect the temperature of individual samples.
SGS Canada Inc. Environment-Health & Safety statement of conformity decision rule does not consider uncertainty when analytical results are compared to a specified standard or regulation.

SGS Canada Inc.
P.O. Box 4300 - 185 Concession St.
Lakefield - Ontario - K0L 2H0
Phone: 705-652-2000 FAX: 705-652-6365

Env ICP-MS Metals Total and Dissolved Metals

Project : CA20M-00000-110-19896-02

LR Report : **CA13466-OCT24**

Analysis	1: Analysis Start Date	2: Analysis Start Time	3: Analysis Completed Date	4: Analysis Completed Time	5: QC - Blank	6: QC - STD % Recovery	7: QC - DUP % RPD
Ni (diss) [mg/L]	10-Oct-24	16:39	15-Oct-24	09:12	< 0.0001	98%	1%
P (diss) [mg/L]	10-Oct-24	16:39	15-Oct-24	09:12	< 0.003	103%	ND
Pb (diss) [mg/L]	10-Oct-24	16:39	15-Oct-24	09:12	< 0.00009	96%	ND
S (diss) [mg/L]	10-Oct-24	16:39	15-Oct-24	09:12	< 5	109%	6%
Sb (diss) [mg/L]	10-Oct-24	16:39	15-Oct-24	09:12	< 0.0009	105%	ND
Se (diss) [mg/L]	10-Oct-24	16:39	15-Oct-24	09:12	< 0.00004	100%	ND
Si (diss) [mg/L]	10-Oct-24	16:39	15-Oct-24	09:12	< 0.02	100%	3%
Sn (diss) [mg/L]	10-Oct-24	16:39	15-Oct-24	09:12	< 0.00006	100%	ND
Sr (diss) [mg/L]	10-Oct-24	16:39	15-Oct-24	09:12	< 0.00008	101%	1%
Th (diss) [mg/L]	10-Oct-24	16:39	15-Oct-24	09:12	< 0.0001	100%	ND
Ti (diss) [mg/L]	10-Oct-24	16:39	15-Oct-24	09:12	< 0.0001	105%	ND
Tl (diss) [mg/L]	10-Oct-24	16:39	15-Oct-24	09:12	< 0.000005	93%	ND
U (diss) [mg/L]	10-Oct-24	16:39	15-Oct-24	09:12	< 0.000002	93%	9%
V (diss) [mg/L]	10-Oct-24	16:39	15-Oct-24	09:12	< 0.00001	99%	7%
W (diss) [mg/L]	10-Oct-24	16:39	15-Oct-24	09:12	< 0.0002	105%	ND
Zn (diss) [mg/L]	10-Oct-24	16:39	15-Oct-24	09:12	< 0.002	98%	ND
Zr (diss) [mg/L]	10-Oct-24	16:39	15-Oct-24	09:12	< 0.002	103%	ND

Analysis	8: QC - Spike Rep	9: Col-31 Week 9	10: Col-32 Week 9	11: Col-33 Week 9	12: Col-MB2 Week 9	13: Col-34 Week 9 Col-34 Week 9 Col-34 Week 9 Col-34 Week 9
Sample Date & Time		N/A	N/A	N/A	N/A	N/A
Temp Upon Receipt [°C]	---	20.0	20.0	20.0	20.0	20.0
pH [No unit]	NA	7.74	7.85	7.97	5.55	8.00
Conductivity [uS/cm]	NA	90	115	143	< 2	141
Alkalinity [mg/L as CaCO3]	NA	41	54	62	< 2	64
Acidity [mg/L as CaCO3]	NA	< 2	< 2	< 2	3	< 2
F [mg/L]	NV	< 0.06	< 0.06	< 0.06	< 0.06	< 0.06
Cl [mg/L]	106%	< 0.2	< 0.2	< 0.2	< 0.2	< 0.2
SO4 [mg/L]	90%	---	3.9	9.0	< 0.2	4.4
SO4 [mg/L]	86%	5.0	---	---	---	---
Hg (diss) [mg/L]	120%	< 0.00001	< 0.00001	< 0.00001	< 0.00001	< 0.00001
Ag (diss) [mg/L]	84%	< 0.00005	< 0.00005	< 0.00005	< 0.00005	< 0.00005
Al (diss) [mg/L]	97%	0.252	0.180	0.103	0.019	0.216
As (diss) [mg/L]	99%	0.0499	0.0758	0.822	0.0007	0.153
Ba (diss) [mg/L]	97%	0.00108	0.00247	0.00577	0.00021	0.00354
Be (diss) [mg/L]	92%	< 0.000007	< 0.000007	< 0.000007	< 0.000007	0.000008
B (diss) [mg/L]	86%	0.021	0.010	0.004	< 0.002	0.003
Bi (diss) [mg/L]	87%	< 0.00001	< 0.00001	< 0.00001	< 0.00001	< 0.00001
Ca (diss) [mg/L]	99%	12.8	18.8	22.7	0.09	19.8

OnLine LIMS

0003920817

Results relate only to the sample tested. Data reported represents the sample submitted to SGS. Reproduction of this analytical report in full or in part is prohibited without prior written approval. Please refer to SGS General Conditions of Services located at https://www.sgs.ca/en/terms-and-conditions (Printed copies are available upon request.)
Test method information available upon request. "Temperature Upon Receipt" is representative of the whole shipment and may not reflect the temperature of individual samples.
SGS Canada Inc. Environment-Health & Safety statement of conformity decision rule does not consider uncertainty when analytical results are compared to a specified standard or regulation.

SGS Canada Inc.
P.O. Box 4300 - 185 Concession St.
Lakefield - Ontario - KOL 2HO
Phone: 705-652-2000 FAX: 705-652-6365

Env ICP-MS Metals Total and Dissolved Metals

Project : CA20M-00000-110-19896-02

LR Report : **CA13466-OCT24**

Analysis	8: QC - Spike Rep	9: Col-31 Week 9	10: Col-32 Week 9	11: Col-33 Week 9	12: Col-MB2 Week 9	13: Col-34 Week 9 Col-34 Week 9 Col-34 Week 9 Col-34 Week 9
Cd (diss) [mg/L]	99%	0.000004	0.000005	0.000014	0.000004	< 0.000003
Co (diss) [mg/L]	93%	0.000029	0.000052	0.00148	0.000017	0.000425
Cr (diss) [mg/L]	94%	< 0.00008	0.00123	0.00009	< 0.00008	< 0.00008
Cu (diss) [mg/L]	72%	< 0.001	< 0.001	< 0.001	< 0.001	< 0.001
Fe (diss) [mg/L]	100%	0.074	0.023	0.007	0.015	< 0.007
K (diss) [mg/L]	104%	6.74	5.94	7.03	< 0.009	13.4
Mg (diss) [mg/L]	101%	0.566	0.311	0.443	0.008	0.549
Mn (diss) [mg/L]	99%	0.00281	0.00260	0.00764	0.00127	0.0245
Mo (diss) [mg/L]	96%	< 0.0004	< 0.0004	< 0.0004	< 0.0004	< 0.0004
Na (diss) [mg/L]	100%	0.43	0.74	0.38	0.02	0.45
Ni (diss) [mg/L]	94%	0.0001	0.0003	0.0050	0.0066	0.0007
P (diss) [mg/L]	NV	< 0.003	0.003	0.008	< 0.003	< 0.003
Pb (diss) [mg/L]	92%	< 0.00009	< 0.00009	0.00010	0.00012	< 0.00009
S (diss) [mg/L]	NV	< 5	< 5	< 5	< 5	< 5
Sb (diss) [mg/L]	110%	0.0034	0.0024	0.0015	< 0.0009	0.0031
Se (diss) [mg/L]	97%	< 0.00004	0.00006	0.00022	< 0.00004	0.00013
Si (diss) [mg/L]	NV	3.03	3.36	3.52	< 0.02	2.57
Sn (diss) [mg/L]	NV	0.00054	0.00125	0.00031	0.00027	0.00050
Sr (diss) [mg/L]	78%	0.0462	0.0448	0.0282	0.00016	0.0400
Th (diss) [mg/L]	NV	< 0.0001	< 0.0001	< 0.0001	< 0.0001	< 0.0001
Ti (diss) [mg/L]	NV	< 0.0001	< 0.0001	< 0.0001	< 0.0001	< 0.0001
Tl (diss) [mg/L]	91%	0.000006	0.000008	0.000023	< 0.000005	0.000020
U (diss) [mg/L]	93%	0.00195	0.00226	0.00306	0.000108	0.00603
V (diss) [mg/L]	96%	0.00131	0.00274	0.00282	< 0.00001	0.00282
W (diss) [mg/L]	NV	< 0.0002	0.0007	0.0018	< 0.0002	0.0003
Zn (diss) [mg/L]	102%	< 0.002	< 0.002	< 0.002	0.004	< 0.002
Zr (diss) [mg/L]	NV	< 0.002	< 0.002	< 0.002	< 0.002	< 0.002

-Samples "Col-34 Week 9" & "Col-MB2 Week 9" [Tags 13 & 12] were swapped during labelling, corrected so analysis is correct.

-SO4 reassayed for sample: Col-31 Week 9

NA - Not applicable
ND - Not Detected
NV - No Value

Alisha Kelly, B.Sc.,
Project Specialist,
Environment, Health & Safety

OnLine LIMS

0003920817

Results relate only to the sample tested. Data reported represents the sample submitted to SGS. Reproduction of this analytical report in full or in part is prohibited without prior written approval. Please refer to SGS General Conditions of Services located at https://www.sgs.ca/en/terms-and-conditions (Printed copies are available upon request.)
Test method information available upon request. "Temperature Upon Receipt" is representative of the whole shipment and may not reflect the temperature of individual samples.
SGS Canada Inc. Environment-Health & Safety statement of conformity decision rule does not consider uncertainty when analytical results are compared to a specified standard or regulation.

SGS Canada Inc.
P.O. Box 4300 - 185 Concession St.
Lakefield - Ontario - KOL 2HO
Phone: 705-652-2000 FAX: 705-652-6365

Project : CA20M-00000-110-19896-02

21-October-2024

SGS Lakefield Environmental Met
Attn : Barb Bowman

Date Rec. : 15 October 2024
LR Report: **CA12446-OCT24**
Reference: 19896-02-13

Copy: #1

CERTIFICATE OF ANALYSIS
Final Report

Analysis	1: Analysis Start Date	2: Analysis Start Time	3: Analysis Completed Date	4: Analysis Completed Time	5: QC - Blank	6: QC - STD % Recovery	7: QC - DUP % RPD
Sample Date & Time							
Temp Upon Receipt [°C]	---	---	---	---	---	---	---
pH [No unit]	16-Oct-24	13:16	17-Oct-24	12:12	NA	100%	0%
Conductivity [uS/cm]	16-Oct-24	13:16	17-Oct-24	12:12	< 2	100%	1%
Alkalinity [mg/L as CaCO3]	16-Oct-24	13:16	17-Oct-24	12:12	< 2	100%	0%
Acidity [mg/L as CaCO3]	16-Oct-24	13:16	17-Oct-24	12:12	2	94%	ND
F [mg/L]	16-Oct-24	08:02	16-Oct-24	13:28	< 0.06	95%	0%
Cl [mg/L]	17-Oct-24	18:17	18-Oct-24	15:53	< 0.2	103%	ND
SO4 [mg/L]	17-Oct-24	18:17	18-Oct-24	15:53	< 0.2	100%	1%
Hg (diss) [mg/L]	18-Oct-24	17:20	21-Oct-24	08:53	< 0.00001	120%	ND
Ag (diss) [mg/L]	18-Oct-24	02:52	18-Oct-24	09:34	< 0.00005	104%	ND
Al (diss) [mg/L]	18-Oct-24	02:52	18-Oct-24	09:34	< 0.001	107%	ND
As (diss) [mg/L]	18-Oct-24	02:52	18-Oct-24	09:34	< 0.0002	103%	1%
Ba (diss) [mg/L]	18-Oct-24	02:52	18-Oct-24	09:34	< 0.00008	104%	2%
Be (diss) [mg/L]	18-Oct-24	02:52	18-Oct-24	09:34	< 0.000007	102%	ND
B (diss) [mg/L]	18-Oct-24	02:52	18-Oct-24	09:34	< 0.002	101%	2%
Bi (diss) [mg/L]	18-Oct-24	02:52	18-Oct-24	09:34	< 0.00001	100%	ND
Ca (diss) [mg/L]	18-Oct-24	02:52	18-Oct-24	09:34	< 0.01	104%	2%
Cd (diss) [mg/L]	18-Oct-24	02:52	18-Oct-24	09:34	< 0.000003	102%	ND
Co (diss) [mg/L]	18-Oct-24	02:52	18-Oct-24	09:34	< 0.000004	105%	1%
Cr (diss) [mg/L]	18-Oct-24	02:52	18-Oct-24	09:34	< 0.00008	102%	ND
Cu (diss) [mg/L]	18-Oct-24	02:52	18-Oct-24	09:34	< 0.001	101%	ND
Fe (diss) [mg/L]	18-Oct-24	02:52	18-Oct-24	09:34	< 0.007	105%	4%
K (diss) [mg/L]	18-Oct-24	02:52	18-Oct-24	09:34	< 0.009	100%	2%
Mg (diss) [mg/L]	18-Oct-24	02:52	18-Oct-24	09:34	< 0.001	103%	3%
Mn (diss) [mg/L]	18-Oct-24	02:52	18-Oct-24	09:34	< 0.00001	105%	1%
Mo (diss) [mg/L]	18-Oct-24	02:52	18-Oct-24	09:34	< 0.0004	100%	11%
Na (diss) [mg/L]	18-Oct-24	02:52	18-Oct-24	09:34	< 0.01	103%	0%
Ni (diss) [mg/L]	18-Oct-24	02:52	18-Oct-24	09:34	< 0.0001	104%	7%
P (diss) [mg/L]	18-Oct-24	02:52	18-Oct-24	09:34	< 0.003	95%	0%
Pb (diss) [mg/L]	18-Oct-24	02:52	18-Oct-24	09:34	< 0.00009	103%	2%
S (diss) [mg/L]	18-Oct-24	02:52	18-Oct-24	09:34	< 5	109%	1%
Sb (diss) [mg/L]	18-Oct-24	02:52	18-Oct-24	09:34	< 0.0009	99%	ND
Se (diss) [mg/L]	18-Oct-24	02:52	18-Oct-24	09:34	< 0.00004	103%	ND

OnLine LIMS

0003899278

Results relate only to the sample tested. Data reported represents the sample submitted to SGS. Reproduction of this analytical report in full or in part is prohibited without prior written approval. Please refer to SGS General Conditions of Services located at https://www.sgs.ca/en/terms-and-conditions (Printed copies are available upon request.)
Test method information available upon request. "Temperature Upon Receipt" is representative of the whole shipment and may not reflect the temperature of individual samples.
SGS Canada Inc. Environment-Health & Safety statement of conformity decision rule does not consider uncertainty when analytical results are compared to a specified standard or regulation.

SGS Canada Inc.
P.O. Box 4300 - 185 Concession St.
Lakefield - Ontario - KOL 2HO
Phone: 705-652-2000 FAX: 705-652-6365

Project : CA20M-00000-110-19896-02

LR Report : **CA12446-OCT24**

Analysis	1: Analysis Start Date	2: Analysis Start Time	3: Analysis Completed Date	4: Analysis Completed Time	5: QC - Blank	6: QC - STD % Recovery	7: QC - DUP % RPD
Si (diss) [mg/L]	18-Oct-24	02:52	18-Oct-24	09:34	< 0.02	96%	0%
Sn (diss) [mg/L]	18-Oct-24	02:52	18-Oct-24	09:34	< 0.00006	107%	ND
Sr (diss) [mg/L]	18-Oct-24	02:52	18-Oct-24	09:34	< 0.00008	105%	1%
Th (diss) [mg/L]	18-Oct-24	02:52	18-Oct-24	09:34	< 0.0001	98%	ND
Ti (diss) [mg/L]	18-Oct-24	02:52	18-Oct-24	09:34	< 0.0001	103%	ND
Tl (diss) [mg/L]	18-Oct-24	02:52	18-Oct-24	09:34	< 0.000005	98%	0%
U (diss) [mg/L]	18-Oct-24	02:52	18-Oct-24	09:34	< 0.000002	103%	3%
V (diss) [mg/L]	18-Oct-24	02:52	18-Oct-24	09:34	< 0.00001	107%	7%
W (diss) [mg/L]	18-Oct-24	02:52	18-Oct-24	09:34	< 0.0002	103%	ND
Zn (diss) [mg/L]	18-Oct-24	02:52	18-Oct-24	09:34	< 0.002	103%	5%
Zr (diss) [mg/L]	18-Oct-24	02:52	18-Oct-24	09:34	< 0.002	100%	ND

Analysis	8: QC - Spike Rep	9: Col-31 Week 10	10: Col-32 Week 10	11: Col-33 Week 10	12: Col-34 Week 10	13: Col-MB2 10
Sample Date & Time		N/A	N/A	N/A	N/A	N/A
Temp Upon Receipt [°C]	---	22.0	22.0	22.0	22.0	22.0
pH [No unit]	NA	7.74	7.80	7.88	7.91	5.20
Conductivity [uS/cm]	NA	90	112	143	142	2
Alkalinity [mg/L as CaCO3]	NA	38	52	68	66	< 2
Acidity [mg/L as CaCO3]	NA	< 2	< 2	< 2	< 2	3
F [mg/L]	96%	< 0.06	< 0.06	< 0.06	< 0.06	< 0.06
Cl [mg/L]	100%	< 0.2	< 0.2	< 0.2	< 0.2	< 0.2
SO4 [mg/L]	96%	5.7	3.9	9.5	4.9	< 0.2
Hg (diss) [mg/L]	110%	< 0.00001	< 0.00001	< 0.00001	< 0.00001	< 0.00001
Ag (diss) [mg/L]	94%	< 0.00005	< 0.00005	< 0.00005	< 0.00005	< 0.00005
Al (diss) [mg/L]	103%	0.334	0.232	0.117	0.270	< 0.001
As (diss) [mg/L]	103%	0.0500	0.0769	0.724	0.160	0.0004
Ba (diss) [mg/L]	100%	0.00126	0.00274	0.00605	0.00380	0.00027
Be (diss) [mg/L]	100%	< 0.000007	< 0.000007	< 0.000007	< 0.000007	0.000015
B (diss) [mg/L]	96%	0.023	0.012	0.007	0.006	< 0.002
Bi (diss) [mg/L]	96%	< 0.00001	< 0.00001	< 0.00001	< 0.00001	0.00002
Ca (diss) [mg/L]	99%	12.7	18.5	23.5	20.1	0.02
Cd (diss) [mg/L]	102%	< 0.000003	0.000004	0.000019	0.000006	< 0.000003
Co (diss) [mg/L]	100%	0.000013	0.000065	0.00147	0.000491	0.000006
Cr (diss) [mg/L]	104%	< 0.00008	< 0.00008	< 0.00008	< 0.00008	< 0.00008
Cu (diss) [mg/L]	102%	< 0.001	< 0.001	< 0.001	< 0.001	< 0.001
Fe (diss) [mg/L]	100%	0.014	0.007	< 0.007	< 0.007	< 0.007
K (diss) [mg/L]	97%	6.33	5.55	6.99	13.3	< 0.009
Mg (diss) [mg/L]	99%	0.521	0.262	0.380	0.515	0.001
Mn (diss) [mg/L]	99%	0.00868	0.00761	0.0103	0.0267	0.00104
Mo (diss) [mg/L]	99%	< 0.0004	< 0.0004	< 0.0004	< 0.0004	< 0.0004
Na (diss) [mg/L]	102%	0.47	0.72	0.41	0.44	0.01
Ni (diss) [mg/L]	97%	< 0.0001	< 0.0001	0.0038	0.0004	0.0001
P (diss) [mg/L]	NV	0.003	0.005	0.013	< 0.003	0.004
Pb (diss) [mg/L]	92%	< 0.00009	0.00010	0.00025	< 0.00009	< 0.00009
S (diss) [mg/L]	NV	< 5	< 5	< 5	< 5	< 5
Sb (diss) [mg/L]	102%	0.0030	0.0021	0.0013	0.0027	< 0.0009
Se (diss) [mg/L]	117%	< 0.00004	0.00009	0.00018	0.00013	< 0.00004
Si (diss) [mg/L]	NV	3.18	3.65	3.99	2.69	< 0.02

OnLine LIMS

0003899278

Results relate only to the sample tested. Data reported represents the sample submitted to SGS. Reproduction of this analytical report in full or in part is prohibited without prior written approval. Please refer to SGS General Conditions of Services located at https://www.sgs.ca/en/terms-and-conditions (Printed copies are available upon request.)
Test method information available upon request. "Temperature Upon Receipt" is representative of the whole shipment and may not reflect the temperature of individual samples.
SGS Canada Inc. Environment-Health & Safety statement of conformity decision rule does not consider uncertainty when analytical results are compared to a specified standard or regulation.

SGS Canada Inc.
P.O. Box 4300 - 185 Concession St.
Lakefield - Ontario - KOL 2HO
Phone: 705-652-2000 FAX: 705-652-6365

Project : CA20M-00000-110-19896-02

LR Report : **CA12446-OCT24**

Analysis	8: QC - Spike Rep	9: Col-31 Week 10	10: Col-32 Week 10	11: Col-33 Week 10	12: Col-34 Week 10	13: Col-MB2 10
Sn (diss) [mg/L]	NV	0.00066	0.00157	0.00055	0.00053	0.00031
Sr (diss) [mg/L]	95%	0.0448	0.0417	0.0259	0.0372	0.00012
Th (diss) [mg/L]	NV	< 0.0001	< 0.0001	< 0.0001	< 0.0001	0.0001
Ti (diss) [mg/L]	NV	< 0.0001	< 0.0001	0.0001	< 0.0001	< 0.0001
Tl (diss) [mg/L]	95%	0.000009	0.000013	0.000031	0.000026	0.000017
U (diss) [mg/L]	78%	0.00130	0.00179	0.00265	0.00561	0.000110
V (diss) [mg/L]	105%	0.00142	0.00276	0.00297	0.00286	< 0.00001
W (diss) [mg/L]	NV	< 0.0002	0.0004	0.0017	0.0003	< 0.0002
Zn (diss) [mg/L]	92%	< 0.002	< 0.002	< 0.002	< 0.002	0.002
Zr (diss) [mg/L]	NV	< 0.002	< 0.002	< 0.002	< 0.002	< 0.002

Revised to include Zirconium analysis.
NA - Not applicable
ND - Not Detected
NV - No Value

Alisha Kelly, B.Sc.,
Project Specialist,
Environment, Health & Safety

OnLine LIMS

0003899278

Results relate only to the sample tested. Data reported represents the sample submitted to SGS. Reproduction of this analytical report in full or in part is prohibited without prior written approval. Please refer to SGS General Conditions of Services located at https://www.sgs.ca/en/terms-and-conditions (Printed copies are available upon request.)
Test method information available upon request. "Temperature Upon Receipt" is representative of the whole shipment and may not reflect the temperature of individual samples.
SGS Canada Inc. Environment-Health & Safety statement of conformity decision rule does not consider uncertainty when analytical results are compared to a specified standard or regulation.

SGS Canada Inc.
P.O. Box 4300 - 185 Concession St.
Lakefield - Ontario - KOL 2HO
Phone: 705-652-2000 FAX: 705-652-6365

SGS Lakefield Environmental Met
Attn : Barb Bowman

Env ICP-MS Metals Total and Dissolved Metals

Project : CA20M-00000-110-19896-02

29-October-2024

Date Rec. : 22 October 2024
LR Report: **CA12866-OCT24**
Reference: 19896-02-14

Copy: #1

CERTIFICATE OF ANALYSIS
Final Report

Analysis	1: Analysis Start Date	2: Analysis Start Time	3: Analysis Completed Date	4: Analysis Completed Time	5: QC - Blank	6: QC - STD % Recovery	7: QC - DUP % RPD	8: QC - Spike Rep	9: Col-31 Week 11	10: Col-32 Week 11	11: Col-33 Week 11	12: Col-34 Week 11	13: Col-MB2 11
Sample Date & Time									N/A	N/A	N/A	N/A	N/A
Temp Upon Receipt [°C]	---	---	---	---	---	---	---	---	22.0	22.0	22.0	22.0	22.0
pH [No unit]	25-Oct-24	13:04	28-Oct-24	15:12	NA	100%	0%	NA	6.86	7.23	7.28	7.33	5.88
Conductivity [uS/cm]	25-Oct-24	13:04	28-Oct-24	15:12	2	102%	0%	NA	92	112	138	138	2
Alkalinity [mg/L as CaCO3]	25-Oct-24	13:04	28-Oct-24	15:12	< 2	95%	0%	NA	33	48	56	63	< 2
Acidity [mg/L as CaCO3]	25-Oct-24	13:04	28-Oct-24	15:12	< 2	100%	ND	NA	< 2	< 2	< 2	< 2	11
F [mg/L]	28-Oct-24	11:48	29-Oct-24	09:31	< 0.06	99%	ND	54%	< 0.06	< 0.06	< 0.06	< 0.06	< 0.06
Cl [mg/L]	23-Oct-24	09:13	24-Oct-24	08:41	< 0.2	102%	ND	100%	< 0.2	< 0.2	< 0.2	< 0.2	< 0.2
SO4 [mg/L]	23-Oct-24	09:13	24-Oct-24	08:41	< 0.2	92%	1%	86%	4.7	3.3	7.7	4.2	< 0.2
Hg (diss) [mg/L]	29-Oct-24	09:32	29-Oct-24	13:15	< 0.00001	117%	ND	121%	< 0.00001	< 0.00001	< 0.00001	< 0.00001	< 0.00001
Ag (diss) [mg/L]	26-Oct-24	17:31	29-Oct-24	13:15	< 0.00005	98%	ND	109%	< 0.00005	< 0.00005	< 0.00005	< 0.00005	< 0.00005
Al (diss) [mg/L]	26-Oct-24	17:31	29-Oct-24	13:15	< 0.001	106%	ND	104%	0.324	0.256	0.124	0.292	< 0.001
As (diss) [mg/L]	26-Oct-24	17:31	29-Oct-24	13:15	< 0.0002	99%	ND	101%	0.0479	0.0739	0.644	0.154	0.0004
Ba (diss) [mg/L]	26-Oct-24	17:31	29-Oct-24	13:15	< 0.00008	100%	ND	97%	0.00099	0.00242	0.00536	0.00353	0.00013
Be (diss) [mg/L]	26-Oct-24	17:31	29-Oct-24	13:15	< 0.000007	103%	0%	97%	< 0.000007	0.000008	< 0.000007	< 0.000007	< 0.000007
B (diss) [mg/L]	26-Oct-24	17:31	29-Oct-24	13:15	< 0.002	99%	1%	94%	0.008	0.006	0.003	0.003	< 0.002
Bi (diss) [mg/L]	26-Oct-24	17:31	29-Oct-24	13:15	< 0.00001	98%	ND	98%	< 0.00001	< 0.00001	< 0.00001	< 0.00001	< 0.00001
Ca (diss) [mg/L]	26-Oct-24	17:31	29-Oct-24	13:15	< 0.01	102%	ND	96%	11.6	17.6	22.2	19.6	0.02
Cd (diss) [mg/L]	26-Oct-24	17:31	29-Oct-24	13:15	< 0.000003	99%	ND	101%	< 0.000003	0.000006	0.000014	0.000004	< 0.000003
Co (diss) [mg/L]	26-Oct-24	17:31	29-Oct-24	13:15	< 0.000004	98%	ND	94%	0.000017	0.000063	0.00138	0.000525	0.000005
Cr (diss) [mg/L]	26-Oct-24	17:31	29-Oct-24	13:15	< 0.00008	104%	ND	109%	0.00008	0.00014	< 0.00008	< 0.00008	< 0.00008
Cu (diss) [mg/L]	26-Oct-24	17:31	29-Oct-24	13:15	< 0.001	100%	ND	99%	< 0.001	< 0.001	< 0.001	< 0.001	< 0.001
Fe (diss) [mg/L]	26-Oct-24	17:31	29-Oct-24	13:15	< 0.007	107%	ND	82%	< 0.007	< 0.007	< 0.007	< 0.007	< 0.007
K (diss) [mg/L]	26-Oct-24	17:31	29-Oct-24	13:15	< 0.009	105%	ND	95%	5.49	5.15	6.39	11.3	< 0.009
Mg (diss) [mg/L]	26-Oct-24	17:31	29-Oct-24	13:15	< 0.001	102%	ND	89%	0.343	0.190	0.294	0.455	0.001
Mn (diss) [mg/L]	26-Oct-24	17:31	29-Oct-24	13:15	< 0.00001	104%	ND	98%	0.00118	0.00361	0.00832	0.0254	0.00011

OnLine LIMS

0003909543

Results relate only to the sample tested. Data reported represents the sample submitted to SGS. Reproduction of this analytical report in full or in part is prohibited without prior written approval. Please refer to SGS General Conditions of Services located at https://www.sgs.ca/en/terms-and-conditions (Printed copies are available upon request.)
Test method information available upon request. "Temperature Upon Receipt" is representative of the whole shipment and may not reflect the temperature of individual samples.
SGS Canada Inc. Environment-Health & Safety statement of conformity decision rule does not consider uncertainty when analytical results are compared to a specified standard or regulation.

SGS Canada Inc.
P.O. Box 4300 - 185 Concession St.
Lakefield - Ontario - KOL 2HO
Phone: 705-652-2000 FAX: 705-652-6365

Env ICP-MS Metals Total and Dissolved Metals

Project : CA20M-00000-110-19896-02

LR Report : **CA12866-OCT24**

Analysis	1: Analysis Start Date	2: Analysis Start Time	3: Analysis Completed Date	4: Analysis Completed Time	5: QC - Blank	6: QC - STD % Recovery	7: QC - DUP % RPD	8: QC - Spike Rep	9: Col-31 Week 11	10: Col-32 Week 11	11: Col-33 Week 11	12: Col-34 Week 11	13: Col-MB2 11
Mo (diss) [mg/L]	26-Oct-24	17:31	29-Oct-24	13:15	< 0.0004	105%	ND	97%	< 0.0004	< 0.0004	< 0.0004	< 0.0004	< 0.0004
Na (diss) [mg/L]	26-Oct-24	17:31	29-Oct-24	13:15	< 0.01	96%	0%	94%	0.33	0.58	0.32	0.37	0.03
Ni (diss) [mg/L]	26-Oct-24	17:31	29-Oct-24	13:15	< 0.0001	104%	ND	101%	0.0001	0.0001	0.0035	0.0004	0.0002
P (diss) [mg/L]	26-Oct-24	17:31	29-Oct-24	13:15	< 0.003	97%	ND	NV	< 0.003	< 0.003	0.007	< 0.003	< 0.003
Pb (diss) [mg/L]	26-Oct-24	17:31	29-Oct-24	13:15	< 0.00009	98%	ND	95%	< 0.00009	< 0.00009	< 0.00009	< 0.00009	< 0.00009
S (diss) [mg/L]	26-Oct-24	17:31	29-Oct-24	13:15	< 5	109%	ND	NV	< 5	< 5	< 5	< 5	< 5
Sb (diss) [mg/L]	26-Oct-24	17:31	29-Oct-24	13:15	< 0.0009	106%	ND	111%	0.0031	0.0020	0.0012	0.0027	< 0.0009
Se (diss) [mg/L]	26-Oct-24	17:31	29-Oct-24	13:15	< 0.00004	102%	ND	96%	< 0.00004	0.00007	0.00013	0.00009	< 0.00004
Si (diss) [mg/L]	26-Oct-24	17:31	29-Oct-24	13:15	< 0.02	91%	4%	NV	2.54	3.17	3.32	2.30	< 0.02
Sn (diss) [mg/L]	26-Oct-24	17:31	29-Oct-24	13:15	< 0.00006	101%	ND	NV	0.00061	0.00135	0.00021	0.00055	0.00020
Sr (diss) [mg/L]	26-Oct-24	17:31	29-Oct-24	13:15	< 0.00008	100%	ND	95%	0.0439	0.0389	0.0232	0.0327	< 0.00008
Th (diss) [mg/L]	26-Oct-24	17:31	29-Oct-24	13:15	< 0.0001	94%	ND	NV	< 0.0001	< 0.0001	< 0.0001	< 0.0001	< 0.0001
Ti (diss) [mg/L]	26-Oct-24	17:31	29-Oct-24	13:15	< 0.0001	103%	ND	NV	< 0.0001	< 0.0001	< 0.0001	< 0.0001	< 0.0001
Tl (diss) [mg/L]	26-Oct-24	17:31	29-Oct-24	13:15	< 0.000005	101%	ND	94%	0.000009	0.000010	0.000024	0.000023	< 0.000005
U (diss) [mg/L]	26-Oct-24	17:31	29-Oct-24	13:15	< 0.000002	100%	ND	98%	0.00118	0.00147	0.00230	0.00465	0.000003
V (diss) [mg/L]	26-Oct-24	17:31	29-Oct-24	13:15	< 0.00001	103%	ND	99%	0.00137	0.00253	0.00280	0.00257	< 0.00001
W (diss) [mg/L]	26-Oct-24	17:31	29-Oct-24	13:15	< 0.0002	103%	ND	NV	< 0.0002	0.0003	0.0014	0.0002	< 0.0002
Zn (diss) [mg/L]	26-Oct-24	17:31	29-Oct-24	13:15	< 0.002	100%	ND	103%	< 0.002	< 0.002	< 0.002	< 0.002	< 0.002
Zr (diss) [mg/L]	26-Oct-24	17:31	29-Oct-24	13:15	< 0.002	99%	ND	NV	< 0.002	< 0.002	< 0.002	< 0.002	< 0.002

Fluoride spike low but accepted based on all other QC data

NA - Not applicable
ND - Not Detected
NV - No Value

Alisha Kelly, B.Sc.,
Project Specialist,
Environment, Health & Safety

OnLine LIMS

0003909543

Results relate only to the sample tested. Data reported represents the sample submitted to SGS. Reproduction of this analytical report in full or in part is prohibited without prior written approval. Please refer to SGS General Conditions of Services located at https://www.sgs.ca/en/terms-and-conditions (Printed copies are available upon request.)
Test method information available upon request. "Temperature Upon Receipt" is representative of the whole shipment and may not reflect the temperature of individual samples.
SGS Canada Inc. Environment-Health & Safety statement of conformity decision rule does not consider uncertainty when analytical results are compared to a specified standard or regulation.

SGS Canada Inc.
P.O. Box 4300 - 185 Concession St.
Lakefield - Ontario - KOL 2HO
Phone: 705-652-2000 FAX: 705-652-6365

Env ICP-MS Metals Total and Dissolved Metals

Project : CA20M-00000-110-19896-02

06-November-2024

SGS Lakefield Environmental Met
Attn : Barb Bowman

Date Rec. : 30 October 2024
LR Report: **CA85020-OCT24**
Reference: 19896-02-15

Copy: #1

CERTIFICATE OF ANALYSIS

Final Report

Analysis	1: Analysis Start Date	2: Analysis Start Time	3: Analysis Completed Date	4: Analysis Completed Time	5: QC - Blank	6: QC - STD % Recovery	7: QC - DUP % RPD
Sample Date & Time							
Temp Upon Receipt [°C]	---	---	---	---	---	---	---
pH [No unit]	31-Oct-24	13:49	01-Nov-24	12:01	NA	100%	1%
Conductivity [uS/cm]	31-Oct-24	13:49	01-Nov-24	12:01	2	99%	0%
Alkalinity [mg/L as CaCO3]	31-Oct-24	13:49	01-Nov-24	12:01	< 2	98%	ND
Acidity [mg/L as CaCO3]	31-Oct-24	13:49	05-Nov-24	10:02	< 2	100%	ND
F [mg/L]	31-Oct-24	08:51	31-Oct-24	12:59	< 0.06	103%	7%
Cl [mg/L]	01-Nov-24	21:25	04-Nov-24	17:05	< 0.2	102%	10%
SO4 [mg/L]	01-Nov-24	21:25	04-Nov-24	17:05	< 0.2	91%	11%
Hg (diss) [mg/L]	01-Nov-24	13:55	04-Nov-24	12:37	< 0.00001	110%	ND
Ag (diss) [mg/L]	01-Nov-24	13:23	04-Nov-24	12:37	< 0.00005	100%	ND
Al (diss) [mg/L]	01-Nov-24	13:23	04-Nov-24	12:37	< 0.001	100%	4%
As (diss) [mg/L]	01-Nov-24	13:23	04-Nov-24	12:37	< 0.0002	100%	ND
Ba (diss) [mg/L]	01-Nov-24	13:23	04-Nov-24	12:37	< 0.00008	99%	1%
Be (diss) [mg/L]	01-Nov-24	13:23	04-Nov-24	12:37	< 0.000007	98%	ND
B (diss) [mg/L]	01-Nov-24	13:23	04-Nov-24	12:37	< 0.002	101%	ND
Bi (diss) [mg/L]	01-Nov-24	13:23	04-Nov-24	12:37	< 0.00001	97%	ND
Ca (diss) [mg/L]	01-Nov-24	13:23	04-Nov-24	12:37	< 0.01	102%	9%
Cd (diss) [mg/L]	01-Nov-24	13:23	04-Nov-24	12:37	< 0.000003	101%	ND
Co (diss) [mg/L]	01-Nov-24	13:23	04-Nov-24	12:37	< 0.000004	97%	ND
Cr (diss) [mg/L]	01-Nov-24	13:23	04-Nov-24	12:37	< 0.00008	100%	ND
Cu (diss) [mg/L]	01-Nov-24	13:23	04-Nov-24	12:37	< 0.001	101%	ND
Fe (diss) [mg/L]	01-Nov-24	13:23	04-Nov-24	12:37	< 0.007	106%	ND
K (diss) [mg/L]	01-Nov-24	13:23	04-Nov-24	12:37	< 0.009	109%	7%
Mg (diss) [mg/L]	01-Nov-24	13:23	04-Nov-24	12:37	< 0.001	108%	ND
Mn (diss) [mg/L]	01-Nov-24	13:23	04-Nov-24	12:37	< 0.00001	101%	9%
Mo (diss) [mg/L]	01-Nov-24	13:23	04-Nov-24	12:37	< 0.0004	101%	ND
Na (diss) [mg/L]	01-Nov-24	13:23	04-Nov-24	12:37	< 0.01	102%	14%
Ni (diss) [mg/L]	01-Nov-24	13:23	04-Nov-24	12:37	< 0.0001	102%	8%
P (diss) [mg/L]	01-Nov-24	13:23	04-Nov-24	12:37	< 0.003	101%	ND
Pb (diss) [mg/L]	01-Nov-24	13:23	04-Nov-24	12:37	< 0.00009	97%	ND
S (diss) [mg/L]	01-Nov-24	13:23	04-Nov-24	12:37	< 5	106%	ND
Sb (diss) [mg/L]	01-Nov-24	13:23	04-Nov-24	12:37	< 0.0009	102%	ND
Se (diss) [mg/L]	01-Nov-24	13:23	04-Nov-24	12:37	< 0.00004	102%	ND

OnLine LIMS

0003918696

Results relate only to the sample tested. Data reported represents the sample submitted to SGS. Reproduction of this analytical report in full or in part is prohibited without prior written approval. Please refer to SGS General Conditions of Services located at https://www.sgs.ca/en/terms-and-conditions (Printed copies are available upon request.)
Test method information available upon request. "Temperature Upon Receipt" is representative of the whole shipment and may not reflect the temperature of individual samples.
SGS Canada Inc. Environment-Health & Safety statement of conformity decision rule does not consider uncertainty when analytical results are compared to a specified standard or regulation.

SGS Canada Inc.
P.O. Box 4300 - 185 Concession St.
Lakefield - Ontario - KOL 2HO
Phone: 705-652-2000 FAX: 705-652-6365

Env ICP-MS Metals Total and Dissolved Metals

Project : CA20M-00000-110-19896-02

LR Report : **CA85020-OCT24**

Analysis	1: Analysis Start Date	2: Analysis Start Time	3: Analysis Completed Date	4: Analysis Completed Time	5: QC - Blank	6: QC - STD % Recovery	7: QC - DUP % RPD
Si (diss) [mg/L]	01-Nov-24	13:23	04-Nov-24	12:37	< 0.02	101%	ND
Sn (diss) [mg/L]	01-Nov-24	13:23	04-Nov-24	12:37	< 0.00006	100%	ND
Sr (diss) [mg/L]	01-Nov-24	13:23	04-Nov-24	12:37	< 0.00008	98%	16%
Th (diss) [mg/L]	01-Nov-24	13:23	04-Nov-24	12:37	< 0.0001	95%	ND
Ti (diss) [mg/L]	01-Nov-24	13:23	04-Nov-24	12:37	< 0.0001	100%	ND
Tl (diss) [mg/L]	01-Nov-24	13:23	04-Nov-24	12:37	< 0.000005	96%	ND
U (diss) [mg/L]	01-Nov-24	13:23	04-Nov-24	12:37	< 0.000002	98%	ND
V (diss) [mg/L]	01-Nov-24	13:23	04-Nov-24	12:37	< 0.00001	101%	ND
W (diss) [mg/L]	01-Nov-24	13:23	04-Nov-24	12:37	< 0.0002	102%	ND
Zn (diss) [mg/L]	01-Nov-24	13:23	04-Nov-24	12:37	< 0.002	102%	ND
Zr (diss) [mg/L]	01-Nov-24	13:23	04-Nov-24	12:37	< 0.002	99%	ND

Analysis	8: QC - Spike Rep	9: Col-31 Week 12	10: Col-32 Week 12	11: Col-33 Week 12	12: Col-34 Week 12	13: Col-MB2 Week 12
Sample Date & Time						
Temp Upon Receipt [°C]	---	8.0	8.0	8.0	8.0	8.0
pH [No unit]	NA	7.75	7.84	7.94	7.96	5.00
Conductivity [uS/cm]	NA	87	107	130	131	2
Alkalinity [mg/L as CaCO3]	NA	40	56	64	68	< 2
Acidity [mg/L as CaCO3]	NA	< 2	< 2	< 2	< 2	4
F [mg/L]	102%	< 0.06	< 0.06	< 0.06	< 0.06	< 0.06
Cl [mg/L]	NV	< 0.2	< 0.2	< 0.2	< 0.2	< 0.2
SO4 [mg/L]	NV	5.6	3.8	9.0	5.1	0.5
Hg (diss) [mg/L]	102%	< 0.00001	< 0.00001	< 0.00001	< 0.00001	< 0.00001
Ag (diss) [mg/L]	91%	< 0.00005	< 0.00005	< 0.00005	< 0.00005	< 0.00005
Al (diss) [mg/L]	96%	0.197	0.133	0.082	0.146	< 0.001
As (diss) [mg/L]	98%	0.0479	0.0792	0.707	0.166	0.0003
Ba (diss) [mg/L]	97%	0.00084	0.00229	0.00522	0.00329	< 0.00008
Be (diss) [mg/L]	97%	< 0.000007	< 0.000007	< 0.000007	< 0.000007	< 0.000007
B (diss) [mg/L]	98%	0.011	0.006	0.003	0.003	< 0.002
Bi (diss) [mg/L]	103%	< 0.00001	< 0.00001	< 0.00001	< 0.00001	< 0.00001
Ca (diss) [mg/L]	100%	13.4	19.5	24.0	21.0	0.01
Cd (diss) [mg/L]	102%	< 0.000003	< 0.000003	< 0.000003	< 0.000003	< 0.000003
Co (diss) [mg/L]	92%	0.000004	0.000034	0.000871	0.000355	< 0.000004
Cr (diss) [mg/L]	103%	< 0.00008	< 0.00008	< 0.00008	< 0.00008	< 0.00008
Cu (diss) [mg/L]	101%	< 0.001	< 0.001	< 0.001	< 0.001	< 0.001
Fe (diss) [mg/L]	125%	< 0.007	< 0.007	< 0.007	< 0.007	< 0.007
K (diss) [mg/L]	101%	6.50	5.97	6.86	12.4	< 0.009
Mg (diss) [mg/L]	99%	0.413	0.216	0.330	0.528	< 0.001
Mn (diss) [mg/L]	98%	0.00140	0.00225	0.00738	0.0236	0.00004
Mo (diss) [mg/L]	94%	0.0035	0.0011	0.0012	0.0006	< 0.0004
Na (diss) [mg/L]	98%	0.40	0.75	0.39	0.46	0.02
Ni (diss) [mg/L]	97%	< 0.0001	< 0.0001	0.0015	0.0002	< 0.0001
P (diss) [mg/L]	NV	< 0.003	< 0.003	0.011	< 0.003	< 0.003
Pb (diss) [mg/L]	96%	< 0.00009	< 0.00009	< 0.00009	< 0.00009	< 0.00009
S (diss) [mg/L]	NV	< 5	< 5	< 5	< 5	< 5
Sb (diss) [mg/L]	101%	0.0034	0.0023	0.0014	0.0030	< 0.0009
Se (diss) [mg/L]	110%	0.00005	0.00009	0.00012	0.00015	< 0.00004
Si (diss) [mg/L]	NV	2.91	3.59	3.74	2.54	< 0.02

OnLine LIMS

0003918696

Results relate only to the sample tested. Data reported represents the sample submitted to SGS. Reproduction of this analytical report in full or in part is prohibited without prior written approval. Please refer to SGS General Conditions of Services located at https://www.sgs.ca/en/terms-and-conditions (Printed copies are available upon request.)
Test method information available upon request. "Temperature Upon Receipt" is representative of the whole shipment and may not reflect the temperature of individual samples.
SGS Canada Inc. Environment-Health & Safety statement of conformity decision rule does not consider uncertainty when analytical results are compared to a specified standard or regulation.

SGS Canada Inc.
P.O. Box 4300 - 185 Concession St.
Lakefield - Ontario - KOL 2HO
Phone: 705-652-2000 FAX: 705-652-6365

Env ICP-MS Metals Total and Dissolved Metals

Project : CA20M-00000-110-19896-02

LR Report : **CA85020-OCT24**

Analysis	8: QC - Spike Rep	9: Col-31 Week 12	10: Col-32 Week 12	11: Col-33 Week 12	12: Col-34 Week 12	13: Col-MB2 Week 12
Sn (diss) [mg/L]	NV	0.00044	0.00117	0.00024	0.00053	0.00009
Sr (diss) [mg/L]	94%	0.0462	0.0411	0.0224	0.0319	< 0.00008
Th (diss) [mg/L]	NV	< 0.0001	< 0.0001	< 0.0001	< 0.0001	< 0.0001
Ti (diss) [mg/L]	NV	< 0.0001	< 0.0001	< 0.0001	< 0.0001	< 0.0001
Tl (diss) [mg/L]	92%	< 0.000005	< 0.000005	0.000011	0.000009	< 0.000005
U (diss) [mg/L]	103%	0.000705	0.00120	0.00211	0.00388	< 0.000002
V (diss) [mg/L]	99%	0.00112	0.00215	0.00262	0.00214	< 0.00001
W (diss) [mg/L]	NV	0.0003	0.0004	0.0017	0.0004	< 0.0002
Zn (diss) [mg/L]	102%	< 0.002	< 0.002	< 0.002	< 0.002	< 0.002
Zr (diss) [mg/L]	NV	< 0.002	< 0.002	< 0.002	< 0.002	< 0.002

NA - Not applicable
ND - Not Detected
NV - No Value

Alisha Kelly, B.Sc.,
Project Specialist,
Environment, Health & Safety

OnLine LIMS

0003918696

Results relate only to the sample tested. Data reported represents the sample submitted to SGS. Reproduction of this analytical report in full or in part is prohibited without prior written approval. Please refer to SGS General Conditions of Services located at https://www.sgs.ca/en/terms-and-conditions (Printed copies are available upon request.)
Test method information available upon request. "Temperature Upon Receipt" is representative of the whole shipment and may not reflect the temperature of individual samples.
SGS Canada Inc. Environment-Health & Safety statement of conformity decision rule does not consider uncertainty when analytical results are compared to a specified standard or regulation.

SGS Canada Inc.
P.O. Box 4300 - 185 Concession St.
Lakefield - Ontario - KOL 2HO
Phone: 705-652-2000 FAX: 705-652-6365

Env ICP-MS Metals Total and Dissolved Metals

Project : CA20M-00000-110-19896-02

15-November-2024

SGS Lakefield Environmental Met
Attn : Barb Bowman

Date Rec. : 05 November 2024
LR Report: **CA13100-NOV24**
Reference: 19896-01-01

Copy: #1

CERTIFICATE OF ANALYSIS
Final Report

Analysis	1: Analysis Start Date	2: Analysis Start Time	3: Analysis Completed Date	4: Analysis Completed Time	5: QC - Blank	6: QC - STD % Recovery	7: QC - DUP % RPD
Sample Date & Time							
Temp Upon Receipt [°C]	---	---	---	---	---	---	---
pH [No unit]	06-Nov-24	14:04	07-Nov-24	12:20	NA	100%	0%
Conductivity [uS/cm]	06-Nov-24	14:04	07-Nov-24	12:20	2	100%	0%
Alkalinity [mg/L as CaCO3]	06-Nov-24	14:04	07-Nov-24	12:20	< 2	102%	0%
Acidity [mg/L as CaCO3]	06-Nov-24	14:04	08-Nov-24	13:13	3	102%	6%
F [mg/L]	06-Nov-24	13:49	07-Nov-24	09:11	< 0.06	99%	ND
Cl [mg/L]	08-Nov-24	08:23	11-Nov-24	08:23	< 0.2	100%	ND
SO4 [mg/L]	08-Nov-24	08:23	11-Nov-24	08:23	< 0.2	91%	2%
Hg (diss) [mg/L]	08-Nov-24	13:55	12-Nov-24	09:01	< 0.00001	117%	ND
Ag (diss) [mg/L]	08-Nov-24	13:08	12-Nov-24	09:01	< 0.00005	101%	ND
Al (diss) [mg/L]	08-Nov-24	13:08	12-Nov-24	09:01	< 0.001	104%	6%
As (diss) [mg/L]	08-Nov-24	13:08	12-Nov-24	09:01	< 0.0002	104%	11%
Ba (diss) [mg/L]	08-Nov-24	13:08	12-Nov-24	09:01	< 0.00008	96%	6%
Be (diss) [mg/L]	08-Nov-24	13:08	12-Nov-24	09:01	< 0.000007	100%	ND
B (diss) [mg/L]	08-Nov-24	13:08	12-Nov-24	09:01	< 0.002	95%	7%
Bi (diss) [mg/L]	08-Nov-24	13:08	12-Nov-24	09:01	< 0.00001	95%	6%
Ca (diss) [mg/L]	08-Nov-24	13:08	12-Nov-24	09:01	< 0.01	99%	6%
Cd (diss) [mg/L]	08-Nov-24	13:08	12-Nov-24	09:01	< 0.000003	103%	11%
Co (diss) [mg/L]	08-Nov-24	13:08	12-Nov-24	09:01	< 0.000004	101%	9%
Cr (diss) [mg/L]	08-Nov-24	13:08	12-Nov-24	09:01	< 0.00008	99%	17%
Cu (diss) [mg/L]	08-Nov-24	13:08	12-Nov-24	09:01	< 0.001	101%	4%
Fe (diss) [mg/L]	08-Nov-24	13:08	12-Nov-24	09:01	< 0.007	100%	2%
K (diss) [mg/L]	08-Nov-24	13:08	12-Nov-24	09:01	< 0.009	99%	5%
Mg (diss) [mg/L]	08-Nov-24	13:08	12-Nov-24	09:01	< 0.001	96%	4%
Mn (diss) [mg/L]	08-Nov-24	13:08	12-Nov-24	09:01	< 0.00001	101%	5%
Mo (diss) [mg/L]	08-Nov-24	13:08	12-Nov-24	09:01	< 0.0004	96%	1%
Na (diss) [mg/L]	08-Nov-24	13:08	12-Nov-24	09:01	< 0.01	100%	2%
Ni (diss) [mg/L]	08-Nov-24	13:08	12-Nov-24	09:01	< 0.0001	101%	6%
P (diss) [mg/L]	08-Nov-24	13:08	12-Nov-24	09:01	< 0.003	97%	1%
Pb (diss) [mg/L]	08-Nov-24	13:08	12-Nov-24	09:01	< 0.00009	99%	6%
S (diss) [mg/L]	08-Nov-24	13:08	12-Nov-24	09:01	< 5	101%	ND
Sb (diss) [mg/L]	08-Nov-24	13:08	12-Nov-24	09:01	< 0.0009	99%	ND
Se (diss) [mg/L]	08-Nov-24	13:08	12-Nov-24	09:01	< 0.00004	106%	4%

OnLine LIMS

0003929151

Results relate only to the sample tested. Data reported represents the sample submitted to SGS. Reproduction of this analytical report in full or in part is prohibited without prior written approval. Please refer to SGS General Conditions of Services located at https://www.sgs.ca/en/terms-and-conditions (Printed copies are available upon request.)
Test method information available upon request. "Temperature Upon Receipt" is representative of the whole shipment and may not reflect the temperature of individual samples.
SGS Canada Inc. Environment-Health & Safety statement of conformity decision rule does not consider uncertainty when analytical results are compared to a specified standard or regulation.

SGS Canada Inc.
P.O. Box 4300 - 185 Concession St.
Lakefield - Ontario - KOL 2HO
Phone: 705-652-2000 FAX: 705-652-6365

Env ICP-MS Metals Total and Dissolved Metals

Project : CA20M-00000-110-19896-02

LR Report : **CA13100-NOV24**

Analysis	1: Analysis Start Date	2: Analysis Start Time	3: Analysis Completed Date	4: Analysis Completed Time	5: QC - Blank	6: QC - STD % Recovery	7: QC - DUP % RPD
Si (diss) [mg/L]	08-Nov-24	13:08	12-Nov-24	09:01	< 0.02	90%	4%
Sn (diss) [mg/L]	08-Nov-24	13:08	12-Nov-24	09:01	< 0.00006	92%	ND
Sr (diss) [mg/L]	08-Nov-24	13:08	12-Nov-24	09:01	< 0.00008	101%	6%
Th (diss) [mg/L]	08-Nov-24	13:08	12-Nov-24	09:01	< 0.0001	92%	ND
Ti (diss) [mg/L]	08-Nov-24	13:08	12-Nov-24	09:01	< 0.0001	93%	5%
Tl (diss) [mg/L]	08-Nov-24	13:08	12-Nov-24	09:01	< 0.000005	94%	ND
U (diss) [mg/L]	08-Nov-24	13:08	12-Nov-24	09:01	< 0.000002	91%	19%
V (diss) [mg/L]	08-Nov-24	13:08	12-Nov-24	09:01	< 0.00001	95%	7%
W (diss) [mg/L]	08-Nov-24	13:08	12-Nov-24	09:01	< 0.0002	94%	ND
Zn (diss) [mg/L]	08-Nov-24	13:08	12-Nov-24	09:01	< 0.002	105%	4%
Zr (diss) [mg/L]	08-Nov-24	13:08	12-Nov-24	09:01	< 0.002	96%	ND

Analysis	8: QC - Spike Rep	9: Col-31 Week 13	10: Col-32 Week 13	11: Col-33 Week 13	12: Col-34 Week 13	13: Col-MB2 Week 13
Sample Date & Time		N/A	N/A	N/A	N/A	N/A
Temp Upon Receipt [°C]	---	22.0	22.0	22.0	22.0	22.0
pH [No unit]	NA	7.75	7.82	7.87	7.95	5.18
Conductivity [uS/cm]	NA	79	101	120	123	2
Alkalinity [mg/L as CaCO3]	NA	38	52	61	64	< 2
Acidity [mg/L as CaCO3]	NA	< 2	< 2	< 2	< 2	2
F [mg/L]	98%	< 0.06	< 0.06	< 0.06	< 0.06	< 0.06
Cl [mg/L]	101%	< 0.2	< 0.2	< 0.2	< 0.2	< 0.2
SO4 [mg/L]	NV	5.3	3.6	8.0	5.0	< 0.2
Hg (diss) [mg/L]	99%	< 0.00001	< 0.00001	< 0.00001	< 0.00001	< 0.00001
Ag (diss) [mg/L]	79%	< 0.00005	< 0.00005	< 0.00005	< 0.00005	< 0.00005
Al (diss) [mg/L]	124%	0.280	0.262	0.130	0.292	< 0.001
As (diss) [mg/L]	112%	0.0416	0.0734	0.606	0.156	0.0003
Ba (diss) [mg/L]	88%	0.00092	0.00228	0.00490	0.00325	0.00011
Be (diss) [mg/L]	107%	< 0.000007	< 0.000007	< 0.000007	< 0.000007	< 0.000007
B (diss) [mg/L]	103%	0.010	0.005	0.003	0.002	< 0.002
Bi (diss) [mg/L]	105%	< 0.00001	< 0.00001	< 0.00001	< 0.00001	< 0.00001
Ca (diss) [mg/L]	94%	12.3	17.8	22.0	19.4	0.02
Cd (diss) [mg/L]	110%	< 0.000003	0.000007	0.000016	0.000009	< 0.000003
Co (diss) [mg/L]	104%	0.000015	0.000060	0.00140	0.000506	0.000011
Cr (diss) [mg/L]	107%	< 0.00008	< 0.00008	0.00009	< 0.00008	< 0.00008
Cu (diss) [mg/L]	100%	< 0.001	< 0.001	< 0.001	< 0.001	< 0.001
Fe (diss) [mg/L]	100%	< 0.007	< 0.007	< 0.007	< 0.007	< 0.007
K (diss) [mg/L]	77%	5.20	4.78	5.67	9.83	< 0.009
Mg (diss) [mg/L]	86%	0.312	0.167	0.333	0.443	0.002
Mn (diss) [mg/L]	89%	0.00173	0.00372	0.0114	0.0256	0.00016
Mo (diss) [mg/L]	113%	< 0.0004	< 0.0004	< 0.0004	< 0.0004	< 0.0004
Na (diss) [mg/L]	99%	0.34	0.62	0.44	0.41	0.02
Ni (diss) [mg/L]	109%	< 0.0001	< 0.0001	0.0023	0.0003	0.0002
P (diss) [mg/L]	NV	< 0.003	< 0.003	0.009	< 0.003	0.004
Pb (diss) [mg/L]	103%	< 0.00009	< 0.00009	< 0.00009	< 0.00009	< 0.00009
S (diss) [mg/L]	NV	< 5	< 5	< 5	< 5	< 5
Sb (diss) [mg/L]	105%	0.0027	0.0020	0.0013	0.0024	< 0.0009
Se (diss) [mg/L]	105%	< 0.00004	0.00007	0.00009	0.00009	< 0.00004
Si (diss) [mg/L]	NV	2.85	3.56	3.76	2.47	< 0.02

OnLine LIMS

0003929151

Results relate only to the sample tested. Data reported represents the sample submitted to SGS. Reproduction of this analytical report in full or in part is prohibited without prior written approval. Please refer to SGS General Conditions of Services located at https://www.sgs.ca/en/terms-and-conditions (Printed copies are available upon request.)
Test method information available upon request. "Temperature Upon Receipt" is representative of the whole shipment and may not reflect the temperature of individual samples.
SGS Canada Inc. Environment-Health & Safety statement of conformity decision rule does not consider uncertainty when analytical results are compared to a specified standard or regulation.

SGS Canada Inc.
P.O. Box 4300 - 185 Concession St.
Lakefield - Ontario - KOL 2HO
Phone: 705-652-2000 FAX: 705-652-6365

Env ICP-MS Metals Total and Dissolved Metals

Project : CA20M-00000-110-19896-02

LR Report : **CA13100-NOV24**

Analysis	8: QC - Spike Rep	9: Col-31 Week 13	10: Col-32 Week 13	11: Col-33 Week 13	12: Col-34 Week 13	13: Col-MB2 Week 13
Sn (diss) [mg/L]	NV	0.00054	0.00148	0.00021	0.00054	0.00022
Sr (diss) [mg/L]	107%	0.0421	0.0369	0.0212	0.0273	< 0.00008
Th (diss) [mg/L]	NV	< 0.0001	< 0.0001	< 0.0001	< 0.0001	< 0.0001
Ti (diss) [mg/L]	NV	< 0.0001	< 0.0001	< 0.0001	< 0.0001	< 0.0001
Tl (diss) [mg/L]	101%	0.000006	0.000009	0.000024	0.000021	< 0.000005
U (diss) [mg/L]	100%	0.00101	0.00143	0.00215	0.00446	0.000002
V (diss) [mg/L]	101%	0.00117	0.00226	0.00266	0.00219	< 0.00001
W (diss) [mg/L]	NV	< 0.0002	0.0003	0.0012	0.0002	< 0.0002
Zn (diss) [mg/L]	123%	< 0.002	< 0.002	< 0.002	< 0.002	< 0.002
Zr (diss) [mg/L]	NV	< 0.002	< 0.002	< 0.002	< 0.002	< 0.002

Revised to include Zirconium analysis.
NA - Not applicable
ND - Not Detected
NV - No Value

Alisha Kelly, B.Sc.,
Project Specialist,
Environment, Health & Safety

OnLine LIMS

0003929151

Results relate only to the sample tested. Data reported represents the sample submitted to SGS. Reproduction of this analytical report in full or in part is prohibited without prior written approval. Please refer to SGS General Conditions of Services located at https://www.sgs.ca/en/terms-and-conditions (Printed copies are available upon request.)
Test method information available upon request. "Temperature Upon Receipt" is representative of the whole shipment and may not reflect the temperature of individual samples.
SGS Canada Inc. Environment-Health & Safety statement of conformity decision rule does not consider uncertainty when analytical results are compared to a specified standard or regulation.

SGS Canada Inc.
P.O. Box 4300 - 185 Concession St.
Lakefield - Ontario - KOL 2HO
Phone: 705-652-2000 FAX: 705-652-6365

SGS Lakefield Environmental Met
Attn : Barb Bowman

QC Required in reports**
,

Phone:
Fax:

Env ICP-MS Metals Total and Dissolved Metals

Project : CA20M-00000-110-19896-02

22-November-2024

Date Rec. : 13 November 2024
LR Report: **CA13565-NOV24**
Reference: 19896-02-17

Copy: #1

CERTIFICATE OF ANALYSIS
Final Report

Analysis	1: Analysis Start Date	2: Analysis Start Time	3: Analysis Completed Date	4: Analysis Completed Time	5: QC - Blank	6: QC - STD % Recovery	7: QC - DUP % RPD	8: QC - Spike Rep	9: Col-31 Week 14	10: Col-32 Week 14
Sample Date & Time									N/A	N/A
Temp Upon Receipt [°C]									20.0	20.0
pH [No unit]	14-Nov-24	14:00	15-Nov-24	11:33	NA	100%	0%	NA	7.76	7.76
Conductivity [uS/cm]	14-Nov-24	14:00	15-Nov-24	11:33	< 2	100%	1%	NA	77	99
Alkalinity [mg/L as CaCO3]	14-Nov-24	14:00	15-Nov-24	11:33	< 2	104%	2%	NA	40	52
Acidity [mg/L as CaCO3]	14-Nov-24	14:00	18-Nov-24	11:25	3	102%	ND	NA	< 2	< 2
F [mg/L]	14-Nov-24	09:21	14-Nov-24	12:42	< 0.06	99%	ND	87%	< 0.06	< 0.06
Cl [mg/L]	19-Nov-24	09:59	20-Nov-24	15:26	< 0.2	103%	ND	101%	< 0.2	< 0.2
SO4 [mg/L]	19-Nov-24	09:59	20-Nov-24	15:26	< 0.2	104%	2%	82%	4.6	3.2
Hg (diss) [mg/L]	18-Nov-24	07:19	18-Nov-24	08:26	< 0.00001	116%	ND	118%	< 0.00001	< 0.00001
Ag (diss) [mg/L]	14-Nov-24	19:52	15-Nov-24	12:02	< 0.00005	101%	ND	88%	< 0.00005	< 0.00005
Al (diss) [mg/L]	14-Nov-24	19:52	15-Nov-24	12:02	< 0.001	103%	ND	118%	0.444	0.270
As (diss) [mg/L]	14-Nov-24	19:52	15-Nov-24	12:02	< 0.0002	103%	ND	102%	0.0457	0.0722
Ba (diss) [mg/L]	14-Nov-24	19:52	15-Nov-24	12:02	< 0.00008	102%	ND	102%	0.00087	0.00229
Be (diss) [mg/L]	14-Nov-24	19:52	15-Nov-24	12:02	< 0.000007	103%	ND	87%	< 0.000007	< 0.000007
B (diss) [mg/L]	14-Nov-24	19:52	15-Nov-24	12:02	< 0.002	97%	ND	103%	0.010	0.005

OnLine LIMS

Results relate only to the sample tested. Data reported represents the sample submitted to SGS. Reproduction of this analytical report in full or in part is prohibited without prior written approval. Please refer to SGS General Conditions of Services located at https://www.sgs.ca/en/terms-and-conditions (Printed copies are available upon request.)
Test method information available upon request. "Temperature Upon Receipt" is representative of the whole shipment and may not reflect the temperature of individual samples.
SGS Canada Inc. Environment-Health & Safety statement of conformity decision rule does not consider uncertainty when analytical results are compared to a specified standard or regulation.

000039740 2

SGS Canada Inc.
P.O. Box 4300 - 185 Concession St.
Lakefield - Ontario - KOL 2HO
Phone: 705-652-2000 FAX: 705-652-6365

Env ICP-MS Metals Total and Dissolved Metals

Project : CA20M-00000-110-19896-02

LR Report : **CA13565-NOV24**

Analysis	1: Analysis Start Date	2: Analysis Start Time	3: Analysis Completed Date	4: Analysis Completed Time	5: QC - Blank	6: QC - STD % Recovery	7: QC - DUP % RPD	8: QC - Spike Rep	9: Col-31 Week 14	10: Col-32 Week 14
Bi (diss) [mg/L]	14-Nov-24	19:52	15-Nov-24	12:02	< 0.00001	94%	ND	100%	< 0.00001	< 0.00001
Ca (diss) [mg/L]	14-Nov-24	19:52	15-Nov-24	12:02	< 0.01	103%	ND	108%	13.3	17.9
Cd (diss) [mg/L]	14-Nov-24	19:52	15-Nov-24	12:02	< 0.000003	102%	ND	108%	< 0.000003	0.000007
Co (diss) [mg/L]	14-Nov-24	19:52	15-Nov-24	12:03	< 0.000004	101%	ND	102%	0.000016	0.000061
Cr (diss) [mg/L]	14-Nov-24	19:52	15-Nov-24	12:03	< 0.00008	102%	ND	103%	< 0.00008	< 0.00008
Cu (diss) [mg/L]	14-Nov-24	19:52	15-Nov-24	12:03	< 0.001	103%	ND	105%	< 0.001	< 0.001
Fe (diss) [mg/L]	14-Nov-24	19:52	15-Nov-24	12:03	< 0.007	106%	ND	100%	< 0.007	< 0.007
K (diss) [mg/L]	14-Nov-24	19:52	15-Nov-24	12:03	< 0.009	99%	ND	106%	4.79	4.30
Mg (diss) [mg/L]	14-Nov-24	19:52	15-Nov-24	12:03	< 0.001	103%	ND	102%	0.735	0.192
Mn (diss) [mg/L]	14-Nov-24	19:52	15-Nov-24	12:03	< 0.00001	102%	0%	108%	0.00193	0.00279
Mo (diss) [mg/L]	14-Nov-24	19:52	15-Nov-24	12:03	< 0.0004	100%	ND	81%	< 0.0004	< 0.0004
Na (diss) [mg/L]	14-Nov-24	19:52	15-Nov-24	12:03	< 0.01	101%	ND	102%	1.64	0.66
Ni (diss) [mg/L]	14-Nov-24	19:52	15-Nov-24	12:03	< 0.0001	101%	ND	101%	< 0.0001	< 0.0001
P (diss) [mg/L]	14-Nov-24	19:52	15-Nov-24	12:03	< 0.003	97%	ND	NV	< 0.003	< 0.003
Pb (diss) [mg/L]	14-Nov-24	19:52	15-Nov-24	12:03	< 0.00009	101%	ND	101%	< 0.00009	< 0.00009
S (diss) [mg/L]	14-Nov-24	19:52	15-Nov-24	12:03	< 5	101%	ND	NV	< 5	< 5
Sb (diss) [mg/L]	14-Nov-24	19:52	15-Nov-24	12:03	< 0.0009	107%	ND	120%	0.0027	0.0017
Se (diss) [mg/L]	14-Nov-24	19:52	15-Nov-24	12:03	< 0.00004	103%	ND	90%	< 0.00004	0.00007
Si (diss) [mg/L]	14-Nov-24	19:52	15-Nov-24	12:03	< 0.02	96%	ND	NV	3.29	3.77
Sn (diss) [mg/L]	14-Nov-24	19:52	15-Nov-24	12:03	< 0.00006	96%	ND	NV	0.00053	0.00156
Sr (diss) [mg/L]	14-Nov-24	19:52	15-Nov-24	12:03	< 0.00008	101%	ND	97%	0.0468	0.0342
Th (diss) [mg/L]	14-Nov-24	19:52	15-Nov-24	12:03	< 0.0001	101%	ND	NV	< 0.0001	< 0.0001
Ti (diss) [mg/L]	14-Nov-24	19:52	15-Nov-24	12:03	< 0.0001	100%	ND	NV	< 0.0001	< 0.0001
Tl (diss) [mg/L]	14-Nov-24	19:52	15-Nov-24	12:03	< 0.000005	94%	ND	73%	0.000008	0.000010
U (diss) [mg/L]	14-Nov-24	19:52	15-Nov-24	12:03	< 0.000002	98%	ND	93%	0.000867	0.00114
V (diss) [mg/L]	14-Nov-24	19:52	15-Nov-24	12:03	< 0.00001	98%	ND	100%	0.00135	0.00220
W (diss) [mg/L]	14-Nov-24	19:52	15-Nov-24	12:03	< 0.0002	102%	ND	NV	< 0.0002	0.0002
Zn (diss) [mg/L]	14-Nov-24	19:52	15-Nov-24	12:03	< 0.002	103%	ND	123%	< 0.002	< 0.002
Zr (diss) [mg/L]	14-Nov-24	19:52	15-Nov-24	12:03	< 0.002	100%	ND	NV	< 0.002	< 0.002

OnLine LIMS

Results relate only to the sample tested. Data reported represents the sample submitted to SGS. Reproduction of this analytical report in full or in part is prohibited without prior written approval. Please refer to SGS General Conditions of Services located at https://www.sgs.ca/en/terms-and-conditions (Printed copies are available upon request.)
Test method information available upon request. "Temperature Upon Receipt" is representative of the whole shipment and may not reflect the temperature of individual samples.
SGS Canada Inc. Environment-Health & Safety statement of conformity decision rule does not consider uncertainty when analytical results are compared to a specified standard or regulation.

0003937402

SGS Canada Inc.
P.O. Box 4300 - 185 Concession St.
Lakefield - Ontario - KOL 2HO
Phone: 705-652-2000 FAX: 705-652-6365

Env ICP-MS Metals Total and Dissolved Metals

Project : CA20M-00000-110-19896-02

LR Report : **CA13565-NOV24**

Analysis	11: Col-33 Week 14	12: Col-34 Week 14	13: Col-MB2 Week 14
Sample Date & Time	N/A	N/A	N/A
Temp Upon Receipt [°C]	20.0	20.0	20.0
pH [No unit]	7.76	7.87	6.14
Conductivity [uS/cm]	120	118	< 2
Alkalinity [mg/L as CaCO3]	59	61	< 2
Acidity [mg/L as CaCO3]	< 2	< 2	3
F [mg/L]	< 0.06	< 0.06	< 0.06
Cl [mg/L]	< 0.2	< 0.2	< 0.2
SO4 [mg/L]	7.0	3.8	< 0.2
Hg (diss) [mg/L]	< 0.00001	< 0.00001	< 0.00001
Ag (diss) [mg/L]	< 0.00005	< 0.00005	< 0.00005
Al (diss) [mg/L]	0.137	0.350	< 0.001
As (diss) [mg/L]	0.586	0.159	0.0003
Ba (diss) [mg/L]	0.00554	0.00324	0.00009
Be (diss) [mg/L]	< 0.000007	< 0.000007	< 0.000007
B (diss) [mg/L]	0.003	0.003	< 0.002
Bi (diss) [mg/L]	< 0.00001	< 0.00001	0.00011
Ca (diss) [mg/L]	22.6	19.8	0.02
Cd (diss) [mg/L]	0.000007	0.000003	< 0.000003
Co (diss) [mg/L]	0.00140	0.000522	0.000015
Cr (diss) [mg/L]	< 0.00008	< 0.00008	< 0.00008
Cu (diss) [mg/L]	< 0.001	< 0.001	< 0.001
Fe (diss) [mg/L]	< 0.007	< 0.007	< 0.007
K (diss) [mg/L]	5.55	9.43	< 0.009
Mg (diss) [mg/L]	0.298	0.436	0.003
Mn (diss) [mg/L]	0.00951	0.0254	0.00009
Mo (diss) [mg/L]	< 0.0004	< 0.0004	< 0.0004
Na (diss) [mg/L]	0.37	0.35	0.02
Ni (diss) [mg/L]	0.0021	0.0003	0.0001

OnLine LIMS

0003937402

Results relate only to the sample tested. Data reported represents the sample submitted to SGS. Reproduction of this analytical report in full or in part is prohibited without prior written approval. Please refer to SGS General Conditions of Services located at https://www.sgs.ca/en/terms-and-conditions (Printed copies are available upon request.)
Test method information available upon request. "Temperature Upon Receipt" is representative of the whole shipment and may not reflect the temperature of individual samples.
SGS Canada Inc. Environment-Health & Safety statement of conformity decision rule does not consider uncertainty when analytical results are compared to a specified standard or regulation.

SGS Canada Inc.
P.O. Box 4300 - 185 Concession St.
Lakefield - Ontario - KOL 2HO
Phone: 705-652-2000 FAX: 705-652-6365

Analysis	11: Col-33 Week 14	12: Col-34 Week 14	13: Col-MB2 Week 14
P (diss) [mg/L]	0.010	0.006	0.005
Pb (diss) [mg/L]	0.00021	< 0.00009	0.00010
S (diss) [mg/L]	< 5	< 5	< 5
Sb (diss) [mg/L]	0.0013	0.0021	< 0.0009
Se (diss) [mg/L]	0.00008	0.00010	< 0.00004
Si (diss) [mg/L]	4.09	2.71	< 0.02
Sn (diss) [mg/L]	0.00035	0.00052	0.00028
Sr (diss) [mg/L]	0.0204	0.0230	< 0.00008
Th (diss) [mg/L]	< 0.0001	< 0.0001	< 0.0001
Ti (diss) [mg/L]	< 0.0001	< 0.0001	< 0.0001
Tl (diss) [mg/L]	0.000020	0.000019	0.000085
U (diss) [mg/L]	0.00184	0.00343	0.000013
V (diss) [mg/L]	0.00282	0.00231	< 0.00001
W (diss) [mg/L]	0.0012	0.0002	< 0.0002
Zn (diss) [mg/L]	0.003	< 0.002	< 0.002
Zr (diss) [mg/L]	< 0.002	< 0.002	< 0.002

Alisha Kelly, B.Sc.,
Project Specialist,
Environment, Health & Safety

OnLine LIMS

0003937402

Results relate only to the sample tested. Data reported represents the sample submitted to SGS. Reproduction of this analytical report in full or in part is prohibited without prior written approval. Please refer to SGS General Conditions of Services located at https://www.sgs.ca/en/terms-and-conditions (Printed copies are available upon request.)
Test method information available upon request. "Temperature Upon Receipt" is representative of the whole shipment and may not reflect the temperature of individual samples.
SGS Canada Inc. Environment-Health & Safety statement of conformity decision rule does not consider uncertainty when analytical results are compared to a specified standard or regulation.

SGS Canada Inc.
P.O. Box 4300 - 185 Concession St.
Lakefield - Ontario - KOL 2HO
Phone: 705-652-2000 FAX: 705-652-6365

Env ICP-MS Metals Total and Dissolved Metals

Project : CA20M-00000-110-19896-02

26-November-2024

SGS Lakefield Environmental Met
Attn : Barb Bowman

Date Rec. : 19 November 2024
LR Report: **CA13770-NOV24**
Reference: 19896-02-18

Copy: #1

CERTIFICATE OF ANALYSIS

Final Report

Analysis	1: Analysis Start Date	2: Analysis Start Time	3: Analysis Completed Date	4: Analysis Completed Time	5: QC - Blank	6: QC - STD % Recovery	7: QC - DUP % RPD
Sample Date & Time							
Temp Upon Receipt [°C]	---	---	---	---	---	---	---
pH [No unit]	19-Nov-24	16:08	21-Nov-24	11:43	NA	100%	0%
Conductivity [uS/cm]	19-Nov-24	16:08	20-Nov-24	13:24	< 2	99%	0%
Alkalinity [mg/L as CaCO3]	20-Nov-24	13:17	21-Nov-24	11:43	< 2	106%	0%
Acidity [mg/L as CaCO3]	20-Nov-24	13:17	21-Nov-24	11:43	< 2	102%	ND
F [mg/L]	20-Nov-24	08:27	20-Nov-24	13:34	< 0.06	103%	ND
Cl [mg/L]	19-Nov-24	19:54	21-Nov-24	13:50	< 0.2	104%	7%
SO4 [mg/L]	19-Nov-24	19:54	21-Nov-24	13:50	< 0.2	97%	1%
Hg (diss) [mg/L]	21-Nov-24	12:43	21-Nov-24	15:07	< 0.00001	123%	ND
Ag (diss) [mg/L]	20-Nov-24	11:03	21-Nov-24	15:07	< 0.00005	107%	ND
Al (diss) [mg/L]	20-Nov-24	11:03	21-Nov-24	15:07	< 0.001	105%	0%
As (diss) [mg/L]	20-Nov-24	11:03	21-Nov-24	15:07	< 0.0002	108%	8%
Ba (diss) [mg/L]	20-Nov-24	11:03	21-Nov-24	15:07	< 0.00008	102%	0%
Be (diss) [mg/L]	20-Nov-24	11:03	21-Nov-24	15:07	< 0.000007	106%	ND
B (diss) [mg/L]	20-Nov-24	11:03	21-Nov-24	15:07	< 0.002	103%	3%
Bi (diss) [mg/L]	20-Nov-24	11:03	21-Nov-24	15:07	< 0.00001	102%	10%
Ca (diss) [mg/L]	20-Nov-24	11:03	21-Nov-24	15:07	< 0.01	104%	2%
Cd (diss) [mg/L]	20-Nov-24	11:03	21-Nov-24	15:07	< 0.000003	107%	0%
Co (diss) [mg/L]	20-Nov-24	11:03	21-Nov-24	15:07	< 0.000004	109%	18%
Cr (diss) [mg/L]	20-Nov-24	11:03	21-Nov-24	15:07	< 0.00008	107%	ND
Cu (diss) [mg/L]	20-Nov-24	11:03	21-Nov-24	15:07	< 0.001	107%	1%
Fe (diss) [mg/L]	20-Nov-24	11:03	21-Nov-24	15:07	< 0.007	105%	0%
K (diss) [mg/L]	20-Nov-24	11:03	21-Nov-24	15:07	< 0.009	104%	3%
Mg (diss) [mg/L]	20-Nov-24	11:03	21-Nov-24	15:07	< 0.001	104%	0%
Mn (diss) [mg/L]	20-Nov-24	11:03	21-Nov-24	15:07	< 0.00001	107%	1%
Mo (diss) [mg/L]	20-Nov-24	11:03	21-Nov-24	15:07	< 0.0004	102%	ND
Na (diss) [mg/L]	20-Nov-24	11:03	21-Nov-24	15:07	< 0.01	105%	1%
Ni (diss) [mg/L]	20-Nov-24	11:03	21-Nov-24	15:07	< 0.0001	106%	16%
P (diss) [mg/L]	20-Nov-24	11:03	21-Nov-24	15:07	< 0.003	104%	ND

OnLine LIMS

00039960

Results relate only to the sample tested. Data reported represents the sample submitted to SGS. Reproduction of this analytical report in full or in part is prohibited without prior written approval. Please refer to SGS General Conditions of Services located at https://www.sgs.ca/en/terms-and-conditions (Printed copies are available upon request.)
Test method information available upon request. "Temperature Upon Receipt" is representative of the whole shipment and may not reflect the temperature of individual samples.
SGS Canada Inc. Environment-Health & Safety statement of conformity decision rule does not consider uncertainty when analytical results are compared to a specified standard or regulation.

SGS Canada Inc.
P.O. Box 4300 - 185 Concession St.
Lakefield - Ontario - KOL 2HO
Phone: 705-652-2000 FAX: 705-652-6365

Env ICP-MS Metals Total and Dissolved Metals

Project : CA20M-00000-110-19896-02

LR Report : **CA13770-NOV24**

Analysis	1: Analysis Start Date	2: Analysis Start Time	3: Analysis Completed Date	4: Analysis Completed Time	5: QC - Blank	6: QC - STD % Recovery	7: QC - DUP % RPD
Pb (diss) [mg/L]	20-Nov-24	11:03	21-Nov-24	15:07	< 0.00009	104%	ND
S (diss) [mg/L]	20-Nov-24	11:03	21-Nov-24	15:07	< 5	110%	ND
Sb (diss) [mg/L]	20-Nov-24	11:03	21-Nov-24	15:07	< 0.0009	109%	ND
Se (diss) [mg/L]	20-Nov-24	11:03	21-Nov-24	15:07	< 0.00004	106%	17%
Si (diss) [mg/L]	20-Nov-24	11:03	21-Nov-24	15:07	< 0.02	104%	0%
Sn (diss) [mg/L]	20-Nov-24	11:03	21-Nov-24	15:07	< 0.00006	101%	ND
Sr (diss) [mg/L]	20-Nov-24	11:03	21-Nov-24	15:07	< 0.00008	110%	0%
Th (diss) [mg/L]	20-Nov-24	11:03	21-Nov-24	15:07	< 0.0001	104%	ND
Ti (diss) [mg/L]	20-Nov-24	11:03	21-Nov-24	15:07	< 0.0001	98%	1%
Tl (diss) [mg/L]	20-Nov-24	11:03	21-Nov-24	15:07	< 0.000005	101%	ND
U (diss) [mg/L]	20-Nov-24	11:03	21-Nov-24	15:07	< 0.000002	103%	6%
V (diss) [mg/L]	20-Nov-24	11:03	21-Nov-24	15:07	< 0.00001	108%	10%
W (diss) [mg/L]	20-Nov-24	11:03	21-Nov-24	15:08	< 0.0002	100%	ND
Zn (diss) [mg/L]	20-Nov-24	11:03	21-Nov-24	15:08	< 0.002	108%	0%
Zr (diss) [mg/L]	20-Nov-24	11:03	21-Nov-24	15:08	< 0.002	102%	ND

Analysis	8: QC - Spike Rep	9: Col-31 Week 15	10: Col-32 Week 15	11: Col-33 Week 15	12: Col-34 Week 15	13: Col-MB2 Week 15
Sample Date & Time		N/A	N/A	N/A	N/A	N/A
Temp Upon Receipt [°C]	---	21.0	21.0	21.0	21.0	21.0
pH [No unit]	NA	8.07	8.18	8.27	8.17	7.71
Conductivity [uS/cm]	NA	97	124	140	145	< 2
Alkalinity [mg/L as CaCO3]	NA	43	59	61	66	28
Acidity [mg/L as CaCO3]	NA	< 2	< 2	< 2	< 2	< 2
F [mg/L]	99%	< 0.06	< 0.06	< 0.06	< 0.06	< 0.06
Cl [mg/L]	112%	< 0.2	< 0.2	< 0.2	< 0.2	< 0.2
SO4 [mg/L]	95%	5.7	3.8	7.7	5.5	< 0.2
Hg (diss) [mg/L]	128%	< 0.00001	0.00002	< 0.00001	0.00002	< 0.00001
Ag (diss) [mg/L]	75%	< 0.00005	< 0.00005	< 0.00005	< 0.00005	< 0.00005
Al (diss) [mg/L]	104%	0.364	0.230	0.119	0.272	< 0.001
As (diss) [mg/L]	104%	0.0406	0.0696	0.549	0.152	0.0003
Ba (diss) [mg/L]	99%	0.00095	0.00243	0.00498	0.00326	< 0.00008
Be (diss) [mg/L]	103%	< 0.000007	< 0.000007	< 0.000007	< 0.000007	< 0.000007
B (diss) [mg/L]	93%	0.013	0.006	0.003	0.003	< 0.002
Bi (diss) [mg/L]	101%	< 0.00001	< 0.00001	< 0.00001	< 0.00001	0.00032
Ca (diss) [mg/L]	75%	14.3	19.1	21.5	19.9	0.04
Cd (diss) [mg/L]	109%	< 0.000003	0.000003	0.000013	0.000005	< 0.000003
Co (diss) [mg/L]	97%	0.000010	0.000081	0.00144	0.000598	< 0.000004
Cr (diss) [mg/L]	96%	< 0.00008	< 0.00008	< 0.00008	< 0.00008	< 0.00008
Cu (diss) [mg/L]	106%	< 0.001	< 0.001	< 0.001	< 0.001	< 0.001
Fe (diss) [mg/L]	100%	< 0.007	< 0.007	< 0.007	< 0.007	< 0.007
K (diss) [mg/L]	118%	5.25	4.67	5.11	9.43	0.016
Mg (diss) [mg/L]	100%	0.410	0.185	0.264	0.468	0.006

OnLine LIMS

00039960

Results relate only to the sample tested. Data reported represents the sample submitted to SGS. Reproduction of this analytical report in full or in part is prohibited without prior written approval. Please refer to SGS General Conditions of Services located at https://www.sgs.ca/en/terms-and-conditions (Printed copies are available upon request.)
Test method information available upon request. "Temperature Upon Receipt" is representative of the whole shipment and may not reflect the temperature of individual samples.
SGS Canada Inc. Environment-Health & Safety statement of conformity decision rule does not consider uncertainty when analytical results are compared to a specified standard or regulation.

SGS Canada Inc.
P.O. Box 4300 - 185 Concession St.
Lakefield - Ontario - KOL 2HO
Phone: 705-652-2000 FAX: 705-652-6365

Env ICP-MS Metals Total and Dissolved Metals

Project : CA20M-00000-110-19896-02

LR Report : **CA13770-NOV24**

Analysis	8: QC - Spike Rep	9: Col-31 Week 15	10: Col-32 Week 15	11: Col-33 Week 15	12: Col-34 Week 15	13: Col-MB2 Week 15
Mn (diss) [mg/L]	101%	0.00244	0.00523	0.00950	0.0307	0.00013
Mo (diss) [mg/L]	76%	< 0.0004	< 0.0004	< 0.0004	< 0.0004	0.0004
Na (diss) [mg/L]	102%	0.59	0.64	0.34	0.39	0.02
Ni (diss) [mg/L]	96%	< 0.0001	< 0.0001	0.0015	0.0002	< 0.0001
P (diss) [mg/L]	NV	0.004	0.004	0.008	0.003	0.003
Pb (diss) [mg/L]	109%	0.00013	0.00022	0.00025	0.00019	0.00026
S (diss) [mg/L]	NV	< 5	< 5	< 5	< 5	< 5
Sb (diss) [mg/L]	103%	0.0029	0.0020	0.0012	0.0024	< 0.0009
Se (diss) [mg/L]	95%	< 0.00004	0.00006	0.00008	0.00009	0.00009
Si (diss) [mg/L]	NV	3.12	3.66	4.00	2.55	0.07
Sn (diss) [mg/L]	NV	0.00097	0.00201	0.00044	0.00078	0.00052
Sr (diss) [mg/L]	72%	0.06123	0.03803	0.01639	0.02331	0.00015
Th (diss) [mg/L]	NV	< 0.0001	< 0.0001	< 0.0001	< 0.0001	< 0.0001
Ti (diss) [mg/L]	NV	< 0.0001	< 0.0001	< 0.0001	< 0.0001	< 0.0001
Tl (diss) [mg/L]	96%	0.000013	0.000010	0.000019	0.000022	0.000112
U (diss) [mg/L]	103%	0.00113	0.00155	0.00208	0.00438	0.000039
V (diss) [mg/L]	106%	0.00119	0.00210	0.00270	0.00209	0.00002
W (diss) [mg/L]	NV	< 0.0002	0.0002	0.0011	0.0002	< 0.0002
Zn (diss) [mg/L]	123%	< 0.002	< 0.002	< 0.002	< 0.002	0.002
Zr (diss) [mg/L]	NV	< 0.002	< 0.002	< 0.002	< 0.002	< 0.002

Revised to include Zirconium analysis.
NA - Not applicable
ND - Not Detected
NV - No Value

Alisha Kelly, B.Sc.,
Project Specialist,
Environment, Health & Safety

OnLine LIMS

00039960

Results relate only to the sample tested. Data reported represents the sample submitted to SGS. Reproduction of this analytical report in full or in part is prohibited without prior written approval. Please refer to SGS General Conditions of Services located at https://www.sgs.ca/en/terms-and-conditions (Printed copies are available upon request.)
Test method information available upon request. "Temperature Upon Receipt" is representative of the whole shipment and may not reflect the temperature of individual samples.
SGS Canada Inc. Environment-Health & Safety statement of conformity decision rule does not consider uncertainty when analytical results are compared to a specified standard or regulation.

SGS Canada Inc.
P.O. Box 4300 - 185 Concession St.
Lakefield - Ontario - KOL 2HO
Phone: 705-652-2000 FAX: 705-652-6365

SGS Lakefield Environmental Met
Attn : Barb Bowman

Env ICP-MS Metals Total and Dissolved Metals

Project : CA20M-00000-110-19896-02

04-December-2024

Date Rec. : 26 November 2024
LR Report: **CA14676-NOV24**
Reference: 19896-02-19

Copy: #1

CERTIFICATE OF ANALYSIS
Final Report

Analysis	1: Analysis Start Date	2: Analysis Start Time	3: Analysis Completed Date	4: Analysis Completed Time	5: QC - Blank	6: QC - STD % Recovery	7: QC - DUP % RPD	8: QC - Spike Rep	9: Col-31 Week 16	10: Col-32 Week 16
Sample Date & Time									N/A	N/A
Temp Upon Receipt [°C]	---	---	---	---	---	---	---	---	20.0	20.0
pH [No unit]	27-Nov-24	13:21	28-Nov-24	10:57	NA	100%	0%	NA	7.72	7.80
Conductivity [uS/cm]	27-Nov-24	13:21	28-Nov-24	10:57	< 2	100%	ND	NA	77	99
Alkalinity [mg/L as CaCO3]	27-Nov-24	13:21	28-Nov-24	10:57	< 2	100%	ND	NA	37	53
Acidity [mg/L as CaCO3]	27-Nov-24	13:21	28-Nov-24	10:57	< 2	100%	2%	NA	< 2	< 2
F [mg/L]	27-Nov-24	08:34	27-Nov-24	13:07	< 0.06	93%	ND	95%	< 0.06	< 0.06
Cl [mg/L]	28-Nov-24	11:40	29-Nov-24	07:53	< 0.2	105%	ND	105%	< 0.2	< 0.2
SO4 [mg/L]	28-Nov-24	11:40	29-Nov-24	07:53	< 0.2	94%	6%	93%	4.6	2.9
Hg (diss) [mg/L]	29-Nov-24	08:59	29-Nov-24	11:33	< 0.00001	114%	ND	127%	< 0.00001	< 0.00001
Ag (diss) [mg/L]	29-Nov-24	01:03	29-Nov-24	12:00	< 0.00005	105%	ND	78%	< 0.00005	< 0.00005
Al (diss) [mg/L]	29-Nov-24	01:03	29-Nov-24	12:00	< 0.001	103%	3%	109%	0.419	0.265
As (diss) [mg/L]	29-Nov-24	01:03	29-Nov-24	12:00	< 0.0002	97%	8%	106%	0.0374	0.0594
Ba (diss) [mg/L]	29-Nov-24	01:03	29-Nov-24	12:00	< 0.00008	95%	0%	110%	0.00085	0.00226
Be (diss) [mg/L]	29-Nov-24	01:03	29-Nov-24	12:00	< 0.000007	96%	ND	98%	< 0.000007	< 0.000007
B (diss) [mg/L]	29-Nov-24	01:03	29-Nov-24	12:00	< 0.002	102%	2%	95%	0.007	0.004

OnLine LIMS

0003948792

Results relate only to the sample tested. Data reported represents the sample submitted to SGS. Reproduction of this analytical report in full or in part is prohibited without prior written approval. Please refer to SGS General Conditions of Services located at https://www.sgs.ca/en/terms-and-conditions (Printed copies are available upon request.)
Test method information available upon request. "Temperature Upon Receipt" is representative of the whole shipment and may not reflect the temperature of individual samples.
SGS Canada Inc. Environment-Health & Safety statement of conformity decision rule does not consider uncertainty when analytical results are compared to a specified standard or regulation.

SGS Canada Inc.
P.O. Box 4300 - 185 Concession St.
Lakefield - Ontario - KOL 2HO
Phone: 705-652-2000 FAX: 705-652-6365

Env ICP-MS Metals Total and Dissolved Metals

Project : CA20M-00000-110-19896-02

LR Report : **CA14676-NOV24**

Analysis	1: Analysis Start Date	2: Analysis Start Time	3: Analysis Completed Date	4: Analysis Completed Time	5: QC - Blank	6: QC - STD % Recovery	7: QC - DUP % RPD	8: QC - Spike Rep	9: Col-31 Week 16	10: Col-32 Week 16
Bi (diss) [mg/L]	29-Nov-24	01:03	29-Nov-24	12:00	< 0.00001	94%	ND	105%	< 0.00001	< 0.00001
Ca (diss) [mg/L]	29-Nov-24	01:03	29-Nov-24	12:00	< 0.01	102%	2%	106%	12.4	17.0
Cd (diss) [mg/L]	29-Nov-24	01:03	29-Nov-24	12:00	< 0.000003	100%	ND	105%	0.000004	0.000009
Co (diss) [mg/L]	29-Nov-24	01:03	29-Nov-24	12:00	< 0.000004	103%	2%	104%	0.000017	0.000058
Cr (diss) [mg/L]	29-Nov-24	01:03	29-Nov-24	12:00	< 0.00008	98%	17%	89%	< 0.00008	< 0.00008
Cu (diss) [mg/L]	29-Nov-24	01:03	29-Nov-24	12:00	< 0.001	105%	2%	113%	< 0.001	< 0.001
Fe (diss) [mg/L]	29-Nov-24	01:03	29-Nov-24	12:00	< 0.007	101%	5%	125%	< 0.007	< 0.007
K (diss) [mg/L]	29-Nov-24	01:03	29-Nov-24	12:00	< 0.009	99%	3%	97%	4.69	4.15
Mg (diss) [mg/L]	29-Nov-24	01:03	29-Nov-24	12:00	< 0.001	101%	0%	117%	0.255	0.143
Mn (diss) [mg/L]	29-Nov-24	01:03	29-Nov-24	12:00	< 0.00001	99%	0%	114%	0.00201	0.00318
Mo (diss) [mg/L]	29-Nov-24	01:03	29-Nov-24	12:00	< 0.0004	102%	2%	108%	< 0.0004	< 0.0004
Na (diss) [mg/L]	29-Nov-24	01:03	29-Nov-24	12:00	< 0.01	105%	1%	112%	0.28	0.56
Ni (diss) [mg/L]	29-Nov-24	01:03	29-Nov-24	12:00	< 0.0001	106%	3%	111%	< 0.0001	< 0.0001
P (diss) [mg/L]	29-Nov-24	01:03	29-Nov-24	12:00	< 0.003	100%	0%	NV	0.006	0.004
Pb (diss) [mg/L]	29-Nov-24	01:03	29-Nov-24	12:00	< 0.00009	93%	6%	100%	< 0.00009	< 0.00009
S (diss) [mg/L]	29-Nov-24	01:03	29-Nov-24	12:00	< 5	108%	ND	NV	< 5	< 5
Sb (diss) [mg/L]	29-Nov-24	01:03	29-Nov-24	12:00	< 0.0009	105%	ND	108%	0.0021	0.0016
Se (diss) [mg/L]	29-Nov-24	01:03	29-Nov-24	12:00	< 0.00004	98%	15%	122%	< 0.00004	0.00005
Si (diss) [mg/L]	29-Nov-24	01:03	29-Nov-24	12:00	< 0.02	100%	7%	NV	2.85	3.41
Sn (diss) [mg/L]	29-Nov-24	01:03	29-Nov-24	12:00	< 0.00006	101%	ND	NV	0.00055	0.00168
Sr (diss) [mg/L]	29-Nov-24	01:03	29-Nov-24	12:00	< 0.00008	98%	1%	101%	0.0425	0.0334
Th (diss) [mg/L]	29-Nov-24	01:03	29-Nov-24	12:00	< 0.0001	97%	ND	NV	< 0.0001	< 0.0001
Ti (diss) [mg/L]	29-Nov-24	01:03	29-Nov-24	11:59	< 0.0001	95%	14%	NV	< 0.0001	< 0.0001
Tl (diss) [mg/L]	29-Nov-24	01:03	29-Nov-24	11:59	< 0.000005	96%	8%	100%	0.000007	0.000009
U (diss) [mg/L]	29-Nov-24	01:03	29-Nov-24	11:59	< 0.000002	96%	5%	104%	0.000808	0.00110
V (diss) [mg/L]	29-Nov-24	01:03	29-Nov-24	11:59	< 0.00001	97%	6%	106%	0.00109	0.00177
W (diss) [mg/L]	29-Nov-24	01:03	29-Nov-24	11:59	< 0.0002	107%	ND	NV	< 0.0002	< 0.0002
Zn (diss) [mg/L]	29-Nov-24	01:03	29-Nov-24	11:59	< 0.002	98%	2%	104%	< 0.002	< 0.002
Zr (diss) [mg/L]	29-Nov-24	01:03	29-Nov-24	11:59	< 0.002	99%	ND	NV	< 0.002	< 0.002

OnLine LIMS

0003948792

Results relate only to the sample tested. Data reported represents the sample submitted to SGS. Reproduction of this analytical report in full or in part is prohibited without prior written approval. Please refer to SGS General Conditions of Services located at https://www.sgs.ca/en/terms-and-conditions (Printed copies are available upon request.)
Test method information available upon request. "Temperature Upon Receipt" is representative of the whole shipment and may not reflect the temperature of individual samples.
SGS Canada Inc. Environment-Health & Safety statement of conformity decision rule does not consider uncertainty when analytical results are compared to a specified standard or regulation.

SGS Canada Inc.
P.O. Box 4300 - 185 Concession St.
Lakefield - Ontario - KOL 2HO
Phone: 705-652-2000 FAX: 705-652-6365

Env ICP-MS Metals Total and Dissolved Metals

Project : CA20M-00000-110-19896-02

LR Report : **CA14676-NOV24**

Analysis	11: Col-33 Week 16	12: Col-34 Week 16	13: Col-MB2 Week 16
Sample Date & Time	N/A	N/A	N/A
Temp Upon Receipt [°C]	20.0	20.0	20.0
pH [No unit]	7.83	7.85	5.84
Conductivity [uS/cm]	115	124	< 2
Alkalinity [mg/L as CaCO3]	59	66	< 2
Acidity [mg/L as CaCO3]	< 2	< 2	2
F [mg/L]	< 0.06	< 0.06	< 0.06
Cl [mg/L]	< 0.2	< 0.2	< 0.2
SO4 [mg/L]	6.2	4.3	< 0.2
Hg (diss) [mg/L]	< 0.00001	< 0.00001	< 0.00001
Ag (diss) [mg/L]	< 0.00005	< 0.00005	< 0.00005
Al (diss) [mg/L]	0.139	0.278	< 0.001
As (diss) [mg/L]	0.456	0.140	0.0006
Ba (diss) [mg/L]	0.00480	0.00298	0.00009
Be (diss) [mg/L]	< 0.000007	< 0.000007	< 0.000007
B (diss) [mg/L]	< 0.002	< 0.002	< 0.002
Bi (diss) [mg/L]	< 0.00001	< 0.00001	< 0.00001
Ca (diss) [mg/L]	19.6	17.9	0.02
Cd (diss) [mg/L]	0.000014	< 0.000003	< 0.000003
Co (diss) [mg/L]	0.00133	0.000548	0.000004
Cr (diss) [mg/L]	< 0.00008	< 0.00008	< 0.00008
Cu (diss) [mg/L]	< 0.001	< 0.001	< 0.001
Fe (diss) [mg/L]	< 0.007	< 0.007	< 0.007
K (diss) [mg/L]	4.72	7.56	< 0.009
Mg (diss) [mg/L]	0.229	0.396	0.001
Mn (diss) [mg/L]	0.00930	0.0273	0.00011
Mo (diss) [mg/L]	0.0014	< 0.0004	< 0.0004
Na (diss) [mg/L]	0.28	0.31	< 0.01
Ni (diss) [mg/L]	0.0014	0.0003	0.0002

OnLine LIMS

0003948792

Results relate only to the sample tested. Data reported represents the sample submitted to SGS. Reproduction of this analytical report in full or in part is prohibited without prior written approval. Please refer to SGS General Conditions of Services located at https://www.sgs.ca/en/terms-and-conditions (Printed copies are available upon request.)
Test method information available upon request. "Temperature Upon Receipt" is representative of the whole shipment and may not reflect the temperature of individual samples.
SGS Canada Inc. Environment-Health & Safety statement of conformity decision rule does not consider uncertainty when analytical results are compared to a specified standard or regulation.

SGS Canada Inc.
P.O. Box 4300 - 185 Concession St.
Lakefield - Ontario - KOL 2HO
Phone: 705-652-2000 FAX: 705-652-6365

Analysis	11: Col-33 Week 16	12: Col-34 Week 16	13: Col-MB2 Week 16
P (diss) [mg/L]	0.012	< 0.003	0.003
Pb (diss) [mg/L]	0.00015	< 0.00009	< 0.00009
S (diss) [mg/L]	< 5	< 5	< 5
Sb (diss) [mg/L]	0.0009	0.0020	< 0.0009
Se (diss) [mg/L]	0.00007	0.00008	< 0.00004
Si (diss) [mg/L]	3.54	2.37	< 0.02
Sn (diss) [mg/L]	0.00023	0.00052	0.00017
Sr (diss) [mg/L]	0.0148	0.0206	< 0.00008
Th (diss) [mg/L]	< 0.0001	< 0.0001	< 0.0001
Ti (diss) [mg/L]	< 0.0001	< 0.0001	< 0.0001
Tl (diss) [mg/L]	0.000023	0.000018	< 0.000005
U (diss) [mg/L]	0.00170	0.00325	< 0.000002
V (diss) [mg/L]	0.00240	0.00181	< 0.00001
W (diss) [mg/L]	0.0009	< 0.0002	< 0.0002
Zn (diss) [mg/L]	< 0.002	< 0.002	< 0.002
Zr (diss) [mg/L]	< 0.002	< 0.002	< 0.002

NA - Not applicable
ND - Not Detected
NV - No Value

Alisha Kelly, B.Sc.,
Project Specialist,
Environment, Health & Safety

OnLine LIMS

0003948792

Results relate only to the sample tested. Data reported represents the sample submitted to SGS. Reproduction of this analytical report in full or in part is prohibited without prior written approval. Please refer to SGS General Conditions of Services located at https://www.sgs.ca/en/terms-and-conditions (Printed copies are available upon request.)
Test method information available upon request. "Temperature Upon Receipt" is representative of the whole shipment and may not reflect the temperature of individual samples.
SGS Canada Inc. Environment-Health & Safety statement of conformity decision rule does not consider uncertainty when analytical results are compared to a specified standard or regulation.

SGS Canada Inc.
P.O. Box 4300 - 185 Concession St.
Lakefield - Ontario - KOL 2HO
Phone: 705-652-2000 FAX: 705-652-6365

Env ICP-MS Metals Total and Dissolved Metals

Project : CA20M-00000-110-19896-02

23-December-2024

SGS Lakefield Environmental Met
Attn : Barb Bowman

Date Rec. : 03 December 2024
LR Report: **CA13054-DEC24**
Reference: 19896-02-20

Copy: #1

CERTIFICATE OF ANALYSIS
Final Report

Analysis	1: Analysis Start Date	2: Analysis Start Time	3: Analysis Completed Date	4: Analysis Completed Time	5: QC - Blank	6: QC - STD % Recovery	7: QC - DUP % RPD
Sample Date & Time							
Temp Upon Receipt [°C]	---	---	---	---	---	---	---
pH [No unit]	04-Dec-24	10:31	05-Dec-24	11:57	NA	100%	0%
Conductivity [uS/cm]	04-Dec-24	10:31	05-Dec-24	11:57	< 2	98%	3%
Alkalinity [mg/L as CaCO3]	04-Dec-24	10:31	05-Dec-24	11:57	< 2	100%	0%
Acidity [mg/L as CaCO3]	04-Dec-24	10:31	05-Dec-24	11:57	3	96%	ND
F [mg/L]	05-Dec-24	08:48	06-Dec-24	09:07	< 0.06	102%	0%
Cl [mg/L]	07-Dec-24	14:09	09-Dec-24	13:31	< 0.2	104%	ND
SO4 [mg/L]	07-Dec-24	14:09	09-Dec-24	13:31	< 0.2	91%	0%
Hg (diss) [mg/L]	09-Dec-24	16:55	10-Dec-24	13:47	< 0.00001	123%	ND
Ag (diss) [mg/L]	09-Dec-24	17:14	10-Dec-24	13:47	< 0.00005	100%	ND
Al (diss) [mg/L]	09-Dec-24	17:14	10-Dec-24	13:47	< 0.001	99%	ND
As (diss) [mg/L]	09-Dec-24	17:14	10-Dec-24	13:47	< 0.0002	96%	ND
Ba (diss) [mg/L]	09-Dec-24	17:14	10-Dec-24	13:47	< 0.00008	95%	ND
Be (diss) [mg/L]	09-Dec-24	17:14	10-Dec-24	13:47	< 0.000007	100%	ND
B (diss) [mg/L]	09-Dec-24	17:14	10-Dec-24	13:47	< 0.002	100%	ND
Bi (diss) [mg/L]	09-Dec-24	17:14	10-Dec-24	13:47	< 0.00001	96%	ND
Ca (diss) [mg/L]	09-Dec-24	17:14	10-Dec-24	13:47	< 0.01	101%	ND
Cd (diss) [mg/L]	09-Dec-24	17:14	10-Dec-24	13:47	< 0.000003	99%	ND
Co (diss) [mg/L]	09-Dec-24	17:14	10-Dec-24	13:47	< 0.000004	96%	ND
Cr (diss) [mg/L]	09-Dec-24	17:14	10-Dec-24	13:47	< 0.00008	97%	ND
Cu (diss) [mg/L]	09-Dec-24	17:14	10-Dec-24	13:47	< 0.001	96%	ND
Fe (diss) [mg/L]	09-Dec-24	17:14	10-Dec-24	13:47	< 0.007	101%	ND
K (diss) [mg/L]	09-Dec-24	17:14	10-Dec-24	13:47	< 0.009	108%	ND
Mg (diss) [mg/L]	09-Dec-24	17:14	10-Dec-24	13:47	< 0.001	103%	ND
Mn (diss) [mg/L]	09-Dec-24	17:14	10-Dec-24	13:47	< 0.00001	97%	ND
Mo (diss) [mg/L]	09-Dec-24	17:14	10-Dec-24	13:47	< 0.0004	102%	ND
Na (diss) [mg/L]	09-Dec-24	17:14	10-Dec-24	13:47	< 0.01	97%	15%
Ni (diss) [mg/L]	09-Dec-24	17:14	10-Dec-24	13:47	< 0.0001	94%	ND
P (diss) [mg/L]	09-Dec-24	17:14	10-Dec-24	13:47	< 0.003	99%	ND
Pb (diss) [mg/L]	09-Dec-24	17:14	10-Dec-24	13:47	< 0.00009	97%	ND

OnLine LIMS

0003969515

Results relate only to the sample tested. Data reported represents the sample submitted to SGS. Reproduction of this analytical report in full or in part is prohibited without prior written approval. Please refer to SGS General Conditions of Services located at https://www.sgs.ca/en/terms-and-conditions (Printed copies are available upon request.)
Test method information available upon request. "Temperature Upon Receipt" is representative of the whole shipment and may not reflect the temperature of individual samples.
SGS Canada Inc. Environment-Health & Safety statement of conformity decision rule does not consider uncertainty when analytical results are compared to a specified standard or regulation.

SGS Canada Inc.
P.O. Box 4300 - 185 Concession St.
Lakefield - Ontario - KOL 2HO
Phone: 705-652-2000 FAX: 705-652-6365

Env ICP-MS Metals Total and Dissolved Metals

Project : CA20M-00000-110-19896-02

LR Report : **CA13054-DEC24**

Analysis	1: Analysis Start Date	2: Analysis Start Time	3: Analysis Completed Date	4: Analysis Completed Time	5: QC - Blank	6: QC - STD % Recovery	7: QC - DUP % RPD
S (diss) [mg/L]	09-Dec-24	17:14	10-Dec-24	13:47	< 5	101%	ND
Sb (diss) [mg/L]	09-Dec-24	17:14	10-Dec-24	13:47	< 0.0009	103%	ND
Se (diss) [mg/L]	09-Dec-24	17:14	10-Dec-24	13:47	< 0.00004	100%	ND
Si (diss) [mg/L]	09-Dec-24	17:14	10-Dec-24	13:47	< 0.02	97%	ND
Sn (diss) [mg/L]	09-Dec-24	17:14	10-Dec-24	13:46	< 0.00006	101%	ND
Sr (diss) [mg/L]	09-Dec-24	17:14	10-Dec-24	13:46	< 0.00008	97%	ND
Th (diss) [mg/L]	09-Dec-24	17:14	10-Dec-24	13:46	< 0.0001	94%	ND
Ti (diss) [mg/L]	09-Dec-24	17:14	10-Dec-24	13:46	< 0.0001	98%	ND
Tl (diss) [mg/L]	09-Dec-24	17:14	10-Dec-24	13:46	< 0.000005	96%	ND
U (diss) [mg/L]	09-Dec-24	17:14	10-Dec-24	13:46	< 0.000002	97%	ND
V (diss) [mg/L]	09-Dec-24	17:14	10-Dec-24	13:46	< 0.00001	96%	ND
W (diss) [mg/L]	09-Dec-24	17:14	10-Dec-24	13:46	< 0.0002	99%	ND
Zn (diss) [mg/L]	09-Dec-24	17:14	10-Dec-24	13:46	< 0.002	96%	ND
Zr (diss) [mg/L]	09-Dec-24	17:14	10-Dec-24	13:46	< 0.002	96%	ND

Analysis	8: QC - Spike Rep	9: Col-31 Week 17	10: Col-32 Week 17	11: Col-33 Week 17	12: Col-34 Week 17	13: Col-MB2 Week 17
Sample Date & Time		N/A	N/A	N/A	N/A	N/A
Temp Upon Receipt [°C]	---	19.0	19.0	19.0	19.0	19.0
pH [No unit]	NA	7.56	7.69	7.65	7.80	6.05
Conductivity [uS/cm]	NA	88	114	126	137	< 2
Alkalinity [mg/L as CaCO3]	NA	40	57	58	68	< 2
Acidity [mg/L as CaCO3]	NA	< 2	< 2	< 2	< 2	2
F [mg/L]	99%	< 0.06	< 0.06	< 0.06	< 0.06	< 0.06
Cl [mg/L]	105%	< 0.2	< 0.2	< 0.2	< 0.2	< 0.2
SO4 [mg/L]	83%	4.9	3.2	6.7	4.6	< 0.2
Hg (diss) [mg/L]	NV	0.00008	< 0.00001	< 0.00001	< 0.00001	< 0.00001
Ag (diss) [mg/L]	93%	< 0.00005	< 0.00005	< 0.00005	< 0.00005	< 0.00005
Al (diss) [mg/L]	103%	0.337	0.268	0.130	0.291	0.004
As (diss) [mg/L]	98%	0.0327	0.0566	0.439	0.129	0.0006
Ba (diss) [mg/L]	97%	0.00094	0.00238	0.00475	0.00342	0.00009
Be (diss) [mg/L]	93%	< 0.000007	< 0.000007	< 0.000007	< 0.000007	< 0.000007
B (diss) [mg/L]	85%	0.009	0.005	0.003	0.002	< 0.002
Bi (diss) [mg/L]	71%	< 0.00001	< 0.00001	< 0.00001	< 0.00001	< 0.00001
Ca (diss) [mg/L]	104%	13.7	20.3	21.5	21.9	0.58
Cd (diss) [mg/L]	99%	< 0.000003	0.000006	0.000015	0.000004	< 0.000003
Co (diss) [mg/L]	94%	0.000014	0.000056	0.00121	0.000597	0.000007
Cr (diss) [mg/L]	106%	< 0.00008	0.00009	< 0.00008	< 0.00008	< 0.00008
Cu (diss) [mg/L]	97%	< 0.001	< 0.001	< 0.001	< 0.001	0.001
Fe (diss) [mg/L]	100%	< 0.007	< 0.007	< 0.007	< 0.007	< 0.007
K (diss) [mg/L]	107%	5.61	4.99	5.38	9.72	< 0.009
Mg (diss) [mg/L]	100%	0.282	0.178	0.250	0.479	0.010
Mn (diss) [mg/L]	101%	0.00230	0.00284	0.00959	0.0317	0.00025
Mo (diss) [mg/L]	98%	< 0.0004	< 0.0004	< 0.0004	< 0.0004	< 0.0004
Na (diss) [mg/L]	98%	0.31	0.56	0.30	0.35	0.03

OnLine LIMS

0003969515

Results relate only to the sample tested. Data reported represents the sample submitted to SGS. Reproduction of this analytical report in full or in part is prohibited without prior written approval. Please refer to SGS General Conditions of Services located at https://www.sgs.ca/en/terms-and-conditions (Printed copies are available upon request.)
Test method information available upon request. "Temperature Upon Receipt" is representative of the whole shipment and may not reflect the temperature of individual samples.
SGS Canada Inc. Environment-Health & Safety statement of conformity decision rule does not consider uncertainty when analytical results are compared to a specified standard or regulation.

SGS Canada Inc.
P.O. Box 4300 - 185 Concession St.
Lakefield - Ontario - KOL 2HO
Phone: 705-652-2000 FAX: 705-652-6365

Env ICP-MS Metals Total and Dissolved Metals

Project : CA20M-00000-110-19896-02

LR Report : **CA13054-DEC24**

Analysis	8: QC - Spike Rep	9: Col-31 Week 17	10: Col-32 Week 17	11: Col-33 Week 17	12: Col-34 Week 17	13: Col-MB2 Week 17
Ni (diss) [mg/L]	96%	< 0.0001	< 0.0001	0.0010	0.0002	0.0001
P (diss) [mg/L]	NV	< 0.003	< 0.003	< 0.003	< 0.003	< 0.003
Pb (diss) [mg/L]	99%	< 0.00009	< 0.00009	0.00010	< 0.00009	< 0.00009
S (diss) [mg/L]	NV	< 5	< 5	< 5	< 5	< 5
Sb (diss) [mg/L]	105%	0.0022	0.0014	0.0011	0.0021	< 0.0009
Se (diss) [mg/L]	99%	< 0.00004	0.00006	0.00005	0.00008	< 0.00004
Si (diss) [mg/L]	NV	2.79	3.35	3.45	2.37	< 0.02
Sn (diss) [mg/L]	NV	0.00055	0.00197	0.00019	0.00058	0.00017
Sr (diss) [mg/L]	99%	0.0425	0.0330	0.0140	0.0213	0.00027
Th (diss) [mg/L]	NV	< 0.0001	< 0.0001	< 0.0001	< 0.0001	< 0.0001
Ti (diss) [mg/L]	NV	< 0.0001	< 0.0001	< 0.0001	< 0.0001	< 0.0001
Tl (diss) [mg/L]	96%	0.000006	0.000011	0.000021	0.000020	< 0.000005
U (diss) [mg/L]	98%	0.000814	0.00112	0.00162	0.00335	< 0.000002
V (diss) [mg/L]	95%	0.00101	0.00179	0.00230	0.00170	0.00004
W (diss) [mg/L]	NV	< 0.0002	< 0.0002	0.0008	< 0.0002	< 0.0002
Zn (diss) [mg/L]	113%	< 0.002	< 0.002	< 0.002	< 0.002	0.002
Zr (diss) [mg/L]	NV	< 0.002	< 0.002	< 0.002	< 0.002	< 0.002

Revised to include Zirconium analysis.
NA - Not applicable
ND - Not Detected
NV - No Value



Alisha Kelly, B.Sc.,
Project Specialist,
Environment, Health & Safety

OnLine LIMS

0003969515

Results relate only to the sample tested. Data reported represents the sample submitted to SGS. Reproduction of this analytical report in full or in part is prohibited without prior written approval. Please refer to SGS General Conditions of Services located at https://www.sgs.ca/en/terms-and-conditions (Printed copies are available upon request.)
Test method information available upon request. "Temperature Upon Receipt" is representative of the whole shipment and may not reflect the temperature of individual samples.
SGS Canada Inc. Environment-Health & Safety statement of conformity decision rule does not consider uncertainty when analytical results are compared to a specified standard or regulation.

SGS Canada Inc.
P.O. Box 4300 - 185 Concession St.
Lakefield - Ontario - KOL 2HO
Phone: 705-652-2000 FAX: 705-652-6365

Env ICP-MS Metals Total and Dissolved Metals

Project : CA20M-00000-110-19896-02

23-December-2024

SGS Lakefield Environmental Met
Attn : Barb Bowman

QC Required in reports**
,

Phone:
Fax:

Date Rec. : 10 December 2024
LR Report: **CA12317-DEC24**
Reference: 19896-02-21

Copy: #1

CERTIFICATE OF ANALYSIS
Final Report

Analysis	1: Analysis Start Date	2: Analysis Start Time	3: Analysis Completed Date	4: Analysis Completed Time	5: QC - Blank	6: QC - STD % Recovery	7: QC - DUP % RPD
Sample Date & Time							
Temp Upon Receipt [°C]							
pH [No unit]	16-Dec-24	14:11	17-Dec-24	12:36	NA	101%	1%
Conductivity [uS/cm]	16-Dec-24	14:11	17-Dec-24	12:36	< 2	102%	1%
Alkalinity [mg/L as CaCO3]	16-Dec-24	14:11	17-Dec-24	12:36	< 2	98%	2%
Acidity [mg/L as CaCO3]	16-Dec-24	14:11	17-Dec-24	12:36	2	102%	ND
F [mg/L]	17-Dec-24	13:38	17-Dec-24	14:44	< 0.06	100%	7%
Cl [mg/L]	16-Dec-24	09:50	17-Dec-24	08:48	< 0.2	102%	ND
SO4 [mg/L]	16-Dec-24	09:50	17-Dec-24	08:48	< 0.2	101%	0%
\ [mg/L]	13-Dec-24	16:07	17-Dec-24	09:10	< 0.00001	98%	ND
Ag (diss) [mg/L]	11-Dec-24	15:40	12-Dec-24	11:31	< 0.00005	103%	ND
Al (diss) [mg/L]	11-Dec-24	15:40	12-Dec-24	11:31	< 0.001	100%	ND
As (diss) [mg/L]	11-Dec-24	15:40	12-Dec-24	11:31	< 0.0002	101%	ND
Ba (diss) [mg/L]	11-Dec-24	15:40	12-Dec-24	11:31	< 0.00008	98%	12%
Be (diss) [mg/L]	11-Dec-24	15:40	12-Dec-24	11:31	< 0.000007	107%	ND
B (diss) [mg/L]	11-Dec-24	15:40	12-Dec-24	11:31	< 0.002	102%	ND
Bi (diss) [mg/L]	11-Dec-24	15:40	12-Dec-24	11:31	< 0.00001	102%	ND
Ca (diss) [mg/L]	11-Dec-24	15:40	12-Dec-24	11:31	< 0.01	105%	4%
Cd (diss) [mg/L]	11-Dec-24	15:40	12-Dec-24	11:31	< 0.000003	104%	ND
Co (diss) [mg/L]	11-Dec-24	15:40	12-Dec-24	11:33	< 0.000004	104%	19%
Cr (diss) [mg/L]	11-Dec-24	15:40	12-Dec-24	11:32	< 0.00008	102%	ND
Cu (diss) [mg/L]	11-Dec-24	15:40	12-Dec-24	11:32	< 0.001	102%	ND
Fe (diss) [mg/L]	11-Dec-24	15:40	12-Dec-24	11:32	< 0.007	105%	ND
K (diss) [mg/L]	11-Dec-24	15:40	12-Dec-24	11:32	< 0.009	100%	5%
Mg (diss) [mg/L]	11-Dec-24	15:40	12-Dec-24	11:32	< 0.001	103%	0%
Mn (diss) [mg/L]	11-Dec-24	15:40	12-Dec-24	11:32	< 0.00001	102%	ND
Mo (diss) [mg/L]	11-Dec-24	15:40	12-Dec-24	11:32	< 0.0004	106%	ND
Na (diss) [mg/L]	11-Dec-24	15:40	12-Dec-24	11:32	< 0.01	101%	0%
Ni (diss) [mg/L]	11-Dec-24	15:40	12-Dec-24	11:32	< 0.0001	106%	ND
P (diss) [mg/L]	11-Dec-24	15:40	12-Dec-24	11:32	< 0.003	99%	ND

OnLine LIMS

0003970084

Results relate only to the sample tested. Data reported represents the sample submitted to SGS. Reproduction of this analytical report in full or in part is prohibited without prior written approval. Please refer to SGS General Conditions of Services located at https://www.sgs.ca/en/terms-and-conditions (Printed copies are available upon request.)
Test method information available upon request. "Temperature Upon Receipt" is representative of the whole shipment and may not reflect the temperature of individual samples.
SGS Canada Inc. Environment-Health & Safety statement of conformity decision rule does not consider uncertainty when analytical results are compared to a specified standard or regulation.

SGS Canada Inc.
P.O. Box 4300 - 185 Concession St.
Lakefield - Ontario - KOL 2HO
Phone: 705-652-2000 FAX: 705-652-6365

Env ICP-MS Metals Total and Dissolved Metals

Project : CA20M-00000-110-19896-02

LR Report : **CA12317-DEC24**

Analysis	1: Analysis Start Date	2: Analysis Start Time	3: Analysis Completed Date	4: Analysis Completed Time	5: QC - Blank	6: QC - STD % Recovery	7: QC - DUP % RPD
Pb (diss) [mg/L]	11-Dec-24	15:40	12-Dec-24	11:32	< 0.00009	106%	ND
S (diss) [mg/L]	11-Dec-24	15:40	12-Dec-24	11:32	< 5	109%	ND
Sb (diss) [mg/L]	11-Dec-24	15:40	12-Dec-24	11:32	< 0.0009	108%	ND
Se (diss) [mg/L]	11-Dec-24	15:40	12-Dec-24	11:32	< 0.00004	100%	ND
Si (diss) [mg/L]	11-Dec-24	15:40	12-Dec-24	11:32	< 0.02	102%	ND
Sn (diss) [mg/L]	11-Dec-24	15:40	12-Dec-24	11:32	< 0.00006	103%	ND
Sr (diss) [mg/L]	11-Dec-24	15:40	12-Dec-24	11:32	< 0.00008	99%	4%
Th (diss) [mg/L]	11-Dec-24	15:40	12-Dec-24	11:32	< 0.0001	109%	ND
Ti (diss) [mg/L]	11-Dec-24	15:40	12-Dec-24	11:32	< 0.0001	102%	ND
Tl (diss) [mg/L]	11-Dec-24	15:40	12-Dec-24	11:32	< 0.000005	101%	ND
U (diss) [mg/L]	11-Dec-24	15:40	12-Dec-24	11:33	< 0.000002	104%	ND
V (diss) [mg/L]	11-Dec-24	15:40	12-Dec-24	11:32	< 0.00001	100%	ND
W (diss) [mg/L]	11-Dec-24	15:40	12-Dec-24	11:32	< 0.0002	105%	ND
Zn (diss) [mg/L]	11-Dec-24	15:40	12-Dec-24	11:32	< 0.002	104%	ND
Zr (diss) [mg/L]	11-Dec-24	15:40	12-Dec-24	11:32	< 0.002	101%	ND

Analysis	8: QC - Spike Rep	9: Col-31 Week 18	10: Col-32 Week 18	11: Col-33 Week 18	12: Col-34 Week 18	13: Col-MB2 Week 18
Sample Date & Time		N/A	N/A	N/A	N/A	N/A
Temp Upon Receipt [°C]		20.0	20.0	20.0	20.0	20.0
pH [No unit]	NA	7.40	7.44	7.43	7.61	5.70
Conductivity [uS/cm]	NA	91	120	130	142	< 2
Alkalinity [mg/L as CaCO3]	NA	42	61	62	71	< 2
Acidity [mg/L as CaCO3]	NA	< 2	< 2	< 2	< 2	2
F [mg/L]	91%	< 0.06	< 0.06	< 0.06	< 0.06	< 0.06
Cl [mg/L]	112%	< 0.2	< 0.2	< 0.2	< 0.2	< 0.2
SO4 [mg/L]	NV	5.4	3.5	7.4	5.2	< 0.2
\ [mg/L]	129%	< 0.00001	< 0.00001	< 0.00001	< 0.00001	< 0.00001
Ag (diss) [mg/L]	85%	< 0.00005	< 0.00005	< 0.00005	< 0.00005	< 0.00005
Al (diss) [mg/L]	111%	0.434	0.272	0.143	0.297	< 0.001
As (diss) [mg/L]	100%	0.0335	0.0553	0.431	0.128	< 0.0002
Ba (diss) [mg/L]	100%	0.00098	0.00253	0.00526	0.00346	0.00010
Be (diss) [mg/L]	103%	< 0.000007	< 0.000007	< 0.000007	< 0.000007	< 0.000007
B (diss) [mg/L]	96%	0.007	0.003	< 0.002	< 0.002	< 0.002
Bi (diss) [mg/L]	100%	< 0.00001	< 0.00001	< 0.00001	< 0.00001	< 0.00001
Ca (diss) [mg/L]	106%	14.5	21.1	23.6	22.2	0.04
Cd (diss) [mg/L]	99%	< 0.000003	0.000006	0.000013	0.000003	< 0.000003
Co (diss) [mg/L]	106%	0.000035	0.000076	0.00150	0.000694	0.000027
Cr (diss) [mg/L]	100%	< 0.00008	0.00013	< 0.00008	< 0.00008	< 0.00008
Cu (diss) [mg/L]	105%	< 0.001	< 0.001	< 0.001	< 0.001	0.001
Fe (diss) [mg/L]	100%	< 0.007	< 0.007	< 0.007	< 0.007	< 0.007
K (diss) [mg/L]	101%	5.40	4.68	5.41	9.11	0.014
Mg (diss) [mg/L]	100%	0.269	0.164	0.254	0.483	0.002

OnLine LIMS

0003970084

Results relate only to the sample tested. Data reported represents the sample submitted to SGS. Reproduction of this analytical report in full or in part is prohibited without prior written approval. Please refer to SGS General Conditions of Services located at https://www.sgs.ca/en/terms-and-conditions (Printed copies are available upon request.)
Test method information available upon request. "Temperature Upon Receipt" is representative of the whole shipment and may not reflect the temperature of individual samples.
SGS Canada Inc. Environment-Health & Safety statement of conformity decision rule does not consider uncertainty when analytical results are compared to a specified standard or regulation.

SGS Canada Inc.
P.O. Box 4300 - 185 Concession St.
Lakefield - Ontario - KOL 2HO
Phone: 705-652-2000 FAX: 705-652-6365

Env ICP-MS Metals Total and Dissolved Metals

Project : CA20M-00000-110-19896-02

LR Report : **CA12317-DEC24**

Analysis	8: QC - Spike Rep	9: Col-31 Week 18	10: Col-32 Week 18	11: Col-33 Week 18	12: Col-34 Week 18	13: Col-MB2 Week 18
Mn (diss) [mg/L]	102%	0.00263	0.00537	0.0110	0.0356	0.00021
Mo (diss) [mg/L]	85%	< 0.0004	< 0.0004	< 0.0004	< 0.0004	< 0.0004
Na (diss) [mg/L]	93%	0.30	0.52	0.31	0.34	0.05
Ni (diss) [mg/L]	103%	< 0.0001	< 0.0001	0.0012	0.0003	0.0002
P (diss) [mg/L]	NV	0.011	0.010	0.014	0.006	0.011
Pb (diss) [mg/L]	91%	0.00042	0.00036	0.00050	0.00023	0.00048
S (diss) [mg/L]	NV	< 5	< 5	< 5	< 5	< 5
Sb (diss) [mg/L]	122%	0.0022	0.0014	0.0010	0.0020	< 0.0009
Se (diss) [mg/L]	97%	< 0.00004	0.00006	0.00008	0.00009	< 0.00004
Si (diss) [mg/L]	NV	2.73	3.52	3.65	2.36	< 0.02
Sn (diss) [mg/L]	NV	0.00071	0.00230	0.00033	0.00067	0.00038
Sr (diss) [mg/L]	96%	0.0446	0.0321	0.0142	0.0206	< 0.00008
Th (diss) [mg/L]	NV	< 0.0001	< 0.0001	< 0.0001	< 0.0001	< 0.0001
Ti (diss) [mg/L]	NV	< 0.0001	< 0.0001	< 0.0001	< 0.0001	< 0.0001
Tl (diss) [mg/L]	86%	0.000010	0.000016	0.000025	0.000021	< 0.000005
U (diss) [mg/L]	97%	0.000877	0.00119	0.00182	0.00345	< 0.000002
V (diss) [mg/L]	99%	0.00109	0.00178	0.00247	0.00175	< 0.00001
W (diss) [mg/L]	NV	< 0.0002	< 0.0002	0.0009	< 0.0002	< 0.0002
Zn (diss) [mg/L]	125%	< 0.002	< 0.002	< 0.002	< 0.002	0.003
Zr (diss) [mg/L]	NV	< 0.002	< 0.002	< 0.002	< 0.002	< 0.002

NA - Not applicable
ND - Not Detected
NV - No Value

Alisha Kelly, B.Sc.,
Project Specialist,
Environment, Health & Safety

OnLine LIMS

0003970084

Results relate only to the sample tested. Data reported represents the sample submitted to SGS. Reproduction of this analytical report in full or in part is prohibited without prior written approval. Please refer to SGS General Conditions of Services located at https://www.sgs.ca/en/terms-and-conditions (Printed copies are available upon request.)
Test method information available upon request. "Temperature Upon Receipt" is representative of the whole shipment and may not reflect the temperature of individual samples.
SGS Canada Inc. Environment-Health & Safety statement of conformity decision rule does not consider uncertainty when analytical results are compared to a specified standard or regulation.

SGS Canada Inc.
P.O. Box 4300 - 185 Concession St.
Lakefield - Ontario - KOL 2HO
Phone: 705-652-2000 FAX: 705-652-6365

SGS Lakefield Environmental Met
Attn : Barb Bowman

QC Required in reports**,
,
Phone: , Fax:

Env ICP-MS Metals Total and Dissolved Metals

Project : CA20M-00000-110-19896-02

27-December-2024

Date Rec. : 17 December 2024
LR Report: **CA13606-DEC24**
Reference: 19896-02-22

Copy: #1

CERTIFICATE OF ANALYSIS
Final Report

Analysis	1: Analysis Start Date	2: Analysis Start Time	3: Analysis Completed Date	4: Analysis Completed Time	5: QC - Blank	6: QC - STD % Recovery	7: QC - DUP % RPD	8: QC - Spike Rep	9: Col-31 Week 19	10: Col-32 Week 19	11: Col-33 Week 19	12: Col-34 Week 19	13: Col-MB2 Week 19
Sample Date & Time									N/A	N/A	N/A	N/A	N/A
Temp Upon Receipt [°C]	---	---	---	---	---	---	---	---	20.0	20.0	20.0	20.0	20.0
pH [No unit]	18-Dec-24	12:47	19-Dec-24	11:27	NA	98%	1%	NA	7.36	7.56	7.49	7.45	6.42
Conductivity [uS/cm]	18-Dec-24	12:47	19-Dec-24	11:27	< 2	99%	3%	NA	94	122	133	145	< 2
Alkalinity [mg/L as CaCO3]	18-Dec-24	12:47	19-Dec-24	11:27	< 2	96%	5%	NA	41	63	59	71	< 2
Acidity [mg/L as CaCO3]	18-Dec-24	12:47	19-Dec-24	11:27	2	106%	0%	NA	< 2	< 2	< 2	< 2	3
F [mg/L]	18-Dec-24	08:11	18-Dec-24	14:40	< 0.06	99%	ND	110%	< 0.06	< 0.06	< 0.06	< 0.06	< 0.06
Cl [mg/L]	20-Dec-24	19:29	23-Dec-24	11:25	< 0.2	104%	ND	103%	0.5	< 0.2	< 0.2	< 0.2	< 0.2
SO4 [mg/L]	20-Dec-24	19:29	23-Dec-24	11:25	< 0.2	103%	ND	103%	6.2	3.8	8.0	5.8	0.2
Hg (diss) [mg/L]	23-Dec-24	11:01	24-Dec-24	07:23	< 0.00001	108%	ND	135%	< 0.00001	< 0.00001	< 0.00001	< 0.00001	< 0.00001
Ag (diss) [mg/L]	19-Dec-24	13:40	20-Dec-24	12:44	< 0.00005	98%	ND	NV	< 0.00005	< 0.00005	< 0.00005	< 0.00005	< 0.00005
Al (diss) [mg/L]	19-Dec-24	13:40	20-Dec-24	12:44	< 0.001	104%	ND	111%	0.368	0.246	0.137	0.287	< 0.001
As (diss) [mg/L]	19-Dec-24	13:40	20-Dec-24	12:44	< 0.0002	108%	ND	101%	0.0342	0.0564	0.441	0.128	< 0.0002
Ba (diss) [mg/L]	19-Dec-24	13:40	20-Dec-24	12:44	< 0.00008	102%	ND	98%	0.00110	0.00259	0.00520	0.00376	0.00012
Be (diss) [mg/L]	19-Dec-24	13:40	20-Dec-24	12:44	< 0.000007	104%	ND	99%	< 0.000007	< 0.000007	< 0.000007	< 0.000007	< 0.000007
B (diss) [mg/L]	19-Dec-24	13:40	20-Dec-24	12:44	< 0.002	99%	ND	90%	0.009	0.005	0.003	0.003	< 0.002
Bi (diss) [mg/L]	19-Dec-24	13:40	20-Dec-24	12:44	< 0.00001	103%	ND	96%	< 0.00001	< 0.00001	< 0.00001	< 0.00001	< 0.00001
Ca (diss) [mg/L]	19-Dec-24	13:40	20-Dec-24	12:44	< 0.01	100%	ND	96%	14.7	20.5	22.0	21.3	0.03
Cd (diss) [mg/L]	19-Dec-24	13:40	20-Dec-24	12:44	< 0.000003	105%	ND	104%	< 0.000003	0.000003	0.000020	0.000003	< 0.000003
Co (diss) [mg/L]	19-Dec-24	13:40	20-Dec-24	12:44	< 0.000004	103%	ND	97%	0.000019	0.000076	0.00136	0.000639	0.000012
Cr (diss) [mg/L]	19-Dec-24	13:40	20-Dec-24	12:44	< 0.00008	103%	ND	105%	< 0.00008	0.00008	< 0.00008	< 0.00008	< 0.00008
Cu (diss) [mg/L]	19-Dec-24	13:40	20-Dec-24	12:44	< 0.001	106%	ND	100%	< 0.001	< 0.001	< 0.001	< 0.001	0.001
Fe (diss) [mg/L]	19-Dec-24	13:40	20-Dec-24	12:44	< 0.007	103%	ND	125%	< 0.007	< 0.007	< 0.007	< 0.007	< 0.007
K (diss) [mg/L]	19-Dec-24	13:40	20-Dec-24	12:44	< 0.009	98%	ND	94%	5.66	4.67	5.54	8.95	0.012
Mg (diss) [mg/L]	19-Dec-24	13:40	20-Dec-24	12:44	< 0.001	101%	ND	97%	0.269	0.165	0.247	0.479	0.002
Mn (diss) [mg/L]	19-Dec-24	13:40	20-Dec-24	12:44	< 0.00001	107%	ND	106%	0.00286	0.00538	0.0115	0.0373	0.00018

OnLine LIMS

0003972368

Results relate only to the sample tested. Data reported represents the sample submitted to SGS. Reproduction of this analytical report in full or in part is prohibited without prior written approval. Please refer to SGS General Conditions of Services located at https://www.sgs.ca/en/terms-and-conditions (Printed copies are available upon request.)
Test method information available upon request. "Temperature Upon Receipt" is representative of the whole shipment and may not reflect the temperature of individual samples.
SGS Canada Inc. Environment-Health & Safety statement of conformity decision rule does not consider uncertainty when analytical results are compared to a specified standard or regulation.

SGS Canada Inc.
P.O. Box 4300 - 185 Concession St.
Lakefield - Ontario - KOL 2HO
Phone: 705-652-2000 FAX: 705-652-6365

Env ICP-MS Metals Total and Dissolved Metals

Project : CA20M-00000-110-19896-02

LR Report : **CA13606-DEC24**

Analysis	1: Analysis Start Date	2: Analysis Start Time	3: Analysis Completed Date	4: Analysis Completed Time	5: QC - Blank	6: QC - STD % Recovery	7: QC - DUP % RPD	8: QC - Spike Rep	9: Col-31 Week 19	10: Col-32 Week 19	11: Col-33 Week 19	12: Col-34 Week 19	13: Col-MB2 Week 19
Mo (diss) [mg/L]	19-Dec-24	13:40	20-Dec-24	12:44	< 0.0004	101%	ND	96%	< 0.0004	< 0.0004	0.0004	< 0.0004	< 0.0004
Na (diss) [mg/L]	19-Dec-24	13:40	20-Dec-24	12:44	< 0.01	97%	ND	94%	0.32	0.56	0.31	0.35	0.02
Ni (diss) [mg/L]	19-Dec-24	13:40	20-Dec-24	12:44	< 0.0001	106%	ND	101%	< 0.0001	< 0.0001	0.0010	0.0002	0.0001
P (diss) [mg/L]	19-Dec-24	13:40	20-Dec-24	12:44	< 0.003	98%	ND	NV	< 0.003	< 0.003	0.008	0.003	0.003
Pb (diss) [mg/L]	19-Dec-24	13:40	20-Dec-24	12:44	< 0.00009	104%	ND	97%	< 0.00009	< 0.00009	0.00016	< 0.00009	< 0.00009
S (diss) [mg/L]	19-Dec-24	13:40	20-Dec-24	12:44	< 5	108%	ND	NV	< 5	< 5	< 5	< 5	< 5
Sb (diss) [mg/L]	19-Dec-24	13:40	20-Dec-24	12:44	< 0.0009	108%	ND	114%	0.0024	0.0015	0.0012	0.0020	< 0.0009
Se (diss) [mg/L]	19-Dec-24	13:40	20-Dec-24	12:44	< 0.00004	101%	ND	97%	0.00009	0.00012	0.00014	0.00012	< 0.00004
Si (diss) [mg/L]	19-Dec-24	13:40	20-Dec-24	12:44	< 0.02	92%	ND	NV	2.72	3.16	3.27	2.09	< 0.02
Sn (diss) [mg/L]	19-Dec-24	13:40	20-Dec-24	12:44	< 0.00006	102%	ND	NV	0.00062	0.00237	0.00025	0.00065	0.00022
Sr (diss) [mg/L]	19-Dec-24	13:40	20-Dec-24	12:44	< 0.00008	101%	ND	95%	0.0481	0.0320	0.0142	0.0210	0.00009
Th (diss) [mg/L]	19-Dec-24	13:40	20-Dec-24	12:44	< 0.0001	98%	ND	NV	< 0.0001	< 0.0001	< 0.0001	< 0.0001	< 0.0001
Ti (diss) [mg/L]	19-Dec-24	13:40	20-Dec-24	12:44	< 0.0001	99%	ND	NV	< 0.0001	< 0.0001	< 0.0001	< 0.0001	< 0.0001
Tl (diss) [mg/L]	19-Dec-24	13:40	20-Dec-24	12:44	< 0.000005	102%	ND	93%	0.000008	0.000013	0.000025	0.000022	< 0.000005
U (diss) [mg/L]	19-Dec-24	13:40	20-Dec-24	12:44	< 0.000002	106%	ND	96%	0.000926	0.00124	0.00177	0.00350	< 0.000002
V (diss) [mg/L]	19-Dec-24	13:40	20-Dec-24	12:44	< 0.00001	108%	ND	103%	0.00111	0.00175	0.00250	0.00177	< 0.00001
W (diss) [mg/L]	19-Dec-24	13:40	20-Dec-24	12:44	< 0.0002	103%	ND	NV	< 0.0002	0.0002	0.0009	0.0002	< 0.0002
Zn (diss) [mg/L]	19-Dec-24	13:40	20-Dec-24	12:44	< 0.002	106%	ND	107%	< 0.002	< 0.002	< 0.002	< 0.002	0.003
Zr (diss) [mg/L]	19-Dec-24	13:40	20-Dec-24	12:44	< 0.002	97%	ND	NV	< 0.002	< 0.002	< 0.002	< 0.002	< 0.002

Revised to include Zirconium analysis.
NA - Not applicable
ND - Not Detected
NV - No Value

Alisha Kelly, B.Sc.,
Project Specialist,
Environment, Health & Safety

OnLine LIMS

0003972368

Results relate only to the sample tested. Data reported represents the sample submitted to SGS. Reproduction of this analytical report in full or in part is prohibited without prior written approval. Please refer to SGS General Conditions of Services located at https://www.sgs.ca/en/terms-and-conditions (Printed copies are available upon request.)
Test method information available upon request. "Temperature Upon Receipt" is representative of the whole shipment and may not reflect the temperature of individual samples.
SGS Canada Inc. Environment-Health & Safety statement of conformity decision rule does not consider uncertainty when analytical results are compared to a specified standard or regulation.

SGS Canada Inc.
P.O. Box 4300 - 185 Concession St.
Lakefield - Ontario - KOL 2HO
Phone: 705-652-2000 FAX: 705-652-6365

Env ICP-MS Metals Total and Dissolved Metals

Project : CA20M-00000-110-19896-02

09-January-2025

SGS Lakefield Environmental Met
Attn : Barb Bowman

QC Required in reports**,
,
Phone: , Fax:

Date Rec. : 27 December 2024
LR Report: **CA14695-DEC24**
Reference: 19896-02-23

Copy: #2

CERTIFICATE OF ANALYSIS

Final Report - Reissue

Analysis	1: Analysis Start Date	2: Analysis Start Time	3: Analysis Completed Date	4: Analysis Completed Time	5: QC - Blank	6: QC - STD % Recovery	7: QC - DUP % RPD
Sample Date & Time							
Temp Upon Receipt [°C]	---	---	---	---	---	---	---
pH [No unit]	27-Dec-24	11:40	30-Dec-24	11:40	NA	99%	0%
Conductivity [uS/cm]	27-Dec-24	11:40	30-Dec-24	11:40	< 2	98%	0%
Alkalinity [mg/L as CaCO3]	27-Dec-24	11:40	30-Dec-24	11:40	< 2	104%	ND
Acidity [mg/L as CaCO3]	27-Dec-24	11:40	30-Dec-24	11:40	4	102%	3%
F [mg/L]	27-Dec-24	10:24	30-Dec-24	09:12	< 0.06	93%	ND
Cl [mg/L]	28-Dec-24	08:10	30-Dec-24	11:23	< 0.2	105%	ND
SO4 [mg/L]	28-Dec-24	08:10	30-Dec-24	11:23	< 0.2	101%	0%
Hg (diss) [mg/L]	30-Dec-24	15:14	31-Dec-24	07:52	< 0.00001	82%	ND
Ag (diss) [mg/L]	30-Dec-24	16:02	31-Dec-24	07:52	< 0.00005	104%	ND
Al (diss) [mg/L]	30-Dec-24	16:02	31-Dec-24	07:52	< 0.001	103%	ND
As (diss) [mg/L]	30-Dec-24	16:02	31-Dec-24	07:52	< 0.0002	105%	ND
Ba (diss) [mg/L]	30-Dec-24	16:02	31-Dec-24	07:52	< 0.00008	105%	ND
Be (diss) [mg/L]	30-Dec-24	16:02	31-Dec-24	07:52	< 0.000007	98%	ND
B (diss) [mg/L]	30-Dec-24	16:02	31-Dec-24	07:52	< 0.002	98%	ND
Bi (diss) [mg/L]	30-Dec-24	16:02	31-Dec-24	07:52	< 0.00001	102%	ND
Ca (diss) [mg/L]	30-Dec-24	16:02	31-Dec-24	07:52	< 0.01	101%	3%
Cd (diss) [mg/L]	30-Dec-24	16:02	31-Dec-24	07:52	< 0.000003	101%	ND
Co (diss) [mg/L]	30-Dec-24	16:02	31-Dec-24	07:52	< 0.000004	104%	ND
Cr (diss) [mg/L]	30-Dec-24	16:02	31-Dec-24	07:52	< 0.00008	105%	ND
Cu (diss) [mg/L]	30-Dec-24	16:02	31-Dec-24	07:52	< 0.001	105%	ND
Fe (diss) [mg/L]	30-Dec-24	16:02	31-Dec-24	07:52	< 0.007	102%	ND
K (diss) [mg/L]	30-Dec-24	16:02	31-Dec-24	07:52	< 0.009	102%	0%
Mg (diss) [mg/L]	30-Dec-24	16:02	31-Dec-24	07:52	< 0.001	99%	0%
Mn (diss) [mg/L]	30-Dec-24	16:02	31-Dec-24	07:52	< 0.00001	105%	ND
Mo (diss) [mg/L]	30-Dec-24	16:02	31-Dec-24	07:52	< 0.0004	103%	ND
Na (diss) [mg/L]	30-Dec-24	16:02	31-Dec-24	07:52	< 0.01	100%	0%

OnLine LIMS

0003982212

Results relate only to the sample tested. Data reported represents the sample submitted to SGS. Reproduction of this analytical report in full or in part is prohibited without prior written approval. Please refer to SGS General Conditions of Services located at https://www.sgs.ca/en/terms-and-conditions (Printed copies are available upon request.)
Test method information available upon request. "Temperature Upon Receipt" is representative of the whole shipment and may not reflect the temperature of individual samples.
SGS Canada Inc. Environment-Health & Safety statement of conformity decision rule does not consider uncertainty when analytical results are compared to a specified standard or regulation.

SGS Canada Inc.
P.O. Box 4300 - 185 Concession St.
Lakefield - Ontario - KOL 2HO
Phone: 705-652-2000 FAX: 705-652-6365

Env ICP-MS Metals Total and Dissolved Metals

Project : CA20M-00000-110-19896-02

LR Report : **CA14695-DEC24**

Analysis	1: Analysis Start Date	2: Analysis Start Time	3: Analysis Completed Date	4: Analysis Completed Time	5: QC - Blank	6: QC - STD % Recovery	7: QC - DUP % RPD
Ni (diss) [mg/L]	30-Dec-24	16:02	31-Dec-24	07:52	< 0.0001	104%	ND
P (diss) [mg/L]	30-Dec-24	16:02	31-Dec-24	07:52	< 0.003	99%	ND
Pb (diss) [mg/L]	30-Dec-24	16:02	31-Dec-24	07:52	< 0.00009	96%	ND
S (diss) [mg/L]	30-Dec-24	16:02	31-Dec-24	07:52	< 5	109%	ND
Sb (diss) [mg/L]	30-Dec-24	16:02	31-Dec-24	07:52	< 0.0009	101%	ND
Se (diss) [mg/L]	30-Dec-24	16:02	31-Dec-24	07:52	< 0.00004	104%	ND
Si (diss) [mg/L]	30-Dec-24	16:02	31-Dec-24	07:52	< 0.02	102%	ND
Sn (diss) [mg/L]	30-Dec-24	16:02	31-Dec-24	07:52	< 0.00006	99%	ND
Sr (diss) [mg/L]	30-Dec-24	16:02	31-Dec-24	07:52	< 0.00008	99%	4%
Th (diss) [mg/L]	30-Dec-24	16:02	31-Dec-24	07:52	< 0.0001	94%	ND
Ti (diss) [mg/L]	30-Dec-24	16:02	31-Dec-24	07:52	< 0.0001	102%	ND
Tl (diss) [mg/L]	30-Dec-24	16:02	31-Dec-24	07:52	< 0.000005	98%	ND
U (diss) [mg/L]	30-Dec-24	16:02	31-Dec-24	07:52	< 0.000002	103%	ND
V (diss) [mg/L]	30-Dec-24	16:02	31-Dec-24	07:52	< 0.00001	106%	ND
W (diss) [mg/L]	30-Dec-24	16:02	31-Dec-24	07:52	< 0.0002	100%	ND
Zn (diss) [mg/L]	30-Dec-24	16:02	31-Dec-24	07:52	< 0.002	103%	ND
Zr (diss) [mg/L]	30-Dec-24	16:02	31-Dec-24	07:52	< 0.002	98%	ND

Analysis	8: QC - Spike Rep	9: Col-31 Week 20	10: Col-32 Week 20	11: Col-33 Week 20	12: Col 34 Week 20	13: ColMB2 Week 20
Sample Date & Time		N/A	N/A	N/A	N/A	N/A
Temp Upon Receipt [°C]	---	19.0	19.0	19.0	19.0	19.0
pH [No unit]	NA	7.58	7.47	7.58	7.66	5.41
Conductivity [uS/cm]	NA	85	115	122	139	2
Alkalinity [mg/L as CaCO3]	NA	39	59	57	75	< 2
Acidity [mg/L as CaCO3]	NA	< 2	< 2	< 2	< 2	3
F [mg/L]	98%	< 0.06	< 0.06	< 0.06	< 0.06	< 0.06
Cl [mg/L]	111%	0.2	< 0.2	< 0.2	< 0.2	< 0.2
SO4 [mg/L]	88%	4.7	3.0	5.9	4.7	< 0.2
Hg (diss) [mg/L]	114%	< 0.00001	< 0.00001	< 0.00001	< 0.00001	< 0.00001
Ag (diss) [mg/L]	78%	< 0.00005	< 0.00005	< 0.00005	< 0.00005	< 0.00005
Al (diss) [mg/L]	110%	0.485	0.277	0.154	0.386	< 0.001
As (diss) [mg/L]	104%	0.0347	0.0552	0.382	0.121	< 0.0002
Ba (diss) [mg/L]	103%	0.00102	0.00250	0.00502	0.00387	0.00024
Be (diss) [mg/L]	104%	< 0.000007	< 0.000007	< 0.000007	< 0.000007	< 0.000007
B (diss) [mg/L]	95%	0.008	0.004	< 0.002	0.002	< 0.002
Bi (diss) [mg/L]	121%	< 0.00001	< 0.00001	< 0.00001	< 0.00001	< 0.00001
Ca (diss) [mg/L]	105%	13.2	19.7	22.0	22.6	0.06
Cd (diss) [mg/L]	91%	< 0.000003	0.000006	0.000021	0.000008	< 0.000003
Co (diss) [mg/L]	97%	0.000005	0.000021	0.00116	0.000639	< 0.000004
Cr (diss) [mg/L]	100%	0.00009	< 0.00008	< 0.00008	< 0.00008	< 0.00008

OnLine LIMS

0003982212

Results relate only to the sample tested. Data reported represents the sample submitted to SGS. Reproduction of this analytical report in full or in part is prohibited without prior written approval. Please refer to SGS General Conditions of Services located at https://www.sgs.ca/en/terms-and-conditions (Printed copies are available upon request.)
Test method information available upon request. "Temperature Upon Receipt" is representative of the whole shipment and may not reflect the temperature of individual samples.
SGS Canada Inc. Environment-Health & Safety statement of conformity decision rule does not consider uncertainty when analytical results are compared to a specified standard or regulation.

SGS Canada Inc.
P.O. Box 4300 - 185 Concession St.
Lakefield - Ontario - KOL 2HO
Phone: 705-652-2000 FAX: 705-652-6365

Env ICP-MS Metals Total and Dissolved Metals

Project : CA20M-00000-110-19896-02

LR Report : **CA14695-DEC24**

Analysis	8: QC - Spike Rep	9: Col-31 Week 20	10: Col-32 Week 20	11: Col-33 Week 20	12: Col 34 Week 20	13: ColMB2 Week 20
Cu (diss) [mg/L]	102%	< 0.001	< 0.001	< 0.001	< 0.001	< 0.001
Fe (diss) [mg/L]	100%	< 0.007	< 0.007	< 0.007	< 0.007	< 0.007
K (diss) [mg/L]	101%	5.31	4.30	4.95	9.43	< 0.009
Mg (diss) [mg/L]	102%	0.264	0.146	0.283	0.501	0.003
Mn (diss) [mg/L]	104%	0.00252	0.00150	0.0106	0.0378	0.00017
Mo (diss) [mg/L]	91%	< 0.0004	< 0.0004	< 0.0004	< 0.0004	< 0.0004
Na (diss) [mg/L]	84%	0.94	0.58	0.93	0.65	0.02
Ni (diss) [mg/L]	98%	< 0.0001	< 0.0001	0.0008	0.0003	0.0002
P (diss) [mg/L]	NV	< 0.003	< 0.003	0.009	< 0.003	< 0.003
Pb (diss) [mg/L]	101%	< 0.00009	< 0.00009	0.00017	< 0.00009	< 0.00009
S (diss) [mg/L]	NV	< 5	< 5	< 5	< 5	< 5
Sb (diss) [mg/L]	128%	0.0021	0.0013	0.0009	0.0018	< 0.0009
Se (diss) [mg/L]	96%	< 0.00004	< 0.00004	0.00006	0.00006	< 0.00004
Si (diss) [mg/L]	NV	3.03	3.68	3.53	2.38	< 0.02
Sn (diss) [mg/L]	NV	0.00057	0.00224	0.00022	0.00061	0.00019
Sr (diss) [mg/L]	99%	0.0402	0.0273	0.0135	0.0194	0.00028
Th (diss) [mg/L]	NV	< 0.0001	< 0.0001	< 0.0001	< 0.0001	< 0.0001
Ti (diss) [mg/L]	NV	< 0.0001	< 0.0001	< 0.0001	< 0.0001	< 0.0001
Tl (diss) [mg/L]	84%	0.000011	0.000013	0.000024	0.000024	0.000007
U (diss) [mg/L]	103%	0.000727	0.00103	0.00156	0.00294	0.000002
V (diss) [mg/L]	102%	0.00113	0.00172	0.00230	0.00168	< 0.00001
W (diss) [mg/L]	NV	< 0.0002	< 0.0002	0.0007	< 0.0002	< 0.0002
Zn (diss) [mg/L]	117%	< 0.002	< 0.002	< 0.002	< 0.002	0.003
Zr (diss) [mg/L]	NV	< 0.002	< 0.002	< 0.002	< 0.002	< 0.002

NA - Not applicable
ND - Not Detected
NV - No Value

Alisha Kelly, B.Sc.,
Project Specialist,
Environment, Health & Safety

OnLine LIMS

0003982212

Results relate only to the sample tested. Data reported represents the sample submitted to SGS. Reproduction of this analytical report in full or in part is prohibited without prior written approval. Please refer to SGS General Conditions of Services located at https://www.sgs.ca/en/terms-and-conditions (Printed copies are available upon request.)
Test method information available upon request. "Temperature Upon Receipt" is representative of the whole shipment and may not reflect the temperature of individual samples.
SGS Canada Inc. Environment-Health & Safety statement of conformity decision rule does not consider uncertainty when analytical results are compared to a specified standard or regulation.

SGS Canada Inc.
P.O. Box 4300 - 185 Concession St.
Lakefield - Ontario - KOL 2HO
Phone: 705-652-2000 FAX: 705-652-6365

SGS Lakefield Environmental Met
Attn : Barb Bowman

QC Required in reports**,
,
Phone: , Fax:

Env ICP-MS Metals Total and Dissolved Metals

Project : CA20M-00000-110-19896-02

10-January-2025

Date Rec. : 02 January 2025
LR Report: **CA12000-JAN25**
Reference: 19896-02-24

Copy: #1

CERTIFICATE OF ANALYSIS
Final Report

Analysis	1: Analysis Start Date	2: Analysis Start Time	3: Analysis Completed Date	4: Analysis Completed Time	5: QC - Blank	6: QC - STD % Recovery	7: QC - DUP % RPD	8: QC - Spike Rep	9: Col-31 Week 21	10: Col-32 Week 21	11: Col-33 Week 21	12: Col-34 Week 21	13: Col-MB2 Week 21
Sample Date & Time									N/A	N/A	N/A	N/A	N/A
Temp Upon Receipt [°C]	---	---	---	---	---	---	---	---	18.0	18.0	18.0	18.0	18.0
pH [No unit]	06-Jan-25	13:13	08-Jan-25	11:07	NA	100%	0%	NA	7.35	7.38	7.48	7.74	5.97
Conductivity [uS/cm]	06-Jan-25	13:13	08-Jan-25	11:07	< 2	99%	0%	NA	79	105	116	127	< 2
Alkalinity [mg/L as CaCO3]	06-Jan-25	13:13	08-Jan-25	11:07	< 2	100%	0%	NA	39	59	60	70	< 2
Acidity [mg/L as CaCO3]	06-Jan-25	13:13	08-Jan-25	11:07	< 2	96%	ND	NA	< 2	< 2	< 2	< 2	3
F [mg/L]	06-Jan-25	12:34	07-Jan-25	09:31	< 0.06	97%	ND	116%	< 0.06	< 0.06	< 0.06	0.06	< 0.06
Cl [mg/L]	06-Jan-25	18:11	07-Jan-25	12:47	< 0.2	105%	3%	105%	< 0.2	< 0.2	< 0.2	< 0.2	< 0.2
SO4 [mg/L]	06-Jan-25	18:11	07-Jan-25	12:47	< 0.2	96%	1%	92%	5.2	3.4	6.8	5.1	< 0.2
Hg (diss) [mg/L]	08-Jan-25	15:01	09-Jan-25	10:08	< 0.00001	92%	ND	106%	< 0.00001	< 0.00001	< 0.00001	< 0.00001	< 0.00001
Ag (diss) [mg/L]	08-Jan-25	18:19	09-Jan-25	09:23	< 0.00005	96%	ND	83%	< 0.00005	< 0.00005	< 0.00005	< 0.00005	< 0.00005
Al (diss) [mg/L]	08-Jan-25	18:19	09-Jan-25	09:23	< 0.001	101%	2%	90%	0.254	0.271	0.154	0.321	< 0.001
As (diss) [mg/L]	08-Jan-25	18:19	09-Jan-25	09:23	< 0.0002	103%	ND	101%	0.0319	0.0561	0.389	0.122	0.0002
Ba (diss) [mg/L]	08-Jan-25	18:19	09-Jan-25	09:23	< 0.00008	95%	4%	95%	0.00101	0.00268	0.00534	0.00417	0.00018
Be (diss) [mg/L]	08-Jan-25	18:19	09-Jan-25	09:23	< 0.000007	104%	ND	101%	< 0.000007	< 0.000007	< 0.000007	< 0.000007	< 0.000007
B (diss) [mg/L]	08-Jan-25	18:19	09-Jan-25	09:23	< 0.002	104%	2%	96%	0.006	0.003	< 0.002	< 0.002	< 0.002
Bi (diss) [mg/L]	08-Jan-25	18:19	09-Jan-25	09:23	< 0.00001	100%	4%	102%	< 0.00001	< 0.00001	< 0.00001	< 0.00001	< 0.00001
Ca (diss) [mg/L]	08-Jan-25	18:19	09-Jan-25	09:23	< 0.01	106%	4%	96%	13.0	19.5	21.9	22.0	0.03
Cd (diss) [mg/L]	08-Jan-25	18:19	09-Jan-25	09:23	< 0.000003	103%	13%	102%	< 0.000003	0.000005	0.000013	0.000003	< 0.000003
Co (diss) [mg/L]	08-Jan-25	18:19	09-Jan-25	09:23	< 0.000004	97%	ND	91%	0.000009	0.000017	0.00117	0.000588	0.000005
Cr (diss) [mg/L]	08-Jan-25	18:19	09-Jan-25	09:23	< 0.00008	106%	ND	98%	0.00011	0.00008	< 0.00008	< 0.00008	< 0.00008
Cu (diss) [mg/L]	08-Jan-25	18:19	09-Jan-25	09:23	< 0.001	99%	ND	88%	< 0.001	< 0.001	< 0.001	< 0.001	< 0.001
Fe (diss) [mg/L]	08-Jan-25	18:19	09-Jan-25	09:23	< 0.007	106%	ND	125%	< 0.007	< 0.007	< 0.007	< 0.007	< 0.007
K (diss) [mg/L]	08-Jan-25	18:19	09-Jan-25	09:23	< 0.009	102%	2%	92%	4.47	4.04	4.69	8.63	0.013
Mg (diss) [mg/L]	08-Jan-25	18:19	09-Jan-25	09:23	< 0.001	108%	0%	98%	0.203	0.135	0.214	0.456	0.002
Mn (diss) [mg/L]	08-Jan-25	18:19	09-Jan-25	09:23	< 0.00001	103%	3%	92%	0.00254	0.00045	0.0114	0.0393	0.00017

OnLine LIMS

0003983645

Results relate only to the sample tested. Data reported represents the sample submitted to SGS. Reproduction of this analytical report in full or in part is prohibited without prior written approval. Please refer to SGS General Conditions of Services located at https://www.sgs.ca/en/terms-and-conditions (Printed copies are available upon request.)
Test method information available upon request. "Temperature Upon Receipt" is representative of the whole shipment and may not reflect the temperature of individual samples.
SGS Canada Inc. Environment-Health & Safety statement of conformity decision rule does not consider uncertainty when analytical results are compared to a specified standard or regulation.

SGS Canada Inc.
P.O. Box 4300 - 185 Concession St.
Lakefield - Ontario - KOL 2HO
Phone: 705-652-2000 FAX: 705-652-6365

Env ICP-MS Metals Total and Dissolved Metals

Project : CA20M-00000-110-19896-02

LR Report : **CA12000-JAN25**

Analysis	1: Analysis Start Date	2: Analysis Start Time	3: Analysis Completed Date	4: Analysis Completed Time	5: QC - Blank	6: QC - STD % Recovery	7: QC - DUP % RPD	8: QC - Spike Rep	9: Col-31 Week 21	10: Col-32 Week 21	11: Col-33 Week 21	12: Col-34 Week 21	13: Col-MB2 Week 21
Mo (diss) [mg/L]	08-Jan-25	18:19	09-Jan-25	09:23	< 0.0004	107%	10%	94%	< 0.0004	< 0.0004	< 0.0004	< 0.0004	< 0.0004
Na (diss) [mg/L]	08-Jan-25	18:19	09-Jan-25	09:23	< 0.01	108%	0%	98%	0.26	0.44	0.28	0.31	< 0.01
Ni (diss) [mg/L]	08-Jan-25	18:19	09-Jan-25	09:23	< 0.0001	103%	2%	94%	< 0.0001	< 0.0001	0.0006	0.0001	0.0010
P (diss) [mg/L]	08-Jan-25	18:19	09-Jan-25	09:23	< 0.003	105%	0%	NV	< 0.003	< 0.003	0.008	< 0.003	0.003
Pb (diss) [mg/L]	08-Jan-25	18:19	09-Jan-25	09:23	< 0.00009	99%	1%	99%	< 0.00009	< 0.00009	0.00016	< 0.00009	< 0.00009
S (diss) [mg/L]	08-Jan-25	18:19	09-Jan-25	09:23	< 5	107%	ND	NV	< 5	< 5	< 5	< 5	< 5
Sb (diss) [mg/L]	08-Jan-25	18:19	09-Jan-25	09:23	< 0.0009	101%	ND	109%	0.0022	0.0017	0.0012	0.0020	< 0.0009
Se (diss) [mg/L]	08-Jan-25	18:19	09-Jan-25	09:23	< 0.00004	103%	ND	102%	< 0.00004	0.00005	0.00007	0.00008	< 0.00004
Si (diss) [mg/L]	08-Jan-25	18:19	09-Jan-25	09:23	< 0.02	103%	ND	NV	2.64	3.23	3.22	2.23	< 0.02
Sn (diss) [mg/L]	08-Jan-25	18:19	09-Jan-25	09:23	< 0.00006	106%	ND	NV	0.00053	0.00254	0.00024	0.00064	0.00016
Sr (diss) [mg/L]	08-Jan-25	18:19	09-Jan-25	09:23	< 0.00008	99%	1%	99%	0.0427	0.0287	0.0134	0.0205	0.00009
Th (diss) [mg/L]	08-Jan-25	18:19	09-Jan-25	09:23	< 0.0001	96%	ND	NV	< 0.0001	< 0.0001	< 0.0001	< 0.0001	< 0.0001
Ti (diss) [mg/L]	08-Jan-25	18:19	09-Jan-25	09:23	< 0.0001	106%	19%	NV	< 0.0001	< 0.0001	< 0.0001	< 0.0001	< 0.0001
Tl (diss) [mg/L]	08-Jan-25	18:19	09-Jan-25	09:24	< 0.000005	98%	ND	99%	0.000008	0.000011	0.000023	0.000024	0.000007
U (diss) [mg/L]	08-Jan-25	18:19	09-Jan-25	09:20	< 0.000002	101%	18%	101%	0.000754	0.00105	0.00154	0.00297	0.000002
V (diss) [mg/L]	08-Jan-25	18:19	09-Jan-25	09:20	< 0.00001	98%	13%	99%	0.00101	0.00158	0.00227	0.00161	< 0.00001
W (diss) [mg/L]	08-Jan-25	18:19	09-Jan-25	09:20	< 0.0002	105%	ND	NV	< 0.0002	< 0.0002	0.0007	< 0.0002	< 0.0002
Zn (diss) [mg/L]	08-Jan-25	18:19	09-Jan-25	09:20	< 0.002	106%	0%	123%	< 0.002	< 0.002	< 0.002	< 0.002	0.004
Zr (diss) [mg/L]	08-Jan-25	18:19	09-Jan-25	09:20	< 0.002	103%	ND	NV	< 0.002	< 0.002	< 0.002	< 0.002	< 0.002

NA - Not applicable
ND - Not Detected
NV - No Value

Alisha Kelly, B.Sc.,
Project Specialist,
Environment, Health & Safety

OnLine LIMS

0003983645

Results relate only to the sample tested. Data reported represents the sample submitted to SGS. Reproduction of this analytical report in full or in part is prohibited without prior written approval. Please refer to SGS General Conditions of Services located at https://www.sgs.ca/en/terms-and-conditions (Printed copies are available upon request.)
Test method information available upon request. "Temperature Upon Receipt" is representative of the whole shipment and may not reflect the temperature of individual samples.
SGS Canada Inc. Environment-Health & Safety statement of conformity decision rule does not consider uncertainty when analytical results are compared to a specified standard or regulation.

SGS Canada Inc.
P.O. Box 4300 - 185 Concession St.
Lakefield - Ontario - KOL 2HO
Phone: 705-652-2000 FAX: 705-652-6365

SGS Lakefield Environmental Met
Attn : Barb Bowman

QC Required in reports**,
,
Phone: , Fax:

Env ICP-MS Metals Total and Dissolved Metals

Project : CA20M-00000-110-19896-02

14-January-2025

Date Rec. : 07 January 2025
LR Report: **CA12204-JAN25**
Reference: 19896-02-25

Copy: #1

CERTIFICATE OF ANALYSIS
Final Report

Analysis	1: Analysis Start Date	2: Analysis Start Time	3: Analysis Completed Date	4: Analysis Completed Time	5: QC - Blank	6: QC - STD % Recovery	7: QC - DUP % RPD	8: QC - Spike Rep	9: Col-31 Week 22	10: Col-32 Week 22
Sample Date & Time									N/A	N/A
Temp Upon Receipt [°C]	---	---	---	---	---	---	---	---	20.0	20.0
pH [No unit]	08-Jan-25	12:57	10-Jan-25	13:04	NA	98%	1%	NA	7.52	7.01
Conductivity [uS/cm]	08-Jan-25	12:57	09-Jan-25	12:03	< 2	101%	1%	NA	89	117
Alkalinity [mg/L as CaCO3]	08-Jan-25	12:57	09-Jan-25	12:03	< 2	96%	4%	NA	39	52
Acidity [mg/L as CaCO3]	08-Jan-25	12:57	09-Jan-25	12:03	3	108%	ND	NA	< 2	< 2
F [mg/L]	08-Jan-25	08:51	08-Jan-25	12:35	< 0.06	98%	0%	103%	< 0.06	< 0.06
Cl [mg/L]	09-Jan-25	00:46	09-Jan-25	12:29	< 0.2	104%	ND	102%	< 0.2	< 0.2
SO4 [mg/L]	09-Jan-25	00:46	09-Jan-25	12:29	< 0.2	106%	1%	93%	5.3	3.4
Hg (diss) [mg/L]	10-Jan-25	13:43	10-Jan-25	11:52	< 0.00001	103%	ND	112%	< 0.00001	< 0.00001
Ag (diss) [mg/L]	10-Jan-25	02:58	10-Jan-25	11:52	< 0.00005	102%	ND	86%	< 0.00005	< 0.00005
Al (diss) [mg/L]	10-Jan-25	02:58	10-Jan-25	11:52	< 0.001	104%	7%	121%	0.416	0.272
As (diss) [mg/L]	10-Jan-25	02:58	10-Jan-25	11:52	< 0.0002	103%	3%	109%	0.0307	0.0506
Ba (diss) [mg/L]	10-Jan-25	02:58	10-Jan-25	11:52	< 0.00008	103%	3%	94%	0.00090	0.00247
Be (diss) [mg/L]	10-Jan-25	02:58	10-Jan-25	11:52	< 0.000007	106%	13%	90%	< 0.000007	< 0.000007
B (diss) [mg/L]	10-Jan-25	02:58	10-Jan-25	11:52	< 0.002	102%	4%	98%	0.012	0.007
Bi (diss) [mg/L]	10-Jan-25	02:58	10-Jan-25	11:52	< 0.00001	102%	ND	95%	< 0.00001	< 0.00001

OnLine LIMS

0003987704

Results relate only to the sample tested. Data reported represents the sample submitted to SGS. Reproduction of this analytical report in full or in part is prohibited without prior written approval. Please refer to SGS General Conditions of Services located at https://www.sgs.ca/en/terms-and-conditions (Printed copies are available upon request.)
Test method information available upon request. "Temperature Upon Receipt" is representative of the whole shipment and may not reflect the temperature of individual samples.
SGS Canada Inc. Environment-Health & Safety statement of conformity decision rule does not consider uncertainty when analytical results are compared to a specified standard or regulation.

SGS Canada Inc.
P.O. Box 4300 - 185 Concession St.
Lakefield - Ontario - KOL 2HO
Phone: 705-652-2000 FAX: 705-652-6365

Env ICP-MS Metals Total and Dissolved Metals

Project : CA20M-00000-110-19896-02

LR Report : **CA12204-JAN25**

Analysis	1: Analysis Start Date	2: Analysis Start Time	3: Analysis Completed Date	4: Analysis Completed Time	5: QC - Blank	6: QC - STD % Recovery	7: QC - DUP % RPD	8: QC - Spike Rep	9: Col-31 Week 22	10: Col-32 Week 22
Ca (diss) [mg/L]	10-Jan-25	02:58	10-Jan-25	11:52	< 0.01	104%	2%	88%	13.9	19.6
Cd (diss) [mg/L]	10-Jan-25	02:58	10-Jan-25	11:52	< 0.000003	103%	1%	95%	< 0.000003	0.000007
Co (diss) [mg/L]	10-Jan-25	02:58	10-Jan-25	11:52	< 0.000004	102%	6%	92%	0.000016	0.000045
Cr (diss) [mg/L]	10-Jan-25	02:58	10-Jan-25	11:52	< 0.00008	105%	19%	111%	0.00012	< 0.00008
Cu (diss) [mg/L]	10-Jan-25	02:58	10-Jan-25	11:52	< 0.001	102%	4%	108%	< 0.001	< 0.001
Fe (diss) [mg/L]	10-Jan-25	02:58	10-Jan-25	11:52	< 0.007	107%	6%	100%	< 0.007	< 0.007
K (diss) [mg/L]	10-Jan-25	02:58	10-Jan-25	11:52	< 0.009	105%	3%	90%	5.09	4.06
Mg (diss) [mg/L]	10-Jan-25	02:58	10-Jan-25	11:52	< 0.001	103%	5%	84%	0.200	0.131
Mn (diss) [mg/L]	10-Jan-25	02:58	10-Jan-25	11:52	< 0.00001	106%	5%	103%	0.00276	0.00313
Mo (diss) [mg/L]	10-Jan-25	02:58	10-Jan-25	11:52	< 0.0004	102%	2%	109%	< 0.0004	< 0.0004
Na (diss) [mg/L]	10-Jan-25	02:58	10-Jan-25	11:52	< 0.01	106%	5%	130%	0.32	0.46
Ni (diss) [mg/L]	10-Jan-25	02:58	10-Jan-25	11:52	< 0.0001	105%	2%	85%	< 0.0001	< 0.0001
P (diss) [mg/L]	10-Jan-25	02:58	10-Jan-25	11:52	< 0.003	102%	1%	NV	< 0.003	< 0.003
Pb (diss) [mg/L]	10-Jan-25	02:58	10-Jan-25	11:52	< 0.00009	105%	3%	97%	< 0.00009	< 0.00009
S (diss) [mg/L]	10-Jan-25	02:58	10-Jan-25	11:52	< 5	102%	0%	NV	< 5	< 5
Sb (diss) [mg/L]	10-Jan-25	02:58	10-Jan-25	11:52	< 0.0009	104%	ND	111%	0.0021	0.0015
Se (diss) [mg/L]	10-Jan-25	02:58	10-Jan-25	11:52	< 0.00004	103%	2%	85%	< 0.00004	0.00006
Si (diss) [mg/L]	10-Jan-25	02:58	10-Jan-25	11:52	< 0.02	97%	0%	NV	2.57	3.22
Sn (diss) [mg/L]	10-Jan-25	02:58	10-Jan-25	11:52	< 0.00006	97%	15%	NV	0.00056	0.00258
Sr (diss) [mg/L]	10-Jan-25	02:58	13-Jan-25	12:57	< 0.00008	99%	2%	85%	0.0451	0.0270
Th (diss) [mg/L]	10-Jan-25	02:58	10-Jan-25	11:52	< 0.0001	97%	ND	NV	< 0.0001	< 0.0001
Ti (diss) [mg/L]	10-Jan-25	02:58	10-Jan-25	11:52	< 0.0001	104%	16%	NV	< 0.0001	0.0001
Tl (diss) [mg/L]	10-Jan-25	02:58	10-Jan-25	11:52	< 0.000005	106%	0%	100%	0.000008	0.000011
U (diss) [mg/L]	10-Jan-25	02:58	10-Jan-25	11:52	< 0.000002	102%	0%	116%	0.000726	0.000964
V (diss) [mg/L]	10-Jan-25	02:58	10-Jan-25	11:52	< 0.00001	106%	6%	123%	0.00107	0.00163
W (diss) [mg/L]	10-Jan-25	02:58	10-Jan-25	11:52	< 0.0002	96%	ND	NV	< 0.0002	< 0.0002
Zn (diss) [mg/L]	10-Jan-25	02:58	10-Jan-25	11:52	< 0.002	104%	1%	78%	< 0.002	< 0.002
Zr (diss) [mg/L]	10-Jan-25	02:58	10-Jan-25	11:52	< 0.002	97%	ND	NV	< 0.002	< 0.002

OnLine LIMS

00039877704

Results relate only to the sample tested. Data reported represents the sample submitted to SGS. Reproduction of this analytical report in full or in part is prohibited without prior written approval. Please refer to SGS General Conditions of Services located at https://www.sgs.ca/en/terms-and-conditions (Printed copies are available upon request.)
Test method information available upon request. "Temperature Upon Receipt" is representative of the whole shipment and may not reflect the temperature of individual samples.
SGS Canada Inc. Environment-Health & Safety statement of conformity decision rule does not consider uncertainty when analytical results are compared to a specified standard or regulation.

SGS Canada Inc.
P.O. Box 4300 - 185 Concession St.
Lakefield - Ontario - KOL 2HO
Phone: 705-652-2000 FAX: 705-652-6365

Analysis	11: Col-33 Week 22	12: Col-34 Week 22	13: Col-MB2 Week 22
Sample Date & Time	N/A	N/A	N/A
Temp Upon Receipt [°C]	20.0	20.0	20.0
pH [No unit]	7.04	7.25	5.90
Conductivity [uS/cm]	126	144	< 2
Alkalinity [mg/L as CaCO3]	54	73	< 2
Acidity [mg/L as CaCO3]	< 2	< 2	3
F [mg/L]	< 0.06	< 0.06	< 0.06
Cl [mg/L]	< 0.2	< 0.2	< 0.2
SO4 [mg/L]	6.8	5.4	< 0.2
Hg (diss) [mg/L]	< 0.00001	< 0.00001	< 0.00001
Ag (diss) [mg/L]	< 0.00005	< 0.00005	< 0.00005
Al (diss) [mg/L]	0.153	0.291	0.005
As (diss) [mg/L]	0.352	0.110	0.0002
Ba (diss) [mg/L]	0.00512	0.00394	0.00017
Be (diss) [mg/L]	< 0.000007	< 0.000007	< 0.000007
B (diss) [mg/L]	0.005	0.005	< 0.002
Bi (diss) [mg/L]	< 0.00001	< 0.00001	< 0.00001
Ca (diss) [mg/L]	21.7	21.4	0.04
Cd (diss) [mg/L]	0.000016	0.000005	< 0.000003
Co (diss) [mg/L]	0.00110	0.000628	0.000011
Cr (diss) [mg/L]	< 0.00008	< 0.00008	< 0.00008
Cu (diss) [mg/L]	< 0.001	< 0.001	< 0.001
Fe (diss) [mg/L]	< 0.007	< 0.007	< 0.007
K (diss) [mg/L]	4.85	8.17	0.012
Mg (diss) [mg/L]	0.202	0.434	0.003
Mn (diss) [mg/L]	0.0114	0.0422	0.00015
Mo (diss) [mg/L]	< 0.0004	< 0.0004	< 0.0004
Na (diss) [mg/L]	0.29	0.31	0.01
Ni (diss) [mg/L]	0.0005	0.0003	0.0001
P (diss) [mg/L]	0.007	< 0.003	< 0.003
Pb (diss) [mg/L]	0.00021	< 0.00009	< 0.00009

OnLine LIMS

00039877704

Results relate only to the sample tested. Data reported represents the sample submitted to SGS. Reproduction of this analytical report in full or in part is prohibited without prior written approval. Please refer to SGS General Conditions of Services located at https://www.sgs.ca/en/terms-and-conditions (Printed copies are available upon request.)
Test method information available upon request. "Temperature Upon Receipt" is representative of the whole shipment and may not reflect the temperature of individual samples.
SGS Canada Inc. Environment-Health & Safety statement of conformity decision rule does not consider uncertainty when analytical results are compared to a specified standard or regulation.

SGS Canada Inc.
P.O. Box 4300 - 185 Concession St.
Lakefield - Ontario - KOL 2HO
Phone: 705-652-2000 FAX: 705-652-6365

Env ICP-MS Metals Total and Dissolved Metals

Project : CA20M-00000-110-19896-02

LR Report : **CA12204-JAN25**

Analysis	11: Col-33 Week 22	12: Col-34 Week 22	13: Col-MB2 Week 22
S (diss) [mg/L]	< 5	< 5	< 5
Sb (diss) [mg/L]	0.0011	0.0019	< 0.0009
Se (diss) [mg/L]	0.00009	0.00007	< 0.00004
Si (diss) [mg/L]	3.10	2.23	< 0.02
Sn (diss) [mg/L]	0.00022	0.00058	0.00015
Sr (diss) [mg/L]	0.0131	0.0193	< 0.00008
Th (diss) [mg/L]	< 0.0001	< 0.0001	< 0.0001
Ti (diss) [mg/L]	< 0.0001	< 0.0001	< 0.0001
Tl (diss) [mg/L]	0.000021	0.000024	< 0.000005
U (diss) [mg/L]	0.00146	0.00271	< 0.000002
V (diss) [mg/L]	0.00228	0.00159	< 0.00001
W (diss) [mg/L]	0.0007	< 0.0002	< 0.0002
Zn (diss) [mg/L]	< 0.002	< 0.002	0.002
Zr (diss) [mg/L]	< 0.002	< 0.002	< 0.002

NA - Not applicable
ND - Not Detected
NV - No Value

Alisha Kelly, B.Sc.,
Project Specialist,
Environment, Health & Safety

OnLine LIMS

0003987704

Results relate only to the sample tested. Data reported represents the sample submitted to SGS. Reproduction of this analytical report in full or in part is prohibited without prior written approval. Please refer to SGS General Conditions of Services located at https://www.sgs.ca/en/terms-and-conditions (Printed copies are available upon request.)
Test method information available upon request. "Temperature Upon Receipt" is representative of the whole shipment and may not reflect the temperature of individual samples.
SGS Canada Inc. Environment-Health & Safety statement of conformity decision rule does not consider uncertainty when analytical results are compared to a specified standard or regulation.

SGS Canada Inc.
P.O. Box 4300 - 185 Concession St.
Lakefield - Ontario - KOL 2HO
Phone: 705-652-2000 FAX: 705-652-6365

Env ICP-MS Metals Total and Dissolved Metals

Project : CA20M-00000-110-19896-02

27-January-2025

SGS Lakefield Environmental Met
Attn : Barb Bowman

QC Required in reports**,
,
Phone: , Fax:

Date Rec. : 14 January 2025
LR Report: **CA13343-JAN25**
Reference: 19896-02-26

Copy: #1

CERTIFICATE OF ANALYSIS
Final Report

Analysis	1: Analysis Start Date	2: Analysis Start Time	3: Analysis Completed Date	4: Analysis Completed Time	5: QC - Blank	6: QC - STD % Recovery	7: QC - DUP % RPD
Sample Date & Time							
Temp Upon Receipt [°C]							
pH [No unit]	15-Jan-25	14:02	16-Jan-25	11:08	NA	100%	0%
Conductivity [uS/cm]	15-Jan-25	14:02	16-Jan-25	11:08	< 2	101%	0%
Alkalinity [mg/L as CaCO3]	15-Jan-25	14:02	16-Jan-25	11:08	< 2	100%	0%
Acidity [mg/L as CaCO3]	15-Jan-25	14:02	16-Jan-25	11:08	2	106%	ND
F [mg/L]	16-Jan-25	08:02	16-Jan-25	10:29	< 0.06	95%	ND
Cl [mg/L]	15-Jan-25	09:17	16-Jan-25	08:16	< 0.2	101%	ND
SO4 [mg/L]	15-Jan-25	09:17	16-Jan-25	08:16	< 0.2	102%	0%
Hg (diss) [mg/L]	20-Jan-25	14:58	20-Jan-25	13:55	< 0.00001	91%	ND
Ag (diss) [mg/L]	17-Jan-25	01:08	20-Jan-25	09:44	< 0.00005	97%	ND
Al (diss) [mg/L]	17-Jan-25	01:08	20-Jan-25	09:44	< 0.001	108%	ND
As (diss) [mg/L]	17-Jan-25	01:08	20-Jan-25	09:44	< 0.0002	105%	ND
Ba (diss) [mg/L]	17-Jan-25	01:08	20-Jan-25	09:44	< 0.00008	99%	ND
Be (diss) [mg/L]	17-Jan-25	01:08	20-Jan-25	09:44	< 0.000007	97%	ND
B (diss) [mg/L]	17-Jan-25	01:08	20-Jan-25	09:44	< 0.002	102%	ND
Bi (diss) [mg/L]	17-Jan-25	01:08	20-Jan-25	09:44	< 0.00001	103%	ND
Ca (diss) [mg/L]	17-Jan-25	01:08	20-Jan-25	09:44	< 0.01	107%	ND
Cd (diss) [mg/L]	17-Jan-25	01:08	20-Jan-25	09:44	< 0.000003	105%	ND
Co (diss) [mg/L]	17-Jan-25	01:08	20-Jan-25	09:44	< 0.000004	102%	ND
Cr (diss) [mg/L]	17-Jan-25	01:08	20-Jan-25	09:44	< 0.00008	106%	ND
Cu (diss) [mg/L]	17-Jan-25	01:08	20-Jan-25	09:44	< 0.001	106%	ND
Fe (diss) [mg/L]	17-Jan-25	01:08	20-Jan-25	09:44	< 0.007	108%	ND
K (diss) [mg/L]	17-Jan-25	01:08	20-Jan-25	09:44	< 0.009	107%	6%
Mg (diss) [mg/L]	17-Jan-25	01:08	20-Jan-25	09:44	< 0.001	107%	0%
Mn (diss) [mg/L]	17-Jan-25	01:08	20-Jan-25	09:44	< 0.00001	107%	ND
Mo (diss) [mg/L]	17-Jan-25	01:08	20-Jan-25	09:44	< 0.0004	104%	ND
Na (diss) [mg/L]	17-Jan-25	01:08	20-Jan-25	09:44	< 0.01	104%	0%
Ni (diss) [mg/L]	17-Jan-25	01:08	20-Jan-25	09:44	< 0.0001	106%	ND
P (diss) [mg/L]	17-Jan-25	01:08	20-Jan-25	09:44	< 0.003	102%	ND
Pb (diss) [mg/L]	17-Jan-25	01:08	20-Jan-25	09:44	< 0.00009	101%	ND
S (diss) [mg/L]	17-Jan-25	01:08	20-Jan-25	09:44	< 5	105%	ND
Sb (diss) [mg/L]	17-Jan-25	01:08	20-Jan-25	09:44	< 0.0009	105%	ND
Se (diss) [mg/L]	17-Jan-25	01:08	20-Jan-25	09:44	< 0.00004	102%	ND

OnLine LIMS

00039978

Results relate only to the sample tested. Data reported represents the sample submitted to SGS. Reproduction of this analytical report in full or in part is prohibited without prior written approval. Please refer to SGS General Conditions of Services located at https://www.sgs.ca/en/terms-and-conditions (Printed copies are available upon request.)
Test method information available upon request. "Temperature Upon Receipt" is representative of the whole shipment and may not reflect the temperature of individual samples.
SGS Canada Inc. Environment-Health & Safety statement of conformity decision rule does not consider uncertainty when analytical results are compared to a specified standard or regulation.

SGS Canada Inc.
P.O. Box 4300 - 185 Concession St.
Lakefield - Ontario - KOL 2HO
Phone: 705-652-2000 FAX: 705-652-6365

Env ICP-MS Metals Total and Dissolved Metals

Project : CA20M-00000-110-19896-02

LR Report : **CA13343-JAN25**

Analysis	1: Analysis Start Date	2: Analysis Start Time	3: Analysis Completed Date	4: Analysis Completed Time	5: QC - Blank	6: QC - STD % Recovery	7: QC - DUP % RPD
Si (diss) [mg/L]	17-Jan-25	01:08	20-Jan-25	09:44	< 0.02	101%	ND
Sn (diss) [mg/L]	17-Jan-25	01:08	20-Jan-25	09:44	< 0.00006	105%	ND
Sr (diss) [mg/L]	17-Jan-25	01:08	20-Jan-25	09:44	< 0.00008	106%	ND
Th (diss) [mg/L]	17-Jan-25	01:08	20-Jan-25	09:44	< 0.0001	96%	ND
Ti (diss) [mg/L]	17-Jan-25	01:08	20-Jan-25	09:44	< 0.0001	103%	ND
Tl (diss) [mg/L]	17-Jan-25	01:08	20-Jan-25	09:44	< 0.000005	102%	ND
U (diss) [mg/L]	17-Jan-25	01:08	20-Jan-25	09:44	< 0.000002	100%	ND
V (diss) [mg/L]	17-Jan-25	01:08	20-Jan-25	09:44	< 0.00001	105%	ND
W (diss) [mg/L]	17-Jan-25	01:08	20-Jan-25	09:44	< 0.0002	104%	ND
Zn (diss) [mg/L]	17-Jan-25	01:08	20-Jan-25	09:44	< 0.002	105%	ND
Zr (diss) [mg/L]	17-Jan-25	01:08	20-Jan-25	09:44	< 0.002	101%	ND

Analysis	8: QC - Spike Rep	9: Col-31 Week 23	10: Col-32 Week 23	11: Col-33 Week 23	12: Col-34 Week 23	13: Col-MB2 23
Sample Date & Time		N/A	N/A	N/A	N/A	N/A
Temp Upon Receipt [°C]		19.0	19.0	19.0	19.0	19.0
pH [No unit]	NA	7.76	7.91	7.91	8.02	6.15
Conductivity [uS/cm]	NA	87	119	126	143	< 2
Alkalinity [mg/L as CaCO3]	NA	39	59	58	66	< 2
Acidity [mg/L as CaCO3]	NA	< 2	< 2	< 2	< 2	2
F [mg/L]	98%	< 0.06	< 0.06	< 0.06	< 0.06	< 0.06
Cl [mg/L]	101%	< 0.2	< 0.2	< 0.2	< 0.2	< 0.2
SO4 [mg/L]	100%	4.8	3.1	6.0	4.8	< 0.2
Hg (diss) [mg/L]	109%	< 0.00001	< 0.00001	< 0.00001	< 0.00001	< 0.00001
Ag (diss) [mg/L]	116%	< 0.00005	< 0.00005	< 0.00005	< 0.00005	< 0.00005
Al (diss) [mg/L]	99%	0.272	0.282	0.144	0.297	< 0.001
As (diss) [mg/L]	97%	0.0254	0.0472	0.312	0.102	< 0.0002
Ba (diss) [mg/L]	97%	0.00090	0.00248	0.00437	0.00383	0.00020
Be (diss) [mg/L]	92%	< 0.000007	< 0.000007	< 0.000007	< 0.000007	< 0.000007
B (diss) [mg/L]	93%	0.005	0.003	< 0.002	< 0.002	< 0.002
Bi (diss) [mg/L]	102%	< 0.00001	< 0.00001	< 0.00001	< 0.00001	< 0.00001
Ca (diss) [mg/L]	99%	13.1	20.8	20.4	22.3	0.03
Cd (diss) [mg/L]	101%	< 0.000003	0.000010	0.000015	0.000006	< 0.000003
Co (diss) [mg/L]	93%	0.000015	0.000036	0.00102	0.000617	0.000007
Cr (diss) [mg/L]	100%	< 0.00008	< 0.00008	< 0.00008	0.00022	< 0.00008
Cu (diss) [mg/L]	104%	< 0.001	< 0.001	< 0.001	< 0.001	< 0.001
Fe (diss) [mg/L]	100%	< 0.007	< 0.007	< 0.007	< 0.007	< 0.007
K (diss) [mg/L]	96%	5.02	4.16	4.24	8.08	< 0.009
Mg (diss) [mg/L]	97%	0.191	0.139	0.192	0.444	0.002
Mn (diss) [mg/L]	105%	0.00260	0.00157	0.0103	0.0447	0.00013
Mo (diss) [mg/L]	93%	< 0.0004	< 0.0004	< 0.0004	< 0.0004	< 0.0004
Na (diss) [mg/L]	93%	0.26	0.45	0.24	0.29	0.01
Ni (diss) [mg/L]	96%	< 0.0001	< 0.0001	0.0006	0.0003	0.0002
P (diss) [mg/L]	NV	0.003	< 0.003	0.005	0.004	< 0.003
Pb (diss) [mg/L]	91%	< 0.00009	< 0.00009	0.00017	< 0.00009	< 0.00009
S (diss) [mg/L]	NV	< 5	< 5	< 5	< 5	< 5
Sb (diss) [mg/L]	116%	0.0019	0.0015	0.0010	0.0018	< 0.0009
Se (diss) [mg/L]	110%	< 0.00004	0.00006	0.00006	0.00008	< 0.00004
Si (diss) [mg/L]	NV	2.37	3.15	2.76	2.00	< 0.02

OnLine LIMS

00039978

Results relate only to the sample tested. Data reported represents the sample submitted to SGS. Reproduction of this analytical report in full or in part is prohibited without prior written approval. Please refer to SGS General Conditions of Services located at https://www.sgs.ca/en/terms-and-conditions (Printed copies are available upon request.)
Test method information available upon request. "Temperature Upon Receipt" is representative of the whole shipment and may not reflect the temperature of individual samples.
SGS Canada Inc. Environment-Health & Safety statement of conformity decision rule does not consider uncertainty when analytical results are compared to a specified standard or regulation.

SGS Canada Inc.
P.O. Box 4300 - 185 Concession St.
Lakefield - Ontario - KOL 2HO
Phone: 705-652-2000 FAX: 705-652-6365

Env ICP-MS Metals Total and Dissolved Metals

Project : CA20M-00000-110-19896-02

LR Report : **CA13343-JAN25**

Analysis	8: QC - Spike Rep	9: Col-31 Week 23	10: Col-32 Week 23	11: Col-33 Week 23	12: Col-34 Week 23	13: Col-MB2 23
Sn (diss) [mg/L]	NV	0.00048	0.00260	0.00019	0.00055	0.00013
Sr (diss) [mg/L]	99%	0.0423	0.0265	0.0116	0.0188	< 0.00008
Th (diss) [mg/L]	NV	< 0.0001	< 0.0001	< 0.0001	< 0.0001	< 0.0001
Ti (diss) [mg/L]	NV	< 0.0001	< 0.0001	< 0.0001	< 0.0001	< 0.0001
Tl (diss) [mg/L]	91%	0.000010	0.000013	0.000021	0.000026	< 0.000005
U (diss) [mg/L]	95%	0.000637	0.000900	0.00122	0.00247	< 0.000002
V (diss) [mg/L]	97%	0.00096	0.00155	0.00198	0.00145	< 0.00001
W (diss) [mg/L]	NV	< 0.0002	< 0.0002	0.0006	< 0.0002	< 0.0002
Zn (diss) [mg/L]	102%	< 0.002	< 0.002	< 0.002	< 0.002	0.002
Zr (diss) [mg/L]	NV	< 0.002	< 0.002	< 0.002	< 0.002	< 0.002

NA - Not applicable
ND - Not Detected
NV - No Value

Alisha Kelly, B.Sc.,
Project Specialist,
Environment, Health & Safety

OnLine LIMS

00039778

Results relate only to the sample tested. Data reported represents the sample submitted to SGS. Reproduction of this analytical report in full or in part is prohibited without prior written approval. Please refer to SGS General Conditions of Services located at https://www.sgs.ca/en/terms-and-conditions (Printed copies are available upon request.)
Test method information available upon request. "Temperature Upon Receipt" is representative of the whole shipment and may not reflect the temperature of individual samples.
SGS Canada Inc. Environment-Health & Safety statement of conformity decision rule does not consider uncertainty when analytical results are compared to a specified standard or regulation.

SGS Canada Inc.
P.O. Box 4300 - 185 Concession St.
Lakefield - Ontario - KOL 2HO
Phone: 705-652-2000 FAX: 705-652-6365

Env ICP-MS Metals Total and Dissolved Metals

Project : CA20M-00000-110-19896-02

30-January-2025

SGS Lakefield Environmental Met
Attn : Barb Bowman

QC Required in reports**,
,
Phone: , Fax:

Date Rec. : 21 January 2025
LR Report: **CA13629-JAN25**
Reference: 19896-02-27

Copy: #1

CERTIFICATE OF ANALYSIS
Final Report

Analysis	1: Analysis Start Date	2: Analysis Start Time	3: Analysis Completed Date	4: Analysis Completed Time	5: QC - Blank	6: QC - STD % Recovery	7: QC - DUP % RPD
Sample Date & Time							
Temp Upon Receipt [°C]	---	---	---	---	---	---	---
pH [No unit]	22-Jan-25	12:08	23-Jan-25	10:03	NA	100%	1%
Conductivity [uS/cm]	22-Jan-25	12:08	23-Jan-25	10:03	< 2	99%	0%
Alkalinity [mg/L as CaCO3]	22-Jan-25	12:08	23-Jan-25	10:03	< 2	102%	0%
Acidity [mg/L as CaCO3]	22-Jan-25	12:08	23-Jan-25	10:03	2	100%	ND
F [mg/L]	28-Jan-25	08:41	28-Jan-25	12:44	< 0.06	101%	ND
Cl [mg/L]	28-Jan-25	13:32	29-Jan-25	15:54	< 0.2	105%	0%
SO4 [mg/L]	28-Jan-25	13:32	29-Jan-25	15:54	< 0.2	94%	7%
Hg (diss) [mg/L]	27-Jan-25	16:19	28-Jan-25	09:48	< 0.00001	115%	ND
Ag (diss) [mg/L]	27-Jan-25	14:22	28-Jan-25	09:48	< 0.00005	96%	ND
Al (diss) [mg/L]	27-Jan-25	14:22	28-Jan-25	09:48	< 0.001	99%	ND
As (diss) [mg/L]	27-Jan-25	14:22	28-Jan-25	09:48	< 0.0002	99%	ND
Ba (diss) [mg/L]	27-Jan-25	14:22	28-Jan-25	09:48	< 0.00008	98%	2%
Be (diss) [mg/L]	27-Jan-25	14:22	28-Jan-25	09:48	< 0.000007	94%	ND
B (diss) [mg/L]	27-Jan-25	14:22	28-Jan-25	09:48	< 0.002	102%	2%
Bi (diss) [mg/L]	27-Jan-25	14:22	28-Jan-25	09:48	< 0.00001	93%	ND
Ca (diss) [mg/L]	27-Jan-25	14:22	28-Jan-25	09:48	< 0.01	100%	4%
Cd (diss) [mg/L]	27-Jan-25	14:22	28-Jan-25	09:48	< 0.000003	98%	ND
Co (diss) [mg/L]	27-Jan-25	14:22	28-Jan-25	09:48	< 0.000004	96%	ND
Cr (diss) [mg/L]	27-Jan-25	14:22	28-Jan-25	09:48	< 0.00008	98%	ND
Cu (diss) [mg/L]	27-Jan-25	14:22	28-Jan-25	09:48	< 0.001	93%	ND
Fe (diss) [mg/L]	27-Jan-25	14:22	28-Jan-25	09:48	< 0.007	99%	ND
K (diss) [mg/L]	27-Jan-25	14:22	28-Jan-25	09:48	< 0.009	98%	0%
Mg (diss) [mg/L]	27-Jan-25	14:22	28-Jan-25	09:48	< 0.001	97%	2%
Mn (diss) [mg/L]	27-Jan-25	14:22	28-Jan-25	09:48	< 0.00001	99%	ND
Mo (diss) [mg/L]	27-Jan-25	14:22	28-Jan-25	09:48	< 0.0004	97%	ND
Na (diss) [mg/L]	27-Jan-25	14:22	28-Jan-25	09:48	< 0.01	99%	0%
Ni (diss) [mg/L]	27-Jan-25	14:22	28-Jan-25	09:48	< 0.0001	98%	ND
P (diss) [mg/L]	27-Jan-25	14:22	28-Jan-25	09:48	< 0.003	Error!	ND
Pb (diss) [mg/L]	27-Jan-25	14:22	28-Jan-25	09:48	< 0.00009	94%	ND
S (diss) [mg/L]	27-Jan-25	14:22	28-Jan-25	09:48	< 5	108%	ND
Sb (diss) [mg/L]	27-Jan-25	14:22	28-Jan-25	09:48	< 0.0009	106%	ND
Se (diss) [mg/L]	27-Jan-25	14:22	28-Jan-25	09:48	< 0.00004	97%	ND

OnLine LIMS

0004002614

Results relate only to the sample tested. Data reported represents the sample submitted to SGS. Reproduction of this analytical report in full or in part is prohibited without prior written approval. Please refer to SGS General Conditions of Services located at https://www.sgs.ca/en/terms-and-conditions (Printed copies are available upon request.)
Test method information available upon request. "Temperature Upon Receipt" is representative of the whole shipment and may not reflect the temperature of individual samples.
SGS Canada Inc. Environment-Health & Safety statement of conformity decision rule does not consider uncertainty when analytical results are compared to a specified standard or regulation.

SGS Canada Inc.
P.O. Box 4300 - 185 Concession St.
Lakefield - Ontario - KOL 2HO
Phone: 705-652-2000 FAX: 705-652-6365

Env ICP-MS Metals Total and Dissolved Metals

Project : CA20M-00000-110-19896-02

LR Report : **CA13629-JAN25**

Analysis	1: Analysis Start Date	2: Analysis Start Time	3: Analysis Completed Date	4: Analysis Completed Time	5: QC - Blank	6: QC - STD % Recovery	7: QC - DUP % RPD
Si (diss) [mg/L]	27-Jan-25	14:22	28-Jan-25	09:48	< 0.02	93%	1%
Sn (diss) [mg/L]	27-Jan-25	14:22	28-Jan-25	09:48	< 0.00006	103%	ND
Sr (diss) [mg/L]	27-Jan-25	14:22	28-Jan-25	09:48	< 0.00008	98%	0%
Th (diss) [mg/L]	27-Jan-25	14:22	28-Jan-25	09:48	< 0.0001	92%	ND
Ti (diss) [mg/L]	27-Jan-25	14:22	28-Jan-25	09:48	< 0.0001	102%	ND
Tl (diss) [mg/L]	27-Jan-25	14:22	28-Jan-25	09:48	< 0.000005	94%	ND
U (diss) [mg/L]	27-Jan-25	14:22	28-Jan-25	09:48	< 0.000002	98%	ND
V (diss) [mg/L]	27-Jan-25	14:22	28-Jan-25	09:48	< 0.00001	94%	ND
W (diss) [mg/L]	27-Jan-25	14:22	28-Jan-25	09:48	< 0.0002	102%	ND
Zn (diss) [mg/L]	27-Jan-25	14:22	28-Jan-25	09:48	< 0.002	100%	ND
Zr (diss) [mg/L]	27-Jan-25	14:22	28-Jan-25	09:48	< 0.002	90%	ND

Analysis	8: QC - Spike Rep	9: Col-31 Week 24	10: Col-32 Week 24	11: Col-33 Week 24	12: Col-34 Week 24	13: Col-MB2 Week 24
Sample Date & Time		N/A	N/A	N/A	N/A	N/A
Temp Upon Receipt [°C]	---	19.0	19.0	19.0	19.0	19.0
pH [No unit]	NA	7.42	7.54	7.56	7.85	6.49
Conductivity [uS/cm]	NA	82	106	114	129	3
Alkalinity [mg/L as CaCO3]	NA	43	58	58	65	< 2
Acidity [mg/L as CaCO3]	NA	< 2	< 2	< 2	< 2	< 2
F [mg/L]	89%	< 0.06	< 0.06	< 0.06	< 0.06	< 0.06
Cl [mg/L]	104%	< 0.2	0.3	< 0.2	< 0.2	< 0.2
SO4 [mg/L]	NV	4.9	3.2	6.2	5.0	< 0.2
Hg (diss) [mg/L]	93%	< 0.00001	< 0.00001	< 0.00001	< 0.00001	< 0.00001
Ag (diss) [mg/L]	76%	< 0.00005	< 0.00005	< 0.00005	< 0.00005	< 0.00005
Al (diss) [mg/L]	102%	0.315	0.294	0.163	0.315	< 0.001
As (diss) [mg/L]	101%	0.0284	0.0503	0.347	0.118	< 0.0002
Ba (diss) [mg/L]	104%	0.00101	0.00285	0.00548	0.00427	0.00020
Be (diss) [mg/L]	97%	< 0.000007	< 0.000007	< 0.000007	< 0.000007	< 0.000007
B (diss) [mg/L]	104%	0.006	0.003	< 0.002	< 0.002	< 0.002
Bi (diss) [mg/L]	116%	< 0.00001	< 0.00001	< 0.00001	< 0.00001	< 0.00001
Ca (diss) [mg/L]	98%	14.1	21.1	22.0	22.8	0.02
Cd (diss) [mg/L]	104%	< 0.000003	0.000006	0.000018	0.000006	0.000029
Co (diss) [mg/L]	100%	0.000014	0.000017	0.00103	0.000635	0.000006
Cr (diss) [mg/L]	99%	< 0.00008	< 0.00008	< 0.00008	< 0.00008	< 0.00008
Cu (diss) [mg/L]	98%	< 0.001	< 0.001	< 0.001	< 0.001	< 0.001
Fe (diss) [mg/L]	100%	< 0.007	< 0.007	< 0.007	< 0.007	< 0.007
K (diss) [mg/L]	88%	5.06	4.24	4.54	8.13	< 0.009
Mg (diss) [mg/L]	92%	0.191	0.133	0.200	0.448	< 0.001
Mn (diss) [mg/L]	99%	0.00309	0.00035	0.0114	0.0496	0.00009
Mo (diss) [mg/L]	93%	< 0.0004	< 0.0004	< 0.0004	< 0.0004	< 0.0004
Na (diss) [mg/L]	96%	0.24	0.44	0.26	0.30	0.02
Ni (diss) [mg/L]	97%	< 0.0001	0.0001	0.0005	0.0002	0.0002
P (diss) [mg/L]	NV	< 0.003	< 0.003	< 0.003	< 0.003	< 0.003
Pb (diss) [mg/L]	93%	< 0.00009	< 0.00009	0.00017	< 0.00009	< 0.00009
S (diss) [mg/L]	NV	< 5	< 5	< 5	< 5	< 5
Sb (diss) [mg/L]	116%	0.0021	0.0015	0.0012	0.0020	< 0.0009
Se (diss) [mg/L]	90%	< 0.00004	0.00005	0.00007	0.00006	< 0.00004
Si (diss) [mg/L]	NV	2.56	3.23	3.18	2.28	< 0.02

OnLine LIMS

0004002614

Results relate only to the sample tested. Data reported represents the sample submitted to SGS. Reproduction of this analytical report in full or in part is prohibited without prior written approval. Please refer to SGS General Conditions of Services located at https://www.sgs.ca/en/terms-and-conditions (Printed copies are available upon request.)
Test method information available upon request. "Temperature Upon Receipt" is representative of the whole shipment and may not reflect the temperature of individual samples.
SGS Canada Inc. Environment-Health & Safety statement of conformity decision rule does not consider uncertainty when analytical results are compared to a specified standard or regulation.

SGS Canada Inc.
P.O. Box 4300 - 185 Concession St.
Lakefield - Ontario - KOL 2HO
Phone: 705-652-2000 FAX: 705-652-6365

Env ICP-MS Metals Total and Dissolved Metals

Project : CA20M-00000-110-19896-02

LR Report : **CA13629-JAN25**

Analysis	8: QC - Spike Rep	9: Col-31 Week 24	10: Col-32 Week 24	11: Col-33 Week 24	12: Col-34 Week 24	13: Col-MB2 Week 24
Sn (diss) [mg/L]	NV	0.00056	0.00336	0.00029	0.00070	0.00019
Sr (diss) [mg/L]	104%	0.0453	0.0265	0.0124	0.0192	< 0.00008
Th (diss) [mg/L]	NV	< 0.0001	< 0.0001	< 0.0001	< 0.0001	< 0.0001
Ti (diss) [mg/L]	NV	< 0.0001	< 0.0001	< 0.0001	< 0.0001	< 0.0001
Tl (diss) [mg/L]	96%	0.000011	0.000012	0.000024	0.000026	< 0.000005
U (diss) [mg/L]	95%	0.000711	0.000924	0.00140	0.00270	< 0.000002
V (diss) [mg/L]	97%	0.00100	0.00162	0.00207	0.00149	< 0.00001
W (diss) [mg/L]	NV	< 0.0002	< 0.0002	0.0007	< 0.0002	< 0.0002
Zn (diss) [mg/L]	103%	< 0.002	< 0.002	< 0.002	< 0.002	0.003
Zr (diss) [mg/L]	NV	< 0.002	< 0.002	< 0.002	< 0.002	< 0.002

NA - Not applicable
ND - Not Detected
NV - No Value

Alisha Kelly, B.Sc.,
Project Specialist,
Environment, Health & Safety

OnLine LIMS

0004002614

Results relate only to the sample tested. Data reported represents the sample submitted to SGS. Reproduction of this analytical report in full or in part is prohibited without prior written approval. Please refer to SGS General Conditions of Services located at https://www.sgs.ca/en/terms-and-conditions (Printed copies are available upon request.)
Test method information available upon request. "Temperature Upon Receipt" is representative of the whole shipment and may not reflect the temperature of individual samples.
SGS Canada Inc. Environment-Health & Safety statement of conformity decision rule does not consider uncertainty when analytical results are compared to a specified standard or regulation.

SGS Canada Inc.
P.O. Box 4300 - 185 Concession St.
Lakefield - Ontario - KOL 2HO
Phone: 705-652-2000 FAX: 705-652-6365

Env ICP-MS Metals Total and Dissolved Metals

Project : CA20M-00000-110-19896-02

11-February-2025

SGS Lakefield Environmental Met
Attn : Barb Bowman

QC Required in reports**,
,
Phone: , Fax:

Date Rec. : 28 January 2025
LR Report: **CA13867-JAN25**
Reference: 19896-02-28

Copy: #1

CERTIFICATE OF ANALYSIS
Final Report

Analysis	1: Analysis Start Date	2: Analysis Start Time	3: Analysis Completed Date	4: Analysis Completed Time	5: QC - Blank	6: QC - STD % Recovery	7: QC - DUP % RPD
Sample Date & Time							
Temp Upon Receipt [°C]	---	---	---	---	---	---	---
pH [No unit]	29-Jan-25	12:44	30-Jan-25	13:26	NA	100%	0%
Conductivity [uS/cm]	29-Jan-25	12:44	30-Jan-25	13:26	< 2	100%	0%
Alkalinity [mg/L as CaCO3]	29-Jan-25	12:44	30-Jan-25	13:26	< 2	109%	0%
Acidity [mg/L as CaCO3]	29-Jan-25	12:44	30-Jan-25	13:26	2	96%	ND
F [mg/L]	03-Feb-25	09:29	03-Feb-25	13:15	< 0.06	100%	ND
Cl [mg/L]	03-Feb-25	21:35	10-Feb-25	11:52	< 0.2	102%	4%
SO4 [mg/L]	03-Feb-25	21:35	10-Feb-25	11:52	< 0.2	100%	2%
Hg (diss) [mg/L]	31-Jan-25	08:57	31-Jan-25	14:00	< 0.00001	88%	ND
Ag (diss) [mg/L]	30-Jan-25	18:58	31-Jan-25	14:00	< 0.00005	101%	ND
Al (diss) [mg/L]	30-Jan-25	18:58	31-Jan-25	14:00	< 0.001	97%	ND
As (diss) [mg/L]	30-Jan-25	18:58	31-Jan-25	14:00	< 0.0002	105%	ND
Ba (diss) [mg/L]	30-Jan-25	18:58	31-Jan-25	14:00	< 0.00008	106%	ND
Be (diss) [mg/L]	30-Jan-25	18:58	31-Jan-25	14:00	< 0.000007	105%	ND
B (diss) [mg/L]	30-Jan-25	18:58	31-Jan-25	14:00	< 0.002	103%	2%
Bi (diss) [mg/L]	30-Jan-25	18:58	31-Jan-25	14:00	< 0.00001	104%	ND
Ca (diss) [mg/L]	30-Jan-25	18:58	31-Jan-25	14:00	< 0.01	101%	3%
Cd (diss) [mg/L]	30-Jan-25	18:58	31-Jan-25	14:00	< 0.000003	104%	ND
Co (diss) [mg/L]	30-Jan-25	18:58	31-Jan-25	14:00	4e-06	100%	ND
Cr (diss) [mg/L]	30-Jan-25	18:58	31-Jan-25	14:00	< 0.00008	107%	ND
Cu (diss) [mg/L]	30-Jan-25	18:58	31-Jan-25	14:00	< 0.001	105%	ND
Fe (diss) [mg/L]	30-Jan-25	18:58	31-Jan-25	14:00	< 0.007	106%	ND
K (diss) [mg/L]	30-Jan-25	18:58	31-Jan-25	14:00	< 0.009	104%	1%
Mg (diss) [mg/L]	30-Jan-25	18:58	31-Jan-25	14:00	< 0.001	100%	0%
Mn (diss) [mg/L]	30-Jan-25	18:58	31-Jan-25	14:00	< 0.00001	104%	ND
Mo (diss) [mg/L]	30-Jan-25	18:58	31-Jan-25	14:00	< 0.0004	98%	ND
Na (diss) [mg/L]	30-Jan-25	18:58	31-Jan-25	14:00	< 0.01	94%	1%

OnLine LIMS

0004013758

Results relate only to the sample tested. Data reported represents the sample submitted to SGS. Reproduction of this analytical report in full or in part is prohibited without prior written approval. Please refer to SGS General Conditions of Services located at https://www.sgs.ca/en/terms-and-conditions (Printed copies are available upon request.)
Test method information available upon request. "Temperature Upon Receipt" is representative of the whole shipment and may not reflect the temperature of individual samples.
SGS Canada Inc. Environment-Health & Safety statement of conformity decision rule does not consider uncertainty when analytical results are compared to a specified standard or regulation.

SGS Canada Inc.
P.O. Box 4300 - 185 Concession St.
Lakefield - Ontario - KOL 2HO
Phone: 705-652-2000 FAX: 705-652-6365

Env ICP-MS Metals Total and Dissolved Metals

Project : CA20M-00000-110-19896-02

LR Report : **CA13867-JAN25**

Analysis	1: Analysis Start Date	2: Analysis Start Time	3: Analysis Completed Date	4: Analysis Completed Time	5: QC - Blank	6: QC - STD % Recovery	7: QC - DUP % RPD
Ni (diss) [mg/L]	30-Jan-25	18:58	31-Jan-25	12:47	< 0.0001	105%	ND
P (diss) [mg/L]	30-Jan-25	18:58	31-Jan-25	12:47	< 0.003	98%	ND
Pb (diss) [mg/L]	30-Jan-25	18:58	31-Jan-25	12:47	< 0.00009	104%	ND
S (diss) [mg/L]	30-Jan-25	18:58	31-Jan-25	12:47	< 5	110%	ND
Sb (diss) [mg/L]	30-Jan-25	18:58	31-Jan-25	12:47	< 0.0009	109%	ND
Se (diss) [mg/L]	30-Jan-25	18:58	31-Jan-25	12:47	< 0.00004	105%	ND
Si (diss) [mg/L]	30-Jan-25	18:58	31-Jan-25	12:47	< 0.02	96%	ND
Sn (diss) [mg/L]	30-Jan-25	18:58	31-Jan-25	12:47	< 0.00006	103%	ND
Sr (diss) [mg/L]	30-Jan-25	18:58	31-Jan-25	12:47	< 0.00008	103%	0%
Th (diss) [mg/L]	30-Jan-25	18:58	31-Jan-25	12:47	< 0.0001	103%	ND
Ti (diss) [mg/L]	30-Jan-25	18:58	31-Jan-25	12:47	< 0.0001	99%	ND
Tl (diss) [mg/L]	30-Jan-25	18:58	31-Jan-25	12:47	< 0.000005	103%	ND
U (diss) [mg/L]	30-Jan-25	18:58	31-Jan-25	12:47	< 0.000002	108%	ND
V (diss) [mg/L]	30-Jan-25	18:58	31-Jan-25	12:47	< 0.00001	104%	ND
W (diss) [mg/L]	30-Jan-25	18:58	31-Jan-25	12:47	< 0.0002	101%	ND
Zn (diss) [mg/L]	30-Jan-25	18:58	31-Jan-25	12:47	< 0.002	97%	ND
Zr (diss) [mg/L]	30-Jan-25	18:58	31-Jan-25	12:47	< 0.002	93%	ND

Analysis	8: QC - Spike Rep	9: Col-31 Week 25	10: Col-32 Week 25	11: Col-33 Week 25	12: Col-34 Week 25	13: Col-MB2 Week 25
Sample Date & Time		N/A	N/A	N/A	N/A	N/A
Temp Upon Receipt [°C]	---	19.0	19.0	19.0	19.0	19.0
pH [No unit]	NA	7.84	7.94	7.91	7.98	5.91
Conductivity [uS/cm]	NA	84	111	121	141	< 2
Alkalinity [mg/L as CaCO3]	NA	41	56	64	70	< 2
Acidity [mg/L as CaCO3]	NA	< 2	< 2	< 2	< 2	3
F [mg/L]	104%	< 0.06	< 0.06	< 0.06	< 0.06	< 0.06
Cl [mg/L]	103%	< 0.2	< 0.2	< 0.2	0.2	< 0.2
SO4 [mg/L]	101%	4.9	3.2	6.3	5.1	< 0.2
Hg (diss) [mg/L]	100%	< 0.00001	< 0.00001	< 0.00001	< 0.00001	< 0.00001
Ag (diss) [mg/L]	125%	< 0.00005	< 0.00005	< 0.00005	< 0.00005	< 0.00005
Al (diss) [mg/L]	110%	0.480	0.302	0.161	0.308	< 0.001
As (diss) [mg/L]	102%	0.0286	0.0484	0.304	0.0967	< 0.0002
Ba (diss) [mg/L]	97%	0.00093	0.00239	0.00451	0.00388	0.00010
Be (diss) [mg/L]	101%	< 0.000007	0.000007	< 0.000007	< 0.000007	0.000012
B (diss) [mg/L]	97%	0.009	0.008	0.007	0.007	0.018
Bi (diss) [mg/L]	124%	< 0.00001	< 0.00001	< 0.00001	< 0.00001	< 0.00001
Ca (diss) [mg/L]	105%	14.0	20.8	21.7	22.7	0.02
Cd (diss) [mg/L]	112%	< 0.000003	0.000003	0.000014	0.000005	0.000012
Co (diss) [mg/L]	105%	0.000018	0.000037	0.00106	0.000621	0.000020
Cr (diss) [mg/L]	116%	< 0.00008	0.00011	< 0.00008	< 0.00008	< 0.00008

OnLine LIMS

0004013758

Results relate only to the sample tested. Data reported represents the sample submitted to SGS. Reproduction of this analytical report in full or in part is prohibited without prior written approval. Please refer to SGS General Conditions of Services located at https://www.sgs.ca/en/terms-and-conditions (Printed copies are available upon request.)
Test method information available upon request. "Temperature Upon Receipt" is representative of the whole shipment and may not reflect the temperature of individual samples.
SGS Canada Inc. Environment-Health & Safety statement of conformity decision rule does not consider uncertainty when analytical results are compared to a specified standard or regulation.

SGS Canada Inc.
P.O. Box 4300 - 185 Concession St.
Lakefield - Ontario - KOL 2HO
Phone: 705-652-2000 FAX: 705-652-6365

Env ICP-MS Metals Total and Dissolved Metals

Project : CA20M-00000-110-19896-02

LR Report : **CA13867-JAN25**

Analysis	8: QC - Spike Rep	9: Col-31 Week 25	10: Col-32 Week 25	11: Col-33 Week 25	12: Col-34 Week 25	13: Col-MB2 Week 25
Cu (diss) [mg/L]	112%	< 0.001	< 0.001	< 0.001	< 0.001	0.001
Fe (diss) [mg/L]	100%	< 0.007	< 0.007	< 0.007	< 0.007	0.008
K (diss) [mg/L]	95%	4.97	4.12	4.52	8.11	< 0.009
Mg (diss) [mg/L]	96%	0.202	0.152	0.206	0.435	0.002
Mn (diss) [mg/L]	105%	0.00298	0.00272	0.0113	0.0519	0.00010
Mo (diss) [mg/L]	93%	< 0.0004	< 0.0004	< 0.0004	< 0.0004	< 0.0004
Na (diss) [mg/L]	96%	0.23	0.48	0.26	0.29	0.01
Ni (diss) [mg/L]	103%	0.0001	0.0001	0.0007	0.0003	0.0003
P (diss) [mg/L]	NV	< 0.003	< 0.003	< 0.003	< 0.003	< 0.003
Pb (diss) [mg/L]	94%	< 0.00009	< 0.00009	0.00017	< 0.00009	< 0.00009
S (diss) [mg/L]	NV	< 5	< 5	< 5	< 5	< 5
Sb (diss) [mg/L]	115%	0.0018	0.0013	0.0009	0.0015	< 0.0009
Se (diss) [mg/L]	117%	< 0.00004	0.00005	0.00008	0.00007	0.00005
Si (diss) [mg/L]	NV	2.57	3.01	2.91	1.96	1.28
Sn (diss) [mg/L]	NV	0.00050	0.00277	0.00020	0.00057	0.00010
Sr (diss) [mg/L]	101%	0.0423	0.0244	0.0122	0.0174	< 0.00008
Th (diss) [mg/L]	NV	< 0.0001	< 0.0001	< 0.0001	< 0.0001	< 0.0001
Ti (diss) [mg/L]	NV	< 0.0001	< 0.0001	< 0.0001	< 0.0001	< 0.0001
Tl (diss) [mg/L]	107%	0.000011	0.000013	0.000025	0.000025	0.000007
U (diss) [mg/L]	114%	0.000618	0.000881	0.00128	0.00223	0.000008
V (diss) [mg/L]	104%	0.00103	0.00150	0.00192	0.00139	0.00002
W (diss) [mg/L]	NV	< 0.0002	< 0.0002	0.0006	< 0.0002	< 0.0002
Zn (diss) [mg/L]	113%	0.006	< 0.002	< 0.002	< 0.002	0.006
Zr (diss) [mg/L]	NV	< 0.002	< 0.002	< 0.002	< 0.002	< 0.002

Revised to include Zirconium analysis.
NA - Not applicable
ND - Not Detected
NV - No Value

Alisha Kelly, B.Sc.,
Project Specialist,
Environment, Health & Safety

OnLine LIMS

0004013758

Results relate only to the sample tested. Data reported represents the sample submitted to SGS. Reproduction of this analytical report in full or in part is prohibited without prior written approval. Please refer to SGS General Conditions of Services located at https://www.sgs.ca/en/terms-and-conditions (Printed copies are available upon request.)
Test method information available upon request. "Temperature Upon Receipt" is representative of the whole shipment and may not reflect the temperature of individual samples.
SGS Canada Inc. Environment-Health & Safety statement of conformity decision rule does not consider uncertainty when analytical results are compared to a specified standard or regulation.

SGS Canada Inc.
P.O. Box 4300 - 185 Concession St.
Lakefield - Ontario - KOL 2HO
Phone: 705-652-2000 FAX: 705-652-6365

Env ICP-MS Metals Total and Dissolved Metals

Project : CA20M-00000-110-19896-02

21-February-2025

SGS Lakefield Environmental Met
Attn : Barb Bowman

Date Rec. : 06 February 2025
LR Report: **CA12147-FEB25**
Reference: 19896-02-29

Copy: #1

CERTIFICATE OF ANALYSIS

Final Report

Analysis	1: Analysis Start Date	2: Analysis Start Time	3: Analysis Completed Date	4: Analysis Completed Time	5: QC - Blank	6: QC - STD % Recovery	7: QC - DUP % RPD	8: QC - Spike Rep
Sample Date & Time								
Temp Upon Receipt [°C]	---	---	---	---	---	---	---	---
pH [No unit]	11-Feb-25	12:55	12-Feb-25	12:46	NA	100%	0%	NA
Conductivity [uS/cm]	11-Feb-25	12:55	12-Feb-25	12:46	< 2	101%	0%	NA
Alkalinity [mg/L as CaCO3]	11-Feb-25	12:55	12-Feb-25	12:46	< 2	102%	2%	NA
Acidity [mg/L as CaCO3]	11-Feb-25	12:55	12-Feb-25	12:46	2	100%	0%	NA
F [mg/L]	11-Feb-25	12:18	12-Feb-25	12:51	< 0.06	104%	1%	NV
Cl [mg/L]	07-Feb-25	17:50	11-Feb-25	15:24	< 0.2	101%	ND	97%
SO4 [mg/L]	07-Feb-25	17:50	11-Feb-25	15:24	< 0.2	91%	1%	77%
Hg (diss) [mg/L]	10-Feb-25	16:36	12-Feb-25	13:20	< 0.00001	115%	ND	129%
Ag (diss) [mg/L]	10-Feb-25	15:34	12-Feb-25	10:02	< 0.00005	100%	ND	94%
Al (diss) [mg/L]	10-Feb-25	15:34	12-Feb-25	10:02	< 0.001	103%	1%	125%
As (diss) [mg/L]	10-Feb-25	15:34	12-Feb-25	10:02	< 0.0002	99%	0%	112%
Ba (diss) [mg/L]	10-Feb-25	15:34	12-Feb-25	10:02	< 0.00008	102%	0%	102%
Be (diss) [mg/L]	10-Feb-25	15:34	12-Feb-25	10:02	< 0.000007	101%	ND	101%
B (diss) [mg/L]	10-Feb-25	15:34	12-Feb-25	10:02	< 0.002	97%	2%	98%
Bi (diss) [mg/L]	10-Feb-25	15:34	12-Feb-25	10:02	< 0.00001	103%	ND	94%
Ca (diss) [mg/L]	10-Feb-25	15:34	12-Feb-25	10:02	< 0.01	99%	1%	102%
Cd (diss) [mg/L]	10-Feb-25	15:34	12-Feb-25	10:02	< 0.000003	99%	ND	100%
Co (diss) [mg/L]	10-Feb-25	15:34	12-Feb-25	10:02	4e-06	101%	0%	102%
Cr (diss) [mg/L]	10-Feb-25	15:34	12-Feb-25	10:02	< 0.00008	98%	13%	108%
Cu (diss) [mg/L]	10-Feb-25	15:34	12-Feb-25	10:02	< 0.001	99%	1%	105%
Fe (diss) [mg/L]	10-Feb-25	15:34	12-Feb-25	10:02	< 0.007	102%	ND	125%
K (diss) [mg/L]	10-Feb-25	15:34	12-Feb-25	10:02	< 0.009	99%	1%	71%
Mg (diss) [mg/L]	10-Feb-25	15:34	12-Feb-25	10:02	< 0.001	99%	1%	102%
Mn (diss) [mg/L]	10-Feb-25	15:34	12-Feb-25	10:02	< 0.00001	101%	0%	104%
Mo (diss) [mg/L]	10-Feb-25	15:34	12-Feb-25	10:02	< 0.0004	96%	11%	90%
Na (diss) [mg/L]	10-Feb-25	15:34	12-Feb-25	10:02	< 0.01	97%	3%	102%
Ni (diss) [mg/L]	10-Feb-25	15:34	12-Feb-25	10:02	< 0.0001	98%	2%	97%
P (diss) [mg/L]	10-Feb-25	15:34	12-Feb-25	10:02	< 0.003	99%	ND	NV
Pb (diss) [mg/L]	10-Feb-25	15:34	12-Feb-25	10:02	< 0.00009	101%	2%	94%
S (diss) [mg/L]	10-Feb-25	15:34	12-Feb-25	10:02	< 5	107%	1%	NV
Sb (diss) [mg/L]	10-Feb-25	15:34	12-Feb-25	10:02	< 0.0009	108%	ND	111%
Se (diss) [mg/L]	10-Feb-25	15:34	12-Feb-25	10:02	< 0.00004	99%	ND	109%
Si (diss) [mg/L]	10-Feb-25	15:34	12-Feb-25	10:02	< 0.02	97%	1%	NV
Sn (diss) [mg/L]	10-Feb-25	15:34	12-Feb-25	10:02	< 0.00006	97%	ND	NV

OnLine LIMS

0004024297

Results relate only to the sample tested. Data reported represents the sample submitted to SGS. Reproduction of this analytical report in full or in part is prohibited without prior written approval. Please refer to SGS General Conditions of Services located at https://www.sgs.ca/en/terms-and-conditions (Printed copies are available upon request.)
Test method information available upon request. "Temperature Upon Receipt" is representative of the whole shipment and may not reflect the temperature of individual samples.
SGS Canada Inc. Environment-Health & Safety statement of conformity decision rule does not consider uncertainty when analytical results are compared to a specified standard or regulation.

SGS Canada Inc.
P.O. Box 4300 - 185 Concession St.
Lakefield - Ontario - KOL 2HO
Phone: 705-652-2000 FAX: 705-652-6365

Env ICP-MS Metals Total and Dissolved Metals

Project : CA20M-00000-110-19896-02

LR Report : **CA12147-FEB25**

Analysis	1: Analysis Start Date	2: Analysis Start Time	3: Analysis Completed Date	4: Analysis Completed Time	5: QC - Blank	6: QC - STD % Recovery	7: QC - DUP % RPD	8: QC - Spike Rep
Sr (diss) [mg/L]	10-Feb-25	15:34	12-Feb-25	10:02	< 0.00008	100%	1%	73%
Th (diss) [mg/L]	10-Feb-25	15:34	12-Feb-25	10:02	< 0.0001	100%	ND	NV
Ti (diss) [mg/L]	10-Feb-25	15:34	12-Feb-25	10:02	< 0.0001	94%	ND	NV
Tl (diss) [mg/L]	10-Feb-25	15:34	12-Feb-25	10:02	< 0.000005	99%	ND	84%
U (diss) [mg/L]	10-Feb-25	15:34	12-Feb-25	10:02	< 0.000002	102%	4%	94%
V (diss) [mg/L]	10-Feb-25	15:34	12-Feb-25	10:02	< 0.00001	102%	3%	109%
W (diss) [mg/L]	10-Feb-25	15:34	12-Feb-25	10:02	< 0.0002	100%	ND	NV
Zn (diss) [mg/L]	10-Feb-25	15:34	12-Feb-25	10:02	< 0.002	98%	ND	105%
Zr (diss) [mg/L]	10-Feb-25	15:34	12-Feb-25	10:02	< 0.002	93%	ND	NV

Analysis	9: Col-31 Week 26	10: Col-32 Week 26	11: Col-33 Week 26	12: Col-34 Week 26	13: Col-MB2 Week 26
Sample Date & Time	N/A	N/A	N/A	N/A	N/A
Temp Upon Receipt [°C]	17.0	17.0	17.0	17.0	17.0
pH [No unit]	7.48	7.72	7.65	7.86	6.30
Conductivity [uS/cm]	87	114	124	140	< 2
Alkalinity [mg/L as CaCO3]	41	59	59	70	< 2
Acidity [mg/L as CaCO3]	< 2	< 2	< 2	< 2	2
F [mg/L]	< 0.06	< 0.06	< 0.06	< 0.06	< 0.06
Cl [mg/L]	< 0.2	< 0.2	< 0.2	< 0.2	< 0.2
SO4 [mg/L]	4.3	3.0	5.8	4.8	< 0.2
Hg (diss) [mg/L]	< 0.00001	< 0.00001	< 0.00001	< 0.00001	< 0.00001
Ag (diss) [mg/L]	< 0.00005	< 0.00005	< 0.00005	< 0.00005	< 0.00005
Al (diss) [mg/L]	0.458	0.331	0.166	0.325	0.014
As (diss) [mg/L]	0.0296	0.0486	0.317	0.111	< 0.0002
Ba (diss) [mg/L]	0.00118	0.00278	0.00516	0.00429	0.00016
Be (diss) [mg/L]	< 0.000007	< 0.000007	< 0.000007	< 0.000007	0.000009
B (diss) [mg/L]	0.015	0.011	0.009	0.009	< 0.002
Bi (diss) [mg/L]	< 0.00001	< 0.00001	< 0.00001	< 0.00001	0.00001
Ca (diss) [mg/L]	14.8	21.2	23.1	24.5	0.04
Cd (diss) [mg/L]	< 0.000003	0.000011	0.000022	0.000009	< 0.000003
Co (diss) [mg/L]	0.000022	0.000048	0.00105	0.000681	0.000009
Cr (diss) [mg/L]	0.00015	< 0.00008	< 0.00008	< 0.00008	< 0.00008
Cu (diss) [mg/L]	< 0.001	< 0.001	< 0.001	< 0.001	0.001
Fe (diss) [mg/L]	< 0.007	< 0.007	< 0.007	< 0.007	< 0.007
K (diss) [mg/L]	5.17	4.08	4.68	9.33	< 0.009
Mg (diss) [mg/L]	0.201	0.133	0.212	0.502	0.003
Mn (diss) [mg/L]	0.00323	0.00256	0.0115	0.0557	0.00014
Mo (diss) [mg/L]	< 0.0004	< 0.0004	< 0.0004	< 0.0004	< 0.0004
Na (diss) [mg/L]	0.31	0.50	0.32	0.42	0.03
Ni (diss) [mg/L]	0.0001	0.0005	0.0007	0.0009	0.0001
P (diss) [mg/L]	< 0.003	< 0.003	< 0.003	< 0.003	0.003
Pb (diss) [mg/L]	0.00012	0.00017	0.00020	< 0.00009	< 0.00009
S (diss) [mg/L]	< 5	< 5	< 5	< 5	< 5
Sb (diss) [mg/L]	0.0017	0.0010	< 0.0009	0.0014	< 0.0009
Se (diss) [mg/L]	< 0.00004	0.00005	0.00009	0.00008	< 0.00004
Si (diss) [mg/L]	2.78	3.35	3.16	2.23	0.03
Sn (diss) [mg/L]	0.00065	0.00386	0.00029	0.00075	0.00018
Sr (diss) [mg/L]	0.0437	0.0238	0.0122	0.0185	< 0.00008
Th (diss) [mg/L]	< 0.0001	< 0.0001	< 0.0001	< 0.0001	< 0.0001
Ti (diss) [mg/L]	< 0.0001	< 0.0001	< 0.0001	< 0.0001	< 0.0001
Tl (diss) [mg/L]	0.000011	0.000012	0.000024	0.000025	0.000012
U (diss) [mg/L]	0.00107	0.000873	0.00138	0.00266	0.000034

OnLine LIMS

Results relate only to the sample tested. Data reported represents the sample submitted to SGS. Reproduction of this analytical report in full or in part is prohibited without prior written approval. Please refer to SGS General Conditions of Services located at https://www.sgs.ca/en/terms-and-conditions (Printed copies are available upon request.)
Test method information available upon request. "Temperature Upon Receipt" is representative of the whole shipment and may not reflect the temperature of individual samples.
SGS Canada Inc. Environment-Health & Safety statement of conformity decision rule does not consider uncertainty when analytical results are compared to a specified standard or regulation.

000404297

SGS Canada Inc.
P.O. Box 4300 - 185 Concession St.
Lakefield - Ontario - KOL 2HO
Phone: 705-652-2000 FAX: 705-652-6365

Env ICP-MS Metals Total and Dissolved Metals

Project : CA20M-00000-110-19896-02

LR Report : **CA12147-FEB25**

Analysis	9: Col-31 Week 26	10: Col-32 Week 26	11: Col-33 Week 26	12: Col-34 Week 26	13: Col-MB2 Week 26
V (diss) [mg/L]	0.00105	0.00170	0.00213	0.00160	< 0.00001
W (diss) [mg/L]	< 0.0002	< 0.0002	0.0006	< 0.0002	< 0.0002
Zn (diss) [mg/L]	< 0.002	< 0.002	< 0.002	< 0.002	0.003
Zr (diss) [mg/L]	< 0.002	< 0.002	< 0.002	< 0.002	< 0.002

Alisha Kelly, B.Sc.,
Project Specialist,
Environment, Health & Safety

OnLine LIMS

0004024297

Results relate only to the sample tested. Data reported represents the sample submitted to SGS. Reproduction of this analytical report in full or in part is prohibited without prior written approval. Please refer to SGS General Conditions of Services located at https://www.sgs.ca/en/terms-and-conditions (Printed copies are available upon request.)
Test method information available upon request. "Temperature Upon Receipt" is representative of the whole shipment and may not reflect the temperature of individual samples.
SGS Canada Inc. Environment-Health & Safety statement of conformity decision rule does not consider uncertainty when analytical results are compared to a specified standard or regulation.

SGS Canada Inc.
P.O. Box 4300 - 185 Concession St.
Lakefield - Ontario - KOL 2HO
Phone: 705-652-2000 FAX: 705-652-6365

Env ICP-MS Metals Total and Dissolved Metals

Project : CA20M-00000-110-19896-02

03-October-2024

SGS Lakefield Environmental Met
Attn : Barb Bowman

QC Required in reports**
,

Phone:
Fax:

Date Rec. : 31 July 2024
LR Report: **CA85983-JUL24**
Reference: 19896-02-01

Copy: #2

CERTIFICATE OF ANALYSIS
Final Report - Revised

Analysis	1: Analysis Start Date	2: Analysis Start Time	3: Analysis Completed Date	4: Analysis Completed Time	5: QC - Blank	6: QC - STD % Recovery	7: QC - DUP % RPD	8: QC - Spike Rep	9: Col-31 Week 0 Wash 1	10: Col-32 Week 0 Wash 1	11: Col-33 Week 0 Wash 1	12: Col-34 Week 0 Wash 1	13: Col-MB2 Week 0 Wash 1
Sample Date & Time									N/A	N/A	N/A	N/A	N/A
Temp Upon Receipt [°C]	---	---	---	---	---	---	---	---	19.0	19.0	19.0	19.0	19.0
pH [No unit]	01-Aug-24	14:00	02-Aug-24	11:34	NA	100%	0%	NA	7.68	7.99	8.39	8.22	6.32
Conductivity [uS/cm]	01-Aug-24	14:00	02-Aug-24	11:34	< 2	99%	1%	NA	87	84	85	88	2
Alkalinity [mg/L as CaCO3]	01-Aug-24	14:00	02-Aug-24	11:34	< 2	109%	2%	NA	34	40	45	53	< 2
Acidity [mg/L as CaCO3]	01-Aug-24	14:00	02-Aug-24	11:34	4.00	100%	ND	NA	< 2	< 2	< 2	< 2	4
F [mg/L]	01-Aug-24	09:32	01-Aug-24	13:55	< 0.06	101%	ND	95%	< 0.06	< 0.06	< 0.06	< 0.06	< 0.06
Cl [mg/L]	03-Aug-24	14:32	07-Aug-24	12:10	< 0.2	98%	1%	98%	2.5	2.1	2.1	2.0	< 0.2
SO4 [mg/L]	03-Aug-24	14:32	07-Aug-24	12:10	< 0.2	99%	1%	98%	5.3	5.2	5.6	5.5	< 0.2
Hg (diss) [mg/L]	08-Aug-24	18:47	09-Aug-24	08:25	< 0.00001	112%	ND	83%	< 0.00001	< 0.00001	< 0.00001	< 0.00001	< 0.00001
Ag (diss) [mg/L]	08-Aug-24	14:51	09-Aug-24	11:58	< 0.00005	98%	ND	84%	< 0.00005	< 0.00005	< 0.00005	< 0.00005	< 0.00005
Al (diss) [mg/L]	08-Aug-24	14:51	09-Aug-24	11:58	< 0.001	103%	1%	126%	0.226	0.222	0.353	0.320	0.001
As (diss) [mg/L]	08-Aug-24	14:51	09-Aug-24	11:58	< 0.0002	98%	ND	92%	0.0073	0.0066	0.0257	0.0054	0.0011
Ba (diss) [mg/L]	08-Aug-24	14:51	09-Aug-24	11:58	< 0.00008	98%	4%	101%	0.00194	0.00163	0.00473	0.00184	0.00045
Be (diss) [mg/L]	08-Aug-24	14:51	09-Aug-24	11:58	< 0.000007	109%	14%	82%	< 0.000007	< 0.000007	< 0.000007	< 0.000007	< 0.000007
B (diss) [mg/L]	08-Aug-24	14:51	09-Aug-24	11:58	< 0.002	102%	7%	97%	0.018	0.010	0.005	0.005	< 0.002
Bi (diss) [mg/L]	08-Aug-24	14:51	09-Aug-24	11:58	< 0.00001	94%	ND	79%	< 0.00001	< 0.00001	< 0.00001	< 0.00001	< 0.00001
Ca (diss) [mg/L]	08-Aug-24	14:51	09-Aug-24	11:58	< 0.01	101%	0%	102%	6.54	8.57	11.1	9.12	0.05
Cd (diss) [mg/L]	08-Aug-24	14:51	09-Aug-24	11:58	< 0.000003	99%	8%	93%	0.000003	0.000003	0.000017	< 0.000003	< 0.000003
Co (diss) [mg/L]	08-Aug-24	14:51	09-Aug-24	11:58	< 0.000004	99%	1%	94%	0.000041	0.000046	0.000216	0.000082	0.000014
Cr (diss) [mg/L]	08-Aug-24	14:51	09-Aug-24	11:58	< 0.00008	101%	ND	92%	0.00011	0.00008	0.00021	0.00009	< 0.00008
Cu (diss) [mg/L]	08-Aug-24	14:51	09-Aug-24	11:58	< 0.001	105%	0%	111%	< 0.001	0.001	0.002	0.001	< 0.001
Fe (diss) [mg/L]	08-Aug-24	14:51	09-Aug-24	11:58	< 0.007	101%	1%	100%	0.049	< 0.007	0.065	0.016	< 0.007
K (diss) [mg/L]	08-Aug-24	14:51	09-Aug-24	11:58	< 0.009	109%	1%	98%	8.71	6.04	8.23	8.49	0.013
Mg (diss) [mg/L]	08-Aug-24	14:51	09-Aug-24	11:58	< 0.001	109%	0%	101%	0.283	0.221	0.525	0.359	0.006
Mn (diss) [mg/L]	08-Aug-24	14:51	09-Aug-24	11:58	< 0.00001	97%	3%	100%	0.0105	0.0154	0.0225	0.0663	0.00052

OnLine LIMS

0003878444

Results relate only to the sample tested. Data reported represents the sample submitted to SGS. Reproduction of this analytical report in full or in part is prohibited without prior written approval. Please refer to SGS General Conditions of Services located at https://www.sgs.ca/en/terms-and-conditions (Printed copies are available upon request.)
Test method information available upon request. "Temperature Upon Receipt" is representative of the whole shipment and may not reflect the temperature of individual samples.
SGS Canada Inc. Environment-Health & Safety statement of conformity decision rule does not consider uncertainty when analytical results are compared to a specified standard or regulation.

SGS Canada Inc.
P.O. Box 4300 - 185 Concession St.
Lakefield - Ontario - KOL 2HO
Phone: 705-652-2000 FAX: 705-652-6365

Env ICP-MS Metals Total and Dissolved Metals

Project : CA20M-00000-110-19896-02

LR Report : **CA85983-JUL24**

Analysis	1: Analysis Start Date	2: Analysis Start Time	3: Analysis Completed Date	4: Analysis Completed Time	5: QC - Blank	6: QC - STD % Recovery	7: QC - DUP % RPD	8: QC - Spike Rep	9: Col-31 Week 0 Wash 1	10: Col-32 Week 0 Wash 1	11: Col-33 Week 0 Wash 1	12: Col-34 Week 0 Wash 1	13: Col-MB2 Week 0 Wash 1
Mo (diss) [mg/L]	08-Aug-24	14:51	09-Aug-24	11:58	< 0.0004	104%	ND	95%	0.0005	0.0004	0.0004	< 0.0004	< 0.0004
Na (diss) [mg/L]	08-Aug-24	14:51	09-Aug-24	11:58	< 0.01	104%	0%	104%	6.26	6.34	3.53	3.80	0.15
Ni (diss) [mg/L]	08-Aug-24	14:51	09-Aug-24	11:58	< 0.0001	99%	1%	97%	0.0008	0.0013	0.0031	0.0006	0.0008
P (diss) [mg/L]	08-Aug-24	14:51	09-Aug-24	11:58	< 0.003	103%	ND	NV	0.003	< 0.003	0.004	< 0.003	< 0.003
Pb (diss) [mg/L]	08-Aug-24	14:51	09-Aug-24	11:58	< 0.00009	95%	2%	83%	< 0.00009	< 0.00009	0.00060	< 0.00009	< 0.00009
S (diss) [mg/L]	09-Aug-24	18:35	13-Aug-24	10:57	< 5	109%	ND	NV	< 5	< 5	< 5	< 5	< 5
Sb (diss) [mg/L]	08-Aug-24	14:51	09-Aug-24	11:59	< 0.0009	101%	ND	112%	0.0012	0.0011	< 0.0009	0.0024	< 0.0009
Se (diss) [mg/L]	08-Aug-24	14:51	09-Aug-24	11:59	< 0.00004	100%	1%	103%	0.00004	0.00009	0.00025	0.00010	< 0.00004
Si (diss) [mg/L]	08-Aug-24	14:51	09-Aug-24	11:59	< 0.02	100%	0%	NV	1.41	1.55	1.92	1.32	< 0.02
Sn (diss) [mg/L]	08-Aug-24	14:51	09-Aug-24	11:59	< 0.00006	101%	ND	NV	0.00099	0.00035	0.00032	0.00048	0.00049
Sr (diss) [mg/L]	08-Aug-24	14:51	09-Aug-24	11:59	< 0.00008	99%	0%	72%	0.0221	0.0176	0.0410	0.0144	0.00012
Th (diss) [mg/L]	08-Aug-24	14:51	09-Aug-24	11:59	< 0.0001	99%	ND	NV	< 0.0001	< 0.0001	0.0002	0.0001	< 0.0001
Ti (diss) [mg/L]	08-Aug-24	14:51	09-Aug-24	11:59	< 0.0001	103%	ND	NV	0.0018	0.0004	0.0051	0.0008	< 0.0001
Tl (diss) [mg/L]	08-Aug-24	14:51	09-Aug-24	11:59	< 0.000005	95%	5%	84%	0.000010	0.000005	0.000015	0.000008	< 0.000005
U (diss) [mg/L]	08-Aug-24	14:51	09-Aug-24	11:59	< 0.000002	95%	3%	94%	0.000130	0.000506	0.000991	0.00261	0.000002
V (diss) [mg/L]	08-Aug-24	14:51	09-Aug-24	11:59	< 0.00001	100%	ND	95%	0.00042	0.00097	0.00135	0.00118	0.00001
W (diss) [mg/L]	08-Aug-24	14:51	09-Aug-24	11:59	< 0.0002	101%	ND	NV	0.0002	0.0006	0.0021	0.0005	< 0.0002
Zn (diss) [mg/L]	08-Aug-24	14:51	09-Aug-24	11:59	< 0.002	98%	0%	128%	< 0.002	< 0.002	0.060	< 0.002	< 0.002
Zr (diss) [mg/L]	08-Aug-24	14:51	01-Oct-24	14:05	< 0.002	101%	ND	NV	< 0.002	< 0.002	0.002	< 0.002	< 0.002

Revised to include Zirconium analysis.

NA - Not applicable
ND - Not Detected
NV - No Value

Alisha Kelly, B.Sc.,
Project Specialist,
Environment, Health & Safety

OnLine LIMS

0003378444

Results relate only to the sample tested. Data reported represents the sample submitted to SGS. Reproduction of this analytical report in full or in part is prohibited without prior written approval. Please refer to SGS General Conditions of Services located at https://www.sgs.ca/en/terms-and-conditions (Printed copies are available upon request.)
Test method information available upon request. "Temperature Upon Receipt" is representative of the whole shipment and may not reflect the temperature of individual samples.
SGS Canada Inc. Environment-Health & Safety statement of conformity decision rule does not consider uncertainty when analytical results are compared to a specified standard or regulation.

SGS Canada Inc.
P.O. Box 4300 - 185 Concession St.
Lakefield - Ontario - KOL 2HO
Phone: 705-652-2000 FAX: 705-652-6365

SGS Lakefield Environmental Met
Attn : Barb Bowman

Project : CA20M-00000-110-19896-02

03-October-2024

Date Rec. : 02 August 2024
LR Report: **CA15049-AUG24**
Reference: 19896-02-02

Copy: #2

CERTIFICATE OF ANALYSIS
Final Report - Revised

Analysis	1: Analysis Start Date	2: Analysis Start Time	3: Analysis Completed Date	4: Analysis Completed Time	5: QC - Blank	6: QC - STD % Recovery	7: QC - DUP % RPD	8: QC - Spike Rep	9: Col-31 Week 0 Wash 2	10: Col-32 Week 0 Wash 2
Sample Date & Time									N/A	N/A
Temp Upon Receipt [°C]	---	---	---	---	---	---	---	---	21.0	21.0
pH [No unit]	06-Aug-24	13:19	07-Aug-24	09:34	NA	100%	0%	NA	7.59	8.20
Conductivity [uS/cm]	06-Aug-24	13:19	07-Aug-24	09:34	< 2	99%	0%	NA	72	85
Alkalinity [mg/L as CaCO3]	06-Aug-24	13:19	07-Aug-24	09:34	< 2	104%	0%	NA	29	39
Acidity [mg/L as CaCO3]	06-Aug-24	13:19	07-Aug-24	09:34	< 2	102%	ND	NA	< 2	< 2
F [mg/L]	09-Aug-24	12:06	12-Aug-24	09:46	< 0.06	100%	2%	100%	0.10	< 0.06
Cl [mg/L]	06-Aug-24	10:00	08-Aug-24	13:50	< 0.2	104%	ND	98%	2.8	2.0
SO4 [mg/L]	06-Aug-24	10:00	08-Aug-24	13:50	< 0.2	92%	ND	90%	5.4	5.7
Hg (diss) [mg/L]	09-Aug-24	13:03	09-Aug-24	13:28	< 0.00001	103%	ND	112%	< 0.00001	< 0.00001
Ag (diss) [mg/L]	09-Aug-24	17:00	13-Aug-24	08:01	< 0.00005	99%	ND	84%	< 0.00005	< 0.00005
Al (diss) [mg/L]	09-Aug-24	17:00	13-Aug-24	08:01	< 0.001	105%	ND	110%	0.052	0.117
As (diss) [mg/L]	09-Aug-24	17:00	13-Aug-24	08:01	< 0.0002	101%	ND	95%	0.0090	0.0081
Ba (diss) [mg/L]	09-Aug-24	17:00	13-Aug-24	08:01	< 0.00008	102%	ND	98%	0.00118	0.00221
Be (diss) [mg/L]	09-Aug-24	17:00	13-Aug-24	08:01	< 0.000007	98%	ND	92%	< 0.000007	< 0.000007
B (diss) [mg/L]	09-Aug-24	17:00	13-Aug-24	08:01	< 0.002	101%	ND	98%	0.034	0.019
Bi (diss) [mg/L]	09-Aug-24	17:00	13-Aug-24	08:01	< 0.00001	101%	ND	89%	< 0.00001	< 0.00001

OnLine LIMS

Results relate only to the sample tested. Data reported represents the sample submitted to SGS. Reproduction of this analytical report in full or in part is prohibited without prior written approval. Please refer to SGS General Conditions of Services located at https://www.sgs.ca/en/terms-and-conditions (Printed copies are available upon request.)
Test method information available upon request. "Temperature Upon Receipt" is representative of the whole shipment and may not reflect the temperature of individual samples.
SGS Canada Inc. Environment-Health & Safety statement of conformity decision rule does not consider uncertainty when analytical results are compared to a specified standard or regulation.

0003878455

SGS Canada Inc.
P.O. Box 4300 - 185 Concession St.
Lakefield - Ontario - KOL 2HO
Phone: 705-652-2000 FAX: 705-652-6365

Project : CA20M-00000-110-19896-02

LR Report : **CA15049-AUG24**

Analysis	1: Analysis Start Date	2: Analysis Start Time	3: Analysis Completed Date	4: Analysis Completed Time	5: QC - Blank	6: QC - STD % Recovery	7: QC - DUP % RPD	8: QC - Spike Rep	9: Col-31 Week 0 Wash 2	10: Col-32 Week 0 Wash 2
Ca (diss) [mg/L]	09-Aug-24	17:00	13-Aug-24	08:01	< 0.01	100%	ND	98%	5.06	10.5
Cd (diss) [mg/L]	09-Aug-24	17:00	13-Aug-24	08:01	< 0.000003	100%	ND	101%	< 0.000003	0.000003
Co (diss) [mg/L]	09-Aug-24	17:00	13-Aug-24	08:01	< 0.000004	101%	ND	97%	0.000023	0.000053
Cr (diss) [mg/L]	09-Aug-24	17:00	13-Aug-24	08:01	< 0.00008	103%	ND	99%	0.00011	< 0.00008
Cu (diss) [mg/L]	09-Aug-24	17:00	13-Aug-24	08:01	< 0.001	101%	ND	101%	< 0.001	0.001
Fe (diss) [mg/L]	09-Aug-24	17:00	13-Aug-24	08:01	< 0.007	103%	ND	100%	< 0.007	< 0.007
K (diss) [mg/L]	09-Aug-24	17:00	13-Aug-24	08:01	< 0.009	106%	ND	97%	7.86	5.42
Mg (diss) [mg/L]	09-Aug-24	17:00	13-Aug-24	08:01	< 0.001	105%	ND	98%	0.216	0.234
Mn (diss) [mg/L]	09-Aug-24	17:00	13-Aug-24	08:01	< 0.00001	102%	ND	98%	0.00801	0.0345
Mo (diss) [mg/L]	09-Aug-24	17:00	13-Aug-24	08:01	< 0.0004	106%	ND	93%	0.0007	0.0008
Na (diss) [mg/L]	09-Aug-24	17:00	13-Aug-24	08:01	< 0.01	100%	ND	98%	6.63	6.52
Ni (diss) [mg/L]	09-Aug-24	17:00	13-Aug-24	08:01	< 0.0001	101%	ND	99%	0.0003	0.0015
P (diss) [mg/L]	09-Aug-24	17:00	13-Aug-24	08:01	< 0.003	101%	ND	NV	0.008	0.005
Pb (diss) [mg/L]	09-Aug-24	17:00	13-Aug-24	08:01	< 0.00009	102%	ND	97%	0.00024	0.00026
S (diss) [mg/L]	09-Aug-24	17:00	13-Aug-24	08:01	< 5	107%	ND	NV	< 5	< 5
Sb (diss) [mg/L]	09-Aug-24	17:00	13-Aug-24	08:01	< 0.0009	101%	ND	108%	0.0060	0.0033
Se (diss) [mg/L]	09-Aug-24	17:00	13-Aug-24	08:01	< 0.00004	101%	ND	108%	< 0.00004	0.00015
Si (diss) [mg/L]	09-Aug-24	17:00	13-Aug-24	08:01	< 0.02	97%	ND	NV	1.10	1.10
Sn (diss) [mg/L]	09-Aug-24	17:00	13-Aug-24	08:01	< 0.00006	101%	ND	NV	0.00042	0.00021
Sr (diss) [mg/L]	09-Aug-24	17:00	13-Aug-24	08:01	< 0.00008	97%	ND	91%	0.0183	0.0175
Th (diss) [mg/L]	09-Aug-24	17:00	13-Aug-24	08:01	< 0.0001	99%	ND	NV	< 0.0001	< 0.0001
Ti (diss) [mg/L]	09-Aug-24	17:00	13-Aug-24	08:01	< 0.0001	103%	ND	NV	0.0002	0.0002
Tl (diss) [mg/L]	09-Aug-24	17:00	13-Aug-24	08:01	< 0.000005	100%	ND	98%	0.000008	0.000005
U (diss) [mg/L]	09-Aug-24	17:00	13-Aug-24	08:01	< 0.000002	99%	ND	98%	0.000180	0.00136
V (diss) [mg/L]	09-Aug-24	17:00	13-Aug-24	08:01	< 0.00001	102%	ND	101%	0.00044	0.00100
W (diss) [mg/L]	09-Aug-24	17:00	13-Aug-24	08:01	< 0.0002	102%	ND	NV	0.0007	0.0019
Zn (diss) [mg/L]	09-Aug-24	17:00	13-Aug-24	08:01	< 0.002	97%	ND	100%	< 0.002	< 0.002
Zr (diss) [mg/L]	09-Aug-24	17:00	01-Oct-24	14:07	< 0.002	101%	ND	NV	< 0.002	< 0.002

OnLine LIMS

0003878455

Results relate only to the sample tested. Data reported represents the sample submitted to SGS. Reproduction of this analytical report in full or in part is prohibited without prior written approval. Please refer to SGS General Conditions of Services located at https://www.sgs.ca/en/terms-and-conditions (Printed copies are available upon request.)
Test method information available upon request. "Temperature Upon Receipt" is representative of the whole shipment and may not reflect the temperature of individual samples.
SGS Canada Inc. Environment-Health & Safety statement of conformity decision rule does not consider uncertainty when analytical results are compared to a specified standard or regulation.

SGS Canada Inc.
P.O. Box 4300 - 185 Concession St.
Lakefield - Ontario - KOL 2HO
Phone: 705-652-2000 FAX: 705-652-6365

Project : CA20M-00000-110-19896-02
LR Report : **CA15049-AUG24**

Analysis	11: Col-33 Week 0 Wash 2	12: Col-34 Week 0 Wash 2	13: Col-MB2 Week 0 Wash 2
Sample Date & Time	N/A	N/A	N/A
Temp Upon Receipt [°C]	21.0	21.0	21.0
pH [No unit]	7.93	8.01	5.38
Conductivity [uS/cm]	84	92	< 2
Alkalinity [mg/L as CaCO3]	37	44	< 2
Acidity [mg/L as CaCO3]	< 2	< 2	5
F [mg/L]	0.11	< 0.06	< 0.06
Cl [mg/L]	2.0	1.9	< 0.2
SO4 [mg/L]	6.8	7.1	< 0.2
Hg (diss) [mg/L]	< 0.00001	< 0.00001	< 0.00001
Ag (diss) [mg/L]	< 0.00005	< 0.00005	< 0.00005
Al (diss) [mg/L]	0.127	0.143	< 0.001
As (diss) [mg/L]	0.0548	0.0072	0.0015
Ba (diss) [mg/L]	0.00382	0.00244	0.00040
Be (diss) [mg/L]	< 0.000007	< 0.000007	< 0.000007
B (diss) [mg/L]	0.009	0.013	0.002
Bi (diss) [mg/L]	< 0.00001	< 0.00001	< 0.00001
Ca (diss) [mg/L]	11.5	11.7	0.08
Cd (diss) [mg/L]	0.000021	0.000005	0.000003
Co (diss) [mg/L]	0.000294	0.000129	0.000048
Cr (diss) [mg/L]	0.00024	0.00018	0.00010
Cu (diss) [mg/L]	0.003	< 0.001	0.001
Fe (diss) [mg/L]	0.017	< 0.007	< 0.007
K (diss) [mg/L]	7.46	8.36	0.020
Mg (diss) [mg/L]	0.547	0.418	0.009
Mn (diss) [mg/L]	0.0522	0.181	0.00064
Mo (diss) [mg/L]	0.0010	0.0006	< 0.0004
Na (diss) [mg/L]	3.99	4.62	0.09
Ni (diss) [mg/L]	0.0048	0.0007	0.0011
P (diss) [mg/L]	0.013	0.008	0.004
Pb (diss) [mg/L]	0.00078	0.00028	0.00022

OnLine LIMS

0003878455

Results relate only to the sample tested. Data reported represents the sample submitted to SGS. Reproduction of this analytical report in full or in part is prohibited without prior written approval. Please refer to SGS General Conditions of Services located at https://www.sgs.ca/en/terms-and-conditions (Printed copies are available upon request.)
Test method information available upon request. "Temperature Upon Receipt" is representative of the whole shipment and may not reflect the temperature of individual samples.
SGS Canada Inc. Environment-Health & Safety statement of conformity decision rule does not consider uncertainty when analytical results are compared to a specified standard or regulation.

SGS Canada Inc.
P.O. Box 4300 - 185 Concession St.
Lakefield - Ontario - KOL 2HO
Phone: 705-652-2000 FAX: 705-652-6365

Project : CA20M-00000-110-19896-02
LR Report : **CA15049-AUG24**

Analysis	11: Col-33 Week 0 Wash 2	12: Col-34 Week 0 Wash 2	13: Col-MB2 Week 0 Wash 2
S (diss) [mg/L]	< 5	< 5	< 5
Sb (diss) [mg/L]	0.0017	0.0082	< 0.0009
Se (diss) [mg/L]	0.00037	0.00012	< 0.00004
Si (diss) [mg/L]	1.21	0.89	< 0.02
Sn (diss) [mg/L]	0.00018	0.00027	0.00030
Sr (diss) [mg/L]	0.0121	0.0191	0.00022
Th (diss) [mg/L]	0.0001	< 0.0001	< 0.0001
Ti (diss) [mg/L]	0.0010	0.0002	< 0.0001
Tl (diss) [mg/L]	0.000016	0.000008	< 0.000005
U (diss) [mg/L]	0.00258	0.00983	0.000014
V (diss) [mg/L]	0.00128	0.00075	< 0.00001
W (diss) [mg/L]	0.0075	0.0016	< 0.0002
Zn (diss) [mg/L]	< 0.002	< 0.002	< 0.002
Zr (diss) [mg/L]	0.004	< 0.002	< 0.002

Revised to include Zirconium analysis.

NA - Not applicable
ND - Not Detected
NV - No Value

Alisha Kelly, B.Sc.,
Project Specialist,
Environment, Health & Safety

OnLine LIMS

0003878455

Results relate only to the sample tested. Data reported represents the sample submitted to SGS. Reproduction of this analytical report in full or in part is prohibited without prior written approval. Please refer to SGS General Conditions of Services located at https://www.sgs.ca/en/terms-and-conditions (Printed copies are available upon request.)
Test method information available upon request. "Temperature Upon Receipt" is representative of the whole shipment and may not reflect the temperature of individual samples.
SGS Canada Inc. Environment-Health & Safety statement of conformity decision rule does not consider uncertainty when analytical results are compared to a specified standard or regulation.

SGS Canada Inc.
P.O. Box 4300 - 185 Concession St.
Lakefield - Ontario - KOL 2HO
Phone: 705-652-2000 FAX: 705-652-6365

SGS Lakefield Environmental Met
Attn : Barb Bowman

Env ICP-MS Metals Total and Dissolved Metals

Project : CA20M-00000-110-19896-02

03-October-2024

Date Rec. : 06 August 2024
LR Report: **CA17709-AUG24**
Reference: 19896-02-03

Copy: #2

CERTIFICATE OF ANALYSIS

Final Report - Revised

Analysis	1: Analysis Start Date	2: Analysis Start Time	3: Analysis Completed Date	4: Analysis Completed Time	5: QC - Blank	6: QC - STD % Recovery	7: QC - DUP % RPD	8: QC - Spike Rep	9: Col-31 Week 0 Wash 3	10: Col-32 Week 0 Wash 3
Sample Date & Time									N/A	N/A
Temp Upon Receipt [°C]	---	---	---	---	---	---	---	---	19.0	19.0
pH [No unit]	07-Aug-24	13:17	09-Aug-24	09:57	NA	100%	0%	NA	8.60	7.48
Conductivity [uS/cm]	07-Aug-24	13:17	09-Aug-24	09:57	< 2	99%	0%	NA	73	82
Alkalinity [mg/L as CaCO3]	07-Aug-24	13:17	09-Aug-24	09:57	< 2	109%	ND	NA	76	37
Acidity [mg/L as CaCO3]	07-Aug-24	13:17	09-Aug-24	10:59	4	110%	0%	NA	< 2	< 2
F [mg/L]	07-Aug-24	08:45	07-Aug-24	11:37	< 0.06	100%	9%	72%	0.09	< 0.06
Cl [mg/L]	07-Aug-24	21:20	08-Aug-24	12:57	< 0.2	92%	ND	101%	2.0	1.3
SO4 [mg/L]	07-Aug-24	21:20	08-Aug-24	12:57	< 0.2	99%	1%	97%	5.0	4.7
Hg (diss) [mg/L]	08-Aug-24	16:10	09-Aug-24	10:07	< 0.00001	105%	ND	123%	< 0.00001	< 0.00001
Ag (diss) [mg/L]	09-Aug-24	09:22	09-Aug-24	10:07	< 0.00005	99%	ND	83%	< 0.00005	< 0.00005
Al (diss) [mg/L]	09-Aug-24	09:22	09-Aug-24	10:07	< 0.001	105%	ND	106%	0.119	0.092
As (diss) [mg/L]	09-Aug-24	09:22	09-Aug-24	10:07	< 0.0002	101%	ND	96%	0.0117	0.0092
Ba (diss) [mg/L]	09-Aug-24	09:22	09-Aug-24	10:07	< 0.00008	102%	ND	96%	0.00104	0.00172
Be (diss) [mg/L]	09-Aug-24	09:22	09-Aug-24	10:07	< 0.000007	98%	ND	86%	< 0.000007	< 0.000007
B (diss) [mg/L]	09-Aug-24	09:22	09-Aug-24	10:07	< 0.002	101%	1%	98%	0.032	0.016
Bi (diss) [mg/L]	09-Aug-24	09:22	09-Aug-24	10:07	< 0.00001	101%	ND	89%	< 0.00001	< 0.00001

OnLine LIMS

0003878466

Results relate only to the sample tested. Data reported represents the sample submitted to SGS. Reproduction of this analytical report in full or in part is prohibited without prior written approval. Please refer to SGS General Conditions of Services located at https://www.sgs.ca/en/terms-and-conditions (Printed copies are available upon request.)
Test method information available upon request. "Temperature Upon Receipt" is representative of the whole shipment and may not reflect the temperature of individual samples.
SGS Canada Inc. Environment-Health & Safety statement of conformity decision rule does not consider uncertainty when analytical results are compared to a specified standard or regulation.

SGS Canada Inc.
P.O. Box 4300 - 185 Concession St.
Lakefield - Ontario - KOL 2HO
Phone: 705-652-2000 FAX: 705-652-6365

Env ICP-MS Metals Total and Dissolved Metals

Project : CA20M-00000-110-19896-02

LR Report : **CA17709-AUG24**

Analysis	1: Analysis Start Date	2: Analysis Start Time	3: Analysis Completed Date	4: Analysis Completed Time	5: QC - Blank	6: QC - STD % Recovery	7: QC - DUP % RPD	8: QC - Spike Rep	9: Col-31 Week 0 Wash 3	10: Col-32 Week 0 Wash 3
Ca (diss) [mg/L]	09-Aug-24	09:22	09-Aug-24	10:07	< 0.01	100%	ND	97%	4.84	8.54
Cd (diss) [mg/L]	09-Aug-24	09:22	09-Aug-24	10:07	< 0.000003	100%	ND	102%	< 0.000003	0.000004
Co (diss) [mg/L]	09-Aug-24	09:22	09-Aug-24	10:07	< 0.000004	101%	ND	97%	0.000019	0.000048
Cr (diss) [mg/L]	09-Aug-24	09:22	09-Aug-24	10:07	< 0.00008	103%	ND	84%	0.00009	< 0.00008
Cu (diss) [mg/L]	09-Aug-24	09:22	09-Aug-24	10:07	< 0.001	101%	ND	103%	< 0.001	< 0.001
Fe (diss) [mg/L]	09-Aug-24	09:22	09-Aug-24	10:07	< 0.007	103%	ND	100%	< 0.007	< 0.007
K (diss) [mg/L]	09-Aug-24	09:22	09-Aug-24	10:07	< 0.009	101%	ND	92%	7.26	4.38
Mg (diss) [mg/L]	09-Aug-24	09:22	09-Aug-24	10:07	< 0.001	105%	ND	98%	0.226	0.216
Mn (diss) [mg/L]	09-Aug-24	09:22	09-Aug-24	10:07	< 0.00001	102%	ND	97%	0.00248	0.0254
Mo (diss) [mg/L]	09-Aug-24	09:22	09-Aug-24	10:07	< 0.0004	106%	ND	104%	0.0007	0.0010
Na (diss) [mg/L]	09-Aug-24	09:22	09-Aug-24	10:07	< 0.01	100%	2%	88%	5.62	5.10
Ni (diss) [mg/L]	09-Aug-24	09:22	09-Aug-24	10:07	< 0.0001	101%	ND	96%	0.0002	0.0010
P (diss) [mg/L]	09-Aug-24	09:22	09-Aug-24	10:07	< 0.003	101%	ND	NV	0.003	0.006
Pb (diss) [mg/L]	09-Aug-24	09:22	09-Aug-24	10:07	< 0.00009	102%	ND	93%	0.00028	0.00015
S (diss) [mg/L]	09-Aug-24	18:35	13-Aug-24	10:57	< 5	110%	ND	NV	< 5	< 5
Sb (diss) [mg/L]	09-Aug-24	09:22	09-Aug-24	10:08	< 0.0009	101%	ND	106%	0.0073	0.0035
Se (diss) [mg/L]	09-Aug-24	09:22	09-Aug-24	10:08	< 0.00004	101%	ND	108%	< 0.00004	0.00010
Si (diss) [mg/L]	09-Aug-24	09:22	09-Aug-24	10:08	< 0.02	97%	ND	NV	1.17	0.98
Sn (diss) [mg/L]	09-Aug-24	09:22	09-Aug-24	10:08	< 0.00006	101%	ND	NV	0.00030	0.00033
Sr (diss) [mg/L]	09-Aug-24	09:22	09-Aug-24	10:08	< 0.00008	102%	ND	93%	0.0211	0.0166
Th (diss) [mg/L]	09-Aug-24	09:22	09-Aug-24	10:08	< 0.0001	99%	ND	NV	< 0.0001	< 0.0001
Ti (diss) [mg/L]	09-Aug-24	09:22	09-Aug-24	10:08	< 0.0001	103%	ND	NV	0.0002	0.0002
Tl (diss) [mg/L]	09-Aug-24	09:22	09-Aug-24	10:08	< 0.000005	100%	ND	95%	0.000007	0.000006
U (diss) [mg/L]	09-Aug-24	09:22	09-Aug-24	10:08	< 0.000002	99%	ND	95%	0.000473	0.00231
V (diss) [mg/L]	09-Aug-24	09:22	09-Aug-24	10:08	< 0.00001	102%	ND	102%	0.00052	0.00089
W (diss) [mg/L]	09-Aug-24	09:22	09-Aug-24	10:08	< 0.0002	101%	ND	NV	0.0006	0.0019
Zn (diss) [mg/L]	09-Aug-24	09:22	09-Aug-24	10:08	< 0.002	104%	ND	101%	< 0.002	< 0.002
Zr (diss) [mg/L]	09-Aug-24	09:22	01-Oct-24	14:05	< 0.002	101%	ND	NV	< 0.002	< 0.002

OnLine LIMS

0003878466

Results relate only to the sample tested. Data reported represents the sample submitted to SGS. Reproduction of this analytical report in full or in part is prohibited without prior written approval. Please refer to SGS General Conditions of Services located at https://www.sgs.ca/en/terms-and-conditions (Printed copies are available upon request.)
Test method information available upon request. "Temperature Upon Receipt" is representative of the whole shipment and may not reflect the temperature of individual samples.
SGS Canada Inc. Environment-Health & Safety statement of conformity decision rule does not consider uncertainty when analytical results are compared to a specified standard or regulation.

SGS Canada Inc.
P.O. Box 4300 - 185 Concession St.
Lakefield - Ontario - KOL 2HO
Phone: 705-652-2000 FAX: 705-652-6365

Analysis	11: Col-33 Week 0 Wash 3	12: Col-34 Week 0 Wash 3	13: Col-MB2 Week 0 Wash 3
Sample Date & Time	N/A	N/A	N/A
Temp Upon Receipt [°C]	19.0	19.0	19.0
pH [No unit]	4.42	7.43	5.51
Conductivity [uS/cm]	27	86	< 2
Alkalinity [mg/L as CaCO3]	< 2	37	< 2
Acidity [mg/L as CaCO3]	< 2	< 2	2
F [mg/L]	0.06	< 0.06	< 0.06
Cl [mg/L]	1.2	1.0	< 0.2
SO4 [mg/L]	5.5	5.6	< 0.2
Hg (diss) [mg/L]	< 0.00001	< 0.00001	< 0.00001
Ag (diss) [mg/L]	< 0.00005	< 0.00005	< 0.00005
Al (diss) [mg/L]	0.092	0.127	< 0.001
As (diss) [mg/L]	0.0741	0.0083	0.0028
Ba (diss) [mg/L]	0.00315	0.00204	0.00035
Be (diss) [mg/L]	< 0.000007	< 0.000007	< 0.000007
B (diss) [mg/L]	0.007	0.010	< 0.002
Bi (diss) [mg/L]	< 0.00001	< 0.00001	< 0.00001
Ca (diss) [mg/L]	9.54	9.25	0.06
Cd (diss) [mg/L]	0.000012	0.000007	< 0.000003
Co (diss) [mg/L]	0.000258	0.000104	0.000015
Cr (diss) [mg/L]	0.00015	< 0.00008	< 0.00008
Cu (diss) [mg/L]	0.002	< 0.001	< 0.001
Fe (diss) [mg/L]	0.008	< 0.007	< 0.007
K (diss) [mg/L]	6.14	7.69	0.015
Mg (diss) [mg/L]	0.543	0.422	0.005
Mn (diss) [mg/L]	0.0410	0.110	0.00058
Mo (diss) [mg/L]	0.0008	0.0004	< 0.0004
Na (diss) [mg/L]	2.90	3.66	0.07
Ni (diss) [mg/L]	0.0037	0.0005	0.0004
P (diss) [mg/L]	0.016	0.003	< 0.003
Pb (diss) [mg/L]	0.00016	0.00029	0.00028

OnLine LIMS

00038784 66

Results relate only to the sample tested. Data reported represents the sample submitted to SGS. Reproduction of this analytical report in full or in part is prohibited without prior written approval. Please refer to SGS General Conditions of Services located at https://www.sgs.ca/en/terms-and-conditions (Printed copies are available upon request.)
Test method information available upon request. "Temperature Upon Receipt" is representative of the whole shipment and may not reflect the temperature of individual samples.
SGS Canada Inc. Environment-Health & Safety statement of conformity decision rule does not consider uncertainty when analytical results are compared to a specified standard or regulation.

SGS Canada Inc.
P.O. Box 4300 - 185 Concession St.
Lakefield - Ontario - KOL 2HO
Phone: 705-652-2000 FAX: 705-652-6365

Analysis	11: Col-33 Week 0 Wash 3	12: Col-34 Week 0 Wash 3	13: Col-MB2 Week 0 Wash 3
S (diss) [mg/L]	< 5	< 5	< 5
Sb (diss) [mg/L]	0.0017	0.0076	< 0.0009
Se (diss) [mg/L]	0.00030	0.00011	< 0.00004
Si (diss) [mg/L]	1.04	0.85	< 0.02
Sn (diss) [mg/L]	0.00022	0.00089	0.00031
Sr (diss) [mg/L]	0.0112	0.0208	0.00009
Th (diss) [mg/L]	< 0.0001	< 0.0001	< 0.0001
Ti (diss) [mg/L]	0.0004	0.0001	< 0.0001
Tl (diss) [mg/L]	0.000016	0.000008	< 0.000005
U (diss) [mg/L]	0.00456	0.0136	0.000018
V (diss) [mg/L]	0.00102	0.00093	0.00002
W (diss) [mg/L]	0.0058	0.0012	< 0.0002
Zn (diss) [mg/L]	< 0.002	< 0.002	< 0.002
Zr (diss) [mg/L]	0.002	< 0.002	< 0.002

Revised to include Zirconium analysis.

NA - Not applicable
ND - Not Detected
NV - No Value

Alisha Kelly, B.Sc.,
Project Specialist,
Environment, Health & Safety

OnLine LIMS

0003878466

Results relate only to the sample tested. Data reported represents the sample submitted to SGS. Reproduction of this analytical report in full or in part is prohibited without prior written approval. Please refer to SGS General Conditions of Services located at https://www.sgs.ca/en/terms-and-conditions (Printed copies are available upon request.)
Test method information available upon request. "Temperature Upon Receipt" is representative of the whole shipment and may not reflect the temperature of individual samples.
SGS Canada Inc. Environment-Health & Safety statement of conformity decision rule does not consider uncertainty when analytical results are compared to a specified standard or regulation.

CERTIFICATE OF ANALYSIS

Work Order	: **WP2317509**	Page	: 1 of 10
Client	: **Kinross Gold Corporation**	Laboratory	: ALS Environmental - Winnipeg
Contact	: Ashley Moncrief	Account Manager	: Judy Dalmaijer
Address	: Great Bear Resources Ltd. A Kinross Company 117 Forestry Road Red Lake ON Canada P0V 2M0	Address	: 1329 Niakwa Road East, Unit 12 Winnipeg MB Canada R2J 3T4
Telephone	: 807 630 0203	Telephone	: +1 204 255 9720
Project	: PPR-022-3	Date Samples Received	: 01-Aug-2023 08:56
PO	: ----	Date Analysis Commenced	: 02-Aug-2023
C-O-C number	: ----	Issue Date	: 11-Aug-2023 08:47
Sampler	: ----		
Site	: ----		
Quote number	: Monthy and Quarterly samples_V2		
No. of samples received	: 16		
No. of samples analysed	: 16		

This report supersedes any previous report(s) with this reference. Results apply to the sample(s) as submitted. This document shall not be reproduced, except in full.

This Certificate of Analysis contains the following information:

- General Comments
- Analytical Results

Additional information pertinent to this report will be found in the following separate attachments: Quality Control Report, QC Interpretive report to assist with Quality Review and Sample Receipt Notification (SRN).

Signatories

This document has been electronically signed by the authorized signatories below. Electronic signing is conducted in accordance with US FDA 21 CFR Part 11.

Signatories	*Position*	*Laboratory Department*
Greg Pokocky	Manager - Inorganics	Inorganics, Waterloo, Ontario
Lee McTavish		Inorganics, Winnipeg, Manitoba
Lee McTavish		Metals, Winnipeg, Manitoba
Matthew Bouch		Metals, Winnipeg, Manitoba
Rhovee Guevarra		Inorganics, Winnipeg, Manitoba

General Comments

The analytical methods used by ALS are developed using internationally recognized reference methods (where available), such as those published by US EPA, APHA Standard Methods, ASTM, ISO, Environment Canada, BC MOE, and Ontario MOE. Refer to the ALS Quality Control Interpretive report (QCI) for applicable references and methodology summaries. Reference methods may incorporate modifications to improve performance.

Where a reported less than (<) result is higher than the LOR, this may be due to primary sample extract/digestate dilution and/or insufficient sample for analysis.

Where the LOR of a reported result differs from standard LOR, this may be due to high moisture content, insufficient sample (reduced weight employed) or matrix interference.

Please refer to Quality Control Interpretive report (QCI) for information regarding Holding Time compliance.

Key : CAS Number: Chemical Abstracts Services number is a unique identifier assigned to discrete substances

LOR: Limit of Reporting (detection limit).

Unit	*Description*
-	no units
µS/cm	microsiemens per centimetre
mg/L	milligrams per litre
pH units	pH units

<: less than.

>: greater than.

Surrogate: An analyte that is similar in behavior to target analyte(s), but that does not occur naturally in environmental samples. For applicable tests, surrogates are added to samples prior to analysis as a check on recovery.

Test results reported relate only to the samples as received by the laboratory.

UNLESS OTHERWISE STATED on SRN or QCI Report, ALL SAMPLES WERE RECEIVED IN ACCEPTABLE CONDITION.

Qualifiers

Qualifier	*Description*
RRV	*Reported result verified by repeat analysis.*

Analytical Results

Sub-Matrix: **Water**
(Matrix: **Water**)

Analyte	CAS Number	Method/Lab	LOR	Unit	Client sample ID	FLB-02	FLB-03	FLB-05	FLB-07	FLB-08
					Client sampling date / time	01-Aug-2023 00:00	01-Aug-2023 00:00	01-Aug-2023 00:00	01-Aug-2023 00:00	01-Aug-2023 00:00
						WP2317509-001	WP2317509-002	WP2317509-003	WP2317509-004	WP2317509-005
						Result	Result	Result	Result	Result
Physical Tests										
Acidity (as CaCO3)	----	E283/WT	2.0	mg/L		2.2	3.1	2.5	2.7	2.2
Conductivity	----	E100/WP	1.0	µS/cm		105	151	124	118	70.8
pH	----	E108/WP	0.10	pH units		7.32	7.37	6.96	7.17	7.30
Solids, total dissolved [TDS]	----	E162-L/WP	3.0	mg/L		76.9	106	95.6	79.6	45.9
Anions and Nutrients										
Chloride	16887-00-6	E235.Cl-L/WP	0.10	mg/L		2.84	3.96	1.96	3.21	0.89
Fluoride	16984-48-8	E235.F/WP	0.020	mg/L		0.182	0.138	0.101	0.150	0.094
Phosphorus, total	7723-14-0	E372-U/WP	0.0020	mg/L		0.0859	0.0426	0.0115	0.0319	0.0365
Sulfate (as SO4)	14808-79-8	E235.SO4/WP	0.30	mg/L		9.71	22.9	47.0	28.7	7.20
Dissolved Metals										
Aluminum, dissolved	7429-90-5	E421/WP	0.0010	mg/L		0.0749	0.0297	0.0080	0.0715	0.0346
Antimony, dissolved	7440-36-0	E421/WP	0.00010	mg/L		0.00256	0.00301	0.00185	0.00032	0.00032
Arsenic, dissolved	7440-38-2	E421/WP	0.00010	mg/L		0.00314	0.00665	0.00203	0.00360	0.00367
Barium, dissolved	7440-39-3	E421/WP	0.00010	mg/L		0.0127	0.0160	0.0197	0.00979	0.00981
Beryllium, dissolved	7440-41-7	E421/WP	0.000020	mg/L		<0.000020	<0.000020	<0.000020	<0.000020	<0.000020
Bismuth, dissolved	7440-69-9	E421/WP	0.000050	mg/L		<0.000050	<0.000050	<0.000050	<0.000050	<0.000050
Boron, dissolved	7440-42-8	E421/WP	0.010	mg/L		0.030	0.034	0.026	0.014	0.014
Cadmium, dissolved	7440-43-9	E421/WP	0.0000050	mg/L		0.0000058	0.0000065	0.000206	0.0000065	<0.0000050
Calcium, dissolved	7440-70-2	E421/WP	0.050	mg/L		13.3	20.2	18.5	10.1	10.2
Cesium, dissolved	7440-46-2	E421/WP	0.000010	mg/L		<0.000010	0.000016	0.000010	<0.000010	0.000011
Chromium, dissolved	7440-47-3	E421/WP	0.00050	mg/L		<0.00050	0.00055	<0.00050	<0.00050	<0.00050
Cobalt, dissolved	7440-48-4	E421/WP	0.00010	mg/L		0.00015	0.00030	0.00160	0.00039	0.00010
Copper, dissolved	7440-50-8	E421/WP	0.00020	mg/L		0.00392	0.00703	0.00289	0.00302	0.00247
Iron, dissolved	7439-89-6	E421/WP	0.010	mg/L		0.043	0.012	<0.010	0.012	0.015
Lead, dissolved	7439-92-1	E421/WP	0.000050	mg/L		0.000075	<0.000050	0.000285	<0.000050	<0.000050
Lithium, dissolved	7439-93-2	E421/WP	0.0010	mg/L		0.0025	0.0020	0.0029	0.0011	0.0011
Magnesium, dissolved	7439-95-4	E421/WP	0.0050	mg/L		1.26	1.61	1.83	0.768	0.787
Manganese, dissolved	7439-96-5	E421/WP	0.00010	mg/L		0.00174	0.0166	0.121	0.0242	0.00506
Molybdenum, dissolved	7439-98-7	E421/WP	0.000050	mg/L		0.00337	0.00338	0.000841	0.000937	0.000978

Analytical Results

Sub-Matrix: **Water**
(Matrix: **Water**)

Analyte	CAS Number	Method/Lab	LOR	Unit	Client sample ID	FLB-02	FLB-03	FLB-05	FLB-07	FLB-08
					Client sampling date / time	01-Aug-2023 00:00	01-Aug-2023 00:00	01-Aug-2023 00:00	01-Aug-2023 00:00	01-Aug-2023 00:00
						WP2317509-001	WP2317509-002	WP2317509-003	WP2317509-004	WP2317509-005
						Result	Result	Result	Result	Result
Dissolved Metals										
Nickel, dissolved	7440-02-0	E421/WP	0.00050	mg/L		0.00212	0.00311	0.00200	0.00061	0.00058
Phosphorus, dissolved	7723-14-0	E421.P-L/WP	0.030	mg/L		0.069	<0.030	<0.030	0.038	<0.030
Phosphorus, dissolved	7723-14-0	E421/WP	0.050	mg/L		0.069	<0.050	<0.050	<0.050	<0.050
Potassium, dissolved	7440-09-7	E421/WP	0.050	mg/L		2.45	2.63	1.91	1.38	1.40
Rubidium, dissolved	7440-17-7	E421/WP	0.00020	mg/L		0.00161	0.00231	0.00183	0.00142	0.00146
Selenium, dissolved	7782-49-2	E421/WP	0.000050	mg/L		0.000244	0.000782	0.00358	0.000192	0.000209
Silicon, dissolved	7440-21-3	E421/WP	0.050	mg/L		2.30	1.73	1.52	1.47	1.49
Silver, dissolved	7440-22-4	E421/WP	0.000010	mg/L		<0.000010	<0.000010	<0.000010	<0.000010	<0.000010
Sodium, dissolved	7440-23-5	E421/WP	0.050	mg/L		4.03	5.76	4.48	1.64	1.64
Strontium, dissolved	7440-24-6	E421/WP	0.00020	mg/L		0.0770	0.122	0.110	0.0406	0.0418
Sulfur, dissolved	7704-34-9	E421/WP	0.50	mg/L		3.53	7.82	16.0	2.50 RRV	2.48
Tellurium, dissolved	13494-80-9	E421/WP	0.00020	mg/L		<0.00020	<0.00020	<0.00020	<0.00020	<0.00020
Thallium, dissolved	7440-28-0	E421/WP	0.000010	mg/L		<0.000010	<0.000010	0.000012	<0.000010	<0.000010
Thorium, dissolved	7440-29-1	E421/WP	0.00010	mg/L		<0.00010	<0.00010	<0.00010	<0.00010	<0.00010
Tin, dissolved	7440-31-5	E421/WP	0.00010	mg/L		<0.00010	<0.00010	<0.00010	<0.00010	<0.00010
Titanium, dissolved	7440-32-6	E421/WP	0.00030	mg/L		0.00341	0.00122	<0.00030	0.00064	0.00124
Tungsten, dissolved	7440-33-7	E421/WP	0.00010	mg/L		0.00190	0.00409	0.00060	0.00093	0.00093
Uranium, dissolved	7440-61-1	E421/WP	0.000010	mg/L		0.00163	0.00535	0.000122	0.000116	0.000087
Vanadium, dissolved	7440-62-2	E421/WP	0.00050	mg/L		0.00233	0.00183	0.00082	0.00167	0.00169
Zinc, dissolved	7440-66-6	E421/WP	0.0010	mg/L		0.0049	0.0119	0.0534	0.0071	0.0029
Zirconium, dissolved	7440-67-7	E421/WP	0.00030	mg/L		0.00064	0.00110	<0.00030	<0.00030	<0.00030
Dissolved metals filtration location	----	EP421/WP	-	-		Laboratory	Laboratory	Laboratory	Field	Laboratory

Please refer to the General Comments section for an explanation of any result qualifiers detected.

Please refer to the Accreditation section for an explanation of analyte accreditations.

Analytical Results

Sub-Matrix: **Water**
(Matrix: **Water**)

Analyte	CAS Number	Method/Lab	LOR	Unit	Client sample ID	FLB-09	FLB-10	FLB-13	FLB-15	FLB-BLANK
					Client sampling date / time	01-Aug-2023 00:00	01-Aug-2023 00:00	01-Aug-2023 00:00	01-Aug-2023 00:00	01-Aug-2023 00:00
						WP2317509-006	WP2317509-007	WP2317509-008	WP2317509-009	WP2317509-010
						Result	Result	Result	Result	Result
Physical Tests										
Acidity (as CaCO3)	----	E283/WT	2.0	mg/L		2.5	<2.0	2.6	2.7	<2.0
Conductivity	----	E100/WP	1.0	µS/cm		57.2	61.2	131	92.6	21.4
pH	----	E108/WP	0.10	pH units		7.22	7.46	7.12	7.15	6.79
Solids, total dissolved [TDS]	----	E162-L/WP	3.0	mg/L		36.2	48.2	88.9	66.9	17.1
Anions and Nutrients										
Chloride	16887-00-6	E235.Cl-L/WP	0.10	mg/L		0.96	1.19	2.44	2.16	0.71
Fluoride	16984-48-8	E235.F/WP	0.020	mg/L		0.068	0.080	0.128	0.106	0.075
Phosphorus, total	7723-14-0	E372-U/WP	0.0020	mg/L		0.0259	0.0491	0.0157	0.0332	0.0314
Sulfate (as SO4)	14808-79-8	E235.SO4/WP	0.30	mg/L		3.24	3.44	34.8	17.0	1.02
Dissolved Metals										
Aluminum, dissolved	7429-90-5	E421/WP	0.0010	mg/L		0.0501	0.0609	0.0144	0.0443	0.0179
Antimony, dissolved	7440-36-0	E421/WP	0.00010	mg/L		0.00045	0.00052	0.00178	0.00219	<0.00010
Arsenic, dissolved	7440-38-2	E421/WP	0.00010	mg/L		0.00169	0.00216	0.00176	0.00220	0.00092
Barium, dissolved	7440-39-3	E421/WP	0.00010	mg/L		0.00815	0.00892	0.0195	0.0113	0.00427
Beryllium, dissolved	7440-41-7	E421/WP	0.000020	mg/L		<0.000020	<0.000020	<0.000020	<0.000020	<0.000020
Bismuth, dissolved	7440-69-9	E421/WP	0.000050	mg/L		<0.000050	<0.000050	<0.000050	<0.000050	<0.000050
Boron, dissolved	7440-42-8	E421/WP	0.010	mg/L		0.010	0.014	0.020	0.020	0.010
Cadmium, dissolved	7440-43-9	E421/WP	0.0000050	mg/L		0.0000059	0.0000216	0.0000118	0.0000139	0.0000052
Calcium, dissolved	7440-70-2	E421/WP	0.050	mg/L		7.96	10.2	14.9	10.9	2.67
Cesium, dissolved	7440-46-2	E421/WP	0.000010	mg/L		<0.000010	0.000011	<0.000010	<0.000010	<0.000010
Chromium, dissolved	7440-47-3	E421/WP	0.00050	mg/L		<0.00050	<0.00050	<0.00050	<0.00050	<0.00050
Cobalt, dissolved	7440-48-4	E421/WP	0.00010	mg/L		0.00023	0.00021	0.00269	0.00049	0.00050
Copper, dissolved	7440-50-8	E421/WP	0.00020	mg/L		0.00180	0.00034	0.00153	0.00178	0.00092
Iron, dissolved	7439-89-6	E421/WP	0.010	mg/L		<0.010	<0.010	0.013	0.018	<0.010
Lead, dissolved	7439-92-1	E421/WP	0.000050	mg/L		<0.000050	<0.000050	<0.000050	0.000069	<0.000050
Lithium, dissolved	7439-93-2	E421/WP	0.0010	mg/L		<0.0010	0.0018	0.0034	0.0016	<0.0010
Magnesium, dissolved	7439-95-4	E421/WP	0.0050	mg/L		0.651	0.962	1.92	1.21	0.238
Manganese, dissolved	7439-96-5	E421/WP	0.00010	mg/L		0.0249	0.0190	0.0921	0.0292	0.0393
Molybdenum, dissolved	7439-98-7	E421/WP	0.000050	mg/L		0.000662	0.000826	0.00118	0.00174	0.000552
Nickel, dissolved	7440-02-0	E421/WP	0.00050	mg/L		0.00064	0.00078	0.0487	0.00347	<0.00050

Analytical Results

Sub-Matrix: **Water**
(Matrix: **Water**)

Analyte	CAS Number	Method/Lab	LOR	Unit	Client sample ID	FLB-09	FLB-10	FLB-13	FLB-15	FLB-BLANK
					Client sampling date / time	01-Aug-2023 00:00	01-Aug-2023 00:00	01-Aug-2023 00:00	01-Aug-2023 00:00	01-Aug-2023 00:00
						WP2317509-006	WP2317509-007	WP2317509-008	WP2317509-009	WP2317509-010
						Result	Result	Result	Result	Result
Dissolved Metals										
Phosphorus, dissolved	7723-14-0	E421.P-L/WP	0.030	mg/L		<0.030	0.048	<0.030	<0.030	<0.030
Phosphorus, dissolved	7723-14-0	E421/WP	0.050	mg/L		<0.050	<0.050	<0.050	<0.050	<0.050
Potassium, dissolved	7440-09-7	E421/WP	0.050	mg/L		1.16	1.69	2.83	1.81	0.397
Rubidium, dissolved	7440-17-7	E421/WP	0.00020	mg/L		0.00128	0.00188	0.00182	0.00149	0.00047
Selenium, dissolved	7782-49-2	E421/WP	0.000050	mg/L		0.000158	0.000278	0.000802	0.000296	0.000086
Silicon, dissolved	7440-21-3	E421/WP	0.050	mg/L		1.22	1.31	1.76	1.41	0.971
Silver, dissolved	7440-22-4	E421/WP	0.000010	mg/L		<0.000010	<0.000010	<0.000010	<0.000010	<0.000010
Sodium, dissolved	7440-23-5	E421/WP	0.050	mg/L		1.29	2.13	3.89	3.49	0.622
Strontium, dissolved	7440-24-6	E421/WP	0.00020	mg/L		0.0340	0.0509	0.0907	0.0693	0.00972
Sulfur, dissolved	7704-34-9	E421/WP	0.50	mg/L		1.06	1.30	11.6	5.87	<0.50
Tellurium, dissolved	13494-80-9	E421/WP	0.00020	mg/L		<0.00020	<0.00020	<0.00020	<0.00020	<0.00020
Thallium, dissolved	7440-28-0	E421/WP	0.000010	mg/L		<0.000010	<0.000010	<0.000010	<0.000010	<0.000010
Thorium, dissolved	7440-29-1	E421/WP	0.00010	mg/L		<0.00010	<0.00010	<0.00010	<0.00010	<0.00010
Tin, dissolved	7440-31-5	E421/WP	0.00010	mg/L		0.00011	<0.00010	<0.00010	<0.00010	<0.00010
Titanium, dissolved	7440-32-6	E421/WP	0.00030	mg/L		0.00048	0.00041	<0.00030	0.00104	0.00056
Tungsten, dissolved	7440-33-7	E421/WP	0.00010	mg/L		0.00220	0.00195	0.00104	0.00169	<0.00010
Uranium, dissolved	7440-61-1	E421/WP	0.000010	mg/L		0.000068	0.000603	0.000065	0.000460	<0.000010
Vanadium, dissolved	7440-62-2	E421/WP	0.00050	mg/L		0.00177	0.00172	0.00109	0.00183	0.00194
Zinc, dissolved	7440-66-6	E421/WP	0.0010	mg/L		0.0093	0.0303	0.0129	0.0147	0.0016
Zirconium, dissolved	7440-67-7	E421/WP	0.00030	mg/L		<0.00030	0.00041	<0.00030	0.00078	<0.00030
Dissolved metals filtration location	----	EP421/WP	-	-		Field	Field	Field	Field	Field

Please refer to the General Comments section for an explanation of any result qualifiers detected.

Please refer to the Accreditation section for an explanation of analyte accreditations.

Analytical Results

Sub-Matrix: **Water**
(Matrix: **Water**)

Analyte	CAS Number	Method/Lab	LOR	Unit	Client sample ID	FLB-DUP	FLB-FIELD BLANK	FLB-06	FLB-04	FLB-02
					Client sampling date / time	01-Aug-2023 00:00	01-Aug-2023 00:00	01-Aug-2023 00:00	01-Aug-2023 00:00	01-Aug-2023 00:00
						WP2317509-011	WP2317509-012	WP2317509-013	WP2317509-014	WP2317509-015
						Result	Result	Result	Result	Result
Physical Tests										
Acidity (as CaCO3)	----	E283/WT	2.0	mg/L		2.9	----	----	----	----
Conductivity	----	E100/WP	1.0	µS/cm		92.6	----	----	----	----
Hardness (as CaCO3), dissolved	----	EC100/WP	0.50	mg/L		----	<0.50	----	----	----
pH	----	E108/WP	0.10	pH units		7.15	----	----	----	----
Solids, total dissolved [TDS]	----	E162-L/WP	3.0	mg/L		63.9	----	----	----	----
Anions and Nutrients										
Chloride	16887-00-6	E235.Cl-L/WP	0.10	mg/L		2.15	----	----	----	----
Fluoride	16984-48-8	E235.F/WP	0.020	mg/L		0.106	----	----	----	----
Phosphorus, total	7723-14-0	E372-U/WP	0.0020	mg/L		0.0345	----	----	----	----
Sulfate (as SO4)	14808-79-8	E235.SO4/WP	0.30	mg/L		17.1	----	----	----	----
Dissolved Metals										
Aluminum, dissolved	7429-90-5	E421/WP	0.0010	mg/L		0.0493	<0.0010	0.0457	0.0148	0.0528
Antimony, dissolved	7440-36-0	E421/WP	0.00010	mg/L		0.00222	<0.00010	0.00131	0.00183	0.00292
Arsenic, dissolved	7440-38-2	E421/WP	0.00010	mg/L		0.00228	<0.00010	0.00304	0.00206	0.00641
Barium, dissolved	7440-39-3	E421/WP	0.00010	mg/L		0.0113	<0.00010	0.0158	0.0194	0.0158
Beryllium, dissolved	7440-41-7	E421/WP	0.000020	mg/L		<0.000020	<0.000020	<0.000020	<0.000020	<0.000020
Bismuth, dissolved	7440-69-9	E421/WP	0.000050	mg/L		<0.000050	<0.000050	<0.000050	<0.000050	<0.000050
Boron, dissolved	7440-42-8	E421/WP	0.010	mg/L		0.021	<0.010	0.030	0.026	0.033
Cadmium, dissolved	7440-43-9	E421/WP	0.0000050	mg/L		0.0000114	<0.0000050	0.0000136	0.000194	0.0000107
Calcium, dissolved	7440-70-2	E421/WP	0.050	mg/L		11.0	<0.050	14.7	18.3	20.1
Cesium, dissolved	7440-46-2	E421/WP	0.000010	mg/L		<0.000010	<0.000010	<0.000010	<0.000010	0.000014
Chromium, dissolved	7440-47-3	E421/WP	0.00050	mg/L		<0.00050	<0.00050	<0.00050	<0.00050	0.00062
Cobalt, dissolved	7440-48-4	E421/WP	0.00010	mg/L		0.00050	<0.00010	0.00029	0.00168	0.00068
Copper, dissolved	7440-50-8	E421/WP	0.00020	mg/L		0.00179	<0.00020	0.00027	0.00310	0.00756
Iron, dissolved	7439-89-6	E421/WP	0.010	mg/L		0.022	<0.010	0.025	0.013	0.014
Lead, dissolved	7439-92-1	E421/WP	0.000050	mg/L		0.000070	<0.000050	0.000092	0.000709	0.000083
Lithium, dissolved	7439-93-2	E421/WP	0.0010	mg/L		0.0019	<0.0010	0.0021	0.0033	0.0022
Magnesium, dissolved	7439-95-4	E421/WP	0.0050	mg/L		1.23	<0.0050	1.40	1.84	1.58
Manganese, dissolved	7439-96-5	E421/WP	0.00010	mg/L		0.0294	<0.00010	0.0604	0.122	0.0500
Molybdenum, dissolved	7439-98-7	E421/WP	0.000050	mg/L		0.00178	<0.000050	0.00133	0.000896	0.00340

Analytical Results

Sub-Matrix: **Water**
(Matrix: **Water**)

Analyte	CAS Number	Method/Lab	LOR	Unit	Client sample ID	FLB-DUP	FLB-FIELD BLANK	FLB-06	FLB-04	FLB-02
					Client sampling date / time	01-Aug-2023 00:00	01-Aug-2023 00:00	01-Aug-2023 00:00	01-Aug-2023 00:00	01-Aug-2023 00:00
						WP2317509-011	WP2317509-012	WP2317509-013	WP2317509-014	WP2317509-015
						Result	Result	Result	Result	Result
Dissolved Metals										
Nickel, dissolved	7440-02-0	E421/WP	0.00050	mg/L		0.00351	<0.00050	0.00215	0.00209	0.00326
Phosphorus, dissolved	7723-14-0	E421.P-L/WP	0.030	mg/L		<0.030	----	<0.030	<0.030	<0.030
Phosphorus, dissolved	7723-14-0	E421/WP	0.050	mg/L		<0.050	<0.050	<0.050	<0.050	<0.050
Potassium, dissolved	7440-09-7	E421/WP	0.050	mg/L		1.77	<0.050	1.96	1.90	2.58
Rubidium, dissolved	7440-17-7	E421/WP	0.00020	mg/L		0.00144	<0.00020	0.00133	0.00175	0.00222
Selenium, dissolved	7782-49-2	E421/WP	0.000050	mg/L		0.000288	<0.000050	0.00203	0.00347	0.000734
Silicon, dissolved	7440-21-3	E421/WP	0.050	mg/L		1.42	0.064	1.88	1.52	1.72
Silver, dissolved	7440-22-4	E421/WP	0.000010	mg/L		<0.000010	<0.000010	<0.000010	<0.000010	<0.000010
Sodium, dissolved	7440-23-5	E421/WP	0.050	mg/L		3.59	<0.050	3.77	4.48	5.77
Strontium, dissolved	7440-24-6	E421/WP	0.00020	mg/L		0.0689	<0.00020	0.0793	0.108	0.121
Sulfur, dissolved	7704-34-9	E421/WP	0.50	mg/L		5.83	<0.50	9.76	15.9	7.96
Tellurium, dissolved	13494-80-9	E421/WP	0.00020	mg/L		<0.00020	<0.00020	<0.00020	<0.00020	<0.00020
Thallium, dissolved	7440-28-0	E421/WP	0.000010	mg/L		<0.000010	<0.000010	<0.000010	0.000013	<0.000010
Thorium, dissolved	7440-29-1	E421/WP	0.00010	mg/L		<0.00010	<0.00010	<0.00010	<0.00010	<0.00010
Tin, dissolved	7440-31-5	E421/WP	0.00010	mg/L		0.00014	<0.00010	<0.00010	<0.00010	0.00011
Titanium, dissolved	7440-32-6	E421/WP	0.00030	mg/L		0.00144	<0.00030	0.00225	<0.00030	0.00102
Tungsten, dissolved	7440-33-7	E421/WP	0.00010	mg/L		0.00167	<0.00010	0.00153	0.00064	0.00428
Uranium, dissolved	7440-61-1	E421/WP	0.000010	mg/L		0.000473	<0.000010	0.000177	0.000166	0.00560
Vanadium, dissolved	7440-62-2	E421/WP	0.00050	mg/L		0.00183	<0.00050	0.00171	0.00088	0.00183
Zinc, dissolved	7440-66-6	E421/WP	0.0010	mg/L		0.0155	<0.0010	0.0367	0.0527	0.0164
Zirconium, dissolved	7440-67-7	E421/WP	0.00030	mg/L		0.00075	<0.00030	0.00042	<0.00030	0.00128
Dissolved metals filtration location	----	EP421/WP	-	-		Field	Field	Field	Field	Field

Please refer to the General Comments section for an explanation of any result qualifiers detected.

Please refer to the Accreditation section for an explanation of analyte accreditations.

Analytical Results

Sub-Matrix: Water (Matrix: Water)					Client sample ID	FLB-01	----	----	----	----
					Client sampling date / time	01-Aug-2023 00:00	----	----	----	----
Analyte	CAS Number	Method/Lab	LOR	Unit		WP2317509-016	--------	--------	--------	--------
						Result	----	----	----	----
Dissolved Metals										
Aluminum, dissolved	7429-90-5	E421/WP	0.0010	mg/L		0.0577	----	----	----	----
Antimony, dissolved	7440-36-0	E421/WP	0.00010	mg/L		0.00251	----	----	----	----
Arsenic, dissolved	7440-38-2	E421/WP	0.00010	mg/L		0.00308	----	----	----	----
Barium, dissolved	7440-39-3	E421/WP	0.00010	mg/L		0.0125	----	----	----	----
Beryllium, dissolved	7440-41-7	E421/WP	0.000020	mg/L		<0.000020	----	----	----	----
Bismuth, dissolved	7440-69-9	E421/WP	0.000050	mg/L		<0.000050	----	----	----	----
Boron, dissolved	7440-42-8	E421/WP	0.010	mg/L		0.032	----	----	----	----
Cadmium, dissolved	7440-43-9	E421/WP	0.0000050	mg/L		0.0000085	----	----	----	----
Calcium, dissolved	7440-70-2	E421/WP	0.050	mg/L		13.5	----	----	----	----
Cesium, dissolved	7440-46-2	E421/WP	0.000010	mg/L		<0.000010	----	----	----	----
Chromium, dissolved	7440-47-3	E421/WP	0.00050	mg/L		<0.00050	----	----	----	----
Cobalt, dissolved	7440-48-4	E421/WP	0.00010	mg/L		0.00036	----	----	----	----
Copper, dissolved	7440-50-8	E421/WP	0.00020	mg/L		0.00479	----	----	----	----
Iron, dissolved	7439-89-6	E421/WP	0.010	mg/L		0.016	----	----	----	----
Lead, dissolved	7439-92-1	E421/WP	0.000050	mg/L		<0.000050	----	----	----	----
Lithium, dissolved	7439-93-2	E421/WP	0.0010	mg/L		0.0028	----	----	----	----
Magnesium, dissolved	7439-95-4	E421/WP	0.0050	mg/L		1.27	----	----	----	----
Manganese, dissolved	7439-96-5	E421/WP	0.00010	mg/L		0.0239	----	----	----	----
Molybdenum, dissolved	7439-98-7	E421/WP	0.000050	mg/L		0.00338	----	----	----	----
Nickel, dissolved	7440-02-0	E421/WP	0.00050	mg/L		0.00228	----	----	----	----
Phosphorus, dissolved	7723-14-0	E421.P-L/WP	0.030	mg/L		0.071	----	----	----	----
Phosphorus, dissolved	7723-14-0	E421/WP	0.050	mg/L		0.071	----	----	----	----
Potassium, dissolved	7440-09-7	E421/WP	0.050	mg/L		2.39	----	----	----	----
Rubidium, dissolved	7440-17-7	E421/WP	0.00020	mg/L		0.00152	----	----	----	----
Selenium, dissolved	7782-49-2	E421/WP	0.000050	mg/L		0.000291	----	----	----	----
Silicon, dissolved	7440-21-3	E421/WP	0.050	mg/L		2.28	----	----	----	----
Silver, dissolved	7440-22-4	E421/WP	0.000010	mg/L		<0.000010	----	----	----	----
Sodium, dissolved	7440-23-5	E421/WP	0.050	mg/L		4.06	----	----	----	----
Strontium, dissolved	7440-24-6	E421/WP	0.00020	mg/L		0.0750	----	----	----	----
Sulfur, dissolved	7704-34-9	E421/WP	0.50	mg/L		3.45	----	----	----	----

Analytical Results

Sub-Matrix: Water (Matrix: Water)					Client sample ID	FLB-01	----	----	----	----
					Client sampling date / time	01-Aug-2023 00:00	----	----	----	----
Analyte	CAS Number	Method/Lab	LOR	Unit		WP2317509-016	--------	--------	--------	--------
						Result	----	----	----	----
Dissolved Metals										
Tellurium, dissolved	13494-80-9	E421/WP	0.00020	mg/L		<0.00020	----	----	----	----
Thallium, dissolved	7440-28-0	E421/WP	0.000010	mg/L		<0.000010	----	----	----	----
Thorium, dissolved	7440-29-1	E421/WP	0.00010	mg/L		<0.00010	----	----	----	----
Tin, dissolved	7440-31-5	E421/WP	0.00010	mg/L		<0.00010	----	----	----	----
Titanium, dissolved	7440-32-6	E421/WP	0.00030	mg/L		0.00133	----	----	----	----
Tungsten, dissolved	7440-33-7	E421/WP	0.00010	mg/L		0.00202	----	----	----	----
Uranium, dissolved	7440-61-1	E421/WP	0.000010	mg/L		0.00185	----	----	----	----
Vanadium, dissolved	7440-62-2	E421/WP	0.00050	mg/L		0.00219	----	----	----	----
Zinc, dissolved	7440-66-6	E421/WP	0.0010	mg/L		0.0088	----	----	----	----
Zirconium, dissolved	7440-67-7	E421/WP	0.00030	mg/L		0.00056	----	----	----	----
Dissolved metals filtration location	----	EP421/WP	-	-		Field	----	----	----	----

Please refer to the General Comments section for an explanation of any result qualifiers detected.

Please refer to the Accreditation section for an explanation of analyte accreditations.

ALS Canada Ltd.

right solutions.
right partner.

QUALITY CONTROL INTERPRETIVE REPORT

Work Order	: **WP2317509**	Page	: 1 of 21
Client	: **Kinross Gold Corporation**	Laboratory	: ALS Environmental - Winnipeg
Contact	: Ashley Moncrief	Account Manager	: Judy Dalmaijer
Address	: Great Bear Resources Ltd. A Kinross Company 117 Forestry Road Red Lake ON Canada P0V 2M0	Address	: 1329 Niakwa Road East, Unit 12 Winnipeg, Manitoba Canada R2J 3T4
Telephone	: 807 630 0203	Telephone	: +1 204 255 9720
Project	: PPR-022-3	Date Samples Received	: 01-Aug-2023 08:56
PO	: ----	Issue Date	: 11-Aug-2023 08:47
C-O-C number	: ----		
Sampler	: ----		
Site	: ----		
Quote number	: Monthy and Quarterly samples_V2		
No. of samples received	: 16		
No. of samples analysed	: 16		

This report is automatically generated by the ALS LIMS (Laboratory Information Management System) through evaluation of Quality Control (QC) results and other QA parameters associated with this submission, and is intended to facilitate rapid data validation by auditors or reviewers. The report highlights any exceptions and outliers to ALS Data Quality Objectives, provides holding time details and exceptions, summarizes QC sample frequencies, and lists applicable methodology references and summaries.

Key

Anonymous: Refers to samples which are not part of this work order, but which formed part of the QC process lot.
CAS Number: Chemical Abstracts Service number is a unique identifier assigned to discrete substances.
DQO: Data Quality Objective.
LOR: Limit of Reporting (detection limit).
RPD: Relative Percent Difference.

Workorder Comments

Holding times are displayed as "---" if no guidance exists from CCME, Canadian provinces, or broadly recognized international references.

Summary of Outliers

Outliers : Quality Control Samples

- No Method Blank value outliers occur.
- No Duplicate outliers occur.
- No Matrix Spike outliers occur.
- Laboratory Control Sample (LCS) outliers occur - please see following pages for full details.
- No Test sample Surrogate recovery outliers exist.

Outliers: Reference Material (RM) Samples

- No Reference Material (RM) Sample outliers occur.

Outliers : Analysis Holding Time Compliance (Breaches)

- Analysis Holding Time Outliers exist - please see following pages for full details.

Outliers : Frequency of Quality Control Samples

- No Quality Control Sample Frequency Outliers occur.

Outliers : Quality Control Samples

Duplicates, Method Blanks, Laboratory Control Samples and Matrix Spikes

Matrix: **Water**

Analyte Group	Laboratory sample ID	Client/Ref Sample ID	Analyte	CAS Number	Method	Result	Limits	Comment
Laboratory Control Sample (LCS) Recoveries								
Dissolved Metals	QC-MRG2-1071523 002	----	Silicon, dissolved	7440-21-3	E421	127 % MES	80.0-120%	Recovery greater than upper control limit

Result Qualifiers

Qualifier	Description
MES	*Data Quality Objective was marginally exceeded (by < 10% absolute) for < 10% of analytes in a Multi-Element Scan / Multi-Parameter Scan (considered acceptable as per OMOE & CCME).*

Analysis Holding Time Compliance

This report summarizes extraction / preparation and analysis times and compares each with ALS recommended holding times, which are selected to meet known provincial and /or federal requirements. In the absence of regulatory hold times, ALS establishes recommendations based on guidelines published by organizations such as CCME, US EPA, APHA Standard Methods, ASTM, or Environment Canada (where available). Dates and holding times reported below represent the first dates of extraction or analysis. If subsequent tests or dilutions exceeded holding times, qualifiers are added (refer to COA).

If samples are identified below as having been analyzed or extracted outside of recommended holding times, measurement uncertainties may be increased, and this should be taken into consideration when interpreting results.

Where actual sampling date is not provided on the chain of custody, the date of receipt with time at 00:00 is used for calculation purposes.

Where only the sample date without time is provided on the chain of custody, the sampling date at 00:00 is used for calculation purposes.

Matrix: **Water**

Evaluation: × = Holding time exceedance ; ✓ = Within Holding Time

Analyte Group / Container / Client Sample ID(s)	Method	Sampling Date	Extraction / Preparation				Analysis			
			Preparation Date	Holding Times Rec	Holding Times Actual	Eval	Analysis Date	Holding Times Rec	Holding Times Actual	Eval
Anions and Nutrients : Chloride in Water by IC (Low Level)										
HDPE FLB-02	E235.Cl-L	01-Aug-2023	02-Aug-2023	28 days	2 days	✓	02-Aug-2023	28 days	2 days	✓
Anions and Nutrients : Chloride in Water by IC (Low Level)										
HDPE FLB-03	E235.Cl-L	01-Aug-2023	02-Aug-2023	28 days	2 days	✓	02-Aug-2023	28 days	2 days	✓
Anions and Nutrients : Chloride in Water by IC (Low Level)										
HDPE FLB-05	E235.Cl-L	01-Aug-2023	02-Aug-2023	28 days	2 days	✓	02-Aug-2023	28 days	2 days	✓
Anions and Nutrients : Chloride in Water by IC (Low Level)										
HDPE FLB-07	E235.Cl-L	01-Aug-2023	02-Aug-2023	28 days	2 days	✓	02-Aug-2023	28 days	2 days	✓
Anions and Nutrients : Chloride in Water by IC (Low Level)										
HDPE FLB-08	E235.Cl-L	01-Aug-2023	02-Aug-2023	28 days	2 days	✓	02-Aug-2023	28 days	2 days	✓
Anions and Nutrients : Chloride in Water by IC (Low Level)										
HDPE FLB-09	E235.Cl-L	01-Aug-2023	02-Aug-2023	28 days	2 days	✓	02-Aug-2023	28 days	2 days	✓
Anions and Nutrients : Chloride in Water by IC (Low Level)										
HDPE FLB-10	E235.Cl-L	01-Aug-2023	02-Aug-2023	28 days	2 days	✓	02-Aug-2023	28 days	2 days	✓

Matrix: **Water**

Evaluation: × = Holding time exceedance ; ✓ = Within Holding Time

Analyte Group / Container / Client Sample ID(s)	Method	Sampling Date	Extraction / Preparation				Analysis			
			Preparation Date	Holding Times		Eval	Analysis Date	Holding Times		Eval
				Rec	Actual			Rec	Actual	
Anions and Nutrients : Chloride in Water by IC (Low Level)										
HDPE										
FLB-13	E235.Cl-L	01-Aug-2023	02-Aug-2023	28 days	2 days	✓	02-Aug-2023	28 days	2 days	✓
Anions and Nutrients : Chloride in Water by IC (Low Level)										
HDPE										
FLB-15	E235.Cl-L	01-Aug-2023	02-Aug-2023	28 days	2 days	✓	02-Aug-2023	28 days	2 days	✓
Anions and Nutrients : Chloride in Water by IC (Low Level)										
HDPE										
FLB-BLANK	E235.Cl-L	01-Aug-2023	02-Aug-2023	28 days	2 days	✓	02-Aug-2023	28 days	2 days	✓
Anions and Nutrients : Chloride in Water by IC (Low Level)										
HDPE										
FLB-DUP	E235.Cl-L	01-Aug-2023	02-Aug-2023	28 days	2 days	✓	02-Aug-2023	28 days	2 days	✓
Anions and Nutrients : Fluoride in Water by IC										
HDPE										
FLB-02	E235.F	01-Aug-2023	02-Aug-2023	28 days	2 days	✓	02-Aug-2023	28 days	2 days	✓
Anions and Nutrients : Fluoride in Water by IC										
HDPE										
FLB-03	E235.F	01-Aug-2023	02-Aug-2023	28 days	2 days	✓	02-Aug-2023	28 days	2 days	✓
Anions and Nutrients : Fluoride in Water by IC										
HDPE										
FLB-05	E235.F	01-Aug-2023	02-Aug-2023	28 days	2 days	✓	02-Aug-2023	28 days	2 days	✓
Anions and Nutrients : Fluoride in Water by IC										
HDPE										
FLB-07	E235.F	01-Aug-2023	02-Aug-2023	28 days	2 days	✓	02-Aug-2023	28 days	2 days	✓
Anions and Nutrients : Fluoride in Water by IC										
HDPE										
FLB-08	E235.F	01-Aug-2023	02-Aug-2023	28 days	2 days	✓	02-Aug-2023	28 days	2 days	✓

Matrix: **Water**

Evaluation: × = Holding time exceedance ; ✓ = Within Holding Time

Analyte Group / Container / Client Sample ID(s)	Method	Sampling Date	Extraction / Preparation				Analysis			
			Preparation Date	Holding Times		Eval	Analysis Date	Holding Times		Eval
				Rec	Actual			Rec	Actual	
Anions and Nutrients : Fluoride in Water by IC										
HDPE										
FLB-09	E235.F	01-Aug-2023	02-Aug-2023	28 days	2 days	✓	02-Aug-2023	28 days	2 days	✓
Anions and Nutrients : Fluoride in Water by IC										
HDPE										
FLB-10	E235.F	01-Aug-2023	02-Aug-2023	28 days	2 days	✓	02-Aug-2023	28 days	2 days	✓
Anions and Nutrients : Fluoride in Water by IC										
HDPE										
FLB-13	E235.F	01-Aug-2023	02-Aug-2023	28 days	2 days	✓	02-Aug-2023	28 days	2 days	✓
Anions and Nutrients : Fluoride in Water by IC										
HDPE										
FLB-15	E235.F	01-Aug-2023	02-Aug-2023	28 days	2 days	✓	02-Aug-2023	28 days	2 days	✓
Anions and Nutrients : Fluoride in Water by IC										
HDPE										
FLB-BLANK	E235.F	01-Aug-2023	02-Aug-2023	28 days	2 days	✓	02-Aug-2023	28 days	2 days	✓
Anions and Nutrients : Fluoride in Water by IC										
HDPE										
FLB-DUP	E235.F	01-Aug-2023	02-Aug-2023	28 days	2 days	✓	02-Aug-2023	28 days	2 days	✓
Anions and Nutrients : Sulfate in Water by IC										
HDPE										
FLB-02	E235.SO4	01-Aug-2023	02-Aug-2023	28 days	2 days	✓	02-Aug-2023	28 days	2 days	✓
Anions and Nutrients : Sulfate in Water by IC										
HDPE										
FLB-03	E235.SO4	01-Aug-2023	02-Aug-2023	28 days	2 days	✓	02-Aug-2023	28 days	2 days	✓
Anions and Nutrients : Sulfate in Water by IC										
HDPE										
FLB-05	E235.SO4	01-Aug-2023	02-Aug-2023	28 days	2 days	✓	02-Aug-2023	28 days	2 days	✓

Matrix: **Water**

Evaluation: × = Holding time exceedance ; ✓ = Within Holding Time

Analyte Group / Container / Client Sample ID(s)	Method	Sampling Date	Extraction / Preparation				Analysis			
			Preparation Date	Holding Times		Eval	Analysis Date	Holding Times		Eval
				Rec	Actual			Rec	Actual	
Anions and Nutrients : Sulfate in Water by IC										
HDPE										
FLB-07	E235.SO4	01-Aug-2023	02-Aug-2023	28 days	2 days	✓	02-Aug-2023	28 days	2 days	✓
Anions and Nutrients : Sulfate in Water by IC										
HDPE										
FLB-08	E235.SO4	01-Aug-2023	02-Aug-2023	28 days	2 days	✓	02-Aug-2023	28 days	2 days	✓
Anions and Nutrients : Sulfate in Water by IC										
HDPE										
FLB-09	E235.SO4	01-Aug-2023	02-Aug-2023	28 days	2 days	✓	02-Aug-2023	28 days	2 days	✓
Anions and Nutrients : Sulfate in Water by IC										
HDPE										
FLB-10	E235.SO4	01-Aug-2023	02-Aug-2023	28 days	2 days	✓	02-Aug-2023	28 days	2 days	✓
Anions and Nutrients : Sulfate in Water by IC										
HDPE										
FLB-13	E235.SO4	01-Aug-2023	02-Aug-2023	28 days	2 days	✓	02-Aug-2023	28 days	2 days	✓
Anions and Nutrients : Sulfate in Water by IC										
HDPE										
FLB-15	E235.SO4	01-Aug-2023	02-Aug-2023	28 days	2 days	✓	02-Aug-2023	28 days	2 days	✓
Anions and Nutrients : Sulfate in Water by IC										
HDPE										
FLB-BLANK	E235.SO4	01-Aug-2023	02-Aug-2023	28 days	2 days	✓	02-Aug-2023	28 days	2 days	✓
Anions and Nutrients : Sulfate in Water by IC										
HDPE										
FLB-DUP	E235.SO4	01-Aug-2023	02-Aug-2023	28 days	2 days	✓	02-Aug-2023	28 days	2 days	✓
Anions and Nutrients : Total Phosphorus by Colourimetry (0.002 mg/L)										
Amber glass total (sulfuric acid)										
FLB-02	E372-U	01-Aug-2023	03-Aug-2023	28 days	3 days	✓	04-Aug-2023	28 days	3 days	✓

Matrix: **Water**

Evaluation: × = Holding time exceedance ; ✓ = Within Holding Time

Analyte Group / Container / Client Sample ID(s)	Method	Sampling Date	Extraction / Preparation				Analysis			
			Preparation Date	Holding Times Rec	Holding Times Actual	Eval	Analysis Date	Holding Times Rec	Holding Times Actual	Eval
Anions and Nutrients : Total Phosphorus by Colourimetry (0.002 mg/L)										
Amber glass total (sulfuric acid) FLB-03	E372-U	01-Aug-2023	03-Aug-2023	28 days	3 days	✓	04-Aug-2023	28 days	3 days	✓
Anions and Nutrients : Total Phosphorus by Colourimetry (0.002 mg/L)										
Amber glass total (sulfuric acid) FLB-05	E372-U	01-Aug-2023	03-Aug-2023	28 days	3 days	✓	04-Aug-2023	28 days	3 days	✓
Anions and Nutrients : Total Phosphorus by Colourimetry (0.002 mg/L)										
Amber glass total (sulfuric acid) FLB-07	E372-U	01-Aug-2023	03-Aug-2023	28 days	3 days	✓	04-Aug-2023	28 days	3 days	✓
Anions and Nutrients : Total Phosphorus by Colourimetry (0.002 mg/L)										
Amber glass total (sulfuric acid) FLB-08	E372-U	01-Aug-2023	03-Aug-2023	28 days	3 days	✓	04-Aug-2023	28 days	3 days	✓
Anions and Nutrients : Total Phosphorus by Colourimetry (0.002 mg/L)										
Amber glass total (sulfuric acid) FLB-09	E372-U	01-Aug-2023	03-Aug-2023	28 days	3 days	✓	04-Aug-2023	28 days	3 days	✓
Anions and Nutrients : Total Phosphorus by Colourimetry (0.002 mg/L)										
Amber glass total (sulfuric acid) FLB-10	E372-U	01-Aug-2023	03-Aug-2023	28 days	3 days	✓	04-Aug-2023	28 days	3 days	✓
Anions and Nutrients : Total Phosphorus by Colourimetry (0.002 mg/L)										
Amber glass total (sulfuric acid) FLB-13	E372-U	01-Aug-2023	03-Aug-2023	28 days	3 days	✓	04-Aug-2023	28 days	3 days	✓
Anions and Nutrients : Total Phosphorus by Colourimetry (0.002 mg/L)										
Amber glass total (sulfuric acid) FLB-15	E372-U	01-Aug-2023	03-Aug-2023	28 days	3 days	✓	04-Aug-2023	28 days	3 days	✓
Anions and Nutrients : Total Phosphorus by Colourimetry (0.002 mg/L)										
Amber glass total (sulfuric acid) FLB-BLANK	E372-U	01-Aug-2023	03-Aug-2023	28 days	3 days	✓	04-Aug-2023	28 days	3 days	✓

Matrix: **Water**

Evaluation: × = Holding time exceedance ; ✓ = Within Holding Time

Analyte Group / Container / Client Sample ID(s)	Method	Sampling Date	Extraction / Preparation				Analysis			
			Preparation Date	Holding Times Rec	Holding Times Actual	Eval	Analysis Date	Holding Times Rec	Holding Times Actual	Eval
Anions and Nutrients : Total Phosphorus by Colourimetry (0.002 mg/L)										
Amber glass total (sulfuric acid)										
FLB-DUP	E372-U	01-Aug-2023	03-Aug-2023	28 days	3 days	✓	04-Aug-2023	28 days	3 days	✓
Dissolved Metals : Dissolved Metals in Water by CRC ICPMS										
HDPE										
FLB-02	E421	01-Aug-2023	04-Aug-2023	0 hrs	82 hrs	× UCP	04-Aug-2023	0 hrs	83 hrs	× UCP
Dissolved Metals : Dissolved Metals in Water by CRC ICPMS										
HDPE										
FLB-03	E421	01-Aug-2023	04-Aug-2023	0 hrs	82 hrs	× UCP	04-Aug-2023	0 hrs	83 hrs	× UCP
Dissolved Metals : Dissolved Metals in Water by CRC ICPMS										
HDPE										
FLB-05	E421	01-Aug-2023	04-Aug-2023	0 hrs	82 hrs	× UCP	04-Aug-2023	0 hrs	83 hrs	× UCP
Dissolved Metals : Dissolved Metals in Water by CRC ICPMS										
HDPE										
FLB-08	E421	01-Aug-2023	04-Aug-2023	0 hrs	82 hrs	× UCP	04-Aug-2023	0 hrs	83 hrs	× UCP
Dissolved Metals : Dissolved Metals in Water by CRC ICPMS										
HDPE dissolved (nitric acid)										
FLB-01	E421	01-Aug-2023	04-Aug-2023	180 days	3 days	✓	04-Aug-2023	180 days	3 days	✓
Dissolved Metals : Dissolved Metals in Water by CRC ICPMS										
HDPE dissolved (nitric acid)										
FLB-02	E421	01-Aug-2023	04-Aug-2023	180 days	3 days	✓	04-Aug-2023	180 days	3 days	✓
Dissolved Metals : Dissolved Metals in Water by CRC ICPMS										
HDPE dissolved (nitric acid)										
FLB-04	E421	01-Aug-2023	04-Aug-2023	180 days	3 days	✓	04-Aug-2023	180 days	3 days	✓
Dissolved Metals : Dissolved Metals in Water by CRC ICPMS										
HDPE dissolved (nitric acid)										
FLB-06	E421	01-Aug-2023	04-Aug-2023	180 days	3 days	✓	04-Aug-2023	180 days	3 days	✓

Matrix: **Water**

Evaluation: × = Holding time exceedance ; ✓ = Within Holding Time

Analyte Group / Container / Client Sample ID(s)	Method	Sampling Date	Extraction / Preparation				Analysis			
			Preparation Date	Holding Times Rec	Holding Times Actual	Eval	Analysis Date	Holding Times Rec	Holding Times Actual	Eval
Dissolved Metals : Dissolved Metals in Water by CRC ICPMS										
HDPE dissolved (nitric acid) FLB-07	E421	01-Aug-2023	04-Aug-2023	180 days	3 days	✓	04-Aug-2023	180 days	3 days	✓
Dissolved Metals : Dissolved Metals in Water by CRC ICPMS										
HDPE dissolved (nitric acid) FLB-09	E421	01-Aug-2023	04-Aug-2023	180 days	3 days	✓	04-Aug-2023	180 days	3 days	✓
Dissolved Metals : Dissolved Metals in Water by CRC ICPMS										
HDPE dissolved (nitric acid) FLB-10	E421	01-Aug-2023	04-Aug-2023	180 days	3 days	✓	04-Aug-2023	180 days	3 days	✓
Dissolved Metals : Dissolved Metals in Water by CRC ICPMS										
HDPE dissolved (nitric acid) FLB-13	E421	01-Aug-2023	04-Aug-2023	180 days	3 days	✓	04-Aug-2023	180 days	3 days	✓
Dissolved Metals : Dissolved Metals in Water by CRC ICPMS										
HDPE dissolved (nitric acid) FLB-15	E421	01-Aug-2023	04-Aug-2023	180 days	3 days	✓	04-Aug-2023	180 days	3 days	✓
Dissolved Metals : Dissolved Metals in Water by CRC ICPMS										
HDPE dissolved (nitric acid) FLB-BLANK	E421	01-Aug-2023	04-Aug-2023	180 days	3 days	✓	04-Aug-2023	180 days	3 days	✓
Dissolved Metals : Dissolved Metals in Water by CRC ICPMS										
HDPE dissolved (nitric acid) FLB-DUP	E421	01-Aug-2023	04-Aug-2023	180 days	3 days	✓	04-Aug-2023	180 days	3 days	✓
Dissolved Metals : Dissolved Metals in Water by CRC ICPMS										
HDPE dissolved (nitric acid) FLB-FIELD BLANK	E421	01-Aug-2023	04-Aug-2023	180 days	3 days	✓	04-Aug-2023	180 days	3 days	✓
Dissolved Metals : Dissolved Phosphorus in Water by CRC-ICPMS (Low level)										
HDPE FLB-02	E421.P-L	01-Aug-2023	04-Aug-2023	18 hrs	82 hrs	× EHTL	04-Aug-2023	18 hrs	83 hrs	× EHTL

Matrix: **Water**

Evaluation: ✗ = Holding time exceedance ; ✓ = Within Holding Time

Analyte Group / Container / Client Sample ID(s)	Method	Sampling Date	Extraction / Preparation				Analysis			
			Preparation Date	Holding Times Rec	Holding Times Actual	Eval	Analysis Date	Holding Times Rec	Holding Times Actual	Eval
Dissolved Metals : Dissolved Phosphorus in Water by CRC-ICPMS (Low level)										
HDPE FLB-03	E421.P-L	01-Aug-2023	04-Aug-2023	18 hrs	82 hrs	✗ EHTL	04-Aug-2023	18 hrs	83 hrs	✗ EHTL
Dissolved Metals : Dissolved Phosphorus in Water by CRC-ICPMS (Low level)										
HDPE FLB-05	E421.P-L	01-Aug-2023	04-Aug-2023	18 hrs	82 hrs	✗ EHTL	04-Aug-2023	18 hrs	83 hrs	✗ EHTL
Dissolved Metals : Dissolved Phosphorus in Water by CRC-ICPMS (Low level)										
HDPE FLB-08	E421.P-L	01-Aug-2023	04-Aug-2023	18 hrs	82 hrs	✗ EHTL	04-Aug-2023	18 hrs	83 hrs	✗ EHTL
Dissolved Metals : Dissolved Phosphorus in Water by CRC-ICPMS (Low level)										
HDPE dissolved (nitric acid) FLB-01	E421.P-L	01-Aug-2023	04-Aug-2023	180 days	3 days	✓	04-Aug-2023	180 days	3 days	✓
Dissolved Metals : Dissolved Phosphorus in Water by CRC-ICPMS (Low level)										
HDPE dissolved (nitric acid) FLB-02	E421.P-L	01-Aug-2023	04-Aug-2023	180 days	3 days	✓	04-Aug-2023	180 days	3 days	✓
Dissolved Metals : Dissolved Phosphorus in Water by CRC-ICPMS (Low level)										
HDPE dissolved (nitric acid) FLB-04	E421.P-L	01-Aug-2023	04-Aug-2023	180 days	3 days	✓	04-Aug-2023	180 days	3 days	✓
Dissolved Metals : Dissolved Phosphorus in Water by CRC-ICPMS (Low level)										
HDPE dissolved (nitric acid) FLB-06	E421.P-L	01-Aug-2023	04-Aug-2023	180 days	3 days	✓	04-Aug-2023	180 days	3 days	✓
Dissolved Metals : Dissolved Phosphorus in Water by CRC-ICPMS (Low level)										
HDPE dissolved (nitric acid) FLB-07	E421.P-L	01-Aug-2023	04-Aug-2023	180 days	3 days	✓	04-Aug-2023	180 days	3 days	✓
Dissolved Metals : Dissolved Phosphorus in Water by CRC-ICPMS (Low level)										
HDPE dissolved (nitric acid) FLB-09	E421.P-L	01-Aug-2023	04-Aug-2023	180 days	3 days	✓	04-Aug-2023	180 days	3 days	✓

Matrix: **Water**

Evaluation: × = Holding time exceedance ; ✓ = Within Holding Time

Analyte Group / Container / Client Sample ID(s)	Method	Sampling Date	Extraction / Preparation				Analysis			
			Preparation Date	Holding Times Rec	Holding Times Actual	Eval	Analysis Date	Holding Times Rec	Holding Times Actual	Eval
Dissolved Metals : Dissolved Phosphorus in Water by CRC-ICPMS (Low level)										
HDPE dissolved (nitric acid) FLB-10	E421.P-L	01-Aug-2023	04-Aug-2023	180 days	3 days	✓	04-Aug-2023	180 days	3 days	✓
Dissolved Metals : Dissolved Phosphorus in Water by CRC-ICPMS (Low level)										
HDPE dissolved (nitric acid) FLB-13	E421.P-L	01-Aug-2023	04-Aug-2023	180 days	3 days	✓	04-Aug-2023	180 days	3 days	✓
Dissolved Metals : Dissolved Phosphorus in Water by CRC-ICPMS (Low level)										
HDPE dissolved (nitric acid) FLB-15	E421.P-L	01-Aug-2023	04-Aug-2023	180 days	3 days	✓	04-Aug-2023	180 days	3 days	✓
Dissolved Metals : Dissolved Phosphorus in Water by CRC-ICPMS (Low level)										
HDPE dissolved (nitric acid) FLB-BLANK	E421.P-L	01-Aug-2023	04-Aug-2023	180 days	3 days	✓	04-Aug-2023	180 days	3 days	✓
Dissolved Metals : Dissolved Phosphorus in Water by CRC-ICPMS (Low level)										
HDPE dissolved (nitric acid) FLB-DUP	E421.P-L	01-Aug-2023	04-Aug-2023	180 days	3 days	✓	04-Aug-2023	180 days	3 days	✓
Physical Tests : Acidity by Titration										
HDPE FLB-02	E283	01-Aug-2023	04-Aug-2023	14 days	4 days	✓	05-Aug-2023	14 days	4 days	✓
Physical Tests : Acidity by Titration										
HDPE FLB-03	E283	01-Aug-2023	04-Aug-2023	14 days	4 days	✓	05-Aug-2023	14 days	4 days	✓
Physical Tests : Acidity by Titration										
HDPE FLB-05	E283	01-Aug-2023	04-Aug-2023	14 days	4 days	✓	05-Aug-2023	14 days	4 days	✓
Physical Tests : Acidity by Titration										
HDPE FLB-07	E283	01-Aug-2023	04-Aug-2023	14 days	4 days	✓	05-Aug-2023	14 days	4 days	✓

Matrix: **Water**

Evaluation: × = Holding time exceedance ; ✓ = Within Holding Time

Analyte Group / Container / Client Sample ID(s)	Method	Sampling Date	Extraction / Preparation				Analysis			
			Preparation Date	Holding Times Rec	Holding Times Actual	Eval	Analysis Date	Holding Times Rec	Holding Times Actual	Eval
Physical Tests : Acidity by Titration										
HDPE FLB-08	E283	01-Aug-2023	04-Aug-2023	14 days	4 days	✓	05-Aug-2023	14 days	4 days	✓
Physical Tests : Acidity by Titration										
HDPE FLB-09	E283	01-Aug-2023	04-Aug-2023	14 days	4 days	✓	05-Aug-2023	14 days	4 days	✓
Physical Tests : Acidity by Titration										
HDPE FLB-10	E283	01-Aug-2023	04-Aug-2023	14 days	4 days	✓	05-Aug-2023	14 days	4 days	✓
Physical Tests : Acidity by Titration										
HDPE FLB-13	E283	01-Aug-2023	04-Aug-2023	14 days	4 days	✓	05-Aug-2023	14 days	4 days	✓
Physical Tests : Acidity by Titration										
HDPE FLB-15	E283	01-Aug-2023	04-Aug-2023	14 days	4 days	✓	05-Aug-2023	14 days	4 days	✓
Physical Tests : Acidity by Titration										
HDPE FLB-BLANK	E283	01-Aug-2023	04-Aug-2023	14 days	4 days	✓	05-Aug-2023	14 days	4 days	✓
Physical Tests : Acidity by Titration										
HDPE FLB-DUP	E283	01-Aug-2023	04-Aug-2023	14 days	4 days	✓	05-Aug-2023	14 days	4 days	✓
Physical Tests : Conductivity in Water										
HDPE FLB-02	E100	01-Aug-2023	02-Aug-2023	28 days	2 days	✓	02-Aug-2023	28 days	2 days	✓
Physical Tests : Conductivity in Water										
HDPE FLB-03	E100	01-Aug-2023	02-Aug-2023	28 days	2 days	✓	02-Aug-2023	28 days	2 days	✓

Matrix: **Water**

Evaluation: × = Holding time exceedance ; ✓ = Within Holding Time

Analyte Group / Container / Client Sample ID(s)	Method	Sampling Date	Extraction / Preparation				Analysis			
			Preparation Date	Holding Times		Eval	Analysis Date	Holding Times		Eval
				Rec	Actual			Rec	Actual	
Physical Tests : Conductivity in Water										
HDPE										
FLB-05	E100	01-Aug-2023	02-Aug-2023	28 days	2 days	✓	02-Aug-2023	28 days	2 days	✓
Physical Tests : Conductivity in Water										
HDPE										
FLB-07	E100	01-Aug-2023	02-Aug-2023	28 days	2 days	✓	02-Aug-2023	28 days	2 days	✓
Physical Tests : Conductivity in Water										
HDPE										
FLB-08	E100	01-Aug-2023	02-Aug-2023	28 days	2 days	✓	02-Aug-2023	28 days	2 days	✓
Physical Tests : Conductivity in Water										
HDPE										
FLB-09	E100	01-Aug-2023	02-Aug-2023	28 days	2 days	✓	02-Aug-2023	28 days	2 days	✓
Physical Tests : Conductivity in Water										
HDPE										
FLB-10	E100	01-Aug-2023	02-Aug-2023	28 days	2 days	✓	02-Aug-2023	28 days	2 days	✓
Physical Tests : Conductivity in Water										
HDPE										
FLB-13	E100	01-Aug-2023	02-Aug-2023	28 days	2 days	✓	02-Aug-2023	28 days	2 days	✓
Physical Tests : Conductivity in Water										
HDPE										
FLB-15	E100	01-Aug-2023	02-Aug-2023	28 days	2 days	✓	02-Aug-2023	28 days	2 days	✓
Physical Tests : Conductivity in Water										
HDPE										
FLB-BLANK	E100	01-Aug-2023	02-Aug-2023	28 days	2 days	✓	02-Aug-2023	28 days	2 days	✓
Physical Tests : Conductivity in Water										
HDPE										
FLB-DUP	E100	01-Aug-2023	02-Aug-2023	28 days	2 days	✓	02-Aug-2023	28 days	2 days	✓

Matrix: **Water**

Evaluation: × = Holding time exceedance ; ✓ = Within Holding Time

Analyte Group / Container / Client Sample ID(s)	Method	Sampling Date	Extraction / Preparation				Analysis			
			Preparation Date	Holding Times Rec	Holding Times Actual	Eval	Analysis Date	Holding Times Rec	Holding Times Actual	Eval
Physical Tests : pH by Meter										
HDPE FLB-02	E108	01-Aug-2023	02-Aug-2023	0.25 hrs	38 hrs	× EHTR-FM	02-Aug-2023	0.25 hrs	38 hrs	× EHTR-FM
Physical Tests : pH by Meter										
HDPE FLB-03	E108	01-Aug-2023	02-Aug-2023	0.25 hrs	38 hrs	× EHTR-FM	02-Aug-2023	0.25 hrs	38 hrs	× EHTR-FM
Physical Tests : pH by Meter										
HDPE FLB-05	E108	01-Aug-2023	02-Aug-2023	0.25 hrs	38 hrs	× EHTR-FM	02-Aug-2023	0.25 hrs	38 hrs	× EHTR-FM
Physical Tests : pH by Meter										
HDPE FLB-07	E108	01-Aug-2023	02-Aug-2023	0.25 hrs	38 hrs	× EHTR-FM	02-Aug-2023	0.25 hrs	38 hrs	× EHTR-FM
Physical Tests : pH by Meter										
HDPE FLB-08	E108	01-Aug-2023	02-Aug-2023	0.25 hrs	38 hrs	× EHTR-FM	02-Aug-2023	0.25 hrs	38 hrs	× EHTR-FM
Physical Tests : pH by Meter										
HDPE FLB-09	E108	01-Aug-2023	02-Aug-2023	0.25 hrs	38 hrs	× EHTR-FM	02-Aug-2023	0.25 hrs	38 hrs	× EHTR-FM
Physical Tests : pH by Meter										
HDPE FLB-10	E108	01-Aug-2023	02-Aug-2023	0.25 hrs	38 hrs	× EHTR-FM	02-Aug-2023	0.25 hrs	38 hrs	× EHTR-FM
Physical Tests : pH by Meter										
HDPE FLB-13	E108	01-Aug-2023	02-Aug-2023	0.25 hrs	38 hrs	× EHTR-FM	02-Aug-2023	0.25 hrs	38 hrs	× EHTR-FM
Physical Tests : pH by Meter										
HDPE FLB-15	E108	01-Aug-2023	02-Aug-2023	0.25 hrs	38 hrs	× EHTR-FM	02-Aug-2023	0.25 hrs	38 hrs	× EHTR-FM

Matrix: **Water**

Evaluation: ✗ = Holding time exceedance ; ✓ = Within Holding Time

Analyte Group / Container / Client Sample ID(s)	Method	Sampling Date	Extraction / Preparation				Analysis			
			Preparation Date	Holding Times Rec	Holding Times Actual	Eval	Analysis Date	Holding Times Rec	Holding Times Actual	Eval
Physical Tests : pH by Meter										
HDPE FLB-BLANK	E108	01-Aug-2023	02-Aug-2023	0.25 hrs	38 hrs	✗ EHTR-FM	02-Aug-2023	0.25 hrs	38 hrs	✗ EHTR-FM
Physical Tests : pH by Meter										
HDPE FLB-DUP	E108	01-Aug-2023	02-Aug-2023	0.25 hrs	38 hrs	✗ EHTR-FM	02-Aug-2023	0.25 hrs	38 hrs	✗ EHTR-FM
Physical Tests : TDS by Gravimetry (Low Level)										
HDPE FLB-02	E162-L	01-Aug-2023	----	----	----		03-Aug-2023	7 days	2 days	✓
Physical Tests : TDS by Gravimetry (Low Level)										
HDPE FLB-03	E162-L	01-Aug-2023	----	----	----		03-Aug-2023	7 days	2 days	✓
Physical Tests : TDS by Gravimetry (Low Level)										
HDPE FLB-05	E162-L	01-Aug-2023	----	----	----		03-Aug-2023	7 days	2 days	✓
Physical Tests : TDS by Gravimetry (Low Level)										
HDPE FLB-07	E162-L	01-Aug-2023	----	----	----		03-Aug-2023	7 days	2 days	✓
Physical Tests : TDS by Gravimetry (Low Level)										
HDPE FLB-08	E162-L	01-Aug-2023	----	----	----		03-Aug-2023	7 days	2 days	✓
Physical Tests : TDS by Gravimetry (Low Level)										
HDPE FLB-09	E162-L	01-Aug-2023	----	----	----		03-Aug-2023	7 days	2 days	✓
Physical Tests : TDS by Gravimetry (Low Level)										
HDPE FLB-10	E162-L	01-Aug-2023	----	----	----		03-Aug-2023	7 days	2 days	✓

Matrix: **Water**

Evaluation: × = Holding time exceedance ; ✓ = Within Holding Time

Analyte Group / Container / Client Sample ID(s)	Method	Sampling Date	Extraction / Preparation				Analysis			
			Preparation Date	Holding Times Rec	Holding Times Actual	Eval	Analysis Date	Holding Times Rec	Holding Times Actual	Eval
Physical Tests : TDS by Gravimetry (Low Level)										
HDPE										
FLB-13	E162-L	01-Aug-2023	----	----	----		03-Aug-2023	7 days	2 days	✓
Physical Tests : TDS by Gravimetry (Low Level)										
HDPE										
FLB-15	E162-L	01-Aug-2023	----	----	----		03-Aug-2023	7 days	2 days	✓
Physical Tests : TDS by Gravimetry (Low Level)										
HDPE										
FLB-BLANK	E162-L	01-Aug-2023	----	----	----		03-Aug-2023	7 days	2 days	✓
Physical Tests : TDS by Gravimetry (Low Level)										
HDPE										
FLB-DUP	E162-L	01-Aug-2023	----	----	----		03-Aug-2023	7 days	2 days	✓

Legend & Qualifier Definitions

EHTR-FM: Exceeded ALS recommended hold time prior to sample receipt. Field Measurement recommended

EHTL: Exceeded ALS recommended hold time prior to analysis. Sample was received less than 24 hours prior to expiry.

Rec. HT: ALS recommended hold time (see units).

UCP: Unsuitable Container and/or Preservative used (invalidates standard hold time). Maximum hold time of zero applied. Test results may be biased low / unreliable, and may not meet regulatory requirements.

Quality Control Parameter Frequency Compliance

The following report summarizes the frequency of laboratory QC samples analyzed within the analytical batches (QC lots) in which the submitted samples were processed. The actual frequency should be greater than or equal to the expected frequency.

Matrix: **Water**

Evaluation: × = QC frequency outside specification; ✓ = QC frequency within specification.

Quality Control Sample Type			Count		Frequency (%)		
Analytical Methods	*Method*	*QC Lot #*	*QC*	*Regular*	*Actual*	*Expected*	*Evaluation*
Laboratory Duplicates (DUP)							
Acidity by Titration	E283	1071964	1	20	5.0	5.0	✓
Chloride in Water by IC (Low Level)	E235.Cl-L	1068199	1	13	7.6	5.0	✓
Conductivity in Water	E100	1068042	1	14	7.1	5.0	✓
Dissolved Metals in Water by CRC ICPMS	E421	1071524	1	20	5.0	5.0	✓
Dissolved Phosphorus in Water by CRC-ICPMS (Low level)	E421.P-L	1071523	1	15	6.6	5.0	✓
Fluoride in Water by IC	E235.F	1068198	1	14	7.1	5.0	✓
pH by Meter	E108	1068043	1	20	5.0	5.0	✓
Sulfate in Water by IC	E235.SO4	1068200	1	13	7.6	5.0	✓
TDS by Gravimetry (Low Level)	E162-L	1068263	1	20	5.0	5.0	✓
Total Phosphorus by Colourimetry (0.002 mg/L)	E372-U	1070602	1	20	5.0	5.0	✓
Laboratory Control Samples (LCS)							
Acidity by Titration	E283	1071964	1	20	5.0	5.0	✓
Chloride in Water by IC (Low Level)	E235.Cl-L	1068199	1	13	7.6	5.0	✓
Conductivity in Water	E100	1068042	1	14	7.1	5.0	✓
Dissolved Metals in Water by CRC ICPMS	E421	1071524	1	20	5.0	5.0	✓
Dissolved Phosphorus in Water by CRC-ICPMS (Low level)	E421.P-L	1071523	1	15	6.6	5.0	✓
Fluoride in Water by IC	E235.F	1068198	1	14	7.1	5.0	✓
pH by Meter	E108	1068043	1	20	5.0	5.0	✓
Sulfate in Water by IC	E235.SO4	1068200	1	13	7.6	5.0	✓
TDS by Gravimetry (Low Level)	E162-L	1068263	1	20	5.0	5.0	✓
Total Phosphorus by Colourimetry (0.002 mg/L)	E372-U	1070602	1	20	5.0	5.0	✓
Method Blanks (MB)							
Acidity by Titration	E283	1071964	1	20	5.0	5.0	✓
Chloride in Water by IC (Low Level)	E235.Cl-L	1068199	1	13	7.6	5.0	✓
Conductivity in Water	E100	1068042	1	14	7.1	5.0	✓
Dissolved Metals in Water by CRC ICPMS	E421	1071524	1	20	5.0	5.0	✓
Dissolved Phosphorus in Water by CRC-ICPMS (Low level)	E421.P-L	1071523	1	15	6.6	5.0	✓
Fluoride in Water by IC	E235.F	1068198	1	14	7.1	5.0	✓
Sulfate in Water by IC	E235.SO4	1068200	1	13	7.6	5.0	✓
TDS by Gravimetry (Low Level)	E162-L	1068263	1	20	5.0	5.0	✓
Total Phosphorus by Colourimetry (0.002 mg/L)	E372-U	1070602	1	20	5.0	5.0	✓
Matrix Spikes (MS)							
Chloride in Water by IC (Low Level)	E235.Cl-L	1068199	1	13	7.6	5.0	✓
Dissolved Metals in Water by CRC ICPMS	E421	1071524	1	20	5.0	5.0	✓
Dissolved Phosphorus in Water by CRC-ICPMS (Low level)	E421.P-L	1071523	1	15	6.6	5.0	✓

Matrix: **Water**

Evaluation: × = *QC frequency outside specification*; ✓ = *QC frequency within specification.*

Quality Control Sample Type			Count		Frequency (%)		
Analytical Methods	*Method*	*QC Lot #*	*QC*	*Regular*	*Actual*	*Expected*	*Evaluation*
Matrix Spikes (MS) - Continued							
Fluoride in Water by IC	E235.F	1068198	1	14	7.1	5.0	✓
Sulfate in Water by IC	E235.SO4	1068200	1	13	7.6	5.0	✓
Total Phosphorus by Colourimetry (0.002 mg/L)	E372-U	1070602	1	20	5.0	5.0	✓

Methodology References and Summaries

The analytical methods used by ALS are developed using internationally recognized reference methods (where available), such as those published by US EPA, APHA Standard Methods, ASTM, ISO, Environment Canada, BC MOE, and Ontario MOE. Reference methods may incorporate modifications to improve performance (indicated by "mod").

Analytical Methods	Method / Lab	Matrix	Method Reference	Method Descriptions
Conductivity in Water	E100 ALS Environmental - Winnipeg	Water	APHA 2510 (mod)	Conductivity, also known as Electrical Conductivity (EC) or Specific Conductance, is measured by immersion of a conductivity cell with platinum electrodes into a water sample. Conductivity measurements are temperature-compensated to 25°C.
pH by Meter	E108 ALS Environmental - Winnipeg	Water	APHA 4500-H (mod)	pH is determined by potentiometric measurement with a pH electrode, and is conducted at ambient laboratory temperature (normally 20 ± 5°C). For high accuracy test results, pH should be measured in the field within the recommended 15 minute hold time.
TDS by Gravimetry (Low Level)	E162-L ALS Environmental - Winnipeg	Water	APHA 2540 C (mod)	Total Dissolved Solids (TDS) are determined by filtering a sample through a glass fibre filter, with evaporation of the filtrate at 180 ± 2°C for 16 hours or to constant weight, with gravimetric measurement of the residue.
Chloride in Water by IC (Low Level)	E235.Cl-L ALS Environmental - Winnipeg	Water	EPA 300.1 (mod)	Inorganic anions are analyzed by Ion Chromatography with conductivity and/or UV detection.
Fluoride in Water by IC	E235.F ALS Environmental - Winnipeg	Water	EPA 300.1 (mod)	Inorganic anions are analyzed by Ion Chromatography with conductivity and/or UV detection.
Sulfate in Water by IC	E235.SO4 ALS Environmental - Winnipeg	Water	EPA 300.1 (mod)	Inorganic anions are analyzed by Ion Chromatography with conductivity and/or UV detection.
Acidity by Titration	E283 ALS Environmental - Waterloo	Water	APHA 2310 B (mod)	Acidity is determined by potentiometric titration to pH endpoint of 8.3
Total Phosphorus by Colourimetry (0.002 mg/L)	E372-U ALS Environmental - Winnipeg	Water	APHA 4500-P E (mod).	Total Phosphorus is determined colourimetrically using a discrete analyzer after heated persulfate digestion of the sample.
Dissolved Metals in Water by CRC ICPMS	E421 ALS Environmental - Winnipeg	Water	APHA 3030B/EPA 6020B (mod)	Water samples are filtered (0.45 um), preserved with nitric acid, and analyzed by Collision/Reaction Cell ICPMS. Method Limitation (re: Sulfur): Sulfide and volatile sulfur species may not be recovered by this method.

Analytical Methods	Method / Lab	Matrix	Method Reference	Method Descriptions
Dissolved Phosphorus in Water by CRC-ICPMS (Low level)	E421.P-L ALS Environmental - Winnipeg	Water	APHA 3030B/EPA 6020B (mod)	Water samples are filtered (0.45 um), preserved with nitric acid, and analyzed by Collision/Reaction Cell ICPMS.
Dissolved Hardness (Calculated)	EC100 ALS Environmental - Winnipeg	Water	APHA 2340B	"Hardness (as CaCO3), dissolved" is calculated from the sum of dissolved Calcium and Magnesium concentrations, expressed in CaCO3 equivalents. "Total Hardness" refers to the sum of Calcium and Magnesium Hardness. Hardness is normally or preferentially calculated from dissolved Calcium and Magnesium concentrations, because it is a property of water due to dissolved divalent cations.

Preparation Methods	Method / Lab	Matrix	Method Reference	Method Descriptions
Digestion for Total Phosphorus in water	EP372 ALS Environmental - Winnipeg	Water	APHA 4500-P E (mod).	Samples are heated with a persulfate digestion reagent.
Dissolved Metals Water Filtration	EP421 ALS Environmental - Winnipeg	Water	APHA 3030B	Water samples are filtered (0.45 um), and preserved with HNO3.

QUALITY CONTROL REPORT

Work Order	: **WP2317509**	Page	: 1 of 10
Client	: Kinross Gold Corporation	Laboratory	: ALS Environmental - Winnipeg
Contact	: Ashley Moncrief	Account Manager	: Judy Dalmaijer
Address	: Great Bear Resources Ltd. A Kinross Company 117 Forestry Road Red Lake ON Canada P0V 2M0	Address	: 1329 Niakwa Road East, Unit 12 Winnipeg, Manitoba Canada R2J 3T4
Telephone	:	Telephone	: +1 204 255 9720
Project	: PPR-022-3	Date Samples Received	: 01-Aug-2023 08:56
PO	: ----	Date Analysis Commenced	: 02-Aug-2023
C-O-C number	: ----	Issue Date	: 11-Aug-2023 08:50
Sampler	: ---- 807 630 0203		
Site	: ----		
Quote number	: Monthy and Quarterly samples_V2		
No. of samples received	: 16		
No. of samples analysed	: 16		

This report supersedes any previous report(s) with this reference. Results apply to the sample(s) as submitted. This document shall not be reproduced, except in full.

This Quality Control Report contains the following information:

- Laboratory Duplicate (DUP) Report; Relative Percent Difference (RPD) and Data Quality Objectives
- Matrix Spike (MS) Report; Recovery and Data Quality Objectives
- Method Blank (MB) Report; Recovery and Data Quality Objectives
- Laboratory Control Sample (LCS) Report; Recovery and Data Quality Objectives

Signatories

This document has been electronically signed by the authorized signatories below. Electronic signing is conducted in accordance with US FDA 21 CFR Part 11.

Signatories	*Position*	*Laboratory Department*
Greg Pokocky	Manager - Inorganics	Waterloo Inorganics, Waterloo, Ontario
Lee McTavish		Winnipeg Inorganics, Winnipeg, Manitoba
Lee McTavish		Winnipeg Metals, Winnipeg, Manitoba
Matthew Bouch		Winnipeg Metals, Winnipeg, Manitoba
Rhovee Guevarra		Winnipeg Inorganics, Winnipeg, Manitoba

General Comments

The ALS Quality Control (QC) report is optionally provided to ALS clients upon request. ALS test methods include comprehensive QC checks with every analysis to ensure our high standards of quality are met. Each QC result has a known or expected target value, which is compared against predetermined Data Quality Objectives (DQOs) to provide confidence in the accuracy of associated test results. This report contains detailed results for all QC results applicable to this sample submission. Please refer to the ALS Quality Control Interpretation report (QCI) for applicable method references and methodology summaries.

Key :

Anonymous = Refers to samples which are not part of this work order, but which formed part of the QC process lot.
CAS Number = Chemical Abstracts Service number is a unique identifier assigned to discrete substances.
DQO = Data Quality Objective.
LOR = Limit of Reporting (detection limit).
RPD = Relative Percent Difference
# = Indicates a QC result that did not meet the ALS DQO.

Workorder Comments

Holding times are displayed as "---" if no guidance exists from CCME, Canadian provinces, or broadly recognized international references.

Laboratory Duplicate (DUP) Report

A Laboratory Duplicate (DUP) is a randomly selected intralaboratory replicate sample. Laboratory Duplicates provide information regarding method precision and sample heterogeneity. ALS DQOs for Laboratory Duplicates are expressed as test-specific limits for Relative Percent Difference (RPD), or as an absolute difference limit of 2 times the LOR for low concentration duplicates within ~ 4-10 times the LOR (cut-off is test-specific).

Sub-Matrix: **Water**

					Laboratory Duplicate (DUP) Report						
Laboratory sample ID	*Client sample ID*	*Analyte*	*CAS Number*	*Method*	*LOR*	*Unit*	*Original Result*	*Duplicate Result*	*RPD(%) or Difference*	*Duplicate Limits*	*Qualifier*
Physical Tests (QC Lot: 1068042)											
WP2317765-001	Anonymous	Conductivity	----	E100	2.0	µS/cm	416	417	0.240%	10%	----
Physical Tests (QC Lot: 1068043)											
WP2317765-001	Anonymous	pH	----	E108	0.10	pH units	9.60	9.63	0.312%	4%	----
Physical Tests (QC Lot: 1068263)											
WP2317509-001	FLB-02	Solids, total dissolved [TDS]	----	E162-L	10.0	mg/L	76.9	79.6	2.7	Diff <2x LOR	----
Physical Tests (QC Lot: 1071964)											
BF2300191-001	Anonymous	Acidity (as CaCO3)	----	E283	2.0	mg/L	4.0	3.9	0.1	Diff <2x LOR	----
Anions and Nutrients (QC Lot: 1068198)											
WP2317509-001	FLB-02	Fluoride	16984-48-8	E235.F	0.020	mg/L	0.182	0.180	0.002	Diff <2x LOR	----
Anions and Nutrients (QC Lot: 1068199)											
WP2317509-001	FLB-02	Chloride	16887-00-6	E235.Cl-L	0.10	mg/L	2.84	2.84	0.172%	20%	----
Anions and Nutrients (QC Lot: 1068200)											
WP2317509-001	FLB-02	Sulfate (as SO4)	14808-79-8	E235.SO4	0.30	mg/L	9.71	9.70	0.0879%	20%	----
Anions and Nutrients (QC Lot: 1070602)											
WP2317509-001	FLB-02	Phosphorus, total	7723-14-0	E372-U	0.0020	mg/L	0.0859	0.0871	1.44%	20%	----
Dissolved Metals (QC Lot: 1071523)											
WP2317509-001	FLB-02	Phosphorus, dissolved	7723-14-0	E421.P-L	0.030	mg/L	0.069	0.071	0.002	Diff <2x LOR	----
Dissolved Metals (QC Lot: 1071524)											
WP2317509-001	FLB-02	Aluminum, dissolved	7429-90-5	E421	0.0010	mg/L	0.0749	0.0880	16.1%	20%	----
		Antimony, dissolved	7440-36-0	E421	0.00010	mg/L	0.00256	0.00254	0.624%	20%	----
		Arsenic, dissolved	7440-38-2	E421	0.00010	mg/L	0.00314	0.00315	0.250%	20%	----
		Barium, dissolved	7440-39-3	E421	0.00010	mg/L	0.0127	0.0128	0.148%	20%	----
		Beryllium, dissolved	7440-41-7	E421	0.000020	mg/L	<0.000020	<0.000020	0	Diff <2x LOR	----
		Bismuth, dissolved	7440-69-9	E421	0.000050	mg/L	<0.000050	<0.000050	0	Diff <2x LOR	----
		Boron, dissolved	7440-42-8	E421	0.010	mg/L	0.030	0.031	0.001	Diff <2x LOR	----
		Cadmium, dissolved	7440-43-9	E421	0.0000050	mg/L	0.0000058	<0.0000050	0.0000008	Diff <2x LOR	----
		Calcium, dissolved	7440-70-2	E421	0.050	mg/L	13.3	13.6	2.35%	20%	----
		Cesium, dissolved	7440-46-2	E421	0.000010	mg/L	<0.000010	<0.000010	0	Diff <2x LOR	----
		Chromium, dissolved	7440-47-3	E421	0.00050	mg/L	<0.00050	<0.00050	0	Diff <2x LOR	----
		Cobalt, dissolved	7440-48-4	E421	0.00010	mg/L	0.00015	0.00016	0.000008	Diff <2x LOR	----

Sub-Matrix: **Water**

					Laboratory Duplicate (DUP) Report						
Laboratory sample ID	*Client sample ID*	*Analyte*	*CAS Number*	*Method*	*LOR*	*Unit*	*Original Result*	*Duplicate Result*	*RPD(%) or Difference*	*Duplicate Limits*	*Qualifier*
Dissolved Metals (QC Lot: 1071524) - continued											
WP2317509-001	FLB-02	Copper, dissolved	7440-50-8	E421	0.00020	mg/L	0.00392	0.00399	1.65%	20%	----
		Iron, dissolved	7439-89-6	E421	0.010	mg/L	0.043	0.055	0.012	Diff <2x LOR	----
		Lead, dissolved	7439-92-1	E421	0.000050	mg/L	0.000075	0.000120	0.000045	Diff <2x LOR	----
		Lithium, dissolved	7439-93-2	E421	0.0010	mg/L	0.0025	0.0025	0.00003	Diff <2x LOR	----
		Magnesium, dissolved	7439-95-4	E421	0.0050	mg/L	1.26	1.25	0.790%	20%	----
		Manganese, dissolved	7439-96-5	E421	0.00010	mg/L	0.00174	0.00176	1.24%	20%	----
		Molybdenum, dissolved	7439-98-7	E421	0.000050	mg/L	0.00337	0.00340	0.889%	20%	----
		Nickel, dissolved	7440-02-0	E421	0.00050	mg/L	0.00212	0.00206	0.00006	Diff <2x LOR	----
		Phosphorus, dissolved	7723-14-0	E421	0.050	mg/L	0.069	0.071	0.002	Diff <2x LOR	----
		Potassium, dissolved	7440-09-7	E421	0.050	mg/L	2.45	2.50	2.00%	20%	----
		Rubidium, dissolved	7440-17-7	E421	0.00020	mg/L	0.00161	0.00159	0.00001	Diff <2x LOR	----
		Selenium, dissolved	7782-49-2	E421	0.000050	mg/L	0.000244	0.000285	0.000042	Diff <2x LOR	----
		Silicon, dissolved	7440-21-3	E421	0.050	mg/L	2.30	2.31	0.585%	20%	----
		Silver, dissolved	7440-22-4	E421	0.000010	mg/L	<0.000010	<0.000010	0	Diff <2x LOR	----
		Sodium, dissolved	7440-23-5	E421	0.050	mg/L	4.03	4.01	0.449%	20%	----
		Strontium, dissolved	7440-24-6	E421	0.00020	mg/L	0.0770	0.0746	3.23%	20%	----
		Sulfur, dissolved	7704-34-9	E421	0.50	mg/L	3.53	3.41	0.12	Diff <2x LOR	----
		Tellurium, dissolved	13494-80-9	E421	0.00020	mg/L	<0.00020	<0.00020	0	Diff <2x LOR	----
		Thallium, dissolved	7440-28-0	E421	0.000010	mg/L	<0.000010	<0.000010	0	Diff <2x LOR	----
		Thorium, dissolved	7440-29-1	E421	0.00010	mg/L	<0.00010	<0.00010	0	Diff <2x LOR	----
		Tin, dissolved	7440-31-5	E421	0.00010	mg/L	<0.00010	<0.00010	0	Diff <2x LOR	----
		Titanium, dissolved	7440-32-6	E421	0.00030	mg/L	0.00341	0.00321	6.04%	20%	----
		Tungsten, dissolved	7440-33-7	E421	0.00010	mg/L	0.00190	0.00200	4.95%	20%	----
		Uranium, dissolved	7440-61-1	E421	0.000010	mg/L	0.00163	0.00172	5.29%	20%	----
		Vanadium, dissolved	7440-62-2	E421	0.00050	mg/L	0.00233	0.00234	0.00001	Diff <2x LOR	----
		Zinc, dissolved	7440-66-6	E421	0.0010	mg/L	0.0049	0.0047	0.0002	Diff <2x LOR	----
		Zirconium, dissolved	7440-67-7	E421	0.00030	mg/L	0.00064	0.00066	0.00001	Diff <2x LOR	----

Method Blank (MB) Report

A Method Blank is an analyte-free matrix that undergoes sample processing identical to that carried out for test samples. Method Blank results are used to monitor and control for potential contamination from the laboratory environment and reagents. For most tests, the DQO for Method Blanks is for the result to be < LOR.

Sub-Matrix: **Water**

Analyte	CAS Number	Method	LOR	Unit	Result	Qualifier
Physical Tests (QCLot: 1068042)						
Conductivity	----	E100	1	µS/cm	<1.0	----
Physical Tests (QCLot: 1068263)						
Solids, total dissolved [TDS]	----	E162-L	3	mg/L	<3.0	----
Physical Tests (QCLot: 1071964)						
Acidity (as CaCO3)	----	E283	2	mg/L	<2.0	----
Anions and Nutrients (QCLot: 1068198)						
Fluoride	16984-48-8	E235.F	0.02	mg/L	<0.020	----
Anions and Nutrients (QCLot: 1068199)						
Chloride	16887-00-6	E235.Cl-L	0.1	mg/L	<0.10	----
Anions and Nutrients (QCLot: 1068200)						
Sulfate (as SO4)	14808-79-8	E235.SO4	0.3	mg/L	<0.30	----
Anions and Nutrients (QCLot: 1070602)						
Phosphorus, total	7723-14-0	E372-U	0.002	mg/L	<0.0020	----
Dissolved Metals (QCLot: 1071523)						
Phosphorus, dissolved	7723-14-0	E421.P-L	0.03	mg/L	<0.030	----
Dissolved Metals (QCLot: 1071524)						
Aluminum, dissolved	7429-90-5	E421	0.001	mg/L	<0.0010	----
Antimony, dissolved	7440-36-0	E421	0.0001	mg/L	<0.00010	----
Arsenic, dissolved	7440-38-2	E421	0.0001	mg/L	<0.00010	----
Barium, dissolved	7440-39-3	E421	0.0001	mg/L	<0.00010	----
Beryllium, dissolved	7440-41-7	E421	0.00002	mg/L	<0.000020	----
Bismuth, dissolved	7440-69-9	E421	0.00005	mg/L	<0.000050	----
Boron, dissolved	7440-42-8	E421	0.01	mg/L	<0.010	----
Cadmium, dissolved	7440-43-9	E421	0.000005	mg/L	<0.0000050	----
Calcium, dissolved	7440-70-2	E421	0.05	mg/L	<0.050	----
Cesium, dissolved	7440-46-2	E421	0.00001	mg/L	<0.000010	----
Chromium, dissolved	7440-47-3	E421	0.0005	mg/L	<0.00050	----
Cobalt, dissolved	7440-48-4	E421	0.0001	mg/L	<0.00010	----
Copper, dissolved	7440-50-8	E421	0.0002	mg/L	<0.00020	----
Iron, dissolved	7439-89-6	E421	0.01	mg/L	<0.010	----
Lead, dissolved	7439-92-1	E421	0.00005	mg/L	<0.000050	----
Lithium, dissolved	7439-93-2	E421	0.001	mg/L	<0.0010	----

Sub-Matrix: **Water**

Analyte	CAS Number	Method	LOR	Unit	Result	Qualifier
Dissolved Metals (QCLot: 1071524) - continued						
Magnesium, dissolved	7439-95-4	E421	0.005	mg/L	<0.0050	----
Manganese, dissolved	7439-96-5	E421	0.0001	mg/L	<0.00010	----
Molybdenum, dissolved	7439-98-7	E421	0.00005	mg/L	<0.000050	----
Nickel, dissolved	7440-02-0	E421	0.0005	mg/L	<0.00050	----
Phosphorus, dissolved	7723-14-0	E421	0.05	mg/L	<0.050	----
Potassium, dissolved	7440-09-7	E421	0.05	mg/L	<0.050	----
Rubidium, dissolved	7440-17-7	E421	0.0002	mg/L	<0.00020	----
Selenium, dissolved	7782-49-2	E421	0.00005	mg/L	<0.000050	----
Silicon, dissolved	7440-21-3	E421	0.05	mg/L	<0.050	----
Silver, dissolved	7440-22-4	E421	0.00001	mg/L	<0.000010	----
Sodium, dissolved	7440-23-5	E421	0.05	mg/L	<0.050	----
Strontium, dissolved	7440-24-6	E421	0.0002	mg/L	<0.00020	----
Sulfur, dissolved	7704-34-9	E421	0.5	mg/L	<0.50	----
Tellurium, dissolved	13494-80-9	E421	0.0002	mg/L	<0.00020	----
Thallium, dissolved	7440-28-0	E421	0.00001	mg/L	<0.000010	----
Thorium, dissolved	7440-29-1	E421	0.0001	mg/L	<0.00010	----
Tin, dissolved	7440-31-5	E421	0.0001	mg/L	<0.00010	----
Titanium, dissolved	7440-32-6	E421	0.0003	mg/L	<0.00030	----
Tungsten, dissolved	7440-33-7	E421	0.0001	mg/L	<0.00010	----
Uranium, dissolved	7440-61-1	E421	0.00001	mg/L	<0.000010	----
Vanadium, dissolved	7440-62-2	E421	0.0005	mg/L	<0.00050	----
Zinc, dissolved	7440-66-6	E421	0.001	mg/L	<0.0010	----
Zirconium, dissolved	7440-67-7	E421	0.0002	mg/L	<0.00020	----

Laboratory Control Sample (LCS) Report

A Laboratory Control Sample (LCS) is an analyte-free matrix that has been fortified (spiked) with test analytes at known concentration and processed in an identical manner to test samples. LCS results are expressed as percent recovery, and are used to monitor and control test method accuracy and precision, independent of test sample matrix.

Sub-Matrix: **Water**

					Laboratory Control Sample (LCS) Report				
					Spike	Recovery (%)	Recovery Limits (%)		
Analyte	CAS Number	Method	LOR	Unit	Concentration	LCS	Low	High	Qualifier
Physical Tests (QCLot: 1068042)									
Conductivity	----	E100	1	µS/cm	1412 µS/cm	98.6	90.0	110	----
Physical Tests (QCLot: 1068043)									
pH	----	E108	----	pH units	7 pH units	100	98.0	102	----
Physical Tests (QCLot: 1068263)									
Solids, total dissolved [TDS]	----	E162-L	3	mg/L	1000 mg/L	94.8	85.0	115	----
Physical Tests (QCLot: 1071964)									
Acidity (as CaCO3)	----	E283	2	mg/L	50 mg/L	101	85.0	115	----
Anions and Nutrients (QCLot: 1068198)									
Fluoride	16984-48-8	E235.F	0.02	mg/L	1 mg/L	103	90.0	110	----
Anions and Nutrients (QCLot: 1068199)									
Chloride	16887-00-6	E235.Cl-L	0.1	mg/L	100 mg/L	101	90.0	110	----
Anions and Nutrients (QCLot: 1068200)									
Sulfate (as SO4)	14808-79-8	E235.SO4	0.3	mg/L	100 mg/L	102	90.0	110	----
Anions and Nutrients (QCLot: 1070602)									
Phosphorus, total	7723-14-0	E372-U	0.002	mg/L	0.5 mg/L	90.3	80.0	120	----
Phosphorus, dissolved	7723-14-0	E421.P-L	0.03	mg/L	10 mg/L	104	80.0	120	----
Dissolved Metals (QCLot: 1071524)									
Aluminum, dissolved	7429-90-5	E421	0.001	mg/L	2 mg/L	99.9	80.0	120	----
Antimony, dissolved	7440-36-0	E421	0.0001	mg/L	1 mg/L	103	80.0	120	----
Arsenic, dissolved	7440-38-2	E421	0.0001	mg/L	1 mg/L	98.9	80.0	120	----
Barium, dissolved	7440-39-3	E421	0.0001	mg/L	0.25 mg/L	101	80.0	120	----
Beryllium, dissolved	7440-41-7	E421	0.00002	mg/L	0.1 mg/L	98.7	80.0	120	----
Bismuth, dissolved	7440-69-9	E421	0.00005	mg/L	1 mg/L	101	80.0	120	----
Boron, dissolved	7440-42-8	E421	0.01	mg/L	1 mg/L	119	80.0	120	----
Cadmium, dissolved	7440-43-9	E421	0.000005	mg/L	0.1 mg/L	99.6	80.0	120	----
Calcium, dissolved	7440-70-2	E421	0.05	mg/L	50 mg/L	98.2	80.0	120	----
Cesium, dissolved	7440-46-2	E421	0.00001	mg/L	0.05 mg/L	100	80.0	120	----
Chromium, dissolved	7440-47-3	E421	0.0005	mg/L	0.25 mg/L	99.0	80.0	120	----
Cobalt, dissolved	7440-48-4	E421	0.0001	mg/L	0.25 mg/L	99.7	80.0	120	----
Copper, dissolved	7440-50-8	E421	0.0002	mg/L	0.25 mg/L	98.8	80.0	120	----

Sub-Matrix: **Water**

					Laboratory Control Sample (LCS) Report				
					Spike	Recovery (%)	Recovery Limits (%)		
Analyte	CAS Number	Method	LOR	Unit	Concentration	LCS	Low	High	Qualifier
Dissolved Metals (QCLot: 1071524) - continued									
Iron, dissolved	7439-89-6	E421	0.01	mg/L	1 mg/L	94.8	80.0	120	----
Lead, dissolved	7439-92-1	E421	0.00005	mg/L	0.5 mg/L	101	80.0	120	----
Lithium, dissolved	7439-93-2	E421	0.001	mg/L	0.25 mg/L	102	80.0	120	----
Magnesium, dissolved	7439-95-4	E421	0.005	mg/L	50 mg/L	105	80.0	120	----
Manganese, dissolved	7439-96-5	E421	0.0001	mg/L	0.25 mg/L	98.2	80.0	120	----
Molybdenum, dissolved	7439-98-7	E421	0.00005	mg/L	0.25 mg/L	102	80.0	120	----
Nickel, dissolved	7440-02-0	E421	0.0005	mg/L	0.5 mg/L	97.1	80.0	120	----
Phosphorus, dissolved	7723-14-0	E421	0.05	mg/L	10 mg/L	104	80.0	120	----
Potassium, dissolved	7440-09-7	E421	0.05	mg/L	50 mg/L	101	80.0	120	----
Rubidium, dissolved	7440-17-7	E421	0.0002	mg/L	0.1 mg/L	102	80.0	120	----
Selenium, dissolved	7782-49-2	E421	0.00005	mg/L	1 mg/L	99.3	80.0	120	----
Silicon, dissolved	7440-21-3	E421	0.05	mg/L	10 mg/L	# 127	80.0	120	MES
Silver, dissolved	7440-22-4	E421	0.00001	mg/L	0.1 mg/L	95.4	80.0	120	----
Sodium, dissolved	7440-23-5	E421	0.05	mg/L	50 mg/L	100	80.0	120	----
Strontium, dissolved	7440-24-6	E421	0.0002	mg/L	0.25 mg/L	102	80.0	120	----
Sulfur, dissolved	7704-34-9	E421	0.5	mg/L	50 mg/L	94.2	80.0	120	----
Tellurium, dissolved	13494-80-9	E421	0.0002	mg/L	0.1 mg/L	105	80.0	120	----
Thallium, dissolved	7440-28-0	E421	0.00001	mg/L	1 mg/L	100	80.0	120	----
Thorium, dissolved	7440-29-1	E421	0.0001	mg/L	0.1 mg/L	98.6	80.0	120	----
Tin, dissolved	7440-31-5	E421	0.0001	mg/L	0.5 mg/L	102	80.0	120	----
Titanium, dissolved	7440-32-6	E421	0.0003	mg/L	0.25 mg/L	102	80.0	120	----
Tungsten, dissolved	7440-33-7	E421	0.0001	mg/L	0.1 mg/L	101	80.0	120	----
Uranium, dissolved	7440-61-1	E421	0.00001	mg/L	0.005 mg/L	99.8	80.0	120	----
Vanadium, dissolved	7440-62-2	E421	0.0005	mg/L	0.5 mg/L	99.6	80.0	120	----
Zinc, dissolved	7440-66-6	E421	0.001	mg/L	0.5 mg/L	98.0	80.0	120	----
Zirconium, dissolved	7440-67-7	E421	0.0002	mg/L	0.1 mg/L	94.2	80.0	120	----

Qualifiers

Qualifier	Description
MES	*Data Quality Objective was marginally exceeded (by < 10% absolute) for < 10% of analytes in a Multi-Element Scan / Multi-Parameter Scan (considered acceptable as per OMOE & CCME).*

Matrix Spike (MS) Report

A Matrix Spike (MS) is a randomly selected intra-laboratory replicate sample that has been fortified (spiked) with test analytes at known concentration, and processed in an identical manner to test samples. Matrix Spikes provide information regarding analyte recovery and potential matrix effects. MS DQO exceedances due to sample matrix may sometimes be unavoidable; in such cases, test results for the associated sample (or similar samples) may be subject to bias. ND – Recovery not determined, background level >= 1x spike level.

Sub-Matrix: **Water**

					Matrix Spike (MS) Report					
					Spike		Recovery (%)	Recovery Limits (%)		
Laboratory sample ID	Client sample ID	Analyte	CAS Number	Method	Concentration	Target	MS	Low	High	Qualifier
Anions and Nutrients (QCLot: 1068198)										
WP2317509-001	FLB-02	Fluoride	16984-48-8	E235.F	1.09 mg/L	1 mg/L	109	75.0	125	----
Anions and Nutrients (QCLot: 1068199)										
WP2317509-001	FLB-02	Chloride	16887-00-6	E235.Cl-L	101 mg/L	100 mg/L	101	75.0	125	----
Anions and Nutrients (QCLot: 1068200)										
WP2317509-001	FLB-02	Sulfate (as SO4)	14808-79-8	E235.SO4	102 mg/L	100 mg/L	102	75.0	125	----
Anions and Nutrients (QCLot: 1070602)										
WP2317509-002	FLB-03	Phosphorus, total	7723-14-0	E372-U	0.230 mg/L	0.25 mg/L	92.1	70.0	130	----
Dissolved Metals (QCLot: 1071523)										
WP2317509-001	FLB-02	Phosphorus, dissolved	7723-14-0	E421.P-L	9.94 mg/L	10 mg/L	99.4	70.0	130	----
Dissolved Metals (QCLot: 1071524)										
WP2317509-001	FLB-02	Aluminum, dissolved	7429-90-5	E421	0.199 mg/L	0.2 mg/L	99.5	70.0	130	----
		Antimony, dissolved	7440-36-0	E421	0.0201 mg/L	0.02 mg/L	100	70.0	130	----
		Arsenic, dissolved	7440-38-2	E421	0.0198 mg/L	0.02 mg/L	98.9	70.0	130	----
		Barium, dissolved	7440-39-3	E421	0.0193 mg/L	0.02 mg/L	96.5	70.0	130	----
		Beryllium, dissolved	7440-41-7	E421	0.0387 mg/L	0.04 mg/L	96.7	70.0	130	----
		Bismuth, dissolved	7440-69-9	E421	0.00894 mg/L	0.01 mg/L	89.4	70.0	130	----
		Boron, dissolved	7440-42-8	E421	0.094 mg/L	0.1 mg/L	94.1	70.0	130	----
		Cadmium, dissolved	7440-43-9	E421	0.00394 mg/L	0.004 mg/L	98.5	70.0	130	----
		Calcium, dissolved	7440-70-2	E421	ND mg/L	4 mg/L	ND	70.0	130	----
		Cesium, dissolved	7440-46-2	E421	0.00968 mg/L	0.01 mg/L	96.8	70.0	130	----
		Chromium, dissolved	7440-47-3	E421	0.0386 mg/L	0.04 mg/L	96.5	70.0	130	----
		Cobalt, dissolved	7440-48-4	E421	0.0194 mg/L	0.02 mg/L	96.8	70.0	130	----
		Copper, dissolved	7440-50-8	E421	0.0192 mg/L	0.02 mg/L	95.9	70.0	130	----
		Iron, dissolved	7439-89-6	E421	1.87 mg/L	2 mg/L	93.3	70.0	130	----
		Lead, dissolved	7439-92-1	E421	0.0192 mg/L	0.02 mg/L	95.9	70.0	130	----
		Lithium, dissolved	7439-93-2	E421	0.0989 mg/L	0.1 mg/L	98.9	70.0	130	----
		Magnesium, dissolved	7439-95-4	E421	ND mg/L	1 mg/L	ND	70.0	130	----
		Manganese, dissolved	7439-96-5	E421	0.0187 mg/L	0.02 mg/L	93.5	70.0	130	----
		Molybdenum, dissolved	7439-98-7	E421	0.0194 mg/L	0.02 mg/L	96.9	70.0	130	----
		Nickel, dissolved	7440-02-0	E421	0.0382 mg/L	0.04 mg/L	95.6	70.0	130	----

Sub-Matrix: **Water**

					Matrix Spike (MS) Report					
					Spike		Recovery (%)	Recovery Limits (%)		
Laboratory sample ID	Client sample ID	Analyte	CAS Number	Method	Concentration	Target	MS	Low	High	Qualifier
Dissolved Metals (QCLot: 1071524) - continued										
WP2317509-001	FLB-02	Phosphorus, dissolved	7723-14-0	E421	9.94 mg/L	10 mg/L	99.4	70.0	130	----
		Potassium, dissolved	7440-09-7	E421	3.77 mg/L	4 mg/L	94.4	70.0	130	----
		Rubidium, dissolved	7440-17-7	E421	0.0191 mg/L	0.02 mg/L	95.6	70.0	130	----
		Selenium, dissolved	7782-49-2	E421	0.0406 mg/L	0.04 mg/L	101	70.0	130	----
		Silicon, dissolved	7440-21-3	E421	9.75 mg/L	10 mg/L	97.5	70.0	130	----
		Silver, dissolved	7440-22-4	E421	0.00395 mg/L	0.004 mg/L	98.8	70.0	130	----
		Sodium, dissolved	7440-23-5	E421	ND mg/L	2 mg/L	ND	70.0	130	----
		Strontium, dissolved	7440-24-6	E421	ND mg/L	0.02 mg/L	ND	70.0	130	----
		Sulfur, dissolved	7704-34-9	E421	19.0 mg/L	20 mg/L	94.9	70.0	130	----
		Tellurium, dissolved	13494-80-9	E421	0.0405 mg/L	0.04 mg/L	101	70.0	130	----
		Thallium, dissolved	7440-28-0	E421	0.00376 mg/L	0.004 mg/L	94.0	70.0	130	----
		Thorium, dissolved	7440-29-1	E421	0.0194 mg/L	0.02 mg/L	96.9	70.0	130	----
		Tin, dissolved	7440-31-5	E421	0.0195 mg/L	0.02 mg/L	97.7	70.0	130	----
		Titanium, dissolved	7440-32-6	E421	0.0384 mg/L	0.04 mg/L	96.1	70.0	130	----
		Tungsten, dissolved	7440-33-7	E421	0.0192 mg/L	0.02 mg/L	96.3	70.0	130	----
		Uranium, dissolved	7440-61-1	E421	0.00374 mg/L	0.004 mg/L	93.5	70.0	130	----
		Vanadium, dissolved	7440-62-2	E421	0.0966 mg/L	0.1 mg/L	96.6	70.0	130	----
		Zinc, dissolved	7440-66-6	E421	0.393 mg/L	0.4 mg/L	98.3	70.0	130	----
		Zirconium, dissolved	7440-67-7	E421	0.0380 mg/L	0.04 mg/L	95.0	70.0	130	----

Environmental Division Winnipeg
Work Order Reference
WP2317509

Telephone : +1 204 255 9720

Report To		Reports / Recipients	Turnaround Time
Company:	Kinross - Great Bear Resources	Select Report Format: ☑ PDF ☑ EXCEL ☑ EDD (DIGITAL)	☑ Routine [R] if received by 3pm M-F - no surc
Contact:	Ashley Moncrief	Merge QC/QCI Reports with COA ☑ YES ☐ NO ☐ N/A	☐ 4 day [P4] if received by 3pm M-F - 20% rus
Phone:	(807) 630-0203	☐ Compare Results to Criteria on Report - provide details below if box checked	☐ 3 day [P3] if received by 3pm M-F - 25% r
		Select Distribution: ☑ EMAIL ☐ MAIL ☐ FAX	☐ 2 day [P2] if received by 3pm M-F - 50% r
Street:	19 Young Street	Email 1 ashley.moncrief@kinross.com	☐ 1 day [E] if received by 3pm M-F - 100% r
City/Province:	Red Lake, ON	Email 2 hannah.hillier@kinross.com	☐ Same day [E2] if received by 10am M-S -
Postal Code:	P0V2M0	Email 3 christopher.reid@kinross.com	Additional fees may apply to rus holidays and fo
Invoice To	Same as Report To ☑ YES ☐ NO	Email 4 jacob.mcfee@kinross.com	**Date and Time Req**
	Copy of Invoice with Report ☑ YES ☐ NO	Email 5 curtis.bloemberg@kinross.com	
Company:		Email 6 emily.meek@kinross.com	**Analysis Request**
Contact:		Email 7 aaron.peloquin@kinross.com	

Project Information		Invoice Recipients
ALS Account # / Quote #:	PPR-022-3	Select Invoice Distribution: ☑ EMAIL ☐ MAIL ☐ FAX
Job #:	PPR-022-3	Email 1 invoice@kinross.com

ALS Lab Work Order # (ALS use only):	ALS Contact: Judy Dalmaijer	Sampler: Jacob McFee

ALS Sample # (ALS use only)	Sample Identification and/or Coordinates (This description will appear on the report)	Date (dd-mmm-yy)	Time (hh:mm)	Sample Type	NUMBER OF CONTAINERS	FLB-BiW	Dissolved Metals		Field pH	Field Temperature	Field Conductivity (us/c
	FLB-02			Water	3	X			7.79	20	116.5
	FLB-03			Water	3	X			7.76	23	138.5
	FLB-05			Water	3	X			7.24	20	127.1
	FLB-07			Water	3	X			7.53	18.6	97.3
	FLB-08			Water	3	X			7.56	23.8	65.4
	FLB-09			Water	3	X			7.59	22.1	51.5
	FLB-10			Water	2	X			7.84	22.6	67.8
	FLB-13			Water	3	X			7.48	19.3	110.2
	FLB-15			Water	3	X			7.48	17.9	80.7
	FLB-BLANK			Water	3	X			7.1	17.7	1448
	FLB-DUP			Water	3	X			7.48	17.9	80.7
	FLB-FIELD BLANK			Water	1		X		N/A	N/A	N/A

SHIPMENT RELEASE (client use)			INITIAL SHIPMENT RECEPTION (ALS use only)			FINAL SHIPMENT RECEPTION (ALS use only)	
Released by:	Date: July 28, 2023	Time: 8:00	Received by:	Date: AUG 01 2023	Time: 8:56	Received by:	Time:

*Not enough volume in FLB-10 for 3 bottles. Acidity, Con, pH, TDS bottle not present.

19.8°C

CERTIFICATE OF ANALYSIS

Work Order	: **WP2320433**	Page	: 1 of 10
Amendment	: **1**		
Client	: **WSP Canada Inc.**	Laboratory	: ALS Environmental - Winnipeg
Contact	: Anna Klein	Account Manager	: Judy Dalmaijer
Address	: 1600 Buffalo Place Winnipeg MB Canada R3T 6B8	Address	: 1329 Niakwa Road East, Unit 12 Winnipeg MB Canada R2J 3T4
Telephone	: 204 477 6650	Telephone	: +1 204 255 9720
Project	: PPR-022-3	Date Samples Received	: 23-Aug-2023 08:42
PO	: ----	Date Analysis Commenced	: 23-Aug-2023
C-O-C number	: ----	Issue Date	: 30-Aug-2023 14:40
Sampler	: ----		
Site	: ----		
Quote number	: Monthy and Quarterly samples_V2		
No. of samples received	: 16		
No. of samples analysed	: 16		

This report supersedes any previous report(s) with this reference. Results apply to the sample(s) as submitted. This document shall not be reproduced, except in full.

This Certificate of Analysis contains the following information:

- General Comments
- Analytical Results

Additional information pertinent to this report will be found in the following separate attachments: Quality Control Report, QC Interpretive report to assist with Quality Review and Sample Receipt Notification (SRN).

Signatories

This document has been electronically signed by the authorized signatories below. Electronic signing is conducted in accordance with US FDA 21 CFR Part 11.

Signatories	*Position*	*Laboratory Department*
Greg Pokocky	Manager - Inorganics	Inorganics, Waterloo, Ontario
Lee McTavish		Inorganics, Winnipeg, Manitoba
Lee McTavish		Metals, Winnipeg, Manitoba
Oleksandr Busel		Inorganics, Winnipeg, Manitoba
Oleksandr Busel		Metals, Winnipeg, Manitoba

General Comments

The analytical methods used by ALS are developed using internationally recognized reference methods (where available), such as those published by US EPA, APHA Standard Methods, ASTM, ISO, Environment Canada, BC MOE, and Ontario MOE. Refer to the ALS Quality Control Interpretive report (QCI) for applicable references and methodology summaries. Reference methods may incorporate modifications to improve performance.

Where a reported less than (<) result is higher than the LOR, this may be due to primary sample extract/digestate dilution and/or insufficient sample for analysis.

Where the LOR of a reported result differs from standard LOR, this may be due to high moisture content, insufficient sample (reduced weight employed) or matrix interference.

Please refer to Quality Control Interpretive report (QCI) for information regarding Holding Time compliance.

Key : CAS Number: Chemical Abstracts Services number is a unique identifier assigned to discrete substances

LOR: Limit of Reporting (detection limit).

Unit	*Description*
-	no units
µS/cm	microsiemens per centimetre
mg/L	milligrams per litre
pH units	pH units

<: less than.

>: greater than.

Surrogate: An analyte that is similar in behavior to target analyte(s), but that does not occur naturally in environmental samples. For applicable tests, surrogates are added to samples prior to analysis as a check on recovery.

Test results reported relate only to the samples as received by the laboratory.

UNLESS OTHERWISE STATED on SRN or QCI Report, ALL SAMPLES WERE RECEIVED IN ACCEPTABLE CONDITION.

Workorder Comments

30-Aug-23 - Amended report. Removed HR P from ICPMS scan.

Analytical Results

Sub-Matrix: **Water**
(Matrix: **Water**)

Analyte	CAS Number	Method/Lab	LOR	Unit	Client sample ID	FLB-01	FLB-02	FLB-03	FLB-04	FLB-05
					Client sampling date / time	16-Aug-2023 13:25	16-Aug-2023 13:20	16-Aug-2023 13:10	16-Aug-2023 13:10	16-Aug-2023 13:05
						WP2320433-001	WP2320433-002	WP2320433-003	WP2320433-004	WP2320433-005
						Result	Result	Result	Result	Result
Physical Tests										
Acidity (as CaCO3)	----	E283/WT	2.0	mg/L		<2.0	<2.0	<2.0	<2.0	<2.0
Alkalinity, bicarbonate (as CaCO3)	----	E290/WP	1.0	mg/L		40.1	41.4	55.3	39.1	22.8
Alkalinity, carbonate (as CaCO3)	----	E290/WP	1.0	mg/L		<1.0	<1.0	<1.0	<1.0	<1.0
Alkalinity, hydroxide (as CaCO3)	----	E290/WP	1.0	mg/L		<1.0	<1.0	<1.0	<1.0	<1.0
Alkalinity, phenolphthalein (as CaCO3)	----	E290/WP	1.0	mg/L		<1.0	<1.0	<1.0	<1.0	<1.0
Alkalinity, total (as CaCO3)	----	E290/WP	1.0	mg/L		40.1	41.4	55.3	39.1	22.8
Conductivity	----	E100/WP	1.0	µS/cm		106	105	149	119	121
pH	----	E108/WP	0.10	pH units		7.53	7.68	7.79	7.49	7.37
Solids, total dissolved [TDS]	----	E162-L/WP	3.0	mg/L		81.0	72.3	94.7	84.3	79.3
Anions and Nutrients										
Chloride	16887-00-6	E235.Cl-L/WP	0.10	mg/L		1.94	2.28	3.09	1.62	1.10
Fluoride	16984-48-8	E235.F/WP	0.020	mg/L		0.078	0.100	0.091	0.073	0.077
Phosphorus, total	7723-14-0	E372-U/WP	0.0020	mg/L		0.0612	0.0466	0.0385	0.0311	0.0204
Sulfate (as SO4)	14808-79-8	E235.SO4/WP	0.30	mg/L		10.2	7.76	15.4	16.7	32.2
Dissolved Metals										
Aluminum, dissolved	7429-90-5	E421/WP	0.0010	mg/L		0.0258	0.0221	0.0308	0.0242	0.0106
Antimony, dissolved	7440-36-0	E421/WP	0.00010	mg/L		0.00416	0.00190	0.00225	0.00439	0.00144
Arsenic, dissolved	7440-38-2	E421/WP	0.00010	mg/L		0.0345	0.00159	0.00389	0.00744	0.00125
Barium, dissolved	7440-39-3	E421/WP	0.00010	mg/L		0.0156	0.0169	0.0208	0.0380	0.0158
Beryllium, dissolved	7440-41-7	E421/WP	0.000020	mg/L		<0.000020	<0.000020	<0.000020	<0.000020	<0.000020
Bismuth, dissolved	7440-69-9	E421/WP	0.000050	mg/L		<0.000050	<0.000050	<0.000050	<0.000050	<0.000050
Boron, dissolved	7440-42-8	E421/WP	0.010	mg/L		0.023	0.024	0.026	0.025	0.021
Cadmium, dissolved	7440-43-9	E421/WP	0.0000050	mg/L		<0.0000050	0.0000073	0.0000062	0.0000061	0.000102
Calcium, dissolved	7440-70-2	E421/WP	0.050	mg/L		14.9	15.2	20.7	15.9	15.5
Cesium, dissolved	7440-46-2	E421/WP	0.000010	mg/L		<0.000010	<0.000010	0.000016	0.000024	0.000016
Chromium, dissolved	7440-47-3	E421/WP	0.00050	mg/L		<0.00050	<0.00050	<0.00050	<0.00050	<0.00050
Cobalt, dissolved	7440-48-4	E421/WP	0.00010	mg/L		0.00018	0.00011	0.00025	0.00026	0.00030
Copper, dissolved	7440-50-8	E421/WP	0.00020	mg/L		0.00292	0.00172	0.00422	0.00284	0.00208
Iron, dissolved	7439-89-6	E421/WP	0.010	mg/L		<0.010	<0.010	<0.010	<0.010	<0.010

Analytical Results

Sub-Matrix: **Water**
(Matrix: **Water**)

Analyte	CAS Number	Method/Lab	LOR	Unit	Client sample ID	FLB-01	FLB-02	FLB-03	FLB-04	FLB-05
					Client sampling date / time	16-Aug-2023 13:25	16-Aug-2023 13:20	16-Aug-2023 13:10	16-Aug-2023 13:10	16-Aug-2023 13:05
						WP2320433-001	WP2320433-002	WP2320433-003	WP2320433-004	WP2320433-005
						Result	Result	Result	Result	Result
Dissolved Metals										
Lead, dissolved	7439-92-1	E421/WP	0.000050	mg/L		<0.000050	<0.000050	<0.000050	<0.000050	0.000056
Lithium, dissolved	7439-93-2	E421/WP	0.0010	mg/L		0.0010	0.0012	0.0014	0.0013	0.0016
Magnesium, dissolved	7439-95-4	E421/WP	0.0050	mg/L		1.04	1.16	1.45	1.38	1.42
Manganese, dissolved	7439-96-5	E421/WP	0.00010	mg/L		0.0132	0.0104	0.0109	0.0179	0.0359
Molybdenum, dissolved	7439-98-7	E421/WP	0.000050	mg/L		0.00195	0.00202	0.00210	0.00166	0.000879
Nickel, dissolved	7440-02-0	E421/WP	0.00050	mg/L		0.00133	0.00061	0.00134	0.00389	0.00076
Phosphorus, dissolved	7723-14-0	E421.P-L/WP	0.030	mg/L		0.050	0.045	<0.030	<0.030	<0.030
Potassium, dissolved	7440-09-7	E421/WP	0.050	mg/L		2.03	2.23	2.97	2.58	1.83
Rubidium, dissolved	7440-17-7	E421/WP	0.00020	mg/L		0.00149	0.00109	0.00308	0.00263	0.00236
Selenium, dissolved	7782-49-2	E421/WP	0.000050	mg/L		0.000519	0.000257	0.000548	0.00222	0.00216
Silicon, dissolved	7440-21-3	E421/WP	0.050	mg/L		2.85	3.25	2.42	2.61	2.44
Silver, dissolved	7440-22-4	E421/WP	0.000010	mg/L		<0.000010	<0.000010	<0.000010	<0.000010	<0.000010
Sodium, dissolved	7440-23-5	E421/WP	0.050	mg/L		3.41	3.27	4.81	3.78	3.56
Strontium, dissolved	7440-24-6	E421/WP	0.00020	mg/L		0.0768	0.0776	0.113	0.0993	0.0879
Sulfur, dissolved	7704-34-9	E421/WP	0.50	mg/L		3.89	2.72	5.62	5.78	11.1
Tellurium, dissolved	13494-80-9	E421/WP	0.00020	mg/L		<0.00020	<0.00020	<0.00020	<0.00020	<0.00020
Thallium, dissolved	7440-28-0	E421/WP	0.000010	mg/L		<0.000010	<0.000010	0.000010	<0.000010	0.000013
Thorium, dissolved	7440-29-1	E421/WP	0.00010	mg/L		<0.00010	<0.00010	<0.00010	<0.00010	<0.00010
Tin, dissolved	7440-31-5	E421/WP	0.00010	mg/L		0.00018	0.00011	0.00033	0.00041	0.00031
Titanium, dissolved	7440-32-6	E421/WP	0.00030	mg/L		0.00058	<0.00030	0.00035	<0.00030	<0.00030
Tungsten, dissolved	7440-33-7	E421/WP	0.00010	mg/L		0.00367	0.00059	0.00222	0.00225	0.00028
Uranium, dissolved	7440-61-1	E421/WP	0.000010	mg/L		0.000864	0.000642	0.00343	0.00212	0.000132
Vanadium, dissolved	7440-62-2	E421/WP	0.00050	mg/L		0.00230	0.00160	0.00153	0.00134	0.00084
Zinc, dissolved	7440-66-6	E421/WP	0.0010	mg/L		0.0190	0.0094	0.0090	0.0222	0.0363
Zirconium, dissolved	7440-67-7	E421/WP	0.00030	mg/L		<0.00030	<0.00030	<0.00030	<0.00030	<0.00030
Dissolved metals filtration location	----	EP421/WP	-	-		Field	Field	Field	Field	Field

Please refer to the General Comments section for an explanation of any result qualifiers detected.

Please refer to the Accreditation section for an explanation of analyte accreditations.

Analytical Results

Sub-Matrix: **Water**
(Matrix: **Water**)

Analyte	CAS Number	Method/Lab	LOR	Unit	Client sample ID	FLB-06	FLB-07	FLB-08	FLB-09	FLB-10
					Client sampling date / time	16-Aug-2023 13:00	16-Aug-2023 12:55	16-Aug-2023 12:30	16-Aug-2023 12:25	16-Aug-2023 12:20
						WP2320433-006	WP2320433-007	WP2320433-008	WP2320433-009	WP2320433-010
						Result	Result	Result	Result	Result
Physical Tests										
Acidity (as CaCO3)	----	E283/WT	2.0	mg/L		<2.0	<2.0	<2.0	<2.0	<2.0
Alkalinity, bicarbonate (as CaCO3)	----	E290/WP	1.0	mg/L		36.9	27.2	40.9	33.1	43.4
Alkalinity, carbonate (as CaCO3)	----	E290/WP	1.0	mg/L		<1.0	<1.0	<1.0	<1.0	<1.0
Alkalinity, hydroxide (as CaCO3)	----	E290/WP	1.0	mg/L		<1.0	<1.0	<1.0	<1.0	<1.0
Alkalinity, phenolphthalein (as CaCO3)	----	E290/WP	1.0	mg/L		<1.0	<1.0	<1.0	<1.0	<1.0
Alkalinity, total (as CaCO3)	----	E290/WP	1.0	mg/L		36.9	27.2	40.9	33.1	43.4
Conductivity	----	E100/WP	1.0	µS/cm		128	112	93.8	73.3	94.0
pH	----	E108/WP	0.10	pH units		7.57	7.49	7.57	7.55	7.64
Solids, total dissolved [TDS]	----	E162-L/WP	3.0	mg/L		87.0	75.3	70.7	47.0	72.7
Anions and Nutrients										
Chloride	16887-00-6	E235.Cl-L/WP	0.10	mg/L		2.54	2.45	0.52	0.75	0.89
Fluoride	16984-48-8	E235.F/WP	0.020	mg/L		0.075	0.105	0.054	0.056	0.067
Phosphorus, total	7723-14-0	E372-U/WP	0.0020	mg/L		0.0393	0.0123	0.0314	0.0232	0.0539
Sulfate (as SO4)	14808-79-8	E235.SO4/WP	0.30	mg/L		21.5	22.1	6.40	3.23	3.25
Dissolved Metals										
Aluminum, dissolved	7429-90-5	E421/WP	0.0010	mg/L		0.0178	0.0159	0.0310	0.0249	0.0380
Antimony, dissolved	7440-36-0	E421/WP	0.00010	mg/L		0.00431	0.00101	0.00033	0.00044	0.00075
Arsenic, dissolved	7440-38-2	E421/WP	0.00010	mg/L		0.0241	0.00158	0.00834	0.00147	0.00307
Barium, dissolved	7440-39-3	E421/WP	0.00010	mg/L		0.0203	0.0159	0.0170	0.0125	0.0159
Beryllium, dissolved	7440-41-7	E421/WP	0.000020	mg/L		<0.000020	<0.000020	<0.000020	<0.000020	<0.000020
Bismuth, dissolved	7440-69-9	E421/WP	0.000050	mg/L		<0.000050	<0.000050	<0.000050	<0.000050	<0.000050
Boron, dissolved	7440-42-8	E421/WP	0.010	mg/L		0.023	0.023	0.013	<0.010	0.014
Cadmium, dissolved	7440-43-9	E421/WP	0.0000050	mg/L		<0.0000050	0.0000065	<0.0000050	<0.0000050	0.0000341
Calcium, dissolved	7440-70-2	E421/WP	0.050	mg/L		17.5	14.0	14.2	11.3	13.7
Cesium, dissolved	7440-46-2	E421/WP	0.000010	mg/L		0.000015	<0.000010	0.000017	<0.000010	0.000023
Chromium, dissolved	7440-47-3	E421/WP	0.00050	mg/L		<0.00050	<0.00050	<0.00050	<0.00050	<0.00050
Cobalt, dissolved	7440-48-4	E421/WP	0.00010	mg/L		0.00011	<0.00010	<0.00010	<0.00010	0.00014
Copper, dissolved	7440-50-8	E421/WP	0.00020	mg/L		0.00368	0.00272	0.00260	0.00182	0.00419
Iron, dissolved	7439-89-6	E421/WP	0.010	mg/L		<0.010	<0.010	<0.010	<0.010	<0.010
Lead, dissolved	7439-92-1	E421/WP	0.000050	mg/L		<0.000050	<0.000050	<0.000050	<0.000050	<0.000050

Analytical Results

Sub-Matrix: **Water**
(Matrix: **Water**)

Analyte	CAS Number	Method/Lab	LOR	Unit	Client sample ID	FLB-06	FLB-07	FLB-08	FLB-09	FLB-10
					Client sampling date / time	16-Aug-2023 13:00	16-Aug-2023 12:55	16-Aug-2023 12:30	16-Aug-2023 12:25	16-Aug-2023 12:20
						WP2320433-006	WP2320433-007	WP2320433-008	WP2320433-009	WP2320433-010
						Result	Result	Result	Result	Result
Dissolved Metals										
Lithium, dissolved	7439-93-2	E421/WP	0.0010	mg/L		0.0013	<0.0010	<0.0010	<0.0010	0.0015
Magnesium, dissolved	7439-95-4	E421/WP	0.0050	mg/L		1.36	1.38	0.946	0.790	1.13
Manganese, dissolved	7439-96-5	E421/WP	0.00010	mg/L		0.00204	0.00911	0.00034	0.00104	0.00307
Molybdenum, dissolved	7439-98-7	E421/WP	0.000050	mg/L		0.00198	0.000954	0.000733	0.000604	0.000777
Nickel, dissolved	7440-02-0	E421/WP	0.00050	mg/L		0.00226	0.00084	<0.00050	<0.00050	0.00062
Phosphorus, dissolved	7723-14-0	E421.P-L/WP	0.030	mg/L		0.034	<0.030	<0.030	<0.030	0.050
Potassium, dissolved	7440-09-7	E421/WP	0.050	mg/L		2.50	2.23	1.84	1.30	2.29
Rubidium, dissolved	7440-17-7	E421/WP	0.00020	mg/L		0.00270	0.00228	0.00233	0.00142	0.00318
Selenium, dissolved	7782-49-2	E421/WP	0.000050	mg/L		0.00393	0.00180	0.000145	0.000150	0.000241
Silicon, dissolved	7440-21-3	E421/WP	0.050	mg/L		2.68	2.84	2.20	2.08	2.28
Silver, dissolved	7440-22-4	E421/WP	0.000010	mg/L		<0.000010	<0.000010	<0.000010	<0.000010	<0.000010
Sodium, dissolved	7440-23-5	E421/WP	0.050	mg/L		3.42	3.22	1.57	1.19	2.37
Strontium, dissolved	7440-24-6	E421/WP	0.00020	mg/L		0.0960	0.0780	0.0538	0.0442	0.0610
Sulfur, dissolved	7704-34-9	E421/WP	0.50	mg/L		7.98	7.40	2.27	1.21	1.28
Tellurium, dissolved	13494-80-9	E421/WP	0.00020	mg/L		<0.00020	<0.00020	<0.00020	<0.00020	<0.00020
Thallium, dissolved	7440-28-0	E421/WP	0.000010	mg/L		<0.000010	<0.000010	<0.000010	<0.000010	<0.000010
Thorium, dissolved	7440-29-1	E421/WP	0.00010	mg/L		<0.00010	<0.00010	<0.00010	<0.00010	<0.00010
Tin, dissolved	7440-31-5	E421/WP	0.00010	mg/L		<0.00010	0.00014	<0.00010	0.00012	0.00013
Titanium, dissolved	7440-32-6	E421/WP	0.00030	mg/L		<0.00030	0.00031	<0.00030	<0.00030	<0.00030
Tungsten, dissolved	7440-33-7	E421/WP	0.00010	mg/L		0.00167	0.00064	0.00077	0.00172	0.00184
Uranium, dissolved	7440-61-1	E421/WP	0.000010	mg/L		0.00277	0.000123	0.000269	0.000105	0.00109
Vanadium, dissolved	7440-62-2	E421/WP	0.00050	mg/L		0.00156	0.00137	0.00158	0.00150	0.00207
Zinc, dissolved	7440-66-6	E421/WP	0.0010	mg/L		0.0099	0.0148	0.0031	0.0316	0.0349
Zirconium, dissolved	7440-67-7	E421/WP	0.00030	mg/L		<0.00030	<0.00030	<0.00030	<0.00030	<0.00030
Dissolved metals filtration location	----	EP421/WP	-	-		Field	Field	Field	Field	Field

Please refer to the General Comments section for an explanation of any result qualifiers detected.

Please refer to the Accreditation section for an explanation of analyte accreditations.

Analytical Results

Sub-Matrix: **Water**
(Matrix: **Water**)

Analyte	CAS Number	Method/Lab	LOR	Unit	Client sample ID	FLB-11	FLB-13	FLB-14	FLB-15	FLB-DUP
					Client sampling date / time	16-Aug-2023 12:15	16-Aug-2023 12:40	16-Aug-2023 12:45	16-Aug-2023 12:50	16-Aug-2023 13:15
						WP2320433-011	WP2320433-013	WP2320433-014	WP2320433-015	WP2320433-016
						Result	Result	Result	Result	Result
Physical Tests										
Acidity (as CaCO3)	----	E283/WT	2.0	mg/L		<2.0	<2.0	4.2	<2.0	<2.0
Alkalinity, bicarbonate (as CaCO3)	----	E290/WP	1.0	mg/L		47.2	23.5	37.7	27.8	54.5
Alkalinity, carbonate (as CaCO3)	----	E290/WP	1.0	mg/L		<1.0	<1.0	<1.0	<1.0	<1.0
Alkalinity, hydroxide (as CaCO3)	----	E290/WP	1.0	mg/L		<1.0	<1.0	<1.0	<1.0	<1.0
Alkalinity, phenolphthalein (as CaCO3)	----	E290/WP	1.0	mg/L		<1.0	<1.0	<1.0	<1.0	<1.0
Alkalinity, total (as CaCO3)	----	E290/WP	1.0	mg/L		47.2	23.5	37.7	27.8	54.5
Conductivity	----	E100/WP	1.0	µS/cm		108	104	128	94.8	149
pH	----	E108/WP	0.10	pH units		7.63	7.40	7.63	7.49	7.81
Solids, total dissolved [TDS]	----	E162-L/WP	3.0	mg/L		81.3	66.3	92.0	53.7	100
Anions and Nutrients										
Chloride	16887-00-6	E235.Cl-L/WP	0.10	mg/L		1.55	1.68	1.32	1.65	3.11
Fluoride	16984-48-8	E235.F/WP	0.020	mg/L		0.092	0.082	0.081	0.079	0.093
Phosphorus, total	7723-14-0	E372-U/WP	0.0020	mg/L		0.0340	0.0207	0.0277	0.0234	0.0402
Sulfate (as SO4)	14808-79-8	E235.SO4/WP	0.30	mg/L		5.79	22.5	22.3	14.7	15.6
Dissolved Metals										
Aluminum, dissolved	7429-90-5	E421/WP	0.0010	mg/L		0.0267	0.0110	0.0138	0.0219	0.0286
Antimony, dissolved	7440-36-0	E421/WP	0.00010	mg/L		0.00357	0.00136	0.00125	0.00231	0.00228
Arsenic, dissolved	7440-38-2	E421/WP	0.00010	mg/L		0.00413	0.00140	0.00124	0.00176	0.00391
Barium, dissolved	7440-39-3	E421/WP	0.00010	mg/L		0.0136	0.0172	0.0216	0.0141	0.0213
Beryllium, dissolved	7440-41-7	E421/WP	0.000020	mg/L		<0.000020	<0.000020	<0.000020	<0.000020	<0.000020
Bismuth, dissolved	7440-69-9	E421/WP	0.000050	mg/L		<0.000050	<0.000050	<0.000050	<0.000050	<0.000050
Boron, dissolved	7440-42-8	E421/WP	0.010	mg/L		0.026	0.015	0.016	0.020	0.024
Cadmium, dissolved	7440-43-9	E421/WP	0.0000050	mg/L		0.0000116	<0.0000050	0.0000077	<0.0000050	<0.0000050
Calcium, dissolved	7440-70-2	E421/WP	0.050	mg/L		15.9	12.6	17.4	12.0	21.0
Cesium, dissolved	7440-46-2	E421/WP	0.000010	mg/L		0.000018	<0.000010	<0.000010	<0.000010	0.000018
Chromium, dissolved	7440-47-3	E421/WP	0.00050	mg/L		<0.00050	<0.00050	<0.00050	<0.00050	<0.00050
Cobalt, dissolved	7440-48-4	E421/WP	0.00010	mg/L		0.00014	<0.00010	<0.00010	0.00015	0.00020
Copper, dissolved	7440-50-8	E421/WP	0.00020	mg/L		0.00360	0.00091	0.00150	0.00276	0.00403
Iron, dissolved	7439-89-6	E421/WP	0.010	mg/L		<0.010	<0.010	<0.010	<0.010	<0.010
Lead, dissolved	7439-92-1	E421/WP	0.000050	mg/L		<0.000050	<0.000050	<0.000050	<0.000050	<0.000050

Analytical Results

Sub-Matrix: **Water**
(Matrix: **Water**)

Analyte	CAS Number	Method/Lab	LOR	Unit	Client sample ID	FLB-11	FLB-13	FLB-14	FLB-15	FLB-DUP
					Client sampling date / time	16-Aug-2023 12:15	16-Aug-2023 12:40	16-Aug-2023 12:45	16-Aug-2023 12:50	16-Aug-2023 13:15
						WP2320433-011	WP2320433-013	WP2320433-014	WP2320433-015	WP2320433-016
						Result	Result	Result	Result	Result
Dissolved Metals										
Lithium, dissolved	7439-93-2	E421/WP	0.0010	mg/L		0.0014	0.0018	0.0012	0.0011	0.0013
Magnesium, dissolved	7439-95-4	E421/WP	0.0050	mg/L		1.24	1.40	1.67	1.28	1.45
Manganese, dissolved	7439-96-5	E421/WP	0.00010	mg/L		0.00753	0.00228	0.0132	0.00033	0.0108
Molybdenum, dissolved	7439-98-7	E421/WP	0.000050	mg/L		0.00260	0.000831	0.00111	0.00144	0.00207
Nickel, dissolved	7440-02-0	E421/WP	0.00050	mg/L		0.00069	0.0104	0.00198	0.00133	0.00135
Phosphorus, dissolved	7723-14-0	E421.P-L/WP	0.030	mg/L		0.030	<0.030	<0.030	<0.030	<0.030
Potassium, dissolved	7440-09-7	E421/WP	0.050	mg/L		2.66	2.40	3.07	1.92	2.96
Rubidium, dissolved	7440-17-7	E421/WP	0.00020	mg/L		0.00223	0.00196	0.00231	0.00180	0.00311
Selenium, dissolved	7782-49-2	E421/WP	0.000050	mg/L		0.000250	0.000553	0.00139	0.000259	0.000490
Silicon, dissolved	7440-21-3	E421/WP	0.050	mg/L		2.56	2.61	2.98	2.18	2.34
Silver, dissolved	7440-22-4	E421/WP	0.000010	mg/L		<0.000010	<0.000010	<0.000010	<0.000010	<0.000010
Sodium, dissolved	7440-23-5	E421/WP	0.050	mg/L		3.21	2.88	2.76	3.05	4.69
Strontium, dissolved	7440-24-6	E421/WP	0.00020	mg/L		0.0909	0.0701	0.0891	0.0712	0.109
Sulfur, dissolved	7704-34-9	E421/WP	0.50	mg/L		2.27	8.03	8.03	5.09	5.66
Tellurium, dissolved	13494-80-9	E421/WP	0.00020	mg/L		<0.00020	<0.00020	<0.00020	<0.00020	<0.00020
Thallium, dissolved	7440-28-0	E421/WP	0.000010	mg/L		<0.000010	<0.000010	<0.000010	<0.000010	<0.000010
Thorium, dissolved	7440-29-1	E421/WP	0.00010	mg/L		<0.00010	<0.00010	<0.00010	<0.00010	<0.00010
Tin, dissolved	7440-31-5	E421/WP	0.00010	mg/L		0.00018	0.00025	<0.00010	0.00072	0.00031
Titanium, dissolved	7440-32-6	E421/WP	0.00030	mg/L		<0.00030	<0.00030	<0.00030	<0.00030	<0.00030
Tungsten, dissolved	7440-33-7	E421/WP	0.00010	mg/L		0.00242	0.00067	0.00165	0.00126	0.00199
Uranium, dissolved	7440-61-1	E421/WP	0.000010	mg/L		0.00398	0.000038	0.000306	0.000567	0.00299
Vanadium, dissolved	7440-62-2	E421/WP	0.00050	mg/L		0.00148	0.00118	0.00116	0.00149	0.00152
Zinc, dissolved	7440-66-6	E421/WP	0.0010	mg/L		0.0234	0.0143	0.0151	0.0074	0.0086
Zirconium, dissolved	7440-67-7	E421/WP	0.00030	mg/L		0.00056	<0.00030	<0.00030	0.00036	<0.00030
Dissolved metals filtration location	----	EP421/WP	-	-		Field	Field	Field	Field	Field

Please refer to the General Comments section for an explanation of any result qualifiers detected.

Please refer to the Accreditation section for an explanation of analyte accreditations.

Analytical Results

Sub-Matrix: **Water**
(Matrix: **Water**)

Analyte	CAS Number	Method/Lab	LOR	Unit	Client sample ID	FLB-FIELD BLANK	----	----	----	----
					Client sampling date / time	16-Aug-2023 12:20	----	----	----	----
					WP2320433-017	--------	--------	--------	--------	--------
					Result	----	----	----	----	----
Physical Tests										
Hardness (as CaCO3), dissolved	----	EC100/WP	0.50	mg/L		<0.50	----	----	----	----
Dissolved Metals										
Aluminum, dissolved	7429-90-5	E421/WP	0.0010	mg/L		<0.0010	----	----	----	----
Antimony, dissolved	7440-36-0	E421/WP	0.00010	mg/L		<0.00010	----	----	----	----
Arsenic, dissolved	7440-38-2	E421/WP	0.00010	mg/L		<0.00010	----	----	----	----
Barium, dissolved	7440-39-3	E421/WP	0.00010	mg/L		<0.00010	----	----	----	----
Beryllium, dissolved	7440-41-7	E421/WP	0.000020	mg/L		<0.000020	----	----	----	----
Bismuth, dissolved	7440-69-9	E421/WP	0.000050	mg/L		<0.000050	----	----	----	----
Boron, dissolved	7440-42-8	E421/WP	0.010	mg/L		<0.010	----	----	----	----
Cadmium, dissolved	7440-43-9	E421/WP	0.0000050	mg/L		<0.0000050	----	----	----	----
Calcium, dissolved	7440-70-2	E421/WP	0.050	mg/L		<0.050	----	----	----	----
Cesium, dissolved	7440-46-2	E421/WP	0.000010	mg/L		<0.000010	----	----	----	----
Chromium, dissolved	7440-47-3	E421/WP	0.00050	mg/L		<0.00050	----	----	----	----
Cobalt, dissolved	7440-48-4	E421/WP	0.00010	mg/L		<0.00010	----	----	----	----
Copper, dissolved	7440-50-8	E421/WP	0.00020	mg/L		<0.00020	----	----	----	----
Iron, dissolved	7439-89-6	E421/WP	0.010	mg/L		<0.010	----	----	----	----
Lead, dissolved	7439-92-1	E421/WP	0.000050	mg/L		<0.000050	----	----	----	----
Lithium, dissolved	7439-93-2	E421/WP	0.0010	mg/L		<0.0010	----	----	----	----
Magnesium, dissolved	7439-95-4	E421/WP	0.0050	mg/L		<0.0050	----	----	----	----
Manganese, dissolved	7439-96-5	E421/WP	0.00010	mg/L		<0.00010	----	----	----	----
Molybdenum, dissolved	7439-98-7	E421/WP	0.000050	mg/L		<0.000050	----	----	----	----
Nickel, dissolved	7440-02-0	E421/WP	0.00050	mg/L		<0.00050	----	----	----	----
Potassium, dissolved	7440-09-7	E421/WP	0.050	mg/L		<0.050	----	----	----	----
Rubidium, dissolved	7440-17-7	E421/WP	0.00020	mg/L		<0.00020	----	----	----	----
Selenium, dissolved	7782-49-2	E421/WP	0.000050	mg/L		<0.000050	----	----	----	----
Silicon, dissolved	7440-21-3	E421/WP	0.050	mg/L		<0.050	----	----	----	----
Silver, dissolved	7440-22-4	E421/WP	0.000010	mg/L		<0.000010	----	----	----	----
Sodium, dissolved	7440-23-5	E421/WP	0.050	mg/L		<0.050	----	----	----	----
Strontium, dissolved	7440-24-6	E421/WP	0.00020	mg/L		<0.00020	----	----	----	----
Sulfur, dissolved	7704-34-9	E421/WP	0.50	mg/L		<0.50	----	----	----	----

Analytical Results

Sub-Matrix: Water (Matrix: Water)									
				Client sample ID	FLB-FIELD BLANK	----	----	----	----
				Client sampling date / time	16-Aug-2023 12:20	----	----	----	----
Analyte	CAS Number	Method/Lab	LOR	Unit	WP2320433-017	--------	--------	--------	--------
					Result	----	----	----	----
Dissolved Metals									
Tellurium, dissolved	13494-80-9	E421/WP	0.00020	mg/L	<0.00020	----	----	----	----
Thallium, dissolved	7440-28-0	E421/WP	0.000010	mg/L	<0.000010	----	----	----	----
Thorium, dissolved	7440-29-1	E421/WP	0.00010	mg/L	<0.00010	----	----	----	----
Tin, dissolved	7440-31-5	E421/WP	0.00010	mg/L	<0.00010	----	----	----	----
Titanium, dissolved	7440-32-6	E421/WP	0.00030	mg/L	<0.00030	----	----	----	----
Tungsten, dissolved	7440-33-7	E421/WP	0.00010	mg/L	<0.00010	----	----	----	----
Uranium, dissolved	7440-61-1	E421/WP	0.000010	mg/L	<0.000010	----	----	----	----
Vanadium, dissolved	7440-62-2	E421/WP	0.00050	mg/L	<0.00050	----	----	----	----
Zinc, dissolved	7440-66-6	E421/WP	0.0010	mg/L	<0.0010	----	----	----	----
Zirconium, dissolved	7440-67-7	E421/WP	0.00030	mg/L	<0.00030	----	----	----	----
Dissolved metals filtration location	----	EP421/WP	-	-	Field	----	----	----	----

Please refer to the General Comments section for an explanation of any result qualifiers detected.

Please refer to the Accreditation section for an explanation of analyte accreditations.

ALS Canada Ltd.

right solutions.
right partner.

QUALITY CONTROL INTERPRETIVE REPORT

Work Order	: **WP2320433**	Page	: 1 of 25
Amendment	: 1		
Client	: **WSP Canada Inc.**	Laboratory	: ALS Environmental - Winnipeg
Contact	: Anna Klein	Account Manager	: Judy Dalmaijer
Address	: 1600 Buffalo Place Winnipeg MB Canada R3T 6B8	Address	: 1329 Niakwa Road East, Unit 12 Winnipeg, Manitoba Canada R2J 3T4
Telephone	: ----	Telephone	: +1 204 255 9720
Project	: PPR-022-3	Date Samples Received	: 23-Aug-2023 08:42
PO	: ----	Issue Date	: 30-Aug-2023 14:44
C-O-C number	: ----		
Sampler	: ----		
Site	: ----		
Quote number	: Monthy and Quarterly samples_V2		
No. of samples received	: 16		
No. of samples analysed	: 16		

This report is automatically generated by the ALS LIMS (Laboratory Information Management System) through evaluation of Quality Control (QC) results and other QA parameters associated with this submission, and is intended to facilitate rapid data validation by auditors or reviewers. The report highlights any exceptions and outliers to ALS Data Quality Objectives, provides holding time details and exceptions, summarizes QC sample frequencies, and lists applicable methodology references and summaries.

Key

Anonymous: Refers to samples which are not part of this work order, but which formed part of the QC process lot.
CAS Number: Chemical Abstracts Service number is a unique identifier assigned to discrete substances.
DQO: Data Quality Objective.
LOR: Limit of Reporting (detection limit).
RPD: Relative Percent Difference.

Workorder Comments

Holding times are displayed as "---" if no guidance exists from CCME, Canadian provinces, or broadly recognized international references.

Summary of Outliers

Outliers : Quality Control Samples

- No Method Blank value outliers occur.
- No Duplicate outliers occur.
- No Laboratory Control Sample (LCS) outliers occur
- No Matrix Spike outliers occur.
- No Test sample Surrogate recovery outliers exist.

Outliers: Reference Material (RM) Samples

- No Reference Material (RM) Sample outliers occur.

Outliers : Analysis Holding Time Compliance (Breaches)

- No Analysis Holding Time Outliers exist.

Outliers : Frequency of Quality Control Samples

- No Quality Control Sample Frequency Outliers occur.

Analysis Holding Time Compliance

This report summarizes extraction / preparation and analysis times and compares each with ALS recommended holding times, which are selected to meet known provincial and /or federal requirements. In the absence of regulatory hold times, ALS establishes recommendations based on guidelines published by organizations such as CCME, US EPA, APHA Standard Methods, ASTM, or Environment Canada (where available). Dates and holding times reported below represent the first dates of extraction or analysis. If subsequent tests or dilutions exceeded holding times, qualifiers are added (refer to COA).

If samples are identified below as having been analyzed or extracted outside of recommended holding times, measurement uncertainties may be increased, and this should be taken into consideration when interpreting results.

Where actual sampling date is not provided on the chain of custody, the date of receipt with time at 00:00 is used for calculation purposes.

Where only the sample date without time is provided on the chain of custody, the sampling date at 00:00 is used for calculation purposes.

Matrix: **Water**

Evaluation: × = Holding time exceedance ; ✓ = Within Holding Time

Analyte Group / Container / Client Sample ID(s)	Method	Sampling Date	Extraction / Preparation				Analysis			
			Preparation Date	Holding Times Rec	Holding Times Actual	Eval	Analysis Date	Holding Times Rec	Holding Times Actual	Eval
Anions and Nutrients : Chloride in Water by IC (Low Level)										
HDPE [ON MECP] FLB-01	E235.Cl-L	16-Aug-2023	23-Aug-2023	28 days	7 days	✓	23-Aug-2023	28 days	7 days	✓
Anions and Nutrients : Chloride in Water by IC (Low Level)										
HDPE [ON MECP] FLB-02	E235.Cl-L	16-Aug-2023	23-Aug-2023	28 days	7 days	✓	23-Aug-2023	28 days	7 days	✓
Anions and Nutrients : Chloride in Water by IC (Low Level)										
HDPE [ON MECP] FLB-03	E235.Cl-L	16-Aug-2023	23-Aug-2023	28 days	7 days	✓	23-Aug-2023	28 days	7 days	✓
Anions and Nutrients : Chloride in Water by IC (Low Level)										
HDPE [ON MECP] FLB-04	E235.Cl-L	16-Aug-2023	23-Aug-2023	28 days	7 days	✓	23-Aug-2023	28 days	7 days	✓
Anions and Nutrients : Chloride in Water by IC (Low Level)										
HDPE [ON MECP] FLB-05	E235.Cl-L	16-Aug-2023	23-Aug-2023	28 days	7 days	✓	23-Aug-2023	28 days	7 days	✓
Anions and Nutrients : Chloride in Water by IC (Low Level)										
HDPE [ON MECP] FLB-06	E235.Cl-L	16-Aug-2023	23-Aug-2023	28 days	7 days	✓	23-Aug-2023	28 days	7 days	✓
Anions and Nutrients : Chloride in Water by IC (Low Level)										
HDPE [ON MECP] FLB-07	E235.Cl-L	16-Aug-2023	23-Aug-2023	28 days	7 days	✓	23-Aug-2023	28 days	7 days	✓

Matrix: **Water**

Evaluation: × = Holding time exceedance ; ✓ = Within Holding Time

Analyte Group / Container / Client Sample ID(s)	Method	Sampling Date	Extraction / Preparation				Analysis			
			Preparation Date	Holding Times Rec	Holding Times Actual	Eval	Analysis Date	Holding Times Rec	Holding Times Actual	Eval
Anions and Nutrients : Chloride in Water by IC (Low Level)										
HDPE [ON MECP] FLB-08	E235.Cl-L	16-Aug-2023	23-Aug-2023	28 days	7 days	✓	23-Aug-2023	28 days	7 days	✓
Anions and Nutrients : Chloride in Water by IC (Low Level)										
HDPE [ON MECP] FLB-09	E235.Cl-L	16-Aug-2023	23-Aug-2023	28 days	7 days	✓	23-Aug-2023	28 days	7 days	✓
Anions and Nutrients : Chloride in Water by IC (Low Level)										
HDPE [ON MECP] FLB-10	E235.Cl-L	16-Aug-2023	23-Aug-2023	28 days	7 days	✓	23-Aug-2023	28 days	7 days	✓
Anions and Nutrients : Chloride in Water by IC (Low Level)										
HDPE [ON MECP] FLB-11	E235.Cl-L	16-Aug-2023	23-Aug-2023	28 days	7 days	✓	23-Aug-2023	28 days	7 days	✓
Anions and Nutrients : Chloride in Water by IC (Low Level)										
HDPE [ON MECP] FLB-13	E235.Cl-L	16-Aug-2023	23-Aug-2023	28 days	7 days	✓	23-Aug-2023	28 days	7 days	✓
Anions and Nutrients : Chloride in Water by IC (Low Level)										
HDPE [ON MECP] FLB-14	E235.Cl-L	16-Aug-2023	23-Aug-2023	28 days	7 days	✓	23-Aug-2023	28 days	7 days	✓
Anions and Nutrients : Chloride in Water by IC (Low Level)										
HDPE [ON MECP] FLB-15	E235.Cl-L	16-Aug-2023	23-Aug-2023	28 days	7 days	✓	23-Aug-2023	28 days	7 days	✓
Anions and Nutrients : Chloride in Water by IC (Low Level)										
HDPE [ON MECP] FLB-DUP	E235.Cl-L	16-Aug-2023	23-Aug-2023	28 days	7 days	✓	23-Aug-2023	28 days	7 days	✓
Anions and Nutrients : Fluoride in Water by IC										
HDPE [ON MECP] FLB-01	E235.F	16-Aug-2023	23-Aug-2023	28 days	7 days	✓	23-Aug-2023	28 days	7 days	✓

Matrix: **Water**

Evaluation: × = Holding time exceedance ; ✓ = Within Holding Time

Analyte Group / Container / Client Sample ID(s)	Method	Sampling Date	Extraction / Preparation				Analysis			
			Preparation Date	Holding Times		Eval	Analysis Date	Holding Times		Eval
				Rec	Actual			Rec	Actual	
Anions and Nutrients : Fluoride in Water by IC										
HDPE [ON MECP]										
FLB-02	E235.F	16-Aug-2023	23-Aug-2023	28 days	7 days	✓	23-Aug-2023	28 days	7 days	✓
Anions and Nutrients : Fluoride in Water by IC										
HDPE [ON MECP]										
FLB-03	E235.F	16-Aug-2023	23-Aug-2023	28 days	7 days	✓	23-Aug-2023	28 days	7 days	✓
Anions and Nutrients : Fluoride in Water by IC										
HDPE [ON MECP]										
FLB-04	E235.F	16-Aug-2023	23-Aug-2023	28 days	7 days	✓	23-Aug-2023	28 days	7 days	✓
Anions and Nutrients : Fluoride in Water by IC										
HDPE [ON MECP]										
FLB-05	E235.F	16-Aug-2023	23-Aug-2023	28 days	7 days	✓	23-Aug-2023	28 days	7 days	✓
Anions and Nutrients : Fluoride in Water by IC										
HDPE [ON MECP]										
FLB-06	E235.F	16-Aug-2023	23-Aug-2023	28 days	7 days	✓	23-Aug-2023	28 days	7 days	✓
Anions and Nutrients : Fluoride in Water by IC										
HDPE [ON MECP]										
FLB-07	E235.F	16-Aug-2023	23-Aug-2023	28 days	7 days	✓	23-Aug-2023	28 days	7 days	✓
Anions and Nutrients : Fluoride in Water by IC										
HDPE [ON MECP]										
FLB-08	E235.F	16-Aug-2023	23-Aug-2023	28 days	7 days	✓	23-Aug-2023	28 days	7 days	✓
Anions and Nutrients : Fluoride in Water by IC										
HDPE [ON MECP]										
FLB-09	E235.F	16-Aug-2023	23-Aug-2023	28 days	7 days	✓	23-Aug-2023	28 days	7 days	✓
Anions and Nutrients : Fluoride in Water by IC										
HDPE [ON MECP]										
FLB-10	E235.F	16-Aug-2023	23-Aug-2023	28 days	7 days	✓	23-Aug-2023	28 days	7 days	✓

Matrix: **Water**

Evaluation: × = Holding time exceedance ; ✓ = Within Holding Time

Analyte Group / Container / Client Sample ID(s)	Method	Sampling Date	Extraction / Preparation				Analysis			
			Preparation Date	Holding Times		Eval	Analysis Date	Holding Times		Eval
				Rec	Actual			Rec	Actual	
Anions and Nutrients : Fluoride in Water by IC										
HDPE [ON MECP]										
FLB-11	E235.F	16-Aug-2023	23-Aug-2023	28 days	7 days	✓	23-Aug-2023	28 days	7 days	✓
Anions and Nutrients : Fluoride in Water by IC										
HDPE [ON MECP]										
FLB-13	E235.F	16-Aug-2023	23-Aug-2023	28 days	7 days	✓	23-Aug-2023	28 days	7 days	✓
Anions and Nutrients : Fluoride in Water by IC										
HDPE [ON MECP]										
FLB-14	E235.F	16-Aug-2023	23-Aug-2023	28 days	7 days	✓	23-Aug-2023	28 days	7 days	✓
Anions and Nutrients : Fluoride in Water by IC										
HDPE [ON MECP]										
FLB-15	E235.F	16-Aug-2023	23-Aug-2023	28 days	7 days	✓	23-Aug-2023	28 days	7 days	✓
Anions and Nutrients : Fluoride in Water by IC										
HDPE [ON MECP]										
FLB-DUP	E235.F	16-Aug-2023	23-Aug-2023	28 days	7 days	✓	23-Aug-2023	28 days	7 days	✓
Anions and Nutrients : Sulfate in Water by IC										
HDPE [ON MECP]										
FLB-01	E235.SO4	16-Aug-2023	23-Aug-2023	28 days	7 days	✓	23-Aug-2023	28 days	7 days	✓
Anions and Nutrients : Sulfate in Water by IC										
HDPE [ON MECP]										
FLB-02	E235.SO4	16-Aug-2023	23-Aug-2023	28 days	7 days	✓	23-Aug-2023	28 days	7 days	✓
Anions and Nutrients : Sulfate in Water by IC										
HDPE [ON MECP]										
FLB-03	E235.SO4	16-Aug-2023	23-Aug-2023	28 days	7 days	✓	23-Aug-2023	28 days	7 days	✓
Anions and Nutrients : Sulfate in Water by IC										
HDPE [ON MECP]										
FLB-04	E235.SO4	16-Aug-2023	23-Aug-2023	28 days	7 days	✓	23-Aug-2023	28 days	7 days	✓

Matrix: **Water**

Evaluation: × = Holding time exceedance ; ✓ = Within Holding Time

Analyte Group / Container / Client Sample ID(s)	Method	Sampling Date	Extraction / Preparation				Analysis			
			Preparation Date	Holding Times Rec	Holding Times Actual	Eval	Analysis Date	Holding Times Rec	Holding Times Actual	Eval
Anions and Nutrients : Sulfate in Water by IC										
HDPE [ON MECP] FLB-05	E235.SO4	16-Aug-2023	23-Aug-2023	28 days	7 days	✓	23-Aug-2023	28 days	7 days	✓
Anions and Nutrients : Sulfate in Water by IC										
HDPE [ON MECP] FLB-06	E235.SO4	16-Aug-2023	23-Aug-2023	28 days	7 days	✓	23-Aug-2023	28 days	7 days	✓
Anions and Nutrients : Sulfate in Water by IC										
HDPE [ON MECP] FLB-07	E235.SO4	16-Aug-2023	23-Aug-2023	28 days	7 days	✓	23-Aug-2023	28 days	7 days	✓
Anions and Nutrients : Sulfate in Water by IC										
HDPE [ON MECP] FLB-08	E235.SO4	16-Aug-2023	23-Aug-2023	28 days	7 days	✓	23-Aug-2023	28 days	7 days	✓
Anions and Nutrients : Sulfate in Water by IC										
HDPE [ON MECP] FLB-09	E235.SO4	16-Aug-2023	23-Aug-2023	28 days	7 days	✓	23-Aug-2023	28 days	7 days	✓
Anions and Nutrients : Sulfate in Water by IC										
HDPE [ON MECP] FLB-10	E235.SO4	16-Aug-2023	23-Aug-2023	28 days	7 days	✓	23-Aug-2023	28 days	7 days	✓
Anions and Nutrients : Sulfate in Water by IC										
HDPE [ON MECP] FLB-11	E235.SO4	16-Aug-2023	23-Aug-2023	28 days	7 days	✓	23-Aug-2023	28 days	7 days	✓
Anions and Nutrients : Sulfate in Water by IC										
HDPE [ON MECP] FLB-13	E235.SO4	16-Aug-2023	23-Aug-2023	28 days	7 days	✓	23-Aug-2023	28 days	7 days	✓
Anions and Nutrients : Sulfate in Water by IC										
HDPE [ON MECP] FLB-14	E235.SO4	16-Aug-2023	23-Aug-2023	28 days	7 days	✓	23-Aug-2023	28 days	7 days	✓

Matrix: **Water**

Evaluation: × = Holding time exceedance ; ✓ = Within Holding Time

Analyte Group / Container / Client Sample ID(s)	Method	Sampling Date	Extraction / Preparation				Analysis			
			Preparation Date	Holding Times Rec	Holding Times Actual	Eval	Analysis Date	Holding Times Rec	Holding Times Actual	Eval
Anions and Nutrients : Sulfate in Water by IC										
HDPE [ON MECP]										
FLB-15	E235.SO4	16-Aug-2023	23-Aug-2023	28 days	7 days	✓	23-Aug-2023	28 days	7 days	✓
Anions and Nutrients : Sulfate in Water by IC										
HDPE [ON MECP]										
FLB-DUP	E235.SO4	16-Aug-2023	23-Aug-2023	28 days	7 days	✓	23-Aug-2023	28 days	7 days	✓
Anions and Nutrients : Total Phosphorus by Colourimetry (0.002 mg/L)										
Amber glass total (sulfuric acid)										
FLB-01	E372-U	16-Aug-2023	23-Aug-2023	28 days	7 days	✓	24-Aug-2023	28 days	8 days	✓
Anions and Nutrients : Total Phosphorus by Colourimetry (0.002 mg/L)										
Amber glass total (sulfuric acid)										
FLB-02	E372-U	16-Aug-2023	23-Aug-2023	28 days	7 days	✓	24-Aug-2023	28 days	8 days	✓
Anions and Nutrients : Total Phosphorus by Colourimetry (0.002 mg/L)										
Amber glass total (sulfuric acid)										
FLB-03	E372-U	16-Aug-2023	23-Aug-2023	28 days	7 days	✓	24-Aug-2023	28 days	8 days	✓
Anions and Nutrients : Total Phosphorus by Colourimetry (0.002 mg/L)										
Amber glass total (sulfuric acid)										
FLB-04	E372-U	16-Aug-2023	23-Aug-2023	28 days	7 days	✓	24-Aug-2023	28 days	8 days	✓
Anions and Nutrients : Total Phosphorus by Colourimetry (0.002 mg/L)										
Amber glass total (sulfuric acid)										
FLB-05	E372-U	16-Aug-2023	23-Aug-2023	28 days	7 days	✓	24-Aug-2023	28 days	8 days	✓
Anions and Nutrients : Total Phosphorus by Colourimetry (0.002 mg/L)										
Amber glass total (sulfuric acid)										
FLB-06	E372-U	16-Aug-2023	23-Aug-2023	28 days	7 days	✓	24-Aug-2023	28 days	8 days	✓
Anions and Nutrients : Total Phosphorus by Colourimetry (0.002 mg/L)										
Amber glass total (sulfuric acid)										
FLB-07	E372-U	16-Aug-2023	23-Aug-2023	28 days	7 days	✓	24-Aug-2023	28 days	8 days	✓

Matrix: **Water**

Evaluation: × = Holding time exceedance ; ✓ = Within Holding Time

Analyte Group / Container / Client Sample ID(s)	Method	Sampling Date	Extraction / Preparation				Analysis			
			Preparation Date	Holding Times		Eval	Analysis Date	Holding Times		Eval
				Rec	Actual			Rec	Actual	
Anions and Nutrients : Total Phosphorus by Colourimetry (0.002 mg/L)										
Amber glass total (sulfuric acid)										
FLB-08	E372-U	16-Aug-2023	23-Aug-2023	28 days	7 days	✓	24-Aug-2023	28 days	8 days	✓
Anions and Nutrients : Total Phosphorus by Colourimetry (0.002 mg/L)										
Amber glass total (sulfuric acid)										
FLB-09	E372-U	16-Aug-2023	23-Aug-2023	28 days	7 days	✓	24-Aug-2023	28 days	8 days	✓
Anions and Nutrients : Total Phosphorus by Colourimetry (0.002 mg/L)										
Amber glass total (sulfuric acid)										
FLB-10	E372-U	16-Aug-2023	23-Aug-2023	28 days	7 days	✓	24-Aug-2023	28 days	8 days	✓
Anions and Nutrients : Total Phosphorus by Colourimetry (0.002 mg/L)										
Amber glass total (sulfuric acid)										
FLB-11	E372-U	16-Aug-2023	23-Aug-2023	28 days	7 days	✓	24-Aug-2023	28 days	8 days	✓
Anions and Nutrients : Total Phosphorus by Colourimetry (0.002 mg/L)										
Amber glass total (sulfuric acid)										
FLB-13	E372-U	16-Aug-2023	23-Aug-2023	28 days	7 days	✓	24-Aug-2023	28 days	8 days	✓
Anions and Nutrients : Total Phosphorus by Colourimetry (0.002 mg/L)										
Amber glass total (sulfuric acid)										
FLB-14	E372-U	16-Aug-2023	23-Aug-2023	28 days	7 days	✓	24-Aug-2023	28 days	8 days	✓
Anions and Nutrients : Total Phosphorus by Colourimetry (0.002 mg/L)										
Amber glass total (sulfuric acid)										
FLB-15	E372-U	16-Aug-2023	23-Aug-2023	28 days	7 days	✓	24-Aug-2023	28 days	8 days	✓
Anions and Nutrients : Total Phosphorus by Colourimetry (0.002 mg/L)										
Amber glass total (sulfuric acid)										
FLB-DUP	E372-U	16-Aug-2023	23-Aug-2023	28 days	7 days	✓	24-Aug-2023	28 days	8 days	✓
Dissolved Metals : Dissolved Metals in Water by CRC ICPMS										
HDPE dissolved (nitric acid)										
FLB-01	E421	16-Aug-2023	24-Aug-2023	180 days	8 days	✓	24-Aug-2023	180 days	8 days	✓

Matrix: **Water**

Evaluation: × = Holding time exceedance ; ✓ = Within Holding Time

Analyte Group / Container / Client Sample ID(s)	Method	Sampling Date	Extraction / Preparation				Analysis			
			Preparation Date	Holding Times Rec	Holding Times Actual	Eval	Analysis Date	Holding Times Rec	Holding Times Actual	Eval
Dissolved Metals : Dissolved Metals in Water by CRC ICPMS										
HDPE dissolved (nitric acid) FLB-02	E421	16-Aug-2023	24-Aug-2023	180 days	8 days	✓	24-Aug-2023	180 days	8 days	✓
Dissolved Metals : Dissolved Metals in Water by CRC ICPMS										
HDPE dissolved (nitric acid) FLB-03	E421	16-Aug-2023	24-Aug-2023	180 days	8 days	✓	24-Aug-2023	180 days	8 days	✓
Dissolved Metals : Dissolved Metals in Water by CRC ICPMS										
HDPE dissolved (nitric acid) FLB-04	E421	16-Aug-2023	24-Aug-2023	180 days	8 days	✓	24-Aug-2023	180 days	8 days	✓
Dissolved Metals : Dissolved Metals in Water by CRC ICPMS										
HDPE dissolved (nitric acid) FLB-05	E421	16-Aug-2023	24-Aug-2023	180 days	8 days	✓	24-Aug-2023	180 days	8 days	✓
Dissolved Metals : Dissolved Metals in Water by CRC ICPMS										
HDPE dissolved (nitric acid) FLB-06	E421	16-Aug-2023	24-Aug-2023	180 days	8 days	✓	24-Aug-2023	180 days	8 days	✓
Dissolved Metals : Dissolved Metals in Water by CRC ICPMS										
HDPE dissolved (nitric acid) FLB-07	E421	16-Aug-2023	24-Aug-2023	180 days	8 days	✓	24-Aug-2023	180 days	8 days	✓
Dissolved Metals : Dissolved Metals in Water by CRC ICPMS										
HDPE dissolved (nitric acid) FLB-08	E421	16-Aug-2023	24-Aug-2023	180 days	8 days	✓	24-Aug-2023	180 days	8 days	✓
Dissolved Metals : Dissolved Metals in Water by CRC ICPMS										
HDPE dissolved (nitric acid) FLB-09	E421	16-Aug-2023	24-Aug-2023	180 days	8 days	✓	24-Aug-2023	180 days	8 days	✓
Dissolved Metals : Dissolved Metals in Water by CRC ICPMS										
HDPE dissolved (nitric acid) FLB-10	E421	16-Aug-2023	24-Aug-2023	180 days	8 days	✓	24-Aug-2023	180 days	8 days	✓

Matrix: **Water**

Evaluation: × = Holding time exceedance ; ✓ = Within Holding Time

Analyte Group / Container / Client Sample ID(s)	Method	Sampling Date	Extraction / Preparation				Analysis			
			Preparation Date	Holding Times Rec	Holding Times Actual	Eval	Analysis Date	Holding Times Rec	Holding Times Actual	Eval
Dissolved Metals : Dissolved Metals in Water by CRC ICPMS										
HDPE dissolved (nitric acid) FLB-11	E421	16-Aug-2023	24-Aug-2023	180 days	8 days	✓	24-Aug-2023	180 days	8 days	✓
Dissolved Metals : Dissolved Metals in Water by CRC ICPMS										
HDPE dissolved (nitric acid) FLB-13	E421	16-Aug-2023	24-Aug-2023	180 days	8 days	✓	24-Aug-2023	180 days	8 days	✓
Dissolved Metals : Dissolved Metals in Water by CRC ICPMS										
HDPE dissolved (nitric acid) FLB-14	E421	16-Aug-2023	24-Aug-2023	180 days	8 days	✓	24-Aug-2023	180 days	8 days	✓
Dissolved Metals : Dissolved Metals in Water by CRC ICPMS										
HDPE dissolved (nitric acid) FLB-15	E421	16-Aug-2023	24-Aug-2023	180 days	8 days	✓	24-Aug-2023	180 days	8 days	✓
Dissolved Metals : Dissolved Metals in Water by CRC ICPMS										
HDPE dissolved (nitric acid) FLB-DUP	E421	16-Aug-2023	24-Aug-2023	180 days	8 days	✓	24-Aug-2023	180 days	8 days	✓
Dissolved Metals : Dissolved Metals in Water by CRC ICPMS										
HDPE dissolved (nitric acid) FLB-FIELD BLANK	E421	16-Aug-2023	24-Aug-2023	180 days	8 days	✓	24-Aug-2023	180 days	8 days	✓
Dissolved Metals : Dissolved Phosphorus in Water by CRC-ICPMS (Low level)										
HDPE dissolved (nitric acid) FLB-01	E421.P-L	16-Aug-2023	24-Aug-2023	180 days	8 days	✓	24-Aug-2023	180 days	8 days	✓
Dissolved Metals : Dissolved Phosphorus in Water by CRC-ICPMS (Low level)										
HDPE dissolved (nitric acid) FLB-02	E421.P-L	16-Aug-2023	24-Aug-2023	180 days	8 days	✓	24-Aug-2023	180 days	8 days	✓
Dissolved Metals : Dissolved Phosphorus in Water by CRC-ICPMS (Low level)										
HDPE dissolved (nitric acid) FLB-03	E421.P-L	16-Aug-2023	24-Aug-2023	180 days	8 days	✓	24-Aug-2023	180 days	8 days	✓

Matrix: **Water**

Evaluation: × = Holding time exceedance ; ✓ = Within Holding Time

Analyte Group / Container / Client Sample ID(s)	Method	Sampling Date	Extraction / Preparation				Analysis			
			Preparation Date	Holding Times Rec	Holding Times Actual	Eval	Analysis Date	Holding Times Rec	Holding Times Actual	Eval
Dissolved Metals : Dissolved Phosphorus in Water by CRC-ICPMS (Low level)										
HDPE dissolved (nitric acid) FLB-04	E421.P-L	16-Aug-2023	24-Aug-2023	180 days	8 days	✓	24-Aug-2023	180 days	8 days	✓
Dissolved Metals : Dissolved Phosphorus in Water by CRC-ICPMS (Low level)										
HDPE dissolved (nitric acid) FLB-05	E421.P-L	16-Aug-2023	24-Aug-2023	180 days	8 days	✓	24-Aug-2023	180 days	8 days	✓
Dissolved Metals : Dissolved Phosphorus in Water by CRC-ICPMS (Low level)										
HDPE dissolved (nitric acid) FLB-06	E421.P-L	16-Aug-2023	24-Aug-2023	180 days	8 days	✓	24-Aug-2023	180 days	8 days	✓
Dissolved Metals : Dissolved Phosphorus in Water by CRC-ICPMS (Low level)										
HDPE dissolved (nitric acid) FLB-07	E421.P-L	16-Aug-2023	24-Aug-2023	180 days	8 days	✓	24-Aug-2023	180 days	8 days	✓
Dissolved Metals : Dissolved Phosphorus in Water by CRC-ICPMS (Low level)										
HDPE dissolved (nitric acid) FLB-08	E421.P-L	16-Aug-2023	24-Aug-2023	180 days	8 days	✓	24-Aug-2023	180 days	8 days	✓
Dissolved Metals : Dissolved Phosphorus in Water by CRC-ICPMS (Low level)										
HDPE dissolved (nitric acid) FLB-09	E421.P-L	16-Aug-2023	24-Aug-2023	180 days	8 days	✓	24-Aug-2023	180 days	8 days	✓
Dissolved Metals : Dissolved Phosphorus in Water by CRC-ICPMS (Low level)										
HDPE dissolved (nitric acid) FLB-10	E421.P-L	16-Aug-2023	24-Aug-2023	180 days	8 days	✓	24-Aug-2023	180 days	8 days	✓
Dissolved Metals : Dissolved Phosphorus in Water by CRC-ICPMS (Low level)										
HDPE dissolved (nitric acid) FLB-11	E421.P-L	16-Aug-2023	24-Aug-2023	180 days	8 days	✓	24-Aug-2023	180 days	8 days	✓
Dissolved Metals : Dissolved Phosphorus in Water by CRC-ICPMS (Low level)										
HDPE dissolved (nitric acid) FLB-13	E421.P-L	16-Aug-2023	24-Aug-2023	180 days	8 days	✓	24-Aug-2023	180 days	8 days	✓

Matrix: **Water**

Evaluation: × = Holding time exceedance ; ✓ = Within Holding Time

Analyte Group / Container / Client Sample ID(s)	Method	Sampling Date	Extraction / Preparation				Analysis			
			Preparation Date	Holding Times		Eval	Analysis Date	Holding Times		Eval
				Rec	Actual			Rec	Actual	
Dissolved Metals : Dissolved Phosphorus in Water by CRC-ICPMS (Low level)										
HDPE dissolved (nitric acid)										
FLB-14	E421.P-L	16-Aug-2023	24-Aug-2023	180 days	8 days	✓	24-Aug-2023	180 days	8 days	✓
Dissolved Metals : Dissolved Phosphorus in Water by CRC-ICPMS (Low level)										
HDPE dissolved (nitric acid)										
FLB-15	E421.P-L	16-Aug-2023	24-Aug-2023	180 days	8 days	✓	24-Aug-2023	180 days	8 days	✓
Dissolved Metals : Dissolved Phosphorus in Water by CRC-ICPMS (Low level)										
HDPE dissolved (nitric acid)										
FLB-DUP	E421.P-L	16-Aug-2023	24-Aug-2023	180 days	8 days	✓	24-Aug-2023	180 days	8 days	✓
Physical Tests : Acidity by Titration										
HDPE										
FLB-01	E283	16-Aug-2023	25-Aug-2023	14 days	9 days	✓	29-Aug-2023	14 days	13 days	✓
Physical Tests : Acidity by Titration										
HDPE										
FLB-02	E283	16-Aug-2023	25-Aug-2023	14 days	9 days	✓	29-Aug-2023	14 days	13 days	✓
Physical Tests : Acidity by Titration										
HDPE										
FLB-03	E283	16-Aug-2023	25-Aug-2023	14 days	9 days	✓	29-Aug-2023	14 days	13 days	✓
Physical Tests : Acidity by Titration										
HDPE										
FLB-04	E283	16-Aug-2023	25-Aug-2023	14 days	9 days	✓	29-Aug-2023	14 days	13 days	✓
Physical Tests : Acidity by Titration										
HDPE										
FLB-05	E283	16-Aug-2023	25-Aug-2023	14 days	9 days	✓	29-Aug-2023	14 days	13 days	✓
Physical Tests : Acidity by Titration										
HDPE										
FLB-06	E283	16-Aug-2023	25-Aug-2023	14 days	9 days	✓	29-Aug-2023	14 days	13 days	✓

Matrix: **Water**

Evaluation: × = Holding time exceedance ; ✓ = Within Holding Time

Analyte Group / Container / Client Sample ID(s)	Method	Sampling Date	Extraction / Preparation				Analysis			
			Preparation Date	Holding Times		Eval	Analysis Date	Holding Times		Eval
				Rec	Actual			Rec	Actual	
Physical Tests : Acidity by Titration										
HDPE FLB-07	E283	16-Aug-2023	25-Aug-2023	14 days	9 days	✓	29-Aug-2023	14 days	13 days	✓
Physical Tests : Acidity by Titration										
HDPE FLB-08	E283	16-Aug-2023	25-Aug-2023	14 days	9 days	✓	29-Aug-2023	14 days	13 days	✓
Physical Tests : Acidity by Titration										
HDPE FLB-09	E283	16-Aug-2023	25-Aug-2023	14 days	9 days	✓	29-Aug-2023	14 days	13 days	✓
Physical Tests : Acidity by Titration										
HDPE FLB-10	E283	16-Aug-2023	25-Aug-2023	14 days	9 days	✓	29-Aug-2023	14 days	13 days	✓
Physical Tests : Acidity by Titration										
HDPE FLB-11	E283	16-Aug-2023	25-Aug-2023	14 days	9 days	✓	29-Aug-2023	14 days	13 days	✓
Physical Tests : Acidity by Titration										
HDPE FLB-13	E283	16-Aug-2023	25-Aug-2023	14 days	9 days	✓	29-Aug-2023	14 days	13 days	✓
Physical Tests : Acidity by Titration										
HDPE FLB-14	E283	16-Aug-2023	25-Aug-2023	14 days	9 days	✓	29-Aug-2023	14 days	13 days	✓
Physical Tests : Acidity by Titration										
HDPE FLB-15	E283	16-Aug-2023	25-Aug-2023	14 days	9 days	✓	29-Aug-2023	14 days	13 days	✓
Physical Tests : Acidity by Titration										
HDPE FLB-DUP	E283	16-Aug-2023	25-Aug-2023	14 days	9 days	✓	29-Aug-2023	14 days	13 days	✓

Matrix: **Water**

Evaluation: × = Holding time exceedance ; ✓ = Within Holding Time

Analyte Group / Container / Client Sample ID(s)	Method	Sampling Date	Extraction / Preparation				Analysis			
			Preparation Date	Holding Times Rec	Holding Times Actual	Eval	Analysis Date	Holding Times Rec	Holding Times Actual	Eval
Physical Tests : Alkalinity Species by Titration										
HDPE [ON MECP] FLB-01	E290	16-Aug-2023	28-Aug-2023	14 days	12 days	✓	28-Aug-2023	14 days	12 days	✓
Physical Tests : Alkalinity Species by Titration										
HDPE [ON MECP] FLB-02	E290	16-Aug-2023	28-Aug-2023	14 days	12 days	✓	28-Aug-2023	14 days	12 days	✓
Physical Tests : Alkalinity Species by Titration										
HDPE [ON MECP] FLB-03	E290	16-Aug-2023	28-Aug-2023	14 days	12 days	✓	28-Aug-2023	14 days	12 days	✓
Physical Tests : Alkalinity Species by Titration										
HDPE [ON MECP] FLB-04	E290	16-Aug-2023	28-Aug-2023	14 days	12 days	✓	28-Aug-2023	14 days	12 days	✓
Physical Tests : Alkalinity Species by Titration										
HDPE [ON MECP] FLB-05	E290	16-Aug-2023	28-Aug-2023	14 days	12 days	✓	28-Aug-2023	14 days	12 days	✓
Physical Tests : Alkalinity Species by Titration										
HDPE [ON MECP] FLB-06	E290	16-Aug-2023	28-Aug-2023	14 days	12 days	✓	28-Aug-2023	14 days	12 days	✓
Physical Tests : Alkalinity Species by Titration										
HDPE [ON MECP] FLB-07	E290	16-Aug-2023	28-Aug-2023	14 days	12 days	✓	28-Aug-2023	14 days	12 days	✓
Physical Tests : Alkalinity Species by Titration										
HDPE [ON MECP] FLB-08	E290	16-Aug-2023	28-Aug-2023	14 days	12 days	✓	28-Aug-2023	14 days	12 days	✓
Physical Tests : Alkalinity Species by Titration										
HDPE [ON MECP] FLB-09	E290	16-Aug-2023	28-Aug-2023	14 days	12 days	✓	28-Aug-2023	14 days	12 days	✓

Matrix: **Water**

Evaluation: × = Holding time exceedance ; ✓ = Within Holding Time

Analyte Group / Container / Client Sample ID(s)	Method	Sampling Date	Extraction / Preparation				Analysis			
			Preparation Date	Holding Times Rec	Holding Times Actual	Eval	Analysis Date	Holding Times Rec	Holding Times Actual	Eval
Physical Tests : Alkalinity Species by Titration										
HDPE [ON MECP] FLB-10	E290	16-Aug-2023	28-Aug-2023	14 days	12 days	✓	28-Aug-2023	14 days	12 days	✓
Physical Tests : Alkalinity Species by Titration										
HDPE [ON MECP] FLB-11	E290	16-Aug-2023	28-Aug-2023	14 days	12 days	✓	28-Aug-2023	14 days	12 days	✓
Physical Tests : Alkalinity Species by Titration										
HDPE [ON MECP] FLB-13	E290	16-Aug-2023	28-Aug-2023	14 days	12 days	✓	28-Aug-2023	14 days	12 days	✓
Physical Tests : Alkalinity Species by Titration										
HDPE [ON MECP] FLB-14	E290	16-Aug-2023	28-Aug-2023	14 days	12 days	✓	28-Aug-2023	14 days	12 days	✓
Physical Tests : Alkalinity Species by Titration										
HDPE [ON MECP] FLB-15	E290	16-Aug-2023	28-Aug-2023	14 days	12 days	✓	28-Aug-2023	14 days	12 days	✓
Physical Tests : Alkalinity Species by Titration										
HDPE [ON MECP] FLB-DUP	E290	16-Aug-2023	28-Aug-2023	14 days	12 days	✓	28-Aug-2023	14 days	12 days	✓
Physical Tests : Conductivity in Water										
HDPE [ON MECP] FLB-01	E100	16-Aug-2023	23-Aug-2023	28 days	7 days	✓	23-Aug-2023	28 days	7 days	✓
Physical Tests : Conductivity in Water										
HDPE [ON MECP] FLB-02	E100	16-Aug-2023	23-Aug-2023	28 days	7 days	✓	23-Aug-2023	28 days	7 days	✓
Physical Tests : Conductivity in Water										
HDPE [ON MECP] FLB-03	E100	16-Aug-2023	23-Aug-2023	28 days	7 days	✓	23-Aug-2023	28 days	7 days	✓

Matrix: **Water**

Evaluation: × = Holding time exceedance ; ✓ = Within Holding Time

Analyte Group / Container / Client Sample ID(s)	Method	Sampling Date	Extraction / Preparation				Analysis			
			Preparation Date	Holding Times Rec	Holding Times Actual	Eval	Analysis Date	Holding Times Rec	Holding Times Actual	Eval
Physical Tests : Conductivity in Water										
HDPE [ON MECP] FLB-04	E100	16-Aug-2023	23-Aug-2023	28 days	7 days	✓	23-Aug-2023	28 days	7 days	✓
Physical Tests : Conductivity in Water										
HDPE [ON MECP] FLB-05	E100	16-Aug-2023	23-Aug-2023	28 days	7 days	✓	23-Aug-2023	28 days	7 days	✓
Physical Tests : Conductivity in Water										
HDPE [ON MECP] FLB-06	E100	16-Aug-2023	23-Aug-2023	28 days	7 days	✓	23-Aug-2023	28 days	7 days	✓
Physical Tests : Conductivity in Water										
HDPE [ON MECP] FLB-07	E100	16-Aug-2023	23-Aug-2023	28 days	7 days	✓	23-Aug-2023	28 days	7 days	✓
Physical Tests : Conductivity in Water										
HDPE [ON MECP] FLB-08	E100	16-Aug-2023	23-Aug-2023	28 days	7 days	✓	23-Aug-2023	28 days	7 days	✓
Physical Tests : Conductivity in Water										
HDPE [ON MECP] FLB-09	E100	16-Aug-2023	23-Aug-2023	28 days	7 days	✓	23-Aug-2023	28 days	7 days	✓
Physical Tests : Conductivity in Water										
HDPE [ON MECP] FLB-10	E100	16-Aug-2023	23-Aug-2023	28 days	7 days	✓	23-Aug-2023	28 days	7 days	✓
Physical Tests : Conductivity in Water										
HDPE [ON MECP] FLB-11	E100	16-Aug-2023	23-Aug-2023	28 days	7 days	✓	23-Aug-2023	28 days	7 days	✓
Physical Tests : Conductivity in Water										
HDPE [ON MECP] FLB-13	E100	16-Aug-2023	23-Aug-2023	28 days	7 days	✓	23-Aug-2023	28 days	7 days	✓

Matrix: **Water**

Evaluation: × = Holding time exceedance ; ✓ = Within Holding Time

Analyte Group / Container / Client Sample ID(s)	Method	Sampling Date	Extraction / Preparation				Analysis			
			Preparation Date	Holding Times Rec	Holding Times Actual	Eval	Analysis Date	Holding Times Rec	Holding Times Actual	Eval
Physical Tests : Conductivity in Water										
HDPE [ON MECP] FLB-14	E100	16-Aug-2023	23-Aug-2023	28 days	7 days	✓	23-Aug-2023	28 days	7 days	✓
Physical Tests : Conductivity in Water										
HDPE [ON MECP] FLB-15	E100	16-Aug-2023	23-Aug-2023	28 days	7 days	✓	23-Aug-2023	28 days	7 days	✓
Physical Tests : Conductivity in Water										
HDPE [ON MECP] FLB-DUP	E100	16-Aug-2023	23-Aug-2023	28 days	7 days	✓	23-Aug-2023	28 days	7 days	✓
Physical Tests : pH by Meter										
HDPE [ON MECP] FLB-01	E108	16-Aug-2023	23-Aug-2023	14 days	7 days	✓	23-Aug-2023	14 days	7 days	✓
Physical Tests : pH by Meter										
HDPE [ON MECP] FLB-02	E108	16-Aug-2023	23-Aug-2023	14 days	7 days	✓	23-Aug-2023	14 days	7 days	✓
Physical Tests : pH by Meter										
HDPE [ON MECP] FLB-03	E108	16-Aug-2023	23-Aug-2023	14 days	7 days	✓	23-Aug-2023	14 days	7 days	✓
Physical Tests : pH by Meter										
HDPE [ON MECP] FLB-04	E108	16-Aug-2023	23-Aug-2023	14 days	7 days	✓	23-Aug-2023	14 days	7 days	✓
Physical Tests : pH by Meter										
HDPE [ON MECP] FLB-05	E108	16-Aug-2023	23-Aug-2023	14 days	7 days	✓	23-Aug-2023	14 days	7 days	✓
Physical Tests : pH by Meter										
HDPE [ON MECP] FLB-06	E108	16-Aug-2023	23-Aug-2023	14 days	7 days	✓	23-Aug-2023	14 days	7 days	✓

Matrix: **Water**

Evaluation: × = Holding time exceedance ; ✓ = Within Holding Time

Analyte Group / Container / Client Sample ID(s)	Method	Sampling Date	Extraction / Preparation				Analysis			
			Preparation Date	Holding Times Rec	Holding Times Actual	Eval	Analysis Date	Holding Times Rec	Holding Times Actual	Eval
Physical Tests : pH by Meter										
HDPE [ON MECP] FLB-07	E108	16-Aug-2023	23-Aug-2023	14 days	7 days	✓	23-Aug-2023	14 days	7 days	✓
Physical Tests : pH by Meter										
HDPE [ON MECP] FLB-08	E108	16-Aug-2023	23-Aug-2023	14 days	7 days	✓	23-Aug-2023	14 days	7 days	✓
Physical Tests : pH by Meter										
HDPE [ON MECP] FLB-09	E108	16-Aug-2023	23-Aug-2023	14 days	7 days	✓	23-Aug-2023	14 days	7 days	✓
Physical Tests : pH by Meter										
HDPE [ON MECP] FLB-10	E108	16-Aug-2023	23-Aug-2023	14 days	7 days	✓	23-Aug-2023	14 days	7 days	✓
Physical Tests : pH by Meter										
HDPE [ON MECP] FLB-11	E108	16-Aug-2023	23-Aug-2023	14 days	7 days	✓	23-Aug-2023	14 days	7 days	✓
Physical Tests : pH by Meter										
HDPE [ON MECP] FLB-13	E108	16-Aug-2023	23-Aug-2023	14 days	7 days	✓	23-Aug-2023	14 days	7 days	✓
Physical Tests : pH by Meter										
HDPE [ON MECP] FLB-14	E108	16-Aug-2023	23-Aug-2023	14 days	7 days	✓	23-Aug-2023	14 days	7 days	✓
Physical Tests : pH by Meter										
HDPE [ON MECP] FLB-15	E108	16-Aug-2023	23-Aug-2023	14 days	7 days	✓	23-Aug-2023	14 days	7 days	✓
Physical Tests : pH by Meter										
HDPE [ON MECP] FLB-DUP	E108	16-Aug-2023	23-Aug-2023	14 days	7 days	✓	23-Aug-2023	14 days	7 days	✓

Matrix: **Water**

Evaluation: × = Holding time exceedance ; ✓ = Within Holding Time

Analyte Group / Container / Client Sample ID(s)	Method	Sampling Date	Extraction / Preparation				Analysis			
			Preparation Date	Holding Times Rec	Holding Times Actual	Eval	Analysis Date	Holding Times Rec	Holding Times Actual	Eval
Physical Tests : TDS by Gravimetry (Low Level)										
HDPE [ON MECP] FLB-01	E162-L	16-Aug-2023	----	----	----		23-Aug-2023	7 days	7 days	✓
Physical Tests : TDS by Gravimetry (Low Level)										
HDPE [ON MECP] FLB-02	E162-L	16-Aug-2023	----	----	----		23-Aug-2023	7 days	7 days	✓
Physical Tests : TDS by Gravimetry (Low Level)										
HDPE [ON MECP] FLB-03	E162-L	16-Aug-2023	----	----	----		23-Aug-2023	7 days	7 days	✓
Physical Tests : TDS by Gravimetry (Low Level)										
HDPE [ON MECP] FLB-04	E162-L	16-Aug-2023	----	----	----		23-Aug-2023	7 days	7 days	✓
Physical Tests : TDS by Gravimetry (Low Level)										
HDPE [ON MECP] FLB-05	E162-L	16-Aug-2023	----	----	----		23-Aug-2023	7 days	7 days	✓
Physical Tests : TDS by Gravimetry (Low Level)										
HDPE [ON MECP] FLB-06	E162-L	16-Aug-2023	----	----	----		23-Aug-2023	7 days	7 days	✓
Physical Tests : TDS by Gravimetry (Low Level)										
HDPE [ON MECP] FLB-07	E162-L	16-Aug-2023	----	----	----		23-Aug-2023	7 days	7 days	✓
Physical Tests : TDS by Gravimetry (Low Level)										
HDPE [ON MECP] FLB-08	E162-L	16-Aug-2023	----	----	----		23-Aug-2023	7 days	7 days	✓
Physical Tests : TDS by Gravimetry (Low Level)										
HDPE [ON MECP] FLB-09	E162-L	16-Aug-2023	----	----	----		23-Aug-2023	7 days	7 days	✓

Matrix: **Water**

Evaluation: × = Holding time exceedance ; ✓ = Within Holding Time

Analyte Group / Container / Client Sample ID(s)	Method	Sampling Date	Extraction / Preparation				Analysis			
			Preparation Date	Holding Times Rec	Holding Times Actual	Eval	Analysis Date	Holding Times Rec	Holding Times Actual	Eval
Physical Tests : TDS by Gravimetry (Low Level)										
HDPE [ON MECP] FLB-10	E162-L	16-Aug-2023	----	----	----		23-Aug-2023	7 days	7 days	✓
Physical Tests : TDS by Gravimetry (Low Level)										
HDPE [ON MECP] FLB-11	E162-L	16-Aug-2023	----	----	----		23-Aug-2023	7 days	7 days	✓
Physical Tests : TDS by Gravimetry (Low Level)										
HDPE [ON MECP] FLB-13	E162-L	16-Aug-2023	----	----	----		23-Aug-2023	7 days	7 days	✓
Physical Tests : TDS by Gravimetry (Low Level)										
HDPE [ON MECP] FLB-14	E162-L	16-Aug-2023	----	----	----		23-Aug-2023	7 days	7 days	✓
Physical Tests : TDS by Gravimetry (Low Level)										
HDPE [ON MECP] FLB-15	E162-L	16-Aug-2023	----	----	----		23-Aug-2023	7 days	7 days	✓
Physical Tests : TDS by Gravimetry (Low Level)										
HDPE [ON MECP] FLB-DUP	E162-L	16-Aug-2023	----	----	----		23-Aug-2023	7 days	7 days	✓

Legend & Qualifier Definitions

Rec. HT: ALS recommended hold time (see units).

Quality Control Parameter Frequency Compliance

The following report summarizes the frequency of laboratory QC samples analyzed within the analytical batches (QC lots) in which the submitted samples were processed. The actual frequency should be greater than or equal to the expected frequency.

Matrix: **Water**

Evaluation: × = QC frequency outside specification; ✓ = QC frequency within specification.

Quality Control Sample Type			Count		Frequency (%)		
Analytical Methods	*Method*	*QC Lot #*	*QC*	*Regular*	*Actual*	*Expected*	*Evaluation*
Laboratory Duplicates (DUP)							
Acidity by Titration	E283	1104177	1	18	5.5	5.0	✓
Alkalinity Species by Titration	E290	1101292	1	15	6.6	5.0	✓
Chloride in Water by IC (Low Level)	E235.Cl-L	1099481	1	18	5.5	5.0	✓
Conductivity in Water	E100	1099234	2	28	7.1	5.0	✓
Dissolved Metals in Water by CRC ICPMS	E421	1100969	1	20	5.0	5.0	✓
Dissolved Phosphorus in Water by CRC-ICPMS (Low level)	E421.P-L	1100968	1	16	6.2	5.0	✓
Fluoride in Water by IC	E235.F	1099480	1	19	5.2	5.0	✓
pH by Meter	E108	1099235	2	38	5.2	5.0	✓
Sulfate in Water by IC	E235.SO4	1099482	1	18	5.5	5.0	✓
TDS by Gravimetry (Low Level)	E162-L	1099159	1	15	6.6	5.0	✓
Total Phosphorus by Colourimetry (0.002 mg/L)	E372-U	1099959	2	39	5.1	5.0	✓
Laboratory Control Samples (LCS)							
Acidity by Titration	E283	1104177	1	18	5.5	5.0	✓
Alkalinity Species by Titration	E290	1101292	1	15	6.6	5.0	✓
Chloride in Water by IC (Low Level)	E235.Cl-L	1099481	1	18	5.5	5.0	✓
Conductivity in Water	E100	1099234	2	28	7.1	5.0	✓
Dissolved Metals in Water by CRC ICPMS	E421	1100969	1	20	5.0	5.0	✓
Dissolved Phosphorus in Water by CRC-ICPMS (Low level)	E421.P-L	1100968	1	16	6.2	5.0	✓
Fluoride in Water by IC	E235.F	1099480	1	19	5.2	5.0	✓
pH by Meter	E108	1099235	2	38	5.2	5.0	✓
Sulfate in Water by IC	E235.SO4	1099482	1	18	5.5	5.0	✓
TDS by Gravimetry (Low Level)	E162-L	1099159	1	15	6.6	5.0	✓
Total Phosphorus by Colourimetry (0.002 mg/L)	E372-U	1099959	2	39	5.1	5.0	✓
Method Blanks (MB)							
Acidity by Titration	E283	1104177	1	18	5.5	5.0	✓
Alkalinity Species by Titration	E290	1101292	1	15	6.6	5.0	✓
Chloride in Water by IC (Low Level)	E235.Cl-L	1099481	1	18	5.5	5.0	✓
Conductivity in Water	E100	1099234	2	28	7.1	5.0	✓
Dissolved Metals in Water by CRC ICPMS	E421	1100969	1	20	5.0	5.0	✓
Dissolved Phosphorus in Water by CRC-ICPMS (Low level)	E421.P-L	1100968	1	16	6.2	5.0	✓
Fluoride in Water by IC	E235.F	1099480	1	19	5.2	5.0	✓
Sulfate in Water by IC	E235.SO4	1099482	1	18	5.5	5.0	✓
TDS by Gravimetry (Low Level)	E162-L	1099159	1	15	6.6	5.0	✓
Total Phosphorus by Colourimetry (0.002 mg/L)	E372-U	1099959	2	39	5.1	5.0	✓
Matrix Spikes (MS)							

Matrix: **Water**

Evaluation: × = *QC frequency outside specification*; ✓ = *QC frequency within specification.*

Quality Control Sample Type			Count		Frequency (%)		
Analytical Methods	*Method*	*QC Lot #*	*QC*	*Regular*	*Actual*	*Expected*	*Evaluation*
Matrix Spikes (MS) - Continued							
Chloride in Water by IC (Low Level)	E235.Cl-L	1099481	1	18	5.5	5.0	✓
Dissolved Metals in Water by CRC ICPMS	E421	1100969	1	20	5.0	5.0	✓
Dissolved Phosphorus in Water by CRC-ICPMS (Low level)	E421.P-L	1100968	1	16	6.2	5.0	✓
Fluoride in Water by IC	E235.F	1099480	1	19	5.2	5.0	✓
Sulfate in Water by IC	E235.SO4	1099482	1	18	5.5	5.0	✓
Total Phosphorus by Colourimetry (0.002 mg/L)	E372-U	1099959	2	39	5.1	5.0	✓

Methodology References and Summaries

The analytical methods used by ALS are developed using internationally recognized reference methods (where available), such as those published by US EPA, APHA Standard Methods, ASTM, ISO, Environment Canada, BC MOE, and Ontario MOE. Reference methods may incorporate modifications to improve performance (indicated by "mod").

Analytical Methods	Method / Lab	Matrix	Method Reference	Method Descriptions
Conductivity in Water	E100 ALS Environmental - Winnipeg	Water	APHA 2510 (mod)	Conductivity, also known as Electrical Conductivity (EC) or Specific Conductance, is measured by immersion of a conductivity cell with platinum electrodes into a water sample. Conductivity measurements are temperature-compensated to 25°C.
pH by Meter	E108 ALS Environmental - Winnipeg	Water	APHA 4500-H (mod)	pH is determined by potentiometric measurement with a pH electrode, and is conducted at ambient laboratory temperature (normally 20 ± 5°C). For high accuracy test results, pH should be measured in the field within the recommended 15 minute hold time.
TDS by Gravimetry (Low Level)	E162-L ALS Environmental - Winnipeg	Water	APHA 2540 C (mod)	Total Dissolved Solids (TDS) are determined by filtering a sample through a glass fibre filter, with evaporation of the filtrate at 180 ± 2°C for 16 hours or to constant weight, with gravimetric measurement of the residue.
Chloride in Water by IC (Low Level)	E235.Cl-L ALS Environmental - Winnipeg	Water	EPA 300.1 (mod)	Inorganic anions are analyzed by Ion Chromatography with conductivity and/or UV detection.
Fluoride in Water by IC	E235.F ALS Environmental - Winnipeg	Water	EPA 300.1 (mod)	Inorganic anions are analyzed by Ion Chromatography with conductivity and/or UV detection.
Sulfate in Water by IC	E235.SO4 ALS Environmental - Winnipeg	Water	EPA 300.1 (mod)	Inorganic anions are analyzed by Ion Chromatography with conductivity and/or UV detection.
Acidity by Titration	E283 ALS Environmental - Waterloo	Water	APHA 2310 B (mod)	Acidity is determined by potentiometric titration to pH endpoint of 8.3
Alkalinity Species by Titration	E290 ALS Environmental - Winnipeg	Water	APHA 2320 B (mod)	Total alkalinity is determined by potentiometric titration to a pH 4.5 endpoint. Bicarbonate, carbonate and hydroxide alkalinity are calculated from phenolphthalein alkalinity and total alkalinity values.
Total Phosphorus by Colourimetry (0.002 mg/L)	E372-U ALS Environmental - Winnipeg	Water	APHA 4500-P E (mod).	Total Phosphorus is determined colourimetrically using a discrete analyzer after heated persulfate digestion of the sample.

Analytical Methods	Method / Lab	Matrix	Method Reference	Method Descriptions
Dissolved Metals in Water by CRC ICPMS	E421 ALS Environmental - Winnipeg	Water	APHA 3030B/EPA 6020B (mod)	Water samples are filtered (0.45 um), preserved with nitric acid, and analyzed by Collision/Reaction Cell ICPMS. Method Limitation (re: Sulfur): Sulfide and volatile sulfur species may not be recovered by this method.
Dissolved Phosphorus in Water by CRC-ICPMS (Low level)	E421.P-L ALS Environmental - Winnipeg	Water	APHA 3030B/EPA 6020B (mod)	Water samples are filtered (0.45 um), preserved with nitric acid, and analyzed by Collision/Reaction Cell ICPMS.
Dissolved Hardness (Calculated)	EC100 ALS Environmental - Winnipeg	Water	APHA 2340B	“Hardness (as CaCO3), dissolved” is calculated from the sum of dissolved Calcium and Magnesium concentrations, expressed in CaCO3 equivalents. “Total Hardness” refers to the sum of Calcium and Magnesium Hardness. Hardness is normally or preferentially calculated from dissolved Calcium and Magnesium concentrations, because it is a property of water due to dissolved divalent cations.

Preparation Methods	Method / Lab	Matrix	Method Reference	Method Descriptions
Digestion for Total Phosphorus in water	EP372 ALS Environmental - Winnipeg	Water	APHA 4500-P E (mod).	Samples are heated with a persulfate digestion reagent.
Dissolved Metals Water Filtration	EP421 ALS Environmental - Winnipeg	Water	APHA 3030B	Water samples are filtered (0.45 um), and preserved with HNO3.

ALS Canada Ltd.

right solutions.
right partner.

QUALITY CONTROL REPORT

Work Order	: **WP2320433**	Page	: 1 of 10
Amendment	: **1**		
Client	: WSP Canada Inc.	Laboratory	: ALS Environmental - Winnipeg
Contact	: Anna Klein	Account Manager	: Judy Dalmaijer
Address	: Great Bear Resources Ltd. A Kinross Company 117 Forestry Road Red Lake ON Canada P0V 2M0	Address	: 1329 Niakwa Road East, Unit 12 Winnipeg, Manitoba Canada R2J 3T4
Telephone	:	Telephone	: +1 204 255 9720
Project	: PPR-022-3	Date Samples Received	: 23-Aug-2023 08:42
PO	: ----	Date Analysis Commenced	: 23-Aug-2023
C-O-C number	: ----	Issue Date	: 30-Aug-2023 14:43
Sampler	: ---- ----		
Site	: ----		
Quote number	: Monthy and Quarterly samples_V2		
No. of samples received	: 16		
No. of samples analysed	: 16		

This report supersedes any previous report(s) with this reference. Results apply to the sample(s) as submitted. This document shall not be reproduced, except in full.

This Quality Control Report contains the following information:

- Laboratory Duplicate (DUP) Report; Relative Percent Difference (RPD) and Data Quality Objectives
- Matrix Spike (MS) Report; Recovery and Data Quality Objectives
- Method Blank (MB) Report; Recovery and Data Quality Objectives
- Laboratory Control Sample (LCS) Report; Recovery and Data Quality Objectives

Signatories

This document has been electronically signed by the authorized signatories below. Electronic signing is conducted in accordance with US FDA 21 CFR Part 11.

Signatories	*Position*	*Laboratory Department*
Greg Pokocky	Manager - Inorganics	Waterloo Inorganics, Waterloo, Ontario
Lee McTavish		Winnipeg Inorganics, Winnipeg, Manitoba
Lee McTavish		Winnipeg Metals, Winnipeg, Manitoba
Oleksandr Busel		Winnipeg Inorganics, Winnipeg, Manitoba
Oleksandr Busel		Winnipeg Metals, Winnipeg, Manitoba

General Comments

The ALS Quality Control (QC) report is optionally provided to ALS clients upon request. ALS test methods include comprehensive QC checks with every analysis to ensure our high standards of quality are met. Each QC result has a known or expected target value, which is compared against predetermined Data Quality Objectives (DQOs) to provide confidence in the accuracy of associated test results. This report contains detailed results for all QC results applicable to this sample submission. Please refer to the ALS Quality Control Interpretation report (QCI) for applicable method references and methodology summaries.

Key :

Anonymous = Refers to samples which are not part of this work order, but which formed part of the QC process lot.
CAS Number = Chemical Abstracts Service number is a unique identifier assigned to discrete substances.
DQO = Data Quality Objective.
LOR = Limit of Reporting (detection limit).
RPD = Relative Percent Difference
# = Indicates a QC result that did not meet the ALS DQO.

Workorder Comments

Holding times are displayed as "---" if no guidance exists from CCME, Canadian provinces, or broadly recognized international references.

Laboratory Duplicate (DUP) Report

A Laboratory Duplicate (DUP) is a randomly selected intralaboratory replicate sample. Laboratory Duplicates provide information regarding method precision and sample heterogeneity. ALS DQOs for Laboratory Duplicates are expressed as test-specific limits for Relative Percent Difference (RPD), or as an absolute difference limit of 2 times the LOR for low concentration duplicates within ~ 4-10 times the LOR (cut-off is test-specific).

Sub-Matrix: **Water**

					Laboratory Duplicate (DUP) Report						
Laboratory sample ID	Client sample ID	Analyte	CAS Number	Method	LOR	Unit	Original Result	Duplicate Result	RPD(%) or Difference	Duplicate Limits	Qualifier
Physical Tests (QC Lot: 1099159)											
WP2320433-002	FLB-02	Solids, total dissolved [TDS]	----	E162-L	10.0	mg/L	72.3	74.7	2.3	Diff <2x LOR	----
Physical Tests (QC Lot: 1099174)											
WP2320341-004	Anonymous	pH	----	E108	0.10	pH units	7.79	7.81	0.256%	4%	----
Physical Tests (QC Lot: 1099175)											
WP2320341-004	Anonymous	Conductivity	----	E100	2.0	µS/cm	26900	26400	1.88%	10%	----
Physical Tests (QC Lot: 1099234)											
WP2320437-001	Anonymous	Conductivity	----	E100	2.0	µS/cm	100	101	0.596%	10%	----
Physical Tests (QC Lot: 1099235)											
WP2320437-001	Anonymous	pH	----	E108	0.10	pH units	7.77	7.79	0.257%	4%	----
Physical Tests (QC Lot: 1101292)											
WP2320433-001	FLB-01	Alkalinity, total (as CaCO3)	----	E290	1.0	mg/L	40.1	39.7	1.00%	20%	----
Physical Tests (QC Lot: 1104177)											
WP2320433-001	FLB-01	Acidity (as CaCO3)	----	E283	2.0	mg/L	<2.0	<2.0	0	Diff <2x LOR	----
Anions and Nutrients (QC Lot: 1099480)											
WP2320433-001	FLB-01	Fluoride	16984-48-8	E235.F	0.020	mg/L	0.078	0.077	0.0009	Diff <2x LOR	----
Anions and Nutrients (QC Lot: 1099481)											
WP2320433-001	FLB-01	Chloride	16887-00-6	E235.Cl-L	0.10	mg/L	1.94	1.90	2.57%	20%	----
Anions and Nutrients (QC Lot: 1099482)											
WP2320433-001	FLB-01	Sulfate (as SO4)	14808-79-8	E235.SO4	0.30	mg/L	10.2	10.2	0.203%	20%	----
Anions and Nutrients (QC Lot: 1099958)											
WP2320268-001	Anonymous	Phosphorus, total	7723-14-0	E372-U	0.0200	mg/L	5.60	5.54	1.00%	20%	----
Anions and Nutrients (QC Lot: 1099959)											
WP2320433-003	FLB-03	Phosphorus, total	7723-14-0	E372-U	0.0020	mg/L	0.0385	0.0384	0.234%	20%	----
Dissolved Metals (QC Lot: 1100968)											
WP2320433-001	FLB-01	Phosphorus, dissolved	7723-14-0	E421.P-L	0.030	mg/L	0.050	0.051	0.0006	Diff <2x LOR	----
Dissolved Metals (QC Lot: 1100969)											
WP2320433-001	FLB-01	Aluminum, dissolved	7429-90-5	E421	0.0010	mg/L	0.0258	0.0263	2.08%	20%	----
		Antimony, dissolved	7440-36-0	E421	0.00010	mg/L	0.00416	0.00411	1.32%	20%	----
		Arsenic, dissolved	7440-38-2	E421	0.00010	mg/L	0.0345	0.0347	0.826%	20%	----
		Barium, dissolved	7440-39-3	E421	0.00010	mg/L	0.0156	0.0163	3.83%	20%	----

Sub-Matrix: **Water**

					Laboratory Duplicate (DUP) Report						
Laboratory sample ID	*Client sample ID*	*Analyte*	*CAS Number*	*Method*	*LOR*	*Unit*	*Original Result*	*Duplicate Result*	*RPD(%) or Difference*	*Duplicate Limits*	*Qualifier*
Dissolved Metals (QC Lot: 1100969) - continued											
WP2320433-001	FLB-01	Beryllium, dissolved	7440-41-7	E421	0.000020	mg/L	<0.000020	<0.000020	0	Diff <2x LOR	----
		Bismuth, dissolved	7440-69-9	E421	0.000050	mg/L	<0.000050	<0.000050	0	Diff <2x LOR	----
		Boron, dissolved	7440-42-8	E421	0.010	mg/L	0.023	0.025	0.002	Diff <2x LOR	----
		Cadmium, dissolved	7440-43-9	E421	0.0000050	mg/L	<0.0000050	0.0000053	0.0000003	Diff <2x LOR	----
		Calcium, dissolved	7440-70-2	E421	0.050	mg/L	14.9	15.2	1.85%	20%	----
		Cesium, dissolved	7440-46-2	E421	0.000010	mg/L	<0.000010	<0.000010	0	Diff <2x LOR	----
		Chromium, dissolved	7440-47-3	E421	0.00050	mg/L	<0.00050	<0.00050	0	Diff <2x LOR	----
		Cobalt, dissolved	7440-48-4	E421	0.00010	mg/L	0.00018	0.00018	0.000005	Diff <2x LOR	----
		Copper, dissolved	7440-50-8	E421	0.00020	mg/L	0.00292	0.00297	1.82%	20%	----
		Iron, dissolved	7439-89-6	E421	0.010	mg/L	<0.010	<0.010	0	Diff <2x LOR	----
		Lead, dissolved	7439-92-1	E421	0.000050	mg/L	<0.000050	<0.000050	0	Diff <2x LOR	----
		Lithium, dissolved	7439-93-2	E421	0.0010	mg/L	0.0010	0.0011	0.00006	Diff <2x LOR	----
		Magnesium, dissolved	7439-95-4	E421	0.0050	mg/L	1.04	1.05	1.50%	20%	----
		Manganese, dissolved	7439-96-5	E421	0.00010	mg/L	0.0132	0.0135	2.48%	20%	----
		Molybdenum, dissolved	7439-98-7	E421	0.000050	mg/L	0.00195	0.00199	2.09%	20%	----
		Nickel, dissolved	7440-02-0	E421	0.00050	mg/L	0.00133	0.00138	0.00004	Diff <2x LOR	----
		Potassium, dissolved	7440-09-7	E421	0.050	mg/L	2.03	2.05	1.04%	20%	----
		Rubidium, dissolved	7440-17-7	E421	0.00020	mg/L	0.00149	0.00147	0.00002	Diff <2x LOR	----
		Selenium, dissolved	7782-49-2	E421	0.000050	mg/L	0.000519	0.000488	6.22%	20%	----
		Silicon, dissolved	7440-21-3	E421	0.050	mg/L	2.85	2.87	0.618%	20%	----
		Silver, dissolved	7440-22-4	E421	0.000010	mg/L	<0.000010	<0.000010	0	Diff <2x LOR	----
		Sodium, dissolved	7440-23-5	E421	0.050	mg/L	3.41	3.47	1.73%	20%	----
		Strontium, dissolved	7440-24-6	E421	0.00020	mg/L	0.0768	0.0758	1.21%	20%	----
		Sulfur, dissolved	7704-34-9	E421	0.50	mg/L	3.89	3.81	0.08	Diff <2x LOR	----
		Tellurium, dissolved	13494-80-9	E421	0.00020	mg/L	<0.00020	<0.00020	0	Diff <2x LOR	----
		Thallium, dissolved	7440-28-0	E421	0.000010	mg/L	<0.000010	<0.000010	0	Diff <2x LOR	----
		Thorium, dissolved	7440-29-1	E421	0.00010	mg/L	<0.00010	<0.00010	0	Diff <2x LOR	----
		Tin, dissolved	7440-31-5	E421	0.00010	mg/L	0.00018	0.00019	0.000010	Diff <2x LOR	----
		Titanium, dissolved	7440-32-6	E421	0.00030	mg/L	0.00058	0.00050	0.00008	Diff <2x LOR	----
		Tungsten, dissolved	7440-33-7	E421	0.00010	mg/L	0.00367	0.00382	4.04%	20%	----
		Uranium, dissolved	7440-61-1	E421	0.000010	mg/L	0.000864	0.000956	10.0%	20%	----
		Vanadium, dissolved	7440-62-2	E421	0.00050	mg/L	0.00230	0.00236	0.00006	Diff <2x LOR	----
		Zinc, dissolved	7440-66-6	E421	0.0010	mg/L	0.0190	0.0188	1.10%	20%	----
		Zirconium, dissolved	7440-67-7	E421	0.00030	mg/L	<0.00030	<0.00030	0	Diff <2x LOR	----

Method Blank (MB) Report

A Method Blank is an analyte-free matrix that undergoes sample processing identical to that carried out for test samples. Method Blank results are used to monitor and control for potential contamination from the laboratory environment and reagents. For most tests, the DQO for Method Blanks is for the result to be < LOR.

Sub-Matrix: **Water**

Analyte	CAS Number	Method	LOR	Unit	Result	Qualifier
Physical Tests (QCLot: 1099159)						
Solids, total dissolved [TDS]	----	E162-L	3	mg/L	<3.0	----
Physical Tests (QCLot: 1099175)						
Conductivity	----	E100	1	µS/cm	<1.0	----
Physical Tests (QCLot: 1099234)						
Conductivity	----	E100	1	µS/cm	<1.0	----
Physical Tests (QCLot: 1101292)						
Alkalinity, total (as CaCO3)	----	E290	1	mg/L	<1.0	----
Physical Tests (QCLot: 1104177)						
Acidity (as CaCO3)	----	E283	2	mg/L	<2.0	----
Anions and Nutrients (QCLot: 1099480)						
Fluoride	16984-48-8	E235.F	0.02	mg/L	<0.020	----
Anions and Nutrients (QCLot: 1099481)						
Chloride	16887-00-6	E235.Cl-L	0.1	mg/L	<0.10	----
Anions and Nutrients (QCLot: 1099482)						
Sulfate (as SO4)	14808-79-8	E235.SO4	0.3	mg/L	<0.30	----
Anions and Nutrients (QCLot: 1099958)						
Phosphorus, total	7723-14-0	E372-U	0.002	mg/L	<0.0020	----
Anions and Nutrients (QCLot: 1099959)						
Phosphorus, total	7723-14-0	E372-U	0.002	mg/L	<0.0020	----
Dissolved Metals (QCLot: 1100968)						
Phosphorus, dissolved	7723-14-0	E421.P-L	0.03	mg/L	<0.030	----
Dissolved Metals (QCLot: 1100969)						
Aluminum, dissolved	7429-90-5	E421	0.001	mg/L	<0.0010	----
Antimony, dissolved	7440-36-0	E421	0.0001	mg/L	<0.00010	----
Arsenic, dissolved	7440-38-2	E421	0.0001	mg/L	<0.00010	----
Barium, dissolved	7440-39-3	E421	0.0001	mg/L	<0.00010	----
Beryllium, dissolved	7440-41-7	E421	0.00002	mg/L	<0.000020	----
Bismuth, dissolved	7440-69-9	E421	0.00005	mg/L	<0.000050	----
Boron, dissolved	7440-42-8	E421	0.01	mg/L	<0.010	----
Cadmium, dissolved	7440-43-9	E421	0.000005	mg/L	<0.0000050	----
Calcium, dissolved	7440-70-2	E421	0.05	mg/L	<0.050	----

Sub-Matrix: **Water**

Analyte	CAS Number	Method	LOR	Unit	Result	Qualifier
Dissolved Metals (QCLot: 1100969) - continued						
Cesium, dissolved	7440-46-2	E421	0.00001	mg/L	<0.000010	----
Chromium, dissolved	7440-47-3	E421	0.0005	mg/L	<0.00050	----
Cobalt, dissolved	7440-48-4	E421	0.0001	mg/L	<0.00010	----
Copper, dissolved	7440-50-8	E421	0.0002	mg/L	<0.00020	----
Iron, dissolved	7439-89-6	E421	0.01	mg/L	<0.010	----
Lead, dissolved	7439-92-1	E421	0.00005	mg/L	<0.000050	----
Lithium, dissolved	7439-93-2	E421	0.001	mg/L	<0.0010	----
Magnesium, dissolved	7439-95-4	E421	0.005	mg/L	<0.0050	----
Manganese, dissolved	7439-96-5	E421	0.0001	mg/L	<0.00010	----
Molybdenum, dissolved	7439-98-7	E421	0.00005	mg/L	<0.000050	----
Nickel, dissolved	7440-02-0	E421	0.0005	mg/L	<0.00050	----
Potassium, dissolved	7440-09-7	E421	0.05	mg/L	<0.050	----
Rubidium, dissolved	7440-17-7	E421	0.0002	mg/L	<0.00020	----
Selenium, dissolved	7782-49-2	E421	0.00005	mg/L	<0.000050	----
Silicon, dissolved	7440-21-3	E421	0.05	mg/L	<0.050	----
Silver, dissolved	7440-22-4	E421	0.00001	mg/L	<0.000010	----
Sodium, dissolved	7440-23-5	E421	0.05	mg/L	<0.050	----
Strontium, dissolved	7440-24-6	E421	0.0002	mg/L	<0.00020	----
Sulfur, dissolved	7704-34-9	E421	0.5	mg/L	<0.50	----
Tellurium, dissolved	13494-80-9	E421	0.0002	mg/L	<0.00020	----
Thallium, dissolved	7440-28-0	E421	0.00001	mg/L	<0.000010	----
Thorium, dissolved	7440-29-1	E421	0.0001	mg/L	<0.00010	----
Tin, dissolved	7440-31-5	E421	0.0001	mg/L	<0.00010	----
Titanium, dissolved	7440-32-6	E421	0.0003	mg/L	<0.00030	----
Tungsten, dissolved	7440-33-7	E421	0.0001	mg/L	<0.00010	----
Uranium, dissolved	7440-61-1	E421	0.00001	mg/L	<0.000010	----
Vanadium, dissolved	7440-62-2	E421	0.0005	mg/L	<0.00050	----
Zinc, dissolved	7440-66-6	E421	0.001	mg/L	<0.0010	----
Zirconium, dissolved	7440-67-7	E421	0.0002	mg/L	<0.00020	----

Laboratory Control Sample (LCS) Report

A Laboratory Control Sample (LCS) is an analyte-free matrix that has been fortified (spiked) with test analytes at known concentration and processed in an identical manner to test samples. LCS results are expressed as percent recovery, and are used to monitor and control test method accuracy and precision, independent of test sample matrix.

Sub-Matrix: **Water**

					Laboratory Control Sample (LCS) Report				
					Spike	Recovery (%)	Recovery Limits (%)		
Analyte	CAS Number	Method	LOR	Unit	Concentration	LCS	Low	High	Qualifier
Physical Tests (QCLot: 1099159)									
Solids, total dissolved [TDS]	----	E162-L	3	mg/L	1000 mg/L	97.6	85.0	115	----
Physical Tests (QCLot: 1099174)									
pH	----	E108	----	pH units	7 pH units	100	98.0	102	----
Physical Tests (QCLot: 1099175)									
Conductivity	----	E100	1	µS/cm	1412 µS/cm	99.4	90.0	110	----
Physical Tests (QCLot: 1099234)									
Conductivity	----	E100	1	µS/cm	1412 µS/cm	101	90.0	110	----
Physical Tests (QCLot: 1099235)									
pH	----	E108	----	pH units	7 pH units	100	98.0	102	----
Physical Tests (QCLot: 1101292)									
Alkalinity, total (as CaCO3)	----	E290	1	mg/L	100 mg/L	102	85.0	115	----
Physical Tests (QCLot: 1104177)									
Acidity (as CaCO3)	----	E283	2	mg/L	50 mg/L	106	85.0	115	----
Anions and Nutrients (QCLot: 1099480)									
Fluoride	16984-48-8	E235.F	0.02	mg/L	1 mg/L	102	90.0	110	----
Anions and Nutrients (QCLot: 1099481)									
Chloride	16887-00-6	E235.Cl-L	0.1	mg/L	100 mg/L	100	90.0	110	----
Anions and Nutrients (QCLot: 1099482)									
Sulfate (as SO4)	14808-79-8	E235.SO4	0.3	mg/L	100 mg/L	101	90.0	110	----
Anions and Nutrients (QCLot: 1099958)									
Phosphorus, total	7723-14-0	E372-U	0.002	mg/L	0.5 mg/L	92.0	80.0	120	----
Anions and Nutrients (QCLot: 1099959)									
Phosphorus, total	7723-14-0	E372-U	0.002	mg/L	0.5 mg/L	91.5	80.0	120	----
Phosphorus, dissolved	7723-14-0	E421.P-L	0.03	mg/L	10 mg/L	108	80.0	120	----
Dissolved Metals (QCLot: 1100969)									
Aluminum, dissolved	7429-90-5	E421	0.001	mg/L	2 mg/L	103	80.0	120	----
Antimony, dissolved	7440-36-0	E421	0.0001	mg/L	1 mg/L	99.9	80.0	120	----
Arsenic, dissolved	7440-38-2	E421	0.0001	mg/L	1 mg/L	101	80.0	120	----
Barium, dissolved	7440-39-3	E421	0.0001	mg/L	0.25 mg/L	102	80.0	120	----
Beryllium, dissolved	7440-41-7	E421	0.00002	mg/L	0.1 mg/L	102	80.0	120	----

Sub-Matrix: **Water**

					Laboratory Control Sample (LCS) Report				
					Spike	Recovery (%)	Recovery Limits (%)		
Analyte	CAS Number	Method	LOR	Unit	Concentration	LCS	Low	High	Qualifier
Dissolved Metals (QCLot: 1100969) - continued									
Bismuth, dissolved	7440-69-9	E421	0.00005	mg/L	1 mg/L	101	80.0	120	----
Boron, dissolved	7440-42-8	E421	0.01	mg/L	1 mg/L	105	80.0	120	----
Cadmium, dissolved	7440-43-9	E421	0.000005	mg/L	0.1 mg/L	98.8	80.0	120	----
Calcium, dissolved	7440-70-2	E421	0.05	mg/L	50 mg/L	102	80.0	120	----
Cesium, dissolved	7440-46-2	E421	0.00001	mg/L	0.05 mg/L	97.7	80.0	120	----
Chromium, dissolved	7440-47-3	E421	0.0005	mg/L	0.25 mg/L	99.9	80.0	120	----
Cobalt, dissolved	7440-48-4	E421	0.0001	mg/L	0.25 mg/L	103	80.0	120	----
Copper, dissolved	7440-50-8	E421	0.0002	mg/L	0.25 mg/L	102	80.0	120	----
Iron, dissolved	7439-89-6	E421	0.01	mg/L	1 mg/L	100	80.0	120	----
Lead, dissolved	7439-92-1	E421	0.00005	mg/L	0.5 mg/L	97.1	80.0	120	----
Lithium, dissolved	7439-93-2	E421	0.001	mg/L	0.25 mg/L	101	80.0	120	----
Magnesium, dissolved	7439-95-4	E421	0.005	mg/L	50 mg/L	109	80.0	120	----
Manganese, dissolved	7439-96-5	E421	0.0001	mg/L	0.25 mg/L	96.8	80.0	120	----
Molybdenum, dissolved	7439-98-7	E421	0.00005	mg/L	0.25 mg/L	100	80.0	120	----
Nickel, dissolved	7440-02-0	E421	0.0005	mg/L	0.5 mg/L	96.8	80.0	120	----
Potassium, dissolved	7440-09-7	E421	0.05	mg/L	50 mg/L	100	80.0	120	----
Rubidium, dissolved	7440-17-7	E421	0.0002	mg/L	0.1 mg/L	103	80.0	120	----
Selenium, dissolved	7782-49-2	E421	0.00005	mg/L	1 mg/L	99.0	80.0	120	----
Silicon, dissolved	7440-21-3	E421	0.05	mg/L	10 mg/L	104	80.0	120	----
Silver, dissolved	7440-22-4	E421	0.00001	mg/L	0.1 mg/L	96.2	80.0	120	----
Sodium, dissolved	7440-23-5	E421	0.05	mg/L	50 mg/L	105	80.0	120	----
Strontium, dissolved	7440-24-6	E421	0.0002	mg/L	0.25 mg/L	96.1	80.0	120	----
Sulfur, dissolved	7704-34-9	E421	0.5	mg/L	50 mg/L	96.5	80.0	120	----
Tellurium, dissolved	13494-80-9	E421	0.0002	mg/L	0.1 mg/L	97.0	80.0	120	----
Thallium, dissolved	7440-28-0	E421	0.00001	mg/L	1 mg/L	100	80.0	120	----
Thorium, dissolved	7440-29-1	E421	0.0001	mg/L	0.1 mg/L	95.8	80.0	120	----
Tin, dissolved	7440-31-5	E421	0.0001	mg/L	0.5 mg/L	100	80.0	120	----
Titanium, dissolved	7440-32-6	E421	0.0003	mg/L	0.25 mg/L	100	80.0	120	----
Tungsten, dissolved	7440-33-7	E421	0.0001	mg/L	0.1 mg/L	99.3	80.0	120	----
Uranium, dissolved	7440-61-1	E421	0.00001	mg/L	0.005 mg/L	102	80.0	120	----
Vanadium, dissolved	7440-62-2	E421	0.0005	mg/L	0.5 mg/L	103	80.0	120	----
Zinc, dissolved	7440-66-6	E421	0.001	mg/L	0.5 mg/L	101	80.0	120	----
Zirconium, dissolved	7440-67-7	E421	0.0002	mg/L	0.1 mg/L	93.8	80.0	120	----

Matrix Spike (MS) Report

A Matrix Spike (MS) is a randomly selected intra-laboratory replicate sample that has been fortified (spiked) with test analytes at known concentration, and processed in an identical manner to test samples. Matrix Spikes provide information regarding analyte recovery and potential matrix effects. MS DQO exceedances due to sample matrix may sometimes be unavoidable; in such cases, test results for the associated sample (or similar samples) may be subject to bias. ND – Recovery not determined, background level >= 1x spike level.

Sub-Matrix: **Water**

					Matrix Spike (MS) Report					
					Spike		Recovery (%)	Recovery Limits (%)		
Laboratory sample ID	Client sample ID	Analyte	CAS Number	Method	Concentration	Target	MS	Low	High	Qualifier
Anions and Nutrients (QCLot: 1099480)										
WP2320433-001	FLB-01	Fluoride	16984-48-8	E235.F	1.03 mg/L	1 mg/L	103	75.0	125	----
Anions and Nutrients (QCLot: 1099481)										
WP2320433-001	FLB-01	Chloride	16887-00-6	E235.Cl-L	101 mg/L	100 mg/L	101	75.0	125	----
Anions and Nutrients (QCLot: 1099482)										
WP2320433-001	FLB-01	Sulfate (as SO4)	14808-79-8	E235.SO4	99.6 mg/L	100 mg/L	99.6	75.0	125	----
Anions and Nutrients (QCLot: 1099958)										
WP2320279-002	Anonymous	Phosphorus, total	7723-14-0	E372-U	0.234 mg/L	0.25 mg/L	93.4	70.0	130	----
Anions and Nutrients (QCLot: 1099959)										
WP2320433-004	FLB-04	Phosphorus, total	7723-14-0	E372-U	0.227 mg/L	0.25 mg/L	90.8	70.0	130	----
Dissolved Metals (QCLot: 1100968)										
WP2320433-001	FLB-01	Phosphorus, dissolved	7723-14-0	E421.P-L	10.7 mg/L	10 mg/L	107	70.0	130	----
Dissolved Metals (QCLot: 1100969)										
WP2320433-001	FLB-01	Aluminum, dissolved	7429-90-5	E421	0.206 mg/L	0.2 mg/L	103	70.0	130	----
		Antimony, dissolved	7440-36-0	E421	0.0212 mg/L	0.02 mg/L	106	70.0	130	----
		Arsenic, dissolved	7440-38-2	E421	ND mg/L	0.02 mg/L	ND	70.0	130	----
		Barium, dissolved	7440-39-3	E421	0.0208 mg/L	0.02 mg/L	104	70.0	130	----
		Beryllium, dissolved	7440-41-7	E421	0.0405 mg/L	0.04 mg/L	101	70.0	130	----
		Bismuth, dissolved	7440-69-9	E421	0.00954 mg/L	0.01 mg/L	95.4	70.0	130	----
		Boron, dissolved	7440-42-8	E421	0.103 mg/L	0.1 mg/L	103	70.0	130	----
		Cadmium, dissolved	7440-43-9	E421	0.00412 mg/L	0.004 mg/L	103	70.0	130	----
		Calcium, dissolved	7440-70-2	E421	ND mg/L	4 mg/L	ND	70.0	130	----
		Cesium, dissolved	7440-46-2	E421	0.0106 mg/L	0.01 mg/L	106	70.0	130	----
		Chromium, dissolved	7440-47-3	E421	0.0412 mg/L	0.04 mg/L	103	70.0	130	----
		Cobalt, dissolved	7440-48-4	E421	0.0204 mg/L	0.02 mg/L	102	70.0	130	----
		Copper, dissolved	7440-50-8	E421	0.0201 mg/L	0.02 mg/L	101	70.0	130	----
		Iron, dissolved	7439-89-6	E421	2.01 mg/L	2 mg/L	100	70.0	130	----
		Lead, dissolved	7439-92-1	E421	0.0188 mg/L	0.02 mg/L	94.2	70.0	130	----
		Lithium, dissolved	7439-93-2	E421	0.0985 mg/L	0.1 mg/L	98.5	70.0	130	----
		Magnesium, dissolved	7439-95-4	E421	ND mg/L	1 mg/L	ND	70.0	130	----

Sub-Matrix: **Water**

					Matrix Spike (MS) Report					
					Spike		Recovery (%)	Recovery Limits (%)		
Laboratory sample ID	Client sample ID	Analyte	CAS Number	Method	Concentration	Target	MS	Low	High	Qualifier
Dissolved Metals (QCLot: 1100969) - continued										
WP2320433-001	FLB-01	Manganese, dissolved	7439-96-5	E421	0.0196 mg/L	0.02 mg/L	98.2	70.0	130	----
		Molybdenum, dissolved	7439-98-7	E421	0.0205 mg/L	0.02 mg/L	102	70.0	130	----
		Nickel, dissolved	7440-02-0	E421	0.0406 mg/L	0.04 mg/L	101	70.0	130	----
		Potassium, dissolved	7440-09-7	E421	4.09 mg/L	4 mg/L	102	70.0	130	----
		Rubidium, dissolved	7440-17-7	E421	0.0205 mg/L	0.02 mg/L	102	70.0	130	----
		Selenium, dissolved	7782-49-2	E421	0.0414 mg/L	0.04 mg/L	104	70.0	130	----
		Silicon, dissolved	7440-21-3	E421	9.93 mg/L	10 mg/L	99.3	70.0	130	----
		Silver, dissolved	7440-22-4	E421	0.00418 mg/L	0.004 mg/L	104	70.0	130	----
		Sodium, dissolved	7440-23-5	E421	ND mg/L	2 mg/L	ND	70.0	130	----
		Strontium, dissolved	7440-24-6	E421	ND mg/L	0.02 mg/L	ND	70.0	130	----
		Sulfur, dissolved	7704-34-9	E421	21.1 mg/L	20 mg/L	105	70.0	130	----
		Tellurium, dissolved	13494-80-9	E421	0.0434 mg/L	0.04 mg/L	108	70.0	130	----
		Thallium, dissolved	7440-28-0	E421	0.00381 mg/L	0.004 mg/L	95.2	70.0	130	----
		Thorium, dissolved	7440-29-1	E421	0.0199 mg/L	0.02 mg/L	99.6	70.0	130	----
		Tin, dissolved	7440-31-5	E421	0.0203 mg/L	0.02 mg/L	102	70.0	130	----
		Titanium, dissolved	7440-32-6	E421	0.0416 mg/L	0.04 mg/L	104	70.0	130	----
		Tungsten, dissolved	7440-33-7	E421	0.0190 mg/L	0.02 mg/L	94.8	70.0	130	----
		Uranium, dissolved	7440-61-1	E421	0.00392 mg/L	0.004 mg/L	98.1	70.0	130	----
		Vanadium, dissolved	7440-62-2	E421	0.104 mg/L	0.1 mg/L	104	70.0	130	----
		Zinc, dissolved	7440-66-6	E421	0.416 mg/L	0.4 mg/L	104	70.0	130	----
		Zirconium, dissolved	7440-67-7	E421	0.0415 mg/L	0.04 mg/L	104	70.0	130	----

Report To		Reports / Recipients	Turnaround Time (TAT) Requested
Company:	Kinross - Great Bear Resources	Select Report Format: ☐ PDF ☑ EXCEL ☑ EDD (DIGITAL)	☑ Routine [R] if received by 3pm M-F - no surcharges apply
Contact:	Ashley Moncrief	Merge QC/QCI Reports with COA ☐ YES ☐ NO ☐ N/A	☐ 4 day [P4] if received by 3pm M-F - 20% rush surcharge minimum
Phone:	(807) 630-0203	☐ Compare Results to Criteria on Report - provide details below if box checked	☐ 3 day [P3] if received by 3pm M-F - 25% rush surcharge minimum
		Select Distribution: ☐ EMAIL ☐ MAIL ☐ FAX	☐ 2 day [P2] if received by 3pm M-F - 50% rush surcharge minimum
Street:	19 Young Street	Email 1 ashley.moncrief@kinross.com	☐ 1 day [E] if received by 3pm M-F - 100% rush surcharge minimum
City/Province:	Red Lake, ON	Email 2 hannah.hillier@kinross.com	☐ Same day [E2] if received by 10am M-S - 200% rush surcharge.
Postal Code:	P0V2M0	Email 3 christopher.reid@kinross.com	Additional fees may apply to rush requests on weekends, statutory holidays and for non-routine tests.
Invoice To	Same as Report To | YES | NO	Email 4 jacob.mcfee@kinross.com	**Date and Time Required for all E&P TATs:**
	Copy of Invoice with Report | YES | NO	Email 5 curtis.bloemberg@kinross.com	
Company:		Email 6 emily.meek@kinross.com	**Analysis Request**
Contact:		Email 7 aaron.peloquin@kinross.com	

Project Information	Invoice Recipients
ALS Account # / Quote #: PPR-022-3	Select Invoice Distribution: ☐ EMAIL | MAIL ☐ FAX
Job #: PPR-022-3	Email 1 invoice@kinross.com

ALS Lab Work Order # (ALS use only): | **ALS Contact:** Judy Dalmaijer | **Sampler:** Jacob McFee

ALS Sample # (ALS use only)	Sample Identification and/or Coordinates (This description will appear on the report)	Date (dd-mmm-yy)	Time (hh:mm)	Sample Type	NUMBER OF CONTAINERS	FLB-BiW	Dissolved Metals		Field pH	Field Temperature	Field Conductivity (us/
	FLB-01	16-Aug-23	13:25	Water	4	X			7.04	17.8	93.8
	FLB-02	16-Aug-23	13:20	Water	4	X			7.14	17.2	90.6
	FLB-03	16-Aug-23	13:10	Water	4	X			6.89	17.2	101.9
	FLB-04	16-Aug-23	13:10	Water	3	X			/	/	/
	FLB-05	16-Aug-23	13:05	Water	4	X			6.84	17	80.6
	FLB-06	16-Aug-23	13:00	Water	3	X			/	/	/
	FLB-07	16-Aug-23	12:55	Water	3	X			/	/	/
	FLB-08	16-Aug-23	12:30	Water	4	X			6.65	16.9	80.1
	FLB-09	16-Aug-23	12:25	Water	4	X			6.5	16.8	62.5
	FLB-10	16-Aug-23	12:20	Water	4	X			6.38	17	80.3
	FLB-11	16-Aug-23	12:15	Water	4	X			6.92	16.9	93.3
	FLB-13	16-Aug-23	12:40	Water	4	X			6.79	16.7	88.9
	FLB-14	16-Aug-23	12:45	Water	3	X			/	/	/
	FLB-15	16-Aug-23	12:50	Water	4	X			6.87	17	80.1
	FLB-DUP	16-Aug-23	13:15	Water	4	X			6.89	17.2	101.9
	FLB-FIELD BLANK	16-Aug-23	12:20	Water	1		X		N/A	N/A	N/A

SHIPMENT RELEASE (client use)			INITIAL SHIPMENT RECEPTION (ALS use only)			FIN/
Released by: CB	Date: Aug 17, 2023	Time: 8:00	Received by:	Date: AUG 2 3 2023	Time: 8:42	Rece

19.3

Environmental Division
Winnipeg
Work Order Reference
WP2320433

Telephone : +1 204 255 9720

CERTIFICATE OF ANALYSIS

Work Order	: **WP2321155**	Page	: 1 of 10
Client	: **Kinross Gold Corporation**	Laboratory	: ALS Environmental - Winnipeg
Contact	: Ashley Moncrief	Account Manager	: Judy Dalmaijer
Address	: Great Bear Resources Ltd. A Kinross Company 117 Forestry Road Red Lake ON Canada P0V 2M0	Address	: 1329 Niakwa Road East, Unit 12 Winnipeg MB Canada R2J 3T4
Telephone	: 807 630 0203	Telephone	: +1 204 255 9720
Project	: PPR-022-3	Date Samples Received	: 29-Aug-2023 08:50
PO	: ----	Date Analysis Commenced	: 29-Aug-2023
C-O-C number	: ----	Issue Date	: 05-Sep-2023 13:47
Sampler	: ----		
Site	: ----		
Quote number	: Monthy and Quarterly samples_V2		
No. of samples received	: 16		
No. of samples analysed	: 16		

This report supersedes any previous report(s) with this reference. Results apply to the sample(s) as submitted. This document shall not be reproduced, except in full.

This Certificate of Analysis contains the following information:

- General Comments
- Analytical Results

Additional information pertinent to this report will be found in the following separate attachments: Quality Control Report, QC Interpretive report to assist with Quality Review and Sample Receipt Notification (SRN).

Signatories

This document has been electronically signed by the authorized signatories below. Electronic signing is conducted in accordance with US FDA 21 CFR Part 11.

Signatories	*Position*	*Laboratory Department*
Lee McTavish		Inorganics, Winnipeg, Manitoba
Lee McTavish		Metals, Winnipeg, Manitoba
Oleksandr Busel		Inorganics, Winnipeg, Manitoba
Walt Kippenhuck	Supervisor - Inorganic	Inorganics, Waterloo, Ontario

General Comments

The analytical methods used by ALS are developed using internationally recognized reference methods (where available), such as those published by US EPA, APHA Standard Methods, ASTM, ISO, Environment Canada, BC MOE, and Ontario MOE. Refer to the ALS Quality Control Interpretive report (QCI) for applicable references and methodology summaries. Reference methods may incorporate modifications to improve performance.

Where a reported less than (<) result is higher than the LOR, this may be due to primary sample extract/digestate dilution and/or insufficient sample for analysis.

Where the LOR of a reported result differs from standard LOR, this may be due to high moisture content, insufficient sample (reduced weight employed) or matrix interference.

Please refer to Quality Control Interpretive report (QCI) for information regarding Holding Time compliance.

Key : CAS Number: Chemical Abstracts Services number is a unique identifier assigned to discrete substances

LOR: Limit of Reporting (detection limit).

Unit	*Description*
-	no units
µS/cm	microsiemens per centimetre
mg/L	milligrams per litre
pH units	pH units

<: less than.

>: greater than.

Surrogate: An analyte that is similar in behavior to target analyte(s), but that does not occur naturally in environmental samples. For applicable tests, surrogates are added to samples prior to analysis as a check on recovery.

Test results reported relate only to the samples as received by the laboratory.

UNLESS OTHERWISE STATED on SRN or QCI Report, ALL SAMPLES WERE RECEIVED IN ACCEPTABLE CONDITION.

Analytical Results

Sub-Matrix: **Water**
(Matrix: **Water**)

Analyte	CAS Number	Method/Lab	LOR	Unit	Client sample ID	FLB-01	FLB-02	FLB-03	FLB-04	FLB-05
					Client sampling date / time	27-Aug-2023 12:15	27-Aug-2023 12:05	27-Aug-2023 11:55	27-Aug-2023 11:40	27-Aug-2023 11:30
						WP2321155-001	WP2321155-002	WP2321155-003	WP2321155-004	WP2321155-005
						Result	Result	Result	Result	Result
Physical Tests										
Acidity (as CaCO3)	----	E283/WT	2.0	mg/L		<2.0	<2.0	<2.0	----	2.1
Alkalinity, bicarbonate (as CaCO3)	----	E290/WP	1.0	mg/L		52.8	45.9	74.7	----	30.2
Alkalinity, carbonate (as CaCO3)	----	E290/WP	1.0	mg/L		<1.0	<1.0	<1.0	----	<1.0
Alkalinity, hydroxide (as CaCO3)	----	E290/WP	1.0	mg/L		<1.0	<1.0	<1.0	----	<1.0
Alkalinity, phenolphthalein (as CaCO3)	----	E290/WP	1.0	mg/L		<1.0	<1.0	<1.0	----	<1.0
Alkalinity, total (as CaCO3)	----	E290/WP	1.0	mg/L		52.8	45.9	74.7	----	30.2
Conductivity	----	E100/WP	1.0	µS/cm		137	108	191	----	170
pH	----	E108/WP	0.10	pH units		7.76	7.84	8.12	----	7.56
Solids, total dissolved [TDS]	----	E162-L/WP	3.0	mg/L		85.5	68.8	120	----	104
Anions and Nutrients										
Chloride	16887-00-6	E235.Cl-L/WP	0.10	mg/L		2.04	2.28	3.91	----	1.67
Fluoride	16984-48-8	E235.F/WP	0.020	mg/L		0.063	0.089	0.098	----	0.070
Phosphorus, total	7723-14-0	E372-U/WP	0.0020	mg/L		0.0433	0.0418	0.0562	----	0.0220
Sulfate (as SO4)	14808-79-8	E235.SO4/WP	0.30	mg/L		13.8	8.06	19.5	----	47.2
Dissolved Metals										
Aluminum, dissolved	7429-90-5	E421/WP	0.0010	mg/L		0.0211	0.0229	0.0241	0.0216	0.0144
Antimony, dissolved	7440-36-0	E421/WP	0.00010	mg/L		0.00563	0.00200	0.00296	0.00566	0.00181
Arsenic, dissolved	7440-38-2	E421/WP	0.00010	mg/L		0.0238	0.00149	0.00355	0.00789	0.00159
Barium, dissolved	7440-39-3	E421/WP	0.00010	mg/L		0.0245	0.0194	0.0317	0.0432	0.0262
Beryllium, dissolved	7440-41-7	E421/WP	0.000020	mg/L		<0.000020	<0.000020	<0.000020	<0.000020	<0.000020
Bismuth, dissolved	7440-69-9	E421/WP	0.000050	mg/L		<0.000050	<0.000050	<0.000050	<0.000050	<0.000050
Boron, dissolved	7440-42-8	E421/WP	0.010	mg/L		0.025	0.019	0.032	0.029	0.026
Cadmium, dissolved	7440-43-9	E421/WP	0.0000050	mg/L		<0.0000050	<0.0000050	<0.0000050	<0.0000050	0.000220
Calcium, dissolved	7440-70-2	E421/WP	0.050	mg/L		19.6	14.9	26.4	20.3	21.0
Cesium, dissolved	7440-46-2	E421/WP	0.000010	mg/L		0.000014	0.000012	0.000027	0.000036	0.000027
Chromium, dissolved	7440-47-3	E421/WP	0.00050	mg/L		<0.00050	<0.00050	0.00069	<0.00050	<0.00050
Cobalt, dissolved	7440-48-4	E421/WP	0.00010	mg/L		0.00017	<0.00010	0.00017	0.00016	0.00023
Copper, dissolved	7440-50-8	E421/WP	0.00020	mg/L		0.00227	0.00142	0.00349	0.00281	0.00241
Iron, dissolved	7439-89-6	E421/WP	0.010	mg/L		<0.010	<0.010	<0.010	<0.010	<0.010

Analytical Results

Sub-Matrix: **Water**
(Matrix: **Water**)

Analyte	CAS Number	Method/Lab	LOR	Unit	Client sample ID	FLB-01	FLB-02	FLB-03	FLB-04	FLB-05
					Client sampling date / time	27-Aug-2023 12:15	27-Aug-2023 12:05	27-Aug-2023 11:55	27-Aug-2023 11:40	27-Aug-2023 11:30
						WP2321155-001	WP2321155-002	WP2321155-003	WP2321155-004	WP2321155-005
						Result	Result	Result	Result	Result
Dissolved Metals										
Lead, dissolved	7439-92-1	E421/WP	0.000050	mg/L		<0.000050	<0.000050	<0.000050	<0.000050	0.000062
Lithium, dissolved	7439-93-2	E421/WP	0.0010	mg/L		<0.0010	0.0010	0.0012	0.0014	0.0019
Magnesium, dissolved	7439-95-4	E421/WP	0.0050	mg/L		1.40	1.22	2.08	1.76	2.43
Manganese, dissolved	7439-96-5	E421/WP	0.00010	mg/L		0.00928	0.00866	0.00868	0.0104	0.0746
Molybdenum, dissolved	7439-98-7	E421/WP	0.000050	mg/L		0.00192	0.00202	0.00305	0.00191	0.000779
Nickel, dissolved	7440-02-0	E421/WP	0.00050	mg/L		0.00076	<0.00050	0.00078	0.00369	0.00082
Phosphorus, dissolved	7723-14-0	E421.P-L/WP	0.030	mg/L		0.034	0.042	0.045	<0.030	<0.030
Phosphorus, dissolved	7723-14-0	E421/WP	0.050	mg/L		<0.050	<0.050	<0.050	<0.050	<0.050
Potassium, dissolved	7440-09-7	E421/WP	0.050	mg/L		2.90	2.48	4.25	3.26	2.47
Rubidium, dissolved	7440-17-7	E421/WP	0.00020	mg/L		0.00191	0.00145	0.00344	0.00358	0.00318
Selenium, dissolved	7782-49-2	E421/WP	0.000050	mg/L		0.000582	0.000239	0.000609	0.00244	0.00368
Silicon, dissolved	7440-21-3	E421/WP	0.050	mg/L		3.29	3.56	4.09	3.12	3.21
Silver, dissolved	7440-22-4	E421/WP	0.000010	mg/L		<0.000010	<0.000010	<0.000010	<0.000010	<0.000010
Sodium, dissolved	7440-23-5	E421/WP	0.050	mg/L		4.32	3.48	6.87	4.69	5.52
Strontium, dissolved	7440-24-6	E421/WP	0.00020	mg/L		0.106	0.0847	0.147	0.130	0.121
Sulfur, dissolved	7704-34-9	E421/WP	0.50	mg/L		5.23	2.93	7.11	7.54	16.8
Tellurium, dissolved	13494-80-9	E421/WP	0.00020	mg/L		<0.00020	<0.00020	<0.00020	<0.00020	<0.00020
Thallium, dissolved	7440-28-0	E421/WP	0.000010	mg/L		<0.000010	<0.000010	0.000014	<0.000010	0.000021
Thorium, dissolved	7440-29-1	E421/WP	0.00010	mg/L		<0.00010	<0.00010	<0.00010	<0.00010	<0.00010
Tin, dissolved	7440-31-5	E421/WP	0.00010	mg/L		0.00013	<0.00010	<0.00010	0.00029	<0.00010
Titanium, dissolved	7440-32-6	E421/WP	0.00030	mg/L		<0.00030	<0.00030	<0.00030	<0.00030	<0.00030
Tungsten, dissolved	7440-33-7	E421/WP	0.00010	mg/L		0.00180	0.00050	0.00184	0.00220	0.00027
Uranium, dissolved	7440-61-1	E421/WP	0.000010	mg/L		0.00176	0.000642	0.00333	0.00265	0.000270
Vanadium, dissolved	7440-62-2	E421/WP	0.00050	mg/L		0.00212	0.00184	0.00226	0.00138	0.00093
Zinc, dissolved	7440-66-6	E421/WP	0.0010	mg/L		0.0106	0.0053	0.0046	0.0159	0.0343
Zirconium, dissolved	7440-67-7	E421/WP	0.00030	mg/L		<0.00030	<0.00030	<0.00030	<0.00030	<0.00030
Dissolved metals filtration location	----	EP421/WP	-	-		Field	Field	Field	Field	Field

Please refer to the General Comments section for an explanation of any result qualifiers detected.

Please refer to the Accreditation section for an explanation of analyte accreditations.

Analytical Results

Sub-Matrix: **Water**
(Matrix: **Water**)

Analyte	CAS Number	Method/Lab	LOR	Unit	Client sample ID	FLB-06	FLB-07	FLB-08	FLB-09	FLB-10
					Client sampling date / time	27-Aug-2023 11:20	27-Aug-2023 11:10	27-Aug-2023 11:00	27-Aug-2023 10:50	27-Aug-2023 10:40
						WP2321155-006	WP2321155-007	WP2321155-008	WP2321155-009	WP2321155-010
						Result	Result	Result	Result	Result
Physical Tests										
Acidity (as CaCO3)	----	E283/WT	2.0	mg/L		<2.0	----	<2.0	<2.0	<2.0
Alkalinity, bicarbonate (as CaCO3)	----	E290/WP	1.0	mg/L		55.9	----	55.9	47.6	64.2
Alkalinity, carbonate (as CaCO3)	----	E290/WP	1.0	mg/L		<1.0	----	<1.0	<1.0	<1.0
Alkalinity, hydroxide (as CaCO3)	----	E290/WP	1.0	mg/L		<1.0	----	<1.0	<1.0	<1.0
Alkalinity, phenolphthalein (as CaCO3)	----	E290/WP	1.0	mg/L		<1.0	----	<1.0	<1.0	<1.0
Alkalinity, total (as CaCO3)	----	E290/WP	1.0	mg/L		55.9	----	55.9	47.6	64.2
Conductivity	----	E100/WP	1.0	µS/cm		156	----	106	104	129
pH	----	E108/WP	0.10	pH units		7.87	----	7.88	7.87	7.95
Solids, total dissolved [TDS]	----	E162-L/WP	3.0	mg/L		109	----	77.8	59.2	77.8
Anions and Nutrients										
Chloride	16887-00-6	E235.Cl-L/WP	0.10	mg/L		3.67	----	0.85	1.21	1.30
Fluoride	16984-48-8	E235.F/WP	0.020	mg/L		0.082	----	0.060	0.060	0.071
Phosphorus, total	7723-14-0	E372-U/WP	0.0020	mg/L		0.0374	----	0.0209	0.0245	0.0494
Sulfate (as SO4)	14808-79-8	E235.SO4/WP	0.30	mg/L		32.3	----	9.93	5.48	4.79
Dissolved Metals										
Aluminum, dissolved	7429-90-5	E421/WP	0.0010	mg/L		0.0183	0.0158	0.0346	0.0332	0.0254
Antimony, dissolved	7440-36-0	E421/WP	0.00010	mg/L		0.00637	0.00124	0.00052	0.00079	0.00087
Arsenic, dissolved	7440-38-2	E421/WP	0.00010	mg/L		0.0198	0.00167	0.00533	0.00191	0.00200
Barium, dissolved	7440-39-3	E421/WP	0.00010	mg/L		0.0314	0.0198	0.0252	0.0191	0.0262
Beryllium, dissolved	7440-41-7	E421/WP	0.000020	mg/L		<0.000020	<0.000020	<0.000020	<0.000020	<0.000020
Bismuth, dissolved	7440-69-9	E421/WP	0.000050	mg/L		<0.000050	<0.000050	<0.000050	<0.000050	<0.000050
Boron, dissolved	7440-42-8	E421/WP	0.010	mg/L		0.026	0.028	0.013	<0.010	0.014
Cadmium, dissolved	7440-43-9	E421/WP	0.0000050	mg/L		<0.0000050	<0.0000050	0.0000131	<0.0000050	0.0000110
Calcium, dissolved	7440-70-2	E421/WP	0.050	mg/L		25.8	17.3	20.2	15.9	19.8
Cesium, dissolved	7440-46-2	E421/WP	0.000010	mg/L		0.000030	0.000013	0.000034	0.000013	0.000024
Chromium, dissolved	7440-47-3	E421/WP	0.00050	mg/L		0.00051	<0.00050	<0.00050	<0.00050	<0.00050
Cobalt, dissolved	7440-48-4	E421/WP	0.00010	mg/L		0.00014	<0.00010	0.00019	<0.00010	0.00015
Copper, dissolved	7440-50-8	E421/WP	0.00020	mg/L		0.00397	0.00232	0.00122	0.00170	0.00053
Iron, dissolved	7439-89-6	E421/WP	0.010	mg/L		<0.010	<0.010	<0.010	<0.010	<0.010
Lead, dissolved	7439-92-1	E421/WP	0.000050	mg/L		<0.000050	<0.000050	<0.000050	<0.000050	<0.000050

Analytical Results

Sub-Matrix: **Water**
(Matrix: **Water**)

Analyte	CAS Number	Method/Lab	LOR	Unit	Client sample ID	FLB-06	FLB-07	FLB-08	FLB-09	FLB-10
					Client sampling date / time	27-Aug-2023 11:20	27-Aug-2023 11:10	27-Aug-2023 11:00	27-Aug-2023 10:50	27-Aug-2023 10:40
						WP2321155-006	WP2321155-007	WP2321155-008	WP2321155-009	WP2321155-010
						Result	Result	Result	Result	Result
Dissolved Metals										
Lithium, dissolved	7439-93-2	E421/WP	0.0010	mg/L		0.0015	0.0011	<0.0010	<0.0010	0.0014
Magnesium, dissolved	7439-95-4	E421/WP	0.0050	mg/L		2.24	2.24	1.36	1.24	1.59
Manganese, dissolved	7439-96-5	E421/WP	0.00010	mg/L		0.00551	0.00613	0.00796	0.00184	0.00736
Molybdenum, dissolved	7439-98-7	E421/WP	0.000050	mg/L		0.00274	0.00101	0.000944	0.000805	0.000989
Nickel, dissolved	7440-02-0	E421/WP	0.00050	mg/L		0.00261	0.00082	<0.00050	<0.00050	0.00054
Phosphorus, dissolved	7723-14-0	E421.P-L/WP	0.030	mg/L		0.032	<0.030	<0.030	<0.030	0.034
Phosphorus, dissolved	7723-14-0	E421/WP	0.050	mg/L		<0.050	<0.050	<0.050	<0.050	<0.050
Potassium, dissolved	7440-09-7	E421/WP	0.050	mg/L		3.80	2.98	2.66	2.07	3.27
Rubidium, dissolved	7440-17-7	E421/WP	0.00020	mg/L		0.00366	0.00314	0.00322	0.00238	0.00348
Selenium, dissolved	7782-49-2	E421/WP	0.000050	mg/L		0.00497	0.00253	0.000217	0.000209	0.000363
Silicon, dissolved	7440-21-3	E421/WP	0.050	mg/L		3.80	3.32	2.91	2.81	3.40
Silver, dissolved	7440-22-4	E421/WP	0.000010	mg/L		<0.000010	<0.000010	<0.000010	<0.000010	<0.000010
Sodium, dissolved	7440-23-5	E421/WP	0.050	mg/L		4.96	4.77	2.49	2.10	2.94
Strontium, dissolved	7440-24-6	E421/WP	0.00020	mg/L		0.148	0.108	0.0768	0.0691	0.0908
Sulfur, dissolved	7704-34-9	E421/WP	0.50	mg/L		11.6	11.8	3.68	2.00	2.05
Tellurium, dissolved	13494-80-9	E421/WP	0.00020	mg/L		<0.00020	<0.00020	<0.00020	<0.00020	<0.00020
Thallium, dissolved	7440-28-0	E421/WP	0.000010	mg/L		0.000011	0.000015	<0.000010	<0.000010	0.000011
Thorium, dissolved	7440-29-1	E421/WP	0.00010	mg/L		<0.00010	<0.00010	<0.00010	<0.00010	<0.00010
Tin, dissolved	7440-31-5	E421/WP	0.00010	mg/L		<0.00010	0.00013	0.00011	<0.00010	<0.00010
Titanium, dissolved	7440-32-6	E421/WP	0.00030	mg/L		<0.00030	<0.00030	<0.00030	<0.00030	<0.00030
Tungsten, dissolved	7440-33-7	E421/WP	0.00010	mg/L		0.00139	0.00062	0.00074	0.00203	0.00138
Uranium, dissolved	7440-61-1	E421/WP	0.000010	mg/L		0.00382	0.000260	0.000408	0.000227	0.000793
Vanadium, dissolved	7440-62-2	E421/WP	0.00050	mg/L		0.00178	0.00128	0.00168	0.00177	0.00210
Zinc, dissolved	7440-66-6	E421/WP	0.0010	mg/L		0.0052	0.0082	0.0492	0.0085	0.0366
Zirconium, dissolved	7440-67-7	E421/WP	0.00030	mg/L		<0.00030	<0.00030	<0.00030	<0.00030	<0.00030
Dissolved metals filtration location	----	EP421/WP	-	-		Field	Field	Field	Field	Field

Please refer to the General Comments section for an explanation of any result qualifiers detected.

Please refer to the Accreditation section for an explanation of analyte accreditations.

Analytical Results

Sub-Matrix: **Water**
(Matrix: **Water**)

Analyte	CAS Number	Method/Lab	LOR	Unit	Client sample ID	FLB-11	FLB-12	FLB-13	FLB-14	FLB-15
					Client sampling date / time	27-Aug-2023 10:30	27-Aug-2023 09:40	27-Aug-2023 09:50	27-Aug-2023 10:05	27-Aug-2023 10:15
						WP2321155-011	WP2321155-012	WP2321155-013	WP2321155-014	WP2321155-015
						Result	Result	Result	Result	Result
Physical Tests										
Acidity (as CaCO3)	----	E283/WT	2.0	mg/L		<2.0	2.2	<2.0	----	<2.0
Alkalinity, bicarbonate (as CaCO3)	----	E290/WP	1.0	mg/L		60.5	52.7	28.4	----	37.7
Alkalinity, carbonate (as CaCO3)	----	E290/WP	1.0	mg/L		<1.0	<1.0	<1.0	----	<1.0
Alkalinity, hydroxide (as CaCO3)	----	E290/WP	1.0	mg/L		<1.0	<1.0	<1.0	----	<1.0
Alkalinity, phenolphthalein (as CaCO3)	----	E290/WP	1.0	mg/L		<1.0	<1.0	<1.0	----	<1.0
Alkalinity, total (as CaCO3)	----	E290/WP	1.0	mg/L		60.5	52.7	28.4	----	37.7
Conductivity	----	E100/WP	1.0	µS/cm		133	162	129	----	128
pH	----	E108/WP	0.10	pH units		7.96	7.87	7.69	----	7.75
Solids, total dissolved [TDS]	----	E162-L/WP	3.0	mg/L		85.5	106	82.5	----	87.8
Anions and Nutrients										
Chloride	16887-00-6	E235.Cl-L/WP	0.10	mg/L		1.88	2.87	2.39	----	2.59
Fluoride	16984-48-8	E235.F/WP	0.020	mg/L		0.089	0.109	0.072	----	0.088
Phosphorus, total	7723-14-0	E372-U/WP	0.0020	mg/L		0.0283	0.0704	0.0212	----	0.0147
Sulfate (as SO4)	14808-79-8	E235.SO4/WP	0.30	mg/L		7.98	24.4	29.4	----	21.8
Dissolved Metals										
Aluminum, dissolved	7429-90-5	E421/WP	0.0010	mg/L		0.0261	0.0202	0.0137	0.0138	0.0203
Antimony, dissolved	7440-36-0	E421/WP	0.00010	mg/L		0.00416	0.00976	0.00143	0.00152	0.00263
Arsenic, dissolved	7440-38-2	E421/WP	0.00010	mg/L		0.00353	0.146	0.00159	0.00139	0.00155
Barium, dissolved	7440-39-3	E421/WP	0.00010	mg/L		0.0183	0.0225	0.0230	0.0294	0.0216
Beryllium, dissolved	7440-41-7	E421/WP	0.000020	mg/L		<0.000020	<0.000020	<0.000020	<0.000020	<0.000020
Bismuth, dissolved	7440-69-9	E421/WP	0.000050	mg/L		<0.000050	<0.000050	<0.000050	<0.000050	<0.000050
Boron, dissolved	7440-42-8	E421/WP	0.010	mg/L		0.032	0.025	0.014	0.016	0.022
Cadmium, dissolved	7440-43-9	E421/WP	0.0000050	mg/L		0.0000094	0.0000110	<0.0000050	0.0000054	0.0000053
Calcium, dissolved	7440-70-2	E421/WP	0.050	mg/L		20.2	21.5	14.9	22.1	15.4
Cesium, dissolved	7440-46-2	E421/WP	0.000010	mg/L		0.000022	0.000026	0.000010	0.000010	0.000012
Chromium, dissolved	7440-47-3	E421/WP	0.00050	mg/L		<0.00050	<0.00050	<0.00050	<0.00050	<0.00050
Cobalt, dissolved	7440-48-4	E421/WP	0.00010	mg/L		0.00014	0.00018	<0.00010	<0.00010	0.00026
Copper, dissolved	7440-50-8	E421/WP	0.00020	mg/L		0.00345	0.00442	0.00076	0.00146	0.00029
Iron, dissolved	7439-89-6	E421/WP	0.010	mg/L		<0.010	<0.010	<0.010	<0.010	<0.010
Lead, dissolved	7439-92-1	E421/WP	0.000050	mg/L		<0.000050	0.000055	<0.000050	<0.000050	<0.000050

Analytical Results

Sub-Matrix: **Water**
(Matrix: **Water**)

Analyte	CAS Number	Method/Lab	LOR	Unit	Client sample ID	FLB-11	FLB-12	FLB-13	FLB-14	FLB-15
					Client sampling date / time	27-Aug-2023 10:30	27-Aug-2023 09:40	27-Aug-2023 09:50	27-Aug-2023 10:05	27-Aug-2023 10:15
						WP2321155-011	WP2321155-012	WP2321155-013	WP2321155-014	WP2321155-015
						Result	Result	Result	Result	Result
Dissolved Metals										
Lithium, dissolved	7439-93-2	E421/WP	0.0010	mg/L		0.0014	0.0012	0.0014	0.0012	<0.0010
Magnesium, dissolved	7439-95-4	E421/WP	0.0050	mg/L		1.61	2.12	1.87	2.26	1.91
Manganese, dissolved	7439-96-5	E421/WP	0.00010	mg/L		0.00384	0.00499	0.00909	0.0115	0.0130
Molybdenum, dissolved	7439-98-7	E421/WP	0.000050	mg/L		0.00300	0.00418	0.000768	0.00115	0.00181
Nickel, dissolved	7440-02-0	E421/WP	0.00050	mg/L		0.00069	0.00090	0.00404	0.00175	0.00118
Phosphorus, dissolved	7723-14-0	E421.P-L/WP	0.030	mg/L		<0.030	<0.030	<0.030	<0.030	<0.030
Phosphorus, dissolved	7723-14-0	E421/WP	0.050	mg/L		<0.050	<0.050	<0.050	<0.050	<0.050
Potassium, dissolved	7440-09-7	E421/WP	0.050	mg/L		3.31	3.17	2.97	3.89	2.55
Rubidium, dissolved	7440-17-7	E421/WP	0.00020	mg/L		0.00293	0.00274	0.00223	0.00273	0.00234
Selenium, dissolved	7782-49-2	E421/WP	0.000050	mg/L		0.000293	0.00377	0.000555	0.00167	0.000408
Silicon, dissolved	7440-21-3	E421/WP	0.050	mg/L		3.10	3.12	3.57	3.27	3.06
Silver, dissolved	7440-22-4	E421/WP	0.000010	mg/L		<0.000010	<0.000010	<0.000010	<0.000010	<0.000010
Sodium, dissolved	7440-23-5	E421/WP	0.050	mg/L		4.14	5.23	3.88	3.75	4.66
Strontium, dissolved	7440-24-6	E421/WP	0.00020	mg/L		0.112	0.137	0.0963	0.115	0.102
Sulfur, dissolved	7704-34-9	E421/WP	0.50	mg/L		2.86	8.55	10.4	10.9	7.92
Tellurium, dissolved	13494-80-9	E421/WP	0.00020	mg/L		<0.00020	<0.00020	<0.00020	<0.00020	<0.00020
Thallium, dissolved	7440-28-0	E421/WP	0.000010	mg/L		<0.000010	0.000010	0.000010	<0.000010	<0.000010
Thorium, dissolved	7440-29-1	E421/WP	0.00010	mg/L		<0.00010	<0.00010	<0.00010	<0.00010	<0.00010
Tin, dissolved	7440-31-5	E421/WP	0.00010	mg/L		0.00010	<0.00010	<0.00010	<0.00010	0.00037
Titanium, dissolved	7440-32-6	E421/WP	0.00030	mg/L		0.00039	<0.00030	<0.00030	<0.00030	0.00036
Tungsten, dissolved	7440-33-7	E421/WP	0.00010	mg/L		0.00234	0.00210	0.00070	0.00147	0.00104
Uranium, dissolved	7440-61-1	E421/WP	0.000010	mg/L		0.00446	0.00226	0.000055	0.000480	0.000689
Vanadium, dissolved	7440-62-2	E421/WP	0.00050	mg/L		0.00161	0.00260	0.00125	0.00119	0.00157
Zinc, dissolved	7440-66-6	E421/WP	0.0010	mg/L		0.0070	0.0041	0.0080	0.0123	0.0462
Zirconium, dissolved	7440-67-7	E421/WP	0.00030	mg/L		0.00043	0.00034	<0.00030	<0.00030	<0.00030
Dissolved metals filtration location	----	EP421/WP	-	-		Field	Field	Field	Field	Field

Please refer to the General Comments section for an explanation of any result qualifiers detected.

Please refer to the Accreditation section for an explanation of analyte accreditations.

Analytical Results

Sub-Matrix: **Water**
(Matrix: **Water**)

Analyte	CAS Number	Method/Lab	LOR	Unit	Client sample ID	FLB-FB	----	----	----	----
					Client sampling date / time	27-Aug-2023 12:10	----	----	----	----
					WP2321155-016	--------	--------	--------	--------	--------
					Result	----	----	----	----	----
Dissolved Metals										
Aluminum, dissolved	7429-90-5	E421/WP	0.0010	mg/L		<0.0010	----	----	----	----
Antimony, dissolved	7440-36-0	E421/WP	0.00010	mg/L		<0.00010	----	----	----	----
Arsenic, dissolved	7440-38-2	E421/WP	0.00010	mg/L		<0.00010	----	----	----	----
Barium, dissolved	7440-39-3	E421/WP	0.00010	mg/L		<0.00010	----	----	----	----
Beryllium, dissolved	7440-41-7	E421/WP	0.000020	mg/L		<0.000020	----	----	----	----
Bismuth, dissolved	7440-69-9	E421/WP	0.000050	mg/L		<0.000050	----	----	----	----
Boron, dissolved	7440-42-8	E421/WP	0.010	mg/L		<0.010	----	----	----	----
Cadmium, dissolved	7440-43-9	E421/WP	0.0000050	mg/L		<0.0000050	----	----	----	----
Calcium, dissolved	7440-70-2	E421/WP	0.050	mg/L		<0.050	----	----	----	----
Cesium, dissolved	7440-46-2	E421/WP	0.000010	mg/L		<0.000010	----	----	----	----
Chromium, dissolved	7440-47-3	E421/WP	0.00050	mg/L		<0.00050	----	----	----	----
Cobalt, dissolved	7440-48-4	E421/WP	0.00010	mg/L		<0.00010	----	----	----	----
Copper, dissolved	7440-50-8	E421/WP	0.00020	mg/L		<0.00020	----	----	----	----
Iron, dissolved	7439-89-6	E421/WP	0.010	mg/L		<0.010	----	----	----	----
Lead, dissolved	7439-92-1	E421/WP	0.000050	mg/L		<0.000050	----	----	----	----
Lithium, dissolved	7439-93-2	E421/WP	0.0010	mg/L		<0.0010	----	----	----	----
Magnesium, dissolved	7439-95-4	E421/WP	0.0050	mg/L		<0.0050	----	----	----	----
Manganese, dissolved	7439-96-5	E421/WP	0.00010	mg/L		<0.00010	----	----	----	----
Molybdenum, dissolved	7439-98-7	E421/WP	0.000050	mg/L		<0.000050	----	----	----	----
Nickel, dissolved	7440-02-0	E421/WP	0.00050	mg/L		<0.00050	----	----	----	----
Phosphorus, dissolved	7723-14-0	E421/WP	0.050	mg/L		<0.050	----	----	----	----
Potassium, dissolved	7440-09-7	E421/WP	0.050	mg/L		<0.050	----	----	----	----
Rubidium, dissolved	7440-17-7	E421/WP	0.00020	mg/L		<0.00020	----	----	----	----
Selenium, dissolved	7782-49-2	E421/WP	0.000050	mg/L		<0.000050	----	----	----	----
Silicon, dissolved	7440-21-3	E421/WP	0.050	mg/L		0.060	----	----	----	----
Silver, dissolved	7440-22-4	E421/WP	0.000010	mg/L		<0.000010	----	----	----	----
Sodium, dissolved	7440-23-5	E421/WP	0.050	mg/L		<0.050	----	----	----	----
Strontium, dissolved	7440-24-6	E421/WP	0.00020	mg/L		<0.00020	----	----	----	----
Sulfur, dissolved	7704-34-9	E421/WP	0.50	mg/L		<0.50	----	----	----	----
Tellurium, dissolved	13494-80-9	E421/WP	0.00020	mg/L		<0.00020	----	----	----	----

Analytical Results

Sub-Matrix: Water (Matrix: Water)					Client sample ID	FLB-FB	----	----	----	----
					Client sampling date / time	27-Aug-2023 12:10	----	----	----	----
Analyte	CAS Number	Method/Lab	LOR	Unit		WP2321155-016	--------	--------	--------	--------
						Result	----	----	----	----
Dissolved Metals										
Thallium, dissolved	7440-28-0	E421/WP	0.000010	mg/L		<0.000010	----	----	----	----
Thorium, dissolved	7440-29-1	E421/WP	0.00010	mg/L		<0.00010	----	----	----	----
Tin, dissolved	7440-31-5	E421/WP	0.00010	mg/L		<0.00010	----	----	----	----
Titanium, dissolved	7440-32-6	E421/WP	0.00030	mg/L		<0.00030	----	----	----	----
Tungsten, dissolved	7440-33-7	E421/WP	0.00010	mg/L		<0.00010	----	----	----	----
Uranium, dissolved	7440-61-1	E421/WP	0.000010	mg/L		<0.000010	----	----	----	----
Vanadium, dissolved	7440-62-2	E421/WP	0.00050	mg/L		<0.00050	----	----	----	----
Zinc, dissolved	7440-66-6	E421/WP	0.0010	mg/L		<0.0010	----	----	----	----
Zirconium, dissolved	7440-67-7	E421/WP	0.00030	mg/L		<0.00030	----	----	----	----
Dissolved metals filtration location	----	EP421/WP	-	-		Field	----	----	----	----

Please refer to the General Comments section for an explanation of any result qualifiers detected.

Please refer to the Accreditation section for an explanation of analyte accreditations.

ALS Canada Ltd.

right solutions.
right partner.

QUALITY CONTROL INTERPRETIVE REPORT

Work Order	: **WP2321155**	Page	: 1 of 22
Client	: **Kinross Gold Corporation**	Laboratory	: ALS Environmental - Winnipeg
Contact	: Ashley Moncrief	Account Manager	: Judy Dalmaijer
Address	: Great Bear Resources Ltd. A Kinross Company 117 Forestry Road Red Lake ON Canada P0V 2M0	Address	: 1329 Niakwa Road East, Unit 12 Winnipeg, Manitoba Canada R2J 3T4
Telephone	: 807 630 0203	Telephone	: +1 204 255 9720
Project	: PPR-022-3	Date Samples Received	: 29-Aug-2023 08:50
PO	: ----	Issue Date	: 05-Sep-2023 13:47
C-O-C number	: ----		
Sampler	: ----		
Site	: ----		
Quote number	: Monthy and Quarterly samples_V2		
No. of samples received	: 16		
No. of samples analysed	: 16		

This report is automatically generated by the ALS LIMS (Laboratory Information Management System) through evaluation of Quality Control (QC) results and other QA parameters associated with this submission, and is intended to facilitate rapid data validation by auditors or reviewers. The report highlights any exceptions and outliers to ALS Data Quality Objectives, provides holding time details and exceptions, summarizes QC sample frequencies, and lists applicable methodology references and summaries.

Key

Anonymous: Refers to samples which are not part of this work order, but which formed part of the QC process lot.
CAS Number: Chemical Abstracts Service number is a unique identifier assigned to discrete substances.
DQO: Data Quality Objective.
LOR: Limit of Reporting (detection limit).
RPD: Relative Percent Difference.

Workorder Comments

Holding times are displayed as "---" if no guidance exists from CCME, Canadian provinces, or broadly recognized international references.

Summary of Outliers

Outliers : Quality Control Samples

- No Method Blank value outliers occur.
- No Duplicate outliers occur.
- No Laboratory Control Sample (LCS) outliers occur
- No Matrix Spike outliers occur.
- No Test sample Surrogate recovery outliers exist.

Outliers: Reference Material (RM) Samples

- No Reference Material (RM) Sample outliers occur.

Outliers : Analysis Holding Time Compliance (Breaches)

- No Analysis Holding Time Outliers exist.

Outliers : Frequency of Quality Control Samples

- Quality Control Sample Frequency Outliers occur - please see following pages for full details.

Analysis Holding Time Compliance

This report summarizes extraction / preparation and analysis times and compares each with ALS recommended holding times, which are selected to meet known provincial and /or federal requirements. In the absence of regulatory hold times, ALS establishes recommendations based on guidelines published by organizations such as CCME, US EPA, APHA Standard Methods, ASTM, or Environment Canada (where available). Dates and holding times reported below represent the first dates of extraction or analysis. If subsequent tests or dilutions exceeded holding times, qualifiers are added (refer to COA).

If samples are identified below as having been analyzed or extracted outside of recommended holding times, measurement uncertainties may be increased, and this should be taken into consideration when interpreting results.

Where actual sampling date is not provided on the chain of custody, the date of receipt with time at 00:00 is used for calculation purposes.

Where only the sample date without time is provided on the chain of custody, the sampling date at 00:00 is used for calculation purposes.

Matrix: **Water**

Evaluation: × = Holding time exceedance ; ✓ = Within Holding Time

Analyte Group / Container / Client Sample ID(s)	Method	Sampling Date	Extraction / Preparation				Analysis			
			Preparation Date	Holding Times Rec	Holding Times Actual	Eval	Analysis Date	Holding Times Rec	Holding Times Actual	Eval
Anions and Nutrients : Chloride in Water by IC (Low Level)										
HDPE [ON MECP] FLB-01	E235.Cl-L	27-Aug-2023	29-Aug-2023	28 days	2 days	✓	29-Aug-2023	28 days	2 days	✓
Anions and Nutrients : Chloride in Water by IC (Low Level)										
HDPE [ON MECP] FLB-02	E235.Cl-L	27-Aug-2023	29-Aug-2023	28 days	2 days	✓	29-Aug-2023	28 days	2 days	✓
Anions and Nutrients : Chloride in Water by IC (Low Level)										
HDPE [ON MECP] FLB-03	E235.Cl-L	27-Aug-2023	29-Aug-2023	28 days	2 days	✓	29-Aug-2023	28 days	2 days	✓
Anions and Nutrients : Chloride in Water by IC (Low Level)										
HDPE [ON MECP] FLB-05	E235.Cl-L	27-Aug-2023	29-Aug-2023	28 days	2 days	✓	29-Aug-2023	28 days	2 days	✓
Anions and Nutrients : Chloride in Water by IC (Low Level)										
HDPE [ON MECP] FLB-06	E235.Cl-L	27-Aug-2023	29-Aug-2023	28 days	2 days	✓	29-Aug-2023	28 days	2 days	✓
Anions and Nutrients : Chloride in Water by IC (Low Level)										
HDPE [ON MECP] FLB-08	E235.Cl-L	27-Aug-2023	29-Aug-2023	28 days	2 days	✓	29-Aug-2023	28 days	2 days	✓
Anions and Nutrients : Chloride in Water by IC (Low Level)										
HDPE [ON MECP] FLB-09	E235.Cl-L	27-Aug-2023	29-Aug-2023	28 days	2 days	✓	29-Aug-2023	28 days	2 days	✓

Matrix: **Water**

Evaluation: × = Holding time exceedance ; ✓ = Within Holding Time

Analyte Group / Container / Client Sample ID(s)	Method	Sampling Date	Extraction / Preparation				Analysis			
			Preparation Date	Holding Times		Eval	Analysis Date	Holding Times		Eval
				Rec	Actual			Rec	Actual	
Anions and Nutrients : Chloride in Water by IC (Low Level)										
HDPE [ON MECP]										
FLB-10	E235.Cl-L	27-Aug-2023	29-Aug-2023	28 days	2 days	✓	29-Aug-2023	28 days	2 days	✓
Anions and Nutrients : Chloride in Water by IC (Low Level)										
HDPE [ON MECP]										
FLB-11	E235.Cl-L	27-Aug-2023	29-Aug-2023	28 days	2 days	✓	29-Aug-2023	28 days	2 days	✓
Anions and Nutrients : Chloride in Water by IC (Low Level)										
HDPE [ON MECP]										
FLB-12	E235.Cl-L	27-Aug-2023	29-Aug-2023	28 days	2 days	✓	29-Aug-2023	28 days	2 days	✓
Anions and Nutrients : Chloride in Water by IC (Low Level)										
HDPE [ON MECP]										
FLB-13	E235.Cl-L	27-Aug-2023	29-Aug-2023	28 days	2 days	✓	29-Aug-2023	28 days	2 days	✓
Anions and Nutrients : Chloride in Water by IC (Low Level)										
HDPE [ON MECP]										
FLB-15	E235.Cl-L	27-Aug-2023	29-Aug-2023	28 days	2 days	✓	29-Aug-2023	28 days	2 days	✓
Anions and Nutrients : Fluoride in Water by IC										
HDPE [ON MECP]										
FLB-01	E235.F	27-Aug-2023	29-Aug-2023	28 days	2 days	✓	29-Aug-2023	28 days	2 days	✓
Anions and Nutrients : Fluoride in Water by IC										
HDPE [ON MECP]										
FLB-02	E235.F	27-Aug-2023	29-Aug-2023	28 days	2 days	✓	29-Aug-2023	28 days	2 days	✓
Anions and Nutrients : Fluoride in Water by IC										
HDPE [ON MECP]										
FLB-03	E235.F	27-Aug-2023	29-Aug-2023	28 days	2 days	✓	29-Aug-2023	28 days	2 days	✓
Anions and Nutrients : Fluoride in Water by IC										
HDPE [ON MECP]										
FLB-05	E235.F	27-Aug-2023	29-Aug-2023	28 days	2 days	✓	29-Aug-2023	28 days	2 days	✓

Matrix: **Water**

Evaluation: × = Holding time exceedance ; ✓ = Within Holding Time

Analyte Group / Container / Client Sample ID(s)	Method	Sampling Date	Extraction / Preparation				Analysis			
			Preparation Date	Holding Times Rec	Holding Times Actual	Eval	Analysis Date	Holding Times Rec	Holding Times Actual	Eval
Anions and Nutrients : Fluoride in Water by IC										
HDPE [ON MECP]										
FLB-06	E235.F	27-Aug-2023	29-Aug-2023	28 days	2 days	✓	29-Aug-2023	28 days	2 days	✓
Anions and Nutrients : Fluoride in Water by IC										
HDPE [ON MECP]										
FLB-08	E235.F	27-Aug-2023	29-Aug-2023	28 days	2 days	✓	29-Aug-2023	28 days	2 days	✓
Anions and Nutrients : Fluoride in Water by IC										
HDPE [ON MECP]										
FLB-09	E235.F	27-Aug-2023	29-Aug-2023	28 days	2 days	✓	29-Aug-2023	28 days	2 days	✓
Anions and Nutrients : Fluoride in Water by IC										
HDPE [ON MECP]										
FLB-10	E235.F	27-Aug-2023	29-Aug-2023	28 days	2 days	✓	29-Aug-2023	28 days	2 days	✓
Anions and Nutrients : Fluoride in Water by IC										
HDPE [ON MECP]										
FLB-11	E235.F	27-Aug-2023	29-Aug-2023	28 days	2 days	✓	29-Aug-2023	28 days	2 days	✓
Anions and Nutrients : Fluoride in Water by IC										
HDPE [ON MECP]										
FLB-12	E235.F	27-Aug-2023	29-Aug-2023	28 days	2 days	✓	29-Aug-2023	28 days	2 days	✓
Anions and Nutrients : Fluoride in Water by IC										
HDPE [ON MECP]										
FLB-13	E235.F	27-Aug-2023	29-Aug-2023	28 days	2 days	✓	29-Aug-2023	28 days	2 days	✓
Anions and Nutrients : Fluoride in Water by IC										
HDPE [ON MECP]										
FLB-15	E235.F	27-Aug-2023	29-Aug-2023	28 days	2 days	✓	29-Aug-2023	28 days	2 days	✓
Anions and Nutrients : Sulfate in Water by IC										
HDPE [ON MECP]										
FLB-01	E235.SO4	27-Aug-2023	29-Aug-2023	28 days	2 days	✓	29-Aug-2023	28 days	2 days	✓

Matrix: **Water**

Evaluation: × = Holding time exceedance ; ✓ = Within Holding Time

Analyte Group / Container / Client Sample ID(s)	Method	Sampling Date	Extraction / Preparation				Analysis			
			Preparation Date	Holding Times		Eval	Analysis Date	Holding Times		Eval
				Rec	Actual			Rec	Actual	
Anions and Nutrients : Sulfate in Water by IC										
HDPE [ON MECP]										
FLB-02	E235.SO4	27-Aug-2023	29-Aug-2023	28 days	2 days	✓	29-Aug-2023	28 days	2 days	✓
Anions and Nutrients : Sulfate in Water by IC										
HDPE [ON MECP]										
FLB-03	E235.SO4	27-Aug-2023	29-Aug-2023	28 days	2 days	✓	29-Aug-2023	28 days	2 days	✓
Anions and Nutrients : Sulfate in Water by IC										
HDPE [ON MECP]										
FLB-05	E235.SO4	27-Aug-2023	29-Aug-2023	28 days	2 days	✓	29-Aug-2023	28 days	2 days	✓
Anions and Nutrients : Sulfate in Water by IC										
HDPE [ON MECP]										
FLB-06	E235.SO4	27-Aug-2023	29-Aug-2023	28 days	2 days	✓	29-Aug-2023	28 days	2 days	✓
Anions and Nutrients : Sulfate in Water by IC										
HDPE [ON MECP]										
FLB-08	E235.SO4	27-Aug-2023	29-Aug-2023	28 days	2 days	✓	29-Aug-2023	28 days	2 days	✓
Anions and Nutrients : Sulfate in Water by IC										
HDPE [ON MECP]										
FLB-09	E235.SO4	27-Aug-2023	29-Aug-2023	28 days	2 days	✓	29-Aug-2023	28 days	2 days	✓
Anions and Nutrients : Sulfate in Water by IC										
HDPE [ON MECP]										
FLB-10	E235.SO4	27-Aug-2023	29-Aug-2023	28 days	2 days	✓	29-Aug-2023	28 days	2 days	✓
Anions and Nutrients : Sulfate in Water by IC										
HDPE [ON MECP]										
FLB-11	E235.SO4	27-Aug-2023	29-Aug-2023	28 days	2 days	✓	29-Aug-2023	28 days	2 days	✓
Anions and Nutrients : Sulfate in Water by IC										
HDPE [ON MECP]										
FLB-12	E235.SO4	27-Aug-2023	29-Aug-2023	28 days	2 days	✓	29-Aug-2023	28 days	2 days	✓

Matrix: **Water**

Evaluation: × = Holding time exceedance ; ✓ = Within Holding Time

Analyte Group / Container / Client Sample ID(s)	Method	Sampling Date	Extraction / Preparation				Analysis			
			Preparation Date	Holding Times Rec	Holding Times Actual	Eval	Analysis Date	Holding Times Rec	Holding Times Actual	Eval
Anions and Nutrients : Sulfate in Water by IC										
HDPE [ON MECP]										
FLB-13	E235.SO4	27-Aug-2023	29-Aug-2023	28 days	2 days	✓	29-Aug-2023	28 days	2 days	✓
Anions and Nutrients : Sulfate in Water by IC										
HDPE [ON MECP]										
FLB-15	E235.SO4	27-Aug-2023	29-Aug-2023	28 days	2 days	✓	29-Aug-2023	28 days	2 days	✓
Anions and Nutrients : Total Phosphorus by Colourimetry (0.002 mg/L)										
Amber glass total (sulfuric acid)										
FLB-01	E372-U	27-Aug-2023	29-Aug-2023	28 days	2 days	✓	30-Aug-2023	28 days	3 days	✓
Anions and Nutrients : Total Phosphorus by Colourimetry (0.002 mg/L)										
Amber glass total (sulfuric acid)										
FLB-02	E372-U	27-Aug-2023	29-Aug-2023	28 days	2 days	✓	30-Aug-2023	28 days	3 days	✓
Anions and Nutrients : Total Phosphorus by Colourimetry (0.002 mg/L)										
Amber glass total (sulfuric acid)										
FLB-05	E372-U	27-Aug-2023	29-Aug-2023	28 days	2 days	✓	30-Aug-2023	28 days	3 days	✓
Anions and Nutrients : Total Phosphorus by Colourimetry (0.002 mg/L)										
Amber glass total (sulfuric acid)										
FLB-06	E372-U	27-Aug-2023	29-Aug-2023	28 days	2 days	✓	30-Aug-2023	28 days	3 days	✓
Anions and Nutrients : Total Phosphorus by Colourimetry (0.002 mg/L)										
Amber glass total (sulfuric acid)										
FLB-08	E372-U	27-Aug-2023	29-Aug-2023	28 days	2 days	✓	30-Aug-2023	28 days	3 days	✓
Anions and Nutrients : Total Phosphorus by Colourimetry (0.002 mg/L)										
Amber glass total (sulfuric acid)										
FLB-09	E372-U	27-Aug-2023	29-Aug-2023	28 days	2 days	✓	30-Aug-2023	28 days	3 days	✓
Anions and Nutrients : Total Phosphorus by Colourimetry (0.002 mg/L)										
Amber glass total (sulfuric acid)										
FLB-10	E372-U	27-Aug-2023	29-Aug-2023	28 days	2 days	✓	30-Aug-2023	28 days	3 days	✓

Matrix: **Water**

Evaluation: × = Holding time exceedance ; ✓ = Within Holding Time

Analyte Group / Container / Client Sample ID(s)	Method	Sampling Date	Extraction / Preparation				Analysis			
			Preparation Date	Holding Times		Eval	Analysis Date	Holding Times		Eval
				Rec	Actual			Rec	Actual	
Anions and Nutrients : Total Phosphorus by Colourimetry (0.002 mg/L)										
Amber glass total (sulfuric acid)										
FLB-11	E372-U	27-Aug-2023	29-Aug-2023	28 days	2 days	✓	30-Aug-2023	28 days	3 days	✓
Anions and Nutrients : Total Phosphorus by Colourimetry (0.002 mg/L)										
Amber glass total (sulfuric acid)										
FLB-12	E372-U	27-Aug-2023	29-Aug-2023	28 days	2 days	✓	30-Aug-2023	28 days	3 days	✓
Anions and Nutrients : Total Phosphorus by Colourimetry (0.002 mg/L)										
Amber glass total (sulfuric acid)										
FLB-13	E372-U	27-Aug-2023	29-Aug-2023	28 days	2 days	✓	30-Aug-2023	28 days	3 days	✓
Anions and Nutrients : Total Phosphorus by Colourimetry (0.002 mg/L)										
Amber glass total (sulfuric acid)										
FLB-15	E372-U	27-Aug-2023	29-Aug-2023	28 days	2 days	✓	30-Aug-2023	28 days	3 days	✓
Anions and Nutrients : Total Phosphorus by Colourimetry (0.002 mg/L)										
HDPE - unspecified total (lab preserved)										
FLB-03	E372-U	27-Aug-2023	29-Aug-2023	3 days	2 days	✓	30-Aug-2023	28 days	1 days	✓
Dissolved Metals : Dissolved Metals in Water by CRC ICPMS										
HDPE dissolved (nitric acid)										
FLB-01	E421	27-Aug-2023	30-Aug-2023	180 days	3 days	✓	30-Aug-2023	180 days	3 days	✓
Dissolved Metals : Dissolved Metals in Water by CRC ICPMS										
HDPE dissolved (nitric acid)										
FLB-02	E421	27-Aug-2023	31-Aug-2023	180 days	4 days	✓	31-Aug-2023	180 days	4 days	✓
Dissolved Metals : Dissolved Metals in Water by CRC ICPMS										
HDPE dissolved (nitric acid)										
FLB-03	E421	27-Aug-2023	31-Aug-2023	180 days	4 days	✓	31-Aug-2023	180 days	4 days	✓
Dissolved Metals : Dissolved Metals in Water by CRC ICPMS										
HDPE dissolved (nitric acid)										
FLB-04	E421	27-Aug-2023	31-Aug-2023	180 days	4 days	✓	31-Aug-2023	180 days	4 days	✓

Matrix: **Water**

Evaluation: × = Holding time exceedance ; ✓ = Within Holding Time

Analyte Group / Container / Client Sample ID(s)	Method	Sampling Date	Extraction / Preparation				Analysis			
			Preparation Date	Holding Times Rec	Holding Times Actual	Eval	Analysis Date	Holding Times Rec	Holding Times Actual	Eval
Dissolved Metals : Dissolved Metals in Water by CRC ICPMS										
HDPE dissolved (nitric acid) FLB-05	E421	27-Aug-2023	31-Aug-2023	180 days	4 days	✓	31-Aug-2023	180 days	4 days	✓
Dissolved Metals : Dissolved Metals in Water by CRC ICPMS										
HDPE dissolved (nitric acid) FLB-06	E421	27-Aug-2023	31-Aug-2023	180 days	4 days	✓	31-Aug-2023	180 days	4 days	✓
Dissolved Metals : Dissolved Metals in Water by CRC ICPMS										
HDPE dissolved (nitric acid) FLB-07	E421	27-Aug-2023	31-Aug-2023	180 days	4 days	✓	31-Aug-2023	180 days	4 days	✓
Dissolved Metals : Dissolved Metals in Water by CRC ICPMS										
HDPE dissolved (nitric acid) FLB-08	E421	27-Aug-2023	31-Aug-2023	180 days	4 days	✓	31-Aug-2023	180 days	4 days	✓
Dissolved Metals : Dissolved Metals in Water by CRC ICPMS										
HDPE dissolved (nitric acid) FLB-09	E421	27-Aug-2023	31-Aug-2023	180 days	4 days	✓	31-Aug-2023	180 days	4 days	✓
Dissolved Metals : Dissolved Metals in Water by CRC ICPMS										
HDPE dissolved (nitric acid) FLB-10	E421	27-Aug-2023	31-Aug-2023	180 days	4 days	✓	31-Aug-2023	180 days	4 days	✓
Dissolved Metals : Dissolved Metals in Water by CRC ICPMS										
HDPE dissolved (nitric acid) FLB-11	E421	27-Aug-2023	31-Aug-2023	180 days	4 days	✓	31-Aug-2023	180 days	4 days	✓
Dissolved Metals : Dissolved Metals in Water by CRC ICPMS										
HDPE dissolved (nitric acid) FLB-12	E421	27-Aug-2023	31-Aug-2023	180 days	4 days	✓	31-Aug-2023	180 days	4 days	✓
Dissolved Metals : Dissolved Metals in Water by CRC ICPMS										
HDPE dissolved (nitric acid) FLB-13	E421	27-Aug-2023	31-Aug-2023	180 days	4 days	✓	31-Aug-2023	180 days	4 days	✓

Matrix: **Water**

Evaluation: × = Holding time exceedance ; ✓ = Within Holding Time

Analyte Group / Container / Client Sample ID(s)	Method	Sampling Date	Extraction / Preparation				Analysis			
			Preparation Date	Holding Times		Eval	Analysis Date	Holding Times		Eval
				Rec	Actual			Rec	Actual	
Dissolved Metals : Dissolved Metals in Water by CRC ICPMS										
HDPE dissolved (nitric acid)										
FLB-14	E421	27-Aug-2023	31-Aug-2023	180 days	4 days	✓	31-Aug-2023	180 days	4 days	✓
Dissolved Metals : Dissolved Metals in Water by CRC ICPMS										
HDPE dissolved (nitric acid)										
FLB-15	E421	27-Aug-2023	31-Aug-2023	180 days	4 days	✓	31-Aug-2023	180 days	4 days	✓
Dissolved Metals : Dissolved Metals in Water by CRC ICPMS										
HDPE dissolved (nitric acid)										
FLB-FB	E421	27-Aug-2023	31-Aug-2023	180 days	4 days	✓	31-Aug-2023	180 days	4 days	✓
Dissolved Metals : Dissolved Phosphorus in Water by CRC-ICPMS (Low level)										
HDPE dissolved (nitric acid)										
FLB-01	E421.P-L	27-Aug-2023	30-Aug-2023	180 days	3 days	✓	30-Aug-2023	180 days	3 days	✓
Dissolved Metals : Dissolved Phosphorus in Water by CRC-ICPMS (Low level)										
HDPE dissolved (nitric acid)										
FLB-02	E421.P-L	27-Aug-2023	31-Aug-2023	180 days	4 days	✓	31-Aug-2023	180 days	4 days	✓
Dissolved Metals : Dissolved Phosphorus in Water by CRC-ICPMS (Low level)										
HDPE dissolved (nitric acid)										
FLB-03	E421.P-L	27-Aug-2023	31-Aug-2023	180 days	4 days	✓	31-Aug-2023	180 days	4 days	✓
Dissolved Metals : Dissolved Phosphorus in Water by CRC-ICPMS (Low level)										
HDPE dissolved (nitric acid)										
FLB-04	E421.P-L	27-Aug-2023	31-Aug-2023	180 days	4 days	✓	31-Aug-2023	180 days	4 days	✓
Dissolved Metals : Dissolved Phosphorus in Water by CRC-ICPMS (Low level)										
HDPE dissolved (nitric acid)										
FLB-05	E421.P-L	27-Aug-2023	31-Aug-2023	180 days	4 days	✓	31-Aug-2023	180 days	4 days	✓
Dissolved Metals : Dissolved Phosphorus in Water by CRC-ICPMS (Low level)										
HDPE dissolved (nitric acid)										
FLB-06	E421.P-L	27-Aug-2023	31-Aug-2023	180 days	4 days	✓	31-Aug-2023	180 days	4 days	✓

Matrix: **Water**

Evaluation: × = Holding time exceedance ; ✓ = Within Holding Time

Analyte Group / Container / Client Sample ID(s)	Method	Sampling Date	Extraction / Preparation				Analysis			
			Preparation Date	Holding Times		Eval	Analysis Date	Holding Times		Eval
				Rec	Actual			Rec	Actual	
Dissolved Metals : Dissolved Phosphorus in Water by CRC-ICPMS (Low level)										
HDPE dissolved (nitric acid)										
FLB-07	E421.P-L	27-Aug-2023	31-Aug-2023	180 days	4 days	✓	31-Aug-2023	180 days	4 days	✓
Dissolved Metals : Dissolved Phosphorus in Water by CRC-ICPMS (Low level)										
HDPE dissolved (nitric acid)										
FLB-08	E421.P-L	27-Aug-2023	31-Aug-2023	180 days	4 days	✓	31-Aug-2023	180 days	4 days	✓
Dissolved Metals : Dissolved Phosphorus in Water by CRC-ICPMS (Low level)										
HDPE dissolved (nitric acid)										
FLB-09	E421.P-L	27-Aug-2023	31-Aug-2023	180 days	4 days	✓	31-Aug-2023	180 days	4 days	✓
Dissolved Metals : Dissolved Phosphorus in Water by CRC-ICPMS (Low level)										
HDPE dissolved (nitric acid)										
FLB-10	E421.P-L	27-Aug-2023	31-Aug-2023	180 days	4 days	✓	31-Aug-2023	180 days	4 days	✓
Dissolved Metals : Dissolved Phosphorus in Water by CRC-ICPMS (Low level)										
HDPE dissolved (nitric acid)										
FLB-11	E421.P-L	27-Aug-2023	31-Aug-2023	180 days	4 days	✓	31-Aug-2023	180 days	4 days	✓
Dissolved Metals : Dissolved Phosphorus in Water by CRC-ICPMS (Low level)										
HDPE dissolved (nitric acid)										
FLB-12	E421.P-L	27-Aug-2023	31-Aug-2023	180 days	4 days	✓	31-Aug-2023	180 days	4 days	✓
Dissolved Metals : Dissolved Phosphorus in Water by CRC-ICPMS (Low level)										
HDPE dissolved (nitric acid)										
FLB-13	E421.P-L	27-Aug-2023	31-Aug-2023	180 days	4 days	✓	31-Aug-2023	180 days	4 days	✓
Dissolved Metals : Dissolved Phosphorus in Water by CRC-ICPMS (Low level)										
HDPE dissolved (nitric acid)										
FLB-14	E421.P-L	27-Aug-2023	31-Aug-2023	180 days	4 days	✓	31-Aug-2023	180 days	4 days	✓
Dissolved Metals : Dissolved Phosphorus in Water by CRC-ICPMS (Low level)										
HDPE dissolved (nitric acid)										
FLB-15	E421.P-L	27-Aug-2023	31-Aug-2023	180 days	4 days	✓	31-Aug-2023	180 days	4 days	✓

Matrix: **Water**

Evaluation: × = Holding time exceedance ; ✓ = Within Holding Time

Analyte Group / Container / Client Sample ID(s)	Method	Sampling Date	Extraction / Preparation				Analysis			
			Preparation Date	Holding Times Rec	Holding Times Actual	Eval	Analysis Date	Holding Times Rec	Holding Times Actual	Eval
Physical Tests : Acidity by Titration										
HDPE FLB-01	E283	27-Aug-2023	01-Sep-2023	14 days	5 days	✓	05-Sep-2023	14 days	9 days	✓
Physical Tests : Acidity by Titration										
HDPE FLB-02	E283	27-Aug-2023	01-Sep-2023	14 days	5 days	✓	05-Sep-2023	14 days	9 days	✓
Physical Tests : Acidity by Titration										
HDPE FLB-03	E283	27-Aug-2023	01-Sep-2023	14 days	5 days	✓	05-Sep-2023	14 days	9 days	✓
Physical Tests : Acidity by Titration										
HDPE FLB-05	E283	27-Aug-2023	01-Sep-2023	14 days	5 days	✓	05-Sep-2023	14 days	9 days	✓
Physical Tests : Acidity by Titration										
HDPE FLB-06	E283	27-Aug-2023	01-Sep-2023	14 days	5 days	✓	05-Sep-2023	14 days	9 days	✓
Physical Tests : Acidity by Titration										
HDPE FLB-08	E283	27-Aug-2023	01-Sep-2023	14 days	5 days	✓	05-Sep-2023	14 days	9 days	✓
Physical Tests : Acidity by Titration										
HDPE FLB-09	E283	27-Aug-2023	01-Sep-2023	14 days	5 days	✓	05-Sep-2023	14 days	9 days	✓
Physical Tests : Acidity by Titration										
HDPE FLB-10	E283	27-Aug-2023	01-Sep-2023	14 days	5 days	✓	05-Sep-2023	14 days	9 days	✓
Physical Tests : Acidity by Titration										
HDPE FLB-11	E283	27-Aug-2023	01-Sep-2023	14 days	5 days	✓	05-Sep-2023	14 days	9 days	✓

Matrix: **Water**

Evaluation: × = Holding time exceedance ; ✓ = Within Holding Time

Analyte Group / Container / Client Sample ID(s)	Method	Sampling Date	Extraction / Preparation				Analysis			
			Preparation Date	Holding Times Rec	Holding Times Actual	Eval	Analysis Date	Holding Times Rec	Holding Times Actual	Eval
Physical Tests : Acidity by Titration										
HDPE										
FLB-12	E283	27-Aug-2023	01-Sep-2023	14 days	5 days	✓	05-Sep-2023	14 days	9 days	✓
Physical Tests : Acidity by Titration										
HDPE										
FLB-13	E283	27-Aug-2023	01-Sep-2023	14 days	5 days	✓	05-Sep-2023	14 days	9 days	✓
Physical Tests : Acidity by Titration										
HDPE										
FLB-15	E283	27-Aug-2023	01-Sep-2023	14 days	5 days	✓	05-Sep-2023	14 days	9 days	✓
Physical Tests : Alkalinity Species by Titration										
HDPE [ON MECP]										
FLB-01	E290	27-Aug-2023	29-Aug-2023	14 days	2 days	✓	29-Aug-2023	14 days	2 days	✓
Physical Tests : Alkalinity Species by Titration										
HDPE [ON MECP]										
FLB-02	E290	27-Aug-2023	29-Aug-2023	14 days	2 days	✓	29-Aug-2023	14 days	2 days	✓
Physical Tests : Alkalinity Species by Titration										
HDPE [ON MECP]										
FLB-03	E290	27-Aug-2023	29-Aug-2023	14 days	2 days	✓	29-Aug-2023	14 days	2 days	✓
Physical Tests : Alkalinity Species by Titration										
HDPE [ON MECP]										
FLB-05	E290	27-Aug-2023	29-Aug-2023	14 days	2 days	✓	29-Aug-2023	14 days	2 days	✓
Physical Tests : Alkalinity Species by Titration										
HDPE [ON MECP]										
FLB-06	E290	27-Aug-2023	29-Aug-2023	14 days	2 days	✓	29-Aug-2023	14 days	2 days	✓
Physical Tests : Alkalinity Species by Titration										
HDPE [ON MECP]										
FLB-08	E290	27-Aug-2023	29-Aug-2023	14 days	2 days	✓	29-Aug-2023	14 days	2 days	✓

Matrix: **Water**

Evaluation: × = Holding time exceedance ; ✓ = Within Holding Time

Analyte Group / Container / Client Sample ID(s)	Method	Sampling Date	Extraction / Preparation				Analysis			
			Preparation Date	Holding Times Rec	Holding Times Actual	Eval	Analysis Date	Holding Times Rec	Holding Times Actual	Eval
Physical Tests : Alkalinity Species by Titration										
HDPE [ON MECP]										
FLB-09	E290	27-Aug-2023	29-Aug-2023	14 days	2 days	✓	29-Aug-2023	14 days	2 days	✓
Physical Tests : Alkalinity Species by Titration										
HDPE [ON MECP]										
FLB-10	E290	27-Aug-2023	29-Aug-2023	14 days	2 days	✓	29-Aug-2023	14 days	2 days	✓
Physical Tests : Alkalinity Species by Titration										
HDPE [ON MECP]										
FLB-11	E290	27-Aug-2023	29-Aug-2023	14 days	2 days	✓	29-Aug-2023	14 days	2 days	✓
Physical Tests : Alkalinity Species by Titration										
HDPE [ON MECP]										
FLB-12	E290	27-Aug-2023	29-Aug-2023	14 days	2 days	✓	29-Aug-2023	14 days	2 days	✓
Physical Tests : Alkalinity Species by Titration										
HDPE [ON MECP]										
FLB-13	E290	27-Aug-2023	29-Aug-2023	14 days	2 days	✓	29-Aug-2023	14 days	2 days	✓
Physical Tests : Alkalinity Species by Titration										
HDPE [ON MECP]										
FLB-15	E290	27-Aug-2023	29-Aug-2023	14 days	2 days	✓	29-Aug-2023	14 days	2 days	✓
Physical Tests : Conductivity in Water										
HDPE [ON MECP]										
FLB-01	E100	27-Aug-2023	29-Aug-2023	28 days	2 days	✓	29-Aug-2023	28 days	2 days	✓
Physical Tests : Conductivity in Water										
HDPE [ON MECP]										
FLB-02	E100	27-Aug-2023	29-Aug-2023	28 days	2 days	✓	29-Aug-2023	28 days	2 days	✓
Physical Tests : Conductivity in Water										
HDPE [ON MECP]										
FLB-03	E100	27-Aug-2023	29-Aug-2023	28 days	2 days	✓	29-Aug-2023	28 days	2 days	✓

Matrix: **Water**

Evaluation: × = Holding time exceedance ; ✓ = Within Holding Time

Analyte Group / Container / Client Sample ID(s)	Method	Sampling Date	Extraction / Preparation				Analysis			
			Preparation Date	Holding Times Rec	Holding Times Actual	Eval	Analysis Date	Holding Times Rec	Holding Times Actual	Eval
Physical Tests : Conductivity in Water										
HDPE [ON MECP] FLB-05	E100	27-Aug-2023	29-Aug-2023	28 days	2 days	✓	29-Aug-2023	28 days	2 days	✓
Physical Tests : Conductivity in Water										
HDPE [ON MECP] FLB-06	E100	27-Aug-2023	29-Aug-2023	28 days	2 days	✓	29-Aug-2023	28 days	2 days	✓
Physical Tests : Conductivity in Water										
HDPE [ON MECP] FLB-08	E100	27-Aug-2023	29-Aug-2023	28 days	2 days	✓	29-Aug-2023	28 days	2 days	✓
Physical Tests : Conductivity in Water										
HDPE [ON MECP] FLB-09	E100	27-Aug-2023	29-Aug-2023	28 days	2 days	✓	29-Aug-2023	28 days	2 days	✓
Physical Tests : Conductivity in Water										
HDPE [ON MECP] FLB-10	E100	27-Aug-2023	29-Aug-2023	28 days	2 days	✓	29-Aug-2023	28 days	2 days	✓
Physical Tests : Conductivity in Water										
HDPE [ON MECP] FLB-11	E100	27-Aug-2023	29-Aug-2023	28 days	2 days	✓	29-Aug-2023	28 days	2 days	✓
Physical Tests : Conductivity in Water										
HDPE [ON MECP] FLB-12	E100	27-Aug-2023	29-Aug-2023	28 days	2 days	✓	29-Aug-2023	28 days	2 days	✓
Physical Tests : Conductivity in Water										
HDPE [ON MECP] FLB-13	E100	27-Aug-2023	29-Aug-2023	28 days	2 days	✓	29-Aug-2023	28 days	2 days	✓
Physical Tests : Conductivity in Water										
HDPE [ON MECP] FLB-15	E100	27-Aug-2023	29-Aug-2023	28 days	2 days	✓	29-Aug-2023	28 days	2 days	✓

Matrix: **Water**

Evaluation: × = Holding time exceedance ; ✓ = Within Holding Time

Analyte Group / Container / Client Sample ID(s)	Method	Sampling Date	Extraction / Preparation				Analysis			
			Preparation Date	Holding Times Rec	Holding Times Actual	Eval	Analysis Date	Holding Times Rec	Holding Times Actual	Eval
Physical Tests : pH by Meter										
HDPE [ON MECP] FLB-01	E108	27-Aug-2023	29-Aug-2023	14 days	2 days	✓	29-Aug-2023	14 days	2 days	✓
Physical Tests : pH by Meter										
HDPE [ON MECP] FLB-02	E108	27-Aug-2023	29-Aug-2023	14 days	2 days	✓	29-Aug-2023	14 days	2 days	✓
Physical Tests : pH by Meter										
HDPE [ON MECP] FLB-03	E108	27-Aug-2023	29-Aug-2023	14 days	2 days	✓	29-Aug-2023	14 days	2 days	✓
Physical Tests : pH by Meter										
HDPE [ON MECP] FLB-05	E108	27-Aug-2023	29-Aug-2023	14 days	2 days	✓	29-Aug-2023	14 days	2 days	✓
Physical Tests : pH by Meter										
HDPE [ON MECP] FLB-06	E108	27-Aug-2023	29-Aug-2023	14 days	2 days	✓	29-Aug-2023	14 days	2 days	✓
Physical Tests : pH by Meter										
HDPE [ON MECP] FLB-08	E108	27-Aug-2023	29-Aug-2023	14 days	2 days	✓	29-Aug-2023	14 days	2 days	✓
Physical Tests : pH by Meter										
HDPE [ON MECP] FLB-09	E108	27-Aug-2023	29-Aug-2023	14 days	2 days	✓	29-Aug-2023	14 days	2 days	✓
Physical Tests : pH by Meter										
HDPE [ON MECP] FLB-10	E108	27-Aug-2023	29-Aug-2023	14 days	2 days	✓	29-Aug-2023	14 days	2 days	✓
Physical Tests : pH by Meter										
HDPE [ON MECP] FLB-11	E108	27-Aug-2023	29-Aug-2023	14 days	2 days	✓	29-Aug-2023	14 days	2 days	✓

Matrix: **Water**

Evaluation: × = Holding time exceedance ; ✓ = Within Holding Time

Analyte Group / Container / Client Sample ID(s)	Method	Sampling Date	Extraction / Preparation				Analysis			
			Preparation Date	Holding Times Rec	Holding Times Actual	Eval	Analysis Date	Holding Times Rec	Holding Times Actual	Eval
Physical Tests : pH by Meter										
HDPE [ON MECP]										
FLB-12	E108	27-Aug-2023	29-Aug-2023	14 days	2 days	✓	29-Aug-2023	14 days	2 days	✓
Physical Tests : pH by Meter										
HDPE [ON MECP]										
FLB-13	E108	27-Aug-2023	29-Aug-2023	14 days	2 days	✓	29-Aug-2023	14 days	2 days	✓
Physical Tests : pH by Meter										
HDPE [ON MECP]										
FLB-15	E108	27-Aug-2023	29-Aug-2023	14 days	2 days	✓	29-Aug-2023	14 days	2 days	✓
Physical Tests : TDS by Gravimetry (Low Level)										
HDPE [ON MECP]										
FLB-01	E162-L	27-Aug-2023	----	----	----		30-Aug-2023	7 days	3 days	✓
Physical Tests : TDS by Gravimetry (Low Level)										
HDPE [ON MECP]										
FLB-02	E162-L	27-Aug-2023	----	----	----		30-Aug-2023	7 days	3 days	✓
Physical Tests : TDS by Gravimetry (Low Level)										
HDPE [ON MECP]										
FLB-03	E162-L	27-Aug-2023	----	----	----		30-Aug-2023	7 days	3 days	✓
Physical Tests : TDS by Gravimetry (Low Level)										
HDPE [ON MECP]										
FLB-05	E162-L	27-Aug-2023	----	----	----		30-Aug-2023	7 days	3 days	✓
Physical Tests : TDS by Gravimetry (Low Level)										
HDPE [ON MECP]										
FLB-06	E162-L	27-Aug-2023	----	----	----		30-Aug-2023	7 days	3 days	✓
Physical Tests : TDS by Gravimetry (Low Level)										
HDPE [ON MECP]										
FLB-08	E162-L	27-Aug-2023	----	----	----		30-Aug-2023	7 days	3 days	✓

Matrix: **Water**

Evaluation: × = Holding time exceedance ; ✓ = Within Holding Time

Analyte Group / Container / Client Sample ID(s)	Method	Sampling Date	Extraction / Preparation				Analysis			
			Preparation Date	Holding Times Rec	Holding Times Actual	Eval	Analysis Date	Holding Times Rec	Holding Times Actual	Eval
Physical Tests : TDS by Gravimetry (Low Level)										
HDPE [ON MECP] FLB-09	E162-L	27-Aug-2023	----	----	----		30-Aug-2023	7 days	3 days	✓
Physical Tests : TDS by Gravimetry (Low Level)										
HDPE [ON MECP] FLB-10	E162-L	27-Aug-2023	----	----	----		30-Aug-2023	7 days	3 days	✓
Physical Tests : TDS by Gravimetry (Low Level)										
HDPE [ON MECP] FLB-11	E162-L	27-Aug-2023	----	----	----		30-Aug-2023	7 days	3 days	✓
Physical Tests : TDS by Gravimetry (Low Level)										
HDPE [ON MECP] FLB-12	E162-L	27-Aug-2023	----	----	----		30-Aug-2023	7 days	3 days	✓
Physical Tests : TDS by Gravimetry (Low Level)										
HDPE [ON MECP] FLB-13	E162-L	27-Aug-2023	----	----	----		30-Aug-2023	7 days	3 days	✓
Physical Tests : TDS by Gravimetry (Low Level)										
HDPE [ON MECP] FLB-15	E162-L	27-Aug-2023	----	----	----		30-Aug-2023	7 days	3 days	✓

Legend & Qualifier Definitions

Rec. HT: ALS recommended hold time (see units).

Quality Control Parameter Frequency Compliance

The following report summarizes the frequency of laboratory QC samples analyzed within the analytical batches (QC lots) in which the submitted samples were processed. The actual frequency should be greater than or equal to the expected frequency.

Matrix: **Water**

Evaluation: ✗ = QC frequency outside specification; ✓ = QC frequency within specification.

Quality Control Sample Type			Count		Frequency (%)		
Analytical Methods	*Method*	*QC Lot #*	*QC*	*Regular*	*Actual*	*Expected*	*Evaluation*
Laboratory Duplicates (DUP)							
Acidity by Titration	E283	1115632	1	19	5.2	5.0	✓
Alkalinity Species by Titration	E290	1109102	1	15	6.6	5.0	✓
Chloride in Water by IC (Low Level)	E235.Cl-L	1109650	0	12	0.0	5.0	✗
Conductivity in Water	E100	1109101	1	15	6.6	5.0	✓
Dissolved Metals in Water by CRC ICPMS	E421	1112972	2	40	5.0	5.0	✓
Dissolved Phosphorus in Water by CRC-ICPMS (Low level)	E421.P-L	1112971	1	20	5.0	5.0	✓
Fluoride in Water by IC	E235.F	1109649	1	14	7.1	5.0	✓
pH by Meter	E108	1109103	1	19	5.2	5.0	✓
Sulfate in Water by IC	E235.SO4	1109651	1	16	6.2	5.0	✓
TDS by Gravimetry (Low Level)	E162-L	1109607	1	20	5.0	5.0	✓
Total Phosphorus by Colourimetry (0.002 mg/L)	E372-U	1109745	1	19	5.2	5.0	✓
Laboratory Control Samples (LCS)							
Acidity by Titration	E283	1115632	1	19	5.2	5.0	✓
Alkalinity Species by Titration	E290	1109102	1	15	6.6	5.0	✓
Chloride in Water by IC (Low Level)	E235.Cl-L	1109650	1	12	8.3	5.0	✓
Conductivity in Water	E100	1109101	1	15	6.6	5.0	✓
Dissolved Metals in Water by CRC ICPMS	E421	1112972	2	40	5.0	5.0	✓
Dissolved Phosphorus in Water by CRC-ICPMS (Low level)	E421.P-L	1112971	2	20	10.0	5.0	✓
Fluoride in Water by IC	E235.F	1109649	1	14	7.1	5.0	✓
pH by Meter	E108	1109103	1	19	5.2	5.0	✓
Sulfate in Water by IC	E235.SO4	1109651	1	16	6.2	5.0	✓
TDS by Gravimetry (Low Level)	E162-L	1109607	1	20	5.0	5.0	✓
Total Phosphorus by Colourimetry (0.002 mg/L)	E372-U	1109745	1	19	5.2	5.0	✓
Method Blanks (MB)							
Acidity by Titration	E283	1115632	1	19	5.2	5.0	✓
Alkalinity Species by Titration	E290	1109102	1	15	6.6	5.0	✓
Chloride in Water by IC (Low Level)	E235.Cl-L	1109650	1	12	8.3	5.0	✓
Conductivity in Water	E100	1109101	1	15	6.6	5.0	✓
Dissolved Metals in Water by CRC ICPMS	E421	1112972	2	40	5.0	5.0	✓
Dissolved Phosphorus in Water by CRC-ICPMS (Low level)	E421.P-L	1112971	2	20	10.0	5.0	✓
Fluoride in Water by IC	E235.F	1109649	1	14	7.1	5.0	✓
Sulfate in Water by IC	E235.SO4	1109651	1	16	6.2	5.0	✓
TDS by Gravimetry (Low Level)	E162-L	1109607	1	20	5.0	5.0	✓
Total Phosphorus by Colourimetry (0.002 mg/L)	E372-U	1109745	1	19	5.2	5.0	✓
Matrix Spikes (MS)							

Matrix: **Water**

Evaluation: ✗ = *QC frequency outside specification*; ✓ = *QC frequency within specification.*

Quality Control Sample Type			Count		Frequency (%)		
Analytical Methods	*Method*	*QC Lot #*	*QC*	*Regular*	*Actual*	*Expected*	*Evaluation*
Matrix Spikes (MS) - Continued							
Chloride in Water by IC (Low Level)	E235.Cl-L	1109650	0	12	0.0	5.0	✗
Dissolved Metals in Water by CRC ICPMS	E421	1112972	2	40	5.0	5.0	✓
Dissolved Phosphorus in Water by CRC-ICPMS (Low level)	E421.P-L	1112971	1	20	5.0	5.0	✓
Fluoride in Water by IC	E235.F	1109649	1	14	7.1	5.0	✓
Sulfate in Water by IC	E235.SO4	1109651	1	16	6.2	5.0	✓
Total Phosphorus by Colourimetry (0.002 mg/L)	E372-U	1109745	1	19	5.2	5.0	✓

Methodology References and Summaries

The analytical methods used by ALS are developed using internationally recognized reference methods (where available), such as those published by US EPA, APHA Standard Methods, ASTM, ISO, Environment Canada, BC MOE, and Ontario MOE. Reference methods may incorporate modifications to improve performance (indicated by "mod").

Analytical Methods	Method / Lab	Matrix	Method Reference	Method Descriptions
Conductivity in Water	E100 ALS Environmental - Winnipeg	Water	APHA 2510 (mod)	Conductivity, also known as Electrical Conductivity (EC) or Specific Conductance, is measured by immersion of a conductivity cell with platinum electrodes into a water sample. Conductivity measurements are temperature-compensated to 25°C.
pH by Meter	E108 ALS Environmental - Winnipeg	Water	APHA 4500-H (mod)	pH is determined by potentiometric measurement with a pH electrode, and is conducted at ambient laboratory temperature (normally 20 ± 5°C). For high accuracy test results, pH should be measured in the field within the recommended 15 minute hold time.
TDS by Gravimetry (Low Level)	E162-L ALS Environmental - Winnipeg	Water	APHA 2540 C (mod)	Total Dissolved Solids (TDS) are determined by filtering a sample through a glass fibre filter, with evaporation of the filtrate at 180 ± 2°C for 16 hours or to constant weight, with gravimetric measurement of the residue.
Chloride in Water by IC (Low Level)	E235.Cl-L ALS Environmental - Winnipeg	Water	EPA 300.1 (mod)	Inorganic anions are analyzed by Ion Chromatography with conductivity and/or UV detection.
Fluoride in Water by IC	E235.F ALS Environmental - Winnipeg	Water	EPA 300.1 (mod)	Inorganic anions are analyzed by Ion Chromatography with conductivity and/or UV detection.
Sulfate in Water by IC	E235.SO4 ALS Environmental - Winnipeg	Water	EPA 300.1 (mod)	Inorganic anions are analyzed by Ion Chromatography with conductivity and/or UV detection.
Acidity by Titration	E283 ALS Environmental - Waterloo	Water	APHA 2310 B (mod)	Acidity is determined by potentiometric titration to pH endpoint of 8.3
Alkalinity Species by Titration	E290 ALS Environmental - Winnipeg	Water	APHA 2320 B (mod)	Total alkalinity is determined by potentiometric titration to a pH 4.5 endpoint. Bicarbonate, carbonate and hydroxide alkalinity are calculated from phenolphthalein alkalinity and total alkalinity values.
Total Phosphorus by Colourimetry (0.002 mg/L)	E372-U ALS Environmental - Winnipeg	Water	APHA 4500-P E (mod).	Total Phosphorus is determined colourimetrically using a discrete analyzer after heated persulfate digestion of the sample.

Analytical Methods	Method / Lab	Matrix	Method Reference	Method Descriptions
Dissolved Metals in Water by CRC ICPMS	E421 ALS Environmental - Winnipeg	Water	APHA 3030B/EPA 6020B (mod)	Water samples are filtered (0.45 um), preserved with nitric acid, and analyzed by Collision/Reaction Cell ICPMS. Method Limitation (re: Sulfur): Sulfide and volatile sulfur species may not be recovered by this method.
Dissolved Phosphorus in Water by CRC-ICPMS (Low level)	E421.P-L ALS Environmental - Winnipeg	Water	APHA 3030B/EPA 6020B (mod)	Water samples are filtered (0.45 um), preserved with nitric acid, and analyzed by Collision/Reaction Cell ICPMS.

Preparation Methods	Method / Lab	Matrix	Method Reference	Method Descriptions
Digestion for Total Phosphorus in water	EP372 ALS Environmental - Winnipeg	Water	APHA 4500-P E (mod).	Samples are heated with a persulfate digestion reagent.
Dissolved Metals Water Filtration	EP421 ALS Environmental - Winnipeg	Water	APHA 3030B	Water samples are filtered (0.45 um), and preserved with HNO3.

QUALITY CONTROL REPORT

Work Order	: **WP2321155**	Page	: 1 of 15
Client	: Kinross Gold Corporation	Laboratory	: ALS Environmental - Winnipeg
Contact	: Ashley Moncrief	Account Manager	: Judy Dalmaijer
Address	: Great Bear Resources Ltd. A Kinross Company 117 Forestry Road Red Lake ON Canada P0V 2M0	Address	: 1329 Niakwa Road East, Unit 12 Winnipeg, Manitoba Canada R2J 3T4
Telephone	:	Telephone	: +1 204 255 9720
Project	: PPR-022-3	Date Samples Received	: 29-Aug-2023 08:50
PO	: ----	Date Analysis Commenced	: 29-Aug-2023
C-O-C number	: ----	Issue Date	: 05-Sep-2023 13:47
Sampler	: ---- 807 630 0203		
Site	: ----		
Quote number	: Monthy and Quarterly samples_V2		
No. of samples received	: 16		
No. of samples analysed	: 16		

This report supersedes any previous report(s) with this reference. Results apply to the sample(s) as submitted. This document shall not be reproduced, except in full.

This Quality Control Report contains the following information:

- Laboratory Duplicate (DUP) Report; Relative Percent Difference (RPD) and Data Quality Objectives
- Matrix Spike (MS) Report; Recovery and Data Quality Objectives
- Method Blank (MB) Report; Recovery and Data Quality Objectives
- Laboratory Control Sample (LCS) Report; Recovery and Data Quality Objectives

Signatories

This document has been electronically signed by the authorized signatories below. Electronic signing is conducted in accordance with US FDA 21 CFR Part 11.

Signatories	*Position*	*Laboratory Department*
Lee McTavish		Winnipeg Inorganics, Winnipeg, Manitoba
Lee McTavish		Winnipeg Metals, Winnipeg, Manitoba
Oleksandr Busel		Winnipeg Inorganics, Winnipeg, Manitoba
Walt Kippenhuck	Supervisor - Inorganic	Waterloo Inorganics, Waterloo, Ontario

General Comments

The ALS Quality Control (QC) report is optionally provided to ALS clients upon request. ALS test methods include comprehensive QC checks with every analysis to ensure our high standards of quality are met. Each QC result has a known or expected target value, which is compared against predetermined Data Quality Objectives (DQOs) to provide confidence in the accuracy of associated test results. This report contains detailed results for all QC results applicable to this sample submission. Please refer to the ALS Quality Control Interpretation report (QCI) for applicable method references and methodology summaries.

Key :

Anonymous = Refers to samples which are not part of this work order, but which formed part of the QC process lot.
CAS Number = Chemical Abstracts Service number is a unique identifier assigned to discrete substances.
DQO = Data Quality Objective.
LOR = Limit of Reporting (detection limit).
RPD = Relative Percent Difference
# = Indicates a QC result that did not meet the ALS DQO.

Workorder Comments

Holding times are displayed as "---" if no guidance exists from CCME, Canadian provinces, or broadly recognized international references.

Laboratory Duplicate (DUP) Report

A Laboratory Duplicate (DUP) is a randomly selected intralaboratory replicate sample. Laboratory Duplicates provide information regarding method precision and sample heterogeneity. ALS DQOs for Laboratory Duplicates are expressed as test-specific limits for Relative Percent Difference (RPD), or as an absolute difference limit of 2 times the LOR for low concentration duplicates within ~ 4-10 times the LOR (cut-off is test-specific).

Sub-Matrix: **Water**

					Laboratory Duplicate (DUP) Report						
Laboratory sample ID	*Client sample ID*	*Analyte*	*CAS Number*	*Method*	*LOR*	*Unit*	*Original Result*	*Duplicate Result*	*RPD(%) or Difference*	*Duplicate Limits*	*Qualifier*
Physical Tests (QC Lot: 1109101)											
WP2321143-001	Anonymous	Conductivity	----	E100	2.0	µS/cm	264	266	0.755%	10%	----
Physical Tests (QC Lot: 1109102)											
WP2321143-001	Anonymous	Alkalinity, total (as CaCO3)	----	E290	1.0	mg/L	139	140	1.00%	20%	----
Physical Tests (QC Lot: 1109103)											
WP2321143-001	Anonymous	pH	----	E108	0.10	pH units	8.18	8.19	0.122%	4%	----
Physical Tests (QC Lot: 1109607)											
WP2321143-001	Anonymous	Solids, total dissolved [TDS]	----	E162-L	15.0	mg/L	196	190	3.10%	20%	----
Physical Tests (QC Lot: 1115632)											
WP2321155-001	FLB-01	Acidity (as CaCO3)	----	E283	2.0	mg/L	<2.0	<2.0	0	Diff <2x LOR	----
Anions and Nutrients (QC Lot: 1109649)											
WP2321230-001	Anonymous	Fluoride	16984-48-8	E235.F	0.020	mg/L	0.044	0.044	0.0006	Diff <2x LOR	----
Anions and Nutrients (QC Lot: 1109651)											
WP2321230-001	Anonymous	Sulfate (as SO4)	14808-79-8	E235.SO4	0.30	mg/L	2.90	2.90	0.002	Diff <2x LOR	----
Anions and Nutrients (QC Lot: 1109745)											
WP2320983-001	Anonymous	Phosphorus, total	7723-14-0	E372-U	0.0020	mg/L	0.425	0.421	0.827%	20%	----
Dissolved Metals (QC Lot: 1110770)											
WP2320947-007	Anonymous	Aluminum, dissolved	7429-90-5	E421	0.0010	mg/L	0.0040	0.0044	0.0004	Diff <2x LOR	----
		Antimony, dissolved	7440-36-0	E421	0.00010	mg/L	0.00628	0.00629	0.104%	20%	----
		Arsenic, dissolved	7440-38-2	E421	0.00010	mg/L	0.00956	0.00974	1.83%	20%	----
		Barium, dissolved	7440-39-3	E421	0.00010	mg/L	0.0165	0.0166	0.800%	20%	----
		Beryllium, dissolved	7440-41-7	E421	0.000020	mg/L	<0.000020	<0.000020	0	Diff <2x LOR	----
		Bismuth, dissolved	7440-69-9	E421	0.000050	mg/L	<0.000050	<0.000050	0	Diff <2x LOR	----
		Boron, dissolved	7440-42-8	E421	0.010	mg/L	0.013	0.015	0.002	Diff <2x LOR	----
		Cadmium, dissolved	7440-43-9	E421	0.0000050	mg/L	<0.0000050	<0.0000050	0	Diff <2x LOR	----
		Calcium, dissolved	7440-70-2	E421	0.050	mg/L	25.0	24.1	3.98%	20%	----
		Cesium, dissolved	7440-46-2	E421	0.000010	mg/L	<0.000010	<0.000010	0	Diff <2x LOR	----
		Chromium, dissolved	7440-47-3	E421	0.00050	mg/L	<0.00050	<0.00050	0	Diff <2x LOR	----
		Cobalt, dissolved	7440-48-4	E421	0.00010	mg/L	0.00062	0.00062	0.000006	Diff <2x LOR	----
		Copper, dissolved	7440-50-8	E421	0.00020	mg/L	0.00641	0.00646	0.697%	20%	----
		Iron, dissolved	7439-89-6	E421	0.010	mg/L	0.013	0.012	0.0004	Diff <2x LOR	----

Sub-Matrix: **Water**

					Laboratory Duplicate (DUP) Report						
Laboratory sample ID	*Client sample ID*	*Analyte*	*CAS Number*	*Method*	*LOR*	*Unit*	*Original Result*	*Duplicate Result*	*RPD(%) or Difference*	*Duplicate Limits*	*Qualifier*
Dissolved Metals (QC Lot: 1110770) - continued											
WP2320947-007	Anonymous	Lead, dissolved	7439-92-1	E421	0.000050	mg/L	0.000093	0.000093	0.0000003	Diff <2x LOR	----
		Lithium, dissolved	7439-93-2	E421	0.0010	mg/L	0.0304	0.0298	2.22%	20%	----
		Magnesium, dissolved	7439-95-4	E421	0.0050	mg/L	29.2	29.2	0.0828%	20%	----
		Manganese, dissolved	7439-96-5	E421	0.00010	mg/L	0.00837	0.00844	0.774%	20%	----
		Molybdenum, dissolved	7439-98-7	E421	0.000050	mg/L	0.000883	0.000869	1.58%	20%	----
		Nickel, dissolved	7440-02-0	E421	0.00050	mg/L	0.00238	0.00237	0.000006	Diff <2x LOR	----
		Phosphorus, dissolved	7723-14-0	E421	0.050	mg/L	0.061	0.068	0.007	Diff <2x LOR	----
		Potassium, dissolved	7440-09-7	E421	0.050	mg/L	0.822	0.828	0.758%	20%	----
		Rubidium, dissolved	7440-17-7	E421	0.00020	mg/L	0.00037	0.00036	0.000007	Diff <2x LOR	----
		Selenium, dissolved	7782-49-2	E421	0.000050	mg/L	0.000233	0.000227	0.000006	Diff <2x LOR	----
		Silicon, dissolved	7440-21-3	E421	0.050	mg/L	0.153	0.160	0.008	Diff <2x LOR	----
		Silver, dissolved	7440-22-4	E421	0.000010	mg/L	<0.000010	<0.000010	0	Diff <2x LOR	----
		Sodium, dissolved	7440-23-5	E421	0.050	mg/L	98.9	97.9	1.00%	20%	----
		Strontium, dissolved	7440-24-6	E421	0.00020	mg/L	0.146	0.144	1.21%	20%	----
		Sulfur, dissolved	7704-34-9	E421	0.50	mg/L	24.7	24.3	1.76%	20%	----
		Tellurium, dissolved	13494-80-9	E421	0.00020	mg/L	<0.00020	<0.00020	0	Diff <2x LOR	----
		Thallium, dissolved	7440-28-0	E421	0.000010	mg/L	<0.000010	<0.000010	0	Diff <2x LOR	----
		Thorium, dissolved	7440-29-1	E421	0.00010	mg/L	<0.00010	<0.00010	0	Diff <2x LOR	----
		Tin, dissolved	7440-31-5	E421	0.00010	mg/L	<0.00010	<0.00010	0	Diff <2x LOR	----
		Titanium, dissolved	7440-32-6	E421	0.00030	mg/L	0.00032	0.00032	0.000003	Diff <2x LOR	----
		Tungsten, dissolved	7440-33-7	E421	0.00010	mg/L	<0.00010	<0.00010	0	Diff <2x LOR	----
		Uranium, dissolved	7440-61-1	E421	0.000010	mg/L	0.00100	0.000972	2.98%	20%	----
		Vanadium, dissolved	7440-62-2	E421	0.00050	mg/L	0.00256	0.00263	0.00007	Diff <2x LOR	----
		Zinc, dissolved	7440-66-6	E421	0.0010	mg/L	0.0040	0.0042	0.0003	Diff <2x LOR	----
		Zirconium, dissolved	7440-67-7	E421	0.00030	mg/L	<0.00030	<0.00030	0	Diff <2x LOR	----
Dissolved Metals (QC Lot: 1112971)											
WP2321155-002	FLB-02	Phosphorus, dissolved	7723-14-0	E421.P-L	0.030	mg/L	0.042	0.037	0.004	Diff <2x LOR	----
Dissolved Metals (QC Lot: 1112972)											
WP2321155-002	FLB-02	Aluminum, dissolved	7429-90-5	E421	0.0010	mg/L	0.0229	0.0224	2.06%	20%	----
		Antimony, dissolved	7440-36-0	E421	0.00010	mg/L	0.00200	0.00197	1.48%	20%	----
		Arsenic, dissolved	7440-38-2	E421	0.00010	mg/L	0.00149	0.00157	4.90%	20%	----
		Barium, dissolved	7440-39-3	E421	0.00010	mg/L	0.0194	0.0198	1.86%	20%	----
		Beryllium, dissolved	7440-41-7	E421	0.000020	mg/L	<0.000020	<0.000020	0	Diff <2x LOR	----
		Bismuth, dissolved	7440-69-9	E421	0.000050	mg/L	<0.000050	<0.000050	0	Diff <2x LOR	----

Sub-Matrix: **Water**

					Laboratory Duplicate (DUP) Report						
Laboratory sample ID	*Client sample ID*	*Analyte*	*CAS Number*	*Method*	*LOR*	*Unit*	*Original Result*	*Duplicate Result*	*RPD(%) or Difference*	*Duplicate Limits*	*Qualifier*
Dissolved Metals (QC Lot: 1112972) - continued											
WP2321155-002	FLB-02	Boron, dissolved	7440-42-8	E421	0.010	mg/L	0.019	0.020	0.001	Diff <2x LOR	----
		Cadmium, dissolved	7440-43-9	E421	0.0000050	mg/L	<0.0000050	0.0000050	0.00000002	Diff <2x LOR	----
		Calcium, dissolved	7440-70-2	E421	0.050	mg/L	14.9	15.2	1.84%	20%	----
		Cesium, dissolved	7440-46-2	E421	0.000010	mg/L	0.000012	0.000012	0.0000003	Diff <2x LOR	----
		Chromium, dissolved	7440-47-3	E421	0.00050	mg/L	<0.00050	<0.00050	0	Diff <2x LOR	----
		Cobalt, dissolved	7440-48-4	E421	0.00010	mg/L	<0.00010	<0.00010	0	Diff <2x LOR	----
		Copper, dissolved	7440-50-8	E421	0.00020	mg/L	0.00142	0.00143	0.00001	Diff <2x LOR	----
		Iron, dissolved	7439-89-6	E421	0.010	mg/L	<0.010	<0.010	0	Diff <2x LOR	----
		Lead, dissolved	7439-92-1	E421	0.000050	mg/L	<0.000050	<0.000050	0	Diff <2x LOR	----
		Lithium, dissolved	7439-93-2	E421	0.0010	mg/L	0.0010	0.0010	0.00004	Diff <2x LOR	----
		Magnesium, dissolved	7439-95-4	E421	0.0050	mg/L	1.22	1.24	1.34%	20%	----
		Manganese, dissolved	7439-96-5	E421	0.00010	mg/L	0.00866	0.00864	0.157%	20%	----
		Molybdenum, dissolved	7439-98-7	E421	0.000050	mg/L	0.00202	0.00202	0.0288%	20%	----
		Nickel, dissolved	7440-02-0	E421	0.00050	mg/L	<0.00050	<0.00050	0	Diff <2x LOR	----
		Phosphorus, dissolved	7723-14-0	E421	0.050	mg/L	<0.050	<0.050	0	Diff <2x LOR	----
		Potassium, dissolved	7440-09-7	E421	0.050	mg/L	2.48	2.48	0.109%	20%	----
		Rubidium, dissolved	7440-17-7	E421	0.00020	mg/L	0.00145	0.00158	0.00013	Diff <2x LOR	----
		Selenium, dissolved	7782-49-2	E421	0.000050	mg/L	0.000239	0.000234	0.000005	Diff <2x LOR	----
		Silicon, dissolved	7440-21-3	E421	0.050	mg/L	3.56	3.62	1.75%	20%	----
		Silver, dissolved	7440-22-4	E421	0.000010	mg/L	<0.000010	<0.000010	0	Diff <2x LOR	----
		Sodium, dissolved	7440-23-5	E421	0.050	mg/L	3.48	3.60	3.28%	20%	----
		Strontium, dissolved	7440-24-6	E421	0.00020	mg/L	0.0847	0.0824	2.80%	20%	----
		Sulfur, dissolved	7704-34-9	E421	0.50	mg/L	2.93	3.05	0.12	Diff <2x LOR	----
		Tellurium, dissolved	13494-80-9	E421	0.00020	mg/L	<0.00020	<0.00020	0	Diff <2x LOR	----
		Thallium, dissolved	7440-28-0	E421	0.000010	mg/L	<0.000010	<0.000010	0	Diff <2x LOR	----
		Thorium, dissolved	7440-29-1	E421	0.00010	mg/L	<0.00010	<0.00010	0	Diff <2x LOR	----
		Tin, dissolved	7440-31-5	E421	0.00010	mg/L	<0.00010	<0.00010	0	Diff <2x LOR	----
		Titanium, dissolved	7440-32-6	E421	0.00030	mg/L	<0.00030	<0.00030	0	Diff <2x LOR	----
		Tungsten, dissolved	7440-33-7	E421	0.00010	mg/L	0.00050	0.00050	0.0000009	Diff <2x LOR	----
		Uranium, dissolved	7440-61-1	E421	0.000010	mg/L	0.000642	0.000645	0.416%	20%	----
		Vanadium, dissolved	7440-62-2	E421	0.00050	mg/L	0.00184	0.00186	0.00002	Diff <2x LOR	----
		Zinc, dissolved	7440-66-6	E421	0.0010	mg/L	0.0053	0.0056	0.0004	Diff <2x LOR	----
		Zirconium, dissolved	7440-67-7	E421	0.00030	mg/L	<0.00030	<0.00030	0	Diff <2x LOR	----

Method Blank (MB) Report

A Method Blank is an analyte-free matrix that undergoes sample processing identical to that carried out for test samples. Method Blank results are used to monitor and control for potential contamination from the laboratory environment and reagents. For most tests, the DQO for Method Blanks is for the result to be < LOR.

Sub-Matrix: **Water**

Analyte	CAS Number	Method	LOR	Unit	Result	Qualifier
Physical Tests (QCLot: 1109101)						
Conductivity	----	E100	1	µS/cm	<1.0	----
Physical Tests (QCLot: 1109102)						
Alkalinity, total (as CaCO3)	----	E290	1	mg/L	<1.0	----
Physical Tests (QCLot: 1109607)						
Solids, total dissolved [TDS]	----	E162-L	3	mg/L	<3.0	----
Physical Tests (QCLot: 1115632)						
Acidity (as CaCO3)	----	E283	2	mg/L	<2.0	----
Anions and Nutrients (QCLot: 1109649)						
Fluoride	16984-48-8	E235.F	0.02	mg/L	<0.020	----
Anions and Nutrients (QCLot: 1109650)						
Chloride	16887-00-6	E235.Cl-L	0.1	mg/L	<0.10	----
Anions and Nutrients (QCLot: 1109651)						
Sulfate (as SO4)	14808-79-8	E235.SO4	0.3	mg/L	<0.30	----
Anions and Nutrients (QCLot: 1109745)						
Phosphorus, total	7723-14-0	E372-U	0.002	mg/L	<0.0020	----
Dissolved Metals (QCLot: 1110770)						
Aluminum, dissolved	7429-90-5	E421	0.001	mg/L	<0.0010	----
Antimony, dissolved	7440-36-0	E421	0.0001	mg/L	<0.00010	----
Arsenic, dissolved	7440-38-2	E421	0.0001	mg/L	<0.00010	----
Barium, dissolved	7440-39-3	E421	0.0001	mg/L	<0.00010	----
Beryllium, dissolved	7440-41-7	E421	0.00002	mg/L	<0.000020	----
Bismuth, dissolved	7440-69-9	E421	0.00005	mg/L	<0.000050	----
Boron, dissolved	7440-42-8	E421	0.01	mg/L	<0.010	----
Cadmium, dissolved	7440-43-9	E421	0.000005	mg/L	<0.0000050	----
Calcium, dissolved	7440-70-2	E421	0.05	mg/L	<0.050	----
Cesium, dissolved	7440-46-2	E421	0.00001	mg/L	<0.000010	----
Chromium, dissolved	7440-47-3	E421	0.0005	mg/L	<0.00050	----
Cobalt, dissolved	7440-48-4	E421	0.0001	mg/L	<0.00010	----
Copper, dissolved	7440-50-8	E421	0.0002	mg/L	<0.00020	----
Iron, dissolved	7439-89-6	E421	0.01	mg/L	<0.010	----
Lead, dissolved	7439-92-1	E421	0.00005	mg/L	<0.000050	----

Sub-Matrix: **Water**

Analyte	CAS Number	Method	LOR	Unit	Result	Qualifier
Dissolved Metals (QCLot: 1110770) - continued						
Lithium, dissolved	7439-93-2	E421	0.001	mg/L	<0.0010	----
Magnesium, dissolved	7439-95-4	E421	0.005	mg/L	<0.0050	----
Manganese, dissolved	7439-96-5	E421	0.0001	mg/L	<0.00010	----
Molybdenum, dissolved	7439-98-7	E421	0.00005	mg/L	<0.000050	----
Nickel, dissolved	7440-02-0	E421	0.0005	mg/L	<0.00050	----
Phosphorus, dissolved	7723-14-0	E421	0.05	mg/L	<0.050	----
Potassium, dissolved	7440-09-7	E421	0.05	mg/L	<0.050	----
Rubidium, dissolved	7440-17-7	E421	0.0002	mg/L	<0.00020	----
Selenium, dissolved	7782-49-2	E421	0.00005	mg/L	<0.000050	----
Silicon, dissolved	7440-21-3	E421	0.05	mg/L	<0.050	----
Silver, dissolved	7440-22-4	E421	0.00001	mg/L	<0.000010	----
Sodium, dissolved	7440-23-5	E421	0.05	mg/L	<0.050	----
Strontium, dissolved	7440-24-6	E421	0.0002	mg/L	<0.00020	----
Sulfur, dissolved	7704-34-9	E421	0.5	mg/L	<0.50	----
Tellurium, dissolved	13494-80-9	E421	0.0002	mg/L	<0.00020	----
Thallium, dissolved	7440-28-0	E421	0.00001	mg/L	<0.000010	----
Thorium, dissolved	7440-29-1	E421	0.0001	mg/L	<0.00010	----
Tin, dissolved	7440-31-5	E421	0.0001	mg/L	<0.00010	----
Titanium, dissolved	7440-32-6	E421	0.0003	mg/L	<0.00030	----
Tungsten, dissolved	7440-33-7	E421	0.0001	mg/L	<0.00010	----
Uranium, dissolved	7440-61-1	E421	0.00001	mg/L	<0.000010	----
Vanadium, dissolved	7440-62-2	E421	0.0005	mg/L	<0.00050	----
Zinc, dissolved	7440-66-6	E421	0.001	mg/L	<0.0010	----
Zirconium, dissolved	7440-67-7	E421	0.0002	mg/L	<0.00020	----
Dissolved Metals (QCLot: 1110772)						
Phosphorus, dissolved	7723-14-0	E421.P-L	0.03	mg/L	<0.030	----
Dissolved Metals (QCLot: 1112971)						
Phosphorus, dissolved	7723-14-0	E421.P-L	0.03	mg/L	<0.030	----
Dissolved Metals (QCLot: 1112972)						
Aluminum, dissolved	7429-90-5	E421	0.001	mg/L	<0.0010	----
Antimony, dissolved	7440-36-0	E421	0.0001	mg/L	<0.00010	----
Arsenic, dissolved	7440-38-2	E421	0.0001	mg/L	<0.00010	----
Barium, dissolved	7440-39-3	E421	0.0001	mg/L	<0.00010	----
Beryllium, dissolved	7440-41-7	E421	0.00002	mg/L	<0.000020	----
Bismuth, dissolved	7440-69-9	E421	0.00005	mg/L	<0.000050	----

Sub-Matrix: **Water**

Analyte	CAS Number	Method	LOR	Unit	Result	Qualifier
Dissolved Metals (QCLot: 1112972) - continued						
Boron, dissolved	7440-42-8	E421	0.01	mg/L	<0.010	----
Cadmium, dissolved	7440-43-9	E421	0.000005	mg/L	<0.0000050	----
Calcium, dissolved	7440-70-2	E421	0.05	mg/L	<0.050	----
Cesium, dissolved	7440-46-2	E421	0.00001	mg/L	<0.000010	----
Chromium, dissolved	7440-47-3	E421	0.0005	mg/L	<0.00050	----
Cobalt, dissolved	7440-48-4	E421	0.0001	mg/L	<0.00010	----
Copper, dissolved	7440-50-8	E421	0.0002	mg/L	<0.00020	----
Iron, dissolved	7439-89-6	E421	0.01	mg/L	<0.010	----
Lead, dissolved	7439-92-1	E421	0.00005	mg/L	<0.000050	----
Lithium, dissolved	7439-93-2	E421	0.001	mg/L	<0.0010	----
Magnesium, dissolved	7439-95-4	E421	0.005	mg/L	<0.0050	----
Manganese, dissolved	7439-96-5	E421	0.0001	mg/L	<0.00010	----
Molybdenum, dissolved	7439-98-7	E421	0.00005	mg/L	<0.000050	----
Nickel, dissolved	7440-02-0	E421	0.0005	mg/L	<0.00050	----
Phosphorus, dissolved	7723-14-0	E421	0.05	mg/L	<0.050	----
Potassium, dissolved	7440-09-7	E421	0.05	mg/L	<0.050	----
Rubidium, dissolved	7440-17-7	E421	0.0002	mg/L	<0.00020	----
Selenium, dissolved	7782-49-2	E421	0.00005	mg/L	<0.000050	----
Silicon, dissolved	7440-21-3	E421	0.05	mg/L	<0.050	----
Silver, dissolved	7440-22-4	E421	0.00001	mg/L	<0.000010	----
Sodium, dissolved	7440-23-5	E421	0.05	mg/L	<0.050	----
Strontium, dissolved	7440-24-6	E421	0.0002	mg/L	<0.00020	----
Sulfur, dissolved	7704-34-9	E421	0.5	mg/L	<0.50	----
Tellurium, dissolved	13494-80-9	E421	0.0002	mg/L	<0.00020	----
Thallium, dissolved	7440-28-0	E421	0.00001	mg/L	<0.000010	----
Thorium, dissolved	7440-29-1	E421	0.0001	mg/L	<0.00010	----
Tin, dissolved	7440-31-5	E421	0.0001	mg/L	<0.00010	----
Titanium, dissolved	7440-32-6	E421	0.0003	mg/L	<0.00030	----
Tungsten, dissolved	7440-33-7	E421	0.0001	mg/L	<0.00010	----
Uranium, dissolved	7440-61-1	E421	0.00001	mg/L	<0.000010	----
Vanadium, dissolved	7440-62-2	E421	0.0005	mg/L	<0.00050	----
Zinc, dissolved	7440-66-6	E421	0.001	mg/L	<0.0010	----
Zirconium, dissolved	7440-67-7	E421	0.0002	mg/L	<0.00020	----

Laboratory Control Sample (LCS) Report

A Laboratory Control Sample (LCS) is an analyte-free matrix that has been fortified (spiked) with test analytes at known concentration and processed in an identical manner to test samples. LCS results are expressed as percent recovery, and are used to monitor and control test method accuracy and precision, independent of test sample matrix.

Sub-Matrix: **Water**

					Laboratory Control Sample (LCS) Report				
					Spike	Recovery (%)	Recovery Limits (%)		
Analyte	CAS Number	Method	LOR	Unit	Concentration	LCS	Low	High	Qualifier
Physical Tests (QCLot: 1109101)									
Conductivity	----	E100	1	µS/cm	1412 µS/cm	100	90.0	110	----
Physical Tests (QCLot: 1109102)									
Alkalinity, total (as CaCO3)	----	E290	1	mg/L	100 mg/L	106	85.0	115	----
Physical Tests (QCLot: 1109103)									
pH	----	E108	----	pH units	7 pH units	100	98.0	102	----
Physical Tests (QCLot: 1109607)									
Solids, total dissolved [TDS]	----	E162-L	3	mg/L	1000 mg/L	94.2	85.0	115	----
Physical Tests (QCLot: 1115632)									
Acidity (as CaCO3)	----	E283	2	mg/L	50 mg/L	108	85.0	115	----
Anions and Nutrients (QCLot: 1109649)									
Fluoride	16984-48-8	E235.F	0.02	mg/L	1 mg/L	99.6	90.0	110	----
Anions and Nutrients (QCLot: 1109650)									
Chloride	16887-00-6	E235.Cl-L	0.1	mg/L	100 mg/L	96.1	90.0	110	----
Anions and Nutrients (QCLot: 1109651)									
Sulfate (as SO4)	14808-79-8	E235.SO4	0.3	mg/L	100 mg/L	97.4	90.0	110	----
Anions and Nutrients (QCLot: 1109745)									
Phosphorus, total	7723-14-0	E372-U	0.002	mg/L	0.5 mg/L	93.1	80.0	120	----
Dissolved Metals (QCLot: 1110770)									
Aluminum, dissolved	7429-90-5	E421	0.001	mg/L	2 mg/L	107	80.0	120	----
Antimony, dissolved	7440-36-0	E421	0.0001	mg/L	1 mg/L	102	80.0	120	----
Arsenic, dissolved	7440-38-2	E421	0.0001	mg/L	1 mg/L	104	80.0	120	----
Barium, dissolved	7440-39-3	E421	0.0001	mg/L	0.25 mg/L	104	80.0	120	----
Beryllium, dissolved	7440-41-7	E421	0.00002	mg/L	0.1 mg/L	106	80.0	120	----
Bismuth, dissolved	7440-69-9	E421	0.00005	mg/L	1 mg/L	105	80.0	120	----
Boron, dissolved	7440-42-8	E421	0.01	mg/L	1 mg/L	102	80.0	120	----
Cadmium, dissolved	7440-43-9	E421	0.000005	mg/L	0.1 mg/L	103	80.0	120	----
Calcium, dissolved	7440-70-2	E421	0.05	mg/L	50 mg/L	105	80.0	120	----
Cesium, dissolved	7440-46-2	E421	0.00001	mg/L	0.05 mg/L	104	80.0	120	----
Chromium, dissolved	7440-47-3	E421	0.0005	mg/L	0.25 mg/L	103	80.0	120	----
Cobalt, dissolved	7440-48-4	E421	0.0001	mg/L	0.25 mg/L	103	80.0	120	----

Sub-Matrix: **Water**

					Laboratory Control Sample (LCS) Report				
					Spike	Recovery (%)	Recovery Limits (%)		
Analyte	CAS Number	Method	LOR	Unit	Concentration	LCS	Low	High	Qualifier
Dissolved Metals (QCLot: 1110770) - continued									
Copper, dissolved	7440-50-8	E421	0.0002	mg/L	0.25 mg/L	103	80.0	120	----
Iron, dissolved	7439-89-6	E421	0.01	mg/L	1 mg/L	101	80.0	120	----
Lead, dissolved	7439-92-1	E421	0.00005	mg/L	0.5 mg/L	107	80.0	120	----
Lithium, dissolved	7439-93-2	E421	0.001	mg/L	0.25 mg/L	98.9	80.0	120	----
Magnesium, dissolved	7439-95-4	E421	0.005	mg/L	50 mg/L	106	80.0	120	----
Manganese, dissolved	7439-96-5	E421	0.0001	mg/L	0.25 mg/L	104	80.0	120	----
Molybdenum, dissolved	7439-98-7	E421	0.00005	mg/L	0.25 mg/L	102	80.0	120	----
Nickel, dissolved	7440-02-0	E421	0.0005	mg/L	0.5 mg/L	104	80.0	120	----
Phosphorus, dissolved	7723-14-0	E421	0.05	mg/L	10 mg/L	111	80.0	120	----
Potassium, dissolved	7440-09-7	E421	0.05	mg/L	50 mg/L	110	80.0	120	----
Rubidium, dissolved	7440-17-7	E421	0.0002	mg/L	0.1 mg/L	108	80.0	120	----
Selenium, dissolved	7782-49-2	E421	0.00005	mg/L	1 mg/L	102	80.0	120	----
Silicon, dissolved	7440-21-3	E421	0.05	mg/L	10 mg/L	109	80.0	120	----
Silver, dissolved	7440-22-4	E421	0.00001	mg/L	0.1 mg/L	96.2	80.0	120	----
Sodium, dissolved	7440-23-5	E421	0.05	mg/L	50 mg/L	103	80.0	120	----
Strontium, dissolved	7440-24-6	E421	0.0002	mg/L	0.25 mg/L	104	80.0	120	----
Sulfur, dissolved	7704-34-9	E421	0.5	mg/L	50 mg/L	103	80.0	120	----
Tellurium, dissolved	13494-80-9	E421	0.0002	mg/L	0.1 mg/L	106	80.0	120	----
Thallium, dissolved	7440-28-0	E421	0.00001	mg/L	1 mg/L	105	80.0	120	----
Thorium, dissolved	7440-29-1	E421	0.0001	mg/L	0.1 mg/L	103	80.0	120	----
Tin, dissolved	7440-31-5	E421	0.0001	mg/L	0.5 mg/L	102	80.0	120	----
Titanium, dissolved	7440-32-6	E421	0.0003	mg/L	0.25 mg/L	102	80.0	120	----
Tungsten, dissolved	7440-33-7	E421	0.0001	mg/L	0.1 mg/L	104	80.0	120	----
Uranium, dissolved	7440-61-1	E421	0.00001	mg/L	0.005 mg/L	104	80.0	120	----
Vanadium, dissolved	7440-62-2	E421	0.0005	mg/L	0.5 mg/L	105	80.0	120	----
Zinc, dissolved	7440-66-6	E421	0.001	mg/L	0.5 mg/L	104	80.0	120	----
Zirconium, dissolved	7440-67-7	E421	0.0002	mg/L	0.1 mg/L	98.0	80.0	120	----
Phosphorus, dissolved	7723-14-0	E421.P-L	0.03	mg/L	10 mg/L	111	80.0	120	----
Phosphorus, dissolved	7723-14-0	E421.P-L	0.03	mg/L	10 mg/L	113	80.0	120	----
Dissolved Metals (QCLot: 1112972)									
Aluminum, dissolved	7429-90-5	E421	0.001	mg/L	2 mg/L	107	80.0	120	----
Antimony, dissolved	7440-36-0	E421	0.0001	mg/L	1 mg/L	104	80.0	120	----
Arsenic, dissolved	7440-38-2	E421	0.0001	mg/L	1 mg/L	103	80.0	120	----
Barium, dissolved	7440-39-3	E421	0.0001	mg/L	0.25 mg/L	106	80.0	120	----
Beryllium, dissolved	7440-41-7	E421	0.00002	mg/L	0.1 mg/L	103	80.0	120	----
Bismuth, dissolved	7440-69-9	E421	0.00005	mg/L	1 mg/L	104	80.0	120	----

Sub-Matrix: **Water**

Analyte	CAS Number	Method	LOR	Unit	Laboratory Control Sample (LCS) Report				
					Spike	Recovery (%)	Recovery Limits (%)		
					Concentration	LCS	Low	High	Qualifier
Dissolved Metals (QCLot: 1112972) - continued									
Boron, dissolved	7440-42-8	E421	0.01	mg/L	1 mg/L	102	80.0	120	----
Cadmium, dissolved	7440-43-9	E421	0.000005	mg/L	0.1 mg/L	105	80.0	120	----
Calcium, dissolved	7440-70-2	E421	0.05	mg/L	50 mg/L	103	80.0	120	----
Cesium, dissolved	7440-46-2	E421	0.00001	mg/L	0.05 mg/L	104	80.0	120	----
Chromium, dissolved	7440-47-3	E421	0.0005	mg/L	0.25 mg/L	102	80.0	120	----
Cobalt, dissolved	7440-48-4	E421	0.0001	mg/L	0.25 mg/L	103	80.0	120	----
Copper, dissolved	7440-50-8	E421	0.0002	mg/L	0.25 mg/L	104	80.0	120	----
Iron, dissolved	7439-89-6	E421	0.01	mg/L	1 mg/L	101	80.0	120	----
Lead, dissolved	7439-92-1	E421	0.00005	mg/L	0.5 mg/L	102	80.0	120	----
Lithium, dissolved	7439-93-2	E421	0.001	mg/L	0.25 mg/L	108	80.0	120	----
Magnesium, dissolved	7439-95-4	E421	0.005	mg/L	50 mg/L	114	80.0	120	----
Manganese, dissolved	7439-96-5	E421	0.0001	mg/L	0.25 mg/L	106	80.0	120	----
Molybdenum, dissolved	7439-98-7	E421	0.00005	mg/L	0.25 mg/L	104	80.0	120	----
Nickel, dissolved	7440-02-0	E421	0.0005	mg/L	0.5 mg/L	105	80.0	120	----
Phosphorus, dissolved	7723-14-0	E421	0.05	mg/L	10 mg/L	113	80.0	120	----
Potassium, dissolved	7440-09-7	E421	0.05	mg/L	50 mg/L	103	80.0	120	----
Rubidium, dissolved	7440-17-7	E421	0.0002	mg/L	0.1 mg/L	106	80.0	120	----
Selenium, dissolved	7782-49-2	E421	0.00005	mg/L	1 mg/L	102	80.0	120	----
Silicon, dissolved	7440-21-3	E421	0.05	mg/L	10 mg/L	105	80.0	120	----
Silver, dissolved	7440-22-4	E421	0.00001	mg/L	0.1 mg/L	97.0	80.0	120	----
Sodium, dissolved	7440-23-5	E421	0.05	mg/L	50 mg/L	103	80.0	120	----
Strontium, dissolved	7440-24-6	E421	0.0002	mg/L	0.25 mg/L	99.7	80.0	120	----
Sulfur, dissolved	7704-34-9	E421	0.5	mg/L	50 mg/L	102	80.0	120	----
Tellurium, dissolved	13494-80-9	E421	0.0002	mg/L	0.1 mg/L	105	80.0	120	----
Thallium, dissolved	7440-28-0	E421	0.00001	mg/L	1 mg/L	102	80.0	120	----
Thorium, dissolved	7440-29-1	E421	0.0001	mg/L	0.1 mg/L	101	80.0	120	----
Tin, dissolved	7440-31-5	E421	0.0001	mg/L	0.5 mg/L	103	80.0	120	----
Titanium, dissolved	7440-32-6	E421	0.0003	mg/L	0.25 mg/L	106	80.0	120	----
Tungsten, dissolved	7440-33-7	E421	0.0001	mg/L	0.1 mg/L	102	80.0	120	----
Uranium, dissolved	7440-61-1	E421	0.00001	mg/L	0.005 mg/L	101	80.0	120	----
Vanadium, dissolved	7440-62-2	E421	0.0005	mg/L	0.5 mg/L	106	80.0	120	----
Zinc, dissolved	7440-66-6	E421	0.001	mg/L	0.5 mg/L	103	80.0	120	----
Zirconium, dissolved	7440-67-7	E421	0.0002	mg/L	0.1 mg/L	97.8	80.0	120	----

Matrix Spike (MS) Report

A Matrix Spike (MS) is a randomly selected intra-laboratory replicate sample that has been fortified (spiked) with test analytes at known concentration, and processed in an identical manner to test samples. Matrix Spikes provide information regarding analyte recovery and potential matrix effects. MS DQO exceedances due to sample matrix may sometimes be unavoidable; in such cases, test results for the associated sample (or similar samples) may be subject to bias. ND – Recovery not determined, background level >= 1x spike level.

Sub-Matrix: **Water**

					Matrix Spike (MS) Report					
					Spike		Recovery (%)	Recovery Limits (%)		
Laboratory sample ID	Client sample ID	Analyte	CAS Number	Method	Concentration	Target	MS	Low	High	Qualifier
Anions and Nutrients (QCLot: 1109649)										
WP2321230-001	Anonymous	Fluoride	16984-48-8	E235.F	1.08 mg/L	1 mg/L	108	75.0	125	----
Anions and Nutrients (QCLot: 1109651)										
WP2321230-001	Anonymous	Sulfate (as SO4)	14808-79-8	E235.SO4	106 mg/L	100 mg/L	106	75.0	125	----
Anions and Nutrients (QCLot: 1109745)										
WP2321155-001	FLB-01	Phosphorus, total	7723-14-0	E372-U	0.232 mg/L	0.25 mg/L	92.9	70.0	130	----
Dissolved Metals (QCLot: 1110770)										
WP2320947-007	Anonymous	Aluminum, dissolved	7429-90-5	E421	0.209 mg/L	0.2 mg/L	104	70.0	130	----
		Antimony, dissolved	7440-36-0	E421	0.0218 mg/L	0.02 mg/L	109	70.0	130	----
		Arsenic, dissolved	7440-38-2	E421	0.0221 mg/L	0.02 mg/L	110	70.0	130	----
		Barium, dissolved	7440-39-3	E421	0.0210 mg/L	0.02 mg/L	105	70.0	130	----
		Beryllium, dissolved	7440-41-7	E421	0.0431 mg/L	0.04 mg/L	108	70.0	130	----
		Bismuth, dissolved	7440-69-9	E421	0.00990 mg/L	0.01 mg/L	99.0	70.0	130	----
		Boron, dissolved	7440-42-8	E421	0.102 mg/L	0.1 mg/L	102	70.0	130	----
		Cadmium, dissolved	7440-43-9	E421	0.00408 mg/L	0.004 mg/L	102	70.0	130	----
		Calcium, dissolved	7440-70-2	E421	ND mg/L	4 mg/L	ND	70.0	130	----
		Cesium, dissolved	7440-46-2	E421	0.0108 mg/L	0.01 mg/L	108	70.0	130	----
		Chromium, dissolved	7440-47-3	E421	0.0415 mg/L	0.04 mg/L	104	70.0	130	----
		Cobalt, dissolved	7440-48-4	E421	0.0201 mg/L	0.02 mg/L	100	70.0	130	----
		Copper, dissolved	7440-50-8	E421	0.0193 mg/L	0.02 mg/L	96.6	70.0	130	----
		Iron, dissolved	7439-89-6	E421	1.96 mg/L	2 mg/L	98.0	70.0	130	----
		Lead, dissolved	7439-92-1	E421	0.0205 mg/L	0.02 mg/L	102	70.0	130	----
		Lithium, dissolved	7439-93-2	E421	0.0997 mg/L	0.1 mg/L	99.7	70.0	130	----
		Magnesium, dissolved	7439-95-4	E421	ND mg/L	1 mg/L	ND	70.0	130	----
		Manganese, dissolved	7439-96-5	E421	0.0206 mg/L	0.02 mg/L	103	70.0	130	----
		Molybdenum, dissolved	7439-98-7	E421	0.0211 mg/L	0.02 mg/L	106	70.0	130	----
		Nickel, dissolved	7440-02-0	E421	0.0395 mg/L	0.04 mg/L	98.7	70.0	130	----
		Phosphorus, dissolved	7723-14-0	E421	11.7 mg/L	10 mg/L	117	70.0	130	----
		Potassium, dissolved	7440-09-7	E421	4.24 mg/L	4 mg/L	106	70.0	130	----
		Rubidium, dissolved	7440-17-7	E421	0.0211 mg/L	0.02 mg/L	106	70.0	130	----
		Selenium, dissolved	7782-49-2	E421	0.0459 mg/L	0.04 mg/L	115	70.0	130	----

Sub-Matrix: **Water**

					Matrix Spike (MS) Report					
					Spike		Recovery (%)	Recovery Limits (%)		
Laboratory sample ID	Client sample ID	Analyte	CAS Number	Method	Concentration	Target	MS	Low	High	Qualifier
Dissolved Metals (QCLot: 1110770) - continued										
WP2320947-007	Anonymous	Silicon, dissolved	7440-21-3	E421	10.2 mg/L	10 mg/L	102	70.0	130	----
		Silver, dissolved	7440-22-4	E421	0.00302 mg/L	0.004 mg/L	75.5	70.0	130	----
		Sodium, dissolved	7440-23-5	E421	ND mg/L	2 mg/L	ND	70.0	130	----
		Strontium, dissolved	7440-24-6	E421	ND mg/L	0.02 mg/L	ND	70.0	130	----
		Sulfur, dissolved	7704-34-9	E421	ND mg/L	20 mg/L	ND	70.0	130	----
		Tellurium, dissolved	13494-80-9	E421	0.0425 mg/L	0.04 mg/L	106	70.0	130	----
		Thallium, dissolved	7440-28-0	E421	0.00394 mg/L	0.004 mg/L	98.5	70.0	130	----
		Thorium, dissolved	7440-29-1	E421	0.0213 mg/L	0.02 mg/L	107	70.0	130	----
		Tin, dissolved	7440-31-5	E421	0.0208 mg/L	0.02 mg/L	104	70.0	130	----
		Titanium, dissolved	7440-32-6	E421	0.0414 mg/L	0.04 mg/L	104	70.0	130	----
		Tungsten, dissolved	7440-33-7	E421	0.0206 mg/L	0.02 mg/L	103	70.0	130	----
		Uranium, dissolved	7440-61-1	E421	0.00408 mg/L	0.004 mg/L	102	70.0	130	----
		Vanadium, dissolved	7440-62-2	E421	0.105 mg/L	0.1 mg/L	105	70.0	130	----
		Zinc, dissolved	7440-66-6	E421	0.415 mg/L	0.4 mg/L	104	70.0	130	----
		Zirconium, dissolved	7440-67-7	E421	0.0441 mg/L	0.04 mg/L	110	70.0	130	----
Dissolved Metals (QCLot: 1112971)										
WP2321155-002	FLB-02	Phosphorus, dissolved	7723-14-0	E421.P-L	11.3 mg/L	10 mg/L	113	70.0	130	----
Dissolved Metals (QCLot: 1112972)										
WP2321155-002	FLB-02	Aluminum, dissolved	7429-90-5	E421	0.217 mg/L	0.2 mg/L	108	70.0	130	----
		Antimony, dissolved	7440-36-0	E421	0.0215 mg/L	0.02 mg/L	108	70.0	130	----
		Arsenic, dissolved	7440-38-2	E421	0.0217 mg/L	0.02 mg/L	109	70.0	130	----
		Barium, dissolved	7440-39-3	E421	0.0198 mg/L	0.02 mg/L	98.8	70.0	130	----
		Beryllium, dissolved	7440-41-7	E421	0.0422 mg/L	0.04 mg/L	106	70.0	130	----
		Bismuth, dissolved	7440-69-9	E421	0.0105 mg/L	0.01 mg/L	105	70.0	130	----
		Boron, dissolved	7440-42-8	E421	0.109 mg/L	0.1 mg/L	109	70.0	130	----
		Cadmium, dissolved	7440-43-9	E421	0.00439 mg/L	0.004 mg/L	110	70.0	130	----
		Calcium, dissolved	7440-70-2	E421	ND mg/L	4 mg/L	ND	70.0	130	----
		Cesium, dissolved	7440-46-2	E421	0.0110 mg/L	0.01 mg/L	110	70.0	130	----
		Chromium, dissolved	7440-47-3	E421	0.0435 mg/L	0.04 mg/L	109	70.0	130	----
		Cobalt, dissolved	7440-48-4	E421	0.0218 mg/L	0.02 mg/L	109	70.0	130	----
		Copper, dissolved	7440-50-8	E421	0.0217 mg/L	0.02 mg/L	108	70.0	130	----
		Iron, dissolved	7439-89-6	E421	2.18 mg/L	2 mg/L	109	70.0	130	----
		Lead, dissolved	7439-92-1	E421	0.0207 mg/L	0.02 mg/L	104	70.0	130	----
		Lithium, dissolved	7439-93-2	E421	0.102 mg/L	0.1 mg/L	102	70.0	130	----
		Magnesium, dissolved	7439-95-4	E421	ND mg/L	1 mg/L	ND	70.0	130	----

Sub-Matrix: **Water**

					Matrix Spike (MS) Report					
					Spike		Recovery (%)	Recovery Limits (%)		
Laboratory sample ID	Client sample ID	Analyte	CAS Number	Method	Concentration	Target	MS	Low	High	Qualifier
Dissolved Metals (QCLot: 1112972) - continued										
WP2321155-002	FLB-02	Manganese, dissolved	7439-96-5	E421	0.0213 mg/L	0.02 mg/L	106	70.0	130	----
		Molybdenum, dissolved	7439-98-7	E421	0.0215 mg/L	0.02 mg/L	107	70.0	130	----
		Nickel, dissolved	7440-02-0	E421	0.0437 mg/L	0.04 mg/L	109	70.0	130	----
		Phosphorus, dissolved	7723-14-0	E421	11.3 mg/L	10 mg/L	113	70.0	130	----
		Potassium, dissolved	7440-09-7	E421	4.39 mg/L	4 mg/L	110	70.0	130	----
		Rubidium, dissolved	7440-17-7	E421	0.0212 mg/L	0.02 mg/L	106	70.0	130	----
		Selenium, dissolved	7782-49-2	E421	0.0434 mg/L	0.04 mg/L	108	70.0	130	----
		Silicon, dissolved	7440-21-3	E421	10.2 mg/L	10 mg/L	102	70.0	130	----
		Silver, dissolved	7440-22-4	E421	0.00441 mg/L	0.004 mg/L	110	70.0	130	----
		Sodium, dissolved	7440-23-5	E421	ND mg/L	2 mg/L	ND	70.0	130	----
		Strontium, dissolved	7440-24-6	E421	ND mg/L	0.02 mg/L	ND	70.0	130	----
		Sulfur, dissolved	7704-34-9	E421	22.1 mg/L	20 mg/L	111	70.0	130	----
		Tellurium, dissolved	13494-80-9	E421	0.0455 mg/L	0.04 mg/L	114	70.0	130	----
		Thallium, dissolved	7440-28-0	E421	0.00422 mg/L	0.004 mg/L	106	70.0	130	----
		Thorium, dissolved	7440-29-1	E421	0.0223 mg/L	0.02 mg/L	111	70.0	130	----
		Tin, dissolved	7440-31-5	E421	0.0215 mg/L	0.02 mg/L	107	70.0	130	----
		Titanium, dissolved	7440-32-6	E421	0.0438 mg/L	0.04 mg/L	110	70.0	130	----
		Tungsten, dissolved	7440-33-7	E421	0.0213 mg/L	0.02 mg/L	107	70.0	130	----
		Uranium, dissolved	7440-61-1	E421	0.00408 mg/L	0.004 mg/L	102	70.0	130	----
		Vanadium, dissolved	7440-62-2	E421	0.110 mg/L	0.1 mg/L	110	70.0	130	----
		Zinc, dissolved	7440-66-6	E421	0.432 mg/L	0.4 mg/L	108	70.0	130	----
		Zirconium, dissolved	7440-67-7	E421	0.0419 mg/L	0.04 mg/L	105	70.0	130	----

cooler 1/2

Environmental Division Winnipeg
Work Order Reference
WP2321155

Telephone : +1 204 255 9720

Report To		Reports / Recipients	Turnaround Time (TAT) F
Company:	Kinross - Great Bear Resources	Select Report Format: ☑ PDF ☑ EXCEL ☑ EDD (DIGITAL)	☑Routine [R] if received by 3pm M-F - no surcharges app
Contact:	Ashley Moncrief	Merge QC/QCI Reports with COA ☑ YES ☐ NO ☐N/A	☐4 day [P4] if received by 3pm M-F - 20% rush surcharge
Phone:	(807) 630-0203	☐ Compare Results to Criteria on Report - provide details below if box checked	☐3 day [P3] if received by 3pm M-F - 25% rush surcharg
		Select Distribution: ☑ EMAIL ☐ MAIL ☐ FAX	☐2 day [P2] if received by 3pm M-F - 50% rush surcharg
Street:	19 Young Street	Email 1 ashley.moncrief@kinross.com	☐1 day [E] if received by 3pm M-F - 100% rush surcharg
City/Province:	Red Lake, ON	Email 2 hannah.hillier@kinross.com	☐Same day [E2] if received by 10am M-S - 200% rush su
Postal Code:	P0V2M0	Email 3 christopher.reid@kinross.com	Additional fees may apply to rush reques holidays and for non-routi
Invoice To	Same as Report To ☑ YES ☐ NO	Email 4 jacob.mcfee@kinross.com	**Date and Time Required for all E&P TATs:**
	Copy of Invoice with Report ☑ YES ☐ NO	Email 5 curtis.bloemberg@kinross.com	
Company:		Email 6 emily.meek@kinross.com	**Analysis Request**
Contact:		Email 7 aaron.peloquin@kinross.com	

Project Information		Invoice Recipients
ALS Account # / Quote #:	PPR-022-3	Select Invoice Distribution: ☑ EMAIL ☐ MAIL ☐ FAX
Job #:	PPR-022-3	Email 1 invoice@kinross.com

ALS Lab Work Order # (ALS use only): | **ALS Contact:** Judy Dalmaijer | **Sampler:** Jacob McFee

ALS Sample # (ALS use only)	Sample Identification and/or Coordinates (This description will appear on the report)	Date (dd-mmm-yy)	Time (hh:mm)	Sample Type	NUMBER OF CONTAINERS	FLB-BiW	Dissolved Metals		Field pH	Field Temperature	Field Conductivity (us/c
	FLB-01	27-Aug-23	12:15	Water	4	X					
	FLB-02	27-Aug-23	12:05	Water	4	X					
	FLB-03	27-Aug-23	11:55	Water	2	X					
	FLB-04	27-Aug-23	11:40	Water	1	X					
	FLB-05	27-Aug-23	11:30	Water	4	X					
	FLB-06	27-Aug-23	11:20	Water	4	X					
	FLB-07	27-Aug-23	11:10	Water	1	X					
	FLB-08	27-Aug-23	11:00	Water	4	X					
	FLB-09	27-Aug-23	10:50	Water	4	X					
	FLB-10	27-Aug-23	10:40	Water	4	X					
	FLB-11	27-Aug-23	10:30	Water	4	X					
	FLB-12	27-Aug-23	9:40	Water	4	X					
	FLB-13	27-Aug-23	9:50	Water	4	X					
	FLB-14	27-Aug-23	10:05	Water	1	X					
	FLB-15	27-Aug-23	10:15	Water	4	X					
	FLB-FB	27-Aug-23	12:10	Water	1		X				

SHIPMENT RELEASE (client use)			INITIAL SHIPMENT RECEPTION (ALS use only)			FINAL SHIPMENT RECEPTION (ALS use only)	
Released by: EM			Received by:	Date: AUG 29 2023	Time: 850	Received by: 21.3°C	Time:

Please perform the analyses possible with the partial packages sent.

CERTIFICATE OF ANALYSIS

Work Order	: **WP2322923**	Page	: 1 of 11
Client	: **Kinross Gold Corporation**	Laboratory	: ALS Environmental - Winnipeg
Contact	: Ashley Moncrief	Account Manager	: Judy Dalmaijer
Address	: Great Bear Resources Ltd. A Kinross Company 117 Forestry Road Red Lake ON Canada P0V 2M0	Address	: 1329 Niakwa Road East, Unit 12 Winnipeg MB Canada R2J 3T4
Telephone	: 807 630 0203	Telephone	: +1 204 255 9720
Project	: PPR-022-3	Date Samples Received	: 13-Sep-2023 09:25
PO	: ----	Date Analysis Commenced	: 13-Sep-2023
C-O-C number	: ----	Issue Date	: 19-Sep-2023 14:01
Sampler	: ----		
Site	: ----		
Quote number	: Monthy and Quarterly samples_V2		
No. of samples received	: 18		
No. of samples analysed	: 18		

This report supersedes any previous report(s) with this reference. Results apply to the sample(s) as submitted. This document shall not be reproduced, except in full.

This Certificate of Analysis contains the following information:

- General Comments
- Analytical Results

Additional information pertinent to this report will be found in the following separate attachments: Quality Control Report, QC Interpretive report to assist with Quality Review and Sample Receipt Notification (SRN).

Signatories

This document has been electronically signed by the authorized signatories below. Electronic signing is conducted in accordance with US FDA 21 CFR Part 11.

Signatories	*Position*	*Laboratory Department*
Lee McTavish		Inorganics, Winnipeg, Manitoba
Nik Perkio	Inorganics Analyst	Inorganics, Waterloo, Ontario
Oleksandr Busel		Inorganics, Winnipeg, Manitoba
Oleksandr Busel		Metals, Winnipeg, Manitoba

General Comments

The analytical methods used by ALS are developed using internationally recognized reference methods (where available), such as those published by US EPA, APHA Standard Methods, ASTM, ISO, Environment Canada, BC MOE, and Ontario MOE. Refer to the ALS Quality Control Interpretive report (QCI) for applicable references and methodology summaries. Reference methods may incorporate modifications to improve performance.

Where a reported less than (<) result is higher than the LOR, this may be due to primary sample extract/digestate dilution and/or insufficient sample for analysis.

Where the LOR of a reported result differs from standard LOR, this may be due to high moisture content, insufficient sample (reduced weight employed) or matrix interference.

Please refer to Quality Control Interpretive report (QCI) for information regarding Holding Time compliance.

Key : CAS Number: Chemical Abstracts Services number is a unique identifier assigned to discrete substances

LOR: Limit of Reporting (detection limit).

Unit	*Description*
-	no units
µS/cm	microsiemens per centimetre
mg/L	milligrams per litre
pH units	pH units

<: less than.

>: greater than.

Surrogate: An analyte that is similar in behavior to target analyte(s), but that does not occur naturally in environmental samples. For applicable tests, surrogates are added to samples prior to analysis as a check on recovery.

Test results reported relate only to the samples as received by the laboratory.

UNLESS OTHERWISE STATED on SRN or QCI Report, ALL SAMPLES WERE RECEIVED IN ACCEPTABLE CONDITION.

Analytical Results

Sub-Matrix: **Water**
(Matrix: **Water**)

Analyte	CAS Number	Method/Lab	LOR	Unit	Client sample ID	FLB-01	FLB-02	FLB-03	FLB-04	FLB-05
					Client sampling date / time	11-Sep-2023 13:30	11-Sep-2023 13:20	11-Sep-2023 13:10	11-Sep-2023 12:50	11-Sep-2023 12:40
						WP2322923-001	WP2322923-002	WP2322923-003	WP2322923-004	WP2322923-005
						Result	Result	Result	Result	Result
Physical Tests										
Acidity (as CaCO3)	----	E283/WT	2.0	mg/L		<2.0	<2.0	<2.0	<2.0	<2.0
Alkalinity, bicarbonate (as CaCO3)	----	E290/WP	1.0	mg/L		40.5	38.3	50.5	47.7	20.2
Alkalinity, carbonate (as CaCO3)	----	E290/WP	1.0	mg/L		2.6	<1.0	<1.0	<1.0	<1.0
Alkalinity, hydroxide (as CaCO3)	----	E290/WP	1.0	mg/L		<1.0	<1.0	<1.0	<1.0	<1.0
Alkalinity, phenolphthalein (as CaCO3)	----	E290/WP	1.0	mg/L		1.3	<1.0	<1.0	<1.0	<1.0
Alkalinity, total (as CaCO3)	----	E290/WP	1.0	mg/L		43.1	38.3	50.5	47.7	20.2
Conductivity	----	E100/WP	1.0	µS/cm		122	106	142	154	163
pH	----	E108/WP	0.10	pH units		8.36	7.76	7.91	7.83	7.51
Solids, total dissolved [TDS]	----	E162-L/WP	3.0	mg/L		75.4	71.8	93.8	95.4	101
Anions and Nutrients										
Chloride	16887-00-6	E235.Cl-L/WP	0.10	mg/L		1.67	2.32	2.56	1.78	1.50
Fluoride	16984-48-8	E235.F/WP	0.020	mg/L		0.056	0.076	0.068	0.067	0.065
Phosphorus, total	7723-14-0	E372-U/WP	0.0020	mg/L		0.0241	0.0288	0.0340	0.0124	0.0080
Sulfate (as SO4)	14808-79-8	E235.SO4/WP	0.30	mg/L		12.0	8.37	14.2	22.1	48.0
Dissolved Metals										
Aluminum, dissolved	7429-90-5	E421/WP	0.0010	mg/L		0.0423	0.0197	0.0276	0.0141	0.0135
Antimony, dissolved	7440-36-0	E421/WP	0.00010	mg/L		0.00572	0.00222	0.00232	0.00602	0.00168
Arsenic, dissolved	7440-38-2	E421/WP	0.00010	mg/L		0.0292	0.00160	0.00282	0.00900	0.00126
Barium, dissolved	7440-39-3	E421/WP	0.00010	mg/L		0.0214	0.0185	0.0227	0.0278	0.0233
Beryllium, dissolved	7440-41-7	E421/WP	0.000020	mg/L		<0.000020	<0.000020	<0.000020	<0.000020	<0.000020
Bismuth, dissolved	7440-69-9	E421/WP	0.000050	mg/L		<0.000050	<0.000050	<0.000050	<0.000050	<0.000050
Boron, dissolved	7440-42-8	E421/WP	0.010	mg/L		0.029	0.026	0.030	0.034	0.030
Cadmium, dissolved	7440-43-9	E421/WP	0.0000050	mg/L		<0.0000050	<0.0000050	<0.0000050	0.0000067	0.000249
Calcium, dissolved	7440-70-2	E421/WP	0.050	mg/L		16.2	14.2	19.0	21.1	19.4
Cesium, dissolved	7440-46-2	E421/WP	0.000010	mg/L		0.000014	0.000012	0.000018	0.000031	0.000021
Chromium, dissolved	7440-47-3	E421/WP	0.00050	mg/L		<0.00050	<0.00050	0.00051	<0.00050	<0.00050
Cobalt, dissolved	7440-48-4	E421/WP	0.00010	mg/L		0.00012	<0.00010	0.00011	0.00012	0.00022
Copper, dissolved	7440-50-8	E421/WP	0.00020	mg/L		0.00208	0.00165	0.00273	0.00261	0.00164
Iron, dissolved	7439-89-6	E421/WP	0.010	mg/L		<0.010	<0.010	<0.010	<0.010	<0.010

Analytical Results

Sub-Matrix: **Water**
(Matrix: **Water**)

Analyte	CAS Number	Method/Lab	LOR	Unit	Client sample ID	FLB-01	FLB-02	FLB-03	FLB-04	FLB-05
					Client sampling date / time	11-Sep-2023 13:30	11-Sep-2023 13:20	11-Sep-2023 13:10	11-Sep-2023 12:50	11-Sep-2023 12:40
						WP2322923-001	WP2322923-002	WP2322923-003	WP2322923-004	WP2322923-005
						Result	Result	Result	Result	Result
Dissolved Metals										
Lead, dissolved	7439-92-1	E421/WP	0.000050	mg/L		<0.000050	<0.000050	<0.000050	<0.000050	0.000152
Lithium, dissolved	7439-93-2	E421/WP	0.0010	mg/L		<0.0010	<0.0010	0.0010	0.0011	0.0019
Magnesium, dissolved	7439-95-4	E421/WP	0.0050	mg/L		1.10	1.08	1.27	1.53	2.13
Manganese, dissolved	7439-96-5	E421/WP	0.00010	mg/L		0.00381	0.00096	0.00389	0.0111	0.0837
Molybdenum, dissolved	7439-98-7	E421/WP	0.000050	mg/L		0.00175	0.00207	0.00259	0.00191	0.000630
Nickel, dissolved	7440-02-0	E421/WP	0.00050	mg/L		0.00059	<0.00050	<0.00050	0.00198	0.00062
Phosphorus, dissolved	7723-14-0	E421.P-L/WP	0.030	mg/L		<0.030	<0.030	0.031	<0.030	<0.030
Potassium, dissolved	7440-09-7	E421/WP	0.050	mg/L		2.55	2.42	3.14	3.09	2.25
Rubidium, dissolved	7440-17-7	E421/WP	0.00020	mg/L		0.00212	0.00160	0.00285	0.00321	0.00294
Selenium, dissolved	7782-49-2	E421/WP	0.000050	mg/L		0.000563	0.000259	0.000449	0.00256	0.00377
Silicon, dissolved	7440-21-3	E421/WP	0.050	mg/L		2.52	2.94	2.79	2.56	2.55
Silver, dissolved	7440-22-4	E421/WP	0.000010	mg/L		<0.000010	<0.000010	<0.000010	<0.000010	<0.000010
Sodium, dissolved	7440-23-5	E421/WP	0.050	mg/L		3.86	3.44	4.88	4.57	5.02
Strontium, dissolved	7440-24-6	E421/WP	0.00020	mg/L		0.0925	0.0759	0.109	0.122	0.114
Sulfur, dissolved	7704-34-9	E421/WP	0.50	mg/L		4.34	2.76	5.18	7.76	16.6
Tellurium, dissolved	13494-80-9	E421/WP	0.00020	mg/L		<0.00020	<0.00020	<0.00020	<0.00020	<0.00020
Thallium, dissolved	7440-28-0	E421/WP	0.000010	mg/L		<0.000010	<0.000010	0.000012	<0.000010	0.000021
Thorium, dissolved	7440-29-1	E421/WP	0.00010	mg/L		<0.00010	<0.00010	<0.00010	<0.00010	<0.00010
Tin, dissolved	7440-31-5	E421/WP	0.00010	mg/L		<0.00010	<0.00010	<0.00010	0.00012	<0.00010
Titanium, dissolved	7440-32-6	E421/WP	0.00030	mg/L		0.00070	<0.00030	<0.00030	<0.00030	<0.00030
Tungsten, dissolved	7440-33-7	E421/WP	0.00010	mg/L		0.00170	0.00065	0.00172	0.00148	0.00027
Uranium, dissolved	7440-61-1	E421/WP	0.000010	mg/L		0.00167	0.000598	0.00222	0.00363	0.000170
Vanadium, dissolved	7440-62-2	E421/WP	0.00050	mg/L		0.00212	0.00182	0.00173	0.00108	0.00076
Zinc, dissolved	7440-66-6	E421/WP	0.0010	mg/L		0.0015	0.0028	0.0032	0.0071	0.0309
Zirconium, dissolved	7440-67-7	E421/WP	0.00030	mg/L		<0.00030	<0.00030	<0.00030	<0.00030	<0.00030
Dissolved metals filtration location	----	EP421/WP	-	-		Field	Field	Field	Field	Field

Please refer to the General Comments section for an explanation of any result qualifiers detected.

Please refer to the Accreditation section for an explanation of analyte accreditations.

Analytical Results

Sub-Matrix: **Water**
(Matrix: **Water**)

Analyte	CAS Number	Method/Lab	LOR	Unit	Client sample ID	FLB-06	FLB-07	FLB-08	FLB-09	FLB-10
					Client sampling date / time	11-Sep-2023 12:30	11-Sep-2023 12:20	11-Sep-2023 13:45	11-Sep-2023 13:30	11-Sep-2023 13:25
						WP2322923-006	WP2322923-007	WP2322923-008	WP2322923-009	WP2322923-010
						Result	Result	Result	Result	Result
Physical Tests										
Acidity (as CaCO3)	----	E283/WT	2.0	mg/L		<2.0	<2.0	<2.0	<2.0	<2.0
Alkalinity, bicarbonate (as CaCO3)	----	E290/WP	1.0	mg/L		45.1	26.1	39.9	37.2	65.8
Alkalinity, carbonate (as CaCO3)	----	E290/WP	1.0	mg/L		<1.0	<1.0	3.4	<1.0	<1.0
Alkalinity, hydroxide (as CaCO3)	----	E290/WP	1.0	mg/L		<1.0	<1.0	<1.0	<1.0	<1.0
Alkalinity, phenolphthalein (as CaCO3)	----	E290/WP	1.0	mg/L		<1.0	<1.0	1.7	<1.0	<1.0
Alkalinity, total (as CaCO3)	----	E290/WP	1.0	mg/L		45.1	26.1	43.3	37.2	65.8
Conductivity	----	E100/WP	1.0	µS/cm		175	155	114	92.4	151
pH	----	E108/WP	0.10	pH units		7.83	7.66	8.43	7.86	7.96
Solids, total dissolved [TDS]	----	E162-L/WP	3.0	mg/L		106	102	79.1	46.8	84.8
Anions and Nutrients										
Chloride	16887-00-6	E235.Cl-L/WP	0.10	mg/L		3.18	3.30	0.62	0.94	1.63
Fluoride	16984-48-8	E235.F/WP	0.020	mg/L		0.070	0.107	0.049	0.048	0.084
Phosphorus, total	7723-14-0	E372-U/WP	0.0020	mg/L		0.0148	0.0054	0.0115	0.0129	0.0329
Sulfate (as SO4)	14808-79-8	E235.SO4/WP	0.30	mg/L		31.4	36.9	10.1	5.64	7.14
Dissolved Metals										
Aluminum, dissolved	7429-90-5	E421/WP	0.0010	mg/L		0.0185	0.0123	0.0449	0.0398	0.0502
Antimony, dissolved	7440-36-0	E421/WP	0.00010	mg/L		0.00649	0.00120	0.00049	0.00071	0.00112
Arsenic, dissolved	7440-38-2	E421/WP	0.00010	mg/L		0.0302	0.00182	0.0169	0.00220	0.00441
Barium, dissolved	7440-39-3	E421/WP	0.00010	mg/L		0.0246	0.0170	0.0198	0.0162	0.0261
Beryllium, dissolved	7440-41-7	E421/WP	0.000020	mg/L		<0.000020	<0.000020	<0.000020	<0.000020	<0.000020
Bismuth, dissolved	7440-69-9	E421/WP	0.000050	mg/L		<0.000050	<0.000050	<0.000050	<0.000050	<0.000050
Boron, dissolved	7440-42-8	E421/WP	0.010	mg/L		0.030	0.034	0.016	0.016	0.026
Cadmium, dissolved	7440-43-9	E421/WP	0.0000050	mg/L		0.0000053	<0.0000050	<0.0000050	<0.0000050	0.0000116
Calcium, dissolved	7440-70-2	E421/WP	0.050	mg/L		23.8	19.1	17.4	14.0	21.4
Cesium, dissolved	7440-46-2	E421/WP	0.000010	mg/L		0.000032	0.000018	0.000026	0.000013	0.000034
Chromium, dissolved	7440-47-3	E421/WP	0.00050	mg/L		<0.00050	<0.00050	<0.00050	<0.00050	<0.00050
Cobalt, dissolved	7440-48-4	E421/WP	0.00010	mg/L		0.00011	<0.00010	<0.00010	<0.00010	0.00015
Copper, dissolved	7440-50-8	E421/WP	0.00020	mg/L		0.00395	0.00176	0.00235	0.00123	0.00173
Iron, dissolved	7439-89-6	E421/WP	0.010	mg/L		<0.010	<0.010	<0.010	<0.010	<0.010
Lead, dissolved	7439-92-1	E421/WP	0.000050	mg/L		<0.000050	<0.000050	<0.000050	<0.000050	<0.000050

Analytical Results

Sub-Matrix: **Water**
(Matrix: **Water**)

Analyte	CAS Number	Method/Lab	LOR	Unit	Client sample ID	FLB-06	FLB-07	FLB-08	FLB-09	FLB-10
					Client sampling date / time	11-Sep-2023 12:30	11-Sep-2023 12:20	11-Sep-2023 13:45	11-Sep-2023 13:30	11-Sep-2023 13:25
						WP2322923-006	WP2322923-007	WP2322923-008	WP2322923-009	WP2322923-010
						Result	Result	Result	Result	Result
Dissolved Metals										
Lithium, dissolved	7439-93-2	E421/WP	0.0010	mg/L		0.0013	0.0012	<0.0010	<0.0010	0.0018
Magnesium, dissolved	7439-95-4	E421/WP	0.0050	mg/L		1.88	2.08	1.16	0.971	1.82
Manganese, dissolved	7439-96-5	E421/WP	0.00010	mg/L		0.00283	0.00279	0.00052	0.00116	0.00153
Molybdenum, dissolved	7439-98-7	E421/WP	0.000050	mg/L		0.00249	0.000858	0.000698	0.000623	0.00102
Nickel, dissolved	7440-02-0	E421/WP	0.00050	mg/L		0.00257	0.00084	<0.00050	<0.00050	0.00063
Phosphorus, dissolved	7723-14-0	E421.P-L/WP	0.030	mg/L		<0.030	<0.030	<0.030	<0.030	<0.030
Potassium, dissolved	7440-09-7	E421/WP	0.050	mg/L		3.39	2.69	2.21	1.63	4.04
Rubidium, dissolved	7440-17-7	E421/WP	0.00020	mg/L		0.00349	0.00288	0.00282	0.00215	0.00478
Selenium, dissolved	7782-49-2	E421/WP	0.000050	mg/L		0.00494	0.00280	0.000205	0.000240	0.000480
Silicon, dissolved	7440-21-3	E421/WP	0.050	mg/L		2.78	2.52	2.26	2.35	3.53
Silver, dissolved	7440-22-4	E421/WP	0.000010	mg/L		<0.000010	<0.000010	<0.000010	<0.000010	0.000014
Sodium, dissolved	7440-23-5	E421/WP	0.050	mg/L		4.42	4.45	2.11	1.66	3.73
Strontium, dissolved	7440-24-6	E421/WP	0.00020	mg/L		0.132	0.109	0.0674	0.0554	0.0992
Sulfur, dissolved	7704-34-9	E421/WP	0.50	mg/L		11.4	12.4	3.77	2.10	2.70
Tellurium, dissolved	13494-80-9	E421/WP	0.00020	mg/L		<0.00020	<0.00020	<0.00020	<0.00020	<0.00020
Thallium, dissolved	7440-28-0	E421/WP	0.000010	mg/L		<0.000010	0.000013	<0.000010	<0.000010	0.000013
Thorium, dissolved	7440-29-1	E421/WP	0.00010	mg/L		<0.00010	<0.00010	<0.00010	<0.00010	<0.00010
Tin, dissolved	7440-31-5	E421/WP	0.00010	mg/L		<0.00010	0.00010	<0.00010	<0.00010	<0.00010
Titanium, dissolved	7440-32-6	E421/WP	0.00030	mg/L		<0.00030	<0.00030	<0.00030	<0.00030	<0.00030
Tungsten, dissolved	7440-33-7	E421/WP	0.00010	mg/L		0.00145	0.00061	0.00084	0.00163	0.00216
Uranium, dissolved	7440-61-1	E421/WP	0.000010	mg/L		0.00383	0.000398	0.000428	0.000161	0.00121
Vanadium, dissolved	7440-62-2	E421/WP	0.00050	mg/L		0.00142	0.00095	0.00158	0.00175	0.00319
Zinc, dissolved	7440-66-6	E421/WP	0.0010	mg/L		0.0018	0.0024	0.0028	0.0017	0.0316
Zirconium, dissolved	7440-67-7	E421/WP	0.00030	mg/L		0.00034	<0.00030	<0.00030	<0.00030	<0.00030
Dissolved metals filtration location	----	EP421/WP	-	-		Field	Field	Field	Field	Field

Please refer to the General Comments section for an explanation of any result qualifiers detected.

Please refer to the Accreditation section for an explanation of analyte accreditations.

Analytical Results

Sub-Matrix: **Water**
(Matrix: **Water**)

Analyte	CAS Number	Method/Lab	LOR	Unit	Client sample ID	FLB-11	FLB-12	FLB-13	FLB-14	FLB-15
					Client sampling date / time	11-Sep-2023 13:10	11-Sep-2023 12:55	11-Sep-2023 12:45	11-Sep-2023 12:30	11-Sep-2023 12:20
						WP2322923-011	WP2322923-012	WP2322923-013	WP2322923-014	WP2322923-015
						Result	Result	Result	Result	Result
Physical Tests										
Acidity (as CaCO3)	----	E283/WT	2.0	mg/L		<2.0	<2.0	<2.0	<2.0	<2.0
Alkalinity, bicarbonate (as CaCO3)	----	E290/WP	1.0	mg/L		57.5	35.4	23.7	41.8	26.5
Alkalinity, carbonate (as CaCO3)	----	E290/WP	1.0	mg/L		<1.0	<1.0	<1.0	<1.0	<1.0
Alkalinity, hydroxide (as CaCO3)	----	E290/WP	1.0	mg/L		<1.0	<1.0	<1.0	<1.0	<1.0
Alkalinity, phenolphthalein (as CaCO3)	----	E290/WP	1.0	mg/L		<1.0	<1.0	<1.0	<1.0	<1.0
Alkalinity, total (as CaCO3)	----	E290/WP	1.0	mg/L		57.5	35.4	23.7	41.8	26.5
Conductivity	----	E100/WP	1.0	µS/cm		141	128	142	184	111
pH	----	E108/WP	0.10	pH units		8.08	7.80	7.74	7.83	7.66
Solids, total dissolved [TDS]	----	E162-L/WP	3.0	mg/L		64.8	81.1	91.8	122	73.1
Anions and Nutrients										
Chloride	16887-00-6	E235.Cl-L/WP	0.10	mg/L		1.93	2.12	2.52	1.90	2.31
Fluoride	16984-48-8	E235.F/WP	0.020	mg/L		0.096	0.080	0.068	0.079	0.076
Phosphorus, total	7723-14-0	E372-U/WP	0.0020	mg/L		0.0115	0.0838	0.0097	0.0151	0.0100
Sulfate (as SO4)	14808-79-8	E235.SO4/WP	0.30	mg/L		9.28	20.5	35.8	40.7	20.2
Dissolved Metals										
Aluminum, dissolved	7429-90-5	E421/WP	0.0010	mg/L		0.0232	0.0279	0.0126	0.0122	0.0225
Antimony, dissolved	7440-36-0	E421/WP	0.00010	mg/L		0.00435	0.00798	0.00168	0.00184	0.00245
Arsenic, dissolved	7440-38-2	E421/WP	0.00010	mg/L		0.00569	0.241	0.00191	0.00146	0.00187
Barium, dissolved	7440-39-3	E421/WP	0.00010	mg/L		0.0156	0.0170	0.0217	0.0328	0.0175
Beryllium, dissolved	7440-41-7	E421/WP	0.000020	mg/L		<0.000020	<0.000020	<0.000020	<0.000020	<0.000020
Bismuth, dissolved	7440-69-9	E421/WP	0.000050	mg/L		<0.000050	<0.000050	<0.000050	<0.000050	<0.000050
Boron, dissolved	7440-42-8	E421/WP	0.010	mg/L		0.037	0.024	0.022	0.025	0.025
Cadmium, dissolved	7440-43-9	E421/WP	0.0000050	mg/L		<0.0000050	0.0000098	0.0000055	<0.0000050	0.0000054
Calcium, dissolved	7440-70-2	E421/WP	0.050	mg/L		20.0	16.7	17.1	24.4	13.1
Cesium, dissolved	7440-46-2	E421/WP	0.000010	mg/L		0.000036	0.000029	0.000013	0.000011	0.000013
Chromium, dissolved	7440-47-3	E421/WP	0.00050	mg/L		<0.00050	<0.00050	<0.00050	<0.00050	<0.00050
Cobalt, dissolved	7440-48-4	E421/WP	0.00010	mg/L		0.00016	0.00014	0.00017	<0.00010	0.00016
Copper, dissolved	7440-50-8	E421/WP	0.00020	mg/L		0.00428	0.00378	0.00084	0.00155	0.00091
Iron, dissolved	7439-89-6	E421/WP	0.010	mg/L		<0.010	<0.010	<0.010	<0.010	<0.010
Lead, dissolved	7439-92-1	E421/WP	0.000050	mg/L		<0.000050	0.000099	<0.000050	<0.000050	<0.000050

Analytical Results

Sub-Matrix: **Water**
(Matrix: **Water**)

Analyte	CAS Number	Method/Lab	LOR	Unit	Client sample ID	FLB-11	FLB-12	FLB-13	FLB-14	FLB-15
					Client sampling date / time	11-Sep-2023 13:10	11-Sep-2023 12:55	11-Sep-2023 12:45	11-Sep-2023 12:30	11-Sep-2023 12:20
						WP2322923-011	WP2322923-012	WP2322923-013	WP2322923-014	WP2322923-015
						Result	Result	Result	Result	Result
Dissolved Metals										
Lithium, dissolved	7439-93-2	E421/WP	0.0010	mg/L		0.0014	0.0010	0.0016	0.0013	0.0010
Magnesium, dissolved	7439-95-4	E421/WP	0.0050	mg/L		1.51	1.42	2.03	2.39	1.53
Manganese, dissolved	7439-96-5	E421/WP	0.00010	mg/L		0.00062	0.00326	0.0230	0.0118	0.00752
Molybdenum, dissolved	7439-98-7	E421/WP	0.000050	mg/L		0.00320	0.00313	0.000655	0.00104	0.00163
Nickel, dissolved	7440-02-0	E421/WP	0.00050	mg/L		0.00081	0.00074	0.00652	0.00161	0.00104
Phosphorus, dissolved	7723-14-0	E421.P-L/WP	0.030	mg/L		<0.030	<0.030	<0.030	<0.030	<0.030
Potassium, dissolved	7440-09-7	E421/WP	0.050	mg/L		3.30	2.66	3.30	4.38	2.23
Rubidium, dissolved	7440-17-7	E421/WP	0.00020	mg/L		0.00348	0.00240	0.00274	0.00300	0.00229
Selenium, dissolved	7782-49-2	E421/WP	0.000050	mg/L		0.000377	0.00359	0.000753	0.00211	0.000325
Silicon, dissolved	7440-21-3	E421/WP	0.050	mg/L		2.61	2.12	3.01	3.00	2.41
Silver, dissolved	7440-22-4	E421/WP	0.000010	mg/L		<0.000010	<0.000010	<0.000010	<0.000010	<0.000010
Sodium, dissolved	7440-23-5	E421/WP	0.050	mg/L		4.12	3.96	4.26	4.18	4.11
Strontium, dissolved	7440-24-6	E421/WP	0.00020	mg/L		0.123	0.104	0.103	0.133	0.0842
Sulfur, dissolved	7704-34-9	E421/WP	0.50	mg/L		3.45	7.59	12.8	13.9	7.40
Tellurium, dissolved	13494-80-9	E421/WP	0.00020	mg/L		<0.00020	<0.00020	<0.00020	<0.00020	<0.00020
Thallium, dissolved	7440-28-0	E421/WP	0.000010	mg/L		<0.000010	<0.000010	0.000012	<0.000010	<0.000010
Thorium, dissolved	7440-29-1	E421/WP	0.00010	mg/L		<0.00010	<0.00010	<0.00010	<0.00010	<0.00010
Tin, dissolved	7440-31-5	E421/WP	0.00010	mg/L		<0.00010	<0.00010	0.00011	<0.00010	0.00022
Titanium, dissolved	7440-32-6	E421/WP	0.00030	mg/L		<0.00030	0.00038	<0.00030	<0.00030	<0.00030
Tungsten, dissolved	7440-33-7	E421/WP	0.00010	mg/L		0.00294	0.00170	0.00080	0.00137	0.00108
Uranium, dissolved	7440-61-1	E421/WP	0.000010	mg/L		0.00641	0.00181	0.000068	0.000636	0.000460
Vanadium, dissolved	7440-62-2	E421/WP	0.00050	mg/L		0.00152	0.00230	0.00107	0.00104	0.00144
Zinc, dissolved	7440-66-6	E421/WP	0.0010	mg/L		0.0015	0.0014	0.0069	0.0058	0.0188
Zirconium, dissolved	7440-67-7	E421/WP	0.00030	mg/L		0.00064	0.00042	<0.00030	<0.00030	<0.00030
Dissolved metals filtration location	----	EP421/WP	-	-		Field	Field	Field	Field	Field

Please refer to the General Comments section for an explanation of any result qualifiers detected.

Please refer to the Accreditation section for an explanation of analyte accreditations.

Analytical Results

Sub-Matrix: Water (Matrix: Water)				Client sample ID	FLB-B	FLB-FIELD BLANK	FB-DUP	----	----
				Client sampling date / time	11-Sep-2023 13:50	11-Sep-2023 14:00	11-Sep-2023 12:55	----	----
Analyte	CAS Number	Method/Lab	LOR	Unit	WP2322923-016	WP2322923-017	WP2322923-018	--------	--------
					Result	Result	Result	----	----
Physical Tests									
Acidity (as CaCO3)	----	E283/WT	2.0	mg/L	<2.0	----	<2.0	----	----
Alkalinity, bicarbonate (as CaCO3)	----	E290/WP	1.0	mg/L	9.0	----	34.6	----	----
Alkalinity, carbonate (as CaCO3)	----	E290/WP	1.0	mg/L	<1.0	----	<1.0	----	----
Alkalinity, hydroxide (as CaCO3)	----	E290/WP	1.0	mg/L	<1.0	----	<1.0	----	----
Alkalinity, phenolphthalein (as CaCO3)	----	E290/WP	1.0	mg/L	<1.0	----	<1.0	----	----
Alkalinity, total (as CaCO3)	----	E290/WP	1.0	mg/L	9.0	----	34.6	----	----
Conductivity	----	E100/WP	1.0	µS/cm	23.9	----	139	----	----
Hardness (as CaCO3), dissolved	----	EC100/WP	0.50	mg/L	----	<0.50	----	----	----
pH	----	E108/WP	0.10	pH units	7.13	----	7.70	----	----
Solids, total dissolved [TDS]	----	E162-L/WP	3.0	mg/L	19.4	----	86.4	----	----
Anions and Nutrients									
Chloride	16887-00-6	E235.Cl-L/WP	0.10	mg/L	0.29	----	2.11	----	----
Fluoride	16984-48-8	E235.F/WP	0.020	mg/L	0.066	----	0.080	----	----
Phosphorus, total	7723-14-0	E372-U/WP	0.0020	mg/L	0.0207	----	0.0622	----	----
Sulfate (as SO4)	14808-79-8	E235.SO4/WP	0.30	mg/L	1.03	----	20.6	----	----
Dissolved Metals									
Aluminum, dissolved	7429-90-5	E421/WP	0.0010	mg/L	0.0194	<0.0010	0.0256	----	----
Antimony, dissolved	7440-36-0	E421/WP	0.00010	mg/L	0.00012	<0.00010	0.00787	----	----
Arsenic, dissolved	7440-38-2	E421/WP	0.00010	mg/L	0.00114	<0.00010	0.247	----	----
Barium, dissolved	7440-39-3	E421/WP	0.00010	mg/L	0.00521	<0.00010	0.0172	----	----
Beryllium, dissolved	7440-41-7	E421/WP	0.000020	mg/L	<0.000020	<0.000020	<0.000020	----	----
Bismuth, dissolved	7440-69-9	E421/WP	0.000050	mg/L	<0.000050	<0.000050	<0.000050	----	----
Boron, dissolved	7440-42-8	E421/WP	0.010	mg/L	0.011	<0.010	0.022	----	----
Cadmium, dissolved	7440-43-9	E421/WP	0.0000050	mg/L	<0.0000050	<0.0000050	0.0000105	----	----
Calcium, dissolved	7440-70-2	E421/WP	0.050	mg/L	3.44	<0.050	17.0	----	----
Cesium, dissolved	7440-46-2	E421/WP	0.000010	mg/L	<0.000010	<0.000010	0.000030	----	----
Chromium, dissolved	7440-47-3	E421/WP	0.00050	mg/L	<0.00050	<0.00050	<0.00050	----	----
Cobalt, dissolved	7440-48-4	E421/WP	0.00010	mg/L	<0.00010	<0.00010	0.00015	----	----
Copper, dissolved	7440-50-8	E421/WP	0.00020	mg/L	0.00107	<0.00020	0.00383	----	----
Iron, dissolved	7439-89-6	E421/WP	0.010	mg/L	<0.010	<0.010	<0.010	----	----

Analytical Results

Sub-Matrix: Water (Matrix: Water)					Client sample ID	FLB-B	FLB-FIELD BLANK	FB-DUP	----	----
					Client sampling date / time	11-Sep-2023 13:50	11-Sep-2023 14:00	11-Sep-2023 12:55	----	----
Analyte	CAS Number	Method/Lab	LOR	Unit		WP2322923-016	WP2322923-017	WP2322923-018	--------	--------
						Result	Result	Result	----	----
Dissolved Metals										
Lead, dissolved	7439-92-1	E421/WP	0.000050	mg/L		<0.000050	<0.000050	0.000108	----	----
Lithium, dissolved	7439-93-2	E421/WP	0.0010	mg/L		<0.0010	<0.0010	0.0011	----	----
Magnesium, dissolved	7439-95-4	E421/WP	0.0050	mg/L		0.330	<0.0050	1.47	----	----
Manganese, dissolved	7439-96-5	E421/WP	0.00010	mg/L		0.00289	<0.00010	0.00333	----	----
Molybdenum, dissolved	7439-98-7	E421/WP	0.000050	mg/L		0.000492	<0.000050	0.00322	----	----
Nickel, dissolved	7440-02-0	E421/WP	0.00050	mg/L		<0.00050	<0.00050	0.00086	----	----
Phosphorus, dissolved	7723-14-0	E421.P-L/WP	0.030	mg/L		<0.030	----	<0.030	----	----
Phosphorus, dissolved	7723-14-0	E421/WP	0.050	mg/L		----	<0.050	----	----	----
Potassium, dissolved	7440-09-7	E421/WP	0.050	mg/L		0.492	<0.050	2.56	----	----
Rubidium, dissolved	7440-17-7	E421/WP	0.00020	mg/L		0.00053	<0.00020	0.00242	----	----
Selenium, dissolved	7782-49-2	E421/WP	0.000050	mg/L		0.000171	<0.000050	0.00392	----	----
Silicon, dissolved	7440-21-3	E421/WP	0.050	mg/L		1.50	<0.050	2.15	----	----
Silver, dissolved	7440-22-4	E421/WP	0.000010	mg/L		<0.000010	<0.000010	0.000010	----	----
Sodium, dissolved	7440-23-5	E421/WP	0.050	mg/L		0.286	<0.050	4.04	----	----
Strontium, dissolved	7440-24-6	E421/WP	0.00020	mg/L		0.0142	<0.00020	0.108	----	----
Sulfur, dissolved	7704-34-9	E421/WP	0.50	mg/L		<0.50	<0.50	7.24	----	----
Tellurium, dissolved	13494-80-9	E421/WP	0.00020	mg/L		<0.00020	<0.00020	<0.00020	----	----
Thallium, dissolved	7440-28-0	E421/WP	0.000010	mg/L		<0.000010	<0.000010	<0.000010	----	----
Thorium, dissolved	7440-29-1	E421/WP	0.00010	mg/L		<0.00010	<0.00010	<0.00010	----	----
Tin, dissolved	7440-31-5	E421/WP	0.00010	mg/L		0.00010	<0.00010	<0.00010	----	----
Titanium, dissolved	7440-32-6	E421/WP	0.00030	mg/L		0.00080	<0.00030	0.00033	----	----
Tungsten, dissolved	7440-33-7	E421/WP	0.00010	mg/L		<0.00010	<0.00010	0.00168	----	----
Uranium, dissolved	7440-61-1	E421/WP	0.000010	mg/L		0.000015	<0.000010	0.00183	----	----
Vanadium, dissolved	7440-62-2	E421/WP	0.00050	mg/L		0.00129	<0.00050	0.00232	----	----
Zinc, dissolved	7440-66-6	E421/WP	0.0010	mg/L		0.0072	<0.0010	0.0024	----	----
Zirconium, dissolved	7440-67-7	E421/WP	0.00030	mg/L		<0.00030	<0.00030	0.00045	----	----
Dissolved metals filtration location	----	EP421/WP	-	-		Field	Field	Field	----	----

Please refer to the General Comments section for an explanation of any result qualifiers detected.

Please refer to the Accreditation section for an explanation of analyte accreditations.

ALS Canada Ltd.

right solutions.
right partner.

QUALITY CONTROL INTERPRETIVE REPORT

Work Order	: **WP2322923**	Page	: 1 of 28
Client	: **Kinross Gold Corporation**	Laboratory	: ALS Environmental - Winnipeg
Contact	: Ashley Moncrief	Account Manager	: Judy Dalmaijer
Address	: Great Bear Resources Ltd. A Kinross Company 117 Forestry Road Red Lake ON Canada P0V 2M0	Address	: 1329 Niakwa Road East, Unit 12 Winnipeg, Manitoba Canada R2J 3T4
Telephone	: 807 630 0203	Telephone	: +1 204 255 9720
Project	: PPR-022-3	Date Samples Received	: 13-Sep-2023 09:25
PO	: ----	Issue Date	: 19-Sep-2023 14:01
C-O-C number	: ----		
Sampler	: ----		
Site	: ----		
Quote number	: Monthy and Quarterly samples_V2		
No. of samples received	: 18		
No. of samples analysed	: 18		

This report is automatically generated by the ALS LIMS (Laboratory Information Management System) through evaluation of Quality Control (QC) results and other QA parameters associated with this submission, and is intended to facilitate rapid data validation by auditors or reviewers. The report highlights any exceptions and outliers to ALS Data Quality Objectives, provides holding time details and exceptions, summarizes QC sample frequencies, and lists applicable methodology references and summaries.

Key

Anonymous: Refers to samples which are not part of this work order, but which formed part of the QC process lot.
CAS Number: Chemical Abstracts Service number is a unique identifier assigned to discrete substances.
DQO: Data Quality Objective.
LOR: Limit of Reporting (detection limit).
RPD: Relative Percent Difference.

Workorder Comments

Holding times are displayed as "---" if no guidance exists from CCME, Canadian provinces, or broadly recognized international references.

Summary of Outliers

Outliers : Quality Control Samples

- No Method Blank value outliers occur.
- No Duplicate outliers occur.
- No Laboratory Control Sample (LCS) outliers occur
- No Matrix Spike outliers occur.
- No Test sample Surrogate recovery outliers exist.

Outliers: Reference Material (RM) Samples

- No Reference Material (RM) Sample outliers occur.

Outliers : Analysis Holding Time Compliance (Breaches)

- Analysis Holding Time Outliers exist - please see following pages for full details.

Outliers : Frequency of Quality Control Samples

- No Quality Control Sample Frequency Outliers occur.

Analysis Holding Time Compliance

This report summarizes extraction / preparation and analysis times and compares each with ALS recommended holding times, which are selected to meet known provincial and /or federal requirements. In the absence of regulatory hold times, ALS establishes recommendations based on guidelines published by organizations such as CCME, US EPA, APHA Standard Methods, ASTM, or Environment Canada (where available). Dates and holding times reported below represent the first dates of extraction or analysis. If subsequent tests or dilutions exceeded holding times, qualifiers are added (refer to COA).

If samples are identified below as having been analyzed or extracted outside of recommended holding times, measurement uncertainties may be increased, and this should be taken into consideration when interpreting results.

Where actual sampling date is not provided on the chain of custody, the date of receipt with time at 00:00 is used for calculation purposes.

Where only the sample date without time is provided on the chain of custody, the sampling date at 00:00 is used for calculation purposes.

Matrix: **Water**

Evaluation: × = Holding time exceedance ; ✓ = Within Holding Time

Analyte Group / Container / Client Sample ID(s)	Method	Sampling Date	Extraction / Preparation				Analysis			
			Preparation Date	Holding Times Rec	Holding Times Actual	Eval	Analysis Date	Holding Times Rec	Holding Times Actual	Eval
Anions and Nutrients : Chloride in Water by IC (Low Level)										
HDPE FLB-01	E235.Cl-L	11-Sep-2023	13-Sep-2023	28 days	2 days	✓	13-Sep-2023	28 days	2 days	✓
Anions and Nutrients : Chloride in Water by IC (Low Level)										
HDPE FLB-02	E235.Cl-L	11-Sep-2023	13-Sep-2023	28 days	2 days	✓	13-Sep-2023	28 days	2 days	✓
Anions and Nutrients : Chloride in Water by IC (Low Level)										
HDPE FLB-03	E235.Cl-L	11-Sep-2023	13-Sep-2023	28 days	2 days	✓	13-Sep-2023	28 days	2 days	✓
Anions and Nutrients : Chloride in Water by IC (Low Level)										
HDPE FLB-04	E235.Cl-L	11-Sep-2023	13-Sep-2023	28 days	2 days	✓	13-Sep-2023	28 days	2 days	✓
Anions and Nutrients : Chloride in Water by IC (Low Level)										
HDPE FLB-05	E235.Cl-L	11-Sep-2023	13-Sep-2023	28 days	2 days	✓	13-Sep-2023	28 days	2 days	✓
Anions and Nutrients : Chloride in Water by IC (Low Level)										
HDPE FLB-06	E235.Cl-L	11-Sep-2023	13-Sep-2023	28 days	2 days	✓	13-Sep-2023	28 days	2 days	✓
Anions and Nutrients : Chloride in Water by IC (Low Level)										
HDPE FLB-07	E235.Cl-L	11-Sep-2023	13-Sep-2023	28 days	2 days	✓	13-Sep-2023	28 days	2 days	✓

Matrix: **Water**

Evaluation: × = Holding time exceedance ; ✓ = Within Holding Time

Analyte Group / Container / Client Sample ID(s)	Method	Sampling Date	Extraction / Preparation				Analysis			
			Preparation Date	Holding Times Rec	Holding Times Actual	Eval	Analysis Date	Holding Times Rec	Holding Times Actual	Eval
Anions and Nutrients : Chloride in Water by IC (Low Level)										
HDPE FLB-08	E235.Cl-L	11-Sep-2023	13-Sep-2023	28 days	2 days	✓	13-Sep-2023	28 days	2 days	✓
Anions and Nutrients : Chloride in Water by IC (Low Level)										
HDPE FLB-09	E235.Cl-L	11-Sep-2023	13-Sep-2023	28 days	2 days	✓	13-Sep-2023	28 days	2 days	✓
Anions and Nutrients : Chloride in Water by IC (Low Level)										
HDPE FLB-10	E235.Cl-L	11-Sep-2023	13-Sep-2023	28 days	2 days	✓	13-Sep-2023	28 days	2 days	✓
Anions and Nutrients : Chloride in Water by IC (Low Level)										
HDPE FLB-11	E235.Cl-L	11-Sep-2023	13-Sep-2023	28 days	2 days	✓	13-Sep-2023	28 days	2 days	✓
Anions and Nutrients : Chloride in Water by IC (Low Level)										
HDPE FLB-12	E235.Cl-L	11-Sep-2023	13-Sep-2023	28 days	2 days	✓	13-Sep-2023	28 days	2 days	✓
Anions and Nutrients : Chloride in Water by IC (Low Level)										
HDPE FLB-13	E235.Cl-L	11-Sep-2023	13-Sep-2023	28 days	2 days	✓	13-Sep-2023	28 days	2 days	✓
Anions and Nutrients : Chloride in Water by IC (Low Level)										
HDPE FLB-14	E235.Cl-L	11-Sep-2023	13-Sep-2023	28 days	2 days	✓	13-Sep-2023	28 days	2 days	✓
Anions and Nutrients : Chloride in Water by IC (Low Level)										
HDPE FLB-15	E235.Cl-L	11-Sep-2023	13-Sep-2023	28 days	2 days	✓	13-Sep-2023	28 days	2 days	✓
Anions and Nutrients : Chloride in Water by IC (Low Level)										
HDPE FLB-B	E235.Cl-L	11-Sep-2023	13-Sep-2023	28 days	2 days	✓	13-Sep-2023	28 days	2 days	✓

Matrix: **Water**

Evaluation: × = Holding time exceedance ; ✓ = Within Holding Time

Analyte Group / Container / Client Sample ID(s)	Method	Sampling Date	Extraction / Preparation				Analysis			
			Preparation Date	Holding Times		Eval	Analysis Date	Holding Times		Eval
				Rec	Actual			Rec	Actual	
Anions and Nutrients : Chloride in Water by IC (Low Level)										
HDPE										
FB-DUP	E235.Cl-L	11-Sep-2023	14-Sep-2023	28 days	3 days	✓	14-Sep-2023	28 days	3 days	✓
Anions and Nutrients : Fluoride in Water by IC										
HDPE										
FLB-01	E235.F	11-Sep-2023	13-Sep-2023	28 days	2 days	✓	13-Sep-2023	28 days	2 days	✓
Anions and Nutrients : Fluoride in Water by IC										
HDPE										
FLB-02	E235.F	11-Sep-2023	13-Sep-2023	28 days	2 days	✓	13-Sep-2023	28 days	2 days	✓
Anions and Nutrients : Fluoride in Water by IC										
HDPE										
FLB-03	E235.F	11-Sep-2023	13-Sep-2023	28 days	2 days	✓	13-Sep-2023	28 days	2 days	✓
Anions and Nutrients : Fluoride in Water by IC										
HDPE										
FLB-04	E235.F	11-Sep-2023	13-Sep-2023	28 days	2 days	✓	13-Sep-2023	28 days	2 days	✓
Anions and Nutrients : Fluoride in Water by IC										
HDPE										
FLB-05	E235.F	11-Sep-2023	13-Sep-2023	28 days	2 days	✓	13-Sep-2023	28 days	2 days	✓
Anions and Nutrients : Fluoride in Water by IC										
HDPE										
FLB-06	E235.F	11-Sep-2023	13-Sep-2023	28 days	2 days	✓	13-Sep-2023	28 days	2 days	✓
Anions and Nutrients : Fluoride in Water by IC										
HDPE										
FLB-07	E235.F	11-Sep-2023	13-Sep-2023	28 days	2 days	✓	13-Sep-2023	28 days	2 days	✓
Anions and Nutrients : Fluoride in Water by IC										
HDPE										
FLB-08	E235.F	11-Sep-2023	13-Sep-2023	28 days	2 days	✓	13-Sep-2023	28 days	2 days	✓

Matrix: **Water**

Evaluation: × = Holding time exceedance ; ✓ = Within Holding Time

Analyte Group / Container / Client Sample ID(s)	Method	Sampling Date	Extraction / Preparation				Analysis			
			Preparation Date	Holding Times Rec	Holding Times Actual	Eval	Analysis Date	Holding Times Rec	Holding Times Actual	Eval
Anions and Nutrients : Fluoride in Water by IC										
HDPE										
FLB-09	E235.F	11-Sep-2023	13-Sep-2023	28 days	2 days	✓	13-Sep-2023	28 days	2 days	✓
Anions and Nutrients : Fluoride in Water by IC										
HDPE										
FLB-10	E235.F	11-Sep-2023	13-Sep-2023	28 days	2 days	✓	13-Sep-2023	28 days	2 days	✓
Anions and Nutrients : Fluoride in Water by IC										
HDPE										
FLB-11	E235.F	11-Sep-2023	13-Sep-2023	28 days	2 days	✓	13-Sep-2023	28 days	2 days	✓
Anions and Nutrients : Fluoride in Water by IC										
HDPE										
FLB-12	E235.F	11-Sep-2023	13-Sep-2023	28 days	2 days	✓	13-Sep-2023	28 days	2 days	✓
Anions and Nutrients : Fluoride in Water by IC										
HDPE										
FLB-13	E235.F	11-Sep-2023	13-Sep-2023	28 days	2 days	✓	13-Sep-2023	28 days	2 days	✓
Anions and Nutrients : Fluoride in Water by IC										
HDPE										
FLB-14	E235.F	11-Sep-2023	13-Sep-2023	28 days	2 days	✓	13-Sep-2023	28 days	2 days	✓
Anions and Nutrients : Fluoride in Water by IC										
HDPE										
FLB-15	E235.F	11-Sep-2023	13-Sep-2023	28 days	2 days	✓	13-Sep-2023	28 days	2 days	✓
Anions and Nutrients : Fluoride in Water by IC										
HDPE										
FLB-B	E235.F	11-Sep-2023	13-Sep-2023	28 days	2 days	✓	13-Sep-2023	28 days	2 days	✓
Anions and Nutrients : Fluoride in Water by IC										
HDPE										
FB-DUP	E235.F	11-Sep-2023	14-Sep-2023	28 days	3 days	✓	14-Sep-2023	28 days	3 days	✓

Matrix: **Water**

Evaluation: × = Holding time exceedance ; ✓ = Within Holding Time

Analyte Group / Container / Client Sample ID(s)	Method	Sampling Date	Extraction / Preparation				Analysis			
			Preparation Date	Holding Times Rec	Holding Times Actual	Eval	Analysis Date	Holding Times Rec	Holding Times Actual	Eval
Anions and Nutrients : Sulfate in Water by IC										
HDPE FLB-01	E235.SO4	11-Sep-2023	13-Sep-2023	28 days	2 days	✓	13-Sep-2023	28 days	2 days	✓
Anions and Nutrients : Sulfate in Water by IC										
HDPE FLB-02	E235.SO4	11-Sep-2023	13-Sep-2023	28 days	2 days	✓	13-Sep-2023	28 days	2 days	✓
Anions and Nutrients : Sulfate in Water by IC										
HDPE FLB-03	E235.SO4	11-Sep-2023	13-Sep-2023	28 days	2 days	✓	13-Sep-2023	28 days	2 days	✓
Anions and Nutrients : Sulfate in Water by IC										
HDPE FLB-04	E235.SO4	11-Sep-2023	13-Sep-2023	28 days	2 days	✓	13-Sep-2023	28 days	2 days	✓
Anions and Nutrients : Sulfate in Water by IC										
HDPE FLB-05	E235.SO4	11-Sep-2023	13-Sep-2023	28 days	2 days	✓	13-Sep-2023	28 days	2 days	✓
Anions and Nutrients : Sulfate in Water by IC										
HDPE FLB-06	E235.SO4	11-Sep-2023	13-Sep-2023	28 days	2 days	✓	13-Sep-2023	28 days	2 days	✓
Anions and Nutrients : Sulfate in Water by IC										
HDPE FLB-07	E235.SO4	11-Sep-2023	13-Sep-2023	28 days	2 days	✓	13-Sep-2023	28 days	2 days	✓
Anions and Nutrients : Sulfate in Water by IC										
HDPE FLB-08	E235.SO4	11-Sep-2023	13-Sep-2023	28 days	2 days	✓	13-Sep-2023	28 days	2 days	✓
Anions and Nutrients : Sulfate in Water by IC										
HDPE FLB-09	E235.SO4	11-Sep-2023	13-Sep-2023	28 days	2 days	✓	13-Sep-2023	28 days	2 days	✓

Matrix: **Water**

Evaluation: × = Holding time exceedance ; ✓ = Within Holding Time

Analyte Group / Container / Client Sample ID(s)	Method	Sampling Date	Extraction / Preparation				Analysis			
			Preparation Date	Holding Times		Eval	Analysis Date	Holding Times		Eval
				Rec	Actual			Rec	Actual	
Anions and Nutrients : Sulfate in Water by IC										
HDPE										
FLB-10	E235.SO4	11-Sep-2023	13-Sep-2023	28 days	2 days	✓	13-Sep-2023	28 days	2 days	✓
Anions and Nutrients : Sulfate in Water by IC										
HDPE										
FLB-11	E235.SO4	11-Sep-2023	13-Sep-2023	28 days	2 days	✓	13-Sep-2023	28 days	2 days	✓
Anions and Nutrients : Sulfate in Water by IC										
HDPE										
FLB-12	E235.SO4	11-Sep-2023	13-Sep-2023	28 days	2 days	✓	13-Sep-2023	28 days	2 days	✓
Anions and Nutrients : Sulfate in Water by IC										
HDPE										
FLB-13	E235.SO4	11-Sep-2023	13-Sep-2023	28 days	2 days	✓	13-Sep-2023	28 days	2 days	✓
Anions and Nutrients : Sulfate in Water by IC										
HDPE										
FLB-14	E235.SO4	11-Sep-2023	13-Sep-2023	28 days	2 days	✓	13-Sep-2023	28 days	2 days	✓
Anions and Nutrients : Sulfate in Water by IC										
HDPE										
FLB-15	E235.SO4	11-Sep-2023	13-Sep-2023	28 days	2 days	✓	13-Sep-2023	28 days	2 days	✓
Anions and Nutrients : Sulfate in Water by IC										
HDPE										
FLB-B	E235.SO4	11-Sep-2023	13-Sep-2023	28 days	2 days	✓	13-Sep-2023	28 days	2 days	✓
Anions and Nutrients : Sulfate in Water by IC										
HDPE										
FB-DUP	E235.SO4	11-Sep-2023	14-Sep-2023	28 days	3 days	✓	14-Sep-2023	28 days	3 days	✓
Anions and Nutrients : Total Phosphorus by Colourimetry (0.002 mg/L)										
Amber glass total (sulfuric acid)										
FLB-01	E372-U	11-Sep-2023	15-Sep-2023	28 days	4 days	✓	18-Sep-2023	28 days	7 days	✓

Matrix: **Water**

Evaluation: × = Holding time exceedance ; ✓ = Within Holding Time

Analyte Group / Container / Client Sample ID(s)	Method	Sampling Date	Extraction / Preparation				Analysis			
			Preparation Date	Holding Times Rec	Holding Times Actual	Eval	Analysis Date	Holding Times Rec	Holding Times Actual	Eval
Anions and Nutrients : Total Phosphorus by Colourimetry (0.002 mg/L)										
Amber glass total (sulfuric acid) FLB-02	E372-U	11-Sep-2023	15-Sep-2023	28 days	4 days	✓	18-Sep-2023	28 days	7 days	✓
Anions and Nutrients : Total Phosphorus by Colourimetry (0.002 mg/L)										
Amber glass total (sulfuric acid) FLB-03	E372-U	11-Sep-2023	15-Sep-2023	28 days	4 days	✓	18-Sep-2023	28 days	7 days	✓
Anions and Nutrients : Total Phosphorus by Colourimetry (0.002 mg/L)										
Amber glass total (sulfuric acid) FLB-04	E372-U	11-Sep-2023	15-Sep-2023	28 days	4 days	✓	18-Sep-2023	28 days	7 days	✓
Anions and Nutrients : Total Phosphorus by Colourimetry (0.002 mg/L)										
Amber glass total (sulfuric acid) FLB-05	E372-U	11-Sep-2023	15-Sep-2023	28 days	4 days	✓	18-Sep-2023	28 days	7 days	✓
Anions and Nutrients : Total Phosphorus by Colourimetry (0.002 mg/L)										
Amber glass total (sulfuric acid) FLB-06	E372-U	11-Sep-2023	15-Sep-2023	28 days	4 days	✓	18-Sep-2023	28 days	7 days	✓
Anions and Nutrients : Total Phosphorus by Colourimetry (0.002 mg/L)										
Amber glass total (sulfuric acid) FLB-07	E372-U	11-Sep-2023	15-Sep-2023	28 days	4 days	✓	18-Sep-2023	28 days	7 days	✓
Anions and Nutrients : Total Phosphorus by Colourimetry (0.002 mg/L)										
Amber glass total (sulfuric acid) FLB-08	E372-U	11-Sep-2023	15-Sep-2023	28 days	4 days	✓	18-Sep-2023	28 days	7 days	✓
Anions and Nutrients : Total Phosphorus by Colourimetry (0.002 mg/L)										
Amber glass total (sulfuric acid) FLB-09	E372-U	11-Sep-2023	15-Sep-2023	28 days	4 days	✓	18-Sep-2023	28 days	7 days	✓
Anions and Nutrients : Total Phosphorus by Colourimetry (0.002 mg/L)										
Amber glass total (sulfuric acid) FLB-10	E372-U	11-Sep-2023	15-Sep-2023	28 days	4 days	✓	18-Sep-2023	28 days	7 days	✓

Matrix: **Water**

Evaluation: × = Holding time exceedance ; ✓ = Within Holding Time

Analyte Group / Container / Client Sample ID(s)	Method	Sampling Date	Extraction / Preparation				Analysis			
			Preparation Date	Holding Times		Eval	Analysis Date	Holding Times		Eval
				Rec	Actual			Rec	Actual	
Anions and Nutrients : Total Phosphorus by Colourimetry (0.002 mg/L)										
Amber glass total (sulfuric acid)										
FLB-11	E372-U	11-Sep-2023	15-Sep-2023	28 days	4 days	✓	18-Sep-2023	28 days	7 days	✓
Anions and Nutrients : Total Phosphorus by Colourimetry (0.002 mg/L)										
Amber glass total (sulfuric acid)										
FLB-12	E372-U	11-Sep-2023	15-Sep-2023	28 days	4 days	✓	18-Sep-2023	28 days	7 days	✓
Anions and Nutrients : Total Phosphorus by Colourimetry (0.002 mg/L)										
Amber glass total (sulfuric acid)										
FLB-13	E372-U	11-Sep-2023	15-Sep-2023	28 days	4 days	✓	18-Sep-2023	28 days	7 days	✓
Anions and Nutrients : Total Phosphorus by Colourimetry (0.002 mg/L)										
Amber glass total (sulfuric acid)										
FLB-14	E372-U	11-Sep-2023	15-Sep-2023	28 days	4 days	✓	18-Sep-2023	28 days	7 days	✓
Anions and Nutrients : Total Phosphorus by Colourimetry (0.002 mg/L)										
Amber glass total (sulfuric acid)										
FLB-15	E372-U	11-Sep-2023	15-Sep-2023	28 days	4 days	✓	18-Sep-2023	28 days	7 days	✓
Anions and Nutrients : Total Phosphorus by Colourimetry (0.002 mg/L)										
Amber glass total (sulfuric acid)										
FLB-B	E372-U	11-Sep-2023	15-Sep-2023	28 days	4 days	✓	18-Sep-2023	28 days	7 days	✓
Anions and Nutrients : Total Phosphorus by Colourimetry (0.002 mg/L)										
HDPE - unspecified total (lab preserved)										
FB-DUP	E372-U	11-Sep-2023	15-Sep-2023	3 days	4 days	× EHT	18-Sep-2023	28 days	3 days	✓
Dissolved Metals : Dissolved Metals in Water by CRC ICPMS										
HDPE dissolved (nitric acid)										
FLB-01	E421	11-Sep-2023	15-Sep-2023	180 days	4 days	✓	15-Sep-2023	180 days	4 days	✓
Dissolved Metals : Dissolved Metals in Water by CRC ICPMS										
HDPE dissolved (nitric acid)										
FLB-02	E421	11-Sep-2023	15-Sep-2023	180 days	4 days	✓	15-Sep-2023	180 days	4 days	✓

Matrix: **Water**

Evaluation: × = Holding time exceedance ; ✓ = Within Holding Time

Analyte Group / Container / Client Sample ID(s)	Method	Sampling Date	Extraction / Preparation				Analysis			
			Preparation Date	Holding Times		Eval	Analysis Date	Holding Times		Eval
				Rec	Actual			Rec	Actual	
Dissolved Metals : Dissolved Metals in Water by CRC ICPMS										
HDPE dissolved (nitric acid)										
FLB-03	E421	11-Sep-2023	15-Sep-2023	180 days	4 days	✓	15-Sep-2023	180 days	4 days	✓
Dissolved Metals : Dissolved Metals in Water by CRC ICPMS										
HDPE dissolved (nitric acid)										
FLB-04	E421	11-Sep-2023	15-Sep-2023	180 days	4 days	✓	15-Sep-2023	180 days	4 days	✓
Dissolved Metals : Dissolved Metals in Water by CRC ICPMS										
HDPE dissolved (nitric acid)										
FLB-05	E421	11-Sep-2023	15-Sep-2023	180 days	4 days	✓	15-Sep-2023	180 days	4 days	✓
Dissolved Metals : Dissolved Metals in Water by CRC ICPMS										
HDPE dissolved (nitric acid)										
FLB-06	E421	11-Sep-2023	15-Sep-2023	180 days	4 days	✓	15-Sep-2023	180 days	4 days	✓
Dissolved Metals : Dissolved Metals in Water by CRC ICPMS										
HDPE dissolved (nitric acid)										
FLB-07	E421	11-Sep-2023	15-Sep-2023	180 days	4 days	✓	15-Sep-2023	180 days	4 days	✓
Dissolved Metals : Dissolved Metals in Water by CRC ICPMS										
HDPE dissolved (nitric acid)										
FLB-08	E421	11-Sep-2023	15-Sep-2023	180 days	4 days	✓	15-Sep-2023	180 days	4 days	✓
Dissolved Metals : Dissolved Metals in Water by CRC ICPMS										
HDPE dissolved (nitric acid)										
FLB-09	E421	11-Sep-2023	15-Sep-2023	180 days	4 days	✓	15-Sep-2023	180 days	4 days	✓
Dissolved Metals : Dissolved Metals in Water by CRC ICPMS										
HDPE dissolved (nitric acid)										
FLB-10	E421	11-Sep-2023	15-Sep-2023	180 days	4 days	✓	15-Sep-2023	180 days	4 days	✓
Dissolved Metals : Dissolved Metals in Water by CRC ICPMS										
HDPE dissolved (nitric acid)										
FLB-11	E421	11-Sep-2023	15-Sep-2023	180 days	4 days	✓	15-Sep-2023	180 days	4 days	✓

Matrix: **Water**

Evaluation: × = Holding time exceedance ; ✓ = Within Holding Time

Analyte Group / Container / Client Sample ID(s)	Method	Sampling Date	Extraction / Preparation				Analysis			
			Preparation Date	Holding Times		Eval	Analysis Date	Holding Times		Eval
				Rec	Actual			Rec	Actual	
Dissolved Metals : Dissolved Metals in Water by CRC ICPMS										
HDPE dissolved (nitric acid)										
FLB-12	E421	11-Sep-2023	15-Sep-2023	180 days	4 days	✓	15-Sep-2023	180 days	4 days	✓
Dissolved Metals : Dissolved Metals in Water by CRC ICPMS										
HDPE dissolved (nitric acid)										
FLB-13	E421	11-Sep-2023	15-Sep-2023	180 days	4 days	✓	15-Sep-2023	180 days	4 days	✓
Dissolved Metals : Dissolved Metals in Water by CRC ICPMS										
HDPE dissolved (nitric acid)										
FLB-14	E421	11-Sep-2023	15-Sep-2023	180 days	4 days	✓	15-Sep-2023	180 days	4 days	✓
Dissolved Metals : Dissolved Metals in Water by CRC ICPMS										
HDPE dissolved (nitric acid)										
FLB-15	E421	11-Sep-2023	15-Sep-2023	180 days	4 days	✓	15-Sep-2023	180 days	4 days	✓
Dissolved Metals : Dissolved Metals in Water by CRC ICPMS										
HDPE dissolved (nitric acid)										
FB-DUP	E421	11-Sep-2023	18-Sep-2023	180 days	7 days	✓	18-Sep-2023	180 days	7 days	✓
Dissolved Metals : Dissolved Metals in Water by CRC ICPMS										
HDPE dissolved (nitric acid)										
FLB-B	E421	11-Sep-2023	18-Sep-2023	180 days	7 days	✓	18-Sep-2023	180 days	7 days	✓
Dissolved Metals : Dissolved Metals in Water by CRC ICPMS										
HDPE dissolved (nitric acid)										
FLB-FIELD BLANK	E421	11-Sep-2023	18-Sep-2023	180 days	7 days	✓	18-Sep-2023	180 days	7 days	✓
Dissolved Metals : Dissolved Phosphorus in Water by CRC-ICPMS (Low level)										
HDPE dissolved (nitric acid)										
FLB-01	E421.P-L	11-Sep-2023	15-Sep-2023	180 days	4 days	✓	15-Sep-2023	180 days	4 days	✓
Dissolved Metals : Dissolved Phosphorus in Water by CRC-ICPMS (Low level)										
HDPE dissolved (nitric acid)										
FLB-02	E421.P-L	11-Sep-2023	15-Sep-2023	180 days	4 days	✓	15-Sep-2023	180 days	4 days	✓

Matrix: **Water**

Evaluation: × = Holding time exceedance ; ✓ = Within Holding Time

Analyte Group / Container / Client Sample ID(s)	Method	Sampling Date	Extraction / Preparation				Analysis			
			Preparation Date	Holding Times		Eval	Analysis Date	Holding Times		Eval
				Rec	Actual			Rec	Actual	
Dissolved Metals : Dissolved Phosphorus in Water by CRC-ICPMS (Low level)										
HDPE dissolved (nitric acid) FLB-03	E421.P-L	11-Sep-2023	15-Sep-2023	180 days	4 days	✓	15-Sep-2023	180 days	4 days	✓
Dissolved Metals : Dissolved Phosphorus in Water by CRC-ICPMS (Low level)										
HDPE dissolved (nitric acid) FLB-04	E421.P-L	11-Sep-2023	15-Sep-2023	180 days	4 days	✓	15-Sep-2023	180 days	4 days	✓
Dissolved Metals : Dissolved Phosphorus in Water by CRC-ICPMS (Low level)										
HDPE dissolved (nitric acid) FLB-05	E421.P-L	11-Sep-2023	15-Sep-2023	180 days	4 days	✓	15-Sep-2023	180 days	4 days	✓
Dissolved Metals : Dissolved Phosphorus in Water by CRC-ICPMS (Low level)										
HDPE dissolved (nitric acid) FLB-06	E421.P-L	11-Sep-2023	15-Sep-2023	180 days	4 days	✓	15-Sep-2023	180 days	4 days	✓
Dissolved Metals : Dissolved Phosphorus in Water by CRC-ICPMS (Low level)										
HDPE dissolved (nitric acid) FLB-07	E421.P-L	11-Sep-2023	15-Sep-2023	180 days	4 days	✓	15-Sep-2023	180 days	4 days	✓
Dissolved Metals : Dissolved Phosphorus in Water by CRC-ICPMS (Low level)										
HDPE dissolved (nitric acid) FLB-08	E421.P-L	11-Sep-2023	15-Sep-2023	180 days	4 days	✓	15-Sep-2023	180 days	4 days	✓
Dissolved Metals : Dissolved Phosphorus in Water by CRC-ICPMS (Low level)										
HDPE dissolved (nitric acid) FLB-09	E421.P-L	11-Sep-2023	15-Sep-2023	180 days	4 days	✓	15-Sep-2023	180 days	4 days	✓
Dissolved Metals : Dissolved Phosphorus in Water by CRC-ICPMS (Low level)										
HDPE dissolved (nitric acid) FLB-10	E421.P-L	11-Sep-2023	15-Sep-2023	180 days	4 days	✓	15-Sep-2023	180 days	4 days	✓
Dissolved Metals : Dissolved Phosphorus in Water by CRC-ICPMS (Low level)										
HDPE dissolved (nitric acid) FLB-11	E421.P-L	11-Sep-2023	15-Sep-2023	180 days	4 days	✓	15-Sep-2023	180 days	4 days	✓

Matrix: **Water**

Evaluation: × = Holding time exceedance ; ✓ = Within Holding Time

Analyte Group / Container / Client Sample ID(s)	Method	Sampling Date	Extraction / Preparation				Analysis			
			Preparation Date	Holding Times		Eval	Analysis Date	Holding Times		Eval
				Rec	Actual			Rec	Actual	
Dissolved Metals : Dissolved Phosphorus in Water by CRC-ICPMS (Low level)										
HDPE dissolved (nitric acid)										
FLB-12	E421.P-L	11-Sep-2023	15-Sep-2023	180 days	4 days	✓	15-Sep-2023	180 days	4 days	✓
Dissolved Metals : Dissolved Phosphorus in Water by CRC-ICPMS (Low level)										
HDPE dissolved (nitric acid)										
FLB-13	E421.P-L	11-Sep-2023	15-Sep-2023	180 days	4 days	✓	15-Sep-2023	180 days	4 days	✓
Dissolved Metals : Dissolved Phosphorus in Water by CRC-ICPMS (Low level)										
HDPE dissolved (nitric acid)										
FLB-14	E421.P-L	11-Sep-2023	15-Sep-2023	180 days	4 days	✓	15-Sep-2023	180 days	4 days	✓
Dissolved Metals : Dissolved Phosphorus in Water by CRC-ICPMS (Low level)										
HDPE dissolved (nitric acid)										
FLB-15	E421.P-L	11-Sep-2023	15-Sep-2023	180 days	4 days	✓	15-Sep-2023	180 days	4 days	✓
Dissolved Metals : Dissolved Phosphorus in Water by CRC-ICPMS (Low level)										
HDPE dissolved (nitric acid)										
FB-DUP	E421.P-L	11-Sep-2023	18-Sep-2023	180 days	7 days	✓	18-Sep-2023	180 days	7 days	✓
Dissolved Metals : Dissolved Phosphorus in Water by CRC-ICPMS (Low level)										
HDPE dissolved (nitric acid)										
FLB-B	E421.P-L	11-Sep-2023	18-Sep-2023	180 days	7 days	✓	18-Sep-2023	180 days	7 days	✓
Physical Tests : Acidity by Titration										
HDPE										
FB-DUP	E283	11-Sep-2023	15-Sep-2023	14 days	4 days	✓	15-Sep-2023	14 days	4 days	✓
Physical Tests : Acidity by Titration										
HDPE										
FLB-01	E283	11-Sep-2023	15-Sep-2023	14 days	4 days	✓	15-Sep-2023	14 days	4 days	✓
Physical Tests : Acidity by Titration										
HDPE										
FLB-02	E283	11-Sep-2023	15-Sep-2023	14 days	4 days	✓	15-Sep-2023	14 days	4 days	✓

Matrix: **Water**

Evaluation: × = Holding time exceedance ; ✓ = Within Holding Time

Analyte Group / Container / Client Sample ID(s)	Method	Sampling Date	Extraction / Preparation				Analysis			
			Preparation Date	Holding Times Rec	Holding Times Actual	Eval	Analysis Date	Holding Times Rec	Holding Times Actual	Eval
Physical Tests : Acidity by Titration										
HDPE FLB-03	E283	11-Sep-2023	15-Sep-2023	14 days	4 days	✓	15-Sep-2023	14 days	4 days	✓
Physical Tests : Acidity by Titration										
HDPE FLB-04	E283	11-Sep-2023	15-Sep-2023	14 days	4 days	✓	15-Sep-2023	14 days	4 days	✓
Physical Tests : Acidity by Titration										
HDPE FLB-05	E283	11-Sep-2023	15-Sep-2023	14 days	4 days	✓	15-Sep-2023	14 days	4 days	✓
Physical Tests : Acidity by Titration										
HDPE FLB-06	E283	11-Sep-2023	15-Sep-2023	14 days	4 days	✓	15-Sep-2023	14 days	4 days	✓
Physical Tests : Acidity by Titration										
HDPE FLB-07	E283	11-Sep-2023	15-Sep-2023	14 days	4 days	✓	15-Sep-2023	14 days	4 days	✓
Physical Tests : Acidity by Titration										
HDPE FLB-08	E283	11-Sep-2023	15-Sep-2023	14 days	4 days	✓	15-Sep-2023	14 days	4 days	✓
Physical Tests : Acidity by Titration										
HDPE FLB-09	E283	11-Sep-2023	15-Sep-2023	14 days	4 days	✓	15-Sep-2023	14 days	4 days	✓
Physical Tests : Acidity by Titration										
HDPE FLB-10	E283	11-Sep-2023	15-Sep-2023	14 days	4 days	✓	15-Sep-2023	14 days	4 days	✓
Physical Tests : Acidity by Titration										
HDPE FLB-11	E283	11-Sep-2023	15-Sep-2023	14 days	4 days	✓	15-Sep-2023	14 days	4 days	✓

Matrix: **Water**

Evaluation: × = Holding time exceedance ; ✓ = Within Holding Time

Analyte Group / Container / Client Sample ID(s)	Method	Sampling Date	Extraction / Preparation				Analysis			
			Preparation Date	Holding Times Rec	Holding Times Actual	Eval	Analysis Date	Holding Times Rec	Holding Times Actual	Eval
Physical Tests : Acidity by Titration										
HDPE FLB-12	E283	11-Sep-2023	15-Sep-2023	14 days	4 days	✓	15-Sep-2023	14 days	4 days	✓
Physical Tests : Acidity by Titration										
HDPE FLB-13	E283	11-Sep-2023	15-Sep-2023	14 days	4 days	✓	15-Sep-2023	14 days	4 days	✓
Physical Tests : Acidity by Titration										
HDPE FLB-14	E283	11-Sep-2023	15-Sep-2023	14 days	4 days	✓	15-Sep-2023	14 days	4 days	✓
Physical Tests : Acidity by Titration										
HDPE FLB-15	E283	11-Sep-2023	15-Sep-2023	14 days	4 days	✓	15-Sep-2023	14 days	4 days	✓
Physical Tests : Acidity by Titration										
HDPE FLB-B	E283	11-Sep-2023	15-Sep-2023	14 days	4 days	✓	15-Sep-2023	14 days	4 days	✓
Physical Tests : Alkalinity Species by Titration										
HDPE FLB-01	E290	11-Sep-2023	13-Sep-2023	14 days	2 days	✓	13-Sep-2023	14 days	2 days	✓
Physical Tests : Alkalinity Species by Titration										
HDPE FLB-02	E290	11-Sep-2023	13-Sep-2023	14 days	2 days	✓	13-Sep-2023	14 days	2 days	✓
Physical Tests : Alkalinity Species by Titration										
HDPE FLB-03	E290	11-Sep-2023	13-Sep-2023	14 days	2 days	✓	13-Sep-2023	14 days	2 days	✓
Physical Tests : Alkalinity Species by Titration										
HDPE FLB-04	E290	11-Sep-2023	13-Sep-2023	14 days	2 days	✓	13-Sep-2023	14 days	2 days	✓

Matrix: **Water**

Evaluation: × = Holding time exceedance ; ✓ = Within Holding Time

Analyte Group / Container / Client Sample ID(s)	Method	Sampling Date	Extraction / Preparation				Analysis			
			Preparation Date	Holding Times Rec	Holding Times Actual	Eval	Analysis Date	Holding Times Rec	Holding Times Actual	Eval
Physical Tests : Alkalinity Species by Titration										
HDPE FLB-05	E290	11-Sep-2023	13-Sep-2023	14 days	2 days	✓	13-Sep-2023	14 days	2 days	✓
Physical Tests : Alkalinity Species by Titration										
HDPE FLB-06	E290	11-Sep-2023	13-Sep-2023	14 days	2 days	✓	13-Sep-2023	14 days	2 days	✓
Physical Tests : Alkalinity Species by Titration										
HDPE FLB-07	E290	11-Sep-2023	13-Sep-2023	14 days	2 days	✓	13-Sep-2023	14 days	2 days	✓
Physical Tests : Alkalinity Species by Titration										
HDPE FLB-08	E290	11-Sep-2023	13-Sep-2023	14 days	2 days	✓	13-Sep-2023	14 days	2 days	✓
Physical Tests : Alkalinity Species by Titration										
HDPE FLB-09	E290	11-Sep-2023	13-Sep-2023	14 days	2 days	✓	13-Sep-2023	14 days	2 days	✓
Physical Tests : Alkalinity Species by Titration										
HDPE FLB-10	E290	11-Sep-2023	13-Sep-2023	14 days	2 days	✓	13-Sep-2023	14 days	2 days	✓
Physical Tests : Alkalinity Species by Titration										
HDPE FLB-11	E290	11-Sep-2023	13-Sep-2023	14 days	2 days	✓	13-Sep-2023	14 days	2 days	✓
Physical Tests : Alkalinity Species by Titration										
HDPE FLB-12	E290	11-Sep-2023	13-Sep-2023	14 days	2 days	✓	13-Sep-2023	14 days	2 days	✓
Physical Tests : Alkalinity Species by Titration										
HDPE FLB-13	E290	11-Sep-2023	13-Sep-2023	14 days	2 days	✓	13-Sep-2023	14 days	2 days	✓

Matrix: **Water**

Evaluation: × = Holding time exceedance ; ✓ = Within Holding Time

Analyte Group / Container / Client Sample ID(s)	Method	Sampling Date	Extraction / Preparation				Analysis			
			Preparation Date	Holding Times Rec	Holding Times Actual	Eval	Analysis Date	Holding Times Rec	Holding Times Actual	Eval
Physical Tests : Alkalinity Species by Titration										
HDPE FLB-14	E290	11-Sep-2023	13-Sep-2023	14 days	2 days	✓	13-Sep-2023	14 days	2 days	✓
Physical Tests : Alkalinity Species by Titration										
HDPE FLB-15	E290	11-Sep-2023	13-Sep-2023	14 days	2 days	✓	13-Sep-2023	14 days	2 days	✓
Physical Tests : Alkalinity Species by Titration										
HDPE FLB-B	E290	11-Sep-2023	13-Sep-2023	14 days	2 days	✓	13-Sep-2023	14 days	2 days	✓
Physical Tests : Alkalinity Species by Titration										
HDPE FB-DUP	E290	11-Sep-2023	15-Sep-2023	14 days	4 days	✓	15-Sep-2023	14 days	4 days	✓
Physical Tests : Conductivity in Water										
HDPE FLB-01	E100	11-Sep-2023	13-Sep-2023	28 days	2 days	✓	13-Sep-2023	28 days	2 days	✓
Physical Tests : Conductivity in Water										
HDPE FLB-02	E100	11-Sep-2023	13-Sep-2023	28 days	2 days	✓	13-Sep-2023	28 days	2 days	✓
Physical Tests : Conductivity in Water										
HDPE FLB-03	E100	11-Sep-2023	13-Sep-2023	28 days	2 days	✓	13-Sep-2023	28 days	2 days	✓
Physical Tests : Conductivity in Water										
HDPE FLB-04	E100	11-Sep-2023	13-Sep-2023	28 days	2 days	✓	13-Sep-2023	28 days	2 days	✓
Physical Tests : Conductivity in Water										
HDPE FLB-05	E100	11-Sep-2023	13-Sep-2023	28 days	2 days	✓	13-Sep-2023	28 days	2 days	✓

Matrix: **Water**

Evaluation: × = Holding time exceedance ; ✓ = Within Holding Time

Analyte Group / Container / Client Sample ID(s)	Method	Sampling Date	Extraction / Preparation				Analysis			
			Preparation Date	Holding Times Rec	Holding Times Actual	Eval	Analysis Date	Holding Times Rec	Holding Times Actual	Eval
Physical Tests : Conductivity in Water										
HDPE FLB-06	E100	11-Sep-2023	13-Sep-2023	28 days	2 days	✓	13-Sep-2023	28 days	2 days	✓
Physical Tests : Conductivity in Water										
HDPE FLB-07	E100	11-Sep-2023	13-Sep-2023	28 days	2 days	✓	13-Sep-2023	28 days	2 days	✓
Physical Tests : Conductivity in Water										
HDPE FLB-08	E100	11-Sep-2023	13-Sep-2023	28 days	2 days	✓	13-Sep-2023	28 days	2 days	✓
Physical Tests : Conductivity in Water										
HDPE FLB-09	E100	11-Sep-2023	13-Sep-2023	28 days	2 days	✓	13-Sep-2023	28 days	2 days	✓
Physical Tests : Conductivity in Water										
HDPE FLB-10	E100	11-Sep-2023	13-Sep-2023	28 days	2 days	✓	13-Sep-2023	28 days	2 days	✓
Physical Tests : Conductivity in Water										
HDPE FLB-11	E100	11-Sep-2023	13-Sep-2023	28 days	2 days	✓	13-Sep-2023	28 days	2 days	✓
Physical Tests : Conductivity in Water										
HDPE FLB-12	E100	11-Sep-2023	13-Sep-2023	28 days	2 days	✓	13-Sep-2023	28 days	2 days	✓
Physical Tests : Conductivity in Water										
HDPE FLB-13	E100	11-Sep-2023	13-Sep-2023	28 days	2 days	✓	13-Sep-2023	28 days	2 days	✓
Physical Tests : Conductivity in Water										
HDPE FLB-14	E100	11-Sep-2023	13-Sep-2023	28 days	2 days	✓	13-Sep-2023	28 days	2 days	✓

Matrix: **Water**

Evaluation: × = Holding time exceedance ; ✓ = Within Holding Time

Analyte Group / Container / Client Sample ID(s)	Method	Sampling Date	Extraction / Preparation				Analysis			
			Preparation Date	Holding Times Rec	Holding Times Actual	Eval	Analysis Date	Holding Times Rec	Holding Times Actual	Eval
Physical Tests : Conductivity in Water										
HDPE FLB-15	E100	11-Sep-2023	13-Sep-2023	28 days	2 days	✓	13-Sep-2023	28 days	2 days	✓
Physical Tests : Conductivity in Water										
HDPE FLB-B	E100	11-Sep-2023	13-Sep-2023	28 days	2 days	✓	13-Sep-2023	28 days	2 days	✓
Physical Tests : Conductivity in Water										
HDPE FB-DUP	E100	11-Sep-2023	15-Sep-2023	28 days	4 days	✓	15-Sep-2023	28 days	4 days	✓
Physical Tests : pH by Meter										
HDPE FLB-01	E108	11-Sep-2023	13-Sep-2023	0.25 hrs	42 hrs	× EHTR-FM	13-Sep-2023	0.25 hrs	42 hrs	× EHTR-FM
Physical Tests : pH by Meter										
HDPE FLB-02	E108	11-Sep-2023	13-Sep-2023	0.25 hrs	42 hrs	× EHTR-FM	13-Sep-2023	0.25 hrs	42 hrs	× EHTR-FM
Physical Tests : pH by Meter										
HDPE FLB-08	E108	11-Sep-2023	13-Sep-2023	0.25 hrs	42 hrs	× EHTR-FM	13-Sep-2023	0.25 hrs	42 hrs	× EHTR-FM
Physical Tests : pH by Meter										
HDPE FLB-09	E108	11-Sep-2023	13-Sep-2023	0.25 hrs	42 hrs	× EHTR-FM	13-Sep-2023	0.25 hrs	42 hrs	× EHTR-FM
Physical Tests : pH by Meter										
HDPE FLB-10	E108	11-Sep-2023	13-Sep-2023	0.25 hrs	42 hrs	× EHTR-FM	13-Sep-2023	0.25 hrs	42 hrs	× EHTR-FM
Physical Tests : pH by Meter										
HDPE FLB-B	E108	11-Sep-2023	13-Sep-2023	0.25 hrs	42 hrs	× EHTR-FM	13-Sep-2023	0.25 hrs	42 hrs	× EHTR-FM

Matrix: **Water**

Evaluation: × = Holding time exceedance ; ✓ = Within Holding Time

Analyte Group / Container / Client Sample ID(s)	Method	Sampling Date	Extraction / Preparation				Analysis			
			Preparation Date	Holding Times Rec	Holding Times Actual	Eval	Analysis Date	Holding Times Rec	Holding Times Actual	Eval
Physical Tests : pH by Meter										
HDPE FLB-03	E108	11-Sep-2023	13-Sep-2023	0.25 hrs	43 hrs	× EHTR-FM	13-Sep-2023	0.25 hrs	43 hrs	× EHTR-FM
Physical Tests : pH by Meter										
HDPE FLB-04	E108	11-Sep-2023	13-Sep-2023	0.25 hrs	43 hrs	× EHTR-FM	13-Sep-2023	0.25 hrs	43 hrs	× EHTR-FM
Physical Tests : pH by Meter										
HDPE FLB-05	E108	11-Sep-2023	13-Sep-2023	0.25 hrs	43 hrs	× EHTR-FM	13-Sep-2023	0.25 hrs	43 hrs	× EHTR-FM
Physical Tests : pH by Meter										
HDPE FLB-06	E108	11-Sep-2023	13-Sep-2023	0.25 hrs	43 hrs	× EHTR-FM	13-Sep-2023	0.25 hrs	43 hrs	× EHTR-FM
Physical Tests : pH by Meter										
HDPE FLB-07	E108	11-Sep-2023	13-Sep-2023	0.25 hrs	43 hrs	× EHTR-FM	13-Sep-2023	0.25 hrs	43 hrs	× EHTR-FM
Physical Tests : pH by Meter										
HDPE FLB-11	E108	11-Sep-2023	13-Sep-2023	0.25 hrs	43 hrs	× EHTR-FM	13-Sep-2023	0.25 hrs	43 hrs	× EHTR-FM
Physical Tests : pH by Meter										
HDPE FLB-12	E108	11-Sep-2023	13-Sep-2023	0.25 hrs	43 hrs	× EHTR-FM	13-Sep-2023	0.25 hrs	43 hrs	× EHTR-FM
Physical Tests : pH by Meter										
HDPE FLB-13	E108	11-Sep-2023	13-Sep-2023	0.25 hrs	43 hrs	× EHTR-FM	13-Sep-2023	0.25 hrs	43 hrs	× EHTR-FM
Physical Tests : pH by Meter										
HDPE FLB-14	E108	11-Sep-2023	13-Sep-2023	0.25 hrs	43 hrs	× EHTR-FM	13-Sep-2023	0.25 hrs	43 hrs	× EHTR-FM

Matrix: **Water**

Evaluation: × = Holding time exceedance ; ✓ = Within Holding Time

Analyte Group / Container / Client Sample ID(s)	Method	Sampling Date	Extraction / Preparation				Analysis			
			Preparation Date	Holding Times Rec	Holding Times Actual	Eval	Analysis Date	Holding Times Rec	Holding Times Actual	Eval
Physical Tests : pH by Meter										
HDPE FLB-15	E108	11-Sep-2023	13-Sep-2023	0.25 hrs	43 hrs	× EHTR-FM	13-Sep-2023	0.25 hrs	43 hrs	× EHTR-FM
Physical Tests : pH by Meter										
HDPE FB-DUP	E108	11-Sep-2023	15-Sep-2023	0.25 hrs	94 hrs	× EHTR-FM	15-Sep-2023	0.25 hrs	94 hrs	× EHTR-FM
Physical Tests : TDS by Gravimetry (Low Level)										
HDPE FB-DUP	E162-L	11-Sep-2023	----	----	----		14-Sep-2023	7 days	3 days	✓
Physical Tests : TDS by Gravimetry (Low Level)										
HDPE FLB-01	E162-L	11-Sep-2023	----	----	----		14-Sep-2023	7 days	3 days	✓
Physical Tests : TDS by Gravimetry (Low Level)										
HDPE FLB-02	E162-L	11-Sep-2023	----	----	----		14-Sep-2023	7 days	3 days	✓
Physical Tests : TDS by Gravimetry (Low Level)										
HDPE FLB-03	E162-L	11-Sep-2023	----	----	----		14-Sep-2023	7 days	3 days	✓
Physical Tests : TDS by Gravimetry (Low Level)										
HDPE FLB-04	E162-L	11-Sep-2023	----	----	----		14-Sep-2023	7 days	3 days	✓
Physical Tests : TDS by Gravimetry (Low Level)										
HDPE FLB-05	E162-L	11-Sep-2023	----	----	----		14-Sep-2023	7 days	3 days	✓
Physical Tests : TDS by Gravimetry (Low Level)										
HDPE FLB-06	E162-L	11-Sep-2023	----	----	----		14-Sep-2023	7 days	3 days	✓

Matrix: **Water**

Evaluation: × = Holding time exceedance ; ✓ = Within Holding Time

Analyte Group / Container / Client Sample ID(s)	Method	Sampling Date	Extraction / Preparation				Analysis			
			Preparation Date	Holding Times Rec	Holding Times Actual	Eval	Analysis Date	Holding Times Rec	Holding Times Actual	Eval
Physical Tests : TDS by Gravimetry (Low Level)										
HDPE FLB-07	E162-L	11-Sep-2023	----	----	----		14-Sep-2023	7 days	3 days	✓
Physical Tests : TDS by Gravimetry (Low Level)										
HDPE FLB-08	E162-L	11-Sep-2023	----	----	----		14-Sep-2023	7 days	3 days	✓
Physical Tests : TDS by Gravimetry (Low Level)										
HDPE FLB-09	E162-L	11-Sep-2023	----	----	----		14-Sep-2023	7 days	3 days	✓
Physical Tests : TDS by Gravimetry (Low Level)										
HDPE FLB-10	E162-L	11-Sep-2023	----	----	----		14-Sep-2023	7 days	3 days	✓
Physical Tests : TDS by Gravimetry (Low Level)										
HDPE FLB-11	E162-L	11-Sep-2023	----	----	----		14-Sep-2023	7 days	3 days	✓
Physical Tests : TDS by Gravimetry (Low Level)										
HDPE FLB-12	E162-L	11-Sep-2023	----	----	----		14-Sep-2023	7 days	3 days	✓
Physical Tests : TDS by Gravimetry (Low Level)										
HDPE FLB-13	E162-L	11-Sep-2023	----	----	----		14-Sep-2023	7 days	3 days	✓
Physical Tests : TDS by Gravimetry (Low Level)										
HDPE FLB-14	E162-L	11-Sep-2023	----	----	----		14-Sep-2023	7 days	3 days	✓
Physical Tests : TDS by Gravimetry (Low Level)										
HDPE FLB-15	E162-L	11-Sep-2023	----	----	----		14-Sep-2023	7 days	3 days	✓

Matrix: **Water**

Evaluation: × = Holding time exceedance ; ✓ = Within Holding Time

Analyte Group / Container / Client Sample ID(s)	Method	Sampling Date	Extraction / Preparation				Analysis			
			Preparation Date	Holding Times		Eval	Analysis Date	Holding Times		Eval
				Rec	Actual			Rec	Actual	
Physical Tests : TDS by Gravimetry (Low Level)										
HDPE										
FLB-B	E162-L	11-Sep-2023	----	----	----		14-Sep-2023	7 days	3 days	✓

Legend & Qualifier Definitions

EHTR-FM: Exceeded ALS recommended hold time prior to sample receipt. Field Measurement recommended

EHT: Exceeded ALS recommended hold time prior to analysis.

Rec. HT: ALS recommended hold time (see units).

Quality Control Parameter Frequency Compliance

The following report summarizes the frequency of laboratory QC samples analyzed within the analytical batches (QC lots) in which the submitted samples were processed. The actual frequency should be greater than or equal to the expected frequency.

Matrix: **Water**

Evaluation: × = QC frequency outside specification; ✓ = QC frequency within specification.

Quality Control Sample Type			Count		Frequency (%)		
Analytical Methods	*Method*	*QC Lot #*	*QC*	*Regular*	*Actual*	*Expected*	*Evaluation*
Laboratory Duplicates (DUP)							
Acidity by Titration	E283	1135870	1	20	5.0	5.0	✓
Alkalinity Species by Titration	E290	1132118	2	24	8.3	5.0	✓
Chloride in Water by IC (Low Level)	E235.Cl-L	1132157	2	28	7.1	5.0	✓
Conductivity in Water	E100	1132117	2	35	5.7	5.0	✓
Dissolved Metals in Water by CRC ICPMS	E421	1135684	2	39	5.1	5.0	✓
Dissolved Phosphorus in Water by CRC-ICPMS (Low level)	E421.P-L	1135685	1	17	5.8	5.0	✓
Fluoride in Water by IC	E235.F	1132158	2	28	7.1	5.0	✓
pH by Meter	E108	1132116	2	38	5.2	5.0	✓
Sulfate in Water by IC	E235.SO4	1132154	2	31	6.4	5.0	✓
TDS by Gravimetry (Low Level)	E162-L	1132387	2	36	5.5	5.0	✓
Total Phosphorus by Colourimetry (0.002 mg/L)	E372-U	1136793	1	20	5.0	5.0	✓
Laboratory Control Samples (LCS)							
Acidity by Titration	E283	1135870	1	20	5.0	5.0	✓
Alkalinity Species by Titration	E290	1132118	2	24	8.3	5.0	✓
Chloride in Water by IC (Low Level)	E235.Cl-L	1132157	2	28	7.1	5.0	✓
Conductivity in Water	E100	1132117	2	35	5.7	5.0	✓
Dissolved Metals in Water by CRC ICPMS	E421	1135684	2	39	5.1	5.0	✓
Dissolved Phosphorus in Water by CRC-ICPMS (Low level)	E421.P-L	1135685	2	17	11.7	5.0	✓
Fluoride in Water by IC	E235.F	1132158	2	28	7.1	5.0	✓
pH by Meter	E108	1132116	2	38	5.2	5.0	✓
Sulfate in Water by IC	E235.SO4	1132154	2	31	6.4	5.0	✓
TDS by Gravimetry (Low Level)	E162-L	1132387	2	36	5.5	5.0	✓
Total Phosphorus by Colourimetry (0.002 mg/L)	E372-U	1136793	1	20	5.0	5.0	✓
Method Blanks (MB)							
Acidity by Titration	E283	1135870	1	20	5.0	5.0	✓
Alkalinity Species by Titration	E290	1132118	2	24	8.3	5.0	✓
Chloride in Water by IC (Low Level)	E235.Cl-L	1132157	2	28	7.1	5.0	✓
Conductivity in Water	E100	1132117	2	35	5.7	5.0	✓
Dissolved Metals in Water by CRC ICPMS	E421	1135684	2	39	5.1	5.0	✓
Dissolved Phosphorus in Water by CRC-ICPMS (Low level)	E421.P-L	1135685	2	17	11.7	5.0	✓
Fluoride in Water by IC	E235.F	1132158	2	28	7.1	5.0	✓
Sulfate in Water by IC	E235.SO4	1132154	2	31	6.4	5.0	✓
TDS by Gravimetry (Low Level)	E162-L	1132387	2	36	5.5	5.0	✓
Total Phosphorus by Colourimetry (0.002 mg/L)	E372-U	1136793	1	20	5.0	5.0	✓
Matrix Spikes (MS)							

Matrix: **Water**

Evaluation: × = *QC frequency outside specification*; ✓ = *QC frequency within specification.*

Quality Control Sample Type			Count		Frequency (%)		
Analytical Methods	*Method*	*QC Lot #*	*QC*	*Regular*	*Actual*	*Expected*	*Evaluation*
Matrix Spikes (MS) - Continued							
Chloride in Water by IC (Low Level)	E235.Cl-L	1132157	2	28	7.1	5.0	✓
Dissolved Metals in Water by CRC ICPMS	E421	1135684	2	39	5.1	5.0	✓
Dissolved Phosphorus in Water by CRC-ICPMS (Low level)	E421.P-L	1135685	1	17	5.8	5.0	✓
Fluoride in Water by IC	E235.F	1132158	2	28	7.1	5.0	✓
Sulfate in Water by IC	E235.SO4	1132154	2	31	6.4	5.0	✓
Total Phosphorus by Colourimetry (0.002 mg/L)	E372-U	1136793	1	20	5.0	5.0	✓

Methodology References and Summaries

The analytical methods used by ALS are developed using internationally recognized reference methods (where available), such as those published by US EPA, APHA Standard Methods, ASTM, ISO, Environment Canada, BC MOE, and Ontario MOE. Reference methods may incorporate modifications to improve performance (indicated by "mod").

Analytical Methods	Method / Lab	Matrix	Method Reference	Method Descriptions
Conductivity in Water	E100 ALS Environmental - Winnipeg	Water	APHA 2510 (mod)	Conductivity, also known as Electrical Conductivity (EC) or Specific Conductance, is measured by immersion of a conductivity cell with platinum electrodes into a water sample. Conductivity measurements are temperature-compensated to 25°C.
pH by Meter	E108 ALS Environmental - Winnipeg	Water	APHA 4500-H (mod)	pH is determined by potentiometric measurement with a pH electrode, and is conducted at ambient laboratory temperature (normally 20 ± 5°C). For high accuracy test results, pH should be measured in the field within the recommended 15 minute hold time.
TDS by Gravimetry (Low Level)	E162-L ALS Environmental - Winnipeg	Water	APHA 2540 C (mod)	Total Dissolved Solids (TDS) are determined by filtering a sample through a glass fibre filter, with evaporation of the filtrate at 180 ± 2°C for 16 hours or to constant weight, with gravimetric measurement of the residue.
Chloride in Water by IC (Low Level)	E235.Cl-L ALS Environmental - Winnipeg	Water	EPA 300.1 (mod)	Inorganic anions are analyzed by Ion Chromatography with conductivity and/or UV detection.
Fluoride in Water by IC	E235.F ALS Environmental - Winnipeg	Water	EPA 300.1 (mod)	Inorganic anions are analyzed by Ion Chromatography with conductivity and/or UV detection.
Sulfate in Water by IC	E235.SO4 ALS Environmental - Winnipeg	Water	EPA 300.1 (mod)	Inorganic anions are analyzed by Ion Chromatography with conductivity and/or UV detection.
Acidity by Titration	E283 ALS Environmental - Waterloo	Water	APHA 2310 B (mod)	Acidity is determined by potentiometric titration to pH endpoint of 8.3
Alkalinity Species by Titration	E290 ALS Environmental - Winnipeg	Water	APHA 2320 B (mod)	Total alkalinity is determined by potentiometric titration to a pH 4.5 endpoint. Bicarbonate, carbonate and hydroxide alkalinity are calculated from phenolphthalein alkalinity and total alkalinity values.
Total Phosphorus by Colourimetry (0.002 mg/L)	E372-U ALS Environmental - Winnipeg	Water	APHA 4500-P E (mod).	Total Phosphorus is determined colourimetrically using a discrete analyzer after heated persulfate digestion of the sample.

Analytical Methods	Method / Lab	Matrix	Method Reference	Method Descriptions
Dissolved Metals in Water by CRC ICPMS	E421 ALS Environmental - Winnipeg	Water	APHA 3030B/EPA 6020B (mod)	Water samples are filtered (0.45 um), preserved with nitric acid, and analyzed by Collision/Reaction Cell ICPMS. Method Limitation (re: Sulfur): Sulfide and volatile sulfur species may not be recovered by this method.
Dissolved Phosphorus in Water by CRC-ICPMS (Low level)	E421.P-L ALS Environmental - Winnipeg	Water	APHA 3030B/EPA 6020B (mod)	Water samples are filtered (0.45 um), preserved with nitric acid, and analyzed by Collision/Reaction Cell ICPMS.
Dissolved Hardness (Calculated)	EC100 ALS Environmental - Winnipeg	Water	APHA 2340B	“Hardness (as CaCO3), dissolved” is calculated from the sum of dissolved Calcium and Magnesium concentrations, expressed in CaCO3 equivalents. “Total Hardness” refers to the sum of Calcium and Magnesium Hardness. Hardness is normally or preferentially calculated from dissolved Calcium and Magnesium concentrations, because it is a property of water due to dissolved divalent cations.

Preparation Methods	Method / Lab	Matrix	Method Reference	Method Descriptions
Digestion for Total Phosphorus in water	EP372 ALS Environmental - Winnipeg	Water	APHA 4500-P E (mod).	Samples are heated with a persulfate digestion reagent.
Dissolved Metals Water Filtration	EP421 ALS Environmental - Winnipeg	Water	APHA 3030B	Water samples are filtered (0.45 um), and preserved with HNO3.

QUALITY CONTROL REPORT

Work Order	: **WP2322923**	Page	: 1 of 18
Client	: Kinross Gold Corporation	Laboratory	: ALS Environmental - Winnipeg
Contact	: Ashley Moncrief	Account Manager	: Judy Dalmaijer
Address	: Great Bear Resources Ltd. A Kinross Company 117 Forestry Road Red Lake ON Canada P0V 2M0	Address	: 1329 Niakwa Road East, Unit 12 Winnipeg, Manitoba Canada R2J 3T4
Telephone	:	Telephone	: +1 204 255 9720
Project	: PPR-022-3	Date Samples Received	: 13-Sep-2023 09:25
PO	: ----	Date Analysis Commenced	: 13-Sep-2023
C-O-C number	: ----	Issue Date	: 19-Sep-2023 14:01
Sampler	: ---- 807 630 0203		
Site	: ----		
Quote number	: Monthy and Quarterly samples_V2		
No. of samples received	: 18		
No. of samples analysed	: 18		

This report supersedes any previous report(s) with this reference. Results apply to the sample(s) as submitted. This document shall not be reproduced, except in full.

This Quality Control Report contains the following information:

- Laboratory Duplicate (DUP) Report; Relative Percent Difference (RPD) and Data Quality Objectives
- Matrix Spike (MS) Report; Recovery and Data Quality Objectives
- Method Blank (MB) Report; Recovery and Data Quality Objectives
- Laboratory Control Sample (LCS) Report; Recovery and Data Quality Objectives

Signatories

This document has been electronically signed by the authorized signatories below. Electronic signing is conducted in accordance with US FDA 21 CFR Part 11.

Signatories	*Position*	*Laboratory Department*
Lee McTavish		Winnipeg Inorganics, Winnipeg, Manitoba
Nik Perkio	Inorganics Analyst	Waterloo Inorganics, Waterloo, Ontario
Oleksandr Busel		Winnipeg Inorganics, Winnipeg, Manitoba
Oleksandr Busel		Winnipeg Metals, Winnipeg, Manitoba

General Comments

The ALS Quality Control (QC) report is optionally provided to ALS clients upon request. ALS test methods include comprehensive QC checks with every analysis to ensure our high standards of quality are met. Each QC result has a known or expected target value, which is compared against predetermined Data Quality Objectives (DQOs) to provide confidence in the accuracy of associated test results. This report contains detailed results for all QC results applicable to this sample submission. Please refer to the ALS Quality Control Interpretation report (QCI) for applicable method references and methodology summaries.

Key :

Anonymous = Refers to samples which are not part of this work order, but which formed part of the QC process lot.
CAS Number = Chemical Abstracts Service number is a unique identifier assigned to discrete substances.
DQO = Data Quality Objective.
LOR = Limit of Reporting (detection limit).
RPD = Relative Percent Difference
# = Indicates a QC result that did not meet the ALS DQO.

Workorder Comments

Holding times are displayed as "---" if no guidance exists from CCME, Canadian provinces, or broadly recognized international references.

Laboratory Duplicate (DUP) Report

A Laboratory Duplicate (DUP) is a randomly selected intralaboratory replicate sample. Laboratory Duplicates provide information regarding method precision and sample heterogeneity. ALS DQOs for Laboratory Duplicates are expressed as test-specific limits for Relative Percent Difference (RPD), or as an absolute difference limit of 2 times the LOR for low concentration duplicates within ~ 4-10 times the LOR (cut-off is test-specific).

Sub-Matrix: **Water**

					Laboratory Duplicate (DUP) Report						
Laboratory sample ID	Client sample ID	Analyte	CAS Number	Method	LOR	Unit	Original Result	Duplicate Result	RPD(%) or Difference	Duplicate Limits	Qualifier
Physical Tests (QC Lot: 1132116)											
WP2322923-001	FLB-01	pH	----	E108	0.10	pH units	8.36	8.45	1.07%	4%	----
Physical Tests (QC Lot: 1132117)											
WP2322923-001	FLB-01	Conductivity	----	E100	1.0	µS/cm	122	121	0.661%	10%	----
Physical Tests (QC Lot: 1132118)											
WP2322923-001	FLB-01	Alkalinity, total (as CaCO3)	----	E290	1.0	mg/L	43.1	43.4	0.694%	20%	----
Physical Tests (QC Lot: 1132387)											
WP2322855-001	Anonymous	Solids, total dissolved [TDS]	----	E162-L	10.0	mg/L	31.1	33.4	2.3	Diff <2x LOR	----
Physical Tests (QC Lot: 1132388)											
WP2322923-015	FLB-15	Solids, total dissolved [TDS]	----	E162-L	10.0	mg/L	73.1	77.8	4.7	Diff <2x LOR	----
Physical Tests (QC Lot: 1135870)											
WP2322923-007	FLB-07	Acidity (as CaCO3)	----	E283	2.0	mg/L	<2.0	<2.0	0	Diff <2x LOR	----
Physical Tests (QC Lot: 1135912)											
WP2323143-001	Anonymous	pH	----	E108	0.10	pH units	7.95	7.95	0.00%	4%	----
Physical Tests (QC Lot: 1135913)											
WP2323143-001	Anonymous	Alkalinity, total (as CaCO3)	----	E290	1.0	mg/L	601	602	0.216%	20%	----
Physical Tests (QC Lot: 1135914)											
WP2323143-001	Anonymous	Conductivity	----	E100	2.0	µS/cm	5410	5440	0.553%	10%	----
Anions and Nutrients (QC Lot: 1132154)											
WP2322923-001	FLB-01	Sulfate (as SO4)	14808-79-8	E235.SO4	0.30	mg/L	12.0	11.9	0.475%	20%	----
Anions and Nutrients (QC Lot: 1132157)											
WP2322923-001	FLB-01	Chloride	16887-00-6	E235.Cl-L	0.10	mg/L	1.67	1.66	0.444%	20%	----
Anions and Nutrients (QC Lot: 1132158)											
WP2322923-001	FLB-01	Fluoride	16984-48-8	E235.F	0.020	mg/L	0.056	0.054	0.001	Diff <2x LOR	----
Anions and Nutrients (QC Lot: 1134287)											
WP2323117-001	Anonymous	Chloride	16887-00-6	E235.Cl-L	0.10	mg/L	2.03	2.02	0.515%	20%	----
Anions and Nutrients (QC Lot: 1134288)											
WP2323117-001	Anonymous	Sulfate (as SO4)	14808-79-8	E235.SO4	0.30	mg/L	3.28	3.24	1.14%	20%	----
Anions and Nutrients (QC Lot: 1134289)											
WP2323117-001	Anonymous	Fluoride	16984-48-8	E235.F	0.020	mg/L	0.054	0.053	0.0008	Diff <2x LOR	----
Anions and Nutrients (QC Lot: 1136793)											

Sub-Matrix: **Water**

					Laboratory Duplicate (DUP) Report						
Laboratory sample ID	*Client sample ID*	*Analyte*	*CAS Number*	*Method*	*LOR*	*Unit*	*Original Result*	*Duplicate Result*	*RPD(%) or Difference*	*Duplicate Limits*	*Qualifier*
Anions and Nutrients (QC Lot: 1136793) - continued											
WP2322923-001	FLB-01	Phosphorus, total	7723-14-0	E372-U	0.0020	mg/L	0.0241	0.0244	1.07%	20%	----
Dissolved Metals (QC Lot: 1135684)											
WP2322826-001	Anonymous	Aluminum, dissolved	7429-90-5	E421	0.0010	mg/L	0.0010	<0.0010	0.00001	Diff <2x LOR	----
		Antimony, dissolved	7440-36-0	E421	0.00010	mg/L	<0.00010	<0.00010	0	Diff <2x LOR	----
		Arsenic, dissolved	7440-38-2	E421	0.00010	mg/L	0.00049	0.00049	0.000002	Diff <2x LOR	----
		Barium, dissolved	7440-39-3	E421	0.00010	mg/L	0.0146	0.0143	1.85%	20%	----
		Beryllium, dissolved	7440-41-7	E421	0.000020	mg/L	0.000122	0.000114	0.000008	Diff <2x LOR	----
		Bismuth, dissolved	7440-69-9	E421	0.000050	mg/L	<0.000050	<0.000050	0	Diff <2x LOR	----
		Boron, dissolved	7440-42-8	E421	0.010	mg/L	0.722	0.688	4.80%	20%	----
		Cadmium, dissolved	7440-43-9	E421	0.0000050	mg/L	<0.0000050	0.0000052	0.0000002	Diff <2x LOR	----
		Calcium, dissolved	7440-70-2	E421	0.050	mg/L	71.6	70.4	1.75%	20%	----
		Cesium, dissolved	7440-46-2	E421	0.000010	mg/L	0.000029	0.000028	0.000001	Diff <2x LOR	----
		Chromium, dissolved	7440-47-3	E421	0.00050	mg/L	<0.00050	<0.00050	0	Diff <2x LOR	----
		Cobalt, dissolved	7440-48-4	E421	0.00010	mg/L	<0.00010	<0.00010	0	Diff <2x LOR	----
		Copper, dissolved	7440-50-8	E421	0.00020	mg/L	<0.00020	<0.00020	0	Diff <2x LOR	----
		Iron, dissolved	7439-89-6	E421	0.010	mg/L	<0.010	<0.010	0	Diff <2x LOR	----
		Lead, dissolved	7439-92-1	E421	0.000050	mg/L	<0.000050	<0.000050	0	Diff <2x LOR	----
		Lithium, dissolved	7439-93-2	E421	0.0010	mg/L	0.0499	0.0442	12.0%	20%	----
		Magnesium, dissolved	7439-95-4	E421	0.0050	mg/L	50.2	49.9	0.600%	20%	----
		Manganese, dissolved	7439-96-5	E421	0.00010	mg/L	0.0340	0.0340	0.0756%	20%	----
		Molybdenum, dissolved	7439-98-7	E421	0.000050	mg/L	0.000091	0.000096	0.000005	Diff <2x LOR	----
		Nickel, dissolved	7440-02-0	E421	0.00050	mg/L	<0.00050	<0.00050	0	Diff <2x LOR	----
		Phosphorus, dissolved	7723-14-0	E421	0.050	mg/L	0.278	0.264	0.014	Diff <2x LOR	----
		Potassium, dissolved	7440-09-7	E421	0.050	mg/L	15.0	14.6	2.34%	20%	----
		Rubidium, dissolved	7440-17-7	E421	0.00020	mg/L	0.00884	0.00854	3.46%	20%	----
		Selenium, dissolved	7782-49-2	E421	0.000050	mg/L	<0.000050	<0.000050	0	Diff <2x LOR	----
		Silicon, dissolved	7440-21-3	E421	0.050	mg/L	6.99	6.84	2.16%	20%	----
		Silver, dissolved	7440-22-4	E421	0.000010	mg/L	<0.000010	<0.000010	0	Diff <2x LOR	----
		Sodium, dissolved	7440-23-5	E421	0.050	mg/L	51.8	50.6	2.23%	20%	----
		Strontium, dissolved	7440-24-6	E421	0.00020	mg/L	0.725	0.709	2.18%	20%	----
		Sulfur, dissolved	7704-34-9	E421	0.50	mg/L	57.0	54.8	4.06%	20%	----
		Tellurium, dissolved	13494-80-9	E421	0.00020	mg/L	<0.00020	<0.00020	0	Diff <2x LOR	----
		Thallium, dissolved	7440-28-0	E421	0.000010	mg/L	<0.000010	<0.000010	0	Diff <2x LOR	----
		Thorium, dissolved	7440-29-1	E421	0.00010	mg/L	<0.00010	<0.00010	0	Diff <2x LOR	----

Sub-Matrix: **Water**

					Laboratory Duplicate (DUP) Report						
Laboratory sample ID	*Client sample ID*	*Analyte*	*CAS Number*	*Method*	*LOR*	*Unit*	*Original Result*	*Duplicate Result*	*RPD(%) or Difference*	*Duplicate Limits*	*Qualifier*
Dissolved Metals (QC Lot: 1135684) - continued											
WP2322826-001	Anonymous	Tin, dissolved	7440-31-5	E421	0.00010	mg/L	0.00064	0.00064	0.000004	Diff <2x LOR	----
		Titanium, dissolved	7440-32-6	E421	0.00030	mg/L	<0.00030	<0.00030	0	Diff <2x LOR	----
		Tungsten, dissolved	7440-33-7	E421	0.00010	mg/L	<0.00010	<0.00010	0	Diff <2x LOR	----
		Uranium, dissolved	7440-61-1	E421	0.000010	mg/L	0.000262	0.000257	1.90%	20%	----
		Vanadium, dissolved	7440-62-2	E421	0.00050	mg/L	<0.00050	<0.00050	0	Diff <2x LOR	----
		Zinc, dissolved	7440-66-6	E421	0.0010	mg/L	0.0011	<0.0010	0.00006	Diff <2x LOR	----
		Zirconium, dissolved	7440-67-7	E421	0.00030	mg/L	<0.00030	<0.00030	0	Diff <2x LOR	----
Dissolved Metals (QC Lot: 1139160)											
WP2322923-016	FLB-B	Phosphorus, dissolved	7723-14-0	E421.P-L	0.030	mg/L	<0.030	<0.030	0	Diff <2x LOR	----
Dissolved Metals (QC Lot: 1139161)											
WP2322923-016	FLB-B	Aluminum, dissolved	7429-90-5	E421	0.0010	mg/L	0.0194	0.0199	2.53%	20%	----
		Antimony, dissolved	7440-36-0	E421	0.00010	mg/L	0.00012	0.00012	0.000002	Diff <2x LOR	----
		Arsenic, dissolved	7440-38-2	E421	0.00010	mg/L	0.00114	0.00117	2.69%	20%	----
		Barium, dissolved	7440-39-3	E421	0.00010	mg/L	0.00521	0.00525	0.771%	20%	----
		Beryllium, dissolved	7440-41-7	E421	0.000020	mg/L	<0.000020	<0.000020	0	Diff <2x LOR	----
		Bismuth, dissolved	7440-69-9	E421	0.000050	mg/L	<0.000050	<0.000050	0	Diff <2x LOR	----
		Boron, dissolved	7440-42-8	E421	0.010	mg/L	0.011	0.011	0.00005	Diff <2x LOR	----
		Cadmium, dissolved	7440-43-9	E421	0.0000050	mg/L	<0.0000050	<0.0000050	0	Diff <2x LOR	----
		Calcium, dissolved	7440-70-2	E421	0.050	mg/L	3.44	3.46	0.529%	20%	----
		Cesium, dissolved	7440-46-2	E421	0.000010	mg/L	<0.000010	<0.000010	0	Diff <2x LOR	----
		Chromium, dissolved	7440-47-3	E421	0.00050	mg/L	<0.00050	<0.00050	0	Diff <2x LOR	----
		Cobalt, dissolved	7440-48-4	E421	0.00010	mg/L	<0.00010	<0.00010	0	Diff <2x LOR	----
		Copper, dissolved	7440-50-8	E421	0.00020	mg/L	0.00107	0.00106	0.00001	Diff <2x LOR	----
		Iron, dissolved	7439-89-6	E421	0.010	mg/L	<0.010	0.010	0.0006	Diff <2x LOR	----
		Lead, dissolved	7439-92-1	E421	0.000050	mg/L	<0.000050	<0.000050	0	Diff <2x LOR	----
		Lithium, dissolved	7439-93-2	E421	0.0010	mg/L	<0.0010	<0.0010	0	Diff <2x LOR	----
		Magnesium, dissolved	7439-95-4	E421	0.0050	mg/L	0.330	0.326	1.11%	20%	----
		Manganese, dissolved	7439-96-5	E421	0.00010	mg/L	0.00289	0.00288	0.296%	20%	----
		Molybdenum, dissolved	7439-98-7	E421	0.000050	mg/L	0.000492	0.000507	0.000016	Diff <2x LOR	----
		Nickel, dissolved	7440-02-0	E421	0.00050	mg/L	<0.00050	<0.00050	0	Diff <2x LOR	----
		Phosphorus, dissolved	7723-14-0	E421	0.050	mg/L	<0.050	<0.050	0	Diff <2x LOR	----
		Potassium, dissolved	7440-09-7	E421	0.050	mg/L	0.492	0.500	0.008	Diff <2x LOR	----
		Rubidium, dissolved	7440-17-7	E421	0.00020	mg/L	0.00053	0.00055	0.00002	Diff <2x LOR	----
		Selenium, dissolved	7782-49-2	E421	0.000050	mg/L	0.000171	0.000138	0.000032	Diff <2x LOR	----

Sub-Matrix: **Water**

					Laboratory Duplicate (DUP) Report						
Laboratory sample ID	*Client sample ID*	*Analyte*	*CAS Number*	*Method*	*LOR*	*Unit*	*Original Result*	*Duplicate Result*	*RPD(%) or Difference*	*Duplicate Limits*	*Qualifier*
Dissolved Metals (QC Lot: 1139161) - continued											
WP2322923-016	FLB-B	Silicon, dissolved	7440-21-3	E421	0.050	mg/L	1.50	1.48	1.19%	20%	----
		Silver, dissolved	7440-22-4	E421	0.000010	mg/L	<0.000010	<0.000010	0	Diff <2x LOR	----
		Sodium, dissolved	7440-23-5	E421	0.050	mg/L	0.286	0.283	0.003	Diff <2x LOR	----
		Strontium, dissolved	7440-24-6	E421	0.00020	mg/L	0.0142	0.0149	4.86%	20%	----
		Sulfur, dissolved	7704-34-9	E421	0.50	mg/L	<0.50	<0.50	0	Diff <2x LOR	----
		Tellurium, dissolved	13494-80-9	E421	0.00020	mg/L	<0.00020	<0.00020	0	Diff <2x LOR	----
		Thallium, dissolved	7440-28-0	E421	0.000010	mg/L	<0.000010	<0.000010	0	Diff <2x LOR	----
		Thorium, dissolved	7440-29-1	E421	0.00010	mg/L	<0.00010	<0.00010	0	Diff <2x LOR	----
		Tin, dissolved	7440-31-5	E421	0.00010	mg/L	0.00010	0.00010	0.00000002	Diff <2x LOR	----
		Titanium, dissolved	7440-32-6	E421	0.00030	mg/L	0.00080	0.00087	0.00007	Diff <2x LOR	----
		Tungsten, dissolved	7440-33-7	E421	0.00010	mg/L	<0.00010	<0.00010	0	Diff <2x LOR	----
		Uranium, dissolved	7440-61-1	E421	0.000010	mg/L	0.000015	0.000015	0.0000003	Diff <2x LOR	----
		Vanadium, dissolved	7440-62-2	E421	0.00050	mg/L	0.00129	0.00130	0.000005	Diff <2x LOR	----
		Zinc, dissolved	7440-66-6	E421	0.0010	mg/L	0.0072	0.0070	0.0002	Diff <2x LOR	----
		Zirconium, dissolved	7440-67-7	E421	0.00030	mg/L	<0.00030	<0.00030	0	Diff <2x LOR	----

Method Blank (MB) Report

A Method Blank is an analyte-free matrix that undergoes sample processing identical to that carried out for test samples. Method Blank results are used to monitor and control for potential contamination from the laboratory environment and reagents. For most tests, the DQO for Method Blanks is for the result to be < LOR.

Sub-Matrix: **Water**

Analyte	CAS Number	Method	LOR	Unit	Result	Qualifier
Physical Tests (QCLot: 1132117)						
Conductivity	----	E100	1	µS/cm	<1.0	----
Physical Tests (QCLot: 1132118)						
Alkalinity, total (as CaCO3)	----	E290	1	mg/L	<1.0	----
Physical Tests (QCLot: 1132387)						
Solids, total dissolved [TDS]	----	E162-L	3	mg/L	<3.0	----
Physical Tests (QCLot: 1132388)						
Solids, total dissolved [TDS]	----	E162-L	3	mg/L	<3.0	----
Physical Tests (QCLot: 1135870)						
Acidity (as CaCO3)	----	E283	2	mg/L	<2.0	----
Physical Tests (QCLot: 1135913)						
Alkalinity, total (as CaCO3)	----	E290	1	mg/L	<1.0	----
Physical Tests (QCLot: 1135914)						
Conductivity	----	E100	1	µS/cm	<1.0	----
Anions and Nutrients (QCLot: 1132154)						
Sulfate (as SO4)	14808-79-8	E235.SO4	0.3	mg/L	<0.30	----
Anions and Nutrients (QCLot: 1132157)						
Chloride	16887-00-6	E235.Cl-L	0.1	mg/L	<0.10	----
Anions and Nutrients (QCLot: 1132158)						
Fluoride	16984-48-8	E235.F	0.02	mg/L	<0.020	----
Anions and Nutrients (QCLot: 1134287)						
Chloride	16887-00-6	E235.Cl-L	0.1	mg/L	<0.10	----
Anions and Nutrients (QCLot: 1134288)						
Sulfate (as SO4)	14808-79-8	E235.SO4	0.3	mg/L	<0.30	----
Anions and Nutrients (QCLot: 1134289)						
Fluoride	16984-48-8	E235.F	0.02	mg/L	<0.020	----
Anions and Nutrients (QCLot: 1136793)						
Phosphorus, total	7723-14-0	E372-U	0.002	mg/L	<0.0020	----
Dissolved Metals (QCLot: 1135684)						
Aluminum, dissolved	7429-90-5	E421	0.001	mg/L	<0.0010	----
Antimony, dissolved	7440-36-0	E421	0.0001	mg/L	<0.00010	----
Arsenic, dissolved	7440-38-2	E421	0.0001	mg/L	<0.00010	----
Barium, dissolved	7440-39-3	E421	0.0001	mg/L	<0.00010	----

Sub-Matrix: **Water**

Analyte	CAS Number	Method	LOR	Unit	Result	Qualifier
Dissolved Metals (QCLot: 1135684) - continued						
Beryllium, dissolved	7440-41-7	E421	0.00002	mg/L	<0.000020	----
Bismuth, dissolved	7440-69-9	E421	0.00005	mg/L	<0.000050	----
Boron, dissolved	7440-42-8	E421	0.01	mg/L	<0.010	----
Cadmium, dissolved	7440-43-9	E421	0.000005	mg/L	<0.0000050	----
Calcium, dissolved	7440-70-2	E421	0.05	mg/L	<0.050	----
Cesium, dissolved	7440-46-2	E421	0.00001	mg/L	<0.000010	----
Chromium, dissolved	7440-47-3	E421	0.0005	mg/L	<0.00050	----
Cobalt, dissolved	7440-48-4	E421	0.0001	mg/L	<0.00010	----
Copper, dissolved	7440-50-8	E421	0.0002	mg/L	<0.00020	----
Iron, dissolved	7439-89-6	E421	0.01	mg/L	<0.010	----
Lead, dissolved	7439-92-1	E421	0.00005	mg/L	<0.000050	----
Lithium, dissolved	7439-93-2	E421	0.001	mg/L	<0.0010	----
Magnesium, dissolved	7439-95-4	E421	0.005	mg/L	<0.0050	----
Manganese, dissolved	7439-96-5	E421	0.0001	mg/L	<0.00010	----
Molybdenum, dissolved	7439-98-7	E421	0.00005	mg/L	<0.000050	----
Nickel, dissolved	7440-02-0	E421	0.0005	mg/L	<0.00050	----
Phosphorus, dissolved	7723-14-0	E421	0.05	mg/L	<0.050	----
Potassium, dissolved	7440-09-7	E421	0.05	mg/L	<0.050	----
Rubidium, dissolved	7440-17-7	E421	0.0002	mg/L	<0.00020	----
Selenium, dissolved	7782-49-2	E421	0.00005	mg/L	<0.000050	----
Silicon, dissolved	7440-21-3	E421	0.05	mg/L	<0.050	----
Silver, dissolved	7440-22-4	E421	0.00001	mg/L	<0.000010	----
Sodium, dissolved	7440-23-5	E421	0.05	mg/L	<0.050	----
Strontium, dissolved	7440-24-6	E421	0.0002	mg/L	<0.00020	----
Sulfur, dissolved	7704-34-9	E421	0.5	mg/L	<0.50	----
Tellurium, dissolved	13494-80-9	E421	0.0002	mg/L	<0.00020	----
Thallium, dissolved	7440-28-0	E421	0.00001	mg/L	<0.000010	----
Thorium, dissolved	7440-29-1	E421	0.0001	mg/L	<0.00010	----
Tin, dissolved	7440-31-5	E421	0.0001	mg/L	<0.00010	----
Titanium, dissolved	7440-32-6	E421	0.0003	mg/L	<0.00030	----
Tungsten, dissolved	7440-33-7	E421	0.0001	mg/L	<0.00010	----
Uranium, dissolved	7440-61-1	E421	0.00001	mg/L	<0.000010	----
Vanadium, dissolved	7440-62-2	E421	0.0005	mg/L	<0.00050	----
Zinc, dissolved	7440-66-6	E421	0.001	mg/L	<0.0010	----
Zirconium, dissolved	7440-67-7	E421	0.0002	mg/L	<0.00020	----

Sub-Matrix: **Water**

Analyte	CAS Number	Method	LOR	Unit	Result	Qualifier
Dissolved Metals (QCLot: 1135685)						
Phosphorus, dissolved	7723-14-0	E421.P-L	0.03	mg/L	<0.030	----
Dissolved Metals (QCLot: 1139160)						
Phosphorus, dissolved	7723-14-0	E421.P-L	0.03	mg/L	<0.030	----
Dissolved Metals (QCLot: 1139161)						
Aluminum, dissolved	7429-90-5	E421	0.001	mg/L	<0.0010	----
Antimony, dissolved	7440-36-0	E421	0.0001	mg/L	<0.00010	----
Arsenic, dissolved	7440-38-2	E421	0.0001	mg/L	<0.00010	----
Barium, dissolved	7440-39-3	E421	0.0001	mg/L	<0.00010	----
Beryllium, dissolved	7440-41-7	E421	0.00002	mg/L	<0.000020	----
Bismuth, dissolved	7440-69-9	E421	0.00005	mg/L	<0.000050	----
Boron, dissolved	7440-42-8	E421	0.01	mg/L	<0.010	----
Cadmium, dissolved	7440-43-9	E421	0.000005	mg/L	<0.0000050	----
Calcium, dissolved	7440-70-2	E421	0.05	mg/L	<0.050	----
Cesium, dissolved	7440-46-2	E421	0.00001	mg/L	<0.000010	----
Chromium, dissolved	7440-47-3	E421	0.0005	mg/L	<0.00050	----
Cobalt, dissolved	7440-48-4	E421	0.0001	mg/L	<0.00010	----
Copper, dissolved	7440-50-8	E421	0.0002	mg/L	<0.00020	----
Iron, dissolved	7439-89-6	E421	0.01	mg/L	<0.010	----
Lead, dissolved	7439-92-1	E421	0.00005	mg/L	<0.000050	----
Lithium, dissolved	7439-93-2	E421	0.001	mg/L	<0.0010	----
Magnesium, dissolved	7439-95-4	E421	0.005	mg/L	<0.0050	----
Manganese, dissolved	7439-96-5	E421	0.0001	mg/L	<0.00010	----
Molybdenum, dissolved	7439-98-7	E421	0.00005	mg/L	<0.000050	----
Nickel, dissolved	7440-02-0	E421	0.0005	mg/L	<0.00050	----
Phosphorus, dissolved	7723-14-0	E421	0.05	mg/L	<0.050	----
Potassium, dissolved	7440-09-7	E421	0.05	mg/L	<0.050	----
Rubidium, dissolved	7440-17-7	E421	0.0002	mg/L	<0.00020	----
Selenium, dissolved	7782-49-2	E421	0.00005	mg/L	<0.000050	----
Silicon, dissolved	7440-21-3	E421	0.05	mg/L	<0.050	----
Silver, dissolved	7440-22-4	E421	0.00001	mg/L	<0.000010	----
Sodium, dissolved	7440-23-5	E421	0.05	mg/L	<0.050	----
Strontium, dissolved	7440-24-6	E421	0.0002	mg/L	<0.00020	----
Sulfur, dissolved	7704-34-9	E421	0.5	mg/L	<0.50	----
Tellurium, dissolved	13494-80-9	E421	0.0002	mg/L	<0.00020	----
Thallium, dissolved	7440-28-0	E421	0.00001	mg/L	<0.000010	----

Sub-Matrix: **Water**

Analyte	CAS Number	Method	LOR	Unit	Result	Qualifier
Dissolved Metals (QCLot: 1139161) - continued						
Thorium, dissolved	7440-29-1	E421	0.0001	mg/L	<0.00010	----
Tin, dissolved	7440-31-5	E421	0.0001	mg/L	<0.00010	----
Titanium, dissolved	7440-32-6	E421	0.0003	mg/L	<0.00030	----
Tungsten, dissolved	7440-33-7	E421	0.0001	mg/L	<0.00010	----
Uranium, dissolved	7440-61-1	E421	0.00001	mg/L	<0.000010	----
Vanadium, dissolved	7440-62-2	E421	0.0005	mg/L	<0.00050	----
Zinc, dissolved	7440-66-6	E421	0.001	mg/L	<0.0010	----
Zirconium, dissolved	7440-67-7	E421	0.0002	mg/L	<0.00020	----

Laboratory Control Sample (LCS) Report

A Laboratory Control Sample (LCS) is an analyte-free matrix that has been fortified (spiked) with test analytes at known concentration and processed in an identical manner to test samples. LCS results are expressed as percent recovery, and are used to monitor and control test method accuracy and precision, independent of test sample matrix.

Sub-Matrix: **Water**

					Laboratory Control Sample (LCS) Report				
					Spike	Recovery (%)	Recovery Limits (%)		
Analyte	CAS Number	Method	LOR	Unit	Concentration	LCS	Low	High	Qualifier
Physical Tests (QCLot: 1132116)									
pH	----	E108	----	pH units	7 pH units	100	98.0	102	----
Physical Tests (QCLot: 1132117)									
Conductivity	----	E100	1	µS/cm	1412 µS/cm	100	90.0	110	----
Physical Tests (QCLot: 1132118)									
Alkalinity, total (as CaCO3)	----	E290	1	mg/L	100 mg/L	99.8	85.0	115	----
Physical Tests (QCLot: 1132387)									
Solids, total dissolved [TDS]	----	E162-L	3	mg/L	1000 mg/L	96.7	85.0	115	----
Physical Tests (QCLot: 1132388)									
Solids, total dissolved [TDS]	----	E162-L	3	mg/L	1000 mg/L	95.2	85.0	115	----
Physical Tests (QCLot: 1135870)									
Acidity (as CaCO3)	----	E283	2	mg/L	50 mg/L	105	85.0	115	----
Physical Tests (QCLot: 1135912)									
pH	----	E108	----	pH units	7 pH units	100	98.0	102	----
Physical Tests (QCLot: 1135913)									
Alkalinity, total (as CaCO3)	----	E290	1	mg/L	100 mg/L	101	85.0	115	----
Physical Tests (QCLot: 1135914)									
Conductivity	----	E100	1	µS/cm	1412 µS/cm	102	90.0	110	----
Anions and Nutrients (QCLot: 1132154)									
Sulfate (as SO4)	14808-79-8	E235.SO4	0.3	mg/L	100 mg/L	100	90.0	110	----
Anions and Nutrients (QCLot: 1132157)									
Chloride	16887-00-6	E235.Cl-L	0.1	mg/L	100 mg/L	100	90.0	110	----
Anions and Nutrients (QCLot: 1132158)									
Fluoride	16984-48-8	E235.F	0.02	mg/L	1 mg/L	106	90.0	110	----
Anions and Nutrients (QCLot: 1134287)									
Chloride	16887-00-6	E235.Cl-L	0.1	mg/L	100 mg/L	100	90.0	110	----
Anions and Nutrients (QCLot: 1134288)									
Sulfate (as SO4)	14808-79-8	E235.SO4	0.3	mg/L	100 mg/L	100	90.0	110	----
Anions and Nutrients (QCLot: 1134289)									
Fluoride	16984-48-8	E235.F	0.02	mg/L	1 mg/L	103	90.0	110	----
Anions and Nutrients (QCLot: 1136793)									
Phosphorus, total	7723-14-0	E372-U	0.002	mg/L	0.5 mg/L	93.6	80.0	120	----

Sub-Matrix: **Water**

					Laboratory Control Sample (LCS) Report				
					Spike	Recovery (%)	Recovery Limits (%)		
Analyte	CAS Number	Method	LOR	Unit	Concentration	LCS	Low	High	Qualifier
Dissolved Metals (QCLot: 1135684)									
Aluminum, dissolved	7429-90-5	E421	0.001	mg/L	2 mg/L	104	80.0	120	----
Antimony, dissolved	7440-36-0	E421	0.0001	mg/L	1 mg/L	104	80.0	120	----
Arsenic, dissolved	7440-38-2	E421	0.0001	mg/L	1 mg/L	103	80.0	120	----
Barium, dissolved	7440-39-3	E421	0.0001	mg/L	0.25 mg/L	100.0	80.0	120	----
Beryllium, dissolved	7440-41-7	E421	0.00002	mg/L	0.1 mg/L	105	80.0	120	----
Bismuth, dissolved	7440-69-9	E421	0.00005	mg/L	1 mg/L	102	80.0	120	----
Boron, dissolved	7440-42-8	E421	0.01	mg/L	1 mg/L	97.7	80.0	120	----
Cadmium, dissolved	7440-43-9	E421	0.000005	mg/L	0.1 mg/L	100	80.0	120	----
Calcium, dissolved	7440-70-2	E421	0.05	mg/L	50 mg/L	102	80.0	120	----
Cesium, dissolved	7440-46-2	E421	0.00001	mg/L	0.05 mg/L	101	80.0	120	----
Chromium, dissolved	7440-47-3	E421	0.0005	mg/L	0.25 mg/L	105	80.0	120	----
Cobalt, dissolved	7440-48-4	E421	0.0001	mg/L	0.25 mg/L	101	80.0	120	----
Copper, dissolved	7440-50-8	E421	0.0002	mg/L	0.25 mg/L	102	80.0	120	----
Iron, dissolved	7439-89-6	E421	0.01	mg/L	1 mg/L	104	80.0	120	----
Lead, dissolved	7439-92-1	E421	0.00005	mg/L	0.5 mg/L	101	80.0	120	----
Lithium, dissolved	7439-93-2	E421	0.001	mg/L	0.25 mg/L	103	80.0	120	----
Magnesium, dissolved	7439-95-4	E421	0.005	mg/L	50 mg/L	104	80.0	120	----
Manganese, dissolved	7439-96-5	E421	0.0001	mg/L	0.25 mg/L	104	80.0	120	----
Molybdenum, dissolved	7439-98-7	E421	0.00005	mg/L	0.25 mg/L	104	80.0	120	----
Nickel, dissolved	7440-02-0	E421	0.0005	mg/L	0.5 mg/L	101	80.0	120	----
Phosphorus, dissolved	7723-14-0	E421	0.05	mg/L	10 mg/L	109	80.0	120	----
Potassium, dissolved	7440-09-7	E421	0.05	mg/L	50 mg/L	104	80.0	120	----
Rubidium, dissolved	7440-17-7	E421	0.0002	mg/L	0.1 mg/L	105	80.0	120	----
Selenium, dissolved	7782-49-2	E421	0.00005	mg/L	1 mg/L	99.4	80.0	120	----
Silicon, dissolved	7440-21-3	E421	0.05	mg/L	10 mg/L	102	80.0	120	----
Silver, dissolved	7440-22-4	E421	0.00001	mg/L	0.1 mg/L	96.2	80.0	120	----
Sodium, dissolved	7440-23-5	E421	0.05	mg/L	50 mg/L	103	80.0	120	----
Strontium, dissolved	7440-24-6	E421	0.0002	mg/L	0.25 mg/L	102	80.0	120	----
Sulfur, dissolved	7704-34-9	E421	0.5	mg/L	50 mg/L	111	80.0	120	----
Tellurium, dissolved	13494-80-9	E421	0.0002	mg/L	0.1 mg/L	103	80.0	120	----
Thallium, dissolved	7440-28-0	E421	0.00001	mg/L	1 mg/L	103	80.0	120	----
Thorium, dissolved	7440-29-1	E421	0.0001	mg/L	0.1 mg/L	97.6	80.0	120	----
Tin, dissolved	7440-31-5	E421	0.0001	mg/L	0.5 mg/L	101	80.0	120	----
Titanium, dissolved	7440-32-6	E421	0.0003	mg/L	0.25 mg/L	101	80.0	120	----
Tungsten, dissolved	7440-33-7	E421	0.0001	mg/L	0.1 mg/L	104	80.0	120	----

Sub-Matrix: **Water**

					Laboratory Control Sample (LCS) Report				
					Spike	Recovery (%)	Recovery Limits (%)		
Analyte	CAS Number	Method	LOR	Unit	Concentration	LCS	Low	High	Qualifier
Dissolved Metals (QCLot: 1135684) - continued									
Uranium, dissolved	7440-61-1	E421	0.00001	mg/L	0.005 mg/L	104	80.0	120	----
Vanadium, dissolved	7440-62-2	E421	0.0005	mg/L	0.5 mg/L	103	80.0	120	----
Zinc, dissolved	7440-66-6	E421	0.001	mg/L	0.5 mg/L	117	80.0	120	----
Zirconium, dissolved	7440-67-7	E421	0.0002	mg/L	0.1 mg/L	96.2	80.0	120	----
Phosphorus, dissolved	7723-14-0	E421.P-L	0.03	mg/L	10 mg/L	109	80.0	120	----
Phosphorus, dissolved	7723-14-0	E421.P-L	0.03	mg/L	10 mg/L	108	80.0	120	----
Dissolved Metals (QCLot: 1139161)									
Aluminum, dissolved	7429-90-5	E421	0.001	mg/L	2 mg/L	102	80.0	120	----
Antimony, dissolved	7440-36-0	E421	0.0001	mg/L	1 mg/L	101	80.0	120	----
Arsenic, dissolved	7440-38-2	E421	0.0001	mg/L	1 mg/L	107	80.0	120	----
Barium, dissolved	7440-39-3	E421	0.0001	mg/L	0.25 mg/L	108	80.0	120	----
Beryllium, dissolved	7440-41-7	E421	0.00002	mg/L	0.1 mg/L	106	80.0	120	----
Bismuth, dissolved	7440-69-9	E421	0.00005	mg/L	1 mg/L	102	80.0	120	----
Boron, dissolved	7440-42-8	E421	0.01	mg/L	1 mg/L	106	80.0	120	----
Cadmium, dissolved	7440-43-9	E421	0.000005	mg/L	0.1 mg/L	108	80.0	120	----
Calcium, dissolved	7440-70-2	E421	0.05	mg/L	50 mg/L	101	80.0	120	----
Cesium, dissolved	7440-46-2	E421	0.00001	mg/L	0.05 mg/L	102	80.0	120	----
Chromium, dissolved	7440-47-3	E421	0.0005	mg/L	0.25 mg/L	107	80.0	120	----
Cobalt, dissolved	7440-48-4	E421	0.0001	mg/L	0.25 mg/L	102	80.0	120	----
Copper, dissolved	7440-50-8	E421	0.0002	mg/L	0.25 mg/L	107	80.0	120	----
Iron, dissolved	7439-89-6	E421	0.01	mg/L	1 mg/L	104	80.0	120	----
Lead, dissolved	7439-92-1	E421	0.00005	mg/L	0.5 mg/L	105	80.0	120	----
Lithium, dissolved	7439-93-2	E421	0.001	mg/L	0.25 mg/L	111	80.0	120	----
Magnesium, dissolved	7439-95-4	E421	0.005	mg/L	50 mg/L	107	80.0	120	----
Manganese, dissolved	7439-96-5	E421	0.0001	mg/L	0.25 mg/L	107	80.0	120	----
Molybdenum, dissolved	7439-98-7	E421	0.00005	mg/L	0.25 mg/L	103	80.0	120	----
Nickel, dissolved	7440-02-0	E421	0.0005	mg/L	0.5 mg/L	105	80.0	120	----
Phosphorus, dissolved	7723-14-0	E421	0.05	mg/L	10 mg/L	108	80.0	120	----
Potassium, dissolved	7440-09-7	E421	0.05	mg/L	50 mg/L	105	80.0	120	----
Rubidium, dissolved	7440-17-7	E421	0.0002	mg/L	0.1 mg/L	109	80.0	120	----
Selenium, dissolved	7782-49-2	E421	0.00005	mg/L	1 mg/L	106	80.0	120	----
Silicon, dissolved	7440-21-3	E421	0.05	mg/L	10 mg/L	103	80.0	120	----
Silver, dissolved	7440-22-4	E421	0.00001	mg/L	0.1 mg/L	101	80.0	120	----
Sodium, dissolved	7440-23-5	E421	0.05	mg/L	50 mg/L	108	80.0	120	----
Strontium, dissolved	7440-24-6	E421	0.0002	mg/L	0.25 mg/L	108	80.0	120	----
Sulfur, dissolved	7704-34-9	E421	0.5	mg/L	50 mg/L	99.3	80.0	120	----

Sub-Matrix: **Water**

Analyte	CAS Number	Method	LOR	Unit	Laboratory Control Sample (LCS) Report				
					Spike	Recovery (%)	Recovery Limits (%)		
					Concentration	LCS	Low	High	Qualifier
Dissolved Metals (QCLot: 1139161) - continued									
Tellurium, dissolved	13494-80-9	E421	0.0002	mg/L	0.1 mg/L	95.2	80.0	120	----
Thallium, dissolved	7440-28-0	E421	0.00001	mg/L	1 mg/L	103	80.0	120	----
Thorium, dissolved	7440-29-1	E421	0.0001	mg/L	0.1 mg/L	98.4	80.0	120	----
Tin, dissolved	7440-31-5	E421	0.0001	mg/L	0.5 mg/L	102	80.0	120	----
Titanium, dissolved	7440-32-6	E421	0.0003	mg/L	0.25 mg/L	104	80.0	120	----
Tungsten, dissolved	7440-33-7	E421	0.0001	mg/L	0.1 mg/L	102	80.0	120	----
Uranium, dissolved	7440-61-1	E421	0.00001	mg/L	0.005 mg/L	107	80.0	120	----
Vanadium, dissolved	7440-62-2	E421	0.0005	mg/L	0.5 mg/L	107	80.0	120	----
Zinc, dissolved	7440-66-6	E421	0.001	mg/L	0.5 mg/L	106	80.0	120	----
Zirconium, dissolved	7440-67-7	E421	0.0002	mg/L	0.1 mg/L	101	80.0	120	----

Matrix Spike (MS) Report

A Matrix Spike (MS) is a randomly selected intra-laboratory replicate sample that has been fortified (spiked) with test analytes at known concentration, and processed in an identical manner to test samples. Matrix Spikes provide information regarding analyte recovery and potential matrix effects. MS DQO exceedances due to sample matrix may sometimes be unavoidable; in such cases, test results for the associated sample (or similar samples) may be subject to bias. ND – Recovery not determined, background level >= 1x spike level.

Sub-Matrix: **Water**

					Matrix Spike (MS) Report					
					Spike		Recovery (%)	Recovery Limits (%)		
Laboratory sample ID	Client sample ID	Analyte	CAS Number	Method	Concentration	Target	MS	Low	High	Qualifier
Anions and Nutrients (QCLot: 1132154)										
WP2322923-001	FLB-01	Sulfate (as SO4)	14808-79-8	E235.SO4	115 mg/L	100 mg/L	115	75.0	125	----
Anions and Nutrients (QCLot: 1132157)										
WP2322923-001	FLB-01	Chloride	16887-00-6	E235.Cl-L	115 mg/L	100 mg/L	115	75.0	125	----
Anions and Nutrients (QCLot: 1132158)										
WP2322923-001	FLB-01	Fluoride	16984-48-8	E235.F	1.23 mg/L	1 mg/L	123	75.0	125	----
Anions and Nutrients (QCLot: 1134287)										
WP2323117-001	Anonymous	Chloride	16887-00-6	E235.Cl-L	102 mg/L	100 mg/L	102	75.0	125	----
Anions and Nutrients (QCLot: 1134288)										
WP2323117-001	Anonymous	Sulfate (as SO4)	14808-79-8	E235.SO4	102 mg/L	100 mg/L	102	75.0	125	----
Anions and Nutrients (QCLot: 1134289)										
WP2323117-001	Anonymous	Fluoride	16984-48-8	E235.F	1.06 mg/L	1 mg/L	106	75.0	125	----
Anions and Nutrients (QCLot: 1136793)										
WP2322923-002	FLB-02	Phosphorus, total	7723-14-0	E372-U	0.229 mg/L	0.25 mg/L	91.7	70.0	130	----
Dissolved Metals (QCLot: 1135684)										
WP2322826-001	Anonymous	Aluminum, dissolved	7429-90-5	E421	0.201 mg/L	0.2 mg/L	100	70.0	130	----
		Antimony, dissolved	7440-36-0	E421	0.0210 mg/L	0.02 mg/L	105	70.0	130	----
		Arsenic, dissolved	7440-38-2	E421	0.0222 mg/L	0.02 mg/L	111	70.0	130	----
		Barium, dissolved	7440-39-3	E421	0.0193 mg/L	0.02 mg/L	96.4	70.0	130	----
		Beryllium, dissolved	7440-41-7	E421	0.0376 mg/L	0.04 mg/L	93.9	70.0	130	----
		Bismuth, dissolved	7440-69-9	E421	0.00838 mg/L	0.01 mg/L	83.8	70.0	130	----
		Boron, dissolved	7440-42-8	E421	ND mg/L	0.1 mg/L	ND	70.0	130	----
		Cadmium, dissolved	7440-43-9	E421	0.00389 mg/L	0.004 mg/L	97.3	70.0	130	----
		Calcium, dissolved	7440-70-2	E421	ND mg/L	4 mg/L	ND	70.0	130	----
		Cesium, dissolved	7440-46-2	E421	0.00987 mg/L	0.01 mg/L	98.7	70.0	130	----
		Chromium, dissolved	7440-47-3	E421	0.0395 mg/L	0.04 mg/L	98.7	70.0	130	----
		Cobalt, dissolved	7440-48-4	E421	0.0191 mg/L	0.02 mg/L	95.3	70.0	130	----
		Copper, dissolved	7440-50-8	E421	0.0185 mg/L	0.02 mg/L	92.7	70.0	130	----
		Iron, dissolved	7439-89-6	E421	1.91 mg/L	2 mg/L	95.6	70.0	130	----
		Lead, dissolved	7439-92-1	E421	0.0184 mg/L	0.02 mg/L	91.9	70.0	130	----

Sub-Matrix: **Water**

					Matrix Spike (MS) Report					
					Spike		Recovery (%)	Recovery Limits (%)		
Laboratory sample ID	Client sample ID	Analyte	CAS Number	Method	Concentration	Target	MS	Low	High	Qualifier
Dissolved Metals (QCLot: 1135684) - continued										
WP2322826-001	Anonymous	Lithium, dissolved	7439-93-2	E421	0.0854 mg/L	0.1 mg/L	85.4	70.0	130	----
		Magnesium, dissolved	7439-95-4	E421	ND mg/L	1 mg/L	ND	70.0	130	----
		Manganese, dissolved	7439-96-5	E421	ND mg/L	0.02 mg/L	ND	70.0	130	----
		Molybdenum, dissolved	7439-98-7	E421	0.0206 mg/L	0.02 mg/L	103	70.0	130	----
		Nickel, dissolved	7440-02-0	E421	0.0364 mg/L	0.04 mg/L	91.1	70.0	130	----
		Phosphorus, dissolved	7723-14-0	E421	11.2 mg/L	10 mg/L	112	70.0	130	----
		Potassium, dissolved	7440-09-7	E421	ND mg/L	4 mg/L	ND	70.0	130	----
		Rubidium, dissolved	7440-17-7	E421	0.0200 mg/L	0.02 mg/L	99.9	70.0	130	----
		Selenium, dissolved	7782-49-2	E421	0.0474 mg/L	0.04 mg/L	118	70.0	130	----
		Silicon, dissolved	7440-21-3	E421	8.91 mg/L	10 mg/L	89.1	70.0	130	----
		Silver, dissolved	7440-22-4	E421	0.00337 mg/L	0.004 mg/L	84.2	70.0	130	----
		Sodium, dissolved	7440-23-5	E421	ND mg/L	2 mg/L	ND	70.0	130	----
		Strontium, dissolved	7440-24-6	E421	ND mg/L	0.02 mg/L	ND	70.0	130	----
		Sulfur, dissolved	7704-34-9	E421	ND mg/L	20 mg/L	ND	70.0	130	----
		Tellurium, dissolved	13494-80-9	E421	0.0432 mg/L	0.04 mg/L	108	70.0	130	----
		Thallium, dissolved	7440-28-0	E421	0.00370 mg/L	0.004 mg/L	92.4	70.0	130	----
		Thorium, dissolved	7440-29-1	E421	0.0189 mg/L	0.02 mg/L	94.5	70.0	130	----
		Tin, dissolved	7440-31-5	E421	0.0200 mg/L	0.02 mg/L	100	70.0	130	----
		Titanium, dissolved	7440-32-6	E421	0.0402 mg/L	0.04 mg/L	100	70.0	130	----
		Tungsten, dissolved	7440-33-7	E421	0.0200 mg/L	0.02 mg/L	99.8	70.0	130	----
		Uranium, dissolved	7440-61-1	E421	0.00383 mg/L	0.004 mg/L	95.8	70.0	130	----
		Vanadium, dissolved	7440-62-2	E421	0.103 mg/L	0.1 mg/L	103	70.0	130	----
		Zinc, dissolved	7440-66-6	E421	0.381 mg/L	0.4 mg/L	95.3	70.0	130	----
		Zirconium, dissolved	7440-67-7	E421	0.0401 mg/L	0.04 mg/L	100	70.0	130	----
Dissolved Metals (QCLot: 1139160)										
WP2322923-016	FLB-B	Phosphorus, dissolved	7723-14-0	E421.P-L	9.99 mg/L	10 mg/L	99.9	70.0	130	----
Dissolved Metals (QCLot: 1139161)										
WP2322923-016	FLB-B	Aluminum, dissolved	7429-90-5	E421	0.185 mg/L	0.2 mg/L	92.5	70.0	130	----
		Antimony, dissolved	7440-36-0	E421	0.0197 mg/L	0.02 mg/L	98.7	70.0	130	----
		Arsenic, dissolved	7440-38-2	E421	0.0202 mg/L	0.02 mg/L	101	70.0	130	----
		Barium, dissolved	7440-39-3	E421	0.0197 mg/L	0.02 mg/L	98.5	70.0	130	----
		Beryllium, dissolved	7440-41-7	E421	0.0416 mg/L	0.04 mg/L	104	70.0	130	----
		Bismuth, dissolved	7440-69-9	E421	0.00965 mg/L	0.01 mg/L	96.5	70.0	130	----
		Boron, dissolved	7440-42-8	E421	0.094 mg/L	0.1 mg/L	94.0	70.0	130	----
		Cadmium, dissolved	7440-43-9	E421	0.00403 mg/L	0.004 mg/L	101	70.0	130	----

Sub-Matrix: **Water**

					Matrix Spike (MS) Report					
					Spike		Recovery (%)	Recovery Limits (%)		
Laboratory sample ID	Client sample ID	Analyte	CAS Number	Method	Concentration	Target	MS	Low	High	Qualifier
Dissolved Metals (QCLot: 1139161) - continued										
WP2322923-016	FLB-B	Calcium, dissolved	7440-70-2	E421	3.86 mg/L	4 mg/L	96.6	70.0	130	----
		Cesium, dissolved	7440-46-2	E421	0.00959 mg/L	0.01 mg/L	95.9	70.0	130	----
		Chromium, dissolved	7440-47-3	E421	0.0388 mg/L	0.04 mg/L	97.1	70.0	130	----
		Cobalt, dissolved	7440-48-4	E421	0.0192 mg/L	0.02 mg/L	95.9	70.0	130	----
		Copper, dissolved	7440-50-8	E421	0.0193 mg/L	0.02 mg/L	96.4	70.0	130	----
		Iron, dissolved	7439-89-6	E421	1.95 mg/L	2 mg/L	97.5	70.0	130	----
		Lead, dissolved	7439-92-1	E421	0.0198 mg/L	0.02 mg/L	99.0	70.0	130	----
		Lithium, dissolved	7439-93-2	E421	0.103 mg/L	0.1 mg/L	103	70.0	130	----
		Magnesium, dissolved	7439-95-4	E421	0.985 mg/L	1 mg/L	98.5	70.0	130	----
		Manganese, dissolved	7439-96-5	E421	0.0192 mg/L	0.02 mg/L	96.0	70.0	130	----
		Molybdenum, dissolved	7439-98-7	E421	0.0194 mg/L	0.02 mg/L	96.8	70.0	130	----
		Nickel, dissolved	7440-02-0	E421	0.0386 mg/L	0.04 mg/L	96.5	70.0	130	----
		Phosphorus, dissolved	7723-14-0	E421	9.99 mg/L	10 mg/L	99.9	70.0	130	----
		Potassium, dissolved	7440-09-7	E421	3.87 mg/L	4 mg/L	96.7	70.0	130	----
		Rubidium, dissolved	7440-17-7	E421	0.0199 mg/L	0.02 mg/L	99.5	70.0	130	----
		Selenium, dissolved	7782-49-2	E421	0.0430 mg/L	0.04 mg/L	107	70.0	130	----
		Silicon, dissolved	7440-21-3	E421	9.37 mg/L	10 mg/L	93.7	70.0	130	----
		Silver, dissolved	7440-22-4	E421	0.00404 mg/L	0.004 mg/L	101	70.0	130	----
		Sodium, dissolved	7440-23-5	E421	1.96 mg/L	2 mg/L	98.0	70.0	130	----
		Strontium, dissolved	7440-24-6	E421	0.0212 mg/L	0.02 mg/L	106	70.0	130	----
		Sulfur, dissolved	7704-34-9	E421	19.6 mg/L	20 mg/L	98.0	70.0	130	----
		Tellurium, dissolved	13494-80-9	E421	0.0399 mg/L	0.04 mg/L	99.7	70.0	130	----
		Thallium, dissolved	7440-28-0	E421	0.00386 mg/L	0.004 mg/L	96.5	70.0	130	----
		Thorium, dissolved	7440-29-1	E421	0.0196 mg/L	0.02 mg/L	97.8	70.0	130	----
		Tin, dissolved	7440-31-5	E421	0.0191 mg/L	0.02 mg/L	95.5	70.0	130	----
		Titanium, dissolved	7440-32-6	E421	0.0387 mg/L	0.04 mg/L	96.7	70.0	130	----
		Tungsten, dissolved	7440-33-7	E421	0.0194 mg/L	0.02 mg/L	97.2	70.0	130	----
		Uranium, dissolved	7440-61-1	E421	0.00386 mg/L	0.004 mg/L	96.5	70.0	130	----
		Vanadium, dissolved	7440-62-2	E421	0.0975 mg/L	0.1 mg/L	97.5	70.0	130	----
		Zinc, dissolved	7440-66-6	E421	0.411 mg/L	0.4 mg/L	103	70.0	130	----
		Zirconium, dissolved	7440-67-7	E421	0.0418 mg/L	0.04 mg/L	104	70.0	130	----

Environmental Division
Winnipeg
Work Order Reference
WP2322923

Telephone : +1 204 255 9720

Report To		Reports / Recipients	Turnaround Time (TAT
Company:	Kinross - Great Bear Resources	Select Report Format: ☑ PDF ☑ EXCEL ☑ EDD (DIGITAL)	☑ Routine [R] if received by 3pm M-F - no surcharges
Contact:	Ashley Moncrief	Merge QC/QCI Reports with COA ☑ YES ☐ NO ☐ N/A	☐ 4 day [P4] if received by 3pm M-F - 20% rush surch
Phone:	(807) 630-0203	☐ Compare Results to Criteria on Report - provide details below if box checked	☐ 3 day [P3] if received by 3pm M-F - 25% rush surc
		Select Distribution: ☑ EMAIL ☐ MAIL ☐ FAX	☐ 2 day [P2] if received by 3pm M-F - 50% rush surc
Street:	19 Young Street	Email 1 ashley.moncrief@kinross.com	☐ 1 day [E] if received by 3pm M-F - 100% rush surc
City/Province:	Red Lake, ON	Email 2 hannah.hillier@kinross.com	☐ Same day [E2] if received by 10am M-S - 200% rus
Postal Code:	P0V2M0	Email 3 christopher.reid@kinross.com	Additional fees may apply to rush requ holidays and for non-ro
Invoice To	Same as Report To ☑ YES ☐ NO	Email 4 jacob.mcfee@kinross.com	**Date and Time Required for all E&P TATs:**
	Copy of Invoice with Report ☑ YES ☐ NO	Email 5 curtis.bloemberg@kinross.com	
Company:		Email 6 emily.meek@kinross.com	**Analysis Request**
Contact:		Email 7 aaron.peloquin@kinross.com	

Project Information		Invoice Recipients
ALS Account # / Quote #:	PPR-022-3	Select Invoice Distribution: ☑ EMAIL ☐ MAIL ☐ FAX
Job #:	PPR-022-3	Email 1 invoice@kinross.com

ALS Lab Work Order # (ALS use only): | **ALS Contact:** Judy Dalmaijer | **Sampler:** Jacob McFee

ALS Sample # (ALS use only)	Sample Identification and/or Coordinates (This description will appear on the report)	Date (dd-mmm-yy)	Time (hh:mm)	Sample Type	NUMBER OF CONTAINERS	FLB-BIW	Dissolved Metals		Field pH	Field Temperature	Field Conductivity (us/c
	FLB-01	11-Sep-23	13:30	Water	4	X			8.91	11.2	966
	FLB-02	11-Sep-23	13:20	Water	4	X			7.86	11.3	117.9
	FLB-03	11-Sep-23	13:10	Water	4	X			7.97	11	165.4
	FLB-04	11-Sep-23	12:50	Water	4	X			7.77	11.3	5788
	FLB-05	11-Sep-23	12:40	Water	4	X			7.97	9.7	128.9
	FLB-06	11-Sep-23	12:30	Water	4	X			8.08	9.4	147.7
	FLB-07	11-Sep-23	12:20	Water	4	X			8.21	9.5	376.1
	FLB-08	11-Sep-23	13:45	Water	4	X			7.9	11.3	83.5
	FLB-09	11-Sep-23	13:30	Water	4	X			7.55	10.9	67.8
	FLB-10	11-Sep-23	13:25	Water	4	X			7.34	12.7	115
	FLB-11	11-Sep-23	13:10	Water	4	X			7.48	11.1	105.6
	FLB-12	11-Sep-23	12:55	Water	4	X			7.34	10	92.7
	FLB-13	11-Sep-23	12:45	Water	4	X			7.24	9.9	103.6
	FLB-14	11-Sep-23	12:30	Water	4	X			7.04	10.6	136.6
	FLB-15	11-Sep-23	12:20	Water	4	X			7.81	10.2	85.3
	FLB-B	11-Sep-23	13:50	Water	4	X			7.86	12.4	26.4
	FLB-Field Blank	11-Sep-23	14:00	Water	1		X		N/A	N/A	N/A
	Please include anna.klein@wsp.com and kristen.gault@wsp.com on the reports.										

SHIPMENT RELEASE (client use)			INITIAL SHIPMENT RECEPTION (ALS use only)			FINAL SHIPMENT RECEPTION (ALS use only)	
Released by:	Date: September 12/2023	Time: 7:30	Received by:	Date: SEP 13 2023	Time: 9:25	Received by:	Time:

12.9°C

CERTIFICATE OF ANALYSIS

Work Order	: **WP2325145**	Page	: 1 of 10
Client	: **Kinross Gold Corporation**	Laboratory	: ALS Environmental - Winnipeg
Contact	: Ashley Moncrief	Account Manager	: Judy Dalmaijer
Address	: Great Bear Resources Ltd. A Kinross Company 117 Forestry Road Red Lake ON Canada P0V 2M0	Address	: 1329 Niakwa Road East, Unit 12 Winnipeg MB Canada R2J 3T4
Telephone	: 807 630 0203	Telephone	: +1 204 255 9720
Project	: PPR-022-3	Date Samples Received	: 03-Oct-2023 09:40
PO	: ----	Date Analysis Commenced	: 03-Oct-2023
C-O-C number	: ----	Issue Date	: 11-Oct-2023 12:53
Sampler	: ----		
Site	: ----		
Quote number	: Monthy and Quarterly samples_V2		
No. of samples received	: 17		
No. of samples analysed	: 17		

This report supersedes any previous report(s) with this reference. Results apply to the sample(s) as submitted. This document shall not be reproduced, except in full.

This Certificate of Analysis contains the following information:

- General Comments
- Analytical Results

Additional information pertinent to this report will be found in the following separate attachments: Quality Control Report, QC Interpretive report to assist with Quality Review and Sample Receipt Notification (SRN).

Signatories

This document has been electronically signed by the authorized signatories below. Electronic signing is conducted in accordance with US FDA 21 CFR Part 11.

Signatories	*Position*	*Laboratory Department*
Lee McTavish		Inorganics, Winnipeg, Manitoba
Nik Perkio	Inorganics Analyst	Inorganics, Waterloo, Ontario
Rhovee Guevarra		Inorganics, Winnipeg, Manitoba
Rhovee Guevarra		Metals, Winnipeg, Manitoba

General Comments

The analytical methods used by ALS are developed using internationally recognized reference methods (where available), such as those published by US EPA, APHA Standard Methods, ASTM, ISO, Environment Canada, BC MOE, and Ontario MOE. Refer to the ALS Quality Control Interpretive report (QCI) for applicable references and methodology summaries. Reference methods may incorporate modifications to improve performance.

Where a reported less than (<) result is higher than the LOR, this may be due to primary sample extract/digestate dilution and/or insufficient sample for analysis.

Where the LOR of a reported result differs from standard LOR, this may be due to high moisture content, insufficient sample (reduced weight employed) or matrix interference.

Please refer to Quality Control Interpretive report (QCI) for information regarding Holding Time compliance.

Key : CAS Number: Chemical Abstracts Services number is a unique identifier assigned to discrete substances

LOR: Limit of Reporting (detection limit).

Unit	*Description*
-	no units
µS/cm	microsiemens per centimetre
mg/L	milligrams per litre
pH units	pH units

<: less than.

>: greater than.

Surrogate: An analyte that is similar in behavior to target analyte(s), but that does not occur naturally in environmental samples. For applicable tests, surrogates are added to samples prior to analysis as a check on recovery.

Test results reported relate only to the samples as received by the laboratory.

UNLESS OTHERWISE STATED on SRN or QCI Report, ALL SAMPLES WERE RECEIVED IN ACCEPTABLE CONDITION.

Analytical Results

Sub-Matrix: **Water**
(Matrix: **Water**)

Analyte	CAS Number	Method/Lab	LOR	Unit	Client sample ID	FLB-01	FLB-02	FLB-03	FLB-04	FLB-05
					Client sampling date / time	27-Sep-2023 13:00	27-Sep-2023 13:15	27-Sep-2023 13:25	27-Sep-2023 13:35	27-Sep-2023 13:45
						WP2325145-001	WP2325145-002	WP2325145-003	WP2325145-004	WP2325145-005
						Result	Result	Result	Result	Result
Physical Tests										
Acidity (as CaCO3)	----	E283/WT	2.0	mg/L		<2.0	<2.0	<2.0	2.0	2.2
Alkalinity, bicarbonate (as CaCO3)	----	E290/WP	1.0	mg/L		44.7	35.2	46.2	52.7	28.5
Alkalinity, carbonate (as CaCO3)	----	E290/WP	1.0	mg/L		2.4	<1.0	<1.0	<1.0	<1.0
Alkalinity, hydroxide (as CaCO3)	----	E290/WP	1.0	mg/L		<1.0	<1.0	<1.0	<1.0	<1.0
Alkalinity, phenolphthalein (as CaCO3)	----	E290/WP	1.0	mg/L		1.2	<1.0	<1.0	<1.0	<1.0
Alkalinity, total (as CaCO3)	----	E290/WP	1.0	mg/L		47.1	35.2	46.2	52.7	28.5
Conductivity	----	E100/WP	1.0	µS/cm		131	97.2	125	174	206
pH	----	E108/WP	0.10	pH units		8.32	7.81	7.96	7.93	7.67
Solids, total dissolved [TDS]	----	E162-L/WP	3.0	mg/L		89.6	61.2	73.2	106	124
Anions and Nutrients										
Chloride	16887-00-6	E235.Cl-L/WP	0.10	mg/L		1.64	2.02	1.81	2.88	9.05
Fluoride	16984-48-8	E235.F/WP	0.020	mg/L		0.045	0.057	0.047	0.070	0.061
Phosphorus, total	7723-14-0	E372-U/WP	0.0020	mg/L		0.0656	0.0168	0.0146	0.0142	0.0067
Sulfate (as SO4)	14808-79-8	E235.SO4/WP	0.30	mg/L		12.9	7.17	11.0	24.7	52.0
Dissolved Metals										
Aluminum, dissolved	7429-90-5	E421/WP	0.0010	mg/L		0.0259	0.0211	0.0262	0.0129	0.0113
Antimony, dissolved	7440-36-0	E421/WP	0.00010	mg/L		0.00589	0.00186	0.00192	0.00651	0.00180
Arsenic, dissolved	7440-38-2	E421/WP	0.00010	mg/L		0.0204	0.00110	0.00188	0.00921	0.00082
Barium, dissolved	7440-39-3	E421/WP	0.00010	mg/L		0.0232	0.0179	0.0209	0.0303	0.0296
Beryllium, dissolved	7440-41-7	E421/WP	0.000020	mg/L		<0.000020	<0.000020	<0.000020	<0.000020	<0.000020
Bismuth, dissolved	7440-69-9	E421/WP	0.000050	mg/L		<0.000050	<0.000050	<0.000050	<0.000050	<0.000050
Boron, dissolved	7440-42-8	E421/WP	0.010	mg/L		0.022	0.018	0.019	0.030	0.026
Cadmium, dissolved	7440-43-9	E421/WP	0.0000050	mg/L		0.0000095	<0.0000050	<0.0000050	<0.0000050	0.000392
Calcium, dissolved	7440-70-2	E421/WP	0.050	mg/L		17.8	13.2	16.9	22.8	26.1
Cesium, dissolved	7440-46-2	E421/WP	0.000010	mg/L		0.000011	0.000012	0.000016	0.000034	0.000014
Chromium, dissolved	7440-47-3	E421/WP	0.00050	mg/L		<0.00050	<0.00050	<0.00050	<0.00050	<0.00050
Cobalt, dissolved	7440-48-4	E421/WP	0.00010	mg/L		0.00012	<0.00010	<0.00010	0.00015	0.00022
Copper, dissolved	7440-50-8	E421/WP	0.00020	mg/L		0.00186	0.00124	0.00173	0.00223	0.00163
Iron, dissolved	7439-89-6	E421/WP	0.010	mg/L		<0.010	<0.010	<0.010	<0.010	<0.010

Analytical Results

Sub-Matrix: **Water**
(Matrix: **Water**)

Analyte	CAS Number	Method/Lab	LOR	Unit	Client sample ID	FLB-01	FLB-02	FLB-03	FLB-04	FLB-05
					Client sampling date / time	27-Sep-2023 13:00	27-Sep-2023 13:15	27-Sep-2023 13:25	27-Sep-2023 13:35	27-Sep-2023 13:45
						WP2325145-001	WP2325145-002	WP2325145-003	WP2325145-004	WP2325145-005
						Result	Result	Result	Result	Result
Dissolved Metals										
Lead, dissolved	7439-92-1	E421/WP	0.000050	mg/L		<0.000050	<0.000050	<0.000050	<0.000050	0.000051
Lithium, dissolved	7439-93-2	E421/WP	0.0010	mg/L		<0.0010	<0.0010	<0.0010	<0.0010	0.0014
Magnesium, dissolved	7439-95-4	E421/WP	0.0050	mg/L		1.10	0.941	1.07	1.61	2.75
Manganese, dissolved	7439-96-5	E421/WP	0.00010	mg/L		0.00061	0.00344	0.00130	0.00580	0.0922
Molybdenum, dissolved	7439-98-7	E421/WP	0.000050	mg/L		0.00183	0.00178	0.00203	0.00218	0.000651
Nickel, dissolved	7440-02-0	E421/WP	0.00050	mg/L		0.00057	<0.00050	<0.00050	0.00185	0.00083
Phosphorus, dissolved	7723-14-0	E421.P-L/WP	0.030	mg/L		<0.030	<0.030	<0.030	<0.030	<0.030
Potassium, dissolved	7440-09-7	E421/WP	0.050	mg/L		2.27	1.90	2.25	3.11	2.31
Rubidium, dissolved	7440-17-7	E421/WP	0.00020	mg/L		0.00198	0.00143	0.00250	0.00375	0.00262
Selenium, dissolved	7782-49-2	E421/WP	0.000050	mg/L		0.000466	0.000209	0.000402	0.00252	0.00362
Silicon, dissolved	7440-21-3	E421/WP	0.050	mg/L		2.16	2.22	2.06	2.18	2.22
Silver, dissolved	7440-22-4	E421/WP	0.000010	mg/L		<0.000010	<0.000010	<0.000010	<0.000010	<0.000010
Sodium, dissolved	7440-23-5	E421/WP	0.050	mg/L		3.54	2.66	3.47	4.58	5.68
Strontium, dissolved	7440-24-6	E421/WP	0.00020	mg/L		0.0928	0.0680	0.0879	0.123	0.136
Sulfur, dissolved	7704-34-9	E421/WP	0.50	mg/L		4.10	2.15	3.47	7.54	15.9
Tellurium, dissolved	13494-80-9	E421/WP	0.00020	mg/L		<0.00020	<0.00020	<0.00020	<0.00020	<0.00020
Thallium, dissolved	7440-28-0	E421/WP	0.000010	mg/L		<0.000010	<0.000010	0.000010	<0.000010	0.000019
Thorium, dissolved	7440-29-1	E421/WP	0.00010	mg/L		<0.00010	<0.00010	<0.00010	<0.00010	<0.00010
Tin, dissolved	7440-31-5	E421/WP	0.00010	mg/L		<0.00010	<0.00010	<0.00010	0.00015	<0.00010
Titanium, dissolved	7440-32-6	E421/WP	0.00030	mg/L		<0.00030	<0.00030	<0.00030	<0.00030	<0.00030
Tungsten, dissolved	7440-33-7	E421/WP	0.00010	mg/L		0.00186	0.00046	0.00123	0.00146	0.00040
Uranium, dissolved	7440-61-1	E421/WP	0.000010	mg/L		0.00193	0.000442	0.00212	0.00456	0.000354
Vanadium, dissolved	7440-62-2	E421/WP	0.00050	mg/L		0.00154	0.00128	0.00116	0.00092	<0.00050
Zinc, dissolved	7440-66-6	E421/WP	0.0010	mg/L		0.0011	0.0017	0.0016	0.0096	0.0314
Zirconium, dissolved	7440-67-7	E421/WP	0.00030	mg/L		<0.00030	<0.00030	<0.00030	<0.00030	<0.00030
Dissolved metals filtration location	----	EP421/WP	-	-		Field	Field	Laboratory	Field	Field

Please refer to the General Comments section for an explanation of any result qualifiers detected.

Please refer to the Accreditation section for an explanation of analyte accreditations.

Analytical Results

Sub-Matrix: **Water**
(Matrix: **Water**)

Analyte	CAS Number	Method/Lab	LOR	Unit	Client sample ID	FLB-06	FLB-07	FLB-08	FLB-09	FLB-10
					Client sampling date / time	27-Sep-2023 13:55	27-Sep-2023 14:10	27-Sep-2023 13:40	27-Sep-2023 13:30	27-Sep-2023 13:15
						WP2325145-006	WP2325145-007	WP2325145-008	WP2325145-009	WP2325145-010
						Result	Result	Result	Result	Result
Physical Tests										
Acidity (as CaCO3)	----	E283/WT	2.0	mg/L		<2.0	2.0	<2.0	<2.0	<2.0
Alkalinity, bicarbonate (as CaCO3)	----	E290/WP	1.0	mg/L		47.0	26.4	55.9	47.8	48.8
Alkalinity, carbonate (as CaCO3)	----	E290/WP	1.0	mg/L		<1.0	<1.0	<1.0	<1.0	3.4
Alkalinity, hydroxide (as CaCO3)	----	E290/WP	1.0	mg/L		<1.0	<1.0	<1.0	<1.0	<1.0
Alkalinity, phenolphthalein (as CaCO3)	----	E290/WP	1.0	mg/L		<1.0	<1.0	<1.0	<1.0	1.7
Alkalinity, total (as CaCO3)	----	E290/WP	1.0	mg/L		47.0	26.4	55.9	47.8	52.2
Conductivity	----	E100/WP	1.0	µS/cm		174	162	139	118	121
pH	----	E108/WP	0.10	pH units		7.91	7.63	8.08	7.87	8.35
Solids, total dissolved [TDS]	----	E162-L/WP	3.0	mg/L		103	94.6	87.2	74.9	76.6
Anions and Nutrients										
Chloride	16887-00-6	E235.Cl-L/WP	0.10	mg/L		2.81	5.53	1.82	2.26	1.68
Fluoride	16984-48-8	E235.F/WP	0.020	mg/L		0.058	0.106	0.048	0.042	0.047
Phosphorus, total	7723-14-0	E372-U/WP	0.0020	mg/L		0.0174	0.0054	0.0130	0.0072	0.0155
Sulfate (as SO4)	14808-79-8	E235.SO4/WP	0.30	mg/L		30.4	37.1	10.7	6.46	5.36
Dissolved Metals										
Aluminum, dissolved	7429-90-5	E421/WP	0.0010	mg/L		0.0098	0.0083	0.0235	0.0308	0.0305
Antimony, dissolved	7440-36-0	E421/WP	0.00010	mg/L		0.00641	0.00102	0.00059	0.00079	0.00074
Arsenic, dissolved	7440-38-2	E421/WP	0.00010	mg/L		0.0257	0.00139	0.00817	0.00248	0.00172
Barium, dissolved	7440-39-3	E421/WP	0.00010	mg/L		0.0244	0.0191	0.0242	0.0210	0.0215
Beryllium, dissolved	7440-41-7	E421/WP	0.000020	mg/L		<0.000020	<0.000020	<0.000020	<0.000020	<0.000020
Bismuth, dissolved	7440-69-9	E421/WP	0.000050	mg/L		<0.000050	<0.000050	<0.000050	<0.000050	<0.000050
Boron, dissolved	7440-42-8	E421/WP	0.010	mg/L		0.021	0.026	0.014	0.013	0.011
Cadmium, dissolved	7440-43-9	E421/WP	0.0000050	mg/L		<0.0000050	<0.0000050	<0.0000050	<0.0000050	<0.0000050
Calcium, dissolved	7440-70-2	E421/WP	0.050	mg/L		23.4	18.8	20.0	17.6	16.6
Cesium, dissolved	7440-46-2	E421/WP	0.000010	mg/L		0.000041	0.000016	0.000034	0.000010	0.000018
Chromium, dissolved	7440-47-3	E421/WP	0.00050	mg/L		<0.00050	<0.00050	<0.00050	<0.00050	<0.00050
Cobalt, dissolved	7440-48-4	E421/WP	0.00010	mg/L		<0.00010	<0.00010	0.00011	<0.00010	<0.00010
Copper, dissolved	7440-50-8	E421/WP	0.00020	mg/L		0.00323	0.00221	0.00298	0.00170	0.00102
Iron, dissolved	7439-89-6	E421/WP	0.010	mg/L		<0.010	<0.010	<0.010	<0.010	<0.010
Lead, dissolved	7439-92-1	E421/WP	0.000050	mg/L		<0.000050	<0.000050	<0.000050	<0.000050	<0.000050

Analytical Results

Sub-Matrix: **Water**
(Matrix: **Water**)

Analyte	CAS Number	Method/Lab	LOR	Unit	Client sample ID	FLB-06	FLB-07	FLB-08	FLB-09	FLB-10
					Client sampling date / time	27-Sep-2023 13:55	27-Sep-2023 14:10	27-Sep-2023 13:40	27-Sep-2023 13:30	27-Sep-2023 13:15
						WP2325145-006	WP2325145-007	WP2325145-008	WP2325145-009	WP2325145-010
						Result	Result	Result	Result	Result
Dissolved Metals										
Lithium, dissolved	7439-93-2	E421/WP	0.0010	mg/L		<0.0010	<0.0010	<0.0010	<0.0010	<0.0010
Magnesium, dissolved	7439-95-4	E421/WP	0.0050	mg/L		1.75	2.06	1.29	1.19	1.19
Manganese, dissolved	7439-96-5	E421/WP	0.00010	mg/L		0.00089	0.00042	0.00096	0.00046	0.00029
Molybdenum, dissolved	7439-98-7	E421/WP	0.000050	mg/L		0.00234	0.000702	0.000662	0.000569	0.000666
Nickel, dissolved	7440-02-0	E421/WP	0.00050	mg/L		0.00204	0.00063	<0.00050	<0.00050	<0.00050
Phosphorus, dissolved	7723-14-0	E421.P-L/WP	0.030	mg/L		<0.030	<0.030	<0.030	<0.030	<0.030
Potassium, dissolved	7440-09-7	E421/WP	0.050	mg/L		2.93	3.01	2.22	1.89	2.19
Rubidium, dissolved	7440-17-7	E421/WP	0.00020	mg/L		0.00398	0.00242	0.00306	0.00228	0.00266
Selenium, dissolved	7782-49-2	E421/WP	0.000050	mg/L		0.00423	0.00281	0.000194	0.000249	0.000329
Silicon, dissolved	7440-21-3	E421/WP	0.050	mg/L		1.92	1.99	1.90	2.05	2.10
Silver, dissolved	7440-22-4	E421/WP	0.000010	mg/L		<0.000010	<0.000010	<0.000010	<0.000010	<0.000010
Sodium, dissolved	7440-23-5	E421/WP	0.050	mg/L		4.04	4.16	3.09	2.44	2.79
Strontium, dissolved	7440-24-6	E421/WP	0.00020	mg/L		0.119	0.106	0.0751	0.0635	0.0678
Sulfur, dissolved	7704-34-9	E421/WP	0.50	mg/L		9.18	11.3	3.28	2.13	1.62
Tellurium, dissolved	13494-80-9	E421/WP	0.00020	mg/L		<0.00020	<0.00020	<0.00020	<0.00020	<0.00020
Thallium, dissolved	7440-28-0	E421/WP	0.000010	mg/L		<0.000010	0.000012	<0.000010	<0.000010	<0.000010
Thorium, dissolved	7440-29-1	E421/WP	0.00010	mg/L		<0.00010	<0.00010	<0.00010	<0.00010	<0.00010
Tin, dissolved	7440-31-5	E421/WP	0.00010	mg/L		<0.00010	0.00010	<0.00010	<0.00010	<0.00010
Titanium, dissolved	7440-32-6	E421/WP	0.00030	mg/L		<0.00030	<0.00030	<0.00030	<0.00030	<0.00030
Tungsten, dissolved	7440-33-7	E421/WP	0.00010	mg/L		0.00118	0.00069	0.00069	0.00161	0.00124
Uranium, dissolved	7440-61-1	E421/WP	0.000010	mg/L		0.00465	0.000293	0.000535	0.000274	0.000660
Vanadium, dissolved	7440-62-2	E421/WP	0.00050	mg/L		0.00106	0.00077	0.00117	0.00104	0.00169
Zinc, dissolved	7440-66-6	E421/WP	0.0010	mg/L		<0.0010	0.0018	0.0023	0.0022	0.0138
Zirconium, dissolved	7440-67-7	E421/WP	0.00030	mg/L		<0.00030	<0.00030	<0.00030	<0.00030	<0.00030
Dissolved metals filtration location	----	EP421/WP	-	-		Field	Field	Field	Field	Field

Please refer to the General Comments section for an explanation of any result qualifiers detected.

Please refer to the Accreditation section for an explanation of analyte accreditations.

Analytical Results

Sub-Matrix: **Water**
(Matrix: **Water**)

Analyte	CAS Number	Method/Lab	LOR	Unit	Client sample ID	FLB-11	FLB-12	FLB-13	FLB-14	FLB-15
					Client sampling date / time	27-Sep-2023 13:00	27-Sep-2023 14:45	27-Sep-2023 14:40	27-Sep-2023 14:20	27-Sep-2023 14:05
						WP2325145-011	WP2325145-012	WP2325145-013	WP2325145-014	WP2325145-015
						Result	Result	Result	Result	Result
Physical Tests										
Acidity (as CaCO3)	----	E283/WT	2.0	mg/L		<2.0	5.2	2.0	2.9	<2.0
Alkalinity, bicarbonate (as CaCO3)	----	E290/WP	1.0	mg/L		57.7	40.3	25.0	45.5	28.0
Alkalinity, carbonate (as CaCO3)	----	E290/WP	1.0	mg/L		<1.0	<1.0	<1.0	<1.0	<1.0
Alkalinity, hydroxide (as CaCO3)	----	E290/WP	1.0	mg/L		<1.0	<1.0	<1.0	<1.0	<1.0
Alkalinity, phenolphthalein (as CaCO3)	----	E290/WP	1.0	mg/L		<1.0	<1.0	<1.0	<1.0	<1.0
Alkalinity, total (as CaCO3)	----	E290/WP	1.0	mg/L		57.7	40.3	25.0	45.5	28.0
Conductivity	----	E100/WP	1.0	µS/cm		147	228	164	221	126
pH	----	E108/WP	0.10	pH units		7.97	7.82	7.68	7.88	7.72
Solids, total dissolved [TDS]	----	E162-L/WP	3.0	mg/L		91.2	155	106	136	85.6
Anions and Nutrients										
Chloride	16887-00-6	E235.Cl-L/WP	0.10	mg/L		1.84	24.2	2.67	2.07	2.67
Fluoride	16984-48-8	E235.F/WP	0.020	mg/L		0.088	0.129	0.060	0.080	0.067
Phosphorus, total	7723-14-0	E372-U/WP	0.0020	mg/L		0.0145	0.0334	0.0068	0.0191	0.0126
Sulfate (as SO4)	14808-79-8	E235.SO4/WP	0.30	mg/L		10.3	27.7	43.6	53.0	24.8
Dissolved Metals										
Aluminum, dissolved	7429-90-5	E421/WP	0.0010	mg/L		0.0082	0.0090	0.0098	0.0138	0.0273
Antimony, dissolved	7440-36-0	E421/WP	0.00010	mg/L		0.00471	0.00781	0.00163	0.00210	0.00226
Arsenic, dissolved	7440-38-2	E421/WP	0.00010	mg/L		0.00461	0.166	0.00151	0.00149	0.00172
Barium, dissolved	7440-39-3	E421/WP	0.00010	mg/L		0.0169	0.0328	0.0226	0.0361	0.0190
Beryllium, dissolved	7440-41-7	E421/WP	0.000020	mg/L		<0.000020	<0.000020	<0.000020	<0.000020	<0.000020
Bismuth, dissolved	7440-69-9	E421/WP	0.000050	mg/L		<0.000050	<0.000050	<0.000050	<0.000050	<0.000050
Boron, dissolved	7440-42-8	E421/WP	0.010	mg/L		0.029	0.022	0.018	0.020	0.020
Cadmium, dissolved	7440-43-9	E421/WP	0.0000050	mg/L		<0.0000050	0.0000063	<0.0000050	0.0000421	<0.0000050
Calcium, dissolved	7440-70-2	E421/WP	0.050	mg/L		20.5	29.9	18.7	28.1	14.3
Cesium, dissolved	7440-46-2	E421/WP	0.000010	mg/L		0.000044	0.000036	0.000017	0.000016	<0.000010
Chromium, dissolved	7440-47-3	E421/WP	0.00050	mg/L		<0.00050	<0.00050	<0.00050	<0.00050	<0.00050
Cobalt, dissolved	7440-48-4	E421/WP	0.00010	mg/L		0.00014	0.00014	0.00010	<0.00010	0.00013
Copper, dissolved	7440-50-8	E421/WP	0.00020	mg/L		0.00390	0.00324	0.00079	0.00174	0.00124
Iron, dissolved	7439-89-6	E421/WP	0.010	mg/L		<0.010	<0.010	<0.010	<0.010	<0.010
Lead, dissolved	7439-92-1	E421/WP	0.000050	mg/L		<0.000050	<0.000050	<0.000050	<0.000050	<0.000050

Analytical Results

Sub-Matrix: **Water**
(Matrix: **Water**)

Analyte	CAS Number	Method/Lab	LOR	Unit	Client sample ID	FLB-11	FLB-12	FLB-13	FLB-14	FLB-15
					Client sampling date / time	27-Sep-2023 13:00	27-Sep-2023 14:45	27-Sep-2023 14:40	27-Sep-2023 14:20	27-Sep-2023 14:05
						WP2325145-011	WP2325145-012	WP2325145-013	WP2325145-014	WP2325145-015
						Result	Result	Result	Result	Result
Dissolved Metals										
Lithium, dissolved	7439-93-2	E421/WP	0.0010	mg/L		<0.0010	<0.0010	<0.0010	<0.0010	<0.0010
Magnesium, dissolved	7439-95-4	E421/WP	0.0050	mg/L		1.38	2.82	2.33	3.17	1.74
Manganese, dissolved	7439-96-5	E421/WP	0.00010	mg/L		0.00021	0.00064	0.00236	0.0137	0.00190
Molybdenum, dissolved	7439-98-7	E421/WP	0.000050	mg/L		0.00374	0.00356	0.000603	0.00122	0.00154
Nickel, dissolved	7440-02-0	E421/WP	0.00050	mg/L		0.00066	0.00074	0.00605	0.00297	0.00075
Phosphorus, dissolved	7723-14-0	E421.P-L/WP	0.030	mg/L		<0.030	<0.030	<0.030	<0.030	<0.030
Potassium, dissolved	7440-09-7	E421/WP	0.050	mg/L		2.82	3.23	2.99	4.49	1.98
Rubidium, dissolved	7440-17-7	E421/WP	0.00020	mg/L		0.00348	0.00285	0.00315	0.00382	0.00178
Selenium, dissolved	7782-49-2	E421/WP	0.000050	mg/L		0.000336	0.00364	0.000834	0.00248	0.000352
Silicon, dissolved	7440-21-3	E421/WP	0.050	mg/L		1.72	2.24	2.38	2.16	2.01
Silver, dissolved	7440-22-4	E421/WP	0.000010	mg/L		<0.000010	<0.000010	<0.000010	<0.000010	<0.000010
Sodium, dissolved	7440-23-5	E421/WP	0.050	mg/L		3.76	4.89	4.37	4.73	4.39
Strontium, dissolved	7440-24-6	E421/WP	0.00020	mg/L		0.121	0.171	0.116	0.159	0.0906
Sulfur, dissolved	7704-34-9	E421/WP	0.50	mg/L		3.34	8.54	13.2	15.9	7.98
Tellurium, dissolved	13494-80-9	E421/WP	0.00020	mg/L		<0.00020	<0.00020	<0.00020	<0.00020	<0.00020
Thallium, dissolved	7440-28-0	E421/WP	0.000010	mg/L		<0.000010	0.000010	0.000017	0.000013	<0.000010
Thorium, dissolved	7440-29-1	E421/WP	0.00010	mg/L		<0.00010	<0.00010	<0.00010	<0.00010	<0.00010
Tin, dissolved	7440-31-5	E421/WP	0.00010	mg/L		<0.00010	<0.00010	<0.00010	<0.00010	0.00014
Titanium, dissolved	7440-32-6	E421/WP	0.00030	mg/L		<0.00030	<0.00030	<0.00030	<0.00030	<0.00030
Tungsten, dissolved	7440-33-7	E421/WP	0.00010	mg/L		0.00286	0.00082	0.00057	0.00123	0.00082
Uranium, dissolved	7440-61-1	E421/WP	0.000010	mg/L		0.00740	0.00158	0.000070	0.00133	0.000514
Vanadium, dissolved	7440-62-2	E421/WP	0.00050	mg/L		0.00120	0.00201	0.00076	0.00067	0.00100
Zinc, dissolved	7440-66-6	E421/WP	0.0010	mg/L		0.0024	0.0010	0.0016	0.0019	0.0073
Zirconium, dissolved	7440-67-7	E421/WP	0.00030	mg/L		0.00039	<0.00030	<0.00030	<0.00030	<0.00030
Dissolved metals filtration location	----	EP421/WP	-	-		Field	Field	Field	Field	Field

Please refer to the General Comments section for an explanation of any result qualifiers detected.

Please refer to the Accreditation section for an explanation of analyte accreditations.

Analytical Results

Sub-Matrix: Water (Matrix: Water)				Client sample ID	FLB-DUP	FLB-FIELD BLANK	----	----	----
				Client sampling date / time	27-Sep-2023 14:40	27-Sep-2023 14:50	----	----	----
Analyte	CAS Number	Method/Lab	LOR	Unit	WP2325145-016	WP2325145-017	--------	--------	--------
					Result	Result	----	----	----
Physical Tests									
Acidity (as CaCO3)	----	E283/WT	2.0	mg/L	<2.0	----	----	----	----
Alkalinity, bicarbonate (as CaCO3)	----	E290/WP	1.0	mg/L	25.1	----	----	----	----
Alkalinity, carbonate (as CaCO3)	----	E290/WP	1.0	mg/L	<1.0	----	----	----	----
Alkalinity, hydroxide (as CaCO3)	----	E290/WP	1.0	mg/L	<1.0	----	----	----	----
Alkalinity, phenolphthalein (as CaCO3)	----	E290/WP	1.0	mg/L	<1.0	----	----	----	----
Alkalinity, total (as CaCO3)	----	E290/WP	1.0	mg/L	25.1	----	----	----	----
Conductivity	----	E100/WP	1.0	µS/cm	165	----	----	----	----
pH	----	E108/WP	0.10	pH units	7.69	----	----	----	----
Solids, total dissolved [TDS]	----	E162-L/WP	3.0	mg/L	104	----	----	----	----
Anions and Nutrients									
Chloride	16887-00-6	E235.Cl-L/WP	0.10	mg/L	2.66	----	----	----	----
Fluoride	16984-48-8	E235.F/WP	0.020	mg/L	0.060	----	----	----	----
Phosphorus, total	7723-14-0	E372-U/WP	0.0020	mg/L	0.0073	----	----	----	----
Sulfate (as SO4)	14808-79-8	E235.SO4/WP	0.30	mg/L	43.3	----	----	----	----
Dissolved Metals									
Aluminum, dissolved	7429-90-5	E421/WP	0.0010	mg/L	0.0092	<0.0010	----	----	----
Antimony, dissolved	7440-36-0	E421/WP	0.00010	mg/L	0.00165	<0.00010	----	----	----
Arsenic, dissolved	7440-38-2	E421/WP	0.00010	mg/L	0.00149	<0.00010	----	----	----
Barium, dissolved	7440-39-3	E421/WP	0.00010	mg/L	0.0228	<0.00010	----	----	----
Beryllium, dissolved	7440-41-7	E421/WP	0.000020	mg/L	<0.000020	<0.000020	----	----	----
Bismuth, dissolved	7440-69-9	E421/WP	0.000050	mg/L	<0.000050	<0.000050	----	----	----
Boron, dissolved	7440-42-8	E421/WP	0.010	mg/L	0.018	<0.010	----	----	----
Cadmium, dissolved	7440-43-9	E421/WP	0.0000050	mg/L	<0.0000050	<0.0000050	----	----	----
Calcium, dissolved	7440-70-2	E421/WP	0.050	mg/L	18.6	<0.050	----	----	----
Cesium, dissolved	7440-46-2	E421/WP	0.000010	mg/L	0.000018	<0.000010	----	----	----
Chromium, dissolved	7440-47-3	E421/WP	0.00050	mg/L	<0.00050	<0.00050	----	----	----
Cobalt, dissolved	7440-48-4	E421/WP	0.00010	mg/L	<0.00010	<0.00010	----	----	----
Copper, dissolved	7440-50-8	E421/WP	0.00020	mg/L	0.00077	<0.00020	----	----	----
Iron, dissolved	7439-89-6	E421/WP	0.010	mg/L	<0.010	<0.010	----	----	----
Lead, dissolved	7439-92-1	E421/WP	0.000050	mg/L	<0.000050	<0.000050	----	----	----

Analytical Results

Sub-Matrix: Water (Matrix: Water)									
				Client sample ID	FLB-DUP	FLB-FIELD BLANK	----	----	----
				Client sampling date / time	27-Sep-2023 14:40	27-Sep-2023 14:50	----	----	----
Analyte	CAS Number	Method/Lab	LOR	Unit	WP2325145-016	WP2325145-017	--------	--------	--------
					Result	Result	----	----	----
Dissolved Metals									
Lithium, dissolved	7439-93-2	E421/WP	0.0010	mg/L	<0.0010	<0.0010	----	----	----
Magnesium, dissolved	7439-95-4	E421/WP	0.0050	mg/L	2.36	<0.0050	----	----	----
Manganese, dissolved	7439-96-5	E421/WP	0.00010	mg/L	0.00230	<0.00010	----	----	----
Molybdenum, dissolved	7439-98-7	E421/WP	0.000050	mg/L	0.000625	<0.000050	----	----	----
Nickel, dissolved	7440-02-0	E421/WP	0.00050	mg/L	0.00577	<0.00050	----	----	----
Phosphorus, dissolved	7723-14-0	E421.P-L/WP	0.030	mg/L	<0.030	----	----	----	----
Potassium, dissolved	7440-09-7	E421/WP	0.050	mg/L	2.96	<0.050	----	----	----
Rubidium, dissolved	7440-17-7	E421/WP	0.00020	mg/L	0.00315	<0.00020	----	----	----
Selenium, dissolved	7782-49-2	E421/WP	0.000050	mg/L	0.000912	<0.000050	----	----	----
Silicon, dissolved	7440-21-3	E421/WP	0.050	mg/L	2.30	<0.050	----	----	----
Silver, dissolved	7440-22-4	E421/WP	0.000010	mg/L	<0.000010	<0.000010	----	----	----
Sodium, dissolved	7440-23-5	E421/WP	0.050	mg/L	4.33	<0.050	----	----	----
Strontium, dissolved	7440-24-6	E421/WP	0.00020	mg/L	0.114	<0.00020	----	----	----
Sulfur, dissolved	7704-34-9	E421/WP	0.50	mg/L	13.6	<0.50	----	----	----
Tellurium, dissolved	13494-80-9	E421/WP	0.00020	mg/L	<0.00020	<0.00020	----	----	----
Thallium, dissolved	7440-28-0	E421/WP	0.000010	mg/L	0.000018	<0.000010	----	----	----
Thorium, dissolved	7440-29-1	E421/WP	0.00010	mg/L	<0.00010	<0.00010	----	----	----
Tin, dissolved	7440-31-5	E421/WP	0.00010	mg/L	<0.00010	<0.00010	----	----	----
Titanium, dissolved	7440-32-6	E421/WP	0.00030	mg/L	<0.00030	<0.00030	----	----	----
Tungsten, dissolved	7440-33-7	E421/WP	0.00010	mg/L	0.00059	<0.00010	----	----	----
Uranium, dissolved	7440-61-1	E421/WP	0.000010	mg/L	0.000066	<0.000010	----	----	----
Vanadium, dissolved	7440-62-2	E421/WP	0.00050	mg/L	0.00080	<0.00050	----	----	----
Zinc, dissolved	7440-66-6	E421/WP	0.0010	mg/L	0.0012	<0.0010	----	----	----
Zirconium, dissolved	7440-67-7	E421/WP	0.00030	mg/L	<0.00030	<0.00030	----	----	----
Dissolved metals filtration location	----	EP421/WP	-	-	Field	Field	----	----	----

Please refer to the General Comments section for an explanation of any result qualifiers detected.

Please refer to the Accreditation section for an explanation of analyte accreditations.

ALS Canada Ltd.

right solutions.
right partner.

QUALITY CONTROL INTERPRETIVE REPORT

Work Order	: **WP2325145**	Page	: 1 of 27
Client	: **Kinross Gold Corporation**	Laboratory	: ALS Environmental - Winnipeg
Contact	: Ashley Moncrief	Account Manager	: Judy Dalmaijer
Address	: Great Bear Resources Ltd. A Kinross Company 117 Forestry Road Red Lake ON Canada P0V 2M0	Address	: 1329 Niakwa Road East, Unit 12 Winnipeg, Manitoba Canada R2J 3T4
Telephone	: 807 630 0203	Telephone	: +1 204 255 9720
Project	: PPR-022-3	Date Samples Received	: 03-Oct-2023 09:40
PO	: ----	Issue Date	: 11-Oct-2023 12:53
C-O-C number	: ----		
Sampler	: ----		
Site	: ----		
Quote number	: Monthy and Quarterly samples_V2		
No. of samples received	: 17		
No. of samples analysed	: 17		

This report is automatically generated by the ALS LIMS (Laboratory Information Management System) through evaluation of Quality Control (QC) results and other QA parameters associated with this submission, and is intended to facilitate rapid data validation by auditors or reviewers. The report highlights any exceptions and outliers to ALS Data Quality Objectives, provides holding time details and exceptions, summarizes QC sample frequencies, and lists applicable methodology references and summaries.

Key

Anonymous: Refers to samples which are not part of this work order, but which formed part of the QC process lot.
CAS Number: Chemical Abstracts Service number is a unique identifier assigned to discrete substances.
DQO: Data Quality Objective.
LOR: Limit of Reporting (detection limit).
RPD: Relative Percent Difference.

Workorder Comments

Holding times are displayed as "---" if no guidance exists from CCME, Canadian provinces, or broadly recognized international references.

Summary of Outliers

Outliers : Quality Control Samples

- No Duplicate outliers occur.
- No Laboratory Control Sample (LCS) outliers occur
- No Matrix Spike outliers occur.
- Method Blank value outliers occur - please see following pages for full details.
- No Test sample Surrogate recovery outliers exist.

Outliers: Reference Material (RM) Samples

- No Reference Material (RM) Sample outliers occur.

Outliers : Analysis Holding Time Compliance (Breaches)

- No Analysis Holding Time Outliers exist.

Outliers : Frequency of Quality Control Samples

- No Quality Control Sample Frequency Outliers occur.

Outliers : Quality Control Samples

Duplicates, Method Blanks, Laboratory Control Samples and Matrix Spikes

Matrix: **Water**

Analyte Group	Laboratory sample ID	Client/Ref Sample ID	Analyte	CAS Number	Method	Result	Limits	Comment
Method Blank (MB) Values								
Dissolved Metals	QC-MRG2-1172181-001	----	Arsenic, dissolved	7440-38-2	E421	0.00047 B mg/L	0.0001 mg/L	Blank result exceeds permitted value

Result Qualifiers

Qualifier	Description
B	*Method Blank exceeds ALS DQO. Associated sample results which are < Limit of Reporting or > 5 times blank level are considered reliable.*

Analysis Holding Time Compliance

This report summarizes extraction / preparation and analysis times and compares each with ALS recommended holding times, which are selected to meet known provincial and /or federal requirements. In the absence of regulatory hold times, ALS establishes recommendations based on guidelines published by organizations such as CCME, US EPA, APHA Standard Methods, ASTM, or Environment Canada (where available). Dates and holding times reported below represent the first dates of extraction or analysis. If subsequent tests or dilutions exceeded holding times, qualifiers are added (refer to COA).

If samples are identified below as having been analyzed or extracted outside of recommended holding times, measurement uncertainties may be increased, and this should be taken into consideration when interpreting results.

Where actual sampling date is not provided on the chain of custody, the date of receipt with time at 00:00 is used for calculation purposes.

Where only the sample date without time is provided on the chain of custody, the sampling date at 00:00 is used for calculation purposes.

Matrix: **Water**

Evaluation: × = Holding time exceedance ; ✓ = Within Holding Time

Analyte Group / Container / Client Sample ID(s)	Method	Sampling Date	Extraction / Preparation				Analysis			
			Preparation Date	Holding Times Rec	Holding Times Actual	Eval	Analysis Date	Holding Times Rec	Holding Times Actual	Eval
Anions and Nutrients : Chloride in Water by IC (Low Level)										
HDPE [ON MECP] FLB-01	E235.Cl-L	27-Sep-2023	03-Oct-2023	28 days	6 days	✓	03-Oct-2023	28 days	6 days	✓
Anions and Nutrients : Chloride in Water by IC (Low Level)										
HDPE [ON MECP] FLB-02	E235.Cl-L	27-Sep-2023	03-Oct-2023	28 days	6 days	✓	03-Oct-2023	28 days	6 days	✓
Anions and Nutrients : Chloride in Water by IC (Low Level)										
HDPE [ON MECP] FLB-03	E235.Cl-L	27-Sep-2023	03-Oct-2023	28 days	6 days	✓	03-Oct-2023	28 days	6 days	✓
Anions and Nutrients : Chloride in Water by IC (Low Level)										
HDPE [ON MECP] FLB-04	E235.Cl-L	27-Sep-2023	03-Oct-2023	28 days	6 days	✓	03-Oct-2023	28 days	6 days	✓
Anions and Nutrients : Chloride in Water by IC (Low Level)										
HDPE [ON MECP] FLB-05	E235.Cl-L	27-Sep-2023	03-Oct-2023	28 days	6 days	✓	03-Oct-2023	28 days	6 days	✓
Anions and Nutrients : Chloride in Water by IC (Low Level)										
HDPE [ON MECP] FLB-06	E235.Cl-L	27-Sep-2023	03-Oct-2023	28 days	6 days	✓	03-Oct-2023	28 days	6 days	✓
Anions and Nutrients : Chloride in Water by IC (Low Level)										
HDPE [ON MECP] FLB-07	E235.Cl-L	27-Sep-2023	03-Oct-2023	28 days	6 days	✓	03-Oct-2023	28 days	6 days	✓

Matrix: **Water**

Evaluation: × = Holding time exceedance ; ✓ = Within Holding Time

Analyte Group / Container / Client Sample ID(s)	Method	Sampling Date	Extraction / Preparation				Analysis			
			Preparation Date	Holding Times		Eval	Analysis Date	Holding Times		Eval
				Rec	Actual			Rec	Actual	
Anions and Nutrients : Chloride in Water by IC (Low Level)										
HDPE [ON MECP]										
FLB-08	E235.Cl-L	27-Sep-2023	03-Oct-2023	28 days	6 days	✓	03-Oct-2023	28 days	6 days	✓
Anions and Nutrients : Chloride in Water by IC (Low Level)										
HDPE [ON MECP]										
FLB-09	E235.Cl-L	27-Sep-2023	03-Oct-2023	28 days	6 days	✓	03-Oct-2023	28 days	6 days	✓
Anions and Nutrients : Chloride in Water by IC (Low Level)										
HDPE [ON MECP]										
FLB-10	E235.Cl-L	27-Sep-2023	03-Oct-2023	28 days	6 days	✓	03-Oct-2023	28 days	6 days	✓
Anions and Nutrients : Chloride in Water by IC (Low Level)										
HDPE [ON MECP]										
FLB-11	E235.Cl-L	27-Sep-2023	03-Oct-2023	28 days	6 days	✓	03-Oct-2023	28 days	6 days	✓
Anions and Nutrients : Chloride in Water by IC (Low Level)										
HDPE [ON MECP]										
FLB-12	E235.Cl-L	27-Sep-2023	03-Oct-2023	28 days	6 days	✓	03-Oct-2023	28 days	6 days	✓
Anions and Nutrients : Chloride in Water by IC (Low Level)										
HDPE [ON MECP]										
FLB-13	E235.Cl-L	27-Sep-2023	03-Oct-2023	28 days	6 days	✓	03-Oct-2023	28 days	6 days	✓
Anions and Nutrients : Chloride in Water by IC (Low Level)										
HDPE [ON MECP]										
FLB-14	E235.Cl-L	27-Sep-2023	03-Oct-2023	28 days	6 days	✓	03-Oct-2023	28 days	6 days	✓
Anions and Nutrients : Chloride in Water by IC (Low Level)										
HDPE [ON MECP]										
FLB-15	E235.Cl-L	27-Sep-2023	03-Oct-2023	28 days	6 days	✓	03-Oct-2023	28 days	6 days	✓
Anions and Nutrients : Chloride in Water by IC (Low Level)										
HDPE [ON MECP]										
FLB-DUP	E235.Cl-L	27-Sep-2023	03-Oct-2023	28 days	6 days	✓	03-Oct-2023	28 days	6 days	✓

Matrix: **Water**

Evaluation: × = Holding time exceedance ; ✓ = Within Holding Time

Analyte Group / Container / Client Sample ID(s)	Method	Sampling Date	Extraction / Preparation				Analysis			
			Preparation Date	Holding Times		Eval	Analysis Date	Holding Times		Eval
				Rec	Actual			Rec	Actual	
Anions and Nutrients : Fluoride in Water by IC										
HDPE [ON MECP]										
FLB-01	E235.F	27-Sep-2023	03-Oct-2023	28 days	6 days	✓	03-Oct-2023	28 days	6 days	✓
Anions and Nutrients : Fluoride in Water by IC										
HDPE [ON MECP]										
FLB-02	E235.F	27-Sep-2023	03-Oct-2023	28 days	6 days	✓	03-Oct-2023	28 days	6 days	✓
Anions and Nutrients : Fluoride in Water by IC										
HDPE [ON MECP]										
FLB-03	E235.F	27-Sep-2023	03-Oct-2023	28 days	6 days	✓	03-Oct-2023	28 days	6 days	✓
Anions and Nutrients : Fluoride in Water by IC										
HDPE [ON MECP]										
FLB-04	E235.F	27-Sep-2023	03-Oct-2023	28 days	6 days	✓	03-Oct-2023	28 days	6 days	✓
Anions and Nutrients : Fluoride in Water by IC										
HDPE [ON MECP]										
FLB-05	E235.F	27-Sep-2023	03-Oct-2023	28 days	6 days	✓	03-Oct-2023	28 days	6 days	✓
Anions and Nutrients : Fluoride in Water by IC										
HDPE [ON MECP]										
FLB-06	E235.F	27-Sep-2023	03-Oct-2023	28 days	6 days	✓	03-Oct-2023	28 days	6 days	✓
Anions and Nutrients : Fluoride in Water by IC										
HDPE [ON MECP]										
FLB-07	E235.F	27-Sep-2023	03-Oct-2023	28 days	6 days	✓	03-Oct-2023	28 days	6 days	✓
Anions and Nutrients : Fluoride in Water by IC										
HDPE [ON MECP]										
FLB-08	E235.F	27-Sep-2023	03-Oct-2023	28 days	6 days	✓	03-Oct-2023	28 days	6 days	✓
Anions and Nutrients : Fluoride in Water by IC										
HDPE [ON MECP]										
FLB-09	E235.F	27-Sep-2023	03-Oct-2023	28 days	6 days	✓	03-Oct-2023	28 days	6 days	✓

Matrix: **Water**

Evaluation: × = Holding time exceedance ; ✓ = Within Holding Time

Analyte Group / Container / Client Sample ID(s)	Method	Sampling Date	Extraction / Preparation				Analysis			
			Preparation Date	Holding Times		Eval	Analysis Date	Holding Times		Eval
				Rec	Actual			Rec	Actual	
Anions and Nutrients : Fluoride in Water by IC										
HDPE [ON MECP]										
FLB-10	E235.F	27-Sep-2023	03-Oct-2023	28 days	6 days	✓	03-Oct-2023	28 days	6 days	✓
Anions and Nutrients : Fluoride in Water by IC										
HDPE [ON MECP]										
FLB-11	E235.F	27-Sep-2023	03-Oct-2023	28 days	6 days	✓	03-Oct-2023	28 days	6 days	✓
Anions and Nutrients : Fluoride in Water by IC										
HDPE [ON MECP]										
FLB-12	E235.F	27-Sep-2023	03-Oct-2023	28 days	6 days	✓	03-Oct-2023	28 days	6 days	✓
Anions and Nutrients : Fluoride in Water by IC										
HDPE [ON MECP]										
FLB-13	E235.F	27-Sep-2023	03-Oct-2023	28 days	6 days	✓	03-Oct-2023	28 days	6 days	✓
Anions and Nutrients : Fluoride in Water by IC										
HDPE [ON MECP]										
FLB-14	E235.F	27-Sep-2023	03-Oct-2023	28 days	6 days	✓	03-Oct-2023	28 days	6 days	✓
Anions and Nutrients : Fluoride in Water by IC										
HDPE [ON MECP]										
FLB-15	E235.F	27-Sep-2023	03-Oct-2023	28 days	6 days	✓	03-Oct-2023	28 days	6 days	✓
Anions and Nutrients : Fluoride in Water by IC										
HDPE [ON MECP]										
FLB-DUP	E235.F	27-Sep-2023	03-Oct-2023	28 days	6 days	✓	03-Oct-2023	28 days	6 days	✓
Anions and Nutrients : Sulfate in Water by IC										
HDPE [ON MECP]										
FLB-01	E235.SO4	27-Sep-2023	03-Oct-2023	28 days	6 days	✓	03-Oct-2023	28 days	6 days	✓
Anions and Nutrients : Sulfate in Water by IC										
HDPE [ON MECP]										
FLB-02	E235.SO4	27-Sep-2023	03-Oct-2023	28 days	6 days	✓	03-Oct-2023	28 days	6 days	✓

Matrix: **Water**

Evaluation: × = Holding time exceedance ; ✓ = Within Holding Time

Analyte Group / Container / Client Sample ID(s)	Method	Sampling Date	Extraction / Preparation				Analysis			
			Preparation Date	Holding Times		Eval	Analysis Date	Holding Times		Eval
				Rec	Actual			Rec	Actual	
Anions and Nutrients : Sulfate in Water by IC										
HDPE [ON MECP]										
FLB-03	E235.SO4	27-Sep-2023	03-Oct-2023	28 days	6 days	✓	03-Oct-2023	28 days	6 days	✓
Anions and Nutrients : Sulfate in Water by IC										
HDPE [ON MECP]										
FLB-04	E235.SO4	27-Sep-2023	03-Oct-2023	28 days	6 days	✓	03-Oct-2023	28 days	6 days	✓
Anions and Nutrients : Sulfate in Water by IC										
HDPE [ON MECP]										
FLB-05	E235.SO4	27-Sep-2023	03-Oct-2023	28 days	6 days	✓	03-Oct-2023	28 days	6 days	✓
Anions and Nutrients : Sulfate in Water by IC										
HDPE [ON MECP]										
FLB-06	E235.SO4	27-Sep-2023	03-Oct-2023	28 days	6 days	✓	03-Oct-2023	28 days	6 days	✓
Anions and Nutrients : Sulfate in Water by IC										
HDPE [ON MECP]										
FLB-07	E235.SO4	27-Sep-2023	03-Oct-2023	28 days	6 days	✓	03-Oct-2023	28 days	6 days	✓
Anions and Nutrients : Sulfate in Water by IC										
HDPE [ON MECP]										
FLB-08	E235.SO4	27-Sep-2023	03-Oct-2023	28 days	6 days	✓	03-Oct-2023	28 days	6 days	✓
Anions and Nutrients : Sulfate in Water by IC										
HDPE [ON MECP]										
FLB-09	E235.SO4	27-Sep-2023	03-Oct-2023	28 days	6 days	✓	03-Oct-2023	28 days	6 days	✓
Anions and Nutrients : Sulfate in Water by IC										
HDPE [ON MECP]										
FLB-10	E235.SO4	27-Sep-2023	03-Oct-2023	28 days	6 days	✓	03-Oct-2023	28 days	6 days	✓
Anions and Nutrients : Sulfate in Water by IC										
HDPE [ON MECP]										
FLB-11	E235.SO4	27-Sep-2023	03-Oct-2023	28 days	6 days	✓	03-Oct-2023	28 days	6 days	✓

Matrix: **Water**

Evaluation: × = Holding time exceedance ; ✓ = Within Holding Time

Analyte Group / Container / Client Sample ID(s)	Method	Sampling Date	Extraction / Preparation				Analysis			
			Preparation Date	Holding Times Rec	Holding Times Actual	Eval	Analysis Date	Holding Times Rec	Holding Times Actual	Eval
Anions and Nutrients : Sulfate in Water by IC										
HDPE [ON MECP]										
FLB-12	E235.SO4	27-Sep-2023	03-Oct-2023	28 days	6 days	✓	03-Oct-2023	28 days	6 days	✓
Anions and Nutrients : Sulfate in Water by IC										
HDPE [ON MECP]										
FLB-13	E235.SO4	27-Sep-2023	03-Oct-2023	28 days	6 days	✓	03-Oct-2023	28 days	6 days	✓
Anions and Nutrients : Sulfate in Water by IC										
HDPE [ON MECP]										
FLB-14	E235.SO4	27-Sep-2023	03-Oct-2023	28 days	6 days	✓	03-Oct-2023	28 days	6 days	✓
Anions and Nutrients : Sulfate in Water by IC										
HDPE [ON MECP]										
FLB-15	E235.SO4	27-Sep-2023	03-Oct-2023	28 days	6 days	✓	03-Oct-2023	28 days	6 days	✓
Anions and Nutrients : Sulfate in Water by IC										
HDPE [ON MECP]										
FLB-DUP	E235.SO4	27-Sep-2023	03-Oct-2023	28 days	6 days	✓	03-Oct-2023	28 days	6 days	✓
Anions and Nutrients : Total Phosphorus by Colourimetry (0.002 mg/L)										
Amber glass total (sulfuric acid)										
FLB-01	E372-U	27-Sep-2023	03-Oct-2023	28 days	6 days	✓	04-Oct-2023	28 days	7 days	✓
Anions and Nutrients : Total Phosphorus by Colourimetry (0.002 mg/L)										
Amber glass total (sulfuric acid)										
FLB-02	E372-U	27-Sep-2023	03-Oct-2023	28 days	6 days	✓	04-Oct-2023	28 days	7 days	✓
Anions and Nutrients : Total Phosphorus by Colourimetry (0.002 mg/L)										
Amber glass total (sulfuric acid)										
FLB-03	E372-U	27-Sep-2023	03-Oct-2023	28 days	6 days	✓	04-Oct-2023	28 days	7 days	✓
Anions and Nutrients : Total Phosphorus by Colourimetry (0.002 mg/L)										
Amber glass total (sulfuric acid)										
FLB-04	E372-U	27-Sep-2023	03-Oct-2023	28 days	6 days	✓	04-Oct-2023	28 days	7 days	✓

Matrix: **Water**

Evaluation: × = Holding time exceedance ; ✓ = Within Holding Time

Analyte Group / Container / Client Sample ID(s)	Method	Sampling Date	Extraction / Preparation				Analysis			
			Preparation Date	Holding Times		Eval	Analysis Date	Holding Times		Eval
				Rec	Actual			Rec	Actual	
Anions and Nutrients : Total Phosphorus by Colourimetry (0.002 mg/L)										
Amber glass total (sulfuric acid)										
FLB-05	E372-U	27-Sep-2023	03-Oct-2023	28 days	6 days	✓	04-Oct-2023	28 days	7 days	✓
Anions and Nutrients : Total Phosphorus by Colourimetry (0.002 mg/L)										
Amber glass total (sulfuric acid)										
FLB-06	E372-U	27-Sep-2023	03-Oct-2023	28 days	6 days	✓	04-Oct-2023	28 days	7 days	✓
Anions and Nutrients : Total Phosphorus by Colourimetry (0.002 mg/L)										
Amber glass total (sulfuric acid)										
FLB-07	E372-U	27-Sep-2023	03-Oct-2023	28 days	6 days	✓	04-Oct-2023	28 days	7 days	✓
Anions and Nutrients : Total Phosphorus by Colourimetry (0.002 mg/L)										
Amber glass total (sulfuric acid)										
FLB-08	E372-U	27-Sep-2023	03-Oct-2023	28 days	6 days	✓	04-Oct-2023	28 days	7 days	✓
Anions and Nutrients : Total Phosphorus by Colourimetry (0.002 mg/L)										
Amber glass total (sulfuric acid)										
FLB-09	E372-U	27-Sep-2023	03-Oct-2023	28 days	6 days	✓	04-Oct-2023	28 days	7 days	✓
Anions and Nutrients : Total Phosphorus by Colourimetry (0.002 mg/L)										
Amber glass total (sulfuric acid)										
FLB-10	E372-U	27-Sep-2023	03-Oct-2023	28 days	6 days	✓	04-Oct-2023	28 days	7 days	✓
Anions and Nutrients : Total Phosphorus by Colourimetry (0.002 mg/L)										
Amber glass total (sulfuric acid)										
FLB-11	E372-U	27-Sep-2023	03-Oct-2023	28 days	6 days	✓	04-Oct-2023	28 days	7 days	✓
Anions and Nutrients : Total Phosphorus by Colourimetry (0.002 mg/L)										
Amber glass total (sulfuric acid)										
FLB-12	E372-U	27-Sep-2023	03-Oct-2023	28 days	6 days	✓	04-Oct-2023	28 days	7 days	✓
Anions and Nutrients : Total Phosphorus by Colourimetry (0.002 mg/L)										
Amber glass total (sulfuric acid)										
FLB-13	E372-U	27-Sep-2023	03-Oct-2023	28 days	6 days	✓	04-Oct-2023	28 days	7 days	✓

Matrix: **Water**

Evaluation: × = Holding time exceedance ; ✓ = Within Holding Time

Analyte Group / Container / Client Sample ID(s)	Method	Sampling Date	Extraction / Preparation				Analysis			
			Preparation Date	Holding Times		Eval	Analysis Date	Holding Times		Eval
				Rec	Actual			Rec	Actual	
Anions and Nutrients : Total Phosphorus by Colourimetry (0.002 mg/L)										
Amber glass total (sulfuric acid)										
FLB-14	E372-U	27-Sep-2023	03-Oct-2023	28 days	6 days	✓	04-Oct-2023	28 days	7 days	✓
Anions and Nutrients : Total Phosphorus by Colourimetry (0.002 mg/L)										
Amber glass total (sulfuric acid)										
FLB-15	E372-U	27-Sep-2023	03-Oct-2023	28 days	6 days	✓	04-Oct-2023	28 days	7 days	✓
Anions and Nutrients : Total Phosphorus by Colourimetry (0.002 mg/L)										
Amber glass total (sulfuric acid)										
FLB-DUP	E372-U	27-Sep-2023	03-Oct-2023	28 days	6 days	✓	04-Oct-2023	28 days	7 days	✓
Dissolved Metals : Dissolved Metals in Water by CRC ICPMS										
HDPE dissolved (nitric acid)										
FLB-01	E421	27-Sep-2023	06-Oct-2023	180 days	9 days	✓	06-Oct-2023	180 days	9 days	✓
Dissolved Metals : Dissolved Metals in Water by CRC ICPMS										
HDPE dissolved (nitric acid)										
FLB-02	E421	27-Sep-2023	06-Oct-2023	180 days	9 days	✓	06-Oct-2023	180 days	9 days	✓
Dissolved Metals : Dissolved Metals in Water by CRC ICPMS										
HDPE dissolved (nitric acid)										
FLB-03	E421	27-Sep-2023	06-Oct-2023	180 days	9 days	✓	06-Oct-2023	180 days	9 days	✓
Dissolved Metals : Dissolved Metals in Water by CRC ICPMS										
HDPE dissolved (nitric acid)										
FLB-04	E421	27-Sep-2023	06-Oct-2023	180 days	9 days	✓	06-Oct-2023	180 days	9 days	✓
Dissolved Metals : Dissolved Metals in Water by CRC ICPMS										
HDPE dissolved (nitric acid)										
FLB-05	E421	27-Sep-2023	06-Oct-2023	180 days	9 days	✓	06-Oct-2023	180 days	9 days	✓
Dissolved Metals : Dissolved Metals in Water by CRC ICPMS										
HDPE dissolved (nitric acid)										
FLB-06	E421	27-Sep-2023	06-Oct-2023	180 days	9 days	✓	06-Oct-2023	180 days	9 days	✓

Matrix: **Water**

Evaluation: × = Holding time exceedance ; ✓ = Within Holding Time

Analyte Group / Container / Client Sample ID(s)	Method	Sampling Date	Extraction / Preparation				Analysis			
			Preparation Date	Holding Times		Eval	Analysis Date	Holding Times		Eval
				Rec	Actual			Rec	Actual	
Dissolved Metals : Dissolved Metals in Water by CRC ICPMS										
HDPE dissolved (nitric acid)										
FLB-07	E421	27-Sep-2023	06-Oct-2023	180 days	9 days	✓	06-Oct-2023	180 days	9 days	✓
Dissolved Metals : Dissolved Metals in Water by CRC ICPMS										
HDPE dissolved (nitric acid)										
FLB-08	E421	27-Sep-2023	06-Oct-2023	180 days	9 days	✓	06-Oct-2023	180 days	9 days	✓
Dissolved Metals : Dissolved Metals in Water by CRC ICPMS										
HDPE dissolved (nitric acid)										
FLB-09	E421	27-Sep-2023	06-Oct-2023	180 days	9 days	✓	06-Oct-2023	180 days	9 days	✓
Dissolved Metals : Dissolved Metals in Water by CRC ICPMS										
HDPE dissolved (nitric acid)										
FLB-10	E421	27-Sep-2023	06-Oct-2023	180 days	9 days	✓	06-Oct-2023	180 days	9 days	✓
Dissolved Metals : Dissolved Metals in Water by CRC ICPMS										
HDPE dissolved (nitric acid)										
FLB-11	E421	27-Sep-2023	06-Oct-2023	180 days	9 days	✓	06-Oct-2023	180 days	9 days	✓
Dissolved Metals : Dissolved Metals in Water by CRC ICPMS										
HDPE dissolved (nitric acid)										
FLB-12	E421	27-Sep-2023	06-Oct-2023	180 days	9 days	✓	06-Oct-2023	180 days	9 days	✓
Dissolved Metals : Dissolved Metals in Water by CRC ICPMS										
HDPE dissolved (nitric acid)										
FLB-13	E421	27-Sep-2023	06-Oct-2023	180 days	9 days	✓	06-Oct-2023	180 days	9 days	✓
Dissolved Metals : Dissolved Metals in Water by CRC ICPMS										
HDPE dissolved (nitric acid)										
FLB-14	E421	27-Sep-2023	06-Oct-2023	180 days	9 days	✓	06-Oct-2023	180 days	9 days	✓
Dissolved Metals : Dissolved Metals in Water by CRC ICPMS										
HDPE dissolved (nitric acid)										
FLB-15	E421	27-Sep-2023	06-Oct-2023	180 days	9 days	✓	06-Oct-2023	180 days	9 days	✓

Matrix: **Water**

Evaluation: × = Holding time exceedance ; ✓ = Within Holding Time

Analyte Group / Container / Client Sample ID(s)	Method	Sampling Date	Extraction / Preparation				Analysis			
			Preparation Date	Holding Times Rec	Holding Times Actual	Eval	Analysis Date	Holding Times Rec	Holding Times Actual	Eval
Dissolved Metals : Dissolved Metals in Water by CRC ICPMS										
HDPE dissolved (nitric acid) FLB-DUP	E421	27-Sep-2023	06-Oct-2023	180 days	9 days	✓	06-Oct-2023	180 days	9 days	✓
Dissolved Metals : Dissolved Metals in Water by CRC ICPMS										
HDPE dissolved (nitric acid) FLB-FIELD BLANK	E421	27-Sep-2023	06-Oct-2023	180 days	9 days	✓	06-Oct-2023	180 days	9 days	✓
Dissolved Metals : Dissolved Phosphorus in Water by CRC-ICPMS (Low level)										
HDPE dissolved (nitric acid) FLB-01	E421.P-L	27-Sep-2023	06-Oct-2023	180 days	9 days	✓	06-Oct-2023	180 days	9 days	✓
Dissolved Metals : Dissolved Phosphorus in Water by CRC-ICPMS (Low level)										
HDPE dissolved (nitric acid) FLB-02	E421.P-L	27-Sep-2023	06-Oct-2023	180 days	9 days	✓	06-Oct-2023	180 days	9 days	✓
Dissolved Metals : Dissolved Phosphorus in Water by CRC-ICPMS (Low level)										
HDPE dissolved (nitric acid) FLB-03	E421.P-L	27-Sep-2023	06-Oct-2023	180 days	9 days	✓	06-Oct-2023	180 days	9 days	✓
Dissolved Metals : Dissolved Phosphorus in Water by CRC-ICPMS (Low level)										
HDPE dissolved (nitric acid) FLB-04	E421.P-L	27-Sep-2023	06-Oct-2023	180 days	9 days	✓	06-Oct-2023	180 days	9 days	✓
Dissolved Metals : Dissolved Phosphorus in Water by CRC-ICPMS (Low level)										
HDPE dissolved (nitric acid) FLB-05	E421.P-L	27-Sep-2023	06-Oct-2023	180 days	9 days	✓	06-Oct-2023	180 days	9 days	✓
Dissolved Metals : Dissolved Phosphorus in Water by CRC-ICPMS (Low level)										
HDPE dissolved (nitric acid) FLB-06	E421.P-L	27-Sep-2023	06-Oct-2023	180 days	9 days	✓	06-Oct-2023	180 days	9 days	✓
Dissolved Metals : Dissolved Phosphorus in Water by CRC-ICPMS (Low level)										
HDPE dissolved (nitric acid) FLB-07	E421.P-L	27-Sep-2023	06-Oct-2023	180 days	9 days	✓	06-Oct-2023	180 days	9 days	✓

Matrix: **Water**

Evaluation: × = Holding time exceedance ; ✓ = Within Holding Time

Analyte Group / Container / Client Sample ID(s)	Method	Sampling Date	Extraction / Preparation				Analysis			
			Preparation Date	Holding Times		Eval	Analysis Date	Holding Times		Eval
				Rec	Actual			Rec	Actual	
Dissolved Metals : Dissolved Phosphorus in Water by CRC-ICPMS (Low level)										
HDPE dissolved (nitric acid) FLB-08	E421.P-L	27-Sep-2023	06-Oct-2023	180 days	9 days	✓	06-Oct-2023	180 days	9 days	✓
Dissolved Metals : Dissolved Phosphorus in Water by CRC-ICPMS (Low level)										
HDPE dissolved (nitric acid) FLB-09	E421.P-L	27-Sep-2023	06-Oct-2023	180 days	9 days	✓	06-Oct-2023	180 days	9 days	✓
Dissolved Metals : Dissolved Phosphorus in Water by CRC-ICPMS (Low level)										
HDPE dissolved (nitric acid) FLB-10	E421.P-L	27-Sep-2023	06-Oct-2023	180 days	9 days	✓	06-Oct-2023	180 days	9 days	✓
Dissolved Metals : Dissolved Phosphorus in Water by CRC-ICPMS (Low level)										
HDPE dissolved (nitric acid) FLB-11	E421.P-L	27-Sep-2023	06-Oct-2023	180 days	9 days	✓	06-Oct-2023	180 days	9 days	✓
Dissolved Metals : Dissolved Phosphorus in Water by CRC-ICPMS (Low level)										
HDPE dissolved (nitric acid) FLB-12	E421.P-L	27-Sep-2023	06-Oct-2023	180 days	9 days	✓	06-Oct-2023	180 days	9 days	✓
Dissolved Metals : Dissolved Phosphorus in Water by CRC-ICPMS (Low level)										
HDPE dissolved (nitric acid) FLB-13	E421.P-L	27-Sep-2023	06-Oct-2023	180 days	9 days	✓	06-Oct-2023	180 days	9 days	✓
Dissolved Metals : Dissolved Phosphorus in Water by CRC-ICPMS (Low level)										
HDPE dissolved (nitric acid) FLB-14	E421.P-L	27-Sep-2023	06-Oct-2023	180 days	9 days	✓	06-Oct-2023	180 days	9 days	✓
Dissolved Metals : Dissolved Phosphorus in Water by CRC-ICPMS (Low level)										
HDPE dissolved (nitric acid) FLB-15	E421.P-L	27-Sep-2023	06-Oct-2023	180 days	9 days	✓	06-Oct-2023	180 days	9 days	✓
Dissolved Metals : Dissolved Phosphorus in Water by CRC-ICPMS (Low level)										
HDPE dissolved (nitric acid) FLB-DUP	E421.P-L	27-Sep-2023	06-Oct-2023	180 days	9 days	✓	06-Oct-2023	180 days	9 days	✓

Matrix: **Water**

Evaluation: × = Holding time exceedance ; ✓ = Within Holding Time

Analyte Group / Container / Client Sample ID(s)	Method	Sampling Date	Extraction / Preparation				Analysis			
			Preparation Date	Holding Times Rec	Holding Times Actual	Eval	Analysis Date	Holding Times Rec	Holding Times Actual	Eval
Physical Tests : Acidity by Titration										
HDPE FLB-01	E283	27-Sep-2023	05-Oct-2023	14 days	8 days	✓	06-Oct-2023	14 days	9 days	✓
Physical Tests : Acidity by Titration										
HDPE FLB-02	E283	27-Sep-2023	05-Oct-2023	14 days	8 days	✓	06-Oct-2023	14 days	9 days	✓
Physical Tests : Acidity by Titration										
HDPE FLB-03	E283	27-Sep-2023	05-Oct-2023	14 days	8 days	✓	06-Oct-2023	14 days	9 days	✓
Physical Tests : Acidity by Titration										
HDPE FLB-04	E283	27-Sep-2023	05-Oct-2023	14 days	8 days	✓	06-Oct-2023	14 days	9 days	✓
Physical Tests : Acidity by Titration										
HDPE FLB-05	E283	27-Sep-2023	05-Oct-2023	14 days	8 days	✓	06-Oct-2023	14 days	9 days	✓
Physical Tests : Acidity by Titration										
HDPE FLB-06	E283	27-Sep-2023	05-Oct-2023	14 days	8 days	✓	06-Oct-2023	14 days	9 days	✓
Physical Tests : Acidity by Titration										
HDPE FLB-07	E283	27-Sep-2023	05-Oct-2023	14 days	8 days	✓	06-Oct-2023	14 days	9 days	✓
Physical Tests : Acidity by Titration										
HDPE FLB-08	E283	27-Sep-2023	05-Oct-2023	14 days	8 days	✓	06-Oct-2023	14 days	9 days	✓
Physical Tests : Acidity by Titration										
HDPE FLB-09	E283	27-Sep-2023	05-Oct-2023	14 days	8 days	✓	06-Oct-2023	14 days	9 days	✓

Matrix: **Water**

Evaluation: × = Holding time exceedance ; ✓ = Within Holding Time

Analyte Group / Container / Client Sample ID(s)	Method	Sampling Date	Extraction / Preparation				Analysis			
			Preparation Date	Holding Times Rec	Holding Times Actual	Eval	Analysis Date	Holding Times Rec	Holding Times Actual	Eval
Physical Tests : Acidity by Titration										
HDPE FLB-10	E283	27-Sep-2023	05-Oct-2023	14 days	8 days	✓	06-Oct-2023	14 days	9 days	✓
Physical Tests : Acidity by Titration										
HDPE FLB-11	E283	27-Sep-2023	05-Oct-2023	14 days	8 days	✓	06-Oct-2023	14 days	9 days	✓
Physical Tests : Acidity by Titration										
HDPE FLB-12	E283	27-Sep-2023	05-Oct-2023	14 days	8 days	✓	06-Oct-2023	14 days	9 days	✓
Physical Tests : Acidity by Titration										
HDPE FLB-13	E283	27-Sep-2023	05-Oct-2023	14 days	8 days	✓	06-Oct-2023	14 days	9 days	✓
Physical Tests : Acidity by Titration										
HDPE FLB-14	E283	27-Sep-2023	05-Oct-2023	14 days	8 days	✓	06-Oct-2023	14 days	9 days	✓
Physical Tests : Acidity by Titration										
HDPE FLB-15	E283	27-Sep-2023	05-Oct-2023	14 days	8 days	✓	06-Oct-2023	14 days	9 days	✓
Physical Tests : Acidity by Titration										
HDPE FLB-DUP	E283	27-Sep-2023	05-Oct-2023	14 days	8 days	✓	06-Oct-2023	14 days	9 days	✓
Physical Tests : Alkalinity Species by Titration										
HDPE [ON MECP] FLB-01	E290	27-Sep-2023	04-Oct-2023	14 days	7 days	✓	04-Oct-2023	14 days	7 days	✓
Physical Tests : Alkalinity Species by Titration										
HDPE [ON MECP] FLB-02	E290	27-Sep-2023	04-Oct-2023	14 days	7 days	✓	04-Oct-2023	14 days	7 days	✓

Matrix: **Water**

Evaluation: × = Holding time exceedance ; ✓ = Within Holding Time

Analyte Group / Container / Client Sample ID(s)	Method	Sampling Date	Extraction / Preparation				Analysis			
			Preparation Date	Holding Times Rec	Holding Times Actual	Eval	Analysis Date	Holding Times Rec	Holding Times Actual	Eval
Physical Tests : Alkalinity Species by Titration										
HDPE [ON MECP] FLB-03	E290	27-Sep-2023	04-Oct-2023	14 days	7 days	✓	04-Oct-2023	14 days	7 days	✓
Physical Tests : Alkalinity Species by Titration										
HDPE [ON MECP] FLB-04	E290	27-Sep-2023	04-Oct-2023	14 days	7 days	✓	04-Oct-2023	14 days	7 days	✓
Physical Tests : Alkalinity Species by Titration										
HDPE [ON MECP] FLB-05	E290	27-Sep-2023	04-Oct-2023	14 days	7 days	✓	04-Oct-2023	14 days	7 days	✓
Physical Tests : Alkalinity Species by Titration										
HDPE [ON MECP] FLB-06	E290	27-Sep-2023	04-Oct-2023	14 days	7 days	✓	04-Oct-2023	14 days	7 days	✓
Physical Tests : Alkalinity Species by Titration										
HDPE [ON MECP] FLB-07	E290	27-Sep-2023	04-Oct-2023	14 days	7 days	✓	04-Oct-2023	14 days	7 days	✓
Physical Tests : Alkalinity Species by Titration										
HDPE [ON MECP] FLB-08	E290	27-Sep-2023	04-Oct-2023	14 days	7 days	✓	04-Oct-2023	14 days	7 days	✓
Physical Tests : Alkalinity Species by Titration										
HDPE [ON MECP] FLB-09	E290	27-Sep-2023	04-Oct-2023	14 days	7 days	✓	04-Oct-2023	14 days	7 days	✓
Physical Tests : Alkalinity Species by Titration										
HDPE [ON MECP] FLB-10	E290	27-Sep-2023	04-Oct-2023	14 days	7 days	✓	04-Oct-2023	14 days	7 days	✓
Physical Tests : Alkalinity Species by Titration										
HDPE [ON MECP] FLB-11	E290	27-Sep-2023	04-Oct-2023	14 days	7 days	✓	04-Oct-2023	14 days	7 days	✓

Matrix: **Water**

Evaluation: × = Holding time exceedance ; ✓ = Within Holding Time

Analyte Group / Container / Client Sample ID(s)	Method	Sampling Date	Extraction / Preparation				Analysis			
			Preparation Date	Holding Times Rec	Holding Times Actual	Eval	Analysis Date	Holding Times Rec	Holding Times Actual	Eval
Physical Tests : Alkalinity Species by Titration										
HDPE [ON MECP] FLB-12	E290	27-Sep-2023	04-Oct-2023	14 days	7 days	✓	04-Oct-2023	14 days	7 days	✓
Physical Tests : Alkalinity Species by Titration										
HDPE [ON MECP] FLB-13	E290	27-Sep-2023	04-Oct-2023	14 days	7 days	✓	04-Oct-2023	14 days	7 days	✓
Physical Tests : Alkalinity Species by Titration										
HDPE [ON MECP] FLB-14	E290	27-Sep-2023	04-Oct-2023	14 days	7 days	✓	04-Oct-2023	14 days	7 days	✓
Physical Tests : Alkalinity Species by Titration										
HDPE [ON MECP] FLB-15	E290	27-Sep-2023	04-Oct-2023	14 days	7 days	✓	04-Oct-2023	14 days	7 days	✓
Physical Tests : Alkalinity Species by Titration										
HDPE [ON MECP] FLB-DUP	E290	27-Sep-2023	04-Oct-2023	14 days	7 days	✓	04-Oct-2023	14 days	7 days	✓
Physical Tests : Conductivity in Water										
HDPE [ON MECP] FLB-01	E100	27-Sep-2023	04-Oct-2023	28 days	7 days	✓	04-Oct-2023	28 days	7 days	✓
Physical Tests : Conductivity in Water										
HDPE [ON MECP] FLB-02	E100	27-Sep-2023	04-Oct-2023	28 days	7 days	✓	04-Oct-2023	28 days	7 days	✓
Physical Tests : Conductivity in Water										
HDPE [ON MECP] FLB-03	E100	27-Sep-2023	04-Oct-2023	28 days	7 days	✓	04-Oct-2023	28 days	7 days	✓
Physical Tests : Conductivity in Water										
HDPE [ON MECP] FLB-04	E100	27-Sep-2023	04-Oct-2023	28 days	7 days	✓	04-Oct-2023	28 days	7 days	✓

Matrix: **Water**

Evaluation: × = Holding time exceedance ; ✓ = Within Holding Time

Analyte Group / Container / Client Sample ID(s)	Method	Sampling Date	Extraction / Preparation				Analysis			
			Preparation Date	Holding Times Rec	Holding Times Actual	Eval	Analysis Date	Holding Times Rec	Holding Times Actual	Eval
Physical Tests : Conductivity in Water										
HDPE [ON MECP] FLB-05	E100	27-Sep-2023	04-Oct-2023	28 days	7 days	✓	04-Oct-2023	28 days	7 days	✓
Physical Tests : Conductivity in Water										
HDPE [ON MECP] FLB-06	E100	27-Sep-2023	04-Oct-2023	28 days	7 days	✓	04-Oct-2023	28 days	7 days	✓
Physical Tests : Conductivity in Water										
HDPE [ON MECP] FLB-07	E100	27-Sep-2023	04-Oct-2023	28 days	7 days	✓	04-Oct-2023	28 days	7 days	✓
Physical Tests : Conductivity in Water										
HDPE [ON MECP] FLB-08	E100	27-Sep-2023	04-Oct-2023	28 days	7 days	✓	04-Oct-2023	28 days	7 days	✓
Physical Tests : Conductivity in Water										
HDPE [ON MECP] FLB-09	E100	27-Sep-2023	04-Oct-2023	28 days	7 days	✓	04-Oct-2023	28 days	7 days	✓
Physical Tests : Conductivity in Water										
HDPE [ON MECP] FLB-10	E100	27-Sep-2023	04-Oct-2023	28 days	7 days	✓	04-Oct-2023	28 days	7 days	✓
Physical Tests : Conductivity in Water										
HDPE [ON MECP] FLB-11	E100	27-Sep-2023	04-Oct-2023	28 days	7 days	✓	04-Oct-2023	28 days	7 days	✓
Physical Tests : Conductivity in Water										
HDPE [ON MECP] FLB-12	E100	27-Sep-2023	04-Oct-2023	28 days	7 days	✓	04-Oct-2023	28 days	7 days	✓
Physical Tests : Conductivity in Water										
HDPE [ON MECP] FLB-13	E100	27-Sep-2023	04-Oct-2023	28 days	7 days	✓	04-Oct-2023	28 days	7 days	✓

Matrix: **Water**

Evaluation: × = Holding time exceedance ; ✓ = Within Holding Time

Analyte Group / Container / Client Sample ID(s)	Method	Sampling Date	Extraction / Preparation				Analysis			
			Preparation Date	Holding Times Rec	Holding Times Actual	Eval	Analysis Date	Holding Times Rec	Holding Times Actual	Eval
Physical Tests : Conductivity in Water										
HDPE [ON MECP] FLB-14	E100	27-Sep-2023	04-Oct-2023	28 days	7 days	✓	04-Oct-2023	28 days	7 days	✓
Physical Tests : Conductivity in Water										
HDPE [ON MECP] FLB-15	E100	27-Sep-2023	04-Oct-2023	28 days	7 days	✓	04-Oct-2023	28 days	7 days	✓
Physical Tests : Conductivity in Water										
HDPE [ON MECP] FLB-DUP	E100	27-Sep-2023	04-Oct-2023	28 days	7 days	✓	04-Oct-2023	28 days	7 days	✓
Physical Tests : pH by Meter										
HDPE [ON MECP] FLB-01	E108	27-Sep-2023	04-Oct-2023	14 days	7 days	✓	04-Oct-2023	14 days	7 days	✓
Physical Tests : pH by Meter										
HDPE [ON MECP] FLB-02	E108	27-Sep-2023	04-Oct-2023	14 days	7 days	✓	04-Oct-2023	14 days	7 days	✓
Physical Tests : pH by Meter										
HDPE [ON MECP] FLB-03	E108	27-Sep-2023	04-Oct-2023	14 days	7 days	✓	04-Oct-2023	14 days	7 days	✓
Physical Tests : pH by Meter										
HDPE [ON MECP] FLB-04	E108	27-Sep-2023	04-Oct-2023	14 days	7 days	✓	04-Oct-2023	14 days	7 days	✓
Physical Tests : pH by Meter										
HDPE [ON MECP] FLB-05	E108	27-Sep-2023	04-Oct-2023	14 days	7 days	✓	04-Oct-2023	14 days	7 days	✓
Physical Tests : pH by Meter										
HDPE [ON MECP] FLB-06	E108	27-Sep-2023	04-Oct-2023	14 days	7 days	✓	04-Oct-2023	14 days	7 days	✓

Matrix: **Water**

Evaluation: × = Holding time exceedance ; ✓ = Within Holding Time

Analyte Group / Container / Client Sample ID(s)	Method	Sampling Date	Extraction / Preparation				Analysis			
			Preparation Date	Holding Times Rec	Holding Times Actual	Eval	Analysis Date	Holding Times Rec	Holding Times Actual	Eval
Physical Tests : pH by Meter										
HDPE [ON MECP] FLB-07	E108	27-Sep-2023	04-Oct-2023	14 days	7 days	✓	04-Oct-2023	14 days	7 days	✓
Physical Tests : pH by Meter										
HDPE [ON MECP] FLB-08	E108	27-Sep-2023	04-Oct-2023	14 days	7 days	✓	04-Oct-2023	14 days	7 days	✓
Physical Tests : pH by Meter										
HDPE [ON MECP] FLB-09	E108	27-Sep-2023	04-Oct-2023	14 days	7 days	✓	04-Oct-2023	14 days	7 days	✓
Physical Tests : pH by Meter										
HDPE [ON MECP] FLB-10	E108	27-Sep-2023	04-Oct-2023	14 days	7 days	✓	04-Oct-2023	14 days	7 days	✓
Physical Tests : pH by Meter										
HDPE [ON MECP] FLB-11	E108	27-Sep-2023	04-Oct-2023	14 days	7 days	✓	04-Oct-2023	14 days	7 days	✓
Physical Tests : pH by Meter										
HDPE [ON MECP] FLB-12	E108	27-Sep-2023	04-Oct-2023	14 days	7 days	✓	04-Oct-2023	14 days	7 days	✓
Physical Tests : pH by Meter										
HDPE [ON MECP] FLB-13	E108	27-Sep-2023	04-Oct-2023	14 days	7 days	✓	04-Oct-2023	14 days	7 days	✓
Physical Tests : pH by Meter										
HDPE [ON MECP] FLB-14	E108	27-Sep-2023	04-Oct-2023	14 days	7 days	✓	04-Oct-2023	14 days	7 days	✓
Physical Tests : pH by Meter										
HDPE [ON MECP] FLB-15	E108	27-Sep-2023	04-Oct-2023	14 days	7 days	✓	04-Oct-2023	14 days	7 days	✓

Matrix: **Water**

Evaluation: × = Holding time exceedance ; ✓ = Within Holding Time

Analyte Group / Container / Client Sample ID(s)	Method	Sampling Date	Extraction / Preparation				Analysis			
			Preparation Date	Holding Times Rec	Holding Times Actual	Eval	Analysis Date	Holding Times Rec	Holding Times Actual	Eval
Physical Tests : pH by Meter										
HDPE [ON MECP] FLB-DUP	E108	27-Sep-2023	04-Oct-2023	14 days	7 days	✓	04-Oct-2023	14 days	7 days	✓
Physical Tests : TDS by Gravimetry (Low Level)										
HDPE [ON MECP] FLB-01	E162-L	27-Sep-2023	----	----	----		04-Oct-2023	7 days	7 days	✓
Physical Tests : TDS by Gravimetry (Low Level)										
HDPE [ON MECP] FLB-02	E162-L	27-Sep-2023	----	----	----		04-Oct-2023	7 days	7 days	✓
Physical Tests : TDS by Gravimetry (Low Level)										
HDPE [ON MECP] FLB-03	E162-L	27-Sep-2023	----	----	----		04-Oct-2023	7 days	7 days	✓
Physical Tests : TDS by Gravimetry (Low Level)										
HDPE [ON MECP] FLB-04	E162-L	27-Sep-2023	----	----	----		04-Oct-2023	7 days	7 days	✓
Physical Tests : TDS by Gravimetry (Low Level)										
HDPE [ON MECP] FLB-05	E162-L	27-Sep-2023	----	----	----		04-Oct-2023	7 days	7 days	✓
Physical Tests : TDS by Gravimetry (Low Level)										
HDPE [ON MECP] FLB-06	E162-L	27-Sep-2023	----	----	----		04-Oct-2023	7 days	7 days	✓
Physical Tests : TDS by Gravimetry (Low Level)										
HDPE [ON MECP] FLB-07	E162-L	27-Sep-2023	----	----	----		04-Oct-2023	7 days	7 days	✓
Physical Tests : TDS by Gravimetry (Low Level)										
HDPE [ON MECP] FLB-08	E162-L	27-Sep-2023	----	----	----		04-Oct-2023	7 days	7 days	✓

Matrix: **Water**

Evaluation: × = Holding time exceedance ; ✓ = Within Holding Time

Analyte Group / Container / Client Sample ID(s)	Method	Sampling Date	Extraction / Preparation				Analysis			
			Preparation Date	Holding Times Rec	Holding Times Actual	Eval	Analysis Date	Holding Times Rec	Holding Times Actual	Eval
Physical Tests : TDS by Gravimetry (Low Level)										
HDPE [ON MECP] FLB-09	E162-L	27-Sep-2023	----	----	----		04-Oct-2023	7 days	7 days	✓
Physical Tests : TDS by Gravimetry (Low Level)										
HDPE [ON MECP] FLB-10	E162-L	27-Sep-2023	----	----	----		04-Oct-2023	7 days	7 days	✓
Physical Tests : TDS by Gravimetry (Low Level)										
HDPE [ON MECP] FLB-11	E162-L	27-Sep-2023	----	----	----		04-Oct-2023	7 days	7 days	✓
Physical Tests : TDS by Gravimetry (Low Level)										
HDPE [ON MECP] FLB-12	E162-L	27-Sep-2023	----	----	----		04-Oct-2023	7 days	7 days	✓
Physical Tests : TDS by Gravimetry (Low Level)										
HDPE [ON MECP] FLB-13	E162-L	27-Sep-2023	----	----	----		04-Oct-2023	7 days	7 days	✓
Physical Tests : TDS by Gravimetry (Low Level)										
HDPE [ON MECP] FLB-14	E162-L	27-Sep-2023	----	----	----		04-Oct-2023	7 days	7 days	✓
Physical Tests : TDS by Gravimetry (Low Level)										
HDPE [ON MECP] FLB-15	E162-L	27-Sep-2023	----	----	----		04-Oct-2023	7 days	7 days	✓
Physical Tests : TDS by Gravimetry (Low Level)										
HDPE [ON MECP] FLB-DUP	E162-L	27-Sep-2023	----	----	----		04-Oct-2023	7 days	7 days	✓

Legend & Qualifier Definitions

Rec. HT: ALS recommended hold time (see units).

Quality Control Parameter Frequency Compliance

The following report summarizes the frequency of laboratory QC samples analyzed within the analytical batches (QC lots) in which the submitted samples were processed. The actual frequency should be greater than or equal to the expected frequency.

Matrix: **Water**

Evaluation: × = QC frequency outside specification; ✓ = QC frequency within specification.

Quality Control Sample Type			Count		Frequency (%)		
Analytical Methods	*Method*	*QC Lot #*	*QC*	*Regular*	*Actual*	*Expected*	*Evaluation*
Laboratory Duplicates (DUP)							
Acidity by Titration	E283	1171400	1	17	5.8	5.0	✓
Alkalinity Species by Titration	E290	1167439	1	18	5.5	5.0	✓
Chloride in Water by IC (Low Level)	E235.Cl-L	1165658	1	16	6.2	5.0	✓
Conductivity in Water	E100	1167438	1	18	5.5	5.0	✓
Dissolved Metals in Water by CRC ICPMS	E421	1172182	1	20	5.0	5.0	✓
Dissolved Phosphorus in Water by CRC-ICPMS (Low level)	E421.P-L	1172181	1	16	6.2	5.0	✓
Fluoride in Water by IC	E235.F	1165657	1	17	5.8	5.0	✓
pH by Meter	E108	1167437	1	19	5.2	5.0	✓
Sulfate in Water by IC	E235.SO4	1165655	2	18	11.1	5.0	✓
TDS by Gravimetry (Low Level)	E162-L	1166374	2	35	5.7	5.0	✓
Total Phosphorus by Colourimetry (0.002 mg/L)	E372-U	1166319	1	19	5.2	5.0	✓
Laboratory Control Samples (LCS)							
Acidity by Titration	E283	1171400	1	17	5.8	5.0	✓
Alkalinity Species by Titration	E290	1167439	1	18	5.5	5.0	✓
Chloride in Water by IC (Low Level)	E235.Cl-L	1165658	2	16	12.5	5.0	✓
Conductivity in Water	E100	1167438	1	18	5.5	5.0	✓
Dissolved Metals in Water by CRC ICPMS	E421	1172182	1	20	5.0	5.0	✓
Dissolved Phosphorus in Water by CRC-ICPMS (Low level)	E421.P-L	1172181	1	16	6.2	5.0	✓
Fluoride in Water by IC	E235.F	1165657	2	17	11.7	5.0	✓
pH by Meter	E108	1167437	1	19	5.2	5.0	✓
Sulfate in Water by IC	E235.SO4	1165655	2	18	11.1	5.0	✓
TDS by Gravimetry (Low Level)	E162-L	1166374	2	35	5.7	5.0	✓
Total Phosphorus by Colourimetry (0.002 mg/L)	E372-U	1166319	1	19	5.2	5.0	✓
Method Blanks (MB)							
Acidity by Titration	E283	1171400	1	17	5.8	5.0	✓
Alkalinity Species by Titration	E290	1167439	1	18	5.5	5.0	✓
Chloride in Water by IC (Low Level)	E235.Cl-L	1165658	2	16	12.5	5.0	✓
Conductivity in Water	E100	1167438	1	18	5.5	5.0	✓
Dissolved Metals in Water by CRC ICPMS	E421	1172182	1	20	5.0	5.0	✓
Dissolved Phosphorus in Water by CRC-ICPMS (Low level)	E421.P-L	1172181	1	16	6.2	5.0	✓
Fluoride in Water by IC	E235.F	1165657	2	17	11.7	5.0	✓
Sulfate in Water by IC	E235.SO4	1165655	2	18	11.1	5.0	✓
TDS by Gravimetry (Low Level)	E162-L	1166374	2	35	5.7	5.0	✓
Total Phosphorus by Colourimetry (0.002 mg/L)	E372-U	1166319	1	19	5.2	5.0	✓
Matrix Spikes (MS)							

Matrix: **Water**

Evaluation: × = *QC frequency outside specification*; ✓ = *QC frequency within specification.*

Quality Control Sample Type			Count		Frequency (%)		
Analytical Methods	*Method*	*QC Lot #*	*QC*	*Regular*	*Actual*	*Expected*	*Evaluation*
Matrix Spikes (MS) - Continued							
Chloride in Water by IC (Low Level)	E235.Cl-L	1165658	1	16	6.2	5.0	✓
Dissolved Metals in Water by CRC ICPMS	E421	1172182	1	20	5.0	5.0	✓
Dissolved Phosphorus in Water by CRC-ICPMS (Low level)	E421.P-L	1172181	1	16	6.2	5.0	✓
Fluoride in Water by IC	E235.F	1165657	1	17	5.8	5.0	✓
Sulfate in Water by IC	E235.SO4	1165655	2	18	11.1	5.0	✓
Total Phosphorus by Colourimetry (0.002 mg/L)	E372-U	1166319	1	19	5.2	5.0	✓

Methodology References and Summaries

The analytical methods used by ALS are developed using internationally recognized reference methods (where available), such as those published by US EPA, APHA Standard Methods, ASTM, ISO, Environment Canada, BC MOE, and Ontario MOE. Reference methods may incorporate modifications to improve performance (indicated by "mod").

Analytical Methods	Method / Lab	Matrix	Method Reference	Method Descriptions
Conductivity in Water	E100 ALS Environmental - Winnipeg	Water	APHA 2510 (mod)	Conductivity, also known as Electrical Conductivity (EC) or Specific Conductance, is measured by immersion of a conductivity cell with platinum electrodes into a water sample. Conductivity measurements are temperature-compensated to 25°C.
pH by Meter	E108 ALS Environmental - Winnipeg	Water	APHA 4500-H (mod)	pH is determined by potentiometric measurement with a pH electrode, and is conducted at ambient laboratory temperature (normally 20 ± 5°C). For high accuracy test results, pH should be measured in the field within the recommended 15 minute hold time.
TDS by Gravimetry (Low Level)	E162-L ALS Environmental - Winnipeg	Water	APHA 2540 C (mod)	Total Dissolved Solids (TDS) are determined by filtering a sample through a glass fibre filter, with evaporation of the filtrate at 180 ± 2°C for 16 hours or to constant weight, with gravimetric measurement of the residue.
Chloride in Water by IC (Low Level)	E235.Cl-L ALS Environmental - Winnipeg	Water	EPA 300.1 (mod)	Inorganic anions are analyzed by Ion Chromatography with conductivity and/or UV detection.
Fluoride in Water by IC	E235.F ALS Environmental - Winnipeg	Water	EPA 300.1 (mod)	Inorganic anions are analyzed by Ion Chromatography with conductivity and/or UV detection.
Sulfate in Water by IC	E235.SO4 ALS Environmental - Winnipeg	Water	EPA 300.1 (mod)	Inorganic anions are analyzed by Ion Chromatography with conductivity and/or UV detection.
Acidity by Titration	E283 ALS Environmental - Waterloo	Water	APHA 2310 B (mod)	Acidity is determined by potentiometric titration to pH endpoint of 8.3
Alkalinity Species by Titration	E290 ALS Environmental - Winnipeg	Water	APHA 2320 B (mod)	Total alkalinity is determined by potentiometric titration to a pH 4.5 endpoint. Bicarbonate, carbonate and hydroxide alkalinity are calculated from phenolphthalein alkalinity and total alkalinity values.
Total Phosphorus by Colourimetry (0.002 mg/L)	E372-U ALS Environmental - Winnipeg	Water	APHA 4500-P E (mod).	Total Phosphorus is determined colourimetrically using a discrete analyzer after heated persulfate digestion of the sample.

Analytical Methods	Method / Lab	Matrix	Method Reference	Method Descriptions
Dissolved Metals in Water by CRC ICPMS	E421 ALS Environmental - Winnipeg	Water	APHA 3030B/EPA 6020B (mod)	Water samples are filtered (0.45 um), preserved with nitric acid, and analyzed by Collision/Reaction Cell ICPMS. Method Limitation (re: Sulfur): Sulfide and volatile sulfur species may not be recovered by this method.
Dissolved Phosphorus in Water by CRC-ICPMS (Low level)	E421.P-L ALS Environmental - Winnipeg	Water	APHA 3030B/EPA 6020B (mod)	Water samples are filtered (0.45 um), preserved with nitric acid, and analyzed by Collision/Reaction Cell ICPMS.

Preparation Methods	Method / Lab	Matrix	Method Reference	Method Descriptions
Digestion for Total Phosphorus in water	EP372 ALS Environmental - Winnipeg	Water	APHA 4500-P E (mod).	Samples are heated with a persulfate digestion reagent.
Dissolved Metals Water Filtration	EP421 ALS Environmental - Winnipeg	Water	APHA 3030B	Water samples are filtered (0.45 um), and preserved with HNO3.

QUALITY CONTROL REPORT

Work Order	: **WP2325145**	Page	: 1 of 11
Client	: Kinross Gold Corporation	Laboratory	: ALS Environmental - Winnipeg
Contact	: Ashley Moncrief	Account Manager	: Judy Dalmaijer
Address	: Great Bear Resources Ltd. A Kinross Company 117 Forestry Road Red Lake ON Canada P0V 2M0	Address	: 1329 Niakwa Road East, Unit 12 Winnipeg, Manitoba Canada R2J 3T4
Telephone	:	Telephone	: +1 204 255 9720
Project	: PPR-022-3	Date Samples Received	: 03-Oct-2023 09:40
PO	: ----	Date Analysis Commenced	: 03-Oct-2023
C-O-C number	: ----	Issue Date	: 11-Oct-2023 12:53
Sampler	: ---- 807 630 0203		
Site	: ----		
Quote number	: Monthy and Quarterly samples_V2		
No. of samples received	: 17		
No. of samples analysed	: 17		

This report supersedes any previous report(s) with this reference. Results apply to the sample(s) as submitted. This document shall not be reproduced, except in full.

This Quality Control Report contains the following information:

- Laboratory Duplicate (DUP) Report; Relative Percent Difference (RPD) and Data Quality Objectives
- Matrix Spike (MS) Report; Recovery and Data Quality Objectives
- Method Blank (MB) Report; Recovery and Data Quality Objectives
- Laboratory Control Sample (LCS) Report; Recovery and Data Quality Objectives

Signatories

This document has been electronically signed by the authorized signatories below. Electronic signing is conducted in accordance with US FDA 21 CFR Part 11.

Signatories	*Position*	*Laboratory Department*
Lee McTavish		Winnipeg Inorganics, Winnipeg, Manitoba
Nik Perkio	Inorganics Analyst	Waterloo Inorganics, Waterloo, Ontario
Rhovee Guevarra		Winnipeg Inorganics, Winnipeg, Manitoba
Rhovee Guevarra		Winnipeg Metals, Winnipeg, Manitoba

General Comments

The ALS Quality Control (QC) report is optionally provided to ALS clients upon request. ALS test methods include comprehensive QC checks with every analysis to ensure our high standards of quality are met. Each QC result has a known or expected target value, which is compared against predetermined Data Quality Objectives (DQOs) to provide confidence in the accuracy of associated test results. This report contains detailed results for all QC results applicable to this sample submission. Please refer to the ALS Quality Control Interpretation report (QCI) for applicable method references and methodology summaries.

Key :

Anonymous = Refers to samples which are not part of this work order, but which formed part of the QC process lot.
CAS Number = Chemical Abstracts Service number is a unique identifier assigned to discrete substances.
DQO = Data Quality Objective.
LOR = Limit of Reporting (detection limit).
RPD = Relative Percent Difference
# = Indicates a QC result that did not meet the ALS DQO.

Workorder Comments

Holding times are displayed as "---" if no guidance exists from CCME, Canadian provinces, or broadly recognized international references.

Laboratory Duplicate (DUP) Report

A Laboratory Duplicate (DUP) is a randomly selected intralaboratory replicate sample. Laboratory Duplicates provide information regarding method precision and sample heterogeneity. ALS DQOs for Laboratory Duplicates are expressed as test-specific limits for Relative Percent Difference (RPD), or as an absolute difference limit of 2 times the LOR for low concentration duplicates within ~ 4-10 times the LOR (cut-off is test-specific).

Sub-Matrix: **Water**

					Laboratory Duplicate (DUP) Report						
Laboratory sample ID	Client sample ID	Analyte	CAS Number	Method	LOR	Unit	Original Result	Duplicate Result	RPD(%) or Difference	Duplicate Limits	Qualifier
Physical Tests (QC Lot: 1166374)											
WP2324806-006	Anonymous	Solids, total dissolved [TDS]	----	E162-L	15.0	mg/L	477	494	3.50%	20%	----
Physical Tests (QC Lot: 1166375)											
WP2325145-002	FLB-02	Solids, total dissolved [TDS]	----	E162-L	10.0	mg/L	61.2	63.2	2.0	Diff <2x LOR	----
Physical Tests (QC Lot: 1167437)											
WP2325145-009	FLB-09	pH	----	E108	0.10	pH units	7.87	7.86	0.127%	4%	----
Physical Tests (QC Lot: 1167438)											
WP2325145-009	FLB-09	Conductivity	----	E100	1.0	µS/cm	118	118	0.338%	10%	----
Physical Tests (QC Lot: 1167439)											
WP2325145-009	FLB-09	Alkalinity, total (as CaCO3)	----	E290	1.0	mg/L	47.8	47.1	1.48%	20%	----
Physical Tests (QC Lot: 1171400)											
WP2324627-001	Anonymous	Acidity (as CaCO3)	----	E283	2.0	mg/L	<2.0	<2.0	0	Diff <2x LOR	----
Anions and Nutrients (QC Lot: 1165655)											
WP2325137-001	Anonymous	Sulfate (as SO4)	14808-79-8	E235.SO4	0.30	mg/L	79.4	79.4	0.0201%	20%	----
Anions and Nutrients (QC Lot: 1166113)											
WP2325145-014	FLB-14	Fluoride	16984-48-8	E235.F	0.020	mg/L	0.080	0.079	0.001	Diff <2x LOR	----
Anions and Nutrients (QC Lot: 1166114)											
WP2325145-014	FLB-14	Sulfate (as SO4)	14808-79-8	E235.SO4	0.30	mg/L	53.0	53.1	0.0900%	20%	----
Anions and Nutrients (QC Lot: 1166115)											
WP2325145-014	FLB-14	Chloride	16887-00-6	E235.Cl-L	0.10	mg/L	2.07	2.05	0.856%	20%	----
Anions and Nutrients (QC Lot: 1166319)											
WP2325049-001	Anonymous	Phosphorus, total	7723-14-0	E372-U	0.0200	mg/L	5.51	5.59	1.45%	20%	----
Dissolved Metals (QC Lot: 1172181)											
WP2325145-001	FLB-01	Phosphorus, dissolved	7723-14-0	E421.P-L	0.030	mg/L	<0.030	<0.030	0	Diff <2x LOR	----
Dissolved Metals (QC Lot: 1172182)											
WP2325145-001	FLB-01	Aluminum, dissolved	7429-90-5	E421	0.0010	mg/L	0.0259	0.0256	1.29%	20%	----
		Antimony, dissolved	7440-36-0	E421	0.00010	mg/L	0.00589	0.00603	2.34%	20%	----
		Arsenic, dissolved	7440-38-2	E421	0.00010	mg/L	0.0204	0.0209	2.28%	20%	----
		Barium, dissolved	7440-39-3	E421	0.00010	mg/L	0.0232	0.0237	2.23%	20%	----
		Beryllium, dissolved	7440-41-7	E421	0.000020	mg/L	<0.000020	<0.000020	0	Diff <2x LOR	----
		Bismuth, dissolved	7440-69-9	E421	0.000050	mg/L	<0.000050	<0.000050	0	Diff <2x LOR	----

Sub-Matrix: **Water**

					Laboratory Duplicate (DUP) Report						
Laboratory sample ID	*Client sample ID*	*Analyte*	*CAS Number*	*Method*	*LOR*	*Unit*	*Original Result*	*Duplicate Result*	*RPD(%) or Difference*	*Duplicate Limits*	*Qualifier*
Dissolved Metals (QC Lot: 1172182) - continued											
WP2325145-001	FLB-01	Boron, dissolved	7440-42-8	E421	0.010	mg/L	0.022	0.022	0.00007	Diff <2x LOR	----
		Cadmium, dissolved	7440-43-9	E421	0.0000050	mg/L	0.0000095	0.0000075	0.0000020	Diff <2x LOR	----
		Calcium, dissolved	7440-70-2	E421	0.050	mg/L	17.8	19.0	6.46%	20%	----
		Cesium, dissolved	7440-46-2	E421	0.000010	mg/L	0.000011	0.000011	0.0000004	Diff <2x LOR	----
		Chromium, dissolved	7440-47-3	E421	0.00050	mg/L	<0.00050	<0.00050	0	Diff <2x LOR	----
		Cobalt, dissolved	7440-48-4	E421	0.00010	mg/L	0.00012	0.00013	0.000010	Diff <2x LOR	----
		Copper, dissolved	7440-50-8	E421	0.00020	mg/L	0.00186	0.00191	0.00005	Diff <2x LOR	----
		Iron, dissolved	7439-89-6	E421	0.010	mg/L	<0.010	<0.010	0	Diff <2x LOR	----
		Lead, dissolved	7439-92-1	E421	0.000050	mg/L	<0.000050	<0.000050	0	Diff <2x LOR	----
		Lithium, dissolved	7439-93-2	E421	0.0010	mg/L	<0.0010	<0.0010	0	Diff <2x LOR	----
		Magnesium, dissolved	7439-95-4	E421	0.0050	mg/L	1.10	1.08	1.05%	20%	----
		Manganese, dissolved	7439-96-5	E421	0.00010	mg/L	0.00061	0.00055	0.00005	Diff <2x LOR	----
		Molybdenum, dissolved	7439-98-7	E421	0.000050	mg/L	0.00183	0.00183	0.348%	20%	----
		Nickel, dissolved	7440-02-0	E421	0.00050	mg/L	0.00057	0.00055	0.00002	Diff <2x LOR	----
		Potassium, dissolved	7440-09-7	E421	0.050	mg/L	2.27	2.26	0.616%	20%	----
		Rubidium, dissolved	7440-17-7	E421	0.00020	mg/L	0.00198	0.00188	0.00010	Diff <2x LOR	----
		Selenium, dissolved	7782-49-2	E421	0.000050	mg/L	0.000466	0.000542	15.2%	20%	----
		Silicon, dissolved	7440-21-3	E421	0.050	mg/L	2.16	2.18	1.01%	20%	----
		Silver, dissolved	7440-22-4	E421	0.000010	mg/L	<0.000010	<0.000010	0	Diff <2x LOR	----
		Sodium, dissolved	7440-23-5	E421	0.050	mg/L	3.54	3.46	2.39%	20%	----
		Strontium, dissolved	7440-24-6	E421	0.00020	mg/L	0.0928	0.0922	0.655%	20%	----
		Sulfur, dissolved	7704-34-9	E421	0.50	mg/L	4.10	4.00	0.10	Diff <2x LOR	----
		Tellurium, dissolved	13494-80-9	E421	0.00020	mg/L	<0.00020	<0.00020	0	Diff <2x LOR	----
		Thallium, dissolved	7440-28-0	E421	0.000010	mg/L	<0.000010	<0.000010	0	Diff <2x LOR	----
		Thorium, dissolved	7440-29-1	E421	0.00010	mg/L	<0.00010	<0.00010	0	Diff <2x LOR	----
		Tin, dissolved	7440-31-5	E421	0.00010	mg/L	<0.00010	<0.00010	0	Diff <2x LOR	----
		Titanium, dissolved	7440-32-6	E421	0.00030	mg/L	<0.00030	<0.00030	0	Diff <2x LOR	----
		Tungsten, dissolved	7440-33-7	E421	0.00010	mg/L	0.00186	0.00198	5.94%	20%	----
		Uranium, dissolved	7440-61-1	E421	0.000010	mg/L	0.00193	0.00203	5.28%	20%	----
		Vanadium, dissolved	7440-62-2	E421	0.00050	mg/L	0.00154	0.00159	0.00004	Diff <2x LOR	----
		Zinc, dissolved	7440-66-6	E421	0.0010	mg/L	0.0011	0.0014	0.0003	Diff <2x LOR	----
		Zirconium, dissolved	7440-67-7	E421	0.00030	mg/L	<0.00030	<0.00030	0	Diff <2x LOR	----

Method Blank (MB) Report

A Method Blank is an analyte-free matrix that undergoes sample processing identical to that carried out for test samples. Method Blank results are used to monitor and control for potential contamination from the laboratory environment and reagents. For most tests, the DQO for Method Blanks is for the result to be < LOR.

Sub-Matrix: **Water**

Analyte	CAS Number	Method	LOR	Unit	Result	Qualifier
Physical Tests (QCLot: 1166374)						
Solids, total dissolved [TDS]	----	E162-L	3	mg/L	<3.0	----
Physical Tests (QCLot: 1166375)						
Solids, total dissolved [TDS]	----	E162-L	3	mg/L	<3.0	----
Physical Tests (QCLot: 1167438)						
Conductivity	----	E100	1	µS/cm	<1.0	----
Physical Tests (QCLot: 1167439)						
Alkalinity, total (as CaCO3)	----	E290	1	mg/L	<1.0	----
Physical Tests (QCLot: 1171400)						
Acidity (as CaCO3)	----	E283	2	mg/L	<2.0	----
Anions and Nutrients (QCLot: 1165655)						
Sulfate (as SO4)	14808-79-8	E235.SO4	0.3	mg/L	<0.30	----
Anions and Nutrients (QCLot: 1165657)						
Fluoride	16984-48-8	E235.F	0.02	mg/L	<0.020	----
Anions and Nutrients (QCLot: 1165658)						
Chloride	16887-00-6	E235.Cl-L	0.1	mg/L	<0.10	----
Anions and Nutrients (QCLot: 1166113)						
Fluoride	16984-48-8	E235.F	0.02	mg/L	<0.020	----
Anions and Nutrients (QCLot: 1166114)						
Sulfate (as SO4)	14808-79-8	E235.SO4	0.3	mg/L	<0.30	----
Anions and Nutrients (QCLot: 1166115)						
Chloride	16887-00-6	E235.Cl-L	0.1	mg/L	<0.10	----
Anions and Nutrients (QCLot: 1166319)						
Phosphorus, total	7723-14-0	E372-U	0.002	mg/L	<0.0020	----
Dissolved Metals (QCLot: 1172181)						
Phosphorus, dissolved	7723-14-0	E421.P-L	0.03	mg/L	<0.030	----
Dissolved Metals (QCLot: 1172182)						
Aluminum, dissolved	7429-90-5	E421	0.001	mg/L	<0.0010	----
Antimony, dissolved	7440-36-0	E421	0.0001	mg/L	<0.00010	----
Arsenic, dissolved	7440-38-2	E421	0.0001	mg/L	# 0.00047	B
Barium, dissolved	7440-39-3	E421	0.0001	mg/L	<0.00010	----
Beryllium, dissolved	7440-41-7	E421	0.00002	mg/L	<0.000020	----

Sub-Matrix: **Water**

Analyte	CAS Number	Method	LOR	Unit	Result	Qualifier
Dissolved Metals (QCLot: 1172182) - continued						
Bismuth, dissolved	7440-69-9	E421	0.00005	mg/L	<0.000050	----
Boron, dissolved	7440-42-8	E421	0.01	mg/L	<0.010	----
Cadmium, dissolved	7440-43-9	E421	0.000005	mg/L	<0.0000050	----
Calcium, dissolved	7440-70-2	E421	0.05	mg/L	<0.050	----
Cesium, dissolved	7440-46-2	E421	0.00001	mg/L	<0.000010	----
Chromium, dissolved	7440-47-3	E421	0.0005	mg/L	<0.00050	----
Cobalt, dissolved	7440-48-4	E421	0.0001	mg/L	<0.00010	----
Copper, dissolved	7440-50-8	E421	0.0002	mg/L	<0.00020	----
Iron, dissolved	7439-89-6	E421	0.01	mg/L	<0.010	----
Lead, dissolved	7439-92-1	E421	0.00005	mg/L	<0.000050	----
Lithium, dissolved	7439-93-2	E421	0.001	mg/L	<0.0010	----
Magnesium, dissolved	7439-95-4	E421	0.005	mg/L	<0.0050	----
Manganese, dissolved	7439-96-5	E421	0.0001	mg/L	<0.00010	----
Molybdenum, dissolved	7439-98-7	E421	0.00005	mg/L	<0.000050	----
Nickel, dissolved	7440-02-0	E421	0.0005	mg/L	<0.00050	----
Potassium, dissolved	7440-09-7	E421	0.05	mg/L	<0.050	----
Rubidium, dissolved	7440-17-7	E421	0.0002	mg/L	<0.00020	----
Selenium, dissolved	7782-49-2	E421	0.00005	mg/L	<0.000050	----
Silicon, dissolved	7440-21-3	E421	0.05	mg/L	<0.050	----
Silver, dissolved	7440-22-4	E421	0.00001	mg/L	<0.000010	----
Sodium, dissolved	7440-23-5	E421	0.05	mg/L	<0.050	----
Strontium, dissolved	7440-24-6	E421	0.0002	mg/L	<0.00020	----
Sulfur, dissolved	7704-34-9	E421	0.5	mg/L	<0.50	----
Tellurium, dissolved	13494-80-9	E421	0.0002	mg/L	<0.00020	----
Thallium, dissolved	7440-28-0	E421	0.00001	mg/L	<0.000010	----
Thorium, dissolved	7440-29-1	E421	0.0001	mg/L	<0.00010	----
Tin, dissolved	7440-31-5	E421	0.0001	mg/L	<0.00010	----
Titanium, dissolved	7440-32-6	E421	0.0003	mg/L	<0.00030	----
Tungsten, dissolved	7440-33-7	E421	0.0001	mg/L	<0.00010	----
Uranium, dissolved	7440-61-1	E421	0.00001	mg/L	<0.000010	----
Vanadium, dissolved	7440-62-2	E421	0.0005	mg/L	<0.00050	----
Zinc, dissolved	7440-66-6	E421	0.001	mg/L	<0.0010	----
Zirconium, dissolved	7440-67-7	E421	0.0002	mg/L	<0.00020	----

Qualifiers

Qualifier	Description
B	Method Blank exceeds ALS DQO. Associated sample results which are < Limit of Reporting or > 5 times blank level are considered reliable.

Laboratory Control Sample (LCS) Report

A Laboratory Control Sample (LCS) is an analyte-free matrix that has been fortified (spiked) with test analytes at known concentration and processed in an identical manner to test samples. LCS results are expressed as percent recovery, and are used to monitor and control test method accuracy and precision, independent of test sample matrix.

Sub-Matrix: **Water**

					Laboratory Control Sample (LCS) Report				
					Spike	Recovery (%)	Recovery Limits (%)		
Analyte	CAS Number	Method	LOR	Unit	Concentration	LCS	Low	High	Qualifier
Physical Tests (QCLot: 1166374)									
Solids, total dissolved [TDS]	----	E162-L	3	mg/L	1000 mg/L	93.5	85.0	115	----
Physical Tests (QCLot: 1166375)									
Solids, total dissolved [TDS]	----	E162-L	3	mg/L	1000 mg/L	92.6	85.0	115	----
Physical Tests (QCLot: 1167437)									
pH	----	E108	----	pH units	7 pH units	99.7	98.0	102	----
Physical Tests (QCLot: 1167438)									
Conductivity	----	E100	1	µS/cm	1412 µS/cm	99.8	90.0	110	----
Physical Tests (QCLot: 1167439)									
Alkalinity, total (as CaCO3)	----	E290	1	mg/L	100 mg/L	102	85.0	115	----
Physical Tests (QCLot: 1171400)									
Acidity (as CaCO3)	----	E283	2	mg/L	50 mg/L	110	85.0	115	----
Anions and Nutrients (QCLot: 1165655)									
Sulfate (as SO4)	14808-79-8	E235.SO4	0.3	mg/L	100 mg/L	102	90.0	110	----
Anions and Nutrients (QCLot: 1165657)									
Fluoride	16984-48-8	E235.F	0.02	mg/L	1 mg/L	108	90.0	110	----
Anions and Nutrients (QCLot: 1165658)									
Chloride	16887-00-6	E235.Cl-L	0.1	mg/L	100 mg/L	101	90.0	110	----
Anions and Nutrients (QCLot: 1166113)									
Fluoride	16984-48-8	E235.F	0.02	mg/L	1 mg/L	105	90.0	110	----
Anions and Nutrients (QCLot: 1166114)									
Sulfate (as SO4)	14808-79-8	E235.SO4	0.3	mg/L	100 mg/L	102	90.0	110	----
Anions and Nutrients (QCLot: 1166115)									
Chloride	16887-00-6	E235.Cl-L	0.1	mg/L	100 mg/L	101	90.0	110	----
Anions and Nutrients (QCLot: 1166319)									
Phosphorus, total	7723-14-0	E372-U	0.002	mg/L	0.5 mg/L	96.6	80.0	120	----
Phosphorus, dissolved	7723-14-0	E421.P-L	0.03	mg/L	10 mg/L	99.3	80.0	120	----
Dissolved Metals (QCLot: 1172182)									
Aluminum, dissolved	7429-90-5	E421	0.001	mg/L	2 mg/L	98.8	80.0	120	----
Antimony, dissolved	7440-36-0	E421	0.0001	mg/L	1 mg/L	105	80.0	120	----
Arsenic, dissolved	7440-38-2	E421	0.0001	mg/L	1 mg/L	99.9	80.0	120	----

Sub-Matrix: **Water**

					Laboratory Control Sample (LCS) Report				
					Spike	Recovery (%)	Recovery Limits (%)		
Analyte	CAS Number	Method	LOR	Unit	Concentration	LCS	Low	High	Qualifier
Dissolved Metals (QCLot: 1172182) - continued									
Barium, dissolved	7440-39-3	E421	0.0001	mg/L	0.25 mg/L	109	80.0	120	----
Beryllium, dissolved	7440-41-7	E421	0.00002	mg/L	0.1 mg/L	92.7	80.0	120	----
Bismuth, dissolved	7440-69-9	E421	0.00005	mg/L	1 mg/L	108	80.0	120	----
Boron, dissolved	7440-42-8	E421	0.01	mg/L	1 mg/L	88.6	80.0	120	----
Cadmium, dissolved	7440-43-9	E421	0.000005	mg/L	0.1 mg/L	105	80.0	120	----
Calcium, dissolved	7440-70-2	E421	0.05	mg/L	50 mg/L	102	80.0	120	----
Cesium, dissolved	7440-46-2	E421	0.00001	mg/L	0.05 mg/L	101	80.0	120	----
Chromium, dissolved	7440-47-3	E421	0.0005	mg/L	0.25 mg/L	104	80.0	120	----
Cobalt, dissolved	7440-48-4	E421	0.0001	mg/L	0.25 mg/L	103	80.0	120	----
Copper, dissolved	7440-50-8	E421	0.0002	mg/L	0.25 mg/L	105	80.0	120	----
Iron, dissolved	7439-89-6	E421	0.01	mg/L	1 mg/L	99.9	80.0	120	----
Lead, dissolved	7439-92-1	E421	0.00005	mg/L	0.5 mg/L	104	80.0	120	----
Lithium, dissolved	7439-93-2	E421	0.001	mg/L	0.25 mg/L	94.1	80.0	120	----
Magnesium, dissolved	7439-95-4	E421	0.005	mg/L	50 mg/L	108	80.0	120	----
Manganese, dissolved	7439-96-5	E421	0.0001	mg/L	0.25 mg/L	103	80.0	120	----
Molybdenum, dissolved	7439-98-7	E421	0.00005	mg/L	0.25 mg/L	102	80.0	120	----
Nickel, dissolved	7440-02-0	E421	0.0005	mg/L	0.5 mg/L	104	80.0	120	----
Potassium, dissolved	7440-09-7	E421	0.05	mg/L	50 mg/L	98.2	80.0	120	----
Rubidium, dissolved	7440-17-7	E421	0.0002	mg/L	0.1 mg/L	106	80.0	120	----
Selenium, dissolved	7782-49-2	E421	0.00005	mg/L	1 mg/L	101	80.0	120	----
Silicon, dissolved	7440-21-3	E421	0.05	mg/L	10 mg/L	93.8	80.0	120	----
Silver, dissolved	7440-22-4	E421	0.00001	mg/L	0.1 mg/L	95.7	80.0	120	----
Sodium, dissolved	7440-23-5	E421	0.05	mg/L	50 mg/L	101	80.0	120	----
Strontium, dissolved	7440-24-6	E421	0.0002	mg/L	0.25 mg/L	103	80.0	120	----
Sulfur, dissolved	7704-34-9	E421	0.5	mg/L	50 mg/L	88.6	80.0	120	----
Tellurium, dissolved	13494-80-9	E421	0.0002	mg/L	0.1 mg/L	103	80.0	120	----
Thallium, dissolved	7440-28-0	E421	0.00001	mg/L	1 mg/L	112	80.0	120	----
Thorium, dissolved	7440-29-1	E421	0.0001	mg/L	0.1 mg/L	98.7	80.0	120	----
Tin, dissolved	7440-31-5	E421	0.0001	mg/L	0.5 mg/L	101	80.0	120	----
Titanium, dissolved	7440-32-6	E421	0.0003	mg/L	0.25 mg/L	95.3	80.0	120	----
Tungsten, dissolved	7440-33-7	E421	0.0001	mg/L	0.1 mg/L	101	80.0	120	----
Uranium, dissolved	7440-61-1	E421	0.00001	mg/L	0.005 mg/L	100	80.0	120	----
Vanadium, dissolved	7440-62-2	E421	0.0005	mg/L	0.5 mg/L	104	80.0	120	----
Zinc, dissolved	7440-66-6	E421	0.001	mg/L	0.5 mg/L	106	80.0	120	----
Zirconium, dissolved	7440-67-7	E421	0.0002	mg/L	0.1 mg/L	98.0	80.0	120	----

Matrix Spike (MS) Report

A Matrix Spike (MS) is a randomly selected intra-laboratory replicate sample that has been fortified (spiked) with test analytes at known concentration, and processed in an identical manner to test samples. Matrix Spikes provide information regarding analyte recovery and potential matrix effects. MS DQO exceedances due to sample matrix may sometimes be unavoidable; in such cases, test results for the associated sample (or similar samples) may be subject to bias. ND – Recovery not determined, background level >= 1x spike level.

Sub-Matrix: **Water**

					Matrix Spike (MS) Report					
					Spike		Recovery (%)	Recovery Limits (%)		
Laboratory sample ID	Client sample ID	Analyte	CAS Number	Method	Concentration	Target	MS	Low	High	Qualifier
Anions and Nutrients (QCLot: 1165655)										
WP2325137-001	Anonymous	Sulfate (as SO4)	14808-79-8	E235.SO4	103 mg/L	100 mg/L	103	75.0	125	----
Anions and Nutrients (QCLot: 1166113)										
WP2325145-014	FLB-14	Fluoride	16984-48-8	E235.F	1.17 mg/L	1 mg/L	117	75.0	125	----
Anions and Nutrients (QCLot: 1166114)										
WP2325145-014	FLB-14	Sulfate (as SO4)	14808-79-8	E235.SO4	112 mg/L	100 mg/L	112	75.0	125	----
Anions and Nutrients (QCLot: 1166115)										
WP2325145-014	FLB-14	Chloride	16887-00-6	E235.Cl-L	114 mg/L	100 mg/L	114	75.0	125	----
Anions and Nutrients (QCLot: 1166319)										
WP2325145-001	FLB-01	Phosphorus, total	7723-14-0	E372-U	0.249 mg/L	0.25 mg/L	99.5	70.0	130	----
Dissolved Metals (QCLot: 1172181)										
WP2325145-001	FLB-01	Phosphorus, dissolved	7723-14-0	E421.P-L	9.78 mg/L	10 mg/L	97.8	70.0	130	----
Dissolved Metals (QCLot: 1172182)										
WP2325145-001	FLB-01	Aluminum, dissolved	7429-90-5	E421	0.186 mg/L	0.2 mg/L	92.8	70.0	130	----
		Antimony, dissolved	7440-36-0	E421	0.0195 mg/L	0.02 mg/L	97.5	70.0	130	----
		Arsenic, dissolved	7440-38-2	E421	ND mg/L	0.02 mg/L	ND	70.0	130	----
		Barium, dissolved	7440-39-3	E421	ND mg/L	0.02 mg/L	ND	70.0	130	----
		Beryllium, dissolved	7440-41-7	E421	0.0353 mg/L	0.04 mg/L	88.2	70.0	130	----
		Bismuth, dissolved	7440-69-9	E421	0.00922 mg/L	0.01 mg/L	92.2	70.0	130	----
		Boron, dissolved	7440-42-8	E421	0.086 mg/L	0.1 mg/L	85.8	70.0	130	----
		Cadmium, dissolved	7440-43-9	E421	0.00394 mg/L	0.004 mg/L	98.5	70.0	130	----
		Calcium, dissolved	7440-70-2	E421	ND mg/L	4 mg/L	ND	70.0	130	----
		Cesium, dissolved	7440-46-2	E421	0.00950 mg/L	0.01 mg/L	95.0	70.0	130	----
		Chromium, dissolved	7440-47-3	E421	0.0400 mg/L	0.04 mg/L	100	70.0	130	----
		Cobalt, dissolved	7440-48-4	E421	0.0197 mg/L	0.02 mg/L	98.5	70.0	130	----
		Copper, dissolved	7440-50-8	E421	0.0195 mg/L	0.02 mg/L	97.6	70.0	130	----
		Iron, dissolved	7439-89-6	E421	1.92 mg/L	2 mg/L	95.9	70.0	130	----
		Lead, dissolved	7439-92-1	E421	0.0194 mg/L	0.02 mg/L	97.2	70.0	130	----
		Lithium, dissolved	7439-93-2	E421	0.0899 mg/L	0.1 mg/L	89.9	70.0	130	----
		Magnesium, dissolved	7439-95-4	E421	ND mg/L	1 mg/L	ND	70.0	130	----

Sub-Matrix: **Water**

					Matrix Spike (MS) Report					
					Spike		Recovery (%)	Recovery Limits (%)		
Laboratory sample ID	Client sample ID	Analyte	CAS Number	Method	Concentration	Target	MS	Low	High	Qualifier
Dissolved Metals (QCLot: 1172182) - continued										
WP2325145-001	FLB-01	Manganese, dissolved	7439-96-5	E421	0.0195 mg/L	0.02 mg/L	97.4	70.0	130	----
		Molybdenum, dissolved	7439-98-7	E421	0.0196 mg/L	0.02 mg/L	98.2	70.0	130	----
		Nickel, dissolved	7440-02-0	E421	0.0394 mg/L	0.04 mg/L	98.5	70.0	130	----
		Potassium, dissolved	7440-09-7	E421	3.86 mg/L	4 mg/L	96.4	70.0	130	----
		Rubidium, dissolved	7440-17-7	E421	0.0201 mg/L	0.02 mg/L	100	70.0	130	----
		Selenium, dissolved	7782-49-2	E421	0.0421 mg/L	0.04 mg/L	105	70.0	130	----
		Silicon, dissolved	7440-21-3	E421	8.71 mg/L	10 mg/L	87.1	70.0	130	----
		Silver, dissolved	7440-22-4	E421	0.00384 mg/L	0.004 mg/L	95.9	70.0	130	----
		Sodium, dissolved	7440-23-5	E421	ND mg/L	2 mg/L	ND	70.0	130	----
		Strontium, dissolved	7440-24-6	E421	ND mg/L	0.02 mg/L	ND	70.0	130	----
		Sulfur, dissolved	7704-34-9	E421	18.2 mg/L	20 mg/L	91.3	70.0	130	----
		Tellurium, dissolved	13494-80-9	E421	0.0385 mg/L	0.04 mg/L	96.3	70.0	130	----
		Thallium, dissolved	7440-28-0	E421	0.00394 mg/L	0.004 mg/L	98.6	70.0	130	----
		Thorium, dissolved	7440-29-1	E421	0.0208 mg/L	0.02 mg/L	104	70.0	130	----
		Tin, dissolved	7440-31-5	E421	0.0196 mg/L	0.02 mg/L	98.2	70.0	130	----
		Titanium, dissolved	7440-32-6	E421	0.0384 mg/L	0.04 mg/L	96.1	70.0	130	----
		Tungsten, dissolved	7440-33-7	E421	0.0199 mg/L	0.02 mg/L	99.5	70.0	130	----
		Uranium, dissolved	7440-61-1	E421	0.00384 mg/L	0.004 mg/L	96.0	70.0	130	----
		Vanadium, dissolved	7440-62-2	E421	0.0994 mg/L	0.1 mg/L	99.4	70.0	130	----
		Zinc, dissolved	7440-66-6	E421	0.395 mg/L	0.4 mg/L	98.6	70.0	130	----
		Zirconium, dissolved	7440-67-7	E421	0.0402 mg/L	0.04 mg/L	100	70.0	130	----

Environmental Division
Winnipeg
Work Order Reference
WP2325145

Telephone : +1 204 255 9720

Report To		Reports / Recipients		Turnaround Time (TAT) Requ
Company:	Kinross - Great Bear Resources	Select Report Format: ☑ PDF ☑ EXCEL ☑ EDD (DIGITAL)		☑ Routine [R] if received by 3pm M-F - no surcharges apply
Contact:	Ashley Moncrief	Merge QC/QCI Reports with COA ☑ YES ☐ NO ☐ N/A		☐ 4 day [P4] if received by 3pm M-F - 20% rush surcharge mi
Phone:	(807) 630-0203	☐ Compare Results to Criteria on Report - provide details below if box checked		☐ 3 day [P3] if received by 3pm M-F - 25% rush surcharge mi
		Select Distribution: ☑ EMAIL ☐ MAIL ☐ FAX		☐ 2 day [P2] if received by 3pm M-F - 50% rush surcharge mi
Street:	19 Young Street	Email 1 ashley.moncrief@kinross.com		☐ 1 day [E] if received by 3pm M-F - 100% rush surcharge m
City/Province:	Red Lake, ON	Email 2 hannah.hillier@kinross.com		☐ Same day [E2] if received by 10am M-S - 200% rush surch
Postal Code:	P0V2M0	Email 3 christopher.reid@kinross.com		Additional fees may apply to rush requests o holidays and for non-routine
Invoice To	Same as Report To ☑ YES ☐ NO	Email 4 jacob.mcfee@kinross.com		Date and Time Required for all
	Copy of Invoice with Report ☑ YES ☐ NO	Email 5 curtis.bloemberg@kinross.com		
Company:		Email 6 emily.meek@kinross.com		Analysis Request
		Email 7 aaron.peloquin@kinross.com		
		Email 8 anna.klein@wsp.com		
Contact:		Email 9 kristen.gault@wsp.com		

Project Information		Invoice Recipients	
ALS Account # / Quote #:	PPR-022-3	Select Invoice Distribution: ☑ EMAIL ☐ MAIL ☐ FAX	
Job #:	PPR-022-3	Email 1 invoice@kinross.com	
ALS Lab Work Order # (ALS use only):		ALS Contact: Judy Dalmaijer	Sampler: Jacob McFee

ALS Sample # (ALS use only)	Sample Identification and/or Coordinates (This description will appear on the report)	Date (dd-mmm-yy)	Time (hh:mm)	Sample Type	NUMBER OF CONTAINERS	FLB-BiW	Dissolved Metals		Field pH	Field Temperature	Field Conductivity (us/c
1	FLB-01	27-Sep-23	13:00	Water	4	X			9.03	22.1	454.4
2	FLB-02	27-Sep-23	13:15	Water	4	X			8.4	22.2	333.2
3	FLB-03	27-Sep-23	13:25	Water	4	X			8.47	21.1	271.4
4	FLB-04	27-Sep-23	13:35	Water	4	X			8.16	21.5	196.9
5	FLB-05	27-Sep-23	13:45	Water	4	X			8.05	19.6	223.8
6	FLB-06	27-Sep-23	13:55	Water	3	X			8.12	17.8	176.3
7	FLB-07	27-Sep-23	14:10	Water	4	X			7.93	17.3	175.7
8	FLB-08	27-Sep-23	13:40	Water	4	X			8.57	21.9	155.6
9	FLB-09	27-Sep-23	13:30	Water	4	X			8.12	21	127.5
10	FLB-10	27-Sep-23	13:15	Water	4	X			9.28	22.9	207.9
11	FLB-11	27-Sep-23	13:00	Water	4	X			7.85	20.4	160.3
12	FLB-12	27-Sep-23	14:45	Water	4	X			8.42	21.5	258.1
13	FLB-13	27-Sep-23	14:40	Water	4	X			8.45	19.8	166.2
14	FLB-14	27-Sep-23	14:20	Water	4	X			8.24	19	223
15	FLB-15	27-Sep-23	14:05	Water	4	X			8.67	19.9	130.2
16	FLB-DUP	27-Sep-23	14:40	Water	4	X			8.45	19.8	166.2
17	FLB-FIELD BLANK	27-Sep-23	14:50	Water			X		N/A	N/A	N/A

SHIPMENT RELEASE (client use)			INITIAL SHIPMENT RECEPTION (ALS use only)			FINAL SHIPMENT RECEPTION (ALS use only)	
Released by: CB	Date: Aug 17, 2023	Time: 8:00	Received by:	Date: OCT 03 2023	Time: 9:40	Received by:	Time:

18.4°C

Appendix A
Field Observations Log Sheet

Sampler Name		**Date**	
Weather		**Time**	

Field Measurements

Sample ID	**FLB-1**	**FLB-2**	**FLB-3**	**FLB-4**	**FLB-5**	**FLB-6**	**FLB-7**	**FLB-8**	**FLB-9**	**FLB-10**	**FLB-11**	**FLB-12**	**FLB-13**	**FLB-14**	**FLB-15**	**B**	**FB**
Duplicate Sample (Check which FLB applies)													DUP				
Volume of Leachate (L)	2	3	2	4	3	4	3	1.5	1.5	1.5	2	2	2	1.5	2	/	
pH	9.03	8.40	8.47	8.16	8.05	8.12	7.93	8.57	8.12	9.26	7.85	8.44	8.45	8.24	8.67	/	
Conductivity (Units:_____)	454.4	333.2	271.4	196.9	225.8	176.3	173.7	155.6	127.5	207.9	160.3	238.1	162	225.0	130.2	/	
Temperature (Units:_____)	22.1	22.2	21.1	21.5	19.6	17.8	17.3	21.9	21.6	22.9	20.4	21.5	19.8	19.0	19.9	/	
Other Observations	13:00	13:05	13:25	13:35	13:45	13:55	~~12~~ 14:10	13:40	13:30	13:15	13:00	14:48	14:40	14:20	14:05	EM DNA	

Samples Collected (Check all that apply, indicate approximate volume if bottle is not full)

Analysis Type	**FLB-01**	**FLB-02**	**FLB-03**	**FLB-04**	**FLB-05**	**FLB-06**	**FLB-07**	**FLB-08**	**FLB-09**	**FLB-10**	**FLB-11**	**FLB-12**	**FLB-13**	**FLB-14**	**FLB-15**	**B**	**FB**
Dissolved Metals **(FILTER)**	✓	✓	✓	✓	✓	✓	✓	✓	✓	✓	✓	✓	✓	✓	✓		
Anions (SO_4, Cl, F)	✓	✓	✓	✓	✓	✓	✓	✓	✓	✓	✓	✓	✓	✓	✓		
Alkalinity, pH, Conductivity	✓	✓	✓	✓	✓	✓	✓	✓	✓	✓	✓	✓	✓	✓	✓		
Acidity	✓	✓	✓	✓	✓	✓	✓	✓	✓	✓	✓	✓	✓	✓	✓		
TDS	✓	✓	✓	✓	✓	✓	✓	✓	✓	✓	✓	✓	✓	✓	✓		

CERTIFICATE OF ANALYSIS

Work Order	: **WP2325926**	Page	: 1 of 10
Client	: **Kinross Gold Corporation**	Laboratory	: ALS Environmental - Winnipeg
Contact	: Ashley Moncrief	Account Manager	: Judy Dalmaijer
Address	: Great Bear Resources Ltd. A Kinross Company 117 Forestry Road Red Lake ON Canada P0V 2M0	Address	: 1329 Niakwa Road East, Unit 12 Winnipeg MB Canada R2J 3T4
Telephone	: 807 630 0203	Telephone	: +1 204 255 9720
Project	: PPR-022-3	Date Samples Received	: 11-Oct-2023 09:00
PO	: ----	Date Analysis Commenced	: 11-Oct-2023
C-O-C number	: ----	Issue Date	: 18-Oct-2023 15:58
Sampler	: ----		
Site	: ----		
Quote number	: Monthy and Quarterly samples_V2		
No. of samples received	: 17		
No. of samples analysed	: 17		

This report supersedes any previous report(s) with this reference. Results apply to the sample(s) as submitted. This document shall not be reproduced, except in full.

This Certificate of Analysis contains the following information:

- General Comments
- Analytical Results

Additional information pertinent to this report will be found in the following separate attachments: Quality Control Report, QC Interpretive report to assist with Quality Review and Sample Receipt Notification (SRN).

Signatories

This document has been electronically signed by the authorized signatories below. Electronic signing is conducted in accordance with US FDA 21 CFR Part 11.

Signatories	*Position*	*Laboratory Department*
Jon Fisher	Production Manager, Environmental	Inorganics, Waterloo, Ontario
Oleksandr Busel		Inorganics, Winnipeg, Manitoba
Rhovee Guevarra		Inorganics, Winnipeg, Manitoba
Rhovee Guevarra		Metals, Winnipeg, Manitoba

General Comments

The analytical methods used by ALS are developed using internationally recognized reference methods (where available), such as those published by US EPA, APHA Standard Methods, ASTM, ISO, Environment Canada, BC MOE, and Ontario MOE. Refer to the ALS Quality Control Interpretive report (QCI) for applicable references and methodology summaries. Reference methods may incorporate modifications to improve performance.

Where a reported less than (<) result is higher than the LOR, this may be due to primary sample extract/digestate dilution and/or insufficient sample for analysis.

Where the LOR of a reported result differs from standard LOR, this may be due to high moisture content, insufficient sample (reduced weight employed) or matrix interference.

Please refer to Quality Control Interpretive report (QCI) for information regarding Holding Time compliance.

Key : CAS Number: Chemical Abstracts Services number is a unique identifier assigned to discrete substances

LOR: Limit of Reporting (detection limit).

Unit	*Description*
-	no units
µS/cm	microsiemens per centimetre
mg/L	milligrams per litre
pH units	pH units

<: less than.

>: greater than.

Surrogate: An analyte that is similar in behavior to target analyte(s), but that does not occur naturally in environmental samples. For applicable tests, surrogates are added to samples prior to analysis as a check on recovery.

Test results reported relate only to the samples as received by the laboratory.

UNLESS OTHERWISE STATED on SRN or QCI Report, ALL SAMPLES WERE RECEIVED IN ACCEPTABLE CONDITION.

Analytical Results

Sub-Matrix: **Water**
(Matrix: **Water**)

Analyte	CAS Number	Method/Lab	LOR	Unit	Client sample ID	FLB-01	FLB-02	FLB-03	FLB-04	FLB-05
					Client sampling date / time	09-Oct-2023 10:40	09-Oct-2023 11:05	09-Oct-2023 13:45	09-Oct-2023 10:50	09-Oct-2023 11:20
						WP2325926-001	WP2325926-002	WP2325926-003	WP2325926-004	WP2325926-005
						Result	Result	Result	Result	Result
Physical Tests										
Acidity (as CaCO3)	----	E283/WT	2.0	mg/L		<2.0	<2.0	<2.0	2.3	<2.0
Alkalinity, bicarbonate (as CaCO3)	----	E290/WP	1.0	mg/L		39.9	31.1	37.6	37.4	26.3
Alkalinity, carbonate (as CaCO3)	----	E290/WP	1.0	mg/L		<1.0	<1.0	<1.0	<1.0	<1.0
Alkalinity, hydroxide (as CaCO3)	----	E290/WP	1.0	mg/L		<1.0	<1.0	<1.0	<1.0	<1.0
Alkalinity, phenolphthalein (as CaCO3)	----	E290/WP	1.0	mg/L		<1.0	<1.0	<1.0	<1.0	<1.0
Alkalinity, total (as CaCO3)	----	E290/WP	1.0	mg/L		39.9	31.1	37.6	37.4	26.3
Conductivity	----	E100/WP	1.0	µS/cm		115	83.8	102	130	194
pH	----	E108/WP	0.10	pH units		7.71	7.69	7.77	7.73	7.57
Solids, total dissolved [TDS]	----	E162-L/WP	3.0	mg/L		55.6	46.2	46.9	60.2	98.2
Anions and Nutrients										
Chloride	16887-00-6	E235.Cl-L/WP	0.10	mg/L		1.57	1.57	1.43	2.65	15.5
Fluoride	16984-48-8	E235.F/WP	0.020	mg/L		0.031	0.039	0.032	0.040	0.054
Phosphorus, total	7723-14-0	E372-U/WP	0.0020	mg/L		0.0250	0.0113	0.0090	0.0110	0.0041
Sulfate (as SO4)	14808-79-8	E235.SO4/WP	0.30	mg/L		12.2	6.30	9.79	19.1	39.5
Dissolved Metals										
Aluminum, dissolved	7429-90-5	E421/WP	0.0010	mg/L		0.0234	0.0182	0.0197	0.0209	0.0103
Antimony, dissolved	7440-36-0	E421/WP	0.00010	mg/L		0.00591	0.00182	0.00188	0.00551	0.00196
Arsenic, dissolved	7440-38-2	E421/WP	0.00010	mg/L		0.0370	0.00105	0.00193	0.0144	0.00100
Barium, dissolved	7440-39-3	E421/WP	0.00010	mg/L		0.0191	0.0154	0.0160	0.0191	0.0269
Beryllium, dissolved	7440-41-7	E421/WP	0.000020	mg/L		<0.000020	<0.000020	<0.000020	<0.000020	<0.000020
Bismuth, dissolved	7440-69-9	E421/WP	0.000050	mg/L		<0.000050	<0.000050	<0.000050	<0.000050	<0.000050
Boron, dissolved	7440-42-8	E421/WP	0.010	mg/L		0.022	0.019	0.018	0.023	0.025
Cadmium, dissolved	7440-43-9	E421/WP	0.0000050	mg/L		<0.0000050	<0.0000050	0.0000059	0.0000060	0.000678
Calcium, dissolved	7440-70-2	E421/WP	0.050	mg/L		15.8	12.0	14.8	17.5	24.9
Cesium, dissolved	7440-46-2	E421/WP	0.000010	mg/L		<0.000010	<0.000010	0.000016	0.000033	0.000014
Chromium, dissolved	7440-47-3	E421/WP	0.00050	mg/L		<0.00050	<0.00050	<0.00050	<0.00050	<0.00050
Cobalt, dissolved	7440-48-4	E421/WP	0.00010	mg/L		0.00014	<0.00010	<0.00010	0.00018	0.00040
Copper, dissolved	7440-50-8	E421/WP	0.00020	mg/L		0.00262	0.00109	0.00168	0.00303	0.00236
Iron, dissolved	7439-89-6	E421/WP	0.010	mg/L		<0.010	<0.010	<0.010	<0.010	<0.010

Analytical Results

Sub-Matrix: **Water**
(Matrix: **Water**)

Analyte	CAS Number	Method/Lab	LOR	Unit	Client sample ID	FLB-01	FLB-02	FLB-03	FLB-04	FLB-05
					Client sampling date / time	09-Oct-2023 10:40	09-Oct-2023 11:05	09-Oct-2023 13:45	09-Oct-2023 10:50	09-Oct-2023 11:20
						WP2325926-001	WP2325926-002	WP2325926-003	WP2325926-004	WP2325926-005
						Result	Result	Result	Result	Result
Dissolved Metals										
Lead, dissolved	7439-92-1	E421/WP	0.000050	mg/L		<0.000050	<0.000050	<0.000050	0.000087	0.000206
Lithium, dissolved	7439-93-2	E421/WP	0.0010	mg/L		<0.0010	<0.0010	<0.0010	<0.0010	0.0019
Magnesium, dissolved	7439-95-4	E421/WP	0.0050	mg/L		1.10	0.833	0.924	1.30	2.66
Manganese, dissolved	7439-96-5	E421/WP	0.00010	mg/L		0.00079	0.00458	0.00646	0.00558	0.113
Molybdenum, dissolved	7439-98-7	E421/WP	0.000050	mg/L		0.00160	0.00164	0.00200	0.00179	0.000715
Nickel, dissolved	7440-02-0	E421/WP	0.00050	mg/L		0.00095	<0.00050	<0.00050	0.00184	0.00116
Phosphorus, dissolved	7723-14-0	E421.P-L/WP	0.030	mg/L		<0.030	<0.030	<0.030	<0.030	<0.030
Potassium, dissolved	7440-09-7	E421/WP	0.050	mg/L		2.40	1.82	1.99	2.43	2.60
Rubidium, dissolved	7440-17-7	E421/WP	0.00020	mg/L		0.00174	0.00135	0.00239	0.00276	0.00246
Selenium, dissolved	7782-49-2	E421/WP	0.000050	mg/L		0.000591	0.000175	0.000332	0.00242	0.00299
Silicon, dissolved	7440-21-3	E421/WP	0.050	mg/L		1.72	1.89	1.58	1.57	1.83
Silver, dissolved	7440-22-4	E421/WP	0.000010	mg/L		<0.000010	<0.000010	<0.000010	0.000012	<0.000010
Sodium, dissolved	7440-23-5	E421/WP	0.050	mg/L		3.80	2.52	3.23	3.63	5.24
Strontium, dissolved	7440-24-6	E421/WP	0.00020	mg/L		0.0872	0.0650	0.0810	0.108	0.140
Sulfur, dissolved	7704-34-9	E421/WP	0.50	mg/L		4.54	2.37	3.52	6.95	13.1
Tellurium, dissolved	13494-80-9	E421/WP	0.00020	mg/L		<0.00020	<0.00020	<0.00020	<0.00020	<0.00020
Thallium, dissolved	7440-28-0	E421/WP	0.000010	mg/L		<0.000010	<0.000010	<0.000010	<0.000010	0.000019
Thorium, dissolved	7440-29-1	E421/WP	0.00010	mg/L		<0.00010	<0.00010	<0.00010	<0.00010	<0.00010
Tin, dissolved	7440-31-5	E421/WP	0.00010	mg/L		<0.00010	<0.00010	<0.00010	0.00012	<0.00010
Titanium, dissolved	7440-32-6	E421/WP	0.00030	mg/L		0.00040	<0.00030	<0.00030	<0.00030	<0.00030
Tungsten, dissolved	7440-33-7	E421/WP	0.00010	mg/L		0.00305	0.00055	0.00132	0.00122	0.00053
Uranium, dissolved	7440-61-1	E421/WP	0.000010	mg/L		0.00326	0.000582	0.00176	0.00495	0.000559
Vanadium, dissolved	7440-62-2	E421/WP	0.00050	mg/L		0.00152	0.00130	0.00123	0.00077	<0.00050
Zinc, dissolved	7440-66-6	E421/WP	0.0010	mg/L		0.0014	0.0011	0.0038	0.0035	0.0680
Zirconium, dissolved	7440-67-7	E421/WP	0.00030	mg/L		<0.00030	<0.00030	<0.00030	0.00041	<0.00030
Dissolved metals filtration location	----	EP421/WP	-	-		Field	Field	Field	Field	Field

Please refer to the General Comments section for an explanation of any result qualifiers detected.

Please refer to the Accreditation section for an explanation of analyte accreditations.

Analytical Results

Sub-Matrix: Water (Matrix: Water)				Client sample ID	FLB-06	FLB-07	FLB-08	FLB-09	FLB-10
				Client sampling date / time	09-Oct-2023 10:10	09-Oct-2023 10:25	09-Oct-2023 12:10	09-Oct-2023 11:50	09-Oct-2023 11:30
Analyte	CAS Number	Method/Lab	LOR	Unit	WP2325926-006	WP2325926-007	WP2325926-008	WP2325926-009	WP2325926-010
					Result	Result	Result	Result	Result
Physical Tests									
Acidity (as CaCO3)	----	E283/WT	2.0	mg/L	<2.0	<2.0	<2.0	<2.0	<2.0
Alkalinity, bicarbonate (as CaCO3)	----	E290/WP	1.0	mg/L	36.5	18.1	45.0	37.4	43.4
Alkalinity, carbonate (as CaCO3)	----	E290/WP	1.0	mg/L	<1.0	<1.0	<1.0	<1.0	<1.0
Alkalinity, hydroxide (as CaCO3)	----	E290/WP	1.0	mg/L	<1.0	<1.0	<1.0	<1.0	<1.0
Alkalinity, phenolphthalein (as CaCO3)	----	E290/WP	1.0	mg/L	<1.0	<1.0	<1.0	<1.0	<1.0
Alkalinity, total (as CaCO3)	----	E290/WP	1.0	mg/L	36.5	18.1	45.0	37.4	43.4
Conductivity	----	E100/WP	1.0	µS/cm	142	144	114	96.7	99.8
pH	----	E108/WP	0.10	pH units	7.75	7.37	7.81	7.63	7.71
Solids, total dissolved [TDS]	----	E162-L/WP	3.0	mg/L	66.2	77.2	62.9	48.6	48.2
Anions and Nutrients									
Chloride	16887-00-6	E235.Cl-L/WP	0.10	mg/L	2.19	6.15	3.29	2.44	1.47
Fluoride	16984-48-8	E235.F/WP	0.020	mg/L	0.042	0.091	0.029	0.030	0.031
Phosphorus, total	7723-14-0	E372-U/WP	0.0020	mg/L	0.0150	0.0043	0.0118	0.0077	0.0134
Sulfate (as SO4)	14808-79-8	E235.SO4/WP	0.30	mg/L	26.6	35.8	7.24	5.68	4.16
Dissolved Metals									
Aluminum, dissolved	7429-90-5	E421/WP	0.0010	mg/L	0.0197	0.0081	0.0339	0.0225	0.0525
Antimony, dissolved	7440-36-0	E421/WP	0.00010	mg/L	0.00572	0.00082	0.00067	0.00072	0.00080
Arsenic, dissolved	7440-38-2	E421/WP	0.00010	mg/L	0.0349	0.00145	0.0101	0.00262	0.00506
Barium, dissolved	7440-39-3	E421/WP	0.00010	mg/L	0.0179	0.0159	0.0179	0.0161	0.00983
Beryllium, dissolved	7440-41-7	E421/WP	0.000020	mg/L	<0.000020	<0.000020	<0.000020	<0.000020	<0.000020
Bismuth, dissolved	7440-69-9	E421/WP	0.000050	mg/L	<0.000050	<0.000050	<0.000050	<0.000050	<0.000050
Boron, dissolved	7440-42-8	E421/WP	0.010	mg/L	0.020	0.027	0.014	0.012	0.011
Cadmium, dissolved	7440-43-9	E421/WP	0.0000050	mg/L	0.0000093	0.0000411	0.0000069	<0.0000050	0.0000122
Calcium, dissolved	7440-70-2	E421/WP	0.050	mg/L	19.2	16.7	17.3	14.1	14.7
Cesium, dissolved	7440-46-2	E421/WP	0.000010	mg/L	0.000035	0.000011	0.000023	<0.000010	0.000022
Chromium, dissolved	7440-47-3	E421/WP	0.00050	mg/L	<0.00050	<0.00050	<0.00050	<0.00050	<0.00050
Cobalt, dissolved	7440-48-4	E421/WP	0.00010	mg/L	0.00010	0.00013	0.00013	<0.00010	0.00016
Copper, dissolved	7440-50-8	E421/WP	0.00020	mg/L	0.00360	0.00172	0.00218	0.00107	0.00251
Iron, dissolved	7439-89-6	E421/WP	0.010	mg/L	<0.010	<0.010	<0.010	<0.010	<0.010
Lead, dissolved	7439-92-1	E421/WP	0.000050	mg/L	0.000092	0.000053	<0.000050	<0.000050	<0.000050

Analytical Results

Sub-Matrix: **Water**
(Matrix: **Water**)

Analyte	CAS Number	Method/Lab	LOR	Unit	Client sample ID	FLB-06	FLB-07	FLB-08	FLB-09	FLB-10
					Client sampling date / time	09-Oct-2023 10:10	09-Oct-2023 10:25	09-Oct-2023 12:10	09-Oct-2023 11:50	09-Oct-2023 11:30
						WP2325926-006	WP2325926-007	WP2325926-008	WP2325926-009	WP2325926-010
						Result	Result	Result	Result	Result
Dissolved Metals										
Lithium, dissolved	7439-93-2	E421/WP	0.0010	mg/L		<0.0010	0.0010	<0.0010	<0.0010	0.0013
Magnesium, dissolved	7439-95-4	E421/WP	0.0050	mg/L		1.55	2.06	1.05	0.979	1.25
Manganese, dissolved	7439-96-5	E421/WP	0.00010	mg/L		0.00588	0.0326	0.00142	0.00095	0.00130
Molybdenum, dissolved	7439-98-7	E421/WP	0.000050	mg/L		0.00208	0.000462	0.000427	0.000447	0.000379
Nickel, dissolved	7440-02-0	E421/WP	0.00050	mg/L		0.00284	0.00155	0.00067	<0.00050	0.00076
Phosphorus, dissolved	7723-14-0	E421.P-L/WP	0.030	mg/L		<0.030	<0.030	<0.030	<0.030	<0.030
Potassium, dissolved	7440-09-7	E421/WP	0.050	mg/L		2.58	2.28	2.09	2.10	2.01
Rubidium, dissolved	7440-17-7	E421/WP	0.00020	mg/L		0.00295	0.00201	0.00251	0.00209	0.00270
Selenium, dissolved	7782-49-2	E421/WP	0.000050	mg/L		0.00423	0.00289	0.000136	0.000176	0.000286
Silicon, dissolved	7440-21-3	E421/WP	0.050	mg/L		1.66	1.61	1.44	1.47	1.29
Silver, dissolved	7440-22-4	E421/WP	0.000010	mg/L		0.000014	<0.000010	<0.000010	<0.000010	0.000020
Sodium, dissolved	7440-23-5	E421/WP	0.050	mg/L		3.31	3.68	3.39	2.57	2.94
Strontium, dissolved	7440-24-6	E421/WP	0.00020	mg/L		0.114	0.108	0.0692	0.0534	0.0711
Sulfur, dissolved	7704-34-9	E421/WP	0.50	mg/L		9.49	11.8	2.60	2.02	1.65
Tellurium, dissolved	13494-80-9	E421/WP	0.00020	mg/L		<0.00020	<0.00020	<0.00020	<0.00020	<0.00020
Thallium, dissolved	7440-28-0	E421/WP	0.000010	mg/L		<0.000010	0.000010	<0.000010	<0.000010	<0.000010
Thorium, dissolved	7440-29-1	E421/WP	0.00010	mg/L		<0.00010	<0.00010	<0.00010	<0.00010	<0.00010
Tin, dissolved	7440-31-5	E421/WP	0.00010	mg/L		<0.00010	<0.00010	<0.00010	<0.00010	<0.00010
Titanium, dissolved	7440-32-6	E421/WP	0.00030	mg/L		<0.00030	<0.00030	<0.00030	<0.00030	0.00060
Tungsten, dissolved	7440-33-7	E421/WP	0.00010	mg/L		0.00126	0.00069	0.00066	0.00108	0.00153
Uranium, dissolved	7440-61-1	E421/WP	0.000010	mg/L		0.00482	0.000266	0.000502	0.000219	0.00139
Vanadium, dissolved	7440-62-2	E421/WP	0.00050	mg/L		0.00097	0.00052	0.00102	0.00114	0.00186
Zinc, dissolved	7440-66-6	E421/WP	0.0010	mg/L		0.0019	0.0033	0.0049	0.0038	0.0131
Zirconium, dissolved	7440-67-7	E421/WP	0.00030	mg/L		0.00046	<0.00030	<0.00030	<0.00030	<0.00030
Dissolved metals filtration location	----	EP421/WP	-	-		Field	Field	Field	Field	Field

Please refer to the General Comments section for an explanation of any result qualifiers detected.

Please refer to the Accreditation section for an explanation of analyte accreditations.

Analytical Results

Sub-Matrix: **Water**
(Matrix: **Water**)

Analyte	CAS Number	Method/Lab	LOR	Unit	Client sample ID	FLB-12	FLB-13	FLB-14	FLB-15	FLB-BLANK
					Client sampling date / time	09-Oct-2023 12:40	09-Oct-2023 12:25	09-Oct-2023 13:30	09-Oct-2023 13:15	09-Oct-2023 13:05
						WP2325926-011	WP2325926-012	WP2325926-013	WP2325926-014	WP2325926-015
						Result	Result	Result	Result	Result
Physical Tests										
Acidity (as CaCO3)	----	E283/WT	2.0	mg/L		<2.0	<2.0	<2.0	<2.0	<2.0
Alkalinity, bicarbonate (as CaCO3)	----	E290/WP	1.0	mg/L		25.2	19.3	37.5	20.3	5.9
Alkalinity, carbonate (as CaCO3)	----	E290/WP	1.0	mg/L		<1.0	<1.0	<1.0	<1.0	<1.0
Alkalinity, hydroxide (as CaCO3)	----	E290/WP	1.0	mg/L		<1.0	<1.0	<1.0	<1.0	<1.0
Alkalinity, phenolphthalein (as CaCO3)	----	E290/WP	1.0	mg/L		<1.0	<1.0	<1.0	<1.0	<1.0
Alkalinity, total (as CaCO3)	----	E290/WP	1.0	mg/L		25.2	19.3	37.5	20.3	5.9
Conductivity	----	E100/WP	1.0	µS/cm		195	174	184	99.7	13.0
pH	----	E108/WP	0.10	pH units		7.48	7.36	7.69	7.43	6.83
Solids, total dissolved [TDS]	----	E162-L/WP	3.0	mg/L		130	95.6	105	58.9	8.5
Anions and Nutrients										
Chloride	16887-00-6	E235.Cl-L/WP	0.10	mg/L		29.8	3.23	1.73	2.08	<0.10
Fluoride	16984-48-8	E235.F/WP	0.020	mg/L		0.131	0.049	0.062	0.047	0.023
Phosphorus, total	7723-14-0	E372-U/WP	0.0020	mg/L		0.0230	0.0071	0.0035	0.0078	0.0110
Sulfate (as SO4)	14808-79-8	E235.SO4/WP	0.30	mg/L		19.8	53.8	46.6	20.8	0.41
Dissolved Metals										
Aluminum, dissolved	7429-90-5	E421/WP	0.0010	mg/L		0.0158	0.0062	0.0136	0.0156	0.0131
Antimony, dissolved	7440-36-0	E421/WP	0.00010	mg/L		0.00569	0.00171	0.00194	0.00204	<0.00010
Arsenic, dissolved	7440-38-2	E421/WP	0.00010	mg/L		0.173	0.00147	0.00165	0.00163	0.00056
Barium, dissolved	7440-39-3	E421/WP	0.00010	mg/L		0.0259	0.0250	0.0295	0.0151	0.00308
Beryllium, dissolved	7440-41-7	E421/WP	0.000020	mg/L		<0.000020	<0.000020	<0.000020	<0.000020	<0.000020
Bismuth, dissolved	7440-69-9	E421/WP	0.000050	mg/L		<0.000050	<0.000050	<0.000050	<0.000050	<0.000050
Boron, dissolved	7440-42-8	E421/WP	0.010	mg/L		0.019	0.022	0.019	0.017	<0.010
Cadmium, dissolved	7440-43-9	E421/WP	0.0000050	mg/L		0.0000170	0.0000124	0.0000108	0.0000061	<0.0000050
Calcium, dissolved	7440-70-2	E421/WP	0.050	mg/L		24.8	20.3	24.2	11.6	2.14
Cesium, dissolved	7440-46-2	E421/WP	0.000010	mg/L		0.000029	0.000017	0.000018	<0.000010	<0.000010
Chromium, dissolved	7440-47-3	E421/WP	0.00050	mg/L		<0.00050	<0.00050	<0.00050	<0.00050	<0.00050
Cobalt, dissolved	7440-48-4	E421/WP	0.00010	mg/L		0.00015	0.00122	0.00012	0.00015	<0.00010
Copper, dissolved	7440-50-8	E421/WP	0.00020	mg/L		0.00262	0.00089	0.00163	0.00136	0.00029
Iron, dissolved	7439-89-6	E421/WP	0.010	mg/L		<0.010	<0.010	<0.010	<0.010	<0.010
Lead, dissolved	7439-92-1	E421/WP	0.000050	mg/L		0.000075	<0.000050	<0.000050	<0.000050	<0.000050

Analytical Results

Sub-Matrix: **Water**
(Matrix: **Water**)

Analyte	CAS Number	Method/Lab	LOR	Unit	Client sample ID	FLB-12	FLB-13	FLB-14	FLB-15	FLB-BLANK
					Client sampling date / time	09-Oct-2023 12:40	09-Oct-2023 12:25	09-Oct-2023 13:30	09-Oct-2023 13:15	09-Oct-2023 13:05
						WP2325926-011	WP2325926-012	WP2325926-013	WP2325926-014	WP2325926-015
						Result	Result	Result	Result	Result
Dissolved Metals										
Lithium, dissolved	7439-93-2	E421/WP	0.0010	mg/L		0.0012	0.0017	<0.0010	<0.0010	<0.0010
Magnesium, dissolved	7439-95-4	E421/WP	0.0050	mg/L		2.60	2.78	2.76	1.53	0.178
Manganese, dissolved	7439-96-5	E421/WP	0.00010	mg/L		0.00942	0.0235	0.0114	0.00417	0.00123
Molybdenum, dissolved	7439-98-7	E421/WP	0.000050	mg/L		0.00220	0.000501	0.000999	0.00125	0.000140
Nickel, dissolved	7440-02-0	E421/WP	0.00050	mg/L		0.00081	0.0350	0.00394	0.00157	<0.00050
Phosphorus, dissolved	7723-14-0	E421.P-L/WP	0.030	mg/L		<0.030	<0.030	<0.030	<0.030	<0.030
Potassium, dissolved	7440-09-7	E421/WP	0.050	mg/L		3.06	3.27	4.07	1.79	0.195
Rubidium, dissolved	7440-17-7	E421/WP	0.00020	mg/L		0.00271	0.00339	0.00319	0.00149	<0.00020
Selenium, dissolved	7782-49-2	E421/WP	0.000050	mg/L		0.00266	0.000970	0.00258	0.000342	0.000053
Silicon, dissolved	7440-21-3	E421/WP	0.050	mg/L		1.81	2.13	2.00	1.53	0.924
Silver, dissolved	7440-22-4	E421/WP	0.000010	mg/L		<0.000010	<0.000010	<0.000010	<0.000010	<0.000010
Sodium, dissolved	7440-23-5	E421/WP	0.050	mg/L		3.88	5.26	4.11	3.56	0.115
Strontium, dissolved	7440-24-6	E421/WP	0.00020	mg/L		0.170	0.138	0.145	0.0808	0.00802
Sulfur, dissolved	7704-34-9	E421/WP	0.50	mg/L		7.31	17.7	16.1	7.29	<0.50
Tellurium, dissolved	13494-80-9	E421/WP	0.00020	mg/L		<0.00020	<0.00020	<0.00020	<0.00020	<0.00020
Thallium, dissolved	7440-28-0	E421/WP	0.000010	mg/L		<0.000010	0.000020	<0.000010	<0.000010	<0.000010
Thorium, dissolved	7440-29-1	E421/WP	0.00010	mg/L		<0.00010	<0.00010	<0.00010	<0.00010	<0.00010
Tin, dissolved	7440-31-5	E421/WP	0.00010	mg/L		<0.00010	<0.00010	<0.00010	<0.00010	<0.00010
Titanium, dissolved	7440-32-6	E421/WP	0.00030	mg/L		<0.00030	<0.00030	<0.00030	0.00033	0.00032
Tungsten, dissolved	7440-33-7	E421/WP	0.00010	mg/L		0.00074	0.00047	0.00111	0.00071	<0.00010
Uranium, dissolved	7440-61-1	E421/WP	0.000010	mg/L		0.00101	0.000078	0.00106	0.000344	<0.000010
Vanadium, dissolved	7440-62-2	E421/WP	0.00050	mg/L		0.00139	0.00060	0.00058	0.00086	0.00051
Zinc, dissolved	7440-66-6	E421/WP	0.0010	mg/L		0.0021	0.0101	0.0010	0.0077	0.0024
Zirconium, dissolved	7440-67-7	E421/WP	0.00030	mg/L		0.00031	<0.00030	<0.00030	0.00031	<0.00030
Dissolved metals filtration location	----	EP421/WP	-	-		Field	Field	Field	Field	Field

Please refer to the General Comments section for an explanation of any result qualifiers detected.

Please refer to the Accreditation section for an explanation of analyte accreditations.

Analytical Results

Sub-Matrix: Water (Matrix: Water)				Client sample ID	FLB-FIELD BLANK	FLB-DUP	----	----	----
				Client sampling date / time	09-Oct-2023 13:55	09-Oct-2023 10:10	----	----	----
Analyte	CAS Number	Method/Lab	LOR	Unit	WP2325926-016	WP2325926-017	--------	--------	--------
					Result	Result	----	----	----
Physical Tests									
Acidity (as CaCO3)	----	E283/WT	2.0	mg/L	----	<2.0	----	----	----
Alkalinity, bicarbonate (as CaCO3)	----	E290/WP	1.0	mg/L	----	36.4	----	----	----
Alkalinity, carbonate (as CaCO3)	----	E290/WP	1.0	mg/L	----	<1.0	----	----	----
Alkalinity, hydroxide (as CaCO3)	----	E290/WP	1.0	mg/L	----	<1.0	----	----	----
Alkalinity, phenolphthalein (as CaCO3)	----	E290/WP	1.0	mg/L	----	<1.0	----	----	----
Alkalinity, total (as CaCO3)	----	E290/WP	1.0	mg/L	----	36.4	----	----	----
Conductivity	----	E100/WP	1.0	µS/cm	----	142	----	----	----
pH	----	E108/WP	0.10	pH units	----	7.70	----	----	----
Solids, total dissolved [TDS]	----	E162-L/WP	3.0	mg/L	----	85.2	----	----	----
Anions and Nutrients									
Chloride	16887-00-6	E235.Cl-L/WP	0.10	mg/L	----	2.20	----	----	----
Fluoride	16984-48-8	E235.F/WP	0.020	mg/L	----	0.042	----	----	----
Phosphorus, total	7723-14-0	E372-U/WP	0.0020	mg/L	----	0.0148	----	----	----
Sulfate (as SO4)	14808-79-8	E235.SO4/WP	0.30	mg/L	----	26.8	----	----	----
Dissolved Metals									
Aluminum, dissolved	7429-90-5	E421/WP	0.0010	mg/L	<0.0010	0.0187	----	----	----
Antimony, dissolved	7440-36-0	E421/WP	0.00010	mg/L	<0.00010	0.00547	----	----	----
Arsenic, dissolved	7440-38-2	E421/WP	0.00010	mg/L	<0.00010	0.0340	----	----	----
Barium, dissolved	7440-39-3	E421/WP	0.00010	mg/L	<0.00010	0.0180	----	----	----
Beryllium, dissolved	7440-41-7	E421/WP	0.000020	mg/L	<0.000020	<0.000020	----	----	----
Bismuth, dissolved	7440-69-9	E421/WP	0.000050	mg/L	<0.000050	<0.000050	----	----	----
Boron, dissolved	7440-42-8	E421/WP	0.010	mg/L	<0.010	0.019	----	----	----
Cadmium, dissolved	7440-43-9	E421/WP	0.0000050	mg/L	<0.0000050	0.0000090	----	----	----
Calcium, dissolved	7440-70-2	E421/WP	0.050	mg/L	<0.050	19.4	----	----	----
Cesium, dissolved	7440-46-2	E421/WP	0.000010	mg/L	<0.000010	0.000030	----	----	----
Chromium, dissolved	7440-47-3	E421/WP	0.00050	mg/L	<0.00050	<0.00050	----	----	----
Cobalt, dissolved	7440-48-4	E421/WP	0.00010	mg/L	<0.00010	0.00010	----	----	----
Copper, dissolved	7440-50-8	E421/WP	0.00020	mg/L	<0.00020	0.00356	----	----	----
Iron, dissolved	7439-89-6	E421/WP	0.010	mg/L	<0.010	<0.010	----	----	----
Lead, dissolved	7439-92-1	E421/WP	0.000050	mg/L	<0.000050	0.000093	----	----	----

Analytical Results

Sub-Matrix: Water (Matrix: Water)									
				Client sample ID	FLB-FIELD BLANK	FLB-DUP	----	----	----
				Client sampling date / time	09-Oct-2023 13:55	09-Oct-2023 10:10	----	----	----
Analyte	CAS Number	Method/Lab	LOR	Unit	WP2325926-016	WP2325926-017	--------	--------	--------
					Result	Result	----	----	----
Dissolved Metals									
Lithium, dissolved	7439-93-2	E421/WP	0.0010	mg/L	<0.0010	<0.0010	----	----	----
Magnesium, dissolved	7439-95-4	E421/WP	0.0050	mg/L	<0.0050	1.56	----	----	----
Manganese, dissolved	7439-96-5	E421/WP	0.00010	mg/L	<0.00010	0.00590	----	----	----
Molybdenum, dissolved	7439-98-7	E421/WP	0.000050	mg/L	<0.000050	0.00203	----	----	----
Nickel, dissolved	7440-02-0	E421/WP	0.00050	mg/L	<0.00050	0.00278	----	----	----
Phosphorus, dissolved	7723-14-0	E421.P-L/WP	0.030	mg/L	----	<0.030	----	----	----
Potassium, dissolved	7440-09-7	E421/WP	0.050	mg/L	<0.050	2.64	----	----	----
Rubidium, dissolved	7440-17-7	E421/WP	0.00020	mg/L	<0.00020	0.00306	----	----	----
Selenium, dissolved	7782-49-2	E421/WP	0.000050	mg/L	<0.000050	0.00429	----	----	----
Silicon, dissolved	7440-21-3	E421/WP	0.050	mg/L	<0.050	1.65	----	----	----
Silver, dissolved	7440-22-4	E421/WP	0.000010	mg/L	<0.000010	0.000013	----	----	----
Sodium, dissolved	7440-23-5	E421/WP	0.050	mg/L	<0.050	3.49	----	----	----
Strontium, dissolved	7440-24-6	E421/WP	0.00020	mg/L	<0.00020	0.112	----	----	----
Sulfur, dissolved	7704-34-9	E421/WP	0.50	mg/L	<0.50	9.14	----	----	----
Tellurium, dissolved	13494-80-9	E421/WP	0.00020	mg/L	<0.00020	<0.00020	----	----	----
Thallium, dissolved	7440-28-0	E421/WP	0.000010	mg/L	<0.000010	<0.000010	----	----	----
Thorium, dissolved	7440-29-1	E421/WP	0.00010	mg/L	<0.00010	<0.00010	----	----	----
Tin, dissolved	7440-31-5	E421/WP	0.00010	mg/L	<0.00010	<0.00010	----	----	----
Titanium, dissolved	7440-32-6	E421/WP	0.00030	mg/L	<0.00030	<0.00030	----	----	----
Tungsten, dissolved	7440-33-7	E421/WP	0.00010	mg/L	<0.00010	0.00128	----	----	----
Uranium, dissolved	7440-61-1	E421/WP	0.000010	mg/L	<0.000010	0.00479	----	----	----
Vanadium, dissolved	7440-62-2	E421/WP	0.00050	mg/L	<0.00050	0.00098	----	----	----
Zinc, dissolved	7440-66-6	E421/WP	0.0010	mg/L	<0.0010	0.0020	----	----	----
Zirconium, dissolved	7440-67-7	E421/WP	0.00030	mg/L	<0.00030	0.00045	----	----	----
Dissolved metals filtration location	----	EP421/WP	-	-	Field	Field	----	----	----

Please refer to the General Comments section for an explanation of any result qualifiers detected.

Please refer to the Accreditation section for an explanation of analyte accreditations.

ALS Canada Ltd.

right solutions.
right partner.

QUALITY CONTROL INTERPRETIVE REPORT

Work Order	: **WP2325926**	Page	: 1 of 27
Client	: **Kinross Gold Corporation**	Laboratory	: ALS Environmental - Winnipeg
Contact	: Ashley Moncrief	Account Manager	: Judy Dalmaijer
Address	: Great Bear Resources Ltd. A Kinross Company 117 Forestry Road Red Lake ON Canada P0V 2M0	Address	: 1329 Niakwa Road East, Unit 12 Winnipeg, Manitoba Canada R2J 3T4
Telephone	: 807 630 0203	Telephone	: +1 204 255 9720
Project	: PPR-022-3	Date Samples Received	: 11-Oct-2023 09:00
PO	: ----	Issue Date	: 18-Oct-2023 15:58
C-O-C number	: ----		
Sampler	: ----		
Site	: ----		
Quote number	: Monthy and Quarterly samples_V2		
No. of samples received	: 17		
No. of samples analysed	: 17		

This report is automatically generated by the ALS LIMS (Laboratory Information Management System) through evaluation of Quality Control (QC) results and other QA parameters associated with this submission, and is intended to facilitate rapid data validation by auditors or reviewers. The report highlights any exceptions and outliers to ALS Data Quality Objectives, provides holding time details and exceptions, summarizes QC sample frequencies, and lists applicable methodology references and summaries.

Key

Anonymous: Refers to samples which are not part of this work order, but which formed part of the QC process lot.
CAS Number: Chemical Abstracts Service number is a unique identifier assigned to discrete substances.
DQO: Data Quality Objective.
LOR: Limit of Reporting (detection limit).
RPD: Relative Percent Difference.

Workorder Comments

Holding times are displayed as "---" if no guidance exists from CCME, Canadian provinces, or broadly recognized international references.

Summary of Outliers

Outliers : Quality Control Samples

- No Duplicate outliers occur.
- No Laboratory Control Sample (LCS) outliers occur
- No Matrix Spike outliers occur.
- Method Blank value outliers occur - please see following pages for full details.
- No Test sample Surrogate recovery outliers exist.

Outliers: Reference Material (RM) Samples

- No Reference Material (RM) Sample outliers occur.

Outliers : Analysis Holding Time Compliance (Breaches)

- No Analysis Holding Time Outliers exist.

Outliers : Frequency of Quality Control Samples

- Quality Control Sample Frequency Outliers occur - please see following pages for full details.

Outliers : Quality Control Samples

Duplicates, Method Blanks, Laboratory Control Samples and Matrix Spikes

Matrix: **Water**

Analyte Group	Laboratory sample ID	Client/Ref Sample ID	Analyte	CAS Number	Method	Result	Limits	Comment
Method Blank (MB) Values								
Anions and Nutrients	QC-1181671-001	----	Phosphorus, total	7723-14-0	E372-U	0.0041 B mg/L	0.002 mg/L	Blank result exceeds permitted value

Result Qualifiers

Qualifier	Description
B	*Method Blank exceeds ALS DQO. Associated sample results which are < Limit of Reporting or > 5 times blank level are considered reliable.*

Analysis Holding Time Compliance

This report summarizes extraction / preparation and analysis times and compares each with ALS recommended holding times, which are selected to meet known provincial and /or federal requirements. In the absence of regulatory hold times, ALS establishes recommendations based on guidelines published by organizations such as CCME, US EPA, APHA Standard Methods, ASTM, or Environment Canada (where available). Dates and holding times reported below represent the first dates of extraction or analysis. If subsequent tests or dilutions exceeded holding times, qualifiers are added (refer to COA).

If samples are identified below as having been analyzed or extracted outside of recommended holding times, measurement uncertainties may be increased, and this should be taken into consideration when interpreting results.

Where actual sampling date is not provided on the chain of custody, the date of receipt with time at 00:00 is used for calculation purposes.

Where only the sample date without time is provided on the chain of custody, the sampling date at 00:00 is used for calculation purposes.

Matrix: **Water**

Evaluation: × = Holding time exceedance ; ✓ = Within Holding Time

Analyte Group : Analytical Method / Container / Client Sample ID(s)	Method	Sampling Date	Extraction / Preparation				Analysis			
			Preparation Date	Holding Times Rec	Holding Times Actual	Eval	Analysis Date	Holding Times Rec	Holding Times Actual	Eval
Anions and Nutrients : Chloride in Water by IC (Low Level)										
HDPE [ON MECP] FLB-01	E235.Cl-L	09-Oct-2023	11-Oct-2023	28 days	2 days	✓	11-Oct-2023	28 days	2 days	✓
Anions and Nutrients : Chloride in Water by IC (Low Level)										
HDPE [ON MECP] FLB-02	E235.Cl-L	09-Oct-2023	11-Oct-2023	28 days	2 days	✓	11-Oct-2023	28 days	2 days	✓
Anions and Nutrients : Chloride in Water by IC (Low Level)										
HDPE [ON MECP] FLB-03	E235.Cl-L	09-Oct-2023	11-Oct-2023	28 days	2 days	✓	11-Oct-2023	28 days	2 days	✓
Anions and Nutrients : Chloride in Water by IC (Low Level)										
HDPE [ON MECP] FLB-04	E235.Cl-L	09-Oct-2023	11-Oct-2023	28 days	2 days	✓	11-Oct-2023	28 days	2 days	✓
Anions and Nutrients : Chloride in Water by IC (Low Level)										
HDPE [ON MECP] FLB-05	E235.Cl-L	09-Oct-2023	11-Oct-2023	28 days	2 days	✓	11-Oct-2023	28 days	2 days	✓
Anions and Nutrients : Chloride in Water by IC (Low Level)										
HDPE [ON MECP] FLB-06	E235.Cl-L	09-Oct-2023	11-Oct-2023	28 days	2 days	✓	11-Oct-2023	28 days	2 days	✓
Anions and Nutrients : Chloride in Water by IC (Low Level)										
HDPE [ON MECP] FLB-07	E235.Cl-L	09-Oct-2023	11-Oct-2023	28 days	2 days	✓	11-Oct-2023	28 days	2 days	✓

Matrix: **Water**

Evaluation: × = Holding time exceedance ; ✓ = Within Holding Time

Analyte Group : Analytical Method / Container / Client Sample ID(s)	Method	Sampling Date	Extraction / Preparation				Analysis			
			Preparation Date	Holding Times Rec	Holding Times Actual	Eval	Analysis Date	Holding Times Rec	Holding Times Actual	Eval
Anions and Nutrients : Chloride in Water by IC (Low Level)										
HDPE [ON MECP] FLB-08	E235.Cl-L	09-Oct-2023	11-Oct-2023	28 days	2 days	✓	11-Oct-2023	28 days	2 days	✓
Anions and Nutrients : Chloride in Water by IC (Low Level)										
HDPE [ON MECP] FLB-09	E235.Cl-L	09-Oct-2023	11-Oct-2023	28 days	2 days	✓	11-Oct-2023	28 days	2 days	✓
Anions and Nutrients : Chloride in Water by IC (Low Level)										
HDPE [ON MECP] FLB-10	E235.Cl-L	09-Oct-2023	11-Oct-2023	28 days	2 days	✓	11-Oct-2023	28 days	2 days	✓
Anions and Nutrients : Chloride in Water by IC (Low Level)										
HDPE [ON MECP] FLB-12	E235.Cl-L	09-Oct-2023	11-Oct-2023	28 days	2 days	✓	11-Oct-2023	28 days	2 days	✓
Anions and Nutrients : Chloride in Water by IC (Low Level)										
HDPE [ON MECP] FLB-13	E235.Cl-L	09-Oct-2023	11-Oct-2023	28 days	2 days	✓	11-Oct-2023	28 days	2 days	✓
Anions and Nutrients : Chloride in Water by IC (Low Level)										
HDPE [ON MECP] FLB-14	E235.Cl-L	09-Oct-2023	11-Oct-2023	28 days	2 days	✓	11-Oct-2023	28 days	2 days	✓
Anions and Nutrients : Chloride in Water by IC (Low Level)										
HDPE [ON MECP] FLB-15	E235.Cl-L	09-Oct-2023	11-Oct-2023	28 days	2 days	✓	11-Oct-2023	28 days	2 days	✓
Anions and Nutrients : Chloride in Water by IC (Low Level)										
HDPE [ON MECP] FLB-BLANK	E235.Cl-L	09-Oct-2023	11-Oct-2023	28 days	2 days	✓	11-Oct-2023	28 days	2 days	✓
Anions and Nutrients : Chloride in Water by IC (Low Level)										
HDPE [ON MECP] FLB-DUP	E235.Cl-L	09-Oct-2023	11-Oct-2023	28 days	2 days	✓	11-Oct-2023	28 days	2 days	✓

Matrix: **Water**

Evaluation: × = Holding time exceedance ; ✓ = Within Holding Time

Analyte Group : Analytical Method / Container / Client Sample ID(s)	Method	Sampling Date	Extraction / Preparation				Analysis			
			Preparation Date	Holding Times Rec	Holding Times Actual	Eval	Analysis Date	Holding Times Rec	Holding Times Actual	Eval
Anions and Nutrients : Fluoride in Water by IC										
HDPE [ON MECP] FLB-01	E235.F	09-Oct-2023	11-Oct-2023	28 days	2 days	✓	11-Oct-2023	28 days	2 days	✓
Anions and Nutrients : Fluoride in Water by IC										
HDPE [ON MECP] FLB-02	E235.F	09-Oct-2023	11-Oct-2023	28 days	2 days	✓	11-Oct-2023	28 days	2 days	✓
Anions and Nutrients : Fluoride in Water by IC										
HDPE [ON MECP] FLB-03	E235.F	09-Oct-2023	11-Oct-2023	28 days	2 days	✓	11-Oct-2023	28 days	2 days	✓
Anions and Nutrients : Fluoride in Water by IC										
HDPE [ON MECP] FLB-04	E235.F	09-Oct-2023	11-Oct-2023	28 days	2 days	✓	11-Oct-2023	28 days	2 days	✓
Anions and Nutrients : Fluoride in Water by IC										
HDPE [ON MECP] FLB-05	E235.F	09-Oct-2023	11-Oct-2023	28 days	2 days	✓	11-Oct-2023	28 days	2 days	✓
Anions and Nutrients : Fluoride in Water by IC										
HDPE [ON MECP] FLB-06	E235.F	09-Oct-2023	11-Oct-2023	28 days	2 days	✓	11-Oct-2023	28 days	2 days	✓
Anions and Nutrients : Fluoride in Water by IC										
HDPE [ON MECP] FLB-07	E235.F	09-Oct-2023	11-Oct-2023	28 days	2 days	✓	11-Oct-2023	28 days	2 days	✓
Anions and Nutrients : Fluoride in Water by IC										
HDPE [ON MECP] FLB-08	E235.F	09-Oct-2023	11-Oct-2023	28 days	2 days	✓	11-Oct-2023	28 days	2 days	✓
Anions and Nutrients : Fluoride in Water by IC										
HDPE [ON MECP] FLB-09	E235.F	09-Oct-2023	11-Oct-2023	28 days	2 days	✓	11-Oct-2023	28 days	2 days	✓

Matrix: **Water**

Evaluation: × = Holding time exceedance ; ✓ = Within Holding Time

Analyte Group : Analytical Method / Container / Client Sample ID(s)	Method	Sampling Date	Extraction / Preparation				Analysis			
			Preparation Date	Holding Times Rec	Holding Times Actual	Eval	Analysis Date	Holding Times Rec	Holding Times Actual	Eval
Anions and Nutrients : Fluoride in Water by IC										
HDPE [ON MECP] FLB-10	E235.F	09-Oct-2023	11-Oct-2023	28 days	2 days	✓	11-Oct-2023	28 days	2 days	✓
Anions and Nutrients : Fluoride in Water by IC										
HDPE [ON MECP] FLB-12	E235.F	09-Oct-2023	11-Oct-2023	28 days	2 days	✓	11-Oct-2023	28 days	2 days	✓
Anions and Nutrients : Fluoride in Water by IC										
HDPE [ON MECP] FLB-13	E235.F	09-Oct-2023	11-Oct-2023	28 days	2 days	✓	11-Oct-2023	28 days	2 days	✓
Anions and Nutrients : Fluoride in Water by IC										
HDPE [ON MECP] FLB-14	E235.F	09-Oct-2023	11-Oct-2023	28 days	2 days	✓	11-Oct-2023	28 days	2 days	✓
Anions and Nutrients : Fluoride in Water by IC										
HDPE [ON MECP] FLB-15	E235.F	09-Oct-2023	11-Oct-2023	28 days	2 days	✓	11-Oct-2023	28 days	2 days	✓
Anions and Nutrients : Fluoride in Water by IC										
HDPE [ON MECP] FLB-BLANK	E235.F	09-Oct-2023	11-Oct-2023	28 days	2 days	✓	11-Oct-2023	28 days	2 days	✓
Anions and Nutrients : Fluoride in Water by IC										
HDPE [ON MECP] FLB-DUP	E235.F	09-Oct-2023	11-Oct-2023	28 days	2 days	✓	11-Oct-2023	28 days	2 days	✓
Anions and Nutrients : Sulfate in Water by IC										
HDPE [ON MECP] FLB-01	E235.SO4	09-Oct-2023	11-Oct-2023	28 days	2 days	✓	11-Oct-2023	28 days	2 days	✓
Anions and Nutrients : Sulfate in Water by IC										
HDPE [ON MECP] FLB-02	E235.SO4	09-Oct-2023	11-Oct-2023	28 days	2 days	✓	11-Oct-2023	28 days	2 days	✓

Matrix: **Water**

Evaluation: × = Holding time exceedance ; ✓ = Within Holding Time

Analyte Group : Analytical Method / Container / Client Sample ID(s)	Method	Sampling Date	Extraction / Preparation				Analysis			
			Preparation Date	Holding Times Rec	Holding Times Actual	Eval	Analysis Date	Holding Times Rec	Holding Times Actual	Eval
Anions and Nutrients : Sulfate in Water by IC										
HDPE [ON MECP] FLB-03	E235.SO4	09-Oct-2023	11-Oct-2023	28 days	2 days	✓	11-Oct-2023	28 days	2 days	✓
Anions and Nutrients : Sulfate in Water by IC										
HDPE [ON MECP] FLB-04	E235.SO4	09-Oct-2023	11-Oct-2023	28 days	2 days	✓	11-Oct-2023	28 days	2 days	✓
Anions and Nutrients : Sulfate in Water by IC										
HDPE [ON MECP] FLB-05	E235.SO4	09-Oct-2023	11-Oct-2023	28 days	2 days	✓	11-Oct-2023	28 days	2 days	✓
Anions and Nutrients : Sulfate in Water by IC										
HDPE [ON MECP] FLB-06	E235.SO4	09-Oct-2023	11-Oct-2023	28 days	2 days	✓	11-Oct-2023	28 days	2 days	✓
Anions and Nutrients : Sulfate in Water by IC										
HDPE [ON MECP] FLB-07	E235.SO4	09-Oct-2023	11-Oct-2023	28 days	2 days	✓	11-Oct-2023	28 days	2 days	✓
Anions and Nutrients : Sulfate in Water by IC										
HDPE [ON MECP] FLB-08	E235.SO4	09-Oct-2023	11-Oct-2023	28 days	2 days	✓	11-Oct-2023	28 days	2 days	✓
Anions and Nutrients : Sulfate in Water by IC										
HDPE [ON MECP] FLB-09	E235.SO4	09-Oct-2023	11-Oct-2023	28 days	2 days	✓	11-Oct-2023	28 days	2 days	✓
Anions and Nutrients : Sulfate in Water by IC										
HDPE [ON MECP] FLB-10	E235.SO4	09-Oct-2023	11-Oct-2023	28 days	2 days	✓	11-Oct-2023	28 days	2 days	✓
Anions and Nutrients : Sulfate in Water by IC										
HDPE [ON MECP] FLB-12	E235.SO4	09-Oct-2023	11-Oct-2023	28 days	2 days	✓	11-Oct-2023	28 days	2 days	✓

Matrix: **Water**

Evaluation: × = Holding time exceedance ; ✓ = Within Holding Time

Analyte Group : Analytical Method / Container / Client Sample ID(s)	Method	Sampling Date	Extraction / Preparation				Analysis			
			Preparation Date	Holding Times Rec	Holding Times Actual	Eval	Analysis Date	Holding Times Rec	Holding Times Actual	Eval
Anions and Nutrients : Sulfate in Water by IC										
HDPE [ON MECP] FLB-13	E235.SO4	09-Oct-2023	11-Oct-2023	28 days	2 days	✓	11-Oct-2023	28 days	2 days	✓
Anions and Nutrients : Sulfate in Water by IC										
HDPE [ON MECP] FLB-14	E235.SO4	09-Oct-2023	11-Oct-2023	28 days	2 days	✓	11-Oct-2023	28 days	2 days	✓
Anions and Nutrients : Sulfate in Water by IC										
HDPE [ON MECP] FLB-15	E235.SO4	09-Oct-2023	11-Oct-2023	28 days	2 days	✓	11-Oct-2023	28 days	2 days	✓
Anions and Nutrients : Sulfate in Water by IC										
HDPE [ON MECP] FLB-BLANK	E235.SO4	09-Oct-2023	11-Oct-2023	28 days	2 days	✓	11-Oct-2023	28 days	2 days	✓
Anions and Nutrients : Sulfate in Water by IC										
HDPE [ON MECP] FLB-DUP	E235.SO4	09-Oct-2023	11-Oct-2023	28 days	2 days	✓	11-Oct-2023	28 days	2 days	✓
Anions and Nutrients : Total Phosphorus by Colourimetry (0.002 mg/L)										
Amber glass total (sulfuric acid) FLB-01	E372-U	09-Oct-2023	12-Oct-2023	28 days	3 days	✓	13-Oct-2023	28 days	4 days	✓
Anions and Nutrients : Total Phosphorus by Colourimetry (0.002 mg/L)										
Amber glass total (sulfuric acid) FLB-02	E372-U	09-Oct-2023	12-Oct-2023	28 days	3 days	✓	13-Oct-2023	28 days	4 days	✓
Anions and Nutrients : Total Phosphorus by Colourimetry (0.002 mg/L)										
Amber glass total (sulfuric acid) FLB-03	E372-U	09-Oct-2023	12-Oct-2023	28 days	3 days	✓	13-Oct-2023	28 days	4 days	✓
Anions and Nutrients : Total Phosphorus by Colourimetry (0.002 mg/L)										
Amber glass total (sulfuric acid) FLB-04	E372-U	09-Oct-2023	12-Oct-2023	28 days	3 days	✓	13-Oct-2023	28 days	4 days	✓

Matrix: **Water**

Evaluation: × = Holding time exceedance ; ✓ = Within Holding Time

Analyte Group : Analytical Method / Container / Client Sample ID(s)	Method	Sampling Date	Extraction / Preparation				Analysis			
			Preparation Date	Holding Times		Eval	Analysis Date	Holding Times		Eval
				Rec	Actual			Rec	Actual	
Anions and Nutrients : Total Phosphorus by Colourimetry (0.002 mg/L)										
Amber glass total (sulfuric acid)										
FLB-05	E372-U	09-Oct-2023	12-Oct-2023	28 days	3 days	✓	13-Oct-2023	28 days	4 days	✓
Anions and Nutrients : Total Phosphorus by Colourimetry (0.002 mg/L)										
Amber glass total (sulfuric acid)										
FLB-06	E372-U	09-Oct-2023	12-Oct-2023	28 days	3 days	✓	13-Oct-2023	28 days	4 days	✓
Anions and Nutrients : Total Phosphorus by Colourimetry (0.002 mg/L)										
Amber glass total (sulfuric acid)										
FLB-07	E372-U	09-Oct-2023	12-Oct-2023	28 days	3 days	✓	13-Oct-2023	28 days	4 days	✓
Anions and Nutrients : Total Phosphorus by Colourimetry (0.002 mg/L)										
Amber glass total (sulfuric acid)										
FLB-08	E372-U	09-Oct-2023	12-Oct-2023	28 days	3 days	✓	13-Oct-2023	28 days	4 days	✓
Anions and Nutrients : Total Phosphorus by Colourimetry (0.002 mg/L)										
Amber glass total (sulfuric acid)										
FLB-09	E372-U	09-Oct-2023	12-Oct-2023	28 days	3 days	✓	13-Oct-2023	28 days	4 days	✓
Anions and Nutrients : Total Phosphorus by Colourimetry (0.002 mg/L)										
Amber glass total (sulfuric acid)										
FLB-10	E372-U	09-Oct-2023	12-Oct-2023	28 days	3 days	✓	13-Oct-2023	28 days	4 days	✓
Anions and Nutrients : Total Phosphorus by Colourimetry (0.002 mg/L)										
Amber glass total (sulfuric acid)										
FLB-12	E372-U	09-Oct-2023	12-Oct-2023	28 days	3 days	✓	13-Oct-2023	28 days	4 days	✓
Anions and Nutrients : Total Phosphorus by Colourimetry (0.002 mg/L)										
Amber glass total (sulfuric acid)										
FLB-13	E372-U	09-Oct-2023	12-Oct-2023	28 days	3 days	✓	13-Oct-2023	28 days	4 days	✓
Anions and Nutrients : Total Phosphorus by Colourimetry (0.002 mg/L)										
Amber glass total (sulfuric acid)										
FLB-14	E372-U	09-Oct-2023	12-Oct-2023	28 days	3 days	✓	13-Oct-2023	28 days	4 days	✓

Matrix: **Water**

Evaluation: × = Holding time exceedance ; ✓ = Within Holding Time

Analyte Group : Analytical Method / Container / Client Sample ID(s)	Method	Sampling Date	Extraction / Preparation				Analysis			
			Preparation Date	Holding Times		Eval	Analysis Date	Holding Times		Eval
				Rec	Actual			Rec	Actual	
Anions and Nutrients : Total Phosphorus by Colourimetry (0.002 mg/L)										
Amber glass total (sulfuric acid)										
FLB-15	E372-U	09-Oct-2023	12-Oct-2023	28 days	3 days	✓	13-Oct-2023	28 days	4 days	✓
Anions and Nutrients : Total Phosphorus by Colourimetry (0.002 mg/L)										
Amber glass total (sulfuric acid)										
FLB-BLANK	E372-U	09-Oct-2023	12-Oct-2023	28 days	3 days	✓	13-Oct-2023	28 days	4 days	✓
Anions and Nutrients : Total Phosphorus by Colourimetry (0.002 mg/L)										
Amber glass total (sulfuric acid)										
FLB-DUP	E372-U	09-Oct-2023	12-Oct-2023	28 days	3 days	✓	13-Oct-2023	28 days	4 days	✓
Dissolved Metals : Dissolved Metals in Water by CRC ICPMS										
HDPE dissolved (nitric acid)										
FLB-01	E421	09-Oct-2023	17-Oct-2023	180 days	8 days	✓	17-Oct-2023	180 days	8 days	✓
Dissolved Metals : Dissolved Metals in Water by CRC ICPMS										
HDPE dissolved (nitric acid)										
FLB-02	E421	09-Oct-2023	17-Oct-2023	180 days	8 days	✓	17-Oct-2023	180 days	8 days	✓
Dissolved Metals : Dissolved Metals in Water by CRC ICPMS										
HDPE dissolved (nitric acid)										
FLB-03	E421	09-Oct-2023	17-Oct-2023	180 days	8 days	✓	17-Oct-2023	180 days	8 days	✓
Dissolved Metals : Dissolved Metals in Water by CRC ICPMS										
HDPE dissolved (nitric acid)										
FLB-04	E421	09-Oct-2023	17-Oct-2023	180 days	8 days	✓	17-Oct-2023	180 days	8 days	✓
Dissolved Metals : Dissolved Metals in Water by CRC ICPMS										
HDPE dissolved (nitric acid)										
FLB-05	E421	09-Oct-2023	17-Oct-2023	180 days	8 days	✓	17-Oct-2023	180 days	8 days	✓
Dissolved Metals : Dissolved Metals in Water by CRC ICPMS										
HDPE dissolved (nitric acid)										
FLB-06	E421	09-Oct-2023	17-Oct-2023	180 days	8 days	✓	17-Oct-2023	180 days	8 days	✓

Matrix: **Water**

Evaluation: × = Holding time exceedance ; ✓ = Within Holding Time

Analyte Group : Analytical Method / Container / Client Sample ID(s)	Method	Sampling Date	Extraction / Preparation				Analysis			
			Preparation Date	Holding Times Rec	Holding Times Actual	Eval	Analysis Date	Holding Times Rec	Holding Times Actual	Eval
Dissolved Metals : Dissolved Metals in Water by CRC ICPMS										
HDPE dissolved (nitric acid) FLB-07	E421	09-Oct-2023	17-Oct-2023	180 days	8 days	✓	17-Oct-2023	180 days	8 days	✓
Dissolved Metals : Dissolved Metals in Water by CRC ICPMS										
HDPE dissolved (nitric acid) FLB-08	E421	09-Oct-2023	17-Oct-2023	180 days	8 days	✓	17-Oct-2023	180 days	8 days	✓
Dissolved Metals : Dissolved Metals in Water by CRC ICPMS										
HDPE dissolved (nitric acid) FLB-09	E421	09-Oct-2023	17-Oct-2023	180 days	8 days	✓	17-Oct-2023	180 days	8 days	✓
Dissolved Metals : Dissolved Metals in Water by CRC ICPMS										
HDPE dissolved (nitric acid) FLB-10	E421	09-Oct-2023	17-Oct-2023	180 days	8 days	✓	17-Oct-2023	180 days	8 days	✓
Dissolved Metals : Dissolved Metals in Water by CRC ICPMS										
HDPE dissolved (nitric acid) FLB-12	E421	09-Oct-2023	17-Oct-2023	180 days	8 days	✓	17-Oct-2023	180 days	8 days	✓
Dissolved Metals : Dissolved Metals in Water by CRC ICPMS										
HDPE dissolved (nitric acid) FLB-13	E421	09-Oct-2023	17-Oct-2023	180 days	8 days	✓	17-Oct-2023	180 days	8 days	✓
Dissolved Metals : Dissolved Metals in Water by CRC ICPMS										
HDPE dissolved (nitric acid) FLB-14	E421	09-Oct-2023	17-Oct-2023	180 days	8 days	✓	17-Oct-2023	180 days	8 days	✓
Dissolved Metals : Dissolved Metals in Water by CRC ICPMS										
HDPE dissolved (nitric acid) FLB-15	E421	09-Oct-2023	17-Oct-2023	180 days	8 days	✓	17-Oct-2023	180 days	8 days	✓
Dissolved Metals : Dissolved Metals in Water by CRC ICPMS										
HDPE dissolved (nitric acid) FLB-BLANK	E421	09-Oct-2023	17-Oct-2023	180 days	8 days	✓	17-Oct-2023	180 days	8 days	✓

Matrix: **Water**

Evaluation: × = Holding time exceedance ; ✓ = Within Holding Time

Analyte Group : Analytical Method / Container / Client Sample ID(s)	Method	Sampling Date	Extraction / Preparation				Analysis			
			Preparation Date	Holding Times Rec	Holding Times Actual	Eval	Analysis Date	Holding Times Rec	Holding Times Actual	Eval
Dissolved Metals : Dissolved Metals in Water by CRC ICPMS										
HDPE dissolved (nitric acid) FLB-DUP	E421	09-Oct-2023	17-Oct-2023	180 days	8 days	✓	17-Oct-2023	180 days	8 days	✓
Dissolved Metals : Dissolved Metals in Water by CRC ICPMS										
HDPE dissolved (nitric acid) FLB-FIELD BLANK	E421	09-Oct-2023	17-Oct-2023	180 days	8 days	✓	17-Oct-2023	180 days	8 days	✓
Dissolved Metals : Dissolved Phosphorus in Water by CRC-ICPMS (Low level)										
HDPE dissolved (nitric acid) FLB-01	E421.P-L	09-Oct-2023	17-Oct-2023	180 days	8 days	✓	17-Oct-2023	180 days	8 days	✓
Dissolved Metals : Dissolved Phosphorus in Water by CRC-ICPMS (Low level)										
HDPE dissolved (nitric acid) FLB-02	E421.P-L	09-Oct-2023	17-Oct-2023	180 days	8 days	✓	17-Oct-2023	180 days	8 days	✓
Dissolved Metals : Dissolved Phosphorus in Water by CRC-ICPMS (Low level)										
HDPE dissolved (nitric acid) FLB-03	E421.P-L	09-Oct-2023	17-Oct-2023	180 days	8 days	✓	17-Oct-2023	180 days	8 days	✓
Dissolved Metals : Dissolved Phosphorus in Water by CRC-ICPMS (Low level)										
HDPE dissolved (nitric acid) FLB-04	E421.P-L	09-Oct-2023	17-Oct-2023	180 days	8 days	✓	17-Oct-2023	180 days	8 days	✓
Dissolved Metals : Dissolved Phosphorus in Water by CRC-ICPMS (Low level)										
HDPE dissolved (nitric acid) FLB-05	E421.P-L	09-Oct-2023	17-Oct-2023	180 days	8 days	✓	17-Oct-2023	180 days	8 days	✓
Dissolved Metals : Dissolved Phosphorus in Water by CRC-ICPMS (Low level)										
HDPE dissolved (nitric acid) FLB-06	E421.P-L	09-Oct-2023	17-Oct-2023	180 days	8 days	✓	17-Oct-2023	180 days	8 days	✓
Dissolved Metals : Dissolved Phosphorus in Water by CRC-ICPMS (Low level)										
HDPE dissolved (nitric acid) FLB-07	E421.P-L	09-Oct-2023	17-Oct-2023	180 days	8 days	✓	17-Oct-2023	180 days	8 days	✓

Matrix: **Water**

Evaluation: × = Holding time exceedance ; ✓ = Within Holding Time

Analyte Group : Analytical Method / Container / Client Sample ID(s)	Method	Sampling Date	Extraction / Preparation				Analysis			
			Preparation Date	Holding Times		Eval	Analysis Date	Holding Times		Eval
				Rec	Actual			Rec	Actual	
Dissolved Metals : Dissolved Phosphorus in Water by CRC-ICPMS (Low level)										
HDPE dissolved (nitric acid)										
FLB-08	E421.P-L	09-Oct-2023	17-Oct-2023	180 days	8 days	✓	17-Oct-2023	180 days	8 days	✓
Dissolved Metals : Dissolved Phosphorus in Water by CRC-ICPMS (Low level)										
HDPE dissolved (nitric acid)										
FLB-09	E421.P-L	09-Oct-2023	17-Oct-2023	180 days	8 days	✓	17-Oct-2023	180 days	8 days	✓
Dissolved Metals : Dissolved Phosphorus in Water by CRC-ICPMS (Low level)										
HDPE dissolved (nitric acid)										
FLB-10	E421.P-L	09-Oct-2023	17-Oct-2023	180 days	8 days	✓	17-Oct-2023	180 days	8 days	✓
Dissolved Metals : Dissolved Phosphorus in Water by CRC-ICPMS (Low level)										
HDPE dissolved (nitric acid)										
FLB-12	E421.P-L	09-Oct-2023	17-Oct-2023	180 days	8 days	✓	17-Oct-2023	180 days	8 days	✓
Dissolved Metals : Dissolved Phosphorus in Water by CRC-ICPMS (Low level)										
HDPE dissolved (nitric acid)										
FLB-13	E421.P-L	09-Oct-2023	17-Oct-2023	180 days	8 days	✓	17-Oct-2023	180 days	8 days	✓
Dissolved Metals : Dissolved Phosphorus in Water by CRC-ICPMS (Low level)										
HDPE dissolved (nitric acid)										
FLB-14	E421.P-L	09-Oct-2023	17-Oct-2023	180 days	8 days	✓	17-Oct-2023	180 days	8 days	✓
Dissolved Metals : Dissolved Phosphorus in Water by CRC-ICPMS (Low level)										
HDPE dissolved (nitric acid)										
FLB-15	E421.P-L	09-Oct-2023	17-Oct-2023	180 days	8 days	✓	17-Oct-2023	180 days	8 days	✓
Dissolved Metals : Dissolved Phosphorus in Water by CRC-ICPMS (Low level)										
HDPE dissolved (nitric acid)										
FLB-BLANK	E421.P-L	09-Oct-2023	17-Oct-2023	180 days	8 days	✓	17-Oct-2023	180 days	8 days	✓
Dissolved Metals : Dissolved Phosphorus in Water by CRC-ICPMS (Low level)										
HDPE dissolved (nitric acid)										
FLB-DUP	E421.P-L	09-Oct-2023	17-Oct-2023	180 days	8 days	✓	17-Oct-2023	180 days	8 days	✓

Matrix: **Water**

Evaluation: × = Holding time exceedance ; ✓ = Within Holding Time

Analyte Group : Analytical Method / Container / Client Sample ID(s)	Method	Sampling Date	Extraction / Preparation				Analysis			
			Preparation Date	Holding Times Rec	Holding Times Actual	Eval	Analysis Date	Holding Times Rec	Holding Times Actual	Eval
Physical Tests : Acidity by Titration										
HDPE FLB-01	E283	09-Oct-2023	13-Oct-2023	14 days	4 days	✓	17-Oct-2023	14 days	8 days	✓
Physical Tests : Acidity by Titration										
HDPE FLB-02	E283	09-Oct-2023	13-Oct-2023	14 days	4 days	✓	17-Oct-2023	14 days	8 days	✓
Physical Tests : Acidity by Titration										
HDPE FLB-03	E283	09-Oct-2023	13-Oct-2023	14 days	4 days	✓	17-Oct-2023	14 days	8 days	✓
Physical Tests : Acidity by Titration										
HDPE FLB-04	E283	09-Oct-2023	13-Oct-2023	14 days	4 days	✓	17-Oct-2023	14 days	8 days	✓
Physical Tests : Acidity by Titration										
HDPE FLB-05	E283	09-Oct-2023	13-Oct-2023	14 days	4 days	✓	17-Oct-2023	14 days	8 days	✓
Physical Tests : Acidity by Titration										
HDPE FLB-06	E283	09-Oct-2023	13-Oct-2023	14 days	4 days	✓	17-Oct-2023	14 days	8 days	✓
Physical Tests : Acidity by Titration										
HDPE FLB-07	E283	09-Oct-2023	13-Oct-2023	14 days	4 days	✓	17-Oct-2023	14 days	8 days	✓
Physical Tests : Acidity by Titration										
HDPE FLB-08	E283	09-Oct-2023	13-Oct-2023	14 days	4 days	✓	17-Oct-2023	14 days	8 days	✓
Physical Tests : Acidity by Titration										
HDPE FLB-09	E283	09-Oct-2023	13-Oct-2023	14 days	4 days	✓	17-Oct-2023	14 days	8 days	✓

Matrix: **Water**

Evaluation: × = Holding time exceedance ; ✓ = Within Holding Time

Analyte Group : Analytical Method / Container / Client Sample ID(s)	Method	Sampling Date	Extraction / Preparation				Analysis			
			Preparation Date	Holding Times Rec	Holding Times Actual	Eval	Analysis Date	Holding Times Rec	Holding Times Actual	Eval
Physical Tests : Acidity by Titration										
HDPE FLB-10	E283	09-Oct-2023	13-Oct-2023	14 days	4 days	✓	17-Oct-2023	14 days	8 days	✓
Physical Tests : Acidity by Titration										
HDPE FLB-12	E283	09-Oct-2023	13-Oct-2023	14 days	4 days	✓	17-Oct-2023	14 days	8 days	✓
Physical Tests : Acidity by Titration										
HDPE FLB-13	E283	09-Oct-2023	13-Oct-2023	14 days	4 days	✓	17-Oct-2023	14 days	8 days	✓
Physical Tests : Acidity by Titration										
HDPE FLB-14	E283	09-Oct-2023	13-Oct-2023	14 days	4 days	✓	17-Oct-2023	14 days	8 days	✓
Physical Tests : Acidity by Titration										
HDPE FLB-15	E283	09-Oct-2023	13-Oct-2023	14 days	4 days	✓	17-Oct-2023	14 days	8 days	✓
Physical Tests : Acidity by Titration										
HDPE FLB-BLANK	E283	09-Oct-2023	13-Oct-2023	14 days	4 days	✓	17-Oct-2023	14 days	8 days	✓
Physical Tests : Acidity by Titration										
HDPE FLB-DUP	E283	09-Oct-2023	13-Oct-2023	14 days	4 days	✓	17-Oct-2023	14 days	8 days	✓
Physical Tests : Alkalinity Species by Titration										
HDPE [ON MECP] FLB-01	E290	09-Oct-2023	11-Oct-2023	14 days	2 days	✓	12-Oct-2023	14 days	3 days	✓
Physical Tests : Alkalinity Species by Titration										
HDPE [ON MECP] FLB-02	E290	09-Oct-2023	11-Oct-2023	14 days	2 days	✓	12-Oct-2023	14 days	3 days	✓

Matrix: **Water**

Evaluation: × = Holding time exceedance ; ✓ = Within Holding Time

Analyte Group : Analytical Method / Container / Client Sample ID(s)	Method	Sampling Date	Extraction / Preparation				Analysis			
			Preparation Date	Holding Times Rec	Holding Times Actual	Eval	Analysis Date	Holding Times Rec	Holding Times Actual	Eval
Physical Tests : Alkalinity Species by Titration										
HDPE [ON MECP] FLB-03	E290	09-Oct-2023	11-Oct-2023	14 days	2 days	✓	12-Oct-2023	14 days	3 days	✓
Physical Tests : Alkalinity Species by Titration										
HDPE [ON MECP] FLB-04	E290	09-Oct-2023	11-Oct-2023	14 days	2 days	✓	12-Oct-2023	14 days	3 days	✓
Physical Tests : Alkalinity Species by Titration										
HDPE [ON MECP] FLB-05	E290	09-Oct-2023	11-Oct-2023	14 days	2 days	✓	12-Oct-2023	14 days	3 days	✓
Physical Tests : Alkalinity Species by Titration										
HDPE [ON MECP] FLB-06	E290	09-Oct-2023	11-Oct-2023	14 days	2 days	✓	12-Oct-2023	14 days	3 days	✓
Physical Tests : Alkalinity Species by Titration										
HDPE [ON MECP] FLB-07	E290	09-Oct-2023	11-Oct-2023	14 days	2 days	✓	12-Oct-2023	14 days	3 days	✓
Physical Tests : Alkalinity Species by Titration										
HDPE [ON MECP] FLB-08	E290	09-Oct-2023	11-Oct-2023	14 days	2 days	✓	12-Oct-2023	14 days	3 days	✓
Physical Tests : Alkalinity Species by Titration										
HDPE [ON MECP] FLB-09	E290	09-Oct-2023	11-Oct-2023	14 days	2 days	✓	12-Oct-2023	14 days	3 days	✓
Physical Tests : Alkalinity Species by Titration										
HDPE [ON MECP] FLB-10	E290	09-Oct-2023	11-Oct-2023	14 days	2 days	✓	12-Oct-2023	14 days	3 days	✓
Physical Tests : Alkalinity Species by Titration										
HDPE [ON MECP] FLB-12	E290	09-Oct-2023	11-Oct-2023	14 days	2 days	✓	12-Oct-2023	14 days	3 days	✓

Matrix: **Water**

Evaluation: × = Holding time exceedance ; ✓ = Within Holding Time

Analyte Group : Analytical Method / Container / Client Sample ID(s)	Method	Sampling Date	Extraction / Preparation				Analysis			
			Preparation Date	Holding Times Rec	Holding Times Actual	Eval	Analysis Date	Holding Times Rec	Holding Times Actual	Eval
Physical Tests : Alkalinity Species by Titration										
HDPE [ON MECP] FLB-13	E290	09-Oct-2023	11-Oct-2023	14 days	2 days	✓	12-Oct-2023	14 days	3 days	✓
Physical Tests : Alkalinity Species by Titration										
HDPE [ON MECP] FLB-14	E290	09-Oct-2023	11-Oct-2023	14 days	2 days	✓	12-Oct-2023	14 days	3 days	✓
Physical Tests : Alkalinity Species by Titration										
HDPE [ON MECP] FLB-15	E290	09-Oct-2023	11-Oct-2023	14 days	2 days	✓	12-Oct-2023	14 days	3 days	✓
Physical Tests : Alkalinity Species by Titration										
HDPE [ON MECP] FLB-BLANK	E290	09-Oct-2023	11-Oct-2023	14 days	2 days	✓	12-Oct-2023	14 days	3 days	✓
Physical Tests : Alkalinity Species by Titration										
HDPE [ON MECP] FLB-DUP	E290	09-Oct-2023	11-Oct-2023	14 days	2 days	✓	12-Oct-2023	14 days	3 days	✓
Physical Tests : Conductivity in Water										
HDPE [ON MECP] FLB-01	E100	09-Oct-2023	11-Oct-2023	28 days	2 days	✓	12-Oct-2023	28 days	3 days	✓
Physical Tests : Conductivity in Water										
HDPE [ON MECP] FLB-02	E100	09-Oct-2023	11-Oct-2023	28 days	2 days	✓	12-Oct-2023	28 days	3 days	✓
Physical Tests : Conductivity in Water										
HDPE [ON MECP] FLB-03	E100	09-Oct-2023	11-Oct-2023	28 days	2 days	✓	12-Oct-2023	28 days	3 days	✓
Physical Tests : Conductivity in Water										
HDPE [ON MECP] FLB-04	E100	09-Oct-2023	11-Oct-2023	28 days	2 days	✓	12-Oct-2023	28 days	3 days	✓

Matrix: **Water**

Evaluation: × = Holding time exceedance ; ✓ = Within Holding Time

Analyte Group : Analytical Method / Container / Client Sample ID(s)	Method	Sampling Date	Extraction / Preparation				Analysis			
			Preparation Date	Holding Times Rec	Holding Times Actual	Eval	Analysis Date	Holding Times Rec	Holding Times Actual	Eval
Physical Tests : Conductivity in Water										
HDPE [ON MECP] FLB-05	E100	09-Oct-2023	11-Oct-2023	28 days	2 days	✓	12-Oct-2023	28 days	3 days	✓
Physical Tests : Conductivity in Water										
HDPE [ON MECP] FLB-06	E100	09-Oct-2023	11-Oct-2023	28 days	2 days	✓	12-Oct-2023	28 days	3 days	✓
Physical Tests : Conductivity in Water										
HDPE [ON MECP] FLB-07	E100	09-Oct-2023	11-Oct-2023	28 days	2 days	✓	12-Oct-2023	28 days	3 days	✓
Physical Tests : Conductivity in Water										
HDPE [ON MECP] FLB-08	E100	09-Oct-2023	11-Oct-2023	28 days	2 days	✓	12-Oct-2023	28 days	3 days	✓
Physical Tests : Conductivity in Water										
HDPE [ON MECP] FLB-09	E100	09-Oct-2023	11-Oct-2023	28 days	2 days	✓	12-Oct-2023	28 days	3 days	✓
Physical Tests : Conductivity in Water										
HDPE [ON MECP] FLB-10	E100	09-Oct-2023	11-Oct-2023	28 days	2 days	✓	12-Oct-2023	28 days	3 days	✓
Physical Tests : Conductivity in Water										
HDPE [ON MECP] FLB-12	E100	09-Oct-2023	11-Oct-2023	28 days	2 days	✓	12-Oct-2023	28 days	3 days	✓
Physical Tests : Conductivity in Water										
HDPE [ON MECP] FLB-13	E100	09-Oct-2023	11-Oct-2023	28 days	2 days	✓	12-Oct-2023	28 days	3 days	✓
Physical Tests : Conductivity in Water										
HDPE [ON MECP] FLB-14	E100	09-Oct-2023	11-Oct-2023	28 days	2 days	✓	12-Oct-2023	28 days	3 days	✓

Matrix: **Water**

Evaluation: × = Holding time exceedance ; ✓ = Within Holding Time

Analyte Group : Analytical Method / Container / Client Sample ID(s)	Method	Sampling Date	Extraction / Preparation				Analysis			
			Preparation Date	Holding Times Rec	Holding Times Actual	Eval	Analysis Date	Holding Times Rec	Holding Times Actual	Eval
Physical Tests : Conductivity in Water										
HDPE [ON MECP] FLB-15	E100	09-Oct-2023	11-Oct-2023	28 days	2 days	✓	12-Oct-2023	28 days	3 days	✓
Physical Tests : Conductivity in Water										
HDPE [ON MECP] FLB-BLANK	E100	09-Oct-2023	11-Oct-2023	28 days	2 days	✓	12-Oct-2023	28 days	3 days	✓
Physical Tests : Conductivity in Water										
HDPE [ON MECP] FLB-DUP	E100	09-Oct-2023	11-Oct-2023	28 days	2 days	✓	12-Oct-2023	28 days	3 days	✓
Physical Tests : pH by Meter										
HDPE [ON MECP] FLB-01	E108	09-Oct-2023	11-Oct-2023	14 days	2 days	✓	12-Oct-2023	14 days	3 days	✓
Physical Tests : pH by Meter										
HDPE [ON MECP] FLB-02	E108	09-Oct-2023	11-Oct-2023	14 days	2 days	✓	12-Oct-2023	14 days	3 days	✓
Physical Tests : pH by Meter										
HDPE [ON MECP] FLB-03	E108	09-Oct-2023	11-Oct-2023	14 days	2 days	✓	12-Oct-2023	14 days	3 days	✓
Physical Tests : pH by Meter										
HDPE [ON MECP] FLB-04	E108	09-Oct-2023	11-Oct-2023	14 days	2 days	✓	12-Oct-2023	14 days	3 days	✓
Physical Tests : pH by Meter										
HDPE [ON MECP] FLB-05	E108	09-Oct-2023	11-Oct-2023	14 days	2 days	✓	12-Oct-2023	14 days	3 days	✓
Physical Tests : pH by Meter										
HDPE [ON MECP] FLB-06	E108	09-Oct-2023	11-Oct-2023	14 days	2 days	✓	12-Oct-2023	14 days	3 days	✓

Matrix: **Water**

Evaluation: × = Holding time exceedance ; ✓ = Within Holding Time

Analyte Group : Analytical Method / Container / Client Sample ID(s)	Method	Sampling Date	Extraction / Preparation				Analysis			
			Preparation Date	Holding Times Rec	Holding Times Actual	Eval	Analysis Date	Holding Times Rec	Holding Times Actual	Eval
Physical Tests : pH by Meter										
HDPE [ON MECP] FLB-07	E108	09-Oct-2023	11-Oct-2023	14 days	2 days	✓	12-Oct-2023	14 days	3 days	✓
Physical Tests : pH by Meter										
HDPE [ON MECP] FLB-08	E108	09-Oct-2023	11-Oct-2023	14 days	2 days	✓	12-Oct-2023	14 days	3 days	✓
Physical Tests : pH by Meter										
HDPE [ON MECP] FLB-09	E108	09-Oct-2023	11-Oct-2023	14 days	2 days	✓	12-Oct-2023	14 days	3 days	✓
Physical Tests : pH by Meter										
HDPE [ON MECP] FLB-10	E108	09-Oct-2023	11-Oct-2023	14 days	2 days	✓	12-Oct-2023	14 days	3 days	✓
Physical Tests : pH by Meter										
HDPE [ON MECP] FLB-12	E108	09-Oct-2023	11-Oct-2023	14 days	2 days	✓	12-Oct-2023	14 days	3 days	✓
Physical Tests : pH by Meter										
HDPE [ON MECP] FLB-13	E108	09-Oct-2023	11-Oct-2023	14 days	2 days	✓	12-Oct-2023	14 days	3 days	✓
Physical Tests : pH by Meter										
HDPE [ON MECP] FLB-14	E108	09-Oct-2023	11-Oct-2023	14 days	2 days	✓	12-Oct-2023	14 days	3 days	✓
Physical Tests : pH by Meter										
HDPE [ON MECP] FLB-15	E108	09-Oct-2023	11-Oct-2023	14 days	2 days	✓	12-Oct-2023	14 days	3 days	✓
Physical Tests : pH by Meter										
HDPE [ON MECP] FLB-BLANK	E108	09-Oct-2023	11-Oct-2023	14 days	2 days	✓	12-Oct-2023	14 days	3 days	✓

Matrix: **Water**

Evaluation: × = Holding time exceedance ; ✓ = Within Holding Time

Analyte Group : Analytical Method / Container / Client Sample ID(s)	Method	Sampling Date	Extraction / Preparation				Analysis			
			Preparation Date	Holding Times Rec	Holding Times Actual	Eval	Analysis Date	Holding Times Rec	Holding Times Actual	Eval
Physical Tests : pH by Meter										
HDPE [ON MECP] FLB-DUP	E108	09-Oct-2023	11-Oct-2023	14 days	2 days	✓	12-Oct-2023	14 days	3 days	✓
Physical Tests : TDS by Gravimetry (Low Level)										
HDPE [ON MECP] FLB-01	E162-L	09-Oct-2023	----	----	----		12-Oct-2023	7 days	3 days	✓
Physical Tests : TDS by Gravimetry (Low Level)										
HDPE [ON MECP] FLB-02	E162-L	09-Oct-2023	----	----	----		12-Oct-2023	7 days	3 days	✓
Physical Tests : TDS by Gravimetry (Low Level)										
HDPE [ON MECP] FLB-03	E162-L	09-Oct-2023	----	----	----		12-Oct-2023	7 days	3 days	✓
Physical Tests : TDS by Gravimetry (Low Level)										
HDPE [ON MECP] FLB-04	E162-L	09-Oct-2023	----	----	----		12-Oct-2023	7 days	3 days	✓
Physical Tests : TDS by Gravimetry (Low Level)										
HDPE [ON MECP] FLB-05	E162-L	09-Oct-2023	----	----	----		12-Oct-2023	7 days	3 days	✓
Physical Tests : TDS by Gravimetry (Low Level)										
HDPE [ON MECP] FLB-06	E162-L	09-Oct-2023	----	----	----		12-Oct-2023	7 days	3 days	✓
Physical Tests : TDS by Gravimetry (Low Level)										
HDPE [ON MECP] FLB-07	E162-L	09-Oct-2023	----	----	----		12-Oct-2023	7 days	3 days	✓
Physical Tests : TDS by Gravimetry (Low Level)										
HDPE [ON MECP] FLB-08	E162-L	09-Oct-2023	----	----	----		12-Oct-2023	7 days	3 days	✓

Matrix: **Water**

Evaluation: × = Holding time exceedance ; ✓ = Within Holding Time

Analyte Group : Analytical Method / Container / Client Sample ID(s)	*Method*	*Sampling Date*	*Extraction / Preparation*				*Analysis*			
			Preparation Date	*Holding Times* Rec	*Holding Times* Actual	*Eval*	*Analysis Date*	*Holding Times* Rec	*Holding Times* Actual	*Eval*
Physical Tests : TDS by Gravimetry (Low Level)										
HDPE [ON MECP] FLB-09	E162-L	09-Oct-2023	----	----	----		12-Oct-2023	7 days	3 days	✓
Physical Tests : TDS by Gravimetry (Low Level)										
HDPE [ON MECP] FLB-10	E162-L	09-Oct-2023	----	----	----		12-Oct-2023	7 days	3 days	✓
Physical Tests : TDS by Gravimetry (Low Level)										
HDPE [ON MECP] FLB-12	E162-L	09-Oct-2023	----	----	----		12-Oct-2023	7 days	3 days	✓
Physical Tests : TDS by Gravimetry (Low Level)										
HDPE [ON MECP] FLB-13	E162-L	09-Oct-2023	----	----	----		12-Oct-2023	7 days	3 days	✓
Physical Tests : TDS by Gravimetry (Low Level)										
HDPE [ON MECP] FLB-14	E162-L	09-Oct-2023	----	----	----		12-Oct-2023	7 days	3 days	✓
Physical Tests : TDS by Gravimetry (Low Level)										
HDPE [ON MECP] FLB-15	E162-L	09-Oct-2023	----	----	----		12-Oct-2023	7 days	3 days	✓
Physical Tests : TDS by Gravimetry (Low Level)										
HDPE [ON MECP] FLB-BLANK	E162-L	09-Oct-2023	----	----	----		12-Oct-2023	7 days	3 days	✓
Physical Tests : TDS by Gravimetry (Low Level)										
HDPE [ON MECP] FLB-DUP	E162-L	09-Oct-2023	----	----	----		12-Oct-2023	7 days	3 days	✓

Legend & Qualifier Definitions

Rec. HT: ALS recommended hold time (see units).

Quality Control Parameter Frequency Compliance

The following report summarizes the frequency of laboratory QC samples analyzed within the analytical batches (QC lots) in which the submitted samples were processed. The actual frequency should be greater than or equal to the expected frequency.

Matrix: **Water**

Evaluation: ✗ = QC frequency outside specification; ✓ = QC frequency within specification.

Quality Control Sample Type			Count		Frequency (%)		
Analytical Methods	*Method*	*QC Lot #*	*QC*	*Regular*	*Actual*	*Expected*	*Evaluation*
Laboratory Duplicates (DUP)							
Acidity by Titration	E283	1184156	1	20	5.0	5.0	✓
Alkalinity Species by Titration	E290	1178953	1	17	5.8	5.0	✓
Chloride in Water by IC (Low Level)	E235.Cl-L	1178618	1	36	2.7	5.0	✗
Conductivity in Water	E100	1178952	1	17	5.8	5.0	✓
Dissolved Metals in Water by CRC ICPMS	E421	1188915	1	40	2.5	5.0	✗
Dissolved Phosphorus in Water by CRC-ICPMS (Low level)	E421.P-L	1188917	2	26	7.6	5.0	✓
Fluoride in Water by IC	E235.F	1178614	2	17	11.7	5.0	✓
pH by Meter	E108	1178951	1	19	5.2	5.0	✓
Sulfate in Water by IC	E235.SO4	1178615	1	36	2.7	5.0	✗
TDS by Gravimetry (Low Level)	E162-L	1179548	2	40	5.0	5.0	✓
Total Phosphorus by Colourimetry (0.002 mg/L)	E372-U	1181671	1	23	4.3	5.0	✗
Laboratory Control Samples (LCS)							
Acidity by Titration	E283	1184156	1	20	5.0	5.0	✓
Alkalinity Species by Titration	E290	1178953	1	17	5.8	5.0	✓
Chloride in Water by IC (Low Level)	E235.Cl-L	1178618	2	36	5.5	5.0	✓
Conductivity in Water	E100	1178952	1	17	5.8	5.0	✓
Dissolved Metals in Water by CRC ICPMS	E421	1188915	2	40	5.0	5.0	✓
Dissolved Phosphorus in Water by CRC-ICPMS (Low level)	E421.P-L	1188917	2	26	7.6	5.0	✓
Fluoride in Water by IC	E235.F	1178614	2	17	11.7	5.0	✓
pH by Meter	E108	1178951	1	19	5.2	5.0	✓
Sulfate in Water by IC	E235.SO4	1178615	2	36	5.5	5.0	✓
TDS by Gravimetry (Low Level)	E162-L	1179548	2	40	5.0	5.0	✓
Total Phosphorus by Colourimetry (0.002 mg/L)	E372-U	1181671	2	23	8.7	5.0	✓
Method Blanks (MB)							
Acidity by Titration	E283	1184156	1	20	5.0	5.0	✓
Alkalinity Species by Titration	E290	1178953	1	17	5.8	5.0	✓
Chloride in Water by IC (Low Level)	E235.Cl-L	1178618	2	36	5.5	5.0	✓
Conductivity in Water	E100	1178952	1	17	5.8	5.0	✓
Dissolved Metals in Water by CRC ICPMS	E421	1188915	2	40	5.0	5.0	✓
Dissolved Phosphorus in Water by CRC-ICPMS (Low level)	E421.P-L	1188917	2	26	7.6	5.0	✓
Fluoride in Water by IC	E235.F	1178614	2	17	11.7	5.0	✓
Sulfate in Water by IC	E235.SO4	1178615	2	36	5.5	5.0	✓
TDS by Gravimetry (Low Level)	E162-L	1179548	2	40	5.0	5.0	✓
Total Phosphorus by Colourimetry (0.002 mg/L)	E372-U	1181671	2	23	8.7	5.0	✓
Matrix Spikes (MS)							

Matrix: **Water**

Evaluation: ✗ = *QC frequency outside specification*; ✓ = *QC frequency within specification.*

Quality Control Sample Type			Count		Frequency (%)		
Analytical Methods	*Method*	*QC Lot #*	*QC*	*Regular*	*Actual*	*Expected*	*Evaluation*
Matrix Spikes (MS) - Continued							
Chloride in Water by IC (Low Level)	E235.Cl-L	1178618	1	36	2.7	5.0	✗
Dissolved Metals in Water by CRC ICPMS	E421	1188915	1	40	2.5	5.0	✗
Dissolved Phosphorus in Water by CRC-ICPMS (Low level)	E421.P-L	1188917	2	26	7.6	5.0	✓
Fluoride in Water by IC	E235.F	1178614	2	17	11.7	5.0	✓
Sulfate in Water by IC	E235.SO4	1178615	1	36	2.7	5.0	✗
Total Phosphorus by Colourimetry (0.002 mg/L)	E372-U	1181671	1	23	4.3	5.0	✗

Methodology References and Summaries

The analytical methods used by ALS are developed using internationally recognized reference methods (where available), such as those published by US EPA, APHA Standard Methods, ASTM, ISO, Environment Canada, BC MOE, and Ontario MOE. Reference methods may incorporate modifications to improve performance (indicated by "mod").

Analytical Methods	Method / Lab	Matrix	Method Reference	Method Descriptions
Conductivity in Water	E100 ALS Environmental - Winnipeg	Water	APHA 2510 (mod)	Conductivity, also known as Electrical Conductivity (EC) or Specific Conductance, is measured by immersion of a conductivity cell with platinum electrodes into a water sample. Conductivity measurements are temperature-compensated to 25°C.
pH by Meter	E108 ALS Environmental - Winnipeg	Water	APHA 4500-H (mod)	pH is determined by potentiometric measurement with a pH electrode, and is conducted at ambient laboratory temperature (normally 20 ± 5°C). For high accuracy test results, pH should be measured in the field within the recommended 15 minute hold time.
TDS by Gravimetry (Low Level)	E162-L ALS Environmental - Winnipeg	Water	APHA 2540 C (mod)	Total Dissolved Solids (TDS) are determined by filtering a sample through a glass fibre filter, with evaporation of the filtrate at 180 ± 2°C for 16 hours or to constant weight, with gravimetric measurement of the residue.
Chloride in Water by IC (Low Level)	E235.Cl-L ALS Environmental - Winnipeg	Water	EPA 300.1 (mod)	Inorganic anions are analyzed by Ion Chromatography with conductivity and/or UV detection.
Fluoride in Water by IC	E235.F ALS Environmental - Winnipeg	Water	EPA 300.1 (mod)	Inorganic anions are analyzed by Ion Chromatography with conductivity and/or UV detection.
Sulfate in Water by IC	E235.SO4 ALS Environmental - Winnipeg	Water	EPA 300.1 (mod)	Inorganic anions are analyzed by Ion Chromatography with conductivity and/or UV detection.
Acidity by Titration	E283 ALS Environmental - Waterloo	Water	APHA 2310 B (mod)	Acidity is determined by potentiometric titration to pH endpoint of 8.3
Alkalinity Species by Titration	E290 ALS Environmental - Winnipeg	Water	APHA 2320 B (mod)	Total alkalinity is determined by potentiometric titration to a pH 4.5 endpoint. Bicarbonate, carbonate and hydroxide alkalinity are calculated from phenolphthalein alkalinity and total alkalinity values.
Total Phosphorus by Colourimetry (0.002 mg/L)	E372-U ALS Environmental - Winnipeg	Water	APHA 4500-P E (mod).	Total Phosphorus is determined colourimetrically using a discrete analyzer after heated persulfate digestion of the sample.

Analytical Methods	Method / Lab	Matrix	Method Reference	Method Descriptions
Dissolved Metals in Water by CRC ICPMS	E421 ALS Environmental - Winnipeg	Water	APHA 3030B/EPA 6020B (mod)	Water samples are filtered (0.45 um), preserved with nitric acid, and analyzed by Collision/Reaction Cell ICPMS. Method Limitation (re: Sulfur): Sulfide and volatile sulfur species may not be recovered by this method.
Dissolved Phosphorus in Water by CRC-ICPMS (Low level)	E421.P-L ALS Environmental - Winnipeg	Water	APHA 3030B/EPA 6020B (mod)	Water samples are filtered (0.45 um), preserved with nitric acid, and analyzed by Collision/Reaction Cell ICPMS.

Preparation Methods	Method / Lab	Matrix	Method Reference	Method Descriptions
Digestion for Total Phosphorus in water	EP372 ALS Environmental - Winnipeg	Water	APHA 4500-P E (mod).	Samples are heated with a persulfate digestion reagent.
Dissolved Metals Water Filtration	EP421 ALS Environmental - Winnipeg	Water	APHA 3030B	Water samples are filtered (0.45 um), and preserved with HNO3.

QUALITY CONTROL REPORT

Work Order	: **WP2325926**	Page	: 1 of 14
Client	: Kinross Gold Corporation	Laboratory	: ALS Environmental - Winnipeg
Contact	: Ashley Moncrief	Account Manager	: Judy Dalmaijer
Address	: Great Bear Resources Ltd. A Kinross Company 117 Forestry Road Red Lake ON Canada P0V 2M0	Address	: 1329 Niakwa Road East, Unit 12 Winnipeg, Manitoba Canada R2J 3T4
Telephone	:	Telephone	: +1 204 255 9720
Project	: PPR-022-3	Date Samples Received	: 11-Oct-2023 09:00
PO	: ----	Date Analysis Commenced	: 11-Oct-2023
C-O-C number	: ----	Issue Date	: 18-Oct-2023 16:00
Sampler	: ---- 807 630 0203		
Site	: ----		
Quote number	: Monthy and Quarterly samples_V2		
No. of samples received	: 17		
No. of samples analysed	: 17		

This report supersedes any previous report(s) with this reference. Results apply to the sample(s) as submitted. This document shall not be reproduced, except in full.

This Quality Control Report contains the following information:

- Laboratory Duplicate (DUP) Report; Relative Percent Difference (RPD) and Data Quality Objectives
- Matrix Spike (MS) Report; Recovery and Data Quality Objectives
- Method Blank (MB) Report; Recovery and Data Quality Objectives
- Laboratory Control Sample (LCS) Report; Recovery and Data Quality Objectives

Signatories

This document has been electronically signed by the authorized signatories below. Electronic signing is conducted in accordance with US FDA 21 CFR Part 11.

Signatories	*Position*	*Laboratory Department*
Jon Fisher	Production Manager, Environmental	Waterloo Inorganics, Waterloo, Ontario
Oleksandr Busel		Winnipeg Inorganics, Winnipeg, Manitoba
Rhovee Guevarra		Winnipeg Inorganics, Winnipeg, Manitoba
Rhovee Guevarra		Winnipeg Metals, Winnipeg, Manitoba

General Comments

The ALS Quality Control (QC) report is optionally provided to ALS clients upon request. ALS test methods include comprehensive QC checks with every analysis to ensure our high standards of quality are met. Each QC result has a known or expected target value, which is compared against predetermined Data Quality Objectives (DQOs) to provide confidence in the accuracy of associated test results. This report contains detailed results for all QC results applicable to this sample submission. Please refer to the ALS Quality Control Interpretation report (QCI) for applicable method references and methodology summaries.

Key :

Anonymous = Refers to samples which are not part of this work order, but which formed part of the QC process lot.
CAS Number = Chemical Abstracts Service number is a unique identifier assigned to discrete substances.
DQO = Data Quality Objective.
LOR = Limit of Reporting (detection limit).
RPD = Relative Percent Difference
# = Indicates a QC result that did not meet the ALS DQO.

Workorder Comments

Holding times are displayed as "---" if no guidance exists from CCME, Canadian provinces, or broadly recognized international references.

Laboratory Duplicate (DUP) Report

A Laboratory Duplicate (DUP) is a randomly selected intralaboratory replicate sample. Laboratory Duplicates provide information regarding method precision and sample heterogeneity. ALS DQOs for Laboratory Duplicates are expressed as test-specific limits for Relative Percent Difference (RPD), or as an absolute difference limit of 2 times the LOR for low concentration duplicates within ~ 4-10 times the LOR (cut-off is test-specific).

Sub-Matrix: **Water**

					Laboratory Duplicate (DUP) Report						
Laboratory sample ID	Client sample ID	Analyte	CAS Number	Method	LOR	Unit	Original Result	Duplicate Result	RPD(%) or Difference	Duplicate Limits	Qualifier
Physical Tests (QC Lot: 1178951)											
WP2325926-001	FLB-01	pH	----	E108	0.10	pH units	7.71	7.80	1.16%	4%	----
Physical Tests (QC Lot: 1178952)											
WP2325926-001	FLB-01	Conductivity	----	E100	1.0	µS/cm	115	114	1.05%	10%	----
Physical Tests (QC Lot: 1178953)											
WP2325926-001	FLB-01	Alkalinity, total (as CaCO3)	----	E290	1.0	mg/L	39.9	39.8	0.251%	20%	----
Physical Tests (QC Lot: 1179548)											
WP2325923-002	Anonymous	Solids, total dissolved [TDS]	----	E162-L	15.0	mg/L	169	160	5.16%	20%	----
Physical Tests (QC Lot: 1179549)											
WP2325926-017	FLB-DUP	Solids, total dissolved [TDS]	----	E162-L	10.0	mg/L	85.2	84.9	0.3	Diff <2x LOR	----
Physical Tests (QC Lot: 1184156)											
WP2325923-001	Anonymous	Acidity (as CaCO3)	----	E283	2.0	mg/L	13.6	13.4	0.2	Diff <2x LOR	----
Anions and Nutrients (QC Lot: 1178614)											
WP2325892-001	Anonymous	Fluoride	16984-48-8	E235.F	0.020	mg/L	0.658	0.652	0.797%	20%	----
Anions and Nutrients (QC Lot: 1178620)											
WP2325926-008	FLB-08	Fluoride	16984-48-8	E235.F	0.020	mg/L	0.029	0.028	0.001	Diff <2x LOR	----
Anions and Nutrients (QC Lot: 1178621)											
WP2325926-008	FLB-08	Sulfate (as SO4)	14808-79-8	E235.SO4	0.30	mg/L	7.24	7.17	1.01%	20%	----
Anions and Nutrients (QC Lot: 1178622)											
WP2325926-008	FLB-08	Chloride	16887-00-6	E235.Cl-L	0.10	mg/L	3.29	3.24	1.68%	20%	----
Anions and Nutrients (QC Lot: 1181671)											
WP2325926-001	FLB-01	Phosphorus, total	7723-14-0	E372-U	0.0020	mg/L	0.0250	0.0245	1.98%	20%	----
Dissolved Metals (QC Lot: 1188917)											
WP2325923-001	Anonymous	Phosphorus, dissolved	7723-14-0	E421.P-L	0.030	mg/L	<0.030	<0.030	0	Diff <2x LOR	----
Dissolved Metals (QC Lot: 1189666)											
WP2325926-002	FLB-02	Phosphorus, dissolved	7723-14-0	E421.P-L	0.030	mg/L	<0.030	<0.030	0	Diff <2x LOR	----
Dissolved Metals (QC Lot: 1189667)											
WP2325926-002	FLB-02	Aluminum, dissolved	7429-90-5	E421	0.0010	mg/L	0.0182	0.0182	0.352%	20%	----
		Antimony, dissolved	7440-36-0	E421	0.00010	mg/L	0.00182	0.00175	4.24%	20%	----
		Arsenic, dissolved	7440-38-2	E421	0.00010	mg/L	0.00105	0.00109	4.14%	20%	----
		Barium, dissolved	7440-39-3	E421	0.00010	mg/L	0.0154	0.0154	0.315%	20%	----

Sub-Matrix: **Water**

					Laboratory Duplicate (DUP) Report						
Laboratory sample ID	*Client sample ID*	*Analyte*	*CAS Number*	*Method*	*LOR*	*Unit*	*Original Result*	*Duplicate Result*	*RPD(%) or Difference*	*Duplicate Limits*	*Qualifier*
Dissolved Metals (QC Lot: 1189667) - continued											
WP2325926-002	FLB-02	Beryllium, dissolved	7440-41-7	E421	0.000020	mg/L	<0.000020	<0.000020	0	Diff <2x LOR	----
		Bismuth, dissolved	7440-69-9	E421	0.000050	mg/L	<0.000050	<0.000050	0	Diff <2x LOR	----
		Boron, dissolved	7440-42-8	E421	0.010	mg/L	0.019	0.019	0.0001	Diff <2x LOR	----
		Cadmium, dissolved	7440-43-9	E421	0.0000050	mg/L	<0.0000050	<0.0000050	0	Diff <2x LOR	----
		Calcium, dissolved	7440-70-2	E421	0.050	mg/L	12.0	11.9	1.31%	20%	----
		Cesium, dissolved	7440-46-2	E421	0.000010	mg/L	<0.000010	<0.000010	0	Diff <2x LOR	----
		Chromium, dissolved	7440-47-3	E421	0.00050	mg/L	<0.00050	<0.00050	0	Diff <2x LOR	----
		Cobalt, dissolved	7440-48-4	E421	0.00010	mg/L	<0.00010	<0.00010	0	Diff <2x LOR	----
		Copper, dissolved	7440-50-8	E421	0.00020	mg/L	0.00109	0.00111	0.00002	Diff <2x LOR	----
		Iron, dissolved	7439-89-6	E421	0.010	mg/L	<0.010	<0.010	0	Diff <2x LOR	----
		Lead, dissolved	7439-92-1	E421	0.000050	mg/L	<0.000050	<0.000050	0	Diff <2x LOR	----
		Lithium, dissolved	7439-93-2	E421	0.0010	mg/L	<0.0010	<0.0010	0	Diff <2x LOR	----
		Magnesium, dissolved	7439-95-4	E421	0.0050	mg/L	0.833	0.853	2.36%	20%	----
		Manganese, dissolved	7439-96-5	E421	0.00010	mg/L	0.00458	0.00454	0.761%	20%	----
		Molybdenum, dissolved	7439-98-7	E421	0.000050	mg/L	0.00164	0.00151	8.06%	20%	----
		Nickel, dissolved	7440-02-0	E421	0.00050	mg/L	<0.00050	<0.00050	0	Diff <2x LOR	----
		Potassium, dissolved	7440-09-7	E421	0.050	mg/L	1.82	1.87	2.58%	20%	----
		Rubidium, dissolved	7440-17-7	E421	0.00020	mg/L	0.00135	0.00136	0.00001	Diff <2x LOR	----
		Selenium, dissolved	7782-49-2	E421	0.000050	mg/L	0.000175	0.000186	0.000012	Diff <2x LOR	----
		Silicon, dissolved	7440-21-3	E421	0.050	mg/L	1.89	1.87	1.07%	20%	----
		Silver, dissolved	7440-22-4	E421	0.000010	mg/L	<0.000010	<0.000010	0	Diff <2x LOR	----
		Sodium, dissolved	7440-23-5	E421	0.050	mg/L	2.52	2.54	0.988%	20%	----
		Strontium, dissolved	7440-24-6	E421	0.00020	mg/L	0.0650	0.0650	0.0100%	20%	----
		Sulfur, dissolved	7704-34-9	E421	0.50	mg/L	2.37	2.38	0.01	Diff <2x LOR	----
		Tellurium, dissolved	13494-80-9	E421	0.00020	mg/L	<0.00020	<0.00020	0	Diff <2x LOR	----
		Thallium, dissolved	7440-28-0	E421	0.000010	mg/L	<0.000010	<0.000010	0	Diff <2x LOR	----
		Thorium, dissolved	7440-29-1	E421	0.00010	mg/L	<0.00010	<0.00010	0	Diff <2x LOR	----
		Tin, dissolved	7440-31-5	E421	0.00010	mg/L	<0.00010	<0.00010	0	Diff <2x LOR	----
		Titanium, dissolved	7440-32-6	E421	0.00030	mg/L	<0.00030	0.00035	0.00005	Diff <2x LOR	----
		Tungsten, dissolved	7440-33-7	E421	0.00010	mg/L	0.00055	0.00058	0.00003	Diff <2x LOR	----
		Uranium, dissolved	7440-61-1	E421	0.000010	mg/L	0.000582	0.000584	0.357%	20%	----
		Vanadium, dissolved	7440-62-2	E421	0.00050	mg/L	0.00130	0.00130	0.000004	Diff <2x LOR	----
		Zinc, dissolved	7440-66-6	E421	0.0010	mg/L	0.0011	0.0017	0.0006	Diff <2x LOR	----
		Zirconium, dissolved	7440-67-7	E421	0.00030	mg/L	<0.00030	<0.00030	0	Diff <2x LOR	----

Method Blank (MB) Report

A Method Blank is an analyte-free matrix that undergoes sample processing identical to that carried out for test samples. Method Blank results are used to monitor and control for potential contamination from the laboratory environment and reagents. For most tests, the DQO for Method Blanks is for the result to be < LOR.

Sub-Matrix: **Water**

Analyte	CAS Number	Method	LOR	Unit	Result	Qualifier
Physical Tests (QCLot: 1178952)						
Conductivity	----	E100	1	µS/cm	<1.0	----
Physical Tests (QCLot: 1178953)						
Alkalinity, total (as CaCO3)	----	E290	1	mg/L	<1.0	----
Physical Tests (QCLot: 1179548)						
Solids, total dissolved [TDS]	----	E162-L	3	mg/L	<3.0	----
Physical Tests (QCLot: 1179549)						
Solids, total dissolved [TDS]	----	E162-L	3	mg/L	<3.0	----
Physical Tests (QCLot: 1184156)						
Acidity (as CaCO3)	----	E283	2	mg/L	<2.0	----
Anions and Nutrients (QCLot: 1178614)						
Fluoride	16984-48-8	E235.F	0.02	mg/L	<0.020	----
Anions and Nutrients (QCLot: 1178615)						
Sulfate (as SO4)	14808-79-8	E235.SO4	0.3	mg/L	<0.30	----
Anions and Nutrients (QCLot: 1178618)						
Chloride	16887-00-6	E235.Cl-L	0.1	mg/L	<0.10	----
Anions and Nutrients (QCLot: 1178620)						
Fluoride	16984-48-8	E235.F	0.02	mg/L	<0.020	----
Anions and Nutrients (QCLot: 1178621)						
Sulfate (as SO4)	14808-79-8	E235.SO4	0.3	mg/L	<0.30	----
Anions and Nutrients (QCLot: 1178622)						
Chloride	16887-00-6	E235.Cl-L	0.1	mg/L	<0.10	----
Anions and Nutrients (QCLot: 1181671)						
Phosphorus, total	7723-14-0	E372-U	0.002	mg/L	# 0.0041	B
Anions and Nutrients (QCLot: 1187698)						
Phosphorus, total	7723-14-0	E372-U	0.002	mg/L	<0.0020	----
Dissolved Metals (QCLot: 1188915)						
Aluminum, dissolved	7429-90-5	E421	0.001	mg/L	<0.0010	----
Antimony, dissolved	7440-36-0	E421	0.0001	mg/L	<0.00010	----
Arsenic, dissolved	7440-38-2	E421	0.0001	mg/L	<0.00010	----
Barium, dissolved	7440-39-3	E421	0.0001	mg/L	<0.00010	----
Beryllium, dissolved	7440-41-7	E421	0.00002	mg/L	<0.000020	----

Sub-Matrix: **Water**

Analyte	CAS Number	Method	LOR	Unit	Result	Qualifier
Dissolved Metals (QCLot: 1188915) - continued						
Bismuth, dissolved	7440-69-9	E421	0.00005	mg/L	<0.000050	----
Boron, dissolved	7440-42-8	E421	0.01	mg/L	<0.010	----
Cadmium, dissolved	7440-43-9	E421	0.000005	mg/L	<0.0000050	----
Calcium, dissolved	7440-70-2	E421	0.05	mg/L	<0.050	----
Cesium, dissolved	7440-46-2	E421	0.00001	mg/L	<0.000010	----
Chromium, dissolved	7440-47-3	E421	0.0005	mg/L	<0.00050	----
Cobalt, dissolved	7440-48-4	E421	0.0001	mg/L	<0.00010	----
Copper, dissolved	7440-50-8	E421	0.0002	mg/L	<0.00020	----
Iron, dissolved	7439-89-6	E421	0.01	mg/L	<0.010	----
Lead, dissolved	7439-92-1	E421	0.00005	mg/L	<0.000050	----
Lithium, dissolved	7439-93-2	E421	0.001	mg/L	<0.0010	----
Magnesium, dissolved	7439-95-4	E421	0.005	mg/L	<0.0050	----
Manganese, dissolved	7439-96-5	E421	0.0001	mg/L	<0.00010	----
Molybdenum, dissolved	7439-98-7	E421	0.00005	mg/L	<0.000050	----
Nickel, dissolved	7440-02-0	E421	0.0005	mg/L	<0.00050	----
Potassium, dissolved	7440-09-7	E421	0.05	mg/L	<0.050	----
Rubidium, dissolved	7440-17-7	E421	0.0002	mg/L	<0.00020	----
Selenium, dissolved	7782-49-2	E421	0.00005	mg/L	<0.000050	----
Silicon, dissolved	7440-21-3	E421	0.05	mg/L	<0.050	----
Silver, dissolved	7440-22-4	E421	0.00001	mg/L	<0.000010	----
Sodium, dissolved	7440-23-5	E421	0.05	mg/L	<0.050	----
Strontium, dissolved	7440-24-6	E421	0.0002	mg/L	<0.00020	----
Sulfur, dissolved	7704-34-9	E421	0.5	mg/L	<0.50	----
Tellurium, dissolved	13494-80-9	E421	0.0002	mg/L	<0.00020	----
Thallium, dissolved	7440-28-0	E421	0.00001	mg/L	<0.000010	----
Thorium, dissolved	7440-29-1	E421	0.0001	mg/L	<0.00010	----
Tin, dissolved	7440-31-5	E421	0.0001	mg/L	<0.00010	----
Titanium, dissolved	7440-32-6	E421	0.0003	mg/L	<0.00030	----
Tungsten, dissolved	7440-33-7	E421	0.0001	mg/L	<0.00010	----
Uranium, dissolved	7440-61-1	E421	0.00001	mg/L	<0.000010	----
Vanadium, dissolved	7440-62-2	E421	0.0005	mg/L	<0.00050	----
Zinc, dissolved	7440-66-6	E421	0.001	mg/L	<0.0010	----
Zirconium, dissolved	7440-67-7	E421	0.0002	mg/L	<0.00020	----
Dissolved Metals (QCLot: 1188917)						
Phosphorus, dissolved	7723-14-0	E421.P-L	0.03	mg/L	<0.030	----

Sub-Matrix: **Water**

Analyte	CAS Number	Method	LOR	Unit	Result	Qualifier
Dissolved Metals (QCLot: 1189666)						
Phosphorus, dissolved	7723-14-0	E421.P-L	0.03	mg/L	<0.030	----
Dissolved Metals (QCLot: 1189667)						
Aluminum, dissolved	7429-90-5	E421	0.001	mg/L	<0.0010	----
Antimony, dissolved	7440-36-0	E421	0.0001	mg/L	<0.00010	----
Arsenic, dissolved	7440-38-2	E421	0.0001	mg/L	<0.00010	----
Barium, dissolved	7440-39-3	E421	0.0001	mg/L	<0.00010	----
Beryllium, dissolved	7440-41-7	E421	0.00002	mg/L	<0.000020	----
Bismuth, dissolved	7440-69-9	E421	0.00005	mg/L	<0.000050	----
Boron, dissolved	7440-42-8	E421	0.01	mg/L	<0.010	----
Cadmium, dissolved	7440-43-9	E421	0.000005	mg/L	<0.0000050	----
Calcium, dissolved	7440-70-2	E421	0.05	mg/L	<0.050	----
Cesium, dissolved	7440-46-2	E421	0.00001	mg/L	<0.000010	----
Chromium, dissolved	7440-47-3	E421	0.0005	mg/L	<0.00050	----
Cobalt, dissolved	7440-48-4	E421	0.0001	mg/L	<0.00010	----
Copper, dissolved	7440-50-8	E421	0.0002	mg/L	<0.00020	----
Iron, dissolved	7439-89-6	E421	0.01	mg/L	<0.010	----
Lead, dissolved	7439-92-1	E421	0.00005	mg/L	<0.000050	----
Lithium, dissolved	7439-93-2	E421	0.001	mg/L	<0.0010	----
Magnesium, dissolved	7439-95-4	E421	0.005	mg/L	<0.0050	----
Manganese, dissolved	7439-96-5	E421	0.0001	mg/L	<0.00010	----
Molybdenum, dissolved	7439-98-7	E421	0.00005	mg/L	<0.000050	----
Nickel, dissolved	7440-02-0	E421	0.0005	mg/L	<0.00050	----
Potassium, dissolved	7440-09-7	E421	0.05	mg/L	<0.050	----
Rubidium, dissolved	7440-17-7	E421	0.0002	mg/L	<0.00020	----
Selenium, dissolved	7782-49-2	E421	0.00005	mg/L	<0.000050	----
Silicon, dissolved	7440-21-3	E421	0.05	mg/L	<0.050	----
Silver, dissolved	7440-22-4	E421	0.00001	mg/L	<0.000010	----
Sodium, dissolved	7440-23-5	E421	0.05	mg/L	<0.050	----
Strontium, dissolved	7440-24-6	E421	0.0002	mg/L	<0.00020	----
Sulfur, dissolved	7704-34-9	E421	0.5	mg/L	<0.50	----
Tellurium, dissolved	13494-80-9	E421	0.0002	mg/L	<0.00020	----
Thallium, dissolved	7440-28-0	E421	0.00001	mg/L	<0.000010	----
Thorium, dissolved	7440-29-1	E421	0.0001	mg/L	<0.00010	----
Tin, dissolved	7440-31-5	E421	0.0001	mg/L	<0.00010	----
Titanium, dissolved	7440-32-6	E421	0.0003	mg/L	<0.00030	----

Sub-Matrix: **Water**

Analyte	CAS Number	Method	LOR	Unit	Result	Qualifier
Dissolved Metals (QCLot: 1189667) - continued						
Tungsten, dissolved	7440-33-7	E421	0.0001	mg/L	<0.00010	----
Uranium, dissolved	7440-61-1	E421	0.00001	mg/L	<0.000010	----
Vanadium, dissolved	7440-62-2	E421	0.0005	mg/L	<0.00050	----
Zinc, dissolved	7440-66-6	E421	0.001	mg/L	<0.0010	----
Zirconium, dissolved	7440-67-7	E421	0.0002	mg/L	<0.00020	----

Qualifiers

Qualifier	Description
B	*Method Blank exceeds ALS DQO. Associated sample results which are < Limit of Reporting or > 5 times blank level are considered reliable.*

Laboratory Control Sample (LCS) Report

A Laboratory Control Sample (LCS) is an analyte-free matrix that has been fortified (spiked) with test analytes at known concentration and processed in an identical manner to test samples. LCS results are expressed as percent recovery, and are used to monitor and control test method accuracy and precision, independent of test sample matrix.

Sub-Matrix: **Water**

					Laboratory Control Sample (LCS) Report				
					Spike	Recovery (%)	Recovery Limits (%)		
Analyte	CAS Number	Method	LOR	Unit	Concentration	LCS	Low	High	Qualifier
Physical Tests (QCLot: 1178951)									
pH	----	E108	----	pH units	7 pH units	99.0	98.0	102	----
Physical Tests (QCLot: 1178952)									
Conductivity	----	E100	1	µS/cm	1412 µS/cm	99.2	90.0	110	----
Physical Tests (QCLot: 1178953)									
Alkalinity, total (as CaCO3)	----	E290	1	mg/L	100 mg/L	95.0	85.0	115	----
Physical Tests (QCLot: 1179548)									
Solids, total dissolved [TDS]	----	E162-L	3	mg/L	1000 mg/L	90.3	85.0	115	----
Physical Tests (QCLot: 1179549)									
Solids, total dissolved [TDS]	----	E162-L	3	mg/L	1000 mg/L	92.5	85.0	115	----
Physical Tests (QCLot: 1184156)									
Acidity (as CaCO3)	----	E283	2	mg/L	50 mg/L	112	85.0	115	----
Anions and Nutrients (QCLot: 1178614)									
Fluoride	16984-48-8	E235.F	0.02	mg/L	1 mg/L	97.5	90.0	110	----
Anions and Nutrients (QCLot: 1178615)									
Sulfate (as SO4)	14808-79-8	E235.SO4	0.3	mg/L	100 mg/L	101	90.0	110	----
Anions and Nutrients (QCLot: 1178618)									
Chloride	16887-00-6	E235.Cl-L	0.1	mg/L	100 mg/L	100	90.0	110	----
Anions and Nutrients (QCLot: 1178620)									
Fluoride	16984-48-8	E235.F	0.02	mg/L	1 mg/L	101	90.0	110	----
Anions and Nutrients (QCLot: 1178621)									
Sulfate (as SO4)	14808-79-8	E235.SO4	0.3	mg/L	100 mg/L	99.4	90.0	110	----
Anions and Nutrients (QCLot: 1178622)									
Chloride	16887-00-6	E235.Cl-L	0.1	mg/L	100 mg/L	99.0	90.0	110	----
Anions and Nutrients (QCLot: 1181671)									
Phosphorus, total	7723-14-0	E372-U	0.002	mg/L	0.5 mg/L	94.5	80.0	120	----
Anions and Nutrients (QCLot: 1187698)									
Phosphorus, total	7723-14-0	E372-U	0.002	mg/L	0.5 mg/L	94.1	80.0	120	----
Dissolved Metals (QCLot: 1188915)									
Aluminum, dissolved	7429-90-5	E421	0.001	mg/L	2 mg/L	104	80.0	120	----
Antimony, dissolved	7440-36-0	E421	0.0001	mg/L	1 mg/L	109	80.0	120	----

Sub-Matrix: **Water**

					Laboratory Control Sample (LCS) Report				
					Spike	Recovery (%)	Recovery Limits (%)		
Analyte	CAS Number	Method	LOR	Unit	Concentration	LCS	Low	High	Qualifier
Dissolved Metals (QCLot: 1188915) - continued									
Arsenic, dissolved	7440-38-2	E421	0.0001	mg/L	1 mg/L	102	80.0	120	----
Barium, dissolved	7440-39-3	E421	0.0001	mg/L	0.25 mg/L	106	80.0	120	----
Beryllium, dissolved	7440-41-7	E421	0.00002	mg/L	0.1 mg/L	100	80.0	120	----
Bismuth, dissolved	7440-69-9	E421	0.00005	mg/L	1 mg/L	98.7	80.0	120	----
Boron, dissolved	7440-42-8	E421	0.01	mg/L	1 mg/L	91.3	80.0	120	----
Cadmium, dissolved	7440-43-9	E421	0.000005	mg/L	0.1 mg/L	105	80.0	120	----
Calcium, dissolved	7440-70-2	E421	0.05	mg/L	50 mg/L	97.0	80.0	120	----
Cesium, dissolved	7440-46-2	E421	0.00001	mg/L	0.05 mg/L	103	80.0	120	----
Chromium, dissolved	7440-47-3	E421	0.0005	mg/L	0.25 mg/L	103	80.0	120	----
Cobalt, dissolved	7440-48-4	E421	0.0001	mg/L	0.25 mg/L	104	80.0	120	----
Copper, dissolved	7440-50-8	E421	0.0002	mg/L	0.25 mg/L	105	80.0	120	----
Iron, dissolved	7439-89-6	E421	0.01	mg/L	1 mg/L	107	80.0	120	----
Lead, dissolved	7439-92-1	E421	0.00005	mg/L	0.5 mg/L	104	80.0	120	----
Lithium, dissolved	7439-93-2	E421	0.001	mg/L	0.25 mg/L	98.2	80.0	120	----
Magnesium, dissolved	7439-95-4	E421	0.005	mg/L	50 mg/L	105	80.0	120	----
Manganese, dissolved	7439-96-5	E421	0.0001	mg/L	0.25 mg/L	103	80.0	120	----
Molybdenum, dissolved	7439-98-7	E421	0.00005	mg/L	0.25 mg/L	106	80.0	120	----
Nickel, dissolved	7440-02-0	E421	0.0005	mg/L	0.5 mg/L	105	80.0	120	----
Potassium, dissolved	7440-09-7	E421	0.05	mg/L	50 mg/L	111	80.0	120	----
Rubidium, dissolved	7440-17-7	E421	0.0002	mg/L	0.1 mg/L	108	80.0	120	----
Selenium, dissolved	7782-49-2	E421	0.00005	mg/L	1 mg/L	107	80.0	120	----
Silicon, dissolved	7440-21-3	E421	0.05	mg/L	10 mg/L	109	80.0	120	----
Silver, dissolved	7440-22-4	E421	0.00001	mg/L	0.1 mg/L	103	80.0	120	----
Sodium, dissolved	7440-23-5	E421	0.05	mg/L	50 mg/L	104	80.0	120	----
Strontium, dissolved	7440-24-6	E421	0.0002	mg/L	0.25 mg/L	108	80.0	120	----
Sulfur, dissolved	7704-34-9	E421	0.5	mg/L	50 mg/L	112	80.0	120	----
Tellurium, dissolved	13494-80-9	E421	0.0002	mg/L	0.1 mg/L	102	80.0	120	----
Thallium, dissolved	7440-28-0	E421	0.00001	mg/L	1 mg/L	104	80.0	120	----
Thorium, dissolved	7440-29-1	E421	0.0001	mg/L	0.1 mg/L	95.8	80.0	120	----
Tin, dissolved	7440-31-5	E421	0.0001	mg/L	0.5 mg/L	102	80.0	120	----
Titanium, dissolved	7440-32-6	E421	0.0003	mg/L	0.25 mg/L	102	80.0	120	----
Tungsten, dissolved	7440-33-7	E421	0.0001	mg/L	0.1 mg/L	108	80.0	120	----
Uranium, dissolved	7440-61-1	E421	0.00001	mg/L	0.005 mg/L	102	80.0	120	----
Vanadium, dissolved	7440-62-2	E421	0.0005	mg/L	0.5 mg/L	104	80.0	120	----
Zinc, dissolved	7440-66-6	E421	0.001	mg/L	0.5 mg/L	106	80.0	120	----
Zirconium, dissolved	7440-67-7	E421	0.0002	mg/L	0.1 mg/L	108	80.0	120	----

Sub-Matrix: **Water**

					Laboratory Control Sample (LCS) Report				
					Spike	Recovery (%)	Recovery Limits (%)		
Analyte	CAS Number	Method	LOR	Unit	Concentration	LCS	Low	High	Qualifier
Dissolved Metals (QCLot: 1188917) - continued									
Phosphorus, dissolved	7723-14-0	E421.P-L	0.03	mg/L	10 mg/L	110	80.0	120	----
Phosphorus, dissolved	7723-14-0	E421.P-L	0.03	mg/L	10 mg/L	104	80.0	120	----
Dissolved Metals (QCLot: 1189667)									
Aluminum, dissolved	7429-90-5	E421	0.001	mg/L	2 mg/L	104	80.0	120	----
Antimony, dissolved	7440-36-0	E421	0.0001	mg/L	1 mg/L	104	80.0	120	----
Arsenic, dissolved	7440-38-2	E421	0.0001	mg/L	1 mg/L	100	80.0	120	----
Barium, dissolved	7440-39-3	E421	0.0001	mg/L	0.25 mg/L	103	80.0	120	----
Beryllium, dissolved	7440-41-7	E421	0.00002	mg/L	0.1 mg/L	106	80.0	120	----
Bismuth, dissolved	7440-69-9	E421	0.00005	mg/L	1 mg/L	101	80.0	120	----
Boron, dissolved	7440-42-8	E421	0.01	mg/L	1 mg/L	103	80.0	120	----
Cadmium, dissolved	7440-43-9	E421	0.000005	mg/L	0.1 mg/L	102	80.0	120	----
Calcium, dissolved	7440-70-2	E421	0.05	mg/L	50 mg/L	102	80.0	120	----
Cesium, dissolved	7440-46-2	E421	0.00001	mg/L	0.05 mg/L	100	80.0	120	----
Chromium, dissolved	7440-47-3	E421	0.0005	mg/L	0.25 mg/L	100.0	80.0	120	----
Cobalt, dissolved	7440-48-4	E421	0.0001	mg/L	0.25 mg/L	101	80.0	120	----
Copper, dissolved	7440-50-8	E421	0.0002	mg/L	0.25 mg/L	101	80.0	120	----
Iron, dissolved	7439-89-6	E421	0.01	mg/L	1 mg/L	102	80.0	120	----
Lead, dissolved	7439-92-1	E421	0.00005	mg/L	0.5 mg/L	104	80.0	120	----
Lithium, dissolved	7439-93-2	E421	0.001	mg/L	0.25 mg/L	105	80.0	120	----
Magnesium, dissolved	7439-95-4	E421	0.005	mg/L	50 mg/L	109	80.0	120	----
Manganese, dissolved	7439-96-5	E421	0.0001	mg/L	0.25 mg/L	98.7	80.0	120	----
Molybdenum, dissolved	7439-98-7	E421	0.00005	mg/L	0.25 mg/L	103	80.0	120	----
Nickel, dissolved	7440-02-0	E421	0.0005	mg/L	0.5 mg/L	98.9	80.0	120	----
Potassium, dissolved	7440-09-7	E421	0.05	mg/L	50 mg/L	107	80.0	120	----
Rubidium, dissolved	7440-17-7	E421	0.0002	mg/L	0.1 mg/L	104	80.0	120	----
Selenium, dissolved	7782-49-2	E421	0.00005	mg/L	1 mg/L	99.1	80.0	120	----
Silicon, dissolved	7440-21-3	E421	0.05	mg/L	10 mg/L	104	80.0	120	----
Silver, dissolved	7440-22-4	E421	0.00001	mg/L	0.1 mg/L	93.5	80.0	120	----
Sodium, dissolved	7440-23-5	E421	0.05	mg/L	50 mg/L	103	80.0	120	----
Strontium, dissolved	7440-24-6	E421	0.0002	mg/L	0.25 mg/L	104	80.0	120	----
Sulfur, dissolved	7704-34-9	E421	0.5	mg/L	50 mg/L	102	80.0	120	----
Tellurium, dissolved	13494-80-9	E421	0.0002	mg/L	0.1 mg/L	100	80.0	120	----
Thallium, dissolved	7440-28-0	E421	0.00001	mg/L	1 mg/L	101	80.0	120	----
Thorium, dissolved	7440-29-1	E421	0.0001	mg/L	0.1 mg/L	98.4	80.0	120	----
Tin, dissolved	7440-31-5	E421	0.0001	mg/L	0.5 mg/L	100	80.0	120	----
Titanium, dissolved	7440-32-6	E421	0.0003	mg/L	0.25 mg/L	97.2	80.0	120	----

Sub-Matrix: **Water**

Analyte	CAS Number	Method	LOR	Unit	Laboratory Control Sample (LCS) Report				
					Spike	Recovery (%)	Recovery Limits (%)		
					Concentration	LCS	Low	High	Qualifier
Dissolved Metals (QCLot: 1189667) - continued									
Tungsten, dissolved	7440-33-7	E421	0.0001	mg/L	0.1 mg/L	102	80.0	120	----
Uranium, dissolved	7440-61-1	E421	0.00001	mg/L	0.005 mg/L	99.8	80.0	120	----
Vanadium, dissolved	7440-62-2	E421	0.0005	mg/L	0.5 mg/L	103	80.0	120	----
Zinc, dissolved	7440-66-6	E421	0.001	mg/L	0.5 mg/L	103	80.0	120	----
Zirconium, dissolved	7440-67-7	E421	0.0002	mg/L	0.1 mg/L	101	80.0	120	----

Matrix Spike (MS) Report

A Matrix Spike (MS) is a randomly selected intra-laboratory replicate sample that has been fortified (spiked) with test analytes at known concentration, and processed in an identical manner to test samples. Matrix Spikes provide information regarding analyte recovery and potential matrix effects. MS DQO exceedances due to sample matrix may sometimes be unavoidable; in such cases, test results for the associated sample (or similar samples) may be subject to bias. ND – Recovery not determined, background level >= 1x spike level.

Sub-Matrix: **Water**

					Matrix Spike (MS) Report					
					Spike		Recovery (%)	Recovery Limits (%)		
Laboratory sample ID	Client sample ID	Analyte	CAS Number	Method	Concentration	Target	MS	Low	High	Qualifier
Anions and Nutrients (QCLot: 1178614)										
WP2325892-001	Anonymous	Fluoride	16984-48-8	E235.F	1.05 mg/L	1 mg/L	105	75.0	125	----
Anions and Nutrients (QCLot: 1178620)										
WP2325926-008	FLB-08	Fluoride	16984-48-8	E235.F	1.07 mg/L	1 mg/L	107	75.0	125	----
Anions and Nutrients (QCLot: 1178621)										
WP2325926-008	FLB-08	Sulfate (as SO4)	14808-79-8	E235.SO4	105 mg/L	100 mg/L	105	75.0	125	----
Anions and Nutrients (QCLot: 1178622)										
WP2325926-008	FLB-08	Chloride	16887-00-6	E235.Cl-L	105 mg/L	100 mg/L	105	75.0	125	----
Anions and Nutrients (QCLot: 1181671)										
WP2325926-002	FLB-02	Phosphorus, total	7723-14-0	E372-U	0.237 mg/L	0.25 mg/L	95.0	70.0	130	----
Dissolved Metals (QCLot: 1188917)										
WP2325923-001	Anonymous	Phosphorus, dissolved	7723-14-0	E421.P-L	11.7 mg/L	10 mg/L	117	70.0	130	----
Dissolved Metals (QCLot: 1189666)										
WP2325926-002	FLB-02	Phosphorus, dissolved	7723-14-0	E421.P-L	10.3 mg/L	10 mg/L	103	70.0	130	----
Dissolved Metals (QCLot: 1189667)										
WP2325926-002	FLB-02	Aluminum, dissolved	7429-90-5	E421	0.212 mg/L	0.2 mg/L	106	70.0	130	----
		Antimony, dissolved	7440-36-0	E421	0.0208 mg/L	0.02 mg/L	104	70.0	130	----
		Arsenic, dissolved	7440-38-2	E421	0.0210 mg/L	0.02 mg/L	105	70.0	130	----
		Barium, dissolved	7440-39-3	E421	0.0207 mg/L	0.02 mg/L	104	70.0	130	----
		Beryllium, dissolved	7440-41-7	E421	0.0432 mg/L	0.04 mg/L	108	70.0	130	----
		Bismuth, dissolved	7440-69-9	E421	0.00982 mg/L	0.01 mg/L	98.2	70.0	130	----
		Boron, dissolved	7440-42-8	E421	0.103 mg/L	0.1 mg/L	103	70.0	130	----
		Cadmium, dissolved	7440-43-9	E421	0.00427 mg/L	0.004 mg/L	107	70.0	130	----
		Calcium, dissolved	7440-70-2	E421	ND mg/L	4 mg/L	ND	70.0	130	----
		Cesium, dissolved	7440-46-2	E421	0.0104 mg/L	0.01 mg/L	104	70.0	130	----
		Chromium, dissolved	7440-47-3	E421	0.0407 mg/L	0.04 mg/L	102	70.0	130	----
		Cobalt, dissolved	7440-48-4	E421	0.0208 mg/L	0.02 mg/L	104	70.0	130	----
		Copper, dissolved	7440-50-8	E421	0.0205 mg/L	0.02 mg/L	102	70.0	130	----
		Iron, dissolved	7439-89-6	E421	2.04 mg/L	2 mg/L	102	70.0	130	----
		Lead, dissolved	7439-92-1	E421	0.0203 mg/L	0.02 mg/L	101	70.0	130	----

Sub-Matrix: **Water**

					Matrix Spike (MS) Report					
					Spike		Recovery (%)	Recovery Limits (%)		
Laboratory sample ID	Client sample ID	Analyte	CAS Number	Method	Concentration	Target	MS	Low	High	Qualifier
Dissolved Metals (QCLot: 1189667) - continued										
WP2325926-002	FLB-02	Lithium, dissolved	7439-93-2	E421	0.110 mg/L	0.1 mg/L	110	70.0	130	----
		Magnesium, dissolved	7439-95-4	E421	1.06 mg/L	1 mg/L	106	70.0	130	----
		Manganese, dissolved	7439-96-5	E421	0.0202 mg/L	0.02 mg/L	101	70.0	130	----
		Molybdenum, dissolved	7439-98-7	E421	0.0203 mg/L	0.02 mg/L	101	70.0	130	----
		Nickel, dissolved	7440-02-0	E421	0.0412 mg/L	0.04 mg/L	103	70.0	130	----
		Potassium, dissolved	7440-09-7	E421	4.01 mg/L	4 mg/L	100	70.0	130	----
		Rubidium, dissolved	7440-17-7	E421	0.0204 mg/L	0.02 mg/L	102	70.0	130	----
		Selenium, dissolved	7782-49-2	E421	0.0428 mg/L	0.04 mg/L	107	70.0	130	----
		Silicon, dissolved	7440-21-3	E421	10.1 mg/L	10 mg/L	101	70.0	130	----
		Silver, dissolved	7440-22-4	E421	0.00406 mg/L	0.004 mg/L	101	70.0	130	----
		Sodium, dissolved	7440-23-5	E421	ND mg/L	2 mg/L	ND	70.0	130	----
		Strontium, dissolved	7440-24-6	E421	ND mg/L	0.02 mg/L	ND	70.0	130	----
		Sulfur, dissolved	7704-34-9	E421	20.7 mg/L	20 mg/L	104	70.0	130	----
		Tellurium, dissolved	13494-80-9	E421	0.0433 mg/L	0.04 mg/L	108	70.0	130	----
		Thallium, dissolved	7440-28-0	E421	0.00396 mg/L	0.004 mg/L	98.9	70.0	130	----
		Thorium, dissolved	7440-29-1	E421	0.0213 mg/L	0.02 mg/L	106	70.0	130	----
		Tin, dissolved	7440-31-5	E421	0.0206 mg/L	0.02 mg/L	103	70.0	130	----
		Titanium, dissolved	7440-32-6	E421	0.0407 mg/L	0.04 mg/L	102	70.0	130	----
		Tungsten, dissolved	7440-33-7	E421	0.0201 mg/L	0.02 mg/L	100	70.0	130	----
		Uranium, dissolved	7440-61-1	E421	0.00386 mg/L	0.004 mg/L	96.5	70.0	130	----
		Vanadium, dissolved	7440-62-2	E421	0.105 mg/L	0.1 mg/L	105	70.0	130	----
		Zinc, dissolved	7440-66-6	E421	0.430 mg/L	0.4 mg/L	108	70.0	130	----
		Zirconium, dissolved	7440-67-7	E421	0.0416 mg/L	0.04 mg/L	104	70.0	130	----

Environmental Division
Winnipeg
Work Order Reference
WP2325926

Telephone : +1 204 255 9720

Report To		Reports / Recipients	Turnaround Time (TAT)
Company:	Kinross - Great Bear Resources	Select Report Format: ☑ PDF ☑ EXCEL ☑ EDD (DIGITAL)	☑ Routine [R] if received by 3pm M-F - no surcharges ap
Contact:	Ashley Moncrief	Merge QC/QCI Reports with COA ☑ YES ☐ NO ☐ N/A	☐ 4 day [P4] if received by 3pm M-F - 20% rush surchar
Phone:	(807) 630-0203	☐ Compare Results to Criteria on Report - provide details below if box checked	☐ 3 day [P3] if received by 3pm M-F - 25% rush surchar
		Select Distribution: ☑ EMAIL ☐ MAIL ☐ FAX	☐ 2 day [P2] if received by 3pm M-F - 50% rush surchar
Street:	19 Young Street	Email 1 ashley.moncrief@kinross.com	☐ 1 day [E] if received by 3pm M-F - 100% rush surchar
City/Province:	Red Lake, ON	Email 2 hannah.hillier@kinross.com	☐ Same day [E2] if received by 10am M-S - 200% rush s
Postal Code:	P0V2M0	Email 3 christopher.reid@kinross.com	Additional fees may apply to rush request holidays and for non-rout
Invoice To	Same as Report To ☑ YES ☐ NO	Email 4 jacob.mcfee@kinross.com	**Date and Time Required for**
	Copy of Invoice with Report ☑ YES ☐ NO	Email 5 curtis.bloemberg@kinross.com	
Company:		Email 6 emily.meek@kinross.com	**Analysis Request**
Contact:		Email 7 aaron.peloquin@kinross.com	

Project Information		Invoice Recipients
ALS Account # / Quote #:	PPR-022-3	Select Invoice Distribution: ☑ EMAIL ☐ MAIL ☐ FAX
Job #:	PPR-022-3	Email 1 invoice@kinross.com
ALS Lab Work Order # (ALS use only):		**ALS Contact:** Judy Dalmaijer **Sampler:** Jacob McFee

ALS Sample # (ALS use only)	Sample Identification and/or Coordinates (This description will appear on the report)	Date (dd-mmm-yy)	Time (hh:mm)	Sample Type	NUMBER OF CONTAINERS	FLB-BiW	Dissolved Metals		Field pH	Field Temperature	Field Conductivity (us/c
1	FLB-01	9-Oct-23	10:40	Water	4	X			6.47	1.9	68.9
2	FLB-02	9-Oct-23	11:05	Water	4	X			6.67	3	54.4
3	FLB-03	9-Oct-23	13:45	Water	4	X			7.42	7	73.2
4	FLB-04	9-Oct-23	10:50	Water	4	X			6.57	2.2	79.3
5	FLB-05	9-Oct-23	11:20	Water	4	X			6.83	3.6	124.9
6	FLB-06	9-Oct-23	10:10	Water	4	X			6.88	1.4	88.3
7	FLB-07	9-Oct-23	10:25	Water	4	X			6.31	1.1	86.7
8	FLB-08	9-Oct-23	12:10	Water	4	X			7.17	4.5	77
9	FLB-09	9-Oct-23	11:50	Water	4	X			6.95	4.8	64.4
10	FLB-10	9-Oct-23	11:30	Water	4	X			6.88	5.1	67.3
11	FLB-12	9-Oct-23	12:40	Water	4	X			7.23	6.4	139.8
12	FLB-13	9-Oct-23	12:25	Water	4	X			7.19	4.6	117.7
13	FLB-14	9-Oct-23	13:30	Water	4	X			7.36	4.8	123
14	FLB-15	9-Oct-23	13:15	Water	4	X			7.37	4	64.3
15	FLB-Blank	9-Oct-23	13:05	Water	4	X			7.38	5.1	10.2
16	FLB-Field Blank	9-Oct-23	13:55	Water	1		X		N/A	N/A	N/A
	Please include anna.klein@wsp.com and kristen.gault@wsp.com on the reports.										

SHIPMENT RELEASE (client use)			INITIAL SHIPMENT RECEPTION (ALS use only)			FINAL SHIPMENT RECEPTION (ALS use only)	
Released by:	10/10/2023	Time: 8:00	Received by:	Date: OCT 11 2023	Time:	Received by:	Time:

88

Environmental Division
Winnipeg
Work Order Reference
WP2325926

Telephone : +1 204 255 9720

Report To		Reports / Recipients	Turnaround Time (TAT)
Company:	Kinross - Great Bear Resources	Select Report Format: ☑ PDF ☑ EXCEL ☑ EDD (DIGITAL)	☑ Routine [R] if received by 3pm M-F - no surcharges ap
Contact:	Ashley Moncrief	Merge QC/QCI Reports with COA ☑ YES ☐ NO ☐ N/A	☐ 4 day [P4] if received by 3pm M-F - 20% rush surchar
Phone:	(807) 630-0203	☐ Compare Results to Criteria on Report - provide details below if box checked	☐ 3 day [P3] if received by 3pm M-F - 25% rush surchar
		Select Distribution: ☑ EMAIL ☐ MAIL ☐ FAX	☐ 2 day [P2] if received by 3pm M-F - 50% rush surchar
Street:	19 Young Street	Email 1 ashley.moncrief@kinross.com	☐ 1 day [E] if received by 3pm M-F - 100% rush surchar
City/Province:	Red Lake, ON	Email 2 hannah.hillier@kinross.com	☐ Same day [E2] if received by 10am M-S - 200% rush s
Postal Code:	P0V2M0	Email 3 christopher.reid@kinross.com	Additional fees may apply to rush request holidays and for non-rout
Invoice To	Same as Report To ☑ YES ☐ NO	Email 4 jacob.mcfee@kinross.com	**Date and Time Required for**
	Copy of Invoice with Report ☑ YES ☐ NO	Email 5 curtis.bloemberg@kinross.com	**Analysis Request**
Company:		Email 6 emily.meek@kinross.com	
Contact:		Email 7 aaron.peloquin@kinross.com	

Project Information		Invoice Recipients
ALS Account # / Quote #:	PPR-022-3	Select Invoice Distribution: ☑ EMAIL ☐ MAIL ☐ FAX
Job #:	PPR-022-3	Email 1 invoice@kinross.com

ALS Lab Work Order # (ALS use only): | **ALS Contact:** Judy Dalmaijer | **Sampler:** Jacob McFee

ALS Sample # (ALS use only)	Sample Identification and/or Coordinates (This description will appear on the report)	Date (dd-mmm-yy)	Time (hh:mm)	Sample Type	NUMBER OF CONTAINERS	FLB-BIW	Dissolved Metals		Field pH	Field Temperature	Field Conductivity (us/c
1	FLB-01	9-Oct-23	10:40	Water	4	X			6.47	1.9	68.9
2	FLB-02	9-Oct-23	11:05	Water	4	X			6.67	3	54.4
3	FLB-03	9-Oct-23	13:45	Water	4	X			7.42	7	73.2
4	FLB-04	9-Oct-23	10:50	Water	4	X			6.57	2.2	79.3
5	FLB-05	9-Oct-23	11:20	Water	4	X			6.83	3.6	124.9
6	FLB-06	9-Oct-23	10:10	Water	4	X			6.88	1.4	88.3
7	FLB-07	9-Oct-23	10:25	Water	4	X			6.31	1.1	86.7
8	FLB-08	9-Oct-23	12:10	Water	4	X			7.17	4.5	77
9	FLB-09	9-Oct-23	11:50	Water	4	X			6.95	4.8	64.4
10	FLB-10	9-Oct-23	11:30	Water	4	X			6.88	5.1	67.3
11	FLB-12	9-Oct-23	12:40	Water	4	X			7.23	6.4	139.8
12	FLB-13	9-Oct-23	12:25	Water	4	X			7.19	4.6	117.7
13	FLB-14	9-Oct-23	13:30	Water	4	X			7.36	4.8	123
14	FLB-15	9-Oct-23	13:15	Water	4	X			7.37	4	64.3
15	FLB-Blank	9-Oct-23	13:05	Water	4	X			7.38	5.1	10.2
16	FLB-Field Blank	9-Oct-23	13:55	Water	1		X		N/A	N/A	N/A
	Please include anna.klein@wsp.com and kristen.gault@wsp.com on the reports.										

SHIPMENT RELEASE (client use)			INITIAL SHIPMENT RECEPTION (ALS use only)			FINAL SHIPMENT RECEPTION (ALS use only)	
Released by:		Time:	Received by:	Date:	Time:	Received by:	Time:
	10/10/2023	8:00		OCT 11 2023			

88

Environmental Division
Winnipeg
Work Order Reference
WP2325926

Telephone : +1 204 255 9720

Report To		Reports / Recipients	Turnaround Time (TAT)
Company:	Kinross - Great Bear Resources	Select Report Format: ☑ PDF ☑ EXCEL ☑ EDD (DIGITAL)	☑ Routine [R] if received by 3pm M-F - no surcharges ap
Contact:	Ashley Moncrief	Merge QC/QCI Reports with COA ☑ YES ☐ NO ☐ N/A	☐ 4 day [P4] if received by 3pm M-F - 20% rush surcharg
Phone:	(807) 630-0203	☐ Compare Results to Criteria on Report - provide details below if box checked	~~☐ 3 day [P3] if received by 3pm M-F - 25% rush surchar~~
		Select Distribution: ☑ EMAIL ☐ MAIL ☐ FAX	☐ 2 day [P2] if received by 3pm M-F - 50% rush surchar
Street:	19 Young Street	Email 1 ashley.moncrief@kinross.com	☐ 1 day [E] if received by 3pm M-F - 100% rush surchar
City/Province:	Red Lake, ON	Email 2 hannah.hillier@kinross.com	☐ Same day [E2] if received by 10am M-S - 200% rush
Postal Code:	P0V2M0	Email 3 christopher.reid@kinross.com	Additional fees may apply to rush reques holidays and for non-rout
Invoice To	Same as Report To ☑ YES ☐ NO	Email 4 jacob.mcfee@kinross.com	**Date and Time Required for**
	Copy of Invoice with Report ☑ YES ☐ NO	Email 5 curtis.bloemberg@kinross.com	**Analysis Request**
Company:		Email 6 emily.meek@kinross.com	
Contact:		Email 7 aaron.peloquin@kinross.com	

Project Information		Invoice Recipients	
ALS Account # / Quote #:	PPR-022-3	Select Invoice Distribution: ☑ EMAIL ☐ MAIL ☐ FAX	
Job #:	PPR-022-3	Email 1 invoice@kinross.com	
ALS Lab Work Order # (ALS use only):		**ALS Contact:** Judy Dalmaijer	**Sampler:** Jacob McFee

ALS Sample # (ALS use only)	Sample Identification and/or Coordinates (This description will appear on the report)	Date (dd-mmm-yy)	Time (hh:mm)	Sample Type	NUMBER OF CONTAINERS	FLB-BiW	Dissolved Metals		Field pH	Field Temperature	Field Conductivity (us/c
1	FLB-01	9-Oct-23	10:40	Water	4	X			6.47	1.9	68.9
2	FLB-02	9-Oct-23	11:05	Water	4	X			6.67	3	54.4
3	FLB-03	9-Oct-23	13:45	Water	4	X			7.42	7	73.2
4	FLB-04	9-Oct-23	10:50	Water	4	X			6.57	2.2	79.3
5	FLB-05	9-Oct-23	11:20	Water	4	X			6.83	3.6	124.9
6	FLB-06	9-Oct-23	10:10	Water	4	X			6.88	1.4	88.3
7	FLB-07	9-Oct-23	10:25	Water	4	X			6.31	1.1	86.7
8	FLB-08	9-Oct-23	12:10	Water	4	X			7.17	4.5	77
9	FLB-09	9-Oct-23	11:50	Water	4	X			6.95	4.8	64.4
10	FLB-10	9-Oct-23	11:30	Water	4	X			6.88	5.1	67.3
11	FLB-12	9-Oct-23	12:40	Water	4	X			7.23	6.4	139.8
12	FLB-13	9-Oct-23	12:25	Water	4	X			7.19	4.6	117.7
13	FLB-14	9-Oct-23	13:30	Water	4	X			7.36	4.8	123
14	FLB-15	9-Oct-23	13:15	Water	4	X			7.37	4	64.3
15	FLB-Blank	9-Oct-23	13:05	Water	4	X			7.38	5.1	10.2
16	FLB-Field Blank	9-Oct-23	13:55	Water	1		X		N/A	N/A	N/A
	Please include anna.klein@wsp.com and kristen.gault@wsp.com on the reports.										

SHIPMENT RELEASE (client use)			INITIAL SHIPMENT RECEPTION (ALS use only)			FINAL SHIPMENT RECEPTION (ALS use only)	
Released by:	10/10/2023	Time: 8:00	Received by:	Date: OCT 11 2023	Time: 9:00	Received by:	Time:

88

Report To		Reports / Recipients	Turnaround Time (TAT) Requested
Company:	Kinross - Great Bear Resources	Select Report Format: ☑ PDF ☑ EXCEL ☑ EDD (DIGITAL)	☑ Routine [R] if received by 3pm M-F - no surcharges apply
Contact:	Ashley Moncrief	Merge QC/QCI Reports with COA ☑ YES ☐ NO ☐ N/A	☐ 4 day [P4] if received by 3pm M-F - 20% rush surcharge minimum
Phone:	(807) 630-0203	☐ Compare Results to Criteria on Report - provide details below if box checked	☐ 3 day [P3] if received by 3pm M-F - 25% rush surcharge minimum
		Select Distribution: ☑ EMAIL ☐ MAIL ☐ FAX	☐ 2 day [P2] if received by 3pm M-F - 50% rush surcharge minimum
Street:	19 Young Street	Email 1 ashley.moncrief@kinross.com	☐ 1 day [E] if received by 3pm M-F - 100% rush surcharge minimum
City/Province:	Red Lake, ON	Email 2 hannah.hillier@kinross.com	☐ Same day [E2] if received by 10am M-S - 200% rush surcharge.
Postal Code:	P0V2M0	Email 3 christopher.reid@kinross.com	Additional fees may apply to rush requests on weekends, statutory holidays and for non-routine tests.
Invoice To	Same as Report To ☑ YES ☐ NO	Email 4 jacob.mcfee@kinross.com	Date and Time Required for all E&P TATs:
	Copy of Invoice with Report ☑ YES ☐ NO	Email 5 curtis.bloemberg@kinross.com	
Company:		Email 6 emily.meek@kinross.com	Analysis Request
Contact:		Email 7 aaron.peloquin@kinross.com	

Project Information		Invoice Recipients		
ALS Account # / Quote #:	PPR-022-3	Select Invoice Distribution: ☑ EMAIL ☐ MAIL ☐ FAX		
Job #:	PPR-022-3	Email 1 invoice@kinross.com		
ALS Lab Work Order # (ALS use only):		ALS Contact: Judy Dalmaijer	Sampler: Jacob McFee	

ALS Sample # (ALS use only)	Sample Identification and/or Coordinates (This description will appear on the report)	Date (dd-mmm-yy)	Time (hh:mm)	Sample Type	NUMBER OF CONTAINERS	FLB-BiW	Dissolved Metals		Field pH	Field Temperature	Field Conductivity (us/
	FLB-01	9-Oct-23	10:40	Water	4	X			6.47	1.9	68.9
	FLB-02	9-Oct-23	11:05	Water	4	X			6.67	3	54.4
	FLB-03	9-Oct-23	13:45	Water	4	X			7.42	7	73.2
	FLB-04	9-Oct-23	10:50	Water	4	X			6.57	2.2	79.3
	FLB-05	9-Oct-23	11:20	Water	4	X			6.83	3.6	124.9
	FLB-06	9-Oct-23	10:10	Water	4	X			6.88	1.4	88.3
	FLB-07	9-Oct-23	10:25	Water	4	X			6.31	1.1	86.7
	FLB-08	9-Oct-23	12:10	Water	4	X			7.17	4.5	77
	FLB-09	9-Oct-23	11:50	Water	4	X			6.95	4.8	64.4
	FLB-10	9-Oct-23	11:30	Water	4	X			6.88	5.1	67.3
	FLB-12	9-Oct-23	12:40	Water	4	X			7.23	6.4	139.8
	FLB-13	9-Oct-23	12:25	Water	4	X			7.19	4.6	117.7
	FLB-14	9-Oct-23	13:30	Water	4	X			7.36	4.8	123
	FLB-15	9-Oct-23	13:15	Water	4	X			7.37	4	64.3
	FLB-Blank	9-Oct-23	13:05	Water	4	X			7.38	5.1	10.2
	FLB-Field Blank	9-Oct-23	13:55	Water	1		X		N/A	N/A	N/A
	FLB-DUP	9-Oct-23	10:10	Water	4	X			6.88	1.4	88.3
	Please include anna.klein@wsp.com and kristen.gault@wsp.com on the reports.										

SHIPMENT RELEASE (client use)		INITIAL SHIPMENT RECEPTION (ALS use only)			FINAL SHIPMENT RECEPTION (ALS use only)	
	Time: 8:00	Received by:	Date:	Time:	Received by:	Time:

Environmental Division
Winnipeg
Work Order Reference
WP2325926

Telephone : +1 204 255 9720

CERTIFICATE OF ANALYSIS

Work Order	: **WP2327752**	Page	: 1 of 7
Client	: **Kinross Gold Corporation**	Laboratory	: ALS Environmental - Winnipeg
Contact	: Hannah Hillier	Account Manager	: Judy Dalmaijer
Address	: Great Bear Resources Ltd. A Kinross Company 117 Forestry Road Red Lake ON Canada P0V 2M0	Address	: 1329 Niakwa Road East, Unit 12 Winnipeg MB Canada R2J 3T4
Telephone	: ----	Telephone	: +1 204 255 9720
Project	: PPR-022-3	Date Samples Received	: 26-Oct-2023 09:40
PO	: ----	Date Analysis Commenced	: 26-Oct-2023
C-O-C number	: ----	Issue Date	: 08-Nov-2023 12:34
Sampler	: ----		
Site	: ----		
Quote number	: Monthy and Quarterly samples_V2		
No. of samples received	: 9		
No. of samples analysed	: 9		

This report supersedes any previous report(s) with this reference. Results apply to the sample(s) as submitted. This document shall not be reproduced, except in full.

This Certificate of Analysis contains the following information:

- General Comments
- Analytical Results

Additional information pertinent to this report will be found in the following separate attachments: Quality Control Report, QC Interpretive report to assist with Quality Review and Sample Receipt Notification (SRN).

Signatories

This document has been electronically signed by the authorized signatories below. Electronic signing is conducted in accordance with US FDA 21 CFR Part 11.

Signatories	*Position*	*Laboratory Department*
Lee McTavish		Inorganics, Winnipeg, Manitoba
Nik Perkio	Inorganics Analyst	Inorganics, Waterloo, Ontario
Oleksandr Busel		Inorganics, Winnipeg, Manitoba
Rhovee Guevarra		Inorganics, Winnipeg, Manitoba
Rhovee Guevarra		Metals, Winnipeg, Manitoba

General Comments

The analytical methods used by ALS are developed using internationally recognized reference methods (where available), such as those published by US EPA, APHA Standard Methods, ASTM, ISO, Environment Canada, BC MOE, and Ontario MOE. Refer to the ALS Quality Control Interpretive report (QCI) for applicable references and methodology summaries. Reference methods may incorporate modifications to improve performance.

Where a reported less than (<) result is higher than the LOR, this may be due to primary sample extract/digestate dilution and/or insufficient sample for analysis.

Where the LOR of a reported result differs from standard LOR, this may be due to high moisture content, insufficient sample (reduced weight employed) or matrix interference.

Please refer to Quality Control Interpretive report (QCI) for information regarding Holding Time compliance.

Key : CAS Number: Chemical Abstracts Services number is a unique identifier assigned to discrete substances

LOR: Limit of Reporting (detection limit).

Unit	*Description*
-	no units
µS/cm	microsiemens per centimetre
mg/L	milligrams per litre
pH units	pH units

<: less than.

>: greater than.

Surrogate: An analyte that is similar in behavior to target analyte(s), but that does not occur naturally in environmental samples. For applicable tests, surrogates are added to samples prior to analysis as a check on recovery.

Test results reported relate only to the samples as received by the laboratory.

UNLESS OTHERWISE STATED on SRN or QCI Report, ALL SAMPLES WERE RECEIVED IN ACCEPTABLE CONDITION.

Analytical Results

Sub-Matrix: **Water**
(Matrix: **Water**)

Analyte	CAS Number	Method/Lab	LOR	Unit	Client sample ID	FLB-04	FLB-06	FLB-07	FLB-10	FLB-11
					Client sampling date / time	20-Oct-2023 11:10	20-Oct-2023 10:45	20-Oct-2023 11:30	20-Oct-2023 10:55	20-Oct-2023 10:30
						WP2327752-001	WP2327752-002	WP2327752-003	WP2327752-004	WP2327752-005
						Result	Result	Result	Result	Result
Physical Tests										
Acidity (as CaCO3)	----	E283/WT	2.0	mg/L		<2.0	<2.0	<2.0	<2.0	<2.0
Alkalinity, bicarbonate (as CaCO3)	----	E290/WP	1.0	mg/L		41.0	40.3	19.1	107	61.7
Alkalinity, carbonate (as CaCO3)	----	E290/WP	1.0	mg/L		<1.0	<1.0	<1.0	<1.0	<1.0
Alkalinity, hydroxide (as CaCO3)	----	E290/WP	1.0	mg/L		<1.0	<1.0	<1.0	<1.0	<1.0
Alkalinity, phenolphthalein (as CaCO3)	----	E290/WP	1.0	mg/L		<1.0	<1.0	<1.0	<1.0	<1.0
Alkalinity, total (as CaCO3)	----	E290/WP	1.0	mg/L		41.0	40.3	19.1	107	61.7
Conductivity	----	E100/WP	1.0	µS/cm		125	140	136	217	153
pH	----	E108/WP	0.10	pH units		7.84	7.83	7.47	8.29	7.97
Solids, total dissolved [TDS]	----	E162-L/WP	3.0	mg/L		65.2	71.5	67.2	108	72.5
Anions and Nutrients										
Chloride	16887-00-6	E235.Cl-L/WP	0.10	mg/L		1.90	1.89	4.89	2.40	1.72
Fluoride	16984-48-8	E235.F/WP	0.020	mg/L		0.037	0.036	0.089	0.067	0.085
Phosphorus, total	7723-14-0	E372-U/WP	0.0020	mg/L		0.0229	0.0105	0.0078	0.0202	0.0198
Sulfate (as SO4)	14808-79-8	E235.SO4/WP	0.30	mg/L		15.2	22.0	32.4	7.33	10.4
Dissolved Metals										
Aluminum, dissolved	7429-90-5	E421/WP	0.0010	mg/L		0.0181	0.0124	0.0054	0.0342	0.0109
Antimony, dissolved	7440-36-0	E421/WP	0.00010	mg/L		0.00484	0.00500	0.00074	0.00145	0.00475
Arsenic, dissolved	7440-38-2	E421/WP	0.00010	mg/L		0.0126	0.0355	0.00118	0.00450	0.00511
Barium, dissolved	7440-39-3	E421/WP	0.00010	mg/L		0.0179	0.0158	0.0115	0.0298	0.0185
Beryllium, dissolved	7440-41-7	E421/WP	0.000020	mg/L		<0.000020	<0.000020	<0.000020	<0.000020	<0.000020
Bismuth, dissolved	7440-69-9	E421/WP	0.000050	mg/L		<0.000050	<0.000050	<0.000050	<0.000050	<0.000050
Boron, dissolved	7440-42-8	E421/WP	0.010	mg/L		0.017	0.012	0.020	0.017	0.030
Cadmium, dissolved	7440-43-9	E421/WP	0.0000050	mg/L		<0.0000050	<0.0000050	0.0000084	<0.0000050	0.0000075
Calcium, dissolved	7440-70-2	E421/WP	0.050	mg/L		17.9	19.7	15.6	32.8	21.8
Cesium, dissolved	7440-46-2	E421/WP	0.000010	mg/L		0.000024	0.000021	<0.000010	0.000027	0.000024
Chromium, dissolved	7440-47-3	E421/WP	0.00050	mg/L		<0.00050	<0.00050	<0.00050	<0.00050	<0.00050
Cobalt, dissolved	7440-48-4	E421/WP	0.00010	mg/L		<0.00010	<0.00010	<0.00010	0.00024	0.00049
Copper, dissolved	7440-50-8	E421/WP	0.00020	mg/L		0.00243	0.00327	0.00175	0.00060	0.00228
Iron, dissolved	7439-89-6	E421/WP	0.010	mg/L		<0.010	<0.010	<0.010	<0.010	<0.010

Analytical Results

Sub-Matrix: **Water**
(Matrix: **Water**)

Analyte	CAS Number	Method/Lab	LOR	Unit	Client sample ID	FLB-04	FLB-06	FLB-07	FLB-10	FLB-11
					Client sampling date / time	20-Oct-2023 11:10	20-Oct-2023 10:45	20-Oct-2023 11:30	20-Oct-2023 10:55	20-Oct-2023 10:30
						WP2327752-001	WP2327752-002	WP2327752-003	WP2327752-004	WP2327752-005
						Result	Result	Result	Result	Result
Dissolved Metals										
Lead, dissolved	7439-92-1	E421/WP	0.000050	mg/L		<0.000050	<0.000050	<0.000050	<0.000050	<0.000050
Lithium, dissolved	7439-93-2	E421/WP	0.0010	mg/L		<0.0010	<0.0010	<0.0010	0.0015	0.0011
Magnesium, dissolved	7439-95-4	E421/WP	0.0050	mg/L		1.23	1.57	1.95	2.93	1.54
Manganese, dissolved	7439-96-5	E421/WP	0.00010	mg/L		0.00054	0.00029	0.00064	0.00073	0.0111
Molybdenum, dissolved	7439-98-7	E421/WP	0.000050	mg/L		0.00152	0.00176	0.000354	0.000713	0.00365
Nickel, dissolved	7440-02-0	E421/WP	0.00050	mg/L		0.00147	0.00301	0.00129	0.00070	0.00066
Phosphorus, dissolved	7723-14-0	E421.P-L/WP	0.030	mg/L		<0.030	<0.030	<0.030	<0.030	<0.030
Potassium, dissolved	7440-09-7	E421/WP	0.050	mg/L		1.89	2.06	1.82	3.71	3.04
Rubidium, dissolved	7440-17-7	E421/WP	0.00020	mg/L		0.00233	0.00246	0.00165	0.00443	0.00363
Selenium, dissolved	7782-49-2	E421/WP	0.000050	mg/L		0.00197	0.00368	0.00237	0.000451	0.000363
Silicon, dissolved	7440-21-3	E421/WP	0.050	mg/L		1.29	1.16	1.24	2.25	2.10
Silver, dissolved	7440-22-4	E421/WP	0.000010	mg/L		<0.000010	<0.000010	<0.000010	0.000011	0.000010
Sodium, dissolved	7440-23-5	E421/WP	0.050	mg/L		3.20	3.09	3.57	5.50	4.01
Strontium, dissolved	7440-24-6	E421/WP	0.00020	mg/L		0.106	0.108	0.101	0.163	0.143
Sulfur, dissolved	7704-34-9	E421/WP	0.50	mg/L		5.08	7.71	11.0	2.81	3.63
Tellurium, dissolved	13494-80-9	E421/WP	0.00020	mg/L		<0.00020	<0.00020	<0.00020	<0.00020	<0.00020
Thallium, dissolved	7440-28-0	E421/WP	0.000010	mg/L		<0.000010	<0.000010	<0.000010	<0.000010	<0.000010
Thorium, dissolved	7440-29-1	E421/WP	0.00010	mg/L		<0.00010	<0.00010	<0.00010	<0.00010	<0.00010
Tin, dissolved	7440-31-5	E421/WP	0.00010	mg/L		0.00010	<0.00010	<0.00010	0.00018	0.00020
Titanium, dissolved	7440-32-6	E421/WP	0.00030	mg/L		<0.00030	<0.00030	<0.00030	<0.00030	<0.00030
Tungsten, dissolved	7440-33-7	E421/WP	0.00010	mg/L		0.00148	0.00106	0.00044	0.00216	0.00242
Uranium, dissolved	7440-61-1	E421/WP	0.000010	mg/L		0.00546	0.00690	0.000356	0.00271	0.00747
Vanadium, dissolved	7440-62-2	E421/WP	0.00050	mg/L		0.00064	0.00072	<0.00050	0.00225	0.00140
Zinc, dissolved	7440-66-6	E421/WP	0.0010	mg/L		0.0014	0.0013	0.0020	0.0311	0.0837
Zirconium, dissolved	7440-67-7	E421/WP	0.00030	mg/L		0.00030	0.00044	<0.00030	<0.00030	0.00043
Dissolved metals filtration location	----	EP421/WP	-	-		Field	Field	Field	Field	Field

Please refer to the General Comments section for an explanation of any result qualifiers detected.

Please refer to the Accreditation section for an explanation of analyte accreditations.

Analytical Results

Sub-Matrix: **Water**
(Matrix: **Water**)

Analyte	CAS Number	Method/Lab	LOR	Unit	Client sample ID	FLB-13	FLB-14	FLB-DUP	FLB-FIELD BLANK	----
					Client sampling date / time	20-Oct-2023 11:55	20-Oct-2023 12:30	20-Oct-2023 11:55	20-Oct-2023 12:30	----
						WP2327752-006	WP2327752-007	WP2327752-008	WP2327752-009	--------
						Result	Result	Result	Result	----
Physical Tests										
Acidity (as CaCO3)	----	E283/WT	2.0	mg/L		<2.0	<2.0	<2.0	----	----
Alkalinity, bicarbonate (as CaCO3)	----	E290/WP	1.0	mg/L		20.0	36.5	20.1	----	----
Alkalinity, carbonate (as CaCO3)	----	E290/WP	1.0	mg/L		<1.0	<1.0	<1.0	----	----
Alkalinity, hydroxide (as CaCO3)	----	E290/WP	1.0	mg/L		<1.0	<1.0	<1.0	----	----
Alkalinity, phenolphthalein (as CaCO3)	----	E290/WP	1.0	mg/L		<1.0	<1.0	<1.0	----	----
Alkalinity, total (as CaCO3)	----	E290/WP	1.0	mg/L		20.0	36.5	20.1	----	----
Conductivity	----	E100/WP	1.0	µS/cm		192	164	191	----	----
pH	----	E108/WP	0.10	pH units		7.46	7.82	7.48	----	----
Solids, total dissolved [TDS]	----	E162-L/WP	3.0	mg/L		102	79.6	98.8	----	----
Anions and Nutrients										
Chloride	16887-00-6	E235.Cl-L/WP	0.10	mg/L		2.81	1.47	2.82	----	----
Fluoride	16984-48-8	E235.F/WP	0.020	mg/L		0.052	0.050	0.054	----	----
Phosphorus, total	7723-14-0	E372-U/WP	0.0020	mg/L		0.0051	0.0138	0.0051	----	----
Sulfate (as SO4)	14808-79-8	E235.SO4/WP	0.30	mg/L		58.9	36.5	59.4	----	----
Dissolved Metals										
Aluminum, dissolved	7429-90-5	E421/WP	0.0010	mg/L		0.0041	0.0090	0.0039	<0.0010	----
Antimony, dissolved	7440-36-0	E421/WP	0.00010	mg/L		0.00191	0.00171	0.00196	<0.00010	----
Arsenic, dissolved	7440-38-2	E421/WP	0.00010	mg/L		0.00163	0.00141	0.00161	<0.00010	----
Barium, dissolved	7440-39-3	E421/WP	0.00010	mg/L		0.0231	0.0230	0.0231	<0.00010	----
Beryllium, dissolved	7440-41-7	E421/WP	0.000020	mg/L		<0.000020	<0.000020	<0.000020	<0.000020	----
Bismuth, dissolved	7440-69-9	E421/WP	0.000050	mg/L		<0.000050	<0.000050	<0.000050	<0.000050	----
Boron, dissolved	7440-42-8	E421/WP	0.010	mg/L		0.019	0.013	0.018	<0.010	----
Cadmium, dissolved	7440-43-9	E421/WP	0.0000050	mg/L		0.0000179	0.0000099	0.0000172	<0.0000050	----
Calcium, dissolved	7440-70-2	E421/WP	0.050	mg/L		22.4	21.7	22.2	<0.050	----
Cesium, dissolved	7440-46-2	E421/WP	0.000010	mg/L		0.000018	0.000013	0.000018	<0.000010	----
Chromium, dissolved	7440-47-3	E421/WP	0.00050	mg/L		<0.00050	<0.00050	<0.00050	<0.00050	----
Cobalt, dissolved	7440-48-4	E421/WP	0.00010	mg/L		0.00077	<0.00010	0.00080	<0.00010	----
Copper, dissolved	7440-50-8	E421/WP	0.00020	mg/L		0.00126	0.00152	0.00129	<0.00020	----
Iron, dissolved	7439-89-6	E421/WP	0.010	mg/L		<0.010	<0.010	<0.010	<0.010	----
Lead, dissolved	7439-92-1	E421/WP	0.000050	mg/L		<0.000050	<0.000050	<0.000050	<0.000050	----

Analytical Results

Sub-Matrix: Water (Matrix: Water)					Client sample ID	FLB-13	FLB-14	FLB-DUP	FLB-FIELD BLANK	----
					Client sampling date / time	20-Oct-2023 11:55	20-Oct-2023 12:30	20-Oct-2023 11:55	20-Oct-2023 12:30	----
Analyte	CAS Number	Method/Lab	LOR	Unit		WP2327752-006	WP2327752-007	WP2327752-008	WP2327752-009	--------
						Result	Result	Result	Result	----
Dissolved Metals										
Lithium, dissolved	7439-93-2	E421/WP	0.0010	mg/L		0.0022	<0.0010	0.0020	<0.0010	----
Magnesium, dissolved	7439-95-4	E421/WP	0.0050	mg/L		3.27	2.21	3.27	<0.0050	----
Manganese, dissolved	7439-96-5	E421/WP	0.00010	mg/L		0.0209	0.00516	0.0204	<0.00010	----
Molybdenum, dissolved	7439-98-7	E421/WP	0.000050	mg/L		0.000404	0.000752	0.000446	<0.000050	----
Nickel, dissolved	7440-02-0	E421/WP	0.00050	mg/L		0.0704	0.00477	0.0709	<0.00050	----
Phosphorus, dissolved	7723-14-0	E421.P-L/WP	0.030	mg/L		<0.030	<0.030	<0.030	----	----
Phosphorus, dissolved	7723-14-0	E421/WP	0.050	mg/L		----	----	----	<0.050	----
Potassium, dissolved	7440-09-7	E421/WP	0.050	mg/L		2.93	3.06	2.95	<0.050	----
Rubidium, dissolved	7440-17-7	E421/WP	0.00020	mg/L		0.00313	0.00267	0.00318	<0.00020	----
Selenium, dissolved	7782-49-2	E421/WP	0.000050	mg/L		0.00124	0.00201	0.00111	<0.000050	----
Silicon, dissolved	7440-21-3	E421/WP	0.050	mg/L		1.58	1.34	1.55	<0.050	----
Silver, dissolved	7440-22-4	E421/WP	0.000010	mg/L		<0.000010	<0.000010	<0.000010	<0.000010	----
Sodium, dissolved	7440-23-5	E421/WP	0.050	mg/L		5.69	3.45	5.80	<0.050	----
Strontium, dissolved	7440-24-6	E421/WP	0.00020	mg/L		0.158	0.131	0.164	<0.00020	----
Sulfur, dissolved	7704-34-9	E421/WP	0.50	mg/L		20.2	12.5	20.2	<0.50	----
Tellurium, dissolved	13494-80-9	E421/WP	0.00020	mg/L		<0.00020	<0.00020	<0.00020	<0.00020	----
Thallium, dissolved	7440-28-0	E421/WP	0.000010	mg/L		0.000023	<0.000010	0.000022	<0.000010	----
Thorium, dissolved	7440-29-1	E421/WP	0.00010	mg/L		<0.00010	<0.00010	<0.00010	<0.00010	----
Tin, dissolved	7440-31-5	E421/WP	0.00010	mg/L		<0.00010	<0.00010	<0.00010	<0.00010	----
Titanium, dissolved	7440-32-6	E421/WP	0.00030	mg/L		<0.00030	<0.00030	<0.00030	<0.00030	----
Tungsten, dissolved	7440-33-7	E421/WP	0.00010	mg/L		0.00044	0.00095	0.00042	<0.00010	----
Uranium, dissolved	7440-61-1	E421/WP	0.000010	mg/L		0.000213	0.00150	0.000214	<0.000010	----
Vanadium, dissolved	7440-62-2	E421/WP	0.00050	mg/L		<0.00050	<0.00050	<0.00050	<0.00050	----
Zinc, dissolved	7440-66-6	E421/WP	0.0010	mg/L		0.0083	0.0015	0.0082	<0.0010	----
Zirconium, dissolved	7440-67-7	E421/WP	0.00030	mg/L		<0.00030	<0.00030	<0.00030	<0.00030	----
Dissolved metals filtration location	----	EP421/WP	-	-		Field	Field	Field	Field	----

Please refer to the General Comments section for an explanation of any result qualifiers detected.

Please refer to the Accreditation section for an explanation of analyte accreditations.

ALS Canada Ltd.

right solutions.
right partner.

QUALITY CONTROL INTERPRETIVE REPORT

Work Order	: **WP2327752**	Page	: 1 of 17
Client	: **Kinross Gold Corporation**	Laboratory	: ALS Environmental - Winnipeg
Contact	: Hannah Hillier	Account Manager	: Judy Dalmaijer
Address	: Great Bear Resources Ltd. A Kinross Company 117 Forestry Road Red Lake ON Canada P0V 2M0	Address	: 1329 Niakwa Road East, Unit 12 Winnipeg, Manitoba Canada R2J 3T4
Telephone	: ----	Telephone	: +1 204 255 9720
Project	: PPR-022-3	Date Samples Received	: 26-Oct-2023 09:40
PO	: ----	Issue Date	: 08-Nov-2023 12:34
C-O-C number	: ----		
Sampler	: ----		
Site	: ----		
Quote number	: Monthy and Quarterly samples_V2		
No. of samples received	: 9		
No. of samples analysed	: 9		

This report is automatically generated by the ALS LIMS (Laboratory Information Management System) through evaluation of Quality Control (QC) results and other QA parameters associated with this submission, and is intended to facilitate rapid data validation by auditors or reviewers. The report highlights any exceptions and outliers to ALS Data Quality Objectives, provides holding time details and exceptions, summarizes QC sample frequencies, and lists applicable methodology references and summaries.

Key

Anonymous: Refers to samples which are not part of this work order, but which formed part of the QC process lot.
CAS Number: Chemical Abstracts Service number is a unique identifier assigned to discrete substances.
DQO: Data Quality Objective.
LOR: Limit of Reporting (detection limit).
RPD: Relative Percent Difference.

Workorder Comments

Holding times are displayed as "---" if no guidance exists from CCME, Canadian provinces, or broadly recognized international references.

Summary of Outliers

Outliers : Quality Control Samples

- No Method Blank value outliers occur.
- No Duplicate outliers occur.
- No Laboratory Control Sample (LCS) outliers occur
- No Matrix Spike outliers occur.
- No Test sample Surrogate recovery outliers exist.

Outliers: Reference Material (RM) Samples

- No Reference Material (RM) Sample outliers occur.

Outliers : Analysis Holding Time Compliance (Breaches)

- Analysis Holding Time Outliers exist - please see following pages for full details.

Outliers : Frequency of Quality Control Samples

- Quality Control Sample Frequency Outliers occur - please see following pages for full details.

Analysis Holding Time Compliance

This report summarizes extraction / preparation and analysis times and compares each with ALS recommended holding times, which are selected to meet known provincial and /or federal requirements. In the absence of regulatory hold times, ALS establishes recommendations based on guidelines published by organizations such as CCME, US EPA, APHA Standard Methods, ASTM, or Environment Canada (where available). Dates and holding times reported below represent the first dates of extraction or analysis. If subsequent tests or dilutions exceeded holding times, qualifiers are added (refer to COA).

If samples are identified below as having been analyzed or extracted outside of recommended holding times, measurement uncertainties may be increased, and this should be taken into consideration when interpreting results.

Where actual sampling date is not provided on the chain of custody, the date of receipt with time at 00:00 is used for calculation purposes.

Where only the sample date without time is provided on the chain of custody, the sampling date at 00:00 is used for calculation purposes.

Matrix: **Water**

Evaluation: × = Holding time exceedance ; ✓ = Within Holding Time

Analyte Group : Analytical Method / Container / Client Sample ID(s)	Method	Sampling Date	Extraction / Preparation				Analysis			
			Preparation Date	Holding Times Rec	Holding Times Actual	Eval	Analysis Date	Holding Times Rec	Holding Times Actual	Eval
Anions and Nutrients : Chloride in Water by IC (Low Level)										
HDPE FLB-04	E235.Cl-L	20-Oct-2023	26-Oct-2023	28 days	6 days	✓	26-Oct-2023	28 days	6 days	✓
Anions and Nutrients : Chloride in Water by IC (Low Level)										
HDPE FLB-06	E235.Cl-L	20-Oct-2023	26-Oct-2023	28 days	6 days	✓	26-Oct-2023	28 days	6 days	✓
Anions and Nutrients : Chloride in Water by IC (Low Level)										
HDPE FLB-07	E235.Cl-L	20-Oct-2023	26-Oct-2023	28 days	6 days	✓	26-Oct-2023	28 days	6 days	✓
Anions and Nutrients : Chloride in Water by IC (Low Level)										
HDPE FLB-10	E235.Cl-L	20-Oct-2023	26-Oct-2023	28 days	6 days	✓	26-Oct-2023	28 days	6 days	✓
Anions and Nutrients : Chloride in Water by IC (Low Level)										
HDPE FLB-11	E235.Cl-L	20-Oct-2023	26-Oct-2023	28 days	6 days	✓	26-Oct-2023	28 days	6 days	✓
Anions and Nutrients : Chloride in Water by IC (Low Level)										
HDPE FLB-13	E235.Cl-L	20-Oct-2023	26-Oct-2023	28 days	6 days	✓	26-Oct-2023	28 days	6 days	✓
Anions and Nutrients : Chloride in Water by IC (Low Level)										
HDPE FLB-14	E235.Cl-L	20-Oct-2023	26-Oct-2023	28 days	6 days	✓	26-Oct-2023	28 days	6 days	✓

Matrix: **Water**

Evaluation: × = Holding time exceedance ; ✓ = Within Holding Time

Analyte Group : Analytical Method / Container / Client Sample ID(s)	Method	Sampling Date	Extraction / Preparation				Analysis			
			Preparation Date	Holding Times Rec	Holding Times Actual	Eval	Analysis Date	Holding Times Rec	Holding Times Actual	Eval
Anions and Nutrients : Chloride in Water by IC (Low Level)										
HDPE FLB-DUP	E235.Cl-L	20-Oct-2023	26-Oct-2023	28 days	6 days	✓	26-Oct-2023	28 days	6 days	✓
Anions and Nutrients : Fluoride in Water by IC										
HDPE FLB-04	E235.F	20-Oct-2023	26-Oct-2023	28 days	6 days	✓	26-Oct-2023	28 days	6 days	✓
Anions and Nutrients : Fluoride in Water by IC										
HDPE FLB-06	E235.F	20-Oct-2023	26-Oct-2023	28 days	6 days	✓	26-Oct-2023	28 days	6 days	✓
Anions and Nutrients : Fluoride in Water by IC										
HDPE FLB-07	E235.F	20-Oct-2023	26-Oct-2023	28 days	6 days	✓	26-Oct-2023	28 days	6 days	✓
Anions and Nutrients : Fluoride in Water by IC										
HDPE FLB-10	E235.F	20-Oct-2023	26-Oct-2023	28 days	6 days	✓	26-Oct-2023	28 days	6 days	✓
Anions and Nutrients : Fluoride in Water by IC										
HDPE FLB-11	E235.F	20-Oct-2023	26-Oct-2023	28 days	6 days	✓	26-Oct-2023	28 days	6 days	✓
Anions and Nutrients : Fluoride in Water by IC										
HDPE FLB-13	E235.F	20-Oct-2023	26-Oct-2023	28 days	6 days	✓	26-Oct-2023	28 days	6 days	✓
Anions and Nutrients : Fluoride in Water by IC										
HDPE FLB-14	E235.F	20-Oct-2023	26-Oct-2023	28 days	6 days	✓	26-Oct-2023	28 days	6 days	✓
Anions and Nutrients : Fluoride in Water by IC										
HDPE FLB-DUP	E235.F	20-Oct-2023	26-Oct-2023	28 days	6 days	✓	26-Oct-2023	28 days	6 days	✓

Matrix: **Water**

Evaluation: × = Holding time exceedance ; ✓ = Within Holding Time

Analyte Group : Analytical Method / Container / Client Sample ID(s)	Method	Sampling Date	Extraction / Preparation				Analysis			
			Preparation Date	Holding Times Rec	Holding Times Actual	Eval	Analysis Date	Holding Times Rec	Holding Times Actual	Eval
Anions and Nutrients : Sulfate in Water by IC										
HDPE FLB-04	E235.SO4	20-Oct-2023	26-Oct-2023	28 days	6 days	✓	26-Oct-2023	28 days	6 days	✓
Anions and Nutrients : Sulfate in Water by IC										
HDPE FLB-06	E235.SO4	20-Oct-2023	26-Oct-2023	28 days	6 days	✓	26-Oct-2023	28 days	6 days	✓
Anions and Nutrients : Sulfate in Water by IC										
HDPE FLB-07	E235.SO4	20-Oct-2023	26-Oct-2023	28 days	6 days	✓	26-Oct-2023	28 days	6 days	✓
Anions and Nutrients : Sulfate in Water by IC										
HDPE FLB-10	E235.SO4	20-Oct-2023	26-Oct-2023	28 days	6 days	✓	26-Oct-2023	28 days	6 days	✓
Anions and Nutrients : Sulfate in Water by IC										
HDPE FLB-11	E235.SO4	20-Oct-2023	26-Oct-2023	28 days	6 days	✓	26-Oct-2023	28 days	6 days	✓
Anions and Nutrients : Sulfate in Water by IC										
HDPE FLB-13	E235.SO4	20-Oct-2023	26-Oct-2023	28 days	6 days	✓	26-Oct-2023	28 days	6 days	✓
Anions and Nutrients : Sulfate in Water by IC										
HDPE FLB-14	E235.SO4	20-Oct-2023	26-Oct-2023	28 days	6 days	✓	26-Oct-2023	28 days	6 days	✓
Anions and Nutrients : Sulfate in Water by IC										
HDPE FLB-DUP	E235.SO4	20-Oct-2023	26-Oct-2023	28 days	6 days	✓	26-Oct-2023	28 days	6 days	✓
Anions and Nutrients : Total Phosphorus by Colourimetry (0.002 mg/L)										
Amber glass total (sulfuric acid) FLB-04	E372-U	20-Oct-2023	27-Oct-2023	28 days	7 days	✓	30-Oct-2023	28 days	10 days	✓

Matrix: **Water**

Evaluation: × = Holding time exceedance ; ✓ = Within Holding Time

Analyte Group : Analytical Method / Container / Client Sample ID(s)	Method	Sampling Date	Extraction / Preparation				Analysis			
			Preparation Date	Holding Times Rec	Holding Times Actual	Eval	Analysis Date	Holding Times Rec	Holding Times Actual	Eval
Anions and Nutrients : Total Phosphorus by Colourimetry (0.002 mg/L)										
Amber glass total (sulfuric acid) FLB-06	E372-U	20-Oct-2023	27-Oct-2023	28 days	7 days	✓	30-Oct-2023	28 days	10 days	✓
Anions and Nutrients : Total Phosphorus by Colourimetry (0.002 mg/L)										
Amber glass total (sulfuric acid) FLB-07	E372-U	20-Oct-2023	27-Oct-2023	28 days	7 days	✓	30-Oct-2023	28 days	10 days	✓
Anions and Nutrients : Total Phosphorus by Colourimetry (0.002 mg/L)										
Amber glass total (sulfuric acid) FLB-10	E372-U	20-Oct-2023	27-Oct-2023	28 days	7 days	✓	30-Oct-2023	28 days	10 days	✓
Anions and Nutrients : Total Phosphorus by Colourimetry (0.002 mg/L)										
Amber glass total (sulfuric acid) FLB-11	E372-U	20-Oct-2023	27-Oct-2023	28 days	7 days	✓	30-Oct-2023	28 days	10 days	✓
Anions and Nutrients : Total Phosphorus by Colourimetry (0.002 mg/L)										
Amber glass total (sulfuric acid) FLB-13	E372-U	20-Oct-2023	27-Oct-2023	28 days	7 days	✓	30-Oct-2023	28 days	10 days	✓
Anions and Nutrients : Total Phosphorus by Colourimetry (0.002 mg/L)										
Amber glass total (sulfuric acid) FLB-14	E372-U	20-Oct-2023	27-Oct-2023	28 days	7 days	✓	30-Oct-2023	28 days	10 days	✓
Anions and Nutrients : Total Phosphorus by Colourimetry (0.002 mg/L)										
Amber glass total (sulfuric acid) FLB-DUP	E372-U	20-Oct-2023	27-Oct-2023	28 days	7 days	✓	30-Oct-2023	28 days	10 days	✓
Dissolved Metals : Dissolved Metals in Water by CRC ICPMS										
HDPE dissolved (nitric acid) FLB-04	E421	20-Oct-2023	06-Nov-2023	180 days	17 days	✓	06-Nov-2023	180 days	17 days	✓
Dissolved Metals : Dissolved Metals in Water by CRC ICPMS										
HDPE dissolved (nitric acid) FLB-06	E421	20-Oct-2023	06-Nov-2023	180 days	17 days	✓	06-Nov-2023	180 days	17 days	✓

Matrix: **Water**

Evaluation: × = Holding time exceedance ; ✓ = Within Holding Time

Analyte Group : Analytical Method / Container / Client Sample ID(s)	Method	Sampling Date	Extraction / Preparation				Analysis			
			Preparation Date	Holding Times Rec	Holding Times Actual	Eval	Analysis Date	Holding Times Rec	Holding Times Actual	Eval
Dissolved Metals : Dissolved Metals in Water by CRC ICPMS										
HDPE dissolved (nitric acid) FLB-07	E421	20-Oct-2023	06-Nov-2023	180 days	17 days	✓	06-Nov-2023	180 days	17 days	✓
Dissolved Metals : Dissolved Metals in Water by CRC ICPMS										
HDPE dissolved (nitric acid) FLB-10	E421	20-Oct-2023	06-Nov-2023	180 days	17 days	✓	06-Nov-2023	180 days	17 days	✓
Dissolved Metals : Dissolved Metals in Water by CRC ICPMS										
HDPE dissolved (nitric acid) FLB-11	E421	20-Oct-2023	06-Nov-2023	180 days	17 days	✓	06-Nov-2023	180 days	17 days	✓
Dissolved Metals : Dissolved Metals in Water by CRC ICPMS										
HDPE dissolved (nitric acid) FLB-13	E421	20-Oct-2023	06-Nov-2023	180 days	17 days	✓	06-Nov-2023	180 days	17 days	✓
Dissolved Metals : Dissolved Metals in Water by CRC ICPMS										
HDPE dissolved (nitric acid) FLB-14	E421	20-Oct-2023	06-Nov-2023	180 days	17 days	✓	06-Nov-2023	180 days	17 days	✓
Dissolved Metals : Dissolved Metals in Water by CRC ICPMS										
HDPE dissolved (nitric acid) FLB-DUP	E421	20-Oct-2023	06-Nov-2023	180 days	17 days	✓	06-Nov-2023	180 days	17 days	✓
Dissolved Metals : Dissolved Metals in Water by CRC ICPMS										
HDPE dissolved (nitric acid) FLB-FIELD BLANK	E421	20-Oct-2023	06-Nov-2023	180 days	17 days	✓	06-Nov-2023	180 days	17 days	✓
Dissolved Metals : Dissolved Phosphorus in Water by CRC-ICPMS (Low level)										
HDPE dissolved (nitric acid) FLB-04	E421.P-L	20-Oct-2023	06-Nov-2023	180 days	17 days	✓	06-Nov-2023	180 days	17 days	✓
Dissolved Metals : Dissolved Phosphorus in Water by CRC-ICPMS (Low level)										
HDPE dissolved (nitric acid) FLB-06	E421.P-L	20-Oct-2023	06-Nov-2023	180 days	17 days	✓	06-Nov-2023	180 days	17 days	✓

Matrix: **Water**

Evaluation: × = Holding time exceedance ; ✓ = Within Holding Time

Analyte Group : Analytical Method / Container / Client Sample ID(s)	Method	Sampling Date	Extraction / Preparation				Analysis			
			Preparation Date	Holding Times Rec	Holding Times Actual	Eval	Analysis Date	Holding Times Rec	Holding Times Actual	Eval
Dissolved Metals : Dissolved Phosphorus in Water by CRC-ICPMS (Low level)										
HDPE dissolved (nitric acid) FLB-07	E421.P-L	20-Oct-2023	06-Nov-2023	180 days	17 days	✓	06-Nov-2023	180 days	17 days	✓
Dissolved Metals : Dissolved Phosphorus in Water by CRC-ICPMS (Low level)										
HDPE dissolved (nitric acid) FLB-10	E421.P-L	20-Oct-2023	06-Nov-2023	180 days	17 days	✓	06-Nov-2023	180 days	17 days	✓
Dissolved Metals : Dissolved Phosphorus in Water by CRC-ICPMS (Low level)										
HDPE dissolved (nitric acid) FLB-11	E421.P-L	20-Oct-2023	06-Nov-2023	180 days	17 days	✓	06-Nov-2023	180 days	17 days	✓
Dissolved Metals : Dissolved Phosphorus in Water by CRC-ICPMS (Low level)										
HDPE dissolved (nitric acid) FLB-13	E421.P-L	20-Oct-2023	06-Nov-2023	180 days	17 days	✓	06-Nov-2023	180 days	17 days	✓
Dissolved Metals : Dissolved Phosphorus in Water by CRC-ICPMS (Low level)										
HDPE dissolved (nitric acid) FLB-14	E421.P-L	20-Oct-2023	06-Nov-2023	180 days	17 days	✓	06-Nov-2023	180 days	17 days	✓
Dissolved Metals : Dissolved Phosphorus in Water by CRC-ICPMS (Low level)										
HDPE dissolved (nitric acid) FLB-DUP	E421.P-L	20-Oct-2023	06-Nov-2023	180 days	17 days	✓	06-Nov-2023	180 days	17 days	✓
Physical Tests : Acidity by Titration										
HDPE FLB-04	E283	20-Oct-2023	30-Oct-2023	14 days	10 days	✓	01-Nov-2023	14 days	12 days	✓
Physical Tests : Acidity by Titration										
HDPE FLB-06	E283	20-Oct-2023	30-Oct-2023	14 days	10 days	✓	01-Nov-2023	14 days	12 days	✓
Physical Tests : Acidity by Titration										
HDPE FLB-07	E283	20-Oct-2023	30-Oct-2023	14 days	10 days	✓	01-Nov-2023	14 days	12 days	✓

Matrix: **Water**

Evaluation: × = Holding time exceedance ; ✓ = Within Holding Time

Analyte Group : Analytical Method / Container / Client Sample ID(s)	Method	Sampling Date	Extraction / Preparation				Analysis			
			Preparation Date	Holding Times Rec	Holding Times Actual	Eval	Analysis Date	Holding Times Rec	Holding Times Actual	Eval
Physical Tests : Acidity by Titration										
HDPE FLB-10	E283	20-Oct-2023	30-Oct-2023	14 days	10 days	✓	01-Nov-2023	14 days	12 days	✓
Physical Tests : Acidity by Titration										
HDPE FLB-11	E283	20-Oct-2023	30-Oct-2023	14 days	10 days	✓	01-Nov-2023	14 days	12 days	✓
Physical Tests : Acidity by Titration										
HDPE FLB-13	E283	20-Oct-2023	30-Oct-2023	14 days	10 days	✓	01-Nov-2023	14 days	12 days	✓
Physical Tests : Acidity by Titration										
HDPE FLB-14	E283	20-Oct-2023	30-Oct-2023	14 days	10 days	✓	01-Nov-2023	14 days	12 days	✓
Physical Tests : Acidity by Titration										
HDPE FLB-DUP	E283	20-Oct-2023	30-Oct-2023	14 days	10 days	✓	01-Nov-2023	14 days	12 days	✓
Physical Tests : Alkalinity Species by Titration										
HDPE FLB-04	E290	20-Oct-2023	27-Oct-2023	14 days	7 days	✓	27-Oct-2023	14 days	7 days	✓
Physical Tests : Alkalinity Species by Titration										
HDPE FLB-06	E290	20-Oct-2023	27-Oct-2023	14 days	7 days	✓	27-Oct-2023	14 days	7 days	✓
Physical Tests : Alkalinity Species by Titration										
HDPE FLB-07	E290	20-Oct-2023	27-Oct-2023	14 days	7 days	✓	27-Oct-2023	14 days	7 days	✓
Physical Tests : Alkalinity Species by Titration										
HDPE FLB-10	E290	20-Oct-2023	27-Oct-2023	14 days	7 days	✓	27-Oct-2023	14 days	7 days	✓

Matrix: **Water**

Evaluation: × = Holding time exceedance ; ✓ = Within Holding Time

Analyte Group : Analytical Method / Container / Client Sample ID(s)	*Method*	*Sampling Date*	*Extraction / Preparation*				*Analysis*			
			Preparation Date	*Holding Times* Rec	*Holding Times* Actual	*Eval*	*Analysis Date*	*Holding Times* Rec	*Holding Times* Actual	*Eval*
Physical Tests : Alkalinity Species by Titration										
HDPE FLB-11	E290	20-Oct-2023	27-Oct-2023	14 days	7 days	✓	27-Oct-2023	14 days	7 days	✓
Physical Tests : Alkalinity Species by Titration										
HDPE FLB-13	E290	20-Oct-2023	27-Oct-2023	14 days	7 days	✓	27-Oct-2023	14 days	7 days	✓
Physical Tests : Alkalinity Species by Titration										
HDPE FLB-14	E290	20-Oct-2023	27-Oct-2023	14 days	7 days	✓	27-Oct-2023	14 days	7 days	✓
Physical Tests : Alkalinity Species by Titration										
HDPE FLB-DUP	E290	20-Oct-2023	27-Oct-2023	14 days	7 days	✓	27-Oct-2023	14 days	7 days	✓
Physical Tests : Conductivity in Water										
HDPE FLB-04	E100	20-Oct-2023	27-Oct-2023	28 days	7 days	✓	27-Oct-2023	28 days	7 days	✓
Physical Tests : Conductivity in Water										
HDPE FLB-06	E100	20-Oct-2023	27-Oct-2023	28 days	7 days	✓	27-Oct-2023	28 days	7 days	✓
Physical Tests : Conductivity in Water										
HDPE FLB-07	E100	20-Oct-2023	27-Oct-2023	28 days	7 days	✓	27-Oct-2023	28 days	7 days	✓
Physical Tests : Conductivity in Water										
HDPE FLB-10	E100	20-Oct-2023	27-Oct-2023	28 days	7 days	✓	27-Oct-2023	28 days	7 days	✓
Physical Tests : Conductivity in Water										
HDPE FLB-11	E100	20-Oct-2023	27-Oct-2023	28 days	7 days	✓	27-Oct-2023	28 days	7 days	✓

Matrix: **Water**

Evaluation: × = Holding time exceedance ; ✓ = Within Holding Time

Analyte Group : Analytical Method / Container / Client Sample ID(s)	Method	Sampling Date	Extraction / Preparation				Analysis			
			Preparation Date	Holding Times Rec	Holding Times Actual	Eval	Analysis Date	Holding Times Rec	Holding Times Actual	Eval
Physical Tests : Conductivity in Water										
HDPE FLB-13	E100	20-Oct-2023	27-Oct-2023	28 days	7 days	✓	27-Oct-2023	28 days	7 days	✓
Physical Tests : Conductivity in Water										
HDPE FLB-14	E100	20-Oct-2023	27-Oct-2023	28 days	7 days	✓	27-Oct-2023	28 days	7 days	✓
Physical Tests : Conductivity in Water										
HDPE FLB-DUP	E100	20-Oct-2023	27-Oct-2023	28 days	7 days	✓	27-Oct-2023	28 days	7 days	✓
Physical Tests : pH by Meter										
HDPE FLB-14	E108	20-Oct-2023	27-Oct-2023	0.25 hrs	164 hrs	× EHTR-FM	27-Oct-2023	0.25 hrs	164 hrs	× EHTR-FM
Physical Tests : pH by Meter										
HDPE FLB-04	E108	20-Oct-2023	27-Oct-2023	0.25 hrs	169 hrs	× EHTR-FM	27-Oct-2023	0.25 hrs	169 hrs	× EHTR-FM
Physical Tests : pH by Meter										
HDPE FLB-07	E108	20-Oct-2023	27-Oct-2023	0.25 hrs	169 hrs	× EHTR-FM	27-Oct-2023	0.25 hrs	169 hrs	× EHTR-FM
Physical Tests : pH by Meter										
HDPE FLB-13	E108	20-Oct-2023	27-Oct-2023	0.25 hrs	169 hrs	× EHTR-FM	27-Oct-2023	0.25 hrs	169 hrs	× EHTR-FM
Physical Tests : pH by Meter										
HDPE FLB-DUP	E108	20-Oct-2023	27-Oct-2023	0.25 hrs	169 hrs	× EHTR-FM	27-Oct-2023	0.25 hrs	169 hrs	× EHTR-FM
Physical Tests : pH by Meter										
HDPE FLB-06	E108	20-Oct-2023	27-Oct-2023	0.25 hrs	170 hrs	× EHTR-FM	27-Oct-2023	0.25 hrs	170 hrs	× EHTR-FM

Matrix: **Water**

Evaluation: ✗ = Holding time exceedance ; ✓ = Within Holding Time

Analyte Group : Analytical Method / Container / Client Sample ID(s)	Method	Sampling Date	Extraction / Preparation				Analysis			
			Preparation Date	Holding Times Rec	Holding Times Actual	Eval	Analysis Date	Holding Times Rec	Holding Times Actual	Eval
Physical Tests : pH by Meter										
HDPE FLB-10	E108	20-Oct-2023	27-Oct-2023	0.25 hrs	170 hrs	✗ EHTR-FM	27-Oct-2023	0.25 hrs	170 hrs	✗ EHTR-FM
Physical Tests : pH by Meter										
HDPE FLB-11	E108	20-Oct-2023	27-Oct-2023	0.25 hrs	170 hrs	✗ EHTR-FM	27-Oct-2023	0.25 hrs	170 hrs	✗ EHTR-FM
Physical Tests : TDS by Gravimetry (Low Level)										
HDPE FLB-04	E162-L	20-Oct-2023	----	----	----		27-Oct-2023	7 days	7 days	✓
Physical Tests : TDS by Gravimetry (Low Level)										
HDPE FLB-06	E162-L	20-Oct-2023	----	----	----		27-Oct-2023	7 days	7 days	✓
Physical Tests : TDS by Gravimetry (Low Level)										
HDPE FLB-07	E162-L	20-Oct-2023	----	----	----		27-Oct-2023	7 days	7 days	✓
Physical Tests : TDS by Gravimetry (Low Level)										
HDPE FLB-10	E162-L	20-Oct-2023	----	----	----		27-Oct-2023	7 days	7 days	✓
Physical Tests : TDS by Gravimetry (Low Level)										
HDPE FLB-11	E162-L	20-Oct-2023	----	----	----		27-Oct-2023	7 days	7 days	✓
Physical Tests : TDS by Gravimetry (Low Level)										
HDPE FLB-13	E162-L	20-Oct-2023	----	----	----		27-Oct-2023	7 days	7 days	✓
Physical Tests : TDS by Gravimetry (Low Level)										
HDPE FLB-DUP	E162-L	20-Oct-2023	----	----	----		27-Oct-2023	7 days	7 days	✓

Matrix: **Water**

Evaluation: × = Holding time exceedance ; ✓ = Within Holding Time

Analyte Group : Analytical Method / Container / Client Sample ID(s)	Method	Sampling Date	Extraction / Preparation				Analysis			
			Preparation Date	Holding Times Rec	Holding Times Actual	Eval	Analysis Date	Holding Times Rec	Holding Times Actual	Eval
Physical Tests : TDS by Gravimetry (Low Level)										
HDPE										
FLB-14	E162-L	20-Oct-2023	----	----	----		30-Oct-2023	7 days	9 days	× EHT

Legend & Qualifier Definitions

EHTR-FM: Exceeded ALS recommended hold time prior to sample receipt. Field Measurement recommended

EHT: Exceeded ALS recommended hold time prior to analysis.

Rec. HT: ALS recommended hold time (see units).

Quality Control Parameter Frequency Compliance

The following report summarizes the frequency of laboratory QC samples analyzed within the analytical batches (QC lots) in which the submitted samples were processed. The actual frequency should be greater than or equal to the expected frequency.

Matrix: **Water**

Evaluation: ✗ = QC frequency outside specification; ✓ = QC frequency within specification.

Quality Control Sample Type			Count		Frequency (%)		
Analytical Methods	*Method*	*QC Lot #*	*QC*	*Regular*	*Actual*	*Expected*	*Evaluation*
Laboratory Duplicates (DUP)							
Acidity by Titration	E283	1212799	1	20	5.0	5.0	✓
Alkalinity Species by Titration	E290	1209889	2	20	10.0	5.0	✓
Chloride in Water by IC (Low Level)	E235.Cl-L	1209714	2	17	11.7	5.0	✓
Conductivity in Water	E100	1209888	2	32	6.2	5.0	✓
Dissolved Metals in Water by CRC ICPMS	E421	1224634	1	20	5.0	5.0	✓
Dissolved Phosphorus in Water by CRC-ICPMS (Low level)	E421.P-L	1224636	0	10	0.0	5.0	✗
Fluoride in Water by IC	E235.F	1209716	1	31	3.2	5.0	✗
pH by Meter	E108	1209887	2	40	5.0	5.0	✓
Sulfate in Water by IC	E235.SO4	1209711	2	33	6.0	5.0	✓
TDS by Gravimetry (Low Level)	E162-L	1209393	2	27	7.4	5.0	✓
Total Phosphorus by Colourimetry (0.002 mg/L)	E372-U	1210206	2	33	6.0	5.0	✓
Laboratory Control Samples (LCS)							
Acidity by Titration	E283	1212799	1	20	5.0	5.0	✓
Alkalinity Species by Titration	E290	1209889	2	20	10.0	5.0	✓
Chloride in Water by IC (Low Level)	E235.Cl-L	1209714	2	17	11.7	5.0	✓
Conductivity in Water	E100	1209888	2	32	6.2	5.0	✓
Dissolved Metals in Water by CRC ICPMS	E421	1224634	1	20	5.0	5.0	✓
Dissolved Phosphorus in Water by CRC-ICPMS (Low level)	E421.P-L	1224636	1	10	10.0	5.0	✓
Fluoride in Water by IC	E235.F	1209716	2	31	6.4	5.0	✓
pH by Meter	E108	1209887	2	40	5.0	5.0	✓
Sulfate in Water by IC	E235.SO4	1209711	2	33	6.0	5.0	✓
TDS by Gravimetry (Low Level)	E162-L	1209393	2	27	7.4	5.0	✓
Total Phosphorus by Colourimetry (0.002 mg/L)	E372-U	1210206	2	33	6.0	5.0	✓
Method Blanks (MB)							
Acidity by Titration	E283	1212799	1	20	5.0	5.0	✓
Alkalinity Species by Titration	E290	1209889	2	20	10.0	5.0	✓
Chloride in Water by IC (Low Level)	E235.Cl-L	1209714	2	17	11.7	5.0	✓
Conductivity in Water	E100	1209888	2	32	6.2	5.0	✓
Dissolved Metals in Water by CRC ICPMS	E421	1224634	1	20	5.0	5.0	✓
Dissolved Phosphorus in Water by CRC-ICPMS (Low level)	E421.P-L	1224636	1	10	10.0	5.0	✓
Fluoride in Water by IC	E235.F	1209716	2	31	6.4	5.0	✓
Sulfate in Water by IC	E235.SO4	1209711	2	33	6.0	5.0	✓
TDS by Gravimetry (Low Level)	E162-L	1209393	2	27	7.4	5.0	✓
Total Phosphorus by Colourimetry (0.002 mg/L)	E372-U	1210206	2	33	6.0	5.0	✓
Matrix Spikes (MS)							

Matrix: **Water**

Evaluation: ✗ = *QC frequency outside specification*; ✓ = *QC frequency within specification.*

Quality Control Sample Type			Count		Frequency (%)		
Analytical Methods	*Method*	*QC Lot #*	*QC*	*Regular*	*Actual*	*Expected*	*Evaluation*
Matrix Spikes (MS) - Continued							
Chloride in Water by IC (Low Level)	E235.Cl-L	1209714	2	17	11.7	5.0	✓
Dissolved Metals in Water by CRC ICPMS	E421	1224634	1	20	5.0	5.0	✓
Dissolved Phosphorus in Water by CRC-ICPMS (Low level)	E421.P-L	1224636	0	10	0.0	5.0	✗
Fluoride in Water by IC	E235.F	1209716	1	31	3.2	5.0	✗
Sulfate in Water by IC	E235.SO4	1209711	2	33	6.0	5.0	✓
Total Phosphorus by Colourimetry (0.002 mg/L)	E372-U	1210206	2	33	6.0	5.0	✓

Methodology References and Summaries

The analytical methods used by ALS are developed using internationally recognized reference methods (where available), such as those published by US EPA, APHA Standard Methods, ASTM, ISO, Environment Canada, BC MOE, and Ontario MOE. Reference methods may incorporate modifications to improve performance (indicated by "mod").

Analytical Methods	Method / Lab	Matrix	Method Reference	Method Descriptions
Conductivity in Water	E100 ALS Environmental - Winnipeg	Water	APHA 2510 (mod)	Conductivity, also known as Electrical Conductivity (EC) or Specific Conductance, is measured by immersion of a conductivity cell with platinum electrodes into a water sample. Conductivity measurements are temperature-compensated to 25°C.
pH by Meter	E108 ALS Environmental - Winnipeg	Water	APHA 4500-H (mod)	pH is determined by potentiometric measurement with a pH electrode, and is conducted at ambient laboratory temperature (normally 20 ± 5°C). For high accuracy test results, pH should be measured in the field within the recommended 15 minute hold time.
TDS by Gravimetry (Low Level)	E162-L ALS Environmental - Winnipeg	Water	APHA 2540 C (mod)	Total Dissolved Solids (TDS) are determined by filtering a sample through a glass fibre filter, with evaporation of the filtrate at 180 ± 2°C for 16 hours or to constant weight, with gravimetric measurement of the residue.
Chloride in Water by IC (Low Level)	E235.Cl-L ALS Environmental - Winnipeg	Water	EPA 300.1 (mod)	Inorganic anions are analyzed by Ion Chromatography with conductivity and/or UV detection.
Fluoride in Water by IC	E235.F ALS Environmental - Winnipeg	Water	EPA 300.1 (mod)	Inorganic anions are analyzed by Ion Chromatography with conductivity and/or UV detection.
Sulfate in Water by IC	E235.SO4 ALS Environmental - Winnipeg	Water	EPA 300.1 (mod)	Inorganic anions are analyzed by Ion Chromatography with conductivity and/or UV detection.
Acidity by Titration	E283 ALS Environmental - Waterloo	Water	APHA 2310 B (mod)	Acidity is determined by potentiometric titration to pH endpoint of 8.3
Alkalinity Species by Titration	E290 ALS Environmental - Winnipeg	Water	APHA 2320 B (mod)	Total alkalinity is determined by potentiometric titration to a pH 4.5 endpoint. Bicarbonate, carbonate and hydroxide alkalinity are calculated from phenolphthalein alkalinity and total alkalinity values.
Total Phosphorus by Colourimetry (0.002 mg/L)	E372-U ALS Environmental - Winnipeg	Water	APHA 4500-P E (mod).	Total Phosphorus is determined colourimetrically using a discrete analyzer after heated persulfate digestion of the sample.

Analytical Methods	Method / Lab	Matrix	Method Reference	Method Descriptions
Dissolved Metals in Water by CRC ICPMS	E421 ALS Environmental - Winnipeg	Water	APHA 3030B/EPA 6020B (mod)	Water samples are filtered (0.45 um), preserved with nitric acid, and analyzed by Collision/Reaction Cell ICPMS. Method Limitation (re: Sulfur): Sulfide and volatile sulfur species may not be recovered by this method.
Dissolved Phosphorus in Water by CRC-ICPMS (Low level)	E421.P-L ALS Environmental - Winnipeg	Water	APHA 3030B/EPA 6020B (mod)	Water samples are filtered (0.45 um), preserved with nitric acid, and analyzed by Collision/Reaction Cell ICPMS.

Preparation Methods	Method / Lab	Matrix	Method Reference	Method Descriptions
Digestion for Total Phosphorus in water	EP372 ALS Environmental - Winnipeg	Water	APHA 4500-P E (mod).	Samples are heated with a persulfate digestion reagent.
Dissolved Metals Water Filtration	EP421 ALS Environmental - Winnipeg	Water	APHA 3030B	Water samples are filtered (0.45 um), and preserved with HNO3.

QUALITY CONTROL REPORT

Work Order	: **WP2327752**	Page	: 1 of 13
Client	: Kinross Gold Corporation	Laboratory	: ALS Environmental - Winnipeg
Contact	: Hannah Hillier	Account Manager	: Judy Dalmaijer
Address	: Great Bear Resources Ltd. A Kinross Company 117 Forestry Road Red Lake ON Canada P0V 2M0	Address	: 1329 Niakwa Road East, Unit 12 Winnipeg, Manitoba Canada R2J 3T4
Telephone	:	Telephone	: +1 204 255 9720
Project	: PPR-022-3	Date Samples Received	: 26-Oct-2023 09:40
PO	: ----	Date Analysis Commenced	: 26-Oct-2023
C-O-C number	: ----	Issue Date	: 08-Nov-2023 12:35
Sampler	: ---- ----		
Site	: ----		
Quote number	: Monthy and Quarterly samples_V2		
No. of samples received	: 9		
No. of samples analysed	: 9		

This report supersedes any previous report(s) with this reference. Results apply to the sample(s) as submitted. This document shall not be reproduced, except in full.

This Quality Control Report contains the following information:

- Laboratory Duplicate (DUP) Report; Relative Percent Difference (RPD) and Data Quality Objectives
- Matrix Spike (MS) Report; Recovery and Data Quality Objectives
- Method Blank (MB) Report; Recovery and Data Quality Objectives
- Laboratory Control Sample (LCS) Report; Recovery and Data Quality Objectives

Signatories

This document has been electronically signed by the authorized signatories below. Electronic signing is conducted in accordance with US FDA 21 CFR Part 11.

Signatories	*Position*	*Laboratory Department*
Lee McTavish		Winnipeg Inorganics, Winnipeg, Manitoba
Nik Perkio	Inorganics Analyst	Waterloo Inorganics, Waterloo, Ontario
Oleksandr Busel		Winnipeg Inorganics, Winnipeg, Manitoba
Rhovee Guevarra		Winnipeg Inorganics, Winnipeg, Manitoba
Rhovee Guevarra		Winnipeg Metals, Winnipeg, Manitoba

General Comments

The ALS Quality Control (QC) report is optionally provided to ALS clients upon request. ALS test methods include comprehensive QC checks with every analysis to ensure our high standards of quality are met. Each QC result has a known or expected target value, which is compared against predetermined Data Quality Objectives (DQOs) to provide confidence in the accuracy of associated test results. This report contains detailed results for all QC results applicable to this sample submission. Please refer to the ALS Quality Control Interpretation report (QCI) for applicable method references and methodology summaries.

Key :

Anonymous = Refers to samples which are not part of this work order, but which formed part of the QC process lot.
CAS Number = Chemical Abstracts Service number is a unique identifier assigned to discrete substances.
DQO = Data Quality Objective.
LOR = Limit of Reporting (detection limit).
RPD = Relative Percent Difference
# = Indicates a QC result that did not meet the ALS DQO.

Workorder Comments

Holding times are displayed as "---" if no guidance exists from CCME, Canadian provinces, or broadly recognized international references.

Laboratory Duplicate (DUP) Report

A Laboratory Duplicate (DUP) is a randomly selected intralaboratory replicate sample. Laboratory Duplicates provide information regarding method precision and sample heterogeneity. ALS DQOs for Laboratory Duplicates are expressed as test-specific limits for Relative Percent Difference (RPD), or as an absolute difference limit of 2 times the LOR for low concentration duplicates within ~ 4-10 times the LOR (cut-off is test-specific).

Sub-Matrix: **Water**

					Laboratory Duplicate (DUP) Report						
Laboratory sample ID	Client sample ID	Analyte	CAS Number	Method	LOR	Unit	Original Result	Duplicate Result	RPD(%) or Difference	Duplicate Limits	Qualifier
Physical Tests (QC Lot: 1209393)											
WP2327752-004	FLB-10	Solids, total dissolved [TDS]	----	E162-L	10.0	mg/L	108	112	3.64%	20%	----
Physical Tests (QC Lot: 1209887)											
WP2327796-002	Anonymous	pH	----	E108	0.10	pH units	8.49	8.37	1.42%	4%	----
Physical Tests (QC Lot: 1209888)											
WP2327796-002	Anonymous	Conductivity	----	E100	2.0	µS/cm	1230	1230	0.244%	10%	----
Physical Tests (QC Lot: 1209889)											
WP2327796-002	Anonymous	Alkalinity, total (as CaCO3)	----	E290	1.0	mg/L	330	329	0.516%	20%	----
Physical Tests (QC Lot: 1212799)											
WP2327752-001	FLB-04	Acidity (as CaCO3)	----	E283	2.0	mg/L	<2.0	<2.0	0	Diff <2x LOR	----
Physical Tests (QC Lot: 1212861)											
WP2327752-007	FLB-14	pH	----	E108	0.10	pH units	7.82	7.80	0.256%	4%	----
Physical Tests (QC Lot: 1212862)											
WP2327752-007	FLB-14	Conductivity	----	E100	1.0	µS/cm	164	164	0.427%	10%	----
Physical Tests (QC Lot: 1212863)											
WP2327752-007	FLB-14	Alkalinity, total (as CaCO3)	----	E290	1.0	mg/L	36.5	37.0	1.36%	20%	----
Physical Tests (QC Lot: 1214956)											
WP2327761-001	Anonymous	Solids, total dissolved [TDS]	----	E162-L	15.0	mg/L	1070	1040	2.56%	20%	----
Anions and Nutrients (QC Lot: 1209711)											
WP2327751-001	Anonymous	Sulfate (as SO4)	14808-79-8	E235.SO4	0.30	mg/L	5.00	4.99	0.282%	20%	----
Anions and Nutrients (QC Lot: 1209714)											
WP2327751-001	Anonymous	Chloride	16887-00-6	E235.Cl-L	0.10	mg/L	0.44	0.44	0.005	Diff <2x LOR	----
Anions and Nutrients (QC Lot: 1209726)											
WP2327752-008	FLB-DUP	Fluoride	16984-48-8	E235.F	0.020	mg/L	0.054	0.052	0.002	Diff <2x LOR	----
Anions and Nutrients (QC Lot: 1209727)											
WP2327752-008	FLB-DUP	Chloride	16887-00-6	E235.Cl-L	0.10	mg/L	2.82	2.82	0.171%	20%	----
Anions and Nutrients (QC Lot: 1209728)											
WP2327752-008	FLB-DUP	Sulfate (as SO4)	14808-79-8	E235.SO4	0.30	mg/L	59.4	59.4	0.148%	20%	----
Anions and Nutrients (QC Lot: 1210206)											
WP2327575-002	Anonymous	Phosphorus, total	7723-14-0	E372-U	0.0020	mg/L	0.0084	0.0085	0.00004	Diff <2x LOR	----
Anions and Nutrients (QC Lot: 1210207)											

Sub-Matrix: **Water**

					Laboratory Duplicate (DUP) Report						
Laboratory sample ID	*Client sample ID*	*Analyte*	*CAS Number*	*Method*	*LOR*	*Unit*	*Original Result*	*Duplicate Result*	*RPD(%) or Difference*	*Duplicate Limits*	*Qualifier*
Anions and Nutrients (QC Lot: 1210207) - continued											
WP2327752-006	FLB-13	Phosphorus, total	7723-14-0	E372-U	0.0020	mg/L	0.0051	0.0051	0.00003	Diff <2x LOR	----
Dissolved Metals (QC Lot: 1224634)											
WP2326962-006	Anonymous	Aluminum, dissolved	7429-90-5	E421	0.0010	mg/L	0.0069	0.0073	0.0004	Diff <2x LOR	----
		Antimony, dissolved	7440-36-0	E421	0.00010	mg/L	0.00022	0.00021	0.00001	Diff <2x LOR	----
		Arsenic, dissolved	7440-38-2	E421	0.00010	mg/L	0.00315	0.00310	1.60%	20%	----
		Barium, dissolved	7440-39-3	E421	0.00010	mg/L	0.00695	0.00682	1.97%	20%	----
		Beryllium, dissolved	7440-41-7	E421	0.000020	mg/L	<0.000020	<0.000020	0	Diff <2x LOR	----
		Bismuth, dissolved	7440-69-9	E421	0.000050	mg/L	<0.000050	<0.000050	0	Diff <2x LOR	----
		Boron, dissolved	7440-42-8	E421	0.010	mg/L	<0.010	<0.010	0	Diff <2x LOR	----
		Cadmium, dissolved	7440-43-9	E421	0.0000050	mg/L	<0.0000050	<0.0000050	0	Diff <2x LOR	----
		Calcium, dissolved	7440-70-2	E421	0.050	mg/L	9.00	8.52	5.51%	20%	----
		Cesium, dissolved	7440-46-2	E421	0.000010	mg/L	<0.000010	<0.000010	0	Diff <2x LOR	----
		Chromium, dissolved	7440-47-3	E421	0.00050	mg/L	<0.00050	<0.00050	0	Diff <2x LOR	----
		Cobalt, dissolved	7440-48-4	E421	0.00010	mg/L	0.00015	0.00015	0.000001	Diff <2x LOR	----
		Copper, dissolved	7440-50-8	E421	0.00020	mg/L	0.00082	0.00085	0.00004	Diff <2x LOR	----
		Iron, dissolved	7439-89-6	E421	0.010	mg/L	0.026	0.027	0.0004	Diff <2x LOR	----
		Lead, dissolved	7439-92-1	E421	0.000050	mg/L	<0.000050	<0.000050	0	Diff <2x LOR	----
		Lithium, dissolved	7439-93-2	E421	0.0010	mg/L	0.0013	0.0012	0.00009	Diff <2x LOR	----
		Magnesium, dissolved	7439-95-4	E421	0.0050	mg/L	2.80	2.77	0.873%	20%	----
		Manganese, dissolved	7439-96-5	E421	0.00010	mg/L	0.00284	0.00290	2.17%	20%	----
		Molybdenum, dissolved	7439-98-7	E421	0.000050	mg/L	0.000130	0.000120	0.000010	Diff <2x LOR	----
		Nickel, dissolved	7440-02-0	E421	0.00050	mg/L	0.00054	0.00055	0.000009	Diff <2x LOR	----
		Phosphorus, dissolved	7723-14-0	E421	0.050	mg/L	<0.050	<0.050	0	Diff <2x LOR	----
		Potassium, dissolved	7440-09-7	E421	0.050	mg/L	0.839	0.825	1.71%	20%	----
		Rubidium, dissolved	7440-17-7	E421	0.00020	mg/L	0.00182	0.00175	0.00006	Diff <2x LOR	----
		Selenium, dissolved	7782-49-2	E421	0.000050	mg/L	0.000130	0.000125	0.000005	Diff <2x LOR	----
		Silicon, dissolved	7440-21-3	E421	0.050	mg/L	1.28	1.23	4.04%	20%	----
		Silver, dissolved	7440-22-4	E421	0.000010	mg/L	<0.000010	<0.000010	0	Diff <2x LOR	----
		Sodium, dissolved	7440-23-5	E421	0.050	mg/L	2.57	2.69	4.80%	20%	----
		Strontium, dissolved	7440-24-6	E421	0.00020	mg/L	0.0268	0.0263	2.18%	20%	----
		Sulfur, dissolved	7704-34-9	E421	0.50	mg/L	1.75	1.86	0.12	Diff <2x LOR	----
		Tellurium, dissolved	13494-80-9	E421	0.00020	mg/L	<0.00020	<0.00020	0	Diff <2x LOR	----
		Thallium, dissolved	7440-28-0	E421	0.000010	mg/L	<0.000010	<0.000010	0	Diff <2x LOR	----
		Thorium, dissolved	7440-29-1	E421	0.00010	mg/L	<0.00010	<0.00010	0	Diff <2x LOR	----

Sub-Matrix: **Water**

					Laboratory Duplicate (DUP) Report						
Laboratory sample ID	*Client sample ID*	*Analyte*	*CAS Number*	*Method*	*LOR*	*Unit*	*Original Result*	*Duplicate Result*	*RPD(%) or Difference*	*Duplicate Limits*	*Qualifier*
Dissolved Metals (QC Lot: 1224634) - continued											
WP2326962-006	Anonymous	Tin, dissolved	7440-31-5	E421	0.00010	mg/L	<0.00010	<0.00010	0	Diff <2x LOR	----
		Titanium, dissolved	7440-32-6	E421	0.00030	mg/L	<0.00030	<0.00030	0	Diff <2x LOR	----
		Tungsten, dissolved	7440-33-7	E421	0.00010	mg/L	<0.00010	<0.00010	0	Diff <2x LOR	----
		Uranium, dissolved	7440-61-1	E421	0.000010	mg/L	0.000053	0.000055	0.000002	Diff <2x LOR	----
		Vanadium, dissolved	7440-62-2	E421	0.00050	mg/L	<0.00050	<0.00050	0	Diff <2x LOR	----
		Zinc, dissolved	7440-66-6	E421	0.0010	mg/L	<0.0010	<0.0010	0	Diff <2x LOR	----
		Zirconium, dissolved	7440-67-7	E421	0.00030	mg/L	<0.00030	<0.00030	0	Diff <2x LOR	----

Method Blank (MB) Report

A Method Blank is an analyte-free matrix that undergoes sample processing identical to that carried out for test samples. Method Blank results are used to monitor and control for potential contamination from the laboratory environment and reagents. For most tests, the DQO for Method Blanks is for the result to be < LOR.

Sub-Matrix: **Water**

Analyte	CAS Number	Method	LOR	Unit	Result	Qualifier
Physical Tests (QCLot: 1209393)						
Solids, total dissolved [TDS]	----	E162-L	3	mg/L	<3.0	----
Physical Tests (QCLot: 1209888)						
Conductivity	----	E100	1	µS/cm	<1.0	----
Physical Tests (QCLot: 1209889)						
Alkalinity, total (as CaCO3)	----	E290	1	mg/L	<1.0	----
Physical Tests (QCLot: 1212799)						
Acidity (as CaCO3)	----	E283	2	mg/L	<2.0	----
Physical Tests (QCLot: 1212862)						
Conductivity	----	E100	1	µS/cm	<1.0	----
Physical Tests (QCLot: 1212863)						
Alkalinity, total (as CaCO3)	----	E290	1	mg/L	<1.0	----
Physical Tests (QCLot: 1214956)						
Solids, total dissolved [TDS]	----	E162-L	3	mg/L	<3.0	----
Anions and Nutrients (QCLot: 1209711)						
Sulfate (as SO4)	14808-79-8	E235.SO4	0.3	mg/L	<0.30	----
Anions and Nutrients (QCLot: 1209714)						
Chloride	16887-00-6	E235.Cl-L	0.1	mg/L	<0.10	----
Anions and Nutrients (QCLot: 1209716)						
Fluoride	16984-48-8	E235.F	0.02	mg/L	<0.020	----
Anions and Nutrients (QCLot: 1209726)						
Fluoride	16984-48-8	E235.F	0.02	mg/L	<0.020	----
Anions and Nutrients (QCLot: 1209727)						
Chloride	16887-00-6	E235.Cl-L	0.1	mg/L	<0.10	----
Anions and Nutrients (QCLot: 1209728)						
Sulfate (as SO4)	14808-79-8	E235.SO4	0.3	mg/L	<0.30	----
Anions and Nutrients (QCLot: 1210206)						
Phosphorus, total	7723-14-0	E372-U	0.002	mg/L	<0.0020	----
Anions and Nutrients (QCLot: 1210207)						
Phosphorus, total	7723-14-0	E372-U	0.002	mg/L	<0.0020	----
Dissolved Metals (QCLot: 1224634)						
Aluminum, dissolved	7429-90-5	E421	0.001	mg/L	<0.0010	----
Antimony, dissolved	7440-36-0	E421	0.0001	mg/L	<0.00010	----

Sub-Matrix: **Water**

Analyte	CAS Number	Method	LOR	Unit	Result	Qualifier
Dissolved Metals (QCLot: 1224634) - continued						
Arsenic, dissolved	7440-38-2	E421	0.0001	mg/L	<0.00010	----
Barium, dissolved	7440-39-3	E421	0.0001	mg/L	<0.00010	----
Beryllium, dissolved	7440-41-7	E421	0.00002	mg/L	<0.000020	----
Bismuth, dissolved	7440-69-9	E421	0.00005	mg/L	<0.000050	----
Boron, dissolved	7440-42-8	E421	0.01	mg/L	<0.010	----
Cadmium, dissolved	7440-43-9	E421	0.000005	mg/L	<0.0000050	----
Calcium, dissolved	7440-70-2	E421	0.05	mg/L	<0.050	----
Cesium, dissolved	7440-46-2	E421	0.00001	mg/L	<0.000010	----
Chromium, dissolved	7440-47-3	E421	0.0005	mg/L	<0.00050	----
Cobalt, dissolved	7440-48-4	E421	0.0001	mg/L	<0.00010	----
Copper, dissolved	7440-50-8	E421	0.0002	mg/L	<0.00020	----
Iron, dissolved	7439-89-6	E421	0.01	mg/L	<0.010	----
Lead, dissolved	7439-92-1	E421	0.00005	mg/L	<0.000050	----
Lithium, dissolved	7439-93-2	E421	0.001	mg/L	<0.0010	----
Magnesium, dissolved	7439-95-4	E421	0.005	mg/L	<0.0050	----
Manganese, dissolved	7439-96-5	E421	0.0001	mg/L	<0.00010	----
Molybdenum, dissolved	7439-98-7	E421	0.00005	mg/L	<0.000050	----
Nickel, dissolved	7440-02-0	E421	0.0005	mg/L	<0.00050	----
Phosphorus, dissolved	7723-14-0	E421	0.05	mg/L	<0.050	----
Potassium, dissolved	7440-09-7	E421	0.05	mg/L	<0.050	----
Rubidium, dissolved	7440-17-7	E421	0.0002	mg/L	<0.00020	----
Selenium, dissolved	7782-49-2	E421	0.00005	mg/L	<0.000050	----
Silicon, dissolved	7440-21-3	E421	0.05	mg/L	<0.050	----
Silver, dissolved	7440-22-4	E421	0.00001	mg/L	<0.000010	----
Sodium, dissolved	7440-23-5	E421	0.05	mg/L	<0.050	----
Strontium, dissolved	7440-24-6	E421	0.0002	mg/L	<0.00020	----
Sulfur, dissolved	7704-34-9	E421	0.5	mg/L	<0.50	----
Tellurium, dissolved	13494-80-9	E421	0.0002	mg/L	<0.00020	----
Thallium, dissolved	7440-28-0	E421	0.00001	mg/L	<0.000010	----
Thorium, dissolved	7440-29-1	E421	0.0001	mg/L	<0.00010	----
Tin, dissolved	7440-31-5	E421	0.0001	mg/L	<0.00010	----
Titanium, dissolved	7440-32-6	E421	0.0003	mg/L	<0.00030	----
Tungsten, dissolved	7440-33-7	E421	0.0001	mg/L	<0.00010	----
Uranium, dissolved	7440-61-1	E421	0.00001	mg/L	<0.000010	----
Vanadium, dissolved	7440-62-2	E421	0.0005	mg/L	<0.00050	----

Sub-Matrix: **Water**

Analyte	CAS Number	Method	LOR	Unit	Result	Qualifier
Dissolved Metals (QCLot: 1224634) - continued						
Zinc, dissolved	7440-66-6	E421	0.001	mg/L	<0.0010	----
Zirconium, dissolved	7440-67-7	E421	0.0002	mg/L	<0.00020	----
Dissolved Metals (QCLot: 1224636)						
Phosphorus, dissolved	7723-14-0	E421.P-L	0.03	mg/L	<0.030	----

Laboratory Control Sample (LCS) Report

A Laboratory Control Sample (LCS) is an analyte-free matrix that has been fortified (spiked) with test analytes at known concentration and processed in an identical manner to test samples. LCS results are expressed as percent recovery, and are used to monitor and control test method accuracy and precision, independent of test sample matrix.

Sub-Matrix: **Water**

					Laboratory Control Sample (LCS) Report				
					Spike	Recovery (%)	Recovery Limits (%)		
Analyte	CAS Number	Method	LOR	Unit	Concentration	LCS	Low	High	Qualifier
Physical Tests (QCLot: 1209393)									
Solids, total dissolved [TDS]	----	E162-L	3	mg/L	1000 mg/L	92.5	85.0	115	----
Physical Tests (QCLot: 1209887)									
pH	----	E108	----	pH units	7 pH units	100	98.0	102	----
Physical Tests (QCLot: 1209888)									
Conductivity	----	E100	1	µS/cm	1412 µS/cm	100	90.0	110	----
Physical Tests (QCLot: 1209889)									
Alkalinity, total (as CaCO3)	----	E290	1	mg/L	100 mg/L	94.9	85.0	115	----
Physical Tests (QCLot: 1212799)									
Acidity (as CaCO3)	----	E283	2	mg/L	50 mg/L	109	85.0	115	----
Physical Tests (QCLot: 1212861)									
pH	----	E108	----	pH units	7 pH units	100	98.0	102	----
Physical Tests (QCLot: 1212862)									
Conductivity	----	E100	1	µS/cm	1412 µS/cm	101	90.0	110	----
Physical Tests (QCLot: 1212863)									
Alkalinity, total (as CaCO3)	----	E290	1	mg/L	100 mg/L	94.1	85.0	115	----
Physical Tests (QCLot: 1214956)									
Solids, total dissolved [TDS]	----	E162-L	3	mg/L	1000 mg/L	92.3	85.0	115	----
Anions and Nutrients (QCLot: 1209711)									
Sulfate (as SO4)	14808-79-8	E235.SO4	0.3	mg/L	100 mg/L	100.0	90.0	110	----
Anions and Nutrients (QCLot: 1209714)									
Chloride	16887-00-6	E235.Cl-L	0.1	mg/L	100 mg/L	99.2	90.0	110	----
Anions and Nutrients (QCLot: 1209716)									
Fluoride	16984-48-8	E235.F	0.02	mg/L	1 mg/L	104	90.0	110	----
Anions and Nutrients (QCLot: 1209726)									
Fluoride	16984-48-8	E235.F	0.02	mg/L	1 mg/L	102	90.0	110	----
Anions and Nutrients (QCLot: 1209727)									
Chloride	16887-00-6	E235.Cl-L	0.1	mg/L	100 mg/L	99.6	90.0	110	----
Anions and Nutrients (QCLot: 1209728)									
Sulfate (as SO4)	14808-79-8	E235.SO4	0.3	mg/L	100 mg/L	99.8	90.0	110	----
Anions and Nutrients (QCLot: 1210206)									
Phosphorus, total	7723-14-0	E372-U	0.002	mg/L	0.5 mg/L	93.2	80.0	120	----

Sub-Matrix: **Water**

					Laboratory Control Sample (LCS) Report				
					Spike	Recovery (%)	Recovery Limits (%)		
Analyte	CAS Number	Method	LOR	Unit	Concentration	LCS	Low	High	Qualifier
Anions and Nutrients (QCLot: 1210207)									
Phosphorus, total	7723-14-0	E372-U	0.002	mg/L	0.5 mg/L	93.5	80.0	120	----
Dissolved Metals (QCLot: 1224634)									
Aluminum, dissolved	7429-90-5	E421	0.001	mg/L	2 mg/L	104	80.0	120	----
Antimony, dissolved	7440-36-0	E421	0.0001	mg/L	1 mg/L	106	80.0	120	----
Arsenic, dissolved	7440-38-2	E421	0.0001	mg/L	1 mg/L	104	80.0	120	----
Barium, dissolved	7440-39-3	E421	0.0001	mg/L	0.25 mg/L	98.8	80.0	120	----
Beryllium, dissolved	7440-41-7	E421	0.00002	mg/L	0.1 mg/L	102	80.0	120	----
Bismuth, dissolved	7440-69-9	E421	0.00005	mg/L	1 mg/L	108	80.0	120	----
Boron, dissolved	7440-42-8	E421	0.01	mg/L	1 mg/L	101	80.0	120	----
Cadmium, dissolved	7440-43-9	E421	0.000005	mg/L	0.1 mg/L	104	80.0	120	----
Calcium, dissolved	7440-70-2	E421	0.05	mg/L	50 mg/L	103	80.0	120	----
Cesium, dissolved	7440-46-2	E421	0.00001	mg/L	0.05 mg/L	100	80.0	120	----
Chromium, dissolved	7440-47-3	E421	0.0005	mg/L	0.25 mg/L	106	80.0	120	----
Cobalt, dissolved	7440-48-4	E421	0.0001	mg/L	0.25 mg/L	104	80.0	120	----
Copper, dissolved	7440-50-8	E421	0.0002	mg/L	0.25 mg/L	106	80.0	120	----
Iron, dissolved	7439-89-6	E421	0.01	mg/L	1 mg/L	104	80.0	120	----
Lead, dissolved	7439-92-1	E421	0.00005	mg/L	0.5 mg/L	106	80.0	120	----
Lithium, dissolved	7439-93-2	E421	0.001	mg/L	0.25 mg/L	108	80.0	120	----
Magnesium, dissolved	7439-95-4	E421	0.005	mg/L	50 mg/L	108	80.0	120	----
Manganese, dissolved	7439-96-5	E421	0.0001	mg/L	0.25 mg/L	104	80.0	120	----
Molybdenum, dissolved	7439-98-7	E421	0.00005	mg/L	0.25 mg/L	102	80.0	120	----
Nickel, dissolved	7440-02-0	E421	0.0005	mg/L	0.5 mg/L	104	80.0	120	----
Phosphorus, dissolved	7723-14-0	E421	0.05	mg/L	10 mg/L	105	80.0	120	----
Potassium, dissolved	7440-09-7	E421	0.05	mg/L	50 mg/L	94.9	80.0	120	----
Rubidium, dissolved	7440-17-7	E421	0.0002	mg/L	0.1 mg/L	104	80.0	120	----
Selenium, dissolved	7782-49-2	E421	0.00005	mg/L	1 mg/L	109	80.0	120	----
Silicon, dissolved	7440-21-3	E421	0.05	mg/L	10 mg/L	102	80.0	120	----
Silver, dissolved	7440-22-4	E421	0.00001	mg/L	0.1 mg/L	96.0	80.0	120	----
Sodium, dissolved	7440-23-5	E421	0.05	mg/L	50 mg/L	109	80.0	120	----
Strontium, dissolved	7440-24-6	E421	0.0002	mg/L	0.25 mg/L	104	80.0	120	----
Sulfur, dissolved	7704-34-9	E421	0.5	mg/L	50 mg/L	106	80.0	120	----
Tellurium, dissolved	13494-80-9	E421	0.0002	mg/L	0.1 mg/L	105	80.0	120	----
Thallium, dissolved	7440-28-0	E421	0.00001	mg/L	1 mg/L	102	80.0	120	----
Thorium, dissolved	7440-29-1	E421	0.0001	mg/L	0.1 mg/L	104	80.0	120	----
Tin, dissolved	7440-31-5	E421	0.0001	mg/L	0.5 mg/L	106	80.0	120	----

Sub-Matrix: **Water**

Analyte	CAS Number	Method	LOR	Unit	Laboratory Control Sample (LCS) Report				
					Spike	Recovery (%)	Recovery Limits (%)		
					Concentration	LCS	Low	High	Qualifier
Dissolved Metals (QCLot: 1224634) - continued									
Titanium, dissolved	7440-32-6	E421	0.0003	mg/L	0.25 mg/L	99.0	80.0	120	----
Tungsten, dissolved	7440-33-7	E421	0.0001	mg/L	0.1 mg/L	99.9	80.0	120	----
Uranium, dissolved	7440-61-1	E421	0.00001	mg/L	0.005 mg/L	105	80.0	120	----
Vanadium, dissolved	7440-62-2	E421	0.0005	mg/L	0.5 mg/L	105	80.0	120	----
Zinc, dissolved	7440-66-6	E421	0.001	mg/L	0.5 mg/L	107	80.0	120	----
Zirconium, dissolved	7440-67-7	E421	0.0002	mg/L	0.1 mg/L	103	80.0	120	----
Phosphorus, dissolved	7723-14-0	E421.P-L	0.03	mg/L	10 mg/L	105	80.0	120	----

Matrix Spike (MS) Report

A Matrix Spike (MS) is a randomly selected intra-laboratory replicate sample that has been fortified (spiked) with test analytes at known concentration, and processed in an identical manner to test samples. Matrix Spikes provide information regarding analyte recovery and potential matrix effects. MS DQO exceedances due to sample matrix may sometimes be unavoidable; in such cases, test results for the associated sample (or similar samples) may be subject to bias. ND – Recovery not determined, background level >= 1x spike level.

Sub-Matrix: **Water**

					Matrix Spike (MS) Report					
					Spike		Recovery (%)	Recovery Limits (%)		
Laboratory sample ID	Client sample ID	Analyte	CAS Number	Method	Concentration	Target	MS	Low	High	Qualifier
Anions and Nutrients (QCLot: 1209711)										
WP2327751-001	Anonymous	Sulfate (as SO4)	14808-79-8	E235.SO4	98.9 mg/L	100 mg/L	98.9	75.0	125	----
Anions and Nutrients (QCLot: 1209714)										
WP2327751-001	Anonymous	Chloride	16887-00-6	E235.Cl-L	99.6 mg/L	100 mg/L	99.6	75.0	125	----
Anions and Nutrients (QCLot: 1209726)										
WP2327752-008	FLB-DUP	Fluoride	16984-48-8	E235.F	1.04 mg/L	1 mg/L	104	75.0	125	----
Anions and Nutrients (QCLot: 1209727)										
WP2327752-008	FLB-DUP	Chloride	16887-00-6	E235.Cl-L	99.6 mg/L	100 mg/L	99.6	75.0	125	----
Anions and Nutrients (QCLot: 1209728)										
WP2327752-008	FLB-DUP	Sulfate (as SO4)	14808-79-8	E235.SO4	97.8 mg/L	100 mg/L	97.8	75.0	125	----
Anions and Nutrients (QCLot: 1210206)										
WP2327575-003	Anonymous	Phosphorus, total	7723-14-0	E372-U	0.241 mg/L	0.25 mg/L	96.4	70.0	130	----
Anions and Nutrients (QCLot: 1210207)										
WP2327752-008	FLB-DUP	Phosphorus, total	7723-14-0	E372-U	0.232 mg/L	0.25 mg/L	92.8	70.0	130	----
Dissolved Metals (QCLot: 1224634)										
WP2326962-006	Anonymous	Aluminum, dissolved	7429-90-5	E421	0.229 mg/L	0.2 mg/L	114	70.0	130	----
		Antimony, dissolved	7440-36-0	E421	0.0226 mg/L	0.02 mg/L	113	70.0	130	----
		Arsenic, dissolved	7440-38-2	E421	0.0231 mg/L	0.02 mg/L	116	70.0	130	----
		Barium, dissolved	7440-39-3	E421	0.0224 mg/L	0.02 mg/L	112	70.0	130	----
		Beryllium, dissolved	7440-41-7	E421	0.0452 mg/L	0.04 mg/L	113	70.0	130	----
		Bismuth, dissolved	7440-69-9	E421	0.0115 mg/L	0.01 mg/L	115	70.0	130	----
		Boron, dissolved	7440-42-8	E421	0.103 mg/L	0.1 mg/L	103	70.0	130	----
		Cadmium, dissolved	7440-43-9	E421	0.00483 mg/L	0.004 mg/L	121	70.0	130	----
		Calcium, dissolved	7440-70-2	E421	ND mg/L	4 mg/L	ND	70.0	130	----
		Cesium, dissolved	7440-46-2	E421	0.0107 mg/L	0.01 mg/L	107	70.0	130	----
		Chromium, dissolved	7440-47-3	E421	0.0478 mg/L	0.04 mg/L	120	70.0	130	----
		Cobalt, dissolved	7440-48-4	E421	0.0237 mg/L	0.02 mg/L	118	70.0	130	----
		Copper, dissolved	7440-50-8	E421	0.0238 mg/L	0.02 mg/L	119	70.0	130	----
		Iron, dissolved	7439-89-6	E421	2.34 mg/L	2 mg/L	117	70.0	130	----
		Lead, dissolved	7439-92-1	E421	0.0225 mg/L	0.02 mg/L	112	70.0	130	----

Sub-Matrix: **Water**

					Matrix Spike (MS) Report					
					Spike		Recovery (%)	Recovery Limits (%)		
Laboratory sample ID	Client sample ID	Analyte	CAS Number	Method	Concentration	Target	MS	Low	High	Qualifier
Dissolved Metals (QCLot: 1224634) - continued										
WP2326962-006	Anonymous	Lithium, dissolved	7439-93-2	E421	0.114 mg/L	0.1 mg/L	114	70.0	130	----
		Magnesium, dissolved	7439-95-4	E421	ND mg/L	1 mg/L	ND	70.0	130	----
		Manganese, dissolved	7439-96-5	E421	0.0237 mg/L	0.02 mg/L	119	70.0	130	----
		Molybdenum, dissolved	7439-98-7	E421	0.0220 mg/L	0.02 mg/L	110	70.0	130	----
		Nickel, dissolved	7440-02-0	E421	0.0469 mg/L	0.04 mg/L	117	70.0	130	----
		Phosphorus, dissolved	7723-14-0	E421	11.4 mg/L	10 mg/L	114	70.0	130	----
		Potassium, dissolved	7440-09-7	E421	4.26 mg/L	4 mg/L	106	70.0	130	----
		Rubidium, dissolved	7440-17-7	E421	0.0219 mg/L	0.02 mg/L	110	70.0	130	----
		Selenium, dissolved	7782-49-2	E421	0.0482 mg/L	0.04 mg/L	120	70.0	130	----
		Silicon, dissolved	7440-21-3	E421	10.5 mg/L	10 mg/L	105	70.0	130	----
		Silver, dissolved	7440-22-4	E421	0.00421 mg/L	0.004 mg/L	105	70.0	130	----
		Sodium, dissolved	7440-23-5	E421	ND mg/L	2 mg/L	ND	70.0	130	----
		Strontium, dissolved	7440-24-6	E421	ND mg/L	0.02 mg/L	ND	70.0	130	----
		Sulfur, dissolved	7704-34-9	E421	22.6 mg/L	20 mg/L	113	70.0	130	----
		Tellurium, dissolved	13494-80-9	E421	0.0457 mg/L	0.04 mg/L	114	70.0	130	----
		Thallium, dissolved	7440-28-0	E421	0.00422 mg/L	0.004 mg/L	105	70.0	130	----
		Thorium, dissolved	7440-29-1	E421	0.0240 mg/L	0.02 mg/L	120	70.0	130	----
		Tin, dissolved	7440-31-5	E421	0.0227 mg/L	0.02 mg/L	113	70.0	130	----
		Titanium, dissolved	7440-32-6	E421	0.0450 mg/L	0.04 mg/L	112	70.0	130	----
		Tungsten, dissolved	7440-33-7	E421	0.0215 mg/L	0.02 mg/L	108	70.0	130	----
		Uranium, dissolved	7440-61-1	E421	0.00459 mg/L	0.004 mg/L	115	70.0	130	----
		Vanadium, dissolved	7440-62-2	E421	0.118 mg/L	0.1 mg/L	118	70.0	130	----
		Zinc, dissolved	7440-66-6	E421	0.481 mg/L	0.4 mg/L	120	70.0	130	----
		Zirconium, dissolved	7440-67-7	E421	0.0464 mg/L	0.04 mg/L	116	70.0	130	----

Environmental Division
Winnipeg
Work Order Reference
WP2327752

Telephone : +1 204 255 9720

Report To		Reports / Recipients	Turnaround Time (TAT) Requested
Company:	Kinross - Great Bear Resources	Select Report Format: ☑ PDF ☑ EXCEL ☑ EDD (DIGITAL)	☑ Routine [R] if received by 3pm M-F - no surcharges apply
Contact:	Hannah Hillier	Merge QC/QCI Reports with COA ☑ YES ☐ NO ☐ N/A	☐ 4 day [P4] if received by 3pm M-F - 20% rush surcharge minimum
Phone:	(807) 633-2492	☐ Compare Results to Criteria on Report - provide details below if box checked	☐ 3 day [P3] if received by 3pm M-F - 25% rush surcharge minimum
		Select Distribution: ☑ EMAIL ☐ MAIL ☐ FAX	☐ 2 day [P2] if received by 3pm M-F - 50% rush surcharge minimum
Street:	19 Young Street	Email 1 ashley.moncrief@kinross.com	☐ 1 day [E] if received by 3pm M-F - 100% rush surcharge minimum
City/Province:	Red Lake, ON	Email 2 hannah.hillier@kinross.com	☐ Same day [E2] if received by 10am M-S - 200% rush surcharge.
Postal Code:	P0V2M0	Email 3 christopher.reid@kinross.com	Additional fees may apply to rush requests on weeke holidays and for non-routine tests.
Invoice To	Same as Report To ☑ YES ☐ NO	Email 4 jacob.mcfee@kinross.com	**Date and Time Required for all E&P TATs:**
	Copy of Invoice with Report ☑ YES ☐ NO	Email 5 curtis.bloemberg@kinross.com	
Company:		Email 6 emily.meek@kinross.com	**Analysis Request**
		Email 7 aaron.peloquin@kinross.com	
		Email 8 anna.klein@wsp.com	
Contact:		Email 9 kristen.gault@wsp.com	

Project Information	Invoice Recipients
ALS Account # / Quote #: PPR-022-3	Select Invoice Distribution: ☑ EMAIL ☐ MAIL ☐ FAX
Job #: PPR-022-3	Email 1 invoice@kinross.com
ALS Lab Work Order # (ALS use only):	**ALS Contact:** Judy Dalmaijer **Sampler:** Jacob McFee

ALS Sample # (ALS use only)	Sample Identification and/or Coordinates (This description will appear on the report)	Date (dd-mm-yy)	Time (hh:mm)	Sample Type	NUMBER OF CONTAINERS	FLB-BiW	Dissolved Metals		Field pH	Field Temperature	Field Conductivity (us/c
	FLB-04	20/10/23	11:10	Water	4	X			7.63	11.4	101.4
	FLB-06	20/10/23	10:45	Water	4	X			7.45	5.9	133.2
	FLB-07	20/10/23	11:30	Water	4	X			7.63	7.9	97.8
	FLB-10	20/10/23	10:55	Water	2	X			7.24	9.7	168
	FLB-11	20/10/23	10:30	Water	4	X			7.69	8.6	96.6
	FLB-13	20/10/23	11:55	Water	4	X			7.38	10.9	171.4
	FLB-14	20/10/23	12:30	Water	4	X			7.48	9.01	138.5
	FLB-DUP	20/10/23	11:55	Water	4	X			7.38	10.9	171.4
	FLB-Field Blank	20/10/23	12:30	Water	1		X		N/A	N/A	N/A

SHIPMENT RELEASE (client use)				INITIAL SHIPMENT RECEPTION (ALS use only)			FINAL SHIPMENT RECEPTION (ALS use only)	
Released by:	Jacob McFee	20-Oct	15:00	Received by:	Date: OCT 26 2023	Time: 9:40	Received by:	Time:

9.1°C

CERTIFICATE OF ANALYSIS

Work Order	: **WP2408614**	Page	: 1 of 12
Client	: **Great Bear Resources Ltd**	Laboratory	: ALS Environmental - Winnipeg
Contact	: Ashley Moncrief	Account Manager	: Judy Dalmaijer
Address	: Great Bear Resources Ltd. 117 Forestry Road Red Lake ON Canada P0V 2M0	Address	: 1329 Niakwa Road East, Unit 12 Winnipeg MB Canada R2J 3T4
Telephone	: 807 630 0203	Telephone	: +1 204 255 9720
Project	: PPR-022-3	Date Samples Received	: 16-Apr-2024 08:45
PO	: PPR-022-3	Date Analysis Commenced	: 16-Apr-2024
C-O-C number	: ----	Issue Date	: 23-Apr-2024 16:38
Sampler	: ----		
Site	: ----		
Quote number	: 2024 Standing offer_V2		
No. of samples received	: 18		
No. of samples analysed	: 18		

This report supersedes any previous report(s) with this reference. Results apply to the sample(s) as submitted. This document shall not be reproduced, except in full.

This Certificate of Analysis contains the following information:

- General Comments
- Analytical Results

Additional information pertinent to this report will be found in the following separate attachments: Quality Control Report, QC Interpretive report to assist with Quality Review and Sample Receipt Notification (SRN).

Signatories

This document has been electronically signed by the authorized signatories below. Electronic signing is conducted in accordance with US FDA 21 CFR Part 11.

Signatories	*Position*	*Laboratory Department*
Lee McTavish		Inorganics, Winnipeg, Manitoba
Lee McTavish		Metals, Winnipeg, Manitoba
Leila Conyard	Lab Assistant	Metals, Winnipeg, Manitoba
Nik Perkio	Inorganics Analyst	Inorganics, Waterloo, Ontario

General Comments

The analytical methods used by ALS are developed using internationally recognized reference methods (where available), such as those published by US EPA, APHA Standard Methods, ASTM, ISO, Environment Canada, BC MOE, and Ontario MOE. Refer to the ALS Quality Control Interpretive report (QCI) for applicable references and methodology summaries. Reference methods may incorporate modifications to improve performance.

Where a reported less than (<) result is higher than the LOR, this may be due to primary sample extract/digestate dilution and/or insufficient sample for analysis.

Where the LOR of a reported result differs from standard LOR, this may be due to high moisture content, insufficient sample (reduced weight employed) or matrix interference.

Please refer to Quality Control Interpretive report (QCI) for information regarding Holding Time compliance.

Key : CAS Number: Chemical Abstracts Services number is a unique identifier assigned to discrete substances

LOR: Limit of Reporting (detection limit).

Unit	*Description*
-	no units
µS/cm	microsiemens per centimetre
mg/L	milligrams per litre
pH units	pH units

<: less than.

>: greater than.

Surrogate: An analyte that is similar in behavior to target analyte(s), but that does not occur naturally in environmental samples. For applicable tests, surrogates are added to samples prior to analysis as a check on recovery.

Test results reported relate only to the samples as received by the laboratory.

UNLESS OTHERWISE STATED on SRN or QCI Report, ALL SAMPLES WERE RECEIVED IN ACCEPTABLE CONDITION.

Analytical Results

Sub-Matrix: **Water**
(Matrix: **Water**)

Analyte	CAS Number	Method/Lab	LOR	Unit	Client sample ID	FLB-01	FLB-02	FLB-03	FLB-04	FLB-05
					Client sampling date / time	13-Apr-2024 11:30	13-Apr-2024 11:40	13-Apr-2024 11:50	13-Apr-2024 12:00	13-Apr-2024 12:10
						WP2408614-001	WP2408614-002	WP2408614-003	WP2408614-004	WP2408614-005
						Result	Result	Result	Result	Result
Physical Tests										
Acidity (as CaCO3)	----	E283/WT	2.0	mg/L		<2.0	<2.0	<2.0	<2.0	<2.0
Alkalinity, bicarbonate (as CaCO3)	----	E290/WP	1.0	mg/L		31.0	30.4	33.3	25.6	14.7
Alkalinity, carbonate (as CaCO3)	----	E290/WP	1.0	mg/L		<1.0	<1.0	<1.0	<1.0	<1.0
Alkalinity, hydroxide (as CaCO3)	----	E290/WP	1.0	mg/L		<1.0	<1.0	<1.0	<1.0	<1.0
Alkalinity, phenolphthalein (as CaCO3)	----	E290/WP	1.0	mg/L		<1.0	<1.0	<1.0	<1.0	<1.0
Alkalinity, total (as CaCO3)	----	E290/WP	1.0	mg/L		31.0	30.4	33.3	25.6	14.7
Conductivity	----	E100/WP	1.0	µS/cm		137	99.6	138	101	168
Hardness (as CaCO3), dissolved	----	EC100/WP	0.50	mg/L		49.9	36.6	49.6	37.2	60.7
pH	----	E108/WP	0.10	pH units		7.45	7.51	7.44	7.47	7.20
Solids, total dissolved [TDS]	----	E162-L/WP	3.0	mg/L		101	56.8	83.2	61.5	82.8
Anions and Nutrients										
Chloride	16887-00-6	E235.Cl-L/WP	0.10	mg/L		2.68	2.31	2.87	1.13	8.14
Fluoride	16984-48-8	E235.F/WP	0.020	mg/L		0.034	0.036	0.031	0.028	0.043
Phosphorus, total	7723-14-0	E372-U/WP	0.0020	mg/L		0.0332	0.0272	0.0167	0.0220	0.0074
Sulfate (as SO4)	14808-79-8	E235.SO4/WP	0.30	mg/L		25.8	9.96	24.1	17.8	45.7
Dissolved Metals										
Aluminum, dissolved	7429-90-5	E421/WP	0.0010	mg/L		0.0086	0.0096	0.0056	0.0094	0.0037
Antimony, dissolved	7440-36-0	E421/WP	0.00010	mg/L		0.00551	0.00222	0.00227	0.00333	0.00096
Arsenic, dissolved	7440-38-2	E421/WP	0.00010	mg/L		0.0476	0.00218	0.00616	0.0106	0.00094
Barium, dissolved	7440-39-3	E421/WP	0.00010	mg/L		0.0139	0.0121	0.0120	0.0101	0.0108
Beryllium, dissolved	7440-41-7	E421/WP	0.000020	mg/L		Not Detected	Not Detected	Not Detected	Not Detected	Not Detected
Bismuth, dissolved	7440-69-9	E421/WP	0.000050	mg/L		Not Detected	Not Detected	Not Detected	Not Detected	Not Detected
Boron, dissolved	7440-42-8	E421/WP	0.010	mg/L		0.024	0.022	0.022	0.015	0.014
Cadmium, dissolved	7440-43-9	E421/WP	0.0000050	mg/L		<0.0000050	<0.0000050	<0.0000050	<0.0000050	0.000657
Calcium, dissolved	7440-70-2	E421/WP	0.050	mg/L		17.3	12.4	17.0	12.8	20.4
Cesium, dissolved	7440-46-2	E421/WP	0.000010	mg/L		<0.000010	<0.000010	0.000012	0.000022	0.000011
Chromium, dissolved	7440-47-3	E421/WP	0.00050	mg/L		<0.00050	<0.00050	<0.00050	<0.00050	Not Detected
Cobalt, dissolved	7440-48-4	E421/WP	0.00010	mg/L		0.00063	0.00032	0.00051	0.00058	0.00239
Copper, dissolved	7440-50-8	E421/WP	0.00020	mg/L		0.00726	0.00546	0.00717	0.00289	0.00300

Analytical Results

Sub-Matrix: **Water**
(Matrix: **Water**)

Analyte	CAS Number	Method/Lab	LOR	Unit	Client sample ID	FLB-01	FLB-02	FLB-03	FLB-04	FLB-05
					Client sampling date / time	13-Apr-2024 11:30	13-Apr-2024 11:40	13-Apr-2024 11:50	13-Apr-2024 12:00	13-Apr-2024 12:10
						WP2408614-001	WP2408614-002	WP2408614-003	WP2408614-004	WP2408614-005
						Result	Result	Result	Result	Result
Dissolved Metals										
Iron, dissolved	7439-89-6	E421/WP	0.010	mg/L		<0.010	<0.010	<0.010	<0.010	<0.010
Lead, dissolved	7439-92-1	E421/WP	0.000050	mg/L		<0.000050	<0.000050	<0.000050	<0.000050	0.000232
Lithium, dissolved	7439-93-2	E421/WP	0.0010	mg/L		<0.0010	<0.0010	<0.0010	<0.0010	0.0018
Magnesium, dissolved	7439-95-4	E421/WP	0.0050	mg/L		1.62	1.36	1.75	1.28	2.38
Manganese, dissolved	7439-96-5	E421/WP	0.00010	mg/L		0.0109	0.00153	0.0185	0.0144	0.113
Molybdenum, dissolved	7439-98-7	E421/WP	0.000050	mg/L		0.00233	0.00191	0.00237	0.00124	0.000398
Nickel, dissolved	7440-02-0	E421/WP	0.00050	mg/L		0.00601	0.00140	0.00271	0.00696	0.00472
Phosphorus, dissolved	7723-14-0	E421.P-L/WP	0.030	mg/L		<0.030	<0.030	<0.030	<0.030	<0.030
Phosphorus, dissolved	7723-14-0	E421/WP	0.050	mg/L		<0.050	<0.050	Not Detected	Not Detected	Not Detected
Potassium, dissolved	7440-09-7	E421/WP	0.050	mg/L		2.24	1.90	2.03	1.66	1.86
Rubidium, dissolved	7440-17-7	E421/WP	0.00020	mg/L		0.00179	0.00130	0.00243	0.00194	0.00200
Selenium, dissolved	7782-49-2	E421/WP	0.000050	mg/L		0.00103	0.000256	0.000612	0.00174	0.00217
Silicon, dissolved	7440-21-3	E421/WP	0.050	mg/L		0.535	0.660	0.587	0.588	0.440
Silver, dissolved	7440-22-4	E421/WP	0.000010	mg/L		<0.000010	<0.000010	<0.000010	<0.000010	<0.000010
Sodium, dissolved	7440-23-5	E421/WP	0.050	mg/L		5.39	3.66	5.24	2.93	4.33
Strontium, dissolved	7440-24-6	E421/WP	0.00020	mg/L		0.108	0.0812	0.117	0.0807	0.128
Sulfur, dissolved	7704-34-9	E421/WP	0.50	mg/L		9.43	3.74	8.45	6.22	15.6
Tellurium, dissolved	13494-80-9	E421/WP	0.00020	mg/L		Not Detected	Not Detected	Not Detected	Not Detected	Not Detected
Thallium, dissolved	7440-28-0	E421/WP	0.000010	mg/L		<0.000010	<0.000010	<0.000010	<0.000010	0.000013
Thorium, dissolved	7440-29-1	E421/WP	0.00010	mg/L		<0.00010	<0.00010	<0.00010	<0.00010	Not Detected
Tin, dissolved	7440-31-5	E421/WP	0.00010	mg/L		<0.00010	<0.00010	<0.00010	<0.00010	<0.00010
Titanium, dissolved	7440-32-6	E421/WP	0.00030	mg/L		<0.00030	0.00036	<0.00030	<0.00030	<0.00030
Tungsten, dissolved	7440-33-7	E421/WP	0.00010	mg/L		0.00312	0.00095	0.00178	0.00077	0.00021
Uranium, dissolved	7440-61-1	E421/WP	0.000010	mg/L		0.0378	0.0276	0.0292	0.0161	0.00444
Vanadium, dissolved	7440-62-2	E421/WP	0.00050	mg/L		0.00088	0.00069	0.00069	0.00060	<0.00050
Zinc, dissolved	7440-66-6	E421/WP	0.0010	mg/L		<0.0010	<0.0010	0.0019	<0.0010	0.142
Zirconium, dissolved	7440-67-7	E421/WP	0.00030	mg/L		0.00086	0.00101	0.00090	<0.00030	<0.00030
Dissolved metals filtration location	----	EP421/WP	-	-		Field	Field	Field	Field	Field

Please refer to the General Comments section for an explanation of any result qualifiers detected.

Please refer to the Accreditation section for an explanation of analyte accreditations.

Analytical Results

Sub-Matrix: **Water**
(Matrix: **Water**)

Analyte	CAS Number	Method/Lab	LOR	Unit	Client sample ID	FLB-06	FLB-07	FLB-08	FLB-09	FLB-10
					Client sampling date / time	13-Apr-2024 12:20	13-Apr-2024 12:30	13-Apr-2024 12:40	13-Apr-2024 12:50	13-Apr-2024 13:00
						WP2408614-006	WP2408614-007	WP2408614-008	WP2408614-009	WP2408614-010
						Result	Result	Result	Result	Result
Physical Tests										
Acidity (as CaCO3)	----	E283/WT	2.0	mg/L		<2.0	<2.0	<2.0	<2.0	<2.0
Alkalinity, bicarbonate (as CaCO3)	----	E290/WP	1.0	mg/L		31.3	12.0	25.5	23.8	24.5
Alkalinity, carbonate (as CaCO3)	----	E290/WP	1.0	mg/L		<1.0	<1.0	<1.0	<1.0	<1.0
Alkalinity, hydroxide (as CaCO3)	----	E290/WP	1.0	mg/L		<1.0	<1.0	<1.0	<1.0	<1.0
Alkalinity, phenolphthalein (as CaCO3)	----	E290/WP	1.0	mg/L		<1.0	<1.0	<1.0	<1.0	<1.0
Alkalinity, total (as CaCO3)	----	E290/WP	1.0	mg/L		31.3	12.0	25.5	23.8	24.5
Conductivity	----	E100/WP	1.0	µS/cm		163	148	65.3	62.2	61.7
Hardness (as CaCO3), dissolved	----	EC100/WP	0.50	mg/L		52.2	53.0	24.8	24.3	23.3
pH	----	E108/WP	0.10	pH units		7.31	7.11	7.46	7.46	7.53
Solids, total dissolved [TDS]	----	E162-L/WP	3.0	mg/L		67.2	88.8	44.8	38.2	35.2
Anions and Nutrients										
Chloride	16887-00-6	E235.Cl-L/WP	0.10	mg/L		2.22	3.46	0.86	0.72	0.70
Fluoride	16984-48-8	E235.F/WP	0.020	mg/L		0.031	0.086	<0.020	0.020	<0.020
Phosphorus, total	7723-14-0	E372-U/WP	0.0020	mg/L		0.0225	0.0080	0.0105	0.0114	0.0201
Sulfate (as SO4)	14808-79-8	E235.SO4/WP	0.30	mg/L		32.2	45.3	3.97	4.15	3.05
Dissolved Metals										
Aluminum, dissolved	7429-90-5	E421/WP	0.0010	mg/L		0.0044	0.0037	0.0105	0.0166	0.0122
Antimony, dissolved	7440-36-0	E421/WP	0.00010	mg/L		0.00416	0.00043	0.00038	0.00044	0.00040
Arsenic, dissolved	7440-38-2	E421/WP	0.00010	mg/L		0.0254	0.00094	0.00508	0.00503	0.00145
Barium, dissolved	7440-39-3	E421/WP	0.00010	mg/L		0.0124	0.00896	0.00735	0.00606	0.00608
Beryllium, dissolved	7440-41-7	E421/WP	0.000020	mg/L		Not Detected	Not Detected	Not Detected	Not Detected	Not Detected
Bismuth, dissolved	7440-69-9	E421/WP	0.000050	mg/L		Not Detected	Not Detected	Not Detected	Not Detected	Not Detected
Boron, dissolved	7440-42-8	E421/WP	0.010	mg/L		0.016	0.019	<0.010	<0.010	<0.010
Cadmium, dissolved	7440-43-9	E421/WP	0.0000050	mg/L		0.0000084	0.0000637	<0.0000050	<0.0000050	<0.0000050
Calcium, dissolved	7440-70-2	E421/WP	0.050	mg/L		17.8	17.5	8.60	8.21	7.58
Cesium, dissolved	7440-46-2	E421/WP	0.000010	mg/L		0.000025	0.000012	0.000012	0.000011	<0.000010
Chromium, dissolved	7440-47-3	E421/WP	0.00050	mg/L		<0.00050	Not Detected	Not Detected	Not Detected	Not Detected
Cobalt, dissolved	7440-48-4	E421/WP	0.00010	mg/L		0.00042	0.00106	0.00037	0.00013	0.00017
Copper, dissolved	7440-50-8	E421/WP	0.00020	mg/L		0.00531	0.00212	0.00250	0.00171	0.00130
Iron, dissolved	7439-89-6	E421/WP	0.010	mg/L		<0.010	<0.010	Not Detected	<0.010	<0.010

Analytical Results

Sub-Matrix: **Water**
(Matrix: **Water**)

Analyte	CAS Number	Method/Lab	LOR	Unit	Client sample ID	FLB-06	FLB-07	FLB-08	FLB-09	FLB-10
					Client sampling date / time	13-Apr-2024 12:20	13-Apr-2024 12:30	13-Apr-2024 12:40	13-Apr-2024 12:50	13-Apr-2024 13:00
						WP2408614-006	WP2408614-007	WP2408614-008	WP2408614-009	WP2408614-010
						Result	Result	Result	Result	Result
Dissolved Metals										
Lead, dissolved	7439-92-1	E421/WP	0.000050	mg/L		<0.000050	<0.000050	Not Detected	Not Detected	<0.000050
Lithium, dissolved	7439-93-2	E421/WP	0.0010	mg/L		<0.0010	<0.0010	<0.0010	<0.0010	<0.0010
Magnesium, dissolved	7439-95-4	E421/WP	0.0050	mg/L		1.89	2.27	0.814	0.930	1.06
Manganese, dissolved	7439-96-5	E421/WP	0.00010	mg/L		0.0316	0.0951	0.00060	0.00051	0.00046
Molybdenum, dissolved	7439-98-7	E421/WP	0.000050	mg/L		0.00185	0.000274	0.000207	0.000198	0.000259
Nickel, dissolved	7440-02-0	E421/WP	0.00050	mg/L		0.00806	0.00620	0.00069	0.00175	0.00067
Phosphorus, dissolved	7723-14-0	E421.P-L/WP	0.030	mg/L		<0.030	<0.030	<0.030	<0.030	<0.030
Phosphorus, dissolved	7723-14-0	E421/WP	0.050	mg/L		<0.050	Not Detected	<0.050	Not Detected	<0.050
Potassium, dissolved	7440-09-7	E421/WP	0.050	mg/L		2.46	1.84	1.16	1.18	1.28
Rubidium, dissolved	7440-17-7	E421/WP	0.00020	mg/L		0.00301	0.00203	0.00156	0.00156	0.00159
Selenium, dissolved	7782-49-2	E421/WP	0.000050	mg/L		0.00476	0.00271	0.000059	0.000137	0.000177
Silicon, dissolved	7440-21-3	E421/WP	0.050	mg/L		0.678	0.531	0.434	0.353	0.396
Silver, dissolved	7440-22-4	E421/WP	0.000010	mg/L		<0.000010	<0.000010	<0.000010	<0.000010	<0.000010
Sodium, dissolved	7440-23-5	E421/WP	0.050	mg/L		3.95	3.98	2.06	1.47	2.12
Strontium, dissolved	7440-24-6	E421/WP	0.00020	mg/L		0.111	0.107	0.0349	0.0360	0.0336
Sulfur, dissolved	7704-34-9	E421/WP	0.50	mg/L		12.7	15.2	1.62	1.59	1.26
Tellurium, dissolved	13494-80-9	E421/WP	0.00020	mg/L		<0.00020	Not Detected	Not Detected	Not Detected	Not Detected
Thallium, dissolved	7440-28-0	E421/WP	0.000010	mg/L		<0.000010	0.000010	<0.000010	<0.000010	<0.000010
Thorium, dissolved	7440-29-1	E421/WP	0.00010	mg/L		<0.00010	Not Detected	Not Detected	Not Detected	Not Detected
Tin, dissolved	7440-31-5	E421/WP	0.00010	mg/L		<0.00010	<0.00010	<0.00010	<0.00010	<0.00010
Titanium, dissolved	7440-32-6	E421/WP	0.00030	mg/L		<0.00030	<0.00030	Not Detected	Not Detected	<0.00030
Tungsten, dissolved	7440-33-7	E421/WP	0.00010	mg/L		0.00101	0.00032	0.00030	0.00062	0.00051
Uranium, dissolved	7440-61-1	E421/WP	0.000010	mg/L		0.0200	0.00258	0.000864	0.00100	0.00158
Vanadium, dissolved	7440-62-2	E421/WP	0.00050	mg/L		0.00060	<0.00050	0.00052	0.00064	0.00067
Zinc, dissolved	7440-66-6	E421/WP	0.0010	mg/L		0.0030	0.0058	0.0022	0.0016	0.0022
Zirconium, dissolved	7440-67-7	E421/WP	0.00030	mg/L		0.00047	<0.00030	<0.00030	<0.00030	<0.00030
Dissolved metals filtration location	----	EP421/WP	-	-		Field	Field	Field	Field	Field

Please refer to the General Comments section for an explanation of any result qualifiers detected.

Please refer to the Accreditation section for an explanation of analyte accreditations.

Analytical Results

Sub-Matrix: **Water**
(Matrix: **Water**)

Analyte	CAS Number	Method/Lab	LOR	Unit	Client sample ID	FLB-11	FLB-12	FLB-13	FLB-14	FLB-15
					Client sampling date / time	13-Apr-2024 13:10	13-Apr-2024 13:20	13-Apr-2024 13:30	13-Apr-2024 13:40	13-Apr-2024 13:50
						WP2408614-011	WP2408614-012	WP2408614-013	WP2408614-014	WP2408614-015
						Result	Result	Result	Result	Result
Physical Tests										
Acidity (as CaCO3)	----	E283/WT	2.0	mg/L		<2.0	<2.0	<2.0	<2.0	<2.0
Alkalinity, bicarbonate (as CaCO3)	----	E290/WP	1.0	mg/L		32.9	23.4	12.8	17.1	23.3
Alkalinity, carbonate (as CaCO3)	----	E290/WP	1.0	mg/L		<1.0	<1.0	<1.0	<1.0	<1.0
Alkalinity, hydroxide (as CaCO3)	----	E290/WP	1.0	mg/L		<1.0	<1.0	<1.0	<1.0	<1.0
Alkalinity, phenolphthalein (as CaCO3)	----	E290/WP	1.0	mg/L		<1.0	<1.0	<1.0	<1.0	<1.0
Alkalinity, total (as CaCO3)	----	E290/WP	1.0	mg/L		32.9	23.4	12.8	17.1	23.3
Conductivity	----	E100/WP	1.0	µS/cm		97.5	181	176	178	106
Hardness (as CaCO3), dissolved	----	EC100/WP	0.50	mg/L		32.4	65.5	61.0	63.6	34.2
pH	----	E108/WP	0.10	pH units		7.71	7.42	7.11	6.71	7.63
Solids, total dissolved [TDS]	----	E162-L/WP	3.0	mg/L		55.8	114	101	83.5	57.8
Anions and Nutrients										
Chloride	16887-00-6	E235.Cl-L/WP	0.10	mg/L		1.21	15.3	2.38	1.51	1.72
Fluoride	16984-48-8	E235.F/WP	0.020	mg/L		0.050	0.113	0.038	0.043	0.039
Phosphorus, total	7723-14-0	E372-U/WP	0.0020	mg/L		0.0392	0.0852	0.0084	0.0098	0.0143
Sulfate (as SO4)	14808-79-8	E235.SO4/WP	0.30	mg/L		8.98	33.2	56.5	52.0	21.2
Dissolved Metals										
Aluminum, dissolved	7429-90-5	E421/WP	0.0010	mg/L		0.0109	0.0062	0.0031	0.0033	0.0022
Antimony, dissolved	7440-36-0	E421/WP	0.00010	mg/L		0.00303	0.00549	0.00112	0.00138	0.00094
Arsenic, dissolved	7440-38-2	E421/WP	0.00010	mg/L		0.00566	0.240	0.00089	0.00157	0.00118
Barium, dissolved	7440-39-3	E421/WP	0.00010	mg/L		0.00723	0.0143	0.0136	0.0126	0.0125
Beryllium, dissolved	7440-41-7	E421/WP	0.000020	mg/L		Not Detected	Not Detected	Not Detected	Not Detected	Not Detected
Bismuth, dissolved	7440-69-9	E421/WP	0.000050	mg/L		Not Detected	Not Detected	Not Detected	Not Detected	Not Detected
Boron, dissolved	7440-42-8	E421/WP	0.010	mg/L		0.022	0.019	0.015	0.010	<0.010
Cadmium, dissolved	7440-43-9	E421/WP	0.0000050	mg/L		<0.0000050	0.0000188	0.0000315	0.0000153	0.0000075
Calcium, dissolved	7440-70-2	E421/WP	0.050	mg/L		10.5	21.8	20.4	21.1	10.9
Cesium, dissolved	7440-46-2	E421/WP	0.000010	mg/L		0.000025	0.000025	0.000016	0.000019	<0.000010
Chromium, dissolved	7440-47-3	E421/WP	0.00050	mg/L		<0.00050	<0.00050	<0.00050	<0.00050	<0.00050
Cobalt, dissolved	7440-48-4	E421/WP	0.00010	mg/L		0.00048	0.00076	0.00788	0.00296	0.00054
Copper, dissolved	7440-50-8	E421/WP	0.00020	mg/L		0.00628	0.00506	0.00126	0.00286	0.00177
Iron, dissolved	7439-89-6	E421/WP	0.010	mg/L		<0.010	<0.010	<0.010	<0.010	Not Detected

Analytical Results

Sub-Matrix: **Water**
(Matrix: **Water**)

Analyte	CAS Number	Method/Lab	LOR	Unit	Client sample ID	FLB-11	FLB-12	FLB-13	FLB-14	FLB-15
					Client sampling date / time	13-Apr-2024 13:10	13-Apr-2024 13:20	13-Apr-2024 13:30	13-Apr-2024 13:40	13-Apr-2024 13:50
						WP2408614-011	WP2408614-012	WP2408614-013	WP2408614-014	WP2408614-015
						Result	Result	Result	Result	Result
Dissolved Metals										
Lead, dissolved	7439-92-1	E421/WP	0.000050	mg/L		<0.000050	<0.000050	<0.000050	<0.000050	<0.000050
Lithium, dissolved	7439-93-2	E421/WP	0.0010	mg/L		0.0014	0.0011	0.0019	<0.0010	Not Detected
Magnesium, dissolved	7439-95-4	E421/WP	0.0050	mg/L		1.51	2.69	2.44	2.64	1.69
Manganese, dissolved	7439-96-5	E421/WP	0.00010	mg/L		0.00110	0.0386	0.0809	0.0377	0.0335
Molybdenum, dissolved	7439-98-7	E421/WP	0.000050	mg/L		0.00251	0.00255	0.000280	0.000675	0.000824
Nickel, dissolved	7440-02-0	E421/WP	0.00050	mg/L		0.00166	0.00202	0.0863	0.0336	0.00308
Phosphorus, dissolved	7723-14-0	E421.P-L/WP	0.030	mg/L		0.037	<0.030	<0.030	<0.030	<0.030
Phosphorus, dissolved	7723-14-0	E421/WP	0.050	mg/L		<0.050	<0.050	Not Detected	Not Detected	Not Detected
Potassium, dissolved	7440-09-7	E421/WP	0.050	mg/L		2.40	2.62	2.59	2.84	1.26
Rubidium, dissolved	7440-17-7	E421/WP	0.00020	mg/L		0.00224	0.00244	0.00243	0.00282	0.00137
Selenium, dissolved	7782-49-2	E421/WP	0.000050	mg/L		0.000337	0.00370	0.000894	0.00224	0.000243
Silicon, dissolved	7440-21-3	E421/WP	0.050	mg/L		0.656	0.777	0.470	0.537	0.450
Silver, dissolved	7440-22-4	E421/WP	0.000010	mg/L		0.000010	<0.000010	<0.000010	<0.000010	<0.000010
Sodium, dissolved	7440-23-5	E421/WP	0.050	mg/L		3.41	4.60	5.21	3.53	3.05
Strontium, dissolved	7440-24-6	E421/WP	0.00020	mg/L		0.0790	0.162	0.143	0.136	0.0738
Sulfur, dissolved	7704-34-9	E421/WP	0.50	mg/L		3.32	11.0	19.6	18.0	7.60
Tellurium, dissolved	13494-80-9	E421/WP	0.00020	mg/L		Not Detected	Not Detected	Not Detected	Not Detected	Not Detected
Thallium, dissolved	7440-28-0	E421/WP	0.000010	mg/L		<0.000010	<0.000010	0.000012	<0.000010	<0.000010
Thorium, dissolved	7440-29-1	E421/WP	0.00010	mg/L		<0.00010	<0.00010	Not Detected	Not Detected	Not Detected
Tin, dissolved	7440-31-5	E421/WP	0.00010	mg/L		<0.00010	<0.00010	<0.00010	<0.00010	<0.00010
Titanium, dissolved	7440-32-6	E421/WP	0.00030	mg/L		Not Detected	<0.00030	<0.00030	<0.00030	<0.00030
Tungsten, dissolved	7440-33-7	E421/WP	0.00010	mg/L		0.00167	0.00138	0.00023	0.00111	0.00061
Uranium, dissolved	7440-61-1	E421/WP	0.000010	mg/L		0.0259	0.0138	0.00237	0.00508	0.00228
Vanadium, dissolved	7440-62-2	E421/WP	0.00050	mg/L		0.00074	0.00110	<0.00050	<0.00050	<0.00050
Zinc, dissolved	7440-66-6	E421/WP	0.0010	mg/L		0.0035	0.0042	0.0049	0.0024	0.0055
Zirconium, dissolved	7440-67-7	E421/WP	0.00030	mg/L		0.00078	0.00067	<0.00030	<0.00030	<0.00030
Dissolved metals filtration location	----	EP421/WP	-	-		Field	Field	Field	Field	Field

Please refer to the General Comments section for an explanation of any result qualifiers detected.

Please refer to the Accreditation section for an explanation of analyte accreditations.

Analytical Results

Sub-Matrix: Water (Matrix: Water)				Client sample ID	FLB-BLANK	FLB-FIELDBLANK	FLB-DUP	----	----
				Client sampling date / time	13-Apr-2024 11:15	13-Apr-2024 13:55	13-Apr-2024 12:25	----	----
Analyte	CAS Number	Method/Lab	LOR	Unit	WP2408614-016	WP2408614-017	WP2408614-018	--------	--------
					Result	Result	Result	----	----
Physical Tests									
Acidity (as CaCO3)	----	E283/WT	2.0	mg/L	<2.0	<2.0	<2.0	----	----
Alkalinity, bicarbonate (as CaCO3)	----	E290/WP	1.0	mg/L	4.3	<1.0	20.6	----	----
Alkalinity, carbonate (as CaCO3)	----	E290/WP	1.0	mg/L	<1.0	<1.0	<1.0	----	----
Alkalinity, hydroxide (as CaCO3)	----	E290/WP	1.0	mg/L	<1.0	<1.0	<1.0	----	----
Alkalinity, phenolphthalein (as CaCO3)	----	E290/WP	1.0	mg/L	<1.0	<1.0	<1.0	----	----
Alkalinity, total (as CaCO3)	----	E290/WP	1.0	mg/L	4.3	<1.0	20.6	----	----
Conductivity	----	E100/WP	1.0	µS/cm	12.0	Not Detected	138	----	----
Hardness (as CaCO3), dissolved	----	EC100/WP	0.50	mg/L	4.27	<0.50	52.3	----	----
pH	----	E108/WP	0.10	pH units	6.57	5.29	7.35	----	----
Solids, total dissolved [TDS]	----	E162-L/WP	3.0	mg/L	<3.0	<3.0	82.2	----	----
Anions and Nutrients									
Chloride	16887-00-6	E235.Cl-L/WP	0.10	mg/L	0.14	Not Detected	2.24	----	----
Fluoride	16984-48-8	E235.F/WP	0.020	mg/L	<0.020	Not Detected	0.032	----	----
Phosphorus, total	7723-14-0	E372-U/WP	0.0020	mg/L	0.0056	<0.0020	0.0240	----	----
Sulfate (as SO4)	14808-79-8	E235.SO4/WP	0.30	mg/L	0.35	<0.30	35.5	----	----
Dissolved Metals									
Aluminum, dissolved	7429-90-5	E421/WP	0.0010	mg/L	<0.0010	<0.0010	0.0044	----	----
Antimony, dissolved	7440-36-0	E421/WP	0.00010	mg/L	<0.00010	Not Detected	0.00420	----	----
Arsenic, dissolved	7440-38-2	E421/WP	0.00010	mg/L	0.00023	Not Detected	0.0253	----	----
Barium, dissolved	7440-39-3	E421/WP	0.00010	mg/L	0.00339	Not Detected	0.0119	----	----
Beryllium, dissolved	7440-41-7	E421/WP	0.000020	mg/L	Not Detected	Not Detected	Not Detected	----	----
Bismuth, dissolved	7440-69-9	E421/WP	0.000050	mg/L	Not Detected	Not Detected	Not Detected	----	----
Boron, dissolved	7440-42-8	E421/WP	0.010	mg/L	Not Detected	Not Detected	0.014	----	----
Cadmium, dissolved	7440-43-9	E421/WP	0.0000050	mg/L	<0.0000050	Not Detected	0.0000104	----	----
Calcium, dissolved	7440-70-2	E421/WP	0.050	mg/L	1.51	Not Detected	17.5	----	----
Cesium, dissolved	7440-46-2	E421/WP	0.000010	mg/L	<0.000010	Not Detected	0.000028	----	----
Chromium, dissolved	7440-47-3	E421/WP	0.00050	mg/L	Not Detected	Not Detected	<0.00050	----	----
Cobalt, dissolved	7440-48-4	E421/WP	0.00010	mg/L	0.00015	Not Detected	0.00042	----	----
Copper, dissolved	7440-50-8	E421/WP	0.00020	mg/L	0.00031	<0.00020	0.00554	----	----
Iron, dissolved	7439-89-6	E421/WP	0.010	mg/L	Not Detected	Not Detected	<0.010	----	----

Analytical Results

Sub-Matrix: **Water**
(Matrix: **Water**)

Analyte	CAS Number	Method/Lab	LOR	Unit	Client sample ID	FLB-BLANK	FLB-FIELDBLANK	FLB-DUP	----	----
					Client sampling date / time	13-Apr-2024 11:15	13-Apr-2024 13:55	13-Apr-2024 12:25	----	----
						WP2408614-016	WP2408614-017	WP2408614-018	--------	--------
						Result	Result	Result	----	----
Dissolved Metals										
Lead, dissolved	7439-92-1	E421/WP	0.000050	mg/L		Not Detected	Not Detected	<0.000050	----	----
Lithium, dissolved	7439-93-2	E421/WP	0.0010	mg/L		Not Detected	Not Detected	<0.0010	----	----
Magnesium, dissolved	7439-95-4	E421/WP	0.0050	mg/L		0.121	Not Detected	2.08	----	----
Manganese, dissolved	7439-96-5	E421/WP	0.00010	mg/L		0.00833	<0.00010	0.0331	----	----
Molybdenum, dissolved	7439-98-7	E421/WP	0.000050	mg/L		<0.000050	Not Detected	0.00185	----	----
Nickel, dissolved	7440-02-0	E421/WP	0.00050	mg/L		<0.00050	Not Detected	0.00837	----	----
Phosphorus, dissolved	7723-14-0	E421.P-L/WP	0.030	mg/L		<0.030	<0.030	<0.030	----	----
Phosphorus, dissolved	7723-14-0	E421/WP	0.050	mg/L		Not Detected	Not Detected	<0.050	----	----
Potassium, dissolved	7440-09-7	E421/WP	0.050	mg/L		0.132	Not Detected	2.45	----	----
Rubidium, dissolved	7440-17-7	E421/WP	0.00020	mg/L		<0.00020	Not Detected	0.00295	----	----
Selenium, dissolved	7782-49-2	E421/WP	0.000050	mg/L		<0.000050	Not Detected	0.00531	----	----
Silicon, dissolved	7440-21-3	E421/WP	0.050	mg/L		0.164	<0.050	0.733	----	----
Silver, dissolved	7440-22-4	E421/WP	0.000010	mg/L		Not Detected	Not Detected	<0.000010	----	----
Sodium, dissolved	7440-23-5	E421/WP	0.050	mg/L		0.089	Not Detected	4.17	----	----
Strontium, dissolved	7440-24-6	E421/WP	0.00020	mg/L		0.00557	Not Detected	0.112	----	----
Sulfur, dissolved	7704-34-9	E421/WP	0.50	mg/L		<0.50	Not Detected	13.9	----	----
Tellurium, dissolved	13494-80-9	E421/WP	0.00020	mg/L		Not Detected	Not Detected	Not Detected	----	----
Thallium, dissolved	7440-28-0	E421/WP	0.000010	mg/L		<0.000010	Not Detected	<0.000010	----	----
Thorium, dissolved	7440-29-1	E421/WP	0.00010	mg/L		Not Detected	Not Detected	<0.00010	----	----
Tin, dissolved	7440-31-5	E421/WP	0.00010	mg/L		<0.00010	Not Detected	<0.00010	----	----
Titanium, dissolved	7440-32-6	E421/WP	0.00030	mg/L		Not Detected	Not Detected	<0.00030	----	----
Tungsten, dissolved	7440-33-7	E421/WP	0.00010	mg/L		Not Detected	Not Detected	0.00098	----	----
Uranium, dissolved	7440-61-1	E421/WP	0.000010	mg/L		<0.000010	Not Detected	0.0197	----	----
Vanadium, dissolved	7440-62-2	E421/WP	0.00050	mg/L		<0.00050	Not Detected	0.00060	----	----
Zinc, dissolved	7440-66-6	E421/WP	0.0010	mg/L		0.0034	<0.0010	0.0030	----	----
Zirconium, dissolved	7440-67-7	E421/WP	0.00030	mg/L		Not Detected	Not Detected	0.00045	----	----
Dissolved metals filtration location	----	EP421/WP	-	-		Field	Field	Field	----	----

Please refer to the General Comments section for an explanation of any result qualifiers detected.

Please refer to the Accreditation section for an explanation of analyte accreditations.

ALS Canada Ltd.

right solutions.
right partner.

QUALITY CONTROL INTERPRETIVE REPORT

Work Order	: **WP2408614**	Page	: 1 of 30
Client	: **Great Bear Resources Ltd**	Laboratory	: ALS Environmental - Winnipeg
Contact	: Ashley Moncrief	Account Manager	: Judy Dalmaijer
Address	: Great Bear Resources Ltd. 117 Forestry Road Red Lake ON Canada P0V 2M0	Address	: 1329 Niakwa Road East, Unit 12 Winnipeg, Manitoba Canada R2J 3T4
Telephone	: 807 630 0203	Telephone	: +1 204 255 9720
Project	: PPR-022-3	Date Samples Received	: 16-Apr-2024 08:45
PO	: PPR-022-3	Issue Date	: 23-Apr-2024 16:38
C-O-C number	: ----		
Sampler	: ----		
Site	: ----		
Quote number	: 2024 Standing offer_V2		
No. of samples received	: 18		
No. of samples analysed	: 18		

This report is automatically generated by the ALS LIMS (Laboratory Information Management System) through evaluation of Quality Control (QC) results and other QA parameters associated with this submission, and is intended to facilitate rapid data validation by auditors or reviewers. The report highlights any exceptions and outliers to ALS Data Quality Objectives, provides holding time details and exceptions, summarizes QC sample frequencies, and lists applicable methodology references and summaries.

Key

Anonymous: Refers to samples which are not part of this work order, but which formed part of the QC process lot.
CAS Number: Chemical Abstracts Service number is a unique identifier assigned to discrete substances.
DQO: Data Quality Objective.
LOR: Limit of Reporting (detection limit).
RPD: Relative Percent Difference.

Workorder Comments

Holding times are displayed as "---" if no guidance exists from CCME, Canadian provinces, or broadly recognized international references.

Summary of Outliers

Outliers : Quality Control Samples

- No Method Blank value outliers occur.
- No Duplicate outliers occur.
- No Matrix Spike outliers occur.
- Laboratory Control Sample (LCS) outliers occur - please see following pages for full details.
- No Test sample Surrogate recovery outliers exist.

Outliers: Reference Material (RM) Samples

- No Reference Material (RM) Sample outliers occur.

Outliers : Analysis Holding Time Compliance (Breaches)

- No Analysis Holding Time Outliers exist.

Outliers : Frequency of Quality Control Samples

- Quality Control Sample Frequency Outliers occur - please see following pages for full details.

Outliers : Quality Control Samples

Duplicates, Method Blanks, Laboratory Control Samples and Matrix Spikes

Matrix: **Water**

Analyte Group	Laboratory sample ID	Client/Ref Sample ID	Analyte	CAS Number	Method	Result	Limits	Comment
Laboratory Control Sample (LCS) Recoveries								
Dissolved Metals	QC-MRG2-1409025 002	----	Magnesium, dissolved	7439-95-4	E421	122 % MES	80.0-120%	Recovery greater than upper control limit

Result Qualifiers

Qualifier	Description
MES	*Data Quality Objective was marginally exceeded (by < 10% absolute) for < 10% of analytes in a Multi-Element Scan / Multi-Parameter Scan (considered acceptable as per OMOE & CCME).*

Analysis Holding Time Compliance

This report summarizes extraction / preparation and analysis times and compares each with ALS recommended holding times, which are selected to meet known provincial and /or federal requirements. In the absence of regulatory hold times, ALS establishes recommendations based on guidelines published by organizations such as CCME, US EPA, APHA Standard Methods, ASTM, or Environment Canada (where available). Dates and holding times reported below represent the first dates of extraction or analysis. If subsequent tests or dilutions exceeded holding times, qualifiers are added (refer to COA).

If samples are identified below as having been analyzed or extracted outside of recommended holding times, measurement uncertainties may be increased, and this should be taken into consideration when interpreting results.

Where actual sampling date is not provided on the chain of custody, the date of receipt with time at 00:00 is used for calculation purposes.

Where only the sample date without time is provided on the chain of custody, the sampling date at 00:00 is used for calculation purposes.

Matrix: **Water**

Evaluation: × = Holding time exceedance ; ✓ = Within Holding Time

Analyte Group : Analytical Method / Container / Client Sample ID(s)	Method	Sampling Date	Extraction / Preparation				Analysis			
			Preparation Date	Holding Times Rec	Holding Times Actual	Eval	Analysis Date	Holding Times Rec	Holding Times Actual	Eval
Anions and Nutrients : Chloride in Water by IC (Low Level)										
HDPE [ON MECP] FLB-01	E235.Cl-L	13-Apr-2024	16-Apr-2024	28 days	3 days	✓	16-Apr-2024	28 days	3 days	✓
Anions and Nutrients : Chloride in Water by IC (Low Level)										
HDPE [ON MECP] FLB-02	E235.Cl-L	13-Apr-2024	16-Apr-2024	28 days	3 days	✓	16-Apr-2024	28 days	3 days	✓
Anions and Nutrients : Chloride in Water by IC (Low Level)										
HDPE [ON MECP] FLB-03	E235.Cl-L	13-Apr-2024	16-Apr-2024	28 days	3 days	✓	16-Apr-2024	28 days	3 days	✓
Anions and Nutrients : Chloride in Water by IC (Low Level)										
HDPE [ON MECP] FLB-04	E235.Cl-L	13-Apr-2024	16-Apr-2024	28 days	3 days	✓	16-Apr-2024	28 days	3 days	✓
Anions and Nutrients : Chloride in Water by IC (Low Level)										
HDPE [ON MECP] FLB-05	E235.Cl-L	13-Apr-2024	16-Apr-2024	28 days	3 days	✓	16-Apr-2024	28 days	3 days	✓
Anions and Nutrients : Chloride in Water by IC (Low Level)										
HDPE [ON MECP] FLB-06	E235.Cl-L	13-Apr-2024	16-Apr-2024	28 days	3 days	✓	16-Apr-2024	28 days	3 days	✓
Anions and Nutrients : Chloride in Water by IC (Low Level)										
HDPE [ON MECP] FLB-07	E235.Cl-L	13-Apr-2024	16-Apr-2024	28 days	3 days	✓	16-Apr-2024	28 days	3 days	✓

Matrix: **Water**

Evaluation: × = Holding time exceedance ; ✓ = Within Holding Time

Analyte Group : Analytical Method / Container / Client Sample ID(s)	Method	Sampling Date	Extraction / Preparation				Analysis			
			Preparation Date	Holding Times Rec	Holding Times Actual	Eval	Analysis Date	Holding Times Rec	Holding Times Actual	Eval
Anions and Nutrients : Chloride in Water by IC (Low Level)										
HDPE [ON MECP] FLB-08	E235.Cl-L	13-Apr-2024	16-Apr-2024	28 days	3 days	✓	16-Apr-2024	28 days	3 days	✓
Anions and Nutrients : Chloride in Water by IC (Low Level)										
HDPE [ON MECP] FLB-09	E235.Cl-L	13-Apr-2024	16-Apr-2024	28 days	3 days	✓	16-Apr-2024	28 days	3 days	✓
Anions and Nutrients : Chloride in Water by IC (Low Level)										
HDPE [ON MECP] FLB-10	E235.Cl-L	13-Apr-2024	16-Apr-2024	28 days	3 days	✓	16-Apr-2024	28 days	3 days	✓
Anions and Nutrients : Chloride in Water by IC (Low Level)										
HDPE [ON MECP] FLB-11	E235.Cl-L	13-Apr-2024	16-Apr-2024	28 days	3 days	✓	16-Apr-2024	28 days	3 days	✓
Anions and Nutrients : Chloride in Water by IC (Low Level)										
HDPE [ON MECP] FLB-12	E235.Cl-L	13-Apr-2024	16-Apr-2024	28 days	3 days	✓	16-Apr-2024	28 days	3 days	✓
Anions and Nutrients : Chloride in Water by IC (Low Level)										
HDPE [ON MECP] FLB-13	E235.Cl-L	13-Apr-2024	16-Apr-2024	28 days	3 days	✓	16-Apr-2024	28 days	3 days	✓
Anions and Nutrients : Chloride in Water by IC (Low Level)										
HDPE [ON MECP] FLB-14	E235.Cl-L	13-Apr-2024	16-Apr-2024	28 days	3 days	✓	16-Apr-2024	28 days	3 days	✓
Anions and Nutrients : Chloride in Water by IC (Low Level)										
HDPE [ON MECP] FLB-15	E235.Cl-L	13-Apr-2024	16-Apr-2024	28 days	3 days	✓	16-Apr-2024	28 days	3 days	✓
Anions and Nutrients : Chloride in Water by IC (Low Level)										
HDPE [ON MECP] FLB-BLANK	E235.Cl-L	13-Apr-2024	16-Apr-2024	28 days	3 days	✓	16-Apr-2024	28 days	3 days	✓

Matrix: **Water**

Evaluation: × = Holding time exceedance ; ✓ = Within Holding Time

Analyte Group : Analytical Method / Container / Client Sample ID(s)	Method	Sampling Date	Extraction / Preparation				Analysis			
			Preparation Date	Holding Times Rec	Holding Times Actual	Eval	Analysis Date	Holding Times Rec	Holding Times Actual	Eval
Anions and Nutrients : Chloride in Water by IC (Low Level)										
HDPE [ON MECP] FLB-DUP	E235.Cl-L	13-Apr-2024	16-Apr-2024	28 days	3 days	✓	16-Apr-2024	28 days	3 days	✓
Anions and Nutrients : Chloride in Water by IC (Low Level)										
HDPE [ON MECP] FLB-FIELDBLANK	E235.Cl-L	13-Apr-2024	16-Apr-2024	28 days	3 days	✓	16-Apr-2024	28 days	3 days	✓
Anions and Nutrients : Fluoride in Water by IC										
HDPE [ON MECP] FLB-01	E235.F	13-Apr-2024	16-Apr-2024	28 days	3 days	✓	16-Apr-2024	28 days	3 days	✓
Anions and Nutrients : Fluoride in Water by IC										
HDPE [ON MECP] FLB-02	E235.F	13-Apr-2024	16-Apr-2024	28 days	3 days	✓	16-Apr-2024	28 days	3 days	✓
Anions and Nutrients : Fluoride in Water by IC										
HDPE [ON MECP] FLB-03	E235.F	13-Apr-2024	16-Apr-2024	28 days	3 days	✓	16-Apr-2024	28 days	3 days	✓
Anions and Nutrients : Fluoride in Water by IC										
HDPE [ON MECP] FLB-04	E235.F	13-Apr-2024	16-Apr-2024	28 days	3 days	✓	16-Apr-2024	28 days	3 days	✓
Anions and Nutrients : Fluoride in Water by IC										
HDPE [ON MECP] FLB-05	E235.F	13-Apr-2024	16-Apr-2024	28 days	3 days	✓	16-Apr-2024	28 days	3 days	✓
Anions and Nutrients : Fluoride in Water by IC										
HDPE [ON MECP] FLB-06	E235.F	13-Apr-2024	16-Apr-2024	28 days	3 days	✓	16-Apr-2024	28 days	3 days	✓
Anions and Nutrients : Fluoride in Water by IC										
HDPE [ON MECP] FLB-07	E235.F	13-Apr-2024	16-Apr-2024	28 days	3 days	✓	16-Apr-2024	28 days	3 days	✓

Matrix: **Water**

Evaluation: × = Holding time exceedance ; ✓ = Within Holding Time

Analyte Group : Analytical Method / Container / Client Sample ID(s)	Method	Sampling Date	Extraction / Preparation				Analysis			
			Preparation Date	Holding Times Rec	Holding Times Actual	Eval	Analysis Date	Holding Times Rec	Holding Times Actual	Eval
Anions and Nutrients : Fluoride in Water by IC										
HDPE [ON MECP] FLB-08	E235.F	13-Apr-2024	16-Apr-2024	28 days	3 days	✓	16-Apr-2024	28 days	3 days	✓
Anions and Nutrients : Fluoride in Water by IC										
HDPE [ON MECP] FLB-09	E235.F	13-Apr-2024	16-Apr-2024	28 days	3 days	✓	16-Apr-2024	28 days	3 days	✓
Anions and Nutrients : Fluoride in Water by IC										
HDPE [ON MECP] FLB-10	E235.F	13-Apr-2024	16-Apr-2024	28 days	3 days	✓	16-Apr-2024	28 days	3 days	✓
Anions and Nutrients : Fluoride in Water by IC										
HDPE [ON MECP] FLB-11	E235.F	13-Apr-2024	16-Apr-2024	28 days	3 days	✓	16-Apr-2024	28 days	3 days	✓
Anions and Nutrients : Fluoride in Water by IC										
HDPE [ON MECP] FLB-12	E235.F	13-Apr-2024	16-Apr-2024	28 days	3 days	✓	16-Apr-2024	28 days	3 days	✓
Anions and Nutrients : Fluoride in Water by IC										
HDPE [ON MECP] FLB-13	E235.F	13-Apr-2024	16-Apr-2024	28 days	3 days	✓	16-Apr-2024	28 days	3 days	✓
Anions and Nutrients : Fluoride in Water by IC										
HDPE [ON MECP] FLB-14	E235.F	13-Apr-2024	16-Apr-2024	28 days	3 days	✓	16-Apr-2024	28 days	3 days	✓
Anions and Nutrients : Fluoride in Water by IC										
HDPE [ON MECP] FLB-15	E235.F	13-Apr-2024	16-Apr-2024	28 days	3 days	✓	16-Apr-2024	28 days	3 days	✓
Anions and Nutrients : Fluoride in Water by IC										
HDPE [ON MECP] FLB-BLANK	E235.F	13-Apr-2024	16-Apr-2024	28 days	3 days	✓	16-Apr-2024	28 days	3 days	✓

Matrix: **Water**

Evaluation: × = Holding time exceedance ; ✓ = Within Holding Time

Analyte Group : Analytical Method / Container / Client Sample ID(s)	Method	Sampling Date	Extraction / Preparation				Analysis			
			Preparation Date	Holding Times		Eval	Analysis Date	Holding Times		Eval
				Rec	Actual			Rec	Actual	
Anions and Nutrients : Fluoride in Water by IC										
HDPE [ON MECP]										
FLB-DUP	E235.F	13-Apr-2024	16-Apr-2024	28 days	3 days	✓	16-Apr-2024	28 days	3 days	✓
Anions and Nutrients : Fluoride in Water by IC										
HDPE [ON MECP]										
FLB-FIELDBLANK	E235.F	13-Apr-2024	16-Apr-2024	28 days	3 days	✓	16-Apr-2024	28 days	3 days	✓
Anions and Nutrients : Sulfate in Water by IC										
HDPE [ON MECP]										
FLB-01	E235.SO4	13-Apr-2024	16-Apr-2024	28 days	3 days	✓	16-Apr-2024	28 days	3 days	✓
Anions and Nutrients : Sulfate in Water by IC										
HDPE [ON MECP]										
FLB-02	E235.SO4	13-Apr-2024	16-Apr-2024	28 days	3 days	✓	16-Apr-2024	28 days	3 days	✓
Anions and Nutrients : Sulfate in Water by IC										
HDPE [ON MECP]										
FLB-03	E235.SO4	13-Apr-2024	16-Apr-2024	28 days	3 days	✓	16-Apr-2024	28 days	3 days	✓
Anions and Nutrients : Sulfate in Water by IC										
HDPE [ON MECP]										
FLB-04	E235.SO4	13-Apr-2024	16-Apr-2024	28 days	3 days	✓	16-Apr-2024	28 days	3 days	✓
Anions and Nutrients : Sulfate in Water by IC										
HDPE [ON MECP]										
FLB-05	E235.SO4	13-Apr-2024	16-Apr-2024	28 days	3 days	✓	16-Apr-2024	28 days	3 days	✓
Anions and Nutrients : Sulfate in Water by IC										
HDPE [ON MECP]										
FLB-06	E235.SO4	13-Apr-2024	16-Apr-2024	28 days	3 days	✓	16-Apr-2024	28 days	3 days	✓
Anions and Nutrients : Sulfate in Water by IC										
HDPE [ON MECP]										
FLB-07	E235.SO4	13-Apr-2024	16-Apr-2024	28 days	3 days	✓	16-Apr-2024	28 days	3 days	✓

Matrix: **Water**

Evaluation: × = Holding time exceedance ; ✓ = Within Holding Time

Analyte Group : Analytical Method / Container / Client Sample ID(s)	Method	Sampling Date	Extraction / Preparation				Analysis			
			Preparation Date	Holding Times Rec	Holding Times Actual	Eval	Analysis Date	Holding Times Rec	Holding Times Actual	Eval
Anions and Nutrients : Sulfate in Water by IC										
HDPE [ON MECP] FLB-08	E235.SO4	13-Apr-2024	16-Apr-2024	28 days	3 days	✓	16-Apr-2024	28 days	3 days	✓
Anions and Nutrients : Sulfate in Water by IC										
HDPE [ON MECP] FLB-09	E235.SO4	13-Apr-2024	16-Apr-2024	28 days	3 days	✓	16-Apr-2024	28 days	3 days	✓
Anions and Nutrients : Sulfate in Water by IC										
HDPE [ON MECP] FLB-10	E235.SO4	13-Apr-2024	16-Apr-2024	28 days	3 days	✓	16-Apr-2024	28 days	3 days	✓
Anions and Nutrients : Sulfate in Water by IC										
HDPE [ON MECP] FLB-11	E235.SO4	13-Apr-2024	16-Apr-2024	28 days	3 days	✓	16-Apr-2024	28 days	3 days	✓
Anions and Nutrients : Sulfate in Water by IC										
HDPE [ON MECP] FLB-12	E235.SO4	13-Apr-2024	16-Apr-2024	28 days	3 days	✓	16-Apr-2024	28 days	3 days	✓
Anions and Nutrients : Sulfate in Water by IC										
HDPE [ON MECP] FLB-13	E235.SO4	13-Apr-2024	16-Apr-2024	28 days	3 days	✓	16-Apr-2024	28 days	3 days	✓
Anions and Nutrients : Sulfate in Water by IC										
HDPE [ON MECP] FLB-14	E235.SO4	13-Apr-2024	16-Apr-2024	28 days	3 days	✓	16-Apr-2024	28 days	3 days	✓
Anions and Nutrients : Sulfate in Water by IC										
HDPE [ON MECP] FLB-15	E235.SO4	13-Apr-2024	16-Apr-2024	28 days	3 days	✓	16-Apr-2024	28 days	3 days	✓
Anions and Nutrients : Sulfate in Water by IC										
HDPE [ON MECP] FLB-BLANK	E235.SO4	13-Apr-2024	16-Apr-2024	28 days	3 days	✓	16-Apr-2024	28 days	3 days	✓

Matrix: **Water**

Evaluation: × = Holding time exceedance ; ✓ = Within Holding Time

Analyte Group : Analytical Method / Container / Client Sample ID(s)	Method	Sampling Date	Extraction / Preparation				Analysis			
			Preparation Date	Holding Times Rec	Holding Times Actual	Eval	Analysis Date	Holding Times Rec	Holding Times Actual	Eval
Anions and Nutrients : Sulfate in Water by IC										
HDPE [ON MECP]										
FLB-DUP	E235.SO4	13-Apr-2024	16-Apr-2024	28 days	3 days	✓	16-Apr-2024	28 days	3 days	✓
Anions and Nutrients : Sulfate in Water by IC										
HDPE [ON MECP]										
FLB-FIELDBLANK	E235.SO4	13-Apr-2024	16-Apr-2024	28 days	3 days	✓	16-Apr-2024	28 days	3 days	✓
Anions and Nutrients : Total Phosphorus by Colourimetry (0.002 mg/L)										
Amber glass total (sulfuric acid)										
FLB-01	E372-U	13-Apr-2024	16-Apr-2024	28 days	3 days	✓	17-Apr-2024	28 days	4 days	✓
Anions and Nutrients : Total Phosphorus by Colourimetry (0.002 mg/L)										
Amber glass total (sulfuric acid)										
FLB-02	E372-U	13-Apr-2024	16-Apr-2024	28 days	3 days	✓	17-Apr-2024	28 days	4 days	✓
Anions and Nutrients : Total Phosphorus by Colourimetry (0.002 mg/L)										
Amber glass total (sulfuric acid)										
FLB-03	E372-U	13-Apr-2024	16-Apr-2024	28 days	3 days	✓	17-Apr-2024	28 days	4 days	✓
Anions and Nutrients : Total Phosphorus by Colourimetry (0.002 mg/L)										
Amber glass total (sulfuric acid)										
FLB-04	E372-U	13-Apr-2024	16-Apr-2024	28 days	3 days	✓	17-Apr-2024	28 days	4 days	✓
Anions and Nutrients : Total Phosphorus by Colourimetry (0.002 mg/L)										
Amber glass total (sulfuric acid)										
FLB-05	E372-U	13-Apr-2024	16-Apr-2024	28 days	3 days	✓	17-Apr-2024	28 days	4 days	✓
Anions and Nutrients : Total Phosphorus by Colourimetry (0.002 mg/L)										
Amber glass total (sulfuric acid)										
FLB-06	E372-U	13-Apr-2024	16-Apr-2024	28 days	3 days	✓	17-Apr-2024	28 days	4 days	✓
Anions and Nutrients : Total Phosphorus by Colourimetry (0.002 mg/L)										
Amber glass total (sulfuric acid)										
FLB-07	E372-U	13-Apr-2024	16-Apr-2024	28 days	3 days	✓	17-Apr-2024	28 days	4 days	✓

Matrix: **Water**

Evaluation: × = Holding time exceedance ; ✓ = Within Holding Time

Analyte Group : Analytical Method / Container / Client Sample ID(s)	Method	Sampling Date	Extraction / Preparation				Analysis			
			Preparation Date	Holding Times		Eval	Analysis Date	Holding Times		Eval
				Rec	Actual			Rec	Actual	
Anions and Nutrients : Total Phosphorus by Colourimetry (0.002 mg/L)										
Amber glass total (sulfuric acid)										
FLB-08	E372-U	13-Apr-2024	16-Apr-2024	28 days	3 days	✓	17-Apr-2024	28 days	4 days	✓
Anions and Nutrients : Total Phosphorus by Colourimetry (0.002 mg/L)										
Amber glass total (sulfuric acid)										
FLB-09	E372-U	13-Apr-2024	16-Apr-2024	28 days	3 days	✓	17-Apr-2024	28 days	4 days	✓
Anions and Nutrients : Total Phosphorus by Colourimetry (0.002 mg/L)										
Amber glass total (sulfuric acid)										
FLB-10	E372-U	13-Apr-2024	16-Apr-2024	28 days	3 days	✓	17-Apr-2024	28 days	4 days	✓
Anions and Nutrients : Total Phosphorus by Colourimetry (0.002 mg/L)										
Amber glass total (sulfuric acid)										
FLB-11	E372-U	13-Apr-2024	16-Apr-2024	28 days	3 days	✓	17-Apr-2024	28 days	4 days	✓
Anions and Nutrients : Total Phosphorus by Colourimetry (0.002 mg/L)										
Amber glass total (sulfuric acid)										
FLB-12	E372-U	13-Apr-2024	16-Apr-2024	28 days	3 days	✓	17-Apr-2024	28 days	4 days	✓
Anions and Nutrients : Total Phosphorus by Colourimetry (0.002 mg/L)										
Amber glass total (sulfuric acid)										
FLB-13	E372-U	13-Apr-2024	16-Apr-2024	28 days	3 days	✓	17-Apr-2024	28 days	4 days	✓
Anions and Nutrients : Total Phosphorus by Colourimetry (0.002 mg/L)										
Amber glass total (sulfuric acid)										
FLB-14	E372-U	13-Apr-2024	16-Apr-2024	28 days	3 days	✓	17-Apr-2024	28 days	4 days	✓
Anions and Nutrients : Total Phosphorus by Colourimetry (0.002 mg/L)										
Amber glass total (sulfuric acid)										
FLB-15	E372-U	13-Apr-2024	16-Apr-2024	28 days	3 days	✓	17-Apr-2024	28 days	4 days	✓
Anions and Nutrients : Total Phosphorus by Colourimetry (0.002 mg/L)										
Amber glass total (sulfuric acid)										
FLB-BLANK	E372-U	13-Apr-2024	16-Apr-2024	28 days	3 days	✓	17-Apr-2024	28 days	4 days	✓

Matrix: **Water**

Evaluation: × = Holding time exceedance ; ✓ = Within Holding Time

Analyte Group : Analytical Method / Container / Client Sample ID(s)	*Method*	*Sampling Date*	*Extraction / Preparation*				*Analysis*			
			Preparation Date	*Holding Times*		*Eval*	*Analysis Date*	*Holding Times*		*Eval*
				Rec	*Actual*			*Rec*	*Actual*	
Anions and Nutrients : Total Phosphorus by Colourimetry (0.002 mg/L)										
Amber glass total (sulfuric acid) FLB-DUP	E372-U	13-Apr-2024	16-Apr-2024	28 days	3 days	✓	17-Apr-2024	28 days	4 days	✓
Anions and Nutrients : Total Phosphorus by Colourimetry (0.002 mg/L)										
Amber glass total (sulfuric acid) FLB-FIELDBLANK	E372-U	13-Apr-2024	16-Apr-2024	28 days	3 days	✓	17-Apr-2024	28 days	4 days	✓
Dissolved Metals : Dissolved Metals in Water by CRC ICPMS										
HDPE dissolved (nitric acid) FLB-01	E421	13-Apr-2024	18-Apr-2024	180 days	5 days	✓	18-Apr-2024	180 days	5 days	✓
Dissolved Metals : Dissolved Metals in Water by CRC ICPMS										
HDPE dissolved (nitric acid) FLB-02	E421	13-Apr-2024	18-Apr-2024	180 days	5 days	✓	18-Apr-2024	180 days	5 days	✓
Dissolved Metals : Dissolved Metals in Water by CRC ICPMS										
HDPE dissolved (nitric acid) FLB-03	E421	13-Apr-2024	18-Apr-2024	180 days	5 days	✓	18-Apr-2024	180 days	5 days	✓
Dissolved Metals : Dissolved Metals in Water by CRC ICPMS										
HDPE dissolved (nitric acid) FLB-04	E421	13-Apr-2024	18-Apr-2024	180 days	5 days	✓	18-Apr-2024	180 days	5 days	✓
Dissolved Metals : Dissolved Metals in Water by CRC ICPMS										
HDPE dissolved (nitric acid) FLB-05	E421	13-Apr-2024	18-Apr-2024	180 days	5 days	✓	18-Apr-2024	180 days	5 days	✓
Dissolved Metals : Dissolved Metals in Water by CRC ICPMS										
HDPE dissolved (nitric acid) FLB-06	E421	13-Apr-2024	18-Apr-2024	180 days	5 days	✓	18-Apr-2024	180 days	5 days	✓
Dissolved Metals : Dissolved Metals in Water by CRC ICPMS										
HDPE dissolved (nitric acid) FLB-07	E421	13-Apr-2024	18-Apr-2024	180 days	5 days	✓	18-Apr-2024	180 days	5 days	✓

Matrix: **Water**

Evaluation: × = Holding time exceedance ; ✓ = Within Holding Time

Analyte Group : Analytical Method / Container / Client Sample ID(s)	Method	Sampling Date	Extraction / Preparation				Analysis			
			Preparation Date	Holding Times Rec	Holding Times Actual	Eval	Analysis Date	Holding Times Rec	Holding Times Actual	Eval
Dissolved Metals : Dissolved Metals in Water by CRC ICPMS										
HDPE dissolved (nitric acid) FLB-08	E421	13-Apr-2024	18-Apr-2024	180 days	5 days	✓	18-Apr-2024	180 days	5 days	✓
Dissolved Metals : Dissolved Metals in Water by CRC ICPMS										
HDPE dissolved (nitric acid) FLB-09	E421	13-Apr-2024	18-Apr-2024	180 days	5 days	✓	18-Apr-2024	180 days	5 days	✓
Dissolved Metals : Dissolved Metals in Water by CRC ICPMS										
HDPE dissolved (nitric acid) FLB-10	E421	13-Apr-2024	18-Apr-2024	180 days	5 days	✓	18-Apr-2024	180 days	5 days	✓
Dissolved Metals : Dissolved Metals in Water by CRC ICPMS										
HDPE dissolved (nitric acid) FLB-11	E421	13-Apr-2024	18-Apr-2024	180 days	5 days	✓	18-Apr-2024	180 days	5 days	✓
Dissolved Metals : Dissolved Metals in Water by CRC ICPMS										
HDPE dissolved (nitric acid) FLB-12	E421	13-Apr-2024	18-Apr-2024	180 days	5 days	✓	18-Apr-2024	180 days	5 days	✓
Dissolved Metals : Dissolved Metals in Water by CRC ICPMS										
HDPE dissolved (nitric acid) FLB-13	E421	13-Apr-2024	18-Apr-2024	180 days	5 days	✓	18-Apr-2024	180 days	5 days	✓
Dissolved Metals : Dissolved Metals in Water by CRC ICPMS										
HDPE dissolved (nitric acid) FLB-14	E421	13-Apr-2024	18-Apr-2024	180 days	5 days	✓	18-Apr-2024	180 days	5 days	✓
Dissolved Metals : Dissolved Metals in Water by CRC ICPMS										
HDPE dissolved (nitric acid) FLB-15	E421	13-Apr-2024	19-Apr-2024	180 days	6 days	✓	19-Apr-2024	180 days	6 days	✓
Dissolved Metals : Dissolved Metals in Water by CRC ICPMS										
HDPE dissolved (nitric acid) FLB-BLANK	E421	13-Apr-2024	19-Apr-2024	180 days	6 days	✓	19-Apr-2024	180 days	6 days	✓

Matrix: **Water**

Evaluation: × = Holding time exceedance ; ✓ = Within Holding Time

Analyte Group : Analytical Method / Container / Client Sample ID(s)	Method	Sampling Date	Extraction / Preparation				Analysis			
			Preparation Date	Holding Times Rec	Holding Times Actual	Eval	Analysis Date	Holding Times Rec	Holding Times Actual	Eval
Dissolved Metals : Dissolved Metals in Water by CRC ICPMS										
HDPE dissolved (nitric acid)										
FLB-DUP	E421	13-Apr-2024	19-Apr-2024	180 days	6 days	✓	19-Apr-2024	180 days	6 days	✓
Dissolved Metals : Dissolved Metals in Water by CRC ICPMS										
HDPE dissolved (nitric acid)										
FLB-FIELDBLANK	E421	13-Apr-2024	19-Apr-2024	180 days	6 days	✓	19-Apr-2024	180 days	6 days	✓
Dissolved Metals : Dissolved Phosphorus in Water by CRC-ICPMS (Low level)										
HDPE dissolved (nitric acid)										
FLB-01	E421.P-L	13-Apr-2024	18-Apr-2024	180 days	5 days	✓	18-Apr-2024	180 days	5 days	✓
Dissolved Metals : Dissolved Phosphorus in Water by CRC-ICPMS (Low level)										
HDPE dissolved (nitric acid)										
FLB-02	E421.P-L	13-Apr-2024	18-Apr-2024	180 days	5 days	✓	18-Apr-2024	180 days	5 days	✓
Dissolved Metals : Dissolved Phosphorus in Water by CRC-ICPMS (Low level)										
HDPE dissolved (nitric acid)										
FLB-03	E421.P-L	13-Apr-2024	18-Apr-2024	180 days	5 days	✓	18-Apr-2024	180 days	5 days	✓
Dissolved Metals : Dissolved Phosphorus in Water by CRC-ICPMS (Low level)										
HDPE dissolved (nitric acid)										
FLB-04	E421.P-L	13-Apr-2024	18-Apr-2024	180 days	5 days	✓	18-Apr-2024	180 days	5 days	✓
Dissolved Metals : Dissolved Phosphorus in Water by CRC-ICPMS (Low level)										
HDPE dissolved (nitric acid)										
FLB-05	E421.P-L	13-Apr-2024	18-Apr-2024	180 days	5 days	✓	18-Apr-2024	180 days	5 days	✓
Dissolved Metals : Dissolved Phosphorus in Water by CRC-ICPMS (Low level)										
HDPE dissolved (nitric acid)										
FLB-06	E421.P-L	13-Apr-2024	18-Apr-2024	180 days	5 days	✓	18-Apr-2024	180 days	5 days	✓
Dissolved Metals : Dissolved Phosphorus in Water by CRC-ICPMS (Low level)										
HDPE dissolved (nitric acid)										
FLB-07	E421.P-L	13-Apr-2024	18-Apr-2024	180 days	5 days	✓	18-Apr-2024	180 days	5 days	✓

Matrix: **Water**

Evaluation: × = Holding time exceedance ; ✓ = Within Holding Time

Analyte Group : Analytical Method / Container / Client Sample ID(s)	Method	Sampling Date	Extraction / Preparation				Analysis			
			Preparation Date	Holding Times Rec	Holding Times Actual	Eval	Analysis Date	Holding Times Rec	Holding Times Actual	Eval
Dissolved Metals : Dissolved Phosphorus in Water by CRC-ICPMS (Low level)										
HDPE dissolved (nitric acid)										
FLB-08	E421.P-L	13-Apr-2024	18-Apr-2024	180 days	5 days	✓	18-Apr-2024	180 days	5 days	✓
Dissolved Metals : Dissolved Phosphorus in Water by CRC-ICPMS (Low level)										
HDPE dissolved (nitric acid)										
FLB-09	E421.P-L	13-Apr-2024	18-Apr-2024	180 days	5 days	✓	18-Apr-2024	180 days	5 days	✓
Dissolved Metals : Dissolved Phosphorus in Water by CRC-ICPMS (Low level)										
HDPE dissolved (nitric acid)										
FLB-10	E421.P-L	13-Apr-2024	18-Apr-2024	180 days	5 days	✓	18-Apr-2024	180 days	5 days	✓
Dissolved Metals : Dissolved Phosphorus in Water by CRC-ICPMS (Low level)										
HDPE dissolved (nitric acid)										
FLB-11	E421.P-L	13-Apr-2024	18-Apr-2024	180 days	5 days	✓	18-Apr-2024	180 days	5 days	✓
Dissolved Metals : Dissolved Phosphorus in Water by CRC-ICPMS (Low level)										
HDPE dissolved (nitric acid)										
FLB-12	E421.P-L	13-Apr-2024	18-Apr-2024	180 days	5 days	✓	18-Apr-2024	180 days	5 days	✓
Dissolved Metals : Dissolved Phosphorus in Water by CRC-ICPMS (Low level)										
HDPE dissolved (nitric acid)										
FLB-13	E421.P-L	13-Apr-2024	18-Apr-2024	180 days	5 days	✓	18-Apr-2024	180 days	5 days	✓
Dissolved Metals : Dissolved Phosphorus in Water by CRC-ICPMS (Low level)										
HDPE dissolved (nitric acid)										
FLB-14	E421.P-L	13-Apr-2024	18-Apr-2024	180 days	5 days	✓	18-Apr-2024	180 days	5 days	✓
Dissolved Metals : Dissolved Phosphorus in Water by CRC-ICPMS (Low level)										
HDPE dissolved (nitric acid)										
FLB-15	E421.P-L	13-Apr-2024	19-Apr-2024	180 days	6 days	✓	19-Apr-2024	180 days	6 days	✓
Dissolved Metals : Dissolved Phosphorus in Water by CRC-ICPMS (Low level)										
HDPE dissolved (nitric acid)										
FLB-BLANK	E421.P-L	13-Apr-2024	19-Apr-2024	180 days	6 days	✓	19-Apr-2024	180 days	6 days	✓

Matrix: **Water**

Evaluation: × = Holding time exceedance ; ✓ = Within Holding Time

Analyte Group : Analytical Method / Container / Client Sample ID(s)	Method	Sampling Date	Extraction / Preparation				Analysis			
			Preparation Date	Holding Times Rec	Holding Times Actual	Eval	Analysis Date	Holding Times Rec	Holding Times Actual	Eval
Dissolved Metals : Dissolved Phosphorus in Water by CRC-ICPMS (Low level)										
HDPE dissolved (nitric acid) FLB-DUP	E421.P-L	13-Apr-2024	19-Apr-2024	180 days	6 days	✓	19-Apr-2024	180 days	6 days	✓
Dissolved Metals : Dissolved Phosphorus in Water by CRC-ICPMS (Low level)										
HDPE dissolved (nitric acid) FLB-FIELDBLANK	E421.P-L	13-Apr-2024	19-Apr-2024	180 days	6 days	✓	19-Apr-2024	180 days	6 days	✓
Physical Tests : Acidity by Titration										
HDPE [ON MECP] FLB-01	E283	13-Apr-2024	17-Apr-2024	14 days	4 days	✓	18-Apr-2024	14 days	5 days	✓
Physical Tests : Acidity by Titration										
HDPE [ON MECP] FLB-02	E283	13-Apr-2024	17-Apr-2024	14 days	4 days	✓	18-Apr-2024	14 days	5 days	✓
Physical Tests : Acidity by Titration										
HDPE [ON MECP] FLB-03	E283	13-Apr-2024	17-Apr-2024	14 days	4 days	✓	18-Apr-2024	14 days	5 days	✓
Physical Tests : Acidity by Titration										
HDPE [ON MECP] FLB-04	E283	13-Apr-2024	17-Apr-2024	14 days	4 days	✓	18-Apr-2024	14 days	5 days	✓
Physical Tests : Acidity by Titration										
HDPE [ON MECP] FLB-05	E283	13-Apr-2024	17-Apr-2024	14 days	4 days	✓	18-Apr-2024	14 days	5 days	✓
Physical Tests : Acidity by Titration										
HDPE [ON MECP] FLB-06	E283	13-Apr-2024	17-Apr-2024	14 days	4 days	✓	18-Apr-2024	14 days	5 days	✓
Physical Tests : Acidity by Titration										
HDPE [ON MECP] FLB-07	E283	13-Apr-2024	17-Apr-2024	14 days	4 days	✓	18-Apr-2024	14 days	5 days	✓

Matrix: **Water**

Evaluation: × = Holding time exceedance ; ✓ = Within Holding Time

Analyte Group : Analytical Method / Container / Client Sample ID(s)	Method	Sampling Date	Extraction / Preparation				Analysis			
			Preparation Date	Holding Times Rec	Holding Times Actual	Eval	Analysis Date	Holding Times Rec	Holding Times Actual	Eval
Physical Tests : Acidity by Titration										
HDPE [ON MECP] FLB-08	E283	13-Apr-2024	17-Apr-2024	14 days	4 days	✓	18-Apr-2024	14 days	5 days	✓
Physical Tests : Acidity by Titration										
HDPE [ON MECP] FLB-09	E283	13-Apr-2024	17-Apr-2024	14 days	4 days	✓	18-Apr-2024	14 days	5 days	✓
Physical Tests : Acidity by Titration										
HDPE [ON MECP] FLB-10	E283	13-Apr-2024	17-Apr-2024	14 days	4 days	✓	18-Apr-2024	14 days	5 days	✓
Physical Tests : Acidity by Titration										
HDPE [ON MECP] FLB-11	E283	13-Apr-2024	17-Apr-2024	14 days	4 days	✓	18-Apr-2024	14 days	5 days	✓
Physical Tests : Acidity by Titration										
HDPE [ON MECP] FLB-12	E283	13-Apr-2024	17-Apr-2024	14 days	4 days	✓	18-Apr-2024	14 days	5 days	✓
Physical Tests : Acidity by Titration										
HDPE [ON MECP] FLB-13	E283	13-Apr-2024	17-Apr-2024	14 days	4 days	✓	18-Apr-2024	14 days	5 days	✓
Physical Tests : Acidity by Titration										
HDPE [ON MECP] FLB-14	E283	13-Apr-2024	17-Apr-2024	14 days	4 days	✓	18-Apr-2024	14 days	5 days	✓
Physical Tests : Acidity by Titration										
HDPE [ON MECP] FLB-15	E283	13-Apr-2024	17-Apr-2024	14 days	4 days	✓	18-Apr-2024	14 days	5 days	✓
Physical Tests : Acidity by Titration										
HDPE [ON MECP] FLB-BLANK	E283	13-Apr-2024	17-Apr-2024	14 days	4 days	✓	18-Apr-2024	14 days	5 days	✓

Matrix: **Water**

Evaluation: × = Holding time exceedance ; ✓ = Within Holding Time

Analyte Group : Analytical Method / Container / Client Sample ID(s)	Method	Sampling Date	Extraction / Preparation				Analysis			
			Preparation Date	Holding Times Rec	Holding Times Actual	Eval	Analysis Date	Holding Times Rec	Holding Times Actual	Eval
Physical Tests : Acidity by Titration										
HDPE [ON MECP] FLB-DUP	E283	13-Apr-2024	17-Apr-2024	14 days	4 days	✓	18-Apr-2024	14 days	5 days	✓
Physical Tests : Acidity by Titration										
HDPE [ON MECP] FLB-FIELDBLANK	E283	13-Apr-2024	17-Apr-2024	14 days	4 days	✓	18-Apr-2024	14 days	5 days	✓
Physical Tests : Alkalinity Species by Titration										
HDPE [ON MECP] FLB-01	E290	13-Apr-2024	17-Apr-2024	14 days	4 days	✓	17-Apr-2024	14 days	4 days	✓
Physical Tests : Alkalinity Species by Titration										
HDPE [ON MECP] FLB-02	E290	13-Apr-2024	17-Apr-2024	14 days	4 days	✓	17-Apr-2024	14 days	4 days	✓
Physical Tests : Alkalinity Species by Titration										
HDPE [ON MECP] FLB-03	E290	13-Apr-2024	17-Apr-2024	14 days	4 days	✓	17-Apr-2024	14 days	4 days	✓
Physical Tests : Alkalinity Species by Titration										
HDPE [ON MECP] FLB-04	E290	13-Apr-2024	17-Apr-2024	14 days	4 days	✓	17-Apr-2024	14 days	4 days	✓
Physical Tests : Alkalinity Species by Titration										
HDPE [ON MECP] FLB-05	E290	13-Apr-2024	17-Apr-2024	14 days	4 days	✓	17-Apr-2024	14 days	4 days	✓
Physical Tests : Alkalinity Species by Titration										
HDPE [ON MECP] FLB-06	E290	13-Apr-2024	17-Apr-2024	14 days	4 days	✓	17-Apr-2024	14 days	4 days	✓
Physical Tests : Alkalinity Species by Titration										
HDPE [ON MECP] FLB-07	E290	13-Apr-2024	17-Apr-2024	14 days	4 days	✓	17-Apr-2024	14 days	4 days	✓

Matrix: **Water**

Evaluation: × = Holding time exceedance ; ✓ = Within Holding Time

Analyte Group : Analytical Method / Container / Client Sample ID(s)	Method	Sampling Date	Extraction / Preparation				Analysis			
			Preparation Date	Holding Times Rec	Holding Times Actual	Eval	Analysis Date	Holding Times Rec	Holding Times Actual	Eval
Physical Tests : Alkalinity Species by Titration										
HDPE [ON MECP] FLB-08	E290	13-Apr-2024	17-Apr-2024	14 days	4 days	✓	17-Apr-2024	14 days	4 days	✓
Physical Tests : Alkalinity Species by Titration										
HDPE [ON MECP] FLB-09	E290	13-Apr-2024	17-Apr-2024	14 days	4 days	✓	17-Apr-2024	14 days	4 days	✓
Physical Tests : Alkalinity Species by Titration										
HDPE [ON MECP] FLB-10	E290	13-Apr-2024	17-Apr-2024	14 days	4 days	✓	17-Apr-2024	14 days	4 days	✓
Physical Tests : Alkalinity Species by Titration										
HDPE [ON MECP] FLB-11	E290	13-Apr-2024	17-Apr-2024	14 days	4 days	✓	17-Apr-2024	14 days	4 days	✓
Physical Tests : Alkalinity Species by Titration										
HDPE [ON MECP] FLB-12	E290	13-Apr-2024	17-Apr-2024	14 days	4 days	✓	17-Apr-2024	14 days	4 days	✓
Physical Tests : Alkalinity Species by Titration										
HDPE [ON MECP] FLB-13	E290	13-Apr-2024	17-Apr-2024	14 days	4 days	✓	17-Apr-2024	14 days	4 days	✓
Physical Tests : Alkalinity Species by Titration										
HDPE [ON MECP] FLB-14	E290	13-Apr-2024	17-Apr-2024	14 days	4 days	✓	17-Apr-2024	14 days	4 days	✓
Physical Tests : Alkalinity Species by Titration										
HDPE [ON MECP] FLB-15	E290	13-Apr-2024	17-Apr-2024	14 days	4 days	✓	17-Apr-2024	14 days	4 days	✓
Physical Tests : Alkalinity Species by Titration										
HDPE [ON MECP] FLB-BLANK	E290	13-Apr-2024	17-Apr-2024	14 days	4 days	✓	17-Apr-2024	14 days	4 days	✓

Matrix: **Water**

Evaluation: × = Holding time exceedance ; ✓ = Within Holding Time

Analyte Group : Analytical Method / Container / Client Sample ID(s)	Method	Sampling Date	Extraction / Preparation				Analysis			
			Preparation Date	Holding Times Rec	Holding Times Actual	Eval	Analysis Date	Holding Times Rec	Holding Times Actual	Eval
Physical Tests : Alkalinity Species by Titration										
HDPE [ON MECP] FLB-DUP	E290	13-Apr-2024	17-Apr-2024	14 days	4 days	✓	17-Apr-2024	14 days	4 days	✓
Physical Tests : Alkalinity Species by Titration										
HDPE [ON MECP] FLB-FIELDBLANK	E290	13-Apr-2024	17-Apr-2024	14 days	4 days	✓	17-Apr-2024	14 days	4 days	✓
Physical Tests : Conductivity in Water										
HDPE [ON MECP] FLB-01	E100	13-Apr-2024	17-Apr-2024	28 days	4 days	✓	17-Apr-2024	28 days	4 days	✓
Physical Tests : Conductivity in Water										
HDPE [ON MECP] FLB-02	E100	13-Apr-2024	17-Apr-2024	28 days	4 days	✓	17-Apr-2024	28 days	4 days	✓
Physical Tests : Conductivity in Water										
HDPE [ON MECP] FLB-03	E100	13-Apr-2024	17-Apr-2024	28 days	4 days	✓	17-Apr-2024	28 days	4 days	✓
Physical Tests : Conductivity in Water										
HDPE [ON MECP] FLB-04	E100	13-Apr-2024	17-Apr-2024	28 days	4 days	✓	17-Apr-2024	28 days	4 days	✓
Physical Tests : Conductivity in Water										
HDPE [ON MECP] FLB-05	E100	13-Apr-2024	17-Apr-2024	28 days	4 days	✓	17-Apr-2024	28 days	4 days	✓
Physical Tests : Conductivity in Water										
HDPE [ON MECP] FLB-06	E100	13-Apr-2024	17-Apr-2024	28 days	4 days	✓	17-Apr-2024	28 days	4 days	✓
Physical Tests : Conductivity in Water										
HDPE [ON MECP] FLB-07	E100	13-Apr-2024	17-Apr-2024	28 days	4 days	✓	17-Apr-2024	28 days	4 days	✓

Matrix: **Water**

Evaluation: × = Holding time exceedance ; ✓ = Within Holding Time

Analyte Group : Analytical Method / Container / Client Sample ID(s)	Method	Sampling Date	Extraction / Preparation				Analysis			
			Preparation Date	Holding Times Rec	Holding Times Actual	Eval	Analysis Date	Holding Times Rec	Holding Times Actual	Eval
Physical Tests : Conductivity in Water										
HDPE [ON MECP] FLB-08	E100	13-Apr-2024	17-Apr-2024	28 days	4 days	✓	17-Apr-2024	28 days	4 days	✓
Physical Tests : Conductivity in Water										
HDPE [ON MECP] FLB-09	E100	13-Apr-2024	17-Apr-2024	28 days	4 days	✓	17-Apr-2024	28 days	4 days	✓
Physical Tests : Conductivity in Water										
HDPE [ON MECP] FLB-10	E100	13-Apr-2024	17-Apr-2024	28 days	4 days	✓	17-Apr-2024	28 days	4 days	✓
Physical Tests : Conductivity in Water										
HDPE [ON MECP] FLB-11	E100	13-Apr-2024	17-Apr-2024	28 days	4 days	✓	17-Apr-2024	28 days	4 days	✓
Physical Tests : Conductivity in Water										
HDPE [ON MECP] FLB-12	E100	13-Apr-2024	17-Apr-2024	28 days	4 days	✓	17-Apr-2024	28 days	4 days	✓
Physical Tests : Conductivity in Water										
HDPE [ON MECP] FLB-13	E100	13-Apr-2024	17-Apr-2024	28 days	4 days	✓	17-Apr-2024	28 days	4 days	✓
Physical Tests : Conductivity in Water										
HDPE [ON MECP] FLB-14	E100	13-Apr-2024	17-Apr-2024	28 days	4 days	✓	17-Apr-2024	28 days	4 days	✓
Physical Tests : Conductivity in Water										
HDPE [ON MECP] FLB-15	E100	13-Apr-2024	17-Apr-2024	28 days	4 days	✓	17-Apr-2024	28 days	4 days	✓
Physical Tests : Conductivity in Water										
HDPE [ON MECP] FLB-BLANK	E100	13-Apr-2024	17-Apr-2024	28 days	4 days	✓	17-Apr-2024	28 days	4 days	✓

Matrix: **Water**

Evaluation: × = Holding time exceedance ; ✓ = Within Holding Time

Analyte Group : Analytical Method / Container / Client Sample ID(s)	Method	Sampling Date	Extraction / Preparation				Analysis			
			Preparation Date	Holding Times Rec	Holding Times Actual	Eval	Analysis Date	Holding Times Rec	Holding Times Actual	Eval
Physical Tests : Conductivity in Water										
HDPE [ON MECP] FLB-DUP	E100	13-Apr-2024	17-Apr-2024	28 days	4 days	✓	17-Apr-2024	28 days	4 days	✓
Physical Tests : Conductivity in Water										
HDPE [ON MECP] FLB-FIELDBLANK	E100	13-Apr-2024	17-Apr-2024	28 days	4 days	✓	17-Apr-2024	28 days	4 days	✓
Physical Tests : pH by Meter										
HDPE [ON MECP] FLB-01	E108	13-Apr-2024	17-Apr-2024	14 days	4 days	✓	17-Apr-2024	14 days	4 days	✓
Physical Tests : pH by Meter										
HDPE [ON MECP] FLB-02	E108	13-Apr-2024	17-Apr-2024	14 days	4 days	✓	17-Apr-2024	14 days	4 days	✓
Physical Tests : pH by Meter										
HDPE [ON MECP] FLB-03	E108	13-Apr-2024	17-Apr-2024	14 days	4 days	✓	17-Apr-2024	14 days	4 days	✓
Physical Tests : pH by Meter										
HDPE [ON MECP] FLB-04	E108	13-Apr-2024	17-Apr-2024	14 days	4 days	✓	17-Apr-2024	14 days	4 days	✓
Physical Tests : pH by Meter										
HDPE [ON MECP] FLB-05	E108	13-Apr-2024	17-Apr-2024	14 days	4 days	✓	17-Apr-2024	14 days	4 days	✓
Physical Tests : pH by Meter										
HDPE [ON MECP] FLB-06	E108	13-Apr-2024	17-Apr-2024	14 days	4 days	✓	17-Apr-2024	14 days	4 days	✓
Physical Tests : pH by Meter										
HDPE [ON MECP] FLB-07	E108	13-Apr-2024	17-Apr-2024	14 days	4 days	✓	17-Apr-2024	14 days	4 days	✓

Matrix: **Water**

Evaluation: × = Holding time exceedance ; ✓ = Within Holding Time

Analyte Group : Analytical Method / Container / Client Sample ID(s)	Method	Sampling Date	Extraction / Preparation				Analysis			
			Preparation Date	Holding Times		Eval	Analysis Date	Holding Times		Eval
				Rec	Actual			Rec	Actual	
Physical Tests : pH by Meter										
HDPE [ON MECP] FLB-08	E108	13-Apr-2024	17-Apr-2024	14 days	4 days	✓	17-Apr-2024	14 days	4 days	✓
Physical Tests : pH by Meter										
HDPE [ON MECP] FLB-09	E108	13-Apr-2024	17-Apr-2024	14 days	4 days	✓	17-Apr-2024	14 days	4 days	✓
Physical Tests : pH by Meter										
HDPE [ON MECP] FLB-10	E108	13-Apr-2024	17-Apr-2024	14 days	4 days	✓	17-Apr-2024	14 days	4 days	✓
Physical Tests : pH by Meter										
HDPE [ON MECP] FLB-11	E108	13-Apr-2024	17-Apr-2024	14 days	4 days	✓	17-Apr-2024	14 days	4 days	✓
Physical Tests : pH by Meter										
HDPE [ON MECP] FLB-12	E108	13-Apr-2024	17-Apr-2024	14 days	4 days	✓	17-Apr-2024	14 days	4 days	✓
Physical Tests : pH by Meter										
HDPE [ON MECP] FLB-13	E108	13-Apr-2024	17-Apr-2024	14 days	4 days	✓	17-Apr-2024	14 days	4 days	✓
Physical Tests : pH by Meter										
HDPE [ON MECP] FLB-14	E108	13-Apr-2024	17-Apr-2024	14 days	4 days	✓	17-Apr-2024	14 days	4 days	✓
Physical Tests : pH by Meter										
HDPE [ON MECP] FLB-15	E108	13-Apr-2024	17-Apr-2024	14 days	4 days	✓	17-Apr-2024	14 days	4 days	✓
Physical Tests : pH by Meter										
HDPE [ON MECP] FLB-BLANK	E108	13-Apr-2024	17-Apr-2024	14 days	4 days	✓	17-Apr-2024	14 days	4 days	✓

Matrix: **Water**

Evaluation: × = Holding time exceedance ; ✓ = Within Holding Time

Analyte Group : Analytical Method / Container / Client Sample ID(s)	Method	Sampling Date	Extraction / Preparation				Analysis			
			Preparation Date	Holding Times Rec	Holding Times Actual	Eval	Analysis Date	Holding Times Rec	Holding Times Actual	Eval
Physical Tests : pH by Meter										
HDPE [ON MECP] FLB-DUP	E108	13-Apr-2024	17-Apr-2024	14 days	4 days	✓	17-Apr-2024	14 days	4 days	✓
Physical Tests : pH by Meter										
HDPE [ON MECP] FLB-FIELDBLANK	E108	13-Apr-2024	17-Apr-2024	14 days	4 days	✓	17-Apr-2024	14 days	4 days	✓
Physical Tests : TDS by Gravimetry (Low Level)										
HDPE [ON MECP] FLB-01	E162-L	13-Apr-2024	----	----	----		16-Apr-2024	7 days	3 days	✓
Physical Tests : TDS by Gravimetry (Low Level)										
HDPE [ON MECP] FLB-02	E162-L	13-Apr-2024	----	----	----		16-Apr-2024	7 days	3 days	✓
Physical Tests : TDS by Gravimetry (Low Level)										
HDPE [ON MECP] FLB-03	E162-L	13-Apr-2024	----	----	----		16-Apr-2024	7 days	3 days	✓
Physical Tests : TDS by Gravimetry (Low Level)										
HDPE [ON MECP] FLB-04	E162-L	13-Apr-2024	----	----	----		16-Apr-2024	7 days	3 days	✓
Physical Tests : TDS by Gravimetry (Low Level)										
HDPE [ON MECP] FLB-05	E162-L	13-Apr-2024	----	----	----		16-Apr-2024	7 days	3 days	✓
Physical Tests : TDS by Gravimetry (Low Level)										
HDPE [ON MECP] FLB-06	E162-L	13-Apr-2024	----	----	----		16-Apr-2024	7 days	3 days	✓
Physical Tests : TDS by Gravimetry (Low Level)										
HDPE [ON MECP] FLB-07	E162-L	13-Apr-2024	----	----	----		16-Apr-2024	7 days	3 days	✓

Matrix: **Water**

Evaluation: × = Holding time exceedance ; ✓ = Within Holding Time

Analyte Group : Analytical Method / Container / Client Sample ID(s)	Method	Sampling Date	Extraction / Preparation				Analysis			
			Preparation Date	Holding Times Rec	Holding Times Actual	Eval	Analysis Date	Holding Times Rec	Holding Times Actual	Eval
Physical Tests : TDS by Gravimetry (Low Level)										
HDPE [ON MECP] FLB-08	E162-L	13-Apr-2024	----	----	----		16-Apr-2024	7 days	3 days	✓
Physical Tests : TDS by Gravimetry (Low Level)										
HDPE [ON MECP] FLB-09	E162-L	13-Apr-2024	----	----	----		16-Apr-2024	7 days	3 days	✓
Physical Tests : TDS by Gravimetry (Low Level)										
HDPE [ON MECP] FLB-10	E162-L	13-Apr-2024	----	----	----		16-Apr-2024	7 days	3 days	✓
Physical Tests : TDS by Gravimetry (Low Level)										
HDPE [ON MECP] FLB-11	E162-L	13-Apr-2024	----	----	----		16-Apr-2024	7 days	3 days	✓
Physical Tests : TDS by Gravimetry (Low Level)										
HDPE [ON MECP] FLB-12	E162-L	13-Apr-2024	----	----	----		16-Apr-2024	7 days	3 days	✓
Physical Tests : TDS by Gravimetry (Low Level)										
HDPE [ON MECP] FLB-13	E162-L	13-Apr-2024	----	----	----		16-Apr-2024	7 days	3 days	✓
Physical Tests : TDS by Gravimetry (Low Level)										
HDPE [ON MECP] FLB-14	E162-L	13-Apr-2024	----	----	----		16-Apr-2024	7 days	3 days	✓
Physical Tests : TDS by Gravimetry (Low Level)										
HDPE [ON MECP] FLB-15	E162-L	13-Apr-2024	----	----	----		16-Apr-2024	7 days	3 days	✓
Physical Tests : TDS by Gravimetry (Low Level)										
HDPE [ON MECP] FLB-BLANK	E162-L	13-Apr-2024	----	----	----		16-Apr-2024	7 days	3 days	✓

Matrix: **Water**

Evaluation: × = Holding time exceedance ; ✓ = Within Holding Time

Analyte Group : Analytical Method / Container / Client Sample ID(s)	Method	Sampling Date	Extraction / Preparation				Analysis			
			Preparation Date	Holding Times		Eval	Analysis Date	Holding Times		Eval
				Rec	Actual			Rec	Actual	
Physical Tests : TDS by Gravimetry (Low Level)										
HDPE [ON MECP]										
FLB-DUP	E162-L	13-Apr-2024	----	----	----		16-Apr-2024	7 days	3 days	✓
Physical Tests : TDS by Gravimetry (Low Level)										
HDPE [ON MECP]										
FLB-FIELDBLANK	E162-L	13-Apr-2024	----	----	----		16-Apr-2024	7 days	3 days	✓

Legend & Qualifier Definitions

Rec. HT: ALS recommended hold time (see units).

Quality Control Parameter Frequency Compliance

The following report summarizes the frequency of laboratory QC samples analyzed within the analytical batches (QC lots) in which the submitted samples were processed. The actual frequency should be greater than or equal to the expected frequency.

Matrix: **Water**

Evaluation: ✗ = QC frequency outside specification; ✓ = QC frequency within specification.

Quality Control Sample Type			Count		Frequency (%)		
Analytical Methods	*Method*	*QC Lot #*	*QC*	*Regular*	*Actual*	*Expected*	*Evaluation*
Laboratory Duplicates (DUP)							
Acidity by Titration	E283	1406115	1	19	5.2	5.0	✓
Alkalinity Species by Titration	E290	1406264	1	21	4.7	5.0	✗
Chloride in Water by IC (Low Level)	E235.Cl-L	1404235	1	18	5.5	5.0	✓
Conductivity in Water	E100	1406265	1	21	4.7	5.0	✗
Dissolved Metals in Water by CRC ICPMS	E421	1407494	3	43	6.9	5.0	✓
Dissolved Phosphorus in Water by CRC-ICPMS (Low level)	E421.P-L	1407495	2	25	8.0	5.0	✓
Fluoride in Water by IC	E235.F	1404234	1	18	5.5	5.0	✓
pH by Meter	E108	1406266	2	29	6.9	5.0	✓
Sulfate in Water by IC	E235.SO4	1404236	1	20	5.0	5.0	✓
TDS by Gravimetry (Low Level)	E162-L	1404196	1	19	5.2	5.0	✓
Total Phosphorus by Colourimetry (0.002 mg/L)	E372-U	1405568	1	20	5.0	5.0	✓
Laboratory Control Samples (LCS)							
Acidity by Titration	E283	1406115	1	19	5.2	5.0	✓
Alkalinity Species by Titration	E290	1406264	2	21	9.5	5.0	✓
Chloride in Water by IC (Low Level)	E235.Cl-L	1404235	1	18	5.5	5.0	✓
Conductivity in Water	E100	1406265	2	21	9.5	5.0	✓
Dissolved Metals in Water by CRC ICPMS	E421	1407494	3	43	6.9	5.0	✓
Dissolved Phosphorus in Water by CRC-ICPMS (Low level)	E421.P-L	1407495	3	25	12.0	5.0	✓
Fluoride in Water by IC	E235.F	1404234	1	18	5.5	5.0	✓
pH by Meter	E108	1406266	2	29	6.9	5.0	✓
Sulfate in Water by IC	E235.SO4	1404236	1	20	5.0	5.0	✓
TDS by Gravimetry (Low Level)	E162-L	1404196	1	19	5.2	5.0	✓
Total Phosphorus by Colourimetry (0.002 mg/L)	E372-U	1405568	1	20	5.0	5.0	✓
Method Blanks (MB)							
Acidity by Titration	E283	1406115	1	19	5.2	5.0	✓
Alkalinity Species by Titration	E290	1406264	2	21	9.5	5.0	✓
Chloride in Water by IC (Low Level)	E235.Cl-L	1404235	1	18	5.5	5.0	✓
Conductivity in Water	E100	1406265	2	21	9.5	5.0	✓
Dissolved Metals in Water by CRC ICPMS	E421	1407494	3	43	6.9	5.0	✓
Dissolved Phosphorus in Water by CRC-ICPMS (Low level)	E421.P-L	1407495	3	25	12.0	5.0	✓
Fluoride in Water by IC	E235.F	1404234	1	18	5.5	5.0	✓
Sulfate in Water by IC	E235.SO4	1404236	1	20	5.0	5.0	✓
TDS by Gravimetry (Low Level)	E162-L	1404196	1	19	5.2	5.0	✓
Total Phosphorus by Colourimetry (0.002 mg/L)	E372-U	1405568	1	20	5.0	5.0	✓
Matrix Spikes (MS)							

Matrix: **Water**

Evaluation: × = *QC frequency outside specification*; ✓ = *QC frequency within specification.*

Quality Control Sample Type			Count		Frequency (%)		
Analytical Methods	*Method*	*QC Lot #*	*QC*	*Regular*	*Actual*	*Expected*	*Evaluation*
Matrix Spikes (MS) - Continued							
Chloride in Water by IC (Low Level)	E235.Cl-L	1404235	1	18	5.5	5.0	✓
Dissolved Metals in Water by CRC ICPMS	E421	1407494	3	43	6.9	5.0	✓
Dissolved Phosphorus in Water by CRC-ICPMS (Low level)	E421.P-L	1407495	2	25	8.0	5.0	✓
Fluoride in Water by IC	E235.F	1404234	1	18	5.5	5.0	✓
Sulfate in Water by IC	E235.SO4	1404236	1	20	5.0	5.0	✓
Total Phosphorus by Colourimetry (0.002 mg/L)	E372-U	1405568	1	20	5.0	5.0	✓

Methodology References and Summaries

The analytical methods used by ALS are developed using internationally recognized reference methods (where available), such as those published by US EPA, APHA Standard Methods, ASTM, ISO, Environment Canada, BC MOE, and Ontario MOE. Reference methods may incorporate modifications to improve performance (indicated by "mod").

Analytical Methods	Method / Lab	Matrix	Method Reference	Method Descriptions
Conductivity in Water	E100 ALS Environmental - Winnipeg	Water	APHA 2510 (mod)	Conductivity, also known as Electrical Conductivity (EC) or Specific Conductance, is measured by immersion of a conductivity cell with platinum electrodes into a water sample. Conductivity measurements are temperature-compensated to 25°C.
pH by Meter	E108 ALS Environmental - Winnipeg	Water	APHA 4500-H (mod)	pH is determined by potentiometric measurement with a pH electrode, and is conducted at ambient laboratory temperature (normally 20 ± 5°C). For high accuracy test results, pH should be measured in the field within the recommended 15 minute hold time.
TDS by Gravimetry (Low Level)	E162-L ALS Environmental - Winnipeg	Water	APHA 2540 C (mod)	Total Dissolved Solids (TDS) are determined by filtering a sample through a glass fibre filter, with evaporation of the filtrate at 180 ± 2°C for 16 hours or to constant weight, with gravimetric measurement of the residue.
Chloride in Water by IC (Low Level)	E235.Cl-L ALS Environmental - Winnipeg	Water	EPA 300.1 (mod)	Inorganic anions are analyzed by Ion Chromatography with conductivity and/or UV detection.
Fluoride in Water by IC	E235.F ALS Environmental - Winnipeg	Water	EPA 300.1 (mod)	Inorganic anions are analyzed by Ion Chromatography with conductivity and/or UV detection.
Sulfate in Water by IC	E235.SO4 ALS Environmental - Winnipeg	Water	EPA 300.1 (mod)	Inorganic anions are analyzed by Ion Chromatography with conductivity and/or UV detection.
Acidity by Titration	E283 ALS Environmental - Waterloo	Water	APHA 2310 B (mod)	Acidity is determined by potentiometric titration to pH endpoint of 8.3
Alkalinity Species by Titration	E290 ALS Environmental - Winnipeg	Water	APHA 2320 B (mod)	Total alkalinity is determined by potentiometric titration to a pH 4.5 endpoint. Bicarbonate, carbonate and hydroxide alkalinity are calculated from phenolphthalein alkalinity and total alkalinity values.
Total Phosphorus by Colourimetry (0.002 mg/L)	E372-U ALS Environmental - Winnipeg	Water	APHA 4500-P E (mod).	Total Phosphorus is determined colourimetrically using a discrete analyzer after heated persulfate digestion of the sample.

Analytical Methods	Method / Lab	Matrix	Method Reference	Method Descriptions
Dissolved Metals in Water by CRC ICPMS	E421 ALS Environmental - Winnipeg	Water	APHA 3030B/EPA 6020B (mod)	Water samples are filtered (0.45 um), preserved with nitric acid, and analyzed by Collision/Reaction Cell ICPMS. Method Limitation (re: Sulfur): Sulfide and volatile sulfur species may not be recovered by this method.
Dissolved Phosphorus in Water by CRC-ICPMS (Low level)	E421.P-L ALS Environmental - Winnipeg	Water	APHA 3030B/EPA 6020B (mod)	Water samples are filtered (0.45 um), preserved with nitric acid, and analyzed by Collision/Reaction Cell ICPMS.
Dissolved Hardness (Calculated)	EC100 ALS Environmental - Winnipeg	Water	APHA 2340B	“Hardness (as CaCO3), dissolved” is calculated from the sum of dissolved Calcium and Magnesium concentrations, expressed in CaCO3 equivalents. “Total Hardness” refers to the sum of Calcium and Magnesium Hardness. Hardness is normally or preferentially calculated from dissolved Calcium and Magnesium concentrations, because it is a property of water due to dissolved divalent cations.

Preparation Methods	Method / Lab	Matrix	Method Reference	Method Descriptions
Digestion for Total Phosphorus in water	EP372 ALS Environmental - Winnipeg	Water	APHA 4500-P E (mod).	Samples are heated with a persulfate digestion reagent.
Dissolved Metals Water Filtration	EP421 ALS Environmental - Winnipeg	Water	APHA 3030B	Water samples are filtered (0.45 um), and preserved with HNO3.

QUALITY CONTROL REPORT

Work Order	: **WP2408614**	Page	: 1 of 21
Client	: Great Bear Resources Ltd	Laboratory	: ALS Environmental - Winnipeg
Contact	: Ashley Moncrief	Account Manager	: Judy Dalmaijer
Address	: Great Bear Resources Ltd. 117 Forestry Road Red Lake ON Canada P0V 2M0	Address	: 1329 Niakwa Road East, Unit 12 Winnipeg, Manitoba Canada R2J 3T4
Telephone	: 807 630 0203	Telephone	: +1 204 255 9720
Project	: PPR-022-3	Date Samples Received	: 16-Apr-2024 08:45
PO	: PPR-022-3	Date Analysis Commenced	: 16-Apr-2024
C-O-C number	: ----	Issue Date	: 23-Apr-2024 16:38
Sampler	: ----		
Site	: ----		
Quote number	: 2024 Standing offer_V2		
No. of samples received	: 18		
No. of samples analysed	: 18		

This report supersedes any previous report(s) with this reference. Results apply to the sample(s) as submitted. This document shall not be reproduced, except in full.

This Quality Control Report contains the following information:

- Laboratory Duplicate (DUP) Report; Relative Percent Difference (RPD) and Data Quality Objectives
- Matrix Spike (MS) Report; Recovery and Data Quality Objectives
- Method Blank (MB) Report; Recovery and Data Quality Objectives
- Laboratory Control Sample (LCS) Report; Recovery and Data Quality Objectives

Signatories

This document has been electronically signed by the authorized signatories below. Electronic signing is conducted in accordance with US FDA 21 CFR Part 11.

Signatories	*Position*	*Laboratory Department*
Lee McTavish		Winnipeg Inorganics, Winnipeg, Manitoba
Lee McTavish		Winnipeg Metals, Winnipeg, Manitoba
Leila Conyard	Lab Assistant	Winnipeg Metals, Winnipeg, Manitoba
Nik Perkio	Inorganics Analyst	Waterloo Inorganics, Waterloo, Ontario

General Comments

The ALS Quality Control (QC) report is optionally provided to ALS clients upon request. ALS test methods include comprehensive QC checks with every analysis to ensure our high standards of quality are met. Each QC result has a known or expected target value, which is compared against predetermined Data Quality Objectives (DQOs) to provide confidence in the accuracy of associated test results. This report contains detailed results for all QC results applicable to this sample submission. Please refer to the ALS Quality Control Interpretation report (QCI) for applicable method references and methodology summaries.

Key :

Anonymous = Refers to samples which are not part of this work order, but which formed part of the QC process lot.
CAS Number = Chemical Abstracts Service number is a unique identifier assigned to discrete substances.
DQO = Data Quality Objective.
LOR = Limit of Reporting (detection limit).
RPD = Relative Percent Difference
# = Indicates a QC result that did not meet the ALS DQO.

Workorder Comments

Holding times are displayed as "---" if no guidance exists from CCME, Canadian provinces, or broadly recognized international references.

Laboratory Duplicate (DUP) Report

A Laboratory Duplicate (DUP) is a randomly selected intralaboratory replicate sample. Laboratory Duplicates provide information regarding method precision and sample heterogeneity. ALS DQOs for Laboratory Duplicates are expressed as test-specific limits for Relative Percent Difference (RPD), or as an absolute difference limit of 2 times the LOR for low concentration duplicates within ~ 4-10 times the LOR (cut-off is test-specific).

Sub-Matrix: **Water**

					Laboratory Duplicate (DUP) Report						
Laboratory sample ID	*Client sample ID*	*Analyte*	*CAS Number*	*Method*	*LOR*	*Unit*	*Original Result*	*Duplicate Result*	*RPD(%) or Difference*	*Duplicate Limits*	*Qualifier*
Physical Tests (QC Lot: 1404196)											
WP2408614-001	FLB-01	Solids, total dissolved [TDS]	----	E162-L	10.0	mg/L	101	97.3	3.7	Diff <2x LOR	----
Physical Tests (QC Lot: 1406115)											
WP2408614-001	FLB-01	Acidity (as CaCO3)	----	E283	2.0	mg/L	<2.0	<2.0	0	Diff <2x LOR	----
Physical Tests (QC Lot: 1406264)											
WP2408614-002	FLB-02	Alkalinity, total (as CaCO3)	----	E290	1.0	mg/L	30.4	30.4	0.00%	20%	----
Physical Tests (QC Lot: 1406265)											
WP2408614-002	FLB-02	Conductivity	----	E100	1.0	µS/cm	99.6	98.1	1.52%	10%	----
Physical Tests (QC Lot: 1406266)											
WP2408614-002	FLB-02	pH	----	E108	0.10	pH units	7.51	7.54	0.399%	4%	----
Physical Tests (QC Lot: 1407267)											
WP2408583-001	Anonymous	pH	----	E108	0.10	pH units	7.92	7.94	0.252%	4%	----
Anions and Nutrients (QC Lot: 1404234)											
WP2408614-001	FLB-01	Fluoride	16984-48-8	E235.F	0.020	mg/L	0.034	0.033	0.002	Diff <2x LOR	----
Anions and Nutrients (QC Lot: 1404235)											
WP2408614-001	FLB-01	Chloride	16887-00-6	E235.Cl-L	0.10	mg/L	2.68	2.68	0.244%	20%	----
Anions and Nutrients (QC Lot: 1404236)											
WP2408614-001	FLB-01	Sulfate (as SO4)	14808-79-8	E235.SO4	0.30	mg/L	25.8	25.2	2.25%	20%	----
Anions and Nutrients (QC Lot: 1405568)											
WP2408583-010	Anonymous	Phosphorus, total	7723-14-0	E372-U	0.0200	mg/L	5.64	5.77	2.21%	20%	----
Dissolved Metals (QC Lot: 1407494)											
WP2408493-009	Anonymous	Aluminum, dissolved	7429-90-5	E421	0.0010	mg/L	<0.0010	<0.0010	0	Diff <2x LOR	----
		Antimony, dissolved	7440-36-0	E421	0.00010	mg/L	<0.00010	<0.00010	0	Diff <2x LOR	----
		Arsenic, dissolved	7440-38-2	E421	0.00010	mg/L	<0.00010	<0.00010	0	Diff <2x LOR	----
		Barium, dissolved	7440-39-3	E421	0.00010	mg/L	<0.00010	<0.00010	0	Diff <2x LOR	----
		Beryllium, dissolved	7440-41-7	E421	0.000020	mg/L	<0.000020	<0.000020	0	Diff <2x LOR	----
		Bismuth, dissolved	7440-69-9	E421	0.000050	mg/L	<0.000050	<0.000050	0	Diff <2x LOR	----
		Boron, dissolved	7440-42-8	E421	0.010	mg/L	<0.010	<0.010	0	Diff <2x LOR	----
		Cadmium, dissolved	7440-43-9	E421	0.0000050	mg/L	<0.0000050	<0.0000050	0	Diff <2x LOR	----
		Calcium, dissolved	7440-70-2	E421	0.050	mg/L	<0.050	<0.050	0	Diff <2x LOR	----
		Cesium, dissolved	7440-46-2	E421	0.000010	mg/L	<0.000010	<0.000010	0	Diff <2x LOR	----

Sub-Matrix: **Water**

					Laboratory Duplicate (DUP) Report						
Laboratory sample ID	*Client sample ID*	*Analyte*	*CAS Number*	*Method*	*LOR*	*Unit*	*Original Result*	*Duplicate Result*	*RPD(%) or Difference*	*Duplicate Limits*	*Qualifier*
Dissolved Metals (QC Lot: 1407494) - continued											
WP2408493-009	Anonymous	Chromium, dissolved	7440-47-3	E421	0.00050	mg/L	<0.00050	<0.00050	0	Diff <2x LOR	----
		Cobalt, dissolved	7440-48-4	E421	0.00010	mg/L	<0.00010	<0.00010	0	Diff <2x LOR	----
		Copper, dissolved	7440-50-8	E421	0.00020	mg/L	0.00098	0.00102	0.00005	Diff <2x LOR	----
		Iron, dissolved	7439-89-6	E421	0.010	mg/L	<0.010	<0.010	0	Diff <2x LOR	----
		Lead, dissolved	7439-92-1	E421	0.000050	mg/L	0.000171	0.000166	0.000005	Diff <2x LOR	----
		Lithium, dissolved	7439-93-2	E421	0.0010	mg/L	<0.0010	<0.0010	0	Diff <2x LOR	----
		Magnesium, dissolved	7439-95-4	E421	0.0050	mg/L	<0.0050	<0.0050	0	Diff <2x LOR	----
		Manganese, dissolved	7439-96-5	E421	0.00010	mg/L	<0.00010	<0.00010	0	Diff <2x LOR	----
		Molybdenum, dissolved	7439-98-7	E421	0.000050	mg/L	<0.000050	<0.000050	0	Diff <2x LOR	----
		Nickel, dissolved	7440-02-0	E421	0.00050	mg/L	<0.00050	<0.00050	0	Diff <2x LOR	----
		Phosphorus, dissolved	7723-14-0	E421	0.050	mg/L	<0.050	<0.050	0	Diff <2x LOR	----
		Potassium, dissolved	7440-09-7	E421	0.050	mg/L	<0.050	<0.050	0	Diff <2x LOR	----
		Rubidium, dissolved	7440-17-7	E421	0.00020	mg/L	<0.00020	<0.00020	0	Diff <2x LOR	----
		Selenium, dissolved	7782-49-2	E421	0.000050	mg/L	<0.000050	<0.000050	0	Diff <2x LOR	----
		Silicon, dissolved	7440-21-3	E421	0.050	mg/L	<0.050	<0.050	0	Diff <2x LOR	----
		Silver, dissolved	7440-22-4	E421	0.000010	mg/L	<0.000010	<0.000010	0	Diff <2x LOR	----
		Sodium, dissolved	7440-23-5	E421	0.050	mg/L	0.309	0.316	0.007	Diff <2x LOR	----
		Strontium, dissolved	7440-24-6	E421	0.00020	mg/L	<0.00020	<0.00020	0	Diff <2x LOR	----
		Sulfur, dissolved	7704-34-9	E421	0.50	mg/L	<0.50	<0.50	0	Diff <2x LOR	----
		Tellurium, dissolved	13494-80-9	E421	0.00020	mg/L	<0.00020	<0.00020	0	Diff <2x LOR	----
		Thallium, dissolved	7440-28-0	E421	0.000010	mg/L	<0.000010	<0.000010	0	Diff <2x LOR	----
		Thorium, dissolved	7440-29-1	E421	0.00010	mg/L	<0.00010	<0.00010	0	Diff <2x LOR	----
		Tin, dissolved	7440-31-5	E421	0.00010	mg/L	<0.00010	<0.00010	0	Diff <2x LOR	----
		Titanium, dissolved	7440-32-6	E421	0.00030	mg/L	<0.00030	<0.00030	0	Diff <2x LOR	----
		Tungsten, dissolved	7440-33-7	E421	0.00010	mg/L	<0.00010	<0.00010	0	Diff <2x LOR	----
		Uranium, dissolved	7440-61-1	E421	0.000010	mg/L	<0.000010	<0.000010	0	Diff <2x LOR	----
		Vanadium, dissolved	7440-62-2	E421	0.00050	mg/L	<0.00050	<0.00050	0	Diff <2x LOR	----
		Zinc, dissolved	7440-66-6	E421	0.0010	mg/L	0.0014	0.0014	0.00004	Diff <2x LOR	----
		Zirconium, dissolved	7440-67-7	E421	0.00030	mg/L	<0.00030	<0.00030	0	Diff <2x LOR	----
Dissolved Metals (QC Lot: 1408587)											
WP2408614-014	FLB-14	Aluminum, dissolved	7429-90-5	E421	0.0010	mg/L	0.0033	0.0040	0.0007	Diff <2x LOR	----
		Antimony, dissolved	7440-36-0	E421	0.00010	mg/L	0.00138	0.00136	1.92%	20%	----
		Arsenic, dissolved	7440-38-2	E421	0.00010	mg/L	0.00157	0.00163	4.08%	20%	----
		Barium, dissolved	7440-39-3	E421	0.00010	mg/L	0.0126	0.0127	0.509%	20%	----

Sub-Matrix: **Water**

					Laboratory Duplicate (DUP) Report						
Laboratory sample ID	*Client sample ID*	*Analyte*	*CAS Number*	*Method*	*LOR*	*Unit*	*Original Result*	*Duplicate Result*	*RPD(%) or Difference*	*Duplicate Limits*	*Qualifier*
Dissolved Metals (QC Lot: 1408587) - continued											
WP2408614-014	FLB-14	Beryllium, dissolved	7440-41-7	E421	0.000020	mg/L	<0.000020	<0.000020	0	Diff <2x LOR	----
		Bismuth, dissolved	7440-69-9	E421	0.000050	mg/L	<0.000050	<0.000050	0	Diff <2x LOR	----
		Boron, dissolved	7440-42-8	E421	0.010	mg/L	0.010	0.011	0.0002	Diff <2x LOR	----
		Cadmium, dissolved	7440-43-9	E421	0.0000050	mg/L	0.0000153	0.0000120	0.0000033	Diff <2x LOR	----
		Calcium, dissolved	7440-70-2	E421	0.050	mg/L	21.1	21.0	0.537%	20%	----
		Cesium, dissolved	7440-46-2	E421	0.000010	mg/L	0.000019	0.000019	0.00000006	Diff <2x LOR	----
		Chromium, dissolved	7440-47-3	E421	0.00050	mg/L	<0.00050	<0.00050	0	Diff <2x LOR	----
		Cobalt, dissolved	7440-48-4	E421	0.00010	mg/L	0.00296	0.00295	0.437%	20%	----
		Copper, dissolved	7440-50-8	E421	0.00020	mg/L	0.00286	0.00278	2.88%	20%	----
		Iron, dissolved	7439-89-6	E421	0.010	mg/L	<0.010	<0.010	0	Diff <2x LOR	----
		Lead, dissolved	7439-92-1	E421	0.000050	mg/L	<0.000050	<0.000050	0	Diff <2x LOR	----
		Lithium, dissolved	7439-93-2	E421	0.0010	mg/L	<0.0010	<0.0010	0	Diff <2x LOR	----
		Magnesium, dissolved	7439-95-4	E421	0.0050	mg/L	2.64	2.58	2.05%	20%	----
		Manganese, dissolved	7439-96-5	E421	0.00010	mg/L	0.0377	0.0373	1.12%	20%	----
		Molybdenum, dissolved	7439-98-7	E421	0.000050	mg/L	0.000675	0.000643	4.86%	20%	----
		Nickel, dissolved	7440-02-0	E421	0.00050	mg/L	0.0336	0.0334	0.854%	20%	----
		Phosphorus, dissolved	7723-14-0	E421	0.050	mg/L	<0.050	<0.050	0	Diff <2x LOR	----
		Potassium, dissolved	7440-09-7	E421	0.050	mg/L	2.84	2.81	1.08%	20%	----
		Rubidium, dissolved	7440-17-7	E421	0.00020	mg/L	0.00282	0.00277	1.82%	20%	----
		Selenium, dissolved	7782-49-2	E421	0.000050	mg/L	0.00224	0.00220	1.84%	20%	----
		Silicon, dissolved	7440-21-3	E421	0.050	mg/L	0.537	0.533	0.617%	20%	----
		Silver, dissolved	7440-22-4	E421	0.000010	mg/L	<0.000010	<0.000010	0	Diff <2x LOR	----
		Sodium, dissolved	7440-23-5	E421	0.050	mg/L	3.53	3.66	3.67%	20%	----
		Strontium, dissolved	7440-24-6	E421	0.00020	mg/L	0.136	0.138	1.76%	20%	----
		Sulfur, dissolved	7704-34-9	E421	0.50	mg/L	18.0	18.2	0.830%	20%	----
		Tellurium, dissolved	13494-80-9	E421	0.00020	mg/L	<0.00020	<0.00020	0	Diff <2x LOR	----
		Thallium, dissolved	7440-28-0	E421	0.000010	mg/L	<0.000010	<0.000010	0	Diff <2x LOR	----
		Thorium, dissolved	7440-29-1	E421	0.00010	mg/L	<0.00010	<0.00010	0	Diff <2x LOR	----
		Tin, dissolved	7440-31-5	E421	0.00010	mg/L	<0.00010	<0.00010	0	Diff <2x LOR	----
		Titanium, dissolved	7440-32-6	E421	0.00030	mg/L	<0.00030	<0.00030	0	Diff <2x LOR	----
		Tungsten, dissolved	7440-33-7	E421	0.00010	mg/L	0.00111	0.00110	0.646%	20%	----
		Uranium, dissolved	7440-61-1	E421	0.000010	mg/L	0.00508	0.00504	0.679%	20%	----
		Vanadium, dissolved	7440-62-2	E421	0.00050	mg/L	<0.00050	<0.00050	0	Diff <2x LOR	----
		Zinc, dissolved	7440-66-6	E421	0.0010	mg/L	0.0024	0.0026	0.0002	Diff <2x LOR	----

Sub-Matrix: **Water**

					Laboratory Duplicate (DUP) Report						
Laboratory sample ID	*Client sample ID*	*Analyte*	*CAS Number*	*Method*	*LOR*	*Unit*	*Original Result*	*Duplicate Result*	*RPD(%) or Difference*	*Duplicate Limits*	*Qualifier*
Dissolved Metals (QC Lot: 1408587) - continued											
WP2408614-014	FLB-14	Zirconium, dissolved	7440-67-7	E421	0.00030	mg/L	<0.00030	<0.00030	0	Diff <2x LOR	----
Dissolved Metals (QC Lot: 1408588)											
WP2408614-014	FLB-14	Phosphorus, dissolved	7723-14-0	E421.P-L	0.030	mg/L	<0.030	<0.030	0	Diff <2x LOR	----
Dissolved Metals (QC Lot: 1409025)											
WP2408614-015	FLB-15	Aluminum, dissolved	7429-90-5	E421	0.0010	mg/L	0.0022	0.0025	0.0003	Diff <2x LOR	----
		Antimony, dissolved	7440-36-0	E421	0.00010	mg/L	0.00094	0.00093	0.00002	Diff <2x LOR	----
		Arsenic, dissolved	7440-38-2	E421	0.00010	mg/L	0.00118	0.00126	5.95%	20%	----
		Barium, dissolved	7440-39-3	E421	0.00010	mg/L	0.0125	0.0121	3.03%	20%	----
		Beryllium, dissolved	7440-41-7	E421	0.000020	mg/L	<0.000020	<0.000020	0	Diff <2x LOR	----
		Bismuth, dissolved	7440-69-9	E421	0.000050	mg/L	<0.000050	<0.000050	0	Diff <2x LOR	----
		Boron, dissolved	7440-42-8	E421	0.010	mg/L	<0.010	<0.010	0	Diff <2x LOR	----
		Cadmium, dissolved	7440-43-9	E421	0.0000050	mg/L	0.0000075	0.0000074	0.00000009	Diff <2x LOR	----
		Calcium, dissolved	7440-70-2	E421	0.050	mg/L	10.9	10.8	0.942%	20%	----
		Cesium, dissolved	7440-46-2	E421	0.000010	mg/L	<0.000010	<0.000010	0	Diff <2x LOR	----
		Chromium, dissolved	7440-47-3	E421	0.00050	mg/L	<0.00050	<0.00050	0	Diff <2x LOR	----
		Cobalt, dissolved	7440-48-4	E421	0.00010	mg/L	0.00054	0.00055	0.00001	Diff <2x LOR	----
		Copper, dissolved	7440-50-8	E421	0.00020	mg/L	0.00177	0.00183	0.00006	Diff <2x LOR	----
		Iron, dissolved	7439-89-6	E421	0.010	mg/L	<0.010	<0.010	0	Diff <2x LOR	----
		Lead, dissolved	7439-92-1	E421	0.000050	mg/L	<0.000050	<0.000050	0	Diff <2x LOR	----
		Lithium, dissolved	7439-93-2	E421	0.0010	mg/L	<0.0010	<0.0010	0	Diff <2x LOR	----
		Magnesium, dissolved	7439-95-4	E421	0.0050	mg/L	1.69	1.70	0.639%	20%	----
		Manganese, dissolved	7439-96-5	E421	0.00010	mg/L	0.0335	0.0335	0.00167%	20%	----
		Molybdenum, dissolved	7439-98-7	E421	0.000050	mg/L	0.000824	0.000786	4.66%	20%	----
		Nickel, dissolved	7440-02-0	E421	0.00050	mg/L	0.00308	0.00303	0.00005	Diff <2x LOR	----
		Phosphorus, dissolved	7723-14-0	E421	0.050	mg/L	<0.050	<0.050	0	Diff <2x LOR	----
		Potassium, dissolved	7440-09-7	E421	0.050	mg/L	1.26	1.26	0.328%	20%	----
		Rubidium, dissolved	7440-17-7	E421	0.00020	mg/L	0.00137	0.00137	0.000003	Diff <2x LOR	----
		Selenium, dissolved	7782-49-2	E421	0.000050	mg/L	0.000243	0.000275	0.000032	Diff <2x LOR	----
		Silicon, dissolved	7440-21-3	E421	0.050	mg/L	0.450	0.476	0.026	Diff <2x LOR	----
		Silver, dissolved	7440-22-4	E421	0.000010	mg/L	<0.000010	<0.000010	0	Diff <2x LOR	----
		Sodium, dissolved	7440-23-5	E421	0.050	mg/L	3.05	3.09	1.31%	20%	----
		Strontium, dissolved	7440-24-6	E421	0.00020	mg/L	0.0738	0.0729	1.26%	20%	----
		Sulfur, dissolved	7704-34-9	E421	0.50	mg/L	7.60	7.58	0.166%	20%	----
		Tellurium, dissolved	13494-80-9	E421	0.00020	mg/L	<0.00020	<0.00020	0	Diff <2x LOR	----

Sub-Matrix: **Water**

					Laboratory Duplicate (DUP) Report						
Laboratory sample ID	*Client sample ID*	*Analyte*	*CAS Number*	*Method*	*LOR*	*Unit*	*Original Result*	*Duplicate Result*	*RPD(%) or Difference*	*Duplicate Limits*	*Qualifier*
Dissolved Metals (QC Lot: 1409025) - continued											
WP2408614-015	FLB-15	Thallium, dissolved	7440-28-0	E421	0.000010	mg/L	<0.000010	<0.000010	0	Diff <2x LOR	----
		Thorium, dissolved	7440-29-1	E421	0.00010	mg/L	<0.00010	<0.00010	0	Diff <2x LOR	----
		Tin, dissolved	7440-31-5	E421	0.00010	mg/L	<0.00010	<0.00010	0	Diff <2x LOR	----
		Titanium, dissolved	7440-32-6	E421	0.00030	mg/L	<0.00030	<0.00030	0	Diff <2x LOR	----
		Tungsten, dissolved	7440-33-7	E421	0.00010	mg/L	0.00061	0.00060	0.000008	Diff <2x LOR	----
		Uranium, dissolved	7440-61-1	E421	0.000010	mg/L	0.00228	0.00225	1.22%	20%	----
		Vanadium, dissolved	7440-62-2	E421	0.00050	mg/L	<0.00050	<0.00050	0	Diff <2x LOR	----
		Zinc, dissolved	7440-66-6	E421	0.0010	mg/L	0.0055	0.0054	0.00009	Diff <2x LOR	----
		Zirconium, dissolved	7440-67-7	E421	0.00030	mg/L	<0.00030	<0.00030	0	Diff <2x LOR	----
Dissolved Metals (QC Lot: 1409026)											
WP2408614-015	FLB-15	Phosphorus, dissolved	7723-14-0	E421.P-L	0.030	mg/L	<0.030	<0.030	0	Diff <2x LOR	----

Method Blank (MB) Report

A Method Blank is an analyte-free matrix that undergoes sample processing identical to that carried out for test samples. Method Blank results are used to monitor and control for potential contamination from the laboratory environment and reagents. For most tests, the DQO for Method Blanks is for the result to be < LOR.

Sub-Matrix: **Water**

Analyte	CAS Number	Method	LOR	Unit	Result	Qualifier
Physical Tests (QCLot: 1404196)						
Solids, total dissolved [TDS]	----	E162-L	3	mg/L	<3.0	----
Physical Tests (QCLot: 1406115)						
Acidity (as CaCO3)	----	E283	2	mg/L	<2.0	----
Physical Tests (QCLot: 1406264)						
Alkalinity, total (as CaCO3)	----	E290	1	mg/L	<1.0	----
Physical Tests (QCLot: 1406265)						
Conductivity	----	E100	1	µS/cm	<1.0	----
Physical Tests (QCLot: 1407268)						
Conductivity	----	E100	1	µS/cm	<1.0	----
Physical Tests (QCLot: 1407269)						
Alkalinity, total (as CaCO3)	----	E290	1	mg/L	<1.0	----
Anions and Nutrients (QCLot: 1404234)						
Fluoride	16984-48-8	E235.F	0.02	mg/L	<0.020	----
Anions and Nutrients (QCLot: 1404235)						
Chloride	16887-00-6	E235.Cl-L	0.1	mg/L	<0.10	----
Anions and Nutrients (QCLot: 1404236)						
Sulfate (as SO4)	14808-79-8	E235.SO4	0.3	mg/L	<0.30	----
Anions and Nutrients (QCLot: 1405568)						
Phosphorus, total	7723-14-0	E372-U	0.002	mg/L	<0.0020	----
Dissolved Metals (QCLot: 1407494)						
Aluminum, dissolved	7429-90-5	E421	0.001	mg/L	<0.0010	----
Antimony, dissolved	7440-36-0	E421	0.0001	mg/L	<0.00010	----
Arsenic, dissolved	7440-38-2	E421	0.0001	mg/L	<0.00010	----
Barium, dissolved	7440-39-3	E421	0.0001	mg/L	<0.00010	----
Beryllium, dissolved	7440-41-7	E421	0.00002	mg/L	<0.000020	----
Bismuth, dissolved	7440-69-9	E421	0.00005	mg/L	<0.000050	----
Boron, dissolved	7440-42-8	E421	0.01	mg/L	<0.010	----
Cadmium, dissolved	7440-43-9	E421	0.000005	mg/L	<0.0000050	----
Calcium, dissolved	7440-70-2	E421	0.05	mg/L	<0.050	----
Cesium, dissolved	7440-46-2	E421	0.00001	mg/L	<0.000010	----
Chromium, dissolved	7440-47-3	E421	0.0005	mg/L	<0.00050	----
Cobalt, dissolved	7440-48-4	E421	0.0001	mg/L	<0.00010	----

Sub-Matrix: **Water**

Analyte	CAS Number	Method	LOR	Unit	Result	Qualifier
Dissolved Metals (QCLot: 1407494) - continued						
Copper, dissolved	7440-50-8	E421	0.0002	mg/L	<0.00020	----
Iron, dissolved	7439-89-6	E421	0.01	mg/L	<0.010	----
Lead, dissolved	7439-92-1	E421	0.00005	mg/L	<0.000050	----
Lithium, dissolved	7439-93-2	E421	0.001	mg/L	<0.0010	----
Magnesium, dissolved	7439-95-4	E421	0.005	mg/L	<0.0050	----
Manganese, dissolved	7439-96-5	E421	0.0001	mg/L	<0.00010	----
Molybdenum, dissolved	7439-98-7	E421	0.00005	mg/L	<0.000050	----
Nickel, dissolved	7440-02-0	E421	0.0005	mg/L	<0.00050	----
Phosphorus, dissolved	7723-14-0	E421	0.05	mg/L	<0.050	----
Potassium, dissolved	7440-09-7	E421	0.05	mg/L	<0.050	----
Rubidium, dissolved	7440-17-7	E421	0.0002	mg/L	<0.00020	----
Selenium, dissolved	7782-49-2	E421	0.00005	mg/L	<0.000050	----
Silicon, dissolved	7440-21-3	E421	0.05	mg/L	<0.050	----
Silver, dissolved	7440-22-4	E421	0.00001	mg/L	<0.000010	----
Sodium, dissolved	7440-23-5	E421	0.05	mg/L	<0.050	----
Strontium, dissolved	7440-24-6	E421	0.0002	mg/L	<0.00020	----
Sulfur, dissolved	7704-34-9	E421	0.5	mg/L	<0.50	----
Tellurium, dissolved	13494-80-9	E421	0.0002	mg/L	<0.00020	----
Thallium, dissolved	7440-28-0	E421	0.00001	mg/L	<0.000010	----
Thorium, dissolved	7440-29-1	E421	0.0001	mg/L	<0.00010	----
Tin, dissolved	7440-31-5	E421	0.0001	mg/L	<0.00010	----
Titanium, dissolved	7440-32-6	E421	0.0003	mg/L	<0.00030	----
Tungsten, dissolved	7440-33-7	E421	0.0001	mg/L	<0.00010	----
Uranium, dissolved	7440-61-1	E421	0.00001	mg/L	<0.000010	----
Vanadium, dissolved	7440-62-2	E421	0.0005	mg/L	<0.00050	----
Zinc, dissolved	7440-66-6	E421	0.001	mg/L	<0.0010	----
Zirconium, dissolved	7440-67-7	E421	0.0002	mg/L	<0.00020	----
Dissolved Metals (QCLot: 1407495)						
Phosphorus, dissolved	7723-14-0	E421.P-L	0.03	mg/L	<0.030	----
Dissolved Metals (QCLot: 1408587)						
Aluminum, dissolved	7429-90-5	E421	0.001	mg/L	<0.0010	----
Antimony, dissolved	7440-36-0	E421	0.0001	mg/L	<0.00010	----
Arsenic, dissolved	7440-38-2	E421	0.0001	mg/L	<0.00010	----
Barium, dissolved	7440-39-3	E421	0.0001	mg/L	<0.00010	----
Beryllium, dissolved	7440-41-7	E421	0.00002	mg/L	<0.000020	----

Sub-Matrix: **Water**

Analyte	CAS Number	Method	LOR	Unit	Result	Qualifier
Dissolved Metals (QCLot: 1408587) - continued						
Bismuth, dissolved	7440-69-9	E421	0.00005	mg/L	<0.000050	----
Boron, dissolved	7440-42-8	E421	0.01	mg/L	<0.010	----
Cadmium, dissolved	7440-43-9	E421	0.000005	mg/L	<0.0000050	----
Calcium, dissolved	7440-70-2	E421	0.05	mg/L	<0.050	----
Cesium, dissolved	7440-46-2	E421	0.00001	mg/L	<0.000010	----
Chromium, dissolved	7440-47-3	E421	0.0005	mg/L	<0.00050	----
Cobalt, dissolved	7440-48-4	E421	0.0001	mg/L	<0.00010	----
Copper, dissolved	7440-50-8	E421	0.0002	mg/L	<0.00020	----
Iron, dissolved	7439-89-6	E421	0.01	mg/L	<0.010	----
Lead, dissolved	7439-92-1	E421	0.00005	mg/L	<0.000050	----
Lithium, dissolved	7439-93-2	E421	0.001	mg/L	<0.0010	----
Magnesium, dissolved	7439-95-4	E421	0.005	mg/L	<0.0050	----
Manganese, dissolved	7439-96-5	E421	0.0001	mg/L	<0.00010	----
Molybdenum, dissolved	7439-98-7	E421	0.00005	mg/L	<0.000050	----
Nickel, dissolved	7440-02-0	E421	0.0005	mg/L	<0.00050	----
Phosphorus, dissolved	7723-14-0	E421	0.05	mg/L	<0.050	----
Potassium, dissolved	7440-09-7	E421	0.05	mg/L	<0.050	----
Rubidium, dissolved	7440-17-7	E421	0.0002	mg/L	<0.00020	----
Selenium, dissolved	7782-49-2	E421	0.00005	mg/L	<0.000050	----
Silicon, dissolved	7440-21-3	E421	0.05	mg/L	<0.050	----
Silver, dissolved	7440-22-4	E421	0.00001	mg/L	<0.000010	----
Sodium, dissolved	7440-23-5	E421	0.05	mg/L	<0.050	----
Strontium, dissolved	7440-24-6	E421	0.0002	mg/L	<0.00020	----
Sulfur, dissolved	7704-34-9	E421	0.5	mg/L	<0.50	----
Tellurium, dissolved	13494-80-9	E421	0.0002	mg/L	<0.00020	----
Thallium, dissolved	7440-28-0	E421	0.00001	mg/L	<0.000010	----
Thorium, dissolved	7440-29-1	E421	0.0001	mg/L	<0.00010	----
Tin, dissolved	7440-31-5	E421	0.0001	mg/L	<0.00010	----
Titanium, dissolved	7440-32-6	E421	0.0003	mg/L	<0.00030	----
Tungsten, dissolved	7440-33-7	E421	0.0001	mg/L	<0.00010	----
Uranium, dissolved	7440-61-1	E421	0.00001	mg/L	<0.000010	----
Vanadium, dissolved	7440-62-2	E421	0.0005	mg/L	<0.00050	----
Zinc, dissolved	7440-66-6	E421	0.001	mg/L	<0.0010	----
Zirconium, dissolved	7440-67-7	E421	0.0002	mg/L	<0.00020	----
Dissolved Metals (QCLot: 1408588)						

Sub-Matrix: **Water**

Analyte	CAS Number	Method	LOR	Unit	Result	Qualifier
Dissolved Metals (QCLot: 1408588) - continued						
Phosphorus, dissolved	7723-14-0	E421.P-L	0.03	mg/L	<0.030	----
Dissolved Metals (QCLot: 1409025)						
Aluminum, dissolved	7429-90-5	E421	0.001	mg/L	<0.0010	----
Antimony, dissolved	7440-36-0	E421	0.0001	mg/L	<0.00010	----
Arsenic, dissolved	7440-38-2	E421	0.0001	mg/L	<0.00010	----
Barium, dissolved	7440-39-3	E421	0.0001	mg/L	<0.00010	----
Beryllium, dissolved	7440-41-7	E421	0.00002	mg/L	<0.000020	----
Bismuth, dissolved	7440-69-9	E421	0.00005	mg/L	<0.000050	----
Boron, dissolved	7440-42-8	E421	0.01	mg/L	<0.010	----
Cadmium, dissolved	7440-43-9	E421	0.000005	mg/L	<0.0000050	----
Calcium, dissolved	7440-70-2	E421	0.05	mg/L	<0.050	----
Cesium, dissolved	7440-46-2	E421	0.00001	mg/L	<0.000010	----
Chromium, dissolved	7440-47-3	E421	0.0005	mg/L	<0.00050	----
Cobalt, dissolved	7440-48-4	E421	0.0001	mg/L	<0.00010	----
Copper, dissolved	7440-50-8	E421	0.0002	mg/L	<0.00020	----
Iron, dissolved	7439-89-6	E421	0.01	mg/L	<0.010	----
Lead, dissolved	7439-92-1	E421	0.00005	mg/L	<0.000050	----
Lithium, dissolved	7439-93-2	E421	0.001	mg/L	<0.0010	----
Magnesium, dissolved	7439-95-4	E421	0.005	mg/L	<0.0050	----
Manganese, dissolved	7439-96-5	E421	0.0001	mg/L	<0.00010	----
Molybdenum, dissolved	7439-98-7	E421	0.00005	mg/L	<0.000050	----
Nickel, dissolved	7440-02-0	E421	0.0005	mg/L	<0.00050	----
Phosphorus, dissolved	7723-14-0	E421	0.05	mg/L	<0.050	----
Potassium, dissolved	7440-09-7	E421	0.05	mg/L	<0.050	----
Rubidium, dissolved	7440-17-7	E421	0.0002	mg/L	<0.00020	----
Selenium, dissolved	7782-49-2	E421	0.00005	mg/L	<0.000050	----
Silicon, dissolved	7440-21-3	E421	0.05	mg/L	<0.050	----
Silver, dissolved	7440-22-4	E421	0.00001	mg/L	<0.000010	----
Sodium, dissolved	7440-23-5	E421	0.05	mg/L	<0.050	----
Strontium, dissolved	7440-24-6	E421	0.0002	mg/L	<0.00020	----
Sulfur, dissolved	7704-34-9	E421	0.5	mg/L	<0.50	----
Tellurium, dissolved	13494-80-9	E421	0.0002	mg/L	<0.00020	----
Thallium, dissolved	7440-28-0	E421	0.00001	mg/L	<0.000010	----
Thorium, dissolved	7440-29-1	E421	0.0001	mg/L	<0.00010	----
Tin, dissolved	7440-31-5	E421	0.0001	mg/L	<0.00010	----

Sub-Matrix: **Water**

Analyte	CAS Number	Method	LOR	Unit	Result	Qualifier
Dissolved Metals (QCLot: 1409025) - continued						
Titanium, dissolved	7440-32-6	E421	0.0003	mg/L	<0.00030	----
Tungsten, dissolved	7440-33-7	E421	0.0001	mg/L	<0.00010	----
Uranium, dissolved	7440-61-1	E421	0.00001	mg/L	<0.000010	----
Vanadium, dissolved	7440-62-2	E421	0.0005	mg/L	<0.00050	----
Zinc, dissolved	7440-66-6	E421	0.001	mg/L	<0.0010	----
Zirconium, dissolved	7440-67-7	E421	0.0002	mg/L	<0.00020	----
Dissolved Metals (QCLot: 1409026)						
Phosphorus, dissolved	7723-14-0	E421.P-L	0.03	mg/L	<0.030	----

Laboratory Control Sample (LCS) Report

A Laboratory Control Sample (LCS) is an analyte-free matrix that has been fortified (spiked) with test analytes at known concentration and processed in an identical manner to test samples. LCS results are expressed as percent recovery, and are used to monitor and control test method accuracy and precision, independent of test sample matrix.

Sub-Matrix: **Water**

					Laboratory Control Sample (LCS) Report				
					Spike	Recovery (%)	Recovery Limits (%)		
Analyte	CAS Number	Method	LOR	Unit	Target Concentration	LCS	Low	High	Qualifier
Physical Tests (QCLot: 1404196)									
Solids, total dissolved [TDS]	----	E162-L	3	mg/L	1000 mg/L	94.0	85.0	115	----
Physical Tests (QCLot: 1406115)									
Acidity (as CaCO3)	----	E283	2	mg/L	50 mg/L	105	85.0	115	----
Physical Tests (QCLot: 1406264)									
Alkalinity, total (as CaCO3)	----	E290	1	mg/L	100 mg/L	101	85.0	115	----
Physical Tests (QCLot: 1406265)									
Conductivity	----	E100	1	µS/cm	1410 µS/cm	100	90.0	110	----
Physical Tests (QCLot: 1406266)									
pH	----	E108	----	pH units	7 pH units	101	98.0	102	----
Physical Tests (QCLot: 1407267)									
pH	----	E108	----	pH units	7 pH units	101	98.0	102	----
Physical Tests (QCLot: 1407268)									
Conductivity	----	E100	1	µS/cm	1410 µS/cm	101	90.0	110	----
Physical Tests (QCLot: 1407269)									
Alkalinity, total (as CaCO3)	----	E290	1	mg/L	100 mg/L	101	85.0	115	----
Anions and Nutrients (QCLot: 1404234)									
Fluoride	16984-48-8	E235.F	0.02	mg/L	1 mg/L	100	90.0	110	----
Anions and Nutrients (QCLot: 1404235)									
Chloride	16887-00-6	E235.Cl-L	0.1	mg/L	100 mg/L	98.9	90.0	110	----
Anions and Nutrients (QCLot: 1404236)									
Sulfate (as SO4)	14808-79-8	E235.SO4	0.3	mg/L	100 mg/L	100	90.0	110	----
Anions and Nutrients (QCLot: 1405568)									
Phosphorus, total	7723-14-0	E372-U	0.002	mg/L	0.5 mg/L	94.9	80.0	120	----
Dissolved Metals (QCLot: 1407494)									
Aluminum, dissolved	7429-90-5	E421	0.001	mg/L	2 mg/L	104	80.0	120	----
Antimony, dissolved	7440-36-0	E421	0.0001	mg/L	1 mg/L	106	80.0	120	----
Arsenic, dissolved	7440-38-2	E421	0.0001	mg/L	1 mg/L	102	80.0	120	----
Barium, dissolved	7440-39-3	E421	0.0001	mg/L	0.25 mg/L	106	80.0	120	----
Beryllium, dissolved	7440-41-7	E421	0.00002	mg/L	0.1 mg/L	107	80.0	120	----
Bismuth, dissolved	7440-69-9	E421	0.00005	mg/L	1 mg/L	106	80.0	120	----

Sub-Matrix: **Water**

					Laboratory Control Sample (LCS) Report				
					Spike	Recovery (%)	Recovery Limits (%)		
Analyte	CAS Number	Method	LOR	Unit	Target Concentration	LCS	Low	High	Qualifier
Dissolved Metals (QCLot: 1407494) - continued									
Boron, dissolved	7440-42-8	E421	0.01	mg/L	1 mg/L	106	80.0	120	----
Cadmium, dissolved	7440-43-9	E421	0.000005	mg/L	0.1 mg/L	104	80.0	120	----
Calcium, dissolved	7440-70-2	E421	0.05	mg/L	50 mg/L	103	80.0	120	----
Cesium, dissolved	7440-46-2	E421	0.00001	mg/L	0.05 mg/L	104	80.0	120	----
Chromium, dissolved	7440-47-3	E421	0.0005	mg/L	0.25 mg/L	102	80.0	120	----
Cobalt, dissolved	7440-48-4	E421	0.0001	mg/L	0.25 mg/L	101	80.0	120	----
Copper, dissolved	7440-50-8	E421	0.0002	mg/L	0.25 mg/L	105	80.0	120	----
Iron, dissolved	7439-89-6	E421	0.01	mg/L	1 mg/L	101	80.0	120	----
Lead, dissolved	7439-92-1	E421	0.00005	mg/L	0.5 mg/L	101	80.0	120	----
Lithium, dissolved	7439-93-2	E421	0.001	mg/L	0.25 mg/L	102	80.0	120	----
Magnesium, dissolved	7439-95-4	E421	0.005	mg/L	50 mg/L	111	80.0	120	----
Manganese, dissolved	7439-96-5	E421	0.0001	mg/L	0.25 mg/L	101	80.0	120	----
Molybdenum, dissolved	7439-98-7	E421	0.00005	mg/L	0.25 mg/L	109	80.0	120	----
Nickel, dissolved	7440-02-0	E421	0.0005	mg/L	0.5 mg/L	102	80.0	120	----
Phosphorus, dissolved	7723-14-0	E421	0.05	mg/L	10 mg/L	106	80.0	120	----
Potassium, dissolved	7440-09-7	E421	0.05	mg/L	50 mg/L	104	80.0	120	----
Rubidium, dissolved	7440-17-7	E421	0.0002	mg/L	0.1 mg/L	104	80.0	120	----
Selenium, dissolved	7782-49-2	E421	0.00005	mg/L	1 mg/L	100	80.0	120	----
Silicon, dissolved	7440-21-3	E421	0.05	mg/L	10 mg/L	105	80.0	120	----
Silver, dissolved	7440-22-4	E421	0.00001	mg/L	0.1 mg/L	101	80.0	120	----
Sodium, dissolved	7440-23-5	E421	0.05	mg/L	50 mg/L	105	80.0	120	----
Strontium, dissolved	7440-24-6	E421	0.0002	mg/L	0.25 mg/L	104	80.0	120	----
Sulfur, dissolved	7704-34-9	E421	0.5	mg/L	50 mg/L	108	80.0	120	----
Tellurium, dissolved	13494-80-9	E421	0.0002	mg/L	0.1 mg/L	102	80.0	120	----
Thallium, dissolved	7440-28-0	E421	0.00001	mg/L	1 mg/L	101	80.0	120	----
Thorium, dissolved	7440-29-1	E421	0.0001	mg/L	0.1 mg/L	99.5	80.0	120	----
Tin, dissolved	7440-31-5	E421	0.0001	mg/L	0.5 mg/L	103	80.0	120	----
Titanium, dissolved	7440-32-6	E421	0.0003	mg/L	0.25 mg/L	99.4	80.0	120	----
Tungsten, dissolved	7440-33-7	E421	0.0001	mg/L	0.1 mg/L	103	80.0	120	----
Uranium, dissolved	7440-61-1	E421	0.00001	mg/L	0.005 mg/L	103	80.0	120	----
Vanadium, dissolved	7440-62-2	E421	0.0005	mg/L	0.5 mg/L	104	80.0	120	----
Zinc, dissolved	7440-66-6	E421	0.001	mg/L	0.5 mg/L	103	80.0	120	----
Zirconium, dissolved	7440-67-7	E421	0.0002	mg/L	0.1 mg/L	102	80.0	120	----
Phosphorus, dissolved	7723-14-0	E421.P-L	0.03	mg/L	10 mg/L	106	80.0	120	----
Dissolved Metals (QCLot: 1408587)									
Aluminum, dissolved	7429-90-5	E421	0.001	mg/L	2 mg/L	97.0	80.0	120	----

Sub-Matrix: **Water**

					Laboratory Control Sample (LCS) Report				
					Spike	Recovery (%)	Recovery Limits (%)		
Analyte	CAS Number	Method	LOR	Unit	Target Concentration	LCS	Low	High	Qualifier
Dissolved Metals (QCLot: 1408587) - continued									
Antimony, dissolved	7440-36-0	E421	0.0001	mg/L	1 mg/L	98.9	80.0	120	----
Arsenic, dissolved	7440-38-2	E421	0.0001	mg/L	1 mg/L	96.6	80.0	120	----
Barium, dissolved	7440-39-3	E421	0.0001	mg/L	0.25 mg/L	100	80.0	120	----
Beryllium, dissolved	7440-41-7	E421	0.00002	mg/L	0.1 mg/L	93.0	80.0	120	----
Bismuth, dissolved	7440-69-9	E421	0.00005	mg/L	1 mg/L	98.3	80.0	120	----
Boron, dissolved	7440-42-8	E421	0.01	mg/L	1 mg/L	96.0	80.0	120	----
Cadmium, dissolved	7440-43-9	E421	0.000005	mg/L	0.1 mg/L	96.7	80.0	120	----
Calcium, dissolved	7440-70-2	E421	0.05	mg/L	50 mg/L	95.1	80.0	120	----
Cesium, dissolved	7440-46-2	E421	0.00001	mg/L	0.05 mg/L	97.4	80.0	120	----
Chromium, dissolved	7440-47-3	E421	0.0005	mg/L	0.25 mg/L	98.7	80.0	120	----
Cobalt, dissolved	7440-48-4	E421	0.0001	mg/L	0.25 mg/L	98.0	80.0	120	----
Copper, dissolved	7440-50-8	E421	0.0002	mg/L	0.25 mg/L	99.8	80.0	120	----
Iron, dissolved	7439-89-6	E421	0.01	mg/L	1 mg/L	95.8	80.0	120	----
Lead, dissolved	7439-92-1	E421	0.00005	mg/L	0.5 mg/L	94.7	80.0	120	----
Lithium, dissolved	7439-93-2	E421	0.001	mg/L	0.25 mg/L	89.4	80.0	120	----
Magnesium, dissolved	7439-95-4	E421	0.005	mg/L	50 mg/L	107	80.0	120	----
Manganese, dissolved	7439-96-5	E421	0.0001	mg/L	0.25 mg/L	96.5	80.0	120	----
Molybdenum, dissolved	7439-98-7	E421	0.00005	mg/L	0.25 mg/L	100	80.0	120	----
Nickel, dissolved	7440-02-0	E421	0.0005	mg/L	0.5 mg/L	97.8	80.0	120	----
Phosphorus, dissolved	7723-14-0	E421	0.05	mg/L	10 mg/L	94.5	80.0	120	----
Potassium, dissolved	7440-09-7	E421	0.05	mg/L	50 mg/L	98.3	80.0	120	----
Rubidium, dissolved	7440-17-7	E421	0.0002	mg/L	0.1 mg/L	98.0	80.0	120	----
Selenium, dissolved	7782-49-2	E421	0.00005	mg/L	1 mg/L	93.0	80.0	120	----
Silicon, dissolved	7440-21-3	E421	0.05	mg/L	10 mg/L	94.9	80.0	120	----
Silver, dissolved	7440-22-4	E421	0.00001	mg/L	0.1 mg/L	95.0	80.0	120	----
Sodium, dissolved	7440-23-5	E421	0.05	mg/L	50 mg/L	100	80.0	120	----
Strontium, dissolved	7440-24-6	E421	0.0002	mg/L	0.25 mg/L	96.9	80.0	120	----
Sulfur, dissolved	7704-34-9	E421	0.5	mg/L	50 mg/L	97.4	80.0	120	----
Tellurium, dissolved	13494-80-9	E421	0.0002	mg/L	0.1 mg/L	95.0	80.0	120	----
Thallium, dissolved	7440-28-0	E421	0.00001	mg/L	1 mg/L	94.8	80.0	120	----
Thorium, dissolved	7440-29-1	E421	0.0001	mg/L	0.1 mg/L	91.4	80.0	120	----
Tin, dissolved	7440-31-5	E421	0.0001	mg/L	0.5 mg/L	97.6	80.0	120	----
Titanium, dissolved	7440-32-6	E421	0.0003	mg/L	0.25 mg/L	96.3	80.0	120	----
Tungsten, dissolved	7440-33-7	E421	0.0001	mg/L	0.1 mg/L	96.8	80.0	120	----
Uranium, dissolved	7440-61-1	E421	0.00001	mg/L	0.005 mg/L	95.4	80.0	120	----
Vanadium, dissolved	7440-62-2	E421	0.0005	mg/L	0.5 mg/L	99.5	80.0	120	----

Sub-Matrix: **Water**

					Laboratory Control Sample (LCS) Report				
					Spike	Recovery (%)	Recovery Limits (%)		
Analyte	CAS Number	Method	LOR	Unit	Target Concentration	LCS	Low	High	Qualifier
Dissolved Metals (QCLot: 1408587) - continued									
Zinc, dissolved	7440-66-6	E421	0.001	mg/L	0.5 mg/L	95.4	80.0	120	----
Zirconium, dissolved	7440-67-7	E421	0.0002	mg/L	0.1 mg/L	95.4	80.0	120	----
Phosphorus, dissolved	7723-14-0	E421.P-L	0.03	mg/L	10 mg/L	94.5	80.0	120	----
Dissolved Metals (QCLot: 1409025)									
Aluminum, dissolved	7429-90-5	E421	0.001	mg/L	2 mg/L	109	80.0	120	----
Antimony, dissolved	7440-36-0	E421	0.0001	mg/L	1 mg/L	98.0	80.0	120	----
Arsenic, dissolved	7440-38-2	E421	0.0001	mg/L	1 mg/L	103	80.0	120	----
Barium, dissolved	7440-39-3	E421	0.0001	mg/L	0.25 mg/L	99.0	80.0	120	----
Beryllium, dissolved	7440-41-7	E421	0.00002	mg/L	0.1 mg/L	97.9	80.0	120	----
Bismuth, dissolved	7440-69-9	E421	0.00005	mg/L	1 mg/L	98.6	80.0	120	----
Boron, dissolved	7440-42-8	E421	0.01	mg/L	1 mg/L	95.6	80.0	120	----
Cadmium, dissolved	7440-43-9	E421	0.000005	mg/L	0.1 mg/L	98.7	80.0	120	----
Calcium, dissolved	7440-70-2	E421	0.05	mg/L	50 mg/L	100	80.0	120	----
Cesium, dissolved	7440-46-2	E421	0.00001	mg/L	0.05 mg/L	93.4	80.0	120	----
Chromium, dissolved	7440-47-3	E421	0.0005	mg/L	0.25 mg/L	108	80.0	120	----
Cobalt, dissolved	7440-48-4	E421	0.0001	mg/L	0.25 mg/L	104	80.0	120	----
Copper, dissolved	7440-50-8	E421	0.0002	mg/L	0.25 mg/L	108	80.0	120	----
Iron, dissolved	7439-89-6	E421	0.01	mg/L	1 mg/L	103	80.0	120	----
Lead, dissolved	7439-92-1	E421	0.00005	mg/L	0.5 mg/L	95.4	80.0	120	----
Lithium, dissolved	7439-93-2	E421	0.001	mg/L	0.25 mg/L	90.0	80.0	120	----
Magnesium, dissolved	7439-95-4	E421	0.005	mg/L	50 mg/L	# 122	80.0	120	MES
Manganese, dissolved	7439-96-5	E421	0.0001	mg/L	0.25 mg/L	107	80.0	120	----
Molybdenum, dissolved	7439-98-7	E421	0.00005	mg/L	0.25 mg/L	103	80.0	120	----
Nickel, dissolved	7440-02-0	E421	0.0005	mg/L	0.5 mg/L	104	80.0	120	----
Phosphorus, dissolved	7723-14-0	E421	0.05	mg/L	10 mg/L	116	80.0	120	----
Potassium, dissolved	7440-09-7	E421	0.05	mg/L	50 mg/L	106	80.0	120	----
Rubidium, dissolved	7440-17-7	E421	0.0002	mg/L	0.1 mg/L	101	80.0	120	----
Selenium, dissolved	7782-49-2	E421	0.00005	mg/L	1 mg/L	104	80.0	120	----
Silicon, dissolved	7440-21-3	E421	0.05	mg/L	10 mg/L	108	80.0	120	----
Silver, dissolved	7440-22-4	E421	0.00001	mg/L	0.1 mg/L	96.4	80.0	120	----
Sodium, dissolved	7440-23-5	E421	0.05	mg/L	50 mg/L	110	80.0	120	----
Strontium, dissolved	7440-24-6	E421	0.0002	mg/L	0.25 mg/L	99.8	80.0	120	----
Sulfur, dissolved	7704-34-9	E421	0.5	mg/L	50 mg/L	111	80.0	120	----
Tellurium, dissolved	13494-80-9	E421	0.0002	mg/L	0.1 mg/L	102	80.0	120	----
Thallium, dissolved	7440-28-0	E421	0.00001	mg/L	1 mg/L	100	80.0	120	----
Thorium, dissolved	7440-29-1	E421	0.0001	mg/L	0.1 mg/L	92.0	80.0	120	----

Sub-Matrix: **Water**

Analyte	CAS Number	Method	LOR	Unit	Laboratory Control Sample (LCS) Report				
					Spike	Recovery (%)	Recovery Limits (%)		
					Target Concentration	LCS	Low	High	Qualifier
Dissolved Metals (QCLot: 1409025) - continued									
Tin, dissolved	7440-31-5	E421	0.0001	mg/L	0.5 mg/L	95.6	80.0	120	----
Titanium, dissolved	7440-32-6	E421	0.0003	mg/L	0.25 mg/L	107	80.0	120	----
Tungsten, dissolved	7440-33-7	E421	0.0001	mg/L	0.1 mg/L	99.3	80.0	120	----
Uranium, dissolved	7440-61-1	E421	0.00001	mg/L	0.005 mg/L	99.4	80.0	120	----
Vanadium, dissolved	7440-62-2	E421	0.0005	mg/L	0.5 mg/L	105	80.0	120	----
Zinc, dissolved	7440-66-6	E421	0.001	mg/L	0.5 mg/L	107	80.0	120	----
Zirconium, dissolved	7440-67-7	E421	0.0002	mg/L	0.1 mg/L	97.5	80.0	120	----
Phosphorus, dissolved	7723-14-0	E421.P-L	0.03	mg/L	10 mg/L	116	80.0	120	----

Qualifiers

Qualifier	Description
MES	*Data Quality Objective was marginally exceeded (by < 10% absolute) for < 10% of analytes in a Multi-Element Scan / Multi-Parameter Scan (considered acceptable as per OMOE & CCME).*

Matrix Spike (MS) Report

A Matrix Spike (MS) is a randomly selected intra-laboratory replicate sample that has been fortified (spiked) with test analytes at known concentration, and processed in an identical manner to test samples. Matrix Spikes provide information regarding analyte recovery and potential matrix effects. MS DQO exceedances due to sample matrix may sometimes be unavoidable; in such cases, test results for the associated sample (or similar samples) may be subject to bias. ND – Recovery not determined, background level >= 1x spike level.

Sub-Matrix: **Water**

					Matrix Spike (MS) Report					
					Spike		Recovery (%)	Recovery Limits (%)		
Laboratory sample ID	Client sample ID	Analyte	CAS Number	Method	Concentration	Target	MS	Low	High	Qualifier
Anions and Nutrients (QCLot: 1404234)										
WP2408614-001	FLB-01	Fluoride	16984-48-8	E235.F	1.00 mg/L	1 mg/L	100	75.0	125	----
Anions and Nutrients (QCLot: 1404235)										
WP2408614-001	FLB-01	Chloride	16887-00-6	E235.Cl-L	101 mg/L	100 mg/L	101	75.0	125	----
Anions and Nutrients (QCLot: 1404236)										
WP2408614-001	FLB-01	Sulfate (as SO4)	14808-79-8	E235.SO4	100 mg/L	100 mg/L	100	75.0	125	----
Anions and Nutrients (QCLot: 1405568)										
WP2408614-001	FLB-01	Phosphorus, total	7723-14-0	E372-U	0.239 mg/L	0.25 mg/L	95.6	70.0	130	----
Dissolved Metals (QCLot: 1407494)										
WP2408493-009	Anonymous	Aluminum, dissolved	7429-90-5	E421	0.206 mg/L	0.2 mg/L	103	70.0	130	----
		Antimony, dissolved	7440-36-0	E421	0.0233 mg/L	0.02 mg/L	116	70.0	130	----
		Arsenic, dissolved	7440-38-2	E421	0.0212 mg/L	0.02 mg/L	106	70.0	130	----
		Barium, dissolved	7440-39-3	E421	0.0208 mg/L	0.02 mg/L	104	70.0	130	----
		Beryllium, dissolved	7440-41-7	E421	0.0424 mg/L	0.04 mg/L	106	70.0	130	----
		Bismuth, dissolved	7440-69-9	E421	0.00979 mg/L	0.01 mg/L	97.9	70.0	130	----
		Boron, dissolved	7440-42-8	E421	0.112 mg/L	0.1 mg/L	112	70.0	130	----
		Cadmium, dissolved	7440-43-9	E421	0.00420 mg/L	0.004 mg/L	105	70.0	130	----
		Calcium, dissolved	7440-70-2	E421	4.08 mg/L	4 mg/L	102	70.0	130	----
		Cesium, dissolved	7440-46-2	E421	0.0100 mg/L	0.01 mg/L	100	70.0	130	----
		Chromium, dissolved	7440-47-3	E421	0.0407 mg/L	0.04 mg/L	102	70.0	130	----
		Cobalt, dissolved	7440-48-4	E421	0.0202 mg/L	0.02 mg/L	101	70.0	130	----
		Copper, dissolved	7440-50-8	E421	0.0204 mg/L	0.02 mg/L	102	70.0	130	----
		Iron, dissolved	7439-89-6	E421	2.03 mg/L	2 mg/L	102	70.0	130	----
		Lead, dissolved	7439-92-1	E421	0.0209 mg/L	0.02 mg/L	104	70.0	130	----
		Lithium, dissolved	7439-93-2	E421	0.100 mg/L	0.1 mg/L	100	70.0	130	----
		Magnesium, dissolved	7439-95-4	E421	1.02 mg/L	1 mg/L	102	70.0	130	----
		Manganese, dissolved	7439-96-5	E421	0.0202 mg/L	0.02 mg/L	101	70.0	130	----
		Molybdenum, dissolved	7439-98-7	E421	0.0225 mg/L	0.02 mg/L	112	70.0	130	----
		Nickel, dissolved	7440-02-0	E421	0.0408 mg/L	0.04 mg/L	102	70.0	130	----
		Phosphorus, dissolved	7723-14-0	E421	10.3 mg/L	10 mg/L	103	70.0	130	----
		Potassium, dissolved	7440-09-7	E421	4.09 mg/L	4 mg/L	102	70.0	130	----
		Rubidium, dissolved	7440-17-7	E421	0.0199 mg/L	0.02 mg/L	99.7	70.0	130	----
		Selenium, dissolved	7782-49-2	E421	0.0417 mg/L	0.04 mg/L	104	70.0	130	----
		Silicon, dissolved	7440-21-3	E421	10.5 mg/L	10 mg/L	105	70.0	130	----
		Silver, dissolved	7440-22-4	E421	0.00416 mg/L	0.004 mg/L	104	70.0	130	----
		Sodium, dissolved	7440-23-5	E421	2.02 mg/L	2 mg/L	101	70.0	130	----
		Strontium, dissolved	7440-24-6	E421	0.0202 mg/L	0.02 mg/L	101	70.0	130	----
		Sulfur, dissolved	7704-34-9	E421	20.4 mg/L	20 mg/L	102	70.0	130	----

Sub-Matrix: **Water**

					Matrix Spike (MS) Report					
					Spike		Recovery (%)	Recovery Limits (%)		
Laboratory sample ID	Client sample ID	Analyte	CAS Number	Method	Concentration	Target	MS	Low	High	Qualifier
Dissolved Metals (QCLot: 1407494) - continued										
WP2408493-009	Anonymous	Tellurium, dissolved	13494-80-9	E421	0.0486 mg/L	0.04 mg/L	122	70.0	130	----
		Thallium, dissolved	7440-28-0	E421	0.00412 mg/L	0.004 mg/L	103	70.0	130	----
		Thorium, dissolved	7440-29-1	E421	0.0214 mg/L	0.02 mg/L	107	70.0	130	----
		Tin, dissolved	7440-31-5	E421	0.0230 mg/L	0.02 mg/L	115	70.0	130	----
		Titanium, dissolved	7440-32-6	E421	0.0441 mg/L	0.04 mg/L	110	70.0	130	----
		Tungsten, dissolved	7440-33-7	E421	0.0224 mg/L	0.02 mg/L	112	70.0	130	----
		Uranium, dissolved	7440-61-1	E421	0.00418 mg/L	0.004 mg/L	105	70.0	130	----
		Vanadium, dissolved	7440-62-2	E421	0.102 mg/L	0.1 mg/L	102	70.0	130	----
		Zinc, dissolved	7440-66-6	E421	0.422 mg/L	0.4 mg/L	105	70.0	130	----
		Zirconium, dissolved	7440-67-7	E421	0.0450 mg/L	0.04 mg/L	112	70.0	130	----
Dissolved Metals (QCLot: 1408587)										
WP2408614-014	FLB-14	Aluminum, dissolved	7429-90-5	E421	0.195 mg/L	0.2 mg/L	97.7	70.0	130	----
		Antimony, dissolved	7440-36-0	E421	0.0231 mg/L	0.02 mg/L	115	70.0	130	----
		Arsenic, dissolved	7440-38-2	E421	0.0213 mg/L	0.02 mg/L	106	70.0	130	----
		Barium, dissolved	7440-39-3	E421	0.0186 mg/L	0.02 mg/L	93.0	70.0	130	----
		Beryllium, dissolved	7440-41-7	E421	0.0400 mg/L	0.04 mg/L	100	70.0	130	----
		Bismuth, dissolved	7440-69-9	E421	0.00949 mg/L	0.01 mg/L	94.9	70.0	130	----
		Boron, dissolved	7440-42-8	E421	0.107 mg/L	0.1 mg/L	107	70.0	130	----
		Cadmium, dissolved	7440-43-9	E421	0.00418 mg/L	0.004 mg/L	105	70.0	130	----
		Calcium, dissolved	7440-70-2	E421	ND mg/L	----	ND	70.0	130	----
		Cesium, dissolved	7440-46-2	E421	0.0101 mg/L	0.01 mg/L	101	70.0	130	----
		Chromium, dissolved	7440-47-3	E421	0.0401 mg/L	0.04 mg/L	100	70.0	130	----
		Cobalt, dissolved	7440-48-4	E421	0.0199 mg/L	0.02 mg/L	99.7	70.0	130	----
		Copper, dissolved	7440-50-8	E421	0.0208 mg/L	0.02 mg/L	104	70.0	130	----
		Iron, dissolved	7439-89-6	E421	2.00 mg/L	2 mg/L	100	70.0	130	----
		Lead, dissolved	7439-92-1	E421	0.0201 mg/L	0.02 mg/L	101	70.0	130	----
		Lithium, dissolved	7439-93-2	E421	0.0956 mg/L	0.1 mg/L	95.6	70.0	130	----
		Magnesium, dissolved	7439-95-4	E421	ND mg/L	----	ND	70.0	130	----
		Manganese, dissolved	7439-96-5	E421	ND mg/L	----	ND	70.0	130	----
		Molybdenum, dissolved	7439-98-7	E421	0.0225 mg/L	0.02 mg/L	113	70.0	130	----
		Nickel, dissolved	7440-02-0	E421	0.0395 mg/L	0.04 mg/L	98.8	70.0	130	----
		Phosphorus, dissolved	7723-14-0	E421	10.2 mg/L	10 mg/L	102	70.0	130	----
		Potassium, dissolved	7440-09-7	E421	4.24 mg/L	4 mg/L	106	70.0	130	----
		Rubidium, dissolved	7440-17-7	E421	0.0202 mg/L	0.02 mg/L	101	70.0	130	----
		Selenium, dissolved	7782-49-2	E421	0.0420 mg/L	0.04 mg/L	105	70.0	130	----
		Silicon, dissolved	7440-21-3	E421	9.78 mg/L	10 mg/L	97.8	70.0	130	----
		Silver, dissolved	7440-22-4	E421	0.00409 mg/L	0.004 mg/L	102	70.0	130	----
		Sodium, dissolved	7440-23-5	E421	ND mg/L	----	ND	70.0	130	----
		Strontium, dissolved	7440-24-6	E421	ND mg/L	----	ND	70.0	130	----
		Sulfur, dissolved	7704-34-9	E421	19.0 mg/L	20 mg/L	95.0	70.0	130	----
		Tellurium, dissolved	13494-80-9	E421	0.0484 mg/L	0.04 mg/L	121	70.0	130	----
		Thallium, dissolved	7440-28-0	E421	0.00389 mg/L	0.004 mg/L	97.2	70.0	130	----
		Thorium, dissolved	7440-29-1	E421	0.0206 mg/L	0.02 mg/L	103	70.0	130	----
		Tin, dissolved	7440-31-5	E421	0.0229 mg/L	0.02 mg/L	114	70.0	130	----

Sub-Matrix: **Water**

					Matrix Spike (MS) Report					
					Spike		Recovery (%)	Recovery Limits (%)		
Laboratory sample ID	Client sample ID	Analyte	CAS Number	Method	Concentration	Target	MS	Low	High	Qualifier
Dissolved Metals (QCLot: 1408587) - continued										
WP2408614-014	FLB-14	Titanium, dissolved	7440-32-6	E421	0.0436 mg/L	0.04 mg/L	109	70.0	130	----
		Tungsten, dissolved	7440-33-7	E421	0.0219 mg/L	0.02 mg/L	110	70.0	130	----
		Uranium, dissolved	7440-61-1	E421	ND mg/L	----	ND	70.0	130	----
		Vanadium, dissolved	7440-62-2	E421	0.102 mg/L	0.1 mg/L	102	70.0	130	----
		Zinc, dissolved	7440-66-6	E421	0.415 mg/L	0.4 mg/L	104	70.0	130	----
		Zirconium, dissolved	7440-67-7	E421	0.0450 mg/L	0.04 mg/L	112	70.0	130	----
Dissolved Metals (QCLot: 1408588)										
WP2408614-014	FLB-14	Phosphorus, dissolved	7723-14-0	E421.P-L	10.2 mg/L	10 mg/L	102	70.0	130	----
Dissolved Metals (QCLot: 1409025)										
WP2408614-015	FLB-15	Aluminum, dissolved	7429-90-5	E421	0.213 mg/L	0.2 mg/L	106	70.0	130	----
		Antimony, dissolved	7440-36-0	E421	0.0223 mg/L	0.02 mg/L	111	70.0	130	----
		Arsenic, dissolved	7440-38-2	E421	0.0215 mg/L	0.02 mg/L	107	70.0	130	----
		Barium, dissolved	7440-39-3	E421	0.0201 mg/L	0.02 mg/L	100	70.0	130	----
		Beryllium, dissolved	7440-41-7	E421	0.0376 mg/L	0.04 mg/L	94.0	70.0	130	----
		Bismuth, dissolved	7440-69-9	E421	0.00955 mg/L	0.01 mg/L	95.5	70.0	130	----
		Boron, dissolved	7440-42-8	E421	0.104 mg/L	0.1 mg/L	104	70.0	130	----
		Cadmium, dissolved	7440-43-9	E421	0.00416 mg/L	0.004 mg/L	104	70.0	130	----
		Calcium, dissolved	7440-70-2	E421	ND mg/L	----	ND	70.0	130	----
		Cesium, dissolved	7440-46-2	E421	0.00957 mg/L	0.01 mg/L	95.7	70.0	130	----
		Chromium, dissolved	7440-47-3	E421	0.0428 mg/L	0.04 mg/L	107	70.0	130	----
		Cobalt, dissolved	7440-48-4	E421	0.0210 mg/L	0.02 mg/L	105	70.0	130	----
		Copper, dissolved	7440-50-8	E421	0.0213 mg/L	0.02 mg/L	106	70.0	130	----
		Iron, dissolved	7439-89-6	E421	2.12 mg/L	2 mg/L	106	70.0	130	----
		Lead, dissolved	7439-92-1	E421	0.0195 mg/L	0.02 mg/L	97.7	70.0	130	----
		Lithium, dissolved	7439-93-2	E421	0.0905 mg/L	0.1 mg/L	90.5	70.0	130	----
		Magnesium, dissolved	7439-95-4	E421	ND mg/L	----	ND	70.0	130	----
		Manganese, dissolved	7439-96-5	E421	ND mg/L	----	ND	70.0	130	----
		Molybdenum, dissolved	7439-98-7	E421	0.0223 mg/L	0.02 mg/L	111	70.0	130	----
		Nickel, dissolved	7440-02-0	E421	0.0426 mg/L	0.04 mg/L	107	70.0	130	----
		Phosphorus, dissolved	7723-14-0	E421	11.0 mg/L	10 mg/L	110	70.0	130	----
		Potassium, dissolved	7440-09-7	E421	4.28 mg/L	4 mg/L	107	70.0	130	----
		Rubidium, dissolved	7440-17-7	E421	0.0205 mg/L	0.02 mg/L	102	70.0	130	----
		Selenium, dissolved	7782-49-2	E421	0.0446 mg/L	0.04 mg/L	112	70.0	130	----
		Silicon, dissolved	7440-21-3	E421	10.4 mg/L	10 mg/L	104	70.0	130	----
		Silver, dissolved	7440-22-4	E421	0.00409 mg/L	0.004 mg/L	102	70.0	130	----
		Sodium, dissolved	7440-23-5	E421	ND mg/L	----	ND	70.0	130	----
		Strontium, dissolved	7440-24-6	E421	ND mg/L	----	ND	70.0	130	----
		Sulfur, dissolved	7704-34-9	E421	21.8 mg/L	20 mg/L	109	70.0	130	----
		Tellurium, dissolved	13494-80-9	E421	0.0461 mg/L	0.04 mg/L	115	70.0	130	----
		Thallium, dissolved	7440-28-0	E421	0.00398 mg/L	0.004 mg/L	99.5	70.0	130	----
		Thorium, dissolved	7440-29-1	E421	0.0203 mg/L	0.02 mg/L	102	70.0	130	----
		Tin, dissolved	7440-31-5	E421	0.0222 mg/L	0.02 mg/L	111	70.0	130	----
		Titanium, dissolved	7440-32-6	E421	0.0479 mg/L	0.04 mg/L	120	70.0	130	----

Sub-Matrix: **Water**

					Matrix Spike (MS) Report					
					Spike		Recovery (%)	Recovery Limits (%)		
Laboratory sample ID	Client sample ID	Analyte	CAS Number	Method	Concentration	Target	MS	Low	High	Qualifier
Dissolved Metals (QCLot: 1409025) - continued										
WP2408614-015	FLB-15	Tungsten, dissolved	7440-33-7	E421	0.0221 mg/L	0.02 mg/L	111	70.0	130	----
		Uranium, dissolved	7440-61-1	E421	0.00412 mg/L	0.004 mg/L	103	70.0	130	----
		Vanadium, dissolved	7440-62-2	E421	0.106 mg/L	0.1 mg/L	106	70.0	130	----
		Zinc, dissolved	7440-66-6	E421	0.435 mg/L	0.4 mg/L	109	70.0	130	----
		Zirconium, dissolved	7440-67-7	E421	0.0453 mg/L	0.04 mg/L	113	70.0	130	----
Dissolved Metals (QCLot: 1409026)										
WP2408614-015	FLB-15	Phosphorus, dissolved	7723-14-0	E421.P-L	11.0 mg/L	10 mg/L	110	70.0	130	----

Report To		Reports / Recipients		Turnaround Time (TAT) Requested
Company:	Kinross - Great Bear Resources	Select Report Format: ☑ PDF ☑ EXCEL ☑ EDD (DIGITAL)		☑ Routine [R] if received by 3pm M-F - no surcharges apply
Contact:	Hannah Hillier	Merge QC/QCI Reports with COA ☑ YES ☐ NO ☐ N/A		☐ 4 day [P4] if received by 3pm M-F - 20% rush surcharge minim
Phone:	(807) 633-2492	☐ Compare Results to Criteria on Report - provide details below if box checked		☐ 3 day [P3] if received by 3pm M-F - 25%
		Select Distribution: ☑ EMAIL ☐ MAIL ☐ FAX		☐ 2 day [P2] if received by 3pm M-F - 5(
Street:	19 Young Street	Email 1 ashley.moncrief@kinross.com		☐ 1 day [E] if received by 3pm M-F - 100
City/Province:	Red Lake, ON	Email 2 hannah.hillier@kinross.com		☐ Same day [E2] if received by 10am M-S
Postal Code:	P0V2M0	Email 3 christopher.reid@kinross.com		Additional fees may apply to ru holidays and fo
Invoice To	Same as Report To ☑ YES ☐ NO	Email 4 jacob.mcfee@kinross.com		Date and Time Requ
	Copy of Invoice with Report ☑ YES ☐ NO	Email 5 curtis.bloemberg@kinross.com		Analysis
Company:		Email 6 emily.meek@kinross.com		
		Email 7 aaron.peloquin@kinross.com		
		Email 8 anna.klein@wsp.com		
Contact:		Email 9 kristen.gault@wsp.com		

Project Information	Invoice Recipients
ALS Account # / Quote #: PPR-022-3	Select Invoice Distribution: ☑ EMAIL ☐ MAIL ☐ FAX
Job #: PPR-022-3	Email 1 invoice@kinross.com
ALS Lab Work Order # (ALS use only):	ALS Contact: Judy Dalmaijer Sampler: Jacob McFee

ALS Sample # (ALS use only)	Sample Identification and/or Coordinates (This description will appear on the report)	Date (dd-mm-yy)	Time (hh:mm)	Sample Type	NUMBER OF CONTAINERS	FLB-BiW	Dissolved Metals		Field pH	Field Conductivity (u	Field Temperature
1	FLB-01	13-04-2024	11:30	Water	4	X	X		6.06	0.0126	3.62
2	FLB-02	13-04-2024	11:40	Water	4	X	X		6.6	0.088	1.82
3	FLB-03	13-04-2024	11:50	Water	4	X	X		6.6	0.13	2
4	FLB-04	13-04-2024	12:00	Water	4	X	X		6.83	0.091	1.42
5	FLB-05	13-04-2024	12:10	Water	4	X	X		7.62	0.162	1.09
6	FLB-06	13-04-2024	12:20	Water	4	X	X		8.05	0.111	1.41
7	FLB-07	13-04-2024	12:30	Water	4	X	X		7.94	0.135	1.71
8	FLB-08	13-04-2024	12:40	Water	4	X	X		7.34	0.53	1.73
9	FLB-09	13-04-2024	12:50	Water	4	X	X		7.46	0.048	1.9
10	FLB-10	13-04-2024	13:00	Water	4	X	X		7.69	0.063	1.61
11	FLB-11	13-04-2024	13:10	Water	4	X	X		7.44	0.088	1.76
12	FLB-12	13-04-2024	13:20	Water	4	X	X		7.88	0.193	2.28
13	FLB-13	13-04-2024	13:30	Water	4	X	X		7.49	0.187	1.97
14	FLB-14	13-04-2024	13:40	Water	4	X	X		7.65	0.158	1.97
15	FLB-15	13-04-2024	13:50	Water	4	X	X		7.83	0.89	2.31
16	FLB-BLANK	13-04-2024	11:15	Water	4	X	X		6.75	0.001	8.38
17	FLB-FIELDBLANK	13-04-2024	13:55	Water	4		X				
18	FLB- DUP	13-04-2024	12:25	Water	4	X	X		8.05	0.111	1.41

SHIPMENT RELEASE (client use)			INITIAL SHIPMENT RECEPTION (ALS use only)			FINAL SHIPMENT RECEPTION (ALS use only)	
Released by:	Aaron Peloquin	15-Apr 9:00	Received by:	Date: APR 16 2024	Time: 8:45	Received by:	Time: 13.0°C

Environmental Division
Winnipeg
Work Order Reference
WP2408614

Telephone : +1 204 255 9720

Sample Intake					
Client:	Great Bear				
Cheque Enclosed with CoC		Yes		No	
Priority/Emergency Required (circle one)		Yes		No	
Time Sensitive Hold Time (circle one)		Yes		No	
Matrix (circle one)		Water	Soil/solid	Air	Biota	Other
# of Bottles received:	72				
Green/White	36x500	Yellow/Black			
Purple/White	18x100	Light blue/White			
Warm red/White	18x125	Orange/Black			
Dark Green/White		Dark Blue/White			
Grey/black		Black/white			
Other:					
Additional Comments:					

Login Check	Check yes if you have verified the following:	
	Yes	N/A
Received date/time	✓	
Project/PO/LSD	✓	
Quote/Office match CoC	✓	
Sample IDs/Description	✓	
Sample Date/time	✓	
Sales Items as per CoC	✓	
Express Due Dates		✓
Client due date matches ALS Due date	✓	
Client recipient emails		
Guidelines/thresholds added		✓
Billing/payment recorded		✓
Field data entered		✓
Sub-contracting Forms Printed		✓
SUBCO/Chromatograph added to client contacts for required analysis		✓
Are sub-samples required?		✓
Has a SIF been submitted for this WO?		✓
Has the SIF been resolved?		✓

CERTIFICATE OF ANALYSIS

Work Order	: **WP2410624**	Page	: 1 of 12
Client	: **Great Bear Resources Ltd**	Laboratory	: ALS Environmental - Winnipeg
Contact	: Ashley Moncrief	Account Manager	: Judy Dalmaijer
Address	: Great Bear Resources Ltd. 117 Forestry Road Red Lake ON Canada P0V 2M0	Address	: 1329 Niakwa Road East, Unit 12 Winnipeg MB Canada R2J 3T4
Telephone	: 807 630 0203	Telephone	: +1 204 255 9720
Project	: PPR-022-3	Date Samples Received	: 07-May-2024 08:50
PO	: PPR-022-3	Date Analysis Commenced	: 07-May-2024
C-O-C number	: ----	Issue Date	: 14-May-2024 09:39
Sampler	: ----		
Site	: ----		
Quote number	: 2024 Standing offer_V2		
No. of samples received	: 18		
No. of samples analysed	: 18		

This report supersedes any previous report(s) with this reference. Results apply to the sample(s) as submitted. This document shall not be reproduced, except in full.

This Certificate of Analysis contains the following information:

- General Comments
- Analytical Results

Additional information pertinent to this report will be found in the following separate attachments: Quality Control Report, QC Interpretive report to assist with Quality Review and Sample Receipt Notification (SRN).

Signatories

This document has been electronically signed by the authorized signatories below. Electronic signing is conducted in accordance with US FDA 21 CFR Part 11.

Signatories	*Position*	*Laboratory Department*
Kelly Fischer	Technical Specialist	Inorganics, Waterloo, Ontario
Lee McTavish		Metals, Winnipeg, Manitoba
Leila Conyard	Lab Assistant	Metals, Winnipeg, Manitoba
Oleksandr Busel		Inorganics, Winnipeg, Manitoba
Oleksandr Busel		Metals, Winnipeg, Manitoba

General Comments

The analytical methods used by ALS are developed using internationally recognized reference methods (where available), such as those published by US EPA, APHA Standard Methods, ASTM, ISO, Environment Canada, BC MOE, and Ontario MOE. Refer to the ALS Quality Control Interpretive report (QCI) for applicable references and methodology summaries. Reference methods may incorporate modifications to improve performance.

Where a reported less than (<) result is higher than the LOR, this may be due to primary sample extract/digestate dilution and/or insufficient sample for analysis.

Where the LOR of a reported result differs from standard LOR, this may be due to high moisture content, insufficient sample (reduced weight employed) or matrix interference.

Please refer to Quality Control Interpretive report (QCI) for information regarding Holding Time compliance.

Key : CAS Number: Chemical Abstracts Services number is a unique identifier assigned to discrete substances

LOR: Limit of Reporting (detection limit).

Unit	*Description*
-	no units
µS/cm	microsiemens per centimetre
mg/L	milligrams per litre
pH units	pH units

<: less than.

>: greater than.

Surrogate: An analyte that is similar in behavior to target analyte(s), but that does not occur naturally in environmental samples. For applicable tests, surrogates are added to samples prior to analysis as a check on recovery.

Test results reported relate only to the samples as received by the laboratory.

UNLESS OTHERWISE STATED on SRN or QCI Report, ALL SAMPLES WERE RECEIVED IN ACCEPTABLE CONDITION.

Qualifiers

Qualifier	*Description*
SFP	*Sample was filtered and preserved at the laboratory.*

Analytical Results

Sub-Matrix: **Water (MISA)**
(Matrix: **Water**)

Analyte	CAS Number	Method/Lab	LOR	Unit	Client sample ID	FLB-01	FLB-02	FLB-03	FLB-04	FLB-05
					Client sampling date / time	04-May-2024 12:45	04-May-2024 12:35	04-May-2024 12:25	04-May-2024 12:15	04-May-2024 12:05
						WP2410624-001	WP2410624-002	WP2410624-003	WP2410624-004	WP2410624-005
						Result	Result	Result	Result	Result
Physical Tests										
Acidity (as CaCO3)	----	E283/WT	2.0	mg/L		<2.0	<2.0	<2.0	<2.0	2.1
Alkalinity, bicarbonate (as CaCO3)	----	E290/WP	1.0	mg/L		44.8	39.4	50.5	34.3	29.3
Alkalinity, carbonate (as CaCO3)	----	E290/WP	1.0	mg/L		<1.0	<1.0	<1.0	<1.0	<1.0
Alkalinity, hydroxide (as CaCO3)	----	E290/WP	1.0	mg/L		<1.0	<1.0	<1.0	<1.0	<1.0
Alkalinity, phenolphthalein (as CaCO3)	----	E290/WP	1.0	mg/L		<1.0	<1.0	<1.0	<1.0	<1.0
Alkalinity, total (as CaCO3)	----	E290/WP	1.0	mg/L		44.8	39.4	50.5	34.3	29.3
Conductivity	----	E100/WP	1.0	µS/cm		115	88.6	124	90.6	124
pH	----	E108/WP	0.10	pH units		8.07	7.74	7.97	7.61	7.51
Solids, total dissolved [TDS]	----	E162-L/WP	3.0	mg/L		66.6	50.6	74.2	50.2	72.2
Anions and Nutrients										
Chloride	16887-00-6	E235.Cl-L/WP	0.10	mg/L		0.70	0.54	9.10	0.31	1.34
Fluoride	16984-48-8	E235.F/WP	0.020	mg/L		0.031	0.032	0.031	0.027	0.050
Phosphorus, total	7723-14-0	E372-U/WP	0.0020	mg/L		0.0348	0.0130	0.0183	0.0226	0.0065
Sulfate (as SO4)	14808-79-8	E235.SO4/WP	0.30	mg/L		9.09	3.27	9.10	8.42	25.2
Dissolved Metals										
Aluminum, dissolved	7429-90-5	E421/WP	0.0010	mg/L		0.0290	0.0184	0.0242	0.0214	0.0053
Antimony, dissolved	7440-36-0	E421/WP	0.00010	mg/L		0.00674	0.00195	0.00230	0.00378	0.00172
Arsenic, dissolved	7440-38-2	E421/WP	0.00010	mg/L		0.0584	0.00116	0.00209	0.00609	0.00078
Barium, dissolved	7440-39-3	E421/WP	0.00010	mg/L		0.0174	0.0142	0.0180	0.0152	0.0173
Beryllium, dissolved	7440-41-7	E421/WP	0.000020	mg/L		<0.000020	<0.000020	Not Detected	Not Detected	Not Detected
Bismuth, dissolved	7440-69-9	E421/WP	0.000050	mg/L		Not Detected	Not Detected	Not Detected	Not Detected	Not Detected
Boron, dissolved	7440-42-8	E421/WP	0.010	mg/L		0.020	0.014	0.016	0.010	0.013
Cadmium, dissolved	7440-43-9	E421/WP	0.0000050	mg/L		<0.0000050	<0.0000050	0.0000062	0.0000062	0.000982
Calcium, dissolved	7440-70-2	E421/WP	0.050	mg/L		17.9	13.8	18.6	13.9	16.4
Cesium, dissolved	7440-46-2	E421/WP	0.000010	mg/L		<0.000010	<0.000010	0.000012	0.000017	<0.000010
Chromium, dissolved	7440-47-3	E421/WP	0.00050	mg/L		<0.00050	<0.00050	0.00070	<0.00050	<0.00050
Cobalt, dissolved	7440-48-4	E421/WP	0.00010	mg/L		0.00014	<0.00010	0.00013	<0.00010	0.00079
Copper, dissolved	7440-50-8	E421/WP	0.00020	mg/L		0.00266	0.00224	0.00250	0.00136	0.00196
Iron, dissolved	7439-89-6	E421/WP	0.010	mg/L		<0.010	<0.010	<0.010	0.010	<0.010

Analytical Results

Sub-Matrix: **Water (MISA)**
(Matrix: **Water**)

Analyte	CAS Number	Method/Lab	LOR	Unit	Client sample ID	FLB-01	FLB-02	FLB-03	FLB-04	FLB-05
					Client sampling date / time	04-May-2024 12:45	04-May-2024 12:35	04-May-2024 12:25	04-May-2024 12:15	04-May-2024 12:05
						WP2410624-001	WP2410624-002	WP2410624-003	WP2410624-004	WP2410624-005
						Result	Result	Result	Result	Result
Dissolved Metals										
Lead, dissolved	7439-92-1	E421/WP	0.000050	mg/L		<0.000050	<0.000050	<0.000050	<0.000050	0.000168
Lithium, dissolved	7439-93-2	E421/WP	0.0010	mg/L		<0.0010	<0.0010	<0.0010	<0.0010	0.0016
Magnesium, dissolved	7439-95-4	E421/WP	0.0050	mg/L		0.953	0.872	1.01	0.796	1.70
Manganese, dissolved	7439-96-5	E421/WP	0.00010	mg/L		0.00097	0.00162	0.00871	0.00307	0.142
Mercury, dissolved	7439-97-6	E509/WP	0.0000050	mg/L		<0.0000050	<0.0000050	<0.0000050	<0.0000050 SFP	<0.0000050
Molybdenum, dissolved	7439-98-7	E421/WP	0.000050	mg/L		0.00278	0.00181	0.00274	0.00154	0.000786
Nickel, dissolved	7440-02-0	E421/WP	0.00050	mg/L		0.00107	<0.00050	0.00062	0.00125	0.00175
Phosphorus, dissolved	7723-14-0	E421.P-L/WP	0.030	mg/L		<0.030	<0.030	<0.030	<0.030	<0.030
Potassium, dissolved	7440-09-7	E421/WP	0.050	mg/L		1.37	1.41	1.27	1.06	1.29
Rubidium, dissolved	7440-17-7	E421/WP	0.00020	mg/L		0.00146	0.00128	0.00193	0.00160	0.00148
Selenium, dissolved	7782-49-2	E421/WP	0.000050	mg/L		0.000579	0.000061	0.000313	0.00140	0.00217
Silicon, dissolved	7440-21-3	E421/WP	0.050	mg/L		1.18	1.23	1.21	1.16	1.28
Silver, dissolved	7440-22-4	E421/WP	0.000010	mg/L		<0.000010	<0.000010	<0.000010	<0.000010	<0.000010
Sodium, dissolved	7440-23-5	E421/WP	0.050	mg/L		2.40	1.57	2.38	1.34	2.37
Strontium, dissolved	7440-24-6	E421/WP	0.00020	mg/L		0.0932	0.0714	0.0938	0.0673	0.0942
Sulfur, dissolved	7704-34-9	E421/WP	0.50	mg/L		3.46	1.22	3.49	3.12	8.72
Tellurium, dissolved	13494-80-9	E421/WP	0.00020	mg/L		Not Detected	Not Detected	Not Detected	Not Detected	Not Detected
Thallium, dissolved	7440-28-0	E421/WP	0.000010	mg/L		<0.000010	<0.000010	<0.000010	<0.000010	<0.000010
Thorium, dissolved	7440-29-1	E421/WP	0.00010	mg/L		<0.00010	<0.00010	<0.00010	<0.00010	Not Detected
Tin, dissolved	7440-31-5	E421/WP	0.00010	mg/L		<0.00010	<0.00010	<0.00010	<0.00010	<0.00010
Titanium, dissolved	7440-32-6	E421/WP	0.00030	mg/L		0.00097	0.00084	0.00100	0.00108	Not Detected
Tungsten, dissolved	7440-33-7	E421/WP	0.00010	mg/L		0.00319	0.00072	0.00126	0.00057	0.00030
Uranium, dissolved	7440-61-1	E421/WP	0.000010	mg/L		0.0121	0.00536	0.00984	0.00298	0.000836
Vanadium, dissolved	7440-62-2	E421/WP	0.00050	mg/L		0.00109	0.00079	0.00074	0.00067	<0.00050
Zinc, dissolved	7440-66-6	E421/WP	0.0010	mg/L		0.0047	0.0086	0.0020	0.0033	0.165
Zirconium, dissolved	7440-67-7	E421/WP	0.00030	mg/L		0.00041	0.00031	0.00033	<0.00030	<0.00030
Dissolved mercury filtration location	----	EP509/WP	-	-		Field	Field	Field	Laboratory	Field
Dissolved metals filtration location	----	EP421/WP	-	-		Field	Field	Field	Field	Field

Please refer to the General Comments section for an explanation of any result qualifiers detected.

Please refer to the Accreditation section for an explanation of analyte accreditations.

Analytical Results

Sub-Matrix: **Water (MISA)**
(Matrix: **Water**)

Analyte	CAS Number	Method/Lab	LOR	Unit	Client sample ID	FLB-06	FLB-07	FLB-08	FLB-09	FLB-10
					Client sampling date / time	04-May-2024 11:55	04-May-2024 11:45	04-May-2024 11:35	04-May-2024 11:15	04-May-2024 11:02
						WP2410624-006	WP2410624-007	WP2410624-008	WP2410624-009	WP2410624-010
						Result	Result	Result	Result	Result
Physical Tests										
Acidity (as CaCO3)	----	E283/WT	2.0	mg/L		2.1	<2.0	<2.0	<2.0	<2.0
Alkalinity, bicarbonate (as CaCO3)	----	E290/WP	1.0	mg/L		39.2	16.3	48.5	51.3	60.2
Alkalinity, carbonate (as CaCO3)	----	E290/WP	1.0	mg/L		<1.0	<1.0	<1.0	<1.0	<1.0
Alkalinity, hydroxide (as CaCO3)	----	E290/WP	1.0	mg/L		<1.0	<1.0	<1.0	<1.0	<1.0
Alkalinity, phenolphthalein (as CaCO3)	----	E290/WP	1.0	mg/L		<1.0	<1.0	<1.0	<1.0	<1.0
Alkalinity, total (as CaCO3)	----	E290/WP	1.0	mg/L		39.2	16.3	48.5	51.3	60.2
Conductivity	----	E100/WP	1.0	µS/cm		111	98.5	106	113	129
pH	----	E108/WP	0.10	pH units		7.67	7.30	7.51	7.78	7.87
Solids, total dissolved [TDS]	----	E162-L/WP	3.0	mg/L		62.2	56.2	57.9	56.2	67.9
Anions and Nutrients										
Chloride	16887-00-6	E235.Cl-L/WP	0.10	mg/L		0.34	0.71	4.14	0.51	0.48
Fluoride	16984-48-8	E235.F/WP	0.020	mg/L		0.031	0.076	<0.020	0.024	0.024
Phosphorus, total	7723-14-0	E372-U/WP	0.0020	mg/L		0.0230	0.0109	0.0091	0.0087	0.0262
Sulfate (as SO4)	14808-79-8	E235.SO4/WP	0.30	mg/L		13.2	24.8	4.14	3.50	2.99
Dissolved Metals										
Aluminum, dissolved	7429-90-5	E421/WP	0.0010	mg/L		0.0143	0.0144	0.0233	0.0236	0.0221
Antimony, dissolved	7440-36-0	E421/WP	0.00010	mg/L		0.00428	0.00054	0.00065	0.00079	0.00097
Arsenic, dissolved	7440-38-2	E421/WP	0.00010	mg/L		0.0134	0.00059	0.00458	0.00418	0.00252
Barium, dissolved	7440-39-3	E421/WP	0.00010	mg/L		0.0157	0.0141	0.0183	0.0174	0.0169
Beryllium, dissolved	7440-41-7	E421/WP	0.000020	mg/L		Not Detected	Not Detected	Not Detected	Not Detected	Not Detected
Bismuth, dissolved	7440-69-9	E421/WP	0.000050	mg/L		Not Detected	Not Detected	Not Detected	Not Detected	Not Detected
Boron, dissolved	7440-42-8	E421/WP	0.010	mg/L		0.010	0.013	<0.010	<0.010	<0.010
Cadmium, dissolved	7440-43-9	E421/WP	0.0000050	mg/L		0.0000125	0.000102	0.0000094	0.0000054	0.0000168
Calcium, dissolved	7440-70-2	E421/WP	0.050	mg/L		17.0	11.3	18.0	18.1	20.3
Cesium, dissolved	7440-46-2	E421/WP	0.000010	mg/L		0.000017	<0.000010	0.000020	<0.000010	0.000016
Chromium, dissolved	7440-47-3	E421/WP	0.00050	mg/L		0.00088	<0.00050	<0.00050	<0.00050	<0.00050
Cobalt, dissolved	7440-48-4	E421/WP	0.00010	mg/L		<0.00010	0.00022	0.00013	<0.00010	<0.00010
Copper, dissolved	7440-50-8	E421/WP	0.00020	mg/L		0.00217	0.00153	0.00170	0.00163	0.00408
Iron, dissolved	7439-89-6	E421/WP	0.010	mg/L		<0.010	<0.010	<0.010	Not Detected	<0.010
Lead, dissolved	7439-92-1	E421/WP	0.000050	mg/L		0.000061	<0.000050	Not Detected	Not Detected	<0.000050

Analytical Results

Sub-Matrix: **Water (MISA)**
(Matrix: **Water**)

Analyte	CAS Number	Method/Lab	LOR	Unit	Client sample ID	FLB-06	FLB-07	FLB-08	FLB-09	FLB-10
					Client sampling date / time	04-May-2024 11:55	04-May-2024 11:45	04-May-2024 11:35	04-May-2024 11:15	04-May-2024 11:02
						WP2410624-006	WP2410624-007	WP2410624-008	WP2410624-009	WP2410624-010
						Result	Result	Result	Result	Result
Dissolved Metals										
Lithium, dissolved	7439-93-2	E421/WP	0.0010	mg/L		<0.0010	<0.0010	<0.0010	<0.0010	<0.0010
Magnesium, dissolved	7439-95-4	E421/WP	0.0050	mg/L		1.03	1.42	0.833	1.02	1.61
Manganese, dissolved	7439-96-5	E421/WP	0.00010	mg/L		0.00859	0.146	0.00435	0.00188	0.00111
Mercury, dissolved	7439-97-6	E509/WP	0.0000050	mg/L		<0.0000050	<0.0000050 SFP	<0.0000050	<0.0000050	<0.0000050 SFP
Molybdenum, dissolved	7439-98-7	E421/WP	0.000050	mg/L		0.00173	0.000264	0.000418	0.000385	0.000544
Nickel, dissolved	7440-02-0	E421/WP	0.00050	mg/L		0.00165	0.00165	<0.00050	0.00060	0.00063
Phosphorus, dissolved	7723-14-0	E421.P-L/WP	0.030	mg/L		<0.030	<0.030	<0.030	<0.030	<0.030
Potassium, dissolved	7440-09-7	E421/WP	0.050	mg/L		1.33	1.20	1.40	1.58	1.72
Rubidium, dissolved	7440-17-7	E421/WP	0.00020	mg/L		0.00183	0.00108	0.00166	0.00182	0.00254
Selenium, dissolved	7782-49-2	E421/WP	0.000050	mg/L		0.00216	0.00162	<0.000050	0.000078	0.000124
Silicon, dissolved	7440-21-3	E421/WP	0.050	mg/L		1.10	1.17	1.20	1.13	1.60
Silver, dissolved	7440-22-4	E421/WP	0.000010	mg/L		<0.000010	<0.000010	<0.000010	<0.000010	<0.000010
Sodium, dissolved	7440-23-5	E421/WP	0.050	mg/L		1.45	1.87	1.72	1.40	2.28
Strontium, dissolved	7440-24-6	E421/WP	0.00020	mg/L		0.0849	0.0668	0.0592	0.0623	0.0803
Sulfur, dissolved	7704-34-9	E421/WP	0.50	mg/L		4.77	8.61	1.45	1.28	1.34
Tellurium, dissolved	13494-80-9	E421/WP	0.00020	mg/L		Not Detected	Not Detected	Not Detected	Not Detected	Not Detected
Thallium, dissolved	7440-28-0	E421/WP	0.000010	mg/L		<0.000010	<0.000010	<0.000010	<0.000010	<0.000010
Thorium, dissolved	7440-29-1	E421/WP	0.00010	mg/L		<0.00010	<0.00010	Not Detected	Not Detected	Not Detected
Tin, dissolved	7440-31-5	E421/WP	0.00010	mg/L		<0.00010	<0.00010	<0.00010	<0.00010	<0.00010
Titanium, dissolved	7440-32-6	E421/WP	0.00030	mg/L		0.00056	0.00082	<0.00030	Not Detected	<0.00030
Tungsten, dissolved	7440-33-7	E421/WP	0.00010	mg/L		0.00064	0.00019	0.00036	0.00084	0.00087
Uranium, dissolved	7440-61-1	E421/WP	0.000010	mg/L		0.00492	0.000239	0.000695	0.000902	0.00177
Vanadium, dissolved	7440-62-2	E421/WP	0.00050	mg/L		0.00077	<0.00050	0.00058	0.00067	0.00113
Zinc, dissolved	7440-66-6	E421/WP	0.0010	mg/L		0.0042	0.0077	0.0034	0.0023	0.0095
Zirconium, dissolved	7440-67-7	E421/WP	0.00030	mg/L		0.00034	<0.00030	<0.00030	<0.00030	<0.00030
Dissolved mercury filtration location	----	EP509/WP	-	-		Field	Laboratory	Field	Field	Laboratory
Dissolved metals filtration location	----	EP421/WP	-	-		Field	Laboratory	Field	Field	Field

Please refer to the General Comments section for an explanation of any result qualifiers detected.

Please refer to the Accreditation section for an explanation of analyte accreditations.

Analytical Results

Sub-Matrix: **Water (MISA)**
(Matrix: **Water**)

Analyte	CAS Number	Method/Lab	LOR	Unit	Client sample ID	FLB-11	FLB-12	FLB-13	FLB-14	FLB-15
					Client sampling date / time	04-May-2024 10:55	04-May-2024 10:45	04-May-2024 10:35	04-May-2024 10:25	04-May-2024 10:15
						WP2410624-011	WP2410624-012	WP2410624-013	WP2410624-014	WP2410624-015
						Result	Result	Result	Result	Result
Physical Tests										
Acidity (as CaCO3)	----	E283/WT	2.0	mg/L		<2.0	<2.0	<2.0	<2.0	<2.0
Alkalinity, bicarbonate (as CaCO3)	----	E290/WP	1.0	mg/L		47.8	35.1	16.8	29.1	25.1
Alkalinity, carbonate (as CaCO3)	----	E290/WP	1.0	mg/L		<1.0	<1.0	<1.0	<1.0	<1.0
Alkalinity, hydroxide (as CaCO3)	----	E290/WP	1.0	mg/L		<1.0	<1.0	<1.0	<1.0	<1.0
Alkalinity, phenolphthalein (as CaCO3)	----	E290/WP	1.0	mg/L		<1.0	<1.0	<1.0	<1.0	<1.0
Alkalinity, total (as CaCO3)	----	E290/WP	1.0	mg/L		47.8	35.1	16.8	29.1	25.1
Conductivity	----	E100/WP	1.0	µS/cm		106	113	113	117	99.4
pH	----	E108/WP	0.10	pH units		7.74	7.64	7.27	7.49	7.41
Solids, total dissolved [TDS]	----	E162-L/WP	3.0	mg/L		57.6	66.2	67.6	67.2	57.9
Anions and Nutrients										
Chloride	16887-00-6	E235.Cl-L/WP	0.10	mg/L		0.30	1.83	0.76	0.46	0.72
Fluoride	16984-48-8	E235.F/WP	0.020	mg/L		0.037	0.097	0.045	0.044	0.049
Phosphorus, total	7723-14-0	E372-U/WP	0.0020	mg/L		0.0285	0.0285	0.0096	0.0141	0.0093
Sulfate (as SO4)	14808-79-8	E235.SO4/WP	0.30	mg/L		3.02	14.4	30.6	22.9	17.8
Dissolved Metals										
Aluminum, dissolved	7429-90-5	E421/WP	0.0010	mg/L		0.0179	0.0146	0.0039	0.0078	0.0096
Antimony, dissolved	7440-36-0	E421/WP	0.00010	mg/L		0.00311	0.00558	0.00151	0.00153	0.00217
Arsenic, dissolved	7440-38-2	E421/WP	0.00010	mg/L		0.00338	0.152	0.00096	0.00085	0.00119
Barium, dissolved	7440-39-3	E421/WP	0.00010	mg/L		0.0110	0.0147	0.0200	0.0201	0.0155
Beryllium, dissolved	7440-41-7	E421/WP	0.000020	mg/L		Not Detected	Not Detected	Not Detected	Not Detected	Not Detected
Bismuth, dissolved	7440-69-9	E421/WP	0.000050	mg/L		Not Detected	Not Detected	Not Detected	Not Detected	Not Detected
Boron, dissolved	7440-42-8	E421/WP	0.010	mg/L		0.013	0.011	0.013	<0.010	0.012
Cadmium, dissolved	7440-43-9	E421/WP	0.0000050	mg/L		0.0000088	0.0000064	0.0000419	0.0000228	0.0000166
Calcium, dissolved	7440-70-2	E421/WP	0.050	mg/L		17.5	16.5	13.2	15.9	12.3
Cesium, dissolved	7440-46-2	E421/WP	0.000010	mg/L		<0.000010	0.000012	<0.000010	<0.000010	<0.000010
Chromium, dissolved	7440-47-3	E421/WP	0.00050	mg/L		<0.00050	<0.00050	<0.00050	<0.00050	<0.00050
Cobalt, dissolved	7440-48-4	E421/WP	0.00010	mg/L		<0.00010	<0.00010	0.00241	0.00023	0.00014
Copper, dissolved	7440-50-8	E421/WP	0.00020	mg/L		0.00282	0.00697	0.00083	0.00113	0.00185
Iron, dissolved	7439-89-6	E421/WP	0.010	mg/L		<0.010	<0.010	<0.010	<0.010	<0.010
Lead, dissolved	7439-92-1	E421/WP	0.000050	mg/L		<0.000050	0.000052	<0.000050	<0.000050	<0.000050

Analytical Results

Sub-Matrix: **Water (MISA)**
(Matrix: **Water**)

Analyte	CAS Number	Method/Lab	LOR	Unit	Client sample ID	FLB-11	FLB-12	FLB-13	FLB-14	FLB-15
					Client sampling date / time	04-May-2024 10:55	04-May-2024 10:45	04-May-2024 10:35	04-May-2024 10:25	04-May-2024 10:15
						WP2410624-011	WP2410624-012	WP2410624-013	WP2410624-014	WP2410624-015
						Result	Result	Result	Result	Result
Dissolved Metals										
Lithium, dissolved	7439-93-2	E421/WP	0.0010	mg/L		<0.0010	<0.0010	0.0018	<0.0010	<0.0010
Magnesium, dissolved	7439-95-4	E421/WP	0.0050	mg/L		0.872	1.16	1.72	1.50	1.67
Manganese, dissolved	7439-96-5	E421/WP	0.00010	mg/L		0.00049	0.00106	0.0943	0.0383	0.0143
Mercury, dissolved	7439-97-6	E509/WP	0.0000050	mg/L		<0.0000050	<0.0000050	<0.0000050	<0.0000050	<0.0000050
Molybdenum, dissolved	7439-98-7	E421/WP	0.000050	mg/L		0.00228	0.00282	0.000367	0.000640	0.00128
Nickel, dissolved	7440-02-0	E421/WP	0.00050	mg/L		0.00058	0.00055	0.0451	0.00556	0.00138
Phosphorus, dissolved	7723-14-0	E421.P-L/WP	0.030	mg/L		<0.030	<0.030	<0.030	<0.030	<0.030
Potassium, dissolved	7440-09-7	E421/WP	0.050	mg/L		1.60	1.37	1.80	1.76	1.39
Rubidium, dissolved	7440-17-7	E421/WP	0.00020	mg/L		0.00152	0.00158	0.00176	0.00151	0.00128
Selenium, dissolved	7782-49-2	E421/WP	0.000050	mg/L		0.000108	0.00208	0.000462	0.000983	0.000259
Silicon, dissolved	7440-21-3	E421/WP	0.050	mg/L		1.20	1.28	1.32	1.23	1.17
Silver, dissolved	7440-22-4	E421/WP	0.000010	mg/L		<0.000010	<0.000010	<0.000010	<0.000010	<0.000010
Sodium, dissolved	7440-23-5	E421/WP	0.050	mg/L		1.28	1.54	2.74	1.72	2.45
Strontium, dissolved	7440-24-6	E421/WP	0.00020	mg/L		0.0890	0.0913	0.0934	0.0934	0.0835
Sulfur, dissolved	7704-34-9	E421/WP	0.50	mg/L		1.09	5.11	10.2	8.01	6.22
Tellurium, dissolved	13494-80-9	E421/WP	0.00020	mg/L		Not Detected	Not Detected	Not Detected	Not Detected	Not Detected
Thallium, dissolved	7440-28-0	E421/WP	0.000010	mg/L		<0.000010	<0.000010	<0.000010	<0.000010	<0.000010
Thorium, dissolved	7440-29-1	E421/WP	0.00010	mg/L		Not Detected	Not Detected	Not Detected	Not Detected	Not Detected
Tin, dissolved	7440-31-5	E421/WP	0.00010	mg/L		<0.00010	<0.00010	<0.00010	<0.00010	0.00010
Titanium, dissolved	7440-32-6	E421/WP	0.00030	mg/L		0.00038	0.00030	<0.00030	<0.00030	0.00033
Tungsten, dissolved	7440-33-7	E421/WP	0.00010	mg/L		0.00164	0.00075	0.00024	0.00097	0.00054
Uranium, dissolved	7440-61-1	E421/WP	0.000010	mg/L		0.00884	0.00212	0.000255	0.000773	0.000866
Vanadium, dissolved	7440-62-2	E421/WP	0.00050	mg/L		0.00068	0.00122	<0.00050	<0.00050	0.00055
Zinc, dissolved	7440-66-6	E421/WP	0.0010	mg/L		0.0051	0.0067	0.0106	0.0042	0.0071
Zirconium, dissolved	7440-67-7	E421/WP	0.00030	mg/L		0.00043	<0.00030	<0.00030	<0.00030	0.00031
Dissolved mercury filtration location	----	EP509/WP	-	-		Field	Field	Field	Field	Field
Dissolved metals filtration location	----	EP421/WP	-	-		Field	Field	Field	Field	Field

Please refer to the General Comments section for an explanation of any result qualifiers detected.

Please refer to the Accreditation section for an explanation of analyte accreditations.

Analytical Results

Sub-Matrix: Water (MISA) (Matrix: Water)				Client sample ID	FLB-DUPLICATE	FLB-BLANK	FLB-FIELDBLANK	----	----
				Client sampling date / time	04-May-2024 11:15	04-May-2024 12:38	04-May-2024 12:38	----	----
Analyte	CAS Number	Method/Lab	LOR	Unit	WP2410624-016	WP2410624-017	WP2410624-018	--------	--------
					Result	Result	Result	----	----
Physical Tests									
Acidity (as CaCO3)	----	E283/WT	2.0	mg/L	<2.0	2.3	----	----	----
Alkalinity, bicarbonate (as CaCO3)	----	E290/WP	1.0	mg/L	51.7	4.9	----	----	----
Alkalinity, carbonate (as CaCO3)	----	E290/WP	1.0	mg/L	<1.0	<1.0	----	----	----
Alkalinity, hydroxide (as CaCO3)	----	E290/WP	1.0	mg/L	<1.0	<1.0	----	----	----
Alkalinity, phenolphthalein (as CaCO3)	----	E290/WP	1.0	mg/L	<1.0	<1.0	----	----	----
Alkalinity, total (as CaCO3)	----	E290/WP	1.0	mg/L	51.7	4.9	----	----	----
Conductivity	----	E100/WP	1.0	µS/cm	111	10.4	----	----	----
pH	----	E108/WP	0.10	pH units	7.82	6.56	----	----	----
Solids, total dissolved [TDS]	----	E162-L/WP	3.0	mg/L	60.2	6.4	----	----	----
Anions and Nutrients									
Chloride	16887-00-6	E235.Cl-L/WP	0.10	mg/L	0.51	0.22	----	----	----
Fluoride	16984-48-8	E235.F/WP	0.020	mg/L	0.024	<0.020	----	----	----
Phosphorus, total	7723-14-0	E372-U/WP	0.0020	mg/L	0.0076	0.0078	----	----	----
Sulfate (as SO4)	14808-79-8	E235.SO4/WP	0.30	mg/L	3.47	0.42	----	----	----
Dissolved Metals									
Aluminum, dissolved	7429-90-5	E421/WP	0.0010	mg/L	0.0204	0.0084	Not Detected	----	----
Antimony, dissolved	7440-36-0	E421/WP	0.00010	mg/L	0.00077	<0.00010	Not Detected	----	----
Arsenic, dissolved	7440-38-2	E421/WP	0.00010	mg/L	0.00437	0.00056	Not Detected	----	----
Barium, dissolved	7440-39-3	E421/WP	0.00010	mg/L	0.0171	0.00390	Not Detected	----	----
Beryllium, dissolved	7440-41-7	E421/WP	0.000020	mg/L	Not Detected	<0.000020	<0.000020	----	----
Bismuth, dissolved	7440-69-9	E421/WP	0.000050	mg/L	Not Detected	<0.000050	Not Detected	----	----
Boron, dissolved	7440-42-8	E421/WP	0.010	mg/L	<0.010	<0.010	Not Detected	----	----
Cadmium, dissolved	7440-43-9	E421/WP	0.0000050	mg/L	<0.0000050	<0.0000050	<0.0000050	----	----
Calcium, dissolved	7440-70-2	E421/WP	0.050	mg/L	18.4	1.44	Not Detected	----	----
Cesium, dissolved	7440-46-2	E421/WP	0.000010	mg/L	<0.000010	<0.000010	Not Detected	----	----
Chromium, dissolved	7440-47-3	E421/WP	0.00050	mg/L	<0.00050	<0.00050	Not Detected	----	----
Cobalt, dissolved	7440-48-4	E421/WP	0.00010	mg/L	<0.00010	<0.00010	<0.00010	----	----
Copper, dissolved	7440-50-8	E421/WP	0.00020	mg/L	0.00169	0.00028	Not Detected	----	----
Iron, dissolved	7439-89-6	E421/WP	0.010	mg/L	Not Detected	<0.010	Not Detected	----	----
Lead, dissolved	7439-92-1	E421/WP	0.000050	mg/L	<0.000050	<0.000050	Not Detected	----	----

Analytical Results

Sub-Matrix: **Water (MISA)**
(Matrix: **Water**)

Analyte	CAS Number	Method/Lab	LOR	Unit	Client sample ID	FLB-DUPLICATE	FLB-BLANK	FLB-FIELDBLANK	----	----
					Client sampling date / time	04-May-2024 11:15	04-May-2024 12:38	04-May-2024 12:38	----	----
						WP2410624-016	WP2410624-017	WP2410624-018	--------	--------
						Result	Result	Result	----	----
Dissolved Metals										
Lithium, dissolved	7439-93-2	E421/WP	0.0010	mg/L		<0.0010	Not Detected	Not Detected	----	----
Magnesium, dissolved	7439-95-4	E421/WP	0.0050	mg/L		1.04	0.124	Not Detected	----	----
Manganese, dissolved	7439-96-5	E421/WP	0.00010	mg/L		0.00189	0.00470	<0.00010	----	----
Mercury, dissolved	7439-97-6	E509/WP	0.0000050	mg/L		<0.0000050	<0.0000050	----	----	----
Molybdenum, dissolved	7439-98-7	E421/WP	0.000050	mg/L		0.000374	0.000056	<0.000050	----	----
Nickel, dissolved	7440-02-0	E421/WP	0.00050	mg/L		0.00063	<0.00050	Not Detected	----	----
Phosphorus, dissolved	7723-14-0	E421.P-L/WP	0.030	mg/L		<0.030	<0.030	<0.030	----	----
Potassium, dissolved	7440-09-7	E421/WP	0.050	mg/L		1.57	0.156	Not Detected	----	----
Rubidium, dissolved	7440-17-7	E421/WP	0.00020	mg/L		0.00181	<0.00020	Not Detected	----	----
Selenium, dissolved	7782-49-2	E421/WP	0.000050	mg/L		0.000130	0.000054	<0.000050	----	----
Silicon, dissolved	7440-21-3	E421/WP	0.050	mg/L		1.10	0.618	Not Detected	----	----
Silver, dissolved	7440-22-4	E421/WP	0.000010	mg/L		<0.000010	<0.000010	Not Detected	----	----
Sodium, dissolved	7440-23-5	E421/WP	0.050	mg/L		1.39	0.126	Not Detected	----	----
Strontium, dissolved	7440-24-6	E421/WP	0.00020	mg/L		0.0617	0.00626	Not Detected	----	----
Sulfur, dissolved	7704-34-9	E421/WP	0.50	mg/L		1.38	<0.50	<0.50	----	----
Tellurium, dissolved	13494-80-9	E421/WP	0.00020	mg/L		Not Detected	<0.00020	Not Detected	----	----
Thallium, dissolved	7440-28-0	E421/WP	0.000010	mg/L		<0.000010	<0.000010	Not Detected	----	----
Thorium, dissolved	7440-29-1	E421/WP	0.00010	mg/L		Not Detected	<0.00010	Not Detected	----	----
Tin, dissolved	7440-31-5	E421/WP	0.00010	mg/L		<0.00010	<0.00010	Not Detected	----	----
Titanium, dissolved	7440-32-6	E421/WP	0.00030	mg/L		Not Detected	0.00049	Not Detected	----	----
Tungsten, dissolved	7440-33-7	E421/WP	0.00010	mg/L		0.00081	<0.00010	Not Detected	----	----
Uranium, dissolved	7440-61-1	E421/WP	0.000010	mg/L		0.000838	<0.000010	<0.000010	----	----
Vanadium, dissolved	7440-62-2	E421/WP	0.00050	mg/L		0.00067	<0.00050	Not Detected	----	----
Zinc, dissolved	7440-66-6	E421/WP	0.0010	mg/L		0.0023	0.0032	Not Detected	----	----
Zirconium, dissolved	7440-67-7	E421/WP	0.00030	mg/L		<0.00030	<0.00030	Not Detected	----	----
Dissolved mercury filtration location	----	EP509/WP	-	-		Field	Field	----	----	----
Dissolved metals filtration location	----	EP421/WP	-	-		Field	Field	Field	----	----

Please refer to the General Comments section for an explanation of any result qualifiers detected.

Please refer to the Accreditation section for an explanation of analyte accreditations.

ALS Canada Ltd.

right solutions.
right partner.

QUALITY CONTROL INTERPRETIVE REPORT

Work Order	: **WP2410624**	Page	: 1 of 30
Client	: **Great Bear Resources Ltd**	Laboratory	: ALS Environmental - Winnipeg
Contact	: Ashley Moncrief	Account Manager	: Judy Dalmaijer
Address	: Great Bear Resources Ltd. 117 Forestry Road Red Lake ON Canada P0V 2M0	Address	: 1329 Niakwa Road East, Unit 12 Winnipeg, Manitoba Canada R2J 3T4
Telephone	: 807 630 0203	Telephone	: +1 204 255 9720
Project	: PPR-022-3	Date Samples Received	: 07-May-2024 08:50
PO	: PPR-022-3	Issue Date	: 14-May-2024 09:39
C-O-C number	: ----		
Sampler	: ----		
Site	: ----		
Quote number	: 2024 Standing offer_V2		
No. of samples received	: 18		
No. of samples analysed	: 18		

This report is automatically generated by the ALS LIMS (Laboratory Information Management System) through evaluation of Quality Control (QC) results and other QA parameters associated with this submission, and is intended to facilitate rapid data validation by auditors or reviewers. The report highlights any exceptions and outliers to ALS Data Quality Objectives, provides holding time details and exceptions, summarizes QC sample frequencies, and lists applicable methodology references and summaries.

Key

Anonymous: Refers to samples which are not part of this work order, but which formed part of the QC process lot.
CAS Number: Chemical Abstracts Service number is a unique identifier assigned to discrete substances.
DQO: Data Quality Objective.
LOR: Limit of Reporting (detection limit).
RPD: Relative Percent Difference.

Workorder Comments

Holding times are displayed as "---" if no guidance exists from CCME, Canadian provinces, or broadly recognized international references.

Summary of Outliers

Outliers : Quality Control Samples

- No Method Blank value outliers occur.
- No Duplicate outliers occur.
- No Laboratory Control Sample (LCS) outliers occur
- No Matrix Spike outliers occur.
- No Test sample Surrogate recovery outliers exist.

Outliers: Reference Material (RM) Samples

- No Reference Material (RM) Sample outliers occur.

Outliers : Analysis Holding Time Compliance (Breaches)

- Analysis Holding Time Outliers exist - please see following pages for full details.

Outliers : Frequency of Quality Control Samples

- Quality Control Sample Frequency Outliers occur - please see following pages for full details.

Analysis Holding Time Compliance

This report summarizes extraction / preparation and analysis times and compares each with ALS recommended holding times, which are selected to meet known provincial and /or federal requirements. In the absence of regulatory hold times, ALS establishes recommendations based on guidelines published by organizations such as CCME, US EPA, APHA Standard Methods, ASTM, or Environment Canada (where available). Dates and holding times reported below represent the first dates of extraction or analysis. If subsequent tests or dilutions exceeded holding times, qualifiers are added (refer to COA).

If samples are identified below as having been analyzed or extracted outside of recommended holding times, measurement uncertainties may be increased, and this should be taken into consideration when interpreting results.

Where actual sampling date is not provided on the chain of custody, the date of receipt with time at 00:00 is used for calculation purposes.

Where only the sample date without time is provided on the chain of custody, the sampling date at 00:00 is used for calculation purposes.

Matrix: **Water**

Evaluation: × = Holding time exceedance ; ✓ = Within Holding Time

Analyte Group : Analytical Method / Container / Client Sample ID(s)	Method	Sampling Date	Extraction / Preparation				Analysis			
			Preparation Date	Holding Times Rec	Holding Times Actual	Eval	Analysis Date	Holding Times Rec	Holding Times Actual	Eval
Anions and Nutrients : Chloride in Water by IC (Low Level)										
HDPE FLB-01	E235.Cl-L	04-May-2024	07-May-2024	28 days	3 days	✓	07-May-2024	28 days	3 days	✓
Anions and Nutrients : Chloride in Water by IC (Low Level)										
HDPE FLB-02	E235.Cl-L	04-May-2024	07-May-2024	28 days	3 days	✓	07-May-2024	28 days	3 days	✓
Anions and Nutrients : Chloride in Water by IC (Low Level)										
HDPE FLB-03	E235.Cl-L	04-May-2024	07-May-2024	28 days	3 days	✓	07-May-2024	28 days	3 days	✓
Anions and Nutrients : Chloride in Water by IC (Low Level)										
HDPE FLB-04	E235.Cl-L	04-May-2024	07-May-2024	28 days	3 days	✓	07-May-2024	28 days	3 days	✓
Anions and Nutrients : Chloride in Water by IC (Low Level)										
HDPE FLB-05	E235.Cl-L	04-May-2024	07-May-2024	28 days	3 days	✓	07-May-2024	28 days	3 days	✓
Anions and Nutrients : Chloride in Water by IC (Low Level)										
HDPE FLB-06	E235.Cl-L	04-May-2024	07-May-2024	28 days	3 days	✓	07-May-2024	28 days	3 days	✓
Anions and Nutrients : Chloride in Water by IC (Low Level)										
HDPE FLB-07	E235.Cl-L	04-May-2024	07-May-2024	28 days	3 days	✓	07-May-2024	28 days	3 days	✓

Matrix: **Water**

Evaluation: × = Holding time exceedance ; ✓ = Within Holding Time

Analyte Group : Analytical Method / Container / Client Sample ID(s)	Method	Sampling Date	Extraction / Preparation				Analysis			
			Preparation Date	Holding Times Rec	Holding Times Actual	Eval	Analysis Date	Holding Times Rec	Holding Times Actual	Eval
Anions and Nutrients : Chloride in Water by IC (Low Level)										
HDPE FLB-08	E235.Cl-L	04-May-2024	07-May-2024	28 days	3 days	✓	07-May-2024	28 days	3 days	✓
Anions and Nutrients : Chloride in Water by IC (Low Level)										
HDPE FLB-09	E235.Cl-L	04-May-2024	07-May-2024	28 days	3 days	✓	07-May-2024	28 days	3 days	✓
Anions and Nutrients : Chloride in Water by IC (Low Level)										
HDPE FLB-10	E235.Cl-L	04-May-2024	07-May-2024	28 days	3 days	✓	07-May-2024	28 days	3 days	✓
Anions and Nutrients : Chloride in Water by IC (Low Level)										
HDPE FLB-11	E235.Cl-L	04-May-2024	07-May-2024	28 days	3 days	✓	07-May-2024	28 days	3 days	✓
Anions and Nutrients : Chloride in Water by IC (Low Level)										
HDPE FLB-12	E235.Cl-L	04-May-2024	07-May-2024	28 days	3 days	✓	07-May-2024	28 days	3 days	✓
Anions and Nutrients : Chloride in Water by IC (Low Level)										
HDPE FLB-13	E235.Cl-L	04-May-2024	07-May-2024	28 days	3 days	✓	07-May-2024	28 days	3 days	✓
Anions and Nutrients : Chloride in Water by IC (Low Level)										
HDPE FLB-14	E235.Cl-L	04-May-2024	07-May-2024	28 days	3 days	✓	07-May-2024	28 days	3 days	✓
Anions and Nutrients : Chloride in Water by IC (Low Level)										
HDPE FLB-15	E235.Cl-L	04-May-2024	07-May-2024	28 days	3 days	✓	07-May-2024	28 days	3 days	✓
Anions and Nutrients : Chloride in Water by IC (Low Level)										
HDPE FLB-BLANK	E235.Cl-L	04-May-2024	07-May-2024	28 days	3 days	✓	07-May-2024	28 days	3 days	✓

Matrix: **Water**

Evaluation: × = Holding time exceedance ; ✓ = Within Holding Time

Analyte Group : Analytical Method / Container / Client Sample ID(s)	Method	Sampling Date	Extraction / Preparation				Analysis			
			Preparation Date	Holding Times Rec	Holding Times Actual	Eval	Analysis Date	Holding Times Rec	Holding Times Actual	Eval
Anions and Nutrients : Chloride in Water by IC (Low Level)										
HDPE FLB-DUPLICATE	E235.Cl-L	04-May-2024	07-May-2024	28 days	3 days	✓	07-May-2024	28 days	3 days	✓
Anions and Nutrients : Fluoride in Water by IC										
HDPE FLB-01	E235.F	04-May-2024	07-May-2024	28 days	3 days	✓	07-May-2024	28 days	3 days	✓
Anions and Nutrients : Fluoride in Water by IC										
HDPE FLB-02	E235.F	04-May-2024	07-May-2024	28 days	3 days	✓	07-May-2024	28 days	3 days	✓
Anions and Nutrients : Fluoride in Water by IC										
HDPE FLB-03	E235.F	04-May-2024	07-May-2024	28 days	3 days	✓	07-May-2024	28 days	3 days	✓
Anions and Nutrients : Fluoride in Water by IC										
HDPE FLB-04	E235.F	04-May-2024	07-May-2024	28 days	3 days	✓	07-May-2024	28 days	3 days	✓
Anions and Nutrients : Fluoride in Water by IC										
HDPE FLB-05	E235.F	04-May-2024	07-May-2024	28 days	3 days	✓	07-May-2024	28 days	3 days	✓
Anions and Nutrients : Fluoride in Water by IC										
HDPE FLB-06	E235.F	04-May-2024	07-May-2024	28 days	3 days	✓	07-May-2024	28 days	3 days	✓
Anions and Nutrients : Fluoride in Water by IC										
HDPE FLB-07	E235.F	04-May-2024	07-May-2024	28 days	3 days	✓	07-May-2024	28 days	3 days	✓
Anions and Nutrients : Fluoride in Water by IC										
HDPE FLB-08	E235.F	04-May-2024	07-May-2024	28 days	3 days	✓	07-May-2024	28 days	3 days	✓

Matrix: **Water**

Evaluation: × = Holding time exceedance ; ✓ = Within Holding Time

Analyte Group : Analytical Method / Container / Client Sample ID(s)	Method	Sampling Date	Extraction / Preparation				Analysis			
			Preparation Date	Holding Times Rec	Holding Times Actual	Eval	Analysis Date	Holding Times Rec	Holding Times Actual	Eval
Anions and Nutrients : Fluoride in Water by IC										
HDPE FLB-09	E235.F	04-May-2024	07-May-2024	28 days	3 days	✓	07-May-2024	28 days	3 days	✓
Anions and Nutrients : Fluoride in Water by IC										
HDPE FLB-10	E235.F	04-May-2024	07-May-2024	28 days	3 days	✓	07-May-2024	28 days	3 days	✓
Anions and Nutrients : Fluoride in Water by IC										
HDPE FLB-11	E235.F	04-May-2024	07-May-2024	28 days	3 days	✓	07-May-2024	28 days	3 days	✓
Anions and Nutrients : Fluoride in Water by IC										
HDPE FLB-12	E235.F	04-May-2024	07-May-2024	28 days	3 days	✓	07-May-2024	28 days	3 days	✓
Anions and Nutrients : Fluoride in Water by IC										
HDPE FLB-13	E235.F	04-May-2024	07-May-2024	28 days	3 days	✓	07-May-2024	28 days	3 days	✓
Anions and Nutrients : Fluoride in Water by IC										
HDPE FLB-14	E235.F	04-May-2024	07-May-2024	28 days	3 days	✓	07-May-2024	28 days	3 days	✓
Anions and Nutrients : Fluoride in Water by IC										
HDPE FLB-15	E235.F	04-May-2024	07-May-2024	28 days	3 days	✓	07-May-2024	28 days	3 days	✓
Anions and Nutrients : Fluoride in Water by IC										
HDPE FLB-BLANK	E235.F	04-May-2024	07-May-2024	28 days	3 days	✓	07-May-2024	28 days	3 days	✓
Anions and Nutrients : Fluoride in Water by IC										
HDPE FLB-DUPLICATE	E235.F	04-May-2024	07-May-2024	28 days	3 days	✓	07-May-2024	28 days	3 days	✓

Matrix: **Water**

Evaluation: × = Holding time exceedance ; ✓ = Within Holding Time

Analyte Group : Analytical Method / Container / Client Sample ID(s)	Method	Sampling Date	Extraction / Preparation				Analysis			
			Preparation Date	Holding Times Rec	Holding Times Actual	Eval	Analysis Date	Holding Times Rec	Holding Times Actual	Eval
Anions and Nutrients : Sulfate in Water by IC										
HDPE FLB-01	E235.SO4	04-May-2024	07-May-2024	28 days	3 days	✓	07-May-2024	28 days	3 days	✓
Anions and Nutrients : Sulfate in Water by IC										
HDPE FLB-02	E235.SO4	04-May-2024	07-May-2024	28 days	3 days	✓	07-May-2024	28 days	3 days	✓
Anions and Nutrients : Sulfate in Water by IC										
HDPE FLB-03	E235.SO4	04-May-2024	07-May-2024	28 days	3 days	✓	07-May-2024	28 days	3 days	✓
Anions and Nutrients : Sulfate in Water by IC										
HDPE FLB-04	E235.SO4	04-May-2024	07-May-2024	28 days	3 days	✓	07-May-2024	28 days	3 days	✓
Anions and Nutrients : Sulfate in Water by IC										
HDPE FLB-05	E235.SO4	04-May-2024	07-May-2024	28 days	3 days	✓	07-May-2024	28 days	3 days	✓
Anions and Nutrients : Sulfate in Water by IC										
HDPE FLB-06	E235.SO4	04-May-2024	07-May-2024	28 days	3 days	✓	07-May-2024	28 days	3 days	✓
Anions and Nutrients : Sulfate in Water by IC										
HDPE FLB-07	E235.SO4	04-May-2024	07-May-2024	28 days	3 days	✓	07-May-2024	28 days	3 days	✓
Anions and Nutrients : Sulfate in Water by IC										
HDPE FLB-08	E235.SO4	04-May-2024	07-May-2024	28 days	3 days	✓	07-May-2024	28 days	3 days	✓
Anions and Nutrients : Sulfate in Water by IC										
HDPE FLB-09	E235.SO4	04-May-2024	07-May-2024	28 days	3 days	✓	07-May-2024	28 days	3 days	✓

Matrix: **Water**

Evaluation: × = Holding time exceedance ; ✓ = Within Holding Time

Analyte Group : Analytical Method / Container / Client Sample ID(s)	Method	Sampling Date	Extraction / Preparation				Analysis			
			Preparation Date	Holding Times Rec	Holding Times Actual	Eval	Analysis Date	Holding Times Rec	Holding Times Actual	Eval
Anions and Nutrients : Sulfate in Water by IC										
HDPE FLB-10	E235.SO4	04-May-2024	07-May-2024	28 days	3 days	✓	07-May-2024	28 days	3 days	✓
Anions and Nutrients : Sulfate in Water by IC										
HDPE FLB-11	E235.SO4	04-May-2024	07-May-2024	28 days	3 days	✓	07-May-2024	28 days	3 days	✓
Anions and Nutrients : Sulfate in Water by IC										
HDPE FLB-12	E235.SO4	04-May-2024	07-May-2024	28 days	3 days	✓	07-May-2024	28 days	3 days	✓
Anions and Nutrients : Sulfate in Water by IC										
HDPE FLB-13	E235.SO4	04-May-2024	07-May-2024	28 days	3 days	✓	07-May-2024	28 days	3 days	✓
Anions and Nutrients : Sulfate in Water by IC										
HDPE FLB-14	E235.SO4	04-May-2024	07-May-2024	28 days	3 days	✓	07-May-2024	28 days	3 days	✓
Anions and Nutrients : Sulfate in Water by IC										
HDPE FLB-15	E235.SO4	04-May-2024	07-May-2024	28 days	3 days	✓	07-May-2024	28 days	3 days	✓
Anions and Nutrients : Sulfate in Water by IC										
HDPE FLB-BLANK	E235.SO4	04-May-2024	07-May-2024	28 days	3 days	✓	07-May-2024	28 days	3 days	✓
Anions and Nutrients : Sulfate in Water by IC										
HDPE FLB-DUPLICATE	E235.SO4	04-May-2024	07-May-2024	28 days	3 days	✓	07-May-2024	28 days	3 days	✓
Anions and Nutrients : Total Phosphorus by Colourimetry (0.002 mg/L)										
Amber glass total (sulfuric acid) FLB-01	E372-U	04-May-2024	07-May-2024	28 days	3 days	✓	08-May-2024	28 days	4 days	✓

Matrix: **Water**

Evaluation: × = Holding time exceedance ; ✓ = Within Holding Time

Analyte Group : Analytical Method / Container / Client Sample ID(s)	Method	Sampling Date	Extraction / Preparation				Analysis			
			Preparation Date	Holding Times Rec	Holding Times Actual	Eval	Analysis Date	Holding Times Rec	Holding Times Actual	Eval
Anions and Nutrients : Total Phosphorus by Colourimetry (0.002 mg/L)										
Amber glass total (sulfuric acid) FLB-02	E372-U	04-May-2024	07-May-2024	28 days	3 days	✓	08-May-2024	28 days	4 days	✓
Anions and Nutrients : Total Phosphorus by Colourimetry (0.002 mg/L)										
Amber glass total (sulfuric acid) FLB-03	E372-U	04-May-2024	07-May-2024	28 days	3 days	✓	08-May-2024	28 days	4 days	✓
Anions and Nutrients : Total Phosphorus by Colourimetry (0.002 mg/L)										
Amber glass total (sulfuric acid) FLB-04	E372-U	04-May-2024	07-May-2024	28 days	3 days	✓	08-May-2024	28 days	4 days	✓
Anions and Nutrients : Total Phosphorus by Colourimetry (0.002 mg/L)										
Amber glass total (sulfuric acid) FLB-05	E372-U	04-May-2024	07-May-2024	28 days	3 days	✓	08-May-2024	28 days	4 days	✓
Anions and Nutrients : Total Phosphorus by Colourimetry (0.002 mg/L)										
Amber glass total (sulfuric acid) FLB-06	E372-U	04-May-2024	07-May-2024	28 days	3 days	✓	08-May-2024	28 days	4 days	✓
Anions and Nutrients : Total Phosphorus by Colourimetry (0.002 mg/L)										
Amber glass total (sulfuric acid) FLB-07	E372-U	04-May-2024	07-May-2024	28 days	3 days	✓	08-May-2024	28 days	4 days	✓
Anions and Nutrients : Total Phosphorus by Colourimetry (0.002 mg/L)										
Amber glass total (sulfuric acid) FLB-08	E372-U	04-May-2024	07-May-2024	28 days	3 days	✓	08-May-2024	28 days	4 days	✓
Anions and Nutrients : Total Phosphorus by Colourimetry (0.002 mg/L)										
Amber glass total (sulfuric acid) FLB-09	E372-U	04-May-2024	07-May-2024	28 days	3 days	✓	08-May-2024	28 days	4 days	✓
Anions and Nutrients : Total Phosphorus by Colourimetry (0.002 mg/L)										
Amber glass total (sulfuric acid) FLB-10	E372-U	04-May-2024	07-May-2024	28 days	3 days	✓	08-May-2024	28 days	4 days	✓

Matrix: **Water**

Evaluation: × = Holding time exceedance ; ✓ = Within Holding Time

Analyte Group : Analytical Method / Container / Client Sample ID(s)	Method	Sampling Date	Extraction / Preparation				Analysis			
			Preparation Date	Holding Times Rec	Holding Times Actual	Eval	Analysis Date	Holding Times Rec	Holding Times Actual	Eval
Anions and Nutrients : Total Phosphorus by Colourimetry (0.002 mg/L)										
Amber glass total (sulfuric acid) FLB-11	E372-U	04-May-2024	07-May-2024	28 days	3 days	✓	08-May-2024	28 days	4 days	✓
Anions and Nutrients : Total Phosphorus by Colourimetry (0.002 mg/L)										
Amber glass total (sulfuric acid) FLB-12	E372-U	04-May-2024	07-May-2024	28 days	3 days	✓	08-May-2024	28 days	4 days	✓
Anions and Nutrients : Total Phosphorus by Colourimetry (0.002 mg/L)										
Amber glass total (sulfuric acid) FLB-13	E372-U	04-May-2024	07-May-2024	28 days	3 days	✓	08-May-2024	28 days	4 days	✓
Anions and Nutrients : Total Phosphorus by Colourimetry (0.002 mg/L)										
Amber glass total (sulfuric acid) FLB-14	E372-U	04-May-2024	07-May-2024	28 days	3 days	✓	08-May-2024	28 days	4 days	✓
Anions and Nutrients : Total Phosphorus by Colourimetry (0.002 mg/L)										
Amber glass total (sulfuric acid) FLB-15	E372-U	04-May-2024	07-May-2024	28 days	3 days	✓	08-May-2024	28 days	4 days	✓
Anions and Nutrients : Total Phosphorus by Colourimetry (0.002 mg/L)										
Amber glass total (sulfuric acid) FLB-BLANK	E372-U	04-May-2024	07-May-2024	28 days	3 days	✓	08-May-2024	28 days	4 days	✓
Anions and Nutrients : Total Phosphorus by Colourimetry (0.002 mg/L)										
Amber glass total (sulfuric acid) FLB-DUPLICATE	E372-U	04-May-2024	07-May-2024	28 days	3 days	✓	08-May-2024	28 days	4 days	✓
Dissolved Metals : Dissolved Mercury in Water by CVAAS										
Glass vial dissolved (hydrochloric acid) FLB-01	E509	04-May-2024	09-May-2024	28 days	5 days	✓	09-May-2024	28 days	5 days	✓
Dissolved Metals : Dissolved Mercury in Water by CVAAS										
Glass vial dissolved (hydrochloric acid) FLB-02	E509	04-May-2024	09-May-2024	28 days	5 days	✓	09-May-2024	28 days	5 days	✓

Matrix: **Water**

Evaluation: × = Holding time exceedance ; ✓ = Within Holding Time

Analyte Group : Analytical Method / Container / Client Sample ID(s)	Method	Sampling Date	Extraction / Preparation				Analysis			
			Preparation Date	Holding Times Rec	Holding Times Actual	Eval	Analysis Date	Holding Times Rec	Holding Times Actual	Eval
Dissolved Metals : Dissolved Mercury in Water by CVAAS										
Glass vial dissolved (hydrochloric acid) FLB-03	E509	04-May-2024	09-May-2024	28 days	5 days	✓	09-May-2024	28 days	5 days	✓
Dissolved Metals : Dissolved Mercury in Water by CVAAS										
Glass vial dissolved (hydrochloric acid) FLB-04	E509	04-May-2024	09-May-2024	28 days	5 days	✓	09-May-2024	28 days	5 days	✓
Dissolved Metals : Dissolved Mercury in Water by CVAAS										
Glass vial dissolved (hydrochloric acid) FLB-05	E509	04-May-2024	09-May-2024	28 days	5 days	✓	09-May-2024	28 days	5 days	✓
Dissolved Metals : Dissolved Mercury in Water by CVAAS										
Glass vial dissolved (hydrochloric acid) FLB-06	E509	04-May-2024	09-May-2024	28 days	5 days	✓	09-May-2024	28 days	5 days	✓
Dissolved Metals : Dissolved Mercury in Water by CVAAS										
Glass vial dissolved (hydrochloric acid) FLB-07	E509	04-May-2024	09-May-2024	28 days	5 days	✓	09-May-2024	28 days	5 days	✓
Dissolved Metals : Dissolved Mercury in Water by CVAAS										
Glass vial dissolved (hydrochloric acid) FLB-08	E509	04-May-2024	09-May-2024	28 days	5 days	✓	09-May-2024	28 days	5 days	✓
Dissolved Metals : Dissolved Mercury in Water by CVAAS										
Glass vial dissolved (hydrochloric acid) FLB-09	E509	04-May-2024	09-May-2024	28 days	5 days	✓	09-May-2024	28 days	5 days	✓
Dissolved Metals : Dissolved Mercury in Water by CVAAS										
Glass vial dissolved (hydrochloric acid) FLB-10	E509	04-May-2024	09-May-2024	28 days	5 days	✓	09-May-2024	28 days	5 days	✓
Dissolved Metals : Dissolved Mercury in Water by CVAAS										
Glass vial dissolved (hydrochloric acid) FLB-11	E509	04-May-2024	09-May-2024	28 days	5 days	✓	09-May-2024	28 days	5 days	✓

Matrix: **Water**

Evaluation: × = Holding time exceedance ; ✓ = Within Holding Time

Analyte Group : Analytical Method / Container / Client Sample ID(s)	Method	Sampling Date	Extraction / Preparation				Analysis			
			Preparation Date	Holding Times		Eval	Analysis Date	Holding Times		Eval
				Rec	Actual			Rec	Actual	
Dissolved Metals : Dissolved Mercury in Water by CVAAS										
Glass vial dissolved (hydrochloric acid)										
FLB-12	E509	04-May-2024	09-May-2024	28 days	5 days	✓	09-May-2024	28 days	5 days	✓
Dissolved Metals : Dissolved Mercury in Water by CVAAS										
Glass vial dissolved (hydrochloric acid)										
FLB-13	E509	04-May-2024	09-May-2024	28 days	5 days	✓	09-May-2024	28 days	5 days	✓
Dissolved Metals : Dissolved Mercury in Water by CVAAS										
Glass vial dissolved (hydrochloric acid)										
FLB-14	E509	04-May-2024	09-May-2024	28 days	5 days	✓	09-May-2024	28 days	5 days	✓
Dissolved Metals : Dissolved Mercury in Water by CVAAS										
Glass vial dissolved (hydrochloric acid)										
FLB-15	E509	04-May-2024	09-May-2024	28 days	5 days	✓	09-May-2024	28 days	5 days	✓
Dissolved Metals : Dissolved Mercury in Water by CVAAS										
Glass vial dissolved (hydrochloric acid)										
FLB-BLANK	E509	04-May-2024	09-May-2024	28 days	5 days	✓	09-May-2024	28 days	5 days	✓
Dissolved Metals : Dissolved Mercury in Water by CVAAS										
Glass vial dissolved (hydrochloric acid)										
FLB-DUPLICATE	E509	04-May-2024	09-May-2024	28 days	5 days	✓	09-May-2024	28 days	5 days	✓
Dissolved Metals : Dissolved Metals in Water by CRC ICPMS										
HDPE dissolved (nitric acid)										
FLB-01	E421	04-May-2024	10-May-2024	180 days	6 days	✓	10-May-2024	180 days	6 days	✓
Dissolved Metals : Dissolved Metals in Water by CRC ICPMS										
HDPE dissolved (nitric acid)										
FLB-02	E421	04-May-2024	10-May-2024	180 days	6 days	✓	10-May-2024	180 days	6 days	✓
Dissolved Metals : Dissolved Metals in Water by CRC ICPMS										
HDPE dissolved (nitric acid)										
FLB-03	E421	04-May-2024	10-May-2024	180 days	6 days	✓	10-May-2024	180 days	6 days	✓

Matrix: **Water**

Evaluation: × = Holding time exceedance ; ✓ = Within Holding Time

Analyte Group : Analytical Method / Container / Client Sample ID(s)	Method	Sampling Date	Extraction / Preparation				Analysis			
			Preparation Date	Holding Times		Eval	Analysis Date	Holding Times		Eval
				Rec	Actual			Rec	Actual	
Dissolved Metals : Dissolved Metals in Water by CRC ICPMS										
HDPE dissolved (nitric acid)										
FLB-04	E421	04-May-2024	10-May-2024	180 days	6 days	✓	10-May-2024	180 days	6 days	✓
Dissolved Metals : Dissolved Metals in Water by CRC ICPMS										
HDPE dissolved (nitric acid)										
FLB-05	E421	04-May-2024	10-May-2024	180 days	6 days	✓	10-May-2024	180 days	6 days	✓
Dissolved Metals : Dissolved Metals in Water by CRC ICPMS										
HDPE dissolved (nitric acid)										
FLB-06	E421	04-May-2024	10-May-2024	180 days	6 days	✓	10-May-2024	180 days	6 days	✓
Dissolved Metals : Dissolved Metals in Water by CRC ICPMS										
HDPE dissolved (nitric acid)										
FLB-07	E421	04-May-2024	10-May-2024	180 days	6 days	✓	10-May-2024	180 days	6 days	✓
Dissolved Metals : Dissolved Metals in Water by CRC ICPMS										
HDPE dissolved (nitric acid)										
FLB-08	E421	04-May-2024	10-May-2024	180 days	6 days	✓	10-May-2024	180 days	6 days	✓
Dissolved Metals : Dissolved Metals in Water by CRC ICPMS										
HDPE dissolved (nitric acid)										
FLB-09	E421	04-May-2024	10-May-2024	180 days	6 days	✓	10-May-2024	180 days	6 days	✓
Dissolved Metals : Dissolved Metals in Water by CRC ICPMS										
HDPE dissolved (nitric acid)										
FLB-10	E421	04-May-2024	10-May-2024	180 days	6 days	✓	10-May-2024	180 days	6 days	✓
Dissolved Metals : Dissolved Metals in Water by CRC ICPMS										
HDPE dissolved (nitric acid)										
FLB-11	E421	04-May-2024	10-May-2024	180 days	6 days	✓	10-May-2024	180 days	6 days	✓
Dissolved Metals : Dissolved Metals in Water by CRC ICPMS										
HDPE dissolved (nitric acid)										
FLB-12	E421	04-May-2024	10-May-2024	180 days	6 days	✓	10-May-2024	180 days	6 days	✓

Matrix: **Water**

Evaluation: × = Holding time exceedance ; ✓ = Within Holding Time

Analyte Group : Analytical Method / Container / Client Sample ID(s)	Method	Sampling Date	Extraction / Preparation				Analysis			
			Preparation Date	Holding Times Rec	Holding Times Actual	Eval	Analysis Date	Holding Times Rec	Holding Times Actual	Eval
Dissolved Metals : Dissolved Metals in Water by CRC ICPMS										
HDPE dissolved (nitric acid)										
FLB-13	E421	04-May-2024	10-May-2024	180 days	6 days	✓	10-May-2024	180 days	6 days	✓
Dissolved Metals : Dissolved Metals in Water by CRC ICPMS										
HDPE dissolved (nitric acid)										
FLB-14	E421	04-May-2024	10-May-2024	180 days	6 days	✓	10-May-2024	180 days	6 days	✓
Dissolved Metals : Dissolved Metals in Water by CRC ICPMS										
HDPE dissolved (nitric acid)										
FLB-15	E421	04-May-2024	10-May-2024	180 days	6 days	✓	10-May-2024	180 days	6 days	✓
Dissolved Metals : Dissolved Metals in Water by CRC ICPMS										
HDPE dissolved (nitric acid)										
FLB-BLANK	E421	04-May-2024	13-May-2024	180 days	9 days	✓	13-May-2024	180 days	9 days	✓
Dissolved Metals : Dissolved Metals in Water by CRC ICPMS										
HDPE dissolved (nitric acid)										
FLB-DUPLICATE	E421	04-May-2024	13-May-2024	180 days	9 days	✓	13-May-2024	180 days	9 days	✓
Dissolved Metals : Dissolved Metals in Water by CRC ICPMS										
HDPE dissolved (nitric acid)										
FLB-FIELDBLANK	E421	04-May-2024	13-May-2024	180 days	9 days	✓	13-May-2024	180 days	9 days	✓
Dissolved Metals : Dissolved Phosphorus in Water by CRC-ICPMS (Low level)										
HDPE dissolved (nitric acid)										
FLB-01	E421.P-L	04-May-2024	10-May-2024	180 days	6 days	✓	10-May-2024	180 days	6 days	✓
Dissolved Metals : Dissolved Phosphorus in Water by CRC-ICPMS (Low level)										
HDPE dissolved (nitric acid)										
FLB-02	E421.P-L	04-May-2024	10-May-2024	180 days	6 days	✓	10-May-2024	180 days	6 days	✓
Dissolved Metals : Dissolved Phosphorus in Water by CRC-ICPMS (Low level)										
HDPE dissolved (nitric acid)										
FLB-03	E421.P-L	04-May-2024	10-May-2024	180 days	6 days	✓	10-May-2024	180 days	6 days	✓

Matrix: **Water**

Evaluation: × = Holding time exceedance ; ✓ = Within Holding Time

Analyte Group : Analytical Method / Container / Client Sample ID(s)	Method	Sampling Date	Extraction / Preparation				Analysis			
			Preparation Date	Holding Times		Eval	Analysis Date	Holding Times		Eval
				Rec	Actual			Rec	Actual	
Dissolved Metals : Dissolved Phosphorus in Water by CRC-ICPMS (Low level)										
HDPE dissolved (nitric acid)										
FLB-04	E421.P-L	04-May-2024	10-May-2024	180 days	6 days	✓	10-May-2024	180 days	6 days	✓
Dissolved Metals : Dissolved Phosphorus in Water by CRC-ICPMS (Low level)										
HDPE dissolved (nitric acid)										
FLB-05	E421.P-L	04-May-2024	10-May-2024	180 days	6 days	✓	10-May-2024	180 days	6 days	✓
Dissolved Metals : Dissolved Phosphorus in Water by CRC-ICPMS (Low level)										
HDPE dissolved (nitric acid)										
FLB-06	E421.P-L	04-May-2024	10-May-2024	180 days	6 days	✓	10-May-2024	180 days	6 days	✓
Dissolved Metals : Dissolved Phosphorus in Water by CRC-ICPMS (Low level)										
HDPE dissolved (nitric acid)										
FLB-07	E421.P-L	04-May-2024	10-May-2024	180 days	6 days	✓	10-May-2024	180 days	6 days	✓
Dissolved Metals : Dissolved Phosphorus in Water by CRC-ICPMS (Low level)										
HDPE dissolved (nitric acid)										
FLB-08	E421.P-L	04-May-2024	10-May-2024	180 days	6 days	✓	10-May-2024	180 days	6 days	✓
Dissolved Metals : Dissolved Phosphorus in Water by CRC-ICPMS (Low level)										
HDPE dissolved (nitric acid)										
FLB-09	E421.P-L	04-May-2024	10-May-2024	180 days	6 days	✓	10-May-2024	180 days	6 days	✓
Dissolved Metals : Dissolved Phosphorus in Water by CRC-ICPMS (Low level)										
HDPE dissolved (nitric acid)										
FLB-10	E421.P-L	04-May-2024	10-May-2024	180 days	6 days	✓	10-May-2024	180 days	6 days	✓
Dissolved Metals : Dissolved Phosphorus in Water by CRC-ICPMS (Low level)										
HDPE dissolved (nitric acid)										
FLB-11	E421.P-L	04-May-2024	10-May-2024	180 days	6 days	✓	10-May-2024	180 days	6 days	✓
Dissolved Metals : Dissolved Phosphorus in Water by CRC-ICPMS (Low level)										
HDPE dissolved (nitric acid)										
FLB-12	E421.P-L	04-May-2024	10-May-2024	180 days	6 days	✓	10-May-2024	180 days	6 days	✓

Matrix: **Water**

Evaluation: × = Holding time exceedance ; ✓ = Within Holding Time

Analyte Group : Analytical Method / Container / Client Sample ID(s)	Method	Sampling Date	Extraction / Preparation				Analysis			
			Preparation Date	Holding Times Rec	Holding Times Actual	Eval	Analysis Date	Holding Times Rec	Holding Times Actual	Eval
Dissolved Metals : Dissolved Phosphorus in Water by CRC-ICPMS (Low level)										
HDPE dissolved (nitric acid)										
FLB-13	E421.P-L	04-May-2024	10-May-2024	180 days	6 days	✓	10-May-2024	180 days	6 days	✓
Dissolved Metals : Dissolved Phosphorus in Water by CRC-ICPMS (Low level)										
HDPE dissolved (nitric acid)										
FLB-14	E421.P-L	04-May-2024	10-May-2024	180 days	6 days	✓	10-May-2024	180 days	6 days	✓
Dissolved Metals : Dissolved Phosphorus in Water by CRC-ICPMS (Low level)										
HDPE dissolved (nitric acid)										
FLB-15	E421.P-L	04-May-2024	10-May-2024	180 days	6 days	✓	10-May-2024	180 days	6 days	✓
Dissolved Metals : Dissolved Phosphorus in Water by CRC-ICPMS (Low level)										
HDPE dissolved (nitric acid)										
FLB-BLANK	E421.P-L	04-May-2024	13-May-2024	180 days	9 days	✓	13-May-2024	180 days	9 days	✓
Dissolved Metals : Dissolved Phosphorus in Water by CRC-ICPMS (Low level)										
HDPE dissolved (nitric acid)										
FLB-DUPLICATE	E421.P-L	04-May-2024	13-May-2024	180 days	9 days	✓	13-May-2024	180 days	9 days	✓
Dissolved Metals : Dissolved Phosphorus in Water by CRC-ICPMS (Low level)										
HDPE dissolved (nitric acid)										
FLB-FIELDBLANK	E421.P-L	04-May-2024	13-May-2024	180 days	9 days	✓	13-May-2024	180 days	9 days	✓
Physical Tests : Acidity by Titration										
HDPE										
FLB-01	E283	04-May-2024	10-May-2024	14 days	6 days	✓	10-May-2024	14 days	6 days	✓
Physical Tests : Acidity by Titration										
HDPE										
FLB-02	E283	04-May-2024	10-May-2024	14 days	6 days	✓	10-May-2024	14 days	6 days	✓
Physical Tests : Acidity by Titration										
HDPE										
FLB-03	E283	04-May-2024	10-May-2024	14 days	6 days	✓	10-May-2024	14 days	6 days	✓

Matrix: **Water**

Evaluation: × = Holding time exceedance ; ✓ = Within Holding Time

Analyte Group : Analytical Method / Container / Client Sample ID(s)	Method	Sampling Date	Extraction / Preparation				Analysis			
			Preparation Date	Holding Times Rec	Holding Times Actual	Eval	Analysis Date	Holding Times Rec	Holding Times Actual	Eval
Physical Tests : Acidity by Titration										
HDPE FLB-04	E283	04-May-2024	10-May-2024	14 days	6 days	✓	10-May-2024	14 days	6 days	✓
Physical Tests : Acidity by Titration										
HDPE FLB-05	E283	04-May-2024	10-May-2024	14 days	6 days	✓	10-May-2024	14 days	6 days	✓
Physical Tests : Acidity by Titration										
HDPE FLB-06	E283	04-May-2024	10-May-2024	14 days	6 days	✓	10-May-2024	14 days	6 days	✓
Physical Tests : Acidity by Titration										
HDPE FLB-07	E283	04-May-2024	10-May-2024	14 days	6 days	✓	10-May-2024	14 days	6 days	✓
Physical Tests : Acidity by Titration										
HDPE FLB-08	E283	04-May-2024	10-May-2024	14 days	6 days	✓	10-May-2024	14 days	6 days	✓
Physical Tests : Acidity by Titration										
HDPE FLB-09	E283	04-May-2024	10-May-2024	14 days	6 days	✓	10-May-2024	14 days	6 days	✓
Physical Tests : Acidity by Titration										
HDPE FLB-10	E283	04-May-2024	10-May-2024	14 days	6 days	✓	10-May-2024	14 days	6 days	✓
Physical Tests : Acidity by Titration										
HDPE FLB-11	E283	04-May-2024	10-May-2024	14 days	6 days	✓	10-May-2024	14 days	6 days	✓
Physical Tests : Acidity by Titration										
HDPE FLB-12	E283	04-May-2024	10-May-2024	14 days	6 days	✓	10-May-2024	14 days	6 days	✓

Matrix: **Water**

Evaluation: × = Holding time exceedance ; ✓ = Within Holding Time

Analyte Group : Analytical Method / Container / Client Sample ID(s)	Method	Sampling Date	Extraction / Preparation				Analysis			
			Preparation Date	Holding Times Rec	Holding Times Actual	Eval	Analysis Date	Holding Times Rec	Holding Times Actual	Eval
Physical Tests : Acidity by Titration										
HDPE FLB-13	E283	04-May-2024	10-May-2024	14 days	6 days	✓	10-May-2024	14 days	6 days	✓
Physical Tests : Acidity by Titration										
HDPE FLB-14	E283	04-May-2024	10-May-2024	14 days	6 days	✓	10-May-2024	14 days	6 days	✓
Physical Tests : Acidity by Titration										
HDPE FLB-15	E283	04-May-2024	10-May-2024	14 days	6 days	✓	10-May-2024	14 days	6 days	✓
Physical Tests : Acidity by Titration										
HDPE FLB-BLANK	E283	04-May-2024	10-May-2024	14 days	6 days	✓	10-May-2024	14 days	6 days	✓
Physical Tests : Acidity by Titration										
HDPE FLB-DUPLICATE	E283	04-May-2024	10-May-2024	14 days	6 days	✓	10-May-2024	14 days	6 days	✓
Physical Tests : Alkalinity Species by Titration										
HDPE FLB-01	E290	04-May-2024	07-May-2024	14 days	3 days	✓	07-May-2024	14 days	3 days	✓
Physical Tests : Alkalinity Species by Titration										
HDPE FLB-02	E290	04-May-2024	07-May-2024	14 days	3 days	✓	07-May-2024	14 days	3 days	✓
Physical Tests : Alkalinity Species by Titration										
HDPE FLB-03	E290	04-May-2024	07-May-2024	14 days	3 days	✓	07-May-2024	14 days	3 days	✓
Physical Tests : Alkalinity Species by Titration										
HDPE FLB-04	E290	04-May-2024	07-May-2024	14 days	3 days	✓	07-May-2024	14 days	3 days	✓

Matrix: **Water**

Evaluation: × = Holding time exceedance ; ✓ = Within Holding Time

Analyte Group : Analytical Method / Container / Client Sample ID(s)	Method	Sampling Date	Extraction / Preparation				Analysis			
			Preparation Date	Holding Times Rec	Holding Times Actual	Eval	Analysis Date	Holding Times Rec	Holding Times Actual	Eval
Physical Tests : Alkalinity Species by Titration										
HDPE FLB-05	E290	04-May-2024	07-May-2024	14 days	3 days	✓	07-May-2024	14 days	3 days	✓
Physical Tests : Alkalinity Species by Titration										
HDPE FLB-06	E290	04-May-2024	07-May-2024	14 days	3 days	✓	07-May-2024	14 days	3 days	✓
Physical Tests : Alkalinity Species by Titration										
HDPE FLB-07	E290	04-May-2024	07-May-2024	14 days	3 days	✓	07-May-2024	14 days	3 days	✓
Physical Tests : Alkalinity Species by Titration										
HDPE FLB-08	E290	04-May-2024	07-May-2024	14 days	3 days	✓	07-May-2024	14 days	3 days	✓
Physical Tests : Alkalinity Species by Titration										
HDPE FLB-09	E290	04-May-2024	07-May-2024	14 days	3 days	✓	07-May-2024	14 days	3 days	✓
Physical Tests : Alkalinity Species by Titration										
HDPE FLB-10	E290	04-May-2024	07-May-2024	14 days	3 days	✓	07-May-2024	14 days	3 days	✓
Physical Tests : Alkalinity Species by Titration										
HDPE FLB-11	E290	04-May-2024	07-May-2024	14 days	3 days	✓	07-May-2024	14 days	3 days	✓
Physical Tests : Alkalinity Species by Titration										
HDPE FLB-12	E290	04-May-2024	07-May-2024	14 days	3 days	✓	07-May-2024	14 days	3 days	✓
Physical Tests : Alkalinity Species by Titration										
HDPE FLB-13	E290	04-May-2024	07-May-2024	14 days	3 days	✓	07-May-2024	14 days	3 days	✓

Matrix: **Water**

Evaluation: × = Holding time exceedance ; ✓ = Within Holding Time

Analyte Group : Analytical Method / Container / Client Sample ID(s)	*Method*	*Sampling Date*	*Extraction / Preparation*				*Analysis*			
			Preparation Date	*Holding Times* Rec	*Holding Times* Actual	*Eval*	*Analysis Date*	*Holding Times* Rec	*Holding Times* Actual	*Eval*
Physical Tests : Alkalinity Species by Titration										
HDPE FLB-14	E290	04-May-2024	07-May-2024	14 days	3 days	✓	07-May-2024	14 days	3 days	✓
Physical Tests : Alkalinity Species by Titration										
HDPE FLB-15	E290	04-May-2024	07-May-2024	14 days	3 days	✓	07-May-2024	14 days	3 days	✓
Physical Tests : Alkalinity Species by Titration										
HDPE FLB-BLANK	E290	04-May-2024	07-May-2024	14 days	3 days	✓	07-May-2024	14 days	3 days	✓
Physical Tests : Alkalinity Species by Titration										
HDPE FLB-DUPLICATE	E290	04-May-2024	07-May-2024	14 days	3 days	✓	07-May-2024	14 days	3 days	✓
Physical Tests : Conductivity in Water										
HDPE FLB-01	E100	04-May-2024	07-May-2024	28 days	3 days	✓	07-May-2024	28 days	3 days	✓
Physical Tests : Conductivity in Water										
HDPE FLB-02	E100	04-May-2024	07-May-2024	28 days	3 days	✓	07-May-2024	28 days	3 days	✓
Physical Tests : Conductivity in Water										
HDPE FLB-03	E100	04-May-2024	07-May-2024	28 days	3 days	✓	07-May-2024	28 days	3 days	✓
Physical Tests : Conductivity in Water										
HDPE FLB-04	E100	04-May-2024	07-May-2024	28 days	3 days	✓	07-May-2024	28 days	3 days	✓
Physical Tests : Conductivity in Water										
HDPE FLB-05	E100	04-May-2024	07-May-2024	28 days	3 days	✓	07-May-2024	28 days	3 days	✓

Matrix: **Water**

Evaluation: × = Holding time exceedance ; ✓ = Within Holding Time

Analyte Group : Analytical Method / Container / Client Sample ID(s)	Method	Sampling Date	Extraction / Preparation				Analysis			
			Preparation Date	Holding Times Rec	Holding Times Actual	Eval	Analysis Date	Holding Times Rec	Holding Times Actual	Eval
Physical Tests : Conductivity in Water										
HDPE FLB-06	E100	04-May-2024	07-May-2024	28 days	3 days	✓	07-May-2024	28 days	3 days	✓
Physical Tests : Conductivity in Water										
HDPE FLB-07	E100	04-May-2024	07-May-2024	28 days	3 days	✓	07-May-2024	28 days	3 days	✓
Physical Tests : Conductivity in Water										
HDPE FLB-08	E100	04-May-2024	07-May-2024	28 days	3 days	✓	07-May-2024	28 days	3 days	✓
Physical Tests : Conductivity in Water										
HDPE FLB-09	E100	04-May-2024	07-May-2024	28 days	3 days	✓	07-May-2024	28 days	3 days	✓
Physical Tests : Conductivity in Water										
HDPE FLB-10	E100	04-May-2024	07-May-2024	28 days	3 days	✓	07-May-2024	28 days	3 days	✓
Physical Tests : Conductivity in Water										
HDPE FLB-11	E100	04-May-2024	07-May-2024	28 days	3 days	✓	07-May-2024	28 days	3 days	✓
Physical Tests : Conductivity in Water										
HDPE FLB-12	E100	04-May-2024	07-May-2024	28 days	3 days	✓	07-May-2024	28 days	3 days	✓
Physical Tests : Conductivity in Water										
HDPE FLB-13	E100	04-May-2024	07-May-2024	28 days	3 days	✓	07-May-2024	28 days	3 days	✓
Physical Tests : Conductivity in Water										
HDPE FLB-14	E100	04-May-2024	07-May-2024	28 days	3 days	✓	07-May-2024	28 days	3 days	✓

Matrix: **Water**

Evaluation: × = Holding time exceedance ; ✓ = Within Holding Time

Analyte Group : Analytical Method / Container / Client Sample ID(s)	Method	Sampling Date	Extraction / Preparation				Analysis			
			Preparation Date	Holding Times Rec	Holding Times Actual	Eval	Analysis Date	Holding Times Rec	Holding Times Actual	Eval
Physical Tests : Conductivity in Water										
HDPE FLB-15	E100	04-May-2024	07-May-2024	28 days	3 days	✓	07-May-2024	28 days	3 days	✓
Physical Tests : Conductivity in Water										
HDPE FLB-BLANK	E100	04-May-2024	07-May-2024	28 days	3 days	✓	07-May-2024	28 days	3 days	✓
Physical Tests : Conductivity in Water										
HDPE FLB-DUPLICATE	E100	04-May-2024	07-May-2024	28 days	3 days	✓	07-May-2024	28 days	3 days	✓
Physical Tests : pH by Meter										
HDPE FLB-01	E108	04-May-2024	07-May-2024	0.25 hrs	67 hrs	× EHTR-FM	07-May-2024	0.25 hrs	79 hrs	× EHTR-FM
Physical Tests : pH by Meter										
HDPE FLB-02	E108	04-May-2024	07-May-2024	0.25 hrs	67 hrs	× EHTR-FM	07-May-2024	0.25 hrs	79 hrs	× EHTR-FM
Physical Tests : pH by Meter										
HDPE FLB-03	E108	04-May-2024	07-May-2024	0.25 hrs	67 hrs	× EHTR-FM	07-May-2024	0.25 hrs	79 hrs	× EHTR-FM
Physical Tests : pH by Meter										
HDPE FLB-04	E108	04-May-2024	07-May-2024	0.25 hrs	67 hrs	× EHTR-FM	07-May-2024	0.25 hrs	79 hrs	× EHTR-FM
Physical Tests : pH by Meter										
HDPE FLB-05	E108	04-May-2024	07-May-2024	0.25 hrs	67 hrs	× EHTR-FM	07-May-2024	0.25 hrs	79 hrs	× EHTR-FM
Physical Tests : pH by Meter										
HDPE FLB-BLANK	E108	04-May-2024	07-May-2024	0.25 hrs	67 hrs	× EHTR-FM	07-May-2024	0.25 hrs	79 hrs	× EHTR-FM

Matrix: **Water**

Evaluation: × = Holding time exceedance ; ✓ = Within Holding Time

Analyte Group : Analytical Method / Container / Client Sample ID(s)	Method	Sampling Date	Extraction / Preparation				Analysis			
			Preparation Date	Holding Times Rec	Holding Times Actual	Eval	Analysis Date	Holding Times Rec	Holding Times Actual	Eval
Physical Tests : pH by Meter										
HDPE FLB-06	E108	04-May-2024	07-May-2024	0.25 hrs	68 hrs	× EHTR-FM	07-May-2024	0.25 hrs	80 hrs	× EHTR-FM
Physical Tests : pH by Meter										
HDPE FLB-07	E108	04-May-2024	07-May-2024	0.25 hrs	68 hrs	× EHTR-FM	07-May-2024	0.25 hrs	80 hrs	× EHTR-FM
Physical Tests : pH by Meter										
HDPE FLB-08	E108	04-May-2024	07-May-2024	0.25 hrs	68 hrs	× EHTR-FM	07-May-2024	0.25 hrs	80 hrs	× EHTR-FM
Physical Tests : pH by Meter										
HDPE FLB-09	E108	04-May-2024	07-May-2024	0.25 hrs	68 hrs	× EHTR-FM	07-May-2024	0.25 hrs	80 hrs	× EHTR-FM
Physical Tests : pH by Meter										
HDPE FLB-10	E108	04-May-2024	07-May-2024	0.25 hrs	68 hrs	× EHTR-FM	07-May-2024	0.25 hrs	80 hrs	× EHTR-FM
Physical Tests : pH by Meter										
HDPE FLB-DUPLICATE	E108	04-May-2024	07-May-2024	0.25 hrs	68 hrs	× EHTR-FM	07-May-2024	0.25 hrs	80 hrs	× EHTR-FM
Physical Tests : pH by Meter										
HDPE FLB-11	E108	04-May-2024	07-May-2024	0.25 hrs	69 hrs	× EHTR-FM	07-May-2024	0.25 hrs	81 hrs	× EHTR-FM
Physical Tests : pH by Meter										
HDPE FLB-12	E108	04-May-2024	07-May-2024	0.25 hrs	69 hrs	× EHTR-FM	07-May-2024	0.25 hrs	81 hrs	× EHTR-FM
Physical Tests : pH by Meter										
HDPE FLB-13	E108	04-May-2024	07-May-2024	0.25 hrs	69 hrs	× EHTR-FM	07-May-2024	0.25 hrs	81 hrs	× EHTR-FM

Matrix: **Water**

Evaluation: ✗ = Holding time exceedance ; ✓ = Within Holding Time

Analyte Group : Analytical Method / Container / Client Sample ID(s)	Method	Sampling Date	Extraction / Preparation				Analysis			
			Preparation Date	Holding Times Rec	Holding Times Actual	Eval	Analysis Date	Holding Times Rec	Holding Times Actual	Eval
Physical Tests : pH by Meter										
HDPE FLB-14	E108	04-May-2024	07-May-2024	0.25 hrs	69 hrs	✗ EHTR-FM	07-May-2024	0.25 hrs	81 hrs	✗ EHTR-FM
Physical Tests : pH by Meter										
HDPE FLB-15	E108	04-May-2024	07-May-2024	0.25 hrs	69 hrs	✗ EHTR-FM	07-May-2024	0.25 hrs	81 hrs	✗ EHTR-FM
Physical Tests : TDS by Gravimetry (Low Level)										
HDPE FLB-01	E162-L	04-May-2024	----	----	----		08-May-2024	4 days	4 days	✓
Physical Tests : TDS by Gravimetry (Low Level)										
HDPE FLB-02	E162-L	04-May-2024	----	----	----		08-May-2024	4 days	4 days	✓
Physical Tests : TDS by Gravimetry (Low Level)										
HDPE FLB-03	E162-L	04-May-2024	----	----	----		08-May-2024	4 days	4 days	✓
Physical Tests : TDS by Gravimetry (Low Level)										
HDPE FLB-04	E162-L	04-May-2024	----	----	----		08-May-2024	4 days	4 days	✓
Physical Tests : TDS by Gravimetry (Low Level)										
HDPE FLB-05	E162-L	04-May-2024	----	----	----		08-May-2024	4 days	4 days	✓
Physical Tests : TDS by Gravimetry (Low Level)										
HDPE FLB-06	E162-L	04-May-2024	----	----	----		08-May-2024	4 days	4 days	✓
Physical Tests : TDS by Gravimetry (Low Level)										
HDPE FLB-07	E162-L	04-May-2024	----	----	----		08-May-2024	4 days	4 days	✓

Matrix: **Water**

Evaluation: × = Holding time exceedance ; ✓ = Within Holding Time

Analyte Group : Analytical Method / Container / Client Sample ID(s)	*Method*	*Sampling Date*	*Extraction / Preparation*				*Analysis*			
			Preparation Date	*Holding Times*		*Eval*	*Analysis Date*	*Holding Times*		*Eval*
				Rec	*Actual*			*Rec*	*Actual*	
Physical Tests : TDS by Gravimetry (Low Level)										
HDPE FLB-08	E162-L	04-May-2024	----	----	----		08-May-2024	4 days	4 days	✓
Physical Tests : TDS by Gravimetry (Low Level)										
HDPE FLB-09	E162-L	04-May-2024	----	----	----		08-May-2024	4 days	4 days	✓
Physical Tests : TDS by Gravimetry (Low Level)										
HDPE FLB-10	E162-L	04-May-2024	----	----	----		08-May-2024	4 days	4 days	✓
Physical Tests : TDS by Gravimetry (Low Level)										
HDPE FLB-11	E162-L	04-May-2024	----	----	----		08-May-2024	4 days	4 days	✓
Physical Tests : TDS by Gravimetry (Low Level)										
HDPE FLB-12	E162-L	04-May-2024	----	----	----		08-May-2024	4 days	4 days	✓
Physical Tests : TDS by Gravimetry (Low Level)										
HDPE FLB-13	E162-L	04-May-2024	----	----	----		08-May-2024	4 days	4 days	✓
Physical Tests : TDS by Gravimetry (Low Level)										
HDPE FLB-14	E162-L	04-May-2024	----	----	----		08-May-2024	4 days	4 days	✓
Physical Tests : TDS by Gravimetry (Low Level)										
HDPE FLB-15	E162-L	04-May-2024	----	----	----		08-May-2024	4 days	4 days	✓
Physical Tests : TDS by Gravimetry (Low Level)										
HDPE FLB-BLANK	E162-L	04-May-2024	----	----	----		08-May-2024	4 days	4 days	✓

Matrix: **Water**

Evaluation: × = Holding time exceedance ; ✓ = Within Holding Time

Analyte Group : Analytical Method / Container / Client Sample ID(s)	Method	Sampling Date	Extraction / Preparation				Analysis			
			Preparation Date	Holding Times Rec	Holding Times Actual	Eval	Analysis Date	Holding Times Rec	Holding Times Actual	Eval
Physical Tests : TDS by Gravimetry (Low Level)										
HDPE										
FLB-DUPLICATE	E162-L	04-May-2024	----	----	----		08-May-2024	4 days	4 days	✓

Legend & Qualifier Definitions

EHTR-FM: Exceeded ALS recommended hold time prior to sample receipt. Field Measurement recommended

Rec. HT: ALS recommended hold time (see units).

Quality Control Parameter Frequency Compliance

The following report summarizes the frequency of laboratory QC samples analyzed within the analytical batches (QC lots) in which the submitted samples were processed. The actual frequency should be greater than or equal to the expected frequency.

Matrix: **Water**

Evaluation: ✗ = QC frequency outside specification; ✓ = QC frequency within specification.

Quality Control Sample Type			Count		Frequency (%)		
Analytical Methods	*Method*	*QC Lot #*	*QC*	*Regular*	*Actual*	*Expected*	*Evaluation*
Laboratory Duplicates (DUP)							
Acidity by Titration	E283	1436490	1	18	5.5	5.0	✓
Alkalinity Species by Titration	E290	1432623	1	32	3.1	5.0	✗
Chloride in Water by IC (Low Level)	E235.Cl-L	1431552	1	20	5.0	5.0	✓
Conductivity in Water	E100	1432622	2	40	5.0	5.0	✓
Dissolved Mercury in Water by CVAAS	E509	1435159	2	40	5.0	5.0	✓
Dissolved Metals in Water by CRC ICPMS	E421	1436590	2	40	5.0	5.0	✓
Dissolved Phosphorus in Water by CRC-ICPMS (Low level)	E421.P-L	1436592	2	40	5.0	5.0	✓
Fluoride in Water by IC	E235.F	1431551	1	17	5.8	5.0	✓
pH by Meter	E108	1432621	2	40	5.0	5.0	✓
Sulfate in Water by IC	E235.SO4	1431553	1	20	5.0	5.0	✓
TDS by Gravimetry (Low Level)	E162-L	1431816	2	40	5.0	5.0	✓
Total Phosphorus by Colourimetry (0.002 mg/L)	E372-U	1431960	2	39	5.1	5.0	✓
Laboratory Control Samples (LCS)							
Acidity by Titration	E283	1436490	1	18	5.5	5.0	✓
Alkalinity Species by Titration	E290	1432623	2	32	6.2	5.0	✓
Chloride in Water by IC (Low Level)	E235.Cl-L	1431552	1	20	5.0	5.0	✓
Conductivity in Water	E100	1432622	2	40	5.0	5.0	✓
Dissolved Mercury in Water by CVAAS	E509	1435159	2	40	5.0	5.0	✓
Dissolved Metals in Water by CRC ICPMS	E421	1436590	2	40	5.0	5.0	✓
Dissolved Phosphorus in Water by CRC-ICPMS (Low level)	E421.P-L	1436592	2	40	5.0	5.0	✓
Fluoride in Water by IC	E235.F	1431551	1	17	5.8	5.0	✓
pH by Meter	E108	1432621	2	40	5.0	5.0	✓
Sulfate in Water by IC	E235.SO4	1431553	1	20	5.0	5.0	✓
TDS by Gravimetry (Low Level)	E162-L	1431816	2	40	5.0	5.0	✓
Total Phosphorus by Colourimetry (0.002 mg/L)	E372-U	1431960	2	39	5.1	5.0	✓
Method Blanks (MB)							
Acidity by Titration	E283	1436490	1	18	5.5	5.0	✓
Alkalinity Species by Titration	E290	1432623	2	32	6.2	5.0	✓
Chloride in Water by IC (Low Level)	E235.Cl-L	1431552	1	20	5.0	5.0	✓
Conductivity in Water	E100	1432622	2	40	5.0	5.0	✓
Dissolved Mercury in Water by CVAAS	E509	1435159	2	40	5.0	5.0	✓
Dissolved Metals in Water by CRC ICPMS	E421	1436590	2	40	5.0	5.0	✓
Dissolved Phosphorus in Water by CRC-ICPMS (Low level)	E421.P-L	1436592	2	40	5.0	5.0	✓
Fluoride in Water by IC	E235.F	1431551	1	17	5.8	5.0	✓
Sulfate in Water by IC	E235.SO4	1431553	1	20	5.0	5.0	✓

Matrix: **Water**

Evaluation: × = *QC frequency outside specification*; ✓ = *QC frequency within specification.*

Quality Control Sample Type			Count		Frequency (%)		
Analytical Methods	*Method*	*QC Lot #*	*QC*	*Regular*	*Actual*	*Expected*	*Evaluation*
Method Blanks (MB) - Continued							
TDS by Gravimetry (Low Level)	E162-L	1431816	2	40	5.0	5.0	✓
Total Phosphorus by Colourimetry (0.002 mg/L)	E372-U	1431960	2	39	5.1	5.0	✓
Matrix Spikes (MS)							
Chloride in Water by IC (Low Level)	E235.Cl-L	1431552	1	20	5.0	5.0	✓
Dissolved Mercury in Water by CVAAS	E509	1435159	2	40	5.0	5.0	✓
Dissolved Metals in Water by CRC ICPMS	E421	1436590	2	40	5.0	5.0	✓
Dissolved Phosphorus in Water by CRC-ICPMS (Low level)	E421.P-L	1436592	2	40	5.0	5.0	✓
Fluoride in Water by IC	E235.F	1431551	1	17	5.8	5.0	✓
Sulfate in Water by IC	E235.SO4	1431553	1	20	5.0	5.0	✓
Total Phosphorus by Colourimetry (0.002 mg/L)	E372-U	1431960	2	39	5.1	5.0	✓

Methodology References and Summaries

The analytical methods used by ALS are developed using internationally recognized reference methods (where available), such as those published by US EPA, APHA Standard Methods, ASTM, ISO, Environment Canada, BC MOE, and Ontario MOE. Reference methods may incorporate modifications to improve performance (indicated by "mod").

Analytical Methods	Method / Lab	Matrix	Method Reference	Method Descriptions
Conductivity in Water	E100 ALS Environmental - Winnipeg	Water	APHA 2510 (mod)	Conductivity, also known as Electrical Conductivity (EC) or Specific Conductance, is measured by immersion of a conductivity cell with platinum electrodes into a water sample. Conductivity measurements are temperature-compensated to 25°C.
pH by Meter	E108 ALS Environmental - Winnipeg	Water	APHA 4500-H (mod)	pH is determined by potentiometric measurement with a pH electrode, and is conducted at ambient laboratory temperature (normally 20 ± 5°C). For high accuracy test results, pH should be measured in the field within the recommended 15 minute hold time.
TDS by Gravimetry (Low Level)	E162-L ALS Environmental - Winnipeg	Water	APHA 2540 C (mod)	Total Dissolved Solids (TDS) are determined by filtering a sample through a glass fibre filter, with evaporation of the filtrate at 180 ± 2°C for 16 hours or to constant weight, with gravimetric measurement of the residue.
Chloride in Water by IC (Low Level)	E235.Cl-L ALS Environmental - Winnipeg	Water	EPA 300.1 (mod)	Inorganic anions are analyzed by Ion Chromatography with conductivity and/or UV detection.
Fluoride in Water by IC	E235.F ALS Environmental - Winnipeg	Water	EPA 300.1 (mod)	Inorganic anions are analyzed by Ion Chromatography with conductivity and/or UV detection.
Sulfate in Water by IC	E235.SO4 ALS Environmental - Winnipeg	Water	EPA 300.1 (mod)	Inorganic anions are analyzed by Ion Chromatography with conductivity and/or UV detection.
Acidity by Titration	E283 ALS Environmental - Waterloo	Water	APHA 2310 B (mod)	Acidity is determined by potentiometric titration to pH endpoint of 8.3
Alkalinity Species by Titration	E290 ALS Environmental - Winnipeg	Water	APHA 2320 B (mod)	Total alkalinity is determined by potentiometric titration to a pH 4.5 endpoint. Bicarbonate, carbonate and hydroxide alkalinity are calculated from phenolphthalein alkalinity and total alkalinity values.
Total Phosphorus by Colourimetry (0.002 mg/L)	E372-U ALS Environmental - Winnipeg	Water	APHA 4500-P E (mod).	Total Phosphorus is determined colourimetrically using a discrete analyzer after heated persulfate digestion of the sample.

Analytical Methods	Method / Lab	Matrix	Method Reference	Method Descriptions
Dissolved Metals in Water by CRC ICPMS	E421 ALS Environmental - Winnipeg	Water	APHA 3030B/EPA 6020B (mod)	Water samples are filtered (0.45 um), preserved with nitric acid, and analyzed by Collision/Reaction Cell ICPMS. Method Limitation (re: Sulfur): Sulfide and volatile sulfur species may not be recovered by this method.
Dissolved Phosphorus in Water by CRC-ICPMS (Low level)	E421.P-L ALS Environmental - Winnipeg	Water	APHA 3030B/EPA 6020B (mod)	Water samples are filtered (0.45 um), preserved with nitric acid, and analyzed by Collision/Reaction Cell ICPMS.
Dissolved Mercury in Water by CVAAS	E509 ALS Environmental - Winnipeg	Water	APHA 3030B/EPA 1631E (mod)	Water samples are filtered (0.45 um), preserved with HCl, then undergo a cold-oxidation using bromine monochloride prior to reduction with stannous chloride, and analyzed by CVAAS.

Preparation Methods	Method / Lab	Matrix	Method Reference	Method Descriptions
Digestion for Total Phosphorus in water	EP372 ALS Environmental - Winnipeg	Water	APHA 4500-P E (mod).	Samples are heated with a persulfate digestion reagent.
Dissolved Metals Water Filtration	EP421 ALS Environmental - Winnipeg	Water	APHA 3030B	Water samples are filtered (0.45 um), and preserved with HNO3.
Dissolved Mercury Water Filtration	EP509 ALS Environmental - Winnipeg	Water	APHA 3030B	Water samples are filtered (0.45 um), and preserved with HCl.

QUALITY CONTROL REPORT

Work Order	: **WP2410624**	Page	: 1 of 17
Client	: Great Bear Resources Ltd	Laboratory	: ALS Environmental - Winnipeg
Contact	: Ashley Moncrief	Account Manager	: Judy Dalmaijer
Address	: Great Bear Resources Ltd. 117 Forestry Road Red Lake ON Canada P0V 2M0	Address	: 1329 Niakwa Road East, Unit 12 Winnipeg, Manitoba Canada R2J 3T4
Telephone	: 807 630 0203	Telephone	: +1 204 255 9720
Project	: PPR-022-3	Date Samples Received	: 07-May-2024 08:50
PO	: PPR-022-3	Date Analysis Commenced	: 07-May-2024
C-O-C number	: ----	Issue Date	: 14-May-2024 09:39
Sampler	: ----		
Site	: ----		
Quote number	: 2024 Standing offer_V2		
No. of samples received	: 18		
No. of samples analysed	: 18		

This report supersedes any previous report(s) with this reference. Results apply to the sample(s) as submitted. This document shall not be reproduced, except in full.

This Quality Control Report contains the following information:

- Laboratory Duplicate (DUP) Report; Relative Percent Difference (RPD) and Data Quality Objectives
- Matrix Spike (MS) Report; Recovery and Data Quality Objectives
- Method Blank (MB) Report; Recovery and Data Quality Objectives
- Laboratory Control Sample (LCS) Report; Recovery and Data Quality Objectives

Signatories

This document has been electronically signed by the authorized signatories below. Electronic signing is conducted in accordance with US FDA 21 CFR Part 11.

Signatories	*Position*	*Laboratory Department*
Kelly Fischer	Technical Specialist	Waterloo Inorganics, Waterloo, Ontario
Lee McTavish		Winnipeg Metals, Winnipeg, Manitoba
Leila Conyard	Lab Assistant	Winnipeg Metals, Winnipeg, Manitoba
Oleksandr Busel		Winnipeg Inorganics, Winnipeg, Manitoba
Oleksandr Busel		Winnipeg Metals, Winnipeg, Manitoba

General Comments

The ALS Quality Control (QC) report is optionally provided to ALS clients upon request. ALS test methods include comprehensive QC checks with every analysis to ensure our high standards of quality are met. Each QC result has a known or expected target value, which is compared against predetermined Data Quality Objectives (DQOs) to provide confidence in the accuracy of associated test results. This report contains detailed results for all QC results applicable to this sample submission. Please refer to the ALS Quality Control Interpretation report (QCI) for applicable method references and methodology summaries.

Key :

Anonymous = Refers to samples which are not part of this work order, but which formed part of the QC process lot.
CAS Number = Chemical Abstracts Service number is a unique identifier assigned to discrete substances.
DQO = Data Quality Objective.
LOR = Limit of Reporting (detection limit).
RPD = Relative Percent Difference
# = Indicates a QC result that did not meet the ALS DQO.

Workorder Comments

Holding times are displayed as "---" if no guidance exists from CCME, Canadian provinces, or broadly recognized international references.

Laboratory Duplicate (DUP) Report

A Laboratory Duplicate (DUP) is a randomly selected intralaboratory replicate sample. Laboratory Duplicates provide information regarding method precision and sample heterogeneity. ALS DQOs for Laboratory Duplicates are expressed as test-specific limits for Relative Percent Difference (RPD), or as an absolute difference limit of 2 times the LOR for low concentration duplicates within ~ 4-10 times the LOR (cut-off is test-specific).

Sub-Matrix: **Water**

					Laboratory Duplicate (DUP) Report						
Laboratory sample ID	Client sample ID	Analyte	CAS Number	Method	LOR	Unit	Original Result	Duplicate Result	RPD(%) or Difference	Duplicate Limits	Qualifier
Physical Tests (QC Lot: 1431816)											
WP2410622-001	Anonymous	Solids, total dissolved [TDS]	----	E162-L	10.0	mg/L	132	134	1.75%	20%	----
Physical Tests (QC Lot: 1431817)											
WP2410624-007	FLB-07	Solids, total dissolved [TDS]	----	E162-L	10.0	mg/L	56.2	56.9	0.7	Diff <2x LOR	----
Physical Tests (QC Lot: 1432621)											
WP2410497-001	Anonymous	pH	----	E108	0.10	pH units	7.79	7.81	0.256%	4%	----
Physical Tests (QC Lot: 1432622)											
WP2410497-001	Anonymous	Conductivity	----	E100	2.0	µS/cm	298	297	0.336%	10%	----
Physical Tests (QC Lot: 1432625)											
WP2410487-001	Anonymous	Conductivity	----	E100	2.0	µS/cm	93.9	93.5	0.427%	10%	----
Physical Tests (QC Lot: 1432626)											
WP2410487-001	Anonymous	Alkalinity, total (as CaCO3)	----	E290	1.0	mg/L	41.3	41.1	0.485%	20%	----
Physical Tests (QC Lot: 1432627)											
WP2410487-001	Anonymous	pH	----	E108	0.10	pH units	7.61	7.63	0.262%	4%	----
Physical Tests (QC Lot: 1436490)											
WP2410624-001	FLB-01	Acidity (as CaCO3)	----	E283	2.0	mg/L	<2.0	<2.0	0	Diff <2x LOR	----
Anions and Nutrients (QC Lot: 1431551)											
WP2410624-001	FLB-01	Fluoride	16984-48-8	E235.F	0.020	mg/L	0.031	0.031	0.0003	Diff <2x LOR	----
Anions and Nutrients (QC Lot: 1431552)											
WP2410624-001	FLB-01	Chloride	16887-00-6	E235.Cl-L	0.10	mg/L	0.70	0.71	0.003	Diff <2x LOR	----
Anions and Nutrients (QC Lot: 1431553)											
WP2410624-001	FLB-01	Sulfate (as SO4)	14808-79-8	E235.SO4	0.30	mg/L	9.09	9.00	0.955%	20%	----
Anions and Nutrients (QC Lot: 1431960)											
WP2410456-001	Anonymous	Phosphorus, total	7723-14-0	E372-U	0.0040	mg/L	1.05	1.07	1.86%	20%	----
Anions and Nutrients (QC Lot: 1431961)											
WP2410624-006	FLB-06	Phosphorus, total	7723-14-0	E372-U	0.0020	mg/L	0.0230	0.0225	2.24%	20%	----
Dissolved Metals (QC Lot: 1435159)											
WP2410622-001	Anonymous	Mercury, dissolved	7439-97-6	E509	0.0000050	mg/L	<0.0000050	<0.0000050	0	Diff <2x LOR	----
Dissolved Metals (QC Lot: 1435175)											
WP2410624-007	FLB-07	Mercury, dissolved	7439-97-6	E509	0.0000050	mg/L	<0.0000050	<0.0000050	0	Diff <2x LOR	----
Dissolved Metals (QC Lot: 1436590)											

Sub-Matrix: **Water**

					Laboratory Duplicate (DUP) Report						
Laboratory sample ID	*Client sample ID*	*Analyte*	*CAS Number*	*Method*	*LOR*	*Unit*	*Original Result*	*Duplicate Result*	*RPD(%) or Difference*	*Duplicate Limits*	*Qualifier*
Dissolved Metals (QC Lot: 1436590) - continued											
WP2410623-004	Anonymous	Aluminum, dissolved	7429-90-5	E421	0.0010	mg/L	0.0513	0.0519	1.20%	20%	----
		Antimony, dissolved	7440-36-0	E421	0.00010	mg/L	0.00070	0.00060	0.00010	Diff <2x LOR	----
		Arsenic, dissolved	7440-38-2	E421	0.00010	mg/L	0.0329	0.0324	1.52%	20%	----
		Barium, dissolved	7440-39-3	E421	0.00010	mg/L	0.0388	0.0364	6.42%	20%	----
		Beryllium, dissolved	7440-41-7	E421	0.000020	mg/L	0.00270	0.00264	2.14%	20%	----
		Bismuth, dissolved	7440-69-9	E421	0.000050	mg/L	0.000217	0.000163	0.000054	Diff <2x LOR	----
		Boron, dissolved	7440-42-8	E421	0.010	mg/L	0.081	0.083	0.002	Diff <2x LOR	----
		Cadmium, dissolved	7440-43-9	E421	0.0000050	mg/L	0.0000658	0.0000654	0.701%	20%	----
		Calcium, dissolved	7440-70-2	E421	0.050	mg/L	10.2	10.2	0.220%	20%	----
		Cesium, dissolved	7440-46-2	E421	0.000010	mg/L	<0.000010	<0.000010	0	Diff <2x LOR	----
		Chromium, dissolved	7440-47-3	E421	0.00050	mg/L	<0.00050	<0.00050	0	Diff <2x LOR	----
		Cobalt, dissolved	7440-48-4	E421	0.00010	mg/L	0.00228	0.00214	6.20%	20%	----
		Copper, dissolved	7440-50-8	E421	0.00020	mg/L	0.0106	0.0102	3.46%	20%	----
		Iron, dissolved	7439-89-6	E421	0.010	mg/L	0.211	0.208	1.36%	20%	----
		Lead, dissolved	7439-92-1	E421	0.000050	mg/L	0.00822	0.00773	6.08%	20%	----
		Lithium, dissolved	7439-93-2	E421	0.0010	mg/L	0.0131	0.0128	2.29%	20%	----
		Magnesium, dissolved	7439-95-4	E421	0.0050	mg/L	4.16	3.51	17.0%	20%	----
		Manganese, dissolved	7439-96-5	E421	0.00010	mg/L	0.146	0.142	3.00%	20%	----
		Molybdenum, dissolved	7439-98-7	E421	0.000050	mg/L	0.0329	0.0316	3.84%	20%	----
		Nickel, dissolved	7440-02-0	E421	0.00050	mg/L	0.00714	0.00676	5.36%	20%	----
		Potassium, dissolved	7440-09-7	E421	0.050	mg/L	2.09	1.90	9.88%	20%	----
		Rubidium, dissolved	7440-17-7	E421	0.00020	mg/L	0.00331	0.00341	2.92%	20%	----
		Selenium, dissolved	7782-49-2	E421	0.000050	mg/L	<0.000050	0.000051	0.000001	Diff <2x LOR	----
		Silicon, dissolved	7440-21-3	E421	0.050	mg/L	8.35	8.35	0.000998%	20%	----
		Silver, dissolved	7440-22-4	E421	0.000010	mg/L	<0.000010	<0.000010	0	Diff <2x LOR	----
		Sodium, dissolved	7440-23-5	E421	0.050	mg/L	127	128	0.619%	20%	----
		Strontium, dissolved	7440-24-6	E421	0.00020	mg/L	0.0873	0.0866	0.809%	20%	----
		Sulfur, dissolved	7704-34-9	E421	0.50	mg/L	7.68	7.96	3.54%	20%	----
		Tellurium, dissolved	13494-80-9	E421	0.00020	mg/L	<0.00020	<0.00020	0	Diff <2x LOR	----
		Thallium, dissolved	7440-28-0	E421	0.000010	mg/L	0.000031	0.000023	0.000007	Diff <2x LOR	----
		Thorium, dissolved	7440-29-1	E421	0.00010	mg/L	0.00034	0.00035	0.00001	Diff <2x LOR	----
		Tin, dissolved	7440-31-5	E421	0.00010	mg/L	<0.00010	<0.00010	0	Diff <2x LOR	----
		Titanium, dissolved	7440-32-6	E421	0.00030	mg/L	0.00288	0.00262	0.00026	Diff <2x LOR	----
		Tungsten, dissolved	7440-33-7	E421	0.00010	mg/L	0.106	0.0980	7.54%	20%	----

Sub-Matrix: **Water**

					Laboratory Duplicate (DUP) Report						
Laboratory sample ID	*Client sample ID*	*Analyte*	*CAS Number*	*Method*	*LOR*	*Unit*	*Original Result*	*Duplicate Result*	*RPD(%) or Difference*	*Duplicate Limits*	*Qualifier*
Dissolved Metals (QC Lot: 1436590) - continued											
WP2410623-004	Anonymous	Uranium, dissolved	7440-61-1	E421	0.000010	mg/L	0.0168	0.0166	1.49%	20%	----
		Vanadium, dissolved	7440-62-2	E421	0.00050	mg/L	0.00802	0.00692	14.8%	20%	----
		Zinc, dissolved	7440-66-6	E421	0.0010	mg/L	0.0294	0.0277	5.93%	20%	----
		Zirconium, dissolved	7440-67-7	E421	0.00030	mg/L	0.00056	0.00055	0.000002	Diff <2x LOR	----
Dissolved Metals (QC Lot: 1436592)											
WP2410623-004	Anonymous	Phosphorus, dissolved	7723-14-0	E421.P-L	0.030	mg/L	1.03	1.02	0.959%	20%	----
Dissolved Metals (QC Lot: 1439555)											
WP2410624-016	FLB-DUPLICATE	Aluminum, dissolved	7429-90-5	E421	0.0010	mg/L	0.0204	0.0208	2.02%	20%	----
		Antimony, dissolved	7440-36-0	E421	0.00010	mg/L	0.00077	0.00079	0.00002	Diff <2x LOR	----
		Arsenic, dissolved	7440-38-2	E421	0.00010	mg/L	0.00437	0.00434	0.679%	20%	----
		Barium, dissolved	7440-39-3	E421	0.00010	mg/L	0.0171	0.0170	0.914%	20%	----
		Beryllium, dissolved	7440-41-7	E421	0.000020	mg/L	<0.000020	<0.000020	0	Diff <2x LOR	----
		Bismuth, dissolved	7440-69-9	E421	0.000050	mg/L	<0.000050	<0.000050	0	Diff <2x LOR	----
		Boron, dissolved	7440-42-8	E421	0.010	mg/L	<0.010	<0.010	0	Diff <2x LOR	----
		Cadmium, dissolved	7440-43-9	E421	0.0000050	mg/L	<0.0000050	0.0000060	0.0000010	Diff <2x LOR	----
		Calcium, dissolved	7440-70-2	E421	0.050	mg/L	18.4	18.6	0.573%	20%	----
		Cesium, dissolved	7440-46-2	E421	0.000010	mg/L	<0.000010	<0.000010	0	Diff <2x LOR	----
		Chromium, dissolved	7440-47-3	E421	0.00050	mg/L	<0.00050	<0.00050	0	Diff <2x LOR	----
		Cobalt, dissolved	7440-48-4	E421	0.00010	mg/L	<0.00010	<0.00010	0	Diff <2x LOR	----
		Copper, dissolved	7440-50-8	E421	0.00020	mg/L	0.00169	0.00172	0.00003	Diff <2x LOR	----
		Iron, dissolved	7439-89-6	E421	0.010	mg/L	<0.010	<0.010	0	Diff <2x LOR	----
		Lead, dissolved	7439-92-1	E421	0.000050	mg/L	<0.000050	<0.000050	0	Diff <2x LOR	----
		Lithium, dissolved	7439-93-2	E421	0.0010	mg/L	<0.0010	<0.0010	0	Diff <2x LOR	----
		Magnesium, dissolved	7439-95-4	E421	0.0050	mg/L	1.04	1.05	0.968%	20%	----
		Manganese, dissolved	7439-96-5	E421	0.00010	mg/L	0.00189	0.00197	3.83%	20%	----
		Molybdenum, dissolved	7439-98-7	E421	0.000050	mg/L	0.000374	0.000381	0.000006	Diff <2x LOR	----
		Nickel, dissolved	7440-02-0	E421	0.00050	mg/L	0.00063	0.00061	0.00001	Diff <2x LOR	----
		Potassium, dissolved	7440-09-7	E421	0.050	mg/L	1.57	1.58	0.662%	20%	----
		Rubidium, dissolved	7440-17-7	E421	0.00020	mg/L	0.00181	0.00181	0.000002	Diff <2x LOR	----
		Selenium, dissolved	7782-49-2	E421	0.000050	mg/L	0.000130	0.000142	0.000012	Diff <2x LOR	----
		Silicon, dissolved	7440-21-3	E421	0.050	mg/L	1.10	1.08	1.91%	20%	----
		Silver, dissolved	7440-22-4	E421	0.000010	mg/L	<0.000010	<0.000010	0	Diff <2x LOR	----
		Sodium, dissolved	7440-23-5	E421	0.050	mg/L	1.39	1.40	0.672%	20%	----
		Strontium, dissolved	7440-24-6	E421	0.00020	mg/L	0.0617	0.0614	0.575%	20%	----

Sub-Matrix: **Water**

					Laboratory Duplicate (DUP) Report						
Laboratory sample ID	*Client sample ID*	*Analyte*	*CAS Number*	*Method*	*LOR*	*Unit*	*Original Result*	*Duplicate Result*	*RPD(%) or Difference*	*Duplicate Limits*	*Qualifier*
Dissolved Metals (QC Lot: 1439555) - continued											
WP2410624-016	FLB-DUPLICATE	Sulfur, dissolved	7704-34-9	E421	0.50	mg/L	1.38	1.37	0.008	Diff <2x LOR	----
		Tellurium, dissolved	13494-80-9	E421	0.00020	mg/L	<0.00020	<0.00020	0	Diff <2x LOR	----
		Thallium, dissolved	7440-28-0	E421	0.000010	mg/L	<0.000010	<0.000010	0	Diff <2x LOR	----
		Thorium, dissolved	7440-29-1	E421	0.00010	mg/L	<0.00010	<0.00010	0	Diff <2x LOR	----
		Tin, dissolved	7440-31-5	E421	0.00010	mg/L	<0.00010	<0.00010	0	Diff <2x LOR	----
		Titanium, dissolved	7440-32-6	E421	0.00030	mg/L	<0.00030	<0.00030	0	Diff <2x LOR	----
		Tungsten, dissolved	7440-33-7	E421	0.00010	mg/L	0.00081	0.00087	0.00006	Diff <2x LOR	----
		Uranium, dissolved	7440-61-1	E421	0.000010	mg/L	0.000838	0.000895	6.56%	20%	----
		Vanadium, dissolved	7440-62-2	E421	0.00050	mg/L	0.00067	0.00068	0.00001	Diff <2x LOR	----
		Zinc, dissolved	7440-66-6	E421	0.0010	mg/L	0.0023	0.0024	0.00010	Diff <2x LOR	----
		Zirconium, dissolved	7440-67-7	E421	0.00030	mg/L	<0.00030	<0.00030	0	Diff <2x LOR	----
Dissolved Metals (QC Lot: 1439556)											
WP2410624-016	FLB-DUPLICATE	Phosphorus, dissolved	7723-14-0	E421.P-L	0.030	mg/L	<0.030	<0.030	0	Diff <2x LOR	----

Method Blank (MB) Report

A Method Blank is an analyte-free matrix that undergoes sample processing identical to that carried out for test samples. Method Blank results are used to monitor and control for potential contamination from the laboratory environment and reagents. For most tests, the DQO for Method Blanks is for the result to be < LOR.

Sub-Matrix: **Water**

Analyte	CAS Number	Method	LOR	Unit	Result	Qualifier
Physical Tests (QCLot: 1431816)						
Solids, total dissolved [TDS]	----	E162-L	3	mg/L	<3.0	----
Physical Tests (QCLot: 1431817)						
Solids, total dissolved [TDS]	----	E162-L	3	mg/L	<3.0	----
Physical Tests (QCLot: 1432622)						
Conductivity	----	E100	1	µS/cm	<1.0	----
Physical Tests (QCLot: 1432623)						
Alkalinity, total (as CaCO3)	----	E290	1	mg/L	<1.0	----
Physical Tests (QCLot: 1432625)						
Conductivity	----	E100	1	µS/cm	<1.0	----
Physical Tests (QCLot: 1432626)						
Alkalinity, total (as CaCO3)	----	E290	1	mg/L	<1.0	----
Physical Tests (QCLot: 1436490)						
Acidity (as CaCO3)	----	E283	2	mg/L	<2.0	----
Anions and Nutrients (QCLot: 1431551)						
Fluoride	16984-48-8	E235.F	0.02	mg/L	<0.020	----
Anions and Nutrients (QCLot: 1431552)						
Chloride	16887-00-6	E235.Cl-L	0.1	mg/L	<0.10	----
Anions and Nutrients (QCLot: 1431553)						
Sulfate (as SO4)	14808-79-8	E235.SO4	0.3	mg/L	<0.30	----
Anions and Nutrients (QCLot: 1431960)						
Phosphorus, total	7723-14-0	E372-U	0.002	mg/L	<0.0020	----
Anions and Nutrients (QCLot: 1431961)						
Phosphorus, total	7723-14-0	E372-U	0.002	mg/L	<0.0020	----
Dissolved Metals (QCLot: 1435159)						
Mercury, dissolved	7439-97-6	E509	0.000005	mg/L	<0.0000050	----
Dissolved Metals (QCLot: 1435175)						
Mercury, dissolved	7439-97-6	E509	0.000005	mg/L	<0.0000050	----
Dissolved Metals (QCLot: 1436590)						
Aluminum, dissolved	7429-90-5	E421	0.001	mg/L	<0.0010	----
Antimony, dissolved	7440-36-0	E421	0.0001	mg/L	<0.00010	----
Arsenic, dissolved	7440-38-2	E421	0.0001	mg/L	<0.00010	----
Barium, dissolved	7440-39-3	E421	0.0001	mg/L	<0.00010	----

Sub-Matrix: **Water**

Analyte	CAS Number	Method	LOR	Unit	Result	Qualifier
Dissolved Metals (QCLot: 1436590) - continued						
Beryllium, dissolved	7440-41-7	E421	0.00002	mg/L	<0.000020	----
Bismuth, dissolved	7440-69-9	E421	0.00005	mg/L	<0.000050	----
Boron, dissolved	7440-42-8	E421	0.01	mg/L	<0.010	----
Cadmium, dissolved	7440-43-9	E421	0.000005	mg/L	<0.0000050	----
Calcium, dissolved	7440-70-2	E421	0.05	mg/L	<0.050	----
Cesium, dissolved	7440-46-2	E421	0.00001	mg/L	<0.000010	----
Chromium, dissolved	7440-47-3	E421	0.0005	mg/L	<0.00050	----
Cobalt, dissolved	7440-48-4	E421	0.0001	mg/L	<0.00010	----
Copper, dissolved	7440-50-8	E421	0.0002	mg/L	<0.00020	----
Iron, dissolved	7439-89-6	E421	0.01	mg/L	<0.010	----
Lead, dissolved	7439-92-1	E421	0.00005	mg/L	<0.000050	----
Lithium, dissolved	7439-93-2	E421	0.001	mg/L	<0.0010	----
Magnesium, dissolved	7439-95-4	E421	0.005	mg/L	<0.0050	----
Manganese, dissolved	7439-96-5	E421	0.0001	mg/L	<0.00010	----
Molybdenum, dissolved	7439-98-7	E421	0.00005	mg/L	<0.000050	----
Nickel, dissolved	7440-02-0	E421	0.0005	mg/L	<0.00050	----
Potassium, dissolved	7440-09-7	E421	0.05	mg/L	<0.050	----
Rubidium, dissolved	7440-17-7	E421	0.0002	mg/L	<0.00020	----
Selenium, dissolved	7782-49-2	E421	0.00005	mg/L	<0.000050	----
Silicon, dissolved	7440-21-3	E421	0.05	mg/L	<0.050	----
Silver, dissolved	7440-22-4	E421	0.00001	mg/L	<0.000010	----
Sodium, dissolved	7440-23-5	E421	0.05	mg/L	<0.050	----
Strontium, dissolved	7440-24-6	E421	0.0002	mg/L	<0.00020	----
Sulfur, dissolved	7704-34-9	E421	0.5	mg/L	<0.50	----
Tellurium, dissolved	13494-80-9	E421	0.0002	mg/L	<0.00020	----
Thallium, dissolved	7440-28-0	E421	0.00001	mg/L	<0.000010	----
Thorium, dissolved	7440-29-1	E421	0.0001	mg/L	<0.00010	----
Tin, dissolved	7440-31-5	E421	0.0001	mg/L	<0.00010	----
Titanium, dissolved	7440-32-6	E421	0.0003	mg/L	<0.00030	----
Tungsten, dissolved	7440-33-7	E421	0.0001	mg/L	<0.00010	----
Uranium, dissolved	7440-61-1	E421	0.00001	mg/L	<0.000010	----
Vanadium, dissolved	7440-62-2	E421	0.0005	mg/L	<0.00050	----
Zinc, dissolved	7440-66-6	E421	0.001	mg/L	<0.0010	----
Zirconium, dissolved	7440-67-7	E421	0.0002	mg/L	<0.00020	----
Dissolved Metals (QCLot: 1436592)						

Sub-Matrix: **Water**

Analyte	CAS Number	Method	LOR	Unit	Result	Qualifier
Dissolved Metals (QCLot: 1436592) - continued						
Phosphorus, dissolved	7723-14-0	E421.P-L	0.03	mg/L	<0.030	----
Dissolved Metals (QCLot: 1439555)						
Aluminum, dissolved	7429-90-5	E421	0.001	mg/L	<0.0010	----
Antimony, dissolved	7440-36-0	E421	0.0001	mg/L	<0.00010	----
Arsenic, dissolved	7440-38-2	E421	0.0001	mg/L	<0.00010	----
Barium, dissolved	7440-39-3	E421	0.0001	mg/L	<0.00010	----
Beryllium, dissolved	7440-41-7	E421	0.00002	mg/L	<0.000020	----
Bismuth, dissolved	7440-69-9	E421	0.00005	mg/L	<0.000050	----
Boron, dissolved	7440-42-8	E421	0.01	mg/L	<0.010	----
Cadmium, dissolved	7440-43-9	E421	0.000005	mg/L	<0.0000050	----
Calcium, dissolved	7440-70-2	E421	0.05	mg/L	<0.050	----
Cesium, dissolved	7440-46-2	E421	0.00001	mg/L	<0.000010	----
Chromium, dissolved	7440-47-3	E421	0.0005	mg/L	<0.00050	----
Cobalt, dissolved	7440-48-4	E421	0.0001	mg/L	<0.00010	----
Copper, dissolved	7440-50-8	E421	0.0002	mg/L	<0.00020	----
Iron, dissolved	7439-89-6	E421	0.01	mg/L	<0.010	----
Lead, dissolved	7439-92-1	E421	0.00005	mg/L	<0.000050	----
Lithium, dissolved	7439-93-2	E421	0.001	mg/L	<0.0010	----
Magnesium, dissolved	7439-95-4	E421	0.005	mg/L	<0.0050	----
Manganese, dissolved	7439-96-5	E421	0.0001	mg/L	<0.00010	----
Molybdenum, dissolved	7439-98-7	E421	0.00005	mg/L	<0.000050	----
Nickel, dissolved	7440-02-0	E421	0.0005	mg/L	<0.00050	----
Potassium, dissolved	7440-09-7	E421	0.05	mg/L	<0.050	----
Rubidium, dissolved	7440-17-7	E421	0.0002	mg/L	<0.00020	----
Selenium, dissolved	7782-49-2	E421	0.00005	mg/L	<0.000050	----
Silicon, dissolved	7440-21-3	E421	0.05	mg/L	<0.050	----
Silver, dissolved	7440-22-4	E421	0.00001	mg/L	<0.000010	----
Sodium, dissolved	7440-23-5	E421	0.05	mg/L	<0.050	----
Strontium, dissolved	7440-24-6	E421	0.0002	mg/L	<0.00020	----
Sulfur, dissolved	7704-34-9	E421	0.5	mg/L	<0.50	----
Tellurium, dissolved	13494-80-9	E421	0.0002	mg/L	<0.00020	----
Thallium, dissolved	7440-28-0	E421	0.00001	mg/L	<0.000010	----
Thorium, dissolved	7440-29-1	E421	0.0001	mg/L	<0.00010	----
Tin, dissolved	7440-31-5	E421	0.0001	mg/L	<0.00010	----
Titanium, dissolved	7440-32-6	E421	0.0003	mg/L	<0.00030	----

Sub-Matrix: **Water**

Analyte	CAS Number	Method	LOR	Unit	Result	Qualifier
Dissolved Metals (QCLot: 1439555) - continued						
Tungsten, dissolved	7440-33-7	E421	0.0001	mg/L	<0.00010	----
Uranium, dissolved	7440-61-1	E421	0.00001	mg/L	<0.000010	----
Vanadium, dissolved	7440-62-2	E421	0.0005	mg/L	<0.00050	----
Zinc, dissolved	7440-66-6	E421	0.001	mg/L	<0.0010	----
Zirconium, dissolved	7440-67-7	E421	0.0002	mg/L	<0.00020	----
Dissolved Metals (QCLot: 1439556)						
Phosphorus, dissolved	7723-14-0	E421.P-L	0.03	mg/L	<0.030	----

Laboratory Control Sample (LCS) Report

A Laboratory Control Sample (LCS) is an analyte-free matrix that has been fortified (spiked) with test analytes at known concentration and processed in an identical manner to test samples. LCS results are expressed as percent recovery, and are used to monitor and control test method accuracy and precision, independent of test sample matrix.

Sub-Matrix: **Water**

					Laboratory Control Sample (LCS) Report				
					Spike	Recovery (%)	Recovery Limits (%)		
Analyte	CAS Number	Method	LOR	Unit	Target Concentration	LCS	Low	High	Qualifier
Physical Tests (QCLot: 1431816)									
Solids, total dissolved [TDS]	----	E162-L	3	mg/L	1000 mg/L	97.5	85.0	115	----
Physical Tests (QCLot: 1431817)									
Solids, total dissolved [TDS]	----	E162-L	3	mg/L	1000 mg/L	95.5	85.0	115	----
Physical Tests (QCLot: 1432621)									
pH	----	E108	----	pH units	7 pH units	100	98.0	102	----
Physical Tests (QCLot: 1432622)									
Conductivity	----	E100	1	µS/cm	1410 µS/cm	99.1	90.0	110	----
Physical Tests (QCLot: 1432623)									
Alkalinity, total (as CaCO3)	----	E290	1	mg/L	100 mg/L	102	85.0	115	----
Physical Tests (QCLot: 1432625)									
Conductivity	----	E100	1	µS/cm	1410 µS/cm	99.0	90.0	110	----
Physical Tests (QCLot: 1432626)									
Alkalinity, total (as CaCO3)	----	E290	1	mg/L	100 mg/L	102	85.0	115	----
Physical Tests (QCLot: 1432627)									
pH	----	E108	----	pH units	7 pH units	100	98.0	102	----
Physical Tests (QCLot: 1436490)									
Acidity (as CaCO3)	----	E283	2	mg/L	50 mg/L	103	85.0	115	----
Anions and Nutrients (QCLot: 1431551)									
Fluoride	16984-48-8	E235.F	0.02	mg/L	1 mg/L	100	90.0	110	----
Anions and Nutrients (QCLot: 1431552)									
Chloride	16887-00-6	E235.Cl-L	0.1	mg/L	100 mg/L	100	90.0	110	----
Anions and Nutrients (QCLot: 1431553)									
Sulfate (as SO4)	14808-79-8	E235.SO4	0.3	mg/L	100 mg/L	101	90.0	110	----
Anions and Nutrients (QCLot: 1431960)									
Phosphorus, total	7723-14-0	E372-U	0.002	mg/L	0.5 mg/L	93.6	80.0	120	----
Anions and Nutrients (QCLot: 1431961)									
Phosphorus, total	7723-14-0	E372-U	0.002	mg/L	0.5 mg/L	93.9	80.0	120	----
Mercury, dissolved	7439-97-6	E509	0.000005	mg/L	0 mg/L	102	80.0	120	----
Mercury, dissolved	7439-97-6	E509	0.000005	mg/L	0 mg/L	102	80.0	120	----
Dissolved Metals (QCLot: 1436590)									

Sub-Matrix: **Water**

					Laboratory Control Sample (LCS) Report				
					Spike	Recovery (%)	Recovery Limits (%)		
Analyte	CAS Number	Method	LOR	Unit	Target Concentration	LCS	Low	High	Qualifier
Dissolved Metals (QCLot: 1436590) - continued									
Aluminum, dissolved	7429-90-5	E421	0.001	mg/L	2 mg/L	100	80.0	120	----
Antimony, dissolved	7440-36-0	E421	0.0001	mg/L	1 mg/L	102	80.0	120	----
Arsenic, dissolved	7440-38-2	E421	0.0001	mg/L	1 mg/L	99.9	80.0	120	----
Barium, dissolved	7440-39-3	E421	0.0001	mg/L	0.25 mg/L	104	80.0	120	----
Beryllium, dissolved	7440-41-7	E421	0.00002	mg/L	0.1 mg/L	99.5	80.0	120	----
Bismuth, dissolved	7440-69-9	E421	0.00005	mg/L	1 mg/L	98.6	80.0	120	----
Boron, dissolved	7440-42-8	E421	0.01	mg/L	1 mg/L	94.0	80.0	120	----
Cadmium, dissolved	7440-43-9	E421	0.000005	mg/L	0.1 mg/L	98.6	80.0	120	----
Calcium, dissolved	7440-70-2	E421	0.05	mg/L	50 mg/L	97.6	80.0	120	----
Cesium, dissolved	7440-46-2	E421	0.00001	mg/L	0.05 mg/L	100	80.0	120	----
Chromium, dissolved	7440-47-3	E421	0.0005	mg/L	0.25 mg/L	98.3	80.0	120	----
Cobalt, dissolved	7440-48-4	E421	0.0001	mg/L	0.25 mg/L	97.7	80.0	120	----
Copper, dissolved	7440-50-8	E421	0.0002	mg/L	0.25 mg/L	99.4	80.0	120	----
Iron, dissolved	7439-89-6	E421	0.01	mg/L	1 mg/L	101	80.0	120	----
Lead, dissolved	7439-92-1	E421	0.00005	mg/L	0.5 mg/L	96.7	80.0	120	----
Lithium, dissolved	7439-93-2	E421	0.001	mg/L	0.25 mg/L	100	80.0	120	----
Magnesium, dissolved	7439-95-4	E421	0.005	mg/L	50 mg/L	103	80.0	120	----
Manganese, dissolved	7439-96-5	E421	0.0001	mg/L	0.25 mg/L	100	80.0	120	----
Molybdenum, dissolved	7439-98-7	E421	0.00005	mg/L	0.25 mg/L	101	80.0	120	----
Nickel, dissolved	7440-02-0	E421	0.0005	mg/L	0.5 mg/L	95.8	80.0	120	----
Potassium, dissolved	7440-09-7	E421	0.05	mg/L	50 mg/L	98.7	80.0	120	----
Rubidium, dissolved	7440-17-7	E421	0.0002	mg/L	0.1 mg/L	99.5	80.0	120	----
Selenium, dissolved	7782-49-2	E421	0.00005	mg/L	1 mg/L	97.6	80.0	120	----
Silicon, dissolved	7440-21-3	E421	0.05	mg/L	10 mg/L	102	80.0	120	----
Silver, dissolved	7440-22-4	E421	0.00001	mg/L	0.1 mg/L	98.3	80.0	120	----
Sodium, dissolved	7440-23-5	E421	0.05	mg/L	50 mg/L	95.9	80.0	120	----
Strontium, dissolved	7440-24-6	E421	0.0002	mg/L	0.25 mg/L	99.8	80.0	120	----
Sulfur, dissolved	7704-34-9	E421	0.5	mg/L	50 mg/L	94.8	80.0	120	----
Tellurium, dissolved	13494-80-9	E421	0.0002	mg/L	0.1 mg/L	102	80.0	120	----
Thallium, dissolved	7440-28-0	E421	0.00001	mg/L	1 mg/L	95.8	80.0	120	----
Thorium, dissolved	7440-29-1	E421	0.0001	mg/L	0.1 mg/L	98.6	80.0	120	----
Tin, dissolved	7440-31-5	E421	0.0001	mg/L	0.5 mg/L	101	80.0	120	----
Titanium, dissolved	7440-32-6	E421	0.0003	mg/L	0.25 mg/L	96.9	80.0	120	----
Tungsten, dissolved	7440-33-7	E421	0.0001	mg/L	0.1 mg/L	97.1	80.0	120	----
Uranium, dissolved	7440-61-1	E421	0.00001	mg/L	0.005 mg/L	99.5	80.0	120	----
Vanadium, dissolved	7440-62-2	E421	0.0005	mg/L	0.5 mg/L	98.6	80.0	120	----

Sub-Matrix: **Water**

					Laboratory Control Sample (LCS) Report				
					Spike	Recovery (%)	Recovery Limits (%)		
Analyte	CAS Number	Method	LOR	Unit	Target Concentration	LCS	Low	High	Qualifier
Dissolved Metals (QCLot: 1436590) - continued									
Zinc, dissolved	7440-66-6	E421	0.001	mg/L	0.5 mg/L	103	80.0	120	----
Zirconium, dissolved	7440-67-7	E421	0.0002	mg/L	0.1 mg/L	96.4	80.0	120	----
Phosphorus, dissolved	7723-14-0	E421.P-L	0.03	mg/L	10 mg/L	104	80.0	120	----
Dissolved Metals (QCLot: 1439555)									
Aluminum, dissolved	7429-90-5	E421	0.001	mg/L	2 mg/L	99.8	80.0	120	----
Antimony, dissolved	7440-36-0	E421	0.0001	mg/L	1 mg/L	99.0	80.0	120	----
Arsenic, dissolved	7440-38-2	E421	0.0001	mg/L	1 mg/L	101	80.0	120	----
Barium, dissolved	7440-39-3	E421	0.0001	mg/L	0.25 mg/L	103	80.0	120	----
Beryllium, dissolved	7440-41-7	E421	0.00002	mg/L	0.1 mg/L	101	80.0	120	----
Bismuth, dissolved	7440-69-9	E421	0.00005	mg/L	1 mg/L	95.0	80.0	120	----
Boron, dissolved	7440-42-8	E421	0.01	mg/L	1 mg/L	96.8	80.0	120	----
Cadmium, dissolved	7440-43-9	E421	0.000005	mg/L	0.1 mg/L	97.4	80.0	120	----
Calcium, dissolved	7440-70-2	E421	0.05	mg/L	50 mg/L	102	80.0	120	----
Cesium, dissolved	7440-46-2	E421	0.00001	mg/L	0.05 mg/L	95.4	80.0	120	----
Chromium, dissolved	7440-47-3	E421	0.0005	mg/L	0.25 mg/L	101	80.0	120	----
Cobalt, dissolved	7440-48-4	E421	0.0001	mg/L	0.25 mg/L	99.3	80.0	120	----
Copper, dissolved	7440-50-8	E421	0.0002	mg/L	0.25 mg/L	101	80.0	120	----
Iron, dissolved	7439-89-6	E421	0.01	mg/L	1 mg/L	97.9	80.0	120	----
Lead, dissolved	7439-92-1	E421	0.00005	mg/L	0.5 mg/L	95.8	80.0	120	----
Lithium, dissolved	7439-93-2	E421	0.001	mg/L	0.25 mg/L	97.2	80.0	120	----
Magnesium, dissolved	7439-95-4	E421	0.005	mg/L	50 mg/L	107	80.0	120	----
Manganese, dissolved	7439-96-5	E421	0.0001	mg/L	0.25 mg/L	98.0	80.0	120	----
Molybdenum, dissolved	7439-98-7	E421	0.00005	mg/L	0.25 mg/L	100	80.0	120	----
Nickel, dissolved	7440-02-0	E421	0.0005	mg/L	0.5 mg/L	100.0	80.0	120	----
Potassium, dissolved	7440-09-7	E421	0.05	mg/L	50 mg/L	98.5	80.0	120	----
Rubidium, dissolved	7440-17-7	E421	0.0002	mg/L	0.1 mg/L	101	80.0	120	----
Selenium, dissolved	7782-49-2	E421	0.00005	mg/L	1 mg/L	102	80.0	120	----
Silicon, dissolved	7440-21-3	E421	0.05	mg/L	10 mg/L	103	80.0	120	----
Silver, dissolved	7440-22-4	E421	0.00001	mg/L	0.1 mg/L	94.8	80.0	120	----
Sodium, dissolved	7440-23-5	E421	0.05	mg/L	50 mg/L	100	80.0	120	----
Strontium, dissolved	7440-24-6	E421	0.0002	mg/L	0.25 mg/L	94.8	80.0	120	----
Sulfur, dissolved	7704-34-9	E421	0.5	mg/L	50 mg/L	107	80.0	120	----
Tellurium, dissolved	13494-80-9	E421	0.0002	mg/L	0.1 mg/L	96.9	80.0	120	----
Thallium, dissolved	7440-28-0	E421	0.00001	mg/L	1 mg/L	95.8	80.0	120	----
Thorium, dissolved	7440-29-1	E421	0.0001	mg/L	0.1 mg/L	91.2	80.0	120	----
Tin, dissolved	7440-31-5	E421	0.0001	mg/L	0.5 mg/L	96.8	80.0	120	----

Sub-Matrix: **Water**

Analyte	CAS Number	Method	LOR	Unit	Laboratory Control Sample (LCS) Report				
					Spike	Recovery (%)	Recovery Limits (%)		
					Target Concentration	LCS	Low	High	Qualifier
Dissolved Metals (QCLot: 1439555) - continued									
Titanium, dissolved	7440-32-6	E421	0.0003	mg/L	0.25 mg/L	99.8	80.0	120	----
Tungsten, dissolved	7440-33-7	E421	0.0001	mg/L	0.1 mg/L	98.3	80.0	120	----
Uranium, dissolved	7440-61-1	E421	0.00001	mg/L	0.005 mg/L	96.9	80.0	120	----
Vanadium, dissolved	7440-62-2	E421	0.0005	mg/L	0.5 mg/L	100	80.0	120	----
Zinc, dissolved	7440-66-6	E421	0.001	mg/L	0.5 mg/L	100	80.0	120	----
Zirconium, dissolved	7440-67-7	E421	0.0002	mg/L	0.1 mg/L	96.9	80.0	120	----
Phosphorus, dissolved	7723-14-0	E421.P-L	0.03	mg/L	10 mg/L	104	80.0	120	----

Matrix Spike (MS) Report

A Matrix Spike (MS) is a randomly selected intra-laboratory replicate sample that has been fortified (spiked) with test analytes at known concentration, and processed in an identical manner to test samples. Matrix Spikes provide information regarding analyte recovery and potential matrix effects. MS DQO exceedances due to sample matrix may sometimes be unavoidable; in such cases, test results for the associated sample (or similar samples) may be subject to bias. ND – Recovery not determined, background level >= 1x spike level.

Sub-Matrix: **Water**

					Matrix Spike (MS) Report					
					Spike		Recovery (%)	Recovery Limits (%)		
Laboratory sample ID	Client sample ID	Analyte	CAS Number	Method	Concentration	Target	MS	Low	High	Qualifier
Anions and Nutrients (QCLot: 1431551)										
WP2410624-001	FLB-01	Fluoride	16984-48-8	E235.F	1.03 mg/L	1 mg/L	103	75.0	125	----
Anions and Nutrients (QCLot: 1431552)										
WP2410624-001	FLB-01	Chloride	16887-00-6	E235.Cl-L	103 mg/L	100 mg/L	103	75.0	125	----
Anions and Nutrients (QCLot: 1431553)										
WP2410624-001	FLB-01	Sulfate (as SO4)	14808-79-8	E235.SO4	102 mg/L	100 mg/L	102	75.0	125	----
Anions and Nutrients (QCLot: 1431960)										
WP2410622-001	Anonymous	Phosphorus, total	7723-14-0	E372-U	0.236 mg/L	0.25 mg/L	94.6	70.0	130	----
Anions and Nutrients (QCLot: 1431961)										
WP2410624-007	FLB-07	Phosphorus, total	7723-14-0	E372-U	0.233 mg/L	0.25 mg/L	93.1	70.0	130	----
Dissolved Metals (QCLot: 1435159)										
WP2410622-002	Anonymous	Mercury, dissolved	7439-97-6	E509	0.000105 mg/L	0 mg/L	105	70.0	130	----
Dissolved Metals (QCLot: 1435175)										
WP2410624-008	FLB-08	Mercury, dissolved	7439-97-6	E509	0.000104 mg/L	0 mg/L	104	70.0	130	----
Dissolved Metals (QCLot: 1436590)										
WP2410623-004	Anonymous	Aluminum, dissolved	7429-90-5	E421	0.201 mg/L	0.2 mg/L	100	70.0	130	----
		Antimony, dissolved	7440-36-0	E421	0.0171 mg/L	0.02 mg/L	85.7	70.0	130	----
		Arsenic, dissolved	7440-38-2	E421	ND mg/L	----	ND	70.0	130	----
		Barium, dissolved	7440-39-3	E421	ND mg/L	----	ND	70.0	130	----
		Beryllium, dissolved	7440-41-7	E421	0.0406 mg/L	0.04 mg/L	102	70.0	130	----
		Bismuth, dissolved	7440-69-9	E421	0.00858 mg/L	0.01 mg/L	85.8	70.0	130	----
		Boron, dissolved	7440-42-8	E421	0.101 mg/L	0.1 mg/L	101	70.0	130	----
		Cadmium, dissolved	7440-43-9	E421	0.00387 mg/L	0.004 mg/L	96.8	70.0	130	----
		Calcium, dissolved	7440-70-2	E421	ND mg/L	----	ND	70.0	130	----
		Cesium, dissolved	7440-46-2	E421	0.00994 mg/L	0.01 mg/L	99.4	70.0	130	----
		Chromium, dissolved	7440-47-3	E421	0.0409 mg/L	0.04 mg/L	102	70.0	130	----
		Cobalt, dissolved	7440-48-4	E421	0.0193 mg/L	0.02 mg/L	96.7	70.0	130	----
		Copper, dissolved	7440-50-8	E421	0.0201 mg/L	0.02 mg/L	100	70.0	130	----
		Iron, dissolved	7439-89-6	E421	1.99 mg/L	2 mg/L	99.4	70.0	130	----
		Lead, dissolved	7439-92-1	E421	0.0168 mg/L	0.02 mg/L	84.1	70.0	130	----
		Lithium, dissolved	7439-93-2	E421	0.107 mg/L	0.1 mg/L	107	70.0	130	----
		Magnesium, dissolved	7439-95-4	E421	ND mg/L	----	ND	70.0	130	----
		Manganese, dissolved	7439-96-5	E421	ND mg/L	----	ND	70.0	130	----
		Molybdenum, dissolved	7439-98-7	E421	ND mg/L	----	ND	70.0	130	----
		Nickel, dissolved	7440-02-0	E421	0.0388 mg/L	0.04 mg/L	97.1	70.0	130	----
		Potassium, dissolved	7440-09-7	E421	4.64 mg/L	4 mg/L	116	70.0	130	----

Sub-Matrix: **Water**

					Matrix Spike (MS) Report					
					Spike		Recovery (%)	Recovery Limits (%)		
Laboratory sample ID	Client sample ID	Analyte	CAS Number	Method	Concentration	Target	MS	Low	High	Qualifier
Dissolved Metals (QCLot: 1436590) - continued										
WP2410623-004	Anonymous	Rubidium, dissolved	7440-17-7	E421	0.0203 mg/L	0.02 mg/L	101	70.0	130	----
		Selenium, dissolved	7782-49-2	E421	0.0435 mg/L	0.04 mg/L	109	70.0	130	----
		Silicon, dissolved	7440-21-3	E421	9.29 mg/L	10 mg/L	92.9	70.0	130	----
		Silver, dissolved	7440-22-4	E421	0.00406 mg/L	0.004 mg/L	101	70.0	130	----
		Sodium, dissolved	7440-23-5	E421	ND mg/L	----	ND	70.0	130	----
		Strontium, dissolved	7440-24-6	E421	ND mg/L	----	ND	70.0	130	----
		Sulfur, dissolved	7704-34-9	E421	21.9 mg/L	20 mg/L	109	70.0	130	----
		Tellurium, dissolved	13494-80-9	E421	0.0391 mg/L	0.04 mg/L	97.8	70.0	130	----
		Thallium, dissolved	7440-28-0	E421	0.00375 mg/L	0.004 mg/L	93.8	70.0	130	----
		Thorium, dissolved	7440-29-1	E421	0.0195 mg/L	0.02 mg/L	97.5	70.0	130	----
		Tin, dissolved	7440-31-5	E421	0.0198 mg/L	0.02 mg/L	98.9	70.0	130	----
		Titanium, dissolved	7440-32-6	E421	0.0398 mg/L	0.04 mg/L	99.6	70.0	130	----
		Tungsten, dissolved	7440-33-7	E421	ND mg/L	----	ND	70.0	130	----
		Uranium, dissolved	7440-61-1	E421	ND mg/L	----	ND	70.0	130	----
		Vanadium, dissolved	7440-62-2	E421	0.106 mg/L	0.1 mg/L	106	70.0	130	----
		Zinc, dissolved	7440-66-6	E421	0.394 mg/L	0.4 mg/L	98.6	70.0	130	----
		Zirconium, dissolved	7440-67-7	E421	0.0397 mg/L	0.04 mg/L	99.2	70.0	130	----
Dissolved Metals (QCLot: 1436592)										
WP2410623-004	Anonymous	Phosphorus, dissolved	7723-14-0	E421.P-L	10.7 mg/L	10 mg/L	107	70.0	130	----
Dissolved Metals (QCLot: 1439555)										
WP2410624-016	FLB-DUPLICATE	Aluminum, dissolved	7429-90-5	E421	0.200 mg/L	0.2 mg/L	99.9	70.0	130	----
		Antimony, dissolved	7440-36-0	E421	0.0199 mg/L	0.02 mg/L	99.7	70.0	130	----
		Arsenic, dissolved	7440-38-2	E421	0.0210 mg/L	0.02 mg/L	105	70.0	130	----
		Barium, dissolved	7440-39-3	E421	0.0209 mg/L	0.02 mg/L	105	70.0	130	----
		Beryllium, dissolved	7440-41-7	E421	0.0407 mg/L	0.04 mg/L	102	70.0	130	----
		Bismuth, dissolved	7440-69-9	E421	0.00908 mg/L	0.01 mg/L	90.8	70.0	130	----
		Boron, dissolved	7440-42-8	E421	0.097 mg/L	0.1 mg/L	96.7	70.0	130	----
		Cadmium, dissolved	7440-43-9	E421	0.00407 mg/L	0.004 mg/L	102	70.0	130	----
		Calcium, dissolved	7440-70-2	E421	ND mg/L	----	ND	70.0	130	----
		Cesium, dissolved	7440-46-2	E421	0.00993 mg/L	0.01 mg/L	99.3	70.0	130	----
		Chromium, dissolved	7440-47-3	E421	0.0408 mg/L	0.04 mg/L	102	70.0	130	----
		Cobalt, dissolved	7440-48-4	E421	0.0202 mg/L	0.02 mg/L	101	70.0	130	----
		Copper, dissolved	7440-50-8	E421	0.0199 mg/L	0.02 mg/L	99.5	70.0	130	----
		Iron, dissolved	7439-89-6	E421	1.99 mg/L	2 mg/L	99.3	70.0	130	----
		Lead, dissolved	7439-92-1	E421	0.0198 mg/L	0.02 mg/L	99.0	70.0	130	----
		Lithium, dissolved	7439-93-2	E421	0.0975 mg/L	0.1 mg/L	97.5	70.0	130	----
		Magnesium, dissolved	7439-95-4	E421	ND mg/L	----	ND	70.0	130	----
		Manganese, dissolved	7439-96-5	E421	0.0203 mg/L	0.02 mg/L	102	70.0	130	----
		Molybdenum, dissolved	7439-98-7	E421	0.0194 mg/L	0.02 mg/L	97.3	70.0	130	----
		Nickel, dissolved	7440-02-0	E421	0.0406 mg/L	0.04 mg/L	101	70.0	130	----
		Potassium, dissolved	7440-09-7	E421	4.48 mg/L	4 mg/L	112	70.0	130	----
		Rubidium, dissolved	7440-17-7	E421	0.0205 mg/L	0.02 mg/L	103	70.0	130	----
		Selenium, dissolved	7782-49-2	E421	0.0425 mg/L	0.04 mg/L	106	70.0	130	----

Sub-Matrix: **Water**

					Matrix Spike (MS) Report					
					Spike		Recovery (%)	Recovery Limits (%)		
Laboratory sample ID	Client sample ID	Analyte	CAS Number	Method	Concentration	Target	MS	Low	High	Qualifier
Dissolved Metals (QCLot: 1439555) - continued										
WP2410624-016	FLB-DUPLICATE	Silicon, dissolved	7440-21-3	E421	9.58 mg/L	10 mg/L	95.8	70.0	130	----
		Silver, dissolved	7440-22-4	E421	0.00404 mg/L	0.004 mg/L	101	70.0	130	----
		Sodium, dissolved	7440-23-5	E421	1.97 mg/L	2 mg/L	98.4	70.0	130	----
		Strontium, dissolved	7440-24-6	E421	ND mg/L	----	ND	70.0	130	----
		Sulfur, dissolved	7704-34-9	E421	20.6 mg/L	20 mg/L	103	70.0	130	----
		Tellurium, dissolved	13494-80-9	E421	0.0418 mg/L	0.04 mg/L	104	70.0	130	----
		Thallium, dissolved	7440-28-0	E421	0.00382 mg/L	0.004 mg/L	95.5	70.0	130	----
		Thorium, dissolved	7440-29-1	E421	0.0195 mg/L	0.02 mg/L	97.4	70.0	130	----
		Tin, dissolved	7440-31-5	E421	0.0197 mg/L	0.02 mg/L	98.6	70.0	130	----
		Titanium, dissolved	7440-32-6	E421	0.0404 mg/L	0.04 mg/L	101	70.0	130	----
		Tungsten, dissolved	7440-33-7	E421	0.0194 mg/L	0.02 mg/L	97.1	70.0	130	----
		Uranium, dissolved	7440-61-1	E421	0.00392 mg/L	0.004 mg/L	98.0	70.0	130	----
		Vanadium, dissolved	7440-62-2	E421	0.103 mg/L	0.1 mg/L	103	70.0	130	----
		Zinc, dissolved	7440-66-6	E421	0.416 mg/L	0.4 mg/L	104	70.0	130	----
		Zirconium, dissolved	7440-67-7	E421	0.0398 mg/L	0.04 mg/L	99.5	70.0	130	----
Dissolved Metals (QCLot: 1439556)										
WP2410624-016	FLB-DUPLICATE	Phosphorus, dissolved	7723-14-0	E421.P-L	10.5 mg/L	10 mg/L	105	70.0	130	----

Report To		Reports / Recipients		Turnaround Time (T/
Company:	Kinross - Great Bear Resources	Select Report Format: ☑ PDF ☑ EXCEL ☑ EDD (DIGITAL)		☑ Routine [R] If received by 3pm M-F - no surcharges apply
Contact:	Hannah Hillier	Merge QC/QCI Reports with COA ☑ YES ☐ NO ☐ N/A		☐ 4 day [P4] If received by 3pm M-F - 20% rush surcharge minimum
Phone:	(807) 633-2492	☐ Compare Results to Criteria on Report - provide details below if box checked		☐ 3 day [P3] If received by 3pm M-F - 25% rush surcharge minimun
		Select Distribution: ☑ EMAIL ☐ MAIL ☐ FAX		☐ 2 day [P2] If received by 3pm M-F - 50% rush surcharge minimum
Street:	19 Young Street	Email 1 ashley.moncrief@kinross.com		☐ 1 day [E] If received by 3pm M-F - 100% rush surcharge minimum
City/Province:	Red Lake, ON	Email 2 hannah.hillier@kinross.com		☐ Same day [E2] If received by 10am M-S - 200% rush surcharge.
Postal Code:	P0V2M0	Email 3 christopher.reid@kinross.com		Additional fees may apply to rush requests on weeke tests.
Invoice To	Same as Report To ☑ YES ☐ NO	Email 4 jacob.mcfee@kinross.com		Date and Time Required f
	Copy of Invoice with Report ☑ YES ☐ NO	Email 5 curtis.bloemberg@kinross.com		Analysis Requ
Company:		Email 6 emily.meek@kinross.com		
		Email 7 aaron.peloquin@kinross.com		
		Email 8 anna.klein@wsp.com		
Contact:		Email 9 kristen.gault@wsp.com		
Project Information		Invoice Recipients		
ALS Account # / Quote #:	PPR-022-3	Select Invoice Distribution: ☑ EMAIL ☐ MAIL ☐ FAX		
Job #:	PPR-022-3	Email 1 invoice@kinross.com		
ALS Lab Work Order # (ALS use only):		ALS Contact: Judy Dalmaijer	Sampler: J McFee	

Environmental Division Winnipeg
Work Order Reference
WP2410624
Telephone : +1 204 255 9720

ALS Sample # (ALS use only)	Sample Identification and/or Coordinates (This description will appear on the report)	Date (dd-mm-yy)	Time (hh:mm)	Sample Type	NUMBER OF CONTAINERS	Field Filtered - DISSOLVED METALS AND MERCURY ONLY	Dissolved Metals	FLB-BIW - Dissolved Mercury by CVAAS (5 ng/L Detection Limit)	FLB-BIW - Anions (SO4, Cl, F)	FLB-BIW - Alkalinity, pH, Conductivity	FLB-BIW - Total Phosphorus (Colorimetry)	FLB-BIW - Acidity	FLB-BIW - TDS	Field pH	Field Conductivity (us/cm)	Field Temperature
1	FLB-01	May 4 2024	12:45	Water	5	x	x	x	x	x	x	x	x	8.61	85	7.06
2	FLB-02	May 4 2024	12:35	Water	5	x	x	x	x	x	x	x	x	8.09	90	7.06
3	FLB-03	May 4 2024	12:25	Water	5	x	x	x	x	x	x	x	x	8.05	90	7.02
4	FLB-04	May 4 2024	12:15	Water	5	x	x	x	x	x	x	x	x	7.87	66	7.04
5	FLB-05	May 4 2024	12:05	Water	5	x	x	x	x	x	x	x	x	7.77	94	6.74
6	FLB-06	May 4 2024	11:55	Water	5	x	x	x	x	x	x	x	x	7.88	82	6.75
7	FLB-07	May 4 2024	11:45	Water	5	x	x	x	x	x	x	x	x	7.95	72	6.65
8	FLB-08	May 4 2024	11:35	Water	5	x	x	x	x	x	x	x	x	8	82	6.71
9	FLB-09	May 4 2024	11:15	Water	5	x	x	x	x	x	x	x	x	7.82	83	6.67
10	FLB-10	May 4 2024	11:05	Water	5	x	x	x	x	x	x	x	x	7.74	96	6.42
11	FLB-11	May 4 2024	10:55	Water	5	x	x	x	x	x	x	x	x	7.39	78	6.21
12	FLB-12	May 4 2024	10:45	Water	5	x	x	x	x	x	x	x	x	7.72	83	6.46
13	FLB-13	May 4 2024	10:35	Water	5	x	x	x	x	x	x	x	x	6.69	84	6.7
14	FLB-14	May 4 2024	10:25	Water	5	x	x	x	x	x	x	x	x	6.95	92	7.05
15	FLB-15	May 4 2024	10:15	Water	5	x	x	x	x	x	x	x	x	6.67	83	7.71
16	FLB-Duplicate	May 4 2024	11:15	Water	5	x	x	x	x	x	x	x	x	7.82	83	6.67
17	FLB-BLANK	May 4 2024	12:35	Water	5	x	x	x	x	x	x	x	x	8.82	0	7.09
18	FLB-FIELDBLANK	May 4 2024	12:50	Water	5	x	x	x								

SHIPMENT RELEASE (client use)			INITIAL SHIPMENT RECEPTION (ALS use only)			FINAL SHIPMENT RECEPTION (ALS use only)	
Released by:	May 6th 2024	JM	Received by:	Date: MAY 07 2024	Time: 850	Received by:	Time:

15.9

Sample Intake					
Client: Great Bear					
Cheque Enclosed with CoC	Yes	No			
Priority/Emergency Required (circle one)	Yes	No			
Time Sensitive Hold Time (circle one)	Yes	No			
Matrix (circle one)	Water	Soil/solid	Air	Biota	Other
# of Bottles received:					
Green/White	17x500, 17x125	Yellow/Black	17	18x40	
Purple/White	17x100	Light blue/White			
Warm red/White	18x125	Orange/Black			
Dark Green/White		Dark Blue/White			
Grey/black		Black/white			
Other:					
Additional Comments:					

Login Check	Check yes if you have verified the following: Yes	N/A
Received date/time	✓	
Project/PO/LSD	✓	
Quote/Office match CoC	✓	
Sample IDs/Description	✓	
Sample Date/time	✓	
Sales Items as per CoC	✓	
Express Due Dates		✓
Client due date matches ALS Due date	✓	
Client recipient emails	✓	
Guidelines/thresholds added	✓	✓
Billing/payment recorded		✓
Field data entered		✓
Sub-contracting Forms Printed	✓	
SUBCO/Chromatograph added to client contacts for required analysis		✓
Are sub-samples required?		✓
Has a SIF been submitted for this WO?		✓
Has the SIF been resolved?		✓

CERTIFICATE OF ANALYSIS

Work Order	: **WP2412486**	Page	: 1 of 12
Client	: **Great Bear Resources Ltd**	Laboratory	: ALS Environmental - Winnipeg
Contact	: Ashley Moncrief	Account Manager	: Judy Dalmaijer
Address	: Great Bear Resources Ltd. 117 Forestry Road Red Lake ON Canada P0V 2M0	Address	: 1329 Niakwa Road East, Unit 12 Winnipeg MB Canada R2J 3T4
Telephone	: 807 630 0203	Telephone	: +1 204 255 9720
Project	: PPR-022-3	Date Samples Received	: 22-May-2024 09:00
PO	: PPR-022-3	Date Analysis Commenced	: 22-May-2024
C-O-C number	: ----	Issue Date	: 29-May-2024 15:20
Sampler	: ----		
Site	: ----		
Quote number	: 2024 Standing offer_V2		
No. of samples received	: 17		
No. of samples analysed	: 17		

This report supersedes any previous report(s) with this reference. Results apply to the sample(s) as submitted. This document shall not be reproduced, except in full.

This Certificate of Analysis contains the following information:

- General Comments
- Analytical Results

Additional information pertinent to this report will be found in the following separate attachments: Quality Control Report, QC Interpretive report to assist with Quality Review and Sample Receipt Notification (SRN).

Signatories

This document has been electronically signed by the authorized signatories below. Electronic signing is conducted in accordance with US FDA 21 CFR Part 11.

Signatories	*Position*	*Laboratory Department*
Kelly Fischer	Technical Specialist	Inorganics, Waterloo, Ontario
Lee McTavish		Inorganics, Winnipeg, Manitoba
Leila Conyard	Lab Assistant	Metals, Winnipeg, Manitoba
Rhovee Guevarra		Inorganics, Winnipeg, Manitoba
Rhovee Guevarra		Metals, Winnipeg, Manitoba

General Comments

The analytical methods used by ALS are developed using internationally recognized reference methods (where available), such as those published by US EPA, APHA Standard Methods, ASTM, ISO, Environment Canada, BC MOE, and Ontario MOE. Refer to the ALS Quality Control Interpretive report (QCI) for applicable references and methodology summaries. Reference methods may incorporate modifications to improve performance.

Where a reported less than (<) result is higher than the LOR, this may be due to primary sample extract/digestate dilution and/or insufficient sample for analysis.

Where the LOR of a reported result differs from standard LOR, this may be due to high moisture content, insufficient sample (reduced weight employed) or matrix interference.

Please refer to Quality Control Interpretive report (QCI) for information regarding Holding Time compliance.

Key : CAS Number: Chemical Abstracts Services number is a unique identifier assigned to discrete substances

LOR: Limit of Reporting (detection limit).

Unit	*Description*
-	no units
µS/cm	microsiemens per centimetre
mg/L	milligrams per litre
pH units	pH units

<: less than.

>: greater than.

Surrogate: An analyte that is similar in behavior to target analyte(s), but that does not occur naturally in environmental samples. For applicable tests, surrogates are added to samples prior to analysis as a check on recovery.

Test results reported relate only to the samples as received by the laboratory.

UNLESS OTHERWISE STATED on SRN or QCI Report, ALL SAMPLES WERE RECEIVED IN ACCEPTABLE CONDITION.

Analytical Results

Sub-Matrix: **Water**
(Matrix: **Water**)

Analyte	CAS Number	Method/Lab	LOR	Unit	Client sample ID	FLB-01	FLB-02	FLB-03	FLB-04	FLB-05
					Client sampling date / time	19-May-2024 00:00	19-May-2024 00:00	19-May-2024 00:00	19-May-2024 00:00	19-May-2024 00:00
						WP2412486-001	WP2412486-002	WP2412486-003	WP2412486-004	WP2412486-005
						Result	Result	Result	Result	Result
Physical Tests										
Acidity (as CaCO3)	----	E283/WT	2.0	mg/L		<2.0	<2.0	<2.0	<2.0	<2.0
Alkalinity, bicarbonate (as CaCO3)	----	E290/WP	1.0	mg/L		41.8	38.0	48.3	29.1	64.2
Alkalinity, carbonate (as CaCO3)	----	E290/WP	1.0	mg/L		<1.0	<1.0	<1.0	<1.0	<1.0
Alkalinity, hydroxide (as CaCO3)	----	E290/WP	1.0	mg/L		<1.0	<1.0	<1.0	<1.0	<1.0
Alkalinity, phenolphthalein (as CaCO3)	----	E290/WP	1.0	mg/L		<1.0	<1.0	<1.0	<1.0	<1.0
Alkalinity, total (as CaCO3)	----	E290/WP	1.0	mg/L		41.8	38.0	48.3	29.1	64.2
Conductivity	----	E100/WP	1.0	µS/cm		319	87.2	122	90.7	132
pH	----	E108/WP	0.10	pH units		7.61	7.60	7.50	7.50	7.70
Solids, total dissolved [TDS]	----	E162-L/WP	3.0	mg/L		175	60.2	71.2	56.2	93.6
Anions and Nutrients										
Chloride	16887-00-6	E235.Cl-L/WP	0.10	mg/L		53.8	1.03	0.93	0.49	1.56
Fluoride	16984-48-8	E235.F/WP	0.020	mg/L		0.026	0.028	0.028	0.024	0.052
Phosphorus, total	7723-14-0	E372-U/WP	0.0020	mg/L		0.0520	0.0340	0.0502	0.0157	0.0354
Sulfate (as SO4)	14808-79-8	E235.SO4/WP	0.30	mg/L		12.1	4.25	10.7	12.1	40.5
Dissolved Metals										
Aluminum, dissolved	7429-90-5	E421/WP	0.0010	mg/L		0.0248	0.0277	0.0268	0.0165	0.0078
Antimony, dissolved	7440-36-0	E421/WP	0.00010	mg/L		0.00800	0.00217	0.00244	0.00433	0.00208
Arsenic, dissolved	7440-38-2	E421/WP	0.00010	mg/L		0.0712	0.00130	0.00234	0.00602	0.00090
Barium, dissolved	7440-39-3	E421/WP	0.00010	mg/L		0.0180	0.0156	0.0190	0.0167	0.0223
Beryllium, dissolved	7440-41-7	E421/WP	0.000020	mg/L		Not Detected	Not Detected	Not Detected	Not Detected	Not Detected
Bismuth, dissolved	7440-69-9	E421/WP	0.000050	mg/L		Not Detected	Not Detected	Not Detected	Not Detected	Not Detected
Boron, dissolved	7440-42-8	E421/WP	0.010	mg/L		0.024	0.018	0.022	0.014	0.021
Cadmium, dissolved	7440-43-9	E421/WP	0.0000050	mg/L		<0.0000050	<0.0000050	0.0000144	0.0000055	0.000765
Calcium, dissolved	7440-70-2	E421/WP	0.050	mg/L		18.4	14.8	20.4	14.7	21.4
Cesium, dissolved	7440-46-2	E421/WP	0.000010	mg/L		<0.000010	<0.000010	0.000016	0.000010	<0.000010
Chromium, dissolved	7440-47-3	E421/WP	0.00050	mg/L		<0.00050	<0.00050	<0.00050	<0.00050	<0.00050
Cobalt, dissolved	7440-48-4	E421/WP	0.00010	mg/L		0.00015	<0.00010	0.00019	<0.00010	0.00043
Copper, dissolved	7440-50-8	E421/WP	0.00020	mg/L		0.00258	0.00138	0.00246	0.00120	0.00215
Iron, dissolved	7439-89-6	E421/WP	0.010	mg/L		0.013	0.012	<0.010	<0.010	<0.010

Analytical Results

Sub-Matrix: **Water**
(Matrix: **Water**)

Analyte	CAS Number	Method/Lab	LOR	Unit	Client sample ID	FLB-01	FLB-02	FLB-03	FLB-04	FLB-05
					Client sampling date / time	19-May-2024 00:00	19-May-2024 00:00	19-May-2024 00:00	19-May-2024 00:00	19-May-2024 00:00
						WP2412486-001	WP2412486-002	WP2412486-003	WP2412486-004	WP2412486-005
						Result	Result	Result	Result	Result
Dissolved Metals										
Lead, dissolved	7439-92-1	E421/WP	0.000050	mg/L		<0.000050	<0.000050	<0.000050	<0.000050	0.000182
Lithium, dissolved	7439-93-2	E421/WP	0.0010	mg/L		0.0013	0.0013	0.0012	0.0014	0.0028
Magnesium, dissolved	7439-95-4	E421/WP	0.0050	mg/L		0.949	0.800	1.05	0.802	1.96
Manganese, dissolved	7439-96-5	E421/WP	0.00010	mg/L		0.00262	0.00336	0.0232	0.00518	0.118
Mercury, dissolved	7439-97-6	E509/WP	0.0000050	mg/L		<0.0000050	<0.0000050	<0.0000050	<0.0000050	<0.0000050
Molybdenum, dissolved	7439-98-7	E421/WP	0.000050	mg/L		0.00334	0.00210	0.00326	0.00192	0.00142
Nickel, dissolved	7440-02-0	E421/WP	0.00050	mg/L		0.00080	<0.00050	<0.00050	0.00051	0.00106
Phosphorus, dissolved	7723-14-0	E421.P-L/WP	0.030	mg/L		<0.030	<0.030	<0.030	<0.030	<0.030
Potassium, dissolved	7440-09-7	E421/WP	0.050	mg/L		58.6	2.00	1.76	1.55	1.88
Rubidium, dissolved	7440-17-7	E421/WP	0.00020	mg/L		0.00503	0.00132	0.00282	0.00163	0.00180
Selenium, dissolved	7782-49-2	E421/WP	0.000050	mg/L		0.000470	0.000115	0.000228	0.00121	0.00308
Silicon, dissolved	7440-21-3	E421/WP	0.050	mg/L		1.38	1.45	1.47	1.34	1.61
Silver, dissolved	7440-22-4	E421/WP	0.000010	mg/L		0.000420	0.000013	0.000014	0.000020	0.000011
Sodium, dissolved	7440-23-5	E421/WP	0.050	mg/L		2.92	1.61	2.64	1.33	2.96
Strontium, dissolved	7440-24-6	E421/WP	0.00020	mg/L		0.0906	0.0695	0.0941	0.0690	0.120
Sulfur, dissolved	7704-34-9	E421/WP	0.50	mg/L		4.60	1.88	3.74	4.33	13.2
Tellurium, dissolved	13494-80-9	E421/WP	0.00020	mg/L		<0.00020	Not Detected	Not Detected	Not Detected	Not Detected
Thallium, dissolved	7440-28-0	E421/WP	0.000010	mg/L		<0.000010	<0.000010	<0.000010	<0.000010	0.000013
Thorium, dissolved	7440-29-1	E421/WP	0.00010	mg/L		<0.00010	<0.00010	<0.00010	Not Detected	Not Detected
Tin, dissolved	7440-31-5	E421/WP	0.00010	mg/L		<0.00010	<0.00010	<0.00010	<0.00010	<0.00010
Titanium, dissolved	7440-32-6	E421/WP	0.00030	mg/L		0.00164	0.00130	0.00101	0.00050	<0.00030
Tungsten, dissolved	7440-33-7	E421/WP	0.00010	mg/L		0.00250	0.00055	0.00147	0.00057	0.00037
Uranium, dissolved	7440-61-1	E421/WP	0.000010	mg/L		0.00900	0.00358	0.00867	0.00149	0.000627
Vanadium, dissolved	7440-62-2	E421/WP	0.00050	mg/L		0.00147	0.00110	0.00097	0.00084	<0.00050
Zinc, dissolved	7440-66-6	E421/WP	0.0010	mg/L		0.0034	0.0033	0.0073	0.0023	0.0846
Zirconium, dissolved	7440-67-7	E421/WP	0.00030	mg/L		0.00034	<0.00030	<0.00030	<0.00030	<0.00030
Dissolved mercury filtration location	----	EP509/WP	-	-		Field	Field	Field	Field	Field
Dissolved metals filtration location	----	EP421/WP	-	-		Field	Field	Field	Field	Field

Please refer to the General Comments section for an explanation of any result qualifiers detected.

Please refer to the Accreditation section for an explanation of analyte accreditations.

Analytical Results

Sub-Matrix: **Water**
(Matrix: **Water**)

Analyte	CAS Number	Method/Lab	LOR	Unit	Client sample ID	FLB-06	FLB-07	FLB-08	FLB-09	FLB-10
					Client sampling date / time	19-May-2024 00:00	19-May-2024 00:00	19-May-2024 00:00	19-May-2024 00:00	19-May-2024 00:00
						WP2412486-006	WP2412486-007	WP2412486-008	WP2412486-009	WP2412486-010
						Result	Result	Result	Result	Result
Physical Tests										
Acidity (as CaCO3)	----	E283/WT	2.0	mg/L		<2.0	<2.0	<2.0	<2.0	<2.0
Alkalinity, bicarbonate (as CaCO3)	----	E290/WP	1.0	mg/L		<1.0	13.0	50.6	48.6	47.4
Alkalinity, carbonate (as CaCO3)	----	E290/WP	1.0	mg/L		<1.0	<1.0	<1.0	<1.0	<1.0
Alkalinity, hydroxide (as CaCO3)	----	E290/WP	1.0	mg/L		<1.0	<1.0	<1.0	<1.0	<1.0
Alkalinity, phenolphthalein (as CaCO3)	----	E290/WP	1.0	mg/L		<1.0	<1.0	<1.0	<1.0	<1.0
Alkalinity, total (as CaCO3)	----	E290/WP	1.0	mg/L		35.9	13.0	50.6	48.6	47.4
Conductivity	----	E100/WP	1.0	µS/cm		120	116	114	108	101
pH	----	E108/WP	0.10	pH units		7.54	7.01	7.73	7.78	7.77
Solids, total dissolved [TDS]	----	E162-L/WP	3.0	mg/L		72.6	72.9	72.6	72.2	64.6
Anions and Nutrients										
Chloride	16887-00-6	E235.Cl-L/WP	0.10	mg/L		0.35	0.79	0.29	0.48	0.38
Fluoride	16984-48-8	E235.F/WP	0.020	mg/L		0.031	0.084	<0.020	<0.020	<0.020
Phosphorus, total	7723-14-0	E372-U/WP	0.0020	mg/L		0.0178	0.0311	0.0182	0.0150	0.0326
Sulfate (as SO4)	14808-79-8	E235.SO4/WP	0.30	mg/L		19.7	35.1	7.10	4.90	2.82
Dissolved Metals										
Aluminum, dissolved	7429-90-5	E421/WP	0.0010	mg/L		0.0170	0.0138	0.0205	0.0207	0.0239
Antimony, dissolved	7440-36-0	E421/WP	0.00010	mg/L		0.00493	0.00064	0.00070	0.00086	0.00083
Arsenic, dissolved	7440-38-2	E421/WP	0.00010	mg/L		0.0143	0.00086	0.00523	0.00470	0.00296
Barium, dissolved	7440-39-3	E421/WP	0.00010	mg/L		0.0186	0.0179	0.0225	0.0192	0.0173
Beryllium, dissolved	7440-41-7	E421/WP	0.000020	mg/L		<0.000020	Not Detected	Not Detected	Not Detected	Not Detected
Bismuth, dissolved	7440-69-9	E421/WP	0.000050	mg/L		Not Detected	Not Detected	Not Detected	Not Detected	Not Detected
Boron, dissolved	7440-42-8	E421/WP	0.010	mg/L		0.014	0.023	<0.010	<0.010	<0.010
Cadmium, dissolved	7440-43-9	E421/WP	0.0000050	mg/L		0.0000100	0.0000595	0.0000094	0.0000053	0.0000141
Calcium, dissolved	7440-70-2	E421/WP	0.050	mg/L		17.3	15.4	19.7	18.6	17.1
Cesium, dissolved	7440-46-2	E421/WP	0.000010	mg/L		0.000011	<0.000010	0.000027	0.000012	0.000018
Chromium, dissolved	7440-47-3	E421/WP	0.00050	mg/L		0.00074	<0.00050	<0.00050	<0.00050	<0.00050
Cobalt, dissolved	7440-48-4	E421/WP	0.00010	mg/L		<0.00010	0.00016	0.00016	0.00010	0.00012
Copper, dissolved	7440-50-8	E421/WP	0.00020	mg/L		0.00195	0.00101	0.00179	0.00141	0.00276
Iron, dissolved	7439-89-6	E421/WP	0.010	mg/L		<0.010	<0.010	<0.010	<0.010	<0.010
Lead, dissolved	7439-92-1	E421/WP	0.000050	mg/L		<0.000050	<0.000050	Not Detected	<0.000050	<0.000050

Analytical Results

Sub-Matrix: **Water**
(Matrix: **Water**)

Analyte	CAS Number	Method/Lab	LOR	Unit	Client sample ID	FLB-06	FLB-07	FLB-08	FLB-09	FLB-10
					Client sampling date / time	19-May-2024 00:00	19-May-2024 00:00	19-May-2024 00:00	19-May-2024 00:00	19-May-2024 00:00
						WP2412486-006	WP2412486-007	WP2412486-008	WP2412486-009	WP2412486-010
						Result	Result	Result	Result	Result
Dissolved Metals										
Lithium, dissolved	7439-93-2	E421/WP	0.0010	mg/L		0.0014	0.0017	0.0012	0.0014	<0.0010
Magnesium, dissolved	7439-95-4	E421/WP	0.0050	mg/L		1.18	1.72	0.810	0.942	1.11
Manganese, dissolved	7439-96-5	E421/WP	0.00010	mg/L		0.00850	0.0879	0.00834	0.00418	0.00268
Mercury, dissolved	7439-97-6	E509/WP	0.0000050	mg/L		<0.0000050	<0.0000050	<0.0000050	<0.0000050	<0.0000050
Molybdenum, dissolved	7439-98-7	E421/WP	0.000050	mg/L		0.00218	0.000438	0.000468	0.000408	0.000521
Nickel, dissolved	7440-02-0	E421/WP	0.00050	mg/L		0.00088	0.00078	<0.00050	<0.00050	<0.00050
Phosphorus, dissolved	7723-14-0	E421.P-L/WP	0.030	mg/L		<0.030	<0.030	<0.030	<0.030	<0.030
Potassium, dissolved	7440-09-7	E421/WP	0.050	mg/L		1.87	1.76	1.92	2.05	1.95
Rubidium, dissolved	7440-17-7	E421/WP	0.00020	mg/L		0.00199	0.00188	0.00243	0.00242	0.00243
Selenium, dissolved	7782-49-2	E421/WP	0.000050	mg/L		0.00279	0.00200	0.000078	0.000096	0.000242
Silicon, dissolved	7440-21-3	E421/WP	0.050	mg/L		1.48	1.51	1.34	1.30	1.41
Silver, dissolved	7440-22-4	E421/WP	0.000010	mg/L		<0.000010	0.000010	0.000011	<0.000010	0.000020
Sodium, dissolved	7440-23-5	E421/WP	0.050	mg/L		1.66	2.21	1.90	1.46	1.88
Strontium, dissolved	7440-24-6	E421/WP	0.00020	mg/L		0.0803	0.0858	0.0606	0.0613	0.0595
Sulfur, dissolved	7704-34-9	E421/WP	0.50	mg/L		6.60	11.4	2.53	1.74	1.32
Tellurium, dissolved	13494-80-9	E421/WP	0.00020	mg/L		Not Detected	Not Detected	Not Detected	Not Detected	Not Detected
Thallium, dissolved	7440-28-0	E421/WP	0.000010	mg/L		<0.000010	<0.000010	<0.000010	<0.000010	<0.000010
Thorium, dissolved	7440-29-1	E421/WP	0.00010	mg/L		<0.00010	Not Detected	Not Detected	Not Detected	Not Detected
Tin, dissolved	7440-31-5	E421/WP	0.00010	mg/L		<0.00010	<0.00010	<0.00010	<0.00010	<0.00010
Titanium, dissolved	7440-32-6	E421/WP	0.00030	mg/L		0.00070	0.00055	<0.00030	0.00034	0.00045
Tungsten, dissolved	7440-33-7	E421/WP	0.00010	mg/L		0.00060	0.00022	0.00037	0.00091	0.00090
Uranium, dissolved	7440-61-1	E421/WP	0.000010	mg/L		0.00296	0.000058	0.000543	0.000632	0.000987
Vanadium, dissolved	7440-62-2	E421/WP	0.00050	mg/L		0.00103	0.00059	0.00082	0.00094	0.00133
Zinc, dissolved	7440-66-6	E421/WP	0.0010	mg/L		0.0016	0.0042	0.0039	0.0029	0.0035
Zirconium, dissolved	7440-67-7	E421/WP	0.00030	mg/L		<0.00030	<0.00030	<0.00030	<0.00030	<0.00030
Dissolved mercury filtration location	----	EP509/WP	-	-		Field	Field	Field	Field	Field
Dissolved metals filtration location	----	EP421/WP	-	-		Field	Field	Field	Field	Field

Please refer to the General Comments section for an explanation of any result qualifiers detected.

Please refer to the Accreditation section for an explanation of analyte accreditations.

Analytical Results

Sub-Matrix: **Water**
(Matrix: **Water**)

Analyte	CAS Number	Method/Lab	LOR	Unit	Client sample ID	FLB-11	FLB-12	FLB-13	FLB-14	FLB-15
					Client sampling date / time	19-May-2024 00:00	19-May-2024 00:00	19-May-2024 00:00	19-May-2024 00:00	19-May-2024 00:00
						WP2412486-011	WP2412486-012	WP2412486-013	WP2412486-014	WP2412486-015
						Result	Result	Result	Result	Result
Physical Tests										
Acidity (as CaCO3)	----	E283/WT	2.0	mg/L		<2.0	<2.0	<2.0	<2.0	<2.0
Alkalinity, bicarbonate (as CaCO3)	----	E290/WP	1.0	mg/L		46.4	30.9	13.7	25.4	22.7
Alkalinity, carbonate (as CaCO3)	----	E290/WP	1.0	mg/L		<1.0	<1.0	<1.0	<1.0	<1.0
Alkalinity, hydroxide (as CaCO3)	----	E290/WP	1.0	mg/L		<1.0	<1.0	<1.0	<1.0	<1.0
Alkalinity, phenolphthalein (as CaCO3)	----	E290/WP	1.0	mg/L		<1.0	<1.0	<1.0	<1.0	<1.0
Alkalinity, total (as CaCO3)	----	E290/WP	1.0	mg/L		46.4	30.9	13.7	25.4	22.7
Conductivity	----	E100/WP	1.0	µS/cm		102	114	134	128	98.5
pH	----	E108/WP	0.10	pH units		7.74	7.48	7.16	7.48	7.42
Solids, total dissolved [TDS]	----	E162-L/WP	3.0	mg/L		65.6	74.2	89.2	85.9	59.2
Anions and Nutrients										
Chloride	16887-00-6	E235.Cl-L/WP	0.10	mg/L		0.22	1.60	0.78	0.43	0.65
Fluoride	16984-48-8	E235.F/WP	0.020	mg/L		0.036	0.102	0.046	0.044	0.047
Phosphorus, total	7723-14-0	E372-U/WP	0.0020	mg/L		0.0255	0.0709	0.0143	0.0235	0.0261
Sulfate (as SO4)	14808-79-8	E235.SO4/WP	0.30	mg/L		4.02	19.5	43.5	31.5	20.4
Dissolved Metals										
Aluminum, dissolved	7429-90-5	E421/WP	0.0010	mg/L		0.0275	0.0218	0.0050	0.0110	0.0226
Antimony, dissolved	7440-36-0	E421/WP	0.00010	mg/L		0.00364	0.00699	0.00170	0.00178	0.00220
Arsenic, dissolved	7440-38-2	E421/WP	0.00010	mg/L		0.00390	0.181	0.00129	0.00100	0.00184
Barium, dissolved	7440-39-3	E421/WP	0.00010	mg/L		0.0129	0.0154	0.0225	0.0233	0.0154
Beryllium, dissolved	7440-41-7	E421/WP	0.000020	mg/L		<0.000020	Not Detected	Not Detected	Not Detected	Not Detected
Bismuth, dissolved	7440-69-9	E421/WP	0.000050	mg/L		<0.000050	Not Detected	Not Detected	Not Detected	Not Detected
Boron, dissolved	7440-42-8	E421/WP	0.010	mg/L		0.018	0.016	0.020	0.013	0.017
Cadmium, dissolved	7440-43-9	E421/WP	0.0000050	mg/L		0.0000078	0.0000103	0.0000246	0.0000131	0.0000172
Calcium, dissolved	7440-70-2	E421/WP	0.050	mg/L		17.1	17.7	16.3	17.9	13.4
Cesium, dissolved	7440-46-2	E421/WP	0.000010	mg/L		0.000019	0.000017	<0.000010	<0.000010	0.000013
Chromium, dissolved	7440-47-3	E421/WP	0.00050	mg/L		<0.00050	<0.00050	<0.00050	<0.00050	<0.00050
Cobalt, dissolved	7440-48-4	E421/WP	0.00010	mg/L		<0.00010	<0.00010	0.00094	<0.00010	0.00016
Copper, dissolved	7440-50-8	E421/WP	0.00020	mg/L		0.00234	0.00195	0.00129	0.00104	0.00212
Iron, dissolved	7439-89-6	E421/WP	0.010	mg/L		<0.010	<0.010	<0.010	<0.010	0.010
Lead, dissolved	7439-92-1	E421/WP	0.000050	mg/L		<0.000050	0.000055	<0.000050	<0.000050	<0.000050

Analytical Results

Sub-Matrix: **Water**
(Matrix: **Water**)

Analyte	CAS Number	Method/Lab	LOR	Unit	Client sample ID	FLB-11	FLB-12	FLB-13	FLB-14	FLB-15
					Client sampling date / time	19-May-2024 00:00	19-May-2024 00:00	19-May-2024 00:00	19-May-2024 00:00	19-May-2024 00:00
						WP2412486-011	WP2412486-012	WP2412486-013	WP2412486-014	WP2412486-015
						Result	Result	Result	Result	Result
Dissolved Metals										
Lithium, dissolved	7439-93-2	E421/WP	0.0010	mg/L		<0.0010	<0.0010	0.0021	0.0011	0.0011
Magnesium, dissolved	7439-95-4	E421/WP	0.0050	mg/L		0.797	1.28	2.10	1.69	1.58
Manganese, dissolved	7439-96-5	E421/WP	0.00010	mg/L		0.00088	0.00352	0.0637	0.0208	0.0115
Mercury, dissolved	7439-97-6	E509/WP	0.0000050	mg/L		<0.0000050	<0.0000050	<0.0000050	<0.0000050	<0.0000050
Molybdenum, dissolved	7439-98-7	E421/WP	0.000050	mg/L		0.00275	0.00385	0.000525	0.000905	0.00156
Nickel, dissolved	7440-02-0	E421/WP	0.00050	mg/L		<0.00050	<0.00050	0.0289	0.00219	0.00111
Phosphorus, dissolved	7723-14-0	E421.P-L/WP	0.030	mg/L		<0.030	<0.030	<0.030	<0.030	<0.030
Potassium, dissolved	7440-09-7	E421/WP	0.050	mg/L		2.06	1.58	2.47	2.48	1.67
Rubidium, dissolved	7440-17-7	E421/WP	0.00020	mg/L		0.00202	0.00200	0.00216	0.00222	0.00173
Selenium, dissolved	7782-49-2	E421/WP	0.000050	mg/L		0.000170	0.00286	0.000632	0.00139	0.000129
Silicon, dissolved	7440-21-3	E421/WP	0.050	mg/L		1.50	1.60	1.83	1.56	1.40
Silver, dissolved	7440-22-4	E421/WP	0.000010	mg/L		0.000011	0.000011	<0.000010	<0.000010	0.000010
Sodium, dissolved	7440-23-5	E421/WP	0.050	mg/L		1.27	1.72	3.30	1.95	2.33
Strontium, dissolved	7440-24-6	E421/WP	0.00020	mg/L		0.0849	0.0958	0.109	0.102	0.0866
Sulfur, dissolved	7704-34-9	E421/WP	0.50	mg/L		1.54	6.47	14.6	10.7	7.31
Tellurium, dissolved	13494-80-9	E421/WP	0.00020	mg/L		0.00022	<0.00020	<0.00020	Not Detected	Not Detected
Thallium, dissolved	7440-28-0	E421/WP	0.000010	mg/L		<0.000010	<0.000010	0.000012	<0.000010	<0.000010
Thorium, dissolved	7440-29-1	E421/WP	0.00010	mg/L		<0.00010	<0.00010	Not Detected	Not Detected	<0.00010
Tin, dissolved	7440-31-5	E421/WP	0.00010	mg/L		<0.00010	<0.00010	<0.00010	<0.00010	<0.00010
Titanium, dissolved	7440-32-6	E421/WP	0.00030	mg/L		0.00033	0.00088	<0.00030	0.00038	0.00105
Tungsten, dissolved	7440-33-7	E421/WP	0.00010	mg/L		0.00201	0.00092	0.00030	0.00082	0.00069
Uranium, dissolved	7440-61-1	E421/WP	0.000010	mg/L		0.00680	0.00140	0.000122	0.000410	0.000721
Vanadium, dissolved	7440-62-2	E421/WP	0.00050	mg/L		0.00104	0.00170	<0.00050	0.00060	0.00075
Zinc, dissolved	7440-66-6	E421/WP	0.0010	mg/L		0.0027	0.0038	0.0049	0.0013	0.0049
Zirconium, dissolved	7440-67-7	E421/WP	0.00030	mg/L		<0.00030	<0.00030	<0.00030	<0.00030	<0.00030
Dissolved mercury filtration location	----	EP509/WP	-	-		Field	Field	Field	Field	Field
Dissolved metals filtration location	----	EP421/WP	-	-		Field	Field	Field	Field	Field

Please refer to the General Comments section for an explanation of any result qualifiers detected.

Please refer to the Accreditation section for an explanation of analyte accreditations.

Analytical Results

Sub-Matrix: **Water**
(Matrix: **Water**)

Analyte	CAS Number	Method/Lab	LOR	Unit	Client sample ID	FLB-DUPLICATE	FLB-FIELDBLANK	----	----	----
					Client sampling date / time	19-May-2024 00:00	19-May-2024 00:00	----	----	----
						WP2412486-016	WP2412486-017	--------	--------	--------
						Result	Result	----	----	----
Physical Tests										
Acidity (as CaCO3)	----	E283/WT	2.0	mg/L		<2.0	----	----	----	----
Alkalinity, bicarbonate (as CaCO3)	----	E290/WP	1.0	mg/L		49.6	----	----	----	----
Alkalinity, carbonate (as CaCO3)	----	E290/WP	1.0	mg/L		<1.0	----	----	----	----
Alkalinity, hydroxide (as CaCO3)	----	E290/WP	1.0	mg/L		<1.0	----	----	----	----
Alkalinity, phenolphthalein (as CaCO3)	----	E290/WP	1.0	mg/L		<1.0	----	----	----	----
Alkalinity, total (as CaCO3)	----	E290/WP	1.0	mg/L		49.6	----	----	----	----
Conductivity	----	E100/WP	1.0	µS/cm		110	----	----	----	----
pH	----	E108/WP	0.10	pH units		7.75	----	----	----	----
Solids, total dissolved [TDS]	----	E162-L/WP	3.0	mg/L		70.9	----	----	----	----
Anions and Nutrients										
Chloride	16887-00-6	E235.Cl-L/WP	0.10	mg/L		0.51	----	----	----	----
Fluoride	16984-48-8	E235.F/WP	0.020	mg/L		0.020	----	----	----	----
Phosphorus, total	7723-14-0	E372-U/WP	0.0020	mg/L		0.0248	----	----	----	----
Sulfate (as SO4)	14808-79-8	E235.SO4/WP	0.30	mg/L		5.05	----	----	----	----
Dissolved Metals										
Aluminum, dissolved	7429-90-5	E421/WP	0.0010	mg/L		0.0209	<0.0010	----	----	----
Antimony, dissolved	7440-36-0	E421/WP	0.00010	mg/L		0.00087	Not Detected	----	----	----
Arsenic, dissolved	7440-38-2	E421/WP	0.00010	mg/L		0.00486	<0.00010	----	----	----
Barium, dissolved	7440-39-3	E421/WP	0.00010	mg/L		0.0188	<0.00010	----	----	----
Beryllium, dissolved	7440-41-7	E421/WP	0.000020	mg/L		Not Detected	Not Detected	----	----	----
Bismuth, dissolved	7440-69-9	E421/WP	0.000050	mg/L		Not Detected	Not Detected	----	----	----
Boron, dissolved	7440-42-8	E421/WP	0.010	mg/L		<0.010	<0.010	----	----	----
Cadmium, dissolved	7440-43-9	E421/WP	0.0000050	mg/L		0.0000064	<0.0000050	----	----	----
Calcium, dissolved	7440-70-2	E421/WP	0.050	mg/L		19.2	<0.050	----	----	----
Cesium, dissolved	7440-46-2	E421/WP	0.000010	mg/L		0.000013	Not Detected	----	----	----
Chromium, dissolved	7440-47-3	E421/WP	0.00050	mg/L		<0.00050	Not Detected	----	----	----
Cobalt, dissolved	7440-48-4	E421/WP	0.00010	mg/L		0.00012	Not Detected	----	----	----
Copper, dissolved	7440-50-8	E421/WP	0.00020	mg/L		0.00157	0.00047	----	----	----
Iron, dissolved	7439-89-6	E421/WP	0.010	mg/L		<0.010	Not Detected	----	----	----
Lead, dissolved	7439-92-1	E421/WP	0.000050	mg/L		<0.000050	<0.000050	----	----	----

Analytical Results

Sub-Matrix: Water (Matrix: Water)					Client sample ID	FLB-DUPLICATE	FLB-FIELDBLANK	----	----	----
					Client sampling date / time	19-May-2024 00:00	19-May-2024 00:00	----	----	----
Analyte	CAS Number	Method/Lab	LOR	Unit		WP2412486-016	WP2412486-017	--------	--------	--------
						Result	Result	----	----	----
Dissolved Metals										
Lithium, dissolved	7439-93-2	E421/WP	0.0010	mg/L		<0.0010	<0.0010	----	----	----
Magnesium, dissolved	7439-95-4	E421/WP	0.0050	mg/L		1.02	<0.0050	----	----	----
Manganese, dissolved	7439-96-5	E421/WP	0.00010	mg/L		0.00502	Not Detected	----	----	----
Mercury, dissolved	7439-97-6	E509/WP	0.0000050	mg/L		<0.0000050	<0.0000050	----	----	----
Molybdenum, dissolved	7439-98-7	E421/WP	0.000050	mg/L		0.000422	Not Detected	----	----	----
Nickel, dissolved	7440-02-0	E421/WP	0.00050	mg/L		<0.00050	<0.00050	----	----	----
Phosphorus, dissolved	7723-14-0	E421.P-L/WP	0.030	mg/L		<0.030	<0.030	----	----	----
Potassium, dissolved	7440-09-7	E421/WP	0.050	mg/L		2.16	<0.050	----	----	----
Rubidium, dissolved	7440-17-7	E421/WP	0.00020	mg/L		0.00250	Not Detected	----	----	----
Selenium, dissolved	7782-49-2	E421/WP	0.000050	mg/L		0.000156	<0.000050	----	----	----
Silicon, dissolved	7440-21-3	E421/WP	0.050	mg/L		1.30	<0.050	----	----	----
Silver, dissolved	7440-22-4	E421/WP	0.000010	mg/L		0.000013	Not Detected	----	----	----
Sodium, dissolved	7440-23-5	E421/WP	0.050	mg/L		1.53	<0.050	----	----	----
Strontium, dissolved	7440-24-6	E421/WP	0.00020	mg/L		0.0618	<0.00020	----	----	----
Sulfur, dissolved	7704-34-9	E421/WP	0.50	mg/L		1.97	<0.50	----	----	----
Tellurium, dissolved	13494-80-9	E421/WP	0.00020	mg/L		Not Detected	Not Detected	----	----	----
Thallium, dissolved	7440-28-0	E421/WP	0.000010	mg/L		<0.000010	Not Detected	----	----	----
Thorium, dissolved	7440-29-1	E421/WP	0.00010	mg/L		<0.00010	Not Detected	----	----	----
Tin, dissolved	7440-31-5	E421/WP	0.00010	mg/L		0.00017	Not Detected	----	----	----
Titanium, dissolved	7440-32-6	E421/WP	0.00030	mg/L		0.00038	Not Detected	----	----	----
Tungsten, dissolved	7440-33-7	E421/WP	0.00010	mg/L		0.00093	Not Detected	----	----	----
Uranium, dissolved	7440-61-1	E421/WP	0.000010	mg/L		0.000673	Not Detected	----	----	----
Vanadium, dissolved	7440-62-2	E421/WP	0.00050	mg/L		0.00096	Not Detected	----	----	----
Zinc, dissolved	7440-66-6	E421/WP	0.0010	mg/L		0.0032	<0.0010	----	----	----
Zirconium, dissolved	7440-67-7	E421/WP	0.00030	mg/L		0.00047	Not Detected	----	----	----
Dissolved mercury filtration location	----	EP509/WP	-	-		Field	Field	----	----	----
Dissolved metals filtration location	----	EP421/WP	-	-		Field	Field	----	----	----

Please refer to the General Comments section for an explanation of any result qualifiers detected.

Please refer to the Accreditation section for an explanation of analyte accreditations.

ALS Canada Ltd.

right solutions.
right partner.

QUALITY CONTROL INTERPRETIVE REPORT

Work Order	: **WP2412486**	Page	: 1 of 29
Client	: **Great Bear Resources Ltd**	Laboratory	: ALS Environmental - Winnipeg
Contact	: Ashley Moncrief	Account Manager	: Judy Dalmaijer
Address	: Great Bear Resources Ltd. 117 Forestry Road Red Lake ON Canada P0V 2M0	Address	: 1329 Niakwa Road East, Unit 12 Winnipeg, Manitoba Canada R2J 3T4
Telephone	: 807 630 0203	Telephone	: +1 204 255 9720
Project	: PPR-022-3	Date Samples Received	: 22-May-2024 09:00
PO	: PPR-022-3	Issue Date	: 29-May-2024 15:23
C-O-C number	: ----		
Sampler	: ----		
Site	: ----		
Quote number	: 2024 Standing offer_V2		
No. of samples received	: 17		
No. of samples analysed	: 17		

This report is automatically generated by the ALS LIMS (Laboratory Information Management System) through evaluation of Quality Control (QC) results and other QA parameters associated with this submission, and is intended to facilitate rapid data validation by auditors or reviewers. The report highlights any exceptions and outliers to ALS Data Quality Objectives, provides holding time details and exceptions, summarizes QC sample frequencies, and lists applicable methodology references and summaries.

Key

Anonymous: Refers to samples which are not part of this work order, but which formed part of the QC process lot.
CAS Number: Chemical Abstracts Service number is a unique identifier assigned to discrete substances.
DQO: Data Quality Objective.
LOR: Limit of Reporting (detection limit).
RPD: Relative Percent Difference.

Workorder Comments

Holding times are displayed as "---" if no guidance exists from CCME, Canadian provinces, or broadly recognized international references.

Summary of Outliers

Outliers : Quality Control Samples

- No Method Blank value outliers occur.
- No Laboratory Control Sample (LCS) outliers occur
- No Matrix Spike outliers occur.
- Duplicate outliers occur - please see following pages for full details.
- No Test sample Surrogate recovery outliers exist.

Outliers: Reference Material (RM) Samples

- No Reference Material (RM) Sample outliers occur.

Outliers : Analysis Holding Time Compliance (Breaches)

- No Analysis Holding Time Outliers exist.

Outliers : Frequency of Quality Control Samples

- Quality Control Sample Frequency Outliers occur - please see following pages for full details.

Outliers : Quality Control Samples

Duplicates, Method Blanks, Laboratory Control Samples and Matrix Spikes

Matrix: **Water**

Analyte Group	Laboratory sample ID	Client/Ref Sample ID	Analyte	CAS Number	Method	Result	Limits	Comment
Duplicate (DUP) RPDs								
Dissolved Metals	WP2412486-010	FLB-10	Selenium, dissolved	7782-49-2	E421	0.000131 MES %	Diff <2x LOR	Low Level DUP DQO exceeded (difference > 2 LOR).

Result Qualifiers

Qualifier	Description
MES	*Data Quality Objective was marginally exceeded (by < 10% absolute) for < 10% of analytes in a Multi-Element Scan / Multi-Parameter Scan (considered acceptable as per OMOE & CCME).*

Analysis Holding Time Compliance

This report summarizes extraction / preparation and analysis times and compares each with ALS recommended holding times, which are selected to meet known provincial and /or federal requirements. In the absence of regulatory hold times, ALS establishes recommendations based on guidelines published by organizations such as CCME, US EPA, APHA Standard Methods, ASTM, or Environment Canada (where available). Dates and holding times reported below represent the first dates of extraction or analysis. If subsequent tests or dilutions exceeded holding times, qualifiers are added (refer to COA).

If samples are identified below as having been analyzed or extracted outside of recommended holding times, measurement uncertainties may be increased, and this should be taken into consideration when interpreting results.

Where actual sampling date is not provided on the chain of custody, the date of receipt with time at 00:00 is used for calculation purposes.

Where only the sample date without time is provided on the chain of custody, the sampling date at 00:00 is used for calculation purposes.

Matrix: **Water**

Evaluation: × = Holding time exceedance ; ✓ = Within Holding Time

Analyte Group : Analytical Method / Container / Client Sample ID(s)	Method	Sampling Date	Extraction / Preparation				Analysis			
			Preparation Date	Holding Times Rec	Holding Times Actual	Eval	Analysis Date	Holding Times Rec	Holding Times Actual	Eval
Anions and Nutrients : Chloride in Water by IC (Low Level)										
HDPE [ON MECP] FLB-01	E235.Cl-L	19-May-2024	22-May-2024	28 days	4 days	✓	22-May-2024	28 days	4 days	✓
Anions and Nutrients : Chloride in Water by IC (Low Level)										
HDPE [ON MECP] FLB-02	E235.Cl-L	19-May-2024	22-May-2024	28 days	4 days	✓	22-May-2024	28 days	4 days	✓
Anions and Nutrients : Chloride in Water by IC (Low Level)										
HDPE [ON MECP] FLB-03	E235.Cl-L	19-May-2024	22-May-2024	28 days	4 days	✓	22-May-2024	28 days	4 days	✓
Anions and Nutrients : Chloride in Water by IC (Low Level)										
HDPE [ON MECP] FLB-04	E235.Cl-L	19-May-2024	22-May-2024	28 days	4 days	✓	22-May-2024	28 days	4 days	✓
Anions and Nutrients : Chloride in Water by IC (Low Level)										
HDPE [ON MECP] FLB-05	E235.Cl-L	19-May-2024	22-May-2024	28 days	4 days	✓	22-May-2024	28 days	4 days	✓
Anions and Nutrients : Chloride in Water by IC (Low Level)										
HDPE [ON MECP] FLB-06	E235.Cl-L	19-May-2024	22-May-2024	28 days	4 days	✓	22-May-2024	28 days	4 days	✓
Anions and Nutrients : Chloride in Water by IC (Low Level)										
HDPE [ON MECP] FLB-07	E235.Cl-L	19-May-2024	22-May-2024	28 days	4 days	✓	22-May-2024	28 days	4 days	✓

Matrix: **Water**

Evaluation: × = Holding time exceedance ; ✓ = Within Holding Time

Analyte Group : Analytical Method / Container / Client Sample ID(s)	Method	Sampling Date	Extraction / Preparation				Analysis			
			Preparation Date	Holding Times Rec	Holding Times Actual	Eval	Analysis Date	Holding Times Rec	Holding Times Actual	Eval
Anions and Nutrients : Chloride in Water by IC (Low Level)										
HDPE [ON MECP] FLB-08	E235.Cl-L	19-May-2024	22-May-2024	28 days	4 days	✓	22-May-2024	28 days	4 days	✓
Anions and Nutrients : Chloride in Water by IC (Low Level)										
HDPE [ON MECP] FLB-09	E235.Cl-L	19-May-2024	22-May-2024	28 days	4 days	✓	22-May-2024	28 days	4 days	✓
Anions and Nutrients : Chloride in Water by IC (Low Level)										
HDPE [ON MECP] FLB-10	E235.Cl-L	19-May-2024	22-May-2024	28 days	4 days	✓	22-May-2024	28 days	4 days	✓
Anions and Nutrients : Chloride in Water by IC (Low Level)										
HDPE [ON MECP] FLB-11	E235.Cl-L	19-May-2024	22-May-2024	28 days	4 days	✓	22-May-2024	28 days	4 days	✓
Anions and Nutrients : Chloride in Water by IC (Low Level)										
HDPE [ON MECP] FLB-12	E235.Cl-L	19-May-2024	22-May-2024	28 days	4 days	✓	22-May-2024	28 days	4 days	✓
Anions and Nutrients : Chloride in Water by IC (Low Level)										
HDPE [ON MECP] FLB-13	E235.Cl-L	19-May-2024	22-May-2024	28 days	4 days	✓	22-May-2024	28 days	4 days	✓
Anions and Nutrients : Chloride in Water by IC (Low Level)										
HDPE [ON MECP] FLB-14	E235.Cl-L	19-May-2024	22-May-2024	28 days	4 days	✓	22-May-2024	28 days	4 days	✓
Anions and Nutrients : Chloride in Water by IC (Low Level)										
HDPE [ON MECP] FLB-15	E235.Cl-L	19-May-2024	22-May-2024	28 days	4 days	✓	22-May-2024	28 days	4 days	✓
Anions and Nutrients : Chloride in Water by IC (Low Level)										
HDPE [ON MECP] FLB-DUPLICATE	E235.Cl-L	19-May-2024	22-May-2024	28 days	4 days	✓	22-May-2024	28 days	4 days	✓

Matrix: **Water**

Evaluation: × = Holding time exceedance ; ✓ = Within Holding Time

Analyte Group : Analytical Method / Container / Client Sample ID(s)	Method	Sampling Date	Extraction / Preparation				Analysis			
			Preparation Date	Holding Times Rec	Holding Times Actual	Eval	Analysis Date	Holding Times Rec	Holding Times Actual	Eval
Anions and Nutrients : Fluoride in Water by IC										
HDPE [ON MECP] FLB-01	E235.F	19-May-2024	22-May-2024	28 days	4 days	✓	22-May-2024	28 days	4 days	✓
Anions and Nutrients : Fluoride in Water by IC										
HDPE [ON MECP] FLB-02	E235.F	19-May-2024	22-May-2024	28 days	4 days	✓	22-May-2024	28 days	4 days	✓
Anions and Nutrients : Fluoride in Water by IC										
HDPE [ON MECP] FLB-03	E235.F	19-May-2024	22-May-2024	28 days	4 days	✓	22-May-2024	28 days	4 days	✓
Anions and Nutrients : Fluoride in Water by IC										
HDPE [ON MECP] FLB-04	E235.F	19-May-2024	22-May-2024	28 days	4 days	✓	22-May-2024	28 days	4 days	✓
Anions and Nutrients : Fluoride in Water by IC										
HDPE [ON MECP] FLB-05	E235.F	19-May-2024	22-May-2024	28 days	4 days	✓	22-May-2024	28 days	4 days	✓
Anions and Nutrients : Fluoride in Water by IC										
HDPE [ON MECP] FLB-06	E235.F	19-May-2024	22-May-2024	28 days	4 days	✓	22-May-2024	28 days	4 days	✓
Anions and Nutrients : Fluoride in Water by IC										
HDPE [ON MECP] FLB-07	E235.F	19-May-2024	22-May-2024	28 days	4 days	✓	22-May-2024	28 days	4 days	✓
Anions and Nutrients : Fluoride in Water by IC										
HDPE [ON MECP] FLB-08	E235.F	19-May-2024	22-May-2024	28 days	4 days	✓	22-May-2024	28 days	4 days	✓
Anions and Nutrients : Fluoride in Water by IC										
HDPE [ON MECP] FLB-09	E235.F	19-May-2024	22-May-2024	28 days	4 days	✓	22-May-2024	28 days	4 days	✓

Matrix: **Water**

Evaluation: × = Holding time exceedance ; ✓ = Within Holding Time

Analyte Group : Analytical Method / Container / Client Sample ID(s)	Method	Sampling Date	Extraction / Preparation				Analysis			
			Preparation Date	Holding Times Rec	Holding Times Actual	Eval	Analysis Date	Holding Times Rec	Holding Times Actual	Eval
Anions and Nutrients : Fluoride in Water by IC										
HDPE [ON MECP] FLB-10	E235.F	19-May-2024	22-May-2024	28 days	4 days	✓	22-May-2024	28 days	4 days	✓
Anions and Nutrients : Fluoride in Water by IC										
HDPE [ON MECP] FLB-11	E235.F	19-May-2024	22-May-2024	28 days	4 days	✓	22-May-2024	28 days	4 days	✓
Anions and Nutrients : Fluoride in Water by IC										
HDPE [ON MECP] FLB-12	E235.F	19-May-2024	22-May-2024	28 days	4 days	✓	22-May-2024	28 days	4 days	✓
Anions and Nutrients : Fluoride in Water by IC										
HDPE [ON MECP] FLB-13	E235.F	19-May-2024	22-May-2024	28 days	4 days	✓	22-May-2024	28 days	4 days	✓
Anions and Nutrients : Fluoride in Water by IC										
HDPE [ON MECP] FLB-14	E235.F	19-May-2024	22-May-2024	28 days	4 days	✓	22-May-2024	28 days	4 days	✓
Anions and Nutrients : Fluoride in Water by IC										
HDPE [ON MECP] FLB-15	E235.F	19-May-2024	22-May-2024	28 days	4 days	✓	22-May-2024	28 days	4 days	✓
Anions and Nutrients : Fluoride in Water by IC										
HDPE [ON MECP] FLB-DUPLICATE	E235.F	19-May-2024	22-May-2024	28 days	4 days	✓	22-May-2024	28 days	4 days	✓
Anions and Nutrients : Sulfate in Water by IC										
HDPE [ON MECP] FLB-01	E235.SO4	19-May-2024	22-May-2024	28 days	4 days	✓	22-May-2024	28 days	4 days	✓
Anions and Nutrients : Sulfate in Water by IC										
HDPE [ON MECP] FLB-02	E235.SO4	19-May-2024	22-May-2024	28 days	4 days	✓	22-May-2024	28 days	4 days	✓

Matrix: **Water**

Evaluation: × = Holding time exceedance ; ✓ = Within Holding Time

Analyte Group : Analytical Method / Container / Client Sample ID(s)	Method	Sampling Date	Extraction / Preparation				Analysis			
			Preparation Date	Holding Times Rec	Holding Times Actual	Eval	Analysis Date	Holding Times Rec	Holding Times Actual	Eval
Anions and Nutrients : Sulfate in Water by IC										
HDPE [ON MECP] FLB-03	E235.SO4	19-May-2024	22-May-2024	28 days	4 days	✓	22-May-2024	28 days	4 days	✓
Anions and Nutrients : Sulfate in Water by IC										
HDPE [ON MECP] FLB-04	E235.SO4	19-May-2024	22-May-2024	28 days	4 days	✓	22-May-2024	28 days	4 days	✓
Anions and Nutrients : Sulfate in Water by IC										
HDPE [ON MECP] FLB-05	E235.SO4	19-May-2024	22-May-2024	28 days	4 days	✓	22-May-2024	28 days	4 days	✓
Anions and Nutrients : Sulfate in Water by IC										
HDPE [ON MECP] FLB-06	E235.SO4	19-May-2024	22-May-2024	28 days	4 days	✓	22-May-2024	28 days	4 days	✓
Anions and Nutrients : Sulfate in Water by IC										
HDPE [ON MECP] FLB-07	E235.SO4	19-May-2024	22-May-2024	28 days	4 days	✓	22-May-2024	28 days	4 days	✓
Anions and Nutrients : Sulfate in Water by IC										
HDPE [ON MECP] FLB-08	E235.SO4	19-May-2024	22-May-2024	28 days	4 days	✓	22-May-2024	28 days	4 days	✓
Anions and Nutrients : Sulfate in Water by IC										
HDPE [ON MECP] FLB-09	E235.SO4	19-May-2024	22-May-2024	28 days	4 days	✓	22-May-2024	28 days	4 days	✓
Anions and Nutrients : Sulfate in Water by IC										
HDPE [ON MECP] FLB-10	E235.SO4	19-May-2024	22-May-2024	28 days	4 days	✓	22-May-2024	28 days	4 days	✓
Anions and Nutrients : Sulfate in Water by IC										
HDPE [ON MECP] FLB-11	E235.SO4	19-May-2024	22-May-2024	28 days	4 days	✓	22-May-2024	28 days	4 days	✓

Matrix: **Water**

Evaluation: × = Holding time exceedance ; ✓ = Within Holding Time

Analyte Group : Analytical Method / Container / Client Sample ID(s)	Method	Sampling Date	Extraction / Preparation				Analysis			
			Preparation Date	Holding Times Rec	Holding Times Actual	Eval	Analysis Date	Holding Times Rec	Holding Times Actual	Eval
Anions and Nutrients : Sulfate in Water by IC										
HDPE [ON MECP] FLB-12	E235.SO4	19-May-2024	22-May-2024	28 days	4 days	✓	22-May-2024	28 days	4 days	✓
Anions and Nutrients : Sulfate in Water by IC										
HDPE [ON MECP] FLB-13	E235.SO4	19-May-2024	22-May-2024	28 days	4 days	✓	22-May-2024	28 days	4 days	✓
Anions and Nutrients : Sulfate in Water by IC										
HDPE [ON MECP] FLB-14	E235.SO4	19-May-2024	22-May-2024	28 days	4 days	✓	22-May-2024	28 days	4 days	✓
Anions and Nutrients : Sulfate in Water by IC										
HDPE [ON MECP] FLB-15	E235.SO4	19-May-2024	22-May-2024	28 days	4 days	✓	22-May-2024	28 days	4 days	✓
Anions and Nutrients : Sulfate in Water by IC										
HDPE [ON MECP] FLB-DUPLICATE	E235.SO4	19-May-2024	22-May-2024	28 days	4 days	✓	22-May-2024	28 days	4 days	✓
Anions and Nutrients : Total Phosphorus by Colourimetry (0.002 mg/L)										
Amber glass total (sulfuric acid) FLB-01	E372-U	19-May-2024	22-May-2024	28 days	4 days	✓	23-May-2024	28 days	4 days	✓
Anions and Nutrients : Total Phosphorus by Colourimetry (0.002 mg/L)										
Amber glass total (sulfuric acid) FLB-02	E372-U	19-May-2024	22-May-2024	28 days	4 days	✓	23-May-2024	28 days	4 days	✓
Anions and Nutrients : Total Phosphorus by Colourimetry (0.002 mg/L)										
Amber glass total (sulfuric acid) FLB-03	E372-U	19-May-2024	22-May-2024	28 days	4 days	✓	23-May-2024	28 days	4 days	✓
Anions and Nutrients : Total Phosphorus by Colourimetry (0.002 mg/L)										
Amber glass total (sulfuric acid) FLB-04	E372-U	19-May-2024	22-May-2024	28 days	4 days	✓	23-May-2024	28 days	4 days	✓

Matrix: **Water**

Evaluation: × = Holding time exceedance ; ✓ = Within Holding Time

Analyte Group : Analytical Method / Container / Client Sample ID(s)	Method	Sampling Date	Extraction / Preparation				Analysis			
			Preparation Date	Holding Times		Eval	Analysis Date	Holding Times		Eval
				Rec	Actual			Rec	Actual	
Anions and Nutrients : Total Phosphorus by Colourimetry (0.002 mg/L)										
Amber glass total (sulfuric acid)										
FLB-05	E372-U	19-May-2024	22-May-2024	28 days	4 days	✓	23-May-2024	28 days	4 days	✓
Anions and Nutrients : Total Phosphorus by Colourimetry (0.002 mg/L)										
Amber glass total (sulfuric acid)										
FLB-06	E372-U	19-May-2024	22-May-2024	28 days	4 days	✓	23-May-2024	28 days	4 days	✓
Anions and Nutrients : Total Phosphorus by Colourimetry (0.002 mg/L)										
Amber glass total (sulfuric acid)										
FLB-07	E372-U	19-May-2024	22-May-2024	28 days	4 days	✓	23-May-2024	28 days	4 days	✓
Anions and Nutrients : Total Phosphorus by Colourimetry (0.002 mg/L)										
Amber glass total (sulfuric acid)										
FLB-08	E372-U	19-May-2024	22-May-2024	28 days	4 days	✓	23-May-2024	28 days	4 days	✓
Anions and Nutrients : Total Phosphorus by Colourimetry (0.002 mg/L)										
Amber glass total (sulfuric acid)										
FLB-09	E372-U	19-May-2024	22-May-2024	28 days	4 days	✓	23-May-2024	28 days	4 days	✓
Anions and Nutrients : Total Phosphorus by Colourimetry (0.002 mg/L)										
Amber glass total (sulfuric acid)										
FLB-10	E372-U	19-May-2024	22-May-2024	28 days	4 days	✓	23-May-2024	28 days	4 days	✓
Anions and Nutrients : Total Phosphorus by Colourimetry (0.002 mg/L)										
Amber glass total (sulfuric acid)										
FLB-11	E372-U	19-May-2024	22-May-2024	28 days	4 days	✓	23-May-2024	28 days	4 days	✓
Anions and Nutrients : Total Phosphorus by Colourimetry (0.002 mg/L)										
Amber glass total (sulfuric acid)										
FLB-12	E372-U	19-May-2024	22-May-2024	28 days	4 days	✓	23-May-2024	28 days	4 days	✓
Anions and Nutrients : Total Phosphorus by Colourimetry (0.002 mg/L)										
Amber glass total (sulfuric acid)										
FLB-13	E372-U	19-May-2024	22-May-2024	28 days	4 days	✓	23-May-2024	28 days	4 days	✓

Matrix: **Water**

Evaluation: × = Holding time exceedance ; ✓ = Within Holding Time

Analyte Group : Analytical Method / Container / Client Sample ID(s)	Method	Sampling Date	Extraction / Preparation				Analysis			
			Preparation Date	Holding Times Rec	Holding Times Actual	Eval	Analysis Date	Holding Times Rec	Holding Times Actual	Eval
Anions and Nutrients : Total Phosphorus by Colourimetry (0.002 mg/L)										
Amber glass total (sulfuric acid)										
FLB-14	E372-U	19-May-2024	22-May-2024	28 days	4 days	✓	23-May-2024	28 days	4 days	✓
Anions and Nutrients : Total Phosphorus by Colourimetry (0.002 mg/L)										
Amber glass total (sulfuric acid)										
FLB-15	E372-U	19-May-2024	22-May-2024	28 days	4 days	✓	23-May-2024	28 days	4 days	✓
Anions and Nutrients : Total Phosphorus by Colourimetry (0.002 mg/L)										
Amber glass total (sulfuric acid)										
FLB-DUPLICATE	E372-U	19-May-2024	22-May-2024	28 days	4 days	✓	23-May-2024	28 days	4 days	✓
Dissolved Metals : Dissolved Mercury in Water by CVAAS										
Glass vial dissolved (hydrochloric acid)										
FLB-01	E509	19-May-2024	24-May-2024	28 days	5 days	✓	24-May-2024	28 days	6 days	✓
Dissolved Metals : Dissolved Mercury in Water by CVAAS										
Glass vial dissolved (hydrochloric acid)										
FLB-02	E509	19-May-2024	24-May-2024	28 days	5 days	✓	24-May-2024	28 days	6 days	✓
Dissolved Metals : Dissolved Mercury in Water by CVAAS										
Glass vial dissolved (hydrochloric acid)										
FLB-03	E509	19-May-2024	24-May-2024	28 days	5 days	✓	24-May-2024	28 days	6 days	✓
Dissolved Metals : Dissolved Mercury in Water by CVAAS										
Glass vial dissolved (hydrochloric acid)										
FLB-04	E509	19-May-2024	24-May-2024	28 days	5 days	✓	24-May-2024	28 days	6 days	✓
Dissolved Metals : Dissolved Mercury in Water by CVAAS										
Glass vial dissolved (hydrochloric acid)										
FLB-05	E509	19-May-2024	24-May-2024	28 days	5 days	✓	24-May-2024	28 days	6 days	✓
Dissolved Metals : Dissolved Mercury in Water by CVAAS										
Glass vial dissolved (hydrochloric acid)										
FLB-06	E509	19-May-2024	24-May-2024	28 days	5 days	✓	24-May-2024	28 days	6 days	✓

Matrix: **Water**

Evaluation: × = Holding time exceedance ; ✓ = Within Holding Time

Analyte Group : Analytical Method / Container / Client Sample ID(s)	Method	Sampling Date	Extraction / Preparation				Analysis			
			Preparation Date	Holding Times Rec	Holding Times Actual	Eval	Analysis Date	Holding Times Rec	Holding Times Actual	Eval
Dissolved Metals : Dissolved Mercury in Water by CVAAS										
Glass vial dissolved (hydrochloric acid) FLB-07	E509	19-May-2024	24-May-2024	28 days	5 days	✓	24-May-2024	28 days	6 days	✓
Dissolved Metals : Dissolved Mercury in Water by CVAAS										
Glass vial dissolved (hydrochloric acid) FLB-08	E509	19-May-2024	24-May-2024	28 days	5 days	✓	24-May-2024	28 days	6 days	✓
Dissolved Metals : Dissolved Mercury in Water by CVAAS										
Glass vial dissolved (hydrochloric acid) FLB-09	E509	19-May-2024	24-May-2024	28 days	5 days	✓	24-May-2024	28 days	6 days	✓
Dissolved Metals : Dissolved Mercury in Water by CVAAS										
Glass vial dissolved (hydrochloric acid) FLB-10	E509	19-May-2024	24-May-2024	28 days	5 days	✓	24-May-2024	28 days	6 days	✓
Dissolved Metals : Dissolved Mercury in Water by CVAAS										
Glass vial dissolved (hydrochloric acid) FLB-11	E509	19-May-2024	24-May-2024	28 days	5 days	✓	24-May-2024	28 days	6 days	✓
Dissolved Metals : Dissolved Mercury in Water by CVAAS										
Glass vial dissolved (hydrochloric acid) FLB-12	E509	19-May-2024	24-May-2024	28 days	5 days	✓	24-May-2024	28 days	6 days	✓
Dissolved Metals : Dissolved Mercury in Water by CVAAS										
Glass vial dissolved (hydrochloric acid) FLB-13	E509	19-May-2024	24-May-2024	28 days	5 days	✓	24-May-2024	28 days	6 days	✓
Dissolved Metals : Dissolved Mercury in Water by CVAAS										
Glass vial dissolved (hydrochloric acid) FLB-14	E509	19-May-2024	24-May-2024	28 days	5 days	✓	24-May-2024	28 days	6 days	✓
Dissolved Metals : Dissolved Mercury in Water by CVAAS										
Glass vial dissolved (hydrochloric acid) FLB-15	E509	19-May-2024	24-May-2024	28 days	5 days	✓	24-May-2024	28 days	6 days	✓

Matrix: **Water**

Evaluation: × = Holding time exceedance ; ✓ = Within Holding Time

Analyte Group : Analytical Method / Container / Client Sample ID(s)	Method	Sampling Date	Extraction / Preparation				Analysis			
			Preparation Date	Holding Times Rec	Holding Times Actual	Eval	Analysis Date	Holding Times Rec	Holding Times Actual	Eval
Dissolved Metals : Dissolved Mercury in Water by CVAAS										
Glass vial dissolved (hydrochloric acid) FLB-DUPLICATE	E509	19-May-2024	24-May-2024	28 days	5 days	✓	24-May-2024	28 days	6 days	✓
Dissolved Metals : Dissolved Mercury in Water by CVAAS										
Glass vial dissolved (hydrochloric acid) FLB-FIELDBLANK	E509	19-May-2024	24-May-2024	28 days	5 days	✓	24-May-2024	28 days	6 days	✓
Dissolved Metals : Dissolved Metals in Water by CRC ICPMS										
HDPE dissolved (nitric acid) FLB-01	E421	19-May-2024	24-May-2024	180 days	6 days	✓	24-May-2024	180 days	6 days	✓
Dissolved Metals : Dissolved Metals in Water by CRC ICPMS										
HDPE dissolved (nitric acid) FLB-02	E421	19-May-2024	24-May-2024	180 days	6 days	✓	24-May-2024	180 days	6 days	✓
Dissolved Metals : Dissolved Metals in Water by CRC ICPMS										
HDPE dissolved (nitric acid) FLB-03	E421	19-May-2024	24-May-2024	180 days	6 days	✓	24-May-2024	180 days	6 days	✓
Dissolved Metals : Dissolved Metals in Water by CRC ICPMS										
HDPE dissolved (nitric acid) FLB-04	E421	19-May-2024	24-May-2024	180 days	6 days	✓	24-May-2024	180 days	6 days	✓
Dissolved Metals : Dissolved Metals in Water by CRC ICPMS										
HDPE dissolved (nitric acid) FLB-05	E421	19-May-2024	24-May-2024	180 days	6 days	✓	24-May-2024	180 days	6 days	✓
Dissolved Metals : Dissolved Metals in Water by CRC ICPMS										
HDPE dissolved (nitric acid) FLB-06	E421	19-May-2024	24-May-2024	180 days	6 days	✓	24-May-2024	180 days	6 days	✓
Dissolved Metals : Dissolved Metals in Water by CRC ICPMS										
HDPE dissolved (nitric acid) FLB-07	E421	19-May-2024	24-May-2024	180 days	6 days	✓	24-May-2024	180 days	6 days	✓

Matrix: **Water**

Evaluation: × = Holding time exceedance ; ✓ = Within Holding Time

Analyte Group : Analytical Method / Container / Client Sample ID(s)	Method	Sampling Date	Extraction / Preparation				Analysis			
			Preparation Date	Holding Times Rec	Holding Times Actual	Eval	Analysis Date	Holding Times Rec	Holding Times Actual	Eval
Dissolved Metals : Dissolved Metals in Water by CRC ICPMS										
HDPE dissolved (nitric acid) FLB-08	E421	19-May-2024	24-May-2024	180 days	6 days	✓	24-May-2024	180 days	6 days	✓
Dissolved Metals : Dissolved Metals in Water by CRC ICPMS										
HDPE dissolved (nitric acid) FLB-09	E421	19-May-2024	24-May-2024	180 days	6 days	✓	24-May-2024	180 days	6 days	✓
Dissolved Metals : Dissolved Metals in Water by CRC ICPMS										
HDPE dissolved (nitric acid) FLB-10	E421	19-May-2024	24-May-2024	180 days	6 days	✓	24-May-2024	180 days	6 days	✓
Dissolved Metals : Dissolved Metals in Water by CRC ICPMS										
HDPE dissolved (nitric acid) FLB-11	E421	19-May-2024	24-May-2024	180 days	6 days	✓	24-May-2024	180 days	6 days	✓
Dissolved Metals : Dissolved Metals in Water by CRC ICPMS										
HDPE dissolved (nitric acid) FLB-12	E421	19-May-2024	24-May-2024	180 days	6 days	✓	24-May-2024	180 days	6 days	✓
Dissolved Metals : Dissolved Metals in Water by CRC ICPMS										
HDPE dissolved (nitric acid) FLB-13	E421	19-May-2024	24-May-2024	180 days	6 days	✓	24-May-2024	180 days	6 days	✓
Dissolved Metals : Dissolved Metals in Water by CRC ICPMS										
HDPE dissolved (nitric acid) FLB-14	E421	19-May-2024	24-May-2024	180 days	6 days	✓	24-May-2024	180 days	6 days	✓
Dissolved Metals : Dissolved Metals in Water by CRC ICPMS										
HDPE dissolved (nitric acid) FLB-15	E421	19-May-2024	24-May-2024	180 days	6 days	✓	24-May-2024	180 days	6 days	✓
Dissolved Metals : Dissolved Metals in Water by CRC ICPMS										
HDPE dissolved (nitric acid) FLB-DUPLICATE	E421	19-May-2024	24-May-2024	180 days	6 days	✓	24-May-2024	180 days	6 days	✓

Matrix: **Water**

Evaluation: × = Holding time exceedance ; ✓ = Within Holding Time

Analyte Group : Analytical Method / Container / Client Sample ID(s)	Method	Sampling Date	Extraction / Preparation				Analysis			
			Preparation Date	Holding Times		Eval	Analysis Date	Holding Times		Eval
				Rec	Actual			Rec	Actual	
Dissolved Metals : Dissolved Metals in Water by CRC ICPMS										
HDPE dissolved (nitric acid)										
FLB-FIELDBLANK	E421	19-May-2024	24-May-2024	180 days	6 days	✓	24-May-2024	180 days	6 days	✓
Dissolved Metals : Dissolved Phosphorus in Water by CRC-ICPMS (Low level)										
HDPE dissolved (nitric acid)										
FLB-01	E421.P-L	19-May-2024	24-May-2024	180 days	6 days	✓	24-May-2024	180 days	6 days	✓
Dissolved Metals : Dissolved Phosphorus in Water by CRC-ICPMS (Low level)										
HDPE dissolved (nitric acid)										
FLB-02	E421.P-L	19-May-2024	24-May-2024	180 days	6 days	✓	24-May-2024	180 days	6 days	✓
Dissolved Metals : Dissolved Phosphorus in Water by CRC-ICPMS (Low level)										
HDPE dissolved (nitric acid)										
FLB-03	E421.P-L	19-May-2024	24-May-2024	180 days	6 days	✓	24-May-2024	180 days	6 days	✓
Dissolved Metals : Dissolved Phosphorus in Water by CRC-ICPMS (Low level)										
HDPE dissolved (nitric acid)										
FLB-04	E421.P-L	19-May-2024	24-May-2024	180 days	6 days	✓	24-May-2024	180 days	6 days	✓
Dissolved Metals : Dissolved Phosphorus in Water by CRC-ICPMS (Low level)										
HDPE dissolved (nitric acid)										
FLB-05	E421.P-L	19-May-2024	24-May-2024	180 days	6 days	✓	24-May-2024	180 days	6 days	✓
Dissolved Metals : Dissolved Phosphorus in Water by CRC-ICPMS (Low level)										
HDPE dissolved (nitric acid)										
FLB-06	E421.P-L	19-May-2024	24-May-2024	180 days	6 days	✓	24-May-2024	180 days	6 days	✓
Dissolved Metals : Dissolved Phosphorus in Water by CRC-ICPMS (Low level)										
HDPE dissolved (nitric acid)										
FLB-07	E421.P-L	19-May-2024	24-May-2024	180 days	6 days	✓	24-May-2024	180 days	6 days	✓
Dissolved Metals : Dissolved Phosphorus in Water by CRC-ICPMS (Low level)										
HDPE dissolved (nitric acid)										
FLB-08	E421.P-L	19-May-2024	24-May-2024	180 days	6 days	✓	24-May-2024	180 days	6 days	✓

Matrix: **Water**

Evaluation: × = Holding time exceedance ; ✓ = Within Holding Time

Analyte Group : Analytical Method / Container / Client Sample ID(s)	Method	Sampling Date	Extraction / Preparation				Analysis			
			Preparation Date	Holding Times		Eval	Analysis Date	Holding Times		Eval
				Rec	Actual			Rec	Actual	
Dissolved Metals : Dissolved Phosphorus in Water by CRC-ICPMS (Low level)										
HDPE dissolved (nitric acid)										
FLB-09	E421.P-L	19-May-2024	24-May-2024	180 days	6 days	✓	24-May-2024	180 days	6 days	✓
Dissolved Metals : Dissolved Phosphorus in Water by CRC-ICPMS (Low level)										
HDPE dissolved (nitric acid)										
FLB-10	E421.P-L	19-May-2024	24-May-2024	180 days	6 days	✓	24-May-2024	180 days	6 days	✓
Dissolved Metals : Dissolved Phosphorus in Water by CRC-ICPMS (Low level)										
HDPE dissolved (nitric acid)										
FLB-11	E421.P-L	19-May-2024	24-May-2024	180 days	6 days	✓	24-May-2024	180 days	6 days	✓
Dissolved Metals : Dissolved Phosphorus in Water by CRC-ICPMS (Low level)										
HDPE dissolved (nitric acid)										
FLB-12	E421.P-L	19-May-2024	24-May-2024	180 days	6 days	✓	24-May-2024	180 days	6 days	✓
Dissolved Metals : Dissolved Phosphorus in Water by CRC-ICPMS (Low level)										
HDPE dissolved (nitric acid)										
FLB-13	E421.P-L	19-May-2024	24-May-2024	180 days	6 days	✓	24-May-2024	180 days	6 days	✓
Dissolved Metals : Dissolved Phosphorus in Water by CRC-ICPMS (Low level)										
HDPE dissolved (nitric acid)										
FLB-14	E421.P-L	19-May-2024	24-May-2024	180 days	6 days	✓	24-May-2024	180 days	6 days	✓
Dissolved Metals : Dissolved Phosphorus in Water by CRC-ICPMS (Low level)										
HDPE dissolved (nitric acid)										
FLB-15	E421.P-L	19-May-2024	24-May-2024	180 days	6 days	✓	24-May-2024	180 days	6 days	✓
Dissolved Metals : Dissolved Phosphorus in Water by CRC-ICPMS (Low level)										
HDPE dissolved (nitric acid)										
FLB-DUPLICATE	E421.P-L	19-May-2024	24-May-2024	180 days	6 days	✓	24-May-2024	180 days	6 days	✓
Dissolved Metals : Dissolved Phosphorus in Water by CRC-ICPMS (Low level)										
HDPE dissolved (nitric acid)										
FLB-FIELDBLANK	E421.P-L	19-May-2024	24-May-2024	180 days	6 days	✓	24-May-2024	180 days	6 days	✓

Matrix: **Water**

Evaluation: × = Holding time exceedance ; ✓ = Within Holding Time

Analyte Group : Analytical Method / Container / Client Sample ID(s)	Method	Sampling Date	Extraction / Preparation				Analysis			
			Preparation Date	Holding Times Rec	Holding Times Actual	Eval	Analysis Date	Holding Times Rec	Holding Times Actual	Eval
Physical Tests : Acidity by Titration										
HDPE FLB-01	E283	19-May-2024	24-May-2024	14 days	6 days	✓	28-May-2024	14 days	9 days	✓
Physical Tests : Acidity by Titration										
HDPE FLB-02	E283	19-May-2024	24-May-2024	14 days	6 days	✓	28-May-2024	14 days	9 days	✓
Physical Tests : Acidity by Titration										
HDPE FLB-03	E283	19-May-2024	24-May-2024	14 days	6 days	✓	28-May-2024	14 days	9 days	✓
Physical Tests : Acidity by Titration										
HDPE FLB-04	E283	19-May-2024	24-May-2024	14 days	6 days	✓	28-May-2024	14 days	9 days	✓
Physical Tests : Acidity by Titration										
HDPE FLB-05	E283	19-May-2024	24-May-2024	14 days	6 days	✓	28-May-2024	14 days	9 days	✓
Physical Tests : Acidity by Titration										
HDPE FLB-06	E283	19-May-2024	24-May-2024	14 days	6 days	✓	28-May-2024	14 days	9 days	✓
Physical Tests : Acidity by Titration										
HDPE FLB-07	E283	19-May-2024	24-May-2024	14 days	6 days	✓	28-May-2024	14 days	9 days	✓
Physical Tests : Acidity by Titration										
HDPE FLB-08	E283	19-May-2024	24-May-2024	14 days	6 days	✓	28-May-2024	14 days	9 days	✓
Physical Tests : Acidity by Titration										
HDPE FLB-09	E283	19-May-2024	24-May-2024	14 days	6 days	✓	28-May-2024	14 days	9 days	✓

Matrix: **Water**

Evaluation: × = Holding time exceedance ; ✓ = Within Holding Time

Analyte Group : Analytical Method / Container / Client Sample ID(s)	Method	Sampling Date	Extraction / Preparation				Analysis			
			Preparation Date	Holding Times Rec	Holding Times Actual	Eval	Analysis Date	Holding Times Rec	Holding Times Actual	Eval
Physical Tests : Acidity by Titration										
HDPE FLB-10	E283	19-May-2024	24-May-2024	14 days	6 days	✓	28-May-2024	14 days	9 days	✓
Physical Tests : Acidity by Titration										
HDPE FLB-11	E283	19-May-2024	24-May-2024	14 days	6 days	✓	28-May-2024	14 days	9 days	✓
Physical Tests : Acidity by Titration										
HDPE FLB-12	E283	19-May-2024	24-May-2024	14 days	6 days	✓	28-May-2024	14 days	9 days	✓
Physical Tests : Acidity by Titration										
HDPE FLB-13	E283	19-May-2024	24-May-2024	14 days	6 days	✓	28-May-2024	14 days	9 days	✓
Physical Tests : Acidity by Titration										
HDPE FLB-14	E283	19-May-2024	24-May-2024	14 days	6 days	✓	28-May-2024	14 days	9 days	✓
Physical Tests : Acidity by Titration										
HDPE FLB-15	E283	19-May-2024	24-May-2024	14 days	6 days	✓	28-May-2024	14 days	9 days	✓
Physical Tests : Acidity by Titration										
HDPE FLB-DUPLICATE	E283	19-May-2024	24-May-2024	14 days	6 days	✓	28-May-2024	14 days	9 days	✓
Physical Tests : Alkalinity Species by Titration										
HDPE [ON MECP] FLB-01	E290	19-May-2024	22-May-2024	14 days	3 days	✓	22-May-2024	14 days	3 days	✓
Physical Tests : Alkalinity Species by Titration										
HDPE [ON MECP] FLB-02	E290	19-May-2024	22-May-2024	14 days	3 days	✓	22-May-2024	14 days	3 days	✓

Matrix: **Water**

Evaluation: × = Holding time exceedance ; ✓ = Within Holding Time

Analyte Group : Analytical Method / Container / Client Sample ID(s)	Method	Sampling Date	Extraction / Preparation				Analysis			
			Preparation Date	Holding Times Rec	Holding Times Actual	Eval	Analysis Date	Holding Times Rec	Holding Times Actual	Eval
Physical Tests : Alkalinity Species by Titration										
HDPE [ON MECP] FLB-03	E290	19-May-2024	22-May-2024	14 days	3 days	✓	22-May-2024	14 days	3 days	✓
Physical Tests : Alkalinity Species by Titration										
HDPE [ON MECP] FLB-04	E290	19-May-2024	22-May-2024	14 days	3 days	✓	22-May-2024	14 days	3 days	✓
Physical Tests : Alkalinity Species by Titration										
HDPE [ON MECP] FLB-07	E290	19-May-2024	22-May-2024	14 days	3 days	✓	22-May-2024	14 days	3 days	✓
Physical Tests : Alkalinity Species by Titration										
HDPE [ON MECP] FLB-08	E290	19-May-2024	22-May-2024	14 days	3 days	✓	22-May-2024	14 days	3 days	✓
Physical Tests : Alkalinity Species by Titration										
HDPE [ON MECP] FLB-09	E290	19-May-2024	22-May-2024	14 days	3 days	✓	22-May-2024	14 days	3 days	✓
Physical Tests : Alkalinity Species by Titration										
HDPE [ON MECP] FLB-10	E290	19-May-2024	22-May-2024	14 days	3 days	✓	22-May-2024	14 days	3 days	✓
Physical Tests : Alkalinity Species by Titration										
HDPE [ON MECP] FLB-11	E290	19-May-2024	22-May-2024	14 days	3 days	✓	22-May-2024	14 days	3 days	✓
Physical Tests : Alkalinity Species by Titration										
HDPE [ON MECP] FLB-12	E290	19-May-2024	22-May-2024	14 days	3 days	✓	22-May-2024	14 days	3 days	✓
Physical Tests : Alkalinity Species by Titration										
HDPE [ON MECP] FLB-13	E290	19-May-2024	22-May-2024	14 days	3 days	✓	22-May-2024	14 days	3 days	✓

Matrix: **Water**

Evaluation: × = Holding time exceedance ; ✓ = Within Holding Time

Analyte Group : Analytical Method / Container / Client Sample ID(s)	Method	Sampling Date	Extraction / Preparation				Analysis			
			Preparation Date	Holding Times Rec	Holding Times Actual	Eval	Analysis Date	Holding Times Rec	Holding Times Actual	Eval
Physical Tests : Alkalinity Species by Titration										
HDPE [ON MECP] FLB-14	E290	19-May-2024	22-May-2024	14 days	3 days	✓	22-May-2024	14 days	3 days	✓
Physical Tests : Alkalinity Species by Titration										
HDPE [ON MECP] FLB-15	E290	19-May-2024	22-May-2024	14 days	3 days	✓	22-May-2024	14 days	3 days	✓
Physical Tests : Alkalinity Species by Titration										
HDPE [ON MECP] FLB-DUPLICATE	E290	19-May-2024	22-May-2024	14 days	3 days	✓	22-May-2024	14 days	3 days	✓
Physical Tests : Alkalinity Species by Titration										
HDPE [ON MECP] FLB-05	E290	19-May-2024	24-May-2024	14 days	5 days	✓	24-May-2024	14 days	5 days	✓
Physical Tests : Alkalinity Species by Titration										
HDPE [ON MECP] FLB-06	E290	19-May-2024	24-May-2024	14 days	5 days	✓	24-May-2024	14 days	5 days	✓
Physical Tests : Conductivity in Water										
HDPE [ON MECP] FLB-01	E100	19-May-2024	22-May-2024	28 days	3 days	✓	22-May-2024	28 days	3 days	✓
Physical Tests : Conductivity in Water										
HDPE [ON MECP] FLB-02	E100	19-May-2024	22-May-2024	28 days	3 days	✓	22-May-2024	28 days	3 days	✓
Physical Tests : Conductivity in Water										
HDPE [ON MECP] FLB-03	E100	19-May-2024	22-May-2024	28 days	3 days	✓	22-May-2024	28 days	3 days	✓
Physical Tests : Conductivity in Water										
HDPE [ON MECP] FLB-04	E100	19-May-2024	22-May-2024	28 days	3 days	✓	22-May-2024	28 days	3 days	✓

Matrix: **Water**

Evaluation: × = Holding time exceedance ; ✓ = Within Holding Time

Analyte Group : Analytical Method / Container / Client Sample ID(s)	Method	Sampling Date	Extraction / Preparation				Analysis			
			Preparation Date	Holding Times Rec	Holding Times Actual	Eval	Analysis Date	Holding Times Rec	Holding Times Actual	Eval
Physical Tests : Conductivity in Water										
HDPE [ON MECP] FLB-07	E100	19-May-2024	22-May-2024	28 days	3 days	✓	22-May-2024	28 days	3 days	✓
Physical Tests : Conductivity in Water										
HDPE [ON MECP] FLB-08	E100	19-May-2024	22-May-2024	28 days	3 days	✓	22-May-2024	28 days	3 days	✓
Physical Tests : Conductivity in Water										
HDPE [ON MECP] FLB-09	E100	19-May-2024	22-May-2024	28 days	3 days	✓	22-May-2024	28 days	3 days	✓
Physical Tests : Conductivity in Water										
HDPE [ON MECP] FLB-10	E100	19-May-2024	22-May-2024	28 days	3 days	✓	22-May-2024	28 days	3 days	✓
Physical Tests : Conductivity in Water										
HDPE [ON MECP] FLB-11	E100	19-May-2024	22-May-2024	28 days	3 days	✓	22-May-2024	28 days	3 days	✓
Physical Tests : Conductivity in Water										
HDPE [ON MECP] FLB-12	E100	19-May-2024	22-May-2024	28 days	3 days	✓	22-May-2024	28 days	3 days	✓
Physical Tests : Conductivity in Water										
HDPE [ON MECP] FLB-13	E100	19-May-2024	22-May-2024	28 days	3 days	✓	22-May-2024	28 days	3 days	✓
Physical Tests : Conductivity in Water										
HDPE [ON MECP] FLB-14	E100	19-May-2024	22-May-2024	28 days	3 days	✓	22-May-2024	28 days	3 days	✓
Physical Tests : Conductivity in Water										
HDPE [ON MECP] FLB-15	E100	19-May-2024	22-May-2024	28 days	3 days	✓	22-May-2024	28 days	3 days	✓

Matrix: **Water**

Evaluation: × = Holding time exceedance ; ✓ = Within Holding Time

Analyte Group : Analytical Method / Container / Client Sample ID(s)	Method	Sampling Date	Extraction / Preparation				Analysis			
			Preparation Date	Holding Times Rec	Holding Times Actual	Eval	Analysis Date	Holding Times Rec	Holding Times Actual	Eval
Physical Tests : Conductivity in Water										
HDPE [ON MECP] FLB-DUPLICATE	E100	19-May-2024	22-May-2024	28 days	3 days	✓	22-May-2024	28 days	3 days	✓
Physical Tests : Conductivity in Water										
HDPE [ON MECP] FLB-05	E100	19-May-2024	24-May-2024	28 days	5 days	✓	24-May-2024	28 days	5 days	✓
Physical Tests : Conductivity in Water										
HDPE [ON MECP] FLB-06	E100	19-May-2024	24-May-2024	28 days	5 days	✓	24-May-2024	28 days	5 days	✓
Physical Tests : pH by Meter										
HDPE [ON MECP] FLB-01	E108	19-May-2024	22-May-2024	14 days	3 days	✓	22-May-2024	14 days	3 days	✓
Physical Tests : pH by Meter										
HDPE [ON MECP] FLB-02	E108	19-May-2024	22-May-2024	14 days	3 days	✓	22-May-2024	14 days	3 days	✓
Physical Tests : pH by Meter										
HDPE [ON MECP] FLB-03	E108	19-May-2024	22-May-2024	14 days	3 days	✓	22-May-2024	14 days	3 days	✓
Physical Tests : pH by Meter										
HDPE [ON MECP] FLB-04	E108	19-May-2024	22-May-2024	14 days	3 days	✓	22-May-2024	14 days	3 days	✓
Physical Tests : pH by Meter										
HDPE [ON MECP] FLB-07	E108	19-May-2024	22-May-2024	14 days	3 days	✓	22-May-2024	14 days	3 days	✓
Physical Tests : pH by Meter										
HDPE [ON MECP] FLB-08	E108	19-May-2024	22-May-2024	14 days	3 days	✓	22-May-2024	14 days	3 days	✓

Matrix: **Water**

Evaluation: × = Holding time exceedance ; ✓ = Within Holding Time

Analyte Group : Analytical Method / Container / Client Sample ID(s)	Method	Sampling Date	Extraction / Preparation				Analysis			
			Preparation Date	Holding Times Rec	Holding Times Actual	Eval	Analysis Date	Holding Times Rec	Holding Times Actual	Eval
Physical Tests : pH by Meter										
HDPE [ON MECP] FLB-09	E108	19-May-2024	22-May-2024	14 days	3 days	✓	22-May-2024	14 days	3 days	✓
Physical Tests : pH by Meter										
HDPE [ON MECP] FLB-10	E108	19-May-2024	22-May-2024	14 days	3 days	✓	22-May-2024	14 days	3 days	✓
Physical Tests : pH by Meter										
HDPE [ON MECP] FLB-11	E108	19-May-2024	22-May-2024	14 days	3 days	✓	22-May-2024	14 days	3 days	✓
Physical Tests : pH by Meter										
HDPE [ON MECP] FLB-12	E108	19-May-2024	22-May-2024	14 days	3 days	✓	22-May-2024	14 days	3 days	✓
Physical Tests : pH by Meter										
HDPE [ON MECP] FLB-13	E108	19-May-2024	22-May-2024	14 days	3 days	✓	22-May-2024	14 days	3 days	✓
Physical Tests : pH by Meter										
HDPE [ON MECP] FLB-14	E108	19-May-2024	22-May-2024	14 days	3 days	✓	22-May-2024	14 days	3 days	✓
Physical Tests : pH by Meter										
HDPE [ON MECP] FLB-15	E108	19-May-2024	22-May-2024	14 days	3 days	✓	22-May-2024	14 days	3 days	✓
Physical Tests : pH by Meter										
HDPE [ON MECP] FLB-DUPLICATE	E108	19-May-2024	22-May-2024	14 days	3 days	✓	22-May-2024	14 days	3 days	✓
Physical Tests : pH by Meter										
HDPE [ON MECP] FLB-05	E108	19-May-2024	24-May-2024	14 days	5 days	✓	24-May-2024	14 days	5 days	✓

Matrix: **Water**

Evaluation: × = Holding time exceedance ; ✓ = Within Holding Time

Analyte Group : Analytical Method / Container / Client Sample ID(s)	*Method*	*Sampling Date*	*Extraction / Preparation*				*Analysis*			
			Preparation Date	*Holding Times*		*Eval*	*Analysis Date*	*Holding Times*		*Eval*
				Rec	*Actual*			*Rec*	*Actual*	
Physical Tests : pH by Meter										
HDPE [ON MECP] FLB-06	E108	19-May-2024	24-May-2024	14 days	5 days	✓	24-May-2024	14 days	5 days	✓
Physical Tests : TDS by Gravimetry (Low Level)										
HDPE [ON MECP] FLB-01	E162-L	19-May-2024	----	----	----		23-May-2024	7 days	5 days	✓
Physical Tests : TDS by Gravimetry (Low Level)										
HDPE [ON MECP] FLB-02	E162-L	19-May-2024	----	----	----		23-May-2024	7 days	5 days	✓
Physical Tests : TDS by Gravimetry (Low Level)										
HDPE [ON MECP] FLB-03	E162-L	19-May-2024	----	----	----		23-May-2024	7 days	5 days	✓
Physical Tests : TDS by Gravimetry (Low Level)										
HDPE [ON MECP] FLB-04	E162-L	19-May-2024	----	----	----		23-May-2024	7 days	5 days	✓
Physical Tests : TDS by Gravimetry (Low Level)										
HDPE [ON MECP] FLB-05	E162-L	19-May-2024	----	----	----		23-May-2024	7 days	5 days	✓
Physical Tests : TDS by Gravimetry (Low Level)										
HDPE [ON MECP] FLB-06	E162-L	19-May-2024	----	----	----		23-May-2024	7 days	5 days	✓
Physical Tests : TDS by Gravimetry (Low Level)										
HDPE [ON MECP] FLB-07	E162-L	19-May-2024	----	----	----		23-May-2024	7 days	5 days	✓
Physical Tests : TDS by Gravimetry (Low Level)										
HDPE [ON MECP] FLB-08	E162-L	19-May-2024	----	----	----		23-May-2024	7 days	5 days	✓

Matrix: **Water**

Evaluation: × = Holding time exceedance ; ✓ = Within Holding Time

Analyte Group : Analytical Method / Container / Client Sample ID(s)	Method	Sampling Date	Extraction / Preparation				Analysis			
			Preparation Date	Holding Times Rec	Holding Times Actual	Eval	Analysis Date	Holding Times Rec	Holding Times Actual	Eval
Physical Tests : TDS by Gravimetry (Low Level)										
HDPE [ON MECP] FLB-09	E162-L	19-May-2024	----	----	----		23-May-2024	7 days	5 days	✓
Physical Tests : TDS by Gravimetry (Low Level)										
HDPE [ON MECP] FLB-10	E162-L	19-May-2024	----	----	----		23-May-2024	7 days	5 days	✓
Physical Tests : TDS by Gravimetry (Low Level)										
HDPE [ON MECP] FLB-11	E162-L	19-May-2024	----	----	----		23-May-2024	7 days	5 days	✓
Physical Tests : TDS by Gravimetry (Low Level)										
HDPE [ON MECP] FLB-12	E162-L	19-May-2024	----	----	----		23-May-2024	7 days	5 days	✓
Physical Tests : TDS by Gravimetry (Low Level)										
HDPE [ON MECP] FLB-13	E162-L	19-May-2024	----	----	----		23-May-2024	7 days	5 days	✓
Physical Tests : TDS by Gravimetry (Low Level)										
HDPE [ON MECP] FLB-14	E162-L	19-May-2024	----	----	----		23-May-2024	7 days	5 days	✓
Physical Tests : TDS by Gravimetry (Low Level)										
HDPE [ON MECP] FLB-15	E162-L	19-May-2024	----	----	----		23-May-2024	7 days	5 days	✓
Physical Tests : TDS by Gravimetry (Low Level)										
HDPE [ON MECP] FLB-DUPLICATE	E162-L	19-May-2024	----	----	----		23-May-2024	7 days	5 days	✓

Legend & Qualifier Definitions

Rec. HT: ALS recommended hold time (see units).

Quality Control Parameter Frequency Compliance

The following report summarizes the frequency of laboratory QC samples analyzed within the analytical batches (QC lots) in which the submitted samples were processed. The actual frequency should be greater than or equal to the expected frequency.

Matrix: **Water**

Evaluation: ✗ = QC frequency outside specification; ✓ = QC frequency within specification.

Quality Control Sample Type			Count		Frequency (%)		
Analytical Methods	*Method*	*QC Lot #*	*QC*	*Regular*	*Actual*	*Expected*	*Evaluation*
Laboratory Duplicates (DUP)							
Acidity by Titration	E283	1457923	1	20	5.0	5.0	✓
Alkalinity Species by Titration	E290	1457168	2	33	6.0	5.0	✓
Chloride in Water by IC (Low Level)	E235.Cl-L	1453831	1	16	6.2	5.0	✓
Conductivity in Water	E100	1457169	2	27	7.4	5.0	✓
Dissolved Mercury in Water by CVAAS	E509	1457208	2	40	5.0	5.0	✓
Dissolved Metals in Water by CRC ICPMS	E421	1457553	2	38	5.2	5.0	✓
Dissolved Phosphorus in Water by CRC-ICPMS (Low level)	E421.P-L	1457554	1	34	2.9	5.0	✗
Fluoride in Water by IC	E235.F	1453830	1	16	6.2	5.0	✓
pH by Meter	E108	1457167	2	37	5.4	5.0	✓
Sulfate in Water by IC	E235.SO4	1453832	1	16	6.2	5.0	✓
TDS by Gravimetry (Low Level)	E162-L	1453921	1	20	5.0	5.0	✓
Total Phosphorus by Colourimetry (0.002 mg/L)	E372-U	1454815	2	40	5.0	5.0	✓
Laboratory Control Samples (LCS)							
Acidity by Titration	E283	1457923	1	20	5.0	5.0	✓
Alkalinity Species by Titration	E290	1457168	2	33	6.0	5.0	✓
Chloride in Water by IC (Low Level)	E235.Cl-L	1453831	1	16	6.2	5.0	✓
Conductivity in Water	E100	1457169	2	27	7.4	5.0	✓
Dissolved Mercury in Water by CVAAS	E509	1457208	2	40	5.0	5.0	✓
Dissolved Metals in Water by CRC ICPMS	E421	1457553	2	38	5.2	5.0	✓
Dissolved Phosphorus in Water by CRC-ICPMS (Low level)	E421.P-L	1457554	2	34	5.8	5.0	✓
Fluoride in Water by IC	E235.F	1453830	1	16	6.2	5.0	✓
pH by Meter	E108	1457167	2	37	5.4	5.0	✓
Sulfate in Water by IC	E235.SO4	1453832	1	16	6.2	5.0	✓
TDS by Gravimetry (Low Level)	E162-L	1453921	1	20	5.0	5.0	✓
Total Phosphorus by Colourimetry (0.002 mg/L)	E372-U	1454815	2	40	5.0	5.0	✓
Method Blanks (MB)							
Acidity by Titration	E283	1457923	1	20	5.0	5.0	✓
Alkalinity Species by Titration	E290	1457168	2	33	6.0	5.0	✓
Chloride in Water by IC (Low Level)	E235.Cl-L	1453831	1	16	6.2	5.0	✓
Conductivity in Water	E100	1457169	2	27	7.4	5.0	✓
Dissolved Mercury in Water by CVAAS	E509	1457208	2	40	5.0	5.0	✓
Dissolved Metals in Water by CRC ICPMS	E421	1457553	2	38	5.2	5.0	✓
Dissolved Phosphorus in Water by CRC-ICPMS (Low level)	E421.P-L	1457554	2	34	5.8	5.0	✓
Fluoride in Water by IC	E235.F	1453830	1	16	6.2	5.0	✓
Sulfate in Water by IC	E235.SO4	1453832	1	16	6.2	5.0	✓

Matrix: **Water**

Evaluation: ✗ = *QC frequency outside specification*; ✓ = *QC frequency within specification.*

Quality Control Sample Type			Count		Frequency (%)		
Analytical Methods	*Method*	*QC Lot #*	*QC*	*Regular*	*Actual*	*Expected*	*Evaluation*
Method Blanks (MB) - Continued							
TDS by Gravimetry (Low Level)	E162-L	1453921	1	20	5.0	5.0	✓
Total Phosphorus by Colourimetry (0.002 mg/L)	E372-U	1454815	2	40	5.0	5.0	✓
Matrix Spikes (MS)							
Chloride in Water by IC (Low Level)	E235.Cl-L	1453831	1	16	6.2	5.0	✓
Dissolved Mercury in Water by CVAAS	E509	1457208	2	40	5.0	5.0	✓
Dissolved Metals in Water by CRC ICPMS	E421	1457553	2	38	5.2	5.0	✓
Dissolved Phosphorus in Water by CRC-ICPMS (Low level)	E421.P-L	1457554	1	34	2.9	5.0	✗
Fluoride in Water by IC	E235.F	1453830	1	16	6.2	5.0	✓
Sulfate in Water by IC	E235.SO4	1453832	1	16	6.2	5.0	✓
Total Phosphorus by Colourimetry (0.002 mg/L)	E372-U	1454815	2	40	5.0	5.0	✓

Methodology References and Summaries

The analytical methods used by ALS are developed using internationally recognized reference methods (where available), such as those published by US EPA, APHA Standard Methods, ASTM, ISO, Environment Canada, BC MOE, and Ontario MOE. Reference methods may incorporate modifications to improve performance (indicated by "mod").

Analytical Methods	Method / Lab	Matrix	Method Reference	Method Descriptions
Conductivity in Water	E100 ALS Environmental - Winnipeg	Water	APHA 2510 (mod)	Conductivity, also known as Electrical Conductivity (EC) or Specific Conductance, is measured by immersion of a conductivity cell with platinum electrodes into a water sample. Conductivity measurements are temperature-compensated to 25°C.
pH by Meter	E108 ALS Environmental - Winnipeg	Water	APHA 4500-H (mod)	pH is determined by potentiometric measurement with a pH electrode, and is conducted at ambient laboratory temperature (normally 20 ± 5°C). For high accuracy test results, pH should be measured in the field within the recommended 15 minute hold time.
TDS by Gravimetry (Low Level)	E162-L ALS Environmental - Winnipeg	Water	APHA 2540 C (mod)	Total Dissolved Solids (TDS) are determined by filtering a sample through a glass fibre filter, with evaporation of the filtrate at 180 ± 2°C for 16 hours or to constant weight, with gravimetric measurement of the residue.
Chloride in Water by IC (Low Level)	E235.Cl-L ALS Environmental - Winnipeg	Water	EPA 300.1 (mod)	Inorganic anions are analyzed by Ion Chromatography with conductivity and/or UV detection.
Fluoride in Water by IC	E235.F ALS Environmental - Winnipeg	Water	EPA 300.1 (mod)	Inorganic anions are analyzed by Ion Chromatography with conductivity and/or UV detection.
Sulfate in Water by IC	E235.SO4 ALS Environmental - Winnipeg	Water	EPA 300.1 (mod)	Inorganic anions are analyzed by Ion Chromatography with conductivity and/or UV detection.
Acidity by Titration	E283 ALS Environmental - Waterloo	Water	APHA 2310 B (mod)	Acidity is determined by potentiometric titration to pH endpoint of 8.3
Alkalinity Species by Titration	E290 ALS Environmental - Winnipeg	Water	APHA 2320 B (mod)	Total alkalinity is determined by potentiometric titration to a pH 4.5 endpoint. Bicarbonate, carbonate and hydroxide alkalinity are calculated from phenolphthalein alkalinity and total alkalinity values.
Total Phosphorus by Colourimetry (0.002 mg/L)	E372-U ALS Environmental - Winnipeg	Water	APHA 4500-P E (mod).	Total Phosphorus is determined colourimetrically using a discrete analyzer after heated persulfate digestion of the sample.

Analytical Methods	Method / Lab	Matrix	Method Reference	Method Descriptions
Dissolved Metals in Water by CRC ICPMS	E421 ALS Environmental - Winnipeg	Water	APHA 3030B/EPA 6020B (mod)	Water samples are filtered (0.45 um), preserved with nitric acid, and analyzed by Collision/Reaction Cell ICPMS. Method Limitation (re: Sulfur): Sulfide and volatile sulfur species may not be recovered by this method.
Dissolved Phosphorus in Water by CRC-ICPMS (Low level)	E421.P-L ALS Environmental - Winnipeg	Water	APHA 3030B/EPA 6020B (mod)	Water samples are filtered (0.45 um), preserved with nitric acid, and analyzed by Collision/Reaction Cell ICPMS.
Dissolved Mercury in Water by CVAAS	E509 ALS Environmental - Winnipeg	Water	APHA 3030B/EPA 1631E (mod)	Water samples are filtered (0.45 um), preserved with HCl, then undergo a cold-oxidation using bromine monochloride prior to reduction with stannous chloride, and analyzed by CVAAS.

Preparation Methods	Method / Lab	Matrix	Method Reference	Method Descriptions
Digestion for Total Phosphorus in water	EP372 ALS Environmental - Winnipeg	Water	APHA 4500-P E (mod).	Samples are heated with a persulfate digestion reagent.
Dissolved Metals Water Filtration	EP421 ALS Environmental - Winnipeg	Water	APHA 3030B	Water samples are filtered (0.45 um), and preserved with HNO3.
Dissolved Mercury Water Filtration	EP509 ALS Environmental - Winnipeg	Water	APHA 3030B	Water samples are filtered (0.45 um), and preserved with HCl.

QUALITY CONTROL REPORT

Work Order	: **WP2412486**	Page	: 1 of 17
Client	: Great Bear Resources Ltd	Laboratory	: ALS Environmental - Winnipeg
Contact	: Ashley Moncrief	Account Manager	: Judy Dalmaijer
Address	: Great Bear Resources Ltd. 117 Forestry Road Red Lake ON Canada P0V 2M0	Address	: 1329 Niakwa Road East, Unit 12 Winnipeg, Manitoba Canada R2J 3T4
Telephone	: 807 630 0203	Telephone	: +1 204 255 9720
Project	: PPR-022-3	Date Samples Received	: 22-May-2024 09:00
PO	: PPR-022-3	Date Analysis Commenced	: 22-May-2024
C-O-C number	: ----	Issue Date	: 29-May-2024 15:19
Sampler	: ----		
Site	: ----		
Quote number	: 2024 Standing offer_V2		
No. of samples received	: 17		
No. of samples analysed	: 17		

This report supersedes any previous report(s) with this reference. Results apply to the sample(s) as submitted. This document shall not be reproduced, except in full.

This Quality Control Report contains the following information:

- Laboratory Duplicate (DUP) Report; Relative Percent Difference (RPD) and Data Quality Objectives
- Matrix Spike (MS) Report; Recovery and Data Quality Objectives
- Method Blank (MB) Report; Recovery and Data Quality Objectives
- Laboratory Control Sample (LCS) Report; Recovery and Data Quality Objectives

Signatories

This document has been electronically signed by the authorized signatories below. Electronic signing is conducted in accordance with US FDA 21 CFR Part 11.

Signatories	*Position*	*Laboratory Department*
Kelly Fischer	Technical Specialist	Waterloo Inorganics, Waterloo, Ontario
Lee McTavish		Winnipeg Inorganics, Winnipeg, Manitoba
Leila Conyard	Lab Assistant	Winnipeg Metals, Winnipeg, Manitoba
Rhovee Guevarra		Winnipeg Inorganics, Winnipeg, Manitoba
Rhovee Guevarra		Winnipeg Metals, Winnipeg, Manitoba

General Comments

The ALS Quality Control (QC) report is optionally provided to ALS clients upon request. ALS test methods include comprehensive QC checks with every analysis to ensure our high standards of quality are met. Each QC result has a known or expected target value, which is compared against predetermined Data Quality Objectives (DQOs) to provide confidence in the accuracy of associated test results. This report contains detailed results for all QC results applicable to this sample submission. Please refer to the ALS Quality Control Interpretation report (QCI) for applicable method references and methodology summaries.

Key :

Anonymous = Refers to samples which are not part of this work order, but which formed part of the QC process lot.
CAS Number = Chemical Abstracts Service number is a unique identifier assigned to discrete substances.
DQO = Data Quality Objective.
LOR = Limit of Reporting (detection limit).
RPD = Relative Percent Difference
# = Indicates a QC result that did not meet the ALS DQO.

Workorder Comments

Holding times are displayed as "---" if no guidance exists from CCME, Canadian provinces, or broadly recognized international references.

Laboratory Duplicate (DUP) Report

A Laboratory Duplicate (DUP) is a randomly selected intralaboratory replicate sample. Laboratory Duplicates provide information regarding method precision and sample heterogeneity. ALS DQOs for Laboratory Duplicates are expressed as test-specific limits for Relative Percent Difference (RPD), or as an absolute difference limit of 2 times the LOR for low concentration duplicates within ~ 4-10 times the LOR (cut-off is test-specific).

Sub-Matrix: **Water**

					Laboratory Duplicate (DUP) Report						
Laboratory sample ID	Client sample ID	Analyte	CAS Number	Method	LOR	Unit	Original Result	Duplicate Result	RPD(%) or Difference	Duplicate Limits	Qualifier
Physical Tests (QC Lot: 1453921)											
WP2412486-001	FLB-01	Solids, total dissolved [TDS]	----	E162-L	15.0	mg/L	175	185	5.56%	20%	----
Physical Tests (QC Lot: 1457167)											
WP2412522-001	Anonymous	pH	----	E108	0.10	pH units	8.17	8.12	0.614%	4%	----
Physical Tests (QC Lot: 1457168)											
WP2412522-001	Anonymous	Alkalinity, total (as CaCO3)	----	E290	2.0	mg/L	212	213	0.611%	20%	----
Physical Tests (QC Lot: 1457169)											
WP2412522-001	Anonymous	Conductivity	----	E100	2.0	µS/cm	359	359	0.00%	10%	----
Physical Tests (QC Lot: 1457497)											
WP2412486-001	FLB-01	pH	----	E108	0.10	pH units	7.61	7.60	0.131%	4%	----
Physical Tests (QC Lot: 1457498)											
WP2412486-001	FLB-01	Conductivity	----	E100	1.0	µS/cm	319	318	0.314%	10%	----
Physical Tests (QC Lot: 1457499)											
WP2412486-001	FLB-01	Alkalinity, total (as CaCO3)	----	E290	1.0	mg/L	41.8	42.0	0.477%	20%	----
Physical Tests (QC Lot: 1457923)											
WP2412486-001	FLB-01	Acidity (as CaCO3)	----	E283	2.0	mg/L	<2.0	<2.0	0	Diff <2x LOR	----
Anions and Nutrients (QC Lot: 1453830)											
WP2412486-001	FLB-01	Fluoride	16984-48-8	E235.F	0.020	mg/L	0.026	0.028	0.001	Diff <2x LOR	----
Anions and Nutrients (QC Lot: 1453831)											
WP2412486-001	FLB-01	Chloride	16887-00-6	E235.Cl-L	0.10	mg/L	53.8	54.0	0.374%	20%	----
Anions and Nutrients (QC Lot: 1453832)											
WP2412486-001	FLB-01	Sulfate (as SO4)	14808-79-8	E235.SO4	0.30	mg/L	12.1	12.1	0.172%	20%	----
Anions and Nutrients (QC Lot: 1454815)											
WP2412238-001	Anonymous	Phosphorus, total	7723-14-0	E372-U	0.0020	mg/L	0.0127	0.0136	0.0009	Diff <2x LOR	----
Anions and Nutrients (QC Lot: 1454816)											
WP2412486-015	FLB-15	Phosphorus, total	7723-14-0	E372-U	0.0020	mg/L	0.0261	0.0276	5.84%	20%	----
Dissolved Metals (QC Lot: 1457208)											
WP2412070-002	Anonymous	Mercury, dissolved	7439-97-6	E509	0.0000050	mg/L	<0.0000050	<0.0000050	0	Diff <2x LOR	----
Dissolved Metals (QC Lot: 1457209)											
WP2412486-014	FLB-14	Mercury, dissolved	7439-97-6	E509	0.0000050	mg/L	<0.0000050	<0.0000050	0	Diff <2x LOR	----
Dissolved Metals (QC Lot: 1457553)											

Sub-Matrix: **Water**

					Laboratory Duplicate (DUP) Report						
Laboratory sample ID	*Client sample ID*	*Analyte*	*CAS Number*	*Method*	*LOR*	*Unit*	*Original Result*	*Duplicate Result*	*RPD(%) or Difference*	*Duplicate Limits*	*Qualifier*
Dissolved Metals (QC Lot: 1457553) - continued											
WP2412772-001	Anonymous	Aluminum, dissolved	7429-90-5	E421	0.0010	mg/L	0.0310	0.0324	4.59%	20%	----
		Antimony, dissolved	7440-36-0	E421	0.00010	mg/L	<0.00010	<0.00010	0	Diff <2x LOR	----
		Arsenic, dissolved	7440-38-2	E421	0.00010	mg/L	0.00129	0.00126	2.29%	20%	----
		Barium, dissolved	7440-39-3	E421	0.00010	mg/L	0.0164	0.0166	0.883%	20%	----
		Beryllium, dissolved	7440-41-7	E421	0.000020	mg/L	<0.000020	<0.000020	0	Diff <2x LOR	----
		Bismuth, dissolved	7440-69-9	E421	0.000050	mg/L	<0.000050	<0.000050	0	Diff <2x LOR	----
		Boron, dissolved	7440-42-8	E421	0.010	mg/L	0.020	0.020	0.00008	Diff <2x LOR	----
		Cadmium, dissolved	7440-43-9	E421	0.0000050	mg/L	<0.0000050	<0.0000050	0	Diff <2x LOR	----
		Calcium, dissolved	7440-70-2	E421	0.050	mg/L	27.8	27.3	1.83%	20%	----
		Cesium, dissolved	7440-46-2	E421	0.000010	mg/L	<0.000010	<0.000010	0	Diff <2x LOR	----
		Chromium, dissolved	7440-47-3	E421	0.00050	mg/L	<0.00050	<0.00050	0	Diff <2x LOR	----
		Cobalt, dissolved	7440-48-4	E421	0.00010	mg/L	<0.00010	<0.00010	0	Diff <2x LOR	----
		Copper, dissolved	7440-50-8	E421	0.00020	mg/L	0.00035	0.00036	0.000005	Diff <2x LOR	----
		Iron, dissolved	7439-89-6	E421	0.010	mg/L	0.145	0.145	0.200%	20%	----
		Lead, dissolved	7439-92-1	E421	0.000050	mg/L	<0.000050	<0.000050	0	Diff <2x LOR	----
		Lithium, dissolved	7439-93-2	E421	0.0010	mg/L	0.0040	0.0040	0.00003	Diff <2x LOR	----
		Magnesium, dissolved	7439-95-4	E421	0.0050	mg/L	9.60	9.57	0.285%	20%	----
		Manganese, dissolved	7439-96-5	E421	0.00010	mg/L	0.00916	0.00897	2.08%	20%	----
		Molybdenum, dissolved	7439-98-7	E421	0.000050	mg/L	0.000227	0.000240	0.000014	Diff <2x LOR	----
		Nickel, dissolved	7440-02-0	E421	0.00050	mg/L	<0.00050	<0.00050	0	Diff <2x LOR	----
		Potassium, dissolved	7440-09-7	E421	0.050	mg/L	0.951	0.947	0.419%	20%	----
		Rubidium, dissolved	7440-17-7	E421	0.00020	mg/L	0.00255	0.00261	2.40%	20%	----
		Selenium, dissolved	7782-49-2	E421	0.000050	mg/L	0.000110	<0.000050	0.000060	Diff <2x LOR	----
		Silicon, dissolved	7440-21-3	E421	0.050	mg/L	5.02	5.13	2.11%	20%	----
		Silver, dissolved	7440-22-4	E421	0.000010	mg/L	<0.000010	<0.000010	0	Diff <2x LOR	----
		Sodium, dissolved	7440-23-5	E421	0.050	mg/L	2.18	2.14	1.66%	20%	----
		Strontium, dissolved	7440-24-6	E421	0.00020	mg/L	0.0524	0.0526	0.471%	20%	----
		Sulfur, dissolved	7704-34-9	E421	0.50	mg/L	4.66	4.79	0.13	Diff <2x LOR	----
		Tellurium, dissolved	13494-80-9	E421	0.00020	mg/L	<0.00020	<0.00020	0	Diff <2x LOR	----
		Thallium, dissolved	7440-28-0	E421	0.000010	mg/L	<0.000010	<0.000010	0	Diff <2x LOR	----
		Thorium, dissolved	7440-29-1	E421	0.00010	mg/L	<0.00010	<0.00010	0	Diff <2x LOR	----
		Tin, dissolved	7440-31-5	E421	0.00010	mg/L	<0.00010	<0.00010	0	Diff <2x LOR	----
		Titanium, dissolved	7440-32-6	E421	0.00030	mg/L	0.00121	0.00112	0.00008	Diff <2x LOR	----
		Tungsten, dissolved	7440-33-7	E421	0.00010	mg/L	<0.00010	<0.00010	0	Diff <2x LOR	----

Sub-Matrix: **Water**

					Laboratory Duplicate (DUP) Report						
Laboratory sample ID	*Client sample ID*	*Analyte*	*CAS Number*	*Method*	*LOR*	*Unit*	*Original Result*	*Duplicate Result*	*RPD(%) or Difference*	*Duplicate Limits*	*Qualifier*
Dissolved Metals (QC Lot: 1457553) - continued											
WP2412772-001	Anonymous	Uranium, dissolved	7440-61-1	E421	0.000010	mg/L	0.000089	0.000089	0.0000004	Diff <2x LOR	----
		Vanadium, dissolved	7440-62-2	E421	0.00050	mg/L	<0.00050	<0.00050	0	Diff <2x LOR	----
		Zinc, dissolved	7440-66-6	E421	0.0010	mg/L	0.0016	0.0018	0.0002	Diff <2x LOR	----
		Zirconium, dissolved	7440-67-7	E421	0.00030	mg/L	<0.00030	<0.00030	0	Diff <2x LOR	----
Dissolved Metals (QC Lot: 1457593)											
WP2412486-010	FLB-10	Aluminum, dissolved	7429-90-5	E421	0.0010	mg/L	0.0239	0.0250	4.76%	20%	----
		Antimony, dissolved	7440-36-0	E421	0.00010	mg/L	0.00083	0.00083	0.000006	Diff <2x LOR	----
		Arsenic, dissolved	7440-38-2	E421	0.00010	mg/L	0.00296	0.00297	0.122%	20%	----
		Barium, dissolved	7440-39-3	E421	0.00010	mg/L	0.0173	0.0177	2.36%	20%	----
		Beryllium, dissolved	7440-41-7	E421	0.000020	mg/L	<0.000020	<0.000020	0	Diff <2x LOR	----
		Bismuth, dissolved	7440-69-9	E421	0.000050	mg/L	<0.000050	<0.000050	0	Diff <2x LOR	----
		Boron, dissolved	7440-42-8	E421	0.010	mg/L	<0.010	<0.010	0	Diff <2x LOR	----
		Cadmium, dissolved	7440-43-9	E421	0.0000050	mg/L	0.0000141	0.0000152	0.0000010	Diff <2x LOR	----
		Calcium, dissolved	7440-70-2	E421	0.050	mg/L	17.1	17.0	0.688%	20%	----
		Cesium, dissolved	7440-46-2	E421	0.000010	mg/L	0.000018	0.000016	0.000002	Diff <2x LOR	----
		Chromium, dissolved	7440-47-3	E421	0.00050	mg/L	<0.00050	<0.00050	0	Diff <2x LOR	----
		Cobalt, dissolved	7440-48-4	E421	0.00010	mg/L	0.00012	0.00012	0.000002	Diff <2x LOR	----
		Copper, dissolved	7440-50-8	E421	0.00020	mg/L	0.00276	0.00268	2.82%	20%	----
		Iron, dissolved	7439-89-6	E421	0.010	mg/L	<0.010	<0.010	0	Diff <2x LOR	----
		Lead, dissolved	7439-92-1	E421	0.000050	mg/L	<0.000050	<0.000050	0	Diff <2x LOR	----
		Lithium, dissolved	7439-93-2	E421	0.0010	mg/L	<0.0010	<0.0010	0	Diff <2x LOR	----
		Magnesium, dissolved	7439-95-4	E421	0.0050	mg/L	1.11	1.11	0.442%	20%	----
		Manganese, dissolved	7439-96-5	E421	0.00010	mg/L	0.00268	0.00267	0.384%	20%	----
		Molybdenum, dissolved	7439-98-7	E421	0.000050	mg/L	0.000521	0.000522	0.159%	20%	----
		Nickel, dissolved	7440-02-0	E421	0.00050	mg/L	<0.00050	<0.00050	0	Diff <2x LOR	----
		Potassium, dissolved	7440-09-7	E421	0.050	mg/L	1.95	1.94	0.644%	20%	----
		Rubidium, dissolved	7440-17-7	E421	0.00020	mg/L	0.00243	0.00254	4.36%	20%	----
		Selenium, dissolved	7782-49-2	E421	0.000050	mg/L	0.000242	# 0.000372	0.000131	Diff <2x LOR	MES
		Silicon, dissolved	7440-21-3	E421	0.050	mg/L	1.41	1.41	0.304%	20%	----
		Silver, dissolved	7440-22-4	E421	0.000010	mg/L	0.000020	0.000021	0.0000008	Diff <2x LOR	----
		Sodium, dissolved	7440-23-5	E421	0.050	mg/L	1.88	1.81	3.88%	20%	----
		Strontium, dissolved	7440-24-6	E421	0.00020	mg/L	0.0595	0.0600	0.888%	20%	----
		Sulfur, dissolved	7704-34-9	E421	0.50	mg/L	1.32	1.17	0.15	Diff <2x LOR	----
		Tellurium, dissolved	13494-80-9	E421	0.00020	mg/L	<0.00020	<0.00020	0	Diff <2x LOR	----

Sub-Matrix: **Water**

					Laboratory Duplicate (DUP) Report						
Laboratory sample ID	*Client sample ID*	*Analyte*	*CAS Number*	*Method*	*LOR*	*Unit*	*Original Result*	*Duplicate Result*	*RPD(%) or Difference*	*Duplicate Limits*	*Qualifier*
Dissolved Metals (QC Lot: 1457593) - continued											
WP2412486-010	FLB-10	Thallium, dissolved	7440-28-0	E421	0.000010	mg/L	<0.000010	<0.000010	0	Diff <2x LOR	----
		Thorium, dissolved	7440-29-1	E421	0.00010	mg/L	<0.00010	<0.00010	0	Diff <2x LOR	----
		Tin, dissolved	7440-31-5	E421	0.00010	mg/L	<0.00010	<0.00010	0	Diff <2x LOR	----
		Titanium, dissolved	7440-32-6	E421	0.00030	mg/L	0.00045	0.00030	0.00014	Diff <2x LOR	----
		Tungsten, dissolved	7440-33-7	E421	0.00010	mg/L	0.00090	0.00089	0.000008	Diff <2x LOR	----
		Uranium, dissolved	7440-61-1	E421	0.000010	mg/L	0.000987	0.000978	0.926%	20%	----
		Vanadium, dissolved	7440-62-2	E421	0.00050	mg/L	0.00133	0.00132	0.00002	Diff <2x LOR	----
		Zinc, dissolved	7440-66-6	E421	0.0010	mg/L	0.0035	0.0034	0.00004	Diff <2x LOR	----
		Zirconium, dissolved	7440-67-7	E421	0.00030	mg/L	<0.00030	<0.00030	0	Diff <2x LOR	----
Dissolved Metals (QC Lot: 1457594)											
WP2412486-010	FLB-10	Phosphorus, dissolved	7723-14-0	E421.P-L	0.030	mg/L	<0.030	<0.030	0	Diff <2x LOR	----

Qualifiers

Qualifier	*Description*
MES	*Data Quality Objective was marginally exceeded (by < 10% absolute) for < 10% of analytes in a Multi-Element Scan / Multi-Parameter Scan (considered acceptable as per OMOE & CCME).*

Method Blank (MB) Report

A Method Blank is an analyte-free matrix that undergoes sample processing identical to that carried out for test samples. Method Blank results are used to monitor and control for potential contamination from the laboratory environment and reagents. For most tests, the DQO for Method Blanks is for the result to be < LOR.

Sub-Matrix: **Water**

Analyte	CAS Number	Method	LOR	Unit	Result	Qualifier
Physical Tests (QCLot: 1453921)						
Solids, total dissolved [TDS]	----	E162-L	3	mg/L	<3.0	----
Physical Tests (QCLot: 1457168)						
Alkalinity, total (as CaCO3)	----	E290	1	mg/L	<1.0	----
Physical Tests (QCLot: 1457169)						
Conductivity	----	E100	1	µS/cm	<1.0	----
Physical Tests (QCLot: 1457498)						
Conductivity	----	E100	1	µS/cm	<1.0	----
Physical Tests (QCLot: 1457499)						
Alkalinity, total (as CaCO3)	----	E290	1	mg/L	<1.0	----
Physical Tests (QCLot: 1457923)						
Acidity (as CaCO3)	----	E283	2	mg/L	<2.0	----
Anions and Nutrients (QCLot: 1453830)						
Fluoride	16984-48-8	E235.F	0.02	mg/L	<0.020	----
Anions and Nutrients (QCLot: 1453831)						
Chloride	16887-00-6	E235.Cl-L	0.1	mg/L	<0.10	----
Anions and Nutrients (QCLot: 1453832)						
Sulfate (as SO4)	14808-79-8	E235.SO4	0.3	mg/L	<0.30	----
Anions and Nutrients (QCLot: 1454815)						
Phosphorus, total	7723-14-0	E372-U	0.002	mg/L	<0.0020	----
Anions and Nutrients (QCLot: 1454816)						
Phosphorus, total	7723-14-0	E372-U	0.002	mg/L	<0.0020	----
Dissolved Metals (QCLot: 1457208)						
Mercury, dissolved	7439-97-6	E509	0.000005	mg/L	<0.0000050	----
Dissolved Metals (QCLot: 1457209)						
Mercury, dissolved	7439-97-6	E509	0.000005	mg/L	<0.0000050	----
Dissolved Metals (QCLot: 1457553)						
Aluminum, dissolved	7429-90-5	E421	0.001	mg/L	<0.0010	----
Antimony, dissolved	7440-36-0	E421	0.0001	mg/L	<0.00010	----
Arsenic, dissolved	7440-38-2	E421	0.0001	mg/L	<0.00010	----
Barium, dissolved	7440-39-3	E421	0.0001	mg/L	<0.00010	----
Beryllium, dissolved	7440-41-7	E421	0.00002	mg/L	<0.000020	----
Bismuth, dissolved	7440-69-9	E421	0.00005	mg/L	<0.000050	----

Sub-Matrix: **Water**

Analyte	CAS Number	Method	LOR	Unit	Result	Qualifier
Dissolved Metals (QCLot: 1457553) - continued						
Boron, dissolved	7440-42-8	E421	0.01	mg/L	<0.010	----
Cadmium, dissolved	7440-43-9	E421	0.000005	mg/L	<0.0000050	----
Calcium, dissolved	7440-70-2	E421	0.05	mg/L	<0.050	----
Cesium, dissolved	7440-46-2	E421	0.00001	mg/L	<0.000010	----
Chromium, dissolved	7440-47-3	E421	0.0005	mg/L	<0.00050	----
Cobalt, dissolved	7440-48-4	E421	0.0001	mg/L	<0.00010	----
Copper, dissolved	7440-50-8	E421	0.0002	mg/L	<0.00020	----
Iron, dissolved	7439-89-6	E421	0.01	mg/L	<0.010	----
Lead, dissolved	7439-92-1	E421	0.00005	mg/L	<0.000050	----
Lithium, dissolved	7439-93-2	E421	0.001	mg/L	<0.0010	----
Magnesium, dissolved	7439-95-4	E421	0.005	mg/L	<0.0050	----
Manganese, dissolved	7439-96-5	E421	0.0001	mg/L	<0.00010	----
Molybdenum, dissolved	7439-98-7	E421	0.00005	mg/L	<0.000050	----
Nickel, dissolved	7440-02-0	E421	0.0005	mg/L	<0.00050	----
Potassium, dissolved	7440-09-7	E421	0.05	mg/L	<0.050	----
Rubidium, dissolved	7440-17-7	E421	0.0002	mg/L	<0.00020	----
Selenium, dissolved	7782-49-2	E421	0.00005	mg/L	<0.000050	----
Silicon, dissolved	7440-21-3	E421	0.05	mg/L	<0.050	----
Silver, dissolved	7440-22-4	E421	0.00001	mg/L	<0.000010	----
Sodium, dissolved	7440-23-5	E421	0.05	mg/L	<0.050	----
Strontium, dissolved	7440-24-6	E421	0.0002	mg/L	<0.00020	----
Sulfur, dissolved	7704-34-9	E421	0.5	mg/L	<0.50	----
Tellurium, dissolved	13494-80-9	E421	0.0002	mg/L	<0.00020	----
Thallium, dissolved	7440-28-0	E421	0.00001	mg/L	<0.000010	----
Thorium, dissolved	7440-29-1	E421	0.0001	mg/L	<0.00010	----
Tin, dissolved	7440-31-5	E421	0.0001	mg/L	<0.00010	----
Titanium, dissolved	7440-32-6	E421	0.0003	mg/L	<0.00030	----
Tungsten, dissolved	7440-33-7	E421	0.0001	mg/L	<0.00010	----
Uranium, dissolved	7440-61-1	E421	0.00001	mg/L	<0.000010	----
Vanadium, dissolved	7440-62-2	E421	0.0005	mg/L	<0.00050	----
Zinc, dissolved	7440-66-6	E421	0.001	mg/L	<0.0010	----
Zirconium, dissolved	7440-67-7	E421	0.0002	mg/L	<0.00020	----
Dissolved Metals (QCLot: 1457554)						
Phosphorus, dissolved	7723-14-0	E421.P-L	0.03	mg/L	<0.030	----
Dissolved Metals (QCLot: 1457593)						

Sub-Matrix: **Water**

Analyte	CAS Number	Method	LOR	Unit	Result	Qualifier
Dissolved Metals (QCLot: 1457593) - continued						
Aluminum, dissolved	7429-90-5	E421	0.001	mg/L	<0.0010	----
Antimony, dissolved	7440-36-0	E421	0.0001	mg/L	<0.00010	----
Arsenic, dissolved	7440-38-2	E421	0.0001	mg/L	<0.00010	----
Barium, dissolved	7440-39-3	E421	0.0001	mg/L	<0.00010	----
Beryllium, dissolved	7440-41-7	E421	0.00002	mg/L	<0.000020	----
Bismuth, dissolved	7440-69-9	E421	0.00005	mg/L	<0.000050	----
Boron, dissolved	7440-42-8	E421	0.01	mg/L	<0.010	----
Cadmium, dissolved	7440-43-9	E421	0.000005	mg/L	<0.0000050	----
Calcium, dissolved	7440-70-2	E421	0.05	mg/L	<0.050	----
Cesium, dissolved	7440-46-2	E421	0.00001	mg/L	<0.000010	----
Chromium, dissolved	7440-47-3	E421	0.0005	mg/L	<0.00050	----
Cobalt, dissolved	7440-48-4	E421	0.0001	mg/L	<0.00010	----
Copper, dissolved	7440-50-8	E421	0.0002	mg/L	<0.00020	----
Iron, dissolved	7439-89-6	E421	0.01	mg/L	<0.010	----
Lead, dissolved	7439-92-1	E421	0.00005	mg/L	<0.000050	----
Lithium, dissolved	7439-93-2	E421	0.001	mg/L	<0.0010	----
Magnesium, dissolved	7439-95-4	E421	0.005	mg/L	<0.0050	----
Manganese, dissolved	7439-96-5	E421	0.0001	mg/L	<0.00010	----
Molybdenum, dissolved	7439-98-7	E421	0.00005	mg/L	<0.000050	----
Nickel, dissolved	7440-02-0	E421	0.0005	mg/L	<0.00050	----
Potassium, dissolved	7440-09-7	E421	0.05	mg/L	<0.050	----
Rubidium, dissolved	7440-17-7	E421	0.0002	mg/L	<0.00020	----
Selenium, dissolved	7782-49-2	E421	0.00005	mg/L	<0.000050	----
Silicon, dissolved	7440-21-3	E421	0.05	mg/L	<0.050	----
Silver, dissolved	7440-22-4	E421	0.00001	mg/L	<0.000010	----
Sodium, dissolved	7440-23-5	E421	0.05	mg/L	<0.050	----
Strontium, dissolved	7440-24-6	E421	0.0002	mg/L	<0.00020	----
Sulfur, dissolved	7704-34-9	E421	0.5	mg/L	<0.50	----
Tellurium, dissolved	13494-80-9	E421	0.0002	mg/L	<0.00020	----
Thallium, dissolved	7440-28-0	E421	0.00001	mg/L	<0.000010	----
Thorium, dissolved	7440-29-1	E421	0.0001	mg/L	<0.00010	----
Tin, dissolved	7440-31-5	E421	0.0001	mg/L	<0.00010	----
Titanium, dissolved	7440-32-6	E421	0.0003	mg/L	<0.00030	----
Tungsten, dissolved	7440-33-7	E421	0.0001	mg/L	<0.00010	----
Uranium, dissolved	7440-61-1	E421	0.00001	mg/L	<0.000010	----

Sub-Matrix: **Water**

Analyte	CAS Number	Method	LOR	Unit	Result	Qualifier
Dissolved Metals (QCLot: 1457593) - continued						
Vanadium, dissolved	7440-62-2	E421	0.0005	mg/L	<0.00050	----
Zinc, dissolved	7440-66-6	E421	0.001	mg/L	<0.0010	----
Zirconium, dissolved	7440-67-7	E421	0.0002	mg/L	<0.00020	----
Dissolved Metals (QCLot: 1457594)						
Phosphorus, dissolved	7723-14-0	E421.P-L	0.03	mg/L	<0.030	----

Laboratory Control Sample (LCS) Report

A Laboratory Control Sample (LCS) is an analyte-free matrix that has been fortified (spiked) with test analytes at known concentration and processed in an identical manner to test samples. LCS results are expressed as percent recovery, and are used to monitor and control test method accuracy and precision, independent of test sample matrix.

Sub-Matrix: **Water**

					Laboratory Control Sample (LCS) Report				
					Spike	Recovery (%)	Recovery Limits (%)		
Analyte	CAS Number	Method	LOR	Unit	Target Concentration	LCS	Low	High	Qualifier
Physical Tests (QCLot: 1453921)									
Solids, total dissolved [TDS]	----	E162-L	3	mg/L	1000 mg/L	93.9	85.0	115	----
Physical Tests (QCLot: 1457167)									
pH	----	E108	----	pH units	7 pH units	100	98.0	102	----
Physical Tests (QCLot: 1457168)									
Alkalinity, total (as CaCO3)	----	E290	1	mg/L	100 mg/L	102	85.0	115	----
Physical Tests (QCLot: 1457169)									
Conductivity	----	E100	1	µS/cm	1410 µS/cm	102	90.0	110	----
Physical Tests (QCLot: 1457497)									
pH	----	E108	----	pH units	7 pH units	100	98.0	102	----
Physical Tests (QCLot: 1457498)									
Conductivity	----	E100	1	µS/cm	1410 µS/cm	96.5	90.0	110	----
Physical Tests (QCLot: 1457499)									
Alkalinity, total (as CaCO3)	----	E290	1	mg/L	100 mg/L	100	85.0	115	----
Physical Tests (QCLot: 1457923)									
Acidity (as CaCO3)	----	E283	2	mg/L	50 mg/L	110	85.0	115	----
Anions and Nutrients (QCLot: 1453830)									
Fluoride	16984-48-8	E235.F	0.02	mg/L	1 mg/L	100	90.0	110	----
Anions and Nutrients (QCLot: 1453831)									
Chloride	16887-00-6	E235.Cl-L	0.1	mg/L	100 mg/L	99.3	90.0	110	----
Anions and Nutrients (QCLot: 1453832)									
Sulfate (as SO4)	14808-79-8	E235.SO4	0.3	mg/L	100 mg/L	100	90.0	110	----
Anions and Nutrients (QCLot: 1454815)									
Phosphorus, total	7723-14-0	E372-U	0.002	mg/L	0.5 mg/L	98.5	80.0	120	----
Anions and Nutrients (QCLot: 1454816)									
Phosphorus, total	7723-14-0	E372-U	0.002	mg/L	0.5 mg/L	99.2	80.0	120	----
Mercury, dissolved	7439-97-6	E509	0.000005	mg/L	0 mg/L	99.8	80.0	120	----
Mercury, dissolved	7439-97-6	E509	0.000005	mg/L	0 mg/L	98.9	80.0	120	----
Dissolved Metals (QCLot: 1457553)									
Aluminum, dissolved	7429-90-5	E421	0.001	mg/L	2 mg/L	105	80.0	120	----
Antimony, dissolved	7440-36-0	E421	0.0001	mg/L	1 mg/L	98.2	80.0	120	----

Sub-Matrix: **Water**

					Laboratory Control Sample (LCS) Report				
					Spike	Recovery (%)	Recovery Limits (%)		
Analyte	CAS Number	Method	LOR	Unit	Target Concentration	LCS	Low	High	Qualifier
Dissolved Metals (QCLot: 1457553) - continued									
Arsenic, dissolved	7440-38-2	E421	0.0001	mg/L	1 mg/L	97.4	80.0	120	----
Barium, dissolved	7440-39-3	E421	0.0001	mg/L	0.25 mg/L	97.1	80.0	120	----
Beryllium, dissolved	7440-41-7	E421	0.00002	mg/L	0.1 mg/L	112	80.0	120	----
Bismuth, dissolved	7440-69-9	E421	0.00005	mg/L	1 mg/L	93.4	80.0	120	----
Boron, dissolved	7440-42-8	E421	0.01	mg/L	1 mg/L	104	80.0	120	----
Cadmium, dissolved	7440-43-9	E421	0.000005	mg/L	0.1 mg/L	95.8	80.0	120	----
Calcium, dissolved	7440-70-2	E421	0.05	mg/L	50 mg/L	103	80.0	120	----
Cesium, dissolved	7440-46-2	E421	0.00001	mg/L	0.05 mg/L	102	80.0	120	----
Chromium, dissolved	7440-47-3	E421	0.0005	mg/L	0.25 mg/L	99.2	80.0	120	----
Cobalt, dissolved	7440-48-4	E421	0.0001	mg/L	0.25 mg/L	98.9	80.0	120	----
Copper, dissolved	7440-50-8	E421	0.0002	mg/L	0.25 mg/L	96.5	80.0	120	----
Iron, dissolved	7439-89-6	E421	0.01	mg/L	1 mg/L	95.8	80.0	120	----
Lead, dissolved	7439-92-1	E421	0.00005	mg/L	0.5 mg/L	96.2	80.0	120	----
Lithium, dissolved	7439-93-2	E421	0.001	mg/L	0.25 mg/L	115	80.0	120	----
Magnesium, dissolved	7439-95-4	E421	0.005	mg/L	50 mg/L	107	80.0	120	----
Manganese, dissolved	7439-96-5	E421	0.0001	mg/L	0.25 mg/L	98.5	80.0	120	----
Molybdenum, dissolved	7439-98-7	E421	0.00005	mg/L	0.25 mg/L	99.1	80.0	120	----
Nickel, dissolved	7440-02-0	E421	0.0005	mg/L	0.5 mg/L	96.2	80.0	120	----
Potassium, dissolved	7440-09-7	E421	0.05	mg/L	50 mg/L	98.4	80.0	120	----
Rubidium, dissolved	7440-17-7	E421	0.0002	mg/L	0.1 mg/L	102	80.0	120	----
Selenium, dissolved	7782-49-2	E421	0.00005	mg/L	1 mg/L	93.9	80.0	120	----
Silicon, dissolved	7440-21-3	E421	0.05	mg/L	10 mg/L	98.5	80.0	120	----
Silver, dissolved	7440-22-4	E421	0.00001	mg/L	0.1 mg/L	93.7	80.0	120	----
Sodium, dissolved	7440-23-5	E421	0.05	mg/L	50 mg/L	99.9	80.0	120	----
Strontium, dissolved	7440-24-6	E421	0.0002	mg/L	0.25 mg/L	101	80.0	120	----
Sulfur, dissolved	7704-34-9	E421	0.5	mg/L	50 mg/L	95.4	80.0	120	----
Tellurium, dissolved	13494-80-9	E421	0.0002	mg/L	0.1 mg/L	96.0	80.0	120	----
Thallium, dissolved	7440-28-0	E421	0.00001	mg/L	1 mg/L	95.3	80.0	120	----
Thorium, dissolved	7440-29-1	E421	0.0001	mg/L	0.1 mg/L	95.6	80.0	120	----
Tin, dissolved	7440-31-5	E421	0.0001	mg/L	0.5 mg/L	97.4	80.0	120	----
Titanium, dissolved	7440-32-6	E421	0.0003	mg/L	0.25 mg/L	96.0	80.0	120	----
Tungsten, dissolved	7440-33-7	E421	0.0001	mg/L	0.1 mg/L	94.6	80.0	120	----
Uranium, dissolved	7440-61-1	E421	0.00001	mg/L	0.005 mg/L	97.0	80.0	120	----
Vanadium, dissolved	7440-62-2	E421	0.0005	mg/L	0.5 mg/L	99.6	80.0	120	----
Zinc, dissolved	7440-66-6	E421	0.001	mg/L	0.5 mg/L	96.7	80.0	120	----
Zirconium, dissolved	7440-67-7	E421	0.0002	mg/L	0.1 mg/L	99.4	80.0	120	----

Sub-Matrix: **Water**

					Laboratory Control Sample (LCS) Report				
					Spike	Recovery (%)	Recovery Limits (%)		
Analyte	CAS Number	Method	LOR	Unit	Target Concentration	LCS	Low	High	Qualifier
Dissolved Metals (QCLot: 1457554) - continued									
Phosphorus, dissolved	7723-14-0	E421.P-L	0.03	mg/L	10 mg/L	102	80.0	120	----
Dissolved Metals (QCLot: 1457593)									
Aluminum, dissolved	7429-90-5	E421	0.001	mg/L	2 mg/L	107	80.0	120	----
Antimony, dissolved	7440-36-0	E421	0.0001	mg/L	1 mg/L	101	80.0	120	----
Arsenic, dissolved	7440-38-2	E421	0.0001	mg/L	1 mg/L	101	80.0	120	----
Barium, dissolved	7440-39-3	E421	0.0001	mg/L	0.25 mg/L	101	80.0	120	----
Beryllium, dissolved	7440-41-7	E421	0.00002	mg/L	0.1 mg/L	111	80.0	120	----
Bismuth, dissolved	7440-69-9	E421	0.00005	mg/L	1 mg/L	106	80.0	120	----
Boron, dissolved	7440-42-8	E421	0.01	mg/L	1 mg/L	106	80.0	120	----
Cadmium, dissolved	7440-43-9	E421	0.000005	mg/L	0.1 mg/L	99.0	80.0	120	----
Calcium, dissolved	7440-70-2	E421	0.05	mg/L	50 mg/L	105	80.0	120	----
Cesium, dissolved	7440-46-2	E421	0.00001	mg/L	0.05 mg/L	99.1	80.0	120	----
Chromium, dissolved	7440-47-3	E421	0.0005	mg/L	0.25 mg/L	101	80.0	120	----
Cobalt, dissolved	7440-48-4	E421	0.0001	mg/L	0.25 mg/L	99.6	80.0	120	----
Copper, dissolved	7440-50-8	E421	0.0002	mg/L	0.25 mg/L	100	80.0	120	----
Iron, dissolved	7439-89-6	E421	0.01	mg/L	1 mg/L	93.4	80.0	120	----
Lead, dissolved	7439-92-1	E421	0.00005	mg/L	0.5 mg/L	100	80.0	120	----
Lithium, dissolved	7439-93-2	E421	0.001	mg/L	0.25 mg/L	112	80.0	120	----
Magnesium, dissolved	7439-95-4	E421	0.005	mg/L	50 mg/L	112	80.0	120	----
Manganese, dissolved	7439-96-5	E421	0.0001	mg/L	0.25 mg/L	106	80.0	120	----
Molybdenum, dissolved	7439-98-7	E421	0.00005	mg/L	0.25 mg/L	102	80.0	120	----
Nickel, dissolved	7440-02-0	E421	0.0005	mg/L	0.5 mg/L	98.9	80.0	120	----
Potassium, dissolved	7440-09-7	E421	0.05	mg/L	50 mg/L	104	80.0	120	----
Rubidium, dissolved	7440-17-7	E421	0.0002	mg/L	0.1 mg/L	101	80.0	120	----
Selenium, dissolved	7782-49-2	E421	0.00005	mg/L	1 mg/L	94.6	80.0	120	----
Silicon, dissolved	7440-21-3	E421	0.05	mg/L	10 mg/L	98.6	80.0	120	----
Silver, dissolved	7440-22-4	E421	0.00001	mg/L	0.1 mg/L	95.6	80.0	120	----
Sodium, dissolved	7440-23-5	E421	0.05	mg/L	50 mg/L	105	80.0	120	----
Strontium, dissolved	7440-24-6	E421	0.0002	mg/L	0.25 mg/L	104	80.0	120	----
Sulfur, dissolved	7704-34-9	E421	0.5	mg/L	50 mg/L	107	80.0	120	----
Tellurium, dissolved	13494-80-9	E421	0.0002	mg/L	0.1 mg/L	97.0	80.0	120	----
Thallium, dissolved	7440-28-0	E421	0.00001	mg/L	1 mg/L	102	80.0	120	----
Thorium, dissolved	7440-29-1	E421	0.0001	mg/L	0.1 mg/L	99.1	80.0	120	----
Tin, dissolved	7440-31-5	E421	0.0001	mg/L	0.5 mg/L	97.9	80.0	120	----
Titanium, dissolved	7440-32-6	E421	0.0003	mg/L	0.25 mg/L	98.9	80.0	120	----
Tungsten, dissolved	7440-33-7	E421	0.0001	mg/L	0.1 mg/L	101	80.0	120	----

Sub-Matrix: **Water**

Analyte	CAS Number	Method	LOR	Unit	Laboratory Control Sample (LCS) Report				
					Spike	Recovery (%)	Recovery Limits (%)		
					Target Concentration	LCS	Low	High	Qualifier
Dissolved Metals (QCLot: 1457593) - continued									
Uranium, dissolved	7440-61-1	E421	0.00001	mg/L	0.005 mg/L	106	80.0	120	----
Vanadium, dissolved	7440-62-2	E421	0.0005	mg/L	0.5 mg/L	102	80.0	120	----
Zinc, dissolved	7440-66-6	E421	0.001	mg/L	0.5 mg/L	98.4	80.0	120	----
Zirconium, dissolved	7440-67-7	E421	0.0002	mg/L	0.1 mg/L	99.0	80.0	120	----
Phosphorus, dissolved	7723-14-0	E421.P-L	0.03	mg/L	10 mg/L	106	80.0	120	----

Matrix Spike (MS) Report

A Matrix Spike (MS) is a randomly selected intra-laboratory replicate sample that has been fortified (spiked) with test analytes at known concentration, and processed in an identical manner to test samples. Matrix Spikes provide information regarding analyte recovery and potential matrix effects. MS DQO exceedances due to sample matrix may sometimes be unavoidable; in such cases, test results for the associated sample (or similar samples) may be subject to bias. ND – Recovery not determined, background level >= 1x spike level.

Sub-Matrix: **Water**

					Matrix Spike (MS) Report					
					Spike		Recovery (%)	Recovery Limits (%)		
Laboratory sample ID	Client sample ID	Analyte	CAS Number	Method	Concentration	Target	MS	Low	High	Qualifier
Anions and Nutrients (QCLot: 1453830)										
WP2412486-001	FLB-01	Fluoride	16984-48-8	E235.F	1.00 mg/L	1 mg/L	100	75.0	125	----
Anions and Nutrients (QCLot: 1453831)										
WP2412486-001	FLB-01	Chloride	16887-00-6	E235.Cl-L	99.5 mg/L	100 mg/L	99.5	75.0	125	----
Anions and Nutrients (QCLot: 1453832)										
WP2412486-001	FLB-01	Sulfate (as SO4)	14808-79-8	E235.SO4	100.0 mg/L	100 mg/L	100.0	75.0	125	----
Anions and Nutrients (QCLot: 1454815)										
WP2412238-002	Anonymous	Phosphorus, total	7723-14-0	E372-U	0.251 mg/L	0.25 mg/L	100	70.0	130	----
Anions and Nutrients (QCLot: 1454816)										
WP2412486-016	FLB-DUPLICATE	Phosphorus, total	7723-14-0	E372-U	0.247 mg/L	0.25 mg/L	98.9	70.0	130	----
Dissolved Metals (QCLot: 1457208)										
WP2412070-003	Anonymous	Mercury, dissolved	7439-97-6	E509	0.000100 mg/L	0 mg/L	100	70.0	130	----
Dissolved Metals (QCLot: 1457209)										
WP2412486-015	FLB-15	Mercury, dissolved	7439-97-6	E509	0.0000956 mg/L	0 mg/L	95.6	70.0	130	----
Dissolved Metals (QCLot: 1457553)										
WP2412772-001	Anonymous	Aluminum, dissolved	7429-90-5	E421	0.211 mg/L	0.2 mg/L	105	70.0	130	----
		Antimony, dissolved	7440-36-0	E421	0.0197 mg/L	0.02 mg/L	98.7	70.0	130	----
		Arsenic, dissolved	7440-38-2	E421	0.0216 mg/L	0.02 mg/L	108	70.0	130	----
		Barium, dissolved	7440-39-3	E421	0.0201 mg/L	0.02 mg/L	100	70.0	130	----
		Beryllium, dissolved	7440-41-7	E421	0.0461 mg/L	0.04 mg/L	115	70.0	130	----
		Bismuth, dissolved	7440-69-9	E421	0.00960 mg/L	0.01 mg/L	96.0	70.0	130	----
		Boron, dissolved	7440-42-8	E421	0.106 mg/L	0.1 mg/L	106	70.0	130	----
		Cadmium, dissolved	7440-43-9	E421	0.00407 mg/L	0.004 mg/L	102	70.0	130	----
		Calcium, dissolved	7440-70-2	E421	ND mg/L	----	ND	70.0	130	----
		Cesium, dissolved	7440-46-2	E421	0.0107 mg/L	0.01 mg/L	107	70.0	130	----
		Chromium, dissolved	7440-47-3	E421	0.0410 mg/L	0.04 mg/L	102	70.0	130	----
		Cobalt, dissolved	7440-48-4	E421	0.0202 mg/L	0.02 mg/L	101	70.0	130	----
		Copper, dissolved	7440-50-8	E421	0.0198 mg/L	0.02 mg/L	98.9	70.0	130	----
		Iron, dissolved	7439-89-6	E421	2.05 mg/L	2 mg/L	103	70.0	130	----
		Lead, dissolved	7439-92-1	E421	0.0192 mg/L	0.02 mg/L	96.2	70.0	130	----
		Lithium, dissolved	7439-93-2	E421	0.113 mg/L	0.1 mg/L	113	70.0	130	----
		Magnesium, dissolved	7439-95-4	E421	ND mg/L	----	ND	70.0	130	----
		Manganese, dissolved	7439-96-5	E421	0.0200 mg/L	0.02 mg/L	100	70.0	130	----
		Molybdenum, dissolved	7439-98-7	E421	0.0197 mg/L	0.02 mg/L	98.3	70.0	130	----
		Nickel, dissolved	7440-02-0	E421	0.0397 mg/L	0.04 mg/L	99.2	70.0	130	----
		Potassium, dissolved	7440-09-7	E421	4.18 mg/L	4 mg/L	104	70.0	130	----

Sub-Matrix: **Water**

					Matrix Spike (MS) Report					
					Spike		Recovery (%)	Recovery Limits (%)		
Laboratory sample ID	Client sample ID	Analyte	CAS Number	Method	Concentration	Target	MS	Low	High	Qualifier
Dissolved Metals (QCLot: 1457553) - continued										
WP2412772-001	Anonymous	Rubidium, dissolved	7440-17-7	E421	0.0204 mg/L	0.02 mg/L	102	70.0	130	----
		Selenium, dissolved	7782-49-2	E421	0.0415 mg/L	0.04 mg/L	104	70.0	130	----
		Silicon, dissolved	7440-21-3	E421	9.79 mg/L	10 mg/L	97.9	70.0	130	----
		Silver, dissolved	7440-22-4	E421	0.00406 mg/L	0.004 mg/L	102	70.0	130	----
		Sodium, dissolved	7440-23-5	E421	ND mg/L	----	ND	70.0	130	----
		Strontium, dissolved	7440-24-6	E421	ND mg/L	----	ND	70.0	130	----
		Sulfur, dissolved	7704-34-9	E421	21.6 mg/L	20 mg/L	108	70.0	130	----
		Tellurium, dissolved	13494-80-9	E421	0.0417 mg/L	0.04 mg/L	104	70.0	130	----
		Thallium, dissolved	7440-28-0	E421	0.00389 mg/L	0.004 mg/L	97.3	70.0	130	----
		Thorium, dissolved	7440-29-1	E421	0.0202 mg/L	0.02 mg/L	101	70.0	130	----
		Tin, dissolved	7440-31-5	E421	0.0199 mg/L	0.02 mg/L	99.3	70.0	130	----
		Titanium, dissolved	7440-32-6	E421	0.0396 mg/L	0.04 mg/L	98.9	70.0	130	----
		Tungsten, dissolved	7440-33-7	E421	0.0192 mg/L	0.02 mg/L	96.1	70.0	130	----
		Uranium, dissolved	7440-61-1	E421	0.00396 mg/L	0.004 mg/L	99.1	70.0	130	----
		Vanadium, dissolved	7440-62-2	E421	0.103 mg/L	0.1 mg/L	103	70.0	130	----
		Zinc, dissolved	7440-66-6	E421	0.409 mg/L	0.4 mg/L	102	70.0	130	----
		Zirconium, dissolved	7440-67-7	E421	0.0425 mg/L	0.04 mg/L	106	70.0	130	----
Dissolved Metals (QCLot: 1457593)										
WP2412486-010	FLB-10	Aluminum, dissolved	7429-90-5	E421	0.213 mg/L	0.2 mg/L	106	70.0	130	----
		Antimony, dissolved	7440-36-0	E421	0.0202 mg/L	0.02 mg/L	101	70.0	130	----
		Arsenic, dissolved	7440-38-2	E421	0.0212 mg/L	0.02 mg/L	106	70.0	130	----
		Barium, dissolved	7440-39-3	E421	0.0207 mg/L	0.02 mg/L	103	70.0	130	----
		Beryllium, dissolved	7440-41-7	E421	0.0444 mg/L	0.04 mg/L	111	70.0	130	----
		Bismuth, dissolved	7440-69-9	E421	0.0101 mg/L	0.01 mg/L	101	70.0	130	----
		Boron, dissolved	7440-42-8	E421	0.103 mg/L	0.1 mg/L	103	70.0	130	----
		Cadmium, dissolved	7440-43-9	E421	0.00403 mg/L	0.004 mg/L	101	70.0	130	----
		Calcium, dissolved	7440-70-2	E421	ND mg/L	----	ND	70.0	130	----
		Cesium, dissolved	7440-46-2	E421	0.0104 mg/L	0.01 mg/L	104	70.0	130	----
		Chromium, dissolved	7440-47-3	E421	0.0406 mg/L	0.04 mg/L	102	70.0	130	----
		Cobalt, dissolved	7440-48-4	E421	0.0201 mg/L	0.02 mg/L	101	70.0	130	----
		Copper, dissolved	7440-50-8	E421	0.0199 mg/L	0.02 mg/L	99.3	70.0	130	----
		Iron, dissolved	7439-89-6	E421	1.93 mg/L	2 mg/L	96.4	70.0	130	----
		Lead, dissolved	7439-92-1	E421	0.0197 mg/L	0.02 mg/L	98.4	70.0	130	----
		Lithium, dissolved	7439-93-2	E421	0.106 mg/L	0.1 mg/L	106	70.0	130	----
		Magnesium, dissolved	7439-95-4	E421	ND mg/L	----	ND	70.0	130	----
		Manganese, dissolved	7439-96-5	E421	0.0206 mg/L	0.02 mg/L	103	70.0	130	----
		Molybdenum, dissolved	7439-98-7	E421	0.0200 mg/L	0.02 mg/L	99.9	70.0	130	----
		Nickel, dissolved	7440-02-0	E421	0.0400 mg/L	0.04 mg/L	100	70.0	130	----
		Potassium, dissolved	7440-09-7	E421	4.08 mg/L	4 mg/L	102	70.0	130	----
		Rubidium, dissolved	7440-17-7	E421	0.0209 mg/L	0.02 mg/L	104	70.0	130	----
		Selenium, dissolved	7782-49-2	E421	0.0486 mg/L	0.04 mg/L	121	70.0	130	----
		Silicon, dissolved	7440-21-3	E421	9.80 mg/L	10 mg/L	98.0	70.0	130	----
		Silver, dissolved	7440-22-4	E421	0.00411 mg/L	0.004 mg/L	103	70.0	130	----
		Sodium, dissolved	7440-23-5	E421	1.88 mg/L	2 mg/L	94.0	70.0	130	----

Sub-Matrix: **Water**

					Matrix Spike (MS) Report					
					Spike		Recovery (%)	Recovery Limits (%)		
Laboratory sample ID	Client sample ID	Analyte	CAS Number	Method	Concentration	Target	MS	Low	High	Qualifier
Dissolved Metals (QCLot: 1457593) - continued										
WP2412486-010	FLB-10	Strontium, dissolved	7440-24-6	E421	ND mg/L	----	ND	70.0	130	----
		Sulfur, dissolved	7704-34-9	E421	20.4 mg/L	20 mg/L	102	70.0	130	----
		Tellurium, dissolved	13494-80-9	E421	0.0420 mg/L	0.04 mg/L	105	70.0	130	----
		Thallium, dissolved	7440-28-0	E421	0.00405 mg/L	0.004 mg/L	101	70.0	130	----
		Thorium, dissolved	7440-29-1	E421	0.0209 mg/L	0.02 mg/L	104	70.0	130	----
		Tin, dissolved	7440-31-5	E421	0.0196 mg/L	0.02 mg/L	97.8	70.0	130	----
		Titanium, dissolved	7440-32-6	E421	0.0407 mg/L	0.04 mg/L	102	70.0	130	----
		Tungsten, dissolved	7440-33-7	E421	0.0201 mg/L	0.02 mg/L	100	70.0	130	----
		Uranium, dissolved	7440-61-1	E421	0.00406 mg/L	0.004 mg/L	102	70.0	130	----
		Vanadium, dissolved	7440-62-2	E421	0.104 mg/L	0.1 mg/L	104	70.0	130	----
		Zinc, dissolved	7440-66-6	E421	0.410 mg/L	0.4 mg/L	102	70.0	130	----
		Zirconium, dissolved	7440-67-7	E421	0.0411 mg/L	0.04 mg/L	103	70.0	130	----
Dissolved Metals (QCLot: 1457594)										
WP2412486-010	FLB-10	Phosphorus, dissolved	7723-14-0	E421.P-L	10.8 mg/L	10 mg/L	108	70.0	130	----

Environmental Division
Winnipeg
Work Order Reference
WP2412486

Telephone : +1 204 255 9720

Report To		Reports / Recipients		Turnaround Time (TAT) Reques
Company:	Kinross - Great Bear Resources	Select Report Format: ☑ PDF	☑ EXCEL ☑ EDD (DIGITAL)	☑ Routine [R] if received by 3pm M-F - no surcharges apply
Contact:	Hannah Hillier	Merge QC/QCI Reports with COA	☑ YES ☐ NO ☐ N/A	☐ 4 day [P4] if received by 3pm M-F - 20% rush surcharge minimum
Phone:	(807) 633-2492	☐ Compare Results to Criteria on Report - provide details below if box checked		☐ 3 day [P3] if received by 3pm M-F - 25% rush surcharge minimum
		Select Distribution: ☑ EMAIL	☐ MAIL ☐ FAX	☐ 2 day [P2] if received by 3pm M-F - 50% rush surcharge minimum
Street:	19 Young Street	Email 1	ashley.moncrief@kinross.com	☐ 1 day [E] if received by 3pm M-F - 100% rush surcharge minimum
City/Province:	Red Lake, ON	Email 2	hannah.hillier@kinross.com	☐ Same day [E2] if received by 10am M-S - 200% rush surcharge.
Postal Code:	P0V2M0	Email 3	christopher.reid@kinross.com	Additional fees may apply to rush requests on weekends, statut
Invoice To	Same as Report To ☑ YES ☐ NO	Email 4	jacob.mcfee@kinross.com	tests.
	Copy of Invoice with Report ☑ YES ☐ NO	Email 5	curtis.bloemberg@kinross.com	Date and Time Required for all E&P T
Company:		Email 6	emily.meek@kinross.com	
		Email 7	aaron.peloquin@kinross.com	Analysis Request
		Email 8	anna.klein@wsp.com	
Contact:		Email 9	kristen.gault@wsp.com	

Project Information		Invoice Recipients			
ALS Account # / Quote #:	PPR-022-3	Select Invoice Distribution:	☑ EMAIL ☐ MAIL ☐ FAX		
Job #:	PPR-022-3	Email 1	invoice@kinross.com		
ALS Lab Work Order # (ALS use only):		ALS Contact:	Judy Dalmaijer	Sampler:	J McFee

ALS Sample # (ALS use only)	Sample Identification and/or Coordinates (This description will appear on the report)	Date (dd-mm-yy)	Time (hh:mm)	Sample Type	NUMBER OF CONTAINERS	Field Filtered - DISSOLVED METALS AND MERCURY ONLY	Dissolved Metals	FLB-BiW - Dissolved Mercury by CVAAS (5 ng/L Detection Limit)	FLB-BiW - Anions (SO4, Cl, F)	FLB-BiW - Alkalinity, pH, Conductivity	FLB-BiW - Total Phosphorus (Colorimetry)	FLB-BiW - Acidity	FLB-BiW - TDS	Field pH	Field Conductivity (us/cm)	Field Temperature
1	FLB-01	May 19 2024		Water	5	x	x	x	x	x	x	x	x	7.65	190	12.93
2	FLB-02	May 19 2024		Water	5	x	x	x	x	x	x	x	x	7.64	194	12.95
3	FLB-03	May 19 2024		Water	5	x	x	x	x	x	x	x	x	7.62	80	13.61
4	FLB-04	May 19 2024		Water	5	x	x	x	x	x	x	x	x	7.68	57	14.04
5	FLB-05	May 19 2024		Water	5	x	x	x	x	x	x	x	x	7.45	101	13.93
6	FLB-06	May 19 2024		Water	5	x	x	x	x	x	x	x	x	7.5	77	13.53
7	FLB-07	May 19 2024		Water	5	x	x	x	x	x	x	x	x	7.46	74	13.4
8	FLB-08	May 19 2024		Water	5	x	x	x	x	x	x	x	x	7.51	74	15.81
9	FLB-09	May 19 2024		Water	5	x	x	x	x	x	x	x	x	7.88	70	16.05
10	FLB-10	May 19 2024		Water	5	x	x	x	x	x	x	x	x	7.98	65	16.05
11	FLB-11	May 19 2024		Water	5	x	x	x	x	x	x	x	x	8.02	66	16.41
12	FLB-12	May 19 2024		Water	5	x	x	x	x	x	x	x	x	8	74	16.64
13	FLB-13	May 19 2024		Water	5	x	x	x	x	x	x	x	x	7.92	87	15.23
14	FLB-14	May 19 2024		Water	5	x	x	x	x	x	x	x	x	7.86	83	15.29
15	FLB-15	May 19 2024		Water	5	x	x	x	x	x	x	x	x	7.96	62	15.24
16	FLB-Duplicate	May 19 2024		Water	5	x	x	x	x	x	x	x	x	7.88	70	16.05
17	FLB-FIELDBLANK	May 19 2024		Water	2	x	x	x	[redacted]	[redacted]	[redacted]	[redacted]	[redacted]	[redacted]	[redacted]	[redacted]

SHIPMENT RELEASE (client use)				INITIAL SHIPMENT RECEPTION (ALS use only)			FINAL SHIPMENT RECEPTION (ALS use only)	
Released by:	EM	MAY 21 2024 TIME:	10:00	Received by:	Date: MAY 22 2024	Time: 7:10	Received by:	Time:

EMeek

16.3°

cooler 1/2

Sample Intake					
Client:	Kin 105				
Cheque Enclosed with CoC		Yes		No	
Priority/Emergency Required (circle one)		Yes		No	
Time Sensitive Hold Time (circle one)		Yes		No	
Matrix (circle one)		Water	Soil/solid	Air	Biota	Other
# of Bottles received:	82				
Green/White	16x50, 16x125	Yellow/Black	17x90		
Purple/White	16x10	Light blue/White			
Warm red/White	17x125	Orange/Black			
Dark Green/White		Dark Blue/White			
Grey/black		Black/white			
Other:					
Additional Comments:					

Login Check	Check yes if you have verified the following:	
	Yes	N/A
Received date/time		
Project/PO/LSD		
Quote/Office match CoC		
Sample IDs/Description		
Sample Date/time		
Sales Items as per CoC		
Express Due Dates		
Client due date matches ALS Due date		
Client recipient emails		
Guidelines/thresholds added		
Billing/payment recorded		
Field data entered		
Sub-contracting Forms Printed		
SUBCO/Chromatograph added to client contacts for required analysis		
Are sub-samples required?		
Has a SIF been submitted for this WO?		
Has the SIF been resolved?		

CERTIFICATE OF ANALYSIS

Work Order	: **WP2414164**	Page	: 1 of 12
Client	: **Great Bear Resources Ltd**	Laboratory	: ALS Environmental - Winnipeg
Contact	: Ashley Moncrief	Account Manager	: Judy Dalmaijer
Address	: Great Bear Resources Ltd. 117 Forestry Road Red Lake ON Canada P0V 2M0	Address	: 1329 Niakwa Road East, Unit 12 Winnipeg MB Canada R2J 3T4
Telephone	: 807 630 0203	Telephone	: +1 204 255 9720
Project	: PPR-022-3	Date Samples Received	: 04-Jun-2024 09:20
PO	: PPR-022-3	Date Analysis Commenced	: 04-Jun-2024
C-O-C number	: ----	Issue Date	: 11-Jun-2024 08:02
Sampler	: ----		
Site	: ----		
Quote number	: 2024 Standing offer_V2		
No. of samples received	: 18		
No. of samples analysed	: 18		

This report supersedes any previous report(s) with this reference. Results apply to the sample(s) as submitted. This document shall not be reproduced, except in full.

This Certificate of Analysis contains the following information:

- General Comments
- Analytical Results

Additional information pertinent to this report will be found in the following separate attachments: Quality Control Report, QC Interpretive report to assist with Quality Review and Sample Receipt Notification (SRN).

Signatories

This document has been electronically signed by the authorized signatories below. Electronic signing is conducted in accordance with US FDA 21 CFR Part 11.

Signatories	*Position*	*Laboratory Department*
Lee McTavish		Inorganics, Winnipeg, Manitoba
Lee McTavish		Metals, Winnipeg, Manitoba
Leila Conyard	Lab Assistant	Metals, Winnipeg, Manitoba
Nik Perkio	Senior Analyst	Inorganics, Waterloo, Ontario
Rhovee Guevarra		Inorganics, Winnipeg, Manitoba

General Comments

The analytical methods used by ALS are developed using internationally recognized reference methods (where available), such as those published by US EPA, APHA Standard Methods, ASTM, ISO, Environment Canada, BC MOE, and Ontario MOE. Refer to the ALS Quality Control Interpretive report (QCI) for applicable references and methodology summaries. Reference methods may incorporate modifications to improve performance.

Where a reported less than (<) result is higher than the LOR, this may be due to primary sample extract/digestate dilution and/or insufficient sample for analysis.

Where the LOR of a reported result differs from standard LOR, this may be due to high moisture content, insufficient sample (reduced weight employed) or matrix interference.

Please refer to Quality Control Interpretive report (QCI) for information regarding Holding Time compliance.

Key : CAS Number: Chemical Abstracts Services number is a unique identifier assigned to discrete substances

LOR: Limit of Reporting (detection limit).

Unit	*Description*
-	no units
µS/cm	microsiemens per centimetre
mg/L	milligrams per litre
pH units	pH units

<: less than.

>: greater than.

Surrogate: An analyte that is similar in behavior to target analyte(s), but that does not occur naturally in environmental samples. For applicable tests, surrogates are added to samples prior to analysis as a check on recovery.

Test results reported relate only to the samples as received by the laboratory.

UNLESS OTHERWISE STATED on SRN or QCI Report, ALL SAMPLES WERE RECEIVED IN ACCEPTABLE CONDITION.

Analytical Results

Sub-Matrix: **Water**
(Matrix: **Water**)

Analyte	CAS Number	Method/Lab	LOR	Unit	Client sample ID	FLB-01	FLB-02	FLB-03	FLB-04	FLB-05
					Client sampling date / time	31-May-2024 11:45	31-May-2024 11:30	31-May-2024 11:15	31-May-2024 12:15	31-May-2024 12:25
						WP2414164-001	WP2414164-002	WP2414164-003	WP2414164-004	WP2414164-005
						Result	Result	Result	Result	Result
Physical Tests										
Acidity (as CaCO3)	----	E283/WT	2.0	mg/L		<2.0	<2.0	<2.0	<2.0	<2.0
Alkalinity, bicarbonate (as CaCO3)	----	E290/WP	1.0	mg/L		25.1	27.7	34.9	21.4	21.9
Alkalinity, carbonate (as CaCO3)	----	E290/WP	1.0	mg/L		5.6	<1.0	<1.0	<1.0	<1.0
Alkalinity, hydroxide (as CaCO3)	----	E290/WP	1.0	mg/L		<1.0	<1.0	<1.0	<1.0	<1.0
Alkalinity, phenolphthalein (as CaCO3)	----	E290/WP	1.0	mg/L		2.8	<1.0	<1.0	<1.0	<1.0
Alkalinity, total (as CaCO3)	----	E290/WP	1.0	mg/L		30.7	27.7	34.9	21.4	21.9
Conductivity	----	E100/WP	1.0	µS/cm		78.4	62.4	85.7	63.1	102
pH	----	E108/WP	0.10	pH units		8.54	7.67	7.69	7.56	7.47
Solids, total dissolved [TDS]	----	E162-L/WP	3.0	mg/L		48.1	33.1	45.1	33.1	52.8
Anions and Nutrients										
Chloride	16887-00-6	E235.Cl-L/WP	0.10	mg/L		0.44	0.24	0.37	0.16	0.68
Fluoride	16984-48-8	E235.F/WP	0.020	mg/L		<0.020	0.022	<0.020	<0.020	0.038
Phosphorus, total	7723-14-0	E372-U/WP	0.0020	mg/L		0.0161	0.0107	0.0166	0.0044	0.0056
Sulfate (as SO4)	14808-79-8	E235.SO4/WP	0.30	mg/L		6.62	2.35	5.90	7.61	23.1
Dissolved Metals										
Aluminum, dissolved	7429-90-5	E421/WP	0.0010	mg/L		0.0267	0.0177	0.0180	0.0137	0.0048
Antimony, dissolved	7440-36-0	E421/WP	0.00010	mg/L		0.00463	0.00143	0.00164	0.00291	0.00146
Arsenic, dissolved	7440-38-2	E421/WP	0.00010	mg/L		0.0526	0.00094	0.00191	0.00499	0.00062
Barium, dissolved	7440-39-3	E421/WP	0.00010	mg/L		0.0115	0.0106	0.0124	0.0107	0.0139
Beryllium, dissolved	7440-41-7	E421/WP	0.000020	mg/L		Not Detected	<0.000020	Not Detected	Not Detected	Not Detected
Bismuth, dissolved	7440-69-9	E421/WP	0.000050	mg/L		Not Detected	Not Detected	Not Detected	Not Detected	Not Detected
Boron, dissolved	7440-42-8	E421/WP	0.010	mg/L		0.012	<0.010	0.011	<0.010	0.011
Cadmium, dissolved	7440-43-9	E421/WP	0.0000050	mg/L		<0.0000050	<0.0000050	<0.0000050	<0.0000050	0.000565
Calcium, dissolved	7440-70-2	E421/WP	0.050	mg/L		11.8	9.92	13.6	9.54	13.9
Cesium, dissolved	7440-46-2	E421/WP	0.000010	mg/L		<0.000010	<0.000010	0.000013	<0.000010	<0.000010
Chromium, dissolved	7440-47-3	E421/WP	0.00050	mg/L		<0.00050	<0.00050	<0.00050	<0.00050	<0.00050
Cobalt, dissolved	7440-48-4	E421/WP	0.00010	mg/L		<0.00010	<0.00010	<0.00010	<0.00010	0.00023
Copper, dissolved	7440-50-8	E421/WP	0.00020	mg/L		0.00124	0.00078	0.00117	0.00073	0.00123
Iron, dissolved	7439-89-6	E421/WP	0.010	mg/L		0.011	0.010	<0.010	<0.010	Not Detected

Analytical Results

Sub-Matrix: **Water**
(Matrix: **Water**)

Analyte	CAS Number	Method/Lab	LOR	Unit	Client sample ID	FLB-01	FLB-02	FLB-03	FLB-04	FLB-05
					Client sampling date / time	31-May-2024 11:45	31-May-2024 11:30	31-May-2024 11:15	31-May-2024 12:15	31-May-2024 12:25
						WP2414164-001	WP2414164-002	WP2414164-003	WP2414164-004	WP2414164-005
						Result	Result	Result	Result	Result
Dissolved Metals										
Lead, dissolved	7439-92-1	E421/WP	0.000050	mg/L		<0.000050	<0.000050	<0.000050	<0.000050	0.000089
Lithium, dissolved	7439-93-2	E421/WP	0.0010	mg/L		<0.0010	<0.0010	<0.0010	<0.0010	0.0012
Magnesium, dissolved	7439-95-4	E421/WP	0.0050	mg/L		0.586	0.545	0.662	0.538	1.17
Manganese, dissolved	7439-96-5	E421/WP	0.00010	mg/L		0.00027	0.00030	0.00025	0.00020	0.0827
Mercury, dissolved	7439-97-6	E509/WP	0.0000050	mg/L		<0.0000050	<0.0000050	<0.0000050	<0.0000050	<0.0000050
Molybdenum, dissolved	7439-98-7	E421/WP	0.000050	mg/L		0.00158	0.00127	0.00186	0.00122	0.000946
Nickel, dissolved	7440-02-0	E421/WP	0.00050	mg/L		<0.00050	<0.00050	<0.00050	<0.00050	0.00072
Phosphorus, dissolved	7723-14-0	E421.P-L/WP	0.030	mg/L		<0.030	<0.030	<0.030	<0.030	<0.030
Potassium, dissolved	7440-09-7	E421/WP	0.050	mg/L		1.19	0.981	0.976	0.910	1.17
Rubidium, dissolved	7440-17-7	E421/WP	0.00020	mg/L		0.00115	0.00090	0.00164	0.00114	0.00136
Selenium, dissolved	7782-49-2	E421/WP	0.000050	mg/L		0.000350	0.000066	0.000251	0.000979	0.00164
Silicon, dissolved	7440-21-3	E421/WP	0.050	mg/L		0.899	0.959	0.923	0.923	1.09
Silver, dissolved	7440-22-4	E421/WP	0.000010	mg/L		0.000014	<0.000010	<0.000010	<0.000010	<0.000010
Sodium, dissolved	7440-23-5	E421/WP	0.050	mg/L		1.36	0.839	1.33	0.775	1.56
Strontium, dissolved	7440-24-6	E421/WP	0.00020	mg/L		0.0562	0.0486	0.0614	0.0464	0.0748
Sulfur, dissolved	7704-34-9	E421/WP	0.50	mg/L		2.19	0.74	1.78	2.44	6.98
Tellurium, dissolved	13494-80-9	E421/WP	0.00020	mg/L		Not Detected	Not Detected	Not Detected	Not Detected	Not Detected
Thallium, dissolved	7440-28-0	E421/WP	0.000010	mg/L		<0.000010	<0.000010	<0.000010	<0.000010	<0.000010
Thorium, dissolved	7440-29-1	E421/WP	0.00010	mg/L		<0.00010	<0.00010	Not Detected	Not Detected	Not Detected
Tin, dissolved	7440-31-5	E421/WP	0.00010	mg/L		<0.00010	<0.00010	<0.00010	<0.00010	<0.00010
Titanium, dissolved	7440-32-6	E421/WP	0.00030	mg/L		0.00124	0.00104	0.00081	0.00051	<0.00030
Tungsten, dissolved	7440-33-7	E421/WP	0.00010	mg/L		0.00182	0.00042	0.00098	0.00040	0.00031
Uranium, dissolved	7440-61-1	E421/WP	0.000010	mg/L		0.00336	0.00161	0.00379	0.000883	0.000344
Vanadium, dissolved	7440-62-2	E421/WP	0.00050	mg/L		0.00108	0.00082	0.00076	0.00064	<0.00050
Zinc, dissolved	7440-66-6	E421/WP	0.0010	mg/L		<0.0010	<0.0010	<0.0010	<0.0010	0.0705
Zirconium, dissolved	7440-67-7	E421/WP	0.00030	mg/L		<0.00030	<0.00030	<0.00030	<0.00030	<0.00030
Dissolved mercury filtration location	----	EP509/WP	-	-		Field	Field	Field	Field	Field
Dissolved metals filtration location	----	EP421/WP	-	-		Field	Field	Field	Field	Field

Please refer to the General Comments section for an explanation of any result qualifiers detected.

Please refer to the Accreditation section for an explanation of analyte accreditations.

Analytical Results

Sub-Matrix: **Water**
(Matrix: **Water**)

Analyte	CAS Number	Method/Lab	LOR	Unit	Client sample ID	FLB-06	FLB-07	FLB-08	FLB-09	FLB-10
					Client sampling date / time	31-May-2024 12:35	31-May-2024 12:50	31-May-2024 13:20	31-May-2024 13:35	31-May-2024 13:50
						WP2414164-006	WP2414164-007	WP2414164-008	WP2414164-009	WP2414164-010
						Result	Result	Result	Result	Result
Physical Tests										
Acidity (as CaCO3)	----	E283/WT	2.0	mg/L		<2.0	<2.0	<2.0	<2.0	<2.0
Alkalinity, bicarbonate (as CaCO3)	----	E290/WP	1.0	mg/L		24.5	9.8	37.4	38.3	36.0
Alkalinity, carbonate (as CaCO3)	----	E290/WP	1.0	mg/L		<1.0	<1.0	<1.0	<1.0	<1.0
Alkalinity, hydroxide (as CaCO3)	----	E290/WP	1.0	mg/L		<1.0	<1.0	<1.0	<1.0	<1.0
Alkalinity, phenolphthalein (as CaCO3)	----	E290/WP	1.0	mg/L		<1.0	<1.0	<1.0	<1.0	<1.0
Alkalinity, total (as CaCO3)	----	E290/WP	1.0	mg/L		24.5	9.8	37.4	38.3	36.0
Conductivity	----	E100/WP	1.0	µS/cm		77.7	74.1	82.5	83.7	76.6
pH	----	E108/WP	0.10	pH units		7.54	7.12	7.92	7.87	7.78
Solids, total dissolved [TDS]	----	E162-L/WP	3.0	mg/L		41.4	44.4	47.1	47.4	36.1
Anions and Nutrients										
Chloride	16887-00-6	E235.Cl-L/WP	0.10	mg/L		0.17	0.37	0.13	0.24	0.18
Fluoride	16984-48-8	E235.F/WP	0.020	mg/L		0.025	0.067	<0.020	<0.020	<0.020
Phosphorus, total	7723-14-0	E372-U/WP	0.0020	mg/L		0.0107	0.0038	0.0079	0.0056	0.0116
Sulfate (as SO4)	14808-79-8	E235.SO4/WP	0.30	mg/L		10.8	20.9	4.05	2.88	1.21
Dissolved Metals										
Aluminum, dissolved	7429-90-5	E421/WP	0.0010	mg/L		0.0140	0.0066	0.0234	0.0202	0.0217
Antimony, dissolved	7440-36-0	E421/WP	0.00010	mg/L		0.00344	0.00049	0.00049	0.00057	0.00040
Arsenic, dissolved	7440-38-2	E421/WP	0.00010	mg/L		0.0117	0.00056	0.00416	0.00361	0.00175
Barium, dissolved	7440-39-3	E421/WP	0.00010	mg/L		0.0112	0.0106	0.0143	0.0141	0.0130
Beryllium, dissolved	7440-41-7	E421/WP	0.000020	mg/L		Not Detected	Not Detected	Not Detected	Not Detected	<0.000020
Bismuth, dissolved	7440-69-9	E421/WP	0.000050	mg/L		Not Detected	Not Detected	Not Detected	Not Detected	Not Detected
Boron, dissolved	7440-42-8	E421/WP	0.010	mg/L		<0.010	0.012	<0.010	<0.010	<0.010
Cadmium, dissolved	7440-43-9	E421/WP	0.0000050	mg/L		<0.0000050	0.0000101	<0.0000050	<0.0000050	0.0000081
Calcium, dissolved	7440-70-2	E421/WP	0.050	mg/L		11.6	8.86	13.8	13.9	12.8
Cesium, dissolved	7440-46-2	E421/WP	0.000010	mg/L		<0.000010	<0.000010	0.000017	0.000012	0.000014
Chromium, dissolved	7440-47-3	E421/WP	0.00050	mg/L		<0.00050	<0.00050	<0.00050	<0.00050	<0.00050
Cobalt, dissolved	7440-48-4	E421/WP	0.00010	mg/L		<0.00010	<0.00010	<0.00010	<0.00010	<0.00010
Copper, dissolved	7440-50-8	E421/WP	0.00020	mg/L		0.00112	0.00044	0.00103	0.00078	0.00106
Iron, dissolved	7439-89-6	E421/WP	0.010	mg/L		<0.010	<0.010	<0.010	<0.010	<0.010
Lead, dissolved	7439-92-1	E421/WP	0.000050	mg/L		<0.000050	<0.000050	Not Detected	<0.000050	<0.000050

Analytical Results

Sub-Matrix: **Water**
(Matrix: **Water**)

Analyte	CAS Number	Method/Lab	LOR	Unit	Client sample ID	FLB-06	FLB-07	FLB-08	FLB-09	FLB-10
					Client sampling date / time	31-May-2024 12:35	31-May-2024 12:50	31-May-2024 13:20	31-May-2024 13:35	31-May-2024 13:50
						WP2414164-006	WP2414164-007	WP2414164-008	WP2414164-009	WP2414164-010
						Result	Result	Result	Result	Result
Dissolved Metals										
Lithium, dissolved	7439-93-2	E421/WP	0.0010	mg/L		<0.0010	<0.0010	Not Detected	<0.0010	<0.0010
Magnesium, dissolved	7439-95-4	E421/WP	0.0050	mg/L		0.704	0.981	0.493	0.626	0.669
Manganese, dissolved	7439-96-5	E421/WP	0.00010	mg/L		0.00035	0.00590	0.00017	0.00024	0.00014
Mercury, dissolved	7439-97-6	E509/WP	0.0000050	mg/L		<0.0000050	<0.0000050	<0.0000050	<0.0000050	<0.0000050
Molybdenum, dissolved	7439-98-7	E421/WP	0.000050	mg/L		0.00144	0.000336	0.000266	0.000258	0.000205
Nickel, dissolved	7440-02-0	E421/WP	0.00050	mg/L		<0.00050	<0.00050	<0.00050	<0.00050	<0.00050
Phosphorus, dissolved	7723-14-0	E421.P-L/WP	0.030	mg/L		<0.030	<0.030	<0.030	<0.030	<0.030
Potassium, dissolved	7440-09-7	E421/WP	0.050	mg/L		1.15	1.05	1.17	1.34	1.06
Rubidium, dissolved	7440-17-7	E421/WP	0.00020	mg/L		0.00132	0.00128	0.00168	0.00177	0.00159
Selenium, dissolved	7782-49-2	E421/WP	0.000050	mg/L		0.00181	0.00127	0.000084	0.000120	<0.000050
Silicon, dissolved	7440-21-3	E421/WP	0.050	mg/L		0.949	0.958	0.887	0.934	0.923
Silver, dissolved	7440-22-4	E421/WP	0.000010	mg/L		<0.000010	<0.000010	<0.000010	<0.000010	<0.000010
Sodium, dissolved	7440-23-5	E421/WP	0.050	mg/L		0.773	1.12	1.02	0.832	0.831
Strontium, dissolved	7440-24-6	E421/WP	0.00020	mg/L		0.0542	0.0530	0.0402	0.0431	0.0420
Sulfur, dissolved	7704-34-9	E421/WP	0.50	mg/L		3.17	6.20	1.24	0.91	<0.50
Tellurium, dissolved	13494-80-9	E421/WP	0.00020	mg/L		Not Detected	Not Detected	Not Detected	Not Detected	Not Detected
Thallium, dissolved	7440-28-0	E421/WP	0.000010	mg/L		<0.000010	<0.000010	<0.000010	<0.000010	<0.000010
Thorium, dissolved	7440-29-1	E421/WP	0.00010	mg/L		Not Detected	Not Detected	Not Detected	Not Detected	Not Detected
Tin, dissolved	7440-31-5	E421/WP	0.00010	mg/L		<0.00010	<0.00010	Not Detected	Not Detected	<0.00010
Titanium, dissolved	7440-32-6	E421/WP	0.00030	mg/L		0.00055	0.00047	<0.00030	<0.00030	<0.00030
Tungsten, dissolved	7440-33-7	E421/WP	0.00010	mg/L		0.00048	0.00016	0.00028	0.00051	0.00043
Uranium, dissolved	7440-61-1	E421/WP	0.000010	mg/L		0.00129	0.000048	0.000280	0.000318	0.000405
Vanadium, dissolved	7440-62-2	E421/WP	0.00050	mg/L		0.00082	<0.00050	0.00056	0.00069	0.00072
Zinc, dissolved	7440-66-6	E421/WP	0.0010	mg/L		<0.0010	<0.0010	<0.0010	<0.0010	0.0010
Zirconium, dissolved	7440-67-7	E421/WP	0.00030	mg/L		<0.00030	<0.00030	Not Detected	Not Detected	<0.00030
Dissolved mercury filtration location	----	EP509/WP	-	-		Field	Field	Field	Field	Field
Dissolved metals filtration location	----	EP421/WP	-	-		Field	Field	Field	Field	Field

Please refer to the General Comments section for an explanation of any result qualifiers detected.

Please refer to the Accreditation section for an explanation of analyte accreditations.

Analytical Results

Sub-Matrix: **Water**
(Matrix: **Water**)

Analyte	CAS Number	Method/Lab	LOR	Unit	Client sample ID	FLB-11	FLB-12	FLB-13	FLB-14	FLB-15
					Client sampling date / time	31-May-2024 14:00	31-May-2024 14:15	31-May-2024 14:25	31-May-2024 14:40	31-May-2024 14:50
						WP2414164-011	WP2414164-012	WP2414164-013	WP2414164-014	WP2414164-015
						Result	Result	Result	Result	Result
Physical Tests										
Acidity (as CaCO3)	----	E283/WT	2.0	mg/L		<2.0	<2.0	<2.0	<2.0	<2.0
Alkalinity, bicarbonate (as CaCO3)	----	E290/WP	1.0	mg/L		34.8	22.4	10.0	17.7	15.8
Alkalinity, carbonate (as CaCO3)	----	E290/WP	1.0	mg/L		<1.0	<1.0	<1.0	<1.0	<1.0
Alkalinity, hydroxide (as CaCO3)	----	E290/WP	1.0	mg/L		<1.0	<1.0	<1.0	<1.0	<1.0
Alkalinity, phenolphthalein (as CaCO3)	----	E290/WP	1.0	mg/L		<1.0	<1.0	<1.0	<1.0	<1.0
Alkalinity, total (as CaCO3)	----	E290/WP	1.0	mg/L		34.8	22.4	10.0	17.7	15.8
Conductivity	----	E100/WP	1.0	µS/cm		76.9	75.5	83.9	86.2	66.5
pH	----	E108/WP	0.10	pH units		7.93	7.84	7.14	7.39	7.38
Solids, total dissolved [TDS]	----	E162-L/WP	3.0	mg/L		49.7	44.1	46.1	52.1	43.1
Anions and Nutrients										
Chloride	16887-00-6	E235.Cl-L/WP	0.10	mg/L		0.11	0.80	0.35	0.23	0.59
Fluoride	16984-48-8	E235.F/WP	0.020	mg/L		0.030	0.077	0.038	0.035	0.035
Phosphorus, total	7723-14-0	E372-U/WP	0.0020	mg/L		0.0070	0.0243	0.0045	0.0072	0.0060
Sulfate (as SO4)	14808-79-8	E235.SO4/WP	0.30	mg/L		2.32	11.7	25.8	20.0	12.0
Dissolved Metals										
Aluminum, dissolved	7429-90-5	E421/WP	0.0010	mg/L		0.0234	0.0228	0.0044	0.0098	0.0132
Antimony, dissolved	7440-36-0	E421/WP	0.00010	mg/L		0.00223	0.00444	0.00111	0.00122	0.00124
Arsenic, dissolved	7440-38-2	E421/WP	0.00010	mg/L		0.00281	0.165	0.00082	0.00073	0.00136
Barium, dissolved	7440-39-3	E421/WP	0.00010	mg/L		0.00877	0.00948	0.0127	0.0153	0.00965
Beryllium, dissolved	7440-41-7	E421/WP	0.000020	mg/L		Not Detected	Not Detected	Not Detected	Not Detected	Not Detected
Bismuth, dissolved	7440-69-9	E421/WP	0.000050	mg/L		Not Detected	Not Detected	Not Detected	Not Detected	Not Detected
Boron, dissolved	7440-42-8	E421/WP	0.010	mg/L		<0.010	<0.010	0.010	<0.010	<0.010
Cadmium, dissolved	7440-43-9	E421/WP	0.0000050	mg/L		<0.0000050	<0.0000050	0.0000053	0.0000051	<0.0000050
Calcium, dissolved	7440-70-2	E421/WP	0.050	mg/L		12.7	11.2	9.64	11.6	8.29
Cesium, dissolved	7440-46-2	E421/WP	0.000010	mg/L		0.000013	0.000012	<0.000010	<0.000010	<0.000010
Chromium, dissolved	7440-47-3	E421/WP	0.00050	mg/L		<0.00050	<0.00050	Not Detected	<0.00050	<0.00050
Cobalt, dissolved	7440-48-4	E421/WP	0.00010	mg/L		<0.00010	<0.00010	<0.00010	<0.00010	<0.00010
Copper, dissolved	7440-50-8	E421/WP	0.00020	mg/L		0.00136	0.00116	0.00048	0.00063	0.00106
Iron, dissolved	7439-89-6	E421/WP	0.010	mg/L		<0.010	<0.010	<0.010	<0.010	<0.010
Lead, dissolved	7439-92-1	E421/WP	0.000050	mg/L		<0.000050	<0.000050	<0.000050	<0.000050	<0.000050

Analytical Results

Sub-Matrix: **Water**
(Matrix: **Water**)

Analyte	CAS Number	Method/Lab	LOR	Unit	Client sample ID	FLB-11	FLB-12	FLB-13	FLB-14	FLB-15
					Client sampling date / time	31-May-2024 14:00	31-May-2024 14:15	31-May-2024 14:25	31-May-2024 14:40	31-May-2024 14:50
						WP2414164-011	WP2414164-012	WP2414164-013	WP2414164-014	WP2414164-015
						Result	Result	Result	Result	Result
Dissolved Metals										
Lithium, dissolved	7439-93-2	E421/WP	0.0010	mg/L		<0.0010	<0.0010	0.0013	<0.0010	<0.0010
Magnesium, dissolved	7439-95-4	E421/WP	0.0050	mg/L		0.510	0.739	1.17	1.02	0.899
Manganese, dissolved	7439-96-5	E421/WP	0.00010	mg/L		0.00014	0.00028	0.00168	0.0125	0.00094
Mercury, dissolved	7439-97-6	E509/WP	0.0000050	mg/L		<0.0000050	<0.0000050	<0.0000050	<0.0000050	<0.0000050
Molybdenum, dissolved	7439-98-7	E421/WP	0.000050	mg/L		0.00158	0.00220	0.000340	0.000618	0.000922
Nickel, dissolved	7440-02-0	E421/WP	0.00050	mg/L		<0.00050	<0.00050	0.0150	0.00171	0.00066
Phosphorus, dissolved	7723-14-0	E421.P-L/WP	0.030	mg/L		<0.030	<0.030	<0.030	<0.030	<0.030
Potassium, dissolved	7440-09-7	E421/WP	0.050	mg/L		1.34	0.930	1.54	1.60	0.984
Rubidium, dissolved	7440-17-7	E421/WP	0.00020	mg/L		0.00144	0.00123	0.00156	0.00173	0.00117
Selenium, dissolved	7782-49-2	E421/WP	0.000050	mg/L		0.000068	0.00182	0.000345	0.000762	0.000101
Silicon, dissolved	7440-21-3	E421/WP	0.050	mg/L		0.998	1.13	1.12	1.03	0.914
Silver, dissolved	7440-22-4	E421/WP	0.000010	mg/L		<0.000010	<0.000010	<0.000010	<0.000010	<0.000010
Sodium, dissolved	7440-23-5	E421/WP	0.050	mg/L		0.691	0.847	1.62	1.04	1.21
Strontium, dissolved	7440-24-6	E421/WP	0.00020	mg/L		0.0604	0.0606	0.0650	0.0642	0.0526
Sulfur, dissolved	7704-34-9	E421/WP	0.50	mg/L		0.70	3.56	7.49	6.32	3.62
Tellurium, dissolved	13494-80-9	E421/WP	0.00020	mg/L		Not Detected	Not Detected	Not Detected	Not Detected	Not Detected
Thallium, dissolved	7440-28-0	E421/WP	0.000010	mg/L		<0.000010	<0.000010	<0.000010	<0.000010	<0.000010
Thorium, dissolved	7440-29-1	E421/WP	0.00010	mg/L		Not Detected	Not Detected	Not Detected	<0.00010	<0.00010
Tin, dissolved	7440-31-5	E421/WP	0.00010	mg/L		<0.00010	<0.00010	Not Detected	Not Detected	<0.00010
Titanium, dissolved	7440-32-6	E421/WP	0.00030	mg/L		0.00036	0.00072	<0.00030	0.00062	0.00071
Tungsten, dissolved	7440-33-7	E421/WP	0.00010	mg/L		0.00137	0.00066	0.00019	0.00063	0.00041
Uranium, dissolved	7440-61-1	E421/WP	0.000010	mg/L		0.00331	0.000678	0.000063	0.000168	0.000319
Vanadium, dissolved	7440-62-2	E421/WP	0.00050	mg/L		0.00075	0.00135	<0.00050	<0.00050	0.00059
Zinc, dissolved	7440-66-6	E421/WP	0.0010	mg/L		<0.0010	<0.0010	0.0012	<0.0010	0.0010
Zirconium, dissolved	7440-67-7	E421/WP	0.00030	mg/L		<0.00030	<0.00030	<0.00030	<0.00030	<0.00030
Dissolved mercury filtration location	----	EP509/WP	-	-		Field	Field	Field	Field	Field
Dissolved metals filtration location	----	EP421/WP	-	-		Field	Field	Field	Field	Field

Please refer to the General Comments section for an explanation of any result qualifiers detected.

Please refer to the Accreditation section for an explanation of analyte accreditations.

Analytical Results

Sub-Matrix: **Water**
(Matrix: **Water**)

Analyte	CAS Number	Method/Lab	LOR	Unit	Client sample ID	FLB-DUPLICATE	FLB-BLANK	FLB-FIELDBLANK	----	----
					Client sampling date / time	31-May-2024 13:35	31-May-2024 11:55	31-May-2024 15:00	----	----
						WP2414164-016	WP2414164-017	WP2414164-018	--------	--------
						Result	Result	Result	----	----
Physical Tests										
Acidity (as CaCO3)	----	E283/WT	2.0	mg/L		<2.0	<2.0	----	----	----
Alkalinity, bicarbonate (as CaCO3)	----	E290/WP	1.0	mg/L		38.2	3.6	----	----	----
Alkalinity, carbonate (as CaCO3)	----	E290/WP	1.0	mg/L		<1.0	<1.0	----	----	----
Alkalinity, hydroxide (as CaCO3)	----	E290/WP	1.0	mg/L		<1.0	<1.0	----	----	----
Alkalinity, phenolphthalein (as CaCO3)	----	E290/WP	1.0	mg/L		<1.0	<1.0	----	----	----
Alkalinity, total (as CaCO3)	----	E290/WP	1.0	mg/L		38.2	3.6	----	----	----
Conductivity	----	E100/WP	1.0	µS/cm		84.0	6.2	----	----	----
pH	----	E108/WP	0.10	pH units		7.84	6.49	----	----	----
Solids, total dissolved [TDS]	----	E162-L/WP	3.0	mg/L		35.1	<3.0	----	----	----
Anions and Nutrients										
Chloride	16887-00-6	E235.Cl-L/WP	0.10	mg/L		0.24	<0.10	----	----	----
Fluoride	16984-48-8	E235.F/WP	0.020	mg/L		<0.020	<0.020	----	----	----
Phosphorus, total	7723-14-0	E372-U/WP	0.0020	mg/L		0.0049	0.0109	----	----	----
Sulfate (as SO4)	14808-79-8	E235.SO4/WP	0.30	mg/L		2.93	<0.30	----	----	----
Dissolved Metals										
Aluminum, dissolved	7429-90-5	E421/WP	0.0010	mg/L		0.0194	0.0225	Not Detected	----	----
Antimony, dissolved	7440-36-0	E421/WP	0.00010	mg/L		0.00057	<0.00010	Not Detected	----	----
Arsenic, dissolved	7440-38-2	E421/WP	0.00010	mg/L		0.00354	0.00053	Not Detected	----	----
Barium, dissolved	7440-39-3	E421/WP	0.00010	mg/L		0.0133	0.00200	<0.00010	----	----
Beryllium, dissolved	7440-41-7	E421/WP	0.000020	mg/L		Not Detected	Not Detected	Not Detected	----	----
Bismuth, dissolved	7440-69-9	E421/WP	0.000050	mg/L		Not Detected	Not Detected	Not Detected	----	----
Boron, dissolved	7440-42-8	E421/WP	0.010	mg/L		<0.010	<0.010	Not Detected	----	----
Cadmium, dissolved	7440-43-9	E421/WP	0.0000050	mg/L		<0.0000050	<0.0000050	Not Detected	----	----
Calcium, dissolved	7440-70-2	E421/WP	0.050	mg/L		13.9	0.970	0.083	----	----
Cesium, dissolved	7440-46-2	E421/WP	0.000010	mg/L		<0.000010	<0.000010	Not Detected	----	----
Chromium, dissolved	7440-47-3	E421/WP	0.00050	mg/L		<0.00050	Not Detected	Not Detected	----	----
Cobalt, dissolved	7440-48-4	E421/WP	0.00010	mg/L		<0.00010	<0.00010	Not Detected	----	----
Copper, dissolved	7440-50-8	E421/WP	0.00020	mg/L		0.00080	<0.00020	Not Detected	----	----
Iron, dissolved	7439-89-6	E421/WP	0.010	mg/L		<0.010	<0.010	Not Detected	----	----
Lead, dissolved	7439-92-1	E421/WP	0.000050	mg/L		<0.000050	<0.000050	Not Detected	----	----

Analytical Results

Sub-Matrix: **Water**
(Matrix: **Water**)

Analyte	CAS Number	Method/Lab	LOR	Unit	Client sample ID	FLB-DUPLICATE	FLB-BLANK	FLB-FIELDBLANK	----	----
					Client sampling date / time	31-May-2024 13:35	31-May-2024 11:55	31-May-2024 15:00	----	----
						WP2414164-016	WP2414164-017	WP2414164-018	--------	--------
						Result	Result	Result	----	----
Dissolved Metals										
Lithium, dissolved	7439-93-2	E421/WP	0.0010	mg/L		<0.0010	Not Detected	Not Detected	----	----
Magnesium, dissolved	7439-95-4	E421/WP	0.0050	mg/L		0.617	0.0829	<0.0050	----	----
Manganese, dissolved	7439-96-5	E421/WP	0.00010	mg/L		0.00023	0.00030	Not Detected	----	----
Mercury, dissolved	7439-97-6	E509/WP	0.0000050	mg/L		<0.0000050	<0.0000050	<0.0000050	----	----
Molybdenum, dissolved	7439-98-7	E421/WP	0.000050	mg/L		0.000244	<0.000050	Not Detected	----	----
Nickel, dissolved	7440-02-0	E421/WP	0.00050	mg/L		<0.00050	<0.00050	Not Detected	----	----
Phosphorus, dissolved	7723-14-0	E421.P-L/WP	0.030	mg/L		<0.030	<0.030	<0.030	----	----
Potassium, dissolved	7440-09-7	E421/WP	0.050	mg/L		1.32	0.103	Not Detected	----	----
Rubidium, dissolved	7440-17-7	E421/WP	0.00020	mg/L		0.00176	0.00023	Not Detected	----	----
Selenium, dissolved	7782-49-2	E421/WP	0.000050	mg/L		0.000119	<0.000050	Not Detected	----	----
Silicon, dissolved	7440-21-3	E421/WP	0.050	mg/L		0.940	0.401	Not Detected	----	----
Silver, dissolved	7440-22-4	E421/WP	0.000010	mg/L		<0.000010	Not Detected	Not Detected	----	----
Sodium, dissolved	7440-23-5	E421/WP	0.050	mg/L		0.816	0.057	<0.050	----	----
Strontium, dissolved	7440-24-6	E421/WP	0.00020	mg/L		0.0422	0.00432	<0.00020	----	----
Sulfur, dissolved	7704-34-9	E421/WP	0.50	mg/L		0.92	Not Detected	Not Detected	----	----
Tellurium, dissolved	13494-80-9	E421/WP	0.00020	mg/L		Not Detected	Not Detected	Not Detected	----	----
Thallium, dissolved	7440-28-0	E421/WP	0.000010	mg/L		<0.000010	Not Detected	Not Detected	----	----
Thorium, dissolved	7440-29-1	E421/WP	0.00010	mg/L		Not Detected	<0.00010	Not Detected	----	----
Tin, dissolved	7440-31-5	E421/WP	0.00010	mg/L		Not Detected	<0.00010	Not Detected	----	----
Titanium, dissolved	7440-32-6	E421/WP	0.00030	mg/L		<0.00030	0.00112	Not Detected	----	----
Tungsten, dissolved	7440-33-7	E421/WP	0.00010	mg/L		0.00050	Not Detected	Not Detected	----	----
Uranium, dissolved	7440-61-1	E421/WP	0.000010	mg/L		0.000311	<0.000010	Not Detected	----	----
Vanadium, dissolved	7440-62-2	E421/WP	0.00050	mg/L		0.00069	<0.00050	Not Detected	----	----
Zinc, dissolved	7440-66-6	E421/WP	0.0010	mg/L		<0.0010	<0.0010	<0.0010	----	----
Zirconium, dissolved	7440-67-7	E421/WP	0.00030	mg/L		<0.00030	<0.00030	Not Detected	----	----
Dissolved mercury filtration location	----	EP509/WP	-	-		Field	Field	Field	----	----
Dissolved metals filtration location	----	EP421/WP	-	-		Field	Field	Field	----	----

Please refer to the General Comments section for an explanation of any result qualifiers detected.

Please refer to the Accreditation section for an explanation of analyte accreditations.

ALS Canada Ltd.

right solutions.
right partner.

QUALITY CONTROL INTERPRETIVE REPORT

Work Order	: **WP2414164**	Page	: 1 of 30
Client	: **Great Bear Resources Ltd**	Laboratory	: ALS Environmental - Winnipeg
Contact	: Ashley Moncrief	Account Manager	: Judy Dalmaijer
Address	: Great Bear Resources Ltd. 117 Forestry Road Red Lake ON Canada P0V 2M0	Address	: 1329 Niakwa Road East, Unit 12 Winnipeg, Manitoba Canada R2J 3T4
Telephone	: 807 630 0203	Telephone	: +1 204 255 9720
Project	: PPR-022-3	Date Samples Received	: 04-Jun-2024 09:20
PO	: PPR-022-3	Issue Date	: 11-Jun-2024 08:02
C-O-C number	: ----		
Sampler	: ----		
Site	: ----		
Quote number	: 2024 Standing offer_V2		
No. of samples received	: 18		
No. of samples analysed	: 18		

This report is automatically generated by the ALS LIMS (Laboratory Information Management System) through evaluation of Quality Control (QC) results and other QA parameters associated with this submission, and is intended to facilitate rapid data validation by auditors or reviewers. The report highlights any exceptions and outliers to ALS Data Quality Objectives, provides holding time details and exceptions, summarizes QC sample frequencies, and lists applicable methodology references and summaries.

Key

Anonymous: Refers to samples which are not part of this work order, but which formed part of the QC process lot.
CAS Number: Chemical Abstracts Service number is a unique identifier assigned to discrete substances.
DQO: Data Quality Objective.
LOR: Limit of Reporting (detection limit).
RPD: Relative Percent Difference.

Workorder Comments

Holding times are displayed as "---" if no guidance exists from CCME, Canadian provinces, or broadly recognized international references.

Summary of Outliers

Outliers : Quality Control Samples

- No Method Blank value outliers occur.
- No Duplicate outliers occur.
- No Laboratory Control Sample (LCS) outliers occur
- No Matrix Spike outliers occur.
- No Test sample Surrogate recovery outliers exist.

Outliers: Reference Material (RM) Samples

- No Reference Material (RM) Sample outliers occur.

Outliers : Analysis Holding Time Compliance (Breaches)

- No Analysis Holding Time Outliers exist.

Outliers : Frequency of Quality Control Samples

- Quality Control Sample Frequency Outliers occur - please see following pages for full details.

Analysis Holding Time Compliance

This report summarizes extraction / preparation and analysis times and compares each with ALS recommended holding times, which are selected to meet known provincial and /or federal requirements. In the absence of regulatory hold times, ALS establishes recommendations based on guidelines published by organizations such as CCME, US EPA, APHA Standard Methods, ASTM, or Environment Canada (where available). Dates and holding times reported below represent the first dates of extraction or analysis. If subsequent tests or dilutions exceeded holding times, qualifiers are added (refer to COA).

If samples are identified below as having been analyzed or extracted outside of recommended holding times, measurement uncertainties may be increased, and this should be taken into consideration when interpreting results.

Where actual sampling date is not provided on the chain of custody, the date of receipt with time at 00:00 is used for calculation purposes.

Where only the sample date without time is provided on the chain of custody, the sampling date at 00:00 is used for calculation purposes.

Matrix: **Water**

Evaluation: × = Holding time exceedance ; ✓ = Within Holding Time

Analyte Group : Analytical Method / Container / Client Sample ID(s)	Method	Sampling Date	Extraction / Preparation				Analysis			
			Preparation Date	Holding Times Rec	Holding Times Actual	Eval	Analysis Date	Holding Times Rec	Holding Times Actual	Eval
Anions and Nutrients : Chloride in Water by IC (Low Level)										
HDPE [ON MECP] FLB-01	E235.Cl-L	31-May-2024	04-Jun-2024	28 days	4 days	✓	04-Jun-2024	28 days	4 days	✓
Anions and Nutrients : Chloride in Water by IC (Low Level)										
HDPE [ON MECP] FLB-02	E235.Cl-L	31-May-2024	04-Jun-2024	28 days	4 days	✓	04-Jun-2024	28 days	4 days	✓
Anions and Nutrients : Chloride in Water by IC (Low Level)										
HDPE [ON MECP] FLB-03	E235.Cl-L	31-May-2024	04-Jun-2024	28 days	4 days	✓	04-Jun-2024	28 days	4 days	✓
Anions and Nutrients : Chloride in Water by IC (Low Level)										
HDPE [ON MECP] FLB-04	E235.Cl-L	31-May-2024	04-Jun-2024	28 days	4 days	✓	04-Jun-2024	28 days	4 days	✓
Anions and Nutrients : Chloride in Water by IC (Low Level)										
HDPE [ON MECP] FLB-05	E235.Cl-L	31-May-2024	04-Jun-2024	28 days	4 days	✓	04-Jun-2024	28 days	4 days	✓
Anions and Nutrients : Chloride in Water by IC (Low Level)										
HDPE [ON MECP] FLB-06	E235.Cl-L	31-May-2024	04-Jun-2024	28 days	4 days	✓	04-Jun-2024	28 days	4 days	✓
Anions and Nutrients : Chloride in Water by IC (Low Level)										
HDPE [ON MECP] FLB-07	E235.Cl-L	31-May-2024	04-Jun-2024	28 days	4 days	✓	04-Jun-2024	28 days	4 days	✓

Matrix: **Water**

Evaluation: × = Holding time exceedance ; ✓ = Within Holding Time

Analyte Group : Analytical Method / Container / Client Sample ID(s)	Method	Sampling Date	Extraction / Preparation				Analysis			
			Preparation Date	Holding Times Rec	Holding Times Actual	Eval	Analysis Date	Holding Times Rec	Holding Times Actual	Eval
Anions and Nutrients : Chloride in Water by IC (Low Level)										
HDPE [ON MECP] FLB-08	E235.Cl-L	31-May-2024	04-Jun-2024	28 days	4 days	✓	04-Jun-2024	28 days	4 days	✓
Anions and Nutrients : Chloride in Water by IC (Low Level)										
HDPE [ON MECP] FLB-09	E235.Cl-L	31-May-2024	04-Jun-2024	28 days	4 days	✓	04-Jun-2024	28 days	4 days	✓
Anions and Nutrients : Chloride in Water by IC (Low Level)										
HDPE [ON MECP] FLB-10	E235.Cl-L	31-May-2024	04-Jun-2024	28 days	4 days	✓	04-Jun-2024	28 days	4 days	✓
Anions and Nutrients : Chloride in Water by IC (Low Level)										
HDPE [ON MECP] FLB-11	E235.Cl-L	31-May-2024	04-Jun-2024	28 days	4 days	✓	04-Jun-2024	28 days	4 days	✓
Anions and Nutrients : Chloride in Water by IC (Low Level)										
HDPE [ON MECP] FLB-12	E235.Cl-L	31-May-2024	04-Jun-2024	28 days	4 days	✓	04-Jun-2024	28 days	4 days	✓
Anions and Nutrients : Chloride in Water by IC (Low Level)										
HDPE [ON MECP] FLB-13	E235.Cl-L	31-May-2024	04-Jun-2024	28 days	4 days	✓	04-Jun-2024	28 days	4 days	✓
Anions and Nutrients : Chloride in Water by IC (Low Level)										
HDPE [ON MECP] FLB-14	E235.Cl-L	31-May-2024	04-Jun-2024	28 days	4 days	✓	04-Jun-2024	28 days	4 days	✓
Anions and Nutrients : Chloride in Water by IC (Low Level)										
HDPE [ON MECP] FLB-15	E235.Cl-L	31-May-2024	04-Jun-2024	28 days	4 days	✓	04-Jun-2024	28 days	4 days	✓
Anions and Nutrients : Chloride in Water by IC (Low Level)										
HDPE [ON MECP] FLB-BLANK	E235.Cl-L	31-May-2024	04-Jun-2024	28 days	4 days	✓	04-Jun-2024	28 days	4 days	✓

Matrix: **Water**

Evaluation: × = Holding time exceedance ; ✓ = Within Holding Time

Analyte Group : Analytical Method / Container / Client Sample ID(s)	Method	Sampling Date	Extraction / Preparation				Analysis			
			Preparation Date	Holding Times Rec	Holding Times Actual	Eval	Analysis Date	Holding Times Rec	Holding Times Actual	Eval
Anions and Nutrients : Chloride in Water by IC (Low Level)										
HDPE [ON MECP] FLB-DUPLICATE	E235.Cl-L	31-May-2024	04-Jun-2024	28 days	4 days	✓	04-Jun-2024	28 days	4 days	✓
Anions and Nutrients : Fluoride in Water by IC										
HDPE [ON MECP] FLB-01	E235.F	31-May-2024	04-Jun-2024	28 days	4 days	✓	04-Jun-2024	28 days	4 days	✓
Anions and Nutrients : Fluoride in Water by IC										
HDPE [ON MECP] FLB-02	E235.F	31-May-2024	04-Jun-2024	28 days	4 days	✓	04-Jun-2024	28 days	4 days	✓
Anions and Nutrients : Fluoride in Water by IC										
HDPE [ON MECP] FLB-03	E235.F	31-May-2024	04-Jun-2024	28 days	4 days	✓	04-Jun-2024	28 days	4 days	✓
Anions and Nutrients : Fluoride in Water by IC										
HDPE [ON MECP] FLB-04	E235.F	31-May-2024	04-Jun-2024	28 days	4 days	✓	04-Jun-2024	28 days	4 days	✓
Anions and Nutrients : Fluoride in Water by IC										
HDPE [ON MECP] FLB-05	E235.F	31-May-2024	04-Jun-2024	28 days	4 days	✓	04-Jun-2024	28 days	4 days	✓
Anions and Nutrients : Fluoride in Water by IC										
HDPE [ON MECP] FLB-06	E235.F	31-May-2024	04-Jun-2024	28 days	4 days	✓	04-Jun-2024	28 days	4 days	✓
Anions and Nutrients : Fluoride in Water by IC										
HDPE [ON MECP] FLB-07	E235.F	31-May-2024	04-Jun-2024	28 days	4 days	✓	04-Jun-2024	28 days	4 days	✓
Anions and Nutrients : Fluoride in Water by IC										
HDPE [ON MECP] FLB-08	E235.F	31-May-2024	04-Jun-2024	28 days	4 days	✓	04-Jun-2024	28 days	4 days	✓

Matrix: **Water**

Evaluation: × = Holding time exceedance ; ✓ = Within Holding Time

Analyte Group : Analytical Method / Container / Client Sample ID(s)	Method	Sampling Date	Extraction / Preparation				Analysis			
			Preparation Date	Holding Times Rec	Holding Times Actual	Eval	Analysis Date	Holding Times Rec	Holding Times Actual	Eval
Anions and Nutrients : Fluoride in Water by IC										
HDPE [ON MECP] FLB-09	E235.F	31-May-2024	04-Jun-2024	28 days	4 days	✓	04-Jun-2024	28 days	4 days	✓
Anions and Nutrients : Fluoride in Water by IC										
HDPE [ON MECP] FLB-10	E235.F	31-May-2024	04-Jun-2024	28 days	4 days	✓	04-Jun-2024	28 days	4 days	✓
Anions and Nutrients : Fluoride in Water by IC										
HDPE [ON MECP] FLB-11	E235.F	31-May-2024	04-Jun-2024	28 days	4 days	✓	04-Jun-2024	28 days	4 days	✓
Anions and Nutrients : Fluoride in Water by IC										
HDPE [ON MECP] FLB-12	E235.F	31-May-2024	04-Jun-2024	28 days	4 days	✓	04-Jun-2024	28 days	4 days	✓
Anions and Nutrients : Fluoride in Water by IC										
HDPE [ON MECP] FLB-13	E235.F	31-May-2024	04-Jun-2024	28 days	4 days	✓	04-Jun-2024	28 days	4 days	✓
Anions and Nutrients : Fluoride in Water by IC										
HDPE [ON MECP] FLB-14	E235.F	31-May-2024	04-Jun-2024	28 days	4 days	✓	04-Jun-2024	28 days	4 days	✓
Anions and Nutrients : Fluoride in Water by IC										
HDPE [ON MECP] FLB-15	E235.F	31-May-2024	04-Jun-2024	28 days	4 days	✓	04-Jun-2024	28 days	4 days	✓
Anions and Nutrients : Fluoride in Water by IC										
HDPE [ON MECP] FLB-BLANK	E235.F	31-May-2024	04-Jun-2024	28 days	4 days	✓	04-Jun-2024	28 days	4 days	✓
Anions and Nutrients : Fluoride in Water by IC										
HDPE [ON MECP] FLB-DUPLICATE	E235.F	31-May-2024	04-Jun-2024	28 days	4 days	✓	04-Jun-2024	28 days	4 days	✓

Matrix: **Water**

Evaluation: × = Holding time exceedance ; ✓ = Within Holding Time

Analyte Group : Analytical Method / Container / Client Sample ID(s)	Method	Sampling Date	Extraction / Preparation				Analysis			
			Preparation Date	Holding Times Rec	Holding Times Actual	Eval	Analysis Date	Holding Times Rec	Holding Times Actual	Eval
Anions and Nutrients : Sulfate in Water by IC										
HDPE [ON MECP] FLB-01	E235.SO4	31-May-2024	04-Jun-2024	28 days	4 days	✓	04-Jun-2024	28 days	4 days	✓
Anions and Nutrients : Sulfate in Water by IC										
HDPE [ON MECP] FLB-02	E235.SO4	31-May-2024	04-Jun-2024	28 days	4 days	✓	04-Jun-2024	28 days	4 days	✓
Anions and Nutrients : Sulfate in Water by IC										
HDPE [ON MECP] FLB-03	E235.SO4	31-May-2024	04-Jun-2024	28 days	4 days	✓	04-Jun-2024	28 days	4 days	✓
Anions and Nutrients : Sulfate in Water by IC										
HDPE [ON MECP] FLB-04	E235.SO4	31-May-2024	04-Jun-2024	28 days	4 days	✓	04-Jun-2024	28 days	4 days	✓
Anions and Nutrients : Sulfate in Water by IC										
HDPE [ON MECP] FLB-05	E235.SO4	31-May-2024	04-Jun-2024	28 days	4 days	✓	04-Jun-2024	28 days	4 days	✓
Anions and Nutrients : Sulfate in Water by IC										
HDPE [ON MECP] FLB-06	E235.SO4	31-May-2024	04-Jun-2024	28 days	4 days	✓	04-Jun-2024	28 days	4 days	✓
Anions and Nutrients : Sulfate in Water by IC										
HDPE [ON MECP] FLB-07	E235.SO4	31-May-2024	04-Jun-2024	28 days	4 days	✓	04-Jun-2024	28 days	4 days	✓
Anions and Nutrients : Sulfate in Water by IC										
HDPE [ON MECP] FLB-08	E235.SO4	31-May-2024	04-Jun-2024	28 days	4 days	✓	04-Jun-2024	28 days	4 days	✓
Anions and Nutrients : Sulfate in Water by IC										
HDPE [ON MECP] FLB-09	E235.SO4	31-May-2024	04-Jun-2024	28 days	4 days	✓	04-Jun-2024	28 days	4 days	✓

Matrix: **Water**

Evaluation: × = Holding time exceedance ; ✓ = Within Holding Time

Analyte Group : Analytical Method / Container / Client Sample ID(s)	Method	Sampling Date	Extraction / Preparation				Analysis			
			Preparation Date	Holding Times Rec	Holding Times Actual	Eval	Analysis Date	Holding Times Rec	Holding Times Actual	Eval
Anions and Nutrients : Sulfate in Water by IC										
HDPE [ON MECP] FLB-10	E235.SO4	31-May-2024	04-Jun-2024	28 days	4 days	✓	04-Jun-2024	28 days	4 days	✓
Anions and Nutrients : Sulfate in Water by IC										
HDPE [ON MECP] FLB-11	E235.SO4	31-May-2024	04-Jun-2024	28 days	4 days	✓	04-Jun-2024	28 days	4 days	✓
Anions and Nutrients : Sulfate in Water by IC										
HDPE [ON MECP] FLB-12	E235.SO4	31-May-2024	04-Jun-2024	28 days	4 days	✓	04-Jun-2024	28 days	4 days	✓
Anions and Nutrients : Sulfate in Water by IC										
HDPE [ON MECP] FLB-13	E235.SO4	31-May-2024	04-Jun-2024	28 days	4 days	✓	04-Jun-2024	28 days	4 days	✓
Anions and Nutrients : Sulfate in Water by IC										
HDPE [ON MECP] FLB-14	E235.SO4	31-May-2024	04-Jun-2024	28 days	4 days	✓	04-Jun-2024	28 days	4 days	✓
Anions and Nutrients : Sulfate in Water by IC										
HDPE [ON MECP] FLB-15	E235.SO4	31-May-2024	04-Jun-2024	28 days	4 days	✓	04-Jun-2024	28 days	4 days	✓
Anions and Nutrients : Sulfate in Water by IC										
HDPE [ON MECP] FLB-BLANK	E235.SO4	31-May-2024	04-Jun-2024	28 days	4 days	✓	04-Jun-2024	28 days	4 days	✓
Anions and Nutrients : Sulfate in Water by IC										
HDPE [ON MECP] FLB-DUPLICATE	E235.SO4	31-May-2024	04-Jun-2024	28 days	4 days	✓	04-Jun-2024	28 days	4 days	✓
Anions and Nutrients : Total Phosphorus by Colourimetry (0.002 mg/L)										
Amber glass total (sulfuric acid) FLB-01	E372-U	31-May-2024	04-Jun-2024	28 days	4 days	✓	05-Jun-2024	28 days	5 days	✓

Matrix: **Water**

Evaluation: × = Holding time exceedance ; ✓ = Within Holding Time

Analyte Group : Analytical Method / Container / Client Sample ID(s)	Method	Sampling Date	Extraction / Preparation				Analysis			
			Preparation Date	Holding Times Rec	Holding Times Actual	Eval	Analysis Date	Holding Times Rec	Holding Times Actual	Eval
Anions and Nutrients : Total Phosphorus by Colourimetry (0.002 mg/L)										
Amber glass total (sulfuric acid) FLB-02	E372-U	31-May-2024	04-Jun-2024	28 days	4 days	✓	05-Jun-2024	28 days	5 days	✓
Anions and Nutrients : Total Phosphorus by Colourimetry (0.002 mg/L)										
Amber glass total (sulfuric acid) FLB-03	E372-U	31-May-2024	04-Jun-2024	28 days	4 days	✓	05-Jun-2024	28 days	5 days	✓
Anions and Nutrients : Total Phosphorus by Colourimetry (0.002 mg/L)										
Amber glass total (sulfuric acid) FLB-04	E372-U	31-May-2024	04-Jun-2024	28 days	4 days	✓	05-Jun-2024	28 days	5 days	✓
Anions and Nutrients : Total Phosphorus by Colourimetry (0.002 mg/L)										
Amber glass total (sulfuric acid) FLB-05	E372-U	31-May-2024	04-Jun-2024	28 days	4 days	✓	05-Jun-2024	28 days	5 days	✓
Anions and Nutrients : Total Phosphorus by Colourimetry (0.002 mg/L)										
Amber glass total (sulfuric acid) FLB-06	E372-U	31-May-2024	04-Jun-2024	28 days	4 days	✓	05-Jun-2024	28 days	5 days	✓
Anions and Nutrients : Total Phosphorus by Colourimetry (0.002 mg/L)										
Amber glass total (sulfuric acid) FLB-07	E372-U	31-May-2024	04-Jun-2024	28 days	4 days	✓	05-Jun-2024	28 days	5 days	✓
Anions and Nutrients : Total Phosphorus by Colourimetry (0.002 mg/L)										
Amber glass total (sulfuric acid) FLB-08	E372-U	31-May-2024	04-Jun-2024	28 days	4 days	✓	05-Jun-2024	28 days	5 days	✓
Anions and Nutrients : Total Phosphorus by Colourimetry (0.002 mg/L)										
Amber glass total (sulfuric acid) FLB-09	E372-U	31-May-2024	04-Jun-2024	28 days	4 days	✓	05-Jun-2024	28 days	5 days	✓
Anions and Nutrients : Total Phosphorus by Colourimetry (0.002 mg/L)										
Amber glass total (sulfuric acid) FLB-10	E372-U	31-May-2024	04-Jun-2024	28 days	4 days	✓	05-Jun-2024	28 days	5 days	✓

Matrix: **Water**

Evaluation: × = Holding time exceedance ; ✓ = Within Holding Time

Analyte Group : Analytical Method / Container / Client Sample ID(s)	Method	Sampling Date	Extraction / Preparation				Analysis			
			Preparation Date	Holding Times Rec	Holding Times Actual	Eval	Analysis Date	Holding Times Rec	Holding Times Actual	Eval
Anions and Nutrients : Total Phosphorus by Colourimetry (0.002 mg/L)										
Amber glass total (sulfuric acid) FLB-11	E372-U	31-May-2024	04-Jun-2024	28 days	4 days	✓	05-Jun-2024	28 days	5 days	✓
Anions and Nutrients : Total Phosphorus by Colourimetry (0.002 mg/L)										
Amber glass total (sulfuric acid) FLB-12	E372-U	31-May-2024	04-Jun-2024	28 days	4 days	✓	05-Jun-2024	28 days	5 days	✓
Anions and Nutrients : Total Phosphorus by Colourimetry (0.002 mg/L)										
Amber glass total (sulfuric acid) FLB-13	E372-U	31-May-2024	04-Jun-2024	28 days	4 days	✓	05-Jun-2024	28 days	5 days	✓
Anions and Nutrients : Total Phosphorus by Colourimetry (0.002 mg/L)										
Amber glass total (sulfuric acid) FLB-14	E372-U	31-May-2024	04-Jun-2024	28 days	4 days	✓	05-Jun-2024	28 days	5 days	✓
Anions and Nutrients : Total Phosphorus by Colourimetry (0.002 mg/L)										
Amber glass total (sulfuric acid) FLB-15	E372-U	31-May-2024	04-Jun-2024	28 days	4 days	✓	05-Jun-2024	28 days	5 days	✓
Anions and Nutrients : Total Phosphorus by Colourimetry (0.002 mg/L)										
Amber glass total (sulfuric acid) FLB-BLANK	E372-U	31-May-2024	04-Jun-2024	28 days	4 days	✓	05-Jun-2024	28 days	5 days	✓
Anions and Nutrients : Total Phosphorus by Colourimetry (0.002 mg/L)										
Amber glass total (sulfuric acid) FLB-DUPLICATE	E372-U	31-May-2024	04-Jun-2024	28 days	4 days	✓	05-Jun-2024	28 days	5 days	✓
Dissolved Metals : Dissolved Mercury in Water by CVAAS										
Glass vial dissolved (hydrochloric acid) FLB-01	E509	31-May-2024	06-Jun-2024	28 days	6 days	✓	06-Jun-2024	28 days	6 days	✓
Dissolved Metals : Dissolved Mercury in Water by CVAAS										
Glass vial dissolved (hydrochloric acid) FLB-02	E509	31-May-2024	06-Jun-2024	28 days	6 days	✓	06-Jun-2024	28 days	6 days	✓

Matrix: **Water**

Evaluation: × = Holding time exceedance ; ✓ = Within Holding Time

Analyte Group : Analytical Method / Container / Client Sample ID(s)	Method	Sampling Date	Extraction / Preparation				Analysis			
			Preparation Date	Holding Times Rec	Holding Times Actual	Eval	Analysis Date	Holding Times Rec	Holding Times Actual	Eval
Dissolved Metals : Dissolved Mercury in Water by CVAAS										
Glass vial dissolved (hydrochloric acid) FLB-03	E509	31-May-2024	06-Jun-2024	28 days	6 days	✓	06-Jun-2024	28 days	6 days	✓
Dissolved Metals : Dissolved Mercury in Water by CVAAS										
Glass vial dissolved (hydrochloric acid) FLB-04	E509	31-May-2024	06-Jun-2024	28 days	6 days	✓	06-Jun-2024	28 days	6 days	✓
Dissolved Metals : Dissolved Mercury in Water by CVAAS										
Glass vial dissolved (hydrochloric acid) FLB-05	E509	31-May-2024	06-Jun-2024	28 days	6 days	✓	06-Jun-2024	28 days	6 days	✓
Dissolved Metals : Dissolved Mercury in Water by CVAAS										
Glass vial dissolved (hydrochloric acid) FLB-06	E509	31-May-2024	06-Jun-2024	28 days	6 days	✓	06-Jun-2024	28 days	6 days	✓
Dissolved Metals : Dissolved Mercury in Water by CVAAS										
Glass vial dissolved (hydrochloric acid) FLB-07	E509	31-May-2024	06-Jun-2024	28 days	6 days	✓	06-Jun-2024	28 days	6 days	✓
Dissolved Metals : Dissolved Mercury in Water by CVAAS										
Glass vial dissolved (hydrochloric acid) FLB-08	E509	31-May-2024	06-Jun-2024	28 days	6 days	✓	06-Jun-2024	28 days	6 days	✓
Dissolved Metals : Dissolved Mercury in Water by CVAAS										
Glass vial dissolved (hydrochloric acid) FLB-09	E509	31-May-2024	06-Jun-2024	28 days	6 days	✓	06-Jun-2024	28 days	6 days	✓
Dissolved Metals : Dissolved Mercury in Water by CVAAS										
Glass vial dissolved (hydrochloric acid) FLB-10	E509	31-May-2024	06-Jun-2024	28 days	6 days	✓	06-Jun-2024	28 days	6 days	✓
Dissolved Metals : Dissolved Mercury in Water by CVAAS										
Glass vial dissolved (hydrochloric acid) FLB-11	E509	31-May-2024	06-Jun-2024	28 days	6 days	✓	06-Jun-2024	28 days	6 days	✓

Matrix: **Water**

Evaluation: × = Holding time exceedance ; ✓ = Within Holding Time

Analyte Group : Analytical Method / Container / Client Sample ID(s)	Method	Sampling Date	Extraction / Preparation				Analysis			
			Preparation Date	Holding Times Rec	Holding Times Actual	Eval	Analysis Date	Holding Times Rec	Holding Times Actual	Eval
Dissolved Metals : Dissolved Mercury in Water by CVAAS										
Glass vial dissolved (hydrochloric acid) FLB-12	E509	31-May-2024	06-Jun-2024	28 days	6 days	✓	06-Jun-2024	28 days	6 days	✓
Dissolved Metals : Dissolved Mercury in Water by CVAAS										
Glass vial dissolved (hydrochloric acid) FLB-13	E509	31-May-2024	06-Jun-2024	28 days	6 days	✓	06-Jun-2024	28 days	6 days	✓
Dissolved Metals : Dissolved Mercury in Water by CVAAS										
Glass vial dissolved (hydrochloric acid) FLB-14	E509	31-May-2024	06-Jun-2024	28 days	6 days	✓	06-Jun-2024	28 days	6 days	✓
Dissolved Metals : Dissolved Mercury in Water by CVAAS										
Glass vial dissolved (hydrochloric acid) FLB-15	E509	31-May-2024	06-Jun-2024	28 days	6 days	✓	06-Jun-2024	28 days	6 days	✓
Dissolved Metals : Dissolved Mercury in Water by CVAAS										
Glass vial dissolved (hydrochloric acid) FLB-BLANK	E509	31-May-2024	06-Jun-2024	28 days	6 days	✓	06-Jun-2024	28 days	6 days	✓
Dissolved Metals : Dissolved Mercury in Water by CVAAS										
Glass vial dissolved (hydrochloric acid) FLB-DUPLICATE	E509	31-May-2024	06-Jun-2024	28 days	6 days	✓	06-Jun-2024	28 days	6 days	✓
Dissolved Metals : Dissolved Mercury in Water by CVAAS										
Glass vial dissolved (hydrochloric acid) FLB-FIELDBLANK	E509	31-May-2024	06-Jun-2024	28 days	6 days	✓	06-Jun-2024	28 days	6 days	✓
Dissolved Metals : Dissolved Metals in Water by CRC ICPMS										
HDPE dissolved (nitric acid) FLB-01	E421	31-May-2024	06-Jun-2024	180 days	6 days	✓	06-Jun-2024	180 days	6 days	✓
Dissolved Metals : Dissolved Metals in Water by CRC ICPMS										
HDPE dissolved (nitric acid) FLB-02	E421	31-May-2024	06-Jun-2024	180 days	6 days	✓	06-Jun-2024	180 days	6 days	✓

Matrix: **Water**

Evaluation: × = Holding time exceedance ; ✓ = Within Holding Time

Analyte Group : Analytical Method / Container / Client Sample ID(s)	Method	Sampling Date	Extraction / Preparation				Analysis			
			Preparation Date	Holding Times Rec	Holding Times Actual	Eval	Analysis Date	Holding Times Rec	Holding Times Actual	Eval
Dissolved Metals : Dissolved Metals in Water by CRC ICPMS										
HDPE dissolved (nitric acid) FLB-03	E421	31-May-2024	06-Jun-2024	180 days	6 days	✓	06-Jun-2024	180 days	6 days	✓
Dissolved Metals : Dissolved Metals in Water by CRC ICPMS										
HDPE dissolved (nitric acid) FLB-04	E421	31-May-2024	06-Jun-2024	180 days	6 days	✓	06-Jun-2024	180 days	6 days	✓
Dissolved Metals : Dissolved Metals in Water by CRC ICPMS										
HDPE dissolved (nitric acid) FLB-05	E421	31-May-2024	06-Jun-2024	180 days	6 days	✓	06-Jun-2024	180 days	6 days	✓
Dissolved Metals : Dissolved Metals in Water by CRC ICPMS										
HDPE dissolved (nitric acid) FLB-06	E421	31-May-2024	06-Jun-2024	180 days	6 days	✓	06-Jun-2024	180 days	6 days	✓
Dissolved Metals : Dissolved Metals in Water by CRC ICPMS										
HDPE dissolved (nitric acid) FLB-07	E421	31-May-2024	06-Jun-2024	180 days	6 days	✓	06-Jun-2024	180 days	6 days	✓
Dissolved Metals : Dissolved Metals in Water by CRC ICPMS										
HDPE dissolved (nitric acid) FLB-08	E421	31-May-2024	06-Jun-2024	180 days	6 days	✓	06-Jun-2024	180 days	6 days	✓
Dissolved Metals : Dissolved Metals in Water by CRC ICPMS										
HDPE dissolved (nitric acid) FLB-09	E421	31-May-2024	06-Jun-2024	180 days	6 days	✓	06-Jun-2024	180 days	6 days	✓
Dissolved Metals : Dissolved Metals in Water by CRC ICPMS										
HDPE dissolved (nitric acid) FLB-10	E421	31-May-2024	06-Jun-2024	180 days	6 days	✓	06-Jun-2024	180 days	6 days	✓
Dissolved Metals : Dissolved Metals in Water by CRC ICPMS										
HDPE dissolved (nitric acid) FLB-11	E421	31-May-2024	06-Jun-2024	180 days	6 days	✓	06-Jun-2024	180 days	6 days	✓

Matrix: **Water**

Evaluation: × = Holding time exceedance ; ✓ = Within Holding Time

Analyte Group : Analytical Method / Container / Client Sample ID(s)	Method	Sampling Date	Extraction / Preparation				Analysis			
			Preparation Date	Holding Times Rec	Holding Times Actual	Eval	Analysis Date	Holding Times Rec	Holding Times Actual	Eval
Dissolved Metals : Dissolved Metals in Water by CRC ICPMS										
HDPE dissolved (nitric acid) FLB-12	E421	31-May-2024	06-Jun-2024	180 days	6 days	✓	06-Jun-2024	180 days	6 days	✓
Dissolved Metals : Dissolved Metals in Water by CRC ICPMS										
HDPE dissolved (nitric acid) FLB-13	E421	31-May-2024	06-Jun-2024	180 days	6 days	✓	06-Jun-2024	180 days	6 days	✓
Dissolved Metals : Dissolved Metals in Water by CRC ICPMS										
HDPE dissolved (nitric acid) FLB-14	E421	31-May-2024	06-Jun-2024	180 days	6 days	✓	06-Jun-2024	180 days	6 days	✓
Dissolved Metals : Dissolved Metals in Water by CRC ICPMS										
HDPE dissolved (nitric acid) FLB-15	E421	31-May-2024	06-Jun-2024	180 days	6 days	✓	06-Jun-2024	180 days	6 days	✓
Dissolved Metals : Dissolved Metals in Water by CRC ICPMS										
HDPE dissolved (nitric acid) FLB-BLANK	E421	31-May-2024	06-Jun-2024	180 days	6 days	✓	06-Jun-2024	180 days	6 days	✓
Dissolved Metals : Dissolved Metals in Water by CRC ICPMS										
HDPE dissolved (nitric acid) FLB-DUPLICATE	E421	31-May-2024	06-Jun-2024	180 days	6 days	✓	06-Jun-2024	180 days	6 days	✓
Dissolved Metals : Dissolved Metals in Water by CRC ICPMS										
HDPE dissolved (nitric acid) FLB-FIELDBLANK	E421	31-May-2024	06-Jun-2024	180 days	6 days	✓	06-Jun-2024	180 days	6 days	✓
Dissolved Metals : Dissolved Phosphorus in Water by CRC-ICPMS (Low level)										
HDPE dissolved (nitric acid) FLB-01	E421.P-L	31-May-2024	06-Jun-2024	180 days	6 days	✓	06-Jun-2024	180 days	6 days	✓
Dissolved Metals : Dissolved Phosphorus in Water by CRC-ICPMS (Low level)										
HDPE dissolved (nitric acid) FLB-02	E421.P-L	31-May-2024	06-Jun-2024	180 days	6 days	✓	06-Jun-2024	180 days	6 days	✓

Matrix: **Water**

Evaluation: × = Holding time exceedance ; ✓ = Within Holding Time

Analyte Group : Analytical Method / Container / Client Sample ID(s)	Method	Sampling Date	Extraction / Preparation				Analysis			
			Preparation Date	Holding Times		Eval	Analysis Date	Holding Times		Eval
				Rec	Actual			Rec	Actual	
Dissolved Metals : Dissolved Phosphorus in Water by CRC-ICPMS (Low level)										
HDPE dissolved (nitric acid)										
FLB-03	E421.P-L	31-May-2024	06-Jun-2024	180 days	6 days	✓	06-Jun-2024	180 days	6 days	✓
Dissolved Metals : Dissolved Phosphorus in Water by CRC-ICPMS (Low level)										
HDPE dissolved (nitric acid)										
FLB-04	E421.P-L	31-May-2024	06-Jun-2024	180 days	6 days	✓	06-Jun-2024	180 days	6 days	✓
Dissolved Metals : Dissolved Phosphorus in Water by CRC-ICPMS (Low level)										
HDPE dissolved (nitric acid)										
FLB-05	E421.P-L	31-May-2024	06-Jun-2024	180 days	6 days	✓	06-Jun-2024	180 days	6 days	✓
Dissolved Metals : Dissolved Phosphorus in Water by CRC-ICPMS (Low level)										
HDPE dissolved (nitric acid)										
FLB-06	E421.P-L	31-May-2024	06-Jun-2024	180 days	6 days	✓	06-Jun-2024	180 days	6 days	✓
Dissolved Metals : Dissolved Phosphorus in Water by CRC-ICPMS (Low level)										
HDPE dissolved (nitric acid)										
FLB-07	E421.P-L	31-May-2024	06-Jun-2024	180 days	6 days	✓	06-Jun-2024	180 days	6 days	✓
Dissolved Metals : Dissolved Phosphorus in Water by CRC-ICPMS (Low level)										
HDPE dissolved (nitric acid)										
FLB-08	E421.P-L	31-May-2024	06-Jun-2024	180 days	6 days	✓	06-Jun-2024	180 days	6 days	✓
Dissolved Metals : Dissolved Phosphorus in Water by CRC-ICPMS (Low level)										
HDPE dissolved (nitric acid)										
FLB-09	E421.P-L	31-May-2024	06-Jun-2024	180 days	6 days	✓	06-Jun-2024	180 days	6 days	✓
Dissolved Metals : Dissolved Phosphorus in Water by CRC-ICPMS (Low level)										
HDPE dissolved (nitric acid)										
FLB-10	E421.P-L	31-May-2024	06-Jun-2024	180 days	6 days	✓	06-Jun-2024	180 days	6 days	✓
Dissolved Metals : Dissolved Phosphorus in Water by CRC-ICPMS (Low level)										
HDPE dissolved (nitric acid)										
FLB-11	E421.P-L	31-May-2024	06-Jun-2024	180 days	6 days	✓	06-Jun-2024	180 days	6 days	✓

Matrix: **Water**

Evaluation: × = Holding time exceedance ; ✓ = Within Holding Time

Analyte Group : Analytical Method / Container / Client Sample ID(s)	Method	Sampling Date	Extraction / Preparation				Analysis			
			Preparation Date	Holding Times Rec	Holding Times Actual	Eval	Analysis Date	Holding Times Rec	Holding Times Actual	Eval
Dissolved Metals : Dissolved Phosphorus in Water by CRC-ICPMS (Low level)										
HDPE dissolved (nitric acid) FLB-12	E421.P-L	31-May-2024	06-Jun-2024	180 days	6 days	✓	06-Jun-2024	180 days	6 days	✓
Dissolved Metals : Dissolved Phosphorus in Water by CRC-ICPMS (Low level)										
HDPE dissolved (nitric acid) FLB-13	E421.P-L	31-May-2024	06-Jun-2024	180 days	6 days	✓	06-Jun-2024	180 days	6 days	✓
Dissolved Metals : Dissolved Phosphorus in Water by CRC-ICPMS (Low level)										
HDPE dissolved (nitric acid) FLB-14	E421.P-L	31-May-2024	06-Jun-2024	180 days	6 days	✓	06-Jun-2024	180 days	6 days	✓
Dissolved Metals : Dissolved Phosphorus in Water by CRC-ICPMS (Low level)										
HDPE dissolved (nitric acid) FLB-15	E421.P-L	31-May-2024	06-Jun-2024	180 days	6 days	✓	06-Jun-2024	180 days	6 days	✓
Dissolved Metals : Dissolved Phosphorus in Water by CRC-ICPMS (Low level)										
HDPE dissolved (nitric acid) FLB-BLANK	E421.P-L	31-May-2024	06-Jun-2024	180 days	6 days	✓	06-Jun-2024	180 days	6 days	✓
Dissolved Metals : Dissolved Phosphorus in Water by CRC-ICPMS (Low level)										
HDPE dissolved (nitric acid) FLB-DUPLICATE	E421.P-L	31-May-2024	06-Jun-2024	180 days	6 days	✓	06-Jun-2024	180 days	6 days	✓
Dissolved Metals : Dissolved Phosphorus in Water by CRC-ICPMS (Low level)										
HDPE dissolved (nitric acid) FLB-FIELDBLANK	E421.P-L	31-May-2024	06-Jun-2024	180 days	6 days	✓	06-Jun-2024	180 days	6 days	✓
Physical Tests : Acidity by Titration										
HDPE FLB-01	E283	31-May-2024	07-Jun-2024	14 days	7 days	✓	07-Jun-2024	14 days	7 days	✓
Physical Tests : Acidity by Titration										
HDPE FLB-02	E283	31-May-2024	07-Jun-2024	14 days	7 days	✓	07-Jun-2024	14 days	7 days	✓

Matrix: **Water**

Evaluation: × = Holding time exceedance ; ✓ = Within Holding Time

Analyte Group : Analytical Method / Container / Client Sample ID(s)	Method	Sampling Date	Extraction / Preparation				Analysis			
			Preparation Date	Holding Times Rec	Holding Times Actual	Eval	Analysis Date	Holding Times Rec	Holding Times Actual	Eval
Physical Tests : Acidity by Titration										
HDPE FLB-03	E283	31-May-2024	07-Jun-2024	14 days	7 days	✓	07-Jun-2024	14 days	7 days	✓
Physical Tests : Acidity by Titration										
HDPE FLB-04	E283	31-May-2024	07-Jun-2024	14 days	7 days	✓	07-Jun-2024	14 days	7 days	✓
Physical Tests : Acidity by Titration										
HDPE FLB-05	E283	31-May-2024	07-Jun-2024	14 days	7 days	✓	07-Jun-2024	14 days	7 days	✓
Physical Tests : Acidity by Titration										
HDPE FLB-06	E283	31-May-2024	07-Jun-2024	14 days	7 days	✓	07-Jun-2024	14 days	7 days	✓
Physical Tests : Acidity by Titration										
HDPE FLB-07	E283	31-May-2024	07-Jun-2024	14 days	7 days	✓	07-Jun-2024	14 days	7 days	✓
Physical Tests : Acidity by Titration										
HDPE FLB-08	E283	31-May-2024	07-Jun-2024	14 days	7 days	✓	07-Jun-2024	14 days	7 days	✓
Physical Tests : Acidity by Titration										
HDPE FLB-09	E283	31-May-2024	07-Jun-2024	14 days	7 days	✓	07-Jun-2024	14 days	7 days	✓
Physical Tests : Acidity by Titration										
HDPE FLB-10	E283	31-May-2024	07-Jun-2024	14 days	7 days	✓	07-Jun-2024	14 days	7 days	✓
Physical Tests : Acidity by Titration										
HDPE FLB-11	E283	31-May-2024	07-Jun-2024	14 days	7 days	✓	07-Jun-2024	14 days	7 days	✓

Matrix: **Water**

Evaluation: × = Holding time exceedance ; ✓ = Within Holding Time

Analyte Group : Analytical Method / Container / Client Sample ID(s)	Method	Sampling Date	Extraction / Preparation				Analysis			
			Preparation Date	Holding Times Rec	Holding Times Actual	Eval	Analysis Date	Holding Times Rec	Holding Times Actual	Eval
Physical Tests : Acidity by Titration										
HDPE FLB-12	E283	31-May-2024	07-Jun-2024	14 days	7 days	✓	07-Jun-2024	14 days	7 days	✓
Physical Tests : Acidity by Titration										
HDPE FLB-13	E283	31-May-2024	07-Jun-2024	14 days	7 days	✓	07-Jun-2024	14 days	7 days	✓
Physical Tests : Acidity by Titration										
HDPE FLB-14	E283	31-May-2024	07-Jun-2024	14 days	7 days	✓	07-Jun-2024	14 days	7 days	✓
Physical Tests : Acidity by Titration										
HDPE FLB-15	E283	31-May-2024	07-Jun-2024	14 days	7 days	✓	07-Jun-2024	14 days	7 days	✓
Physical Tests : Acidity by Titration										
HDPE FLB-BLANK	E283	31-May-2024	07-Jun-2024	14 days	7 days	✓	07-Jun-2024	14 days	7 days	✓
Physical Tests : Acidity by Titration										
HDPE FLB-DUPLICATE	E283	31-May-2024	07-Jun-2024	14 days	7 days	✓	07-Jun-2024	14 days	7 days	✓
Physical Tests : Alkalinity Species by Titration										
HDPE [ON MECP] FLB-01	E290	31-May-2024	04-Jun-2024	14 days	4 days	✓	04-Jun-2024	14 days	4 days	✓
Physical Tests : Alkalinity Species by Titration										
HDPE [ON MECP] FLB-02	E290	31-May-2024	04-Jun-2024	14 days	4 days	✓	04-Jun-2024	14 days	4 days	✓
Physical Tests : Alkalinity Species by Titration										
HDPE [ON MECP] FLB-03	E290	31-May-2024	04-Jun-2024	14 days	4 days	✓	04-Jun-2024	14 days	4 days	✓

Matrix: **Water**

Evaluation: × = Holding time exceedance ; ✓ = Within Holding Time

Analyte Group : Analytical Method / Container / Client Sample ID(s)	Method	Sampling Date	Extraction / Preparation				Analysis			
			Preparation Date	Holding Times Rec	Holding Times Actual	Eval	Analysis Date	Holding Times Rec	Holding Times Actual	Eval
Physical Tests : Alkalinity Species by Titration										
HDPE [ON MECP] FLB-04	E290	31-May-2024	04-Jun-2024	14 days	4 days	✓	04-Jun-2024	14 days	4 days	✓
Physical Tests : Alkalinity Species by Titration										
HDPE [ON MECP] FLB-05	E290	31-May-2024	04-Jun-2024	14 days	4 days	✓	04-Jun-2024	14 days	4 days	✓
Physical Tests : Alkalinity Species by Titration										
HDPE [ON MECP] FLB-06	E290	31-May-2024	04-Jun-2024	14 days	4 days	✓	04-Jun-2024	14 days	4 days	✓
Physical Tests : Alkalinity Species by Titration										
HDPE [ON MECP] FLB-07	E290	31-May-2024	04-Jun-2024	14 days	4 days	✓	04-Jun-2024	14 days	4 days	✓
Physical Tests : Alkalinity Species by Titration										
HDPE [ON MECP] FLB-08	E290	31-May-2024	04-Jun-2024	14 days	4 days	✓	04-Jun-2024	14 days	4 days	✓
Physical Tests : Alkalinity Species by Titration										
HDPE [ON MECP] FLB-09	E290	31-May-2024	04-Jun-2024	14 days	4 days	✓	04-Jun-2024	14 days	4 days	✓
Physical Tests : Alkalinity Species by Titration										
HDPE [ON MECP] FLB-10	E290	31-May-2024	04-Jun-2024	14 days	4 days	✓	04-Jun-2024	14 days	4 days	✓
Physical Tests : Alkalinity Species by Titration										
HDPE [ON MECP] FLB-11	E290	31-May-2024	04-Jun-2024	14 days	4 days	✓	04-Jun-2024	14 days	4 days	✓
Physical Tests : Alkalinity Species by Titration										
HDPE [ON MECP] FLB-12	E290	31-May-2024	04-Jun-2024	14 days	4 days	✓	04-Jun-2024	14 days	4 days	✓

Matrix: **Water**

Evaluation: × = Holding time exceedance ; ✓ = Within Holding Time

Analyte Group : Analytical Method / Container / Client Sample ID(s)	Method	Sampling Date	Extraction / Preparation				Analysis			
			Preparation Date	Holding Times Rec	Holding Times Actual	Eval	Analysis Date	Holding Times Rec	Holding Times Actual	Eval
Physical Tests : Alkalinity Species by Titration										
HDPE [ON MECP] FLB-13	E290	31-May-2024	04-Jun-2024	14 days	4 days	✓	04-Jun-2024	14 days	4 days	✓
Physical Tests : Alkalinity Species by Titration										
HDPE [ON MECP] FLB-14	E290	31-May-2024	04-Jun-2024	14 days	4 days	✓	04-Jun-2024	14 days	4 days	✓
Physical Tests : Alkalinity Species by Titration										
HDPE [ON MECP] FLB-15	E290	31-May-2024	04-Jun-2024	14 days	4 days	✓	04-Jun-2024	14 days	4 days	✓
Physical Tests : Alkalinity Species by Titration										
HDPE [ON MECP] FLB-BLANK	E290	31-May-2024	04-Jun-2024	14 days	4 days	✓	04-Jun-2024	14 days	4 days	✓
Physical Tests : Alkalinity Species by Titration										
HDPE [ON MECP] FLB-DUPLICATE	E290	31-May-2024	04-Jun-2024	14 days	4 days	✓	04-Jun-2024	14 days	4 days	✓
Physical Tests : Conductivity in Water										
HDPE [ON MECP] FLB-01	E100	31-May-2024	04-Jun-2024	28 days	4 days	✓	04-Jun-2024	28 days	4 days	✓
Physical Tests : Conductivity in Water										
HDPE [ON MECP] FLB-02	E100	31-May-2024	04-Jun-2024	28 days	4 days	✓	04-Jun-2024	28 days	4 days	✓
Physical Tests : Conductivity in Water										
HDPE [ON MECP] FLB-03	E100	31-May-2024	04-Jun-2024	28 days	4 days	✓	04-Jun-2024	28 days	4 days	✓
Physical Tests : Conductivity in Water										
HDPE [ON MECP] FLB-04	E100	31-May-2024	04-Jun-2024	28 days	4 days	✓	04-Jun-2024	28 days	4 days	✓

Matrix: **Water**

Evaluation: × = Holding time exceedance ; ✓ = Within Holding Time

Analyte Group : Analytical Method / Container / Client Sample ID(s)	Method	Sampling Date	Extraction / Preparation				Analysis			
			Preparation Date	Holding Times Rec	Holding Times Actual	Eval	Analysis Date	Holding Times Rec	Holding Times Actual	Eval
Physical Tests : Conductivity in Water										
HDPE [ON MECP] FLB-05	E100	31-May-2024	04-Jun-2024	28 days	4 days	✓	04-Jun-2024	28 days	4 days	✓
Physical Tests : Conductivity in Water										
HDPE [ON MECP] FLB-06	E100	31-May-2024	04-Jun-2024	28 days	4 days	✓	04-Jun-2024	28 days	4 days	✓
Physical Tests : Conductivity in Water										
HDPE [ON MECP] FLB-07	E100	31-May-2024	04-Jun-2024	28 days	4 days	✓	04-Jun-2024	28 days	4 days	✓
Physical Tests : Conductivity in Water										
HDPE [ON MECP] FLB-08	E100	31-May-2024	04-Jun-2024	28 days	4 days	✓	04-Jun-2024	28 days	4 days	✓
Physical Tests : Conductivity in Water										
HDPE [ON MECP] FLB-09	E100	31-May-2024	04-Jun-2024	28 days	4 days	✓	04-Jun-2024	28 days	4 days	✓
Physical Tests : Conductivity in Water										
HDPE [ON MECP] FLB-10	E100	31-May-2024	04-Jun-2024	28 days	4 days	✓	04-Jun-2024	28 days	4 days	✓
Physical Tests : Conductivity in Water										
HDPE [ON MECP] FLB-11	E100	31-May-2024	04-Jun-2024	28 days	4 days	✓	04-Jun-2024	28 days	4 days	✓
Physical Tests : Conductivity in Water										
HDPE [ON MECP] FLB-12	E100	31-May-2024	04-Jun-2024	28 days	4 days	✓	04-Jun-2024	28 days	4 days	✓
Physical Tests : Conductivity in Water										
HDPE [ON MECP] FLB-13	E100	31-May-2024	04-Jun-2024	28 days	4 days	✓	04-Jun-2024	28 days	4 days	✓

Matrix: **Water**

Evaluation: × = Holding time exceedance ; ✓ = Within Holding Time

Analyte Group : Analytical Method / Container / Client Sample ID(s)	Method	Sampling Date	Extraction / Preparation				Analysis			
			Preparation Date	Holding Times Rec	Holding Times Actual	Eval	Analysis Date	Holding Times Rec	Holding Times Actual	Eval
Physical Tests : Conductivity in Water										
HDPE [ON MECP] FLB-14	E100	31-May-2024	04-Jun-2024	28 days	4 days	✓	04-Jun-2024	28 days	4 days	✓
Physical Tests : Conductivity in Water										
HDPE [ON MECP] FLB-15	E100	31-May-2024	04-Jun-2024	28 days	4 days	✓	04-Jun-2024	28 days	4 days	✓
Physical Tests : Conductivity in Water										
HDPE [ON MECP] FLB-BLANK	E100	31-May-2024	04-Jun-2024	28 days	4 days	✓	04-Jun-2024	28 days	4 days	✓
Physical Tests : Conductivity in Water										
HDPE [ON MECP] FLB-DUPLICATE	E100	31-May-2024	04-Jun-2024	28 days	4 days	✓	04-Jun-2024	28 days	4 days	✓
Physical Tests : pH by Meter										
HDPE [ON MECP] FLB-01	E108	31-May-2024	04-Jun-2024	14 days	4 days	✓	04-Jun-2024	14 days	4 days	✓
Physical Tests : pH by Meter										
HDPE [ON MECP] FLB-02	E108	31-May-2024	04-Jun-2024	14 days	4 days	✓	04-Jun-2024	14 days	4 days	✓
Physical Tests : pH by Meter										
HDPE [ON MECP] FLB-03	E108	31-May-2024	04-Jun-2024	14 days	4 days	✓	04-Jun-2024	14 days	4 days	✓
Physical Tests : pH by Meter										
HDPE [ON MECP] FLB-04	E108	31-May-2024	04-Jun-2024	14 days	4 days	✓	04-Jun-2024	14 days	4 days	✓
Physical Tests : pH by Meter										
HDPE [ON MECP] FLB-05	E108	31-May-2024	04-Jun-2024	14 days	4 days	✓	04-Jun-2024	14 days	4 days	✓

Matrix: **Water**

Evaluation: × = Holding time exceedance ; ✓ = Within Holding Time

Analyte Group : Analytical Method / Container / Client Sample ID(s)	Method	Sampling Date	Extraction / Preparation				Analysis			
			Preparation Date	Holding Times Rec	Holding Times Actual	Eval	Analysis Date	Holding Times Rec	Holding Times Actual	Eval
Physical Tests : pH by Meter										
HDPE [ON MECP] FLB-06	E108	31-May-2024	04-Jun-2024	14 days	4 days	✓	04-Jun-2024	14 days	4 days	✓
Physical Tests : pH by Meter										
HDPE [ON MECP] FLB-07	E108	31-May-2024	04-Jun-2024	14 days	4 days	✓	04-Jun-2024	14 days	4 days	✓
Physical Tests : pH by Meter										
HDPE [ON MECP] FLB-08	E108	31-May-2024	04-Jun-2024	14 days	4 days	✓	04-Jun-2024	14 days	4 days	✓
Physical Tests : pH by Meter										
HDPE [ON MECP] FLB-09	E108	31-May-2024	04-Jun-2024	14 days	4 days	✓	04-Jun-2024	14 days	4 days	✓
Physical Tests : pH by Meter										
HDPE [ON MECP] FLB-10	E108	31-May-2024	04-Jun-2024	14 days	4 days	✓	04-Jun-2024	14 days	4 days	✓
Physical Tests : pH by Meter										
HDPE [ON MECP] FLB-11	E108	31-May-2024	04-Jun-2024	14 days	4 days	✓	04-Jun-2024	14 days	4 days	✓
Physical Tests : pH by Meter										
HDPE [ON MECP] FLB-12	E108	31-May-2024	04-Jun-2024	14 days	4 days	✓	04-Jun-2024	14 days	4 days	✓
Physical Tests : pH by Meter										
HDPE [ON MECP] FLB-13	E108	31-May-2024	04-Jun-2024	14 days	4 days	✓	04-Jun-2024	14 days	4 days	✓
Physical Tests : pH by Meter										
HDPE [ON MECP] FLB-14	E108	31-May-2024	04-Jun-2024	14 days	4 days	✓	04-Jun-2024	14 days	4 days	✓

Matrix: **Water**

Evaluation: × = Holding time exceedance ; ✓ = Within Holding Time

Analyte Group : Analytical Method / Container / Client Sample ID(s)	Method	Sampling Date	Extraction / Preparation				Analysis			
			Preparation Date	Holding Times Rec	Holding Times Actual	Eval	Analysis Date	Holding Times Rec	Holding Times Actual	Eval
Physical Tests : pH by Meter										
HDPE [ON MECP] FLB-15	E108	31-May-2024	04-Jun-2024	14 days	4 days	✓	04-Jun-2024	14 days	4 days	✓
Physical Tests : pH by Meter										
HDPE [ON MECP] FLB-BLANK	E108	31-May-2024	04-Jun-2024	14 days	4 days	✓	04-Jun-2024	14 days	4 days	✓
Physical Tests : pH by Meter										
HDPE [ON MECP] FLB-DUPLICATE	E108	31-May-2024	04-Jun-2024	14 days	4 days	✓	04-Jun-2024	14 days	4 days	✓
Physical Tests : TDS by Gravimetry (Low Level)										
HDPE [ON MECP] FLB-01	E162-L	31-May-2024	----	----	----		05-Jun-2024	7 days	5 days	✓
Physical Tests : TDS by Gravimetry (Low Level)										
HDPE [ON MECP] FLB-02	E162-L	31-May-2024	----	----	----		05-Jun-2024	7 days	5 days	✓
Physical Tests : TDS by Gravimetry (Low Level)										
HDPE [ON MECP] FLB-03	E162-L	31-May-2024	----	----	----		05-Jun-2024	7 days	5 days	✓
Physical Tests : TDS by Gravimetry (Low Level)										
HDPE [ON MECP] FLB-04	E162-L	31-May-2024	----	----	----		05-Jun-2024	7 days	5 days	✓
Physical Tests : TDS by Gravimetry (Low Level)										
HDPE [ON MECP] FLB-05	E162-L	31-May-2024	----	----	----		05-Jun-2024	7 days	5 days	✓
Physical Tests : TDS by Gravimetry (Low Level)										
HDPE [ON MECP] FLB-06	E162-L	31-May-2024	----	----	----		05-Jun-2024	7 days	5 days	✓

Matrix: **Water**

Evaluation: × = Holding time exceedance ; ✓ = Within Holding Time

Analyte Group : Analytical Method / Container / Client Sample ID(s)	*Method*	*Sampling Date*	*Extraction / Preparation*				*Analysis*			
			Preparation Date	*Holding Times*		*Eval*	*Analysis Date*	*Holding Times*		*Eval*
				Rec	*Actual*			*Rec*	*Actual*	
Physical Tests : TDS by Gravimetry (Low Level)										
HDPE [ON MECP] FLB-07	E162-L	31-May-2024	----	----	----		05-Jun-2024	7 days	5 days	✓
Physical Tests : TDS by Gravimetry (Low Level)										
HDPE [ON MECP] FLB-08	E162-L	31-May-2024	----	----	----		05-Jun-2024	7 days	5 days	✓
Physical Tests : TDS by Gravimetry (Low Level)										
HDPE [ON MECP] FLB-09	E162-L	31-May-2024	----	----	----		05-Jun-2024	7 days	5 days	✓
Physical Tests : TDS by Gravimetry (Low Level)										
HDPE [ON MECP] FLB-10	E162-L	31-May-2024	----	----	----		05-Jun-2024	7 days	5 days	✓
Physical Tests : TDS by Gravimetry (Low Level)										
HDPE [ON MECP] FLB-12	E162-L	31-May-2024	----	----	----		05-Jun-2024	7 days	5 days	✓
Physical Tests : TDS by Gravimetry (Low Level)										
HDPE [ON MECP] FLB-13	E162-L	31-May-2024	----	----	----		05-Jun-2024	7 days	5 days	✓
Physical Tests : TDS by Gravimetry (Low Level)										
HDPE [ON MECP] FLB-14	E162-L	31-May-2024	----	----	----		05-Jun-2024	7 days	5 days	✓
Physical Tests : TDS by Gravimetry (Low Level)										
HDPE [ON MECP] FLB-15	E162-L	31-May-2024	----	----	----		05-Jun-2024	7 days	5 days	✓
Physical Tests : TDS by Gravimetry (Low Level)										
HDPE [ON MECP] FLB-BLANK	E162-L	31-May-2024	----	----	----		05-Jun-2024	7 days	5 days	✓

Matrix: **Water**

Evaluation: × = Holding time exceedance ; ✓ = Within Holding Time

Analyte Group : Analytical Method / Container / Client Sample ID(s)	Method	Sampling Date	Extraction / Preparation				Analysis			
			Preparation Date	Holding Times Rec	Holding Times Actual	Eval	Analysis Date	Holding Times Rec	Holding Times Actual	Eval
Physical Tests : TDS by Gravimetry (Low Level)										
HDPE [ON MECP]										
FLB-DUPLICATE	E162-L	31-May-2024	----	----	----		05-Jun-2024	7 days	5 days	✓
Physical Tests : TDS by Gravimetry (Low Level)										
HDPE [ON MECP]										
FLB-11	E162-L	31-May-2024	----	----	----		06-Jun-2024	7 days	6 days	✓

Legend & Qualifier Definitions

Rec. HT: ALS recommended hold time (see units).

Quality Control Parameter Frequency Compliance

The following report summarizes the frequency of laboratory QC samples analyzed within the analytical batches (QC lots) in which the submitted samples were processed. The actual frequency should be greater than or equal to the expected frequency.

Matrix: **Water**

Evaluation: ✗ = QC frequency outside specification; ✓ = QC frequency within specification.

Quality Control Sample Type			Count		Frequency (%)		
Analytical Methods	*Method*	*QC Lot #*	*QC*	*Regular*	*Actual*	*Expected*	*Evaluation*
Laboratory Duplicates (DUP)							
Acidity by Titration	E283	1480973	1	20	5.0	5.0	✓
Alkalinity Species by Titration	E290	1475164	2	36	5.5	5.0	✓
Chloride in Water by IC (Low Level)	E235.Cl-L	1474795	1	17	5.8	5.0	✓
Conductivity in Water	E100	1475165	2	27	7.4	5.0	✓
Dissolved Mercury in Water by CVAAS	E509	1478820	2	34	5.8	5.0	✓
Dissolved Metals in Water by CRC ICPMS	E421	1479562	1	20	5.0	5.0	✓
Dissolved Phosphorus in Water by CRC-ICPMS (Low level)	E421.P-L	1479561	1	19	5.2	5.0	✓
Fluoride in Water by IC	E235.F	1474790	1	20	5.0	5.0	✓
pH by Meter	E108	1475163	1	39	2.5	5.0	✗
Sulfate in Water by IC	E235.SO4	1474793	0	18	0.0	5.0	✗
TDS by Gravimetry (Low Level)	E162-L	1475326	2	37	5.4	5.0	✓
Total Phosphorus by Colourimetry (0.002 mg/L)	E372-U	1476220	2	39	5.1	5.0	✓
Laboratory Control Samples (LCS)							
Acidity by Titration	E283	1480973	1	20	5.0	5.0	✓
Alkalinity Species by Titration	E290	1475164	2	36	5.5	5.0	✓
Chloride in Water by IC (Low Level)	E235.Cl-L	1474795	1	17	5.8	5.0	✓
Conductivity in Water	E100	1475165	2	27	7.4	5.0	✓
Dissolved Mercury in Water by CVAAS	E509	1478820	2	34	5.8	5.0	✓
Dissolved Metals in Water by CRC ICPMS	E421	1479562	1	20	5.0	5.0	✓
Dissolved Phosphorus in Water by CRC-ICPMS (Low level)	E421.P-L	1479561	1	19	5.2	5.0	✓
Fluoride in Water by IC	E235.F	1474790	1	20	5.0	5.0	✓
pH by Meter	E108	1475163	2	39	5.1	5.0	✓
Sulfate in Water by IC	E235.SO4	1474793	1	18	5.5	5.0	✓
TDS by Gravimetry (Low Level)	E162-L	1475326	2	37	5.4	5.0	✓
Total Phosphorus by Colourimetry (0.002 mg/L)	E372-U	1476220	2	39	5.1	5.0	✓
Method Blanks (MB)							
Acidity by Titration	E283	1480973	1	20	5.0	5.0	✓
Alkalinity Species by Titration	E290	1475164	2	36	5.5	5.0	✓
Chloride in Water by IC (Low Level)	E235.Cl-L	1474795	1	17	5.8	5.0	✓
Conductivity in Water	E100	1475165	2	27	7.4	5.0	✓
Dissolved Mercury in Water by CVAAS	E509	1478820	2	34	5.8	5.0	✓
Dissolved Metals in Water by CRC ICPMS	E421	1479562	1	20	5.0	5.0	✓
Dissolved Phosphorus in Water by CRC-ICPMS (Low level)	E421.P-L	1479561	1	19	5.2	5.0	✓
Fluoride in Water by IC	E235.F	1474790	1	20	5.0	5.0	✓
Sulfate in Water by IC	E235.SO4	1474793	1	18	5.5	5.0	✓

Matrix: **Water**

Evaluation: ✗ = *QC frequency outside specification*; ✓ = *QC frequency within specification.*

Quality Control Sample Type			Count		Frequency (%)		
Analytical Methods	*Method*	*QC Lot #*	*QC*	*Regular*	*Actual*	*Expected*	*Evaluation*
Method Blanks (MB) - Continued							
TDS by Gravimetry (Low Level)	E162-L	1475326	2	37	5.4	5.0	✓
Total Phosphorus by Colourimetry (0.002 mg/L)	E372-U	1476220	2	39	5.1	5.0	✓
Matrix Spikes (MS)							
Chloride in Water by IC (Low Level)	E235.Cl-L	1474795	1	17	5.8	5.0	✓
Dissolved Mercury in Water by CVAAS	E509	1478820	2	34	5.8	5.0	✓
Dissolved Metals in Water by CRC ICPMS	E421	1479562	1	20	5.0	5.0	✓
Dissolved Phosphorus in Water by CRC-ICPMS (Low level)	E421.P-L	1479561	1	19	5.2	5.0	✓
Fluoride in Water by IC	E235.F	1474790	1	20	5.0	5.0	✓
Sulfate in Water by IC	E235.SO4	1474793	0	18	0.0	5.0	✗
Total Phosphorus by Colourimetry (0.002 mg/L)	E372-U	1476220	2	39	5.1	5.0	✓

Methodology References and Summaries

The analytical methods used by ALS are developed using internationally recognized reference methods (where available), such as those published by US EPA, APHA Standard Methods, ASTM, ISO, Environment Canada, BC MOE, and Ontario MOE. Reference methods may incorporate modifications to improve performance (indicated by "mod").

Analytical Methods	Method / Lab	Matrix	Method Reference	Method Descriptions
Conductivity in Water	E100 ALS Environmental - Winnipeg	Water	APHA 2510 (mod)	Conductivity, also known as Electrical Conductivity (EC) or Specific Conductance, is measured by immersion of a conductivity cell with platinum electrodes into a water sample. Conductivity measurements are temperature-compensated to 25°C.
pH by Meter	E108 ALS Environmental - Winnipeg	Water	APHA 4500-H (mod)	pH is determined by potentiometric measurement with a pH electrode, and is conducted at ambient laboratory temperature (normally 20 ± 5°C). For high accuracy test results, pH should be measured in the field within the recommended 15 minute hold time.
TDS by Gravimetry (Low Level)	E162-L ALS Environmental - Winnipeg	Water	APHA 2540 C (mod)	Total Dissolved Solids (TDS) are determined by filtering a sample through a glass fibre filter, with evaporation of the filtrate at 180 ± 2°C for 16 hours or to constant weight, with gravimetric measurement of the residue.
Chloride in Water by IC (Low Level)	E235.Cl-L ALS Environmental - Winnipeg	Water	EPA 300.1 (mod)	Inorganic anions are analyzed by Ion Chromatography with conductivity and/or UV detection.
Fluoride in Water by IC	E235.F ALS Environmental - Winnipeg	Water	EPA 300.1 (mod)	Inorganic anions are analyzed by Ion Chromatography with conductivity and/or UV detection.
Sulfate in Water by IC	E235.SO4 ALS Environmental - Winnipeg	Water	EPA 300.1 (mod)	Inorganic anions are analyzed by Ion Chromatography with conductivity and/or UV detection.
Acidity by Titration	E283 ALS Environmental - Waterloo	Water	APHA 2310 B (mod)	Acidity is determined by potentiometric titration to pH endpoint of 8.3
Alkalinity Species by Titration	E290 ALS Environmental - Winnipeg	Water	APHA 2320 B (mod)	Total alkalinity is determined by potentiometric titration to a pH 4.5 endpoint. Bicarbonate, carbonate and hydroxide alkalinity are calculated from phenolphthalein alkalinity and total alkalinity values.
Total Phosphorus by Colourimetry (0.002 mg/L)	E372-U ALS Environmental - Winnipeg	Water	APHA 4500-P E (mod).	Total Phosphorus is determined colourimetrically using a discrete analyzer after heated persulfate digestion of the sample.

Analytical Methods	Method / Lab	Matrix	Method Reference	Method Descriptions
Dissolved Metals in Water by CRC ICPMS	E421 ALS Environmental - Winnipeg	Water	APHA 3030B/EPA 6020B (mod)	Water samples are filtered (0.45 um), preserved with nitric acid, and analyzed by Collision/Reaction Cell ICPMS. Method Limitation (re: Sulfur): Sulfide and volatile sulfur species may not be recovered by this method.
Dissolved Phosphorus in Water by CRC-ICPMS (Low level)	E421.P-L ALS Environmental - Winnipeg	Water	APHA 3030B/EPA 6020B (mod)	Water samples are filtered (0.45 um), preserved with nitric acid, and analyzed by Collision/Reaction Cell ICPMS.
Dissolved Mercury in Water by CVAAS	E509 ALS Environmental - Winnipeg	Water	APHA 3030B/EPA 1631E (mod)	Water samples are filtered (0.45 um), preserved with HCl, then undergo a cold-oxidation using bromine monochloride prior to reduction with stannous chloride, and analyzed by CVAAS.

Preparation Methods	Method / Lab	Matrix	Method Reference	Method Descriptions
Digestion for Total Phosphorus in water	EP372 ALS Environmental - Winnipeg	Water	APHA 4500-P E (mod).	Samples are heated with a persulfate digestion reagent.
Dissolved Metals Water Filtration	EP421 ALS Environmental - Winnipeg	Water	APHA 3030B	Water samples are filtered (0.45 um), and preserved with HNO3.
Dissolved Mercury Water Filtration	EP509 ALS Environmental - Winnipeg	Water	APHA 3030B	Water samples are filtered (0.45 um), and preserved with HCl.

QUALITY CONTROL REPORT

Work Order	: **WP2414164**	Page	: 1 of 13
Client	: Great Bear Resources Ltd	Laboratory	: ALS Environmental - Winnipeg
Contact	: Ashley Moncrief	Account Manager	: Judy Dalmaijer
Address	: Great Bear Resources Ltd. 117 Forestry Road Red Lake ON Canada P0V 2M0	Address	: 1329 Niakwa Road East, Unit 12 Winnipeg, Manitoba Canada R2J 3T4
Telephone	: 807 630 0203	Telephone	: +1 204 255 9720
Project	: PPR-022-3	Date Samples Received	: 04-Jun-2024 09:20
PO	: PPR-022-3	Date Analysis Commenced	: 04-Jun-2024
C-O-C number	: ----	Issue Date	: 11-Jun-2024 08:02
Sampler	: ----		
Site	: ----		
Quote number	: 2024 Standing offer_V2		
No. of samples received	: 18		
No. of samples analysed	: 18		

This report supersedes any previous report(s) with this reference. Results apply to the sample(s) as submitted. This document shall not be reproduced, except in full.

This Quality Control Report contains the following information:

- Laboratory Duplicate (DUP) Report; Relative Percent Difference (RPD) and Data Quality Objectives
- Matrix Spike (MS) Report; Recovery and Data Quality Objectives
- Method Blank (MB) Report; Recovery and Data Quality Objectives
- Laboratory Control Sample (LCS) Report; Recovery and Data Quality Objectives

Signatories

This document has been electronically signed by the authorized signatories below. Electronic signing is conducted in accordance with US FDA 21 CFR Part 11.

Signatories	*Position*	*Laboratory Department*
Lee McTavish		Winnipeg Inorganics, Winnipeg, Manitoba
Lee McTavish		Winnipeg Metals, Winnipeg, Manitoba
Leila Conyard	Lab Assistant	Winnipeg Metals, Winnipeg, Manitoba
Nik Perkio	Senior Analyst	Waterloo Inorganics, Waterloo, Ontario
Rhovee Guevarra		Winnipeg Inorganics, Winnipeg, Manitoba

General Comments

The ALS Quality Control (QC) report is optionally provided to ALS clients upon request. ALS test methods include comprehensive QC checks with every analysis to ensure our high standards of quality are met. Each QC result has a known or expected target value, which is compared against predetermined Data Quality Objectives (DQOs) to provide confidence in the accuracy of associated test results. This report contains detailed results for all QC results applicable to this sample submission. Please refer to the ALS Quality Control Interpretation report (QCI) for applicable method references and methodology summaries.

Key :

Anonymous = Refers to samples which are not part of this work order, but which formed part of the QC process lot.
CAS Number = Chemical Abstracts Service number is a unique identifier assigned to discrete substances.
DQO = Data Quality Objective.
LOR = Limit of Reporting (detection limit).
RPD = Relative Percent Difference
# = Indicates a QC result that did not meet the ALS DQO.

Workorder Comments

Holding times are displayed as "---" if no guidance exists from CCME, Canadian provinces, or broadly recognized international references.

Laboratory Duplicate (DUP) Report

A Laboratory Duplicate (DUP) is a randomly selected intralaboratory replicate sample. Laboratory Duplicates provide information regarding method precision and sample heterogeneity. ALS DQOs for Laboratory Duplicates are expressed as test-specific limits for Relative Percent Difference (RPD), or as an absolute difference limit of 2 times the LOR for low concentration duplicates within ~ 4-10 times the LOR (cut-off is test-specific).

Sub-Matrix: **Water**

					Laboratory Duplicate (DUP) Report						
Laboratory sample ID	*Client sample ID*	*Analyte*	*CAS Number*	*Method*	*LOR*	*Unit*	*Original Result*	*Duplicate Result*	*RPD(%) or Difference*	*Duplicate Limits*	*Qualifier*
Physical Tests (QC Lot: 1475163)											
WP2414146-001	Anonymous	pH	----	E108	0.10	pH units	8.24	8.19	0.609%	4%	----
Physical Tests (QC Lot: 1475164)											
WP2414146-001	Anonymous	Alkalinity, total (as CaCO3)	----	E290	1.0	mg/L	106	107	0.753%	20%	----
Physical Tests (QC Lot: 1475165)											
WP2414146-001	Anonymous	Conductivity	----	E100	2.0	µS/cm	344	342	0.583%	10%	----
Physical Tests (QC Lot: 1475173)											
WP2414161-001	Anonymous	Alkalinity, total (as CaCO3)	----	E290	1.0	mg/L	63.0	62.8	0.318%	20%	----
Physical Tests (QC Lot: 1475174)											
WP2414161-001	Anonymous	Conductivity	----	E100	2.0	µS/cm	296	296	0.00%	10%	----
Physical Tests (QC Lot: 1475326)											
WP2413907-001	Anonymous	Solids, total dissolved [TDS]	----	E162-L	15.0	mg/L	1340	1380	2.94%	20%	----
Physical Tests (QC Lot: 1475327)											
WP2414164-002	FLB-02	Solids, total dissolved [TDS]	----	E162-L	10.0	mg/L	33.1	35.4	2.3	Diff <2x LOR	----
Physical Tests (QC Lot: 1480973)											
HA2401299-001	Anonymous	Acidity (as CaCO3)	----	E283	2.0	mg/L	3.0	2.7	0.3	Diff <2x LOR	----
Anions and Nutrients (QC Lot: 1474790)											
WP2414164-001	FLB-01	Fluoride	16984-48-8	E235.F	0.020	mg/L	<0.020	<0.020	0	Diff <2x LOR	----
Anions and Nutrients (QC Lot: 1474795)											
WP2414164-001	FLB-01	Chloride	16887-00-6	E235.Cl-L	0.10	mg/L	0.44	0.43	0.003	Diff <2x LOR	----
Anions and Nutrients (QC Lot: 1476220)											
WP2414045-010	Anonymous	Phosphorus, total	7723-14-0	E372-U	0.0020	mg/L	0.0291	0.0253	13.9%	20%	----
Anions and Nutrients (QC Lot: 1476221)											
WP2414164-006	FLB-06	Phosphorus, total	7723-14-0	E372-U	0.0020	mg/L	0.0107	0.0106	0.00007	Diff <2x LOR	----
Dissolved Metals (QC Lot: 1478820)											
WP2414045-012	Anonymous	Mercury, dissolved	7439-97-6	E509	0.0000050	mg/L	<0.0000050	<0.0000050	0	Diff <2x LOR	----
Dissolved Metals (QC Lot: 1478822)											
WP2414164-014	FLB-14	Mercury, dissolved	7439-97-6	E509	0.0000050	mg/L	<0.0000050	<0.0000050	0	Diff <2x LOR	----
Dissolved Metals (QC Lot: 1479561)											
WP2414163-001	Anonymous	Phosphorus, dissolved	7723-14-0	E421.P-L	0.030	mg/L	<0.030	<0.030	0	Diff <2x LOR	----
Dissolved Metals (QC Lot: 1479562)											

Sub-Matrix: **Water**

					Laboratory Duplicate (DUP) Report						
Laboratory sample ID	*Client sample ID*	*Analyte*	*CAS Number*	*Method*	*LOR*	*Unit*	*Original Result*	*Duplicate Result*	*RPD(%) or Difference*	*Duplicate Limits*	*Qualifier*
Dissolved Metals (QC Lot: 1479562) - continued											
WP2414163-001	Anonymous	Aluminum, dissolved	7429-90-5	E421	0.0010	mg/L	0.0980	0.0975	0.573%	20%	----
		Antimony, dissolved	7440-36-0	E421	0.00010	mg/L	<0.00010	<0.00010	0	Diff <2x LOR	----
		Arsenic, dissolved	7440-38-2	E421	0.00010	mg/L	0.00178	0.00182	2.50%	20%	----
		Barium, dissolved	7440-39-3	E421	0.00010	mg/L	0.00834	0.00836	0.210%	20%	----
		Beryllium, dissolved	7440-41-7	E421	0.000020	mg/L	<0.000020	<0.000020	0	Diff <2x LOR	----
		Bismuth, dissolved	7440-69-9	E421	0.000050	mg/L	<0.000050	<0.000050	0	Diff <2x LOR	----
		Boron, dissolved	7440-42-8	E421	0.010	mg/L	<0.010	<0.010	0	Diff <2x LOR	----
		Cadmium, dissolved	7440-43-9	E421	0.0000050	mg/L	<0.0000050	<0.0000050	0	Diff <2x LOR	----
		Calcium, dissolved	7440-70-2	E421	0.050	mg/L	9.52	9.60	0.726%	20%	----
		Cesium, dissolved	7440-46-2	E421	0.000010	mg/L	<0.000010	<0.000010	0	Diff <2x LOR	----
		Chromium, dissolved	7440-47-3	E421	0.00050	mg/L	<0.00050	<0.00050	0	Diff <2x LOR	----
		Cobalt, dissolved	7440-48-4	E421	0.00010	mg/L	<0.00010	<0.00010	0	Diff <2x LOR	----
		Copper, dissolved	7440-50-8	E421	0.00020	mg/L	0.00088	0.00087	0.00001	Diff <2x LOR	----
		Iron, dissolved	7439-89-6	E421	0.010	mg/L	0.355	0.355	0.0764%	20%	----
		Lead, dissolved	7439-92-1	E421	0.000050	mg/L	0.000096	0.000091	0.000005	Diff <2x LOR	----
		Lithium, dissolved	7439-93-2	E421	0.0010	mg/L	0.0016	0.0017	0.00008	Diff <2x LOR	----
		Magnesium, dissolved	7439-95-4	E421	0.0050	mg/L	2.68	2.74	2.03%	20%	----
		Manganese, dissolved	7439-96-5	E421	0.00010	mg/L	0.0180	0.0180	0.263%	20%	----
		Molybdenum, dissolved	7439-98-7	E421	0.000050	mg/L	0.000178	0.000183	0.000005	Diff <2x LOR	----
		Nickel, dissolved	7440-02-0	E421	0.00050	mg/L	0.00061	0.00062	0.000010	Diff <2x LOR	----
		Potassium, dissolved	7440-09-7	E421	0.050	mg/L	0.928	0.923	0.602%	20%	----
		Rubidium, dissolved	7440-17-7	E421	0.00020	mg/L	0.00160	0.00158	0.00001	Diff <2x LOR	----
		Selenium, dissolved	7782-49-2	E421	0.000050	mg/L	<0.000050	<0.000050	0	Diff <2x LOR	----
		Silicon, dissolved	7440-21-3	E421	0.050	mg/L	1.76	1.74	0.843%	20%	----
		Silver, dissolved	7440-22-4	E421	0.000010	mg/L	<0.000010	<0.000010	0	Diff <2x LOR	----
		Sodium, dissolved	7440-23-5	E421	0.050	mg/L	1.32	1.28	3.04%	20%	----
		Strontium, dissolved	7440-24-6	E421	0.00020	mg/L	0.0230	0.0226	1.65%	20%	----
		Sulfur, dissolved	7704-34-9	E421	0.50	mg/L	<0.50	<0.50	0	Diff <2x LOR	----
		Tellurium, dissolved	13494-80-9	E421	0.00020	mg/L	<0.00020	<0.00020	0	Diff <2x LOR	----
		Thallium, dissolved	7440-28-0	E421	0.000010	mg/L	<0.000010	<0.000010	0	Diff <2x LOR	----
		Thorium, dissolved	7440-29-1	E421	0.00010	mg/L	<0.00010	<0.00010	0	Diff <2x LOR	----
		Tin, dissolved	7440-31-5	E421	0.00010	mg/L	<0.00010	<0.00010	0	Diff <2x LOR	----
		Titanium, dissolved	7440-32-6	E421	0.00030	mg/L	0.00271	0.00272	0.000003	Diff <2x LOR	----
		Tungsten, dissolved	7440-33-7	E421	0.00010	mg/L	<0.00010	<0.00010	0	Diff <2x LOR	----

Sub-Matrix: **Water**

					Laboratory Duplicate (DUP) Report						
Laboratory sample ID	*Client sample ID*	*Analyte*	*CAS Number*	*Method*	*LOR*	*Unit*	*Original Result*	*Duplicate Result*	*RPD(%) or Difference*	*Duplicate Limits*	*Qualifier*
Dissolved Metals (QC Lot: 1479562) - continued											
WP2414163-001	Anonymous	Uranium, dissolved	7440-61-1	E421	0.000010	mg/L	0.000178	0.000170	4.78%	20%	----
		Vanadium, dissolved	7440-62-2	E421	0.00050	mg/L	0.00068	0.00066	0.00002	Diff <2x LOR	----
		Zinc, dissolved	7440-66-6	E421	0.0010	mg/L	0.0011	0.0010	0.0001	Diff <2x LOR	----
		Zirconium, dissolved	7440-67-7	E421	0.00030	mg/L	0.00039	0.00038	0.000002	Diff <2x LOR	----

Method Blank (MB) Report

A Method Blank is an analyte-free matrix that undergoes sample processing identical to that carried out for test samples. Method Blank results are used to monitor and control for potential contamination from the laboratory environment and reagents. For most tests, the DQO for Method Blanks is for the result to be < LOR.

Sub-Matrix: **Water**

Analyte	CAS Number	Method	LOR	Unit	Result	Qualifier
Physical Tests (QCLot: 1475164)						
Alkalinity, total (as CaCO3)	----	E290	1	mg/L	<1.0	----
Physical Tests (QCLot: 1475165)						
Conductivity	----	E100	1	µS/cm	<1.0	----
Physical Tests (QCLot: 1475173)						
Alkalinity, total (as CaCO3)	----	E290	1	mg/L	<1.0	----
Physical Tests (QCLot: 1475174)						
Conductivity	----	E100	1	µS/cm	<1.0	----
Physical Tests (QCLot: 1475326)						
Solids, total dissolved [TDS]	----	E162-L	3	mg/L	<3.0	----
Physical Tests (QCLot: 1475327)						
Solids, total dissolved [TDS]	----	E162-L	3	mg/L	<3.0	----
Physical Tests (QCLot: 1480973)						
Acidity (as CaCO3)	----	E283	2	mg/L	<2.0	----
Anions and Nutrients (QCLot: 1474790)						
Fluoride	16984-48-8	E235.F	0.02	mg/L	<0.020	----
Anions and Nutrients (QCLot: 1474793)						
Sulfate (as SO4)	14808-79-8	E235.SO4	0.3	mg/L	<0.30	----
Anions and Nutrients (QCLot: 1474795)						
Chloride	16887-00-6	E235.Cl-L	0.1	mg/L	<0.10	----
Anions and Nutrients (QCLot: 1476220)						
Phosphorus, total	7723-14-0	E372-U	0.002	mg/L	<0.0020	----
Anions and Nutrients (QCLot: 1476221)						
Phosphorus, total	7723-14-0	E372-U	0.002	mg/L	<0.0020	----
Dissolved Metals (QCLot: 1478820)						
Mercury, dissolved	7439-97-6	E509	0.000005	mg/L	<0.0000050	----
Dissolved Metals (QCLot: 1478822)						
Mercury, dissolved	7439-97-6	E509	0.000005	mg/L	<0.0000050	----
Dissolved Metals (QCLot: 1479561)						
Phosphorus, dissolved	7723-14-0	E421.P-L	0.03	mg/L	<0.030	----
Dissolved Metals (QCLot: 1479562)						
Aluminum, dissolved	7429-90-5	E421	0.001	mg/L	<0.0010	----
Antimony, dissolved	7440-36-0	E421	0.0001	mg/L	<0.00010	----

Sub-Matrix: **Water**

Analyte	CAS Number	Method	LOR	Unit	Result	Qualifier
Dissolved Metals (QCLot: 1479562) - continued						
Arsenic, dissolved	7440-38-2	E421	0.0001	mg/L	<0.00010	----
Barium, dissolved	7440-39-3	E421	0.0001	mg/L	<0.00010	----
Beryllium, dissolved	7440-41-7	E421	0.00002	mg/L	<0.000020	----
Bismuth, dissolved	7440-69-9	E421	0.00005	mg/L	<0.000050	----
Boron, dissolved	7440-42-8	E421	0.01	mg/L	<0.010	----
Cadmium, dissolved	7440-43-9	E421	0.000005	mg/L	<0.0000050	----
Calcium, dissolved	7440-70-2	E421	0.05	mg/L	<0.050	----
Cesium, dissolved	7440-46-2	E421	0.00001	mg/L	<0.000010	----
Chromium, dissolved	7440-47-3	E421	0.0005	mg/L	<0.00050	----
Cobalt, dissolved	7440-48-4	E421	0.0001	mg/L	<0.00010	----
Copper, dissolved	7440-50-8	E421	0.0002	mg/L	<0.00020	----
Iron, dissolved	7439-89-6	E421	0.01	mg/L	<0.010	----
Lead, dissolved	7439-92-1	E421	0.00005	mg/L	<0.000050	----
Lithium, dissolved	7439-93-2	E421	0.001	mg/L	<0.0010	----
Magnesium, dissolved	7439-95-4	E421	0.005	mg/L	<0.0050	----
Manganese, dissolved	7439-96-5	E421	0.0001	mg/L	<0.00010	----
Molybdenum, dissolved	7439-98-7	E421	0.00005	mg/L	<0.000050	----
Nickel, dissolved	7440-02-0	E421	0.0005	mg/L	<0.00050	----
Potassium, dissolved	7440-09-7	E421	0.05	mg/L	<0.050	----
Rubidium, dissolved	7440-17-7	E421	0.0002	mg/L	<0.00020	----
Selenium, dissolved	7782-49-2	E421	0.00005	mg/L	<0.000050	----
Silicon, dissolved	7440-21-3	E421	0.05	mg/L	<0.050	----
Silver, dissolved	7440-22-4	E421	0.00001	mg/L	<0.000010	----
Sodium, dissolved	7440-23-5	E421	0.05	mg/L	<0.050	----
Strontium, dissolved	7440-24-6	E421	0.0002	mg/L	<0.00020	----
Sulfur, dissolved	7704-34-9	E421	0.5	mg/L	<0.50	----
Tellurium, dissolved	13494-80-9	E421	0.0002	mg/L	<0.00020	----
Thallium, dissolved	7440-28-0	E421	0.00001	mg/L	<0.000010	----
Thorium, dissolved	7440-29-1	E421	0.0001	mg/L	<0.00010	----
Tin, dissolved	7440-31-5	E421	0.0001	mg/L	<0.00010	----
Titanium, dissolved	7440-32-6	E421	0.0003	mg/L	<0.00030	----
Tungsten, dissolved	7440-33-7	E421	0.0001	mg/L	<0.00010	----
Uranium, dissolved	7440-61-1	E421	0.00001	mg/L	<0.000010	----
Vanadium, dissolved	7440-62-2	E421	0.0005	mg/L	<0.00050	----
Zinc, dissolved	7440-66-6	E421	0.001	mg/L	<0.0010	----

Sub-Matrix: **Water**

Analyte	CAS Number	Method	LOR	Unit	Result	Qualifier
Dissolved Metals (QCLot: 1479562) - continued						
Zirconium, dissolved	7440-67-7	E421	0.0002	mg/L	<0.00020	----

Laboratory Control Sample (LCS) Report

A Laboratory Control Sample (LCS) is an analyte-free matrix that has been fortified (spiked) with test analytes at known concentration and processed in an identical manner to test samples. LCS results are expressed as percent recovery, and are used to monitor and control test method accuracy and precision, independent of test sample matrix.

Sub-Matrix: **Water**

					Laboratory Control Sample (LCS) Report				
					Spike	Recovery (%)	Recovery Limits (%)		
Analyte	CAS Number	Method	LOR	Unit	Target Concentration	LCS	Low	High	Qualifier
Physical Tests (QCLot: 1475163)									
pH	----	E108	----	pH units	7 pH units	100	98.0	102	----
Physical Tests (QCLot: 1475164)									
Alkalinity, total (as CaCO3)	----	E290	1	mg/L	100 mg/L	100	85.0	115	----
Physical Tests (QCLot: 1475165)									
Conductivity	----	E100	1	µS/cm	1410 µS/cm	100	90.0	110	----
Physical Tests (QCLot: 1475172)									
pH	----	E108	----	pH units	7 pH units	100	98.0	102	----
Physical Tests (QCLot: 1475173)									
Alkalinity, total (as CaCO3)	----	E290	1	mg/L	100 mg/L	99.4	85.0	115	----
Physical Tests (QCLot: 1475174)									
Conductivity	----	E100	1	µS/cm	1410 µS/cm	100	90.0	110	----
Physical Tests (QCLot: 1475326)									
Solids, total dissolved [TDS]	----	E162-L	3	mg/L	1000 mg/L	96.9	85.0	115	----
Physical Tests (QCLot: 1475327)									
Solids, total dissolved [TDS]	----	E162-L	3	mg/L	1000 mg/L	92.4	85.0	115	----
Physical Tests (QCLot: 1480973)									
Acidity (as CaCO3)	----	E283	2	mg/L	50 mg/L	109	85.0	115	----
Anions and Nutrients (QCLot: 1474790)									
Fluoride	16984-48-8	E235.F	0.02	mg/L	1 mg/L	99.8	90.0	110	----
Anions and Nutrients (QCLot: 1474793)									
Sulfate (as SO4)	14808-79-8	E235.SO4	0.3	mg/L	100 mg/L	102	90.0	110	----
Anions and Nutrients (QCLot: 1474795)									
Chloride	16887-00-6	E235.Cl-L	0.1	mg/L	100 mg/L	101	90.0	110	----
Anions and Nutrients (QCLot: 1476220)									
Phosphorus, total	7723-14-0	E372-U	0.002	mg/L	0.5 mg/L	99.4	80.0	120	----
Anions and Nutrients (QCLot: 1476221)									
Phosphorus, total	7723-14-0	E372-U	0.002	mg/L	0.5 mg/L	96.7	80.0	120	----
Mercury, dissolved	7439-97-6	E509	0.000005	mg/L	0 mg/L	101	80.0	120	----
Mercury, dissolved	7439-97-6	E509	0.000005	mg/L	0 mg/L	102	80.0	120	----
Phosphorus, dissolved	7723-14-0	E421.P-L	0.03	mg/L	10 mg/L	97.3	80.0	120	----

Sub-Matrix: **Water**

					Laboratory Control Sample (LCS) Report				
					Spike	Recovery (%)	Recovery Limits (%)		
Analyte	CAS Number	Method	LOR	Unit	Target Concentration	LCS	Low	High	Qualifier
Dissolved Metals (QCLot: 1479562)									
Aluminum, dissolved	7429-90-5	E421	0.001	mg/L	2 mg/L	97.4	80.0	120	----
Antimony, dissolved	7440-36-0	E421	0.0001	mg/L	1 mg/L	97.6	80.0	120	----
Arsenic, dissolved	7440-38-2	E421	0.0001	mg/L	1 mg/L	94.4	80.0	120	----
Barium, dissolved	7440-39-3	E421	0.0001	mg/L	0.25 mg/L	95.4	80.0	120	----
Beryllium, dissolved	7440-41-7	E421	0.00002	mg/L	0.1 mg/L	102	80.0	120	----
Bismuth, dissolved	7440-69-9	E421	0.00005	mg/L	1 mg/L	100.0	80.0	120	----
Boron, dissolved	7440-42-8	E421	0.01	mg/L	1 mg/L	102	80.0	120	----
Cadmium, dissolved	7440-43-9	E421	0.000005	mg/L	0.1 mg/L	93.8	80.0	120	----
Calcium, dissolved	7440-70-2	E421	0.05	mg/L	50 mg/L	100	80.0	120	----
Cesium, dissolved	7440-46-2	E421	0.00001	mg/L	0.05 mg/L	98.5	80.0	120	----
Chromium, dissolved	7440-47-3	E421	0.0005	mg/L	0.25 mg/L	91.2	80.0	120	----
Cobalt, dissolved	7440-48-4	E421	0.0001	mg/L	0.25 mg/L	90.6	80.0	120	----
Copper, dissolved	7440-50-8	E421	0.0002	mg/L	0.25 mg/L	90.6	80.0	120	----
Iron, dissolved	7439-89-6	E421	0.01	mg/L	1 mg/L	89.4	80.0	120	----
Lead, dissolved	7439-92-1	E421	0.00005	mg/L	0.5 mg/L	96.8	80.0	120	----
Lithium, dissolved	7439-93-2	E421	0.001	mg/L	0.25 mg/L	102	80.0	120	----
Magnesium, dissolved	7439-95-4	E421	0.005	mg/L	50 mg/L	97.3	80.0	120	----
Manganese, dissolved	7439-96-5	E421	0.0001	mg/L	0.25 mg/L	91.8	80.0	120	----
Molybdenum, dissolved	7439-98-7	E421	0.00005	mg/L	0.25 mg/L	100.0	80.0	120	----
Nickel, dissolved	7440-02-0	E421	0.0005	mg/L	0.5 mg/L	90.3	80.0	120	----
Potassium, dissolved	7440-09-7	E421	0.05	mg/L	50 mg/L	92.9	80.0	120	----
Rubidium, dissolved	7440-17-7	E421	0.0002	mg/L	0.1 mg/L	94.3	80.0	120	----
Selenium, dissolved	7782-49-2	E421	0.00005	mg/L	1 mg/L	91.3	80.0	120	----
Silicon, dissolved	7440-21-3	E421	0.05	mg/L	10 mg/L	100	80.0	120	----
Silver, dissolved	7440-22-4	E421	0.00001	mg/L	0.1 mg/L	92.6	80.0	120	----
Sodium, dissolved	7440-23-5	E421	0.05	mg/L	50 mg/L	92.3	80.0	120	----
Strontium, dissolved	7440-24-6	E421	0.0002	mg/L	0.25 mg/L	99.3	80.0	120	----
Sulfur, dissolved	7704-34-9	E421	0.5	mg/L	50 mg/L	97.8	80.0	120	----
Tellurium, dissolved	13494-80-9	E421	0.0002	mg/L	0.1 mg/L	95.9	80.0	120	----
Thallium, dissolved	7440-28-0	E421	0.00001	mg/L	1 mg/L	97.0	80.0	120	----
Thorium, dissolved	7440-29-1	E421	0.0001	mg/L	0.1 mg/L	99.1	80.0	120	----
Tin, dissolved	7440-31-5	E421	0.0001	mg/L	0.5 mg/L	94.4	80.0	120	----
Titanium, dissolved	7440-32-6	E421	0.0003	mg/L	0.25 mg/L	92.2	80.0	120	----
Tungsten, dissolved	7440-33-7	E421	0.0001	mg/L	0.1 mg/L	96.0	80.0	120	----
Uranium, dissolved	7440-61-1	E421	0.00001	mg/L	0.005 mg/L	99.0	80.0	120	----
Vanadium, dissolved	7440-62-2	E421	0.0005	mg/L	0.5 mg/L	93.6	80.0	120	----

Sub-Matrix: **Water**

Analyte	CAS Number	Method	LOR	Unit	Laboratory Control Sample (LCS) Report				
					Spike	Recovery (%)	Recovery Limits (%)		
					Target Concentration	LCS	Low	High	Qualifier
Dissolved Metals (QCLot: 1479562) - continued									
Zinc, dissolved	7440-66-6	E421	0.001	mg/L	0.5 mg/L	90.9	80.0	120	----
Zirconium, dissolved	7440-67-7	E421	0.0002	mg/L	0.1 mg/L	95.3	80.0	120	----

Matrix Spike (MS) Report

A Matrix Spike (MS) is a randomly selected intra-laboratory replicate sample that has been fortified (spiked) with test analytes at known concentration, and processed in an identical manner to test samples. Matrix Spikes provide information regarding analyte recovery and potential matrix effects. MS DQO exceedances due to sample matrix may sometimes be unavoidable; in such cases, test results for the associated sample (or similar samples) may be subject to bias. ND – Recovery not determined, background level >= 1x spike level.

Sub-Matrix: **Water**

					Matrix Spike (MS) Report					
					Spike		Recovery (%)	Recovery Limits (%)		
Laboratory sample ID	Client sample ID	Analyte	CAS Number	Method	Concentration	Target	MS	Low	High	Qualifier
Anions and Nutrients (QCLot: 1474790)										
WP2414164-001	FLB-01	Fluoride	16984-48-8	E235.F	1.01 mg/L	1 mg/L	101	75.0	125	----
Anions and Nutrients (QCLot: 1474795)										
WP2414164-001	FLB-01	Chloride	16887-00-6	E235.Cl-L	102 mg/L	100 mg/L	102	75.0	125	----
Anions and Nutrients (QCLot: 1476220)										
WP2414045-011	Anonymous	Phosphorus, total	7723-14-0	E372-U	0.253 mg/L	0.25 mg/L	101	70.0	130	----
Anions and Nutrients (QCLot: 1476221)										
WP2414164-007	FLB-07	Phosphorus, total	7723-14-0	E372-U	0.242 mg/L	0.25 mg/L	96.9	70.0	130	----
Dissolved Metals (QCLot: 1478820)										
WP2414048-001	Anonymous	Mercury, dissolved	7439-97-6	E509	0.0000964 mg/L	0 mg/L	96.4	70.0	130	----
Dissolved Metals (QCLot: 1478822)										
WP2414164-015	FLB-15	Mercury, dissolved	7439-97-6	E509	0.000103 mg/L	0 mg/L	103	70.0	130	----
Dissolved Metals (QCLot: 1479561)										
WP2414163-001	Anonymous	Phosphorus, dissolved	7723-14-0	E421.P-L	10.3 mg/L	10 mg/L	103	70.0	130	----
Dissolved Metals (QCLot: 1479562)										
WP2414163-001	Anonymous	Aluminum, dissolved	7429-90-5	E421	0.199 mg/L	0.2 mg/L	99.7	70.0	130	----
		Antimony, dissolved	7440-36-0	E421	0.0208 mg/L	0.02 mg/L	104	70.0	130	----
		Arsenic, dissolved	7440-38-2	E421	0.0216 mg/L	0.02 mg/L	108	70.0	130	----
		Barium, dissolved	7440-39-3	E421	0.0207 mg/L	0.02 mg/L	103	70.0	130	----
		Beryllium, dissolved	7440-41-7	E421	0.0452 mg/L	0.04 mg/L	113	70.0	130	----
		Bismuth, dissolved	7440-69-9	E421	0.0101 mg/L	0.01 mg/L	101	70.0	130	----
		Boron, dissolved	7440-42-8	E421	0.110 mg/L	0.1 mg/L	110	70.0	130	----
		Cadmium, dissolved	7440-43-9	E421	0.00413 mg/L	0.004 mg/L	103	70.0	130	----
		Calcium, dissolved	7440-70-2	E421	ND mg/L	----	ND	70.0	130	----
		Cesium, dissolved	7440-46-2	E421	0.0110 mg/L	0.01 mg/L	110	70.0	130	----
		Chromium, dissolved	7440-47-3	E421	0.0402 mg/L	0.04 mg/L	100	70.0	130	----
		Cobalt, dissolved	7440-48-4	E421	0.0198 mg/L	0.02 mg/L	99.2	70.0	130	----
		Copper, dissolved	7440-50-8	E421	0.0201 mg/L	0.02 mg/L	100	70.0	130	----
		Iron, dissolved	7439-89-6	E421	1.95 mg/L	2 mg/L	97.4	70.0	130	----
		Lead, dissolved	7439-92-1	E421	0.0203 mg/L	0.02 mg/L	102	70.0	130	----
		Lithium, dissolved	7439-93-2	E421	0.110 mg/L	0.1 mg/L	110	70.0	130	----
		Magnesium, dissolved	7439-95-4	E421	ND mg/L	----	ND	70.0	130	----
		Manganese, dissolved	7439-96-5	E421	0.0197 mg/L	0.02 mg/L	98.4	70.0	130	----
		Molybdenum, dissolved	7439-98-7	E421	0.0207 mg/L	0.02 mg/L	103	70.0	130	----
		Nickel, dissolved	7440-02-0	E421	0.0392 mg/L	0.04 mg/L	98.1	70.0	130	----
		Potassium, dissolved	7440-09-7	E421	3.96 mg/L	4 mg/L	99.1	70.0	130	----

Sub-Matrix: **Water**

					Matrix Spike (MS) Report					
					Spike		Recovery (%)	Recovery Limits (%)		
Laboratory sample ID	Client sample ID	Analyte	CAS Number	Method	Concentration	Target	MS	Low	High	Qualifier
Dissolved Metals (QCLot: 1479562) - continued										
WP2414163-001	Anonymous	Rubidium, dissolved	7440-17-7	E421	0.0206 mg/L	0.02 mg/L	103	70.0	130	----
		Selenium, dissolved	7782-49-2	E421	0.0403 mg/L	0.04 mg/L	101	70.0	130	----
		Silicon, dissolved	7440-21-3	E421	9.77 mg/L	10 mg/L	97.7	70.0	130	----
		Silver, dissolved	7440-22-4	E421	0.00423 mg/L	0.004 mg/L	106	70.0	130	----
		Sodium, dissolved	7440-23-5	E421	1.87 mg/L	2 mg/L	93.5	70.0	130	----
		Strontium, dissolved	7440-24-6	E421	ND mg/L	----	ND	70.0	130	----
		Sulfur, dissolved	7704-34-9	E421	21.4 mg/L	20 mg/L	107	70.0	130	----
		Tellurium, dissolved	13494-80-9	E421	0.0430 mg/L	0.04 mg/L	107	70.0	130	----
		Thallium, dissolved	7440-28-0	E421	0.00412 mg/L	0.004 mg/L	103	70.0	130	----
		Thorium, dissolved	7440-29-1	E421	0.0215 mg/L	0.02 mg/L	107	70.0	130	----
		Tin, dissolved	7440-31-5	E421	0.0201 mg/L	0.02 mg/L	100	70.0	130	----
		Titanium, dissolved	7440-32-6	E421	0.0386 mg/L	0.04 mg/L	96.6	70.0	130	----
		Tungsten, dissolved	7440-33-7	E421	0.0200 mg/L	0.02 mg/L	100	70.0	130	----
		Uranium, dissolved	7440-61-1	E421	0.00423 mg/L	0.004 mg/L	106	70.0	130	----
		Vanadium, dissolved	7440-62-2	E421	0.101 mg/L	0.1 mg/L	101	70.0	130	----
		Zinc, dissolved	7440-66-6	E421	0.410 mg/L	0.4 mg/L	102	70.0	130	----
		Zirconium, dissolved	7440-67-7	E421	0.0416 mg/L	0.04 mg/L	104	70.0	130	----

Report To		Reports / Recipients		Turnaround Time (TAT) Requ
Company:	Kinross - Great Bear Resources	Select Report Format: ☑ PDF ☑ EXCEL ☑ EDD (DIGITAL)		☑ Routine [R] if received by 3pm M-F - no surcharges apply
Contact:	Hannah Hillier	Merge QC/QCI Reports with COA ☑ YES ☐ NO ☐ N/A		☐ 4 day [P4] if received by 3pm M-F - 20% rush surcharge minimum
Phone:	(807) 633-2492	☐ Compare Results to Criteria on Report - provide details below if box checked		☐ 3 day [P3] if received by 3pm M-F - 25% rush surcharge minimum
		Select Distribution: ☑ EMAIL ☐ MAIL ☐ FAX		☐ 2 day [P2] if received by 3pm M-F - 50% rush surcharge minimum
Street:	19 Young Street	Email 1 ashley.moncrief@kinross.com		☐ 1 day [E] if received by 3pm M-F - 100% rush surcharge minimum
City/Province:	Red Lake, ON	Email 2 hannah.hillier@kinross.com		☐ Same day [E2] if received by 10am M-S - 200% rush surcharge.
Postal Code:	P0V2M0	Email 3 christopher.reid@kinross.com		Additional fees may apply to rush requests on weekends, sta
Invoice To	Same as Report To ☑ YES ☐ NO	Email 4 jacob.mcfee@kinross.com		tests.
	Copy of Invoice with Report ☑ YES ☐ NO	Email 5 curtis.bloemberg@kinross.com		Date and Time Required for all E8
Company:		Email 6 emily.meek@kinross.com		
		Email 7 aaron.peloquin@kinross.com		Analysis Request
		Email 8 anna.klein@wsp.com		
Contact:		Email 9 kristen.gault@wsp.com		

Project Information		Invoice Recipients	
ALS Account # / Quote #:	PPR-022-3	Select Invoice Distribution: ☑ EMAIL ☐ MAIL ☐ FAX	
Job #:	PPR-022-3	Email 1 invoice@kinross.com	
ALS Lab Work Order # (ALS use only):		ALS Contact: Judy Dalmaijer	Sampler: Emily

ALS Sample # (ALS use only)	Sample Identification and/or Coordinates (This description will appear on the report)	Date (dd-mm-yy)	Time (hh:mm)	Sample Type	NUMBER OF CONTAINERS	Field Filtered - DISSOLVED METALS AND MERCURY ONLY	Dissolved Metals	FLB-BiW - Dissolved Mercury by CVAAS (5 ng/L Detection Limit)	FLB-BiW - Anions (SO4, Cl, F)	FLB-BiW - Alkalinity, pH, Conductivity	FLB-BiW - Total Phosphorus (Colorimetry)	FLB-BiW - Acidity	FLB-BiW - TDS	Field pH	Field Conductivity (us/cm)	Field Temperature
	FLB-01	May 31 2024	11:45	Water	5	x	x	x	x	x	x	x	x	8.59	72.4	17.4
	FLB-02	May 31 2024	11:30	Water	5	x	x	x	x	x	x	x	x	7.3	59.1	18.2
	FLB-03	May 31 2024	11:15	Water	5	x	x	x	x	x	x	x	x	6.94	83.6	20.4
	FLB-04	May 31 2024	12:15	Water	5	x	x	x	x	x	x	x	x	7.84	62.9	21
	FLB-05	May 31 2024	12:25	Water	5	x	x	x	x	x	x	x	x	7.76	96.1	18.3
	FLB-06	May 31 2024	12:35	Water	5	x	x	x	x	x	x	x	x	7.82	73	18.4
	FLB-07	May 31 2024	12:50	Water	5	x	x	x	x	x	x	x	x	7.75	67.1	17.2
	FLB-08	May 31 2024	13:20	Water	5	x	x	x	x	x	x	x	x	8.01	80.9	20.4
	FLB-09	May 31 2024	13:35	Water	5	x	x	x	x	x	x	x	x	8.03	78.4	18.9
	FLB-10	May 31 2024	13:50	Water	5	x	x	x	x	x	x	x	x	8.04	72.2	18.7
	FLB-11	May 31 2024	14:00	Water	5	x	x	x	x	x	x	x	x	8.27	71.8	18
	FLB-12	May 31 2024	14:15	Water	5	x	x	x	x	x	x	x	x	8.59	75.3	20
	FLB-13	May 31 2024	14:25	Water	5	x	x	x	x	x	x	x	x	8.4	78.2	17.8
	FLB-14	May 31 2024	14:40	Water	5	x	x	x	x	x	x	x	x	8.14	79.6	17.6
	FLB-15	May 31 2024	14:50	Water	5	x	x	x	x	x	x	x	x	8	59.6	17.3
	FLB-Duplicate	May 31 2024	13:35	Water	5	x	x	x	x	x	x	x	x	8.03	78.4	18.9
	FLB-BLANK	May 31 2024	11:55	Water	5	x	x	x	x	x	x	x	x	8.32	6.8	17.3
	FLB-FIELDBLANK	May 31 2024	15:00	Water	2	x	x	x								

SHIPMENT RELEASE (client use)		INITIAL SHIPMENT RECEPTION (ALS use only)			FINAL SHIPMENT RECEPTION (ALS use only)	
Released by: EM	June 3 2024	Received by:	Date: JUN 04 2024	Time: 9:20	Received by:	Time:

Environmental Division
Winnipeg
Work Order Reference
WP2414164

Telephone : +1 204 255 9720

cooler 1 of 2 ★ 14.9°

CERTIFICATE OF ANALYSIS

Work Order	: **WP2415189**	Page	: 1 of 12
Client	: **Great Bear Resources Ltd**	Laboratory	: ALS Environmental - Winnipeg
Contact	: Ashley Moncrief	Account Manager	: Judy Dalmaijer
Address	: Great Bear Resources Ltd. 117 Forestry Road Red Lake ON Canada P0V 2M0	Address	: 1329 Niakwa Road East, Unit 12 Winnipeg MB Canada R2J 3T4
Telephone	: 807 630 0203	Telephone	: +1 204 255 9720
Project	: PPR-022-3	Date Samples Received	: 17-Jun-2024 08:00
PO	: PPR-022-3	Date Analysis Commenced	: 17-Jun-2024
C-O-C number	: ----	Issue Date	: 26-Jun-2024 14:09
Sampler	: ----		
Site	: ----		
Quote number	: 2024 Standing offer_V2		
No. of samples received	: 17		
No. of samples analysed	: 17		

This report supersedes any previous report(s) with this reference. Results apply to the sample(s) as submitted. This document shall not be reproduced, except in full.

This Certificate of Analysis contains the following information:

- General Comments
- Analytical Results

Additional information pertinent to this report will be found in the following separate attachments: Quality Control Report, QC Interpretive report to assist with Quality Review and Sample Receipt Notification (SRN).

Signatories

This document has been electronically signed by the authorized signatories below. Electronic signing is conducted in accordance with US FDA 21 CFR Part 11.

Signatories	*Position*	*Laboratory Department*
Kelly Fischer	Technical Specialist	Inorganics, Waterloo, Ontario
Lee McTavish		Inorganics, Winnipeg, Manitoba
Lee McTavish		Metals, Winnipeg, Manitoba
Leila Conyard	Lab Assistant	Metals, Winnipeg, Manitoba
Oleksandr Busel		Metals, Winnipeg, Manitoba
Rhovee Guevarra		Inorganics, Winnipeg, Manitoba

General Comments

The analytical methods used by ALS are developed using internationally recognized reference methods (where available), such as those published by US EPA, APHA Standard Methods, ASTM, ISO, Environment Canada, BC MOE, and Ontario MOE. Refer to the ALS Quality Control Interpretive report (QCI) for applicable references and methodology summaries. Reference methods may incorporate modifications to improve performance.

Where a reported less than (<) result is higher than the LOR, this may be due to primary sample extract/digestate dilution and/or insufficient sample for analysis.

Where the LOR of a reported result differs from standard LOR, this may be due to high moisture content, insufficient sample (reduced weight employed) or matrix interference.

Please refer to Quality Control Interpretive report (QCI) for information regarding Holding Time compliance.

Key : CAS Number: Chemical Abstracts Services number is a unique identifier assigned to discrete substances

LOR: Limit of Reporting (detection limit).

Unit	*Description*
-	no units
µS/cm	microsiemens per centimetre
mg/L	milligrams per litre
pH units	pH units

<: less than.

>: greater than.

Surrogate: An analyte that is similar in behavior to target analyte(s), but that does not occur naturally in environmental samples. For applicable tests, surrogates are added to samples prior to analysis as a check on recovery.

Test results reported relate only to the samples as received by the laboratory.

UNLESS OTHERWISE STATED on SRN or QCI Report, ALL SAMPLES WERE RECEIVED IN ACCEPTABLE CONDITION.

Analytical Results

Sub-Matrix: **Water**
(Matrix: **Water**)

Analyte	CAS Number	Method/Lab	LOR	Unit	Client sample ID	FLB-01	FLB-02	FLB-03	FLB-04	FLB-05
					Client sampling date / time	17-Jun-2024 00:00	17-Jun-2024 00:00	17-Jun-2024 00:00	17-Jun-2024 00:00	17-Jun-2024 00:00
						WP2415189-001	WP2415189-002	WP2415189-003	WP2415189-004	WP2415189-005
						Result	Result	Result	Result	Result
Physical Tests										
Acidity (as CaCO3)	----	E283/WT	2.0	mg/L		<2.0	<2.0	<2.0	<2.0	<2.0
Alkalinity, bicarbonate (as CaCO3)	----	E290/WP	1.0	mg/L		25.5	26.2	32.4	18.6	18.8
Alkalinity, carbonate (as CaCO3)	----	E290/WP	1.0	mg/L		2.6	<1.0	<1.0	<1.0	<1.0
Alkalinity, hydroxide (as CaCO3)	----	E290/WP	1.0	mg/L		<1.0	<1.0	<1.0	<1.0	<1.0
Alkalinity, phenolphthalein (as CaCO3)	----	E290/WP	1.0	mg/L		1.3	<1.0	<1.0	<1.0	<1.0
Alkalinity, total (as CaCO3)	----	E290/WP	1.0	mg/L		28.1	26.2	32.4	18.6	18.8
Conductivity	----	E100/WP	1.0	µS/cm		69.8	57.4	76.1	50.6	79.8
pH	----	E108/WP	0.10	pH units		8.64	7.71	7.84	7.56	7.45
Solids, total dissolved [TDS]	----	E162-L/WP	3.0	mg/L		42.6	25.1	46.0	21.0	52.6
Anions and Nutrients										
Chloride	16887-00-6	E235.Cl-L/WP	0.10	mg/L		0.24	0.18	0.32	0.11	0.46
Fluoride	16984-48-8	E235.F/WP	0.020	mg/L		<0.020	<0.020	<0.020	<0.020	0.028
Phosphorus, total	7723-14-0	E372-U/WP	0.0020	mg/L		0.0143	0.0117	0.0070	0.0076	0.0041
Sulfate (as SO4)	14808-79-8	E235.SO4/WP	0.30	mg/L		5.48	1.88	4.62	5.34	16.2
Dissolved Metals										
Aluminum, dissolved	7429-90-5	E421/WP	0.0010	mg/L		0.0337	0.0256	0.0349	0.0245	0.0065
Antimony, dissolved	7440-36-0	E421/WP	0.00010	mg/L		0.00429	0.00125	0.00153	0.00242	0.00130
Arsenic, dissolved	7440-38-2	E421/WP	0.00010	mg/L		0.0609	0.00106	0.00216	0.00590	0.00064
Barium, dissolved	7440-39-3	E421/WP	0.00010	mg/L		0.0114	0.0104	0.0130	0.0100	0.0127
Beryllium, dissolved	7440-41-7	E421/WP	0.000020	mg/L		Not Detected	Not Detected	Not Detected	<0.000020	Not Detected
Bismuth, dissolved	7440-69-9	E421/WP	0.000050	mg/L		Not Detected	Not Detected	Not Detected	Not Detected	Not Detected
Boron, dissolved	7440-42-8	E421/WP	0.010	mg/L		0.013	<0.010	<0.010	<0.010	<0.010
Cadmium, dissolved	7440-43-9	E421/WP	0.0000050	mg/L		Not Detected	Not Detected	Not Detected	Not Detected	0.000588
Calcium, dissolved	7440-70-2	E421/WP	0.050	mg/L		10.5	8.75	11.4	7.12	10.4
Cesium, dissolved	7440-46-2	E421/WP	0.000010	mg/L		<0.000010	<0.000010	<0.000010	0.000012	0.000011
Chromium, dissolved	7440-47-3	E421/WP	0.00050	mg/L		<0.00050	<0.00050	<0.00050	<0.00050	<0.00050
Cobalt, dissolved	7440-48-4	E421/WP	0.00010	mg/L		<0.00010	<0.00010	<0.00010	<0.00010	0.00020
Copper, dissolved	7440-50-8	E421/WP	0.00020	mg/L		0.00126	0.00074	0.00117	0.00074	0.00114
Iron, dissolved	7439-89-6	E421/WP	0.010	mg/L		<0.010	<0.010	<0.010	<0.010	Not Detected

Analytical Results

Sub-Matrix: **Water**
(Matrix: **Water**)

Analyte	CAS Number	Method/Lab	LOR	Unit	Client sample ID	FLB-01	FLB-02	FLB-03	FLB-04	FLB-05
					Client sampling date / time	17-Jun-2024 00:00	17-Jun-2024 00:00	17-Jun-2024 00:00	17-Jun-2024 00:00	17-Jun-2024 00:00
						WP2415189-001	WP2415189-002	WP2415189-003	WP2415189-004	WP2415189-005
						Result	Result	Result	Result	Result
Dissolved Metals										
Lead, dissolved	7439-92-1	E421/WP	0.000050	mg/L		<0.000050	<0.000050	<0.000050	<0.000050	0.000088
Lithium, dissolved	7439-93-2	E421/WP	0.0010	mg/L		<0.0010	<0.0010	Not Detected	Not Detected	<0.0010
Magnesium, dissolved	7439-95-4	E421/WP	0.0050	mg/L		0.528	0.473	0.561	0.413	0.892
Manganese, dissolved	7439-96-5	E421/WP	0.00010	mg/L		0.00027	0.00025	0.00044	0.00036	0.0620
Mercury, dissolved	7439-97-6	E509/WP	0.0000050	mg/L		<0.0000050	<0.0000050	<0.0000050	<0.0000050	<0.0000050
Molybdenum, dissolved	7439-98-7	E421/WP	0.000050	mg/L		0.00128	0.00102	0.00139	0.000791	0.000663
Nickel, dissolved	7440-02-0	E421/WP	0.00050	mg/L		<0.00050	<0.00050	<0.00050	<0.00050	0.00065
Phosphorus, dissolved	7723-14-0	E421.P-L/WP	0.030	mg/L		<0.030	<0.030	<0.030	<0.030	<0.030
Potassium, dissolved	7440-09-7	E421/WP	0.050	mg/L		1.06	0.920	0.980	0.913	1.05
Rubidium, dissolved	7440-17-7	E421/WP	0.00020	mg/L		0.00152	0.00126	0.00194	0.00168	0.00184
Selenium, dissolved	7782-49-2	E421/WP	0.000050	mg/L		0.000303	0.000066	0.000181	0.000928	0.00140
Silicon, dissolved	7440-21-3	E421/WP	0.050	mg/L		0.879	0.940	0.872	0.780	0.945
Silver, dissolved	7440-22-4	E421/WP	0.000010	mg/L		<0.000010	<0.000010	<0.000010	<0.000010	<0.000010
Sodium, dissolved	7440-23-5	E421/WP	0.050	mg/L		1.28	0.737	1.21	0.545	1.17
Strontium, dissolved	7440-24-6	E421/WP	0.00020	mg/L		0.0486	0.0397	0.0507	0.0342	0.0546
Sulfur, dissolved	7704-34-9	E421/WP	0.50	mg/L		2.07	0.72	1.51	1.56	5.03
Tellurium, dissolved	13494-80-9	E421/WP	0.00020	mg/L		Not Detected	Not Detected	Not Detected	Not Detected	Not Detected
Thallium, dissolved	7440-28-0	E421/WP	0.000010	mg/L		<0.000010	<0.000010	<0.000010	<0.000010	0.000013
Thorium, dissolved	7440-29-1	E421/WP	0.00010	mg/L		<0.00010	<0.00010	<0.00010	<0.00010	Not Detected
Tin, dissolved	7440-31-5	E421/WP	0.00010	mg/L		<0.00010	<0.00010	<0.00010	<0.00010	Not Detected
Titanium, dissolved	7440-32-6	E421/WP	0.00030	mg/L		0.00085	0.00066	0.00060	0.00059	<0.00030
Tungsten, dissolved	7440-33-7	E421/WP	0.00010	mg/L		0.00222	0.00050	0.00105	0.00040	0.00036
Uranium, dissolved	7440-61-1	E421/WP	0.000010	mg/L		0.00260	0.00122	0.00252	0.000521	0.000230
Vanadium, dissolved	7440-62-2	E421/WP	0.00050	mg/L		0.00151	0.00119	0.00114	0.00096	<0.00050
Zinc, dissolved	7440-66-6	E421/WP	0.0010	mg/L		<0.0010	0.0014	<0.0010	Not Detected	0.0611
Zirconium, dissolved	7440-67-7	E421/WP	0.00030	mg/L		<0.00030	<0.00030	<0.00030	<0.00030	Not Detected
Dissolved mercury filtration location	----	EP509/WP	-	-		Field	Field	Field	Field	Field
Dissolved metals filtration location	----	EP421/WP	-	-		Field	Field	Field	Field	Field

Please refer to the General Comments section for an explanation of any result qualifiers detected.

Please refer to the Accreditation section for an explanation of analyte accreditations.

Analytical Results

Sub-Matrix: **Water**
(Matrix: **Water**)

Analyte	CAS Number	Method/Lab	LOR	Unit	Client sample ID	FLB-06	FLB-08	FLB-09	FLB-10	FLB-11
					Client sampling date / time	17-Jun-2024 00:00	17-Jun-2024 00:00	17-Jun-2024 00:00	17-Jun-2024 00:00	17-Jun-2024 00:00
						WP2415189-006	WP2415189-007	WP2415189-008	WP2415189-009	WP2415189-010
						Result	Result	Result	Result	Result
Physical Tests										
Acidity (as CaCO3)	----	E283/WT	2.0	mg/L		<2.0	<2.0	<2.0	<2.0	<2.0
Alkalinity, bicarbonate (as CaCO3)	----	E290/WP	1.0	mg/L		21.9	33.1	31.6	31.2	25.1
Alkalinity, carbonate (as CaCO3)	----	E290/WP	1.0	mg/L		<1.0	<1.0	<1.0	<1.0	4.6
Alkalinity, hydroxide (as CaCO3)	----	E290/WP	1.0	mg/L		<1.0	<1.0	<1.0	<1.0	<1.0
Alkalinity, phenolphthalein (as CaCO3)	----	E290/WP	1.0	mg/L		<1.0	<1.0	<1.0	<1.0	2.3
Alkalinity, total (as CaCO3)	----	E290/WP	1.0	mg/L		21.9	33.1	31.6	31.2	29.7
Conductivity	----	E100/WP	1.0	µS/cm		63.6	73.6	68.8	65.7	61.9
pH	----	E108/WP	0.10	pH units		7.62	7.88	7.73	7.72	8.80
Solids, total dissolved [TDS]	----	E162-L/WP	3.0	mg/L		48.3	50.6	49.6	43.3	42.3
Anions and Nutrients										
Chloride	16887-00-6	E235.Cl-L/WP	0.10	mg/L		0.11	<0.10	0.12	0.12	<0.10
Fluoride	16984-48-8	E235.F/WP	0.020	mg/L		<0.020	<0.020	<0.020	<0.020	0.022
Phosphorus, total	7723-14-0	E372-U/WP	0.0020	mg/L		0.0101	0.0068	0.0061	0.0069	0.0054
Sulfate (as SO4)	14808-79-8	E235.SO4/WP	0.30	mg/L		8.09	3.25	2.26	1.07	1.54
Dissolved Metals										
Aluminum, dissolved	7429-90-5	E421/WP	0.0010	mg/L		0.0242	0.0344	0.0280	0.0407	0.0386
Antimony, dissolved	7440-36-0	E421/WP	0.00010	mg/L		0.00280	0.00041	0.00046	0.00034	0.00180
Arsenic, dissolved	7440-38-2	E421/WP	0.00010	mg/L		0.0125	0.00474	0.00378	0.00187	0.00299
Barium, dissolved	7440-39-3	E421/WP	0.00010	mg/L		0.0112	0.0141	0.0130	0.0140	0.00865
Beryllium, dissolved	7440-41-7	E421/WP	0.000020	mg/L		<0.000020	Not Detected	Not Detected	Not Detected	Not Detected
Bismuth, dissolved	7440-69-9	E421/WP	0.000050	mg/L		Not Detected	Not Detected	Not Detected	Not Detected	Not Detected
Boron, dissolved	7440-42-8	E421/WP	0.010	mg/L		<0.010	<0.010	<0.010	<0.010	<0.010
Cadmium, dissolved	7440-43-9	E421/WP	0.0000050	mg/L		Not Detected	<0.0000050	Not Detected	<0.0000050	Not Detected
Calcium, dissolved	7440-70-2	E421/WP	0.050	mg/L		9.08	11.6	10.8	10.2	9.66
Cesium, dissolved	7440-46-2	E421/WP	0.000010	mg/L		0.000011	0.000025	0.000014	0.000020	0.000019
Chromium, dissolved	7440-47-3	E421/WP	0.00050	mg/L		<0.00050	<0.00050	<0.00050	<0.00050	<0.00050
Cobalt, dissolved	7440-48-4	E421/WP	0.00010	mg/L		<0.00010	<0.00010	<0.00010	<0.00010	<0.00010
Copper, dissolved	7440-50-8	E421/WP	0.00020	mg/L		0.00094	0.00109	0.00077	0.00113	0.00121
Iron, dissolved	7439-89-6	E421/WP	0.010	mg/L		<0.010	Not Detected	<0.010	<0.010	<0.010
Lead, dissolved	7439-92-1	E421/WP	0.000050	mg/L		<0.000050	Not Detected	Not Detected	Not Detected	<0.000050

Analytical Results

Sub-Matrix: **Water**
(Matrix: **Water**)

Analyte	CAS Number	Method/Lab	LOR	Unit	Client sample ID	FLB-06	FLB-08	FLB-09	FLB-10	FLB-11
					Client sampling date / time	17-Jun-2024 00:00	17-Jun-2024 00:00	17-Jun-2024 00:00	17-Jun-2024 00:00	17-Jun-2024 00:00
						WP2415189-006	WP2415189-007	WP2415189-008	WP2415189-009	WP2415189-010
						Result	Result	Result	Result	Result
Dissolved Metals										
Lithium, dissolved	7439-93-2	E421/WP	0.0010	mg/L		Not Detected	Not Detected	Not Detected	Not Detected	Not Detected
Magnesium, dissolved	7439-95-4	E421/WP	0.0050	mg/L		0.566	0.402	0.444	0.531	0.395
Manganese, dissolved	7439-96-5	E421/WP	0.00010	mg/L		0.00053	0.00073	0.00060	0.00024	0.00028
Mercury, dissolved	7439-97-6	E509/WP	0.0000050	mg/L		<0.0000050	<0.0000050	<0.0000050	<0.0000050	<0.0000050
Molybdenum, dissolved	7439-98-7	E421/WP	0.000050	mg/L		0.000942	0.000153	0.000148	0.000118	0.000953
Nickel, dissolved	7440-02-0	E421/WP	0.00050	mg/L		<0.00050	<0.00050	<0.00050	<0.00050	<0.00050
Phosphorus, dissolved	7723-14-0	E421.P-L/WP	0.030	mg/L		<0.030	<0.030	<0.030	<0.030	<0.030
Potassium, dissolved	7440-09-7	E421/WP	0.050	mg/L		1.10	1.06	1.12	1.16	1.20
Rubidium, dissolved	7440-17-7	E421/WP	0.00020	mg/L		0.00186	0.00247	0.00243	0.00252	0.00210
Selenium, dissolved	7782-49-2	E421/WP	0.000050	mg/L		0.00166	0.000084	0.000072	0.000091	0.000082
Silicon, dissolved	7440-21-3	E421/WP	0.050	mg/L		0.837	0.784	0.798	0.829	0.862
Silver, dissolved	7440-22-4	E421/WP	0.000010	mg/L		<0.000010	Not Detected	<0.000010	<0.000010	<0.000010
Sodium, dissolved	7440-23-5	E421/WP	0.050	mg/L		0.552	0.762	0.536	0.597	0.487
Strontium, dissolved	7440-24-6	E421/WP	0.00020	mg/L		0.0421	0.0314	0.0299	0.0338	0.0455
Sulfur, dissolved	7704-34-9	E421/WP	0.50	mg/L		2.51	1.01	0.76	<0.50	<0.50
Tellurium, dissolved	13494-80-9	E421/WP	0.00020	mg/L		Not Detected	Not Detected	Not Detected	Not Detected	Not Detected
Thallium, dissolved	7440-28-0	E421/WP	0.000010	mg/L		<0.000010	<0.000010	<0.000010	<0.000010	<0.000010
Thorium, dissolved	7440-29-1	E421/WP	0.00010	mg/L		Not Detected	Not Detected	Not Detected	Not Detected	Not Detected
Tin, dissolved	7440-31-5	E421/WP	0.00010	mg/L		Not Detected	<0.00010	<0.00010	<0.00010	<0.00010
Titanium, dissolved	7440-32-6	E421/WP	0.00030	mg/L		0.00073	<0.00030	<0.00030	0.00041	0.00034
Tungsten, dissolved	7440-33-7	E421/WP	0.00010	mg/L		0.00052	0.00027	0.00048	0.00042	0.00136
Uranium, dissolved	7440-61-1	E421/WP	0.000010	mg/L		0.000776	0.000138	0.000138	0.000211	0.00152
Vanadium, dissolved	7440-62-2	E421/WP	0.00050	mg/L		0.00114	0.00083	0.00090	0.00086	0.00103
Zinc, dissolved	7440-66-6	E421/WP	0.0010	mg/L		<0.0010	<0.0010	Not Detected	Not Detected	<0.0010
Zirconium, dissolved	7440-67-7	E421/WP	0.00030	mg/L		<0.00030	Not Detected	Not Detected	Not Detected	<0.00030
Dissolved mercury filtration location	----	EP509/WP	-	-		Field	Field	Field	Field	Field
Dissolved metals filtration location	----	EP421/WP	-	-		Field	Field	Field	Field	Field

Please refer to the General Comments section for an explanation of any result qualifiers detected.

Please refer to the Accreditation section for an explanation of analyte accreditations.

Analytical Results

Sub-Matrix: **Water**
(Matrix: **Water**)

Analyte	CAS Number	Method/Lab	LOR	Unit	Client sample ID	FLB-12	FLB-13	FLB-14	FLB-15	FLB-DUPLICATE
					Client sampling date / time	17-Jun-2024 00:00	17-Jun-2024 00:00	17-Jun-2024 00:00	17-Jun-2024 00:00	17-Jun-2024 00:00
						WP2415189-011	WP2415189-012	WP2415189-013	WP2415189-014	WP2415189-016
						Result	Result	Result	Result	Result
Physical Tests										
Acidity (as CaCO3)	----	E283/WT	2.0	mg/L		<2.0	<2.0	<2.0	<2.0	<2.0
Alkalinity, bicarbonate (as CaCO3)	----	E290/WP	1.0	mg/L		17.8	14.5	8.1	14.0	28.6
Alkalinity, carbonate (as CaCO3)	----	E290/WP	1.0	mg/L		<1.0	<1.0	<1.0	<1.0	<1.0
Alkalinity, hydroxide (as CaCO3)	----	E290/WP	1.0	mg/L		<1.0	<1.0	<1.0	<1.0	<1.0
Alkalinity, phenolphthalein (as CaCO3)	----	E290/WP	1.0	mg/L		<1.0	<1.0	<1.0	<1.0	<1.0
Alkalinity, total (as CaCO3)	----	E290/WP	1.0	mg/L		17.8	14.5	8.1	14.0	28.6
Conductivity	----	E100/WP	1.0	µS/cm		59.5	69.9	66.6	51.7	61.8
pH	----	E108/WP	0.10	pH units		7.67	7.39	7.02	7.42	8.19
Solids, total dissolved [TDS]	----	E162-L/WP	3.0	mg/L		28.4	47.0	47.6	27.6	39.6
Anions and Nutrients										
Chloride	16887-00-6	E235.Cl-L/WP	0.10	mg/L		0.40	0.15	0.21	0.29	<0.10
Fluoride	16984-48-8	E235.F/WP	0.020	mg/L		0.053	0.029	0.029	0.030	0.024
Phosphorus, total	7723-14-0	E372-U/WP	0.0020	mg/L		0.0109	0.0046	0.0033	0.0066	0.0058
Sulfate (as SO4)	14808-79-8	E235.SO4/WP	0.30	mg/L		8.44	15.3	19.3	8.64	2.12
Dissolved Metals										
Aluminum, dissolved	7429-90-5	E421/WP	0.0010	mg/L		0.0252	0.0118	0.0069	0.0225	0.0392
Antimony, dissolved	7440-36-0	E421/WP	0.00010	mg/L		0.00355	0.00107	0.00098	0.00112	0.00184
Arsenic, dissolved	7440-38-2	E421/WP	0.00010	mg/L		0.141	0.00074	0.00098	0.00167	0.00292
Barium, dissolved	7440-39-3	E421/WP	0.00010	mg/L		0.00864	0.0143	0.0118	0.00886	0.00821
Beryllium, dissolved	7440-41-7	E421/WP	0.000020	mg/L		<0.000020	Not Detected	Not Detected	Not Detected	Not Detected
Bismuth, dissolved	7440-69-9	E421/WP	0.000050	mg/L		Not Detected	Not Detected	Not Detected	Not Detected	Not Detected
Boron, dissolved	7440-42-8	E421/WP	0.010	mg/L		<0.010	<0.010	<0.010	<0.010	<0.010
Cadmium, dissolved	7440-43-9	E421/WP	0.0000050	mg/L		<0.0000050	<0.0000050	0.0000072	0.0000057	<0.0000050
Calcium, dissolved	7440-70-2	E421/WP	0.050	mg/L		8.21	8.69	7.00	6.22	9.55
Cesium, dissolved	7440-46-2	E421/WP	0.000010	mg/L		0.000014	<0.000010	0.000012	0.000015	0.000016
Chromium, dissolved	7440-47-3	E421/WP	0.00050	mg/L		<0.00050	<0.00050	Not Detected	<0.00050	<0.00050
Cobalt, dissolved	7440-48-4	E421/WP	0.00010	mg/L		<0.00010	<0.00010	<0.00010	<0.00010	<0.00010
Copper, dissolved	7440-50-8	E421/WP	0.00020	mg/L		0.00108	0.00056	0.00047	0.00284	0.00126
Iron, dissolved	7439-89-6	E421/WP	0.010	mg/L		<0.010	<0.010	<0.010	<0.010	<0.010
Lead, dissolved	7439-92-1	E421/WP	0.000050	mg/L		<0.000050	<0.000050	<0.000050	<0.000050	<0.000050

Analytical Results

Sub-Matrix: **Water**
(Matrix: **Water**)

Analyte	CAS Number	Method/Lab	LOR	Unit	Client sample ID	FLB-12	FLB-13	FLB-14	FLB-15	FLB-DUPLICATE
					Client sampling date / time	17-Jun-2024 00:00	17-Jun-2024 00:00	17-Jun-2024 00:00	17-Jun-2024 00:00	17-Jun-2024 00:00
						WP2415189-011	WP2415189-012	WP2415189-013	WP2415189-014	WP2415189-016
						Result	Result	Result	Result	Result
Dissolved Metals										
Lithium, dissolved	7439-93-2	E421/WP	0.0010	mg/L		Not Detected	<0.0010	0.0011	Not Detected	Not Detected
Magnesium, dissolved	7439-95-4	E421/WP	0.0050	mg/L		0.560	0.796	0.927	0.694	0.390
Manganese, dissolved	7439-96-5	E421/WP	0.00010	mg/L		0.00054	0.0119	0.00352	0.0134	0.00037
Mercury, dissolved	7439-97-6	E509/WP	0.0000050	mg/L		<0.0000050	<0.0000050	<0.0000050	<0.0000050	<0.0000050
Molybdenum, dissolved	7439-98-7	E421/WP	0.000050	mg/L		0.00143	0.000456	0.000234	0.000634	0.000988
Nickel, dissolved	7440-02-0	E421/WP	0.00050	mg/L		<0.00050	0.00150	0.0134	0.00054	<0.00050
Phosphorus, dissolved	7723-14-0	E421.P-L/WP	0.030	mg/L		<0.030	<0.030	<0.030	<0.030	<0.030
Potassium, dissolved	7440-09-7	E421/WP	0.050	mg/L		0.822	1.42	1.43	0.939	1.19
Rubidium, dissolved	7440-17-7	E421/WP	0.00020	mg/L		0.00136	0.00231	0.00214	0.00180	0.00210
Selenium, dissolved	7782-49-2	E421/WP	0.000050	mg/L		0.00175	0.000610	0.000331	0.000124	0.000090
Silicon, dissolved	7440-21-3	E421/WP	0.050	mg/L		0.907	0.896	1.01	0.836	0.883
Silver, dissolved	7440-22-4	E421/WP	0.000010	mg/L		<0.000010	<0.000010	<0.000010	<0.000010	<0.000010
Sodium, dissolved	7440-23-5	E421/WP	0.050	mg/L		0.595	0.817	1.18	0.875	0.488
Strontium, dissolved	7440-24-6	E421/WP	0.00020	mg/L		0.0444	0.0498	0.0492	0.0406	0.0464
Sulfur, dissolved	7704-34-9	E421/WP	0.50	mg/L		2.52	4.61	5.78	2.47	<0.50
Tellurium, dissolved	13494-80-9	E421/WP	0.00020	mg/L		Not Detected	Not Detected	Not Detected	Not Detected	Not Detected
Thallium, dissolved	7440-28-0	E421/WP	0.000010	mg/L		<0.000010	<0.000010	0.000010	<0.000010	<0.000010
Thorium, dissolved	7440-29-1	E421/WP	0.00010	mg/L		Not Detected	Not Detected	Not Detected	<0.00010	Not Detected
Tin, dissolved	7440-31-5	E421/WP	0.00010	mg/L		<0.00010	<0.00010	<0.00010	<0.00010	<0.00010
Titanium, dissolved	7440-32-6	E421/WP	0.00030	mg/L		0.00062	0.00040	<0.00030	0.00061	0.00042
Tungsten, dissolved	7440-33-7	E421/WP	0.00010	mg/L		0.00056	0.00091	0.00018	0.00047	0.00129
Uranium, dissolved	7440-61-1	E421/WP	0.000010	mg/L		0.000328	0.000121	0.000048	0.000232	0.00148
Vanadium, dissolved	7440-62-2	E421/WP	0.00050	mg/L		0.00164	<0.00050	<0.00050	0.00080	0.00101
Zinc, dissolved	7440-66-6	E421/WP	0.0010	mg/L		Not Detected	Not Detected	<0.0010	<0.0010	<0.0010
Zirconium, dissolved	7440-67-7	E421/WP	0.00030	mg/L		<0.00030	<0.00030	Not Detected	<0.00030	<0.00030
Dissolved mercury filtration location	----	EP509/WP	-	-		Field	Field	Field	Field	Field
Dissolved metals filtration location	----	EP421/WP	-	-		Field	Field	Field	Field	Field

Please refer to the General Comments section for an explanation of any result qualifiers detected.

Please refer to the Accreditation section for an explanation of analyte accreditations.

Analytical Results

Sub-Matrix: Water (Matrix: Water)				Client sample ID	FLB-BLANK	FLB-FIELDBLANK	----	----	----
				Client sampling date / time	17-Jun-2024 00:00	17-Jun-2024 00:00	----	----	----
Analyte	CAS Number	Method/Lab	LOR	Unit	WP2415189-017	WP2415189-018	--------	--------	--------
					Result	Result	----	----	----
Physical Tests									
Acidity (as CaCO3)	----	E283/WT	2.0	mg/L	<2.0	----	----	----	----
Alkalinity, bicarbonate (as CaCO3)	----	E290/WP	1.0	mg/L	2.8	----	----	----	----
Alkalinity, carbonate (as CaCO3)	----	E290/WP	1.0	mg/L	<1.0	----	----	----	----
Alkalinity, hydroxide (as CaCO3)	----	E290/WP	1.0	mg/L	<1.0	----	----	----	----
Alkalinity, phenolphthalein (as CaCO3)	----	E290/WP	1.0	mg/L	<1.0	----	----	----	----
Alkalinity, total (as CaCO3)	----	E290/WP	1.0	mg/L	2.8	----	----	----	----
Conductivity	----	E100/WP	1.0	µS/cm	6.3	----	----	----	----
pH	----	E108/WP	0.10	pH units	6.46	----	----	----	----
Solids, total dissolved [TDS]	----	E162-L/WP	3.0	mg/L	8.2	----	----	----	----
Anions and Nutrients									
Chloride	16887-00-6	E235.Cl-L/WP	0.10	mg/L	<0.10	----	----	----	----
Fluoride	16984-48-8	E235.F/WP	0.020	mg/L	<0.020	----	----	----	----
Phosphorus, total	7723-14-0	E372-U/WP	0.0020	mg/L	0.0370	----	----	----	----
Sulfate (as SO4)	14808-79-8	E235.SO4/WP	0.30	mg/L	<0.30	----	----	----	----
Dissolved Metals									
Aluminum, dissolved	7429-90-5	E421/WP	0.0010	mg/L	0.0159	----	----	----	----
Antimony, dissolved	7440-36-0	E421/WP	0.00010	mg/L	<0.00010	----	----	----	----
Arsenic, dissolved	7440-38-2	E421/WP	0.00010	mg/L	0.00052	----	----	----	----
Barium, dissolved	7440-39-3	E421/WP	0.00010	mg/L	0.00116	----	----	----	----
Beryllium, dissolved	7440-41-7	E421/WP	0.000020	mg/L	Not Detected	----	----	----	----
Bismuth, dissolved	7440-69-9	E421/WP	0.000050	mg/L	Not Detected	----	----	----	----
Boron, dissolved	7440-42-8	E421/WP	0.010	mg/L	<0.010	----	----	----	----
Cadmium, dissolved	7440-43-9	E421/WP	0.0000050	mg/L	Not Detected	----	----	----	----
Calcium, dissolved	7440-70-2	E421/WP	0.050	mg/L	0.934	----	----	----	----
Cesium, dissolved	7440-46-2	E421/WP	0.000010	mg/L	<0.000010	----	----	----	----
Chromium, dissolved	7440-47-3	E421/WP	0.00050	mg/L	<0.00050	----	----	----	----
Cobalt, dissolved	7440-48-4	E421/WP	0.00010	mg/L	<0.00010	----	----	----	----
Copper, dissolved	7440-50-8	E421/WP	0.00020	mg/L	0.00027	----	----	----	----
Iron, dissolved	7439-89-6	E421/WP	0.010	mg/L	0.010	----	----	----	----
Lead, dissolved	7439-92-1	E421/WP	0.000050	mg/L	<0.000050	----	----	----	----

Analytical Results

Sub-Matrix: **Water**
(Matrix: **Water**)

Analyte	CAS Number	Method/Lab	LOR	Unit	Client sample ID	FLB-BLANK	FLB-FIELDBLANK	----	----	----
					Client sampling date / time	17-Jun-2024 00:00	17-Jun-2024 00:00	----	----	----
						WP2415189-017	WP2415189-018	--------	--------	--------
						Result	Result	----	----	----
Dissolved Metals										
Lithium, dissolved	7439-93-2	E421/WP	0.0010	mg/L		Not Detected	----	----	----	----
Magnesium, dissolved	7439-95-4	E421/WP	0.0050	mg/L		0.0887	----	----	----	----
Manganese, dissolved	7439-96-5	E421/WP	0.00010	mg/L		0.00045	----	----	----	----
Mercury, dissolved	7439-97-6	E509/WP	0.0000050	mg/L		<0.0000050	<0.0000050	----	----	----
Molybdenum, dissolved	7439-98-7	E421/WP	0.000050	mg/L		<0.000050	----	----	----	----
Nickel, dissolved	7440-02-0	E421/WP	0.00050	mg/L		<0.00050	----	----	----	----
Phosphorus, dissolved	7723-14-0	E421.P-L/WP	0.030	mg/L		<0.030	----	----	----	----
Potassium, dissolved	7440-09-7	E421/WP	0.050	mg/L		0.203	----	----	----	----
Rubidium, dissolved	7440-17-7	E421/WP	0.00020	mg/L		0.00036	----	----	----	----
Selenium, dissolved	7782-49-2	E421/WP	0.000050	mg/L		<0.000050	----	----	----	----
Silicon, dissolved	7440-21-3	E421/WP	0.050	mg/L		0.368	----	----	----	----
Silver, dissolved	7440-22-4	E421/WP	0.000010	mg/L		Not Detected	----	----	----	----
Sodium, dissolved	7440-23-5	E421/WP	0.050	mg/L		0.058	----	----	----	----
Strontium, dissolved	7440-24-6	E421/WP	0.00020	mg/L		0.00416	----	----	----	----
Sulfur, dissolved	7704-34-9	E421/WP	0.50	mg/L		Not Detected	----	----	----	----
Tellurium, dissolved	13494-80-9	E421/WP	0.00020	mg/L		Not Detected	----	----	----	----
Thallium, dissolved	7440-28-0	E421/WP	0.000010	mg/L		Not Detected	----	----	----	----
Thorium, dissolved	7440-29-1	E421/WP	0.00010	mg/L		<0.00010	----	----	----	----
Tin, dissolved	7440-31-5	E421/WP	0.00010	mg/L		<0.00010	----	----	----	----
Titanium, dissolved	7440-32-6	E421/WP	0.00030	mg/L		0.00119	----	----	----	----
Tungsten, dissolved	7440-33-7	E421/WP	0.00010	mg/L		<0.00010	----	----	----	----
Uranium, dissolved	7440-61-1	E421/WP	0.000010	mg/L		<0.000010	----	----	----	----
Vanadium, dissolved	7440-62-2	E421/WP	0.00050	mg/L		<0.00050	----	----	----	----
Zinc, dissolved	7440-66-6	E421/WP	0.0010	mg/L		<0.0010	----	----	----	----
Zirconium, dissolved	7440-67-7	E421/WP	0.00030	mg/L		<0.00030	----	----	----	----
Dissolved mercury filtration location	----	EP509/WP	-	-		Field	Field	----	----	----
Dissolved metals filtration location	----	EP421/WP	-	-		Field	----	----	----	----

Please refer to the General Comments section for an explanation of any result qualifiers detected.

Please refer to the Accreditation section for an explanation of analyte accreditations.

ALS Canada Ltd.

right solutions.
right partner.

QUALITY CONTROL INTERPRETIVE REPORT

Work Order	: **WP2415189**	Page	: 1 of 28
Client	: **Great Bear Resources Ltd**	Laboratory	: ALS Environmental - Winnipeg
Contact	: Ashley Moncrief	Account Manager	: Judy Dalmaijer
Address	: Great Bear Resources Ltd. 117 Forestry Road Red Lake ON Canada P0V 2M0	Address	: 1329 Niakwa Road East, Unit 12 Winnipeg, Manitoba Canada R2J 3T4
Telephone	: 807 630 0203	Telephone	: +1 204 255 9720
Project	: PPR-022-3	Date Samples Received	: 17-Jun-2024 08:00
PO	: PPR-022-3	Issue Date	: 26-Jun-2024 14:11
C-O-C number	: ----		
Sampler	: ----		
Site	: ----		
Quote number	: 2024 Standing offer_V2		
No. of samples received	: 17		
No. of samples analysed	: 17		

This report is automatically generated by the ALS LIMS (Laboratory Information Management System) through evaluation of Quality Control (QC) results and other QA parameters associated with this submission, and is intended to facilitate rapid data validation by auditors or reviewers. The report highlights any exceptions and outliers to ALS Data Quality Objectives, provides holding time details and exceptions, summarizes QC sample frequencies, and lists applicable methodology references and summaries.

Key

Anonymous: Refers to samples which are not part of this work order, but which formed part of the QC process lot.
CAS Number: Chemical Abstracts Service number is a unique identifier assigned to discrete substances.
DQO: Data Quality Objective.
LOR: Limit of Reporting (detection limit).
RPD: Relative Percent Difference.

Workorder Comments

Holding times are displayed as "---" if no guidance exists from CCME, Canadian provinces, or broadly recognized international references.

Summary of Outliers

Outliers : Quality Control Samples

- No Method Blank value outliers occur.
- No Duplicate outliers occur.
- No Laboratory Control Sample (LCS) outliers occur
- No Matrix Spike outliers occur.
- No Test sample Surrogate recovery outliers exist.

Outliers: Reference Material (RM) Samples

- No Reference Material (RM) Sample outliers occur.

Outliers : Analysis Holding Time Compliance (Breaches)

- No Analysis Holding Time Outliers exist.

Outliers : Frequency of Quality Control Samples

- Quality Control Sample Frequency Outliers occur - please see following pages for full details.

Analysis Holding Time Compliance

This report summarizes extraction / preparation and analysis times and compares each with ALS recommended holding times, which are selected to meet known provincial and /or federal requirements. In the absence of regulatory hold times, ALS establishes recommendations based on guidelines published by organizations such as CCME, US EPA, APHA Standard Methods, ASTM, or Environment Canada (where available). Dates and holding times reported below represent the first dates of extraction or analysis. If subsequent tests or dilutions exceeded holding times, qualifiers are added (refer to COA).

If samples are identified below as having been analyzed or extracted outside of recommended holding times, measurement uncertainties may be increased, and this should be taken into consideration when interpreting results.

Where actual sampling date is not provided on the chain of custody, the date of receipt with time at 00:00 is used for calculation purposes.

Where only the sample date without time is provided on the chain of custody, the sampling date at 00:00 is used for calculation purposes.

Matrix: **Water**

Evaluation: × = Holding time exceedance ; ✓ = Within Holding Time

Analyte Group : Analytical Method / Container / Client Sample ID(s)	Method	Sampling Date	Extraction / Preparation				Analysis			
			Preparation Date	Holding Times Rec	Holding Times Actual	Eval	Analysis Date	Holding Times Rec	Holding Times Actual	Eval
Anions and Nutrients : Chloride in Water by IC (Low Level)										
HDPE [ON MECP] FLB-01	E235.Cl-L	17-Jun-2024	17-Jun-2024	28 days	1 days	✓	17-Jun-2024	28 days	1 days	✓
Anions and Nutrients : Chloride in Water by IC (Low Level)										
HDPE [ON MECP] FLB-02	E235.Cl-L	17-Jun-2024	17-Jun-2024	28 days	1 days	✓	17-Jun-2024	28 days	1 days	✓
Anions and Nutrients : Chloride in Water by IC (Low Level)										
HDPE [ON MECP] FLB-03	E235.Cl-L	17-Jun-2024	17-Jun-2024	28 days	1 days	✓	17-Jun-2024	28 days	1 days	✓
Anions and Nutrients : Chloride in Water by IC (Low Level)										
HDPE [ON MECP] FLB-04	E235.Cl-L	17-Jun-2024	17-Jun-2024	28 days	1 days	✓	17-Jun-2024	28 days	1 days	✓
Anions and Nutrients : Chloride in Water by IC (Low Level)										
HDPE [ON MECP] FLB-05	E235.Cl-L	17-Jun-2024	17-Jun-2024	28 days	1 days	✓	17-Jun-2024	28 days	1 days	✓
Anions and Nutrients : Chloride in Water by IC (Low Level)										
HDPE [ON MECP] FLB-06	E235.Cl-L	17-Jun-2024	17-Jun-2024	28 days	1 days	✓	17-Jun-2024	28 days	1 days	✓
Anions and Nutrients : Chloride in Water by IC (Low Level)										
HDPE [ON MECP] FLB-08	E235.Cl-L	17-Jun-2024	17-Jun-2024	28 days	1 days	✓	17-Jun-2024	28 days	1 days	✓

Matrix: **Water**

Evaluation: × = Holding time exceedance ; ✓ = Within Holding Time

Analyte Group : Analytical Method / Container / Client Sample ID(s)	Method	Sampling Date	Extraction / Preparation				Analysis			
			Preparation Date	Holding Times Rec	Holding Times Actual	Eval	Analysis Date	Holding Times Rec	Holding Times Actual	Eval
Anions and Nutrients : Chloride in Water by IC (Low Level)										
HDPE [ON MECP] FLB-09	E235.Cl-L	17-Jun-2024	17-Jun-2024	28 days	1 days	✓	17-Jun-2024	28 days	1 days	✓
Anions and Nutrients : Chloride in Water by IC (Low Level)										
HDPE [ON MECP] FLB-10	E235.Cl-L	17-Jun-2024	17-Jun-2024	28 days	1 days	✓	17-Jun-2024	28 days	1 days	✓
Anions and Nutrients : Chloride in Water by IC (Low Level)										
HDPE [ON MECP] FLB-11	E235.Cl-L	17-Jun-2024	17-Jun-2024	28 days	1 days	✓	17-Jun-2024	28 days	1 days	✓
Anions and Nutrients : Chloride in Water by IC (Low Level)										
HDPE [ON MECP] FLB-12	E235.Cl-L	17-Jun-2024	17-Jun-2024	28 days	1 days	✓	17-Jun-2024	28 days	1 days	✓
Anions and Nutrients : Chloride in Water by IC (Low Level)										
HDPE [ON MECP] FLB-13	E235.Cl-L	17-Jun-2024	17-Jun-2024	28 days	1 days	✓	17-Jun-2024	28 days	1 days	✓
Anions and Nutrients : Chloride in Water by IC (Low Level)										
HDPE [ON MECP] FLB-14	E235.Cl-L	17-Jun-2024	17-Jun-2024	28 days	1 days	✓	17-Jun-2024	28 days	1 days	✓
Anions and Nutrients : Chloride in Water by IC (Low Level)										
HDPE [ON MECP] FLB-15	E235.Cl-L	17-Jun-2024	17-Jun-2024	28 days	1 days	✓	17-Jun-2024	28 days	1 days	✓
Anions and Nutrients : Chloride in Water by IC (Low Level)										
HDPE [ON MECP] FLB-BLANK	E235.Cl-L	17-Jun-2024	17-Jun-2024	28 days	1 days	✓	17-Jun-2024	28 days	1 days	✓
Anions and Nutrients : Chloride in Water by IC (Low Level)										
HDPE [ON MECP] FLB-DUPLICATE	E235.Cl-L	17-Jun-2024	17-Jun-2024	28 days	1 days	✓	17-Jun-2024	28 days	1 days	✓

Matrix: **Water**

Evaluation: × = Holding time exceedance ; ✓ = Within Holding Time

Analyte Group : Analytical Method / Container / Client Sample ID(s)	Method	Sampling Date	Extraction / Preparation				Analysis			
			Preparation Date	Holding Times Rec	Holding Times Actual	Eval	Analysis Date	Holding Times Rec	Holding Times Actual	Eval
Anions and Nutrients : Fluoride in Water by IC										
HDPE [ON MECP] FLB-01	E235.F	17-Jun-2024	17-Jun-2024	28 days	1 days	✓	17-Jun-2024	28 days	1 days	✓
Anions and Nutrients : Fluoride in Water by IC										
HDPE [ON MECP] FLB-02	E235.F	17-Jun-2024	17-Jun-2024	28 days	1 days	✓	17-Jun-2024	28 days	1 days	✓
Anions and Nutrients : Fluoride in Water by IC										
HDPE [ON MECP] FLB-03	E235.F	17-Jun-2024	17-Jun-2024	28 days	1 days	✓	17-Jun-2024	28 days	1 days	✓
Anions and Nutrients : Fluoride in Water by IC										
HDPE [ON MECP] FLB-04	E235.F	17-Jun-2024	17-Jun-2024	28 days	1 days	✓	17-Jun-2024	28 days	1 days	✓
Anions and Nutrients : Fluoride in Water by IC										
HDPE [ON MECP] FLB-05	E235.F	17-Jun-2024	17-Jun-2024	28 days	1 days	✓	17-Jun-2024	28 days	1 days	✓
Anions and Nutrients : Fluoride in Water by IC										
HDPE [ON MECP] FLB-06	E235.F	17-Jun-2024	17-Jun-2024	28 days	1 days	✓	17-Jun-2024	28 days	1 days	✓
Anions and Nutrients : Fluoride in Water by IC										
HDPE [ON MECP] FLB-08	E235.F	17-Jun-2024	17-Jun-2024	28 days	1 days	✓	17-Jun-2024	28 days	1 days	✓
Anions and Nutrients : Fluoride in Water by IC										
HDPE [ON MECP] FLB-09	E235.F	17-Jun-2024	17-Jun-2024	28 days	1 days	✓	17-Jun-2024	28 days	1 days	✓
Anions and Nutrients : Fluoride in Water by IC										
HDPE [ON MECP] FLB-10	E235.F	17-Jun-2024	17-Jun-2024	28 days	1 days	✓	17-Jun-2024	28 days	1 days	✓

Matrix: **Water**

Evaluation: × = Holding time exceedance ; ✓ = Within Holding Time

Analyte Group : Analytical Method / Container / Client Sample ID(s)	Method	Sampling Date	Extraction / Preparation				Analysis			
			Preparation Date	Holding Times Rec	Holding Times Actual	Eval	Analysis Date	Holding Times Rec	Holding Times Actual	Eval
Anions and Nutrients : Fluoride in Water by IC										
HDPE [ON MECP] FLB-11	E235.F	17-Jun-2024	17-Jun-2024	28 days	1 days	✓	17-Jun-2024	28 days	1 days	✓
Anions and Nutrients : Fluoride in Water by IC										
HDPE [ON MECP] FLB-12	E235.F	17-Jun-2024	17-Jun-2024	28 days	1 days	✓	17-Jun-2024	28 days	1 days	✓
Anions and Nutrients : Fluoride in Water by IC										
HDPE [ON MECP] FLB-13	E235.F	17-Jun-2024	17-Jun-2024	28 days	1 days	✓	17-Jun-2024	28 days	1 days	✓
Anions and Nutrients : Fluoride in Water by IC										
HDPE [ON MECP] FLB-14	E235.F	17-Jun-2024	17-Jun-2024	28 days	1 days	✓	17-Jun-2024	28 days	1 days	✓
Anions and Nutrients : Fluoride in Water by IC										
HDPE [ON MECP] FLB-15	E235.F	17-Jun-2024	17-Jun-2024	28 days	1 days	✓	17-Jun-2024	28 days	1 days	✓
Anions and Nutrients : Fluoride in Water by IC										
HDPE [ON MECP] FLB-BLANK	E235.F	17-Jun-2024	17-Jun-2024	28 days	1 days	✓	17-Jun-2024	28 days	1 days	✓
Anions and Nutrients : Fluoride in Water by IC										
HDPE [ON MECP] FLB-DUPLICATE	E235.F	17-Jun-2024	17-Jun-2024	28 days	1 days	✓	17-Jun-2024	28 days	1 days	✓
Anions and Nutrients : Sulfate in Water by IC										
HDPE [ON MECP] FLB-01	E235.SO4	17-Jun-2024	17-Jun-2024	28 days	1 days	✓	17-Jun-2024	28 days	1 days	✓
Anions and Nutrients : Sulfate in Water by IC										
HDPE [ON MECP] FLB-02	E235.SO4	17-Jun-2024	17-Jun-2024	28 days	1 days	✓	17-Jun-2024	28 days	1 days	✓

Matrix: **Water**

Evaluation: × = Holding time exceedance ; ✓ = Within Holding Time

Analyte Group : Analytical Method / Container / Client Sample ID(s)	Method	Sampling Date	Extraction / Preparation				Analysis			
			Preparation Date	Holding Times Rec	Holding Times Actual	Eval	Analysis Date	Holding Times Rec	Holding Times Actual	Eval
Anions and Nutrients : Sulfate in Water by IC										
HDPE [ON MECP] FLB-03	E235.SO4	17-Jun-2024	17-Jun-2024	28 days	1 days	✓	17-Jun-2024	28 days	1 days	✓
Anions and Nutrients : Sulfate in Water by IC										
HDPE [ON MECP] FLB-04	E235.SO4	17-Jun-2024	17-Jun-2024	28 days	1 days	✓	17-Jun-2024	28 days	1 days	✓
Anions and Nutrients : Sulfate in Water by IC										
HDPE [ON MECP] FLB-05	E235.SO4	17-Jun-2024	17-Jun-2024	28 days	1 days	✓	17-Jun-2024	28 days	1 days	✓
Anions and Nutrients : Sulfate in Water by IC										
HDPE [ON MECP] FLB-06	E235.SO4	17-Jun-2024	17-Jun-2024	28 days	1 days	✓	17-Jun-2024	28 days	1 days	✓
Anions and Nutrients : Sulfate in Water by IC										
HDPE [ON MECP] FLB-08	E235.SO4	17-Jun-2024	17-Jun-2024	28 days	1 days	✓	17-Jun-2024	28 days	1 days	✓
Anions and Nutrients : Sulfate in Water by IC										
HDPE [ON MECP] FLB-09	E235.SO4	17-Jun-2024	17-Jun-2024	28 days	1 days	✓	17-Jun-2024	28 days	1 days	✓
Anions and Nutrients : Sulfate in Water by IC										
HDPE [ON MECP] FLB-10	E235.SO4	17-Jun-2024	17-Jun-2024	28 days	1 days	✓	17-Jun-2024	28 days	1 days	✓
Anions and Nutrients : Sulfate in Water by IC										
HDPE [ON MECP] FLB-11	E235.SO4	17-Jun-2024	17-Jun-2024	28 days	1 days	✓	17-Jun-2024	28 days	1 days	✓
Anions and Nutrients : Sulfate in Water by IC										
HDPE [ON MECP] FLB-12	E235.SO4	17-Jun-2024	17-Jun-2024	28 days	1 days	✓	17-Jun-2024	28 days	1 days	✓

Matrix: **Water**

Evaluation: × = Holding time exceedance ; ✓ = Within Holding Time

Analyte Group : Analytical Method / Container / Client Sample ID(s)	Method	Sampling Date	Extraction / Preparation				Analysis			
			Preparation Date	Holding Times Rec	Holding Times Actual	Eval	Analysis Date	Holding Times Rec	Holding Times Actual	Eval
Anions and Nutrients : Sulfate in Water by IC										
HDPE [ON MECP] FLB-13	E235.SO4	17-Jun-2024	17-Jun-2024	28 days	1 days	✓	17-Jun-2024	28 days	1 days	✓
Anions and Nutrients : Sulfate in Water by IC										
HDPE [ON MECP] FLB-14	E235.SO4	17-Jun-2024	17-Jun-2024	28 days	1 days	✓	17-Jun-2024	28 days	1 days	✓
Anions and Nutrients : Sulfate in Water by IC										
HDPE [ON MECP] FLB-15	E235.SO4	17-Jun-2024	17-Jun-2024	28 days	1 days	✓	17-Jun-2024	28 days	1 days	✓
Anions and Nutrients : Sulfate in Water by IC										
HDPE [ON MECP] FLB-BLANK	E235.SO4	17-Jun-2024	17-Jun-2024	28 days	1 days	✓	17-Jun-2024	28 days	1 days	✓
Anions and Nutrients : Sulfate in Water by IC										
HDPE [ON MECP] FLB-DUPLICATE	E235.SO4	17-Jun-2024	17-Jun-2024	28 days	1 days	✓	17-Jun-2024	28 days	1 days	✓
Anions and Nutrients : Total Phosphorus by Colourimetry (0.002 mg/L)										
Amber glass total (sulfuric acid) FLB-01	E372-U	17-Jun-2024	17-Jun-2024	28 days	1 days	✓	18-Jun-2024	28 days	1 days	✓
Anions and Nutrients : Total Phosphorus by Colourimetry (0.002 mg/L)										
Amber glass total (sulfuric acid) FLB-02	E372-U	17-Jun-2024	17-Jun-2024	28 days	1 days	✓	18-Jun-2024	28 days	1 days	✓
Anions and Nutrients : Total Phosphorus by Colourimetry (0.002 mg/L)										
Amber glass total (sulfuric acid) FLB-03	E372-U	17-Jun-2024	17-Jun-2024	28 days	1 days	✓	18-Jun-2024	28 days	1 days	✓
Anions and Nutrients : Total Phosphorus by Colourimetry (0.002 mg/L)										
Amber glass total (sulfuric acid) FLB-04	E372-U	17-Jun-2024	17-Jun-2024	28 days	1 days	✓	18-Jun-2024	28 days	1 days	✓

Matrix: **Water**

Evaluation: × = Holding time exceedance ; ✓ = Within Holding Time

Analyte Group : Analytical Method / Container / Client Sample ID(s)	Method	Sampling Date	Extraction / Preparation				Analysis			
			Preparation Date	Holding Times Rec	Holding Times Actual	Eval	Analysis Date	Holding Times Rec	Holding Times Actual	Eval
Anions and Nutrients : Total Phosphorus by Colourimetry (0.002 mg/L)										
Amber glass total (sulfuric acid) FLB-05	E372-U	17-Jun-2024	17-Jun-2024	28 days	1 days	✓	18-Jun-2024	28 days	1 days	✓
Anions and Nutrients : Total Phosphorus by Colourimetry (0.002 mg/L)										
Amber glass total (sulfuric acid) FLB-06	E372-U	17-Jun-2024	17-Jun-2024	28 days	1 days	✓	18-Jun-2024	28 days	1 days	✓
Anions and Nutrients : Total Phosphorus by Colourimetry (0.002 mg/L)										
Amber glass total (sulfuric acid) FLB-08	E372-U	17-Jun-2024	17-Jun-2024	28 days	1 days	✓	18-Jun-2024	28 days	1 days	✓
Anions and Nutrients : Total Phosphorus by Colourimetry (0.002 mg/L)										
Amber glass total (sulfuric acid) FLB-09	E372-U	17-Jun-2024	17-Jun-2024	28 days	1 days	✓	18-Jun-2024	28 days	1 days	✓
Anions and Nutrients : Total Phosphorus by Colourimetry (0.002 mg/L)										
Amber glass total (sulfuric acid) FLB-10	E372-U	17-Jun-2024	17-Jun-2024	28 days	1 days	✓	18-Jun-2024	28 days	1 days	✓
Anions and Nutrients : Total Phosphorus by Colourimetry (0.002 mg/L)										
Amber glass total (sulfuric acid) FLB-11	E372-U	17-Jun-2024	17-Jun-2024	28 days	1 days	✓	18-Jun-2024	28 days	1 days	✓
Anions and Nutrients : Total Phosphorus by Colourimetry (0.002 mg/L)										
Amber glass total (sulfuric acid) FLB-12	E372-U	17-Jun-2024	18-Jun-2024	28 days	2 days	✓	19-Jun-2024	28 days	2 days	✓
Anions and Nutrients : Total Phosphorus by Colourimetry (0.002 mg/L)										
Amber glass total (sulfuric acid) FLB-13	E372-U	17-Jun-2024	18-Jun-2024	28 days	2 days	✓	19-Jun-2024	28 days	2 days	✓
Anions and Nutrients : Total Phosphorus by Colourimetry (0.002 mg/L)										
Amber glass total (sulfuric acid) FLB-14	E372-U	17-Jun-2024	18-Jun-2024	28 days	2 days	✓	19-Jun-2024	28 days	2 days	✓

Matrix: **Water**

Evaluation: × = Holding time exceedance ; ✓ = Within Holding Time

Analyte Group : Analytical Method / Container / Client Sample ID(s)	*Method*	*Sampling Date*	*Extraction / Preparation*				*Analysis*			
			Preparation Date	*Holding Times*		*Eval*	*Analysis Date*	*Holding Times*		*Eval*
				Rec	*Actual*			*Rec*	*Actual*	
Anions and Nutrients : Total Phosphorus by Colourimetry (0.002 mg/L)										
Amber glass total (sulfuric acid)										
FLB-15	E372-U	17-Jun-2024	18-Jun-2024	28 days	2 days	✓	19-Jun-2024	28 days	2 days	✓
Anions and Nutrients : Total Phosphorus by Colourimetry (0.002 mg/L)										
Amber glass total (sulfuric acid)										
FLB-BLANK	E372-U	17-Jun-2024	19-Jun-2024	28 days	3 days	✓	20-Jun-2024	28 days	3 days	✓
Anions and Nutrients : Total Phosphorus by Colourimetry (0.002 mg/L)										
Amber glass total (sulfuric acid)										
FLB-DUPLICATE	E372-U	17-Jun-2024	19-Jun-2024	28 days	3 days	✓	20-Jun-2024	28 days	3 days	✓
Dissolved Metals : Dissolved Mercury in Water by CVAAS										
Glass vial dissolved (hydrochloric acid)										
FLB-FIELDBLANK	E509	17-Jun-2024	26-Jun-2024	28 days	10 days	✓	26-Jun-2024	28 days	10 days	✓
Dissolved Metals : Dissolved Mercury in Water by CVAAS										
Glass vial dissolved (hydrochloric acid)										
FLB-01	E509	17-Jun-2024	25-Jun-2024	28 days	8 days	✓	25-Jun-2024	28 days	8 days	✓
Dissolved Metals : Dissolved Mercury in Water by CVAAS										
Glass vial dissolved (hydrochloric acid)										
FLB-02	E509	17-Jun-2024	25-Jun-2024	28 days	8 days	✓	25-Jun-2024	28 days	8 days	✓
Dissolved Metals : Dissolved Mercury in Water by CVAAS										
Glass vial dissolved (hydrochloric acid)										
FLB-03	E509	17-Jun-2024	25-Jun-2024	28 days	8 days	✓	25-Jun-2024	28 days	8 days	✓
Dissolved Metals : Dissolved Mercury in Water by CVAAS										
Glass vial dissolved (hydrochloric acid)										
FLB-04	E509	17-Jun-2024	25-Jun-2024	28 days	8 days	✓	25-Jun-2024	28 days	8 days	✓
Dissolved Metals : Dissolved Mercury in Water by CVAAS										
Glass vial dissolved (hydrochloric acid)										
FLB-05	E509	17-Jun-2024	25-Jun-2024	28 days	8 days	✓	25-Jun-2024	28 days	8 days	✓

Matrix: **Water**

Evaluation: × = Holding time exceedance ; ✓ = Within Holding Time

Analyte Group : Analytical Method / Container / Client Sample ID(s)	Method	Sampling Date	Extraction / Preparation				Analysis			
			Preparation Date	Holding Times Rec	Holding Times Actual	Eval	Analysis Date	Holding Times Rec	Holding Times Actual	Eval
Dissolved Metals : Dissolved Mercury in Water by CVAAS										
Glass vial dissolved (hydrochloric acid) FLB-06	E509	17-Jun-2024	25-Jun-2024	28 days	8 days	✓	25-Jun-2024	28 days	8 days	✓
Dissolved Metals : Dissolved Mercury in Water by CVAAS										
Glass vial dissolved (hydrochloric acid) FLB-08	E509	17-Jun-2024	25-Jun-2024	28 days	8 days	✓	25-Jun-2024	28 days	8 days	✓
Dissolved Metals : Dissolved Mercury in Water by CVAAS										
Glass vial dissolved (hydrochloric acid) FLB-09	E509	17-Jun-2024	25-Jun-2024	28 days	8 days	✓	25-Jun-2024	28 days	8 days	✓
Dissolved Metals : Dissolved Mercury in Water by CVAAS										
Glass vial dissolved (hydrochloric acid) FLB-10	E509	17-Jun-2024	25-Jun-2024	28 days	8 days	✓	25-Jun-2024	28 days	8 days	✓
Dissolved Metals : Dissolved Mercury in Water by CVAAS										
Glass vial dissolved (hydrochloric acid) FLB-11	E509	17-Jun-2024	25-Jun-2024	28 days	8 days	✓	25-Jun-2024	28 days	8 days	✓
Dissolved Metals : Dissolved Mercury in Water by CVAAS										
Glass vial dissolved (hydrochloric acid) FLB-12	E509	17-Jun-2024	25-Jun-2024	28 days	8 days	✓	25-Jun-2024	28 days	8 days	✓
Dissolved Metals : Dissolved Mercury in Water by CVAAS										
Glass vial dissolved (hydrochloric acid) FLB-13	E509	17-Jun-2024	25-Jun-2024	28 days	8 days	✓	25-Jun-2024	28 days	8 days	✓
Dissolved Metals : Dissolved Mercury in Water by CVAAS										
Glass vial dissolved (hydrochloric acid) FLB-14	E509	17-Jun-2024	25-Jun-2024	28 days	8 days	✓	25-Jun-2024	28 days	8 days	✓
Dissolved Metals : Dissolved Mercury in Water by CVAAS										
Glass vial dissolved (hydrochloric acid) FLB-15	E509	17-Jun-2024	25-Jun-2024	28 days	8 days	✓	25-Jun-2024	28 days	8 days	✓

Matrix: **Water**

Evaluation: × = Holding time exceedance ; ✓ = Within Holding Time

Analyte Group : Analytical Method / Container / Client Sample ID(s)	Method	Sampling Date	Extraction / Preparation				Analysis			
			Preparation Date	Holding Times Rec	Holding Times Actual	Eval	Analysis Date	Holding Times Rec	Holding Times Actual	Eval
Dissolved Metals : Dissolved Mercury in Water by CVAAS										
Glass vial dissolved (hydrochloric acid)										
FLB-BLANK	E509	17-Jun-2024	25-Jun-2024	28 days	8 days	✓	25-Jun-2024	28 days	8 days	✓
Dissolved Metals : Dissolved Mercury in Water by CVAAS										
Glass vial dissolved (hydrochloric acid)										
FLB-DUPLICATE	E509	17-Jun-2024	25-Jun-2024	28 days	8 days	✓	25-Jun-2024	28 days	8 days	✓
Dissolved Metals : Dissolved Metals in Water by CRC ICPMS										
HDPE dissolved (nitric acid)										
FLB-01	E421	17-Jun-2024	21-Jun-2024	180 days	5 days	✓	21-Jun-2024	180 days	5 days	✓
Dissolved Metals : Dissolved Metals in Water by CRC ICPMS										
HDPE dissolved (nitric acid)										
FLB-02	E421	17-Jun-2024	21-Jun-2024	180 days	5 days	✓	21-Jun-2024	180 days	5 days	✓
Dissolved Metals : Dissolved Metals in Water by CRC ICPMS										
HDPE dissolved (nitric acid)										
FLB-03	E421	17-Jun-2024	24-Jun-2024	180 days	7 days	✓	24-Jun-2024	180 days	7 days	✓
Dissolved Metals : Dissolved Metals in Water by CRC ICPMS										
HDPE dissolved (nitric acid)										
FLB-04	E421	17-Jun-2024	24-Jun-2024	180 days	7 days	✓	24-Jun-2024	180 days	7 days	✓
Dissolved Metals : Dissolved Metals in Water by CRC ICPMS										
HDPE dissolved (nitric acid)										
FLB-05	E421	17-Jun-2024	24-Jun-2024	180 days	7 days	✓	24-Jun-2024	180 days	7 days	✓
Dissolved Metals : Dissolved Metals in Water by CRC ICPMS										
HDPE dissolved (nitric acid)										
FLB-06	E421	17-Jun-2024	24-Jun-2024	180 days	7 days	✓	24-Jun-2024	180 days	7 days	✓
Dissolved Metals : Dissolved Metals in Water by CRC ICPMS										
HDPE dissolved (nitric acid)										
FLB-08	E421	17-Jun-2024	24-Jun-2024	180 days	7 days	✓	24-Jun-2024	180 days	7 days	✓

Matrix: **Water**

Evaluation: × = Holding time exceedance ; ✓ = Within Holding Time

Analyte Group : Analytical Method / Container / Client Sample ID(s)	Method	Sampling Date	Extraction / Preparation				Analysis			
			Preparation Date	Holding Times Rec	Holding Times Actual	Eval	Analysis Date	Holding Times Rec	Holding Times Actual	Eval
Dissolved Metals : Dissolved Metals in Water by CRC ICPMS										
HDPE dissolved (nitric acid) FLB-09	E421	17-Jun-2024	24-Jun-2024	180 days	7 days	✓	24-Jun-2024	180 days	7 days	✓
Dissolved Metals : Dissolved Metals in Water by CRC ICPMS										
HDPE dissolved (nitric acid) FLB-10	E421	17-Jun-2024	24-Jun-2024	180 days	7 days	✓	24-Jun-2024	180 days	7 days	✓
Dissolved Metals : Dissolved Metals in Water by CRC ICPMS										
HDPE dissolved (nitric acid) FLB-11	E421	17-Jun-2024	24-Jun-2024	180 days	7 days	✓	24-Jun-2024	180 days	7 days	✓
Dissolved Metals : Dissolved Metals in Water by CRC ICPMS										
HDPE dissolved (nitric acid) FLB-12	E421	17-Jun-2024	24-Jun-2024	180 days	7 days	✓	24-Jun-2024	180 days	7 days	✓
Dissolved Metals : Dissolved Metals in Water by CRC ICPMS										
HDPE dissolved (nitric acid) FLB-13	E421	17-Jun-2024	24-Jun-2024	180 days	7 days	✓	24-Jun-2024	180 days	7 days	✓
Dissolved Metals : Dissolved Metals in Water by CRC ICPMS										
HDPE dissolved (nitric acid) FLB-14	E421	17-Jun-2024	24-Jun-2024	180 days	7 days	✓	24-Jun-2024	180 days	7 days	✓
Dissolved Metals : Dissolved Metals in Water by CRC ICPMS										
HDPE dissolved (nitric acid) FLB-15	E421	17-Jun-2024	24-Jun-2024	180 days	7 days	✓	24-Jun-2024	180 days	7 days	✓
Dissolved Metals : Dissolved Metals in Water by CRC ICPMS										
HDPE dissolved (nitric acid) FLB-BLANK	E421	17-Jun-2024	24-Jun-2024	180 days	7 days	✓	24-Jun-2024	180 days	7 days	✓
Dissolved Metals : Dissolved Metals in Water by CRC ICPMS										
HDPE dissolved (nitric acid) FLB-DUPLICATE	E421	17-Jun-2024	24-Jun-2024	180 days	7 days	✓	24-Jun-2024	180 days	7 days	✓

Matrix: **Water**

Evaluation: × = Holding time exceedance ; ✓ = Within Holding Time

Analyte Group : Analytical Method / Container / Client Sample ID(s)	Method	Sampling Date	Extraction / Preparation				Analysis			
			Preparation Date	Holding Times Rec	Holding Times Actual	Eval	Analysis Date	Holding Times Rec	Holding Times Actual	Eval
Dissolved Metals : Dissolved Phosphorus in Water by CRC-ICPMS (Low level)										
HDPE dissolved (nitric acid)										
FLB-01	E421.P-L	17-Jun-2024	21-Jun-2024	180 days	5 days	✓	21-Jun-2024	180 days	5 days	✓
Dissolved Metals : Dissolved Phosphorus in Water by CRC-ICPMS (Low level)										
HDPE dissolved (nitric acid)										
FLB-02	E421.P-L	17-Jun-2024	21-Jun-2024	180 days	5 days	✓	21-Jun-2024	180 days	5 days	✓
Dissolved Metals : Dissolved Phosphorus in Water by CRC-ICPMS (Low level)										
HDPE dissolved (nitric acid)										
FLB-03	E421.P-L	17-Jun-2024	24-Jun-2024	180 days	7 days	✓	24-Jun-2024	180 days	7 days	✓
Dissolved Metals : Dissolved Phosphorus in Water by CRC-ICPMS (Low level)										
HDPE dissolved (nitric acid)										
FLB-04	E421.P-L	17-Jun-2024	24-Jun-2024	180 days	7 days	✓	24-Jun-2024	180 days	7 days	✓
Dissolved Metals : Dissolved Phosphorus in Water by CRC-ICPMS (Low level)										
HDPE dissolved (nitric acid)										
FLB-05	E421.P-L	17-Jun-2024	24-Jun-2024	180 days	7 days	✓	24-Jun-2024	180 days	7 days	✓
Dissolved Metals : Dissolved Phosphorus in Water by CRC-ICPMS (Low level)										
HDPE dissolved (nitric acid)										
FLB-06	E421.P-L	17-Jun-2024	24-Jun-2024	180 days	7 days	✓	24-Jun-2024	180 days	7 days	✓
Dissolved Metals : Dissolved Phosphorus in Water by CRC-ICPMS (Low level)										
HDPE dissolved (nitric acid)										
FLB-08	E421.P-L	17-Jun-2024	24-Jun-2024	180 days	7 days	✓	24-Jun-2024	180 days	7 days	✓
Dissolved Metals : Dissolved Phosphorus in Water by CRC-ICPMS (Low level)										
HDPE dissolved (nitric acid)										
FLB-09	E421.P-L	17-Jun-2024	24-Jun-2024	180 days	7 days	✓	24-Jun-2024	180 days	7 days	✓
Dissolved Metals : Dissolved Phosphorus in Water by CRC-ICPMS (Low level)										
HDPE dissolved (nitric acid)										
FLB-10	E421.P-L	17-Jun-2024	24-Jun-2024	180 days	7 days	✓	24-Jun-2024	180 days	7 days	✓

Matrix: **Water**

Evaluation: × = Holding time exceedance ; ✓ = Within Holding Time

Analyte Group : Analytical Method / Container / Client Sample ID(s)	Method	Sampling Date	Extraction / Preparation				Analysis			
			Preparation Date	Holding Times Rec	Holding Times Actual	Eval	Analysis Date	Holding Times Rec	Holding Times Actual	Eval
Dissolved Metals : Dissolved Phosphorus in Water by CRC-ICPMS (Low level)										
HDPE dissolved (nitric acid)										
FLB-11	E421.P-L	17-Jun-2024	24-Jun-2024	180 days	7 days	✓	24-Jun-2024	180 days	7 days	✓
Dissolved Metals : Dissolved Phosphorus in Water by CRC-ICPMS (Low level)										
HDPE dissolved (nitric acid)										
FLB-12	E421.P-L	17-Jun-2024	24-Jun-2024	180 days	7 days	✓	24-Jun-2024	180 days	7 days	✓
Dissolved Metals : Dissolved Phosphorus in Water by CRC-ICPMS (Low level)										
HDPE dissolved (nitric acid)										
FLB-13	E421.P-L	17-Jun-2024	24-Jun-2024	180 days	7 days	✓	24-Jun-2024	180 days	7 days	✓
Dissolved Metals : Dissolved Phosphorus in Water by CRC-ICPMS (Low level)										
HDPE dissolved (nitric acid)										
FLB-14	E421.P-L	17-Jun-2024	24-Jun-2024	180 days	7 days	✓	24-Jun-2024	180 days	7 days	✓
Dissolved Metals : Dissolved Phosphorus in Water by CRC-ICPMS (Low level)										
HDPE dissolved (nitric acid)										
FLB-15	E421.P-L	17-Jun-2024	24-Jun-2024	180 days	7 days	✓	24-Jun-2024	180 days	7 days	✓
Dissolved Metals : Dissolved Phosphorus in Water by CRC-ICPMS (Low level)										
HDPE dissolved (nitric acid)										
FLB-BLANK	E421.P-L	17-Jun-2024	24-Jun-2024	180 days	7 days	✓	24-Jun-2024	180 days	7 days	✓
Dissolved Metals : Dissolved Phosphorus in Water by CRC-ICPMS (Low level)										
HDPE dissolved (nitric acid)										
FLB-DUPLICATE	E421.P-L	17-Jun-2024	24-Jun-2024	180 days	7 days	✓	24-Jun-2024	180 days	7 days	✓
Physical Tests : Acidity by Titration										
HDPE [ON MECP]										
FLB-01	E283	17-Jun-2024	19-Jun-2024	14 days	3 days	✓	22-Jun-2024	14 days	5 days	✓
Physical Tests : Acidity by Titration										
HDPE [ON MECP]										
FLB-02	E283	17-Jun-2024	19-Jun-2024	14 days	3 days	✓	22-Jun-2024	14 days	5 days	✓

Matrix: **Water**

Evaluation: × = Holding time exceedance ; ✓ = Within Holding Time

Analyte Group : Analytical Method / Container / Client Sample ID(s)	Method	Sampling Date	Extraction / Preparation				Analysis			
			Preparation Date	Holding Times Rec	Holding Times Actual	Eval	Analysis Date	Holding Times Rec	Holding Times Actual	Eval
Physical Tests : Acidity by Titration										
HDPE [ON MECP] FLB-03	E283	17-Jun-2024	19-Jun-2024	14 days	3 days	✓	22-Jun-2024	14 days	5 days	✓
Physical Tests : Acidity by Titration										
HDPE [ON MECP] FLB-04	E283	17-Jun-2024	19-Jun-2024	14 days	3 days	✓	22-Jun-2024	14 days	5 days	✓
Physical Tests : Acidity by Titration										
HDPE [ON MECP] FLB-05	E283	17-Jun-2024	19-Jun-2024	14 days	3 days	✓	22-Jun-2024	14 days	5 days	✓
Physical Tests : Acidity by Titration										
HDPE [ON MECP] FLB-06	E283	17-Jun-2024	19-Jun-2024	14 days	3 days	✓	22-Jun-2024	14 days	5 days	✓
Physical Tests : Acidity by Titration										
HDPE [ON MECP] FLB-08	E283	17-Jun-2024	19-Jun-2024	14 days	3 days	✓	22-Jun-2024	14 days	5 days	✓
Physical Tests : Acidity by Titration										
HDPE [ON MECP] FLB-09	E283	17-Jun-2024	19-Jun-2024	14 days	3 days	✓	22-Jun-2024	14 days	5 days	✓
Physical Tests : Acidity by Titration										
HDPE [ON MECP] FLB-10	E283	17-Jun-2024	19-Jun-2024	14 days	3 days	✓	22-Jun-2024	14 days	5 days	✓
Physical Tests : Acidity by Titration										
HDPE [ON MECP] FLB-11	E283	17-Jun-2024	19-Jun-2024	14 days	3 days	✓	22-Jun-2024	14 days	5 days	✓
Physical Tests : Acidity by Titration										
HDPE [ON MECP] FLB-12	E283	17-Jun-2024	19-Jun-2024	14 days	3 days	✓	22-Jun-2024	14 days	5 days	✓

Matrix: **Water**

Evaluation: × = Holding time exceedance ; ✓ = Within Holding Time

Analyte Group : Analytical Method / Container / Client Sample ID(s)	Method	Sampling Date	Extraction / Preparation				Analysis			
			Preparation Date	Holding Times Rec	Holding Times Actual	Eval	Analysis Date	Holding Times Rec	Holding Times Actual	Eval
Physical Tests : Acidity by Titration										
HDPE [ON MECP] FLB-13	E283	17-Jun-2024	19-Jun-2024	14 days	3 days	✓	22-Jun-2024	14 days	5 days	✓
Physical Tests : Acidity by Titration										
HDPE [ON MECP] FLB-14	E283	17-Jun-2024	19-Jun-2024	14 days	3 days	✓	22-Jun-2024	14 days	5 days	✓
Physical Tests : Acidity by Titration										
HDPE [ON MECP] FLB-15	E283	17-Jun-2024	19-Jun-2024	14 days	3 days	✓	22-Jun-2024	14 days	5 days	✓
Physical Tests : Acidity by Titration										
HDPE [ON MECP] FLB-BLANK	E283	17-Jun-2024	19-Jun-2024	14 days	3 days	✓	22-Jun-2024	14 days	5 days	✓
Physical Tests : Acidity by Titration										
HDPE [ON MECP] FLB-DUPLICATE	E283	17-Jun-2024	19-Jun-2024	14 days	3 days	✓	22-Jun-2024	14 days	5 days	✓
Physical Tests : Alkalinity Species by Titration										
HDPE [ON MECP] FLB-01	E290	17-Jun-2024	17-Jun-2024	14 days	0 days	✓	17-Jun-2024	14 days	0 days	✓
Physical Tests : Alkalinity Species by Titration										
HDPE [ON MECP] FLB-02	E290	17-Jun-2024	17-Jun-2024	14 days	0 days	✓	17-Jun-2024	14 days	0 days	✓
Physical Tests : Alkalinity Species by Titration										
HDPE [ON MECP] FLB-03	E290	17-Jun-2024	17-Jun-2024	14 days	0 days	✓	17-Jun-2024	14 days	0 days	✓
Physical Tests : Alkalinity Species by Titration										
HDPE [ON MECP] FLB-04	E290	17-Jun-2024	17-Jun-2024	14 days	0 days	✓	17-Jun-2024	14 days	0 days	✓

Matrix: **Water**

Evaluation: × = Holding time exceedance ; ✓ = Within Holding Time

Analyte Group : Analytical Method / Container / Client Sample ID(s)	Method	Sampling Date	Extraction / Preparation				Analysis			
			Preparation Date	Holding Times Rec	Holding Times Actual	Eval	Analysis Date	Holding Times Rec	Holding Times Actual	Eval
Physical Tests : Alkalinity Species by Titration										
HDPE [ON MECP] FLB-05	E290	17-Jun-2024	17-Jun-2024	14 days	0 days	✓	17-Jun-2024	14 days	0 days	✓
Physical Tests : Alkalinity Species by Titration										
HDPE [ON MECP] FLB-06	E290	17-Jun-2024	17-Jun-2024	14 days	0 days	✓	17-Jun-2024	14 days	0 days	✓
Physical Tests : Alkalinity Species by Titration										
HDPE [ON MECP] FLB-08	E290	17-Jun-2024	17-Jun-2024	14 days	0 days	✓	17-Jun-2024	14 days	0 days	✓
Physical Tests : Alkalinity Species by Titration										
HDPE [ON MECP] FLB-09	E290	17-Jun-2024	17-Jun-2024	14 days	0 days	✓	17-Jun-2024	14 days	0 days	✓
Physical Tests : Alkalinity Species by Titration										
HDPE [ON MECP] FLB-10	E290	17-Jun-2024	17-Jun-2024	14 days	0 days	✓	17-Jun-2024	14 days	0 days	✓
Physical Tests : Alkalinity Species by Titration										
HDPE [ON MECP] FLB-11	E290	17-Jun-2024	17-Jun-2024	14 days	0 days	✓	17-Jun-2024	14 days	0 days	✓
Physical Tests : Alkalinity Species by Titration										
HDPE [ON MECP] FLB-12	E290	17-Jun-2024	17-Jun-2024	14 days	0 days	✓	17-Jun-2024	14 days	0 days	✓
Physical Tests : Alkalinity Species by Titration										
HDPE [ON MECP] FLB-13	E290	17-Jun-2024	17-Jun-2024	14 days	0 days	✓	17-Jun-2024	14 days	0 days	✓
Physical Tests : Alkalinity Species by Titration										
HDPE [ON MECP] FLB-14	E290	17-Jun-2024	17-Jun-2024	14 days	0 days	✓	17-Jun-2024	14 days	0 days	✓

Matrix: **Water**

Evaluation: × = Holding time exceedance ; ✓ = Within Holding Time

Analyte Group : Analytical Method / Container / Client Sample ID(s)	Method	Sampling Date	Extraction / Preparation				Analysis			
			Preparation Date	Holding Times Rec	Holding Times Actual	Eval	Analysis Date	Holding Times Rec	Holding Times Actual	Eval
Physical Tests : Alkalinity Species by Titration										
HDPE [ON MECP] FLB-15	E290	17-Jun-2024	17-Jun-2024	14 days	0 days	✓	17-Jun-2024	14 days	0 days	✓
Physical Tests : Alkalinity Species by Titration										
HDPE [ON MECP] FLB-BLANK	E290	17-Jun-2024	18-Jun-2024	14 days	1 days	✓	18-Jun-2024	14 days	2 days	✓
Physical Tests : Alkalinity Species by Titration										
HDPE [ON MECP] FLB-DUPLICATE	E290	17-Jun-2024	18-Jun-2024	14 days	1 days	✓	18-Jun-2024	14 days	2 days	✓
Physical Tests : Conductivity in Water										
HDPE [ON MECP] FLB-01	E100	17-Jun-2024	17-Jun-2024	28 days	0 days	✓	17-Jun-2024	28 days	0 days	✓
Physical Tests : Conductivity in Water										
HDPE [ON MECP] FLB-02	E100	17-Jun-2024	17-Jun-2024	28 days	0 days	✓	17-Jun-2024	28 days	0 days	✓
Physical Tests : Conductivity in Water										
HDPE [ON MECP] FLB-03	E100	17-Jun-2024	17-Jun-2024	28 days	0 days	✓	17-Jun-2024	28 days	0 days	✓
Physical Tests : Conductivity in Water										
HDPE [ON MECP] FLB-04	E100	17-Jun-2024	17-Jun-2024	28 days	0 days	✓	17-Jun-2024	28 days	0 days	✓
Physical Tests : Conductivity in Water										
HDPE [ON MECP] FLB-05	E100	17-Jun-2024	17-Jun-2024	28 days	0 days	✓	17-Jun-2024	28 days	0 days	✓
Physical Tests : Conductivity in Water										
HDPE [ON MECP] FLB-06	E100	17-Jun-2024	17-Jun-2024	28 days	0 days	✓	17-Jun-2024	28 days	0 days	✓

Matrix: **Water**

Evaluation: × = Holding time exceedance ; ✓ = Within Holding Time

Analyte Group : Analytical Method / Container / Client Sample ID(s)	Method	Sampling Date	Extraction / Preparation				Analysis			
			Preparation Date	Holding Times Rec	Holding Times Actual	Eval	Analysis Date	Holding Times Rec	Holding Times Actual	Eval
Physical Tests : Conductivity in Water										
HDPE [ON MECP] FLB-08	E100	17-Jun-2024	17-Jun-2024	28 days	0 days	✓	17-Jun-2024	28 days	0 days	✓
Physical Tests : Conductivity in Water										
HDPE [ON MECP] FLB-09	E100	17-Jun-2024	17-Jun-2024	28 days	0 days	✓	17-Jun-2024	28 days	0 days	✓
Physical Tests : Conductivity in Water										
HDPE [ON MECP] FLB-10	E100	17-Jun-2024	17-Jun-2024	28 days	0 days	✓	17-Jun-2024	28 days	0 days	✓
Physical Tests : Conductivity in Water										
HDPE [ON MECP] FLB-11	E100	17-Jun-2024	17-Jun-2024	28 days	0 days	✓	17-Jun-2024	28 days	0 days	✓
Physical Tests : Conductivity in Water										
HDPE [ON MECP] FLB-12	E100	17-Jun-2024	17-Jun-2024	28 days	0 days	✓	17-Jun-2024	28 days	0 days	✓
Physical Tests : Conductivity in Water										
HDPE [ON MECP] FLB-13	E100	17-Jun-2024	17-Jun-2024	28 days	0 days	✓	17-Jun-2024	28 days	0 days	✓
Physical Tests : Conductivity in Water										
HDPE [ON MECP] FLB-14	E100	17-Jun-2024	17-Jun-2024	28 days	0 days	✓	17-Jun-2024	28 days	0 days	✓
Physical Tests : Conductivity in Water										
HDPE [ON MECP] FLB-15	E100	17-Jun-2024	17-Jun-2024	28 days	0 days	✓	17-Jun-2024	28 days	0 days	✓
Physical Tests : Conductivity in Water										
HDPE [ON MECP] FLB-BLANK	E100	17-Jun-2024	18-Jun-2024	28 days	1 days	✓	18-Jun-2024	28 days	2 days	✓

Matrix: **Water**

Evaluation: × = Holding time exceedance ; ✓ = Within Holding Time

Analyte Group : Analytical Method / Container / Client Sample ID(s)	Method	Sampling Date	Extraction / Preparation				Analysis			
			Preparation Date	Holding Times Rec	Holding Times Actual	Eval	Analysis Date	Holding Times Rec	Holding Times Actual	Eval
Physical Tests : Conductivity in Water										
HDPE [ON MECP] FLB-DUPLICATE	E100	17-Jun-2024	18-Jun-2024	28 days	1 days	✓	18-Jun-2024	28 days	2 days	✓
Physical Tests : pH by Meter										
HDPE [ON MECP] FLB-01	E108	17-Jun-2024	17-Jun-2024	14 days	0 days	✓	17-Jun-2024	14 days	0 days	✓
Physical Tests : pH by Meter										
HDPE [ON MECP] FLB-02	E108	17-Jun-2024	17-Jun-2024	14 days	0 days	✓	17-Jun-2024	14 days	0 days	✓
Physical Tests : pH by Meter										
HDPE [ON MECP] FLB-03	E108	17-Jun-2024	17-Jun-2024	14 days	0 days	✓	17-Jun-2024	14 days	0 days	✓
Physical Tests : pH by Meter										
HDPE [ON MECP] FLB-04	E108	17-Jun-2024	17-Jun-2024	14 days	0 days	✓	17-Jun-2024	14 days	0 days	✓
Physical Tests : pH by Meter										
HDPE [ON MECP] FLB-05	E108	17-Jun-2024	17-Jun-2024	14 days	0 days	✓	17-Jun-2024	14 days	0 days	✓
Physical Tests : pH by Meter										
HDPE [ON MECP] FLB-06	E108	17-Jun-2024	17-Jun-2024	14 days	0 days	✓	17-Jun-2024	14 days	0 days	✓
Physical Tests : pH by Meter										
HDPE [ON MECP] FLB-08	E108	17-Jun-2024	17-Jun-2024	14 days	0 days	✓	17-Jun-2024	14 days	0 days	✓
Physical Tests : pH by Meter										
HDPE [ON MECP] FLB-09	E108	17-Jun-2024	17-Jun-2024	14 days	0 days	✓	17-Jun-2024	14 days	0 days	✓

Matrix: **Water**

Evaluation: × = Holding time exceedance ; ✓ = Within Holding Time

Analyte Group : Analytical Method / Container / Client Sample ID(s)	Method	Sampling Date	Extraction / Preparation				Analysis			
			Preparation Date	Holding Times Rec	Holding Times Actual	Eval	Analysis Date	Holding Times Rec	Holding Times Actual	Eval
Physical Tests : pH by Meter										
HDPE [ON MECP] FLB-10	E108	17-Jun-2024	17-Jun-2024	14 days	0 days	✓	17-Jun-2024	14 days	0 days	✓
Physical Tests : pH by Meter										
HDPE [ON MECP] FLB-11	E108	17-Jun-2024	17-Jun-2024	14 days	0 days	✓	17-Jun-2024	14 days	0 days	✓
Physical Tests : pH by Meter										
HDPE [ON MECP] FLB-12	E108	17-Jun-2024	17-Jun-2024	14 days	0 days	✓	17-Jun-2024	14 days	0 days	✓
Physical Tests : pH by Meter										
HDPE [ON MECP] FLB-13	E108	17-Jun-2024	17-Jun-2024	14 days	0 days	✓	17-Jun-2024	14 days	0 days	✓
Physical Tests : pH by Meter										
HDPE [ON MECP] FLB-14	E108	17-Jun-2024	17-Jun-2024	14 days	0 days	✓	17-Jun-2024	14 days	0 days	✓
Physical Tests : pH by Meter										
HDPE [ON MECP] FLB-15	E108	17-Jun-2024	17-Jun-2024	14 days	0 days	✓	17-Jun-2024	14 days	0 days	✓
Physical Tests : pH by Meter										
HDPE [ON MECP] FLB-BLANK	E108	17-Jun-2024	18-Jun-2024	14 days	1 days	✓	18-Jun-2024	14 days	2 days	✓
Physical Tests : pH by Meter										
HDPE [ON MECP] FLB-DUPLICATE	E108	17-Jun-2024	18-Jun-2024	14 days	1 days	✓	18-Jun-2024	14 days	2 days	✓
Physical Tests : TDS by Gravimetry (Low Level)										
HDPE [ON MECP] FLB-01	E162-L	17-Jun-2024	----	----	----		20-Jun-2024	7 days	4 days	✓

Matrix: **Water**

Evaluation: × = Holding time exceedance ; ✓ = Within Holding Time

Analyte Group : Analytical Method / Container / Client Sample ID(s)	*Method*	*Sampling Date*	*Extraction / Preparation*				*Analysis*			
			Preparation Date	*Holding Times*		*Eval*	*Analysis Date*	*Holding Times*		*Eval*
				Rec	*Actual*			*Rec*	*Actual*	
Physical Tests : TDS by Gravimetry (Low Level)										
HDPE [ON MECP] FLB-02	E162-L	17-Jun-2024	----	----	----		20-Jun-2024	7 days	4 days	✓
Physical Tests : TDS by Gravimetry (Low Level)										
HDPE [ON MECP] FLB-03	E162-L	17-Jun-2024	----	----	----		20-Jun-2024	7 days	4 days	✓
Physical Tests : TDS by Gravimetry (Low Level)										
HDPE [ON MECP] FLB-04	E162-L	17-Jun-2024	----	----	----		20-Jun-2024	7 days	4 days	✓
Physical Tests : TDS by Gravimetry (Low Level)										
HDPE [ON MECP] FLB-05	E162-L	17-Jun-2024	----	----	----		20-Jun-2024	7 days	4 days	✓
Physical Tests : TDS by Gravimetry (Low Level)										
HDPE [ON MECP] FLB-06	E162-L	17-Jun-2024	----	----	----		20-Jun-2024	7 days	4 days	✓
Physical Tests : TDS by Gravimetry (Low Level)										
HDPE [ON MECP] FLB-08	E162-L	17-Jun-2024	----	----	----		20-Jun-2024	7 days	4 days	✓
Physical Tests : TDS by Gravimetry (Low Level)										
HDPE [ON MECP] FLB-09	E162-L	17-Jun-2024	----	----	----		20-Jun-2024	7 days	4 days	✓
Physical Tests : TDS by Gravimetry (Low Level)										
HDPE [ON MECP] FLB-10	E162-L	17-Jun-2024	----	----	----		20-Jun-2024	7 days	4 days	✓
Physical Tests : TDS by Gravimetry (Low Level)										
HDPE [ON MECP] FLB-11	E162-L	17-Jun-2024	----	----	----		20-Jun-2024	7 days	4 days	✓

Matrix: **Water**

Evaluation: × = Holding time exceedance ; ✓ = Within Holding Time

Analyte Group : Analytical Method / Container / Client Sample ID(s)	Method	Sampling Date	Extraction / Preparation				Analysis			
			Preparation Date	Holding Times Rec	Holding Times Actual	Eval	Analysis Date	Holding Times Rec	Holding Times Actual	Eval
Physical Tests : TDS by Gravimetry (Low Level)										
HDPE [ON MECP] FLB-12	E162-L	17-Jun-2024	----	----	----		20-Jun-2024	7 days	4 days	✓
Physical Tests : TDS by Gravimetry (Low Level)										
HDPE [ON MECP] FLB-13	E162-L	17-Jun-2024	----	----	----		20-Jun-2024	7 days	4 days	✓
Physical Tests : TDS by Gravimetry (Low Level)										
HDPE [ON MECP] FLB-14	E162-L	17-Jun-2024	----	----	----		20-Jun-2024	7 days	4 days	✓
Physical Tests : TDS by Gravimetry (Low Level)										
HDPE [ON MECP] FLB-15	E162-L	17-Jun-2024	----	----	----		20-Jun-2024	7 days	4 days	✓
Physical Tests : TDS by Gravimetry (Low Level)										
HDPE [ON MECP] FLB-BLANK	E162-L	17-Jun-2024	----	----	----		20-Jun-2024	7 days	4 days	✓
Physical Tests : TDS by Gravimetry (Low Level)										
HDPE [ON MECP] FLB-DUPLICATE	E162-L	17-Jun-2024	----	----	----		20-Jun-2024	7 days	4 days	✓

Legend & Qualifier Definitions

Rec. HT: ALS recommended hold time (see units).

Quality Control Parameter Frequency Compliance

The following report summarizes the frequency of laboratory QC samples analyzed within the analytical batches (QC lots) in which the submitted samples were processed. The actual frequency should be greater than or equal to the expected frequency.

Matrix: **Water**

Evaluation: ✗ = QC frequency outside specification; ✓ = QC frequency within specification.

Quality Control Sample Type			Count		Frequency (%)		
Analytical Methods	*Method*	*QC Lot #*	*QC*	*Regular*	*Actual*	*Expected*	*Evaluation*
Laboratory Duplicates (DUP)							
Acidity by Titration	E283	1502333	2	22	9.0	5.0	✓
Alkalinity Species by Titration	E290	1499110	1	30	3.3	5.0	✗
Chloride in Water by IC (Low Level)	E235.Cl-L	1499047	1	16	6.2	5.0	✓
Conductivity in Water	E100	1499112	1	35	2.8	5.0	✗
Dissolved Mercury in Water by CVAAS	E509	1512372	2	40	5.0	5.0	✓
Dissolved Metals in Water by CRC ICPMS	E421	1507229	2	40	5.0	5.0	✓
Dissolved Phosphorus in Water by CRC-ICPMS (Low level)	E421.P-L	1507230	1	19	5.2	5.0	✓
Fluoride in Water by IC	E235.F	1499046	1	17	5.8	5.0	✓
pH by Meter	E108	1499111	2	37	5.4	5.0	✓
Sulfate in Water by IC	E235.SO4	1499048	1	17	5.8	5.0	✓
TDS by Gravimetry (Low Level)	E162-L	1503696	2	40	5.0	5.0	✓
Total Phosphorus by Colourimetry (0.002 mg/L)	E372-U	1498903	3	43	6.9	5.0	✓
Laboratory Control Samples (LCS)							
Acidity by Titration	E283	1502333	2	22	9.0	5.0	✓
Alkalinity Species by Titration	E290	1499110	2	30	6.6	5.0	✓
Chloride in Water by IC (Low Level)	E235.Cl-L	1499047	1	16	6.2	5.0	✓
Conductivity in Water	E100	1499112	2	35	5.7	5.0	✓
Dissolved Mercury in Water by CVAAS	E509	1512372	2	40	5.0	5.0	✓
Dissolved Metals in Water by CRC ICPMS	E421	1507229	2	40	5.0	5.0	✓
Dissolved Phosphorus in Water by CRC-ICPMS (Low level)	E421.P-L	1507230	2	19	10.5	5.0	✓
Fluoride in Water by IC	E235.F	1499046	1	17	5.8	5.0	✓
pH by Meter	E108	1499111	2	37	5.4	5.0	✓
Sulfate in Water by IC	E235.SO4	1499048	1	17	5.8	5.0	✓
TDS by Gravimetry (Low Level)	E162-L	1503696	2	40	5.0	5.0	✓
Total Phosphorus by Colourimetry (0.002 mg/L)	E372-U	1498903	3	43	6.9	5.0	✓
Method Blanks (MB)							
Acidity by Titration	E283	1502333	2	22	9.0	5.0	✓
Alkalinity Species by Titration	E290	1499110	2	30	6.6	5.0	✓
Chloride in Water by IC (Low Level)	E235.Cl-L	1499047	1	16	6.2	5.0	✓
Conductivity in Water	E100	1499112	2	35	5.7	5.0	✓
Dissolved Mercury in Water by CVAAS	E509	1512372	2	40	5.0	5.0	✓
Dissolved Metals in Water by CRC ICPMS	E421	1507229	2	40	5.0	5.0	✓
Dissolved Phosphorus in Water by CRC-ICPMS (Low level)	E421.P-L	1507230	2	19	10.5	5.0	✓
Fluoride in Water by IC	E235.F	1499046	1	17	5.8	5.0	✓
Sulfate in Water by IC	E235.SO4	1499048	1	17	5.8	5.0	✓

Matrix: **Water**

Evaluation: × = *QC frequency outside specification*; ✓ = *QC frequency within specification.*

Quality Control Sample Type			Count		Frequency (%)		
Analytical Methods	*Method*	*QC Lot #*	*QC*	*Regular*	*Actual*	*Expected*	*Evaluation*
Method Blanks (MB) - Continued							
TDS by Gravimetry (Low Level)	E162-L	1503696	2	40	5.0	5.0	✓
Total Phosphorus by Colourimetry (0.002 mg/L)	E372-U	1498903	3	43	6.9	5.0	✓
Matrix Spikes (MS)							
Chloride in Water by IC (Low Level)	E235.Cl-L	1499047	1	16	6.2	5.0	✓
Dissolved Mercury in Water by CVAAS	E509	1512372	2	40	5.0	5.0	✓
Dissolved Metals in Water by CRC ICPMS	E421	1507229	2	40	5.0	5.0	✓
Dissolved Phosphorus in Water by CRC-ICPMS (Low level)	E421.P-L	1507230	1	19	5.2	5.0	✓
Fluoride in Water by IC	E235.F	1499046	1	17	5.8	5.0	✓
Sulfate in Water by IC	E235.SO4	1499048	1	17	5.8	5.0	✓
Total Phosphorus by Colourimetry (0.002 mg/L)	E372-U	1498903	3	43	6.9	5.0	✓

Methodology References and Summaries

The analytical methods used by ALS are developed using internationally recognized reference methods (where available), such as those published by US EPA, APHA Standard Methods, ASTM, ISO, Environment Canada, BC MOE, and Ontario MOE. Reference methods may incorporate modifications to improve performance (indicated by "mod").

Analytical Methods	Method / Lab	Matrix	Method Reference	Method Descriptions
Conductivity in Water	E100 ALS Environmental - Winnipeg	Water	APHA 2510 (mod)	Conductivity, also known as Electrical Conductivity (EC) or Specific Conductance, is measured by immersion of a conductivity cell with platinum electrodes into a water sample. Conductivity measurements are temperature-compensated to 25°C.
pH by Meter	E108 ALS Environmental - Winnipeg	Water	APHA 4500-H (mod)	pH is determined by potentiometric measurement with a pH electrode, and is conducted at ambient laboratory temperature (normally 20 ± 5°C). For high accuracy test results, pH should be measured in the field within the recommended 15 minute hold time.
TDS by Gravimetry (Low Level)	E162-L ALS Environmental - Winnipeg	Water	APHA 2540 C (mod)	Total Dissolved Solids (TDS) are determined by filtering a sample through a glass fibre filter, with evaporation of the filtrate at 180 ± 2°C for 16 hours or to constant weight, with gravimetric measurement of the residue.
Chloride in Water by IC (Low Level)	E235.Cl-L ALS Environmental - Winnipeg	Water	EPA 300.1 (mod)	Inorganic anions are analyzed by Ion Chromatography with conductivity and/or UV detection.
Fluoride in Water by IC	E235.F ALS Environmental - Winnipeg	Water	EPA 300.1 (mod)	Inorganic anions are analyzed by Ion Chromatography with conductivity and/or UV detection.
Sulfate in Water by IC	E235.SO4 ALS Environmental - Winnipeg	Water	EPA 300.1 (mod)	Inorganic anions are analyzed by Ion Chromatography with conductivity and/or UV detection.
Acidity by Titration	E283 ALS Environmental - Waterloo	Water	APHA 2310 B (mod)	Acidity is determined by potentiometric titration to pH endpoint of 8.3
Alkalinity Species by Titration	E290 ALS Environmental - Winnipeg	Water	APHA 2320 B (mod)	Total alkalinity is determined by potentiometric titration to a pH 4.5 endpoint. Bicarbonate, carbonate and hydroxide alkalinity are calculated from phenolphthalein alkalinity and total alkalinity values.
Total Phosphorus by Colourimetry (0.002 mg/L)	E372-U ALS Environmental - Winnipeg	Water	APHA 4500-P E (mod).	Total Phosphorus is determined colourimetrically using a discrete analyzer after heated persulfate digestion of the sample.

Analytical Methods	Method / Lab	Matrix	Method Reference	Method Descriptions
Dissolved Metals in Water by CRC ICPMS	E421 ALS Environmental - Winnipeg	Water	APHA 3030B/EPA 6020B (mod)	Water samples are filtered (0.45 um), preserved with nitric acid, and analyzed by Collision/Reaction Cell ICPMS. Method Limitation (re: Sulfur): Sulfide and volatile sulfur species may not be recovered by this method.
Dissolved Phosphorus in Water by CRC-ICPMS (Low level)	E421.P-L ALS Environmental - Winnipeg	Water	APHA 3030B/EPA 6020B (mod)	Water samples are filtered (0.45 um), preserved with nitric acid, and analyzed by Collision/Reaction Cell ICPMS.
Dissolved Mercury in Water by CVAAS	E509 ALS Environmental - Winnipeg	Water	APHA 3030B/EPA 1631E (mod)	Water samples are filtered (0.45 um), preserved with HCl, then undergo a cold-oxidation using bromine monochloride prior to reduction with stannous chloride, and analyzed by CVAAS.

Preparation Methods	Method / Lab	Matrix	Method Reference	Method Descriptions
Digestion for Total Phosphorus in water	EP372 ALS Environmental - Winnipeg	Water	APHA 4500-P E (mod).	Samples are heated with a persulfate digestion reagent.
Dissolved Metals Water Filtration	EP421 ALS Environmental - Winnipeg	Water	APHA 3030B	Water samples are filtered (0.45 um), and preserved with HNO3.
Dissolved Mercury Water Filtration	EP509 ALS Environmental - Winnipeg	Water	APHA 3030B	Water samples are filtered (0.45 um), and preserved with HCl.

QUALITY CONTROL REPORT

Work Order	: **WP2415189**	Page	: 1 of 17
Client	: Great Bear Resources Ltd	Laboratory	: ALS Environmental - Winnipeg
Contact	: Ashley Moncrief	Account Manager	: Judy Dalmaijer
Address	: Great Bear Resources Ltd. 117 Forestry Road Red Lake ON Canada P0V 2M0	Address	: 1329 Niakwa Road East, Unit 12 Winnipeg, Manitoba Canada R2J 3T4
Telephone	: 807 630 0203	Telephone	: +1 204 255 9720
Project	: PPR-022-3	Date Samples Received	: 17-Jun-2024 08:00
PO	: PPR-022-3	Date Analysis Commenced	: 17-Jun-2024
C-O-C number	: ----	Issue Date	: 26-Jun-2024 14:11
Sampler	: ----		
Site	: ----		
Quote number	: 2024 Standing offer_V2		
No. of samples received	: 17		
No. of samples analysed	: 17		

This report supersedes any previous report(s) with this reference. Results apply to the sample(s) as submitted. This document shall not be reproduced, except in full.

This Quality Control Report contains the following information:

- Laboratory Duplicate (DUP) Report; Relative Percent Difference (RPD) and Data Quality Objectives
- Matrix Spike (MS) Report; Recovery and Data Quality Objectives
- Method Blank (MB) Report; Recovery and Data Quality Objectives
- Laboratory Control Sample (LCS) Report; Recovery and Data Quality Objectives

Signatories

This document has been electronically signed by the authorized signatories below. Electronic signing is conducted in accordance with US FDA 21 CFR Part 11.

Signatories	*Position*	*Laboratory Department*
Kelly Fischer	Technical Specialist	Waterloo Inorganics, Waterloo, Ontario
Lee McTavish		Winnipeg Inorganics, Winnipeg, Manitoba
Lee McTavish		Winnipeg Metals, Winnipeg, Manitoba
Leila Conyard	Lab Assistant	Winnipeg Metals, Winnipeg, Manitoba
Oleksandr Busel		Winnipeg Metals, Winnipeg, Manitoba
Rhovee Guevarra		Winnipeg Inorganics, Winnipeg, Manitoba

General Comments

The ALS Quality Control (QC) report is optionally provided to ALS clients upon request. ALS test methods include comprehensive QC checks with every analysis to ensure our high standards of quality are met. Each QC result has a known or expected target value, which is compared against predetermined Data Quality Objectives (DQOs) to provide confidence in the accuracy of associated test results. This report contains detailed results for all QC results applicable to this sample submission. Please refer to the ALS Quality Control Interpretation report (QCI) for applicable method references and methodology summaries.

Key :

Anonymous = Refers to samples which are not part of this work order, but which formed part of the QC process lot.
CAS Number = Chemical Abstracts Service number is a unique identifier assigned to discrete substances.
DQO = Data Quality Objective.
LOR = Limit of Reporting (detection limit).
RPD = Relative Percent Difference
# = Indicates a QC result that did not meet the ALS DQO.

Workorder Comments

Holding times are displayed as "---" if no guidance exists from CCME, Canadian provinces, or broadly recognized international references.

Laboratory Duplicate (DUP) Report

A Laboratory Duplicate (DUP) is a randomly selected intralaboratory replicate sample. Laboratory Duplicates provide information regarding method precision and sample heterogeneity. ALS DQOs for Laboratory Duplicates are expressed as test-specific limits for Relative Percent Difference (RPD), or as an absolute difference limit of 2 times the LOR for low concentration duplicates within ~ 4-10 times the LOR (cut-off is test-specific).

Sub-Matrix: **Water**

					Laboratory Duplicate (DUP) Report						
Laboratory sample ID	*Client sample ID*	*Analyte*	*CAS Number*	*Method*	*LOR*	*Unit*	*Original Result*	*Duplicate Result*	*RPD(%) or Difference*	*Duplicate Limits*	*Qualifier*
Physical Tests (QC Lot: 1499110)											
WP2415189-001	FLB-01	Alkalinity, total (as CaCO3)	----	E290	1.0	mg/L	28.1	28.2	0.355%	20%	----
Physical Tests (QC Lot: 1499111)											
WP2415189-001	FLB-01	pH	----	E108	0.10	pH units	8.64	8.80	1.83%	4%	----
Physical Tests (QC Lot: 1499112)											
WP2415189-001	FLB-01	Conductivity	----	E100	1.0	µS/cm	69.8	71.1	1.84%	10%	----
Physical Tests (QC Lot: 1501372)											
WP2415200-001	Anonymous	pH	----	E108	0.10	pH units	8.10	8.00	1.24%	4%	----
Physical Tests (QC Lot: 1502333)											
WP2415188-001	Anonymous	Acidity (as CaCO3)	----	E283	2.0	mg/L	19.0	18.0	1.0	Diff <2x LOR	----
Physical Tests (QC Lot: 1502334)											
WP2415189-014	FLB-15	Acidity (as CaCO3)	----	E283	2.0	mg/L	<2.0	<2.0	0	Diff <2x LOR	----
Physical Tests (QC Lot: 1503696)											
WP2415071-001	Anonymous	Solids, total dissolved [TDS]	----	E162-L	10.0	mg/L	84.0	85.3	1.3	Diff <2x LOR	----
Physical Tests (QC Lot: 1503697)											
WP2415189-006	FLB-06	Solids, total dissolved [TDS]	----	E162-L	10.0	mg/L	48.3	49.6	1.3	Diff <2x LOR	----
Anions and Nutrients (QC Lot: 1498903)											
WP2415119-003	Anonymous	Phosphorus, total	7723-14-0	E372-U	0.0020	mg/L	0.0714	0.0730	2.20%	20%	----
Anions and Nutrients (QC Lot: 1499046)											
WP2415189-001	FLB-01	Fluoride	16984-48-8	E235.F	0.020	mg/L	<0.020	<0.020	0	Diff <2x LOR	----
Anions and Nutrients (QC Lot: 1499047)											
WP2415189-001	FLB-01	Chloride	16887-00-6	E235.Cl-L	0.10	mg/L	0.24	0.24	0.001	Diff <2x LOR	----
Anions and Nutrients (QC Lot: 1499048)											
WP2415189-001	FLB-01	Sulfate (as SO4)	14808-79-8	E235.SO4	0.30	mg/L	5.48	5.47	0.147%	20%	----
Anions and Nutrients (QC Lot: 1501191)											
WP2415188-001	Anonymous	Phosphorus, total	7723-14-0	E372-U	0.0020	mg/L	0.0323	0.0319	1.37%	20%	----
Anions and Nutrients (QC Lot: 1503489)											
WP2415189-016	FLB-DUPLICATE	Phosphorus, total	7723-14-0	E372-U	0.0020	mg/L	0.0058	0.0056	0.0002	Diff <2x LOR	----
Dissolved Metals (QC Lot: 1507229)											
WP2415182-002	Anonymous	Aluminum, dissolved	7429-90-5	E421	0.0010	mg/L	0.0213	0.0228	7.01%	20%	----
		Antimony, dissolved	7440-36-0	E421	0.00010	mg/L	0.00020	0.00019	0.00001	Diff <2x LOR	----

Sub-Matrix: **Water**

					Laboratory Duplicate (DUP) Report						
Laboratory sample ID	*Client sample ID*	*Analyte*	*CAS Number*	*Method*	*LOR*	*Unit*	*Original Result*	*Duplicate Result*	*RPD(%) or Difference*	*Duplicate Limits*	*Qualifier*
Dissolved Metals (QC Lot: 1507229) - continued											
WP2415182-002	Anonymous	Arsenic, dissolved	7440-38-2	E421	0.00010	mg/L	0.00054	0.00053	0.000005	Diff <2x LOR	----
		Barium, dissolved	7440-39-3	E421	0.00010	mg/L	0.0133	0.0130	2.31%	20%	----
		Beryllium, dissolved	7440-41-7	E421	0.000020	mg/L	<0.000020	<0.000020	0	Diff <2x LOR	----
		Bismuth, dissolved	7440-69-9	E421	0.000050	mg/L	<0.000050	<0.000050	0	Diff <2x LOR	----
		Boron, dissolved	7440-42-8	E421	0.010	mg/L	0.059	0.062	0.004	Diff <2x LOR	----
		Cadmium, dissolved	7440-43-9	E421	0.0000050	mg/L	0.0000135	0.0000146	0.0000011	Diff <2x LOR	----
		Calcium, dissolved	7440-70-2	E421	0.050	mg/L	38.3	41.6	8.14%	20%	----
		Cesium, dissolved	7440-46-2	E421	0.000010	mg/L	<0.000010	<0.000010	0	Diff <2x LOR	----
		Chromium, dissolved	7440-47-3	E421	0.00050	mg/L	<0.00050	<0.00050	0	Diff <2x LOR	----
		Cobalt, dissolved	7440-48-4	E421	0.00010	mg/L	<0.00010	<0.00010	0	Diff <2x LOR	----
		Copper, dissolved	7440-50-8	E421	0.00020	mg/L	0.622	0.614	1.28%	20%	----
		Iron, dissolved	7439-89-6	E421	0.010	mg/L	<0.010	<0.010	0	Diff <2x LOR	----
		Lead, dissolved	7439-92-1	E421	0.000050	mg/L	0.168	0.168	0.177%	20%	----
		Lithium, dissolved	7439-93-2	E421	0.0010	mg/L	0.0476	0.0475	0.204%	20%	----
		Magnesium, dissolved	7439-95-4	E421	0.0050	mg/L	10.8	11.3	4.50%	20%	----
		Manganese, dissolved	7439-96-5	E421	0.00010	mg/L	0.00025	0.00031	0.00005	Diff <2x LOR	----
		Molybdenum, dissolved	7439-98-7	E421	0.000050	mg/L	0.00217	0.00214	1.57%	20%	----
		Nickel, dissolved	7440-02-0	E421	0.00050	mg/L	0.00122	0.00125	0.00003	Diff <2x LOR	----
		Potassium, dissolved	7440-09-7	E421	0.050	mg/L	9.85	9.76	0.906%	20%	----
		Rubidium, dissolved	7440-17-7	E421	0.00020	mg/L	0.00245	0.00255	4.24%	20%	----
		Selenium, dissolved	7782-49-2	E421	0.000050	mg/L	0.000295	0.000266	0.000029	Diff <2x LOR	----
		Silicon, dissolved	7440-21-3	E421	0.050	mg/L	4.27	4.33	1.45%	20%	----
		Silver, dissolved	7440-22-4	E421	0.000010	mg/L	<0.000010	<0.000010	0	Diff <2x LOR	----
		Sodium, dissolved	7440-23-5	E421	0.050	mg/L	58.8	59.8	1.59%	20%	----
		Strontium, dissolved	7440-24-6	E421	0.00020	mg/L	0.144	0.143	0.762%	20%	----
		Sulfur, dissolved	7704-34-9	E421	0.50	mg/L	64.2	64.7	0.891%	20%	----
		Tellurium, dissolved	13494-80-9	E421	0.00020	mg/L	<0.00020	<0.00020	0	Diff <2x LOR	----
		Thallium, dissolved	7440-28-0	E421	0.000010	mg/L	0.000017	0.000017	0.00000002	Diff <2x LOR	----
		Thorium, dissolved	7440-29-1	E421	0.00010	mg/L	<0.00010	<0.00010	0	Diff <2x LOR	----
		Tin, dissolved	7440-31-5	E421	0.00010	mg/L	<0.00010	<0.00010	0	Diff <2x LOR	----
		Titanium, dissolved	7440-32-6	E421	0.00030	mg/L	<0.00030	<0.00030	0	Diff <2x LOR	----
		Tungsten, dissolved	7440-33-7	E421	0.00010	mg/L	<0.00010	<0.00010	0	Diff <2x LOR	----
		Uranium, dissolved	7440-61-1	E421	0.000010	mg/L	0.000058	0.000056	0.000002	Diff <2x LOR	----
		Vanadium, dissolved	7440-62-2	E421	0.00050	mg/L	0.00086	0.00083	0.00003	Diff <2x LOR	----

Sub-Matrix: **Water**

					Laboratory Duplicate (DUP) Report						
Laboratory sample ID	*Client sample ID*	*Analyte*	*CAS Number*	*Method*	*LOR*	*Unit*	*Original Result*	*Duplicate Result*	*RPD(%) or Difference*	*Duplicate Limits*	*Qualifier*
Dissolved Metals (QC Lot: 1507229) - continued											
WP2415182-002	Anonymous	Zinc, dissolved	7440-66-6	E421	0.0010	mg/L	0.0401	0.0403	0.438%	20%	----
		Zirconium, dissolved	7440-67-7	E421	0.00030	mg/L	<0.00030	<0.00030	0	Diff <2x LOR	----
Dissolved Metals (QC Lot: 1510550)											
WP2415189-003	FLB-03	Aluminum, dissolved	7429-90-5	E421	0.0010	mg/L	0.0349	0.0340	2.66%	20%	----
		Antimony, dissolved	7440-36-0	E421	0.00010	mg/L	0.00153	0.00161	4.96%	20%	----
		Arsenic, dissolved	7440-38-2	E421	0.00010	mg/L	0.00216	0.00216	0.375%	20%	----
		Barium, dissolved	7440-39-3	E421	0.00010	mg/L	0.0130	0.0122	5.96%	20%	----
		Beryllium, dissolved	7440-41-7	E421	0.000020	mg/L	<0.000020	<0.000020	0	Diff <2x LOR	----
		Bismuth, dissolved	7440-69-9	E421	0.000050	mg/L	<0.000050	<0.000050	0	Diff <2x LOR	----
		Boron, dissolved	7440-42-8	E421	0.010	mg/L	<0.010	<0.010	0	Diff <2x LOR	----
		Cadmium, dissolved	7440-43-9	E421	0.0000050	mg/L	<0.0000050	<0.0000050	0	Diff <2x LOR	----
		Calcium, dissolved	7440-70-2	E421	0.050	mg/L	11.4	11.5	0.213%	20%	----
		Cesium, dissolved	7440-46-2	E421	0.000010	mg/L	<0.000010	0.000012	0.000002	Diff <2x LOR	----
		Chromium, dissolved	7440-47-3	E421	0.00050	mg/L	<0.00050	<0.00050	0	Diff <2x LOR	----
		Cobalt, dissolved	7440-48-4	E421	0.00010	mg/L	<0.00010	<0.00010	0	Diff <2x LOR	----
		Copper, dissolved	7440-50-8	E421	0.00020	mg/L	0.00117	0.00112	0.00005	Diff <2x LOR	----
		Iron, dissolved	7439-89-6	E421	0.010	mg/L	<0.010	<0.010	0	Diff <2x LOR	----
		Lead, dissolved	7439-92-1	E421	0.000050	mg/L	<0.000050	<0.000050	0	Diff <2x LOR	----
		Lithium, dissolved	7439-93-2	E421	0.0010	mg/L	<0.0010	<0.0010	0	Diff <2x LOR	----
		Magnesium, dissolved	7439-95-4	E421	0.0050	mg/L	0.561	0.566	0.769%	20%	----
		Manganese, dissolved	7439-96-5	E421	0.00010	mg/L	0.00044	0.00040	0.00005	Diff <2x LOR	----
		Molybdenum, dissolved	7439-98-7	E421	0.000050	mg/L	0.00139	0.00138	0.805%	20%	----
		Nickel, dissolved	7440-02-0	E421	0.00050	mg/L	<0.00050	<0.00050	0	Diff <2x LOR	----
		Potassium, dissolved	7440-09-7	E421	0.050	mg/L	0.980	0.986	0.672%	20%	----
		Rubidium, dissolved	7440-17-7	E421	0.00020	mg/L	0.00194	0.00194	0.000004	Diff <2x LOR	----
		Selenium, dissolved	7782-49-2	E421	0.000050	mg/L	0.000181	0.000222	0.000041	Diff <2x LOR	----
		Silicon, dissolved	7440-21-3	E421	0.050	mg/L	0.872	0.895	2.58%	20%	----
		Silver, dissolved	7440-22-4	E421	0.000010	mg/L	<0.000010	<0.000010	0	Diff <2x LOR	----
		Sodium, dissolved	7440-23-5	E421	0.050	mg/L	1.21	1.18	2.49%	20%	----
		Strontium, dissolved	7440-24-6	E421	0.00020	mg/L	0.0507	0.0537	5.65%	20%	----
		Sulfur, dissolved	7704-34-9	E421	0.50	mg/L	1.51	1.62	0.11	Diff <2x LOR	----
		Tellurium, dissolved	13494-80-9	E421	0.00020	mg/L	<0.00020	<0.00020	0	Diff <2x LOR	----
		Thallium, dissolved	7440-28-0	E421	0.000010	mg/L	<0.000010	<0.000010	0	Diff <2x LOR	----
		Thorium, dissolved	7440-29-1	E421	0.00010	mg/L	<0.00010	<0.00010	0	Diff <2x LOR	----

Sub-Matrix: **Water**

					Laboratory Duplicate (DUP) Report						
Laboratory sample ID	*Client sample ID*	*Analyte*	*CAS Number*	*Method*	*LOR*	*Unit*	*Original Result*	*Duplicate Result*	*RPD(%) or Difference*	*Duplicate Limits*	*Qualifier*
Dissolved Metals (QC Lot: 1510550) - continued											
WP2415189-003	FLB-03	Tin, dissolved	7440-31-5	E421	0.00010	mg/L	<0.00010	<0.00010	0	Diff <2x LOR	----
		Titanium, dissolved	7440-32-6	E421	0.00030	mg/L	0.00060	0.00064	0.00004	Diff <2x LOR	----
		Tungsten, dissolved	7440-33-7	E421	0.00010	mg/L	0.00105	0.00107	1.95%	20%	----
		Uranium, dissolved	7440-61-1	E421	0.000010	mg/L	0.00252	0.00251	0.514%	20%	----
		Vanadium, dissolved	7440-62-2	E421	0.00050	mg/L	0.00114	0.00113	0.00001	Diff <2x LOR	----
		Zinc, dissolved	7440-66-6	E421	0.0010	mg/L	<0.0010	<0.0010	0	Diff <2x LOR	----
		Zirconium, dissolved	7440-67-7	E421	0.00030	mg/L	<0.00030	<0.00030	0	Diff <2x LOR	----
Dissolved Metals (QC Lot: 1510551)											
WP2415189-003	FLB-03	Phosphorus, dissolved	7723-14-0	E421.P-L	0.030	mg/L	<0.030	<0.030	0	Diff <2x LOR	----
Dissolved Metals (QC Lot: 1512372)											
WP2414858-013	Anonymous	Mercury, dissolved	7439-97-6	E509	0.0000050	mg/L	<0.0000050	<0.0000050	0	Diff <2x LOR	----
Dissolved Metals (QC Lot: 1514739)											
WP2415189-018	FLB-FIELDBLANK	Mercury, dissolved	7439-97-6	E509	0.0000050	mg/L	<0.0000050	<0.0000050	0	Diff <2x LOR	----

Method Blank (MB) Report

A Method Blank is an analyte-free matrix that undergoes sample processing identical to that carried out for test samples. Method Blank results are used to monitor and control for potential contamination from the laboratory environment and reagents. For most tests, the DQO for Method Blanks is for the result to be < LOR.

Sub-Matrix: **Water**

Analyte	CAS Number	Method	LOR	Unit	Result	Qualifier
Physical Tests (QCLot: 1499110)						
Alkalinity, total (as CaCO3)	----	E290	1	mg/L	<1.0	----
Physical Tests (QCLot: 1499112)						
Conductivity	----	E100	1	µS/cm	<1.0	----
Physical Tests (QCLot: 1501373)						
Conductivity	----	E100	1	µS/cm	<1.0	----
Physical Tests (QCLot: 1501374)						
Alkalinity, total (as CaCO3)	----	E290	1	mg/L	<1.0	----
Physical Tests (QCLot: 1502333)						
Acidity (as CaCO3)	----	E283	2	mg/L	<2.0	----
Physical Tests (QCLot: 1502334)						
Acidity (as CaCO3)	----	E283	2	mg/L	<2.0	----
Physical Tests (QCLot: 1503696)						
Solids, total dissolved [TDS]	----	E162-L	3	mg/L	<3.0	----
Physical Tests (QCLot: 1503697)						
Solids, total dissolved [TDS]	----	E162-L	3	mg/L	<3.0	----
Anions and Nutrients (QCLot: 1498903)						
Phosphorus, total	7723-14-0	E372-U	0.002	mg/L	<0.0020	----
Anions and Nutrients (QCLot: 1499046)						
Fluoride	16984-48-8	E235.F	0.02	mg/L	<0.020	----
Anions and Nutrients (QCLot: 1499047)						
Chloride	16887-00-6	E235.Cl-L	0.1	mg/L	<0.10	----
Anions and Nutrients (QCLot: 1499048)						
Sulfate (as SO4)	14808-79-8	E235.SO4	0.3	mg/L	<0.30	----
Anions and Nutrients (QCLot: 1501191)						
Phosphorus, total	7723-14-0	E372-U	0.002	mg/L	<0.0020	----
Anions and Nutrients (QCLot: 1503489)						
Phosphorus, total	7723-14-0	E372-U	0.002	mg/L	<0.0020	----
Dissolved Metals (QCLot: 1507229)						
Aluminum, dissolved	7429-90-5	E421	0.001	mg/L	<0.0010	----
Antimony, dissolved	7440-36-0	E421	0.0001	mg/L	<0.00010	----
Arsenic, dissolved	7440-38-2	E421	0.0001	mg/L	<0.00010	----
Barium, dissolved	7440-39-3	E421	0.0001	mg/L	<0.00010	----

Sub-Matrix: **Water**

Analyte	CAS Number	Method	LOR	Unit	Result	Qualifier
Dissolved Metals (QCLot: 1507229) - continued						
Beryllium, dissolved	7440-41-7	E421	0.00002	mg/L	<0.000020	----
Bismuth, dissolved	7440-69-9	E421	0.00005	mg/L	<0.000050	----
Boron, dissolved	7440-42-8	E421	0.01	mg/L	<0.010	----
Cadmium, dissolved	7440-43-9	E421	0.000005	mg/L	<0.0000050	----
Calcium, dissolved	7440-70-2	E421	0.05	mg/L	<0.050	----
Cesium, dissolved	7440-46-2	E421	0.00001	mg/L	<0.000010	----
Chromium, dissolved	7440-47-3	E421	0.0005	mg/L	<0.00050	----
Cobalt, dissolved	7440-48-4	E421	0.0001	mg/L	<0.00010	----
Copper, dissolved	7440-50-8	E421	0.0002	mg/L	<0.00020	----
Iron, dissolved	7439-89-6	E421	0.01	mg/L	<0.010	----
Lead, dissolved	7439-92-1	E421	0.00005	mg/L	<0.000050	----
Lithium, dissolved	7439-93-2	E421	0.001	mg/L	<0.0010	----
Magnesium, dissolved	7439-95-4	E421	0.005	mg/L	<0.0050	----
Manganese, dissolved	7439-96-5	E421	0.0001	mg/L	<0.00010	----
Molybdenum, dissolved	7439-98-7	E421	0.00005	mg/L	<0.000050	----
Nickel, dissolved	7440-02-0	E421	0.0005	mg/L	<0.00050	----
Potassium, dissolved	7440-09-7	E421	0.05	mg/L	<0.050	----
Rubidium, dissolved	7440-17-7	E421	0.0002	mg/L	<0.00020	----
Selenium, dissolved	7782-49-2	E421	0.00005	mg/L	<0.000050	----
Silicon, dissolved	7440-21-3	E421	0.05	mg/L	<0.050	----
Silver, dissolved	7440-22-4	E421	0.00001	mg/L	<0.000010	----
Sodium, dissolved	7440-23-5	E421	0.05	mg/L	<0.050	----
Strontium, dissolved	7440-24-6	E421	0.0002	mg/L	<0.00020	----
Sulfur, dissolved	7704-34-9	E421	0.5	mg/L	<0.50	----
Tellurium, dissolved	13494-80-9	E421	0.0002	mg/L	<0.00020	----
Thallium, dissolved	7440-28-0	E421	0.00001	mg/L	<0.000010	----
Thorium, dissolved	7440-29-1	E421	0.0001	mg/L	<0.00010	----
Tin, dissolved	7440-31-5	E421	0.0001	mg/L	<0.00010	----
Titanium, dissolved	7440-32-6	E421	0.0003	mg/L	<0.00030	----
Tungsten, dissolved	7440-33-7	E421	0.0001	mg/L	<0.00010	----
Uranium, dissolved	7440-61-1	E421	0.00001	mg/L	<0.000010	----
Vanadium, dissolved	7440-62-2	E421	0.0005	mg/L	<0.00050	----
Zinc, dissolved	7440-66-6	E421	0.001	mg/L	<0.0010	----
Zirconium, dissolved	7440-67-7	E421	0.0002	mg/L	<0.00020	----
Dissolved Metals (QCLot: 1507230)						

Sub-Matrix: **Water**

Analyte	CAS Number	Method	LOR	Unit	Result	Qualifier
Dissolved Metals (QCLot: 1507230) - continued						
Phosphorus, dissolved	7723-14-0	E421.P-L	0.03	mg/L	<0.030	----
Dissolved Metals (QCLot: 1510550)						
Aluminum, dissolved	7429-90-5	E421	0.001	mg/L	<0.0010	----
Antimony, dissolved	7440-36-0	E421	0.0001	mg/L	<0.00010	----
Arsenic, dissolved	7440-38-2	E421	0.0001	mg/L	<0.00010	----
Barium, dissolved	7440-39-3	E421	0.0001	mg/L	<0.00010	----
Beryllium, dissolved	7440-41-7	E421	0.00002	mg/L	<0.000020	----
Bismuth, dissolved	7440-69-9	E421	0.00005	mg/L	<0.000050	----
Boron, dissolved	7440-42-8	E421	0.01	mg/L	<0.010	----
Cadmium, dissolved	7440-43-9	E421	0.000005	mg/L	<0.0000050	----
Calcium, dissolved	7440-70-2	E421	0.05	mg/L	<0.050	----
Cesium, dissolved	7440-46-2	E421	0.00001	mg/L	<0.000010	----
Chromium, dissolved	7440-47-3	E421	0.0005	mg/L	<0.00050	----
Cobalt, dissolved	7440-48-4	E421	0.0001	mg/L	<0.00010	----
Copper, dissolved	7440-50-8	E421	0.0002	mg/L	<0.00020	----
Iron, dissolved	7439-89-6	E421	0.01	mg/L	<0.010	----
Lead, dissolved	7439-92-1	E421	0.00005	mg/L	<0.000050	----
Lithium, dissolved	7439-93-2	E421	0.001	mg/L	<0.0010	----
Magnesium, dissolved	7439-95-4	E421	0.005	mg/L	<0.0050	----
Manganese, dissolved	7439-96-5	E421	0.0001	mg/L	<0.00010	----
Molybdenum, dissolved	7439-98-7	E421	0.00005	mg/L	<0.000050	----
Nickel, dissolved	7440-02-0	E421	0.0005	mg/L	<0.00050	----
Potassium, dissolved	7440-09-7	E421	0.05	mg/L	<0.050	----
Rubidium, dissolved	7440-17-7	E421	0.0002	mg/L	<0.00020	----
Selenium, dissolved	7782-49-2	E421	0.00005	mg/L	<0.000050	----
Silicon, dissolved	7440-21-3	E421	0.05	mg/L	<0.050	----
Silver, dissolved	7440-22-4	E421	0.00001	mg/L	<0.000010	----
Sodium, dissolved	7440-23-5	E421	0.05	mg/L	<0.050	----
Strontium, dissolved	7440-24-6	E421	0.0002	mg/L	<0.00020	----
Sulfur, dissolved	7704-34-9	E421	0.5	mg/L	<0.50	----
Tellurium, dissolved	13494-80-9	E421	0.0002	mg/L	<0.00020	----
Thallium, dissolved	7440-28-0	E421	0.00001	mg/L	<0.000010	----
Thorium, dissolved	7440-29-1	E421	0.0001	mg/L	<0.00010	----
Tin, dissolved	7440-31-5	E421	0.0001	mg/L	<0.00010	----
Titanium, dissolved	7440-32-6	E421	0.0003	mg/L	<0.00030	----

Sub-Matrix: **Water**

Analyte	CAS Number	Method	LOR	Unit	Result	Qualifier
Dissolved Metals (QCLot: 1510550) - continued						
Tungsten, dissolved	7440-33-7	E421	0.0001	mg/L	<0.00010	----
Uranium, dissolved	7440-61-1	E421	0.00001	mg/L	<0.000010	----
Vanadium, dissolved	7440-62-2	E421	0.0005	mg/L	<0.00050	----
Zinc, dissolved	7440-66-6	E421	0.001	mg/L	<0.0010	----
Zirconium, dissolved	7440-67-7	E421	0.0002	mg/L	<0.00020	----
Dissolved Metals (QCLot: 1510551)						
Phosphorus, dissolved	7723-14-0	E421.P-L	0.03	mg/L	<0.030	----
Dissolved Metals (QCLot: 1512372)						
Mercury, dissolved	7439-97-6	E509	0.000005	mg/L	<0.0000050	----
Dissolved Metals (QCLot: 1514739)						
Mercury, dissolved	7439-97-6	E509	0.000005	mg/L	<0.0000050	----

Laboratory Control Sample (LCS) Report

A Laboratory Control Sample (LCS) is an analyte-free matrix that has been fortified (spiked) with test analytes at known concentration and processed in an identical manner to test samples. LCS results are expressed as percent recovery, and are used to monitor and control test method accuracy and precision, independent of test sample matrix.

Sub-Matrix: **Water**

					Laboratory Control Sample (LCS) Report				
					Spike	Recovery (%)	Recovery Limits (%)		
Analyte	CAS Number	Method	LOR	Unit	Target Concentration	LCS	Low	High	Qualifier
Physical Tests (QCLot: 1499110)									
Alkalinity, total (as CaCO3)	----	E290	1	mg/L	100 mg/L	99.6	85.0	115	----
Physical Tests (QCLot: 1499111)									
pH	----	E108	----	pH units	7 pH units	100	98.0	102	----
Physical Tests (QCLot: 1499112)									
Conductivity	----	E100	1	µS/cm	1410 µS/cm	100	90.0	110	----
Physical Tests (QCLot: 1501372)									
pH	----	E108	----	pH units	7 pH units	101	98.0	102	----
Physical Tests (QCLot: 1501373)									
Conductivity	----	E100	1	µS/cm	1410 µS/cm	101	90.0	110	----
Physical Tests (QCLot: 1501374)									
Alkalinity, total (as CaCO3)	----	E290	1	mg/L	100 mg/L	98.8	85.0	115	----
Physical Tests (QCLot: 1502333)									
Acidity (as CaCO3)	----	E283	2	mg/L	50 mg/L	104	85.0	115	----
Physical Tests (QCLot: 1502334)									
Acidity (as CaCO3)	----	E283	2	mg/L	50 mg/L	98.7	85.0	115	----
Physical Tests (QCLot: 1503696)									
Solids, total dissolved [TDS]	----	E162-L	3	mg/L	1000 mg/L	93.8	85.0	115	----
Physical Tests (QCLot: 1503697)									
Solids, total dissolved [TDS]	----	E162-L	3	mg/L	1000 mg/L	97.0	85.0	115	----
Anions and Nutrients (QCLot: 1498903)									
Phosphorus, total	7723-14-0	E372-U	0.002	mg/L	0.5 mg/L	105	80.0	120	----
Anions and Nutrients (QCLot: 1499046)									
Fluoride	16984-48-8	E235.F	0.02	mg/L	1 mg/L	100	90.0	110	----
Anions and Nutrients (QCLot: 1499047)									
Chloride	16887-00-6	E235.Cl-L	0.1	mg/L	100 mg/L	97.4	90.0	110	----
Anions and Nutrients (QCLot: 1499048)									
Sulfate (as SO4)	14808-79-8	E235.SO4	0.3	mg/L	100 mg/L	97.0	90.0	110	----
Anions and Nutrients (QCLot: 1501191)									
Phosphorus, total	7723-14-0	E372-U	0.002	mg/L	0.5 mg/L	104	80.0	120	----
Anions and Nutrients (QCLot: 1503489)									
Phosphorus, total	7723-14-0	E372-U	0.002	mg/L	0.5 mg/L	103	80.0	120	----

Sub-Matrix: **Water**

					Laboratory Control Sample (LCS) Report				
					Spike	Recovery (%)	Recovery Limits (%)		
Analyte	CAS Number	Method	LOR	Unit	Target Concentration	LCS	Low	High	Qualifier
Dissolved Metals (QCLot: 1507229)									
Aluminum, dissolved	7429-90-5	E421	0.001	mg/L	2 mg/L	98.2	80.0	120	----
Antimony, dissolved	7440-36-0	E421	0.0001	mg/L	1 mg/L	95.6	80.0	120	----
Arsenic, dissolved	7440-38-2	E421	0.0001	mg/L	1 mg/L	96.6	80.0	120	----
Barium, dissolved	7440-39-3	E421	0.0001	mg/L	0.25 mg/L	93.5	80.0	120	----
Beryllium, dissolved	7440-41-7	E421	0.00002	mg/L	0.1 mg/L	96.0	80.0	120	----
Bismuth, dissolved	7440-69-9	E421	0.00005	mg/L	1 mg/L	96.8	80.0	120	----
Boron, dissolved	7440-42-8	E421	0.01	mg/L	1 mg/L	97.2	80.0	120	----
Cadmium, dissolved	7440-43-9	E421	0.000005	mg/L	0.1 mg/L	97.3	80.0	120	----
Calcium, dissolved	7440-70-2	E421	0.05	mg/L	50 mg/L	95.0	80.0	120	----
Cesium, dissolved	7440-46-2	E421	0.00001	mg/L	0.05 mg/L	95.0	80.0	120	----
Chromium, dissolved	7440-47-3	E421	0.0005	mg/L	0.25 mg/L	98.7	80.0	120	----
Cobalt, dissolved	7440-48-4	E421	0.0001	mg/L	0.25 mg/L	98.3	80.0	120	----
Copper, dissolved	7440-50-8	E421	0.0002	mg/L	0.25 mg/L	98.7	80.0	120	----
Iron, dissolved	7439-89-6	E421	0.01	mg/L	1 mg/L	92.9	80.0	120	----
Lead, dissolved	7439-92-1	E421	0.00005	mg/L	0.5 mg/L	93.2	80.0	120	----
Lithium, dissolved	7439-93-2	E421	0.001	mg/L	0.25 mg/L	96.8	80.0	120	----
Magnesium, dissolved	7439-95-4	E421	0.005	mg/L	50 mg/L	109	80.0	120	----
Manganese, dissolved	7439-96-5	E421	0.0001	mg/L	0.25 mg/L	96.4	80.0	120	----
Molybdenum, dissolved	7439-98-7	E421	0.00005	mg/L	0.25 mg/L	98.0	80.0	120	----
Nickel, dissolved	7440-02-0	E421	0.0005	mg/L	0.5 mg/L	96.1	80.0	120	----
Potassium, dissolved	7440-09-7	E421	0.05	mg/L	50 mg/L	89.6	80.0	120	----
Rubidium, dissolved	7440-17-7	E421	0.0002	mg/L	0.1 mg/L	100	80.0	120	----
Selenium, dissolved	7782-49-2	E421	0.00005	mg/L	1 mg/L	91.9	80.0	120	----
Silicon, dissolved	7440-21-3	E421	0.05	mg/L	10 mg/L	97.0	80.0	120	----
Silver, dissolved	7440-22-4	E421	0.00001	mg/L	0.1 mg/L	88.9	80.0	120	----
Sodium, dissolved	7440-23-5	E421	0.05	mg/L	50 mg/L	97.0	80.0	120	----
Strontium, dissolved	7440-24-6	E421	0.0002	mg/L	0.25 mg/L	94.2	80.0	120	----
Sulfur, dissolved	7704-34-9	E421	0.5	mg/L	50 mg/L	102	80.0	120	----
Tellurium, dissolved	13494-80-9	E421	0.0002	mg/L	0.1 mg/L	95.4	80.0	120	----
Thallium, dissolved	7440-28-0	E421	0.00001	mg/L	1 mg/L	94.8	80.0	120	----
Thorium, dissolved	7440-29-1	E421	0.0001	mg/L	0.1 mg/L	94.6	80.0	120	----
Tin, dissolved	7440-31-5	E421	0.0001	mg/L	0.5 mg/L	96.1	80.0	120	----
Titanium, dissolved	7440-32-6	E421	0.0003	mg/L	0.25 mg/L	95.5	80.0	120	----
Tungsten, dissolved	7440-33-7	E421	0.0001	mg/L	0.1 mg/L	92.9	80.0	120	----
Uranium, dissolved	7440-61-1	E421	0.00001	mg/L	0.005 mg/L	95.3	80.0	120	----

Sub-Matrix: **Water**

					Laboratory Control Sample (LCS) Report				
					Spike	Recovery (%)	Recovery Limits (%)		
Analyte	CAS Number	Method	LOR	Unit	Target Concentration	LCS	Low	High	Qualifier
Dissolved Metals (QCLot: 1507229) - continued									
Vanadium, dissolved	7440-62-2	E421	0.0005	mg/L	0.5 mg/L	98.1	80.0	120	----
Zinc, dissolved	7440-66-6	E421	0.001	mg/L	0.5 mg/L	92.3	80.0	120	----
Zirconium, dissolved	7440-67-7	E421	0.0002	mg/L	0.1 mg/L	92.4	80.0	120	----
Phosphorus, dissolved	7723-14-0	E421.P-L	0.03	mg/L	10 mg/L	98.5	80.0	120	----
Dissolved Metals (QCLot: 1510550)									
Aluminum, dissolved	7429-90-5	E421	0.001	mg/L	2 mg/L	92.0	80.0	120	----
Antimony, dissolved	7440-36-0	E421	0.0001	mg/L	1 mg/L	96.3	80.0	120	----
Arsenic, dissolved	7440-38-2	E421	0.0001	mg/L	1 mg/L	94.5	80.0	120	----
Barium, dissolved	7440-39-3	E421	0.0001	mg/L	0.25 mg/L	96.1	80.0	120	----
Beryllium, dissolved	7440-41-7	E421	0.00002	mg/L	0.1 mg/L	88.2	80.0	120	----
Bismuth, dissolved	7440-69-9	E421	0.00005	mg/L	1 mg/L	98.6	80.0	120	----
Boron, dissolved	7440-42-8	E421	0.01	mg/L	1 mg/L	89.7	80.0	120	----
Cadmium, dissolved	7440-43-9	E421	0.000005	mg/L	0.1 mg/L	92.9	80.0	120	----
Calcium, dissolved	7440-70-2	E421	0.05	mg/L	50 mg/L	91.9	80.0	120	----
Cesium, dissolved	7440-46-2	E421	0.00001	mg/L	0.05 mg/L	94.4	80.0	120	----
Chromium, dissolved	7440-47-3	E421	0.0005	mg/L	0.25 mg/L	95.1	80.0	120	----
Cobalt, dissolved	7440-48-4	E421	0.0001	mg/L	0.25 mg/L	96.6	80.0	120	----
Copper, dissolved	7440-50-8	E421	0.0002	mg/L	0.25 mg/L	101	80.0	120	----
Iron, dissolved	7439-89-6	E421	0.01	mg/L	1 mg/L	93.7	80.0	120	----
Lead, dissolved	7439-92-1	E421	0.00005	mg/L	0.5 mg/L	95.4	80.0	120	----
Lithium, dissolved	7439-93-2	E421	0.001	mg/L	0.25 mg/L	83.8	80.0	120	----
Magnesium, dissolved	7439-95-4	E421	0.005	mg/L	50 mg/L	101	80.0	120	----
Manganese, dissolved	7439-96-5	E421	0.0001	mg/L	0.25 mg/L	94.9	80.0	120	----
Molybdenum, dissolved	7439-98-7	E421	0.00005	mg/L	0.25 mg/L	93.3	80.0	120	----
Nickel, dissolved	7440-02-0	E421	0.0005	mg/L	0.5 mg/L	93.4	80.0	120	----
Potassium, dissolved	7440-09-7	E421	0.05	mg/L	50 mg/L	91.7	80.0	120	----
Rubidium, dissolved	7440-17-7	E421	0.0002	mg/L	0.1 mg/L	96.2	80.0	120	----
Selenium, dissolved	7782-49-2	E421	0.00005	mg/L	1 mg/L	94.3	80.0	120	----
Silicon, dissolved	7440-21-3	E421	0.05	mg/L	10 mg/L	89.2	80.0	120	----
Silver, dissolved	7440-22-4	E421	0.00001	mg/L	0.1 mg/L	90.7	80.0	120	----
Sodium, dissolved	7440-23-5	E421	0.05	mg/L	50 mg/L	96.8	80.0	120	----
Strontium, dissolved	7440-24-6	E421	0.0002	mg/L	0.25 mg/L	93.4	80.0	120	----
Sulfur, dissolved	7704-34-9	E421	0.5	mg/L	50 mg/L	89.4	80.0	120	----
Tellurium, dissolved	13494-80-9	E421	0.0002	mg/L	0.1 mg/L	92.8	80.0	120	----
Thallium, dissolved	7440-28-0	E421	0.00001	mg/L	1 mg/L	96.2	80.0	120	----
Thorium, dissolved	7440-29-1	E421	0.0001	mg/L	0.1 mg/L	94.6	80.0	120	----

Sub-Matrix: **Water**

					Laboratory Control Sample (LCS) Report				
					Spike	Recovery (%)	Recovery Limits (%)		
Analyte	CAS Number	Method	LOR	Unit	Target Concentration	LCS	Low	High	Qualifier
Dissolved Metals (QCLot: 1510550) - continued									
Tin, dissolved	7440-31-5	E421	0.0001	mg/L	0.5 mg/L	92.1	80.0	120	----
Titanium, dissolved	7440-32-6	E421	0.0003	mg/L	0.25 mg/L	89.6	80.0	120	----
Tungsten, dissolved	7440-33-7	E421	0.0001	mg/L	0.1 mg/L	94.8	80.0	120	----
Uranium, dissolved	7440-61-1	E421	0.00001	mg/L	0.005 mg/L	97.4	80.0	120	----
Vanadium, dissolved	7440-62-2	E421	0.0005	mg/L	0.5 mg/L	96.0	80.0	120	----
Zinc, dissolved	7440-66-6	E421	0.001	mg/L	0.5 mg/L	94.6	80.0	120	----
Zirconium, dissolved	7440-67-7	E421	0.0002	mg/L	0.1 mg/L	90.6	80.0	120	----
Phosphorus, dissolved	7723-14-0	E421.P-L	0.03	mg/L	10 mg/L	92.8	80.0	120	----
Mercury, dissolved	7439-97-6	E509	0.000005	mg/L	0 mg/L	102	80.0	120	----
Mercury, dissolved	7439-97-6	E509	0.000005	mg/L	0 mg/L	102	80.0	120	----

Matrix Spike (MS) Report

A Matrix Spike (MS) is a randomly selected intra-laboratory replicate sample that has been fortified (spiked) with test analytes at known concentration, and processed in an identical manner to test samples. Matrix Spikes provide information regarding analyte recovery and potential matrix effects. MS DQO exceedances due to sample matrix may sometimes be unavoidable; in such cases, test results for the associated sample (or similar samples) may be subject to bias. ND – Recovery not determined, background level >= 1x spike level.

Sub-Matrix: **Water**

					Matrix Spike (MS) Report					
					Spike		Recovery (%)	Recovery Limits (%)		
Laboratory sample ID	Client sample ID	Analyte	CAS Number	Method	Concentration	Target	MS	Low	High	Qualifier
Anions and Nutrients (QCLot: 1498903)										
WP2415119-004	Anonymous	Phosphorus, total	7723-14-0	E372-U	0.315 mg/L	0.25 mg/L	126	70.0	130	----
Anions and Nutrients (QCLot: 1499046)										
WP2415189-001	FLB-01	Fluoride	16984-48-8	E235.F	0.999 mg/L	1 mg/L	99.9	75.0	125	----
Anions and Nutrients (QCLot: 1499047)										
WP2415189-001	FLB-01	Chloride	16887-00-6	E235.Cl-L	98.7 mg/L	100 mg/L	98.7	75.0	125	----
Anions and Nutrients (QCLot: 1499048)										
WP2415189-001	FLB-01	Sulfate (as SO4)	14808-79-8	E235.SO4	99.7 mg/L	100 mg/L	99.7	75.0	125	----
Anions and Nutrients (QCLot: 1501191)										
WP2415189-011	FLB-12	Phosphorus, total	7723-14-0	E372-U	0.300 mg/L	0.25 mg/L	120	70.0	130	----
Anions and Nutrients (QCLot: 1503489)										
WP2415189-017	FLB-BLANK	Phosphorus, total	7723-14-0	E372-U	0.232 mg/L	0.25 mg/L	93.0	70.0	130	----
Dissolved Metals (QCLot: 1507229)										
WP2415182-002	Anonymous	Aluminum, dissolved	7429-90-5	E421	0.221 mg/L	0.2 mg/L	110	70.0	130	----
		Antimony, dissolved	7440-36-0	E421	0.0196 mg/L	0.02 mg/L	97.8	70.0	130	----
		Arsenic, dissolved	7440-38-2	E421	0.0222 mg/L	0.02 mg/L	111	70.0	130	----
		Barium, dissolved	7440-39-3	E421	0.0208 mg/L	0.02 mg/L	104	70.0	130	----
		Beryllium, dissolved	7440-41-7	E421	0.0429 mg/L	0.04 mg/L	107	70.0	130	----
		Bismuth, dissolved	7440-69-9	E421	0.00941 mg/L	0.01 mg/L	94.1	70.0	130	----
		Boron, dissolved	7440-42-8	E421	0.102 mg/L	0.1 mg/L	102	70.0	130	----
		Cadmium, dissolved	7440-43-9	E421	0.00443 mg/L	0.004 mg/L	111	70.0	130	----
		Calcium, dissolved	7440-70-2	E421	ND mg/L	----	ND	70.0	130	----
		Cesium, dissolved	7440-46-2	E421	0.0105 mg/L	0.01 mg/L	105	70.0	130	----
		Chromium, dissolved	7440-47-3	E421	0.0427 mg/L	0.04 mg/L	107	70.0	130	----
		Cobalt, dissolved	7440-48-4	E421	0.0211 mg/L	0.02 mg/L	106	70.0	130	----
		Copper, dissolved	7440-50-8	E421	ND mg/L	----	ND	70.0	130	----
		Iron, dissolved	7439-89-6	E421	2.10 mg/L	2 mg/L	105	70.0	130	----
		Lead, dissolved	7439-92-1	E421	ND mg/L	----	ND	70.0	130	----
		Lithium, dissolved	7439-93-2	E421	0.102 mg/L	0.1 mg/L	102	70.0	130	----
		Magnesium, dissolved	7439-95-4	E421	ND mg/L	----	ND	70.0	130	----
		Manganese, dissolved	7439-96-5	E421	0.0209 mg/L	0.02 mg/L	104	70.0	130	----
		Molybdenum, dissolved	7439-98-7	E421	0.0199 mg/L	0.02 mg/L	99.6	70.0	130	----
		Nickel, dissolved	7440-02-0	E421	0.0413 mg/L	0.04 mg/L	103	70.0	130	----
		Potassium, dissolved	7440-09-7	E421	ND mg/L	----	ND	70.0	130	----
		Rubidium, dissolved	7440-17-7	E421	0.0211 mg/L	0.02 mg/L	105	70.0	130	----
		Selenium, dissolved	7782-49-2	E421	0.0421 mg/L	0.04 mg/L	105	70.0	130	----
		Silicon, dissolved	7440-21-3	E421	9.62 mg/L	10 mg/L	96.2	70.0	130	----

Sub-Matrix: **Water**

					Matrix Spike (MS) Report					
					Spike		Recovery (%)	Recovery Limits (%)		
Laboratory sample ID	Client sample ID	Analyte	CAS Number	Method	Concentration	Target	MS	Low	High	Qualifier
Dissolved Metals (QCLot: 1507229) - continued										
WP2415182-002	Anonymous	Silver, dissolved	7440-22-4	E421	0.00389 mg/L	0.004 mg/L	97.2	70.0	130	----
		Sodium, dissolved	7440-23-5	E421	ND mg/L	----	ND	70.0	130	----
		Strontium, dissolved	7440-24-6	E421	ND mg/L	----	ND	70.0	130	----
		Sulfur, dissolved	7704-34-9	E421	ND mg/L	----	ND	70.0	130	----
		Tellurium, dissolved	13494-80-9	E421	0.0401 mg/L	0.04 mg/L	100	70.0	130	----
		Thallium, dissolved	7440-28-0	E421	0.00383 mg/L	0.004 mg/L	95.8	70.0	130	----
		Thorium, dissolved	7440-29-1	E421	0.0212 mg/L	0.02 mg/L	106	70.0	130	----
		Tin, dissolved	7440-31-5	E421	0.0198 mg/L	0.02 mg/L	98.8	70.0	130	----
		Titanium, dissolved	7440-32-6	E421	0.0397 mg/L	0.04 mg/L	99.3	70.0	130	----
		Tungsten, dissolved	7440-33-7	E421	0.0185 mg/L	0.02 mg/L	92.5	70.0	130	----
		Uranium, dissolved	7440-61-1	E421	0.00405 mg/L	0.004 mg/L	101	70.0	130	----
		Vanadium, dissolved	7440-62-2	E421	0.110 mg/L	0.1 mg/L	110	70.0	130	----
		Zinc, dissolved	7440-66-6	E421	0.415 mg/L	0.4 mg/L	104	70.0	130	----
		Zirconium, dissolved	7440-67-7	E421	0.0393 mg/L	0.04 mg/L	98.3	70.0	130	----
Dissolved Metals (QCLot: 1510550)										
WP2415189-003	FLB-03	Aluminum, dissolved	7429-90-5	E421	0.217 mg/L	0.2 mg/L	108	70.0	130	----
		Antimony, dissolved	7440-36-0	E421	0.0208 mg/L	0.02 mg/L	104	70.0	130	----
		Arsenic, dissolved	7440-38-2	E421	0.0235 mg/L	0.02 mg/L	118	70.0	130	----
		Barium, dissolved	7440-39-3	E421	0.0222 mg/L	0.02 mg/L	111	70.0	130	----
		Beryllium, dissolved	7440-41-7	E421	0.0428 mg/L	0.04 mg/L	107	70.0	130	----
		Bismuth, dissolved	7440-69-9	E421	0.0114 mg/L	0.01 mg/L	114	70.0	130	----
		Boron, dissolved	7440-42-8	E421	0.099 mg/L	0.1 mg/L	99.0	70.0	130	----
		Cadmium, dissolved	7440-43-9	E421	0.00455 mg/L	0.004 mg/L	114	70.0	130	----
		Calcium, dissolved	7440-70-2	E421	ND mg/L	----	ND	70.0	130	----
		Cesium, dissolved	7440-46-2	E421	0.0108 mg/L	0.01 mg/L	108	70.0	130	----
		Chromium, dissolved	7440-47-3	E421	0.0448 mg/L	0.04 mg/L	112	70.0	130	----
		Cobalt, dissolved	7440-48-4	E421	0.0227 mg/L	0.02 mg/L	114	70.0	130	----
		Copper, dissolved	7440-50-8	E421	0.0229 mg/L	0.02 mg/L	115	70.0	130	----
		Iron, dissolved	7439-89-6	E421	2.28 mg/L	2 mg/L	114	70.0	130	----
		Lead, dissolved	7439-92-1	E421	0.0227 mg/L	0.02 mg/L	113	70.0	130	----
		Lithium, dissolved	7439-93-2	E421	0.101 mg/L	0.1 mg/L	101	70.0	130	----
		Magnesium, dissolved	7439-95-4	E421	1.21 mg/L	1 mg/L	121	70.0	130	----
		Manganese, dissolved	7439-96-5	E421	0.0220 mg/L	0.02 mg/L	110	70.0	130	----
		Molybdenum, dissolved	7439-98-7	E421	0.0196 mg/L	0.02 mg/L	97.8	70.0	130	----
		Nickel, dissolved	7440-02-0	E421	0.0446 mg/L	0.04 mg/L	112	70.0	130	----
		Potassium, dissolved	7440-09-7	E421	4.61 mg/L	4 mg/L	115	70.0	130	----
		Rubidium, dissolved	7440-17-7	E421	0.0225 mg/L	0.02 mg/L	112	70.0	130	----
		Selenium, dissolved	7782-49-2	E421	0.0473 mg/L	0.04 mg/L	118	70.0	130	----
		Silicon, dissolved	7440-21-3	E421	9.34 mg/L	10 mg/L	93.4	70.0	130	----
		Silver, dissolved	7440-22-4	E421	0.00438 mg/L	0.004 mg/L	109	70.0	130	----
		Sodium, dissolved	7440-23-5	E421	2.22 mg/L	2 mg/L	111	70.0	130	----
		Strontium, dissolved	7440-24-6	E421	ND mg/L	----	ND	70.0	130	----
		Sulfur, dissolved	7704-34-9	E421	21.7 mg/L	20 mg/L	108	70.0	130	----
		Tellurium, dissolved	13494-80-9	E421	0.0425 mg/L	0.04 mg/L	106	70.0	130	----

Sub-Matrix: **Water**

					Matrix Spike (MS) Report					
					Spike		Recovery (%)	Recovery Limits (%)		
Laboratory sample ID	Client sample ID	Analyte	CAS Number	Method	Concentration	Target	MS	Low	High	Qualifier
Dissolved Metals (QCLot: 1510550) - continued										
WP2415189-003	FLB-03	Thallium, dissolved	7440-28-0	E421	0.00469 mg/L	0.004 mg/L	117	70.0	130	----
		Thorium, dissolved	7440-29-1	E421	0.0245 mg/L	0.02 mg/L	123	70.0	130	----
		Tin, dissolved	7440-31-5	E421	0.0203 mg/L	0.02 mg/L	102	70.0	130	----
		Titanium, dissolved	7440-32-6	E421	0.0407 mg/L	0.04 mg/L	102	70.0	130	----
		Tungsten, dissolved	7440-33-7	E421	0.0205 mg/L	0.02 mg/L	102	70.0	130	----
		Uranium, dissolved	7440-61-1	E421	0.00491 mg/L	0.004 mg/L	123	70.0	130	----
		Vanadium, dissolved	7440-62-2	E421	0.113 mg/L	0.1 mg/L	113	70.0	130	----
		Zinc, dissolved	7440-66-6	E421	0.459 mg/L	0.4 mg/L	115	70.0	130	----
		Zirconium, dissolved	7440-67-7	E421	0.0386 mg/L	0.04 mg/L	96.5	70.0	130	----
Dissolved Metals (QCLot: 1510551)										
WP2415189-003	FLB-03	Phosphorus, dissolved	7723-14-0	E421.P-L	11.2 mg/L	10 mg/L	112	70.0	130	----
Dissolved Metals (QCLot: 1512372)										
WP2414858-014	Anonymous	Mercury, dissolved	7439-97-6	E509	0.0000980 mg/L	0 mg/L	98.0	70.0	130	----
Dissolved Metals (QCLot: 1514739)										
WP2415224-001	Anonymous	Mercury, dissolved	7439-97-6	E509	0.000102 mg/L	0 mg/L	102	70.0	130	----

Report To		Reports / Recipients	Turnaround Time (TAT) Requested
Company:	Kinross - Great Bear Resources	Select Report Format: ☑ PDF ☑ EXCEL ☑ EDD (DIGITAL)	☑ Routine [R] if received by 3pm M-F - no surcharges apply
Contact:	Hannah Hillier	Merge QC/QCI Reports with COA ☑ YES ☐ NO ☐ N/A	☐ 4 day [P4] if received by 3pm M-F - 20% rush surcharge minimum
Phone:	(807) 633-2492	☐ Compare Results to Criteria on Report - provide details below if box checked	☐ 3 day [P3] if received by 3pm M-F - 25% rush surcharge minimum
		Select Distribution: ☑ EMAIL ☐ MAIL ☐ FAX	☐ 2 day [P2] if received by 3pm M-F - 50% rush surcharge minimum
Street:	19 Young Street	Email 1 ashley.moncrief@kinross.com	☐ 1 day [E] if received by 3pm M-F - 100% rush surcharge minimum
City/Province:	Red Lake, ON	Email 2 hannah.hillier@kinross.com	☐ Same day [E2] if received by 10am M-S - 200% rush surcharge.
Postal Code:	P0V2M0	Email 3 christopher.reid@kinross.com	Additional fees may apply to rush requests on weekends, statutory holidays and for non-routine tests.
Invoice To	Same as Report To ☑ YES ☐ NO	Email 4 jacob.mcfee@kinross.com	Date and Time Required for all E&P TATs:
	Copy of Invoice with Report ☑ YES ☐ NO	Email 5 curtis.bloemberg@kinross.com	
Company:		Email 6 emily.meek@kinross.com	Analysis Request
		Email 7 aaron.peloquin@kinross.com	
		Email 8 anna.klein@wsp.com	
Contact:		Email 9 kristen.gault@wsp.com	

Project Information		Invoice Recipients	
ALS Account # / Quote #:	PPR-022-3	Select Invoice Distribution: ☑ EMAIL ☐ MAIL ☐ FAX	
Job #:	PPR-022-3	Email 1 invoice@kinross.com	
ALS Lab Work Order # (ALS use only):		ALS Contact: Judy Dalmaijer	Sampler: Emily

ALS Sample # (ALS use only)	Sample Identification and/or Coordinates (This description will appear on the report)	Date (dd-mm-yy)	Time (hh:mm)	Sample Type	NUMBER OF CONTAINERS	Field Filtered - DISSOLVED METALS AND MERCURY ONLY	Dissolved Metals	FLB-BiW - Dissolved Mercury by CVAAS (5 ng/L Detection Limit)	FLB-BiW - Anions (SO4, Cl, F)	FLB-BiW - Alkalinity, pH, Conductivity	FLB-BiW - Total Phosphorus (Colorimetry)	FLB-BiW - Acidity	FLB-BiW - TDS	Field pH	Field Conductivity (us/cm)	Field Temperature
	FLB-01			Water	5	x	x	x	x	x	x	x	x	9.62	69.5	17.9
	FLB-02			Water	5	x	x	x	x	x	x	x	x	8.91	54.6	18
	FLB-03			Water	5	x	x	x	x	x	x	x	x	8.83	71.7	18.7
	FLB-04			Water	5	x	x	x	x	x	x	x	x	9.12	49.2	17.9
	FLB-05			Water	5	x	x	x	x	x	x	x	x	8.62	73.5	16.5
	FLB-06			Water	5	x	x	x	x	x	x	x	x	9.12	58.2	18.3
	FLB-08			Water	5	x	x	x	x	x	x	x	x	8.56	65.4	16.4
	FLB-09			Water	5	x	x	x	x	x	x	x	x	8.34	62.5	16.8
	FLB-10			Water	5	x	x	x	x	x	x	x	x	8.31	59	16.1
	FLB-11			Water	5	x	x	x	x	x	x	x	x	9.52	59.9	16.6
	FLB-12			Water	5	x	x	x	x	x	x	x	x	8.38	53.5	16
	FLB-13			Water	5	x	x	x	x	x	x	x	x	7.74	57.1	14.8
	FLB-14			Water	5	x	x	x	x	x	x	x	x	7.75	58.6	14.4
	FLB-15			Water	5	x	x	x	x	x	x	x	x	7.98	47.2	14.7
	FLB-Duplicate			Water	5	x	x	x	x	x	x	x	x	9.52	59.9	16.6
	FLB-BLANK			Water	5	x	x	x	x	x	x	x	x	8.97	10.7	19.9
	FLB-FIELDBLANK			Water	2	x	x	x								

SHIPMENT RELEASE (client use)			INITIAL SHIPMENT RECEPTION (ALS use only)			FINAL SHIPMENT RECEPTION (ALS use only)
Released by:	12-Jun	JM	Received by:	Date: JUN 17 2024	Time:	Received by:

Environmental Division
Winnipeg
Work Order Reference
WP2415189

Telephone : +1 204 265 9720

Cooler 2 of 3

2/6

CERTIFICATE OF ANALYSIS

Work Order	: **WP2416354**	Page	: 1 of 12
Client	: **Great Bear Resources Ltd**	Laboratory	: ALS Environmental - Winnipeg
Contact	: Ashley Moncrief	Account Manager	: Judy Dalmaijer
Address	: Great Bear Resources Ltd. 117 Forestry Road Red Lake ON Canada P0V 2M0	Address	: 1329 Niakwa Road East, Unit 12 Winnipeg MB Canada R2J 3T4
Telephone	: 807 630 0203	Telephone	: +1 204 255 9720
Project	: PPR-022-3	Date Samples Received	: 02-Jul-2024 10:00
PO	: PPR-022-3	Date Analysis Commenced	: 02-Jul-2024
C-O-C number	: ----	Issue Date	: 10-Jul-2024 15:27
Sampler	: ----		
Site	: ----		
Quote number	: 2024 Standing offer_V2		
No. of samples received	: 18		
No. of samples analysed	: 18		

This report supersedes any previous report(s) with this reference. Results apply to the sample(s) as submitted. This document shall not be reproduced, except in full.

This Certificate of Analysis contains the following information:

- General Comments
- Analytical Results

Additional information pertinent to this report will be found in the following separate attachments: Quality Control Report, QC Interpretive report to assist with Quality Review and Sample Receipt Notification (SRN).

Signatories

This document has been electronically signed by the authorized signatories below. Electronic signing is conducted in accordance with US FDA 21 CFR Part 11.

Signatories	*Position*	*Laboratory Department*
Leila Conyard	Lab Assistant	Metals, Winnipeg, Manitoba
Nik Perkio	Senior Analyst	Inorganics, Waterloo, Ontario
Oleksandr Busel		Inorganics, Winnipeg, Manitoba
Oleksandr Busel		Metals, Winnipeg, Manitoba
Rhovee Guevarra		Inorganics, Winnipeg, Manitoba

General Comments

The analytical methods used by ALS are developed using internationally recognized reference methods (where available), such as those published by US EPA, APHA Standard Methods, ASTM, ISO, Environment Canada, BC MOE, and Ontario MOE. Refer to the ALS Quality Control Interpretive report (QCI) for applicable references and methodology summaries. Reference methods may incorporate modifications to improve performance.

Where a reported less than (<) result is higher than the LOR, this may be due to primary sample extract/digestate dilution and/or insufficient sample for analysis.

Where the LOR of a reported result differs from standard LOR, this may be due to high moisture content, insufficient sample (reduced weight employed) or matrix interference.

Please refer to Quality Control Interpretive report (QCI) for information regarding Holding Time compliance.

Key : CAS Number: Chemical Abstracts Services number is a unique identifier assigned to discrete substances

LOR: Limit of Reporting (detection limit).

Unit	*Description*
-	no units
µS/cm	microsiemens per centimetre
mg/L	milligrams per litre
pH units	pH units

<: less than.

>: greater than.

Surrogate: An analyte that is similar in behavior to target analyte(s), but that does not occur naturally in environmental samples. For applicable tests, surrogates are added to samples prior to analysis as a check on recovery.

Test results reported relate only to the samples as received by the laboratory.

UNLESS OTHERWISE STATED on SRN or QCI Report, ALL SAMPLES WERE RECEIVED IN ACCEPTABLE CONDITION.

Analytical Results

Sub-Matrix: **Water**
(Matrix: **Water**)

Analyte	CAS Number	Method/Lab	LOR	Unit	Client sample ID	FLB-01	FLB-02	FLB-03	FLB-04	FLB-05
					Client sampling date / time	27-Jun-2024 10:00	27-Jun-2024 10:20	27-Jun-2024 10:35	27-Jun-2024 10:45	27-Jun-2024 11:00
						WP2416354-001	WP2416354-002	WP2416354-003	WP2416354-004	WP2416354-005
						Result	Result	Result	Result	Result
Physical Tests										
Acidity (as CaCO3)	----	E283/WT	2.0	mg/L		<2.0	<2.0	<2.0	<2.0	<2.0
Alkalinity, bicarbonate (as CaCO3)	----	E290/WP	1.0	mg/L		24.2	10.3	30.6	15.7	17.9
Alkalinity, carbonate (as CaCO3)	----	E290/WP	1.0	mg/L		<1.0	10.8	<1.0	<1.0	<1.0
Alkalinity, hydroxide (as CaCO3)	----	E290/WP	1.0	mg/L		<1.0	<1.0	<1.0	<1.0	<1.0
Alkalinity, phenolphthalein (as CaCO3)	----	E290/WP	1.0	mg/L		<1.0	5.4	<1.0	<1.0	<1.0
Alkalinity, total (as CaCO3)	----	E290/WP	1.0	mg/L		24.2	21.1	30.6	15.7	17.9
Conductivity	----	E100/WP	1.0	µS/cm		57.9	48.6	68.6	47.0	72.5
pH	----	E108/WP	0.10	pH units		8.29	9.52	7.77	7.30	7.33
Solids, total dissolved [TDS]	----	E162-L/WP	3.0	mg/L		35.7	27.2	36.0	29.5	39.7
Anions and Nutrients										
Chloride	16887-00-6	E235.Cl-L/WP	0.10	mg/L		0.16	0.15	0.33	0.28	0.36
Fluoride	16984-48-8	E235.F/WP	0.020	mg/L		<0.020	<0.020	<0.020	<0.020	0.025
Phosphorus, total	7723-14-0	E372-U/WP	0.0020	mg/L		0.0136	0.0104	0.0113	0.0072	0.0054
Sulfate (as SO4)	14808-79-8	E235.SO4/WP	0.30	mg/L		3.76	1.50	3.43	5.59	14.7
Dissolved Metals										
Aluminum, dissolved	7429-90-5	E421/WP	0.0010	mg/L		0.0324	0.0406	0.0544	0.0189	0.0062
Antimony, dissolved	7440-36-0	E421/WP	0.00010	mg/L		0.00318	0.00107	0.00123	0.00197	0.00106
Arsenic, dissolved	7440-38-2	E421/WP	0.00010	mg/L		0.0480	0.00114	0.00230	0.00516	0.00060
Barium, dissolved	7440-39-3	E421/WP	0.00010	mg/L		0.00920	0.00826	0.00963	0.00947	0.0108
Beryllium, dissolved	7440-41-7	E421/WP	0.000020	mg/L		<0.000020	<0.000020	<0.000020	Not Detected	Not Detected
Bismuth, dissolved	7440-69-9	E421/WP	0.000050	mg/L		Not Detected	Not Detected	Not Detected	Not Detected	Not Detected
Boron, dissolved	7440-42-8	E421/WP	0.010	mg/L		<0.010	<0.010	<0.010	<0.010	<0.010
Cadmium, dissolved	7440-43-9	E421/WP	0.0000050	mg/L		Not Detected	<0.0000050	<0.0000050	<0.0000050	0.000549
Calcium, dissolved	7440-70-2	E421/WP	0.050	mg/L		9.67	7.79	11.6	6.97	10.2
Cesium, dissolved	7440-46-2	E421/WP	0.000010	mg/L		<0.000010	<0.000010	0.000013	0.000010	<0.000010
Chromium, dissolved	7440-47-3	E421/WP	0.00050	mg/L		<0.00050	<0.00050	<0.00050	<0.00050	Not Detected
Cobalt, dissolved	7440-48-4	E421/WP	0.00010	mg/L		<0.00010	<0.00010	<0.00010	<0.00010	<0.00010
Copper, dissolved	7440-50-8	E421/WP	0.00020	mg/L		0.00108	0.00077	0.00146	0.00064	0.00091
Iron, dissolved	7439-89-6	E421/WP	0.010	mg/L		0.014	0.013	0.014	<0.010	<0.010

Analytical Results

Sub-Matrix: **Water**
(Matrix: **Water**)

Analyte	CAS Number	Method/Lab	LOR	Unit	Client sample ID	FLB-01	FLB-02	FLB-03	FLB-04	FLB-05
					Client sampling date / time	27-Jun-2024 10:00	27-Jun-2024 10:20	27-Jun-2024 10:35	27-Jun-2024 10:45	27-Jun-2024 11:00
						WP2416354-001	WP2416354-002	WP2416354-003	WP2416354-004	WP2416354-005
						Result	Result	Result	Result	Result
Dissolved Metals										
Lead, dissolved	7439-92-1	E421/WP	0.000050	mg/L		<0.000050	<0.000050	<0.000050	<0.000050	0.000056
Lithium, dissolved	7439-93-2	E421/WP	0.0010	mg/L		<0.0010	<0.0010	<0.0010	<0.0010	0.0017
Magnesium, dissolved	7439-95-4	E421/WP	0.0050	mg/L		0.396	0.348	0.457	0.358	0.752
Manganese, dissolved	7439-96-5	E421/WP	0.00010	mg/L		0.00058	0.00062	0.00118	0.00071	0.0294
Mercury, dissolved	7439-97-6	E509/WP	0.0000050	mg/L		<0.0000050	<0.0000050	<0.0000050	<0.0000050	<0.0000050
Molybdenum, dissolved	7439-98-7	E421/WP	0.000050	mg/L		0.000801	0.000721	0.00111	0.000568	0.000589
Nickel, dissolved	7440-02-0	E421/WP	0.00050	mg/L		<0.00050	<0.00050	<0.00050	<0.00050	<0.00050
Phosphorus, dissolved	7723-14-0	E421.P-L/WP	0.030	mg/L		<0.030	<0.030	<0.030	<0.030	<0.030
Potassium, dissolved	7440-09-7	E421/WP	0.050	mg/L		1.09	0.877	1.14	0.921	1.01
Rubidium, dissolved	7440-17-7	E421/WP	0.00020	mg/L		0.00143	0.00104	0.00194	0.00152	0.00174
Selenium, dissolved	7782-49-2	E421/WP	0.000050	mg/L		0.000168	0.000051	0.000110	0.000521	0.000993
Silicon, dissolved	7440-21-3	E421/WP	0.050	mg/L		0.880	1.04	0.982	0.805	1.00
Silver, dissolved	7440-22-4	E421/WP	0.000010	mg/L		<0.000010	<0.000010	<0.000010	<0.000010	<0.000010
Sodium, dissolved	7440-23-5	E421/WP	0.050	mg/L		0.740	0.505	0.771	0.415	0.879
Strontium, dissolved	7440-24-6	E421/WP	0.00020	mg/L		0.0404	0.0328	0.0478	0.0332	0.0516
Sulfur, dissolved	7704-34-9	E421/WP	0.50	mg/L		1.10	<0.50	1.00	1.69	4.18
Tellurium, dissolved	13494-80-9	E421/WP	0.00020	mg/L		Not Detected	Not Detected	Not Detected	Not Detected	Not Detected
Thallium, dissolved	7440-28-0	E421/WP	0.000010	mg/L		<0.000010	<0.000010	<0.000010	<0.000010	0.000011
Thorium, dissolved	7440-29-1	E421/WP	0.00010	mg/L		<0.00010	<0.00010	<0.00010	Not Detected	Not Detected
Tin, dissolved	7440-31-5	E421/WP	0.00010	mg/L		<0.00010	<0.00010	<0.00010	<0.00010	<0.00010
Titanium, dissolved	7440-32-6	E421/WP	0.00030	mg/L		0.00089	0.00140	0.00140	0.00067	<0.00030
Tungsten, dissolved	7440-33-7	E421/WP	0.00010	mg/L		0.00139	0.00038	0.00069	0.00030	0.00028
Uranium, dissolved	7440-61-1	E421/WP	0.000010	mg/L		0.00158	0.000512	0.00176	0.000295	0.000147
Vanadium, dissolved	7440-62-2	E421/WP	0.00050	mg/L		0.00134	0.00116	0.00098	0.00088	<0.00050
Zinc, dissolved	7440-66-6	E421/WP	0.0010	mg/L		0.0011	0.0011	0.0016	<0.0010	0.0440
Zirconium, dissolved	7440-67-7	E421/WP	0.00030	mg/L		<0.00030	<0.00030	<0.00030	<0.00030	Not Detected
Dissolved mercury filtration location	----	EP509/WP	-	-		Field	Field	Field	Field	Field
Dissolved metals filtration location	----	EP421/WP	-	-		Field	Field	Field	Field	Field

Please refer to the General Comments section for an explanation of any result qualifiers detected.

Please refer to the Accreditation section for an explanation of analyte accreditations.

Analytical Results

Sub-Matrix: **Water**
(Matrix: **Water**)

Analyte	CAS Number	Method/Lab	LOR	Unit	Client sample ID	FLB-06	FLB-07	FLB-08	FLB-09	FLB-10
					Client sampling date / time	27-Jun-2024 11:10	27-Jun-2024 11:25	27-Jun-2024 11:55	27-Jun-2024 12:05	27-Jun-2024 12:30
						WP2416354-006	WP2416354-007	WP2416354-008	WP2416354-009	WP2416354-010
						Result	Result	Result	Result	Result
Physical Tests										
Acidity (as CaCO3)	----	E283/WT	2.0	mg/L		<2.0	<2.0	<2.0	<2.0	<2.0
Alkalinity, bicarbonate (as CaCO3)	----	E290/WP	1.0	mg/L		19.1	7.1	32.1	29.6	31.6
Alkalinity, carbonate (as CaCO3)	----	E290/WP	1.0	mg/L		<1.0	<1.0	<1.0	<1.0	<1.0
Alkalinity, hydroxide (as CaCO3)	----	E290/WP	1.0	mg/L		<1.0	<1.0	<1.0	<1.0	<1.0
Alkalinity, phenolphthalein (as CaCO3)	----	E290/WP	1.0	mg/L		<1.0	<1.0	<1.0	<1.0	<1.0
Alkalinity, total (as CaCO3)	----	E290/WP	1.0	mg/L		19.1	7.1	32.1	29.6	31.6
Conductivity	----	E100/WP	1.0	µS/cm		57.7	52.7	72.3	65.0	66.3
pH	----	E108/WP	0.10	pH units		7.49	6.94	7.69	7.61	7.82
Solids, total dissolved [TDS]	----	E162-L/WP	3.0	mg/L		37.0	23.7	35.0	32.0	34.3
Anions and Nutrients										
Chloride	16887-00-6	E235.Cl-L/WP	0.10	mg/L		0.12	0.20	0.12	0.12	0.13
Fluoride	16984-48-8	E235.F/WP	0.020	mg/L		<0.020	0.048	<0.020	<0.020	<0.020
Phosphorus, total	7723-14-0	E372-U/WP	0.0020	mg/L		0.0093	0.0065	0.0070	0.0074	0.0232
Sulfate (as SO4)	14808-79-8	E235.SO4/WP	0.30	mg/L		7.60	15.1	3.99	2.52	1.01
Dissolved Metals										
Aluminum, dissolved	7429-90-5	E421/WP	0.0010	mg/L		0.0313	0.0082	0.0288	0.0141	0.0304
Antimony, dissolved	7440-36-0	E421/WP	0.00010	mg/L		0.00218	0.00035	0.00038	0.00040	0.00030
Arsenic, dissolved	7440-38-2	E421/WP	0.00010	mg/L		0.0116	0.00047	0.00498	0.00371	0.00209
Barium, dissolved	7440-39-3	E421/WP	0.00010	mg/L		0.00995	0.00703	0.0143	0.0122	0.0154
Beryllium, dissolved	7440-41-7	E421/WP	0.000020	mg/L		Not Detected	<0.000020	<0.000020	<0.000020	Not Detected
Bismuth, dissolved	7440-69-9	E421/WP	0.000050	mg/L		Not Detected	Not Detected	Not Detected	Not Detected	Not Detected
Boron, dissolved	7440-42-8	E421/WP	0.010	mg/L		Not Detected	<0.010	<0.010	<0.010	<0.010
Cadmium, dissolved	7440-43-9	E421/WP	0.0000050	mg/L		<0.0000050	<0.0000050	<0.0000050	Not Detected	<0.0000050
Calcium, dissolved	7440-70-2	E421/WP	0.050	mg/L		8.92	6.65	12.5	11.1	10.7
Cesium, dissolved	7440-46-2	E421/WP	0.000010	mg/L		0.000010	<0.000010	0.000019	0.000013	0.000020
Chromium, dissolved	7440-47-3	E421/WP	0.00050	mg/L		<0.00050	<0.00050	<0.00050	<0.00050	<0.00050
Cobalt, dissolved	7440-48-4	E421/WP	0.00010	mg/L		<0.00010	<0.00010	<0.00010	<0.00010	<0.00010
Copper, dissolved	7440-50-8	E421/WP	0.00020	mg/L		0.00113	0.00039	0.00115	0.00102	0.00160
Iron, dissolved	7439-89-6	E421/WP	0.010	mg/L		0.011	<0.010	<0.010	<0.010	<0.010
Lead, dissolved	7439-92-1	E421/WP	0.000050	mg/L		<0.000050	<0.000050	<0.000050	0.000051	<0.000050

Analytical Results

Sub-Matrix: **Water**
(Matrix: **Water**)

Analyte	CAS Number	Method/Lab	LOR	Unit	Client sample ID	FLB-06	FLB-07	FLB-08	FLB-09	FLB-10
					Client sampling date / time	27-Jun-2024 11:10	27-Jun-2024 11:25	27-Jun-2024 11:55	27-Jun-2024 12:05	27-Jun-2024 12:30
						WP2416354-006	WP2416354-007	WP2416354-008	WP2416354-009	WP2416354-010
						Result	Result	Result	Result	Result
Dissolved Metals										
Lithium, dissolved	7439-93-2	E421/WP	0.0010	mg/L		<0.0010	<0.0010	<0.0010	<0.0010	<0.0010
Magnesium, dissolved	7439-95-4	E421/WP	0.0050	mg/L		0.519	0.745	0.404	0.440	0.516
Manganese, dissolved	7439-96-5	E421/WP	0.00010	mg/L		0.00094	0.00163	0.00086	0.00056	0.00043
Mercury, dissolved	7439-97-6	E509/WP	0.0000050	mg/L		<0.0000050	<0.0000050	<0.0000050	<0.0000050	<0.0000050
Molybdenum, dissolved	7439-98-7	E421/WP	0.000050	mg/L		0.000682	0.000242	0.000174	0.000199	0.000148
Nickel, dissolved	7440-02-0	E421/WP	0.00050	mg/L		<0.00050	<0.00050	<0.00050	<0.00050	<0.00050
Phosphorus, dissolved	7723-14-0	E421.P-L/WP	0.030	mg/L		<0.030	<0.030	<0.030	<0.030	<0.030
Potassium, dissolved	7440-09-7	E421/WP	0.050	mg/L		1.16	0.961	1.12	1.31	1.28
Rubidium, dissolved	7440-17-7	E421/WP	0.00020	mg/L		0.00186	0.00201	0.00254	0.00266	0.00282
Selenium, dissolved	7782-49-2	E421/WP	0.000050	mg/L		0.00103	0.000828	<0.000050	<0.000050	0.000058
Silicon, dissolved	7440-21-3	E421/WP	0.050	mg/L		0.966	0.881	0.898	0.720	0.816
Silver, dissolved	7440-22-4	E421/WP	0.000010	mg/L		<0.000010	<0.000010	<0.000010	<0.000010	<0.000010
Sodium, dissolved	7440-23-5	E421/WP	0.050	mg/L		0.477	0.681	0.699	0.536	0.594
Strontium, dissolved	7440-24-6	E421/WP	0.00020	mg/L		0.0350	0.0341	0.0298	0.0274	0.0286
Sulfur, dissolved	7704-34-9	E421/WP	0.50	mg/L		2.50	4.71	1.35	0.84	<0.50
Tellurium, dissolved	13494-80-9	E421/WP	0.00020	mg/L		Not Detected	Not Detected	Not Detected	Not Detected	Not Detected
Thallium, dissolved	7440-28-0	E421/WP	0.000010	mg/L		<0.000010	<0.000010	<0.000010	<0.000010	<0.000010
Thorium, dissolved	7440-29-1	E421/WP	0.00010	mg/L		<0.00010	Not Detected	Not Detected	Not Detected	Not Detected
Tin, dissolved	7440-31-5	E421/WP	0.00010	mg/L		<0.00010	<0.00010	<0.00010	<0.00010	<0.00010
Titanium, dissolved	7440-32-6	E421/WP	0.00030	mg/L		0.00070	<0.00030	<0.00030	<0.00030	0.00048
Tungsten, dissolved	7440-33-7	E421/WP	0.00010	mg/L		0.00037	0.00014	0.00020	0.00031	0.00031
Uranium, dissolved	7440-61-1	E421/WP	0.000010	mg/L		0.000557	0.000036	0.000090	0.000103	0.000190
Vanadium, dissolved	7440-62-2	E421/WP	0.00050	mg/L		0.00113	0.00053	0.00078	0.00096	0.00135
Zinc, dissolved	7440-66-6	E421/WP	0.0010	mg/L		0.0020	0.0017	0.0020	0.0013	<0.0010
Zirconium, dissolved	7440-67-7	E421/WP	0.00030	mg/L		<0.00030	<0.00030	Not Detected	<0.00030	<0.00030
Dissolved mercury filtration location	----	EP509/WP	-	-		Field	Field	Field	Field	Field
Dissolved metals filtration location	----	EP421/WP	-	-		Field	Field	Field	Field	Field

Please refer to the General Comments section for an explanation of any result qualifiers detected.

Please refer to the Accreditation section for an explanation of analyte accreditations.

Analytical Results

Sub-Matrix: **Water**
(Matrix: **Water**)

Analyte	CAS Number	Method/Lab	LOR	Unit	Client sample ID	FLB-11	FLB-12	FLB-13	FLB-14	FLB-15
					Client sampling date / time	27-Jun-2024 12:45	27-Jun-2024 13:00	27-Jun-2024 13:15	27-Jun-2024 13:30	27-Jun-2024 13:45
						WP2416354-011	WP2416354-012	WP2416354-013	WP2416354-014	WP2416354-015
						Result	Result	Result	Result	Result
Physical Tests										
Acidity (as CaCO3)	----	E283/WT	2.0	mg/L		<2.0	<2.0	<2.0	<2.0	<2.0
Alkalinity, bicarbonate (as CaCO3)	----	E290/WP	1.0	mg/L		22.8	23.4	7.7	12.7	16.1
Alkalinity, carbonate (as CaCO3)	----	E290/WP	1.0	mg/L		4.0	3.8	<1.0	<1.0	<1.0
Alkalinity, hydroxide (as CaCO3)	----	E290/WP	1.0	mg/L		<1.0	<1.0	<1.0	<1.0	<1.0
Alkalinity, phenolphthalein (as CaCO3)	----	E290/WP	1.0	mg/L		2.0	1.9	<1.0	<1.0	<1.0
Alkalinity, total (as CaCO3)	----	E290/WP	1.0	mg/L		26.8	27.2	7.7	12.7	16.1
Conductivity	----	E100/WP	1.0	µS/cm		57.2	58.1	62.0	62.8	54.2
pH	----	E108/WP	0.10	pH units		8.73	8.70	7.08	7.23	7.69
Solids, total dissolved [TDS]	----	E162-L/WP	3.0	mg/L		28.0	27.3	38.0	37.0	29.6
Anions and Nutrients										
Chloride	16887-00-6	E235.Cl-L/WP	0.10	mg/L		<0.10	0.19	0.20	0.14	0.19
Fluoride	16984-48-8	E235.F/WP	0.020	mg/L		0.020	0.022	0.028	0.025	0.026
Phosphorus, total	7723-14-0	E372-U/WP	0.0020	mg/L		0.0044	0.0051	0.0040	0.0049	0.0079
Sulfate (as SO4)	14808-79-8	E235.SO4/WP	0.30	mg/L		1.49	1.50	18.0	14.3	7.61
Dissolved Metals										
Aluminum, dissolved	7429-90-5	E421/WP	0.0010	mg/L		0.0359	0.0373	0.0102	0.0289	0.0138
Antimony, dissolved	7440-36-0	E421/WP	0.00010	mg/L		0.00147	0.00151	0.00078	0.00082	0.00090
Arsenic, dissolved	7440-38-2	E421/WP	0.00010	mg/L		0.00285	0.00288	0.00110	0.00070	0.00156
Barium, dissolved	7440-39-3	E421/WP	0.00010	mg/L		0.00620	0.00660	0.0105	0.0133	0.00810
Beryllium, dissolved	7440-41-7	E421/WP	0.000020	mg/L		Not Detected	Not Detected	Not Detected	Not Detected	Not Detected
Bismuth, dissolved	7440-69-9	E421/WP	0.000050	mg/L		Not Detected	Not Detected	Not Detected	Not Detected	Not Detected
Boron, dissolved	7440-42-8	E421/WP	0.010	mg/L		<0.010	<0.010	<0.010	<0.010	<0.010
Cadmium, dissolved	7440-43-9	E421/WP	0.0000050	mg/L		Not Detected	<0.0000050	<0.0000050	0.0000055	0.0000071
Calcium, dissolved	7440-70-2	E421/WP	0.050	mg/L		9.52	9.88	7.01	8.35	6.23
Cesium, dissolved	7440-46-2	E421/WP	0.000010	mg/L		0.000016	0.000016	<0.000010	<0.000010	0.000012
Chromium, dissolved	7440-47-3	E421/WP	0.00050	mg/L		<0.00050	<0.00050	Not Detected	<0.00050	<0.00050
Cobalt, dissolved	7440-48-4	E421/WP	0.00010	mg/L		<0.00010	<0.00010	<0.00010	<0.00010	<0.00010
Copper, dissolved	7440-50-8	E421/WP	0.00020	mg/L		0.00119	0.00136	0.00040	0.00060	0.00130
Iron, dissolved	7439-89-6	E421/WP	0.010	mg/L		<0.010	<0.010	<0.010	<0.010	<0.010
Lead, dissolved	7439-92-1	E421/WP	0.000050	mg/L		<0.000050	0.000066	<0.000050	<0.000050	0.000058

Analytical Results

Sub-Matrix: **Water**
(Matrix: **Water**)

Analyte	CAS Number	Method/Lab	LOR	Unit	Client sample ID	FLB-11	FLB-12	FLB-13	FLB-14	FLB-15
					Client sampling date / time	27-Jun-2024 12:45	27-Jun-2024 13:00	27-Jun-2024 13:15	27-Jun-2024 13:30	27-Jun-2024 13:45
						WP2416354-011	WP2416354-012	WP2416354-013	WP2416354-014	WP2416354-015
						Result	Result	Result	Result	Result
Dissolved Metals										
Lithium, dissolved	7439-93-2	E421/WP	0.0010	mg/L		<0.0010	<0.0010	0.0019	<0.0010	<0.0010
Magnesium, dissolved	7439-95-4	E421/WP	0.0050	mg/L		0.370	0.372	0.895	0.741	0.658
Manganese, dissolved	7439-96-5	E421/WP	0.00010	mg/L		0.00056	0.00052	0.00403	0.0163	0.00498
Mercury, dissolved	7439-97-6	E509/WP	0.0000050	mg/L		<0.0000050	<0.0000050	<0.0000050	<0.0000050	<0.0000050
Molybdenum, dissolved	7439-98-7	E421/WP	0.000050	mg/L		0.000817	0.000868	0.000222	0.000364	0.000780
Nickel, dissolved	7440-02-0	E421/WP	0.00050	mg/L		<0.00050	<0.00050	0.00694	0.00127	0.00056
Phosphorus, dissolved	7723-14-0	E421.P-L/WP	0.030	mg/L		<0.030	<0.030	<0.030	<0.030	<0.030
Potassium, dissolved	7440-09-7	E421/WP	0.050	mg/L		1.24	1.26	1.46	1.49	1.09
Rubidium, dissolved	7440-17-7	E421/WP	0.00020	mg/L		0.00206	0.00206	0.00226	0.00239	0.00192
Selenium, dissolved	7782-49-2	E421/WP	0.000050	mg/L		0.000083	0.000065	0.000248	0.000471	0.000076
Silicon, dissolved	7440-21-3	E421/WP	0.050	mg/L		0.956	0.973	1.16	0.991	0.893
Silver, dissolved	7440-22-4	E421/WP	0.000010	mg/L		<0.000010	<0.000010	<0.000010	<0.000010	<0.000010
Sodium, dissolved	7440-23-5	E421/WP	0.050	mg/L		0.436	0.465	1.00	0.711	0.857
Strontium, dissolved	7440-24-6	E421/WP	0.00020	mg/L		0.0396	0.0399	0.0427	0.0413	0.0360
Sulfur, dissolved	7704-34-9	E421/WP	0.50	mg/L		<0.50	0.54	5.93	4.71	2.46
Tellurium, dissolved	13494-80-9	E421/WP	0.00020	mg/L		Not Detected	Not Detected	Not Detected	Not Detected	Not Detected
Thallium, dissolved	7440-28-0	E421/WP	0.000010	mg/L		<0.000010	<0.000010	0.000011	<0.000010	<0.000010
Thorium, dissolved	7440-29-1	E421/WP	0.00010	mg/L		Not Detected	Not Detected	Not Detected	Not Detected	Not Detected
Tin, dissolved	7440-31-5	E421/WP	0.00010	mg/L		<0.00010	<0.00010	<0.00010	<0.00010	<0.00010
Titanium, dissolved	7440-32-6	E421/WP	0.00030	mg/L		0.00035	<0.00030	<0.00030	0.00042	0.00048
Tungsten, dissolved	7440-33-7	E421/WP	0.00010	mg/L		0.00109	0.00109	0.00016	0.00049	0.00032
Uranium, dissolved	7440-61-1	E421/WP	0.000010	mg/L		0.00127	0.00124	0.000023	0.000070	0.000109
Vanadium, dissolved	7440-62-2	E421/WP	0.00050	mg/L		0.00095	0.00093	<0.00050	0.00060	0.00056
Zinc, dissolved	7440-66-6	E421/WP	0.0010	mg/L		0.0038	0.0019	0.0013	<0.0010	0.0038
Zirconium, dissolved	7440-67-7	E421/WP	0.00030	mg/L		<0.00030	<0.00030	<0.00030	<0.00030	<0.00030
Dissolved mercury filtration location	----	EP509/WP	-	-		Field	Field	Field	Field	Field
Dissolved metals filtration location	----	EP421/WP	-	-		Field	Field	Field	Field	Field

Please refer to the General Comments section for an explanation of any result qualifiers detected.

Please refer to the Accreditation section for an explanation of analyte accreditations.

Analytical Results

Sub-Matrix: **Water**
(Matrix: **Water**)

Analyte	CAS Number	Method/Lab	LOR	Unit	Client sample ID	FLB-DUPLICATE	FLB-BLANK	FLB-FIELDBLANK	----	----
					Client sampling date / time	27-Jun-2024 11:25	27-Jun-2024 14:00	27-Jun-2024 00:00	----	----
						WP2416354-016	WP2416354-017	WP2416354-018	--------	--------
						Result	Result	Result	----	----
Physical Tests										
Acidity (as CaCO3)	----	E283/WT	2.0	mg/L		<2.0	<2.0	----	----	----
Alkalinity, bicarbonate (as CaCO3)	----	E290/WP	1.0	mg/L		7.3	2.3	----	----	----
Alkalinity, carbonate (as CaCO3)	----	E290/WP	1.0	mg/L		<1.0	<1.0	----	----	----
Alkalinity, hydroxide (as CaCO3)	----	E290/WP	1.0	mg/L		<1.0	<1.0	----	----	----
Alkalinity, phenolphthalein (as CaCO3)	----	E290/WP	1.0	mg/L		<1.0	<1.0	----	----	----
Alkalinity, total (as CaCO3)	----	E290/WP	1.0	mg/L		7.3	2.3	----	----	----
Conductivity	----	E100/WP	1.0	µS/cm		53.4	5.0	----	----	----
pH	----	E108/WP	0.10	pH units		6.95	6.24	----	----	----
Solids, total dissolved [TDS]	----	E162-L/WP	3.0	mg/L		28.7	3.9	----	----	----
Anions and Nutrients										
Chloride	16887-00-6	E235.Cl-L/WP	0.10	mg/L		0.26	<0.10	----	----	----
Fluoride	16984-48-8	E235.F/WP	0.020	mg/L		0.048	<0.020	----	----	----
Phosphorus, total	7723-14-0	E372-U/WP	0.0020	mg/L		0.0080	0.0114	----	----	----
Sulfate (as SO4)	14808-79-8	E235.SO4/WP	0.30	mg/L		15.1	<0.30	----	----	----
Dissolved Metals										
Aluminum, dissolved	7429-90-5	E421/WP	0.0010	mg/L		0.0086	0.0121	0.0020	----	----
Antimony, dissolved	7440-36-0	E421/WP	0.00010	mg/L		0.00034	<0.00010	Not Detected	----	----
Arsenic, dissolved	7440-38-2	E421/WP	0.00010	mg/L		0.00049	0.00048	Not Detected	----	----
Barium, dissolved	7440-39-3	E421/WP	0.00010	mg/L		0.00714	0.00045	<0.00010	----	----
Beryllium, dissolved	7440-41-7	E421/WP	0.000020	mg/L		Not Detected	Not Detected	Not Detected	----	----
Bismuth, dissolved	7440-69-9	E421/WP	0.000050	mg/L		Not Detected	Not Detected	Not Detected	----	----
Boron, dissolved	7440-42-8	E421/WP	0.010	mg/L		<0.010	Not Detected	Not Detected	----	----
Cadmium, dissolved	7440-43-9	E421/WP	0.0000050	mg/L		0.0000062	Not Detected	Not Detected	----	----
Calcium, dissolved	7440-70-2	E421/WP	0.050	mg/L		6.43	0.766	<0.050	----	----
Cesium, dissolved	7440-46-2	E421/WP	0.000010	mg/L		<0.000010	<0.000010	<0.000010	----	----
Chromium, dissolved	7440-47-3	E421/WP	0.00050	mg/L		<0.00050	<0.00050	Not Detected	----	----
Cobalt, dissolved	7440-48-4	E421/WP	0.00010	mg/L		<0.00010	<0.00010	<0.00010	----	----
Copper, dissolved	7440-50-8	E421/WP	0.00020	mg/L		0.00048	0.00032	<0.00020	----	----
Iron, dissolved	7439-89-6	E421/WP	0.010	mg/L		<0.010	<0.010	<0.010	----	----
Lead, dissolved	7439-92-1	E421/WP	0.000050	mg/L		<0.000050	0.000068	<0.000050	----	----

Analytical Results

Sub-Matrix: **Water**
(Matrix: **Water**)

Analyte	CAS Number	Method/Lab	LOR	Unit	Client sample ID	FLB-DUPLICATE	FLB-BLANK	FLB-FIELDBLANK	----	----
					Client sampling date / time	27-Jun-2024 11:25	27-Jun-2024 14:00	27-Jun-2024 00:00	----	----
						WP2416354-016	WP2416354-017	WP2416354-018	--------	--------
						Result	Result	Result	----	----
Dissolved Metals										
Lithium, dissolved	7439-93-2	E421/WP	0.0010	mg/L		<0.0010	<0.0010	Not Detected	----	----
Magnesium, dissolved	7439-95-4	E421/WP	0.0050	mg/L		0.756	0.0790	<0.0050	----	----
Manganese, dissolved	7439-96-5	E421/WP	0.00010	mg/L		0.00188	0.00036	<0.00010	----	----
Mercury, dissolved	7439-97-6	E509/WP	0.0000050	mg/L		<0.0000050	<0.0000050	<0.0000050	----	----
Molybdenum, dissolved	7439-98-7	E421/WP	0.000050	mg/L		0.000255	0.000104	Not Detected	----	----
Nickel, dissolved	7440-02-0	E421/WP	0.00050	mg/L		<0.00050	<0.00050	Not Detected	----	----
Phosphorus, dissolved	7723-14-0	E421.P-L/WP	0.030	mg/L		<0.030	<0.030	----	----	----
Potassium, dissolved	7440-09-7	E421/WP	0.050	mg/L		1.01	0.231	<0.050	----	----
Rubidium, dissolved	7440-17-7	E421/WP	0.00020	mg/L		0.00207	0.00039	Not Detected	----	----
Selenium, dissolved	7782-49-2	E421/WP	0.000050	mg/L		0.000917	<0.000050	Not Detected	----	----
Silicon, dissolved	7440-21-3	E421/WP	0.050	mg/L		0.901	0.324	<0.050	----	----
Silver, dissolved	7440-22-4	E421/WP	0.000010	mg/L		<0.000010	Not Detected	Not Detected	----	----
Sodium, dissolved	7440-23-5	E421/WP	0.050	mg/L		0.735	0.098	<0.050	----	----
Strontium, dissolved	7440-24-6	E421/WP	0.00020	mg/L		0.0341	0.00314	<0.00020	----	----
Sulfur, dissolved	7704-34-9	E421/WP	0.50	mg/L		4.90	Not Detected	Not Detected	----	----
Tellurium, dissolved	13494-80-9	E421/WP	0.00020	mg/L		Not Detected	Not Detected	Not Detected	----	----
Thallium, dissolved	7440-28-0	E421/WP	0.000010	mg/L		<0.000010	Not Detected	Not Detected	----	----
Thorium, dissolved	7440-29-1	E421/WP	0.00010	mg/L		Not Detected	Not Detected	Not Detected	----	----
Tin, dissolved	7440-31-5	E421/WP	0.00010	mg/L		<0.00010	<0.00010	<0.00010	----	----
Titanium, dissolved	7440-32-6	E421/WP	0.00030	mg/L		<0.00030	0.00046	<0.00030	----	----
Tungsten, dissolved	7440-33-7	E421/WP	0.00010	mg/L		0.00013	<0.00010	Not Detected	----	----
Uranium, dissolved	7440-61-1	E421/WP	0.000010	mg/L		0.000034	<0.000010	Not Detected	----	----
Vanadium, dissolved	7440-62-2	E421/WP	0.00050	mg/L		0.00053	<0.00050	Not Detected	----	----
Zinc, dissolved	7440-66-6	E421/WP	0.0010	mg/L		0.0023	0.0022	0.0014	----	----
Zirconium, dissolved	7440-67-7	E421/WP	0.00030	mg/L		<0.00030	<0.00030	Not Detected	----	----
Dissolved mercury filtration location	----	EP509/WP	-	-		Field	Field	Field	----	----
Dissolved metals filtration location	----	EP421/WP	-	-		Field	Field	Field	----	----

Please refer to the General Comments section for an explanation of any result qualifiers detected.

Please refer to the Accreditation section for an explanation of analyte accreditations.

ALS Canada Ltd.

right solutions.
right partner.

QUALITY CONTROL INTERPRETIVE REPORT

Work Order	: **WP2416354**	Page	: 1 of 30
Client	: **Great Bear Resources Ltd**	Laboratory	: ALS Environmental - Winnipeg
Contact	: Ashley Moncrief	Account Manager	: Judy Dalmaijer
Address	: Great Bear Resources Ltd. 117 Forestry Road Red Lake ON Canada P0V 2M0	Address	: 1329 Niakwa Road East, Unit 12 Winnipeg, Manitoba Canada R2J 3T4
Telephone	: 807 630 0203	Telephone	: +1 204 255 9720
Project	: PPR-022-3	Date Samples Received	: 02-Jul-2024 10:00
PO	: PPR-022-3	Issue Date	: 10-Jul-2024 15:33
C-O-C number	: ----		
Sampler	: ----		
Site	: ----		
Quote number	: 2024 Standing offer_V2		
No. of samples received	: 18		
No. of samples analysed	: 18		

This report is automatically generated by the ALS LIMS (Laboratory Information Management System) through evaluation of Quality Control (QC) results and other QA parameters associated with this submission, and is intended to facilitate rapid data validation by auditors or reviewers. The report highlights any exceptions and outliers to ALS Data Quality Objectives, provides holding time details and exceptions, summarizes QC sample frequencies, and lists applicable methodology references and summaries.

Key

Anonymous: Refers to samples which are not part of this work order, but which formed part of the QC process lot.
CAS Number: Chemical Abstracts Service number is a unique identifier assigned to discrete substances.
DQO: Data Quality Objective.
LOR: Limit of Reporting (detection limit).
RPD: Relative Percent Difference.

Workorder Comments

Holding times are displayed as "---" if no guidance exists from CCME, Canadian provinces, or broadly recognized international references.

Summary of Outliers

Outliers : Quality Control Samples

- No Method Blank value outliers occur.
- No Duplicate outliers occur.
- No Laboratory Control Sample (LCS) outliers occur
- No Matrix Spike outliers occur.
- No Test sample Surrogate recovery outliers exist.

Outliers: Reference Material (RM) Samples

- No Reference Material (RM) Sample outliers occur.

Outliers : Analysis Holding Time Compliance (Breaches)

- No Analysis Holding Time Outliers exist.

Outliers : Frequency of Quality Control Samples

- Quality Control Sample Frequency Outliers occur - please see following pages for full details.

Analysis Holding Time Compliance

This report summarizes extraction / preparation and analysis times and compares each with ALS recommended holding times, which are selected to meet known provincial and /or federal requirements. In the absence of regulatory hold times, ALS establishes recommendations based on guidelines published by organizations such as CCME, US EPA, APHA Standard Methods, ASTM, or Environment Canada (where available). Dates and holding times reported below represent the first dates of extraction or analysis. If subsequent tests or dilutions exceeded holding times, qualifiers are added (refer to COA).

If samples are identified below as having been analyzed or extracted outside of recommended holding times, measurement uncertainties may be increased, and this should be taken into consideration when interpreting results.

Where actual sampling date is not provided on the chain of custody, the date of receipt with time at 00:00 is used for calculation purposes.

Where only the sample date without time is provided on the chain of custody, the sampling date at 00:00 is used for calculation purposes.

Matrix: **Water**

Evaluation: × = Holding time exceedance ; ✓ = Within Holding Time

Analyte Group : Analytical Method / Container / Client Sample ID(s)	Method	Sampling Date	Extraction / Preparation				Analysis			
			Preparation Date	Holding Times Rec	Holding Times Actual	Eval	Analysis Date	Holding Times Rec	Holding Times Actual	Eval
Anions and Nutrients : Chloride in Water by IC (Low Level)										
HDPE [ON MECP] FLB-01	E235.Cl-L	27-Jun-2024	02-Jul-2024	28 days	5 days	✓	02-Jul-2024	28 days	5 days	✓
Anions and Nutrients : Chloride in Water by IC (Low Level)										
HDPE [ON MECP] FLB-02	E235.Cl-L	27-Jun-2024	02-Jul-2024	28 days	5 days	✓	02-Jul-2024	28 days	5 days	✓
Anions and Nutrients : Chloride in Water by IC (Low Level)										
HDPE [ON MECP] FLB-03	E235.Cl-L	27-Jun-2024	02-Jul-2024	28 days	5 days	✓	02-Jul-2024	28 days	5 days	✓
Anions and Nutrients : Chloride in Water by IC (Low Level)										
HDPE [ON MECP] FLB-04	E235.Cl-L	27-Jun-2024	02-Jul-2024	28 days	5 days	✓	02-Jul-2024	28 days	5 days	✓
Anions and Nutrients : Chloride in Water by IC (Low Level)										
HDPE [ON MECP] FLB-05	E235.Cl-L	27-Jun-2024	02-Jul-2024	28 days	5 days	✓	02-Jul-2024	28 days	5 days	✓
Anions and Nutrients : Chloride in Water by IC (Low Level)										
HDPE [ON MECP] FLB-06	E235.Cl-L	27-Jun-2024	02-Jul-2024	28 days	5 days	✓	02-Jul-2024	28 days	5 days	✓
Anions and Nutrients : Chloride in Water by IC (Low Level)										
HDPE [ON MECP] FLB-07	E235.Cl-L	27-Jun-2024	02-Jul-2024	28 days	5 days	✓	02-Jul-2024	28 days	5 days	✓

Matrix: **Water**

Evaluation: × = Holding time exceedance ; ✓ = Within Holding Time

Analyte Group : Analytical Method / Container / Client Sample ID(s)	Method	Sampling Date	Extraction / Preparation				Analysis			
			Preparation Date	Holding Times Rec	Holding Times Actual	Eval	Analysis Date	Holding Times Rec	Holding Times Actual	Eval
Anions and Nutrients : Chloride in Water by IC (Low Level)										
HDPE [ON MECP] FLB-08	E235.Cl-L	27-Jun-2024	02-Jul-2024	28 days	5 days	✓	02-Jul-2024	28 days	5 days	✓
Anions and Nutrients : Chloride in Water by IC (Low Level)										
HDPE [ON MECP] FLB-09	E235.Cl-L	27-Jun-2024	02-Jul-2024	28 days	5 days	✓	02-Jul-2024	28 days	5 days	✓
Anions and Nutrients : Chloride in Water by IC (Low Level)										
HDPE [ON MECP] FLB-10	E235.Cl-L	27-Jun-2024	02-Jul-2024	28 days	5 days	✓	02-Jul-2024	28 days	5 days	✓
Anions and Nutrients : Chloride in Water by IC (Low Level)										
HDPE [ON MECP] FLB-11	E235.Cl-L	27-Jun-2024	02-Jul-2024	28 days	5 days	✓	02-Jul-2024	28 days	5 days	✓
Anions and Nutrients : Chloride in Water by IC (Low Level)										
HDPE [ON MECP] FLB-12	E235.Cl-L	27-Jun-2024	02-Jul-2024	28 days	5 days	✓	02-Jul-2024	28 days	5 days	✓
Anions and Nutrients : Chloride in Water by IC (Low Level)										
HDPE [ON MECP] FLB-13	E235.Cl-L	27-Jun-2024	02-Jul-2024	28 days	5 days	✓	02-Jul-2024	28 days	5 days	✓
Anions and Nutrients : Chloride in Water by IC (Low Level)										
HDPE [ON MECP] FLB-14	E235.Cl-L	27-Jun-2024	02-Jul-2024	28 days	5 days	✓	02-Jul-2024	28 days	5 days	✓
Anions and Nutrients : Chloride in Water by IC (Low Level)										
HDPE [ON MECP] FLB-15	E235.Cl-L	27-Jun-2024	02-Jul-2024	28 days	5 days	✓	02-Jul-2024	28 days	5 days	✓
Anions and Nutrients : Chloride in Water by IC (Low Level)										
HDPE [ON MECP] FLB-BLANK	E235.Cl-L	27-Jun-2024	02-Jul-2024	28 days	5 days	✓	02-Jul-2024	28 days	5 days	✓

Matrix: **Water**

Evaluation: × = Holding time exceedance ; ✓ = Within Holding Time

Analyte Group : Analytical Method / Container / Client Sample ID(s)	Method	Sampling Date	Extraction / Preparation				Analysis			
			Preparation Date	Holding Times Rec	Holding Times Actual	Eval	Analysis Date	Holding Times Rec	Holding Times Actual	Eval
Anions and Nutrients : Chloride in Water by IC (Low Level)										
HDPE [ON MECP] FLB-DUPLICATE	E235.Cl-L	27-Jun-2024	02-Jul-2024	28 days	5 days	✓	02-Jul-2024	28 days	5 days	✓
Anions and Nutrients : Fluoride in Water by IC										
HDPE [ON MECP] FLB-01	E235.F	27-Jun-2024	02-Jul-2024	28 days	5 days	✓	02-Jul-2024	28 days	5 days	✓
Anions and Nutrients : Fluoride in Water by IC										
HDPE [ON MECP] FLB-02	E235.F	27-Jun-2024	02-Jul-2024	28 days	5 days	✓	02-Jul-2024	28 days	5 days	✓
Anions and Nutrients : Fluoride in Water by IC										
HDPE [ON MECP] FLB-03	E235.F	27-Jun-2024	02-Jul-2024	28 days	5 days	✓	02-Jul-2024	28 days	5 days	✓
Anions and Nutrients : Fluoride in Water by IC										
HDPE [ON MECP] FLB-04	E235.F	27-Jun-2024	02-Jul-2024	28 days	5 days	✓	02-Jul-2024	28 days	5 days	✓
Anions and Nutrients : Fluoride in Water by IC										
HDPE [ON MECP] FLB-05	E235.F	27-Jun-2024	02-Jul-2024	28 days	5 days	✓	02-Jul-2024	28 days	5 days	✓
Anions and Nutrients : Fluoride in Water by IC										
HDPE [ON MECP] FLB-06	E235.F	27-Jun-2024	02-Jul-2024	28 days	5 days	✓	02-Jul-2024	28 days	5 days	✓
Anions and Nutrients : Fluoride in Water by IC										
HDPE [ON MECP] FLB-07	E235.F	27-Jun-2024	02-Jul-2024	28 days	5 days	✓	02-Jul-2024	28 days	5 days	✓
Anions and Nutrients : Fluoride in Water by IC										
HDPE [ON MECP] FLB-08	E235.F	27-Jun-2024	02-Jul-2024	28 days	5 days	✓	02-Jul-2024	28 days	5 days	✓

Matrix: **Water**

Evaluation: × = Holding time exceedance ; ✓ = Within Holding Time

Analyte Group : Analytical Method / Container / Client Sample ID(s)	Method	Sampling Date	Extraction / Preparation				Analysis			
			Preparation Date	Holding Times Rec	Holding Times Actual	Eval	Analysis Date	Holding Times Rec	Holding Times Actual	Eval
Anions and Nutrients : Fluoride in Water by IC										
HDPE [ON MECP] FLB-09	E235.F	27-Jun-2024	02-Jul-2024	28 days	5 days	✓	02-Jul-2024	28 days	5 days	✓
Anions and Nutrients : Fluoride in Water by IC										
HDPE [ON MECP] FLB-10	E235.F	27-Jun-2024	02-Jul-2024	28 days	5 days	✓	02-Jul-2024	28 days	5 days	✓
Anions and Nutrients : Fluoride in Water by IC										
HDPE [ON MECP] FLB-11	E235.F	27-Jun-2024	02-Jul-2024	28 days	5 days	✓	02-Jul-2024	28 days	5 days	✓
Anions and Nutrients : Fluoride in Water by IC										
HDPE [ON MECP] FLB-12	E235.F	27-Jun-2024	02-Jul-2024	28 days	5 days	✓	02-Jul-2024	28 days	5 days	✓
Anions and Nutrients : Fluoride in Water by IC										
HDPE [ON MECP] FLB-13	E235.F	27-Jun-2024	02-Jul-2024	28 days	5 days	✓	02-Jul-2024	28 days	5 days	✓
Anions and Nutrients : Fluoride in Water by IC										
HDPE [ON MECP] FLB-14	E235.F	27-Jun-2024	02-Jul-2024	28 days	5 days	✓	02-Jul-2024	28 days	5 days	✓
Anions and Nutrients : Fluoride in Water by IC										
HDPE [ON MECP] FLB-15	E235.F	27-Jun-2024	02-Jul-2024	28 days	5 days	✓	02-Jul-2024	28 days	5 days	✓
Anions and Nutrients : Fluoride in Water by IC										
HDPE [ON MECP] FLB-BLANK	E235.F	27-Jun-2024	02-Jul-2024	28 days	5 days	✓	02-Jul-2024	28 days	5 days	✓
Anions and Nutrients : Fluoride in Water by IC										
HDPE [ON MECP] FLB-DUPLICATE	E235.F	27-Jun-2024	02-Jul-2024	28 days	5 days	✓	02-Jul-2024	28 days	5 days	✓

Matrix: **Water**

Evaluation: × = Holding time exceedance ; ✓ = Within Holding Time

Analyte Group : Analytical Method / Container / Client Sample ID(s)	Method	Sampling Date	Extraction / Preparation				Analysis			
			Preparation Date	Holding Times Rec	Holding Times Actual	Eval	Analysis Date	Holding Times Rec	Holding Times Actual	Eval
Anions and Nutrients : Sulfate in Water by IC										
HDPE [ON MECP] FLB-01	E235.SO4	27-Jun-2024	02-Jul-2024	28 days	5 days	✓	02-Jul-2024	28 days	5 days	✓
Anions and Nutrients : Sulfate in Water by IC										
HDPE [ON MECP] FLB-02	E235.SO4	27-Jun-2024	02-Jul-2024	28 days	5 days	✓	02-Jul-2024	28 days	5 days	✓
Anions and Nutrients : Sulfate in Water by IC										
HDPE [ON MECP] FLB-03	E235.SO4	27-Jun-2024	02-Jul-2024	28 days	5 days	✓	02-Jul-2024	28 days	5 days	✓
Anions and Nutrients : Sulfate in Water by IC										
HDPE [ON MECP] FLB-04	E235.SO4	27-Jun-2024	02-Jul-2024	28 days	5 days	✓	02-Jul-2024	28 days	5 days	✓
Anions and Nutrients : Sulfate in Water by IC										
HDPE [ON MECP] FLB-05	E235.SO4	27-Jun-2024	02-Jul-2024	28 days	5 days	✓	02-Jul-2024	28 days	5 days	✓
Anions and Nutrients : Sulfate in Water by IC										
HDPE [ON MECP] FLB-06	E235.SO4	27-Jun-2024	02-Jul-2024	28 days	5 days	✓	02-Jul-2024	28 days	5 days	✓
Anions and Nutrients : Sulfate in Water by IC										
HDPE [ON MECP] FLB-07	E235.SO4	27-Jun-2024	02-Jul-2024	28 days	5 days	✓	02-Jul-2024	28 days	5 days	✓
Anions and Nutrients : Sulfate in Water by IC										
HDPE [ON MECP] FLB-08	E235.SO4	27-Jun-2024	02-Jul-2024	28 days	5 days	✓	02-Jul-2024	28 days	5 days	✓
Anions and Nutrients : Sulfate in Water by IC										
HDPE [ON MECP] FLB-09	E235.SO4	27-Jun-2024	02-Jul-2024	28 days	5 days	✓	02-Jul-2024	28 days	5 days	✓

Matrix: **Water**

Evaluation: × = Holding time exceedance ; ✓ = Within Holding Time

Analyte Group : Analytical Method / Container / Client Sample ID(s)	Method	Sampling Date	Extraction / Preparation				Analysis			
			Preparation Date	Holding Times Rec	Holding Times Actual	Eval	Analysis Date	Holding Times Rec	Holding Times Actual	Eval
Anions and Nutrients : Sulfate in Water by IC										
HDPE [ON MECP] FLB-10	E235.SO4	27-Jun-2024	02-Jul-2024	28 days	5 days	✓	02-Jul-2024	28 days	5 days	✓
Anions and Nutrients : Sulfate in Water by IC										
HDPE [ON MECP] FLB-11	E235.SO4	27-Jun-2024	02-Jul-2024	28 days	5 days	✓	02-Jul-2024	28 days	5 days	✓
Anions and Nutrients : Sulfate in Water by IC										
HDPE [ON MECP] FLB-12	E235.SO4	27-Jun-2024	02-Jul-2024	28 days	5 days	✓	02-Jul-2024	28 days	5 days	✓
Anions and Nutrients : Sulfate in Water by IC										
HDPE [ON MECP] FLB-13	E235.SO4	27-Jun-2024	02-Jul-2024	28 days	5 days	✓	02-Jul-2024	28 days	5 days	✓
Anions and Nutrients : Sulfate in Water by IC										
HDPE [ON MECP] FLB-14	E235.SO4	27-Jun-2024	02-Jul-2024	28 days	5 days	✓	02-Jul-2024	28 days	5 days	✓
Anions and Nutrients : Sulfate in Water by IC										
HDPE [ON MECP] FLB-15	E235.SO4	27-Jun-2024	02-Jul-2024	28 days	5 days	✓	02-Jul-2024	28 days	5 days	✓
Anions and Nutrients : Sulfate in Water by IC										
HDPE [ON MECP] FLB-BLANK	E235.SO4	27-Jun-2024	02-Jul-2024	28 days	5 days	✓	02-Jul-2024	28 days	5 days	✓
Anions and Nutrients : Sulfate in Water by IC										
HDPE [ON MECP] FLB-DUPLICATE	E235.SO4	27-Jun-2024	02-Jul-2024	28 days	5 days	✓	02-Jul-2024	28 days	5 days	✓
Anions and Nutrients : Total Phosphorus by Colourimetry (0.002 mg/L)										
Amber glass total (sulfuric acid) FLB-01	E372-U	27-Jun-2024	02-Jul-2024	28 days	5 days	✓	03-Jul-2024	28 days	6 days	✓

Matrix: **Water**

Evaluation: × = Holding time exceedance ; ✓ = Within Holding Time

Analyte Group : Analytical Method / Container / Client Sample ID(s)	Method	Sampling Date	Extraction / Preparation				Analysis			
			Preparation Date	Holding Times Rec	Holding Times Actual	Eval	Analysis Date	Holding Times Rec	Holding Times Actual	Eval
Anions and Nutrients : Total Phosphorus by Colourimetry (0.002 mg/L)										
Amber glass total (sulfuric acid) FLB-02	E372-U	27-Jun-2024	02-Jul-2024	28 days	5 days	✓	03-Jul-2024	28 days	6 days	✓
Anions and Nutrients : Total Phosphorus by Colourimetry (0.002 mg/L)										
Amber glass total (sulfuric acid) FLB-03	E372-U	27-Jun-2024	02-Jul-2024	28 days	5 days	✓	03-Jul-2024	28 days	6 days	✓
Anions and Nutrients : Total Phosphorus by Colourimetry (0.002 mg/L)										
Amber glass total (sulfuric acid) FLB-04	E372-U	27-Jun-2024	02-Jul-2024	28 days	5 days	✓	03-Jul-2024	28 days	6 days	✓
Anions and Nutrients : Total Phosphorus by Colourimetry (0.002 mg/L)										
Amber glass total (sulfuric acid) FLB-05	E372-U	27-Jun-2024	02-Jul-2024	28 days	5 days	✓	03-Jul-2024	28 days	6 days	✓
Anions and Nutrients : Total Phosphorus by Colourimetry (0.002 mg/L)										
Amber glass total (sulfuric acid) FLB-06	E372-U	27-Jun-2024	02-Jul-2024	28 days	5 days	✓	03-Jul-2024	28 days	6 days	✓
Anions and Nutrients : Total Phosphorus by Colourimetry (0.002 mg/L)										
Amber glass total (sulfuric acid) FLB-07	E372-U	27-Jun-2024	02-Jul-2024	28 days	5 days	✓	03-Jul-2024	28 days	6 days	✓
Anions and Nutrients : Total Phosphorus by Colourimetry (0.002 mg/L)										
Amber glass total (sulfuric acid) FLB-08	E372-U	27-Jun-2024	02-Jul-2024	28 days	5 days	✓	03-Jul-2024	28 days	6 days	✓
Anions and Nutrients : Total Phosphorus by Colourimetry (0.002 mg/L)										
Amber glass total (sulfuric acid) FLB-09	E372-U	27-Jun-2024	02-Jul-2024	28 days	5 days	✓	03-Jul-2024	28 days	6 days	✓
Anions and Nutrients : Total Phosphorus by Colourimetry (0.002 mg/L)										
Amber glass total (sulfuric acid) FLB-10	E372-U	27-Jun-2024	02-Jul-2024	28 days	5 days	✓	03-Jul-2024	28 days	6 days	✓

Matrix: **Water**

Evaluation: × = Holding time exceedance ; ✓ = Within Holding Time

Analyte Group : Analytical Method / Container / Client Sample ID(s)	Method	Sampling Date	Extraction / Preparation				Analysis			
			Preparation Date	Holding Times Rec	Holding Times Actual	Eval	Analysis Date	Holding Times Rec	Holding Times Actual	Eval
Anions and Nutrients : Total Phosphorus by Colourimetry (0.002 mg/L)										
Amber glass total (sulfuric acid) FLB-11	E372-U	27-Jun-2024	02-Jul-2024	28 days	5 days	✓	03-Jul-2024	28 days	6 days	✓
Anions and Nutrients : Total Phosphorus by Colourimetry (0.002 mg/L)										
Amber glass total (sulfuric acid) FLB-12	E372-U	27-Jun-2024	02-Jul-2024	28 days	5 days	✓	03-Jul-2024	28 days	6 days	✓
Anions and Nutrients : Total Phosphorus by Colourimetry (0.002 mg/L)										
Amber glass total (sulfuric acid) FLB-13	E372-U	27-Jun-2024	02-Jul-2024	28 days	5 days	✓	03-Jul-2024	28 days	6 days	✓
Anions and Nutrients : Total Phosphorus by Colourimetry (0.002 mg/L)										
Amber glass total (sulfuric acid) FLB-14	E372-U	27-Jun-2024	02-Jul-2024	28 days	5 days	✓	03-Jul-2024	28 days	6 days	✓
Anions and Nutrients : Total Phosphorus by Colourimetry (0.002 mg/L)										
Amber glass total (sulfuric acid) FLB-15	E372-U	27-Jun-2024	02-Jul-2024	28 days	5 days	✓	03-Jul-2024	28 days	6 days	✓
Anions and Nutrients : Total Phosphorus by Colourimetry (0.002 mg/L)										
Amber glass total (sulfuric acid) FLB-BLANK	E372-U	27-Jun-2024	02-Jul-2024	28 days	5 days	✓	03-Jul-2024	28 days	6 days	✓
Anions and Nutrients : Total Phosphorus by Colourimetry (0.002 mg/L)										
Amber glass total (sulfuric acid) FLB-DUPLICATE	E372-U	27-Jun-2024	02-Jul-2024	28 days	5 days	✓	03-Jul-2024	28 days	6 days	✓
Dissolved Metals : Dissolved Mercury in Water by CVAAS										
Glass vial dissolved (hydrochloric acid) FLB-01	E509	27-Jun-2024	04-Jul-2024	28 days	7 days	✓	04-Jul-2024	28 days	7 days	✓
Dissolved Metals : Dissolved Mercury in Water by CVAAS										
Glass vial dissolved (hydrochloric acid) FLB-02	E509	27-Jun-2024	04-Jul-2024	28 days	7 days	✓	04-Jul-2024	28 days	7 days	✓

Matrix: **Water**

Evaluation: × = Holding time exceedance ; ✓ = Within Holding Time

Analyte Group : Analytical Method / Container / Client Sample ID(s)	Method	Sampling Date	Extraction / Preparation				Analysis			
			Preparation Date	Holding Times Rec	Holding Times Actual	Eval	Analysis Date	Holding Times Rec	Holding Times Actual	Eval
Dissolved Metals : Dissolved Mercury in Water by CVAAS										
Glass vial dissolved (hydrochloric acid)										
FLB-03	E509	27-Jun-2024	04-Jul-2024	28 days	7 days	✓	04-Jul-2024	28 days	7 days	✓
Dissolved Metals : Dissolved Mercury in Water by CVAAS										
Glass vial dissolved (hydrochloric acid)										
FLB-04	E509	27-Jun-2024	04-Jul-2024	28 days	7 days	✓	04-Jul-2024	28 days	7 days	✓
Dissolved Metals : Dissolved Mercury in Water by CVAAS										
Glass vial dissolved (hydrochloric acid)										
FLB-05	E509	27-Jun-2024	04-Jul-2024	28 days	7 days	✓	04-Jul-2024	28 days	7 days	✓
Dissolved Metals : Dissolved Mercury in Water by CVAAS										
Glass vial dissolved (hydrochloric acid)										
FLB-06	E509	27-Jun-2024	05-Jul-2024	28 days	8 days	✓	05-Jul-2024	28 days	8 days	✓
Dissolved Metals : Dissolved Mercury in Water by CVAAS										
Glass vial dissolved (hydrochloric acid)										
FLB-07	E509	27-Jun-2024	05-Jul-2024	28 days	8 days	✓	05-Jul-2024	28 days	8 days	✓
Dissolved Metals : Dissolved Mercury in Water by CVAAS										
Glass vial dissolved (hydrochloric acid)										
FLB-08	E509	27-Jun-2024	05-Jul-2024	28 days	8 days	✓	05-Jul-2024	28 days	8 days	✓
Dissolved Metals : Dissolved Mercury in Water by CVAAS										
Glass vial dissolved (hydrochloric acid)										
FLB-09	E509	27-Jun-2024	05-Jul-2024	28 days	8 days	✓	05-Jul-2024	28 days	8 days	✓
Dissolved Metals : Dissolved Mercury in Water by CVAAS										
Glass vial dissolved (hydrochloric acid)										
FLB-10	E509	27-Jun-2024	05-Jul-2024	28 days	8 days	✓	05-Jul-2024	28 days	8 days	✓
Dissolved Metals : Dissolved Mercury in Water by CVAAS										
Glass vial dissolved (hydrochloric acid)										
FLB-11	E509	27-Jun-2024	05-Jul-2024	28 days	8 days	✓	05-Jul-2024	28 days	8 days	✓

Matrix: **Water**

Evaluation: × = Holding time exceedance ; ✓ = Within Holding Time

Analyte Group : Analytical Method / Container / Client Sample ID(s)	Method	Sampling Date	Extraction / Preparation				Analysis			
			Preparation Date	Holding Times Rec	Holding Times Actual	Eval	Analysis Date	Holding Times Rec	Holding Times Actual	Eval
Dissolved Metals : Dissolved Mercury in Water by CVAAS										
Glass vial dissolved (hydrochloric acid) FLB-12	E509	27-Jun-2024	05-Jul-2024	28 days	8 days	✓	05-Jul-2024	28 days	8 days	✓
Dissolved Metals : Dissolved Mercury in Water by CVAAS										
Glass vial dissolved (hydrochloric acid) FLB-13	E509	27-Jun-2024	05-Jul-2024	28 days	8 days	✓	05-Jul-2024	28 days	8 days	✓
Dissolved Metals : Dissolved Mercury in Water by CVAAS										
Glass vial dissolved (hydrochloric acid) FLB-14	E509	27-Jun-2024	05-Jul-2024	28 days	8 days	✓	05-Jul-2024	28 days	8 days	✓
Dissolved Metals : Dissolved Mercury in Water by CVAAS										
Glass vial dissolved (hydrochloric acid) FLB-15	E509	27-Jun-2024	05-Jul-2024	28 days	8 days	✓	05-Jul-2024	28 days	8 days	✓
Dissolved Metals : Dissolved Mercury in Water by CVAAS										
Glass vial dissolved (hydrochloric acid) FLB-BLANK	E509	27-Jun-2024	05-Jul-2024	28 days	8 days	✓	05-Jul-2024	28 days	8 days	✓
Dissolved Metals : Dissolved Mercury in Water by CVAAS										
Glass vial dissolved (hydrochloric acid) FLB-DUPLICATE	E509	27-Jun-2024	05-Jul-2024	28 days	8 days	✓	05-Jul-2024	28 days	8 days	✓
Dissolved Metals : Dissolved Mercury in Water by CVAAS										
Glass vial dissolved (hydrochloric acid) FLB-FIELDBLANK	E509	27-Jun-2024	05-Jul-2024	28 days	9 days	✓	05-Jul-2024	28 days	9 days	✓
Dissolved Metals : Dissolved Metals in Water by CRC ICPMS										
HDPE dissolved (nitric acid) FLB-01	E421	27-Jun-2024	09-Jul-2024	180 days	12 days	✓	09-Jul-2024	180 days	12 days	✓
Dissolved Metals : Dissolved Metals in Water by CRC ICPMS										
HDPE dissolved (nitric acid) FLB-02	E421	27-Jun-2024	09-Jul-2024	180 days	12 days	✓	09-Jul-2024	180 days	12 days	✓

Matrix: **Water**

Evaluation: × = Holding time exceedance ; ✓ = Within Holding Time

Analyte Group : Analytical Method / Container / Client Sample ID(s)	*Method*	*Sampling Date*	*Extraction / Preparation*				*Analysis*			
			Preparation Date	*Holding Times*		*Eval*	*Analysis Date*	*Holding Times*		*Eval*
				Rec	*Actual*			*Rec*	*Actual*	
Dissolved Metals : Dissolved Metals in Water by CRC ICPMS										
HDPE dissolved (nitric acid) FLB-03	E421	27-Jun-2024	09-Jul-2024	180 days	12 days	✓	09-Jul-2024	180 days	12 days	✓
Dissolved Metals : Dissolved Metals in Water by CRC ICPMS										
HDPE dissolved (nitric acid) FLB-04	E421	27-Jun-2024	09-Jul-2024	180 days	12 days	✓	09-Jul-2024	180 days	12 days	✓
Dissolved Metals : Dissolved Metals in Water by CRC ICPMS										
HDPE dissolved (nitric acid) FLB-05	E421	27-Jun-2024	09-Jul-2024	180 days	12 days	✓	09-Jul-2024	180 days	12 days	✓
Dissolved Metals : Dissolved Metals in Water by CRC ICPMS										
HDPE dissolved (nitric acid) FLB-06	E421	27-Jun-2024	09-Jul-2024	180 days	12 days	✓	09-Jul-2024	180 days	12 days	✓
Dissolved Metals : Dissolved Metals in Water by CRC ICPMS										
HDPE dissolved (nitric acid) FLB-07	E421	27-Jun-2024	09-Jul-2024	180 days	12 days	✓	09-Jul-2024	180 days	12 days	✓
Dissolved Metals : Dissolved Metals in Water by CRC ICPMS										
HDPE dissolved (nitric acid) FLB-08	E421	27-Jun-2024	09-Jul-2024	180 days	12 days	✓	09-Jul-2024	180 days	12 days	✓
Dissolved Metals : Dissolved Metals in Water by CRC ICPMS										
HDPE dissolved (nitric acid) FLB-09	E421	27-Jun-2024	09-Jul-2024	180 days	12 days	✓	09-Jul-2024	180 days	12 days	✓
Dissolved Metals : Dissolved Metals in Water by CRC ICPMS										
HDPE dissolved (nitric acid) FLB-10	E421	27-Jun-2024	09-Jul-2024	180 days	12 days	✓	09-Jul-2024	180 days	12 days	✓
Dissolved Metals : Dissolved Metals in Water by CRC ICPMS										
HDPE dissolved (nitric acid) FLB-11	E421	27-Jun-2024	09-Jul-2024	180 days	12 days	✓	09-Jul-2024	180 days	12 days	✓

Matrix: **Water**

Evaluation: × = Holding time exceedance ; ✓ = Within Holding Time

Analyte Group : Analytical Method / Container / Client Sample ID(s)	Method	Sampling Date	Extraction / Preparation				Analysis			
			Preparation Date	Holding Times Rec	Holding Times Actual	Eval	Analysis Date	Holding Times Rec	Holding Times Actual	Eval
Dissolved Metals : Dissolved Metals in Water by CRC ICPMS										
HDPE dissolved (nitric acid) FLB-12	E421	27-Jun-2024	09-Jul-2024	180 days	12 days	✓	09-Jul-2024	180 days	12 days	✓
Dissolved Metals : Dissolved Metals in Water by CRC ICPMS										
HDPE dissolved (nitric acid) FLB-13	E421	27-Jun-2024	09-Jul-2024	180 days	12 days	✓	09-Jul-2024	180 days	12 days	✓
Dissolved Metals : Dissolved Metals in Water by CRC ICPMS										
HDPE dissolved (nitric acid) FLB-14	E421	27-Jun-2024	09-Jul-2024	180 days	12 days	✓	09-Jul-2024	180 days	12 days	✓
Dissolved Metals : Dissolved Metals in Water by CRC ICPMS										
HDPE dissolved (nitric acid) FLB-15	E421	27-Jun-2024	09-Jul-2024	180 days	12 days	✓	09-Jul-2024	180 days	12 days	✓
Dissolved Metals : Dissolved Metals in Water by CRC ICPMS										
HDPE dissolved (nitric acid) FLB-BLANK	E421	27-Jun-2024	09-Jul-2024	180 days	12 days	✓	09-Jul-2024	180 days	12 days	✓
Dissolved Metals : Dissolved Metals in Water by CRC ICPMS										
HDPE dissolved (nitric acid) FLB-DUPLICATE	E421	27-Jun-2024	09-Jul-2024	180 days	12 days	✓	09-Jul-2024	180 days	12 days	✓
Dissolved Metals : Dissolved Metals in Water by CRC ICPMS										
HDPE dissolved (nitric acid) FLB-FIELDBLANK	E421	27-Jun-2024	09-Jul-2024	180 days	12 days	✓	09-Jul-2024	180 days	12 days	✓
Dissolved Metals : Dissolved Phosphorus in Water by CRC-ICPMS (Low level)										
HDPE dissolved (nitric acid) FLB-01	E421.P-L	27-Jun-2024	09-Jul-2024	180 days	12 days	✓	09-Jul-2024	180 days	12 days	✓
Dissolved Metals : Dissolved Phosphorus in Water by CRC-ICPMS (Low level)										
HDPE dissolved (nitric acid) FLB-02	E421.P-L	27-Jun-2024	09-Jul-2024	180 days	12 days	✓	09-Jul-2024	180 days	12 days	✓

Matrix: **Water**

Evaluation: × = Holding time exceedance ; ✓ = Within Holding Time

Analyte Group : Analytical Method / Container / Client Sample ID(s)	Method	Sampling Date	Extraction / Preparation				Analysis			
			Preparation Date	Holding Times Rec	Holding Times Actual	Eval	Analysis Date	Holding Times Rec	Holding Times Actual	Eval
Dissolved Metals : Dissolved Phosphorus in Water by CRC-ICPMS (Low level)										
HDPE dissolved (nitric acid) FLB-03	E421.P-L	27-Jun-2024	09-Jul-2024	180 days	12 days	✓	09-Jul-2024	180 days	12 days	✓
Dissolved Metals : Dissolved Phosphorus in Water by CRC-ICPMS (Low level)										
HDPE dissolved (nitric acid) FLB-04	E421.P-L	27-Jun-2024	09-Jul-2024	180 days	12 days	✓	09-Jul-2024	180 days	12 days	✓
Dissolved Metals : Dissolved Phosphorus in Water by CRC-ICPMS (Low level)										
HDPE dissolved (nitric acid) FLB-05	E421.P-L	27-Jun-2024	09-Jul-2024	180 days	12 days	✓	09-Jul-2024	180 days	12 days	✓
Dissolved Metals : Dissolved Phosphorus in Water by CRC-ICPMS (Low level)										
HDPE dissolved (nitric acid) FLB-06	E421.P-L	27-Jun-2024	09-Jul-2024	180 days	12 days	✓	09-Jul-2024	180 days	12 days	✓
Dissolved Metals : Dissolved Phosphorus in Water by CRC-ICPMS (Low level)										
HDPE dissolved (nitric acid) FLB-07	E421.P-L	27-Jun-2024	09-Jul-2024	180 days	12 days	✓	09-Jul-2024	180 days	12 days	✓
Dissolved Metals : Dissolved Phosphorus in Water by CRC-ICPMS (Low level)										
HDPE dissolved (nitric acid) FLB-08	E421.P-L	27-Jun-2024	09-Jul-2024	180 days	12 days	✓	09-Jul-2024	180 days	12 days	✓
Dissolved Metals : Dissolved Phosphorus in Water by CRC-ICPMS (Low level)										
HDPE dissolved (nitric acid) FLB-09	E421.P-L	27-Jun-2024	09-Jul-2024	180 days	12 days	✓	09-Jul-2024	180 days	12 days	✓
Dissolved Metals : Dissolved Phosphorus in Water by CRC-ICPMS (Low level)										
HDPE dissolved (nitric acid) FLB-10	E421.P-L	27-Jun-2024	09-Jul-2024	180 days	12 days	✓	09-Jul-2024	180 days	12 days	✓
Dissolved Metals : Dissolved Phosphorus in Water by CRC-ICPMS (Low level)										
HDPE dissolved (nitric acid) FLB-11	E421.P-L	27-Jun-2024	09-Jul-2024	180 days	12 days	✓	09-Jul-2024	180 days	12 days	✓

Matrix: **Water**

Evaluation: × = Holding time exceedance ; ✓ = Within Holding Time

Analyte Group : Analytical Method / Container / Client Sample ID(s)	Method	Sampling Date	Extraction / Preparation				Analysis			
			Preparation Date	Holding Times Rec	Holding Times Actual	Eval	Analysis Date	Holding Times Rec	Holding Times Actual	Eval
Dissolved Metals : Dissolved Phosphorus in Water by CRC-ICPMS (Low level)										
HDPE dissolved (nitric acid) FLB-12	E421.P-L	27-Jun-2024	09-Jul-2024	180 days	12 days	✓	09-Jul-2024	180 days	12 days	✓
Dissolved Metals : Dissolved Phosphorus in Water by CRC-ICPMS (Low level)										
HDPE dissolved (nitric acid) FLB-13	E421.P-L	27-Jun-2024	09-Jul-2024	180 days	12 days	✓	09-Jul-2024	180 days	12 days	✓
Dissolved Metals : Dissolved Phosphorus in Water by CRC-ICPMS (Low level)										
HDPE dissolved (nitric acid) FLB-14	E421.P-L	27-Jun-2024	09-Jul-2024	180 days	12 days	✓	09-Jul-2024	180 days	12 days	✓
Dissolved Metals : Dissolved Phosphorus in Water by CRC-ICPMS (Low level)										
HDPE dissolved (nitric acid) FLB-15	E421.P-L	27-Jun-2024	09-Jul-2024	180 days	12 days	✓	09-Jul-2024	180 days	12 days	✓
Dissolved Metals : Dissolved Phosphorus in Water by CRC-ICPMS (Low level)										
HDPE dissolved (nitric acid) FLB-BLANK	E421.P-L	27-Jun-2024	09-Jul-2024	180 days	12 days	✓	09-Jul-2024	180 days	12 days	✓
Dissolved Metals : Dissolved Phosphorus in Water by CRC-ICPMS (Low level)										
HDPE dissolved (nitric acid) FLB-DUPLICATE	E421.P-L	27-Jun-2024	09-Jul-2024	180 days	12 days	✓	09-Jul-2024	180 days	12 days	✓
Physical Tests : Acidity by Titration										
HDPE [ON MECP] FLB-01	E283	27-Jun-2024	04-Jul-2024	14 days	7 days	✓	06-Jul-2024	14 days	9 days	✓
Physical Tests : Acidity by Titration										
HDPE [ON MECP] FLB-02	E283	27-Jun-2024	04-Jul-2024	14 days	7 days	✓	06-Jul-2024	14 days	9 days	✓
Physical Tests : Acidity by Titration										
HDPE [ON MECP] FLB-03	E283	27-Jun-2024	04-Jul-2024	14 days	7 days	✓	06-Jul-2024	14 days	9 days	✓

Matrix: **Water**

Evaluation: × = Holding time exceedance ; ✓ = Within Holding Time

Analyte Group : Analytical Method / Container / Client Sample ID(s)	Method	Sampling Date	Extraction / Preparation				Analysis			
			Preparation Date	Holding Times Rec	Holding Times Actual	Eval	Analysis Date	Holding Times Rec	Holding Times Actual	Eval
Physical Tests : Acidity by Titration										
HDPE [ON MECP] FLB-04	E283	27-Jun-2024	04-Jul-2024	14 days	7 days	✓	06-Jul-2024	14 days	9 days	✓
Physical Tests : Acidity by Titration										
HDPE [ON MECP] FLB-05	E283	27-Jun-2024	04-Jul-2024	14 days	7 days	✓	06-Jul-2024	14 days	9 days	✓
Physical Tests : Acidity by Titration										
HDPE [ON MECP] FLB-06	E283	27-Jun-2024	04-Jul-2024	14 days	7 days	✓	06-Jul-2024	14 days	9 days	✓
Physical Tests : Acidity by Titration										
HDPE [ON MECP] FLB-07	E283	27-Jun-2024	04-Jul-2024	14 days	7 days	✓	06-Jul-2024	14 days	9 days	✓
Physical Tests : Acidity by Titration										
HDPE [ON MECP] FLB-08	E283	27-Jun-2024	04-Jul-2024	14 days	7 days	✓	06-Jul-2024	14 days	9 days	✓
Physical Tests : Acidity by Titration										
HDPE [ON MECP] FLB-09	E283	27-Jun-2024	04-Jul-2024	14 days	7 days	✓	06-Jul-2024	14 days	9 days	✓
Physical Tests : Acidity by Titration										
HDPE [ON MECP] FLB-10	E283	27-Jun-2024	04-Jul-2024	14 days	7 days	✓	06-Jul-2024	14 days	9 days	✓
Physical Tests : Acidity by Titration										
HDPE [ON MECP] FLB-11	E283	27-Jun-2024	04-Jul-2024	14 days	7 days	✓	06-Jul-2024	14 days	9 days	✓
Physical Tests : Acidity by Titration										
HDPE [ON MECP] FLB-12	E283	27-Jun-2024	04-Jul-2024	14 days	7 days	✓	06-Jul-2024	14 days	9 days	✓

Matrix: **Water**

Evaluation: × = Holding time exceedance ; ✓ = Within Holding Time

Analyte Group : Analytical Method / Container / Client Sample ID(s)	Method	Sampling Date	Extraction / Preparation				Analysis			
			Preparation Date	Holding Times Rec	Holding Times Actual	Eval	Analysis Date	Holding Times Rec	Holding Times Actual	Eval
Physical Tests : Acidity by Titration										
HDPE [ON MECP] FLB-13	E283	27-Jun-2024	04-Jul-2024	14 days	7 days	✓	06-Jul-2024	14 days	9 days	✓
Physical Tests : Acidity by Titration										
HDPE [ON MECP] FLB-14	E283	27-Jun-2024	04-Jul-2024	14 days	7 days	✓	06-Jul-2024	14 days	9 days	✓
Physical Tests : Acidity by Titration										
HDPE [ON MECP] FLB-15	E283	27-Jun-2024	04-Jul-2024	14 days	7 days	✓	06-Jul-2024	14 days	9 days	✓
Physical Tests : Acidity by Titration										
HDPE [ON MECP] FLB-BLANK	E283	27-Jun-2024	04-Jul-2024	14 days	7 days	✓	06-Jul-2024	14 days	9 days	✓
Physical Tests : Acidity by Titration										
HDPE [ON MECP] FLB-DUPLICATE	E283	27-Jun-2024	04-Jul-2024	14 days	7 days	✓	06-Jul-2024	14 days	9 days	✓
Physical Tests : Alkalinity Species by Titration										
HDPE [ON MECP] FLB-01	E290	27-Jun-2024	02-Jul-2024	14 days	5 days	✓	02-Jul-2024	14 days	5 days	✓
Physical Tests : Alkalinity Species by Titration										
HDPE [ON MECP] FLB-02	E290	27-Jun-2024	02-Jul-2024	14 days	5 days	✓	02-Jul-2024	14 days	5 days	✓
Physical Tests : Alkalinity Species by Titration										
HDPE [ON MECP] FLB-03	E290	27-Jun-2024	02-Jul-2024	14 days	5 days	✓	02-Jul-2024	14 days	5 days	✓
Physical Tests : Alkalinity Species by Titration										
HDPE [ON MECP] FLB-04	E290	27-Jun-2024	02-Jul-2024	14 days	5 days	✓	02-Jul-2024	14 days	5 days	✓

Matrix: **Water**

Evaluation: × = Holding time exceedance ; ✓ = Within Holding Time

Analyte Group : Analytical Method / Container / Client Sample ID(s)	Method	Sampling Date	Extraction / Preparation				Analysis			
			Preparation Date	Holding Times Rec	Holding Times Actual	Eval	Analysis Date	Holding Times Rec	Holding Times Actual	Eval
Physical Tests : Alkalinity Species by Titration										
HDPE [ON MECP] FLB-05	E290	27-Jun-2024	02-Jul-2024	14 days	5 days	✓	02-Jul-2024	14 days	5 days	✓
Physical Tests : Alkalinity Species by Titration										
HDPE [ON MECP] FLB-06	E290	27-Jun-2024	02-Jul-2024	14 days	5 days	✓	02-Jul-2024	14 days	5 days	✓
Physical Tests : Alkalinity Species by Titration										
HDPE [ON MECP] FLB-07	E290	27-Jun-2024	02-Jul-2024	14 days	5 days	✓	02-Jul-2024	14 days	5 days	✓
Physical Tests : Alkalinity Species by Titration										
HDPE [ON MECP] FLB-08	E290	27-Jun-2024	02-Jul-2024	14 days	5 days	✓	02-Jul-2024	14 days	5 days	✓
Physical Tests : Alkalinity Species by Titration										
HDPE [ON MECP] FLB-09	E290	27-Jun-2024	02-Jul-2024	14 days	5 days	✓	02-Jul-2024	14 days	5 days	✓
Physical Tests : Alkalinity Species by Titration										
HDPE [ON MECP] FLB-10	E290	27-Jun-2024	02-Jul-2024	14 days	5 days	✓	02-Jul-2024	14 days	5 days	✓
Physical Tests : Alkalinity Species by Titration										
HDPE [ON MECP] FLB-11	E290	27-Jun-2024	02-Jul-2024	14 days	5 days	✓	02-Jul-2024	14 days	5 days	✓
Physical Tests : Alkalinity Species by Titration										
HDPE [ON MECP] FLB-12	E290	27-Jun-2024	02-Jul-2024	14 days	5 days	✓	02-Jul-2024	14 days	5 days	✓
Physical Tests : Alkalinity Species by Titration										
HDPE [ON MECP] FLB-13	E290	27-Jun-2024	02-Jul-2024	14 days	5 days	✓	02-Jul-2024	14 days	5 days	✓

Matrix: **Water**

Evaluation: × = Holding time exceedance ; ✓ = Within Holding Time

Analyte Group : Analytical Method / Container / Client Sample ID(s)	Method	Sampling Date	Extraction / Preparation				Analysis			
			Preparation Date	Holding Times Rec	Holding Times Actual	Eval	Analysis Date	Holding Times Rec	Holding Times Actual	Eval
Physical Tests : Alkalinity Species by Titration										
HDPE [ON MECP] FLB-14	E290	27-Jun-2024	02-Jul-2024	14 days	5 days	✓	02-Jul-2024	14 days	5 days	✓
Physical Tests : Alkalinity Species by Titration										
HDPE [ON MECP] FLB-15	E290	27-Jun-2024	02-Jul-2024	14 days	5 days	✓	02-Jul-2024	14 days	5 days	✓
Physical Tests : Alkalinity Species by Titration										
HDPE [ON MECP] FLB-BLANK	E290	27-Jun-2024	02-Jul-2024	14 days	5 days	✓	02-Jul-2024	14 days	5 days	✓
Physical Tests : Alkalinity Species by Titration										
HDPE [ON MECP] FLB-DUPLICATE	E290	27-Jun-2024	02-Jul-2024	14 days	5 days	✓	02-Jul-2024	14 days	5 days	✓
Physical Tests : Conductivity in Water										
HDPE [ON MECP] FLB-01	E100	27-Jun-2024	02-Jul-2024	28 days	5 days	✓	02-Jul-2024	28 days	5 days	✓
Physical Tests : Conductivity in Water										
HDPE [ON MECP] FLB-02	E100	27-Jun-2024	02-Jul-2024	28 days	5 days	✓	02-Jul-2024	28 days	5 days	✓
Physical Tests : Conductivity in Water										
HDPE [ON MECP] FLB-03	E100	27-Jun-2024	02-Jul-2024	28 days	5 days	✓	02-Jul-2024	28 days	5 days	✓
Physical Tests : Conductivity in Water										
HDPE [ON MECP] FLB-04	E100	27-Jun-2024	02-Jul-2024	28 days	5 days	✓	02-Jul-2024	28 days	5 days	✓
Physical Tests : Conductivity in Water										
HDPE [ON MECP] FLB-05	E100	27-Jun-2024	02-Jul-2024	28 days	5 days	✓	02-Jul-2024	28 days	5 days	✓

Matrix: **Water**

Evaluation: × = Holding time exceedance ; ✓ = Within Holding Time

Analyte Group : Analytical Method / Container / Client Sample ID(s)	Method	Sampling Date	Extraction / Preparation				Analysis			
			Preparation Date	Holding Times Rec	Holding Times Actual	Eval	Analysis Date	Holding Times Rec	Holding Times Actual	Eval
Physical Tests : Conductivity in Water										
HDPE [ON MECP] FLB-06	E100	27-Jun-2024	02-Jul-2024	28 days	5 days	✓	02-Jul-2024	28 days	5 days	✓
Physical Tests : Conductivity in Water										
HDPE [ON MECP] FLB-07	E100	27-Jun-2024	02-Jul-2024	28 days	5 days	✓	02-Jul-2024	28 days	5 days	✓
Physical Tests : Conductivity in Water										
HDPE [ON MECP] FLB-08	E100	27-Jun-2024	02-Jul-2024	28 days	5 days	✓	02-Jul-2024	28 days	5 days	✓
Physical Tests : Conductivity in Water										
HDPE [ON MECP] FLB-09	E100	27-Jun-2024	02-Jul-2024	28 days	5 days	✓	02-Jul-2024	28 days	5 days	✓
Physical Tests : Conductivity in Water										
HDPE [ON MECP] FLB-10	E100	27-Jun-2024	02-Jul-2024	28 days	5 days	✓	02-Jul-2024	28 days	5 days	✓
Physical Tests : Conductivity in Water										
HDPE [ON MECP] FLB-11	E100	27-Jun-2024	02-Jul-2024	28 days	5 days	✓	02-Jul-2024	28 days	5 days	✓
Physical Tests : Conductivity in Water										
HDPE [ON MECP] FLB-12	E100	27-Jun-2024	02-Jul-2024	28 days	5 days	✓	02-Jul-2024	28 days	5 days	✓
Physical Tests : Conductivity in Water										
HDPE [ON MECP] FLB-13	E100	27-Jun-2024	02-Jul-2024	28 days	5 days	✓	02-Jul-2024	28 days	5 days	✓
Physical Tests : Conductivity in Water										
HDPE [ON MECP] FLB-14	E100	27-Jun-2024	02-Jul-2024	28 days	5 days	✓	02-Jul-2024	28 days	5 days	✓

Matrix: **Water**

Evaluation: × = Holding time exceedance ; ✓ = Within Holding Time

Analyte Group : Analytical Method / Container / Client Sample ID(s)	Method	Sampling Date	Extraction / Preparation				Analysis			
			Preparation Date	Holding Times Rec	Holding Times Actual	Eval	Analysis Date	Holding Times Rec	Holding Times Actual	Eval
Physical Tests : Conductivity in Water										
HDPE [ON MECP] FLB-15	E100	27-Jun-2024	02-Jul-2024	28 days	5 days	✓	02-Jul-2024	28 days	5 days	✓
Physical Tests : Conductivity in Water										
HDPE [ON MECP] FLB-BLANK	E100	27-Jun-2024	02-Jul-2024	28 days	5 days	✓	02-Jul-2024	28 days	5 days	✓
Physical Tests : Conductivity in Water										
HDPE [ON MECP] FLB-DUPLICATE	E100	27-Jun-2024	02-Jul-2024	28 days	5 days	✓	02-Jul-2024	28 days	5 days	✓
Physical Tests : pH by Meter										
HDPE [ON MECP] FLB-01	E108	27-Jun-2024	02-Jul-2024	14 days	5 days	✓	02-Jul-2024	14 days	5 days	✓
Physical Tests : pH by Meter										
HDPE [ON MECP] FLB-02	E108	27-Jun-2024	02-Jul-2024	14 days	5 days	✓	02-Jul-2024	14 days	5 days	✓
Physical Tests : pH by Meter										
HDPE [ON MECP] FLB-03	E108	27-Jun-2024	02-Jul-2024	14 days	5 days	✓	02-Jul-2024	14 days	5 days	✓
Physical Tests : pH by Meter										
HDPE [ON MECP] FLB-04	E108	27-Jun-2024	02-Jul-2024	14 days	5 days	✓	02-Jul-2024	14 days	5 days	✓
Physical Tests : pH by Meter										
HDPE [ON MECP] FLB-05	E108	27-Jun-2024	02-Jul-2024	14 days	5 days	✓	02-Jul-2024	14 days	5 days	✓
Physical Tests : pH by Meter										
HDPE [ON MECP] FLB-06	E108	27-Jun-2024	02-Jul-2024	14 days	5 days	✓	02-Jul-2024	14 days	5 days	✓

Matrix: **Water**

Evaluation: × = Holding time exceedance ; ✓ = Within Holding Time

Analyte Group : Analytical Method / Container / Client Sample ID(s)	Method	Sampling Date	Extraction / Preparation				Analysis			
			Preparation Date	Holding Times Rec	Holding Times Actual	Eval	Analysis Date	Holding Times Rec	Holding Times Actual	Eval
Physical Tests : pH by Meter										
HDPE [ON MECP] FLB-07	E108	27-Jun-2024	02-Jul-2024	14 days	5 days	✓	02-Jul-2024	14 days	5 days	✓
Physical Tests : pH by Meter										
HDPE [ON MECP] FLB-08	E108	27-Jun-2024	02-Jul-2024	14 days	5 days	✓	02-Jul-2024	14 days	5 days	✓
Physical Tests : pH by Meter										
HDPE [ON MECP] FLB-09	E108	27-Jun-2024	02-Jul-2024	14 days	5 days	✓	02-Jul-2024	14 days	5 days	✓
Physical Tests : pH by Meter										
HDPE [ON MECP] FLB-10	E108	27-Jun-2024	02-Jul-2024	14 days	5 days	✓	02-Jul-2024	14 days	5 days	✓
Physical Tests : pH by Meter										
HDPE [ON MECP] FLB-11	E108	27-Jun-2024	02-Jul-2024	14 days	5 days	✓	02-Jul-2024	14 days	5 days	✓
Physical Tests : pH by Meter										
HDPE [ON MECP] FLB-12	E108	27-Jun-2024	02-Jul-2024	14 days	5 days	✓	02-Jul-2024	14 days	5 days	✓
Physical Tests : pH by Meter										
HDPE [ON MECP] FLB-13	E108	27-Jun-2024	02-Jul-2024	14 days	5 days	✓	02-Jul-2024	14 days	5 days	✓
Physical Tests : pH by Meter										
HDPE [ON MECP] FLB-14	E108	27-Jun-2024	02-Jul-2024	14 days	5 days	✓	02-Jul-2024	14 days	5 days	✓
Physical Tests : pH by Meter										
HDPE [ON MECP] FLB-15	E108	27-Jun-2024	02-Jul-2024	14 days	5 days	✓	02-Jul-2024	14 days	5 days	✓

Matrix: **Water**

Evaluation: × = Holding time exceedance ; ✓ = Within Holding Time

Analyte Group : Analytical Method / Container / Client Sample ID(s)	Method	Sampling Date	Extraction / Preparation				Analysis			
			Preparation Date	Holding Times Rec	Holding Times Actual	Eval	Analysis Date	Holding Times Rec	Holding Times Actual	Eval
Physical Tests : pH by Meter										
HDPE [ON MECP] FLB-BLANK	E108	27-Jun-2024	02-Jul-2024	14 days	5 days	✓	02-Jul-2024	14 days	5 days	✓
Physical Tests : pH by Meter										
HDPE [ON MECP] FLB-DUPLICATE	E108	27-Jun-2024	02-Jul-2024	14 days	5 days	✓	02-Jul-2024	14 days	5 days	✓
Physical Tests : TDS by Gravimetry (Low Level)										
HDPE [ON MECP] FLB-01	E162-L	27-Jun-2024	----	----	----		03-Jul-2024	7 days	6 days	✓
Physical Tests : TDS by Gravimetry (Low Level)										
HDPE [ON MECP] FLB-02	E162-L	27-Jun-2024	----	----	----		03-Jul-2024	7 days	6 days	✓
Physical Tests : TDS by Gravimetry (Low Level)										
HDPE [ON MECP] FLB-03	E162-L	27-Jun-2024	----	----	----		03-Jul-2024	7 days	6 days	✓
Physical Tests : TDS by Gravimetry (Low Level)										
HDPE [ON MECP] FLB-04	E162-L	27-Jun-2024	----	----	----		03-Jul-2024	7 days	6 days	✓
Physical Tests : TDS by Gravimetry (Low Level)										
HDPE [ON MECP] FLB-05	E162-L	27-Jun-2024	----	----	----		03-Jul-2024	7 days	6 days	✓
Physical Tests : TDS by Gravimetry (Low Level)										
HDPE [ON MECP] FLB-06	E162-L	27-Jun-2024	----	----	----		03-Jul-2024	7 days	6 days	✓
Physical Tests : TDS by Gravimetry (Low Level)										
HDPE [ON MECP] FLB-07	E162-L	27-Jun-2024	----	----	----		03-Jul-2024	7 days	6 days	✓

Matrix: **Water**

Evaluation: × = Holding time exceedance ; ✓ = Within Holding Time

Analyte Group : Analytical Method / Container / Client Sample ID(s)	Method	Sampling Date	Extraction / Preparation				Analysis			
			Preparation Date	Holding Times Rec	Holding Times Actual	Eval	Analysis Date	Holding Times Rec	Holding Times Actual	Eval
Physical Tests : TDS by Gravimetry (Low Level)										
HDPE [ON MECP] FLB-08	E162-L	27-Jun-2024	----	----	----		03-Jul-2024	7 days	6 days	✓
Physical Tests : TDS by Gravimetry (Low Level)										
HDPE [ON MECP] FLB-09	E162-L	27-Jun-2024	----	----	----		03-Jul-2024	7 days	6 days	✓
Physical Tests : TDS by Gravimetry (Low Level)										
HDPE [ON MECP] FLB-10	E162-L	27-Jun-2024	----	----	----		03-Jul-2024	7 days	6 days	✓
Physical Tests : TDS by Gravimetry (Low Level)										
HDPE [ON MECP] FLB-11	E162-L	27-Jun-2024	----	----	----		03-Jul-2024	7 days	6 days	✓
Physical Tests : TDS by Gravimetry (Low Level)										
HDPE [ON MECP] FLB-12	E162-L	27-Jun-2024	----	----	----		03-Jul-2024	7 days	6 days	✓
Physical Tests : TDS by Gravimetry (Low Level)										
HDPE [ON MECP] FLB-13	E162-L	27-Jun-2024	----	----	----		03-Jul-2024	7 days	6 days	✓
Physical Tests : TDS by Gravimetry (Low Level)										
HDPE [ON MECP] FLB-14	E162-L	27-Jun-2024	----	----	----		03-Jul-2024	7 days	6 days	✓
Physical Tests : TDS by Gravimetry (Low Level)										
HDPE [ON MECP] FLB-15	E162-L	27-Jun-2024	----	----	----		03-Jul-2024	7 days	6 days	✓
Physical Tests : TDS by Gravimetry (Low Level)										
HDPE [ON MECP] FLB-BLANK	E162-L	27-Jun-2024	----	----	----		03-Jul-2024	7 days	6 days	✓

Matrix: **Water**

Evaluation: × = Holding time exceedance ; ✓ = Within Holding Time

Analyte Group : Analytical Method / Container / Client Sample ID(s)	Method	Sampling Date	Extraction / Preparation				Analysis			
			Preparation Date	Holding Times Rec	Holding Times Actual	Eval	Analysis Date	Holding Times Rec	Holding Times Actual	Eval
Physical Tests : TDS by Gravimetry (Low Level)										
HDPE [ON MECP]										
FLB-DUPLICATE	E162-L	27-Jun-2024	----	----	----		03-Jul-2024	7 days	6 days	✓

Legend & Qualifier Definitions

Rec. HT: ALS recommended hold time (see units).

Quality Control Parameter Frequency Compliance

The following report summarizes the frequency of laboratory QC samples analyzed within the analytical batches (QC lots) in which the submitted samples were processed. The actual frequency should be greater than or equal to the expected frequency.

Matrix: **Water**

Evaluation: ✗ = QC frequency outside specification; ✓ = QC frequency within specification.

Quality Control Sample Type			Count		Frequency (%)		
Analytical Methods	*Method*	*QC Lot #*	*QC*	*Regular*	*Actual*	*Expected*	*Evaluation*
Laboratory Duplicates (DUP)							
Acidity by Titration	E283	1528079	1	18	5.5	5.0	✓
Alkalinity Species by Titration	E290	1525021	2	21	9.5	5.0	✓
Chloride in Water by IC (Low Level)	E235.Cl-L	1524183	0	17	0.0	5.0	✗
Conductivity in Water	E100	1525023	2	21	9.5	5.0	✓
Dissolved Mercury in Water by CVAAS	E509	1527524	2	40	5.0	5.0	✓
Dissolved Metals in Water by CRC ICPMS	E421	1535148	2	40	5.0	5.0	✓
Dissolved Phosphorus in Water by CRC-ICPMS (Low level)	E421.P-L	1535147	1	18	5.5	5.0	✓
Fluoride in Water by IC	E235.F	1524182	0	18	0.0	5.0	✗
pH by Meter	E108	1525022	2	25	8.0	5.0	✓
Sulfate in Water by IC	E235.SO4	1524179	1	19	5.2	5.0	✓
TDS by Gravimetry (Low Level)	E162-L	1525142	2	40	5.0	5.0	✓
Total Phosphorus by Colourimetry (0.002 mg/L)	E372-U	1524250	1	19	5.2	5.0	✓
Laboratory Control Samples (LCS)							
Acidity by Titration	E283	1528079	1	18	5.5	5.0	✓
Alkalinity Species by Titration	E290	1525021	2	21	9.5	5.0	✓
Chloride in Water by IC (Low Level)	E235.Cl-L	1524183	1	17	5.8	5.0	✓
Conductivity in Water	E100	1525023	2	21	9.5	5.0	✓
Dissolved Mercury in Water by CVAAS	E509	1527524	2	40	5.0	5.0	✓
Dissolved Metals in Water by CRC ICPMS	E421	1535148	2	40	5.0	5.0	✓
Dissolved Phosphorus in Water by CRC-ICPMS (Low level)	E421.P-L	1535147	2	18	11.1	5.0	✓
Fluoride in Water by IC	E235.F	1524182	1	18	5.5	5.0	✓
pH by Meter	E108	1525022	2	25	8.0	5.0	✓
Sulfate in Water by IC	E235.SO4	1524179	1	19	5.2	5.0	✓
TDS by Gravimetry (Low Level)	E162-L	1525142	2	40	5.0	5.0	✓
Total Phosphorus by Colourimetry (0.002 mg/L)	E372-U	1524250	1	19	5.2	5.0	✓
Method Blanks (MB)							
Acidity by Titration	E283	1528079	1	18	5.5	5.0	✓
Alkalinity Species by Titration	E290	1525021	2	21	9.5	5.0	✓
Chloride in Water by IC (Low Level)	E235.Cl-L	1524183	1	17	5.8	5.0	✓
Conductivity in Water	E100	1525023	2	21	9.5	5.0	✓
Dissolved Mercury in Water by CVAAS	E509	1527524	2	40	5.0	5.0	✓
Dissolved Metals in Water by CRC ICPMS	E421	1535148	2	40	5.0	5.0	✓
Dissolved Phosphorus in Water by CRC-ICPMS (Low level)	E421.P-L	1535147	2	18	11.1	5.0	✓
Fluoride in Water by IC	E235.F	1524182	1	18	5.5	5.0	✓
Sulfate in Water by IC	E235.SO4	1524179	1	19	5.2	5.0	✓

Matrix: **Water**

Evaluation: ✗ = *QC frequency outside specification*; ✓ = *QC frequency within specification.*

Quality Control Sample Type			Count		Frequency (%)		
Analytical Methods	*Method*	*QC Lot #*	*QC*	*Regular*	*Actual*	*Expected*	*Evaluation*
Method Blanks (MB) - Continued							
TDS by Gravimetry (Low Level)	E162-L	1525142	2	40	5.0	5.0	✓
Total Phosphorus by Colourimetry (0.002 mg/L)	E372-U	1524250	1	19	5.2	5.0	✓
Matrix Spikes (MS)							
Chloride in Water by IC (Low Level)	E235.Cl-L	1524183	0	17	0.0	5.0	✗
Dissolved Mercury in Water by CVAAS	E509	1527524	2	40	5.0	5.0	✓
Dissolved Metals in Water by CRC ICPMS	E421	1535148	2	40	5.0	5.0	✓
Dissolved Phosphorus in Water by CRC-ICPMS (Low level)	E421.P-L	1535147	1	18	5.5	5.0	✓
Fluoride in Water by IC	E235.F	1524182	0	18	0.0	5.0	✗
Sulfate in Water by IC	E235.SO4	1524179	1	19	5.2	5.0	✓
Total Phosphorus by Colourimetry (0.002 mg/L)	E372-U	1524250	1	19	5.2	5.0	✓

Methodology References and Summaries

The analytical methods used by ALS are developed using internationally recognized reference methods (where available), such as those published by US EPA, APHA Standard Methods, ASTM, ISO, Environment Canada, BC MOE, and Ontario MOE. Reference methods may incorporate modifications to improve performance (indicated by "mod").

Analytical Methods	Method / Lab	Matrix	Method Reference	Method Descriptions
Conductivity in Water	E100 ALS Environmental - Winnipeg	Water	APHA 2510 (mod)	Conductivity, also known as Electrical Conductivity (EC) or Specific Conductance, is measured by immersion of a conductivity cell with platinum electrodes into a water sample. Conductivity measurements are temperature-compensated to 25°C.
pH by Meter	E108 ALS Environmental - Winnipeg	Water	APHA 4500-H (mod)	pH is determined by potentiometric measurement with a pH electrode, and is conducted at ambient laboratory temperature (normally 20 ± 5°C). For high accuracy test results, pH should be measured in the field within the recommended 15 minute hold time.
TDS by Gravimetry (Low Level)	E162-L ALS Environmental - Winnipeg	Water	APHA 2540 C (mod)	Total Dissolved Solids (TDS) are determined by filtering a sample through a glass fibre filter, with evaporation of the filtrate at 180 ± 2°C for 16 hours or to constant weight, with gravimetric measurement of the residue.
Chloride in Water by IC (Low Level)	E235.Cl-L ALS Environmental - Winnipeg	Water	EPA 300.1 (mod)	Inorganic anions are analyzed by Ion Chromatography with conductivity and/or UV detection.
Fluoride in Water by IC	E235.F ALS Environmental - Winnipeg	Water	EPA 300.1 (mod)	Inorganic anions are analyzed by Ion Chromatography with conductivity and/or UV detection.
Sulfate in Water by IC	E235.SO4 ALS Environmental - Winnipeg	Water	EPA 300.1 (mod)	Inorganic anions are analyzed by Ion Chromatography with conductivity and/or UV detection.
Acidity by Titration	E283 ALS Environmental - Waterloo	Water	APHA 2310 B (mod)	Acidity is determined by potentiometric titration to pH endpoint of 8.3
Alkalinity Species by Titration	E290 ALS Environmental - Winnipeg	Water	APHA 2320 B (mod)	Total alkalinity is determined by potentiometric titration to a pH 4.5 endpoint. Bicarbonate, carbonate and hydroxide alkalinity are calculated from phenolphthalein alkalinity and total alkalinity values.
Total Phosphorus by Colourimetry (0.002 mg/L)	E372-U ALS Environmental - Winnipeg	Water	APHA 4500-P E (mod).	Total Phosphorus is determined colourimetrically using a discrete analyzer after heated persulfate digestion of the sample.

Analytical Methods	Method / Lab	Matrix	Method Reference	Method Descriptions
Dissolved Metals in Water by CRC ICPMS	E421 ALS Environmental - Winnipeg	Water	APHA 3030B/EPA 6020B (mod)	Water samples are filtered (0.45 um), preserved with nitric acid, and analyzed by Collision/Reaction Cell ICPMS. Method Limitation (re: Sulfur): Sulfide and volatile sulfur species may not be recovered by this method.
Dissolved Phosphorus in Water by CRC-ICPMS (Low level)	E421.P-L ALS Environmental - Winnipeg	Water	APHA 3030B/EPA 6020B (mod)	Water samples are filtered (0.45 um), preserved with nitric acid, and analyzed by Collision/Reaction Cell ICPMS.
Dissolved Mercury in Water by CVAAS	E509 ALS Environmental - Winnipeg	Water	APHA 3030B/EPA 1631E (mod)	Water samples are filtered (0.45 um), preserved with HCl, then undergo a cold-oxidation using bromine monochloride prior to reduction with stannous chloride, and analyzed by CVAAS.

Preparation Methods	Method / Lab	Matrix	Method Reference	Method Descriptions
Digestion for Total Phosphorus in water	EP372 ALS Environmental - Winnipeg	Water	APHA 4500-P E (mod).	Samples are heated with a persulfate digestion reagent.
Dissolved Metals Water Filtration	EP421 ALS Environmental - Winnipeg	Water	APHA 3030B	Water samples are filtered (0.45 um), and preserved with HNO3.
Dissolved Mercury Water Filtration	EP509 ALS Environmental - Winnipeg	Water	APHA 3030B	Water samples are filtered (0.45 um), and preserved with HCl.

QUALITY CONTROL REPORT

Work Order	: **WP2416354**	Page	: 1 of 17
Client	: Great Bear Resources Ltd	Laboratory	: ALS Environmental - Winnipeg
Contact	: Ashley Moncrief	Account Manager	: Judy Dalmaijer
Address	: Great Bear Resources Ltd. 117 Forestry Road Red Lake ON Canada P0V 2M0	Address	: 1329 Niakwa Road East, Unit 12 Winnipeg, Manitoba Canada R2J 3T4
Telephone	: 807 630 0203	Telephone	: +1 204 255 9720
Project	: PPR-022-3	Date Samples Received	: 02-Jul-2024 10:00
PO	: PPR-022-3	Date Analysis Commenced	: 02-Jul-2024
C-O-C number	: ----	Issue Date	: 10-Jul-2024 15:27
Sampler	: ----		
Site	: ----		
Quote number	: 2024 Standing offer_V2		
No. of samples received	: 18		
No. of samples analysed	: 18		

This report supersedes any previous report(s) with this reference. Results apply to the sample(s) as submitted. This document shall not be reproduced, except in full.

This Quality Control Report contains the following information:

- Laboratory Duplicate (DUP) Report; Relative Percent Difference (RPD) and Data Quality Objectives
- Matrix Spike (MS) Report; Recovery and Data Quality Objectives
- Method Blank (MB) Report; Recovery and Data Quality Objectives
- Laboratory Control Sample (LCS) Report; Recovery and Data Quality Objectives

Signatories

This document has been electronically signed by the authorized signatories below. Electronic signing is conducted in accordance with US FDA 21 CFR Part 11.

Signatories	*Position*	*Laboratory Department*
Leila Conyard	Lab Assistant	Winnipeg Metals, Winnipeg, Manitoba
Nik Perkio	Senior Analyst	Waterloo Inorganics, Waterloo, Ontario
Oleksandr Busel		Winnipeg Inorganics, Winnipeg, Manitoba
Oleksandr Busel		Winnipeg Metals, Winnipeg, Manitoba
Rhovee Guevarra		Winnipeg Inorganics, Winnipeg, Manitoba

General Comments

The ALS Quality Control (QC) report is optionally provided to ALS clients upon request. ALS test methods include comprehensive QC checks with every analysis to ensure our high standards of quality are met. Each QC result has a known or expected target value, which is compared against predetermined Data Quality Objectives (DQOs) to provide confidence in the accuracy of associated test results. This report contains detailed results for all QC results applicable to this sample submission. Please refer to the ALS Quality Control Interpretation report (QCI) for applicable method references and methodology summaries.

Key :

Anonymous = Refers to samples which are not part of this work order, but which formed part of the QC process lot.
CAS Number = Chemical Abstracts Service number is a unique identifier assigned to discrete substances.
DQO = Data Quality Objective.
LOR = Limit of Reporting (detection limit).
RPD = Relative Percent Difference
# = Indicates a QC result that did not meet the ALS DQO.

Workorder Comments

Holding times are displayed as "---" if no guidance exists from CCME, Canadian provinces, or broadly recognized international references.

Laboratory Duplicate (DUP) Report

A Laboratory Duplicate (DUP) is a randomly selected intralaboratory replicate sample. Laboratory Duplicates provide information regarding method precision and sample heterogeneity. ALS DQOs for Laboratory Duplicates are expressed as test-specific limits for Relative Percent Difference (RPD), or as an absolute difference limit of 2 times the LOR for low concentration duplicates within ~ 4-10 times the LOR (cut-off is test-specific).

Sub-Matrix: **Water**

					Laboratory Duplicate (DUP) Report						
Laboratory sample ID	*Client sample ID*	*Analyte*	*CAS Number*	*Method*	*LOR*	*Unit*	*Original Result*	*Duplicate Result*	*RPD(%) or Difference*	*Duplicate Limits*	*Qualifier*
Physical Tests (QC Lot: 1525021)											
WP2416354-009	FLB-09	Alkalinity, total (as CaCO3)	----	E290	1.0	mg/L	29.6	28.8	2.74%	20%	----
Physical Tests (QC Lot: 1525022)											
WP2416354-009	FLB-09	pH	----	E108	0.10	pH units	7.61	7.57	0.527%	4%	----
Physical Tests (QC Lot: 1525023)											
WP2416354-009	FLB-09	Conductivity	----	E100	1.0	µS/cm	65.0	65.5	0.766%	10%	----
Physical Tests (QC Lot: 1525037)											
WP2416354-010	FLB-10	Conductivity	----	E100	1.0	µS/cm	66.3	63.5	4.31%	10%	----
Physical Tests (QC Lot: 1525038)											
WP2416354-010	FLB-10	pH	----	E108	0.10	pH units	7.82	7.69	1.68%	4%	----
Physical Tests (QC Lot: 1525039)											
WP2416354-010	FLB-10	Alkalinity, total (as CaCO3)	----	E290	1.0	mg/L	31.6	30.9	2.24%	20%	----
Physical Tests (QC Lot: 1525142)											
WP2416354-003	FLB-03	Solids, total dissolved [TDS]	----	E162-L	10.0	mg/L	36.0	30.0	6.0	Diff <2x LOR	----
Physical Tests (QC Lot: 1525143)											
WP2416354-012	FLB-12	Solids, total dissolved [TDS]	----	E162-L	10.0	mg/L	27.3	30.0	2.7	Diff <2x LOR	----
Physical Tests (QC Lot: 1528079)											
WP2416354-001	FLB-01	Acidity (as CaCO3)	----	E283	2.0	mg/L	<2.0	<2.0	0	Diff <2x LOR	----
Anions and Nutrients (QC Lot: 1524179)											
WP2416347-001	Anonymous	Sulfate (as SO4)	14808-79-8	E235.SO4	0.30	mg/L	16.0	16.1	0.690%	20%	----
Anions and Nutrients (QC Lot: 1524250)											
WP2416340-008	Anonymous	Phosphorus, total	7723-14-0	E372-U	0.0020	mg/L	0.0331	0.0336	1.29%	20%	----
Dissolved Metals (QC Lot: 1527524)											
WP2416155-002	Anonymous	Mercury, dissolved	7439-97-6	E509	0.0000050	mg/L	<0.0000050	<0.0000050	0	Diff <2x LOR	----
Dissolved Metals (QC Lot: 1529596)											
WP2416057-003	Anonymous	Mercury, dissolved	7439-97-6	E509	0.0000050	mg/L	<0.0000050	<0.0000050	0	Diff <2x LOR	----
Dissolved Metals (QC Lot: 1535148)											
WP2415924-001	Anonymous	Aluminum, dissolved	7429-90-5	E421	0.0010	mg/L	0.0038	0.0036	0.0002	Diff <2x LOR	----
		Antimony, dissolved	7440-36-0	E421	0.00010	mg/L	<0.00010	<0.00010	0	Diff <2x LOR	----
		Arsenic, dissolved	7440-38-2	E421	0.00010	mg/L	0.00011	0.00010	0.000009	Diff <2x LOR	----
		Barium, dissolved	7440-39-3	E421	0.00010	mg/L	0.0176	0.0179	1.95%	20%	----

Sub-Matrix: **Water**

					Laboratory Duplicate (DUP) Report						
Laboratory sample ID	*Client sample ID*	*Analyte*	*CAS Number*	*Method*	*LOR*	*Unit*	*Original Result*	*Duplicate Result*	*RPD(%) or Difference*	*Duplicate Limits*	*Qualifier*
Dissolved Metals (QC Lot: 1535148) - continued											
WP2415924-001	Anonymous	Beryllium, dissolved	7440-41-7	E421	0.000020	mg/L	<0.000020	<0.000020	0	Diff <2x LOR	----
		Bismuth, dissolved	7440-69-9	E421	0.000050	mg/L	<0.000050	<0.000050	0	Diff <2x LOR	----
		Boron, dissolved	7440-42-8	E421	0.010	mg/L	<0.010	<0.010	0	Diff <2x LOR	----
		Cadmium, dissolved	7440-43-9	E421	0.0000050	mg/L	<0.0000050	<0.0000050	0	Diff <2x LOR	----
		Calcium, dissolved	7440-70-2	E421	0.050	mg/L	2.67	2.66	0.481%	20%	----
		Cesium, dissolved	7440-46-2	E421	0.000010	mg/L	<0.000010	<0.000010	0	Diff <2x LOR	----
		Chromium, dissolved	7440-47-3	E421	0.00050	mg/L	<0.00050	<0.00050	0	Diff <2x LOR	----
		Cobalt, dissolved	7440-48-4	E421	0.00010	mg/L	<0.00010	<0.00010	0	Diff <2x LOR	----
		Copper, dissolved	7440-50-8	E421	0.00020	mg/L	0.00034	0.00035	0.000005	Diff <2x LOR	----
		Iron, dissolved	7439-89-6	E421	0.010	mg/L	<0.010	<0.010	0	Diff <2x LOR	----
		Lead, dissolved	7439-92-1	E421	0.000050	mg/L	<0.000050	<0.000050	0	Diff <2x LOR	----
		Lithium, dissolved	7439-93-2	E421	0.0010	mg/L	0.0015	0.0014	0.0001	Diff <2x LOR	----
		Magnesium, dissolved	7439-95-4	E421	0.0050	mg/L	1.01	1.03	1.69%	20%	----
		Manganese, dissolved	7439-96-5	E421	0.00010	mg/L	<0.00010	<0.00010	0	Diff <2x LOR	----
		Molybdenum, dissolved	7439-98-7	E421	0.000050	mg/L	0.000058	0.000059	0.000001	Diff <2x LOR	----
		Nickel, dissolved	7440-02-0	E421	0.00050	mg/L	0.00054	0.00055	0.000009	Diff <2x LOR	----
		Potassium, dissolved	7440-09-7	E421	0.050	mg/L	0.380	0.382	0.003	Diff <2x LOR	----
		Rubidium, dissolved	7440-17-7	E421	0.00020	mg/L	0.00080	0.00081	0.00001	Diff <2x LOR	----
		Selenium, dissolved	7782-49-2	E421	0.000050	mg/L	<0.000050	<0.000050	0	Diff <2x LOR	----
		Silicon, dissolved	7440-21-3	E421	0.050	mg/L	0.190	0.179	0.011	Diff <2x LOR	----
		Silver, dissolved	7440-22-4	E421	0.000010	mg/L	<0.000010	<0.000010	0	Diff <2x LOR	----
		Sodium, dissolved	7440-23-5	E421	0.050	mg/L	0.665	0.677	1.79%	20%	----
		Strontium, dissolved	7440-24-6	E421	0.00020	mg/L	0.0185	0.0192	3.52%	20%	----
		Sulfur, dissolved	7704-34-9	E421	0.50	mg/L	<0.50	<0.50	0	Diff <2x LOR	----
		Tellurium, dissolved	13494-80-9	E421	0.00020	mg/L	<0.00020	<0.00020	0	Diff <2x LOR	----
		Thallium, dissolved	7440-28-0	E421	0.000010	mg/L	<0.000010	<0.000010	0	Diff <2x LOR	----
		Thorium, dissolved	7440-29-1	E421	0.00010	mg/L	<0.00010	<0.00010	0	Diff <2x LOR	----
		Tin, dissolved	7440-31-5	E421	0.00010	mg/L	<0.00010	<0.00010	0	Diff <2x LOR	----
		Titanium, dissolved	7440-32-6	E421	0.00030	mg/L	<0.00030	<0.00030	0	Diff <2x LOR	----
		Tungsten, dissolved	7440-33-7	E421	0.00010	mg/L	<0.00010	<0.00010	0	Diff <2x LOR	----
		Uranium, dissolved	7440-61-1	E421	0.000010	mg/L	0.000031	0.000033	0.000002	Diff <2x LOR	----
		Vanadium, dissolved	7440-62-2	E421	0.00050	mg/L	<0.00050	<0.00050	0	Diff <2x LOR	----
		Zinc, dissolved	7440-66-6	E421	0.0010	mg/L	0.0012	0.0012	0.00002	Diff <2x LOR	----
		Zirconium, dissolved	7440-67-7	E421	0.00030	mg/L	<0.00030	<0.00030	0	Diff <2x LOR	----

Sub-Matrix: **Water**

					Laboratory Duplicate (DUP) Report						
Laboratory sample ID	*Client sample ID*	*Analyte*	*CAS Number*	*Method*	*LOR*	*Unit*	*Original Result*	*Duplicate Result*	*RPD(%) or Difference*	*Duplicate Limits*	*Qualifier*
Dissolved Metals (QC Lot: 1535174)											
WP2416354-006	FLB-06	Aluminum, dissolved	7429-90-5	E421	0.0010	mg/L	0.0313	0.0304	2.68%	20%	----
		Antimony, dissolved	7440-36-0	E421	0.00010	mg/L	0.00218	0.00206	5.41%	20%	----
		Arsenic, dissolved	7440-38-2	E421	0.00010	mg/L	0.0116	0.0116	0.127%	20%	----
		Barium, dissolved	7440-39-3	E421	0.00010	mg/L	0.00995	0.0102	2.18%	20%	----
		Beryllium, dissolved	7440-41-7	E421	0.000020	mg/L	<0.000020	<0.000020	0	Diff <2x LOR	----
		Bismuth, dissolved	7440-69-9	E421	0.000050	mg/L	<0.000050	<0.000050	0	Diff <2x LOR	----
		Boron, dissolved	7440-42-8	E421	0.010	mg/L	<0.010	<0.010	0	Diff <2x LOR	----
		Cadmium, dissolved	7440-43-9	E421	0.0000050	mg/L	<0.0000050	<0.0000050	0	Diff <2x LOR	----
		Calcium, dissolved	7440-70-2	E421	0.050	mg/L	8.92	8.37	6.37%	20%	----
		Cesium, dissolved	7440-46-2	E421	0.000010	mg/L	0.000010	0.000010	0.00000002	Diff <2x LOR	----
		Chromium, dissolved	7440-47-3	E421	0.00050	mg/L	<0.00050	<0.00050	0	Diff <2x LOR	----
		Cobalt, dissolved	7440-48-4	E421	0.00010	mg/L	<0.00010	<0.00010	0	Diff <2x LOR	----
		Copper, dissolved	7440-50-8	E421	0.00020	mg/L	0.00113	0.00112	0.000009	Diff <2x LOR	----
		Iron, dissolved	7439-89-6	E421	0.010	mg/L	0.011	<0.010	0.001	Diff <2x LOR	----
		Lead, dissolved	7439-92-1	E421	0.000050	mg/L	<0.000050	<0.000050	0	Diff <2x LOR	----
		Lithium, dissolved	7439-93-2	E421	0.0010	mg/L	<0.0010	<0.0010	0	Diff <2x LOR	----
		Magnesium, dissolved	7439-95-4	E421	0.0050	mg/L	0.519	0.517	0.283%	20%	----
		Manganese, dissolved	7439-96-5	E421	0.00010	mg/L	0.00094	0.00086	0.00008	Diff <2x LOR	----
		Molybdenum, dissolved	7439-98-7	E421	0.000050	mg/L	0.000682	0.000599	12.9%	20%	----
		Nickel, dissolved	7440-02-0	E421	0.00050	mg/L	<0.00050	<0.00050	0	Diff <2x LOR	----
		Potassium, dissolved	7440-09-7	E421	0.050	mg/L	1.16	1.15	0.763%	20%	----
		Rubidium, dissolved	7440-17-7	E421	0.00020	mg/L	0.00186	0.00180	0.00006	Diff <2x LOR	----
		Selenium, dissolved	7782-49-2	E421	0.000050	mg/L	0.00103	0.000999	3.43%	20%	----
		Silicon, dissolved	7440-21-3	E421	0.050	mg/L	0.966	0.946	2.06%	20%	----
		Silver, dissolved	7440-22-4	E421	0.000010	mg/L	<0.000010	<0.000010	0	Diff <2x LOR	----
		Sodium, dissolved	7440-23-5	E421	0.050	mg/L	0.477	0.476	0.002	Diff <2x LOR	----
		Strontium, dissolved	7440-24-6	E421	0.00020	mg/L	0.0350	0.0328	6.35%	20%	----
		Sulfur, dissolved	7704-34-9	E421	0.50	mg/L	2.50	2.54	0.04	Diff <2x LOR	----
		Tellurium, dissolved	13494-80-9	E421	0.00020	mg/L	<0.00020	<0.00020	0	Diff <2x LOR	----
		Thallium, dissolved	7440-28-0	E421	0.000010	mg/L	<0.000010	<0.000010	0	Diff <2x LOR	----
		Thorium, dissolved	7440-29-1	E421	0.00010	mg/L	<0.00010	<0.00010	0	Diff <2x LOR	----
		Tin, dissolved	7440-31-5	E421	0.00010	mg/L	<0.00010	<0.00010	0	Diff <2x LOR	----
		Titanium, dissolved	7440-32-6	E421	0.00030	mg/L	0.00070	0.00065	0.00005	Diff <2x LOR	----
		Tungsten, dissolved	7440-33-7	E421	0.00010	mg/L	0.00037	0.00034	0.00003	Diff <2x LOR	----

Sub-Matrix: **Water**

					Laboratory Duplicate (DUP) Report						
Laboratory sample ID	*Client sample ID*	*Analyte*	*CAS Number*	*Method*	*LOR*	*Unit*	*Original Result*	*Duplicate Result*	*RPD(%) or Difference*	*Duplicate Limits*	*Qualifier*
Dissolved Metals (QC Lot: 1535174) - continued											
WP2416354-006	FLB-06	Uranium, dissolved	7440-61-1	E421	0.000010	mg/L	0.000557	0.000522	6.46%	20%	----
		Vanadium, dissolved	7440-62-2	E421	0.00050	mg/L	0.00113	0.00108	0.00005	Diff <2x LOR	----
		Zinc, dissolved	7440-66-6	E421	0.0010	mg/L	0.0020	0.0018	0.0002	Diff <2x LOR	----
		Zirconium, dissolved	7440-67-7	E421	0.00030	mg/L	<0.00030	<0.00030	0	Diff <2x LOR	----
Dissolved Metals (QC Lot: 1535175)											
WP2416354-006	FLB-06	Phosphorus, dissolved	7723-14-0	E421.P-L	0.030	mg/L	<0.030	<0.030	0	Diff <2x LOR	----

Method Blank (MB) Report

A Method Blank is an analyte-free matrix that undergoes sample processing identical to that carried out for test samples. Method Blank results are used to monitor and control for potential contamination from the laboratory environment and reagents. For most tests, the DQO for Method Blanks is for the result to be < LOR.

Sub-Matrix: **Water**

Analyte	CAS Number	Method	LOR	Unit	Result	Qualifier
Physical Tests (QCLot: 1525021)						
Alkalinity, total (as CaCO3)	----	E290	1	mg/L	<1.0	----
Physical Tests (QCLot: 1525023)						
Conductivity	----	E100	1	µS/cm	<1.0	----
Physical Tests (QCLot: 1525037)						
Conductivity	----	E100	1	µS/cm	<1.0	----
Physical Tests (QCLot: 1525039)						
Alkalinity, total (as CaCO3)	----	E290	1	mg/L	<1.0	----
Physical Tests (QCLot: 1525142)						
Solids, total dissolved [TDS]	----	E162-L	3	mg/L	<3.0	----
Physical Tests (QCLot: 1525143)						
Solids, total dissolved [TDS]	----	E162-L	3	mg/L	<3.0	----
Physical Tests (QCLot: 1528079)						
Acidity (as CaCO3)	----	E283	2	mg/L	<2.0	----
Anions and Nutrients (QCLot: 1524179)						
Sulfate (as SO4)	14808-79-8	E235.SO4	0.3	mg/L	<0.30	----
Anions and Nutrients (QCLot: 1524182)						
Fluoride	16984-48-8	E235.F	0.02	mg/L	<0.020	----
Anions and Nutrients (QCLot: 1524183)						
Chloride	16887-00-6	E235.Cl-L	0.1	mg/L	<0.10	----
Anions and Nutrients (QCLot: 1524250)						
Phosphorus, total	7723-14-0	E372-U	0.002	mg/L	<0.0020	----
Dissolved Metals (QCLot: 1527524)						
Mercury, dissolved	7439-97-6	E509	0.000005	mg/L	<0.0000050	----
Dissolved Metals (QCLot: 1529596)						
Mercury, dissolved	7439-97-6	E509	0.000005	mg/L	<0.0000050	----
Dissolved Metals (QCLot: 1535147)						
Phosphorus, dissolved	7723-14-0	E421.P-L	0.03	mg/L	<0.030	----
Dissolved Metals (QCLot: 1535148)						
Aluminum, dissolved	7429-90-5	E421	0.001	mg/L	<0.0010	----
Antimony, dissolved	7440-36-0	E421	0.0001	mg/L	<0.00010	----
Arsenic, dissolved	7440-38-2	E421	0.0001	mg/L	<0.00010	----
Barium, dissolved	7440-39-3	E421	0.0001	mg/L	<0.00010	----

Sub-Matrix: **Water**

Analyte	CAS Number	Method	LOR	Unit	Result	Qualifier
Dissolved Metals (QCLot: 1535148) - continued						
Beryllium, dissolved	7440-41-7	E421	0.00002	mg/L	<0.000020	----
Bismuth, dissolved	7440-69-9	E421	0.00005	mg/L	<0.000050	----
Boron, dissolved	7440-42-8	E421	0.01	mg/L	<0.010	----
Cadmium, dissolved	7440-43-9	E421	0.000005	mg/L	<0.0000050	----
Calcium, dissolved	7440-70-2	E421	0.05	mg/L	<0.050	----
Cesium, dissolved	7440-46-2	E421	0.00001	mg/L	<0.000010	----
Chromium, dissolved	7440-47-3	E421	0.0005	mg/L	<0.00050	----
Cobalt, dissolved	7440-48-4	E421	0.0001	mg/L	<0.00010	----
Copper, dissolved	7440-50-8	E421	0.0002	mg/L	<0.00020	----
Iron, dissolved	7439-89-6	E421	0.01	mg/L	<0.010	----
Lead, dissolved	7439-92-1	E421	0.00005	mg/L	<0.000050	----
Lithium, dissolved	7439-93-2	E421	0.001	mg/L	<0.0010	----
Magnesium, dissolved	7439-95-4	E421	0.005	mg/L	<0.0050	----
Manganese, dissolved	7439-96-5	E421	0.0001	mg/L	<0.00010	----
Molybdenum, dissolved	7439-98-7	E421	0.00005	mg/L	<0.000050	----
Nickel, dissolved	7440-02-0	E421	0.0005	mg/L	<0.00050	----
Potassium, dissolved	7440-09-7	E421	0.05	mg/L	<0.050	----
Rubidium, dissolved	7440-17-7	E421	0.0002	mg/L	<0.00020	----
Selenium, dissolved	7782-49-2	E421	0.00005	mg/L	<0.000050	----
Silicon, dissolved	7440-21-3	E421	0.05	mg/L	<0.050	----
Silver, dissolved	7440-22-4	E421	0.00001	mg/L	<0.000010	----
Sodium, dissolved	7440-23-5	E421	0.05	mg/L	<0.050	----
Strontium, dissolved	7440-24-6	E421	0.0002	mg/L	<0.00020	----
Sulfur, dissolved	7704-34-9	E421	0.5	mg/L	<0.50	----
Tellurium, dissolved	13494-80-9	E421	0.0002	mg/L	<0.00020	----
Thallium, dissolved	7440-28-0	E421	0.00001	mg/L	<0.000010	----
Thorium, dissolved	7440-29-1	E421	0.0001	mg/L	<0.00010	----
Tin, dissolved	7440-31-5	E421	0.0001	mg/L	<0.00010	----
Titanium, dissolved	7440-32-6	E421	0.0003	mg/L	<0.00030	----
Tungsten, dissolved	7440-33-7	E421	0.0001	mg/L	<0.00010	----
Uranium, dissolved	7440-61-1	E421	0.00001	mg/L	<0.000010	----
Vanadium, dissolved	7440-62-2	E421	0.0005	mg/L	<0.00050	----
Zinc, dissolved	7440-66-6	E421	0.001	mg/L	<0.0010	----
Zirconium, dissolved	7440-67-7	E421	0.0002	mg/L	<0.00020	----
Dissolved Metals (QCLot: 1535174)						

Sub-Matrix: **Water**

Analyte	CAS Number	Method	LOR	Unit	Result	Qualifier
Dissolved Metals (QCLot: 1535174) - continued						
Aluminum, dissolved	7429-90-5	E421	0.001	mg/L	<0.0010	----
Antimony, dissolved	7440-36-0	E421	0.0001	mg/L	<0.00010	----
Arsenic, dissolved	7440-38-2	E421	0.0001	mg/L	<0.00010	----
Barium, dissolved	7440-39-3	E421	0.0001	mg/L	<0.00010	----
Beryllium, dissolved	7440-41-7	E421	0.00002	mg/L	<0.000020	----
Bismuth, dissolved	7440-69-9	E421	0.00005	mg/L	<0.000050	----
Boron, dissolved	7440-42-8	E421	0.01	mg/L	<0.010	----
Cadmium, dissolved	7440-43-9	E421	0.000005	mg/L	<0.0000050	----
Calcium, dissolved	7440-70-2	E421	0.05	mg/L	<0.050	----
Cesium, dissolved	7440-46-2	E421	0.00001	mg/L	<0.000010	----
Chromium, dissolved	7440-47-3	E421	0.0005	mg/L	<0.00050	----
Cobalt, dissolved	7440-48-4	E421	0.0001	mg/L	<0.00010	----
Copper, dissolved	7440-50-8	E421	0.0002	mg/L	<0.00020	----
Iron, dissolved	7439-89-6	E421	0.01	mg/L	<0.010	----
Lead, dissolved	7439-92-1	E421	0.00005	mg/L	<0.000050	----
Lithium, dissolved	7439-93-2	E421	0.001	mg/L	<0.0010	----
Magnesium, dissolved	7439-95-4	E421	0.005	mg/L	<0.0050	----
Manganese, dissolved	7439-96-5	E421	0.0001	mg/L	<0.00010	----
Molybdenum, dissolved	7439-98-7	E421	0.00005	mg/L	<0.000050	----
Nickel, dissolved	7440-02-0	E421	0.0005	mg/L	<0.00050	----
Potassium, dissolved	7440-09-7	E421	0.05	mg/L	<0.050	----
Rubidium, dissolved	7440-17-7	E421	0.0002	mg/L	<0.00020	----
Selenium, dissolved	7782-49-2	E421	0.00005	mg/L	<0.000050	----
Silicon, dissolved	7440-21-3	E421	0.05	mg/L	<0.050	----
Silver, dissolved	7440-22-4	E421	0.00001	mg/L	<0.000010	----
Sodium, dissolved	7440-23-5	E421	0.05	mg/L	<0.050	----
Strontium, dissolved	7440-24-6	E421	0.0002	mg/L	<0.00020	----
Sulfur, dissolved	7704-34-9	E421	0.5	mg/L	<0.50	----
Tellurium, dissolved	13494-80-9	E421	0.0002	mg/L	<0.00020	----
Thallium, dissolved	7440-28-0	E421	0.00001	mg/L	<0.000010	----
Thorium, dissolved	7440-29-1	E421	0.0001	mg/L	<0.00010	----
Tin, dissolved	7440-31-5	E421	0.0001	mg/L	<0.00010	----
Titanium, dissolved	7440-32-6	E421	0.0003	mg/L	<0.00030	----
Tungsten, dissolved	7440-33-7	E421	0.0001	mg/L	<0.00010	----
Uranium, dissolved	7440-61-1	E421	0.00001	mg/L	<0.000010	----

Sub-Matrix: **Water**

Analyte	CAS Number	Method	LOR	Unit	Result	Qualifier
Dissolved Metals (QCLot: 1535174) - continued						
Vanadium, dissolved	7440-62-2	E421	0.0005	mg/L	<0.00050	----
Zinc, dissolved	7440-66-6	E421	0.001	mg/L	<0.0010	----
Zirconium, dissolved	7440-67-7	E421	0.0002	mg/L	<0.00020	----
Dissolved Metals (QCLot: 1535175)						
Phosphorus, dissolved	7723-14-0	E421.P-L	0.03	mg/L	<0.030	----

Laboratory Control Sample (LCS) Report

A Laboratory Control Sample (LCS) is an analyte-free matrix that has been fortified (spiked) with test analytes at known concentration and processed in an identical manner to test samples. LCS results are expressed as percent recovery, and are used to monitor and control test method accuracy and precision, independent of test sample matrix.

Sub-Matrix: **Water**

					Laboratory Control Sample (LCS) Report				
					Spike	Recovery (%)	Recovery Limits (%)		
Analyte	CAS Number	Method	LOR	Unit	Target Concentration	LCS	Low	High	Qualifier
Physical Tests (QCLot: 1525021)									
Alkalinity, total (as CaCO3)	----	E290	1	mg/L	100 mg/L	99.0	85.0	115	----
Physical Tests (QCLot: 1525022)									
pH	----	E108	----	pH units	7 pH units	100	98.0	102	----
Physical Tests (QCLot: 1525023)									
Conductivity	----	E100	1	µS/cm	1410 µS/cm	101	90.0	110	----
Physical Tests (QCLot: 1525037)									
Conductivity	----	E100	1	µS/cm	1410 µS/cm	101	90.0	110	----
Physical Tests (QCLot: 1525038)									
pH	----	E108	----	pH units	7 pH units	100	98.0	102	----
Physical Tests (QCLot: 1525039)									
Alkalinity, total (as CaCO3)	----	E290	1	mg/L	100 mg/L	98.9	85.0	115	----
Physical Tests (QCLot: 1525142)									
Solids, total dissolved [TDS]	----	E162-L	3	mg/L	1000 mg/L	95.0	85.0	115	----
Physical Tests (QCLot: 1525143)									
Solids, total dissolved [TDS]	----	E162-L	3	mg/L	1000 mg/L	94.0	85.0	115	----
Physical Tests (QCLot: 1528079)									
Acidity (as CaCO3)	----	E283	2	mg/L	50 mg/L	109	85.0	115	----
Anions and Nutrients (QCLot: 1524179)									
Sulfate (as SO4)	14808-79-8	E235.SO4	0.3	mg/L	100 mg/L	100.0	90.0	110	----
Anions and Nutrients (QCLot: 1524182)									
Fluoride	16984-48-8	E235.F	0.02	mg/L	1 mg/L	99.8	90.0	110	----
Anions and Nutrients (QCLot: 1524183)									
Chloride	16887-00-6	E235.Cl-L	0.1	mg/L	100 mg/L	99.1	90.0	110	----
Anions and Nutrients (QCLot: 1524250)									
Phosphorus, total	7723-14-0	E372-U	0.002	mg/L	0.5 mg/L	107	80.0	120	----
Mercury, dissolved	7439-97-6	E509	0.000005	mg/L	0 mg/L	98.9	80.0	120	----
Mercury, dissolved	7439-97-6	E509	0.000005	mg/L	0 mg/L	99.7	80.0	120	----
Phosphorus, dissolved	7723-14-0	E421.P-L	0.03	mg/L	10 mg/L	95.0	80.0	120	----
Dissolved Metals (QCLot: 1535148)									
Aluminum, dissolved	7429-90-5	E421	0.001	mg/L	2 mg/L	95.4	80.0	120	----

Sub-Matrix: **Water**

					Laboratory Control Sample (LCS) Report				
					Spike	Recovery (%)	Recovery Limits (%)		
Analyte	CAS Number	Method	LOR	Unit	Target Concentration	LCS	Low	High	Qualifier
Dissolved Metals (QCLot: 1535148) - continued									
Antimony, dissolved	7440-36-0	E421	0.0001	mg/L	1 mg/L	95.5	80.0	120	----
Arsenic, dissolved	7440-38-2	E421	0.0001	mg/L	1 mg/L	93.9	80.0	120	----
Barium, dissolved	7440-39-3	E421	0.0001	mg/L	0.25 mg/L	94.5	80.0	120	----
Beryllium, dissolved	7440-41-7	E421	0.00002	mg/L	0.1 mg/L	102	80.0	120	----
Bismuth, dissolved	7440-69-9	E421	0.00005	mg/L	1 mg/L	93.3	80.0	120	----
Boron, dissolved	7440-42-8	E421	0.01	mg/L	1 mg/L	101	80.0	120	----
Cadmium, dissolved	7440-43-9	E421	0.000005	mg/L	0.1 mg/L	89.7	80.0	120	----
Calcium, dissolved	7440-70-2	E421	0.05	mg/L	50 mg/L	101	80.0	120	----
Cesium, dissolved	7440-46-2	E421	0.00001	mg/L	0.05 mg/L	97.6	80.0	120	----
Chromium, dissolved	7440-47-3	E421	0.0005	mg/L	0.25 mg/L	88.7	80.0	120	----
Cobalt, dissolved	7440-48-4	E421	0.0001	mg/L	0.25 mg/L	88.4	80.0	120	----
Copper, dissolved	7440-50-8	E421	0.0002	mg/L	0.25 mg/L	88.1	80.0	120	----
Iron, dissolved	7439-89-6	E421	0.01	mg/L	1 mg/L	85.0	80.0	120	----
Lead, dissolved	7439-92-1	E421	0.00005	mg/L	0.5 mg/L	87.6	80.0	120	----
Lithium, dissolved	7439-93-2	E421	0.001	mg/L	0.25 mg/L	112	80.0	120	----
Magnesium, dissolved	7439-95-4	E421	0.005	mg/L	50 mg/L	103	80.0	120	----
Manganese, dissolved	7439-96-5	E421	0.0001	mg/L	0.25 mg/L	91.9	80.0	120	----
Molybdenum, dissolved	7439-98-7	E421	0.00005	mg/L	0.25 mg/L	96.4	80.0	120	----
Nickel, dissolved	7440-02-0	E421	0.0005	mg/L	0.5 mg/L	88.0	80.0	120	----
Potassium, dissolved	7440-09-7	E421	0.05	mg/L	50 mg/L	95.7	80.0	120	----
Rubidium, dissolved	7440-17-7	E421	0.0002	mg/L	0.1 mg/L	98.6	80.0	120	----
Selenium, dissolved	7782-49-2	E421	0.00005	mg/L	1 mg/L	82.6	80.0	120	----
Silicon, dissolved	7440-21-3	E421	0.05	mg/L	10 mg/L	93.8	80.0	120	----
Silver, dissolved	7440-22-4	E421	0.00001	mg/L	0.1 mg/L	86.8	80.0	120	----
Sodium, dissolved	7440-23-5	E421	0.05	mg/L	50 mg/L	90.1	80.0	120	----
Strontium, dissolved	7440-24-6	E421	0.0002	mg/L	0.25 mg/L	102	80.0	120	----
Sulfur, dissolved	7704-34-9	E421	0.5	mg/L	50 mg/L	90.7	80.0	120	----
Tellurium, dissolved	13494-80-9	E421	0.0002	mg/L	0.1 mg/L	97.1	80.0	120	----
Thallium, dissolved	7440-28-0	E421	0.00001	mg/L	1 mg/L	92.3	80.0	120	----
Thorium, dissolved	7440-29-1	E421	0.0001	mg/L	0.1 mg/L	90.0	80.0	120	----
Tin, dissolved	7440-31-5	E421	0.0001	mg/L	0.5 mg/L	95.1	80.0	120	----
Titanium, dissolved	7440-32-6	E421	0.0003	mg/L	0.25 mg/L	90.6	80.0	120	----
Tungsten, dissolved	7440-33-7	E421	0.0001	mg/L	0.1 mg/L	93.0	80.0	120	----
Uranium, dissolved	7440-61-1	E421	0.00001	mg/L	0.005 mg/L	90.2	80.0	120	----
Vanadium, dissolved	7440-62-2	E421	0.0005	mg/L	0.5 mg/L	91.9	80.0	120	----
Zinc, dissolved	7440-66-6	E421	0.001	mg/L	0.5 mg/L	91.1	80.0	120	----

Sub-Matrix: **Water**

					Laboratory Control Sample (LCS) Report				
					Spike	Recovery (%)	Recovery Limits (%)		
Analyte	CAS Number	Method	LOR	Unit	Target Concentration	LCS	Low	High	Qualifier
Dissolved Metals (QCLot: 1535148) - continued									
Zirconium, dissolved	7440-67-7	E421	0.0002	mg/L	0.1 mg/L	98.5	80.0	120	----
Dissolved Metals (QCLot: 1535174)									
Aluminum, dissolved	7429-90-5	E421	0.001	mg/L	2 mg/L	102	80.0	120	----
Antimony, dissolved	7440-36-0	E421	0.0001	mg/L	1 mg/L	98.6	80.0	120	----
Arsenic, dissolved	7440-38-2	E421	0.0001	mg/L	1 mg/L	99.6	80.0	120	----
Barium, dissolved	7440-39-3	E421	0.0001	mg/L	0.25 mg/L	97.6	80.0	120	----
Beryllium, dissolved	7440-41-7	E421	0.00002	mg/L	0.1 mg/L	103	80.0	120	----
Bismuth, dissolved	7440-69-9	E421	0.00005	mg/L	1 mg/L	99.4	80.0	120	----
Boron, dissolved	7440-42-8	E421	0.01	mg/L	1 mg/L	103	80.0	120	----
Cadmium, dissolved	7440-43-9	E421	0.000005	mg/L	0.1 mg/L	95.9	80.0	120	----
Calcium, dissolved	7440-70-2	E421	0.05	mg/L	50 mg/L	102	80.0	120	----
Cesium, dissolved	7440-46-2	E421	0.00001	mg/L	0.05 mg/L	97.8	80.0	120	----
Chromium, dissolved	7440-47-3	E421	0.0005	mg/L	0.25 mg/L	100	80.0	120	----
Cobalt, dissolved	7440-48-4	E421	0.0001	mg/L	0.25 mg/L	98.6	80.0	120	----
Copper, dissolved	7440-50-8	E421	0.0002	mg/L	0.25 mg/L	99.3	80.0	120	----
Iron, dissolved	7439-89-6	E421	0.01	mg/L	1 mg/L	92.9	80.0	120	----
Lead, dissolved	7439-92-1	E421	0.00005	mg/L	0.5 mg/L	91.0	80.0	120	----
Lithium, dissolved	7439-93-2	E421	0.001	mg/L	0.25 mg/L	106	80.0	120	----
Magnesium, dissolved	7439-95-4	E421	0.005	mg/L	50 mg/L	111	80.0	120	----
Manganese, dissolved	7439-96-5	E421	0.0001	mg/L	0.25 mg/L	98.9	80.0	120	----
Molybdenum, dissolved	7439-98-7	E421	0.00005	mg/L	0.25 mg/L	101	80.0	120	----
Nickel, dissolved	7440-02-0	E421	0.0005	mg/L	0.5 mg/L	97.7	80.0	120	----
Potassium, dissolved	7440-09-7	E421	0.05	mg/L	50 mg/L	98.7	80.0	120	----
Rubidium, dissolved	7440-17-7	E421	0.0002	mg/L	0.1 mg/L	101	80.0	120	----
Selenium, dissolved	7782-49-2	E421	0.00005	mg/L	1 mg/L	96.2	80.0	120	----
Silicon, dissolved	7440-21-3	E421	0.05	mg/L	10 mg/L	98.5	80.0	120	----
Silver, dissolved	7440-22-4	E421	0.00001	mg/L	0.1 mg/L	87.1	80.0	120	----
Sodium, dissolved	7440-23-5	E421	0.05	mg/L	50 mg/L	105	80.0	120	----
Strontium, dissolved	7440-24-6	E421	0.0002	mg/L	0.25 mg/L	94.1	80.0	120	----
Sulfur, dissolved	7704-34-9	E421	0.5	mg/L	50 mg/L	99.6	80.0	120	----
Tellurium, dissolved	13494-80-9	E421	0.0002	mg/L	0.1 mg/L	94.2	80.0	120	----
Thallium, dissolved	7440-28-0	E421	0.00001	mg/L	1 mg/L	91.8	80.0	120	----
Thorium, dissolved	7440-29-1	E421	0.0001	mg/L	0.1 mg/L	92.3	80.0	120	----
Tin, dissolved	7440-31-5	E421	0.0001	mg/L	0.5 mg/L	99.0	80.0	120	----
Titanium, dissolved	7440-32-6	E421	0.0003	mg/L	0.25 mg/L	99.7	80.0	120	----
Tungsten, dissolved	7440-33-7	E421	0.0001	mg/L	0.1 mg/L	94.7	80.0	120	----

Sub-Matrix: **Water**

Analyte	CAS Number	Method	LOR	Unit	Laboratory Control Sample (LCS) Report				
					Spike	Recovery (%)	Recovery Limits (%)		
					Target Concentration	LCS	Low	High	Qualifier
Dissolved Metals (QCLot: 1535174) - continued									
Uranium, dissolved	7440-61-1	E421	0.00001	mg/L	0.005 mg/L	95.7	80.0	120	----
Vanadium, dissolved	7440-62-2	E421	0.0005	mg/L	0.5 mg/L	101	80.0	120	----
Zinc, dissolved	7440-66-6	E421	0.001	mg/L	0.5 mg/L	97.1	80.0	120	----
Zirconium, dissolved	7440-67-7	E421	0.0002	mg/L	0.1 mg/L	97.9	80.0	120	----
Phosphorus, dissolved	7723-14-0	E421.P-L	0.03	mg/L	10 mg/L	107	80.0	120	----

Matrix Spike (MS) Report

A Matrix Spike (MS) is a randomly selected intra-laboratory replicate sample that has been fortified (spiked) with test analytes at known concentration, and processed in an identical manner to test samples. Matrix Spikes provide information regarding analyte recovery and potential matrix effects. MS DQO exceedances due to sample matrix may sometimes be unavoidable; in such cases, test results for the associated sample (or similar samples) may be subject to bias. ND – Recovery not determined, background level >= 1x spike level.

Sub-Matrix: **Water**

					Matrix Spike (MS) Report					
					Spike		Recovery (%)	Recovery Limits (%)		
Laboratory sample ID	Client sample ID	Analyte	CAS Number	Method	Concentration	Target	MS	Low	High	Qualifier
Anions and Nutrients (QCLot: 1524179)										
WP2416347-001	Anonymous	Sulfate (as SO4)	14808-79-8	E235.SO4	97.2 mg/L	100 mg/L	97.2	75.0	125	----
Anions and Nutrients (QCLot: 1524250)										
WP2416340-009	Anonymous	Phosphorus, total	7723-14-0	E372-U	0.276 mg/L	0.25 mg/L	110	70.0	130	----
Dissolved Metals (QCLot: 1527524)										
WP2416155-003	Anonymous	Mercury, dissolved	7439-97-6	E509	0.0000984 mg/L	0 mg/L	98.4	70.0	130	----
Dissolved Metals (QCLot: 1529596)										
WP2416354-006	FLB-06	Mercury, dissolved	7439-97-6	E509	0.000100 mg/L	0 mg/L	100	70.0	130	----
Dissolved Metals (QCLot: 1535148)										
WP2415924-001	Anonymous	Aluminum, dissolved	7429-90-5	E421	0.199 mg/L	0.2 mg/L	99.3	70.0	130	----
		Antimony, dissolved	7440-36-0	E421	0.0200 mg/L	0.02 mg/L	99.9	70.0	130	----
		Arsenic, dissolved	7440-38-2	E421	0.0199 mg/L	0.02 mg/L	99.7	70.0	130	----
		Barium, dissolved	7440-39-3	E421	0.0201 mg/L	0.02 mg/L	100	70.0	130	----
		Beryllium, dissolved	7440-41-7	E421	0.0432 mg/L	0.04 mg/L	108	70.0	130	----
		Bismuth, dissolved	7440-69-9	E421	0.00885 mg/L	0.01 mg/L	88.5	70.0	130	----
		Boron, dissolved	7440-42-8	E421	0.102 mg/L	0.1 mg/L	102	70.0	130	----
		Cadmium, dissolved	7440-43-9	E421	0.00407 mg/L	0.004 mg/L	102	70.0	130	----
		Calcium, dissolved	7440-70-2	E421	4.13 mg/L	4 mg/L	103	70.0	130	----
		Cesium, dissolved	7440-46-2	E421	0.0101 mg/L	0.01 mg/L	101	70.0	130	----
		Chromium, dissolved	7440-47-3	E421	0.0381 mg/L	0.04 mg/L	95.2	70.0	130	----
		Cobalt, dissolved	7440-48-4	E421	0.0189 mg/L	0.02 mg/L	94.4	70.0	130	----
		Copper, dissolved	7440-50-8	E421	0.0189 mg/L	0.02 mg/L	94.6	70.0	130	----
		Iron, dissolved	7439-89-6	E421	1.86 mg/L	2 mg/L	92.8	70.0	130	----
		Lead, dissolved	7439-92-1	E421	0.0187 mg/L	0.02 mg/L	93.5	70.0	130	----
		Lithium, dissolved	7439-93-2	E421	0.118 mg/L	0.1 mg/L	118	70.0	130	----
		Magnesium, dissolved	7439-95-4	E421	ND mg/L	----	ND	70.0	130	----
		Manganese, dissolved	7439-96-5	E421	0.0196 mg/L	0.02 mg/L	98.1	70.0	130	----
		Molybdenum, dissolved	7439-98-7	E421	0.0191 mg/L	0.02 mg/L	95.6	70.0	130	----
		Nickel, dissolved	7440-02-0	E421	0.0382 mg/L	0.04 mg/L	95.5	70.0	130	----
		Potassium, dissolved	7440-09-7	E421	4.00 mg/L	4 mg/L	100	70.0	130	----
		Rubidium, dissolved	7440-17-7	E421	0.0207 mg/L	0.02 mg/L	103	70.0	130	----
		Selenium, dissolved	7782-49-2	E421	0.0376 mg/L	0.04 mg/L	94.0	70.0	130	----
		Silicon, dissolved	7440-21-3	E421	9.62 mg/L	10 mg/L	96.2	70.0	130	----
		Silver, dissolved	7440-22-4	E421	0.00388 mg/L	0.004 mg/L	97.1	70.0	130	----
		Sodium, dissolved	7440-23-5	E421	1.89 mg/L	2 mg/L	94.7	70.0	130	----
		Strontium, dissolved	7440-24-6	E421	0.0221 mg/L	0.02 mg/L	110	70.0	130	----
		Sulfur, dissolved	7704-34-9	E421	18.8 mg/L	20 mg/L	93.8	70.0	130	----
		Tellurium, dissolved	13494-80-9	E421	0.0425 mg/L	0.04 mg/L	106	70.0	130	----

Sub-Matrix: **Water**

					Matrix Spike (MS) Report					
					Spike		Recovery (%)	Recovery Limits (%)		
Laboratory sample ID	Client sample ID	Analyte	CAS Number	Method	Concentration	Target	MS	Low	High	Qualifier
Dissolved Metals (QCLot: 1535148) - continued										
WP2415924-001	Anonymous	Thallium, dissolved	7440-28-0	E421	0.00380 mg/L	0.004 mg/L	95.0	70.0	130	----
		Thorium, dissolved	7440-29-1	E421	0.0196 mg/L	0.02 mg/L	97.9	70.0	130	----
		Tin, dissolved	7440-31-5	E421	0.0199 mg/L	0.02 mg/L	99.6	70.0	130	----
		Titanium, dissolved	7440-32-6	E421	0.0386 mg/L	0.04 mg/L	96.5	70.0	130	----
		Tungsten, dissolved	7440-33-7	E421	0.0189 mg/L	0.02 mg/L	94.4	70.0	130	----
		Uranium, dissolved	7440-61-1	E421	0.00372 mg/L	0.004 mg/L	93.0	70.0	130	----
		Vanadium, dissolved	7440-62-2	E421	0.0966 mg/L	0.1 mg/L	96.6	70.0	130	----
		Zinc, dissolved	7440-66-6	E421	0.400 mg/L	0.4 mg/L	99.9	70.0	130	----
		Zirconium, dissolved	7440-67-7	E421	0.0402 mg/L	0.04 mg/L	101	70.0	130	----
Dissolved Metals (QCLot: 1535174)										
WP2416354-006	FLB-06	Aluminum, dissolved	7429-90-5	E421	0.209 mg/L	0.2 mg/L	104	70.0	130	----
		Antimony, dissolved	7440-36-0	E421	0.0205 mg/L	0.02 mg/L	102	70.0	130	----
		Arsenic, dissolved	7440-38-2	E421	0.0206 mg/L	0.02 mg/L	103	70.0	130	----
		Barium, dissolved	7440-39-3	E421	0.0201 mg/L	0.02 mg/L	100	70.0	130	----
		Beryllium, dissolved	7440-41-7	E421	0.0425 mg/L	0.04 mg/L	106	70.0	130	----
		Bismuth, dissolved	7440-69-9	E421	0.00926 mg/L	0.01 mg/L	92.6	70.0	130	----
		Boron, dissolved	7440-42-8	E421	0.104 mg/L	0.1 mg/L	104	70.0	130	----
		Cadmium, dissolved	7440-43-9	E421	0.00409 mg/L	0.004 mg/L	102	70.0	130	----
		Calcium, dissolved	7440-70-2	E421	ND mg/L	----	ND	70.0	130	----
		Cesium, dissolved	7440-46-2	E421	0.0100 mg/L	0.01 mg/L	100	70.0	130	----
		Chromium, dissolved	7440-47-3	E421	0.0412 mg/L	0.04 mg/L	103	70.0	130	----
		Cobalt, dissolved	7440-48-4	E421	0.0206 mg/L	0.02 mg/L	103	70.0	130	----
		Copper, dissolved	7440-50-8	E421	0.0206 mg/L	0.02 mg/L	103	70.0	130	----
		Iron, dissolved	7439-89-6	E421	2.06 mg/L	2 mg/L	103	70.0	130	----
		Lead, dissolved	7439-92-1	E421	0.0191 mg/L	0.02 mg/L	95.7	70.0	130	----
		Lithium, dissolved	7439-93-2	E421	0.111 mg/L	0.1 mg/L	111	70.0	130	----
		Magnesium, dissolved	7439-95-4	E421	1.16 mg/L	1 mg/L	116	70.0	130	----
		Manganese, dissolved	7439-96-5	E421	0.0208 mg/L	0.02 mg/L	104	70.0	130	----
		Molybdenum, dissolved	7439-98-7	E421	0.0202 mg/L	0.02 mg/L	101	70.0	130	----
		Nickel, dissolved	7440-02-0	E421	0.0404 mg/L	0.04 mg/L	101	70.0	130	----
		Potassium, dissolved	7440-09-7	E421	4.15 mg/L	4 mg/L	104	70.0	130	----
		Rubidium, dissolved	7440-17-7	E421	0.0209 mg/L	0.02 mg/L	105	70.0	130	----
		Selenium, dissolved	7782-49-2	E421	0.0420 mg/L	0.04 mg/L	105	70.0	130	----
		Silicon, dissolved	7440-21-3	E421	10.0 mg/L	10 mg/L	100	70.0	130	----
		Silver, dissolved	7440-22-4	E421	0.00386 mg/L	0.004 mg/L	96.5	70.0	130	----
		Sodium, dissolved	7440-23-5	E421	2.15 mg/L	2 mg/L	107	70.0	130	----
		Strontium, dissolved	7440-24-6	E421	ND mg/L	----	ND	70.0	130	----
		Sulfur, dissolved	7704-34-9	E421	20.4 mg/L	20 mg/L	102	70.0	130	----
		Tellurium, dissolved	13494-80-9	E421	0.0425 mg/L	0.04 mg/L	106	70.0	130	----
		Thallium, dissolved	7440-28-0	E421	0.00386 mg/L	0.004 mg/L	96.6	70.0	130	----
		Thorium, dissolved	7440-29-1	E421	0.0200 mg/L	0.02 mg/L	100	70.0	130	----
		Tin, dissolved	7440-31-5	E421	0.0202 mg/L	0.02 mg/L	101	70.0	130	----
		Titanium, dissolved	7440-32-6	E421	0.0414 mg/L	0.04 mg/L	104	70.0	130	----
		Tungsten, dissolved	7440-33-7	E421	0.0196 mg/L	0.02 mg/L	97.8	70.0	130	----

Sub-Matrix: **Water**

					Matrix Spike (MS) Report					
					Spike		Recovery (%)	Recovery Limits (%)		
Laboratory sample ID	Client sample ID	Analyte	CAS Number	Method	Concentration	Target	MS	Low	High	Qualifier
Dissolved Metals (QCLot: 1535174) - continued										
WP2416354-006	FLB-06	Uranium, dissolved	7440-61-1	E421	0.00402 mg/L	0.004 mg/L	100	70.0	130	----
		Vanadium, dissolved	7440-62-2	E421	0.104 mg/L	0.1 mg/L	104	70.0	130	----
		Zinc, dissolved	7440-66-6	E421	0.421 mg/L	0.4 mg/L	105	70.0	130	----
		Zirconium, dissolved	7440-67-7	E421	0.0407 mg/L	0.04 mg/L	102	70.0	130	----
Dissolved Metals (QCLot: 1535175)										
WP2416354-006	FLB-06	Phosphorus, dissolved	7723-14-0	E421.P-L	10.7 mg/L	10 mg/L	107	70.0	130	----

Environmental Division Winnipeg
Work Order Reference
WP2416354
Telephone : +1 204 255 9720

Report To		Reports / Recipients		Turnaround Time (TAT) Requested
Company:	Kinross - Great Bear Resources	Select Report Format: ☑ PDF ☑ EXCEL ☑ EDD (DIGITAL)		☑ Routine [R] if received by 3pm M-F - no surcharges apply
Contact:	Hannah Hillier	Merge QC/QCI Reports with COA ☑ YES ☐ NO ☐ N/A		☐ 4 day [P4] if received by 3pm M-F - 20% rush surcharge minimum
Phone:	(807) 633-2492	☐ Compare Results to Criteria on Report - provide details below if box checked		☐ 3 day [P3] if received by 3pm M-F - 25% rush surcharge minimum
		Select Distribution: ☑ EMAIL ☐ MAIL ☐ FAX		☐ 2 day [P2] if received by 3pm M-F - 50% rush surcharge minimum
Street:	19 Young Street	Email 1	ashley.moncrief@kinross.com	☐ 1 day [E] if received by 3pm M-F - 100% rush surcharge minimum
City/Province:	Red Lake, ON	Email 2	hannah.hillier@kinross.com	☐ Same day [E2] if received by 10am M-S - 200% rush surcharge.
Postal Code:	P0V2M0	Email 3	christopher.reid@kinross.com	Additional fees may apply to rush requests on weekends, statutory h tests.
Invoice To	Same as Report To ☑ YES ☐ NO	Email 4	jacob.mcfee@kinross.com	Date and Time Required for all E&P TAT
	Copy of Invoice with Report ☑ YES ☐ NO	Email 5	curtis.bloemberg@kinross.com	Analysis Request
Company:		Email 6	emily.meek@kinross.com	
		Email 7	aaron.peloquin@kinross.com	
		Email 8	anna.klein@wsp.com	
Contact:		Email 9	kristen.gault@wsp.com	

Project Information		Invoice Recipients			
ALS Account # / Quote #:	PPR-022-3	Select Invoice Distribution: ☑ EMAIL ☐ MAIL ☐ FAX			
Job #:	PPR-022-3	Email 1	invoice@kinross.com		
ALS Lab Work Order # (ALS use only):		ALS Contact:	Judy Dalmaijer	Sampler:	Emily

ALS Sample # (ALS use only)	Sample Identification and/or Coordinates (This description will appear on the report)	Date (dd-mm-yy)	Time (hh:mm)	Sample Type	NUMBER OF CONTAINERS	Field Filtered - DISSOLVED METALS AND MERCURY ONLY	Dissolved Metals	FLB-BiW - Dissolved Mercury by CVAAS (5 ng/L Detection Limit)	FLB-BiW - Anions (SO4, Cl, F)	FLB-BiW - Alkalinity, pH, Conductivity	FLB-BiW - Total Phosphorus (Colorimetry)	FLB-BiW - Acidity	FLB-BiW - TDS	Field pH	Field Conductivity (us/cm)	Field Temperature
	FLB-01	27-08-24	10:00	Water	5	x	x	x	x	x	x	x	x	9.23	47.6	12.7
	FLB-02	27-08-24	10:20	Water	5	x	x	x	x	x	x	x	x	9.93	56.7	15.8
	FLB-03	27-08-24	10:35	Water	5	x	x	x	x	x	x	x	x	8.73	62.2	17.8
	FLB-04	27-08-24	10:45	Water	5	x	x	x	x	x	x	x	x	8.35	42.2	17.7
	FLB-05	27-08-24	11:00	Water	5	x	x	x	x	x	x	x	x	8.2	63.7	17
	FLB-06	27-08-24	11:10	Water	5	x	x	x	x	x	x	x	x	8.41	52.2	17.5
	FLB-07	27-08-24	11:25	Water	5	x	x	x	x	x	x	x	x	8.45	46.7	16.6
	FLB-08	27-08-24	11:55	Water	5	x	x	x	x	x	x	x	x	8.37	71.2	21.6
	FLB-09	27-08-24	12:05	Water	5	x	x	x	x	x	x	x	x	8.18	64.2	20.4
	FLB-10	27-08-24	12:30	Water	5	x	x	x	x	x	x	x	x	8.38	60	19.3
	FLB-11	27-08-24	12:45	Water	5	x	x	x	x	x	x	x	x	9.01	56	18.3
	FLB-12	27-08-24	13:00	Water	5	x	x	x	x	x	x	x	x	9.6	56.9	19.1
	FLB-13	27-08-24	13:15	Water	5	x	x	x	x	x	x	x	x	9.01	58.4	19.6
	FLB-14	27-08-24	13:30	Water	5	x	x	x	x	x	x	x	x	8.5	60.4	18.7
	FLB-15	27-08-24	13:45	Water	5	x	x	x	x	x	x	x	x	8.51	44.5	19.5
	FLB-Duplicate	27-08-24	11:25	Water	5	x	x	x	x	x	x	x	x	8.45	46.7	16.6
	FLB-BLANK	27-08-24	14:00	Water	5	x	x	x	[redacted]	[redacted]	[redacted]	[redacted]	[redacted]	9.04	12.1	20.1
	FLB-FIELDBLANK	27-08-24		Water	2	x	x	x								

SHIPMENT RELEASE (client use)			INITIAL SHIPMENT RECEPTION (ALS use only)			FINAL SHIPMENT RECEPTION (ALS use only)	
Released by:	28-Jun	JM	Received by:	Date: JUL 0 2 2024	Time: 10:00	Received by:	Time:

19.9°C

Sample Intake						
Client:	Great Bear					
Express TAT?	(no)	same day	1 day	yes: 2 day	3 days	4 day
Short hold time?	no	<24 hrs	1 day	(yes:) 2 days	3 days	4 days
Matrix	(Water)	Soil/solid	Air	Biota	Food/micro	Other
Total number of bottles/fractions:	87 / 18					
Green/white	17x500, 17x125		Orange/black			
Purple/white	17x100		Dark blue/white			
Red/white	18x125		Black/white			
Dark green/white			Brown/white			
Grey/black			Pink/white			
Yellow/black	18x40		Beige/white			
Light blue/white			Other (specify)			
Comments:						

Sample Login					
Receipt Window	**✓/X**	**N/A**	**Bottles**	**✓/X**	**N/A**
# of fractions, matrix and submatrix			All received bottles have IDs		
Client, office, contact, quote, project			Type, volume, and locations		
Receipt time/date, PO, project, site			Labels and internal COCs printed		
Sample Info	**✓/X**	**N/A**	**Client Contacts**	**✓/X**	**N/A**
Sample date/time			Report/invoice/EDD recipients		
Sample ID/description			Report types/formats		
Sales items			**Post-committing**	**✓/X**	**N/A**
Guidelines/thresholds			Runs built and field data entered		
Additional sample/WO information			Billing information entered		
Due Dates	**✓/X**	**N/A**	**Updates needed to client data?**	**Yes**	**No**
COC/GEL/client due dates match			Default data - receipt		
Express TAT surcharges			Default data - reports		
Clock running for all samples			Sales/billing items		
Comments:					

CERTIFICATE OF ANALYSIS

Work Order	: **WP2417423**	Page	: 1 of 11
Amendment	: **1**		
Client	: **Great Bear Resources Ltd**	Laboratory	: ALS Environmental - Winnipeg
Contact	: Ashley Moncrief	Account Manager	: Judy Dalmaijer
Address	: Great Bear Resources Ltd. 117 Forestry Road Red Lake ON Canada P0V 2M0	Address	: 1329 Niakwa Road East, Unit 12 Winnipeg MB Canada R2J 3T4
Telephone	: 807 630 0203	Telephone	: +1 204 255 9720
Project	: PPR-022-3	Date Samples Received	: 16-Jul-2024 09:00
PO	: PPR-022-3	Date Analysis Commenced	: 16-Jul-2024
C-O-C number	: ----	Issue Date	: 26-Jul-2024 14:39
Sampler	: ----		
Site	: ----		
Quote number	: 2024 Standing offer_V2		
No. of samples received	: 18		
No. of samples analysed	: 18		

This report supersedes any previous report(s) with this reference. Results apply to the sample(s) as submitted. This document shall not be reproduced, except in full.

This Certificate of Analysis contains the following information:

- General Comments
- Analytical Results

Additional information pertinent to this report will be found in the following separate attachments: Quality Control Report, QC Interpretive report to assist with Quality Review and Sample Receipt Notification (SRN).

Signatories

This document has been electronically signed by the authorized signatories below. Electronic signing is conducted in accordance with US FDA 21 CFR Part 11.

Signatories	*Position*	*Laboratory Department*
Lee McTavish		Inorganics, Winnipeg, Manitoba
Lee McTavish		Metals, Winnipeg, Manitoba
Leila Conyard	Lab Assistant	Metals, Winnipeg, Manitoba
Nik Perkio	Senior Analyst	Inorganics, Waterloo, Ontario
Oleksandr Busel		Inorganics, Winnipeg, Manitoba
Oleksandr Busel		Metals, Winnipeg, Manitoba
Rhovee Guevarra		Inorganics, Winnipeg, Manitoba

General Comments

The analytical methods used by ALS are developed using internationally recognized reference methods (where available), such as those published by US EPA, APHA Standard Methods, ASTM, ISO, Environment Canada, BC MOE, and Ontario MOE. Refer to the ALS Quality Control Interpretive report (QCI) for applicable references and methodology summaries. Reference methods may incorporate modifications to improve performance.

Where a reported less than (<) result is higher than the LOR, this may be due to primary sample extract/digestate dilution and/or insufficient sample for analysis.

Where the LOR of a reported result differs from standard LOR, this may be due to high moisture content, insufficient sample (reduced weight employed) or matrix interference.

Please refer to Quality Control Interpretive report (QCI) for information regarding Holding Time compliance.

Key : CAS Number: Chemical Abstracts Services number is a unique identifier assigned to discrete substances

LOR: Limit of Reporting (detection limit).

Unit	*Description*
-	no units
µS/cm	microsiemens per centimetre
mg/L	milligrams per litre
pH units	pH units

<: less than.

>: greater than.

Surrogate: An analyte that is similar in behavior to target analyte(s), but that does not occur naturally in environmental samples. For applicable tests, surrogates are added to samples prior to analysis as a check on recovery.

Test results reported relate only to the samples as received by the laboratory.

UNLESS OTHERWISE STATED on SRN or QCI Report, ALL SAMPLES WERE RECEIVED IN ACCEPTABLE CONDITION.

Workorder Comments

Amendment (26-Jul-24): This report has been amended following minor LIMS report formatting corrections. All analysis results are as per the previous report.

Amendment (26/07/2024): This report has been amended following minor LIMS report formatting corrections. All analysis results are as per the previous report.

Analytical Results

Sub-Matrix: **Water**
(Matrix: **Water**)

Analyte	CAS Number	Method/Lab	LOR	Unit	Client sample ID	FLB-01	FLB-02	FLB-03	FLB-04	FLB-05
					Client sampling date / time	14-Jul-2024 09:40	14-Jul-2024 10:15	14-Jul-2024 10:30	14-Jul-2024 11:30	14-Jul-2024 11:50
						WP2417423-001	WP2417423-002	WP2417423-003	WP2417423-004	WP2417423-005
						Result	Result	Result	Result	Result
Physical Tests										
Acidity (as CaCO3)	----	E283/WT	2.0	mg/L		<2.0	<2.0	<2.0	<2.0	<2.0
Alkalinity, bicarbonate (as CaCO3)	----	E290/WP	1.0	mg/L		30.2	26.4	42.0	18.8	19.5
Alkalinity, carbonate (as CaCO3)	----	E290/WP	1.0	mg/L		<1.0	<1.0	<1.0	<1.0	<1.0
Alkalinity, hydroxide (as CaCO3)	----	E290/WP	1.0	mg/L		<1.0	<1.0	<1.0	<1.0	<1.0
Alkalinity, phenolphthalein (as CaCO3)	----	E290/WP	1.0	mg/L		<1.0	<1.0	<1.0	<1.0	<1.0
Alkalinity, total (as CaCO3)	----	E290/WP	1.0	mg/L		30.2	26.4	42.0	18.8	19.5
Conductivity	----	E100/WP	1.0	µS/cm		82.3	60.3	104	70.6	106
pH	----	E108/WP	0.10	pH units		7.45	7.39	7.70	7.20	7.16
Solids, total dissolved [TDS]	----	E162-L/WP	3.0	mg/L		46.1	32.4	53.8	41.4	65.1
Anions and Nutrients										
Chloride	16887-00-6	E235.Cl-L/WP	0.10	mg/L		0.21	0.22	0.25	0.19	0.54
Fluoride	16984-48-8	E235.F/WP	0.020	mg/L		<0.020	0.020	0.020	<0.020	0.028
Phosphorus, total	7723-14-0	E372-U/WP	0.0020	mg/L		0.0130	0.0125	0.0154	0.0060	0.0069
Sulfate (as SO4)	14808-79-8	E235.SO4/WP	0.30	mg/L		7.59	2.32	6.97	11.0	25.0
Dissolved Metals										
Aluminum, dissolved	7429-90-5	E421/WP	0.0010	mg/L		0.0194	0.0217	0.0343	0.0117	0.0056
Antimony, dissolved	7440-36-0	E421/WP	0.00010	mg/L		0.00435	0.00135	0.00181	0.00266	0.00128
Arsenic, dissolved	7440-38-2	E421/WP	0.00010	mg/L		0.0439	0.00108	0.00254	0.00559	0.00069
Barium, dissolved	7440-39-3	E421/WP	0.00010	mg/L		0.0132	0.0107	0.0160	0.0133	0.0143
Beryllium, dissolved	7440-41-7	E421/WP	0.000020	mg/L		Not Detected	Not Detected	Not Detected	Not Detected	Not Detected
Bismuth, dissolved	7440-69-9	E421/WP	0.000050	mg/L		Not Detected	Not Detected	Not Detected	Not Detected	Not Detected
Boron, dissolved	7440-42-8	E421/WP	0.010	mg/L		0.012	<0.010	0.011	<0.010	0.012
Cadmium, dissolved	7440-43-9	E421/WP	0.0000050	mg/L		Not Detected	Not Detected	Not Detected	Not Detected	0.000795
Calcium, dissolved	7440-70-2	E421/WP	0.050	mg/L		11.9	8.96	15.7	9.65	13.6
Cesium, dissolved	7440-46-2	E421/WP	0.000010	mg/L		<0.000010	<0.000010	0.000016	0.000014	<0.000010
Chromium, dissolved	7440-47-3	E421/WP	0.00050	mg/L		<0.00050	<0.00050	<0.00050	Not Detected	Not Detected
Cobalt, dissolved	7440-48-4	E421/WP	0.00010	mg/L		<0.00010	<0.00010	<0.00010	<0.00010	<0.00010
Copper, dissolved	7440-50-8	E421/WP	0.00020	mg/L		0.00086	0.00082	0.00124	0.00063	0.00099
Iron, dissolved	7439-89-6	E421/WP	0.010	mg/L		<0.010	<0.010	<0.010	<0.010	<0.010
Lead, dissolved	7439-92-1	E421/WP	0.000050	mg/L		<0.000050	<0.000050	<0.000050	Not Detected	<0.000050

Analytical Results

Sub-Matrix: **Water**
(Matrix: **Water**)

Analyte	CAS Number	Method/Lab	LOR	Unit	Client sample ID	FLB-01	FLB-02	FLB-03	FLB-04	FLB-05
					Client sampling date / time	14-Jul-2024 09:40	14-Jul-2024 10:15	14-Jul-2024 10:30	14-Jul-2024 11:30	14-Jul-2024 11:50
						WP2417423-001	WP2417423-002	WP2417423-003	WP2417423-004	WP2417423-005
						Result	Result	Result	Result	Result
Dissolved Metals										
Lithium, dissolved	7439-93-2	E421/WP	0.0010	mg/L		Not Detected	Not Detected	Not Detected	Not Detected	<0.0010
Magnesium, dissolved	7439-95-4	E421/WP	0.0050	mg/L		0.485	0.406	0.605	0.517	0.995
Manganese, dissolved	7439-96-5	E421/WP	0.00010	mg/L		0.00020	0.00063	0.00131	0.00062	0.0245
Mercury, dissolved	7439-97-6	E509/WP	0.0000050	mg/L		<0.0000050	<0.0000050	<0.0000050	<0.0000050	<0.0000050
Molybdenum, dissolved	7439-98-7	E421/WP	0.000050	mg/L		0.00118	0.000826	0.00136	0.000969	0.000693
Nickel, dissolved	7440-02-0	E421/WP	0.00050	mg/L		<0.00050	<0.00050	<0.00050	<0.00050	<0.00050
Phosphorus, dissolved	7723-14-0	E421.P-L/WP	0.030	mg/L		<0.030	<0.030	<0.030	<0.030	<0.030
Potassium, dissolved	7440-09-7	E421/WP	0.050	mg/L		1.42	1.11	1.94	1.30	1.30
Rubidium, dissolved	7440-17-7	E421/WP	0.00020	mg/L		0.00191	0.00141	0.00312	0.00237	0.00240
Selenium, dissolved	7782-49-2	E421/WP	0.000050	mg/L		0.000278	0.000093	0.000180	0.000828	0.00177
Silicon, dissolved	7440-21-3	E421/WP	0.050	mg/L		1.22	1.30	1.51	1.14	1.40
Silver, dissolved	7440-22-4	E421/WP	0.000010	mg/L		<0.000010	<0.000010	<0.000010	<0.000010	<0.000010
Sodium, dissolved	7440-23-5	E421/WP	0.050	mg/L		1.10	0.630	1.14	0.684	1.30
Strontium, dissolved	7440-24-6	E421/WP	0.00020	mg/L		0.0481	0.0390	0.0625	0.0437	0.0684
Sulfur, dissolved	7704-34-9	E421/WP	0.50	mg/L		2.46	0.70	2.36	3.49	7.98
Tellurium, dissolved	13494-80-9	E421/WP	0.00020	mg/L		Not Detected	Not Detected	Not Detected	Not Detected	Not Detected
Thallium, dissolved	7440-28-0	E421/WP	0.000010	mg/L		<0.000010	<0.000010	<0.000010	<0.000010	0.000016
Thorium, dissolved	7440-29-1	E421/WP	0.00010	mg/L		Not Detected	Not Detected	Not Detected	Not Detected	Not Detected
Tin, dissolved	7440-31-5	E421/WP	0.00010	mg/L		<0.00010	<0.00010	<0.00010	<0.00010	<0.00010
Titanium, dissolved	7440-32-6	E421/WP	0.00030	mg/L		<0.00030	0.00065	0.00059	<0.00030	Not Detected
Tungsten, dissolved	7440-33-7	E421/WP	0.00010	mg/L		0.00199	0.00043	0.00096	0.00040	0.00026
Uranium, dissolved	7440-61-1	E421/WP	0.000010	mg/L		0.00218	0.000914	0.00277	0.000441	0.000202
Vanadium, dissolved	7440-62-2	E421/WP	0.00050	mg/L		0.00146	0.00117	0.00136	0.00101	<0.00050
Zinc, dissolved	7440-66-6	E421/WP	0.0010	mg/L		<0.0010	0.0072	0.0046	0.0026	0.0484
Zirconium, dissolved	7440-67-7	E421/WP	0.00030	mg/L		<0.00030	<0.00030	<0.00030	<0.00030	Not Detected
Dissolved mercury filtration location	----	EP509/WP	-	-		Field	Field	Field	Field	Field
Dissolved metals filtration location	----	EP421/WP	-	-		Field	Field	Field	Field	Field

Please refer to the General Comments section for an explanation of any result qualifiers detected.

Please refer to the Accreditation section for an explanation of analyte accreditations.

Analytical Results

Sub-Matrix: **Water**
(Matrix: **Water**)

Analyte	CAS Number	Method/Lab	LOR	Unit	Client sample ID	FLB-06	FLB-07	FLB-08	FLB-09	FLB-10
					Client sampling date / time	14-Jul-2024 12:10	14-Jul-2024 10:40	14-Jul-2024 10:55	14-Jul-2024 11:45	14-Jul-2024 11:10
						WP2417423-006	WP2417423-007	WP2417423-008	WP2417423-009	WP2417423-010
						Result	Result	Result	Result	Result
Physical Tests										
Acidity (as CaCO3)	----	E283/WT	2.0	mg/L		<2.0	<2.0	<2.0	<2.0	<2.0
Alkalinity, bicarbonate (as CaCO3)	----	E290/WP	1.0	mg/L		23.4	6.9	38.2	34.3	39.2
Alkalinity, carbonate (as CaCO3)	----	E290/WP	1.0	mg/L		<1.0	<1.0	<1.0	<1.0	<1.0
Alkalinity, hydroxide (as CaCO3)	----	E290/WP	1.0	mg/L		<1.0	<1.0	<1.0	<1.0	<1.0
Alkalinity, phenolphthalein (as CaCO3)	----	E290/WP	1.0	mg/L		<1.0	<1.0	<1.0	<1.0	<1.0
Alkalinity, total (as CaCO3)	----	E290/WP	1.0	mg/L		23.4	6.9	38.2	34.3	39.2
Conductivity	----	E100/WP	1.0	µS/cm		84.1	79.1	95.5	81.2	85.3
pH	----	E108/WP	0.10	pH units		7.36	6.75	7.58	7.57	7.67
Solids, total dissolved [TDS]	----	E162-L/WP	3.0	mg/L		48.1	44.8	55.4	43.4	52.8
Anions and Nutrients										
Chloride	16887-00-6	E235.Cl-L/WP	0.10	mg/L		0.15	0.26	0.17	0.17	0.31
Fluoride	16984-48-8	E235.F/WP	0.020	mg/L		0.021	0.048	<0.020	<0.020	<0.020
Phosphorus, total	7723-14-0	E372-U/WP	0.0020	mg/L		0.0089	0.0077	0.0123	0.0090	0.0209
Sulfate (as SO4)	14808-79-8	E235.SO4/WP	0.30	mg/L		13.9	24.1	6.87	4.31	1.83
Dissolved Metals										
Aluminum, dissolved	7429-90-5	E421/WP	0.0010	mg/L		0.0148	0.0050	0.0304	0.0191	0.0440
Antimony, dissolved	7440-36-0	E421/WP	0.00010	mg/L		0.00288	0.00038	0.00047	0.00050	0.00050
Arsenic, dissolved	7440-38-2	E421/WP	0.00010	mg/L		0.0112	0.00051	0.00499	0.00418	0.00280
Barium, dissolved	7440-39-3	E421/WP	0.00010	mg/L		0.0142	0.0107	0.0196	0.0150	0.0199
Beryllium, dissolved	7440-41-7	E421/WP	0.000020	mg/L		Not Detected	Not Detected	Not Detected	Not Detected	Not Detected
Bismuth, dissolved	7440-69-9	E421/WP	0.000050	mg/L		Not Detected	Not Detected	Not Detected	Not Detected	Not Detected
Boron, dissolved	7440-42-8	E421/WP	0.010	mg/L		<0.010	0.013	<0.010	<0.010	<0.010
Cadmium, dissolved	7440-43-9	E421/WP	0.0000050	mg/L		Not Detected	<0.0000050	<0.0000050	Not Detected	Not Detected
Calcium, dissolved	7440-70-2	E421/WP	0.050	mg/L		11.8	8.91	14.8	12.7	13.4
Cesium, dissolved	7440-46-2	E421/WP	0.000010	mg/L		0.000014	<0.000010	0.000035	0.000023	0.000031
Chromium, dissolved	7440-47-3	E421/WP	0.00050	mg/L		<0.00050	Not Detected	<0.00050	<0.00050	<0.00050
Cobalt, dissolved	7440-48-4	E421/WP	0.00010	mg/L		<0.00010	<0.00010	<0.00010	<0.00010	<0.00010
Copper, dissolved	7440-50-8	E421/WP	0.00020	mg/L		0.00079	0.00036	0.00098	0.00067	0.00121
Iron, dissolved	7439-89-6	E421/WP	0.010	mg/L		<0.010	Not Detected	<0.010	<0.010	<0.010
Lead, dissolved	7439-92-1	E421/WP	0.000050	mg/L		<0.000050	Not Detected	Not Detected	Not Detected	Not Detected
Lithium, dissolved	7439-93-2	E421/WP	0.0010	mg/L		Not Detected	<0.0010	Not Detected	Not Detected	Not Detected

Analytical Results

Sub-Matrix: **Water**
(Matrix: **Water**)

Analyte	CAS Number	Method/Lab	LOR	Unit	Client sample ID	FLB-06	FLB-07	FLB-08	FLB-09	FLB-10
					Client sampling date / time	14-Jul-2024 12:10	14-Jul-2024 10:40	14-Jul-2024 10:55	14-Jul-2024 11:45	14-Jul-2024 11:10
						WP2417423-006	WP2417423-007	WP2417423-008	WP2417423-009	WP2417423-010
						Result	Result	Result	Result	Result
Dissolved Metals										
Magnesium, dissolved	7439-95-4	E421/WP	0.0050	mg/L		0.612	0.986	0.472	0.462	0.575
Manganese, dissolved	7439-96-5	E421/WP	0.00010	mg/L		0.00109	0.00532	0.00040	0.00011	0.00032
Mercury, dissolved	7439-97-6	E509/WP	0.0000050	mg/L		<0.0000050	<0.0000050	<0.0000050	<0.0000050	<0.0000050
Molybdenum, dissolved	7439-98-7	E421/WP	0.000050	mg/L		0.000951	0.000196	0.000207	0.000199	0.000183
Nickel, dissolved	7440-02-0	E421/WP	0.00050	mg/L		Not Detected	<0.00050	Not Detected	Not Detected	Not Detected
Phosphorus, dissolved	7723-14-0	E421.P-L/WP	0.030	mg/L		<0.030	<0.030	<0.030	<0.030	<0.030
Potassium, dissolved	7440-09-7	E421/WP	0.050	mg/L		1.29	1.13	1.33	1.47	1.39
Rubidium, dissolved	7440-17-7	E421/WP	0.00020	mg/L		0.00246	0.00269	0.00321	0.00335	0.00342
Selenium, dissolved	7782-49-2	E421/WP	0.000050	mg/L		0.00146	0.00140	0.000078	0.000099	0.000101
Silicon, dissolved	7440-21-3	E421/WP	0.050	mg/L		1.24	1.25	1.18	1.09	1.31
Silver, dissolved	7440-22-4	E421/WP	0.000010	mg/L		<0.000010	<0.000010	<0.000010	<0.000010	<0.000010
Sodium, dissolved	7440-23-5	E421/WP	0.050	mg/L		0.577	0.879	0.903	0.610	0.767
Strontium, dissolved	7440-24-6	E421/WP	0.00020	mg/L		0.0483	0.0518	0.0384	0.0311	0.0389
Sulfur, dissolved	7704-34-9	E421/WP	0.50	mg/L		4.56	7.59	2.14	1.35	0.63
Tellurium, dissolved	13494-80-9	E421/WP	0.00020	mg/L		Not Detected	Not Detected	Not Detected	Not Detected	Not Detected
Thallium, dissolved	7440-28-0	E421/WP	0.000010	mg/L		<0.000010	0.000010	<0.000010	<0.000010	<0.000010
Thorium, dissolved	7440-29-1	E421/WP	0.00010	mg/L		Not Detected	Not Detected	Not Detected	Not Detected	Not Detected
Tin, dissolved	7440-31-5	E421/WP	0.00010	mg/L		<0.00010	<0.00010	<0.00010	<0.00010	<0.00010
Titanium, dissolved	7440-32-6	E421/WP	0.00030	mg/L		<0.00030	Not Detected	<0.00030	Not Detected	<0.00030
Tungsten, dissolved	7440-33-7	E421/WP	0.00010	mg/L		0.00042	<0.00010	0.00025	0.00046	0.00046
Uranium, dissolved	7440-61-1	E421/WP	0.000010	mg/L		0.000649	0.000020	0.000075	0.000120	0.000296
Vanadium, dissolved	7440-62-2	E421/WP	0.00050	mg/L		0.00116	0.00055	0.00095	0.00109	0.00151
Zinc, dissolved	7440-66-6	E421/WP	0.0010	mg/L		0.0013	0.0018	0.0026	<0.0010	<0.0010
Zirconium, dissolved	7440-67-7	E421/WP	0.00030	mg/L		<0.00030	Not Detected	Not Detected	Not Detected	Not Detected
Dissolved mercury filtration location	----	EP509/WP	-	-		Field	Field	Field	Field	Field
Dissolved metals filtration location	----	EP421/WP	-	-		Field	Field	Field	Field	Field

Please refer to the General Comments section for an explanation of any result qualifiers detected.

Please refer to the Accreditation section for an explanation of analyte accreditations.

Analytical Results

Sub-Matrix: **Water**
(Matrix: **Water**)

Analyte	CAS Number	Method/Lab	LOR	Unit	Client sample ID	FLB-11	FLB-12	FLB-13	FLB-14	FLB-15
					Client sampling date / time	14-Jul-2024 10:00	14-Jul-2024 12:20	14-Jul-2024 13:00	14-Jul-2024 12:45	14-Jul-2024 12:30
						WP2417423-011	WP2417423-012	WP2417423-013	WP2417423-014	WP2417423-015
						Result	Result	Result	Result	Result
Physical Tests										
Acidity (as CaCO3)	----	E283/WT	2.0	mg/L		<2.0	<2.0	<2.0	<2.0	<2.0
Alkalinity, bicarbonate (as CaCO3)	----	E290/WP	1.0	mg/L		32.7	19.9	6.5	14.0	15.4
Alkalinity, carbonate (as CaCO3)	----	E290/WP	1.0	mg/L		<1.0	<1.0	<1.0	<1.0	<1.0
Alkalinity, hydroxide (as CaCO3)	----	E290/WP	1.0	mg/L		<1.0	<1.0	<1.0	<1.0	<1.0
Alkalinity, phenolphthalein (as CaCO3)	----	E290/WP	1.0	mg/L		<1.0	<1.0	<1.0	<1.0	<1.0
Alkalinity, total (as CaCO3)	----	E290/WP	1.0	mg/L		32.7	19.9	6.5	14.0	15.4
Conductivity	----	E100/WP	1.0	µS/cm		77.5	79.2	87.4	97.0	71.7
pH	----	E108/WP	0.10	pH units		7.55	7.23	6.80	7.11	7.13
Solids, total dissolved [TDS]	----	E162-L/WP	3.0	mg/L		38.4	38.8	50.4	53.8	42.4
Anions and Nutrients										
Chloride	16887-00-6	E235.Cl-L/WP	0.10	mg/L		0.14	0.31	0.27	0.20	0.25
Fluoride	16984-48-8	E235.F/WP	0.020	mg/L		0.029	0.058	0.028	0.029	0.038
Phosphorus, total	7723-14-0	E372-U/WP	0.0020	mg/L		0.0091	0.0201	0.0063	0.0089	0.0128
Sulfate (as SO4)	14808-79-8	E235.SO4/WP	0.30	mg/L		3.60	14.2	27.4	25.5	13.8
Dissolved Metals										
Aluminum, dissolved	7429-90-5	E421/WP	0.0010	mg/L		0.0252	0.0114	0.0037	0.0061	0.0090
Antimony, dissolved	7440-36-0	E421/WP	0.00010	mg/L		0.00225	0.00391	0.00077	0.00088	0.00125
Arsenic, dissolved	7440-38-2	E421/WP	0.00010	mg/L		0.00307	0.112	0.00091	0.00070	0.00170
Barium, dissolved	7440-39-3	E421/WP	0.00010	mg/L		0.00718	0.00578	0.0160	0.0206	0.0119
Beryllium, dissolved	7440-41-7	E421/WP	0.000020	mg/L		Not Detected	Not Detected	Not Detected	Not Detected	Not Detected
Bismuth, dissolved	7440-69-9	E421/WP	0.000050	mg/L		Not Detected	Not Detected	Not Detected	Not Detected	Not Detected
Boron, dissolved	7440-42-8	E421/WP	0.010	mg/L		<0.010	<0.010	<0.010	<0.010	<0.010
Cadmium, dissolved	7440-43-9	E421/WP	0.0000050	mg/L		Not Detected	<0.0000050	0.0000134	<0.0000050	Not Detected
Calcium, dissolved	7440-70-2	E421/WP	0.050	mg/L		12.1	11.0	9.43	11.8	8.91
Cesium, dissolved	7440-46-2	E421/WP	0.000010	mg/L		0.000024	0.000011	0.000014	<0.000010	0.000017
Chromium, dissolved	7440-47-3	E421/WP	0.00050	mg/L		<0.00050	Not Detected	Not Detected	Not Detected	<0.00050
Cobalt, dissolved	7440-48-4	E421/WP	0.00010	mg/L		<0.00010	<0.00010	0.00020	<0.00010	<0.00010
Copper, dissolved	7440-50-8	E421/WP	0.00020	mg/L		0.00096	0.00098	0.00031	0.00041	0.00083
Iron, dissolved	7439-89-6	E421/WP	0.010	mg/L		<0.010	<0.010	<0.010	0.010	<0.010
Lead, dissolved	7439-92-1	E421/WP	0.000050	mg/L		<0.000050	<0.000050	Not Detected	Not Detected	Not Detected
Lithium, dissolved	7439-93-2	E421/WP	0.0010	mg/L		Not Detected	Not Detected	0.0010	<0.0010	<0.0010

Analytical Results

Sub-Matrix: **Water**
(Matrix: **Water**)

Analyte	CAS Number	Method/Lab	LOR	Unit	Client sample ID	FLB-11	FLB-12	FLB-13	FLB-14	FLB-15
					Client sampling date / time	14-Jul-2024 10:00	14-Jul-2024 12:20	14-Jul-2024 13:00	14-Jul-2024 12:45	14-Jul-2024 12:30
						WP2417423-011	WP2417423-012	WP2417423-013	WP2417423-014	WP2417423-015
						Result	Result	Result	Result	Result
Dissolved Metals										
Magnesium, dissolved	7439-95-4	E421/WP	0.0050	mg/L		0.427	0.652	1.10	0.965	0.895
Manganese, dissolved	7439-96-5	E421/WP	0.00010	mg/L		0.00027	0.00030	0.0201	0.0254	0.00187
Mercury, dissolved	7439-97-6	E509/WP	0.0000050	mg/L		<0.0000050	<0.0000050	<0.0000050	<0.0000050	<0.0000050
Molybdenum, dissolved	7439-98-7	E421/WP	0.000050	mg/L		0.00145	0.00175	0.000193	0.000351	0.000653
Nickel, dissolved	7440-02-0	E421/WP	0.00050	mg/L		Not Detected	Not Detected	0.00960	0.00118	<0.00050
Phosphorus, dissolved	7723-14-0	E421.P-L/WP	0.030	mg/L		<0.030	<0.030	<0.030	<0.030	<0.030
Potassium, dissolved	7440-09-7	E421/WP	0.050	mg/L		1.42	1.06	1.67	1.77	1.22
Rubidium, dissolved	7440-17-7	E421/WP	0.00020	mg/L		0.00275	0.00149	0.00313	0.00344	0.00215
Selenium, dissolved	7782-49-2	E421/WP	0.000050	mg/L		0.000127	0.00184	0.000329	0.000699	0.000235
Silicon, dissolved	7440-21-3	E421/WP	0.050	mg/L		1.29	1.18	1.52	1.30	1.28
Silver, dissolved	7440-22-4	E421/WP	0.000010	mg/L		<0.000010	<0.000010	<0.000010	<0.000010	Not Detected
Sodium, dissolved	7440-23-5	E421/WP	0.050	mg/L		0.594	0.662	1.06	0.816	0.954
Strontium, dissolved	7440-24-6	E421/WP	0.00020	mg/L		0.0552	0.0521	0.0610	0.0630	0.0509
Sulfur, dissolved	7704-34-9	E421/WP	0.50	mg/L		1.16	4.62	8.74	7.87	4.68
Tellurium, dissolved	13494-80-9	E421/WP	0.00020	mg/L		Not Detected	Not Detected	Not Detected	Not Detected	Not Detected
Thallium, dissolved	7440-28-0	E421/WP	0.000010	mg/L		<0.000010	<0.000010	0.000014	<0.000010	<0.000010
Thorium, dissolved	7440-29-1	E421/WP	0.00010	mg/L		Not Detected	Not Detected	Not Detected	Not Detected	Not Detected
Tin, dissolved	7440-31-5	E421/WP	0.00010	mg/L		<0.00010	<0.00010	<0.00010	<0.00010	Not Detected
Titanium, dissolved	7440-32-6	E421/WP	0.00030	mg/L		<0.00030	<0.00030	<0.00030	<0.00030	<0.00030
Tungsten, dissolved	7440-33-7	E421/WP	0.00010	mg/L		0.00136	0.00045	0.00011	0.00050	0.00037
Uranium, dissolved	7440-61-1	E421/WP	0.000010	mg/L		0.00164	0.000263	0.000016	0.000063	0.000210
Vanadium, dissolved	7440-62-2	E421/WP	0.00050	mg/L		0.00077	0.00167	0.00058	0.00061	0.00082
Zinc, dissolved	7440-66-6	E421/WP	0.0010	mg/L		0.0025	0.0018	0.0010	<0.0010	0.0026
Zirconium, dissolved	7440-67-7	E421/WP	0.00030	mg/L		<0.00030	<0.00030	Not Detected	Not Detected	<0.00030
Dissolved mercury filtration location	----	EP509/WP	-	-		Field	Field	Field	Field	Field
Dissolved metals filtration location	----	EP421/WP	-	-		Field	Field	Field	Field	Field

Please refer to the General Comments section for an explanation of any result qualifiers detected.

Please refer to the Accreditation section for an explanation of analyte accreditations.

Analytical Results

Sub-Matrix: **Water**
(Matrix: **Water**)

Analyte	CAS Number	Method/Lab	LOR	Unit	Client sample ID	FLB-DUPLICATE	FLB-BLANK	FLB-FIELDBLANK	----	----
					Client sampling date / time	14-Jul-2024 10:15	14-Jul-2024 09:20	14-Jul-2024 13:10	----	----
						WP2417423-016	WP2417423-017	WP2417423-018	--------	--------
						Result	Result	Result	----	----
Physical Tests										
Acidity (as CaCO3)	----	E283/WT	2.0	mg/L		<2.0	2.0	----	----	----
Alkalinity, bicarbonate (as CaCO3)	----	E290/WP	1.0	mg/L		25.9	3.3	----	----	----
Alkalinity, carbonate (as CaCO3)	----	E290/WP	1.0	mg/L		<1.0	<1.0	----	----	----
Alkalinity, hydroxide (as CaCO3)	----	E290/WP	1.0	mg/L		<1.0	<1.0	----	----	----
Alkalinity, phenolphthalein (as CaCO3)	----	E290/WP	1.0	mg/L		<1.0	<1.0	----	----	----
Alkalinity, total (as CaCO3)	----	E290/WP	1.0	mg/L		25.9	3.3	----	----	----
Conductivity	----	E100/WP	1.0	µS/cm		60.2	5.9	----	----	----
Hardness (as CaCO3), dissolved	----	EC100/WP	0.50	mg/L		----	----	<0.50	----	----
pH	----	E108/WP	0.10	pH units		7.41	6.41	----	----	----
Solids, total dissolved [TDS]	----	E162-L/WP	3.0	mg/L		32.1	4.9	----	----	----
Anions and Nutrients										
Chloride	16887-00-6	E235.Cl-L/WP	0.10	mg/L		0.26	<0.10	----	----	----
Fluoride	16984-48-8	E235.F/WP	0.020	mg/L		<0.020	<0.020	----	----	----
Phosphorus, total	7723-14-0	E372-U/WP	0.0020	mg/L		0.0134	0.0367	----	----	----
Sulfate (as SO4)	14808-79-8	E235.SO4/WP	0.30	mg/L		2.34	<0.30	----	----	----
Dissolved Metals										
Aluminum, dissolved	7429-90-5	E421/WP	0.0010	mg/L		0.0227	0.0104	Not Detected	----	----
Antimony, dissolved	7440-36-0	E421/WP	0.00010	mg/L		0.00125	<0.00010	Not Detected	----	----
Arsenic, dissolved	7440-38-2	E421/WP	0.00010	mg/L		0.00107	0.00072	Not Detected	----	----
Barium, dissolved	7440-39-3	E421/WP	0.00010	mg/L		0.0106	0.00186	Not Detected	----	----
Beryllium, dissolved	7440-41-7	E421/WP	0.000020	mg/L		Not Detected	Not Detected	Not Detected	----	----
Bismuth, dissolved	7440-69-9	E421/WP	0.000050	mg/L		Not Detected	Not Detected	Not Detected	----	----
Boron, dissolved	7440-42-8	E421/WP	0.010	mg/L		<0.010	<0.010	Not Detected	----	----
Cadmium, dissolved	7440-43-9	E421/WP	0.0000050	mg/L		Not Detected	Not Detected	Not Detected	----	----
Calcium, dissolved	7440-70-2	E421/WP	0.050	mg/L		9.08	0.951	Not Detected	----	----
Cesium, dissolved	7440-46-2	E421/WP	0.000010	mg/L		<0.000010	<0.000010	Not Detected	----	----
Chromium, dissolved	7440-47-3	E421/WP	0.00050	mg/L		<0.00050	Not Detected	Not Detected	----	----
Cobalt, dissolved	7440-48-4	E421/WP	0.00010	mg/L		<0.00010	<0.00010	Not Detected	----	----
Copper, dissolved	7440-50-8	E421/WP	0.00020	mg/L		0.00071	0.00049	Not Detected	----	----
Iron, dissolved	7439-89-6	E421/WP	0.010	mg/L		<0.010	<0.010	Not Detected	----	----
Lead, dissolved	7439-92-1	E421/WP	0.000050	mg/L		<0.000050	Not Detected	Not Detected	----	----

Analytical Results

Sub-Matrix: **Water**
(Matrix: **Water**)

Analyte	CAS Number	Method/Lab	LOR	Unit	Client sample ID	FLB-DUPLICATE	FLB-BLANK	FLB-FIELDBLANK	----	----
					Client sampling date / time	14-Jul-2024 10:15	14-Jul-2024 09:20	14-Jul-2024 13:10	----	----
						WP2417423-016	WP2417423-017	WP2417423-018	--------	--------
						Result	Result	Result	----	----
Dissolved Metals										
Lithium, dissolved	7439-93-2	E421/WP	0.0010	mg/L		Not Detected	Not Detected	Not Detected	----	----
Magnesium, dissolved	7439-95-4	E421/WP	0.0050	mg/L		0.432	0.0937	Not Detected	----	----
Manganese, dissolved	7439-96-5	E421/WP	0.00010	mg/L		0.00064	0.00084	Not Detected	----	----
Mercury, dissolved	7439-97-6	E509/WP	0.0000050	mg/L		<0.0000050	<0.0000050	<0.0000050	----	----
Molybdenum, dissolved	7439-98-7	E421/WP	0.000050	mg/L		0.000896	0.000093	Not Detected	----	----
Nickel, dissolved	7440-02-0	E421/WP	0.00050	mg/L		Not Detected	<0.00050	Not Detected	----	----
Phosphorus, dissolved	7723-14-0	E421.P-L/WP	0.030	mg/L		<0.030	<0.030	----	----	----
Phosphorus, dissolved	7723-14-0	E421/WP	0.050	mg/L		----	----	Not Detected	----	----
Potassium, dissolved	7440-09-7	E421/WP	0.050	mg/L		1.21	0.285	Not Detected	----	----
Rubidium, dissolved	7440-17-7	E421/WP	0.00020	mg/L		0.00132	0.00032	Not Detected	----	----
Selenium, dissolved	7782-49-2	E421/WP	0.000050	mg/L		0.000153	<0.000050	Not Detected	----	----
Silicon, dissolved	7440-21-3	E421/WP	0.050	mg/L		1.36	0.527	Not Detected	----	----
Silver, dissolved	7440-22-4	E421/WP	0.000010	mg/L		Not Detected	Not Detected	Not Detected	----	----
Sodium, dissolved	7440-23-5	E421/WP	0.050	mg/L		0.682	0.110	Not Detected	----	----
Strontium, dissolved	7440-24-6	E421/WP	0.00020	mg/L		0.0383	0.00426	Not Detected	----	----
Sulfur, dissolved	7704-34-9	E421/WP	0.50	mg/L		0.80	Not Detected	Not Detected	----	----
Tellurium, dissolved	13494-80-9	E421/WP	0.00020	mg/L		Not Detected	Not Detected	Not Detected	----	----
Thallium, dissolved	7440-28-0	E421/WP	0.000010	mg/L		<0.000010	<0.000010	Not Detected	----	----
Thorium, dissolved	7440-29-1	E421/WP	0.00010	mg/L		<0.00010	Not Detected	Not Detected	----	----
Tin, dissolved	7440-31-5	E421/WP	0.00010	mg/L		Not Detected	<0.00010	Not Detected	----	----
Titanium, dissolved	7440-32-6	E421/WP	0.00030	mg/L		0.00071	<0.00030	Not Detected	----	----
Tungsten, dissolved	7440-33-7	E421/WP	0.00010	mg/L		0.00044	<0.00010	Not Detected	----	----
Uranium, dissolved	7440-61-1	E421/WP	0.000010	mg/L		0.000995	<0.000010	Not Detected	----	----
Vanadium, dissolved	7440-62-2	E421/WP	0.00050	mg/L		0.00106	<0.00050	Not Detected	----	----
Zinc, dissolved	7440-66-6	E421/WP	0.0010	mg/L		0.0026	0.0041	Not Detected	----	----
Zirconium, dissolved	7440-67-7	E421/WP	0.00030	mg/L		<0.00030	<0.00030	Not Detected	----	----
Dissolved mercury filtration location	----	EP509/WP	-	-		Field	Field	Field	----	----
Dissolved metals filtration location	----	EP421/WP	-	-		Field	Field	Field	----	----

Please refer to the General Comments section for an explanation of any result qualifiers detected.

Please refer to the Accreditation section for an explanation of analyte accreditations.

ALS Canada Ltd.

right solutions.
right partner.

QUALITY CONTROL INTERPRETIVE REPORT

Work Order	: **WP2417423**	Page	: 1 of 30
Amendment	: 1		
Client	: **Great Bear Resources Ltd**	Laboratory	: ALS Environmental - Winnipeg
Contact	: Ashley Moncrief	Account Manager	: Judy Dalmaijer
Address	: Great Bear Resources Ltd. 117 Forestry Road Red Lake ON Canada P0V 2M0	Address	: 1329 Niakwa Road East, Unit 12 Winnipeg, Manitoba Canada R2J 3T4
Telephone	: 807 630 0203	Telephone	: +1 204 255 9720
Project	: PPR-022-3	Date Samples Received	: 16-Jul-2024 09:00
PO	: PPR-022-3	Issue Date	: 26-Jul-2024 14:39
C-O-C number	: ----		
Sampler	: ----		
Site	: ----		
Quote number	: 2024 Standing offer_V2		
No. of samples received	: 18		
No. of samples analysed	: 18		

This report is automatically generated by the ALS LIMS (Laboratory Information Management System) through evaluation of Quality Control (QC) results and other QA parameters associated with this submission, and is intended to facilitate rapid data validation by auditors or reviewers. The report highlights any exceptions and outliers to ALS Data Quality Objectives, provides holding time details and exceptions, summarizes QC sample frequencies, and lists applicable methodology references and summaries.

Key

Anonymous: Refers to samples which are not part of this work order, but which formed part of the QC process lot.
CAS Number: Chemical Abstracts Service number is a unique identifier assigned to discrete substances.
DQO: Data Quality Objective.
LOR: Limit of Reporting (detection limit).
RPD: Relative Percent Difference.

Workorder Comments

Holding times are displayed as "---" if no guidance exists from CCME, Canadian provinces, or broadly recognized international references.

Summary of Outliers

Outliers : Quality Control Samples

- No Method Blank value outliers occur.
- No Duplicate outliers occur.
- No Laboratory Control Sample (LCS) outliers occur
- No Matrix Spike outliers occur.
- No Test sample Surrogate recovery outliers exist.

Outliers: Reference Material (RM) Samples

- No Reference Material (RM) Sample outliers occur.

Outliers : Analysis Holding Time Compliance (Breaches)

- No Analysis Holding Time Outliers exist.

Outliers : Frequency of Quality Control Samples

- Quality Control Sample Frequency Outliers occur - please see following pages for full details.

Analysis Holding Time Compliance

This report summarizes extraction / preparation and analysis times and compares each with ALS recommended holding times, which are selected to meet known provincial and /or federal requirements. In the absence of regulatory hold times, ALS establishes recommendations based on guidelines published by organizations such as CCME, US EPA, APHA Standard Methods, ASTM, or Environment Canada (where available). Dates and holding times reported below represent the first dates of extraction or analysis. If subsequent tests or dilutions exceeded holding times, qualifiers are added (refer to COA).

If samples are identified below as having been analyzed or extracted outside of recommended holding times, measurement uncertainties may be increased, and this should be taken into consideration when interpreting results.

Where actual sampling date is not provided on the chain of custody, the date of receipt with time at 00:00 is used for calculation purposes.

Where only the sample date without time is provided on the chain of custody, the sampling date at 00:00 is used for calculation purposes.

Matrix: **Water**

Evaluation: × = Holding time exceedance ; ✓ = Within Holding Time

Analyte Group : Analytical Method / Container / Client Sample ID(s)	Method	Sampling Date	Extraction / Preparation				Analysis			
			Preparation Date	Holding Times Rec	Holding Times Actual	Eval	Analysis Date	Holding Times Rec	Holding Times Actual	Eval
Anions and Nutrients : Chloride in Water by IC (Low Level)										
HDPE [ON MECP] FLB-01	E235.Cl-L	14-Jul-2024	16-Jul-2024	28 days	2 days	✓	16-Jul-2024	28 days	2 days	✓
Anions and Nutrients : Chloride in Water by IC (Low Level)										
HDPE [ON MECP] FLB-02	E235.Cl-L	14-Jul-2024	16-Jul-2024	28 days	2 days	✓	16-Jul-2024	28 days	2 days	✓
Anions and Nutrients : Chloride in Water by IC (Low Level)										
HDPE [ON MECP] FLB-03	E235.Cl-L	14-Jul-2024	16-Jul-2024	28 days	2 days	✓	16-Jul-2024	28 days	2 days	✓
Anions and Nutrients : Chloride in Water by IC (Low Level)										
HDPE [ON MECP] FLB-04	E235.Cl-L	14-Jul-2024	16-Jul-2024	28 days	2 days	✓	16-Jul-2024	28 days	2 days	✓
Anions and Nutrients : Chloride in Water by IC (Low Level)										
HDPE [ON MECP] FLB-05	E235.Cl-L	14-Jul-2024	16-Jul-2024	28 days	2 days	✓	16-Jul-2024	28 days	2 days	✓
Anions and Nutrients : Chloride in Water by IC (Low Level)										
HDPE [ON MECP] FLB-06	E235.Cl-L	14-Jul-2024	16-Jul-2024	28 days	2 days	✓	16-Jul-2024	28 days	2 days	✓
Anions and Nutrients : Chloride in Water by IC (Low Level)										
HDPE [ON MECP] FLB-07	E235.Cl-L	14-Jul-2024	16-Jul-2024	28 days	2 days	✓	16-Jul-2024	28 days	2 days	✓

Matrix: **Water**

Evaluation: × = Holding time exceedance ; ✓ = Within Holding Time

Analyte Group : Analytical Method / Container / Client Sample ID(s)	Method	Sampling Date	Extraction / Preparation				Analysis			
			Preparation Date	Holding Times Rec	Holding Times Actual	Eval	Analysis Date	Holding Times Rec	Holding Times Actual	Eval
Anions and Nutrients : Chloride in Water by IC (Low Level)										
HDPE [ON MECP] FLB-08	E235.Cl-L	14-Jul-2024	16-Jul-2024	28 days	2 days	✓	16-Jul-2024	28 days	2 days	✓
Anions and Nutrients : Chloride in Water by IC (Low Level)										
HDPE [ON MECP] FLB-09	E235.Cl-L	14-Jul-2024	16-Jul-2024	28 days	2 days	✓	16-Jul-2024	28 days	2 days	✓
Anions and Nutrients : Chloride in Water by IC (Low Level)										
HDPE [ON MECP] FLB-10	E235.Cl-L	14-Jul-2024	16-Jul-2024	28 days	2 days	✓	16-Jul-2024	28 days	2 days	✓
Anions and Nutrients : Chloride in Water by IC (Low Level)										
HDPE [ON MECP] FLB-11	E235.Cl-L	14-Jul-2024	16-Jul-2024	28 days	2 days	✓	16-Jul-2024	28 days	2 days	✓
Anions and Nutrients : Chloride in Water by IC (Low Level)										
HDPE [ON MECP] FLB-12	E235.Cl-L	14-Jul-2024	16-Jul-2024	28 days	2 days	✓	16-Jul-2024	28 days	2 days	✓
Anions and Nutrients : Chloride in Water by IC (Low Level)										
HDPE [ON MECP] FLB-13	E235.Cl-L	14-Jul-2024	16-Jul-2024	28 days	2 days	✓	16-Jul-2024	28 days	2 days	✓
Anions and Nutrients : Chloride in Water by IC (Low Level)										
HDPE [ON MECP] FLB-14	E235.Cl-L	14-Jul-2024	16-Jul-2024	28 days	2 days	✓	16-Jul-2024	28 days	2 days	✓
Anions and Nutrients : Chloride in Water by IC (Low Level)										
HDPE [ON MECP] FLB-15	E235.Cl-L	14-Jul-2024	16-Jul-2024	28 days	2 days	✓	16-Jul-2024	28 days	2 days	✓
Anions and Nutrients : Chloride in Water by IC (Low Level)										
HDPE [ON MECP] FLB-BLANK	E235.Cl-L	14-Jul-2024	16-Jul-2024	28 days	2 days	✓	16-Jul-2024	28 days	2 days	✓

Matrix: **Water**

Evaluation: × = Holding time exceedance ; ✓ = Within Holding Time

Analyte Group : Analytical Method / Container / Client Sample ID(s)	Method	Sampling Date	Extraction / Preparation				Analysis			
			Preparation Date	Holding Times Rec	Holding Times Actual	Eval	Analysis Date	Holding Times Rec	Holding Times Actual	Eval
Anions and Nutrients : Chloride in Water by IC (Low Level)										
HDPE [ON MECP] FLB-DUPLICATE	E235.Cl-L	14-Jul-2024	16-Jul-2024	28 days	2 days	✓	16-Jul-2024	28 days	2 days	✓
Anions and Nutrients : Fluoride in Water by IC										
HDPE [ON MECP] FLB-01	E235.F	14-Jul-2024	16-Jul-2024	28 days	2 days	✓	16-Jul-2024	28 days	2 days	✓
Anions and Nutrients : Fluoride in Water by IC										
HDPE [ON MECP] FLB-02	E235.F	14-Jul-2024	16-Jul-2024	28 days	2 days	✓	16-Jul-2024	28 days	2 days	✓
Anions and Nutrients : Fluoride in Water by IC										
HDPE [ON MECP] FLB-03	E235.F	14-Jul-2024	16-Jul-2024	28 days	2 days	✓	16-Jul-2024	28 days	2 days	✓
Anions and Nutrients : Fluoride in Water by IC										
HDPE [ON MECP] FLB-04	E235.F	14-Jul-2024	16-Jul-2024	28 days	2 days	✓	16-Jul-2024	28 days	2 days	✓
Anions and Nutrients : Fluoride in Water by IC										
HDPE [ON MECP] FLB-05	E235.F	14-Jul-2024	16-Jul-2024	28 days	2 days	✓	16-Jul-2024	28 days	2 days	✓
Anions and Nutrients : Fluoride in Water by IC										
HDPE [ON MECP] FLB-06	E235.F	14-Jul-2024	16-Jul-2024	28 days	2 days	✓	16-Jul-2024	28 days	2 days	✓
Anions and Nutrients : Fluoride in Water by IC										
HDPE [ON MECP] FLB-07	E235.F	14-Jul-2024	16-Jul-2024	28 days	2 days	✓	16-Jul-2024	28 days	2 days	✓
Anions and Nutrients : Fluoride in Water by IC										
HDPE [ON MECP] FLB-08	E235.F	14-Jul-2024	16-Jul-2024	28 days	2 days	✓	16-Jul-2024	28 days	2 days	✓

Matrix: **Water**

Evaluation: × = Holding time exceedance ; ✓ = Within Holding Time

Analyte Group : Analytical Method / Container / Client Sample ID(s)	Method	Sampling Date	Extraction / Preparation				Analysis			
			Preparation Date	Holding Times Rec	Holding Times Actual	Eval	Analysis Date	Holding Times Rec	Holding Times Actual	Eval
Anions and Nutrients : Fluoride in Water by IC										
HDPE [ON MECP] FLB-09	E235.F	14-Jul-2024	16-Jul-2024	28 days	2 days	✓	16-Jul-2024	28 days	2 days	✓
Anions and Nutrients : Fluoride in Water by IC										
HDPE [ON MECP] FLB-10	E235.F	14-Jul-2024	16-Jul-2024	28 days	2 days	✓	16-Jul-2024	28 days	2 days	✓
Anions and Nutrients : Fluoride in Water by IC										
HDPE [ON MECP] FLB-11	E235.F	14-Jul-2024	16-Jul-2024	28 days	2 days	✓	16-Jul-2024	28 days	2 days	✓
Anions and Nutrients : Fluoride in Water by IC										
HDPE [ON MECP] FLB-12	E235.F	14-Jul-2024	16-Jul-2024	28 days	2 days	✓	16-Jul-2024	28 days	2 days	✓
Anions and Nutrients : Fluoride in Water by IC										
HDPE [ON MECP] FLB-13	E235.F	14-Jul-2024	16-Jul-2024	28 days	2 days	✓	16-Jul-2024	28 days	2 days	✓
Anions and Nutrients : Fluoride in Water by IC										
HDPE [ON MECP] FLB-14	E235.F	14-Jul-2024	16-Jul-2024	28 days	2 days	✓	16-Jul-2024	28 days	2 days	✓
Anions and Nutrients : Fluoride in Water by IC										
HDPE [ON MECP] FLB-15	E235.F	14-Jul-2024	16-Jul-2024	28 days	2 days	✓	16-Jul-2024	28 days	2 days	✓
Anions and Nutrients : Fluoride in Water by IC										
HDPE [ON MECP] FLB-BLANK	E235.F	14-Jul-2024	16-Jul-2024	28 days	2 days	✓	16-Jul-2024	28 days	2 days	✓
Anions and Nutrients : Fluoride in Water by IC										
HDPE [ON MECP] FLB-DUPLICATE	E235.F	14-Jul-2024	16-Jul-2024	28 days	2 days	✓	16-Jul-2024	28 days	2 days	✓

Matrix: **Water**

Evaluation: × = Holding time exceedance ; ✓ = Within Holding Time

Analyte Group : Analytical Method / Container / Client Sample ID(s)	Method	Sampling Date	Extraction / Preparation				Analysis			
			Preparation Date	Holding Times Rec	Holding Times Actual	Eval	Analysis Date	Holding Times Rec	Holding Times Actual	Eval
Anions and Nutrients : Sulfate in Water by IC										
HDPE [ON MECP] FLB-01	E235.SO4	14-Jul-2024	16-Jul-2024	28 days	2 days	✓	16-Jul-2024	28 days	2 days	✓
Anions and Nutrients : Sulfate in Water by IC										
HDPE [ON MECP] FLB-02	E235.SO4	14-Jul-2024	16-Jul-2024	28 days	2 days	✓	16-Jul-2024	28 days	2 days	✓
Anions and Nutrients : Sulfate in Water by IC										
HDPE [ON MECP] FLB-03	E235.SO4	14-Jul-2024	16-Jul-2024	28 days	2 days	✓	16-Jul-2024	28 days	2 days	✓
Anions and Nutrients : Sulfate in Water by IC										
HDPE [ON MECP] FLB-04	E235.SO4	14-Jul-2024	16-Jul-2024	28 days	2 days	✓	16-Jul-2024	28 days	2 days	✓
Anions and Nutrients : Sulfate in Water by IC										
HDPE [ON MECP] FLB-05	E235.SO4	14-Jul-2024	16-Jul-2024	28 days	2 days	✓	16-Jul-2024	28 days	2 days	✓
Anions and Nutrients : Sulfate in Water by IC										
HDPE [ON MECP] FLB-06	E235.SO4	14-Jul-2024	16-Jul-2024	28 days	2 days	✓	16-Jul-2024	28 days	2 days	✓
Anions and Nutrients : Sulfate in Water by IC										
HDPE [ON MECP] FLB-07	E235.SO4	14-Jul-2024	16-Jul-2024	28 days	2 days	✓	16-Jul-2024	28 days	2 days	✓
Anions and Nutrients : Sulfate in Water by IC										
HDPE [ON MECP] FLB-08	E235.SO4	14-Jul-2024	16-Jul-2024	28 days	2 days	✓	16-Jul-2024	28 days	2 days	✓
Anions and Nutrients : Sulfate in Water by IC										
HDPE [ON MECP] FLB-09	E235.SO4	14-Jul-2024	16-Jul-2024	28 days	2 days	✓	16-Jul-2024	28 days	2 days	✓

Matrix: **Water**

Evaluation: × = Holding time exceedance ; ✓ = Within Holding Time

Analyte Group : Analytical Method / Container / Client Sample ID(s)	Method	Sampling Date	Extraction / Preparation				Analysis			
			Preparation Date	Holding Times Rec	Holding Times Actual	Eval	Analysis Date	Holding Times Rec	Holding Times Actual	Eval
Anions and Nutrients : Sulfate in Water by IC										
HDPE [ON MECP] FLB-10	E235.SO4	14-Jul-2024	16-Jul-2024	28 days	2 days	✓	16-Jul-2024	28 days	2 days	✓
Anions and Nutrients : Sulfate in Water by IC										
HDPE [ON MECP] FLB-11	E235.SO4	14-Jul-2024	16-Jul-2024	28 days	2 days	✓	16-Jul-2024	28 days	2 days	✓
Anions and Nutrients : Sulfate in Water by IC										
HDPE [ON MECP] FLB-12	E235.SO4	14-Jul-2024	16-Jul-2024	28 days	2 days	✓	16-Jul-2024	28 days	2 days	✓
Anions and Nutrients : Sulfate in Water by IC										
HDPE [ON MECP] FLB-13	E235.SO4	14-Jul-2024	16-Jul-2024	28 days	2 days	✓	16-Jul-2024	28 days	2 days	✓
Anions and Nutrients : Sulfate in Water by IC										
HDPE [ON MECP] FLB-14	E235.SO4	14-Jul-2024	16-Jul-2024	28 days	2 days	✓	16-Jul-2024	28 days	2 days	✓
Anions and Nutrients : Sulfate in Water by IC										
HDPE [ON MECP] FLB-15	E235.SO4	14-Jul-2024	16-Jul-2024	28 days	2 days	✓	16-Jul-2024	28 days	2 days	✓
Anions and Nutrients : Sulfate in Water by IC										
HDPE [ON MECP] FLB-BLANK	E235.SO4	14-Jul-2024	16-Jul-2024	28 days	2 days	✓	16-Jul-2024	28 days	2 days	✓
Anions and Nutrients : Sulfate in Water by IC										
HDPE [ON MECP] FLB-DUPLICATE	E235.SO4	14-Jul-2024	16-Jul-2024	28 days	2 days	✓	16-Jul-2024	28 days	2 days	✓
Anions and Nutrients : Total Phosphorus by Colourimetry (0.002 mg/L)										
Amber glass total (sulfuric acid) FLB-01	E372-U	14-Jul-2024	17-Jul-2024	28 days	3 days	✓	18-Jul-2024	28 days	4 days	✓

Matrix: **Water**

Evaluation: × = Holding time exceedance ; ✓ = Within Holding Time

Analyte Group : Analytical Method / Container / Client Sample ID(s)	Method	Sampling Date	Extraction / Preparation				Analysis			
			Preparation Date	Holding Times Rec	Holding Times Actual	Eval	Analysis Date	Holding Times Rec	Holding Times Actual	Eval
Anions and Nutrients : Total Phosphorus by Colourimetry (0.002 mg/L)										
Amber glass total (sulfuric acid) FLB-02	E372-U	14-Jul-2024	17-Jul-2024	28 days	3 days	✓	18-Jul-2024	28 days	4 days	✓
Anions and Nutrients : Total Phosphorus by Colourimetry (0.002 mg/L)										
Amber glass total (sulfuric acid) FLB-03	E372-U	14-Jul-2024	17-Jul-2024	28 days	3 days	✓	18-Jul-2024	28 days	4 days	✓
Anions and Nutrients : Total Phosphorus by Colourimetry (0.002 mg/L)										
Amber glass total (sulfuric acid) FLB-04	E372-U	14-Jul-2024	17-Jul-2024	28 days	3 days	✓	18-Jul-2024	28 days	4 days	✓
Anions and Nutrients : Total Phosphorus by Colourimetry (0.002 mg/L)										
Amber glass total (sulfuric acid) FLB-05	E372-U	14-Jul-2024	17-Jul-2024	28 days	3 days	✓	18-Jul-2024	28 days	4 days	✓
Anions and Nutrients : Total Phosphorus by Colourimetry (0.002 mg/L)										
Amber glass total (sulfuric acid) FLB-06	E372-U	14-Jul-2024	17-Jul-2024	28 days	3 days	✓	18-Jul-2024	28 days	4 days	✓
Anions and Nutrients : Total Phosphorus by Colourimetry (0.002 mg/L)										
Amber glass total (sulfuric acid) FLB-07	E372-U	14-Jul-2024	17-Jul-2024	28 days	3 days	✓	18-Jul-2024	28 days	4 days	✓
Anions and Nutrients : Total Phosphorus by Colourimetry (0.002 mg/L)										
Amber glass total (sulfuric acid) FLB-08	E372-U	14-Jul-2024	17-Jul-2024	28 days	3 days	✓	18-Jul-2024	28 days	4 days	✓
Anions and Nutrients : Total Phosphorus by Colourimetry (0.002 mg/L)										
Amber glass total (sulfuric acid) FLB-09	E372-U	14-Jul-2024	17-Jul-2024	28 days	3 days	✓	18-Jul-2024	28 days	4 days	✓
Anions and Nutrients : Total Phosphorus by Colourimetry (0.002 mg/L)										
Amber glass total (sulfuric acid) FLB-10	E372-U	14-Jul-2024	17-Jul-2024	28 days	3 days	✓	18-Jul-2024	28 days	4 days	✓

Matrix: **Water**

Evaluation: × = Holding time exceedance ; ✓ = Within Holding Time

Analyte Group : Analytical Method / Container / Client Sample ID(s)	*Method*	*Sampling Date*	*Extraction / Preparation*				*Analysis*			
			Preparation Date	*Holding Times*		*Eval*	*Analysis Date*	*Holding Times*		*Eval*
				Rec	*Actual*			*Rec*	*Actual*	
Anions and Nutrients : Total Phosphorus by Colourimetry (0.002 mg/L)										
Amber glass total (sulfuric acid) FLB-11	E372-U	14-Jul-2024	17-Jul-2024	28 days	3 days	✓	18-Jul-2024	28 days	4 days	✓
Anions and Nutrients : Total Phosphorus by Colourimetry (0.002 mg/L)										
Amber glass total (sulfuric acid) FLB-12	E372-U	14-Jul-2024	17-Jul-2024	28 days	3 days	✓	18-Jul-2024	28 days	4 days	✓
Anions and Nutrients : Total Phosphorus by Colourimetry (0.002 mg/L)										
Amber glass total (sulfuric acid) FLB-13	E372-U	14-Jul-2024	17-Jul-2024	28 days	3 days	✓	18-Jul-2024	28 days	4 days	✓
Anions and Nutrients : Total Phosphorus by Colourimetry (0.002 mg/L)										
Amber glass total (sulfuric acid) FLB-14	E372-U	14-Jul-2024	17-Jul-2024	28 days	3 days	✓	18-Jul-2024	28 days	4 days	✓
Anions and Nutrients : Total Phosphorus by Colourimetry (0.002 mg/L)										
Amber glass total (sulfuric acid) FLB-15	E372-U	14-Jul-2024	17-Jul-2024	28 days	3 days	✓	18-Jul-2024	28 days	4 days	✓
Anions and Nutrients : Total Phosphorus by Colourimetry (0.002 mg/L)										
Amber glass total (sulfuric acid) FLB-BLANK	E372-U	14-Jul-2024	17-Jul-2024	28 days	3 days	✓	18-Jul-2024	28 days	4 days	✓
Anions and Nutrients : Total Phosphorus by Colourimetry (0.002 mg/L)										
Amber glass total (sulfuric acid) FLB-DUPLICATE	E372-U	14-Jul-2024	17-Jul-2024	28 days	3 days	✓	18-Jul-2024	28 days	4 days	✓
Dissolved Metals : Dissolved Mercury in Water by CVAAS										
Glass vial dissolved (hydrochloric acid) FLB-01	E509	14-Jul-2024	19-Jul-2024	28 days	5 days	✓	19-Jul-2024	28 days	5 days	✓
Dissolved Metals : Dissolved Mercury in Water by CVAAS										
Glass vial dissolved (hydrochloric acid) FLB-02	E509	14-Jul-2024	19-Jul-2024	28 days	5 days	✓	19-Jul-2024	28 days	5 days	✓

Matrix: **Water**

Evaluation: × = Holding time exceedance ; ✓ = Within Holding Time

Analyte Group : Analytical Method / Container / Client Sample ID(s)	*Method*	*Sampling Date*	*Extraction / Preparation*				*Analysis*			
			Preparation Date	*Holding Times*		*Eval*	*Analysis Date*	*Holding Times*		*Eval*
				Rec	*Actual*			*Rec*	*Actual*	
Dissolved Metals : Dissolved Mercury in Water by CVAAS										
Glass vial dissolved (hydrochloric acid) FLB-03	E509	14-Jul-2024	19-Jul-2024	28 days	5 days	✓	19-Jul-2024	28 days	5 days	✓
Dissolved Metals : Dissolved Mercury in Water by CVAAS										
Glass vial dissolved (hydrochloric acid) FLB-04	E509	14-Jul-2024	19-Jul-2024	28 days	5 days	✓	19-Jul-2024	28 days	5 days	✓
Dissolved Metals : Dissolved Mercury in Water by CVAAS										
Glass vial dissolved (hydrochloric acid) FLB-05	E509	14-Jul-2024	19-Jul-2024	28 days	5 days	✓	19-Jul-2024	28 days	5 days	✓
Dissolved Metals : Dissolved Mercury in Water by CVAAS										
Glass vial dissolved (hydrochloric acid) FLB-06	E509	14-Jul-2024	22-Jul-2024	28 days	8 days	✓	22-Jul-2024	28 days	8 days	✓
Dissolved Metals : Dissolved Mercury in Water by CVAAS										
Glass vial dissolved (hydrochloric acid) FLB-07	E509	14-Jul-2024	22-Jul-2024	28 days	8 days	✓	22-Jul-2024	28 days	8 days	✓
Dissolved Metals : Dissolved Mercury in Water by CVAAS										
Glass vial dissolved (hydrochloric acid) FLB-08	E509	14-Jul-2024	22-Jul-2024	28 days	8 days	✓	22-Jul-2024	28 days	8 days	✓
Dissolved Metals : Dissolved Mercury in Water by CVAAS										
Glass vial dissolved (hydrochloric acid) FLB-09	E509	14-Jul-2024	22-Jul-2024	28 days	8 days	✓	22-Jul-2024	28 days	8 days	✓
Dissolved Metals : Dissolved Mercury in Water by CVAAS										
Glass vial dissolved (hydrochloric acid) FLB-10	E509	14-Jul-2024	22-Jul-2024	28 days	8 days	✓	22-Jul-2024	28 days	8 days	✓
Dissolved Metals : Dissolved Mercury in Water by CVAAS										
Glass vial dissolved (hydrochloric acid) FLB-11	E509	14-Jul-2024	22-Jul-2024	28 days	8 days	✓	22-Jul-2024	28 days	8 days	✓

Matrix: **Water**

Evaluation: × = Holding time exceedance ; ✓ = Within Holding Time

Analyte Group : Analytical Method / Container / Client Sample ID(s)	*Method*	*Sampling Date*	*Extraction / Preparation*				*Analysis*			
			Preparation Date	*Holding Times*		*Eval*	*Analysis Date*	*Holding Times*		*Eval*
				Rec	*Actual*			*Rec*	*Actual*	
Dissolved Metals : Dissolved Mercury in Water by CVAAS										
Glass vial dissolved (hydrochloric acid) FLB-12	E509	14-Jul-2024	22-Jul-2024	28 days	8 days	✓	22-Jul-2024	28 days	8 days	✓
Dissolved Metals : Dissolved Mercury in Water by CVAAS										
Glass vial dissolved (hydrochloric acid) FLB-13	E509	14-Jul-2024	22-Jul-2024	28 days	8 days	✓	22-Jul-2024	28 days	8 days	✓
Dissolved Metals : Dissolved Mercury in Water by CVAAS										
Glass vial dissolved (hydrochloric acid) FLB-14	E509	14-Jul-2024	22-Jul-2024	28 days	8 days	✓	22-Jul-2024	28 days	8 days	✓
Dissolved Metals : Dissolved Mercury in Water by CVAAS										
Glass vial dissolved (hydrochloric acid) FLB-15	E509	14-Jul-2024	22-Jul-2024	28 days	8 days	✓	22-Jul-2024	28 days	8 days	✓
Dissolved Metals : Dissolved Mercury in Water by CVAAS										
Glass vial dissolved (hydrochloric acid) FLB-BLANK	E509	14-Jul-2024	22-Jul-2024	28 days	8 days	✓	22-Jul-2024	28 days	8 days	✓
Dissolved Metals : Dissolved Mercury in Water by CVAAS										
Glass vial dissolved (hydrochloric acid) FLB-DUPLICATE	E509	14-Jul-2024	22-Jul-2024	28 days	8 days	✓	22-Jul-2024	28 days	8 days	✓
Dissolved Metals : Dissolved Mercury in Water by CVAAS										
Glass vial dissolved (hydrochloric acid) FLB-FIELDBLANK	E509	14-Jul-2024	22-Jul-2024	28 days	8 days	✓	22-Jul-2024	28 days	8 days	✓
Dissolved Metals : Dissolved Metals in Water by CRC ICPMS										
HDPE dissolved (nitric acid) FLB-15	E421	14-Jul-2024	24-Jul-2024	180 days	10 days	✓	24-Jul-2024	180 days	10 days	✓
Dissolved Metals : Dissolved Metals in Water by CRC ICPMS										
HDPE dissolved (nitric acid) FLB-BLANK	E421	14-Jul-2024	24-Jul-2024	180 days	10 days	✓	24-Jul-2024	180 days	10 days	✓

Matrix: **Water**

Evaluation: × = Holding time exceedance ; ✓ = Within Holding Time

Analyte Group : Analytical Method / Container / Client Sample ID(s)	Method	Sampling Date	Extraction / Preparation				Analysis			
			Preparation Date	Holding Times Rec	Holding Times Actual	Eval	Analysis Date	Holding Times Rec	Holding Times Actual	Eval
Dissolved Metals : Dissolved Metals in Water by CRC ICPMS										
HDPE dissolved (nitric acid) FLB-DUPLICATE	E421	14-Jul-2024	24-Jul-2024	180 days	10 days	✓	24-Jul-2024	180 days	10 days	✓
Dissolved Metals : Dissolved Metals in Water by CRC ICPMS										
HDPE dissolved (nitric acid) FLB-FIELDBLANK	E421	14-Jul-2024	24-Jul-2024	180 days	10 days	✓	24-Jul-2024	180 days	10 days	✓
Dissolved Metals : Dissolved Metals in Water by CRC ICPMS										
HDPE dissolved (nitric acid) FLB-01	E421	14-Jul-2024	23-Jul-2024	180 days	9 days	✓	23-Jul-2024	180 days	9 days	✓
Dissolved Metals : Dissolved Metals in Water by CRC ICPMS										
HDPE dissolved (nitric acid) FLB-02	E421	14-Jul-2024	23-Jul-2024	180 days	9 days	✓	23-Jul-2024	180 days	9 days	✓
Dissolved Metals : Dissolved Metals in Water by CRC ICPMS										
HDPE dissolved (nitric acid) FLB-03	E421	14-Jul-2024	23-Jul-2024	180 days	9 days	✓	23-Jul-2024	180 days	9 days	✓
Dissolved Metals : Dissolved Metals in Water by CRC ICPMS										
HDPE dissolved (nitric acid) FLB-04	E421	14-Jul-2024	23-Jul-2024	180 days	9 days	✓	23-Jul-2024	180 days	9 days	✓
Dissolved Metals : Dissolved Metals in Water by CRC ICPMS										
HDPE dissolved (nitric acid) FLB-05	E421	14-Jul-2024	23-Jul-2024	180 days	9 days	✓	23-Jul-2024	180 days	9 days	✓
Dissolved Metals : Dissolved Metals in Water by CRC ICPMS										
HDPE dissolved (nitric acid) FLB-06	E421	14-Jul-2024	23-Jul-2024	180 days	9 days	✓	23-Jul-2024	180 days	9 days	✓
Dissolved Metals : Dissolved Metals in Water by CRC ICPMS										
HDPE dissolved (nitric acid) FLB-07	E421	14-Jul-2024	23-Jul-2024	180 days	9 days	✓	23-Jul-2024	180 days	9 days	✓

Matrix: **Water**

Evaluation: × = Holding time exceedance ; ✓ = Within Holding Time

Analyte Group : Analytical Method / Container / Client Sample ID(s)	Method	Sampling Date	Extraction / Preparation				Analysis			
			Preparation Date	Holding Times Rec	Holding Times Actual	Eval	Analysis Date	Holding Times Rec	Holding Times Actual	Eval
Dissolved Metals : Dissolved Metals in Water by CRC ICPMS										
HDPE dissolved (nitric acid) FLB-08	E421	14-Jul-2024	23-Jul-2024	180 days	9 days	✓	23-Jul-2024	180 days	9 days	✓
Dissolved Metals : Dissolved Metals in Water by CRC ICPMS										
HDPE dissolved (nitric acid) FLB-09	E421	14-Jul-2024	23-Jul-2024	180 days	9 days	✓	23-Jul-2024	180 days	9 days	✓
Dissolved Metals : Dissolved Metals in Water by CRC ICPMS										
HDPE dissolved (nitric acid) FLB-10	E421	14-Jul-2024	23-Jul-2024	180 days	9 days	✓	23-Jul-2024	180 days	9 days	✓
Dissolved Metals : Dissolved Metals in Water by CRC ICPMS										
HDPE dissolved (nitric acid) FLB-11	E421	14-Jul-2024	23-Jul-2024	180 days	9 days	✓	23-Jul-2024	180 days	9 days	✓
Dissolved Metals : Dissolved Metals in Water by CRC ICPMS										
HDPE dissolved (nitric acid) FLB-12	E421	14-Jul-2024	23-Jul-2024	180 days	9 days	✓	23-Jul-2024	180 days	9 days	✓
Dissolved Metals : Dissolved Metals in Water by CRC ICPMS										
HDPE dissolved (nitric acid) FLB-13	E421	14-Jul-2024	23-Jul-2024	180 days	9 days	✓	23-Jul-2024	180 days	9 days	✓
Dissolved Metals : Dissolved Metals in Water by CRC ICPMS										
HDPE dissolved (nitric acid) FLB-14	E421	14-Jul-2024	23-Jul-2024	180 days	9 days	✓	23-Jul-2024	180 days	9 days	✓
Dissolved Metals : Dissolved Phosphorus in Water by CRC-ICPMS (Low level)										
HDPE dissolved (nitric acid) FLB-15	E421.P-L	14-Jul-2024	24-Jul-2024	180 days	10 days	✓	24-Jul-2024	180 days	10 days	✓
Dissolved Metals : Dissolved Phosphorus in Water by CRC-ICPMS (Low level)										
HDPE dissolved (nitric acid) FLB-BLANK	E421.P-L	14-Jul-2024	24-Jul-2024	180 days	10 days	✓	24-Jul-2024	180 days	10 days	✓

Matrix: **Water**

Evaluation: × = Holding time exceedance ; ✓ = Within Holding Time

Analyte Group : Analytical Method / Container / Client Sample ID(s)	Method	Sampling Date	Extraction / Preparation				Analysis			
			Preparation Date	Holding Times Rec	Holding Times Actual	Eval	Analysis Date	Holding Times Rec	Holding Times Actual	Eval
Dissolved Metals : Dissolved Phosphorus in Water by CRC-ICPMS (Low level)										
HDPE dissolved (nitric acid)										
FLB-DUPLICATE	E421.P-L	14-Jul-2024	24-Jul-2024	180 days	10 days	✓	24-Jul-2024	180 days	10 days	✓
Dissolved Metals : Dissolved Phosphorus in Water by CRC-ICPMS (Low level)										
HDPE dissolved (nitric acid)										
FLB-01	E421.P-L	14-Jul-2024	23-Jul-2024	180 days	9 days	✓	23-Jul-2024	180 days	9 days	✓
Dissolved Metals : Dissolved Phosphorus in Water by CRC-ICPMS (Low level)										
HDPE dissolved (nitric acid)										
FLB-02	E421.P-L	14-Jul-2024	23-Jul-2024	180 days	9 days	✓	23-Jul-2024	180 days	9 days	✓
Dissolved Metals : Dissolved Phosphorus in Water by CRC-ICPMS (Low level)										
HDPE dissolved (nitric acid)										
FLB-03	E421.P-L	14-Jul-2024	23-Jul-2024	180 days	9 days	✓	23-Jul-2024	180 days	9 days	✓
Dissolved Metals : Dissolved Phosphorus in Water by CRC-ICPMS (Low level)										
HDPE dissolved (nitric acid)										
FLB-04	E421.P-L	14-Jul-2024	23-Jul-2024	180 days	9 days	✓	23-Jul-2024	180 days	9 days	✓
Dissolved Metals : Dissolved Phosphorus in Water by CRC-ICPMS (Low level)										
HDPE dissolved (nitric acid)										
FLB-05	E421.P-L	14-Jul-2024	23-Jul-2024	180 days	9 days	✓	23-Jul-2024	180 days	9 days	✓
Dissolved Metals : Dissolved Phosphorus in Water by CRC-ICPMS (Low level)										
HDPE dissolved (nitric acid)										
FLB-06	E421.P-L	14-Jul-2024	23-Jul-2024	180 days	9 days	✓	23-Jul-2024	180 days	9 days	✓
Dissolved Metals : Dissolved Phosphorus in Water by CRC-ICPMS (Low level)										
HDPE dissolved (nitric acid)										
FLB-07	E421.P-L	14-Jul-2024	23-Jul-2024	180 days	9 days	✓	23-Jul-2024	180 days	9 days	✓
Dissolved Metals : Dissolved Phosphorus in Water by CRC-ICPMS (Low level)										
HDPE dissolved (nitric acid)										
FLB-08	E421.P-L	14-Jul-2024	23-Jul-2024	180 days	9 days	✓	23-Jul-2024	180 days	9 days	✓

Matrix: **Water**

Evaluation: × = Holding time exceedance ; ✓ = Within Holding Time

Analyte Group : Analytical Method / Container / Client Sample ID(s)	Method	Sampling Date	Extraction / Preparation				Analysis			
			Preparation Date	Holding Times Rec	Holding Times Actual	Eval	Analysis Date	Holding Times Rec	Holding Times Actual	Eval
Dissolved Metals : Dissolved Phosphorus in Water by CRC-ICPMS (Low level)										
HDPE dissolved (nitric acid) FLB-09	E421.P-L	14-Jul-2024	23-Jul-2024	180 days	9 days	✓	23-Jul-2024	180 days	9 days	✓
Dissolved Metals : Dissolved Phosphorus in Water by CRC-ICPMS (Low level)										
HDPE dissolved (nitric acid) FLB-10	E421.P-L	14-Jul-2024	23-Jul-2024	180 days	9 days	✓	23-Jul-2024	180 days	9 days	✓
Dissolved Metals : Dissolved Phosphorus in Water by CRC-ICPMS (Low level)										
HDPE dissolved (nitric acid) FLB-11	E421.P-L	14-Jul-2024	23-Jul-2024	180 days	9 days	✓	23-Jul-2024	180 days	9 days	✓
Dissolved Metals : Dissolved Phosphorus in Water by CRC-ICPMS (Low level)										
HDPE dissolved (nitric acid) FLB-12	E421.P-L	14-Jul-2024	23-Jul-2024	180 days	9 days	✓	23-Jul-2024	180 days	9 days	✓
Dissolved Metals : Dissolved Phosphorus in Water by CRC-ICPMS (Low level)										
HDPE dissolved (nitric acid) FLB-13	E421.P-L	14-Jul-2024	23-Jul-2024	180 days	9 days	✓	23-Jul-2024	180 days	9 days	✓
Dissolved Metals : Dissolved Phosphorus in Water by CRC-ICPMS (Low level)										
HDPE dissolved (nitric acid) FLB-14	E421.P-L	14-Jul-2024	23-Jul-2024	180 days	9 days	✓	23-Jul-2024	180 days	9 days	✓
Physical Tests : Acidity by Titration										
HDPE [ON MECP] FLB-01	E283	14-Jul-2024	18-Jul-2024	14 days	4 days	✓	19-Jul-2024	14 days	5 days	✓
Physical Tests : Acidity by Titration										
HDPE [ON MECP] FLB-02	E283	14-Jul-2024	18-Jul-2024	14 days	4 days	✓	19-Jul-2024	14 days	5 days	✓
Physical Tests : Acidity by Titration										
HDPE [ON MECP] FLB-03	E283	14-Jul-2024	18-Jul-2024	14 days	4 days	✓	19-Jul-2024	14 days	5 days	✓

Matrix: **Water**

Evaluation: × = Holding time exceedance ; ✓ = Within Holding Time

Analyte Group : Analytical Method / Container / Client Sample ID(s)	Method	Sampling Date	Extraction / Preparation				Analysis			
			Preparation Date	Holding Times Rec	Holding Times Actual	Eval	Analysis Date	Holding Times Rec	Holding Times Actual	Eval
Physical Tests : Acidity by Titration										
HDPE [ON MECP] FLB-04	E283	14-Jul-2024	18-Jul-2024	14 days	4 days	✓	19-Jul-2024	14 days	5 days	✓
Physical Tests : Acidity by Titration										
HDPE [ON MECP] FLB-05	E283	14-Jul-2024	18-Jul-2024	14 days	4 days	✓	19-Jul-2024	14 days	5 days	✓
Physical Tests : Acidity by Titration										
HDPE [ON MECP] FLB-06	E283	14-Jul-2024	18-Jul-2024	14 days	4 days	✓	19-Jul-2024	14 days	5 days	✓
Physical Tests : Acidity by Titration										
HDPE [ON MECP] FLB-07	E283	14-Jul-2024	18-Jul-2024	14 days	4 days	✓	19-Jul-2024	14 days	5 days	✓
Physical Tests : Acidity by Titration										
HDPE [ON MECP] FLB-08	E283	14-Jul-2024	18-Jul-2024	14 days	4 days	✓	19-Jul-2024	14 days	5 days	✓
Physical Tests : Acidity by Titration										
HDPE [ON MECP] FLB-09	E283	14-Jul-2024	18-Jul-2024	14 days	4 days	✓	19-Jul-2024	14 days	5 days	✓
Physical Tests : Acidity by Titration										
HDPE [ON MECP] FLB-10	E283	14-Jul-2024	18-Jul-2024	14 days	4 days	✓	19-Jul-2024	14 days	5 days	✓
Physical Tests : Acidity by Titration										
HDPE [ON MECP] FLB-11	E283	14-Jul-2024	18-Jul-2024	14 days	4 days	✓	19-Jul-2024	14 days	5 days	✓
Physical Tests : Acidity by Titration										
HDPE [ON MECP] FLB-12	E283	14-Jul-2024	18-Jul-2024	14 days	4 days	✓	19-Jul-2024	14 days	5 days	✓

Matrix: **Water**

Evaluation: × = Holding time exceedance ; ✓ = Within Holding Time

Analyte Group : Analytical Method / Container / Client Sample ID(s)	Method	Sampling Date	Extraction / Preparation				Analysis			
			Preparation Date	Holding Times Rec	Holding Times Actual	Eval	Analysis Date	Holding Times Rec	Holding Times Actual	Eval
Physical Tests : Acidity by Titration										
HDPE [ON MECP] FLB-13	E283	14-Jul-2024	18-Jul-2024	14 days	4 days	✓	19-Jul-2024	14 days	5 days	✓
Physical Tests : Acidity by Titration										
HDPE [ON MECP] FLB-14	E283	14-Jul-2024	18-Jul-2024	14 days	4 days	✓	19-Jul-2024	14 days	5 days	✓
Physical Tests : Acidity by Titration										
HDPE [ON MECP] FLB-15	E283	14-Jul-2024	18-Jul-2024	14 days	4 days	✓	19-Jul-2024	14 days	5 days	✓
Physical Tests : Acidity by Titration										
HDPE [ON MECP] FLB-BLANK	E283	14-Jul-2024	18-Jul-2024	14 days	4 days	✓	19-Jul-2024	14 days	5 days	✓
Physical Tests : Acidity by Titration										
HDPE [ON MECP] FLB-DUPLICATE	E283	14-Jul-2024	18-Jul-2024	14 days	4 days	✓	19-Jul-2024	14 days	5 days	✓
Physical Tests : Alkalinity Species by Titration										
HDPE [ON MECP] FLB-01	E290	14-Jul-2024	16-Jul-2024	14 days	2 days	✓	16-Jul-2024	14 days	2 days	✓
Physical Tests : Alkalinity Species by Titration										
HDPE [ON MECP] FLB-02	E290	14-Jul-2024	16-Jul-2024	14 days	2 days	✓	16-Jul-2024	14 days	2 days	✓
Physical Tests : Alkalinity Species by Titration										
HDPE [ON MECP] FLB-03	E290	14-Jul-2024	16-Jul-2024	14 days	2 days	✓	16-Jul-2024	14 days	2 days	✓
Physical Tests : Alkalinity Species by Titration										
HDPE [ON MECP] FLB-04	E290	14-Jul-2024	16-Jul-2024	14 days	2 days	✓	16-Jul-2024	14 days	2 days	✓

Matrix: **Water**

Evaluation: × = Holding time exceedance ; ✓ = Within Holding Time

Analyte Group : Analytical Method / Container / Client Sample ID(s)	Method	Sampling Date	Extraction / Preparation				Analysis			
			Preparation Date	Holding Times Rec	Holding Times Actual	Eval	Analysis Date	Holding Times Rec	Holding Times Actual	Eval
Physical Tests : Alkalinity Species by Titration										
HDPE [ON MECP] FLB-05	E290	14-Jul-2024	16-Jul-2024	14 days	2 days	✓	16-Jul-2024	14 days	2 days	✓
Physical Tests : Alkalinity Species by Titration										
HDPE [ON MECP] FLB-06	E290	14-Jul-2024	16-Jul-2024	14 days	2 days	✓	16-Jul-2024	14 days	2 days	✓
Physical Tests : Alkalinity Species by Titration										
HDPE [ON MECP] FLB-07	E290	14-Jul-2024	16-Jul-2024	14 days	2 days	✓	16-Jul-2024	14 days	2 days	✓
Physical Tests : Alkalinity Species by Titration										
HDPE [ON MECP] FLB-08	E290	14-Jul-2024	16-Jul-2024	14 days	2 days	✓	16-Jul-2024	14 days	2 days	✓
Physical Tests : Alkalinity Species by Titration										
HDPE [ON MECP] FLB-09	E290	14-Jul-2024	16-Jul-2024	14 days	2 days	✓	16-Jul-2024	14 days	2 days	✓
Physical Tests : Alkalinity Species by Titration										
HDPE [ON MECP] FLB-10	E290	14-Jul-2024	16-Jul-2024	14 days	2 days	✓	16-Jul-2024	14 days	2 days	✓
Physical Tests : Alkalinity Species by Titration										
HDPE [ON MECP] FLB-11	E290	14-Jul-2024	16-Jul-2024	14 days	2 days	✓	16-Jul-2024	14 days	2 days	✓
Physical Tests : Alkalinity Species by Titration										
HDPE [ON MECP] FLB-12	E290	14-Jul-2024	16-Jul-2024	14 days	2 days	✓	16-Jul-2024	14 days	2 days	✓
Physical Tests : Alkalinity Species by Titration										
HDPE [ON MECP] FLB-13	E290	14-Jul-2024	16-Jul-2024	14 days	2 days	✓	16-Jul-2024	14 days	2 days	✓

Matrix: **Water**

Evaluation: × = Holding time exceedance ; ✓ = Within Holding Time

Analyte Group : Analytical Method / Container / Client Sample ID(s)	Method	Sampling Date	Extraction / Preparation				Analysis			
			Preparation Date	Holding Times Rec	Holding Times Actual	Eval	Analysis Date	Holding Times Rec	Holding Times Actual	Eval
Physical Tests : Alkalinity Species by Titration										
HDPE [ON MECP] FLB-14	E290	14-Jul-2024	16-Jul-2024	14 days	2 days	✓	16-Jul-2024	14 days	2 days	✓
Physical Tests : Alkalinity Species by Titration										
HDPE [ON MECP] FLB-15	E290	14-Jul-2024	16-Jul-2024	14 days	2 days	✓	16-Jul-2024	14 days	2 days	✓
Physical Tests : Alkalinity Species by Titration										
HDPE [ON MECP] FLB-BLANK	E290	14-Jul-2024	16-Jul-2024	14 days	2 days	✓	16-Jul-2024	14 days	2 days	✓
Physical Tests : Alkalinity Species by Titration										
HDPE [ON MECP] FLB-DUPLICATE	E290	14-Jul-2024	16-Jul-2024	14 days	2 days	✓	16-Jul-2024	14 days	2 days	✓
Physical Tests : Conductivity in Water										
HDPE [ON MECP] FLB-01	E100	14-Jul-2024	16-Jul-2024	28 days	2 days	✓	16-Jul-2024	28 days	2 days	✓
Physical Tests : Conductivity in Water										
HDPE [ON MECP] FLB-02	E100	14-Jul-2024	16-Jul-2024	28 days	2 days	✓	16-Jul-2024	28 days	2 days	✓
Physical Tests : Conductivity in Water										
HDPE [ON MECP] FLB-03	E100	14-Jul-2024	16-Jul-2024	28 days	2 days	✓	16-Jul-2024	28 days	2 days	✓
Physical Tests : Conductivity in Water										
HDPE [ON MECP] FLB-04	E100	14-Jul-2024	16-Jul-2024	28 days	2 days	✓	16-Jul-2024	28 days	2 days	✓
Physical Tests : Conductivity in Water										
HDPE [ON MECP] FLB-05	E100	14-Jul-2024	16-Jul-2024	28 days	2 days	✓	16-Jul-2024	28 days	2 days	✓

Matrix: **Water**

Evaluation: × = Holding time exceedance ; ✓ = Within Holding Time

Analyte Group : Analytical Method / Container / Client Sample ID(s)	Method	Sampling Date	Extraction / Preparation				Analysis			
			Preparation Date	Holding Times Rec	Holding Times Actual	Eval	Analysis Date	Holding Times Rec	Holding Times Actual	Eval
Physical Tests : Conductivity in Water										
HDPE [ON MECP] FLB-06	E100	14-Jul-2024	16-Jul-2024	28 days	2 days	✓	16-Jul-2024	28 days	2 days	✓
Physical Tests : Conductivity in Water										
HDPE [ON MECP] FLB-07	E100	14-Jul-2024	16-Jul-2024	28 days	2 days	✓	16-Jul-2024	28 days	2 days	✓
Physical Tests : Conductivity in Water										
HDPE [ON MECP] FLB-08	E100	14-Jul-2024	16-Jul-2024	28 days	2 days	✓	16-Jul-2024	28 days	2 days	✓
Physical Tests : Conductivity in Water										
HDPE [ON MECP] FLB-09	E100	14-Jul-2024	16-Jul-2024	28 days	2 days	✓	16-Jul-2024	28 days	2 days	✓
Physical Tests : Conductivity in Water										
HDPE [ON MECP] FLB-10	E100	14-Jul-2024	16-Jul-2024	28 days	2 days	✓	16-Jul-2024	28 days	2 days	✓
Physical Tests : Conductivity in Water										
HDPE [ON MECP] FLB-11	E100	14-Jul-2024	16-Jul-2024	28 days	2 days	✓	16-Jul-2024	28 days	2 days	✓
Physical Tests : Conductivity in Water										
HDPE [ON MECP] FLB-12	E100	14-Jul-2024	16-Jul-2024	28 days	2 days	✓	16-Jul-2024	28 days	2 days	✓
Physical Tests : Conductivity in Water										
HDPE [ON MECP] FLB-13	E100	14-Jul-2024	16-Jul-2024	28 days	2 days	✓	16-Jul-2024	28 days	2 days	✓
Physical Tests : Conductivity in Water										
HDPE [ON MECP] FLB-14	E100	14-Jul-2024	16-Jul-2024	28 days	2 days	✓	16-Jul-2024	28 days	2 days	✓

Matrix: **Water**

Evaluation: × = Holding time exceedance ; ✓ = Within Holding Time

Analyte Group : Analytical Method / Container / Client Sample ID(s)	Method	Sampling Date	Extraction / Preparation				Analysis			
			Preparation Date	Holding Times Rec	Holding Times Actual	Eval	Analysis Date	Holding Times Rec	Holding Times Actual	Eval
Physical Tests : Conductivity in Water										
HDPE [ON MECP] FLB-15	E100	14-Jul-2024	16-Jul-2024	28 days	2 days	✓	16-Jul-2024	28 days	2 days	✓
Physical Tests : Conductivity in Water										
HDPE [ON MECP] FLB-BLANK	E100	14-Jul-2024	16-Jul-2024	28 days	2 days	✓	16-Jul-2024	28 days	2 days	✓
Physical Tests : Conductivity in Water										
HDPE [ON MECP] FLB-DUPLICATE	E100	14-Jul-2024	16-Jul-2024	28 days	2 days	✓	16-Jul-2024	28 days	2 days	✓
Physical Tests : pH by Meter										
HDPE [ON MECP] FLB-01	E108	14-Jul-2024	16-Jul-2024	14 days	2 days	✓	16-Jul-2024	14 days	2 days	✓
Physical Tests : pH by Meter										
HDPE [ON MECP] FLB-02	E108	14-Jul-2024	16-Jul-2024	14 days	2 days	✓	16-Jul-2024	14 days	2 days	✓
Physical Tests : pH by Meter										
HDPE [ON MECP] FLB-03	E108	14-Jul-2024	16-Jul-2024	14 days	2 days	✓	16-Jul-2024	14 days	2 days	✓
Physical Tests : pH by Meter										
HDPE [ON MECP] FLB-04	E108	14-Jul-2024	16-Jul-2024	14 days	2 days	✓	16-Jul-2024	14 days	2 days	✓
Physical Tests : pH by Meter										
HDPE [ON MECP] FLB-05	E108	14-Jul-2024	16-Jul-2024	14 days	2 days	✓	16-Jul-2024	14 days	2 days	✓
Physical Tests : pH by Meter										
HDPE [ON MECP] FLB-06	E108	14-Jul-2024	16-Jul-2024	14 days	2 days	✓	16-Jul-2024	14 days	2 days	✓

Matrix: **Water**

Evaluation: × = Holding time exceedance ; ✓ = Within Holding Time

Analyte Group : Analytical Method / Container / Client Sample ID(s)	Method	Sampling Date	Extraction / Preparation				Analysis			
			Preparation Date	Holding Times Rec	Holding Times Actual	Eval	Analysis Date	Holding Times Rec	Holding Times Actual	Eval
Physical Tests : pH by Meter										
HDPE [ON MECP] FLB-07	E108	14-Jul-2024	16-Jul-2024	14 days	2 days	✓	16-Jul-2024	14 days	2 days	✓
Physical Tests : pH by Meter										
HDPE [ON MECP] FLB-08	E108	14-Jul-2024	16-Jul-2024	14 days	2 days	✓	16-Jul-2024	14 days	2 days	✓
Physical Tests : pH by Meter										
HDPE [ON MECP] FLB-09	E108	14-Jul-2024	16-Jul-2024	14 days	2 days	✓	16-Jul-2024	14 days	2 days	✓
Physical Tests : pH by Meter										
HDPE [ON MECP] FLB-10	E108	14-Jul-2024	16-Jul-2024	14 days	2 days	✓	16-Jul-2024	14 days	2 days	✓
Physical Tests : pH by Meter										
HDPE [ON MECP] FLB-11	E108	14-Jul-2024	16-Jul-2024	14 days	2 days	✓	16-Jul-2024	14 days	2 days	✓
Physical Tests : pH by Meter										
HDPE [ON MECP] FLB-12	E108	14-Jul-2024	16-Jul-2024	14 days	2 days	✓	16-Jul-2024	14 days	2 days	✓
Physical Tests : pH by Meter										
HDPE [ON MECP] FLB-13	E108	14-Jul-2024	16-Jul-2024	14 days	2 days	✓	16-Jul-2024	14 days	2 days	✓
Physical Tests : pH by Meter										
HDPE [ON MECP] FLB-14	E108	14-Jul-2024	16-Jul-2024	14 days	2 days	✓	16-Jul-2024	14 days	2 days	✓
Physical Tests : pH by Meter										
HDPE [ON MECP] FLB-15	E108	14-Jul-2024	16-Jul-2024	14 days	2 days	✓	16-Jul-2024	14 days	2 days	✓

Matrix: **Water**

Evaluation: × = Holding time exceedance ; ✓ = Within Holding Time

Analyte Group : Analytical Method / Container / Client Sample ID(s)	Method	Sampling Date	Extraction / Preparation				Analysis			
			Preparation Date	Holding Times Rec	Holding Times Actual	Eval	Analysis Date	Holding Times Rec	Holding Times Actual	Eval
Physical Tests : pH by Meter										
HDPE [ON MECP] FLB-BLANK	E108	14-Jul-2024	16-Jul-2024	14 days	2 days	✓	16-Jul-2024	14 days	2 days	✓
Physical Tests : pH by Meter										
HDPE [ON MECP] FLB-DUPLICATE	E108	14-Jul-2024	16-Jul-2024	14 days	2 days	✓	16-Jul-2024	14 days	2 days	✓
Physical Tests : TDS by Gravimetry (Low Level)										
HDPE [ON MECP] FLB-01	E162-L	14-Jul-2024	----	----	----		17-Jul-2024	7 days	3 days	✓
Physical Tests : TDS by Gravimetry (Low Level)										
HDPE [ON MECP] FLB-02	E162-L	14-Jul-2024	----	----	----		17-Jul-2024	7 days	3 days	✓
Physical Tests : TDS by Gravimetry (Low Level)										
HDPE [ON MECP] FLB-03	E162-L	14-Jul-2024	----	----	----		17-Jul-2024	7 days	3 days	✓
Physical Tests : TDS by Gravimetry (Low Level)										
HDPE [ON MECP] FLB-04	E162-L	14-Jul-2024	----	----	----		17-Jul-2024	7 days	3 days	✓
Physical Tests : TDS by Gravimetry (Low Level)										
HDPE [ON MECP] FLB-05	E162-L	14-Jul-2024	----	----	----		17-Jul-2024	7 days	3 days	✓
Physical Tests : TDS by Gravimetry (Low Level)										
HDPE [ON MECP] FLB-06	E162-L	14-Jul-2024	----	----	----		17-Jul-2024	7 days	3 days	✓
Physical Tests : TDS by Gravimetry (Low Level)										
HDPE [ON MECP] FLB-07	E162-L	14-Jul-2024	----	----	----		17-Jul-2024	7 days	3 days	✓

Matrix: **Water**

Evaluation: × = Holding time exceedance ; ✓ = Within Holding Time

Analyte Group : Analytical Method / Container / Client Sample ID(s)	Method	Sampling Date	Extraction / Preparation				Analysis			
			Preparation Date	Holding Times Rec	Holding Times Actual	Eval	Analysis Date	Holding Times Rec	Holding Times Actual	Eval
Physical Tests : TDS by Gravimetry (Low Level)										
HDPE [ON MECP] FLB-08	E162-L	14-Jul-2024	----	----	----		17-Jul-2024	7 days	3 days	✓
Physical Tests : TDS by Gravimetry (Low Level)										
HDPE [ON MECP] FLB-09	E162-L	14-Jul-2024	----	----	----		17-Jul-2024	7 days	3 days	✓
Physical Tests : TDS by Gravimetry (Low Level)										
HDPE [ON MECP] FLB-10	E162-L	14-Jul-2024	----	----	----		17-Jul-2024	7 days	3 days	✓
Physical Tests : TDS by Gravimetry (Low Level)										
HDPE [ON MECP] FLB-11	E162-L	14-Jul-2024	----	----	----		17-Jul-2024	7 days	3 days	✓
Physical Tests : TDS by Gravimetry (Low Level)										
HDPE [ON MECP] FLB-12	E162-L	14-Jul-2024	----	----	----		17-Jul-2024	7 days	3 days	✓
Physical Tests : TDS by Gravimetry (Low Level)										
HDPE [ON MECP] FLB-13	E162-L	14-Jul-2024	----	----	----		17-Jul-2024	7 days	3 days	✓
Physical Tests : TDS by Gravimetry (Low Level)										
HDPE [ON MECP] FLB-14	E162-L	14-Jul-2024	----	----	----		17-Jul-2024	7 days	3 days	✓
Physical Tests : TDS by Gravimetry (Low Level)										
HDPE [ON MECP] FLB-15	E162-L	14-Jul-2024	----	----	----		17-Jul-2024	7 days	3 days	✓
Physical Tests : TDS by Gravimetry (Low Level)										
HDPE [ON MECP] FLB-BLANK	E162-L	14-Jul-2024	----	----	----		17-Jul-2024	7 days	3 days	✓

Matrix: **Water**

Evaluation: × = Holding time exceedance ; ✓ = Within Holding Time

Analyte Group : Analytical Method / Container / Client Sample ID(s)	Method	Sampling Date	Extraction / Preparation				Analysis			
			Preparation Date	Holding Times Rec	Holding Times Actual	Eval	Analysis Date	Holding Times Rec	Holding Times Actual	Eval
Physical Tests : TDS by Gravimetry (Low Level)										
HDPE [ON MECP]										
FLB-DUPLICATE	E162-L	14-Jul-2024	----	----	----		17-Jul-2024	7 days	3 days	✓

Legend & Qualifier Definitions

Rec. HT: ALS recommended hold time (see units).

Quality Control Parameter Frequency Compliance

The following report summarizes the frequency of laboratory QC samples analyzed within the analytical batches (QC lots) in which the submitted samples were processed. The actual frequency should be greater than or equal to the expected frequency.

Matrix: **Water**

Evaluation: × = QC frequency outside specification; ✓ = QC frequency within specification.

Quality Control Sample Type			Count		Frequency (%)		
Analytical Methods	*Method*	*QC Lot #*	*QC*	*Regular*	*Actual*	*Expected*	*Evaluation*
Laboratory Duplicates (DUP)							
Acidity by Titration	E283	1551983	1	17	5.8	5.0	✓
Alkalinity Species by Titration	E290	1548706	2	28	7.1	5.0	✓
Chloride in Water by IC (Low Level)	E235.Cl-L	1547393	1	17	5.8	5.0	✓
Conductivity in Water	E100	1548705	2	21	9.5	5.0	✓
Dissolved Mercury in Water by CVAAS	E509	1554450	2	40	5.0	5.0	✓
Dissolved Metals in Water by CRC ICPMS	E421	1560413	2	40	5.0	5.0	✓
Dissolved Phosphorus in Water by CRC-ICPMS (Low level)	E421.P-L	1560414	0	30	0.0	5.0	×
Fluoride in Water by IC	E235.F	1547392	2	29	6.9	5.0	✓
pH by Meter	E108	1548704	2	27	7.4	5.0	✓
Sulfate in Water by IC	E235.SO4	1547389	2	28	7.1	5.0	✓
TDS by Gravimetry (Low Level)	E162-L	1548742	2	40	5.0	5.0	✓
Total Phosphorus by Colourimetry (0.002 mg/L)	E372-U	1550929	2	40	5.0	5.0	✓
Laboratory Control Samples (LCS)							
Acidity by Titration	E283	1551983	1	17	5.8	5.0	✓
Alkalinity Species by Titration	E290	1548706	2	28	7.1	5.0	✓
Chloride in Water by IC (Low Level)	E235.Cl-L	1547393	2	17	11.7	5.0	✓
Conductivity in Water	E100	1548705	2	21	9.5	5.0	✓
Dissolved Mercury in Water by CVAAS	E509	1554450	2	40	5.0	5.0	✓
Dissolved Metals in Water by CRC ICPMS	E421	1560413	2	40	5.0	5.0	✓
Dissolved Phosphorus in Water by CRC-ICPMS (Low level)	E421.P-L	1560414	2	30	6.6	5.0	✓
Fluoride in Water by IC	E235.F	1547392	2	29	6.9	5.0	✓
pH by Meter	E108	1548704	2	27	7.4	5.0	✓
Sulfate in Water by IC	E235.SO4	1547389	2	28	7.1	5.0	✓
TDS by Gravimetry (Low Level)	E162-L	1548742	2	40	5.0	5.0	✓
Total Phosphorus by Colourimetry (0.002 mg/L)	E372-U	1550929	2	40	5.0	5.0	✓
Method Blanks (MB)							
Acidity by Titration	E283	1551983	1	17	5.8	5.0	✓
Alkalinity Species by Titration	E290	1548706	2	28	7.1	5.0	✓
Chloride in Water by IC (Low Level)	E235.Cl-L	1547393	2	17	11.7	5.0	✓
Conductivity in Water	E100	1548705	2	21	9.5	5.0	✓
Dissolved Mercury in Water by CVAAS	E509	1554450	2	40	5.0	5.0	✓
Dissolved Metals in Water by CRC ICPMS	E421	1560413	2	40	5.0	5.0	✓
Dissolved Phosphorus in Water by CRC-ICPMS (Low level)	E421.P-L	1560414	2	30	6.6	5.0	✓
Fluoride in Water by IC	E235.F	1547392	2	29	6.9	5.0	✓
Sulfate in Water by IC	E235.SO4	1547389	2	28	7.1	5.0	✓

Matrix: **Water**

Evaluation: ✗ = *QC frequency outside specification*; ✓ = *QC frequency within specification.*

Quality Control Sample Type			Count		Frequency (%)		
Analytical Methods	*Method*	*QC Lot #*	*QC*	*Regular*	*Actual*	*Expected*	*Evaluation*
Method Blanks (MB) - Continued							
TDS by Gravimetry (Low Level)	E162-L	1548742	2	40	5.0	5.0	✓
Total Phosphorus by Colourimetry (0.002 mg/L)	E372-U	1550929	2	40	5.0	5.0	✓
Matrix Spikes (MS)							
Chloride in Water by IC (Low Level)	E235.Cl-L	1547393	1	17	5.8	5.0	✓
Dissolved Mercury in Water by CVAAS	E509	1554450	2	40	5.0	5.0	✓
Dissolved Metals in Water by CRC ICPMS	E421	1560413	2	40	5.0	5.0	✓
Dissolved Phosphorus in Water by CRC-ICPMS (Low level)	E421.P-L	1560414	0	30	0.0	5.0	✗
Fluoride in Water by IC	E235.F	1547392	2	29	6.9	5.0	✓
Sulfate in Water by IC	E235.SO4	1547389	2	28	7.1	5.0	✓
Total Phosphorus by Colourimetry (0.002 mg/L)	E372-U	1550929	2	40	5.0	5.0	✓

Methodology References and Summaries

The analytical methods used by ALS are developed using internationally recognized reference methods (where available), such as those published by US EPA, APHA Standard Methods, ASTM, ISO, Environment Canada, BC MOE, and Ontario MOE. Reference methods may incorporate modifications to improve performance (indicated by "mod").

Analytical Methods	Method / Lab	Matrix	Method Reference	Method Descriptions
Conductivity in Water	E100 ALS Environmental - Winnipeg	Water	APHA 2510 (mod)	Conductivity, also known as Electrical Conductivity (EC) or Specific Conductance, is measured by immersion of a conductivity cell with platinum electrodes into a water sample. Conductivity measurements are temperature-compensated to 25°C.
pH by Meter	E108 ALS Environmental - Winnipeg	Water	APHA 4500-H (mod)	pH is determined by potentiometric measurement with a pH electrode, and is conducted at ambient laboratory temperature (normally 20 ± 5°C). For high accuracy test results, pH should be measured in the field within the recommended 15 minute hold time.
TDS by Gravimetry (Low Level)	E162-L ALS Environmental - Winnipeg	Water	APHA 2540 C (mod)	Total Dissolved Solids (TDS) are determined by filtering a sample through a glass fibre filter, with evaporation of the filtrate at 180 ± 2°C for 16 hours or to constant weight, with gravimetric measurement of the residue.
Chloride in Water by IC (Low Level)	E235.Cl-L ALS Environmental - Winnipeg	Water	EPA 300.1 (mod)	Inorganic anions are analyzed by Ion Chromatography with conductivity and/or UV detection.
Fluoride in Water by IC	E235.F ALS Environmental - Winnipeg	Water	EPA 300.1 (mod)	Inorganic anions are analyzed by Ion Chromatography with conductivity and/or UV detection.
Sulfate in Water by IC	E235.SO4 ALS Environmental - Winnipeg	Water	EPA 300.1 (mod)	Inorganic anions are analyzed by Ion Chromatography with conductivity and/or UV detection.
Acidity by Titration	E283 ALS Environmental - Waterloo	Water	APHA 2310 B (mod)	Acidity is determined by potentiometric titration to pH endpoint of 8.3
Alkalinity Species by Titration	E290 ALS Environmental - Winnipeg	Water	APHA 2320 B (mod)	Total alkalinity is determined by potentiometric titration to a pH 4.5 endpoint. Bicarbonate, carbonate and hydroxide alkalinity are calculated from phenolphthalein alkalinity and total alkalinity values.
Total Phosphorus by Colourimetry (0.002 mg/L)	E372-U ALS Environmental - Winnipeg	Water	APHA 4500-P E (mod).	Total Phosphorus is determined colourimetrically using a discrete analyzer after heated persulfate digestion of the sample.

Analytical Methods	Method / Lab	Matrix	Method Reference	Method Descriptions
Dissolved Metals in Water by CRC ICPMS	E421 ALS Environmental - Winnipeg	Water	APHA 3030B/EPA 6020B (mod)	Water samples are filtered (0.45 um), preserved with nitric acid, and analyzed by Collision/Reaction Cell ICPMS. Method Limitation (re: Sulfur): Sulfide and volatile sulfur species may not be recovered by this method.
Dissolved Phosphorus in Water by CRC-ICPMS (Low level)	E421.P-L ALS Environmental - Winnipeg	Water	APHA 3030B/EPA 6020B (mod)	Water samples are filtered (0.45 um), preserved with nitric acid, and analyzed by Collision/Reaction Cell ICPMS.
Dissolved Mercury in Water by CVAAS	E509 ALS Environmental - Winnipeg	Water	APHA 3030B/EPA 1631E (mod)	Water samples are filtered (0.45 um), preserved with HCl, then undergo a cold-oxidation using bromine monochloride prior to reduction with stannous chloride, and analyzed by CVAAS.
Dissolved Hardness (Calculated)	EC100 ALS Environmental - Winnipeg	Water	APHA 2340B	"Hardness (as CaCO3), dissolved" is calculated from the sum of dissolved Calcium and Magnesium concentrations, expressed in CaCO3 equivalents. "Total Hardness" refers to the sum of Calcium and Magnesium Hardness. Hardness is normally or preferentially calculated from dissolved Calcium and Magnesium concentrations, because it is a property of water due to dissolved divalent cations.

Preparation Methods	Method / Lab	Matrix	Method Reference	Method Descriptions
Digestion for Total Phosphorus in water	EP372 ALS Environmental - Winnipeg	Water	APHA 4500-P E (mod).	Samples are heated with a persulfate digestion reagent.
Dissolved Metals Water Filtration	EP421 ALS Environmental - Winnipeg	Water	APHA 3030B	Water samples are filtered (0.45 um), and preserved with HNO3.
Dissolved Mercury Water Filtration	EP509 ALS Environmental - Winnipeg	Water	APHA 3030B	Water samples are filtered (0.45 um), and preserved with HCl.

ALS Canada Ltd.

right solutions.
right partner.

QUALITY CONTROL REPORT

Work Order	: **WP2417423**	Page	: 1 of 17
Amendment	: **1**		
Client	: Great Bear Resources Ltd	Laboratory	: ALS Environmental - Winnipeg
Contact	: Ashley Moncrief	Account Manager	: Judy Dalmaijer
Address	: Great Bear Resources Ltd. 117 Forestry Road Red Lake ON Canada P0V 2M0	Address	: 1329 Niakwa Road East, Unit 12 Winnipeg, Manitoba Canada R2J 3T4
Telephone	: 807 630 0203	Telephone	: +1 204 255 9720
Project	: PPR-022-3	Date Samples Received	: 16-Jul-2024 09:00
PO	: PPR-022-3	Date Analysis Commenced	: 16-Jul-2024
C-O-C number	: ----	Issue Date	: 26-Jul-2024 14:39
Sampler	: ----		
Site	: ----		
Quote number	: 2024 Standing offer_V2		
No. of samples received	: 18		
No. of samples analysed	: 18		

This report supersedes any previous report(s) with this reference. Results apply to the sample(s) as submitted. This document shall not be reproduced, except in full.

This Quality Control Report contains the following information:

- Laboratory Duplicate (DUP) Report; Relative Percent Difference (RPD) and Data Quality Objectives
- Matrix Spike (MS) Report; Recovery and Data Quality Objectives
- Method Blank (MB) Report; Recovery and Data Quality Objectives
- Laboratory Control Sample (LCS) Report; Recovery and Data Quality Objectives

Signatories

This document has been electronically signed by the authorized signatories below. Electronic signing is conducted in accordance with US FDA 21 CFR Part 11.

Signatories	*Position*	*Laboratory Department*
Lee McTavish		Winnipeg Inorganics, Winnipeg, Manitoba
Lee McTavish		Winnipeg Metals, Winnipeg, Manitoba
Leila Conyard	Lab Assistant	Winnipeg Metals, Winnipeg, Manitoba
Nik Perkio	Senior Analyst	Waterloo Inorganics, Waterloo, Ontario
Oleksandr Busel		Winnipeg Inorganics, Winnipeg, Manitoba
Oleksandr Busel		Winnipeg Metals, Winnipeg, Manitoba
Rhovee Guevarra		Winnipeg Inorganics, Winnipeg, Manitoba

General Comments

The ALS Quality Control (QC) report is optionally provided to ALS clients upon request. ALS test methods include comprehensive QC checks with every analysis to ensure our high standards of quality are met. Each QC result has a known or expected target value, which is compared against predetermined Data Quality Objectives (DQOs) to provide confidence in the accuracy of associated test results. This report contains detailed results for all QC results applicable to this sample submission. Please refer to the ALS Quality Control Interpretation report (QCI) for applicable method references and methodology summaries.

Key :

Anonymous = Refers to samples which are not part of this work order, but which formed part of the QC process lot.
CAS Number = Chemical Abstracts Service number is a unique identifier assigned to discrete substances.
DQO = Data Quality Objective.
LOR = Limit of Reporting (detection limit).
RPD = Relative Percent Difference
# = Indicates a QC result that did not meet the ALS DQO.

Workorder Comments

Holding times are displayed as "---" if no guidance exists from CCME, Canadian provinces, or broadly recognized international references.

Laboratory Duplicate (DUP) Report

A Laboratory Duplicate (DUP) is a randomly selected intralaboratory replicate sample. Laboratory Duplicates provide information regarding method precision and sample heterogeneity. ALS DQOs for Laboratory Duplicates are expressed as test-specific limits for Relative Percent Difference (RPD), or as an absolute difference limit of 2 times the LOR for low concentration duplicates within ~ 4-10 times the LOR (cut-off is test-specific).

Sub-Matrix: **Water**

					Laboratory Duplicate (DUP) Report						
Laboratory sample ID	*Client sample ID*	*Analyte*	*CAS Number*	*Method*	*LOR*	*Unit*	*Original Result*	*Duplicate Result*	*RPD(%) or Difference*	*Duplicate Limits*	*Qualifier*
Physical Tests (QC Lot: 1548704)											
WP2417392-001	Anonymous	pH	----	E108	0.10	pH units	8.10	8.06	0.495%	4%	----
Physical Tests (QC Lot: 1548705)											
WP2417392-001	Anonymous	Conductivity	----	E100	2.0	µS/cm	384	382	0.522%	10%	----
Physical Tests (QC Lot: 1548706)											
WP2417392-001	Anonymous	Alkalinity, total (as CaCO3)	----	E290	2.0	mg/L	111	110	1.09%	20%	----
Physical Tests (QC Lot: 1548724)											
WP2417423-007	FLB-07	pH	----	E108	0.10	pH units	6.75	6.79	0.591%	4%	----
Physical Tests (QC Lot: 1548725)											
WP2417423-007	FLB-07	Alkalinity, total (as CaCO3)	----	E290	1.0	mg/L	6.9	6.6	0.3	Diff <2x LOR	----
Physical Tests (QC Lot: 1548726)											
WP2417423-007	FLB-07	Conductivity	----	E100	1.0	µS/cm	79.1	78.7	0.507%	10%	----
Physical Tests (QC Lot: 1548742)											
WP2417360-001	Anonymous	Solids, total dissolved [TDS]	----	E162-L	10.0	mg/L	57.1	61.4	4.3	Diff <2x LOR	----
Physical Tests (QC Lot: 1548743)											
WP2417423-011	FLB-11	Solids, total dissolved [TDS]	----	E162-L	10.0	mg/L	38.4	42.1	3.7	Diff <2x LOR	----
Physical Tests (QC Lot: 1551983)											
WP2417423-001	FLB-01	Acidity (as CaCO3)	----	E283	2.0	mg/L	<2.0	<2.0	0	Diff <2x LOR	----
Anions and Nutrients (QC Lot: 1547389)											
WP2417360-001	Anonymous	Sulfate (as SO4)	14808-79-8	E235.SO4	0.30	mg/L	4.00	4.00	0.0738%	20%	----
Anions and Nutrients (QC Lot: 1547392)											
WP2417360-001	Anonymous	Fluoride	16984-48-8	E235.F	0.020	mg/L	0.069	0.069	0.00005	Diff <2x LOR	----
Anions and Nutrients (QC Lot: 1547687)											
WP2417423-008	FLB-08	Fluoride	16984-48-8	E235.F	0.020	mg/L	<0.020	<0.020	0	Diff <2x LOR	----
Anions and Nutrients (QC Lot: 1547688)											
WP2417423-008	FLB-08	Sulfate (as SO4)	14808-79-8	E235.SO4	0.30	mg/L	6.87	6.91	0.548%	20%	----
Anions and Nutrients (QC Lot: 1547689)											
WP2417423-008	FLB-08	Chloride	16887-00-6	E235.Cl-L	0.10	mg/L	0.17	0.18	0.004	Diff <2x LOR	----
Anions and Nutrients (QC Lot: 1550929)											
WP2417329-001	Anonymous	Phosphorus, total	7723-14-0	E372-U	0.0020	mg/L	0.0356	0.0353	0.987%	20%	----
Anions and Nutrients (QC Lot: 1550930)											

Sub-Matrix: **Water**

					Laboratory Duplicate (DUP) Report						
Laboratory sample ID	*Client sample ID*	*Analyte*	*CAS Number*	*Method*	*LOR*	*Unit*	*Original Result*	*Duplicate Result*	*RPD(%) or Difference*	*Duplicate Limits*	*Qualifier*
Anions and Nutrients (QC Lot: 1550930) - continued											
WP2417423-015	FLB-15	Phosphorus, total	7723-14-0	E372-U	0.0020	mg/L	0.0128	0.0138	0.0011	Diff <2x LOR	----
Dissolved Metals (QC Lot: 1554450)											
WP2417357-004	Anonymous	Mercury, dissolved	7439-97-6	E509	0.0000050	mg/L	<0.0000050	<0.0000050	0	Diff <2x LOR	----
Dissolved Metals (QC Lot: 1557524)											
WP2417423-006	FLB-06	Mercury, dissolved	7439-97-6	E509	0.0000050	mg/L	<0.0000050	<0.0000050	0	Diff <2x LOR	----
Dissolved Metals (QC Lot: 1560413)											
WP2417357-010	Anonymous	Aluminum, dissolved	7429-90-5	E421	0.0010	mg/L	0.0098	0.0096	0.0002	Diff <2x LOR	----
		Antimony, dissolved	7440-36-0	E421	0.00010	mg/L	<0.00010	<0.00010	0	Diff <2x LOR	----
		Arsenic, dissolved	7440-38-2	E421	0.00010	mg/L	0.00014	0.00012	0.00002	Diff <2x LOR	----
		Barium, dissolved	7440-39-3	E421	0.00010	mg/L	0.00368	0.00350	5.10%	20%	----
		Beryllium, dissolved	7440-41-7	E421	0.000020	mg/L	<0.000020	<0.000020	0	Diff <2x LOR	----
		Bismuth, dissolved	7440-69-9	E421	0.000050	mg/L	<0.000050	<0.000050	0	Diff <2x LOR	----
		Boron, dissolved	7440-42-8	E421	0.010	mg/L	<0.010	<0.010	0	Diff <2x LOR	----
		Cadmium, dissolved	7440-43-9	E421	0.0000050	mg/L	<0.0000050	<0.0000050	0	Diff <2x LOR	----
		Calcium, dissolved	7440-70-2	E421	0.050	mg/L	1.58	1.59	0.949%	20%	----
		Cesium, dissolved	7440-46-2	E421	0.000010	mg/L	<0.000010	<0.000010	0	Diff <2x LOR	----
		Chromium, dissolved	7440-47-3	E421	0.00050	mg/L	<0.00050	<0.00050	0	Diff <2x LOR	----
		Cobalt, dissolved	7440-48-4	E421	0.00010	mg/L	<0.00010	<0.00010	0	Diff <2x LOR	----
		Copper, dissolved	7440-50-8	E421	0.00020	mg/L	0.00025	0.00026	0.00001	Diff <2x LOR	----
		Iron, dissolved	7439-89-6	E421	0.010	mg/L	0.033	0.032	0.001	Diff <2x LOR	----
		Lead, dissolved	7439-92-1	E421	0.000050	mg/L	<0.000050	<0.000050	0	Diff <2x LOR	----
		Lithium, dissolved	7439-93-2	E421	0.0010	mg/L	<0.0010	<0.0010	0	Diff <2x LOR	----
		Magnesium, dissolved	7439-95-4	E421	0.0050	mg/L	0.611	0.610	0.126%	20%	----
		Manganese, dissolved	7439-96-5	E421	0.00010	mg/L	0.00218	0.00214	2.15%	20%	----
		Molybdenum, dissolved	7439-98-7	E421	0.000050	mg/L	<0.000050	<0.000050	0	Diff <2x LOR	----
		Nickel, dissolved	7440-02-0	E421	0.00050	mg/L	<0.00050	<0.00050	0	Diff <2x LOR	----
		Phosphorus, dissolved	7723-14-0	E421	0.050	mg/L	<0.050	<0.050	0	Diff <2x LOR	----
		Potassium, dissolved	7440-09-7	E421	0.050	mg/L	0.204	0.205	0.001	Diff <2x LOR	----
		Rubidium, dissolved	7440-17-7	E421	0.00020	mg/L	0.00070	0.00074	0.00004	Diff <2x LOR	----
		Selenium, dissolved	7782-49-2	E421	0.000050	mg/L	<0.000050	<0.000050	0	Diff <2x LOR	----
		Silicon, dissolved	7440-21-3	E421	0.050	mg/L	0.198	0.197	0.001	Diff <2x LOR	----
		Silver, dissolved	7440-22-4	E421	0.000010	mg/L	<0.000010	<0.000010	0	Diff <2x LOR	----
		Sodium, dissolved	7440-23-5	E421	0.050	mg/L	0.838	0.887	5.68%	20%	----
		Strontium, dissolved	7440-24-6	E421	0.00020	mg/L	0.00644	0.00635	1.34%	20%	----

Sub-Matrix: **Water**

					Laboratory Duplicate (DUP) Report						
Laboratory sample ID	*Client sample ID*	*Analyte*	*CAS Number*	*Method*	*LOR*	*Unit*	*Original Result*	*Duplicate Result*	*RPD(%) or Difference*	*Duplicate Limits*	*Qualifier*
Dissolved Metals (QC Lot: 1560413) - continued											
WP2417357-010	Anonymous	Sulfur, dissolved	7704-34-9	E421	0.50	mg/L	<0.50	<0.50	0	Diff <2x LOR	----
		Tellurium, dissolved	13494-80-9	E421	0.00020	mg/L	<0.00020	<0.00020	0	Diff <2x LOR	----
		Thallium, dissolved	7440-28-0	E421	0.000010	mg/L	<0.000010	<0.000010	0	Diff <2x LOR	----
		Thorium, dissolved	7440-29-1	E421	0.00010	mg/L	<0.00010	<0.00010	0	Diff <2x LOR	----
		Tin, dissolved	7440-31-5	E421	0.00010	mg/L	<0.00010	<0.00010	0	Diff <2x LOR	----
		Titanium, dissolved	7440-32-6	E421	0.00030	mg/L	<0.00030	<0.00030	0	Diff <2x LOR	----
		Tungsten, dissolved	7440-33-7	E421	0.00010	mg/L	<0.00010	<0.00010	0	Diff <2x LOR	----
		Uranium, dissolved	7440-61-1	E421	0.000010	mg/L	0.000020	0.000019	0.000001	Diff <2x LOR	----
		Vanadium, dissolved	7440-62-2	E421	0.00050	mg/L	<0.00050	<0.00050	0	Diff <2x LOR	----
		Zinc, dissolved	7440-66-6	E421	0.0010	mg/L	0.0027	0.0028	0.00005	Diff <2x LOR	----
		Zirconium, dissolved	7440-67-7	E421	0.00030	mg/L	<0.00030	<0.00030	0	Diff <2x LOR	----
Dissolved Metals (QC Lot: 1561799)											
WP2416541-001	Anonymous	Aluminum, dissolved	7429-90-5	E421	0.0010	mg/L	15.2 µg/L	0.0155	1.71%	20%	----
		Antimony, dissolved	7440-36-0	E421	0.00010	mg/L	<0.00010	<0.00010	0	Diff <2x LOR	----
		Arsenic, dissolved	7440-38-2	E421	0.00010	mg/L	0.00071	0.00074	0.00004	Diff <2x LOR	----
		Barium, dissolved	7440-39-3	E421	0.00010	mg/L	0.00883	0.00892	1.03%	20%	----
		Beryllium, dissolved	7440-41-7	E421	0.000020	mg/L	<0.000020	<0.000020	0	Diff <2x LOR	----
		Bismuth, dissolved	7440-69-9	E421	0.000050	mg/L	<0.000050	<0.000050	0	Diff <2x LOR	----
		Boron, dissolved	7440-42-8	E421	0.010	mg/L	<0.010	<0.010	0	Diff <2x LOR	----
		Cadmium, dissolved	7440-43-9	E421	0.0000050	mg/L	<0.0000050	<0.0000050	0	Diff <2x LOR	----
		Calcium, dissolved	7440-70-2	E421	0.050	mg/L	11.9	12.4	3.59%	20%	----
		Cesium, dissolved	7440-46-2	E421	0.000010	mg/L	0.000039	0.000038	0.000001	Diff <2x LOR	----
		Chromium, dissolved	7440-47-3	E421	0.00050	mg/L	<0.00050	<0.00050	0	Diff <2x LOR	----
		Cobalt, dissolved	7440-48-4	E421	0.00010	mg/L	<0.00010	<0.00010	0	Diff <2x LOR	----
		Copper, dissolved	7440-50-8	E421	0.00020	mg/L	0.00084	0.00086	0.00003	Diff <2x LOR	----
		Iron, dissolved	7439-89-6	E421	0.010	mg/L	0.014	0.014	0.0005	Diff <2x LOR	----
		Lead, dissolved	7439-92-1	E421	0.000050	mg/L	<0.000050	<0.000050	0	Diff <2x LOR	----
		Lithium, dissolved	7439-93-2	E421	0.0010	mg/L	<0.0010	<0.0010	0	Diff <2x LOR	----
		Magnesium, dissolved	7439-95-4	E421	0.0050	mg/L	3.91	4.02	2.93%	20%	----
		Manganese, dissolved	7439-96-5	E421	0.00010	mg/L	0.00016	0.00016	0.00001	Diff <2x LOR	----
		Molybdenum, dissolved	7439-98-7	E421	0.000050	mg/L	0.000150	0.000144	0.000006	Diff <2x LOR	----
		Nickel, dissolved	7440-02-0	E421	0.00050	mg/L	<0.00050	<0.00050	0	Diff <2x LOR	----
		Phosphorus, dissolved	7723-14-0	E421	0.050	mg/L	<0.050	<0.050	0	Diff <2x LOR	----
		Potassium, dissolved	7440-09-7	E421	0.050	mg/L	0.809	0.845	4.30%	20%	----

Sub-Matrix: **Water**

					Laboratory Duplicate (DUP) Report						
Laboratory sample ID	*Client sample ID*	*Analyte*	*CAS Number*	*Method*	*LOR*	*Unit*	*Original Result*	*Duplicate Result*	*RPD(%) or Difference*	*Duplicate Limits*	*Qualifier*
Dissolved Metals (QC Lot: 1561799) - continued											
WP2416541-001	Anonymous	Rubidium, dissolved	7440-17-7	E421	0.00020	mg/L	0.00117	0.00129	0.00011	Diff <2x LOR	----
		Selenium, dissolved	7782-49-2	E421	0.000050	mg/L	0.000083	0.000062	0.000021	Diff <2x LOR	----
		Silicon, dissolved	7440-21-3	E421	0.050	mg/L	1.36	1.36	0.496%	20%	----
		Silver, dissolved	7440-22-4	E421	0.000010	mg/L	<0.000010	<0.000010	0	Diff <2x LOR	----
		Sodium, dissolved	7440-23-5	E421	0.050	mg/L	2.41	2.46	2.18%	20%	----
		Strontium, dissolved	7440-24-6	E421	0.00020	mg/L	0.0239	0.0238	0.522%	20%	----
		Sulfur, dissolved	7704-34-9	E421	0.50	mg/L	1.06	1.06	0.008	Diff <2x LOR	----
		Tellurium, dissolved	13494-80-9	E421	0.00020	mg/L	<0.00020	<0.00020	0	Diff <2x LOR	----
		Thallium, dissolved	7440-28-0	E421	0.000010	mg/L	<0.000010	<0.000010	0	Diff <2x LOR	----
		Thorium, dissolved	7440-29-1	E421	0.00010	mg/L	<0.00010	<0.00010	0	Diff <2x LOR	----
		Tin, dissolved	7440-31-5	E421	0.00010	mg/L	<0.00010	<0.00010	0	Diff <2x LOR	----
		Titanium, dissolved	7440-32-6	E421	0.00030	mg/L	0.00082	0.00085	0.00003	Diff <2x LOR	----
		Tungsten, dissolved	7440-33-7	E421	0.00010	mg/L	<0.00010	<0.00010	0	Diff <2x LOR	----
		Uranium, dissolved	7440-61-1	E421	0.000010	mg/L	0.000080	0.000083	0.000003	Diff <2x LOR	----
		Vanadium, dissolved	7440-62-2	E421	0.00050	mg/L	<0.00050	<0.00050	0	Diff <2x LOR	----
		Zinc, dissolved	7440-66-6	E421	0.0010	mg/L	<0.0010	<0.0010	0	Diff <2x LOR	----
		Zirconium, dissolved	7440-67-7	E421	0.00030	mg/L	<0.00030	<0.00030	0	Diff <2x LOR	----

Method Blank (MB) Report

A Method Blank is an analyte-free matrix that undergoes sample processing identical to that carried out for test samples. Method Blank results are used to monitor and control for potential contamination from the laboratory environment and reagents. For most tests, the DQO for Method Blanks is for the result to be < LOR.

Sub-Matrix: **Water**

Analyte	CAS Number	Method	LOR	Unit	Result	Qualifier
Physical Tests (QCLot: 1548705)						
Conductivity	----	E100	1	µS/cm	<1.0	----
Physical Tests (QCLot: 1548706)						
Alkalinity, total (as CaCO3)	----	E290	1	mg/L	<1.0	----
Physical Tests (QCLot: 1548725)						
Alkalinity, total (as CaCO3)	----	E290	1	mg/L	<1.0	----
Physical Tests (QCLot: 1548726)						
Conductivity	----	E100	1	µS/cm	<1.0	----
Physical Tests (QCLot: 1548742)						
Solids, total dissolved [TDS]	----	E162-L	3	mg/L	<3.0	----
Physical Tests (QCLot: 1548743)						
Solids, total dissolved [TDS]	----	E162-L	3	mg/L	<3.0	----
Physical Tests (QCLot: 1551983)						
Acidity (as CaCO3)	----	E283	2	mg/L	<2.0	----
Anions and Nutrients (QCLot: 1547389)						
Sulfate (as SO4)	14808-79-8	E235.SO4	0.3	mg/L	<0.30	----
Anions and Nutrients (QCLot: 1547392)						
Fluoride	16984-48-8	E235.F	0.02	mg/L	<0.020	----
Anions and Nutrients (QCLot: 1547393)						
Chloride	16887-00-6	E235.Cl-L	0.1	mg/L	<0.10	----
Anions and Nutrients (QCLot: 1547687)						
Fluoride	16984-48-8	E235.F	0.02	mg/L	<0.020	----
Anions and Nutrients (QCLot: 1547688)						
Sulfate (as SO4)	14808-79-8	E235.SO4	0.3	mg/L	<0.30	----
Anions and Nutrients (QCLot: 1547689)						
Chloride	16887-00-6	E235.Cl-L	0.1	mg/L	<0.10	----
Anions and Nutrients (QCLot: 1550929)						
Phosphorus, total	7723-14-0	E372-U	0.002	mg/L	<0.0020	----
Anions and Nutrients (QCLot: 1550930)						
Phosphorus, total	7723-14-0	E372-U	0.002	mg/L	<0.0020	----
Dissolved Metals (QCLot: 1554450)						
Mercury, dissolved	7439-97-6	E509	0.000005	mg/L	<0.0000050	----
Dissolved Metals (QCLot: 1557524)						

Sub-Matrix: **Water**

Analyte	CAS Number	Method	LOR	Unit	Result	Qualifier
Dissolved Metals (QCLot: 1557524) - continued						
Mercury, dissolved	7439-97-6	E509	0.000005	mg/L	<0.0000050	----
Dissolved Metals (QCLot: 1560413)						
Aluminum, dissolved	7429-90-5	E421	0.001	mg/L	<0.0010	----
Antimony, dissolved	7440-36-0	E421	0.0001	mg/L	<0.00010	----
Arsenic, dissolved	7440-38-2	E421	0.0001	mg/L	<0.00010	----
Barium, dissolved	7440-39-3	E421	0.0001	mg/L	<0.00010	----
Beryllium, dissolved	7440-41-7	E421	0.00002	mg/L	<0.000020	----
Bismuth, dissolved	7440-69-9	E421	0.00005	mg/L	<0.000050	----
Boron, dissolved	7440-42-8	E421	0.01	mg/L	<0.010	----
Cadmium, dissolved	7440-43-9	E421	0.000005	mg/L	<0.0000050	----
Calcium, dissolved	7440-70-2	E421	0.05	mg/L	<0.050	----
Cesium, dissolved	7440-46-2	E421	0.00001	mg/L	<0.000010	----
Chromium, dissolved	7440-47-3	E421	0.0005	mg/L	<0.00050	----
Cobalt, dissolved	7440-48-4	E421	0.0001	mg/L	<0.00010	----
Copper, dissolved	7440-50-8	E421	0.0002	mg/L	<0.00020	----
Iron, dissolved	7439-89-6	E421	0.01	mg/L	<0.010	----
Lead, dissolved	7439-92-1	E421	0.00005	mg/L	<0.000050	----
Lithium, dissolved	7439-93-2	E421	0.001	mg/L	<0.0010	----
Magnesium, dissolved	7439-95-4	E421	0.005	mg/L	<0.0050	----
Manganese, dissolved	7439-96-5	E421	0.0001	mg/L	<0.00010	----
Molybdenum, dissolved	7439-98-7	E421	0.00005	mg/L	<0.000050	----
Nickel, dissolved	7440-02-0	E421	0.0005	mg/L	<0.00050	----
Phosphorus, dissolved	7723-14-0	E421	0.05	mg/L	<0.050	----
Potassium, dissolved	7440-09-7	E421	0.05	mg/L	<0.050	----
Rubidium, dissolved	7440-17-7	E421	0.0002	mg/L	<0.00020	----
Selenium, dissolved	7782-49-2	E421	0.00005	mg/L	<0.000050	----
Silicon, dissolved	7440-21-3	E421	0.05	mg/L	<0.050	----
Silver, dissolved	7440-22-4	E421	0.00001	mg/L	<0.000010	----
Sodium, dissolved	7440-23-5	E421	0.05	mg/L	<0.050	----
Strontium, dissolved	7440-24-6	E421	0.0002	mg/L	<0.00020	----
Sulfur, dissolved	7704-34-9	E421	0.5	mg/L	<0.50	----
Tellurium, dissolved	13494-80-9	E421	0.0002	mg/L	<0.00020	----
Thallium, dissolved	7440-28-0	E421	0.00001	mg/L	<0.000010	----
Thorium, dissolved	7440-29-1	E421	0.0001	mg/L	<0.00010	----
Tin, dissolved	7440-31-5	E421	0.0001	mg/L	<0.00010	----

Sub-Matrix: **Water**

Analyte	CAS Number	Method	LOR	Unit	Result	Qualifier
Dissolved Metals (QCLot: 1560413) - continued						
Titanium, dissolved	7440-32-6	E421	0.0003	mg/L	<0.00030	----
Tungsten, dissolved	7440-33-7	E421	0.0001	mg/L	<0.00010	----
Uranium, dissolved	7440-61-1	E421	0.00001	mg/L	<0.000010	----
Vanadium, dissolved	7440-62-2	E421	0.0005	mg/L	<0.00050	----
Zinc, dissolved	7440-66-6	E421	0.001	mg/L	<0.0010	----
Zirconium, dissolved	7440-67-7	E421	0.0002	mg/L	<0.00020	----
Dissolved Metals (QCLot: 1560414)						
Phosphorus, dissolved	7723-14-0	E421.P-L	0.03	mg/L	<0.030	----
Dissolved Metals (QCLot: 1561799)						
Aluminum, dissolved	7429-90-5	E421	0.001	mg/L	<0.0010	----
Antimony, dissolved	7440-36-0	E421	0.0001	mg/L	<0.00010	----
Arsenic, dissolved	7440-38-2	E421	0.0001	mg/L	<0.00010	----
Barium, dissolved	7440-39-3	E421	0.0001	mg/L	<0.00010	----
Beryllium, dissolved	7440-41-7	E421	0.00002	mg/L	<0.000020	----
Bismuth, dissolved	7440-69-9	E421	0.00005	mg/L	<0.000050	----
Boron, dissolved	7440-42-8	E421	0.01	mg/L	<0.010	----
Cadmium, dissolved	7440-43-9	E421	0.000005	mg/L	<0.0000050	----
Calcium, dissolved	7440-70-2	E421	0.05	mg/L	<0.050	----
Cesium, dissolved	7440-46-2	E421	0.00001	mg/L	<0.000010	----
Chromium, dissolved	7440-47-3	E421	0.0005	mg/L	<0.00050	----
Cobalt, dissolved	7440-48-4	E421	0.0001	mg/L	<0.00010	----
Copper, dissolved	7440-50-8	E421	0.0002	mg/L	<0.00020	----
Iron, dissolved	7439-89-6	E421	0.01	mg/L	<0.010	----
Lead, dissolved	7439-92-1	E421	0.00005	mg/L	<0.000050	----
Lithium, dissolved	7439-93-2	E421	0.001	mg/L	<0.0010	----
Magnesium, dissolved	7439-95-4	E421	0.005	mg/L	<0.0050	----
Manganese, dissolved	7439-96-5	E421	0.0001	mg/L	<0.00010	----
Molybdenum, dissolved	7439-98-7	E421	0.00005	mg/L	<0.000050	----
Nickel, dissolved	7440-02-0	E421	0.0005	mg/L	<0.00050	----
Phosphorus, dissolved	7723-14-0	E421	0.05	mg/L	<0.050	----
Potassium, dissolved	7440-09-7	E421	0.05	mg/L	<0.050	----
Rubidium, dissolved	7440-17-7	E421	0.0002	mg/L	<0.00020	----
Selenium, dissolved	7782-49-2	E421	0.00005	mg/L	<0.000050	----
Silicon, dissolved	7440-21-3	E421	0.05	mg/L	<0.050	----
Silver, dissolved	7440-22-4	E421	0.00001	mg/L	<0.000010	----

Sub-Matrix: **Water**

Analyte	CAS Number	Method	LOR	Unit	Result	Qualifier
Dissolved Metals (QCLot: 1561799) - continued						
Sodium, dissolved	7440-23-5	E421	0.05	mg/L	<0.050	----
Strontium, dissolved	7440-24-6	E421	0.0002	mg/L	<0.00020	----
Sulfur, dissolved	7704-34-9	E421	0.5	mg/L	<0.50	----
Tellurium, dissolved	13494-80-9	E421	0.0002	mg/L	<0.00020	----
Thallium, dissolved	7440-28-0	E421	0.00001	mg/L	<0.000010	----
Thorium, dissolved	7440-29-1	E421	0.0001	mg/L	<0.00010	----
Tin, dissolved	7440-31-5	E421	0.0001	mg/L	<0.00010	----
Titanium, dissolved	7440-32-6	E421	0.0003	mg/L	<0.00030	----
Tungsten, dissolved	7440-33-7	E421	0.0001	mg/L	<0.00010	----
Uranium, dissolved	7440-61-1	E421	0.00001	mg/L	<0.000010	----
Vanadium, dissolved	7440-62-2	E421	0.0005	mg/L	<0.00050	----
Zinc, dissolved	7440-66-6	E421	0.001	mg/L	<0.0010	----
Zirconium, dissolved	7440-67-7	E421	0.0002	mg/L	<0.00020	----
Dissolved Metals (QCLot: 1561800)						
Phosphorus, dissolved	7723-14-0	E421.P-L	0.03	mg/L	<0.030	----

Laboratory Control Sample (LCS) Report

A Laboratory Control Sample (LCS) is an analyte-free matrix that has been fortified (spiked) with test analytes at known concentration and processed in an identical manner to test samples. LCS results are expressed as percent recovery, and are used to monitor and control test method accuracy and precision, independent of test sample matrix.

Sub-Matrix: **Water**

					Laboratory Control Sample (LCS) Report				
					Spike	Recovery (%)	Recovery Limits (%)		
Analyte	CAS Number	Method	LOR	Unit	Target Concentration	LCS	Low	High	Qualifier
Physical Tests (QCLot: 1548704)									
pH	----	E108	----	pH units	7 pH units	101	98.0	102	----
Physical Tests (QCLot: 1548705)									
Conductivity	----	E100	1	µS/cm	1410 µS/cm	101	90.0	110	----
Physical Tests (QCLot: 1548706)									
Alkalinity, total (as CaCO3)	----	E290	1	mg/L	100 mg/L	100	85.0	115	----
Physical Tests (QCLot: 1548724)									
pH	----	E108	----	pH units	7 pH units	101	98.0	102	----
Physical Tests (QCLot: 1548725)									
Alkalinity, total (as CaCO3)	----	E290	1	mg/L	100 mg/L	99.1	85.0	115	----
Physical Tests (QCLot: 1548726)									
Conductivity	----	E100	1	µS/cm	1410 µS/cm	99.9	90.0	110	----
Physical Tests (QCLot: 1548742)									
Solids, total dissolved [TDS]	----	E162-L	3	mg/L	1000 mg/L	98.4	85.0	115	----
Physical Tests (QCLot: 1548743)									
Solids, total dissolved [TDS]	----	E162-L	3	mg/L	1000 mg/L	95.0	85.0	115	----
Physical Tests (QCLot: 1551983)									
Acidity (as CaCO3)	----	E283	2	mg/L	50 mg/L	110	85.0	115	----
Anions and Nutrients (QCLot: 1547389)									
Sulfate (as SO4)	14808-79-8	E235.SO4	0.3	mg/L	100 mg/L	101	90.0	110	----
Anions and Nutrients (QCLot: 1547392)									
Fluoride	16984-48-8	E235.F	0.02	mg/L	1 mg/L	103	90.0	110	----
Anions and Nutrients (QCLot: 1547393)									
Chloride	16887-00-6	E235.Cl-L	0.1	mg/L	100 mg/L	101	90.0	110	----
Anions and Nutrients (QCLot: 1547687)									
Fluoride	16984-48-8	E235.F	0.02	mg/L	1 mg/L	103	90.0	110	----
Anions and Nutrients (QCLot: 1547688)									
Sulfate (as SO4)	14808-79-8	E235.SO4	0.3	mg/L	100 mg/L	101	90.0	110	----
Anions and Nutrients (QCLot: 1547689)									
Chloride	16887-00-6	E235.Cl-L	0.1	mg/L	100 mg/L	101	90.0	110	----
Anions and Nutrients (QCLot: 1550929)									
Phosphorus, total	7723-14-0	E372-U	0.002	mg/L	0.5 mg/L	94.2	80.0	120	----

Sub-Matrix: **Water**

					Laboratory Control Sample (LCS) Report				
					Spike	Recovery (%)	Recovery Limits (%)		
Analyte	CAS Number	Method	LOR	Unit	Target Concentration	LCS	Low	High	Qualifier
Anions and Nutrients (QCLot: 1550930)									
Phosphorus, total	7723-14-0	E372-U	0.002	mg/L	0.5 mg/L	95.5	80.0	120	----
Mercury, dissolved	7439-97-6	E509	0.000005	mg/L	0 mg/L	101	80.0	120	----
Mercury, dissolved	7439-97-6	E509	0.000005	mg/L	0 mg/L	101	80.0	120	----
Dissolved Metals (QCLot: 1560413)									
Aluminum, dissolved	7429-90-5	E421	0.001	mg/L	2 mg/L	99.0	80.0	120	----
Antimony, dissolved	7440-36-0	E421	0.0001	mg/L	1 mg/L	102	80.0	120	----
Arsenic, dissolved	7440-38-2	E421	0.0001	mg/L	1 mg/L	99.5	80.0	120	----
Barium, dissolved	7440-39-3	E421	0.0001	mg/L	0.25 mg/L	102	80.0	120	----
Beryllium, dissolved	7440-41-7	E421	0.00002	mg/L	0.1 mg/L	97.7	80.0	120	----
Bismuth, dissolved	7440-69-9	E421	0.00005	mg/L	1 mg/L	97.9	80.0	120	----
Boron, dissolved	7440-42-8	E421	0.01	mg/L	1 mg/L	104	80.0	120	----
Cadmium, dissolved	7440-43-9	E421	0.000005	mg/L	0.1 mg/L	95.8	80.0	120	----
Calcium, dissolved	7440-70-2	E421	0.05	mg/L	50 mg/L	99.1	80.0	120	----
Cesium, dissolved	7440-46-2	E421	0.00001	mg/L	0.05 mg/L	100	80.0	120	----
Chromium, dissolved	7440-47-3	E421	0.0005	mg/L	0.25 mg/L	95.2	80.0	120	----
Cobalt, dissolved	7440-48-4	E421	0.0001	mg/L	0.25 mg/L	94.4	80.0	120	----
Copper, dissolved	7440-50-8	E421	0.0002	mg/L	0.25 mg/L	94.8	80.0	120	----
Iron, dissolved	7439-89-6	E421	0.01	mg/L	1 mg/L	93.3	80.0	120	----
Lead, dissolved	7439-92-1	E421	0.00005	mg/L	0.5 mg/L	95.0	80.0	120	----
Lithium, dissolved	7439-93-2	E421	0.001	mg/L	0.25 mg/L	96.2	80.0	120	----
Magnesium, dissolved	7439-95-4	E421	0.005	mg/L	50 mg/L	104	80.0	120	----
Manganese, dissolved	7439-96-5	E421	0.0001	mg/L	0.25 mg/L	95.4	80.0	120	----
Molybdenum, dissolved	7439-98-7	E421	0.00005	mg/L	0.25 mg/L	101	80.0	120	----
Nickel, dissolved	7440-02-0	E421	0.0005	mg/L	0.5 mg/L	93.8	80.0	120	----
Phosphorus, dissolved	7723-14-0	E421	0.05	mg/L	10 mg/L	101	80.0	120	----
Potassium, dissolved	7440-09-7	E421	0.05	mg/L	50 mg/L	95.8	80.0	120	----
Rubidium, dissolved	7440-17-7	E421	0.0002	mg/L	0.1 mg/L	102	80.0	120	----
Selenium, dissolved	7782-49-2	E421	0.00005	mg/L	1 mg/L	97.1	80.0	120	----
Silicon, dissolved	7440-21-3	E421	0.05	mg/L	10 mg/L	99.8	80.0	120	----
Silver, dissolved	7440-22-4	E421	0.00001	mg/L	0.1 mg/L	93.9	80.0	120	----
Sodium, dissolved	7440-23-5	E421	0.05	mg/L	50 mg/L	98.8	80.0	120	----
Strontium, dissolved	7440-24-6	E421	0.0002	mg/L	0.25 mg/L	99.8	80.0	120	----
Sulfur, dissolved	7704-34-9	E421	0.5	mg/L	50 mg/L	99.9	80.0	120	----
Tellurium, dissolved	13494-80-9	E421	0.0002	mg/L	0.1 mg/L	102	80.0	120	----
Thallium, dissolved	7440-28-0	E421	0.00001	mg/L	1 mg/L	95.5	80.0	120	----

Sub-Matrix: **Water**

					Laboratory Control Sample (LCS) Report				
					Spike	Recovery (%)	Recovery Limits (%)		
Analyte	CAS Number	Method	LOR	Unit	Target Concentration	LCS	Low	High	Qualifier
Dissolved Metals (QCLot: 1560413) - continued									
Thorium, dissolved	7440-29-1	E421	0.0001	mg/L	0.1 mg/L	93.0	80.0	120	----
Tin, dissolved	7440-31-5	E421	0.0001	mg/L	0.5 mg/L	98.4	80.0	120	----
Titanium, dissolved	7440-32-6	E421	0.0003	mg/L	0.25 mg/L	93.4	80.0	120	----
Tungsten, dissolved	7440-33-7	E421	0.0001	mg/L	0.1 mg/L	97.3	80.0	120	----
Uranium, dissolved	7440-61-1	E421	0.00001	mg/L	0.005 mg/L	92.1	80.0	120	----
Vanadium, dissolved	7440-62-2	E421	0.0005	mg/L	0.5 mg/L	98.4	80.0	120	----
Zinc, dissolved	7440-66-6	E421	0.001	mg/L	0.5 mg/L	95.2	80.0	120	----
Zirconium, dissolved	7440-67-7	E421	0.0002	mg/L	0.1 mg/L	97.7	80.0	120	----
Phosphorus, dissolved	7723-14-0	E421.P-L	0.03	mg/L	10 mg/L	101	80.0	120	----
Dissolved Metals (QCLot: 1561799)									
Aluminum, dissolved	7429-90-5	E421	0.001	mg/L	2 mg/L	100	80.0	120	----
Antimony, dissolved	7440-36-0	E421	0.0001	mg/L	1 mg/L	96.7	80.0	120	----
Arsenic, dissolved	7440-38-2	E421	0.0001	mg/L	1 mg/L	94.9	80.0	120	----
Barium, dissolved	7440-39-3	E421	0.0001	mg/L	0.25 mg/L	97.4	80.0	120	----
Beryllium, dissolved	7440-41-7	E421	0.00002	mg/L	0.1 mg/L	98.1	80.0	120	----
Bismuth, dissolved	7440-69-9	E421	0.00005	mg/L	1 mg/L	97.0	80.0	120	----
Boron, dissolved	7440-42-8	E421	0.01	mg/L	1 mg/L	104	80.0	120	----
Cadmium, dissolved	7440-43-9	E421	0.000005	mg/L	0.1 mg/L	96.0	80.0	120	----
Calcium, dissolved	7440-70-2	E421	0.05	mg/L	50 mg/L	96.9	80.0	120	----
Cesium, dissolved	7440-46-2	E421	0.00001	mg/L	0.05 mg/L	97.6	80.0	120	----
Chromium, dissolved	7440-47-3	E421	0.0005	mg/L	0.25 mg/L	98.3	80.0	120	----
Cobalt, dissolved	7440-48-4	E421	0.0001	mg/L	0.25 mg/L	95.7	80.0	120	----
Copper, dissolved	7440-50-8	E421	0.0002	mg/L	0.25 mg/L	95.7	80.0	120	----
Iron, dissolved	7439-89-6	E421	0.01	mg/L	1 mg/L	92.3	80.0	120	----
Lead, dissolved	7439-92-1	E421	0.00005	mg/L	0.5 mg/L	100	80.0	120	----
Lithium, dissolved	7439-93-2	E421	0.001	mg/L	0.25 mg/L	96.9	80.0	120	----
Magnesium, dissolved	7439-95-4	E421	0.005	mg/L	50 mg/L	100	80.0	120	----
Manganese, dissolved	7439-96-5	E421	0.0001	mg/L	0.25 mg/L	95.7	80.0	120	----
Molybdenum, dissolved	7439-98-7	E421	0.00005	mg/L	0.25 mg/L	96.1	80.0	120	----
Nickel, dissolved	7440-02-0	E421	0.0005	mg/L	0.5 mg/L	94.4	80.0	120	----
Phosphorus, dissolved	7723-14-0	E421	0.05	mg/L	10 mg/L	105	80.0	120	----
Potassium, dissolved	7440-09-7	E421	0.05	mg/L	50 mg/L	97.2	80.0	120	----
Rubidium, dissolved	7440-17-7	E421	0.0002	mg/L	0.1 mg/L	98.0	80.0	120	----
Selenium, dissolved	7782-49-2	E421	0.00005	mg/L	1 mg/L	93.0	80.0	120	----
Silicon, dissolved	7440-21-3	E421	0.05	mg/L	10 mg/L	102	80.0	120	----
Silver, dissolved	7440-22-4	E421	0.00001	mg/L	0.1 mg/L	90.7	80.0	120	----

Sub-Matrix: **Water**

					Laboratory Control Sample (LCS) Report				
					Spike	Recovery (%)	Recovery Limits (%)		
Analyte	CAS Number	Method	LOR	Unit	Target Concentration	LCS	Low	High	Qualifier
Dissolved Metals (QCLot: 1561799) - continued									
Sodium, dissolved	7440-23-5	E421	0.05	mg/L	50 mg/L	99.4	80.0	120	----
Strontium, dissolved	7440-24-6	E421	0.0002	mg/L	0.25 mg/L	97.8	80.0	120	----
Sulfur, dissolved	7704-34-9	E421	0.5	mg/L	50 mg/L	94.5	80.0	120	----
Tellurium, dissolved	13494-80-9	E421	0.0002	mg/L	0.1 mg/L	93.8	80.0	120	----
Thallium, dissolved	7440-28-0	E421	0.00001	mg/L	1 mg/L	97.8	80.0	120	----
Thorium, dissolved	7440-29-1	E421	0.0001	mg/L	0.1 mg/L	99.5	80.0	120	----
Tin, dissolved	7440-31-5	E421	0.0001	mg/L	0.5 mg/L	94.9	80.0	120	----
Titanium, dissolved	7440-32-6	E421	0.0003	mg/L	0.25 mg/L	96.0	80.0	120	----
Tungsten, dissolved	7440-33-7	E421	0.0001	mg/L	0.1 mg/L	97.7	80.0	120	----
Uranium, dissolved	7440-61-1	E421	0.00001	mg/L	0.005 mg/L	99.9	80.0	120	----
Vanadium, dissolved	7440-62-2	E421	0.0005	mg/L	0.5 mg/L	98.3	80.0	120	----
Zinc, dissolved	7440-66-6	E421	0.001	mg/L	0.5 mg/L	85.9	80.0	120	----
Zirconium, dissolved	7440-67-7	E421	0.0002	mg/L	0.1 mg/L	94.4	80.0	120	----
Phosphorus, dissolved	7723-14-0	E421.P-L	0.03	mg/L	10 mg/L	105	80.0	120	----

Matrix Spike (MS) Report

A Matrix Spike (MS) is a randomly selected intra-laboratory replicate sample that has been fortified (spiked) with test analytes at known concentration, and processed in an identical manner to test samples. Matrix Spikes provide information regarding analyte recovery and potential matrix effects. MS DQO exceedances due to sample matrix may sometimes be unavoidable; in such cases, test results for the associated sample (or similar samples) may be subject to bias. ND – Recovery not determined, background level >= 1x spike level.

Sub-Matrix: **Water**

					Matrix Spike (MS) Report					
					Spike		Recovery (%)	Recovery Limits (%)		
Laboratory sample ID	Client sample ID	Analyte	CAS Number	Method	Concentration	Target	MS	Low	High	Qualifier
Anions and Nutrients (QCLot: 1547389)										
WP2417360-001	Anonymous	Sulfate (as SO4)	14808-79-8	E235.SO4	102 mg/L	100 mg/L	102	75.0	125	----
Anions and Nutrients (QCLot: 1547392)										
WP2417360-001	Anonymous	Fluoride	16984-48-8	E235.F	1.06 mg/L	1 mg/L	106	75.0	125	----
Anions and Nutrients (QCLot: 1547687)										
WP2417423-008	FLB-08	Fluoride	16984-48-8	E235.F	1.06 mg/L	1 mg/L	106	75.0	125	----
Anions and Nutrients (QCLot: 1547688)										
WP2417423-008	FLB-08	Sulfate (as SO4)	14808-79-8	E235.SO4	102 mg/L	100 mg/L	102	75.0	125	----
Anions and Nutrients (QCLot: 1547689)										
WP2417423-008	FLB-08	Chloride	16887-00-6	E235.Cl-L	103 mg/L	100 mg/L	103	75.0	125	----
Anions and Nutrients (QCLot: 1550929)										
WP2417339-001	Anonymous	Phosphorus, total	7723-14-0	E372-U	0.239 mg/L	0.25 mg/L	95.6	70.0	130	----
Anions and Nutrients (QCLot: 1550930)										
WP2417423-016	FLB-DUPLICATE	Phosphorus, total	7723-14-0	E372-U	0.234 mg/L	0.25 mg/L	93.8	70.0	130	----
Dissolved Metals (QCLot: 1554450)										
WP2417357-005	Anonymous	Mercury, dissolved	7439-97-6	E509	0.000102 mg/L	0 mg/L	102	70.0	130	----
Dissolved Metals (QCLot: 1557524)										
WP2417423-007	FLB-07	Mercury, dissolved	7439-97-6	E509	0.0000991 mg/L	0 mg/L	99.1	70.0	130	----
Dissolved Metals (QCLot: 1560413)										
WP2417357-010	Anonymous	Aluminum, dissolved	7429-90-5	E421	0.194 mg/L	0.2 mg/L	96.8	70.0	130	----
		Antimony, dissolved	7440-36-0	E421	0.0202 mg/L	0.02 mg/L	101	70.0	130	----
		Arsenic, dissolved	7440-38-2	E421	0.0205 mg/L	0.02 mg/L	102	70.0	130	----
		Barium, dissolved	7440-39-3	E421	0.0194 mg/L	0.02 mg/L	96.8	70.0	130	----
		Beryllium, dissolved	7440-41-7	E421	0.0403 mg/L	0.04 mg/L	101	70.0	130	----
		Bismuth, dissolved	7440-69-9	E421	0.00909 mg/L	0.01 mg/L	90.9	70.0	130	----
		Boron, dissolved	7440-42-8	E421	0.109 mg/L	0.1 mg/L	109	70.0	130	----
		Cadmium, dissolved	7440-43-9	E421	0.00398 mg/L	0.004 mg/L	99.5	70.0	130	----
		Calcium, dissolved	7440-70-2	E421	3.95 mg/L	4 mg/L	98.8	70.0	130	----
		Cesium, dissolved	7440-46-2	E421	0.0100 mg/L	0.01 mg/L	100	70.0	130	----
		Chromium, dissolved	7440-47-3	E421	0.0382 mg/L	0.04 mg/L	95.5	70.0	130	----
		Cobalt, dissolved	7440-48-4	E421	0.0189 mg/L	0.02 mg/L	94.4	70.0	130	----
		Copper, dissolved	7440-50-8	E421	0.0189 mg/L	0.02 mg/L	94.4	70.0	130	----
		Iron, dissolved	7439-89-6	E421	1.95 mg/L	2 mg/L	97.5	70.0	130	----
		Lead, dissolved	7439-92-1	E421	0.0190 mg/L	0.02 mg/L	95.3	70.0	130	----
		Lithium, dissolved	7439-93-2	E421	0.102 mg/L	0.1 mg/L	102	70.0	130	----

Sub-Matrix: **Water**

					Matrix Spike (MS) Report					
					Spike		Recovery (%)	Recovery Limits (%)		
Laboratory sample ID	Client sample ID	Analyte	CAS Number	Method	Concentration	Target	MS	Low	High	Qualifier
Dissolved Metals (QCLot: 1560413) - continued										
WP2417357-010	Anonymous	Magnesium, dissolved	7439-95-4	E421	1.04 mg/L	1 mg/L	104	70.0	130	----
		Manganese, dissolved	7439-96-5	E421	0.0194 mg/L	0.02 mg/L	97.1	70.0	130	----
		Molybdenum, dissolved	7439-98-7	E421	0.0194 mg/L	0.02 mg/L	97.2	70.0	130	----
		Nickel, dissolved	7440-02-0	E421	0.0378 mg/L	0.04 mg/L	94.4	70.0	130	----
		Phosphorus, dissolved	7723-14-0	E421	9.98 mg/L	10 mg/L	99.8	70.0	130	----
		Potassium, dissolved	7440-09-7	E421	3.84 mg/L	4 mg/L	96.1	70.0	130	----
		Rubidium, dissolved	7440-17-7	E421	0.0206 mg/L	0.02 mg/L	103	70.0	130	----
		Selenium, dissolved	7782-49-2	E421	0.0428 mg/L	0.04 mg/L	107	70.0	130	----
		Silicon, dissolved	7440-21-3	E421	9.32 mg/L	10 mg/L	93.2	70.0	130	----
		Silver, dissolved	7440-22-4	E421	0.00396 mg/L	0.004 mg/L	98.9	70.0	130	----
		Sodium, dissolved	7440-23-5	E421	1.90 mg/L	2 mg/L	94.8	70.0	130	----
		Strontium, dissolved	7440-24-6	E421	0.0194 mg/L	0.02 mg/L	97.0	70.0	130	----
		Sulfur, dissolved	7704-34-9	E421	19.5 mg/L	20 mg/L	97.4	70.0	130	----
		Tellurium, dissolved	13494-80-9	E421	0.0438 mg/L	0.04 mg/L	109	70.0	130	----
		Thallium, dissolved	7440-28-0	E421	0.00382 mg/L	0.004 mg/L	95.4	70.0	130	----
		Thorium, dissolved	7440-29-1	E421	0.0195 mg/L	0.02 mg/L	97.5	70.0	130	----
		Tin, dissolved	7440-31-5	E421	0.0200 mg/L	0.02 mg/L	99.8	70.0	130	----
		Titanium, dissolved	7440-32-6	E421	0.0383 mg/L	0.04 mg/L	95.7	70.0	130	----
		Tungsten, dissolved	7440-33-7	E421	0.0191 mg/L	0.02 mg/L	95.3	70.0	130	----
		Uranium, dissolved	7440-61-1	E421	0.00369 mg/L	0.004 mg/L	92.2	70.0	130	----
		Vanadium, dissolved	7440-62-2	E421	0.0965 mg/L	0.1 mg/L	96.5	70.0	130	----
		Zinc, dissolved	7440-66-6	E421	0.412 mg/L	0.4 mg/L	103	70.0	130	----
		Zirconium, dissolved	7440-67-7	E421	0.0396 mg/L	0.04 mg/L	99.0	70.0	130	----
Dissolved Metals (QCLot: 1561799)										
WP2416541-001	Anonymous	Aluminum, dissolved	7429-90-5	E421	0.212 mg/L	0.2 mg/L	106	70.0	130	----
		Antimony, dissolved	7440-36-0	E421	0.0206 mg/L	0.02 mg/L	103	70.0	130	----
		Arsenic, dissolved	7440-38-2	E421	0.0208 mg/L	0.02 mg/L	104	70.0	130	----
		Barium, dissolved	7440-39-3	E421	0.0207 mg/L	0.02 mg/L	104	70.0	130	----
		Beryllium, dissolved	7440-41-7	E421	0.0417 mg/L	0.04 mg/L	104	70.0	130	----
		Bismuth, dissolved	7440-69-9	E421	0.0100 mg/L	0.01 mg/L	100	70.0	130	----
		Boron, dissolved	7440-42-8	E421	0.106 mg/L	0.1 mg/L	106	70.0	130	----
		Cadmium, dissolved	7440-43-9	E421	0.00412 mg/L	0.004 mg/L	103	70.0	130	----
		Calcium, dissolved	7440-70-2	E421	ND mg/L	----	ND	70.0	130	----
		Cesium, dissolved	7440-46-2	E421	0.0107 mg/L	0.01 mg/L	107	70.0	130	----
		Chromium, dissolved	7440-47-3	E421	0.0412 mg/L	0.04 mg/L	103	70.0	130	----
		Cobalt, dissolved	7440-48-4	E421	0.0205 mg/L	0.02 mg/L	102	70.0	130	----
		Copper, dissolved	7440-50-8	E421	0.0202 mg/L	0.02 mg/L	101	70.0	130	----
		Iron, dissolved	7439-89-6	E421	2.02 mg/L	2 mg/L	101	70.0	130	----
		Lead, dissolved	7439-92-1	E421	0.0213 mg/L	0.02 mg/L	107	70.0	130	----
		Lithium, dissolved	7439-93-2	E421	0.101 mg/L	0.1 mg/L	101	70.0	130	----
		Magnesium, dissolved	7439-95-4	E421	ND mg/L	----	ND	70.0	130	----
		Manganese, dissolved	7439-96-5	E421	0.0207 mg/L	0.02 mg/L	104	70.0	130	----
		Molybdenum, dissolved	7439-98-7	E421	0.0201 mg/L	0.02 mg/L	100	70.0	130	----
		Nickel, dissolved	7440-02-0	E421	0.0403 mg/L	0.04 mg/L	101	70.0	130	----

Sub-Matrix: **Water**

					Matrix Spike (MS) Report					
					Spike		Recovery (%)	Recovery Limits (%)		
Laboratory sample ID	Client sample ID	Analyte	CAS Number	Method	Concentration	Target	MS	Low	High	Qualifier
Dissolved Metals (QCLot: 1561799) - continued										
WP2416541-001	Anonymous	Phosphorus, dissolved	7723-14-0	E421	10.7 mg/L	10 mg/L	107	70.0	130	----
		Potassium, dissolved	7440-09-7	E421	4.22 mg/L	4 mg/L	106	70.0	130	----
		Rubidium, dissolved	7440-17-7	E421	0.0213 mg/L	0.02 mg/L	106	70.0	130	----
		Selenium, dissolved	7782-49-2	E421	0.0427 mg/L	0.04 mg/L	107	70.0	130	----
		Silicon, dissolved	7440-21-3	E421	10.2 mg/L	10 mg/L	102	70.0	130	----
		Silver, dissolved	7440-22-4	E421	0.00423 mg/L	0.004 mg/L	106	70.0	130	----
		Sodium, dissolved	7440-23-5	E421	ND mg/L	----	ND	70.0	130	----
		Strontium, dissolved	7440-24-6	E421	ND mg/L	----	ND	70.0	130	----
		Sulfur, dissolved	7704-34-9	E421	21.6 mg/L	20 mg/L	108	70.0	130	----
		Tellurium, dissolved	13494-80-9	E421	0.0421 mg/L	0.04 mg/L	105	70.0	130	----
		Thallium, dissolved	7440-28-0	E421	0.00410 mg/L	0.004 mg/L	102	70.0	130	----
		Thorium, dissolved	7440-29-1	E421	0.0214 mg/L	0.02 mg/L	107	70.0	130	----
		Tin, dissolved	7440-31-5	E421	0.0206 mg/L	0.02 mg/L	103	70.0	130	----
		Titanium, dissolved	7440-32-6	E421	0.0413 mg/L	0.04 mg/L	103	70.0	130	----
		Tungsten, dissolved	7440-33-7	E421	0.0206 mg/L	0.02 mg/L	103	70.0	130	----
		Uranium, dissolved	7440-61-1	E421	0.00425 mg/L	0.004 mg/L	106	70.0	130	----
		Vanadium, dissolved	7440-62-2	E421	0.105 mg/L	0.1 mg/L	105	70.0	130	----
		Zinc, dissolved	7440-66-6	E421	0.407 mg/L	0.4 mg/L	102	70.0	130	----
		Zirconium, dissolved	7440-67-7	E421	0.0417 mg/L	0.04 mg/L	104	70.0	130	----

Environmental Division Winnipeg
Work Order Reference
WP2417423

Telephone : +1 204 255 9720

Report To		Reports / Recipients	Turnaround Time (TAT) Requested
Company:	Kinross - Great Bear Resources	Select Report Format: ☑ PDF ☑ EXCEL ☑ EDD (DIGITAL)	☑ Routine [R] if received by 3pm M-F - no surcharges apply
Contact:	Hannah Hillier	Merge QC/QCI Reports with COA ☑ YES ☐ NO ☐ N/A	☐ 4 day [P4] if received by 3pm M-F - 20% rush surcharge minimum
Phone:	(807) 633-2492	☐ Compare Results to Criteria on Report - provide details below if box checked	☐ 3 day [P3] if received by 3pm M-F - 25% rush surcharge minimum
		Select Distribution: ☑ EMAIL ☐ MAIL ☐ FAX	☐ 2 day [P2] if received by 3pm M-F - 50% rush surcharge minimum
Street:	19 Young Street	Email 1 ashley.moncrief@kinross.com	☐ 1 day [E] if received by 3pm M-F - 100% rush surcharge minimum
City/Province:	Red Lake, ON	Email 2 hannah.hillier@kinross.com	☐ Same day [E2] if received by 10am M-S - 200% rush surcharge.
Postal Code:	P0V2M0	Email 3 christopher.reid@kinross.com	Additional fees may apply to rush requests on weekends, statutory h tests.
Invoice To	Same as Report To ☑ YES ☐ NO	Email 4 jacob.mcfee@kinross.com	Date and Time Required for all E&P TA
	Copy of Invoice with Report ☑ YES ☐ NO	Email 5 curtis.bloemberg@kinross.com	Analysis Request
Company:		Email 6 emily.meek@kinross.com	
		Email 7 aaron.peloquin@kinross.com	
		Email 8 anna.klein@wsp.com	
Contact:		Email 9 kristen.gault@wsp.com	

Project Information		Invoice Recipients	
ALS Account # / Quote #:	PPR-022-3	Select Invoice Distribution: ☑ EMAIL ☐ MAIL ☐ FAX	
Job #:	PPR-022-3	Email 1 invoice@kinross.com	
ALS Lab Work Order # (ALS use only):		ALS Contact: Judy Dalmaijer	Sampler: Jacob

ALS Sample # (ALS use only)	Sample Identification and/or Coordinates (This description will appear on the report)	Date (dd-mm-yy)	Time (hh:mm)	Sample Type	NUMBER OF CONTAINERS	Field Filtered - DISSOLVED METALS AND MERCURY ONLY	Dissolved Metals	FLB-BiW - Dissolved Mercury by CVAAS (5 ng/L Detection Limit)	FLB-BiW - Anions (SO4, Cl, F)	FLB-BiW - Alkalinity, pH, Conductivity	FLB-BiW - Total Phosphorus (Colorimetry)	FLB-BiW - Acidity	FLB-BiW - TDS	Field pH	Field Conductivity (us/cm)	Field Temperature
1	FLB-01	14-Jul-24	9:40	Water	5	x	x	x	x	x	x	x	x	7.05	81.3	23
2	FLB-02	14-Jul-24	10:15	Water	5	x	x	x	x	x	x	x	x	7.69	61.6	22.7
3	FLB-03	14-Jul-24	10:30	Water	5	x	x	x	x	x	x	x	x	7.6	99.6	22.8
4	FLB-04	14-Jul-24	11:30	Water	5	x	x	x	x	x	x	x	x	7.59	71.3	23.5
5	FLB-05	14-Jul-24	11:50	Water	5	x	x	x	x	x	x	x	x	7.66	102.5	22.6
6	FLB-06	14-Jul-24	12:10	Water	5	x	x	x	x	x	x	x	x	7.38	82.7	23.1
7	FLB-07	14-Jul-24	10:40	Water	5	x	x	x	x	x	x	x	x	7.81	79	22.8
8	FLB-08	14-Jul-24	10:55	Water	5	x	x	x	x	x	x	x	x	7.67	93	22.1
9	FLB-09	14-Jul-24	11:45	Water	5	x	x	x	x	x	x	x	x	7.26	80.9	23.1
10	FLB-10	14-Jul-24	11:10	Water	5	x	x	x	x	x	x	x	x	7.59	84.4	22.8
11	FLB-11	14-Jul-24	10:00	Water	5	x	x	x	x	x	x	x	x	7.5	77.5	22.9
12	FLB-12	14-Jul-24	12:20	Water	5	x	x	x	x	x	x	x	x	7.39	82.7	23.7
13	FLB-13	14-Jul-24	13:00	Water	5	x	x	x	x	x	x	x	x	7.58	86.4	23.2
14	FLB-14	14-Jul-24	12:45	Water	5	x	x	x	x	x	x	x	x	7.57	93.8	23
15	FLB-15	14-Jul-24	12:30	Water	5	x	x	x	x	x	x	x	x	7.63	73	23
16	FLB-Duplicate	14-Jul-24	10:15	Water	5	x	x	x	x	x	x	x	x	7.69	61.6	22.7
17	FLB-BLANK	14-Jul-24	9:20	Water	5	x	x	x	x	x	x	x	x	7.74	1.3	22
18	FLB-FIELDBLANK	14-Jul-24	13:10	Water	2	x	x	x								

SHIPMENT RELEASE (client use)			INITIAL SHIPMENT RECEPTION (ALS use only)			FINAL SHIPMENT RECEPTION (ALS use only)	
Released by:			Received by:	Date:	Time:	Received by:	Time:
Ruth McFee	15-Jul	JM		JUL 16 2024			

Cooler 1 of 3

19.2°C

Sample Intake

Client: Great Bear				**COC receipt info complete**	☑	
Express TAT?	no	same day	1 day	Yes: 2 day	3 days	4 day
Short hold time?	no	<24 hrs	1 day	Yes: 2 days	3 days	4 days
Matrix	Water	Soil/solid	Air	Biota	Food/micro	Other

Total number of bottles/fractions:			
Green/white	17x50, 17x125	Orange/black	
Purple/white	17x100	Dark blue/white	
Red/white	18x125	Black/white	
Dark green/white		Brown/white	
Grey/white		Pink/white	
Yellow/black	18x40	Beige/white	
Light blue/white		Other (specify)	

Comments:

Sample Login

Receipt Window	✓/X	N/A	**Bottles**	✓/X	N/A
# of fractions, matrix and submatrix	✓		All received bottles have IDs	✓	
Client, office, contact, quote, project	✓		Type, volume, and locations	✓	
Receipt time/date, PO, project, site	✓		Labels and internal COCs printed	✓	
Temp, cooling method, sampler	✓		**Client Contacts**	✓/X	N/A
Sample Info	✓/X	N/A	Report/invoice/EDD recipients		X
Sample date/time	✓		Report types/formats		
Sample ID/description	✓		**Post-committing**	✓/X	N/A
Sales items	✓		Runs built and field data entered		X
Guidelines/thresholds		✓	Billing information entered		
Additional sample/WO information	✓		**Action Required?**	Yes	No
Due Dates	✓/X	N/A	Update default receipt data		
COC/GEL/client due dates match	✓		Update default report data		
Express TAT surcharges		✓	Add sales/billing items to quote		X
Clock running for all samples	✓		SIF initiated (elaborate in comments)		

Comments:

CERTIFICATE OF ANALYSIS

Work Order	: **WP2418711**	Page	: 1 of 9
Client	: **Great Bear Resources Ltd**	Laboratory	: ALS Environmental - Winnipeg
Contact	: Ashley Moncrief	Account Manager	: Judy Dalmaijer
Address	: Great Bear Resources Ltd. 117 Forestry Road Red Lake ON Canada P0V 2M0	Address	: 1329 Niakwa Road East, Unit 12 Winnipeg MB Canada R2J 3T4
Telephone	: 807 630 0203	Telephone	: +1 204 255 9720
Project	: PPR-022-3	Date Samples Received	: 01-Aug-2024 10:00
PO	: PPR-022-3	Date Analysis Commenced	: 01-Aug-2024
C-O-C number	: ----	Issue Date	: 12-Aug-2024 13:52
Sampler	: Jacob McFee		
Site	: ----		
Quote number	: 2024 Standing offer_V2		
No. of samples received	: 12		
No. of samples analysed	: 12		

This report supersedes any previous report(s) with this reference. Results apply to the sample(s) as submitted. This document shall not be reproduced, except in full.

This Certificate of Analysis contains the following information:

- General Comments
- Analytical Results

Additional information pertinent to this report will be found in the following separate attachments: Quality Control Report, QC Interpretive report to assist with Quality Review and Sample Receipt Notification (SRN).

Signatories

This document has been electronically signed by the authorized signatories below. Electronic signing is conducted in accordance with US FDA 21 CFR Part 11.

Signatories	*Position*	*Laboratory Department*
Lee McTavish		Inorganics, Winnipeg, Manitoba
Lee McTavish		Metals, Winnipeg, Manitoba
Leila Conyard	Lab Assistant	Metals, Winnipeg, Manitoba
Nik Perkio	Senior Analyst	Inorganics, Waterloo, Ontario

General Comments

The analytical methods used by ALS are developed using internationally recognized reference methods (where available), such as those published by US EPA, APHA Standard Methods, ASTM, ISO, Environment Canada, BC MOE, and Ontario MOE. Refer to the ALS Quality Control Interpretive report (QCI) for applicable references and methodology summaries. Reference methods may incorporate modifications to improve performance.

Where a reported less than (<) result is higher than the LOR, this may be due to primary sample extract/digestate dilution and/or insufficient sample for analysis.

Where the LOR of a reported result differs from standard LOR, this may be due to high moisture content, insufficient sample (reduced weight employed) or matrix interference.

Please refer to Quality Control Interpretive report (QCI) for information regarding Holding Time compliance.

Key : CAS Number: Chemical Abstracts Services number is a unique identifier assigned to discrete substances

LOR: Limit of Reporting (detection limit).

Unit	*Description*
-	no units
µS/cm	microsiemens per centimetre
mg/L	milligrams per litre
pH units	pH units

<: less than.

>: greater than.

Surrogate: An analyte that is similar in behavior to target analyte(s), but that does not occur naturally in environmental samples. For applicable tests, surrogates are added to samples prior to analysis as a check on recovery.

Test results reported relate only to the samples as received by the laboratory.

UNLESS OTHERWISE STATED on SRN or QCI Report, ALL SAMPLES WERE RECEIVED IN ACCEPTABLE CONDITION.

Analytical Results

Sub-Matrix: **Water**
(Matrix: **Water**)

Analyte	CAS Number	Method/Lab	LOR	Unit	Client sample ID	FLB-01	FLB-02	FLB-03	FLB-15	FLB-05
					Client sampling date / time	29-Jul-2024 12:40	29-Jul-2024 12:30	29-Jul-2024 12:20	29-Jul-2024 13:15	29-Jul-2024 13:00
						WP2418711-001	WP2418711-002	WP2418711-003	WP2418711-004	WP2418711-005
						Result	Result	Result	Result	Result
Physical Tests										
Acidity (as CaCO3)	----	E283/WT	2.0	mg/L		2.7	<2.0	2.7	2.0	<2.0
Alkalinity, bicarbonate (as CaCO3)	----	E290/WP	1.0	mg/L		40.4	27.9	53.3	16.4	21.0
Alkalinity, carbonate (as CaCO3)	----	E290/WP	1.0	mg/L		<1.0	<1.0	<1.0	<1.0	<1.0
Alkalinity, hydroxide (as CaCO3)	----	E290/WP	1.0	mg/L		<1.0	<1.0	<1.0	<1.0	<1.0
Alkalinity, phenolphthalein (as CaCO3)	----	E290/WP	1.0	mg/L		<1.0	<1.0	<1.0	<1.0	<1.0
Alkalinity, total (as CaCO3)	----	E290/WP	1.0	mg/L		40.4	27.9	53.3	16.4	21.0
Conductivity	----	E100/WP	1.0	µS/cm		112	60.9	132	77.4	109
Hardness (as CaCO3), dissolved	----	EC100/WP	0.50	mg/L		48.0	27.4	56.7	31.4	43.7
pH	----	E108/WP	0.10	pH units		7.39	7.50	7.61	7.24	7.46
Solids, total dissolved [TDS]	----	E162-L/WP	3.0	mg/L		72.8	37.2	81.5	45.8	44.8
Anions and Nutrients										
Chloride	16887-00-6	E235.Cl-L/WP	0.10	mg/L		0.34	0.25	0.60	0.37	0.46
Fluoride	16984-48-8	E235.F/WP	0.020	mg/L		0.027	0.024	0.031	0.044	0.031
Phosphorus, total	7723-14-0	E372-U/WP	0.0020	mg/L		0.0932	0.0224	0.0620	0.0396	0.0600
Sulfate (as SO4)	14808-79-8	E235.SO4/WP	0.30	mg/L		14.1	3.16	12.7	18.3	27.9
Dissolved Metals										
Aluminum, dissolved	7429-90-5	E421/WP	0.0010	mg/L		0.0107	0.0386	0.0517	0.0273	0.0122
Antimony, dissolved	7440-36-0	E421/WP	0.00010	mg/L		0.00651	0.00157	0.00275	0.00147	0.00141
Arsenic, dissolved	7440-38-2	E421/WP	0.00010	mg/L		0.0565	0.00143	0.00502	0.00200	0.00089
Barium, dissolved	7440-39-3	E421/WP	0.00010	mg/L		0.0213	0.0112	0.0217	0.0120	0.0158
Beryllium, dissolved	7440-41-7	E421/WP	0.000020	mg/L		<0.000020	<0.000020	<0.000020	Not Detected	Not Detected
Bismuth, dissolved	7440-69-9	E421/WP	0.000050	mg/L		Not Detected	<0.000050	Not Detected	Not Detected	Not Detected
Boron, dissolved	7440-42-8	E421/WP	0.010	mg/L		0.025	<0.010	0.023	0.013	0.018
Cadmium, dissolved	7440-43-9	E421/WP	0.0000050	mg/L		<0.0000050	<0.0000050	<0.0000050	0.0000067	0.000802
Calcium, dissolved	7440-70-2	E421/WP	0.050	mg/L		17.9	10.2	21.2	10.8	15.5
Cesium, dissolved	7440-46-2	E421/WP	0.000010	mg/L		<0.000010	<0.000010	0.000024	0.000022	0.000016
Chromium, dissolved	7440-47-3	E421/WP	0.00050	mg/L		<0.00050	<0.00050	<0.00050	<0.00050	<0.00050
Cobalt, dissolved	7440-48-4	E421/WP	0.00010	mg/L		0.00015	<0.00010	0.00023	<0.00010	<0.00010
Copper, dissolved	7440-50-8	E421/WP	0.00020	mg/L		0.00297	0.00114	0.00367	0.00167	0.00216
Iron, dissolved	7439-89-6	E421/WP	0.010	mg/L		0.011	0.020	<0.010	<0.010	<0.010

Analytical Results

Sub-Matrix: **Water**
(Matrix: **Water**)

Analyte	CAS Number	Method/Lab	LOR	Unit	Client sample ID	FLB-01	FLB-02	FLB-03	FLB-15	FLB-05
					Client sampling date / time	29-Jul-2024 12:40	29-Jul-2024 12:30	29-Jul-2024 12:20	29-Jul-2024 13:15	29-Jul-2024 13:00
						WP2418711-001	WP2418711-002	WP2418711-003	WP2418711-004	WP2418711-005
						Result	Result	Result	Result	Result
Dissolved Metals										
Lead, dissolved	7439-92-1	E421/WP	0.000050	mg/L		<0.000050	<0.000050	<0.000050	<0.000050	0.000078
Lithium, dissolved	7439-93-2	E421/WP	0.0010	mg/L		0.0011	<0.0010	<0.0010	<0.0010	0.0018
Magnesium, dissolved	7439-95-4	E421/WP	0.0050	mg/L		0.812	0.478	0.915	1.08	1.22
Manganese, dissolved	7439-96-5	E421/WP	0.00010	mg/L		0.00077	0.00112	0.00238	0.00328	0.0156
Mercury, dissolved	7439-97-6	E509/WP	0.0000050	mg/L		<0.0000050	<0.0000050	<0.0000050	<0.0000050	<0.0000050
Molybdenum, dissolved	7439-98-7	E421/WP	0.000050	mg/L		0.00202	0.00112	0.00222	0.000857	0.000860
Nickel, dissolved	7440-02-0	E421/WP	0.00050	mg/L		<0.00050	<0.00050	<0.00050	0.00052	<0.00050
Phosphorus, dissolved	7723-14-0	E421/WP	0.050	mg/L		<0.050	Not Detected	<0.050	Not Detected	Not Detected
Potassium, dissolved	7440-09-7	E421/WP	0.050	mg/L		2.89	1.46	3.31	1.30	1.68
Rubidium, dissolved	7440-17-7	E421/WP	0.00020	mg/L		0.00423	0.00181	0.00580	0.00280	0.00334
Selenium, dissolved	7782-49-2	E421/WP	0.000050	mg/L		0.000405	0.000185	0.000536	0.000335	0.00180
Silicon, dissolved	7440-21-3	E421/WP	0.050	mg/L		1.80	1.94	2.41	1.83	1.96
Silver, dissolved	7440-22-4	E421/WP	0.000010	mg/L		0.000016	<0.000010	0.000019	<0.000010	<0.000010
Sodium, dissolved	7440-23-5	E421/WP	0.050	mg/L		1.96	0.842	1.92	1.23	1.57
Strontium, dissolved	7440-24-6	E421/WP	0.00020	mg/L		0.0741	0.0431	0.0859	0.0611	0.0752
Sulfur, dissolved	7704-34-9	E421/WP	0.50	mg/L		5.25	1.30	4.71	6.33	9.66
Tellurium, dissolved	13494-80-9	E421/WP	0.00020	mg/L		Not Detected	Not Detected	Not Detected	Not Detected	Not Detected
Thallium, dissolved	7440-28-0	E421/WP	0.000010	mg/L		<0.000010	<0.000010	0.000019	<0.000010	0.000020
Thorium, dissolved	7440-29-1	E421/WP	0.00010	mg/L		Not Detected	<0.00010	Not Detected	Not Detected	Not Detected
Tin, dissolved	7440-31-5	E421/WP	0.00010	mg/L		0.00011	<0.00010	<0.00010	<0.00010	<0.00010
Titanium, dissolved	7440-32-6	E421/WP	0.00030	mg/L		0.00042	0.00077	0.00050	<0.00030	<0.00030
Tungsten, dissolved	7440-33-7	E421/WP	0.00010	mg/L		0.00307	0.00058	0.00167	0.00047	0.00033
Uranium, dissolved	7440-61-1	E421/WP	0.000010	mg/L		0.00263	0.000905	0.00354	0.000249	0.000186
Vanadium, dissolved	7440-62-2	E421/WP	0.00050	mg/L		0.00219	0.00127	0.00205	0.00092	<0.00050
Zinc, dissolved	7440-66-6	E421/WP	0.0010	mg/L		0.0040	0.0042	0.0068	0.0054	0.0381
Zirconium, dissolved	7440-67-7	E421/WP	0.00030	mg/L		<0.00030	<0.00030	<0.00030	<0.00030	Not Detected
Dissolved mercury filtration location	----	EP509/WP	-	-		Field	Field	Field	Field	Field
Dissolved metals filtration location	----	EP421/WP	-	-		Field	Field	Field	Field	Field

Please refer to the General Comments section for an explanation of any result qualifiers detected.

Please refer to the Accreditation section for an explanation of analyte accreditations.

Analytical Results

Sub-Matrix: **Water**
(Matrix: **Water**)

Analyte	CAS Number	Method/Lab	LOR	Unit	Client sample ID	FLB-06	FLB-07	FLB-08	FLB-09	FLB-12
					Client sampling date / time	29-Jul-2024 12:50	29-Jul-2024 13:30	29-Jul-2024 13:40	29-Jul-2024 13:50	29-Jul-2024 14:10
						WP2418711-006	WP2418711-007	WP2418711-008	WP2418711-009	WP2418711-010
						Result	Result	Result	Result	Result
Physical Tests										
Acidity (as CaCO3)	----	E283/WT	2.0	mg/L		<2.0	<2.0	<2.0	<2.0	<2.0
Alkalinity, bicarbonate (as CaCO3)	----	E290/WP	1.0	mg/L		25.7	7.3	44.2	38.1	20.4
Alkalinity, carbonate (as CaCO3)	----	E290/WP	1.0	mg/L		<1.0	<1.0	<1.0	<1.0	<1.0
Alkalinity, hydroxide (as CaCO3)	----	E290/WP	1.0	mg/L		<1.0	<1.0	<1.0	<1.0	<1.0
Alkalinity, phenolphthalein (as CaCO3)	----	E290/WP	1.0	mg/L		<1.0	<1.0	<1.0	<1.0	<1.0
Alkalinity, total (as CaCO3)	----	E290/WP	1.0	mg/L		25.7	7.3	44.2	38.1	20.4
Conductivity	----	E100/WP	1.0	µS/cm		94.8	102	106	87.7	85.3
Hardness (as CaCO3), dissolved	----	EC100/WP	0.50	mg/L		40.4	39.0	47.7	39.5	36.3
pH	----	E108/WP	0.10	pH units		7.52	6.92	7.62	7.70	7.32
Solids, total dissolved [TDS]	----	E162-L/WP	3.0	mg/L		53.5	63.8	71.2	47.5	51.2
Anions and Nutrients										
Chloride	16887-00-6	E235.Cl-L/WP	0.10	mg/L		0.21	0.47	0.23	0.21	0.60
Fluoride	16984-48-8	E235.F/WP	0.020	mg/L		0.028	0.057	<0.020	<0.020	0.065
Phosphorus, total	7723-14-0	E372-U/WP	0.0020	mg/L		0.0270	0.0144	0.0516	0.0270	0.0474
Sulfate (as SO4)	14808-79-8	E235.SO4/WP	0.30	mg/L		18.4	35.6	9.43	6.65	18.0
Dissolved Metals										
Aluminum, dissolved	7429-90-5	E421/WP	0.0010	mg/L		0.0256	0.0084	0.0488	0.0324	0.0239
Antimony, dissolved	7440-36-0	E421/WP	0.00010	mg/L		0.00345	0.00039	0.00052	0.00060	0.00418
Arsenic, dissolved	7440-38-2	E421/WP	0.00010	mg/L		0.0129	0.00059	0.00964	0.00553	0.130
Barium, dissolved	7440-39-3	E421/WP	0.00010	mg/L		0.0154	0.0107	0.0212	0.0169	0.0255
Beryllium, dissolved	7440-41-7	E421/WP	0.000020	mg/L		Not Detected	Not Detected	Not Detected	<0.000020	Not Detected
Bismuth, dissolved	7440-69-9	E421/WP	0.000050	mg/L		Not Detected	Not Detected	Not Detected	Not Detected	<0.000050
Boron, dissolved	7440-42-8	E421/WP	0.010	mg/L		<0.010	0.021	<0.010	<0.010	0.011
Cadmium, dissolved	7440-43-9	E421/WP	0.0000050	mg/L		<0.0000050	0.0000058	<0.0000050	0.0000053	<0.0000050
Calcium, dissolved	7440-70-2	E421/WP	0.050	mg/L		14.8	13.2	18.1	14.9	13.2
Cesium, dissolved	7440-46-2	E421/WP	0.000010	mg/L		0.000019	<0.000010	0.000052	0.000034	0.000022
Chromium, dissolved	7440-47-3	E421/WP	0.00050	mg/L		<0.00050	<0.00050	<0.00050	<0.00050	<0.00050
Cobalt, dissolved	7440-48-4	E421/WP	0.00010	mg/L		<0.00010	<0.00010	0.00015	<0.00010	0.00010
Copper, dissolved	7440-50-8	E421/WP	0.00020	mg/L		0.00138	0.00068	0.00234	0.00139	0.00209
Iron, dissolved	7439-89-6	E421/WP	0.010	mg/L		<0.010	<0.010	<0.010	<0.010	0.014
Lead, dissolved	7439-92-1	E421/WP	0.000050	mg/L		<0.000050	<0.000050	<0.000050	<0.000050	0.000063

Analytical Results

Sub-Matrix: **Water**
(Matrix: **Water**)

Analyte	CAS Number	Method/Lab	LOR	Unit	Client sample ID	FLB-06	FLB-07	FLB-08	FLB-09	FLB-12
					Client sampling date / time	29-Jul-2024 12:50	29-Jul-2024 13:30	29-Jul-2024 13:40	29-Jul-2024 13:50	29-Jul-2024 14:10
						WP2418711-006	WP2418711-007	WP2418711-008	WP2418711-009	WP2418711-010
						Result	Result	Result	Result	Result
Dissolved Metals										
Lithium, dissolved	7439-93-2	E421/WP	0.0010	mg/L		<0.0010	<0.0010	<0.0010	<0.0010	<0.0010
Magnesium, dissolved	7439-95-4	E421/WP	0.0050	mg/L		0.830	1.48	0.608	0.550	0.805
Manganese, dissolved	7439-96-5	E421/WP	0.00010	mg/L		0.00521	0.00194	0.00196	0.00149	0.00129
Mercury, dissolved	7439-97-6	E509/WP	0.0000050	mg/L		<0.0000050	<0.0000050	<0.0000050	<0.0000050	<0.0000050
Molybdenum, dissolved	7439-98-7	E421/WP	0.000050	mg/L		0.00133	0.000174	0.000271	0.000270	0.00192
Nickel, dissolved	7440-02-0	E421/WP	0.00050	mg/L		<0.00050	<0.00050	<0.00050	<0.00050	<0.00050
Phosphorus, dissolved	7723-14-0	E421/WP	0.050	mg/L		<0.050	Not Detected	Not Detected	<0.050	Not Detected
Potassium, dissolved	7440-09-7	E421/WP	0.050	mg/L		1.72	1.58	1.78	1.80	1.57
Rubidium, dissolved	7440-17-7	E421/WP	0.00020	mg/L		0.00336	0.00366	0.00465	0.00407	0.00242
Selenium, dissolved	7782-49-2	E421/WP	0.000050	mg/L		0.00184	0.00193	0.000112	0.000070	0.00128
Silicon, dissolved	7440-21-3	E421/WP	0.050	mg/L		1.90	1.81	1.61	1.62	1.61
Silver, dissolved	7440-22-4	E421/WP	0.000010	mg/L		<0.000010	<0.000010	<0.000010	<0.000010	<0.000010
Sodium, dissolved	7440-23-5	E421/WP	0.050	mg/L		0.834	1.21	1.18	0.827	0.886
Strontium, dissolved	7440-24-6	E421/WP	0.00020	mg/L		0.0614	0.0752	0.0464	0.0388	0.0642
Sulfur, dissolved	7704-34-9	E421/WP	0.50	mg/L		6.46	11.8	3.74	2.44	6.34
Tellurium, dissolved	13494-80-9	E421/WP	0.00020	mg/L		Not Detected	Not Detected	Not Detected	Not Detected	Not Detected
Thallium, dissolved	7440-28-0	E421/WP	0.000010	mg/L		<0.000010	0.000016	0.000010	0.000011	<0.000010
Thorium, dissolved	7440-29-1	E421/WP	0.00010	mg/L		Not Detected	Not Detected	Not Detected	Not Detected	Not Detected
Tin, dissolved	7440-31-5	E421/WP	0.00010	mg/L		<0.00010	<0.00010	<0.00010	<0.00010	<0.00010
Titanium, dissolved	7440-32-6	E421/WP	0.00030	mg/L		0.00032	<0.00030	<0.00030	<0.00030	0.00047
Tungsten, dissolved	7440-33-7	E421/WP	0.00010	mg/L		0.00061	<0.00010	0.00032	0.00059	0.00059
Uranium, dissolved	7440-61-1	E421/WP	0.000010	mg/L		0.000763	0.000023	0.000052	0.000140	0.000298
Vanadium, dissolved	7440-62-2	E421/WP	0.00050	mg/L		0.00142	0.00058	0.00108	0.00128	0.00194
Zinc, dissolved	7440-66-6	E421/WP	0.0010	mg/L		0.0045	0.0060	0.0039	<0.0010	0.0090
Zirconium, dissolved	7440-67-7	E421/WP	0.00030	mg/L		<0.00030	Not Detected	<0.00030	Not Detected	<0.00030
Dissolved mercury filtration location	----	EP509/WP	-	-		Field	Field	Field	Field	Field
Dissolved metals filtration location	----	EP421/WP	-	-		Field	Field	Field	Field	Field

Please refer to the General Comments section for an explanation of any result qualifiers detected.

Please refer to the Accreditation section for an explanation of analyte accreditations.

Analytical Results

Sub-Matrix: **Water**
(Matrix: **Water**)

Analyte	CAS Number	Method/Lab	LOR	Unit	Client sample ID	FLB-14	FLB-FIELDBLANK	----	----	----
					Client sampling date / time	29-Jul-2024 14:20	29-Jul-2024 00:00	----	----	----
						WP2418711-011	WP2418711-012	--------	--------	--------
						Result	Result	----	----	----
Physical Tests										
Acidity (as CaCO3)	----	E283/WT	2.0	mg/L		<2.0	----	----	----	----
Alkalinity, bicarbonate (as CaCO3)	----	E290/WP	1.0	mg/L		15.2	----	----	----	----
Alkalinity, carbonate (as CaCO3)	----	E290/WP	1.0	mg/L		<1.0	----	----	----	----
Alkalinity, hydroxide (as CaCO3)	----	E290/WP	1.0	mg/L		<1.0	----	----	----	----
Alkalinity, phenolphthalein (as CaCO3)	----	E290/WP	1.0	mg/L		<1.0	----	----	----	----
Alkalinity, total (as CaCO3)	----	E290/WP	1.0	mg/L		15.2	----	----	----	----
Conductivity	----	E100/WP	1.0	µS/cm		119	----	----	----	----
Hardness (as CaCO3), dissolved	----	EC100/WP	0.50	mg/L		45.9	<0.50	----	----	----
pH	----	E108/WP	0.10	pH units		7.16	----	----	----	----
Solids, total dissolved [TDS]	----	E162-L/WP	3.0	mg/L		94.2	----	----	----	----
Anions and Nutrients										
Chloride	16887-00-6	E235.Cl-L/WP	0.10	mg/L		0.33	----	----	----	----
Fluoride	16984-48-8	E235.F/WP	0.020	mg/L		0.035	----	----	----	----
Phosphorus, total	7723-14-0	E372-U/WP	0.0020	mg/L		0.0169	----	----	----	----
Sulfate (as SO4)	14808-79-8	E235.SO4/WP	0.30	mg/L		36.8	----	----	----	----
Dissolved Metals										
Aluminum, dissolved	7429-90-5	E421/WP	0.0010	mg/L		0.0130	0.0011	----	----	----
Antimony, dissolved	7440-36-0	E421/WP	0.00010	mg/L		0.00089	Not Detected	----	----	----
Arsenic, dissolved	7440-38-2	E421/WP	0.00010	mg/L		0.00093	<0.00010	----	----	----
Barium, dissolved	7440-39-3	E421/WP	0.00010	mg/L		0.0246	<0.00010	----	----	----
Beryllium, dissolved	7440-41-7	E421/WP	0.000020	mg/L		Not Detected	Not Detected	----	----	----
Bismuth, dissolved	7440-69-9	E421/WP	0.000050	mg/L		Not Detected	Not Detected	----	----	----
Boron, dissolved	7440-42-8	E421/WP	0.010	mg/L		0.013	Not Detected	----	----	----
Cadmium, dissolved	7440-43-9	E421/WP	0.0000050	mg/L		0.0000091	Not Detected	----	----	----
Calcium, dissolved	7440-70-2	E421/WP	0.050	mg/L		16.0	<0.050	----	----	----
Cesium, dissolved	7440-46-2	E421/WP	0.000010	mg/L		0.000016	Not Detected	----	----	----
Chromium, dissolved	7440-47-3	E421/WP	0.00050	mg/L		<0.00050	Not Detected	----	----	----
Cobalt, dissolved	7440-48-4	E421/WP	0.00010	mg/L		0.00010	<0.00010	----	----	----
Copper, dissolved	7440-50-8	E421/WP	0.00020	mg/L		0.00086	<0.00020	----	----	----
Iron, dissolved	7439-89-6	E421/WP	0.010	mg/L		<0.010	Not Detected	----	----	----
Lead, dissolved	7439-92-1	E421/WP	0.000050	mg/L		<0.000050	Not Detected	----	----	----

Analytical Results

Sub-Matrix: **Water**
(Matrix: **Water**)

Analyte	CAS Number	Method/Lab	LOR	Unit	Client sample ID	FLB-14	FLB-FIELDBLANK	----	----	----
					Client sampling date / time	29-Jul-2024 14:20	29-Jul-2024 00:00	----	----	----
						WP2418711-011	WP2418711-012	--------	--------	--------
						Result	Result	----	----	----
Dissolved Metals										
Lithium, dissolved	7439-93-2	E421/WP	0.0010	mg/L		<0.0010	Not Detected	----	----	----
Magnesium, dissolved	7439-95-4	E421/WP	0.0050	mg/L		1.44	<0.0050	----	----	----
Manganese, dissolved	7439-96-5	E421/WP	0.00010	mg/L		0.0138	<0.00010	----	----	----
Mercury, dissolved	7439-97-6	E509/WP	0.0000050	mg/L		<0.0000050	<0.0000050	----	----	----
Molybdenum, dissolved	7439-98-7	E421/WP	0.000050	mg/L		0.000416	Not Detected	----	----	----
Nickel, dissolved	7440-02-0	E421/WP	0.00050	mg/L		0.00199	Not Detected	----	----	----
Phosphorus, dissolved	7723-14-0	E421/WP	0.050	mg/L		<0.050	Not Detected	----	----	----
Potassium, dissolved	7440-09-7	E421/WP	0.050	mg/L		2.38	<0.050	----	----	----
Rubidium, dissolved	7440-17-7	E421/WP	0.00020	mg/L		0.00482	Not Detected	----	----	----
Selenium, dissolved	7782-49-2	E421/WP	0.000050	mg/L		0.000865	Not Detected	----	----	----
Silicon, dissolved	7440-21-3	E421/WP	0.050	mg/L		2.00	Not Detected	----	----	----
Silver, dissolved	7440-22-4	E421/WP	0.000010	mg/L		<0.000010	Not Detected	----	----	----
Sodium, dissolved	7440-23-5	E421/WP	0.050	mg/L		1.27	<0.050	----	----	----
Strontium, dissolved	7440-24-6	E421/WP	0.00020	mg/L		0.0812	<0.00020	----	----	----
Sulfur, dissolved	7704-34-9	E421/WP	0.50	mg/L		12.8	<0.50	----	----	----
Tellurium, dissolved	13494-80-9	E421/WP	0.00020	mg/L		Not Detected	Not Detected	----	----	----
Thallium, dissolved	7440-28-0	E421/WP	0.000010	mg/L		0.000016	Not Detected	----	----	----
Thorium, dissolved	7440-29-1	E421/WP	0.00010	mg/L		Not Detected	Not Detected	----	----	----
Tin, dissolved	7440-31-5	E421/WP	0.00010	mg/L		<0.00010	<0.00010	----	----	----
Titanium, dissolved	7440-32-6	E421/WP	0.00030	mg/L		<0.00030	Not Detected	----	----	----
Tungsten, dissolved	7440-33-7	E421/WP	0.00010	mg/L		0.00066	Not Detected	----	----	----
Uranium, dissolved	7440-61-1	E421/WP	0.000010	mg/L		0.000094	Not Detected	----	----	----
Vanadium, dissolved	7440-62-2	E421/WP	0.00050	mg/L		0.00073	Not Detected	----	----	----
Zinc, dissolved	7440-66-6	E421/WP	0.0010	mg/L		0.0039	<0.0010	----	----	----
Zirconium, dissolved	7440-67-7	E421/WP	0.00030	mg/L		Not Detected	Not Detected	----	----	----
Dissolved mercury filtration location	----	EP509/WP	-	-		Field	Field	----	----	----
Dissolved metals filtration location	----	EP421/WP	-	-		Field	Field	----	----	----

Please refer to the General Comments section for an explanation of any result qualifiers detected.

Please refer to the Accreditation section for an explanation of analyte accreditations.

ALS Canada Ltd.

right solutions.
right partner.

QUALITY CONTROL INTERPRETIVE REPORT

Work Order	: **WP2418711**	Page	: 1 of 20
Client	: **Great Bear Resources Ltd**	Laboratory	: ALS Environmental - Winnipeg
Contact	: Ashley Moncrief	Account Manager	: Judy Dalmaijer
Address	: Great Bear Resources Ltd. 117 Forestry Road Red Lake ON Canada P0V 2M0	Address	: 1329 Niakwa Road East, Unit 12 Winnipeg, Manitoba Canada R2J 3T4
Telephone	: 807 630 0203	Telephone	: +1 204 255 9720
Project	: PPR-022-3	Date Samples Received	: 01-Aug-2024 10:00
PO	: PPR-022-3	Issue Date	: 12-Aug-2024 13:53
C-O-C number	: ----		
Sampler	: Jacob McFee		
Site	: ----		
Quote number	: 2024 Standing offer_V2		
No. of samples received	: 12		
No. of samples analysed	: 12		

This report is automatically generated by the ALS LIMS (Laboratory Information Management System) through evaluation of Quality Control (QC) results and other QA parameters associated with this submission, and is intended to facilitate rapid data validation by auditors or reviewers. The report highlights any exceptions and outliers to ALS Data Quality Objectives, provides holding time details and exceptions, summarizes QC sample frequencies, and lists applicable methodology references and summaries.

Key

Anonymous: Refers to samples which are not part of this work order, but which formed part of the QC process lot.
CAS Number: Chemical Abstracts Service number is a unique identifier assigned to discrete substances.
DQO: Data Quality Objective.
LOR: Limit of Reporting (detection limit).
RPD: Relative Percent Difference.

Workorder Comments

Holding times are displayed as "---" if no guidance exists from CCME, Canadian provinces, or broadly recognized international references.

Summary of Outliers

Outliers : Quality Control Samples

- No Method Blank value outliers occur.
- No Duplicate outliers occur.
- No Laboratory Control Sample (LCS) outliers occur
- No Matrix Spike outliers occur.
- No Test sample Surrogate recovery outliers exist.

Outliers: Reference Material (RM) Samples

- No Reference Material (RM) Sample outliers occur.

Outliers : Analysis Holding Time Compliance (Breaches)

- Analysis Holding Time Outliers exist - please see following pages for full details.

Outliers : Frequency of Quality Control Samples

- No Quality Control Sample Frequency Outliers occur.

Analysis Holding Time Compliance

This report summarizes extraction / preparation and analysis times and compares each with ALS recommended holding times, which are selected to meet known provincial and /or federal requirements. In the absence of regulatory hold times, ALS establishes recommendations based on guidelines published by organizations such as CCME, US EPA, APHA Standard Methods, ASTM, or Environment Canada (where available). Dates and holding times reported below represent the first dates of extraction or analysis. If subsequent tests or dilutions exceeded holding times, qualifiers are added (refer to COA).

If samples are identified below as having been analyzed or extracted outside of recommended holding times, measurement uncertainties may be increased, and this should be taken into consideration when interpreting results.

Where actual sampling date is not provided on the chain of custody, the date of receipt with time at 00:00 is used for calculation purposes.

Where only the sample date without time is provided on the chain of custody, the sampling date at 00:00 is used for calculation purposes.

Matrix: **Water**

Evaluation: × = Holding time exceedance ; ✓ = Within Holding Time

Analyte Group : Analytical Method / Container / Client Sample ID(s)	Method	Sampling Date	Extraction / Preparation				Analysis			
			Preparation Date	Holding Times Rec	Holding Times Actual	Eval	Analysis Date	Holding Times Rec	Holding Times Actual	Eval
Anions and Nutrients : Chloride in Water by IC (Low Level)										
HDPE FLB-01	E235.Cl-L	29-Jul-2024	01-Aug-2024	28 days	3 days	✓	01-Aug-2024	28 days	3 days	✓
Anions and Nutrients : Chloride in Water by IC (Low Level)										
HDPE FLB-02	E235.Cl-L	29-Jul-2024	01-Aug-2024	28 days	3 days	✓	01-Aug-2024	28 days	3 days	✓
Anions and Nutrients : Chloride in Water by IC (Low Level)										
HDPE FLB-03	E235.Cl-L	29-Jul-2024	01-Aug-2024	28 days	3 days	✓	01-Aug-2024	28 days	3 days	✓
Anions and Nutrients : Chloride in Water by IC (Low Level)										
HDPE FLB-05	E235.Cl-L	29-Jul-2024	01-Aug-2024	28 days	3 days	✓	01-Aug-2024	28 days	3 days	✓
Anions and Nutrients : Chloride in Water by IC (Low Level)										
HDPE FLB-06	E235.Cl-L	29-Jul-2024	01-Aug-2024	28 days	3 days	✓	01-Aug-2024	28 days	3 days	✓
Anions and Nutrients : Chloride in Water by IC (Low Level)										
HDPE FLB-07	E235.Cl-L	29-Jul-2024	01-Aug-2024	28 days	3 days	✓	01-Aug-2024	28 days	3 days	✓
Anions and Nutrients : Chloride in Water by IC (Low Level)										
HDPE FLB-08	E235.Cl-L	29-Jul-2024	01-Aug-2024	28 days	3 days	✓	01-Aug-2024	28 days	3 days	✓

Matrix: **Water**

Evaluation: × = Holding time exceedance ; ✓ = Within Holding Time

Analyte Group : Analytical Method / Container / Client Sample ID(s)	Method	Sampling Date	Extraction / Preparation				Analysis			
			Preparation Date	Holding Times Rec	Holding Times Actual	Eval	Analysis Date	Holding Times Rec	Holding Times Actual	Eval
Anions and Nutrients : Chloride in Water by IC (Low Level)										
HDPE FLB-09	E235.Cl-L	29-Jul-2024	01-Aug-2024	28 days	3 days	✓	01-Aug-2024	28 days	3 days	✓
Anions and Nutrients : Chloride in Water by IC (Low Level)										
HDPE FLB-12	E235.Cl-L	29-Jul-2024	01-Aug-2024	28 days	3 days	✓	01-Aug-2024	28 days	3 days	✓
Anions and Nutrients : Chloride in Water by IC (Low Level)										
HDPE FLB-14	E235.Cl-L	29-Jul-2024	01-Aug-2024	28 days	3 days	✓	01-Aug-2024	28 days	3 days	✓
Anions and Nutrients : Chloride in Water by IC (Low Level)										
HDPE FLB-15	E235.Cl-L	29-Jul-2024	01-Aug-2024	28 days	3 days	✓	01-Aug-2024	28 days	3 days	✓
Anions and Nutrients : Fluoride in Water by IC										
HDPE FLB-01	E235.F	29-Jul-2024	01-Aug-2024	28 days	3 days	✓	01-Aug-2024	28 days	3 days	✓
Anions and Nutrients : Fluoride in Water by IC										
HDPE FLB-02	E235.F	29-Jul-2024	01-Aug-2024	28 days	3 days	✓	01-Aug-2024	28 days	3 days	✓
Anions and Nutrients : Fluoride in Water by IC										
HDPE FLB-03	E235.F	29-Jul-2024	01-Aug-2024	28 days	3 days	✓	01-Aug-2024	28 days	3 days	✓
Anions and Nutrients : Fluoride in Water by IC										
HDPE FLB-05	E235.F	29-Jul-2024	01-Aug-2024	28 days	3 days	✓	01-Aug-2024	28 days	3 days	✓
Anions and Nutrients : Fluoride in Water by IC										
HDPE FLB-06	E235.F	29-Jul-2024	01-Aug-2024	28 days	3 days	✓	01-Aug-2024	28 days	3 days	✓

Matrix: **Water**

Evaluation: × = Holding time exceedance ; ✓ = Within Holding Time

Analyte Group : Analytical Method / Container / Client Sample ID(s)	Method	Sampling Date	Extraction / Preparation				Analysis			
			Preparation Date	Holding Times Rec	Holding Times Actual	Eval	Analysis Date	Holding Times Rec	Holding Times Actual	Eval
Anions and Nutrients : Fluoride in Water by IC										
HDPE FLB-07	E235.F	29-Jul-2024	01-Aug-2024	28 days	3 days	✓	01-Aug-2024	28 days	3 days	✓
Anions and Nutrients : Fluoride in Water by IC										
HDPE FLB-08	E235.F	29-Jul-2024	01-Aug-2024	28 days	3 days	✓	01-Aug-2024	28 days	3 days	✓
Anions and Nutrients : Fluoride in Water by IC										
HDPE FLB-09	E235.F	29-Jul-2024	01-Aug-2024	28 days	3 days	✓	01-Aug-2024	28 days	3 days	✓
Anions and Nutrients : Fluoride in Water by IC										
HDPE FLB-12	E235.F	29-Jul-2024	01-Aug-2024	28 days	3 days	✓	01-Aug-2024	28 days	3 days	✓
Anions and Nutrients : Fluoride in Water by IC										
HDPE FLB-14	E235.F	29-Jul-2024	01-Aug-2024	28 days	3 days	✓	01-Aug-2024	28 days	3 days	✓
Anions and Nutrients : Fluoride in Water by IC										
HDPE FLB-15	E235.F	29-Jul-2024	01-Aug-2024	28 days	3 days	✓	01-Aug-2024	28 days	3 days	✓
Anions and Nutrients : Sulfate in Water by IC										
HDPE FLB-01	E235.SO4	29-Jul-2024	01-Aug-2024	28 days	3 days	✓	01-Aug-2024	28 days	3 days	✓
Anions and Nutrients : Sulfate in Water by IC										
HDPE FLB-02	E235.SO4	29-Jul-2024	01-Aug-2024	28 days	3 days	✓	01-Aug-2024	28 days	3 days	✓
Anions and Nutrients : Sulfate in Water by IC										
HDPE FLB-03	E235.SO4	29-Jul-2024	01-Aug-2024	28 days	3 days	✓	01-Aug-2024	28 days	3 days	✓

Matrix: **Water**

Evaluation: × = Holding time exceedance ; ✓ = Within Holding Time

Analyte Group : Analytical Method / Container / Client Sample ID(s)	Method	Sampling Date	Extraction / Preparation				Analysis			
			Preparation Date	Holding Times Rec	Holding Times Actual	Eval	Analysis Date	Holding Times Rec	Holding Times Actual	Eval
Anions and Nutrients : Sulfate in Water by IC										
HDPE FLB-05	E235.SO4	29-Jul-2024	01-Aug-2024	28 days	3 days	✓	01-Aug-2024	28 days	3 days	✓
Anions and Nutrients : Sulfate in Water by IC										
HDPE FLB-06	E235.SO4	29-Jul-2024	01-Aug-2024	28 days	3 days	✓	01-Aug-2024	28 days	3 days	✓
Anions and Nutrients : Sulfate in Water by IC										
HDPE FLB-07	E235.SO4	29-Jul-2024	01-Aug-2024	28 days	3 days	✓	01-Aug-2024	28 days	3 days	✓
Anions and Nutrients : Sulfate in Water by IC										
HDPE FLB-08	E235.SO4	29-Jul-2024	01-Aug-2024	28 days	3 days	✓	01-Aug-2024	28 days	3 days	✓
Anions and Nutrients : Sulfate in Water by IC										
HDPE FLB-09	E235.SO4	29-Jul-2024	01-Aug-2024	28 days	3 days	✓	01-Aug-2024	28 days	3 days	✓
Anions and Nutrients : Sulfate in Water by IC										
HDPE FLB-12	E235.SO4	29-Jul-2024	01-Aug-2024	28 days	3 days	✓	01-Aug-2024	28 days	3 days	✓
Anions and Nutrients : Sulfate in Water by IC										
HDPE FLB-14	E235.SO4	29-Jul-2024	01-Aug-2024	28 days	3 days	✓	01-Aug-2024	28 days	3 days	✓
Anions and Nutrients : Sulfate in Water by IC										
HDPE FLB-15	E235.SO4	29-Jul-2024	01-Aug-2024	28 days	3 days	✓	01-Aug-2024	28 days	3 days	✓
Anions and Nutrients : Total Phosphorus by Colourimetry (0.002 mg/L)										
Amber glass total (sulfuric acid) FLB-01	E372-U	29-Jul-2024	06-Aug-2024	28 days	8 days	✓	07-Aug-2024	28 days	9 days	✓

Matrix: **Water**

Evaluation: × = Holding time exceedance ; ✓ = Within Holding Time

Analyte Group : Analytical Method / Container / Client Sample ID(s)	Method	Sampling Date	Extraction / Preparation				Analysis			
			Preparation Date	Holding Times Rec	Holding Times Actual	Eval	Analysis Date	Holding Times Rec	Holding Times Actual	Eval
Anions and Nutrients : Total Phosphorus by Colourimetry (0.002 mg/L)										
Amber glass total (sulfuric acid) FLB-02	E372-U	29-Jul-2024	06-Aug-2024	28 days	8 days	✓	07-Aug-2024	28 days	9 days	✓
Anions and Nutrients : Total Phosphorus by Colourimetry (0.002 mg/L)										
Amber glass total (sulfuric acid) FLB-03	E372-U	29-Jul-2024	06-Aug-2024	28 days	8 days	✓	07-Aug-2024	28 days	9 days	✓
Anions and Nutrients : Total Phosphorus by Colourimetry (0.002 mg/L)										
Amber glass total (sulfuric acid) FLB-05	E372-U	29-Jul-2024	06-Aug-2024	28 days	8 days	✓	07-Aug-2024	28 days	9 days	✓
Anions and Nutrients : Total Phosphorus by Colourimetry (0.002 mg/L)										
Amber glass total (sulfuric acid) FLB-06	E372-U	29-Jul-2024	06-Aug-2024	28 days	8 days	✓	07-Aug-2024	28 days	9 days	✓
Anions and Nutrients : Total Phosphorus by Colourimetry (0.002 mg/L)										
Amber glass total (sulfuric acid) FLB-07	E372-U	29-Jul-2024	06-Aug-2024	28 days	8 days	✓	07-Aug-2024	28 days	9 days	✓
Anions and Nutrients : Total Phosphorus by Colourimetry (0.002 mg/L)										
Amber glass total (sulfuric acid) FLB-08	E372-U	29-Jul-2024	06-Aug-2024	28 days	8 days	✓	07-Aug-2024	28 days	9 days	✓
Anions and Nutrients : Total Phosphorus by Colourimetry (0.002 mg/L)										
Amber glass total (sulfuric acid) FLB-09	E372-U	29-Jul-2024	06-Aug-2024	28 days	8 days	✓	07-Aug-2024	28 days	9 days	✓
Anions and Nutrients : Total Phosphorus by Colourimetry (0.002 mg/L)										
Amber glass total (sulfuric acid) FLB-12	E372-U	29-Jul-2024	06-Aug-2024	28 days	8 days	✓	07-Aug-2024	28 days	9 days	✓
Anions and Nutrients : Total Phosphorus by Colourimetry (0.002 mg/L)										
Amber glass total (sulfuric acid) FLB-14	E372-U	29-Jul-2024	06-Aug-2024	28 days	8 days	✓	07-Aug-2024	28 days	9 days	✓

Matrix: **Water**

Evaluation: × = Holding time exceedance ; ✓ = Within Holding Time

Analyte Group : Analytical Method / Container / Client Sample ID(s)	Method	Sampling Date	Extraction / Preparation				Analysis			
			Preparation Date	Holding Times Rec	Holding Times Actual	Eval	Analysis Date	Holding Times Rec	Holding Times Actual	Eval
Anions and Nutrients : Total Phosphorus by Colourimetry (0.002 mg/L)										
Amber glass total (sulfuric acid)										
FLB-15	E372-U	29-Jul-2024	06-Aug-2024	28 days	8 days	✓	07-Aug-2024	28 days	9 days	✓
Dissolved Metals : Dissolved Mercury in Water by CVAAS										
Glass vial dissolved (hydrochloric acid)										
FLB-FIELDBLANK	E509	29-Jul-2024	07-Aug-2024	28 days	10 days	✓	07-Aug-2024	28 days	10 days	✓
Dissolved Metals : Dissolved Mercury in Water by CVAAS										
Glass vial dissolved (hydrochloric acid)										
FLB-01	E509	29-Jul-2024	07-Aug-2024	28 days	9 days	✓	07-Aug-2024	28 days	9 days	✓
Dissolved Metals : Dissolved Mercury in Water by CVAAS										
Glass vial dissolved (hydrochloric acid)										
FLB-02	E509	29-Jul-2024	07-Aug-2024	28 days	9 days	✓	07-Aug-2024	28 days	9 days	✓
Dissolved Metals : Dissolved Mercury in Water by CVAAS										
Glass vial dissolved (hydrochloric acid)										
FLB-03	E509	29-Jul-2024	07-Aug-2024	28 days	9 days	✓	07-Aug-2024	28 days	9 days	✓
Dissolved Metals : Dissolved Mercury in Water by CVAAS										
Glass vial dissolved (hydrochloric acid)										
FLB-05	E509	29-Jul-2024	07-Aug-2024	28 days	9 days	✓	07-Aug-2024	28 days	9 days	✓
Dissolved Metals : Dissolved Mercury in Water by CVAAS										
Glass vial dissolved (hydrochloric acid)										
FLB-06	E509	29-Jul-2024	07-Aug-2024	28 days	9 days	✓	07-Aug-2024	28 days	9 days	✓
Dissolved Metals : Dissolved Mercury in Water by CVAAS										
Glass vial dissolved (hydrochloric acid)										
FLB-07	E509	29-Jul-2024	07-Aug-2024	28 days	9 days	✓	07-Aug-2024	28 days	9 days	✓
Dissolved Metals : Dissolved Mercury in Water by CVAAS										
Glass vial dissolved (hydrochloric acid)										
FLB-08	E509	29-Jul-2024	07-Aug-2024	28 days	9 days	✓	07-Aug-2024	28 days	9 days	✓

Matrix: **Water**

Evaluation: × = Holding time exceedance ; ✓ = Within Holding Time

Analyte Group : Analytical Method / Container / Client Sample ID(s)	Method	Sampling Date	Extraction / Preparation				Analysis			
			Preparation Date	Holding Times		Eval	Analysis Date	Holding Times		Eval
				Rec	Actual			Rec	Actual	
Dissolved Metals : Dissolved Mercury in Water by CVAAS										
Glass vial dissolved (hydrochloric acid)										
FLB-09	E509	29-Jul-2024	07-Aug-2024	28 days	9 days	✓	07-Aug-2024	28 days	9 days	✓
Dissolved Metals : Dissolved Mercury in Water by CVAAS										
Glass vial dissolved (hydrochloric acid)										
FLB-12	E509	29-Jul-2024	07-Aug-2024	28 days	9 days	✓	07-Aug-2024	28 days	9 days	✓
Dissolved Metals : Dissolved Mercury in Water by CVAAS										
Glass vial dissolved (hydrochloric acid)										
FLB-14	E509	29-Jul-2024	07-Aug-2024	28 days	9 days	✓	07-Aug-2024	28 days	9 days	✓
Dissolved Metals : Dissolved Mercury in Water by CVAAS										
Glass vial dissolved (hydrochloric acid)										
FLB-15	E509	29-Jul-2024	07-Aug-2024	28 days	9 days	✓	07-Aug-2024	28 days	9 days	✓
Dissolved Metals : Dissolved Metals in Water by CRC ICPMS										
HDPE dissolved (nitric acid)										
FLB-01	E421	29-Jul-2024	09-Aug-2024	180 days	11 days	✓	09-Aug-2024	180 days	11 days	✓
Dissolved Metals : Dissolved Metals in Water by CRC ICPMS										
HDPE dissolved (nitric acid)										
FLB-02	E421	29-Jul-2024	09-Aug-2024	180 days	11 days	✓	09-Aug-2024	180 days	11 days	✓
Dissolved Metals : Dissolved Metals in Water by CRC ICPMS										
HDPE dissolved (nitric acid)										
FLB-03	E421	29-Jul-2024	09-Aug-2024	180 days	11 days	✓	09-Aug-2024	180 days	11 days	✓
Dissolved Metals : Dissolved Metals in Water by CRC ICPMS										
HDPE dissolved (nitric acid)										
FLB-05	E421	29-Jul-2024	09-Aug-2024	180 days	11 days	✓	09-Aug-2024	180 days	11 days	✓
Dissolved Metals : Dissolved Metals in Water by CRC ICPMS										
HDPE dissolved (nitric acid)										
FLB-06	E421	29-Jul-2024	09-Aug-2024	180 days	11 days	✓	09-Aug-2024	180 days	11 days	✓

Matrix: **Water**

Evaluation: × = Holding time exceedance ; ✓ = Within Holding Time

Analyte Group : Analytical Method / Container / Client Sample ID(s)	Method	Sampling Date	Extraction / Preparation				Analysis			
			Preparation Date	Holding Times Rec	Holding Times Actual	Eval	Analysis Date	Holding Times Rec	Holding Times Actual	Eval
Dissolved Metals : Dissolved Metals in Water by CRC ICPMS										
HDPE dissolved (nitric acid)										
FLB-07	E421	29-Jul-2024	09-Aug-2024	180 days	11 days	✓	09-Aug-2024	180 days	11 days	✓
Dissolved Metals : Dissolved Metals in Water by CRC ICPMS										
HDPE dissolved (nitric acid)										
FLB-08	E421	29-Jul-2024	09-Aug-2024	180 days	11 days	✓	09-Aug-2024	180 days	11 days	✓
Dissolved Metals : Dissolved Metals in Water by CRC ICPMS										
HDPE dissolved (nitric acid)										
FLB-09	E421	29-Jul-2024	09-Aug-2024	180 days	11 days	✓	09-Aug-2024	180 days	11 days	✓
Dissolved Metals : Dissolved Metals in Water by CRC ICPMS										
HDPE dissolved (nitric acid)										
FLB-12	E421	29-Jul-2024	09-Aug-2024	180 days	11 days	✓	09-Aug-2024	180 days	11 days	✓
Dissolved Metals : Dissolved Metals in Water by CRC ICPMS										
HDPE dissolved (nitric acid)										
FLB-14	E421	29-Jul-2024	09-Aug-2024	180 days	11 days	✓	09-Aug-2024	180 days	11 days	✓
Dissolved Metals : Dissolved Metals in Water by CRC ICPMS										
HDPE dissolved (nitric acid)										
FLB-15	E421	29-Jul-2024	09-Aug-2024	180 days	11 days	✓	09-Aug-2024	180 days	11 days	✓
Dissolved Metals : Dissolved Metals in Water by CRC ICPMS										
HDPE dissolved (nitric acid)										
FLB-FIELDBLANK	E421	29-Jul-2024	09-Aug-2024	180 days	12 days	✓	09-Aug-2024	180 days	12 days	✓
Physical Tests : Acidity by Titration										
HDPE										
FLB-01	E283	29-Jul-2024	08-Aug-2024	14 days	10 days	✓	09-Aug-2024	14 days	11 days	✓
Physical Tests : Acidity by Titration										
HDPE										
FLB-02	E283	29-Jul-2024	08-Aug-2024	14 days	10 days	✓	09-Aug-2024	14 days	11 days	✓

Matrix: **Water**

Evaluation: × = Holding time exceedance ; ✓ = Within Holding Time

Analyte Group : Analytical Method / Container / Client Sample ID(s)	Method	Sampling Date	Extraction / Preparation				Analysis			
			Preparation Date	Holding Times Rec	Holding Times Actual	Eval	Analysis Date	Holding Times Rec	Holding Times Actual	Eval
Physical Tests : Acidity by Titration										
HDPE FLB-03	E283	29-Jul-2024	08-Aug-2024	14 days	10 days	✓	09-Aug-2024	14 days	11 days	✓
Physical Tests : Acidity by Titration										
HDPE FLB-05	E283	29-Jul-2024	08-Aug-2024	14 days	10 days	✓	09-Aug-2024	14 days	11 days	✓
Physical Tests : Acidity by Titration										
HDPE FLB-06	E283	29-Jul-2024	08-Aug-2024	14 days	10 days	✓	09-Aug-2024	14 days	11 days	✓
Physical Tests : Acidity by Titration										
HDPE FLB-07	E283	29-Jul-2024	08-Aug-2024	14 days	10 days	✓	09-Aug-2024	14 days	11 days	✓
Physical Tests : Acidity by Titration										
HDPE FLB-08	E283	29-Jul-2024	08-Aug-2024	14 days	10 days	✓	09-Aug-2024	14 days	11 days	✓
Physical Tests : Acidity by Titration										
HDPE FLB-09	E283	29-Jul-2024	08-Aug-2024	14 days	10 days	✓	09-Aug-2024	14 days	11 days	✓
Physical Tests : Acidity by Titration										
HDPE FLB-12	E283	29-Jul-2024	08-Aug-2024	14 days	10 days	✓	09-Aug-2024	14 days	11 days	✓
Physical Tests : Acidity by Titration										
HDPE FLB-14	E283	29-Jul-2024	08-Aug-2024	14 days	10 days	✓	09-Aug-2024	14 days	11 days	✓
Physical Tests : Acidity by Titration										
HDPE FLB-15	E283	29-Jul-2024	08-Aug-2024	14 days	10 days	✓	09-Aug-2024	14 days	11 days	✓

Matrix: **Water**

Evaluation: × = Holding time exceedance ; ✓ = Within Holding Time

Analyte Group : Analytical Method / Container / Client Sample ID(s)	Method	Sampling Date	Extraction / Preparation				Analysis			
			Preparation Date	Holding Times Rec	Holding Times Actual	Eval	Analysis Date	Holding Times Rec	Holding Times Actual	Eval
Physical Tests : Alkalinity Species by Titration										
HDPE FLB-01	E290	29-Jul-2024	02-Aug-2024	14 days	4 days	✓	02-Aug-2024	14 days	4 days	✓
Physical Tests : Alkalinity Species by Titration										
HDPE FLB-02	E290	29-Jul-2024	02-Aug-2024	14 days	4 days	✓	02-Aug-2024	14 days	4 days	✓
Physical Tests : Alkalinity Species by Titration										
HDPE FLB-03	E290	29-Jul-2024	02-Aug-2024	14 days	4 days	✓	02-Aug-2024	14 days	4 days	✓
Physical Tests : Alkalinity Species by Titration										
HDPE FLB-05	E290	29-Jul-2024	02-Aug-2024	14 days	4 days	✓	02-Aug-2024	14 days	4 days	✓
Physical Tests : Alkalinity Species by Titration										
HDPE FLB-06	E290	29-Jul-2024	02-Aug-2024	14 days	4 days	✓	02-Aug-2024	14 days	4 days	✓
Physical Tests : Alkalinity Species by Titration										
HDPE FLB-07	E290	29-Jul-2024	02-Aug-2024	14 days	4 days	✓	02-Aug-2024	14 days	4 days	✓
Physical Tests : Alkalinity Species by Titration										
HDPE FLB-08	E290	29-Jul-2024	02-Aug-2024	14 days	4 days	✓	02-Aug-2024	14 days	4 days	✓
Physical Tests : Alkalinity Species by Titration										
HDPE FLB-09	E290	29-Jul-2024	02-Aug-2024	14 days	4 days	✓	02-Aug-2024	14 days	4 days	✓
Physical Tests : Alkalinity Species by Titration										
HDPE FLB-12	E290	29-Jul-2024	02-Aug-2024	14 days	4 days	✓	02-Aug-2024	14 days	4 days	✓

Matrix: **Water**

Evaluation: × = Holding time exceedance ; ✓ = Within Holding Time

Analyte Group : Analytical Method / Container / Client Sample ID(s)	Method	Sampling Date	Extraction / Preparation				Analysis			
			Preparation Date	Holding Times Rec	Holding Times Actual	Eval	Analysis Date	Holding Times Rec	Holding Times Actual	Eval
Physical Tests : Alkalinity Species by Titration										
HDPE FLB-14	E290	29-Jul-2024	02-Aug-2024	14 days	4 days	✓	02-Aug-2024	14 days	4 days	✓
Physical Tests : Alkalinity Species by Titration										
HDPE FLB-15	E290	29-Jul-2024	02-Aug-2024	14 days	4 days	✓	02-Aug-2024	14 days	4 days	✓
Physical Tests : Conductivity in Water										
HDPE FLB-01	E100	29-Jul-2024	02-Aug-2024	28 days	4 days	✓	02-Aug-2024	28 days	4 days	✓
Physical Tests : Conductivity in Water										
HDPE FLB-02	E100	29-Jul-2024	02-Aug-2024	28 days	4 days	✓	02-Aug-2024	28 days	4 days	✓
Physical Tests : Conductivity in Water										
HDPE FLB-03	E100	29-Jul-2024	02-Aug-2024	28 days	4 days	✓	02-Aug-2024	28 days	4 days	✓
Physical Tests : Conductivity in Water										
HDPE FLB-05	E100	29-Jul-2024	02-Aug-2024	28 days	4 days	✓	02-Aug-2024	28 days	4 days	✓
Physical Tests : Conductivity in Water										
HDPE FLB-06	E100	29-Jul-2024	02-Aug-2024	28 days	4 days	✓	02-Aug-2024	28 days	4 days	✓
Physical Tests : Conductivity in Water										
HDPE FLB-07	E100	29-Jul-2024	02-Aug-2024	28 days	4 days	✓	02-Aug-2024	28 days	4 days	✓
Physical Tests : Conductivity in Water										
HDPE FLB-08	E100	29-Jul-2024	02-Aug-2024	28 days	4 days	✓	02-Aug-2024	28 days	4 days	✓

Matrix: **Water**

Evaluation: ✗ = Holding time exceedance ; ✓ = Within Holding Time

Analyte Group : Analytical Method / Container / Client Sample ID(s)	Method	Sampling Date	Extraction / Preparation				Analysis			
			Preparation Date	Holding Times Rec	Holding Times Actual	Eval	Analysis Date	Holding Times Rec	Holding Times Actual	Eval
Physical Tests : Conductivity in Water										
HDPE FLB-09	E100	29-Jul-2024	02-Aug-2024	28 days	4 days	✓	02-Aug-2024	28 days	4 days	✓
Physical Tests : Conductivity in Water										
HDPE FLB-12	E100	29-Jul-2024	02-Aug-2024	28 days	4 days	✓	02-Aug-2024	28 days	4 days	✓
Physical Tests : Conductivity in Water										
HDPE FLB-14	E100	29-Jul-2024	02-Aug-2024	28 days	4 days	✓	02-Aug-2024	28 days	4 days	✓
Physical Tests : Conductivity in Water										
HDPE FLB-15	E100	29-Jul-2024	02-Aug-2024	28 days	4 days	✓	02-Aug-2024	28 days	4 days	✓
Physical Tests : pH by Meter										
HDPE FLB-08	E108	29-Jul-2024	02-Aug-2024	0.25 hrs	100 hrs	✗ EHTR-FM	02-Aug-2024	0.25 hrs	100 hrs	✗ EHTR-FM
Physical Tests : pH by Meter										
HDPE FLB-09	E108	29-Jul-2024	02-Aug-2024	0.25 hrs	100 hrs	✗ EHTR-FM	02-Aug-2024	0.25 hrs	100 hrs	✗ EHTR-FM
Physical Tests : pH by Meter										
HDPE FLB-12	E108	29-Jul-2024	02-Aug-2024	0.25 hrs	100 hrs	✗ EHTR-FM	02-Aug-2024	0.25 hrs	100 hrs	✗ EHTR-FM
Physical Tests : pH by Meter										
HDPE FLB-14	E108	29-Jul-2024	02-Aug-2024	0.25 hrs	100 hrs	✗ EHTR-FM	02-Aug-2024	0.25 hrs	100 hrs	✗ EHTR-FM
Physical Tests : pH by Meter										
HDPE FLB-01	E108	29-Jul-2024	02-Aug-2024	0.25 hrs	101 hrs	✗ EHTR-FM	02-Aug-2024	0.25 hrs	101 hrs	✗ EHTR-FM

Matrix: **Water**

Evaluation: × = Holding time exceedance ; ✓ = Within Holding Time

Analyte Group : Analytical Method / Container / Client Sample ID(s)	Method	Sampling Date	Extraction / Preparation				Analysis			
			Preparation Date	Holding Times		Eval	Analysis Date	Holding Times		Eval
				Rec	Actual			Rec	Actual	
Physical Tests : pH by Meter										
HDPE FLB-05	E108	29-Jul-2024	02-Aug-2024	0.25 hrs	101 hrs	× EHTR-FM	02-Aug-2024	0.25 hrs	101 hrs	× EHTR-FM
Physical Tests : pH by Meter										
HDPE FLB-06	E108	29-Jul-2024	02-Aug-2024	0.25 hrs	101 hrs	× EHTR-FM	02-Aug-2024	0.25 hrs	101 hrs	× EHTR-FM
Physical Tests : pH by Meter										
HDPE FLB-07	E108	29-Jul-2024	02-Aug-2024	0.25 hrs	101 hrs	× EHTR-FM	02-Aug-2024	0.25 hrs	101 hrs	× EHTR-FM
Physical Tests : pH by Meter										
HDPE FLB-15	E108	29-Jul-2024	02-Aug-2024	0.25 hrs	101 hrs	× EHTR-FM	02-Aug-2024	0.25 hrs	101 hrs	× EHTR-FM
Physical Tests : pH by Meter										
HDPE FLB-02	E108	29-Jul-2024	02-Aug-2024	0.25 hrs	102 hrs	× EHTR-FM	02-Aug-2024	0.25 hrs	102 hrs	× EHTR-FM
Physical Tests : pH by Meter										
HDPE FLB-03	E108	29-Jul-2024	02-Aug-2024	0.25 hrs	102 hrs	× EHTR-FM	02-Aug-2024	0.25 hrs	102 hrs	× EHTR-FM
Physical Tests : TDS by Gravimetry (Low Level)										
HDPE FLB-01	E162-L	29-Jul-2024	----	----	----		02-Aug-2024	7 days	4 days	✓
Physical Tests : TDS by Gravimetry (Low Level)										
HDPE FLB-02	E162-L	29-Jul-2024	----	----	----		02-Aug-2024	7 days	4 days	✓
Physical Tests : TDS by Gravimetry (Low Level)										
HDPE FLB-03	E162-L	29-Jul-2024	----	----	----		02-Aug-2024	7 days	4 days	✓

Matrix: **Water**

Evaluation: × = Holding time exceedance ; ✓ = Within Holding Time

Analyte Group : Analytical Method / Container / Client Sample ID(s)	Method	Sampling Date	Extraction / Preparation				Analysis			
			Preparation Date	Holding Times Rec	Holding Times Actual	Eval	Analysis Date	Holding Times Rec	Holding Times Actual	Eval
Physical Tests : TDS by Gravimetry (Low Level)										
HDPE FLB-05	E162-L	29-Jul-2024	----	----	----		02-Aug-2024	7 days	4 days	✓
Physical Tests : TDS by Gravimetry (Low Level)										
HDPE FLB-06	E162-L	29-Jul-2024	----	----	----		02-Aug-2024	7 days	4 days	✓
Physical Tests : TDS by Gravimetry (Low Level)										
HDPE FLB-07	E162-L	29-Jul-2024	----	----	----		02-Aug-2024	7 days	4 days	✓
Physical Tests : TDS by Gravimetry (Low Level)										
HDPE FLB-08	E162-L	29-Jul-2024	----	----	----		02-Aug-2024	7 days	4 days	✓
Physical Tests : TDS by Gravimetry (Low Level)										
HDPE FLB-09	E162-L	29-Jul-2024	----	----	----		02-Aug-2024	7 days	4 days	✓
Physical Tests : TDS by Gravimetry (Low Level)										
HDPE FLB-12	E162-L	29-Jul-2024	----	----	----		02-Aug-2024	7 days	4 days	✓
Physical Tests : TDS by Gravimetry (Low Level)										
HDPE FLB-14	E162-L	29-Jul-2024	----	----	----		02-Aug-2024	7 days	4 days	✓
Physical Tests : TDS by Gravimetry (Low Level)										
HDPE FLB-15	E162-L	29-Jul-2024	----	----	----		02-Aug-2024	7 days	4 days	✓

Legend & Qualifier Definitions

EHTR-FM: Exceeded ALS recommended hold time prior to sample receipt. Field Measurement recommended

Rec. HT: ALS recommended hold time (see units).

Quality Control Parameter Frequency Compliance

The following report summarizes the frequency of laboratory QC samples analyzed within the analytical batches (QC lots) in which the submitted samples were processed. The actual frequency should be greater than or equal to the expected frequency.

Matrix: **Water**

Evaluation: × = *QC frequency outside specification*; ✓ = *QC frequency within specification.*

Quality Control Sample Type			Count		Frequency (%)		
Analytical Methods	*Method*	*QC Lot #*	*QC*	*Regular*	*Actual*	*Expected*	*Evaluation*
Laboratory Duplicates (DUP)							
Acidity by Titration	E283	1583835	2	26	7.6	5.0	✓
Alkalinity Species by Titration	E290	1580314	1	16	6.2	5.0	✓
Chloride in Water by IC (Low Level)	E235.Cl-L	1580523	1	13	7.6	5.0	✓
Conductivity in Water	E100	1580316	1	15	6.6	5.0	✓
Dissolved Mercury in Water by CVAAS	E509	1583154	1	19	5.2	5.0	✓
Dissolved Metals in Water by CRC ICPMS	E421	1587846	1	20	5.0	5.0	✓
Fluoride in Water by IC	E235.F	1580524	1	16	6.2	5.0	✓
pH by Meter	E108	1580315	1	11	9.0	5.0	✓
Sulfate in Water by IC	E235.SO4	1580525	1	18	5.5	5.0	✓
TDS by Gravimetry (Low Level)	E162-L	1577050	2	27	7.4	5.0	✓
Total Phosphorus by Colourimetry (0.002 mg/L)	E372-U	1582216	1	19	5.2	5.0	✓
Laboratory Control Samples (LCS)							
Acidity by Titration	E283	1583835	2	26	7.6	5.0	✓
Alkalinity Species by Titration	E290	1580314	1	16	6.2	5.0	✓
Chloride in Water by IC (Low Level)	E235.Cl-L	1580523	1	13	7.6	5.0	✓
Conductivity in Water	E100	1580316	1	15	6.6	5.0	✓
Dissolved Mercury in Water by CVAAS	E509	1583154	1	19	5.2	5.0	✓
Dissolved Metals in Water by CRC ICPMS	E421	1587846	1	20	5.0	5.0	✓
Fluoride in Water by IC	E235.F	1580524	1	16	6.2	5.0	✓
pH by Meter	E108	1580315	1	11	9.0	5.0	✓
Sulfate in Water by IC	E235.SO4	1580525	1	18	5.5	5.0	✓
TDS by Gravimetry (Low Level)	E162-L	1577050	2	27	7.4	5.0	✓
Total Phosphorus by Colourimetry (0.002 mg/L)	E372-U	1582216	1	19	5.2	5.0	✓
Method Blanks (MB)							
Acidity by Titration	E283	1583835	2	26	7.6	5.0	✓
Alkalinity Species by Titration	E290	1580314	1	16	6.2	5.0	✓
Chloride in Water by IC (Low Level)	E235.Cl-L	1580523	1	13	7.6	5.0	✓
Conductivity in Water	E100	1580316	1	15	6.6	5.0	✓
Dissolved Mercury in Water by CVAAS	E509	1583154	1	19	5.2	5.0	✓
Dissolved Metals in Water by CRC ICPMS	E421	1587846	1	20	5.0	5.0	✓
Fluoride in Water by IC	E235.F	1580524	1	16	6.2	5.0	✓
Sulfate in Water by IC	E235.SO4	1580525	1	18	5.5	5.0	✓
TDS by Gravimetry (Low Level)	E162-L	1577050	2	27	7.4	5.0	✓
Total Phosphorus by Colourimetry (0.002 mg/L)	E372-U	1582216	1	19	5.2	5.0	✓
Matrix Spikes (MS)							

Matrix: **Water**

Evaluation: × = *QC frequency outside specification*; ✓ = *QC frequency within specification.*

Quality Control Sample Type			Count		Frequency (%)		
Analytical Methods	*Method*	*QC Lot #*	*QC*	*Regular*	*Actual*	*Expected*	*Evaluation*
Matrix Spikes (MS) - Continued							
Chloride in Water by IC (Low Level)	E235.Cl-L	1580523	1	13	7.6	5.0	✓
Dissolved Mercury in Water by CVAAS	E509	1583154	1	19	5.2	5.0	✓
Dissolved Metals in Water by CRC ICPMS	E421	1587846	1	20	5.0	5.0	✓
Fluoride in Water by IC	E235.F	1580524	1	16	6.2	5.0	✓
Sulfate in Water by IC	E235.SO4	1580525	1	18	5.5	5.0	✓
Total Phosphorus by Colourimetry (0.002 mg/L)	E372-U	1582216	1	19	5.2	5.0	✓

Methodology References and Summaries

The analytical methods used by ALS are developed using internationally recognized reference methods (where available), such as those published by US EPA, APHA Standard Methods, ASTM, ISO, Environment Canada, BC MOE, and Ontario MOE. Reference methods may incorporate modifications to improve performance (indicated by "mod").

Analytical Methods	Method / Lab	Matrix	Method Reference	Method Descriptions
Conductivity in Water	E100 ALS Environmental - Winnipeg	Water	APHA 2510 (mod)	Conductivity, also known as Electrical Conductivity (EC) or Specific Conductance, is measured by immersion of a conductivity cell with platinum electrodes into a water sample. Conductivity measurements are temperature-compensated to 25°C.
pH by Meter	E108 ALS Environmental - Winnipeg	Water	APHA 4500-H (mod)	pH is determined by potentiometric measurement with a pH electrode, and is conducted at ambient laboratory temperature (normally 20 ± 5°C). For high accuracy test results, pH should be measured in the field within the recommended 15 minute hold time.
TDS by Gravimetry (Low Level)	E162-L ALS Environmental - Winnipeg	Water	APHA 2540 C (mod)	Total Dissolved Solids (TDS) are determined by filtering a sample through a glass fibre filter, with evaporation of the filtrate at 180 ± 2°C for 16 hours or to constant weight, with gravimetric measurement of the residue.
Chloride in Water by IC (Low Level)	E235.Cl-L ALS Environmental - Winnipeg	Water	EPA 300.1 (mod)	Inorganic anions are analyzed by Ion Chromatography with conductivity and/or UV detection.
Fluoride in Water by IC	E235.F ALS Environmental - Winnipeg	Water	EPA 300.1 (mod)	Inorganic anions are analyzed by Ion Chromatography with conductivity and/or UV detection.
Sulfate in Water by IC	E235.SO4 ALS Environmental - Winnipeg	Water	EPA 300.1 (mod)	Inorganic anions are analyzed by Ion Chromatography with conductivity and/or UV detection.
Acidity by Titration	E283 ALS Environmental - Waterloo	Water	APHA 2310 B (mod)	Acidity is determined by potentiometric titration to pH endpoint of 8.3
Alkalinity Species by Titration	E290 ALS Environmental - Winnipeg	Water	APHA 2320 B (mod)	Total alkalinity is determined by potentiometric titration to a pH 4.5 endpoint. Bicarbonate, carbonate and hydroxide alkalinity are calculated from phenolphthalein alkalinity and total alkalinity values.
Total Phosphorus by Colourimetry (0.002 mg/L)	E372-U ALS Environmental - Winnipeg	Water	APHA 4500-P E (mod).	Total Phosphorus is determined colourimetrically using a discrete analyzer after heated persulfate digestion of the sample.

Analytical Methods	Method / Lab	Matrix	Method Reference	Method Descriptions
Dissolved Metals in Water by CRC ICPMS	E421 ALS Environmental - Winnipeg	Water	APHA 3030B/EPA 6020B (mod)	Water samples are filtered (0.45 um), preserved with nitric acid, and analyzed by Collision/Reaction Cell ICPMS. Method Limitation (re: Sulfur): Sulfide and volatile sulfur species may not be recovered by this method.
Dissolved Mercury in Water by CVAAS	E509 ALS Environmental - Winnipeg	Water	APHA 3030B/EPA 1631E (mod)	Water samples are filtered (0.45 um), preserved with HCl, then undergo a cold-oxidation using bromine monochloride prior to reduction with stannous chloride, and analyzed by CVAAS.
Dissolved Hardness (Calculated)	EC100 ALS Environmental - Winnipeg	Water	APHA 2340B	"Hardness (as CaCO3), dissolved" is calculated from the sum of dissolved Calcium and Magnesium concentrations, expressed in CaCO3 equivalents. "Total Hardness" refers to the sum of Calcium and Magnesium Hardness. Hardness is normally or preferentially calculated from dissolved Calcium and Magnesium concentrations, because it is a property of water due to dissolved divalent cations.

Preparation Methods	Method / Lab	Matrix	Method Reference	Method Descriptions
Digestion for Total Phosphorus in water	EP372 ALS Environmental - Winnipeg	Water	APHA 4500-P E (mod).	Samples are heated with a persulfate digestion reagent.
Dissolved Metals Water Filtration	EP421 ALS Environmental - Winnipeg	Water	APHA 3030B	Water samples are filtered (0.45 um), and preserved with HNO3.
Dissolved Mercury Water Filtration	EP509 ALS Environmental - Winnipeg	Water	APHA 3030B	Water samples are filtered (0.45 um), and preserved with HCl.

QUALITY CONTROL REPORT

Work Order	: **WP2418711**	Page	: 1 of 10
Client	: Great Bear Resources Ltd	Laboratory	: ALS Environmental - Winnipeg
Contact	: Ashley Moncrief	Account Manager	: Judy Dalmaijer
Address	: Great Bear Resources Ltd. 117 Forestry Road Red Lake ON Canada P0V 2M0	Address	: 1329 Niakwa Road East, Unit 12 Winnipeg, Manitoba Canada R2J 3T4
Telephone	: 807 630 0203	Telephone	: +1 204 255 9720
Project	: PPR-022-3	Date Samples Received	: 01-Aug-2024 10:00
PO	: PPR-022-3	Date Analysis Commenced	: 01-Aug-2024
C-O-C number	: ----	Issue Date	: 12-Aug-2024 13:53
Sampler	: Jacob McFee		
Site	: ----		
Quote number	: 2024 Standing offer_V2		
No. of samples received	: 12		
No. of samples analysed	: 12		

This report supersedes any previous report(s) with this reference. Results apply to the sample(s) as submitted. This document shall not be reproduced, except in full.

This Quality Control Report contains the following information:

- Laboratory Duplicate (DUP) Report; Relative Percent Difference (RPD) and Data Quality Objectives
- Matrix Spike (MS) Report; Recovery and Data Quality Objectives
- Method Blank (MB) Report; Recovery and Data Quality Objectives
- Laboratory Control Sample (LCS) Report; Recovery and Data Quality Objectives

Signatories

This document has been electronically signed by the authorized signatories below. Electronic signing is conducted in accordance with US FDA 21 CFR Part 11.

Signatories	*Position*	*Laboratory Department*
Lee McTavish		Winnipeg Inorganics, Winnipeg, Manitoba
Lee McTavish		Winnipeg Metals, Winnipeg, Manitoba
Leila Conyard	Lab Assistant	Winnipeg Metals, Winnipeg, Manitoba
Nik Perkio	Senior Analyst	Waterloo Inorganics, Waterloo, Ontario

General Comments

The ALS Quality Control (QC) report is optionally provided to ALS clients upon request. ALS test methods include comprehensive QC checks with every analysis to ensure our high standards of quality are met. Each QC result has a known or expected target value, which is compared against predetermined Data Quality Objectives (DQOs) to provide confidence in the accuracy of associated test results. This report contains detailed results for all QC results applicable to this sample submission. Please refer to the ALS Quality Control Interpretation report (QCI) for applicable method references and methodology summaries.

Key :

Anonymous = Refers to samples which are not part of this work order, but which formed part of the QC process lot.
CAS Number = Chemical Abstracts Service number is a unique identifier assigned to discrete substances.
DQO = Data Quality Objective.
LOR = Limit of Reporting (detection limit).
RPD = Relative Percent Difference
# = Indicates a QC result that did not meet the ALS DQO.

Workorder Comments

Holding times are displayed as "---" if no guidance exists from CCME, Canadian provinces, or broadly recognized international references.

Laboratory Duplicate (DUP) Report

A Laboratory Duplicate (DUP) is a randomly selected intralaboratory replicate sample. Laboratory Duplicates provide information regarding method precision and sample heterogeneity. ALS DQOs for Laboratory Duplicates are expressed as test-specific limits for Relative Percent Difference (RPD), or as an absolute difference limit of 2 times the LOR for low concentration duplicates within ~ 4-10 times the LOR (cut-off is test-specific).

Sub-Matrix: **Water**

					Laboratory Duplicate (DUP) Report						
Laboratory sample ID	*Client sample ID*	*Analyte*	*CAS Number*	*Method*	*LOR*	*Unit*	*Original Result*	*Duplicate Result*	*RPD(%) or Difference*	*Duplicate Limits*	*Qualifier*
Physical Tests (QC Lot: 1577050)											
WP2418714-002	Anonymous	Solids, total dissolved [TDS]	----	E162-L	15.0	mg/L	871	864	0.749%	20%	----
Physical Tests (QC Lot: 1577167)											
WP2418711-006	FLB-06	Solids, total dissolved [TDS]	----	E162-L	10.0	mg/L	53.5	56.8	3.3	Diff <2x LOR	----
Physical Tests (QC Lot: 1580314)											
WP2418711-001	FLB-01	Alkalinity, total (as CaCO3)	----	E290	1.0	mg/L	40.4	40.4	0.00%	20%	----
Physical Tests (QC Lot: 1580315)											
WP2418711-001	FLB-01	pH	----	E108	0.10	pH units	7.39	7.38	0.135%	4%	----
Physical Tests (QC Lot: 1580316)											
WP2418711-001	FLB-01	Conductivity	----	E100	1.0	µS/cm	112	111	0.987%	10%	----
Physical Tests (QC Lot: 1583834)											
WP2418705-001	Anonymous	Acidity (as CaCO3)	----	E283	2.0	mg/L	36.1	42.2	15.5%	20%	----
Physical Tests (QC Lot: 1583835)											
WP2418711-009	FLB-09	Acidity (as CaCO3)	----	E283	2.0	mg/L	<2.0	<2.0	0	Diff <2x LOR	----
Anions and Nutrients (QC Lot: 1580523)											
WP2418711-001	FLB-01	Chloride	16887-00-6	E235.Cl-L	0.10	mg/L	0.34	0.34	0.007	Diff <2x LOR	----
Anions and Nutrients (QC Lot: 1580524)											
WP2418711-001	FLB-01	Fluoride	16984-48-8	E235.F	0.020	mg/L	0.027	0.026	0.001	Diff <2x LOR	----
Anions and Nutrients (QC Lot: 1580525)											
WP2418711-001	FLB-01	Sulfate (as SO4)	14808-79-8	E235.SO4	0.30	mg/L	14.1	14.0	0.568%	20%	----
Anions and Nutrients (QC Lot: 1582216)											
WP2418708-008	Anonymous	Phosphorus, total	7723-14-0	E372-U	0.0020	mg/L	0.0311	0.0313	0.577%	20%	----
Dissolved Metals (QC Lot: 1583154)											
WP2418433-001	Anonymous	Mercury, dissolved	7439-97-6	E509	0.0000050	mg/L	<0.0000050	<0.0000050	0	Diff <2x LOR	----
Dissolved Metals (QC Lot: 1587846)											
WP2418708-001	Anonymous	Aluminum, dissolved	7429-90-5	E421	0.0010	mg/L	0.0125	0.0121	3.58%	20%	----
		Antimony, dissolved	7440-36-0	E421	0.00010	mg/L	0.00010	0.00010	0.000004	Diff <2x LOR	----
		Arsenic, dissolved	7440-38-2	E421	0.00010	mg/L	0.00137	0.00131	4.56%	20%	----
		Barium, dissolved	7440-39-3	E421	0.00010	mg/L	0.00827	0.00813	1.70%	20%	----
		Beryllium, dissolved	7440-41-7	E421	0.000020	mg/L	<0.000020	<0.000020	0	Diff <2x LOR	----
		Bismuth, dissolved	7440-69-9	E421	0.000050	mg/L	<0.000050	<0.000050	0	Diff <2x LOR	----

Sub-Matrix: **Water**

					Laboratory Duplicate (DUP) Report						
Laboratory sample ID	*Client sample ID*	*Analyte*	*CAS Number*	*Method*	*LOR*	*Unit*	*Original Result*	*Duplicate Result*	*RPD(%) or Difference*	*Duplicate Limits*	*Qualifier*
Dissolved Metals (QC Lot: 1587846) - continued											
WP2418708-001	Anonymous	Boron, dissolved	7440-42-8	E421	0.010	mg/L	0.012	0.012	0.00003	Diff <2x LOR	----
		Cadmium, dissolved	7440-43-9	E421	0.0000050	mg/L	<0.0000050	<0.0000050	0	Diff <2x LOR	----
		Calcium, dissolved	7440-70-2	E421	0.050	mg/L	25.7	25.8	0.145%	20%	----
		Cesium, dissolved	7440-46-2	E421	0.000010	mg/L	<0.000010	0.000010	0.00000008	Diff <2x LOR	----
		Chromium, dissolved	7440-47-3	E421	0.00050	mg/L	<0.00050	<0.00050	0	Diff <2x LOR	----
		Cobalt, dissolved	7440-48-4	E421	0.00010	mg/L	0.00018	0.00016	0.00001	Diff <2x LOR	----
		Copper, dissolved	7440-50-8	E421	0.00020	mg/L	0.00270	0.00263	2.52%	20%	----
		Iron, dissolved	7439-89-6	E421	0.010	mg/L	0.144	0.140	2.79%	20%	----
		Lead, dissolved	7439-92-1	E421	0.000050	mg/L	0.000060	0.000054	0.000006	Diff <2x LOR	----
		Lithium, dissolved	7439-93-2	E421	0.0010	mg/L	0.0029	0.0030	0.0001	Diff <2x LOR	----
		Magnesium, dissolved	7439-95-4	E421	0.0050	mg/L	7.66	7.43	3.17%	20%	----
		Manganese, dissolved	7439-96-5	E421	0.00010	mg/L	0.00191	0.00190	0.879%	20%	----
		Molybdenum, dissolved	7439-98-7	E421	0.000050	mg/L	0.000134	0.000139	0.000004	Diff <2x LOR	----
		Nickel, dissolved	7440-02-0	E421	0.00050	mg/L	0.0162	0.0159	2.10%	20%	----
		Phosphorus, dissolved	7723-14-0	E421	0.050	mg/L	<0.050	<0.050	0	Diff <2x LOR	----
		Potassium, dissolved	7440-09-7	E421	0.050	mg/L	11.5	11.4	1.16%	20%	----
		Rubidium, dissolved	7440-17-7	E421	0.00020	mg/L	0.00061	0.00062	0.00001	Diff <2x LOR	----
		Silicon, dissolved	7440-21-3	E421	0.050	mg/L	1.04	1.10	5.44%	20%	----
		Silver, dissolved	7440-22-4	E421	0.000010	mg/L	0.000032	0.000014	0.000018	Diff <2x LOR	----
		Sodium, dissolved	7440-23-5	E421	0.050	mg/L	2.68	2.62	2.44%	20%	----
		Strontium, dissolved	7440-24-6	E421	0.00020	mg/L	0.0502	0.0488	2.72%	20%	----
		Sulfur, dissolved	7704-34-9	E421	0.50	mg/L	0.88	1.02	0.14	Diff <2x LOR	----
		Tellurium, dissolved	13494-80-9	E421	0.00020	mg/L	<0.00020	<0.00020	0	Diff <2x LOR	----
		Thallium, dissolved	7440-28-0	E421	0.000010	mg/L	<0.000010	<0.000010	0	Diff <2x LOR	----
		Thorium, dissolved	7440-29-1	E421	0.00010	mg/L	<0.00010	<0.00010	0	Diff <2x LOR	----
		Tin, dissolved	7440-31-5	E421	0.00010	mg/L	<0.00010	<0.00010	0	Diff <2x LOR	----
		Titanium, dissolved	7440-32-6	E421	0.00030	mg/L	0.00060	0.00062	0.00003	Diff <2x LOR	----
		Tungsten, dissolved	7440-33-7	E421	0.00010	mg/L	<0.00010	<0.00010	0	Diff <2x LOR	----
		Uranium, dissolved	7440-61-1	E421	0.000010	mg/L	0.000192	0.000182	5.59%	20%	----
		Vanadium, dissolved	7440-62-2	E421	0.00050	mg/L	<0.00050	<0.00050	0	Diff <2x LOR	----
		Zinc, dissolved	7440-66-6	E421	0.0010	mg/L	0.0175	0.0176	0.479%	20%	----
		Zirconium, dissolved	7440-67-7	E421	0.00030	mg/L	0.00046	0.00047	0.000002	Diff <2x LOR	----

Method Blank (MB) Report

A Method Blank is an analyte-free matrix that undergoes sample processing identical to that carried out for test samples. Method Blank results are used to monitor and control for potential contamination from the laboratory environment and reagents. For most tests, the DQO for Method Blanks is for the result to be < LOR.

Sub-Matrix: **Water**

Analyte	CAS Number	Method	LOR	Unit	Result	Qualifier
Physical Tests (QCLot: 1577050)						
Solids, total dissolved [TDS]	----	E162-L	3	mg/L	<3.0	----
Physical Tests (QCLot: 1577167)						
Solids, total dissolved [TDS]	----	E162-L	3	mg/L	<3.0	----
Physical Tests (QCLot: 1580314)						
Alkalinity, total (as CaCO3)	----	E290	1	mg/L	<1.0	----
Physical Tests (QCLot: 1580316)						
Conductivity	----	E100	1	µS/cm	<1.0	----
Physical Tests (QCLot: 1583834)						
Acidity (as CaCO3)	----	E283	2	mg/L	<2.0	----
Physical Tests (QCLot: 1583835)						
Acidity (as CaCO3)	----	E283	2	mg/L	<2.0	----
Anions and Nutrients (QCLot: 1580523)						
Chloride	16887-00-6	E235.Cl-L	0.1	mg/L	<0.10	----
Anions and Nutrients (QCLot: 1580524)						
Fluoride	16984-48-8	E235.F	0.02	mg/L	<0.020	----
Anions and Nutrients (QCLot: 1580525)						
Sulfate (as SO4)	14808-79-8	E235.SO4	0.3	mg/L	<0.30	----
Anions and Nutrients (QCLot: 1582216)						
Phosphorus, total	7723-14-0	E372-U	0.002	mg/L	<0.0020	----
Dissolved Metals (QCLot: 1583154)						
Mercury, dissolved	7439-97-6	E509	0.000005	mg/L	<0.0000050	----
Dissolved Metals (QCLot: 1587846)						
Aluminum, dissolved	7429-90-5	E421	0.001	mg/L	<0.0010	----
Antimony, dissolved	7440-36-0	E421	0.0001	mg/L	<0.00010	----
Arsenic, dissolved	7440-38-2	E421	0.0001	mg/L	<0.00010	----
Barium, dissolved	7440-39-3	E421	0.0001	mg/L	<0.00010	----
Beryllium, dissolved	7440-41-7	E421	0.00002	mg/L	<0.000020	----
Bismuth, dissolved	7440-69-9	E421	0.00005	mg/L	<0.000050	----
Boron, dissolved	7440-42-8	E421	0.01	mg/L	<0.010	----
Cadmium, dissolved	7440-43-9	E421	0.000005	mg/L	<0.0000050	----
Calcium, dissolved	7440-70-2	E421	0.05	mg/L	<0.050	----

Sub-Matrix: **Water**

Analyte	CAS Number	Method	LOR	Unit	Result	Qualifier
Dissolved Metals (QCLot: 1587846) - continued						
Cesium, dissolved	7440-46-2	E421	0.00001	mg/L	<0.000010	----
Chromium, dissolved	7440-47-3	E421	0.0005	mg/L	<0.00050	----
Cobalt, dissolved	7440-48-4	E421	0.0001	mg/L	<0.00010	----
Copper, dissolved	7440-50-8	E421	0.0002	mg/L	<0.00020	----
Iron, dissolved	7439-89-6	E421	0.01	mg/L	<0.010	----
Lead, dissolved	7439-92-1	E421	0.00005	mg/L	<0.000050	----
Lithium, dissolved	7439-93-2	E421	0.001	mg/L	<0.0010	----
Magnesium, dissolved	7439-95-4	E421	0.005	mg/L	<0.0050	----
Manganese, dissolved	7439-96-5	E421	0.0001	mg/L	<0.00010	----
Molybdenum, dissolved	7439-98-7	E421	0.00005	mg/L	<0.000050	----
Nickel, dissolved	7440-02-0	E421	0.0005	mg/L	<0.00050	----
Phosphorus, dissolved	7723-14-0	E421	0.05	mg/L	<0.050	----
Potassium, dissolved	7440-09-7	E421	0.05	mg/L	<0.050	----
Rubidium, dissolved	7440-17-7	E421	0.0002	mg/L	<0.00020	----
Selenium, dissolved	7782-49-2	E421	0.00005	mg/L	<0.000050	----
Silicon, dissolved	7440-21-3	E421	0.05	mg/L	<0.050	----
Silver, dissolved	7440-22-4	E421	0.00001	mg/L	<0.000010	----
Sodium, dissolved	7440-23-5	E421	0.05	mg/L	<0.050	----
Strontium, dissolved	7440-24-6	E421	0.0002	mg/L	<0.00020	----
Sulfur, dissolved	7704-34-9	E421	0.5	mg/L	<0.50	----
Tellurium, dissolved	13494-80-9	E421	0.0002	mg/L	<0.00020	----
Thallium, dissolved	7440-28-0	E421	0.00001	mg/L	<0.000010	----
Thorium, dissolved	7440-29-1	E421	0.0001	mg/L	<0.00010	----
Tin, dissolved	7440-31-5	E421	0.0001	mg/L	<0.00010	----
Titanium, dissolved	7440-32-6	E421	0.0003	mg/L	<0.00030	----
Tungsten, dissolved	7440-33-7	E421	0.0001	mg/L	<0.00010	----
Uranium, dissolved	7440-61-1	E421	0.00001	mg/L	<0.000010	----
Vanadium, dissolved	7440-62-2	E421	0.0005	mg/L	<0.00050	----
Zinc, dissolved	7440-66-6	E421	0.001	mg/L	<0.0010	----
Zirconium, dissolved	7440-67-7	E421	0.0002	mg/L	<0.00020	----

Laboratory Control Sample (LCS) Report

A Laboratory Control Sample (LCS) is an analyte-free matrix that has been fortified (spiked) with test analytes at known concentration and processed in an identical manner to test samples. LCS results are expressed as percent recovery, and are used to monitor and control test method accuracy and precision, independent of test sample matrix.

Sub-Matrix: **Water**

					Laboratory Control Sample (LCS) Report				
					Spike	Recovery (%)	Recovery Limits (%)		
Analyte	CAS Number	Method	LOR	Unit	Target Concentration	LCS	Low	High	Qualifier
Physical Tests (QCLot: 1577050)									
Solids, total dissolved [TDS]	----	E162-L	3	mg/L	1000 mg/L	88.8	85.0	115	----
Physical Tests (QCLot: 1577167)									
Solids, total dissolved [TDS]	----	E162-L	3	mg/L	1000 mg/L	90.8	85.0	115	----
Physical Tests (QCLot: 1580314)									
Alkalinity, total (as CaCO3)	----	E290	1	mg/L	100 mg/L	99.7	85.0	115	----
Physical Tests (QCLot: 1580315)									
pH	----	E108	----	pH units	7 pH units	101	98.0	102	----
Physical Tests (QCLot: 1580316)									
Conductivity	----	E100	1	µS/cm	1410 µS/cm	98.1	90.0	110	----
Physical Tests (QCLot: 1583834)									
Acidity (as CaCO3)	----	E283	2	mg/L	50 mg/L	111	85.0	115	----
Physical Tests (QCLot: 1583835)									
Acidity (as CaCO3)	----	E283	2	mg/L	50 mg/L	110	85.0	115	----
Anions and Nutrients (QCLot: 1580523)									
Chloride	16887-00-6	E235.Cl-L	0.1	mg/L	100 mg/L	97.5	90.0	110	----
Anions and Nutrients (QCLot: 1580524)									
Fluoride	16984-48-8	E235.F	0.02	mg/L	1 mg/L	99.0	90.0	110	----
Anions and Nutrients (QCLot: 1580525)									
Sulfate (as SO4)	14808-79-8	E235.SO4	0.3	mg/L	100 mg/L	96.8	90.0	110	----
Anions and Nutrients (QCLot: 1582216)									
Phosphorus, total	7723-14-0	E372-U	0.002	mg/L	0.5 mg/L	95.4	80.0	120	----
Mercury, dissolved	7439-97-6	E509	0.000005	mg/L	0 mg/L	92.0	80.0	120	----
Dissolved Metals (QCLot: 1587846)									
Aluminum, dissolved	7429-90-5	E421	0.001	mg/L	2 mg/L	103	80.0	120	----
Antimony, dissolved	7440-36-0	E421	0.0001	mg/L	1 mg/L	102	80.0	120	----
Arsenic, dissolved	7440-38-2	E421	0.0001	mg/L	1 mg/L	103	80.0	120	----
Barium, dissolved	7440-39-3	E421	0.0001	mg/L	0.25 mg/L	103	80.0	120	----
Beryllium, dissolved	7440-41-7	E421	0.00002	mg/L	0.1 mg/L	110	80.0	120	----
Bismuth, dissolved	7440-69-9	E421	0.00005	mg/L	1 mg/L	100	80.0	120	----
Boron, dissolved	7440-42-8	E421	0.01	mg/L	1 mg/L	108	80.0	120	----

Sub-Matrix: **Water**

					Laboratory Control Sample (LCS) Report				
					Spike	Recovery (%)	Recovery Limits (%)		
Analyte	CAS Number	Method	LOR	Unit	Target Concentration	LCS	Low	High	Qualifier
Dissolved Metals (QCLot: 1587846) - continued									
Cadmium, dissolved	7440-43-9	E421	0.000005	mg/L	0.1 mg/L	99.2	80.0	120	----
Calcium, dissolved	7440-70-2	E421	0.05	mg/L	50 mg/L	102	80.0	120	----
Cesium, dissolved	7440-46-2	E421	0.00001	mg/L	0.05 mg/L	102	80.0	120	----
Chromium, dissolved	7440-47-3	E421	0.0005	mg/L	0.25 mg/L	102	80.0	120	----
Cobalt, dissolved	7440-48-4	E421	0.0001	mg/L	0.25 mg/L	100	80.0	120	----
Copper, dissolved	7440-50-8	E421	0.0002	mg/L	0.25 mg/L	100	80.0	120	----
Iron, dissolved	7439-89-6	E421	0.01	mg/L	1 mg/L	100	80.0	120	----
Lead, dissolved	7439-92-1	E421	0.00005	mg/L	0.5 mg/L	102	80.0	120	----
Lithium, dissolved	7439-93-2	E421	0.001	mg/L	0.25 mg/L	114	80.0	120	----
Magnesium, dissolved	7439-95-4	E421	0.005	mg/L	50 mg/L	109	80.0	120	----
Manganese, dissolved	7439-96-5	E421	0.0001	mg/L	0.25 mg/L	102	80.0	120	----
Molybdenum, dissolved	7439-98-7	E421	0.00005	mg/L	0.25 mg/L	103	80.0	120	----
Nickel, dissolved	7440-02-0	E421	0.0005	mg/L	0.5 mg/L	99.3	80.0	120	----
Phosphorus, dissolved	7723-14-0	E421	0.05	mg/L	10 mg/L	110	80.0	120	----
Potassium, dissolved	7440-09-7	E421	0.05	mg/L	50 mg/L	102	80.0	120	----
Rubidium, dissolved	7440-17-7	E421	0.0002	mg/L	0.1 mg/L	107	80.0	120	----
Selenium, dissolved	7782-49-2	E421	0.00005	mg/L	1 mg/L	105	80.0	120	----
Silicon, dissolved	7440-21-3	E421	0.05	mg/L	10 mg/L	109	80.0	120	----
Silver, dissolved	7440-22-4	E421	0.00001	mg/L	0.1 mg/L	96.1	80.0	120	----
Sodium, dissolved	7440-23-5	E421	0.05	mg/L	50 mg/L	106	80.0	120	----
Strontium, dissolved	7440-24-6	E421	0.0002	mg/L	0.25 mg/L	104	80.0	120	----
Sulfur, dissolved	7704-34-9	E421	0.5	mg/L	50 mg/L	104	80.0	120	----
Tellurium, dissolved	13494-80-9	E421	0.0002	mg/L	0.1 mg/L	95.9	80.0	120	----
Thallium, dissolved	7440-28-0	E421	0.00001	mg/L	1 mg/L	101	80.0	120	----
Thorium, dissolved	7440-29-1	E421	0.0001	mg/L	0.1 mg/L	103	80.0	120	----
Tin, dissolved	7440-31-5	E421	0.0001	mg/L	0.5 mg/L	99.0	80.0	120	----
Titanium, dissolved	7440-32-6	E421	0.0003	mg/L	0.25 mg/L	97.9	80.0	120	----
Tungsten, dissolved	7440-33-7	E421	0.0001	mg/L	0.1 mg/L	102	80.0	120	----
Uranium, dissolved	7440-61-1	E421	0.00001	mg/L	0.005 mg/L	106	80.0	120	----
Vanadium, dissolved	7440-62-2	E421	0.0005	mg/L	0.5 mg/L	100	80.0	120	----
Zinc, dissolved	7440-66-6	E421	0.001	mg/L	0.5 mg/L	103	80.0	120	----
Zirconium, dissolved	7440-67-7	E421	0.0002	mg/L	0.1 mg/L	100	80.0	120	----

Matrix Spike (MS) Report

A Matrix Spike (MS) is a randomly selected intra-laboratory replicate sample that has been fortified (spiked) with test analytes at known concentration, and processed in an identical manner to test samples. Matrix Spikes provide information regarding analyte recovery and potential matrix effects. MS DQO exceedances due to sample matrix may sometimes be unavoidable; in such cases, test results for the associated sample (or similar samples) may be subject to bias. ND – Recovery not determined, background level >= 1x spike level.

Sub-Matrix: **Water**

					Matrix Spike (MS) Report					
					Spike		Recovery (%)	Recovery Limits (%)		
Laboratory sample ID	Client sample ID	Analyte	CAS Number	Method	Concentration	Target	MS	Low	High	Qualifier
Anions and Nutrients (QCLot: 1580523)										
WP2418711-001	FLB-01	Chloride	16887-00-6	E235.Cl-L	96.4 mg/L	100 mg/L	96.4	75.0	125	----
Anions and Nutrients (QCLot: 1580524)										
WP2418711-001	FLB-01	Fluoride	16984-48-8	E235.F	0.974 mg/L	1 mg/L	97.4	75.0	125	----
Anions and Nutrients (QCLot: 1580525)										
WP2418711-001	FLB-01	Sulfate (as SO4)	14808-79-8	E235.SO4	94.3 mg/L	100 mg/L	94.3	75.0	125	----
Anions and Nutrients (QCLot: 1582216)										
WP2418710-001	Anonymous	Phosphorus, total	7723-14-0	E372-U	ND mg/L	----	ND	70.0	130	----
Dissolved Metals (QCLot: 1583154)										
WP2418433-002	Anonymous	Mercury, dissolved	7439-97-6	E509	0.0000935 mg/L	0 mg/L	93.5	70.0	130	----
Dissolved Metals (QCLot: 1587846)										
WP2418708-001	Anonymous	Aluminum, dissolved	7429-90-5	E421	0.195 mg/L	0.2 mg/L	97.6	70.0	130	----
		Antimony, dissolved	7440-36-0	E421	0.0219 mg/L	0.02 mg/L	110	70.0	130	----
		Arsenic, dissolved	7440-38-2	E421	0.0212 mg/L	0.02 mg/L	106	70.0	130	----
		Barium, dissolved	7440-39-3	E421	0.0193 mg/L	0.02 mg/L	96.6	70.0	130	----
		Beryllium, dissolved	7440-41-7	E421	0.0492 mg/L	0.04 mg/L	123	70.0	130	----
		Bismuth, dissolved	7440-69-9	E421	0.0104 mg/L	0.01 mg/L	104	70.0	130	----
		Boron, dissolved	7440-42-8	E421	0.119 mg/L	0.1 mg/L	119	70.0	130	----
		Cadmium, dissolved	7440-43-9	E421	0.00392 mg/L	0.004 mg/L	98.0	70.0	130	----
		Calcium, dissolved	7440-70-2	E421	ND mg/L	----	ND	70.0	130	----
		Cesium, dissolved	7440-46-2	E421	0.0109 mg/L	0.01 mg/L	109	70.0	130	----
		Chromium, dissolved	7440-47-3	E421	0.0395 mg/L	0.04 mg/L	98.8	70.0	130	----
		Cobalt, dissolved	7440-48-4	E421	0.0196 mg/L	0.02 mg/L	97.8	70.0	130	----
		Copper, dissolved	7440-50-8	E421	0.0193 mg/L	0.02 mg/L	96.6	70.0	130	----
		Iron, dissolved	7439-89-6	E421	1.88 mg/L	2 mg/L	94.2	70.0	130	----
		Lead, dissolved	7439-92-1	E421	0.0210 mg/L	0.02 mg/L	105	70.0	130	----
		Lithium, dissolved	7439-93-2	E421	0.128 mg/L	0.1 mg/L	128	70.0	130	----
		Magnesium, dissolved	7439-95-4	E421	ND mg/L	----	ND	70.0	130	----
		Manganese, dissolved	7439-96-5	E421	0.0197 mg/L	0.02 mg/L	98.7	70.0	130	----
		Molybdenum, dissolved	7439-98-7	E421	0.0214 mg/L	0.02 mg/L	107	70.0	130	----
		Nickel, dissolved	7440-02-0	E421	0.0379 mg/L	0.04 mg/L	94.8	70.0	130	----
		Phosphorus, dissolved	7723-14-0	E421	10.8 mg/L	10 mg/L	108	70.0	130	----
		Potassium, dissolved	7440-09-7	E421	ND mg/L	----	ND	70.0	130	----
		Rubidium, dissolved	7440-17-7	E421	0.0203 mg/L	0.02 mg/L	102	70.0	130	----
		Silicon, dissolved	7440-21-3	E421	9.41 mg/L	10 mg/L	94.1	70.0	130	----
		Silver, dissolved	7440-22-4	E421	0.00374 mg/L	0.004 mg/L	93.4	70.0	130	----
		Sodium, dissolved	7440-23-5	E421	ND mg/L	----	ND	70.0	130	----

Sub-Matrix: **Water**

					Matrix Spike (MS) Report					
					Spike		Recovery (%)	Recovery Limits (%)		
Laboratory sample ID	Client sample ID	Analyte	CAS Number	Method	Concentration	Target	MS	Low	High	Qualifier
Dissolved Metals (QCLot: 1587846) - continued										
WP2418708-001	Anonymous	Strontium, dissolved	7440-24-6	E421	ND mg/L	----	ND	70.0	130	----
		Sulfur, dissolved	7704-34-9	E421	19.9 mg/L	20 mg/L	99.7	70.0	130	----
		Tellurium, dissolved	13494-80-9	E421	0.0435 mg/L	0.04 mg/L	109	70.0	130	----
		Thallium, dissolved	7440-28-0	E421	0.00423 mg/L	0.004 mg/L	106	70.0	130	----
		Thorium, dissolved	7440-29-1	E421	0.0219 mg/L	0.02 mg/L	109	70.0	130	----
		Tin, dissolved	7440-31-5	E421	0.0200 mg/L	0.02 mg/L	100	70.0	130	----
		Titanium, dissolved	7440-32-6	E421	0.0394 mg/L	0.04 mg/L	98.6	70.0	130	----
		Tungsten, dissolved	7440-33-7	E421	0.0219 mg/L	0.02 mg/L	110	70.0	130	----
		Uranium, dissolved	7440-61-1	E421	0.00426 mg/L	0.004 mg/L	106	70.0	130	----
		Vanadium, dissolved	7440-62-2	E421	0.0995 mg/L	0.1 mg/L	99.5	70.0	130	----
		Zinc, dissolved	7440-66-6	E421	0.407 mg/L	0.4 mg/L	102	70.0	130	----
		Zirconium, dissolved	7440-67-7	E421	0.0426 mg/L	0.04 mg/L	107	70.0	130	----

Report To		Reports / Recipients		Turnaround Time (TAT) Requested
Company:	Kinross - Great Bear Resources	Select Report Format: ☑ PDF ☑ EXCEL ☑ EDD (DIGITAL)		☑ Routine [R] if received by 3pm M-F - no surcharges apply
Contact:	Hannah Hillier	Merge QC/QCI Reports with COA ☑ YES ☐ NO ☐ N/A		☐ 4 day [P4] if received by 3pm M-F - 20% rush surcharge minimum
Phone:	(807) 633-2492	☐ Compare Results to Criteria on Report - provide details below if box checked		☐ 3 day [P3] if received by 3pm M-F - 25% rush surcharge minimum
		Select Distribution: ☑ EMAIL ☐ MAIL ☐ FAX		☐ 2 day [P2] if received by 3pm M-F - 50% rush surcharge minimum
Street:	19 Young Street	Email 1	ashley.moncrief@kinross.com	☐ 1 day [E] if received by 3pm M-F - 100% rush surcharge minimum
City/Province:	Red Lake, ON	Email 2	hannah.hillier@kinross.com	☐ Same day [E2] if received by 10am M-S - 200% rush surcharge.
Postal Code:	P0V2M0	Email 3	christopher.reid@kinross.com	Additional fees may apply to rush requests on weekends, statutory holidays and for non-routine tests.
Invoice To	Same as Report To ☑ YES ☐ NO	Email 4	jacob.mcfee@kinross.com	Date and Time Required for all E&P TATs:
	Copy of Invoice with Report ☑ YES ☐ NO	Email 5	curtis.bloemberg@kinross.com	
Company:		Email 6	emily.meek@kinross.com	Analysis Request
		Email 7	aaron.peloquin@kinross.com	
		Email 8	anna.klein@wsp.com	
Contact:		Email 9	kristen.gault@wsp.com	

Project Information		Invoice Recipients	
ALS Account # / Quote #:	PPR-022-3	Select Invoice Distribution: ☑ EMAIL ☐ MAIL ☐ FAX	
Job #:	PPR-022-3	Email 1	invoice@kinross.com
ALS Lab Work Order # (ALS use only):		ALS Contact: Judy Dalmaijer	Sampler: Jacob

ALS Sample # (ALS use only)	Sample Identification and/or Coordinates (This description will appear on the report)	Date (dd-mm-yy)	Time (hh:mm)	Sample Type	NUMBER OF CONTAINERS	Field Filtered - DISSOLVED METALS AND MERCURY ONLY	Dissolved Metals	FLB-BiW - Dissolved Mercury by CVAAS (5 ng/L Detection Limit)	FLB-BiW - Anions (SO4, Cl, F)	FLB-BiW - Alkalinity, pH, Conductivity	FLB-BiW - Total Phosphorus (Colorimetry)	FLB-BiW - Acidity	FLB-BiW - TDS	Field pH	Field Conductivity (us/cm)	Field Temperature
	FLB-01		12:40	Water	5	x	x	x	x	x	x	x	x	7.5	129.5	27.1
	FLB-02		12:30	Water	5	x	x	x	x	x	x	x	x	7.6	73.6	28.2
	FLB-03		12:20	Water	5	x	x	x	x	x	x	x	x	7.35	143.6	28.9
	FLB-05		13:15	Water	5	x	x	x	x	x	x	x	x	7.62	124.4	28.9
	FLB-06		13:00	Water	5	x	x	x	x	x	x	x	x	7.55	107.6	26.1
	FLB-07		12:50	Water	5	x	x	x	x	x	x	x	x	7.64	113.1	25
	FLB-08		13:30	Water	5	x	x	x	x	x	x	x	x	7.42	122.1	26.1
	FLB-09		13:40	Water	5	x	x	x	x	x	x	x	x	7.83	107.3	30.2
	FLB-12		13:50	Water	5	x	x	x	x	x	x	x	x	7.82	103.8	29.2
	FLB-14		14:10	Water	5	x	x	x	x	x	x	x	x	7.68	132.9	25.9
	FLB-15		14:20	Water	5	x	x	x	x	x	x	x	x	7.81	89.4	26
	FLB-FIELDBLANK			Water	2	x	x	x								

SHIPMENT RELEASE (client use)			INITIAL SHIPMENT RECEPTION (ALS use only)			FINAL SHIPMEN
Released by:	30-Jul	JM	Received by: NMX	Date: AUG 0 1 2024	Time: 1009	Received by:

22-1°C

Cooler 1 of 2



Report To		Reports / Recipients	Turnaround Time (TAT) Requested
Company:	Kinross - Great Bear Resources	Select Report Format: ☑ PDF ☑ EXCEL ☑ EDD (DIGITAL)	☑ Routine [R] if received by 3pm M-F - no surcharges apply
Contact:	Hannah Hillier	Merge QC/QCI Reports with COA ☑ YES ☐ NO ☐ N/A	☐ 4 day [P4] if received by 3pm M-F - 20% rush surcharge minimum
Phone:	(807) 633-2492	☐ Compare Results to Criteria on Report - provide details below if box checked	☐ 3 day [P3] if received by 3pm M-F - 25% rush surcharge minimum
		Select Distribution: ☑ EMAIL ☐ MAIL ☐ FAX	☐ 2 day [P2] if received by 3pm M-F - 50% rush surcharge minimum
Street:	19 Young Street	Email 1 ashley.moncrief@kinross.com	☐ 1 day [E] if received by 3pm M-F - 100% rush surcharge minimum
City/Province:	Red Lake, ON	Email 2 hannah.hillier@kinross.com	☐ Same day [E2] if received by 10am M-S - 200% rush surcharge.
Postal Code:	P0V2M0	Email 3 christopher.reid@kinross.com	Additional fees may apply to rush requests on weekends, statutory holidays and for non-routine tests.
Invoice To	Same as Report To ☑ YES ☐ NO	Email 4 jacob.mcfee@kinross.com	Date and Time Required for all E&P TATs:
	Copy of Invoice with Report ☑ YES ☐ NO	Email 5 curtis.bloemberg@kinross.com	
Company:		Email 6 emily.meek@kinross.com	Analysis Request
		Email 7 aaron.peloquin@kinross.com	
		Email 8 anna.klein@wsp.com	
Contact:		Email 9 kristen.gault@wsp.com	

Project Information		Invoice Recipients	
ALS Account # / Quote #:	PPR-022-3	Select Invoice Distribution: ☑ EMAIL ☐ MAIL ☐ FAX	
Job #:	PPR-022-3	Email 1 invoice@kinross.com	
ALS Lab Work Order # (ALS use only):		ALS Contact: Judy Dalmaijer	Sampler: Jacob

ALS Sample # (ALS use only)	Sample Identification and/or Coordinates (This description will appear on the report)	Date (dd-mm-yy)	Time (hh:mm)	Sample Type	NUMBER OF CONTAINERS	Field Filtered - DISSOLVED METALS AND MERCURY ONLY	Dissolved Metals	FLB-BiW - Dissolved Mercury by CVAAS (5 ng/L Detection Limit)	FLB-BiW - Anions (SO4, Cl, F)	FLB-BiW - Alkalinity, pH, Conductivity	FLB-BiW - Total Phosphorus (Colorimetry)	FLB-BiW - Acidity	FLB-BiW - TDS	Field pH	Field Conductivity (us/cm)	Field Temperature
1	FLB-01		12:40	Water	5	x	x	x	x	x	x	x	x	7.5	129.5	27.1
2	FLB-02		12:30	Water	5	x	x	x	x	x	x	x	x	7.6	73.6	28.2
3	FLB-03		12:20	Water	5	x	x	x	x	x	x	x	x	7.35	143.6	28.9
4	FLB-05		13:15	Water	5	x	x	x	x	x	x	x	x	7.62	124.4	28.9
5	FLB-06		13:00	Water	5	x	x	x	x	x	x	x	x	7.55	107.6	26.1
6	FLB-07		12:50	Water	5	x	x	x	x	x	x	x	x	7.64	113.1	25
7	FLB-08		13:30	Water	5	x	x	x	x	x	x	x	x	7.42	122.1	26.1
8	FLB-09		13:40	Water	5	x	x	x	x	x	x	x	x	7.83	107.3	30.2
9	FLB-12		13:50	Water	5	x	x	x	x	x	x	x	x	7.82	103.8	29.2
10	FLB-14		14:10	Water	5	x	x	x	x	x	x	x	x	7.68	132.9	25.9
11	FLB-15		14:20	Water	5	x	x	x	x	x	x	x	x	7.81	89.4	26
12	FLB-FIELDBLANK			Water	2	x	x	x								

SHIPMENT RELEASE (client use)			INITIAL SHIPMENT RECEPTION (ALS use only)			FINAL SHIPMENT RECEPTION (ALS use only)	
Released by:	30-Jul	JM	Received by: NMX	Date: AUG 01 2024 AUG 01 2024	Time: 1000	Received by:	Time:

22.1°C

Cooler 2 of 2

Sample Intake

Client: KINROSS				**COC receipt info complete** ☑		
Express TAT?	no	same day	1 day	Yes: 2 day	3 days	4 day
Short hold time?	no	<24 hrs	1 day	Yes: 2 days	3 days	4 days
Matrix	Water	Soil/solid	Air	Biota	Food/micro	Other

Total number of bottles/fractions:			
Green/white	11×500 ml 11×100	Orange/black	
Purple/white	11	Dark blue/white	
Red/white	12	Black/white	
Dark green/white		Brown/white	
Grey/white		Pink/white	
Yellow/black	12	Beige/white	
Light blue/white		Other (specify)	

Comments:

Sample Login

Receipt Window	✓/X	N/A	**Bottles**	✓/X	N/A
# of fractions, matrix and submatrix			All received bottles have IDs		
Client, office, contact, quote, project			Type, volume, and locations		
Receipt time/date, PO, project, site			Labels and internal COCs printed		
Temp, cooling method, sampler			**Client Contacts**	✓/X	N/A
Sample Info	✓/X	N/A	Report/invoice/EDD recipients		
Sample date/time			Report types/formats		
Sample ID/description			**Post-committing**	✓/X	N/A
Sales items			Runs built and field data entered		
Guidelines/thresholds			Billing information entered		
Additional sample/WO information			**Action Required?**	Yes	No
Due Dates	✓/X	N/A	Update default receipt data		
COC/GEL/client due dates match			Update default report data		
Express TAT surcharges			Add sales/billing items to quote		
Clock running for all samples			SIF initiated (elaborate in comments)		

Comments:

CERTIFICATE OF ANALYSIS

Work Order	: **WP2419619**	Page	: 1 of 14
Client	: **Great Bear Resources Ltd**	Laboratory	: ALS Environmental - Winnipeg
Contact	: Ashley Moncrief	Account Manager	: Judy Dalmaijer
Address	: Great Bear Resources Ltd. 117 Forestry Road Red Lake ON Canada P0V 2M0	Address	: 1329 Niakwa Road East, Unit 12 Winnipeg MB Canada R2J 3T4
Telephone	: 807 630 0203	Telephone	: +1 204 255 9720
Project	: PPR-022-3	Date Samples Received	: 14-Aug-2024 10:30
PO	: PPR-022-3	Date Analysis Commenced	: 14-Aug-2024
C-O-C number	: ----	Issue Date	: 26-Aug-2024 12:03
Sampler	: ----		
Site	: ----		
Quote number	: 2024 Standing offer_V2		
No. of samples received	: 18		
No. of samples analysed	: 18		

This report supersedes any previous report(s) with this reference. Results apply to the sample(s) as submitted. This document shall not be reproduced, except in full.

This Certificate of Analysis contains the following information:

- General Comments
- Analytical Results

Additional information pertinent to this report will be found in the following separate attachments: Quality Control Report, QC Interpretive report to assist with Quality Review and Sample Receipt Notification (SRN).

Signatories

This document has been electronically signed by the authorized signatories below. Electronic signing is conducted in accordance with US FDA 21 CFR Part 11.

Signatories	*Position*	*Laboratory Department*
Jon Fisher	Production Manager, Environmental	Inorganics, Waterloo, Ontario
Lee McTavish		Inorganics, Winnipeg, Manitoba
Lee McTavish		Metals, Winnipeg, Manitoba
Leila Conyard	Lab Assistant	Metals, Winnipeg, Manitoba
Oleksandr Busel		Inorganics, Winnipeg, Manitoba
Oleksandr Busel		Metals, Winnipeg, Manitoba

General Comments

The analytical methods used by ALS are developed using internationally recognized reference methods (where available), such as those published by US EPA, APHA Standard Methods, ASTM, ISO, Environment Canada, BC MOE, and Ontario MOE. Refer to the ALS Quality Control Interpretive report (QCI) for applicable references and methodology summaries. Reference methods may incorporate modifications to improve performance.

Where a reported less than (<) result is higher than the LOR, this may be due to primary sample extract/digestate dilution and/or insufficient sample for analysis.

Where the LOR of a reported result differs from standard LOR, this may be due to high moisture content, insufficient sample (reduced weight employed) or matrix interference.

Please refer to Quality Control Interpretive report (QCI) for information regarding Holding Time compliance.

Key : CAS Number: Chemical Abstracts Services number is a unique identifier assigned to discrete substances

LOR: Limit of Reporting (detection limit).

Unit	*Description*
-	no units
µS/cm	microsiemens per centimetre
mg/L	milligrams per litre
pH units	pH units

<: less than.

>: greater than.

Surrogate: An analyte that is similar in behavior to target analyte(s), but that does not occur naturally in environmental samples. For applicable tests, surrogates are added to samples prior to analysis as a check on recovery.

Test results reported relate only to the samples as received by the laboratory.

UNLESS OTHERWISE STATED on SRN or QCI Report, ALL SAMPLES WERE RECEIVED IN ACCEPTABLE CONDITION.

Analytical Results

Sub-Matrix: **Water**
(Matrix: **Water**)

Analyte	CAS Number	Method/Lab	LOR	Unit	Client sample ID	FLB-01	FLB-02	FLB-03	FLB-04	FLB-05
					Client sampling date / time	14-Aug-2024 00:00	14-Aug-2024 00:00	14-Aug-2024 00:00	14-Aug-2024 00:00	14-Aug-2024 00:00
						WP2419619-001	WP2419619-002	WP2419619-003	WP2419619-004	WP2419619-005
						Result	Result	Result	Result	Result
Physical Tests										
Acidity (as CaCO3)	----	E283/WT	2.0	mg/L		<2.0	<2.0	<2.0	<2.0	<2.0
Alkalinity, bicarbonate (as CaCO3)	----	E290/WP	1.0	mg/L		19.3	18.2	30.1	12.0	13.0
Alkalinity, carbonate (as CaCO3)	----	E290/WP	1.0	mg/L		<1.0	<1.0	<1.0	<1.0	<1.0
Alkalinity, hydroxide (as CaCO3)	----	E290/WP	1.0	mg/L		<1.0	<1.0	<1.0	<1.0	<1.0
Alkalinity, phenolphthalein (as CaCO3)	----	E290/WP	1.0	mg/L		<1.0	<1.0	<1.0	<1.0	<1.0
Alkalinity, total (as CaCO3)	----	E290/WP	1.0	mg/L		19.3	18.2	30.1	12.0	13.0
Conductivity	----	E100/WP	1.0	µS/cm		64.1	43.1	96.2	54.3	79.4
Hardness (as CaCO3), dissolved	----	EC100/WP	0.50	mg/L		24.4	17.6	37.3	20.2	28.7
pH	----	E108/WP	0.10	pH units		7.43	7.54	7.63	7.26	7.25
Solids, total dissolved [TDS]	----	E162-L/WP	3.0	mg/L		36.7	15.2	52.3	29.6	30.8
Anions and Nutrients										
Chloride	16887-00-6	E235.Cl-L/WP	0.10	mg/L		0.12	<0.10	0.25	<0.10	0.21
Fluoride	16984-48-8	E235.F/WP	0.020	mg/L		<0.020	<0.020	0.022	<0.020	<0.020
Phosphorus, total	7723-14-0	E372-U/WP	0.0020	mg/L		0.0118	0.0106	0.0119	0.0076	0.0058
Sulfate (as SO4)	14808-79-8	E235.SO4/WP	0.30	mg/L		8.59	2.44	13.6	11.1	20.2
Dissolved Metals										
Aluminum, dissolved	7429-90-5	E421/WP	0.0010	mg/L		0.0315	0.0246	0.0382	0.0187	0.0075
Antimony, dissolved	7440-36-0	E421/WP	0.00010	mg/L		0.00281	0.00086	0.00179	0.00161	0.00086
Arsenic, dissolved	7440-38-2	E421/WP	0.00010	mg/L		0.0470	0.00138	0.00813	0.00649	0.00076
Barium, dissolved	7440-39-3	E421/WP	0.00010	mg/L		0.00889	0.00729	0.00997	0.00928	0.0106
Beryllium, dissolved	7440-41-7	E421/WP	0.000020	mg/L		Not Detected	Not Detected	Not Detected	Not Detected	Not Detected
Bismuth, dissolved	7440-69-9	E421/WP	0.000050	mg/L		Not Detected	Not Detected	Not Detected	Not Detected	Not Detected
Boron, dissolved	7440-42-8	E421/WP	0.010	mg/L		0.011	<0.010	0.014	<0.010	<0.010
Cadmium, dissolved	7440-43-9	E421/WP	0.0000050	mg/L		<0.0000050	<0.0000050	<0.0000050	<0.0000050	0.000847
Calcium, dissolved	7440-70-2	E421/WP	0.050	mg/L		9.14	6.55	13.9	7.39	10.2
Cesium, dissolved	7440-46-2	E421/WP	0.000010	mg/L		<0.000010	<0.000010	0.000013	0.000011	<0.000010
Chromium, dissolved	7440-47-3	E421/WP	0.00050	mg/L		<0.00050	<0.00050	<0.00050	Not Detected	Not Detected
Cobalt, dissolved	7440-48-4	E421/WP	0.00010	mg/L		<0.00010	<0.00010	<0.00010	<0.00010	0.00015
Copper, dissolved	7440-50-8	E421/WP	0.00020	mg/L		0.00102	0.00097	0.00161	0.00051	0.00071

Analytical Results

Sub-Matrix: **Water**
(Matrix: **Water**)

Analyte	CAS Number	Method/Lab	LOR	Unit	Client sample ID	FLB-01	FLB-02	FLB-03	FLB-04	FLB-05
					Client sampling date / time	14-Aug-2024 00:00	14-Aug-2024 00:00	14-Aug-2024 00:00	14-Aug-2024 00:00	14-Aug-2024 00:00
						WP2419619-001	WP2419619-002	WP2419619-003	WP2419619-004	WP2419619-005
						Result	Result	Result	Result	Result
Dissolved Metals										
Iron, dissolved	7439-89-6	E421/WP	0.010	mg/L		<0.010	<0.010	<0.010	<0.010	<0.010
Lead, dissolved	7439-92-1	E421/WP	0.000050	mg/L		<0.000050	0.000107	<0.000050	<0.000050	0.000078
Lithium, dissolved	7439-93-2	E421/WP	0.0010	mg/L		Not Detected	Not Detected	Not Detected	Not Detected	<0.0010
Magnesium, dissolved	7439-95-4	E421/WP	0.0050	mg/L		0.392	0.300	0.634	0.416	0.792
Manganese, dissolved	7439-96-5	E421/WP	0.00010	mg/L		0.00030	0.00049	0.00030	0.00058	0.0422
Mercury, dissolved	7439-97-6	E509/WP	0.0000050	mg/L		<0.0000050	<0.0000050	<0.0000050	<0.0000050	<0.0000050
Molybdenum, dissolved	7439-98-7	E421/WP	0.000050	mg/L		0.00105	0.000683	0.00133	0.000804	0.000593
Nickel, dissolved	7440-02-0	E421/WP	0.00050	mg/L		<0.00050	<0.00050	<0.00050	<0.00050	0.00061
Phosphorus, dissolved	7723-14-0	E421/WP	0.050	mg/L		<0.050	Not Detected	Not Detected	Not Detected	Not Detected
Potassium, dissolved	7440-09-7	E421/WP	0.050	mg/L		1.12	0.831	1.72	0.917	0.980
Rubidium, dissolved	7440-17-7	E421/WP	0.00020	mg/L		0.00194	0.00120	0.00302	0.00198	0.00217
Selenium, dissolved	7782-49-2	E421/WP	0.000050	mg/L		0.000274	0.000053	0.000287	0.00100	0.00136
Silicon, dissolved	7440-21-3	E421/WP	0.050	mg/L		0.775	0.913	0.984	0.720	0.875
Silver, dissolved	7440-22-4	E421/WP	0.000010	mg/L		<0.000010	<0.000010	<0.000010	<0.000010	<0.000010
Sodium, dissolved	7440-23-5	E421/WP	0.050	mg/L		0.894	0.497	1.40	0.512	0.868
Strontium, dissolved	7440-24-6	E421/WP	0.00020	mg/L		0.0362	0.0265	0.0632	0.0331	0.0500
Sulfur, dissolved	7704-34-9	E421/WP	0.50	mg/L		3.22	1.08	4.90	3.77	6.53
Tellurium, dissolved	13494-80-9	E421/WP	0.00020	mg/L		Not Detected	Not Detected	Not Detected	Not Detected	Not Detected
Thallium, dissolved	7440-28-0	E421/WP	0.000010	mg/L		<0.000010	<0.000010	0.000010	<0.000010	0.000014
Thorium, dissolved	7440-29-1	E421/WP	0.00010	mg/L		<0.00010	Not Detected	Not Detected	Not Detected	Not Detected
Tin, dissolved	7440-31-5	E421/WP	0.00010	mg/L		<0.00010	<0.00010	<0.00010	<0.00010	<0.00010
Titanium, dissolved	7440-32-6	E421/WP	0.00030	mg/L		0.00065	0.00037	<0.00030	0.00044	Not Detected
Tungsten, dissolved	7440-33-7	E421/WP	0.00010	mg/L		0.00174	0.00047	0.00145	0.00033	0.00035
Uranium, dissolved	7440-61-1	E421/WP	0.000010	mg/L		0.00109	0.000523	0.00486	0.000201	0.000097
Vanadium, dissolved	7440-62-2	E421/WP	0.00050	mg/L		0.00160	0.00145	0.00134	0.00110	0.00058
Zinc, dissolved	7440-66-6	E421/WP	0.0010	mg/L		<0.0010	0.0046	0.0015	<0.0010	0.0632
Zirconium, dissolved	7440-67-7	E421/WP	0.00030	mg/L		<0.00030	<0.00030	<0.00030	<0.00030	Not Detected
Dissolved mercury filtration location	----	EP509/WP	-	-		Field	Field	Field	Field	Field
Dissolved metals filtration location	----	EP421/WP	-	-		Field	Field	Field	Field	Field

Please refer to the General Comments section for an explanation of any result qualifiers detected.

Please refer to the Accreditation section for an explanation of analyte accreditations.

Analytical Results

Sub-Matrix: **Water**
(Matrix: **Water**)

Analyte	CAS Number	Method/Lab	LOR	Unit	Client sample ID	FLB-06	FLB-07	FLB-08	FLB-09	FLB-10
					Client sampling date / time	14-Aug-2024 00:00	14-Aug-2024 00:00	14-Aug-2024 00:00	14-Aug-2024 00:00	14-Aug-2024 00:00
						WP2419619-006	WP2419619-007	WP2419619-008	WP2419619-009	WP2419619-010
						Result	Result	Result	Result	Result
Physical Tests										
Acidity (as CaCO3)	----	E283/WT	2.0	mg/L		<2.0	<2.0	<2.0	<2.0	<2.0
Alkalinity, bicarbonate (as CaCO3)	----	E290/WP	1.0	mg/L		13.8	2.7	22.4	21.8	31.5
Alkalinity, carbonate (as CaCO3)	----	E290/WP	1.0	mg/L		<1.0	<1.0	<1.0	<1.0	<1.0
Alkalinity, hydroxide (as CaCO3)	----	E290/WP	1.0	mg/L		<1.0	<1.0	<1.0	<1.0	<1.0
Alkalinity, phenolphthalein (as CaCO3)	----	E290/WP	1.0	mg/L		<1.0	<1.0	<1.0	<1.0	<1.0
Alkalinity, total (as CaCO3)	----	E290/WP	1.0	mg/L		13.8	2.7	22.4	21.8	31.5
Conductivity	----	E100/WP	1.0	µS/cm		64.4	68.2	62.8	55.7	67.3
Hardness (as CaCO3), dissolved	----	EC100/WP	0.50	mg/L		24.8	23.8	25.4	22.8	28.5
pH	----	E108/WP	0.10	pH units		7.37	6.46	7.53	7.51	7.65
Solids, total dissolved [TDS]	----	E162-L/WP	3.0	mg/L		43.7	42.0	33.3	21.6	25.8
Anions and Nutrients										
Chloride	16887-00-6	E235.Cl-L/WP	0.10	mg/L		<0.10	0.13	<0.10	<0.10	<0.10
Fluoride	16984-48-8	E235.F/WP	0.020	mg/L		<0.020	0.043	<0.020	<0.020	<0.020
Phosphorus, total	7723-14-0	E372-U/WP	0.0020	mg/L		0.0111	0.0040	0.0095	0.0057	0.0108
Sulfate (as SO4)	14808-79-8	E235.SO4/WP	0.30	mg/L		14.3	24.2	6.26	3.74	2.12
Dissolved Metals										
Aluminum, dissolved	7429-90-5	E421/WP	0.0010	mg/L		0.0154	0.0024	0.0302	0.0275	0.0496
Antimony, dissolved	7440-36-0	E421/WP	0.00010	mg/L		0.00181	0.00021	0.00030	0.00031	0.00049
Arsenic, dissolved	7440-38-2	E421/WP	0.00010	mg/L		0.0114	0.00037	0.00926	0.00451	0.00956
Barium, dissolved	7440-39-3	E421/WP	0.00010	mg/L		0.00988	0.0116	0.0110	0.00927	0.00885
Beryllium, dissolved	7440-41-7	E421/WP	0.000020	mg/L		Not Detected	Not Detected	Not Detected	Not Detected	Not Detected
Bismuth, dissolved	7440-69-9	E421/WP	0.000050	mg/L		Not Detected	Not Detected	Not Detected	Not Detected	Not Detected
Boron, dissolved	7440-42-8	E421/WP	0.010	mg/L		<0.010	0.012	<0.010	<0.010	<0.010
Cadmium, dissolved	7440-43-9	E421/WP	0.0000050	mg/L		<0.0000050	0.0000474	<0.0000050	Not Detected	0.0000051
Calcium, dissolved	7440-70-2	E421/WP	0.050	mg/L		9.10	8.01	9.62	8.55	10.4
Cesium, dissolved	7440-46-2	E421/WP	0.000010	mg/L		0.000010	<0.000010	0.000017	0.000012	0.000019
Chromium, dissolved	7440-47-3	E421/WP	0.00050	mg/L		<0.00050	Not Detected	Not Detected	<0.00050	<0.00050
Cobalt, dissolved	7440-48-4	E421/WP	0.00010	mg/L		<0.00010	<0.00010	<0.00010	<0.00010	<0.00010
Copper, dissolved	7440-50-8	E421/WP	0.00020	mg/L		0.00057	0.00048	0.00075	0.00053	0.00152
Iron, dissolved	7439-89-6	E421/WP	0.010	mg/L		<0.010	<0.010	<0.010	<0.010	<0.010

Analytical Results

Sub-Matrix: **Water**
(Matrix: **Water**)

Analyte	CAS Number	Method/Lab	LOR	Unit	Client sample ID	FLB-06	FLB-07	FLB-08	FLB-09	FLB-10
					Client sampling date / time	14-Aug-2024 00:00	14-Aug-2024 00:00	14-Aug-2024 00:00	14-Aug-2024 00:00	14-Aug-2024 00:00
						WP2419619-006	WP2419619-007	WP2419619-008	WP2419619-009	WP2419619-010
						Result	Result	Result	Result	Result
Dissolved Metals										
Lead, dissolved	7439-92-1	E421/WP	0.000050	mg/L		<0.000050	<0.000050	<0.000050	<0.000050	<0.000050
Lithium, dissolved	7439-93-2	E421/WP	0.0010	mg/L		Not Detected	<0.0010	Not Detected	Not Detected	<0.0010
Magnesium, dissolved	7439-95-4	E421/WP	0.0050	mg/L		0.518	0.915	0.343	0.344	0.618
Manganese, dissolved	7439-96-5	E421/WP	0.00010	mg/L		0.00090	0.0509	0.00060	0.00031	0.00047
Mercury, dissolved	7439-97-6	E509/WP	0.0000050	mg/L		<0.0000050	<0.0000050	<0.0000050	<0.0000050	<0.0000050
Molybdenum, dissolved	7439-98-7	E421/WP	0.000050	mg/L		0.000859	0.000108	0.000184	0.000158	0.000158
Nickel, dissolved	7440-02-0	E421/WP	0.00050	mg/L		<0.00050	0.00212	<0.00050	<0.00050	<0.00050
Phosphorus, dissolved	7723-14-0	E421/WP	0.050	mg/L		Not Detected	Not Detected	Not Detected	Not Detected	Not Detected
Potassium, dissolved	7440-09-7	E421/WP	0.050	mg/L		0.972	0.830	0.860	0.966	1.19
Rubidium, dissolved	7440-17-7	E421/WP	0.00020	mg/L		0.00217	0.00319	0.00220	0.00223	0.00273
Selenium, dissolved	7782-49-2	E421/WP	0.000050	mg/L		0.00140	0.000909	0.000065	0.000055	0.000094
Silicon, dissolved	7440-21-3	E421/WP	0.050	mg/L		0.782	0.770	0.714	0.778	0.774
Silver, dissolved	7440-22-4	E421/WP	0.000010	mg/L		<0.000010	<0.000010	<0.000010	<0.000010	<0.000010
Sodium, dissolved	7440-23-5	E421/WP	0.050	mg/L		0.439	0.606	0.659	0.482	0.763
Strontium, dissolved	7440-24-6	E421/WP	0.00020	mg/L		0.0362	0.0456	0.0235	0.0200	0.0356
Sulfur, dissolved	7704-34-9	E421/WP	0.50	mg/L		4.82	7.64	2.30	1.50	1.06
Tellurium, dissolved	13494-80-9	E421/WP	0.00020	mg/L		Not Detected	Not Detected	Not Detected	Not Detected	Not Detected
Thallium, dissolved	7440-28-0	E421/WP	0.000010	mg/L		<0.000010	0.000015	<0.000010	<0.000010	<0.000010
Thorium, dissolved	7440-29-1	E421/WP	0.00010	mg/L		Not Detected	Not Detected	Not Detected	Not Detected	Not Detected
Tin, dissolved	7440-31-5	E421/WP	0.00010	mg/L		<0.00010	<0.00010	<0.00010	<0.00010	<0.00010
Titanium, dissolved	7440-32-6	E421/WP	0.00030	mg/L		<0.00030	Not Detected	<0.00030	<0.00030	<0.00030
Tungsten, dissolved	7440-33-7	E421/WP	0.00010	mg/L		0.00042	<0.00010	0.00024	0.00034	0.00051
Uranium, dissolved	7440-61-1	E421/WP	0.000010	mg/L		0.000288	0.000018	0.000055	0.000055	0.000449
Vanadium, dissolved	7440-62-2	E421/WP	0.00050	mg/L		0.00116	<0.00050	0.00116	0.00123	0.00160
Zinc, dissolved	7440-66-6	E421/WP	0.0010	mg/L		<0.0010	0.0036	0.0017	0.0010	0.0010
Zirconium, dissolved	7440-67-7	E421/WP	0.00030	mg/L		<0.00030	Not Detected	Not Detected	Not Detected	<0.00030
Dissolved mercury filtration location	----	EP509/WP	-	-		Field	Field	Field	Field	Field
Dissolved metals filtration location	----	EP421/WP	-	-		Field	Field	Field	Field	Field

Please refer to the General Comments section for an explanation of any result qualifiers detected.

Please refer to the Accreditation section for an explanation of analyte accreditations.

Analytical Results

Sub-Matrix: **Water**
(Matrix: **Water**)

Analyte	CAS Number	Method/Lab	LOR	Unit	Client sample ID	FLB-11	FLB-12	FLB-13	FLB-14	FLB-15
					Client sampling date / time	14-Aug-2024 00:00	14-Aug-2024 00:00	14-Aug-2024 00:00	14-Aug-2024 00:00	14-Aug-2024 00:00
						WP2419619-011	WP2419619-012	WP2419619-013	WP2419619-014	WP2419619-015
						Result	Result	Result	Result	Result
Physical Tests										
Acidity (as CaCO3)	----	E283/WT	2.0	mg/L		<2.0	<2.0	<2.0	<2.0	<2.0
Alkalinity, bicarbonate (as CaCO3)	----	E290/WP	1.0	mg/L		25.8	12.1	3.1	6.8	8.5
Alkalinity, carbonate (as CaCO3)	----	E290/WP	1.0	mg/L		<1.0	<1.0	<1.0	<1.0	<1.0
Alkalinity, hydroxide (as CaCO3)	----	E290/WP	1.0	mg/L		<1.0	<1.0	<1.0	<1.0	<1.0
Alkalinity, phenolphthalein (as CaCO3)	----	E290/WP	1.0	mg/L		<1.0	<1.0	<1.0	<1.0	<1.0
Alkalinity, total (as CaCO3)	----	E290/WP	1.0	mg/L		25.8	12.1	3.1	6.8	8.5
Conductivity	----	E100/WP	1.0	µS/cm		65.8	65.2	88.6	75.4	46.1
Hardness (as CaCO3), dissolved	----	EC100/WP	0.50	mg/L		27.1	24.9	30.6	26.4	16.8
pH	----	E108/WP	0.10	pH units		7.70	7.31	6.62	6.96	7.10
Solids, total dissolved [TDS]	----	E162-L/WP	3.0	mg/L		30.8	32.1	43.8	32.4	23.0
Anions and Nutrients										
Chloride	16887-00-6	E235.Cl-L/WP	0.10	mg/L		<0.10	0.24	0.24	0.29	0.11
Fluoride	16984-48-8	E235.F/WP	0.020	mg/L		0.042	0.057	0.024	0.024	<0.020
Phosphorus, total	7723-14-0	E372-U/WP	0.0020	mg/L		0.0088	0.0202	0.0044	0.0059	0.0069
Sulfate (as SO4)	14808-79-8	E235.SO4/WP	0.30	mg/L		5.34	15.5	32.0	23.8	10.5
Dissolved Metals										
Aluminum, dissolved	7429-90-5	E421/WP	0.0010	mg/L		0.0513	0.0184	0.0031	0.0038	0.0105
Antimony, dissolved	7440-36-0	E421/WP	0.00010	mg/L		0.00186	0.00268	0.00048	0.00046	0.00067
Arsenic, dissolved	7440-38-2	E421/WP	0.00010	mg/L		0.00913	0.109	0.00088	0.00046	0.00179
Barium, dissolved	7440-39-3	E421/WP	0.00010	mg/L		0.00698	0.00889	0.0177	0.0202	0.00758
Beryllium, dissolved	7440-41-7	E421/WP	0.000020	mg/L		Not Detected	Not Detected	Not Detected	Not Detected	Not Detected
Bismuth, dissolved	7440-69-9	E421/WP	0.000050	mg/L		Not Detected	Not Detected	Not Detected	Not Detected	Not Detected
Boron, dissolved	7440-42-8	E421/WP	0.010	mg/L		<0.010	<0.010	<0.010	<0.010	<0.010
Cadmium, dissolved	7440-43-9	E421/WP	0.0000050	mg/L		<0.0000050	0.0000067	0.0000512	0.0000290	0.0000062
Calcium, dissolved	7440-70-2	E421/WP	0.050	mg/L		10.1	8.99	10.2	9.21	5.75
Cesium, dissolved	7440-46-2	E421/WP	0.000010	mg/L		0.000021	0.000013	0.000016	<0.000010	0.000010
Chromium, dissolved	7440-47-3	E421/WP	0.00050	mg/L		<0.00050	Not Detected	Not Detected	Not Detected	<0.00050
Cobalt, dissolved	7440-48-4	E421/WP	0.00010	mg/L		<0.00010	<0.00010	0.00376	0.00134	<0.00010
Copper, dissolved	7440-50-8	E421/WP	0.00020	mg/L		0.00127	0.00074	0.00029	0.00035	0.00060
Iron, dissolved	7439-89-6	E421/WP	0.010	mg/L		<0.010	<0.010	0.013	0.108	<0.010

Analytical Results

Sub-Matrix: **Water**
(Matrix: **Water**)

Analyte	CAS Number	Method/Lab	LOR	Unit	Client sample ID	FLB-11	FLB-12	FLB-13	FLB-14	FLB-15
					Client sampling date / time	14-Aug-2024 00:00	14-Aug-2024 00:00	14-Aug-2024 00:00	14-Aug-2024 00:00	14-Aug-2024 00:00
						WP2419619-011	WP2419619-012	WP2419619-013	WP2419619-014	WP2419619-015
						Result	Result	Result	Result	Result
Dissolved Metals										
Lead, dissolved	7439-92-1	E421/WP	0.000050	mg/L		<0.000050	<0.000050	<0.000050	<0.000050	<0.000050
Lithium, dissolved	7439-93-2	E421/WP	0.0010	mg/L		<0.0010	<0.0010	0.0018	<0.0010	<0.0010
Magnesium, dissolved	7439-95-4	E421/WP	0.0050	mg/L		0.455	0.590	1.26	0.834	0.582
Manganese, dissolved	7439-96-5	E421/WP	0.00010	mg/L		0.00048	0.00070	0.127	0.131	0.00400
Mercury, dissolved	7439-97-6	E509/WP	0.0000050	mg/L		<0.0000050	<0.0000050	<0.0000050	<0.0000050	<0.0000050
Molybdenum, dissolved	7439-98-7	E421/WP	0.000050	mg/L		0.00139	0.00138	0.000174	0.000296	0.000564
Nickel, dissolved	7440-02-0	E421/WP	0.00050	mg/L		<0.00050	<0.00050	0.0370	0.00537	<0.00050
Phosphorus, dissolved	7723-14-0	E421/WP	0.050	mg/L		Not Detected	Not Detected	Not Detected	Not Detected	Not Detected
Potassium, dissolved	7440-09-7	E421/WP	0.050	mg/L		1.32	0.902	1.41	1.20	0.734
Rubidium, dissolved	7440-17-7	E421/WP	0.00020	mg/L		0.00243	0.00170	0.00345	0.00283	0.00156
Selenium, dissolved	7782-49-2	E421/WP	0.000050	mg/L		0.000145	0.00168	0.000294	0.000610	0.000085
Silicon, dissolved	7440-21-3	E421/WP	0.050	mg/L		0.810	0.855	1.08	0.821	0.769
Silver, dissolved	7440-22-4	E421/WP	0.000010	mg/L		<0.000010	<0.000010	<0.000010	<0.000010	<0.000010
Sodium, dissolved	7440-23-5	E421/WP	0.050	mg/L		0.650	0.566	0.950	0.612	0.590
Strontium, dissolved	7440-24-6	E421/WP	0.00020	mg/L		0.0504	0.0443	0.0636	0.0424	0.0329
Sulfur, dissolved	7704-34-9	E421/WP	0.50	mg/L		2.09	5.15	9.96	7.58	3.45
Tellurium, dissolved	13494-80-9	E421/WP	0.00020	mg/L		Not Detected	Not Detected	Not Detected	Not Detected	Not Detected
Thallium, dissolved	7440-28-0	E421/WP	0.000010	mg/L		<0.000010	<0.000010	0.000020	0.000012	<0.000010
Thorium, dissolved	7440-29-1	E421/WP	0.00010	mg/L		<0.00010	Not Detected	Not Detected	Not Detected	Not Detected
Tin, dissolved	7440-31-5	E421/WP	0.00010	mg/L		<0.00010	<0.00010	<0.00010	<0.00010	<0.00010
Titanium, dissolved	7440-32-6	E421/WP	0.00030	mg/L		0.00045	<0.00030	<0.00030	Not Detected	<0.00030
Tungsten, dissolved	7440-33-7	E421/WP	0.00010	mg/L		0.00172	0.00051	0.00010	0.00038	0.00032
Uranium, dissolved	7440-61-1	E421/WP	0.000010	mg/L		0.00279	0.000180	0.000015	0.000027	0.000066
Vanadium, dissolved	7440-62-2	E421/WP	0.00050	mg/L		0.00124	0.00155	<0.00050	<0.00050	0.00088
Zinc, dissolved	7440-66-6	E421/WP	0.0010	mg/L		<0.0010	0.0012	0.0077	0.0047	0.0038
Zirconium, dissolved	7440-67-7	E421/WP	0.00030	mg/L		<0.00030	<0.00030	Not Detected	Not Detected	<0.00030
Dissolved mercury filtration location	----	EP509/WP	-	-		Field	Field	Field	Field	Field
Dissolved metals filtration location	----	EP421/WP	-	-		Field	Field	Field	Field	Field

Please refer to the General Comments section for an explanation of any result qualifiers detected.

Please refer to the Accreditation section for an explanation of analyte accreditations.

Analytical Results

Sub-Matrix: Water (Matrix: Water)				Client sample ID	FLB-Duplicate	FLB-BLANK	FLB-FIELDBLANK	----	----
				Client sampling date / time	14-Aug-2024 00:00	14-Aug-2024 00:00	14-Aug-2024 00:00	----	----
Analyte	CAS Number	Method/Lab	LOR	Unit	WP2419619-016	WP2419619-017	WP2419619-018	--------	--------
					Result	Result	Result	----	----
Physical Tests									
Acidity (as CaCO3)	----	E283/WT	2.0	mg/L	<2.0	<2.0	----	----	----
Alkalinity, bicarbonate (as CaCO3)	----	E290/WP	1.0	mg/L	1.7	2.8	----	----	----
Alkalinity, carbonate (as CaCO3)	----	E290/WP	1.0	mg/L	<1.0	<1.0	----	----	----
Alkalinity, hydroxide (as CaCO3)	----	E290/WP	1.0	mg/L	<1.0	<1.0	----	----	----
Alkalinity, phenolphthalein (as CaCO3)	----	E290/WP	1.0	mg/L	<1.0	<1.0	----	----	----
Alkalinity, total (as CaCO3)	----	E290/WP	1.0	mg/L	1.7	2.8	----	----	----
Conductivity	----	E100/WP	1.0	µS/cm	68.6	6.1	----	----	----
Hardness (as CaCO3), dissolved	----	EC100/WP	0.50	mg/L	23.7	2.64	<0.50	----	----
pH	----	E108/WP	0.10	pH units	6.35	6.44	----	----	----
Solids, total dissolved [TDS]	----	E162-L/WP	3.0	mg/L	27.4	3.3	----	----	----
Anions and Nutrients									
Chloride	16887-00-6	E235.Cl-L/WP	0.10	mg/L	0.15	<0.10	----	----	----
Fluoride	16984-48-8	E235.F/WP	0.020	mg/L	0.043	<0.020	----	----	----
Phosphorus, total	7723-14-0	E372-U/WP	0.0020	mg/L	0.0040	0.0122	----	----	----
Sulfate (as SO4)	14808-79-8	E235.SO4/WP	0.30	mg/L	24.4	<0.30	----	----	----
Dissolved Metals									
Aluminum, dissolved	7429-90-5	E421/WP	0.0010	mg/L	0.0024	0.0173	<0.0010	----	----
Antimony, dissolved	7440-36-0	E421/WP	0.00010	mg/L	0.00020	<0.00010	Not Detected	----	----
Arsenic, dissolved	7440-38-2	E421/WP	0.00010	mg/L	0.00034	0.00089	Not Detected	----	----
Barium, dissolved	7440-39-3	E421/WP	0.00010	mg/L	0.0116	0.00121	Not Detected	----	----
Beryllium, dissolved	7440-41-7	E421/WP	0.000020	mg/L	Not Detected	Not Detected	Not Detected	----	----
Bismuth, dissolved	7440-69-9	E421/WP	0.000050	mg/L	Not Detected	Not Detected	Not Detected	----	----
Boron, dissolved	7440-42-8	E421/WP	0.010	mg/L	0.012	<0.010	Not Detected	----	----
Cadmium, dissolved	7440-43-9	E421/WP	0.0000050	mg/L	0.0000442	<0.0000050	Not Detected	----	----
Calcium, dissolved	7440-70-2	E421/WP	0.050	mg/L	7.94	0.923	Not Detected	----	----
Cesium, dissolved	7440-46-2	E421/WP	0.000010	mg/L	0.000011	<0.000010	<0.000010	----	----
Chromium, dissolved	7440-47-3	E421/WP	0.00050	mg/L	Not Detected	Not Detected	Not Detected	----	----
Cobalt, dissolved	7440-48-4	E421/WP	0.00010	mg/L	<0.00010	<0.00010	Not Detected	----	----
Copper, dissolved	7440-50-8	E421/WP	0.00020	mg/L	0.00027	0.00022	Not Detected	----	----
Iron, dissolved	7439-89-6	E421/WP	0.010	mg/L	<0.010	<0.010	Not Detected	----	----

Analytical Results

Sub-Matrix: Water (Matrix: Water)					Client sample ID	FLB-Duplicate	FLB-BLANK	FLB-FIELDBLANK	----	----
					Client sampling date / time	14-Aug-2024 00:00	14-Aug-2024 00:00	14-Aug-2024 00:00	----	----
Analyte	CAS Number	Method/Lab	LOR	Unit		WP2419619-016	WP2419619-017	WP2419619-018	--------	--------
						Result	Result	Result	----	----
Dissolved Metals										
Lead, dissolved	7439-92-1	E421/WP	0.000050	mg/L		<0.000050	<0.000050	Not Detected	----	----
Lithium, dissolved	7439-93-2	E421/WP	0.0010	mg/L		<0.0010	<0.0010	Not Detected	----	----
Magnesium, dissolved	7439-95-4	E421/WP	0.0050	mg/L		0.950	0.0814	<0.0050	----	----
Manganese, dissolved	7439-96-5	E421/WP	0.00010	mg/L		0.0521	0.00024	Not Detected	----	----
Mercury, dissolved	7439-97-6	E509/WP	0.0000050	mg/L		<0.0000050	<0.0000050	<0.0000050	----	----
Molybdenum, dissolved	7439-98-7	E421/WP	0.000050	mg/L		0.000128	<0.000050	Not Detected	----	----
Nickel, dissolved	7440-02-0	E421/WP	0.00050	mg/L		0.00211	<0.00050	Not Detected	----	----
Phosphorus, dissolved	7723-14-0	E421/WP	0.050	mg/L		Not Detected	Not Detected	Not Detected	----	----
Potassium, dissolved	7440-09-7	E421/WP	0.050	mg/L		0.849	0.203	Not Detected	----	----
Rubidium, dissolved	7440-17-7	E421/WP	0.00020	mg/L		0.00310	0.00030	Not Detected	----	----
Selenium, dissolved	7782-49-2	E421/WP	0.000050	mg/L		0.00106	<0.000050	Not Detected	----	----
Silicon, dissolved	7440-21-3	E421/WP	0.050	mg/L		0.801	0.249	Not Detected	----	----
Silver, dissolved	7440-22-4	E421/WP	0.000010	mg/L		<0.000010	Not Detected	Not Detected	----	----
Sodium, dissolved	7440-23-5	E421/WP	0.050	mg/L		0.614	0.055	<0.050	----	----
Strontium, dissolved	7440-24-6	E421/WP	0.00020	mg/L		0.0436	0.00382	<0.00020	----	----
Sulfur, dissolved	7704-34-9	E421/WP	0.50	mg/L		7.79	Not Detected	Not Detected	----	----
Tellurium, dissolved	13494-80-9	E421/WP	0.00020	mg/L		Not Detected	Not Detected	Not Detected	----	----
Thallium, dissolved	7440-28-0	E421/WP	0.000010	mg/L		0.000015	<0.000010	Not Detected	----	----
Thorium, dissolved	7440-29-1	E421/WP	0.00010	mg/L		Not Detected	<0.00010	Not Detected	----	----
Tin, dissolved	7440-31-5	E421/WP	0.00010	mg/L		<0.00010	<0.00010	<0.00010	----	----
Titanium, dissolved	7440-32-6	E421/WP	0.00030	mg/L		<0.00030	0.00118	Not Detected	----	----
Tungsten, dissolved	7440-33-7	E421/WP	0.00010	mg/L		<0.00010	Not Detected	Not Detected	----	----
Uranium, dissolved	7440-61-1	E421/WP	0.000010	mg/L		0.000020	<0.000010	Not Detected	----	----
Vanadium, dissolved	7440-62-2	E421/WP	0.00050	mg/L		<0.00050	<0.00050	Not Detected	----	----
Zinc, dissolved	7440-66-6	E421/WP	0.0010	mg/L		0.0038	0.0015	Not Detected	----	----
Zirconium, dissolved	7440-67-7	E421/WP	0.00030	mg/L		Not Detected	<0.00030	Not Detected	----	----
Dissolved mercury filtration location	----	EP509/WP	-	-		Field	Field	Field	----	----
Dissolved metals filtration location	----	EP421/WP	-	-		Field	Field	Field	----	----

Please refer to the General Comments section for an explanation of any result qualifiers detected.

Please refer to the Accreditation section for an explanation of analyte accreditations.

ALS Canada Ltd.

right solutions.
right partner.

QUALITY CONTROL INTERPRETIVE REPORT

Work Order	: **WP2419619**	Page	: 1 of 28
Client	: **Great Bear Resources Ltd**	Laboratory	: ALS Environmental - Winnipeg
Contact	: Ashley Moncrief	Account Manager	: Judy Dalmaijer
Address	: Great Bear Resources Ltd. 117 Forestry Road Red Lake ON Canada P0V 2M0	Address	: 1329 Niakwa Road East, Unit 12 Winnipeg, Manitoba Canada R2J 3T4
Telephone	: 807 630 0203	Telephone	: +1 204 255 9720
Project	: PPR-022-3	Date Samples Received	: 14-Aug-2024 10:30
PO	: PPR-022-3	Issue Date	: 26-Aug-2024 12:03
C-O-C number	: ----		
Sampler	: ----		
Site	: ----		
Quote number	: 2024 Standing offer_V2		
No. of samples received	: 18		
No. of samples analysed	: 18		

This report is automatically generated by the ALS LIMS (Laboratory Information Management System) through evaluation of Quality Control (QC) results and other QA parameters associated with this submission, and is intended to facilitate rapid data validation by auditors or reviewers. The report highlights any exceptions and outliers to ALS Data Quality Objectives, provides holding time details and exceptions, summarizes QC sample frequencies, and lists applicable methodology references and summaries.

Key

Anonymous: Refers to samples which are not part of this work order, but which formed part of the QC process lot.
CAS Number: Chemical Abstracts Service number is a unique identifier assigned to discrete substances.
DQO: Data Quality Objective.
LOR: Limit of Reporting (detection limit).
RPD: Relative Percent Difference.

Workorder Comments

Holding times are displayed as "---" if no guidance exists from CCME, Canadian provinces, or broadly recognized international references.

Summary of Outliers

Outliers : Quality Control Samples

- No Method Blank value outliers occur.
- No Duplicate outliers occur.
- No Laboratory Control Sample (LCS) outliers occur
- No Matrix Spike outliers occur.
- No Test sample Surrogate recovery outliers exist.

Outliers: Reference Material (RM) Samples

- No Reference Material (RM) Sample outliers occur.

Outliers : Analysis Holding Time Compliance (Breaches)

- Analysis Holding Time Outliers exist - please see following pages for full details.

Outliers : Frequency of Quality Control Samples

- Quality Control Sample Frequency Outliers occur - please see following pages for full details.

Analysis Holding Time Compliance

This report summarizes extraction / preparation and analysis times and compares each with ALS recommended holding times, which are selected to meet known provincial and /or federal requirements. In the absence of regulatory hold times, ALS establishes recommendations based on guidelines published by organizations such as CCME, US EPA, APHA Standard Methods, ASTM, or Environment Canada (where available). Dates and holding times reported below represent the first dates of extraction or analysis. If subsequent tests or dilutions exceeded holding times, qualifiers are added (refer to COA).

If samples are identified below as having been analyzed or extracted outside of recommended holding times, measurement uncertainties may be increased, and this should be taken into consideration when interpreting results.

Where actual sampling date is not provided on the chain of custody, the date of receipt with time at 00:00 is used for calculation purposes.

Where only the sample date without time is provided on the chain of custody, the sampling date at 00:00 is used for calculation purposes.

Matrix: **Water**

Evaluation: × = Holding time exceedance ; ✓ = Within Holding Time

Analyte Group : Analytical Method / Container / Client Sample ID(s)	Method	Sampling Date	Extraction / Preparation				Analysis			
			Preparation Date	Holding Times Rec	Holding Times Actual	Eval	Analysis Date	Holding Times Rec	Holding Times Actual	Eval
Anions and Nutrients : Chloride in Water by IC (Low Level)										
HDPE FLB-01	E235.Cl-L	14-Aug-2024	14-Aug-2024	28 days	1 days	✓	14-Aug-2024	28 days	1 days	✓
Anions and Nutrients : Chloride in Water by IC (Low Level)										
HDPE FLB-02	E235.Cl-L	14-Aug-2024	14-Aug-2024	28 days	1 days	✓	14-Aug-2024	28 days	1 days	✓
Anions and Nutrients : Chloride in Water by IC (Low Level)										
HDPE FLB-03	E235.Cl-L	14-Aug-2024	14-Aug-2024	28 days	1 days	✓	14-Aug-2024	28 days	1 days	✓
Anions and Nutrients : Chloride in Water by IC (Low Level)										
HDPE FLB-04	E235.Cl-L	14-Aug-2024	14-Aug-2024	28 days	1 days	✓	14-Aug-2024	28 days	1 days	✓
Anions and Nutrients : Chloride in Water by IC (Low Level)										
HDPE FLB-05	E235.Cl-L	14-Aug-2024	14-Aug-2024	28 days	1 days	✓	14-Aug-2024	28 days	1 days	✓
Anions and Nutrients : Chloride in Water by IC (Low Level)										
HDPE FLB-06	E235.Cl-L	14-Aug-2024	14-Aug-2024	28 days	1 days	✓	14-Aug-2024	28 days	1 days	✓
Anions and Nutrients : Chloride in Water by IC (Low Level)										
HDPE FLB-07	E235.Cl-L	14-Aug-2024	14-Aug-2024	28 days	1 days	✓	14-Aug-2024	28 days	1 days	✓

Matrix: **Water**

Evaluation: × = Holding time exceedance ; ✓ = Within Holding Time

Analyte Group : Analytical Method / Container / Client Sample ID(s)	Method	Sampling Date	Extraction / Preparation				Analysis			
			Preparation Date	Holding Times		Eval	Analysis Date	Holding Times		Eval
				Rec	Actual			Rec	Actual	
Anions and Nutrients : Chloride in Water by IC (Low Level)										
HDPE										
FLB-08	E235.Cl-L	14-Aug-2024	14-Aug-2024	28 days	1 days	✓	14-Aug-2024	28 days	1 days	✓
Anions and Nutrients : Chloride in Water by IC (Low Level)										
HDPE										
FLB-09	E235.Cl-L	14-Aug-2024	14-Aug-2024	28 days	1 days	✓	14-Aug-2024	28 days	1 days	✓
Anions and Nutrients : Chloride in Water by IC (Low Level)										
HDPE										
FLB-10	E235.Cl-L	14-Aug-2024	14-Aug-2024	28 days	1 days	✓	14-Aug-2024	28 days	1 days	✓
Anions and Nutrients : Chloride in Water by IC (Low Level)										
HDPE										
FLB-11	E235.Cl-L	14-Aug-2024	14-Aug-2024	28 days	1 days	✓	14-Aug-2024	28 days	1 days	✓
Anions and Nutrients : Chloride in Water by IC (Low Level)										
HDPE										
FLB-12	E235.Cl-L	14-Aug-2024	14-Aug-2024	28 days	1 days	✓	14-Aug-2024	28 days	1 days	✓
Anions and Nutrients : Chloride in Water by IC (Low Level)										
HDPE										
FLB-13	E235.Cl-L	14-Aug-2024	14-Aug-2024	28 days	1 days	✓	14-Aug-2024	28 days	1 days	✓
Anions and Nutrients : Chloride in Water by IC (Low Level)										
HDPE										
FLB-14	E235.Cl-L	14-Aug-2024	14-Aug-2024	28 days	1 days	✓	14-Aug-2024	28 days	1 days	✓
Anions and Nutrients : Chloride in Water by IC (Low Level)										
HDPE										
FLB-15	E235.Cl-L	14-Aug-2024	14-Aug-2024	28 days	1 days	✓	14-Aug-2024	28 days	1 days	✓
Anions and Nutrients : Chloride in Water by IC (Low Level)										
HDPE										
FLB-BLANK	E235.Cl-L	14-Aug-2024	14-Aug-2024	28 days	1 days	✓	14-Aug-2024	28 days	1 days	✓

Matrix: **Water**

Evaluation: × = Holding time exceedance ; ✓ = Within Holding Time

Analyte Group : Analytical Method / Container / Client Sample ID(s)	Method	Sampling Date	Extraction / Preparation				Analysis			
			Preparation Date	Holding Times		Eval	Analysis Date	Holding Times		Eval
				Rec	Actual			Rec	Actual	
Anions and Nutrients : Chloride in Water by IC (Low Level)										
HDPE										
FLB-Duplicate	E235.Cl-L	14-Aug-2024	14-Aug-2024	28 days	1 days	✓	14-Aug-2024	28 days	1 days	✓
Anions and Nutrients : Fluoride in Water by IC										
HDPE										
FLB-01	E235.F	14-Aug-2024	14-Aug-2024	28 days	1 days	✓	14-Aug-2024	28 days	1 days	✓
Anions and Nutrients : Fluoride in Water by IC										
HDPE										
FLB-02	E235.F	14-Aug-2024	14-Aug-2024	28 days	1 days	✓	14-Aug-2024	28 days	1 days	✓
Anions and Nutrients : Fluoride in Water by IC										
HDPE										
FLB-03	E235.F	14-Aug-2024	14-Aug-2024	28 days	1 days	✓	14-Aug-2024	28 days	1 days	✓
Anions and Nutrients : Fluoride in Water by IC										
HDPE										
FLB-04	E235.F	14-Aug-2024	14-Aug-2024	28 days	1 days	✓	14-Aug-2024	28 days	1 days	✓
Anions and Nutrients : Fluoride in Water by IC										
HDPE										
FLB-05	E235.F	14-Aug-2024	14-Aug-2024	28 days	1 days	✓	14-Aug-2024	28 days	1 days	✓
Anions and Nutrients : Fluoride in Water by IC										
HDPE										
FLB-06	E235.F	14-Aug-2024	14-Aug-2024	28 days	1 days	✓	14-Aug-2024	28 days	1 days	✓
Anions and Nutrients : Fluoride in Water by IC										
HDPE										
FLB-07	E235.F	14-Aug-2024	14-Aug-2024	28 days	1 days	✓	14-Aug-2024	28 days	1 days	✓
Anions and Nutrients : Fluoride in Water by IC										
HDPE										
FLB-08	E235.F	14-Aug-2024	14-Aug-2024	28 days	1 days	✓	14-Aug-2024	28 days	1 days	✓

Matrix: **Water**

Evaluation: × = Holding time exceedance ; ✓ = Within Holding Time

Analyte Group : Analytical Method / Container / Client Sample ID(s)	Method	Sampling Date	Extraction / Preparation				Analysis			
			Preparation Date	Holding Times Rec	Holding Times Actual	Eval	Analysis Date	Holding Times Rec	Holding Times Actual	Eval
Anions and Nutrients : Fluoride in Water by IC										
HDPE FLB-09	E235.F	14-Aug-2024	14-Aug-2024	28 days	1 days	✓	14-Aug-2024	28 days	1 days	✓
Anions and Nutrients : Fluoride in Water by IC										
HDPE FLB-10	E235.F	14-Aug-2024	14-Aug-2024	28 days	1 days	✓	14-Aug-2024	28 days	1 days	✓
Anions and Nutrients : Fluoride in Water by IC										
HDPE FLB-11	E235.F	14-Aug-2024	14-Aug-2024	28 days	1 days	✓	14-Aug-2024	28 days	1 days	✓
Anions and Nutrients : Fluoride in Water by IC										
HDPE FLB-12	E235.F	14-Aug-2024	14-Aug-2024	28 days	1 days	✓	14-Aug-2024	28 days	1 days	✓
Anions and Nutrients : Fluoride in Water by IC										
HDPE FLB-13	E235.F	14-Aug-2024	14-Aug-2024	28 days	1 days	✓	14-Aug-2024	28 days	1 days	✓
Anions and Nutrients : Fluoride in Water by IC										
HDPE FLB-14	E235.F	14-Aug-2024	14-Aug-2024	28 days	1 days	✓	14-Aug-2024	28 days	1 days	✓
Anions and Nutrients : Fluoride in Water by IC										
HDPE FLB-15	E235.F	14-Aug-2024	14-Aug-2024	28 days	1 days	✓	14-Aug-2024	28 days	1 days	✓
Anions and Nutrients : Fluoride in Water by IC										
HDPE FLB-BLANK	E235.F	14-Aug-2024	14-Aug-2024	28 days	1 days	✓	14-Aug-2024	28 days	1 days	✓
Anions and Nutrients : Fluoride in Water by IC										
HDPE FLB-Duplicate	E235.F	14-Aug-2024	14-Aug-2024	28 days	1 days	✓	14-Aug-2024	28 days	1 days	✓

Matrix: **Water**

Evaluation: × = Holding time exceedance ; ✓ = Within Holding Time

Analyte Group : Analytical Method / Container / Client Sample ID(s)	Method	Sampling Date	Extraction / Preparation				Analysis			
			Preparation Date	Holding Times Rec	Holding Times Actual	Eval	Analysis Date	Holding Times Rec	Holding Times Actual	Eval
Anions and Nutrients : Sulfate in Water by IC										
HDPE FLB-01	E235.SO4	14-Aug-2024	14-Aug-2024	28 days	1 days	✓	14-Aug-2024	28 days	1 days	✓
Anions and Nutrients : Sulfate in Water by IC										
HDPE FLB-02	E235.SO4	14-Aug-2024	14-Aug-2024	28 days	1 days	✓	14-Aug-2024	28 days	1 days	✓
Anions and Nutrients : Sulfate in Water by IC										
HDPE FLB-03	E235.SO4	14-Aug-2024	14-Aug-2024	28 days	1 days	✓	14-Aug-2024	28 days	1 days	✓
Anions and Nutrients : Sulfate in Water by IC										
HDPE FLB-04	E235.SO4	14-Aug-2024	14-Aug-2024	28 days	1 days	✓	14-Aug-2024	28 days	1 days	✓
Anions and Nutrients : Sulfate in Water by IC										
HDPE FLB-05	E235.SO4	14-Aug-2024	14-Aug-2024	28 days	1 days	✓	14-Aug-2024	28 days	1 days	✓
Anions and Nutrients : Sulfate in Water by IC										
HDPE FLB-06	E235.SO4	14-Aug-2024	14-Aug-2024	28 days	1 days	✓	14-Aug-2024	28 days	1 days	✓
Anions and Nutrients : Sulfate in Water by IC										
HDPE FLB-07	E235.SO4	14-Aug-2024	14-Aug-2024	28 days	1 days	✓	14-Aug-2024	28 days	1 days	✓
Anions and Nutrients : Sulfate in Water by IC										
HDPE FLB-08	E235.SO4	14-Aug-2024	14-Aug-2024	28 days	1 days	✓	14-Aug-2024	28 days	1 days	✓
Anions and Nutrients : Sulfate in Water by IC										
HDPE FLB-09	E235.SO4	14-Aug-2024	14-Aug-2024	28 days	1 days	✓	14-Aug-2024	28 days	1 days	✓

Matrix: **Water**

Evaluation: × = Holding time exceedance ; ✓ = Within Holding Time

Analyte Group : Analytical Method / Container / Client Sample ID(s)	Method	Sampling Date	Extraction / Preparation				Analysis			
			Preparation Date	Holding Times Rec	Holding Times Actual	Eval	Analysis Date	Holding Times Rec	Holding Times Actual	Eval
Anions and Nutrients : Sulfate in Water by IC										
HDPE FLB-10	E235.SO4	14-Aug-2024	14-Aug-2024	28 days	1 days	✓	14-Aug-2024	28 days	1 days	✓
Anions and Nutrients : Sulfate in Water by IC										
HDPE FLB-11	E235.SO4	14-Aug-2024	14-Aug-2024	28 days	1 days	✓	14-Aug-2024	28 days	1 days	✓
Anions and Nutrients : Sulfate in Water by IC										
HDPE FLB-12	E235.SO4	14-Aug-2024	14-Aug-2024	28 days	1 days	✓	14-Aug-2024	28 days	1 days	✓
Anions and Nutrients : Sulfate in Water by IC										
HDPE FLB-13	E235.SO4	14-Aug-2024	14-Aug-2024	28 days	1 days	✓	14-Aug-2024	28 days	1 days	✓
Anions and Nutrients : Sulfate in Water by IC										
HDPE FLB-14	E235.SO4	14-Aug-2024	14-Aug-2024	28 days	1 days	✓	14-Aug-2024	28 days	1 days	✓
Anions and Nutrients : Sulfate in Water by IC										
HDPE FLB-15	E235.SO4	14-Aug-2024	14-Aug-2024	28 days	1 days	✓	14-Aug-2024	28 days	1 days	✓
Anions and Nutrients : Sulfate in Water by IC										
HDPE FLB-BLANK	E235.SO4	14-Aug-2024	14-Aug-2024	28 days	1 days	✓	14-Aug-2024	28 days	1 days	✓
Anions and Nutrients : Sulfate in Water by IC										
HDPE FLB-Duplicate	E235.SO4	14-Aug-2024	14-Aug-2024	28 days	1 days	✓	14-Aug-2024	28 days	1 days	✓
Anions and Nutrients : Total Phosphorus by Colourimetry (0.002 mg/L)										
Amber glass total (sulfuric acid) FLB-01	E372-U	14-Aug-2024	20-Aug-2024	28 days	7 days	✓	21-Aug-2024	28 days	7 days	✓

Matrix: **Water**

Evaluation: × = Holding time exceedance ; ✓ = Within Holding Time

Analyte Group : Analytical Method / Container / Client Sample ID(s)	Method	Sampling Date	Extraction / Preparation				Analysis			
			Preparation Date	Holding Times		Eval	Analysis Date	Holding Times		Eval
				Rec	Actual			Rec	Actual	
Anions and Nutrients : Total Phosphorus by Colourimetry (0.002 mg/L)										
Amber glass total (sulfuric acid)										
FLB-02	E372-U	14-Aug-2024	20-Aug-2024	28 days	7 days	✓	21-Aug-2024	28 days	7 days	✓
Anions and Nutrients : Total Phosphorus by Colourimetry (0.002 mg/L)										
Amber glass total (sulfuric acid)										
FLB-03	E372-U	14-Aug-2024	20-Aug-2024	28 days	7 days	✓	21-Aug-2024	28 days	7 days	✓
Anions and Nutrients : Total Phosphorus by Colourimetry (0.002 mg/L)										
Amber glass total (sulfuric acid)										
FLB-04	E372-U	14-Aug-2024	20-Aug-2024	28 days	7 days	✓	21-Aug-2024	28 days	7 days	✓
Anions and Nutrients : Total Phosphorus by Colourimetry (0.002 mg/L)										
Amber glass total (sulfuric acid)										
FLB-05	E372-U	14-Aug-2024	20-Aug-2024	28 days	7 days	✓	21-Aug-2024	28 days	7 days	✓
Anions and Nutrients : Total Phosphorus by Colourimetry (0.002 mg/L)										
Amber glass total (sulfuric acid)										
FLB-06	E372-U	14-Aug-2024	20-Aug-2024	28 days	7 days	✓	21-Aug-2024	28 days	7 days	✓
Anions and Nutrients : Total Phosphorus by Colourimetry (0.002 mg/L)										
Amber glass total (sulfuric acid)										
FLB-07	E372-U	14-Aug-2024	20-Aug-2024	28 days	7 days	✓	21-Aug-2024	28 days	7 days	✓
Anions and Nutrients : Total Phosphorus by Colourimetry (0.002 mg/L)										
Amber glass total (sulfuric acid)										
FLB-08	E372-U	14-Aug-2024	20-Aug-2024	28 days	7 days	✓	21-Aug-2024	28 days	7 days	✓
Anions and Nutrients : Total Phosphorus by Colourimetry (0.002 mg/L)										
Amber glass total (sulfuric acid)										
FLB-09	E372-U	14-Aug-2024	20-Aug-2024	28 days	7 days	✓	21-Aug-2024	28 days	7 days	✓
Anions and Nutrients : Total Phosphorus by Colourimetry (0.002 mg/L)										
Amber glass total (sulfuric acid)										
FLB-10	E372-U	14-Aug-2024	20-Aug-2024	28 days	7 days	✓	21-Aug-2024	28 days	7 days	✓

Matrix: **Water**

Evaluation: × = Holding time exceedance ; ✓ = Within Holding Time

Analyte Group : Analytical Method / Container / Client Sample ID(s)	Method	Sampling Date	Extraction / Preparation				Analysis			
			Preparation Date	Holding Times Rec	Holding Times Actual	Eval	Analysis Date	Holding Times Rec	Holding Times Actual	Eval
Anions and Nutrients : Total Phosphorus by Colourimetry (0.002 mg/L)										
Amber glass total (sulfuric acid)										
FLB-11	E372-U	14-Aug-2024	20-Aug-2024	28 days	7 days	✓	21-Aug-2024	28 days	7 days	✓
Anions and Nutrients : Total Phosphorus by Colourimetry (0.002 mg/L)										
Amber glass total (sulfuric acid)										
FLB-12	E372-U	14-Aug-2024	20-Aug-2024	28 days	7 days	✓	21-Aug-2024	28 days	7 days	✓
Anions and Nutrients : Total Phosphorus by Colourimetry (0.002 mg/L)										
Amber glass total (sulfuric acid)										
FLB-13	E372-U	14-Aug-2024	20-Aug-2024	28 days	7 days	✓	21-Aug-2024	28 days	7 days	✓
Anions and Nutrients : Total Phosphorus by Colourimetry (0.002 mg/L)										
Amber glass total (sulfuric acid)										
FLB-14	E372-U	14-Aug-2024	20-Aug-2024	28 days	7 days	✓	21-Aug-2024	28 days	7 days	✓
Anions and Nutrients : Total Phosphorus by Colourimetry (0.002 mg/L)										
Amber glass total (sulfuric acid)										
FLB-15	E372-U	14-Aug-2024	20-Aug-2024	28 days	7 days	✓	21-Aug-2024	28 days	7 days	✓
Anions and Nutrients : Total Phosphorus by Colourimetry (0.002 mg/L)										
Amber glass total (sulfuric acid)										
FLB-BLANK	E372-U	14-Aug-2024	20-Aug-2024	28 days	7 days	✓	21-Aug-2024	28 days	7 days	✓
Anions and Nutrients : Total Phosphorus by Colourimetry (0.002 mg/L)										
Amber glass total (sulfuric acid)										
FLB-Duplicate	E372-U	14-Aug-2024	20-Aug-2024	28 days	7 days	✓	21-Aug-2024	28 days	7 days	✓
Dissolved Metals : Dissolved Mercury in Water by CVAAS										
Glass vial dissolved (hydrochloric acid)										
FLB-01	E509	14-Aug-2024	20-Aug-2024	28 days	7 days	✓	20-Aug-2024	28 days	7 days	✓
Dissolved Metals : Dissolved Mercury in Water by CVAAS										
Glass vial dissolved (hydrochloric acid)										
FLB-02	E509	14-Aug-2024	20-Aug-2024	28 days	7 days	✓	20-Aug-2024	28 days	7 days	✓

Matrix: **Water**

Evaluation: × = Holding time exceedance ; ✓ = Within Holding Time

Analyte Group : Analytical Method / Container / Client Sample ID(s)	Method	Sampling Date	Extraction / Preparation				Analysis			
			Preparation Date	Holding Times Rec	Holding Times Actual	Eval	Analysis Date	Holding Times Rec	Holding Times Actual	Eval
Dissolved Metals : Dissolved Mercury in Water by CVAAS										
Glass vial dissolved (hydrochloric acid)										
FLB-03	E509	14-Aug-2024	20-Aug-2024	28 days	7 days	✓	20-Aug-2024	28 days	7 days	✓
Dissolved Metals : Dissolved Mercury in Water by CVAAS										
Glass vial dissolved (hydrochloric acid)										
FLB-04	E509	14-Aug-2024	20-Aug-2024	28 days	7 days	✓	20-Aug-2024	28 days	7 days	✓
Dissolved Metals : Dissolved Mercury in Water by CVAAS										
Glass vial dissolved (hydrochloric acid)										
FLB-05	E509	14-Aug-2024	20-Aug-2024	28 days	7 days	✓	20-Aug-2024	28 days	7 days	✓
Dissolved Metals : Dissolved Mercury in Water by CVAAS										
Glass vial dissolved (hydrochloric acid)										
FLB-06	E509	14-Aug-2024	20-Aug-2024	28 days	7 days	✓	20-Aug-2024	28 days	7 days	✓
Dissolved Metals : Dissolved Mercury in Water by CVAAS										
Glass vial dissolved (hydrochloric acid)										
FLB-07	E509	14-Aug-2024	20-Aug-2024	28 days	7 days	✓	20-Aug-2024	28 days	7 days	✓
Dissolved Metals : Dissolved Mercury in Water by CVAAS										
Glass vial dissolved (hydrochloric acid)										
FLB-08	E509	14-Aug-2024	20-Aug-2024	28 days	7 days	✓	20-Aug-2024	28 days	7 days	✓
Dissolved Metals : Dissolved Mercury in Water by CVAAS										
Glass vial dissolved (hydrochloric acid)										
FLB-09	E509	14-Aug-2024	20-Aug-2024	28 days	7 days	✓	20-Aug-2024	28 days	7 days	✓
Dissolved Metals : Dissolved Mercury in Water by CVAAS										
Glass vial dissolved (hydrochloric acid)										
FLB-10	E509	14-Aug-2024	20-Aug-2024	28 days	7 days	✓	20-Aug-2024	28 days	7 days	✓
Dissolved Metals : Dissolved Mercury in Water by CVAAS										
Glass vial dissolved (hydrochloric acid)										
FLB-11	E509	14-Aug-2024	20-Aug-2024	28 days	7 days	✓	20-Aug-2024	28 days	7 days	✓

Matrix: **Water**

Evaluation: × = Holding time exceedance ; ✓ = Within Holding Time

Analyte Group : Analytical Method / Container / Client Sample ID(s)	Method	Sampling Date	Extraction / Preparation				Analysis			
			Preparation Date	Holding Times Rec	Holding Times Actual	Eval	Analysis Date	Holding Times Rec	Holding Times Actual	Eval
Dissolved Metals : Dissolved Mercury in Water by CVAAS										
Glass vial dissolved (hydrochloric acid)										
FLB-12	E509	14-Aug-2024	20-Aug-2024	28 days	7 days	✓	20-Aug-2024	28 days	7 days	✓
Dissolved Metals : Dissolved Mercury in Water by CVAAS										
Glass vial dissolved (hydrochloric acid)										
FLB-13	E509	14-Aug-2024	20-Aug-2024	28 days	7 days	✓	20-Aug-2024	28 days	7 days	✓
Dissolved Metals : Dissolved Mercury in Water by CVAAS										
Glass vial dissolved (hydrochloric acid)										
FLB-14	E509	14-Aug-2024	20-Aug-2024	28 days	7 days	✓	20-Aug-2024	28 days	7 days	✓
Dissolved Metals : Dissolved Mercury in Water by CVAAS										
Glass vial dissolved (hydrochloric acid)										
FLB-15	E509	14-Aug-2024	20-Aug-2024	28 days	7 days	✓	20-Aug-2024	28 days	7 days	✓
Dissolved Metals : Dissolved Mercury in Water by CVAAS										
Glass vial dissolved (hydrochloric acid)										
FLB-BLANK	E509	14-Aug-2024	20-Aug-2024	28 days	7 days	✓	20-Aug-2024	28 days	7 days	✓
Dissolved Metals : Dissolved Mercury in Water by CVAAS										
Glass vial dissolved (hydrochloric acid)										
FLB-Duplicate	E509	14-Aug-2024	20-Aug-2024	28 days	7 days	✓	20-Aug-2024	28 days	7 days	✓
Dissolved Metals : Dissolved Mercury in Water by CVAAS										
Glass vial dissolved (hydrochloric acid)										
FLB-FIELDBLANK	E509	14-Aug-2024	20-Aug-2024	28 days	7 days	✓	20-Aug-2024	28 days	7 days	✓
Dissolved Metals : Dissolved Metals in Water by CRC ICPMS										
HDPE dissolved (nitric acid)										
FLB-BLANK	E421	14-Aug-2024	23-Aug-2024	180 days	10 days	✓	23-Aug-2024	180 days	10 days	✓
Dissolved Metals : Dissolved Metals in Water by CRC ICPMS										
HDPE dissolved (nitric acid)										
FLB-FIELDBLANK	E421	14-Aug-2024	23-Aug-2024	180 days	10 days	✓	23-Aug-2024	180 days	10 days	✓

Matrix: **Water**

Evaluation: × = Holding time exceedance ; ✓ = Within Holding Time

Analyte Group : Analytical Method / Container / Client Sample ID(s)	Method	Sampling Date	Extraction / Preparation				Analysis			
			Preparation Date	Holding Times		Eval	Analysis Date	Holding Times		Eval
				Rec	Actual			Rec	Actual	
Dissolved Metals : Dissolved Metals in Water by CRC ICPMS										
HDPE dissolved (nitric acid)										
FLB-01	E421	14-Aug-2024	22-Aug-2024	180 days	9 days	✓	22-Aug-2024	180 days	9 days	✓
Dissolved Metals : Dissolved Metals in Water by CRC ICPMS										
HDPE dissolved (nitric acid)										
FLB-02	E421	14-Aug-2024	22-Aug-2024	180 days	9 days	✓	22-Aug-2024	180 days	9 days	✓
Dissolved Metals : Dissolved Metals in Water by CRC ICPMS										
HDPE dissolved (nitric acid)										
FLB-03	E421	14-Aug-2024	22-Aug-2024	180 days	9 days	✓	22-Aug-2024	180 days	9 days	✓
Dissolved Metals : Dissolved Metals in Water by CRC ICPMS										
HDPE dissolved (nitric acid)										
FLB-04	E421	14-Aug-2024	22-Aug-2024	180 days	9 days	✓	22-Aug-2024	180 days	9 days	✓
Dissolved Metals : Dissolved Metals in Water by CRC ICPMS										
HDPE dissolved (nitric acid)										
FLB-05	E421	14-Aug-2024	22-Aug-2024	180 days	9 days	✓	22-Aug-2024	180 days	9 days	✓
Dissolved Metals : Dissolved Metals in Water by CRC ICPMS										
HDPE dissolved (nitric acid)										
FLB-06	E421	14-Aug-2024	22-Aug-2024	180 days	9 days	✓	22-Aug-2024	180 days	9 days	✓
Dissolved Metals : Dissolved Metals in Water by CRC ICPMS										
HDPE dissolved (nitric acid)										
FLB-07	E421	14-Aug-2024	22-Aug-2024	180 days	9 days	✓	22-Aug-2024	180 days	9 days	✓
Dissolved Metals : Dissolved Metals in Water by CRC ICPMS										
HDPE dissolved (nitric acid)										
FLB-08	E421	14-Aug-2024	22-Aug-2024	180 days	9 days	✓	22-Aug-2024	180 days	9 days	✓
Dissolved Metals : Dissolved Metals in Water by CRC ICPMS										
HDPE dissolved (nitric acid)										
FLB-09	E421	14-Aug-2024	22-Aug-2024	180 days	9 days	✓	22-Aug-2024	180 days	9 days	✓

Matrix: **Water**

Evaluation: × = Holding time exceedance ; ✓ = Within Holding Time

Analyte Group : Analytical Method / Container / Client Sample ID(s)	Method	Sampling Date	Extraction / Preparation				Analysis			
			Preparation Date	Holding Times		Eval	Analysis Date	Holding Times		Eval
				Rec	Actual			Rec	Actual	
Dissolved Metals : Dissolved Metals in Water by CRC ICPMS										
HDPE dissolved (nitric acid)										
FLB-10	E421	14-Aug-2024	22-Aug-2024	180 days	9 days	✓	22-Aug-2024	180 days	9 days	✓
Dissolved Metals : Dissolved Metals in Water by CRC ICPMS										
HDPE dissolved (nitric acid)										
FLB-11	E421	14-Aug-2024	22-Aug-2024	180 days	9 days	✓	22-Aug-2024	180 days	9 days	✓
Dissolved Metals : Dissolved Metals in Water by CRC ICPMS										
HDPE dissolved (nitric acid)										
FLB-12	E421	14-Aug-2024	22-Aug-2024	180 days	9 days	✓	22-Aug-2024	180 days	9 days	✓
Dissolved Metals : Dissolved Metals in Water by CRC ICPMS										
HDPE dissolved (nitric acid)										
FLB-13	E421	14-Aug-2024	22-Aug-2024	180 days	9 days	✓	22-Aug-2024	180 days	9 days	✓
Dissolved Metals : Dissolved Metals in Water by CRC ICPMS										
HDPE dissolved (nitric acid)										
FLB-14	E421	14-Aug-2024	22-Aug-2024	180 days	9 days	✓	22-Aug-2024	180 days	9 days	✓
Dissolved Metals : Dissolved Metals in Water by CRC ICPMS										
HDPE dissolved (nitric acid)										
FLB-15	E421	14-Aug-2024	22-Aug-2024	180 days	9 days	✓	22-Aug-2024	180 days	9 days	✓
Dissolved Metals : Dissolved Metals in Water by CRC ICPMS										
HDPE dissolved (nitric acid)										
FLB-Duplicate	E421	14-Aug-2024	22-Aug-2024	180 days	9 days	✓	22-Aug-2024	180 days	9 days	✓
Physical Tests : Acidity by Titration										
HDPE										
FLB-01	E283	14-Aug-2024	16-Aug-2024	14 days	3 days	✓	17-Aug-2024	14 days	3 days	✓
Physical Tests : Acidity by Titration										
HDPE										
FLB-02	E283	14-Aug-2024	16-Aug-2024	14 days	3 days	✓	17-Aug-2024	14 days	3 days	✓

Matrix: **Water**

Evaluation: × = Holding time exceedance ; ✓ = Within Holding Time

Analyte Group : Analytical Method / Container / Client Sample ID(s)	Method	Sampling Date	Extraction / Preparation				Analysis			
			Preparation Date	Holding Times Rec	Holding Times Actual	Eval	Analysis Date	Holding Times Rec	Holding Times Actual	Eval
Physical Tests : Acidity by Titration										
HDPE FLB-03	E283	14-Aug-2024	16-Aug-2024	14 days	3 days	✓	17-Aug-2024	14 days	3 days	✓
Physical Tests : Acidity by Titration										
HDPE FLB-04	E283	14-Aug-2024	16-Aug-2024	14 days	3 days	✓	17-Aug-2024	14 days	3 days	✓
Physical Tests : Acidity by Titration										
HDPE FLB-05	E283	14-Aug-2024	16-Aug-2024	14 days	3 days	✓	17-Aug-2024	14 days	3 days	✓
Physical Tests : Acidity by Titration										
HDPE FLB-06	E283	14-Aug-2024	16-Aug-2024	14 days	3 days	✓	17-Aug-2024	14 days	3 days	✓
Physical Tests : Acidity by Titration										
HDPE FLB-07	E283	14-Aug-2024	16-Aug-2024	14 days	3 days	✓	17-Aug-2024	14 days	3 days	✓
Physical Tests : Acidity by Titration										
HDPE FLB-08	E283	14-Aug-2024	16-Aug-2024	14 days	3 days	✓	17-Aug-2024	14 days	3 days	✓
Physical Tests : Acidity by Titration										
HDPE FLB-09	E283	14-Aug-2024	16-Aug-2024	14 days	3 days	✓	17-Aug-2024	14 days	3 days	✓
Physical Tests : Acidity by Titration										
HDPE FLB-10	E283	14-Aug-2024	16-Aug-2024	14 days	3 days	✓	17-Aug-2024	14 days	3 days	✓
Physical Tests : Acidity by Titration										
HDPE FLB-11	E283	14-Aug-2024	16-Aug-2024	14 days	3 days	✓	17-Aug-2024	14 days	3 days	✓

Matrix: **Water**

Evaluation: × = Holding time exceedance ; ✓ = Within Holding Time

Analyte Group : Analytical Method / Container / Client Sample ID(s)	Method	Sampling Date	Extraction / Preparation				Analysis			
			Preparation Date	Holding Times Rec	Holding Times Actual	Eval	Analysis Date	Holding Times Rec	Holding Times Actual	Eval
Physical Tests : Acidity by Titration										
HDPE FLB-12	E283	14-Aug-2024	16-Aug-2024	14 days	3 days	✓	17-Aug-2024	14 days	3 days	✓
Physical Tests : Acidity by Titration										
HDPE FLB-13	E283	14-Aug-2024	16-Aug-2024	14 days	3 days	✓	17-Aug-2024	14 days	3 days	✓
Physical Tests : Acidity by Titration										
HDPE FLB-14	E283	14-Aug-2024	16-Aug-2024	14 days	3 days	✓	17-Aug-2024	14 days	3 days	✓
Physical Tests : Acidity by Titration										
HDPE FLB-15	E283	14-Aug-2024	16-Aug-2024	14 days	3 days	✓	17-Aug-2024	14 days	3 days	✓
Physical Tests : Acidity by Titration										
HDPE FLB-BLANK	E283	14-Aug-2024	16-Aug-2024	14 days	3 days	✓	17-Aug-2024	14 days	3 days	✓
Physical Tests : Acidity by Titration										
HDPE FLB-Duplicate	E283	14-Aug-2024	16-Aug-2024	14 days	3 days	✓	17-Aug-2024	14 days	3 days	✓
Physical Tests : Alkalinity Species by Titration										
HDPE FLB-01	E290	14-Aug-2024	15-Aug-2024	14 days	1 days	✓	15-Aug-2024	14 days	1 days	✓
Physical Tests : Alkalinity Species by Titration										
HDPE FLB-02	E290	14-Aug-2024	15-Aug-2024	14 days	1 days	✓	15-Aug-2024	14 days	1 days	✓
Physical Tests : Alkalinity Species by Titration										
HDPE FLB-03	E290	14-Aug-2024	15-Aug-2024	14 days	1 days	✓	15-Aug-2024	14 days	1 days	✓

Matrix: **Water**

Evaluation: × = Holding time exceedance ; ✓ = Within Holding Time

Analyte Group : Analytical Method / Container / Client Sample ID(s)	Method	Sampling Date	Extraction / Preparation				Analysis			
			Preparation Date	Holding Times Rec	Holding Times Actual	Eval	Analysis Date	Holding Times Rec	Holding Times Actual	Eval
Physical Tests : Alkalinity Species by Titration										
HDPE FLB-04	E290	14-Aug-2024	15-Aug-2024	14 days	1 days	✓	15-Aug-2024	14 days	1 days	✓
Physical Tests : Alkalinity Species by Titration										
HDPE FLB-05	E290	14-Aug-2024	15-Aug-2024	14 days	1 days	✓	15-Aug-2024	14 days	1 days	✓
Physical Tests : Alkalinity Species by Titration										
HDPE FLB-06	E290	14-Aug-2024	15-Aug-2024	14 days	1 days	✓	15-Aug-2024	14 days	1 days	✓
Physical Tests : Alkalinity Species by Titration										
HDPE FLB-07	E290	14-Aug-2024	15-Aug-2024	14 days	1 days	✓	15-Aug-2024	14 days	1 days	✓
Physical Tests : Alkalinity Species by Titration										
HDPE FLB-08	E290	14-Aug-2024	15-Aug-2024	14 days	1 days	✓	15-Aug-2024	14 days	1 days	✓
Physical Tests : Alkalinity Species by Titration										
HDPE FLB-09	E290	14-Aug-2024	15-Aug-2024	14 days	1 days	✓	15-Aug-2024	14 days	1 days	✓
Physical Tests : Alkalinity Species by Titration										
HDPE FLB-10	E290	14-Aug-2024	15-Aug-2024	14 days	1 days	✓	15-Aug-2024	14 days	1 days	✓
Physical Tests : Alkalinity Species by Titration										
HDPE FLB-11	E290	14-Aug-2024	15-Aug-2024	14 days	1 days	✓	15-Aug-2024	14 days	1 days	✓
Physical Tests : Alkalinity Species by Titration										
HDPE FLB-12	E290	14-Aug-2024	15-Aug-2024	14 days	1 days	✓	15-Aug-2024	14 days	1 days	✓

Matrix: **Water**

Evaluation: × = Holding time exceedance ; ✓ = Within Holding Time

Analyte Group : Analytical Method / Container / Client Sample ID(s)	Method	Sampling Date	Extraction / Preparation				Analysis			
			Preparation Date	Holding Times Rec	Holding Times Actual	Eval	Analysis Date	Holding Times Rec	Holding Times Actual	Eval
Physical Tests : Alkalinity Species by Titration										
HDPE FLB-13	E290	14-Aug-2024	15-Aug-2024	14 days	1 days	✓	15-Aug-2024	14 days	1 days	✓
Physical Tests : Alkalinity Species by Titration										
HDPE FLB-14	E290	14-Aug-2024	15-Aug-2024	14 days	1 days	✓	15-Aug-2024	14 days	1 days	✓
Physical Tests : Alkalinity Species by Titration										
HDPE FLB-15	E290	14-Aug-2024	15-Aug-2024	14 days	1 days	✓	15-Aug-2024	14 days	1 days	✓
Physical Tests : Alkalinity Species by Titration										
HDPE FLB-Duplicate	E290	14-Aug-2024	15-Aug-2024	14 days	1 days	✓	15-Aug-2024	14 days	1 days	✓
Physical Tests : Alkalinity Species by Titration										
HDPE FLB-BLANK	E290	14-Aug-2024	15-Aug-2024	14 days	2 days	✓	15-Aug-2024	14 days	2 days	✓
Physical Tests : Conductivity in Water										
HDPE FLB-01	E100	14-Aug-2024	15-Aug-2024	28 days	1 days	✓	15-Aug-2024	28 days	1 days	✓
Physical Tests : Conductivity in Water										
HDPE FLB-02	E100	14-Aug-2024	15-Aug-2024	28 days	1 days	✓	15-Aug-2024	28 days	1 days	✓
Physical Tests : Conductivity in Water										
HDPE FLB-03	E100	14-Aug-2024	15-Aug-2024	28 days	1 days	✓	15-Aug-2024	28 days	1 days	✓
Physical Tests : Conductivity in Water										
HDPE FLB-04	E100	14-Aug-2024	15-Aug-2024	28 days	1 days	✓	15-Aug-2024	28 days	1 days	✓

Matrix: **Water**

Evaluation: × = Holding time exceedance ; ✓ = Within Holding Time

Analyte Group : Analytical Method / Container / Client Sample ID(s)	Method	Sampling Date	Extraction / Preparation				Analysis			
			Preparation Date	Holding Times Rec	Holding Times Actual	Eval	Analysis Date	Holding Times Rec	Holding Times Actual	Eval
Physical Tests : Conductivity in Water										
HDPE FLB-05	E100	14-Aug-2024	15-Aug-2024	28 days	1 days	✓	15-Aug-2024	28 days	1 days	✓
Physical Tests : Conductivity in Water										
HDPE FLB-06	E100	14-Aug-2024	15-Aug-2024	28 days	1 days	✓	15-Aug-2024	28 days	1 days	✓
Physical Tests : Conductivity in Water										
HDPE FLB-07	E100	14-Aug-2024	15-Aug-2024	28 days	1 days	✓	15-Aug-2024	28 days	1 days	✓
Physical Tests : Conductivity in Water										
HDPE FLB-08	E100	14-Aug-2024	15-Aug-2024	28 days	1 days	✓	15-Aug-2024	28 days	1 days	✓
Physical Tests : Conductivity in Water										
HDPE FLB-09	E100	14-Aug-2024	15-Aug-2024	28 days	1 days	✓	15-Aug-2024	28 days	1 days	✓
Physical Tests : Conductivity in Water										
HDPE FLB-10	E100	14-Aug-2024	15-Aug-2024	28 days	1 days	✓	15-Aug-2024	28 days	1 days	✓
Physical Tests : Conductivity in Water										
HDPE FLB-11	E100	14-Aug-2024	15-Aug-2024	28 days	1 days	✓	15-Aug-2024	28 days	1 days	✓
Physical Tests : Conductivity in Water										
HDPE FLB-12	E100	14-Aug-2024	15-Aug-2024	28 days	1 days	✓	15-Aug-2024	28 days	1 days	✓
Physical Tests : Conductivity in Water										
HDPE FLB-13	E100	14-Aug-2024	15-Aug-2024	28 days	1 days	✓	15-Aug-2024	28 days	1 days	✓

Matrix: **Water**

Evaluation: × = Holding time exceedance ; ✓ = Within Holding Time

Analyte Group : Analytical Method / Container / Client Sample ID(s)	Method	Sampling Date	Extraction / Preparation				Analysis			
			Preparation Date	Holding Times Rec	Holding Times Actual	Eval	Analysis Date	Holding Times Rec	Holding Times Actual	Eval
Physical Tests : Conductivity in Water										
HDPE FLB-14	E100	14-Aug-2024	15-Aug-2024	28 days	1 days	✓	15-Aug-2024	28 days	1 days	✓
Physical Tests : Conductivity in Water										
HDPE FLB-15	E100	14-Aug-2024	15-Aug-2024	28 days	1 days	✓	15-Aug-2024	28 days	1 days	✓
Physical Tests : Conductivity in Water										
HDPE FLB-Duplicate	E100	14-Aug-2024	15-Aug-2024	28 days	1 days	✓	15-Aug-2024	28 days	1 days	✓
Physical Tests : Conductivity in Water										
HDPE FLB-BLANK	E100	14-Aug-2024	15-Aug-2024	28 days	2 days	✓	15-Aug-2024	28 days	2 days	✓
Physical Tests : pH by Meter										
HDPE FLB-01	E108	14-Aug-2024	15-Aug-2024	0.25 hrs	35 hrs	× EHTR-FM	15-Aug-2024	0.25 hrs	35 hrs	× EHTR-FM
Physical Tests : pH by Meter										
HDPE FLB-02	E108	14-Aug-2024	15-Aug-2024	0.25 hrs	35 hrs	× EHTR-FM	15-Aug-2024	0.25 hrs	35 hrs	× EHTR-FM
Physical Tests : pH by Meter										
HDPE FLB-03	E108	14-Aug-2024	15-Aug-2024	0.25 hrs	35 hrs	× EHTR-FM	15-Aug-2024	0.25 hrs	35 hrs	× EHTR-FM
Physical Tests : pH by Meter										
HDPE FLB-04	E108	14-Aug-2024	15-Aug-2024	0.25 hrs	35 hrs	× EHTR-FM	15-Aug-2024	0.25 hrs	35 hrs	× EHTR-FM
Physical Tests : pH by Meter										
HDPE FLB-05	E108	14-Aug-2024	15-Aug-2024	0.25 hrs	35 hrs	× EHTR-FM	15-Aug-2024	0.25 hrs	35 hrs	× EHTR-FM

Matrix: **Water**

Evaluation: × = Holding time exceedance ; ✓ = Within Holding Time

Analyte Group : Analytical Method / Container / Client Sample ID(s)	Method	Sampling Date	Extraction / Preparation				Analysis			
			Preparation Date	Holding Times		Eval	Analysis Date	Holding Times		Eval
				Rec	Actual			Rec	Actual	
Physical Tests : pH by Meter										
HDPE FLB-06	E108	14-Aug-2024	15-Aug-2024	0.25 hrs	35 hrs	× EHTR-FM	15-Aug-2024	0.25 hrs	35 hrs	× EHTR-FM
Physical Tests : pH by Meter										
HDPE FLB-07	E108	14-Aug-2024	15-Aug-2024	0.25 hrs	35 hrs	× EHTR-FM	15-Aug-2024	0.25 hrs	35 hrs	× EHTR-FM
Physical Tests : pH by Meter										
HDPE FLB-08	E108	14-Aug-2024	15-Aug-2024	0.25 hrs	35 hrs	× EHTR-FM	15-Aug-2024	0.25 hrs	35 hrs	× EHTR-FM
Physical Tests : pH by Meter										
HDPE FLB-09	E108	14-Aug-2024	15-Aug-2024	0.25 hrs	35 hrs	× EHTR-FM	15-Aug-2024	0.25 hrs	35 hrs	× EHTR-FM
Physical Tests : pH by Meter										
HDPE FLB-10	E108	14-Aug-2024	15-Aug-2024	0.25 hrs	35 hrs	× EHTR-FM	15-Aug-2024	0.25 hrs	35 hrs	× EHTR-FM
Physical Tests : pH by Meter										
HDPE FLB-11	E108	14-Aug-2024	15-Aug-2024	0.25 hrs	35 hrs	× EHTR-FM	15-Aug-2024	0.25 hrs	35 hrs	× EHTR-FM
Physical Tests : pH by Meter										
HDPE FLB-12	E108	14-Aug-2024	15-Aug-2024	0.25 hrs	35 hrs	× EHTR-FM	15-Aug-2024	0.25 hrs	35 hrs	× EHTR-FM
Physical Tests : pH by Meter										
HDPE FLB-13	E108	14-Aug-2024	15-Aug-2024	0.25 hrs	35 hrs	× EHTR-FM	15-Aug-2024	0.25 hrs	35 hrs	× EHTR-FM
Physical Tests : pH by Meter										
HDPE FLB-14	E108	14-Aug-2024	15-Aug-2024	0.25 hrs	35 hrs	× EHTR-FM	15-Aug-2024	0.25 hrs	35 hrs	× EHTR-FM

Matrix: **Water**

Evaluation: ✗ = Holding time exceedance ; ✓ = Within Holding Time

Analyte Group : Analytical Method / Container / Client Sample ID(s)	Method	Sampling Date	Extraction / Preparation				Analysis			
			Preparation Date	Holding Times Rec	Holding Times Actual	Eval	Analysis Date	Holding Times Rec	Holding Times Actual	Eval
Physical Tests : pH by Meter										
HDPE FLB-15	E108	14-Aug-2024	15-Aug-2024	0.25 hrs	35 hrs	✗ EHTR-FM	15-Aug-2024	0.25 hrs	35 hrs	✗ EHTR-FM
Physical Tests : pH by Meter										
HDPE FLB-Duplicate	E108	14-Aug-2024	15-Aug-2024	0.25 hrs	35 hrs	✗ EHTR-FM	15-Aug-2024	0.25 hrs	35 hrs	✗ EHTR-FM
Physical Tests : pH by Meter										
HDPE FLB-BLANK	E108	14-Aug-2024	15-Aug-2024	0.25 hrs	47 hrs	✗ EHTR-FM	15-Aug-2024	0.25 hrs	47 hrs	✗ EHTR-FM
Physical Tests : TDS by Gravimetry (Low Level)										
HDPE FLB-01	E162-L	14-Aug-2024	----	----	----		16-Aug-2024	7 days	3 days	✓
Physical Tests : TDS by Gravimetry (Low Level)										
HDPE FLB-02	E162-L	14-Aug-2024	----	----	----		16-Aug-2024	7 days	3 days	✓
Physical Tests : TDS by Gravimetry (Low Level)										
HDPE FLB-03	E162-L	14-Aug-2024	----	----	----		16-Aug-2024	7 days	3 days	✓
Physical Tests : TDS by Gravimetry (Low Level)										
HDPE FLB-04	E162-L	14-Aug-2024	----	----	----		16-Aug-2024	7 days	3 days	✓
Physical Tests : TDS by Gravimetry (Low Level)										
HDPE FLB-05	E162-L	14-Aug-2024	----	----	----		16-Aug-2024	7 days	3 days	✓
Physical Tests : TDS by Gravimetry (Low Level)										
HDPE FLB-06	E162-L	14-Aug-2024	----	----	----		16-Aug-2024	7 days	3 days	✓

Matrix: **Water**

Evaluation: × = Holding time exceedance ; ✓ = Within Holding Time

Analyte Group : Analytical Method / Container / Client Sample ID(s)	Method	Sampling Date	Extraction / Preparation				Analysis			
			Preparation Date	Holding Times Rec	Holding Times Actual	Eval	Analysis Date	Holding Times Rec	Holding Times Actual	Eval
Physical Tests : TDS by Gravimetry (Low Level)										
HDPE FLB-07	E162-L	14-Aug-2024	----	----	----		16-Aug-2024	7 days	3 days	✓
Physical Tests : TDS by Gravimetry (Low Level)										
HDPE FLB-08	E162-L	14-Aug-2024	----	----	----		16-Aug-2024	7 days	3 days	✓
Physical Tests : TDS by Gravimetry (Low Level)										
HDPE FLB-09	E162-L	14-Aug-2024	----	----	----		16-Aug-2024	7 days	3 days	✓
Physical Tests : TDS by Gravimetry (Low Level)										
HDPE FLB-10	E162-L	14-Aug-2024	----	----	----		16-Aug-2024	7 days	3 days	✓
Physical Tests : TDS by Gravimetry (Low Level)										
HDPE FLB-11	E162-L	14-Aug-2024	----	----	----		16-Aug-2024	7 days	3 days	✓
Physical Tests : TDS by Gravimetry (Low Level)										
HDPE FLB-12	E162-L	14-Aug-2024	----	----	----		16-Aug-2024	7 days	3 days	✓
Physical Tests : TDS by Gravimetry (Low Level)										
HDPE FLB-13	E162-L	14-Aug-2024	----	----	----		16-Aug-2024	7 days	3 days	✓
Physical Tests : TDS by Gravimetry (Low Level)										
HDPE FLB-14	E162-L	14-Aug-2024	----	----	----		16-Aug-2024	7 days	3 days	✓
Physical Tests : TDS by Gravimetry (Low Level)										
HDPE FLB-15	E162-L	14-Aug-2024	----	----	----		16-Aug-2024	7 days	3 days	✓

Matrix: **Water**

Evaluation: × = Holding time exceedance ; ✓ = Within Holding Time

Analyte Group : Analytical Method / Container / Client Sample ID(s)	Method	Sampling Date	Extraction / Preparation				Analysis			
			Preparation Date	Holding Times Rec	Holding Times Actual	Eval	Analysis Date	Holding Times Rec	Holding Times Actual	Eval
Physical Tests : TDS by Gravimetry (Low Level)										
HDPE										
FLB-BLANK	E162-L	14-Aug-2024	----	----	----		16-Aug-2024	7 days	3 days	✓
Physical Tests : TDS by Gravimetry (Low Level)										
HDPE										
FLB-Duplicate	E162-L	14-Aug-2024	----	----	----		16-Aug-2024	7 days	3 days	✓

Legend & Qualifier Definitions

EHTR-FM: Exceeded ALS recommended hold time prior to sample receipt. Field Measurement recommended

Rec. HT: ALS recommended hold time (see units).

Quality Control Parameter Frequency Compliance

The following report summarizes the frequency of laboratory QC samples analyzed within the analytical batches (QC lots) in which the submitted samples were processed. The actual frequency should be greater than or equal to the expected frequency.

Matrix: **Water**

Evaluation: ✗ = QC frequency outside specification; ✓ = QC frequency within specification.

Quality Control Sample Type			Count		Frequency (%)		
Analytical Methods	*Method*	*QC Lot #*	*QC*	*Regular*	*Actual*	*Expected*	*Evaluation*
Laboratory Duplicates (DUP)							
Acidity by Titration	E283	1600481	2	33	6.0	5.0	✓
Alkalinity Species by Titration	E290	1597491	2	38	5.2	5.0	✓
Chloride in Water by IC (Low Level)	E235.Cl-L	1597290	1	19	5.2	5.0	✓
Conductivity in Water	E100	1597489	1	21	4.7	5.0	✗
Dissolved Mercury in Water by CVAAS	E509	1605418	2	40	5.0	5.0	✓
Dissolved Metals in Water by CRC ICPMS	E421	1611274	2	40	5.0	5.0	✓
Fluoride in Water by IC	E235.F	1597291	1	17	5.8	5.0	✓
pH by Meter	E108	1597490	1	21	4.7	5.0	✗
Sulfate in Water by IC	E235.SO4	1597289	1	19	5.2	5.0	✓
TDS by Gravimetry (Low Level)	E162-L	1599458	2	40	5.0	5.0	✓
Total Phosphorus by Colourimetry (0.002 mg/L)	E372-U	1607293	2	40	5.0	5.0	✓
Laboratory Control Samples (LCS)							
Acidity by Titration	E283	1600481	2	33	6.0	5.0	✓
Alkalinity Species by Titration	E290	1597491	2	38	5.2	5.0	✓
Chloride in Water by IC (Low Level)	E235.Cl-L	1597290	1	19	5.2	5.0	✓
Conductivity in Water	E100	1597489	2	21	9.5	5.0	✓
Dissolved Mercury in Water by CVAAS	E509	1605418	2	40	5.0	5.0	✓
Dissolved Metals in Water by CRC ICPMS	E421	1611274	2	40	5.0	5.0	✓
Fluoride in Water by IC	E235.F	1597291	1	17	5.8	5.0	✓
pH by Meter	E108	1597490	2	21	9.5	5.0	✓
Sulfate in Water by IC	E235.SO4	1597289	1	19	5.2	5.0	✓
TDS by Gravimetry (Low Level)	E162-L	1599458	2	40	5.0	5.0	✓
Total Phosphorus by Colourimetry (0.002 mg/L)	E372-U	1607293	2	40	5.0	5.0	✓
Method Blanks (MB)							
Acidity by Titration	E283	1600481	2	33	6.0	5.0	✓
Alkalinity Species by Titration	E290	1597491	2	38	5.2	5.0	✓
Chloride in Water by IC (Low Level)	E235.Cl-L	1597290	1	19	5.2	5.0	✓
Conductivity in Water	E100	1597489	2	21	9.5	5.0	✓
Dissolved Mercury in Water by CVAAS	E509	1605418	2	40	5.0	5.0	✓
Dissolved Metals in Water by CRC ICPMS	E421	1611274	2	40	5.0	5.0	✓
Fluoride in Water by IC	E235.F	1597291	1	17	5.8	5.0	✓
Sulfate in Water by IC	E235.SO4	1597289	1	19	5.2	5.0	✓
TDS by Gravimetry (Low Level)	E162-L	1599458	2	40	5.0	5.0	✓
Total Phosphorus by Colourimetry (0.002 mg/L)	E372-U	1607293	2	40	5.0	5.0	✓
Matrix Spikes (MS)							

Matrix: **Water**

Evaluation: × = *QC frequency outside specification*; ✓ = *QC frequency within specification.*

Quality Control Sample Type			Count		Frequency (%)		
Analytical Methods	*Method*	*QC Lot #*	*QC*	*Regular*	*Actual*	*Expected*	*Evaluation*
Matrix Spikes (MS) - Continued							
Chloride in Water by IC (Low Level)	E235.Cl-L	1597290	1	19	5.2	5.0	✓
Dissolved Mercury in Water by CVAAS	E509	1605418	2	40	5.0	5.0	✓
Dissolved Metals in Water by CRC ICPMS	E421	1611274	2	40	5.0	5.0	✓
Fluoride in Water by IC	E235.F	1597291	1	17	5.8	5.0	✓
Sulfate in Water by IC	E235.SO4	1597289	1	19	5.2	5.0	✓
Total Phosphorus by Colourimetry (0.002 mg/L)	E372-U	1607293	2	40	5.0	5.0	✓

Methodology References and Summaries

The analytical methods used by ALS are developed using internationally recognized reference methods (where available), such as those published by US EPA, APHA Standard Methods, ASTM, ISO, Environment Canada, BC MOE, and Ontario MOE. Reference methods may incorporate modifications to improve performance (indicated by "mod").

Analytical Methods	Method / Lab	Matrix	Method Reference	Method Descriptions
Conductivity in Water	E100 ALS Environmental - Winnipeg	Water	APHA 2510 (mod)	Conductivity, also known as Electrical Conductivity (EC) or Specific Conductance, is measured by immersion of a conductivity cell with platinum electrodes into a water sample. Conductivity measurements are temperature-compensated to 25°C.
pH by Meter	E108 ALS Environmental - Winnipeg	Water	APHA 4500-H (mod)	pH is determined by potentiometric measurement with a pH electrode, and is conducted at ambient laboratory temperature (normally 20 ± 5°C). For high accuracy test results, pH should be measured in the field within the recommended 15 minute hold time.
TDS by Gravimetry (Low Level)	E162-L ALS Environmental - Winnipeg	Water	APHA 2540 C (mod)	Total Dissolved Solids (TDS) are determined by filtering a sample through a glass fibre filter, with evaporation of the filtrate at 180 ± 2°C for 16 hours or to constant weight, with gravimetric measurement of the residue.
Chloride in Water by IC (Low Level)	E235.Cl-L ALS Environmental - Winnipeg	Water	EPA 300.1 (mod)	Inorganic anions are analyzed by Ion Chromatography with conductivity and/or UV detection.
Fluoride in Water by IC	E235.F ALS Environmental - Winnipeg	Water	EPA 300.1 (mod)	Inorganic anions are analyzed by Ion Chromatography with conductivity and/or UV detection.
Sulfate in Water by IC	E235.SO4 ALS Environmental - Winnipeg	Water	EPA 300.1 (mod)	Inorganic anions are analyzed by Ion Chromatography with conductivity and/or UV detection.
Acidity by Titration	E283 ALS Environmental - Waterloo	Water	APHA 2310 B (mod)	Acidity is determined by potentiometric titration to pH endpoint of 8.3
Alkalinity Species by Titration	E290 ALS Environmental - Winnipeg	Water	APHA 2320 B (mod)	Total alkalinity is determined by potentiometric titration to a pH 4.5 endpoint. Bicarbonate, carbonate and hydroxide alkalinity are calculated from phenolphthalein alkalinity and total alkalinity values.
Total Phosphorus by Colourimetry (0.002 mg/L)	E372-U ALS Environmental - Winnipeg	Water	APHA 4500-P E (mod).	Total Phosphorus is determined colourimetrically using a discrete analyzer after heated persulfate digestion of the sample.

Analytical Methods	Method / Lab	Matrix	Method Reference	Method Descriptions
Dissolved Metals in Water by CRC ICPMS	E421 ALS Environmental - Winnipeg	Water	APHA 3030B/EPA 6020B (mod)	Water samples are filtered (0.45 um), preserved with nitric acid, and analyzed by Collision/Reaction Cell ICPMS. Method Limitation (re: Sulfur): Sulfide and volatile sulfur species may not be recovered by this method.
Dissolved Mercury in Water by CVAAS	E509 ALS Environmental - Winnipeg	Water	APHA 3030B/EPA 1631E (mod)	Water samples are filtered (0.45 um), preserved with HCl, then undergo a cold-oxidation using bromine monochloride prior to reduction with stannous chloride, and analyzed by CVAAS.
Dissolved Hardness (Calculated)	EC100 ALS Environmental - Winnipeg	Water	APHA 2340B	"Hardness (as CaCO3), dissolved" is calculated from the sum of dissolved Calcium and Magnesium concentrations, expressed in CaCO3 equivalents. "Total Hardness" refers to the sum of Calcium and Magnesium Hardness. Hardness is normally or preferentially calculated from dissolved Calcium and Magnesium concentrations, because it is a property of water due to dissolved divalent cations.

Preparation Methods	Method / Lab	Matrix	Method Reference	Method Descriptions
Digestion for Total Phosphorus in water	EP372 ALS Environmental - Winnipeg	Water	APHA 4500-P E (mod).	Samples are heated with a persulfate digestion reagent.
Dissolved Metals Water Filtration	EP421 ALS Environmental - Winnipeg	Water	APHA 3030B	Water samples are filtered (0.45 um), and preserved with HNO3.
Dissolved Mercury Water Filtration	EP509 ALS Environmental - Winnipeg	Water	APHA 3030B	Water samples are filtered (0.45 um), and preserved with HCl.

QUALITY CONTROL REPORT

Work Order	: **WP2419619**	Page	: 1 of 17
Client	: Great Bear Resources Ltd	Laboratory	: ALS Environmental - Winnipeg
Contact	: Ashley Moncrief	Account Manager	: Judy Dalmaijer
Address	: Great Bear Resources Ltd. 117 Forestry Road Red Lake ON Canada P0V 2M0	Address	: 1329 Niakwa Road East, Unit 12 Winnipeg, Manitoba Canada R2J 3T4
Telephone	: 807 630 0203	Telephone	: +1 204 255 9720
Project	: PPR-022-3	Date Samples Received	: 14-Aug-2024 10:30
PO	: PPR-022-3	Date Analysis Commenced	: 14-Aug-2024
C-O-C number	: ----	Issue Date	: 26-Aug-2024 12:04
Sampler	: ----		
Site	: ----		
Quote number	: 2024 Standing offer_V2		
No. of samples received	: 18		
No. of samples analysed	: 18		

This report supersedes any previous report(s) with this reference. Results apply to the sample(s) as submitted. This document shall not be reproduced, except in full.

This Quality Control Report contains the following information:

- Laboratory Duplicate (DUP) Report; Relative Percent Difference (RPD) and Data Quality Objectives
- Matrix Spike (MS) Report; Recovery and Data Quality Objectives
- Method Blank (MB) Report; Recovery and Data Quality Objectives
- Laboratory Control Sample (LCS) Report; Recovery and Data Quality Objectives

Signatories

This document has been electronically signed by the authorized signatories below. Electronic signing is conducted in accordance with US FDA 21 CFR Part 11.

Signatories	*Position*	*Laboratory Department*
Jon Fisher	Production Manager, Environmental	Waterloo Inorganics, Waterloo, Ontario
Lee McTavish		Winnipeg Inorganics, Winnipeg, Manitoba
Lee McTavish		Winnipeg Metals, Winnipeg, Manitoba
Leila Conyard	Lab Assistant	Winnipeg Metals, Winnipeg, Manitoba
Oleksandr Busel		Winnipeg Inorganics, Winnipeg, Manitoba
Oleksandr Busel		Winnipeg Metals, Winnipeg, Manitoba

General Comments

The ALS Quality Control (QC) report is optionally provided to ALS clients upon request. ALS test methods include comprehensive QC checks with every analysis to ensure our high standards of quality are met. Each QC result has a known or expected target value, which is compared against predetermined Data Quality Objectives (DQOs) to provide confidence in the accuracy of associated test results. This report contains detailed results for all QC results applicable to this sample submission. Please refer to the ALS Quality Control Interpretation report (QCI) for applicable method references and methodology summaries.

Key :

Anonymous = Refers to samples which are not part of this work order, but which formed part of the QC process lot.
CAS Number = Chemical Abstracts Service number is a unique identifier assigned to discrete substances.
DQO = Data Quality Objective.
LOR = Limit of Reporting (detection limit).
RPD = Relative Percent Difference
# = Indicates a QC result that did not meet the ALS DQO.

Workorder Comments

Holding times are displayed as "---" if no guidance exists from CCME, Canadian provinces, or broadly recognized international references.

Laboratory Duplicate (DUP) Report

A Laboratory Duplicate (DUP) is a randomly selected intralaboratory replicate sample. Laboratory Duplicates provide information regarding method precision and sample heterogeneity. ALS DQOs for Laboratory Duplicates are expressed as test-specific limits for Relative Percent Difference (RPD), or as an absolute difference limit of 2 times the LOR for low concentration duplicates within ~ 4-10 times the LOR (cut-off is test-specific).

Sub-Matrix: **Water**

					Laboratory Duplicate (DUP) Report						
Laboratory sample ID	Client sample ID	Analyte	CAS Number	Method	LOR	Unit	Original Result	Duplicate Result	RPD(%) or Difference	Duplicate Limits	Qualifier
Physical Tests (QC Lot: 1597489)											
WP2419624-001	Anonymous	Conductivity	----	E100	2.0	µS/cm	72.8	73.8	1.36%	10%	----
Physical Tests (QC Lot: 1597490)											
WP2419624-001	Anonymous	pH	----	E108	0.10	pH units	7.42	7.37	0.676%	4%	----
Physical Tests (QC Lot: 1597491)											
WP2419624-001	Anonymous	Alkalinity, total (as CaCO3)	----	E290	1.0	mg/L	24.2	24.6	1.64%	20%	----
Physical Tests (QC Lot: 1599458)											
WP2419557-001	Anonymous	Solids, total dissolved [TDS]	----	E162-L	15.0	mg/L	3440	3430	0.436%	20%	----
Physical Tests (QC Lot: 1599459)											
WP2419619-011	FLB-11	Solids, total dissolved [TDS]	----	E162-L	10.0	mg/L	30.8	27.8	3.0	Diff <2x LOR	----
Physical Tests (QC Lot: 1599947)											
WP2419610-018	Anonymous	Alkalinity, total (as CaCO3)	----	E290	1.0	mg/L	47.0	47.8	1.69%	20%	----
Physical Tests (QC Lot: 1600481)											
WP2419573-002	Anonymous	Acidity (as CaCO3)	----	E283	2.0	mg/L	2.9	2.7	0.2	Diff <2x LOR	----
Physical Tests (QC Lot: 1601041)											
WP2419619-009	FLB-09	Acidity (as CaCO3)	----	E283	2.0	mg/L	<2.0	<2.0	0	Diff <2x LOR	----
Anions and Nutrients (QC Lot: 1597289)											
WP2419619-001	FLB-01	Sulfate (as SO4)	14808-79-8	E235.SO4	0.30	mg/L	8.59	8.63	0.485%	20%	----
Anions and Nutrients (QC Lot: 1597290)											
WP2419619-001	FLB-01	Chloride	16887-00-6	E235.Cl-L	0.10	mg/L	0.12	0.12	0.0008	Diff <2x LOR	----
Anions and Nutrients (QC Lot: 1597291)											
WP2419619-001	FLB-01	Fluoride	16984-48-8	E235.F	0.020	mg/L	<0.020	<0.020	0	Diff <2x LOR	----
Anions and Nutrients (QC Lot: 1607293)											
WP2419566-001	Anonymous	Phosphorus, total	7723-14-0	E372-U	0.200	mg/L	22.1	20.2	9.10%	20%	----
Anions and Nutrients (QC Lot: 1607294)											
WP2419619-015	FLB-15	Phosphorus, total	7723-14-0	E372-U	0.0020	mg/L	0.0069	0.0059	0.0010	Diff <2x LOR	----
Dissolved Metals (QC Lot: 1605418)											
WP2419140-001	Anonymous	Mercury, dissolved	7439-97-6	E509	0.0000050	mg/L	<0.0000050	<0.0000050	0	Diff <2x LOR	----
Dissolved Metals (QC Lot: 1605419)											
WP2419619-007	FLB-07	Mercury, dissolved	7439-97-6	E509	0.0000050	mg/L	<0.0000050	<0.0000050	0	Diff <2x LOR	----
Dissolved Metals (QC Lot: 1611274)											

Sub-Matrix: **Water**

					Laboratory Duplicate (DUP) Report						
Laboratory sample ID	*Client sample ID*	*Analyte*	*CAS Number*	*Method*	*LOR*	*Unit*	*Original Result*	*Duplicate Result*	*RPD(%) or Difference*	*Duplicate Limits*	*Qualifier*
Dissolved Metals (QC Lot: 1611274) - continued											
WP2419610-015	Anonymous	Aluminum, dissolved	7429-90-5	E421	0.0010	mg/L	0.0078	0.0091	0.0012	Diff <2x LOR	----
		Antimony, dissolved	7440-36-0	E421	0.00010	mg/L	0.00030	0.00030	0.000004	Diff <2x LOR	----
		Arsenic, dissolved	7440-38-2	E421	0.00010	mg/L	0.00077	0.00082	0.00005	Diff <2x LOR	----
		Barium, dissolved	7440-39-3	E421	0.00010	mg/L	0.0228	0.0226	0.714%	20%	----
		Beryllium, dissolved	7440-41-7	E421	0.000020	mg/L	<0.000020	<0.000020	0	Diff <2x LOR	----
		Bismuth, dissolved	7440-69-9	E421	0.000050	mg/L	<0.000050	<0.000050	0	Diff <2x LOR	----
		Boron, dissolved	7440-42-8	E421	0.010	mg/L	0.095	0.095	0.00009	Diff <2x LOR	----
		Cadmium, dissolved	7440-43-9	E421	0.0000050	mg/L	0.0000194	0.0000227	0.0000033	Diff <2x LOR	----
		Calcium, dissolved	7440-70-2	E421	0.050	mg/L	31.1	30.3	2.50%	20%	----
		Cesium, dissolved	7440-46-2	E421	0.000010	mg/L	<0.000010	<0.000010	0	Diff <2x LOR	----
		Chromium, dissolved	7440-47-3	E421	0.00050	mg/L	<0.00050	<0.00050	0	Diff <2x LOR	----
		Cobalt, dissolved	7440-48-4	E421	0.00010	mg/L	<0.00010	<0.00010	0	Diff <2x LOR	----
		Copper, dissolved	7440-50-8	E421	0.00020	mg/L	0.122	0.121	0.507%	20%	----
		Iron, dissolved	7439-89-6	E421	0.010	mg/L	<0.010	<0.010	0	Diff <2x LOR	----
		Lead, dissolved	7439-92-1	E421	0.000050	mg/L	0.372	0.370	0.462%	20%	----
		Lithium, dissolved	7439-93-2	E421	0.0010	mg/L	0.0302	0.0291	3.68%	20%	----
		Magnesium, dissolved	7439-95-4	E421	0.0050	mg/L	8.84	8.76	0.942%	20%	----
		Manganese, dissolved	7439-96-5	E421	0.00010	mg/L	0.0107	0.0105	2.18%	20%	----
		Molybdenum, dissolved	7439-98-7	E421	0.000050	mg/L	0.00201	0.00208	3.39%	20%	----
		Nickel, dissolved	7440-02-0	E421	0.00050	mg/L	0.00102	0.00109	0.00006	Diff <2x LOR	----
		Phosphorus, dissolved	7723-14-0	E421	0.050	mg/L	0.303	0.321	0.017	Diff <2x LOR	----
		Potassium, dissolved	7440-09-7	E421	0.050	mg/L	6.82	6.95	1.88%	20%	----
		Rubidium, dissolved	7440-17-7	E421	0.00020	mg/L	0.00174	0.00183	0.00009	Diff <2x LOR	----
		Selenium, dissolved	7782-49-2	E421	0.000050	mg/L	0.000205	0.000209	0.000004	Diff <2x LOR	----
		Silicon, dissolved	7440-21-3	E421	0.050	mg/L	3.04	3.01	0.866%	20%	----
		Sodium, dissolved	7440-23-5	E421	0.050	mg/L	35.0	34.8	0.369%	20%	----
		Strontium, dissolved	7440-24-6	E421	0.00020	mg/L	0.120	0.121	0.549%	20%	----
		Sulfur, dissolved	7704-34-9	E421	0.50	mg/L	39.5	39.6	0.251%	20%	----
		Tellurium, dissolved	13494-80-9	E421	0.00020	mg/L	<0.00020	<0.00020	0	Diff <2x LOR	----
		Thallium, dissolved	7440-28-0	E421	0.000010	mg/L	0.000014	0.000013	0.000001	Diff <2x LOR	----
		Thorium, dissolved	7440-29-1	E421	0.00010	mg/L	<0.00010	<0.00010	0	Diff <2x LOR	----
		Tin, dissolved	7440-31-5	E421	0.00010	mg/L	<0.00010	<0.00010	0	Diff <2x LOR	----
		Titanium, dissolved	7440-32-6	E421	0.00030	mg/L	<0.00030	<0.00030	0	Diff <2x LOR	----
		Tungsten, dissolved	7440-33-7	E421	0.00010	mg/L	<0.00010	<0.00010	0	Diff <2x LOR	----

Sub-Matrix: **Water**

					Laboratory Duplicate (DUP) Report						
Laboratory sample ID	*Client sample ID*	*Analyte*	*CAS Number*	*Method*	*LOR*	*Unit*	*Original Result*	*Duplicate Result*	*RPD(%) or Difference*	*Duplicate Limits*	*Qualifier*
Dissolved Metals (QC Lot: 1611274) - continued											
WP2419610-015	Anonymous	Uranium, dissolved	7440-61-1	E421	0.000010	mg/L	0.000190	0.000185	2.66%	20%	----
		Vanadium, dissolved	7440-62-2	E421	0.00050	mg/L	0.00059	0.00057	0.00001	Diff <2x LOR	----
		Zinc, dissolved	7440-66-6	E421	0.0010	mg/L	0.0184	0.0184	0.553%	20%	----
		Zirconium, dissolved	7440-67-7	E421	0.00030	mg/L	<0.00030	<0.00030	0	Diff <2x LOR	----
Dissolved Metals (QC Lot: 1613403)											
WP2418763-002	Anonymous	Aluminum, dissolved	7429-90-5	E421	0.0010	mg/L	0.0016	0.0014	0.0002	Diff <2x LOR	----
		Antimony, dissolved	7440-36-0	E421	0.00010	mg/L	<0.00010	<0.00010	0	Diff <2x LOR	----
		Arsenic, dissolved	7440-38-2	E421	0.00010	mg/L	0.00108	0.00102	5.86%	20%	----
		Barium, dissolved	7440-39-3	E421	0.00010	mg/L	0.0453	0.0445	1.74%	20%	----
		Beryllium, dissolved	7440-41-7	E421	0.000020	mg/L	<0.000020	<0.000020	0	Diff <2x LOR	----
		Bismuth, dissolved	7440-69-9	E421	0.000050	mg/L	<0.000050	<0.000050	0	Diff <2x LOR	----
		Boron, dissolved	7440-42-8	E421	0.010	mg/L	0.085	0.085	0.0002	Diff <2x LOR	----
		Cadmium, dissolved	7440-43-9	E421	0.0000050	mg/L	0.0000059	0.0000061	0.0000002	Diff <2x LOR	----
		Calcium, dissolved	7440-70-2	E421	0.050	mg/L	53.4	54.0	1.28%	20%	----
		Cesium, dissolved	7440-46-2	E421	0.000010	mg/L	<0.000010	<0.000010	0	Diff <2x LOR	----
		Chromium, dissolved	7440-47-3	E421	0.00050	mg/L	<0.00050	<0.00050	0	Diff <2x LOR	----
		Cobalt, dissolved	7440-48-4	E421	0.00010	mg/L	<0.00010	<0.00010	0	Diff <2x LOR	----
		Copper, dissolved	7440-50-8	E421	0.00020	mg/L	0.00170	0.00166	0.00004	Diff <2x LOR	----
		Iron, dissolved	7439-89-6	E421	0.010	mg/L	0.060	0.058	0.002	Diff <2x LOR	----
		Lead, dissolved	7439-92-1	E421	0.000050	mg/L	<0.000050	<0.000050	0	Diff <2x LOR	----
		Lithium, dissolved	7439-93-2	E421	0.0010	mg/L	0.0133	0.0129	3.40%	20%	----
		Magnesium, dissolved	7439-95-4	E421	0.0050	mg/L	45.3	45.6	0.749%	20%	----
		Manganese, dissolved	7439-96-5	E421	0.00010	mg/L	0.00803	0.00811	0.938%	20%	----
		Molybdenum, dissolved	7439-98-7	E421	0.000050	mg/L	0.000263	0.000278	0.000015	Diff <2x LOR	----
		Nickel, dissolved	7440-02-0	E421	0.00050	mg/L	0.00055	0.00054	0.00002	Diff <2x LOR	----
		Phosphorus, dissolved	7723-14-0	E421	0.050	mg/L	<0.050	<0.050	0	Diff <2x LOR	----
		Potassium, dissolved	7440-09-7	E421	0.050	mg/L	3.14	3.09	1.57%	20%	----
		Rubidium, dissolved	7440-17-7	E421	0.00020	mg/L	0.00225	0.00224	0.342%	20%	----
		Selenium, dissolved	7782-49-2	E421	0.000050	mg/L	0.000191	0.000168	0.000023	Diff <2x LOR	----
		Silicon, dissolved	7440-21-3	E421	0.050	mg/L	8.16	7.92	2.97%	20%	----
		Silver, dissolved	7440-22-4	E421	0.000010	mg/L	<0.000010	<0.000010	0	Diff <2x LOR	----
		Sodium, dissolved	7440-23-5	E421	0.050	mg/L	7.19	6.88	4.43%	20%	----
		Strontium, dissolved	7440-24-6	E421	0.00020	mg/L	0.146	0.141	3.42%	20%	----
		Sulfur, dissolved	7704-34-9	E421	0.50	mg/L	9.42	9.17	2.77%	20%	----

Sub-Matrix: **Water**

					Laboratory Duplicate (DUP) Report						
Laboratory sample ID	*Client sample ID*	*Analyte*	*CAS Number*	*Method*	*LOR*	*Unit*	*Original Result*	*Duplicate Result*	*RPD(%) or Difference*	*Duplicate Limits*	*Qualifier*
Dissolved Metals (QC Lot: 1613403) - continued											
WP2418763-002	Anonymous	Tellurium, dissolved	13494-80-9	E421	0.00020	mg/L	<0.00020	<0.00020	0	Diff <2x LOR	----
		Thallium, dissolved	7440-28-0	E421	0.000010	mg/L	<0.000010	<0.000010	0	Diff <2x LOR	----
		Thorium, dissolved	7440-29-1	E421	0.00010	mg/L	<0.00010	<0.00010	0	Diff <2x LOR	----
		Tin, dissolved	7440-31-5	E421	0.00010	mg/L	<0.00010	<0.00010	0	Diff <2x LOR	----
		Titanium, dissolved	7440-32-6	E421	0.00030	mg/L	<0.00030	<0.00030	0	Diff <2x LOR	----
		Tungsten, dissolved	7440-33-7	E421	0.00010	mg/L	<0.00010	<0.00010	0	Diff <2x LOR	----
		Uranium, dissolved	7440-61-1	E421	0.000010	mg/L	0.000487	0.000485	0.469%	20%	----
		Vanadium, dissolved	7440-62-2	E421	0.00050	mg/L	<0.00050	<0.00050	0	Diff <2x LOR	----
		Zinc, dissolved	7440-66-6	E421	0.0010	mg/L	0.0021	0.0022	0.00006	Diff <2x LOR	----
		Zirconium, dissolved	7440-67-7	E421	0.00030	mg/L	<0.00030	<0.00030	0	Diff <2x LOR	----

Method Blank (MB) Report

A Method Blank is an analyte-free matrix that undergoes sample processing identical to that carried out for test samples. Method Blank results are used to monitor and control for potential contamination from the laboratory environment and reagents. For most tests, the DQO for Method Blanks is for the result to be < LOR.

Sub-Matrix: **Water**

Analyte	CAS Number	Method	LOR	Unit	Result	Qualifier
Physical Tests (QCLot: 1597489)						
Conductivity	----	E100	1	µS/cm	<1.0	----
Physical Tests (QCLot: 1597491)						
Alkalinity, total (as CaCO3)	----	E290	1	mg/L	<1.0	----
Physical Tests (QCLot: 1599458)						
Solids, total dissolved [TDS]	----	E162-L	3	mg/L	<3.0	----
Physical Tests (QCLot: 1599459)						
Solids, total dissolved [TDS]	----	E162-L	3	mg/L	<3.0	----
Physical Tests (QCLot: 1599947)						
Alkalinity, total (as CaCO3)	----	E290	1	mg/L	<1.0	----
Physical Tests (QCLot: 1599949)						
Conductivity	----	E100	1	µS/cm	<1.0	----
Physical Tests (QCLot: 1600481)						
Acidity (as CaCO3)	----	E283	2	mg/L	<2.0	----
Physical Tests (QCLot: 1601041)						
Acidity (as CaCO3)	----	E283	2	mg/L	<2.0	----
Anions and Nutrients (QCLot: 1597289)						
Sulfate (as SO4)	14808-79-8	E235.SO4	0.3	mg/L	<0.30	----
Anions and Nutrients (QCLot: 1597290)						
Chloride	16887-00-6	E235.Cl-L	0.1	mg/L	<0.10	----
Anions and Nutrients (QCLot: 1597291)						
Fluoride	16984-48-8	E235.F	0.02	mg/L	<0.020	----
Anions and Nutrients (QCLot: 1607293)						
Phosphorus, total	7723-14-0	E372-U	0.002	mg/L	<0.0020	----
Anions and Nutrients (QCLot: 1607294)						
Phosphorus, total	7723-14-0	E372-U	0.002	mg/L	<0.0020	----
Dissolved Metals (QCLot: 1605418)						
Mercury, dissolved	7439-97-6	E509	0.000005	mg/L	<0.0000050	----
Dissolved Metals (QCLot: 1605419)						
Mercury, dissolved	7439-97-6	E509	0.000005	mg/L	<0.0000050	----
Dissolved Metals (QCLot: 1611274)						
Aluminum, dissolved	7429-90-5	E421	0.001	mg/L	<0.0010	----
Antimony, dissolved	7440-36-0	E421	0.0001	mg/L	<0.00010	----

Sub-Matrix: **Water**

Analyte	CAS Number	Method	LOR	Unit	Result	Qualifier
Dissolved Metals (QCLot: 1611274) - continued						
Arsenic, dissolved	7440-38-2	E421	0.0001	mg/L	<0.00010	----
Barium, dissolved	7440-39-3	E421	0.0001	mg/L	<0.00010	----
Beryllium, dissolved	7440-41-7	E421	0.00002	mg/L	<0.000020	----
Bismuth, dissolved	7440-69-9	E421	0.00005	mg/L	<0.000050	----
Boron, dissolved	7440-42-8	E421	0.01	mg/L	<0.010	----
Cadmium, dissolved	7440-43-9	E421	0.000005	mg/L	<0.0000050	----
Calcium, dissolved	7440-70-2	E421	0.05	mg/L	<0.050	----
Cesium, dissolved	7440-46-2	E421	0.00001	mg/L	<0.000010	----
Chromium, dissolved	7440-47-3	E421	0.0005	mg/L	<0.00050	----
Cobalt, dissolved	7440-48-4	E421	0.0001	mg/L	<0.00010	----
Copper, dissolved	7440-50-8	E421	0.0002	mg/L	<0.00020	----
Iron, dissolved	7439-89-6	E421	0.01	mg/L	<0.010	----
Lead, dissolved	7439-92-1	E421	0.00005	mg/L	<0.000050	----
Lithium, dissolved	7439-93-2	E421	0.001	mg/L	<0.0010	----
Magnesium, dissolved	7439-95-4	E421	0.005	mg/L	<0.0050	----
Manganese, dissolved	7439-96-5	E421	0.0001	mg/L	<0.00010	----
Molybdenum, dissolved	7439-98-7	E421	0.00005	mg/L	<0.000050	----
Nickel, dissolved	7440-02-0	E421	0.0005	mg/L	<0.00050	----
Phosphorus, dissolved	7723-14-0	E421	0.05	mg/L	<0.050	----
Potassium, dissolved	7440-09-7	E421	0.05	mg/L	<0.050	----
Rubidium, dissolved	7440-17-7	E421	0.0002	mg/L	<0.00020	----
Selenium, dissolved	7782-49-2	E421	0.00005	mg/L	<0.000050	----
Silicon, dissolved	7440-21-3	E421	0.05	mg/L	<0.050	----
Silver, dissolved	7440-22-4	E421	0.00001	mg/L	<0.000010	----
Sodium, dissolved	7440-23-5	E421	0.05	mg/L	<0.050	----
Strontium, dissolved	7440-24-6	E421	0.0002	mg/L	<0.00020	----
Sulfur, dissolved	7704-34-9	E421	0.5	mg/L	<0.50	----
Tellurium, dissolved	13494-80-9	E421	0.0002	mg/L	<0.00020	----
Thallium, dissolved	7440-28-0	E421	0.00001	mg/L	<0.000010	----
Thorium, dissolved	7440-29-1	E421	0.0001	mg/L	<0.00010	----
Tin, dissolved	7440-31-5	E421	0.0001	mg/L	<0.00010	----
Titanium, dissolved	7440-32-6	E421	0.0003	mg/L	<0.00030	----
Tungsten, dissolved	7440-33-7	E421	0.0001	mg/L	<0.00010	----
Uranium, dissolved	7440-61-1	E421	0.00001	mg/L	<0.000010	----
Vanadium, dissolved	7440-62-2	E421	0.0005	mg/L	<0.00050	----

Sub-Matrix: **Water**

Analyte	CAS Number	Method	LOR	Unit	Result	Qualifier
Dissolved Metals (QCLot: 1611274) - continued						
Zinc, dissolved	7440-66-6	E421	0.001	mg/L	<0.0010	----
Zirconium, dissolved	7440-67-7	E421	0.0002	mg/L	<0.00020	----
Dissolved Metals (QCLot: 1613403)						
Aluminum, dissolved	7429-90-5	E421	0.001	mg/L	<0.0010	----
Antimony, dissolved	7440-36-0	E421	0.0001	mg/L	<0.00010	----
Arsenic, dissolved	7440-38-2	E421	0.0001	mg/L	<0.00010	----
Barium, dissolved	7440-39-3	E421	0.0001	mg/L	<0.00010	----
Beryllium, dissolved	7440-41-7	E421	0.00002	mg/L	<0.000020	----
Bismuth, dissolved	7440-69-9	E421	0.00005	mg/L	<0.000050	----
Boron, dissolved	7440-42-8	E421	0.01	mg/L	<0.010	----
Cadmium, dissolved	7440-43-9	E421	0.000005	mg/L	<0.0000050	----
Calcium, dissolved	7440-70-2	E421	0.05	mg/L	<0.050	----
Cesium, dissolved	7440-46-2	E421	0.00001	mg/L	<0.000010	----
Chromium, dissolved	7440-47-3	E421	0.0005	mg/L	<0.00050	----
Cobalt, dissolved	7440-48-4	E421	0.0001	mg/L	<0.00010	----
Copper, dissolved	7440-50-8	E421	0.0002	mg/L	<0.00020	----
Iron, dissolved	7439-89-6	E421	0.01	mg/L	<0.010	----
Lead, dissolved	7439-92-1	E421	0.00005	mg/L	<0.000050	----
Lithium, dissolved	7439-93-2	E421	0.001	mg/L	<0.0010	----
Magnesium, dissolved	7439-95-4	E421	0.005	mg/L	<0.0050	----
Manganese, dissolved	7439-96-5	E421	0.0001	mg/L	<0.00010	----
Molybdenum, dissolved	7439-98-7	E421	0.00005	mg/L	<0.000050	----
Nickel, dissolved	7440-02-0	E421	0.0005	mg/L	<0.00050	----
Phosphorus, dissolved	7723-14-0	E421	0.05	mg/L	<0.050	----
Potassium, dissolved	7440-09-7	E421	0.05	mg/L	<0.050	----
Rubidium, dissolved	7440-17-7	E421	0.0002	mg/L	<0.00020	----
Selenium, dissolved	7782-49-2	E421	0.00005	mg/L	<0.000050	----
Silicon, dissolved	7440-21-3	E421	0.05	mg/L	<0.050	----
Silver, dissolved	7440-22-4	E421	0.00001	mg/L	<0.000010	----
Sodium, dissolved	7440-23-5	E421	0.05	mg/L	<0.050	----
Strontium, dissolved	7440-24-6	E421	0.0002	mg/L	<0.00020	----
Sulfur, dissolved	7704-34-9	E421	0.5	mg/L	<0.50	----
Tellurium, dissolved	13494-80-9	E421	0.0002	mg/L	<0.00020	----
Thallium, dissolved	7440-28-0	E421	0.00001	mg/L	<0.000010	----
Thorium, dissolved	7440-29-1	E421	0.0001	mg/L	<0.00010	----

Sub-Matrix: **Water**

Analyte	CAS Number	Method	LOR	Unit	Result	Qualifier
Dissolved Metals (QCLot: 1613403) - continued						
Tin, dissolved	7440-31-5	E421	0.0001	mg/L	<0.00010	----
Titanium, dissolved	7440-32-6	E421	0.0003	mg/L	<0.00030	----
Tungsten, dissolved	7440-33-7	E421	0.0001	mg/L	<0.00010	----
Uranium, dissolved	7440-61-1	E421	0.00001	mg/L	<0.000010	----
Vanadium, dissolved	7440-62-2	E421	0.0005	mg/L	<0.00050	----
Zinc, dissolved	7440-66-6	E421	0.001	mg/L	<0.0010	----
Zirconium, dissolved	7440-67-7	E421	0.0002	mg/L	<0.00020	----

Laboratory Control Sample (LCS) Report

A Laboratory Control Sample (LCS) is an analyte-free matrix that has been fortified (spiked) with test analytes at known concentration and processed in an identical manner to test samples. LCS results are expressed as percent recovery, and are used to monitor and control test method accuracy and precision, independent of test sample matrix.

Sub-Matrix: **Water**

					Laboratory Control Sample (LCS) Report				
					Spike	Recovery (%)	Recovery Limits (%)		
Analyte	CAS Number	Method	LOR	Unit	Target Concentration	LCS	Low	High	Qualifier
Physical Tests (QCLot: 1597489)									
Conductivity	----	E100	1	µS/cm	1410 µS/cm	99.8	90.0	110	----
Physical Tests (QCLot: 1597490)									
pH	----	E108	----	pH units	7 pH units	101	98.0	102	----
Physical Tests (QCLot: 1597491)									
Alkalinity, total (as CaCO3)	----	E290	1	mg/L	100 mg/L	102	85.0	115	----
Physical Tests (QCLot: 1599458)									
Solids, total dissolved [TDS]	----	E162-L	3	mg/L	1000 mg/L	91.2	85.0	115	----
Physical Tests (QCLot: 1599459)									
Solids, total dissolved [TDS]	----	E162-L	3	mg/L	1000 mg/L	87.6	85.0	115	----
Physical Tests (QCLot: 1599947)									
Alkalinity, total (as CaCO3)	----	E290	1	mg/L	100 mg/L	102	85.0	115	----
Physical Tests (QCLot: 1599948)									
pH	----	E108	----	pH units	7 pH units	100	98.0	102	----
Physical Tests (QCLot: 1599949)									
Conductivity	----	E100	1	µS/cm	1410 µS/cm	99.5	90.0	110	----
Physical Tests (QCLot: 1600481)									
Acidity (as CaCO3)	----	E283	2	mg/L	50 mg/L	105	85.0	115	----
Physical Tests (QCLot: 1601041)									
Acidity (as CaCO3)	----	E283	2	mg/L	50 mg/L	103	85.0	115	----
Anions and Nutrients (QCLot: 1597289)									
Sulfate (as SO4)	14808-79-8	E235.SO4	0.3	mg/L	100 mg/L	97.0	90.0	110	----
Anions and Nutrients (QCLot: 1597290)									
Chloride	16887-00-6	E235.Cl-L	0.1	mg/L	100 mg/L	95.8	90.0	110	----
Anions and Nutrients (QCLot: 1597291)									
Fluoride	16984-48-8	E235.F	0.02	mg/L	1 mg/L	94.8	90.0	110	----
Anions and Nutrients (QCLot: 1607293)									
Phosphorus, total	7723-14-0	E372-U	0.002	mg/L	0.5 mg/L	94.0	80.0	120	----
Anions and Nutrients (QCLot: 1607294)									
Phosphorus, total	7723-14-0	E372-U	0.002	mg/L	0.5 mg/L	94.6	80.0	120	----
Mercury, dissolved	7439-97-6	E509	0.000005	mg/L	0 mg/L	101	80.0	120	----

Sub-Matrix: **Water**

					Laboratory Control Sample (LCS) Report				
					Spike	Recovery (%)	Recovery Limits (%)		
Analyte	CAS Number	Method	LOR	Unit	Target Concentration	LCS	Low	High	Qualifier
Dissolved Metals (QCLot: 1605419) - continued									
Mercury, dissolved	7439-97-6	E509	0.000005	mg/L	0 mg/L	96.3	80.0	120	----
Dissolved Metals (QCLot: 1611274)									
Aluminum, dissolved	7429-90-5	E421	0.001	mg/L	2 mg/L	96.4	80.0	120	----
Antimony, dissolved	7440-36-0	E421	0.0001	mg/L	1 mg/L	96.2	80.0	120	----
Arsenic, dissolved	7440-38-2	E421	0.0001	mg/L	1 mg/L	94.5	80.0	120	----
Barium, dissolved	7440-39-3	E421	0.0001	mg/L	0.25 mg/L	96.5	80.0	120	----
Beryllium, dissolved	7440-41-7	E421	0.00002	mg/L	0.1 mg/L	96.1	80.0	120	----
Bismuth, dissolved	7440-69-9	E421	0.00005	mg/L	1 mg/L	99.7	80.0	120	----
Boron, dissolved	7440-42-8	E421	0.01	mg/L	1 mg/L	94.3	80.0	120	----
Cadmium, dissolved	7440-43-9	E421	0.000005	mg/L	0.1 mg/L	93.5	80.0	120	----
Calcium, dissolved	7440-70-2	E421	0.05	mg/L	50 mg/L	92.9	80.0	120	----
Cesium, dissolved	7440-46-2	E421	0.00001	mg/L	0.05 mg/L	97.6	80.0	120	----
Chromium, dissolved	7440-47-3	E421	0.0005	mg/L	0.25 mg/L	94.0	80.0	120	----
Cobalt, dissolved	7440-48-4	E421	0.0001	mg/L	0.25 mg/L	90.6	80.0	120	----
Copper, dissolved	7440-50-8	E421	0.0002	mg/L	0.25 mg/L	91.0	80.0	120	----
Iron, dissolved	7439-89-6	E421	0.01	mg/L	1 mg/L	90.5	80.0	120	----
Lead, dissolved	7439-92-1	E421	0.00005	mg/L	0.5 mg/L	91.7	80.0	120	----
Lithium, dissolved	7439-93-2	E421	0.001	mg/L	0.25 mg/L	88.2	80.0	120	----
Magnesium, dissolved	7439-95-4	E421	0.005	mg/L	50 mg/L	102	80.0	120	----
Manganese, dissolved	7439-96-5	E421	0.0001	mg/L	0.25 mg/L	94.4	80.0	120	----
Molybdenum, dissolved	7439-98-7	E421	0.00005	mg/L	0.25 mg/L	94.4	80.0	120	----
Nickel, dissolved	7440-02-0	E421	0.0005	mg/L	0.5 mg/L	90.4	80.0	120	----
Phosphorus, dissolved	7723-14-0	E421	0.05	mg/L	10 mg/L	95.6	80.0	120	----
Potassium, dissolved	7440-09-7	E421	0.05	mg/L	50 mg/L	91.8	80.0	120	----
Rubidium, dissolved	7440-17-7	E421	0.0002	mg/L	0.1 mg/L	98.6	80.0	120	----
Selenium, dissolved	7782-49-2	E421	0.00005	mg/L	1 mg/L	88.1	80.0	120	----
Silicon, dissolved	7440-21-3	E421	0.05	mg/L	10 mg/L	90.2	80.0	120	----
Silver, dissolved	7440-22-4	E421	0.00001	mg/L	0.1 mg/L	85.9	80.0	120	----
Sodium, dissolved	7440-23-5	E421	0.05	mg/L	50 mg/L	96.2	80.0	120	----
Strontium, dissolved	7440-24-6	E421	0.0002	mg/L	0.25 mg/L	93.9	80.0	120	----
Sulfur, dissolved	7704-34-9	E421	0.5	mg/L	50 mg/L	98.2	80.0	120	----
Tellurium, dissolved	13494-80-9	E421	0.0002	mg/L	0.1 mg/L	95.1	80.0	120	----
Thallium, dissolved	7440-28-0	E421	0.00001	mg/L	1 mg/L	96.2	80.0	120	----
Thorium, dissolved	7440-29-1	E421	0.0001	mg/L	0.1 mg/L	93.2	80.0	120	----
Tin, dissolved	7440-31-5	E421	0.0001	mg/L	0.5 mg/L	96.0	80.0	120	----
Titanium, dissolved	7440-32-6	E421	0.0003	mg/L	0.25 mg/L	91.3	80.0	120	----

Sub-Matrix: **Water**

					Laboratory Control Sample (LCS) Report				
					Spike	Recovery (%)	Recovery Limits (%)		
Analyte	CAS Number	Method	LOR	Unit	Target Concentration	LCS	Low	High	Qualifier
Dissolved Metals (QCLot: 1611274) - continued									
Tungsten, dissolved	7440-33-7	E421	0.0001	mg/L	0.1 mg/L	98.3	80.0	120	----
Uranium, dissolved	7440-61-1	E421	0.00001	mg/L	0.005 mg/L	95.2	80.0	120	----
Vanadium, dissolved	7440-62-2	E421	0.0005	mg/L	0.5 mg/L	93.7	80.0	120	----
Zinc, dissolved	7440-66-6	E421	0.001	mg/L	0.5 mg/L	92.3	80.0	120	----
Zirconium, dissolved	7440-67-7	E421	0.0002	mg/L	0.1 mg/L	89.1	80.0	120	----
Dissolved Metals (QCLot: 1613403)									
Aluminum, dissolved	7429-90-5	E421	0.001	mg/L	2 mg/L	91.8	80.0	120	----
Antimony, dissolved	7440-36-0	E421	0.0001	mg/L	1 mg/L	99.4	80.0	120	----
Arsenic, dissolved	7440-38-2	E421	0.0001	mg/L	1 mg/L	95.4	80.0	120	----
Barium, dissolved	7440-39-3	E421	0.0001	mg/L	0.25 mg/L	97.6	80.0	120	----
Beryllium, dissolved	7440-41-7	E421	0.00002	mg/L	0.1 mg/L	99.4	80.0	120	----
Bismuth, dissolved	7440-69-9	E421	0.00005	mg/L	1 mg/L	98.6	80.0	120	----
Boron, dissolved	7440-42-8	E421	0.01	mg/L	1 mg/L	95.9	80.0	120	----
Cadmium, dissolved	7440-43-9	E421	0.000005	mg/L	0.1 mg/L	92.1	80.0	120	----
Calcium, dissolved	7440-70-2	E421	0.05	mg/L	50 mg/L	99.0	80.0	120	----
Cesium, dissolved	7440-46-2	E421	0.00001	mg/L	0.05 mg/L	101	80.0	120	----
Chromium, dissolved	7440-47-3	E421	0.0005	mg/L	0.25 mg/L	92.4	80.0	120	----
Cobalt, dissolved	7440-48-4	E421	0.0001	mg/L	0.25 mg/L	88.7	80.0	120	----
Copper, dissolved	7440-50-8	E421	0.0002	mg/L	0.25 mg/L	90.1	80.0	120	----
Iron, dissolved	7439-89-6	E421	0.01	mg/L	1 mg/L	84.7	80.0	120	----
Lead, dissolved	7439-92-1	E421	0.00005	mg/L	0.5 mg/L	97.5	80.0	120	----
Lithium, dissolved	7439-93-2	E421	0.001	mg/L	0.25 mg/L	93.9	80.0	120	----
Magnesium, dissolved	7439-95-4	E421	0.005	mg/L	50 mg/L	92.5	80.0	120	----
Manganese, dissolved	7439-96-5	E421	0.0001	mg/L	0.25 mg/L	94.4	80.0	120	----
Molybdenum, dissolved	7439-98-7	E421	0.00005	mg/L	0.25 mg/L	98.0	80.0	120	----
Nickel, dissolved	7440-02-0	E421	0.0005	mg/L	0.5 mg/L	88.5	80.0	120	----
Phosphorus, dissolved	7723-14-0	E421	0.05	mg/L	10 mg/L	96.6	80.0	120	----
Potassium, dissolved	7440-09-7	E421	0.05	mg/L	50 mg/L	89.9	80.0	120	----
Rubidium, dissolved	7440-17-7	E421	0.0002	mg/L	0.1 mg/L	102	80.0	120	----
Selenium, dissolved	7782-49-2	E421	0.00005	mg/L	1 mg/L	88.5	80.0	120	----
Silicon, dissolved	7440-21-3	E421	0.05	mg/L	10 mg/L	89.7	80.0	120	----
Silver, dissolved	7440-22-4	E421	0.00001	mg/L	0.1 mg/L	87.7	80.0	120	----
Sodium, dissolved	7440-23-5	E421	0.05	mg/L	50 mg/L	90.5	80.0	120	----
Strontium, dissolved	7440-24-6	E421	0.0002	mg/L	0.25 mg/L	97.9	80.0	120	----
Sulfur, dissolved	7704-34-9	E421	0.5	mg/L	50 mg/L	84.5	80.0	120	----
Tellurium, dissolved	13494-80-9	E421	0.0002	mg/L	0.1 mg/L	96.0	80.0	120	----

Sub-Matrix: **Water**

					Laboratory Control Sample (LCS) Report				
					Spike	Recovery (%)	Recovery Limits (%)		
Analyte	CAS Number	Method	LOR	Unit	Target Concentration	LCS	Low	High	Qualifier
Dissolved Metals (QCLot: 1613403) - continued									
Thallium, dissolved	7440-28-0	E421	0.00001	mg/L	1 mg/L	97.0	80.0	120	----
Thorium, dissolved	7440-29-1	E421	0.0001	mg/L	0.1 mg/L	95.2	80.0	120	----
Tin, dissolved	7440-31-5	E421	0.0001	mg/L	0.5 mg/L	97.1	80.0	120	----
Titanium, dissolved	7440-32-6	E421	0.0003	mg/L	0.25 mg/L	91.0	80.0	120	----
Tungsten, dissolved	7440-33-7	E421	0.0001	mg/L	0.1 mg/L	99.6	80.0	120	----
Uranium, dissolved	7440-61-1	E421	0.00001	mg/L	0.005 mg/L	98.6	80.0	120	----
Vanadium, dissolved	7440-62-2	E421	0.0005	mg/L	0.5 mg/L	92.0	80.0	120	----
Zinc, dissolved	7440-66-6	E421	0.001	mg/L	0.5 mg/L	92.6	80.0	120	----
Zirconium, dissolved	7440-67-7	E421	0.0002	mg/L	0.1 mg/L	92.6	80.0	120	----

Matrix Spike (MS) Report

A Matrix Spike (MS) is a randomly selected intra-laboratory replicate sample that has been fortified (spiked) with test analytes at known concentration, and processed in an identical manner to test samples. Matrix Spikes provide information regarding analyte recovery and potential matrix effects. MS DQO exceedances due to sample matrix may sometimes be unavoidable; in such cases, test results for the associated sample (or similar samples) may be subject to bias. ND – Recovery not determined, background level >= 1x spike level.

Sub-Matrix: **Water**

					Matrix Spike (MS) Report					
					Spike		Recovery (%)	Recovery Limits (%)		
Laboratory sample ID	Client sample ID	Analyte	CAS Number	Method	Concentration	Target	MS	Low	High	Qualifier
Anions and Nutrients (QCLot: 1597289)										
WP2419619-001	FLB-01	Sulfate (as SO4)	14808-79-8	E235.SO4	107 mg/L	100 mg/L	107	75.0	125	----
Anions and Nutrients (QCLot: 1597290)										
WP2419619-001	FLB-01	Chloride	16887-00-6	E235.Cl-L	106 mg/L	100 mg/L	106	75.0	125	----
Anions and Nutrients (QCLot: 1597291)										
WP2419619-001	FLB-01	Fluoride	16984-48-8	E235.F	1.02 mg/L	1 mg/L	102	75.0	125	----
Anions and Nutrients (QCLot: 1607293)										
WP2419566-002	Anonymous	Phosphorus, total	7723-14-0	E372-U	0.243 mg/L	0.25 mg/L	97.3	70.0	130	----
Anions and Nutrients (QCLot: 1607294)										
WP2419619-016	FLB-Duplicate	Phosphorus, total	7723-14-0	E372-U	0.238 mg/L	0.25 mg/L	95.2	70.0	130	----
Dissolved Metals (QCLot: 1605418)										
WP2419224-005	Anonymous	Mercury, dissolved	7439-97-6	E509	0.0000992 mg/L	0 mg/L	99.2	70.0	130	----
Dissolved Metals (QCLot: 1605419)										
WP2419619-008	FLB-08	Mercury, dissolved	7439-97-6	E509	0.000100 mg/L	0 mg/L	100	70.0	130	----
Dissolved Metals (QCLot: 1611274)										
WP2419610-015	Anonymous	Aluminum, dissolved	7429-90-5	E421	0.195 mg/L	0.2 mg/L	97.6	70.0	130	----
		Antimony, dissolved	7440-36-0	E421	0.0204 mg/L	0.02 mg/L	102	70.0	130	----
		Arsenic, dissolved	7440-38-2	E421	0.0201 mg/L	0.02 mg/L	101	70.0	130	----
		Barium, dissolved	7440-39-3	E421	ND mg/L	----	ND	70.0	130	----
		Beryllium, dissolved	7440-41-7	E421	0.0393 mg/L	0.04 mg/L	98.2	70.0	130	----
		Bismuth, dissolved	7440-69-9	E421	0.00946 mg/L	0.01 mg/L	94.6	70.0	130	----
		Boron, dissolved	7440-42-8	E421	0.095 mg/L	0.1 mg/L	95.4	70.0	130	----
		Cadmium, dissolved	7440-43-9	E421	0.00414 mg/L	0.004 mg/L	104	70.0	130	----
		Calcium, dissolved	7440-70-2	E421	ND mg/L	----	ND	70.0	130	----
		Cesium, dissolved	7440-46-2	E421	0.00999 mg/L	0.01 mg/L	99.9	70.0	130	----
		Chromium, dissolved	7440-47-3	E421	0.0381 mg/L	0.04 mg/L	95.2	70.0	130	----
		Cobalt, dissolved	7440-48-4	E421	0.0188 mg/L	0.02 mg/L	93.8	70.0	130	----
		Copper, dissolved	7440-50-8	E421	ND mg/L	----	ND	70.0	130	----
		Iron, dissolved	7439-89-6	E421	1.86 mg/L	2 mg/L	93.1	70.0	130	----
		Lead, dissolved	7439-92-1	E421	ND mg/L	----	ND	70.0	130	----
		Lithium, dissolved	7439-93-2	E421	0.0868 mg/L	0.1 mg/L	86.8	70.0	130	----
		Magnesium, dissolved	7439-95-4	E421	ND mg/L	----	ND	70.0	130	----
		Manganese, dissolved	7439-96-5	E421	0.0187 mg/L	0.02 mg/L	93.5	70.0	130	----
		Molybdenum, dissolved	7439-98-7	E421	0.0192 mg/L	0.02 mg/L	95.8	70.0	130	----
		Nickel, dissolved	7440-02-0	E421	0.0375 mg/L	0.04 mg/L	93.7	70.0	130	----
		Phosphorus, dissolved	7723-14-0	E421	10.00 mg/L	10 mg/L	100.0	70.0	130	----

Sub-Matrix: **Water**

					Matrix Spike (MS) Report					
					Spike		Recovery (%)	Recovery Limits (%)		
Laboratory sample ID	Client sample ID	Analyte	CAS Number	Method	Concentration	Target	MS	Low	High	Qualifier
Dissolved Metals (QCLot: 1611274) - continued										
WP2419610-015	Anonymous	Potassium, dissolved	7440-09-7	E421	ND mg/L	----	ND	70.0	130	----
		Rubidium, dissolved	7440-17-7	E421	0.0206 mg/L	0.02 mg/L	103	70.0	130	----
		Selenium, dissolved	7782-49-2	E421	0.0390 mg/L	0.04 mg/L	97.6	70.0	130	----
		Silicon, dissolved	7440-21-3	E421	9.22 mg/L	10 mg/L	92.2	70.0	130	----
		Sodium, dissolved	7440-23-5	E421	ND mg/L	----	ND	70.0	130	----
		Strontium, dissolved	7440-24-6	E421	ND mg/L	----	ND	70.0	130	----
		Sulfur, dissolved	7704-34-9	E421	ND mg/L	----	ND	70.0	130	----
		Tellurium, dissolved	13494-80-9	E421	0.0401 mg/L	0.04 mg/L	100	70.0	130	----
		Thallium, dissolved	7440-28-0	E421	0.00386 mg/L	0.004 mg/L	96.4	70.0	130	----
		Thorium, dissolved	7440-29-1	E421	0.0198 mg/L	0.02 mg/L	98.8	70.0	130	----
		Tin, dissolved	7440-31-5	E421	0.0202 mg/L	0.02 mg/L	101	70.0	130	----
		Titanium, dissolved	7440-32-6	E421	0.0389 mg/L	0.04 mg/L	97.3	70.0	130	----
		Tungsten, dissolved	7440-33-7	E421	0.0207 mg/L	0.02 mg/L	103	70.0	130	----
		Uranium, dissolved	7440-61-1	E421	0.00390 mg/L	0.004 mg/L	97.5	70.0	130	----
		Vanadium, dissolved	7440-62-2	E421	0.0987 mg/L	0.1 mg/L	98.7	70.0	130	----
		Zinc, dissolved	7440-66-6	E421	0.396 mg/L	0.4 mg/L	99.0	70.0	130	----
		Zirconium, dissolved	7440-67-7	E421	0.0384 mg/L	0.04 mg/L	96.1	70.0	130	----
Dissolved Metals (QCLot: 1613403)										
WP2418763-002	Anonymous	Aluminum, dissolved	7429-90-5	E421	0.191 mg/L	0.2 mg/L	95.6	70.0	130	----
		Antimony, dissolved	7440-36-0	E421	0.0210 mg/L	0.02 mg/L	105	70.0	130	----
		Arsenic, dissolved	7440-38-2	E421	0.0211 mg/L	0.02 mg/L	105	70.0	130	----
		Barium, dissolved	7440-39-3	E421	ND mg/L	----	ND	70.0	130	----
		Beryllium, dissolved	7440-41-7	E421	0.0416 mg/L	0.04 mg/L	104	70.0	130	----
		Bismuth, dissolved	7440-69-9	E421	0.00886 mg/L	0.01 mg/L	88.6	70.0	130	----
		Boron, dissolved	7440-42-8	E421	0.096 mg/L	0.1 mg/L	96.2	70.0	130	----
		Cadmium, dissolved	7440-43-9	E421	0.00409 mg/L	0.004 mg/L	102	70.0	130	----
		Calcium, dissolved	7440-70-2	E421	ND mg/L	----	ND	70.0	130	----
		Cesium, dissolved	7440-46-2	E421	0.0104 mg/L	0.01 mg/L	104	70.0	130	----
		Chromium, dissolved	7440-47-3	E421	0.0390 mg/L	0.04 mg/L	97.5	70.0	130	----
		Cobalt, dissolved	7440-48-4	E421	0.0186 mg/L	0.02 mg/L	92.9	70.0	130	----
		Copper, dissolved	7440-50-8	E421	0.0186 mg/L	0.02 mg/L	92.8	70.0	130	----
		Iron, dissolved	7439-89-6	E421	1.86 mg/L	2 mg/L	92.9	70.0	130	----
		Lead, dissolved	7439-92-1	E421	0.0188 mg/L	0.02 mg/L	94.3	70.0	130	----
		Lithium, dissolved	7439-93-2	E421	0.0966 mg/L	0.1 mg/L	96.6	70.0	130	----
		Magnesium, dissolved	7439-95-4	E421	ND mg/L	----	ND	70.0	130	----
		Manganese, dissolved	7439-96-5	E421	0.0200 mg/L	0.02 mg/L	100	70.0	130	----
		Molybdenum, dissolved	7439-98-7	E421	0.0205 mg/L	0.02 mg/L	103	70.0	130	----
		Nickel, dissolved	7440-02-0	E421	0.0365 mg/L	0.04 mg/L	91.2	70.0	130	----
		Phosphorus, dissolved	7723-14-0	E421	10.6 mg/L	10 mg/L	106	70.0	130	----
		Potassium, dissolved	7440-09-7	E421	3.93 mg/L	4 mg/L	98.2	70.0	130	----
		Rubidium, dissolved	7440-17-7	E421	0.0219 mg/L	0.02 mg/L	110	70.0	130	----
		Selenium, dissolved	7782-49-2	E421	0.0427 mg/L	0.04 mg/L	107	70.0	130	----
		Silicon, dissolved	7440-21-3	E421	8.53 mg/L	10 mg/L	85.3	70.0	130	----
		Silver, dissolved	7440-22-4	E421	0.00381 mg/L	0.004 mg/L	95.3	70.0	130	----

Sub-Matrix: **Water**

					Matrix Spike (MS) Report					
					Spike		Recovery (%)	Recovery Limits (%)		
Laboratory sample ID	Client sample ID	Analyte	CAS Number	Method	Concentration	Target	MS	Low	High	Qualifier
Dissolved Metals (QCLot: 1613403) - continued										
WP2418763-002	Anonymous	Sodium, dissolved	7440-23-5	E421	ND mg/L	----	ND	70.0	130	----
		Strontium, dissolved	7440-24-6	E421	ND mg/L	----	ND	70.0	130	----
		Sulfur, dissolved	7704-34-9	E421	19.7 mg/L	20 mg/L	98.5	70.0	130	----
		Tellurium, dissolved	13494-80-9	E421	0.0429 mg/L	0.04 mg/L	107	70.0	130	----
		Thallium, dissolved	7440-28-0	E421	0.00374 mg/L	0.004 mg/L	93.4	70.0	130	----
		Thorium, dissolved	7440-29-1	E421	0.0195 mg/L	0.02 mg/L	97.5	70.0	130	----
		Tin, dissolved	7440-31-5	E421	0.0207 mg/L	0.02 mg/L	104	70.0	130	----
		Titanium, dissolved	7440-32-6	E421	0.0400 mg/L	0.04 mg/L	100.0	70.0	130	----
		Tungsten, dissolved	7440-33-7	E421	0.0199 mg/L	0.02 mg/L	99.6	70.0	130	----
		Uranium, dissolved	7440-61-1	E421	0.00377 mg/L	0.004 mg/L	94.3	70.0	130	----
		Vanadium, dissolved	7440-62-2	E421	0.0999 mg/L	0.1 mg/L	99.9	70.0	130	----
		Zinc, dissolved	7440-66-6	E421	0.397 mg/L	0.4 mg/L	99.2	70.0	130	----
		Zirconium, dissolved	7440-67-7	E421	0.0403 mg/L	0.04 mg/L	101	70.0	130	----

1 OF 2

Environmental Division Winnipeg
Work Order Reference
WP2419619

Telephone : +1 204 255 9720

Report To		Reports / Recipients		Turnaround Time (TAT) Requested
Company:	Kinross - Great Bear Resources	Select Report Format: ☑ PDF ☑ EXCEL ☑ EDD (DIGITAL)		☑ Routine [R] if received by 3pm M-F - no surcharges apply
Contact:	Hannah Hillier	Merge QC/QCI Reports with COA ☑ YES ☐ NO ☐ N/A		☐ 4 day [P4] if received by 3pm M-F - 20% rush surcharge minimum
Phone:	(807) 633-2492	☐ Compare Results to Criteria on Report - provide details below if box checked		☐ 3 day [P3] if received by 3pm M-F - 25% rush surcharge minimum
		Select Distribution: ☑ EMAIL ☐ MAIL ☐ FAX		☐ 2 day [P2] if received by 3pm M-F - 50% rush surcharge minimum
Street:	19 Young Street	Email 1 GBR_Enviro@Kinross.com		☐ 1 day [E] if received by 3pm M-F - 100% rush surcharge minimum
City/Province:	Red Lake, ON	Email 2 importer@kinrossgreatbear.ehsdata.com		☐ Same day [E2] if received by 10am M-S - 200% rush surcharge.
Postal Code:	P0V2M0	Email 3 anna.klein@wsp.com		Additional fees may apply to rush requests on weekends, statutory h tests.
Invoice To	Same as Report To ☑ YES ☐ NO	Email 4 kristen.gault@wsp.com		Date and Time Required for all E&P TAT
	Copy of Invoice with Report ☑ YES ☐ NO	Email 5		
Company:		Email 6		Analysis Request
		Email 7		
		Email 8		
Contact:		Email 9		

Project Information		Invoice Recipients		
ALS Account # / Quote #:	PPR-022-3	Select Invoice Distribution: ☑ EMAIL ☐ MAIL ☐ FAX		
Job #:	PPR-022-3	Email 1 invoice@kinross.com		
ALS Lab Work Order # (ALS use only):		ALS Contact: Judy Dalmaijer	Sampler: Emily	

ALS Sample # (ALS use only)	Sample Identification and/or Coordinates (This description will appear on the report)	Date (dd-mm-yy)	Time (hh:mm)	Sample Type	NUMBER OF CONTAINERS	Field Filtered - DISSOLVED METALS AND MERCURY ONLY	Dissolved Metals	FLB-BiW - Dissolved Mercury by CVAAS (5 ng/L Detection Limit)	FLB-BiW - Anions (SO4, Cl, F)	FLB-BiW - Alkalinity, pH, Conductivity	FLB-BiW - Total Phosphorus (Colorimetry)	FLB-BiW - Acidity	FLB-BiW - TDS	Field pH	Field Conductivity (us/cm)	Field Temperature
	FLB-01	12-Aug-24	11:50	Water	5	x	x	x	x	x	x	x	x	7.22	66.6	21.5
	FLB-02	12-Aug-24	12:00	Water	5	x	x	x	x	x	x	x	x	7.79	48.2	22.7
	FLB-03	12-Aug-24	12:10	Water	5	x	x	x	x	x	x	x	x	7.6	104.6	23.7
	FLB-04	12-Aug-24	12:20	Water	5	x	x	x	x	x	x	x	x	8.29	60.5	24.8
	FLB-05	12-Aug-24	12:30	Water	5	x	x	x	x	x	x	x	x	7.74	85.7	23
	FLB-06	12-Aug-24	12:40	Water	5	x	x	x	x	x	x	x	x	8.08	70	22.6
	FLB-07	12-Aug-24	12:50	Water	5	x	x	x	x	x	x	x	x	7.55	72.7	22.1
	FLB-08	12-Aug-24	13:10	Water	5	x	x	x	x	x	x	x	x	7.55	72.2	25.6
	FLB-09	12-Aug-24	13:20	Water	5	x	x	x	x	x	x	x	x	7.68	65.2	26.2
	FLB-10	12-Aug-24	13:30	Water	5	x	x	x	x	x	x	x	x	7.97	79	26.7
	FLB-11	12-Aug-24	13:40	Water	5	x	x	x	x	x	x	x	x	8.58	77.2	25.7
	FLB-12	12-Aug-24	13:50	Water	5	x	x	x	x	x	x	x	x	8.78	77.9	26.3
	FLB-13	12-Aug-24	14:00	Water	5	x	x	x	x	x	x	x	x	8.06	98.3	24.2
	FLB-14	12-Aug-24	14:10	Water	5	x	x	x	x	x	x	x	x	7.68	81.9	23.2
	FLB-15	12-Aug-24	14:20	Water	5	x	x	x	x	x	x	x	x	7.78	51.1	23.2
	FLB-Duplicate	12-Aug-24	13:00	Water	5	x	x	x	x	x	x	x	x	7.55	72.7	22.1
	FLB-BLANK	12-Aug-24	11:35	Water	5	x	x	x	x	x	x	x	x	7.43	8.6	20.5
	FLB-FIELDBLANK	12-Aug-24	14:30	Water	2	x	x	x								

SHIPMENT RELEASE (client use)			INITIAL SHIPMENT RECEPTION (ALS use only)			FINAL SHIPMENT RECEPTION (ALS use only)	
Released by:	13-Jun	MM	Received by:	Date: Aug 14	Time: 1030	Received by:	Time:

mm

18.90

1 OF 2

Environmental Division Winnipeg
Work Order Reference
WP2419619

Telephone : +1 204 255 9720

Report To		Reports / Recipients	Turnaround Time (TAT) Requested
Company:	Kinross - Great Bear Resources	Select Report Format: ☑ PDF ☑ EXCEL ☑ EDD (DIGITAL)	☑ Routine [R] if received by 3pm M-F - no surcharges apply
Contact:	Hannah Hillier	Merge QC/QCI Reports with COA ☑ YES ☐ NO ☐ N/A	☐ 4 day [P4] if received by 3pm M-F - 20% rush surcharge minimum
Phone:	(807) 633-2492	☐ Compare Results to Criteria on Report - provide details below if box checked	☐ 3 day [P3] if received by 3pm M-F - 25% rush surcharge minimum
		Select Distribution: ☑ EMAIL ☐ MAIL ☐ FAX	☐ 2 day [P2] if received by 3pm M-F - 50% rush surcharge minimum
Street:	19 Young Street	Email 1 GBR_Enviro@Kinross.com	☐ 1 day [E] if received by 3pm M-F - 100% rush surcharge minimum
City/Province:	Red Lake, ON	Email 2 importer@kinrossgreatbear.ehsdata.com	☐ Same day [E2] if received by 10am M-S - 200% rush surcharge.
Postal Code:	P0V2M0	Email 3 anna.klein@wsp.com	Additional fees may apply to rush requests on weekends, statutory h tests.
Invoice To	Same as Report To ☑ YES ☐ NO	Email 4 kristen.gault@wsp.com	Date and Time Required for all E&P TAT
	Copy of Invoice with Report ☑ YES ☐ NO	Email 5	
Company:		Email 6	Analysis Request
		Email 7	
		Email 8	
Contact:		Email 9	

Project Information		Invoice Recipients	
ALS Account # / Quote #:	PPR-022-3	Select Invoice Distribution: ☑ EMAIL ☐ MAIL ☐ FAX	
Job #:	PPR-022-3	Email 1 invoice@kinross.com	
ALS Lab Work Order # (ALS use only):		ALS Contact: Judy Dalmaijer	Sampler: Emily

ALS Sample # (ALS use only)	Sample Identification and/or Coordinates (This description will appear on the report)	Date (dd-mm-yy)	Time (hh:mm)	Sample Type	NUMBER OF CONTAINERS	Field Filtered - DISSOLVED METALS AND MERCURY ONLY	Dissolved Metals	FLB-BiW - Dissolved Mercury by CVAAS (5 ng/L Detection Limit)	FLB-BiW - Anions (SO4, Cl, F)	FLB-BiW - Alkalinity, pH, Conductivity	FLB-BiW - Total Phosphorus (Colorimetry)	FLB-BiW - Acidity	FLB-BiW - TDS	Field pH	Field Conductivity (us/cm)	Field Temperature
	FLB-01	12-Aug-24	11:50	Water	5	x	x	x	x	x	x	x	x	7.22	66.6	21.5
	FLB-02	12-Aug-24	12:00	Water	5	x	x	x	x	x	x	x	x	7.79	48.2	22.7
	FLB-03	12-Aug-24	12:10	Water	5	x	x	x	x	x	x	x	x	7.6	104.6	23.7
	FLB-04	12-Aug-24	12:20	Water	5	x	x	x	x	x	x	x	x	8.29	60.5	24.8
	FLB-05	12-Aug-24	12:30	Water	5	x	x	x	x	x	x	x	x	7.74	85.7	23
	FLB-06	12-Aug-24	12:40	Water	5	x	x	x	x	x	x	x	x	8.08	70	22.6
	FLB-07	12-Aug-24	12:50	Water	5	x	x	x	x	x	x	x	x	7.55	72.7	22.1
	FLB-08	12-Aug-24	13:10	Water	5	x	x	x	x	x	x	x	x	7.55	72.2	25.8
	FLB-09	12-Aug-24	13:20	Water	5	x	x	x	x	x	x	x	x	7.68	65.2	26.2
	FLB-10	12-Aug-24	13:30	Water	5	x	x	x	x	x	x	x	x	7.97	79	26.7
	FLB-11	12-Aug-24	13:40	Water	5	x	x	x	x	x	x	x	x	8.58	77.2	25.7
	FLB-12	12-Aug-24	13:50	Water	5	x	x	x	x	x	x	x	x	8.78	77.9	26.3
	FLB-13	12-Aug-24	14:00	Water	5	x	x	x	x	x	x	x	x	8.06	98.3	24.2
	FLB-14	12-Aug-24	14:10	Water	5	x	x	x	x	x	x	x	x	7.68	81.9	23.2
	FLB-15	12-Aug-24	14:20	Water	5	x	x	x	x	x	x	x	x	7.78	51.1	23.2
	FLB-Duplicate	12-Aug-24	13:00	Water	5	x	x	x	x	x	x	x	x	7.55	72.7	22.1
	FLB-BLANK	12-Aug-24	11:35	Water	5	x	x	x	x	x	x	x	x	7.43	8.6	20.5
	FLB-FIELDBLANK	12-Aug-24	14:30	Water	2	x	x	x								

SHIPMENT RELEASE (client use)			INITIAL SHIPMENT RECEPTION (ALS use only)			FINAL SHIPMENT RECEPTION (ALS use only)	
Released by:	13-Jun	MM	Received by:	Date: Aug 14	Time: 1030	Received by:	Time:

mm

18.90

CERTIFICATE OF ANALYSIS

Work Order	: **WP2421019**	Page	: 1 of 12
Client	: **Great Bear Resources Ltd**	Laboratory	: ALS Environmental - Winnipeg
Contact	: Hannah Hillier	Account Manager	: Judy Dalmaijer
Address	: Great Bear Resources Ltd. 117 Forestry Road Red Lake ON Canada P0V 2M0	Address	: 1329 Niakwa Road East, Unit 12 Winnipeg MB Canada R2J 3T4
Telephone	: ----	Telephone	: +1 204 255 9720
Project	: PPR-022-3	Date Samples Received	: 30-Aug-2024 10:30
PO	: PPR-022-3	Date Analysis Commenced	: 30-Aug-2024
C-O-C number	: ----	Issue Date	: 09-Sep-2024 15:52
Sampler	: ----		
Site	: ----		
Quote number	: 2024 Standing offer_V2		
No. of samples received	: 17		
No. of samples analysed	: 17		

This report supersedes any previous report(s) with this reference. Results apply to the sample(s) as submitted. This document shall not be reproduced, except in full.

This Certificate of Analysis contains the following information:

- General Comments
- Analytical Results

Additional information pertinent to this report will be found in the following separate attachments: Quality Control Report, QC Interpretive report to assist with Quality Review and Sample Receipt Notification (SRN).

Signatories

This document has been electronically signed by the authorized signatories below. Electronic signing is conducted in accordance with US FDA 21 CFR Part 11.

Signatories	*Position*	*Laboratory Department*
Greg Pokocky	Manager - Inorganics	Inorganics, Waterloo, Ontario
Lee McTavish		Inorganics, Winnipeg, Manitoba
Lee McTavish		Metals, Winnipeg, Manitoba
Leila Conyard	Lab Assistant	Metals, Winnipeg, Manitoba

General Comments

The analytical methods used by ALS are developed using internationally recognized reference methods (where available), such as those published by US EPA, APHA Standard Methods, ASTM, ISO, Environment Canada, BC MOE, and Ontario MOE. Refer to the ALS Quality Control Interpretive report (QCI) for applicable references and methodology summaries. Reference methods may incorporate modifications to improve performance.

Where a reported less than (<) result is higher than the LOR, this may be due to primary sample extract/digestate dilution and/or insufficient sample for analysis.

Where the LOR of a reported result differs from standard LOR, this may be due to high moisture content, insufficient sample (reduced weight employed) or matrix interference.

Please refer to Quality Control Interpretive report (QCI) for information regarding Holding Time compliance.

Key : CAS Number: Chemical Abstracts Services number is a unique identifier assigned to discrete substances

LOR: Limit of Reporting (detection limit).

Unit	*Description*
-	no units
µS/cm	microsiemens per centimetre
mg/L	milligrams per litre
pH units	pH units

<: less than.

>: greater than.

Surrogate: An analyte that is similar in behavior to target analyte(s), but that does not occur naturally in environmental samples. For applicable tests, surrogates are added to samples prior to analysis as a check on recovery.

Test results reported relate only to the samples as received by the laboratory.

UNLESS OTHERWISE STATED on SRN or QCI Report, ALL SAMPLES WERE RECEIVED IN ACCEPTABLE CONDITION.

Analytical Results

Sub-Matrix: **Water**
(Matrix: **Water**)

Analyte	CAS Number	Method/Lab	LOR	Unit	Client sample ID	FLB-01	FLB-02	FLB-03	FLB-04	FLB-05
					Client sampling date / time	27-Aug-2024 10:45	27-Aug-2024 11:00	27-Aug-2024 11:10	27-Aug-2024 11:20	27-Aug-2024 11:35
						WP2421019-001	WP2421019-002	WP2421019-003	WP2421019-004	WP2421019-005
						Result	Result	Result	Result	Result
Physical Tests										
Acidity (as CaCO3)	----	E283/WT	2.0	mg/L		2.0	<2.0	55.3	<2.0	7.2
Alkalinity, bicarbonate (as CaCO3)	----	E290/WP	1.0	mg/L		32.3	22.5	75.1	17.1	17.4
Alkalinity, carbonate (as CaCO3)	----	E290/WP	1.0	mg/L		<1.0	<1.0	<1.0	<1.0	<1.0
Alkalinity, hydroxide (as CaCO3)	----	E290/WP	1.0	mg/L		<1.0	<1.0	<1.0	<1.0	<1.0
Alkalinity, phenolphthalein (as CaCO3)	----	E290/WP	1.0	mg/L		<1.0	<1.0	<1.0	<1.0	<1.0
Alkalinity, total (as CaCO3)	----	E290/WP	1.0	mg/L		32.3	22.5	75.1	17.1	17.4
Conductivity	----	E100/WP	1.0	µS/cm		101	54.4	184	66.7	107
pH	----	E108/WP	0.10	pH units		7.20	7.05	7.89	7.69	6.95
Solids, total dissolved [TDS]	----	E162-L/WP	3.0	mg/L		62.7	30.1	122	43.4	64.1
Anions and Nutrients										
Chloride	16887-00-6	E235.Cl-L/WP	0.10	mg/L		0.32	0.31	0.74	0.19	0.32
Fluoride	16984-48-8	E235.F/WP	0.020	mg/L		<0.020	<0.020	0.047	<0.020	0.021
Phosphorus, total	7723-14-0	E372-U/WP	0.0020	mg/L		0.0393	0.0365	0.0593	0.0229	0.0232
Sulfate (as SO4)	14808-79-8	E235.SO4/WP	0.30	mg/L		15.6	3.20	22.7	13.4	31.2
Dissolved Metals										
Aluminum, dissolved	7429-90-5	E421/WP	0.0010	mg/L		0.0281	0.0307	0.0440	0.0292	0.0090
Antimony, dissolved	7440-36-0	E421/WP	0.00010	mg/L		0.00410	0.00144	0.00296	0.00229	0.00122
Arsenic, dissolved	7440-38-2	E421/WP	0.00010	mg/L		0.0304	0.00452	0.00647	0.00639	0.00204
Barium, dissolved	7440-39-3	E421/WP	0.00010	mg/L		0.0153	0.00888	0.0199	0.0149	0.0149
Beryllium, dissolved	7440-41-7	E421/WP	0.000020	mg/L		Not Detected	Not Detected	Not Detected	Not Detected	Not Detected
Bismuth, dissolved	7440-69-9	E421/WP	0.000050	mg/L		Not Detected	Not Detected	Not Detected	Not Detected	Not Detected
Boron, dissolved	7440-42-8	E421/WP	0.010	mg/L		0.015	<0.010	0.018	<0.010	0.010
Cadmium, dissolved	7440-43-9	E421/WP	0.0000050	mg/L		<0.0000050	<0.0000050	<0.0000050	0.0000081	0.000532
Calcium, dissolved	7440-70-2	E421/WP	0.050	mg/L		14.5	8.70	24.6	14.8	12.9
Cesium, dissolved	7440-46-2	E421/WP	0.000010	mg/L		0.000010	<0.000010	0.000014	0.000014	0.000011
Chromium, dissolved	7440-47-3	E421/WP	0.00050	mg/L		<0.00050	<0.00050	<0.00050	<0.00050	Not Detected
Cobalt, dissolved	7440-48-4	E421/WP	0.00010	mg/L		<0.00010	<0.00010	0.00015	0.00012	0.00010
Copper, dissolved	7440-50-8	E421/WP	0.00020	mg/L		0.00210	0.00080	0.00363	0.00266	0.00156
Iron, dissolved	7439-89-6	E421/WP	0.010	mg/L		<0.010	<0.010	<0.010	<0.010	0.014

Analytical Results

Sub-Matrix: **Water**
(Matrix: **Water**)

Analyte	CAS Number	Method/Lab	LOR	Unit	Client sample ID	FLB-01	FLB-02	FLB-03	FLB-04	FLB-05
					Client sampling date / time	27-Aug-2024 10:45	27-Aug-2024 11:00	27-Aug-2024 11:10	27-Aug-2024 11:20	27-Aug-2024 11:35
						WP2421019-001	WP2421019-002	WP2421019-003	WP2421019-004	WP2421019-005
						Result	Result	Result	Result	Result
Dissolved Metals										
Lead, dissolved	7439-92-1	E421/WP	0.000050	mg/L		Not Detected	Not Detected	Not Detected	<0.000050	<0.000050
Lithium, dissolved	7439-93-2	E421/WP	0.0010	mg/L		<0.0010	<0.0010	<0.0010	<0.0010	0.0013
Magnesium, dissolved	7439-95-4	E421/WP	0.0050	mg/L		0.756	0.410	1.07	0.753	0.932
Manganese, dissolved	7439-96-5	E421/WP	0.00010	mg/L		0.00190	0.00046	0.00136	0.00210	0.0209
Mercury, dissolved	7439-97-6	E509/WP	0.0000050	mg/L		<0.0000050	<0.0000050	<0.0000050	<0.0000050	<0.0000050
Molybdenum, dissolved	7439-98-7	E421/WP	0.000050	mg/L		0.00168	0.000942	0.00189	0.00105	0.000585
Nickel, dissolved	7440-02-0	E421/WP	0.00050	mg/L		<0.00050	<0.00050	<0.00050	<0.00050	<0.00050
Phosphorus, dissolved	7723-14-0	E421.P-L/WP	0.030	mg/L		<0.030	<0.030	<0.030	<0.030	<0.030
Potassium, dissolved	7440-09-7	E421/WP	0.050	mg/L		1.84	1.19	3.10	2.03	1.34
Rubidium, dissolved	7440-17-7	E421/WP	0.00020	mg/L		0.00335	0.00189	0.00537	0.00412	0.00296
Selenium, dissolved	7782-49-2	E421/WP	0.000050	mg/L		0.000468	0.000056	0.000441	0.000847	0.00135
Silicon, dissolved	7440-21-3	E421/WP	0.050	mg/L		1.54	1.52	2.29	1.78	1.43
Silver, dissolved	7440-22-4	E421/WP	0.000010	mg/L		<0.000010	<0.000010	<0.000010	<0.000010	<0.000010
Sodium, dissolved	7440-23-5	E421/WP	0.050	mg/L		1.66	0.827	2.03	1.13	1.12
Strontium, dissolved	7440-24-6	E421/WP	0.00020	mg/L		0.0611	0.0367	0.106	0.0628	0.0597
Sulfur, dissolved	7704-34-9	E421/WP	0.50	mg/L		5.07	1.50	5.73	5.00	7.73
Tellurium, dissolved	13494-80-9	E421/WP	0.00020	mg/L		Not Detected	Not Detected	Not Detected	Not Detected	Not Detected
Thallium, dissolved	7440-28-0	E421/WP	0.000010	mg/L		<0.000010	<0.000010	<0.000010	<0.000010	<0.000010
Thorium, dissolved	7440-29-1	E421/WP	0.00010	mg/L		Not Detected	Not Detected	Not Detected	Not Detected	Not Detected
Tin, dissolved	7440-31-5	E421/WP	0.00010	mg/L		<0.00010	<0.00010	0.00010	<0.00010	<0.00010
Titanium, dissolved	7440-32-6	E421/WP	0.00030	mg/L		Not Detected	<0.00030	<0.00030	<0.00030	<0.00030
Tungsten, dissolved	7440-33-7	E421/WP	0.00010	mg/L		0.00204	0.00063	0.00183	0.00084	0.00028
Uranium, dissolved	7440-61-1	E421/WP	0.000010	mg/L		0.00276	0.000952	0.0109	0.00370	0.000175
Vanadium, dissolved	7440-62-2	E421/WP	0.00050	mg/L		0.00171	0.00144	0.00175	0.00163	0.00067
Zinc, dissolved	7440-66-6	E421/WP	0.0010	mg/L		0.0016	<0.0010	0.0037	0.0026	0.0238
Zirconium, dissolved	7440-67-7	E421/WP	0.00030	mg/L		<0.00030	<0.00030	<0.00030	<0.00030	Not Detected
Dissolved mercury filtration location	----	EP509/WP	-	-		Field	Field	Field	Field	Field
Dissolved metals filtration location	----	EP421/WP	-	-		Field	Field	Field	Field	Field

Please refer to the General Comments section for an explanation of any result qualifiers detected.

Please refer to the Accreditation section for an explanation of analyte accreditations.

Analytical Results

Sub-Matrix: **Water**
(Matrix: **Water**)

Analyte	CAS Number	Method/Lab	LOR	Unit	Client sample ID	FLB-06	FLB-07	FLB-08	FLB-09	FLB-10
					Client sampling date / time	27-Aug-2024 11:50	27-Aug-2024 12:00	27-Aug-2024 12:10	27-Aug-2024 12:25	27-Aug-2024 12:35
						WP2421019-006	WP2421019-007	WP2421019-008	WP2421019-009	WP2421019-010
						Result	Result	Result	Result	Result
Physical Tests										
Acidity (as CaCO3)	----	E283/WT	2.0	mg/L		<2.0	3.3	<2.0	<2.0	<2.0
Alkalinity, bicarbonate (as CaCO3)	----	E290/WP	1.0	mg/L		20.6	4.9	37.2	31.9	41.4
Alkalinity, carbonate (as CaCO3)	----	E290/WP	1.0	mg/L		<1.0	<1.0	<1.0	<1.0	<1.0
Alkalinity, hydroxide (as CaCO3)	----	E290/WP	1.0	mg/L		<1.0	<1.0	<1.0	<1.0	<1.0
Alkalinity, phenolphthalein (as CaCO3)	----	E290/WP	1.0	mg/L		<1.0	<1.0	<1.0	<1.0	<1.0
Alkalinity, total (as CaCO3)	----	E290/WP	1.0	mg/L		20.6	4.9	37.2	31.9	41.4
Conductivity	----	E100/WP	1.0	µS/cm		81.2	90.1	94.4	76.9	87.1
pH	----	E108/WP	0.10	pH units		7.12	6.50	7.35	7.36	7.70
Solids, total dissolved [TDS]	----	E162-L/WP	3.0	mg/L		57.7	50.7	51.1	40.7	47.7
Anions and Nutrients										
Chloride	16887-00-6	E235.Cl-L/WP	0.10	mg/L		0.19	0.33	0.21	0.14	0.16
Fluoride	16984-48-8	E235.F/WP	0.020	mg/L		<0.020	0.055	<0.020	<0.020	0.024
Phosphorus, total	7723-14-0	E372-U/WP	0.0020	mg/L		0.0230	0.0124	0.0351	0.0320	0.0119
Sulfate (as SO4)	14808-79-8	E235.SO4/WP	0.30	mg/L		16.9	34.1	8.93	5.86	3.22
Dissolved Metals										
Aluminum, dissolved	7429-90-5	E421/WP	0.0010	mg/L		0.0229	0.0092	0.0333	0.0256	0.0621
Antimony, dissolved	7440-36-0	E421/WP	0.00010	mg/L		0.00214	0.00069	0.00039	0.00041	0.00066
Arsenic, dissolved	7440-38-2	E421/WP	0.00010	mg/L		0.00904	0.00290	0.00530	0.00568	0.00631
Barium, dissolved	7440-39-3	E421/WP	0.00010	mg/L		0.0138	0.00734	0.0149	0.0145	0.0165
Beryllium, dissolved	7440-41-7	E421/WP	0.000020	mg/L		Not Detected	Not Detected	<0.000020	Not Detected	Not Detected
Bismuth, dissolved	7440-69-9	E421/WP	0.000050	mg/L		Not Detected	Not Detected	<0.000050	Not Detected	Not Detected
Boron, dissolved	7440-42-8	E421/WP	0.010	mg/L		<0.010	<0.010	<0.010	<0.010	<0.010
Cadmium, dissolved	7440-43-9	E421/WP	0.0000050	mg/L		0.000104	0.0000059	0.0000052	<0.0000050	<0.0000050
Calcium, dissolved	7440-70-2	E421/WP	0.050	mg/L		12.4	10.6	14.7	12.4	13.0
Cesium, dissolved	7440-46-2	E421/WP	0.000010	mg/L		0.000012	<0.000010	0.000037	0.000027	0.000040
Chromium, dissolved	7440-47-3	E421/WP	0.00050	mg/L		<0.00050	Not Detected	<0.00050	<0.00050	<0.00050
Cobalt, dissolved	7440-48-4	E421/WP	0.00010	mg/L		<0.00010	<0.00010	<0.00010	<0.00010	<0.00010
Copper, dissolved	7440-50-8	E421/WP	0.00020	mg/L		0.00103	0.00088	0.00128	0.00115	0.00196
Iron, dissolved	7439-89-6	E421/WP	0.010	mg/L		<0.010	<0.010	<0.010	<0.010	<0.010
Lead, dissolved	7439-92-1	E421/WP	0.000050	mg/L		Not Detected	Not Detected	Not Detected	Not Detected	Not Detected

Analytical Results

Sub-Matrix: **Water**
(Matrix: **Water**)

Analyte	CAS Number	Method/Lab	LOR	Unit	Client sample ID	FLB-06	FLB-07	FLB-08	FLB-09	FLB-10
					Client sampling date / time	27-Aug-2024 11:50	27-Aug-2024 12:00	27-Aug-2024 12:10	27-Aug-2024 12:25	27-Aug-2024 12:35
						WP2421019-006	WP2421019-007	WP2421019-008	WP2421019-009	WP2421019-010
						Result	Result	Result	Result	Result
Dissolved Metals										
Lithium, dissolved	7439-93-2	E421/WP	0.0010	mg/L		<0.0010	0.0012	<0.0010	<0.0010	0.0012
Magnesium, dissolved	7439-95-4	E421/WP	0.0050	mg/L		0.745	1.10	0.578	0.463	0.736
Manganese, dissolved	7439-96-5	E421/WP	0.00010	mg/L		0.00813	0.00471	0.00273	0.00139	0.00054
Mercury, dissolved	7439-97-6	E509/WP	0.0000050	mg/L		<0.0000050	<0.0000050	<0.0000050	<0.0000050	<0.0000050
Molybdenum, dissolved	7439-98-7	E421/WP	0.000050	mg/L		0.000863	0.000293	0.000179	0.000142	0.000210
Nickel, dissolved	7440-02-0	E421/WP	0.00050	mg/L		<0.00050	<0.00050	<0.00050	<0.00050	<0.00050
Phosphorus, dissolved	7723-14-0	E421.P-L/WP	0.030	mg/L		<0.030	<0.030	<0.030	<0.030	<0.030
Potassium, dissolved	7440-09-7	E421/WP	0.050	mg/L		1.29	1.16	1.32	1.52	2.23
Rubidium, dissolved	7440-17-7	E421/WP	0.00020	mg/L		0.00290	0.00291	0.00382	0.00357	0.00549
Selenium, dissolved	7782-49-2	E421/WP	0.000050	mg/L		0.00106	0.00112	0.000238	0.000193	0.000095
Silicon, dissolved	7440-21-3	E421/WP	0.050	mg/L		1.44	1.42	1.18	1.18	1.44
Silver, dissolved	7440-22-4	E421/WP	0.000010	mg/L		<0.000010	<0.000010	<0.000010	<0.000010	<0.000010
Sodium, dissolved	7440-23-5	E421/WP	0.050	mg/L		0.708	0.877	0.721	0.603	0.896
Strontium, dissolved	7440-24-6	E421/WP	0.00020	mg/L		0.0501	0.0537	0.0412	0.0301	0.0470
Sulfur, dissolved	7704-34-9	E421/WP	0.50	mg/L		5.43	8.59	3.52	1.93	1.21
Tellurium, dissolved	13494-80-9	E421/WP	0.00020	mg/L		Not Detected	Not Detected	<0.00020	Not Detected	Not Detected
Thallium, dissolved	7440-28-0	E421/WP	0.000010	mg/L		<0.000010	<0.000010	<0.000010	<0.000010	<0.000010
Thorium, dissolved	7440-29-1	E421/WP	0.00010	mg/L		Not Detected	Not Detected	Not Detected	Not Detected	Not Detected
Tin, dissolved	7440-31-5	E421/WP	0.00010	mg/L		<0.00010	<0.00010	<0.00010	Not Detected	<0.00010
Titanium, dissolved	7440-32-6	E421/WP	0.00030	mg/L		Not Detected	Not Detected	<0.00030	Not Detected	Not Detected
Tungsten, dissolved	7440-33-7	E421/WP	0.00010	mg/L		0.00039	0.00012	0.00023	0.00036	0.00066
Uranium, dissolved	7440-61-1	E421/WP	0.000010	mg/L		0.000583	0.000156	0.000141	0.000082	0.000491
Vanadium, dissolved	7440-62-2	E421/WP	0.00050	mg/L		0.00113	0.00058	0.00068	0.00123	0.00179
Zinc, dissolved	7440-66-6	E421/WP	0.0010	mg/L		0.0055	0.0014	0.0026	0.0016	0.0014
Zirconium, dissolved	7440-67-7	E421/WP	0.00030	mg/L		Not Detected	Not Detected	Not Detected	Not Detected	Not Detected
Dissolved mercury filtration location	----	EP509/WP	-	-		Field	Field	Field	Field	Field
Dissolved metals filtration location	----	EP421/WP	-	-		Field	Field	Field	Field	Field

Please refer to the General Comments section for an explanation of any result qualifiers detected.

Please refer to the Accreditation section for an explanation of analyte accreditations.

Analytical Results

Sub-Matrix: **Water**
(Matrix: **Water**)

Analyte	CAS Number	Method/Lab	LOR	Unit	Client sample ID	FLB-11	FLB-12	FLB-13	FLB-14	FLB-15
					Client sampling date / time	27-Aug-2024 12:50	27-Aug-2024 13:00	27-Aug-2024 13:10	27-Aug-2024 13:20	27-Aug-2024 13:30
						WP2421019-011	WP2421019-012	WP2421019-013	WP2421019-014	WP2421019-015
						Result	Result	Result	Result	Result
Physical Tests										
Acidity (as CaCO3)	----	E283/WT	2.0	mg/L		<2.0	2.5	<2.0	<2.0	<2.0
Alkalinity, bicarbonate (as CaCO3)	----	E290/WP	1.0	mg/L		36.1	22.2	3.8	11.6	14.6
Alkalinity, carbonate (as CaCO3)	----	E290/WP	1.0	mg/L		<1.0	<1.0	<1.0	<1.0	<1.0
Alkalinity, hydroxide (as CaCO3)	----	E290/WP	1.0	mg/L		<1.0	<1.0	<1.0	<1.0	<1.0
Alkalinity, phenolphthalein (as CaCO3)	----	E290/WP	1.0	mg/L		<1.0	<1.0	<1.0	<1.0	<1.0
Alkalinity, total (as CaCO3)	----	E290/WP	1.0	mg/L		36.1	22.2	3.8	11.6	14.6
Conductivity	----	E100/WP	1.0	µS/cm		79.0	104	116	102	76.0
pH	----	E108/WP	0.10	pH units		7.35	7.18	6.48	6.88	7.01
Solids, total dissolved [TDS]	----	E162-L/WP	3.0	mg/L		55.7	66.1	71.7	62.7	50.1
Anions and Nutrients										
Chloride	16887-00-6	E235.Cl-L/WP	0.10	mg/L		0.13	0.56	0.23	0.21	0.29
Fluoride	16984-48-8	E235.F/WP	0.020	mg/L		0.038	0.067	0.032	0.030	0.040
Phosphorus, total	7723-14-0	E372-U/WP	0.0020	mg/L		0.0281	0.0562	0.0183	0.0155	0.0285
Sulfate (as SO4)	14808-79-8	E235.SO4/WP	0.30	mg/L		3.26	25.2	46.3	33.7	19.8
Dissolved Metals										
Aluminum, dissolved	7429-90-5	E421/WP	0.0010	mg/L		0.0496	0.0280	0.0071	0.0042	0.0177
Antimony, dissolved	7440-36-0	E421/WP	0.00010	mg/L		0.00199	0.00370	0.00094	0.00047	0.00082
Arsenic, dissolved	7440-38-2	E421/WP	0.00010	mg/L		0.00559	0.0800	0.0135	0.00059	0.00146
Barium, dissolved	7440-39-3	E421/WP	0.00010	mg/L		0.0103	0.0134	0.0209	0.0218	0.0124
Beryllium, dissolved	7440-41-7	E421/WP	0.000020	mg/L		Not Detected	Not Detected	Not Detected	Not Detected	Not Detected
Bismuth, dissolved	7440-69-9	E421/WP	0.000050	mg/L		Not Detected	Not Detected	Not Detected	Not Detected	Not Detected
Boron, dissolved	7440-42-8	E421/WP	0.010	mg/L		<0.010	<0.010	0.012	<0.010	<0.010
Cadmium, dissolved	7440-43-9	E421/WP	0.0000050	mg/L		<0.0000050	<0.0000050	0.0000511	0.0000216	0.0000093
Calcium, dissolved	7440-70-2	E421/WP	0.050	mg/L		12.6	14.4	13.4	13.2	10.3
Cesium, dissolved	7440-46-2	E421/WP	0.000010	mg/L		0.000033	0.000016	0.000025	0.000014	0.000011
Chromium, dissolved	7440-47-3	E421/WP	0.00050	mg/L		<0.00050	<0.00050	Not Detected	Not Detected	<0.00050
Cobalt, dissolved	7440-48-4	E421/WP	0.00010	mg/L		0.00010	<0.00010	0.00115	0.00026	0.00013
Copper, dissolved	7440-50-8	E421/WP	0.00020	mg/L		0.00286	0.00240	0.00038	0.00072	0.00217
Iron, dissolved	7439-89-6	E421/WP	0.010	mg/L		<0.010	<0.010	<0.010	<0.010	<0.010
Lead, dissolved	7439-92-1	E421/WP	0.000050	mg/L		<0.000050	<0.000050	Not Detected	Not Detected	Not Detected

Analytical Results

Sub-Matrix: **Water**
(Matrix: **Water**)

Analyte	CAS Number	Method/Lab	LOR	Unit	Client sample ID	FLB-11	FLB-12	FLB-13	FLB-14	FLB-15
					Client sampling date / time	27-Aug-2024 12:50	27-Aug-2024 13:00	27-Aug-2024 13:10	27-Aug-2024 13:20	27-Aug-2024 13:30
						WP2421019-011	WP2421019-012	WP2421019-013	WP2421019-014	WP2421019-015
						Result	Result	Result	Result	Result
Dissolved Metals										
Lithium, dissolved	7439-93-2	E421/WP	0.0010	mg/L		<0.0010	<0.0010	0.0025	0.0016	<0.0010
Magnesium, dissolved	7439-95-4	E421/WP	0.0050	mg/L		0.603	0.830	1.56	1.20	0.993
Manganese, dissolved	7439-96-5	E421/WP	0.00010	mg/L		0.00044	0.00068	0.0641	0.0223	0.00710
Mercury, dissolved	7439-97-6	E509/WP	0.0000050	mg/L		<0.0000050	<0.0000050	<0.0000050	<0.0000050	<0.0000050
Molybdenum, dissolved	7439-98-7	E421/WP	0.000050	mg/L		0.00112	0.00175	0.000276	0.000221	0.000578
Nickel, dissolved	7440-02-0	E421/WP	0.00050	mg/L		<0.00050	<0.00050	0.0272	0.00661	0.00117
Phosphorus, dissolved	7723-14-0	E421.P-L/WP	0.030	mg/L		<0.030	<0.030	<0.030	<0.030	<0.030
Potassium, dissolved	7440-09-7	E421/WP	0.050	mg/L		1.85	1.46	1.93	1.80	1.18
Rubidium, dissolved	7440-17-7	E421/WP	0.00020	mg/L		0.00393	0.00247	0.00412	0.00391	0.00256
Selenium, dissolved	7782-49-2	E421/WP	0.000050	mg/L		0.000121	0.00125	0.000343	0.000685	0.000192
Silicon, dissolved	7440-21-3	E421/WP	0.050	mg/L		1.69	1.76	1.81	1.28	1.36
Silver, dissolved	7440-22-4	E421/WP	0.000010	mg/L		<0.000010	<0.000010	<0.000010	<0.000010	<0.000010
Sodium, dissolved	7440-23-5	E421/WP	0.050	mg/L		0.694	0.835	1.30	0.992	1.10
Strontium, dissolved	7440-24-6	E421/WP	0.00020	mg/L		0.0582	0.0696	0.0792	0.0646	0.0582
Sulfur, dissolved	7704-34-9	E421/WP	0.50	mg/L		1.35	5.99	12.9	10.3	6.59
Tellurium, dissolved	13494-80-9	E421/WP	0.00020	mg/L		Not Detected	Not Detected	Not Detected	Not Detected	Not Detected
Thallium, dissolved	7440-28-0	E421/WP	0.000010	mg/L		<0.000010	<0.000010	0.000017	0.000012	<0.000010
Thorium, dissolved	7440-29-1	E421/WP	0.00010	mg/L		Not Detected	Not Detected	Not Detected	Not Detected	Not Detected
Tin, dissolved	7440-31-5	E421/WP	0.00010	mg/L		<0.00010	<0.00010	Not Detected	<0.00010	<0.00010
Titanium, dissolved	7440-32-6	E421/WP	0.00030	mg/L		<0.00030	<0.00030	Not Detected	Not Detected	<0.00030
Tungsten, dissolved	7440-33-7	E421/WP	0.00010	mg/L		0.00157	0.00083	<0.00010	0.00033	0.00038
Uranium, dissolved	7440-61-1	E421/WP	0.000010	mg/L		0.00300	0.00125	0.000057	0.000048	0.000142
Vanadium, dissolved	7440-62-2	E421/WP	0.00050	mg/L		0.00151	0.00187	0.00051	<0.00050	0.00066
Zinc, dissolved	7440-66-6	E421/WP	0.0010	mg/L		0.0021	0.0024	0.0072	0.0022	0.0047
Zirconium, dissolved	7440-67-7	E421/WP	0.00030	mg/L		<0.00030	<0.00030	Not Detected	Not Detected	Not Detected
Dissolved mercury filtration location	----	EP509/WP	-	-		Field	Field	Field	Field	Field
Dissolved metals filtration location	----	EP421/WP	-	-		Field	Field	Field	Field	Field

Please refer to the General Comments section for an explanation of any result qualifiers detected.

Please refer to the Accreditation section for an explanation of analyte accreditations.

Analytical Results

Sub-Matrix: Water (Matrix: Water)				Client sample ID	FLB-Duplicate	FLB-Field Blank	----	----	----
				Client sampling date / time	27-Aug-2024 12:35	27-Aug-2024 13:40	----	----	----
Analyte	CAS Number	Method/Lab	LOR	Unit	WP2421019-016	WP2421019-017	--------	--------	--------
					Result	Result	----	----	----
Physical Tests									
Acidity (as CaCO3)	----	E283/WT	2.0	mg/L	<2.0	----	----	----	----
Alkalinity, bicarbonate (as CaCO3)	----	E290/WP	1.0	mg/L	40.9	----	----	----	----
Alkalinity, carbonate (as CaCO3)	----	E290/WP	1.0	mg/L	<1.0	----	----	----	----
Alkalinity, hydroxide (as CaCO3)	----	E290/WP	1.0	mg/L	<1.0	----	----	----	----
Alkalinity, phenolphthalein (as CaCO3)	----	E290/WP	1.0	mg/L	<1.0	----	----	----	----
Alkalinity, total (as CaCO3)	----	E290/WP	1.0	mg/L	40.9	----	----	----	----
Conductivity	----	E100/WP	1.0	µS/cm	86.6	----	----	----	----
Hardness (as CaCO3), dissolved	----	EC100/WP	0.50	mg/L	----	<0.50	----	----	----
pH	----	E108/WP	0.10	pH units	7.68	----	----	----	----
Solids, total dissolved [TDS]	----	E162-L/WP	3.0	mg/L	50.1	----	----	----	----
Anions and Nutrients									
Chloride	16887-00-6	E235.Cl-L/WP	0.10	mg/L	0.15	----	----	----	----
Fluoride	16984-48-8	E235.F/WP	0.020	mg/L	0.030	----	----	----	----
Phosphorus, total	7723-14-0	E372-U/WP	0.0020	mg/L	0.0120	----	----	----	----
Sulfate (as SO4)	14808-79-8	E235.SO4/WP	0.30	mg/L	3.14	----	----	----	----
Dissolved Metals									
Aluminum, dissolved	7429-90-5	E421/WP	0.0010	mg/L	0.0733	0.0011	----	----	----
Antimony, dissolved	7440-36-0	E421/WP	0.00010	mg/L	0.00078	Not Detected	----	----	----
Arsenic, dissolved	7440-38-2	E421/WP	0.00010	mg/L	0.00649	Not Detected	----	----	----
Barium, dissolved	7440-39-3	E421/WP	0.00010	mg/L	0.0164	<0.00010	----	----	----
Beryllium, dissolved	7440-41-7	E421/WP	0.000020	mg/L	Not Detected	Not Detected	----	----	----
Bismuth, dissolved	7440-69-9	E421/WP	0.000050	mg/L	Not Detected	Not Detected	----	----	----
Boron, dissolved	7440-42-8	E421/WP	0.010	mg/L	Not Detected	Not Detected	----	----	----
Cadmium, dissolved	7440-43-9	E421/WP	0.0000050	mg/L	<0.0000050	Not Detected	----	----	----
Calcium, dissolved	7440-70-2	E421/WP	0.050	mg/L	13.0	<0.050	----	----	----
Cesium, dissolved	7440-46-2	E421/WP	0.000010	mg/L	0.000046	Not Detected	----	----	----
Chromium, dissolved	7440-47-3	E421/WP	0.00050	mg/L	<0.00050	Not Detected	----	----	----
Cobalt, dissolved	7440-48-4	E421/WP	0.00010	mg/L	<0.00010	Not Detected	----	----	----
Copper, dissolved	7440-50-8	E421/WP	0.00020	mg/L	0.00157	0.00056	----	----	----
Iron, dissolved	7439-89-6	E421/WP	0.010	mg/L	<0.010	<0.010	----	----	----

Analytical Results

Sub-Matrix: Water (Matrix: Water)					Client sample ID	FLB-Duplicate	FLB-Field Blank	----	----	----
					Client sampling date / time	27-Aug-2024 12:35	27-Aug-2024 13:40	----	----	----
Analyte	CAS Number	Method/Lab	LOR	Unit		WP2421019-016	WP2421019-017	--------	--------	--------
						Result	Result	----	----	----
Dissolved Metals										
Lead, dissolved	7439-92-1	E421/WP	0.000050	mg/L		Not Detected	Not Detected	----	----	----
Lithium, dissolved	7439-93-2	E421/WP	0.0010	mg/L		0.0012	<0.0010	----	----	----
Magnesium, dissolved	7439-95-4	E421/WP	0.0050	mg/L		0.818	0.0203	----	----	----
Manganese, dissolved	7439-96-5	E421/WP	0.00010	mg/L		0.00011	<0.00010	----	----	----
Mercury, dissolved	7439-97-6	E509/WP	0.0000050	mg/L		<0.0000050	<0.0000050	----	----	----
Molybdenum, dissolved	7439-98-7	E421/WP	0.000050	mg/L		0.000231	Not Detected	----	----	----
Nickel, dissolved	7440-02-0	E421/WP	0.00050	mg/L		<0.00050	Not Detected	----	----	----
Phosphorus, dissolved	7723-14-0	E421.P-L/WP	0.030	mg/L		<0.030	<0.030	----	----	----
Phosphorus, dissolved	7723-14-0	E421/WP	0.050	mg/L		----	Not Detected	----	----	----
Potassium, dissolved	7440-09-7	E421/WP	0.050	mg/L		2.42	<0.050	----	----	----
Rubidium, dissolved	7440-17-7	E421/WP	0.00020	mg/L		0.00588	Not Detected	----	----	----
Selenium, dissolved	7782-49-2	E421/WP	0.000050	mg/L		0.000118	<0.000050	----	----	----
Silicon, dissolved	7440-21-3	E421/WP	0.050	mg/L		1.52	Not Detected	----	----	----
Silver, dissolved	7440-22-4	E421/WP	0.000010	mg/L		<0.000010	Not Detected	----	----	----
Sodium, dissolved	7440-23-5	E421/WP	0.050	mg/L		1.01	<0.050	----	----	----
Strontium, dissolved	7440-24-6	E421/WP	0.00020	mg/L		0.0567	<0.00020	----	----	----
Sulfur, dissolved	7704-34-9	E421/WP	0.50	mg/L		1.00	Not Detected	----	----	----
Tellurium, dissolved	13494-80-9	E421/WP	0.00020	mg/L		Not Detected	Not Detected	----	----	----
Thallium, dissolved	7440-28-0	E421/WP	0.000010	mg/L		<0.000010	Not Detected	----	----	----
Thorium, dissolved	7440-29-1	E421/WP	0.00010	mg/L		Not Detected	Not Detected	----	----	----
Tin, dissolved	7440-31-5	E421/WP	0.00010	mg/L		Not Detected	Not Detected	----	----	----
Titanium, dissolved	7440-32-6	E421/WP	0.00030	mg/L		Not Detected	Not Detected	----	----	----
Tungsten, dissolved	7440-33-7	E421/WP	0.00010	mg/L		0.00076	Not Detected	----	----	----
Uranium, dissolved	7440-61-1	E421/WP	0.000010	mg/L		0.000628	Not Detected	----	----	----
Vanadium, dissolved	7440-62-2	E421/WP	0.00050	mg/L		0.00194	Not Detected	----	----	----
Zinc, dissolved	7440-66-6	E421/WP	0.0010	mg/L		<0.0010	<0.0010	----	----	----
Zirconium, dissolved	7440-67-7	E421/WP	0.00030	mg/L		Not Detected	Not Detected	----	----	----
Dissolved mercury filtration location	----	EP509/WP	-	-		Field	Field	----	----	----
Dissolved metals filtration location	----	EP421/WP	-	-		Laboratory	Field	----	----	----

Please refer to the General Comments section for an explanation of any result qualifiers detected.

Please refer to the Accreditation section for an explanation of analyte accreditations.

ALS Canada Ltd.

right solutions.
right partner.

QUALITY CONTROL INTERPRETIVE REPORT

Work Order	: **WP2421019**	Page	: 1 of 29
Client	: **Great Bear Resources Ltd**	Laboratory	: ALS Environmental - Winnipeg
Contact	: Hannah Hillier	Account Manager	: Judy Dalmaijer
Address	: Great Bear Resources Ltd. 117 Forestry Road Red Lake ON Canada P0V 2M0	Address	: 1329 Niakwa Road East, Unit 12 Winnipeg, Manitoba Canada R2J 3T4
Telephone	: ----	Telephone	: +1 204 255 9720
Project	: PPR-022-3	Date Samples Received	: 30-Aug-2024 10:30
PO	: PPR-022-3	Issue Date	: 09-Sep-2024 15:52
C-O-C number	: ----		
Sampler	: ----		
Site	: ----		
Quote number	: 2024 Standing offer_V2		
No. of samples received	: 17		
No. of samples analysed	: 17		

This report is automatically generated by the ALS LIMS (Laboratory Information Management System) through evaluation of Quality Control (QC) results and other QA parameters associated with this submission, and is intended to facilitate rapid data validation by auditors or reviewers. The report highlights any exceptions and outliers to ALS Data Quality Objectives, provides holding time details and exceptions, summarizes QC sample frequencies, and lists applicable methodology references and summaries.

Key

Anonymous: Refers to samples which are not part of this work order, but which formed part of the QC process lot.
CAS Number: Chemical Abstracts Service number is a unique identifier assigned to discrete substances.
DQO: Data Quality Objective.
LOR: Limit of Reporting (detection limit).
RPD: Relative Percent Difference.

Workorder Comments

Holding times are displayed as "---" if no guidance exists from CCME, Canadian provinces, or broadly recognized international references.

Summary of Outliers

Outliers : Quality Control Samples

- No Duplicate outliers occur.
- No Laboratory Control Sample (LCS) outliers occur
- No Matrix Spike outliers occur.
- Method Blank value outliers occur - please see following pages for full details.
- No Test sample Surrogate recovery outliers exist.

Outliers: Reference Material (RM) Samples

- No Reference Material (RM) Sample outliers occur.

Outliers : Analysis Holding Time Compliance (Breaches)

- Analysis Holding Time Outliers exist - please see following pages for full details.

Outliers : Frequency of Quality Control Samples

- Quality Control Sample Frequency Outliers occur - please see following pages for full details.

Outliers : Quality Control Samples

Duplicates, Method Blanks, Laboratory Control Samples and Matrix Spikes

Matrix: **Water**

Analyte Group	Laboratory sample ID	Client/Ref Sample ID	Analyte	CAS Number	Method	Result	Limits	Comment
Method Blank (MB) Values								
Dissolved Metals	QC-MRG3-1637389 001	----	Magnesium, dissolved	7439-95-4	E421	0.0075 B mg/L	0.005 mg/L	Blank result exceeds permitted value

Result Qualifiers

Qualifier	Description
B	*Method Blank exceeds ALS DQO. Associated sample results which are < Limit of Reporting or > 5 times blank level are considered reliable.*

Analysis Holding Time Compliance

This report summarizes extraction / preparation and analysis times and compares each with ALS recommended holding times, which are selected to meet known provincial and /or federal requirements. In the absence of regulatory hold times, ALS establishes recommendations based on guidelines published by organizations such as CCME, US EPA, APHA Standard Methods, ASTM, or Environment Canada (where available). Dates and holding times reported below represent the first dates of extraction or analysis. If subsequent tests or dilutions exceeded holding times, qualifiers are added (refer to COA).

If samples are identified below as having been analyzed or extracted outside of recommended holding times, measurement uncertainties may be increased, and this should be taken into consideration when interpreting results.

Where actual sampling date is not provided on the chain of custody, the date of receipt with time at 00:00 is used for calculation purposes.

Where only the sample date without time is provided on the chain of custody, the sampling date at 00:00 is used for calculation purposes.

Matrix: **Water**

Evaluation: × = Holding time exceedance ; ✓ = Within Holding Time

Analyte Group : Analytical Method / Container / Client Sample ID(s)	Method	Sampling Date	Extraction / Preparation				Analysis			
			Preparation Date	Holding Times Rec	Holding Times Actual	Eval	Analysis Date	Holding Times Rec	Holding Times Actual	Eval
Anions and Nutrients : Chloride in Water by IC (Low Level)										
HDPE FLB-01	E235.Cl-L	27-Aug-2024	30-Aug-2024	28 days	3 days	✓	30-Aug-2024	28 days	3 days	✓
Anions and Nutrients : Chloride in Water by IC (Low Level)										
HDPE FLB-02	E235.Cl-L	27-Aug-2024	30-Aug-2024	28 days	3 days	✓	30-Aug-2024	28 days	3 days	✓
Anions and Nutrients : Chloride in Water by IC (Low Level)										
HDPE FLB-03	E235.Cl-L	27-Aug-2024	30-Aug-2024	28 days	3 days	✓	30-Aug-2024	28 days	3 days	✓
Anions and Nutrients : Chloride in Water by IC (Low Level)										
HDPE FLB-04	E235.Cl-L	27-Aug-2024	30-Aug-2024	28 days	3 days	✓	30-Aug-2024	28 days	3 days	✓
Anions and Nutrients : Chloride in Water by IC (Low Level)										
HDPE FLB-05	E235.Cl-L	27-Aug-2024	30-Aug-2024	28 days	3 days	✓	30-Aug-2024	28 days	3 days	✓
Anions and Nutrients : Chloride in Water by IC (Low Level)										
HDPE FLB-06	E235.Cl-L	27-Aug-2024	30-Aug-2024	28 days	3 days	✓	30-Aug-2024	28 days	3 days	✓
Anions and Nutrients : Chloride in Water by IC (Low Level)										
HDPE FLB-07	E235.Cl-L	27-Aug-2024	30-Aug-2024	28 days	3 days	✓	30-Aug-2024	28 days	3 days	✓

Matrix: **Water**

Evaluation: × = Holding time exceedance ; ✓ = Within Holding Time

Analyte Group : Analytical Method / Container / Client Sample ID(s)	Method	Sampling Date	Extraction / Preparation				Analysis			
			Preparation Date	Holding Times Rec	Holding Times Actual	Eval	Analysis Date	Holding Times Rec	Holding Times Actual	Eval
Anions and Nutrients : Chloride in Water by IC (Low Level)										
HDPE FLB-08	E235.Cl-L	27-Aug-2024	30-Aug-2024	28 days	3 days	✓	30-Aug-2024	28 days	3 days	✓
Anions and Nutrients : Chloride in Water by IC (Low Level)										
HDPE FLB-09	E235.Cl-L	27-Aug-2024	30-Aug-2024	28 days	3 days	✓	30-Aug-2024	28 days	3 days	✓
Anions and Nutrients : Chloride in Water by IC (Low Level)										
HDPE FLB-10	E235.Cl-L	27-Aug-2024	30-Aug-2024	28 days	3 days	✓	30-Aug-2024	28 days	3 days	✓
Anions and Nutrients : Chloride in Water by IC (Low Level)										
HDPE FLB-11	E235.Cl-L	27-Aug-2024	30-Aug-2024	28 days	3 days	✓	30-Aug-2024	28 days	3 days	✓
Anions and Nutrients : Chloride in Water by IC (Low Level)										
HDPE FLB-12	E235.Cl-L	27-Aug-2024	30-Aug-2024	28 days	3 days	✓	30-Aug-2024	28 days	3 days	✓
Anions and Nutrients : Chloride in Water by IC (Low Level)										
HDPE FLB-13	E235.Cl-L	27-Aug-2024	30-Aug-2024	28 days	3 days	✓	30-Aug-2024	28 days	3 days	✓
Anions and Nutrients : Chloride in Water by IC (Low Level)										
HDPE FLB-14	E235.Cl-L	27-Aug-2024	30-Aug-2024	28 days	3 days	✓	30-Aug-2024	28 days	3 days	✓
Anions and Nutrients : Chloride in Water by IC (Low Level)										
HDPE FLB-15	E235.Cl-L	27-Aug-2024	30-Aug-2024	28 days	3 days	✓	30-Aug-2024	28 days	3 days	✓
Anions and Nutrients : Chloride in Water by IC (Low Level)										
HDPE FLB-Duplicate	E235.Cl-L	27-Aug-2024	30-Aug-2024	28 days	3 days	✓	30-Aug-2024	28 days	3 days	✓

Matrix: **Water**

Evaluation: × = Holding time exceedance ; ✓ = Within Holding Time

Analyte Group : Analytical Method / Container / Client Sample ID(s)	Method	Sampling Date	Extraction / Preparation				Analysis			
			Preparation Date	Holding Times Rec	Holding Times Actual	Eval	Analysis Date	Holding Times Rec	Holding Times Actual	Eval
Anions and Nutrients : Fluoride in Water by IC										
HDPE FLB-01	E235.F	27-Aug-2024	30-Aug-2024	28 days	3 days	✓	30-Aug-2024	28 days	3 days	✓
Anions and Nutrients : Fluoride in Water by IC										
HDPE FLB-02	E235.F	27-Aug-2024	30-Aug-2024	28 days	3 days	✓	30-Aug-2024	28 days	3 days	✓
Anions and Nutrients : Fluoride in Water by IC										
HDPE FLB-03	E235.F	27-Aug-2024	30-Aug-2024	28 days	3 days	✓	30-Aug-2024	28 days	3 days	✓
Anions and Nutrients : Fluoride in Water by IC										
HDPE FLB-04	E235.F	27-Aug-2024	30-Aug-2024	28 days	3 days	✓	30-Aug-2024	28 days	3 days	✓
Anions and Nutrients : Fluoride in Water by IC										
HDPE FLB-05	E235.F	27-Aug-2024	30-Aug-2024	28 days	3 days	✓	30-Aug-2024	28 days	3 days	✓
Anions and Nutrients : Fluoride in Water by IC										
HDPE FLB-06	E235.F	27-Aug-2024	30-Aug-2024	28 days	3 days	✓	30-Aug-2024	28 days	3 days	✓
Anions and Nutrients : Fluoride in Water by IC										
HDPE FLB-07	E235.F	27-Aug-2024	30-Aug-2024	28 days	3 days	✓	30-Aug-2024	28 days	3 days	✓
Anions and Nutrients : Fluoride in Water by IC										
HDPE FLB-08	E235.F	27-Aug-2024	30-Aug-2024	28 days	3 days	✓	30-Aug-2024	28 days	3 days	✓
Anions and Nutrients : Fluoride in Water by IC										
HDPE FLB-09	E235.F	27-Aug-2024	30-Aug-2024	28 days	3 days	✓	30-Aug-2024	28 days	3 days	✓

Matrix: **Water**

Evaluation: × = Holding time exceedance ; ✓ = Within Holding Time

Analyte Group : Analytical Method / Container / Client Sample ID(s)	Method	Sampling Date	Extraction / Preparation				Analysis			
			Preparation Date	Holding Times Rec	Holding Times Actual	Eval	Analysis Date	Holding Times Rec	Holding Times Actual	Eval
Anions and Nutrients : Fluoride in Water by IC										
HDPE FLB-10	E235.F	27-Aug-2024	30-Aug-2024	28 days	3 days	✓	30-Aug-2024	28 days	3 days	✓
Anions and Nutrients : Fluoride in Water by IC										
HDPE FLB-11	E235.F	27-Aug-2024	30-Aug-2024	28 days	3 days	✓	30-Aug-2024	28 days	3 days	✓
Anions and Nutrients : Fluoride in Water by IC										
HDPE FLB-12	E235.F	27-Aug-2024	30-Aug-2024	28 days	3 days	✓	30-Aug-2024	28 days	3 days	✓
Anions and Nutrients : Fluoride in Water by IC										
HDPE FLB-13	E235.F	27-Aug-2024	30-Aug-2024	28 days	3 days	✓	30-Aug-2024	28 days	3 days	✓
Anions and Nutrients : Fluoride in Water by IC										
HDPE FLB-14	E235.F	27-Aug-2024	30-Aug-2024	28 days	3 days	✓	30-Aug-2024	28 days	3 days	✓
Anions and Nutrients : Fluoride in Water by IC										
HDPE FLB-15	E235.F	27-Aug-2024	30-Aug-2024	28 days	3 days	✓	30-Aug-2024	28 days	3 days	✓
Anions and Nutrients : Fluoride in Water by IC										
HDPE FLB-Duplicate	E235.F	27-Aug-2024	30-Aug-2024	28 days	3 days	✓	30-Aug-2024	28 days	3 days	✓
Anions and Nutrients : Sulfate in Water by IC										
HDPE FLB-01	E235.SO4	27-Aug-2024	30-Aug-2024	28 days	3 days	✓	30-Aug-2024	28 days	3 days	✓
Anions and Nutrients : Sulfate in Water by IC										
HDPE FLB-02	E235.SO4	27-Aug-2024	30-Aug-2024	28 days	3 days	✓	30-Aug-2024	28 days	3 days	✓

Matrix: **Water**

Evaluation: × = Holding time exceedance ; ✓ = Within Holding Time

Analyte Group : Analytical Method / Container / Client Sample ID(s)	Method	Sampling Date	Extraction / Preparation				Analysis			
			Preparation Date	Holding Times Rec	Holding Times Actual	Eval	Analysis Date	Holding Times Rec	Holding Times Actual	Eval
Anions and Nutrients : Sulfate in Water by IC										
HDPE FLB-03	E235.SO4	27-Aug-2024	30-Aug-2024	28 days	3 days	✓	30-Aug-2024	28 days	3 days	✓
Anions and Nutrients : Sulfate in Water by IC										
HDPE FLB-04	E235.SO4	27-Aug-2024	30-Aug-2024	28 days	3 days	✓	30-Aug-2024	28 days	3 days	✓
Anions and Nutrients : Sulfate in Water by IC										
HDPE FLB-05	E235.SO4	27-Aug-2024	30-Aug-2024	28 days	3 days	✓	30-Aug-2024	28 days	3 days	✓
Anions and Nutrients : Sulfate in Water by IC										
HDPE FLB-06	E235.SO4	27-Aug-2024	30-Aug-2024	28 days	3 days	✓	30-Aug-2024	28 days	3 days	✓
Anions and Nutrients : Sulfate in Water by IC										
HDPE FLB-07	E235.SO4	27-Aug-2024	30-Aug-2024	28 days	3 days	✓	30-Aug-2024	28 days	3 days	✓
Anions and Nutrients : Sulfate in Water by IC										
HDPE FLB-08	E235.SO4	27-Aug-2024	30-Aug-2024	28 days	3 days	✓	30-Aug-2024	28 days	3 days	✓
Anions and Nutrients : Sulfate in Water by IC										
HDPE FLB-09	E235.SO4	27-Aug-2024	30-Aug-2024	28 days	3 days	✓	30-Aug-2024	28 days	3 days	✓
Anions and Nutrients : Sulfate in Water by IC										
HDPE FLB-10	E235.SO4	27-Aug-2024	30-Aug-2024	28 days	3 days	✓	30-Aug-2024	28 days	3 days	✓
Anions and Nutrients : Sulfate in Water by IC										
HDPE FLB-11	E235.SO4	27-Aug-2024	30-Aug-2024	28 days	3 days	✓	30-Aug-2024	28 days	3 days	✓

Matrix: **Water**

Evaluation: × = Holding time exceedance ; ✓ = Within Holding Time

Analyte Group : Analytical Method / Container / Client Sample ID(s)	Method	Sampling Date	Extraction / Preparation				Analysis			
			Preparation Date	Holding Times Rec	Holding Times Actual	Eval	Analysis Date	Holding Times Rec	Holding Times Actual	Eval
Anions and Nutrients : Sulfate in Water by IC										
HDPE FLB-12	E235.SO4	27-Aug-2024	30-Aug-2024	28 days	3 days	✓	30-Aug-2024	28 days	3 days	✓
Anions and Nutrients : Sulfate in Water by IC										
HDPE FLB-13	E235.SO4	27-Aug-2024	30-Aug-2024	28 days	3 days	✓	30-Aug-2024	28 days	3 days	✓
Anions and Nutrients : Sulfate in Water by IC										
HDPE FLB-14	E235.SO4	27-Aug-2024	30-Aug-2024	28 days	3 days	✓	30-Aug-2024	28 days	3 days	✓
Anions and Nutrients : Sulfate in Water by IC										
HDPE FLB-15	E235.SO4	27-Aug-2024	30-Aug-2024	28 days	3 days	✓	30-Aug-2024	28 days	3 days	✓
Anions and Nutrients : Sulfate in Water by IC										
HDPE FLB-Duplicate	E235.SO4	27-Aug-2024	30-Aug-2024	28 days	3 days	✓	30-Aug-2024	28 days	3 days	✓
Anions and Nutrients : Total Phosphorus by Colourimetry (0.002 mg/L)										
Amber glass total (sulfuric acid) FLB-01	E372-U	27-Aug-2024	05-Sep-2024	28 days	9 days	✓	06-Sep-2024	28 days	10 days	✓
Anions and Nutrients : Total Phosphorus by Colourimetry (0.002 mg/L)										
Amber glass total (sulfuric acid) FLB-02	E372-U	27-Aug-2024	05-Sep-2024	28 days	9 days	✓	06-Sep-2024	28 days	10 days	✓
Anions and Nutrients : Total Phosphorus by Colourimetry (0.002 mg/L)										
Amber glass total (sulfuric acid) FLB-03	E372-U	27-Aug-2024	05-Sep-2024	28 days	9 days	✓	06-Sep-2024	28 days	10 days	✓
Anions and Nutrients : Total Phosphorus by Colourimetry (0.002 mg/L)										
Amber glass total (sulfuric acid) FLB-04	E372-U	27-Aug-2024	05-Sep-2024	28 days	9 days	✓	06-Sep-2024	28 days	10 days	✓

Matrix: **Water**

Evaluation: × = Holding time exceedance ; ✓ = Within Holding Time

Analyte Group : Analytical Method / Container / Client Sample ID(s)	Method	Sampling Date	Extraction / Preparation				Analysis			
			Preparation Date	Holding Times Rec	Holding Times Actual	Eval	Analysis Date	Holding Times Rec	Holding Times Actual	Eval
Anions and Nutrients : Total Phosphorus by Colourimetry (0.002 mg/L)										
Amber glass total (sulfuric acid) FLB-05	E372-U	27-Aug-2024	05-Sep-2024	28 days	9 days	✓	06-Sep-2024	28 days	10 days	✓
Anions and Nutrients : Total Phosphorus by Colourimetry (0.002 mg/L)										
Amber glass total (sulfuric acid) FLB-06	E372-U	27-Aug-2024	05-Sep-2024	28 days	9 days	✓	06-Sep-2024	28 days	10 days	✓
Anions and Nutrients : Total Phosphorus by Colourimetry (0.002 mg/L)										
Amber glass total (sulfuric acid) FLB-07	E372-U	27-Aug-2024	05-Sep-2024	28 days	9 days	✓	06-Sep-2024	28 days	10 days	✓
Anions and Nutrients : Total Phosphorus by Colourimetry (0.002 mg/L)										
Amber glass total (sulfuric acid) FLB-08	E372-U	27-Aug-2024	05-Sep-2024	28 days	9 days	✓	06-Sep-2024	28 days	10 days	✓
Anions and Nutrients : Total Phosphorus by Colourimetry (0.002 mg/L)										
Amber glass total (sulfuric acid) FLB-09	E372-U	27-Aug-2024	05-Sep-2024	28 days	9 days	✓	06-Sep-2024	28 days	10 days	✓
Anions and Nutrients : Total Phosphorus by Colourimetry (0.002 mg/L)										
Amber glass total (sulfuric acid) FLB-10	E372-U	27-Aug-2024	05-Sep-2024	28 days	9 days	✓	06-Sep-2024	28 days	10 days	✓
Anions and Nutrients : Total Phosphorus by Colourimetry (0.002 mg/L)										
Amber glass total (sulfuric acid) FLB-11	E372-U	27-Aug-2024	05-Sep-2024	28 days	9 days	✓	06-Sep-2024	28 days	10 days	✓
Anions and Nutrients : Total Phosphorus by Colourimetry (0.002 mg/L)										
Amber glass total (sulfuric acid) FLB-12	E372-U	27-Aug-2024	05-Sep-2024	28 days	9 days	✓	06-Sep-2024	28 days	10 days	✓
Anions and Nutrients : Total Phosphorus by Colourimetry (0.002 mg/L)										
Amber glass total (sulfuric acid) FLB-13	E372-U	27-Aug-2024	05-Sep-2024	28 days	9 days	✓	06-Sep-2024	28 days	10 days	✓

Matrix: **Water**

Evaluation: × = Holding time exceedance ; ✓ = Within Holding Time

Analyte Group : Analytical Method / Container / Client Sample ID(s)	Method	Sampling Date	Extraction / Preparation				Analysis			
			Preparation Date	Holding Times Rec	Holding Times Actual	Eval	Analysis Date	Holding Times Rec	Holding Times Actual	Eval
Anions and Nutrients : Total Phosphorus by Colourimetry (0.002 mg/L)										
Amber glass total (sulfuric acid)										
FLB-14	E372-U	27-Aug-2024	05-Sep-2024	28 days	9 days	✓	06-Sep-2024	28 days	10 days	✓
Anions and Nutrients : Total Phosphorus by Colourimetry (0.002 mg/L)										
Amber glass total (sulfuric acid)										
FLB-15	E372-U	27-Aug-2024	05-Sep-2024	28 days	9 days	✓	06-Sep-2024	28 days	10 days	✓
Anions and Nutrients : Total Phosphorus by Colourimetry (0.002 mg/L)										
Amber glass total (sulfuric acid)										
FLB-Duplicate	E372-U	27-Aug-2024	05-Sep-2024	28 days	9 days	✓	06-Sep-2024	28 days	10 days	✓
Dissolved Metals : Dissolved Mercury in Water by CVAAS										
Glass vial dissolved (hydrochloric acid)										
FLB-Field Blank	E509	27-Aug-2024	06-Sep-2024	28 days	10 days	✓	06-Sep-2024	28 days	10 days	✓
Dissolved Metals : Dissolved Mercury in Water by CVAAS										
Glass vial dissolved (hydrochloric acid)										
FLB-01	E509	27-Aug-2024	05-Sep-2024	28 days	9 days	✓	05-Sep-2024	28 days	9 days	✓
Dissolved Metals : Dissolved Mercury in Water by CVAAS										
Glass vial dissolved (hydrochloric acid)										
FLB-02	E509	27-Aug-2024	05-Sep-2024	28 days	9 days	✓	05-Sep-2024	28 days	9 days	✓
Dissolved Metals : Dissolved Mercury in Water by CVAAS										
Glass vial dissolved (hydrochloric acid)										
FLB-03	E509	27-Aug-2024	05-Sep-2024	28 days	9 days	✓	05-Sep-2024	28 days	9 days	✓
Dissolved Metals : Dissolved Mercury in Water by CVAAS										
Glass vial dissolved (hydrochloric acid)										
FLB-04	E509	27-Aug-2024	05-Sep-2024	28 days	9 days	✓	05-Sep-2024	28 days	9 days	✓
Dissolved Metals : Dissolved Mercury in Water by CVAAS										
Glass vial dissolved (hydrochloric acid)										
FLB-05	E509	27-Aug-2024	05-Sep-2024	28 days	9 days	✓	05-Sep-2024	28 days	9 days	✓

Matrix: **Water**

Evaluation: × = Holding time exceedance ; ✓ = Within Holding Time

Analyte Group : Analytical Method / Container / Client Sample ID(s)	Method	Sampling Date	Extraction / Preparation				Analysis			
			Preparation Date	Holding Times		Eval	Analysis Date	Holding Times		Eval
				Rec	Actual			Rec	Actual	
Dissolved Metals : Dissolved Mercury in Water by CVAAS										
Glass vial dissolved (hydrochloric acid)										
FLB-06	E509	27-Aug-2024	05-Sep-2024	28 days	9 days	✓	05-Sep-2024	28 days	9 days	✓
Dissolved Metals : Dissolved Mercury in Water by CVAAS										
Glass vial dissolved (hydrochloric acid)										
FLB-07	E509	27-Aug-2024	05-Sep-2024	28 days	9 days	✓	05-Sep-2024	28 days	9 days	✓
Dissolved Metals : Dissolved Mercury in Water by CVAAS										
Glass vial dissolved (hydrochloric acid)										
FLB-08	E509	27-Aug-2024	05-Sep-2024	28 days	9 days	✓	05-Sep-2024	28 days	9 days	✓
Dissolved Metals : Dissolved Mercury in Water by CVAAS										
Glass vial dissolved (hydrochloric acid)										
FLB-09	E509	27-Aug-2024	05-Sep-2024	28 days	9 days	✓	05-Sep-2024	28 days	9 days	✓
Dissolved Metals : Dissolved Mercury in Water by CVAAS										
Glass vial dissolved (hydrochloric acid)										
FLB-10	E509	27-Aug-2024	05-Sep-2024	28 days	9 days	✓	05-Sep-2024	28 days	9 days	✓
Dissolved Metals : Dissolved Mercury in Water by CVAAS										
Glass vial dissolved (hydrochloric acid)										
FLB-11	E509	27-Aug-2024	05-Sep-2024	28 days	9 days	✓	05-Sep-2024	28 days	9 days	✓
Dissolved Metals : Dissolved Mercury in Water by CVAAS										
Glass vial dissolved (hydrochloric acid)										
FLB-12	E509	27-Aug-2024	05-Sep-2024	28 days	9 days	✓	05-Sep-2024	28 days	9 days	✓
Dissolved Metals : Dissolved Mercury in Water by CVAAS										
Glass vial dissolved (hydrochloric acid)										
FLB-13	E509	27-Aug-2024	05-Sep-2024	28 days	9 days	✓	05-Sep-2024	28 days	9 days	✓
Dissolved Metals : Dissolved Mercury in Water by CVAAS										
Glass vial dissolved (hydrochloric acid)										
FLB-14	E509	27-Aug-2024	05-Sep-2024	28 days	9 days	✓	05-Sep-2024	28 days	9 days	✓

Matrix: **Water**

Evaluation: × = Holding time exceedance ; ✓ = Within Holding Time

Analyte Group : Analytical Method / Container / Client Sample ID(s)	Method	Sampling Date	Extraction / Preparation				Analysis			
			Preparation Date	Holding Times		Eval	Analysis Date	Holding Times		Eval
				Rec	Actual			Rec	Actual	
Dissolved Metals : Dissolved Mercury in Water by CVAAS										
Glass vial dissolved (hydrochloric acid)										
FLB-15	E509	27-Aug-2024	05-Sep-2024	28 days	9 days	✓	05-Sep-2024	28 days	9 days	✓
Dissolved Metals : Dissolved Mercury in Water by CVAAS										
Glass vial dissolved (hydrochloric acid)										
FLB-Duplicate	E509	27-Aug-2024	05-Sep-2024	28 days	9 days	✓	05-Sep-2024	28 days	9 days	✓
Dissolved Metals : Dissolved Metals in Water by CRC ICPMS										
HDPE dissolved (nitric acid)										
FLB-01	E421	27-Aug-2024	06-Sep-2024	180 days	10 days	✓	09-Sep-2024	180 days	13 days	✓
Dissolved Metals : Dissolved Metals in Water by CRC ICPMS										
HDPE dissolved (nitric acid)										
FLB-02	E421	27-Aug-2024	06-Sep-2024	180 days	10 days	✓	09-Sep-2024	180 days	13 days	✓
Dissolved Metals : Dissolved Metals in Water by CRC ICPMS										
HDPE dissolved (nitric acid)										
FLB-03	E421	27-Aug-2024	06-Sep-2024	180 days	10 days	✓	09-Sep-2024	180 days	13 days	✓
Dissolved Metals : Dissolved Metals in Water by CRC ICPMS										
HDPE dissolved (nitric acid)										
FLB-04	E421	27-Aug-2024	06-Sep-2024	180 days	10 days	✓	09-Sep-2024	180 days	13 days	✓
Dissolved Metals : Dissolved Metals in Water by CRC ICPMS										
HDPE dissolved (nitric acid)										
FLB-05	E421	27-Aug-2024	06-Sep-2024	180 days	10 days	✓	09-Sep-2024	180 days	13 days	✓
Dissolved Metals : Dissolved Metals in Water by CRC ICPMS										
HDPE dissolved (nitric acid)										
FLB-06	E421	27-Aug-2024	06-Sep-2024	180 days	10 days	✓	09-Sep-2024	180 days	13 days	✓
Dissolved Metals : Dissolved Metals in Water by CRC ICPMS										
HDPE dissolved (nitric acid)										
FLB-07	E421	27-Aug-2024	06-Sep-2024	180 days	10 days	✓	09-Sep-2024	180 days	13 days	✓

Matrix: **Water**

Evaluation: × = Holding time exceedance ; ✓ = Within Holding Time

Analyte Group : Analytical Method / Container / Client Sample ID(s)	Method	Sampling Date	Extraction / Preparation				Analysis			
			Preparation Date	Holding Times Rec	Holding Times Actual	Eval	Analysis Date	Holding Times Rec	Holding Times Actual	Eval
Dissolved Metals : Dissolved Metals in Water by CRC ICPMS										
HDPE dissolved (nitric acid) FLB-08	E421	27-Aug-2024	06-Sep-2024	180 days	10 days	✓	09-Sep-2024	180 days	13 days	✓
Dissolved Metals : Dissolved Metals in Water by CRC ICPMS										
HDPE dissolved (nitric acid) FLB-09	E421	27-Aug-2024	06-Sep-2024	180 days	10 days	✓	09-Sep-2024	180 days	13 days	✓
Dissolved Metals : Dissolved Metals in Water by CRC ICPMS										
HDPE dissolved (nitric acid) FLB-10	E421	27-Aug-2024	06-Sep-2024	180 days	10 days	✓	09-Sep-2024	180 days	13 days	✓
Dissolved Metals : Dissolved Metals in Water by CRC ICPMS										
HDPE dissolved (nitric acid) FLB-11	E421	27-Aug-2024	06-Sep-2024	180 days	10 days	✓	09-Sep-2024	180 days	13 days	✓
Dissolved Metals : Dissolved Metals in Water by CRC ICPMS										
HDPE dissolved (nitric acid) FLB-12	E421	27-Aug-2024	06-Sep-2024	180 days	10 days	✓	09-Sep-2024	180 days	13 days	✓
Dissolved Metals : Dissolved Metals in Water by CRC ICPMS										
HDPE dissolved (nitric acid) FLB-13	E421	27-Aug-2024	06-Sep-2024	180 days	10 days	✓	09-Sep-2024	180 days	13 days	✓
Dissolved Metals : Dissolved Metals in Water by CRC ICPMS										
HDPE dissolved (nitric acid) FLB-14	E421	27-Aug-2024	06-Sep-2024	180 days	10 days	✓	09-Sep-2024	180 days	13 days	✓
Dissolved Metals : Dissolved Metals in Water by CRC ICPMS										
HDPE dissolved (nitric acid) FLB-15	E421	27-Aug-2024	06-Sep-2024	180 days	10 days	✓	09-Sep-2024	180 days	13 days	✓
Dissolved Metals : Dissolved Metals in Water by CRC ICPMS										
HDPE dissolved (nitric acid) FLB-Duplicate	E421	27-Aug-2024	06-Sep-2024	180 days	10 days	✓	09-Sep-2024	180 days	13 days	✓

Matrix: **Water**

Evaluation: × = Holding time exceedance ; ✓ = Within Holding Time

Analyte Group : Analytical Method / Container / Client Sample ID(s)	Method	Sampling Date	Extraction / Preparation				Analysis			
			Preparation Date	Holding Times Rec	Holding Times Actual	Eval	Analysis Date	Holding Times Rec	Holding Times Actual	Eval
Dissolved Metals : Dissolved Metals in Water by CRC ICPMS										
HDPE dissolved (nitric acid) FLB-Field Blank	E421	27-Aug-2024	06-Sep-2024	180 days	10 days	✓	09-Sep-2024	180 days	13 days	✓
Dissolved Metals : Dissolved Phosphorus in Water by CRC-ICPMS (Low level)										
HDPE dissolved (nitric acid) FLB-01	E421.P-L	27-Aug-2024	06-Sep-2024	180 days	10 days	✓	09-Sep-2024	180 days	13 days	✓
Dissolved Metals : Dissolved Phosphorus in Water by CRC-ICPMS (Low level)										
HDPE dissolved (nitric acid) FLB-02	E421.P-L	27-Aug-2024	06-Sep-2024	180 days	10 days	✓	09-Sep-2024	180 days	13 days	✓
Dissolved Metals : Dissolved Phosphorus in Water by CRC-ICPMS (Low level)										
HDPE dissolved (nitric acid) FLB-03	E421.P-L	27-Aug-2024	06-Sep-2024	180 days	10 days	✓	09-Sep-2024	180 days	13 days	✓
Dissolved Metals : Dissolved Phosphorus in Water by CRC-ICPMS (Low level)										
HDPE dissolved (nitric acid) FLB-04	E421.P-L	27-Aug-2024	06-Sep-2024	180 days	10 days	✓	09-Sep-2024	180 days	13 days	✓
Dissolved Metals : Dissolved Phosphorus in Water by CRC-ICPMS (Low level)										
HDPE dissolved (nitric acid) FLB-05	E421.P-L	27-Aug-2024	06-Sep-2024	180 days	10 days	✓	09-Sep-2024	180 days	13 days	✓
Dissolved Metals : Dissolved Phosphorus in Water by CRC-ICPMS (Low level)										
HDPE dissolved (nitric acid) FLB-06	E421.P-L	27-Aug-2024	06-Sep-2024	180 days	10 days	✓	09-Sep-2024	180 days	13 days	✓
Dissolved Metals : Dissolved Phosphorus in Water by CRC-ICPMS (Low level)										
HDPE dissolved (nitric acid) FLB-07	E421.P-L	27-Aug-2024	06-Sep-2024	180 days	10 days	✓	09-Sep-2024	180 days	13 days	✓
Dissolved Metals : Dissolved Phosphorus in Water by CRC-ICPMS (Low level)										
HDPE dissolved (nitric acid) FLB-08	E421.P-L	27-Aug-2024	06-Sep-2024	180 days	10 days	✓	09-Sep-2024	180 days	13 days	✓

Matrix: **Water**

Evaluation: × = Holding time exceedance ; ✓ = Within Holding Time

Analyte Group : Analytical Method / Container / Client Sample ID(s)	Method	Sampling Date	Extraction / Preparation				Analysis			
			Preparation Date	Holding Times Rec	Holding Times Actual	Eval	Analysis Date	Holding Times Rec	Holding Times Actual	Eval
Dissolved Metals : Dissolved Phosphorus in Water by CRC-ICPMS (Low level)										
HDPE dissolved (nitric acid)										
FLB-09	E421.P-L	27-Aug-2024	06-Sep-2024	180 days	10 days	✓	09-Sep-2024	180 days	13 days	✓
Dissolved Metals : Dissolved Phosphorus in Water by CRC-ICPMS (Low level)										
HDPE dissolved (nitric acid)										
FLB-10	E421.P-L	27-Aug-2024	06-Sep-2024	180 days	10 days	✓	09-Sep-2024	180 days	13 days	✓
Dissolved Metals : Dissolved Phosphorus in Water by CRC-ICPMS (Low level)										
HDPE dissolved (nitric acid)										
FLB-11	E421.P-L	27-Aug-2024	06-Sep-2024	180 days	10 days	✓	09-Sep-2024	180 days	13 days	✓
Dissolved Metals : Dissolved Phosphorus in Water by CRC-ICPMS (Low level)										
HDPE dissolved (nitric acid)										
FLB-12	E421.P-L	27-Aug-2024	06-Sep-2024	180 days	10 days	✓	09-Sep-2024	180 days	13 days	✓
Dissolved Metals : Dissolved Phosphorus in Water by CRC-ICPMS (Low level)										
HDPE dissolved (nitric acid)										
FLB-13	E421.P-L	27-Aug-2024	06-Sep-2024	180 days	10 days	✓	09-Sep-2024	180 days	13 days	✓
Dissolved Metals : Dissolved Phosphorus in Water by CRC-ICPMS (Low level)										
HDPE dissolved (nitric acid)										
FLB-14	E421.P-L	27-Aug-2024	06-Sep-2024	180 days	10 days	✓	09-Sep-2024	180 days	13 days	✓
Dissolved Metals : Dissolved Phosphorus in Water by CRC-ICPMS (Low level)										
HDPE dissolved (nitric acid)										
FLB-15	E421.P-L	27-Aug-2024	06-Sep-2024	180 days	10 days	✓	09-Sep-2024	180 days	13 days	✓
Dissolved Metals : Dissolved Phosphorus in Water by CRC-ICPMS (Low level)										
HDPE dissolved (nitric acid)										
FLB-Duplicate	E421.P-L	27-Aug-2024	06-Sep-2024	180 days	10 days	✓	09-Sep-2024	180 days	13 days	✓
Dissolved Metals : Dissolved Phosphorus in Water by CRC-ICPMS (Low level)										
HDPE dissolved (nitric acid)										
FLB-Field Blank	E421.P-L	27-Aug-2024	06-Sep-2024	180 days	10 days	✓	09-Sep-2024	180 days	13 days	✓

Matrix: **Water**

Evaluation: × = Holding time exceedance ; ✓ = Within Holding Time

Analyte Group : Analytical Method / Container / Client Sample ID(s)	Method	Sampling Date	Extraction / Preparation				Analysis			
			Preparation Date	Holding Times Rec	Holding Times Actual	Eval	Analysis Date	Holding Times Rec	Holding Times Actual	Eval
Physical Tests : Acidity by Titration										
HDPE FLB-01	E283	27-Aug-2024	04-Sep-2024	14 days	8 days	✓	05-Sep-2024	14 days	9 days	✓
Physical Tests : Acidity by Titration										
HDPE FLB-02	E283	27-Aug-2024	04-Sep-2024	14 days	8 days	✓	05-Sep-2024	14 days	9 days	✓
Physical Tests : Acidity by Titration										
HDPE FLB-03	E283	27-Aug-2024	04-Sep-2024	14 days	8 days	✓	05-Sep-2024	14 days	9 days	✓
Physical Tests : Acidity by Titration										
HDPE FLB-04	E283	27-Aug-2024	04-Sep-2024	14 days	8 days	✓	05-Sep-2024	14 days	9 days	✓
Physical Tests : Acidity by Titration										
HDPE FLB-05	E283	27-Aug-2024	04-Sep-2024	14 days	8 days	✓	05-Sep-2024	14 days	9 days	✓
Physical Tests : Acidity by Titration										
HDPE FLB-06	E283	27-Aug-2024	04-Sep-2024	14 days	8 days	✓	05-Sep-2024	14 days	9 days	✓
Physical Tests : Acidity by Titration										
HDPE FLB-07	E283	27-Aug-2024	04-Sep-2024	14 days	8 days	✓	05-Sep-2024	14 days	9 days	✓
Physical Tests : Acidity by Titration										
HDPE FLB-08	E283	27-Aug-2024	04-Sep-2024	14 days	8 days	✓	05-Sep-2024	14 days	9 days	✓
Physical Tests : Acidity by Titration										
HDPE FLB-09	E283	27-Aug-2024	04-Sep-2024	14 days	8 days	✓	05-Sep-2024	14 days	9 days	✓

Matrix: **Water**

Evaluation: × = Holding time exceedance ; ✓ = Within Holding Time

Analyte Group : Analytical Method / Container / Client Sample ID(s)	Method	Sampling Date	Extraction / Preparation				Analysis			
			Preparation Date	Holding Times Rec	Holding Times Actual	Eval	Analysis Date	Holding Times Rec	Holding Times Actual	Eval
Physical Tests : Acidity by Titration										
HDPE FLB-10	E283	27-Aug-2024	04-Sep-2024	14 days	8 days	✓	05-Sep-2024	14 days	9 days	✓
Physical Tests : Acidity by Titration										
HDPE FLB-11	E283	27-Aug-2024	04-Sep-2024	14 days	8 days	✓	05-Sep-2024	14 days	9 days	✓
Physical Tests : Acidity by Titration										
HDPE FLB-12	E283	27-Aug-2024	04-Sep-2024	14 days	8 days	✓	05-Sep-2024	14 days	9 days	✓
Physical Tests : Acidity by Titration										
HDPE FLB-13	E283	27-Aug-2024	04-Sep-2024	14 days	8 days	✓	05-Sep-2024	14 days	9 days	✓
Physical Tests : Acidity by Titration										
HDPE FLB-14	E283	27-Aug-2024	04-Sep-2024	14 days	8 days	✓	05-Sep-2024	14 days	9 days	✓
Physical Tests : Acidity by Titration										
HDPE FLB-15	E283	27-Aug-2024	04-Sep-2024	14 days	8 days	✓	05-Sep-2024	14 days	9 days	✓
Physical Tests : Acidity by Titration										
HDPE FLB-Duplicate	E283	27-Aug-2024	04-Sep-2024	14 days	8 days	✓	05-Sep-2024	14 days	9 days	✓
Physical Tests : Alkalinity Species by Titration										
HDPE FLB-01	E290	27-Aug-2024	30-Aug-2024	14 days	3 days	✓	30-Aug-2024	14 days	3 days	✓
Physical Tests : Alkalinity Species by Titration										
HDPE FLB-02	E290	27-Aug-2024	30-Aug-2024	14 days	3 days	✓	30-Aug-2024	14 days	3 days	✓

Matrix: **Water**

Evaluation: × = Holding time exceedance ; ✓ = Within Holding Time

Analyte Group : Analytical Method / Container / Client Sample ID(s)	Method	Sampling Date	Extraction / Preparation				Analysis			
			Preparation Date	Holding Times Rec	Holding Times Actual	Eval	Analysis Date	Holding Times Rec	Holding Times Actual	Eval
Physical Tests : Alkalinity Species by Titration										
HDPE FLB-03	E290	27-Aug-2024	30-Aug-2024	14 days	3 days	✓	30-Aug-2024	14 days	3 days	✓
Physical Tests : Alkalinity Species by Titration										
HDPE FLB-04	E290	27-Aug-2024	30-Aug-2024	14 days	3 days	✓	30-Aug-2024	14 days	3 days	✓
Physical Tests : Alkalinity Species by Titration										
HDPE FLB-05	E290	27-Aug-2024	30-Aug-2024	14 days	3 days	✓	30-Aug-2024	14 days	3 days	✓
Physical Tests : Alkalinity Species by Titration										
HDPE FLB-06	E290	27-Aug-2024	30-Aug-2024	14 days	3 days	✓	30-Aug-2024	14 days	3 days	✓
Physical Tests : Alkalinity Species by Titration										
HDPE FLB-07	E290	27-Aug-2024	30-Aug-2024	14 days	3 days	✓	30-Aug-2024	14 days	3 days	✓
Physical Tests : Alkalinity Species by Titration										
HDPE FLB-08	E290	27-Aug-2024	30-Aug-2024	14 days	3 days	✓	30-Aug-2024	14 days	3 days	✓
Physical Tests : Alkalinity Species by Titration										
HDPE FLB-09	E290	27-Aug-2024	30-Aug-2024	14 days	3 days	✓	30-Aug-2024	14 days	3 days	✓
Physical Tests : Alkalinity Species by Titration										
HDPE FLB-10	E290	27-Aug-2024	30-Aug-2024	14 days	3 days	✓	30-Aug-2024	14 days	3 days	✓
Physical Tests : Alkalinity Species by Titration										
HDPE FLB-11	E290	27-Aug-2024	30-Aug-2024	14 days	3 days	✓	30-Aug-2024	14 days	3 days	✓

Matrix: **Water**

Evaluation: × = Holding time exceedance ; ✓ = Within Holding Time

Analyte Group : Analytical Method / Container / Client Sample ID(s)	Method	Sampling Date	Extraction / Preparation				Analysis			
			Preparation Date	Holding Times Rec	Holding Times Actual	Eval	Analysis Date	Holding Times Rec	Holding Times Actual	Eval
Physical Tests : Alkalinity Species by Titration										
HDPE FLB-12	E290	27-Aug-2024	30-Aug-2024	14 days	3 days	✓	30-Aug-2024	14 days	3 days	✓
Physical Tests : Alkalinity Species by Titration										
HDPE FLB-13	E290	27-Aug-2024	30-Aug-2024	14 days	3 days	✓	30-Aug-2024	14 days	3 days	✓
Physical Tests : Alkalinity Species by Titration										
HDPE FLB-14	E290	27-Aug-2024	30-Aug-2024	14 days	3 days	✓	30-Aug-2024	14 days	3 days	✓
Physical Tests : Alkalinity Species by Titration										
HDPE FLB-15	E290	27-Aug-2024	30-Aug-2024	14 days	3 days	✓	30-Aug-2024	14 days	3 days	✓
Physical Tests : Alkalinity Species by Titration										
HDPE FLB-Duplicate	E290	27-Aug-2024	30-Aug-2024	14 days	3 days	✓	30-Aug-2024	14 days	3 days	✓
Physical Tests : Conductivity in Water										
HDPE FLB-01	E100	27-Aug-2024	30-Aug-2024	28 days	3 days	✓	30-Aug-2024	28 days	3 days	✓
Physical Tests : Conductivity in Water										
HDPE FLB-02	E100	27-Aug-2024	30-Aug-2024	28 days	3 days	✓	30-Aug-2024	28 days	3 days	✓
Physical Tests : Conductivity in Water										
HDPE FLB-03	E100	27-Aug-2024	30-Aug-2024	28 days	3 days	✓	30-Aug-2024	28 days	3 days	✓
Physical Tests : Conductivity in Water										
HDPE FLB-04	E100	27-Aug-2024	30-Aug-2024	28 days	3 days	✓	30-Aug-2024	28 days	3 days	✓

Matrix: **Water**

Evaluation: × = Holding time exceedance ; ✓ = Within Holding Time

Analyte Group : Analytical Method / Container / Client Sample ID(s)	Method	Sampling Date	Extraction / Preparation				Analysis			
			Preparation Date	Holding Times Rec	Holding Times Actual	Eval	Analysis Date	Holding Times Rec	Holding Times Actual	Eval
Physical Tests : Conductivity in Water										
HDPE FLB-05	E100	27-Aug-2024	30-Aug-2024	28 days	3 days	✓	30-Aug-2024	28 days	3 days	✓
Physical Tests : Conductivity in Water										
HDPE FLB-06	E100	27-Aug-2024	30-Aug-2024	28 days	3 days	✓	30-Aug-2024	28 days	3 days	✓
Physical Tests : Conductivity in Water										
HDPE FLB-07	E100	27-Aug-2024	30-Aug-2024	28 days	3 days	✓	30-Aug-2024	28 days	3 days	✓
Physical Tests : Conductivity in Water										
HDPE FLB-08	E100	27-Aug-2024	30-Aug-2024	28 days	3 days	✓	30-Aug-2024	28 days	3 days	✓
Physical Tests : Conductivity in Water										
HDPE FLB-09	E100	27-Aug-2024	30-Aug-2024	28 days	3 days	✓	30-Aug-2024	28 days	3 days	✓
Physical Tests : Conductivity in Water										
HDPE FLB-10	E100	27-Aug-2024	30-Aug-2024	28 days	3 days	✓	30-Aug-2024	28 days	3 days	✓
Physical Tests : Conductivity in Water										
HDPE FLB-11	E100	27-Aug-2024	30-Aug-2024	28 days	3 days	✓	30-Aug-2024	28 days	3 days	✓
Physical Tests : Conductivity in Water										
HDPE FLB-12	E100	27-Aug-2024	30-Aug-2024	28 days	3 days	✓	30-Aug-2024	28 days	3 days	✓
Physical Tests : Conductivity in Water										
HDPE FLB-13	E100	27-Aug-2024	30-Aug-2024	28 days	3 days	✓	30-Aug-2024	28 days	3 days	✓

Matrix: **Water**

Evaluation: × = Holding time exceedance ; ✓ = Within Holding Time

Analyte Group : Analytical Method / Container / Client Sample ID(s)	Method	Sampling Date	Extraction / Preparation				Analysis			
			Preparation Date	Holding Times Rec	Holding Times Actual	Eval	Analysis Date	Holding Times Rec	Holding Times Actual	Eval
Physical Tests : Conductivity in Water										
HDPE FLB-14	E100	27-Aug-2024	30-Aug-2024	28 days	3 days	✓	30-Aug-2024	28 days	3 days	✓
Physical Tests : Conductivity in Water										
HDPE FLB-15	E100	27-Aug-2024	30-Aug-2024	28 days	3 days	✓	30-Aug-2024	28 days	3 days	✓
Physical Tests : Conductivity in Water										
HDPE FLB-Duplicate	E100	27-Aug-2024	30-Aug-2024	28 days	3 days	✓	30-Aug-2024	28 days	3 days	✓
Physical Tests : pH by Meter										
HDPE FLB-12	E108	27-Aug-2024	30-Aug-2024	0.25 hrs	72 hrs	× EHTR-FM	30-Aug-2024	0.25 hrs	72 hrs	× EHTR-FM
Physical Tests : pH by Meter										
HDPE FLB-13	E108	27-Aug-2024	30-Aug-2024	0.25 hrs	72 hrs	× EHTR-FM	30-Aug-2024	0.25 hrs	72 hrs	× EHTR-FM
Physical Tests : pH by Meter										
HDPE FLB-14	E108	27-Aug-2024	30-Aug-2024	0.25 hrs	72 hrs	× EHTR-FM	30-Aug-2024	0.25 hrs	72 hrs	× EHTR-FM
Physical Tests : pH by Meter										
HDPE FLB-15	E108	27-Aug-2024	30-Aug-2024	0.25 hrs	72 hrs	× EHTR-FM	30-Aug-2024	0.25 hrs	72 hrs	× EHTR-FM
Physical Tests : pH by Meter										
HDPE FLB-11	E108	27-Aug-2024	30-Aug-2024	0.25 hrs	72 hrs	× EHTR-FM	30-Aug-2024	0.25 hrs	73 hrs	× EHTR-FM
Physical Tests : pH by Meter										
HDPE FLB-07	E108	27-Aug-2024	30-Aug-2024	0.25 hrs	73 hrs	× EHTR-FM	30-Aug-2024	0.25 hrs	73 hrs	× EHTR-FM

Matrix: **Water**

Evaluation: × = Holding time exceedance ; ✓ = Within Holding Time

Analyte Group : Analytical Method / Container / Client Sample ID(s)	Method	Sampling Date	Extraction / Preparation				Analysis			
			Preparation Date	Holding Times Rec	Holding Times Actual	Eval	Analysis Date	Holding Times Rec	Holding Times Actual	Eval
Physical Tests : pH by Meter										
HDPE FLB-08	E108	27-Aug-2024	30-Aug-2024	0.25 hrs	73 hrs	× EHTR-FM	30-Aug-2024	0.25 hrs	73 hrs	× EHTR-FM
Physical Tests : pH by Meter										
HDPE FLB-09	E108	27-Aug-2024	30-Aug-2024	0.25 hrs	73 hrs	× EHTR-FM	30-Aug-2024	0.25 hrs	73 hrs	× EHTR-FM
Physical Tests : pH by Meter										
HDPE FLB-10	E108	27-Aug-2024	30-Aug-2024	0.25 hrs	73 hrs	× EHTR-FM	30-Aug-2024	0.25 hrs	73 hrs	× EHTR-FM
Physical Tests : pH by Meter										
HDPE FLB-Duplicate	E108	27-Aug-2024	30-Aug-2024	0.25 hrs	73 hrs	× EHTR-FM	30-Aug-2024	0.25 hrs	73 hrs	× EHTR-FM
Physical Tests : pH by Meter										
HDPE FLB-06	E108	27-Aug-2024	30-Aug-2024	0.25 hrs	73 hrs	× EHTR-FM	30-Aug-2024	0.25 hrs	74 hrs	× EHTR-FM
Physical Tests : pH by Meter										
HDPE FLB-02	E108	27-Aug-2024	30-Aug-2024	0.25 hrs	74 hrs	× EHTR-FM	30-Aug-2024	0.25 hrs	74 hrs	× EHTR-FM
Physical Tests : pH by Meter										
HDPE FLB-03	E108	27-Aug-2024	30-Aug-2024	0.25 hrs	74 hrs	× EHTR-FM	30-Aug-2024	0.25 hrs	74 hrs	× EHTR-FM
Physical Tests : pH by Meter										
HDPE FLB-04	E108	27-Aug-2024	30-Aug-2024	0.25 hrs	74 hrs	× EHTR-FM	30-Aug-2024	0.25 hrs	74 hrs	× EHTR-FM
Physical Tests : pH by Meter										
HDPE FLB-05	E108	27-Aug-2024	30-Aug-2024	0.25 hrs	74 hrs	× EHTR-FM	30-Aug-2024	0.25 hrs	74 hrs	× EHTR-FM

Matrix: **Water**

Evaluation: × = Holding time exceedance ; ✓ = Within Holding Time

Analyte Group : Analytical Method / Container / Client Sample ID(s)	*Method*	*Sampling Date*	*Extraction / Preparation*				*Analysis*			
			Preparation Date	*Holding Times* Rec	*Holding Times* Actual	*Eval*	*Analysis Date*	*Holding Times* Rec	*Holding Times* Actual	*Eval*
Physical Tests : pH by Meter										
HDPE FLB-01	E108	27-Aug-2024	30-Aug-2024	0.25 hrs	75 hrs	× EHTR-FM	30-Aug-2024	0.25 hrs	75 hrs	× EHTR-FM
Physical Tests : TDS by Gravimetry (Low Level)										
HDPE FLB-01	E162-L	27-Aug-2024	----	----	----		03-Sep-2024	7 days	7 days	✓
Physical Tests : TDS by Gravimetry (Low Level)										
HDPE FLB-02	E162-L	27-Aug-2024	----	----	----		03-Sep-2024	7 days	7 days	✓
Physical Tests : TDS by Gravimetry (Low Level)										
HDPE FLB-03	E162-L	27-Aug-2024	----	----	----		03-Sep-2024	7 days	7 days	✓
Physical Tests : TDS by Gravimetry (Low Level)										
HDPE FLB-04	E162-L	27-Aug-2024	----	----	----		03-Sep-2024	7 days	7 days	✓
Physical Tests : TDS by Gravimetry (Low Level)										
HDPE FLB-05	E162-L	27-Aug-2024	----	----	----		03-Sep-2024	7 days	7 days	✓
Physical Tests : TDS by Gravimetry (Low Level)										
HDPE FLB-06	E162-L	27-Aug-2024	----	----	----		03-Sep-2024	7 days	7 days	✓
Physical Tests : TDS by Gravimetry (Low Level)										
HDPE FLB-07	E162-L	27-Aug-2024	----	----	----		03-Sep-2024	7 days	7 days	✓
Physical Tests : TDS by Gravimetry (Low Level)										
HDPE FLB-08	E162-L	27-Aug-2024	----	----	----		03-Sep-2024	7 days	7 days	✓

Matrix: **Water**

Evaluation: × = Holding time exceedance ; ✓ = Within Holding Time

Analyte Group : Analytical Method / Container / Client Sample ID(s)	Method	Sampling Date	Extraction / Preparation				Analysis			
			Preparation Date	Holding Times		Eval	Analysis Date	Holding Times		Eval
				Rec	Actual			Rec	Actual	
Physical Tests : TDS by Gravimetry (Low Level)										
HDPE										
FLB-09	E162-L	27-Aug-2024	----	----	----		03-Sep-2024	7 days	7 days	✓
Physical Tests : TDS by Gravimetry (Low Level)										
HDPE										
FLB-10	E162-L	27-Aug-2024	----	----	----		03-Sep-2024	7 days	7 days	✓
Physical Tests : TDS by Gravimetry (Low Level)										
HDPE										
FLB-11	E162-L	27-Aug-2024	----	----	----		03-Sep-2024	7 days	7 days	✓
Physical Tests : TDS by Gravimetry (Low Level)										
HDPE										
FLB-12	E162-L	27-Aug-2024	----	----	----		03-Sep-2024	7 days	7 days	✓
Physical Tests : TDS by Gravimetry (Low Level)										
HDPE										
FLB-13	E162-L	27-Aug-2024	----	----	----		03-Sep-2024	7 days	7 days	✓
Physical Tests : TDS by Gravimetry (Low Level)										
HDPE										
FLB-14	E162-L	27-Aug-2024	----	----	----		03-Sep-2024	7 days	7 days	✓
Physical Tests : TDS by Gravimetry (Low Level)										
HDPE										
FLB-15	E162-L	27-Aug-2024	----	----	----		03-Sep-2024	7 days	7 days	✓
Physical Tests : TDS by Gravimetry (Low Level)										
HDPE										
FLB-Duplicate	E162-L	27-Aug-2024	----	----	----		03-Sep-2024	7 days	7 days	✓

Legend & Qualifier Definitions

EHTR-FM: Exceeded ALS recommended hold time prior to sample receipt. Field Measurement recommended

Rec. HT: ALS recommended hold time (see units).

Quality Control Parameter Frequency Compliance

The following report summarizes the frequency of laboratory QC samples analyzed within the analytical batches (QC lots) in which the submitted samples were processed. The actual frequency should be greater than or equal to the expected frequency.

Matrix: **Water**

Evaluation: ✗ = QC frequency outside specification; ✓ = QC frequency within specification.

Quality Control Sample Type			Count		Frequency (%)		
Analytical Methods	*Method*	*QC Lot #*	*QC*	*Regular*	*Actual*	*Expected*	*Evaluation*
Laboratory Duplicates (DUP)							
Acidity by Titration	E283	1632394	1	20	5.0	5.0	✓
Alkalinity Species by Titration	E290	1626475	1	20	5.0	5.0	✓
Chloride in Water by IC (Low Level)	E235.Cl-L	1626628	1	23	4.3	5.0	✗
Conductivity in Water	E100	1626473	1	20	5.0	5.0	✓
Dissolved Mercury in Water by CVAAS	E509	1634007	2	37	5.4	5.0	✓
Dissolved Metals in Water by CRC ICPMS	E421	1637389	2	40	5.0	5.0	✓
Dissolved Phosphorus in Water by CRC-ICPMS (Low level)	E421.P-L	1637390	1	25	4.0	5.0	✗
Fluoride in Water by IC	E235.F	1626634	1	26	3.8	5.0	✗
pH by Meter	E108	1626474	1	20	5.0	5.0	✓
Sulfate in Water by IC	E235.SO4	1626631	2	33	6.0	5.0	✓
TDS by Gravimetry (Low Level)	E162-L	1629532	1	20	5.0	5.0	✓
Total Phosphorus by Colourimetry (0.002 mg/L)	E372-U	1635402	2	22	9.0	5.0	✓
Laboratory Control Samples (LCS)							
Acidity by Titration	E283	1632394	1	20	5.0	5.0	✓
Alkalinity Species by Titration	E290	1626475	1	20	5.0	5.0	✓
Chloride in Water by IC (Low Level)	E235.Cl-L	1626628	2	23	8.7	5.0	✓
Conductivity in Water	E100	1626473	1	20	5.0	5.0	✓
Dissolved Mercury in Water by CVAAS	E509	1634007	2	37	5.4	5.0	✓
Dissolved Metals in Water by CRC ICPMS	E421	1637389	2	40	5.0	5.0	✓
Dissolved Phosphorus in Water by CRC-ICPMS (Low level)	E421.P-L	1637390	2	25	8.0	5.0	✓
Fluoride in Water by IC	E235.F	1626634	2	26	7.6	5.0	✓
pH by Meter	E108	1626474	1	20	5.0	5.0	✓
Sulfate in Water by IC	E235.SO4	1626631	2	33	6.0	5.0	✓
TDS by Gravimetry (Low Level)	E162-L	1629532	1	20	5.0	5.0	✓
Total Phosphorus by Colourimetry (0.002 mg/L)	E372-U	1635402	2	22	9.0	5.0	✓
Method Blanks (MB)							
Acidity by Titration	E283	1632394	1	20	5.0	5.0	✓
Alkalinity Species by Titration	E290	1626475	1	20	5.0	5.0	✓
Chloride in Water by IC (Low Level)	E235.Cl-L	1626628	2	23	8.7	5.0	✓
Conductivity in Water	E100	1626473	1	20	5.0	5.0	✓
Dissolved Mercury in Water by CVAAS	E509	1634007	2	37	5.4	5.0	✓
Dissolved Metals in Water by CRC ICPMS	E421	1637389	2	40	5.0	5.0	✓
Dissolved Phosphorus in Water by CRC-ICPMS (Low level)	E421.P-L	1637390	2	25	8.0	5.0	✓
Fluoride in Water by IC	E235.F	1626634	2	26	7.6	5.0	✓
Sulfate in Water by IC	E235.SO4	1626631	2	33	6.0	5.0	✓

Matrix: **Water**

Evaluation: ✗ = *QC frequency outside specification*; ✓ = *QC frequency within specification.*

Quality Control Sample Type			Count		Frequency (%)		
Analytical Methods	*Method*	*QC Lot #*	*QC*	*Regular*	*Actual*	*Expected*	*Evaluation*
Method Blanks (MB) - Continued							
TDS by Gravimetry (Low Level)	E162-L	1629532	1	20	5.0	5.0	✓
Total Phosphorus by Colourimetry (0.002 mg/L)	E372-U	1635402	2	22	9.0	5.0	✓
Matrix Spikes (MS)							
Chloride in Water by IC (Low Level)	E235.Cl-L	1626628	1	23	4.3	5.0	✗
Dissolved Mercury in Water by CVAAS	E509	1634007	2	37	5.4	5.0	✓
Dissolved Metals in Water by CRC ICPMS	E421	1637389	2	40	5.0	5.0	✓
Dissolved Phosphorus in Water by CRC-ICPMS (Low level)	E421.P-L	1637390	1	25	4.0	5.0	✗
Fluoride in Water by IC	E235.F	1626634	1	26	3.8	5.0	✗
Sulfate in Water by IC	E235.SO4	1626631	2	33	6.0	5.0	✓
Total Phosphorus by Colourimetry (0.002 mg/L)	E372-U	1635402	2	22	9.0	5.0	✓

Methodology References and Summaries

The analytical methods used by ALS are developed using internationally recognized reference methods (where available), such as those published by US EPA, APHA Standard Methods, ASTM, ISO, Environment Canada, BC MOE, and Ontario MOE. Reference methods may incorporate modifications to improve performance (indicated by "mod").

Analytical Methods	Method / Lab	Matrix	Method Reference	Method Descriptions
Conductivity in Water	E100 ALS Environmental - Winnipeg	Water	APHA 2510 (mod)	Conductivity, also known as Electrical Conductivity (EC) or Specific Conductance, is measured by immersion of a conductivity cell with platinum electrodes into a water sample. Conductivity measurements are temperature-compensated to 25°C.
pH by Meter	E108 ALS Environmental - Winnipeg	Water	APHA 4500-H (mod)	pH is determined by potentiometric measurement with a pH electrode, and is conducted at ambient laboratory temperature (normally 20 ± 5°C). For high accuracy test results, pH should be measured in the field within the recommended 15 minute hold time.
TDS by Gravimetry (Low Level)	E162-L ALS Environmental - Winnipeg	Water	APHA 2540 C (mod)	Total Dissolved Solids (TDS) are determined by filtering a sample through a glass fibre filter, with evaporation of the filtrate at 180 ± 2°C for 16 hours or to constant weight, with gravimetric measurement of the residue.
Chloride in Water by IC (Low Level)	E235.Cl-L ALS Environmental - Winnipeg	Water	EPA 300.1 (mod)	Inorganic anions are analyzed by Ion Chromatography with conductivity and/or UV detection.
Fluoride in Water by IC	E235.F ALS Environmental - Winnipeg	Water	EPA 300.1 (mod)	Inorganic anions are analyzed by Ion Chromatography with conductivity and/or UV detection.
Sulfate in Water by IC	E235.SO4 ALS Environmental - Winnipeg	Water	EPA 300.1 (mod)	Inorganic anions are analyzed by Ion Chromatography with conductivity and/or UV detection.
Acidity by Titration	E283 ALS Environmental - Waterloo	Water	APHA 2310 B (mod)	Acidity is determined by potentiometric titration to pH endpoint of 8.3
Alkalinity Species by Titration	E290 ALS Environmental - Winnipeg	Water	APHA 2320 B (mod)	Total alkalinity is determined by potentiometric titration to a pH 4.5 endpoint. Bicarbonate, carbonate and hydroxide alkalinity are calculated from phenolphthalein alkalinity and total alkalinity values.
Total Phosphorus by Colourimetry (0.002 mg/L)	E372-U ALS Environmental - Winnipeg	Water	APHA 4500-P E (mod).	Total Phosphorus is determined colourimetrically using a discrete analyzer after heated persulfate digestion of the sample.

Analytical Methods	Method / Lab	Matrix	Method Reference	Method Descriptions
Dissolved Metals in Water by CRC ICPMS	E421 ALS Environmental - Winnipeg	Water	APHA 3030B/EPA 6020B (mod)	Water samples are filtered (0.45 um), preserved with nitric acid, and analyzed by Collision/Reaction Cell ICPMS. Method Limitation (re: Sulfur): Sulfide and volatile sulfur species may not be recovered by this method.
Dissolved Phosphorus in Water by CRC-ICPMS (Low level)	E421.P-L ALS Environmental - Winnipeg	Water	APHA 3030B/EPA 6020B (mod)	Water samples are filtered (0.45 um), preserved with nitric acid, and analyzed by Collision/Reaction Cell ICPMS.
Dissolved Mercury in Water by CVAAS	E509 ALS Environmental - Winnipeg	Water	APHA 3030B/EPA 1631E (mod)	Water samples are filtered (0.45 um), preserved with HCl, then undergo a cold-oxidation using bromine monochloride prior to reduction with stannous chloride, and analyzed by CVAAS.
Dissolved Hardness (Calculated)	EC100 ALS Environmental - Winnipeg	Water	APHA 2340B	"Hardness (as CaCO3), dissolved" is calculated from the sum of dissolved Calcium and Magnesium concentrations, expressed in CaCO3 equivalents. "Total Hardness" refers to the sum of Calcium and Magnesium Hardness. Hardness is normally or preferentially calculated from dissolved Calcium and Magnesium concentrations, because it is a property of water due to dissolved divalent cations.

Preparation Methods	Method / Lab	Matrix	Method Reference	Method Descriptions
Digestion for Total Phosphorus in water	EP372 ALS Environmental - Winnipeg	Water	APHA 4500-P E (mod).	Samples are heated with a persulfate digestion reagent.
Dissolved Metals Water Filtration	EP421 ALS Environmental - Winnipeg	Water	APHA 3030B	Water samples are filtered (0.45 um), and preserved with HNO3.
Dissolved Mercury Water Filtration	EP509 ALS Environmental - Winnipeg	Water	APHA 3030B	Water samples are filtered (0.45 um), and preserved with HCl.

QUALITY CONTROL REPORT

Work Order	: **WP2421019**	Page	: 1 of 17
Client	: Great Bear Resources Ltd	Laboratory	: ALS Environmental - Winnipeg
Contact	: Hannah Hillier	Account Manager	: Judy Dalmaijer
Address	: Great Bear Resources Ltd. 117 Forestry Road Red Lake ON Canada P0V 2M0	Address	: 1329 Niakwa Road East, Unit 12 Winnipeg, Manitoba Canada R2J 3T4
Telephone	: ----	Telephone	: +1 204 255 9720
Project	: PPR-022-3	Date Samples Received	: 30-Aug-2024 10:30
PO	: PPR-022-3	Date Analysis Commenced	: 30-Aug-2024
C-O-C number	: ----	Issue Date	: 09-Sep-2024 16:03
Sampler	: ----		
Site	: ----		
Quote number	: 2024 Standing offer_V2		
No. of samples received	: 17		
No. of samples analysed	: 17		

This report supersedes any previous report(s) with this reference. Results apply to the sample(s) as submitted. This document shall not be reproduced, except in full.

This Quality Control Report contains the following information:

- Laboratory Duplicate (DUP) Report; Relative Percent Difference (RPD) and Data Quality Objectives
- Matrix Spike (MS) Report; Recovery and Data Quality Objectives
- Method Blank (MB) Report; Recovery and Data Quality Objectives
- Laboratory Control Sample (LCS) Report; Recovery and Data Quality Objectives

Signatories

This document has been electronically signed by the authorized signatories below. Electronic signing is conducted in accordance with US FDA 21 CFR Part 11.

Signatories	*Position*	*Laboratory Department*
Greg Pokocky	Manager - Inorganics	Waterloo Inorganics, Waterloo, Ontario
Lee McTavish		Winnipeg Inorganics, Winnipeg, Manitoba
Lee McTavish		Winnipeg Metals, Winnipeg, Manitoba
Leila Conyard	Lab Assistant	Winnipeg Metals, Winnipeg, Manitoba

General Comments

The ALS Quality Control (QC) report is optionally provided to ALS clients upon request. ALS test methods include comprehensive QC checks with every analysis to ensure our high standards of quality are met. Each QC result has a known or expected target value, which is compared against predetermined Data Quality Objectives (DQOs) to provide confidence in the accuracy of associated test results. This report contains detailed results for all QC results applicable to this sample submission. Please refer to the ALS Quality Control Interpretation report (QCI) for applicable method references and methodology summaries.

Key :

Anonymous = Refers to samples which are not part of this work order, but which formed part of the QC process lot.
CAS Number = Chemical Abstracts Service number is a unique identifier assigned to discrete substances.
DQO = Data Quality Objective.
LOR = Limit of Reporting (detection limit).
RPD = Relative Percent Difference
# = Indicates a QC result that did not meet the ALS DQO.

Workorder Comments

Holding times are displayed as "---" if no guidance exists from CCME, Canadian provinces, or broadly recognized international references.

Laboratory Duplicate (DUP) Report

A Laboratory Duplicate (DUP) is a randomly selected intralaboratory replicate sample. Laboratory Duplicates provide information regarding method precision and sample heterogeneity. ALS DQOs for Laboratory Duplicates are expressed as test-specific limits for Relative Percent Difference (RPD), or as an absolute difference limit of 2 times the LOR for low concentration duplicates within ~ 4-10 times the LOR (cut-off is test-specific).

Sub-Matrix: **Water**

					Laboratory Duplicate (DUP) Report						
Laboratory sample ID	*Client sample ID*	*Analyte*	*CAS Number*	*Method*	*LOR*	*Unit*	*Original Result*	*Duplicate Result*	*RPD(%) or Difference*	*Duplicate Limits*	*Qualifier*
Physical Tests (QC Lot: 1626473)											
WP2421019-002	FLB-02	Conductivity	----	E100	1.0	µS/cm	54.4	55.1	1.28%	10%	----
Physical Tests (QC Lot: 1626474)											
WP2421019-002	FLB-02	pH	----	E108	0.10	pH units	7.05	7.10	0.707%	4%	----
Physical Tests (QC Lot: 1626475)											
WP2421019-002	FLB-02	Alkalinity, total (as CaCO3)	----	E290	1.0	mg/L	22.5	23.6	4.77%	20%	----
Physical Tests (QC Lot: 1629532)											
WP2421008-001	Anonymous	Solids, total dissolved [TDS]	----	E162-L	10.0	mg/L	175	184	4.82%	20%	----
Physical Tests (QC Lot: 1632394)											
WP2421037-007	Anonymous	Acidity (as CaCO3)	----	E283	2.0	mg/L	7.5	4.2	3.3	Diff <2x LOR	----
Anions and Nutrients (QC Lot: 1626628)											
WP2420996-001	Anonymous	Chloride	16887-00-6	E235.Cl-L	0.10	mg/L	11.8	11.8	0.253%	20%	----
Anions and Nutrients (QC Lot: 1626631)											
WP2420996-001	Anonymous	Sulfate (as SO4)	14808-79-8	E235.SO4	0.30	mg/L	28.6	28.6	0.00190%	20%	----
Anions and Nutrients (QC Lot: 1626821)											
WP2421022-001	Anonymous	Fluoride	16984-48-8	E235.F	0.020	mg/L	0.054	0.053	0.001	Diff <2x LOR	----
Anions and Nutrients (QC Lot: 1626822)											
WP2421022-001	Anonymous	Sulfate (as SO4)	14808-79-8	E235.SO4	0.30	mg/L	0.45	0.41	0.04	Diff <2x LOR	----
Anions and Nutrients (QC Lot: 1635402)											
WP2419883-001	Anonymous	Phosphorus, total	7723-14-0	E372-U	0.0020	mg/L	0.0098	0.0097	0.00003	Diff <2x LOR	----
Anions and Nutrients (QC Lot: 1635411)											
WP2421019-015	FLB-15	Phosphorus, total	7723-14-0	E372-U	0.0020	mg/L	0.0285	0.0313	9.33%	20%	----
Dissolved Metals (QC Lot: 1634007)											
WP2420961-005	Anonymous	Mercury, dissolved	7439-97-6	E509	0.0000050	mg/L	<0.0000050	<0.0000050	0	Diff <2x LOR	----
Dissolved Metals (QC Lot: 1636723)											
WP2421019-017	FLB-Field Blank	Mercury, dissolved	7439-97-6	E509	0.0000050	mg/L	<0.0000050	<0.0000050	0	Diff <2x LOR	----
Dissolved Metals (QC Lot: 1637389)											
WP2419836-001	Anonymous	Antimony, dissolved	7440-36-0	E421	0.00010	mg/L	<0.10 µg/L	<0.00010	0	Diff <2x LOR	----
		Arsenic, dissolved	7440-38-2	E421	0.00010	mg/L	0.85 µg/L	0.00086	0.00002	Diff <2x LOR	----
		Barium, dissolved	7440-39-3	E421	0.00010	mg/L	10.8 µg/L	0.0108	0.692%	20%	----
		Beryllium, dissolved	7440-41-7	E421	0.000020	mg/L	<0.020 µg/L	<0.000020	0	Diff <2x LOR	----

Sub-Matrix: **Water**

					Laboratory Duplicate (DUP) Report						
Laboratory sample ID	*Client sample ID*	*Analyte*	*CAS Number*	*Method*	*LOR*	*Unit*	*Original Result*	*Duplicate Result*	*RPD(%) or Difference*	*Duplicate Limits*	*Qualifier*
Dissolved Metals (QC Lot: 1637389) - continued											
WP2419836-001	Anonymous	Bismuth, dissolved	7440-69-9	E421	0.000050	mg/L	<0.050 µg/L	<0.000050	0	Diff <2x LOR	----
		Boron, dissolved	7440-42-8	E421	0.010	mg/L	<10 µg/L	<0.010	0	Diff <2x LOR	----
		Cadmium, dissolved	7440-43-9	E421	0.0000050	mg/L	<0.0050 µg/L	<0.0000050	0	Diff <2x LOR	----
		Calcium, dissolved	7440-70-2	E421	0.050	mg/L	12700 µg/L	12.4	2.47%	20%	----
		Cesium, dissolved	7440-46-2	E421	0.000010	mg/L	0.027 µg/L	0.000027	0.0000001	Diff <2x LOR	----
		Chromium, dissolved	7440-47-3	E421	0.00050	mg/L	<0.50 µg/L	<0.00050	0	Diff <2x LOR	----
		Cobalt, dissolved	7440-48-4	E421	0.00010	mg/L	<0.10 µg/L	<0.00010	0	Diff <2x LOR	----
		Copper, dissolved	7440-50-8	E421	0.00020	mg/L	0.98 µg/L	0.00094	0.00005	Diff <2x LOR	----
		Iron, dissolved	7439-89-6	E421	0.010	mg/L	12 µg/L	<0.010	0.002	Diff <2x LOR	----
		Lead, dissolved	7439-92-1	E421	0.000050	mg/L	<0.050 µg/L	<0.000050	0	Diff <2x LOR	----
		Lithium, dissolved	7439-93-2	E421	0.0010	mg/L	1.6 µg/L	0.0016	0.00002	Diff <2x LOR	----
		Magnesium, dissolved	7439-95-4	E421	0.0050	mg/L	4010 µg/L	4.14	3.24%	20%	----
		Manganese, dissolved	7439-96-5	E421	0.00010	mg/L	0.16 µg/L	0.00015	0.000006	Diff <2x LOR	----
		Molybdenum, dissolved	7439-98-7	E421	0.000050	mg/L	0.146 µg/L	0.000147	0.0000008	Diff <2x LOR	----
		Nickel, dissolved	7440-02-0	E421	0.00050	mg/L	0.59 µg/L	0.00060	0.000004	Diff <2x LOR	----
		Phosphorus, dissolved	7723-14-0	E421	0.050	mg/L	<50 µg/L	<0.050	0	Diff <2x LOR	----
		Potassium, dissolved	7440-09-7	E421	0.050	mg/L	904 µg/L	0.886	2.01%	20%	----
		Rubidium, dissolved	7440-17-7	E421	0.00020	mg/L	1.34 µg/L	0.00131	0.00003	Diff <2x LOR	----
		Selenium, dissolved	7782-49-2	E421	0.000050	mg/L	<0.050 µg/L	<0.000050	0	Diff <2x LOR	----
		Silicon, dissolved	7440-21-3	E421	0.050	mg/L	2110 µg/L	2.13	1.10%	20%	----
		Silver, dissolved	7440-22-4	E421	0.000010	mg/L	<0.010 µg/L	<0.000010	0	Diff <2x LOR	----
		Sodium, dissolved	7440-23-5	E421	0.050	mg/L	2480 µg/L	2.62	5.50%	20%	----
		Strontium, dissolved	7440-24-6	E421	0.00020	mg/L	26.0 µg/L	0.0258	0.690%	20%	----
		Sulfur, dissolved	7704-34-9	E421	0.50	mg/L	1400 µg/L	1.33	0.08	Diff <2x LOR	----
		Tellurium, dissolved	13494-80-9	E421	0.00020	mg/L	<0.20 µg/L	<0.00020	0	Diff <2x LOR	----
		Thallium, dissolved	7440-28-0	E421	0.000010	mg/L	<0.010 µg/L	<0.000010	0	Diff <2x LOR	----
		Thorium, dissolved	7440-29-1	E421	0.00010	mg/L	<0.10 µg/L	<0.00010	0	Diff <2x LOR	----
		Tin, dissolved	7440-31-5	E421	0.00010	mg/L	<0.10 µg/L	<0.00010	0	Diff <2x LOR	----
		Titanium, dissolved	7440-32-6	E421	0.00030	mg/L	0.62 µg/L	0.00046	0.00016	Diff <2x LOR	----
		Tungsten, dissolved	7440-33-7	E421	0.00010	mg/L	<0.10 µg/L	<0.00010	0	Diff <2x LOR	----
		Uranium, dissolved	7440-61-1	E421	0.000010	mg/L	0.082 µg/L	0.000078	0.000004	Diff <2x LOR	----
		Vanadium, dissolved	7440-62-2	E421	0.00050	mg/L	0.54 µg/L	0.00052	0.00003	Diff <2x LOR	----
		Zinc, dissolved	7440-66-6	E421	0.0010	mg/L	<1.0 µg/L	<0.0010	0	Diff <2x LOR	----
		Zirconium, dissolved	7440-67-7	E421	0.00030	mg/L	<0.30 µg/L	<0.00030	0	Diff <2x LOR	----

Sub-Matrix: **Water**

					Laboratory Duplicate (DUP) Report						
Laboratory sample ID	*Client sample ID*	*Analyte*	*CAS Number*	*Method*	*LOR*	*Unit*	*Original Result*	*Duplicate Result*	*RPD(%) or Difference*	*Duplicate Limits*	*Qualifier*
Dissolved Metals (QC Lot: 1637403)											
WP2421019-007	FLB-07	Aluminum, dissolved	7429-90-5	E421	0.0010	mg/L	0.0092	0.0085	0.0007	Diff <2x LOR	----
		Antimony, dissolved	7440-36-0	E421	0.00010	mg/L	0.00069	0.00070	0.000010	Diff <2x LOR	----
		Arsenic, dissolved	7440-38-2	E421	0.00010	mg/L	0.00290	0.00298	2.56%	20%	----
		Barium, dissolved	7440-39-3	E421	0.00010	mg/L	0.00734	0.00733	0.176%	20%	----
		Beryllium, dissolved	7440-41-7	E421	0.000020	mg/L	<0.000020	<0.000020	0	Diff <2x LOR	----
		Bismuth, dissolved	7440-69-9	E421	0.000050	mg/L	<0.000050	<0.000050	0	Diff <2x LOR	----
		Boron, dissolved	7440-42-8	E421	0.010	mg/L	<0.010	<0.010	0	Diff <2x LOR	----
		Cadmium, dissolved	7440-43-9	E421	0.0000050	mg/L	0.0000059	0.0000062	0.0000003	Diff <2x LOR	----
		Calcium, dissolved	7440-70-2	E421	0.050	mg/L	10.6	10.8	1.09%	20%	----
		Cesium, dissolved	7440-46-2	E421	0.000010	mg/L	<0.000010	<0.000010	0	Diff <2x LOR	----
		Chromium, dissolved	7440-47-3	E421	0.00050	mg/L	<0.00050	<0.00050	0	Diff <2x LOR	----
		Cobalt, dissolved	7440-48-4	E421	0.00010	mg/L	<0.00010	<0.00010	0	Diff <2x LOR	----
		Copper, dissolved	7440-50-8	E421	0.00020	mg/L	0.00088	0.00090	0.00001	Diff <2x LOR	----
		Iron, dissolved	7439-89-6	E421	0.010	mg/L	<0.010	<0.010	0	Diff <2x LOR	----
		Lead, dissolved	7439-92-1	E421	0.000050	mg/L	<0.000050	<0.000050	0	Diff <2x LOR	----
		Lithium, dissolved	7439-93-2	E421	0.0010	mg/L	0.0012	0.0011	0.00002	Diff <2x LOR	----
		Magnesium, dissolved	7439-95-4	E421	0.0050	mg/L	1.10	1.09	0.842%	20%	----
		Manganese, dissolved	7439-96-5	E421	0.00010	mg/L	0.00471	0.00471	0.00360%	20%	----
		Molybdenum, dissolved	7439-98-7	E421	0.000050	mg/L	0.000293	0.000297	0.000004	Diff <2x LOR	----
		Nickel, dissolved	7440-02-0	E421	0.00050	mg/L	<0.00050	<0.00050	0	Diff <2x LOR	----
		Phosphorus, dissolved	7723-14-0	E421	0.050	mg/L	<0.050	<0.050	0	Diff <2x LOR	----
		Potassium, dissolved	7440-09-7	E421	0.050	mg/L	1.16	1.20	2.90%	20%	----
		Rubidium, dissolved	7440-17-7	E421	0.00020	mg/L	0.00291	0.00307	5.41%	20%	----
		Selenium, dissolved	7782-49-2	E421	0.000050	mg/L	0.00112	0.00106	5.48%	20%	----
		Silicon, dissolved	7440-21-3	E421	0.050	mg/L	1.42	1.40	1.45%	20%	----
		Silver, dissolved	7440-22-4	E421	0.000010	mg/L	<0.000010	<0.000010	0	Diff <2x LOR	----
		Sodium, dissolved	7440-23-5	E421	0.050	mg/L	0.877	0.877	0.0645%	20%	----
		Strontium, dissolved	7440-24-6	E421	0.00020	mg/L	0.0537	0.0555	3.35%	20%	----
		Sulfur, dissolved	7704-34-9	E421	0.50	mg/L	8.59	8.40	2.26%	20%	----
		Tellurium, dissolved	13494-80-9	E421	0.00020	mg/L	<0.00020	<0.00020	0	Diff <2x LOR	----
		Thallium, dissolved	7440-28-0	E421	0.000010	mg/L	<0.000010	<0.000010	0	Diff <2x LOR	----
		Thorium, dissolved	7440-29-1	E421	0.00010	mg/L	<0.00010	<0.00010	0	Diff <2x LOR	----
		Tin, dissolved	7440-31-5	E421	0.00010	mg/L	<0.00010	<0.00010	0	Diff <2x LOR	----
		Titanium, dissolved	7440-32-6	E421	0.00030	mg/L	<0.00030	<0.00030	0	Diff <2x LOR	----

Sub-Matrix: **Water**

					Laboratory Duplicate (DUP) Report						
Laboratory sample ID	*Client sample ID*	*Analyte*	*CAS Number*	*Method*	*LOR*	*Unit*	*Original Result*	*Duplicate Result*	*RPD(%) or Difference*	*Duplicate Limits*	*Qualifier*
Dissolved Metals (QC Lot: 1637403) - continued											
WP2421019-007	FLB-07	Tungsten, dissolved	7440-33-7	E421	0.00010	mg/L	0.00012	0.00012	0.000002	Diff <2x LOR	----
		Uranium, dissolved	7440-61-1	E421	0.000010	mg/L	0.000156	0.000156	0.109%	20%	----
		Vanadium, dissolved	7440-62-2	E421	0.00050	mg/L	0.00058	0.00056	0.00002	Diff <2x LOR	----
		Zinc, dissolved	7440-66-6	E421	0.0010	mg/L	0.0014	0.0013	0.00006	Diff <2x LOR	----
		Zirconium, dissolved	7440-67-7	E421	0.00030	mg/L	<0.00030	<0.00030	0	Diff <2x LOR	----
Dissolved Metals (QC Lot: 1637404)											
WP2421019-007	FLB-07	Phosphorus, dissolved	7723-14-0	E421.P-L	0.030	mg/L	<0.030	<0.030	0	Diff <2x LOR	----

Method Blank (MB) Report

A Method Blank is an analyte-free matrix that undergoes sample processing identical to that carried out for test samples. Method Blank results are used to monitor and control for potential contamination from the laboratory environment and reagents. For most tests, the DQO for Method Blanks is for the result to be < LOR.

Sub-Matrix: **Water**

Analyte	CAS Number	Method	LOR	Unit	Result	Qualifier
Physical Tests (QCLot: 1626473)						
Conductivity	----	E100	1	µS/cm	<1.0	----
Physical Tests (QCLot: 1626475)						
Alkalinity, total (as CaCO3)	----	E290	1	mg/L	<1.0	----
Physical Tests (QCLot: 1629532)						
Solids, total dissolved [TDS]	----	E162-L	3	mg/L	<3.0	----
Physical Tests (QCLot: 1632394)						
Acidity (as CaCO3)	----	E283	2	mg/L	<2.0	----
Anions and Nutrients (QCLot: 1626628)						
Chloride	16887-00-6	E235.Cl-L	0.1	mg/L	<0.10	----
Anions and Nutrients (QCLot: 1626631)						
Sulfate (as SO4)	14808-79-8	E235.SO4	0.3	mg/L	<0.30	----
Anions and Nutrients (QCLot: 1626634)						
Fluoride	16984-48-8	E235.F	0.02	mg/L	<0.020	----
Anions and Nutrients (QCLot: 1626821)						
Fluoride	16984-48-8	E235.F	0.02	mg/L	<0.020	----
Anions and Nutrients (QCLot: 1626822)						
Sulfate (as SO4)	14808-79-8	E235.SO4	0.3	mg/L	<0.30	----
Anions and Nutrients (QCLot: 1626823)						
Chloride	16887-00-6	E235.Cl-L	0.1	mg/L	<0.10	----
Anions and Nutrients (QCLot: 1635402)						
Phosphorus, total	7723-14-0	E372-U	0.002	mg/L	<0.0020	----
Anions and Nutrients (QCLot: 1635411)						
Phosphorus, total	7723-14-0	E372-U	0.002	mg/L	<0.0020	----
Dissolved Metals (QCLot: 1634007)						
Mercury, dissolved	7439-97-6	E509	0.000005	mg/L	<0.0000050	----
Dissolved Metals (QCLot: 1636723)						
Mercury, dissolved	7439-97-6	E509	0.000005	mg/L	<0.0000050	----
Dissolved Metals (QCLot: 1637389)						
Aluminum, dissolved	7429-90-5	E421	0.001	mg/L	<0.0010	----
Antimony, dissolved	7440-36-0	E421	0.0001	mg/L	<0.00010	----
Arsenic, dissolved	7440-38-2	E421	0.0001	mg/L	<0.00010	----
Barium, dissolved	7440-39-3	E421	0.0001	mg/L	<0.00010	----

Sub-Matrix: **Water**

Analyte	CAS Number	Method	LOR	Unit	Result	Qualifier
Dissolved Metals (QCLot: 1637389) - continued						
Beryllium, dissolved	7440-41-7	E421	0.00002	mg/L	<0.000020	----
Bismuth, dissolved	7440-69-9	E421	0.00005	mg/L	<0.000050	----
Boron, dissolved	7440-42-8	E421	0.01	mg/L	<0.010	----
Cadmium, dissolved	7440-43-9	E421	0.000005	mg/L	<0.0000050	----
Calcium, dissolved	7440-70-2	E421	0.05	mg/L	<0.050	----
Cesium, dissolved	7440-46-2	E421	0.00001	mg/L	<0.000010	----
Chromium, dissolved	7440-47-3	E421	0.0005	mg/L	<0.00050	----
Cobalt, dissolved	7440-48-4	E421	0.0001	mg/L	<0.00010	----
Copper, dissolved	7440-50-8	E421	0.0002	mg/L	<0.00020	----
Iron, dissolved	7439-89-6	E421	0.01	mg/L	<0.010	----
Lead, dissolved	7439-92-1	E421	0.00005	mg/L	<0.000050	----
Lithium, dissolved	7439-93-2	E421	0.001	mg/L	<0.0010	----
Magnesium, dissolved	7439-95-4	E421	0.005	mg/L	# 0.0075	B
Manganese, dissolved	7439-96-5	E421	0.0001	mg/L	<0.00010	----
Molybdenum, dissolved	7439-98-7	E421	0.00005	mg/L	<0.000050	----
Nickel, dissolved	7440-02-0	E421	0.0005	mg/L	<0.00050	----
Phosphorus, dissolved	7723-14-0	E421	0.05	mg/L	<0.050	----
Potassium, dissolved	7440-09-7	E421	0.05	mg/L	<0.050	----
Rubidium, dissolved	7440-17-7	E421	0.0002	mg/L	<0.00020	----
Selenium, dissolved	7782-49-2	E421	0.00005	mg/L	<0.000050	----
Silicon, dissolved	7440-21-3	E421	0.05	mg/L	<0.050	----
Silver, dissolved	7440-22-4	E421	0.00001	mg/L	<0.000010	----
Sodium, dissolved	7440-23-5	E421	0.05	mg/L	<0.050	----
Strontium, dissolved	7440-24-6	E421	0.0002	mg/L	<0.00020	----
Sulfur, dissolved	7704-34-9	E421	0.5	mg/L	<0.50	----
Tellurium, dissolved	13494-80-9	E421	0.0002	mg/L	<0.00020	----
Thallium, dissolved	7440-28-0	E421	0.00001	mg/L	<0.000010	----
Thorium, dissolved	7440-29-1	E421	0.0001	mg/L	<0.00010	----
Tin, dissolved	7440-31-5	E421	0.0001	mg/L	<0.00010	----
Titanium, dissolved	7440-32-6	E421	0.0003	mg/L	<0.00030	----
Tungsten, dissolved	7440-33-7	E421	0.0001	mg/L	<0.00010	----
Uranium, dissolved	7440-61-1	E421	0.00001	mg/L	<0.000010	----
Vanadium, dissolved	7440-62-2	E421	0.0005	mg/L	<0.00050	----
Zinc, dissolved	7440-66-6	E421	0.001	mg/L	<0.0010	----
Zirconium, dissolved	7440-67-7	E421	0.0002	mg/L	<0.00020	----

Sub-Matrix: **Water**

Analyte	CAS Number	Method	LOR	Unit	Result	Qualifier
Dissolved Metals (QCLot: 1637390)						
Phosphorus, dissolved	7723-14-0	E421.P-L	0.03	mg/L	<0.030	----
Dissolved Metals (QCLot: 1637403)						
Aluminum, dissolved	7429-90-5	E421	0.001	mg/L	<0.0010	----
Antimony, dissolved	7440-36-0	E421	0.0001	mg/L	<0.00010	----
Arsenic, dissolved	7440-38-2	E421	0.0001	mg/L	<0.00010	----
Barium, dissolved	7440-39-3	E421	0.0001	mg/L	<0.00010	----
Beryllium, dissolved	7440-41-7	E421	0.00002	mg/L	<0.000020	----
Bismuth, dissolved	7440-69-9	E421	0.00005	mg/L	<0.000050	----
Boron, dissolved	7440-42-8	E421	0.01	mg/L	<0.010	----
Cadmium, dissolved	7440-43-9	E421	0.000005	mg/L	<0.0000050	----
Calcium, dissolved	7440-70-2	E421	0.05	mg/L	<0.050	----
Cesium, dissolved	7440-46-2	E421	0.00001	mg/L	<0.000010	----
Chromium, dissolved	7440-47-3	E421	0.0005	mg/L	<0.00050	----
Cobalt, dissolved	7440-48-4	E421	0.0001	mg/L	<0.00010	----
Copper, dissolved	7440-50-8	E421	0.0002	mg/L	<0.00020	----
Iron, dissolved	7439-89-6	E421	0.01	mg/L	<0.010	----
Lead, dissolved	7439-92-1	E421	0.00005	mg/L	<0.000050	----
Lithium, dissolved	7439-93-2	E421	0.001	mg/L	<0.0010	----
Magnesium, dissolved	7439-95-4	E421	0.005	mg/L	<0.0050	----
Manganese, dissolved	7439-96-5	E421	0.0001	mg/L	<0.00010	----
Molybdenum, dissolved	7439-98-7	E421	0.00005	mg/L	<0.000050	----
Nickel, dissolved	7440-02-0	E421	0.0005	mg/L	<0.00050	----
Phosphorus, dissolved	7723-14-0	E421	0.05	mg/L	<0.050	----
Potassium, dissolved	7440-09-7	E421	0.05	mg/L	<0.050	----
Rubidium, dissolved	7440-17-7	E421	0.0002	mg/L	<0.00020	----
Selenium, dissolved	7782-49-2	E421	0.00005	mg/L	<0.000050	----
Silicon, dissolved	7440-21-3	E421	0.05	mg/L	<0.050	----
Silver, dissolved	7440-22-4	E421	0.00001	mg/L	<0.000010	----
Sodium, dissolved	7440-23-5	E421	0.05	mg/L	<0.050	----
Strontium, dissolved	7440-24-6	E421	0.0002	mg/L	<0.00020	----
Sulfur, dissolved	7704-34-9	E421	0.5	mg/L	<0.50	----
Tellurium, dissolved	13494-80-9	E421	0.0002	mg/L	<0.00020	----
Thallium, dissolved	7440-28-0	E421	0.00001	mg/L	<0.000010	----
Thorium, dissolved	7440-29-1	E421	0.0001	mg/L	<0.00010	----
Tin, dissolved	7440-31-5	E421	0.0001	mg/L	<0.00010	----

Sub-Matrix: **Water**

Analyte	CAS Number	Method	LOR	Unit	Result	Qualifier
Dissolved Metals (QCLot: 1637403) - continued						
Titanium, dissolved	7440-32-6	E421	0.0003	mg/L	<0.00030	----
Tungsten, dissolved	7440-33-7	E421	0.0001	mg/L	<0.00010	----
Uranium, dissolved	7440-61-1	E421	0.00001	mg/L	<0.000010	----
Vanadium, dissolved	7440-62-2	E421	0.0005	mg/L	<0.00050	----
Zinc, dissolved	7440-66-6	E421	0.001	mg/L	<0.0010	----
Zirconium, dissolved	7440-67-7	E421	0.0002	mg/L	<0.00020	----
Dissolved Metals (QCLot: 1637404)						
Phosphorus, dissolved	7723-14-0	E421.P-L	0.03	mg/L	<0.030	----

Qualifiers

Qualifier	Description
B	*Method Blank exceeds ALS DQO. Associated sample results which are < Limit of Reporting or > 5 times blank level are considered reliable.*

Laboratory Control Sample (LCS) Report

A Laboratory Control Sample (LCS) is an analyte-free matrix that has been fortified (spiked) with test analytes at known concentration and processed in an identical manner to test samples. LCS results are expressed as percent recovery, and are used to monitor and control test method accuracy and precision, independent of test sample matrix.

Sub-Matrix: **Water**

					Laboratory Control Sample (LCS) Report				
					Spike	Recovery (%)	Recovery Limits (%)		
Analyte	CAS Number	Method	LOR	Unit	Target Concentration	LCS	Low	High	Qualifier
Physical Tests (QCLot: 1626473)									
Conductivity	----	E100	1	µS/cm	1410 µS/cm	101	90.0	110	----
Physical Tests (QCLot: 1626474)									
pH	----	E108	----	pH units	7 pH units	101	98.0	102	----
Physical Tests (QCLot: 1626475)									
Alkalinity, total (as CaCO3)	----	E290	1	mg/L	100 mg/L	101	85.0	115	----
Physical Tests (QCLot: 1629532)									
Solids, total dissolved [TDS]	----	E162-L	3	mg/L	1000 mg/L	97.3	85.0	115	----
Physical Tests (QCLot: 1632394)									
Acidity (as CaCO3)	----	E283	2	mg/L	50 mg/L	101	85.0	115	----
Anions and Nutrients (QCLot: 1626628)									
Chloride	16887-00-6	E235.Cl-L	0.1	mg/L	100 mg/L	104	90.0	110	----
Anions and Nutrients (QCLot: 1626631)									
Sulfate (as SO4)	14808-79-8	E235.SO4	0.3	mg/L	100 mg/L	105	90.0	110	----
Anions and Nutrients (QCLot: 1626634)									
Fluoride	16984-48-8	E235.F	0.02	mg/L	1 mg/L	106	90.0	110	----
Anions and Nutrients (QCLot: 1626821)									
Fluoride	16984-48-8	E235.F	0.02	mg/L	1 mg/L	109	90.0	110	----
Anions and Nutrients (QCLot: 1626822)									
Sulfate (as SO4)	14808-79-8	E235.SO4	0.3	mg/L	100 mg/L	107	90.0	110	----
Anions and Nutrients (QCLot: 1626823)									
Chloride	16887-00-6	E235.Cl-L	0.1	mg/L	100 mg/L	105	90.0	110	----
Anions and Nutrients (QCLot: 1635402)									
Phosphorus, total	7723-14-0	E372-U	0.002	mg/L	0.5 mg/L	93.1	80.0	120	----
Anions and Nutrients (QCLot: 1635411)									
Phosphorus, total	7723-14-0	E372-U	0.002	mg/L	0.5 mg/L	92.8	80.0	120	----
Mercury, dissolved	7439-97-6	E509	0.000005	mg/L	0 mg/L	94.4	80.0	120	----
Mercury, dissolved	7439-97-6	E509	0.000005	mg/L	0 mg/L	99.2	80.0	120	----
Dissolved Metals (QCLot: 1637389)									
Aluminum, dissolved	7429-90-5	E421	0.001	mg/L	2 mg/L	97.3	80.0	120	----
Antimony, dissolved	7440-36-0	E421	0.0001	mg/L	1 mg/L	92.5	80.0	120	----

Sub-Matrix: **Water**

					Laboratory Control Sample (LCS) Report				
					Spike	Recovery (%)	Recovery Limits (%)		
Analyte	CAS Number	Method	LOR	Unit	Target Concentration	LCS	Low	High	Qualifier
Dissolved Metals (QCLot: 1637389) - continued									
Arsenic, dissolved	7440-38-2	E421	0.0001	mg/L	1 mg/L	92.1	80.0	120	----
Barium, dissolved	7440-39-3	E421	0.0001	mg/L	0.25 mg/L	97.3	80.0	120	----
Beryllium, dissolved	7440-41-7	E421	0.00002	mg/L	0.1 mg/L	93.9	80.0	120	----
Bismuth, dissolved	7440-69-9	E421	0.00005	mg/L	1 mg/L	94.1	80.0	120	----
Boron, dissolved	7440-42-8	E421	0.01	mg/L	1 mg/L	89.0	80.0	120	----
Cadmium, dissolved	7440-43-9	E421	0.000005	mg/L	0.1 mg/L	90.9	80.0	120	----
Calcium, dissolved	7440-70-2	E421	0.05	mg/L	50 mg/L	92.7	80.0	120	----
Cesium, dissolved	7440-46-2	E421	0.00001	mg/L	0.05 mg/L	92.7	80.0	120	----
Chromium, dissolved	7440-47-3	E421	0.0005	mg/L	0.25 mg/L	92.9	80.0	120	----
Cobalt, dissolved	7440-48-4	E421	0.0001	mg/L	0.25 mg/L	87.8	80.0	120	----
Copper, dissolved	7440-50-8	E421	0.0002	mg/L	0.25 mg/L	88.9	80.0	120	----
Iron, dissolved	7439-89-6	E421	0.01	mg/L	1 mg/L	86.5	80.0	120	----
Lead, dissolved	7439-92-1	E421	0.00005	mg/L	0.5 mg/L	96.1	80.0	120	----
Lithium, dissolved	7439-93-2	E421	0.001	mg/L	0.25 mg/L	103	80.0	120	----
Magnesium, dissolved	7439-95-4	E421	0.005	mg/L	50 mg/L	101	80.0	120	----
Manganese, dissolved	7439-96-5	E421	0.0001	mg/L	0.25 mg/L	92.5	80.0	120	----
Molybdenum, dissolved	7439-98-7	E421	0.00005	mg/L	0.25 mg/L	92.0	80.0	120	----
Nickel, dissolved	7440-02-0	E421	0.0005	mg/L	0.5 mg/L	89.9	80.0	120	----
Phosphorus, dissolved	7723-14-0	E421	0.05	mg/L	10 mg/L	90.5	80.0	120	----
Potassium, dissolved	7440-09-7	E421	0.05	mg/L	50 mg/L	97.7	80.0	120	----
Rubidium, dissolved	7440-17-7	E421	0.0002	mg/L	0.1 mg/L	94.4	80.0	120	----
Selenium, dissolved	7782-49-2	E421	0.00005	mg/L	1 mg/L	87.3	80.0	120	----
Silicon, dissolved	7440-21-3	E421	0.05	mg/L	10 mg/L	91.9	80.0	120	----
Silver, dissolved	7440-22-4	E421	0.00001	mg/L	0.1 mg/L	83.4	80.0	120	----
Sodium, dissolved	7440-23-5	E421	0.05	mg/L	50 mg/L	100	80.0	120	----
Strontium, dissolved	7440-24-6	E421	0.0002	mg/L	0.25 mg/L	94.1	80.0	120	----
Sulfur, dissolved	7704-34-9	E421	0.5	mg/L	50 mg/L	100	80.0	120	----
Tellurium, dissolved	13494-80-9	E421	0.0002	mg/L	0.1 mg/L	85.6	80.0	120	----
Thallium, dissolved	7440-28-0	E421	0.00001	mg/L	1 mg/L	96.8	80.0	120	----
Thorium, dissolved	7440-29-1	E421	0.0001	mg/L	0.1 mg/L	91.6	80.0	120	----
Tin, dissolved	7440-31-5	E421	0.0001	mg/L	0.5 mg/L	93.7	80.0	120	----
Titanium, dissolved	7440-32-6	E421	0.0003	mg/L	0.25 mg/L	89.4	80.0	120	----
Tungsten, dissolved	7440-33-7	E421	0.0001	mg/L	0.1 mg/L	96.2	80.0	120	----
Uranium, dissolved	7440-61-1	E421	0.00001	mg/L	0.005 mg/L	98.9	80.0	120	----
Vanadium, dissolved	7440-62-2	E421	0.0005	mg/L	0.5 mg/L	94.2	80.0	120	----
Zinc, dissolved	7440-66-6	E421	0.001	mg/L	0.5 mg/L	86.8	80.0	120	----

Sub-Matrix: **Water**

					Laboratory Control Sample (LCS) Report				
					Spike	Recovery (%)	Recovery Limits (%)		
Analyte	CAS Number	Method	LOR	Unit	Target Concentration	LCS	Low	High	Qualifier
Dissolved Metals (QCLot: 1637389) - continued									
Zirconium, dissolved	7440-67-7	E421	0.0002	mg/L	0.1 mg/L	91.8	80.0	120	----
Phosphorus, dissolved	7723-14-0	E421.P-L	0.03	mg/L	10 mg/L	90.5	80.0	120	----
Dissolved Metals (QCLot: 1637403)									
Aluminum, dissolved	7429-90-5	E421	0.001	mg/L	2 mg/L	95.5	80.0	120	----
Antimony, dissolved	7440-36-0	E421	0.0001	mg/L	1 mg/L	92.4	80.0	120	----
Arsenic, dissolved	7440-38-2	E421	0.0001	mg/L	1 mg/L	91.1	80.0	120	----
Barium, dissolved	7440-39-3	E421	0.0001	mg/L	0.25 mg/L	99.7	80.0	120	----
Beryllium, dissolved	7440-41-7	E421	0.00002	mg/L	0.1 mg/L	93.8	80.0	120	----
Bismuth, dissolved	7440-69-9	E421	0.00005	mg/L	1 mg/L	92.4	80.0	120	----
Boron, dissolved	7440-42-8	E421	0.01	mg/L	1 mg/L	90.1	80.0	120	----
Cadmium, dissolved	7440-43-9	E421	0.000005	mg/L	0.1 mg/L	91.4	80.0	120	----
Calcium, dissolved	7440-70-2	E421	0.05	mg/L	50 mg/L	92.6	80.0	120	----
Cesium, dissolved	7440-46-2	E421	0.00001	mg/L	0.05 mg/L	94.6	80.0	120	----
Chromium, dissolved	7440-47-3	E421	0.0005	mg/L	0.25 mg/L	87.6	80.0	120	----
Cobalt, dissolved	7440-48-4	E421	0.0001	mg/L	0.25 mg/L	86.2	80.0	120	----
Copper, dissolved	7440-50-8	E421	0.0002	mg/L	0.25 mg/L	85.3	80.0	120	----
Iron, dissolved	7439-89-6	E421	0.01	mg/L	1 mg/L	83.3	80.0	120	----
Lead, dissolved	7439-92-1	E421	0.00005	mg/L	0.5 mg/L	94.0	80.0	120	----
Lithium, dissolved	7439-93-2	E421	0.001	mg/L	0.25 mg/L	98.2	80.0	120	----
Magnesium, dissolved	7439-95-4	E421	0.005	mg/L	50 mg/L	92.8	80.0	120	----
Manganese, dissolved	7439-96-5	E421	0.0001	mg/L	0.25 mg/L	89.2	80.0	120	----
Molybdenum, dissolved	7439-98-7	E421	0.00005	mg/L	0.25 mg/L	93.2	80.0	120	----
Nickel, dissolved	7440-02-0	E421	0.0005	mg/L	0.5 mg/L	86.2	80.0	120	----
Phosphorus, dissolved	7723-14-0	E421	0.05	mg/L	10 mg/L	91.8	80.0	120	----
Potassium, dissolved	7440-09-7	E421	0.05	mg/L	50 mg/L	93.2	80.0	120	----
Rubidium, dissolved	7440-17-7	E421	0.0002	mg/L	0.1 mg/L	96.7	80.0	120	----
Selenium, dissolved	7782-49-2	E421	0.00005	mg/L	1 mg/L	82.6	80.0	120	----
Silicon, dissolved	7440-21-3	E421	0.05	mg/L	10 mg/L	84.6	80.0	120	----
Silver, dissolved	7440-22-4	E421	0.00001	mg/L	0.1 mg/L	86.5	80.0	120	----
Sodium, dissolved	7440-23-5	E421	0.05	mg/L	50 mg/L	92.1	80.0	120	----
Strontium, dissolved	7440-24-6	E421	0.0002	mg/L	0.25 mg/L	95.3	80.0	120	----
Sulfur, dissolved	7704-34-9	E421	0.5	mg/L	50 mg/L	89.1	80.0	120	----
Tellurium, dissolved	13494-80-9	E421	0.0002	mg/L	0.1 mg/L	85.9	80.0	120	----
Thallium, dissolved	7440-28-0	E421	0.00001	mg/L	1 mg/L	96.1	80.0	120	----
Thorium, dissolved	7440-29-1	E421	0.0001	mg/L	0.1 mg/L	90.9	80.0	120	----
Tin, dissolved	7440-31-5	E421	0.0001	mg/L	0.5 mg/L	95.2	80.0	120	----

Sub-Matrix: **Water**

					Laboratory Control Sample (LCS) Report				
					Spike	Recovery (%)	Recovery Limits (%)		
Analyte	CAS Number	Method	LOR	Unit	Target Concentration	LCS	Low	High	Qualifier
Dissolved Metals (QCLot: 1637403) - continued									
Titanium, dissolved	7440-32-6	E421	0.0003	mg/L	0.25 mg/L	86.9	80.0	120	----
Tungsten, dissolved	7440-33-7	E421	0.0001	mg/L	0.1 mg/L	96.3	80.0	120	----
Uranium, dissolved	7440-61-1	E421	0.00001	mg/L	0.005 mg/L	92.8	80.0	120	----
Vanadium, dissolved	7440-62-2	E421	0.0005	mg/L	0.5 mg/L	91.0	80.0	120	----
Zinc, dissolved	7440-66-6	E421	0.001	mg/L	0.5 mg/L	84.9	80.0	120	----
Zirconium, dissolved	7440-67-7	E421	0.0002	mg/L	0.1 mg/L	93.7	80.0	120	----
Phosphorus, dissolved	7723-14-0	E421.P-L	0.03	mg/L	10 mg/L	91.8	80.0	120	----

Matrix Spike (MS) Report

A Matrix Spike (MS) is a randomly selected intra-laboratory replicate sample that has been fortified (spiked) with test analytes at known concentration, and processed in an identical manner to test samples. Matrix Spikes provide information regarding analyte recovery and potential matrix effects. MS DQO exceedances due to sample matrix may sometimes be unavoidable; in such cases, test results for the associated sample (or similar samples) may be subject to bias. ND – Recovery not determined, background level >= 1x spike level.

Sub-Matrix: **Water**

					Matrix Spike (MS) Report					
					Spike		Recovery (%)	Recovery Limits (%)		
Laboratory sample ID	Client sample ID	Analyte	CAS Number	Method	Concentration	Target	MS	Low	High	Qualifier
Anions and Nutrients (QCLot: 1626628)										
WP2420996-001	Anonymous	Chloride	16887-00-6	E235.Cl-L	106 mg/L	100 mg/L	106	75.0	125	----
Anions and Nutrients (QCLot: 1626631)										
WP2420996-001	Anonymous	Sulfate (as SO4)	14808-79-8	E235.SO4	105 mg/L	100 mg/L	105	75.0	125	----
Anions and Nutrients (QCLot: 1626821)										
WP2421022-001	Anonymous	Fluoride	16984-48-8	E235.F	1.12 mg/L	1 mg/L	112	75.0	125	----
Anions and Nutrients (QCLot: 1626822)										
WP2421022-001	Anonymous	Sulfate (as SO4)	14808-79-8	E235.SO4	110 mg/L	100 mg/L	110	75.0	125	----
Anions and Nutrients (QCLot: 1635402)										
WP2419883-002	Anonymous	Phosphorus, total	7723-14-0	E372-U	0.233 mg/L	0.25 mg/L	93.1	70.0	130	----
Anions and Nutrients (QCLot: 1635411)										
WP2421019-016	FLB-Duplicate	Phosphorus, total	7723-14-0	E372-U	0.237 mg/L	0.25 mg/L	95.0	70.0	130	----
Dissolved Metals (QCLot: 1634007)										
WP2420961-006	Anonymous	Mercury, dissolved	7439-97-6	E509	0.0000983 mg/L	0 mg/L	98.3	70.0	130	----
Dissolved Metals (QCLot: 1636723)										
WP2421099-001	Anonymous	Mercury, dissolved	7439-97-6	E509	0.000104 mg/L	0 mg/L	104	70.0	130	----
Dissolved Metals (QCLot: 1637389)										
WP2419836-001	Anonymous	Antimony, dissolved	7440-36-0	E421	0.0195 mg/L	0.02 mg/L	97.5	70.0	130	----
		Arsenic, dissolved	7440-38-2	E421	0.0195 mg/L	0.02 mg/L	97.6	70.0	130	----
		Barium, dissolved	7440-39-3	E421	0.0211 mg/L	0.02 mg/L	105	70.0	130	----
		Beryllium, dissolved	7440-41-7	E421	0.0396 mg/L	0.04 mg/L	99.1	70.0	130	----
		Bismuth, dissolved	7440-69-9	E421	0.00936 mg/L	0.01 mg/L	93.6	70.0	130	----
		Boron, dissolved	7440-42-8	E421	0.094 mg/L	0.1 mg/L	93.9	70.0	130	----
		Cadmium, dissolved	7440-43-9	E421	0.00405 mg/L	0.004 mg/L	101	70.0	130	----
		Calcium, dissolved	7440-70-2	E421	ND mg/L	----	ND	70.0	130	----
		Cesium, dissolved	7440-46-2	E421	0.0100 mg/L	0.01 mg/L	100	70.0	130	----
		Chromium, dissolved	7440-47-3	E421	0.0382 mg/L	0.04 mg/L	95.6	70.0	130	----
		Cobalt, dissolved	7440-48-4	E421	0.0189 mg/L	0.02 mg/L	94.3	70.0	130	----
		Copper, dissolved	7440-50-8	E421	0.0183 mg/L	0.02 mg/L	91.5	70.0	130	----
		Iron, dissolved	7439-89-6	E421	1.89 mg/L	2 mg/L	94.5	70.0	130	----
		Lead, dissolved	7439-92-1	E421	0.0197 mg/L	0.02 mg/L	98.6	70.0	130	----
		Lithium, dissolved	7439-93-2	E421	0.100 mg/L	0.1 mg/L	100	70.0	130	----
		Magnesium, dissolved	7439-95-4	E421	ND mg/L	----	ND	70.0	130	----
		Manganese, dissolved	7439-96-5	E421	0.0196 mg/L	0.02 mg/L	98.1	70.0	130	----
		Molybdenum, dissolved	7439-98-7	E421	0.0187 mg/L	0.02 mg/L	93.4	70.0	130	----
		Nickel, dissolved	7440-02-0	E421	0.0376 mg/L	0.04 mg/L	94.0	70.0	130	----

Sub-Matrix: **Water**

					Matrix Spike (MS) Report					
					Spike		Recovery (%)	Recovery Limits (%)		
Laboratory sample ID	Client sample ID	Analyte	CAS Number	Method	Concentration	Target	MS	Low	High	Qualifier
Dissolved Metals (QCLot: 1637389) - continued										
WP2419836-001	Anonymous	Phosphorus, dissolved	7723-14-0	E421	9.82 mg/L	10 mg/L	98.2	70.0	130	----
		Potassium, dissolved	7440-09-7	E421	4.04 mg/L	4 mg/L	101	70.0	130	----
		Rubidium, dissolved	7440-17-7	E421	0.0205 mg/L	0.02 mg/L	102	70.0	130	----
		Selenium, dissolved	7782-49-2	E421	0.0388 mg/L	0.04 mg/L	97.0	70.0	130	----
		Silicon, dissolved	7440-21-3	E421	9.54 mg/L	10 mg/L	95.4	70.0	130	----
		Silver, dissolved	7440-22-4	E421	0.00382 mg/L	0.004 mg/L	95.4	70.0	130	----
		Sodium, dissolved	7440-23-5	E421	ND mg/L	----	ND	70.0	130	----
		Strontium, dissolved	7440-24-6	E421	ND mg/L	----	ND	70.0	130	----
		Sulfur, dissolved	7704-34-9	E421	19.2 mg/L	20 mg/L	96.0	70.0	130	----
		Tellurium, dissolved	13494-80-9	E421	0.0372 mg/L	0.04 mg/L	93.0	70.0	130	----
		Thallium, dissolved	7440-28-0	E421	0.00392 mg/L	0.004 mg/L	97.9	70.0	130	----
		Thorium, dissolved	7440-29-1	E421	0.0196 mg/L	0.02 mg/L	97.9	70.0	130	----
		Tin, dissolved	7440-31-5	E421	0.0201 mg/L	0.02 mg/L	101	70.0	130	----
		Titanium, dissolved	7440-32-6	E421	0.0372 mg/L	0.04 mg/L	92.9	70.0	130	----
		Tungsten, dissolved	7440-33-7	E421	0.0202 mg/L	0.02 mg/L	101	70.0	130	----
		Uranium, dissolved	7440-61-1	E421	0.00391 mg/L	0.004 mg/L	97.7	70.0	130	----
		Vanadium, dissolved	7440-62-2	E421	0.0982 mg/L	0.1 mg/L	98.2	70.0	130	----
		Zinc, dissolved	7440-66-6	E421	0.367 mg/L	0.4 mg/L	91.8	70.0	130	----
		Zirconium, dissolved	7440-67-7	E421	0.0383 mg/L	0.04 mg/L	95.7	70.0	130	----
Dissolved Metals (QCLot: 1637403)										
WP2421019-007	FLB-07	Aluminum, dissolved	7429-90-5	E421	0.196 mg/L	0.2 mg/L	98.0	70.0	130	----
		Antimony, dissolved	7440-36-0	E421	0.0194 mg/L	0.02 mg/L	96.9	70.0	130	----
		Arsenic, dissolved	7440-38-2	E421	0.0190 mg/L	0.02 mg/L	95.1	70.0	130	----
		Barium, dissolved	7440-39-3	E421	0.0214 mg/L	0.02 mg/L	107	70.0	130	----
		Beryllium, dissolved	7440-41-7	E421	0.0393 mg/L	0.04 mg/L	98.3	70.0	130	----
		Bismuth, dissolved	7440-69-9	E421	0.00933 mg/L	0.01 mg/L	93.3	70.0	130	----
		Boron, dissolved	7440-42-8	E421	0.097 mg/L	0.1 mg/L	96.9	70.0	130	----
		Cadmium, dissolved	7440-43-9	E421	0.00388 mg/L	0.004 mg/L	97.1	70.0	130	----
		Calcium, dissolved	7440-70-2	E421	ND mg/L	----	ND	70.0	130	----
		Cesium, dissolved	7440-46-2	E421	0.0101 mg/L	0.01 mg/L	101	70.0	130	----
		Chromium, dissolved	7440-47-3	E421	0.0384 mg/L	0.04 mg/L	96.0	70.0	130	----
		Cobalt, dissolved	7440-48-4	E421	0.0183 mg/L	0.02 mg/L	91.6	70.0	130	----
		Copper, dissolved	7440-50-8	E421	0.0180 mg/L	0.02 mg/L	89.9	70.0	130	----
		Iron, dissolved	7439-89-6	E421	1.85 mg/L	2 mg/L	92.6	70.0	130	----
		Lead, dissolved	7439-92-1	E421	0.0198 mg/L	0.02 mg/L	98.9	70.0	130	----
		Lithium, dissolved	7439-93-2	E421	0.103 mg/L	0.1 mg/L	103	70.0	130	----
		Magnesium, dissolved	7439-95-4	E421	ND mg/L	----	ND	70.0	130	----
		Manganese, dissolved	7439-96-5	E421	0.0196 mg/L	0.02 mg/L	98.2	70.0	130	----
		Molybdenum, dissolved	7439-98-7	E421	0.0185 mg/L	0.02 mg/L	92.6	70.0	130	----
		Nickel, dissolved	7440-02-0	E421	0.0369 mg/L	0.04 mg/L	92.3	70.0	130	----
		Phosphorus, dissolved	7723-14-0	E421	9.80 mg/L	10 mg/L	98.0	70.0	130	----
		Potassium, dissolved	7440-09-7	E421	4.10 mg/L	4 mg/L	102	70.0	130	----
		Rubidium, dissolved	7440-17-7	E421	0.0212 mg/L	0.02 mg/L	106	70.0	130	----
		Selenium, dissolved	7782-49-2	E421	0.0372 mg/L	0.04 mg/L	93.0	70.0	130	----

Sub-Matrix: **Water**

					Matrix Spike (MS) Report					
					Spike		Recovery (%)	Recovery Limits (%)		
Laboratory sample ID	Client sample ID	Analyte	CAS Number	Method	Concentration	Target	MS	Low	High	Qualifier
Dissolved Metals (QCLot: 1637403) - continued										
WP2421019-007	FLB-07	Silicon, dissolved	7440-21-3	E421	9.06 mg/L	10 mg/L	90.6	70.0	130	----
		Silver, dissolved	7440-22-4	E421	0.00386 mg/L	0.004 mg/L	96.4	70.0	130	----
		Sodium, dissolved	7440-23-5	E421	1.85 mg/L	2 mg/L	92.6	70.0	130	----
		Strontium, dissolved	7440-24-6	E421	ND mg/L	----	ND	70.0	130	----
		Sulfur, dissolved	7704-34-9	E421	18.6 mg/L	20 mg/L	93.2	70.0	130	----
		Tellurium, dissolved	13494-80-9	E421	0.0364 mg/L	0.04 mg/L	91.1	70.0	130	----
		Thallium, dissolved	7440-28-0	E421	0.00394 mg/L	0.004 mg/L	98.5	70.0	130	----
		Thorium, dissolved	7440-29-1	E421	0.0199 mg/L	0.02 mg/L	99.7	70.0	130	----
		Tin, dissolved	7440-31-5	E421	0.0199 mg/L	0.02 mg/L	99.6	70.0	130	----
		Titanium, dissolved	7440-32-6	E421	0.0368 mg/L	0.04 mg/L	92.1	70.0	130	----
		Tungsten, dissolved	7440-33-7	E421	0.0198 mg/L	0.02 mg/L	99.1	70.0	130	----
		Uranium, dissolved	7440-61-1	E421	0.00389 mg/L	0.004 mg/L	97.2	70.0	130	----
		Vanadium, dissolved	7440-62-2	E421	0.0949 mg/L	0.1 mg/L	94.9	70.0	130	----
		Zinc, dissolved	7440-66-6	E421	0.367 mg/L	0.4 mg/L	91.8	70.0	130	----
		Zirconium, dissolved	7440-67-7	E421	0.0393 mg/L	0.04 mg/L	98.3	70.0	130	----
Dissolved Metals (QCLot: 1637404)										
WP2421019-007	FLB-07	Phosphorus, dissolved	7723-14-0	E421.P-L	9.80 mg/L	10 mg/L	98.0	70.0	130	----

Environmental Division
Winnipeg
Work Order Reference
WP2421019

Telephone : +1 204 255 9720

Report To		Reports / Recipients		Turnaround Time (TAT) Reque
Company:	Kinross - Great Bear Resources	Select Report Format: ☑ PDF	☑ EXCEL ☑ EDD (DIGITAL)	☑ Routine [R] if received by 3pm M-F - no surcharges apply
Contact:	Hannah Hillier	Merge QC/QCI Reports with COA	☑ YES ☐ NO ☐ N/A	☐ 4 day [P4] if received by 3pm M-F - 20% rush surcharge minimum
Phone:	(807) 633-2492	☐ Compare Results to Criteria on Report - provide details below if box checked		☐ 3 day [P3] if received by 3pm M-F - 25% rush surcharge minimum
		Select Distribution: ☑ EMAIL	☐ MAIL ☐ FAX	☐ 2 day [P2] if received by 3pm M-F - 50% rush surcharge minimum
Street:	19 Young Street	Email 1	ashley.moncrief@kinross.com	☐ 1 day [E] If received by 3pm M-F - 100% rush surcharge minimum
City/Province:	Red Lake, ON	Email 2	hannah.hillier@kinross.com	☐ Same day [E2] If received by 10am M-S - 200% rush surcharge.
Postal Code:	P0V2M0	Email 3	christopher.reid@kinross.com	Additional fees may apply to rush requests on weekends, statut tests.
Invoice To	Same as Report To ☑ YES ☐ NO	Email 4	jacob.mcfee@kinross.com	Date and Time Required for all E&P
	Copy of Invoice with Report ☑ YES ☐ NO	Email 5	curtis.bloemberg@kinross.com	
Company:		Email 6	emily.meek@kinross.com	
		Email 7	aaron.peloquin@kinross.com	
		Email 8	anna.klein@wsp.com	
Contact:		Email 9	kristen.gault@wsp.com	

Project Information		Invoice Recipients		
ALS Account # / Quote #:	PPR-022-3	Select Invoice Distribution: ☑ EMAIL	☐ MAIL ☐ FAX	
Job #:	PPR-022-3	Email 1	invoice@kinross.com	
ALS Lab Work Order # (ALS use only):	WP2421019	ALS Contact:	Judy Dalmaijer	Sampler: Jacob

ALS Sample # (ALS use only)	Sample Identification and/or Coordinates (This description will appear on the report)	Date (dd-mm-yy)	Time (hh:mm)	Sample Type	NUMBER OF CONTAINERS	Field Filtered - DISSOLVED METALS AND MERCURY ONLY	Dissolved Metals	FLB-BiW - Dissolved Mercury by CVAAS (5 ng/L Detection Limit)	FLB-BiW - Anions (SO4, Cl, F)	FLB-BiW - Alkalinity, pH, Conductivity	FLB-BiW - Total Phosphorus (Colorimetry)	FLB-BiW - Acidity	FLB-BiW - TDS	Field pH	Field Conductivity (us/cm)	Field Temperature
	FLB-01	27-Aug-24	10:45	Water	5	x	x	x	x	x	x	x	x	7.58	121	16.3
	FLB-02	27-Aug-24	11:00	Water	5	x	x	x	x	x	x	x	x	7.64	27.6	16.9
	FLB-03	27-Aug-24	11:10	Water	4	x	x	x	x	x	x	x	x	7.89	3.6	21.7
	FLB-04	27-Aug-24	11:20	Water	5	x	x	x	x	x	x	x	x	7.74	39.4	21.9
	FLB-05	27-Aug-24	11:35	Water	5	x	x	x	x	x	x	x	x	7.71	52.8	20.2
	FLB-06	27-Aug-24	11:50	Water	5	x	x	x	x	x	x	x	x	7.73	37.7	18.7
	FLB-07	27-Aug-24	12:00	Water	5	x	x	x	x	x	x	x	x	7.18	82.6	17.6
	FLB-08	27-Aug-24	12:10	Water	5	x	x	x	x	x	x	x	x	7.83	85	18.9
	FLB-09	27-Aug-24	12:25	Water	5	x	x	x	x	x	x	x	x	7.75	70.8	18.9
	FLB-10	27-Aug-24	12:35	Water	5	x	x	x	x	x	x	x	x	8.66	82.4	17.6
	FLB-11	27-Aug-24	12:50	Water	5	x	x	x	x	x	x	x	x	8.08	74.5	20.7
	FLB-12	27-Aug-24	13:00	Water	4	x	x	x	x	x	x	x	x	8.04	98	19.8
	FLB-13	27-Aug-24	13:10	Water	5	x	x	x	x	x	x	x	x	7.28	103.4	18.5
	FLB-14	27-Aug-24	13:20	Water	5	x	x	x	x	x	x	x	x	7.35	93.3	18.2
	FLB-15	27-Aug-24	13:30	Water	5	x	x	x	x	x	x	x	x	8.29	71.3	18.1
	FLB-Duplicate	27-Aug-24	12:35	Water	5	x	x	x	x	x	x	x	x	8.66	82.4	17.6
	FLB-FIELDBLANK	27-Aug-24	13:40	Water	2	x	x	x								

SHIPMENT RELEASE (client use)				INITIAL SHIPMENT RECEPTION (ALS use only)			FINAL SHIPMENT RECEPTION (ALS use only)	
Released by:	JM	Jacob McFee	28-Aug 8:30	Received by:	Date:	Time:	Received by:	Time:
					Aug 30 2024	10:30AM		

18.9°

Sample Intake

Client: Great Bear					COC receipt info complete	☐
Express TAT?	(no)	same day	1 day	Yes: 2 day	3 days	4 day
Short hold time?	no	<24 hrs	1 day	Yes: (2 days)	3 days	4 days
Matrix	Water	Soil/solid	Air	Biota	Food/micro	Other

Total number of bottles/fractions:

Green/white	16x50 16x80	Orange/black	
Purple/white	16x120mL	Dark blue/white	
Red/white	17x120mL	Black/white	
Dark green/white		Brown/white	
Grey/white		Pink/white	
Yellow/black	17x40mL	Beige/white	
Light blue/white		Other (specify)	

Comments: FLB-03-Limited sample bottle less than 1/4 full. 18.9° mice

Sample Login

Receipt Window	✓/X	N/A	Bottles	✓/X	N/A
# of fractions, matrix and submatrix			All received bottles have IDs		
Client, office, contact, quote, project			Type, volume, and locations		
Receipt time/date, PO, project, site			Labels and internal COCs printed		
Temp, cooling method, sampler			Client Contacts	✓/X	N/A
Sample Info	✓/X	N/A	Report/invoice/EDD recipients		
Sample date/time			Report types/formats		
Sample ID/description			Post-committing	✓/X	N/A
Sales items			Runs built and field data entered		
Guidelines/thresholds			Billing information entered		
Additional sample/WO information			Action Required?	Yes	No
Due Dates	✓/X	N/A	Update default receipt data		
COC/GEL/client due dates match			Update default report data		
Express TAT surcharges			Add sales/billing items to quote		
Clock running for all samples			SIF initiated (elaborate in comments)		

Comments:

CERTIFICATE OF ANALYSIS

Work Order	: **WP2421724**	Page	: 1 of 12
Client	: **Great Bear Resources Ltd**	Laboratory	: ALS Environmental - Winnipeg
Contact	: Hannah Hillier	Account Manager	: Judy Dalmaijer
Address	: Great Bear Resources Ltd. 117 Forestry Road Red Lake ON Canada P0V 2M0	Address	: 1329 Niakwa Road East, Unit 12 Winnipeg MB Canada R2J 3T4
Telephone	: ----	Telephone	: +1 204 255 9720
Project	: PPR-022-3	Date Samples Received	: 11-Sep-2024 09:45
PO	: PPR-022-3	Date Analysis Commenced	: 11-Sep-2024
C-O-C number	: ----	Issue Date	: 18-Sep-2024 13:32
Sampler	: Jacob		
Site	: ----		
Quote number	: 2024 Standing offer_V2		
No. of samples received	: 18		
No. of samples analysed	: 18		

This report supersedes any previous report(s) with this reference. Results apply to the sample(s) as submitted. This document shall not be reproduced, except in full.

This Certificate of Analysis contains the following information:

- General Comments
- Analytical Results

Additional information pertinent to this report will be found in the following separate attachments: Quality Control Report, QC Interpretive report to assist with Quality Review and Sample Receipt Notification (SRN).

Signatories

This document has been electronically signed by the authorized signatories below. Electronic signing is conducted in accordance with US FDA 21 CFR Part 11.

Signatories	*Position*	*Laboratory Department*
Jon Fisher	Production Manager, Environmental	Inorganics, Waterloo, Ontario
Lee McTavish		Inorganics, Winnipeg, Manitoba
Lee McTavish		Metals, Winnipeg, Manitoba
Leila Conyard	Lab Assistant	Metals, Winnipeg, Manitoba
Oleksandr Busel		Inorganics, Winnipeg, Manitoba
Oleksandr Busel		Metals, Winnipeg, Manitoba

General Comments

The analytical methods used by ALS are developed using internationally recognized reference methods (where available), such as those published by US EPA, APHA Standard Methods, ASTM, ISO, Environment Canada, BC MOE, and Ontario MOE. Refer to the ALS Quality Control Interpretive report (QCI) for applicable references and methodology summaries. Reference methods may incorporate modifications to improve performance.

Where a reported less than (<) result is higher than the LOR, this may be due to primary sample extract/digestate dilution and/or insufficient sample for analysis.

Where the LOR of a reported result differs from standard LOR, this may be due to high moisture content, insufficient sample (reduced weight employed) or matrix interference.

Please refer to Quality Control Interpretive report (QCI) for information regarding Holding Time compliance.

Key : CAS Number: Chemical Abstracts Services number is a unique identifier assigned to discrete substances

LOR: Limit of Reporting (detection limit).

Unit	*Description*
-	no units
µS/cm	microsiemens per centimetre
mg/L	milligrams per litre
pH units	pH units

<: less than.

>: greater than.

Surrogate: An analyte that is similar in behavior to target analyte(s), but that does not occur naturally in environmental samples. For applicable tests, surrogates are added to samples prior to analysis as a check on recovery.

Test results reported relate only to the samples as received by the laboratory.

UNLESS OTHERWISE STATED on SRN or QCI Report, ALL SAMPLES WERE RECEIVED IN ACCEPTABLE CONDITION.

Analytical Results

Sub-Matrix: **Water**
(Matrix: **Water**)

Analyte	CAS Number	Method/Lab	LOR	Unit	Client sample ID	FLB-Blank	FLB-01	FLB-02	FLB-03	FLB-04
					Client sampling date / time	09-Sep-2024 11:55	09-Sep-2024 11:45	09-Sep-2024 11:40	09-Sep-2024 11:25	09-Sep-2024 12:00
						WP2421724-001	WP2421724-002	WP2421724-003	WP2421724-004	WP2421724-005
						Result	Result	Result	Result	Result
Physical Tests										
Acidity (as CaCO3)	----	E283/WT	2.0	mg/L		3.1	3.3	<2.0	2.7	<2.0
Alkalinity, bicarbonate (as CaCO3)	----	E290/WP	1.0	mg/L		3.2	30.8	23.6	42.9	17.5
Alkalinity, carbonate (as CaCO3)	----	E290/WP	1.0	mg/L		<1.0	<1.0	<1.0	<1.0	<1.0
Alkalinity, hydroxide (as CaCO3)	----	E290/WP	1.0	mg/L		<1.0	<1.0	<1.0	<1.0	<1.0
Alkalinity, phenolphthalein (as CaCO3)	----	E290/WP	1.0	mg/L		<1.0	<1.0	<1.0	<1.0	<1.0
Alkalinity, total (as CaCO3)	----	E290/WP	1.0	mg/L		3.2	30.8	23.6	42.9	17.5
Conductivity	----	E100/WP	1.0	µS/cm		6.8	96.5	59.9	119	76.2
pH	----	E108/WP	0.10	pH units		6.40	7.69	7.75	7.77	7.66
Solids, total dissolved [TDS]	----	E162-L/WP	3.0	mg/L		4.5	59.6	36.2	68.2	49.6
Anions and Nutrients										
Chloride	16887-00-6	E235.Cl-L/WP	0.10	mg/L		<0.10	0.22	0.19	0.29	0.13
Fluoride	16984-48-8	E235.F/WP	0.020	mg/L		<0.020	<0.020	<0.020	0.024	<0.020
Phosphorus, total	7723-14-0	E372-U/WP	0.0020	mg/L		0.0217	0.0267	0.0045	0.0048	0.0053
Sulfate (as SO4)	14808-79-8	E235.SO4/WP	0.30	mg/L		<0.30	13.0	3.80	13.4	16.1
Dissolved Metals										
Aluminum, dissolved	7429-90-5	E421/WP	0.0010	mg/L		0.0068	0.0280	0.0159	0.0285	0.0136
Antimony, dissolved	7440-36-0	E421/WP	0.00010	mg/L		0.00024	0.00335	0.00115	0.00185	0.00177
Arsenic, dissolved	7440-38-2	E421/WP	0.00010	mg/L		0.00224	0.0268	0.00131	0.00412	0.00434
Barium, dissolved	7440-39-3	E421/WP	0.00010	mg/L		0.00076	0.0135	0.0103	0.0139	0.0129
Beryllium, dissolved	7440-41-7	E421/WP	0.000020	mg/L		<0.000020	Not Detected	Not Detected	Not Detected	Not Detected
Bismuth, dissolved	7440-69-9	E421/WP	0.000050	mg/L		<0.000050	Not Detected	Not Detected	Not Detected	Not Detected
Boron, dissolved	7440-42-8	E421/WP	0.010	mg/L		<0.010	0.014	<0.010	0.018	<0.010
Cadmium, dissolved	7440-43-9	E421/WP	0.0000050	mg/L		<0.0000050	<0.0000050	<0.0000050	<0.0000050	<0.0000050
Calcium, dissolved	7440-70-2	E421/WP	0.050	mg/L		1.62	14.2	10.6	19.2	10.0
Cesium, dissolved	7440-46-2	E421/WP	0.000010	mg/L		<0.000010	<0.000010	<0.000010	0.000018	0.000014
Chromium, dissolved	7440-47-3	E421/WP	0.00050	mg/L		<0.00050	<0.00050	<0.00050	<0.00050	<0.00050
Cobalt, dissolved	7440-48-4	E421/WP	0.00010	mg/L		<0.00010	<0.00010	<0.00010	<0.00010	<0.00010
Copper, dissolved	7440-50-8	E421/WP	0.00020	mg/L		0.00064	0.00105	0.00073	0.00241	0.00095
Iron, dissolved	7439-89-6	E421/WP	0.010	mg/L		<0.010	<0.010	<0.010	<0.010	<0.010

Analytical Results

Sub-Matrix: **Water**
(Matrix: **Water**)

Analyte	CAS Number	Method/Lab	LOR	Unit	Client sample ID	FLB-Blank	FLB-01	FLB-02	FLB-03	FLB-04
					Client sampling date / time	09-Sep-2024 11:55	09-Sep-2024 11:45	09-Sep-2024 11:40	09-Sep-2024 11:25	09-Sep-2024 12:00
						WP2421724-001	WP2421724-002	WP2421724-003	WP2421724-004	WP2421724-005
						Result	Result	Result	Result	Result
Dissolved Metals										
Lead, dissolved	7439-92-1	E421/WP	0.000050	mg/L		<0.000050	Not Detected	Not Detected	<0.000050	<0.000050
Lithium, dissolved	7439-93-2	E421/WP	0.0010	mg/L		<0.0010	<0.0010	<0.0010	<0.0010	<0.0010
Magnesium, dissolved	7439-95-4	E421/WP	0.0050	mg/L		0.130	0.617	0.453	0.788	0.565
Manganese, dissolved	7439-96-5	E421/WP	0.00010	mg/L		0.00075	0.00012	0.00017	0.00048	0.00082
Mercury, dissolved	7439-97-6	E509/WP	0.0000050	mg/L		<0.0000050	<0.0000050	<0.0000050	<0.0000050	<0.0000050
Molybdenum, dissolved	7439-98-7	E421/WP	0.000050	mg/L		0.000143	0.00135	0.000861	0.00144	0.000788
Nickel, dissolved	7440-02-0	E421/WP	0.00050	mg/L		Not Detected	Not Detected	Not Detected	<0.00050	Not Detected
Phosphorus, dissolved	7723-14-0	E421.P-L/WP	0.030	mg/L		<0.030	<0.030	<0.030	<0.030	<0.030
Potassium, dissolved	7440-09-7	E421/WP	0.050	mg/L		0.256	1.67	1.34	2.47	1.22
Rubidium, dissolved	7440-17-7	E421/WP	0.00020	mg/L		0.00039	0.00276	0.00205	0.00463	0.00251
Selenium, dissolved	7782-49-2	E421/WP	0.000050	mg/L		Not Detected	0.000086	Not Detected	0.000115	0.000769
Silicon, dissolved	7440-21-3	E421/WP	0.050	mg/L		0.557	1.55	1.62	1.64	1.15
Silver, dissolved	7440-22-4	E421/WP	0.000010	mg/L		<0.000010	<0.000010	<0.000010	<0.000010	<0.000010
Sodium, dissolved	7440-23-5	E421/WP	0.050	mg/L		0.116	1.29	0.735	1.39	0.593
Strontium, dissolved	7440-24-6	E421/WP	0.00020	mg/L		0.00540	0.0567	0.0428	0.0806	0.0416
Sulfur, dissolved	7704-34-9	E421/WP	0.50	mg/L		<0.50	4.20	1.43	4.55	5.00
Tellurium, dissolved	13494-80-9	E421/WP	0.00020	mg/L		<0.00020	<0.00020	Not Detected	Not Detected	Not Detected
Thallium, dissolved	7440-28-0	E421/WP	0.000010	mg/L		<0.000010	<0.000010	<0.000010	0.000014	<0.000010
Thorium, dissolved	7440-29-1	E421/WP	0.00010	mg/L		<0.00010	Not Detected	Not Detected	Not Detected	Not Detected
Tin, dissolved	7440-31-5	E421/WP	0.00010	mg/L		<0.00010	<0.00010	<0.00010	<0.00010	<0.00010
Titanium, dissolved	7440-32-6	E421/WP	0.00030	mg/L		<0.00030	<0.00030	<0.00030	Not Detected	<0.00030
Tungsten, dissolved	7440-33-7	E421/WP	0.00010	mg/L		0.00010	0.00148	0.00035	0.00099	0.00025
Uranium, dissolved	7440-61-1	E421/WP	0.000010	mg/L		0.000118	0.00314	0.000895	0.00457	0.000316
Vanadium, dissolved	7440-62-2	E421/WP	0.00050	mg/L		0.00053	0.00150	0.00125	0.00136	0.00085
Zinc, dissolved	7440-66-6	E421/WP	0.0010	mg/L		0.0015	0.0013	<0.0010	0.0021	0.0016
Zirconium, dissolved	7440-67-7	E421/WP	0.00030	mg/L		<0.00030	<0.00030	<0.00030	<0.00030	Not Detected
Dissolved mercury filtration location	----	EP509/WP	-	-		Field	Field	Field	Field	Field
Dissolved metals filtration location	----	EP421/WP	-	-		Laboratory	Field	Field	Field	Field

Please refer to the General Comments section for an explanation of any result qualifiers detected.

Please refer to the Accreditation section for an explanation of analyte accreditations.

Analytical Results

Sub-Matrix: **Water**
(Matrix: **Water**)

Analyte	CAS Number	Method/Lab	LOR	Unit	Client sample ID	FLB-05	FLB-06	FLB-07	FLB-08	FLB-09
					Client sampling date / time	09-Sep-2024 12:10	09-Sep-2024 12:20	09-Sep-2024 12:30	09-Sep-2024 13:45	09-Sep-2024 13:35
						WP2421724-006	WP2421724-007	WP2421724-008	WP2421724-009	WP2421724-010
						Result	Result	Result	Result	Result
Physical Tests										
Acidity (as CaCO3)	----	E283/WT	2.0	mg/L		2.4	<2.0	2.2	<2.0	<2.0
Alkalinity, bicarbonate (as CaCO3)	----	E290/WP	1.0	mg/L		17.7	22.7	4.5	37.8	36.3
Alkalinity, carbonate (as CaCO3)	----	E290/WP	1.0	mg/L		<1.0	<1.0	<1.0	<1.0	<1.0
Alkalinity, hydroxide (as CaCO3)	----	E290/WP	1.0	mg/L		<1.0	<1.0	<1.0	<1.0	<1.0
Alkalinity, phenolphthalein (as CaCO3)	----	E290/WP	1.0	mg/L		<1.0	<1.0	<1.0	<1.0	<1.0
Alkalinity, total (as CaCO3)	----	E290/WP	1.0	mg/L		17.7	22.7	4.5	37.8	36.3
Conductivity	----	E100/WP	1.0	µS/cm		124	102	118	101	92.3
pH	----	E108/WP	0.10	pH units		7.41	7.63	6.70	8.11	7.83
Solids, total dissolved [TDS]	----	E162-L/WP	3.0	mg/L		74.9	64.2	78.2	63.2	53.6
Anions and Nutrients										
Chloride	16887-00-6	E235.Cl-L/WP	0.10	mg/L		0.38	0.15	0.28	0.16	0.15
Fluoride	16984-48-8	E235.F/WP	0.020	mg/L		0.023	<0.020	0.037	<0.020	<0.020
Phosphorus, total	7723-14-0	E372-U/WP	0.0020	mg/L		0.0031	0.0047	0.0025	0.0145	0.0051
Sulfate (as SO4)	14808-79-8	E235.SO4/WP	0.30	mg/L		35.3	22.6	44.0	11.4	8.31
Dissolved Metals										
Aluminum, dissolved	7429-90-5	E421/WP	0.0010	mg/L		0.0073	0.0129	0.0024	0.0329	0.0304
Antimony, dissolved	7440-36-0	E421/WP	0.00010	mg/L		0.00110	0.00219	0.00046	0.00043	0.00050
Arsenic, dissolved	7440-38-2	E421/WP	0.00010	mg/L		0.00102	0.00728	0.00142	0.00690	0.00510
Barium, dissolved	7440-39-3	E421/WP	0.00010	mg/L		0.0178	0.0167	0.00976	0.0178	0.0169
Beryllium, dissolved	7440-41-7	E421/WP	0.000020	mg/L		Not Detected	Not Detected	Not Detected	Not Detected	Not Detected
Bismuth, dissolved	7440-69-9	E421/WP	0.000050	mg/L		Not Detected	Not Detected	Not Detected	Not Detected	Not Detected
Boron, dissolved	7440-42-8	E421/WP	0.010	mg/L		0.014	<0.010	0.018	<0.010	<0.010
Cadmium, dissolved	7440-43-9	E421/WP	0.0000050	mg/L		0.000897	0.000148	0.0000400	<0.0000050	<0.0000050
Calcium, dissolved	7440-70-2	E421/WP	0.050	mg/L		16.7	15.9	15.2	16.8	15.0
Cesium, dissolved	7440-46-2	E421/WP	0.000010	mg/L		0.000012	0.000014	0.000012	0.000029	0.000026
Chromium, dissolved	7440-47-3	E421/WP	0.00050	mg/L		<0.00050	<0.00050	Not Detected	<0.00050	0.00065
Cobalt, dissolved	7440-48-4	E421/WP	0.00010	mg/L		<0.00010	<0.00010	<0.00010	<0.00010	<0.00010
Copper, dissolved	7440-50-8	E421/WP	0.00020	mg/L		0.00133	0.00188	0.00129	0.00132	0.00134
Iron, dissolved	7439-89-6	E421/WP	0.010	mg/L		0.043	<0.010	<0.010	<0.010	<0.010
Lead, dissolved	7439-92-1	E421/WP	0.000050	mg/L		<0.000050	<0.000050	<0.000050	Not Detected	<0.000050

Analytical Results

Sub-Matrix: **Water**
(Matrix: **Water**)

Analyte	CAS Number	Method/Lab	LOR	Unit	Client sample ID	FLB-05	FLB-06	FLB-07	FLB-08	FLB-09
					Client sampling date / time	09-Sep-2024 12:10	09-Sep-2024 12:20	09-Sep-2024 12:30	09-Sep-2024 13:45	09-Sep-2024 13:35
						WP2421724-006	WP2421724-007	WP2421724-008	WP2421724-009	WP2421724-010
						Result	Result	Result	Result	Result
Dissolved Metals										
Lithium, dissolved	7439-93-2	E421/WP	0.0010	mg/L		0.0015	0.0010	0.0018	<0.0010	<0.0010
Magnesium, dissolved	7439-95-4	E421/WP	0.0050	mg/L		1.32	0.942	1.67	0.623	0.680
Manganese, dissolved	7439-96-5	E421/WP	0.00010	mg/L		0.0366	0.00644	0.0140	0.00045	0.00028
Mercury, dissolved	7439-97-6	E509/WP	0.0000050	mg/L		<0.0000050	<0.0000050	<0.0000050	<0.0000050	<0.0000050
Molybdenum, dissolved	7439-98-7	E421/WP	0.000050	mg/L		0.000578	0.000995	0.000242	0.000250	0.000240
Nickel, dissolved	7440-02-0	E421/WP	0.00050	mg/L		<0.00050	<0.00050	0.00123	Not Detected	<0.00050
Phosphorus, dissolved	7723-14-0	E421.P-L/WP	0.030	mg/L		<0.030	<0.030	<0.030	<0.030	<0.030
Potassium, dissolved	7440-09-7	E421/WP	0.050	mg/L		1.54	1.53	1.39	1.48	1.81
Rubidium, dissolved	7440-17-7	E421/WP	0.00020	mg/L		0.00305	0.00291	0.00361	0.00383	0.00434
Selenium, dissolved	7782-49-2	E421/WP	0.000050	mg/L		0.00141	0.00135	0.00215	Not Detected	0.000123
Silicon, dissolved	7440-21-3	E421/WP	0.050	mg/L		1.55	1.52	1.63	1.45	1.49
Silver, dissolved	7440-22-4	E421/WP	0.000010	mg/L		<0.000010	<0.000010	<0.000010	<0.000010	<0.000010
Sodium, dissolved	7440-23-5	E421/WP	0.050	mg/L		1.38	0.862	1.12	1.10	0.944
Strontium, dissolved	7440-24-6	E421/WP	0.00020	mg/L		0.0785	0.0628	0.0788	0.0403	0.0381
Sulfur, dissolved	7704-34-9	E421/WP	0.50	mg/L		11.0	8.50	12.8	3.85	2.68
Tellurium, dissolved	13494-80-9	E421/WP	0.00020	mg/L		Not Detected	Not Detected	Not Detected	Not Detected	Not Detected
Thallium, dissolved	7440-28-0	E421/WP	0.000010	mg/L		0.000018	<0.000010	0.000014	<0.000010	<0.000010
Thorium, dissolved	7440-29-1	E421/WP	0.00010	mg/L		Not Detected	Not Detected	Not Detected	Not Detected	Not Detected
Tin, dissolved	7440-31-5	E421/WP	0.00010	mg/L		<0.00010	<0.00010	<0.00010	<0.00010	<0.00010
Titanium, dissolved	7440-32-6	E421/WP	0.00030	mg/L		Not Detected	Not Detected	Not Detected	Not Detected	Not Detected
Tungsten, dissolved	7440-33-7	E421/WP	0.00010	mg/L		0.00019	0.00027	<0.00010	0.00023	0.00042
Uranium, dissolved	7440-61-1	E421/WP	0.000010	mg/L		0.000162	0.000643	0.000102	0.000140	0.000175
Vanadium, dissolved	7440-62-2	E421/WP	0.00050	mg/L		<0.00050	0.00088	<0.00050	0.00113	0.00137
Zinc, dissolved	7440-66-6	E421/WP	0.0010	mg/L		0.0434	0.0091	0.0040	0.0019	0.0040
Zirconium, dissolved	7440-67-7	E421/WP	0.00030	mg/L		Not Detected	Not Detected	Not Detected	Not Detected	Not Detected
Dissolved mercury filtration location	----	EP509/WP	-	-		Field	Field	Field	Field	Field
Dissolved metals filtration location	----	EP421/WP	-	-		Field	Field	Field	Field	Field

Please refer to the General Comments section for an explanation of any result qualifiers detected.

Please refer to the Accreditation section for an explanation of analyte accreditations.

Analytical Results

Sub-Matrix: **Water**
(Matrix: **Water**)

Analyte	CAS Number	Method/Lab	LOR	Unit	Client sample ID	FLB-10	FLB-11	FLB-12	FLB-13	FLB-14
					Client sampling date / time	09-Sep-2024 13:30	09-Sep-2024 13:20	09-Sep-2024 12:40	09-Sep-2024 12:45	09-Sep-2024 13:00
						WP2421724-011	WP2421724-012	WP2421724-013	WP2421724-014	WP2421724-015
						Result	Result	Result	Result	Result
Physical Tests										
Acidity (as CaCO3)	----	E283/WT	2.0	mg/L		<2.0	<2.0	<2.0	2.2	2.0
Alkalinity, bicarbonate (as CaCO3)	----	E290/WP	1.0	mg/L		34.9	35.9	20.3	5.0	9.4
Alkalinity, carbonate (as CaCO3)	----	E290/WP	1.0	mg/L		5.2	<1.0	<1.0	<1.0	<1.0
Alkalinity, hydroxide (as CaCO3)	----	E290/WP	1.0	mg/L		<1.0	<1.0	<1.0	<1.0	<1.0
Alkalinity, phenolphthalein (as CaCO3)	----	E290/WP	1.0	mg/L		2.6	<1.0	<1.0	<1.0	<1.0
Alkalinity, total (as CaCO3)	----	E290/WP	1.0	mg/L		40.1	35.9	20.3	5.0	9.4
Conductivity	----	E100/WP	1.0	µS/cm		89.7	88.5	106	118	126
pH	----	E108/WP	0.10	pH units		8.73	7.95	7.57	6.84	7.11
Solids, total dissolved [TDS]	----	E162-L/WP	3.0	mg/L		54.2	50.6	65.2	65.6	75.9
Anions and Nutrients										
Chloride	16887-00-6	E235.Cl-L/WP	0.10	mg/L		0.16	<0.10	0.38	0.20	0.21
Fluoride	16984-48-8	E235.F/WP	0.020	mg/L		<0.020	0.036	0.056	0.025	0.022
Phosphorus, total	7723-14-0	E372-U/WP	0.0020	mg/L		0.0083	0.0056	0.0093	0.0027	0.0033
Sulfate (as SO4)	14808-79-8	E235.SO4/WP	0.30	mg/L		4.02	6.50	25.9	43.0	42.8
Dissolved Metals										
Aluminum, dissolved	7429-90-5	E421/WP	0.0010	mg/L		0.0522	0.0304	0.0102	0.0026	0.0024
Antimony, dissolved	7440-36-0	E421/WP	0.00010	mg/L		0.00083	0.00204	0.00304	0.00082	0.00044
Arsenic, dissolved	7440-38-2	E421/WP	0.00010	mg/L		0.00648	0.00519	0.0665	0.0106	0.00044
Barium, dissolved	7440-39-3	E421/WP	0.00010	mg/L		0.0181	0.00903	0.0134	0.0211	0.0309
Beryllium, dissolved	7440-41-7	E421/WP	0.000020	mg/L		Not Detected	Not Detected	Not Detected	Not Detected	Not Detected
Bismuth, dissolved	7440-69-9	E421/WP	0.000050	mg/L		Not Detected	Not Detected	Not Detected	Not Detected	Not Detected
Boron, dissolved	7440-42-8	E421/WP	0.010	mg/L		<0.010	<0.010	<0.010	0.012	0.014
Cadmium, dissolved	7440-43-9	E421/WP	0.0000050	mg/L		<0.0000050	<0.0000050	0.0000091	0.0000443	0.0000292
Calcium, dissolved	7440-70-2	E421/WP	0.050	mg/L		14.1	13.9	15.4	14.5	16.6
Cesium, dissolved	7440-46-2	E421/WP	0.000010	mg/L		0.000045	0.000028	0.000012	0.000019	0.000013
Chromium, dissolved	7440-47-3	E421/WP	0.00050	mg/L		<0.00050	<0.00050	<0.00050	Not Detected	Not Detected
Cobalt, dissolved	7440-48-4	E421/WP	0.00010	mg/L		<0.00010	<0.00010	<0.00010	0.00076	0.00030
Copper, dissolved	7440-50-8	E421/WP	0.00020	mg/L		0.00161	0.00201	0.00125	0.00096	0.00107
Iron, dissolved	7439-89-6	E421/WP	0.010	mg/L		<0.010	0.011	<0.010	<0.010	0.061
Lead, dissolved	7439-92-1	E421/WP	0.000050	mg/L		Not Detected	<0.000050	<0.000050	<0.000050	<0.000050

Analytical Results

Sub-Matrix: **Water**
(Matrix: **Water**)

Analyte	CAS Number	Method/Lab	LOR	Unit	Client sample ID	FLB-10	FLB-11	FLB-12	FLB-13	FLB-14
					Client sampling date / time	09-Sep-2024 13:30	09-Sep-2024 13:20	09-Sep-2024 12:40	09-Sep-2024 12:45	09-Sep-2024 13:00
						WP2421724-011	WP2421724-012	WP2421724-013	WP2421724-014	WP2421724-015
						Result	Result	Result	Result	Result
Dissolved Metals										
Lithium, dissolved	7439-93-2	E421/WP	0.0010	mg/L		0.0014	<0.0010	<0.0010	0.0023	0.0015
Magnesium, dissolved	7439-95-4	E421/WP	0.0050	mg/L		0.805	0.656	1.12	1.68	1.64
Manganese, dissolved	7439-96-5	E421/WP	0.00010	mg/L		0.00015	0.00047	0.00251	0.0996	0.0833
Mercury, dissolved	7439-97-6	E509/WP	0.0000050	mg/L		<0.0000050	<0.0000050	<0.0000050	<0.0000050	<0.0000050
Molybdenum, dissolved	7439-98-7	E421/WP	0.000050	mg/L		0.000430	0.00148	0.00153	0.000338	0.000197
Nickel, dissolved	7440-02-0	E421/WP	0.00050	mg/L		<0.00050	<0.00050	<0.00050	0.0325	0.00882
Phosphorus, dissolved	7723-14-0	E421.P-L/WP	0.030	mg/L		<0.030	<0.030	<0.030	<0.030	<0.030
Potassium, dissolved	7440-09-7	E421/WP	0.050	mg/L		2.05	1.61	1.35	1.92	2.02
Rubidium, dissolved	7440-17-7	E421/WP	0.00020	mg/L		0.00480	0.00315	0.00218	0.00396	0.00401
Selenium, dissolved	7782-49-2	E421/WP	0.000050	mg/L		0.000066	0.000064	0.00155	0.000531	0.00101
Silicon, dissolved	7440-21-3	E421/WP	0.050	mg/L		1.49	1.50	1.68	1.87	1.62
Silver, dissolved	7440-22-4	E421/WP	0.000010	mg/L		<0.000010	<0.000010	<0.000010	<0.000010	<0.000010
Sodium, dissolved	7440-23-5	E421/WP	0.050	mg/L		1.02	0.769	0.923	1.18	1.12
Strontium, dissolved	7440-24-6	E421/WP	0.00020	mg/L		0.0546	0.0631	0.0745	0.0808	0.0781
Sulfur, dissolved	7704-34-9	E421/WP	0.50	mg/L		1.72	2.82	9.68	13.7	14.2
Tellurium, dissolved	13494-80-9	E421/WP	0.00020	mg/L		Not Detected	Not Detected	Not Detected	Not Detected	Not Detected
Thallium, dissolved	7440-28-0	E421/WP	0.000010	mg/L		<0.000010	<0.000010	<0.000010	0.000018	0.000016
Thorium, dissolved	7440-29-1	E421/WP	0.00010	mg/L		Not Detected	Not Detected	Not Detected	Not Detected	Not Detected
Tin, dissolved	7440-31-5	E421/WP	0.00010	mg/L		<0.00010	<0.00010	<0.00010	<0.00010	<0.00010
Titanium, dissolved	7440-32-6	E421/WP	0.00030	mg/L		Not Detected	<0.00030	Not Detected	Not Detected	Not Detected
Tungsten, dissolved	7440-33-7	E421/WP	0.00010	mg/L		0.00066	0.00140	0.00031	<0.00010	0.00014
Uranium, dissolved	7440-61-1	E421/WP	0.000010	mg/L		0.000821	0.00246	0.000278	0.000048	0.000023
Vanadium, dissolved	7440-62-2	E421/WP	0.00050	mg/L		0.00180	0.00099	0.00132	<0.00050	<0.00050
Zinc, dissolved	7440-66-6	E421/WP	0.0010	mg/L		0.0013	0.0024	0.0020	0.0061	0.0033
Zirconium, dissolved	7440-67-7	E421/WP	0.00030	mg/L		Not Detected	<0.00030	Not Detected	Not Detected	Not Detected
Dissolved mercury filtration location	----	EP509/WP	-	-		Field	Field	Field	Field	Field
Dissolved metals filtration location	----	EP421/WP	-	-		Field	Field	Field	Field	Field

Please refer to the General Comments section for an explanation of any result qualifiers detected.

Please refer to the Accreditation section for an explanation of analyte accreditations.

Analytical Results

Sub-Matrix: Water (Matrix: Water)				Client sample ID	FLB-15	FLB-Duplicate	FLB-FIELDBLANK	----	----
				Client sampling date / time	09-Sep-2024 13:10	09-Sep-2024 12:45	09-Sep-2024 13:50	----	----
Analyte	CAS Number	Method/Lab	LOR	Unit	WP2421724-016	WP2421724-017	WP2421724-018	--------	--------
					Result	Result	Result	----	----
Physical Tests									
Acidity (as CaCO3)	----	E283/WT	2.0	mg/L	<2.0	2.0	----	----	----
Alkalinity, bicarbonate (as CaCO3)	----	E290/WP	1.0	mg/L	14.4	4.3	----	----	----
Alkalinity, carbonate (as CaCO3)	----	E290/WP	1.0	mg/L	<1.0	<1.0	----	----	----
Alkalinity, hydroxide (as CaCO3)	----	E290/WP	1.0	mg/L	<1.0	<1.0	----	----	----
Alkalinity, phenolphthalein (as CaCO3)	----	E290/WP	1.0	mg/L	<1.0	<1.0	----	----	----
Alkalinity, total (as CaCO3)	----	E290/WP	1.0	mg/L	14.4	4.3	----	----	----
Conductivity	----	E100/WP	1.0	µS/cm	78.3	118	----	----	----
pH	----	E108/WP	0.10	pH units	7.42	6.80	----	----	----
Solids, total dissolved [TDS]	----	E162-L/WP	3.0	mg/L	52.9	67.2	----	----	----
Anions and Nutrients									
Chloride	16887-00-6	E235.Cl-L/WP	0.10	mg/L	0.22	0.20	----	----	----
Fluoride	16984-48-8	E235.F/WP	0.020	mg/L	0.033	0.025	----	----	----
Phosphorus, total	7723-14-0	E372-U/WP	0.0020	mg/L	0.0038	0.0023	----	----	----
Sulfate (as SO4)	14808-79-8	E235.SO4/WP	0.30	mg/L	19.7	43.2	----	----	----
Dissolved Metals									
Aluminum, dissolved	7429-90-5	E421/WP	0.0010	mg/L	0.0106	0.0019	0.0039	----	----
Antimony, dissolved	7440-36-0	E421/WP	0.00010	mg/L	0.00086	0.00052	<0.00010	----	----
Arsenic, dissolved	7440-38-2	E421/WP	0.00010	mg/L	0.00128	0.00233	0.00093	----	----
Barium, dissolved	7440-39-3	E421/WP	0.00010	mg/L	0.0149	0.0224	0.00277	----	----
Beryllium, dissolved	7440-41-7	E421/WP	0.000020	mg/L	Not Detected	Not Detected	Not Detected	----	----
Bismuth, dissolved	7440-69-9	E421/WP	0.000050	mg/L	Not Detected	Not Detected	Not Detected	----	----
Boron, dissolved	7440-42-8	E421/WP	0.010	mg/L	<0.010	0.012	<0.010	----	----
Cadmium, dissolved	7440-43-9	E421/WP	0.0000050	mg/L	0.0000060	0.0000546	<0.0000050	----	----
Calcium, dissolved	7440-70-2	E421/WP	0.050	mg/L	11.4	13.8	2.30	----	----
Cesium, dissolved	7440-46-2	E421/WP	0.000010	mg/L	0.000013	0.000018	<0.000010	----	----
Chromium, dissolved	7440-47-3	E421/WP	0.00050	mg/L	<0.00050	Not Detected	Not Detected	----	----
Cobalt, dissolved	7440-48-4	E421/WP	0.00010	mg/L	<0.00010	0.00088	<0.00010	----	----
Copper, dissolved	7440-50-8	E421/WP	0.00020	mg/L	0.00158	0.00023	0.00068	----	----
Iron, dissolved	7439-89-6	E421/WP	0.010	mg/L	0.017	<0.010	<0.010	----	----
Lead, dissolved	7439-92-1	E421/WP	0.000050	mg/L	<0.000050	Not Detected	Not Detected	----	----

Analytical Results

Sub-Matrix: **Water**
(Matrix: **Water**)

Analyte	CAS Number	Method/Lab	LOR	Unit	Client sample ID	FLB-15	FLB-Duplicate	FLB-FIELDBLANK	----	----
					Client sampling date / time	09-Sep-2024 13:10	09-Sep-2024 12:45	09-Sep-2024 13:50	----	----
						WP2421724-016	WP2421724-017	WP2421724-018	--------	--------
						Result	Result	Result	----	----
Dissolved Metals										
Lithium, dissolved	7439-93-2	E421/WP	0.0010	mg/L		0.0011	0.0018	<0.0010	----	----
Magnesium, dissolved	7439-95-4	E421/WP	0.0050	mg/L		1.11	1.90	0.0847	----	----
Manganese, dissolved	7439-96-5	E421/WP	0.00010	mg/L		0.0124	0.114	<0.00010	----	----
Mercury, dissolved	7439-97-6	E509/WP	0.0000050	mg/L		<0.0000050	<0.0000050	<0.0000050	----	----
Molybdenum, dissolved	7439-98-7	E421/WP	0.000050	mg/L		0.000536	0.000153	<0.000050	----	----
Nickel, dissolved	7440-02-0	E421/WP	0.00050	mg/L		0.00081	0.0378	Not Detected	----	----
Phosphorus, dissolved	7723-14-0	E421.P-L/WP	0.030	mg/L		<0.030	<0.030	<0.030	----	----
Potassium, dissolved	7440-09-7	E421/WP	0.050	mg/L		1.23	1.95	0.207	----	----
Rubidium, dissolved	7440-17-7	E421/WP	0.00020	mg/L		0.00257	0.00422	0.00052	----	----
Selenium, dissolved	7782-49-2	E421/WP	0.000050	mg/L		0.000274	0.000448	Not Detected	----	----
Silicon, dissolved	7440-21-3	E421/WP	0.050	mg/L		1.44	1.79	0.203	----	----
Silver, dissolved	7440-22-4	E421/WP	0.000010	mg/L		<0.000010	<0.000010	Not Detected	----	----
Sodium, dissolved	7440-23-5	E421/WP	0.050	mg/L		1.04	1.28	0.159	----	----
Strontium, dissolved	7440-24-6	E421/WP	0.00020	mg/L		0.0617	0.0859	0.00568	----	----
Sulfur, dissolved	7704-34-9	E421/WP	0.50	mg/L		7.48	13.6	<0.50	----	----
Tellurium, dissolved	13494-80-9	E421/WP	0.00020	mg/L		Not Detected	Not Detected	Not Detected	----	----
Thallium, dissolved	7440-28-0	E421/WP	0.000010	mg/L		<0.000010	0.000021	Not Detected	----	----
Thorium, dissolved	7440-29-1	E421/WP	0.00010	mg/L		Not Detected	Not Detected	Not Detected	----	----
Tin, dissolved	7440-31-5	E421/WP	0.00010	mg/L		<0.00010	Not Detected	<0.00010	----	----
Titanium, dissolved	7440-32-6	E421/WP	0.00030	mg/L		Not Detected	Not Detected	Not Detected	----	----
Tungsten, dissolved	7440-33-7	E421/WP	0.00010	mg/L		0.00020	<0.00010	<0.00010	----	----
Uranium, dissolved	7440-61-1	E421/WP	0.000010	mg/L		0.000138	0.000016	0.000017	----	----
Vanadium, dissolved	7440-62-2	E421/WP	0.00050	mg/L		0.00067	<0.00050	<0.00050	----	----
Zinc, dissolved	7440-66-6	E421/WP	0.0010	mg/L		0.0029	0.0058	0.0011	----	----
Zirconium, dissolved	7440-67-7	E421/WP	0.00030	mg/L		Not Detected	Not Detected	Not Detected	----	----
Dissolved mercury filtration location	----	EP509/WP	-	-		Field	Field	Field	----	----
Dissolved metals filtration location	----	EP421/WP	-	-		Field	Field	Field	----	----

Please refer to the General Comments section for an explanation of any result qualifiers detected.

Please refer to the Accreditation section for an explanation of analyte accreditations.

ALS Canada Ltd.

right solutions.
right partner.

QUALITY CONTROL INTERPRETIVE REPORT

Work Order	: **WP2421724**	Page	: 1 of 30
Client	: **Great Bear Resources Ltd**	Laboratory	: ALS Environmental - Winnipeg
Contact	: Hannah Hillier	Account Manager	: Judy Dalmaijer
Address	: Great Bear Resources Ltd. 117 Forestry Road Red Lake ON Canada P0V 2M0	Address	: 1329 Niakwa Road East, Unit 12 Winnipeg, Manitoba Canada R2J 3T4
Telephone	: ----	Telephone	: +1 204 255 9720
Project	: PPR-022-3	Date Samples Received	: 11-Sep-2024 09:45
PO	: PPR-022-3	Issue Date	: 18-Sep-2024 13:31
C-O-C number	: ----		
Sampler	: Jacob		
Site	: ----		
Quote number	: 2024 Standing offer_V2		
No. of samples received	: 18		
No. of samples analysed	: 18		

This report is automatically generated by the ALS LIMS (Laboratory Information Management System) through evaluation of Quality Control (QC) results and other QA parameters associated with this submission, and is intended to facilitate rapid data validation by auditors or reviewers. The report highlights any exceptions and outliers to ALS Data Quality Objectives, provides holding time details and exceptions, summarizes QC sample frequencies, and lists applicable methodology references and summaries.

Key

Anonymous: Refers to samples which are not part of this work order, but which formed part of the QC process lot.
CAS Number: Chemical Abstracts Service number is a unique identifier assigned to discrete substances.
DQO: Data Quality Objective.
LOR: Limit of Reporting (detection limit).
RPD: Relative Percent Difference.

Workorder Comments

Holding times are displayed as "---" if no guidance exists from CCME, Canadian provinces, or broadly recognized international references.

Summary of Outliers

Outliers : Quality Control Samples

- No Method Blank value outliers occur.
- No Duplicate outliers occur.
- No Laboratory Control Sample (LCS) outliers occur
- No Matrix Spike outliers occur.
- No Test sample Surrogate recovery outliers exist.

Outliers: Reference Material (RM) Samples

- No Reference Material (RM) Sample outliers occur.

Outliers : Analysis Holding Time Compliance (Breaches)

- Analysis Holding Time Outliers exist - please see following pages for full details.

Outliers : Frequency of Quality Control Samples

- Quality Control Sample Frequency Outliers occur - please see following pages for full details.

Analysis Holding Time Compliance

This report summarizes extraction / preparation and analysis times and compares each with ALS recommended holding times, which are selected to meet known provincial and /or federal requirements. In the absence of regulatory hold times, ALS establishes recommendations based on guidelines published by organizations such as CCME, US EPA, APHA Standard Methods, ASTM, or Environment Canada (where available). Dates and holding times reported below represent the first dates of extraction or analysis. If subsequent tests or dilutions exceeded holding times, qualifiers are added (refer to COA).

If samples are identified below as having been analyzed or extracted outside of recommended holding times, measurement uncertainties may be increased, and this should be taken into consideration when interpreting results.

Where actual sampling date is not provided on the chain of custody, the date of receipt with time at 00:00 is used for calculation purposes.

Where only the sample date without time is provided on the chain of custody, the sampling date at 00:00 is used for calculation purposes.

Matrix: **Water**

Evaluation: × = Holding time exceedance ; ✓ = Within Holding Time

Analyte Group : Analytical Method / Container / Client Sample ID(s)	Method	Sampling Date	Extraction / Preparation				Analysis			
			Preparation Date	Holding Times Rec	Holding Times Actual	Eval	Analysis Date	Holding Times Rec	Holding Times Actual	Eval
Anions and Nutrients : Chloride in Water by IC (Low Level)										
HDPE FLB-01	E235.Cl-L	09-Sep-2024	11-Sep-2024	28 days	2 days	✓	11-Sep-2024	28 days	2 days	✓
Anions and Nutrients : Chloride in Water by IC (Low Level)										
HDPE FLB-02	E235.Cl-L	09-Sep-2024	11-Sep-2024	28 days	2 days	✓	11-Sep-2024	28 days	2 days	✓
Anions and Nutrients : Chloride in Water by IC (Low Level)										
HDPE FLB-03	E235.Cl-L	09-Sep-2024	11-Sep-2024	28 days	2 days	✓	11-Sep-2024	28 days	2 days	✓
Anions and Nutrients : Chloride in Water by IC (Low Level)										
HDPE FLB-04	E235.Cl-L	09-Sep-2024	11-Sep-2024	28 days	2 days	✓	11-Sep-2024	28 days	2 days	✓
Anions and Nutrients : Chloride in Water by IC (Low Level)										
HDPE FLB-05	E235.Cl-L	09-Sep-2024	11-Sep-2024	28 days	2 days	✓	11-Sep-2024	28 days	2 days	✓
Anions and Nutrients : Chloride in Water by IC (Low Level)										
HDPE FLB-06	E235.Cl-L	09-Sep-2024	11-Sep-2024	28 days	2 days	✓	11-Sep-2024	28 days	2 days	✓
Anions and Nutrients : Chloride in Water by IC (Low Level)										
HDPE FLB-07	E235.Cl-L	09-Sep-2024	11-Sep-2024	28 days	2 days	✓	11-Sep-2024	28 days	2 days	✓

Matrix: **Water**

Evaluation: × = Holding time exceedance ; ✓ = Within Holding Time

Analyte Group : Analytical Method / Container / Client Sample ID(s)	Method	Sampling Date	Extraction / Preparation				Analysis			
			Preparation Date	Holding Times Rec	Holding Times Actual	Eval	Analysis Date	Holding Times Rec	Holding Times Actual	Eval
Anions and Nutrients : Chloride in Water by IC (Low Level)										
HDPE FLB-08	E235.Cl-L	09-Sep-2024	11-Sep-2024	28 days	2 days	✓	11-Sep-2024	28 days	2 days	✓
Anions and Nutrients : Chloride in Water by IC (Low Level)										
HDPE FLB-09	E235.Cl-L	09-Sep-2024	11-Sep-2024	28 days	2 days	✓	11-Sep-2024	28 days	2 days	✓
Anions and Nutrients : Chloride in Water by IC (Low Level)										
HDPE FLB-10	E235.Cl-L	09-Sep-2024	11-Sep-2024	28 days	2 days	✓	11-Sep-2024	28 days	2 days	✓
Anions and Nutrients : Chloride in Water by IC (Low Level)										
HDPE FLB-11	E235.Cl-L	09-Sep-2024	11-Sep-2024	28 days	2 days	✓	11-Sep-2024	28 days	2 days	✓
Anions and Nutrients : Chloride in Water by IC (Low Level)										
HDPE FLB-12	E235.Cl-L	09-Sep-2024	11-Sep-2024	28 days	2 days	✓	11-Sep-2024	28 days	2 days	✓
Anions and Nutrients : Chloride in Water by IC (Low Level)										
HDPE FLB-13	E235.Cl-L	09-Sep-2024	11-Sep-2024	28 days	2 days	✓	11-Sep-2024	28 days	2 days	✓
Anions and Nutrients : Chloride in Water by IC (Low Level)										
HDPE FLB-14	E235.Cl-L	09-Sep-2024	11-Sep-2024	28 days	2 days	✓	11-Sep-2024	28 days	2 days	✓
Anions and Nutrients : Chloride in Water by IC (Low Level)										
HDPE FLB-15	E235.Cl-L	09-Sep-2024	11-Sep-2024	28 days	2 days	✓	11-Sep-2024	28 days	2 days	✓
Anions and Nutrients : Chloride in Water by IC (Low Level)										
HDPE FLB-Blank	E235.Cl-L	09-Sep-2024	11-Sep-2024	28 days	2 days	✓	11-Sep-2024	28 days	2 days	✓

Matrix: **Water**

Evaluation: × = Holding time exceedance ; ✓ = Within Holding Time

Analyte Group : Analytical Method / Container / Client Sample ID(s)	*Method*	*Sampling Date*	*Extraction / Preparation*				*Analysis*			
			Preparation Date	*Holding Times* Rec	*Holding Times* Actual	*Eval*	*Analysis Date*	*Holding Times* Rec	*Holding Times* Actual	*Eval*
Anions and Nutrients : Chloride in Water by IC (Low Level)										
HDPE FLB-Duplicate	E235.Cl-L	09-Sep-2024	11-Sep-2024	28 days	2 days	✓	11-Sep-2024	28 days	2 days	✓
Anions and Nutrients : Fluoride in Water by IC										
HDPE FLB-01	E235.F	09-Sep-2024	11-Sep-2024	28 days	2 days	✓	11-Sep-2024	28 days	2 days	✓
Anions and Nutrients : Fluoride in Water by IC										
HDPE FLB-02	E235.F	09-Sep-2024	11-Sep-2024	28 days	2 days	✓	11-Sep-2024	28 days	2 days	✓
Anions and Nutrients : Fluoride in Water by IC										
HDPE FLB-03	E235.F	09-Sep-2024	11-Sep-2024	28 days	2 days	✓	11-Sep-2024	28 days	2 days	✓
Anions and Nutrients : Fluoride in Water by IC										
HDPE FLB-04	E235.F	09-Sep-2024	11-Sep-2024	28 days	2 days	✓	11-Sep-2024	28 days	2 days	✓
Anions and Nutrients : Fluoride in Water by IC										
HDPE FLB-05	E235.F	09-Sep-2024	11-Sep-2024	28 days	2 days	✓	11-Sep-2024	28 days	2 days	✓
Anions and Nutrients : Fluoride in Water by IC										
HDPE FLB-06	E235.F	09-Sep-2024	11-Sep-2024	28 days	2 days	✓	11-Sep-2024	28 days	2 days	✓
Anions and Nutrients : Fluoride in Water by IC										
HDPE FLB-07	E235.F	09-Sep-2024	11-Sep-2024	28 days	2 days	✓	11-Sep-2024	28 days	2 days	✓
Anions and Nutrients : Fluoride in Water by IC										
HDPE FLB-08	E235.F	09-Sep-2024	11-Sep-2024	28 days	2 days	✓	11-Sep-2024	28 days	2 days	✓

Matrix: **Water**

Evaluation: × = Holding time exceedance ; ✓ = Within Holding Time

Analyte Group : Analytical Method / Container / Client Sample ID(s)	Method	Sampling Date	Extraction / Preparation				Analysis			
			Preparation Date	Holding Times Rec	Holding Times Actual	Eval	Analysis Date	Holding Times Rec	Holding Times Actual	Eval
Anions and Nutrients : Fluoride in Water by IC										
HDPE FLB-09	E235.F	09-Sep-2024	11-Sep-2024	28 days	2 days	✓	11-Sep-2024	28 days	2 days	✓
Anions and Nutrients : Fluoride in Water by IC										
HDPE FLB-10	E235.F	09-Sep-2024	11-Sep-2024	28 days	2 days	✓	11-Sep-2024	28 days	2 days	✓
Anions and Nutrients : Fluoride in Water by IC										
HDPE FLB-11	E235.F	09-Sep-2024	11-Sep-2024	28 days	2 days	✓	11-Sep-2024	28 days	2 days	✓
Anions and Nutrients : Fluoride in Water by IC										
HDPE FLB-12	E235.F	09-Sep-2024	11-Sep-2024	28 days	2 days	✓	11-Sep-2024	28 days	2 days	✓
Anions and Nutrients : Fluoride in Water by IC										
HDPE FLB-13	E235.F	09-Sep-2024	11-Sep-2024	28 days	2 days	✓	11-Sep-2024	28 days	2 days	✓
Anions and Nutrients : Fluoride in Water by IC										
HDPE FLB-14	E235.F	09-Sep-2024	11-Sep-2024	28 days	2 days	✓	11-Sep-2024	28 days	2 days	✓
Anions and Nutrients : Fluoride in Water by IC										
HDPE FLB-15	E235.F	09-Sep-2024	11-Sep-2024	28 days	2 days	✓	11-Sep-2024	28 days	2 days	✓
Anions and Nutrients : Fluoride in Water by IC										
HDPE FLB-Blank	E235.F	09-Sep-2024	11-Sep-2024	28 days	2 days	✓	11-Sep-2024	28 days	2 days	✓
Anions and Nutrients : Fluoride in Water by IC										
HDPE FLB-Duplicate	E235.F	09-Sep-2024	11-Sep-2024	28 days	2 days	✓	11-Sep-2024	28 days	2 days	✓

Matrix: **Water**

Evaluation: × = Holding time exceedance ; ✓ = Within Holding Time

Analyte Group : Analytical Method / Container / Client Sample ID(s)	Method	Sampling Date	Extraction / Preparation				Analysis			
			Preparation Date	Holding Times Rec	Holding Times Actual	Eval	Analysis Date	Holding Times Rec	Holding Times Actual	Eval
Anions and Nutrients : Sulfate in Water by IC										
HDPE FLB-01	E235.SO4	09-Sep-2024	11-Sep-2024	28 days	2 days	✓	11-Sep-2024	28 days	2 days	✓
Anions and Nutrients : Sulfate in Water by IC										
HDPE FLB-02	E235.SO4	09-Sep-2024	11-Sep-2024	28 days	2 days	✓	11-Sep-2024	28 days	2 days	✓
Anions and Nutrients : Sulfate in Water by IC										
HDPE FLB-03	E235.SO4	09-Sep-2024	11-Sep-2024	28 days	2 days	✓	11-Sep-2024	28 days	2 days	✓
Anions and Nutrients : Sulfate in Water by IC										
HDPE FLB-04	E235.SO4	09-Sep-2024	11-Sep-2024	28 days	2 days	✓	11-Sep-2024	28 days	2 days	✓
Anions and Nutrients : Sulfate in Water by IC										
HDPE FLB-05	E235.SO4	09-Sep-2024	11-Sep-2024	28 days	2 days	✓	11-Sep-2024	28 days	2 days	✓
Anions and Nutrients : Sulfate in Water by IC										
HDPE FLB-06	E235.SO4	09-Sep-2024	11-Sep-2024	28 days	2 days	✓	11-Sep-2024	28 days	2 days	✓
Anions and Nutrients : Sulfate in Water by IC										
HDPE FLB-07	E235.SO4	09-Sep-2024	11-Sep-2024	28 days	2 days	✓	11-Sep-2024	28 days	2 days	✓
Anions and Nutrients : Sulfate in Water by IC										
HDPE FLB-08	E235.SO4	09-Sep-2024	11-Sep-2024	28 days	2 days	✓	11-Sep-2024	28 days	2 days	✓
Anions and Nutrients : Sulfate in Water by IC										
HDPE FLB-09	E235.SO4	09-Sep-2024	11-Sep-2024	28 days	2 days	✓	11-Sep-2024	28 days	2 days	✓

Matrix: **Water**

Evaluation: × = Holding time exceedance ; ✓ = Within Holding Time

Analyte Group : Analytical Method / Container / Client Sample ID(s)	Method	Sampling Date	Extraction / Preparation				Analysis			
			Preparation Date	Holding Times Rec	Holding Times Actual	Eval	Analysis Date	Holding Times Rec	Holding Times Actual	Eval
Anions and Nutrients : Sulfate in Water by IC										
HDPE FLB-10	E235.SO4	09-Sep-2024	11-Sep-2024	28 days	2 days	✓	11-Sep-2024	28 days	2 days	✓
Anions and Nutrients : Sulfate in Water by IC										
HDPE FLB-11	E235.SO4	09-Sep-2024	11-Sep-2024	28 days	2 days	✓	11-Sep-2024	28 days	2 days	✓
Anions and Nutrients : Sulfate in Water by IC										
HDPE FLB-12	E235.SO4	09-Sep-2024	11-Sep-2024	28 days	2 days	✓	11-Sep-2024	28 days	2 days	✓
Anions and Nutrients : Sulfate in Water by IC										
HDPE FLB-13	E235.SO4	09-Sep-2024	11-Sep-2024	28 days	2 days	✓	11-Sep-2024	28 days	2 days	✓
Anions and Nutrients : Sulfate in Water by IC										
HDPE FLB-14	E235.SO4	09-Sep-2024	11-Sep-2024	28 days	2 days	✓	11-Sep-2024	28 days	2 days	✓
Anions and Nutrients : Sulfate in Water by IC										
HDPE FLB-15	E235.SO4	09-Sep-2024	11-Sep-2024	28 days	2 days	✓	11-Sep-2024	28 days	2 days	✓
Anions and Nutrients : Sulfate in Water by IC										
HDPE FLB-Blank	E235.SO4	09-Sep-2024	11-Sep-2024	28 days	2 days	✓	11-Sep-2024	28 days	2 days	✓
Anions and Nutrients : Sulfate in Water by IC										
HDPE FLB-Duplicate	E235.SO4	09-Sep-2024	11-Sep-2024	28 days	2 days	✓	11-Sep-2024	28 days	2 days	✓
Anions and Nutrients : Total Phosphorus by Colourimetry (0.002 mg/L)										
Amber glass total (sulfuric acid) FLB-01	E372-U	09-Sep-2024	13-Sep-2024	28 days	4 days	✓	16-Sep-2024	28 days	7 days	✓

Matrix: **Water**

Evaluation: × = Holding time exceedance ; ✓ = Within Holding Time

Analyte Group : Analytical Method / Container / Client Sample ID(s)	Method	Sampling Date	Extraction / Preparation				Analysis			
			Preparation Date	Holding Times		Eval	Analysis Date	Holding Times		Eval
				Rec	Actual			Rec	Actual	
Anions and Nutrients : Total Phosphorus by Colourimetry (0.002 mg/L)										
Amber glass total (sulfuric acid)										
FLB-02	E372-U	09-Sep-2024	13-Sep-2024	28 days	4 days	✓	16-Sep-2024	28 days	7 days	✓
Anions and Nutrients : Total Phosphorus by Colourimetry (0.002 mg/L)										
Amber glass total (sulfuric acid)										
FLB-03	E372-U	09-Sep-2024	13-Sep-2024	28 days	4 days	✓	16-Sep-2024	28 days	7 days	✓
Anions and Nutrients : Total Phosphorus by Colourimetry (0.002 mg/L)										
Amber glass total (sulfuric acid)										
FLB-04	E372-U	09-Sep-2024	13-Sep-2024	28 days	4 days	✓	16-Sep-2024	28 days	7 days	✓
Anions and Nutrients : Total Phosphorus by Colourimetry (0.002 mg/L)										
Amber glass total (sulfuric acid)										
FLB-05	E372-U	09-Sep-2024	13-Sep-2024	28 days	4 days	✓	16-Sep-2024	28 days	7 days	✓
Anions and Nutrients : Total Phosphorus by Colourimetry (0.002 mg/L)										
Amber glass total (sulfuric acid)										
FLB-06	E372-U	09-Sep-2024	13-Sep-2024	28 days	4 days	✓	16-Sep-2024	28 days	7 days	✓
Anions and Nutrients : Total Phosphorus by Colourimetry (0.002 mg/L)										
Amber glass total (sulfuric acid)										
FLB-07	E372-U	09-Sep-2024	13-Sep-2024	28 days	4 days	✓	16-Sep-2024	28 days	7 days	✓
Anions and Nutrients : Total Phosphorus by Colourimetry (0.002 mg/L)										
Amber glass total (sulfuric acid)										
FLB-08	E372-U	09-Sep-2024	13-Sep-2024	28 days	4 days	✓	16-Sep-2024	28 days	7 days	✓
Anions and Nutrients : Total Phosphorus by Colourimetry (0.002 mg/L)										
Amber glass total (sulfuric acid)										
FLB-09	E372-U	09-Sep-2024	13-Sep-2024	28 days	4 days	✓	16-Sep-2024	28 days	7 days	✓
Anions and Nutrients : Total Phosphorus by Colourimetry (0.002 mg/L)										
Amber glass total (sulfuric acid)										
FLB-10	E372-U	09-Sep-2024	13-Sep-2024	28 days	4 days	✓	16-Sep-2024	28 days	7 days	✓

Matrix: **Water**

Evaluation: × = Holding time exceedance ; ✓ = Within Holding Time

Analyte Group : Analytical Method / Container / Client Sample ID(s)	Method	Sampling Date	Extraction / Preparation				Analysis			
			Preparation Date	Holding Times Rec	Holding Times Actual	Eval	Analysis Date	Holding Times Rec	Holding Times Actual	Eval
Anions and Nutrients : Total Phosphorus by Colourimetry (0.002 mg/L)										
Amber glass total (sulfuric acid) FLB-11	E372-U	09-Sep-2024	13-Sep-2024	28 days	4 days	✓	16-Sep-2024	28 days	7 days	✓
Anions and Nutrients : Total Phosphorus by Colourimetry (0.002 mg/L)										
Amber glass total (sulfuric acid) FLB-12	E372-U	09-Sep-2024	13-Sep-2024	28 days	4 days	✓	16-Sep-2024	28 days	7 days	✓
Anions and Nutrients : Total Phosphorus by Colourimetry (0.002 mg/L)										
Amber glass total (sulfuric acid) FLB-13	E372-U	09-Sep-2024	13-Sep-2024	28 days	4 days	✓	16-Sep-2024	28 days	7 days	✓
Anions and Nutrients : Total Phosphorus by Colourimetry (0.002 mg/L)										
Amber glass total (sulfuric acid) FLB-14	E372-U	09-Sep-2024	13-Sep-2024	28 days	4 days	✓	16-Sep-2024	28 days	7 days	✓
Anions and Nutrients : Total Phosphorus by Colourimetry (0.002 mg/L)										
Amber glass total (sulfuric acid) FLB-15	E372-U	09-Sep-2024	13-Sep-2024	28 days	4 days	✓	16-Sep-2024	28 days	7 days	✓
Anions and Nutrients : Total Phosphorus by Colourimetry (0.002 mg/L)										
Amber glass total (sulfuric acid) FLB-Blank	E372-U	09-Sep-2024	13-Sep-2024	28 days	4 days	✓	16-Sep-2024	28 days	7 days	✓
Anions and Nutrients : Total Phosphorus by Colourimetry (0.002 mg/L)										
Amber glass total (sulfuric acid) FLB-Duplicate	E372-U	09-Sep-2024	13-Sep-2024	28 days	4 days	✓	16-Sep-2024	28 days	7 days	✓
Dissolved Metals : Dissolved Mercury in Water by CVAAS										
Glass vial dissolved (hydrochloric acid) FLB-01	E509	09-Sep-2024	17-Sep-2024	28 days	8 days	✓	17-Sep-2024	28 days	8 days	✓
Dissolved Metals : Dissolved Mercury in Water by CVAAS										
Glass vial dissolved (hydrochloric acid) FLB-02	E509	09-Sep-2024	17-Sep-2024	28 days	8 days	✓	17-Sep-2024	28 days	8 days	✓

Matrix: **Water**

Evaluation: × = Holding time exceedance ; ✓ = Within Holding Time

Analyte Group : Analytical Method / Container / Client Sample ID(s)	Method	Sampling Date	Extraction / Preparation				Analysis			
			Preparation Date	Holding Times Rec	Holding Times Actual	Eval	Analysis Date	Holding Times Rec	Holding Times Actual	Eval
Dissolved Metals : Dissolved Mercury in Water by CVAAS										
Glass vial dissolved (hydrochloric acid) FLB-03	E509	09-Sep-2024	17-Sep-2024	28 days	8 days	✓	17-Sep-2024	28 days	8 days	✓
Dissolved Metals : Dissolved Mercury in Water by CVAAS										
Glass vial dissolved (hydrochloric acid) FLB-04	E509	09-Sep-2024	17-Sep-2024	28 days	8 days	✓	17-Sep-2024	28 days	8 days	✓
Dissolved Metals : Dissolved Mercury in Water by CVAAS										
Glass vial dissolved (hydrochloric acid) FLB-05	E509	09-Sep-2024	17-Sep-2024	28 days	8 days	✓	17-Sep-2024	28 days	8 days	✓
Dissolved Metals : Dissolved Mercury in Water by CVAAS										
Glass vial dissolved (hydrochloric acid) FLB-06	E509	09-Sep-2024	17-Sep-2024	28 days	8 days	✓	17-Sep-2024	28 days	8 days	✓
Dissolved Metals : Dissolved Mercury in Water by CVAAS										
Glass vial dissolved (hydrochloric acid) FLB-07	E509	09-Sep-2024	17-Sep-2024	28 days	8 days	✓	17-Sep-2024	28 days	8 days	✓
Dissolved Metals : Dissolved Mercury in Water by CVAAS										
Glass vial dissolved (hydrochloric acid) FLB-08	E509	09-Sep-2024	17-Sep-2024	28 days	8 days	✓	17-Sep-2024	28 days	8 days	✓
Dissolved Metals : Dissolved Mercury in Water by CVAAS										
Glass vial dissolved (hydrochloric acid) FLB-09	E509	09-Sep-2024	17-Sep-2024	28 days	8 days	✓	17-Sep-2024	28 days	8 days	✓
Dissolved Metals : Dissolved Mercury in Water by CVAAS										
Glass vial dissolved (hydrochloric acid) FLB-10	E509	09-Sep-2024	17-Sep-2024	28 days	8 days	✓	17-Sep-2024	28 days	8 days	✓
Dissolved Metals : Dissolved Mercury in Water by CVAAS										
Glass vial dissolved (hydrochloric acid) FLB-11	E509	09-Sep-2024	17-Sep-2024	28 days	8 days	✓	17-Sep-2024	28 days	8 days	✓

Matrix: **Water**

Evaluation: × = Holding time exceedance ; ✓ = Within Holding Time

Analyte Group : Analytical Method / Container / Client Sample ID(s)	Method	Sampling Date	Extraction / Preparation				Analysis			
			Preparation Date	Holding Times Rec	Holding Times Actual	Eval	Analysis Date	Holding Times Rec	Holding Times Actual	Eval
Dissolved Metals : Dissolved Mercury in Water by CVAAS										
Glass vial dissolved (hydrochloric acid) FLB-12	E509	09-Sep-2024	17-Sep-2024	28 days	8 days	✓	17-Sep-2024	28 days	8 days	✓
Dissolved Metals : Dissolved Mercury in Water by CVAAS										
Glass vial dissolved (hydrochloric acid) FLB-13	E509	09-Sep-2024	17-Sep-2024	28 days	8 days	✓	17-Sep-2024	28 days	8 days	✓
Dissolved Metals : Dissolved Mercury in Water by CVAAS										
Glass vial dissolved (hydrochloric acid) FLB-14	E509	09-Sep-2024	17-Sep-2024	28 days	8 days	✓	17-Sep-2024	28 days	8 days	✓
Dissolved Metals : Dissolved Mercury in Water by CVAAS										
Glass vial dissolved (hydrochloric acid) FLB-Blank	E509	09-Sep-2024	17-Sep-2024	28 days	8 days	✓	17-Sep-2024	28 days	8 days	✓
Dissolved Metals : Dissolved Mercury in Water by CVAAS										
Glass vial dissolved (hydrochloric acid) FLB-15	E509	09-Sep-2024	18-Sep-2024	28 days	9 days	✓	18-Sep-2024	28 days	9 days	✓
Dissolved Metals : Dissolved Mercury in Water by CVAAS										
Glass vial dissolved (hydrochloric acid) FLB-Duplicate	E509	09-Sep-2024	18-Sep-2024	28 days	9 days	✓	18-Sep-2024	28 days	9 days	✓
Dissolved Metals : Dissolved Mercury in Water by CVAAS										
Glass vial dissolved (hydrochloric acid) FLB-FIELDBLANK	E509	09-Sep-2024	18-Sep-2024	28 days	9 days	✓	18-Sep-2024	28 days	9 days	✓
Dissolved Metals : Dissolved Metals in Water by CRC ICPMS										
HDPE dissolved (nitric acid) FLB-Duplicate	E421	09-Sep-2024	13-Sep-2024	180 days	4 days	✓	13-Sep-2024	180 days	4 days	✓
Dissolved Metals : Dissolved Metals in Water by CRC ICPMS										
HDPE dissolved (nitric acid) FLB-01	E421	09-Sep-2024	17-Sep-2024	180 days	8 days	✓	17-Sep-2024	180 days	8 days	✓

Matrix: **Water**

Evaluation: × = Holding time exceedance ; ✓ = Within Holding Time

Analyte Group : Analytical Method / Container / Client Sample ID(s)	Method	Sampling Date	Extraction / Preparation				Analysis			
			Preparation Date	Holding Times		Eval	Analysis Date	Holding Times		Eval
				Rec	Actual			Rec	Actual	
Dissolved Metals : Dissolved Metals in Water by CRC ICPMS										
HDPE dissolved (nitric acid)										
FLB-02	E421	09-Sep-2024	17-Sep-2024	180 days	8 days	✓	17-Sep-2024	180 days	8 days	✓
Dissolved Metals : Dissolved Metals in Water by CRC ICPMS										
HDPE dissolved (nitric acid)										
FLB-03	E421	09-Sep-2024	17-Sep-2024	180 days	8 days	✓	17-Sep-2024	180 days	8 days	✓
Dissolved Metals : Dissolved Metals in Water by CRC ICPMS										
HDPE dissolved (nitric acid)										
FLB-04	E421	09-Sep-2024	17-Sep-2024	180 days	8 days	✓	17-Sep-2024	180 days	8 days	✓
Dissolved Metals : Dissolved Metals in Water by CRC ICPMS										
HDPE dissolved (nitric acid)										
FLB-05	E421	09-Sep-2024	17-Sep-2024	180 days	8 days	✓	17-Sep-2024	180 days	8 days	✓
Dissolved Metals : Dissolved Metals in Water by CRC ICPMS										
HDPE dissolved (nitric acid)										
FLB-06	E421	09-Sep-2024	17-Sep-2024	180 days	8 days	✓	17-Sep-2024	180 days	8 days	✓
Dissolved Metals : Dissolved Metals in Water by CRC ICPMS										
HDPE dissolved (nitric acid)										
FLB-07	E421	09-Sep-2024	17-Sep-2024	180 days	8 days	✓	17-Sep-2024	180 days	8 days	✓
Dissolved Metals : Dissolved Metals in Water by CRC ICPMS										
HDPE dissolved (nitric acid)										
FLB-08	E421	09-Sep-2024	17-Sep-2024	180 days	8 days	✓	17-Sep-2024	180 days	8 days	✓
Dissolved Metals : Dissolved Metals in Water by CRC ICPMS										
HDPE dissolved (nitric acid)										
FLB-09	E421	09-Sep-2024	17-Sep-2024	180 days	8 days	✓	17-Sep-2024	180 days	8 days	✓
Dissolved Metals : Dissolved Metals in Water by CRC ICPMS										
HDPE dissolved (nitric acid)										
FLB-10	E421	09-Sep-2024	17-Sep-2024	180 days	8 days	✓	17-Sep-2024	180 days	8 days	✓

Matrix: **Water**

Evaluation: × = Holding time exceedance ; ✓ = Within Holding Time

Analyte Group : Analytical Method / Container / Client Sample ID(s)	Method	Sampling Date	Extraction / Preparation				Analysis			
			Preparation Date	Holding Times Rec	Holding Times Actual	Eval	Analysis Date	Holding Times Rec	Holding Times Actual	Eval
Dissolved Metals : Dissolved Metals in Water by CRC ICPMS										
HDPE dissolved (nitric acid) FLB-11	E421	09-Sep-2024	17-Sep-2024	180 days	8 days	✓	17-Sep-2024	180 days	8 days	✓
Dissolved Metals : Dissolved Metals in Water by CRC ICPMS										
HDPE dissolved (nitric acid) FLB-12	E421	09-Sep-2024	17-Sep-2024	180 days	8 days	✓	17-Sep-2024	180 days	8 days	✓
Dissolved Metals : Dissolved Metals in Water by CRC ICPMS										
HDPE dissolved (nitric acid) FLB-13	E421	09-Sep-2024	17-Sep-2024	180 days	8 days	✓	17-Sep-2024	180 days	8 days	✓
Dissolved Metals : Dissolved Metals in Water by CRC ICPMS										
HDPE dissolved (nitric acid) FLB-14	E421	09-Sep-2024	17-Sep-2024	180 days	8 days	✓	17-Sep-2024	180 days	8 days	✓
Dissolved Metals : Dissolved Metals in Water by CRC ICPMS										
HDPE dissolved (nitric acid) FLB-15	E421	09-Sep-2024	17-Sep-2024	180 days	8 days	✓	17-Sep-2024	180 days	8 days	✓
Dissolved Metals : Dissolved Metals in Water by CRC ICPMS										
HDPE dissolved (nitric acid) FLB-Blank	E421	09-Sep-2024	17-Sep-2024	180 days	8 days	✓	17-Sep-2024	180 days	8 days	✓
Dissolved Metals : Dissolved Metals in Water by CRC ICPMS										
HDPE dissolved (nitric acid) FLB-FIELDBLANK	E421	09-Sep-2024	17-Sep-2024	180 days	8 days	✓	17-Sep-2024	180 days	8 days	✓
Dissolved Metals : Dissolved Phosphorus in Water by CRC-ICPMS (Low level)										
HDPE dissolved (nitric acid) FLB-Duplicate	E421.P-L	09-Sep-2024	13-Sep-2024	180 days	4 days	✓	13-Sep-2024	180 days	4 days	✓
Dissolved Metals : Dissolved Phosphorus in Water by CRC-ICPMS (Low level)										
HDPE dissolved (nitric acid) FLB-01	E421.P-L	09-Sep-2024	17-Sep-2024	180 days	8 days	✓	17-Sep-2024	180 days	8 days	✓

Matrix: **Water**

Evaluation: × = Holding time exceedance ; ✓ = Within Holding Time

Analyte Group : Analytical Method / Container / Client Sample ID(s)	Method	Sampling Date	Extraction / Preparation				Analysis			
			Preparation Date	Holding Times		Eval	Analysis Date	Holding Times		Eval
				Rec	Actual			Rec	Actual	
Dissolved Metals : Dissolved Phosphorus in Water by CRC-ICPMS (Low level)										
HDPE dissolved (nitric acid)										
FLB-02	E421.P-L	09-Sep-2024	17-Sep-2024	180 days	8 days	✓	17-Sep-2024	180 days	8 days	✓
Dissolved Metals : Dissolved Phosphorus in Water by CRC-ICPMS (Low level)										
HDPE dissolved (nitric acid)										
FLB-03	E421.P-L	09-Sep-2024	17-Sep-2024	180 days	8 days	✓	17-Sep-2024	180 days	8 days	✓
Dissolved Metals : Dissolved Phosphorus in Water by CRC-ICPMS (Low level)										
HDPE dissolved (nitric acid)										
FLB-04	E421.P-L	09-Sep-2024	17-Sep-2024	180 days	8 days	✓	17-Sep-2024	180 days	8 days	✓
Dissolved Metals : Dissolved Phosphorus in Water by CRC-ICPMS (Low level)										
HDPE dissolved (nitric acid)										
FLB-05	E421.P-L	09-Sep-2024	17-Sep-2024	180 days	8 days	✓	17-Sep-2024	180 days	8 days	✓
Dissolved Metals : Dissolved Phosphorus in Water by CRC-ICPMS (Low level)										
HDPE dissolved (nitric acid)										
FLB-06	E421.P-L	09-Sep-2024	17-Sep-2024	180 days	8 days	✓	17-Sep-2024	180 days	8 days	✓
Dissolved Metals : Dissolved Phosphorus in Water by CRC-ICPMS (Low level)										
HDPE dissolved (nitric acid)										
FLB-07	E421.P-L	09-Sep-2024	17-Sep-2024	180 days	8 days	✓	17-Sep-2024	180 days	8 days	✓
Dissolved Metals : Dissolved Phosphorus in Water by CRC-ICPMS (Low level)										
HDPE dissolved (nitric acid)										
FLB-08	E421.P-L	09-Sep-2024	17-Sep-2024	180 days	8 days	✓	17-Sep-2024	180 days	8 days	✓
Dissolved Metals : Dissolved Phosphorus in Water by CRC-ICPMS (Low level)										
HDPE dissolved (nitric acid)										
FLB-09	E421.P-L	09-Sep-2024	17-Sep-2024	180 days	8 days	✓	17-Sep-2024	180 days	8 days	✓
Dissolved Metals : Dissolved Phosphorus in Water by CRC-ICPMS (Low level)										
HDPE dissolved (nitric acid)										
FLB-10	E421.P-L	09-Sep-2024	17-Sep-2024	180 days	8 days	✓	17-Sep-2024	180 days	8 days	✓

Matrix: **Water**

Evaluation: × = Holding time exceedance ; ✓ = Within Holding Time

Analyte Group : Analytical Method / Container / Client Sample ID(s)	*Method*	*Sampling Date*	*Extraction / Preparation*				*Analysis*			
			Preparation Date	*Holding Times*		*Eval*	*Analysis Date*	*Holding Times*		*Eval*
				Rec	*Actual*			*Rec*	*Actual*	
Dissolved Metals : Dissolved Phosphorus in Water by CRC-ICPMS (Low level)										
HDPE dissolved (nitric acid) FLB-11	E421.P-L	09-Sep-2024	17-Sep-2024	180 days	8 days	✓	17-Sep-2024	180 days	8 days	✓
Dissolved Metals : Dissolved Phosphorus in Water by CRC-ICPMS (Low level)										
HDPE dissolved (nitric acid) FLB-12	E421.P-L	09-Sep-2024	17-Sep-2024	180 days	8 days	✓	17-Sep-2024	180 days	8 days	✓
Dissolved Metals : Dissolved Phosphorus in Water by CRC-ICPMS (Low level)										
HDPE dissolved (nitric acid) FLB-13	E421.P-L	09-Sep-2024	17-Sep-2024	180 days	8 days	✓	17-Sep-2024	180 days	8 days	✓
Dissolved Metals : Dissolved Phosphorus in Water by CRC-ICPMS (Low level)										
HDPE dissolved (nitric acid) FLB-14	E421.P-L	09-Sep-2024	17-Sep-2024	180 days	8 days	✓	17-Sep-2024	180 days	8 days	✓
Dissolved Metals : Dissolved Phosphorus in Water by CRC-ICPMS (Low level)										
HDPE dissolved (nitric acid) FLB-15	E421.P-L	09-Sep-2024	17-Sep-2024	180 days	8 days	✓	17-Sep-2024	180 days	8 days	✓
Dissolved Metals : Dissolved Phosphorus in Water by CRC-ICPMS (Low level)										
HDPE dissolved (nitric acid) FLB-Blank	E421.P-L	09-Sep-2024	17-Sep-2024	180 days	8 days	✓	17-Sep-2024	180 days	8 days	✓
Dissolved Metals : Dissolved Phosphorus in Water by CRC-ICPMS (Low level)										
HDPE dissolved (nitric acid) FLB-FIELDBLANK	E421.P-L	09-Sep-2024	17-Sep-2024	180 days	8 days	✓	17-Sep-2024	180 days	8 days	✓
Physical Tests : Acidity by Titration										
HDPE FLB-01	E283	09-Sep-2024	17-Sep-2024	14 days	8 days	✓	17-Sep-2024	14 days	8 days	✓
Physical Tests : Acidity by Titration										
HDPE FLB-02	E283	09-Sep-2024	17-Sep-2024	14 days	8 days	✓	17-Sep-2024	14 days	8 days	✓

Matrix: **Water**

Evaluation: × = Holding time exceedance ; ✓ = Within Holding Time

Analyte Group : Analytical Method / Container / Client Sample ID(s)	Method	Sampling Date	Extraction / Preparation				Analysis			
			Preparation Date	Holding Times Rec	Holding Times Actual	Eval	Analysis Date	Holding Times Rec	Holding Times Actual	Eval
Physical Tests : Acidity by Titration										
HDPE FLB-03	E283	09-Sep-2024	17-Sep-2024	14 days	8 days	✓	17-Sep-2024	14 days	8 days	✓
Physical Tests : Acidity by Titration										
HDPE FLB-04	E283	09-Sep-2024	17-Sep-2024	14 days	8 days	✓	17-Sep-2024	14 days	8 days	✓
Physical Tests : Acidity by Titration										
HDPE FLB-05	E283	09-Sep-2024	17-Sep-2024	14 days	8 days	✓	17-Sep-2024	14 days	8 days	✓
Physical Tests : Acidity by Titration										
HDPE FLB-06	E283	09-Sep-2024	17-Sep-2024	14 days	8 days	✓	17-Sep-2024	14 days	8 days	✓
Physical Tests : Acidity by Titration										
HDPE FLB-07	E283	09-Sep-2024	17-Sep-2024	14 days	8 days	✓	17-Sep-2024	14 days	8 days	✓
Physical Tests : Acidity by Titration										
HDPE FLB-08	E283	09-Sep-2024	17-Sep-2024	14 days	8 days	✓	17-Sep-2024	14 days	8 days	✓
Physical Tests : Acidity by Titration										
HDPE FLB-09	E283	09-Sep-2024	17-Sep-2024	14 days	8 days	✓	17-Sep-2024	14 days	8 days	✓
Physical Tests : Acidity by Titration										
HDPE FLB-10	E283	09-Sep-2024	17-Sep-2024	14 days	8 days	✓	17-Sep-2024	14 days	8 days	✓
Physical Tests : Acidity by Titration										
HDPE FLB-11	E283	09-Sep-2024	17-Sep-2024	14 days	8 days	✓	17-Sep-2024	14 days	8 days	✓

Matrix: **Water**

Evaluation: × = Holding time exceedance ; ✓ = Within Holding Time

Analyte Group : Analytical Method / Container / Client Sample ID(s)	Method	Sampling Date	Extraction / Preparation				Analysis			
			Preparation Date	Holding Times Rec	Holding Times Actual	Eval	Analysis Date	Holding Times Rec	Holding Times Actual	Eval
Physical Tests : Acidity by Titration										
HDPE FLB-12	E283	09-Sep-2024	17-Sep-2024	14 days	8 days	✓	17-Sep-2024	14 days	8 days	✓
Physical Tests : Acidity by Titration										
HDPE FLB-13	E283	09-Sep-2024	17-Sep-2024	14 days	8 days	✓	17-Sep-2024	14 days	8 days	✓
Physical Tests : Acidity by Titration										
HDPE FLB-14	E283	09-Sep-2024	17-Sep-2024	14 days	8 days	✓	17-Sep-2024	14 days	8 days	✓
Physical Tests : Acidity by Titration										
HDPE FLB-15	E283	09-Sep-2024	17-Sep-2024	14 days	8 days	✓	17-Sep-2024	14 days	8 days	✓
Physical Tests : Acidity by Titration										
HDPE FLB-Blank	E283	09-Sep-2024	17-Sep-2024	14 days	8 days	✓	17-Sep-2024	14 days	8 days	✓
Physical Tests : Acidity by Titration										
HDPE FLB-Duplicate	E283	09-Sep-2024	17-Sep-2024	14 days	8 days	✓	17-Sep-2024	14 days	8 days	✓
Physical Tests : Alkalinity Species by Titration										
HDPE FLB-01	E290	09-Sep-2024	11-Sep-2024	14 days	2 days	✓	11-Sep-2024	14 days	2 days	✓
Physical Tests : Alkalinity Species by Titration										
HDPE FLB-02	E290	09-Sep-2024	11-Sep-2024	14 days	2 days	✓	11-Sep-2024	14 days	2 days	✓
Physical Tests : Alkalinity Species by Titration										
HDPE FLB-03	E290	09-Sep-2024	11-Sep-2024	14 days	2 days	✓	11-Sep-2024	14 days	2 days	✓

Matrix: **Water**

Evaluation: × = Holding time exceedance ; ✓ = Within Holding Time

Analyte Group : Analytical Method / Container / Client Sample ID(s)	Method	Sampling Date	Extraction / Preparation				Analysis			
			Preparation Date	Holding Times Rec	Holding Times Actual	Eval	Analysis Date	Holding Times Rec	Holding Times Actual	Eval
Physical Tests : Alkalinity Species by Titration										
HDPE FLB-04	E290	09-Sep-2024	11-Sep-2024	14 days	2 days	✓	11-Sep-2024	14 days	2 days	✓
Physical Tests : Alkalinity Species by Titration										
HDPE FLB-05	E290	09-Sep-2024	11-Sep-2024	14 days	2 days	✓	11-Sep-2024	14 days	2 days	✓
Physical Tests : Alkalinity Species by Titration										
HDPE FLB-06	E290	09-Sep-2024	11-Sep-2024	14 days	2 days	✓	11-Sep-2024	14 days	2 days	✓
Physical Tests : Alkalinity Species by Titration										
HDPE FLB-07	E290	09-Sep-2024	11-Sep-2024	14 days	2 days	✓	11-Sep-2024	14 days	2 days	✓
Physical Tests : Alkalinity Species by Titration										
HDPE FLB-08	E290	09-Sep-2024	11-Sep-2024	14 days	2 days	✓	11-Sep-2024	14 days	2 days	✓
Physical Tests : Alkalinity Species by Titration										
HDPE FLB-09	E290	09-Sep-2024	11-Sep-2024	14 days	2 days	✓	11-Sep-2024	14 days	2 days	✓
Physical Tests : Alkalinity Species by Titration										
HDPE FLB-10	E290	09-Sep-2024	11-Sep-2024	14 days	2 days	✓	11-Sep-2024	14 days	2 days	✓
Physical Tests : Alkalinity Species by Titration										
HDPE FLB-11	E290	09-Sep-2024	11-Sep-2024	14 days	2 days	✓	11-Sep-2024	14 days	2 days	✓
Physical Tests : Alkalinity Species by Titration										
HDPE FLB-12	E290	09-Sep-2024	11-Sep-2024	14 days	2 days	✓	11-Sep-2024	14 days	2 days	✓

Matrix: **Water**

Evaluation: × = Holding time exceedance ; ✓ = Within Holding Time

Analyte Group : Analytical Method / Container / Client Sample ID(s)	Method	Sampling Date	Extraction / Preparation				Analysis			
			Preparation Date	Holding Times Rec	Holding Times Actual	Eval	Analysis Date	Holding Times Rec	Holding Times Actual	Eval
Physical Tests : Alkalinity Species by Titration										
HDPE FLB-13	E290	09-Sep-2024	11-Sep-2024	14 days	2 days	✓	11-Sep-2024	14 days	2 days	✓
Physical Tests : Alkalinity Species by Titration										
HDPE FLB-14	E290	09-Sep-2024	11-Sep-2024	14 days	2 days	✓	11-Sep-2024	14 days	2 days	✓
Physical Tests : Alkalinity Species by Titration										
HDPE FLB-15	E290	09-Sep-2024	11-Sep-2024	14 days	2 days	✓	11-Sep-2024	14 days	2 days	✓
Physical Tests : Alkalinity Species by Titration										
HDPE FLB-Blank	E290	09-Sep-2024	11-Sep-2024	14 days	2 days	✓	11-Sep-2024	14 days	2 days	✓
Physical Tests : Alkalinity Species by Titration										
HDPE FLB-Duplicate	E290	09-Sep-2024	11-Sep-2024	14 days	2 days	✓	11-Sep-2024	14 days	2 days	✓
Physical Tests : Conductivity in Water										
HDPE FLB-01	E100	09-Sep-2024	11-Sep-2024	28 days	2 days	✓	11-Sep-2024	28 days	2 days	✓
Physical Tests : Conductivity in Water										
HDPE FLB-02	E100	09-Sep-2024	11-Sep-2024	28 days	2 days	✓	11-Sep-2024	28 days	2 days	✓
Physical Tests : Conductivity in Water										
HDPE FLB-03	E100	09-Sep-2024	11-Sep-2024	28 days	2 days	✓	11-Sep-2024	28 days	2 days	✓
Physical Tests : Conductivity in Water										
HDPE FLB-04	E100	09-Sep-2024	11-Sep-2024	28 days	2 days	✓	11-Sep-2024	28 days	2 days	✓

Matrix: **Water**

Evaluation: × = Holding time exceedance ; ✓ = Within Holding Time

Analyte Group : Analytical Method / Container / Client Sample ID(s)	Method	Sampling Date	Extraction / Preparation				Analysis			
			Preparation Date	Holding Times Rec	Holding Times Actual	Eval	Analysis Date	Holding Times Rec	Holding Times Actual	Eval
Physical Tests : Conductivity in Water										
HDPE FLB-05	E100	09-Sep-2024	11-Sep-2024	28 days	2 days	✓	11-Sep-2024	28 days	2 days	✓
Physical Tests : Conductivity in Water										
HDPE FLB-06	E100	09-Sep-2024	11-Sep-2024	28 days	2 days	✓	11-Sep-2024	28 days	2 days	✓
Physical Tests : Conductivity in Water										
HDPE FLB-07	E100	09-Sep-2024	11-Sep-2024	28 days	2 days	✓	11-Sep-2024	28 days	2 days	✓
Physical Tests : Conductivity in Water										
HDPE FLB-08	E100	09-Sep-2024	11-Sep-2024	28 days	2 days	✓	11-Sep-2024	28 days	2 days	✓
Physical Tests : Conductivity in Water										
HDPE FLB-09	E100	09-Sep-2024	11-Sep-2024	28 days	2 days	✓	11-Sep-2024	28 days	2 days	✓
Physical Tests : Conductivity in Water										
HDPE FLB-10	E100	09-Sep-2024	11-Sep-2024	28 days	2 days	✓	11-Sep-2024	28 days	2 days	✓
Physical Tests : Conductivity in Water										
HDPE FLB-11	E100	09-Sep-2024	11-Sep-2024	28 days	2 days	✓	11-Sep-2024	28 days	2 days	✓
Physical Tests : Conductivity in Water										
HDPE FLB-12	E100	09-Sep-2024	11-Sep-2024	28 days	2 days	✓	11-Sep-2024	28 days	2 days	✓
Physical Tests : Conductivity in Water										
HDPE FLB-13	E100	09-Sep-2024	11-Sep-2024	28 days	2 days	✓	11-Sep-2024	28 days	2 days	✓

Matrix: **Water**

Evaluation: × = Holding time exceedance ; ✓ = Within Holding Time

Analyte Group : Analytical Method / Container / Client Sample ID(s)	*Method*	*Sampling Date*	*Extraction / Preparation*				*Analysis*			
			Preparation Date	*Holding Times*		*Eval*	*Analysis Date*	*Holding Times*		*Eval*
				Rec	*Actual*			*Rec*	*Actual*	
Physical Tests : Conductivity in Water										
HDPE FLB-14	E100	09-Sep-2024	11-Sep-2024	28 days	2 days	✓	11-Sep-2024	28 days	2 days	✓
Physical Tests : Conductivity in Water										
HDPE FLB-15	E100	09-Sep-2024	11-Sep-2024	28 days	2 days	✓	11-Sep-2024	28 days	2 days	✓
Physical Tests : Conductivity in Water										
HDPE FLB-Blank	E100	09-Sep-2024	11-Sep-2024	28 days	2 days	✓	11-Sep-2024	28 days	2 days	✓
Physical Tests : Conductivity in Water										
HDPE FLB-Duplicate	E100	09-Sep-2024	11-Sep-2024	28 days	2 days	✓	11-Sep-2024	28 days	2 days	✓
Physical Tests : pH by Meter										
HDPE FLB-08	E108	09-Sep-2024	11-Sep-2024	0.25 hrs	46 hrs	× EHTR-FM	11-Sep-2024	0.25 hrs	46 hrs	× EHTR-FM
Physical Tests : pH by Meter										
HDPE FLB-09	E108	09-Sep-2024	11-Sep-2024	0.25 hrs	46 hrs	× EHTR-FM	11-Sep-2024	0.25 hrs	46 hrs	× EHTR-FM
Physical Tests : pH by Meter										
HDPE FLB-05	E108	09-Sep-2024	11-Sep-2024	0.25 hrs	47 hrs	× EHTR-FM	11-Sep-2024	0.25 hrs	47 hrs	× EHTR-FM
Physical Tests : pH by Meter										
HDPE FLB-06	E108	09-Sep-2024	11-Sep-2024	0.25 hrs	47 hrs	× EHTR-FM	11-Sep-2024	0.25 hrs	47 hrs	× EHTR-FM
Physical Tests : pH by Meter										
HDPE FLB-07	E108	09-Sep-2024	11-Sep-2024	0.25 hrs	47 hrs	× EHTR-FM	11-Sep-2024	0.25 hrs	47 hrs	× EHTR-FM

Matrix: **Water**

Evaluation: × = Holding time exceedance ; ✓ = Within Holding Time

Analyte Group : Analytical Method / Container / Client Sample ID(s)	Method	Sampling Date	Extraction / Preparation				Analysis			
			Preparation Date	Holding Times Rec	Holding Times Actual	Eval	Analysis Date	Holding Times Rec	Holding Times Actual	Eval
Physical Tests : pH by Meter										
HDPE FLB-10	E108	09-Sep-2024	11-Sep-2024	0.25 hrs	47 hrs	× EHTR-FM	11-Sep-2024	0.25 hrs	47 hrs	× EHTR-FM
Physical Tests : pH by Meter										
HDPE FLB-01	E108	09-Sep-2024	11-Sep-2024	0.25 hrs	48 hrs	× EHTR-FM	11-Sep-2024	0.25 hrs	48 hrs	× EHTR-FM
Physical Tests : pH by Meter										
HDPE FLB-02	E108	09-Sep-2024	11-Sep-2024	0.25 hrs	48 hrs	× EHTR-FM	11-Sep-2024	0.25 hrs	48 hrs	× EHTR-FM
Physical Tests : pH by Meter										
HDPE FLB-03	E108	09-Sep-2024	11-Sep-2024	0.25 hrs	48 hrs	× EHTR-FM	11-Sep-2024	0.25 hrs	48 hrs	× EHTR-FM
Physical Tests : pH by Meter										
HDPE FLB-04	E108	09-Sep-2024	11-Sep-2024	0.25 hrs	48 hrs	× EHTR-FM	11-Sep-2024	0.25 hrs	48 hrs	× EHTR-FM
Physical Tests : pH by Meter										
HDPE FLB-11	E108	09-Sep-2024	11-Sep-2024	0.25 hrs	48 hrs	× EHTR-FM	11-Sep-2024	0.25 hrs	48 hrs	× EHTR-FM
Physical Tests : pH by Meter										
HDPE FLB-12	E108	09-Sep-2024	11-Sep-2024	0.25 hrs	48 hrs	× EHTR-FM	11-Sep-2024	0.25 hrs	48 hrs	× EHTR-FM
Physical Tests : pH by Meter										
HDPE FLB-13	E108	09-Sep-2024	11-Sep-2024	0.25 hrs	48 hrs	× EHTR-FM	11-Sep-2024	0.25 hrs	48 hrs	× EHTR-FM
Physical Tests : pH by Meter										
HDPE FLB-14	E108	09-Sep-2024	11-Sep-2024	0.25 hrs	48 hrs	× EHTR-FM	11-Sep-2024	0.25 hrs	48 hrs	× EHTR-FM

Matrix: **Water**

Evaluation: × = Holding time exceedance ; ✓ = Within Holding Time

Analyte Group : Analytical Method / Container / Client Sample ID(s)	Method	Sampling Date	Extraction / Preparation				Analysis			
			Preparation Date	Holding Times Rec	Holding Times Actual	Eval	Analysis Date	Holding Times Rec	Holding Times Actual	Eval
Physical Tests : pH by Meter										
HDPE FLB-15	E108	09-Sep-2024	11-Sep-2024	0.25 hrs	48 hrs	× EHTR-FM	11-Sep-2024	0.25 hrs	48 hrs	× EHTR-FM
Physical Tests : pH by Meter										
HDPE FLB-Blank	E108	09-Sep-2024	11-Sep-2024	0.25 hrs	48 hrs	× EHTR-FM	11-Sep-2024	0.25 hrs	48 hrs	× EHTR-FM
Physical Tests : pH by Meter										
HDPE FLB-Duplicate	E108	09-Sep-2024	11-Sep-2024	0.25 hrs	48 hrs	× EHTR-FM	11-Sep-2024	0.25 hrs	48 hrs	× EHTR-FM
Physical Tests : TDS by Gravimetry (Low Level)										
HDPE FLB-01	E162-L	09-Sep-2024	----	----	----		12-Sep-2024	7 days	3 days	✓
Physical Tests : TDS by Gravimetry (Low Level)										
HDPE FLB-02	E162-L	09-Sep-2024	----	----	----		12-Sep-2024	7 days	3 days	✓
Physical Tests : TDS by Gravimetry (Low Level)										
HDPE FLB-03	E162-L	09-Sep-2024	----	----	----		12-Sep-2024	7 days	3 days	✓
Physical Tests : TDS by Gravimetry (Low Level)										
HDPE FLB-04	E162-L	09-Sep-2024	----	----	----		12-Sep-2024	7 days	3 days	✓
Physical Tests : TDS by Gravimetry (Low Level)										
HDPE FLB-05	E162-L	09-Sep-2024	----	----	----		12-Sep-2024	7 days	3 days	✓
Physical Tests : TDS by Gravimetry (Low Level)										
HDPE FLB-06	E162-L	09-Sep-2024	----	----	----		12-Sep-2024	7 days	3 days	✓

Matrix: **Water**

Evaluation: × = Holding time exceedance ; ✓ = Within Holding Time

Analyte Group : Analytical Method / Container / Client Sample ID(s)	*Method*	*Sampling Date*	*Extraction / Preparation*				*Analysis*			
			Preparation Date	*Holding Times*		*Eval*	*Analysis Date*	*Holding Times*		*Eval*
				Rec	*Actual*			*Rec*	*Actual*	
Physical Tests : TDS by Gravimetry (Low Level)										
HDPE FLB-07	E162-L	09-Sep-2024	----	----	----		12-Sep-2024	7 days	3 days	✓
Physical Tests : TDS by Gravimetry (Low Level)										
HDPE FLB-08	E162-L	09-Sep-2024	----	----	----		12-Sep-2024	7 days	3 days	✓
Physical Tests : TDS by Gravimetry (Low Level)										
HDPE FLB-09	E162-L	09-Sep-2024	----	----	----		12-Sep-2024	7 days	3 days	✓
Physical Tests : TDS by Gravimetry (Low Level)										
HDPE FLB-10	E162-L	09-Sep-2024	----	----	----		12-Sep-2024	7 days	3 days	✓
Physical Tests : TDS by Gravimetry (Low Level)										
HDPE FLB-11	E162-L	09-Sep-2024	----	----	----		12-Sep-2024	7 days	3 days	✓
Physical Tests : TDS by Gravimetry (Low Level)										
HDPE FLB-12	E162-L	09-Sep-2024	----	----	----		12-Sep-2024	7 days	3 days	✓
Physical Tests : TDS by Gravimetry (Low Level)										
HDPE FLB-13	E162-L	09-Sep-2024	----	----	----		12-Sep-2024	7 days	3 days	✓
Physical Tests : TDS by Gravimetry (Low Level)										
HDPE FLB-14	E162-L	09-Sep-2024	----	----	----		12-Sep-2024	7 days	3 days	✓
Physical Tests : TDS by Gravimetry (Low Level)										
HDPE FLB-15	E162-L	09-Sep-2024	----	----	----		12-Sep-2024	7 days	3 days	✓

Matrix: **Water**

Evaluation: × = Holding time exceedance ; ✓ = Within Holding Time

Analyte Group : Analytical Method / Container / Client Sample ID(s)	Method	Sampling Date	Extraction / Preparation				Analysis			
			Preparation Date	Holding Times Rec	Holding Times Actual	Eval	Analysis Date	Holding Times Rec	Holding Times Actual	Eval
Physical Tests : TDS by Gravimetry (Low Level)										
HDPE										
FLB-Blank	E162-L	09-Sep-2024	----	----	----		12-Sep-2024	7 days	3 days	✓
Physical Tests : TDS by Gravimetry (Low Level)										
HDPE										
FLB-Duplicate	E162-L	09-Sep-2024	----	----	----		12-Sep-2024	7 days	3 days	✓

Legend & Qualifier Definitions

EHTR-FM: Exceeded ALS recommended hold time prior to sample receipt. Field Measurement recommended

Rec. HT: ALS recommended hold time (see units).

Quality Control Parameter Frequency Compliance

The following report summarizes the frequency of laboratory QC samples analyzed within the analytical batches (QC lots) in which the submitted samples were processed. The actual frequency should be greater than or equal to the expected frequency.

Matrix: **Water**

Evaluation: ✗ = QC frequency outside specification; ✓ = QC frequency within specification.

Quality Control Sample Type			Count		Frequency (%)		
Analytical Methods	*Method*	*QC Lot #*	*QC*	*Regular*	*Actual*	*Expected*	*Evaluation*
Laboratory Duplicates (DUP)							
Acidity by Titration	E283	1654909	1	20	5.0	5.0	✓
Alkalinity Species by Titration	E290	1644907	2	36	5.5	5.0	✓
Chloride in Water by IC (Low Level)	E235.Cl-L	1644643	0	18	0.0	5.0	✗
Conductivity in Water	E100	1644906	2	35	5.7	5.0	✓
Dissolved Mercury in Water by CVAAS	E509	1655026	2	40	5.0	5.0	✓
Dissolved Metals in Water by CRC ICPMS	E421	1650537	2	23	8.7	5.0	✓
Dissolved Phosphorus in Water by CRC-ICPMS (Low level)	E421.P-L	1650536	1	22	4.5	5.0	✗
Fluoride in Water by IC	E235.F	1644646	0	17	0.0	5.0	✗
pH by Meter	E108	1644905	2	38	5.2	5.0	✓
Sulfate in Water by IC	E235.SO4	1644640	0	18	0.0	5.0	✗
TDS by Gravimetry (Low Level)	E162-L	1646762	2	38	5.2	5.0	✓
Total Phosphorus by Colourimetry (0.002 mg/L)	E372-U	1650780	2	35	5.7	5.0	✓
Laboratory Control Samples (LCS)							
Acidity by Titration	E283	1654909	1	20	5.0	5.0	✓
Alkalinity Species by Titration	E290	1644907	2	36	5.5	5.0	✓
Chloride in Water by IC (Low Level)	E235.Cl-L	1644643	1	18	5.5	5.0	✓
Conductivity in Water	E100	1644906	2	35	5.7	5.0	✓
Dissolved Mercury in Water by CVAAS	E509	1655026	2	40	5.0	5.0	✓
Dissolved Metals in Water by CRC ICPMS	E421	1650537	2	23	8.7	5.0	✓
Dissolved Phosphorus in Water by CRC-ICPMS (Low level)	E421.P-L	1650536	2	22	9.0	5.0	✓
Fluoride in Water by IC	E235.F	1644646	1	17	5.8	5.0	✓
pH by Meter	E108	1644905	2	38	5.2	5.0	✓
Sulfate in Water by IC	E235.SO4	1644640	1	18	5.5	5.0	✓
TDS by Gravimetry (Low Level)	E162-L	1646762	2	38	5.2	5.0	✓
Total Phosphorus by Colourimetry (0.002 mg/L)	E372-U	1650780	2	35	5.7	5.0	✓
Method Blanks (MB)							
Acidity by Titration	E283	1654909	1	20	5.0	5.0	✓
Alkalinity Species by Titration	E290	1644907	2	36	5.5	5.0	✓
Chloride in Water by IC (Low Level)	E235.Cl-L	1644643	1	18	5.5	5.0	✓
Conductivity in Water	E100	1644906	2	35	5.7	5.0	✓
Dissolved Mercury in Water by CVAAS	E509	1655026	2	40	5.0	5.0	✓
Dissolved Metals in Water by CRC ICPMS	E421	1650537	2	23	8.7	5.0	✓
Dissolved Phosphorus in Water by CRC-ICPMS (Low level)	E421.P-L	1650536	2	22	9.0	5.0	✓
Fluoride in Water by IC	E235.F	1644646	1	17	5.8	5.0	✓
Sulfate in Water by IC	E235.SO4	1644640	1	18	5.5	5.0	✓

Matrix: **Water**

Evaluation: ✗ = *QC frequency outside specification*; ✓ = *QC frequency within specification.*

Quality Control Sample Type			Count		Frequency (%)		
Analytical Methods	*Method*	*QC Lot #*	*QC*	*Regular*	*Actual*	*Expected*	*Evaluation*
Method Blanks (MB) - Continued							
TDS by Gravimetry (Low Level)	E162-L	1646762	2	38	5.2	5.0	✓
Total Phosphorus by Colourimetry (0.002 mg/L)	E372-U	1650780	2	35	5.7	5.0	✓
Matrix Spikes (MS)							
Chloride in Water by IC (Low Level)	E235.Cl-L	1644643	0	18	0.0	5.0	✗
Dissolved Mercury in Water by CVAAS	E509	1655026	2	40	5.0	5.0	✓
Dissolved Metals in Water by CRC ICPMS	E421	1650537	2	23	8.7	5.0	✓
Dissolved Phosphorus in Water by CRC-ICPMS (Low level)	E421.P-L	1650536	1	22	4.5	5.0	✗
Fluoride in Water by IC	E235.F	1644646	0	17	0.0	5.0	✗
Sulfate in Water by IC	E235.SO4	1644640	0	18	0.0	5.0	✗
Total Phosphorus by Colourimetry (0.002 mg/L)	E372-U	1650780	2	35	5.7	5.0	✓

Methodology References and Summaries

The analytical methods used by ALS are developed using internationally recognized reference methods (where available), such as those published by US EPA, APHA Standard Methods, ASTM, ISO, Environment Canada, BC MOE, and Ontario MOE. Reference methods may incorporate modifications to improve performance (indicated by "mod").

Analytical Methods	Method / Lab	Matrix	Method Reference	Method Descriptions
Conductivity in Water	E100 ALS Environmental - Winnipeg	Water	APHA 2510 (mod)	Conductivity, also known as Electrical Conductivity (EC) or Specific Conductance, is measured by immersion of a conductivity cell with platinum electrodes into a water sample. Conductivity measurements are temperature-compensated to 25°C.
pH by Meter	E108 ALS Environmental - Winnipeg	Water	APHA 4500-H (mod)	pH is determined by potentiometric measurement with a pH electrode, and is conducted at ambient laboratory temperature (normally 20 ± 5°C). For high accuracy test results, pH should be measured in the field within the recommended 15 minute hold time.
TDS by Gravimetry (Low Level)	E162-L ALS Environmental - Winnipeg	Water	APHA 2540 C (mod)	Total Dissolved Solids (TDS) are determined by filtering a sample through a glass fibre filter, with evaporation of the filtrate at 180 ± 2°C for 16 hours or to constant weight, with gravimetric measurement of the residue.
Chloride in Water by IC (Low Level)	E235.Cl-L ALS Environmental - Winnipeg	Water	EPA 300.1 (mod)	Inorganic anions are analyzed by Ion Chromatography with conductivity and/or UV detection.
Fluoride in Water by IC	E235.F ALS Environmental - Winnipeg	Water	EPA 300.1 (mod)	Inorganic anions are analyzed by Ion Chromatography with conductivity and/or UV detection.
Sulfate in Water by IC	E235.SO4 ALS Environmental - Winnipeg	Water	EPA 300.1 (mod)	Inorganic anions are analyzed by Ion Chromatography with conductivity and/or UV detection.
Acidity by Titration	E283 ALS Environmental - Waterloo	Water	APHA 2310 B (mod)	Acidity is determined by potentiometric titration to pH endpoint of 8.3
Alkalinity Species by Titration	E290 ALS Environmental - Winnipeg	Water	APHA 2320 B (mod)	Total alkalinity is determined by potentiometric titration to a pH 4.5 endpoint. Bicarbonate, carbonate and hydroxide alkalinity are calculated from phenolphthalein alkalinity and total alkalinity values.
Total Phosphorus by Colourimetry (0.002 mg/L)	E372-U ALS Environmental - Winnipeg	Water	APHA 4500-P E (mod).	Total Phosphorus is determined colourimetrically using a discrete analyzer after heated persulfate digestion of the sample.

Analytical Methods	Method / Lab	Matrix	Method Reference	Method Descriptions
Dissolved Metals in Water by CRC ICPMS	E421 ALS Environmental - Winnipeg	Water	APHA 3030B/EPA 6020B (mod)	Water samples are filtered (0.45 um), preserved with nitric acid, and analyzed by Collision/Reaction Cell ICPMS. Method Limitation (re: Sulfur): Sulfide and volatile sulfur species may not be recovered by this method.
Dissolved Phosphorus in Water by CRC-ICPMS (Low level)	E421.P-L ALS Environmental - Winnipeg	Water	APHA 3030B/EPA 6020B (mod)	Water samples are filtered (0.45 um), preserved with nitric acid, and analyzed by Collision/Reaction Cell ICPMS.
Dissolved Mercury in Water by CVAAS	E509 ALS Environmental - Winnipeg	Water	APHA 3030B/EPA 1631E (mod)	Water samples are filtered (0.45 um), preserved with HCl, then undergo a cold-oxidation using bromine monochloride prior to reduction with stannous chloride, and analyzed by CVAAS.

Preparation Methods	Method / Lab	Matrix	Method Reference	Method Descriptions
Digestion for Total Phosphorus in water	EP372 ALS Environmental - Winnipeg	Water	APHA 4500-P E (mod).	Samples are heated with a persulfate digestion reagent.
Dissolved Metals Water Filtration	EP421 ALS Environmental - Winnipeg	Water	APHA 3030B	Water samples are filtered (0.45 um), and preserved with HNO3.
Dissolved Mercury Water Filtration	EP509 ALS Environmental - Winnipeg	Water	APHA 3030B	Water samples are filtered (0.45 um), and preserved with HCl.

QUALITY CONTROL REPORT

Work Order	: **WP2421724**	Page	: 1 of 17
Client	: Great Bear Resources Ltd	Laboratory	: ALS Environmental - Winnipeg
Contact	: Hannah Hillier	Account Manager	: Judy Dalmaijer
Address	: Great Bear Resources Ltd. 117 Forestry Road Red Lake ON Canada P0V 2M0	Address	: 1329 Niakwa Road East, Unit 12 Winnipeg, Manitoba Canada R2J 3T4
Telephone	: ----	Telephone	: +1 204 255 9720
Project	: PPR-022-3	Date Samples Received	: 11-Sep-2024 09:45
PO	: PPR-022-3	Date Analysis Commenced	: 11-Sep-2024
C-O-C number	: ----	Issue Date	: 18-Sep-2024 13:31
Sampler	: Jacob		
Site	: ----		
Quote number	: 2024 Standing offer_V2		
No. of samples received	: 18		
No. of samples analysed	: 18		

This report supersedes any previous report(s) with this reference. Results apply to the sample(s) as submitted. This document shall not be reproduced, except in full.

This Quality Control Report contains the following information:

- Laboratory Duplicate (DUP) Report; Relative Percent Difference (RPD) and Data Quality Objectives
- Matrix Spike (MS) Report; Recovery and Data Quality Objectives
- Method Blank (MB) Report; Recovery and Data Quality Objectives
- Laboratory Control Sample (LCS) Report; Recovery and Data Quality Objectives

Signatories

This document has been electronically signed by the authorized signatories below. Electronic signing is conducted in accordance with US FDA 21 CFR Part 11.

Signatories	*Position*	*Laboratory Department*
Jon Fisher	Production Manager, Environmental	Waterloo Inorganics, Waterloo, Ontario
Lee McTavish		Winnipeg Inorganics, Winnipeg, Manitoba
Lee McTavish		Winnipeg Metals, Winnipeg, Manitoba
Leila Conyard	Lab Assistant	Winnipeg Metals, Winnipeg, Manitoba
Oleksandr Busel		Winnipeg Inorganics, Winnipeg, Manitoba
Oleksandr Busel		Winnipeg Metals, Winnipeg, Manitoba

General Comments

The ALS Quality Control (QC) report is optionally provided to ALS clients upon request. ALS test methods include comprehensive QC checks with every analysis to ensure our high standards of quality are met. Each QC result has a known or expected target value, which is compared against predetermined Data Quality Objectives (DQOs) to provide confidence in the accuracy of associated test results. This report contains detailed results for all QC results applicable to this sample submission. Please refer to the ALS Quality Control Interpretation report (QCI) for applicable method references and methodology summaries.

Key :

Anonymous = Refers to samples which are not part of this work order, but which formed part of the QC process lot.
CAS Number = Chemical Abstracts Service number is a unique identifier assigned to discrete substances.
DQO = Data Quality Objective.
LOR = Limit of Reporting (detection limit).
RPD = Relative Percent Difference
# = Indicates a QC result that did not meet the ALS DQO.

Workorder Comments

Holding times are displayed as "---" if no guidance exists from CCME, Canadian provinces, or broadly recognized international references.

Laboratory Duplicate (DUP) Report

A Laboratory Duplicate (DUP) is a randomly selected intralaboratory replicate sample. Laboratory Duplicates provide information regarding method precision and sample heterogeneity. ALS DQOs for Laboratory Duplicates are expressed as test-specific limits for Relative Percent Difference (RPD), or as an absolute difference limit of 2 times the LOR for low concentration duplicates within ~ 4-10 times the LOR (cut-off is test-specific).

Sub-Matrix: **Water**

					Laboratory Duplicate (DUP) Report						
Laboratory sample ID	Client sample ID	Analyte	CAS Number	Method	LOR	Unit	Original Result	Duplicate Result	RPD(%) or Difference	Duplicate Limits	Qualifier
Physical Tests (QC Lot: 1644905)											
WP2421706-001	Anonymous	pH	----	E108	0.10	pH units	8.20	8.17	0.366%	4%	----
Physical Tests (QC Lot: 1644906)											
WP2421706-001	Anonymous	Conductivity	----	E100	2.0	µS/cm	1680	1680	0.119%	10%	----
Physical Tests (QC Lot: 1644907)											
WP2421706-001	Anonymous	Alkalinity, total (as CaCO3)	----	E290	1.0	mg/L	279	280	0.250%	20%	----
Physical Tests (QC Lot: 1645189)											
WP2421724-011	FLB-10	pH	----	E108	0.10	pH units	8.73	8.73	0.00%	4%	----
Physical Tests (QC Lot: 1645190)											
WP2421724-011	FLB-10	Conductivity	----	E100	1.0	µS/cm	89.7	88.8	1.01%	10%	----
Physical Tests (QC Lot: 1645191)											
WP2421724-011	FLB-10	Alkalinity, total (as CaCO3)	----	E290	1.0	mg/L	40.1	40.2	0.249%	20%	----
Physical Tests (QC Lot: 1646762)											
WP2421706-001	Anonymous	Solids, total dissolved [TDS]	----	E162-L	15.0	mg/L	897	904	0.833%	20%	----
Physical Tests (QC Lot: 1646763)											
WP2421724-014	FLB-13	Solids, total dissolved [TDS]	----	E162-L	10.0	mg/L	65.6	69.6	4.0	Diff <2x LOR	----
Physical Tests (QC Lot: 1654909)											
WP2421724-001	FLB-Blank	Acidity (as CaCO3)	----	E283	2.0	mg/L	3.1	2.6	0.5	Diff <2x LOR	----
Anions and Nutrients (QC Lot: 1650780)											
WP2421657-003	Anonymous	Phosphorus, total	7723-14-0	E372-U	0.0400	mg/L	9.10	9.01	1.04%	20%	----
Anions and Nutrients (QC Lot: 1650787)											
WP2421724-014	FLB-13	Phosphorus, total	7723-14-0	E372-U	0.0020	mg/L	0.0027	0.0027	0.00007	Diff <2x LOR	----
Dissolved Metals (QC Lot: 1650536)											
WP2421724-017	FLB-Duplicate	Phosphorus, dissolved	7723-14-0	E421.P-L	0.030	mg/L	<0.030	<0.030	0	Diff <2x LOR	----
Dissolved Metals (QC Lot: 1650537)											
WP2421724-017	FLB-Duplicate	Aluminum, dissolved	7429-90-5	E421	0.0010	mg/L	0.0019	0.0019	0.000002	Diff <2x LOR	----
		Antimony, dissolved	7440-36-0	E421	0.00010	mg/L	0.00052	0.00052	0.000010	Diff <2x LOR	----
		Arsenic, dissolved	7440-38-2	E421	0.00010	mg/L	0.00233	0.00222	4.60%	20%	----
		Barium, dissolved	7440-39-3	E421	0.00010	mg/L	0.0224	0.0225	0.508%	20%	----
		Beryllium, dissolved	7440-41-7	E421	0.000020	mg/L	<0.000020	<0.000020	0	Diff <2x LOR	----
		Bismuth, dissolved	7440-69-9	E421	0.000050	mg/L	<0.000050	<0.000050	0	Diff <2x LOR	----

Sub-Matrix: **Water**

					Laboratory Duplicate (DUP) Report						
Laboratory sample ID	*Client sample ID*	*Analyte*	*CAS Number*	*Method*	*LOR*	*Unit*	*Original Result*	*Duplicate Result*	*RPD(%) or Difference*	*Duplicate Limits*	*Qualifier*
Dissolved Metals (QC Lot: 1650537) - continued											
WP2421724-017	FLB-Duplicate	Boron, dissolved	7440-42-8	E421	0.010	mg/L	0.012	0.012	0.0003	Diff <2x LOR	----
		Cadmium, dissolved	7440-43-9	E421	0.0000050	mg/L	0.0000546	0.0000531	2.80%	20%	----
		Calcium, dissolved	7440-70-2	E421	0.050	mg/L	13.8	13.9	1.14%	20%	----
		Cesium, dissolved	7440-46-2	E421	0.000010	mg/L	0.000018	0.000020	0.000003	Diff <2x LOR	----
		Chromium, dissolved	7440-47-3	E421	0.00050	mg/L	<0.00050	<0.00050	0	Diff <2x LOR	----
		Cobalt, dissolved	7440-48-4	E421	0.00010	mg/L	0.00088	0.00085	0.00003	Diff <2x LOR	----
		Copper, dissolved	7440-50-8	E421	0.00020	mg/L	0.00023	0.00023	0.000004	Diff <2x LOR	----
		Iron, dissolved	7439-89-6	E421	0.010	mg/L	<0.010	<0.010	0	Diff <2x LOR	----
		Lead, dissolved	7439-92-1	E421	0.000050	mg/L	<0.000050	<0.000050	0	Diff <2x LOR	----
		Lithium, dissolved	7439-93-2	E421	0.0010	mg/L	0.0018	0.0017	0.0001	Diff <2x LOR	----
		Magnesium, dissolved	7439-95-4	E421	0.0050	mg/L	1.90	1.89	0.700%	20%	----
		Manganese, dissolved	7439-96-5	E421	0.00010	mg/L	0.114	0.113	1.36%	20%	----
		Molybdenum, dissolved	7439-98-7	E421	0.000050	mg/L	0.000153	0.000158	0.000005	Diff <2x LOR	----
		Nickel, dissolved	7440-02-0	E421	0.00050	mg/L	0.0378	0.0372	1.42%	20%	----
		Potassium, dissolved	7440-09-7	E421	0.050	mg/L	1.95	1.89	3.12%	20%	----
		Rubidium, dissolved	7440-17-7	E421	0.00020	mg/L	0.00422	0.00412	2.40%	20%	----
		Selenium, dissolved	7782-49-2	E421	0.000050	mg/L	0.000448	0.000459	0.000011	Diff <2x LOR	----
		Silicon, dissolved	7440-21-3	E421	0.050	mg/L	1.79	1.77	0.675%	20%	----
		Silver, dissolved	7440-22-4	E421	0.000010	mg/L	<0.000010	<0.000010	0	Diff <2x LOR	----
		Sodium, dissolved	7440-23-5	E421	0.050	mg/L	1.28	1.24	3.31%	20%	----
		Strontium, dissolved	7440-24-6	E421	0.00020	mg/L	0.0859	0.0864	0.630%	20%	----
		Sulfur, dissolved	7704-34-9	E421	0.50	mg/L	13.6	13.8	0.726%	20%	----
		Tellurium, dissolved	13494-80-9	E421	0.00020	mg/L	<0.00020	<0.00020	0	Diff <2x LOR	----
		Thallium, dissolved	7440-28-0	E421	0.000010	mg/L	0.000021	0.000021	0.0000004	Diff <2x LOR	----
		Thorium, dissolved	7440-29-1	E421	0.00010	mg/L	<0.00010	<0.00010	0	Diff <2x LOR	----
		Tin, dissolved	7440-31-5	E421	0.00010	mg/L	<0.00010	<0.00010	0	Diff <2x LOR	----
		Titanium, dissolved	7440-32-6	E421	0.00030	mg/L	<0.00030	<0.00030	0	Diff <2x LOR	----
		Tungsten, dissolved	7440-33-7	E421	0.00010	mg/L	<0.00010	<0.00010	0	Diff <2x LOR	----
		Uranium, dissolved	7440-61-1	E421	0.000010	mg/L	0.000016	0.000016	0.0000007	Diff <2x LOR	----
		Vanadium, dissolved	7440-62-2	E421	0.00050	mg/L	<0.00050	<0.00050	0	Diff <2x LOR	----
		Zinc, dissolved	7440-66-6	E421	0.0010	mg/L	0.0058	0.0060	0.0002	Diff <2x LOR	----
		Zirconium, dissolved	7440-67-7	E421	0.00030	mg/L	<0.00030	<0.00030	0	Diff <2x LOR	----
Dissolved Metals (QC Lot: 1655026)											
WP2421448-003	Anonymous	Mercury, dissolved	7439-97-6	E509	0.0000050	mg/L	<0.0000050	<0.0000050	0	Diff <2x LOR	----

Sub-Matrix: **Water**

					Laboratory Duplicate (DUP) Report						
Laboratory sample ID	*Client sample ID*	*Analyte*	*CAS Number*	*Method*	*LOR*	*Unit*	*Original Result*	*Duplicate Result*	*RPD(%) or Difference*	*Duplicate Limits*	*Qualifier*
Dissolved Metals (QC Lot: 1655752)											
WP2421714-001	Anonymous	Aluminum, dissolved	7429-90-5	E421	0.0010	mg/L	3.2 µg/L	0.0040	0.0008	Diff <2x LOR	----
		Antimony, dissolved	7440-36-0	E421	0.00010	mg/L	0.00031	0.00027	0.00004	Diff <2x LOR	----
		Arsenic, dissolved	7440-38-2	E421	0.00010	mg/L	0.00519	0.00514	0.920%	20%	----
		Barium, dissolved	7440-39-3	E421	0.00010	mg/L	0.0475	0.0484	1.88%	20%	----
		Beryllium, dissolved	7440-41-7	E421	0.000020	mg/L	<0.000020	<0.000020	0	Diff <2x LOR	----
		Bismuth, dissolved	7440-69-9	E421	0.000050	mg/L	<0.000050	<0.000050	0	Diff <2x LOR	----
		Boron, dissolved	7440-42-8	E421	0.010	mg/L	0.082	0.083	0.002	Diff <2x LOR	----
		Cadmium, dissolved	7440-43-9	E421	0.0000050	mg/L	0.0000125	0.0000123	0.0000003	Diff <2x LOR	----
		Calcium, dissolved	7440-70-2	E421	0.050	mg/L	67.4	67.3	0.0932%	20%	----
		Cesium, dissolved	7440-46-2	E421	0.000010	mg/L	<0.000010	<0.000010	0	Diff <2x LOR	----
		Chromium, dissolved	7440-47-3	E421	0.00050	mg/L	<0.00050	<0.00050	0	Diff <2x LOR	----
		Cobalt, dissolved	7440-48-4	E421	0.00010	mg/L	0.00013	0.00014	0.000001	Diff <2x LOR	----
		Copper, dissolved	7440-50-8	E421	0.00020	mg/L	0.00315	0.00320	1.59%	20%	----
		Iron, dissolved	7439-89-6	E421	0.010	mg/L	<0.010	<0.010	0	Diff <2x LOR	----
		Lead, dissolved	7439-92-1	E421	0.000050	mg/L	<0.000050	<0.000050	0	Diff <2x LOR	----
		Lithium, dissolved	7439-93-2	E421	0.0010	mg/L	0.0424	0.0452	6.59%	20%	----
		Magnesium, dissolved	7439-95-4	E421	0.0050	mg/L	42.8	43.6	1.85%	20%	----
		Manganese, dissolved	7439-96-5	E421	0.00010	mg/L	0.00071	0.00073	0.00002	Diff <2x LOR	----
		Molybdenum, dissolved	7439-98-7	E421	0.000050	mg/L	0.00216	0.00214	1.17%	20%	----
		Nickel, dissolved	7440-02-0	E421	0.00050	mg/L	0.00296	0.00303	0.00007	Diff <2x LOR	----
		Potassium, dissolved	7440-09-7	E421	0.050	mg/L	8.09	8.38	3.50%	20%	----
		Rubidium, dissolved	7440-17-7	E421	0.00020	mg/L	0.00252	0.00272	7.78%	20%	----
		Selenium, dissolved	7782-49-2	E421	0.000050	mg/L	0.000695	0.000655	6.01%	20%	----
		Silicon, dissolved	7440-21-3	E421	0.050	mg/L	8.08	7.95	1.69%	20%	----
		Silver, dissolved	7440-22-4	E421	0.000010	mg/L	<0.000010	<0.000010	0	Diff <2x LOR	----
		Sodium, dissolved	7440-23-5	E421	0.050	mg/L	38.7	39.2	1.29%	20%	----
		Strontium, dissolved	7440-24-6	E421	0.00020	mg/L	0.277	0.284	2.22%	20%	----
		Sulfur, dissolved	7704-34-9	E421	0.50	mg/L	65.9	68.6	4.02%	20%	----
		Tellurium, dissolved	13494-80-9	E421	0.00020	mg/L	<0.00020	<0.00020	0	Diff <2x LOR	----
		Thallium, dissolved	7440-28-0	E421	0.000010	mg/L	0.000031	0.000012	0.000019	Diff <2x LOR	----
		Thorium, dissolved	7440-29-1	E421	0.00010	mg/L	<0.00010	<0.00010	0	Diff <2x LOR	----
		Tin, dissolved	7440-31-5	E421	0.00010	mg/L	<0.00010	<0.00010	0	Diff <2x LOR	----
		Titanium, dissolved	7440-32-6	E421	0.00030	mg/L	0.00077	0.00087	0.00010	Diff <2x LOR	----
		Tungsten, dissolved	7440-33-7	E421	0.00010	mg/L	<0.00010	<0.00010	0	Diff <2x LOR	----

Sub-Matrix: **Water**

					Laboratory Duplicate (DUP) Report						
Laboratory sample ID	*Client sample ID*	*Analyte*	*CAS Number*	*Method*	*LOR*	*Unit*	*Original Result*	*Duplicate Result*	*RPD(%) or Difference*	*Duplicate Limits*	*Qualifier*
Dissolved Metals (QC Lot: 1655752) - continued											
WP2421714-001	Anonymous	Uranium, dissolved	7440-61-1	E421	0.000010	mg/L	0.00360	0.00354	1.65%	20%	----
		Vanadium, dissolved	7440-62-2	E421	0.00050	mg/L	0.00452	0.00459	0.00007	Diff <2x LOR	----
		Zinc, dissolved	7440-66-6	E421	0.0010	mg/L	<0.0010	<0.0010	0	Diff <2x LOR	----
		Zirconium, dissolved	7440-67-7	E421	0.00030	mg/L	<0.00030	<0.00030	0	Diff <2x LOR	----
Dissolved Metals (QC Lot: 1657436)											
WP2421724-016	FLB-15	Mercury, dissolved	7439-97-6	E509	0.0000050	mg/L	<0.0000050	<0.0000050	0	Diff <2x LOR	----

Method Blank (MB) Report

A Method Blank is an analyte-free matrix that undergoes sample processing identical to that carried out for test samples. Method Blank results are used to monitor and control for potential contamination from the laboratory environment and reagents. For most tests, the DQO for Method Blanks is for the result to be < LOR.

Sub-Matrix: **Water**

Analyte	CAS Number	Method	LOR	Unit	Result	Qualifier
Physical Tests (QCLot: 1644906)						
Conductivity	----	E100	1	µS/cm	<1.0	----
Physical Tests (QCLot: 1644907)						
Alkalinity, total (as CaCO3)	----	E290	1	mg/L	<1.0	----
Physical Tests (QCLot: 1645190)						
Conductivity	----	E100	1	µS/cm	<1.0	----
Physical Tests (QCLot: 1645191)						
Alkalinity, total (as CaCO3)	----	E290	1	mg/L	<1.0	----
Physical Tests (QCLot: 1646762)						
Solids, total dissolved [TDS]	----	E162-L	3	mg/L	<3.0	----
Physical Tests (QCLot: 1646763)						
Solids, total dissolved [TDS]	----	E162-L	3	mg/L	<3.0	----
Physical Tests (QCLot: 1654909)						
Acidity (as CaCO3)	----	E283	2	mg/L	<2.0	----
Anions and Nutrients (QCLot: 1644640)						
Sulfate (as SO4)	14808-79-8	E235.SO4	0.3	mg/L	<0.30	----
Anions and Nutrients (QCLot: 1644643)						
Chloride	16887-00-6	E235.Cl-L	0.1	mg/L	<0.10	----
Anions and Nutrients (QCLot: 1644646)						
Fluoride	16984-48-8	E235.F	0.02	mg/L	<0.020	----
Anions and Nutrients (QCLot: 1650780)						
Phosphorus, total	7723-14-0	E372-U	0.002	mg/L	<0.0020	----
Anions and Nutrients (QCLot: 1650787)						
Phosphorus, total	7723-14-0	E372-U	0.002	mg/L	<0.0020	----
Dissolved Metals (QCLot: 1650536)						
Phosphorus, dissolved	7723-14-0	E421.P-L	0.03	mg/L	<0.030	----
Dissolved Metals (QCLot: 1650537)						
Aluminum, dissolved	7429-90-5	E421	0.001	mg/L	<0.0010	----
Antimony, dissolved	7440-36-0	E421	0.0001	mg/L	<0.00010	----
Arsenic, dissolved	7440-38-2	E421	0.0001	mg/L	<0.00010	----
Barium, dissolved	7440-39-3	E421	0.0001	mg/L	<0.00010	----
Beryllium, dissolved	7440-41-7	E421	0.00002	mg/L	<0.000020	----
Bismuth, dissolved	7440-69-9	E421	0.00005	mg/L	<0.000050	----

Sub-Matrix: **Water**

Analyte	CAS Number	Method	LOR	Unit	Result	Qualifier
Dissolved Metals (QCLot: 1650537) - continued						
Boron, dissolved	7440-42-8	E421	0.01	mg/L	<0.010	----
Cadmium, dissolved	7440-43-9	E421	0.000005	mg/L	<0.0000050	----
Calcium, dissolved	7440-70-2	E421	0.05	mg/L	<0.050	----
Cesium, dissolved	7440-46-2	E421	0.00001	mg/L	<0.000010	----
Chromium, dissolved	7440-47-3	E421	0.0005	mg/L	<0.00050	----
Cobalt, dissolved	7440-48-4	E421	0.0001	mg/L	<0.00010	----
Copper, dissolved	7440-50-8	E421	0.0002	mg/L	<0.00020	----
Iron, dissolved	7439-89-6	E421	0.01	mg/L	<0.010	----
Lead, dissolved	7439-92-1	E421	0.00005	mg/L	<0.000050	----
Lithium, dissolved	7439-93-2	E421	0.001	mg/L	<0.0010	----
Magnesium, dissolved	7439-95-4	E421	0.005	mg/L	<0.0050	----
Manganese, dissolved	7439-96-5	E421	0.0001	mg/L	<0.00010	----
Molybdenum, dissolved	7439-98-7	E421	0.00005	mg/L	<0.000050	----
Nickel, dissolved	7440-02-0	E421	0.0005	mg/L	<0.00050	----
Potassium, dissolved	7440-09-7	E421	0.05	mg/L	<0.050	----
Rubidium, dissolved	7440-17-7	E421	0.0002	mg/L	<0.00020	----
Selenium, dissolved	7782-49-2	E421	0.00005	mg/L	<0.000050	----
Silicon, dissolved	7440-21-3	E421	0.05	mg/L	<0.050	----
Silver, dissolved	7440-22-4	E421	0.00001	mg/L	<0.000010	----
Sodium, dissolved	7440-23-5	E421	0.05	mg/L	<0.050	----
Strontium, dissolved	7440-24-6	E421	0.0002	mg/L	<0.00020	----
Sulfur, dissolved	7704-34-9	E421	0.5	mg/L	<0.50	----
Tellurium, dissolved	13494-80-9	E421	0.0002	mg/L	<0.00020	----
Thallium, dissolved	7440-28-0	E421	0.00001	mg/L	<0.000010	----
Thorium, dissolved	7440-29-1	E421	0.0001	mg/L	<0.00010	----
Tin, dissolved	7440-31-5	E421	0.0001	mg/L	<0.00010	----
Titanium, dissolved	7440-32-6	E421	0.0003	mg/L	<0.00030	----
Tungsten, dissolved	7440-33-7	E421	0.0001	mg/L	<0.00010	----
Uranium, dissolved	7440-61-1	E421	0.00001	mg/L	<0.000010	----
Vanadium, dissolved	7440-62-2	E421	0.0005	mg/L	<0.00050	----
Zinc, dissolved	7440-66-6	E421	0.001	mg/L	<0.0010	----
Zirconium, dissolved	7440-67-7	E421	0.0002	mg/L	<0.00020	----
Dissolved Metals (QCLot: 1655026)						
Mercury, dissolved	7439-97-6	E509	0.000005	mg/L	<0.0000050	----
Dissolved Metals (QCLot: 1655752)						

Sub-Matrix: **Water**

Analyte	CAS Number	Method	LOR	Unit	Result	Qualifier
Dissolved Metals (QCLot: 1655752) - continued						
Aluminum, dissolved	7429-90-5	E421	0.001	mg/L	<0.0010	----
Antimony, dissolved	7440-36-0	E421	0.0001	mg/L	<0.00010	----
Arsenic, dissolved	7440-38-2	E421	0.0001	mg/L	<0.00010	----
Barium, dissolved	7440-39-3	E421	0.0001	mg/L	<0.00010	----
Beryllium, dissolved	7440-41-7	E421	0.00002	mg/L	<0.000020	----
Bismuth, dissolved	7440-69-9	E421	0.00005	mg/L	<0.000050	----
Boron, dissolved	7440-42-8	E421	0.01	mg/L	<0.010	----
Cadmium, dissolved	7440-43-9	E421	0.000005	mg/L	<0.0000050	----
Calcium, dissolved	7440-70-2	E421	0.05	mg/L	<0.050	----
Cesium, dissolved	7440-46-2	E421	0.00001	mg/L	<0.000010	----
Chromium, dissolved	7440-47-3	E421	0.0005	mg/L	<0.00050	----
Cobalt, dissolved	7440-48-4	E421	0.0001	mg/L	<0.00010	----
Copper, dissolved	7440-50-8	E421	0.0002	mg/L	<0.00020	----
Iron, dissolved	7439-89-6	E421	0.01	mg/L	<0.010	----
Lead, dissolved	7439-92-1	E421	0.00005	mg/L	<0.000050	----
Lithium, dissolved	7439-93-2	E421	0.001	mg/L	<0.0010	----
Magnesium, dissolved	7439-95-4	E421	0.005	mg/L	<0.0050	----
Manganese, dissolved	7439-96-5	E421	0.0001	mg/L	<0.00010	----
Molybdenum, dissolved	7439-98-7	E421	0.00005	mg/L	<0.000050	----
Nickel, dissolved	7440-02-0	E421	0.0005	mg/L	<0.00050	----
Potassium, dissolved	7440-09-7	E421	0.05	mg/L	<0.050	----
Rubidium, dissolved	7440-17-7	E421	0.0002	mg/L	<0.00020	----
Selenium, dissolved	7782-49-2	E421	0.00005	mg/L	<0.000050	----
Silicon, dissolved	7440-21-3	E421	0.05	mg/L	<0.050	----
Silver, dissolved	7440-22-4	E421	0.00001	mg/L	<0.000010	----
Sodium, dissolved	7440-23-5	E421	0.05	mg/L	<0.050	----
Strontium, dissolved	7440-24-6	E421	0.0002	mg/L	<0.00020	----
Sulfur, dissolved	7704-34-9	E421	0.5	mg/L	<0.50	----
Tellurium, dissolved	13494-80-9	E421	0.0002	mg/L	<0.00020	----
Thallium, dissolved	7440-28-0	E421	0.00001	mg/L	<0.000010	----
Thorium, dissolved	7440-29-1	E421	0.0001	mg/L	<0.00010	----
Tin, dissolved	7440-31-5	E421	0.0001	mg/L	<0.00010	----
Titanium, dissolved	7440-32-6	E421	0.0003	mg/L	<0.00030	----
Tungsten, dissolved	7440-33-7	E421	0.0001	mg/L	<0.00010	----
Uranium, dissolved	7440-61-1	E421	0.00001	mg/L	<0.000010	----

Sub-Matrix: **Water**

Analyte	CAS Number	Method	LOR	Unit	Result	Qualifier
Dissolved Metals (QCLot: 1655752) - continued						
Vanadium, dissolved	7440-62-2	E421	0.0005	mg/L	<0.00050	----
Zinc, dissolved	7440-66-6	E421	0.001	mg/L	<0.0010	----
Zirconium, dissolved	7440-67-7	E421	0.0002	mg/L	<0.00020	----
Dissolved Metals (QCLot: 1655753)						
Phosphorus, dissolved	7723-14-0	E421.P-L	0.03	mg/L	<0.030	----
Dissolved Metals (QCLot: 1657436)						
Mercury, dissolved	7439-97-6	E509	0.000005	mg/L	<0.0000050	----

Laboratory Control Sample (LCS) Report

A Laboratory Control Sample (LCS) is an analyte-free matrix that has been fortified (spiked) with test analytes at known concentration and processed in an identical manner to test samples. LCS results are expressed as percent recovery, and are used to monitor and control test method accuracy and precision, independent of test sample matrix.

Sub-Matrix: **Water**

					Laboratory Control Sample (LCS) Report				
					Spike	Recovery (%)	Recovery Limits (%)		
Analyte	CAS Number	Method	LOR	Unit	Target Concentration	LCS	Low	High	Qualifier
Physical Tests (QCLot: 1644905)									
pH	----	E108	----	pH units	7 pH units	101	98.0	102	----
Physical Tests (QCLot: 1644906)									
Conductivity	----	E100	1	µS/cm	1410 µS/cm	99.0	90.0	110	----
Physical Tests (QCLot: 1644907)									
Alkalinity, total (as CaCO3)	----	E290	1	mg/L	100 mg/L	102	85.0	115	----
Physical Tests (QCLot: 1645189)									
pH	----	E108	----	pH units	7 pH units	100	98.0	102	----
Physical Tests (QCLot: 1645190)									
Conductivity	----	E100	1	µS/cm	1410 µS/cm	100	90.0	110	----
Physical Tests (QCLot: 1645191)									
Alkalinity, total (as CaCO3)	----	E290	1	mg/L	100 mg/L	100	85.0	115	----
Physical Tests (QCLot: 1646762)									
Solids, total dissolved [TDS]	----	E162-L	3	mg/L	1000 mg/L	96.6	85.0	115	----
Physical Tests (QCLot: 1646763)									
Solids, total dissolved [TDS]	----	E162-L	3	mg/L	1000 mg/L	95.3	85.0	115	----
Physical Tests (QCLot: 1654909)									
Acidity (as CaCO3)	----	E283	2	mg/L	50 mg/L	114	85.0	115	----
Anions and Nutrients (QCLot: 1644640)									
Sulfate (as SO4)	14808-79-8	E235.SO4	0.3	mg/L	100 mg/L	98.7	90.0	110	----
Anions and Nutrients (QCLot: 1644643)									
Chloride	16887-00-6	E235.Cl-L	0.1	mg/L	100 mg/L	98.6	90.0	110	----
Anions and Nutrients (QCLot: 1644646)									
Fluoride	16984-48-8	E235.F	0.02	mg/L	1 mg/L	100	90.0	110	----
Anions and Nutrients (QCLot: 1650780)									
Phosphorus, total	7723-14-0	E372-U	0.002	mg/L	0.5 mg/L	95.4	80.0	120	----
Anions and Nutrients (QCLot: 1650787)									
Phosphorus, total	7723-14-0	E372-U	0.002	mg/L	0.5 mg/L	93.6	80.0	120	----
Phosphorus, dissolved	7723-14-0	E421.P-L	0.03	mg/L	10 mg/L	102	80.0	120	----
Dissolved Metals (QCLot: 1650537)									
Aluminum, dissolved	7429-90-5	E421	0.001	mg/L	2 mg/L	96.4	80.0	120	----

Sub-Matrix: **Water**

					Laboratory Control Sample (LCS) Report				
					Spike	Recovery (%)	Recovery Limits (%)		
Analyte	CAS Number	Method	LOR	Unit	Target Concentration	LCS	Low	High	Qualifier
Dissolved Metals (QCLot: 1650537) - continued									
Antimony, dissolved	7440-36-0	E421	0.0001	mg/L	1 mg/L	100	80.0	120	----
Arsenic, dissolved	7440-38-2	E421	0.0001	mg/L	1 mg/L	94.3	80.0	120	----
Barium, dissolved	7440-39-3	E421	0.0001	mg/L	0.25 mg/L	100.0	80.0	120	----
Beryllium, dissolved	7440-41-7	E421	0.00002	mg/L	0.1 mg/L	97.0	80.0	120	----
Bismuth, dissolved	7440-69-9	E421	0.00005	mg/L	1 mg/L	98.7	80.0	120	----
Boron, dissolved	7440-42-8	E421	0.01	mg/L	1 mg/L	98.0	80.0	120	----
Cadmium, dissolved	7440-43-9	E421	0.000005	mg/L	0.1 mg/L	96.6	80.0	120	----
Calcium, dissolved	7440-70-2	E421	0.05	mg/L	50 mg/L	96.9	80.0	120	----
Cesium, dissolved	7440-46-2	E421	0.00001	mg/L	0.05 mg/L	96.4	80.0	120	----
Chromium, dissolved	7440-47-3	E421	0.0005	mg/L	0.25 mg/L	94.8	80.0	120	----
Cobalt, dissolved	7440-48-4	E421	0.0001	mg/L	0.25 mg/L	93.8	80.0	120	----
Copper, dissolved	7440-50-8	E421	0.0002	mg/L	0.25 mg/L	94.5	80.0	120	----
Iron, dissolved	7439-89-6	E421	0.01	mg/L	1 mg/L	91.1	80.0	120	----
Lead, dissolved	7439-92-1	E421	0.00005	mg/L	0.5 mg/L	95.3	80.0	120	----
Lithium, dissolved	7439-93-2	E421	0.001	mg/L	0.25 mg/L	102	80.0	120	----
Magnesium, dissolved	7439-95-4	E421	0.005	mg/L	50 mg/L	98.0	80.0	120	----
Manganese, dissolved	7439-96-5	E421	0.0001	mg/L	0.25 mg/L	94.7	80.0	120	----
Molybdenum, dissolved	7439-98-7	E421	0.00005	mg/L	0.25 mg/L	102	80.0	120	----
Nickel, dissolved	7440-02-0	E421	0.0005	mg/L	0.5 mg/L	92.8	80.0	120	----
Potassium, dissolved	7440-09-7	E421	0.05	mg/L	50 mg/L	90.5	80.0	120	----
Rubidium, dissolved	7440-17-7	E421	0.0002	mg/L	0.1 mg/L	97.5	80.0	120	----
Selenium, dissolved	7782-49-2	E421	0.00005	mg/L	1 mg/L	88.3	80.0	120	----
Silicon, dissolved	7440-21-3	E421	0.05	mg/L	10 mg/L	95.0	80.0	120	----
Silver, dissolved	7440-22-4	E421	0.00001	mg/L	0.1 mg/L	93.5	80.0	120	----
Sodium, dissolved	7440-23-5	E421	0.05	mg/L	50 mg/L	95.6	80.0	120	----
Strontium, dissolved	7440-24-6	E421	0.0002	mg/L	0.25 mg/L	99.1	80.0	120	----
Sulfur, dissolved	7704-34-9	E421	0.5	mg/L	50 mg/L	94.2	80.0	120	----
Tellurium, dissolved	13494-80-9	E421	0.0002	mg/L	0.1 mg/L	95.4	80.0	120	----
Thallium, dissolved	7440-28-0	E421	0.00001	mg/L	1 mg/L	98.8	80.0	120	----
Thorium, dissolved	7440-29-1	E421	0.0001	mg/L	0.1 mg/L	93.7	80.0	120	----
Tin, dissolved	7440-31-5	E421	0.0001	mg/L	0.5 mg/L	96.7	80.0	120	----
Titanium, dissolved	7440-32-6	E421	0.0003	mg/L	0.25 mg/L	93.6	80.0	120	----
Tungsten, dissolved	7440-33-7	E421	0.0001	mg/L	0.1 mg/L	97.8	80.0	120	----
Uranium, dissolved	7440-61-1	E421	0.00001	mg/L	0.005 mg/L	99.5	80.0	120	----
Vanadium, dissolved	7440-62-2	E421	0.0005	mg/L	0.5 mg/L	95.8	80.0	120	----
Zinc, dissolved	7440-66-6	E421	0.001	mg/L	0.5 mg/L	89.9	80.0	120	----

Sub-Matrix: **Water**

					Laboratory Control Sample (LCS) Report				
					Spike	Recovery (%)	Recovery Limits (%)		
Analyte	CAS Number	Method	LOR	Unit	Target Concentration	LCS	Low	High	Qualifier
Dissolved Metals (QCLot: 1650537) - continued									
Zirconium, dissolved	7440-67-7	E421	0.0002	mg/L	0.1 mg/L	100	80.0	120	----
Mercury, dissolved	7439-97-6	E509	0.000005	mg/L	0 mg/L	94.9	80.0	120	----
Dissolved Metals (QCLot: 1655752)									
Aluminum, dissolved	7429-90-5	E421	0.001	mg/L	2 mg/L	99.5	80.0	120	----
Antimony, dissolved	7440-36-0	E421	0.0001	mg/L	1 mg/L	94.4	80.0	120	----
Arsenic, dissolved	7440-38-2	E421	0.0001	mg/L	1 mg/L	92.4	80.0	120	----
Barium, dissolved	7440-39-3	E421	0.0001	mg/L	0.25 mg/L	96.2	80.0	120	----
Beryllium, dissolved	7440-41-7	E421	0.00002	mg/L	0.1 mg/L	89.8	80.0	120	----
Bismuth, dissolved	7440-69-9	E421	0.00005	mg/L	1 mg/L	92.8	80.0	120	----
Boron, dissolved	7440-42-8	E421	0.01	mg/L	1 mg/L	91.8	80.0	120	----
Cadmium, dissolved	7440-43-9	E421	0.000005	mg/L	0.1 mg/L	92.1	80.0	120	----
Calcium, dissolved	7440-70-2	E421	0.05	mg/L	50 mg/L	94.1	80.0	120	----
Cesium, dissolved	7440-46-2	E421	0.00001	mg/L	0.05 mg/L	95.4	80.0	120	----
Chromium, dissolved	7440-47-3	E421	0.0005	mg/L	0.25 mg/L	93.4	80.0	120	----
Cobalt, dissolved	7440-48-4	E421	0.0001	mg/L	0.25 mg/L	96.6	80.0	120	----
Copper, dissolved	7440-50-8	E421	0.0002	mg/L	0.25 mg/L	94.5	80.0	120	----
Iron, dissolved	7439-89-6	E421	0.01	mg/L	1 mg/L	87.6	80.0	120	----
Lead, dissolved	7439-92-1	E421	0.00005	mg/L	0.5 mg/L	94.1	80.0	120	----
Lithium, dissolved	7439-93-2	E421	0.001	mg/L	0.25 mg/L	92.6	80.0	120	----
Magnesium, dissolved	7439-95-4	E421	0.005	mg/L	50 mg/L	103	80.0	120	----
Manganese, dissolved	7439-96-5	E421	0.0001	mg/L	0.25 mg/L	94.2	80.0	120	----
Molybdenum, dissolved	7439-98-7	E421	0.00005	mg/L	0.25 mg/L	91.1	80.0	120	----
Nickel, dissolved	7440-02-0	E421	0.0005	mg/L	0.5 mg/L	91.7	80.0	120	----
Potassium, dissolved	7440-09-7	E421	0.05	mg/L	50 mg/L	94.5	80.0	120	----
Rubidium, dissolved	7440-17-7	E421	0.0002	mg/L	0.1 mg/L	95.9	80.0	120	----
Selenium, dissolved	7782-49-2	E421	0.00005	mg/L	1 mg/L	83.0	80.0	120	----
Silicon, dissolved	7440-21-3	E421	0.05	mg/L	10 mg/L	88.4	80.0	120	----
Silver, dissolved	7440-22-4	E421	0.00001	mg/L	0.1 mg/L	84.2	80.0	120	----
Sodium, dissolved	7440-23-5	E421	0.05	mg/L	50 mg/L	91.4	80.0	120	----
Strontium, dissolved	7440-24-6	E421	0.0002	mg/L	0.25 mg/L	97.6	80.0	120	----
Sulfur, dissolved	7704-34-9	E421	0.5	mg/L	50 mg/L	94.6	80.0	120	----
Tellurium, dissolved	13494-80-9	E421	0.0002	mg/L	0.1 mg/L	89.7	80.0	120	----
Thallium, dissolved	7440-28-0	E421	0.00001	mg/L	1 mg/L	89.9	80.0	120	----
Thorium, dissolved	7440-29-1	E421	0.0001	mg/L	0.1 mg/L	90.7	80.0	120	----
Tin, dissolved	7440-31-5	E421	0.0001	mg/L	0.5 mg/L	94.5	80.0	120	----
Titanium, dissolved	7440-32-6	E421	0.0003	mg/L	0.25 mg/L	94.7	80.0	120	----

Sub-Matrix: **Water**

Analyte	CAS Number	Method	LOR	Unit	Laboratory Control Sample (LCS) Report				
					Spike	Recovery (%)	Recovery Limits (%)		
					Target Concentration	LCS	Low	High	Qualifier
Dissolved Metals (QCLot: 1655752) - continued									
Tungsten, dissolved	7440-33-7	E421	0.0001	mg/L	0.1 mg/L	89.7	80.0	120	----
Uranium, dissolved	7440-61-1	E421	0.00001	mg/L	0.005 mg/L	90.9	80.0	120	----
Vanadium, dissolved	7440-62-2	E421	0.0005	mg/L	0.5 mg/L	93.3	80.0	120	----
Zinc, dissolved	7440-66-6	E421	0.001	mg/L	0.5 mg/L	92.0	80.0	120	----
Zirconium, dissolved	7440-67-7	E421	0.0002	mg/L	0.1 mg/L	91.9	80.0	120	----
Phosphorus, dissolved	7723-14-0	E421.P-L	0.03	mg/L	10 mg/L	95.8	80.0	120	----
Mercury, dissolved	7439-97-6	E509	0.000005	mg/L	0 mg/L	94.8	80.0	120	----

Matrix Spike (MS) Report

A Matrix Spike (MS) is a randomly selected intra-laboratory replicate sample that has been fortified (spiked) with test analytes at known concentration, and processed in an identical manner to test samples. Matrix Spikes provide information regarding analyte recovery and potential matrix effects. MS DQO exceedances due to sample matrix may sometimes be unavoidable; in such cases, test results for the associated sample (or similar samples) may be subject to bias. ND – Recovery not determined, background level >= 1x spike level.

Sub-Matrix: **Water**

					Matrix Spike (MS) Report					
					Spike		Recovery (%)	Recovery Limits (%)		
Laboratory sample ID	Client sample ID	Analyte	CAS Number	Method	Concentration	Target	MS	Low	High	Qualifier
Anions and Nutrients (QCLot: 1650780)										
WP2421657-002	Anonymous	Phosphorus, total	7723-14-0	E372-U	0.239 mg/L	0.25 mg/L	95.4	70.0	130	----
Anions and Nutrients (QCLot: 1650787)										
WP2421724-015	FLB-14	Phosphorus, total	7723-14-0	E372-U	0.239 mg/L	0.25 mg/L	95.5	70.0	130	----
Dissolved Metals (QCLot: 1650536)										
WP2421724-017	FLB-Duplicate	Phosphorus, dissolved	7723-14-0	E421.P-L	11.5 mg/L	10 mg/L	115	70.0	130	----
Dissolved Metals (QCLot: 1650537)										
WP2421724-017	FLB-Duplicate	Aluminum, dissolved	7429-90-5	E421	0.223 mg/L	0.2 mg/L	111	70.0	130	----
		Antimony, dissolved	7440-36-0	E421	0.0222 mg/L	0.02 mg/L	111	70.0	130	----
		Arsenic, dissolved	7440-38-2	E421	0.0226 mg/L	0.02 mg/L	113	70.0	130	----
		Barium, dissolved	7440-39-3	E421	ND mg/L	----	ND	70.0	130	----
		Beryllium, dissolved	7440-41-7	E421	0.0435 mg/L	0.04 mg/L	109	70.0	130	----
		Bismuth, dissolved	7440-69-9	E421	0.0111 mg/L	0.01 mg/L	111	70.0	130	----
		Boron, dissolved	7440-42-8	E421	0.103 mg/L	0.1 mg/L	103	70.0	130	----
		Cadmium, dissolved	7440-43-9	E421	0.00465 mg/L	0.004 mg/L	116	70.0	130	----
		Calcium, dissolved	7440-70-2	E421	ND mg/L	----	ND	70.0	130	----
		Cesium, dissolved	7440-46-2	E421	0.0111 mg/L	0.01 mg/L	111	70.0	130	----
		Chromium, dissolved	7440-47-3	E421	0.0447 mg/L	0.04 mg/L	112	70.0	130	----
		Cobalt, dissolved	7440-48-4	E421	0.0224 mg/L	0.02 mg/L	112	70.0	130	----
		Copper, dissolved	7440-50-8	E421	0.0223 mg/L	0.02 mg/L	111	70.0	130	----
		Iron, dissolved	7439-89-6	E421	2.24 mg/L	2 mg/L	112	70.0	130	----
		Lead, dissolved	7439-92-1	E421	0.0225 mg/L	0.02 mg/L	113	70.0	130	----
		Lithium, dissolved	7439-93-2	E421	0.114 mg/L	0.1 mg/L	114	70.0	130	----
		Magnesium, dissolved	7439-95-4	E421	ND mg/L	----	ND	70.0	130	----
		Manganese, dissolved	7439-96-5	E421	ND mg/L	----	ND	70.0	130	----
		Molybdenum, dissolved	7439-98-7	E421	0.0214 mg/L	0.02 mg/L	107	70.0	130	----
		Nickel, dissolved	7440-02-0	E421	0.0433 mg/L	0.04 mg/L	108	70.0	130	----
		Potassium, dissolved	7440-09-7	E421	4.43 mg/L	4 mg/L	111	70.0	130	----
		Rubidium, dissolved	7440-17-7	E421	0.0226 mg/L	0.02 mg/L	113	70.0	130	----
		Selenium, dissolved	7782-49-2	E421	0.0472 mg/L	0.04 mg/L	118	70.0	130	----
		Silicon, dissolved	7440-21-3	E421	10.1 mg/L	10 mg/L	101	70.0	130	----
		Silver, dissolved	7440-22-4	E421	0.00449 mg/L	0.004 mg/L	112	70.0	130	----
		Sodium, dissolved	7440-23-5	E421	2.17 mg/L	2 mg/L	109	70.0	130	----
		Strontium, dissolved	7440-24-6	E421	ND mg/L	----	ND	70.0	130	----
		Sulfur, dissolved	7704-34-9	E421	22.7 mg/L	20 mg/L	113	70.0	130	----
		Tellurium, dissolved	13494-80-9	E421	0.0441 mg/L	0.04 mg/L	110	70.0	130	----
		Thallium, dissolved	7440-28-0	E421	0.00458 mg/L	0.004 mg/L	114	70.0	130	----
		Thorium, dissolved	7440-29-1	E421	0.0237 mg/L	0.02 mg/L	119	70.0	130	----
		Tin, dissolved	7440-31-5	E421	0.0217 mg/L	0.02 mg/L	108	70.0	130	----

Sub-Matrix: **Water**

					Matrix Spike (MS) Report					
					Spike		Recovery (%)	Recovery Limits (%)		
Laboratory sample ID	Client sample ID	Analyte	CAS Number	Method	Concentration	Target	MS	Low	High	Qualifier
Dissolved Metals (QCLot: 1650537) - continued										
WP2421724-017	FLB-Duplicate	Titanium, dissolved	7440-32-6	E421	0.0421 mg/L	0.04 mg/L	105	70.0	130	----
		Tungsten, dissolved	7440-33-7	E421	0.0210 mg/L	0.02 mg/L	105	70.0	130	----
		Uranium, dissolved	7440-61-1	E421	0.00450 mg/L	0.004 mg/L	112	70.0	130	----
		Vanadium, dissolved	7440-62-2	E421	0.113 mg/L	0.1 mg/L	113	70.0	130	----
		Zinc, dissolved	7440-66-6	E421	0.453 mg/L	0.4 mg/L	113	70.0	130	----
		Zirconium, dissolved	7440-67-7	E421	0.0449 mg/L	0.04 mg/L	112	70.0	130	----
Dissolved Metals (QCLot: 1655026)										
WP2421605-001	Anonymous	Mercury, dissolved	7439-97-6	E509	0.0000914 mg/L	0 mg/L	91.4	70.0	130	----
Dissolved Metals (QCLot: 1655752)										
WP2421714-001	Anonymous	Aluminum, dissolved	7429-90-5	E421	0.211 mg/L	0.2 mg/L	106	70.0	130	----
		Antimony, dissolved	7440-36-0	E421	0.0200 mg/L	0.02 mg/L	100	70.0	130	----
		Arsenic, dissolved	7440-38-2	E421	0.0211 mg/L	0.02 mg/L	105	70.0	130	----
		Barium, dissolved	7440-39-3	E421	ND mg/L	----	ND	70.0	130	----
		Beryllium, dissolved	7440-41-7	E421	0.0414 mg/L	0.04 mg/L	104	70.0	130	----
		Bismuth, dissolved	7440-69-9	E421	0.00923 mg/L	0.01 mg/L	92.3	70.0	130	----
		Boron, dissolved	7440-42-8	E421	0.108 mg/L	0.1 mg/L	108	70.0	130	----
		Cadmium, dissolved	7440-43-9	E421	0.00421 mg/L	0.004 mg/L	105	70.0	130	----
		Calcium, dissolved	7440-70-2	E421	ND mg/L	----	ND	70.0	130	----
		Cesium, dissolved	7440-46-2	E421	0.0108 mg/L	0.01 mg/L	108	70.0	130	----
		Chromium, dissolved	7440-47-3	E421	0.0418 mg/L	0.04 mg/L	104	70.0	130	----
		Cobalt, dissolved	7440-48-4	E421	0.0206 mg/L	0.02 mg/L	103	70.0	130	----
		Copper, dissolved	7440-50-8	E421	0.0202 mg/L	0.02 mg/L	101	70.0	130	----
		Iron, dissolved	7439-89-6	E421	2.07 mg/L	2 mg/L	103	70.0	130	----
		Lead, dissolved	7439-92-1	E421	0.0194 mg/L	0.02 mg/L	96.9	70.0	130	----
		Lithium, dissolved	7439-93-2	E421	0.100 mg/L	0.1 mg/L	100	70.0	130	----
		Magnesium, dissolved	7439-95-4	E421	ND mg/L	----	ND	70.0	130	----
		Manganese, dissolved	7439-96-5	E421	0.0207 mg/L	0.02 mg/L	103	70.0	130	----
		Molybdenum, dissolved	7439-98-7	E421	0.0200 mg/L	0.02 mg/L	99.8	70.0	130	----
		Nickel, dissolved	7440-02-0	E421	0.0397 mg/L	0.04 mg/L	99.2	70.0	130	----
		Potassium, dissolved	7440-09-7	E421	ND mg/L	----	ND	70.0	130	----
		Rubidium, dissolved	7440-17-7	E421	0.0216 mg/L	0.02 mg/L	108	70.0	130	----
		Selenium, dissolved	7782-49-2	E421	0.0442 mg/L	0.04 mg/L	110	70.0	130	----
		Silicon, dissolved	7440-21-3	E421	9.29 mg/L	10 mg/L	92.9	70.0	130	----
		Silver, dissolved	7440-22-4	E421	0.00342 mg/L	0.004 mg/L	85.5	70.0	130	----
		Sodium, dissolved	7440-23-5	E421	ND mg/L	----	ND	70.0	130	----
		Strontium, dissolved	7440-24-6	E421	ND mg/L	----	ND	70.0	130	----
		Sulfur, dissolved	7704-34-9	E421	ND mg/L	----	ND	70.0	130	----
		Tellurium, dissolved	13494-80-9	E421	0.0430 mg/L	0.04 mg/L	107	70.0	130	----
		Thallium, dissolved	7440-28-0	E421	0.00369 mg/L	0.004 mg/L	92.4	70.0	130	----
		Thorium, dissolved	7440-29-1	E421	0.0200 mg/L	0.02 mg/L	100	70.0	130	----
		Tin, dissolved	7440-31-5	E421	0.0198 mg/L	0.02 mg/L	99.0	70.0	130	----
		Titanium, dissolved	7440-32-6	E421	0.0409 mg/L	0.04 mg/L	102	70.0	130	----
		Tungsten, dissolved	7440-33-7	E421	0.0189 mg/L	0.02 mg/L	94.7	70.0	130	----

Sub-Matrix: **Water**

					Matrix Spike (MS) Report					
					Spike		Recovery (%)	Recovery Limits (%)		
Laboratory sample ID	Client sample ID	Analyte	CAS Number	Method	Concentration	Target	MS	Low	High	Qualifier
Dissolved Metals (QCLot: 1655752) - continued										
WP2421714-001	Anonymous	Uranium, dissolved	7440-61-1	E421	0.00384 mg/L	0.004 mg/L	96.0	70.0	130	----
		Vanadium, dissolved	7440-62-2	E421	0.105 mg/L	0.1 mg/L	105	70.0	130	----
		Zinc, dissolved	7440-66-6	E421	0.400 mg/L	0.4 mg/L	100	70.0	130	----
		Zirconium, dissolved	7440-67-7	E421	0.0416 mg/L	0.04 mg/L	104	70.0	130	----
Dissolved Metals (QCLot: 1657436)										
WP2421724-017	FLB-Duplicate	Mercury, dissolved	7439-97-6	E509	0.0000909 mg/L	0 mg/L	90.9	70.0	130	----

Environmental Division
Winnipeg
Work Order Reference
WP2421724



Telephone : +1 204 255 9720

Report To		Reports / Recipients		Turnaround Time (TAT) R
Company:	Kinross - Great Bear Resources	Select Report Format: ☑ PDF	☑ EXCEL ☑ EDD (DIGITAL)	☑ Routine [R] If received by 3pm M-F - no surcharges apply
Contact:	Hannah Hillier	Merge QC/QCI Reports with COA	☑ YES ☐ NO ☐ N/A	☐ 4 day [P4] If received by 3pm M-F - 20% rush surcharge minimum
Phone:	(807) 633-2492	☐ Compare Results to Criteria on Report - provide details below if box checked		☐ 3 day [P3] If received by 3pm M-F - 25% rush surcharge minimum
		Select Distribution: ☑ EMAIL	☐ MAIL ☐ FAX	☐ 2 day [P2] If received by 3pm M-F - 50% rush surcharge minimum
Street:	19 Young Street	Email 1	ashley.moncrief@kinross.com	☐ 1 day [E] If received by 3pm M-F - 100% rush surcharge minimum
City/Province:	Red Lake, ON	Email 2	hannah.hillier@kinross.com	☐ Same day [E2] If received by 10am M-S - 200% rush surcharge.
Postal Code:	P0V2M0	Email 3	christopher.reid@kinross.com	Additional fees may apply to rush requests on weekends, statutory holidays and for non-routine tests.
Invoice To	Same as Report To ☑ YES ☐ NO	Email 4	jacob.mcfee@kinross.com	Date and Time Required for all E&P TATs:
	Copy of Invoice with Report ☑ YES ☐ NO	Email 5	curtis.bloemberg@kinross.com	
Company:		Email 6	emily.meek@kinross.com	Analysis Request
		Email 7	aaron.peloquin@kinross.com	
		Email 8	anna.klein@wsp.com	
Contact:		Email 9	kristen.gault@wsp.com	

Project Information		Invoice Recipients	
ALS Account # / Quote #:	PPR-022-3	Select Invoice Distribution: ☑ EMAIL	☐ MAIL ☐ FAX
Job #:	PPR-022-3	Email 1	invoice@kinross.com
ALS Lab Work Order # (ALS use only):		ALS Contact: Judy Dalmaijer	Sampler: Jacob

ALS Sample # (ALS use only)	Sample Identification and/or Coordinates (This description will appear on the report)	Date (dd-mm-yy)	Time (hh:mm)	Sample Type	NUMBER OF CONTAINERS	Field Filtered - DISSOLVED METALS AND MERCURY ONLY	Dissolved Metals	FLB-BiW - Dissolved Mercury by CVAAS (5 ng/L Detection Limit)	FLB-BiW - Anions (SO4, Cl, F)	FLB-BiW - Alkalinity, pH, Conductivity	FLB-BiW - Total Phosphorus (Colorimetry)	FLB-BiW - Acidity	FLB-BiW - TDS	Field pH	Field Conductivity (us/cm)	Field Temperature
	FLB-Blank	9-Sep-24	11:55	Water	5	x	x	x	x	x	x	x	x			
	FLB-01	9-Sep-24	11:45	Water	5	x	x	x	x	x	x	x	x	8.37	83	18.2
	FLB-02	9-Sep-24	11:40	Water	5	x	x	x	x	x	x	x	x	8.56	57	18.44
	FLB-03	9-Sep-24	11:25	Water	5	x	x	x	x	x	x	x	x	7.99	144	18.59
	FLB-04	9-Sep-24	12:00	Water	5	x	x	x	x	x	x	x	x	7.49	20	21.21
	FLB-05	9-Sep-24	12:10	Water	5	x	x	x	x	x	x	x	x	7.85	96	21.24
	FLB-06	9-Sep-24	12:20	Water	5	x	x	x	x	x	x	x	x	7.69	40	19.92
	FLB-07	9-Sep-24	12:30	Water	5	x	x	x	x	x	x	x	x	8.11	79	21.1
	FLB-08	9-Sep-24	13:45	Water	5	x	x	x	x	x	x	x	x	8.57	93	25.38
	FLB-09	9-Sep-24	13:35	Water	5	x	x	x	x	x	x	x	x	8.33	86	25.67
	FLB-10	9-Sep-24	13:30	Water	5	x	x	x	x	x	x	x	x	8.14	26	25.15
	FLB-11	9-Sep-24	13:20	Water	5	x	x	x	x	x	x	x	x	7.82	51	23.76
	FLB-12	9-Sep-24	12:40	Water	5	x	x	x	x	x	x	x	x	7.52	26	23.02
	FLB-13	9-Sep-24	12:45	Water	5	x	x	x	x	x	x	x	x	7.44	45	22.35
	FLB-14	9-Sep-24	13:00	Water	5	x	x	x	x	x	x	x	x	7.88	65	21.3
	FLB-15	9-Sep-24	13:10	Water	5	x	x	x	x	x	x	x	x	7.44	41	22.03
	FLB-Duplicate	9-Sep-24	12:45	Water	5	x	x	x	x	x	x	x	x	7.44	45	22.35
	FLB-FIELDBLANK	9-Sep-24		Water	2	x	x	x								

SHIPMENT RELEASE (client use)				INITIAL SHIPMENT RECEPTION (ALS use only)			FINAL SHIPMENT RECEPTION (ALS use only)	
Released by:	JM	Jacob McFee	10-Sep 7:30	Received by:	Date:	Time:	Received by:	Time:

SEP 11 2024 9:25AM · 18.7°

Report To		Reports / Recipients		Turnaround Time (TAT) Requested
Company:	Kinross - Great Bear Resources	Select Report Format: ☑ PDF ☑ EXCEL ☑ EDD (DIGITAL)		☑ Routine [R] If received by 3pm M-F - no surcharges apply
Contact:	Hannah Hillier	Merge QC/QCI Reports with COA ☑ YES ☐ NO ☐ N/A		☐ 4 day [P4] If received by 3pm M-F - 20% rush surcharge minimum
Phone:	(807) 633-2492	☐ Compare Results to Criteria on Report - provide details below if box checked		☐ 3 day [P3] If received by 3pm M-F - 25% rush surcharge minimum
		Select Distribution: ☑ EMAIL ☐ MAIL ☐ FAX		☐ 2 day [P2] If received by 3pm M-F - 50% rush surcharge minimum
Street:	19 Young Street	Email 1	ashley.moncrief@kinross.com	☐ 1 day [E] If received by 3pm M-F - 100% rush surcharge minimum
City/Province:	Red Lake, ON	Email 2	hannah.hillier@kinross.com	☐ Same day [E2] If received by 10am M-S - 200% rush surcharge.
Postal Code:	P0V2M0	Email 3	christopher.reid@kinross.com	Additional fees may apply to rush requests on weekends, statutory holidays and for non-routine tests.
Invoice To	Same as Report To ☑ YES ☐ NO	Email 4	jacob.mcfee@kinross.com	Date and Time Required for all E&P TATs:
	Copy of Invoice with Report ☑ YES ☐ NO	Email 5	curtis.bloemberg@kinross.com	
Company:		Email 6	emily.meek@kinross.com	Analysis Request
		Email 7	aaron.peloquin@kinross.com	
		Email 8	anna.klein@wsp.com	
Contact:		Email 9	kristen.gault@wsp.com	
Project Information		Invoice Recipients		
ALS Account # / Quote #:	PPR-022-3	Select Invoice Distribution: ☑ EMAIL ☐ MAIL ☐ FAX		
Job #:	PPR-022-3	Email 1	invoice@kinross.com	
ALS Lab Work Order # (ALS use only):		ALS Contact:	Judy Dalmaijer	Sampler: Jacob

ALS Sample # (ALS use only)	Sample Identification and/or Coordinates (This description will appear on the report)	Date (dd-mm-yy)	Time (hh:mm)	Sample Type	NUMBER OF CONTAINERS	Field Filtered - DISSOLVED METALS AND MERCURY ONLY	Dissolved Metals	FLB-BiW - Dissolved Mercury by CVAAS (5 ng/L Detection Limit)	FLB-BiW - Anions (SO4, Cl, F)	FLB-BiW - Alkalinity, pH, Conductivity	FLB-BiW - Total Phosphorus (Colorimetry)	FLB-BiW - Acidity	FLB-BiW - TDS	Field pH	Field Conductivity (us/cm)	Field Temperature
	FLB-Blank	9-Sep-24	11:55	Water	5	x	x	x	x	x	x	x	x			
	FLB-01	9-Sep-24	11:45	Water	5	x	x	x	x	x	x	x	x	8.37	83	18.2
	FLB-02	9-Sep-24	11:40	Water	5	x	x	x	x	x	x	x	x	8.56	57	18.44
	FLB-03	9-Sep-24	11:25	Water	5	x	x	x	x	x	x	x	x	7.99	144	18.59
	FLB-04	9-Sep-24	12:00	Water	5	x	x	x	x	x	x	x	x	7.49	20	21.21
	FLB-05	9-Sep-24	12:10	Water	5	x	x	x	x	x	x	x	x	7.85	96	21.24
	FLB-06	9-Sep-24	12:20	Water	5	x	x	x	x	x	x	x	x	7.69	40	19.92
	FLB-07	9-Sep-24	12:30	Water	5	x	x	x	x	x	x	x	x	8.11	79	21.1
	FLB-08	9-Sep-24	13:45	Water	5	x	x	x	x	x	x	x	x	8.57	93	25.38
	FLB-09	9-Sep-24	13:35	Water	5	x	x	x	x	x	x	x	x	8.33	86	25.67
	FLB-10	9-Sep-24	13:30	Water	5	x	x	x	x	x	x	x	x	8.14	26	25.15
	FLB-11	9-Sep-24	13:20	Water	5	x	x	x	x	x	x	x	x	7.82	51	23.76
	FLB-12	9-Sep-24	12:40	Water	5	x	x	x	x	x	x	x	x	7.52	26	23.02
	FLB-13	9-Sep-24	12:45	Water	5	x	x	x	x	x	x	x	x	7.44	45	22.35
	FLB-14	9-Sep-24	13:00	Water	5	x	x	x	x	x	x	x	x	7.88	65	21.3
	FLB-15	9-Sep-24	13:10	Water	5	x	x	x	x	x	x	x	x	7.44	41	22.03
	FLB-Duplicate	9-Sep-24	12:45	Water	5	x	x	x	x	x	x	x	x	7.44	45	22.35
	FLB-FIELDBLANK	9-Sep-24		Water	2	x	x	x								

SHIPMENT RELEASE (client use)				INITIAL SHIPMENT RECEPTION (ALS use only)			FINAL SHIPMENT RECEPTION (ALS use only)	
Released by:	JM	Jacob McFee	10-Sep 7:30	Received by:	Date:	Time:	Received by:	Time:

Sample Intake

Client: Great Bear					COC receipt info complete	☐
Express TAT?	no	same day	1 day	Yes: 2 day	3 days	4 day
Short hold time?	no	<24 hrs	1 day	Yes: 2 days	3 days	4 days
Matrix	Water	Soil/solid	Air	Biota	Food/micro	Other

Total number of bottles/fractions:			
Green/white	17x500 17x100	Orange/black	
Purple/white	17x100	Dark blue/white	
Red/white	13x100	Black/white	
Dark green/white		Brown/white	
Grey/white		Pink/white	
Yellow/black	18x46	Beige/white	
Light blue/white		Other (specify)	

Comments:

18.7° no ice.

Sample Login

Receipt Window	√/X	N/A	Bottles	√/X	N/A
# of fractions, matrix and submatrix			All received bottles have IDs		
Client, office, contact, quote, project			Type, volume, and locations		
Receipt time/date, PO, project, site			Labels and internal COCs printed		
Temp, cooling method, sampler			Client Contacts	√/X	N/A
Sample Info	√/X	N/A	Report/invoice/EDD recipients		
Sample date/time			Report types/formats		
Sample ID/description			Post-committing	√/X	N/A
Sales items			Runs built and field data entered		
Guidelines/thresholds			Billing information entered		
Additional sample/WO information			Action Required?	Yes	No
Due Dates	√/X	N/A	Update default receipt data		
COC/GEL/client due dates match			Update default report data		
Express TAT surcharges			Add sales/billing items to quote		
Clock running for all samples			SIF initiated (elaborate in comments)		

Comments:

CERTIFICATE OF ANALYSIS

Work Order	:	**WP2422660**		
Amendment	:	**1**		
Client	:	**Great Bear Resources Ltd**	Laboratory	: ALS Environmental - Winnipeg
Contact	:	Ashley Moncrief	Account Manager	: Judy Dalmaijer
Address	:	Great Bear Resources Ltd. 117 Forestry Road Red Lake Ontario Canada P0V 2M0	Address	: 1329 Niakwa Road East, Unit 12 Winnipeg MB Canada R2J 3T4
Telephone	:	807 630 0203	Telephone	: +1 204 255 9720
Project	:	PPR-022-3	Date Samples Received	: 24-Sep-2024 09:53
PO	:	PPR-022-3	Date Analysis Commenced	: 24-Sep-2024
C-O-C number	:	----	Issue Date	: 16-Oct-2024 08:18
Sampler	:	----		
Site	:	----		
Quote number	:	2024 Standing offer		
No. of samples received	:	18		
No. of samples analysed	:	18		

This report supersedes any previous report(s) with this reference. Results apply to the sample(s) as submitted. This document shall not be reproduced, except in full.

This Certificate of Analysis contains the following information:

- General Comments
- Analytical Results

Additional information pertinent to this report will be found in the following separate attachments: Quality Control Report, QC Interpretive report to assist with Quality Review and Sample Receipt Notification (SRN).

Signatories

This document has been electronically signed by the authorized signatories below. Electronic signing is conducted in accordance with US FDA 21 CFR Part 11.

Signatories	*Position*	*Laboratory Department*
Greg Pokocky	Manager - Inorganics	Inorganics, Waterloo, Ontario
Lee McTavish		Metals, Winnipeg, Manitoba
Lee McTavish		Inorganics, Winnipeg, Manitoba
Leila Conyard	Lab Assistant	Metals, Winnipeg, Manitoba
Oleksandr Busel		Metals, Winnipeg, Manitoba
Oleksandr Busel		Inorganics, Winnipeg, Manitoba

General Comments

The analytical methods used by ALS are developed using internationally recognized reference methods (where available), such as those published by US EPA, APHA Standard Methods, ASTM, ISO, Environment Canada, BC MOE, and Ontario MOE. Refer to the ALS Quality Control Interpretive report (QCI) for applicable references and methodology summaries. Reference methods may incorporate modifications to improve performance.

Where a reported less than (<) result is higher than the LOR, this may be due to primary sample extract/digestate dilution and/or insufficient sample for analysis.

Where the LOR of a reported result differs from standard LOR, this may be due to high moisture content, insufficient sample (reduced weight employed) or matrix interference.

Please refer to Quality Control Interpretive report (QCI) for information regarding Holding Time compliance.

Key: CAS Number: Chemical Abstracts Services number is a unique identifier assigned to discrete substances.
LOR: Limit of Reporting (detection limit).

Unit	*Description*
mg/L	milligrams per litre
pH units	pH units
µS/cm	microsiemens per centimetre
-	no units

<: less than.
>: greater than.
Surrogate: An analyte that is similar in behavior to target analyte(s), but that does not occur naturally in environmental samples. For applicable tests, surrogates are added to samples prior to analysis as a check on recovery.

Test results reported relate only to the samples as received by the laboratory.
UNLESS OTHERWISE STATED on SRN or QCI Report, ALL SAMPLES WERE RECEIVED IN ACCEPTABLE CONDITION.

Workorder Comments

Amendment (16-Oct-24): This report has been amended following minor LIMS report formatting corrections. (Date sampled updated by client. All analysis results are as per the previous report.

Analytical Results

Sub-Matrix: Water
(Matrix: Water)

Analyte	CAS Number	Method/Lab/Accreditation	LOR	Unit	Client sample ID	FLB-Blank	FLB-01	FLB-02	FLB-03	FLB-04
					Client sampling date / time	22-Sep-2024 14:10	22-Sep-2024 11:00	22-Sep-2024 11:20	22-Sep-2024 11:35	22-Sep-2024 11:40
						WP2422660-001	WP2422660-002	WP2422660-003	WP2422660-004	WP2422660-005
						Result	Result	Result	Result	Result
Physical Tests										
Acidity (as CaCO3)	----	E283/WT	2.0	mg/L		<2.0	<2.0	<2.0	<2.0	<2.0
Alkalinity, bicarbonate (as CaCO3)	----	E290/WP	1.0	mg/L		2.4	21.2	19.3	32.3	13.5
Alkalinity, carbonate (as CaCO3)	----	E290/WP	1.0	mg/L		<1.0	<1.0	<1.0	<1.0	<1.0
Alkalinity, hydroxide (as CaCO3)	----	E290/WP	1.0	mg/L		<1.0	<1.0	<1.0	<1.0	<1.0
Alkalinity, phenolphthalein (as CaCO3)	----	E290/WP	1.0	mg/L		<1.0	<1.0	<1.0	<1.0	<1.0
Alkalinity, total (as CaCO3)	----	E290/WP	1.0	mg/L		2.4	21.2	19.3	32.3	13.5
Conductivity	----	E100/WP	1.0	µS/cm		4.8	81.3	57.7	116	64.5
Hardness (as CaCO3), dissolved	----	EC100/WP	0.50	mg/L		2.47	32.0	23.1	45.8	24.8
pH	----	E108/WP	0.10	pH units		6.22	7.20	7.13	7.39	6.99
Solids, total dissolved [TDS]	----	E162-L/WP	3.0	mg/L		<3.0	37.6	28.1	58.2	29.6
Anions and Nutrients										
Chloride	16887-00-6	E235.Cl-L/WP	0.10	mg/L		0.051	0.32	0.35	0.34	0.12
Phosphorus, total	7723-14-0	E372-U/WP	0.0020	mg/L		0.0055	0.0086	0.0084	0.0054	0.0061
Sulfate (as SO4)	14808-79-8	E235.SO4/WP	0.30	mg/L		<0.30	13.8	5.15	19.7	14.0
Dissolved Metals										
Aluminum, dissolved	7429-90-5	E421/WP	0.0010	mg/L		0.0142	0.0320	0.0242	0.0334	0.0162
Antimony, dissolved	7440-36-0	E421/WP	0.00010	mg/L		0.000030	0.00332	0.00121	0.00189	0.00175
Arsenic, dissolved	7440-38-2	E421/WP	0.00010	mg/L		0.00074	0.0415	0.00176	0.00794	0.00665
Barium, dissolved	7440-39-3	E421/WP	0.00010	mg/L		0.00093	0.0114	0.00949	0.0112	0.0119
Beryllium, dissolved	7440-41-7	E421/WP	0.000020	mg/L		Not Detected	Not Detected	Not Detected	Not Detected	Not Detected
Bismuth, dissolved	7440-69-9	E421/WP	0.000050	mg/L		Not Detected	Not Detected	Not Detected	Not Detected	Not Detected

Analytical Results

Sub-Matrix: Water
(Matrix: Water)

Analyte	CAS Number	Method/Lab/Accreditation	LOR	Unit	Client sample ID	FLB-Blank	FLB-01	FLB-02	FLB-03	FLB-04
					Client sampling date / time	22-Sep-2024 14:10	22-Sep-2024 11:00	22-Sep-2024 11:20	22-Sep-2024 11:35	22-Sep-2024 11:40
						WP2422660-001	WP2422660-002	WP2422660-003	WP2422660-004	WP2422660-005
						Result	Result	Result	Result	Result
Dissolved Metals										
Boron, dissolved	7440-42-8	E421/WP	0.010	mg/L		0.010	0.018	0.013	0.018	0.0072
Cadmium, dissolved	7440-43-9	E421/WP	0.0000050	mg/L		0.0000015	0.0000014	0.00000076	0.00000074	0.0000029
Calcium, dissolved	7440-70-2	E421/WP	0.050	mg/L		0.845	11.9	8.54	17.0	8.99
Cesium, dissolved	7440-46-2	E421/WP	0.000010	mg/L		Not Detected	0.000011	0.0000072	0.000019	0.000025
Chromium, dissolved	7440-47-3	E421/WP	0.00050	mg/L		Not Detected	0.00013	0.00012	0.00016	0.000060
Cobalt, dissolved	7440-48-4	E421/WP	0.00010	mg/L		0.000017	0.000066	0.000053	0.000071	0.000037
Copper, dissolved	7440-50-8	E421/WP	0.00020	mg/L		0.00048	0.00117	0.00101	0.00175	0.00059
Iron, dissolved	7439-89-6	E421/WP	0.010	mg/L		0.0044	0.0049	0.0055	0.0016	0.0074
Lead, dissolved	7439-92-1	E421/WP	0.000050	mg/L		0.000056	0.000017	0.000018	0.000013	0.000040
Lithium, dissolved	7439-93-2	E421/WP	0.0010	mg/L		0.00014	0.00014	0.00015	0.00040	0.00014
Magnesium, dissolved	7439-95-4	E421/WP	0.0050	mg/L		0.0865	0.566	0.434	0.820	0.576
Manganese, dissolved	7439-96-5	E421/WP	0.00010	mg/L		0.00022	0.00023	0.00040	0.00018	0.00078
Mercury, dissolved	7439-97-6	E509/WP	0.0000050	mg/L		<0.0000050	<0.0000050	<0.0000050	<0.0000050	<0.0000050
Molybdenum, dissolved	7439-98-7	E421/WP	0.000050	mg/L		0.000034	0.00155	0.00125	0.00154	0.000814
Nickel, dissolved	7440-02-0	E421/WP	0.00050	mg/L		0.000072	0.00028	0.00019	0.00030	0.00029
Phosphorus, dissolved	7723-14-0	E421/WP	0.050	mg/L		0.0063	0.0096	0.0095	0.0095	0.0069
Potassium, dissolved	7440-09-7	E421/WP	0.050	mg/L		0.178	1.37	1.17	2.02	1.13
Rubidium, dissolved	7440-17-7	E421/WP	0.00020	mg/L		0.00028	0.00306	0.00226	0.00433	0.00299
Selenium, dissolved	7782-49-2	E421/WP	0.000050	mg/L		0.000028	0.000389	0.000107	0.000262	0.00108
Silicon, dissolved	7440-21-3	E421/WP	0.050	mg/L		0.246	0.904	1.07	1.24	0.811
Silver, dissolved	7440-22-4	E421/WP	0.000010	mg/L		0.0000010	0.0000077	0.0000045	0.000012	0.0000066

Analytical Results

Sub-Matrix: Water
(Matrix: Water)

Analyte	CAS Number	Method/Lab/Accreditation	LOR	Unit	Client sample ID: FLB-Blank	FLB-01	FLB-02	FLB-03	FLB-04
					Client sampling date / time: 22-Sep-2024 14:10	22-Sep-2024 11:00	22-Sep-2024 11:20	22-Sep-2024 11:35	22-Sep-2024 11:40
					WP2422660-001	WP2422660-002	WP2422660-003	WP2422660-004	WP2422660-005
					Result	Result	Result	Result	Result
Dissolved Metals									
Sodium, dissolved	7440-23-5	E421/WP	0.050	mg/L	0.085	1.44	0.991	1.78	0.657
Strontium, dissolved	7440-24-6	E421/WP	0.00020	mg/L	0.00320	0.0490	0.0367	0.0829	0.0428
Sulfur, dissolved	7704-34-9	E421/WP	0.50	mg/L	0.087	4.66	1.86	6.86	4.52
Tellurium, dissolved	13494-80-9	E421/WP	0.00020	mg/L	Not Detected	Not Detected	Not Detected	Not Detected	Not Detected
Thallium, dissolved	7440-28-0	E421/WP	0.000010	mg/L	Not Detected	0.0000058	0.0000052	0.000012	0.0000078
Thorium, dissolved	7440-29-1	E421/WP	0.00010	mg/L	Not Detected	Not Detected	Not Detected	Not Detected	Not Detected
Tin, dissolved	7440-31-5	E421/WP	0.00010	mg/L	0.000067	0.000042	0.000030	0.000033	0.000038
Titanium, dissolved	7440-32-6	E421/WP	0.00030	mg/L	0.00044	0.00045	0.00058	0.00012	0.00022
Tungsten, dissolved	7440-33-7	E421/WP	0.00010	mg/L	Not Detected	0.00171	0.00050	0.00135	0.00033
Uranium, dissolved	7440-61-1	E421/WP	0.000010	mg/L	0.0000041	0.00179	0.000882	0.00546	0.000289
Vanadium, dissolved	7440-62-2	E421/WP	0.00050	mg/L	0.00033	0.00142	0.00147	0.00132	0.00093
Zinc, dissolved	7440-66-6	E421/WP	0.0010	mg/L	0.0027	0.0025	0.0017	0.0015	0.0023
Zirconium, dissolved	7440-67-7	E421/WP	0.00030	mg/L	0.000026	0.000076	0.000090	0.00023	0.000028
Dissolved mercury filtration location	----	EP509/WP	-	-	Field	Field	Field	Field	Field
Dissolved metals filtration location	----	EP421/WP	-	-	Field	Field	Field	Field	Field

Please refer to the General Comments section for an explanation of any result qualifiers detected.

Please refer to the Accreditation section for an explanation of analyte accreditations.

Analytical Results

Sub-Matrix: Water
(Matrix: Water)

Analyte	CAS Number	Method/Lab/Accreditation	LOR	Unit	FLB-05	FLB-06	FLB-07	FLB-08	FLB-09
Client sample ID									
Client sampling date / time					22-Sep-2024 11:55	22-Sep-2024 12:10	22-Sep-2024 12:20	22-Sep-2024 12:35	22-Sep-2024 12:45
					WP2422660-006	WP2422660-007	WP2422660-008	WP2422660-009	WP2422660-010
					Result	Result	Result	Result	Result
Physical Tests									
Acidity (as CaCO3)	----	E283/WT	2.0	mg/L	<2.0	<2.0	<2.0	<2.0	<2.0
Alkalinity, bicarbonate (as CaCO3)	----	E290/WP	1.0	mg/L	12.1	15.6	2.6	24.6	21.9
Alkalinity, carbonate (as CaCO3)	----	E290/WP	1.0	mg/L	<1.0	<1.0	<1.0	<1.0	<1.0
Alkalinity, hydroxide (as CaCO3)	----	E290/WP	1.0	mg/L	<1.0	<1.0	<1.0	<1.0	<1.0
Alkalinity, phenolphthalein (as CaCO3)	----	E290/WP	1.0	mg/L	<1.0	<1.0	<1.0	<1.0	<1.0
Alkalinity, total (as CaCO3)	----	E290/WP	1.0	mg/L	12.1	15.6	2.6	24.6	21.9
Conductivity	----	E100/WP	1.0	µS/cm	103	84.3	102	72.8	58.5
Hardness (as CaCO3), dissolved	----	EC100/WP	0.50	mg/L	39.2	33.4	34.8	29.9	24.3
pH	----	E108/WP	0.10	pH units	6.85	7.23	6.37	7.35	7.29
Solids, total dissolved [TDS]	----	E162-L/WP	3.0	mg/L	55.2	40.6	49.6	32.6	26.8
Anions and Nutrients									
Chloride	16887-00-6	E235.Cl-L/WP	0.10	mg/L	0.36	0.13	0.22	0.089	0.092
Phosphorus, total	7723-14-0	E372-U/WP	0.0020	mg/L	0.0039	0.0059	0.0017	0.0068	0.0051
Sulfate (as SO4)	14808-79-8	E235.SO4/WP	0.30	mg/L	29.4	20.6	38.4	8.74	5.15
Dissolved Metals									
Aluminum, dissolved	7429-90-5	E421/WP	0.0010	mg/L	0.0060	0.0177	0.0080	0.0287	0.0231
Antimony, dissolved	7440-36-0	E421/WP	0.00010	mg/L	0.00069	0.00192	0.00015	0.00034	0.00033
Arsenic, dissolved	7440-38-2	E421/WP	0.00010	mg/L	0.00067	0.0102	0.00021	0.0132	0.00453
Barium, dissolved	7440-39-3	E421/WP	0.00010	mg/L	0.0155	0.0121	0.0276	0.0116	0.00986
Beryllium, dissolved	7440-41-7	E421/WP	0.000020	mg/L	Not Detected	Not Detected	0.000025	Not Detected	Not Detected
Bismuth, dissolved	7440-69-9	E421/WP	0.000050	mg/L	Not Detected	Not Detected	Not Detected	Not Detected	Not Detected

Analytical Results

Sub-Matrix: Water
(Matrix: Water)

Analyte	CAS Number	Method/Lab/Accreditation	LOR	Unit	Client sample ID	FLB-05	FLB-06	FLB-07	FLB-08	FLB-09
					Client sampling date / time	22-Sep-2024 11:55	22-Sep-2024 12:10	22-Sep-2024 12:20	22-Sep-2024 12:35	22-Sep-2024 12:45
						WP2422660-006	WP2422660-007	WP2422660-008	WP2422660-009	WP2422660-010
						Result	Result	Result	Result	Result
Dissolved Metals										
Boron, dissolved	7440-42-8	E421/WP	0.010	mg/L		0.013	0.0060	0.019	0.0073	0.0061
Cadmium, dissolved	7440-43-9	E421/WP	0.0000050	mg/L		0.00207	0.00000094	0.000363	0.0000011	0.00000084
Calcium, dissolved	7440-70-2	E421/WP	0.050	mg/L		13.6	12.1	11.0	11.2	9.01
Cesium, dissolved	7440-46-2	E421/WP	0.000010	mg/L		0.000018	0.000020	0.000022	0.000032	0.000024
Chromium, dissolved	7440-47-3	E421/WP	0.00050	mg/L		Not Detected	0.00010	Not Detected	0.000073	0.000071
Cobalt, dissolved	7440-48-4	E421/WP	0.00010	mg/L		0.00034	0.000027	0.00144	0.000088	0.000061
Copper, dissolved	7440-50-8	E421/WP	0.00020	mg/L		0.00072	0.00073	0.00037	0.00090	0.00060
Iron, dissolved	7439-89-6	E421/WP	0.010	mg/L		0.0036	0.0068	0.054	0.0020	Not Detected
Lead, dissolved	7439-92-1	E421/WP	0.000050	mg/L		0.000217	0.000061	0.0000091	0.000014	Not Detected
Lithium, dissolved	7439-93-2	E421/WP	0.0010	mg/L		0.0016	0.00033	0.0021	Not Detected	0.00019
Magnesium, dissolved	7439-95-4	E421/WP	0.0050	mg/L		1.27	0.765	1.78	0.466	0.434
Manganese, dissolved	7439-96-5	E421/WP	0.00010	mg/L		0.0744	0.00055	0.435	0.00049	0.00030
Mercury, dissolved	7439-97-6	E509/WP	0.0000050	mg/L		<0.0000050	<0.0000050	<0.0000050	<0.0000050	<0.0000050
Molybdenum, dissolved	7439-98-7	E421/WP	0.000050	mg/L		0.000427	0.000954	0.000048	0.000195	0.000161
Nickel, dissolved	7440-02-0	E421/WP	0.00050	mg/L		0.00169	0.00033	0.0111	0.00023	0.00011
Phosphorus, dissolved	7723-14-0	E421/WP	0.050	mg/L		0.0062	Not Detected	Not Detected	Not Detected	Not Detected
Potassium, dissolved	7440-09-7	E421/WP	0.050	mg/L		1.22	1.21	0.962	0.944	1.00
Rubidium, dissolved	7440-17-7	E421/WP	0.00020	mg/L		0.00358	0.00317	0.00427	0.00298	0.00295
Selenium, dissolved	7782-49-2	E421/WP	0.000050	mg/L		0.00195	0.00204	0.00214	0.000077	0.000090
Silicon, dissolved	7440-21-3	E421/WP	0.050	mg/L		1.04	0.862	0.892	0.798	0.782
Silver, dissolved	7440-22-4	E421/WP	0.000010	mg/L		0.0000048	0.0000086	0.0000071	0.0000075	0.0000062

Analytical Results

Sub-Matrix: Water
(Matrix: Water)

Analyte	CAS Number	Method/Lab/Accreditation	LOR	Unit	Client sample ID	FLB-05	FLB-06	FLB-07	FLB-08	FLB-09
					Client sampling date / time	22-Sep-2024 11:55	22-Sep-2024 12:10	22-Sep-2024 12:20	22-Sep-2024 12:35	22-Sep-2024 12:45
						WP2422660-006	WP2422660-007	WP2422660-008	WP2422660-009	WP2422660-010
						Result	Result	Result	Result	Result
Dissolved Metals										
Sodium, dissolved	7440-23-5	E421/WP	0.050	mg/L		1.23	0.700	1.08	0.933	0.612
Strontium, dissolved	7440-24-6	E421/WP	0.00020	mg/L		0.0678	0.0492	0.0652	0.0316	0.0212
Sulfur, dissolved	7704-34-9	E421/WP	0.50	mg/L		10.1	6.68	12.7	2.93	1.71
Tellurium, dissolved	13494-80-9	E421/WP	0.00020	mg/L		Not Detected	0.000022	0.000049	Not Detected	0.000022
Thallium, dissolved	7440-28-0	E421/WP	0.000010	mg/L		0.000026	0.0000075	0.000033	0.0000071	0.0000055
Thorium, dissolved	7440-29-1	E421/WP	0.00010	mg/L		Not Detected	Not Detected	Not Detected	Not Detected	Not Detected
Tin, dissolved	7440-31-5	E421/WP	0.00010	mg/L		0.000021	Not Detected	Not Detected	Not Detected	Not Detected
Titanium, dissolved	7440-32-6	E421/WP	0.00030	mg/L		0.000044	0.00020	Not Detected	0.000040	Not Detected
Tungsten, dissolved	7440-33-7	E421/WP	0.00010	mg/L		0.00017	0.00036	0.000013	0.00019	0.00030
Uranium, dissolved	7440-61-1	E421/WP	0.000010	mg/L		0.000076	0.000398	0.000023	0.000069	0.000049
Vanadium, dissolved	7440-62-2	E421/WP	0.00050	mg/L		0.00046	0.00097	0.00012	0.00094	0.00118
Zinc, dissolved	7440-66-6	E421/WP	0.0010	mg/L		0.183	0.0020	0.0178	0.0052	0.0020
Zirconium, dissolved	7440-67-7	E421/WP	0.00030	mg/L		Not Detected	0.000024	Not Detected	Not Detected	Not Detected
Dissolved mercury filtration location	----	EP509/WP	-	-		Field	Field	Field	Field	Field
Dissolved metals filtration location	----	EP421/WP	-	-		Field	Field	Field	Field	Field

Please refer to the General Comments section for an explanation of any result qualifiers detected.

Please refer to the Accreditation section for an explanation of analyte accreditations.

Analytical Results

Sub-Matrix: Water
(Matrix: Water)

Analyte	CAS Number	Method/Lab/Accreditation	LOR	Unit	FLB-10	FLB-11	FLB-12	FLB-13	FLB-14
Client sample ID									
Client sampling date / time					22-Sep-2024 12:55	22-Sep-2024 13:05	22-Sep-2024 13:25	22-Sep-2024 13:45	22-Sep-2024 13:50
					WP2422660-011	WP2422660-012	WP2422660-013	WP2422660-014	WP2422660-015
					Result	Result	Result	Result	Result
Physical Tests									
Acidity (as CaCO3)	----	E283/WT	2.0	mg/L	<2.0	<2.0	<2.0	<2.0	<2.0
Alkalinity, bicarbonate (as CaCO3)	----	E290/WP	1.0	mg/L	41.8	32.2	12.9	2.9	6.0
Alkalinity, carbonate (as CaCO3)	----	E290/WP	1.0	mg/L	<1.0	<1.0	<1.0	<1.0	<1.0
Alkalinity, hydroxide (as CaCO3)	----	E290/WP	1.0	mg/L	<1.0	<1.0	<1.0	<1.0	<1.0
Alkalinity, phenolphthalein (as CaCO3)	----	E290/WP	1.0	mg/L	<1.0	<1.0	<1.0	<1.0	<1.0
Alkalinity, total (as CaCO3)	----	E290/WP	1.0	mg/L	41.8	32.2	12.9	2.9	6.0
Conductivity	----	E100/WP	1.0	µS/cm	87.7	81.7	80.8	141	96.1
Hardness (as CaCO3), dissolved	----	EC100/WP	0.50	mg/L	40.0	34.7	32.5	53.0	35.1
pH	----	E108/WP	0.10	pH units	7.74	7.59	7.06	6.45	6.71
Solids, total dissolved [TDS]	----	E162-L/WP	3.0	mg/L	47.2	43.6	45.2	77.9	48.9
Anions and Nutrients									
Chloride	16887-00-6	E235.Cl-L/WP	0.10	mg/L	0.11	0.082	0.28	0.20	0.23
Phosphorus, total	7723-14-0	E372-U/WP	0.0020	mg/L	0.0092	0.0107	0.0083	0.0025	0.0044
Sulfate (as SO4)	14808-79-8	E235.SO4/WP	0.30	mg/L	3.55	6.92	21.4	56.6	33.7
Dissolved Metals									
Aluminum, dissolved	7429-90-5	E421/WP	0.0010	mg/L	0.0602	0.0576	0.0131	0.0015	0.0064
Antimony, dissolved	7440-36-0	E421/WP	0.00010	mg/L	0.00058	0.00234	0.00257	0.00043	0.00043
Arsenic, dissolved	7440-38-2	E421/WP	0.00010	mg/L	0.0105	0.0109	0.0819	0.00070	0.00044
Barium, dissolved	7440-39-3	E421/WP	0.00010	mg/L	0.0132	0.00706	0.0105	0.0260	0.0255
Beryllium, dissolved	7440-41-7	E421/WP	0.000020	mg/L	Not Detected	Not Detected	Not Detected	Not Detected	Not Detected
Bismuth, dissolved	7440-69-9	E421/WP	0.000050	mg/L	Not Detected	Not Detected	Not Detected	Not Detected	Not Detected

Analytical Results

Sub-Matrix: Water
(Matrix: Water)

Analyte	CAS Number	Method/Lab/Accreditation	LOR	Unit	Client sample ID	FLB-10	FLB-11	FLB-12	FLB-13	FLB-14
					Client sampling date / time	22-Sep-2024 12:55	22-Sep-2024 13:05	22-Sep-2024 13:25	22-Sep-2024 13:45	22-Sep-2024 13:50
						WP2422660-011	WP2422660-012	WP2422660-013	WP2422660-014	WP2422660-015
						Result	Result	Result	Result	Result
Dissolved Metals										
Boron, dissolved	7440-42-8	E421/WP	0.010	mg/L		0.0019	0.0092	0.0086	0.014	0.0093
Cadmium, dissolved	7440-43-9	E421/WP	0.0000050	mg/L		0.0000061	0.0000019	0.0000027	0.000137	0.0000544
Calcium, dissolved	7440-70-2	E421/WP	0.050	mg/L		14.7	12.9	11.7	17.5	11.8
Cesium, dissolved	7440-46-2	E421/WP	0.000010	mg/L		0.000035	0.000038	0.000018	0.000037	0.000018
Chromium, dissolved	7440-47-3	E421/WP	0.00050	mg/L		0.00010	0.000074	0.000054	0.00016	Not Detected
Cobalt, dissolved	7440-48-4	E421/WP	0.00010	mg/L		0.000069	0.000064	0.000032	0.00855	0.00196
Copper, dissolved	7440-50-8	E421/WP	0.00020	mg/L		0.00169	0.00154	0.00061	0.00034	0.00040
Iron, dissolved	7439-89-6	E421/WP	0.010	mg/L		0.0015	0.0037	0.0049	0.0067	0.144
Lead, dissolved	7439-92-1	E421/WP	0.000050	mg/L		Not Detected	0.000032	0.000052	Not Detected	0.000014
Lithium, dissolved	7439-93-2	E421/WP	0.0010	mg/L		0.00079	0.00059	0.00035	0.0031	0.00096
Magnesium, dissolved	7439-95-4	E421/WP	0.0050	mg/L		0.809	0.606	0.808	2.26	1.37
Manganese, dissolved	7439-96-5	E421/WP	0.00010	mg/L		0.00044	0.00036	0.00045	0.192	0.109
Mercury, dissolved	7439-97-6	E509/WP	0.0000050	mg/L		<0.0000050	<0.0000050	<0.0000050	<0.0000050	<0.0000050
Molybdenum, dissolved	7439-98-7	E421/WP	0.000050	mg/L		0.000187	0.00141	0.00138	0.000062	0.000155
Nickel, dissolved	7440-02-0	E421/WP	0.00050	mg/L		0.00026	0.00018	0.00011	0.0999	0.00990
Phosphorus, dissolved	7723-14-0	E421/WP	0.050	mg/L		Not Detected	Not Detected	Not Detected	Not Detected	Not Detected
Potassium, dissolved	7440-09-7	E421/WP	0.050	mg/L		1.66	1.53	1.01	1.81	1.48
Rubidium, dissolved	7440-17-7	E421/WP	0.00020	mg/L		0.00399	0.00340	0.00217	0.00510	0.00420
Selenium, dissolved	7782-49-2	E421/WP	0.000050	mg/L		0.000139	0.000194	0.00191	0.000502	0.00102
Silicon, dissolved	7440-21-3	E421/WP	0.050	mg/L		1.07	1.02	0.973	1.34	0.891
Silver, dissolved	7440-22-4	E421/WP	0.000010	mg/L		0.000024	0.000016	0.0000082	0.0000042	0.0000036

Analytical Results

Sub-Matrix: Water
(Matrix: Water)

Analyte	CAS Number	Method/Lab/Accreditation	LOR	Unit	Client sample ID	FLB-10	FLB-11	FLB-12	FLB-13	FLB-14
					Client sampling date / time	22-Sep-2024 12:55	22-Sep-2024 13:05	22-Sep-2024 13:25	22-Sep-2024 13:45	22-Sep-2024 13:50
						WP2422660-011	WP2422660-012	WP2422660-013	WP2422660-014	WP2422660-015
						Result	Result	Result	Result	Result
Dissolved Metals										
Sodium, dissolved	7440-23-5	E421/WP	0.050	mg/L		1.01	0.786	0.706	1.53	0.989
Strontium, dissolved	7440-24-6	E421/WP	0.00020	mg/L		0.0491	0.0636	0.0566	0.107	0.0602
Sulfur, dissolved	7704-34-9	E421/WP	0.50	mg/L		1.36	2.52	7.13	18.3	11.2
Tellurium, dissolved	13494-80-9	E421/WP	0.00020	mg/L		Not Detected	0.000023	0.000022	Not Detected	Not Detected
Thallium, dissolved	7440-28-0	E421/WP	0.000010	mg/L		0.0000090	0.0000080	0.0000068	0.000033	0.000020
Thorium, dissolved	7440-29-1	E421/WP	0.00010	mg/L		Not Detected	Not Detected	Not Detected	Not Detected	Not Detected
Tin, dissolved	7440-31-5	E421/WP	0.00010	mg/L		Not Detected	Not Detected	Not Detected	Not Detected	Not Detected
Titanium, dissolved	7440-32-6	E421/WP	0.00030	mg/L		0.000063	0.00023	0.000071	Not Detected	0.000062
Tungsten, dissolved	7440-33-7	E421/WP	0.00010	mg/L		0.00056	0.00191	0.00035	0.000031	0.00025
Uranium, dissolved	7440-61-1	E421/WP	0.000010	mg/L		0.000516	0.00387	0.000166	0.000010	0.000027
Vanadium, dissolved	7440-62-2	E421/WP	0.00050	mg/L		0.00177	0.00126	0.00127	0.00011	0.00012
Zinc, dissolved	7440-66-6	E421/WP	0.0010	mg/L		0.0013	0.0021	0.0017	0.0168	0.0034
Zirconium, dissolved	7440-67-7	E421/WP	0.00030	mg/L		0.000022	0.00014	0.000028	Not Detected	Not Detected
Dissolved mercury filtration location	----	EP509/WP	-	-		Field	Field	Field	Field	Field
Dissolved metals filtration location	----	EP421/WP	-	-		Field	Field	Field	Field	Field

Please refer to the General Comments section for an explanation of any result qualifiers detected.

Please refer to the Accreditation section for an explanation of analyte accreditations.

Analytical Results

Sub-Matrix: Water (Matrix: Water)				Client sample ID	FLB-15	FLB-Duplicate	FLB-FIELDBLANK	----	----
				Client sampling date / time	22-Sep-2024 14:00	22-Sep-2024 11:20	22-Sep-2024 14:20	----	----
Analyte	CAS Number	Method/Lab/Accreditation	LOR	Unit	WP2422660-016	WP2422660-017	WP2422660-018	----	----
					Result	Result	Result	----	----
Physical Tests									
Acidity (as CaCO3)	----	E283/WT	2.0	mg/L	<2.0	<2.0	----	----	----
Alkalinity, bicarbonate (as CaCO3)	----	E290/WP	1.0	mg/L	9.3	19.8	----	----	----
Alkalinity, carbonate (as CaCO3)	----	E290/WP	1.0	mg/L	<1.0	<1.0	----	----	----
Alkalinity, hydroxide (as CaCO3)	----	E290/WP	1.0	mg/L	<1.0	<1.0	----	----	----
Alkalinity, phenolphthalein (as CaCO3)	----	E290/WP	1.0	mg/L	<1.0	<1.0	----	----	----
Alkalinity, total (as CaCO3)	----	E290/WP	1.0	mg/L	9.3	19.8	----	----	----
Conductivity	----	E100/WP	1.0	µS/cm	65.1	58.1	----	----	----
Hardness (as CaCO3), dissolved	----	EC100/WP	0.50	mg/L	24.6	22.9	<0.50	----	----
pH	----	E108/WP	0.10	pH units	6.94	7.25	----	----	----
Solids, total dissolved [TDS]	----	E162-L/WP	3.0	mg/L	29.6	21.6	----	----	----
Anions and Nutrients									
Chloride	16887-00-6	E235.Cl-L/WP	0.10	mg/L	0.21	0.32	----	----	----
Phosphorus, total	7723-14-0	E372-U/WP	0.0020	mg/L	0.0042	0.0086	----	----	----
Sulfate (as SO4)	14808-79-8	E235.SO4/WP	0.30	mg/L	17.2	5.20	----	----	----
Dissolved Metals									
Aluminum, dissolved	7429-90-5	E421/WP	0.0010	mg/L	0.0136	0.0239	0.00052	----	----
Antimony, dissolved	7440-36-0	E421/WP	0.00010	mg/L	0.00068	0.00118	0.000021	----	----
Arsenic, dissolved	7440-38-2	E421/WP	0.00010	mg/L	0.00184	0.00160	Not Detected	----	----
Barium, dissolved	7440-39-3	E421/WP	0.00010	mg/L	0.0103	0.00860	0.000012	----	----
Beryllium, dissolved	7440-41-7	E421/WP	0.000020	mg/L	Not Detected	Not Detected	0.000020	----	----
Bismuth, dissolved	7440-69-9	E421/WP	0.000050	mg/L	Not Detected	Not Detected	0.000014	----	----

Analytical Results

Sub-Matrix: Water
(Matrix: Water)

Analyte	CAS Number	Method/Lab/Accreditation	LOR	Unit	Client sample ID	FLB-15	FLB-Duplicate	FLB-FIELDBLANK	----	----
					Client sampling date / time	22-Sep-2024 14:00	22-Sep-2024 11:20	22-Sep-2024 14:20	----	----
						WP2422660-016	WP2422660-017	WP2422660-018	----	----
						Result	Result	Result	----	----
Dissolved Metals										
Boron, dissolved	7440-42-8	E421/WP	0.010	mg/L		0.0096	0.012	0.0019	----	----
Cadmium, dissolved	7440-43-9	E421/WP	0.0000050	mg/L		0.0000096	0.0000015	0.00000079	----	----
Calcium, dissolved	7440-70-2	E421/WP	0.050	mg/L		8.30	8.43	0.037	----	----
Cesium, dissolved	7440-46-2	E421/WP	0.000010	mg/L		0.000014	0.0000068	0.0000076	----	----
Chromium, dissolved	7440-47-3	E421/WP	0.00050	mg/L		0.000055	0.00014	Not Detected	----	----
Cobalt, dissolved	7440-48-4	E421/WP	0.00010	mg/L		0.000070	0.000049	0.0000031	----	----
Copper, dissolved	7440-50-8	E421/WP	0.00020	mg/L		0.00079	0.00102	Not Detected	----	----
Iron, dissolved	7439-89-6	E421/WP	0.010	mg/L		0.0061	0.0063	Not Detected	----	----
Lead, dissolved	7439-92-1	E421/WP	0.000050	mg/L		0.000021	0.000024	0.000017	----	----
Lithium, dissolved	7439-93-2	E421/WP	0.0010	mg/L		0.00050	0.00020	Not Detected	----	----
Magnesium, dissolved	7439-95-4	E421/WP	0.0050	mg/L		0.948	0.443	0.0022	----	----
Manganese, dissolved	7439-96-5	E421/WP	0.00010	mg/L		0.00382	0.00033	0.000014	----	----
Mercury, dissolved	7439-97-6	E509/WP	0.0000050	mg/L		<0.0000050	<0.0000050	<0.0000050	----	----
Molybdenum, dissolved	7439-98-7	E421/WP	0.000050	mg/L		0.000490	0.00118	0.000010	----	----
Nickel, dissolved	7440-02-0	E421/WP	0.00050	mg/L		0.00070	0.00018	Not Detected	----	----
Phosphorus, dissolved	7723-14-0	E421/WP	0.050	mg/L		Not Detected	Not Detected	Not Detected	----	----
Potassium, dissolved	7440-09-7	E421/WP	0.050	mg/L		0.940	1.13	Not Detected	----	----
Rubidium, dissolved	7440-17-7	E421/WP	0.00020	mg/L		0.00245	0.00211	Not Detected	----	----
Selenium, dissolved	7782-49-2	E421/WP	0.000050	mg/L		0.000144	0.000118	0.000020	----	----
Silicon, dissolved	7440-21-3	E421/WP	0.050	mg/L		0.870	1.06	Not Detected	----	----
Silver, dissolved	7440-22-4	E421/WP	0.000010	mg/L		0.000010	0.0000060	0.0000088	----	----

Analytical Results

Sub-Matrix: Water
(Matrix: Water)

Analyte	CAS Number	Method/Lab/Accreditation	LOR	Unit	Client sample ID: FLB-15	FLB-Duplicate	FLB-FIELDBLANK	----	----
					Client sampling date / time: 22-Sep-2024 14:00	22-Sep-2024 11:20	22-Sep-2024 14:20	----	----
					WP2422660-016	WP2422660-017	WP2422660-018	----	----
					Result	Result	Result	----	----
Dissolved Metals									
Sodium, dissolved	7440-23-5	E421/WP	0.050	mg/L	1.02	1.07	Not Detected	----	----
Strontium, dissolved	7440-24-6	E421/WP	0.00020	mg/L	0.0433	0.0336	0.00014	----	----
Sulfur, dissolved	7704-34-9	E421/WP	0.50	mg/L	5.56	1.88	Not Detected	----	----
Tellurium, dissolved	13494-80-9	E421/WP	0.00020	mg/L	Not Detected	Not Detected	0.000029	----	----
Thallium, dissolved	7440-28-0	E421/WP	0.000010	mg/L	0.000010	0.0000034	0.000012	----	----
Thorium, dissolved	7440-29-1	E421/WP	0.00010	mg/L	Not Detected	Not Detected	0.000010	----	----
Tin, dissolved	7440-31-5	E421/WP	0.00010	mg/L	Not Detected	Not Detected	Not Detected	----	----
Titanium, dissolved	7440-32-6	E421/WP	0.00030	mg/L	0.00025	0.00051	Not Detected	----	----
Tungsten, dissolved	7440-33-7	E421/WP	0.00010	mg/L	0.00022	0.00049	0.000012	----	----
Uranium, dissolved	7440-61-1	E421/WP	0.000010	mg/L	0.000084	0.000818	0.0000074	----	----
Vanadium, dissolved	7440-62-2	E421/WP	0.00050	mg/L	0.00072	0.00142	Not Detected	----	----
Zinc, dissolved	7440-66-6	E421/WP	0.0010	mg/L	0.0025	0.0013	0.00037	----	----
Zirconium, dissolved	7440-67-7	E421/WP	0.00030	mg/L	0.000030	0.000083	Not Detected	----	----
Dissolved mercury filtration location	----	EP509/WP	-	-	Field	Field	Field	----	----
Dissolved metals filtration location	----	EP421/WP	-	-	Field	Field	Field	----	----

Please refer to the General Comments section for an explanation of any result qualifiers detected.

Please refer to the Accreditation section for an explanation of analyte accreditations.

ALS Canada Ltd.

right solutions.
right partner.

QUALITY CONTROL INTERPRETIVE REPORT

Work Order	: **WP2422660**	Page	: 1 of 26
Amendment	: 1		
Client	: **Great Bear Resources Ltd**	Laboratory	: ALS Environmental - Winnipeg
Contact	: Ashley Moncrief	Account Manager	: Judy Dalmaijer
Address	: Great Bear Resources Ltd. 117 Forestry Road Red Lake ON Canada P0V 2M0	Address	: 1329 Niakwa Road East, Unit 12 Winnipeg, Manitoba Canada R2J 3T4
Telephone	: 807 630 0203	Telephone	: +1 204 255 9720
Project	: PPR-022-3	Date Samples Received	: 24-Sep-2024 09:53
PO	: PPR-022-3	Issue Date	: 16-Oct-2024 08:16
C-O-C number	: ----		
Sampler	: ----		
Site	: ----		
Quote number	: 2024 Standing offer_V3		
No. of samples received	: 18		
No. of samples analysed	: 18		

This report is automatically generated by the ALS LIMS (Laboratory Information Management System) through evaluation of Quality Control (QC) results and other QA parameters associated with this submission, and is intended to facilitate rapid data validation by auditors or reviewers. The report highlights any exceptions and outliers to ALS Data Quality Objectives, provides holding time details and exceptions, summarizes QC sample frequencies, and lists applicable methodology references and summaries.

Key

Anonymous: Refers to samples which are not part of this work order, but which formed part of the QC process lot.
CAS Number: Chemical Abstracts Service number is a unique identifier assigned to discrete substances.
DQO: Data Quality Objective.
LOR: Limit of Reporting (detection limit).
RPD: Relative Percent Difference.

Workorder Comments

Holding times are displayed as "---" if no guidance exists from CCME, Canadian provinces, or broadly recognized international references.

Summary of Outliers

Outliers : Quality Control Samples

- No Method Blank value outliers occur.
- No Duplicate outliers occur.
- No Laboratory Control Sample (LCS) outliers occur
- No Matrix Spike outliers occur.
- No Test sample Surrogate recovery outliers exist.

Outliers: Reference Material (RM) Samples

- No Reference Material (RM) Sample outliers occur.

Outliers : Analysis Holding Time Compliance (Breaches)

- Analysis Holding Time Outliers exist - please see following pages for full details.

Outliers : Frequency of Quality Control Samples

- Quality Control Sample Frequency Outliers occur - please see following pages for full details.

Analysis Holding Time Compliance

This report summarizes extraction / preparation and analysis times and compares each with ALS recommended holding times, which are selected to meet known provincial and /or federal requirements. In the absence of regulatory hold times, ALS establishes recommendations based on guidelines published by organizations such as CCME, US EPA, APHA Standard Methods, ASTM, or Environment Canada (where available). Dates and holding times reported below represent the first dates of extraction or analysis. If subsequent tests or dilutions exceeded holding times, qualifiers are added (refer to COA).

If samples are identified below as having been analyzed or extracted outside of recommended holding times, measurement uncertainties may be increased, and this should be taken into consideration when interpreting results.

Where actual sampling date is not provided on the chain of custody, the date of receipt with time at 00:00 is used for calculation purposes.

Where only the sample date without time is provided on the chain of custody, the sampling date at 00:00 is used for calculation purposes.

Matrix: **Water**

Evaluation: × = Holding time exceedance ; ✓ = Within Holding Time

Analyte Group : Analytical Method / Container / Client Sample ID(s)	Method	Sampling Date	Extraction / Preparation				Analysis			
			Preparation Date	Holding Times Rec	Holding Times Actual	Eval	Analysis Date	Holding Times Rec	Holding Times Actual	Eval
Anions and Nutrients : Chloride in Water by IC (Low Level)										
HDPE FLB-01	E235.Cl-L	22-Sep-2024	24-Sep-2024	28 days	2 days	✓	24-Sep-2024	28 days	2 days	✓
Anions and Nutrients : Chloride in Water by IC (Low Level)										
HDPE FLB-02	E235.Cl-L	22-Sep-2024	24-Sep-2024	28 days	2 days	✓	24-Sep-2024	28 days	2 days	✓
Anions and Nutrients : Chloride in Water by IC (Low Level)										
HDPE FLB-03	E235.Cl-L	22-Sep-2024	24-Sep-2024	28 days	2 days	✓	24-Sep-2024	28 days	2 days	✓
Anions and Nutrients : Chloride in Water by IC (Low Level)										
HDPE FLB-04	E235.Cl-L	22-Sep-2024	24-Sep-2024	28 days	2 days	✓	24-Sep-2024	28 days	2 days	✓
Anions and Nutrients : Chloride in Water by IC (Low Level)										
HDPE FLB-05	E235.Cl-L	22-Sep-2024	24-Sep-2024	28 days	2 days	✓	24-Sep-2024	28 days	2 days	✓
Anions and Nutrients : Chloride in Water by IC (Low Level)										
HDPE FLB-06	E235.Cl-L	22-Sep-2024	24-Sep-2024	28 days	2 days	✓	24-Sep-2024	28 days	2 days	✓
Anions and Nutrients : Chloride in Water by IC (Low Level)										
HDPE FLB-07	E235.Cl-L	22-Sep-2024	24-Sep-2024	28 days	2 days	✓	24-Sep-2024	28 days	2 days	✓

Matrix: **Water**

Evaluation: × = Holding time exceedance ; ✓ = Within Holding Time

Analyte Group : Analytical Method / Container / Client Sample ID(s)	Method	Sampling Date	Extraction / Preparation				Analysis			
			Preparation Date	Holding Times Rec	Holding Times Actual	Eval	Analysis Date	Holding Times Rec	Holding Times Actual	Eval
Anions and Nutrients : Chloride in Water by IC (Low Level)										
HDPE FLB-08	E235.Cl-L	22-Sep-2024	24-Sep-2024	28 days	2 days	✓	24-Sep-2024	28 days	2 days	✓
Anions and Nutrients : Chloride in Water by IC (Low Level)										
HDPE FLB-09	E235.Cl-L	22-Sep-2024	24-Sep-2024	28 days	2 days	✓	24-Sep-2024	28 days	2 days	✓
Anions and Nutrients : Chloride in Water by IC (Low Level)										
HDPE FLB-10	E235.Cl-L	22-Sep-2024	24-Sep-2024	28 days	2 days	✓	24-Sep-2024	28 days	2 days	✓
Anions and Nutrients : Chloride in Water by IC (Low Level)										
HDPE FLB-11	E235.Cl-L	22-Sep-2024	24-Sep-2024	28 days	2 days	✓	24-Sep-2024	28 days	2 days	✓
Anions and Nutrients : Chloride in Water by IC (Low Level)										
HDPE FLB-12	E235.Cl-L	22-Sep-2024	24-Sep-2024	28 days	2 days	✓	24-Sep-2024	28 days	2 days	✓
Anions and Nutrients : Chloride in Water by IC (Low Level)										
HDPE FLB-13	E235.Cl-L	22-Sep-2024	24-Sep-2024	28 days	2 days	✓	24-Sep-2024	28 days	2 days	✓
Anions and Nutrients : Chloride in Water by IC (Low Level)										
HDPE FLB-14	E235.Cl-L	22-Sep-2024	24-Sep-2024	28 days	2 days	✓	24-Sep-2024	28 days	2 days	✓
Anions and Nutrients : Chloride in Water by IC (Low Level)										
HDPE FLB-15	E235.Cl-L	22-Sep-2024	24-Sep-2024	28 days	2 days	✓	24-Sep-2024	28 days	2 days	✓
Anions and Nutrients : Chloride in Water by IC (Low Level)										
HDPE FLB-Blank	E235.Cl-L	22-Sep-2024	24-Sep-2024	28 days	2 days	✓	24-Sep-2024	28 days	2 days	✓

Matrix: **Water**

Evaluation: × = Holding time exceedance ; ✓ = Within Holding Time

Analyte Group : Analytical Method / Container / Client Sample ID(s)	*Method*	*Sampling Date*	*Extraction / Preparation*				*Analysis*			
			Preparation Date	*Holding Times* Rec	*Holding Times* Actual	*Eval*	*Analysis Date*	*Holding Times* Rec	*Holding Times* Actual	*Eval*
Anions and Nutrients : Chloride in Water by IC (Low Level)										
HDPE FLB-Duplicate	E235.Cl-L	22-Sep-2024	24-Sep-2024	28 days	2 days	✓	24-Sep-2024	28 days	2 days	✓
Anions and Nutrients : Sulfate in Water by IC										
HDPE FLB-01	E235.SO4	22-Sep-2024	24-Sep-2024	28 days	2 days	✓	24-Sep-2024	28 days	2 days	✓
Anions and Nutrients : Sulfate in Water by IC										
HDPE FLB-02	E235.SO4	22-Sep-2024	24-Sep-2024	28 days	2 days	✓	24-Sep-2024	28 days	2 days	✓
Anions and Nutrients : Sulfate in Water by IC										
HDPE FLB-03	E235.SO4	22-Sep-2024	24-Sep-2024	28 days	2 days	✓	24-Sep-2024	28 days	2 days	✓
Anions and Nutrients : Sulfate in Water by IC										
HDPE FLB-04	E235.SO4	22-Sep-2024	24-Sep-2024	28 days	2 days	✓	24-Sep-2024	28 days	2 days	✓
Anions and Nutrients : Sulfate in Water by IC										
HDPE FLB-05	E235.SO4	22-Sep-2024	24-Sep-2024	28 days	2 days	✓	24-Sep-2024	28 days	2 days	✓
Anions and Nutrients : Sulfate in Water by IC										
HDPE FLB-06	E235.SO4	22-Sep-2024	24-Sep-2024	28 days	2 days	✓	24-Sep-2024	28 days	2 days	✓
Anions and Nutrients : Sulfate in Water by IC										
HDPE FLB-07	E235.SO4	22-Sep-2024	24-Sep-2024	28 days	2 days	✓	24-Sep-2024	28 days	2 days	✓
Anions and Nutrients : Sulfate in Water by IC										
HDPE FLB-08	E235.SO4	22-Sep-2024	24-Sep-2024	28 days	2 days	✓	24-Sep-2024	28 days	2 days	✓

Matrix: **Water**

Evaluation: × = Holding time exceedance ; ✓ = Within Holding Time

Analyte Group : Analytical Method / Container / Client Sample ID(s)	Method	Sampling Date	Extraction / Preparation				Analysis			
			Preparation Date	Holding Times Rec	Holding Times Actual	Eval	Analysis Date	Holding Times Rec	Holding Times Actual	Eval
Anions and Nutrients : Sulfate in Water by IC										
HDPE FLB-09	E235.SO4	22-Sep-2024	24-Sep-2024	28 days	2 days	✓	24-Sep-2024	28 days	2 days	✓
Anions and Nutrients : Sulfate in Water by IC										
HDPE FLB-10	E235.SO4	22-Sep-2024	24-Sep-2024	28 days	2 days	✓	24-Sep-2024	28 days	2 days	✓
Anions and Nutrients : Sulfate in Water by IC										
HDPE FLB-11	E235.SO4	22-Sep-2024	24-Sep-2024	28 days	2 days	✓	24-Sep-2024	28 days	2 days	✓
Anions and Nutrients : Sulfate in Water by IC										
HDPE FLB-12	E235.SO4	22-Sep-2024	24-Sep-2024	28 days	2 days	✓	24-Sep-2024	28 days	2 days	✓
Anions and Nutrients : Sulfate in Water by IC										
HDPE FLB-13	E235.SO4	22-Sep-2024	24-Sep-2024	28 days	2 days	✓	24-Sep-2024	28 days	2 days	✓
Anions and Nutrients : Sulfate in Water by IC										
HDPE FLB-14	E235.SO4	22-Sep-2024	24-Sep-2024	28 days	2 days	✓	24-Sep-2024	28 days	2 days	✓
Anions and Nutrients : Sulfate in Water by IC										
HDPE FLB-15	E235.SO4	22-Sep-2024	24-Sep-2024	28 days	2 days	✓	24-Sep-2024	28 days	2 days	✓
Anions and Nutrients : Sulfate in Water by IC										
HDPE FLB-Blank	E235.SO4	22-Sep-2024	24-Sep-2024	28 days	2 days	✓	24-Sep-2024	28 days	2 days	✓
Anions and Nutrients : Sulfate in Water by IC										
HDPE FLB-Duplicate	E235.SO4	22-Sep-2024	24-Sep-2024	28 days	2 days	✓	24-Sep-2024	28 days	2 days	✓

Matrix: **Water**

Evaluation: × = Holding time exceedance ; ✓ = Within Holding Time

Analyte Group : Analytical Method / Container / Client Sample ID(s)	Method	Sampling Date	Extraction / Preparation				Analysis			
			Preparation Date	Holding Times Rec	Holding Times Actual	Eval	Analysis Date	Holding Times Rec	Holding Times Actual	Eval
Anions and Nutrients : Total Phosphorus by Colourimetry (0.002 mg/L)										
Amber glass total (sulfuric acid) FLB-01	E372-U	22-Sep-2024	27-Sep-2024	28 days	5 days	✓	01-Oct-2024	28 days	9 days	✓
Anions and Nutrients : Total Phosphorus by Colourimetry (0.002 mg/L)										
Amber glass total (sulfuric acid) FLB-02	E372-U	22-Sep-2024	27-Sep-2024	28 days	5 days	✓	01-Oct-2024	28 days	9 days	✓
Anions and Nutrients : Total Phosphorus by Colourimetry (0.002 mg/L)										
Amber glass total (sulfuric acid) FLB-03	E372-U	22-Sep-2024	27-Sep-2024	28 days	5 days	✓	01-Oct-2024	28 days	9 days	✓
Anions and Nutrients : Total Phosphorus by Colourimetry (0.002 mg/L)										
Amber glass total (sulfuric acid) FLB-04	E372-U	22-Sep-2024	27-Sep-2024	28 days	5 days	✓	01-Oct-2024	28 days	9 days	✓
Anions and Nutrients : Total Phosphorus by Colourimetry (0.002 mg/L)										
Amber glass total (sulfuric acid) FLB-05	E372-U	22-Sep-2024	27-Sep-2024	28 days	5 days	✓	01-Oct-2024	28 days	9 days	✓
Anions and Nutrients : Total Phosphorus by Colourimetry (0.002 mg/L)										
Amber glass total (sulfuric acid) FLB-06	E372-U	22-Sep-2024	27-Sep-2024	28 days	5 days	✓	01-Oct-2024	28 days	9 days	✓
Anions and Nutrients : Total Phosphorus by Colourimetry (0.002 mg/L)										
Amber glass total (sulfuric acid) FLB-07	E372-U	22-Sep-2024	27-Sep-2024	28 days	5 days	✓	01-Oct-2024	28 days	9 days	✓
Anions and Nutrients : Total Phosphorus by Colourimetry (0.002 mg/L)										
Amber glass total (sulfuric acid) FLB-08	E372-U	22-Sep-2024	27-Sep-2024	28 days	5 days	✓	01-Oct-2024	28 days	9 days	✓
Anions and Nutrients : Total Phosphorus by Colourimetry (0.002 mg/L)										
Amber glass total (sulfuric acid) FLB-09	E372-U	22-Sep-2024	27-Sep-2024	28 days	5 days	✓	01-Oct-2024	28 days	9 days	✓

Matrix: **Water**

Evaluation: × = Holding time exceedance ; ✓ = Within Holding Time

Analyte Group : Analytical Method / Container / Client Sample ID(s)	Method	Sampling Date	Extraction / Preparation				Analysis			
			Preparation Date	Holding Times Rec	Holding Times Actual	Eval	Analysis Date	Holding Times Rec	Holding Times Actual	Eval
Anions and Nutrients : Total Phosphorus by Colourimetry (0.002 mg/L)										
Amber glass total (sulfuric acid)										
FLB-10	E372-U	22-Sep-2024	27-Sep-2024	28 days	5 days	✓	01-Oct-2024	28 days	9 days	✓
Anions and Nutrients : Total Phosphorus by Colourimetry (0.002 mg/L)										
Amber glass total (sulfuric acid)										
FLB-11	E372-U	22-Sep-2024	27-Sep-2024	28 days	5 days	✓	01-Oct-2024	28 days	9 days	✓
Anions and Nutrients : Total Phosphorus by Colourimetry (0.002 mg/L)										
Amber glass total (sulfuric acid)										
FLB-12	E372-U	22-Sep-2024	27-Sep-2024	28 days	5 days	✓	01-Oct-2024	28 days	9 days	✓
Anions and Nutrients : Total Phosphorus by Colourimetry (0.002 mg/L)										
Amber glass total (sulfuric acid)										
FLB-13	E372-U	22-Sep-2024	27-Sep-2024	28 days	5 days	✓	01-Oct-2024	28 days	9 days	✓
Anions and Nutrients : Total Phosphorus by Colourimetry (0.002 mg/L)										
Amber glass total (sulfuric acid)										
FLB-14	E372-U	22-Sep-2024	27-Sep-2024	28 days	5 days	✓	01-Oct-2024	28 days	9 days	✓
Anions and Nutrients : Total Phosphorus by Colourimetry (0.002 mg/L)										
Amber glass total (sulfuric acid)										
FLB-15	E372-U	22-Sep-2024	27-Sep-2024	28 days	5 days	✓	01-Oct-2024	28 days	9 days	✓
Anions and Nutrients : Total Phosphorus by Colourimetry (0.002 mg/L)										
Amber glass total (sulfuric acid)										
FLB-Blank	E372-U	22-Sep-2024	27-Sep-2024	28 days	5 days	✓	01-Oct-2024	28 days	9 days	✓
Anions and Nutrients : Total Phosphorus by Colourimetry (0.002 mg/L)										
Amber glass total (sulfuric acid)										
FLB-Duplicate	E372-U	22-Sep-2024	27-Sep-2024	28 days	5 days	✓	01-Oct-2024	28 days	9 days	✓
Dissolved Metals : Dissolved Mercury in Water by CVAAS										
Glass vial dissolved (hydrochloric acid)										
FLB-01	E509	22-Sep-2024	01-Oct-2024	28 days	9 days	✓	01-Oct-2024	28 days	9 days	✓

Matrix: **Water**

Evaluation: × = Holding time exceedance ; ✓ = Within Holding Time

Analyte Group : Analytical Method / Container / Client Sample ID(s)	*Method*	*Sampling Date*	*Extraction / Preparation*				*Analysis*			
			Preparation Date	*Holding Times*		*Eval*	*Analysis Date*	*Holding Times*		*Eval*
				Rec	*Actual*			*Rec*	*Actual*	
Dissolved Metals : Dissolved Mercury in Water by CVAAS										
Glass vial dissolved (hydrochloric acid) FLB-02	E509	22-Sep-2024	01-Oct-2024	28 days	9 days	✓	01-Oct-2024	28 days	9 days	✓
Dissolved Metals : Dissolved Mercury in Water by CVAAS										
Glass vial dissolved (hydrochloric acid) FLB-03	E509	22-Sep-2024	01-Oct-2024	28 days	9 days	✓	01-Oct-2024	28 days	9 days	✓
Dissolved Metals : Dissolved Mercury in Water by CVAAS										
Glass vial dissolved (hydrochloric acid) FLB-04	E509	22-Sep-2024	01-Oct-2024	28 days	9 days	✓	01-Oct-2024	28 days	9 days	✓
Dissolved Metals : Dissolved Mercury in Water by CVAAS										
Glass vial dissolved (hydrochloric acid) FLB-05	E509	22-Sep-2024	01-Oct-2024	28 days	9 days	✓	01-Oct-2024	28 days	9 days	✓
Dissolved Metals : Dissolved Mercury in Water by CVAAS										
Glass vial dissolved (hydrochloric acid) FLB-06	E509	22-Sep-2024	01-Oct-2024	28 days	9 days	✓	01-Oct-2024	28 days	9 days	✓
Dissolved Metals : Dissolved Mercury in Water by CVAAS										
Glass vial dissolved (hydrochloric acid) FLB-07	E509	22-Sep-2024	01-Oct-2024	28 days	9 days	✓	01-Oct-2024	28 days	9 days	✓
Dissolved Metals : Dissolved Mercury in Water by CVAAS										
Glass vial dissolved (hydrochloric acid) FLB-08	E509	22-Sep-2024	01-Oct-2024	28 days	9 days	✓	01-Oct-2024	28 days	9 days	✓
Dissolved Metals : Dissolved Mercury in Water by CVAAS										
Glass vial dissolved (hydrochloric acid) FLB-09	E509	22-Sep-2024	01-Oct-2024	28 days	9 days	✓	01-Oct-2024	28 days	9 days	✓
Dissolved Metals : Dissolved Mercury in Water by CVAAS										
Glass vial dissolved (hydrochloric acid) FLB-10	E509	22-Sep-2024	01-Oct-2024	28 days	9 days	✓	01-Oct-2024	28 days	9 days	✓

Matrix: **Water**

Evaluation: × = Holding time exceedance ; ✓ = Within Holding Time

Analyte Group : Analytical Method / Container / Client Sample ID(s)	*Method*	*Sampling Date*	*Extraction / Preparation*				*Analysis*			
			Preparation Date	*Holding Times*		*Eval*	*Analysis Date*	*Holding Times*		*Eval*
				Rec	*Actual*			*Rec*	*Actual*	
Dissolved Metals : Dissolved Mercury in Water by CVAAS										
Glass vial dissolved (hydrochloric acid) FLB-11	E509	22-Sep-2024	01-Oct-2024	28 days	9 days	✓	01-Oct-2024	28 days	9 days	✓
Dissolved Metals : Dissolved Mercury in Water by CVAAS										
Glass vial dissolved (hydrochloric acid) FLB-12	E509	22-Sep-2024	01-Oct-2024	28 days	9 days	✓	01-Oct-2024	28 days	9 days	✓
Dissolved Metals : Dissolved Mercury in Water by CVAAS										
Glass vial dissolved (hydrochloric acid) FLB-13	E509	22-Sep-2024	01-Oct-2024	28 days	9 days	✓	01-Oct-2024	28 days	9 days	✓
Dissolved Metals : Dissolved Mercury in Water by CVAAS										
Glass vial dissolved (hydrochloric acid) FLB-14	E509	22-Sep-2024	01-Oct-2024	28 days	9 days	✓	01-Oct-2024	28 days	9 days	✓
Dissolved Metals : Dissolved Mercury in Water by CVAAS										
Glass vial dissolved (hydrochloric acid) FLB-15	E509	22-Sep-2024	01-Oct-2024	28 days	9 days	✓	01-Oct-2024	28 days	9 days	✓
Dissolved Metals : Dissolved Mercury in Water by CVAAS										
Glass vial dissolved (hydrochloric acid) FLB-Blank	E509	22-Sep-2024	01-Oct-2024	28 days	9 days	✓	01-Oct-2024	28 days	9 days	✓
Dissolved Metals : Dissolved Mercury in Water by CVAAS										
Glass vial dissolved (hydrochloric acid) FLB-Duplicate	E509	22-Sep-2024	01-Oct-2024	28 days	9 days	✓	01-Oct-2024	28 days	9 days	✓
Dissolved Metals : Dissolved Mercury in Water by CVAAS										
Glass vial dissolved (hydrochloric acid) FLB-FIELDBLANK	E509	22-Sep-2024	01-Oct-2024	28 days	9 days	✓	01-Oct-2024	28 days	9 days	✓
Dissolved Metals : Dissolved Metals in Water by CRC ICPMS										
HDPE dissolved (nitric acid) FLB-01	E421	22-Sep-2024	27-Sep-2024	180 days	5 days	✓	27-Sep-2024	180 days	5 days	✓

Matrix: **Water**

Evaluation: × = Holding time exceedance ; ✓ = Within Holding Time

Analyte Group : Analytical Method / Container / Client Sample ID(s)	Method	Sampling Date	Extraction / Preparation				Analysis			
			Preparation Date	Holding Times Rec	Holding Times Actual	Eval	Analysis Date	Holding Times Rec	Holding Times Actual	Eval
Dissolved Metals : Dissolved Metals in Water by CRC ICPMS										
HDPE dissolved (nitric acid) FLB-02	E421	22-Sep-2024	27-Sep-2024	180 days	5 days	✓	27-Sep-2024	180 days	5 days	✓
Dissolved Metals : Dissolved Metals in Water by CRC ICPMS										
HDPE dissolved (nitric acid) FLB-03	E421	22-Sep-2024	27-Sep-2024	180 days	5 days	✓	27-Sep-2024	180 days	5 days	✓
Dissolved Metals : Dissolved Metals in Water by CRC ICPMS										
HDPE dissolved (nitric acid) FLB-04	E421	22-Sep-2024	27-Sep-2024	180 days	5 days	✓	27-Sep-2024	180 days	5 days	✓
Dissolved Metals : Dissolved Metals in Water by CRC ICPMS										
HDPE dissolved (nitric acid) FLB-05	E421	22-Sep-2024	27-Sep-2024	180 days	5 days	✓	27-Sep-2024	180 days	5 days	✓
Dissolved Metals : Dissolved Metals in Water by CRC ICPMS										
HDPE dissolved (nitric acid) FLB-06	E421	22-Sep-2024	27-Sep-2024	180 days	5 days	✓	27-Sep-2024	180 days	5 days	✓
Dissolved Metals : Dissolved Metals in Water by CRC ICPMS										
HDPE dissolved (nitric acid) FLB-07	E421	22-Sep-2024	27-Sep-2024	180 days	5 days	✓	27-Sep-2024	180 days	5 days	✓
Dissolved Metals : Dissolved Metals in Water by CRC ICPMS										
HDPE dissolved (nitric acid) FLB-08	E421	22-Sep-2024	27-Sep-2024	180 days	5 days	✓	27-Sep-2024	180 days	5 days	✓
Dissolved Metals : Dissolved Metals in Water by CRC ICPMS										
HDPE dissolved (nitric acid) FLB-09	E421	22-Sep-2024	27-Sep-2024	180 days	5 days	✓	27-Sep-2024	180 days	5 days	✓
Dissolved Metals : Dissolved Metals in Water by CRC ICPMS										
HDPE dissolved (nitric acid) FLB-10	E421	22-Sep-2024	27-Sep-2024	180 days	5 days	✓	27-Sep-2024	180 days	5 days	✓

Matrix: **Water**

Evaluation: × = Holding time exceedance ; ✓ = Within Holding Time

Analyte Group : Analytical Method / Container / Client Sample ID(s)	Method	Sampling Date	Extraction / Preparation				Analysis			
			Preparation Date	Holding Times Rec	Holding Times Actual	Eval	Analysis Date	Holding Times Rec	Holding Times Actual	Eval
Dissolved Metals : Dissolved Metals in Water by CRC ICPMS										
HDPE dissolved (nitric acid) FLB-11	E421	22-Sep-2024	27-Sep-2024	180 days	5 days	✓	27-Sep-2024	180 days	5 days	✓
Dissolved Metals : Dissolved Metals in Water by CRC ICPMS										
HDPE dissolved (nitric acid) FLB-12	E421	22-Sep-2024	27-Sep-2024	180 days	5 days	✓	27-Sep-2024	180 days	5 days	✓
Dissolved Metals : Dissolved Metals in Water by CRC ICPMS										
HDPE dissolved (nitric acid) FLB-13	E421	22-Sep-2024	27-Sep-2024	180 days	5 days	✓	27-Sep-2024	180 days	5 days	✓
Dissolved Metals : Dissolved Metals in Water by CRC ICPMS										
HDPE dissolved (nitric acid) FLB-14	E421	22-Sep-2024	27-Sep-2024	180 days	5 days	✓	27-Sep-2024	180 days	5 days	✓
Dissolved Metals : Dissolved Metals in Water by CRC ICPMS										
HDPE dissolved (nitric acid) FLB-15	E421	22-Sep-2024	27-Sep-2024	180 days	5 days	✓	27-Sep-2024	180 days	5 days	✓
Dissolved Metals : Dissolved Metals in Water by CRC ICPMS										
HDPE dissolved (nitric acid) FLB-Blank	E421	22-Sep-2024	27-Sep-2024	180 days	5 days	✓	27-Sep-2024	180 days	5 days	✓
Dissolved Metals : Dissolved Metals in Water by CRC ICPMS										
HDPE dissolved (nitric acid) FLB-Duplicate	E421	22-Sep-2024	27-Sep-2024	180 days	5 days	✓	27-Sep-2024	180 days	5 days	✓
Dissolved Metals : Dissolved Metals in Water by CRC ICPMS										
HDPE dissolved (nitric acid) FLB-FIELDBLANK	E421	22-Sep-2024	27-Sep-2024	180 days	5 days	✓	27-Sep-2024	180 days	5 days	✓
Physical Tests : Acidity by Titration										
HDPE FLB-01	E283	22-Sep-2024	26-Sep-2024	14 days	4 days	✓	27-Sep-2024	14 days	5 days	✓

Matrix: **Water**

Evaluation: × = Holding time exceedance ; ✓ = Within Holding Time

Analyte Group : Analytical Method / Container / Client Sample ID(s)	Method	Sampling Date	Extraction / Preparation				Analysis			
			Preparation Date	Holding Times Rec	Holding Times Actual	Eval	Analysis Date	Holding Times Rec	Holding Times Actual	Eval
Physical Tests : Acidity by Titration										
HDPE FLB-02	E283	22-Sep-2024	26-Sep-2024	14 days	4 days	✓	27-Sep-2024	14 days	5 days	✓
Physical Tests : Acidity by Titration										
HDPE FLB-03	E283	22-Sep-2024	26-Sep-2024	14 days	4 days	✓	27-Sep-2024	14 days	5 days	✓
Physical Tests : Acidity by Titration										
HDPE FLB-04	E283	22-Sep-2024	26-Sep-2024	14 days	4 days	✓	27-Sep-2024	14 days	5 days	✓
Physical Tests : Acidity by Titration										
HDPE FLB-05	E283	22-Sep-2024	26-Sep-2024	14 days	4 days	✓	27-Sep-2024	14 days	5 days	✓
Physical Tests : Acidity by Titration										
HDPE FLB-06	E283	22-Sep-2024	26-Sep-2024	14 days	4 days	✓	27-Sep-2024	14 days	5 days	✓
Physical Tests : Acidity by Titration										
HDPE FLB-07	E283	22-Sep-2024	26-Sep-2024	14 days	4 days	✓	27-Sep-2024	14 days	5 days	✓
Physical Tests : Acidity by Titration										
HDPE FLB-08	E283	22-Sep-2024	26-Sep-2024	14 days	4 days	✓	27-Sep-2024	14 days	5 days	✓
Physical Tests : Acidity by Titration										
HDPE FLB-09	E283	22-Sep-2024	26-Sep-2024	14 days	4 days	✓	27-Sep-2024	14 days	5 days	✓
Physical Tests : Acidity by Titration										
HDPE FLB-10	E283	22-Sep-2024	26-Sep-2024	14 days	4 days	✓	27-Sep-2024	14 days	5 days	✓

Matrix: **Water**

Evaluation: × = Holding time exceedance ; ✓ = Within Holding Time

Analyte Group : Analytical Method / Container / Client Sample ID(s)	*Method*	*Sampling Date*	*Extraction / Preparation*				*Analysis*			
			Preparation Date	*Holding Times* Rec	*Holding Times* Actual	*Eval*	*Analysis Date*	*Holding Times* Rec	*Holding Times* Actual	*Eval*
Physical Tests : Acidity by Titration										
HDPE FLB-11	E283	22-Sep-2024	26-Sep-2024	14 days	4 days	✓	27-Sep-2024	14 days	5 days	✓
Physical Tests : Acidity by Titration										
HDPE FLB-12	E283	22-Sep-2024	26-Sep-2024	14 days	4 days	✓	27-Sep-2024	14 days	5 days	✓
Physical Tests : Acidity by Titration										
HDPE FLB-13	E283	22-Sep-2024	26-Sep-2024	14 days	4 days	✓	27-Sep-2024	14 days	5 days	✓
Physical Tests : Acidity by Titration										
HDPE FLB-14	E283	22-Sep-2024	26-Sep-2024	14 days	4 days	✓	27-Sep-2024	14 days	5 days	✓
Physical Tests : Acidity by Titration										
HDPE FLB-15	E283	22-Sep-2024	26-Sep-2024	14 days	4 days	✓	27-Sep-2024	14 days	5 days	✓
Physical Tests : Acidity by Titration										
HDPE FLB-Blank	E283	22-Sep-2024	26-Sep-2024	14 days	4 days	✓	27-Sep-2024	14 days	5 days	✓
Physical Tests : Acidity by Titration										
HDPE FLB-Duplicate	E283	22-Sep-2024	26-Sep-2024	14 days	4 days	✓	27-Sep-2024	14 days	5 days	✓
Physical Tests : Alkalinity Species by Titration										
HDPE FLB-01	E290	22-Sep-2024	25-Sep-2024	14 days	3 days	✓	25-Sep-2024	14 days	3 days	✓
Physical Tests : Alkalinity Species by Titration										
HDPE FLB-02	E290	22-Sep-2024	25-Sep-2024	14 days	3 days	✓	25-Sep-2024	14 days	3 days	✓

Matrix: **Water**

Evaluation: × = Holding time exceedance ; ✓ = Within Holding Time

Analyte Group : Analytical Method / Container / Client Sample ID(s)	Method	Sampling Date	Extraction / Preparation				Analysis			
			Preparation Date	Holding Times Rec	Holding Times Actual	Eval	Analysis Date	Holding Times Rec	Holding Times Actual	Eval
Physical Tests : Alkalinity Species by Titration										
HDPE FLB-03	E290	22-Sep-2024	25-Sep-2024	14 days	3 days	✓	25-Sep-2024	14 days	3 days	✓
Physical Tests : Alkalinity Species by Titration										
HDPE FLB-04	E290	22-Sep-2024	25-Sep-2024	14 days	3 days	✓	25-Sep-2024	14 days	3 days	✓
Physical Tests : Alkalinity Species by Titration										
HDPE FLB-05	E290	22-Sep-2024	25-Sep-2024	14 days	3 days	✓	25-Sep-2024	14 days	3 days	✓
Physical Tests : Alkalinity Species by Titration										
HDPE FLB-06	E290	22-Sep-2024	25-Sep-2024	14 days	3 days	✓	25-Sep-2024	14 days	3 days	✓
Physical Tests : Alkalinity Species by Titration										
HDPE FLB-07	E290	22-Sep-2024	25-Sep-2024	14 days	3 days	✓	25-Sep-2024	14 days	3 days	✓
Physical Tests : Alkalinity Species by Titration										
HDPE FLB-08	E290	22-Sep-2024	25-Sep-2024	14 days	3 days	✓	25-Sep-2024	14 days	3 days	✓
Physical Tests : Alkalinity Species by Titration										
HDPE FLB-09	E290	22-Sep-2024	25-Sep-2024	14 days	3 days	✓	25-Sep-2024	14 days	3 days	✓
Physical Tests : Alkalinity Species by Titration										
HDPE FLB-10	E290	22-Sep-2024	25-Sep-2024	14 days	3 days	✓	25-Sep-2024	14 days	3 days	✓
Physical Tests : Alkalinity Species by Titration										
HDPE FLB-11	E290	22-Sep-2024	25-Sep-2024	14 days	3 days	✓	25-Sep-2024	14 days	3 days	✓

Matrix: **Water**

Evaluation: × = Holding time exceedance ; ✓ = Within Holding Time

Analyte Group : Analytical Method / Container / Client Sample ID(s)	Method	Sampling Date	Extraction / Preparation				Analysis			
			Preparation Date	Holding Times Rec	Holding Times Actual	Eval	Analysis Date	Holding Times Rec	Holding Times Actual	Eval
Physical Tests : Alkalinity Species by Titration										
HDPE FLB-12	E290	22-Sep-2024	25-Sep-2024	14 days	3 days	✓	25-Sep-2024	14 days	3 days	✓
Physical Tests : Alkalinity Species by Titration										
HDPE FLB-13	E290	22-Sep-2024	25-Sep-2024	14 days	3 days	✓	25-Sep-2024	14 days	3 days	✓
Physical Tests : Alkalinity Species by Titration										
HDPE FLB-14	E290	22-Sep-2024	25-Sep-2024	14 days	3 days	✓	25-Sep-2024	14 days	3 days	✓
Physical Tests : Alkalinity Species by Titration										
HDPE FLB-15	E290	22-Sep-2024	25-Sep-2024	14 days	3 days	✓	25-Sep-2024	14 days	3 days	✓
Physical Tests : Alkalinity Species by Titration										
HDPE FLB-Blank	E290	22-Sep-2024	25-Sep-2024	14 days	3 days	✓	25-Sep-2024	14 days	3 days	✓
Physical Tests : Alkalinity Species by Titration										
HDPE FLB-Duplicate	E290	22-Sep-2024	25-Sep-2024	14 days	3 days	✓	25-Sep-2024	14 days	3 days	✓
Physical Tests : Conductivity in Water										
HDPE FLB-01	E100	22-Sep-2024	25-Sep-2024	28 days	3 days	✓	25-Sep-2024	28 days	3 days	✓
Physical Tests : Conductivity in Water										
HDPE FLB-02	E100	22-Sep-2024	25-Sep-2024	28 days	3 days	✓	25-Sep-2024	28 days	3 days	✓
Physical Tests : Conductivity in Water										
HDPE FLB-03	E100	22-Sep-2024	25-Sep-2024	28 days	3 days	✓	25-Sep-2024	28 days	3 days	✓

Matrix: **Water**

Evaluation: × = Holding time exceedance ; ✓ = Within Holding Time

Analyte Group : Analytical Method / Container / Client Sample ID(s)	*Method*	*Sampling Date*	*Extraction / Preparation*				*Analysis*			
			Preparation Date	*Holding Times* Rec	*Holding Times* Actual	*Eval*	*Analysis Date*	*Holding Times* Rec	*Holding Times* Actual	*Eval*
Physical Tests : Conductivity in Water										
HDPE FLB-04	E100	22-Sep-2024	25-Sep-2024	28 days	3 days	✓	25-Sep-2024	28 days	3 days	✓
Physical Tests : Conductivity in Water										
HDPE FLB-05	E100	22-Sep-2024	25-Sep-2024	28 days	3 days	✓	25-Sep-2024	28 days	3 days	✓
Physical Tests : Conductivity in Water										
HDPE FLB-06	E100	22-Sep-2024	25-Sep-2024	28 days	3 days	✓	25-Sep-2024	28 days	3 days	✓
Physical Tests : Conductivity in Water										
HDPE FLB-07	E100	22-Sep-2024	25-Sep-2024	28 days	3 days	✓	25-Sep-2024	28 days	3 days	✓
Physical Tests : Conductivity in Water										
HDPE FLB-08	E100	22-Sep-2024	25-Sep-2024	28 days	3 days	✓	25-Sep-2024	28 days	3 days	✓
Physical Tests : Conductivity in Water										
HDPE FLB-09	E100	22-Sep-2024	25-Sep-2024	28 days	3 days	✓	25-Sep-2024	28 days	3 days	✓
Physical Tests : Conductivity in Water										
HDPE FLB-10	E100	22-Sep-2024	25-Sep-2024	28 days	3 days	✓	25-Sep-2024	28 days	3 days	✓
Physical Tests : Conductivity in Water										
HDPE FLB-11	E100	22-Sep-2024	25-Sep-2024	28 days	3 days	✓	25-Sep-2024	28 days	3 days	✓
Physical Tests : Conductivity in Water										
HDPE FLB-12	E100	22-Sep-2024	25-Sep-2024	28 days	3 days	✓	25-Sep-2024	28 days	3 days	✓

Matrix: **Water**

Evaluation: × = Holding time exceedance ; ✓ = Within Holding Time

Analyte Group : Analytical Method / Container / Client Sample ID(s)	Method	Sampling Date	Extraction / Preparation				Analysis			
			Preparation Date	Holding Times Rec	Holding Times Actual	Eval	Analysis Date	Holding Times Rec	Holding Times Actual	Eval
Physical Tests : Conductivity in Water										
HDPE FLB-13	E100	22-Sep-2024	25-Sep-2024	28 days	3 days	✓	25-Sep-2024	28 days	3 days	✓
Physical Tests : Conductivity in Water										
HDPE FLB-14	E100	22-Sep-2024	25-Sep-2024	28 days	3 days	✓	25-Sep-2024	28 days	3 days	✓
Physical Tests : Conductivity in Water										
HDPE FLB-15	E100	22-Sep-2024	25-Sep-2024	28 days	3 days	✓	25-Sep-2024	28 days	3 days	✓
Physical Tests : Conductivity in Water										
HDPE FLB-Blank	E100	22-Sep-2024	25-Sep-2024	28 days	3 days	✓	25-Sep-2024	28 days	3 days	✓
Physical Tests : Conductivity in Water										
HDPE FLB-Duplicate	E100	22-Sep-2024	25-Sep-2024	28 days	3 days	✓	25-Sep-2024	28 days	3 days	✓
Physical Tests : pH by Meter										
HDPE FLB-12	E108	22-Sep-2024	25-Sep-2024	0.25 hrs	77 hrs	× EHTR-FM	25-Sep-2024	0.25 hrs	77 hrs	× EHTR-FM
Physical Tests : pH by Meter										
HDPE FLB-13	E108	22-Sep-2024	25-Sep-2024	0.25 hrs	77 hrs	× EHTR-FM	25-Sep-2024	0.25 hrs	77 hrs	× EHTR-FM
Physical Tests : pH by Meter										
HDPE FLB-14	E108	22-Sep-2024	25-Sep-2024	0.25 hrs	77 hrs	× EHTR-FM	25-Sep-2024	0.25 hrs	77 hrs	× EHTR-FM
Physical Tests : pH by Meter										
HDPE FLB-15	E108	22-Sep-2024	25-Sep-2024	0.25 hrs	77 hrs	× EHTR-FM	25-Sep-2024	0.25 hrs	77 hrs	× EHTR-FM

Matrix: **Water**

Evaluation: × = Holding time exceedance ; ✓ = Within Holding Time

Analyte Group : Analytical Method / Container / Client Sample ID(s)	Method	Sampling Date	Extraction / Preparation				Analysis			
			Preparation Date	Holding Times Rec	Holding Times Actual	Eval	Analysis Date	Holding Times Rec	Holding Times Actual	Eval
Physical Tests : pH by Meter										
HDPE FLB-Blank	E108	22-Sep-2024	25-Sep-2024	0.25 hrs	77 hrs	× EHTR-FM	25-Sep-2024	0.25 hrs	77 hrs	× EHTR-FM
Physical Tests : pH by Meter										
HDPE FLB-07	E108	22-Sep-2024	25-Sep-2024	0.25 hrs	78 hrs	× EHTR-FM	25-Sep-2024	0.25 hrs	78 hrs	× EHTR-FM
Physical Tests : pH by Meter										
HDPE FLB-08	E108	22-Sep-2024	25-Sep-2024	0.25 hrs	78 hrs	× EHTR-FM	25-Sep-2024	0.25 hrs	78 hrs	× EHTR-FM
Physical Tests : pH by Meter										
HDPE FLB-09	E108	22-Sep-2024	25-Sep-2024	0.25 hrs	78 hrs	× EHTR-FM	25-Sep-2024	0.25 hrs	78 hrs	× EHTR-FM
Physical Tests : pH by Meter										
HDPE FLB-10	E108	22-Sep-2024	25-Sep-2024	0.25 hrs	78 hrs	× EHTR-FM	25-Sep-2024	0.25 hrs	78 hrs	× EHTR-FM
Physical Tests : pH by Meter										
HDPE FLB-11	E108	22-Sep-2024	25-Sep-2024	0.25 hrs	78 hrs	× EHTR-FM	25-Sep-2024	0.25 hrs	78 hrs	× EHTR-FM
Physical Tests : pH by Meter										
HDPE FLB-03	E108	22-Sep-2024	25-Sep-2024	0.25 hrs	79 hrs	× EHTR-FM	25-Sep-2024	0.25 hrs	79 hrs	× EHTR-FM
Physical Tests : pH by Meter										
HDPE FLB-04	E108	22-Sep-2024	25-Sep-2024	0.25 hrs	79 hrs	× EHTR-FM	25-Sep-2024	0.25 hrs	79 hrs	× EHTR-FM
Physical Tests : pH by Meter										
HDPE FLB-05	E108	22-Sep-2024	25-Sep-2024	0.25 hrs	79 hrs	× EHTR-FM	25-Sep-2024	0.25 hrs	79 hrs	× EHTR-FM

Matrix: **Water**

Evaluation: × = Holding time exceedance ; ✓ = Within Holding Time

Analyte Group : Analytical Method / Container / Client Sample ID(s)	Method	Sampling Date	Extraction / Preparation				Analysis			
			Preparation Date	Holding Times Rec	Holding Times Actual	Eval	Analysis Date	Holding Times Rec	Holding Times Actual	Eval
Physical Tests : pH by Meter										
HDPE FLB-06	E108	22-Sep-2024	25-Sep-2024	0.25 hrs	79 hrs	× EHTR-FM	25-Sep-2024	0.25 hrs	79 hrs	× EHTR-FM
Physical Tests : pH by Meter										
HDPE FLB-Duplicate	E108	22-Sep-2024	25-Sep-2024	0.25 hrs	79 hrs	× EHTR-FM	25-Sep-2024	0.25 hrs	79 hrs	× EHTR-FM
Physical Tests : pH by Meter										
HDPE FLB-01	E108	22-Sep-2024	25-Sep-2024	0.25 hrs	80 hrs	× EHTR-FM	25-Sep-2024	0.25 hrs	80 hrs	× EHTR-FM
Physical Tests : pH by Meter										
HDPE FLB-02	E108	22-Sep-2024	25-Sep-2024	0.25 hrs	80 hrs	× EHTR-FM	25-Sep-2024	0.25 hrs	80 hrs	× EHTR-FM
Physical Tests : TDS by Gravimetry (Low Level)										
HDPE FLB-01	E162-L	22-Sep-2024	----	----	----		26-Sep-2024	7 days	4 days	✓
Physical Tests : TDS by Gravimetry (Low Level)										
HDPE FLB-02	E162-L	22-Sep-2024	----	----	----		26-Sep-2024	7 days	4 days	✓
Physical Tests : TDS by Gravimetry (Low Level)										
HDPE FLB-03	E162-L	22-Sep-2024	----	----	----		26-Sep-2024	7 days	4 days	✓
Physical Tests : TDS by Gravimetry (Low Level)										
HDPE FLB-04	E162-L	22-Sep-2024	----	----	----		26-Sep-2024	7 days	4 days	✓
Physical Tests : TDS by Gravimetry (Low Level)										
HDPE FLB-05	E162-L	22-Sep-2024	----	----	----		26-Sep-2024	7 days	4 days	✓

Matrix: **Water**

Evaluation: × = Holding time exceedance ; ✓ = Within Holding Time

Analyte Group : Analytical Method / Container / Client Sample ID(s)	Method	Sampling Date	Extraction / Preparation				Analysis			
			Preparation Date	Holding Times Rec	Holding Times Actual	Eval	Analysis Date	Holding Times Rec	Holding Times Actual	Eval
Physical Tests : TDS by Gravimetry (Low Level)										
HDPE FLB-06	E162-L	22-Sep-2024	----	----	----		26-Sep-2024	7 days	4 days	✓
Physical Tests : TDS by Gravimetry (Low Level)										
HDPE FLB-07	E162-L	22-Sep-2024	----	----	----		26-Sep-2024	7 days	4 days	✓
Physical Tests : TDS by Gravimetry (Low Level)										
HDPE FLB-08	E162-L	22-Sep-2024	----	----	----		26-Sep-2024	7 days	4 days	✓
Physical Tests : TDS by Gravimetry (Low Level)										
HDPE FLB-09	E162-L	22-Sep-2024	----	----	----		26-Sep-2024	7 days	4 days	✓
Physical Tests : TDS by Gravimetry (Low Level)										
HDPE FLB-10	E162-L	22-Sep-2024	----	----	----		26-Sep-2024	7 days	4 days	✓
Physical Tests : TDS by Gravimetry (Low Level)										
HDPE FLB-11	E162-L	22-Sep-2024	----	----	----		26-Sep-2024	7 days	4 days	✓
Physical Tests : TDS by Gravimetry (Low Level)										
HDPE FLB-12	E162-L	22-Sep-2024	----	----	----		26-Sep-2024	7 days	4 days	✓
Physical Tests : TDS by Gravimetry (Low Level)										
HDPE FLB-13	E162-L	22-Sep-2024	----	----	----		26-Sep-2024	7 days	4 days	✓
Physical Tests : TDS by Gravimetry (Low Level)										
HDPE FLB-14	E162-L	22-Sep-2024	----	----	----		26-Sep-2024	7 days	4 days	✓

Matrix: **Water**

Evaluation: × = Holding time exceedance ; ✓ = Within Holding Time

Analyte Group : Analytical Method / Container / Client Sample ID(s)	*Method*	*Sampling Date*	*Extraction / Preparation*				*Analysis*			
			Preparation Date	*Holding Times*		*Eval*	*Analysis Date*	*Holding Times*		*Eval*
				Rec	*Actual*			*Rec*	*Actual*	
Physical Tests : TDS by Gravimetry (Low Level)										
HDPE										
FLB-15	E162-L	22-Sep-2024	----	----	----		26-Sep-2024	7 days	4 days	✓
Physical Tests : TDS by Gravimetry (Low Level)										
HDPE										
FLB-Blank	E162-L	22-Sep-2024	----	----	----		26-Sep-2024	7 days	4 days	✓
Physical Tests : TDS by Gravimetry (Low Level)										
HDPE										
FLB-Duplicate	E162-L	22-Sep-2024	----	----	----		26-Sep-2024	7 days	4 days	✓

Legend & Qualifier Definitions

EHTR-FM: Exceeded ALS recommended hold time prior to sample receipt. Field Measurement recommended

Rec. HT: ALS recommended hold time (see units).

Quality Control Parameter Frequency Compliance

The following report summarizes the frequency of laboratory QC samples analyzed within the analytical batches (QC lots) in which the submitted samples were processed. The actual frequency should be greater than or equal to the expected frequency.

Matrix: **Water**

Evaluation: ✗ = *QC frequency outside specification*; ✓ = *QC frequency within specification.*

Quality Control Sample Type			Count		Frequency (%)		
Analytical Methods	*Method*	*QC Lot #*	*QC*	*Regular*	*Actual*	*Expected*	*Evaluation*
Laboratory Duplicates (DUP)							
Acidity by Titration	E283	1676063	1	20	5.0	5.0	✓
Alkalinity Species by Titration	E290	1673888	1	31	3.2	5.0	✗
Chloride in Water by IC (Low Level)	E235.Cl-L	1670664	2	26	7.6	5.0	✓
Conductivity in Water	E100	1673887	2	24	8.3	5.0	✓
Dissolved Mercury in Water by CVAAS	E509	1682495	1	20	5.0	5.0	✓
Dissolved Metals in Water by CRC ICPMS	E421	1678051	2	40	5.0	5.0	✓
pH by Meter	E108	1673886	2	27	7.4	5.0	✓
Sulfate in Water by IC	E235.SO4	1670663	2	26	7.6	5.0	✓
TDS by Gravimetry (Low Level)	E162-L	1672971	2	40	5.0	5.0	✓
Total Phosphorus by Colourimetry (0.002 mg/L)	E372-U	1678152	1	39	2.5	5.0	✗
Laboratory Control Samples (LCS)							
Acidity by Titration	E283	1676063	1	20	5.0	5.0	✓
Alkalinity Species by Titration	E290	1673888	2	31	6.4	5.0	✓
Chloride in Water by IC (Low Level)	E235.Cl-L	1670664	2	26	7.6	5.0	✓
Conductivity in Water	E100	1673887	2	24	8.3	5.0	✓
Dissolved Mercury in Water by CVAAS	E509	1682495	1	20	5.0	5.0	✓
Dissolved Metals in Water by CRC ICPMS	E421	1678051	2	40	5.0	5.0	✓
pH by Meter	E108	1673886	2	27	7.4	5.0	✓
Sulfate in Water by IC	E235.SO4	1670663	2	26	7.6	5.0	✓
TDS by Gravimetry (Low Level)	E162-L	1672971	2	40	5.0	5.0	✓
Total Phosphorus by Colourimetry (0.002 mg/L)	E372-U	1678152	2	39	5.1	5.0	✓
Method Blanks (MB)							
Acidity by Titration	E283	1676063	1	20	5.0	5.0	✓
Alkalinity Species by Titration	E290	1673888	2	31	6.4	5.0	✓
Chloride in Water by IC (Low Level)	E235.Cl-L	1670664	2	26	7.6	5.0	✓
Conductivity in Water	E100	1673887	2	24	8.3	5.0	✓
Dissolved Mercury in Water by CVAAS	E509	1682495	1	20	5.0	5.0	✓
Dissolved Metals in Water by CRC ICPMS	E421	1678051	2	40	5.0	5.0	✓
Sulfate in Water by IC	E235.SO4	1670663	2	26	7.6	5.0	✓
TDS by Gravimetry (Low Level)	E162-L	1672971	2	40	5.0	5.0	✓
Total Phosphorus by Colourimetry (0.002 mg/L)	E372-U	1678152	2	39	5.1	5.0	✓
Matrix Spikes (MS)							
Chloride in Water by IC (Low Level)	E235.Cl-L	1670664	2	26	7.6	5.0	✓
Dissolved Mercury in Water by CVAAS	E509	1682495	1	20	5.0	5.0	✓
Dissolved Metals in Water by CRC ICPMS	E421	1678051	2	40	5.0	5.0	✓

Matrix: **Water**

Evaluation: × = *QC frequency outside specification*; ✓ = *QC frequency within specification.*

Quality Control Sample Type			Count		Frequency (%)		
Analytical Methods	*Method*	*QC Lot #*	*QC*	*Regular*	*Actual*	*Expected*	*Evaluation*
Matrix Spikes (MS) - Continued							
Sulfate in Water by IC	E235.SO4	1670663	2	26	7.6	5.0	✓
Total Phosphorus by Colourimetry (0.002 mg/L)	E372-U	1678152	2	39	5.1	5.0	✓

Methodology References and Summaries

The analytical methods used by ALS are developed using internationally recognized reference methods (where available), such as those published by US EPA, APHA Standard Methods, ASTM, ISO, Environment Canada, BC MOE, and Ontario MOE. Reference methods may incorporate modifications to improve performance (indicated by "mod").

Analytical Methods	Method / Lab	Matrix	Method Reference	Method Descriptions
Conductivity in Water	E100 ALS Environmental - Winnipeg	Water	APHA 2510 (mod)	Conductivity, also known as Electrical Conductivity (EC) or Specific Conductance, is measured by immersion of a conductivity cell with platinum electrodes into a water sample. Conductivity measurements are temperature-compensated to 25°C.
pH by Meter	E108 ALS Environmental - Winnipeg	Water	APHA 4500-H (mod)	pH is determined by potentiometric measurement with a pH electrode, and is conducted at ambient laboratory temperature (normally 20 ± 5°C). For high accuracy test results, pH should be measured in the field within the recommended 15 minute hold time.
TDS by Gravimetry (Low Level)	E162-L ALS Environmental - Winnipeg	Water	APHA 2540 C (mod)	Total Dissolved Solids (TDS) are determined by filtering a sample through a glass fibre filter, with evaporation of the filtrate at 180 ± 2°C for 16 hours or to constant weight, with gravimetric measurement of the residue.
Chloride in Water by IC (Low Level)	E235.Cl-L ALS Environmental - Winnipeg	Water	EPA 300.1 (mod)	Inorganic anions are analyzed by Ion Chromatography with conductivity and/or UV detection.
Sulfate in Water by IC	E235.SO4 ALS Environmental - Winnipeg	Water	EPA 300.1 (mod)	Inorganic anions are analyzed by Ion Chromatography with conductivity and/or UV detection.
Acidity by Titration	E283 ALS Environmental - Waterloo	Water	APHA 2310 B (mod)	Acidity is determined by potentiometric titration to pH endpoint of 8.3
Alkalinity Species by Titration	E290 ALS Environmental - Winnipeg	Water	APHA 2320 B (mod)	Total alkalinity is determined by potentiometric titration to a pH 4.5 endpoint. Bicarbonate, carbonate and hydroxide alkalinity are calculated from phenolphthalein alkalinity and total alkalinity values.
Total Phosphorus by Colourimetry (0.002 mg/L)	E372-U ALS Environmental - Winnipeg	Water	APHA 4500-P E (mod).	Total Phosphorus is determined colourimetrically using a discrete analyzer after heated persulfate digestion of the sample.
Dissolved Metals in Water by CRC ICPMS	E421 ALS Environmental - Winnipeg	Water	APHA 3030B/EPA 6020B (mod)	Water samples are filtered (0.45 um), preserved with nitric acid, and analyzed by Collision/Reaction Cell ICPMS. Method Limitation (re: Sulfur): Sulfide and volatile sulfur species may not be recovered by this method.

Analytical Methods	Method / Lab	Matrix	Method Reference	Method Descriptions
Dissolved Mercury in Water by CVAAS	E509 ALS Environmental - Winnipeg	Water	APHA 3030B/EPA 1631E (mod)	Water samples are filtered (0.45 um), preserved with HCl, then undergo a cold-oxidation using bromine monochloride prior to reduction with stannous chloride, and analyzed by CVAAS.
Dissolved Hardness (Calculated)	EC100 ALS Environmental - Winnipeg	Water	APHA 2340B	"Hardness (as CaCO3), dissolved" is calculated from the sum of dissolved Calcium and Magnesium concentrations, expressed in CaCO3 equivalents. "Total Hardness" refers to the sum of Calcium and Magnesium Hardness. Hardness is normally or preferentially calculated from dissolved Calcium and Magnesium concentrations, because it is a property of water due to dissolved divalent cations.

Preparation Methods	Method / Lab	Matrix	Method Reference	Method Descriptions
Digestion for Total Phosphorus in water	EP372 ALS Environmental - Winnipeg	Water	APHA 4500-P E (mod).	Samples are heated with a persulfate digestion reagent.
Dissolved Metals Water Filtration	EP421 ALS Environmental - Winnipeg	Water	APHA 3030B	Water samples are filtered (0.45 um), and preserved with HNO3.
Dissolved Mercury Water Filtration	EP509 ALS Environmental - Winnipeg	Water	APHA 3030B	Water samples are filtered (0.45 um), and preserved with HCl.

QUALITY CONTROL REPORT

Work Order	: **WP2422660**	Page	: 1 of 17
Amendment	: **1**		
Client	: Great Bear Resources Ltd	Laboratory	: ALS Environmental - Winnipeg
Contact	: Ashley Moncrief	Account Manager	: Judy Dalmaijer
Address	: Great Bear Resources Ltd. 117 Forestry Road Red Lake ON Canada P0V 2M0	Address	: 1329 Niakwa Road East, Unit 12 Winnipeg, Manitoba Canada R2J 3T4
Telephone	: 807 630 0203	Telephone	: +1 204 255 9720
Project	: PPR-022-3	Date Samples Received	: 24-Sep-2024 09:53
PO	: PPR-022-3	Date Analysis Commenced	: 24-Sep-2024
C-O-C number	: ----	Issue Date	: 16-Oct-2024 08:16
Sampler	: ----		
Site	: ----		
Quote number	: 2024 Standing offer_V3		
No. of samples received	: 18		
No. of samples analysed	: 18		

This report supersedes any previous report(s) with this reference. Results apply to the sample(s) as submitted. This document shall not be reproduced, except in full.

This Quality Control Report contains the following information:

- Laboratory Duplicate (DUP) Report; Relative Percent Difference (RPD) and Data Quality Objectives
- Matrix Spike (MS) Report; Recovery and Data Quality Objectives
- Method Blank (MB) Report; Recovery and Data Quality Objectives
- Laboratory Control Sample (LCS) Report; Recovery and Data Quality Objectives

Signatories

This document has been electronically signed by the authorized signatories below. Electronic signing is conducted in accordance with US FDA 21 CFR Part 11.

Signatories	*Position*	*Laboratory Department*
Greg Pokocky	Manager - Inorganics	Waterloo Inorganics, Waterloo, Ontario
Lee McTavish		Winnipeg Inorganics, Winnipeg, Manitoba
Lee McTavish		Winnipeg Metals, Winnipeg, Manitoba
Leila Conyard	Lab Assistant	Winnipeg Metals, Winnipeg, Manitoba
Oleksandr Busel		Winnipeg Inorganics, Winnipeg, Manitoba
Oleksandr Busel		Winnipeg Metals, Winnipeg, Manitoba

General Comments

The ALS Quality Control (QC) report is optionally provided to ALS clients upon request. ALS test methods include comprehensive QC checks with every analysis to ensure our high standards of quality are met. Each QC result has a known or expected target value, which is compared against predetermined Data Quality Objectives (DQOs) to provide confidence in the accuracy of associated test results. This report contains detailed results for all QC results applicable to this sample submission. Please refer to the ALS Quality Control Interpretation report (QCI) for applicable method references and methodology summaries.

Key :

Anonymous = Refers to samples which are not part of this work order, but which formed part of the QC process lot.
CAS Number = Chemical Abstracts Service number is a unique identifier assigned to discrete substances.
DQO = Data Quality Objective.
LOR = Limit of Reporting (detection limit).
RPD = Relative Percent Difference
# = Indicates a QC result that did not meet the ALS DQO.

Workorder Comments

Holding times are displayed as "---" if no guidance exists from CCME, Canadian provinces, or broadly recognized international references.

Laboratory Duplicate (DUP) Report

A Laboratory Duplicate (DUP) is a randomly selected intralaboratory replicate sample. Laboratory Duplicates provide information regarding method precision and sample heterogeneity. ALS DQOs for Laboratory Duplicates are expressed as test-specific limits for Relative Percent Difference (RPD), or as an absolute difference limit of 2 times the LOR for low concentration duplicates within ~ 4-10 times the LOR (cut-off is test-specific).

Sub-Matrix: **Water**

					Laboratory Duplicate (DUP) Report						
Laboratory sample ID	*Client sample ID*	*Analyte*	*CAS Number*	*Method*	*LOR*	*Unit*	*Original Result*	*Duplicate Result*	*RPD(%) or Difference*	*Duplicate Limits*	*Qualifier*
Physical Tests (QC Lot: 1672971)											
WP2422646-001	Anonymous	Solids, total dissolved [TDS]	----	E162-L	15.0	mg/L	1150	1180	2.32%	20%	----
Physical Tests (QC Lot: 1672972)											
WP2422660-011	FLB-10	Solids, total dissolved [TDS]	----	E162-L	10.0	mg/L	47.2	45.6	1.7	Diff <2x LOR	----
Physical Tests (QC Lot: 1673886)											
WP2422660-007	FLB-06	pH	----	E108	0.10	pH units	7.23	7.19	0.555%	4%	----
Physical Tests (QC Lot: 1673887)											
WP2422660-007	FLB-06	Conductivity	----	E100	1.0	µS/cm	84.3	83.5	0.954%	10%	----
Physical Tests (QC Lot: 1673888)											
WP2422660-007	FLB-06	Alkalinity, total (as CaCO3)	----	E290	1.0	mg/L	15.6	15.3	1.94%	20%	----
Physical Tests (QC Lot: 1673893)											
WP2422638-001	Anonymous	pH	----	E108	0.10	pH units	8.07	8.09	0.248%	4%	----
Physical Tests (QC Lot: 1673894)											
WP2422638-001	Anonymous	Conductivity	----	E100	2.0	µS/cm	582	579	0.517%	10%	----
Physical Tests (QC Lot: 1676063)											
WP2422595-001	Anonymous	Acidity (as CaCO3)	----	E283	2.0	mg/L	3.1	2.7	0.4	Diff <2x LOR	----
Anions and Nutrients (QC Lot: 1670663)											
WP2422660-002	FLB-01	Sulfate (as SO4)	14808-79-8	E235.SO4	0.30	mg/L	13.8	13.7	0.667%	20%	----
Anions and Nutrients (QC Lot: 1670664)											
WP2422660-002	FLB-01	Chloride	16887-00-6	E235.Cl-L	0.10	mg/L	0.32	0.28	0.04	Diff <2x LOR	----
Anions and Nutrients (QC Lot: 1670665)											
WP2422660-015	FLB-14	Sulfate (as SO4)	14808-79-8	E235.SO4	0.30	mg/L	33.7	33.4	0.786%	20%	----
Anions and Nutrients (QC Lot: 1670666)											
WP2422660-015	FLB-14	Chloride	16887-00-6	E235.Cl-L	0.10	mg/L	0.23	0.20	0.03	Diff <2x LOR	----
Anions and Nutrients (QC Lot: 1678152)											
WP2422660-001	FLB-Blank	Phosphorus, total	7723-14-0	E372-U	0.0020	mg/L	0.0055	0.0058	0.0003	Diff <2x LOR	----
Dissolved Metals (QC Lot: 1678051)											
WP2422737-001	Anonymous	Aluminum, dissolved	7429-90-5	E421	0.0010	mg/L	0.0016	0.0019	0.0003	Diff <2x LOR	----
		Antimony, dissolved	7440-36-0	E421	0.00010	mg/L	0.00013	0.00012	0.000004	Diff <2x LOR	----
		Arsenic, dissolved	7440-38-2	E421	0.00010	mg/L	0.00060	0.00056	0.00003	Diff <2x LOR	----
		Barium, dissolved	7440-39-3	E421	0.00010	mg/L	0.221	0.225	1.81%	20%	----

Sub-Matrix: **Water**

					Laboratory Duplicate (DUP) Report						
Laboratory sample ID	*Client sample ID*	*Analyte*	*CAS Number*	*Method*	*LOR*	*Unit*	*Original Result*	*Duplicate Result*	*RPD(%) or Difference*	*Duplicate Limits*	*Qualifier*
Dissolved Metals (QC Lot: 1678051) - continued											
WP2422737-001	Anonymous	Beryllium, dissolved	7440-41-7	E421	0.000020	mg/L	<0.000020	<0.000020	0	Diff <2x LOR	----
		Bismuth, dissolved	7440-69-9	E421	0.000050	mg/L	<0.000050	<0.000050	0	Diff <2x LOR	----
		Boron, dissolved	7440-42-8	E421	0.010	mg/L	0.222	0.237	6.69%	20%	----
		Cadmium, dissolved	7440-43-9	E421	0.0000050	mg/L	0.0000176	0.0000181	0.0000006	Diff <2x LOR	----
		Calcium, dissolved	7440-70-2	E421	0.050	mg/L	80.2	77.2	3.79%	20%	----
		Cesium, dissolved	7440-46-2	E421	0.000010	mg/L	<0.000010	<0.000010	0	Diff <2x LOR	----
		Chromium, dissolved	7440-47-3	E421	0.00050	mg/L	<0.00050	<0.00050	0	Diff <2x LOR	----
		Cobalt, dissolved	7440-48-4	E421	0.00010	mg/L	<0.00010	<0.00010	0	Diff <2x LOR	----
		Copper, dissolved	7440-50-8	E421	0.00020	mg/L	0.00204	0.00200	1.93%	20%	----
		Iron, dissolved	7439-89-6	E421	0.010	mg/L	<0.010	<0.010	0	Diff <2x LOR	----
		Lead, dissolved	7439-92-1	E421	0.000050	mg/L	0.000059	0.000064	0.000005	Diff <2x LOR	----
		Lithium, dissolved	7439-93-2	E421	0.0010	mg/L	0.0454	0.0478	5.21%	20%	----
		Magnesium, dissolved	7439-95-4	E421	0.0050	mg/L	92.1	90.5	1.75%	20%	----
		Manganese, dissolved	7439-96-5	E421	0.00010	mg/L	0.00882	0.00896	1.55%	20%	----
		Molybdenum, dissolved	7439-98-7	E421	0.000050	mg/L	0.00477	0.00478	0.191%	20%	----
		Nickel, dissolved	7440-02-0	E421	0.00050	mg/L	0.00101	0.00101	0.000001	Diff <2x LOR	----
		Phosphorus, dissolved	7723-14-0	E421	0.050	mg/L	<0.050	<0.050	0	Diff <2x LOR	----
		Potassium, dissolved	7440-09-7	E421	0.050	mg/L	6.57	6.35	3.37%	20%	----
		Rubidium, dissolved	7440-17-7	E421	0.00020	mg/L	0.00034	0.00031	0.00003	Diff <2x LOR	----
		Selenium, dissolved	7782-49-2	E421	0.000050	mg/L	0.000745	0.000756	1.50%	20%	----
		Silicon, dissolved	7440-21-3	E421	0.050	mg/L	13.8	13.6	1.48%	20%	----
		Silver, dissolved	7440-22-4	E421	0.000010	mg/L	<0.000010	<0.000010	0	Diff <2x LOR	----
		Sodium, dissolved	7440-23-5	E421	0.050	mg/L	8.62	8.70	0.865%	20%	----
		Strontium, dissolved	7440-24-6	E421	0.00020	mg/L	0.304	0.300	1.47%	20%	----
		Sulfur, dissolved	7704-34-9	E421	0.50	mg/L	5.60	5.59	0.286%	20%	----
		Tellurium, dissolved	13494-80-9	E421	0.00020	mg/L	<0.00020	<0.00020	0	Diff <2x LOR	----
		Thallium, dissolved	7440-28-0	E421	0.000010	mg/L	0.000017	0.000019	0.000002	Diff <2x LOR	----
		Thorium, dissolved	7440-29-1	E421	0.00010	mg/L	<0.00010	<0.00010	0	Diff <2x LOR	----
		Tin, dissolved	7440-31-5	E421	0.00010	mg/L	<0.00010	<0.00010	0	Diff <2x LOR	----
		Titanium, dissolved	7440-32-6	E421	0.00030	mg/L	<0.00030	<0.00030	0	Diff <2x LOR	----
		Tungsten, dissolved	7440-33-7	E421	0.00010	mg/L	<0.00010	<0.00010	0	Diff <2x LOR	----
		Uranium, dissolved	7440-61-1	E421	0.000010	mg/L	0.00906	0.00913	0.807%	20%	----
		Vanadium, dissolved	7440-62-2	E421	0.00050	mg/L	<0.00050	<0.00050	0	Diff <2x LOR	----
		Zinc, dissolved	7440-66-6	E421	0.0010	mg/L	0.0046	0.0047	0.00007	Diff <2x LOR	----

Sub-Matrix: **Water**

					Laboratory Duplicate (DUP) Report						
Laboratory sample ID	*Client sample ID*	*Analyte*	*CAS Number*	*Method*	*LOR*	*Unit*	*Original Result*	*Duplicate Result*	*RPD(%) or Difference*	*Duplicate Limits*	*Qualifier*
Dissolved Metals (QC Lot: 1678051) - continued											
WP2422737-001	Anonymous	Zirconium, dissolved	7440-67-7	E421	0.00030	mg/L	<0.00030	<0.00030	0	Diff <2x LOR	----
Dissolved Metals (QC Lot: 1678090)											
WP2422660-007	FLB-06	Aluminum, dissolved	7429-90-5	E421	0.0010	mg/L	0.0177	0.0177	0.00925%	20%	----
		Antimony, dissolved	7440-36-0	E421	0.00010	mg/L	0.00192	0.00193	0.330%	20%	----
		Arsenic, dissolved	7440-38-2	E421	0.00010	mg/L	0.0102	0.0102	0.00255%	20%	----
		Barium, dissolved	7440-39-3	E421	0.00010	mg/L	0.0121	0.0124	1.93%	20%	----
		Beryllium, dissolved	7440-41-7	E421	0.000020	mg/L	<0.000020	<0.000020	0	Diff <2x LOR	----
		Bismuth, dissolved	7440-69-9	E421	0.000050	mg/L	<0.000050	<0.000050	0	Diff <2x LOR	----
		Boron, dissolved	7440-42-8	E421	0.010	mg/L	<0.010	<0.010	0	Diff <2x LOR	----
		Cadmium, dissolved	7440-43-9	E421	0.0000050	mg/L	<0.0000050	<0.0000050	0	Diff <2x LOR	----
		Calcium, dissolved	7440-70-2	E421	0.050	mg/L	12.1	11.6	3.91%	20%	----
		Cesium, dissolved	7440-46-2	E421	0.000010	mg/L	0.000020	0.000019	0.0000009	Diff <2x LOR	----
		Chromium, dissolved	7440-47-3	E421	0.00050	mg/L	<0.00050	<0.00050	0	Diff <2x LOR	----
		Cobalt, dissolved	7440-48-4	E421	0.00010	mg/L	<0.00010	<0.00010	0	Diff <2x LOR	----
		Copper, dissolved	7440-50-8	E421	0.00020	mg/L	0.00073	0.00068	0.00005	Diff <2x LOR	----
		Iron, dissolved	7439-89-6	E421	0.010	mg/L	<0.010	<0.010	0	Diff <2x LOR	----
		Lead, dissolved	7439-92-1	E421	0.000050	mg/L	0.000061	0.000068	0.000007	Diff <2x LOR	----
		Lithium, dissolved	7439-93-2	E421	0.0010	mg/L	<0.0010	<0.0010	0	Diff <2x LOR	----
		Magnesium, dissolved	7439-95-4	E421	0.0050	mg/L	0.765	0.763	0.351%	20%	----
		Manganese, dissolved	7439-96-5	E421	0.00010	mg/L	0.00055	0.00055	0.000006	Diff <2x LOR	----
		Molybdenum, dissolved	7439-98-7	E421	0.000050	mg/L	0.000954	0.000935	1.98%	20%	----
		Nickel, dissolved	7440-02-0	E421	0.00050	mg/L	<0.00050	<0.00050	0	Diff <2x LOR	----
		Phosphorus, dissolved	7723-14-0	E421	0.050	mg/L	<0.050	<0.050	0	Diff <2x LOR	----
		Potassium, dissolved	7440-09-7	E421	0.050	mg/L	1.21	1.20	1.38%	20%	----
		Rubidium, dissolved	7440-17-7	E421	0.00020	mg/L	0.00317	0.00304	4.14%	20%	----
		Selenium, dissolved	7782-49-2	E421	0.000050	mg/L	0.00204	0.00196	4.10%	20%	----
		Silicon, dissolved	7440-21-3	E421	0.050	mg/L	0.862	0.870	0.937%	20%	----
		Silver, dissolved	7440-22-4	E421	0.000010	mg/L	<0.000010	<0.000010	0	Diff <2x LOR	----
		Sodium, dissolved	7440-23-5	E421	0.050	mg/L	0.700	0.690	1.29%	20%	----
		Strontium, dissolved	7440-24-6	E421	0.00020	mg/L	0.0492	0.0484	1.49%	20%	----
		Sulfur, dissolved	7704-34-9	E421	0.50	mg/L	6.68	6.52	2.49%	20%	----
		Tellurium, dissolved	13494-80-9	E421	0.00020	mg/L	<0.00020	<0.00020	0	Diff <2x LOR	----
		Thallium, dissolved	7440-28-0	E421	0.000010	mg/L	<0.000010	<0.000010	0	Diff <2x LOR	----
		Thorium, dissolved	7440-29-1	E421	0.00010	mg/L	<0.00010	<0.00010	0	Diff <2x LOR	----

Sub-Matrix: **Water**

					Laboratory Duplicate (DUP) Report						
Laboratory sample ID	*Client sample ID*	*Analyte*	*CAS Number*	*Method*	*LOR*	*Unit*	*Original Result*	*Duplicate Result*	*RPD(%) or Difference*	*Duplicate Limits*	*Qualifier*
Dissolved Metals (QC Lot: 1678090) - continued											
WP2422660-007	FLB-06	Tin, dissolved	7440-31-5	E421	0.00010	mg/L	<0.00010	<0.00010	0	Diff <2x LOR	----
		Titanium, dissolved	7440-32-6	E421	0.00030	mg/L	<0.00030	<0.00030	0	Diff <2x LOR	----
		Tungsten, dissolved	7440-33-7	E421	0.00010	mg/L	0.00036	0.00038	0.00002	Diff <2x LOR	----
		Uranium, dissolved	7440-61-1	E421	0.000010	mg/L	0.000398	0.000415	4.20%	20%	----
		Vanadium, dissolved	7440-62-2	E421	0.00050	mg/L	0.00097	0.00098	0.000010	Diff <2x LOR	----
		Zinc, dissolved	7440-66-6	E421	0.0010	mg/L	0.0020	0.0020	0.00006	Diff <2x LOR	----
		Zirconium, dissolved	7440-67-7	E421	0.00030	mg/L	<0.00030	<0.00030	0	Diff <2x LOR	----
Dissolved Metals (QC Lot: 1682495)											
WP2422660-001	FLB-Blank	Mercury, dissolved	7439-97-6	E509	0.0000050	mg/L	<0.0000050	<0.0000050	0	Diff <2x LOR	----

Method Blank (MB) Report

A Method Blank is an analyte-free matrix that undergoes sample processing identical to that carried out for test samples. Method Blank results are used to monitor and control for potential contamination from the laboratory environment and reagents. For most tests, the DQO for Method Blanks is for the result to be < LOR.

Sub-Matrix: **Water**

Analyte	CAS Number	Method	LOR	Unit	Result	Qualifier
Physical Tests (QCLot: 1672971)						
Solids, total dissolved [TDS]	----	E162-L	3	mg/L	<3.0	----
Physical Tests (QCLot: 1672972)						
Solids, total dissolved [TDS]	----	E162-L	3	mg/L	<3.0	----
Physical Tests (QCLot: 1673887)						
Conductivity	----	E100	1	µS/cm	<1.0	----
Physical Tests (QCLot: 1673888)						
Alkalinity, total (as CaCO3)	----	E290	1	mg/L	<1.0	----
Physical Tests (QCLot: 1673894)						
Conductivity	----	E100	1	µS/cm	<1.0	----
Physical Tests (QCLot: 1673895)						
Alkalinity, total (as CaCO3)	----	E290	1	mg/L	<1.0	----
Physical Tests (QCLot: 1676063)						
Acidity (as CaCO3)	----	E283	2	mg/L	<2.0	----
Anions and Nutrients (QCLot: 1670663)						
Sulfate (as SO4)	14808-79-8	E235.SO4	0.3	mg/L	<0.30	----
Anions and Nutrients (QCLot: 1670664)						
Chloride	16887-00-6	E235.Cl-L	0.1	mg/L	<0.10	----
Anions and Nutrients (QCLot: 1670665)						
Sulfate (as SO4)	14808-79-8	E235.SO4	0.3	mg/L	<0.30	----
Anions and Nutrients (QCLot: 1670666)						
Chloride	16887-00-6	E235.Cl-L	0.1	mg/L	<0.10	----
Anions and Nutrients (QCLot: 1678152)						
Phosphorus, total	7723-14-0	E372-U	0.002	mg/L	<0.0020	----
Anions and Nutrients (QCLot: 1686052)						
Phosphorus, total	7723-14-0	E372-U	0.002	mg/L	<0.0020	----
Dissolved Metals (QCLot: 1678051)						
Aluminum, dissolved	7429-90-5	E421	0.001	mg/L	<0.0010	----
Antimony, dissolved	7440-36-0	E421	0.0001	mg/L	<0.00010	----
Arsenic, dissolved	7440-38-2	E421	0.0001	mg/L	<0.00010	----
Barium, dissolved	7440-39-3	E421	0.0001	mg/L	<0.00010	----
Beryllium, dissolved	7440-41-7	E421	0.00002	mg/L	<0.000020	----
Bismuth, dissolved	7440-69-9	E421	0.00005	mg/L	<0.000050	----

Sub-Matrix: **Water**

Analyte	CAS Number	Method	LOR	Unit	Result	Qualifier
Dissolved Metals (QCLot: 1678051) - continued						
Boron, dissolved	7440-42-8	E421	0.01	mg/L	<0.010	----
Cadmium, dissolved	7440-43-9	E421	0.000005	mg/L	<0.0000050	----
Calcium, dissolved	7440-70-2	E421	0.05	mg/L	<0.050	----
Cesium, dissolved	7440-46-2	E421	0.00001	mg/L	<0.000010	----
Chromium, dissolved	7440-47-3	E421	0.0005	mg/L	<0.00050	----
Cobalt, dissolved	7440-48-4	E421	0.0001	mg/L	<0.00010	----
Copper, dissolved	7440-50-8	E421	0.0002	mg/L	<0.00020	----
Iron, dissolved	7439-89-6	E421	0.01	mg/L	<0.010	----
Lead, dissolved	7439-92-1	E421	0.00005	mg/L	<0.000050	----
Lithium, dissolved	7439-93-2	E421	0.001	mg/L	<0.0010	----
Magnesium, dissolved	7439-95-4	E421	0.005	mg/L	<0.0050	----
Manganese, dissolved	7439-96-5	E421	0.0001	mg/L	<0.00010	----
Molybdenum, dissolved	7439-98-7	E421	0.00005	mg/L	<0.000050	----
Nickel, dissolved	7440-02-0	E421	0.0005	mg/L	<0.00050	----
Phosphorus, dissolved	7723-14-0	E421	0.05	mg/L	<0.050	----
Potassium, dissolved	7440-09-7	E421	0.05	mg/L	<0.050	----
Rubidium, dissolved	7440-17-7	E421	0.0002	mg/L	<0.00020	----
Selenium, dissolved	7782-49-2	E421	0.00005	mg/L	<0.000050	----
Silicon, dissolved	7440-21-3	E421	0.05	mg/L	<0.050	----
Silver, dissolved	7440-22-4	E421	0.00001	mg/L	<0.000010	----
Sodium, dissolved	7440-23-5	E421	0.05	mg/L	<0.050	----
Strontium, dissolved	7440-24-6	E421	0.0002	mg/L	<0.00020	----
Sulfur, dissolved	7704-34-9	E421	0.5	mg/L	<0.50	----
Tellurium, dissolved	13494-80-9	E421	0.0002	mg/L	<0.00020	----
Thallium, dissolved	7440-28-0	E421	0.00001	mg/L	<0.000010	----
Thorium, dissolved	7440-29-1	E421	0.0001	mg/L	<0.00010	----
Tin, dissolved	7440-31-5	E421	0.0001	mg/L	<0.00010	----
Titanium, dissolved	7440-32-6	E421	0.0003	mg/L	<0.00030	----
Tungsten, dissolved	7440-33-7	E421	0.0001	mg/L	<0.00010	----
Uranium, dissolved	7440-61-1	E421	0.00001	mg/L	<0.000010	----
Vanadium, dissolved	7440-62-2	E421	0.0005	mg/L	<0.00050	----
Zinc, dissolved	7440-66-6	E421	0.001	mg/L	<0.0010	----
Zirconium, dissolved	7440-67-7	E421	0.0002	mg/L	<0.00020	----
Dissolved Metals (QCLot: 1678090)						
Aluminum, dissolved	7429-90-5	E421	0.001	mg/L	<0.0010	----

Sub-Matrix: **Water**

Analyte	CAS Number	Method	LOR	Unit	Result	Qualifier
Dissolved Metals (QCLot: 1678090) - continued						
Antimony, dissolved	7440-36-0	E421	0.0001	mg/L	<0.00010	----
Arsenic, dissolved	7440-38-2	E421	0.0001	mg/L	<0.00010	----
Barium, dissolved	7440-39-3	E421	0.0001	mg/L	<0.00010	----
Beryllium, dissolved	7440-41-7	E421	0.00002	mg/L	<0.000020	----
Bismuth, dissolved	7440-69-9	E421	0.00005	mg/L	<0.000050	----
Boron, dissolved	7440-42-8	E421	0.01	mg/L	<0.010	----
Cadmium, dissolved	7440-43-9	E421	0.000005	mg/L	<0.0000050	----
Calcium, dissolved	7440-70-2	E421	0.05	mg/L	<0.050	----
Cesium, dissolved	7440-46-2	E421	0.00001	mg/L	<0.000010	----
Chromium, dissolved	7440-47-3	E421	0.0005	mg/L	<0.00050	----
Cobalt, dissolved	7440-48-4	E421	0.0001	mg/L	<0.00010	----
Copper, dissolved	7440-50-8	E421	0.0002	mg/L	<0.00020	----
Iron, dissolved	7439-89-6	E421	0.01	mg/L	<0.010	----
Lead, dissolved	7439-92-1	E421	0.00005	mg/L	<0.000050	----
Lithium, dissolved	7439-93-2	E421	0.001	mg/L	<0.0010	----
Magnesium, dissolved	7439-95-4	E421	0.005	mg/L	<0.0050	----
Manganese, dissolved	7439-96-5	E421	0.0001	mg/L	<0.00010	----
Molybdenum, dissolved	7439-98-7	E421	0.00005	mg/L	<0.000050	----
Nickel, dissolved	7440-02-0	E421	0.0005	mg/L	<0.00050	----
Phosphorus, dissolved	7723-14-0	E421	0.05	mg/L	<0.050	----
Potassium, dissolved	7440-09-7	E421	0.05	mg/L	<0.050	----
Rubidium, dissolved	7440-17-7	E421	0.0002	mg/L	<0.00020	----
Selenium, dissolved	7782-49-2	E421	0.00005	mg/L	<0.000050	----
Silicon, dissolved	7440-21-3	E421	0.05	mg/L	<0.050	----
Silver, dissolved	7440-22-4	E421	0.00001	mg/L	<0.000010	----
Sodium, dissolved	7440-23-5	E421	0.05	mg/L	<0.050	----
Strontium, dissolved	7440-24-6	E421	0.0002	mg/L	<0.00020	----
Sulfur, dissolved	7704-34-9	E421	0.5	mg/L	<0.50	----
Tellurium, dissolved	13494-80-9	E421	0.0002	mg/L	<0.00020	----
Thallium, dissolved	7440-28-0	E421	0.00001	mg/L	<0.000010	----
Thorium, dissolved	7440-29-1	E421	0.0001	mg/L	<0.00010	----
Tin, dissolved	7440-31-5	E421	0.0001	mg/L	<0.00010	----
Titanium, dissolved	7440-32-6	E421	0.0003	mg/L	<0.00030	----
Tungsten, dissolved	7440-33-7	E421	0.0001	mg/L	<0.00010	----
Uranium, dissolved	7440-61-1	E421	0.00001	mg/L	<0.000010	----

Sub-Matrix: **Water**

Analyte	CAS Number	Method	LOR	Unit	Result	Qualifier
Dissolved Metals (QCLot: 1678090) - continued						
Vanadium, dissolved	7440-62-2	E421	0.0005	mg/L	<0.00050	----
Zinc, dissolved	7440-66-6	E421	0.001	mg/L	<0.0010	----
Zirconium, dissolved	7440-67-7	E421	0.0002	mg/L	<0.00020	----
Dissolved Metals (QCLot: 1682495)						
Mercury, dissolved	7439-97-6	E509	0.000005	mg/L	<0.0000050	----

Laboratory Control Sample (LCS) Report

A Laboratory Control Sample (LCS) is an analyte-free matrix that has been fortified (spiked) with test analytes at known concentration and processed in an identical manner to test samples. LCS results are expressed as percent recovery, and are used to monitor and control test method accuracy and precision, independent of test sample matrix.

Sub-Matrix: **Water**

					Laboratory Control Sample (LCS) Report				
					Spike	Recovery (%)	Recovery Limits (%)		
Analyte	CAS Number	Method	LOR	Unit	Target Concentration	LCS	Low	High	Qualifier
Physical Tests (QCLot: 1672971)									
Solids, total dissolved [TDS]	----	E162-L	3	mg/L	1000 mg/L	90.9	85.0	115	----
Physical Tests (QCLot: 1672972)									
Solids, total dissolved [TDS]	----	E162-L	3	mg/L	1000 mg/L	91.7	85.0	115	----
Physical Tests (QCLot: 1673886)									
pH	----	E108	----	pH units	7 pH units	100	98.0	102	----
Physical Tests (QCLot: 1673887)									
Conductivity	----	E100	1	µS/cm	1410 µS/cm	99.1	90.0	110	----
Physical Tests (QCLot: 1673888)									
Alkalinity, total (as CaCO3)	----	E290	1	mg/L	100 mg/L	101	85.0	115	----
Physical Tests (QCLot: 1673893)									
pH	----	E108	----	pH units	7 pH units	100	98.0	102	----
Physical Tests (QCLot: 1673894)									
Conductivity	----	E100	1	µS/cm	1410 µS/cm	99.2	90.0	110	----
Physical Tests (QCLot: 1673895)									
Alkalinity, total (as CaCO3)	----	E290	1	mg/L	100 mg/L	102	85.0	115	----
Physical Tests (QCLot: 1676063)									
Acidity (as CaCO3)	----	E283	2	mg/L	50 mg/L	106	85.0	115	----
Anions and Nutrients (QCLot: 1670663)									
Sulfate (as SO4)	14808-79-8	E235.SO4	0.3	mg/L	100 mg/L	99.4	90.0	110	----
Anions and Nutrients (QCLot: 1670664)									
Chloride	16887-00-6	E235.Cl-L	0.1	mg/L	100 mg/L	101	90.0	110	----
Anions and Nutrients (QCLot: 1670665)									
Sulfate (as SO4)	14808-79-8	E235.SO4	0.3	mg/L	100 mg/L	100	90.0	110	----
Anions and Nutrients (QCLot: 1670666)									
Chloride	16887-00-6	E235.Cl-L	0.1	mg/L	100 mg/L	102	90.0	110	----
Anions and Nutrients (QCLot: 1678152)									
Phosphorus, total	7723-14-0	E372-U	0.002	mg/L	0.5 mg/L	97.1	80.0	120	----
Anions and Nutrients (QCLot: 1686052)									
Phosphorus, total	7723-14-0	E372-U	0.002	mg/L	0.5 mg/L	95.5	80.0	120	----
Dissolved Metals (QCLot: 1678051)									

Sub-Matrix: **Water**

					Laboratory Control Sample (LCS) Report				
					Spike	Recovery (%)	Recovery Limits (%)		
Analyte	CAS Number	Method	LOR	Unit	Target Concentration	LCS	Low	High	Qualifier
Dissolved Metals (QCLot: 1678051) - continued									
Aluminum, dissolved	7429-90-5	E421	0.001	mg/L	2 mg/L	99.1	80.0	120	----
Antimony, dissolved	7440-36-0	E421	0.0001	mg/L	1 mg/L	92.8	80.0	120	----
Arsenic, dissolved	7440-38-2	E421	0.0001	mg/L	1 mg/L	95.8	80.0	120	----
Barium, dissolved	7440-39-3	E421	0.0001	mg/L	0.25 mg/L	98.0	80.0	120	----
Beryllium, dissolved	7440-41-7	E421	0.00002	mg/L	0.1 mg/L	98.0	80.0	120	----
Bismuth, dissolved	7440-69-9	E421	0.00005	mg/L	1 mg/L	96.3	80.0	120	----
Boron, dissolved	7440-42-8	E421	0.01	mg/L	1 mg/L	99.9	80.0	120	----
Cadmium, dissolved	7440-43-9	E421	0.000005	mg/L	0.1 mg/L	92.9	80.0	120	----
Calcium, dissolved	7440-70-2	E421	0.05	mg/L	50 mg/L	95.4	80.0	120	----
Cesium, dissolved	7440-46-2	E421	0.00001	mg/L	0.05 mg/L	95.4	80.0	120	----
Chromium, dissolved	7440-47-3	E421	0.0005	mg/L	0.25 mg/L	94.8	80.0	120	----
Cobalt, dissolved	7440-48-4	E421	0.0001	mg/L	0.25 mg/L	94.8	80.0	120	----
Copper, dissolved	7440-50-8	E421	0.0002	mg/L	0.25 mg/L	95.5	80.0	120	----
Iron, dissolved	7439-89-6	E421	0.01	mg/L	1 mg/L	91.2	80.0	120	----
Lead, dissolved	7439-92-1	E421	0.00005	mg/L	0.5 mg/L	92.6	80.0	120	----
Lithium, dissolved	7439-93-2	E421	0.001	mg/L	0.25 mg/L	90.7	80.0	120	----
Magnesium, dissolved	7439-95-4	E421	0.005	mg/L	50 mg/L	106	80.0	120	----
Manganese, dissolved	7439-96-5	E421	0.0001	mg/L	0.25 mg/L	97.3	80.0	120	----
Molybdenum, dissolved	7439-98-7	E421	0.00005	mg/L	0.25 mg/L	95.8	80.0	120	----
Nickel, dissolved	7440-02-0	E421	0.0005	mg/L	0.5 mg/L	93.7	80.0	120	----
Phosphorus, dissolved	7723-14-0	E421	0.05	mg/L	10 mg/L	103	80.0	120	----
Potassium, dissolved	7440-09-7	E421	0.05	mg/L	50 mg/L	94.4	80.0	120	----
Rubidium, dissolved	7440-17-7	E421	0.0002	mg/L	0.1 mg/L	98.9	80.0	120	----
Selenium, dissolved	7782-49-2	E421	0.00005	mg/L	1 mg/L	90.3	80.0	120	----
Silicon, dissolved	7440-21-3	E421	0.05	mg/L	10 mg/L	99.5	80.0	120	----
Silver, dissolved	7440-22-4	E421	0.00001	mg/L	0.1 mg/L	86.5	80.0	120	----
Sodium, dissolved	7440-23-5	E421	0.05	mg/L	50 mg/L	99.3	80.0	120	----
Strontium, dissolved	7440-24-6	E421	0.0002	mg/L	0.25 mg/L	96.5	80.0	120	----
Sulfur, dissolved	7704-34-9	E421	0.5	mg/L	50 mg/L	97.5	80.0	120	----
Tellurium, dissolved	13494-80-9	E421	0.0002	mg/L	0.1 mg/L	87.2	80.0	120	----
Thallium, dissolved	7440-28-0	E421	0.00001	mg/L	1 mg/L	92.4	80.0	120	----
Thorium, dissolved	7440-29-1	E421	0.0001	mg/L	0.1 mg/L	94.9	80.0	120	----
Tin, dissolved	7440-31-5	E421	0.0001	mg/L	0.5 mg/L	92.6	80.0	120	----
Titanium, dissolved	7440-32-6	E421	0.0003	mg/L	0.25 mg/L	94.1	80.0	120	----
Tungsten, dissolved	7440-33-7	E421	0.0001	mg/L	0.1 mg/L	97.0	80.0	120	----
Uranium, dissolved	7440-61-1	E421	0.00001	mg/L	0.005 mg/L	98.6	80.0	120	----

Sub-Matrix: **Water**

					Laboratory Control Sample (LCS) Report				
					Spike	Recovery (%)	Recovery Limits (%)		
Analyte	CAS Number	Method	LOR	Unit	Target Concentration	LCS	Low	High	Qualifier
Dissolved Metals (QCLot: 1678051) - continued									
Vanadium, dissolved	7440-62-2	E421	0.0005	mg/L	0.5 mg/L	96.7	80.0	120	----
Zinc, dissolved	7440-66-6	E421	0.001	mg/L	0.5 mg/L	91.1	80.0	120	----
Zirconium, dissolved	7440-67-7	E421	0.0002	mg/L	0.1 mg/L	92.6	80.0	120	----
Dissolved Metals (QCLot: 1678090)									
Aluminum, dissolved	7429-90-5	E421	0.001	mg/L	2 mg/L	98.3	80.0	120	----
Antimony, dissolved	7440-36-0	E421	0.0001	mg/L	1 mg/L	91.4	80.0	120	----
Arsenic, dissolved	7440-38-2	E421	0.0001	mg/L	1 mg/L	97.7	80.0	120	----
Barium, dissolved	7440-39-3	E421	0.0001	mg/L	0.25 mg/L	96.6	80.0	120	----
Beryllium, dissolved	7440-41-7	E421	0.00002	mg/L	0.1 mg/L	94.8	80.0	120	----
Bismuth, dissolved	7440-69-9	E421	0.00005	mg/L	1 mg/L	99.7	80.0	120	----
Boron, dissolved	7440-42-8	E421	0.01	mg/L	1 mg/L	94.9	80.0	120	----
Cadmium, dissolved	7440-43-9	E421	0.000005	mg/L	0.1 mg/L	99.7	80.0	120	----
Calcium, dissolved	7440-70-2	E421	0.05	mg/L	50 mg/L	95.6	80.0	120	----
Cesium, dissolved	7440-46-2	E421	0.00001	mg/L	0.05 mg/L	89.9	80.0	120	----
Chromium, dissolved	7440-47-3	E421	0.0005	mg/L	0.25 mg/L	101	80.0	120	----
Cobalt, dissolved	7440-48-4	E421	0.0001	mg/L	0.25 mg/L	97.6	80.0	120	----
Copper, dissolved	7440-50-8	E421	0.0002	mg/L	0.25 mg/L	97.7	80.0	120	----
Iron, dissolved	7439-89-6	E421	0.01	mg/L	1 mg/L	95.0	80.0	120	----
Lead, dissolved	7439-92-1	E421	0.00005	mg/L	0.5 mg/L	94.2	80.0	120	----
Lithium, dissolved	7439-93-2	E421	0.001	mg/L	0.25 mg/L	100	80.0	120	----
Magnesium, dissolved	7439-95-4	E421	0.005	mg/L	50 mg/L	101	80.0	120	----
Manganese, dissolved	7439-96-5	E421	0.0001	mg/L	0.25 mg/L	102	80.0	120	----
Molybdenum, dissolved	7439-98-7	E421	0.00005	mg/L	0.25 mg/L	91.4	80.0	120	----
Nickel, dissolved	7440-02-0	E421	0.0005	mg/L	0.5 mg/L	97.5	80.0	120	----
Phosphorus, dissolved	7723-14-0	E421	0.05	mg/L	10 mg/L	99.3	80.0	120	----
Potassium, dissolved	7440-09-7	E421	0.05	mg/L	50 mg/L	93.8	80.0	120	----
Rubidium, dissolved	7440-17-7	E421	0.0002	mg/L	0.1 mg/L	98.0	80.0	120	----
Selenium, dissolved	7782-49-2	E421	0.00005	mg/L	1 mg/L	98.4	80.0	120	----
Silicon, dissolved	7440-21-3	E421	0.05	mg/L	10 mg/L	98.5	80.0	120	----
Silver, dissolved	7440-22-4	E421	0.00001	mg/L	0.1 mg/L	81.2	80.0	120	----
Sodium, dissolved	7440-23-5	E421	0.05	mg/L	50 mg/L	99.5	80.0	120	----
Strontium, dissolved	7440-24-6	E421	0.0002	mg/L	0.25 mg/L	88.3	80.0	120	----
Sulfur, dissolved	7704-34-9	E421	0.5	mg/L	50 mg/L	99.1	80.0	120	----
Tellurium, dissolved	13494-80-9	E421	0.0002	mg/L	0.1 mg/L	92.2	80.0	120	----
Thallium, dissolved	7440-28-0	E421	0.00001	mg/L	1 mg/L	99.4	80.0	120	----
Thorium, dissolved	7440-29-1	E421	0.0001	mg/L	0.1 mg/L	92.2	80.0	120	----

Sub-Matrix: **Water**

					Laboratory Control Sample (LCS) Report				
					Spike	Recovery (%)	Recovery Limits (%)		
Analyte	CAS Number	Method	LOR	Unit	Target Concentration	LCS	Low	High	Qualifier
Dissolved Metals (QCLot: 1678090) - continued									
Tin, dissolved	7440-31-5	E421	0.0001	mg/L	0.5 mg/L	90.4	80.0	120	----
Titanium, dissolved	7440-32-6	E421	0.0003	mg/L	0.25 mg/L	95.6	80.0	120	----
Tungsten, dissolved	7440-33-7	E421	0.0001	mg/L	0.1 mg/L	98.2	80.0	120	----
Uranium, dissolved	7440-61-1	E421	0.00001	mg/L	0.005 mg/L	93.3	80.0	120	----
Vanadium, dissolved	7440-62-2	E421	0.0005	mg/L	0.5 mg/L	99.0	80.0	120	----
Zinc, dissolved	7440-66-6	E421	0.001	mg/L	0.5 mg/L	92.8	80.0	120	----
Zirconium, dissolved	7440-67-7	E421	0.0002	mg/L	0.1 mg/L	86.2	80.0	120	----
Mercury, dissolved	7439-97-6	E509	0.000005	mg/L	0 mg/L	97.8	80.0	120	----

Matrix Spike (MS) Report

A Matrix Spike (MS) is a randomly selected intra-laboratory replicate sample that has been fortified (spiked) with test analytes at known concentration, and processed in an identical manner to test samples. Matrix Spikes provide information regarding analyte recovery and potential matrix effects. MS DQO exceedances due to sample matrix may sometimes be unavoidable; in such cases, test results for the associated sample (or similar samples) may be subject to bias. ND – Recovery not determined, background level >= 1x spike level.

Sub-Matrix: **Water**

					Matrix Spike (MS) Report					
					Spike		Recovery (%)	Recovery Limits (%)		
Laboratory sample ID	Client sample ID	Analyte	CAS Number	Method	Concentration	Target	MS	Low	High	Qualifier
Anions and Nutrients (QCLot: 1670663)										
WP2422660-002	FLB-01	Sulfate (as SO4)	14808-79-8	E235.SO4	97.0 mg/L	100 mg/L	97.0	75.0	125	----
Anions and Nutrients (QCLot: 1670664)										
WP2422660-002	FLB-01	Chloride	16887-00-6	E235.Cl-L	99.6 mg/L	100 mg/L	99.6	75.0	125	----
Anions and Nutrients (QCLot: 1670665)										
WP2422660-015	FLB-14	Sulfate (as SO4)	14808-79-8	E235.SO4	98.4 mg/L	100 mg/L	98.4	75.0	125	----
Anions and Nutrients (QCLot: 1670666)										
WP2422660-015	FLB-14	Chloride	16887-00-6	E235.Cl-L	102 mg/L	100 mg/L	102	75.0	125	----
Anions and Nutrients (QCLot: 1678152)										
WP2422660-002	FLB-01	Phosphorus, total	7723-14-0	E372-U	0.263 mg/L	0.25 mg/L	105	70.0	130	----
Anions and Nutrients (QCLot: 1686052)										
WP2422841-001	Anonymous	Phosphorus, total	7723-14-0	E372-U	0.246 mg/L	0.25 mg/L	98.6	70.0	130	----
Dissolved Metals (QCLot: 1678051)										
WP2422737-001	Anonymous	Aluminum, dissolved	7429-90-5	E421	0.210 mg/L	0.2 mg/L	105	70.0	130	----
		Antimony, dissolved	7440-36-0	E421	0.0210 mg/L	0.02 mg/L	105	70.0	130	----
		Arsenic, dissolved	7440-38-2	E421	0.0217 mg/L	0.02 mg/L	108	70.0	130	----
		Barium, dissolved	7440-39-3	E421	ND mg/L	----	ND	70.0	130	----
		Beryllium, dissolved	7440-41-7	E421	0.0435 mg/L	0.04 mg/L	109	70.0	130	----
		Bismuth, dissolved	7440-69-9	E421	0.00979 mg/L	0.01 mg/L	97.9	70.0	130	----
		Boron, dissolved	7440-42-8	E421	ND mg/L	----	ND	70.0	130	----
		Cadmium, dissolved	7440-43-9	E421	0.00404 mg/L	0.004 mg/L	101	70.0	130	----
		Calcium, dissolved	7440-70-2	E421	ND mg/L	----	ND	70.0	130	----
		Cesium, dissolved	7440-46-2	E421	0.0108 mg/L	0.01 mg/L	108	70.0	130	----
		Chromium, dissolved	7440-47-3	E421	0.0414 mg/L	0.04 mg/L	104	70.0	130	----
		Cobalt, dissolved	7440-48-4	E421	0.0198 mg/L	0.02 mg/L	99.2	70.0	130	----
		Copper, dissolved	7440-50-8	E421	0.0191 mg/L	0.02 mg/L	95.6	70.0	130	----
		Iron, dissolved	7439-89-6	E421	1.98 mg/L	2 mg/L	98.9	70.0	130	----
		Lead, dissolved	7439-92-1	E421	0.0196 mg/L	0.02 mg/L	97.8	70.0	130	----
		Lithium, dissolved	7439-93-2	E421	0.0978 mg/L	0.1 mg/L	97.8	70.0	130	----
		Magnesium, dissolved	7439-95-4	E421	ND mg/L	----	ND	70.0	130	----
		Manganese, dissolved	7439-96-5	E421	0.0206 mg/L	0.02 mg/L	103	70.0	130	----
		Molybdenum, dissolved	7439-98-7	E421	0.0215 mg/L	0.02 mg/L	108	70.0	130	----
		Nickel, dissolved	7440-02-0	E421	0.0385 mg/L	0.04 mg/L	96.3	70.0	130	----
		Phosphorus, dissolved	7723-14-0	E421	11.2 mg/L	10 mg/L	112	70.0	130	----
		Potassium, dissolved	7440-09-7	E421	ND mg/L	----	ND	70.0	130	----
		Rubidium, dissolved	7440-17-7	E421	0.0214 mg/L	0.02 mg/L	107	70.0	130	----
		Selenium, dissolved	7782-49-2	E421	0.0422 mg/L	0.04 mg/L	106	70.0	130	----

Sub-Matrix: **Water**

					Matrix Spike (MS) Report					
					Spike		Recovery (%)	Recovery Limits (%)		
Laboratory sample ID	Client sample ID	Analyte	CAS Number	Method	Concentration	Target	MS	Low	High	Qualifier
Dissolved Metals (QCLot: 1678051) - continued										
WP2422737-001	Anonymous	Silicon, dissolved	7440-21-3	E421	ND mg/L	----	ND	70.0	130	----
		Silver, dissolved	7440-22-4	E421	0.00318 mg/L	0.004 mg/L	79.4	70.0	130	----
		Sodium, dissolved	7440-23-5	E421	ND mg/L	----	ND	70.0	130	----
		Strontium, dissolved	7440-24-6	E421	ND mg/L	----	ND	70.0	130	----
		Sulfur, dissolved	7704-34-9	E421	22.6 mg/L	20 mg/L	113	70.0	130	----
		Tellurium, dissolved	13494-80-9	E421	0.0417 mg/L	0.04 mg/L	104	70.0	130	----
		Thallium, dissolved	7440-28-0	E421	0.00404 mg/L	0.004 mg/L	101	70.0	130	----
		Thorium, dissolved	7440-29-1	E421	0.0216 mg/L	0.02 mg/L	108	70.0	130	----
		Tin, dissolved	7440-31-5	E421	0.0207 mg/L	0.02 mg/L	103	70.0	130	----
		Titanium, dissolved	7440-32-6	E421	0.0416 mg/L	0.04 mg/L	104	70.0	130	----
		Tungsten, dissolved	7440-33-7	E421	0.0210 mg/L	0.02 mg/L	105	70.0	130	----
		Uranium, dissolved	7440-61-1	E421	ND mg/L	----	ND	70.0	130	----
		Vanadium, dissolved	7440-62-2	E421	0.106 mg/L	0.1 mg/L	106	70.0	130	----
		Zinc, dissolved	7440-66-6	E421	0.386 mg/L	0.4 mg/L	96.5	70.0	130	----
		Zirconium, dissolved	7440-67-7	E421	0.0437 mg/L	0.04 mg/L	109	70.0	130	----
Dissolved Metals (QCLot: 1678090)										
WP2422660-007	FLB-06	Aluminum, dissolved	7429-90-5	E421	0.205 mg/L	0.2 mg/L	102	70.0	130	----
		Antimony, dissolved	7440-36-0	E421	0.0196 mg/L	0.02 mg/L	98.2	70.0	130	----
		Arsenic, dissolved	7440-38-2	E421	0.0206 mg/L	0.02 mg/L	103	70.0	130	----
		Barium, dissolved	7440-39-3	E421	0.0194 mg/L	0.02 mg/L	97.2	70.0	130	----
		Beryllium, dissolved	7440-41-7	E421	0.0409 mg/L	0.04 mg/L	102	70.0	130	----
		Bismuth, dissolved	7440-69-9	E421	0.00924 mg/L	0.01 mg/L	92.4	70.0	130	----
		Boron, dissolved	7440-42-8	E421	0.102 mg/L	0.1 mg/L	102	70.0	130	----
		Cadmium, dissolved	7440-43-9	E421	0.00419 mg/L	0.004 mg/L	105	70.0	130	----
		Calcium, dissolved	7440-70-2	E421	ND mg/L	----	ND	70.0	130	----
		Cesium, dissolved	7440-46-2	E421	0.00988 mg/L	0.01 mg/L	98.8	70.0	130	----
		Chromium, dissolved	7440-47-3	E421	0.0414 mg/L	0.04 mg/L	103	70.0	130	----
		Cobalt, dissolved	7440-48-4	E421	0.0212 mg/L	0.02 mg/L	106	70.0	130	----
		Copper, dissolved	7440-50-8	E421	0.0212 mg/L	0.02 mg/L	106	70.0	130	----
		Iron, dissolved	7439-89-6	E421	2.10 mg/L	2 mg/L	105	70.0	130	----
		Lead, dissolved	7439-92-1	E421	0.0196 mg/L	0.02 mg/L	98.0	70.0	130	----
		Lithium, dissolved	7439-93-2	E421	0.107 mg/L	0.1 mg/L	107	70.0	130	----
		Magnesium, dissolved	7439-95-4	E421	1.06 mg/L	1 mg/L	106	70.0	130	----
		Manganese, dissolved	7439-96-5	E421	0.0216 mg/L	0.02 mg/L	108	70.0	130	----
		Molybdenum, dissolved	7439-98-7	E421	0.0195 mg/L	0.02 mg/L	97.6	70.0	130	----
		Nickel, dissolved	7440-02-0	E421	0.0417 mg/L	0.04 mg/L	104	70.0	130	----
		Phosphorus, dissolved	7723-14-0	E421	10.4 mg/L	10 mg/L	104	70.0	130	----
		Potassium, dissolved	7440-09-7	E421	4.19 mg/L	4 mg/L	105	70.0	130	----
		Rubidium, dissolved	7440-17-7	E421	0.0210 mg/L	0.02 mg/L	105	70.0	130	----
		Selenium, dissolved	7782-49-2	E421	0.0424 mg/L	0.04 mg/L	106	70.0	130	----
		Silicon, dissolved	7440-21-3	E421	9.46 mg/L	10 mg/L	94.6	70.0	130	----
		Silver, dissolved	7440-22-4	E421	0.00379 mg/L	0.004 mg/L	94.7	70.0	130	----
		Sodium, dissolved	7440-23-5	E421	2.23 mg/L	2 mg/L	112	70.0	130	----
		Strontium, dissolved	7440-24-6	E421	ND mg/L	----	ND	70.0	130	----

Sub-Matrix: **Water**

					Matrix Spike (MS) Report					
					Spike		Recovery (%)	Recovery Limits (%)		
Laboratory sample ID	Client sample ID	Analyte	CAS Number	Method	Concentration	Target	MS	Low	High	Qualifier
Dissolved Metals (QCLot: 1678090) - continued										
WP2422660-007	FLB-06	Sulfur, dissolved	7704-34-9	E421	20.9 mg/L	20 mg/L	104	70.0	130	----
		Tellurium, dissolved	13494-80-9	E421	0.0401 mg/L	0.04 mg/L	100	70.0	130	----
		Thallium, dissolved	7440-28-0	E421	0.00395 mg/L	0.004 mg/L	98.8	70.0	130	----
		Thorium, dissolved	7440-29-1	E421	0.0205 mg/L	0.02 mg/L	103	70.0	130	----
		Tin, dissolved	7440-31-5	E421	0.0198 mg/L	0.02 mg/L	99.2	70.0	130	----
		Titanium, dissolved	7440-32-6	E421	0.0407 mg/L	0.04 mg/L	102	70.0	130	----
		Tungsten, dissolved	7440-33-7	E421	0.0201 mg/L	0.02 mg/L	100	70.0	130	----
		Uranium, dissolved	7440-61-1	E421	0.00390 mg/L	0.004 mg/L	97.6	70.0	130	----
		Vanadium, dissolved	7440-62-2	E421	0.105 mg/L	0.1 mg/L	105	70.0	130	----
		Zinc, dissolved	7440-66-6	E421	0.412 mg/L	0.4 mg/L	103	70.0	130	----
		Zirconium, dissolved	7440-67-7	E421	0.0385 mg/L	0.04 mg/L	96.4	70.0	130	----
Dissolved Metals (QCLot: 1682495)										
WP2422660-002	FLB-01	Mercury, dissolved	7439-97-6	E509	0.0000895 mg/L	0 mg/L	89.5	70.0	130	----

Report To		Reports / Recipients	Turnaround Time (TAT) Requested
Company:	Kinross - Great Bear Resources	Select Report Format: ☑ PDF ☑ EXCEL ☑ EDD (DIGITAL)	☑ Routine [R] if received by 3pm M-F - no surcharges apply
Contact:	Hannah Hillier	Merge QC/QCI Reports with COA ☑ YES ☐ NO ☐ N/A	☐ 4 day [P4] if received by 3pm M-F - 20% rush surcharge minimum
Phone:	(807) 633-2492	☐ Compare Results to Criteria on Report - provide details below if box checked	☐ 3 day [P3] if received by 3pm M-F - 25% rush surcharge minimum
		Select Distribution: ☑ EMAIL ☐ MAIL ☐ FAX	☐ 2 day [P2] if received by 3pm M-F - 50% rush surcharge minimum
Street:	19 Young Street	Email 1 ashley.moncrief@kinross.com	☐ 1 day [E] if received by 3pm M-F - 100% rush surcharge minimum
City/Province:	Red Lake, ON	Email 2 hannah.hillier@kinross.com	☐ Same day [E2] if received by 10am M-S - 200% rush surcharge.
Postal Code:	P0V2M0	Email 3 christopher.reid@kinross.com	Additional fees may apply to rush requests on weekends, s tests.
Invoice To	Same as Report To ☑ YES ☐ NO	Email 4 jacob.mcfee@kinross.com	Date and Time Required for all t
	Copy of Invoice with Report ☑ YES ☐ NO	Email 5 curtis.bloemberg@kinross.com	Analysis Request
Company:		Email 6 emily.meek@kinross.com	
		Email 7 aaron.peloquin@kinross.com	
		Email 8 anna.klein@wsp.com	
Contact:		Email 9 kristen.gault@wsp.com	

Project Information		Invoice Recipients
ALS Account # / Quote #:	PPR-022-3	Select Invoice Distribution: ☑ EMAIL ☐ MAIL ☐ FAX
Job #:	PPR-022-3	Email 1 invoice@kinross.com

ALS Lab Work Order # (ALS use only): WP2422660 ALS Contact: Judy Dalmaijer Sampler: Jacob

ALS Sample # (ALS use only)	Sample Identification and/or Coordinates (This description will appear on the report)	Date (dd-mm-yy)	Time (hh:mm)	Sample Type	NUMBER OF CONTAINERS	Field Filtered - DISSOLVED METALS AND MERCURY ONLY	Dissolved Metals	FLB-BIW - Dissolved Mercury by CVAAS (5 ng/L Detection Limit)	FLB-BIW - Anions (SO4, Cl, F)	FLB-BIW - Alkalinity, pH, Conductivity	FLB-BIW - Total Phosphorus (Colorimetry)	FLB-BIW - Acidity	FLB-BIW - TDS	Field pH	Field Conductivity (us/c	Field Temperature
	FLB-Blank	23-Sep-24	14:10	Water	5	x	x	x	x	x	x	x	x	8.28	6	9.33
	FLB-01	23-Sep-24	11:00	Water	5	x	x	x	x	x	x	x	x	7.96	81	7.45
	FLB-02	23-Sep-24	11:20	Water	5	x	x	x	x	x	x	x	x	8.2	45	7.54
	FLB-03	23-Sep-24	11:35	Water	5	x	x	x	x	x	x	x	x	7.92	105	8.06
	FLB-04	23-Sep-24	11:40	Water	5	x	x	x	x	x	x	x	x	8.03	53	7.95
	FLB-05	23-Sep-24	11:55	Water	5	x	x	x	x	x	x	x	x	7.92	91	7.5
	FLB-06	23-Sep-24	12:10	Water	5	x	x	x	x	x	x	x	x	8.2	70	6.77
	FLB-07	23-Sep-24	12:20	Water	5	x	x	x	x	x	x	x	x	7.94	88	6.46
	FLB-08	23-Sep-24	12:35	Water	5	x	x	x	x	x	x	x	x	7.71	62	7.43
	FLB-09	23-Sep-24	12:45	Water	5	x	x	x	x	x	x	x	x	7.88	48	7.74
	FLB-10	23-Sep-24	12:55	Water	5	x	x	x	x	x	x	x	x	8.42	78	8.47
	FLB-11	23-Sep-24	13:05	Water	5	x	x	x	x	x	x	x	x	8.57	71	8.39
	FLB-12	23-Sep-24	13:25	Water	5	x	x	x	x	x	x	x	x	8.3	70	9.47
	FLB-13	23-Sep-24	13:45	Water	5	x	x	x	x	x	x	x	x	8.17	129	8.78
	FLB-14	23-Sep-24	13:50	Water	5	x	x	x	x	x	x	x	x	8.13	86	8.1
	FLB-15	23-Sep-24	14:00	Water	5	x	x	x	x	x	x	x	x	8.06	53	7.92
	FLB-Duplicate	23-Sep-24	11:20	Water	5	x	x	x	x	x	x	x	x	8.2	45	7.54
	FLB-FIELDBLANK	23-Sep-24	14:20	Water	2	x	x	x								

SHIPMENT RELEASE (client use)				INITIAL SHIPMENT RECEPTION (ALS use only)			FINAL SHIPMENT RECEPTION (ALS use only)	
Released by:	JM	Jacob McFee	23-Sep 8:30	Received by: RS	Date: 24/09/2024	Time: 9:53	Received by:	Time:

17.4°

Environmental Division
Winnipeg
Work Order Reference
WP2422660

Telephone : +1 204 255 9720

Sample Intake

Client: Kinross - Great Bear Resources					COC receipt info complete	☐
Express TAT?	no	same day	1 day	Yes: 2 day	3 days	4 day
Short hold time?	no	<24 hrs	1 day	Yes: 2 days	3 days	4 days
Matrix	Water	Soil/solid	Air	Biota	Food/micro	Other

Total number of bottles/fractions:

Green/white	8 X 500ml	Orange/black	
Purple/white		Dark blue/white	
Red/white	9 X 250 ml	Black/white	8 X 250 ml
Dark green/white		Brown/white	
Grey/white		Pink/white	
Yellow/black	9 X 40ml	Beige/white	
Light blue/white		Other (specify) Amber	8 X 250 ml

Comments:
17.4 C

Sample Login

Receipt Window	√/X	N/A	Bottles	√/X	N/A
# of fractions, matrix and submatrix			All received bottles have IDs		
Client, office, contact, quote, project			Type, volume, and locations		
Receipt time/date, PO, project, site			Labels and internal COCs printed		
Temp, cooling method, sampler			Client Contacts	√/X	N/A
Sample Info	√/X	N/A	Report/invoice/EDD recipients		
Sample date/time			Report types/formats		
Sample ID/description			Post-committing	√/X	N/A
Sizes items			Runs built and field data entered		
Guidelines/thresholds			Billing information entered		
Additional sample/WO information			Action Required?	Yes	No
Due Dates	√/X	N/A	Update default receipt data		
COC/GEL/client due dates match			Update default report data		
Express TAT surcharges			Add sales/billing items to quote		
Clock running for all samples			SIF initiated (elaborate in comments)		

Comments:

CERTIFICATE OF ANALYSIS

Work Order	:	**WP2424638**		
Client	:	**Great Bear Resources Ltd**	Laboratory	: ALS Environmental - Winnipeg
Contact	:	Ashley Moncrief	Account Manager	: Judy Dalmaijer
Address	:	Great Bear Resources Ltd. 117 Forestry Road Red Lake Ontario Canada P0V 2M0	Address	: 1329 Niakwa Road East, Unit 12 Winnipeg MB Canada R2J 3T4
Telephone	:	807 630 0203	Telephone	: +1 204 255 9720
Project	:	PPR-022-3	Date Samples Received	: 22-Oct-2024 10:14
PO	:	PPR-022-3	Date Analysis Commenced	: 22-Oct-2024
C-O-C number	:	----	Issue Date	: 30-Oct-2024 13:58
Sampler	:	----		
Site	:	----		
Quote number	:	2024 Standing offer		
No. of samples received	:	16		
No. of samples analysed	:	16		

This report supersedes any previous report(s) with this reference. Results apply to the sample(s) as submitted. This document shall not be reproduced, except in full.

This Certificate of Analysis contains the following information:

- General Comments
- Analytical Results

Additional information pertinent to this report will be found in the following separate attachments: Quality Control Report, QC Interpretive report to assist with Quality Review and Sample Receipt Notification (SRN).

Signatories

This document has been electronically signed by the authorized signatories below. Electronic signing is conducted in accordance with US FDA 21 CFR Part 11.

Signatories	*Position*	*Laboratory Department*
Leila Conyard	Lab Assistant	Metals, Winnipeg, Manitoba
Oleksandr Busel		Metals, Winnipeg, Manitoba
Oleksandr Busel		Inorganics, Winnipeg, Manitoba
Walt Kippenhuck	Supervisor - Inorganic	Inorganics, Waterloo, Ontario

General Comments

The analytical methods used by ALS are developed using internationally recognized reference methods (where available), such as those published by US EPA, APHA Standard Methods, ASTM, ISO, Environment Canada, BC MOE, and Ontario MOE. Refer to the ALS Quality Control Interpretive report (QCI) for applicable references and methodology summaries. Reference methods may incorporate modifications to improve performance.

Where a reported less than (<) result is higher than the LOR, this may be due to primary sample extract/digestate dilution and/or insufficient sample for analysis.

Where the LOR of a reported result differs from standard LOR, this may be due to high moisture content, insufficient sample (reduced weight employed) or matrix interference.

Please refer to Quality Control Interpretive report (QCI) for information regarding Holding Time compliance.

Key: CAS Number: Chemical Abstracts Services number is a unique identifier assigned to discrete substances.
LOR: Limit of Reporting (detection limit).

Unit	*Description*
mg/L	milligrams per litre
pH units	pH units
µS/cm	microsiemens per centimetre
-	no units

<: less than.
>: greater than.
Surrogate: An analyte that is similar in behavior to target analyte(s), but that does not occur naturally in environmental samples. For applicable tests, surrogates are added to samples prior to analysis as a check on recovery.

Test results reported relate only to the samples as received by the laboratory.
UNLESS OTHERWISE STATED on SRN or QCI Report, ALL SAMPLES WERE RECEIVED IN ACCEPTABLE CONDITION.

Workorder Comments

Sample(s) -001, -005: Insufficient Sample for anions, alkalinity, pH, conductivity, TDS analysis. The requested analysis cannot be performed.

Analytical Results

Sub-Matrix: Water
(Matrix: Water)

Analyte	CAS Number	Method/Lab/Accreditation	LOR	Unit	Client sample ID	FLB-01	FLB-02	FLB-03	FLB-04	FLB-05
					Client sampling date / time	20-Oct-2024 10:15	20-Oct-2024 10:35	20-Oct-2024 10:50	20-Oct-2024 11:10	20-Oct-2024 11:30
						WP2424638-001	WP2424638-002	WP2424638-003	WP2424638-004	WP2424638-005
						Result	Result	Result	Result	Result
Physical Tests										
Acidity (as CaCO3)	----	E283/WT	2.0	mg/L		<2.0	<2.0	6.4	3.1	<2.0
Alkalinity, bicarbonate (as CaCO3)	----	E290/WP	1.0	mg/L		----	29.4	64.6	29.1	19.6
Alkalinity, carbonate (as CaCO3)	----	E290/WP	1.0	mg/L		----	<1.0	<1.0	<1.0	<1.0
Alkalinity, hydroxide (as CaCO3)	----	E290/WP	1.0	mg/L		----	<1.0	<1.0	<1.0	<1.0
Alkalinity, phenolphthalein (as CaCO3)	----	E290/WP	1.0	mg/L		----	<1.0	<1.0	<1.0	<1.0
Alkalinity, total (as CaCO3)	----	E290/WP	1.0	mg/L		----	29.4	64.6	29.1	19.6
Conductivity	----	E100/WP	1.0	µS/cm		----	83.3	172	106	143
Hardness (as CaCO3), dissolved	----	EC100/WP	0.50	mg/L		59.3	33.6	69.4	45.4	58.4
pH	----	E108/WP	0.10	pH units		----	7.47	7.42	7.44	7.33
Solids, total dissolved [TDS]	----	E162-L/WP	3.0	mg/L		----	48.5	101	77.5	85.5
Anions and Nutrients										
Chloride	16887-00-6	E235.Cl-L/WP	0.10	mg/L		----	0.88	0.62	0.28	0.64
Fluoride	16984-48-8	E235.F/WP	0.020	mg/L		----	0.013	0.034	0.186	0.023
Phosphorus, total	7723-14-0	E372-U/WP	0.0020	mg/L		0.182	0.0417	0.634	0.0089	0.0291
Sulfate (as SO4)	14808-79-8	E235.SO4/WP	0.30	mg/L		----	8.35	19.7	17.8	41.2
Dissolved Metals										
Aluminum, dissolved	7429-90-5	E421/WP	0.0010	mg/L		0.0081	0.0219	0.0144	0.0040	0.0023
Antimony, dissolved	7440-36-0	E421/WP	0.00010	mg/L		0.00526	0.00149	0.00252	0.00204	0.00063
Arsenic, dissolved	7440-38-2	E421/WP	0.00010	mg/L		0.0431	0.00137	0.00842	0.00814	0.00077
Barium, dissolved	7440-39-3	E421/WP	0.00010	mg/L		0.0203	0.0133	0.0159	0.0240	0.0195
Beryllium, dissolved	7440-41-7	E421/WP	0.000020	mg/L		Not Detected	Not Detected	0.0000035	Not Detected	Not Detected

Analytical Results

Sub-Matrix: Water
(Matrix: Water)

Analyte	CAS Number	Method/Lab/Accreditation	LOR	Unit	Client sample ID	FLB-01	FLB-02	FLB-03	FLB-04	FLB-05
					Client sampling date / time	20-Oct-2024 10:15	20-Oct-2024 10:35	20-Oct-2024 10:50	20-Oct-2024 11:10	20-Oct-2024 11:30
						WP2424638-001	WP2424638-002	WP2424638-003	WP2424638-004	WP2424638-005
						Result	Result	Result	Result	Result
Dissolved Metals										
Bismuth, dissolved	7440-69-9	E421/WP	0.000050	mg/L		Not Detected	Not Detected	Not Detected	Not Detected	Not Detected
Boron, dissolved	7440-42-8	E421/WP	0.010	mg/L		0.014	0.0017	0.0034	0.0039	0.013
Cadmium, dissolved	7440-43-9	E421/WP	0.0000050	mg/L		0.0000100	0.0000016	0.0000014	0.0000056	0.00201
Calcium, dissolved	7440-70-2	E421/WP	0.050	mg/L		21.9	12.5	25.9	16.7	20.6
Cesium, dissolved	7440-46-2	E421/WP	0.000010	mg/L		0.0000037	0.0000049	0.000020	0.0000052	0.0000088
Chromium, dissolved	7440-47-3	E421/WP	0.00050	mg/L		0.00029	0.00015	0.00033	0.000086	0.00021
Cobalt, dissolved	7440-48-4	E421/WP	0.00010	mg/L		0.00107	0.000080	0.000081	0.00026	0.00019
Copper, dissolved	7440-50-8	E421/WP	0.00020	mg/L		0.00777	0.00250	0.00192	0.00142	0.00122
Iron, dissolved	7439-89-6	E421/WP	0.010	mg/L		0.0050	0.0019	Not Detected	0.0022	0.0013
Lead, dissolved	7439-92-1	E421/WP	0.000050	mg/L		0.000017	0.000010	Not Detected	0.000014	0.000026
Lithium, dissolved	7439-93-2	E421/WP	0.0010	mg/L		Not Detected	Not Detected	Not Detected	Not Detected	0.00079
Magnesium, dissolved	7439-95-4	E421/WP	0.0050	mg/L		1.12	0.586	1.15	0.888	1.69
Manganese, dissolved	7439-96-5	E421/WP	0.00010	mg/L		0.00958	0.00063	0.00022	0.0276	0.0580
Mercury, dissolved	7439-97-6	E509/WP	0.0000050	mg/L		<0.0000050	<0.0000050	<0.0000050	<0.0000050	<0.0000050
Molybdenum, dissolved	7439-98-7	E421/WP	0.000050	mg/L		0.00278	0.00154	0.00203	0.00111	0.000449
Nickel, dissolved	7440-02-0	E421/WP	0.00050	mg/L		0.00106	0.00022	0.00016	0.00022	0.00142
Phosphorus, dissolved	7723-14-0	E421/WP	0.050	mg/L		0.017	Not Detected	Not Detected	Not Detected	Not Detected
Potassium, dissolved	7440-09-7	E421/WP	0.050	mg/L		2.63	1.49	2.76	1.91	1.38
Rubidium, dissolved	7440-17-7	E421/WP	0.00020	mg/L		0.00441	0.00215	0.00473	0.00354	0.00254
Selenium, dissolved	7782-49-2	E421/WP	0.000050	mg/L		0.000583	0.000220	0.000172	0.000979	0.00225
Silicon, dissolved	7440-21-3	E421/WP	0.050	mg/L		1.26	1.30	1.40	1.13	1.22

Analytical Results

Sub-Matrix: Water
(Matrix: Water)

Analyte	CAS Number	Method/Lab/Accreditation	LOR	Unit	Client sample ID	FLB-01	FLB-02	FLB-03	FLB-04	FLB-05
					Client sampling date / time	20-Oct-2024 10:15	20-Oct-2024 10:35	20-Oct-2024 10:50	20-Oct-2024 11:10	20-Oct-2024 11:30
						WP2424638-001	WP2424638-002	WP2424638-003	WP2424638-004	WP2424638-005
						Result	Result	Result	Result	Result
Dissolved Metals										
Silver, dissolved	7440-22-4	E421/WP	0.000010	mg/L		0.000039	0.0000016	0.0000018	0.0000034	0.0000040
Sodium, dissolved	7440-23-5	E421/WP	0.050	mg/L		2.59	1.58	2.34	0.858	1.76
Strontium, dissolved	7440-24-6	E421/WP	0.00020	mg/L		0.0909	0.0520	0.119	0.0704	0.0930
Sulfur, dissolved	7704-34-9	E421/WP	0.50	mg/L		7.62	2.82	6.38	5.71	13.1
Tellurium, dissolved	13494-80-9	E421/WP	0.00020	mg/L		Not Detected	Not Detected	Not Detected	Not Detected	Not Detected
Thallium, dissolved	7440-28-0	E421/WP	0.000010	mg/L		0.0000066	0.0000046	0.0000098	0.0000089	0.000015
Thorium, dissolved	7440-29-1	E421/WP	0.00010	mg/L		0.000017	Not Detected	Not Detected	Not Detected	Not Detected
Tin, dissolved	7440-31-5	E421/WP	0.00010	mg/L		0.00012	0.000044	Not Detected	0.000040	Not Detected
Titanium, dissolved	7440-32-6	E421/WP	0.00030	mg/L		0.00022	0.000092	0.000035	0.000068	Not Detected
Tungsten, dissolved	7440-33-7	E421/WP	0.00010	mg/L		0.00162	0.00029	0.00094	0.00027	0.000071
Uranium, dissolved	7440-61-1	E421/WP	0.000010	mg/L		0.00144	0.00164	0.0147	0.000311	0.000166
Vanadium, dissolved	7440-62-2	E421/WP	0.00050	mg/L		0.00106	0.00079	0.00090	0.00084	0.00026
Zinc, dissolved	7440-66-6	E421/WP	0.0010	mg/L		0.0033	0.0047	0.0013	0.0045	0.206
Zirconium, dissolved	7440-67-7	E421/WP	0.00030	mg/L		0.00022	0.000050	0.000064	0.000030	Not Detected
Dissolved mercury filtration location	----	EP509/WP	-	-		Field	Field	Field	Field	Field
Dissolved metals filtration location	----	EP421/WP	-	-		Field	Field	Field	Field	Field

Please refer to the General Comments section for an explanation of any result qualifiers detected.
Please refer to the Accreditation section for an explanation of analyte accreditations.

Analytical Results

Sub-Matrix: Water
(Matrix: Water)

Analyte	CAS Number	Method/Lab/Accreditation	LOR	Unit	Client sample ID	FLB-06	FLB-07	FLB-08	FLB-09	FLB-10
					Client sampling date / time	20-Oct-2024 11:50	20-Oct-2024 12:20	20-Oct-2024 12:40	20-Oct-2024 13:00	20-Oct-2024 13:20
						WP2424638-006	WP2424638-007	WP2424638-008	WP2424638-009	WP2424638-010
						Result	Result	Result	Result	Result
Physical Tests										
Acidity (as CaCO3)	----	E283/WT	2.0	mg/L		<2.0	<2.0	2.3	2.0	2.3
Alkalinity, bicarbonate (as CaCO3)	----	E290/WP	1.0	mg/L		32.3	3.0	----	37.1	61.8
Alkalinity, carbonate (as CaCO3)	----	E290/WP	1.0	mg/L		<1.0	<1.0	----	<1.0	<1.0
Alkalinity, hydroxide (as CaCO3)	----	E290/WP	1.0	mg/L		<1.0	<1.0	----	<1.0	<1.0
Alkalinity, phenolphthalein (as CaCO3)	----	E290/WP	1.0	mg/L		<1.0	<1.0	----	<1.0	<1.0
Alkalinity, total (as CaCO3)	----	E290/WP	1.0	mg/L		32.3	3.0	----	37.1	61.8
Conductivity	----	E100/WP	1.0	µS/cm		137	141	----	97.1	134
Hardness (as CaCO3), dissolved	----	EC100/WP	0.50	mg/L		56.8	52.1	50.1	40.7	55.2
pH	----	E108/WP	0.10	pH units		7.46	6.28	----	7.48	7.63
Solids, total dissolved [TDS]	----	E162-L/WP	3.0	mg/L		88.5	82.8	----	57.2	81.2
Anions and Nutrients										
Chloride	16887-00-6	E235.Cl-L/WP	0.10	mg/L		0.35	0.50	----	0.33	0.31
Fluoride	16984-48-8	E235.F/WP	0.020	mg/L		0.031	0.057	----	0.0070	0.049
Phosphorus, total	7723-14-0	E372-U/WP	0.0020	mg/L		0.0504	0.0107	0.0552	0.0545	0.0153
Sulfate (as SO4)	14808-79-8	E235.SO4/WP	0.30	mg/L		29.7	52.9	----	8.19	4.89
Dissolved Metals										
Aluminum, dissolved	7429-90-5	E421/WP	0.0010	mg/L		0.0104	0.0026	0.0184	0.0135	0.0294
Antimony, dissolved	7440-36-0	E421/WP	0.00010	mg/L		0.00255	0.00014	0.00042	0.00038	0.00066
Arsenic, dissolved	7440-38-2	E421/WP	0.00010	mg/L		0.00940	0.00032	0.00787	0.00858	0.00748
Barium, dissolved	7440-39-3	E421/WP	0.00010	mg/L		0.0208	0.0326	0.0201	0.0162	0.0254
Beryllium, dissolved	7440-41-7	E421/WP	0.000020	mg/L		Not Detected	0.0000088	0.0000070	Not Detected	Not Detected

Analytical Results

Sub-Matrix: Water
(Matrix: Water)

Analyte	CAS Number	Method/Lab/Accreditation	LOR	Unit	Client sample ID	FLB-06	FLB-07	FLB-08	FLB-09	FLB-10
					Client sampling date / time	20-Oct-2024 11:50	20-Oct-2024 12:20	20-Oct-2024 12:40	20-Oct-2024 13:00	20-Oct-2024 13:20
						WP2424638-006	WP2424638-007	WP2424638-008	WP2424638-009	WP2424638-010
						Result	Result	Result	Result	Result
Dissolved Metals										
Bismuth, dissolved	7440-69-9	E421/WP	0.000050	mg/L		Not Detected	Not Detected	0.0000069	Not Detected	Not Detected
Boron, dissolved	7440-42-8	E421/WP	0.010	mg/L		0.0050	0.017	0.0064	0.0060	0.0014
Cadmium, dissolved	7440-43-9	E421/WP	0.0000050	mg/L		0.0000055	0.000291	0.0000096	0.0000072	0.0000157
Calcium, dissolved	7440-70-2	E421/WP	0.050	mg/L		20.5	16.6	18.6	15.1	20.2
Cesium, dissolved	7440-46-2	E421/WP	0.000010	mg/L		0.0000041	0.0000077	0.000015	0.000010	0.000035
Chromium, dissolved	7440-47-3	E421/WP	0.00050	mg/L		0.00023	Not Detected	0.00014	0.00016	0.00016
Cobalt, dissolved	7440-48-4	E421/WP	0.00010	mg/L		0.00013	0.00038	0.00041	0.00026	0.00016
Copper, dissolved	7440-50-8	E421/WP	0.00020	mg/L		0.00122	0.00066	0.00280	0.00257	0.00271
Iron, dissolved	7439-89-6	E421/WP	0.010	mg/L		0.0021	0.0013	0.0040	0.0015	0.0033
Lead, dissolved	7439-92-1	E421/WP	0.000050	mg/L		0.000025	0.0000058	0.000021	Not Detected	0.000011
Lithium, dissolved	7439-93-2	E421/WP	0.0010	mg/L		0.00040	0.0011	0.00017	0.00019	0.00067
Magnesium, dissolved	7439-95-4	E421/WP	0.0050	mg/L		1.36	2.59	0.879	0.726	1.17
Manganese, dissolved	7439-96-5	E421/WP	0.00010	mg/L		0.00962	0.263	0.00138	0.00317	0.00079
Mercury, dissolved	7439-97-6	E509/WP	0.0000050	mg/L		<0.0000050	<0.0000050	<0.0000050	<0.0000050	<0.0000050
Molybdenum, dissolved	7439-98-7	E421/WP	0.000050	mg/L		0.00120	0.000029	0.000269	0.000239	0.000325
Nickel, dissolved	7440-02-0	E421/WP	0.00050	mg/L		0.00031	0.00967	0.00043	0.00053	0.00042
Phosphorus, dissolved	7723-14-0	E421/WP	0.050	mg/L		Not Detected	Not Detected	Not Detected	0.0066	Not Detected
Potassium, dissolved	7440-09-7	E421/WP	0.050	mg/L		1.70	1.22	1.44	1.44	2.84
Rubidium, dissolved	7440-17-7	E421/WP	0.00020	mg/L		0.00302	0.00333	0.00322	0.00313	0.00547
Selenium, dissolved	7782-49-2	E421/WP	0.000050	mg/L		0.00234	0.00351	0.000151	0.000159	0.000179
Silicon, dissolved	7440-21-3	E421/WP	0.050	mg/L		1.34	1.25	1.06	1.04	1.30

Analytical Results

Sub-Matrix: Water
(Matrix: Water)

Analyte	CAS Number	Method/Lab/Accreditation	LOR	Unit	Client sample ID	FLB-06	FLB-07	FLB-08	FLB-09	FLB-10
					Client sampling date / time	20-Oct-2024 11:50	20-Oct-2024 12:20	20-Oct-2024 12:40	20-Oct-2024 13:00	20-Oct-2024 13:20
						WP2424638-006	WP2424638-007	WP2424638-008	WP2424638-009	WP2424638-010
						Result	Result	Result	Result	Result
Dissolved Metals										
Silver, dissolved	7440-22-4	E421/WP	0.000010	mg/L		0.0000042	0.0000063	0.000011	0.000011	0.000013
Sodium, dissolved	7440-23-5	E421/WP	0.050	mg/L		1.16	1.59	1.30	0.901	1.25
Strontium, dissolved	7440-24-6	E421/WP	0.00020	mg/L		0.0843	0.103	0.0488	0.0359	0.0732
Sulfur, dissolved	7704-34-9	E421/WP	0.50	mg/L		9.95	18.1	3.64	2.89	1.68
Tellurium, dissolved	13494-80-9	E421/WP	0.00020	mg/L		Not Detected	0.000020	Not Detected	Not Detected	Not Detected
Thallium, dissolved	7440-28-0	E421/WP	0.000010	mg/L		0.0000074	0.000024	0.0000088	0.0000064	0.0000072
Thorium, dissolved	7440-29-1	E421/WP	0.00010	mg/L		Not Detected	Not Detected	Not Detected	Not Detected	Not Detected
Tin, dissolved	7440-31-5	E421/WP	0.00010	mg/L		0.000037	0.000019	0.000084	0.000037	0.000044
Titanium, dissolved	7440-32-6	E421/WP	0.00030	mg/L		0.00013	0.000056	0.00016	0.000036	0.00010
Tungsten, dissolved	7440-33-7	E421/WP	0.00010	mg/L		0.00024	Not Detected	0.00015	0.00014	0.00046
Uranium, dissolved	7440-61-1	E421/WP	0.000010	mg/L		0.00185	0.000022	0.000362	0.000129	0.00108
Vanadium, dissolved	7440-62-2	E421/WP	0.00050	mg/L		0.00072	0.000057	0.00086	0.00079	0.00162
Zinc, dissolved	7440-66-6	E421/WP	0.0010	mg/L		0.0019	0.0199	0.0210	0.0120	0.0039
Zirconium, dissolved	7440-67-7	E421/WP	0.00030	mg/L		0.000026	Not Detected	0.000034	Not Detected	0.000035
Dissolved mercury filtration location	----	EP509/WP	-	-		Field	Field	Field	Field	Field
Dissolved metals filtration location	----	EP421/WP	-	-		Field	Field	Field	Field	Field

Please refer to the General Comments section for an explanation of any result qualifiers detected.

Please refer to the Accreditation section for an explanation of analyte accreditations.

Analytical Results

Sub-Matrix: Water
(Matrix: Water)

Analyte	CAS Number	Method/Lab/Accreditation	LOR	Unit	Client sample ID	FLB-11	FLB-12	FLB-13	FLB-14	FLB-15
					Client sampling date / time	20-Oct-2024 13:40	20-Oct-2024 13:50	20-Oct-2024 14:05	20-Oct-2024 14:20	20-Oct-2024 14:40
						WP2424638-011	WP2424638-012	WP2424638-013	WP2424638-014	WP2424638-015
						Result	Result	Result	Result	Result
Physical Tests										
Acidity (as CaCO3)	----	E283/WT	2.0	mg/L		<2.0	2.8	<2.0	<2.0	<2.0
Alkalinity, bicarbonate (as CaCO3)	----	E290/WP	1.0	mg/L		53.4	20.8	7.1	12.7	20.3
Alkalinity, carbonate (as CaCO3)	----	E290/WP	1.0	mg/L		<1.0	<1.0	<1.0	<1.0	<1.0
Alkalinity, hydroxide (as CaCO3)	----	E290/WP	1.0	mg/L		<1.0	<1.0	<1.0	<1.0	<1.0
Alkalinity, phenolphthalein (as CaCO3)	----	E290/WP	1.0	mg/L		<1.0	<1.0	<1.0	<1.0	<1.0
Alkalinity, total (as CaCO3)	----	E290/WP	1.0	mg/L		53.4	20.8	7.1	12.7	20.3
Conductivity	----	E100/WP	1.0	µS/cm		120	125	209	147	118
Hardness (as CaCO3), dissolved	----	EC100/WP	0.50	mg/L		51.5	48.6	79.9	52.1	45.8
pH	----	E108/WP	0.10	pH units		7.69	7.19	6.73	7.12	7.37
Solids, total dissolved [TDS]	----	E162-L/WP	3.0	mg/L		75.2	86.2	130	96.2	82.5
Anions and Nutrients										
Chloride	16887-00-6	E235.Cl-L/WP	0.10	mg/L		0.17	0.66	0.41	0.42	0.51
Fluoride	16984-48-8	E235.F/WP	0.020	mg/L		0.054	0.317	0.047	0.049	0.039
Phosphorus, total	7723-14-0	E372-U/WP	0.0020	mg/L		0.0108	0.0487	0.0594	0.0118	0.0294
Sulfate (as SO4)	14808-79-8	E235.SO4/WP	0.30	mg/L		5.81	28.8	80.3	46.5	30.4
Dissolved Metals										
Aluminum, dissolved	7429-90-5	E421/WP	0.0010	mg/L		0.0367	0.0051	0.0021	0.0060	0.0098
Antimony, dissolved	7440-36-0	E421/WP	0.00010	mg/L		0.00316	0.00348	0.00056	0.00047	0.00089
Arsenic, dissolved	7440-38-2	E421/WP	0.00010	mg/L		0.00918	0.0936	0.00064	0.00072	0.00170
Barium, dissolved	7440-39-3	E421/WP	0.00010	mg/L		0.00754	0.0181	0.0250	0.0340	0.0170
Beryllium, dissolved	7440-41-7	E421/WP	0.000020	mg/L		Not Detected	Not Detected	Not Detected	Not Detected	Not Detected

Analytical Results

Sub-Matrix: Water
(Matrix: Water)

Analyte	CAS Number	Method/Lab/Accreditation	LOR	Unit	Client sample ID	FLB-11	FLB-12	FLB-13	FLB-14	FLB-15
					Client sampling date / time	20-Oct-2024 13:40	20-Oct-2024 13:50	20-Oct-2024 14:05	20-Oct-2024 14:20	20-Oct-2024 14:40
						WP2424638-011	WP2424638-012	WP2424638-013	WP2424638-014	WP2424638-015
						Result	Result	Result	Result	Result
Dissolved Metals										
Bismuth, dissolved	7440-69-9	E421/WP	0.000050	mg/L		Not Detected	Not Detected	Not Detected	Not Detected	Not Detected
Boron, dissolved	7440-42-8	E421/WP	0.010	mg/L		Not Detected	0.0038	0.021	0.012	0.0030
Cadmium, dissolved	7440-43-9	E421/WP	0.0000050	mg/L		0.0000023	0.0000145	0.000113	0.0000314	0.0000085
Calcium, dissolved	7440-70-2	E421/WP	0.050	mg/L		19.2	17.3	25.7	17.5	15.4
Cesium, dissolved	7440-46-2	E421/WP	0.000010	mg/L		0.000034	0.0000031	0.000023	0.0000089	0.0000058
Chromium, dissolved	7440-47-3	E421/WP	0.00050	mg/L		0.000091	0.00012	Not Detected	0.000050	0.000086
Cobalt, dissolved	7440-48-4	E421/WP	0.00010	mg/L		0.000078	0.00066	0.00413	0.00098	0.00028
Copper, dissolved	7440-50-8	E421/WP	0.00020	mg/L		0.00268	0.00268	0.00031	0.00201	0.00196
Iron, dissolved	7439-89-6	E421/WP	0.010	mg/L		0.0014	0.0040	Not Detected	0.019	0.0021
Lead, dissolved	7439-92-1	E421/WP	0.000050	mg/L		0.000015	0.000062	Not Detected	0.0000100	0.0000070
Lithium, dissolved	7439-93-2	E421/WP	0.0010	mg/L		0.00074	0.00036	0.0020	0.00039	0.00042
Magnesium, dissolved	7439-95-4	E421/WP	0.0050	mg/L		0.864	1.30	3.82	2.04	1.78
Manganese, dissolved	7439-96-5	E421/WP	0.00010	mg/L		0.00032	0.0484	0.158	0.0522	0.00085
Mercury, dissolved	7439-97-6	E509/WP	0.0000050	mg/L		<0.0000050	<0.0000050	<0.0000050	<0.0000050	<0.0000050
Molybdenum, dissolved	7439-98-7	E421/WP	0.000050	mg/L		0.00188	0.00211	0.000092	0.000268	0.000705
Nickel, dissolved	7440-02-0	E421/WP	0.00050	mg/L		0.00013	0.00013	0.0960	0.00637	0.00072
Phosphorus, dissolved	7723-14-0	E421/WP	0.050	mg/L		Not Detected	Not Detected	Not Detected	Not Detected	Not Detected
Potassium, dissolved	7440-09-7	E421/WP	0.050	mg/L		1.85	1.69	2.51	2.24	1.26
Rubidium, dissolved	7440-17-7	E421/WP	0.00020	mg/L		0.00364	0.00247	0.00420	0.00371	0.00221
Selenium, dissolved	7782-49-2	E421/WP	0.000050	mg/L		0.000163	0.00273	0.000877	0.00152	0.000221
Silicon, dissolved	7440-21-3	E421/WP	0.050	mg/L		1.42	1.43	1.69	1.17	1.27

Analytical Results

Sub-Matrix: Water
(Matrix: Water)

Analyte	CAS Number	Method/Lab/Accreditation	LOR	Unit	Client sample ID	FLB-11	FLB-12	FLB-13	FLB-14	FLB-15
					Client sampling date / time	20-Oct-2024 13:40	20-Oct-2024 13:50	20-Oct-2024 14:05	20-Oct-2024 14:20	20-Oct-2024 14:40
						WP2424638-011	WP2424638-012	WP2424638-013	WP2424638-014	WP2424638-015
						Result	Result	Result	Result	Result
Dissolved Metals										
Silver, dissolved	7440-22-4	E421/WP	0.000010	mg/L		0.0000032	0.0000079	0.0000014	0.0000079	0.0000068
Sodium, dissolved	7440-23-5	E421/WP	0.050	mg/L		0.904	1.13	2.58	1.48	1.75
Strontium, dissolved	7440-24-6	E421/WP	0.00020	mg/L		0.103	0.0902	0.155	0.0932	0.0890
Sulfur, dissolved	7704-34-9	E421/WP	0.50	mg/L		2.06	10.4	27.1	16.0	10.0
Tellurium, dissolved	13494-80-9	E421/WP	0.00020	mg/L		Not Detected	Not Detected	Not Detected	Not Detected	Not Detected
Thallium, dissolved	7440-28-0	E421/WP	0.000010	mg/L		0.0000095	0.0000053	0.000032	0.000014	0.0000055
Thorium, dissolved	7440-29-1	E421/WP	0.00010	mg/L		Not Detected	Not Detected	Not Detected	Not Detected	Not Detected
Tin, dissolved	7440-31-5	E421/WP	0.00010	mg/L		0.000026	0.000037	0.000018	0.000032	0.00014
Titanium, dissolved	7440-32-6	E421/WP	0.00030	mg/L		0.000052	0.000067	Not Detected	0.000053	0.000054
Tungsten, dissolved	7440-33-7	E421/WP	0.00010	mg/L		0.00183	0.00031	0.000018	0.00014	0.00018
Uranium, dissolved	7440-61-1	E421/WP	0.000010	mg/L		0.00678	0.000210	0.000017	0.000099	0.000477
Vanadium, dissolved	7440-62-2	E421/WP	0.00050	mg/L		0.00043	0.00117	0.00014	0.000076	0.00062
Zinc, dissolved	7440-66-6	E421/WP	0.0010	mg/L		0.0050	0.0044	0.0124	0.0058	0.0067
Zirconium, dissolved	7440-67-7	E421/WP	0.00030	mg/L		0.000084	0.000042	0.00011	0.000050	0.000051
Dissolved mercury filtration location	----	EP509/WP	-	-		Field	Field	Field	Field	Field
Dissolved metals filtration location	----	EP421/WP	-	-		Field	Field	Field	Field	Field

Please refer to the General Comments section for an explanation of any result qualifiers detected.
Please refer to the Accreditation section for an explanation of analyte accreditations.

Analytical Results

Sub-Matrix: Water
(Matrix: Water)

					Client sample ID	FLB-FIELD BLANK	----	----	----	----
					Client sampling date / time	20-Oct-2024 15:00	----	----	----	----
Analyte	CAS Number	Method/Lab/Accreditation	LOR	Unit		WP2424638-016	----	----	----	----
						Result	----	----	----	----
Physical Tests										
Hardness (as CaCO3), dissolved	----	EC100/WP	0.50	mg/L		<0.50	----	----	----	----
Dissolved Metals										
Aluminum, dissolved	7429-90-5	E421/WP	0.0010	mg/L		0.00051	----	----	----	----
Antimony, dissolved	7440-36-0	E421/WP	0.00010	mg/L		Not Detected	----	----	----	----
Arsenic, dissolved	7440-38-2	E421/WP	0.00010	mg/L		Not Detected	----	----	----	----
Barium, dissolved	7440-39-3	E421/WP	0.00010	mg/L		Not Detected	----	----	----	----
Beryllium, dissolved	7440-41-7	E421/WP	0.000020	mg/L		Not Detected	----	----	----	----
Bismuth, dissolved	7440-69-9	E421/WP	0.000050	mg/L		Not Detected	----	----	----	----
Boron, dissolved	7440-42-8	E421/WP	0.010	mg/L		0.0018	----	----	----	----
Cadmium, dissolved	7440-43-9	E421/WP	0.0000050	mg/L		Not Detected	----	----	----	----
Calcium, dissolved	7440-70-2	E421/WP	0.050	mg/L		Not Detected	----	----	----	----
Cesium, dissolved	7440-46-2	E421/WP	0.000010	mg/L		Not Detected	----	----	----	----
Chromium, dissolved	7440-47-3	E421/WP	0.00050	mg/L		Not Detected	----	----	----	----
Cobalt, dissolved	7440-48-4	E421/WP	0.00010	mg/L		Not Detected	----	----	----	----
Copper, dissolved	7440-50-8	E421/WP	0.00020	mg/L		0.000023	----	----	----	----
Iron, dissolved	7439-89-6	E421/WP	0.010	mg/L		Not Detected	----	----	----	----
Lead, dissolved	7439-92-1	E421/WP	0.000050	mg/L		Not Detected	----	----	----	----
Lithium, dissolved	7439-93-2	E421/WP	0.0010	mg/L		Not Detected	----	----	----	----
Magnesium, dissolved	7439-95-4	E421/WP	0.0050	mg/L		0.0031	----	----	----	----

Analytical Results

Sub-Matrix: Water
(Matrix: Water)

					Client sample ID	FLB-FIELD BLANK	----	----	----	----
					Client sampling date / time	20-Oct-2024 15:00	----	----	----	----
Analyte	CAS Number	Method/Lab/Accreditation	LOR	Unit	WP2424638-016	----	----	----	----	
					Result	----	----	----	----	
Dissolved Metals										
Manganese, dissolved	7439-96-5	E421/WP	0.00010	mg/L	Not Detected	----	----	----	----	
Mercury, dissolved	7439-97-6	E509/WP	0.0000050	mg/L	<0.0000050	----	----	----	----	
Molybdenum, dissolved	7439-98-7	E421/WP	0.000050	mg/L	Not Detected	----	----	----	----	
Nickel, dissolved	7440-02-0	E421/WP	0.00050	mg/L	Not Detected	----	----	----	----	
Phosphorus, dissolved	7723-14-0	E421/WP	0.050	mg/L	Not Detected	----	----	----	----	
Potassium, dissolved	7440-09-7	E421/WP	0.050	mg/L	0.035	----	----	----	----	
Rubidium, dissolved	7440-17-7	E421/WP	0.00020	mg/L	Not Detected	----	----	----	----	
Selenium, dissolved	7782-49-2	E421/WP	0.000050	mg/L	Not Detected	----	----	----	----	
Silicon, dissolved	7440-21-3	E421/WP	0.050	mg/L	Not Detected	----	----	----	----	
Silver, dissolved	7440-22-4	E421/WP	0.000010	mg/L	Not Detected	----	----	----	----	
Sodium, dissolved	7440-23-5	E421/WP	0.050	mg/L	0.0085	----	----	----	----	
Strontium, dissolved	7440-24-6	E421/WP	0.00020	mg/L	Not Detected	----	----	----	----	
Sulfur, dissolved	7704-34-9	E421/WP	0.50	mg/L	0.092	----	----	----	----	
Tellurium, dissolved	13494-80-9	E421/WP	0.00020	mg/L	Not Detected	----	----	----	----	
Thallium, dissolved	7440-28-0	E421/WP	0.000010	mg/L	Not Detected	----	----	----	----	
Thorium, dissolved	7440-29-1	E421/WP	0.00010	mg/L	Not Detected	----	----	----	----	
Tin, dissolved	7440-31-5	E421/WP	0.00010	mg/L	Not Detected	----	----	----	----	
Titanium, dissolved	7440-32-6	E421/WP	0.00030	mg/L	Not Detected	----	----	----	----	
Tungsten, dissolved	7440-33-7	E421/WP	0.00010	mg/L	Not Detected	----	----	----	----	

Analytical Results

Sub-Matrix: Water (Matrix: Water)					Client sample ID	FLB-FIELD BLANK	----	----	----	----
					Client sampling date / time	20-Oct-2024 15:00	----	----	----	----
Analyte	CAS Number	Method/Lab/Accreditation	LOR	Unit		WP2424638-016	----	----	----	----
						Result	----	----	----	----
Dissolved Metals										
Uranium, dissolved	7440-61-1	E421/WP	0.000010	mg/L		Not Detected	----	----	----	----
Vanadium, dissolved	7440-62-2	E421/WP	0.00050	mg/L		Not Detected	----	----	----	----
Zinc, dissolved	7440-66-6	E421/WP	0.0010	mg/L		Not Detected	----	----	----	----
Zirconium, dissolved	7440-67-7	E421/WP	0.00030	mg/L		Not Detected	----	----	----	----
Dissolved mercury filtration location	----	EP509/WP	-	-		Field	----	----	----	----
Dissolved metals filtration location	----	EP421/WP	-	-		Laboratory	----	----	----	----

Please refer to the General Comments section for an explanation of any result qualifiers detected.

Please refer to the Accreditation section for an explanation of analyte accreditations.

ALS Canada Ltd.

right solutions.
right partner.

QUALITY CONTROL INTERPRETIVE REPORT

Work Order	: **WP2424638**	Page	: 1 of 24
Client	: **Great Bear Resources Ltd**	Laboratory	: ALS Environmental - Winnipeg
Contact	: Ashley Moncrief	Account Manager	: Judy Dalmaijer
Address	: Great Bear Resources Ltd. 117 Forestry Road Red Lake ON Canada P0V 2M0	Address	: 1329 Niakwa Road East, Unit 12 Winnipeg, Manitoba Canada R2J 3T4
Telephone	: 807 630 0203	Telephone	: +1 204 255 9720
Project	: PPR-022-3	Date Samples Received	: 22-Oct-2024 10:14
PO	: PPR-022-3	Issue Date	: 30-Oct-2024 13:46
C-O-C number	: ----		
Sampler	: ----		
Site	: ----		
Quote number	: 2024 Standing offer_V3		
No. of samples received	: 16		
No. of samples analysed	: 16		

This report is automatically generated by the ALS LIMS (Laboratory Information Management System) through evaluation of Quality Control (QC) results and other QA parameters associated with this submission, and is intended to facilitate rapid data validation by auditors or reviewers. The report highlights any exceptions and outliers to ALS Data Quality Objectives, provides holding time details and exceptions, summarizes QC sample frequencies, and lists applicable methodology references and summaries.

Key

Anonymous: Refers to samples which are not part of this work order, but which formed part of the QC process lot.
CAS Number: Chemical Abstracts Service number is a unique identifier assigned to discrete substances.
DQO: Data Quality Objective.
LOR: Limit of Reporting (detection limit).
RPD: Relative Percent Difference.

Workorder Comments

Holding times are displayed as "---" if no guidance exists from CCME, Canadian provinces, or broadly recognized international references.

Summary of Outliers

Outliers : Quality Control Samples

- No Method Blank value outliers occur.
- No Duplicate outliers occur.
- No Laboratory Control Sample (LCS) outliers occur
- No Matrix Spike outliers occur.
- No Test sample Surrogate recovery outliers exist.

Outliers: Reference Material (RM) Samples

- No Reference Material (RM) Sample outliers occur.

Outliers : Analysis Holding Time Compliance (Breaches)

- Analysis Holding Time Outliers exist - please see following pages for full details.

Outliers : Frequency of Quality Control Samples

- Quality Control Sample Frequency Outliers occur - please see following pages for full details.

Analysis Holding Time Compliance

This report summarizes extraction / preparation and analysis times and compares each with ALS recommended holding times, which are selected to meet known provincial and /or federal requirements. In the absence of regulatory hold times, ALS establishes recommendations based on guidelines published by organizations such as CCME, US EPA, APHA Standard Methods, ASTM, or Environment Canada (where available). Dates and holding times reported below represent the first dates of extraction or analysis. If subsequent tests or dilutions exceeded holding times, qualifiers are added (refer to COA).

If samples are identified below as having been analyzed or extracted outside of recommended holding times, measurement uncertainties may be increased, and this should be taken into consideration when interpreting results.

Where actual sampling date is not provided on the chain of custody, the date of receipt with time at 00:00 is used for calculation purposes.

Where only the sample date without time is provided on the chain of custody, the sampling date at 00:00 is used for calculation purposes.

Matrix: **Water**

Evaluation: × = Holding time exceedance ; ✓ = Within Holding Time

Analyte Group : Analytical Method / Container / Client Sample ID(s)	Method	Sampling Date	Extraction / Preparation				Analysis			
			Preparation Date	Holding Times Rec	Holding Times Actual	Eval	Analysis Date	Holding Times Rec	Holding Times Actual	Eval
Anions and Nutrients : Chloride in Water by IC (Low Level)										
HDPE FLB-02	E235.Cl-L	20-Oct-2024	22-Oct-2024	28 days	2 days	✓	22-Oct-2024	28 days	2 days	✓
Anions and Nutrients : Chloride in Water by IC (Low Level)										
HDPE FLB-03	E235.Cl-L	20-Oct-2024	22-Oct-2024	28 days	2 days	✓	22-Oct-2024	28 days	2 days	✓
Anions and Nutrients : Chloride in Water by IC (Low Level)										
HDPE FLB-04	E235.Cl-L	20-Oct-2024	22-Oct-2024	28 days	2 days	✓	22-Oct-2024	28 days	2 days	✓
Anions and Nutrients : Chloride in Water by IC (Low Level)										
HDPE FLB-05	E235.Cl-L	20-Oct-2024	22-Oct-2024	28 days	2 days	✓	22-Oct-2024	28 days	2 days	✓
Anions and Nutrients : Chloride in Water by IC (Low Level)										
HDPE FLB-06	E235.Cl-L	20-Oct-2024	22-Oct-2024	28 days	2 days	✓	22-Oct-2024	28 days	2 days	✓
Anions and Nutrients : Chloride in Water by IC (Low Level)										
HDPE FLB-07	E235.Cl-L	20-Oct-2024	22-Oct-2024	28 days	2 days	✓	22-Oct-2024	28 days	2 days	✓
Anions and Nutrients : Chloride in Water by IC (Low Level)										
HDPE FLB-09	E235.Cl-L	20-Oct-2024	22-Oct-2024	28 days	2 days	✓	22-Oct-2024	28 days	2 days	✓

Matrix: **Water**

Evaluation: × = Holding time exceedance ; ✓ = Within Holding Time

Analyte Group : Analytical Method / Container / Client Sample ID(s)	Method	Sampling Date	Extraction / Preparation				Analysis			
			Preparation Date	Holding Times		Eval	Analysis Date	Holding Times		Eval
				Rec	Actual			Rec	Actual	
Anions and Nutrients : Chloride in Water by IC (Low Level)										
HDPE										
FLB-10	E235.Cl-L	20-Oct-2024	22-Oct-2024	28 days	2 days	✓	22-Oct-2024	28 days	2 days	✓
Anions and Nutrients : Chloride in Water by IC (Low Level)										
HDPE										
FLB-11	E235.Cl-L	20-Oct-2024	22-Oct-2024	28 days	2 days	✓	22-Oct-2024	28 days	2 days	✓
Anions and Nutrients : Chloride in Water by IC (Low Level)										
HDPE										
FLB-12	E235.Cl-L	20-Oct-2024	22-Oct-2024	28 days	2 days	✓	22-Oct-2024	28 days	2 days	✓
Anions and Nutrients : Chloride in Water by IC (Low Level)										
HDPE										
FLB-13	E235.Cl-L	20-Oct-2024	22-Oct-2024	28 days	2 days	✓	22-Oct-2024	28 days	2 days	✓
Anions and Nutrients : Chloride in Water by IC (Low Level)										
HDPE										
FLB-14	E235.Cl-L	20-Oct-2024	22-Oct-2024	28 days	2 days	✓	22-Oct-2024	28 days	2 days	✓
Anions and Nutrients : Chloride in Water by IC (Low Level)										
HDPE										
FLB-15	E235.Cl-L	20-Oct-2024	22-Oct-2024	28 days	2 days	✓	22-Oct-2024	28 days	2 days	✓
Anions and Nutrients : Fluoride in Water by IC										
HDPE										
FLB-02	E235.F	20-Oct-2024	22-Oct-2024	28 days	2 days	✓	22-Oct-2024	28 days	2 days	✓
Anions and Nutrients : Fluoride in Water by IC										
HDPE										
FLB-03	E235.F	20-Oct-2024	22-Oct-2024	28 days	2 days	✓	22-Oct-2024	28 days	2 days	✓
Anions and Nutrients : Fluoride in Water by IC										
HDPE										
FLB-04	E235.F	20-Oct-2024	22-Oct-2024	28 days	2 days	✓	22-Oct-2024	28 days	2 days	✓

Matrix: **Water**

Evaluation: × = Holding time exceedance ; ✓ = Within Holding Time

Analyte Group : Analytical Method / Container / Client Sample ID(s)	Method	Sampling Date	Extraction / Preparation				Analysis			
			Preparation Date	Holding Times Rec	Holding Times Actual	Eval	Analysis Date	Holding Times Rec	Holding Times Actual	Eval
Anions and Nutrients : Fluoride in Water by IC										
HDPE FLB-05	E235.F	20-Oct-2024	22-Oct-2024	28 days	2 days	✓	22-Oct-2024	28 days	2 days	✓
Anions and Nutrients : Fluoride in Water by IC										
HDPE FLB-06	E235.F	20-Oct-2024	22-Oct-2024	28 days	2 days	✓	22-Oct-2024	28 days	2 days	✓
Anions and Nutrients : Fluoride in Water by IC										
HDPE FLB-07	E235.F	20-Oct-2024	22-Oct-2024	28 days	2 days	✓	22-Oct-2024	28 days	2 days	✓
Anions and Nutrients : Fluoride in Water by IC										
HDPE FLB-09	E235.F	20-Oct-2024	22-Oct-2024	28 days	2 days	✓	22-Oct-2024	28 days	2 days	✓
Anions and Nutrients : Fluoride in Water by IC										
HDPE FLB-10	E235.F	20-Oct-2024	22-Oct-2024	28 days	2 days	✓	22-Oct-2024	28 days	2 days	✓
Anions and Nutrients : Fluoride in Water by IC										
HDPE FLB-11	E235.F	20-Oct-2024	22-Oct-2024	28 days	2 days	✓	22-Oct-2024	28 days	2 days	✓
Anions and Nutrients : Fluoride in Water by IC										
HDPE FLB-12	E235.F	20-Oct-2024	22-Oct-2024	28 days	2 days	✓	22-Oct-2024	28 days	2 days	✓
Anions and Nutrients : Fluoride in Water by IC										
HDPE FLB-13	E235.F	20-Oct-2024	22-Oct-2024	28 days	2 days	✓	22-Oct-2024	28 days	2 days	✓
Anions and Nutrients : Fluoride in Water by IC										
HDPE FLB-14	E235.F	20-Oct-2024	22-Oct-2024	28 days	2 days	✓	22-Oct-2024	28 days	2 days	✓

Matrix: **Water**

Evaluation: × = Holding time exceedance ; ✓ = Within Holding Time

Analyte Group : Analytical Method / Container / Client Sample ID(s)	Method	Sampling Date	Extraction / Preparation				Analysis			
			Preparation Date	Holding Times Rec	Holding Times Actual	Eval	Analysis Date	Holding Times Rec	Holding Times Actual	Eval
Anions and Nutrients : Fluoride in Water by IC										
HDPE FLB-15	E235.F	20-Oct-2024	22-Oct-2024	28 days	2 days	✓	22-Oct-2024	28 days	2 days	✓
Anions and Nutrients : Sulfate in Water by IC										
HDPE FLB-02	E235.SO4	20-Oct-2024	22-Oct-2024	28 days	2 days	✓	22-Oct-2024	28 days	2 days	✓
Anions and Nutrients : Sulfate in Water by IC										
HDPE FLB-03	E235.SO4	20-Oct-2024	22-Oct-2024	28 days	2 days	✓	22-Oct-2024	28 days	2 days	✓
Anions and Nutrients : Sulfate in Water by IC										
HDPE FLB-04	E235.SO4	20-Oct-2024	22-Oct-2024	28 days	2 days	✓	22-Oct-2024	28 days	2 days	✓
Anions and Nutrients : Sulfate in Water by IC										
HDPE FLB-05	E235.SO4	20-Oct-2024	22-Oct-2024	28 days	2 days	✓	22-Oct-2024	28 days	2 days	✓
Anions and Nutrients : Sulfate in Water by IC										
HDPE FLB-06	E235.SO4	20-Oct-2024	22-Oct-2024	28 days	2 days	✓	22-Oct-2024	28 days	2 days	✓
Anions and Nutrients : Sulfate in Water by IC										
HDPE FLB-07	E235.SO4	20-Oct-2024	22-Oct-2024	28 days	2 days	✓	22-Oct-2024	28 days	2 days	✓
Anions and Nutrients : Sulfate in Water by IC										
HDPE FLB-09	E235.SO4	20-Oct-2024	22-Oct-2024	28 days	2 days	✓	22-Oct-2024	28 days	2 days	✓
Anions and Nutrients : Sulfate in Water by IC										
HDPE FLB-10	E235.SO4	20-Oct-2024	22-Oct-2024	28 days	2 days	✓	22-Oct-2024	28 days	2 days	✓

Matrix: **Water**

Evaluation: × = Holding time exceedance ; ✓ = Within Holding Time

Analyte Group : Analytical Method / Container / Client Sample ID(s)	Method	Sampling Date	Extraction / Preparation				Analysis			
			Preparation Date	Holding Times Rec	Holding Times Actual	Eval	Analysis Date	Holding Times Rec	Holding Times Actual	Eval
Anions and Nutrients : Sulfate in Water by IC										
HDPE FLB-11	E235.SO4	20-Oct-2024	22-Oct-2024	28 days	2 days	✓	22-Oct-2024	28 days	2 days	✓
Anions and Nutrients : Sulfate in Water by IC										
HDPE FLB-12	E235.SO4	20-Oct-2024	22-Oct-2024	28 days	2 days	✓	22-Oct-2024	28 days	2 days	✓
Anions and Nutrients : Sulfate in Water by IC										
HDPE FLB-13	E235.SO4	20-Oct-2024	22-Oct-2024	28 days	2 days	✓	22-Oct-2024	28 days	2 days	✓
Anions and Nutrients : Sulfate in Water by IC										
HDPE FLB-14	E235.SO4	20-Oct-2024	22-Oct-2024	28 days	2 days	✓	22-Oct-2024	28 days	2 days	✓
Anions and Nutrients : Sulfate in Water by IC										
HDPE FLB-15	E235.SO4	20-Oct-2024	22-Oct-2024	28 days	2 days	✓	22-Oct-2024	28 days	2 days	✓
Anions and Nutrients : Total Phosphorus by Colourimetry (0.002 mg/L)										
Amber glass total (sulfuric acid) FLB-01	E372-U	20-Oct-2024	25-Oct-2024	28 days	5 days	✓	28-Oct-2024	28 days	8 days	✓
Anions and Nutrients : Total Phosphorus by Colourimetry (0.002 mg/L)										
Amber glass total (sulfuric acid) FLB-02	E372-U	20-Oct-2024	25-Oct-2024	28 days	5 days	✓	28-Oct-2024	28 days	8 days	✓
Anions and Nutrients : Total Phosphorus by Colourimetry (0.002 mg/L)										
Amber glass total (sulfuric acid) FLB-03	E372-U	20-Oct-2024	25-Oct-2024	28 days	5 days	✓	28-Oct-2024	28 days	8 days	✓
Anions and Nutrients : Total Phosphorus by Colourimetry (0.002 mg/L)										
Amber glass total (sulfuric acid) FLB-04	E372-U	20-Oct-2024	25-Oct-2024	28 days	5 days	✓	28-Oct-2024	28 days	8 days	✓

Matrix: **Water**

Evaluation: × = Holding time exceedance ; ✓ = Within Holding Time

Analyte Group : Analytical Method / Container / Client Sample ID(s)	Method	Sampling Date	Extraction / Preparation				Analysis			
			Preparation Date	Holding Times Rec	Holding Times Actual	Eval	Analysis Date	Holding Times Rec	Holding Times Actual	Eval
Anions and Nutrients : Total Phosphorus by Colourimetry (0.002 mg/L)										
Amber glass total (sulfuric acid) FLB-05	E372-U	20-Oct-2024	25-Oct-2024	28 days	5 days	✓	28-Oct-2024	28 days	8 days	✓
Anions and Nutrients : Total Phosphorus by Colourimetry (0.002 mg/L)										
Amber glass total (sulfuric acid) FLB-06	E372-U	20-Oct-2024	25-Oct-2024	28 days	5 days	✓	28-Oct-2024	28 days	8 days	✓
Anions and Nutrients : Total Phosphorus by Colourimetry (0.002 mg/L)										
Amber glass total (sulfuric acid) FLB-07	E372-U	20-Oct-2024	25-Oct-2024	28 days	5 days	✓	28-Oct-2024	28 days	8 days	✓
Anions and Nutrients : Total Phosphorus by Colourimetry (0.002 mg/L)										
Amber glass total (sulfuric acid) FLB-08	E372-U	20-Oct-2024	25-Oct-2024	28 days	5 days	✓	28-Oct-2024	28 days	8 days	✓
Anions and Nutrients : Total Phosphorus by Colourimetry (0.002 mg/L)										
Amber glass total (sulfuric acid) FLB-09	E372-U	20-Oct-2024	25-Oct-2024	28 days	5 days	✓	28-Oct-2024	28 days	8 days	✓
Anions and Nutrients : Total Phosphorus by Colourimetry (0.002 mg/L)										
Amber glass total (sulfuric acid) FLB-10	E372-U	20-Oct-2024	25-Oct-2024	28 days	5 days	✓	28-Oct-2024	28 days	8 days	✓
Anions and Nutrients : Total Phosphorus by Colourimetry (0.002 mg/L)										
Amber glass total (sulfuric acid) FLB-11	E372-U	20-Oct-2024	25-Oct-2024	28 days	5 days	✓	28-Oct-2024	28 days	8 days	✓
Anions and Nutrients : Total Phosphorus by Colourimetry (0.002 mg/L)										
Amber glass total (sulfuric acid) FLB-12	E372-U	20-Oct-2024	25-Oct-2024	28 days	5 days	✓	28-Oct-2024	28 days	8 days	✓
Anions and Nutrients : Total Phosphorus by Colourimetry (0.002 mg/L)										
Amber glass total (sulfuric acid) FLB-13	E372-U	20-Oct-2024	25-Oct-2024	28 days	5 days	✓	28-Oct-2024	28 days	8 days	✓

Matrix: **Water**

Evaluation: × = Holding time exceedance ; ✓ = Within Holding Time

Analyte Group : Analytical Method / Container / Client Sample ID(s)	Method	Sampling Date	Extraction / Preparation				Analysis			
			Preparation Date	Holding Times Rec	Holding Times Actual	Eval	Analysis Date	Holding Times Rec	Holding Times Actual	Eval
Anions and Nutrients : Total Phosphorus by Colourimetry (0.002 mg/L)										
Amber glass total (sulfuric acid)										
FLB-14	E372-U	20-Oct-2024	25-Oct-2024	28 days	5 days	✓	28-Oct-2024	28 days	8 days	✓
Anions and Nutrients : Total Phosphorus by Colourimetry (0.002 mg/L)										
Amber glass total (sulfuric acid)										
FLB-15	E372-U	20-Oct-2024	25-Oct-2024	28 days	5 days	✓	28-Oct-2024	28 days	8 days	✓
Dissolved Metals : Dissolved Mercury in Water by CVAAS										
Glass vial dissolved (hydrochloric acid)										
FLB-01	E509	20-Oct-2024	28-Oct-2024	28 days	8 days	✓	28-Oct-2024	28 days	8 days	✓
Dissolved Metals : Dissolved Mercury in Water by CVAAS										
Glass vial dissolved (hydrochloric acid)										
FLB-02	E509	20-Oct-2024	28-Oct-2024	28 days	8 days	✓	28-Oct-2024	28 days	8 days	✓
Dissolved Metals : Dissolved Mercury in Water by CVAAS										
Glass vial dissolved (hydrochloric acid)										
FLB-03	E509	20-Oct-2024	28-Oct-2024	28 days	8 days	✓	28-Oct-2024	28 days	8 days	✓
Dissolved Metals : Dissolved Mercury in Water by CVAAS										
Glass vial dissolved (hydrochloric acid)										
FLB-04	E509	20-Oct-2024	28-Oct-2024	28 days	8 days	✓	28-Oct-2024	28 days	8 days	✓
Dissolved Metals : Dissolved Mercury in Water by CVAAS										
Glass vial dissolved (hydrochloric acid)										
FLB-05	E509	20-Oct-2024	28-Oct-2024	28 days	8 days	✓	28-Oct-2024	28 days	8 days	✓
Dissolved Metals : Dissolved Mercury in Water by CVAAS										
Glass vial dissolved (hydrochloric acid)										
FLB-06	E509	20-Oct-2024	28-Oct-2024	28 days	8 days	✓	28-Oct-2024	28 days	8 days	✓
Dissolved Metals : Dissolved Mercury in Water by CVAAS										
Glass vial dissolved (hydrochloric acid)										
FLB-07	E509	20-Oct-2024	28-Oct-2024	28 days	8 days	✓	28-Oct-2024	28 days	8 days	✓

Matrix: **Water**

Evaluation: × = Holding time exceedance ; ✓ = Within Holding Time

Analyte Group : Analytical Method / Container / Client Sample ID(s)	Method	Sampling Date	Extraction / Preparation				Analysis			
			Preparation Date	Holding Times Rec	Holding Times Actual	Eval	Analysis Date	Holding Times Rec	Holding Times Actual	Eval
Dissolved Metals : Dissolved Mercury in Water by CVAAS										
Glass vial dissolved (hydrochloric acid)										
FLB-08	E509	20-Oct-2024	28-Oct-2024	28 days	8 days	✓	28-Oct-2024	28 days	8 days	✓
Dissolved Metals : Dissolved Mercury in Water by CVAAS										
Glass vial dissolved (hydrochloric acid)										
FLB-09	E509	20-Oct-2024	28-Oct-2024	28 days	8 days	✓	28-Oct-2024	28 days	8 days	✓
Dissolved Metals : Dissolved Mercury in Water by CVAAS										
Glass vial dissolved (hydrochloric acid)										
FLB-10	E509	20-Oct-2024	28-Oct-2024	28 days	8 days	✓	28-Oct-2024	28 days	8 days	✓
Dissolved Metals : Dissolved Mercury in Water by CVAAS										
Glass vial dissolved (hydrochloric acid)										
FLB-11	E509	20-Oct-2024	28-Oct-2024	28 days	8 days	✓	28-Oct-2024	28 days	8 days	✓
Dissolved Metals : Dissolved Mercury in Water by CVAAS										
Glass vial dissolved (hydrochloric acid)										
FLB-12	E509	20-Oct-2024	28-Oct-2024	28 days	8 days	✓	28-Oct-2024	28 days	8 days	✓
Dissolved Metals : Dissolved Mercury in Water by CVAAS										
Glass vial dissolved (hydrochloric acid)										
FLB-13	E509	20-Oct-2024	28-Oct-2024	28 days	8 days	✓	28-Oct-2024	28 days	8 days	✓
Dissolved Metals : Dissolved Mercury in Water by CVAAS										
Glass vial dissolved (hydrochloric acid)										
FLB-14	E509	20-Oct-2024	28-Oct-2024	28 days	8 days	✓	28-Oct-2024	28 days	8 days	✓
Dissolved Metals : Dissolved Mercury in Water by CVAAS										
Glass vial dissolved (hydrochloric acid)										
FLB-15	E509	20-Oct-2024	28-Oct-2024	28 days	8 days	✓	28-Oct-2024	28 days	8 days	✓
Dissolved Metals : Dissolved Mercury in Water by CVAAS										
Glass vial dissolved (hydrochloric acid)										
FLB-FIELD BLANK	E509	20-Oct-2024	28-Oct-2024	28 days	8 days	✓	28-Oct-2024	28 days	8 days	✓

Matrix: **Water**

Evaluation: × = Holding time exceedance ; ✓ = Within Holding Time

Analyte Group : Analytical Method / Container / Client Sample ID(s)	Method	Sampling Date	Extraction / Preparation				Analysis			
			Preparation Date	Holding Times Rec	Holding Times Actual	Eval	Analysis Date	Holding Times Rec	Holding Times Actual	Eval
Dissolved Metals : Dissolved Metals in Water by CRC ICPMS										
HDPE dissolved (nitric acid) FLB-01	E421	20-Oct-2024	24-Oct-2024	180 days	4 days	✓	24-Oct-2024	180 days	4 days	✓
Dissolved Metals : Dissolved Metals in Water by CRC ICPMS										
HDPE dissolved (nitric acid) FLB-02	E421	20-Oct-2024	24-Oct-2024	180 days	4 days	✓	24-Oct-2024	180 days	4 days	✓
Dissolved Metals : Dissolved Metals in Water by CRC ICPMS										
HDPE dissolved (nitric acid) FLB-03	E421	20-Oct-2024	24-Oct-2024	180 days	4 days	✓	24-Oct-2024	180 days	4 days	✓
Dissolved Metals : Dissolved Metals in Water by CRC ICPMS										
HDPE dissolved (nitric acid) FLB-04	E421	20-Oct-2024	24-Oct-2024	180 days	4 days	✓	24-Oct-2024	180 days	4 days	✓
Dissolved Metals : Dissolved Metals in Water by CRC ICPMS										
HDPE dissolved (nitric acid) FLB-05	E421	20-Oct-2024	24-Oct-2024	180 days	4 days	✓	24-Oct-2024	180 days	4 days	✓
Dissolved Metals : Dissolved Metals in Water by CRC ICPMS										
HDPE dissolved (nitric acid) FLB-06	E421	20-Oct-2024	24-Oct-2024	180 days	4 days	✓	24-Oct-2024	180 days	4 days	✓
Dissolved Metals : Dissolved Metals in Water by CRC ICPMS										
HDPE dissolved (nitric acid) FLB-07	E421	20-Oct-2024	24-Oct-2024	180 days	4 days	✓	24-Oct-2024	180 days	4 days	✓
Dissolved Metals : Dissolved Metals in Water by CRC ICPMS										
HDPE dissolved (nitric acid) FLB-08	E421	20-Oct-2024	24-Oct-2024	180 days	4 days	✓	24-Oct-2024	180 days	4 days	✓
Dissolved Metals : Dissolved Metals in Water by CRC ICPMS										
HDPE dissolved (nitric acid) FLB-09	E421	20-Oct-2024	24-Oct-2024	180 days	4 days	✓	24-Oct-2024	180 days	4 days	✓

Matrix: **Water**

Evaluation: × = Holding time exceedance ; ✓ = Within Holding Time

Analyte Group : Analytical Method / Container / Client Sample ID(s)	*Method*	*Sampling Date*	*Extraction / Preparation*				*Analysis*			
			Preparation Date	*Holding Times*		*Eval*	*Analysis Date*	*Holding Times*		*Eval*
				Rec	*Actual*			*Rec*	*Actual*	
Dissolved Metals : Dissolved Metals in Water by CRC ICPMS										
HDPE dissolved (nitric acid) FLB-10	E421	20-Oct-2024	24-Oct-2024	180 days	4 days	✓	24-Oct-2024	180 days	4 days	✓
Dissolved Metals : Dissolved Metals in Water by CRC ICPMS										
HDPE dissolved (nitric acid) FLB-11	E421	20-Oct-2024	24-Oct-2024	180 days	4 days	✓	24-Oct-2024	180 days	4 days	✓
Dissolved Metals : Dissolved Metals in Water by CRC ICPMS										
HDPE dissolved (nitric acid) FLB-12	E421	20-Oct-2024	24-Oct-2024	180 days	4 days	✓	24-Oct-2024	180 days	4 days	✓
Dissolved Metals : Dissolved Metals in Water by CRC ICPMS										
HDPE dissolved (nitric acid) FLB-13	E421	20-Oct-2024	24-Oct-2024	180 days	4 days	✓	24-Oct-2024	180 days	4 days	✓
Dissolved Metals : Dissolved Metals in Water by CRC ICPMS										
HDPE dissolved (nitric acid) FLB-14	E421	20-Oct-2024	24-Oct-2024	180 days	4 days	✓	24-Oct-2024	180 days	4 days	✓
Dissolved Metals : Dissolved Metals in Water by CRC ICPMS										
HDPE dissolved (nitric acid) FLB-15	E421	20-Oct-2024	24-Oct-2024	180 days	4 days	✓	24-Oct-2024	180 days	4 days	✓
Dissolved Metals : Dissolved Metals in Water by CRC ICPMS										
HDPE dissolved (nitric acid) FLB-FIELD BLANK	E421	20-Oct-2024	24-Oct-2024	180 days	4 days	✓	24-Oct-2024	180 days	4 days	✓
Physical Tests : Acidity by Titration										
HDPE FLB-01	E283	20-Oct-2024	23-Oct-2024	14 days	3 days	✓	24-Oct-2024	14 days	4 days	✓
Physical Tests : Acidity by Titration										
HDPE FLB-02	E283	20-Oct-2024	24-Oct-2024	14 days	4 days	✓	24-Oct-2024	14 days	4 days	✓

Matrix: **Water**

Evaluation: × = Holding time exceedance ; ✓ = Within Holding Time

Analyte Group : Analytical Method / Container / Client Sample ID(s)	Method	Sampling Date	Extraction / Preparation				Analysis			
			Preparation Date	Holding Times Rec	Holding Times Actual	Eval	Analysis Date	Holding Times Rec	Holding Times Actual	Eval
Physical Tests : Acidity by Titration										
HDPE FLB-03	E283	20-Oct-2024	24-Oct-2024	14 days	4 days	✓	24-Oct-2024	14 days	4 days	✓
Physical Tests : Acidity by Titration										
HDPE FLB-04	E283	20-Oct-2024	24-Oct-2024	14 days	4 days	✓	24-Oct-2024	14 days	4 days	✓
Physical Tests : Acidity by Titration										
HDPE FLB-05	E283	20-Oct-2024	24-Oct-2024	14 days	4 days	✓	24-Oct-2024	14 days	4 days	✓
Physical Tests : Acidity by Titration										
HDPE FLB-06	E283	20-Oct-2024	24-Oct-2024	14 days	4 days	✓	24-Oct-2024	14 days	4 days	✓
Physical Tests : Acidity by Titration										
HDPE FLB-07	E283	20-Oct-2024	24-Oct-2024	14 days	4 days	✓	24-Oct-2024	14 days	4 days	✓
Physical Tests : Acidity by Titration										
HDPE FLB-08	E283	20-Oct-2024	24-Oct-2024	14 days	4 days	✓	24-Oct-2024	14 days	4 days	✓
Physical Tests : Acidity by Titration										
HDPE FLB-09	E283	20-Oct-2024	24-Oct-2024	14 days	4 days	✓	24-Oct-2024	14 days	4 days	✓
Physical Tests : Acidity by Titration										
HDPE FLB-10	E283	20-Oct-2024	24-Oct-2024	14 days	4 days	✓	24-Oct-2024	14 days	4 days	✓
Physical Tests : Acidity by Titration										
HDPE FLB-11	E283	20-Oct-2024	24-Oct-2024	14 days	4 days	✓	24-Oct-2024	14 days	4 days	✓

Matrix: **Water**

Evaluation: × = Holding time exceedance ; ✓ = Within Holding Time

Analyte Group : Analytical Method / Container / Client Sample ID(s)	*Method*	*Sampling Date*	*Extraction / Preparation*				*Analysis*			
			Preparation Date	*Holding Times*		*Eval*	*Analysis Date*	*Holding Times*		*Eval*
				Rec	*Actual*			*Rec*	*Actual*	
Physical Tests : Acidity by Titration										
HDPE FLB-12	E283	20-Oct-2024	24-Oct-2024	14 days	4 days	✓	24-Oct-2024	14 days	4 days	✓
Physical Tests : Acidity by Titration										
HDPE FLB-13	E283	20-Oct-2024	24-Oct-2024	14 days	4 days	✓	24-Oct-2024	14 days	4 days	✓
Physical Tests : Acidity by Titration										
HDPE FLB-14	E283	20-Oct-2024	24-Oct-2024	14 days	4 days	✓	24-Oct-2024	14 days	4 days	✓
Physical Tests : Acidity by Titration										
HDPE FLB-15	E283	20-Oct-2024	24-Oct-2024	14 days	4 days	✓	24-Oct-2024	14 days	4 days	✓
Physical Tests : Alkalinity Species by Titration										
HDPE FLB-02	E290	20-Oct-2024	23-Oct-2024	14 days	3 days	✓	23-Oct-2024	14 days	3 days	✓
Physical Tests : Alkalinity Species by Titration										
HDPE FLB-03	E290	20-Oct-2024	23-Oct-2024	14 days	3 days	✓	23-Oct-2024	14 days	3 days	✓
Physical Tests : Alkalinity Species by Titration										
HDPE FLB-04	E290	20-Oct-2024	23-Oct-2024	14 days	3 days	✓	23-Oct-2024	14 days	3 days	✓
Physical Tests : Alkalinity Species by Titration										
HDPE FLB-05	E290	20-Oct-2024	23-Oct-2024	14 days	3 days	✓	23-Oct-2024	14 days	3 days	✓
Physical Tests : Alkalinity Species by Titration										
HDPE FLB-06	E290	20-Oct-2024	23-Oct-2024	14 days	3 days	✓	23-Oct-2024	14 days	3 days	✓

Matrix: **Water**

Evaluation: × = Holding time exceedance ; ✓ = Within Holding Time

Analyte Group : Analytical Method / Container / Client Sample ID(s)	*Method*	*Sampling Date*	*Extraction / Preparation*				*Analysis*			
			Preparation Date	*Holding Times* Rec	*Holding Times* Actual	*Eval*	*Analysis Date*	*Holding Times* Rec	*Holding Times* Actual	*Eval*
Physical Tests : Alkalinity Species by Titration										
HDPE FLB-07	E290	20-Oct-2024	23-Oct-2024	14 days	3 days	✓	23-Oct-2024	14 days	3 days	✓
Physical Tests : Alkalinity Species by Titration										
HDPE FLB-09	E290	20-Oct-2024	23-Oct-2024	14 days	3 days	✓	23-Oct-2024	14 days	3 days	✓
Physical Tests : Alkalinity Species by Titration										
HDPE FLB-10	E290	20-Oct-2024	23-Oct-2024	14 days	3 days	✓	23-Oct-2024	14 days	3 days	✓
Physical Tests : Alkalinity Species by Titration										
HDPE FLB-11	E290	20-Oct-2024	23-Oct-2024	14 days	3 days	✓	23-Oct-2024	14 days	3 days	✓
Physical Tests : Alkalinity Species by Titration										
HDPE FLB-12	E290	20-Oct-2024	23-Oct-2024	14 days	3 days	✓	23-Oct-2024	14 days	3 days	✓
Physical Tests : Alkalinity Species by Titration										
HDPE FLB-13	E290	20-Oct-2024	23-Oct-2024	14 days	3 days	✓	23-Oct-2024	14 days	3 days	✓
Physical Tests : Alkalinity Species by Titration										
HDPE FLB-14	E290	20-Oct-2024	23-Oct-2024	14 days	3 days	✓	23-Oct-2024	14 days	3 days	✓
Physical Tests : Alkalinity Species by Titration										
HDPE FLB-15	E290	20-Oct-2024	23-Oct-2024	14 days	3 days	✓	23-Oct-2024	14 days	3 days	✓
Physical Tests : Conductivity in Water										
HDPE FLB-02	E100	20-Oct-2024	23-Oct-2024	28 days	3 days	✓	23-Oct-2024	28 days	3 days	✓

Matrix: **Water**

Evaluation: × = Holding time exceedance ; ✓ = Within Holding Time

Analyte Group : Analytical Method / Container / Client Sample ID(s)	Method	Sampling Date	Extraction / Preparation				Analysis			
			Preparation Date	Holding Times Rec	Holding Times Actual	Eval	Analysis Date	Holding Times Rec	Holding Times Actual	Eval
Physical Tests : Conductivity in Water										
HDPE FLB-03	E100	20-Oct-2024	23-Oct-2024	28 days	3 days	✓	23-Oct-2024	28 days	3 days	✓
Physical Tests : Conductivity in Water										
HDPE FLB-04	E100	20-Oct-2024	23-Oct-2024	28 days	3 days	✓	23-Oct-2024	28 days	3 days	✓
Physical Tests : Conductivity in Water										
HDPE FLB-05	E100	20-Oct-2024	23-Oct-2024	28 days	3 days	✓	23-Oct-2024	28 days	3 days	✓
Physical Tests : Conductivity in Water										
HDPE FLB-06	E100	20-Oct-2024	23-Oct-2024	28 days	3 days	✓	23-Oct-2024	28 days	3 days	✓
Physical Tests : Conductivity in Water										
HDPE FLB-07	E100	20-Oct-2024	23-Oct-2024	28 days	3 days	✓	23-Oct-2024	28 days	3 days	✓
Physical Tests : Conductivity in Water										
HDPE FLB-09	E100	20-Oct-2024	23-Oct-2024	28 days	3 days	✓	23-Oct-2024	28 days	3 days	✓
Physical Tests : Conductivity in Water										
HDPE FLB-10	E100	20-Oct-2024	23-Oct-2024	28 days	3 days	✓	23-Oct-2024	28 days	3 days	✓
Physical Tests : Conductivity in Water										
HDPE FLB-11	E100	20-Oct-2024	23-Oct-2024	28 days	3 days	✓	23-Oct-2024	28 days	3 days	✓
Physical Tests : Conductivity in Water										
HDPE FLB-12	E100	20-Oct-2024	23-Oct-2024	28 days	3 days	✓	23-Oct-2024	28 days	3 days	✓

Matrix: **Water**

Evaluation: × = Holding time exceedance ; ✓ = Within Holding Time

Analyte Group : Analytical Method / Container / Client Sample ID(s)	*Method*	*Sampling Date*	*Extraction / Preparation*				*Analysis*			
			Preparation Date	*Holding Times* Rec	*Holding Times* Actual	*Eval*	*Analysis Date*	*Holding Times* Rec	*Holding Times* Actual	*Eval*
Physical Tests : Conductivity in Water										
HDPE FLB-13	E100	20-Oct-2024	23-Oct-2024	28 days	3 days	✓	23-Oct-2024	28 days	3 days	✓
Physical Tests : Conductivity in Water										
HDPE FLB-14	E100	20-Oct-2024	23-Oct-2024	28 days	3 days	✓	23-Oct-2024	28 days	3 days	✓
Physical Tests : Conductivity in Water										
HDPE FLB-15	E100	20-Oct-2024	23-Oct-2024	28 days	3 days	✓	23-Oct-2024	28 days	3 days	✓
Physical Tests : pH by Meter										
HDPE FLB-11	E108	20-Oct-2024	23-Oct-2024	0.25 hrs	71 hrs	× EHTR-FM	23-Oct-2024	0.25 hrs	71 hrs	× EHTR-FM
Physical Tests : pH by Meter										
HDPE FLB-12	E108	20-Oct-2024	23-Oct-2024	0.25 hrs	71 hrs	× EHTR-FM	23-Oct-2024	0.25 hrs	71 hrs	× EHTR-FM
Physical Tests : pH by Meter										
HDPE FLB-13	E108	20-Oct-2024	23-Oct-2024	0.25 hrs	71 hrs	× EHTR-FM	23-Oct-2024	0.25 hrs	71 hrs	× EHTR-FM
Physical Tests : pH by Meter										
HDPE FLB-14	E108	20-Oct-2024	23-Oct-2024	0.25 hrs	71 hrs	× EHTR-FM	23-Oct-2024	0.25 hrs	71 hrs	× EHTR-FM
Physical Tests : pH by Meter										
HDPE FLB-15	E108	20-Oct-2024	23-Oct-2024	0.25 hrs	71 hrs	× EHTR-FM	23-Oct-2024	0.25 hrs	71 hrs	× EHTR-FM
Physical Tests : pH by Meter										
HDPE FLB-09	E108	20-Oct-2024	23-Oct-2024	0.25 hrs	72 hrs	× EHTR-FM	23-Oct-2024	0.25 hrs	72 hrs	× EHTR-FM

Matrix: **Water**

Evaluation: × = Holding time exceedance ; ✓ = Within Holding Time

Analyte Group : Analytical Method / Container / Client Sample ID(s)	Method	Sampling Date	Extraction / Preparation				Analysis			
			Preparation Date	Holding Times Rec	Holding Times Actual	Eval	Analysis Date	Holding Times Rec	Holding Times Actual	Eval
Physical Tests : pH by Meter										
HDPE FLB-10	E108	20-Oct-2024	23-Oct-2024	0.25 hrs	72 hrs	× EHTR-FM	23-Oct-2024	0.25 hrs	72 hrs	× EHTR-FM
Physical Tests : pH by Meter										
HDPE FLB-06	E108	20-Oct-2024	23-Oct-2024	0.25 hrs	73 hrs	× EHTR-FM	23-Oct-2024	0.25 hrs	73 hrs	× EHTR-FM
Physical Tests : pH by Meter										
HDPE FLB-07	E108	20-Oct-2024	23-Oct-2024	0.25 hrs	73 hrs	× EHTR-FM	23-Oct-2024	0.25 hrs	73 hrs	× EHTR-FM
Physical Tests : pH by Meter										
HDPE FLB-03	E108	20-Oct-2024	23-Oct-2024	0.25 hrs	74 hrs	× EHTR-FM	23-Oct-2024	0.25 hrs	74 hrs	× EHTR-FM
Physical Tests : pH by Meter										
HDPE FLB-04	E108	20-Oct-2024	23-Oct-2024	0.25 hrs	74 hrs	× EHTR-FM	23-Oct-2024	0.25 hrs	74 hrs	× EHTR-FM
Physical Tests : pH by Meter										
HDPE FLB-05	E108	20-Oct-2024	23-Oct-2024	0.25 hrs	74 hrs	× EHTR-FM	23-Oct-2024	0.25 hrs	74 hrs	× EHTR-FM
Physical Tests : pH by Meter										
HDPE FLB-02	E108	20-Oct-2024	23-Oct-2024	0.25 hrs	75 hrs	× EHTR-FM	23-Oct-2024	0.25 hrs	75 hrs	× EHTR-FM
Physical Tests : TDS by Gravimetry (Low Level)										
HDPE FLB-02	E162-L	20-Oct-2024	----	----	----		23-Oct-2024	7 days	3 days	✓
Physical Tests : TDS by Gravimetry (Low Level)										
HDPE FLB-03	E162-L	20-Oct-2024	----	----	----		23-Oct-2024	7 days	3 days	✓

Matrix: **Water**

Evaluation: × = Holding time exceedance ; ✓ = Within Holding Time

Analyte Group : Analytical Method / Container / Client Sample ID(s)	*Method*	*Sampling Date*	*Extraction / Preparation*				*Analysis*			
			Preparation Date	*Holding Times*		*Eval*	*Analysis Date*	*Holding Times*		*Eval*
				Rec	*Actual*			*Rec*	*Actual*	
Physical Tests : TDS by Gravimetry (Low Level)										
HDPE FLB-04	E162-L	20-Oct-2024	----	----	----		23-Oct-2024	7 days	3 days	✓
Physical Tests : TDS by Gravimetry (Low Level)										
HDPE FLB-05	E162-L	20-Oct-2024	----	----	----		23-Oct-2024	7 days	3 days	✓
Physical Tests : TDS by Gravimetry (Low Level)										
HDPE FLB-06	E162-L	20-Oct-2024	----	----	----		23-Oct-2024	7 days	3 days	✓
Physical Tests : TDS by Gravimetry (Low Level)										
HDPE FLB-07	E162-L	20-Oct-2024	----	----	----		23-Oct-2024	7 days	3 days	✓
Physical Tests : TDS by Gravimetry (Low Level)										
HDPE FLB-09	E162-L	20-Oct-2024	----	----	----		23-Oct-2024	7 days	3 days	✓
Physical Tests : TDS by Gravimetry (Low Level)										
HDPE FLB-10	E162-L	20-Oct-2024	----	----	----		23-Oct-2024	7 days	3 days	✓
Physical Tests : TDS by Gravimetry (Low Level)										
HDPE FLB-11	E162-L	20-Oct-2024	----	----	----		23-Oct-2024	7 days	3 days	✓
Physical Tests : TDS by Gravimetry (Low Level)										
HDPE FLB-12	E162-L	20-Oct-2024	----	----	----		23-Oct-2024	7 days	3 days	✓
Physical Tests : TDS by Gravimetry (Low Level)										
HDPE FLB-13	E162-L	20-Oct-2024	----	----	----		23-Oct-2024	7 days	3 days	✓

Matrix: **Water**

Evaluation: × = Holding time exceedance ; ✓ = Within Holding Time

Analyte Group : Analytical Method / Container / Client Sample ID(s)	Method	Sampling Date	Extraction / Preparation				Analysis			
			Preparation Date	Holding Times Rec	Holding Times Actual	Eval	Analysis Date	Holding Times Rec	Holding Times Actual	Eval
Physical Tests : TDS by Gravimetry (Low Level)										
HDPE FLB-14	E162-L	20-Oct-2024	----	----	----		23-Oct-2024	7 days	3 days	✓
Physical Tests : TDS by Gravimetry (Low Level)										
HDPE FLB-15	E162-L	20-Oct-2024	----	----	----		23-Oct-2024	7 days	3 days	✓

Legend & Qualifier Definitions

EHTR-FM: Exceeded ALS recommended hold time prior to sample receipt. Field Measurement recommended

Rec. HT: ALS recommended hold time (see units).

Quality Control Parameter Frequency Compliance

The following report summarizes the frequency of laboratory QC samples analyzed within the analytical batches (QC lots) in which the submitted samples were processed. The actual frequency should be greater than or equal to the expected frequency.

Matrix: **Water**

Evaluation: ✗ = QC frequency outside specification; ✓ = QC frequency within specification.

Quality Control Sample Type			Count		Frequency (%)		
Analytical Methods	*Method*	*QC Lot #*	*QC*	*Regular*	*Actual*	*Expected*	*Evaluation*
Laboratory Duplicates (DUP)							
Acidity by Titration	E283	1727298	2	34	5.8	5.0	✓
Alkalinity Species by Titration	E290	1729000	2	34	5.8	5.0	✓
Chloride in Water by IC (Low Level)	E235.Cl-L	1726175	0	13	0.0	5.0	✗
Conductivity in Water	E100	1729001	2	34	5.8	5.0	✓
Dissolved Mercury in Water by CVAAS	E509	1735135	1	20	5.0	5.0	✓
Dissolved Metals in Water by CRC ICPMS	E421	1728324	2	40	5.0	5.0	✓
Fluoride in Water by IC	E235.F	1726174	1	14	7.1	5.0	✓
pH by Meter	E108	1728999	2	39	5.1	5.0	✓
Sulfate in Water by IC	E235.SO4	1726170	1	15	6.6	5.0	✓
TDS by Gravimetry (Low Level)	E162-L	1723931	1	20	5.0	5.0	✓
Total Phosphorus by Colourimetry (0.002 mg/L)	E372-U	1732146	1	20	5.0	5.0	✓
Laboratory Control Samples (LCS)							
Acidity by Titration	E283	1727298	2	34	5.8	5.0	✓
Alkalinity Species by Titration	E290	1729000	2	34	5.8	5.0	✓
Chloride in Water by IC (Low Level)	E235.Cl-L	1726175	1	13	7.6	5.0	✓
Conductivity in Water	E100	1729001	2	34	5.8	5.0	✓
Dissolved Mercury in Water by CVAAS	E509	1735135	1	20	5.0	5.0	✓
Dissolved Metals in Water by CRC ICPMS	E421	1728324	2	40	5.0	5.0	✓
Fluoride in Water by IC	E235.F	1726174	1	14	7.1	5.0	✓
pH by Meter	E108	1728999	2	39	5.1	5.0	✓
Sulfate in Water by IC	E235.SO4	1726170	1	15	6.6	5.0	✓
TDS by Gravimetry (Low Level)	E162-L	1723931	1	20	5.0	5.0	✓
Total Phosphorus by Colourimetry (0.002 mg/L)	E372-U	1732146	1	20	5.0	5.0	✓
Method Blanks (MB)							
Acidity by Titration	E283	1727298	2	34	5.8	5.0	✓
Alkalinity Species by Titration	E290	1729000	2	34	5.8	5.0	✓
Chloride in Water by IC (Low Level)	E235.Cl-L	1726175	1	13	7.6	5.0	✓
Conductivity in Water	E100	1729001	2	34	5.8	5.0	✓
Dissolved Mercury in Water by CVAAS	E509	1735135	1	20	5.0	5.0	✓
Dissolved Metals in Water by CRC ICPMS	E421	1728324	2	40	5.0	5.0	✓
Fluoride in Water by IC	E235.F	1726174	1	14	7.1	5.0	✓
Sulfate in Water by IC	E235.SO4	1726170	1	15	6.6	5.0	✓
TDS by Gravimetry (Low Level)	E162-L	1723931	1	20	5.0	5.0	✓
Total Phosphorus by Colourimetry (0.002 mg/L)	E372-U	1732146	1	20	5.0	5.0	✓
Matrix Spikes (MS)							

Matrix: **Water**

Evaluation: ✗ = *QC frequency outside specification*; ✓ = *QC frequency within specification.*

Quality Control Sample Type			Count		Frequency (%)		
Analytical Methods	*Method*	*QC Lot #*	*QC*	*Regular*	*Actual*	*Expected*	*Evaluation*
Matrix Spikes (MS) - Continued							
Chloride in Water by IC (Low Level)	E235.Cl-L	1726175	0	13	0.0	5.0	✗
Dissolved Mercury in Water by CVAAS	E509	1735135	1	20	5.0	5.0	✓
Dissolved Metals in Water by CRC ICPMS	E421	1728324	2	40	5.0	5.0	✓
Fluoride in Water by IC	E235.F	1726174	1	14	7.1	5.0	✓
Sulfate in Water by IC	E235.SO4	1726170	1	15	6.6	5.0	✓
Total Phosphorus by Colourimetry (0.002 mg/L)	E372-U	1732146	1	20	5.0	5.0	✓

Methodology References and Summaries

The analytical methods used by ALS are developed using internationally recognized reference methods (where available), such as those published by US EPA, APHA Standard Methods, ASTM, ISO, Environment Canada, BC MOE, and Ontario MOE. Reference methods may incorporate modifications to improve performance (indicated by "mod").

Analytical Methods	Method / Lab	Matrix	Method Reference	Method Descriptions
Conductivity in Water	E100 ALS Environmental - Winnipeg	Water	APHA 2510 (mod)	Conductivity, also known as Electrical Conductivity (EC) or Specific Conductance, is measured by immersion of a conductivity cell with platinum electrodes into a water sample. Conductivity measurements are temperature-compensated to 25°C.
pH by Meter	E108 ALS Environmental - Winnipeg	Water	APHA 4500-H (mod)	pH is determined by potentiometric measurement with a pH electrode, and is conducted at ambient laboratory temperature (normally 20 ± 5°C). For high accuracy test results, pH should be measured in the field within the recommended 15 minute hold time.
TDS by Gravimetry (Low Level)	E162-L ALS Environmental - Winnipeg	Water	APHA 2540 C (mod)	Total Dissolved Solids (TDS) are determined by filtering a sample through a glass fibre filter, with evaporation of the filtrate at 180 ± 2°C for 16 hours or to constant weight, with gravimetric measurement of the residue.
Chloride in Water by IC (Low Level)	E235.Cl-L ALS Environmental - Winnipeg	Water	EPA 300.1 (mod)	Inorganic anions are analyzed by Ion Chromatography with conductivity and/or UV detection.
Fluoride in Water by IC	E235.F ALS Environmental - Winnipeg	Water	EPA 300.1 (mod)	Inorganic anions are analyzed by Ion Chromatography with conductivity and/or UV detection.
Sulfate in Water by IC	E235.SO4 ALS Environmental - Winnipeg	Water	EPA 300.1 (mod)	Inorganic anions are analyzed by Ion Chromatography with conductivity and/or UV detection.
Acidity by Titration	E283 ALS Environmental - Waterloo	Water	APHA 2310 B (mod)	Acidity is determined by potentiometric titration to pH endpoint of 8.3
Alkalinity Species by Titration	E290 ALS Environmental - Winnipeg	Water	APHA 2320 B (mod)	Total alkalinity is determined by potentiometric titration to a pH 4.5 endpoint. Bicarbonate, carbonate and hydroxide alkalinity are calculated from phenolphthalein alkalinity and total alkalinity values.
Total Phosphorus by Colourimetry (0.002 mg/L)	E372-U ALS Environmental - Winnipeg	Water	APHA 4500-P E (mod).	Total Phosphorus is determined colourimetrically using a discrete analyzer after heated persulfate digestion of the sample.

Analytical Methods	Method / Lab	Matrix	Method Reference	Method Descriptions
Dissolved Metals in Water by CRC ICPMS	E421 ALS Environmental - Winnipeg	Water	APHA 3030B/EPA 6020B (mod)	Water samples are filtered (0.45 um), preserved with nitric acid, and analyzed by Collision/Reaction Cell ICPMS. Method Limitation (re: Sulfur): Sulfide and volatile sulfur species may not be recovered by this method.
Dissolved Mercury in Water by CVAAS	E509 ALS Environmental - Winnipeg	Water	APHA 3030B/EPA 1631E (mod)	Water samples are filtered (0.45 um), preserved with HCl, then undergo a cold-oxidation using bromine monochloride prior to reduction with stannous chloride, and analyzed by CVAAS.
Dissolved Hardness (Calculated)	EC100 ALS Environmental - Winnipeg	Water	APHA 2340B	"Hardness (as CaCO3), dissolved" is calculated from the sum of dissolved Calcium and Magnesium concentrations, expressed in $CaCO_3$ equivalents. "Total Hardness" refers to the sum of Calcium and Magnesium Hardness. Hardness is normally or preferentially calculated from dissolved Calcium and Magnesium concentrations, because it is a property of water due to dissolved divalent cations.

Preparation Methods	Method / Lab	Matrix	Method Reference	Method Descriptions
Digestion for Total Phosphorus in water	EP372 ALS Environmental - Winnipeg	Water	APHA 4500-P E (mod).	Samples are heated with a persulfate digestion reagent.
Dissolved Metals Water Filtration	EP421 ALS Environmental - Winnipeg	Water	APHA 3030B	Water samples are filtered (0.45 um), and preserved with HNO3.
Dissolved Mercury Water Filtration	EP509 ALS Environmental - Winnipeg	Water	APHA 3030B	Water samples are filtered (0.45 um), and preserved with HCl.

QUALITY CONTROL REPORT

Work Order	: **WP2424638**	Page	: 1 of 17
Client	: Great Bear Resources Ltd	Laboratory	: ALS Environmental - Winnipeg
Contact	: Ashley Moncrief	Account Manager	: Judy Dalmaijer
Address	: Great Bear Resources Ltd. 117 Forestry Road Red Lake ON Canada P0V 2M0	Address	: 1329 Niakwa Road East, Unit 12 Winnipeg, Manitoba Canada R2J 3T4
Telephone	: 807 630 0203	Telephone	: +1 204 255 9720
Project	: PPR-022-3	Date Samples Received	: 22-Oct-2024 10:14
PO	: PPR-022-3	Date Analysis Commenced	: 22-Oct-2024
C-O-C number	: ----	Issue Date	: 30-Oct-2024 13:47
Sampler	: ----		
Site	: ----		
Quote number	: 2024 Standing offer_V3		
No. of samples received	: 16		
No. of samples analysed	: 16		

This report supersedes any previous report(s) with this reference. Results apply to the sample(s) as submitted. This document shall not be reproduced, except in full.

This Quality Control Report contains the following information:

- Laboratory Duplicate (DUP) Report; Relative Percent Difference (RPD) and Data Quality Objectives
- Matrix Spike (MS) Report; Recovery and Data Quality Objectives
- Method Blank (MB) Report; Recovery and Data Quality Objectives
- Laboratory Control Sample (LCS) Report; Recovery and Data Quality Objectives

Signatories

This document has been electronically signed by the authorized signatories below. Electronic signing is conducted in accordance with US FDA 21 CFR Part 11.

Signatories	*Position*	*Laboratory Department*
Leila Conyard	Lab Assistant	Winnipeg Metals, Winnipeg, Manitoba
Oleksandr Busel		Winnipeg Inorganics, Winnipeg, Manitoba
Oleksandr Busel		Winnipeg Metals, Winnipeg, Manitoba
Walt Kippenhuck	Supervisor - Inorganic	Waterloo Inorganics, Waterloo, Ontario

General Comments

The ALS Quality Control (QC) report is optionally provided to ALS clients upon request. ALS test methods include comprehensive QC checks with every analysis to ensure our high standards of quality are met. Each QC result has a known or expected target value, which is compared against predetermined Data Quality Objectives (DQOs) to provide confidence in the accuracy of associated test results. This report contains detailed results for all QC results applicable to this sample submission. Please refer to the ALS Quality Control Interpretation report (QCI) for applicable method references and methodology summaries.

Key :

Anonymous = Refers to samples which are not part of this work order, but which formed part of the QC process lot.
CAS Number = Chemical Abstracts Service number is a unique identifier assigned to discrete substances.
DQO = Data Quality Objective.
LOR = Limit of Reporting (detection limit).
RPD = Relative Percent Difference
# = Indicates a QC result that did not meet the ALS DQO.

Workorder Comments

Holding times are displayed as "---" if no guidance exists from CCME, Canadian provinces, or broadly recognized international references.

Laboratory Duplicate (DUP) Report

A Laboratory Duplicate (DUP) is a randomly selected intralaboratory replicate sample. Laboratory Duplicates provide information regarding method precision and sample heterogeneity. ALS DQOs for Laboratory Duplicates are expressed as test-specific limits for Relative Percent Difference (RPD), or as an absolute difference limit of 2 times the LOR for low concentration duplicates within ~ 4-10 times the LOR (cut-off is test-specific).

Sub-Matrix: **Water**

					Laboratory Duplicate (DUP) Report						
Laboratory sample ID	*Client sample ID*	*Analyte*	*CAS Number*	*Method*	*LOR*	*Unit*	*Original Result*	*Duplicate Result*	*RPD(%) or Difference*	*Duplicate Limits*	*Qualifier*
Physical Tests (QC Lot: 1723931)											
WP2424595-003	Anonymous	Solids, total dissolved [TDS]	----	E162-L	15.0	mg/L	516	521	0.964%	20%	----
Physical Tests (QC Lot: 1727298)											
WP2424612-001	Anonymous	Acidity (as CaCO3)	----	E283	2.0	mg/L	29.1	28.9	0.897%	20%	----
Physical Tests (QC Lot: 1728703)											
WP2424638-002	FLB-02	Acidity (as CaCO3)	----	E283	2.0	mg/L	<2.0	<2.0	0	Diff <2x LOR	----
Physical Tests (QC Lot: 1728999)											
WP2424614-007	Anonymous	pH	----	E108	0.10	pH units	7.04	7.08	0.566%	4%	----
Physical Tests (QC Lot: 1729000)											
WP2424614-007	Anonymous	Alkalinity, total (as CaCO3)	----	E290	2.0	mg/L	11.0	11.3	0.3	Diff <2x LOR	----
Physical Tests (QC Lot: 1729001)											
WP2424614-007	Anonymous	Conductivity	----	E100	1.0	µS/cm	29.6	28.6	3.44%	10%	----
Physical Tests (QC Lot: 1729022)											
WP2424638-015	FLB-15	pH	----	E108	0.10	pH units	7.37	7.34	0.408%	4%	----
Physical Tests (QC Lot: 1729023)											
WP2424638-015	FLB-15	Conductivity	----	E100	1.0	µS/cm	118	117	0.848%	10%	----
Physical Tests (QC Lot: 1729024)											
WP2424638-015	FLB-15	Alkalinity, total (as CaCO3)	----	E290	1.0	mg/L	20.3	20.1	0.990%	20%	----
Anions and Nutrients (QC Lot: 1726170)											
WP2424614-007	Anonymous	Sulfate (as SO4)	14808-79-8	E235.SO4	0.30	mg/L	0.66	0.62	0.05	Diff <2x LOR	----
Anions and Nutrients (QC Lot: 1726174)											
WP2424614-007	Anonymous	Fluoride	16984-48-8	E235.F	0.020	mg/L	0.070	0.069	0.0005	Diff <2x LOR	----
Anions and Nutrients (QC Lot: 1732146)											
WP2424638-001	FLB-01	Phosphorus, total	7723-14-0	E372-U	0.0020	mg/L	0.182	0.182	0.132%	20%	----
Dissolved Metals (QC Lot: 1728324)											
WP2424572-001	Anonymous	Aluminum, dissolved	7429-90-5	E421	0.0010	mg/L	0.0023	0.0018	0.0004	Diff <2x LOR	----
		Antimony, dissolved	7440-36-0	E421	0.00010	mg/L	0.00013	0.00014	0.000008	Diff <2x LOR	----
		Arsenic, dissolved	7440-38-2	E421	0.00010	mg/L	0.00029	0.00030	0.000007	Diff <2x LOR	----
		Barium, dissolved	7440-39-3	E421	0.00010	mg/L	0.108	0.108	0.0147%	20%	----
		Beryllium, dissolved	7440-41-7	E421	0.000020	mg/L	<0.000020	<0.000020	0	Diff <2x LOR	----
		Bismuth, dissolved	7440-69-9	E421	0.000050	mg/L	<0.000050	<0.000050	0	Diff <2x LOR	----

Sub-Matrix: **Water**

					Laboratory Duplicate (DUP) Report						
Laboratory sample ID	*Client sample ID*	*Analyte*	*CAS Number*	*Method*	*LOR*	*Unit*	*Original Result*	*Duplicate Result*	*RPD(%) or Difference*	*Duplicate Limits*	*Qualifier*
Dissolved Metals (QC Lot: 1728324) - continued											
WP2424572-001	Anonymous	Boron, dissolved	7440-42-8	E421	0.010	mg/L	0.060	0.059	0.0007	Diff <2x LOR	----
		Cadmium, dissolved	7440-43-9	E421	0.0000050	mg/L	0.0000169	0.0000148	0.0000021	Diff <2x LOR	----
		Calcium, dissolved	7440-70-2	E421	0.050	mg/L	76.1	73.4	3.49%	20%	----
		Cesium, dissolved	7440-46-2	E421	0.000010	mg/L	<0.000010	<0.000010	0	Diff <2x LOR	----
		Chromium, dissolved	7440-47-3	E421	0.00050	mg/L	<0.00050	<0.00050	0	Diff <2x LOR	----
		Cobalt, dissolved	7440-48-4	E421	0.00010	mg/L	<0.00010	<0.00010	0	Diff <2x LOR	----
		Copper, dissolved	7440-50-8	E421	0.00020	mg/L	0.00101	0.00099	0.00002	Diff <2x LOR	----
		Iron, dissolved	7439-89-6	E421	0.010	mg/L	<0.010	<0.010	0	Diff <2x LOR	----
		Lead, dissolved	7439-92-1	E421	0.000050	mg/L	0.000070	0.000073	0.000003	Diff <2x LOR	----
		Lithium, dissolved	7439-93-2	E421	0.0010	mg/L	0.0509	0.0532	4.32%	20%	----
		Magnesium, dissolved	7439-95-4	E421	0.0050	mg/L	133	134	0.899%	20%	----
		Manganese, dissolved	7439-96-5	E421	0.00010	mg/L	<0.00010	<0.00010	0	Diff <2x LOR	----
		Molybdenum, dissolved	7439-98-7	E421	0.000050	mg/L	0.0104	0.0100	3.49%	20%	----
		Nickel, dissolved	7440-02-0	E421	0.00050	mg/L	0.00157	0.00159	0.00002	Diff <2x LOR	----
		Phosphorus, dissolved	7723-14-0	E421	0.050	mg/L	<0.050	<0.050	0	Diff <2x LOR	----
		Potassium, dissolved	7440-09-7	E421	0.050	mg/L	6.73	6.81	1.19%	20%	----
		Rubidium, dissolved	7440-17-7	E421	0.00020	mg/L	0.00168	0.00153	0.00015	Diff <2x LOR	----
		Selenium, dissolved	7782-49-2	E421	0.000050	mg/L	0.000422	0.000349	0.000073	Diff <2x LOR	----
		Silicon, dissolved	7440-21-3	E421	0.050	mg/L	6.25	6.31	0.992%	20%	----
		Silver, dissolved	7440-22-4	E421	0.000010	mg/L	<0.000010	<0.000010	0	Diff <2x LOR	----
		Sodium, dissolved	7440-23-5	E421	0.050	mg/L	47.2	46.4	1.58%	20%	----
		Strontium, dissolved	7440-24-6	E421	0.00020	mg/L	0.590	0.589	0.311%	20%	----
		Sulfur, dissolved	7704-34-9	E421	0.50	mg/L	13.4	13.2	1.80%	20%	----
		Tellurium, dissolved	13494-80-9	E421	0.00020	mg/L	<0.00020	<0.00020	0	Diff <2x LOR	----
		Thallium, dissolved	7440-28-0	E421	0.000010	mg/L	0.000011	0.000012	0.000001	Diff <2x LOR	----
		Thorium, dissolved	7440-29-1	E421	0.00010	mg/L	<0.00010	<0.00010	0	Diff <2x LOR	----
		Tin, dissolved	7440-31-5	E421	0.00010	mg/L	<0.00010	<0.00010	0	Diff <2x LOR	----
		Titanium, dissolved	7440-32-6	E421	0.00030	mg/L	<0.00030	<0.00030	0	Diff <2x LOR	----
		Tungsten, dissolved	7440-33-7	E421	0.00010	mg/L	<0.00010	<0.00010	0	Diff <2x LOR	----
		Uranium, dissolved	7440-61-1	E421	0.000010	mg/L	0.00680	0.00699	2.70%	20%	----
		Vanadium, dissolved	7440-62-2	E421	0.00050	mg/L	<0.00050	<0.00050	0	Diff <2x LOR	----
		Zinc, dissolved	7440-66-6	E421	0.0010	mg/L	0.0012	0.0012	0.00003	Diff <2x LOR	----
		Zirconium, dissolved	7440-67-7	E421	0.00030	mg/L	<0.00030	<0.00030	0	Diff <2x LOR	----
Dissolved Metals (QC Lot: 1728355)											

Sub-Matrix: **Water**

					Laboratory Duplicate (DUP) Report						
Laboratory sample ID	*Client sample ID*	*Analyte*	*CAS Number*	*Method*	*LOR*	*Unit*	*Original Result*	*Duplicate Result*	*RPD(%) or Difference*	*Duplicate Limits*	*Qualifier*
Dissolved Metals (QC Lot: 1728355) - continued											
WP2424638-006	FLB-06	Aluminum, dissolved	7429-90-5	E421	0.0010	mg/L	0.0104	0.0106	1.53%	20%	----
		Antimony, dissolved	7440-36-0	E421	0.00010	mg/L	0.00255	0.00259	1.54%	20%	----
		Arsenic, dissolved	7440-38-2	E421	0.00010	mg/L	0.00940	0.00945	0.566%	20%	----
		Barium, dissolved	7440-39-3	E421	0.00010	mg/L	0.0208	0.0204	2.02%	20%	----
		Beryllium, dissolved	7440-41-7	E421	0.000020	mg/L	<0.000020	<0.000020	0	Diff <2x LOR	----
		Bismuth, dissolved	7440-69-9	E421	0.000050	mg/L	<0.000050	<0.000050	0	Diff <2x LOR	----
		Boron, dissolved	7440-42-8	E421	0.010	mg/L	<0.010	<0.010	0	Diff <2x LOR	----
		Cadmium, dissolved	7440-43-9	E421	0.0000050	mg/L	0.0000055	<0.0000050	0.0000005	Diff <2x LOR	----
		Calcium, dissolved	7440-70-2	E421	0.050	mg/L	20.5	21.0	2.80%	20%	----
		Cesium, dissolved	7440-46-2	E421	0.000010	mg/L	<0.000010	<0.000010	0	Diff <2x LOR	----
		Chromium, dissolved	7440-47-3	E421	0.00050	mg/L	<0.00050	<0.00050	0	Diff <2x LOR	----
		Cobalt, dissolved	7440-48-4	E421	0.00010	mg/L	0.00013	0.00013	0.000002	Diff <2x LOR	----
		Copper, dissolved	7440-50-8	E421	0.00020	mg/L	0.00122	0.00125	0.00003	Diff <2x LOR	----
		Iron, dissolved	7439-89-6	E421	0.010	mg/L	<0.010	<0.010	0	Diff <2x LOR	----
		Lead, dissolved	7439-92-1	E421	0.000050	mg/L	<0.000050	<0.000050	0	Diff <2x LOR	----
		Lithium, dissolved	7439-93-2	E421	0.0010	mg/L	<0.0010	<0.0010	0	Diff <2x LOR	----
		Magnesium, dissolved	7439-95-4	E421	0.0050	mg/L	1.36	1.39	2.51%	20%	----
		Manganese, dissolved	7439-96-5	E421	0.00010	mg/L	0.00962	0.0100	4.40%	20%	----
		Molybdenum, dissolved	7439-98-7	E421	0.000050	mg/L	0.00120	0.00129	7.11%	20%	----
		Nickel, dissolved	7440-02-0	E421	0.00050	mg/L	<0.00050	<0.00050	0	Diff <2x LOR	----
		Phosphorus, dissolved	7723-14-0	E421	0.050	mg/L	<0.050	<0.050	0	Diff <2x LOR	----
		Potassium, dissolved	7440-09-7	E421	0.050	mg/L	1.70	1.72	1.32%	20%	----
		Rubidium, dissolved	7440-17-7	E421	0.00020	mg/L	0.00302	0.00312	3.35%	20%	----
		Selenium, dissolved	7782-49-2	E421	0.000050	mg/L	0.00234	0.00242	3.24%	20%	----
		Silicon, dissolved	7440-21-3	E421	0.050	mg/L	1.34	1.37	2.00%	20%	----
		Silver, dissolved	7440-22-4	E421	0.000010	mg/L	<0.000010	<0.000010	0	Diff <2x LOR	----
		Sodium, dissolved	7440-23-5	E421	0.050	mg/L	1.16	1.25	7.21%	20%	----
		Strontium, dissolved	7440-24-6	E421	0.00020	mg/L	0.0843	0.0864	2.38%	20%	----
		Sulfur, dissolved	7704-34-9	E421	0.50	mg/L	9.95	10.8	8.35%	20%	----
		Tellurium, dissolved	13494-80-9	E421	0.00020	mg/L	<0.00020	<0.00020	0	Diff <2x LOR	----
		Thallium, dissolved	7440-28-0	E421	0.000010	mg/L	<0.000010	<0.000010	0	Diff <2x LOR	----
		Thorium, dissolved	7440-29-1	E421	0.00010	mg/L	<0.00010	<0.00010	0	Diff <2x LOR	----
		Tin, dissolved	7440-31-5	E421	0.00010	mg/L	<0.00010	<0.00010	0	Diff <2x LOR	----
		Titanium, dissolved	7440-32-6	E421	0.00030	mg/L	<0.00030	<0.00030	0	Diff <2x LOR	----

Sub-Matrix: **Water**

					Laboratory Duplicate (DUP) Report						
Laboratory sample ID	*Client sample ID*	*Analyte*	*CAS Number*	*Method*	*LOR*	*Unit*	*Original Result*	*Duplicate Result*	*RPD(%) or Difference*	*Duplicate Limits*	*Qualifier*
Dissolved Metals (QC Lot: 1728355) - continued											
WP2424638-006	FLB-06	Tungsten, dissolved	7440-33-7	E421	0.00010	mg/L	0.00024	0.00023	0.000010	Diff <2x LOR	----
		Uranium, dissolved	7440-61-1	E421	0.000010	mg/L	0.00185	0.00186	0.586%	20%	----
		Vanadium, dissolved	7440-62-2	E421	0.00050	mg/L	0.00072	0.00076	0.00004	Diff <2x LOR	----
		Zinc, dissolved	7440-66-6	E421	0.0010	mg/L	0.0019	0.0021	0.0002	Diff <2x LOR	----
		Zirconium, dissolved	7440-67-7	E421	0.00030	mg/L	<0.00030	<0.00030	0	Diff <2x LOR	----
Dissolved Metals (QC Lot: 1735135)											
WP2424638-001	FLB-01	Mercury, dissolved	7439-97-6	E509	0.0000050	mg/L	<0.0000050	<0.0000050	0	Diff <2x LOR	----

Method Blank (MB) Report

A Method Blank is an analyte-free matrix that undergoes sample processing identical to that carried out for test samples. Method Blank results are used to monitor and control for potential contamination from the laboratory environment and reagents. For most tests, the DQO for Method Blanks is for the result to be < LOR.

Sub-Matrix: **Water**

Analyte	CAS Number	Method	LOR	Unit	Result	Qualifier
Physical Tests (QCLot: 1723931)						
Solids, total dissolved [TDS]	----	E162-L	3	mg/L	<3.0	----
Physical Tests (QCLot: 1727298)						
Acidity (as CaCO3)	----	E283	2	mg/L	<2.0	----
Physical Tests (QCLot: 1728703)						
Acidity (as CaCO3)	----	E283	2	mg/L	<2.0	----
Physical Tests (QCLot: 1729000)						
Alkalinity, total (as CaCO3)	----	E290	1	mg/L	<1.0	----
Physical Tests (QCLot: 1729001)						
Conductivity	----	E100	1	µS/cm	<1.0	----
Physical Tests (QCLot: 1729023)						
Conductivity	----	E100	1	µS/cm	<1.0	----
Physical Tests (QCLot: 1729024)						
Alkalinity, total (as CaCO3)	----	E290	1	mg/L	<1.0	----
Anions and Nutrients (QCLot: 1726170)						
Sulfate (as SO4)	14808-79-8	E235.SO4	0.3	mg/L	<0.30	----
Anions and Nutrients (QCLot: 1726174)						
Fluoride	16984-48-8	E235.F	0.02	mg/L	<0.020	----
Anions and Nutrients (QCLot: 1726175)						
Chloride	16887-00-6	E235.Cl-L	0.1	mg/L	<0.10	----
Anions and Nutrients (QCLot: 1732146)						
Phosphorus, total	7723-14-0	E372-U	0.002	mg/L	<0.0020	----
Dissolved Metals (QCLot: 1728324)						
Aluminum, dissolved	7429-90-5	E421	0.001	mg/L	<0.0010	----
Antimony, dissolved	7440-36-0	E421	0.0001	mg/L	<0.00010	----
Arsenic, dissolved	7440-38-2	E421	0.0001	mg/L	<0.00010	----
Barium, dissolved	7440-39-3	E421	0.0001	mg/L	<0.00010	----
Beryllium, dissolved	7440-41-7	E421	0.00002	mg/L	<0.000020	----
Bismuth, dissolved	7440-69-9	E421	0.00005	mg/L	<0.000050	----
Boron, dissolved	7440-42-8	E421	0.01	mg/L	<0.010	----
Cadmium, dissolved	7440-43-9	E421	0.000005	mg/L	<0.0000050	----
Calcium, dissolved	7440-70-2	E421	0.05	mg/L	<0.050	----
Cesium, dissolved	7440-46-2	E421	0.00001	mg/L	<0.000010	----

Sub-Matrix: **Water**

Analyte	CAS Number	Method	LOR	Unit	Result	Qualifier
Dissolved Metals (QCLot: 1728324) - continued						
Chromium, dissolved	7440-47-3	E421	0.0005	mg/L	<0.00050	----
Cobalt, dissolved	7440-48-4	E421	0.0001	mg/L	<0.00010	----
Copper, dissolved	7440-50-8	E421	0.0002	mg/L	<0.00020	----
Iron, dissolved	7439-89-6	E421	0.01	mg/L	<0.010	----
Lead, dissolved	7439-92-1	E421	0.00005	mg/L	<0.000050	----
Lithium, dissolved	7439-93-2	E421	0.001	mg/L	<0.0010	----
Magnesium, dissolved	7439-95-4	E421	0.005	mg/L	<0.0050	----
Manganese, dissolved	7439-96-5	E421	0.0001	mg/L	<0.00010	----
Molybdenum, dissolved	7439-98-7	E421	0.00005	mg/L	<0.000050	----
Nickel, dissolved	7440-02-0	E421	0.0005	mg/L	<0.00050	----
Phosphorus, dissolved	7723-14-0	E421	0.05	mg/L	<0.050	----
Potassium, dissolved	7440-09-7	E421	0.05	mg/L	<0.050	----
Rubidium, dissolved	7440-17-7	E421	0.0002	mg/L	<0.00020	----
Selenium, dissolved	7782-49-2	E421	0.00005	mg/L	<0.000050	----
Silicon, dissolved	7440-21-3	E421	0.05	mg/L	<0.050	----
Silver, dissolved	7440-22-4	E421	0.00001	mg/L	<0.000010	----
Sodium, dissolved	7440-23-5	E421	0.05	mg/L	<0.050	----
Strontium, dissolved	7440-24-6	E421	0.0002	mg/L	<0.00020	----
Sulfur, dissolved	7704-34-9	E421	0.5	mg/L	<0.50	----
Tellurium, dissolved	13494-80-9	E421	0.0002	mg/L	<0.00020	----
Thallium, dissolved	7440-28-0	E421	0.00001	mg/L	<0.000010	----
Thorium, dissolved	7440-29-1	E421	0.0001	mg/L	<0.00010	----
Tin, dissolved	7440-31-5	E421	0.0001	mg/L	<0.00010	----
Titanium, dissolved	7440-32-6	E421	0.0003	mg/L	<0.00030	----
Tungsten, dissolved	7440-33-7	E421	0.0001	mg/L	<0.00010	----
Uranium, dissolved	7440-61-1	E421	0.00001	mg/L	<0.000010	----
Vanadium, dissolved	7440-62-2	E421	0.0005	mg/L	<0.00050	----
Zinc, dissolved	7440-66-6	E421	0.001	mg/L	<0.0010	----
Zirconium, dissolved	7440-67-7	E421	0.0002	mg/L	<0.00020	----
Dissolved Metals (QCLot: 1728355)						
Aluminum, dissolved	7429-90-5	E421	0.001	mg/L	<0.0010	----
Antimony, dissolved	7440-36-0	E421	0.0001	mg/L	<0.00010	----
Arsenic, dissolved	7440-38-2	E421	0.0001	mg/L	<0.00010	----
Barium, dissolved	7440-39-3	E421	0.0001	mg/L	<0.00010	----
Beryllium, dissolved	7440-41-7	E421	0.00002	mg/L	<0.000020	----

Sub-Matrix: **Water**

Analyte	CAS Number	Method	LOR	Unit	Result	Qualifier
Dissolved Metals (QCLot: 1728355) - continued						
Bismuth, dissolved	7440-69-9	E421	0.00005	mg/L	<0.000050	----
Boron, dissolved	7440-42-8	E421	0.01	mg/L	<0.010	----
Cadmium, dissolved	7440-43-9	E421	0.000005	mg/L	<0.0000050	----
Calcium, dissolved	7440-70-2	E421	0.05	mg/L	<0.050	----
Cesium, dissolved	7440-46-2	E421	0.00001	mg/L	<0.000010	----
Chromium, dissolved	7440-47-3	E421	0.0005	mg/L	<0.00050	----
Cobalt, dissolved	7440-48-4	E421	0.0001	mg/L	<0.00010	----
Copper, dissolved	7440-50-8	E421	0.0002	mg/L	<0.00020	----
Iron, dissolved	7439-89-6	E421	0.01	mg/L	<0.010	----
Lead, dissolved	7439-92-1	E421	0.00005	mg/L	<0.000050	----
Lithium, dissolved	7439-93-2	E421	0.001	mg/L	<0.0010	----
Magnesium, dissolved	7439-95-4	E421	0.005	mg/L	<0.0050	----
Manganese, dissolved	7439-96-5	E421	0.0001	mg/L	<0.00010	----
Molybdenum, dissolved	7439-98-7	E421	0.00005	mg/L	<0.000050	----
Nickel, dissolved	7440-02-0	E421	0.0005	mg/L	<0.00050	----
Phosphorus, dissolved	7723-14-0	E421	0.05	mg/L	<0.050	----
Potassium, dissolved	7440-09-7	E421	0.05	mg/L	<0.050	----
Rubidium, dissolved	7440-17-7	E421	0.0002	mg/L	<0.00020	----
Selenium, dissolved	7782-49-2	E421	0.00005	mg/L	<0.000050	----
Silicon, dissolved	7440-21-3	E421	0.05	mg/L	<0.050	----
Silver, dissolved	7440-22-4	E421	0.00001	mg/L	<0.000010	----
Sodium, dissolved	7440-23-5	E421	0.05	mg/L	<0.050	----
Strontium, dissolved	7440-24-6	E421	0.0002	mg/L	<0.00020	----
Sulfur, dissolved	7704-34-9	E421	0.5	mg/L	<0.50	----
Tellurium, dissolved	13494-80-9	E421	0.0002	mg/L	<0.00020	----
Thallium, dissolved	7440-28-0	E421	0.00001	mg/L	<0.000010	----
Thorium, dissolved	7440-29-1	E421	0.0001	mg/L	<0.00010	----
Tin, dissolved	7440-31-5	E421	0.0001	mg/L	<0.00010	----
Titanium, dissolved	7440-32-6	E421	0.0003	mg/L	<0.00030	----
Tungsten, dissolved	7440-33-7	E421	0.0001	mg/L	<0.00010	----
Uranium, dissolved	7440-61-1	E421	0.00001	mg/L	<0.000010	----
Vanadium, dissolved	7440-62-2	E421	0.0005	mg/L	<0.00050	----
Zinc, dissolved	7440-66-6	E421	0.001	mg/L	<0.0010	----
Zirconium, dissolved	7440-67-7	E421	0.0002	mg/L	<0.00020	----
Dissolved Metals (QCLot: 1735135)						

Sub-Matrix: **Water**

Analyte	CAS Number	Method	LOR	Unit	Result	Qualifier
Dissolved Metals (QCLot: 1735135) - continued						
Mercury, dissolved	7439-97-6	E509	0.000005	mg/L	<0.0000050	----

Laboratory Control Sample (LCS) Report

A Laboratory Control Sample (LCS) is an analyte-free matrix that has been fortified (spiked) with test analytes at known concentration and processed in an identical manner to test samples. LCS results are expressed as percent recovery, and are used to monitor and control test method accuracy and precision, independent of test sample matrix.

Sub-Matrix: **Water**

					Laboratory Control Sample (LCS) Report				
					Spike	Recovery (%)	Recovery Limits (%)		
Analyte	CAS Number	Method	LOR	Unit	Target Concentration	LCS	Low	High	Qualifier
Physical Tests (QCLot: 1723931)									
Solids, total dissolved [TDS]	----	E162-L	3	mg/L	1000 mg/L	97.7	85.0	115	----
Physical Tests (QCLot: 1727298)									
Acidity (as CaCO3)	----	E283	2	mg/L	50 mg/L	102	85.0	115	----
Physical Tests (QCLot: 1728703)									
Acidity (as CaCO3)	----	E283	2	mg/L	50 mg/L	101	85.0	115	----
Physical Tests (QCLot: 1728999)									
pH	----	E108	----	pH units	7 pH units	100	98.0	102	----
Physical Tests (QCLot: 1729000)									
Alkalinity, total (as CaCO3)	----	E290	1	mg/L	100 mg/L	100	85.0	115	----
Physical Tests (QCLot: 1729001)									
Conductivity	----	E100	1	µS/cm	1410 µS/cm	99.8	90.0	110	----
Physical Tests (QCLot: 1729022)									
pH	----	E108	----	pH units	7 pH units	99.1	98.0	102	----
Physical Tests (QCLot: 1729023)									
Conductivity	----	E100	1	µS/cm	1410 µS/cm	99.6	90.0	110	----
Physical Tests (QCLot: 1729024)									
Alkalinity, total (as CaCO3)	----	E290	1	mg/L	100 mg/L	99.5	85.0	115	----
Anions and Nutrients (QCLot: 1726170)									
Sulfate (as SO4)	14808-79-8	E235.SO4	0.3	mg/L	100 mg/L	99.1	90.0	110	----
Anions and Nutrients (QCLot: 1726174)									
Fluoride	16984-48-8	E235.F	0.02	mg/L	1 mg/L	98.3	90.0	110	----
Anions and Nutrients (QCLot: 1726175)									
Chloride	16887-00-6	E235.Cl-L	0.1	mg/L	100 mg/L	98.6	90.0	110	----
Anions and Nutrients (QCLot: 1732146)									
Phosphorus, total	7723-14-0	E372-U	0.002	mg/L	0.5 mg/L	91.6	80.0	120	----
Dissolved Metals (QCLot: 1728324)									
Aluminum, dissolved	7429-90-5	E421	0.001	mg/L	2 mg/L	104	80.0	120	----
Antimony, dissolved	7440-36-0	E421	0.0001	mg/L	1 mg/L	98.4	80.0	120	----
Arsenic, dissolved	7440-38-2	E421	0.0001	mg/L	1 mg/L	97.9	80.0	120	----
Barium, dissolved	7440-39-3	E421	0.0001	mg/L	0.25 mg/L	103	80.0	120	----

Sub-Matrix: **Water**

					Laboratory Control Sample (LCS) Report				
					Spike	Recovery (%)	Recovery Limits (%)		
Analyte	CAS Number	Method	LOR	Unit	Target Concentration	LCS	Low	High	Qualifier
Dissolved Metals (QCLot: 1728324) - continued									
Beryllium, dissolved	7440-41-7	E421	0.00002	mg/L	0.1 mg/L	97.5	80.0	120	----
Bismuth, dissolved	7440-69-9	E421	0.00005	mg/L	1 mg/L	96.9	80.0	120	----
Boron, dissolved	7440-42-8	E421	0.01	mg/L	1 mg/L	92.5	80.0	120	----
Cadmium, dissolved	7440-43-9	E421	0.000005	mg/L	0.1 mg/L	94.7	80.0	120	----
Calcium, dissolved	7440-70-2	E421	0.05	mg/L	50 mg/L	106	80.0	120	----
Cesium, dissolved	7440-46-2	E421	0.00001	mg/L	0.05 mg/L	101	80.0	120	----
Chromium, dissolved	7440-47-3	E421	0.0005	mg/L	0.25 mg/L	95.8	80.0	120	----
Cobalt, dissolved	7440-48-4	E421	0.0001	mg/L	0.25 mg/L	96.1	80.0	120	----
Copper, dissolved	7440-50-8	E421	0.0002	mg/L	0.25 mg/L	94.4	80.0	120	----
Iron, dissolved	7439-89-6	E421	0.01	mg/L	1 mg/L	89.9	80.0	120	----
Lead, dissolved	7439-92-1	E421	0.00005	mg/L	0.5 mg/L	95.4	80.0	120	----
Lithium, dissolved	7439-93-2	E421	0.001	mg/L	0.25 mg/L	90.8	80.0	120	----
Magnesium, dissolved	7439-95-4	E421	0.005	mg/L	50 mg/L	97.5	80.0	120	----
Manganese, dissolved	7439-96-5	E421	0.0001	mg/L	0.25 mg/L	98.8	80.0	120	----
Molybdenum, dissolved	7439-98-7	E421	0.00005	mg/L	0.25 mg/L	105	80.0	120	----
Nickel, dissolved	7440-02-0	E421	0.0005	mg/L	0.5 mg/L	92.4	80.0	120	----
Phosphorus, dissolved	7723-14-0	E421	0.05	mg/L	10 mg/L	105	80.0	120	----
Potassium, dissolved	7440-09-7	E421	0.05	mg/L	50 mg/L	100	80.0	120	----
Rubidium, dissolved	7440-17-7	E421	0.0002	mg/L	0.1 mg/L	104	80.0	120	----
Selenium, dissolved	7782-49-2	E421	0.00005	mg/L	1 mg/L	85.7	80.0	120	----
Silicon, dissolved	7440-21-3	E421	0.05	mg/L	10 mg/L	98.1	80.0	120	----
Silver, dissolved	7440-22-4	E421	0.00001	mg/L	0.1 mg/L	95.3	80.0	120	----
Sodium, dissolved	7440-23-5	E421	0.05	mg/L	50 mg/L	92.8	80.0	120	----
Strontium, dissolved	7440-24-6	E421	0.0002	mg/L	0.25 mg/L	104	80.0	120	----
Sulfur, dissolved	7704-34-9	E421	0.5	mg/L	50 mg/L	97.4	80.0	120	----
Tellurium, dissolved	13494-80-9	E421	0.0002	mg/L	0.1 mg/L	95.3	80.0	120	----
Thallium, dissolved	7440-28-0	E421	0.00001	mg/L	1 mg/L	95.5	80.0	120	----
Thorium, dissolved	7440-29-1	E421	0.0001	mg/L	0.1 mg/L	93.2	80.0	120	----
Tin, dissolved	7440-31-5	E421	0.0001	mg/L	0.5 mg/L	98.8	80.0	120	----
Titanium, dissolved	7440-32-6	E421	0.0003	mg/L	0.25 mg/L	97.9	80.0	120	----
Tungsten, dissolved	7440-33-7	E421	0.0001	mg/L	0.1 mg/L	97.8	80.0	120	----
Uranium, dissolved	7440-61-1	E421	0.00001	mg/L	0.005 mg/L	101	80.0	120	----
Vanadium, dissolved	7440-62-2	E421	0.0005	mg/L	0.5 mg/L	99.2	80.0	120	----
Zinc, dissolved	7440-66-6	E421	0.001	mg/L	0.5 mg/L	94.6	80.0	120	----
Zirconium, dissolved	7440-67-7	E421	0.0002	mg/L	0.1 mg/L	103	80.0	120	----
Dissolved Metals (QCLot: 1728355)									

Sub-Matrix: **Water**

					Laboratory Control Sample (LCS) Report				
					Spike	Recovery (%)	Recovery Limits (%)		
Analyte	CAS Number	Method	LOR	Unit	Target Concentration	LCS	Low	High	Qualifier
Dissolved Metals (QCLot: 1728355) - continued									
Aluminum, dissolved	7429-90-5	E421	0.001	mg/L	2 mg/L	101	80.0	120	----
Antimony, dissolved	7440-36-0	E421	0.0001	mg/L	1 mg/L	101	80.0	120	----
Arsenic, dissolved	7440-38-2	E421	0.0001	mg/L	1 mg/L	97.0	80.0	120	----
Barium, dissolved	7440-39-3	E421	0.0001	mg/L	0.25 mg/L	97.7	80.0	120	----
Beryllium, dissolved	7440-41-7	E421	0.00002	mg/L	0.1 mg/L	94.9	80.0	120	----
Bismuth, dissolved	7440-69-9	E421	0.00005	mg/L	1 mg/L	101	80.0	120	----
Boron, dissolved	7440-42-8	E421	0.01	mg/L	1 mg/L	94.7	80.0	120	----
Cadmium, dissolved	7440-43-9	E421	0.000005	mg/L	0.1 mg/L	91.6	80.0	120	----
Calcium, dissolved	7440-70-2	E421	0.05	mg/L	50 mg/L	95.4	80.0	120	----
Cesium, dissolved	7440-46-2	E421	0.00001	mg/L	0.05 mg/L	97.9	80.0	120	----
Chromium, dissolved	7440-47-3	E421	0.0005	mg/L	0.25 mg/L	98.8	80.0	120	----
Cobalt, dissolved	7440-48-4	E421	0.0001	mg/L	0.25 mg/L	94.7	80.0	120	----
Copper, dissolved	7440-50-8	E421	0.0002	mg/L	0.25 mg/L	93.8	80.0	120	----
Iron, dissolved	7439-89-6	E421	0.01	mg/L	1 mg/L	94.3	80.0	120	----
Lead, dissolved	7439-92-1	E421	0.00005	mg/L	0.5 mg/L	101	80.0	120	----
Lithium, dissolved	7439-93-2	E421	0.001	mg/L	0.25 mg/L	93.0	80.0	120	----
Magnesium, dissolved	7439-95-4	E421	0.005	mg/L	50 mg/L	97.6	80.0	120	----
Manganese, dissolved	7439-96-5	E421	0.0001	mg/L	0.25 mg/L	94.1	80.0	120	----
Molybdenum, dissolved	7439-98-7	E421	0.00005	mg/L	0.25 mg/L	104	80.0	120	----
Nickel, dissolved	7440-02-0	E421	0.0005	mg/L	0.5 mg/L	96.2	80.0	120	----
Phosphorus, dissolved	7723-14-0	E421	0.05	mg/L	10 mg/L	101	80.0	120	----
Potassium, dissolved	7440-09-7	E421	0.05	mg/L	50 mg/L	94.3	80.0	120	----
Rubidium, dissolved	7440-17-7	E421	0.0002	mg/L	0.1 mg/L	97.9	80.0	120	----
Selenium, dissolved	7782-49-2	E421	0.00005	mg/L	1 mg/L	96.5	80.0	120	----
Silicon, dissolved	7440-21-3	E421	0.05	mg/L	10 mg/L	99.1	80.0	120	----
Silver, dissolved	7440-22-4	E421	0.00001	mg/L	0.1 mg/L	93.4	80.0	120	----
Sodium, dissolved	7440-23-5	E421	0.05	mg/L	50 mg/L	99.0	80.0	120	----
Strontium, dissolved	7440-24-6	E421	0.0002	mg/L	0.25 mg/L	99.8	80.0	120	----
Sulfur, dissolved	7704-34-9	E421	0.5	mg/L	50 mg/L	103	80.0	120	----
Tellurium, dissolved	13494-80-9	E421	0.0002	mg/L	0.1 mg/L	94.8	80.0	120	----
Thallium, dissolved	7440-28-0	E421	0.00001	mg/L	1 mg/L	103	80.0	120	----
Thorium, dissolved	7440-29-1	E421	0.0001	mg/L	0.1 mg/L	98.1	80.0	120	----
Tin, dissolved	7440-31-5	E421	0.0001	mg/L	0.5 mg/L	96.0	80.0	120	----
Titanium, dissolved	7440-32-6	E421	0.0003	mg/L	0.25 mg/L	96.0	80.0	120	----
Tungsten, dissolved	7440-33-7	E421	0.0001	mg/L	0.1 mg/L	99.6	80.0	120	----
Uranium, dissolved	7440-61-1	E421	0.00001	mg/L	0.005 mg/L	106	80.0	120	----

Sub-Matrix: **Water**

Analyte	CAS Number	Method	LOR	Unit	Laboratory Control Sample (LCS) Report				
					Spike	Recovery (%)	Recovery Limits (%)		
					Target Concentration	LCS	Low	High	Qualifier
Dissolved Metals (QCLot: 1728355) - continued									
Vanadium, dissolved	7440-62-2	E421	0.0005	mg/L	0.5 mg/L	98.2	80.0	120	----
Zinc, dissolved	7440-66-6	E421	0.001	mg/L	0.5 mg/L	95.2	80.0	120	----
Zirconium, dissolved	7440-67-7	E421	0.0002	mg/L	0.1 mg/L	98.0	80.0	120	----
Mercury, dissolved	7439-97-6	E509	0.000005	mg/L	0 mg/L	97.7	80.0	120	----

Matrix Spike (MS) Report

A Matrix Spike (MS) is a randomly selected intra-laboratory replicate sample that has been fortified (spiked) with test analytes at known concentration, and processed in an identical manner to test samples. Matrix Spikes provide information regarding analyte recovery and potential matrix effects. MS DQO exceedances due to sample matrix may sometimes be unavoidable; in such cases, test results for the associated sample (or similar samples) may be subject to bias. ND – Recovery not determined, background level >= 1x spike level.

Sub-Matrix: **Water**

					Matrix Spike (MS) Report					
					Spike		Recovery (%)	Recovery Limits (%)		
Laboratory sample ID	Client sample ID	Analyte	CAS Number	Method	Concentration	Target	MS	Low	High	Qualifier
Anions and Nutrients (QCLot: 1726170)										
WP2424614-007	Anonymous	Sulfate (as SO4)	14808-79-8	E235.SO4	101 mg/L	100 mg/L	101	75.0	125	----
Anions and Nutrients (QCLot: 1726174)										
WP2424614-007	Anonymous	Fluoride	16984-48-8	E235.F	1.01 mg/L	1 mg/L	101	75.0	125	----
Anions and Nutrients (QCLot: 1732146)										
WP2424638-002	FLB-02	Phosphorus, total	7723-14-0	E372-U	0.236 mg/L	0.25 mg/L	94.3	70.0	130	----
Dissolved Metals (QCLot: 1728324)										
WP2424572-001	Anonymous	Aluminum, dissolved	7429-90-5	E421	0.236 mg/L	0.2 mg/L	118	70.0	130	----
		Antimony, dissolved	7440-36-0	E421	0.0210 mg/L	0.02 mg/L	105	70.0	130	----
		Arsenic, dissolved	7440-38-2	E421	0.0238 mg/L	0.02 mg/L	119	70.0	130	----
		Barium, dissolved	7440-39-3	E421	ND mg/L	----	ND	70.0	130	----
		Beryllium, dissolved	7440-41-7	E421	0.0438 mg/L	0.04 mg/L	109	70.0	130	----
		Bismuth, dissolved	7440-69-9	E421	0.00990 mg/L	0.01 mg/L	99.0	70.0	130	----
		Boron, dissolved	7440-42-8	E421	0.090 mg/L	0.1 mg/L	89.8	70.0	130	----
		Cadmium, dissolved	7440-43-9	E421	0.00443 mg/L	0.004 mg/L	111	70.0	130	----
		Calcium, dissolved	7440-70-2	E421	ND mg/L	----	ND	70.0	130	----
		Cesium, dissolved	7440-46-2	E421	0.0118 mg/L	0.01 mg/L	118	70.0	130	----
		Chromium, dissolved	7440-47-3	E421	0.0439 mg/L	0.04 mg/L	110	70.0	130	----
		Cobalt, dissolved	7440-48-4	E421	0.0211 mg/L	0.02 mg/L	106	70.0	130	----
		Copper, dissolved	7440-50-8	E421	0.0203 mg/L	0.02 mg/L	101	70.0	130	----
		Iron, dissolved	7439-89-6	E421	2.15 mg/L	2 mg/L	107	70.0	130	----
		Lead, dissolved	7439-92-1	E421	0.0212 mg/L	0.02 mg/L	106	70.0	130	----
		Lithium, dissolved	7439-93-2	E421	0.108 mg/L	0.1 mg/L	108	70.0	130	----
		Magnesium, dissolved	7439-95-4	E421	ND mg/L	----	ND	70.0	130	----
		Manganese, dissolved	7439-96-5	E421	0.0229 mg/L	0.02 mg/L	114	70.0	130	----
		Molybdenum, dissolved	7439-98-7	E421	0.0217 mg/L	0.02 mg/L	109	70.0	130	----
		Nickel, dissolved	7440-02-0	E421	0.0403 mg/L	0.04 mg/L	101	70.0	130	----
		Phosphorus, dissolved	7723-14-0	E421	12.8 mg/L	10 mg/L	128	70.0	130	----
		Potassium, dissolved	7440-09-7	E421	ND mg/L	----	ND	70.0	130	----
		Rubidium, dissolved	7440-17-7	E421	0.0242 mg/L	0.02 mg/L	121	70.0	130	----
		Selenium, dissolved	7782-49-2	E421	0.0468 mg/L	0.04 mg/L	117	70.0	130	----
		Silicon, dissolved	7440-21-3	E421	9.72 mg/L	10 mg/L	97.2	70.0	130	----
		Silver, dissolved	7440-22-4	E421	0.00434 mg/L	0.004 mg/L	108	70.0	130	----
		Sodium, dissolved	7440-23-5	E421	ND mg/L	----	ND	70.0	130	----
		Strontium, dissolved	7440-24-6	E421	ND mg/L	----	ND	70.0	130	----
		Sulfur, dissolved	7704-34-9	E421	23.3 mg/L	20 mg/L	116	70.0	130	----
		Tellurium, dissolved	13494-80-9	E421	0.0400 mg/L	0.04 mg/L	99.9	70.0	130	----
		Thallium, dissolved	7440-28-0	E421	0.00424 mg/L	0.004 mg/L	106	70.0	130	----
		Thorium, dissolved	7440-29-1	E421	0.0222 mg/L	0.02 mg/L	111	70.0	130	----

Sub-Matrix: **Water**

					Matrix Spike (MS) Report					
					Spike		Recovery (%)	Recovery Limits (%)		
Laboratory sample ID	Client sample ID	Analyte	CAS Number	Method	Concentration	Target	MS	Low	High	Qualifier
Dissolved Metals (QCLot: 1728324) - continued										
WP2424572-001	Anonymous	Tin, dissolved	7440-31-5	E421	0.0207 mg/L	0.02 mg/L	104	70.0	130	----
		Titanium, dissolved	7440-32-6	E421	0.0421 mg/L	0.04 mg/L	105	70.0	130	----
		Tungsten, dissolved	7440-33-7	E421	0.0205 mg/L	0.02 mg/L	102	70.0	130	----
		Uranium, dissolved	7440-61-1	E421	ND mg/L	----	ND	70.0	130	----
		Vanadium, dissolved	7440-62-2	E421	0.116 mg/L	0.1 mg/L	116	70.0	130	----
		Zinc, dissolved	7440-66-6	E421	0.421 mg/L	0.4 mg/L	105	70.0	130	----
		Zirconium, dissolved	7440-67-7	E421	0.0453 mg/L	0.04 mg/L	113	70.0	130	----
Dissolved Metals (QCLot: 1728355)										
WP2424638-006	FLB-06	Aluminum, dissolved	7429-90-5	E421	0.206 mg/L	0.2 mg/L	103	70.0	130	----
		Antimony, dissolved	7440-36-0	E421	0.0218 mg/L	0.02 mg/L	109	70.0	130	----
		Arsenic, dissolved	7440-38-2	E421	0.0207 mg/L	0.02 mg/L	103	70.0	130	----
		Barium, dissolved	7440-39-3	E421	ND mg/L	----	ND	70.0	130	----
		Beryllium, dissolved	7440-41-7	E421	0.0402 mg/L	0.04 mg/L	100	70.0	130	----
		Bismuth, dissolved	7440-69-9	E421	0.00986 mg/L	0.01 mg/L	98.6	70.0	130	----
		Boron, dissolved	7440-42-8	E421	0.101 mg/L	0.1 mg/L	101	70.0	130	----
		Cadmium, dissolved	7440-43-9	E421	0.00403 mg/L	0.004 mg/L	101	70.0	130	----
		Calcium, dissolved	7440-70-2	E421	ND mg/L	----	ND	70.0	130	----
		Cesium, dissolved	7440-46-2	E421	0.00997 mg/L	0.01 mg/L	99.7	70.0	130	----
		Chromium, dissolved	7440-47-3	E421	0.0413 mg/L	0.04 mg/L	103	70.0	130	----
		Cobalt, dissolved	7440-48-4	E421	0.0202 mg/L	0.02 mg/L	101	70.0	130	----
		Copper, dissolved	7440-50-8	E421	0.0197 mg/L	0.02 mg/L	98.5	70.0	130	----
		Iron, dissolved	7439-89-6	E421	2.03 mg/L	2 mg/L	101	70.0	130	----
		Lead, dissolved	7439-92-1	E421	0.0201 mg/L	0.02 mg/L	100	70.0	130	----
		Lithium, dissolved	7439-93-2	E421	0.0935 mg/L	0.1 mg/L	93.5	70.0	130	----
		Magnesium, dissolved	7439-95-4	E421	ND mg/L	----	ND	70.0	130	----
		Manganese, dissolved	7439-96-5	E421	0.0205 mg/L	0.02 mg/L	102	70.0	130	----
		Molybdenum, dissolved	7439-98-7	E421	0.0216 mg/L	0.02 mg/L	108	70.0	130	----
		Nickel, dissolved	7440-02-0	E421	0.0398 mg/L	0.04 mg/L	99.5	70.0	130	----
		Phosphorus, dissolved	7723-14-0	E421	10.3 mg/L	10 mg/L	103	70.0	130	----
		Potassium, dissolved	7440-09-7	E421	4.32 mg/L	4 mg/L	108	70.0	130	----
		Rubidium, dissolved	7440-17-7	E421	0.0201 mg/L	0.02 mg/L	101	70.0	130	----
		Selenium, dissolved	7782-49-2	E421	0.0432 mg/L	0.04 mg/L	108	70.0	130	----
		Silicon, dissolved	7440-21-3	E421	10.3 mg/L	10 mg/L	103	70.0	130	----
		Silver, dissolved	7440-22-4	E421	0.00413 mg/L	0.004 mg/L	103	70.0	130	----
		Sodium, dissolved	7440-23-5	E421	1.96 mg/L	2 mg/L	97.8	70.0	130	----
		Strontium, dissolved	7440-24-6	E421	ND mg/L	----	ND	70.0	130	----
		Sulfur, dissolved	7704-34-9	E421	21.3 mg/L	20 mg/L	107	70.0	130	----
		Tellurium, dissolved	13494-80-9	E421	0.0440 mg/L	0.04 mg/L	110	70.0	130	----
		Thallium, dissolved	7440-28-0	E421	0.00400 mg/L	0.004 mg/L	100	70.0	130	----
		Thorium, dissolved	7440-29-1	E421	0.0208 mg/L	0.02 mg/L	104	70.0	130	----
		Tin, dissolved	7440-31-5	E421	0.0210 mg/L	0.02 mg/L	105	70.0	130	----
		Titanium, dissolved	7440-32-6	E421	0.0428 mg/L	0.04 mg/L	107	70.0	130	----
		Tungsten, dissolved	7440-33-7	E421	0.0215 mg/L	0.02 mg/L	107	70.0	130	----
		Uranium, dissolved	7440-61-1	E421	0.00416 mg/L	0.004 mg/L	104	70.0	130	----

Sub-Matrix: **Water**

					Matrix Spike (MS) Report					
					Spike		Recovery (%)	Recovery Limits (%)		
Laboratory sample ID	Client sample ID	Analyte	CAS Number	Method	Concentration	Target	MS	Low	High	Qualifier
Dissolved Metals (QCLot: 1728355) - continued										
WP2424638-006	FLB-06	Vanadium, dissolved	7440-62-2	E421	0.101 mg/L	0.1 mg/L	101	70.0	130	----
		Zinc, dissolved	7440-66-6	E421	0.397 mg/L	0.4 mg/L	99.3	70.0	130	----
		Zirconium, dissolved	7440-67-7	E421	0.0451 mg/L	0.04 mg/L	113	70.0	130	----
Dissolved Metals (QCLot: 1735135)										
WP2424638-002	FLB-02	Mercury, dissolved	7439-97-6	E509	0.0000871 mg/L	0 mg/L	87.1	70.0	130	----

Report To		Reports / Recipients	Turnaround Time (TAT) Requested
Company:	Kinross - Great Bear Resources	Select Report Format: ☑ PDF ☑ EXCEL ☑ EDD (DIGITAL)	☑ Routine [R] if received by 3pm M-F - no surcharges apply
Contact:	Hannah Hillier	Merge QC/QCI Reports with COA ☑ YES ☐ NO ☐ N/A	☐ 4 day [P4] if received by 3pm M-F - 20% rush surcharge minimum
Phone:	(807) 633-2492	☐ Compare Results to Criteria on Report - provide details below if box checked	☐ 3 day [P3] if received by 3pm M-F - 25% rush surcharge minimum
		Select Distribution: ☑ EMAIL ☐ MAIL ☐ FAX	☐ 2 day [P2] if received by 3pm M-F - 50% rush surcharge minimum
Street:	19 Young Street	Email 1 GBR_Enviro@Kinross.com	☐ 1 day [E] if received by 3pm M-F - 100% rush surcharge minimum
City/Province:	Red Lake, ON	Email 2 importer@kinrossgreatbear.ehsdata.com	☐ Same day [E2] if received by 10am M-S - 200% rush surcharge.
Postal Code:	P0V2M0	Email 3 anna.klein@wsp.com	Additional fees may apply to rush requests on weekends, statutory holidays and for non-routine tests.
Invoice To	Same as Report To ☑ YES ☐ NO	Email 4 kristen.gault@wsp.com	Date and Time Required for all E&P TATs:
	Copy of Invoice with Report ☑ YES ☐ NO	Email 5	
Company:		Email 6	Analysis Request
		Email 7	
		Email 8	
Contact:		Email 9	

Project Information	Invoice Recipients
ALS Account # / Quote #: PPR-022-3	Select Invoice Distribution: ☑ EMAIL ☐ MAIL ☐ FAX
Job #: PPR-022-3	Email 1 invoice@kinross.com
ALS Lab Work Order # (ALS use only):	ALS Contact: Judy Dalmaijer Sampler: Emily

ALS Sample # (ALS use only)	Sample Identification and/or Coordinates (This description will appear on the report)	Date (dd-mm-yy)	Time (hh:mm)	Sample Type	NUMBER OF CONTAINERS	Field Filtered - DISSOLVED METALS AND MERCURY ONLY	Dissolved Metals	FLB-BiW - Dissolved Mercury by CVAAS (5 ng/L Detection Limit)	FLB-BiW - Anions (SO4, Cl, F)	FLB-BiW - Alkalinity, pH, Conductivity	FLB-BiW - Total Phosphorus (Colorimetry)	FLB-BiW - Acidity	FLB-BiW - TDS	Field pH	Field Conductivity (us/cm)	Field Temperature
-1	FLB-01	20-Oct-24	10:15	Water	4	x	x	x	x	x	x	x	x	6.77	134.3	10.4
-2	FLB-02	20-Oct-24	10:35	Water	5	x	x	x	x	x	x	x	x	7.38	67.9	10.17
-3	FLB-03	20-Oct-24	10:50	Water	5	x	x	x	x	x	x	x	x	7.75	122.1	11.7
-4	FLB-04	20-Oct-24	11:10	Water	5	x	x	x	x	x	x	x	x	7.42	81.7	11.8
-5	FLB-05	20-Oct-24	11:30	Water	5	x	x	x	x	x	x	x	x	7.63	108.1	11.9
-6	FLB-06	20-Oct-24	11:50	Water	5	x	x	x	x	x	x	x	x	7.64	104.2	12.7
-7	FLB-07	20-Oct-24	12:20	Water	5	x	x	x	x	x	x	x	x	7.15	127.8	17.6
-8	FLB-08	20-Oct-24	12:40	Water	4	x	x	x	x	x	x	x	x	7.91	106.9	18.7
-9	FLB-09	20-Oct-24	13:00	Water	5	x	x	x	x	x	x	x	x	7.8	86.9	19
-10	FLB-10	20-Oct-24	13:20	Water	5	x	x	x	x	x	x	x	x	8.08	118.3	19.4
-11	FLB-11	20-Oct-24	13:40	Water	5	x	x	x	x	x	x	x	x	8.2	108.9	19.2
-12	FLB-12	20-Oct-24	13:50	Water	5	x	x	x	x	x	x	x	x	7.31	122.5	19.4
-13	FLB-13	20-Oct-24	14:05	Water	5	x	x	x	x	x	x	x	x	7.3	198.8	21.2
-14	FLB-14	20-Oct-24	14:20	Water	5	x	x	x	x	x	x	x	x	7.35	134.9	19.9
-15	FLB-15	20-Oct-24	14:40	Water	5	x	x	x	x	x	x	x	x	8.36	108.6	20
-16	FLB-FIELD BLANK	20-Oct-24	15:00	Water	2	x	x	x								

SHIPMENT RELEASE (client use)				INITIAL SHIPMENT RECEPTION (ALS use only)			FINAL SHIPMENT RECEPTION (ALS use only)	
Released by:	21-Oct	JM	7:30	Received by: AK	Date: Oct 22	Time: 10:14	Received by:	Time:

16.9

Environmental Division
Winnipeg
Work Order Reference
WP2424638

Telephone : +1 204 255 9720

Report To		Reports / Recipients	Turnaround Time (TAT) Requested
Company:	Kinross - Great Bear Resources	Select Report Format: ☑ PDF ☑ EXCEL ☑ EDD (DIGITAL)	☑ Routine [R] If received by 3pm M-F - no surcharges apply
Contact:	Hannah Hillier	Merge QC/QCI Reports with COA ☑ YES ☐ NO ☐ N/A	☐ 4 day [P4] if received by 3pm M-F - 20% rush surcharge minimum
Phone:	(807) 633-2492	☐ Compare Results to Criteria on Report - provide details below if box checked	☐ 3 day [P3] if received by 3pm M-F - 25% rush surcharge minimum
		Select Distribution: ☑ EMAIL ☐ MAIL ☐ FAX	☐ 2 day [P2] if received by 3pm M-F - 50% rush surcharge minimum
Street:	19 Young Street	Email 1 GBR_Enviro@Kinross.com	☐ 1 day [E] If received by 3pm M-F - 100% rush surcharge minimum
City/Province:	Red Lake, ON	Email 2 importer@kinrossgreatbear.ehsdata.com	☐ Same day [E2] if received by 10am M-S - 200% rush surcharge.
Postal Code:	P0V2M0	Email 3 anna.klein@wsp.com	Additional fees may apply to rush requests on weekends, statutory holidays and for non-routine tests.
Invoice To	Same as Report To ☑ YES ☐ NO	Email 4 kristen.gault@wsp.com	Date and Time Required for all E&P TATs:
	Copy of Invoice with Report ☑ YES ☐ NO	Email 5	
Company:		Email 6	Analysis Request
		Email 7	
		Email 8	
Contact:		Email 9	

Project Information	Invoice Recipients
ALS Account # / Quote #: PPR-022-3	Select Invoice Distribution: ☑ EMAIL ☐ MAIL ☐ FAX
Job #: PPR-022-3	Email 1 invoice@kinross.com
ALS Lab Work Order # (ALS use only):	ALS Contact: Judy Dalmaijer Sampler: Emily

ALS Sample # (ALS use only)	Sample Identification and/or Coordinates (This description will appear on the report)	Date (dd-mm-yy)	Time (hh:mm)	Sample Type	NUMBER OF CONTAINERS	Field Filtered - DISSOLVED METALS AND MERCURY ONLY	Dissolved Metals	FLB-BiW - Dissolved Mercury by CVAAS (5 ng/L Detection Limit)	FLB-BiW - Anions (SO4, Cl, F)	FLB-BiW - Alkalinity, pH, Conductivity	FLB-BiW - Total Phosphorus (Colorimetry)	FLB-BiW - Acidity	FLB-BiW - TDS	Field pH	Field Conductivity (us/cm)	Field Temperature
-1	FLB-01	20-Oct-24	10:15	Water	4	x	x	x	x	x	x	x	x	6.77	134.3	10.4
-2	FLB-02	20-Oct-24	10:35	Water	5	x	x	x	x	x	x	x	x	7.38	67.9	10.17
-3	FLB-03	20-Oct-24	10:50	Water	5	x	x	x	x	x	x	x	x	7.75	122.1	11.7
-4	FLB-04	20-Oct-24	11:10	Water	5	x	x	x	x	x	x	x	x	7.42	81.7	11.8
-5	FLB-05	20-Oct-24	11:30	Water	5	x	x	x	x	x	x	x	x	7.63	108.1	11.9
-6	FLB-06	20-Oct-24	11:50	Water	5	x	x	x	x	x	x	x	x	7.64	104.2	12.7
-7	FLB-07	20-Oct-24	12:20	Water	5	x	x	x	x	x	x	x	x	7.15	127.8	17.6
-8	FLB-08	20-Oct-24	12:40	Water	4	x	x	x	x	x	x	x	x	7.91	106.9	18.7
-9	FLB-09	20-Oct-24	13:00	Water	5	x	x	x	x	x	x	x	x	7.8	86.9	19
-10	FLB-10	20-Oct-24	13:20	Water	5	x	x	x	x	x	x	x	x	8.08	118.3	19.4
-11	FLB-11	20-Oct-24	13:40	Water	5	x	x	x	x	x	x	x	x	8.2	108.9	19.2
-12	FLB-12	20-Oct-24	13:50	Water	5	x	x	x	x	x	x	x	x	7.31	122.5	19.4
-13	FLB-13	20-Oct-24	14:05	Water	5	x	x	x	x	x	x	x	x	7.3	198.8	21.2
-14	FLB-14	20-Oct-24	14:20	Water	5	x	x	x	x	x	x	x	x	7.35	134.9	19.9
-15	FLB-15	20-Oct-24	14:40	Water	5	x	x	x	x	x	x	x	x	8.36	108.6	20
-16	FLB-FIELD BLANK	20-Oct-24	15:00	Water	2	x	x	x								

SHIPMENT RELEASE (client use)				INITIAL SHIPMENT RECEPTION (ALS use only)			FINAL SHIPMENT RECEPTION (ALS use only)	
Released by:	21-Oct	JM	7:30	Received by: AK	Date: Oct 22	Time: 10:14	Received by:	Time:

16.9

Environmental Division
Winnipeg
Work Order Reference
WP2424638

Telephone : +1 204 255 9720

Sample Intake

Client: Kinross					**COC receipt info complete**	☐
Express TAT?	(no)	same day	1 day	Yes: 2 day	3 days	4 day
Short hold time?	(no)	<24 hrs	1 day	Yes: 2 days	3 days	4 days
Matrix	(Water)	Soil/solid	Air	Biota	Food/micro	Other

Total number of bottles/fractions:			
Green/white	13X500	Orange/black	
Purple/white	15X125	Dark blue/white	
Red/white	16X100	Black/white	
Dark green/white	3	Brown/white	
Grey/white	15X125	Pink/white	
Yellow/black	16X40	Beige/white	
Light blue/white		Other (specify)	

Comments:

16.9 Noice

Sample Login

Receipt Window	✓/X	N/A	**Bottles**	✓/X	N/A
# of fractions, matrix and submatrix			All received bottles have IDs		
Client, office, contact, quote, project			Type, volume, and locations		
Receipt time/date, PO, project, site			Labels and internal COCs printed		
Temp, cooling method, sampler			**Client Contacts**	✓/X	N/A
Sample Info	✓/X	N/A	Report/invoice/EDD recipients		
Sample date/time			Report types/formats		
Sample ID/description			**Post-committing**	✓/X	N/A
Sales items			Runs built and field data entered		
Guidelines/thresholds			Billing information entered		
Additional sample/WO information			**Action Required?**	**Yes**	**No**
Due Dates	✓/X	N/A	Update default receipt data		
COC/GEL/client due dates match			Update default report data		
Express TAT surcharges			Add sales/billing items to quote		
Clock running for all samples			SIF initiated (elaborate in comments)		

Comments:

CERTIFICATE OF ANALYSIS ▪ COVER PAGE

Global ARD Testing Services Inc.

CLIENT INFORMATION	
Client:	WSP E&I
Project Manager:	Forrest McAdam
Mailing Address	2020 Winston Park Drive
	Oakville, ON; L6H 6X7
Contact No:	(437) 425-9642

COMPANY INFORMATION	
Legal Name:	Global ARD Testing Services Inc.
Mailing Address:	6891 Antrim Avenue
	Burnaby, BC
	V5J 4M5
Contact No:	
	Main: (604) 428-2730
	Alternate: (604) 603-1359

PROJECT INFORMATION	
Project Name:	Great Bear
Project Number:	OMGS21045

REPORTING	
Global Project No:	2329 (B1)
Report Version:	3
Pages (Including Cover):	9
Report Title:	COA 2329(B1) x9 Great Bear Samples (rec'd 21-Mar23)
Analysis Reviewed By:	Prab Bhatia (Pbhatia@globalARDtesting.com)
Position:	Project Manager
Report Certified By:	Prab Bhatia
Signature:	

RESULTS		
Reported To:	**1**	Kristen Gault (kristen.gault@wsp.com)
	2	Forrest McAdam (forrest.mcadam@woodplc.com)
	3	
	4	
Date Reported:		
	Version-1:	April 4, 2023 (ABA, Metals, NAG, SFE)
	Version-2:	April 18, 2023 (NAG Extract)
	Version-3:	April 28, 2023 (Missing Cyanate Results)

INVOICE		
Submitted To:	**1**	Matthew Hart (matthew.hart@kinross.com)
	2	
	3	
	4	
Client PO No:		
Global Invoice No:		ARD2329-0423A
Date Submitted:		April 28, 2023

NOTES
All samples and pulps are stored at no charge for 90 days past reporting date.
Please contact the lab if you would like to continue storage past 90 days.
Storage charges will apply.

CERTIFICATE OF ANALYSIS ▪ SAMPLE DETAILS

Global ARD Testing Services Inc.

GLOBAL PROJECT NO: 2329 (B1)
CLIENT: WSP E&I
PROJECT NAME: Great Bear
PROJECT NO: OMGS21045
REPORT VERSION: 3

SAMPLE RECEIPT INFO	
Date Samples Received:	March 21, 2023
No of Samples Received:	9
Samples Received By:	Gary

ANALYTICAL INSTRUCTIONS	
From:	
	as per email Confirmation
Date:	March 21, 2023

S. No.	Sample ID	Sample Description	Condition (Wet/Dry)	Wt. of Sample Rec'd (kg)	Global Notes (if any)
1	3374-COMP1	Talings	Damp	1.55	
2	3375-COMP2	Talings	Damp	1.55	
3	3376-COMP3	Talings	Damp	1.50	
4	3377-COMP4	Talings	Damp	1.50	
5	3378-COMP5	Talings	Damp	1.30	
6	3379-COMP6	Talings	Damp	1.55	
7	3380-COMP7	Talings	Damp	1.50	
8	3381-COMP8	Talings	Damp	1.50	
9	3382-COMP9	Talings	Damp	1.50	

Total wt of sample rec'd (kg): **13.45**

								Na_2CO_3 Leach	Sequential Leach						
S. No.	**Sample ID**	**Paste pH**	**Fizz Rating**	**Total Carbon**	**Total Inorganic C**	**$CaCO_3$ Equivalents[*1]**	**Total Sulphur**	**Sulphate Sulphur**	**Sulphate Sulphur**	**Sulphide Sulphur**	**Non-Extractable Sulphur[*2]**	**AP[*3]**	**Modified ABA NP**	**NNP[*4]**	**NPR[*5]**
	Units:	**pH Units**		**wt %**	**wt %**	**kg CaCO3/tonne**	**wt %**	**wt %**	**wt %**	**wt %**	**wt %**	**kg CaCO3/tonne**			
	Reported Detection Limit:	***0.1***		***0.02***	***0.02***	***1.7***	***0.01***	***0.01***	***0.01***	***0.01***	***0.01***	**0.3**			
1	3374-COMP1	9.5	Moderate	0.25	0.16	13.3	0.77	0.01	0.01	0.32	0.44	10.0	28.2	18.2	2.8
2	3375-COMP2	9.0	Slight	0.11	0.08	6.7	2.84	0.01	0.01	2.20	0.63	68.8	13.2	-55.6	0.2
3	3376-COMP3	9.2	Moderate	0.28	0.24	20.0	1.24	0.01	0.01	0.85	0.38	26.6	28.7	2.1	1.1
4	3377-COMP4	9.2	Moderate	0.29	0.30	25.0	1.90	0.01	0.01	1.45	0.44	45.3	24.1	-21.2	0.5
5	3378-COMP5	9.6	Strong	0.50	0.26	21.7	0.72	0.01	0.02	0.27	0.43	8.4	48.0	39.6	5.7
6	3379-COMP6	9.6	Strong	0.49	0.40	33.3	1.36	0.01	0.01	0.91	0.44	28.4	46.7	18.3	1.6
7	3380-COMP7	9.2	Strong	1.07	0.95	79.2	0.44	0.01	0.02	0.10	0.32	3.1	95.4	92.3	30.5
8	3381-COMP8	9.4	Strong	1.24	1.24	103.3	0.49	0.01	0.02	0.04	0.43	1.3	104.5	103.3	83.6
9	3382-COMP9	8.5	Strong	2.15	1.80	150.0	4.08	0.01	0.03	0.55	3.50	17.2	144.3	127.1	8.4
	QUALITY ASSURANCE / QUALITY CONTROL														
Pulp Replicates:															
9	3382-COMP9									0.54					
9R	3382-COMP9 (Rep)									0.55					
	%RPD									-2%					
Reference Material Analysis:															
Reference Material		1) NBM-1 2) KZK-1		OREAS 601c	KZK-1		OREAS 601c	RTS-3a	RTS-3a	KZK-1			1) KZK-1 (Slight) 2) KZK-1 (Moderate)		
Ref. Material Certified Value		**1) 8.45 2) 8.80**		**0.24**	**0.92**		**1.59**	**1.10**	**1.10**	**0.37**			**1) 58.9 2) 61.6**		
Reference Material Results		1) N/A 2) 8.86		0.25	0.85		1.64	1.08	1.04	0.32			1) 55.0 2) N/A		
Acceptance Range:		***90% - 110%***		***80% - 120%***	***80% - 120%***		***80% - 120%***	***90% - 110%***	***90% - 110%***	***90% - 110%***			***90% - 110%***		
Method Blank Analysis:															
Method Blank Results				<0.01	<0.02		<0.01	<0.01	<0.01	<0.01					
GLOBAL SOP NO./METHOD:		*ARD-005*	*ARD-005*	*LECO*	*$HClO_4$ Leach CO_2 Coulometer*	*Calc.*	*LECO*	*(Na_2CO_3 Leach)*	*ARD-013 (Seq. HCl/HNO3 leach)*		*Calc.*	*Calc.*	*ARD-005*	*Calc.*	*Calc.*

NOTES:
Job No: YVR2310426

Date of Analysis (24 h): March 30-31, 2023
pH of DI water used (pH units): 5.93
EC of DI water used (µS/cm): 0.54

METHODS:
Total Sulphur by Leco.
Total Inorganic Carbon (TIC): $HClO_4$ leach, evolved CO_2 analysed by CO_2 Coulometer.

ABBREVIATIONS:
R = Rep = Replicate (a replicate is a sub-sample scooped from a single pulp sample bag produced per client sample)
D = Dup = Duplicate (a duplicate is 2nd sub-pulp sample bag produced by processing a 2nd split of the client sample. A duplicate pulp sample is prepared only at client request.
EC = Electric Conductivity
NP = Neutralization Potential
Calc. = Calculation
IND = Indeterminate
COA = Certificate Of Analysis
N/A = Not Applicable
NR = Not Reported

CALCULATIONS:
*[1] $CaCO_3$ Equivalents: Is based on TIC (Total Inorganic Carbon)
*[2] Non-Extractable Sulphur: Total sulphur - (sulphate sulphur + sulphide sulphur)
*[3] AP (Acid Potential): Sulphide-sulphur x 31.25
*[4] NNP (Net Neutralization Potential): NP - AP
*[5] NPR (Neutralization Potential Ratio): NP/AP

REFERENCES:
Sample Preparation: ASTM E877-08; MEND Report 1.20.1, Version 0 (2009)
ABA: Air-dried, jaw-crushed, split by riffling and pulverized to 85% passing 200 mesh (75 µm).
Surface Rinse-pH: MEND Report 1.20.1, Version 0 (2009).
Modified ABA (Sobek) NP: MEND Acid Rock Drainage Prediction Manual, MEND Project 1.16.1b (pages 6.2-11 to 17), March 1991.
STD Sobek NP / Paste pH / Fizz Rating: Sobek, A.A., Schuller, W.A., Freeman, J.R. and Smith, R.M.; US EPA-600/2-78-054 (1978).
Paste pH / Fizz Rating: Sobek, A.A., Schuller, W.A., Freeman, J.R. and Smith, R.M.; US EPA-600/2-78-054 (1978).
Sulphate Sulphur: Based on MEND method using HCl leach. The S extracted is determined by analysing the extract for SO_4 using UV-Vis Spectrophotometer (STD Method 4500-SO42- E).
Sulphur Speciation: Sequential HCl and HNO_3 leach. The S extracted is determined by analysing the extract for SO_4 using UV-Vis Spectrophotometer (STD Method 4500-SO42- E).

Global
ARD Testing Services Inc.

CERTIFICATE OF ANALYSIS ▪ METALS RESULTS BY AQUA REGIA DIGEST & ICP-MS ANALYSIS ON SOLIDS

GLOBAL PROJECT NO: 2329 (B1)
CLIENT: WSP E&I
PROJECT NAME: Great Bear
PROJECT NO: OMGS21045
REPORT VERSION: 3

S. No.	Sample ID	Method	Silver (Ag)	Aluminum (Al)	Arsenic (As)	Gold (Au)	Boron (B)	Barium (Ba)	Beryllium (Be)	Bismuth (Bi)	Calcium (Ca)	Cadmium (Cd)	Cerium (Ce)	Cobalt (Co)	Chromium (Cr)	Cesium (Cs)	r (Cu)	Iron (Fe)	Gallium (Ga)	Germanium (Ge)	Hafnium (Hf)	Mercury (Hg)	Indium (In)	Potassium (K)	Lanthanum (La)	Lithium (Li)	Magnesium (Mg)	Manganese (Mn)
		Analyte	Ag	Al	As	Au	B	Ba	Be	Bi	Ca	Cd	Ce	Co	Cr	Cs	Cu	Fe	Ga	Ge	Hf	Hg	In	K	La	Li	Mg	Mn
		Unit	ppm	%	ppm	ppm	ppm	ppm	ppm	ppm	%	ppm	ppm	ppm	ppm	ppm	ppm	%	ppm	ppm	ppm	ppm	ppm	%	ppm	ppm	%	ppm
		MDL	0.01	0.01	0.1	0.0005	10	10	0.05	0.01	0.01	0.01	0.02	0.1	1	0.05	0.2	0.01	0.05	0.05	0.02	0.005	0.005	0.01	0.2	0.1	0.01	5
		Sample Type																										
1	3374-COMP1	Pulp	0.18	1.57	281.7	0.0575	<10	141	0.09	0.79	0.98	0.17	55.49	14.1	82	5.53	36.0	3.19	7.83	0.08	0.64	0.04	0.020	1.11	27.8	21.8	1.01	422
2	3375-COMP2	Pulp	0.75	1.43	34.7	0.2572	<10	76	0.33	6.22	0.81	0.63	62.16	14.5	70	2.90	27.1	3.49	4.45	0.07	0.68	0.02	0.037	0.70	31.5	10.7	0.69	418
3	3376-COMP3	Pulp	0.15	0.73	249.7	0.0663	<10	70	0.09	0.67	1.01	0.19	65.97	8.2	56	1.77	45.9	2.24	4.03	0.07	0.71	0.01	0.016	0.49	33.1	10.7	0.57	340
4	3377-COMP4	Pulp	0.23	0.79	14.7	0.0567	10	70	<0.05	1.84	1.08	0.29	56.41	10.0	59	2.01	190.5	2.53	4.17	0.06	0.92	0.02	0.038	0.65	28.8	13.2	0.76	387
5	3378-COMP5	Pulp	0.20	1.27	317.3	0.0930	<10	119	0.10	0.37	1.69	1.59	61.21	10.4	69	2.51	30.1	2.42	6.65	0.08	0.55	0.04	0.016	0.97	31.0	15.3	0.82	871
6	3379-COMP6	Pulp	0.25	0.93	106.7	0.1333	<10	136	0.10	1.04	1.68	0.79	58.66	9.9	74	2.63	50.9	2.59	5.14	0.07	0.69	0.02	0.033	0.71	29.9	13.3	0.81	595
7	3380-COMP7	Pulp	0.13	1.75	24.3	0.2894	<10	151	<0.05	0.09	3.75	0.14	13.88	23.2	127	1.45	100.4	3.21	5.84	0.06	0.11	0.02	0.018	0.52	6.4	15.6	1.23	671
8	3381-COMP8	Pulp	0.11	1.45	59.5	0.1485	<10	99	<0.05	0.07	4.20	0.11	8.10	21.5	105	1.13	112.1	3.35	4.93	0.07	0.05	0.01	0.017	0.36	3.6	12.9	0.90	845
9	3382-COMP9	Pulp	0.20	0.91	1619.3	0.2124	15	118	0.12	0.47	4.94	1.18	19.69	32.3	128	3.27	209.4	8.20	4.50	0.07	0.27	0.01	0.119	0.37	9.7	9.3	1.07	1244
QUALITY ASSURANCE / QUALITY CONTROL																												
Pulp Replicates																												
		%RPD																										
Reference Material																												
STD OREAS 601c			49.85	0.660	384.0	0.963	<10	245	0.60	21.20	0.78	2.68	34.8	4.30	14.0	1.30	1176.5	1.84	3.86	0.07	0.98	0.215	0.500	0.250	17.3	7.40	0.080	206
True Value STD OREAS 601c			**50.41**	**0.663**	**378.2**		**< 10**		**0.59**	**21.32**	**0.78**	**2.70**	**34.7**	**4.27**	**14.7**	**1.32**	**1157.6**	**1.84**	**3.86**	**0.08**	**0.97**	**0.216**	**0.497**	**0.254**	**17.3**	**7.56**	**0.084**	**213**
% Difference			-1%	0%	2%				2%	-1%	0%	-1%	0%	1%	-5%	-2%	2%	0%	0%	-16%	1%	0%	1%	-1%	0%	-2%	-5%	-3%
Method Blank:																												
Method Blank			<0.01	<0.01	<0.1	<0.0005	<10	<10	<0.05	<0.01	<0.01	<0.01	<0.02	<0.1	<1	<0.05	<0.2	<0.01	<0.05	<0.05	<0.02	<0.005	<0.005	<0.01	<0.2	<0.1	<0.01	<5

Notes:
Job No: YVR2310426

Analytical Methods (IMS-130):
A 0.5 g of pulp sample is leached in hot (95°C) 3:1 aqua regia digestion followed by ICP Mass Spec analysis.
Gold determinations by this method are semi-quantitative due to the small sample weight used (0.5 g).
Refractory and graphitic samples can limit Au solubility.

Abbreviations:
R / Rep = Replicate (a replicate is a sub-sample scooped from a single sample bag produced per client sample)
D / Dup = Duplicate (a duplicate is 2nd sub-sample bag produced by processing a second split of the original client sample received)
MDL = Measurable Detection Limit
COA: Certificate Of Analysis.
IND = Indeterminate
NR: Not reported in COA

On Certified Reference Material and Tolerance:
Any one element in a run reporting outside tolerance limits does not constitute failure of the standard.
As per Certificate of Analysis (COA): All values indicated are Certified. Values indicated in green are indicative only.
NR = Not Reported (in the Certificate Of Analysis).

Global
ARD Testing Services Inc.

CERTIFICATE OF ANALYSIS ▪ METALS RESULTS BY AQUA REGIA DIGEST & ICP-MS ANALYSIS ON SOLIDS

GLOBAL PROJECT NO: 2329 (B1)
CLIENT: WSP E&I
PROJECT NAME: Great Bear
PROJECT NO: OMGS21045
REPORT VERSION: 3

S. No.	Sample ID	Method																											
		Analyte	Molybdenum (Mo)	Sodium (Na)	Niobium (Nb)	Nickel (Ni)	Phosphorous (P)	Lead (Pb)	Rubidium (Rb)	Rhenium (Re)	Sulphur (S)	Antimony (Sb)	Scandium (Sc)	Selenium (Se)	Tin (Sn)	m (Sr)	Tantalum (Ta)	Tellurium (Te)	Thorium (Th)	Titanium (Ti)	Thallium (Tl)	Uranium (U)	Vandium (V)	Tungsten (W)	Yttrium (Y)	Zinc (Zn)	Zirconium (Zr)
		Unit	ppm	%	ppm	ppm	ppm	ppm	ppm	ppm	%	ppm	ppm	ppm	ppm	ppm	ppm	ppm	ppm	%	ppm	ppm	ppm	ppm	ppm	ppm	ppm
		MDL	0.05	0.01	0.05	0.2	10	0.2	0.1	0.001	0.01	0.05	0.1	0.2	0.2	0.2	0.01	0.01	0.2	0.005	0.02	0.05	1	0.05	0.05	1	0.5
		Sample Typ																											
1	3374-COMP1	Pulp	1.53	0.04	0.34	35.6	629	20.5	71.5	0.001	0.74	0.34	5.5	0.9	0.7	22.3	0.02	0.18	6.7	0.156	0.45	1.26	49	39.86	6.62	69	19.3
2	3375-COMP2	Pulp	2.07	0.10	0.27	35.2	671	106.0	51.7	<0.001	2.80	0.29	1.3	3	0.6	34.9	<0.01	1.4	7.7	0.084	0.66	1.67	15	13.35	6.05	169	22.5
3	3376-COMP3	Pulp	6.30	0.04	0.28	21.8	493	16.3	32.2	0.007	1.25	0.68	2.3	1.1	0.7	17	<0.01	0.35	8.7	0.08	0.27	1.51	21	6	6.80	65	24
4	3377-COMP4	Pulp	26.90	0.04	0.36	23.7	613	14.0	42.3	0.082	1.95	1.08	2.7	1	5.4	13.6	<0.01	1.17	6.7	0.102	0.37	1.29	27	4.65	5.15	76	29.7
5	3378-COMP5	Pulp	1.75	0.06	0.25	26.4	627	14.8	59.1	0.001	0.70	0.24	4.0	1.1	0.8	30.6	<0.01	0.23	7.3	0.154	0.43	1.34	38	46.11	5.85	269	18.4
6	3379-COMP6	Pulp	4.55	0.04	0.25	27.6	535	39.3	35.0	0.005	1.38	0.44	4.3	1.6	1.4	27	<0.01	0.48	7.0	0.11	0.29	1.22	34	10.82	5.42	164	21.5
7	3380-COMP7	Pulp	1.11	0.09	0.07	77.3	239	1.8	22.1	0.001	0.46	0.1	7.3	0.6	0.4	29.2	<0.01	0.5	0.7	0.111	0.12	0.08	83	23.15	5.96	43	3.3
8	3381-COMP8	Pulp	1.15	0.10	0.06	60.5	261	1.2	17.3	0.001	0.49	0.11	8.3	0.6	0.4	24.5	<0.01	0.46	0.3	0.092	0.09	<0.05	77	2.5	6.46	36	1.4
9	3382-COMP9	Pulp	1.74	0.05	0.18	81.0	326	10.0	15.1	0.004	3.94	0.49	6.6	4.2	0.6	131.6	<0.01	1.68	1.5	0.058	0.12	0.21	63	5.33	6.00	272	9.7
QUALITY ASSURANCE / QUALITY CONT.																													
Pulp Replicates																													
		%RPD																											
Reference Material																													
STD OREAS 601c			3.36	0.06	0.24	6.1	237	249.3	11.9	<0.001	0.90	29.62	1.00	8.1	1.60	35.4	<0.01	7.32	6.2	0.010	1.20	2.04	4.00	1.15	5.04	377	33.6
True Value STD OREAS 601c			**3.35**	**0.05**	**<1**	**6.0**	**243**	**248.1**	**12.4**	**< 0.001**	**0.91**	**29.73**	**1.03**	**8.0**	**1.587**	**36.3**	**< 0.05**	**7.22**	**6.1**	**0.010**	**1.20**	**2.04**	**4.75**	**1.16**	**5.10**	**380.6**	**33.5**
% Difference			0%	14%		2%	-3%	0%	-4%		-1%	0%	-3%	1%	1%	-2%		1%	1%	5%	0%	0%	-16%	-1%	-1%	-1%	0%
Method Blank:																													
Method Blank			<0.05	<0.01	<0.05	<0.2	<10	<0.2	<0.1	<0.001	<0.01	<0.05	<0.1	<0.2	<0.2	<0.2	<0.01	<0.01	<0.2	<0.005	<0.02	<0.05	<1	<0.05	<0.05	<1	<0.5

CERTIFICATE OF ANALYSIS ▪ SINGLE ADDITION NAG RESULTS (EGi Method)

Global ARD Testing Services Inc.

GLOBAL PROJECT NO: 2329 (B1)
CLIENT: WSP E&I
PROJECT NAME: Great Bear
PROJECT NO: OMGS21045
REPORT VERSION: 3

S. No:	Sample ID	Pulp Sample Weight (g)	Vol. of 15% H_2O_2 (mL)	NAG pH (pH Units)	NaOH to pH 4.5 (mL)	NaOH to pH 7.0 (mL)	NaOH Conc. (N)	NAG Acidity pH 4.5 (kg H_2SO_4/tonne)	NAG Acidity pH 7.0 (kg H_2SO_4/tonne)	% RPD		
										to pH 4.5	to pH 7.0	Acceptance Criteria
1	3374-COMP1	2.5	250	9.08	0.00	0.00	0.1	0.0	0.0			
2	3375-COMP2	2.5	250	2.34	20.65	25.77	0.1	40.5	50.5			
3	3376-COMP3	2.5	250	2.87	4.27	6.85	0.1	8.4	13.4			
4	3377-COMP4	2.5	250	2.75	7.99	10.44	0.1	15.7	20.5			
5	3378-COMP5	2.5	250	9.55	0.00	0.00	0.1	0.0	0.0			
6	3379-COMP6	2.5	250	9.93	0.00	0.00	0.1	0.0	0.0			
7	3380-COMP7	2.5	250	8.88	0.00	0.00	0.1	0.0	0.0			
8	3381-COMP8	2.5	250	8.72	0.00	0.00	0.1	0.0	0.0			
9	3382-COMP9	2.5	250	7.85	0.00	0.00	0.1	0.0	0.0			
QUALITY ASSURANCE / QUALITY CONTROL												
Replicates:												
Method Blank Analysis:												
Method Blank (15% H_2O_2 Solution)		N/A	250	4.89	0.00	5.54	0.1					
GLOBAL SOP NO:		***ARD-017***										

NOTES:
Date of Analysis: April 3-4, 2023

pH (pH Units) of 15% H_2O_2 (buffered with 0.5 N NaOH): 5.17
EC (µS/cm) of 15% H_2O_2 (buffered with 0.5 N NaOH): 14.45
pH (pH Units) of DI water used: 5.36
EC (µS/cm) of DI water used: 0.54

Solid:Liquid ratio used: 1:100; 2.5 g Pulp Sample: 250 mL 15% H_2O_2.
pH measurement of 15% H_2O_2 solution was conducted at room temperature & buffered with 0.5N NaOH solution to ensure a pH between 4 and 7.
NAG pH & method blank pH measurements were taken after digesting with peroxide solution and making up the solution to its original volume of 250 mL with DI water.
On client's request the NAG procedure is repeated using 1 g of pulp sample when the NAG value for pH 4.5 exceeds 25 kg H_2SO_4 per tonne.

ABBREVIATIONS:
R = Replicate (i.e. using a pulp sample from the same bag).
D = Duplicate (i.e. client sample is processed to produced a 2nd pulp bag & analyzed as a duplicate).
RPD = Relative Percent Difference.
EC = Electrical Conductivity
ORP = Oxidation Reduction Potential
RDL = Reportable Detection Limit.
EDL = Estimated Detection Limit
SIE = Selective Ion Electrode
IC = Ion Chromatography
Calc. = Calculation

REFERENCE:
Egi - Environmental Geochemistry International; Single Addition Net Acid Generation (NAG) Test Procedure; Miller et al; Revised Dec. 2006; Page 2 to 4.

CERTIFICATE OF ANALYSIS ▪ NAG EXTRACT RESULTS

Global ARD Testing Services Inc.

GLOBAL PROJECT NO: 2329 (B1)
CLIENT: WSP E&I
PROJECT NAME: Great Bear
PROJECT NO: OMGS21045
REPORT VERSION: 3

Parameter	Method	Unit	RDL	1	1R	2	3	4	5	6	7	8	9	Method Blank
				3374-COMP1	3374-COMP1 (Rep)	3375-COMP2	3376-COMP3	3377-COMP4	3378-COMP5	3379-COMP6	3380-COMP7	3381-COMP8	3382-COMP9	
Weight of pulp sample used	Weighing Scale	g	0.01	2.5	2.5	2.5	2.5	2.5	2.5	2.5	2.5	2.5	2.5	N/A
Volume of 15% H_2O_2 used	Graduated Cylinder	mL	0.50	250	250	250	250	250	250	250	250	250	250	250
On filtered samples (using 0.45 µm filter paper):														
pH	Meter	pH units	0.01	6.4		2.4	2.6	2.7	6.4	6.6	6.7	6.7	6.4	5.0
EC	Meter	mV	1.0	108		1041	123	679	69	87	76	87	301	3.3
Acidity (to pH 8.3)	Titration	mg $CaCO_3$/L	0.5	29.5		513.1	24.6	246.6	24.5	25.0	20.6	21.3	23.7	
Total Alkalinity (to pH 4.5)	Titration	mg $CaCO_3$/L	0.5	33.2		<0.5	<0.5	<0.5	28.8	28.2	30.4	28.2	29.7	
Sulphate	Gravimetric	mg/L	1	73.8		469.3	193.6	425.1	37.4	50.9	37.4	52.7	269.1	
Total Dissolved Phosphorus	IC	mg/L	0.005	0.0129		0.0096	0.0097	0.0094	0.0157	0.0061	0.0177	0.0139	0.0069	
Dissolved Metals Analysis by ICP-MS:														
Dissolved Hardness (CaCO3)	ICP-MS	mg/L	0.125	81.3		111.0	107.0	214.0	42.3	61.7	36.1	50.5	322.0	<0.125
Aluminum Dissolved	ICP-MS	mg/L	0.001	0.996	0.996	19.1	0.55	5.46	0.891	0.673	0.866	0.808	0.0393	0.0073
Antimony Dissolved	ICP-MS	mg/L	0.00005	0.000798	0.000801	<0.000050	0.00189	<0.000050	0.00091	0.00141	0.000284	0.000235	<0.000050	0.00007
Arsenic Dissolved	ICP-MS	mg/L	0.00005	0.112	0.114	<0.00400	0.0119	<0.00250	0.068	0.0134	0.00348	0.00574	0.000276	<0.000050
Barium Dissolved	ICP-MS	mg/L	0.0001	0.0154	0.0157	0.234	0.0248	0.249	0.00838	0.0163	0.0299	0.0356	0.148	0.00058
Beryllium Dissolved	ICP-MS	mg/L	0.00001	<0.000010	<0.000010	0.000786	<0.000010	0.000237	<0.000010	<0.000010	<0.000010	<0.000010	<0.000010	<0.000010
Bismuth Dissolved	ICP-MS	mg/L	0.00001	<0.000010	<0.000010	0.000022	<0.000010	<0.000010	<0.000010	<0.000010	<0.000010	<0.000010	<0.000010	<0.000010
Boron Dissolved	ICP-MS	mg/L	0.002	0.071	0.0681	0.0559	0.0144	0.0461	0.096	0.333	0.188	0.0654	0.0337	0.0061
Cadmium Dissolved	ICP-MS	mg/L	0.000002	<0.0000030	<0.0000030	0.00476	<0.0000100	0.00253	<0.0000100	<0.0000060	<0.0000020	<0.0000020	0.0000047	<0.0000020
Calcium Dissolved	ICP-MS	mg/L	0.05	32.4	33.0	33.7	41.4	79.3	16.9	24.7	14.4	20.1	119.0	<0.050
Chromium Dissolved	ICP-MS	mg/L	0.0001	0.0234	0.0234	0.0240	0.0203	0.0101	0.0137	0.0140	0.0228	0.0199	0.0040	0.002
Cobalt Dissolved	ICP-MS	mg/L	0.000005	0.000148	0.000139	0.0925	0.000111	0.0718	0.0000344	0.0000461	0.0000919	0.000121	0.000558	0.0000334
Copper Dissolved	ICP-MS	mg/L	0.0001	0.00026	0.00025	0.177	0.00018	1.49	0.00064	0.00038	0.00068	0.00032	0.00031	0.00033
Iron Dissolved	ICP-MS	mg/L	0.002	0.0185	0.0183	18.1	0.0068	5.53	0.021	0.0104	0.0139	0.0195	0.004	0.0046
Lead Dissolved	ICP-MS	mg/L	0.00005	0.000068	0.000061	0.528	<0.000050	0.0634	0.000101	0.000162	<0.000050	<0.000050	0.000053	0.000077
Lithium Dissolved	ICP-MS	mg/L	0.00005	0.0067	0.0067	0.0172	0.0047	0.0152	0.0040	0.0033	0.0077	0.0096	0.0115	<0.000050
Magnesium Dissolved	ICP-MS	mg/L	0.005	0.037	0.037	6.480	0.704	3.860	0.018	0.012	0.040	0.054	5.760	<0.0050
Manganese Dissolved	ICP-MS	mg/L	0.00005	0.000806	0.000812	1.07	0.000848	1.94	0.0021	0.000943	0.00155	0.00173	0.00621	0.000452
Mercury Dissolved	CVAA	ug/L	0.005	<0.0050		<0.0050	<0.0050	<0.0050	<0.0050	<0.0050	<0.0050	<0.0050	<0.0050	<0.020
Molybdenum Dissolved	ICP-MS	mg/L	0.00001	0.0072	0.00727	0.00005	0.0397	0.000268	0.00981	0.0228	0.00314	0.00207	0.00381	0.000285
Nickel Dissolved	ICP-MS	mg/L	0.00004	0.00127	0.00128	0.11	0.000108	0.0906	0.000142	0.000125	0.000136	0.000176	0.00093	0.00107
Phosphorus Dissolved	ICP-MS	mg/L	0.01	<0.010	<0.010	<0.010	<0.010	<0.010	<0.010	<0.010	0.011	0.01	<0.010	0.177
Potassium Dissolved	ICP-MS	mg/L	0.02	17	16.9	21.1	10.8	20	16.1	15.5	24.1	20	14.8	0.152
Selenium Dissolved	ICP-MS	mg/L	0.0001	0.00359	0.00369	0.0168	0.00394	0.00748	0.00257	0.0044	0.00238	0.0029	0.0123	<0.00010
Silicon Dissolved	ICP-MS	mg/L	0.1	3.58	3.56	24.1	1.92	8.63	6.79	6.74	3.67	3.3	0.48	<0.10
Silver Dissolved	ICP-MS	mg/L	0.00001	<0.000010	<0.000010	0.00193	<0.000010	0.000741	<0.000010	<0.000010	<0.000010	<0.000010	0.000017	0.000011
Sodium Dissolved	ICP-MS	mg/L	0.02	4.2	4.17	4.92	3.89	4.82	3.33	3.86	4.3	4.3	3.83	3.29
Strontium Dissolved	ICP-MS	mg/L	0.0001	0.0441	0.0446	0.0851	0.0579	0.0884	0.0412	0.0626	0.021	0.0207	0.295	0.00011
Sulphur Dissolved	ICP-MS	mg/L	1	26.0	26.3	197.0	34.7	155.0	13.9	20.8	14.9	19.1	109.0	<1.00
Tellurium Dissolved	ICP-MS	mg/L	0.00005	<0.000050	<0.000050	0.00236	<0.000050	0.00121	<0.000050	<0.000050	<0.000050	<0.000050	<0.000050	<0.000050
Thallium Dissolved	ICP-MS	mg/L	0.000004	0.0000231	0.0000243	0.00168	0.0000809	0.000948	0.0000967	0.0000842	0.000009	0.000027	0.000101	<0.0000040
Thorium Dissolved	ICP-MS	mg/L	0.00001	<0.000010	<0.000010	0.0187	<0.000010	0.00326	<0.000010	<0.000010	<0.000010	<0.000010	<0.000010	<0.000010
Tin Dissolved	ICP-MS	mg/L	0.00005	0.000118	0.000112	0.000285	0.000071	0.000124	0.000213	0.000143	0.000141	0.000155	<0.000050	0.149
Titanium Dissolved	ICP-MS	mg/L	0.0002	0.00069	0.00072	0.02	<0.00020	0.00905	0.00067	0.00029	0.0004	0.00034	<0.00020	0.00092
Tungsten Dissolved	ICP-MS	mg/L	0.0002	0.00538	0.00531	<0.00020	0.00125	<0.00020	0.00538	0.00182	0.00636	0.00121	<0.00020	0.00024
Uranium Dissolved	ICP-MS	mg/L	0.000001	0.0000708	0.0000701	0.00775	0.0000309	0.00426	0.000089	0.0000355	0.0000068	0.0000027	0.0000024	0.0000021
Vanadium Dissolved	ICP-MS	mg/L	0.001	0.0158	0.0158	<0.00100	0.00437	<0.00100	0.0104	0.00897	0.0377	0.0225	<0.00100	<0.00100
Zinc Dissolved	ICP-MS	mg/L	0.001	<0.0010	<0.0010	1.0700	<0.0010	0.2470	0.0017	<0.0010	0.0014	<0.0010	0.0015	<0.0010
Zirconium Dissolved	ICP-MS	mg/L	0.00002	<0.000020	<0.000020	0.0015	<0.000020	0.0002	0.0000	<0.000020	0.00008	<0.000020	<0.000020	0.0000
Ion Balance:														
Major Anions	Calc.	meq/L		2.20	2.20	9.78	4.03	8.86	1.36	1.63	1.39	1.66	6.20	
Major Cations	Calc.	meq/L		2.38	2.40	9.56	5.15	8.14	1.53	1.97	1.68	1.82	6.98	
Difference	Calc.	meq/L		0.17	0.20	-0.21	1.12	-0.72	0.18	0.34	0.29	0.15	0.78	
Balance (%)	Calc.	%		3.8%	4.3%	-1.1%	12.2%	-4.2%	6.1%	9.5%	9.4%	4.4%	5.9%	
			NAG Extract ID:	*23D0568-01*	*23D0568-01*	*23D0568-02*	*23D0568-03*	*23D0568-04*	*23D0568-05*	*23D0568-06*	*23D0568-07*	*23D0568-08*	*23D0568-09*	*23D0568-10*

NOTES:
Job No: 23D0568
Date of Analysis: April 4-5, 2023

pH (pH Units) of DI water used to prepare 15% H2O2: 5.36
EC (µS/cm) of DI water used to prepare 15% H2O2: 0.46
pH (pH Units) of 15% H_2O_2 (buffered with 0.5 N NaOH): 5.17
EC (µS/cm) of 15% H_2O_2 (buffered with 0.5 N NaOH): 14.45

Solid:Liquid ratio used: 1:100; 2.5 g Pulp Sample: 250 mL 15% H_2O_2.
pH measurement of 15% H_2O_2 solution was conducted at room temperature & buffered with 0.5N NaOH solution to ensure a pH between 4 and 7.
NAG pH & method blank pH measurements were taken after digestion with peroxide solution was completed - and volume was made up to original 250 mL with DI water.
On client's request the NAG procedure is repeated using 1 g of pulp sample when the NAG value for pH 4.5 exceeds 25 kg H_2SO_4 per tonne.

ABBREVIATIONS:
R / Rep = Replicate (which involves the analysis of the same NAG extract aliquot).
D / Dup = Duplicate (which involves the analysis of a separate NAG extract, produced by digesting another split of the pulp sample).
EC = Electrical Conductivity
ORP = Oxidation Reduction Potential
RDL = Reportable Detection Limit.
SIE = Selective Ion Electrode
IC = Ion Chromatography
Calc. = Calculation

REFERENCE:
Egi - Environmental Geochemistry International; Single Addition Net Acid Generation (NAG) Test Procedure; Miller et al; Revised Dec. 2006; Page 2 to 4.

Sulphate:

Certified Reference Material:	Parameter: Sulphate	% Recovery	Matrix Spike %	Units	QC Limits (%)
STD Mineral Water (15.3 mg/L)	14.60	95.4%		%	80 - 120
Spiked Blank (19.61 mg/L)	17.60		89.8%	%	80 - 120

Dissolved Metals by ICP-MS:

Sample Code	Parameter	Result	Result Units	Total or Filtered	Method Type	Method Name	Date Analyzed	EQL	EQL Units	UCL	LCL
23D0568_B3D0680-BLK1	Aluminum dissolved	<0.0010	mg/L	F	Metals	EPA 6020B	10-Apr-23	0.001	mg/L		
23D0568_B3D0680-BLK1	Antimony dissolved	<0.000050	mg/L	F	Metals	EPA 6020B	10-Apr-23	0.00005	mg/L		
23D0568_B3D0680-BLK1	Arsenic dissolved	<0.000050	mg/L	F	Metals	EPA 6020B	10-Apr-23	0.00005	mg/L		
23D0568_B3D0680-BLK1	Barium dissolved	<0.00010	mg/L	F	Metals	EPA 6020B	10-Apr-23	0.0001	mg/L		
23D0568_B3D0680-BLK1	Beryllium dissolved	<0.000010	mg/L	F	Metals	EPA 6020B	10-Apr-23	0.00001	mg/L		
23D0568_B3D0680-BLK1	Bismuth dissolved	<0.000010	mg/L	F	Metals	EPA 6020B	10-Apr-23	0.00001	mg/L		
23D0568_B3D0680-BLK1	Boron dissolved	<0.0020	mg/L	F	Metals	EPA 6020B	10-Apr-23	0.002	mg/L		
23D0568_B3D0680-BLK1	Cadmium dissolved	<0.0000020	mg/L	F	Metals	EPA 6020B	10-Apr-23	0.000002	mg/L		
23D0568_B3D0680-BLK1	Calcium dissolved	<0.050	mg/L	F	Metals	EPA 6020B	10-Apr-23	0.05	mg/L		
23D0568_B3D0680-BLK1	Chromium dissolved	<0.00010	mg/L	F	Metals	EPA 6020B	10-Apr-23	0.0001	mg/L		
23D0568_B3D0680-BLK1	Cobalt dissolved	<0.0000050	mg/L	F	Metals	EPA 6020B	10-Apr-23	0.000005	mg/L		
23D0568_B3D0680-BLK1	Copper dissolved	<0.00010	mg/L	F	Metals	EPA 6020B	10-Apr-23	0.0001	mg/L		
23D0568_B3D0680-BLK1	Iron dissolved	<0.0020	mg/L	F	Metals	EPA 6020B	10-Apr-23	0.002	mg/L		
23D0568_B3D0680-BLK1	Lead dissolved	<0.000050	mg/L	F	Metals	EPA 6020B	10-Apr-23	0.00005	mg/L		
23D0568_B3D0680-BLK1	Lithium dissolved	<0.000050	mg/L	F	Metals	EPA 6020B	10-Apr-23	0.00005	mg/L		
23D0568_B3D0680-BLK1	Magnesium dissolved	<0.0050	mg/L	F	Metals	EPA 6020B	10-Apr-23	0.005	mg/L		
23D0568_B3D0680-BLK1	Manganese dissolved	<0.000050	mg/L	F	Metals	EPA 6020B	10-Apr-23	0.00005	mg/L		
23D0568_B3D0680-BLK1	Mercury dissolved	<0.000020	mg/L	F	Metals	EPA 6020B	10-Apr-23	0.00002	mg/L		
23D0568_B3D0680-BLK1	Molybdenum dissolved	<0.000010	mg/L	F	Metals	EPA 6020B	10-Apr-23	0.00001	mg/L		
23D0568_B3D0680-BLK1	Nickel dissolved	<0.000040	mg/L	F	Metals	EPA 6020B	10-Apr-23	0.00004	mg/L		
23D0568_B3D0680-BLK1	Phosphorus dissolved	<0.010	mg/L	F	Metals	EPA 6020B	10-Apr-23	0.01	mg/L		
23D0568_B3D0680-BLK1	Potassium dissolved	<0.020	mg/L	F	Metals	EPA 6020B	10-Apr-23	0.02	mg/L		
23D0568_B3D0680-BLK1	Selenium dissolved	<0.00010	mg/L	F	Metals	EPA 6020B	10-Apr-23	0.0001	mg/L		
23D0568_B3D0680-BLK1	Silicon dissolved	<0.10	mg/L	F	Metals	EPA 6020B	10-Apr-23	0.1	mg/L		
23D0568_B3D0680-BLK1	Silver dissolved	<0.000010	mg/L	F	Metals	EPA 6020B	10-Apr-23	0.00001	mg/L		
23D0568_B3D0680-BLK1	Sodium dissolved	<0.020	mg/L	F	Metals	EPA 6020B	10-Apr-23	0.02	mg/L		
23D0568_B3D0680-BLK1	Strontium dissolved	<0.00010	mg/L	F	Metals	EPA 6020B	10-Apr-23	0.0001	mg/L		
23D0568_B3D0680-BLK1	Sulfur dissolved	<1.00	mg/L	F	Metals	EPA 6020B	10-Apr-23	1	mg/L		
23D0568_B3D0680-BLK1	Tellurium dissolved	<0.000050	mg/L	F	Metals	EPA 6020B	10-Apr-23	0.00005	mg/L		
23D0568_B3D0680-BLK1	Thallium dissolved	<0.0000040	mg/L	F	Metals	EPA 6020B	10-Apr-23	0.000004	mg/L		
23D0568_B3D0680-BLK1	Thorium dissolved	<0.000010	mg/L	F	Metals	EPA 6020B	10-Apr-23	0.00001	mg/L		
23D0568_B3D0680-BLK1	Tin dissolved	<0.000050	mg/L	F	Metals	EPA 6020B	10-Apr-23	0.00005	mg/L		
23D0568_B3D0680-BLK1	Titanium dissolved	<0.00020	mg/L	F	Metals	EPA 6020B	10-Apr-23	0.0002	mg/L		
23D0568_B3D0680-BLK1	Tungsten dissolved	<0.00020	mg/L	F	Metals	EPA 6020B	10-Apr-23	0.0002	mg/L		
23D0568_B3D0680-BLK1	Uranium dissolved	<0.0000010	mg/L	F	Metals	EPA 6020B	10-Apr-23	0.000001	mg/L		
23D0568_B3D0680-BLK1	Vanadium dissolved	<0.00100	mg/L	F	Metals	EPA 6020B	10-Apr-23	0.001	mg/L		
23D0568_B3D0680-BLK1	Zinc dissolved	<0.0010	mg/L	F	Metals	EPA 6020B	10-Apr-23	0.001	mg/L		
23D0568_B3D0680-BLK1	Zirconium dissolved	<0.000020	mg/L	F	Metals	EPA 6020B	10-Apr-23	0.00002	mg/L		
23D0568_B3D0680-BS1	Aluminum dissolved	100	%	F	Metals	EPA 6020B	10-Apr-23	1	%	120	80
23D0568_B3D0680-BS1	Antimony dissolved	105	%	F	Metals	EPA 6020B	10-Apr-23	1	%	120	80
23D0568_B3D0680-BS1	Arsenic dissolved	101	%	F	Metals	EPA 6020B	10-Apr-23	1	%	120	80
23D0568_B3D0680-BS1	Barium dissolved	102	%	F	Metals	EPA 6020B	10-Apr-23	1	%	120	80
23D0568_B3D0680-BS1	Beryllium dissolved	101	%	F	Metals	EPA 6020B	10-Apr-23	1	%	120	80
23D0568_B3D0680-BS1	Bismuth dissolved	102	%	F	Metals	EPA 6020B	10-Apr-23	1	%	120	80
23D0568_B3D0680-BS1	Boron dissolved	100	%	F	Metals	EPA 6020B	10-Apr-23	1	%	120	80
23D0568_B3D0680-BS1	Cadmium dissolved	101	%	F	Metals	EPA 6020B	10-Apr-23	1	%	120	80
23D0568_B3D0680-BS1	Calcium dissolved	100	%	F	Metals	EPA 6020B	10-Apr-23	1	%	120	80
23D0568_B3D0680-BS1	Chromium dissolved	99	%	F	Metals	EPA 6020B	10-Apr-23	1	%	120	80
23D0568_B3D0680-BS1	Cobalt dissolved	100	%	F	Metals	EPA 6020B	10-Apr-23	1	%	120	80
23D0568_B3D0680-BS1	Copper dissolved	100	%	F	Metals	EPA 6020B	10-Apr-23	1	%	120	80
23D0568_B3D0680-BS1	Iron dissolved	101	%	F	Metals	EPA 6020B	10-Apr-23	1	%	120	80
23D0568_B3D0680-BS1	Lead dissolved	102	%	F	Metals	EPA 6020B	10-Apr-23	1	%	120	80
23D0568_B3D0680-BS1	Lithium dissolved	100	%	F	Metals	EPA 6020B	10-Apr-23	1	%	120	80
23D0568_B3D0680-BS1	Magnesium dissolved	98	%	F	Metals	EPA 6020B	10-Apr-23	1	%	120	80
23D0568_B3D0680-BS1	Manganese dissolved	101	%	F	Metals	EPA 6020B	10-Apr-23	1	%	120	80
23D0568_B3D0680-BS1	Mercury dissolved	106	%	F	Metals	EPA 6020B	10-Apr-23	1	%	120	80
23D0568_B3D0680-BS1	Molybdenum dissolved	99	%	F	Metals	EPA 6020B	10-Apr-23	1	%	120	80
23D0568_B3D0680-BS1	Nickel dissolved	100	%	F	Metals	EPA 6020B	10-Apr-23	1	%	120	80
23D0568_B3D0680-BS1	Phosphorus dissolved	101	%	F	Metals	EPA 6020B	10-Apr-23	1	%	120	80
23D0568_B3D0680-BS1	Potassium dissolved	102	%	F	Metals	EPA 6020B	10-Apr-23	1	%	120	80
23D0568_B3D0680-BS1	Selenium dissolved	101	%	F	Metals	EPA 6020B	10-Apr-23	1	%	120	80
23D0568_B3D0680-BS1	Silicon dissolved	100	%	F	Metals	EPA 6020B	10-Apr-23	1	%	120	80
23D0568_B3D0680-BS1	Silver dissolved	103	%	F	Metals	EPA 6020B	10-Apr-23	1	%	120	80
23D0568_B3D0680-BS1	Sodium dissolved	105	%	F	Metals	EPA 6020B	10-Apr-23	1	%	120	80
23D0568_B3D0680-BS1	Strontium dissolved	104	%	F	Metals	EPA 6020B	10-Apr-23	1	%	120	80
23D0568_B3D0680-BS1	Sulfur dissolved	98	%	F	Metals	EPA 6020B	10-Apr-23	1	%	120	80
23D0568_B3D0680-BS1	Tellurium dissolved	103	%	F	Metals	EPA 6020B	10-Apr-23	1	%	120	80
23D0568_B3D0680-BS1	Thallium dissolved	101	%	F	Metals	EPA 6020B	10-Apr-23	1	%	120	80
23D0568_B3D0680-BS1	Thorium dissolved	103	%	F	Metals	EPA 6020B	10-Apr-23	1	%	120	80
23D0568_B3D0680-BS1	Tin dissolved	104	%	F	Metals	EPA 6020B	10-Apr-23	1	%	120	80
23D0568_B3D0680-BS1	Titanium dissolved	106	%	F	Metals	EPA 6020B	10-Apr-23	1	%	120	80
23D0568_B3D0680-BS1	Tungsten dissolved	103	%	F	Metals	EPA 6020B	10-Apr-23	1	%	120	80
23D0568_B3D0680-BS1	Uranium dissolved	101	%	F	Metals	EPA 6020B	10-Apr-23	1	%	120	80
23D0568_B3D0680-BS1	Vanadium dissolved	99	%	F	Metals	EPA 6020B	10-Apr-23	1	%	120	80
23D0568_B3D0680-BS1	Zinc dissolved	103	%	F	Metals	EPA 6020B	10-Apr-23	1	%	120	80
23D0568_B3D0680-BS1	Zirconium dissolved	106	%	F	Metals	EPA 6020B	10-Apr-23	1	%	120	80

CERTIFICATE OF ANALYSIS ▪ NAG EXTRACT RESULTS

Global ARD Testing Services Inc.

GLOBAL PROJECT NO: 2329 (B1)
CLIENT: WSP E&I
PROJECT NAME: Great Bear
PROJECT NO: OMGS21045
REPORT VERSION: 3

Sulphate:

Certified Reference Material:	Parameter: Sulphate	% Recovery	Matrix Spike %	Units	QC Limits (%)
STD Mineral Water (15.3 mg/L)	14.60	95.4%		%	80 - 120
Spiked Blank (19.61 mg/L)	17.60		89.8%	%	80 - 120

Dissolved Metals by ICP-MS:

Sample Code	Parameter	Result	Result Units	Total or Filtered	Method Type	Method Name	Date Analyzed	EQL	EQL Units	UCL	LCL
23D0568_B3D0680-MS1	Aluminum dissolved	22.1	mg/L	F	Metals	EPA 6020B	10-Apr-23	0.001	mg/L	130	70
23D0568_B3D0680-MS1	Antimony dissolved	0.0422	mg/L	F	Metals	EPA 6020B	10-Apr-23	0.00005	mg/L	130	70
23D0568_B3D0680-MS1	Arsenic dissolved	0.439	mg/L	F	Metals	EPA 6020B	10-Apr-23	0.00005	mg/L	130	70
23D0568_B3D0680-MS1	Barium dissolved	0.276	mg/L	F	Metals	EPA 6020B	10-Apr-23	0.0001	mg/L	130	70
23D0568_B3D0680-MS1	Beryllium dissolved	0.047	mg/L	F	Metals	EPA 6020B	10-Apr-23	0.00001	mg/L	130	70
23D0568_B3D0680-MS1	Bismuth dissolved	0.0397	mg/L	F	Metals	EPA 6020B	10-Apr-23	0.00001	mg/L	130	70
23D0568_B3D0680-MS1	Boron dissolved	0.482	mg/L	F	Metals	EPA 6020B	10-Apr-23	0.002	mg/L	130	70
23D0568_B3D0680-MS1	Cadmium dissolved	0.0498	mg/L	F	Metals	EPA 6020B	10-Apr-23	0.000002	mg/L	130	70
23D0568_B3D0680-MS1	Calcium dissolved	36.1	mg/L	F	Metals	EPA 6020B	10-Apr-23	0.05	mg/L	130	70
23D0568_B3D0680-MS1	Chromium dissolved	0.0637	mg/L	F	Metals	EPA 6020B	10-Apr-23	0.0001	mg/L	130	70
23D0568_B3D0680-MS1	Cobalt dissolved	0.133	mg/L	F	Metals	EPA 6020B	10-Apr-23	0.000005	mg/L	130	70
23D0568_B3D0680-MS1	Copper dissolved	0.207	mg/L	F	Metals	EPA 6020B	10-Apr-23	0.0001	mg/L	130	70
23D0568_B3D0680-MS1	Iron dissolved	21.2	mg/L	F	Metals	EPA 6020B	10-Apr-23	0.002	mg/L	130	70
23D0568_B3D0680-MS1	Lead dissolved	0.533	mg/L	F	Metals	EPA 6020B	10-Apr-23	0.00005	mg/L	130	70
23D0568_B3D0680-MS1	Lithium dissolved	0.0656	mg/L	F	Metals	EPA 6020B	10-Apr-23	0.00005	mg/L	130	70
23D0568_B3D0680-MS1	Magnesium dissolved	10.3	mg/L	F	Metals	EPA 6020B	10-Apr-23	0.005	mg/L	130	70
23D0568_B3D0680-MS1	Manganese dissolved	1.02	mg/L	F	Metals	EPA 6020B	10-Apr-23	0.00005	mg/L	130	70
23D0568_B3D0680-MS1	Mercury dissolved	0.00525	mg/L	F	Metals	EPA 6020B	10-Apr-23	0.00002	mg/L	130	70
23D0568_B3D0680-MS1	Molybdenum dissolved	0.0423	mg/L	F	Metals	EPA 6020B	10-Apr-23	0.00001	mg/L	130	70
23D0568_B3D0680-MS1	Nickel dissolved	0.145	mg/L	F	Metals	EPA 6020B	10-Apr-23	0.00004	mg/L	130	70
23D0568_B3D0680-MS1	Phosphorus dissolved	4.36	mg/L	F	Metals	EPA 6020B	10-Apr-23	0.01	mg/L	130	70
23D0568_B3D0680-MS1	Potassium dissolved	23.9	mg/L	F	Metals	EPA 6020B	10-Apr-23	0.02	mg/L	130	70
23D0568_B3D0680-MS1	Selenium dissolved	0.469	mg/L	F	Metals	EPA 6020B	10-Apr-23	0.0001	mg/L	130	70
23D0568_B3D0680-MS1	Silicon dissolved	25.9	mg/L	F	Metals	EPA 6020B	10-Apr-23	0.1	mg/L	130	70
23D0568_B3D0680-MS1	Silver dissolved	0.0402	mg/L	F	Metals	EPA 6020B	10-Apr-23	0.00001	mg/L	130	70
23D0568_B3D0680-MS1	Sodium dissolved	9.02	mg/L	F	Metals	EPA 6020B	10-Apr-23	0.02	mg/L	130	70
23D0568_B3D0680-MS1	Strontium dissolved	0.126	mg/L	F	Metals	EPA 6020B	10-Apr-23	0.0001	mg/L	130	70
23D0568_B3D0680-MS1	Sulfur dissolved	218	mg/L	F	Metals	EPA 6020B	10-Apr-23	1	mg/L	130	70
23D0568_B3D0680-MS1	Tellurium dissolved	0.048	mg/L	F	Metals	EPA 6020B	10-Apr-23	0.00005	mg/L	130	70
23D0568_B3D0680-MS1	Thallium dissolved	0.0457	mg/L	F	Metals	EPA 6020B	10-Apr-23	0.000004	mg/L	130	70
23D0568_B3D0680-MS1	Thorium dissolved	0.0639	mg/L	F	Metals	EPA 6020B	10-Apr-23	0.00001	mg/L	130	70
23D0568_B3D0680-MS1	Tin dissolved	0.0447	mg/L	F	Metals	EPA 6020B	10-Apr-23	0.00005	mg/L	130	70
23D0568_B3D0680-MS1	Titanium dissolved	0.063	mg/L	F	Metals	EPA 6020B	10-Apr-23	0.0002	mg/L	130	70
23D0568_B3D0680-MS1	Tungsten dissolved	0.0426	mg/L	F	Metals	EPA 6020B	10-Apr-23	0.0002	mg/L	130	70
23D0568_B3D0680-MS1	Uranium dissolved	0.0525	mg/L	F	Metals	EPA 6020B	10-Apr-23	0.000001	mg/L	130	70
23D0568_B3D0680-MS1	Vanadium dissolved	0.0422	mg/L	F	Metals	EPA 6020B	10-Apr-23	0.001	mg/L	130	70
23D0568_B3D0680-MS1	Zinc dissolved	1.5	mg/L	F	Metals	EPA 6020B	10-Apr-23	0.001	mg/L	130	70
23D0568_B3D0680-MS1	Zirconium dissolved	0.0478	mg/L	F	Metals	EPA 6020B	10-Apr-23	0.00002	mg/L	130	70
23D0568_B3D0951-BLK1	Phosphorus Total Dissolved	<0.0050	mg/L	F	General Param	SM 4500-P F (2021)	13-Apr-23	0.005	mg/L		
23D0568_B3D0951-BS1	Phosphorus Total Dissolved	109	%	F	General Param	SM 4500-P F (2021)	13-Apr-23	1	%	115	85
23D0568_B3D0951-DUP1	Phosphorus Total Dissolved	0.0096	mg/L	F	General Param	SM 4500-P F (2021)	13-Apr-23	0.005	mg/L		
23D0568_B3D0951-MS1	Phosphorus Total Dissolved	0.119	mg/L	F	General Param	SM 4500-P F (2021)	13-Apr-23	0.005	mg/L	125	70
23D0568_B3D1023-BLK1	Mercury dissolved	<0.0050	ug/L	F	Metals	EPA 245.7*	13-Apr-23	0.005	ug/L		
23D0568_B3D1023-BLK2	Mercury dissolved	<0.0050	ug/L	F	Metals	EPA 245.7*	14-Apr-23	0.005	ug/L		
23D0568_B3D1023-BLK3	Mercury dissolved	<0.0050	ug/L	F	Metals	EPA 245.7*	14-Apr-23	0.005	ug/L		
23D0568_B3D1023-BLK4	Mercury dissolved	<0.0050	ug/L	F	Metals	EPA 245.7*	14-Apr-23	0.005	ug/L		
23D0568_B3D1023-BS1	Mercury dissolved	112	%	F	Metals	EPA 245.7*	13-Apr-23	1	%	120	80
23D0568_B3D1023-BS2	Mercury dissolved	108	%	F	Metals	EPA 245.7*	14-Apr-23	1	%	120	80
23D0568_B3D1023-BS3	Mercury dissolved	98	%	F	Metals	EPA 245.7*	14-Apr-23	1	%	120	80
23D0568_B3D1023-BS4	Mercury dissolved	107	%	F	Metals	EPA 245.7*	14-Apr-23	1	%	120	80

NOTES:
Job No: 23D0568

Abbreviations & Descriptions:
Method Blank (Blk): A blank sample that undergoes sample processing identical to that carried out for the test samples.
Method Blank results are used to assess contamination from the laboratory environment and reagents.

Duplicate (Dup): An additional or second portion of a randomly selected sample in the analytical run carried through the entire analytical process.
Duplicates provide a measure of the analytical method's precision (reproducibility).

Blank Spike (BS): A sample of known concentration which undergoes processing identical to that carried out for test samples, also referred to as a laboratory control sample (LCS).
Blank spikes provide a measure of the analytical method's accuracy.

Matrix Spike (MS): A second aliquot of sample is fortified with a known concentration of target analytes and carried through the entire analytical process.
Matrix spikes evaluate potential matrix effects that may affect the analyte recovery.

Standard Reference Material (SRM): A homogenous material of similar matrix to the samples, certified for the parameter(s) listed.
Reference Materials ensure that the analytical process is adequate to achieve acceptable recoveries of the parameter(s) tested.

Each QC type is analyzed at a 5-10% frequency, i.e. one blank/duplicate/spike for every 10-20 samples.

For all types of QC, specified recovery (% Rec) and relative percent difference (RPD) limits are derived from long-term method performance averages and/or prescribed by the reference method.

EQL = Estimated Quantitation Limits

Global ARD Testing Services Inc.

GLOBAL PROJECT NO: 2329 (B1)
CLIENT: WSP E&I
PROJECT NAME: Great Bear
PROJECT NO: OMGS21045
REPORT VERSION: 3

Sulphate:

Certified Reference Material:	Parameter: Sulphate	% Recovery	Matrix Spike %	Units	QC Limits (%)
STD Mineral Water (15.3 mg/L)	14.60	95.4%		%	80 - 120
Spiked Blank (19.61 mg/L)	17.60		89.8%	%	80 - 120

Dissolved Metals by ICP-MS:

Sample Code	Parameter	Result	Result Units	Total or Filtered	Method Type	Method Name	Date Analyzed	EQL	EQL Units	UCL	LCL

PQL = Practical Quantitation Limits
UCL = Upper Control Limit
LCL = Lower Control Limit
BLK = Blank
BS = Blank Spike
MS = Matrix Spike
DUP = Duplicate
SRM = Standard Reference Materials

CERTIFICATE OF ANALYSIS ▪ MEND SHAKE FLASK EXTRACTION RESULTS

Global ARD Testing Services Inc.

GLOBAL PROJECT NO: 2329 (B1)
CLIENT: WSP E&I
PROJECT NAME: Great Bear
PROJECT NO: OMGS21045
REPORT VERSION: 3

Parameter	Method	Unit	RDL	1	2	3	4	5	6	7	8	9	Method Blank
				3374-COMP1	3375-COMP2	3376-COMP3	3377-COMP4	3378-COMP5	3379-COMP6	3380-COMP7	3381-COMP8	3382-COMP9	
Weight of dry sample used	Weighing Scale	g	0.01	250	250	250	250	250	250	250	250	250	N/A
Volume of DI water used	Graduated Cylinder	mL	0.50	750	750	750	750	750	750	750	750	750	750
On filtered samples (using 0.45 µm filter paper):													
pH	Meter	pH units	0.01	6.1	6.3	6.3	6.3	6.3	6.4	6.4	6.5	6.3	5.5
EC	Meter	µS/cm	1	61	79	59	57	52	64	63	59	119	0.64
Acidity (to pH 8.3)	Titration	mg $CaCO_3$/L	0.5	23.1	22.3	24.5	25.2	24.8	22.1	25.2	24.5	25.3	5.2
Alkalinity (to pH 4.5)	Titration	mg $CaCO_3$/L	0.5	45.8	40.1	42.1	42.5	41.9	45.3	44.7	52.8	46.0	1.4
Sulphate	Gravimetric	mg/L	1	8.7	24.9	11.8	10.8	6.9	12.2	14.9	5.9	55.6	<1
Nitrate	IC	mg/L	0.01	0.034	0.072	0.027	0.029	0.023	0.020	0.093	0.024	0.030	
Nitrite	IC	mg/L	0.01	0.015	<0.010	0.011	<0.010	0.014	<0.010	0.044	0.041	<0.010	
Ammonia		mg/L	0.05	0.204	0.213	0.272	0.178	0.178	0.213	0.184	0.276	0.446	
Total Cyanide		mg/L	0.002	0.066	0.041	0.122	0.025	0.031	0.083	0.207	0.3160	0.6600	
Cyanide WAD		mg/L	0.002	<0.0020	<0.0020	<0.0020	<0.0020	<0.0020	<0.0020	<0.0020	0.0024	0.0035	
Free Cyanide		mg/L	0.005	<0.0050	<0.0050	<0.0050	<0.0050	<0.0050	<0.0050	<0.0050	<0.0050	0.0067	
Cyanate		mg/L	1	<1.00	<1.00	<1.00	<1.00	<1.00	<1.00	<1.00	<1.00	<1.00	
Thiocyanate	IC	mg/L	1.0	4.0	2.7	2.4	2.4	2.3	2.2	2.3	2.0	5.1	
Total Dissolved Phosphorus	IC	mg/L	0.005	0.0199	0.0159	0.0206	0.0135	0.0197	0.0164	0.0136	0.0140	0.0094	
Dissolved Metals Analysis by ICP-MS:													
Dissolved Hardness (CaCO3)	ICP-MS	mg/L	0.125	35.2	34.9	35.2	38.8	34.5	33.7	34.1	34.9	77.4	<0.125
Aluminum Dissolved	ICP-MS	mg/L	0.001	0.148	0.134	0.146	0.162	0.174	0.144	0.136	0.166	0.0342	<0.0010
Antimony Dissolved	ICP-MS	mg/L	0.00005	0.000806	0.000826	0.00351	0.00367	0.000713	0.00111	0.000294	0.000205	0.000255	<0.000050
Arsenic Dissolved	ICP-MS	mg/L	0.00005	0.00824	0.00101	0.0121	0.00149	0.0344	0.00544	0.00292	0.00397	0.00554	<0.000050
Barium Dissolved	ICP-MS	mg/L	0.0001	0.00662	0.0017	0.00127	0.00172	0.00214	0.00197	0.00303	0.00209	0.00611	<0.00010
Beryllium Dissolved	ICP-MS	mg/L	0.00001	<0.000010	<0.000010	<0.000010	<0.000010	<0.000010	<0.000010	<0.000010	<0.000010	<0.000010	<0.000010
Bismuth Dissolved	ICP-MS	mg/L	0.00001	<0.000010	0.000031	<0.000010	0.000019	<0.000010	<0.000010	<0.000010	<0.000010	<0.000010	<0.000010
Boron Dissolved	ICP-MS	mg/L	0.002	0.0037	0.0058	0.0039	0.0022	0.0034	0.0043	0.0034	0.0038	0.0037	<0.0020
Cadmium Dissolved	ICP-MS	mg/L	0.000002	0.0000048	0.000005	0.0000086	0.000006	0.0000089	0.0000062	0.0000043	0.0000053	0.0000081	<0.0000020
Calcium Dissolved	ICP-MS	mg/L	0.05	13.7	13.5	13.6	15.1	13.3	13.1	12.9	13.2	27.7	<0.050
Chromium Dissolved	ICP-MS	mg/L	0.000	0.0010	0.0009	0.0012	0.0008	0.0007	0.0007	0.0013	0.0010	0.0003	0.000
Cobalt Dissolved	ICP-MS	mg/L	0.000005	0.00393	0.00557	0.00259	0.000425	0.000418	0.00134	0.00153	0.00309	0.0046	<0.0000050
Copper Dissolved	ICP-MS	mg/L	0.0001	0.0008	0.00065	0.00062	0.00084	0.00099	0.00076	0.00057	0.00207	0.00107	<0.00010
Iron Dissolved	ICP-MS	mg/L	0.002	0.0563	0.0319	0.0655	0.0323	0.0358	0.0462	0.108	0.13	0.262	<0.0020
Lead Dissolved	ICP-MS	mg/L	0.00005	0.000141	0.000327	0.000113	0.000136	0.0001	0.000175	<0.000050	<0.000050	<0.000050	<0.000050
Lithium Dissolved	ICP-MS	mg/L	0.000	0.0022	0.0014	0.0013	0.0014	0.0026	0.0015	0.0020	0.0021	0.0024	<0.000050
Magnesium Dissolved	ICP-MS	mg/L	0.005	0.2	0.3	0.3	0.3	0.3	0.2	0.4	0.4	2.0	<0.0050
Manganese Dissolved	ICP-MS	mg/L	0.00005	0.0108	0.00569	0.0048	0.0195	0.0422	0.016	0.009	0.00859	0.0493	<0.000050
Mercury Dissolved	CVAF	ug/L	0.01	<0.0100	<0.0100	<0.0100	<0.0100	<0.0100	<0.0100	<0.0100	<0.0100	<0.0100	<0.0050
Molybdenum Dissolved	ICP-MS	mg/L	0.00001	0.000718	0.000822	0.00148	0.00211	0.000511	0.00121	0.000985	0.00113	0.00155	<0.000010
Nickel Dissolved	ICP-MS	mg/L	0.00004	0.000355	0.000157	0.000212	0.00016	0.000234	0.000224	0.000509	0.00114	0.000391	<0.000040
Phosphorus Dissolved	ICP-MS	mg/L	0.01	0.014	0.013	0.018	<0.010	0.019	0.012	<0.010	<0.010	<0.010	<0.010
Potassium Dissolved	ICP-MS	mg/L	0.02	1.8	2.49	1.64	1.75	2.05	1.63	2.48	1.56	2.44	<0.020
Selenium Dissolved	ICP-MS	mg/L	0.0001	0.00062	0.00164	0.0008	0.0003	0.00041	0.00076	0.00017	0.00015	0.00056	<0.00010
Silicon Dissolved	ICP-MS	mg/L	0.1	0.78	0.82	1.06	0.94	0.87	0.91	0.79	0.77	0.44	<0.10
Silver Dissolved	ICP-MS	mg/L	0.00001	<0.000010	<0.000010	0.000033	<0.000010	<0.000010	0.000045	<0.000010	0.000011	0.000027	0.000032
Sodium Dissolved	ICP-MS	mg/L	0.02	8.21	12.8	7.31	4.72	4.16	8.87	8.1	9.04	8.27	<0.020
Strontium Dissolved	ICP-MS	mg/L	0.0001	0.0251	0.0336	0.0244	0.025	0.0244	0.0218	0.0248	0.0167	0.0912	<0.00010
Sulphur Dissolved	ICP-MS	mg/L	1.00000	3.3	9.7	4.5	4.2	2.5	3.8	1.7	1.9	21.7	<1.00
Tellurium Dissolved	ICP-MS	mg/L	0.00005	<0.000050	<0.000050	<0.000050	<0.000050	<0.000050	<0.000050	<0.000050	<0.000050	<0.000050	<0.000050
Thallium Dissolved	ICP-MS	mg/L	0.000004	0.000008	0.0000135	0.0000043	0.0000095	0.0000051	0.0000056	<0.0000040	<0.0000040	0.0000055	<0.0000040
Thorium Dissolved	ICP-MS	mg/L	0.00001	0.000011	0.000011	<0.000010	<0.000010	<0.000010	<0.000010	<0.000010	<0.000010	<0.000010	<0.000010
Tin Dissolved	ICP-MS	mg/L	0.00005	0.000407	<0.000050	0.000084	0.000091	<0.000050	0.000432	0.000057	0.000088	0.00008	<0.000050
Titanium Dissolved	ICP-MS	mg/L	0.0002	0.0008	0.00056	0.00062	0.00063	0.00053	0.00038	0.00086	0.00032	<0.00020	<0.00020
Tungsten Dissolved	ICP-MS	mg/L	0.0002	0.00169	0.0008	0.00063	0.00033	0.00104	0.00073	0.00219	0.00042	<0.00020	<0.00020
Uranium Dissolved	ICP-MS	mg/L	0.000001	0.000429	0.00074	0.000604	0.000504	0.000529	0.000465	0.0000288	0.0000264	0.0000519	<0.0000010
Vanadium Dissolved	ICP-MS	mg/L	0.001	<0.00100	<0.00100	<0.00100	<0.00100	<0.00100	<0.00100	<0.00100	<0.00100	<0.00100	<0.00100
Zinc Dissolved	ICP-MS	mg/L	0.00	0.006	0.002	0.002	0.002	0.006	0.001	0.001	0.001	0.003	<0.0010
Zirconium Dissolved	ICP-MS	mg/L	0.000	0.000	0.000	<0.000020	0.000	0.000	<0.000020	0.000	<0.000020	<0.000020	<0.000020
Ion Balance:													
Major Anions	Calc.	meq/L		1.10	1.32	1.09	1.07	0.98	1.16	1.20	1.18	2.08	
Major Cations	Calc.	meq/L		1.13	1.34	1.08	1.05	0.95	1.12	1.11	1.15	1.99	
Difference	Calc.	meq/L		0.03	0.01	0.00	-0.03	-0.04	-0.04	-0.09	-0.03	-0.09	
Balance (%)	Calc.	%		1.3%	0.6%	-0.2%	-1.2%	-1.8%	-1.8%	-3.9%	-1.1%	-2.2%	
			Shake Flask Extract ID:	*23C3297-01*	*23C3297-02*	*23C3297-03*	*23C3297-04*	*23C3297-05*	*23C3297-06*	*23C3297-07*	*23C3297-08*	*23C3297-09*	*23C3297-10*

NOTES:
Job No: 23C3297
Date of Analysis (24 h): March 28-29, 2023
pH of DI water used (pH Units): 5.58
EC of DI water used (µS/cm): 0.75

ABBREVIATIONS:
R / Rep = Replicate (which involves the analysis of the same Shake Flask Extract aliquot).
D / Dup = Duplicate (which involves the analysis of a separate SF extract, produced by processing a secopnd split of the original client sample received).
Calc. = Calculation
EC = Electrical Conductivity
IC = Ion Chromatography
NA = Not Applicable.
NR = Not Reported.
mg/L = Milligrams per Litre

REFERENCE:
Prediction Manual for Drainage Chemistry from Sulphidic Geologic Material, MEND Report 1.20.1; Version 0 - Dec. 2009. Section 11.5; P 11 (8-9).
Extraction Method used: Using gyratory shaker for 24 h (± 2 h; gentle agitation).
Liquid: Solid ratio used: 3: 1; L: S; 750 mL DI H_2O: 250 g of crushed sample (85% passing 1/4 inch - i.e. 6.3 mm)

Sulphate:

Certified Reference Material:	Parameter: Sulphate	% Recovery	Matrix Spike %	Units	QC Limits
STD Mineral Water (15.3 mg/L)	14.60	95.4%		%	80 - 120
Spiked Blank (19.61 mg/L)	17.00		86.7%	%	80 - 120

Dissolved Metals by ICP-MS:

Sample Code	Parameter	Result	Result Units	Total or Filtered	Method Type	Method Name	Date Analyzed	EQL	EQL Units	UCL	LCL
23C3297_B3C3216-BLK1	Nitrate (as N)	<0.010	mg/L	T	REG	SM 4110 B (2020)	31-Mar-23	0.01	mg/L		
23C3297_B3C3216-BLK1	Nitrite (as N)	<0.010	mg/L	T	REG	SM 4110 B (2020)	31-Mar-23	0.01	mg/L		
23C3297_B3C3216-BLK2	Nitrate (as N)	<0.010	mg/L	T	REG	SM 4110 B (2020)	31-Mar-23	0.01	mg/L		
23C3297_B3C3216-BLK2	Nitrite (as N)	<0.010	mg/L	T	REG	SM 4110 B (2020)	31-Mar-23	0.01	mg/L		
23C3297_B3C3216-BLK3	Nitrate (as N)	<0.010	mg/L	T	REG	SM 4110 B (2020)	31-Mar-23	0.01	mg/L		
23C3297_B3C3216-BLK3	Nitrite (as N)	<0.010	mg/L	T	REG	SM 4110 B (2020)	31-Mar-23	0.01	mg/L		
23C3297_B3C3216-BS1	Nitrate (as N)	101	%	T	SC	SM 4110 B (2020)	31-Mar-23	1	%	110	90
23C3297_B3C3216-BS1	Nitrite (as N)	102	%	T	SC	SM 4110 B (2020)	31-Mar-23	1	%	115	85
23C3297_B3C3216-BS2	Nitrate (as N)	96	%	T	SC	SM 4110 B (2020)	31-Mar-23	1	%	110	90
23C3297_B3C3216-BS2	Nitrite (as N)	101	%	T	SC	SM 4110 B (2020)	31-Mar-23	1	%	115	85
23C3297_B3C3216-BS3	Nitrate (as N)	95	%	T	SC	SM 4110 B (2020)	31-Mar-23	1	%	110	90
23C3297_B3C3216-BS3	Nitrite (as N)	100	%	T	SC	SM 4110 B (2020)	31-Mar-23	1	%	115	85
23C3297_B3C3242-BLK1	Ammonia Total (as N)	<0.050	mg/L	T	REG	SM 4500-NH3 G* (2021)	31-Mar-23	0.05	mg/L		
23C3297_B3C3242-BLK2	Ammonia Total (as N)	<0.050	mg/L	T	REG	SM 4500-NH3 G* (2021)	31-Mar-23	0.05	mg/L		
23C3297_B3C3242-BLK3	Ammonia Total (as N)	<0.050	mg/L	T	REG	SM 4500-NH3 G* (2021)	31-Mar-23	0.05	mg/L		
23C3297_B3C3242-BLK4	Ammonia Total (as N)	<0.050	mg/L	T	REG	SM 4500-NH3 G* (2021)	31-Mar-23	0.05	mg/L		
23C3297_B3C3242-BS1	Ammonia Total (as N)	105	%	T	SC	SM 4500-NH3 G* (2021)	31-Mar-23	1	%	115	85
23C3297_B3C3242-BS2	Ammonia Total (as N)	106	%	T	SC	SM 4500-NH3 G* (2021)	31-Mar-23	1	%	115	85
23C3297_B3C3242-BS3	Ammonia Total (as N)	109	%	T	SC	SM 4500-NH3 G* (2021)	31-Mar-23	1	%	115	85
23C3297_B3C3242-BS4	Ammonia Total (as N)	107	%	T	SC	SM 4500-NH3 G* (2021)	31-Mar-23	1	%	115	85
23C3297_B3C3246-BLK1	Phosphorus Total Dissolved	<0.0050	mg/L	F	REG	SM 4500-P F (2021)	31-Mar-23	0.005	mg/L		
23C3297_B3C3246-BS1	Phosphorus Total Dissolved	113	%	F	SC	SM 4500-P F (2021)	31-Mar-23	1	%	115	85
23C3297_B3C3246-DUP1	Phosphorus Total Dissolved	0.0159	mg/L	F	REG	SM 4500-P F (2021)	31-Mar-23	0.005	mg/L		
23C3297_B3C3246-MS1	Phosphorus Total Dissolved	0.121	mg/L	F	REG	SM 4500-P F (2021)	31-Mar-23	0.005	mg/L	125	70
23C3297_B3C3285-BLK1	Aluminum dissolved	<0.0010	mg/L	F	REG	EPA 6020B	01-Apr-23	0.001	mg/L		
23C3297_B3C3285-BLK1	Antimony dissolved	<0.000050	mg/L	F	REG	EPA 6020B	01-Apr-23	0.00005	mg/L		
23C3297_B3C3285-BLK1	Arsenic dissolved	<0.000050	mg/L	F	REG	EPA 6020B	01-Apr-23	0.00005	mg/L		
23C3297_B3C3285-BLK1	Barium dissolved	<0.00010	mg/L	F	REG	EPA 6020B	01-Apr-23	0.0001	mg/L		
23C3297_B3C3285-BLK1	Beryllium dissolved	<0.000010	mg/L	F	REG	EPA 6020B	01-Apr-23	0.00001	mg/L		
23C3297_B3C3285-BLK1	Bismuth dissolved	<0.000010	mg/L	F	REG	EPA 6020B	01-Apr-23	0.00001	mg/L		
23C3297_B3C3285-BLK1	Boron dissolved	<0.0020	mg/L	F	REG	EPA 6020B	01-Apr-23	0.002	mg/L		
23C3297_B3C3285-BLK1	Cadmium dissolved	<0.0000020	mg/L	F	REG	EPA 6020B	01-Apr-23	0.000002	mg/L		
23C3297_B3C3285-BLK1	Calcium dissolved	<0.050	mg/L	F	REG	EPA 6020B	01-Apr-23	0.05	mg/L		
23C3297_B3C3285-BLK1	Chromium dissolved	<0.00010	mg/L	F	REG	EPA 6020B	01-Apr-23	0.0001	mg/L		
23C3297_B3C3285-BLK1	Cobalt dissolved	<0.0000050	mg/L	F	REG	EPA 6020B	01-Apr-23	0.000005	mg/L		
23C3297_B3C3285-BLK1	Copper dissolved	<0.00010	mg/L	F	REG	EPA 6020B	01-Apr-23	0.0001	mg/L		
23C3297_B3C3285-BLK1	Iron dissolved	<0.0020	mg/L	F	REG	EPA 6020B	01-Apr-23	0.002	mg/L		
23C3297_B3C3285-BLK1	Lead dissolved	<0.000050	mg/L	F	REG	EPA 6020B	01-Apr-23	0.00005	mg/L		
23C3297_B3C3285-BLK1	Lithium dissolved	<0.000050	mg/L	F	REG	EPA 6020B	01-Apr-23	0.00005	mg/L		
23C3297_B3C3285-BLK1	Magnesium dissolved	<0.0050	mg/L	F	REG	EPA 6020B	01-Apr-23	0.005	mg/L		
23C3297_B3C3285-BLK1	Manganese dissolved	<0.000050	mg/L	F	REG	EPA 6020B	01-Apr-23	0.00005	mg/L		
23C3297_B3C3285-BLK1	Molybdenum dissolved	<0.000010	mg/L	F	REG	EPA 6020B	01-Apr-23	0.00001	mg/L		
23C3297_B3C3285-BLK1	Nickel dissolved	<0.000040	mg/L	F	REG	EPA 6020B	01-Apr-23	0.00004	mg/L		
23C3297_B3C3285-BLK1	Phosphorus dissolved	<0.010	mg/L	F	REG	EPA 6020B	01-Apr-23	0.01	mg/L		
23C3297_B3C3285-BLK1	Potassium dissolved	<0.020	mg/L	F	REG	EPA 6020B	01-Apr-23	0.02	mg/L		
23C3297_B3C3285-BLK1	Selenium dissolved	<0.00010	mg/L	F	REG	EPA 6020B	01-Apr-23	0.0001	mg/L		
23C3297_B3C3285-BLK1	Silicon dissolved	<0.10	mg/L	F	REG	EPA 6020B	01-Apr-23	0.1	mg/L		
23C3297_B3C3285-BLK1	Silver dissolved	<0.000010	mg/L	F	REG	EPA 6020B	01-Apr-23	0.00001	mg/L		
23C3297_B3C3285-BLK1	Sodium dissolved	<0.020	mg/L	F	REG	EPA 6020B	01-Apr-23	0.02	mg/L		
23C3297_B3C3285-BLK1	Strontium dissolved	<0.00010	mg/L	F	REG	EPA 6020B	01-Apr-23	0.0001	mg/L		
23C3297_B3C3285-BLK1	Sulfur dissolved	<1.00	mg/L	F	REG	EPA 6020B	01-Apr-23	1	mg/L		
23C3297_B3C3285-BLK1	Tellurium dissolved	<0.000050	mg/L	F	REG	EPA 6020B	01-Apr-23	0.00005	mg/L		
23C3297_B3C3285-BLK1	Thallium dissolved	<0.0000040	mg/L	F	REG	EPA 6020B	01-Apr-23	0.000004	mg/L		
23C3297_B3C3285-BLK1	Thorium dissolved	<0.000010	mg/L	F	REG	EPA 6020B	01-Apr-23	0.00001	mg/L		
23C3297_B3C3285-BLK1	Tin dissolved	<0.000050	mg/L	F	REG	EPA 6020B	01-Apr-23	0.00005	mg/L		
23C3297_B3C3285-BLK1	Titanium dissolved	<0.00020	mg/L	F	REG	EPA 6020B	01-Apr-23	0.0002	mg/L		
23C3297_B3C3285-BLK1	Tungsten dissolved	<0.00020	mg/L	F	REG	EPA 6020B	01-Apr-23	0.0002	mg/L		
23C3297_B3C3285-BLK1	Uranium dissolved	<0.0000010	mg/L	F	REG	EPA 6020B	01-Apr-23	0.000001	mg/L		
23C3297_B3C3285-BLK1	Vanadium dissolved	<0.00100	mg/L	F	REG	EPA 6020B	01-Apr-23	0.001	mg/L		
23C3297_B3C3285-BLK1	Zinc dissolved	<0.0010	mg/L	F	REG	EPA 6020B	01-Apr-23	0.001	mg/L		
23C3297_B3C3285-BLK1	Zirconium dissolved	<0.000020	mg/L	F	REG	EPA 6020B	01-Apr-23	0.00002	mg/L		
23C3297_B3C3285-BS1	Aluminum dissolved	82	%	F	SC	EPA 6020B	01-Apr-23	1	%	120	80
23C3297_B3C3285-BS1	Antimony dissolved	106	%	F	SC	EPA 6020B	01-Apr-23	1	%	120	80
23C3297_B3C3285-BS1	Arsenic dissolved	105	%	F	SC	EPA 6020B	01-Apr-23	1	%	120	80

CERTIFICATE OF ANALYSIS ▪ MEND-SFE QA/QC RESULTS

Global
ARD Testing Services Inc.

GLOBAL PROJECT NO: 2329 (B1)
CLIENT: WSP E&I
PROJECT NAME: Great Bear
PROJECT NO: OMGS21045
REPORT VERSION: 3

Sulphate:

Certified Reference Material:	Parameter: Sulphate	% Recovery	Matrix Spike %	Units	QC Limits
STD Mineral Water (15.3 mg/L)	14.60	95.4%		%	80 - 120
Spiked Blank (19.61 mg/L)	17.00		86.7%	%	80 - 120

Dissolved Metals by ICP-MS:

Sample Code	Parameter	Result	Result Units	Total or Filtered	Method Type	Method Name	Date Analyzed	EQL	EQL Units	UCL	LCL
23C3297_B3C3285-BS1	Barium dissolved	103	%	F	SC	EPA 6020B	01-Apr-23	1	%	120	80
23C3297_B3C3285-BS1	Beryllium dissolved	105	%	F	SC	EPA 6020B	01-Apr-23	1	%	120	80
23C3297_B3C3285-BS1	Bismuth dissolved	105	%	F	SC	EPA 6020B	01-Apr-23	1	%	120	80
23C3297_B3C3285-BS1	Boron dissolved	100	%	F	SC	EPA 6020B	01-Apr-23	1	%	120	80
23C3297_B3C3285-BS1	Cadmium dissolved	106	%	F	SC	EPA 6020B	01-Apr-23	1	%	120	80
23C3297_B3C3285-BS1	Calcium dissolved	94	%	F	SC	EPA 6020B	01-Apr-23	1	%	120	80
23C3297_B3C3285-BS1	Chromium dissolved	104	%	F	SC	EPA 6020B	01-Apr-23	1	%	120	80
23C3297_B3C3285-BS1	Cobalt dissolved	105	%	F	SC	EPA 6020B	01-Apr-23	1	%	120	80
23C3297_B3C3285-BS1	Copper dissolved	106	%	F	SC	EPA 6020B	01-Apr-23	1	%	120	80
23C3297_B3C3285-BS1	Iron dissolved	104	%	F	SC	EPA 6020B	01-Apr-23	1	%	120	80
23C3297_B3C3285-BS1	Lead dissolved	105	%	F	SC	EPA 6020B	01-Apr-23	1	%	120	80
23C3297_B3C3285-BS1	Lithium dissolved	102	%	F	SC	EPA 6020B	01-Apr-23	1	%	120	80
23C3297_B3C3285-BS1	Magnesium dissolved	103	%	F	SC	EPA 6020B	01-Apr-23	1	%	120	80
23C3297_B3C3285-BS1	Manganese dissolved	104	%	F	SC	EPA 6020B	01-Apr-23	1	%	120	80
23C3297_B3C3285-BS1	Molybdenum dissolved	102	%	F	SC	EPA 6020B	01-Apr-23	1	%	120	80
23C3297_B3C3285-BS1	Nickel dissolved	105	%	F	SC	EPA 6020B	01-Apr-23	1	%	120	80
23C3297_B3C3285-BS1	Phosphorus dissolved	105	%	F	SC	EPA 6020B	01-Apr-23	1	%	120	80
23C3297_B3C3285-BS1	Potassium dissolved	105	%	F	SC	EPA 6020B	01-Apr-23	1	%	120	80
23C3297_B3C3285-BS1	Selenium dissolved	98	%	F	SC	EPA 6020B	01-Apr-23	1	%	120	80
23C3297_B3C3285-BS1	Silicon dissolved	99	%	F	SC	EPA 6020B	01-Apr-23	1	%	120	80
23C3297_B3C3285-BS1	Silver dissolved	106	%	F	SC	EPA 6020B	01-Apr-23	1	%	120	80
23C3297_B3C3285-BS1	Sodium dissolved	109	%	F	SC	EPA 6020B	01-Apr-23	1	%	120	80
23C3297_B3C3285-BS1	Strontium dissolved	103	%	F	SC	EPA 6020B	01-Apr-23	1	%	120	80
23C3297_B3C3285-BS1	Sulfur dissolved	99	%	F	SC	EPA 6020B	01-Apr-23	1	%	120	80
23C3297_B3C3285-BS1	Tellurium dissolved	104	%	F	SC	EPA 6020B	01-Apr-23	1	%	120	80
23C3297_B3C3285-BS1	Thallium dissolved	104	%	F	SC	EPA 6020B	01-Apr-23	1	%	120	80
23C3297_B3C3285-BS1	Thorium dissolved	103	%	F	SC	EPA 6020B	01-Apr-23	1	%	120	80
23C3297_B3C3285-BS1	Tin dissolved	105	%	F	SC	EPA 6020B	01-Apr-23	1	%	120	80
23C3297_B3C3285-BS1	Titanium dissolved	107	%	F	SC	EPA 6020B	01-Apr-23	1	%	120	80
23C3297_B3C3285-BS1	Tungsten dissolved	106	%	F	SC	EPA 6020B	01-Apr-23	1	%	120	80
23C3297_B3C3285-BS1	Uranium dissolved	105	%	F	SC	EPA 6020B	01-Apr-23	1	%	120	80
23C3297_B3C3285-BS1	Vanadium dissolved	103	%	F	SC	EPA 6020B	01-Apr-23	1	%	120	80
23C3297_B3C3285-BS1	Zinc dissolved	106	%	F	SC	EPA 6020B	01-Apr-23	1	%	120	80
23C3297_B3C3285-BS1	Zirconium dissolved	110	%	F	SC	EPA 6020B	01-Apr-23	1	%	120	80
23C3297_B3C3299-BLK1	Mercury dissolved	<0.0050	ug/L	F	REG	EPA 245.7*	01-Apr-23	0.005	ug/L		
23C3297_B3C3299-BLK2	Mercury dissolved	<0.0050	ug/L	F	REG	EPA 245.7*	02-Apr-23	0.005	ug/L		
23C3297_B3C3299-BLK3	Mercury dissolved	<0.0050	ug/L	F	REG	EPA 245.7*	02-Apr-23	0.005	ug/L		
23C3297_B3C3299-BS1	Mercury dissolved	90	%	F	SC	EPA 245.7*	01-Apr-23	1	%	120	80
23C3297_B3C3299-BS2	Mercury dissolved	95	%	F	SC	EPA 245.7*	02-Apr-23	1	%	120	80
23C3297_B3C3299-BS3	Mercury dissolved	99	%	F	SC	EPA 245.7*	02-Apr-23	1	%	120	80
23C3297_B3D0001-BLK1	Cyanide Weak Acid Dissociable	<0.0020	mg/L	F	REG	ASTM D6888-09	01-Apr-23	0.002	mg/L		
23C3297_B3D0001-BS1	Cyanide Weak Acid Dissociable	99	%	F	SC	ASTM D6888-09	01-Apr-23	1	%	115	85
23C3297_B3D0001-BSD1	Cyanide Weak Acid Dissociable	99	%	F	SC	ASTM D6888-09	01-Apr-23	1	%	115	85
23C3297_B3D0001-MS1	Cyanide Weak Acid Dissociable	0.0477	mg/L	F	REG	ASTM D6888-09	01-Apr-23	0.002	mg/L	120	80
23C3297_B3D0002-BLK1	Cyanide Free	<0.0050	mg/L	T	REG	ASTM D7237-15a	01-Apr-23	0.005	mg/L		
23C3297_B3D0002-BS1	Cyanide Free	102	%	T	SC	ASTM D7237-15a	01-Apr-23	1	%	115	85
23C3297_B3D0002-BSD1	Cyanide Free	104	%	T	SC	ASTM D7237-15a	01-Apr-23	1	%	115	85
23C3297_B3D0002-MS1	Cyanide Free	0.0242	mg/L	T	REG	ASTM D7237-15a	01-Apr-23	0.005	mg/L	120	80

NOTES:
Job No: 23C3297

Abbreviations & Descriptions:
Method Blank (Blk): A blank sample that undergoes sample processing identical to that carried out for the test samples.
Method Blank results are used to assess contamination from the laboratory environment and reagents.

Duplicate (Dup): An additional or second portion of a randomly selected sample in the analytical run carried through the entire analytical process.
Duplicates provide a measure of the analytical method's precision (reproducibility).

Blank Spike (BS): A sample of known concentration which undergoes processing identical to that carried out for test samples, also referred to as a laboratory control sample (LCS).
Blank spikes provide a measure of the analytical method's accuracy.

Matrix Spike (MS): A second aliquot of sample is fortified with a known concentration of target analytes and carried through the entire analytical process.
Matrix spikes evaluate potential matrix effects that may affect the analyte recovery.

Sulphate:

Certified Reference Material:	Parameter: Sulphate	% Recovery	Matrix Spike %	Units	QC Limits
STD Mineral Water (15.3 mg/L)	14.60	95.4%		%	80 - 120
Spiked Blank (19.61 mg/L)	17.00		86.7%	%	80 - 120

Dissolved Metals by ICP-MS:

Sample Code	Parameter	Result	Result Units	Total or Filtered	Method Type	Method Name	Date Analyzed	EQL	EQL Units	UCL	LCL

Standard Reference Material (SRM): A homogenous material of similar matrix to the samples, certified for the parameter(s) listed.
Reference Materials ensure that the analytical process is adequate to achieve acceptable recoveries of the parameter(s) tested.

Each QC type is analyzed at a 5-10% frequency, i.e. one blank/duplicate/spike for every 10-20 samples.

For all types of QC, specified recovery (% Rec) and relative percent difference (RPD) limits are derived from long-term method performance averages and/or prescribed by the reference method.

EQL = Estimated Quantitation Limits
PQL = Practical Quantitation Limits
UCL = Upper Control Limit
LCL = Lower Control Limit
BLK = Blank
BS = Blank Spike
MS = Matrix Spike
DUP = Duplicate

CERTIFICATE OF ANALYSIS ▪ COVER PAGE

Global ARD Testing Services Inc.

CLIENT INFORMATION	
Client:	WSP E&I Canada Limited
Project Manager:	Forrest McAdam
Mailing Address	2020 Winston Park Drive
	Oakville, ON, L6H 6X7
Contact No:	(437) 425-9642

COMPANY INFORMATION	
Legal Name:	Global ARD Testing Services Inc.
Mailing Address:	6891 Antrim Avenue
	Burnaby, BC
	V5J 4M5
Contact No:	
	Main: (604) 428-2730
	Alternate: (604) 603-1359

PROJECT INFORMATION	
Project Name:	Great Bear
Project Number:	OMGS21045

REPORTING	
Global Project No:	2329 (B2)
Report Version:	1
Pages (Including Cover):	9
Report Title:	COA 2329(B2) x5 Great Bear Samples (rec'd 14-Apr23)
Analysis Reviewed By:	Prab Bhatia (Pbhatia@globalARDtesting.com)
Position:	Project Manager
Report Certified By:	Prab Bhatia
Signature:	Prab Bhatia

RESULTS		
Reported To:	**1**	Kristen Gault (kristen.gault@wsp.com)
	2	Forrest McAdam (forrest.mcadam@woodplc.com)
	3	
	4	
Date Reported:		
	Version-1:	May 16, 2023 (ABA, NAG, NAG Extract, Supernatant)
	Version-2:	AquaRegia Metals & LECO PENDING
	Version-3:	May 24, 2023

INVOICE		
Submitted To:	**1**	Matthew Hart (matthew.hart@kinross.com)
	2	Forrest McAdam (forrest.mcadam@woodplc.com)
	3	
	4	
Client PO No:		
Global Invoice No:		ARD2329-0523A
Date Submitted:		May 24, 2023

NOTES
All samples and pulps are stored at no charge for 90 days past reporting date.
Please contact the lab if you would like to continue storage past 90 days.
Storage charges will apply.

CERTIFICATE OF ANALYSIS ▪ SAMPLE DETAILS

Global ARD Testing Services Inc.

GLOBAL PROJECT NO: 2329 (B2)
CLIENT: WSP E&I Canada Limited
PROJECT NAME: Great Bear
PROJECT NO: OMGS21045
REPORT VERSION: 1

SAMPLE RECEIPT INFO	
Date Samples Received:	April 14, 2023
No of Samples Received:	5
Samples Received By:	Garry

ANALYTICAL INSTRUCTIONS	
From:	forrest.mcadam@woodplc.com
	as per email Confirmation
Date:	April 19, 2023

S. No.	Sample ID	Sample Description	Condition (Wet/Dry)	Wt. of Sample Rec'd (kg)	Global Notes (if any)
1	CND -1	Tailing	Wet	2.90	
2	CND-2	Tailing	Wet	3.25	
3	CND-3	Tailing	Wet	2.50	
4	CND-4	Tailing	Wet	3.10	
5	CND-5	Tailing	Wet	2.55	

Total wt of sample rec'd (kg): **14.30**

S. No.	Sample ID	Paste pH	Fizz Rating	Total Carbon	Total Inorganic C	$CaCO_3$ Equivalents*1	Total Sulphur	Na_2CO_3 Leach Sulphate Sulphur	Sequential Leach Sulphate Sulphur	Sequential Leach Sulphide Sulphur	Sequential Leach Non-Extractable Sulphur*2	AP*3	Modified ABA NP	NNP*4	NPR*5
	Units:	**pH Units**		**wt %**	**wt %**	**kg CaCO3/tonne**	**wt %**	**wt %**	**wt %**	**wt %**	**wt %**	**kg CaCO3/tonne**			
	Reported Detection Limit:	***0.1***		***0.02***	***0.02***	***1.7***	***0.01***	***0.01***	***0.01***	***0.01***	***0.01***	**0.3**			
1	CND -1	8.7	Moderate	0.27	0.26	21.7	0.68	0.02	0.02	0.20	0.44	6.3	30.7	24.5	4.9
2	CND-2	8.5	Moderate	0.12	0.10	8.3	2.29	0.03	0.02	1.92	0.32	60.0	17.5	-42.5	0.3
3	CND-3	8.7	Moderate	0.30	0.26	21.7	0.79	0.02	0.01	0.40	0.36	12.5	30.9	18.4	2.5
4	CND-4	8.6	Strong	1.30	1.25	104.2	0.66	0.02	0.02	0.06	0.56	1.9	107.8	105.9	57.5
5	CND-5	8.4	Strong	2.17	1.93	160.8	3.96	0.01	0.02	0.51	3.42	15.9	152.0	136.1	9.5
	QUALITY ASSURANCE / QUALITY CONTROL														
Pulp Replicates:															
5	CND-5			2.17			3.96			0.51					
5R	CND-5(Rep)			2.18			3.96			0.52					
	%RPD			0%			0%			-2%					
Reference Material Analysis:															
Reference Material		1) NBM-1 2) KZK-1		OREAS 601c	KZK-1		OREAS 601c	RTS-3a	RTS-3a	KZK-1			1) NBM-1 (Slight) 2) NBM-1 (Moderate)		
Ref. Material Certified Value		**1) 8.45 2) 8.80**		**0.24**	**0.92**		**1.59**	**1.10**	**1.10**	**0.37**			**1) 46.6 2) 52.3**		
Reference Material Results		1) N/A 2) 8.86		0.26	0.99/0.92		1.66	1.04	1.01	0.35			1) 42.5 2) N/A		
Acceptance Range:		***90% - 110%***		***80% - 120%***	***80% - 120%***		***80% - 120%***	***90% - 110%***	***90% - 110%***	***90% - 110%***			***90% - 110%***		
Method Blank Analysis:															
Method Blank Results				<0.01	<0.02		<0.01	<0.01	<0.01	<0.01					
GLOBAL SOP NO./METHOD:		*ARD-005*	*ARD-005*	*LECO*	*$HClO_4$ Leach CO_2 Coulometer*	*Calc.*	*LECO*	*ARD-010 (Na_2CO_3 Leach)*	*ARD-013 (Seq. HCl/HNO3 leach)*		*Calc.*	*Calc.*	*ARD-005*	*Calc.*	*Calc.*

NOTES:
Job No: YVR2310544

Date of Analysis (24 h): May 8-9, 2023
pH of DI water used (pH units): 5.01
EC of DI water used (µS/cm): 1.12

METHODS:
Total Sulphur by Leco.
Total Inorganic Carbon (TIC): $HClO_4$ leach, evolved CO_2 analysed by CO_2 Coulometer.

ABBREVIATIONS:
R = Rep = Replicate (a replicate is a sub-sample scooped from a single pulp sample bag produced per client sample)
D = Dup = Duplicate (a duplicate is 2nd sub-pulp sample bag produced by processing a 2nd split of the client sample. A duplicate pulp sample is prepared only at client request.
EC = Electric Conductivity
NP = Neutralization Potential
Calc. = Calculation
IND = Indeterminate
COA = Certificate Of Analysis
N/A = Not Applicable
NR = Not Reported

CALCULATIONS:
*1 $CaCO_3$ Equivalents: Is based on TIC (Total Inorganic Carbon)
*2 Non-Extractable Sulphur: Total sulphur - (sulphate sulphur + sulphide sulphur)
*3 AP (Acid Potential): Sulphide-sulphur x 31.25
*4 NNP (Net Neutralization Potential): NP - AP
*5 NPR (Neutralization Potential Ratio): NP/AP

REFERENCES:
Sample Preparation: ASTM E877-08; MEND Report 1.20.1, Version 0 (2009)
ABA: Air-dried, jaw-crushed, split by riffling and pulverized to 85% passing 200 mesh (75 µm).
Surface Rinse-pH: MEND Report 1.20.1, Version 0 (2009).
Modified ABA (Sobek) NP: MEND Acid Rock Drainage Prediction Manual, MEND Project 1.16.1b (pages 6.2-11 to 17), March 1991.
STD Sobek NP / Paste pH / Fizz Rating: Sobek, A.A., Schuller, W.A., Freeman, J.R. and Smith, R.M.; US EPA-600/2-78-054 (1978).
Paste pH / Fizz Rating: Sobek, A.A., Schuller, W.A., Freeman, J.R. and Smith, R.M.; US EPA-600/2-78-054 (1978).
Sulphate Sulphur: Based on MEND method using HCl leach. The S extracted is determined by analysing the extract for SO_4 using UV-Vis Spectrophotometer (STD Method 4500-SO42- E).
Sulphur Speciation: Sequential HCl and HNO_3 leach. The S extracted is determined by analysing the extract for SO_4 using UV-Vis Spectrophotometer (STD Method 4500-SO42- E).

Global
ARD Testing Services Inc.

CERTIFICATE OF ANALYSIS ▪ METALS RESULTS BY AQUA REGIA DIGEST & ICP-MS ANALYSIS ON SOLIDS

GLOBAL PROJECT NO: 2329 (B2)
CLIENT: WSP E&I Canada Limited
PROJECT NAME: Great Bear
PROJECT NO: OMGS21045
REPORT VERSION: 1

S. No.	Sample ID	Method	Silver (Ag)	Aluminum (Al)	Arsenic (As)	Gold (Au)	Boron (B)	Barium (Ba)	Beryllium (Be)	Bismuth (Bi)	Calcium (Ca)	Cadmium (Cd)	Cerium (Ce)	Cobalt (Co)	Chromium (Cr)	Cesium (Cs)	r (Cu)	Iron (Fe)	Gallium (Ga)	Germanium (Ge)	Hafnium (Hf)	Mercury (Hg)	Indium (In)	Potassium (K)	Lanthanum (La)	Lithium (Li)	Magnesium (Mg)	Manganese (Mn)
		Analyte	Silver (Ag)	Aluminum (Al)	Arsenic (As)	Gold (Au)	Boron (B)	Barium (Ba)	Beryllium (Be)	Bismuth (Bi)	Calcium (Ca)	Cadmium (Cd)	Cerium (Ce)	Cobalt (Co)	Chromium (Cr)	Cesium (Cs)	r (Cu)	Iron (Fe)	Gallium (Ga)	Germanium (Ge)	Hafnium (Hf)	Mercury (Hg)	Indium (In)	Potassium (K)	Lanthanum (La)	Lithium (Li)	Magnesium (Mg)	Manganese (Mn)
		Unit	ppm	%	ppm	ppm	ppm	ppm	ppm	ppm	%	ppm	ppm	ppm	ppm	ppm	ppm	%	ppm	ppm	ppm	ppm	ppm	%	ppm	ppm	%	ppm
		MDL	0.01	0.01	0.1	0.0005	10	10	0.05	0.01	0.01	0.01	0.02	0.1	1	0.05	0.2	0.01	0.05	0.05	0.02	0.005	0.005	0.01	0.2	0.1	0.01	5
		Sample Type																										
1	CND -1	Pulp	0.17	1.54	219.7	0.0798	<10	158	0.12	0.83	0.99	0.17	50.43	13.0	84	4.83	65.9	3.18	7.01	0.13	0.54	0.05	0.017	1.04	25.4	17.6	1.02	434
2	CND-2	Pulp	0.51	1.39	25.3	0.1120	<10	92	0.30	5.49	0.88	0.52	59.12	12.2	80	2.55	52.3	3.24	3.95	0.09	0.59	0.03	0.033	0.68	30.1	8.8	0.72	444
3	CND-3	Pulp	0.13	0.75	183.8	0.1706	<10	80	0.11	0.66	1.14	0.17	62.59	5.3	59	1.68	64.8	1.99	3.86	0.10	0.63	0.01	0.016	0.49	31.4	9.4	0.61	375
4	CND-4	Pulp	0.13	1.37	138.2	0.1826	<10	169	0.06	0.45	4.44	0.15	8.26	19.7	116	1.11	155.5	3.61	4.45	0.12	0.05	0.01	0.019	0.36	3.9	11.9	0.92	902
5	CND-5	Pulp	0.22	0.89	1482.7	0.1396	10	172	0.15	0.93	5.10	1.20	19.42	29.7	136	3.20	278.8	8.24	4.76	0.18	0.26	0.01	0.128	0.37	9.5	9.7	1.10	1292
QUALITY ASSURANCE / QUALITY CONTROL																												
Pulp Replicates																												
2	CND-2	Pulp	0.51	1.39	25.3	0.112	<10	92	0.30	5.49	0.88	0.52	59.12	12.2	80	2.55	52.3	3.24	3.95	0.09	0.59	0.025	0.033	0.68	30.1	8.8	0.72	444
2R	CND-2(Rep)	Pulp	0.52	1.36	25.3	0.1084	<10	91	0.29	5.21	0.85	0.51	59.73	12.3	75	2.59	52.2	3.12	4.05	0.08	0.62	0.014	0.033	0.66	30.2	8.5	0.69	431
	%RPD		-2%	2%	0%	3%		1%	3%	5%	3%	2%	-1%	-1%	6%	-2%	0%	4%	-2%	12%	-5%	56%	0%	3%	0%	3%	4%	3%
Reference Material																												
STD OREAS 601c			50.53	0.670	408.4	0.976	<10	963	0.55	21.23	0.82	2.61	34.9	4.00	15.0	1.36	1222.6	1.88	3.74	0.12	1.02	0.214	0.503	0.260	17.7	7.20	0.090	219
True Value STD OREAS 601c			**50.41**	**0.663**	**378.2**		**< 10**		**0.59**	**21.32**	**0.78**	**2.70**	**34.7**	**4.27**	**14.7**	**1.32**	**1157.6**	**1.84**	**3.86**	0.08	**0.97**	**0.216**	**0.497**	**0.254**	**17.3**	**7.56**	**0.084**	**213**
% Difference			0%	1%	8%				-7%	0%	5%	-3%	1%	-6%	2%	3%	6%	2%	-3%	44%	5%	-1%	1%	3%	2%	-5%	7%	3%
Method Blank:																												
Method Blank			<0.01	<0.01	<0.1	<0.0005	<10	<10	<0.05	<0.01	<0.01	<0.01	<0.02	<0.1	<1	<0.05	<0.2	<0.01	<0.05	<0.05	<0.02	<0.005	<0.005	<0.01	<0.2	<0.1	<0.01	<5

Notes:
Job No: YVR2310544

Analytical Methods (IMS-130):
A 0.5 g of pulp sample is leached in hot (95°C) 3:1 aqua regia digestion followed by ICP Mass Spec analysis.
Gold determinations by this method are semi-quantitative due to the small sample weight used (0.5 g).
Refractory and graphitic samples can limit Au solubility.

Abbreviations:
R / Rep = Replicate (a replicate is a sub-sample scooped from a single sample bag produced per client sample)
D / Dup = Duplicate (a duplicate is 2nd sub-sample bag produced by processing a second split of the original client sample received)
MDL = Measurable Detection Limit
COA: Certificate Of Analysis.
IND = Indeterminate
NR: Not reported in COA

On Certified Reference Material and Tolerance:
Any one element in a run reporting outside tolerance limits does not constitute failure of the standard.
As per Certificate of Analysis (COA): All values indicated are Certified. Values indicated in green are indicative only.
NR = Not Reported (in the Certificate Of Analysis).

Global
ARD Testing Services Inc.

CERTIFICATE OF ANALYSIS ▪ METALS RESULTS BY AQUA REGIA DIGEST & ICP-MS ANALYSIS ON SOLIDS

GLOBAL PROJECT NO: 2329 (B2)
CLIENT: WSP E&I Canada Limited
PROJECT NAME: Great Bear
PROJECT NO: OMGS21045
REPORT VERSION: 1

S. No.	Sample ID	Method																									
		Analyte	Molybdenum (Mo)	Sodium (Na)	Niobium (Nb)	Nickel (Ni)	Phosphorous (P)	Lead (Pb)	Rubidium (Rb)	Rhenium (Re)	Sulphur (S)	Antimony (Sb)	Scandium (Sc)	Selenium (Se)	Tin (Sn)	m (Sr)	Tantalum (Ta)	Tellurium (Te)	Thorium (Th)	Titanium (Ti)	Thallium (Tl)	Uranium (U)	Vandium (V)	Tungsten (W)	Yttrium (Y)	Zinc (Zn)	Zirconium (Zr)
		Unit	ppm	%	ppm	ppm	ppm	ppm	ppm	ppm	%	ppm	ppm	ppm	ppm	ppm	ppm	ppm	ppm	%	ppm	ppm	ppm	ppm	ppm	ppm	ppm
		MDL	0.05	0.01	0.05	0.2	10	0.2	0.1	0.001	0.01	0.05	0.1	0.2	0.2	0.2	0.01	0.01	0.2	0.005	0.02	0.05	1	0.05	0.05	1	0.5
		Sample Typ																									
1	CND -1	Pulp	1.69	0.06	0.18	34.1	633	18.1	58.6	<0.001	0.66	0.86	5.1	0.9	0.7	19.3	0.01	0.18	6.3	0.153	0.42	1.16	50	28.7	6.03	70	13.7
2	CND-2	Pulp	2.67	0.12	0.15	33.9	713	82.4	43.2	<0.001	2.32	0.45	1.2	2.2	0.5	29.3	<0.01	1.35	7.7	0.083	0.6	1.66	16	6.1	5.86	158	18.1
3	CND-3	Pulp	5.44	0.06	0.16	20.9	517	15.3	28.4	0.009	0.80	0.73	2.3	0.8	0.8	15.9	<0.01	0.3	8.2	0.084	0.27	1.47	22	5.38	6.51	64	19.7
4	CND-4	Pulp	1.82	0.12	<0.05	59.3	287	2.9	15.7	0.002	0.67	0.21	7.2	0.8	0.5	27.8	<0.01	0.61	0.4	0.075	0.09	<0.05	75	2.4	5.93	45	1.3
5	CND-5	Pulp	2.04	0.06	0.15	81.3	331	15.6	15.1	0.005	3.90	0.49	6.8	4.6	0.8	129.1	<0.01	1.77	1.4	0.056	0.13	0.22	63	4.58	6.29	276	8.7
QUALITY ASSURANCE / QUALITY CONT																											
Pulp Replicates																											
2	CND-2	Pulp	2.67	0.12	0.15	33.9	713	82.4	43.2	<0.001	2.32	0.45	1.2	2.2	0.5	29.3	<0.01	1.35	7.7	0.083	0.6	1.66	16	6.1	5.86	158	18.1
2R	CND-2(Rep)	Pulp	2.50	0.12	0.15	34.0	684	79.2	43.4	<0.001	2.22	0.42	1.2	2.1	0.5	30.6	<0.01	1.31	7.8	0.081	0.61	1.71	15	6.64	5.9	154	19.2
	%RPD		7%	0%	0%	0%	4%	4%	0%		4%	7%	0%	5%	0%	-4%		3%	-1%	2%	-2%	-3%	6%	-8%	-1%	3%	-6%
Reference Material																											
STD OREAS 601c			3.23	0.06	0.19	5.8	253	259.9	12.3	<0.001	0.94	29.17	1.00	8.0	1.60	37.0	<0.01	7.13	6.4	0.008	1.21	2.05	5.00	1.16	5.10	396	33.3
True Value STD OREAS 601c			**3.35**	**0.05**	**<1**	**6.0**	**243**	**248.1**	**12.4**	**< 0.001**	**0.91**	**29.73**	**1.03**	**8.0**	**1.587**	**36.3**	**< 0.05**	**7.22**	**6.1**	**0.010**	**1.20**	**2.04**	**4.75**	**1.16**	**5.10**	**380.6**	**33.5**
% Difference			-4%	14%		-3%	4%	5%	-1%		3%	-2%	-3%	0%	1%	2%		-1%	4%	-16%	1%	0%	5%	0%	0%	4%	-1%
Method Blank:																											
Method Blank			<0.05	<0.01	<0.05	<0.2	<10	<0.2	<0.1	<0.001	<0.01	<0.05	<0.1	<0.2	<0.2	<0.2	<0.01	<0.01	<0.2	<0.005	<0.02	<0.05	<1	<0.05	<0.05	<1	<0.5

CERTIFICATE OF ANALYSIS ▪ SINGLE ADDITION NAG RESULTS (EGi Method)

Global
ARD Testing Services Inc.

GLOBAL PROJECT NO: 2329 (B2)
CLIENT: WSP E&I Canada Limited
PROJECT NAME: Great Bear
PROJECT NO: OMGS21045
REPORT VERSION: 1

S. No:	Sample ID	Pulp Sample Weight (g)	Vol. of 15% H_2O_2 (mL)	NAG pH (pH Units)	NaOH to pH 4.5 (mL)	NaOH to pH 7.0 (mL)	NaOH Conc. (N)	NAG Acidity pH 4.5 (kg H_2SO_4/tonne)	NAG Acidity pH 7.0 (kg H_2SO_4/tonne)	% RPD		
										to pH 4.5	to pH 7.0	Acceptance Criteria
1	CND -1	2.5	250	9.82	0.00	0.00	0.1	0.0	0.0			
2	CND-2	2.5	250	2.30	17.89	21.86	0.1	35.1	42.8			
3	CND-3	2.5	250	10.29	0.00	0.00	0.1	0.0	0.0			
4	CND-4	2.5	250	9.62	0.00	0.00	0.1	0.0	0.0			
5	CND-5	2.5	250	8.24	0.00	0.00	0.1	0.0	0.0			
QUALITY ASSURANCE / QUALITY CONTROL												
Replicates:												
Method Blank Analysis:												
Method Blank (15% H_2O_2 Solution)		N/A	250	5.63	0.00	5.14	0.1					
GLOBAL SOP NO:		***ARD-017***										

NOTES:
Date of Analysis: May 02, 2023

pH (pH Units) of 15% H_2O_2 (buffered with 0.5 N NaOH): 5.68
EC (µS/cm) of 15% H_2O_2 (buffered with 0.5 N NaOH): 18.36
pH (pH Units) of DI water used: 5.44
EC (µS/cm) of DI water used: 0.91

Solid:Liquid ratio used: 1:100; 2.5 g Pulp Sample: 250 mL 15% H_2O_2.
pH measurement of 15% H_2O_2 solution was conducted at room temperature & buffered with 0.5N NaOH solution to ensure a pH between 4 and 7.
NAG pH & method blank pH measurements were taken after digesting with peroxide solution and making up the solution to its original volume of 250 mL with DI water.
On client's request the NAG procedure is repeated using 1 g of pulp sample when the NAG value for pH 4.5 exceeds 25 kg H_2SO_4 per tonne.

ABBREVIATIONS:
R = Replicate (i.e. using a pulp sample from the same bag).
D = Duplicate (i.e. client sample is processed to produced a 2nd pulp bag & analyzed as a duplicate).
RPD = Relative Percent Difference.
EC = Electrical Conductivity
ORP = Oxidation Reduction Potential
RDL = Reportable Detection Limit.
EDL = Estimated Detection Limit
SIE = Selective Ion Electrode
IC = Ion Chromatography
Calc. = Calculation

REFERENCE:
Egi - Environmental Geochemistry International; Single Addition Net Acid Generation (NAG) Test Procedure; Miller et al; Revised Dec. 2006; Page 2 to 4.

CERTIFICATE OF ANALYSIS ▪ NAG EXTRACT RESULTS

Global ARD Testing Services Inc.

GLOBAL PROJECT NO: 2329 (B2)
CLIENT: WSP E&I Canada Limited
PROJECT NAME: Great Bear
PROJECT NO: OMGS21045
REPORT VERSION: 1

Parameter	Method	Unit	RDL	1	2	3	4	5	Method Blank
				CND -1	CND-2	CND-3	CND-4	CND-5	
Weight of pulp sample used	Weighing Scale	g	0.01	2.5	2.5	2.5	2.5	2.5	N/A
Volume of 15% H_2O_2 used	Graduated Cylinder	mL	0.50	250	250	250	250	250	250
On filtered samples (using 0.45 µm filter paper):									
pH	Meter	pH units	0.01	8.1	2.9	8.1	8.3	7.2	5.0
EC	Meter	mV	1.0	151	1503	140	163	461	4.7
Acidity (to pH 8.3)	Titration	mg $CaCO_3$/L	0.5	3.9	517.4	3.1	<0.5	36.1	
Total Alkalinity (to pH 4.5)	Titration	mg $CaCO_3$/L	0.5	36.0	<0.5	33.3	31.6	29.7	
Sulphate	Gravimetric	mg/L	1	69.6	589.3	63.8	78.3	360.2	
Chloride	IC	mg/L	0.1	0.8	<2.50	0.2	0.2	0.2	
Fluoride	IC	mg/L	0.1	<0.10	<2.50	<0.10	<0.10	<0.10	
Total Dissolved Phosphorus	IC	mg/L	0.005	0.0095	0.0053	0.0073	0.0180	<0.0050	
Dissolved Metals Analysis by ICP-MS:									
Dissolved Hardness (CaCO3)	ICP-MS	mg/L	0.125	81.4	138.0	64.8	62.0	297.0	<0.125
Aluminum Dissolved	ICP-MS	mg/L	0.001	0.536	12.7	0.503	0.551	0.0276	0.0085
Antimony Dissolved	ICP-MS	mg/L	0.00005	0.00297	<0.000050	0.00334	0.000409	0.000054	<0.000050
Arsenic Dissolved	ICP-MS	mg/L	0.00005	0.0462	<0.00335	0.0262	0.0147	0.000524	0.000108
Barium Dissolved	ICP-MS	mg/L	0.0001	0.0129	0.265	0.00692	0.0548	0.138	0.00251
Beryllium Dissolved	ICP-MS	mg/L	0.00001	<0.000010	0.000746	<0.000010	<0.000010	<0.000010	<0.000010
Bismuth Dissolved	ICP-MS	mg/L	0.00001	<0.000010	0.000029	<0.000010	<0.000010	<0.000010	<0.000010
Boron Dissolved	ICP-MS	mg/L	0.002	0.159	0.0495	0.438	0.16	0.0506	<0.0020
Cadmium Dissolved	ICP-MS	mg/L	0.000002	<0.0000040	0.00493	<0.0000080	<0.0000020	0.0000059	<0.0000020
Calcium Dissolved	ICP-MS	mg/L	0.05	32.5	48.8	25.9	24.7	109.0	<0.050
Chromium Dissolved	ICP-MS	mg/L	0.0005	0.0218	0.0135	0.0260	0.0253	0.0047	0.002
Cobalt Dissolved	ICP-MS	mg/L	0.000005	0.00121	0.107	0.000133	0.000308	0.000991	0.0000298
Copper Dissolved	ICP-MS	mg/L	0.0001	0.00038	0.408	0.00037	0.00037	0.00029	0.00038
Iron Dissolved	ICP-MS	mg/L	0.002	0.0261	16.6	0.0234	0.0245	0.0167	0.0091
Lead Dissolved	ICP-MS	mg/L	0.00005	0.000144	0.566	0.000111	<0.000050	<0.000050	0.000074
Lithium Dissolved	ICP-MS	mg/L	0.00005	0.0038	0.0153	0.0021	0.0076	0.0126	<0.000050
Magnesium Dissolved	ICP-MS	mg/L	0.005	0.022	3.890	0.014	0.050	5.950	<0.0050
Manganese Dissolved	ICP-MS	mg/L	0.00005	0.00125	1	0.000884	0.000983	0.0288	0.000283
Mercury Dissolved	CVAA	ug/L	0.005	<0.0050	<0.0050	<0.0050	<0.0050	<0.0050	<0.0050
Molybdenum Dissolved	ICP-MS	mg/L	0.00001	0.00817	0.000166	0.0396	0.00298	0.00503	0.000219
Nickel Dissolved	ICP-MS	mg/L	0.00004	0.000091	0.11	0.000052	0.000065	0.000542	0.000815
Phosphorus Dissolved	ICP-MS	mg/L	0.01	<0.010	<0.010	<0.010	0.013	<0.010	0.171
Potassium Dissolved	ICP-MS	mg/L	0.02	16.6	20.5	10.1	19.4	16.3	0.164
Selenium Dissolved	ICP-MS	mg/L	0.0001	0.00365	0.0163	0.00308	0.00358	0.0131	<0.00010
Silicon Dissolved	ICP-MS	mg/L	0.1	5.51	16.2	7.46	4.1	0.51	<0.10
Silver Dissolved	ICP-MS	mg/L	0.00001	<0.000010	0.00091	<0.000010	<0.000010	0.000033	0.000013
Sodium Dissolved	ICP-MS	mg/L	0.02	8	9.74	8.48	7.65	7.12	4.24
Strontium Dissolved	ICP-MS	mg/L	0.0001	0.041	0.0787	0.0458	0.0277	0.284	0.00014
Sulphur Dissolved	ICP-MS	mg/L	1	22.8	189.0	21.6	26.3	114.0	<1.00
Tellurium Dissolved	ICP-MS	mg/L	0.00005	<0.000050	0.00391	<0.000050	<0.000050	<0.000050	<0.000050
Thallium Dissolved	ICP-MS	mg/L	0.000004	0.0000112	0.00119	0.0000139	0.0000209	0.000104	<0.0000040
Thorium Dissolved	ICP-MS	mg/L	0.00001	<0.000010	0.0168	<0.000010	<0.000010	<0.000010	<0.000010
Tin Dissolved	ICP-MS	mg/L	0.00005	0.000227	0.00191	0.000218	0.000205	0.000124	0.145
Titanium Dissolved	ICP-MS	mg/L	0.0002	0.00109	0.0145	0.00062	0.00049	<0.00020	0.00065
Tungsten Dissolved	ICP-MS	mg/L	0.0002	0.00454	<0.00020	0.00149	0.00116	<0.00020	<0.00020
Uranium Dissolved	ICP-MS	mg/L	0.000001	0.000116	0.00844	0.000101	0.0000087	0.0000037	0.000002
Vanadium Dissolved	ICP-MS	mg/L	0.001	0.0191	<0.00100	0.0107	0.0324	<0.00100	<0.00100
Zinc Dissolved	ICP-MS	mg/L	0.001	0.0023	1.1100	<0.0010	<0.0010	0.0011	0.0019
Zirconium Dissolved	ICP-MS	mg/L	0.00002	0.000037	0.00080	0.000028	<0.000020	<0.000020	0.0000
Ion Balance:									
Major Anions	Calc.	meq/L		2.19	12.28	2.00	2.27	8.10	
Major Cations	Calc.	meq/L		2.51	7.08	2.10	2.18	6.68	
Difference	Calc.	meq/L		0.31	-5.20	0.10	-0.09	-1.42	
Balance (%)	Calc.	%		6.7%	-26.8%	2.5%	-2.1%	-9.6%	
			NAG Extract ID:	*23E0727-01*	*23E0727-02*	*23E0727-03*	*23E0727-04*	*23E0727-05*	*23E0727-06*

NOTES:
Job No: 23E0727
Date of Analysis: May 03, 2023

pH (pH Units) of 15% H2O2 (buffered with 0.5 N NaOH): 5.68
EC (µS/cm) of 15% H2O2 (buffered with 0.5 N NaOH): 18.36
pH (pH Units) of DI water used: 5.44
EC (µS/cm) of DI water used: 0.91

Solid:Liquid ratio used: 1:100; 2.5 g Pulp Sample: 250 mL 15% H_2O_2.
pH measurement of 15% H_2O_2 solution was conducted at room temperature & buffered with 0.5N NaOH solution to ensure a pH between 4 and 7.
NAG pH & method blank pH measurements were taken after digestion with peroxide solution was completed - and volume was made up to original 250 mL with DI water.
On client's request the NAG procedure is repeated using 1 g of pulp sample when the NAG value for pH 4.5 exceeds 25 kg H_2SO_4 per tonne.

ABBREVIATIONS:
R / Rep = Replicate (which involves the analysis of the same NAG extract aliquot).
D / Dup = Duplicate (which involves the analysis of a separate NAG extract, produced by digesting another split of the pulp sample).
EC = Electrical Conductivity
ORP = Oxidation Reduction Potential
RDL = Reportable Detection Limit.
SIE = Selective Ion Electrode
IC = Ion Chromatography
Calc. = Calculation

REFERENCE:
Egi - Environmental Geochemistry International; Single Addition Net Acid Generation (NAG) Test Procedure; Miller et al; Revised Dec. 2006; Page 2 to 4.

Sulphate:

Certified Reference Material:	Parameter: Sulphate	% Recovery	Matrix Spike %	Units	QC Limits (%)
STD Mineral Water (15.3 mg/L)	13.90	90.8%		%	80 - 120
Spiked Blank (19.61 mg/L)	17.60		89.8%	%	80 - 120

Dissolved Metals by ICP-MS:

Sample Code	Parameter	Result	Result Units	Total or Filtered	Method Type	Method Name	Date Analyzed	EQL	EQL Units	UCL	LCL
23E0727_B3E0683-BLK1	Chloride	<0.10	mg/L	T	REG	SM 4110 B (2020)	08-May-23	0.1	mg/L		
23E0727_B3E0683-BLK1	Fluoride	<0.10	mg/L	T	REG	SM 4110 B (2020)	08-May-23	0.1	mg/L		
23E0727_B3E0683-BS1	Chloride	100	%	T	SC	SM 4110 B (2020)	08-May-23	1	%	110	90
23E0727_B3E0683-BS1	Fluoride	102	%	T	SC	SM 4110 B (2020)	08-May-23	1	%	108	88
23E0727_B3E0785-BLK1	Phosphorus Total Dissolved	<0.0050	mg/L	F	REG	SM 4500-P F (2021)	08-May-23	0.005	mg/L		
23E0727_B3E0785-BS1	Phosphorus Total Dissolved	108	%	F	SC	SM 4500-P F (2021)	08-May-23	1	%	115	85
23E0727_B3E1150-BLK1	Mercury dissolved	<0.0050	ug/L	F	REG	EPA 245.7*	11-May-23	0.005	ug/L		
23E0727_B3E1150-BLK2	Mercury dissolved	<0.0050	ug/L	F	REG	EPA 245.7*	11-May-23	0.005	ug/L		
23E0727_B3E1150-BS1	Mercury dissolved	96	%	F	SC	EPA 245.7*	11-May-23	1	%	120	80
23E0727_B3E1150-BS2	Mercury dissolved	108	%	F	SC	EPA 245.7*	11-May-23	1	%	120	80
23E0727_B3E1150-DUP1	Mercury dissolved	<0.0050	ug/L	F	REG	EPA 245.7*	11-May-23	0.005	ug/L		
23E0727_B3E1150-MS1	Mercury dissolved	0.249	ug/L	F	REG	EPA 245.7*	11-May-23	0.005	ug/L	130	70
23E0727_B3E1246-BLK1	Aluminum dissolved	<0.0010	mg/L	F	REG	EPA 6020B	11-May-23	0.001	mg/L		
23E0727_B3E1246-BLK1	Antimony dissolved	<0.000050	mg/L	F	REG	EPA 6020B	11-May-23	0.00005	mg/L		
23E0727_B3E1246-BLK1	Arsenic dissolved	<0.000050	mg/L	F	REG	EPA 6020B	11-May-23	0.00005	mg/L		
23E0727_B3E1246-BLK1	Barium dissolved	<0.00010	mg/L	F	REG	EPA 6020B	11-May-23	0.0001	mg/L		
23E0727_B3E1246-BLK1	Beryllium dissolved	<0.000010	mg/L	F	REG	EPA 6020B	11-May-23	0.00001	mg/L		
23E0727_B3E1246-BLK1	Bismuth dissolved	<0.000010	mg/L	F	REG	EPA 6020B	11-May-23	0.00001	mg/L		
23E0727_B3E1246-BLK1	Boron dissolved	<0.0020	mg/L	F	REG	EPA 6020B	11-May-23	0.002	mg/L		
23E0727_B3E1246-BLK1	Cadmium dissolved	<0.0000020	mg/L	F	REG	EPA 6020B	11-May-23	0.000002	mg/L		
23E0727_B3E1246-BLK1	Calcium dissolved	<0.050	mg/L	F	REG	EPA 6020B	11-May-23	0.05	mg/L		
23E0727_B3E1246-BLK1	Chromium dissolved	<0.00050	mg/L	F	REG	EPA 6020B	11-May-23	0.0005	mg/L		
23E0727_B3E1246-BLK1	Cobalt dissolved	<0.0000050	mg/L	F	REG	EPA 6020B	11-May-23	0.000005	mg/L		
23E0727_B3E1246-BLK1	Copper dissolved	<0.00010	mg/L	F	REG	EPA 6020B	11-May-23	0.0001	mg/L		
23E0727_B3E1246-BLK1	Iron dissolved	<0.0020	mg/L	F	REG	EPA 6020B	11-May-23	0.002	mg/L		
23E0727_B3E1246-BLK1	Lead dissolved	<0.000050	mg/L	F	REG	EPA 6020B	11-May-23	0.00005	mg/L		
23E0727_B3E1246-BLK1	Lithium dissolved	<0.000050	mg/L	F	REG	EPA 6020B	11-May-23	0.00005	mg/L		
23E0727_B3E1246-BLK1	Magnesium dissolved	<0.0050	mg/L	F	REG	EPA 6020B	11-May-23	0.005	mg/L		
23E0727_B3E1246-BLK1	Manganese dissolved	<0.000050	mg/L	F	REG	EPA 6020B	11-May-23	0.00005	mg/L		
23E0727_B3E1246-BLK1	Molybdenum dissolved	<0.000010	mg/L	F	REG	EPA 6020B	11-May-23	0.00001	mg/L		
23E0727_B3E1246-BLK1	Nickel dissolved	<0.000040	mg/L	F	REG	EPA 6020B	11-May-23	0.00004	mg/L		
23E0727_B3E1246-BLK1	Phosphorus dissolved	<0.010	mg/L	F	REG	EPA 6020B	11-May-23	0.01	mg/L		
23E0727_B3E1246-BLK1	Potassium dissolved	<0.020	mg/L	F	REG	EPA 6020B	11-May-23	0.02	mg/L		
23E0727_B3E1246-BLK1	Selenium dissolved	<0.00010	mg/L	F	REG	EPA 6020B	11-May-23	0.0001	mg/L		
23E0727_B3E1246-BLK1	Silicon dissolved	<0.10	mg/L	F	REG	EPA 6020B	11-May-23	0.1	mg/L		
23E0727_B3E1246-BLK1	Silver dissolved	<0.000010	mg/L	F	REG	EPA 6020B	11-May-23	0.00001	mg/L		
23E0727_B3E1246-BLK1	Sodium dissolved	<0.020	mg/L	F	REG	EPA 6020B	11-May-23	0.02	mg/L		
23E0727_B3E1246-BLK1	Strontium dissolved	<0.00010	mg/L	F	REG	EPA 6020B	11-May-23	0.0001	mg/L		
23E0727_B3E1246-BLK1	Sulfur dissolved	<1.00	mg/L	F	REG	EPA 6020B	11-May-23	1	mg/L		
23E0727_B3E1246-BLK1	Tellurium dissolved	<0.000050	mg/L	F	REG	EPA 6020B	11-May-23	0.00005	mg/L		
23E0727_B3E1246-BLK1	Thallium dissolved	<0.0000040	mg/L	F	REG	EPA 6020B	11-May-23	0.000004	mg/L		
23E0727_B3E1246-BLK1	Thorium dissolved	<0.000010	mg/L	F	REG	EPA 6020B	11-May-23	0.00001	mg/L		
23E0727_B3E1246-BLK1	Tin dissolved	<0.000050	mg/L	F	REG	EPA 6020B	11-May-23	0.00005	mg/L		
23E0727_B3E1246-BLK1	Titanium dissolved	<0.00020	mg/L	F	REG	EPA 6020B	11-May-23	0.0002	mg/L		
23E0727_B3E1246-BLK1	Tungsten dissolved	<0.00020	mg/L	F	REG	EPA 6020B	11-May-23	0.0002	mg/L		
23E0727_B3E1246-BLK1	Uranium dissolved	<0.0000010	mg/L	F	REG	EPA 6020B	11-May-23	0.000001	mg/L		
23E0727_B3E1246-BLK1	Vanadium dissolved	<0.00100	mg/L	F	REG	EPA 6020B	11-May-23	0.001	mg/L		
23E0727_B3E1246-BLK1	Zinc dissolved	<0.0010	mg/L	F	REG	EPA 6020B	11-May-23	0.001	mg/L		
23E0727_B3E1246-BLK1	Zirconium dissolved	<0.000020	mg/L	F	REG	EPA 6020B	11-May-23	0.00002	mg/L		
23E0727_B3E1246-BS1	Aluminum dissolved	96	%	F	SC	EPA 6020B	11-May-23	1	%	120	80
23E0727_B3E1246-BS1	Antimony dissolved	101	%	F	SC	EPA 6020B	11-May-23	1	%	120	80
23E0727_B3E1246-BS1	Arsenic dissolved	99	%	F	SC	EPA 6020B	11-May-23	1	%	120	80
23E0727_B3E1246-BS1	Barium dissolved	101	%	F	SC	EPA 6020B	11-May-23	1	%	120	80
23E0727_B3E1246-BS1	Beryllium dissolved	98	%	F	SC	EPA 6020B	11-May-23	1	%	120	80
23E0727_B3E1246-BS1	Bismuth dissolved	97	%	F	SC	EPA 6020B	11-May-23	1	%	120	80
23E0727_B3E1246-BS1	Boron dissolved	97	%	F	SC	EPA 6020B	11-May-23	1	%	120	80
23E0727_B3E1246-BS1	Cadmium dissolved	98	%	F	SC	EPA 6020B	11-May-23	1	%	120	80
23E0727_B3E1246-BS1	Calcium dissolved	102	%	F	SC	EPA 6020B	11-May-23	1	%	120	80
23E0727_B3E1246-BS1	Chromium dissolved	98	%	F	SC	EPA 6020B	11-May-23	1	%	120	80
23E0727_B3E1246-BS1	Cobalt dissolved	101	%	F	SC	EPA 6020B	11-May-23	1	%	120	80
23E0727_B3E1246-BS1	Copper dissolved	99	%	F	SC	EPA 6020B	11-May-23	1	%	120	80
23E0727_B3E1246-BS1	Iron dissolved	101	%	F	SC	EPA 6020B	11-May-23	1	%	120	80
23E0727_B3E1246-BS1	Lead dissolved	97	%	F	SC	EPA 6020B	11-May-23	1	%	120	80
23E0727_B3E1246-BS1	Lithium dissolved	98	%	F	SC	EPA 6020B	11-May-23	1	%	120	80
23E0727_B3E1246-BS1	Magnesium dissolved	100	%	F	SC	EPA 6020B	11-May-23	1	%	120	80
23E0727_B3E1246-BS1	Manganese dissolved	101	%	F	SC	EPA 6020B	11-May-23	1	%	120	80
23E0727_B3E1246-BS1	Molybdenum dissolved	96	%	F	SC	EPA 6020B	11-May-23	1	%	120	80
23E0727_B3E1246-BS1	Nickel dissolved	98	%	F	SC	EPA 6020B	11-May-23	1	%	120	80
23E0727_B3E1246-BS1	Phosphorus dissolved	98	%	F	SC	EPA 6020B	11-May-23	1	%	120	80
23E0727_B3E1246-BS1	Potassium dissolved	101	%	F	SC	EPA 6020B	11-May-23	1	%	120	80
23E0727_B3E1246-BS1	Selenium dissolved	100	%	F	SC	EPA 6020B	11-May-23	1	%	120	80
23E0727_B3E1246-BS1	Silicon dissolved	104	%	F	SC	EPA 6020B	11-May-23	1	%	120	80
23E0727_B3E1246-BS1	Silver dissolved	98	%	F	SC	EPA 6020B	11-May-23	1	%	120	80

Sulphate:

Certified Reference Material:	Parameter: Sulphate	% Recovery	Matrix Spike %	Units	QC Limits (%)
STD Mineral Water (15.3 mg/L)	13.90	90.8%		%	80 - 120
Spiked Blank (19.61 mg/L)	17.60		89.8%	%	80 - 120

Dissolved Metals by ICP-MS:

Sample Code	Parameter	Result	Result Units	Total or Filtered	Method Type	Method Name	Date Analyzed	EQL	EQL Units	UCL	LCL
23E0727_B3E1246-BS1	Sodium dissolved	101	%	F	SC	EPA 6020B	11-May-23	1	%	120	80
23E0727_B3E1246-BS1	Strontium dissolved	99	%	F	SC	EPA 6020B	11-May-23	1	%	120	80
23E0727_B3E1246-BS1	Sulfur dissolved	100	%	F	SC	EPA 6020B	11-May-23	1	%	120	80
23E0727_B3E1246-BS1	Tellurium dissolved	100	%	F	SC	EPA 6020B	11-May-23	1	%	120	80
23E0727_B3E1246-BS1	Thallium dissolved	98	%	F	SC	EPA 6020B	11-May-23	1	%	120	80
23E0727_B3E1246-BS1	Thorium dissolved	99	%	F	SC	EPA 6020B	11-May-23	1	%	120	80
23E0727_B3E1246-BS1	Tin dissolved	100	%	F	SC	EPA 6020B	11-May-23	1	%	120	80
23E0727_B3E1246-BS1	Titanium dissolved	103	%	F	SC	EPA 6020B	11-May-23	1	%	120	80
23E0727_B3E1246-BS1	Tungsten dissolved	100	%	F	SC	EPA 6020B	11-May-23	1	%	120	80
23E0727_B3E1246-BS1	Uranium dissolved	99	%	F	SC	EPA 6020B	11-May-23	1	%	120	80
23E0727_B3E1246-BS1	Vanadium dissolved	99	%	F	SC	EPA 6020B	11-May-23	1	%	120	80
23E0727_B3E1246-BS1	Zinc dissolved	100	%	F	SC	EPA 6020B	11-May-23	1	%	120	80
23E0727_B3E1246-BS1	Zirconium dissolved	101	%	F	SC	EPA 6020B	11-May-23	1	%	120	80
23E0727_B3E1247-BLK1	Aluminum dissolved	<0.0010	mg/L	F	REG	EPA 6020B	11-May-23	0.001	mg/L		
23E0727_B3E1247-BLK1	Antimony dissolved	<0.000050	mg/L	F	REG	EPA 6020B	11-May-23	0.00005	mg/L		
23E0727_B3E1247-BLK1	Arsenic dissolved	<0.000050	mg/L	F	REG	EPA 6020B	11-May-23	0.00005	mg/L		
23E0727_B3E1247-BLK1	Barium dissolved	<0.00010	mg/L	F	REG	EPA 6020B	11-May-23	0.0001	mg/L		
23E0727_B3E1247-BLK1	Beryllium dissolved	<0.000010	mg/L	F	REG	EPA 6020B	11-May-23	0.00001	mg/L		
23E0727_B3E1247-BLK1	Bismuth dissolved	<0.000010	mg/L	F	REG	EPA 6020B	11-May-23	0.00001	mg/L		
23E0727_B3E1247-BLK1	Boron dissolved	<0.0020	mg/L	F	REG	EPA 6020B	11-May-23	0.002	mg/L		
23E0727_B3E1247-BLK1	Cadmium dissolved	<0.0000020	mg/L	F	REG	EPA 6020B	11-May-23	0.000002	mg/L		
23E0727_B3E1247-BLK1	Calcium dissolved	<0.050	mg/L	F	REG	EPA 6020B	11-May-23	0.05	mg/L		
23E0727_B3E1247-BLK1	Chromium dissolved	<0.00050	mg/L	F	REG	EPA 6020B	11-May-23	0.0005	mg/L		
23E0727_B3E1247-BLK1	Cobalt dissolved	<0.0000050	mg/L	F	REG	EPA 6020B	11-May-23	0.000005	mg/L		
23E0727_B3E1247-BLK1	Copper dissolved	<0.00010	mg/L	F	REG	EPA 6020B	11-May-23	0.0001	mg/L		
23E0727_B3E1247-BLK1	Iron dissolved	<0.0020	mg/L	F	REG	EPA 6020B	11-May-23	0.002	mg/L		
23E0727_B3E1247-BLK1	Lead dissolved	<0.000050	mg/L	F	REG	EPA 6020B	11-May-23	0.00005	mg/L		
23E0727_B3E1247-BLK1	Lithium dissolved	<0.000050	mg/L	F	REG	EPA 6020B	11-May-23	0.00005	mg/L		
23E0727_B3E1247-BLK1	Magnesium dissolved	<0.0050	mg/L	F	REG	EPA 6020B	11-May-23	0.005	mg/L		
23E0727_B3E1247-BLK1	Manganese dissolved	<0.000050	mg/L	F	REG	EPA 6020B	11-May-23	0.00005	mg/L		
23E0727_B3E1247-BLK1	Molybdenum dissolved	<0.000010	mg/L	F	REG	EPA 6020B	11-May-23	0.00001	mg/L		
23E0727_B3E1247-BLK1	Nickel dissolved	<0.000040	mg/L	F	REG	EPA 6020B	11-May-23	0.00004	mg/L		
23E0727_B3E1247-BLK1	Phosphorus dissolved	<0.010	mg/L	F	REG	EPA 6020B	11-May-23	0.01	mg/L		
23E0727_B3E1247-BLK1	Potassium dissolved	<0.020	mg/L	F	REG	EPA 6020B	11-May-23	0.02	mg/L		
23E0727_B3E1247-BLK1	Selenium dissolved	<0.00010	mg/L	F	REG	EPA 6020B	11-May-23	0.0001	mg/L		
23E0727_B3E1247-BLK1	Silicon dissolved	<0.10	mg/L	F	REG	EPA 6020B	11-May-23	0.1	mg/L		
23E0727_B3E1247-BLK1	Silver dissolved	<0.000010	mg/L	F	REG	EPA 6020B	11-May-23	0.00001	mg/L		
23E0727_B3E1247-BLK1	Sodium dissolved	<0.020	mg/L	F	REG	EPA 6020B	11-May-23	0.02	mg/L		
23E0727_B3E1247-BLK1	Strontium dissolved	<0.00010	mg/L	F	REG	EPA 6020B	11-May-23	0.0001	mg/L		
23E0727_B3E1247-BLK1	Sulfur dissolved	<1.00	mg/L	F	REG	EPA 6020B	11-May-23	1	mg/L		
23E0727_B3E1247-BLK1	Tellurium dissolved	<0.000050	mg/L	F	REG	EPA 6020B	11-May-23	0.00005	mg/L		
23E0727_B3E1247-BLK1	Thallium dissolved	<0.0000040	mg/L	F	REG	EPA 6020B	11-May-23	0.000004	mg/L		
23E0727_B3E1247-BLK1	Thorium dissolved	<0.000010	mg/L	F	REG	EPA 6020B	11-May-23	0.00001	mg/L		
23E0727_B3E1247-BLK1	Tin dissolved	<0.000050	mg/L	F	REG	EPA 6020B	11-May-23	0.00005	mg/L		
23E0727_B3E1247-BLK1	Titanium dissolved	<0.00020	mg/L	F	REG	EPA 6020B	11-May-23	0.0002	mg/L		
23E0727_B3E1247-BLK1	Tungsten dissolved	<0.00020	mg/L	F	REG	EPA 6020B	11-May-23	0.0002	mg/L		
23E0727_B3E1247-BLK1	Uranium dissolved	<0.0000010	mg/L	F	REG	EPA 6020B	11-May-23	0.000001	mg/L		
23E0727_B3E1247-BLK1	Vanadium dissolved	<0.00100	mg/L	F	REG	EPA 6020B	11-May-23	0.001	mg/L		
23E0727_B3E1247-BLK1	Zinc dissolved	<0.0010	mg/L	F	REG	EPA 6020B	11-May-23	0.001	mg/L		
23E0727_B3E1247-BLK1	Zirconium dissolved	<0.000020	mg/L	F	REG	EPA 6020B	11-May-23	0.00002	mg/L		
23E0727_B3E1247-BS1	Aluminum dissolved	94	%	F	SC	EPA 6020B	11-May-23	1	%	120	80
23E0727_B3E1247-BS1	Antimony dissolved	101	%	F	SC	EPA 6020B	11-May-23	1	%	120	80
23E0727_B3E1247-BS1	Arsenic dissolved	99	%	F	SC	EPA 6020B	11-May-23	1	%	120	80
23E0727_B3E1247-BS1	Barium dissolved	99	%	F	SC	EPA 6020B	11-May-23	1	%	120	80
23E0727_B3E1247-BS1	Beryllium dissolved	96	%	F	SC	EPA 6020B	11-May-23	1	%	120	80
23E0727_B3E1247-BS1	Bismuth dissolved	98	%	F	SC	EPA 6020B	11-May-23	1	%	120	80
23E0727_B3E1247-BS1	Boron dissolved	93	%	F	SC	EPA 6020B	11-May-23	1	%	120	80
23E0727_B3E1247-BS1	Cadmium dissolved	99	%	F	SC	EPA 6020B	11-May-23	1	%	120	80
23E0727_B3E1247-BS1	Calcium dissolved	104	%	F	SC	EPA 6020B	11-May-23	1	%	120	80
23E0727_B3E1247-BS1	Chromium dissolved	96	%	F	SC	EPA 6020B	11-May-23	1	%	120	80
23E0727_B3E1247-BS1	Cobalt dissolved	99	%	F	SC	EPA 6020B	11-May-23	1	%	120	80
23E0727_B3E1247-BS1	Copper dissolved	99	%	F	SC	EPA 6020B	11-May-23	1	%	120	80
23E0727_B3E1247-BS1	Iron dissolved	97	%	F	SC	EPA 6020B	11-May-23	1	%	120	80
23E0727_B3E1247-BS1	Lead dissolved	98	%	F	SC	EPA 6020B	11-May-23	1	%	120	80
23E0727_B3E1247-BS1	Lithium dissolved	94	%	F	SC	EPA 6020B	11-May-23	1	%	120	80
23E0727_B3E1247-BS1	Magnesium dissolved	93	%	F	SC	EPA 6020B	11-May-23	1	%	120	80
23E0727_B3E1247-BS1	Manganese dissolved	99	%	F	SC	EPA 6020B	11-May-23	1	%	120	80
23E0727_B3E1247-BS1	Molybdenum dissolved	97	%	F	SC	EPA 6020B	11-May-23	1	%	120	80
23E0727_B3E1247-BS1	Nickel dissolved	98	%	F	SC	EPA 6020B	11-May-23	1	%	120	80
23E0727_B3E1247-BS1	Phosphorus dissolved	94	%	F	SC	EPA 6020B	11-May-23	1	%	120	80
23E0727_B3E1247-BS1	Potassium dissolved	99	%	F	SC	EPA 6020B	11-May-23	1	%	120	80
23E0727_B3E1247-BS1	Selenium dissolved	100	%	F	SC	EPA 6020B	11-May-23	1	%	120	80
23E0727_B3E1247-BS1	Silicon dissolved	99	%	F	SC	EPA 6020B	11-May-23	1	%	120	80

CERTIFICATE OF ANALYSIS ▪ NAG EXTRACT RESULTS

Global ARD Testing Services Inc.

GLOBAL PROJECT NO: 2329 (B2)
CLIENT: WSP E&I Canada Limited
PROJECT NAME: Great Bear
PROJECT NO: OMGS21045
REPORT VERSION: 1

Sulphate:

Certified Reference Material:	Parameter: Sulphate	% Recovery	Matrix Spike %	Units	QC Limits (%)
STD Mineral Water (15.3 mg/L)	13.90	90.8%		%	80 - 120
Spiked Blank (19.61 mg/L)	17.60		89.8%	%	80 - 120

Dissolved Metals by ICP-MS:

Sample Code	Parameter	Result	Result Units	Total or Filtered	Method Type	Method Name	Date Analyzed	EQL	EQL Units	UCL	LCL
23E0727_B3E1247-BS1	Silver dissolved	98	%	F	SC	EPA 6020B	11-May-23	1	%	120	80
23E0727_B3E1247-BS1	Sodium dissolved	95	%	F	SC	EPA 6020B	11-May-23	1	%	120	80
23E0727_B3E1247-BS1	Strontium dissolved	100	%	F	SC	EPA 6020B	11-May-23	1	%	120	80
23E0727_B3E1247-BS1	Sulfur dissolved	101	%	F	SC	EPA 6020B	11-May-23	1	%	120	80
23E0727_B3E1247-BS1	Tellurium dissolved	98	%	F	SC	EPA 6020B	11-May-23	1	%	120	80
23E0727_B3E1247-BS1	Thallium dissolved	99	%	F	SC	EPA 6020B	11-May-23	1	%	120	80
23E0727_B3E1247-BS1	Thorium dissolved	100	%	F	SC	EPA 6020B	11-May-23	1	%	120	80
23E0727_B3E1247-BS1	Tin dissolved	99	%	F	SC	EPA 6020B	11-May-23	1	%	120	80
23E0727_B3E1247-BS1	Titanium dissolved	102	%	F	SC	EPA 6020B	11-May-23	1	%	120	80
23E0727_B3E1247-BS1	Tungsten dissolved	101	%	F	SC	EPA 6020B	11-May-23	1	%	120	80
23E0727_B3E1247-BS1	Uranium dissolved	100	%	F	SC	EPA 6020B	11-May-23	1	%	120	80
23E0727_B3E1247-BS1	Vanadium dissolved	97	%	F	SC	EPA 6020B	11-May-23	1	%	120	80
23E0727_B3E1247-BS1	Zinc dissolved	99	%	F	SC	EPA 6020B	11-May-23	1	%	120	80
23E0727_B3E1247-BS1	Zirconium dissolved	101	%	F	SC	EPA 6020B	11-May-23	1	%	120	80

NOTES:
Job No: 23E0727

Abbreviations & Descriptions:
Method Blank (Blk): A blank sample that undergoes sample processing identical to that carried out for the test samples.
Method Blank results are used to assess contamination from the laboratory environment and reagents.

Duplicate (Dup): An additional or second portion of a randomly selected sample in the analytical run carried through the entire analytical process.
Duplicates provide a measure of the analytical method's precision (reproducibility).

Blank Spike (BS): A sample of known concentration which undergoes processing identical to that carried out for test samples, also referred to as a laboratory control sample (LCS).
Blank spikes provide a measure of the analytical method's accuracy.

Matrix Spike (MS): A second aliquot of sample is fortified with a known concentration of target analytes and carried through the entire analytical process.
Matrix spikes evaluate potential matrix effects that may affect the analyte recovery.

Standard Reference Material (SRM): A homogenous material of similar matrix to the samples, certified for the parameter(s) listed.
Reference Materials ensure that the analytical process is adequate to achieve acceptable recoveries of the parameter(s) tested.

Each QC type is analyzed at a 5-10% frequency, i.e. one blank/duplicate/spike for every 10-20 samples.

For all types of QC, specified recovery (% Rec) and relative percent difference (RPD) limits are derived from long-term method performance averages and/or prescribed by the reference method.

EQL = Estimated Quantitation Limits
PQL = Practical Quantitation Limits
UCL = Upper Control Limit
LCL = Lower Control Limit
BLK = Blank
BS = Blank Spike
MS = Matrix Spike
DUP = Duplicate
SRM = Standard Reference Materials

CERTIFICATE OF ANALYSIS ▪ SUPERNATANT RESULTS

Global ARD Testing Services Inc.

GLOBAL PROJECT NO: 2329 (B2)
CLIENT: WSP E&I Cana
PROJECT NAME: Great Bear
PROJECT NO: OMGS21045
REPORT VERSION: 1

Parameter	Method	Unit	RDL	1	1R	2	3	4	5
				CND -1	CND -1 (Rep)	CND-2	CND-3	CND-4	CND-5
Weight of dry sample used	Weighing Scale	g	0.01						
Volume of DI water used	Graduated Cylinder	mL	0.50						
On filtered samples (using 0.45 µm filter paper):									
pH	Meter	pH units	0.01	7.8		7.8	7.6	7.8	6.9
EC	Meter	µS/cm	1	2830		3250	3020	3110	4710
Acidity (to pH 8.3)	Titration	mg $CaCO_3$/L	0.5	20.9		13.0	27.9	12.3	32.0
Alkalinity (to pH 4.5)	Titration	mg $CaCO_3$/L	0.5	92.6		95.1	98.2	93.4	62.2
Sulphate	Turbidimetry	mg/L	1	1727.7		1842.9	1765.5	1759.5	3650.4
Chloride	IC	mg/L	0.1	20.8		20.8	19.7	21.8	23.9
Fluoride	IC	mg/L	0.1	<5.00		<5.00	<5.00	<5.00	<5.00
Nitrate	IC	mg/L	0.01	<0.500		<0.500	<0.500	<0.500	<0.500
Nitrite	IC	mg/L	0.01	<0.500		<0.500	<0.500	<0.500	<0.500
Ammonia		mg/L	0.05	65.9		76.5	77.4	75.7	61.1
Total Cyanide		mg/L	0.002	4.19		4.82	6.05	0.78	4.64
Cyanide WAD		mg/L	0.002	0.161		0.081	0.086	0.059	0.047
Free Cyanide		mg/L	0.005	0.195		0.091	0.093	0.069	0.031
Cyanate		mg/L	1	130		260	170	280	110
Thiocyanate	IC	mg/L	0.1	31.5	35.2	38.2	63.8	45.9	626.0
Total Dissolved Phosphorus	IC	mg/L	0.005	0.0083		0.0123	0.0067	<0.0050	0.0930
Dissolved Metals Analysis by ICP-MS:									
Dissolved Hardness (CaCO3)	ICP-MS	mg/L	0.25	452.0		812.0	434.0	602.0	657.0
Aluminum Dissolved	ICP-MS	mg/L	0.001	0.051	0.0516	0.0532	0.0361	0.0534	0.0223
Antimony Dissolved	ICP-MS	mg/L	0.00005	0.0194	0.0191	0.015	0.0387	0.00388	0.00127
Arsenic Dissolved	ICP-MS	mg/L	0.00005	0.0216	0.0212	0.000809	0.0136	0.00521	0.0304
Barium Dissolved	ICP-MS	mg/L	0.0001	0.0326	0.032	0.0524	0.0428	0.0694	0.0362
Beryllium Dissolved	ICP-MS	mg/L	0.00001	<0.000020	<0.000020	<0.000020	<0.000020	<0.000020	<0.000050
Bismuth Dissolved	ICP-MS	mg/L	0.00001	<0.000020	<0.000020	<0.000020	<0.000020	<0.000020	<0.000050
Boron Dissolved	ICP-MS	mg/L	0.002	0.0314	0.0324	0.0336	0.0213	0.0251	0.0301
Cadmium Dissolved	ICP-MS	mg/L	0.000002	0.000118	0.000116	0.0000757	<0.0000240	<0.0000120	0.0000991
Calcium Dissolved	ICP-MS	mg/L	0.05	172.0	176.0	316.0	166.0	232.0	208.0
Chromium Dissolved	ICP-MS	mg/L	0.001	0.0011	0.0011	0.0009	0.0008	0.0007	<0.00050
Cobalt Dissolved	ICP-MS	mg/L	0.000005	0.654	0.648	0.78	0.0691	0.0643	0.265
Copper Dissolved	ICP-MS	mg/L	0.0001	0.0521	0.054	0.0168	0.00819	0.00661	0.0105
Iron Dissolved	ICP-MS	mg/L	0.002	1.47	1.47	1.67	2.15	0.201	1.51
Lead Dissolved	ICP-MS	mg/L	0.00005	0.000744	0.000747	0.0008	<0.000100	<0.000100	<0.000250
Lithium Dissolved	ICP-MS	mg/L	0.000	0.0164	0.0165	0.0135	0.0116	0.0097	0.0107
Magnesium Dissolved	ICP-MS	mg/L	0.005	5.2	5.3	5.6	4.8	5.4	33.3
Manganese Dissolved	ICP-MS	mg/L	0.00005	0.00511	0.00512	0.0218	0.00965	0.0192	0.0604
Mercury Dissolved	CVAF	ug/L	0.005	<0.0050		<0.0050	<0.0050	<0.0050	0.0412
Molybdenum Dissolved	ICP-MS	mg/L	0.00001	0.0525	0.0507	0.06	0.0603	0.0456	0.0671
Nickel Dissolved	ICP-MS	mg/L	0.00004	0.006	0.00601	0.00415	0.00172	0.00684	0.00421
Phosphorus Dissolved	ICP-MS	mg/L	0.01	<0.020	<0.020	<0.020	<0.020	<0.020	<0.050
Potassium Dissolved	ICP-MS	mg/L	0.02	97.9	96.6	100	83.6	84	97.2
Selenium Dissolved	ICP-MS	mg/L	0.0001	0.0068	0.00695	0.0209	0.00803	0.0045	0.00667
Silicon Dissolved	ICP-MS	mg/L	0.1	2.15	2.13	1.96	2.42	1.54	1.09
Silver Dissolved	ICP-MS	mg/L	0.00001	0.000045	0.000038	0.000085	0.000036	<0.000020	0.00178
Sodium Dissolved	ICP-MS	mg/L	0.02	596	589	647	643	637	1090
Strontium Dissolved	ICP-MS	mg/L	0.0001	0.475	0.467	0.89	0.447	0.402	0.909
Sulphur Dissolved	ICP-MS	mg/L	1.00000	651.0	649.0	770.0	667.0	672.0	1550.0
Tellurium Dissolved	ICP-MS	mg/L	0.00005	<0.000100	<0.000100	<0.000100	<0.000100	<0.000100	<0.000250
Thallium Dissolved	ICP-MS	mg/L	0.000004	0.0000969	0.0000873	0.000123	0.0000635	0.0000168	<0.0000200
Thorium Dissolved	ICP-MS	mg/L	0.00001	<0.000020	<0.000020	<0.000020	<0.000020	<0.000020	<0.000050
Tin Dissolved	ICP-MS	mg/L	0.00005	0.000107	<0.000100	0.00012	0.000108	0.0007	<0.000250
Titanium Dissolved	ICP-MS	mg/L	0.0002	<0.00040	<0.00040	<0.00040	<0.00040	<0.00040	<0.00100
Tungsten Dissolved	ICP-MS	mg/L	0.0002	0.0133	0.013	0.00587	0.00421	0.00394	<0.00100
Uranium Dissolved	ICP-MS	mg/L	0.000001	0.00831	0.00818	0.0119	0.00725	0.000796	0.000598
Vanadium Dissolved	ICP-MS	mg/L	0.001	<0.00200	<0.00200	<0.00200	<0.00200	<0.00200	<0.00500
Zinc Dissolved	ICP-MS	mg/L	0.00	0.003	0.003	0.004	<0.0020	0.002	<0.0050
Zirconium Dissolved	ICP-MS	mg/L	0.000	<0.000040	<0.000040	<0.000040	<0.000040	<0.000040	<0.000100
Ion Balance:									
Major Anions	Calc.	meq/L		37.85	37.85	40.29	38.74	38.52	77.29
Major Cations	Calc.	meq/L		37.54	37.41	47.06	38.87	41.90	63.10
Difference	Calc.	meq/L		-0.30	-0.43	6.76	0.13	3.37	-14.20
Balance (%)	Calc.	%		-0.4%	-0.6%	7.7%	0.2%	4.2%	-10.1%
			Shake Flask Extract ID:	*23D2884-01*	*23D2884-01*	*23D2884-02*	*23D2884-03*	*23D2884-04*	*23D2884-05*

NOTES:
Job No: 23D2884

ABBREVIATIONS:
R / Rep = Replicate (which involves the analysis of the same Shake Flask Extract aliquot).
D / Dup = Duplicate (which involves the analysis of a separate SF extract, produced by processing a secopnd split of the original client sample received).
Calc. = Calculation
EC = Electrical Conductivity
IC = Ion Chromatography
NA = Not Applicable.
NR = Not Reported.
mg/L = Milligrams per Litre

CERTIFICATE OF ANALYSIS ▪ SUPERNATANT QA/QC RESULTS

Global
ARD Testing Services Inc.

GLOBAL PROJECT NO: 2329 (B2)
CLIENT: WSP E&I Canada
PROJECT NAME: Great Bear
PROJECT NO: OMGS21045
REPORT VERSION: 1

Sulphate:

Certified Reference Material:	Parameter: Sulphate	% Recovery	Matrix Spike %	Units	QC Limits
STD Mineral Water (15.3 mg/L)	13.90	90.8%		%	80 - 120
Spiked Blank (19.61 mg/L)	17.60		89.8%	%	80 - 120

Dissolved Metals by ICP-MS:

Sample Code	Parameter	Result	Result Units	Total or Filtered	Method Type	Method Name	Date Analyzed	EQL	EQL Units	UCL	LCL
23D2884_B3D2758-BLK1	Cyanide Free	<0.0050	mg/L	T	REG	ASTM D7237-15a	28-Apr-23	0.005	mg/L		
23D2884_B3D2758-BS1	Cyanide Free	98	%	T	SC	ASTM D7237-15a	28-Apr-23	1	%	115	85
23D2884_B3D2758-BSD1	Cyanide Free	98	%	T	SC	ASTM D7237-15a	28-Apr-23	1	%	115	85
23D2884_B3D2888-BLK1	Ammonia Total (as N)	<0.050	mg/L	T	REG	SM 4500-NH3 G* (2021)	30-Apr-23	0.05	mg/L		
23D2884_B3D2888-BLK2	Ammonia Total (as N)	<0.050	mg/L	T	REG	SM 4500-NH3 G* (2021)	30-Apr-23	0.05	mg/L		
23D2884_B3D2888-BLK3	Ammonia Total (as N)	<0.050	mg/L	T	REG	SM 4500-NH3 G* (2021)	30-Apr-23	0.05	mg/L		
23D2884_B3D2888-BLK4	Ammonia Total (as N)	<0.050	mg/L	T	REG	SM 4500-NH3 G* (2021)	30-Apr-23	0.05	mg/L		
23D2884_B3D2888-BS1	Ammonia Total (as N)	98	%	T	SC	SM 4500-NH3 G* (2021)	30-Apr-23	1	%	115	85
23D2884_B3D2888-BS2	Ammonia Total (as N)	98	%	T	SC	SM 4500-NH3 G* (2021)	30-Apr-23	1	%	115	85
23D2884_B3D2888-BS3	Ammonia Total (as N)	98	%	T	SC	SM 4500-NH3 G* (2021)	30-Apr-23	1	%	115	85
23D2884_B3D2888-BS4	Ammonia Total (as N)	99	%	T	SC	SM 4500-NH3 G* (2021)	30-Apr-23	1	%	115	85
23D2884_B3D2895-BLK1	Aluminum dissolved	<0.0010	mg/L	F	REG	EPA 6020B	01-May-23	0.001	mg/L		
23D2884_B3D2895-BLK1	Antimony dissolved	<0.000050	mg/L	F	REG	EPA 6020B	01-May-23	0.00005	mg/L		
23D2884_B3D2895-BLK1	Arsenic dissolved	<0.000050	mg/L	F	REG	EPA 6020B	01-May-23	0.00005	mg/L		
23D2884_B3D2895-BLK1	Barium dissolved	<0.00010	mg/L	F	REG	EPA 6020B	01-May-23	0.0001	mg/L		
23D2884_B3D2895-BLK1	Beryllium dissolved	<0.000010	mg/L	F	REG	EPA 6020B	01-May-23	0.00001	mg/L		
23D2884_B3D2895-BLK1	Bismuth dissolved	<0.000010	mg/L	F	REG	EPA 6020B	01-May-23	0.00001	mg/L		
23D2884_B3D2895-BLK1	Boron dissolved	<0.0020	mg/L	F	REG	EPA 6020B	01-May-23	0.002	mg/L		
23D2884_B3D2895-BLK1	Cadmium dissolved	<0.0000020	mg/L	F	REG	EPA 6020B	01-May-23	0.000002	mg/L		
23D2884_B3D2895-BLK1	Calcium dissolved	<0.050	mg/L	F	REG	EPA 6020B	01-May-23	0.05	mg/L		
23D2884_B3D2895-BLK1	Chromium dissolved	<0.00010	mg/L	F	REG	EPA 6020B	01-May-23	0.0001	mg/L		
23D2884_B3D2895-BLK1	Cobalt dissolved	<0.0000050	mg/L	F	REG	EPA 6020B	01-May-23	0.000005	mg/L		
23D2884_B3D2895-BLK1	Copper dissolved	<0.00010	mg/L	F	REG	EPA 6020B	01-May-23	0.0001	mg/L		
23D2884_B3D2895-BLK1	Iron dissolved	<0.0020	mg/L	F	REG	EPA 6020B	01-May-23	0.002	mg/L		
23D2884_B3D2895-BLK1	Lead dissolved	<0.000050	mg/L	F	REG	EPA 6020B	01-May-23	0.00005	mg/L		
23D2884_B3D2895-BLK1	Lithium dissolved	<0.000050	mg/L	F	REG	EPA 6020B	01-May-23	0.00005	mg/L		
23D2884_B3D2895-BLK1	Magnesium dissolved	<0.0050	mg/L	F	REG	EPA 6020B	01-May-23	0.005	mg/L		
23D2884_B3D2895-BLK1	Manganese dissolved	<0.000050	mg/L	F	REG	EPA 6020B	01-May-23	0.00005	mg/L		
23D2884_B3D2895-BLK1	Molybdenum dissolved	<0.000010	mg/L	F	REG	EPA 6020B	01-May-23	0.00001	mg/L		
23D2884_B3D2895-BLK1	Nickel dissolved	<0.000040	mg/L	F	REG	EPA 6020B	01-May-23	0.00004	mg/L		
23D2884_B3D2895-BLK1	Phosphorus dissolved	<0.010	mg/L	F	REG	EPA 6020B	01-May-23	0.01	mg/L		
23D2884_B3D2895-BLK1	Potassium dissolved	<0.020	mg/L	F	REG	EPA 6020B	01-May-23	0.02	mg/L		
23D2884_B3D2895-BLK1	Selenium dissolved	<0.00010	mg/L	F	REG	EPA 6020B	01-May-23	0.0001	mg/L		
23D2884_B3D2895-BLK1	Silicon dissolved	<0.10	mg/L	F	REG	EPA 6020B	01-May-23	0.1	mg/L		
23D2884_B3D2895-BLK1	Silver dissolved	<0.000010	mg/L	F	REG	EPA 6020B	01-May-23	0.00001	mg/L		
23D2884_B3D2895-BLK1	Sodium dissolved	<0.020	mg/L	F	REG	EPA 6020B	01-May-23	0.02	mg/L		
23D2884_B3D2895-BLK1	Strontium dissolved	<0.00010	mg/L	F	REG	EPA 6020B	01-May-23	0.0001	mg/L		
23D2884_B3D2895-BLK1	Sulfur dissolved	<1.00	mg/L	F	REG	EPA 6020B	01-May-23	1	mg/L		
23D2884_B3D2895-BLK1	Tellurium dissolved	<0.000050	mg/L	F	REG	EPA 6020B	01-May-23	0.00005	mg/L		
23D2884_B3D2895-BLK1	Thallium dissolved	<0.0000040	mg/L	F	REG	EPA 6020B	01-May-23	0.000004	mg/L		
23D2884_B3D2895-BLK1	Thorium dissolved	<0.000010	mg/L	F	REG	EPA 6020B	01-May-23	0.00001	mg/L		
23D2884_B3D2895-BLK1	Tin dissolved	<0.000050	mg/L	F	REG	EPA 6020B	01-May-23	0.00005	mg/L		
23D2884_B3D2895-BLK1	Titanium dissolved	<0.00020	mg/L	F	REG	EPA 6020B	01-May-23	0.0002	mg/L		
23D2884_B3D2895-BLK1	Tungsten dissolved	<0.00020	mg/L	F	REG	EPA 6020B	01-May-23	0.0002	mg/L		
23D2884_B3D2895-BLK1	Uranium dissolved	<0.0000010	mg/L	F	REG	EPA 6020B	01-May-23	0.000001	mg/L		
23D2884_B3D2895-BLK1	Vanadium dissolved	<0.00100	mg/L	F	REG	EPA 6020B	01-May-23	0.001	mg/L		
23D2884_B3D2895-BLK1	Zinc dissolved	<0.0010	mg/L	F	REG	EPA 6020B	01-May-23	0.001	mg/L		
23D2884_B3D2895-BLK1	Zirconium dissolved	<0.000020	mg/L	F	REG	EPA 6020B	01-May-23	0.00002	mg/L		
23D2884_B3D2895-BS1	Aluminum dissolved	100	%	F	SC	EPA 6020B	01-May-23	1	%	120	80
23D2884_B3D2895-BS1	Antimony dissolved	103	%	F	SC	EPA 6020B	01-May-23	1	%	120	80
23D2884_B3D2895-BS1	Arsenic dissolved	101	%	F	SC	EPA 6020B	01-May-23	1	%	120	80
23D2884_B3D2895-BS1	Barium dissolved	100	%	F	SC	EPA 6020B	01-May-23	1	%	120	80
23D2884_B3D2895-BS1	Beryllium dissolved	98	%	F	SC	EPA 6020B	01-May-23	1	%	120	80
23D2884_B3D2895-BS1	Bismuth dissolved	100	%	F	SC	EPA 6020B	01-May-23	1	%	120	80
23D2884_B3D2895-BS1	Boron dissolved	98	%	F	SC	EPA 6020B	01-May-23	1	%	120	80
23D2884_B3D2895-BS1	Cadmium dissolved	100	%	F	SC	EPA 6020B	01-May-23	1	%	120	80
23D2884_B3D2895-BS1	Calcium dissolved	98	%	F	SC	EPA 6020B	01-May-23	1	%	120	80
23D2884_B3D2895-BS1	Chromium dissolved	101	%	F	SC	EPA 6020B	01-May-23	1	%	120	80
23D2884_B3D2895-BS1	Cobalt dissolved	100	%	F	SC	EPA 6020B	01-May-23	1	%	120	80
23D2884_B3D2895-BS1	Copper dissolved	100	%	F	SC	EPA 6020B	01-May-23	1	%	120	80
23D2884_B3D2895-BS1	Iron dissolved	99	%	F	SC	EPA 6020B	01-May-23	1	%	120	80
23D2884_B3D2895-BS1	Lead dissolved	101	%	F	SC	EPA 6020B	01-May-23	1	%	120	80
23D2884_B3D2895-BS1	Lithium dissolved	100	%	F	SC	EPA 6020B	01-May-23	1	%	120	80

CERTIFICATE OF ANALYSIS ▪ SUPERNATANT QA/QC RESULTS

Global
ARD Testing Services Inc.

GLOBAL PROJECT NO: 2329 (B2)
CLIENT: WSP E&I Canada
PROJECT NAME: Great Bear
PROJECT NO: OMGS21045
REPORT VERSION: 1

Sulphate:

Certified Reference Material:	Parameter: Sulphate	% Recovery	Matrix Spike %	Units	QC Limits
STD Mineral Water (15.3 mg/L)	13.90	90.8%		%	80 - 120
Spiked Blank (19.61 mg/L)	17.60		89.8%	%	80 - 120

Dissolved Metals by ICP-MS:

Sample Code	Parameter	Result	Result Units	Total or Filtered	Method Type	Method Name	Date Analyzed	EQL	EQL Units	UCL	LCL
23D2884_B3D2895-BS1	Magnesium dissolved	101	%	F	SC	EPA 6020B	01-May-23	1	%	120	80
23D2884_B3D2895-BS1	Manganese dissolved	104	%	F	SC	EPA 6020B	01-May-23	1	%	120	80
23D2884_B3D2895-BS1	Molybdenum dissolved	96	%	F	SC	EPA 6020B	01-May-23	1	%	120	80
23D2884_B3D2895-BS1	Nickel dissolved	99	%	F	SC	EPA 6020B	01-May-23	1	%	120	80
23D2884_B3D2895-BS1	Phosphorus dissolved	99	%	F	SC	EPA 6020B	01-May-23	1	%	120	80
23D2884_B3D2895-BS1	Potassium dissolved	100	%	F	SC	EPA 6020B	01-May-23	1	%	120	80
23D2884_B3D2895-BS1	Selenium dissolved	99	%	F	SC	EPA 6020B	01-May-23	1	%	120	80
23D2884_B3D2895-BS1	Silicon dissolved	104	%	F	SC	EPA 6020B	01-May-23	1	%	120	80
23D2884_B3D2895-BS1	Silver dissolved	100	%	F	SC	EPA 6020B	01-May-23	1	%	120	80
23D2884_B3D2895-BS1	Sodium dissolved	98	%	F	SC	EPA 6020B	01-May-23	1	%	120	80
23D2884_B3D2895-BS1	Strontium dissolved	102	%	F	SC	EPA 6020B	01-May-23	1	%	120	80
23D2884_B3D2895-BS1	Sulfur dissolved	101	%	F	SC	EPA 6020B	01-May-23	1	%	120	80
23D2884_B3D2895-BS1	Tellurium dissolved	100	%	F	SC	EPA 6020B	01-May-23	1	%	120	80
23D2884_B3D2895-BS1	Thallium dissolved	98	%	F	SC	EPA 6020B	01-May-23	1	%	120	80
23D2884_B3D2895-BS1	Thorium dissolved	100	%	F	SC	EPA 6020B	01-May-23	1	%	120	80
23D2884_B3D2895-BS1	Tin dissolved	99	%	F	SC	EPA 6020B	01-May-23	1	%	120	80
23D2884_B3D2895-BS1	Titanium dissolved	104	%	F	SC	EPA 6020B	01-May-23	1	%	120	80
23D2884_B3D2895-BS1	Tungsten dissolved	102	%	F	SC	EPA 6020B	01-May-23	1	%	120	80
23D2884_B3D2895-BS1	Uranium dissolved	101	%	F	SC	EPA 6020B	01-May-23	1	%	120	80
23D2884_B3D2895-BS1	Vanadium dissolved	99	%	F	SC	EPA 6020B	01-May-23	1	%	120	80
23D2884_B3D2895-BS1	Zinc dissolved	100	%	F	SC	EPA 6020B	01-May-23	1	%	120	80
23D2884_B3D2895-BS1	Zirconium dissolved	101	%	F	SC	EPA 6020B	01-May-23	1	%	120	80
23D2884_B3D2895-MS1	Aluminum dissolved	7.95	mg/L	F	REG	EPA 6020B	01-May-23	0.002	mg/L	130	70
23D2884_B3D2895-MS1	Antimony dissolved	0.0806	mg/L	F	REG	EPA 6020B	01-May-23	0.0001	mg/L	130	70
23D2884_B3D2895-MS1	Arsenic dissolved	0.814	mg/L	F	REG	EPA 6020B	01-May-23	0.0001	mg/L	130	70
23D2884_B3D2895-MS1	Barium dissolved	0.134	mg/L	F	REG	EPA 6020B	01-May-23	0.0002	mg/L	130	70
23D2884_B3D2895-MS1	Beryllium dissolved	0.0779	mg/L	F	REG	EPA 6020B	01-May-23	0.00002	mg/L	130	70
23D2884_B3D2895-MS1	Bismuth dissolved	0.0727	mg/L	F	REG	EPA 6020B	01-May-23	0.00002	mg/L	130	70
23D2884_B3D2895-MS1	Boron dissolved	0.806	mg/L	F	REG	EPA 6020B	01-May-23	0.004	mg/L	130	70
23D2884_B3D2895-MS1	Cadmium dissolved	0.0799	mg/L	F	REG	EPA 6020B	01-May-23	0.000004	mg/L	130	70
23D2884_B3D2895-MS1	Calcium dissolved	308	mg/L	F	REG	EPA 6020B	01-May-23	0.1	mg/L	130	70
23D2884_B3D2895-MS1	Chromium dissolved	0.0791	mg/L	F	REG	EPA 6020B	01-May-23	0.0002	mg/L	130	70
23D2884_B3D2895-MS1	Cobalt dissolved	0.821	mg/L	F	REG	EPA 6020B	01-May-23	0.00001	mg/L	130	70
23D2884_B3D2895-MS1	Copper dissolved	0.0902	mg/L	F	REG	EPA 6020B	01-May-23	0.0002	mg/L	130	70
23D2884_B3D2895-MS1	Iron dissolved	9.32	mg/L	F	REG	EPA 6020B	01-May-23	0.004	mg/L	130	70
23D2884_B3D2895-MS1	Lead dissolved	0.077	mg/L	F	REG	EPA 6020B	01-May-23	0.0001	mg/L	130	70
23D2884_B3D2895-MS1	Lithium dissolved	0.0888	mg/L	F	REG	EPA 6020B	01-May-23	0.0001	mg/L	130	70
23D2884_B3D2895-MS1	Magnesium dissolved	12.6	mg/L	F	REG	EPA 6020B	01-May-23	0.01	mg/L	130	70
23D2884_B3D2895-MS1	Manganese dissolved	0.0978	mg/L	F	REG	EPA 6020B	01-May-23	0.0001	mg/L	130	70
23D2884_B3D2895-MS1	Molybdenum dissolved	0.138	mg/L	F	REG	EPA 6020B	01-May-23	0.00002	mg/L	130	70
23D2884_B3D2895-MS1	Nickel dissolved	0.0778	mg/L	F	REG	EPA 6020B	01-May-23	0.00008	mg/L	130	70
23D2884_B3D2895-MS1	Phosphorus dissolved	8.42	mg/L	F	REG	EPA 6020B	01-May-23	0.02	mg/L	130	70
23D2884_B3D2895-MS1	Potassium dissolved	101	mg/L	F	REG	EPA 6020B	01-May-23	0.04	mg/L	130	70
23D2884_B3D2895-MS1	Selenium dissolved	0.842	mg/L	F	REG	EPA 6020B	01-May-23	0.0002	mg/L	130	70
23D2884_B3D2895-MS1	Silicon dissolved	10.3	mg/L	F	REG	EPA 6020B	01-May-23	0.2	mg/L	130	70
23D2884_B3D2895-MS1	Silver dissolved	0.0716	mg/L	F	REG	EPA 6020B	01-May-23	0.00002	mg/L	130	70
23D2884_B3D2895-MS1	Sodium dissolved	610	mg/L	F	REG	EPA 6020B	01-May-23	0.04	mg/L	130	70
23D2884_B3D2895-MS1	Strontium dissolved	0.931	mg/L	F	REG	EPA 6020B	01-May-23	0.0002	mg/L	130	70
23D2884_B3D2895-MS1	Sulfur dissolved	797	mg/L	F	REG	EPA 6020B	01-May-23	2	mg/L	130	70
23D2884_B3D2895-MS1	Tellurium dissolved	0.0855	mg/L	F	REG	EPA 6020B	01-May-23	0.0001	mg/L	130	70
23D2884_B3D2895-MS1	Thallium dissolved	0.0756	mg/L	F	REG	EPA 6020B	01-May-23	0.000008	mg/L	130	70
23D2884_B3D2895-MS1	Thorium dissolved	0.0767	mg/L	F	REG	EPA 6020B	01-May-23	0.00002	mg/L	130	70
23D2884_B3D2895-MS1	Tin dissolved	0.0805	mg/L	F	REG	EPA 6020B	01-May-23	0.0001	mg/L	130	70
23D2884_B3D2895-MS1	Titanium dissolved	0.0776	mg/L	F	REG	EPA 6020B	01-May-23	0.0004	mg/L	130	70
23D2884_B3D2895-MS1	Tungsten dissolved	0.0855	mg/L	F	REG	EPA 6020B	01-May-23	0.0004	mg/L	130	70
23D2884_B3D2895-MS1	Uranium dissolved	0.0907	mg/L	F	REG	EPA 6020B	01-May-23	0.000002	mg/L	130	70
23D2884_B3D2895-MS1	Vanadium dissolved	0.0809	mg/L	F	REG	EPA 6020B	01-May-23	0.002	mg/L	130	70
23D2884_B3D2895-MS1	Zinc dissolved	0.756	mg/L	F	REG	EPA 6020B	01-May-23	0.002	mg/L	130	70
23D2884_B3D2895-MS1	Zirconium dissolved	0.0857	mg/L	F	REG	EPA 6020B	01-May-23	0.00004	mg/L	130	70
23D2884_B3E0121-BLK1	Thiocyanate	<0.10	mg/L	T	REG	SM 4500-CN- M (2021)	02-May-23	0.1	mg/L		
23D2884_B3E0121-BS1	Thiocyanate	102	%	T	SC	SM 4500-CN- M (2021)	02-May-23	1	%	115	85
23D2884_B3E0130-BLK1	Cyanide Total	<0.0020	mg/L	T	REG	ASTM D7511-12	02-May-23	0.002	mg/L		
23D2884_B3E0130-BLK2	Cyanide Total	<0.0020	mg/L	T	REG	ASTM D7511-12	02-May-23	0.002	mg/L		

CERTIFICATE OF ANALYSIS ▪ SUPERNATANT QA/QC RESULTS

Global
ARD Testing Services Inc.

GLOBAL PROJECT NO: 2329 (B2)
CLIENT: WSP E&I Canada
PROJECT NAME: Great Bear
PROJECT NO: OMGS21045
REPORT VERSION: 1

Sulphate:

Certified Reference Material:	Parameter: Sulphate	% Recovery	Matrix Spike %	Units	QC Limits
STD Mineral Water (15.3 mg/L)	13.90	90.8%		%	80 - 120
Spiked Blank (19.61 mg/L)	17.60		89.8%	%	80 - 120

Dissolved Metals by ICP-MS:

Sample Code	Parameter	Result	Result Units	Total or Filtered	Method Type	Method Name	Date Analyzed	EQL	EQL Units	UCL	LCL
23D2884_B3E0130-BS1	Cyanide Total	112	%	T	SC	ASTM D7511-12	02-May-23	1	%	120	82
23D2884_B3E0130-BS2	Cyanide Total	112	%	T	SC	ASTM D7511-12	02-May-23	1	%	120	82
23D2884_B3E0130-BSD1	Cyanide Total	105	%	T	SC	ASTM D7511-12	02-May-23	1	%	120	82
23D2884_B3E0130-BSD2	Cyanide Total	114	%	T	SC	ASTM D7511-12	02-May-23	1	%	120	82
23D2884_B3E0205-BLK1	Mercury dissolved	<0.0050	ug/L	F	REG	EPA 245.7*	02-May-23	0.005	ug/L		
23D2884_B3E0205-BS1	Mercury dissolved	95	%	F	SC	EPA 245.7*	02-May-23	1	%	120	80
23D2884_B3E0205-BS2	Mercury dissolved	106	%	F	SC	EPA 245.7*	02-May-23	1	%	120	80
23D2884_B3E0205-DUP2	Mercury dissolved	<0.0050	ug/L	F	REG	EPA 245.7*	02-May-23	0.005	ug/L		

NOTES:
Job No: 23D2884

Abbreviations & Descriptions:
Method Blank (Blk): A blank sample that undergoes sample processing identical to that carried out for the test samples.
Method Blank results are used to assess contamination from the laboratory environment and reagents.

Duplicate (Dup): An additional or second portion of a randomly selected sample in the analytical run carried through the entire analytical process.
Duplicates provide a measure of the analytical method's precision (reproducibility).

Blank Spike (BS): A sample of known concentration which undergoes processing identical to that carried out for test samples, also referred to as a laboratory control sample (LCS).
Blank spikes provide a measure of the analytical method's accuracy.

Matrix Spike (MS): A second aliquot of sample is fortified with a known concentration of target analytes and carried through the entire analytical process.
Matrix spikes evaluate potential matrix effects that may affect the analyte recovery.

Standard Reference Material (SRM): A homogenous material of similar matrix to the samples, certified for the parameter(s) listed.
Reference Materials ensure that the analytical process is adequate to achieve acceptable recoveries of the parameter(s) tested.

Each QC type is analyzed at a 5-10% frequency, i.e. one blank/duplicate/spike for every 10-20 samples.

For all types of QC, specified recovery (% Rec) and relative percent difference (RPD) limits are derived from long-term method performance averages and/or prescribed by the reference method.

EQL = Estimated Quantitation Limits
PQL = Practical Quantitation Limits
UCL = Upper Control Limit
LCL = Lower Control Limit
BLK = Blank
BS = Blank Spike
MS = Matrix Spike
DUP = Duplicate

CERTIFICATE OF ANALYSIS ▪ COVER PAGE

Global ARD Testing Services Inc.

CLIENT INFORMATION	
Client:	WSP E&I Canada Ltd.
Project Manager:	Forrest McAdam
Mailing Address	6925 Century Ave.
	Mississauga, ON, L5N 7K2
Contact No:	(647)-620-5190

COMPANY INFORMATION	
Legal Name:	Global ARD Testing Services Inc.
Mailing Address:	6891 Antrim Avenue
	Burnaby, BC
	V5J 4M5
Contact No:	
	Main: (604) 428-2730
	Alternate: (604) 603-1359

PROJECT INFORMATION	
Project Name:	Kinross Great Bear - Flotation Tailings
Project Number:	OMEMA2303

RESULTS		
Reported To:	**1**	Forrest McAdam (forrest.mcadam@wsp.com)
	2	Kristen Gault (kristen.gault@wsp.com)
	3	Anna Klein (anna.klein@wsp.com)
	4	
Date Reported:	**Version-1:**	Thursday, December 7, 2023
	Version-2:	Wednesday, October 23, 2024
	Version-3:	Monday, June 23, 2025
	Version-4:	Friday, August 15, 2025
	Version-5:	Thursday, November 13, 2025

REPORTING	
Global Project No:	2329 (B5)
Report Version:	5
Pages (Including Cover):	9
Report Title:	COA 2329 (B5) x 2 Kinross Great Bear - Flotation Tailings Samples (rec'd 10-Oct23)
Analysis Reviewed By:	Prab Bhatia (Pbhatia@globalARDtesting.com)
Position:	Project Manager
Report Certified By:	Prab Bhatia
Signature:	

INVOICE		
Submitted To:	**1**	Matthew Hart (matthew.hart@kinross.com)
	2	Forrest McAdam (forrest.mcadam@wsp.com)
	3	Kristen Gault (kristen.gault@wsp.com)
	4	
Client PO No:		
Global Invoice No:		ARD2329-1223A
Date Submitted:		December 8, 2023

NOTES
All samples and pulps are stored at no charge for 90 days past reporting date.
Please contact the lab if you would like to continue storage past 90 days.
Storage charges will apply.
VERSIONS:
Version-2: Trace Metal Hg data revised - Rounding
Version-3: updated supernatant tab header and Acidity value.
Version-4: Updated Methods for ABA, Supernatant and SFE analyses
Version-5: Alternate Summarized Report for Sarah

CERTIFICATE OF ANALYSIS ▪ SAMPLE DETAILS

Global ARD Testing Services Inc.

GLOBAL PROJECT NO: 2329 (B5)
CLIENT: WSP E&I Canada Ltd.
PROJECT NAME: Kinross Great Bear - Flotation Tailings
PROJECT NO: OMEMA2303
REPORT VERSION: 5

SAMPLE RECEIPT INFO	
Date Samples Received:	Tuesday, October 10, 2023
No of Samples Received:	2
Samples Received By:	Prab

ANALYTICAL INSTRUCTIONS	
From:	
	as per email Confirmation
Date:	Thursday, November 2, 2023

S. No.	Sample ID	Sample Description	Condition (Wet/Dry)	Wt. of Sample Rec'd (kg)	Global Notes (if any)
1	F1-Ro Concentrate	Dry		0.30	
2	F1-Ro Tailings	Wet		1.95	
SUPERNATANT					
1	CN2 Barren solution, Pre-Detc	Water		300mL	Supernatant
2	CND2 Solution, Post-Detox	Water		300mL	Supernatant
3	Overlying Water			1000mL	Kept in Cooler

Total wt of sample rec'd (kg): **2.25**

CERTIFICATE OF ANALYSIS ▪ ABA RESULTS

Global ARD Testing Services Inc.

GLOBAL PROJECT NO: 2329 (B5)
CLIENT: WSP E&I Canada Ltd.
PROJECT NAME: Kinross Great Bear - Flotation Tailings
PROJECT NO: OMEMA2303
REPORT VERSION: 5

S. No.	Sample ID	Paste pH	Fizz Rating	Total Carbon	Total Inorganic C	$CaCO_3$ Equivalents[*1]	Total Sulphur		Sulphate Sulphur	AP[*3]	Modified ABA NP	NNP[*4]	NPR[*5]
	Units:	**pH Units**		**wt %**	**wt %**	**kg CaCO3/tonne**	**wt %**		**wt %**		**kg CaCO3/tonne**		
	Reported Detection Limit:	***0.1***		***0.02***	***0.02***	***1.7***	***0.01***		***0.01***				
1	F1-Ro Concentrate	7.5	Slight	0.23	0.17	14.2	33.5		0.03		9.90	9.9	N/A
2	F1-Ro Tailings	8.5	Slight	0.12	0.23	19.2	0.19		0.02		28.2	28.2	N/A
	QUALITY ASSURANCE / QUALITY CONTROL												
Pulp Replicates:													
	%RPD												
Reference Material Analysis:													
Reference Material		1) NBM-1 2) KZK-1		OREAS 20a	KZK-1		RTS-3a	OREAS 277	RTS-3a		1) KZK-1 (Slight) 2) KZK-1 (Moderate)		
Ref. Material Certified Value		**1) 8.45 2) 8.80**		**0.06**	**0.92**		**9.59**	**0.64**	**1.10**		**1) 58.9 2) 61.6**		
Reference Material Results		1) 8.30 2) N/A		0.06	0.97		9.58	0.63	1.09		1) 57.6 2) N/A		
Acceptance Range:		***90% - 110%***		***90% - 110%***	***80% - 120%***		***90% - 110%***		***90% - 110%***		***90% - 110%***		
Method Blank Analysis:													
Method Blank Results				<0.01	<0.02		<0.01		<0.01				
GLOBAL SOP NO./METHOD:		*ARD-005*	*ARD-005*	*LECO*	*CO_2 Coulometer*	*Calc.*	*LECO*		*ARD-013*	*Calc.*	*ARD-005*	*Calc.*	*Calc.*

NOTES:
Job No: 20231121

Date of Analysis (24 h): November 21-22, 2023
pH of DI water used (pH units): 5.86
EC of DI water used (µS/cm): 0.86

METHODS:
Total Sulphur by Leco.
Total Inorganic Carbon (TIC): $HClO_4$ leach, evolved CO_2 analysed by CO_2 Coulometer.

ABBREVIATIONS:
R = Rep = Replicate (a replicate is a sub-sample scooped from a single pulp sample bag produced per client sample)
D = Dup = Duplicate (a duplicate is 2nd sub-pulp sample bag produced by processing a 2nd split of the client sample. A duplicate pulp sample is prepared only at client request.
EC = Electric Conductivity
NP = Neutralization Potential
Calc. = Calculation
IND = Indeterminate
COA = Certificate Of Analysis
N/A = Not Applicable
NR = Not Reported

CALCULATIONS:
*1 $CaCO_3$ Equivalents: Is based on TIC (Total Inorganic Carbon)
*2 Non-Extractable Sulphur: Total sulphur - (sulphate sulphur + sulphide sulphur)
*3 AP (Acid Potential): Sulphide-sulphur x 31.25
*4 NNP (Net Neutralization Potential): NP - AP
*5 NPR (Neutralization Potential Ratio): NP/AP

REFERENCES:
Sample Preparation: ASTM E877-08; MEND Report 1.20.1, Version 0 (2009)
ABA: Air-dried, jaw-crushed, split by riffling and pulverized to 85% passing 200 mesh (75 µm).
Surface Rinse-pH: MEND Report 1.20.1, Version 0 (2009).
Modified ABA (Sobek) NP: MEND Acid Rock Drainage Prediction Manual, MEND Project 1.16.1b (pages 6.2-11 to 17), March 1991.
STD Sobek NP / Paste pH / Fizz Rating: Sobek, A.A., Schuller, W.A., Freeman, J.R. and Smith, R.M.; US EPA-600/2-78-054 (1978).
Paste pH / Fizz Rating: Sobek, A.A., Schuller, W.A., Freeman, J.R. and Smith, R.M.; US EPA-600/2-78-054 (1978).
Sulphate Sulphur: Based on MEND method using HCl leach. The S extracted is determined by analysing the extract for SO_4 using UV-Vis Spectrophotometer (STD Method 4500-SO42- E).
Sulphur Speciation: Sequential HCl and HNO_3 leach. The S extracted is determined by analysing the extract for SO_4 using UV-Vis Spectrophotometer (STD Method 4500-SO42- E).

CERTIFICATE OF ANALYSIS ▪ SINGLE ADDITION NAG RESULTS (EGi Method)

Global ARD Testing Services Inc.

GLOBAL PROJECT NO: 2329 (B5)
CLIENT: WSP E&I Canada Ltd.
PROJECT NAME: Kinross Great Bear - Flotation Tailings
PROJECT NO: OMEMA2303
REPORT VERSION: 5

S. No:	Sample ID	Pulp Sample Weight (g)	Vol. of 15% H_2O_2 (mL)	NAG pH (pH Units)	NaOH to pH 4.5 (mL)	NaOH to pH 7.0 (mL)	NaOH Conc. (N)	NAG Acidity pH 4.5 (kg H_2SO_4/tonne)	NAG Acidity pH 7.0 (kg H_2SO_4/tonne)	% RPD		
										to pH 4.5	to pH 7.0	Acceptance Criteria
1	F1-Ro Concentrate	2.5	250	2.28	41.09	73.09	0.1	80.5	143.3			
2	F1-Ro Tailings	2.5	250	8.32	0.00	0.00	0.1	0.0	0.0			
QUALITY ASSURANCE / QUALITY CONTROL												
Replicates:												
												10%
Method Blank Analysis:												
Method Blank (15% H_2O_2 Solution)		N/A	250	4.77	0.00	9.32	0.1					
GLOBAL SOP NO:		***ARD-017***										

NOTES:
Date of Analysis: November 24-27, 2023

pH (pH Units) of 15% H_2O_2 (buffered with 0.5 N NaOH): 5.22
EC (µS/cm) of 15% H_2O_2 (buffered with 0.5 N NaOH): 15.07
pH (pH Units) of DI water used: 5.92
EC (µS/cm) of DI water used: 1.35

Solid:Liquid ratio used: 1:100; 2.5 g Pulp Sample: 250 mL 15% H_2O_2.
pH measurement of 15% H_2O_2 solution was conducted at room temperature & buffered with 0.5N NaOH solution to ensure a pH between 4 and 7.
NAG pH & method blank pH measurements were taken after digesting with peroxide solution and making up the solution to its original volume of 250 mL with DI water.
On client's request the NAG procedure is repeated using 1 g of pulp sample when the NAG value for pH 4.5 exceeds 25 kg H_2SO_4 per tonne.

ABBREVIATIONS:
R = Replicate (i.e. using a pulp sample from the same bag).
D = Duplicate (i.e. client sample is processed to produced a 2nd pulp bag & analyzed as a duplicate).
RPD = Relative Percent Difference.
EC = Electrical Conductivity
ORP = Oxidation Reduction Potential
RDL = Reportable Detection Limit.
EDL = Estimated Detection Limit
SIE = Selective Ion Electrode
IC = Ion Chromatography
Calc. = Calculation

REFERENCE:
Egi - Environmental Geochemistry International; Single Addition Net Acid Generation (NAG) Test Procedure; Miller et al; Revised Dec. 2006; Page 2 to 4.

Global
ARD Testing Services Inc.

CERTIFICATE OF ANALYSIS ▪ METALS RESULTS BY AQUA REGIA DIGEST & ICP-MS ANALYSIS ON SOLIDS

GLOBAL PROJECT NO: 2329 (B5)
CLIENT: WSP E&I Canada Ltd.
PROJECT NAME: Kinross Great Bear - Flotation Tailing
PROJECT NO: OMEMA2303
REPORT VERSION: 5

S. No.	Sample ID	Method	Silver (Ag)	Aluminum (Al)	Arsenic (As)	Gold (Au)	Boron (B)	Barium (Ba)	Beryllium (Be)	Bismuth (Bi)	Calcium (Ca)	Cadmium (Cd)	Cerium (Ce)	Cobalt (Co)	Chromium (Cr)	Cesium (Cs)	r (Cu)	Iron (Fe)	Gallium (Ga)	Germanium (Ge)	Hafnium (Hf)	Mercury (Hg)	Indium (In)	Potassium (K)	Lanthanum (La)	Lithium (Li)	Magnesium (Mg)	Manganese (Mn)
		Analyte																										
		Unit	ppm	%	ppm	ppm	ppm	ppm	ppm	ppm	%	ppm	ppm	ppm	ppm	ppm	ppm	%	ppm	ppm	ppm	ppm	ppm	%	ppm	ppm	%	ppm
		MDL	0.01	0.01	0.1	0.0005	10	10	0.05	0.01	0.01	0.01	0.02	0.1	1	0.05	0.2	0.01	0.05	0.05	0.02	0.005	0.005	0.01	0.2	0.1	0.01	5
		Sample Type																										
1	F1-Ro Concentrate	Pulp	6.55	0.64	296.3	0.3964	27	11	0.18	38.40	0.52	6.92	58.12	112.0	104	0.45	2230.7	24.06	2.21	0.09	0.81	0.060	0.192	0.25	28.4	4.0	0.30	242
2	F1-Ro Tailings	Pulp	0.14	1.40	4.1	0.0218	<10	81	0.35	2.77	0.90	0.07	55.61	4.5	84	2.85	144.7	1.33	4.09	0.06	0.64	0.006	0.023	0.63	27.5	9.4	0.76	466
QUALITY ASSURANCE / QUALITY CONTROL																												
Pulp Replicates																												
		%RPD																										
Reference Material																												
STD OREAS 601C			49.60	0.670	380.9	1.005	<10	209	0.59	21.49	0.77	2.69	35.1	4.30	14.0	1.34	1130.2	1.84	3.89	0.08	0.97	0.219	0.506	0.250	17.3	7.30	0.080	206
True Value STD OREAS 601C			**50.41**	**0.663**	**378.2**		**< 10**		**0.59**	**21.32**	**0.78**	**2.70**	**34.7**	**4.27**	**14.7**	**1.32**	**1157.6**	**1.84**	**3.86**	**0.08**	**0.97**	**0.216**	**0.497**	**0.254**	**17.3**	**7.56**	**0.084**	**213**
% Difference			-2%	1%	1%				0%	1%	-1%	0%	1%	1%	-5%	1%	-2%	0%	1%	-4%	0%	1%	2%	-1%	0%	-3%	-5%	-3%
Method Blank:																												
Method Blank			<0.01	<0.01	<0.1	<0.0005	<10	<10	<0.05	<0.01	<0.01	<0.01	<0.02	<0.1	<1	<0.05	<0.2	<0.01	<0.05	<0.05	<0.02	<0.005	<0.005	<0.01	<0.2	<0.1	<0.01	<5

Notes:
Job No: YVR2311228

Analytical Methods (IMS-130):
A 0.5 g of pulp sample is leached in hot (95°C) 3:1 aqua regia digestion followed by ICP Mass Spec analysis.
Gold determinations by this method are semi-quantitative due to the small sample weight used (0.5 g).
Refractory and graphitic samples can limit Au solubility.

Abbreviations:
R / Rep = Replicate (a replicate is a sub-sample scooped from a single sample bag produced per client sample)
D / Dup = Duplicate (a duplicate is 2nd sub-sample bag produced by processing a second split of the original client sample received)
MDL = Measurable Detection Limit
COA: Certificate Of Analysis.
IND = Indeterminate
NR: Not reported in COA

On Cerfified Reference Material and Tolerance:
Any one element in a run reporting outside tolerance limits does not constitute failure of the standard.
As per Certificate of Analysis (COA): All values indicated are Certified. Values indicated in green are indicative only.
NR = Not Reported (in the Certificate Of Analysis).

Global
ARD Testing Services Inc.

CERTIFICATE OF ANALYSIS ▪ METALS RESULTS BY AQUA REGIA DIGEST & ICP-MS ANALYSIS ON SOLIDS

GLOBAL PROJECT NO: 2329 (B5)
CLIENT: WSP E&I Canada Ltd.
PROJECT NAME: Kinross Great Bear - Flotation Tailings
PROJECT NO: OMEMA2303
REPORT VERSION: 5

S. No.	Sample ID	Method / Analyte / Unit / MDL / Sample Typ	Molybdenum (Mo) ppm 0.05	Sodium (Na) % 0.01	Niobium (Nb) ppm 0.05	Nickel (Ni) ppm 0.2	Phosphorous (P) ppm 10	Lead (Pb) ppm 0.2	Rubidium (Rb) ppm 0.1	Rhenium (Re) ppm 0.001	Sulphur (S) % 0.01	Antimony (Sb) ppm 0.05	Scandium (Sc) ppm 0.1	Selenium (Se) ppm 0.2	Tin (Sn) ppm 0.2	m (Sr) ppm 0.2	Tantalum (Ta) ppm 0.01	Tellurium (Te) ppm 0.01	Thorium (Th) ppm 0.2	Titanium (Ti) % 0.005	Thallium (Tl) ppm 0.02	Uranium (U) ppm 0.05	Vandium (V) ppm 1	n (W) ppm 0.05	Yttrium (Y) ppm 0.05	Zinc (Zn) ppm 1	Zirconium (Zr) ppm 0.5
1	F1-Ro Concentrate	Pulp	6.81	0.06	0.52	170.3	264	760.5	13.9	0.001	>10	1.1	0.9	2.6	1.1	18.6	0.02	10.41	8.5	0.039	0.3	2.51	8	4.4	5.29	1474	29.3
2	F1-Ro Tailings	Pulp	1.49	0.11	0.21	35.1	722	32.1	42.8	<0.001	0.17	0.23	1.1	0.3	0.4	32.3	<0.01	0.72	7.2	0.093	0.68	1.56	16	8.06	5.99	52	20.5
QUALITY ASSURANCE / QUALITY CONT																												
Pulp Replicates																												
		%RPD																										
Reference Material																												
STD OREAS 601C			3.31	0.06	0.34	6.1	240	248.6	12.4	<0.001	0.92	29.66	1.00	8.1	1.60	35.6	<0.01	7.18	6.3	0.013	1.22	2.07	5.00	1.18	5.13	380	33.7
True Value STD OREAS 601C			**3.35**	**0.05**	**<1**	**6.0**	**243**	**248.1**	**12.4**	**< 0.001**	**0.91**	**29.73**	**1.03**	**8.0**	**1.587**	**36.3**	**< 0.05**	**7.22**	**6.1**	**0.010**	**1.20**	**2.04**	**4.75**	**1.16**	**5.10**	**380.6**	**33.5**
% Difference			-1%	14%		2%	-1%	0%	0%		1%	0%	-3%	1%	1%	-2%		-1%	3%	36%	2%	1%	5%	1%	1%	0%	0%
Method Blank:																												
Method Blank			<0.05	<0.01	<0.05	<0.2	<10	<0.2	<0.1	<0.001	<0.01	<0.05	<0.1	<0.2	<0.2	<0.2	<0.01	<0.01	<0.2	<0.005	<0.02	<0.05	<1	<0.05	<0.05	<1	<0.5

CERTIFICATE OF ANALYSIS ▪ SUPERNATANT RESULTS

Global ARD Testing Services Inc.

Parameter	Method	Unit	RDL	1	2
				Supernatant	
				CN2 Barren solution, Pre-Detox	CND2 Solution, Post-Detox
Weight of dry sample used	Weighing Scale	g	0.01		
Volume of DI water used	Graduated Cylinder	mL	0.50		
On filtered samples (using 0.45 µm filter paper):					
pH	Meter	pH units	0.01	10.7	7.9
EC	Meter	µS/cm	1	1422	4770
Acidity (to pH 8.3)	Titration	mg $CaCO_3$/L	0.5	<0.5	11.7
Alkalinity (to pH 4.5)	Titration	mg $CaCO_3$/L	0.5	419.9	138.2
Sulphate	Turbidimetric	mg/L	1	71.6	4193.3
Chloride	IC	mg/L	0.1	17.9	19.1
Fluoride	IC	mg/L	0.1	0.44	<0.10
Nitrate	IC	mg/L	0.01	0.058	0.044
Nitrite	IC	mg/L	0.01	<0.010	<0.010
Ammonia	Colourimetry	mg/L	0.05	5.780	50.000
Total Cyanide	Flow Injection	mg/L	0.5	459.000	16.500
Cyanide WAD	Flow Injection	mg/L	0.02	197.000	0.118
Free Cyanide	Flow Injection	mg/L	0.005	117.000	0.009
Cyanate	Colourimetry	mg/L	1	15.000	130.000
Thiocyanate	Colourimetry	mg/L	5	<50.0	36
Total Dissolved Phosphorus	Colourimetry	mg/L	0.005	0.011	<0.0050
Dissolved Metals Analysis by ICP-MS:					
Dissolved Hardness (CaCO3)	ICP-MS	mg/L	0.125	23.6	1600.0
Aluminum Dissolved	ICP-MS	mg/L	0.001	1.67	0.0694
Antimony Dissolved	ICP-MS	mg/L	0.00005	0.0295	0.0197
Arsenic Dissolved	ICP-MS	mg/L	0.00005	0.0608	0.00223
Barium Dissolved	ICP-MS	mg/L	0.0001	0.00496	0.0523
Beryllium Dissolved	ICP-MS	mg/L	0.00001	<0.000010	<0.000020
Bismuth Dissolved	ICP-MS	mg/L	0.00001	<0.000010	<0.000020
Boron Dissolved	ICP-MS	mg/L	0.002	0.0534	0.0506
Cadmium Dissolved	ICP-MS	mg/L	0.000002	0.0000431	0.0000156
Calcium Dissolved	ICP-MS	mg/L	0.05	9.4	623.0
Chromium Dissolved	ICP-MS	mg/L	0.001	0.0014	<0.00100
Cobalt Dissolved	ICP-MS	mg/L	0.000005	1.49	0.425
Copper Dissolved	ICP-MS	mg/L	0.0001	0.0324	<0.00020
Iron Dissolved	ICP-MS	mg/L	0.002	87.4	6.06
Lead Dissolved	ICP-MS	mg/L	0.00005	0.000455	<0.000100
Lithium Dissolved	ICP-MS	mg/L	0.000	0.0004	0.0117
Magnesium Dissolved	ICP-MS	mg/L	0.005	0.0	9.6
Manganese Dissolved	ICP-MS	mg/L	0.00005	0.000051	0.0491
Mercury Dissolved	CVAFS	ug/L	0.005	0.009	<0.0050
Molybdenum Dissolved	ICP-MS	mg/L	0.00001	0.00147	0.0843
Nickel Dissolved	ICP-MS	mg/L	0.00004	0.00185	0.000453
Phosphorus Dissolved	ICP-MS	mg/L	0.01	0.021	<0.020
Potassium Dissolved	ICP-MS	mg/L	0.02	24.6	49.5
Selenium Dissolved	ICP-MS	mg/L	0.0001	0.0641	0.0317
Silicon Dissolved	ICP-MS	mg/L	0.1	5.63	3.01
Silver Dissolved	ICP-MS	mg/L	0.00001	0.0015	0.000051
Sodium Dissolved	ICP-MS	mg/L	0.02	393	1110
Strontium Dissolved	ICP-MS	mg/L	0.0001	0.0752	1.56
Sulphur Dissolved	ICP-MS	mg/L	1.00000	50.3	1420.0
Tellurium Dissolved	ICP-MS	mg/L	0.00005	0.00265	<0.000100
Thallium Dissolved	ICP-MS	mg/L	0.000004	<0.0000040	0.0000215
Thorium Dissolved	ICP-MS	mg/L	0.00001	<0.000010	0.000026
Tin Dissolved	ICP-MS	mg/L	0.00005	0.000307	0.000505
Titanium Dissolved	ICP-MS	mg/L	0.0002	<0.00020	<0.00040
Tungsten Dissolved	ICP-MS	mg/L	0.0002	0.00239	0.0119
Uranium Dissolved	ICP-MS	mg/L	0.000001	0.000349	0.0276
Vanadium Dissolved	ICP-MS	mg/L	0.001	<0.00100	<0.00200
Zinc Dissolved	ICP-MS	mg/L	0.001	0.006	<0.0020
Zirconium Dissolved	ICP-MS	mg/L	0.00002	0.000	<0.000040
Ion Balance:					
Major Anions	Calc.	meq/L		9.89	90.13
Major Cations	Calc.	meq/L		21.60	81.71
Difference	Calc.	meq/L		11.71	-8.42
Balance (%)	Calc.	%		37.2%	-4.9%
			Supernatant Analysis ID:	*23K0837-01*	*23K0837-02*

NOTES:
Job No: 23K0837
Date of Analysis (24 h): November 6, 2023
pH of DI water used (pH Units): 5.69
EC of DI water used (µS/cm): 0.81

ABBREVIATIONS:
R / Rep = Replicate (which involves the analysis of the same Supernatant aliquot).
D / Dup = Duplicate (which involves the analysis of a separate Supernatant extract, produced by processing a secopnd split
Calc. = Calculation
EC = Electrical Conductivity
IC = Ion Chromatography
NA = Not Applicable.
NR = Not Reported.
mg/L = Milligrams per Litre

CERTIFICATE OF ANALYSIS ▪ SUPERNATANT QA/QC RESULTS

Global
ARD Testing Services Inc.

GLOBAL PROJECT NO: 2329 (B5)
CLIENT: WSP E&I Canada Ltd.
PROJECT NAME: Kinross Great Bear - Flotation Tailir
PROJECT NO: OMEMA2303
REPORT VERSION: 5

Sulphate:

Certified Reference Material:	Parameter: Sulphate	% Recovery	Matrix Spike %	Units	QC Limits
STD Mineral Water (9.95 mg/L)	9.14	91.9%		%	80 - 120
Spiked Blank (19.61 mg/L)	19.62		100.1%	%	80 - 120

Dissolved Metals by ICP-MS:

Sample Code	Parameter	Result	Result Units	Total or Filtered	Method Type	Method Name	Date Analyzed	EQL	EQL Units	UCL	LCL
23K0837_B3K0955-BLK1	Mercury dissolved	<0.0050	ug/L	F	REG	EPA 245.7*	'09 Nov 2023	0.005	ug/L		
23K0837_B3K0955-BLK2	Mercury dissolved	<0.0050	ug/L	F	REG	EPA 245.7*	'09 Nov 2023	0.005	ug/L		
23K0837_B3K0955-BS1	Mercury dissolved	101	%	F	SC	EPA 245.7*	'09 Nov 2023	1	%	120	80
23K0837_B3K0955-BS2	Mercury dissolved	91	%	F	SC	EPA 245.7*	'09 Nov 2023	1	%	120	80
23K0837_B3K1016-BLK1	Thiocyanate	<0.10	mg/L	T	REG	SM 4500-CN- M (2021)	'09 Nov 2023	0.1	mg/L		
23K0837_B3K1016-BS1	Thiocyanate	104	%	T	SC	SM 4500-CN- M (2021)	'09 Nov 2023	1	%	115	85
23K0837_B3K1016-DUP1	Thiocyanate	<50.0	mg/L	T	REG	SM 4500-CN- M (2021)	'09 Nov 2023	50	mg/L		
23K0837_B3K1050-BLK1	Chloride	<0.10	mg/L	T	REG	SM 4110 B (2020)	'10 Nov 2023	0.1	mg/L		
23K0837_B3K1050-BLK1	Fluoride	<0.10	mg/L	T	REG	SM 4110 B (2020)	'10 Nov 2023	0.1	mg/L		
23K0837_B3K1050-BLK1	Nitrate (as N)	<0.010	mg/L	T	REG	SM 4110 B (2020)	'10 Nov 2023	0.01	mg/L		
23K0837_B3K1050-BLK1	Nitrite (as N)	<0.010	mg/L	T	REG	SM 4110 B (2020)	'10 Nov 2023	0.01	mg/L		
23K0837_B3K1050-BLK2	Chloride	<0.10	mg/L	T	REG	SM 4110 B (2020)	'10 Nov 2023	0.1	mg/L		
23K0837_B3K1050-BLK2	Fluoride	<0.10	mg/L	T	REG	SM 4110 B (2020)	'10 Nov 2023	0.1	mg/L		
23K0837_B3K1050-BLK2	Nitrate (as N)	<0.010	mg/L	T	REG	SM 4110 B (2020)	'10 Nov 2023	0.01	mg/L		
23K0837_B3K1050-BLK2	Nitrite (as N)	<0.010	mg/L	T	REG	SM 4110 B (2020)	'10 Nov 2023	0.01	mg/L		
23K0837_B3K1050-BS1	Chloride	100	%	T	SC	SM 4110 B (2020)	'10 Nov 2023	1	%	110	90
23K0837_B3K1050-BS1	Fluoride	96	%	T	SC	SM 4110 B (2020)	'10 Nov 2023	1	%	108	88
23K0837_B3K1050-BS1	Nitrate (as N)	100	%	T	SC	SM 4110 B (2020)	'10 Nov 2023	1	%	110	90
23K0837_B3K1050-BS1	Nitrite (as N)	101	%	T	SC	SM 4110 B (2020)	'10 Nov 2023	1	%	115	85
23K0837_B3K1050-BS2	Chloride	100	%	T	SC	SM 4110 B (2020)	'10 Nov 2023	1	%	110	90
23K0837_B3K1050-BS2	Fluoride	101	%	T	SC	SM 4110 B (2020)	'10 Nov 2023	1	%	108	88
23K0837_B3K1050-BS2	Nitrate (as N)	100	%	T	SC	SM 4110 B (2020)	'10 Nov 2023	1	%	110	90
23K0837_B3K1050-BS2	Nitrite (as N)	100	%	T	SC	SM 4110 B (2020)	'10 Nov 2023	1	%	115	85
23K0837_B3K1067-BLK3	Phosphorus Total Dissolved	<0.0050	mg/L	F	REG	SM 4500-P F (2021)	'10 Nov 2023	0.005	mg/L		
23K0837_B3K1067-BLK4	Phosphorus Total Dissolved	<0.0050	mg/L	F	REG	SM 4500-P F (2021)	'10 Nov 2023	0.005	mg/L		
23K0837_B3K1067-BS3	Phosphorus Total Dissolved	103	%	F	SC	SM 4500-P F (2021)	'10 Nov 2023	1	%	115	85
23K0837_B3K1067-BS4	Phosphorus Total Dissolved	102	%	F	SC	SM 4500-P F (2021)	'10 Nov 2023	1	%	115	85
23K0837_B3K1068-BLK1	Aluminum dissolved	<0.0010	mg/L	F	REG	EPA 6020B	'11 Nov 2023	0.001	mg/L		
23K0837_B3K1068-BLK1	Antimony dissolved	<0.000050	mg/L	F	REG	EPA 6020B	'11 Nov 2023	0.00005	mg/L		
23K0837_B3K1068-BLK1	Arsenic dissolved	<0.000050	mg/L	F	REG	EPA 6020B	'11 Nov 2023	0.00005	mg/L		
23K0837_B3K1068-BLK1	Barium dissolved	<0.00010	mg/L	F	REG	EPA 6020B	'11 Nov 2023	0.0001	mg/L		
23K0837_B3K1068-BLK1	Beryllium dissolved	<0.000010	mg/L	F	REG	EPA 6020B	'11 Nov 2023	0.00001	mg/L		
23K0837_B3K1068-BLK1	Bismuth dissolved	<0.000010	mg/L	F	REG	EPA 6020B	'11 Nov 2023	0.00001	mg/L		
23K0837_B3K1068-BLK1	Boron dissolved	<0.0020	mg/L	F	REG	EPA 6020B	'11 Nov 2023	0.002	mg/L		
23K0837_B3K1068-BLK1	Cadmium dissolved	<0.0000020	mg/L	F	REG	EPA 6020B	'11 Nov 2023	0.000002	mg/L		
23K0837_B3K1068-BLK1	Calcium dissolved	<0.050	mg/L	F	REG	EPA 6020B	'11 Nov 2023	0.05	mg/L		
23K0837_B3K1068-BLK1	Chromium dissolved	<0.00050	mg/L	F	REG	EPA 6020B	'11 Nov 2023	0.0005	mg/L		
23K0837_B3K1068-BLK1	Cobalt dissolved	<0.0000050	mg/L	F	REG	EPA 6020B	'11 Nov 2023	0.000005	mg/L		
23K0837_B3K1068-BLK1	Copper dissolved	<0.00010	mg/L	F	REG	EPA 6020B	'11 Nov 2023	0.0001	mg/L		
23K0837_B3K1068-BLK1	Iron dissolved	<0.0020	mg/L	F	REG	EPA 6020B	'11 Nov 2023	0.002	mg/L		
23K0837_B3K1068-BLK1	Lead dissolved	<0.000050	mg/L	F	REG	EPA 6020B	'11 Nov 2023	0.00005	mg/L		
23K0837_B3K1068-BLK1	Lithium dissolved	<0.000050	mg/L	F	REG	EPA 6020B	'11 Nov 2023	0.00005	mg/L		
23K0837_B3K1068-BLK1	Magnesium dissolved	<0.0050	mg/L	F	REG	EPA 6020B	'11 Nov 2023	0.005	mg/L		
23K0837_B3K1068-BLK1	Manganese dissolved	<0.000050	mg/L	F	REG	EPA 6020B	'11 Nov 2023	0.00005	mg/L		
23K0837_B3K1068-BLK1	Molybdenum dissolved	<0.000010	mg/L	F	REG	EPA 6020B	'11 Nov 2023	0.00001	mg/L		
23K0837_B3K1068-BLK1	Nickel dissolved	<0.000040	mg/L	F	REG	EPA 6020B	'11 Nov 2023	0.00004	mg/L		
23K0837_B3K1068-BLK1	Phosphorus dissolved	<0.010	mg/L	F	REG	EPA 6020B	'11 Nov 2023	0.01	mg/L		
23K0837_B3K1068-BLK1	Potassium dissolved	<0.020	mg/L	F	REG	EPA 6020B	'11 Nov 2023	0.02	mg/L		
23K0837_B3K1068-BLK1	Selenium dissolved	<0.00010	mg/L	F	REG	EPA 6020B	'11 Nov 2023	0.0001	mg/L		
23K0837_B3K1068-BLK1	Silicon dissolved	<0.10	mg/L	F	REG	EPA 6020B	'11 Nov 2023	0.1	mg/L		
23K0837_B3K1068-BLK1	Silver dissolved	<0.000010	mg/L	F	REG	EPA 6020B	'11 Nov 2023	0.00001	mg/L		
23K0837_B3K1068-BLK1	Sodium dissolved	<0.020	mg/L	F	REG	EPA 6020B	'11 Nov 2023	0.02	mg/L		
23K0837_B3K1068-BLK1	Strontium dissolved	<0.00010	mg/L	F	REG	EPA 6020B	'11 Nov 2023	0.0001	mg/L		
23K0837_B3K1068-BLK1	Sulfur dissolved	<1.00	mg/L	F	REG	EPA 6020B	'11 Nov 2023	1	mg/L		
23K0837_B3K1068-BLK1	Tellurium dissolved	<0.000050	mg/L	F	REG	EPA 6020B	'11 Nov 2023	0.00005	mg/L		
23K0837_B3K1068-BLK1	Thallium dissolved	<0.0000040	mg/L	F	REG	EPA 6020B	'11 Nov 2023	0.000004	mg/L		
23K0837_B3K1068-BLK1	Thorium dissolved	<0.000010	mg/L	F	REG	EPA 6020B	'11 Nov 2023	0.00001	mg/L		
23K0837_B3K1068-BLK1	Tin dissolved	<0.000050	mg/L	F	REG	EPA 6020B	'11 Nov 2023	0.00005	mg/L		
23K0837_B3K1068-BLK1	Titanium dissolved	<0.00020	mg/L	F	REG	EPA 6020B	'11 Nov 2023	0.0002	mg/L		
23K0837_B3K1068-BLK1	Tungsten dissolved	<0.00020	mg/L	F	REG	EPA 6020B	'11 Nov 2023	0.0002	mg/L		
23K0837_B3K1068-BLK1	Uranium dissolved	<0.0000010	mg/L	F	REG	EPA 6020B	'11 Nov 2023	0.000001	mg/L		
23K0837_B3K1068-BLK1	Vanadium dissolved	<0.00100	mg/L	F	REG	EPA 6020B	'11 Nov 2023	0.001	mg/L		
23K0837_B3K1068-BLK1	Zinc dissolved	<0.0010	mg/L	F	REG	EPA 6020B	'11 Nov 2023	0.001	mg/L		
23K0837_B3K1068-BLK1	Zirconium dissolved	<0.000020	mg/L	F	REG	EPA 6020B	'11 Nov 2023	0.00002	mg/L		
23K0837_B3K1068-BS1	Aluminum dissolved	105	%	F	SC	EPA 6020B	'11 Nov 2023	1	%	120	80
23K0837_B3K1068-BS1	Antimony dissolved	102	%	F	SC	EPA 6020B	'11 Nov 2023	1	%	120	80
23K0837_B3K1068-BS1	Arsenic dissolved	105	%	F	SC	EPA 6020B	'11 Nov 2023	1	%	120	80
23K0837_B3K1068-BS1	Barium dissolved	107	%	F	SC	EPA 6020B	'11 Nov 2023	1	%	120	80
23K0837_B3K1068-BS1	Beryllium dissolved	105	%	F	SC	EPA 6020B	'11 Nov 2023	1	%	120	80
23K0837_B3K1068-BS1	Bismuth dissolved	109	%	F	SC	EPA 6020B	'11 Nov 2023	1	%	120	80
23K0837_B3K1068-BS1	Boron dissolved	106	%	F	SC	EPA 6020B	'11 Nov 2023	1	%	120	80

CERTIFICATE OF ANALYSIS ▪ SUPERNATANT QA/QC RESULTS

Global
ARD Testing Services Inc.

GLOBAL PROJECT NO: 2329 (B5)
CLIENT: WSP E&I Canada Ltd.
PROJECT NAME: Kinross Great Bear - Flotation Tailir
PROJECT NO: OMEMA2303
REPORT VERSION: 5

Sulphate:

Certified Reference Material:	Parameter: Sulphate	% Recovery	Matrix Spike %	Units	QC Limits
STD Mineral Water (9.95 mg/L)	9.14	91.9%		%	80 - 120
Spiked Blank (19.61 mg/L)	19.62		100.1%	%	80 - 120

Dissolved Metals by ICP-MS:

Sample Code	Parameter	Result	Result Units	Total or Filtered	Method Type	Method Name	Date Analyzed	EQL	EQL Units	UCL	LCL
23K0837_B3K1068-BS1	Cadmium dissolved	108	%	F	SC	EPA 6020B	'11 Nov 2023	1	%	120	80
23K0837_B3K1068-BS1	Calcium dissolved	106	%	F	SC	EPA 6020B	'11 Nov 2023	1	%	120	80
23K0837_B3K1068-BS1	Chromium dissolved	108	%	F	SC	EPA 6020B	'11 Nov 2023	1	%	120	80
23K0837_B3K1068-BS1	Cobalt dissolved	105	%	F	SC	EPA 6020B	'11 Nov 2023	1	%	120	80
23K0837_B3K1068-BS1	Copper dissolved	104	%	F	SC	EPA 6020B	'11 Nov 2023	1	%	120	80
23K0837_B3K1068-BS1	Iron dissolved	106	%	F	SC	EPA 6020B	'11 Nov 2023	1	%	120	80
23K0837_B3K1068-BS1	Lead dissolved	107	%	F	SC	EPA 6020B	'11 Nov 2023	1	%	120	80
23K0837_B3K1068-BS1	Lithium dissolved	106	%	F	SC	EPA 6020B	'11 Nov 2023	1	%	120	80
23K0837_B3K1068-BS1	Magnesium dissolved	104	%	F	SC	EPA 6020B	'11 Nov 2023	1	%	120	80
23K0837_B3K1068-BS1	Manganese dissolved	105	%	F	SC	EPA 6020B	'11 Nov 2023	1	%	120	80
23K0837_B3K1068-BS1	Molybdenum dissolved	103	%	F	SC	EPA 6020B	'11 Nov 2023	1	%	120	80
23K0837_B3K1068-BS1	Nickel dissolved	101	%	F	SC	EPA 6020B	'11 Nov 2023	1	%	120	80
23K0837_B3K1068-BS1	Phosphorus dissolved	105	%	F	SC	EPA 6020B	'11 Nov 2023	1	%	120	80
23K0837_B3K1068-BS1	Potassium dissolved	103	%	F	SC	EPA 6020B	'11 Nov 2023	1	%	120	80
23K0837_B3K1068-BS1	Selenium dissolved	108	%	F	SC	EPA 6020B	'11 Nov 2023	1	%	120	80
23K0837_B3K1068-BS1	Silicon dissolved	102	%	F	SC	EPA 6020B	'11 Nov 2023	1	%	120	80
23K0837_B3K1068-BS1	Silver dissolved	108	%	F	SC	EPA 6020B	'11 Nov 2023	1	%	120	80
23K0837_B3K1068-BS1	Sodium dissolved	106	%	F	SC	EPA 6020B	'11 Nov 2023	1	%	120	80
23K0837_B3K1068-BS1	Strontium dissolved	105	%	F	SC	EPA 6020B	'11 Nov 2023	1	%	120	80
23K0837_B3K1068-BS1	Sulfur dissolved	108	%	F	SC	EPA 6020B	'11 Nov 2023	1	%	120	80
23K0837_B3K1068-BS1	Tellurium dissolved	100	%	F	SC	EPA 6020B	'11 Nov 2023	1	%	120	80
23K0837_B3K1068-BS1	Thallium dissolved	106	%	F	SC	EPA 6020B	'11 Nov 2023	1	%	120	80
23K0837_B3K1068-BS1	Thorium dissolved	95	%	F	SC	EPA 6020B	'11 Nov 2023	1	%	120	80
23K0837_B3K1068-BS1	Tin dissolved	104	%	F	SC	EPA 6020B	'11 Nov 2023	1	%	120	80
23K0837_B3K1068-BS1	Titanium dissolved	104	%	F	SC	EPA 6020B	'11 Nov 2023	1	%	120	80
23K0837_B3K1068-BS1	Tungsten dissolved	101	%	F	SC	EPA 6020B	'11 Nov 2023	1	%	120	80
23K0837_B3K1068-BS1	Uranium dissolved	106	%	F	SC	EPA 6020B	'11 Nov 2023	1	%	120	80
23K0837_B3K1068-BS1	Vanadium dissolved	105	%	F	SC	EPA 6020B	'11 Nov 2023	1	%	120	80
23K0837_B3K1068-BS1	Zinc dissolved	104	%	F	SC	EPA 6020B	'11 Nov 2023	1	%	120	80
23K0837_B3K1068-BS1	Zirconium dissolved	95	%	F	SC	EPA 6020B	'11 Nov 2023	1	%	120	80
23K0837_B3K1122-BLK1	Ammonia Total (as N)	<0.050	mg/L	T	REG	SM 4500-NH3 G* (2021)	'10 Nov 2023	0.05	mg/L		
23K0837_B3K1122-BLK2	Ammonia Total (as N)	<0.050	mg/L	T	REG	SM 4500-NH3 G* (2021)	'10 Nov 2023	0.05	mg/L		
23K0837_B3K1122-BLK3	Ammonia Total (as N)	<0.050	mg/L	T	REG	SM 4500-NH3 G* (2021)	'10 Nov 2023	0.05	mg/L		
23K0837_B3K1122-BS1	Ammonia Total (as N)	96	%	T	SC	SM 4500-NH3 G* (2021)	'10 Nov 2023	1	%	115	85
23K0837_B3K1122-BS2	Ammonia Total (as N)	95	%	T	SC	SM 4500-NH3 G* (2021)	'10 Nov 2023	1	%	115	85
23K0837_B3K1122-BS3	Ammonia Total (as N)	94	%	T	SC	SM 4500-NH3 G* (2021)	'10 Nov 2023	1	%	115	85
23K0837_B3K1319-BLK1	Cyanide Weak Acid Dissociable	<0.0020	mg/L	F	REG	ASTM D6888-09	'14 Nov 2023	0.002	mg/L		
23K0837_B3K1319-BS1	Cyanide Weak Acid Dissociable	107	%	F	SC	ASTM D6888-09	'14 Nov 2023	1	%	115	85
23K0837_B3K1319-BSD1	Cyanide Weak Acid Dissociable	109	%	F	SC	ASTM D6888-09	'14 Nov 2023	1	%	115	85
23K0837_B3K1320-BLK1	Cyanide Free	<0.0050	mg/L	T	REG	ASTM D7237-15a	'14 Nov 2023	0.005	mg/L		
23K0837_B3K1320-BS1	Cyanide Free	91	%	T	SC	ASTM D7237-15a	'14 Nov 2023	1	%	115	85
23K0837_B3K1320-BSD1	Cyanide Free	97	%	T	SC	ASTM D7237-15a	'14 Nov 2023	1	%	115	85
23K0837_B3K1456-BLK1	Cyanide Total	<0.0020	mg/L	T	REG	ASTM D7511-12	'15 Nov 2023	0.002	mg/L		
23K0837_B3K1456-BS1	Cyanide Total	99	%	T	SC	ASTM D7511-12	'15 Nov 2023	1	%	120	82
23K0837_B3K1456-BSD1	Cyanide Total	101	%	T	SC	ASTM D7511-12	'15 Nov 2023	1	%	120	82

NOTES:
Job No: 23K1310

Abbreviations & Descriptions:
Method Blank (Blk): A blank sample that undergoes sample processing identical to that carried out for the test samples.
Method Blank results are used to assess contamination from the laboratory environment and reagents.

Duplicate (Dup): An additional or second portion of a randomly selected sample in the analytical run carried through the entire analytical process.
Duplicates provide a measure of the analytical method's precision (reproducibility).

Blank Spike (BS): A sample of known concentration which undergoes processing identical to that carried out for test samples, also referred to as a laboratory control sample (LCS).
Blank spikes provide a measure of the analytical method's accuracy.

Matrix Spike (MS): A second aliquot of sample is fortified with a known concentration of target analytes and carried through the entire analytical process.
Matrix spikes evaluate potential matrix effects that may affect the analyte recovery.

Standard Reference Material (SRM): A homogenous material of similar matrix to the samples, certified for the parameter(s) listed.
Reference Materials ensure that the analytical process is adequate to achieve acceptable recoveries of the parameter(s) tested.

Each QC type is analyzed at a 5-10% frequency, i.e. one blank/duplicate/spike for every 10-20 samples.
For all types of QC, specified recovery (% Rec) and relative percent difference (RPD) limits are derived from long-term method performance averages and/or prescribed by the reference method.

EQL = Estimated Quantitation Limits
PQL = Practical Quantitation Limits
UCL = Upper Control Limit
LCL = Lower Control Limit
BLK = Blank
BS = Blank Spike
MS = Matrix Spike
DUP = Duplicate
SRM = Standard Reference Materials

CERTIFICATE OF ANALYSIS ▪ MEND SHAKE FLASK EXTRACTION RESULTS

Global ARD Testing Services Inc.

GLOBAL PROJECT NO: 2329 (B5)
CLIENT: WSP E&I Canada Ltd.
PROJECT NAME: Kinross Great Bear - Flotation
PROJECT NO: OMEMA2303
REPORT VERSION: 5

Parameter	Method	Unit	RDL	1	2	Method Blank
				F1-Ro Concentrate	F1-Ro Tailings	
Weight of dry sample used	Weighing Scale	g	0.01	100	250	N/A
Volume of DI water used	Graduated Cylinder	mL	0.50	300	750	750
On filtered samples (using 0.45 µm filter paper):						
pH	Meter	pH units	0.01	6.7	6.6	6.3
EC	Meter	µS/cm	1	444	138	1.17
Acidity (to pH 8.3)	Titration	mg $CaCO_3$/L	0.5	205.0	16.3	4.1
Alkalinity (to pH 4.5)	Titration	mg $CaCO_3$/L	0.5	45.0	24.0	3.1
Sulphate	Turbidimetric	mg/L	1	203.4	64.9	
Nitrate	IC	mg/L	0.01	0.018	0.030	
Nitrite	IC	mg/L	0.01	<0.010	<0.010	
Ammonia	Colourimetry	mg/L	0.05	7.430	0.346	
Total Cyanide	Flow Injection	mg/L	0.5	10	2	
Cyanide WAD	Flow Injection	mg/L	0.02	0.020	0.002	
Free Cyanide	Flow Injection	mg/L	0.005	<0.0050	<0.0050	
Cyanate	Colourimetry	mg/L	1	8.000	<1.00	
Thiocyanate	Colourimetry	mg/L	5	31.900	<0.50	
Total Dissolved Phosphorus	Colourimetry	mg/L	0.005	0.267	0.028	
Dissolved Metals Analysis by ICP-MS:						
Dissolved Hardness (CaCO3)	ICP-MS	mg/L	0.125	185.0	42.2	<0.125
Aluminum Dissolved	ICP-MS	mg/L	0.001	0.0094	0.186	<0.0010
Antimony Dissolved	ICP-MS	mg/L	0.00005	0.000426	0.000716	<0.000050
Arsenic Dissolved	ICP-MS	mg/L	0.00005	0.000265	0.00053	<0.000050
Barium Dissolved	ICP-MS	mg/L	0.0001	0.0132	0.00223	<0.00010
Beryllium Dissolved	ICP-MS	mg/L	0.00001	<0.000010	<0.000010	<0.000010
Bismuth Dissolved	ICP-MS	mg/L	0.00001	<0.000010	0.000021	<0.000010
Boron Dissolved	ICP-MS	mg/L	0.002	0.0093	0.0072	<0.0020
Cadmium Dissolved	ICP-MS	mg/L	0.000002	0.0000182	<0.0000040	<0.0000020
Calcium Dissolved	ICP-MS	mg/L	0.05	66.2	15.9	<0.050
Chromium Dissolved	ICP-MS	mg/L	0.001	0.0009	<0.00050	<0.00050
Cobalt Dissolved	ICP-MS	mg/L	0.000005	0.032	0.00508	<0.0000050
Copper Dissolved	ICP-MS	mg/L	0.0001	5.15	0.00361	<0.00010
Iron Dissolved	ICP-MS	mg/L	0.002	0.05	0.199	<0.0020
Lead Dissolved	ICP-MS	mg/L	0.00005	<0.000050	0.000182	<0.000050
Lithium Dissolved	ICP-MS	mg/L	0.000	0.0063	0.0014	<0.000050
Magnesium Dissolved	ICP-MS	mg/L	0.005	4.7	0.6	<0.0050
Manganese Dissolved	ICP-MS	mg/L	0.00005	0.065	0.00535	<0.000050
Mercury Dissolved	CVAFS	ug/L	0.005	0.0541	<0.0050	<0.0050
Molybdenum Dissolved	ICP-MS	mg/L	0.00001	0.00944	0.00303	<0.000010
Nickel Dissolved	ICP-MS	mg/L	0.00004	0.00224	0.000144	<0.000040
Phosphorus Dissolved	ICP-MS	mg/L	0.01	1.78	0.024	<0.010
Potassium Dissolved	ICP-MS	mg/L	0.02	25	3.25	<0.020
Selenium Dissolved	ICP-MS	mg/L	0.0001	0.0162	0.0007	<0.00010
Silicon Dissolved	ICP-MS	mg/L	0.1	1.07	0.85	<0.10
Silver Dissolved	ICP-MS	mg/L	0.00001	0.000122	<0.000010	<0.000010
Sodium Dissolved	ICP-MS	mg/L	0.02	26.9	19.5	0.167
Strontium Dissolved	ICP-MS	mg/L	0.0001	0.135	0.0266	<0.00010
Sulphur Dissolved	ICP-MS	mg/L	1.00000	87.6	22.6	<1.00
Tellurium Dissolved	ICP-MS	mg/L	0.00005	<0.000050	<0.000050	<0.000050
Thallium Dissolved	ICP-MS	mg/L	0.000004	0.0000325	0.0000044	<0.0000040
Thorium Dissolved	ICP-MS	mg/L	0.00001	0.000038	<0.000010	<0.000010
Tin Dissolved	ICP-MS	mg/L	0.00005	0.000186	<0.000050	<0.000050
Titanium Dissolved	ICP-MS	mg/L	0.0002	<0.00020	0.00027	<0.00020
Tungsten Dissolved	ICP-MS	mg/L	0.0002	0.00033	0.00049	<0.00020
Uranium Dissolved	ICP-MS	mg/L	0.000001	0.000148	0.000237	<0.0000010
Vanadium Dissolved	ICP-MS	mg/L	0.001	<0.00100	<0.00100	<0.00100
Zinc Dissolved	ICP-MS	mg/L	0.001	0.002	0.001	<0.0010
Zirconium Dissolved	ICP-MS	mg/L	0.00002	<0.000020	<0.000020	<0.000020
Ion Balance:						
Major Anions	Calc.	meq/L		5.14	1.83	
Major Cations	Calc.	meq/L		5.67	1.80	
Difference	Calc.	meq/L		0.53	-0.03	
Balance (%)	Calc.	%		4.9%	-0.8%	
			Shake Flask Extract ID:	*23K1310-01*	*23K1310-02*	*23K1310-03*

NOTES:
Job No: 23K1310
Date of Analysis (24 h): November 7, 2023
pH of DI water used (pH Units): 5.97
EC of DI water used (µS/cm): 0.65

ABBREVIATIONS:
R / Rep = Replicate (which involves the analysis of the same Shake Flask Extract aliquot).
D / Dup = Duplicate (which involves the analysis of a separate SF extract, produced by processing a secopnd split of the original cli
Calc. = Calculation
EC = Electrical Conductivity
IC = Ion Chromatography
NA = Not Applicable.
NR = Not Reported.
mg/L = Milligrams per Litre

REFERENCE:
Prediction Manual for Drainage Chemistry from Sulphidic Geologic Material, MEND Report 1.20.1; Version 0 - Dec. 2009. Section
Extraction Method used: Using gyratory shaker for 24 h (± 2 h; gentle agitation).
Liquid: Solid ratio used: 3: 1; L: S; 750 mL DI H_2O: 250 g of crushed sample (85% passing 1/4 inch - i.e. 6.3 mm)

CERTIFICATE OF ANALYSIS ▪ MEND-SFE QA/QC RESULTS

Global
ARD Testing Services Inc.

GLOBAL PROJECT NO: 2329 (B5)
CLIENT: WSP E&I Canada Ltd.
PROJECT NAME: Kinross Great Bear - Flotation Tailin
PROJECT NO: OMEMA2303
REPORT VERSION: 5

Sulphate:

Certified Reference Material:	Parameter: Sulphate	% Recovery	Matrix Spike %	Units	QC Limits
STD Mineral Water (9.95 mg/L)	9.14	91.9%		%	80 - 120
Spiked Blank (19.61 mg/L)	19.62		100.1%	%	80 - 120

Dissolved Metals by ICP-MS:

Sample Code	Parameter	Result	Result Units	Total or Filtered	Method Type	Method Name	Date Analyzed	EQL	EQL Units	UCL	LCL
23K1310_B3K1235-BLK1	Aluminum dissolved	<0.0010	mg/L	F	REG	EPA 6020B	'11 Nov 2023	0.001	mg/L		
23K1310_B3K1235-BLK1	Antimony dissolved	<0.000050	mg/L	F	REG	EPA 6020B	'11 Nov 2023	0.00005	mg/L		
23K1310_B3K1235-BLK1	Arsenic dissolved	<0.000050	mg/L	F	REG	EPA 6020B	'11 Nov 2023	0.00005	mg/L		
23K1310_B3K1235-BLK1	Barium dissolved	<0.00010	mg/L	F	REG	EPA 6020B	'11 Nov 2023	0.0001	mg/L		
23K1310_B3K1235-BLK1	Beryllium dissolved	<0.000010	mg/L	F	REG	EPA 6020B	'11 Nov 2023	0.00001	mg/L		
23K1310_B3K1235-BLK1	Bismuth dissolved	<0.000010	mg/L	F	REG	EPA 6020B	'11 Nov 2023	0.00001	mg/L		
23K1310_B3K1235-BLK1	Boron dissolved	<0.0020	mg/L	F	REG	EPA 6020B	'11 Nov 2023	0.002	mg/L		
23K1310_B3K1235-BLK1	Cadmium dissolved	<0.0000020	mg/L	F	REG	EPA 6020B	'11 Nov 2023	0.000002	mg/L		
23K1310_B3K1235-BLK1	Calcium dissolved	<0.050	mg/L	F	REG	EPA 6020B	'11 Nov 2023	0.05	mg/L		
23K1310_B3K1235-BLK1	Chromium dissolved	<0.00050	mg/L	F	REG	EPA 6020B	'11 Nov 2023	0.0005	mg/L		
23K1310_B3K1235-BLK1	Cobalt dissolved	<0.0000050	mg/L	F	REG	EPA 6020B	'14 Nov 2023	0.000005	mg/L		
23K1310_B3K1235-BLK1	Copper dissolved	<0.00010	mg/L	F	REG	EPA 6020B	'11 Nov 2023	0.0001	mg/L		
23K1310_B3K1235-BLK1	Iron dissolved	<0.0020	mg/L	F	REG	EPA 6020B	'11 Nov 2023	0.002	mg/L		
23K1310_B3K1235-BLK1	Lead dissolved	<0.000050	mg/L	F	REG	EPA 6020B	'11 Nov 2023	0.00005	mg/L		
23K1310_B3K1235-BLK1	Lithium dissolved	<0.000050	mg/L	F	REG	EPA 6020B	'11 Nov 2023	0.00005	mg/L		
23K1310_B3K1235-BLK1	Magnesium dissolved	<0.0050	mg/L	F	REG	EPA 6020B	'11 Nov 2023	0.005	mg/L		
23K1310_B3K1235-BLK1	Manganese dissolved	<0.000050	mg/L	F	REG	EPA 6020B	'11 Nov 2023	0.00005	mg/L		
23K1310_B3K1235-BLK1	Molybdenum dissolved	<0.000010	mg/L	F	REG	EPA 6020B	'11 Nov 2023	0.00001	mg/L		
23K1310_B3K1235-BLK1	Nickel dissolved	<0.000040	mg/L	F	REG	EPA 6020B	'11 Nov 2023	0.00004	mg/L		
23K1310_B3K1235-BLK1	Phosphorus dissolved	<0.010	mg/L	F	REG	EPA 6020B	'11 Nov 2023	0.01	mg/L		
23K1310_B3K1235-BLK1	Potassium dissolved	<0.020	mg/L	F	REG	EPA 6020B	'11 Nov 2023	0.02	mg/L		
23K1310_B3K1235-BLK1	Selenium dissolved	<0.00010	mg/L	F	REG	EPA 6020B	'11 Nov 2023	0.0001	mg/L		
23K1310_B3K1235-BLK1	Silicon dissolved	<0.10	mg/L	F	REG	EPA 6020B	'11 Nov 2023	0.1	mg/L		
23K1310_B3K1235-BLK1	Silver dissolved	<0.000010	mg/L	F	REG	EPA 6020B	'11 Nov 2023	0.00001	mg/L		
23K1310_B3K1235-BLK1	Sodium dissolved	<0.020	mg/L	F	REG	EPA 6020B	'11 Nov 2023	0.02	mg/L		
23K1310_B3K1235-BLK1	Strontium dissolved	<0.00010	mg/L	F	REG	EPA 6020B	'11 Nov 2023	0.0001	mg/L		
23K1310_B3K1235-BLK1	Sulfur dissolved	<1.00	mg/L	F	REG	EPA 6020B	'11 Nov 2023	1	mg/L		
23K1310_B3K1235-BLK1	Tellurium dissolved	<0.000050	mg/L	F	REG	EPA 6020B	'11 Nov 2023	0.00005	mg/L		
23K1310_B3K1235-BLK1	Thallium dissolved	<0.0000040	mg/L	F	REG	EPA 6020B	'11 Nov 2023	0.000004	mg/L		
23K1310_B3K1235-BLK1	Thorium dissolved	<0.000010	mg/L	F	REG	EPA 6020B	'11 Nov 2023	0.00001	mg/L		
23K1310_B3K1235-BLK1	Tin dissolved	<0.000050	mg/L	F	REG	EPA 6020B	'11 Nov 2023	0.00005	mg/L		
23K1310_B3K1235-BLK1	Titanium dissolved	<0.00020	mg/L	F	REG	EPA 6020B	'11 Nov 2023	0.0002	mg/L		
23K1310_B3K1235-BLK1	Tungsten dissolved	<0.00020	mg/L	F	REG	EPA 6020B	'11 Nov 2023	0.0002	mg/L		
23K1310_B3K1235-BLK1	Uranium dissolved	<0.0000010	mg/L	F	REG	EPA 6020B	'11 Nov 2023	0.000001	mg/L		
23K1310_B3K1235-BLK1	Vanadium dissolved	<0.00100	mg/L	F	REG	EPA 6020B	'11 Nov 2023	0.001	mg/L		
23K1310_B3K1235-BLK1	Zinc dissolved	<0.0010	mg/L	F	REG	EPA 6020B	'11 Nov 2023	0.001	mg/L		
23K1310_B3K1235-BLK1	Zirconium dissolved	<0.000020	mg/L	F	REG	EPA 6020B	'11 Nov 2023	0.00002	mg/L		
23K1310_B3K1235-BS1	Aluminum dissolved	101	%	F	SC	EPA 6020B	'12 Nov 2023	1	%	120	80
23K1310_B3K1235-BS1	Antimony dissolved	100	%	F	SC	EPA 6020B	'12 Nov 2023	1	%	120	80
23K1310_B3K1235-BS1	Arsenic dissolved	101	%	F	SC	EPA 6020B	'12 Nov 2023	1	%	120	80
23K1310_B3K1235-BS1	Barium dissolved	102	%	F	SC	EPA 6020B	'12 Nov 2023	1	%	120	80
23K1310_B3K1235-BS1	Beryllium dissolved	102	%	F	SC	EPA 6020B	'12 Nov 2023	1	%	120	80
23K1310_B3K1235-BS1	Bismuth dissolved	103	%	F	SC	EPA 6020B	'12 Nov 2023	1	%	120	80
23K1310_B3K1235-BS1	Boron dissolved	101	%	F	SC	EPA 6020B	'12 Nov 2023	1	%	120	80
23K1310_B3K1235-BS1	Cadmium dissolved	102	%	F	SC	EPA 6020B	'12 Nov 2023	1	%	120	80
23K1310_B3K1235-BS1	Calcium dissolved	100	%	F	SC	EPA 6020B	'12 Nov 2023	1	%	120	80
23K1310_B3K1235-BS1	Chromium dissolved	101	%	F	SC	EPA 6020B	'12 Nov 2023	1	%	120	80
23K1310_B3K1235-BS1	Cobalt dissolved	101	%	F	SC	EPA 6020B	'12 Nov 2023	1	%	120	80
23K1310_B3K1235-BS1	Copper dissolved	101	%	F	SC	EPA 6020B	'12 Nov 2023	1	%	120	80
23K1310_B3K1235-BS1	Iron dissolved	101	%	F	SC	EPA 6020B	'12 Nov 2023	1	%	120	80
23K1310_B3K1235-BS1	Lead dissolved	103	%	F	SC	EPA 6020B	'12 Nov 2023	1	%	120	80
23K1310_B3K1235-BS1	Lithium dissolved	103	%	F	SC	EPA 6020B	'12 Nov 2023	1	%	120	80
23K1310_B3K1235-BS1	Magnesium dissolved	102	%	F	SC	EPA 6020B	'12 Nov 2023	1	%	120	80
23K1310_B3K1235-BS1	Manganese dissolved	101	%	F	SC	EPA 6020B	'12 Nov 2023	1	%	120	80
23K1310_B3K1235-BS1	Molybdenum dissolved	101	%	F	SC	EPA 6020B	'12 Nov 2023	1	%	120	80
23K1310_B3K1235-BS1	Nickel dissolved	99	%	F	SC	EPA 6020B	'12 Nov 2023	1	%	120	80
23K1310_B3K1235-BS1	Phosphorus dissolved	102	%	F	SC	EPA 6020B	'12 Nov 2023	1	%	120	80
23K1310_B3K1235-BS1	Potassium dissolved	98	%	F	SC	EPA 6020B	'12 Nov 2023	1	%	120	80
23K1310_B3K1235-BS1	Selenium dissolved	103	%	F	SC	EPA 6020B	'12 Nov 2023	1	%	120	80
23K1310_B3K1235-BS1	Silicon dissolved	103	%	F	SC	EPA 6020B	'12 Nov 2023	1	%	120	80
23K1310_B3K1235-BS1	Silver dissolved	102	%	F	SC	EPA 6020B	'12 Nov 2023	1	%	120	80
23K1310_B3K1235-BS1	Sodium dissolved	101	%	F	SC	EPA 6020B	'12 Nov 2023	1	%	120	80
23K1310_B3K1235-BS1	Strontium dissolved	99	%	F	SC	EPA 6020B	'12 Nov 2023	1	%	120	80
23K1310_B3K1235-BS1	Sulfur dissolved	105	%	F	SC	EPA 6020B	'12 Nov 2023	1	%	120	80
23K1310_B3K1235-BS1	Tellurium dissolved	99	%	F	SC	EPA 6020B	'12 Nov 2023	1	%	120	80
23K1310_B3K1235-BS1	Thallium dissolved	104	%	F	SC	EPA 6020B	'12 Nov 2023	1	%	120	80
23K1310_B3K1235-BS1	Thorium dissolved	95	%	F	SC	EPA 6020B	'12 Nov 2023	1	%	120	80
23K1310_B3K1235-BS1	Tin dissolved	102	%	F	SC	EPA 6020B	'12 Nov 2023	1	%	120	80
23K1310_B3K1235-BS1	Titanium dissolved	101	%	F	SC	EPA 6020B	'12 Nov 2023	1	%	120	80
23K1310_B3K1235-BS1	Tungsten dissolved	102	%	F	SC	EPA 6020B	'12 Nov 2023	1	%	120	80
23K1310_B3K1235-BS1	Uranium dissolved	105	%	F	SC	EPA 6020B	'12 Nov 2023	1	%	120	80
23K1310_B3K1235-BS1	Vanadium dissolved	100	%	F	SC	EPA 6020B	'12 Nov 2023	1	%	120	80
23K1310_B3K1235-BS1	Zinc dissolved	101	%	F	SC	EPA 6020B	'12 Nov 2023	1	%	120	80
23K1310_B3K1235-BS1	Zirconium dissolved	96	%	F	SC	EPA 6020B	'12 Nov 2023	1	%	120	80

CERTIFICATE OF ANALYSIS ▪ MEND-SFE QA/QC RESULTS

Global
ARD Testing Services Inc.

GLOBAL PROJECT NO: 2329 (B5)
CLIENT: WSP E&I Canada Ltd.
PROJECT NAME: Kinross Great Bear - Flotation Tailin
PROJECT NO: OMEMA2303
REPORT VERSION: 5

Sulphate:

Certified Reference Material:	Parameter: Sulphate	% Recovery	Matrix Spike %	Units	QC Limits
STD Mineral Water (9.95 mg/L)	9.14	91.9%		%	80 - 120
Spiked Blank (19.61 mg/L)	19.62		100.1%	%	80 - 120

Dissolved Metals by ICP-MS:

Sample Code	Parameter	Result	Result Units	Total or Filtered	Method Type	Method Name	Date Analyzed	EQL	EQL Units	UCL	LCL
23K1310_B3K1285-BLK1	Nitrate (as N)	<0.010	mg/L	T	REG	SM 4110 B (2020)	'13 Nov 2023	0.01	mg/L		
23K1310_B3K1285-BLK1	Nitrite (as N)	<0.010	mg/L	T	REG	SM 4110 B (2020)	'13 Nov 2023	0.01	mg/L		
23K1310_B3K1285-BLK2	Nitrate (as N)	<0.010	mg/L	T	REG	SM 4110 B (2020)	'13 Nov 2023	0.01	mg/L		
23K1310_B3K1285-BLK2	Nitrite (as N)	<0.010	mg/L	T	REG	SM 4110 B (2020)	'13 Nov 2023	0.01	mg/L		
23K1310_B3K1285-BLK3	Nitrate (as N)	<0.010	mg/L	T	REG	SM 4110 B (2020)	'13 Nov 2023	0.01	mg/L		
23K1310_B3K1285-BLK3	Nitrite (as N)	<0.010	mg/L	T	REG	SM 4110 B (2020)	'13 Nov 2023	0.01	mg/L		
23K1310_B3K1285-BS1	Nitrate (as N)	100	%	T	SC	SM 4110 B (2020)	'13 Nov 2023	1	%	110	90
23K1310_B3K1285-BS1	Nitrite (as N)	100	%	T	SC	SM 4110 B (2020)	'13 Nov 2023	1	%	115	85
23K1310_B3K1285-BS2	Nitrate (as N)	100	%	T	SC	SM 4110 B (2020)	'13 Nov 2023	1	%	110	90
23K1310_B3K1285-BS2	Nitrite (as N)	101	%	T	SC	SM 4110 B (2020)	'13 Nov 2023	1	%	115	85
23K1310_B3K1285-BS3	Nitrate (as N)	100	%	T	SC	SM 4110 B (2020)	'13 Nov 2023	1	%	110	90
23K1310_B3K1285-BS3	Nitrite (as N)	100	%	T	SC	SM 4110 B (2020)	'13 Nov 2023	1	%	115	85
23K1310_B3K1300-BLK1	Ammonia Total (as N)	<0.010	mg/L	T	REG	SM 4500-NH3 G* (2021)	'14 Nov 2023	0.01	mg/L		
23K1310_B3K1300-BLK2	Ammonia Total (as N)	<0.010	mg/L	T	REG	SM 4500-NH3 G* (2021)	'14 Nov 2023	0.01	mg/L		
23K1310_B3K1300-BLK3	Ammonia Total (as N)	<0.010	mg/L	T	REG	SM 4500-NH3 G* (2021)	'14 Nov 2023	0.01	mg/L		
23K1310_B3K1300-BLK4	Ammonia Total (as N)	<0.010	mg/L	T	REG	SM 4500-NH3 G* (2021)	'14 Nov 2023	0.01	mg/L		
23K1310_B3K1300-BLK5	Ammonia Total (as N)	<0.010	mg/L	T	REG	SM 4500-NH3 G* (2021)	'14 Nov 2023	0.01	mg/L		
23K1310_B3K1300-BLK6	Ammonia Total (as N)	<0.010	mg/L	T	REG	SM 4500-NH3 G* (2021)	'14 Nov 2023	0.01	mg/L		
23K1310_B3K1300-BS1	Ammonia Total (as N)	98	%	T	SC	SM 4500-NH3 G* (2021)	'14 Nov 2023	1	%	115	85
23K1310_B3K1300-BS2	Ammonia Total (as N)	98	%	T	SC	SM 4500-NH3 G* (2021)	'14 Nov 2023	1	%	115	85
23K1310_B3K1300-BS3	Ammonia Total (as N)	98	%	T	SC	SM 4500-NH3 G* (2021)	'14 Nov 2023	1	%	115	85
23K1310_B3K1300-BS4	Ammonia Total (as N)	98	%	T	SC	SM 4500-NH3 G* (2021)	'14 Nov 2023	1	%	115	85
23K1310_B3K1300-BS5	Ammonia Total (as N)	102	%	T	SC	SM 4500-NH3 G* (2021)	'14 Nov 2023	1	%	115	85
23K1310_B3K1300-BS6	Ammonia Total (as N)	100	%	T	SC	SM 4500-NH3 G* (2021)	'14 Nov 2023	1	%	115	85
23K1310_B3K1319-BLK1	Cyanide Weak Acid Dissociable	<0.0020	mg/L	F	REG	ASTM D6888-09	'14 Nov 2023	0.002	mg/L		
23K1310_B3K1319-BS1	Cyanide Weak Acid Dissociable	107	%	F	SC	ASTM D6888-09	'14 Nov 2023	1	%	115	85
23K1310_B3K1319-BSD1	Cyanide Weak Acid Dissociable	109	%	F	SC	ASTM D6888-09	'14 Nov 2023	1	%	115	85
23K1310_B3K1320-BLK1	Cyanide Free	<0.0050	mg/L	T	REG	ASTM D7237-15a	'14 Nov 2023	0.005	mg/L		
23K1310_B3K1320-BS1	Cyanide Free	91	%	T	SC	ASTM D7237-15a	'14 Nov 2023	1	%	115	85
23K1310_B3K1320-BSD1	Cyanide Free	97	%	T	SC	ASTM D7237-15a	'14 Nov 2023	1	%	115	85
23K1310_B3K1377-BLK1	Phosphorus Total Dissolved	<0.0050	mg/L	F	REG	SM 4500-P F (2021)	'15 Nov 2023	0.005	mg/L		
23K1310_B3K1377-BLK2	Phosphorus Total Dissolved	<0.0050	mg/L	F	REG	SM 4500-P F (2021)	'15 Nov 2023	0.005	mg/L		
23K1310_B3K1377-BS1	Phosphorus Total Dissolved	110	%	F	SC	SM 4500-P F (2021)	'15 Nov 2023	1	%	115	85
23K1310_B3K1377-BS2	Phosphorus Total Dissolved	111	%	F	SC	SM 4500-P F (2021)	'15 Nov 2023	1	%	115	85
23K1310_B3K1428-BLK1	Thiocyanate	<0.10	mg/L	T	REG	SM 4500-CN- M (2021)	'15 Nov 2023	0.1	mg/L		
23K1310_B3K1428-BS1	Thiocyanate	95	%	T	SC	SM 4500-CN- M (2021)	'15 Nov 2023	1	%	115	85
23K1310_B3K1450-BLK2	Mercury dissolved	<0.0050	ug/L	F	REG	EPA 245.7*	'15 Nov 2023	0.005	ug/L		
23K1310_B3K1450-BLK3	Mercury dissolved	<0.0050	ug/L	F	REG	EPA 245.7*	'15 Nov 2023	0.005	ug/L		
23K1310_B3K1450-BS2	Mercury dissolved	84	%	F	SC	EPA 245.7*	'15 Nov 2023	1	%	120	80
23K1310_B3K1450-BS3	Mercury dissolved	103	%	F	SC	EPA 245.7*	'15 Nov 2023	1	%	120	80
23K1310_B3K1456-BLK1	Cyanide Total	<0.0020	mg/L	T	REG	ASTM D7511-12	'15 Nov 2023	0.002	mg/L		
23K1310_B3K1456-BS1	Cyanide Total	99	%	T	SC	ASTM D7511-12	'15 Nov 2023	1	%	120	82
23K1310_B3K1456-BSD1	Cyanide Total	101	%	T	SC	ASTM D7511-12	'15 Nov 2023	1	%	120	82

NOTES:
Job No: 23K1310

Abbreviations & Descriptions:
Method Blank (Blk): A blank sample that undergoes sample processing identical to that carried out for the test samples.
Method Blank results are used to assess contamination from the laboratory environment and reagents.

Duplicate (Dup): An additional or second portion of a randomly selected sample in the analytical run carried through the entire analytical process.
Duplicates provide a measure of the analytical method's precision (reproducibility).

Blank Spike (BS): A sample of known concentration which undergoes processing identical to that carried out for test samples, also referred to as a laboratory control sample (LCS).
Blank spikes provide a measure of the analytical method's accuracy.

Matrix Spike (MS): A second aliquot of sample is fortified with a known concentration of target analytes and carried through the entire analytical process.
Matrix spikes evaluate potential matrix effects that may affect the analyte recovery.

Standard Reference Material (SRM): A homogenous material of similar matrix to the samples, certified for the parameter(s) listed.
Reference Materials ensure that the analytical process is adequate to achieve acceptable recoveries of the parameter(s) tested.

Each QC type is analyzed at a 5-10% frequency, i.e. one blank/duplicate/spike for every 10-20 samples.

For all types of QC, specified recovery (% Rec) and relative percent difference (RPD) limits are derived from long-term method performance averages and/or prescribed by the reference method.

EQL = Estimated Quantitation Limits
PQL = Practical Quantitation Limits
UCL = Upper Control Limit
LCL = Lower Control Limit
BLK = Blank
BS = Blank Spike
MS = Matrix Spike
DUP = Duplicate

CERTIFICATE OF ANALYSIS ▪ COVER PAGE

Global ARD Testing Services Inc.

CLIENT INFORMATION	
Client:	WSP E&I Canada Ltd.
Project Manager:	Forrest McAdam
Mailing Address	6925 Century Ave.
	Mississauga, ON, L5N 7K2
Contact No:	(647) 620-5190

COMPANY INFORMATION	
Legal Name:	Global ARD Testing Services Inc.
Mailing Address:	6891 Antrim Avenue
	Burnaby, BC
	V5J 4M5
Contact No:	
	Main: (604) 428-2730
	Alternate: (604) 603-1359

PROJECT INFORMATION	
Project Name:	Kinross Great Bear -Supernatant Analysis
Project Number:	OMEMA2303

RESULTS		
Reported To:	**1**	Forrest McAdam (forrest.mcadam@wsp.com)
	2	Kristen Gault (kristen.gault@wsp.com)
	3	Anna Klein (anna.klein@wsp.com)
	4	Sarah Matthews (Sarah.Matthews1@wsp.com)
Date Reported:	**Version-1:**	Tuesday, April 2, 2024
	Version-2:	Monday, May 13, 2024
	Version-3:	Wednesday, June 5, 2024
	Version-4:	Wednesday, October 23, 2024
	Version-5:	Friday, August 15, 2025

INVOICE		
Submitted To:	**1**	Matthew Hart (matthew.hart@kinross.com)
	2	Forrest McAdam (forrest.mcadam@wsp.com)
	3	Kristen Gault (kristen.gault@wsp.com)
	4	
Client PO No:		
Global Invoice No:		ARD2329-0424B
Date Submitted:		April 12, 2024

REPORTING	
Global Project No:	2329 (B7+)
Report Version:	3
Pages (Including Cover):	4
Report Title:	COA 2329 (B7+) x12 Kinross Great Bear Supernatant & Flot Tailings Samples (rec'd 12-Mar24)
Analysis Reviewed By:	Prab Bhatia (Pbhatia@globalARDtesting.com)
Position:	Project Manager
Report Certified By:	Prab Bhatia
Signature:	

NOTES	
All samples and pulps are stored at no charge for 90 days past reporting date.	
Please contact the lab if you would like to continue storage past 90 days.	
Storage charges will apply.	
VERSIONS:	
V-2: added Hg SFE Recheck resutls.	
V-3: Sample # 1,2,3,4,5,6 Hg updated.	
V-4: Revised numbers rounding.	
V-5: Revised Supernatant Sheet Header.	

CERTIFICATE OF ANALYSIS ▪ SAMPLE DETAILS

Global ARD Testing Services Inc.

GLOBAL PROJECT NO: 2329 (B7+)
CLIENT: WSP E&I Canada Ltd.
PROJECT NAME: Kinross Great Bear -Supernatant Analy
PROJECT NO: OMEMA2303
REPORT VERSION: 3

SAMPLE RECEIPT INFO	
Date Samples Received:	Tuesday, March 12, 2024
No of Samples Received:	12
Samples Received By:	Said

ANALYTICAL INSTRUCTIONS	
From:	Forrest McAdam (forrest.mcadam@wsp.com)
	as per email Confirmation
Date:	Tuesday, March 12, 2024

S. No.	Sample ID	Sample Description	Condition (Wet/Dry)	Wt. of Sample Rec'd (mL)	Global Notes (if any)
1	BLS-CO1	Water	water	500.00	Supernatant
2	BLS-CO2	Water	water	500.00	Supernatant
3	BLS-CO3	Water	water	500.00	Supernatant
4	BLS-CO4	Water	water	500.00	Supernatant
5	BLS-CO5	Water	water	500.00	Supernatant
6	BLS-CO6	Water	water	500.00	Supernatant
7	Post-CND flot tailing-F9-C01	Water	water	1000.00	Supernatant
8	Post-CND flot tailing-F7-C02	Water	water	1000.00	Supernatant
8D	Post-CND flot tailing-F7-C02-Dup	Water	water		Supernatant
9	Post-CND flot tailing-F8-C03	Water	water	1000.00	Supernatant
10	Post-CND flot tailing-F4RO-C04	Water	water	1000.00	Supernatant
11	Post-CND flot tailing-F5R-C05	Water	water	1000.00	Supernatant
11D	Post-CND flot tailing-F5R-C05-Dup	Water	water		Supernatant
12	Post-CND flot tailing-F6R-C06	Water	water	1000.00	Supernatant

Total wt of sample rec'd (mL): **9000.00**

Global
ARD Testing Services Inc.

CERTIFICATE OF ANALYSIS ▪ SUPERNATANT ANALYSIS RESULTS

GLOBAL PROJECT NO: 2329 (B7+)
CLIENT: WSP E&I Canada Ltd.
PROJECT NAME: Kinross Great Bear -Supernata
PROJECT NO: OMEMA2303
REPORT VERSION: 3

Parameter	Method	Unit	RDL	1	2	3	3R	4	5	6	7	8	8R	8D	9	10	11	11D	12
				BLS-CO1	BLS-CO2	BLS-CO3	BLS-CO3 (Rep)	BLS-CO4	BLS-CO5	BLS-CO6	Post-CND flot tailing-F9-C01	Post-CND flot tailing-F7-C02	Post-CND flot tailing-F7-C02 (Rep)	Post-CND flot tailing-F7-C02 (Dup)	Post-CND flot tailing-F8-C03	Post-CND flot tailing-F4RO-C04	Post-CND flot tailing-F5R-C05	Post-CND flot tailing-F5R-C05(Dup)	Post-CND flot tailing-F6R-C06
Weight of dry sample used	Weighing Scale	g	0.01																
Volume of DI water used	Graduated Cylinder	mL	0.50																
On filtered samples (using 0.45 µm filter paper):																			
pH	Meter	pH units	0.01	9.4	9.0	9.9		10.0	9.7	9.6	6.4	6.5	6.7	6.6	6.9	6.9	6.9	7.0	7.4
EC	Meter	µS/cm	1	2020	1838	2050		2040	1985	2000	2000	2050	1956	1974	2430	2430	2580	2450	2590
Acidity (to pH 8.3)	Titration	mg $CaCO_3$/L	0.5	<0.5	<0.5	<0.5		<0.5	<0.5	<0.5	46.4	42.4	42.9	42.4	41.5	40.0	43.3	41.5	30.5
Alkalinity (to pH 4.5)	Titration	mg $CaCO_3$/L	0.5	417.5	380.0	445.0		482.5	440.0	457.5	121.2	98.9	97.3	96.8	159.8	141.2	145.4	148.2	180.2
Sulphate	Gravimetric	mg/L	1	80.2	89.8	88.1		97.0	77.7	89.8	973.2	1103.5		998.6	1192.1	1374.4	1343.8	1326.1	1226.8
Chloride	IC	mg/L	0.1	38.2	17.2	18.6		18.4	18.7	18.0	18.4	17.7		18.1	18.7	17.2	17.8	18.5	17.6
Fluoride	IC	mg/L	0.1	0.17	0.39	0.41		0.41	0.23	0.23	0.15	0.12		0.15	<0.10	0.14	<0.10	0.11	0.13
Nitrate	IC	mg/L	0.01	0.112	0.122	0.063		0.047	0.362	0.033	0.059	0.045		0.271	0.350	0.030	0.035	0.288	0.024
Nitrite	IC	mg/L	0.01	0.870	0.883	0.872		0.993	0.887	0.831	2.540	1.960		1.930	3.180	3.000	2.930	2.620	2.110
Ammonia	Colourimetry	mg/L	0.05	4.640	4.980	5.650		5.330	5.660	5.640	20.300	17.300		17.400	27.800	24.300	24.400	23.900	25.400
Cyanide WAD	Flow Injection	mg/L	0.002	179.0	170.0	187.0		209.0	186.0	190.0	0.0277	0.0431		0.0472	0.0831	0.0348	0.0204	0.0189	0.0619
Total Cyanide	Flow Injection	mg/L	0.002	372.0	397.0	404.0		430.0	392.0	414.0	0.0693	1.840		1.920	6.180	0.0537	0.1620	0.1770	0.754
Cyanide, Free	Flow Injection	mg/L	0.005	182.0	172.0	191.0		222.0	198.0	206.0	0.0226	0.0312		0.0349	0.0609	0.0236	0.0155	0.0157	0.0472
Cyanate	Colourimetry	mg/L	0.1	21.9	30.0	21.5		44.4	29.5	8.4	39.8	33.0		21.4	36.0	49.4	33.5	43.0	46.2
Thiocyanate	Colourimetry	mg/L	0.1	108.0	42.9	39.0	41.0	38.0	35.7	52.8	5.6	6.5		6.8	14.2	11.4	16.1	14.8	30.6
Total Dissolved Phosphorus	Colourimetry	mg/L	0.005	<0.0050	0.0064	0.398		0.018	0.008	0.286	0.280	0.708		0.564	0.565	0.250	0.302	0.369	0.205
Dissolved Metals Analysis by ICP-MS:																			
Dissolved Hardness (CaCO3)	ICP-MS	mg/L	0.25	12.4	11.0	17.9		16.5	15.4	11.8	302.0	413.0		414.0	323.0	423.0	319.0	328.0	289.0
Aluminum Dissolved	ICP-MS	mg/L	0.001	0.926	0.726	1.06	1.05	0.866	1.02	0.914	0.0173	0.0308	0.0297	0.0312	0.0489	0.0541	0.0195	0.0217	0.0706
Antimony Dissolved	ICP-MS	mg/L	0.00005	0.0243	0.0367	0.191	0.186	0.199	0.02	0.0488	0.0052	0.00194	0.00198	0.00202	0.0794	0.0561	0.00506	0.00507	0.00671
Arsenic Dissolved	ICP-MS	mg/L	0.00005	1.02	0.0647	1.81	1.78	0.142	5.42	1.3	0.00909	0.000319	0.000312	0.000312	0.2	0.00187	0.0416	0.0408	0.00286
Barium Dissolved	ICP-MS	mg/L	0.0001	0.00414	0.0351	0.00265	0.00254	0.00238	0.00208	0.00206	0.0414	0.0328	0.0329	0.0309	0.0221	0.0419	0.0463	0.0433	0.0491
Beryllium Dissolved	ICP-MS	mg/L	0.00001	<0.000020	<0.000020	<0.000020	<0.000020	<0.000050	<0.000050	<0.000020	<0.000010	<0.000010	<0.000010	<0.000010	<0.000010	<0.000010	<0.000010	<0.000010	<0.000010
Bismuth Dissolved	ICP-MS	mg/L	0.00001	0.000027	0.000052	<0.000020	0.000021	0.000053	<0.000050	<0.000020	<0.000010	<0.000010	<0.000010	<0.000010	<0.000010	<0.000010	<0.000010	<0.000010	<0.000010
Boron Dissolved	ICP-MS	mg/L	0.002	0.0436	0.0534	0.0429	0.0424	0.0347	0.0314	0.0343	0.0183	0.0206	0.0205	0.0319	0.0239	0.0187	0.0178	0.0348	0.0175
Cadmium Dissolved	ICP-MS	mg/L	0.000002	0.0029	0.00415	0.00179	0.00172	0.00309	0.00155	0.0034	<0.0000100	<0.0000200	<0.0000200	<0.0000140	<0.0000080	0.0000772	0.0000435	0.0000431	<0.0000270
Calcium Dissolved	ICP-MS	mg/L	0.05	4.63	4.11	7.08	7.02	6.45	5.98	4.65	114.0	154.0	153.0	155.0	126.0	162.0	122.0	125.0	110.0
Chromium Dissolved	ICP-MS	mg/L	0.001	0.00408	0.00218	0.00273	0.00295	0.00282	0.00378	0.00320	<0.00050	<0.00050	<0.00050	<0.00050	<0.00050	<0.00050	<0.00050	<0.00050	<0.00050
Cobalt Dissolved	ICP-MS	mg/L	0.000005	0.578	1.15	0.122	0.12	0.0916	0.108	0.0819	0.0632	0.0557	0.0555	0.0513	0.0359	0.0124	0.01	0.00973	0.00688
Copper Dissolved	ICP-MS	mg/L	0.0001	5.31	4.41	4.81	4.74	14.2	5.11	6.17	0.0191	0.00252	0.00252	0.00227	0.00101	0.0358	0.017	0.0161	0.0138
Iron Dissolved	ICP-MS	mg/L	0.002	76.3	80.2	80.7	78.8	79.8	75.1	81.8	0.0118	0.683	0.682	0.685	2.12	0.0054	0.0402	0.0416	0.235
Lead Dissolved	ICP-MS	mg/L	0.00005	0.00213	0.000981	0.000261	0.000266	<0.000250	<0.000250	0.000258	<0.000050	0.000061	0.000063	0.000052	0.000061	0.000191	0.00006	0.000095	<0.000050
Lithium Dissolved	ICP-MS	mg/L	0.00005	0.00128	0.00041	0.00051	0.00050	0.00048	0.00058	0.00039	0.01260	0.00472	0.00476	0.00588	0.00336	0.00806	0.00994	0.01230	0.00686
Magnesium Dissolved	ICP-MS	mg/L	0.005	0.207	0.184	0.062	0.060	0.087	0.119	0.049	4.050	6.450	6.540	6.540	1.990	4.090	3.270	3.500	3.620
Manganese Dissolved	ICP-MS	mg/L	0.00005	0.00912	0.00647	0.00315	0.0031	0.00226	0.00409	0.00276	0.0579	0.103	0.104	0.104	0.0118	0.103	0.102	0.105	0.0796
Mercury Dissolved	CVAFS	ug/L	0.005	0.201	0.0701	<0.0050		<0.0050	0.0085	0.0138	<0.0050	<0.0050		<0.0050	<0.0050	<0.0050	<0.0050	<0.0050	<0.0050
Molybdenum Dissolved	ICP-MS	mg/L	0.00001	0.0576	0.0658	0.0763	0.0745	0.103	0.0601	0.0741	0.0195	0.0337	0.0336	0.0332	0.0333	0.0475	0.0323	0.0318	0.0466
Nickel Dissolved	ICP-MS	mg/L	0.00004	0.383	0.216	0.293	0.286	0.189	0.245	0.249	0.00088	0.00225	0.00221	0.00235	0.000286	0.00067	0.00107	0.00101	0.00103
Phosphorus Dissolved	ICP-MS	mg/L	0.01	0.027	<0.020	<0.020	<0.020	<0.050	<0.050	<0.020	0.269	0.588	0.602	0.654	0.784	0.229	0.347	0.348	0.294
Potassium Dissolved	ICP-MS	mg/L	0.02	22.9	23.7	22.7	22.5	22	33.1	25.1	21.6	18.9	18.8	20.1	11.5	21.4	24.6	25.9	22.8
Selenium Dissolved	ICP-MS	mg/L	0.0001	0.0221	0.0964	0.0294	0.0288	0.0173	0.0125	0.0386	0.0018	0.00093	0.00096	0.00109	0.00395	0.00367	0.00129	0.00124	0.00259
Silicon Dissolved	ICP-MS	mg/L	0.1	3.79	3.92	8.55	8.46	10.6	6.49	7.6	2.36	1.1	1.09	1.27	3.35	2.38	2.11	2.48	1.38
Silver Dissolved	ICP-MS	mg/L	0.00001	0.0105	0.0175	0.00622	0.00616	0.0101	0.00584	0.0072	<0.000010	<0.000010	<0.000010	<0.000010	<0.000010	<0.000010	0.000041	0.000188	0.000031
Sodium Dissolved	ICP-MS	mg/L	0.02	378	345	370	365	374	352	373	310	259	260	279	374	342	402	441	414
Strontium Dissolved	ICP-MS	mg/L	0.0001	0.0235	0.05	0.0306	0.0303	0.0314	0.0249	0.0214	0.269	0.45	0.45	0.469	0.236	0.311	0.257	0.257	0.233
Sulphur Dissolved	ICP-MS	mg/L	1.00000	46.3	40.7	39.5	38.6	32.2	35.6	45.2	340.0	303.0	301.0	384.0	328.0	352.0	365.0	463.0	367.0
Tellurium Dissolved	ICP-MS	mg/L	0.00005	0.00071	0.00135	0.000589	0.000593	0.00788	0.000352	0.000957	<0.000050	<0.000050	<0.000050	<0.000050	<0.000050	<0.000050	<0.000050	<0.000050	<0.000050
Thallium Dissolved	ICP-MS	mg/L	0.000004	<0.0000080	0.000754	<0.0000080	<0.0000080	<0.0000200	<0.0000200	<0.0000080	0.0000226	0.0000042	0.0000061	0.000007	0.0000061	0.000013	0.0000128	0.0000135	0.0000057
Thorium Dissolved	ICP-MS	mg/L	0.00001	0.000054	<0.000020	<0.000020	<0.000020	<0.000050	<0.000050	<0.000020	<0.000010	<0.000020	0.000017	<0.000010	<0.000020	<0.000020	<0.000020	<0.000010	<0.000020
Tin Dissolved	ICP-MS	mg/L	0.00005	0.000304	0.000735	0.000411	0.000354	0.00319	<0.000250	0.00035	0.000067	<0.000050	<0.000050	<0.000050	<0.000050	0.000092	0.00011	0.000162	<0.000050
Titanium Dissolved	ICP-MS	mg/L	0.0002	0.00288	0.00084	0.00093	0.00101	0.0011	0.00185	0.00073	<0.00020	<0.00020	<0.00020	<0.00020	<0.00020	<0.00020	<0.00020	<0.00020	<0.00020
Tungsten Dissolved	ICP-MS	mg/L	0.0002	0.069	0.0188	0.0186	0.0182	0.0178	0.0503	0.0362	0.0093	0.00035	0.00034	0.00032	0.00624	0.00518	0.0176	0.0171	0.00359
Uranium Dissolved	ICP-MS	mg/L	0.000001	0.00227	0.00223	0.000712	0.000688	0.000892	0.00132	0.000683	0.00325	0.00392	0.00391	0.00364	0.00209	0.00452	0.0039	0.00369	0.00311
Vanadium Dissolved	ICP-MS	mg/L	0.001	0.0303	0.0164	0.0357	0.0347	0.0498	0.0478	0.0449	<0.00100	<0.00100	<0.00100	<0.00100	0.00229	<0.00100	<0.00100	<0.00100	<0.00100
Zinc Dissolved	ICP-MS	mg/L	0.001	0.561	1.110	0.503	0.494	0.483	0.747	0.777	0.002	0.001	0.001	0.002	<0.0010	0.007	0.003	0.003	0.002
Zirconium Dissolved	ICP-MS	mg/L	0.00002	0.000205	0.000114	0.000084	0.000106	0.000201	0.000122	0.000074	0.000021	<0.000020	<0.000020	0.000024	<0.000020	0.000038	0.000030	0.000038	<0.000020
Ion Balance:																			
Major Anions	Calc.	meq/L		11.11	9.98	11.28	11.28	12.21	10.96	11.54	23.23	25.47	25.44	23.26	28.56	31.95	31.41	31.12	29.66
Major Cations	Calc.	meq/L		20.39	19.04	20.31	20.01	20.60	19.69	20.42	20.07	20.01	20.01	20.97	23.11	23.86	24.49	26.39	24.40
Difference	Calc.	meq/L		9.28	9.06	9.03	8.73	8.39	8.73	8.88	-3.15	-5.46	-5.43	-2.29	-5.45	-8.09	-6.92	-4.73	-5.26
Balance (%)	Calc.	%		29.5%	31.2%	28.6%	27.9%	25.6%	28.5%	27.8%	-7.3%	-12.0%	-12.0%	-5.2%	-10.5%	-14.5%	-12.4%	-8.2%	-9.7%
Supernatant Analysis ID:				*24C2188-01*	*24C2188-02*	*24C2188-03*	*24C2188-03*	*24C2188-04*	*24C2188-05*	*24C2188-06*	*24C2190-01*	*24C2190-02*	*24C2190-02*	*24C2174-01*	*24C2190-03*	*24C2190-04*	*24C2190-05*	*24C2174-02*	*24C2190-06*

NOTES:
Job No: 24C2188, 24C2190, 24C2174
Date of Analysis (24 h): March 12, 2024

ABBREVIATIONS:
R / Rep = Replicate (which involves the analysis of the same Supernatant aliquot).
D / Dup = Duplicate (which involves the analysis of a separate Supernatant extract, produced by processing a secopnd split of the original client sample received).
Calc. = Calculation
EC = Electrical Conductivity
IC = Ion Chromatography
NA = Not Applicable.
NR = Not Reported.
mg/L = Milligrams per Litre

CERTIFICATE OF ANALYSIS ▪ SUPERNATANT ANALYSIS QA/QC RESULTS

Global
ARD Testing Services Inc.

GLOBAL PROJECT NO: 2329 (B7+)
CLIENT: WSP E&I Canada Ltd.
PROJECT NAME: Kinross Great Bear -Supernatant An
PROJECT NO: OMEMA2303
REPORT VERSION: 3

Sulphate:

Certified Reference Material:	Parameter: Sulphate	% Recovery	Matrix Spike %	Units	QC Limits
STD Mineral Water (34.98 mg/L	31.42	89.8%		%	80 - 120
Spiked Blank (19.61 mg/L)	18.23		93.0%	%	80 - 120

Dissolved Metals by ICP-MS:

Sample Code	Parameter	Result	Result Units	Total or Filtered	Method Type	Method Name	Date Analyzed	EQL	EQL Units	UCL	LCL
24C2188											
24C2188_B4C3293-BLK1	Cyanide Weak Acid Dissociable	<0.0020	mg/L	F	REG	ASTM D6888-09	'21 Mar 2024	0.002	mg/L		
24C2188_B4C3293-BS1	Cyanide Weak Acid Dissociable	98	%	F	SC	ASTM D6888-09	'21 Mar 2024	1	%	115	85
24C2188_B4C3293-BSD1	Cyanide Weak Acid Dissociable	98	%	F	SC	ASTM D6888-09	'21 Mar 2024	1	%	115	85
24C2188_B4C3294-BLK1	Cyanide Free	<0.0050	mg/L	T	REG	ASTM D7237-15a	'21 Mar 2024	0.005	mg/L		
24C2188_B4C3294-BS1	Cyanide Free	94	%	T	SC	ASTM D7237-15a	'21 Mar 2024	1	%	115	85
24C2188_B4C3294-BSD1	Cyanide Free	98	%	T	SC	ASTM D7237-15a	'21 Mar 2024	1	%	115	85
24C2188_B4C3317-BLK1	Chloride	<0.10	mg/L	T	REG	SM 4110 B (2020)	'22 Mar 2024	0.1	mg/L		
24C2188_B4C3317-BLK1	Fluoride	<0.10	mg/L	T	REG	SM 4110 B (2020)	'22 Mar 2024	0.1	mg/L		
24C2188_B4C3317-BLK1	Nitrate (as N)	<0.010	mg/L	T	REG	SM 4110 B (2020)	'22 Mar 2024	0.01	mg/L		
24C2188_B4C3317-BLK1	Nitrite (as N)	<0.010	mg/L	T	REG	SM 4110 B (2020)	'22 Mar 2024	0.01	mg/L		
24C2188_B4C3317-BLK2	Chloride	<0.10	mg/L	T	REG	SM 4110 B (2020)	'22 Mar 2024	0.1	mg/L		
24C2188_B4C3317-BLK2	Fluoride	<0.10	mg/L	T	REG	SM 4110 B (2020)	'22 Mar 2024	0.1	mg/L		
24C2188_B4C3317-BLK2	Nitrate (as N)	<0.010	mg/L	T	REG	SM 4110 B (2020)	'22 Mar 2024	0.01	mg/L		
24C2188_B4C3317-BLK2	Nitrite (as N)	<0.010	mg/L	T	REG	SM 4110 B (2020)	'22 Mar 2024	0.01	mg/L		
24C2188_B4C3317-BS1	Chloride	100	%	T	SC	SM 4110 B (2020)	'22 Mar 2024	1	%	110	90
24C2188_B4C3317-BS1	Fluoride	96	%	T	SC	SM 4110 B (2020)	'22 Mar 2024	1	%	108	88
24C2188_B4C3317-BS1	Nitrate (as N)	101	%	T	SC	SM 4110 B (2020)	'22 Mar 2024	1	%	110	90
24C2188_B4C3317-BS1	Nitrite (as N)	93	%	T	SC	SM 4110 B (2020)	'22 Mar 2024	1	%	115	85
24C2188_B4C3317-BS2	Chloride	101	%	T	SC	SM 4110 B (2020)	'22 Mar 2024	1	%	110	90
24C2188_B4C3317-BS2	Fluoride	98	%	T	SC	SM 4110 B (2020)	'22 Mar 2024	1	%	108	88
24C2188_B4C3317-BS2	Nitrate (as N)	100	%	T	SC	SM 4110 B (2020)	'22 Mar 2024	1	%	110	90
24C2188_B4C3317-BS2	Nitrite (as N)	87	%	T	SC	SM 4110 B (2020)	'22 Mar 2024	1	%	115	85
24C2188_B4C3328-BLK1	Ammonia Total (as N)	<0.050	mg/L	T	REG	SM 4500-NH3 G* (2021)	'21 Mar 2024	0.05	mg/L		
24C2188_B4C3328-BLK2	Ammonia Total (as N)	<0.050	mg/L	T	REG	SM 4500-NH3 G* (2021)	'21 Mar 2024	0.05	mg/L		
24C2188_B4C3328-BLK3	Ammonia Total (as N)	<0.050	mg/L	T	REG	SM 4500-NH3 G* (2021)	'21 Mar 2024	0.05	mg/L		
24C2188_B4C3328-BS1	Ammonia Total (as N)	101	%	T	SC	SM 4500-NH3 G* (2021)	'21 Mar 2024	1	%	115	85
24C2188_B4C3328-BS2	Ammonia Total (as N)	102	%	T	SC	SM 4500-NH3 G* (2021)	'21 Mar 2024	1	%	115	85
24C2188_B4C3328-BS3	Ammonia Total (as N)	103	%	T	SC	SM 4500-NH3 G* (2021)	'21 Mar 2024	1	%	115	85
24C2188_B4C3394-BLK1	Phosphorus Total Dissolved	<0.0050	mg/L	F	REG	SM 4500-P F (2021)	'22 Mar 2024	0.005	mg/L		
24C2188_B4C3394-BLK4	Phosphorus Total Dissolved	<0.0050	mg/L	F	REG	SM 4500-P F (2021)	'22 Mar 2024	0.005	mg/L		
24C2188_B4C3394-BS1	Phosphorus Total Dissolved	100	%	F	SC	SM 4500-P F (2021)	'22 Mar 2024	1	%	115	85
24C2188_B4C3394-BS4	Phosphorus Total Dissolved	100	%	F	SC	SM 4500-P F (2021)	'22 Mar 2024	1	%	115	85
24C2188_B4C3437-BLK1	Cyanide Total	<0.0020	mg/L	T	REG	ASTM D7511-12	'22 Mar 2024	0.002	mg/L		
24C2188_B4C3437-BLK2	Cyanide Total	<0.0020	mg/L	T	REG	ASTM D7511-12	'22 Mar 2024	0.002	mg/L		
24C2188_B4C3437-BLK3	Cyanide Total	<0.0020	mg/L	T	REG	ASTM D7511-12	'22 Mar 2024	0.002	mg/L		
24C2188_B4C3437-BS1	Cyanide Total	105	%	T	SC	ASTM D7511-12	'22 Mar 2024	1	%	120	82
24C2188_B4C3437-BS2	Cyanide Total	93	%	T	SC	ASTM D7511-12	'22 Mar 2024	1	%	120	82
24C2188_B4C3437-BS3	Cyanide Total	99	%	T	SC	ASTM D7511-12	'22 Mar 2024	1	%	120	82
24C2188_B4C3437-BSD1	Cyanide Total	105	%	T	SC	ASTM D7511-12	'22 Mar 2024	1	%	120	82
24C2188_B4C3437-BSD2	Cyanide Total	102	%	T	SC	ASTM D7511-12	'22 Mar 2024	1	%	120	82
24C2188_B4C3437-BSD3	Cyanide Total	105	%	T	SC	ASTM D7511-12	'22 Mar 2024	1	%	120	82
24C2188_B4C3445-BLK1	Thiocyanate	<0.10	mg/L	T	REG	SM 4500-CN- M (2021)	'22 Mar 2024	0.1	mg/L		
24C2188_B4C3445-BS1	Thiocyanate	92	%	T	SC	SM 4500-CN- M (2021)	'22 Mar 2024	1	%	115	85
24C2188_B4C3529-BLK1	Mercury dissolved	<0.0050	ug/L	F	REG	EPA 245.7*	'22 Mar 2024	0.005	ug/L		
24C2188_B4C3529-BLK2	Mercury dissolved	0.0139	ug/L	F	REG	EPA 245.7*	'22 Mar 2024	0.005	ug/L		
24C2188_B4C3529-BLK3	Mercury dissolved	<0.0050	ug/L	F	REG	EPA 245.7*	'22 Mar 2024	0.005	ug/L		
24C2188_B4C3529-BLK4	Mercury dissolved	<0.0050	ug/L	F	REG	EPA 245.7*	'22 Mar 2024	0.005	ug/L		
24C2188_B4C3529-BS1	Mercury dissolved	115	%	F	SC	EPA 245.7*	'22 Mar 2024	1	%	120	80
24C2188_B4C3529-BS2	Mercury dissolved	104	%	F	SC	EPA 245.7*	'22 Mar 2024	1	%	120	80
24C2188_B4C3529-BS3	Mercury dissolved	100	%	F	SC	EPA 245.7*	'22 Mar 2024	1	%	120	80
24C2188_B4C3529-BS4	Mercury dissolved	100	%	F	SC	EPA 245.7*	'22 Mar 2024	1	%	120	80
24C2188_B4C3720-BLK1	Aluminum dissolved	<0.0010	mg/L	F	REG	EPA 6020B	'26 Mar 2024	0.001	mg/L		
24C2188_B4C3720-BLK1	Antimony dissolved	<0.000050	mg/L	F	REG	EPA 6020B	'26 Mar 2024	0.00005	mg/L		
24C2188_B4C3720-BLK1	Arsenic dissolved	<0.000050	mg/L	F	REG	EPA 6020B	'26 Mar 2024	0.00005	mg/L		
24C2188_B4C3720-BLK1	Barium dissolved	<0.00010	mg/L	F	REG	EPA 6020B	'26 Mar 2024	0.0001	mg/L		
24C2188_B4C3720-BLK1	Beryllium dissolved	<0.000010	mg/L	F	REG	EPA 6020B	'26 Mar 2024	0.00001	mg/L		
24C2188_B4C3720-BLK1	Bismuth dissolved	<0.000010	mg/L	F	REG	EPA 6020B	'26 Mar 2024	0.00001	mg/L		
24C2188_B4C3720-BLK1	Boron dissolved	<0.0020	mg/L	F	REG	EPA 6020B	'26 Mar 2024	0.002	mg/L		
24C2188_B4C3720-BLK1	Cadmium dissolved	<0.0000020	mg/L	F	REG	EPA 6020B	'26 Mar 2024	0.000002	mg/L		
24C2188_B4C3720-BLK1	Calcium dissolved	<0.050	mg/L	F	REG	EPA 6020B	'26 Mar 2024	0.05	mg/L		
24C2188_B4C3720-BLK1	Chromium dissolved	<0.00050	mg/L	F	REG	EPA 6020B	'26 Mar 2024	0.0005	mg/L		
24C2188_B4C3720-BLK1	Cobalt dissolved	<0.0000050	mg/L	F	REG	EPA 6020B	'26 Mar 2024	0.000005	mg/L		
24C2188_B4C3720-BLK1	Copper dissolved	<0.00010	mg/L	F	REG	EPA 6020B	'26 Mar 2024	0.0001	mg/L		
24C2188_B4C3720-BLK1	Iron dissolved	<0.0020	mg/L	F	REG	EPA 6020B	'26 Mar 2024	0.002	mg/L		
24C2188_B4C3720-BLK1	Lead dissolved	<0.000050	mg/L	F	REG	EPA 6020B	'26 Mar 2024	0.00005	mg/L		
24C2188_B4C3720-BLK1	Lithium dissolved	<0.000050	mg/L	F	REG	EPA 6020B	'26 Mar 2024	0.00005	mg/L		
24C2188_B4C3720-BLK1	Magnesium dissolved	<0.0050	mg/L	F	REG	EPA 6020B	'26 Mar 2024	0.005	mg/L		
24C2188_B4C3720-BLK1	Manganese dissolved	<0.000050	mg/L	F	REG	EPA 6020B	'26 Mar 2024	0.00005	mg/L		
24C2188_B4C3720-BLK1	Molybdenum dissolved	<0.000010	mg/L	F	REG	EPA 6020B	'26 Mar 2024	0.00001	mg/L		
24C2188_B4C3720-BLK1	Nickel dissolved	<0.000040	mg/L	F	REG	EPA 6020B	'26 Mar 2024	0.00004	mg/L		
24C2188_B4C3720-BLK1	Phosphorus dissolved	<0.010	mg/L	F	REG	EPA 6020B	'26 Mar 2024	0.01	mg/L		
24C2188_B4C3720-BLK1	Potassium dissolved	<0.020	mg/L	F	REG	EPA 6020B	'26 Mar 2024	0.02	mg/L		
24C2188_B4C3720-BLK1	Selenium dissolved	<0.00010	mg/L	F	REG	EPA 6020B	'26 Mar 2024	0.0001	mg/L		
24C2188_B4C3720-BLK1	Silicon dissolved	<0.10	mg/L	F	REG	EPA 6020B	'26 Mar 2024	0.1	mg/L		
24C2188_B4C3720-BLK1	Silver dissolved	<0.000010	mg/L	F	REG	EPA 6020B	'26 Mar 2024	0.00001	mg/L		
24C2188_B4C3720-BLK1	Sodium dissolved	<0.020	mg/L	F	REG	EPA 6020B	'26 Mar 2024	0.02	mg/L		
24C2188_B4C3720-BLK1	Strontium dissolved	<0.00010	mg/L	F	REG	EPA 6020B	'26 Mar 2024	0.0001	mg/L		
24C2188_B4C3720-BLK1	Sulfur dissolved	<1.00	mg/L	F	REG	EPA 6020B	'26 Mar 2024	1	mg/L		
24C2188_B4C3720-BLK1	Tellurium dissolved	<0.000050	mg/L	F	REG	EPA 6020B	'26 Mar 2024	0.00005	mg/L		
24C2188_B4C3720-BLK1	Thallium dissolved	<0.0000040	mg/L	F	REG	EPA 6020B	'26 Mar 2024	0.000004	mg/L		
24C2188_B4C3720-BLK1	Thorium dissolved	<0.000010	mg/L	F	REG	EPA 6020B	'26 Mar 2024	0.00001	mg/L		
24C2188_B4C3720-BLK1	Tin dissolved	<0.000050	mg/L	F	REG	EPA 6020B	'26 Mar 2024	0.00005	mg/L		
24C2188_B4C3720-BLK1	Titanium dissolved	<0.00020	mg/L	F	REG	EPA 6020B	'26 Mar 2024	0.0002	mg/L		

CERTIFICATE OF ANALYSIS ▪ SUPERNATANT ANALYSIS QA/QC RESULTS

Global
ARD Testing Services Inc.

GLOBAL PROJECT NO: 2329 (B7+)
CLIENT: WSP E&I Canada Ltd.
PROJECT NAME: Kinross Great Bear -Supernatant An
PROJECT NO: OMEMA2303
REPORT VERSION: 3

Sulphate:

Certified Reference Material:	Parameter: Sulphate	% Recovery	Matrix Spike %	Units	QC Limits
STD Mineral Water (34.98 mg/L	31.42	89.8%		%	80 - 120
Spiked Blank (19.61 mg/L)	18.23		93.0%	%	80 - 120

Dissolved Metals by ICP-MS:

Sample Code	Parameter	Result	Result Units	Total or Filtered	Method Type	Method Name	Date Analyzed	EQL	EQL Units	UCL	LCL
24C2188											
24C2188_B4C3720-BLK1	Tungsten dissolved	<0.00020	mg/L	F	REG	EPA 6020B	'26 Mar 2024	0.0002	mg/L		
24C2188_B4C3720-BLK1	Uranium dissolved	<0.0000010	mg/L	F	REG	EPA 6020B	'26 Mar 2024	0.000001	mg/L		
24C2188_B4C3720-BLK1	Vanadium dissolved	<0.00100	mg/L	F	REG	EPA 6020B	'26 Mar 2024	0.001	mg/L		
24C2188_B4C3720-BLK1	Zinc dissolved	<0.0010	mg/L	F	REG	EPA 6020B	'26 Mar 2024	0.001	mg/L		
24C2188_B4C3720-BLK1	Zirconium dissolved	<0.000020	mg/L	F	REG	EPA 6020B	'26 Mar 2024	0.00002	mg/L		
24C2188_B4C3720-BS1	Aluminum dissolved	102	%	F	SC	EPA 6020B	'26 Mar 2024	1	%	120	80
24C2188_B4C3720-BS1	Antimony dissolved	101	%	F	SC	EPA 6020B	'26 Mar 2024	1	%	120	80
24C2188_B4C3720-BS1	Arsenic dissolved	101	%	F	SC	EPA 6020B	'26 Mar 2024	1	%	120	80
24C2188_B4C3720-BS1	Barium dissolved	98	%	F	SC	EPA 6020B	'26 Mar 2024	1	%	120	80
24C2188_B4C3720-BS1	Beryllium dissolved	100	%	F	SC	EPA 6020B	'26 Mar 2024	1	%	120	80
24C2188_B4C3720-BS1	Bismuth dissolved	98	%	F	SC	EPA 6020B	'26 Mar 2024	1	%	120	80
24C2188_B4C3720-BS1	Boron dissolved	99	%	F	SC	EPA 6020B	'26 Mar 2024	1	%	120	80
24C2188_B4C3720-BS1	Cadmium dissolved	101	%	F	SC	EPA 6020B	'26 Mar 2024	1	%	120	80
24C2188_B4C3720-BS1	Calcium dissolved	101	%	F	SC	EPA 6020B	'26 Mar 2024	1	%	120	80
24C2188_B4C3720-BS1	Chromium dissolved	100	%	F	SC	EPA 6020B	'26 Mar 2024	1	%	120	80
24C2188_B4C3720-BS1	Cobalt dissolved	101	%	F	SC	EPA 6020B	'26 Mar 2024	1	%	120	80
24C2188_B4C3720-BS1	Copper dissolved	104	%	F	SC	EPA 6020B	'26 Mar 2024	1	%	120	80
24C2188_B4C3720-BS1	Iron dissolved	101	%	F	SC	EPA 6020B	'26 Mar 2024	1	%	120	80
24C2188_B4C3720-BS1	Lead dissolved	99	%	F	SC	EPA 6020B	'26 Mar 2024	1	%	120	80
24C2188_B4C3720-BS1	Lithium dissolved	101	%	F	SC	EPA 6020B	'26 Mar 2024	1	%	120	80
24C2188_B4C3720-BS1	Magnesium dissolved	101	%	F	SC	EPA 6020B	'26 Mar 2024	1	%	120	80
24C2188_B4C3720-BS1	Manganese dissolved	100	%	F	SC	EPA 6020B	'26 Mar 2024	1	%	120	80
24C2188_B4C3720-BS1	Molybdenum dissolved	101	%	F	SC	EPA 6020B	'26 Mar 2024	1	%	120	80
24C2188_B4C3720-BS1	Nickel dissolved	101	%	F	SC	EPA 6020B	'26 Mar 2024	1	%	120	80
24C2188_B4C3720-BS1	Phosphorus dissolved	102	%	F	SC	EPA 6020B	'26 Mar 2024	1	%	120	80
24C2188_B4C3720-BS1	Potassium dissolved	99	%	F	SC	EPA 6020B	'26 Mar 2024	1	%	120	80
24C2188_B4C3720-BS1	Selenium dissolved	102	%	F	SC	EPA 6020B	'26 Mar 2024	1	%	120	80
24C2188_B4C3720-BS1	Silicon dissolved	100	%	F	SC	EPA 6020B	'26 Mar 2024	1	%	120	80
24C2188_B4C3720-BS1	Silver dissolved	101	%	F	SC	EPA 6020B	'26 Mar 2024	1	%	120	80
24C2188_B4C3720-BS1	Sodium dissolved	100	%	F	SC	EPA 6020B	'26 Mar 2024	1	%	120	80
24C2188_B4C3720-BS1	Strontium dissolved	101	%	F	SC	EPA 6020B	'26 Mar 2024	1	%	120	80
24C2188_B4C3720-BS1	Sulfur dissolved	101	%	F	SC	EPA 6020B	'26 Mar 2024	1	%	120	80
24C2188_B4C3720-BS1	Tellurium dissolved	101	%	F	SC	EPA 6020B	'26 Mar 2024	1	%	120	80
24C2188_B4C3720-BS1	Thallium dissolved	100	%	F	SC	EPA 6020B	'26 Mar 2024	1	%	120	80
24C2188_B4C3720-BS1	Thorium dissolved	95	%	F	SC	EPA 6020B	'26 Mar 2024	1	%	120	80
24C2188_B4C3720-BS1	Tin dissolved	99	%	F	SC	EPA 6020B	'26 Mar 2024	1	%	120	80
24C2188_B4C3720-BS1	Titanium dissolved	99	%	F	SC	EPA 6020B	'26 Mar 2024	1	%	120	80
24C2188_B4C3720-BS1	Tungsten dissolved	99	%	F	SC	EPA 6020B	'26 Mar 2024	1	%	120	80
24C2188_B4C3720-BS1	Uranium dissolved	97	%	F	SC	EPA 6020B	'26 Mar 2024	1	%	120	80
24C2188_B4C3720-BS1	Vanadium dissolved	98	%	F	SC	EPA 6020B	'26 Mar 2024	1	%	120	80
24C2188_B4C3720-BS1	Zinc dissolved	101	%	F	SC	EPA 6020B	'26 Mar 2024	1	%	120	80
24C2188_B4C3720-BS1	Zirconium dissolved	100	%	F	SC	EPA 6020B	'26 Mar 2024	1	%	120	80
24C2188_B4C3720-MS1	Aluminum dissolved	8.98	mg/L	F	REG	EPA 6020B	'26 Mar 2024	0.002	mg/L	130	70
24C2188_B4C3720-MS1	Antimony dissolved	0.131	mg/L	F	REG	EPA 6020B	'26 Mar 2024	0.0001	mg/L	130	70
24C2188_B4C3720-MS1	Arsenic dissolved	2.11	mg/L	F	REG	EPA 6020B	'26 Mar 2024	0.0001	mg/L	130	70
24C2188_B4C3720-MS1	Barium dissolved	0.0825	mg/L	F	REG	EPA 6020B	'26 Mar 2024	0.0002	mg/L	130	70
24C2188_B4C3720-MS1	Beryllium dissolved	0.0805	mg/L	F	REG	EPA 6020B	'26 Mar 2024	0.00002	mg/L	130	70
24C2188_B4C3720-MS1	Bismuth dissolved	0.0735	mg/L	F	REG	EPA 6020B	'26 Mar 2024	0.00002	mg/L	130	70
24C2188_B4C3720-MS1	Boron dissolved	0.808	mg/L	F	REG	EPA 6020B	'26 Mar 2024	0.004	mg/L	130	70
24C2188_B4C3720-MS1	Cadmium dissolved	0.0798	mg/L	F	REG	EPA 6020B	'26 Mar 2024	0.000004	mg/L	130	70
24C2188_B4C3720-MS1	Calcium dissolved	12.4	mg/L	F	REG	EPA 6020B	'26 Mar 2024	0.1	mg/L	130	70
24C2188_B4C3720-MS1	Chromium dissolved	0.0793	mg/L	F	REG	EPA 6020B	'26 Mar 2024	0.001	mg/L	130	70
24C2188_B4C3720-MS1	Cobalt dissolved	0.153	mg/L	F	REG	EPA 6020B	'26 Mar 2024	0.00001	mg/L	130	70
24C2188_B4C3720-MS1	Copper dissolved	5.95	mg/L	F	REG	EPA 6020B	'26 Mar 2024	0.0002	mg/L	130	70
24C2188_B4C3720-MS1	Iron dissolved	86.5	mg/L	F	REG	EPA 6020B	'26 Mar 2024	0.004	mg/L	130	70
24C2188_B4C3720-MS1	Lead dissolved	0.0775	mg/L	F	REG	EPA 6020B	'26 Mar 2024	0.0001	mg/L	130	70
24C2188_B4C3720-MS1	Lithium dissolved	0.0821	mg/L	F	REG	EPA 6020B	'26 Mar 2024	0.0001	mg/L	130	70
24C2188_B4C3720-MS1	Magnesium dissolved	7.53	mg/L	F	REG	EPA 6020B	'26 Mar 2024	0.01	mg/L	130	70
24C2188_B4C3720-MS1	Manganese dissolved	0.0767	mg/L	F	REG	EPA 6020B	'26 Mar 2024	0.0001	mg/L	130	70
24C2188_B4C3720-MS1	Molybdenum dissolved	0.153	mg/L	F	REG	EPA 6020B	'26 Mar 2024	0.00002	mg/L	130	70
24C2188_B4C3720-MS1	Nickel dissolved	0.312	mg/L	F	REG	EPA 6020B	'26 Mar 2024	0.00008	mg/L	130	70
24C2188_B4C3720-MS1	Phosphorus dissolved	8.27	mg/L	F	REG	EPA 6020B	'26 Mar 2024	0.02	mg/L	130	70
24C2188_B4C3720-MS1	Potassium dissolved	31.9	mg/L	F	REG	EPA 6020B	'26 Mar 2024	0.04	mg/L	130	70
24C2188_B4C3720-MS1	Selenium dissolved	0.871	mg/L	F	REG	EPA 6020B	'26 Mar 2024	0.0002	mg/L	130	70
24C2188_B4C3720-MS1	Silicon dissolved	16.6	mg/L	F	REG	EPA 6020B	'26 Mar 2024	0.2	mg/L	130	70
24C2188_B4C3720-MS1	Silver dissolved	0.0822	mg/L	F	REG	EPA 6020B	'26 Mar 2024	0.00002	mg/L	130	70
24C2188_B4C3720-MS1	Sodium dissolved	378	mg/L	F	REG	EPA 6020B	'26 Mar 2024	0.04	mg/L	130	70
24C2188_B4C3720-MS1	Strontium dissolved	0.1	mg/L	F	REG	EPA 6020B	'26 Mar 2024	0.0002	mg/L	130	70
24C2188_B4C3720-MS1	Sulfur dissolved	128	mg/L	F	REG	EPA 6020B	'26 Mar 2024	2	mg/L	130	70
24C2188_B4C3720-MS1	Tellurium dissolved	0.0808	mg/L	F	REG	EPA 6020B	'26 Mar 2024	0.0001	mg/L	130	70
24C2188_B4C3720-MS1	Thallium dissolved	0.074	mg/L	F	REG	EPA 6020B	'26 Mar 2024	0.000008	mg/L	130	70
24C2188_B4C3720-MS1	Thorium dissolved	0.0591	mg/L	F	REG	EPA 6020B	'26 Mar 2024	0.00002	mg/L	130	70
24C2188_B4C3720-MS1	Tin dissolved	0.081	mg/L	F	REG	EPA 6020B	'26 Mar 2024	0.0001	mg/L	130	70
24C2188_B4C3720-MS1	Titanium dissolved	0.0755	mg/L	F	REG	EPA 6020B	'26 Mar 2024	0.0004	mg/L	130	70
24C2188_B4C3720-MS1	Tungsten dissolved	0.116	mg/L	F	REG	EPA 6020B	'26 Mar 2024	0.0004	mg/L	130	70
24C2188_B4C3720-MS1	Uranium dissolved	0.0777	mg/L	F	REG	EPA 6020B	'26 Mar 2024	0.000002	mg/L	130	70
24C2188_B4C3720-MS1	Vanadium dissolved	0.118	mg/L	F	REG	EPA 6020B	'26 Mar 2024	0.002	mg/L	130	70
24C2188_B4C3720-MS1	Zinc dissolved	1.49	mg/L	F	REG	EPA 6020B	'26 Mar 2024	0.002	mg/L	130	70
24C2188_B4C3720-MS1	Zirconium dissolved	0.075	mg/L	F	REG	EPA 6020B	'26 Mar 2024	0.00004	mg/L	130	70
24C2190											
24C2190_B4C3276-BLK1	Aluminum dissolved	<0.0010	mg/L	F	REG	EPA 6020B	'21 Mar 2024	0.001	mg/L		
24C2190_B4C3276-BLK1	Antimony dissolved	<0.000050	mg/L	F	REG	EPA 6020B	'21 Mar 2024	0.00005	mg/L		
24C2190_B4C3276-BLK1	Arsenic dissolved	<0.000050	mg/L	F	REG	EPA 6020B	'21 Mar 2024	0.00005	mg/L		
24C2190_B4C3276-BLK1	Barium dissolved	<0.00010	mg/L	F	REG	EPA 6020B	'21 Mar 2024	0.0001	mg/L		
24C2190_B4C3276-BLK1	Beryllium dissolved	<0.000010	mg/L	F	REG	EPA 6020B	'21 Mar 2024	0.00001	mg/L		
24C2190_B4C3276-BLK1	Bismuth dissolved	<0.000010	mg/L	F	REG	EPA 6020B	'21 Mar 2024	0.00001	mg/L		
24C2190_B4C3276-BLK1	Boron dissolved	<0.0020	mg/L	F	REG	EPA 6020B	'21 Mar 2024	0.002	mg/L		
24C2190_B4C3276-BLK1	Cadmium dissolved	<0.0000020	mg/L	F	REG	EPA 6020B	'21 Mar 2024	0.000002	mg/L		

CERTIFICATE OF ANALYSIS ▪ SUPERNATANT ANALYSIS QA/QC RESULTS

Global
ARD Testing Services Inc.

GLOBAL PROJECT NO: 2329 (B7+)
CLIENT: WSP E&I Canada Ltd.
PROJECT NAME: Kinross Great Bear -Supernatant An
PROJECT NO: OMEMA2303
REPORT VERSION: 3

Sulphate:

Certified Reference Material:	Parameter: Sulphate	% Recovery	Matrix Spike %	Units	QC Limits
STD Mineral Water (34.98 mg/L	31.42	89.8%		%	80 - 120
Spiked Blank (19.61 mg/L)	18.23		93.0%	%	80 - 120

Dissolved Metals by ICP-MS:

Sample Code	Parameter	Result	Result Units	Total or Filtered	Method Type	Method Name	Date Analyzed	EQL	EQL Units	UCL	LCL
24C2188											
24C2190_B4C3276-BLK1	Calcium dissolved	<0.050	mg/L	F	REG	EPA 6020B	'21 Mar 2024	0.05	mg/L		
24C2190_B4C3276-BLK1	Chromium dissolved	<0.00050	mg/L	F	REG	EPA 6020B	'21 Mar 2024	0.0005	mg/L		
24C2190_B4C3276-BLK1	Cobalt dissolved	<0.0000050	mg/L	F	REG	EPA 6020B	'21 Mar 2024	0.000005	mg/L		
24C2190_B4C3276-BLK1	Copper dissolved	<0.00010	mg/L	F	REG	EPA 6020B	'21 Mar 2024	0.0001	mg/L		
24C2190_B4C3276-BLK1	Iron dissolved	<0.0020	mg/L	F	REG	EPA 6020B	'21 Mar 2024	0.002	mg/L		
24C2190_B4C3276-BLK1	Lead dissolved	<0.000050	mg/L	F	REG	EPA 6020B	'21 Mar 2024	0.00005	mg/L		
24C2190_B4C3276-BLK1	Lithium dissolved	<0.000050	mg/L	F	REG	EPA 6020B	'21 Mar 2024	0.00005	mg/L		
24C2190_B4C3276-BLK1	Magnesium dissolved	<0.0050	mg/L	F	REG	EPA 6020B	'21 Mar 2024	0.005	mg/L		
24C2190_B4C3276-BLK1	Manganese dissolved	<0.000050	mg/L	F	REG	EPA 6020B	'21 Mar 2024	0.00005	mg/L		
24C2190_B4C3276-BLK1	Molybdenum dissolved	<0.000010	mg/L	F	REG	EPA 6020B	'21 Mar 2024	0.00001	mg/L		
24C2190_B4C3276-BLK1	Nickel dissolved	<0.000040	mg/L	F	REG	EPA 6020B	'21 Mar 2024	0.00004	mg/L		
24C2190_B4C3276-BLK1	Phosphorus dissolved	<0.010	mg/L	F	REG	EPA 6020B	'21 Mar 2024	0.01	mg/L		
24C2190_B4C3276-BLK1	Potassium dissolved	<0.020	mg/L	F	REG	EPA 6020B	'21 Mar 2024	0.02	mg/L		
24C2190_B4C3276-BLK1	Selenium dissolved	<0.00010	mg/L	F	REG	EPA 6020B	'21 Mar 2024	0.0001	mg/L		
24C2190_B4C3276-BLK1	Silicon dissolved	<0.10	mg/L	F	REG	EPA 6020B	'21 Mar 2024	0.1	mg/L		
24C2190_B4C3276-BLK1	Silver dissolved	<0.000010	mg/L	F	REG	EPA 6020B	'21 Mar 2024	0.00001	mg/L		
24C2190_B4C3276-BLK1	Sodium dissolved	<0.020	mg/L	F	REG	EPA 6020B	'21 Mar 2024	0.02	mg/L		
24C2190_B4C3276-BLK1	Strontium dissolved	<0.00010	mg/L	F	REG	EPA 6020B	'21 Mar 2024	0.0001	mg/L		
24C2190_B4C3276-BLK1	Sulfur dissolved	<1.00	mg/L	F	REG	EPA 6020B	'21 Mar 2024	1	mg/L		
24C2190_B4C3276-BLK1	Tellurium dissolved	<0.000050	mg/L	F	REG	EPA 6020B	'21 Mar 2024	0.00005	mg/L		
24C2190_B4C3276-BLK1	Thallium dissolved	<0.0000040	mg/L	F	REG	EPA 6020B	'21 Mar 2024	0.000004	mg/L		
24C2190_B4C3276-BLK1	Thorium dissolved	<0.000010	mg/L	F	REG	EPA 6020B	'21 Mar 2024	0.00001	mg/L		
24C2190_B4C3276-BLK1	Tin dissolved	<0.000050	mg/L	F	REG	EPA 6020B	'21 Mar 2024	0.00005	mg/L		
24C2190_B4C3276-BLK1	Titanium dissolved	<0.00020	mg/L	F	REG	EPA 6020B	'21 Mar 2024	0.0002	mg/L		
24C2190_B4C3276-BLK1	Tungsten dissolved	<0.00020	mg/L	F	REG	EPA 6020B	'21 Mar 2024	0.0002	mg/L		
24C2190_B4C3276-BLK1	Uranium dissolved	<0.0000010	mg/L	F	REG	EPA 6020B	'22 Mar 2024	0.000001	mg/L		
24C2190_B4C3276-BLK1	Vanadium dissolved	<0.00100	mg/L	F	REG	EPA 6020B	'21 Mar 2024	0.001	mg/L		
24C2190_B4C3276-BLK1	Zinc dissolved	<0.0010	mg/L	F	REG	EPA 6020B	'21 Mar 2024	0.001	mg/L		
24C2190_B4C3276-BLK1	Zirconium dissolved	<0.000020	mg/L	F	REG	EPA 6020B	'21 Mar 2024	0.00002	mg/L		
24C2190_B4C3276-BS1	Aluminum dissolved	100	%	F	SC	EPA 6020B	'21 Mar 2024	1	%	120	80
24C2190_B4C3276-BS1	Antimony dissolved	102	%	F	SC	EPA 6020B	'21 Mar 2024	1	%	120	80
24C2190_B4C3276-BS1	Arsenic dissolved	102	%	F	SC	EPA 6020B	'21 Mar 2024	1	%	120	80
24C2190_B4C3276-BS1	Barium dissolved	95	%	F	SC	EPA 6020B	'21 Mar 2024	1	%	120	80
24C2190_B4C3276-BS1	Beryllium dissolved	99	%	F	SC	EPA 6020B	'21 Mar 2024	1	%	120	80
24C2190_B4C3276-BS1	Bismuth dissolved	99	%	F	SC	EPA 6020B	'21 Mar 2024	1	%	120	80
24C2190_B4C3276-BS1	Boron dissolved	96	%	F	SC	EPA 6020B	'21 Mar 2024	1	%	120	80
24C2190_B4C3276-BS1	Cadmium dissolved	100	%	F	SC	EPA 6020B	'21 Mar 2024	1	%	120	80
24C2190_B4C3276-BS1	Calcium dissolved	102	%	F	SC	EPA 6020B	'21 Mar 2024	1	%	120	80
24C2190_B4C3276-BS1	Chromium dissolved	99	%	F	SC	EPA 6020B	'21 Mar 2024	1	%	120	80
24C2190_B4C3276-BS1	Cobalt dissolved	102	%	F	SC	EPA 6020B	'21 Mar 2024	1	%	120	80
24C2190_B4C3276-BS1	Copper dissolved	102	%	F	SC	EPA 6020B	'21 Mar 2024	1	%	120	80
24C2190_B4C3276-BS1	Iron dissolved	104	%	F	SC	EPA 6020B	'21 Mar 2024	1	%	120	80
24C2190_B4C3276-BS1	Lead dissolved	100	%	F	SC	EPA 6020B	'21 Mar 2024	1	%	120	80
24C2190_B4C3276-BS1	Lithium dissolved	98	%	F	SC	EPA 6020B	'21 Mar 2024	1	%	120	80
24C2190_B4C3276-BS1	Magnesium dissolved	100	%	F	SC	EPA 6020B	'21 Mar 2024	1	%	120	80
24C2190_B4C3276-BS1	Manganese dissolved	101	%	F	SC	EPA 6020B	'21 Mar 2024	1	%	120	80
24C2190_B4C3276-BS1	Molybdenum dissolved	100	%	F	SC	EPA 6020B	'21 Mar 2024	1	%	120	80
24C2190_B4C3276-BS1	Nickel dissolved	101	%	F	SC	EPA 6020B	'21 Mar 2024	1	%	120	80
24C2190_B4C3276-BS1	Phosphorus dissolved	99	%	F	SC	EPA 6020B	'21 Mar 2024	1	%	120	80
24C2190_B4C3276-BS1	Potassium dissolved	101	%	F	SC	EPA 6020B	'21 Mar 2024	1	%	120	80
24C2190_B4C3276-BS1	Selenium dissolved	103	%	F	SC	EPA 6020B	'21 Mar 2024	1	%	120	80
24C2190_B4C3276-BS1	Silicon dissolved	98	%	F	SC	EPA 6020B	'21 Mar 2024	1	%	120	80
24C2190_B4C3276-BS1	Silver dissolved	100	%	F	SC	EPA 6020B	'21 Mar 2024	1	%	120	80
24C2190_B4C3276-BS1	Sodium dissolved	103	%	F	SC	EPA 6020B	'21 Mar 2024	1	%	120	80
24C2190_B4C3276-BS1	Strontium dissolved	100	%	F	SC	EPA 6020B	'21 Mar 2024	1	%	120	80
24C2190_B4C3276-BS1	Sulfur dissolved	100	%	F	SC	EPA 6020B	'21 Mar 2024	1	%	120	80
24C2190_B4C3276-BS1	Tellurium dissolved	99	%	F	SC	EPA 6020B	'21 Mar 2024	1	%	120	80
24C2190_B4C3276-BS1	Thallium dissolved	100	%	F	SC	EPA 6020B	'21 Mar 2024	1	%	120	80
24C2190_B4C3276-BS1	Thorium dissolved	107	%	F	SC	EPA 6020B	'21 Mar 2024	1	%	120	80
24C2190_B4C3276-BS1	Tin dissolved	101	%	F	SC	EPA 6020B	'21 Mar 2024	1	%	120	80
24C2190_B4C3276-BS1	Titanium dissolved	98	%	F	SC	EPA 6020B	'21 Mar 2024	1	%	120	80
24C2190_B4C3276-BS1	Tungsten dissolved	100	%	F	SC	EPA 6020B	'21 Mar 2024	1	%	120	80
24C2190_B4C3276-BS1	Uranium dissolved	102	%	F	SC	EPA 6020B	'21 Mar 2024	1	%	120	80
24C2190_B4C3276-BS1	Vanadium dissolved	101	%	F	SC	EPA 6020B	'21 Mar 2024	1	%	120	80
24C2190_B4C3276-BS1	Zinc dissolved	103	%	F	SC	EPA 6020B	'21 Mar 2024	1	%	120	80
24C2190_B4C3276-BS1	Zirconium dissolved	98	%	F	SC	EPA 6020B	'21 Mar 2024	1	%	120	80
24C2190_B4C3276-MS1	Aluminum dissolved	4.39	mg/L	F	REG	EPA 6020B	'21 Mar 2024	0.001	mg/L	130	70
24C2190_B4C3276-MS1	Antimony dissolved	0.0457	mg/L	F	REG	EPA 6020B	'21 Mar 2024	0.00005	mg/L	130	70
24C2190_B4C3276-MS1	Arsenic dissolved	0.456	mg/L	F	REG	EPA 6020B	'21 Mar 2024	0.00005	mg/L	130	70
24C2190_B4C3276-MS1	Barium dissolved	0.0868	mg/L	F	REG	EPA 6020B	'21 Mar 2024	0.0001	mg/L	130	70
24C2190_B4C3276-MS1	Beryllium dissolved	0.0439	mg/L	F	REG	EPA 6020B	'21 Mar 2024	0.00001	mg/L	130	70
24C2190_B4C3276-MS1	Bismuth dissolved	0.0378	mg/L	F	REG	EPA 6020B	'21 Mar 2024	0.00001	mg/L	130	70
24C2190_B4C3276-MS1	Boron dissolved	0.439	mg/L	F	REG	EPA 6020B	'21 Mar 2024	0.002	mg/L	130	70
24C2190_B4C3276-MS1	Cadmium dissolved	0.0429	mg/L	F	REG	EPA 6020B	'21 Mar 2024	0.000002	mg/L	130	70
24C2190_B4C3276-MS1	Calcium dissolved	116	mg/L	F	REG	EPA 6020B	'21 Mar 2024	0.05	mg/L	130	70
24C2190_B4C3276-MS1	Chromium dissolved	0.0425	mg/L	F	REG	EPA 6020B	'21 Mar 2024	0.0005	mg/L	130	70
24C2190_B4C3276-MS1	Cobalt dissolved	0.102	mg/L	F	REG	EPA 6020B	'21 Mar 2024	0.000005	mg/L	130	70
24C2190_B4C3276-MS1	Copper dissolved	0.0589	mg/L	F	REG	EPA 6020B	'21 Mar 2024	0.0001	mg/L	130	70
24C2190_B4C3276-MS1	Iron dissolved	4.24	mg/L	F	REG	EPA 6020B	'21 Mar 2024	0.002	mg/L	130	70
24C2190_B4C3276-MS1	Lead dissolved	0.04	mg/L	F	REG	EPA 6020B	'21 Mar 2024	0.00005	mg/L	130	70
24C2190_B4C3276-MS1	Lithium dissolved	0.0583	mg/L	F	REG	EPA 6020B	'21 Mar 2024	0.00005	mg/L	130	70
24C2190_B4C3276-MS1	Magnesium dissolved	8.13	mg/L	F	REG	EPA 6020B	'21 Mar 2024	0.005	mg/L	130	70
24C2190_B4C3276-MS1	Manganese dissolved	0.0998	mg/L	F	REG	EPA 6020B	'21 Mar 2024	0.00005	mg/L	130	70
24C2190_B4C3276-MS1	Molybdenum dissolved	0.0643	mg/L	F	REG	EPA 6020B	'21 Mar 2024	0.00001	mg/L	130	70
24C2190_B4C3276-MS1	Nickel dissolved	0.0417	mg/L	F	REG	EPA 6020B	'21 Mar 2024	0.00004	mg/L	130	70
24C2190_B4C3276-MS1	Phosphorus dissolved	4.98	mg/L	F	REG	EPA 6020B	'21 Mar 2024	0.01	mg/L	130	70
24C2190_B4C3276-MS1	Potassium dissolved	25.8	mg/L	F	REG	EPA 6020B	'21 Mar 2024	0.02	mg/L	130	70
24C2190_B4C3276-MS1	Selenium dissolved	0.431	mg/L	F	REG	EPA 6020B	'21 Mar 2024	0.0001	mg/L	130	70
24C2190_B4C3276-MS1	Silicon dissolved	6.67	mg/L	F	REG	EPA 6020B	'21 Mar 2024	0.1	mg/L	130	70

CERTIFICATE OF ANALYSIS ▪ SUPERNATANT ANALYSIS QA/QC RESULTS

Global
ARD Testing Services Inc.

GLOBAL PROJECT NO: 2329 (B7+)
CLIENT: WSP E&I Canada Ltd.
PROJECT NAME: Kinross Great Bear -Supernatant An
PROJECT NO: OMEMA2303
REPORT VERSION: 3

Sulphate:

Certified Reference Material:	Parameter: Sulphate	% Recovery	Matrix Spike %	Units	QC Limits
STD Mineral Water (34.98 mg/L	31.42	89.8%		%	80 - 120
Spiked Blank (19.61 mg/L)	18.23		93.0%	%	80 - 120

Dissolved Metals by ICP-MS:

Sample Code	Parameter	Result	Result Units	Total or Filtered	Method Type	Method Name	Date Analyzed	EQL	EQL Units	UCL	LCL
24C2188											
24C2190_B4C3276-MS1	Silver dissolved	0.0357	mg/L	F	REG	EPA 6020B	'22 Mar 2024	0.00001	mg/L	130	70
24C2190_B4C3276-MS1	Sodium dissolved	308	mg/L	F	REG	EPA 6020B	'21 Mar 2024	0.02	mg/L	130	70
24C2190_B4C3276-MS1	Strontium dissolved	0.31	mg/L	F	REG	EPA 6020B	'21 Mar 2024	0.0001	mg/L	130	70
24C2190_B4C3276-MS1	Sulfur dissolved	376	mg/L	F	REG	EPA 6020B	'21 Mar 2024	1	mg/L	130	70
24C2190_B4C3276-MS1	Tellurium dissolved	0.0419	mg/L	F	REG	EPA 6020B	'21 Mar 2024	0.00005	mg/L	130	70
24C2190_B4C3276-MS1	Thallium dissolved	0.0401	mg/L	F	REG	EPA 6020B	'21 Mar 2024	0.000004	mg/L	130	70
24C2190_B4C3276-MS1	Thorium dissolved	0.0358	mg/L	F	REG	EPA 6020B	'21 Mar 2024	0.00001	mg/L	130	70
24C2190_B4C3276-MS1	Tin dissolved	0.0434	mg/L	F	REG	EPA 6020B	'21 Mar 2024	0.00005	mg/L	130	70
24C2190_B4C3276-MS1	Titanium dissolved	0.0426	mg/L	F	REG	EPA 6020B	'21 Mar 2024	0.0002	mg/L	130	70
24C2190_B4C3276-MS1	Tungsten dissolved	0.0501	mg/L	F	REG	EPA 6020B	'21 Mar 2024	0.0002	mg/L	130	70
24C2190_B4C3276-MS1	Uranium dissolved	0.0452	mg/L	F	REG	EPA 6020B	'21 Mar 2024	0.000001	mg/L	130	70
24C2190_B4C3276-MS1	Vanadium dissolved	0.0448	mg/L	F	REG	EPA 6020B	'21 Mar 2024	0.001	mg/L	130	70
24C2190_B4C3276-MS1	Zinc dissolved	0.418	mg/L	F	REG	EPA 6020B	'21 Mar 2024	0.001	mg/L	130	70
24C2190_B4C3276-MS1	Zirconium dissolved	0.0438	mg/L	F	REG	EPA 6020B	'21 Mar 2024	0.00002	mg/L	130	70
24C2190_B4C3293-BLK1	Cyanide Weak Acid Dissociable	<0.0020	mg/L	F	REG	ASTM D6888-09	'21 Mar 2024	0.002	mg/L		
24C2190_B4C3293-BS1	Cyanide Weak Acid Dissociable	98	%	F	SC	ASTM D6888-09	'21 Mar 2024	1	%	115	85
24C2190_B4C3293-BSD1	Cyanide Weak Acid Dissociable	98	%	F	SC	ASTM D6888-09	'21 Mar 2024	1	%	115	85
24C2190_B4C3294-BLK1	Cyanide Free	<0.0050	mg/L	T	REG	ASTM D7237-15a	'21 Mar 2024	0.005	mg/L		
24C2190_B4C3294-BS1	Cyanide Free	94	%	T	SC	ASTM D7237-15a	'21 Mar 2024	1	%	115	85
24C2190_B4C3294-BSD1	Cyanide Free	98	%	T	SC	ASTM D7237-15a	'21 Mar 2024	1	%	115	85
24C2190_B4C3312-BLK1	Aluminum dissolved	<0.0010	mg/L	F	REG	EPA 6020B	'21 Mar 2024	0.001	mg/L		
24C2190_B4C3312-BLK1	Antimony dissolved	<0.000050	mg/L	F	REG	EPA 6020B	'21 Mar 2024	0.00005	mg/L		
24C2190_B4C3312-BLK1	Arsenic dissolved	<0.000050	mg/L	F	REG	EPA 6020B	'21 Mar 2024	0.00005	mg/L		
24C2190_B4C3312-BLK1	Barium dissolved	<0.00010	mg/L	F	REG	EPA 6020B	'21 Mar 2024	0.0001	mg/L		
24C2190_B4C3312-BLK1	Beryllium dissolved	<0.000010	mg/L	F	REG	EPA 6020B	'21 Mar 2024	0.00001	mg/L		
24C2190_B4C3312-BLK1	Bismuth dissolved	<0.000010	mg/L	F	REG	EPA 6020B	'21 Mar 2024	0.00001	mg/L		
24C2190_B4C3312-BLK1	Boron dissolved	<0.0020	mg/L	F	REG	EPA 6020B	'21 Mar 2024	0.002	mg/L		
24C2190_B4C3312-BLK1	Cadmium dissolved	<0.0000020	mg/L	F	REG	EPA 6020B	'21 Mar 2024	0.000002	mg/L		
24C2190_B4C3312-BLK1	Calcium dissolved	<0.050	mg/L	F	REG	EPA 6020B	'21 Mar 2024	0.05	mg/L		
24C2190_B4C3312-BLK1	Chromium dissolved	<0.00050	mg/L	F	REG	EPA 6020B	'21 Mar 2024	0.0005	mg/L		
24C2190_B4C3312-BLK1	Cobalt dissolved	<0.0000050	mg/L	F	REG	EPA 6020B	'21 Mar 2024	0.000005	mg/L		
24C2190_B4C3312-BLK1	Copper dissolved	<0.00010	mg/L	F	REG	EPA 6020B	'21 Mar 2024	0.0001	mg/L		
24C2190_B4C3312-BLK1	Iron dissolved	<0.0020	mg/L	F	REG	EPA 6020B	'21 Mar 2024	0.002	mg/L		
24C2190_B4C3312-BLK1	Lead dissolved	<0.000050	mg/L	F	REG	EPA 6020B	'21 Mar 2024	0.00005	mg/L		
24C2190_B4C3312-BLK1	Lithium dissolved	<0.000050	mg/L	F	REG	EPA 6020B	'21 Mar 2024	0.00005	mg/L		
24C2190_B4C3312-BLK1	Magnesium dissolved	<0.0050	mg/L	F	REG	EPA 6020B	'21 Mar 2024	0.005	mg/L		
24C2190_B4C3312-BLK1	Manganese dissolved	<0.000050	mg/L	F	REG	EPA 6020B	'21 Mar 2024	0.00005	mg/L		
24C2190_B4C3312-BLK1	Molybdenum dissolved	<0.000010	mg/L	F	REG	EPA 6020B	'21 Mar 2024	0.00001	mg/L		
24C2190_B4C3312-BLK1	Nickel dissolved	0.000043	mg/L	F	REG	EPA 6020B	'21 Mar 2024	0.00004	mg/L		
24C2190_B4C3312-BLK1	Phosphorus dissolved	<0.010	mg/L	F	REG	EPA 6020B	'21 Mar 2024	0.01	mg/L		
24C2190_B4C3312-BLK1	Potassium dissolved	<0.020	mg/L	F	REG	EPA 6020B	'21 Mar 2024	0.02	mg/L		
24C2190_B4C3312-BLK1	Selenium dissolved	<0.00010	mg/L	F	REG	EPA 6020B	'21 Mar 2024	0.0001	mg/L		
24C2190_B4C3312-BLK1	Silicon dissolved	<0.10	mg/L	F	REG	EPA 6020B	'21 Mar 2024	0.1	mg/L		
24C2190_B4C3312-BLK1	Silver dissolved	<0.000010	mg/L	F	REG	EPA 6020B	'21 Mar 2024	0.00001	mg/L		
24C2190_B4C3312-BLK1	Sodium dissolved	<0.020	mg/L	F	REG	EPA 6020B	'21 Mar 2024	0.02	mg/L		
24C2190_B4C3312-BLK1	Strontium dissolved	<0.00010	mg/L	F	REG	EPA 6020B	'21 Mar 2024	0.0001	mg/L		
24C2190_B4C3312-BLK1	Sulfur dissolved	<1.00	mg/L	F	REG	EPA 6020B	'21 Mar 2024	1	mg/L		
24C2190_B4C3312-BLK1	Tellurium dissolved	<0.000050	mg/L	F	REG	EPA 6020B	'21 Mar 2024	0.00005	mg/L		
24C2190_B4C3312-BLK1	Thallium dissolved	<0.0000040	mg/L	F	REG	EPA 6020B	'21 Mar 2024	0.000004	mg/L		
24C2190_B4C3312-BLK1	Thorium dissolved	0.00001	mg/L	F	REG	EPA 6020B	'21 Mar 2024	0.00001	mg/L		
24C2190_B4C3312-BLK1	Tin dissolved	<0.000050	mg/L	F	REG	EPA 6020B	'21 Mar 2024	0.00005	mg/L		
24C2190_B4C3312-BLK1	Titanium dissolved	<0.00020	mg/L	F	REG	EPA 6020B	'21 Mar 2024	0.0002	mg/L		
24C2190_B4C3312-BLK1	Tungsten dissolved	<0.00020	mg/L	F	REG	EPA 6020B	'21 Mar 2024	0.0002	mg/L		
24C2190_B4C3312-BLK1	Uranium dissolved	<0.0000010	mg/L	F	REG	EPA 6020B	'21 Mar 2024	0.000001	mg/L		
24C2190_B4C3312-BLK1	Vanadium dissolved	<0.00100	mg/L	F	REG	EPA 6020B	'21 Mar 2024	0.001	mg/L		
24C2190_B4C3312-BLK1	Zinc dissolved	<0.0010	mg/L	F	REG	EPA 6020B	'21 Mar 2024	0.001	mg/L		
24C2190_B4C3312-BLK1	Zirconium dissolved	<0.000020	mg/L	F	REG	EPA 6020B	'21 Mar 2024	0.00002	mg/L		
24C2190_B4C3312-BS1	Aluminum dissolved	99	%	F	SC	EPA 6020B	'21 Mar 2024	1	%	120	80
24C2190_B4C3312-BS1	Antimony dissolved	99	%	F	SC	EPA 6020B	'21 Mar 2024	1	%	120	80
24C2190_B4C3312-BS1	Arsenic dissolved	101	%	F	SC	EPA 6020B	'21 Mar 2024	1	%	120	80
24C2190_B4C3312-BS1	Barium dissolved	104	%	F	SC	EPA 6020B	'21 Mar 2024	1	%	120	80
24C2190_B4C3312-BS1	Beryllium dissolved	100	%	F	SC	EPA 6020B	'21 Mar 2024	1	%	120	80
24C2190_B4C3312-BS1	Bismuth dissolved	101	%	F	SC	EPA 6020B	'21 Mar 2024	1	%	120	80
24C2190_B4C3312-BS1	Boron dissolved	102	%	F	SC	EPA 6020B	'21 Mar 2024	1	%	120	80
24C2190_B4C3312-BS1	Cadmium dissolved	100	%	F	SC	EPA 6020B	'21 Mar 2024	1	%	120	80
24C2190_B4C3312-BS1	Calcium dissolved	102	%	F	SC	EPA 6020B	'21 Mar 2024	1	%	120	80
24C2190_B4C3312-BS1	Chromium dissolved	102	%	F	SC	EPA 6020B	'21 Mar 2024	1	%	120	80
24C2190_B4C3312-BS1	Cobalt dissolved	100	%	F	SC	EPA 6020B	'21 Mar 2024	1	%	120	80
24C2190_B4C3312-BS1	Copper dissolved	100	%	F	SC	EPA 6020B	'21 Mar 2024	1	%	120	80
24C2190_B4C3312-BS1	Iron dissolved	101	%	F	SC	EPA 6020B	'21 Mar 2024	1	%	120	80
24C2190_B4C3312-BS1	Lead dissolved	101	%	F	SC	EPA 6020B	'21 Mar 2024	1	%	120	80
24C2190_B4C3312-BS1	Lithium dissolved	102	%	F	SC	EPA 6020B	'21 Mar 2024	1	%	120	80
24C2190_B4C3312-BS1	Magnesium dissolved	98	%	F	SC	EPA 6020B	'21 Mar 2024	1	%	120	80
24C2190_B4C3312-BS1	Manganese dissolved	99	%	F	SC	EPA 6020B	'21 Mar 2024	1	%	120	80
24C2190_B4C3312-BS1	Molybdenum dissolved	106	%	F	SC	EPA 6020B	'21 Mar 2024	1	%	120	80
24C2190_B4C3312-BS1	Nickel dissolved	99	%	F	SC	EPA 6020B	'21 Mar 2024	1	%	120	80
24C2190_B4C3312-BS1	Phosphorus dissolved	98	%	F	SC	EPA 6020B	'21 Mar 2024	1	%	120	80
24C2190_B4C3312-BS1	Potassium dissolved	99	%	F	SC	EPA 6020B	'21 Mar 2024	1	%	120	80
24C2190_B4C3312-BS1	Selenium dissolved	100	%	F	SC	EPA 6020B	'21 Mar 2024	1	%	120	80
24C2190_B4C3312-BS1	Silicon dissolved	100	%	F	SC	EPA 6020B	'21 Mar 2024	1	%	120	80
24C2190_B4C3312-BS1	Silver dissolved	101	%	F	SC	EPA 6020B	'21 Mar 2024	1	%	120	80
24C2190_B4C3312-BS1	Sodium dissolved	99	%	F	SC	EPA 6020B	'21 Mar 2024	1	%	120	80
24C2190_B4C3312-BS1	Strontium dissolved	104	%	F	SC	EPA 6020B	'21 Mar 2024	1	%	120	80
24C2190_B4C3312-BS1	Sulfur dissolved	101	%	F	SC	EPA 6020B	'21 Mar 2024	1	%	120	80
24C2190_B4C3312-BS1	Tellurium dissolved	100	%	F	SC	EPA 6020B	'21 Mar 2024	1	%	120	80
24C2190_B4C3312-BS1	Thallium dissolved	101	%	F	SC	EPA 6020B	'21 Mar 2024	1	%	120	80
24C2190_B4C3312-BS1	Thorium dissolved	98	%	F	SC	EPA 6020B	'21 Mar 2024	1	%	120	80
24C2190_B4C3312-BS1	Tin dissolved	98	%	F	SC	EPA 6020B	'21 Mar 2024	1	%	120	80

CERTIFICATE OF ANALYSIS ▪ SUPERNATANT ANALYSIS QA/QC RESULTS

Global
ARD Testing Services Inc.

GLOBAL PROJECT NO: 2329 (B7+)
CLIENT: WSP E&I Canada Ltd.
PROJECT NAME: Kinross Great Bear -Supernatant An
PROJECT NO: OMEMA2303
REPORT VERSION: 3

Sulphate:

Certified Reference Material:	Parameter: Sulphate	% Recovery	Matrix Spike %	Units	QC Limits
STD Mineral Water (34.98 mg/L	31.42	89.8%		%	80 - 120
Spiked Blank (19.61 mg/L)	18.23		93.0%	%	80 - 120

Dissolved Metals by ICP-MS:

Sample Code	Parameter	Result	Result Units	Total or Filtered	Method Type	Method Name	Date Analyzed	EQL	EQL Units	UCL	LCL
24C2188											
24C2190_B4C3312-BS1	Titanium dissolved	100	%	F	SC	EPA 6020B	'21 Mar 2024	1	%	120	80
24C2190_B4C3312-BS1	Tungsten dissolved	101	%	F	SC	EPA 6020B	'21 Mar 2024	1	%	120	80
24C2190_B4C3312-BS1	Uranium dissolved	102	%	F	SC	EPA 6020B	'21 Mar 2024	1	%	120	80
24C2190_B4C3312-BS1	Vanadium dissolved	101	%	F	SC	EPA 6020B	'21 Mar 2024	1	%	120	80
24C2190_B4C3312-BS1	Zinc dissolved	99	%	F	SC	EPA 6020B	'21 Mar 2024	1	%	120	80
24C2190_B4C3312-BS1	Zirconium dissolved	100	%	F	SC	EPA 6020B	'21 Mar 2024	1	%	120	80
24C2190_B4C3317-BLK1	Chloride	<0.10	mg/L	T	REG	SM 4110 B (2020)	'22 Mar 2024	0.1	mg/L		
24C2190_B4C3317-BLK1	Fluoride	<0.10	mg/L	T	REG	SM 4110 B (2020)	'22 Mar 2024	0.1	mg/L		
24C2190_B4C3317-BLK1	Nitrate (as N)	<0.010	mg/L	T	REG	SM 4110 B (2020)	'22 Mar 2024	0.01	mg/L		
24C2190_B4C3317-BLK1	Nitrite (as N)	<0.010	mg/L	T	REG	SM 4110 B (2020)	'22 Mar 2024	0.01	mg/L		
24C2190_B4C3317-BLK2	Chloride	<0.10	mg/L	T	REG	SM 4110 B (2020)	'22 Mar 2024	0.1	mg/L		
24C2190_B4C3317-BLK2	Fluoride	<0.10	mg/L	T	REG	SM 4110 B (2020)	'22 Mar 2024	0.1	mg/L		
24C2190_B4C3317-BLK2	Nitrate (as N)	<0.010	mg/L	T	REG	SM 4110 B (2020)	'22 Mar 2024	0.01	mg/L		
24C2190_B4C3317-BLK2	Nitrite (as N)	<0.010	mg/L	T	REG	SM 4110 B (2020)	'22 Mar 2024	0.01	mg/L		
24C2190_B4C3317-BS1	Chloride	100	%	T	SC	SM 4110 B (2020)	'22 Mar 2024	1	%	110	90
24C2190_B4C3317-BS1	Fluoride	96	%	T	SC	SM 4110 B (2020)	'22 Mar 2024	1	%	108	88
24C2190_B4C3317-BS1	Nitrate (as N)	101	%	T	SC	SM 4110 B (2020)	'22 Mar 2024	1	%	110	90
24C2190_B4C3317-BS1	Nitrite (as N)	93	%	T	SC	SM 4110 B (2020)	'22 Mar 2024	1	%	115	85
24C2190_B4C3317-BS2	Chloride	101	%	T	SC	SM 4110 B (2020)	'22 Mar 2024	1	%	110	90
24C2190_B4C3317-BS2	Fluoride	98	%	T	SC	SM 4110 B (2020)	'22 Mar 2024	1	%	108	88
24C2190_B4C3317-BS2	Nitrate (as N)	100	%	T	SC	SM 4110 B (2020)	'22 Mar 2024	1	%	110	90
24C2190_B4C3317-BS2	Nitrite (as N)	87	%	T	SC	SM 4110 B (2020)	'22 Mar 2024	1	%	115	85
24C2190_B4C3328-BLK1	Ammonia Total (as N)	<0.050	mg/L	T	REG	SM 4500-NH3 G* (2021)	'21 Mar 2024	0.05	mg/L		
24C2190_B4C3328-BLK2	Ammonia Total (as N)	<0.050	mg/L	T	REG	SM 4500-NH3 G* (2021)	'21 Mar 2024	0.05	mg/L		
24C2190_B4C3328-BLK3	Ammonia Total (as N)	<0.050	mg/L	T	REG	SM 4500-NH3 G* (2021)	'21 Mar 2024	0.05	mg/L		
24C2190_B4C3328-BS1	Ammonia Total (as N)	101	%	T	SC	SM 4500-NH3 G* (2021)	'21 Mar 2024	1	%	115	85
24C2190_B4C3328-BS2	Ammonia Total (as N)	102	%	T	SC	SM 4500-NH3 G* (2021)	'21 Mar 2024	1	%	115	85
24C2190_B4C3328-BS3	Ammonia Total (as N)	103	%	T	SC	SM 4500-NH3 G* (2021)	'21 Mar 2024	1	%	115	85
24C2190_B4C3348-BLK1	Mercury dissolved	<0.0050	ug/L	F	REG	EPA 245.7*	'21 Mar 2024	0.005	ug/L		
24C2190_B4C3348-BLK2	Mercury dissolved	<0.0050	ug/L	F	REG	EPA 245.7*	'21 Mar 2024	0.005	ug/L		
24C2190_B4C3348-BLK3	Mercury dissolved	<0.0050	ug/L	F	REG	EPA 245.7*	'21 Mar 2024	0.005	ug/L		
24C2190_B4C3348-BS1	Mercury dissolved	97	%	F	SC	EPA 245.7*	'21 Mar 2024	1	%	120	80
24C2190_B4C3348-BS2	Mercury dissolved	99	%	F	SC	EPA 245.7*	'21 Mar 2024	1	%	120	80
24C2190_B4C3348-BS3	Mercury dissolved	104	%	F	SC	EPA 245.7*	'21 Mar 2024	1	%	120	80
24C2190_B4C3348-MS2	Mercury dissolved	2.22	ug/L	F	REG	EPA 245.7*	'21 Mar 2024	0.005	ug/L	130	70
24C2190_B4C3394-BLK1	Phosphorus Total Dissolved	<0.0050	mg/L	F	REG	SM 4500-P F (2021)	'22 Mar 2024	0.005	mg/L		
24C2190_B4C3394-BLK4	Phosphorus Total Dissolved	<0.0050	mg/L	F	REG	SM 4500-P F (2021)	'22 Mar 2024	0.005	mg/L		
24C2190_B4C3394-BS1	Phosphorus Total Dissolved	100	%	F	SC	SM 4500-P F (2021)	'22 Mar 2024	1	%	115	85
24C2190_B4C3394-BS4	Phosphorus Total Dissolved	100	%	F	SC	SM 4500-P F (2021)	'22 Mar 2024	1	%	115	85
24C2190_B4C3437-BLK1	Cyanide Total	<0.0020	mg/L	T	REG	ASTM D7511-12	'22 Mar 2024	0.002	mg/L		
24C2190_B4C3437-BLK2	Cyanide Total	<0.0020	mg/L	T	REG	ASTM D7511-12	'22 Mar 2024	0.002	mg/L		
24C2190_B4C3437-BLK3	Cyanide Total	<0.0020	mg/L	T	REG	ASTM D7511-12	'22 Mar 2024	0.002	mg/L		
24C2190_B4C3437-BS1	Cyanide Total	105	%	T	SC	ASTM D7511-12	'22 Mar 2024	1	%	120	82
24C2190_B4C3437-BS2	Cyanide Total	93	%	T	SC	ASTM D7511-12	'22 Mar 2024	1	%	120	82
24C2190_B4C3437-BS3	Cyanide Total	99	%	T	SC	ASTM D7511-12	'22 Mar 2024	1	%	120	82
24C2190_B4C3437-BSD1	Cyanide Total	105	%	T	SC	ASTM D7511-12	'22 Mar 2024	1	%	120	82
24C2190_B4C3437-BSD2	Cyanide Total	102	%	T	SC	ASTM D7511-12	'22 Mar 2024	1	%	120	82
24C2190_B4C3437-BSD3	Cyanide Total	105	%	T	SC	ASTM D7511-12	'22 Mar 2024	1	%	120	82
24C2190_B4C3445-BLK1	Thiocyanate	<0.10	mg/L	T	REG	SM 4500-CN- M (2021)	'22 Mar 2024	0.1	mg/L		
24C2190_B4C3445-BS1	Thiocyanate	92	%	T	SC	SM 4500-CN- M (2021)	'22 Mar 2024	1	%	115	85
24C2174											
24C2174_B4C3276-BLK1	Aluminum dissolved	<0.0010	mg/L	F	REG	EPA 6020B	'21 Mar 2024	0.001	mg/L		
24C2174_B4C3276-BLK1	Antimony dissolved	<0.000050	mg/L	F	REG	EPA 6020B	'21 Mar 2024	0.00005	mg/L		
24C2174_B4C3276-BLK1	Arsenic dissolved	<0.000050	mg/L	F	REG	EPA 6020B	'21 Mar 2024	0.00005	mg/L		
24C2174_B4C3276-BLK1	Barium dissolved	<0.00010	mg/L	F	REG	EPA 6020B	'21 Mar 2024	0.0001	mg/L		
24C2174_B4C3276-BLK1	Beryllium dissolved	<0.000010	mg/L	F	REG	EPA 6020B	'21 Mar 2024	0.00001	mg/L		
24C2174_B4C3276-BLK1	Bismuth dissolved	<0.000010	mg/L	F	REG	EPA 6020B	'21 Mar 2024	0.00001	mg/L		
24C2174_B4C3276-BLK1	Boron dissolved	<0.0020	mg/L	F	REG	EPA 6020B	'21 Mar 2024	0.002	mg/L		
24C2174_B4C3276-BLK1	Cadmium dissolved	<0.0000020	mg/L	F	REG	EPA 6020B	'21 Mar 2024	0.000002	mg/L		
24C2174_B4C3276-BLK1	Calcium dissolved	<0.050	mg/L	F	REG	EPA 6020B	'21 Mar 2024	0.05	mg/L		
24C2174_B4C3276-BLK1	Chromium dissolved	<0.00050	mg/L	F	REG	EPA 6020B	'21 Mar 2024	0.0005	mg/L		
24C2174_B4C3276-BLK1	Cobalt dissolved	<0.0000050	mg/L	F	REG	EPA 6020B	'21 Mar 2024	0.000005	mg/L		
24C2174_B4C3276-BLK1	Copper dissolved	<0.00010	mg/L	F	REG	EPA 6020B	'21 Mar 2024	0.0001	mg/L		
24C2174_B4C3276-BLK1	Iron dissolved	<0.0020	mg/L	F	REG	EPA 6020B	'21 Mar 2024	0.002	mg/L		
24C2174_B4C3276-BLK1	Lead dissolved	<0.000050	mg/L	F	REG	EPA 6020B	'21 Mar 2024	0.00005	mg/L		
24C2174_B4C3276-BLK1	Lithium dissolved	<0.000050	mg/L	F	REG	EPA 6020B	'21 Mar 2024	0.00005	mg/L		
24C2174_B4C3276-BLK1	Magnesium dissolved	<0.0050	mg/L	F	REG	EPA 6020B	'21 Mar 2024	0.005	mg/L		
24C2174_B4C3276-BLK1	Manganese dissolved	<0.000050	mg/L	F	REG	EPA 6020B	'21 Mar 2024	0.00005	mg/L		
24C2174_B4C3276-BLK1	Molybdenum dissolved	<0.000010	mg/L	F	REG	EPA 6020B	'21 Mar 2024	0.00001	mg/L		
24C2174_B4C3276-BLK1	Nickel dissolved	<0.000040	mg/L	F	REG	EPA 6020B	'21 Mar 2024	0.00004	mg/L		
24C2174_B4C3276-BLK1	Phosphorus dissolved	<0.010	mg/L	F	REG	EPA 6020B	'21 Mar 2024	0.01	mg/L		
24C2174_B4C3276-BLK1	Potassium dissolved	<0.020	mg/L	F	REG	EPA 6020B	'21 Mar 2024	0.02	mg/L		
24C2174_B4C3276-BLK1	Selenium dissolved	<0.00010	mg/L	F	REG	EPA 6020B	'21 Mar 2024	0.0001	mg/L		
24C2174_B4C3276-BLK1	Silicon dissolved	<0.10	mg/L	F	REG	EPA 6020B	'21 Mar 2024	0.1	mg/L		
24C2174_B4C3276-BLK1	Silver dissolved	<0.000010	mg/L	F	REG	EPA 6020B	'21 Mar 2024	0.00001	mg/L		
24C2174_B4C3276-BLK1	Sodium dissolved	<0.020	mg/L	F	REG	EPA 6020B	'21 Mar 2024	0.02	mg/L		
24C2174_B4C3276-BLK1	Strontium dissolved	<0.00010	mg/L	F	REG	EPA 6020B	'21 Mar 2024	0.0001	mg/L		
24C2174_B4C3276-BLK1	Sulfur dissolved	<1.00	mg/L	F	REG	EPA 6020B	'21 Mar 2024	1	mg/L		
24C2174_B4C3276-BLK1	Tellurium dissolved	<0.000050	mg/L	F	REG	EPA 6020B	'21 Mar 2024	0.00005	mg/L		
24C2174_B4C3276-BLK1	Thallium dissolved	<0.0000040	mg/L	F	REG	EPA 6020B	'21 Mar 2024	0.000004	mg/L		
24C2174_B4C3276-BLK1	Thorium dissolved	<0.000010	mg/L	F	REG	EPA 6020B	'21 Mar 2024	0.00001	mg/L		
24C2174_B4C3276-BLK1	Tin dissolved	<0.000050	mg/L	F	REG	EPA 6020B	'21 Mar 2024	0.00005	mg/L		
24C2174_B4C3276-BLK1	Titanium dissolved	<0.00020	mg/L	F	REG	EPA 6020B	'21 Mar 2024	0.0002	mg/L		
24C2174_B4C3276-BLK1	Tungsten dissolved	<0.00020	mg/L	F	REG	EPA 6020B	'21 Mar 2024	0.0002	mg/L		
24C2174_B4C3276-BLK1	Uranium dissolved	<0.0000010	mg/L	F	REG	EPA 6020B	'22 Mar 2024	0.000001	mg/L		
24C2174_B4C3276-BLK1	Vanadium dissolved	<0.00100	mg/L	F	REG	EPA 6020B	'21 Mar 2024	0.001	mg/L		

CERTIFICATE OF ANALYSIS ▪ SUPERNATANT ANALYSIS QA/QC RESULTS

Global
ARD Testing Services Inc.

GLOBAL PROJECT NO: 2329 (B7+)
CLIENT: WSP E&I Canada Ltd.
PROJECT NAME: Kinross Great Bear -Supernatant An
PROJECT NO: OMEMA2303
REPORT VERSION: 3

Sulphate:

Certified Reference Material:	Parameter: Sulphate	% Recovery	Matrix Spike %	Units	QC Limits
STD Mineral Water (34.98 mg/L	31.42	89.8%		%	80 - 120
Spiked Blank (19.61 mg/L)	18.23		93.0%	%	80 - 120

Dissolved Metals by ICP-MS:

Sample Code	Parameter	Result	Result Units	Total or Filtered	Method Type	Method Name	Date Analyzed	EQL	EQL Units	UCL	LCL
24C2188											
24C2174_B4C3276-BLK1	Zinc dissolved	<0.0010	mg/L	F	REG	EPA 6020B	'21 Mar 2024	0.001	mg/L		
24C2174_B4C3276-BLK1	Zirconium dissolved	<0.000020	mg/L	F	REG	EPA 6020B	'21 Mar 2024	0.00002	mg/L		
24C2174_B4C3276-BS1	Aluminum dissolved	100	%	F	SC	EPA 6020B	'21 Mar 2024	1	%	120	80
24C2174_B4C3276-BS1	Antimony dissolved	102	%	F	SC	EPA 6020B	'21 Mar 2024	1	%	120	80
24C2174_B4C3276-BS1	Arsenic dissolved	102	%	F	SC	EPA 6020B	'21 Mar 2024	1	%	120	80
24C2174_B4C3276-BS1	Barium dissolved	95	%	F	SC	EPA 6020B	'21 Mar 2024	1	%	120	80
24C2174_B4C3276-BS1	Beryllium dissolved	99	%	F	SC	EPA 6020B	'21 Mar 2024	1	%	120	80
24C2174_B4C3276-BS1	Bismuth dissolved	99	%	F	SC	EPA 6020B	'21 Mar 2024	1	%	120	80
24C2174_B4C3276-BS1	Boron dissolved	96	%	F	SC	EPA 6020B	'21 Mar 2024	1	%	120	80
24C2174_B4C3276-BS1	Cadmium dissolved	100	%	F	SC	EPA 6020B	'21 Mar 2024	1	%	120	80
24C2174_B4C3276-BS1	Calcium dissolved	102	%	F	SC	EPA 6020B	'21 Mar 2024	1	%	120	80
24C2174_B4C3276-BS1	Chromium dissolved	99	%	F	SC	EPA 6020B	'21 Mar 2024	1	%	120	80
24C2174_B4C3276-BS1	Cobalt dissolved	102	%	F	SC	EPA 6020B	'21 Mar 2024	1	%	120	80
24C2174_B4C3276-BS1	Copper dissolved	102	%	F	SC	EPA 6020B	'21 Mar 2024	1	%	120	80
24C2174_B4C3276-BS1	Iron dissolved	104	%	F	SC	EPA 6020B	'21 Mar 2024	1	%	120	80
24C2174_B4C3276-BS1	Lead dissolved	100	%	F	SC	EPA 6020B	'21 Mar 2024	1	%	120	80
24C2174_B4C3276-BS1	Lithium dissolved	98	%	F	SC	EPA 6020B	'21 Mar 2024	1	%	120	80
24C2174_B4C3276-BS1	Magnesium dissolved	100	%	F	SC	EPA 6020B	'21 Mar 2024	1	%	120	80
24C2174_B4C3276-BS1	Manganese dissolved	101	%	F	SC	EPA 6020B	'21 Mar 2024	1	%	120	80
24C2174_B4C3276-BS1	Molybdenum dissolved	100	%	F	SC	EPA 6020B	'21 Mar 2024	1	%	120	80
24C2174_B4C3276-BS1	Nickel dissolved	101	%	F	SC	EPA 6020B	'21 Mar 2024	1	%	120	80
24C2174_B4C3276-BS1	Phosphorus dissolved	99	%	F	SC	EPA 6020B	'21 Mar 2024	1	%	120	80
24C2174_B4C3276-BS1	Potassium dissolved	101	%	F	SC	EPA 6020B	'21 Mar 2024	1	%	120	80
24C2174_B4C3276-BS1	Selenium dissolved	103	%	F	SC	EPA 6020B	'21 Mar 2024	1	%	120	80
24C2174_B4C3276-BS1	Silicon dissolved	98	%	F	SC	EPA 6020B	'21 Mar 2024	1	%	120	80
24C2174_B4C3276-BS1	Silver dissolved	100	%	F	SC	EPA 6020B	'21 Mar 2024	1	%	120	80
24C2174_B4C3276-BS1	Sodium dissolved	103	%	F	SC	EPA 6020B	'21 Mar 2024	1	%	120	80
24C2174_B4C3276-BS1	Strontium dissolved	100	%	F	SC	EPA 6020B	'21 Mar 2024	1	%	120	80
24C2174_B4C3276-BS1	Sulfur dissolved	100	%	F	SC	EPA 6020B	'21 Mar 2024	1	%	120	80
24C2174_B4C3276-BS1	Tellurium dissolved	99	%	F	SC	EPA 6020B	'21 Mar 2024	1	%	120	80
24C2174_B4C3276-BS1	Thallium dissolved	100	%	F	SC	EPA 6020B	'21 Mar 2024	1	%	120	80
24C2174_B4C3276-BS1	Thorium dissolved	107	%	F	SC	EPA 6020B	'21 Mar 2024	1	%	120	80
24C2174_B4C3276-BS1	Tin dissolved	101	%	F	SC	EPA 6020B	'21 Mar 2024	1	%	120	80
24C2174_B4C3276-BS1	Titanium dissolved	98	%	F	SC	EPA 6020B	'21 Mar 2024	1	%	120	80
24C2174_B4C3276-BS1	Tungsten dissolved	100	%	F	SC	EPA 6020B	'21 Mar 2024	1	%	120	80
24C2174_B4C3276-BS1	Uranium dissolved	102	%	F	SC	EPA 6020B	'21 Mar 2024	1	%	120	80
24C2174_B4C3276-BS1	Vanadium dissolved	101	%	F	SC	EPA 6020B	'21 Mar 2024	1	%	120	80
24C2174_B4C3276-BS1	Zinc dissolved	103	%	F	SC	EPA 6020B	'21 Mar 2024	1	%	120	80
24C2174_B4C3276-BS1	Zirconium dissolved	98	%	F	SC	EPA 6020B	'21 Mar 2024	1	%	120	80
24C2174_B4C3293-BLK1	Cyanide Weak Acid Dissociable	<0.0020	mg/L	F	REG	ASTM D6888-09	'21 Mar 2024	0.002	mg/L		
24C2174_B4C3293-BS1	Cyanide Weak Acid Dissociable	98	%	F	SC	ASTM D6888-09	'21 Mar 2024	1	%	115	85
24C2174_B4C3293-BSD1	Cyanide Weak Acid Dissociable	98	%	F	SC	ASTM D6888-09	'21 Mar 2024	1	%	115	85
24C2174_B4C3294-BLK1	Cyanide Free	<0.0050	mg/L	T	REG	ASTM D7237-15a	'21 Mar 2024	0.005	mg/L		
24C2174_B4C3294-BS1	Cyanide Free	94	%	T	SC	ASTM D7237-15a	'21 Mar 2024	1	%	115	85
24C2174_B4C3294-BSD1	Cyanide Free	98	%	T	SC	ASTM D7237-15a	'21 Mar 2024	1	%	115	85
24C2174_B4C3317-BLK1	Chloride	<0.10	mg/L	T	REG	SM 4110 B (2020)	'22 Mar 2024	0.1	mg/L		
24C2174_B4C3317-BLK1	Fluoride	<0.10	mg/L	T	REG	SM 4110 B (2020)	'22 Mar 2024	0.1	mg/L		
24C2174_B4C3317-BLK1	Nitrate (as N)	<0.010	mg/L	T	REG	SM 4110 B (2020)	'22 Mar 2024	0.01	mg/L		
24C2174_B4C3317-BLK1	Nitrite (as N)	<0.010	mg/L	T	REG	SM 4110 B (2020)	'22 Mar 2024	0.01	mg/L		
24C2174_B4C3317-BLK2	Chloride	<0.10	mg/L	T	REG	SM 4110 B (2020)	'22 Mar 2024	0.1	mg/L		
24C2174_B4C3317-BLK2	Fluoride	<0.10	mg/L	T	REG	SM 4110 B (2020)	'22 Mar 2024	0.1	mg/L		
24C2174_B4C3317-BLK2	Nitrate (as N)	<0.010	mg/L	T	REG	SM 4110 B (2020)	'22 Mar 2024	0.01	mg/L		
24C2174_B4C3317-BLK2	Nitrite (as N)	<0.010	mg/L	T	REG	SM 4110 B (2020)	'22 Mar 2024	0.01	mg/L		
24C2174_B4C3317-BS1	Chloride	100	%	T	SC	SM 4110 B (2020)	'22 Mar 2024	1	%	110	90
24C2174_B4C3317-BS1	Fluoride	96	%	T	SC	SM 4110 B (2020)	'22 Mar 2024	1	%	108	88
24C2174_B4C3317-BS1	Nitrate (as N)	101	%	T	SC	SM 4110 B (2020)	'22 Mar 2024	1	%	110	90
24C2174_B4C3317-BS1	Nitrite (as N)	93	%	T	SC	SM 4110 B (2020)	'22 Mar 2024	1	%	115	85
24C2174_B4C3317-BS2	Chloride	101	%	T	SC	SM 4110 B (2020)	'22 Mar 2024	1	%	110	90
24C2174_B4C3317-BS2	Fluoride	98	%	T	SC	SM 4110 B (2020)	'22 Mar 2024	1	%	108	88
24C2174_B4C3317-BS2	Nitrate (as N)	100	%	T	SC	SM 4110 B (2020)	'22 Mar 2024	1	%	110	90
24C2174_B4C3317-BS2	Nitrite (as N)	87	%	T	SC	SM 4110 B (2020)	'22 Mar 2024	1	%	115	85
24C2174_B4C3328-BLK1	Ammonia Total (as N)	<0.050	mg/L	T	REG	SM 4500-NH3 G* (2021)	'21 Mar 2024	0.05	mg/L		
24C2174_B4C3328-BLK2	Ammonia Total (as N)	<0.050	mg/L	T	REG	SM 4500-NH3 G* (2021)	'21 Mar 2024	0.05	mg/L		
24C2174_B4C3328-BLK3	Ammonia Total (as N)	<0.050	mg/L	T	REG	SM 4500-NH3 G* (2021)	'21 Mar 2024	0.05	mg/L		
24C2174_B4C3328-BS1	Ammonia Total (as N)	101	%	T	SC	SM 4500-NH3 G* (2021)	'21 Mar 2024	1	%	115	85
24C2174_B4C3328-BS2	Ammonia Total (as N)	102	%	T	SC	SM 4500-NH3 G* (2021)	'21 Mar 2024	1	%	115	85
24C2174_B4C3328-BS3	Ammonia Total (as N)	103	%	T	SC	SM 4500-NH3 G* (2021)	'21 Mar 2024	1	%	115	85
24C2174_B4C3348-BLK1	Mercury dissolved	<0.0050	ug/L	F	REG	EPA 245.7*	'21 Mar 2024	0.005	ug/L		
24C2174_B4C3348-BLK2	Mercury dissolved	<0.0050	ug/L	F	REG	EPA 245.7*	'21 Mar 2024	0.005	ug/L		
24C2174_B4C3348-BLK3	Mercury dissolved	<0.0050	ug/L	F	REG	EPA 245.7*	'21 Mar 2024	0.005	ug/L		
24C2174_B4C3348-BS1	Mercury dissolved	97	%	F	SC	EPA 245.7*	'21 Mar 2024	1	%	120	80
24C2174_B4C3348-BS2	Mercury dissolved	99	%	F	SC	EPA 245.7*	'21 Mar 2024	1	%	120	80
24C2174_B4C3348-BS3	Mercury dissolved	104	%	F	SC	EPA 245.7*	'21 Mar 2024	1	%	120	80
24C2174_B4C3394-BLK1	Phosphorus Total Dissolved	<0.0050	mg/L	F	REG	SM 4500-P F (2021)	'22 Mar 2024	0.005	mg/L		
24C2174_B4C3394-BLK4	Phosphorus Total Dissolved	<0.0050	mg/L	F	REG	SM 4500-P F (2021)	'22 Mar 2024	0.005	mg/L		
24C2174_B4C3394-BS1	Phosphorus Total Dissolved	100	%	F	SC	SM 4500-P F (2021)	'22 Mar 2024	1	%	115	85
24C2174_B4C3394-BS4	Phosphorus Total Dissolved	100	%	F	SC	SM 4500-P F (2021)	'22 Mar 2024	1	%	115	85
24C2174_B4C3437-BLK1	Cyanide Total	<0.0020	mg/L	T	REG	ASTM D7511-12	'22 Mar 2024	0.002	mg/L		
24C2174_B4C3437-BLK2	Cyanide Total	<0.0020	mg/L	T	REG	ASTM D7511-12	'22 Mar 2024	0.002	mg/L		
24C2174_B4C3437-BLK3	Cyanide Total	<0.0020	mg/L	T	REG	ASTM D7511-12	'22 Mar 2024	0.002	mg/L		
24C2174_B4C3437-BS1	Cyanide Total	105	%	T	SC	ASTM D7511-12	'22 Mar 2024	1	%	120	82
24C2174_B4C3437-BS2	Cyanide Total	93	%	T	SC	ASTM D7511-12	'22 Mar 2024	1	%	120	82
24C2174_B4C3437-BS3	Cyanide Total	99	%	T	SC	ASTM D7511-12	'22 Mar 2024	1	%	120	82
24C2174_B4C3437-BSD1	Cyanide Total	105	%	T	SC	ASTM D7511-12	'22 Mar 2024	1	%	120	82

CERTIFICATE OF ANALYSIS ▪ SUPERNATANT ANALYSIS QA/QC RESULTS

Global
ARD Testing Services Inc.

GLOBAL PROJECT NO: 2329 (B7+)
CLIENT: WSP E&I Canada Ltd.
PROJECT NAME: Kinross Great Bear -Supernatant An
PROJECT NO: OMEMA2303
REPORT VERSION: 3

Sulphate:

Certified Reference Material:	Parameter: Sulphate	% Recovery	Matrix Spike %	Units	QC Limits
STD Mineral Water (34.98 mg/L	31.42	89.8%		%	80 - 120
Spiked Blank (19.61 mg/L)	18.23		93.0%	%	80 - 120

Dissolved Metals by ICP-MS:

Sample Code	Parameter	Result	Result Units	Total or Filtered	Method Type	Method Name	Date Analyzed	EQL	EQL Units	UCL	LCL
24C2188											
24C2174_B4C3437-BSD2	Cyanide Total	102	%	T	SC	ASTM D7511-12	'22 Mar 2024	1	%	120	82
24C2174_B4C3437-BSD3	Cyanide Total	105	%	T	SC	ASTM D7511-12	'22 Mar 2024	1	%	120	82
24C2174_B4C3445-BLK1	Thiocyanate	<0.10	mg/L	T	REG	SM 4500-CN- M (2021)	'22 Mar 2024	0.1	mg/L		
24C2174_B4C3445-BS1	Thiocyanate	92	%	T	SC	SM 4500-CN- M (2021)	'22 Mar 2024	1	%	115	85

NOTES:
Job No: 24C2188, 24C2190, 24C2174

Abbreviations & Descriptions:
Method Blank (Blk): A blank sample that undergoes sample processing identical to that carried out for the test samples.
Method Blank results are used to assess contamination from the laboratory environment and reagents.

Duplicate (Dup): An additional or second portion of a randomly selected sample in the analytical run carried through the entire analytical process.
Duplicates provide a measure of the analytical method's precision (reproducibility).

Blank Spike (BS): A sample of known concentration which undergoes processing identical to that carried out for test samples, also referred to as a laboratory control sample (LCS).
Blank spikes provide a measure of the analytical method's accuracy.

Matrix Spike (MS): A second aliquot of sample is fortified with a known concentration of target analytes and carried through the entire analytical process.
Matrix spikes evaluate potential matrix effects that may affect the analyte recovery.

Standard Reference Material (SRM): A homogenous material of similar matrix to the samples, certified for the parameter(s) listed.
Reference Materials ensure that the analytical process is adequate to achieve acceptable recoveries of the parameter(s) tested.

Each QC type is analyzed at a 5-10% frequency, i.e. one blank/duplicate/spike for every 10-20 samples.

For all types of QC, specified recovery (% Rec) and relative percent difference (RPD) limits are derived from long-term method performance averages and/or prescribed by the reference method.

EQL = Estimated Quantitation Limits
PQL = Practical Quantitation Limits
UCL = Upper Control Limit
LCL = Lower Control Limit
BLK = Blank
BS = Blank Spike
MS = Matrix Spike
DUP = Duplicate

CERTIFICATE OF ANALYSIS ▪ COVER PAGE

Global ARD Testing Services Inc.

CLIENT INFORMATION	
Client:	WSP E&I Canada Ltd.
Project Manager:	Forrest McAdam
Mailing Address	25 York St, Floor 7
	Toronto, ON, M5J 2V5
Contact No:	(647) 620-5190

COMPANY INFORMATION	
Legal Name:	Global ARD Testing Services Inc.
Mailing Address:	6891 Antrim Avenue
	Burnaby, BC
	V5J 4M5
Contact No:	
	Main: (604) 428-2730
	Alternate: (604) 603-1359

PROJECT INFORMATION	
Project Name:	Kinross Great Bear - Flotation Tailings
Project Number:	OMEMA2303

REPORTING	
Global Project No:	2329 (B8)
Report Version:	7
Pages (Including Cover):	8
Report Title:	COA 2329 (B8) x 24 Kinross Great Bear - Flotation Tailings Samples (rec'd 18-Mar24)
Analysis Reviewed By:	Prab Bhatia (Pbhatia@globalARDtesting.com)
Position:	Project Manager
Report Certified By:	Prab Bhatia
Signature:	Prab Bhatia

RESULTS		
Reported To:	**1**	Forrest McAdam (forrest.mcadam@wsp.com)
	2	Kristen Gault (kristen.gault@wsp.com)
	3	Anna Klein (anna.klein@wsp.com)
	4	Sarah Matthews (Sarah.Matthews1@wsp.com)
Date Reported:	**Version-1:**	Monday, April 22, 2024
	Version-2:	Friday, May 3, 2024
	Version-3:	Thursday, May 9, 2024
	Version-4:	Thursday, May 16, 2024
	Version-5:	Wednesday, June 5, 2024
	Version-6:	Wednesday, October 23, 2024
	Version-7:	Thursday, November 13, 2025

INVOICE		
Submitted To:	**1**	Matthew Hart (matthew.hart@kinross.com)
	2	Forrest McAdam (forrest.mcadam@wsp.com)
	3	Kristen Gault (kristen.gault@wsp.com)
	4	
Client PO No:		
Global Invoice No:		ARD2329-0624D
Date Submitted:		June 30, 2024

NOTES
All samples and pulps are stored at no charge for 90 days past reporting date.
Please contact the lab if you would like to continue storage past 90 days.
Storage charges will apply.
VERSIONS:
Version-1: Partial
Version-2: Full Report
Version-3: SO4-S (EPA600) calculation corrected
Version-4: Added TIC recheck data - Global TIC Method.
Version-5: SFE #8 Hg updated
Version-6: Adjusted report rounding
Version-7: Alternate Summarized Report for Sarah

CERTIFICATE OF ANALYSIS ▪ SAMPLE DETAILS

Global ARD Testing Services Inc.

GLOBAL PROJECT NO: 2329 (B8)
CLIENT: WSP E&I Canada Ltd.
PROJECT NAME: Kinross Great Bear - Flotation Tailings
PROJECT NO: OMEMA2303
REPORT VERSION: 7

SAMPLE RECEIPT INFO	
Date Samples Received:	Monday, March 18, 2024
No of Samples Received:	14
Samples Received By:	Said

ANALYTICAL INSTRUCTIONS	
From:	
	as per email Confirmation
Date:	Monday, March 25, 2024

					Sulphide Concentrate Cake - Weight		
S. No.	**Sample ID**	**Sample Description**	**Condition (Wet/Dry)**	**Wt. of Sample Rec'd (kg)**	**Dry Sample Weight (g)**	**Dry Sample Weight - Remaining (SFE Removed) (g)**	**Dry Sample Weight - Remaining (SFE added) (g)**
1	F9-RO	Slurry	Wet	23.00			
2	F7-RO	Slurry	Wet	23.00			
2-Dup	F7-RO - Separate Split-Dup	Slurry	Wet				
3	F8-RO	Slurry	Wet	23.00			
4	F4-RO	Slurry	Wet	23.00			
4-Dup	F4-RO - Separate Split-Dup	Slurry	Wet				
5	F5-RO	Dry	Wet	23.00			
6	F6-R-RO	Dry	Wet	23.00			
6-Dup	F6-R-RO - Separate Split-Dup	Dry	Wet				
7	C01-F9	Dry	Dry	0.30	188.00	14.00	89.00
8	C02-F1	Dry	Dry	1.09	990.00	829.00	829.00
8-Dup	C02-F1 - Separate Split-Dup	Dry	Dry				
9	C02-F2	Dry	Dry	0.49	410.00	278.00	353.00
10	C02-F7	Dry	Dry	0.63	528.00	327.00	327.00
11	C03-F8	Slurry	Dry	0.38	285.00	86.00	161.00
12	C04-F4	Slurry	Dry	0.12	988.00	697.00	697.00
12-Dup	C04-F4 - Separate Split-Dup	Slurry	Dry				
13	C05-F4R	Slurry	Dry	0.30	233.00	111.00	186.00
14	C06-FGR	Slurry	Dry	0.41	315.00	120.00	195.00
	Overlying Water						
					Kept in Cooler		

Total wt of sample rec'd (kg): **141.71**

Global ARD Testing Services Inc.

CERTIFICATE OF ANALYSIS ▪ ABA RESULTS

GLOBAL PROJECT NO: 2329 (B8)
CLIENT: WSP E&I Canada Ltd.
PROJECT NAME: Kinross Great Bear - Flotation Tailings
PROJECT NO: OMEMA2303
REPORT VERSION: 7

					$HClO_4$ Leach CO_2 Coulometer		HCl Leach LECO				EPA600	Calc.				
S. No.	Sample ID	Paste pH	Fizz Rating	Total Carbon	Total Inorganic C	$CaCO_3$ Equivalents*1	Total Inorganic C	$CaCO_3$ Equivalents*1	Total Sulphur	Total Sulphur	Sulphate Sulphur	Sulphide Sulphur	AP*3	Modified ABA NP	NNP*4	NPR*5
	Units:	pH Units		wt %	wt %	kg CaCO3/tonne	wt %	kg CaCO3/tonne	wt %	wt %	wt %	wt %	kg CaCO3/tonne			
	Reported Detection Limit:	*0.1*		*0.02*	*0.02*	*1.7*	*0.02*	*1.7*	*0.01*	*0.01*	*0.01*	*0.01*	0.3			
1	F9-RO	8.4	Slight	0.24	0.14	11.67	0.17	14.2	0.18		0.08	0.10	3.1	25.2	22.1	8.2
2	F7-RO	8.4	Slight	0.10	0.05	4.17	0.06	5.0	0.07		0.04	0.03	0.9	11.0	10.1	12.2
2-Dup	F7-RO - Separate Split-Dup	8.5	Slight	0.09	0.08	6.67	0.04	3.3	0.07		0.04	0.03	1.0	12.7	11.7	13.2
3	F8-RO	8.5	Slight	0.26	0.16	13.33	0.19	15.8	0.23		0.12	0.11	3.3	23.9	20.6	7.2
4	F4-RO	8.5	Slight	0.25	0.23	19.17	0.22	18.3	0.09		0.03	0.06	1.9	26.5	24.6	14.0
4-Dup	F4-RO - Separate Split-Dup	8.6	Slight	0.26	0.20	16.67	0.19	15.8	0.09		0.02	0.07	2.2	26.7	24.5	12.0
5	F5-RO	8.7	Moderate	0.44	0.42	35.00	0.38	31.7	0.15		0.07	0.08	2.6	44.0	41.4	17.1
6	F6-R-RO	8.5	Moderate	0.44	0.43	35.83	0.35	29.2	0.18		0.06	0.12	3.9	44.5	40.6	11.5
6-Dup	F6-R-RO - Separate Split-Dup	8.5	Moderate	0.44	0.44	36.67	0.35	29.2	0.18		0.06	0.12	3.7	45.1	41.4	12.3
7	C01-F9	7.6	Slight	0.92	0.47	39.17	0.33	27.5	22.7	23.1	1.15	21.55	673.4	51.4	-622.0	0.1
8	C02-F1	7.6	Slight	0.20	0.06	5.00	0.03	2.5	32.6	33.5	1.14	31.46	983.0	7.8	-975.2	0.0
8-Dup	C02-F1 - Separate Split-Dup	7.4	Slight	0.21	0.07	5.83	<0.02	<1.7	32.7	33.3	<0.01	32.70	1021.9	8.3	-1013.6	0.0
9	C02-F2	7.3	Slight	0.18	0.03	2.50	<0.02	<1.7	41.8	42.2	1.89	39.91	1247.1	3.9	-1243.2	0.0
10	C02-F7	7.3	Slight	0.27	0.06	5.00	<0.02	<1.7	40.6	41.4	0.80	39.80	1243.6	7.6	-1236.0	0.0
11	C03-F8	7.8	Moderate	1.03	0.77	64.17	0.41	34.2	28.0	27.8	0.06	27.94	873.2	75.9	-797.3	0.1
12	C04-F4	7.6	Moderate	0.78	0.59	49.17	0.24	20.0	31.7	32.7	0.93	30.77	961.5	54.7	-906.8	0.1
12-Dup	C04-F4 - Separate Split-Dup	7.6	Moderate	0.71	0.59	49.17	0.16	13.3	34.4	34.5	2.35	32.05	1001.7	46.9	-954.8	0.1
13	C05-F4R	7.9	Strong	1.93	1.24	103.33	0.50	41.7	20.7	20.7	0.37	20.33	635.4	119.3	-516.1	0.2
14	C06-FGR	7.8	Strong	1.39	0.98	81.67	0.34	28.3	30.5	30.3	2.06	28.44	888.7	95.5	-793.2	0.1
	QUALITY ASSURANCE / QUALITY CONTROL															
Pulp Replicates:																
7	C01-F9	7.6	Slight	0.92	0.47				22.7	23.1	1.15			51.4		
7R	C01-F9 R		Slight	0.93	0.49				22.5	23.4	1.15			52.2		
	%RPD			-1%	-4%				1%	-1%	0%			-2%		
15	CND-1 2329-B2	8.8	Slight	0.26	0.19				0.65		0.63			26.7		
15R	CND-1 2329-B2 R	8.9	Slight	0.24	0.18				0.66		0.55			26.9		
	%RPD	-1%		8%	5%				-2%		14%			-1%		
Reference Material Analysis:																
Reference Material		1) NBM-1 2) KZK-1		OREAS 279	KZK-1		CDN-GR-1		OREAS 277	RTS-3a	RTS-3a			1) KZK-1 (Slight) 2) KZK-1 (Moderate)		
Ref. Material Certified Value		**1) 8.45 2) 8.80**		**1.13**	**0.92**				**0.64**	**9.59**	**1.10**			**1) 58.9 2) 61.6**		
Reference Material Results		1) 8.30 2) N/A		1.12	0.88		0.47/0.40		0.63	9.82	1.10			1) 56.1 2) N/A		
Acceptance Range:		***90% - 110%***		***90% - 110%***	***80% - 120%***		***80% - 120%***		***90% - 110%***	***90% - 110%***	***90% - 110%***			***90% - 110%***		
Method Blank Analysis:																
Method Blank Results				<0.01	<0.02		<0.02		<0.01	<0.01	<0.01					
GLOBAL SOP NO./METHOD:		*ARD-005*	*ARD-005*	*LECO*	*HClO4 Leach CO2 Coulometer*	*Calc.*	*HCl Leach LECO*	*Calc.*	*LECO*	*LECO CHECK*	*ARD-010 (HCl Leach)*	*Calc.*	*Calc.*	*ARD-005*	*Calc.*	*Calc.*

NOTES:
Job No: 20240402

Date of Analysis (24 h): April 2-3, 2024
pH of DI water used (pH units): 5.57
EC of DI water used (µS/cm): 1.31

METHODS:
Total Sulphur by Leco.
Total Inorganic Carbon (TIC): $HClO_4$ leach, evolved CO_2 analysed by CO_2 Coulometer.

ABBREVIATIONS:
R = Rep = Replicate (a replicate is a sub-sample scooped from a single pulp sample bag produced per client sample)
D = Dup = Duplicate (a duplicate is 2nd sub-pulp sample bag produced by processing a 2nd split of the client sample. A duplicate pulp sample is prepared only at client request.
EC = Electric Conductivity
NP = Neutralization Potential
Calc. = Calculation
IND = Indeterminate
COA = Certificate Of Analysis
N/A = Not Applicable
NR = Not Reported

CALCULATIONS:
*1 $CaCO_3$ Equivalents: Is based on TIC (Total Inorganic Carbon)
*2 Non-Extractable Sulphur: Total sulphur - (sulphate sulphur + sulphide sulphur)
*3 AP (Acid Potential): Sulphide-sulphur x 31.25
*4 NNP (Net Neutralization Potential): NP - AP
*5 NPR (Neutralization Potential Ratio): NP/AP

REFERENCES:
Sample Preparation: ASTM E877-08; MEND Report 1.20.1, Version 0 (2009)
ABA: Air-dried, jaw-crushed, split by riffling and pulverized to 85% passing 200 mesh (75 µm).
Surface Rinse-pH: MEND Report 1.20.1, Version 0 (2009).
Modified ABA (Sobek) NP: MEND Acid Rock Drainage Prediction Manual, MEND Project 1.16.1b (pages 6.2-11 to 17), March 1991.
STD Sobek NP / Paste pH / Fizz Rating: Sobek, A.A., Schuller, W.A., Freeman, J.R. and Smith, R.M.; US EPA-600/2-78-054 (1978).
Paste pH / Fizz Rating: Sobek, A.A., Schuller, W.A., Freeman, J.R. and Smith, R.M.; US EPA-600/2-78-054 (1978).
Sulphate Sulphur: Based on MEND method using HCl leach. The S extracted is determined by analysing the extract for SO_4 using UV-Vis Spectrophotometer (STD Method 4500-SO42- E).
Sulphur Speciation: Sequential HCl and HNO_3 leach. The S extracted is determined by analysing the extract for SO_4 using UV-Vis Spectrophotometer (STD Method 4500-SO42- E).

Global
ARD Testing Services Inc.

CERTIFICATE OF ANALYSIS ▪ METALS RESULTS BY AQUA REGIA DIGEST & ICP-MS ANALYSIS ON SOLIDS

GLOBAL PROJECT NO: 2329 (B8)
CLIENT: WSP E&I Canada Ltd.
PROJECT NAME: Kinross Great Bear - Flotation Tailing
PROJECT NO: OMEMA2303
REPORT VERSION: 7

S. No.	Sample ID	Method	Silver (Ag)	Aluminum (Al)	Arsenic (As)	Gold (Au)	Boron (B)	Barium (Ba)	Beryllium (Be)	Bismuth (Bi)	Calcium (Ca)	Cadmium (Cd)	Cerium (Ce)	Cobalt (Co)	Chromium (Cr)	Cesium (Cs)	r (Cu)	Iron (Fe)	Gallium (Ga)	Germanium (Ge)	Hafnium (Hf)	Mercury (Hg)	Indium (In)	Potassium (K)	Lanthanum (La)	Lithium (Li)	Magnesium (Mg)	Manganese (Mn)
		Analyte	Silver (Ag)	Aluminum (Al)	Arsenic (As)	Gold (Au)	Boron (B)	Barium (Ba)	Beryllium (Be)	Bismuth (Bi)	Calcium (Ca)	Cadmium (Cd)	Cerium (Ce)	Cobalt (Co)	Chromium (Cr)	Cesium (Cs)	r (Cu)	Iron (Fe)	Gallium (Ga)	Germanium (Ge)	Hafnium (Hf)	Mercury (Hg)	Indium (In)	Potassium (K)	Lanthanum (La)	Lithium (Li)	Magnesium (Mg)	Manganese (Mn)
		Unit	ppm	%	ppm	ppm	ppm	ppm	ppm	ppm	%	ppm	ppm	ppm	ppm	ppm	ppm	%	ppm	ppm	ppm	ppm	ppm	%	ppm	ppm	%	ppm
		MDL	0.01	0.01	0.1	0.0005	10	10	0.05	0.01	0.01	0.01	0.02	0.1	1	0.05	0.2	0.01	0.05	0.05	0.02	0.005	0.005	0.01	0.2	0.1	0.01	5
		Sample Type																										
1	F9-RO	Pulp	0.07	1.53	25.3	0.0717	<10	122	0.12	0.18	0.95	0.07	49.58	6.6	87	4.74	124.3	2.57	7.11	0.05	0.47	0.020	0.014	1.03	24.7	18.6	0.96	424
2	F7-RO	Pulp	0.07	1.42	4.0	0.0157	<10	75	0.32	2.08	0.81	0.04	65.28	3.3	70	2.92	21.9	1.14	4.50	<0.05	0.56	0.008	0.021	0.67	32.4	9.8	0.69	441
3	F8-RO	Pulp	0.07	0.73	40.1	0.0304	<10	65	0.10	0.39	1.02	0.04	63.82	2.7	65	1.70	226.1	1.37	3.90	<0.05	0.58	<0.005	0.011	0.47	31.4	9.4	0.56	349
4	F4-RO	Pulp	0.06	0.77	2.4	0.0187	<10	66	0.07	0.89	1.02	0.08	55.37	1.8	65	1.97	181.5	0.95	4.23	<0.05	0.82	0.011	0.019	0.62	28.1	12.0	0.73	382
5	F5-RO	Pulp	0.07	1.27	36.8	0.1010	<10	115	0.12	0.22	1.63	0.22	60.81	2.8	73	2.45	126.9	1.97	6.36	<0.05	0.48	0.019	0.012	0.94	30.2	13.3	0.82	875
6	F6-R-RO	Pulp	0.06	0.92	13.5	0.0875	<10	132	0.12	0.49	1.58	0.11	57.95	2.4	77	2.53	197.4	1.50	5.16	<0.05	0.60	0.006	0.017	0.68	29.2	12.4	0.79	593
7	C01-F9	Pulp	3.40	1.15	6454.8	1.5073	<10	19	0.17	6.24	1.96	3.48	125.30	156.8	160	1.70	4261.5	24.81	5.48	0.20	1.27	0.086	0.078	0.51	60.9	13.3	0.72	548
8	C02-F1	Pulp	6.56	0.64	355.5	0.5427	<10	11	0.15	39.21	0.48	6.70	73.19	112.0	97	0.71	2163.7	30.38	2.18	0.18	0.80	0.064	0.189	0.26	35.7	3.6	0.28	209
9	C02-F2	Pulp	5.62	0.34	364.7	0.4240	<10	11	0.10	39.04	0.32	8.55	55.87	112.9	92	0.15	1756.3	30.59	1.23	0.15	0.61	0.071	0.233	0.12	27.8	1.8	0.14	133
10	C02-F7	Pulp	7.98	0.37	356.0	0.5874	<10	11	0.09	50.95	0.39	8.54	67.25	113.7	197	0.15	3954.4	32.69	1.52	0.10	0.63	0.062	0.240	0.18	33.4	2.2	0.15	179
11	C03-F8	Pulp	1.56	0.52	3613.4	0.4539	<10	17	0.13	5.57	2.96	3.00	169.01	109.9	100	0.72	2064.0	27.60	3.01	0.20	1.04	0.041	0.138	0.24	82.6	5.2	0.32	525
12	C04-F4	Pulp	2.88	0.51	214.7	0.3481	<10	13	0.08	17.36	2.15	4.44	132.00	118.2	74	0.45	4579.3	30.02	2.89	0.17	1.46	0.094	0.503	0.26	65.4	5.2	0.34	461
13	C05-F4R	Pulp	3.90	1.01	8966.8	0.8049	<10	24	0.12	5.28	4.46	50.52	169.75	161.6	102	1.11	3396.2	21.22	5.00	0.21	1.21	0.152	0.146	0.57	83.7	8.3	0.59	1621
14	C06-FGR	Pulp	3.88	0.57	2149.8	0.4313	<10	14	0.10	13.21	3.58	18.07	134.92	136.7	110	0.73	2967.5	28.78	3.47	0.22	1.18	0.172	0.461	0.26	66.7	6.1	0.42	823
QUALITY ASSURANCE / QUALITY CONTROL																												
Pulp Replicates																												
11	C03-F8	Pulp	1.56	0.52	3613.4	0.4539	<10	17	0.13	5.57	2.96	3.00	169.01	109.9	100	0.72	2064.0	27.60	3.01	0.20	1.04	0.041	0.138	0.24	82.6	5.2	0.32	525
11R	C03-F8 (Rep)	Pulp	1.58	0.51	3549.6	0.4555	<10	18	0.13	5.6	2.91	2.98	172.33	106.4	98	0.75	2008.8	26.76	3.07	0.19	1.06	0.033	0.143	0.24	84.3	5.3	0.31	517
		%RPD	-1%	2%	2%	0%		-6%	0%	-1%	2%	1%	-2%	3%	2%	-4%	3%	3%	-2%	5%	-2%	22%	-4%	0%	-2%	-2%	3%	2%
Reference Material																												
STD OREAS 601C			50.00	0.630	378.3	0.991	<10	471	0.59	21.37	0.78	2.71	34.9	4.30	13.0	1.32	1159.2	1.80	3.87	0.07	0.97	0.218	0.500	0.240	17.2	7.60	0.080	210
True Value STD OREAS 601C			**50.41**	**0.663**	**378.2**		**< 10**		**0.59**	**21.32**	**0.78**	**2.70**	**34.7**	**4.27**	**14.7**	**1.32**	**1157.6**	**1.84**	**3.86**	**0.08**	**0.97**	**0.216**	**0.497**	**0.254**	**17.3**	**7.56**	**0.084**	**213**
% Difference			-1%	-5%	0%				0%	0%	0%	0%	0%	1%	-12%	0%	0%	-2%	0%	-16%	0%	1%	1%	-5%	0%	1%	-5%	-1%
Method Blank:																												
Method Blank			<0.01	<0.01	<0.1	<0.0005	<10	<10	<0.05	<0.01	<0.01	<0.01	<0.02	<0.1	<1	<0.05	<0.2	<0.01	<0.05	<0.05	<0.02	<0.005	<0.005	<0.01	<0.2	<0.1	<0.01	<5

Notes:
Job No: YVR2410370

Analytical Methods (IMS-130):
A 0.5 g of pulp sample is leached in hot (95°C) 3:1 aqua regia digestion followed by ICP Mass Spec analysis.
Gold determinations by this method are semi-quantitative due to the small sample weight used (0.5 g).
Refractory and graphitic samples can limit Au solubility.

Abbreviations:
R / Rep = Replicate (a replicate is a sub-sample scooped from a single sample bag produced per client sample)
D / Dup = Duplicate (a duplicate is 2nd sub-sample bag produced by processing a second split of the original client sample received)
MDL = Measurable Detection Limit
COA: Certificate Of Analysis.
IND = Indeterminate
NR: Not reported in COA

On Cerfified Reference Material and Tolerance:
Any one element in a run reporting outside tolerance limits does not constitute failure of the standard.
As per Certificate of Analysis (COA): All values indicated are Certified. Values indicated in green are indicative only.
NR = Not Reported (in the Certificate Of Analysis).

Global
ARD Testing Services Inc.

CERTIFICATE OF ANALYSIS ▪ METALS RESULTS BY AQUA REGIA DIGEST & ICP-MS ANALYSIS ON SOLIDS

GLOBAL PROJECT NO: 2329 (B8)
CLIENT: WSP E&I Canada Ltd.
PROJECT NAME: Kinross Great Bear - Flotation Tailings
PROJECT NO: OMEMA2303
REPORT VERSION: 7

S. No.	Sample ID	Method	Molybdenum (Mo)	Sodium (Na)	Niobium (Nb)	Nickel (Ni)	Phosphorous (P)	Lead (Pb)	Rubidium (Rb)	Rhenium (Re)	Sulphur (S)	Antimony (Sb)	Scandium (Sc)	Selenium (Se)	Tin (Sn)	m (Sr)	Tantalum (Ta)	Tellurium (Te)	Thorium (Th)	Titanium (Ti)	Thallium (Tl)	Uranium (U)	Vandium (V)	n (W)	Yttrium (Y)	Zinc (Zn)	Zirconium (Zr)
		Analyte																									
		Unit	ppm	%	ppm	ppm	ppm	ppm	ppm	ppm	%	ppm	ppm	ppm	ppm	ppm	ppm	ppm	ppm	%	ppm	ppm	ppm	ppm	ppm	ppm	ppm
		MDL	0.05	0.01	0.05	0.2	10	0.2	0.1	0.001	0.01	0.05	0.1	0.2	0.2	0.2	0.01	0.01	0.2	0.005	0.02	0.05	1	0.05	0.05	1	0.5
		Sample Typ																									
1	F9-RO	Pulp	1.15	0.04	0.31	27.5	625	5.6	62.4	0.001	0.17	0.19	4.8	0.2	0.6	17.7	0.06	0.07	5.8	0.142	0.38	1.04	47	23.99	5.94	53	15.4
2	F7-RO	Pulp	1.17	0.09	0.20	23.8	705	26.2	51.9	<0.001	0.06	0.2	1.2	<0.2	0.6	32.6	<0.01	0.55	7.9	0.081	0.64	1.58	15	6.98	6.27	44	19.1
3	F8-RO	Pulp	2.16	0.04	0.26	21.2	518	9.1	30.6	0.002	0.22	0.72	2.1	0.2	0.9	15.3	<0.01	0.19	7.9	0.076	0.27	1.39	21	4.77	6.55	38	19.7
4	F4-RO	Pulp	5.45	0.04	0.30	19.5	634	7.0	42.7	0.014	0.08	0.7	2.5	<0.2	4.3	12.5	<0.01	0.65	6.3	0.094	0.37	1.21	26	4.09	5.16	54	26.1
5	F5-RO	Pulp	1.25	0.06	0.26	23.4	648	7.2	56.5	<0.001	0.14	0.13	3.6	0.2	0.7	26.7	<0.01	0.12	7.1	0.145	0.43	1.42	37	26.43	5.60	78	15.5
6	F6-R-RO	Pulp	2.50	0.04	0.25	23.5	540	12.2	35.0	0.002	0.17	0.25	4.0	0.3	1.1	25.2	<0.01	0.26	6.6	0.102	0.29	1.14	33	7.8	5.33	54	18.7
7	C01-F9	Pulp	21.89	0.06	0.86	186.9	557	275.8	30.6	0.008	>10	3.12	3.8	22.5	3	34.9	<0.01	3.29	14.3	0.08	0.94	4.43	29	70.85	11.09	538	40.9
8	C02-F1	Pulp	13.77	0.06	0.48	166.0	247	736.7	13.1	0.003	>10	1.08	0.7	31.5	1.1	16.6	<0.01	10.64	8.9	0.032	0.38	2.77	12	3.95	5.25	1353	23.6
9	C02-F2	Pulp	9.70	0.04	0.37	141.6	115	551.8	4.2	0.002	>10	1.09	0.5	25.9	1.3	10.7	<0.01	11.54	7.2	0.018	0.26	2.19	5	2.6	3.89	1764	18
10	C02-F7	Pulp	14.41	0.04	0.45	198.5	133	927.8	5.2	0.003	>10	1.73	0.5	0.9	7.4	11	<0.01	13.68	7.9	0.021	0.21	3.35	11	2.81	4.48	1735	18.9
11	C03-F8	Pulp	74.38	0.06	0.66	141.5	330	139.7	13.6	0.119	>10	9.03	1.7	21.9	3.8	37.3	<0.01	3.45	22.5	0.041	0.3	4.69	11	5.76	12.93	591	32.9
12	C04-F4	Pulp	155.78	0.05	0.66	139.3	239	150.6	12.6	0.663	>10	5.82	1.8	17.1	29.2	25	<0.01	13.14	14.8	0.048	0.25	3.33	15	2.81	6.17	421	44.2
13	C05-F4R	Pulp	28.71	0.09	0.70	122.4	411	205.6	31.5	0.013	>10	1.76	2.9	31.4	6.5	61.7	<0.01	4.12	17.4	0.086	0.48	5.04	26	24.33	10.23	6520	34.1
14	C06-FGR	Pulp	43.16	0.06	0.69	149.7	221	520.7	11.4	0.062	>10	3.39	2.6	31.7	7.1	49.9	<0.01	5.67	17.7	0.048	0.22	4.08	17	5.82	7.57	2613	35.9
QUALITY ASSURANCE / QUALITY CONTROL																											
Pulp Replicates																											
11	C03-F8	Pulp	74.38	0.06	0.66	141.5	330	139.7	13.6	0.119	>10	9.03	1.7	21.9	3.8	37.3	<0.01	3.45	22.5	0.041	0.3	4.69	11	5.76	12.93	591	32.9
11R	C03-F8 (Rep)	Pulp	77.48	0.06	0.67	135.1	325	136.5	14.2	0.118	>10	9.64	1.7	20.6	4	38.1	<0.01	3.51	22.4	0.04	0.31	4.55	14	5.91	12.87	575	33.7
		%RPD	-4%	0%	-2%	5%	2%	2%		1%		-7%	0%	6%	-5%	-2%		-2%	0%	2%	-3%	3%	-24%	-3%	0%	3%	-2%
Reference Material																											
STD OREAS 601C			3.46	0.04	0.34	6.0	240	243.9	12.4	<0.001	0.90	29.93	1.00	8.1	1.60	36.3	0.01	7.21	6.2	0.008	1.21	2.05	4.00	1.16	5.11	373	33.5
True Value STD OREAS 601C			**3.35**	**0.05**	**<1**	**6.0**	**243**	**248.1**	**12.4**	**< 0.001**	**0.91**	**29.73**	**1.03**	**8.0**	**1.59**	**36.3**	**< 0.05**	**7.22**	**6.1**	**0.010**	**1.20**	**2.04**	**4.75**	**1.16**	**5.10**	**381**	**33.5**
% Difference			3%	-24%		0%	-1%	-2%	0%		-1%	1%	-3%	1%	1%	0%		0%	1%	-16%	1%	0%	-16%	0%	0%	-2%	0%
Method Blank:																											
Method Blank			<0.05	<0.01	<0.05	<0.2	<10	<0.2	<0.1	<0.001	<0.01	<0.05	<0.1	<0.2	<0.2	<0.2	<0.01	<0.01	<0.2	<0.005	<0.02	<0.05	<1	<0.05	<0.05	<1	<0.5

CERTIFICATE OF ANALYSIS ▪ NAG EXTRACT RESULTS

Global ARD Testing Services Inc.

GLOBAL PROJECT NO: 2329 (B8)
CLIENT: WSP E&I Canada Ltd.
PROJECT NAME: Kinross Great Bear - Flotation Tailings
PROJECT NO: OMEMA2303
REPORT VERSION: 7

Parameter	Method	Unit	RDL	1	2	3	4	5	6	Method Blank
				F9-RO	F7-RO	F8-RO	F4-RO	F5-RO	F6-R-RO	
Weight of pulp sample used	Weighing Scale	g	0.01	2.5	2.5	2.5	2.5	2.5	2.5	N/A
Volume of 15% H_2O_2 used	Graduated Cylinder	mL	0.50	250	250	250	250	250	250	250
On filtered samples (using 0.45 µm filter paper):										
pH	Meter	pH units	0.01	9.6	7.7	9.6	9.7	6.8	9.2	5.9
EC	Meter	mV	1.0	203	122	204	162	118	164	9.7
Acidity (to pH 8.3)	Titration	mg $CaCO_3$/L	0.5	<0.5	15.0	<0.5	<0.5	30.5	<0.5	514.2
Total Alkalinity (to pH 4.5)	Titration	mg $CaCO_3$/L	0.5	75.7	44.9	68.9	81.8	26.6	68.4	5.9
Sulphate	Gravimetric	mg/L	1	29.3	11.6	24.3	30.8	6.6	15.1	<1
Chloride	IC	mg/L	0.1	0.13	<0.10	0.98	<0.10	<0.10	<0.10	<0.10
Fluoride	IC	mg/L	0.1	0.14	0.12	<0.10	0.12	0.12	0.12	<0.10
Phosphorus, Total Dissolved		mg/L	0.005	<0.0050	<0.0050	<0.0050	<0.0050	<0.0050	<0.0050	<0.0050
Ion Balance:										
Major Anions	Calc.	meq/L								
Major Cations	Calc.	meq/L								
Difference	Calc.	meq/L								
Balance (%)	Calc.	%								
			NAG Extract ID:	*24D1112-01*	*24D1112-02*	*24D1112-03*	*24D1112-04*	*24D1112-05*	*24D1112-06*	*24D0367-17*

NOTES:
Job No: 24D1112
Date of Analysis: April 8-10,2024

pH (pH Units) of DI water used to prepare 15% H2O2: 5.40
EC (µS/cm) of DI water used to prepare 15% H2O2: 1.12
pH (pH Units) of 15% H2O2 (buffered with 0.5 N NaOH): 5.07
EC (µS/cm) of 15% H2O2 (buffered with 0.5 N NaOH): 16.85

Solid:Liquid ratio used: 1:100; 2.5 g Pulp Sample: 250 mL 15% H_2O_2.
pH measurement of 15% H_2O_2 solution was conducted at room temperature & buffered with 0.5N NaOH solution to ensure a pH between 4 and 7.
NAG pH & method blank pH measurements were taken after digestion with peroxide solution was completed - and volume was made up to original 250 mL with DI water.
On client's request the NAG procedure is repeated using 1 g of pulp sample when the NAG value for pH 4.5 exceeds 25 kg H_2SO_4 per tonne.

ABBREVIATIONS:
R / Rep = Replicate (which involves the analysis of the same NAG extract aliquot).
D / Dup = Duplicate (which involves the analysis of a separate NAG extract, produced by digesting another split of the pulp sample).
EC = Electrical Conductivity
ORP = Oxidation Reduction Potential
RDL = Reportable Detection Limit.
SIE = Selective Ion Electrode
IC = Ion Chromatography
Calc. = Calculation

REFERENCE:
Egi - Environmental Geochemistry International; Single Addition Net Acid Generation (NAG) Test Procedure; Miller et al; Revised Dec. 2006; Page 2 to 4.

Sulphate:

Certified Reference Material:	Parameter: Sulphate	% Recovery	Matrix Spike %	Units	QC Limits (%)
STD Mineral Water (34.98 mg/L)	34.19	97.7%		%	80 - 120
Spiked Blank (19.61 mg/L)	17.04		86.9%	%	80 - 120

Dissolved Metals by ICP-MS:

Sample Code	Parameter	Result	Result Units	Total or Filtered	Method Type	Method Name	Date Analyzed	EQL	EQL Units	UCL	LCL
24D1112_B4D2389-BLK1	Chloride	<0.10	mg/L	T	REG	SM 4110 B (2020)	'11 Apr 2024 20:36	0.1	mg/L		
24D1112_B4D2389-BLK1	Fluoride	<0.10	mg/L	T	REG	SM 4110 B (2020)	'11 Apr 2024 20:36	0.1	mg/L		
24D1112_B4D2389-BLK2	Chloride	<0.10	mg/L	T	REG	SM 4110 B (2020)	'12 Apr 2024 09:32	0.1	mg/L		
24D1112_B4D2389-BLK2	Fluoride	<0.10	mg/L	T	REG	SM 4110 B (2020)	'12 Apr 2024 09:32	0.1	mg/L		
24D1112_B4D2389-BS1	Chloride	98	%	T	SC	SM 4110 B (2020)	'11 Apr 2024 20:20	1	%	110	90
24D1112_B4D2389-BS1	Fluoride	98	%	T	SC	SM 4110 B (2020)	'11 Apr 2024 20:20	1	%	108	88
24D1112_B4D2389-BS2	Chloride	100	%	T	SC	SM 4110 B (2020)	'12 Apr 2024 09:16	1	%	110	90
24D1112_B4D2389-BS2	Fluoride	99	%	T	SC	SM 4110 B (2020)	'12 Apr 2024 09:16	1	%	108	88
24D1112_B4D2407-BLK2	Phosphorus Total Dissolved	<0.0050	mg/L	F	REG	SM 4500-P F (2021)	'12 Apr 2024 00:00	0.005	mg/L		
24D1112_B4D2407-BLK4	Phosphorus Total Dissolved	<0.0050	mg/L	F	REG	SM 4500-P F (2021)	'12 Apr 2024 00:00	0.005	mg/L		
24D1112_B4D2407-BS2	Phosphorus Total Dissolved	104	%	F	SC	SM 4500-P F (2021)	'12 Apr 2024 00:00	1	%	115	85
24D1112_B4D2407-BS4	Phosphorus Total Dissolved	104	%	F	SC	SM 4500-P F (2021)	'12 Apr 2024 00:00	1	%	115	85

NOTES:
Job No: 24D1112

Abbreviations & Descriptions:
Method Blank (Blk): A blank sample that undergoes sample processing identical to that carried out for the test samples.
Method Blank results are used to assess contamination from the laboratory environment and reagents.

Duplicate (Dup): An additional or second portion of a randomly selected sample in the analytical run carried through the entire analytical process.
Duplicates provide a measure of the analytical method's precision (reproducibility).

Blank Spike (BS): A sample of known concentration which undergoes processing identical to that carried out for test samples, also referred to as a laboratory control sample (LCS).
Blank spikes provide a measure of the analytical method's accuracy.

Matrix Spike (MS): A second aliquot of sample is fortified with a known concentration of target analytes and carried through the entire analytical process.
Matrix spikes evaluate potential matrix effects that may affect the analyte recovery.

Standard Reference Material (SRM): A homogenous material of similar matrix to the samples, certified for the parameter(s) listed.
Reference Materials ensure that the analytical process is adequate to achieve acceptable recoveries of the parameter(s) tested.

Each QC type is analyzed at a 5-10% frequency, i.e. one blank/duplicate/spike for every 10-20 samples.

For all types of QC, specified recovery (% Rec) and relative percent difference (RPD) limits are derived from long-term method performance averages and/or prescribed by the reference method.

EQL = Estimated Quantitation Limits
PQL = Practical Quantitation Limits
UCL = Upper Control Limit
LCL = Lower Control Limit
BLK = Blank
BS = Blank Spike
MS = Matrix Spike
DUP = Duplicate
SRM = Standard Reference Materials

CERTIFICATE OF ANALYSIS ▪ MEND SHAKE FLASK EXTRACTION RESULTS

Global
ARD Testing Services Inc.

GLOBAL PROJECT NO: 2329 (B8)
CLIENT: WSP E&I Canada Ltd.
PROJECT NAME: Kinross Great Bear - Flotation Tailings
PROJECT NO: OMEMA2303
REPORT VERSION: 7

Parameter	Method	Unit	RDL	1	2	3	4	5	6	8	10	12	Method Blank
				F9-RO	F7-RO	F8-RO	F4-RO	F5-RO	F6-R-RO	C02-F1	C02-F7	C04-F4	
Weight of dry sample used	Weighing Scale	g	0.01	250	250	250	250	250	250	75	75	75	N/A
Volume of DI water used	Graduated Cylinder	mL	0.50	750	750	750	750	750	750	225	225	225	750
On filtered samples (using 0.45 µm filter paper):													
pH	Meter	pH units	0.01	6.3	6.4	6.4	6.5	6.4	6.4	7.1	7.1	7.0	5.7
EC	Meter	µS/cm	1	398	197	487	274	446	431	666	659	1391	1.35
Acidity (to pH 8.3)	Titration	mg $CaCO_3$/L	0.5	31.3	34.8	31.7	32.4	34.5	33.6	20.0	35.0	13.3	5.5
Alkalinity (to pH 4.5)	Titration	mg $CaCO_3$/L	0.5	22.3	28.8	25.0	29.4	29.0	28.5	56.7	45.0	41.7	1.5
Sulphate	Gravimetric	mg/L	1	164.2	60.8	214.1	100.1	205.5	188.8	188.9	168.6	713.9	
Chloride	IC	mg/L	0.1	1.95	1.56	2.48	0.89	1.11	1.02	0.80	1.56	1.56	<0.10
Fluoride	IC	mg/L	0.1	<0.10	0.14	<0.10	<0.10	<0.10	<0.10	<0.10	0.37	1.39	<0.10
Nitrate	IC	mg/L	0.01	0.227	0.161	0.513	0.020	0.029	0.015	0.012	<0.010	<0.010	<0.010
Nitrite	IC	mg/L	0.01	<0.010	<0.010	<0.010	<0.010	<0.010	<0.010	<0.010	0.010	<0.010	<0.010
Ammonia		mg/L	0.05	0.309	0.694	0.634	0.688	0.514	0.556				<0.050
Cyanide, Total		mg/L	0.002	0.187	0.645	0.238	0.501	0.120	0.430				<0.0020
Cyanide, Weak Acid Dissociable		mg/L	0.002	0.0036	<0.0020	0.0020	<0.0020	<0.0020	0.0021				<0.0020
Cyanide, Free		mg/L	0.005	<0.0050	<0.0050	<0.0050	<0.0050	<0.0050	<0.0050				<0.0050
Cyanate		mg/L	0.1	1.6	2.1	4.3	3.2	3.7	1.7				5.0
Thiocyanate		mg/L	0.1	0.40	0.96	0.50	0.37	0.31	0.64				<0.10
Phosphorus, Total Dissolved		mg/L	0.005	0.0314	0.0578	0.0472	0.0282	0.0425	0.0486				<0.0050
Dissolved Metals Analysis by ICP-MS:													
Dissolved Hardness (CaCO3)	ICP-MS	mg/L	0.125	148.0	47.7	191.0	81.0	165.0	154.0	211.0	175.0	738.0	<0.125
Aluminum Dissolved	ICP-MS	mg/L	0.001	0.0698	0.0718	0.0634	0.0659	0.0704	0.0472	0.0136	0.0102	0.0188	<0.0010
Antimony Dissolved	ICP-MS	mg/L	0.00005	0.000527	0.000788	0.00582	0.00272	0.000525	0.000708	0.000403	0.00086	0.00358	<0.000050
Arsenic Dissolved	ICP-MS	mg/L	0.00005	0.00233	0.000233	0.00615	0.000354	0.0128	0.00115	0.000346	0.000228	0.000353	<0.000050
Barium Dissolved	ICP-MS	mg/L	0.0001	0.0086	0.00247	0.00568	0.00363	0.0086	0.00851	0.0198	0.0306	0.0425	0.00025
Beryllium Dissolved	ICP-MS	mg/L	0.00001	<0.000010	<0.000010	<0.000010	<0.000010	<0.000010	<0.000010	<0.000050	<0.000010	<0.000010	<0.000010
Bismuth Dissolved	ICP-MS	mg/L	0.00001	<0.000010	<0.000010	<0.000010	<0.000010	<0.000010	<0.000010	<0.000050	<0.000010	<0.000010	<0.000010
Boron Dissolved	ICP-MS	mg/L	0.002	0.0038	0.0052	0.0037	0.0035	0.0032	0.0029	0.0119	0.0084	0.0102	<0.0020
Cadmium Dissolved	ICP-MS	mg/L	0.000002	<0.0000040	<0.0000020	0.0000035	0.0000033	0.0000139	0.0000066	0.000022	0.0000341	0.0000455	<0.0000020
Calcium Dissolved	ICP-MS	mg/L	0.05	58.0	18.1	75.3	31.3	64.6	60.5	76.1	65.6	283.0	<0.050
Chromium Dissolved	ICP-MS	mg/L	0.001	0.00055	<0.00050	<0.00050	<0.00050	<0.00050	<0.00050	<0.00250	<0.00050	<0.00050	<0.00050
Cobalt Dissolved	ICP-MS	mg/L	0.000005	0.00181	0.00455	0.000379	0.000408	0.00041	0.000278	0.0381	0.00373	0.00122	<0.0000050
Copper Dissolved	ICP-MS	mg/L	0.0001	0.00286	0.00123	0.00405	0.00448	0.0037	0.00266	3.98	0.0779	0.0224	<0.00010
Iron Dissolved	ICP-MS	mg/L	0.002	0.0233	0.134	0.0546	0.0573	0.0242	0.0357	0.0467	0.0053	0.002	<0.0020
Lead Dissolved	ICP-MS	mg/L	0.00005	<0.000050	0.000075	<0.000050	<0.000050	<0.000050	<0.000050	<0.000250	0.000364	<0.000050	<0.000050
Lithium Dissolved	ICP-MS	mg/L	0.00005	0.00298	0.00125	0.00180	0.00161	0.00281	0.00197	0.00725	0.01100	0.01450	<0.000050
Magnesium Dissolved	ICP-MS	mg/L	0.005	0.788	0.583	0.604	0.649	0.747	0.745	5.150	2.580	7.380	<0.0050
Manganese Dissolved	ICP-MS	mg/L	0.00005	0.0202	0.0124	0.0157	0.0206	0.0288	0.0201	0.12	0.104	0.263	0.000074
Mercury Dissolved	ICP-MS	ug/L	0.005	<0.0050	<0.0050	<0.0050	<0.0050	<0.0050	<0.0050	0.064	0.0463	0.269	<0.0050
Mercury Dissolved	ICP-MS	ug/L	0.005							0.108			
Molybdenum Dissolved	ICP-MS	mg/L	0.00001	0.00323	0.00309	0.00263	0.00282	0.00297	0.00378	0.00871	0.00777	0.00839	<0.000010
Nickel Dissolved	ICP-MS	mg/L	0.00004	0.000271	0.000162	0.000312	0.000192	0.000259	0.000219	0.00353	0.00258	0.00195	<0.000040
Phosphorus Dissolved	ICP-MS	mg/L	0.01	0.066	0.075	0.047	0.053	0.043	0.049	1.81	1.43	3.95	<0.010
Potassium Dissolved	ICP-MS	mg/L	0.02	4.48	3.76	6.09	4.48	4.69	6.29	29	61.9	11.8	<0.020
Selenium Dissolved	ICP-MS	mg/L	0.0001	0.00047	0.00029	0.00072	0.00026	0.00054	0.00103	0.0163	0.00796	0.00189	<0.00010
Silicon Dissolved	ICP-MS	mg/L	0.1	0.61	0.75	0.7	0.65	0.72	0.52	1.06	1.1	1.9	<0.10
Silver Dissolved	ICP-MS	mg/L	0.00001	<0.000010	0.00001	<0.000010	<0.000010	<0.000010	<0.000010	0.000261	0.000096	0.000042	<0.000010
Sodium Dissolved	ICP-MS	mg/L	0.02	24.5	19.3	28.7	22.8	28.4	32.5	28.5	27.3	36.7	<0.020
Strontium Dissolved	ICP-MS	mg/L	0.0001	0.0549	0.0321	0.0832	0.0372	0.0745	0.0696	0.162	0.194	0.416	<0.00010
Sulphur Dissolved	ICP-MS	mg/L	1.00000	68.2	22.3	84.9	42.2	70.2	69.4	94.8	118.0	327.0	<1.00
Tellurium Dissolved	ICP-MS	mg/L	0.00005	<0.000050	<0.000050	<0.000050	<0.000050	<0.000050	<0.000050	<0.000250	<0.000050	<0.000050	<0.000050
Thallium Dissolved	ICP-MS	mg/L	0.000004	0.0000167	0.000006	0.0000055	<0.0000040	<0.0000040	<0.0000040	0.0000314	0.000017	0.0000097	<0.0000040
Thorium Dissolved	ICP-MS	mg/L	0.00001	<0.000010	<0.000010	<0.000010	<0.000010	<0.000010	<0.000010	<0.000050	<0.000010	<0.000030	<0.000010
Tin Dissolved	ICP-MS	mg/L	0.00005	0.00007	<0.000050	<0.000050	0.0001	<0.000050	<0.000050	0.00038	<0.000150	<0.000150	<0.000050
Titanium Dissolved	ICP-MS	mg/L	0.0002	<0.00020	<0.00020	<0.00020	<0.00020	<0.00020	<0.00020	<0.00100	<0.00020	<0.00020	<0.00020
Tungsten Dissolved	ICP-MS	mg/L	0.0002	0.00046	0.00049	<0.00020	0.00022	0.00042	0.00031	<0.00100	<0.00020	0.00023	<0.00020
Uranium Dissolved	ICP-MS	mg/L	0.000001	0.000335	0.000231	0.000396	0.000236	0.000358	0.000318	0.000168	0.0000767	0.00254	<0.0000010
Vanadium Dissolved	ICP-MS	mg/L	0.001	<0.00100	<0.00100	<0.00100	<0.00100	<0.00100	<0.00100	<0.00500	<0.00100	<0.00100	<0.00100
Zinc Dissolved	ICP-MS	mg/L	0.001	0.0011	<0.0010	<0.0010	<0.0010	0.0013	<0.0010	<0.0050	0.0036	0.0029	<0.0010
Zirconium Dissolved	ICP-MS	mg/L	0.00002	<0.000020	<0.000020	<0.000020	<0.000020	<0.000020	<0.000020	<0.000100	<0.000020	0.000033	<0.000020
Ion Balance:													
Major Anions	Calc.	meq/L		3.92	1.89	5.03	2.70	4.89	4.53	5.09	4.48	15.82	
Major Cations	Calc.	meq/L		4.15	1.90	5.22	2.73	4.65	4.66	6.34	6.27	16.65	
Difference	Calc.	meq/L		0.23	0.01	0.19	0.03	-0.24	0.13	1.25	1.80	0.83	
Balance (%)	Calc.	%		2.9%	0.3%	1.9%	0.6%	-2.5%	1.4%	11.0%	16.7%	2.6%	
			Shake Flask Extract ID:	*24D0151-01*	*24D0151-02*	*24D0151-03*	*24D0151-04*	*24D0151-05*	*24D0151-06*	*24D0150-01*	*24D0150-02*	*24D0150-03*	*24D0151-07*

NOTES:
Job No:24D0151, 24D0150
Date of Analysis (24 h): April 2-3, 2024
pH of DI water used (pH Units): 5.57
EC of DI water used (µS/cm): 1.31

ABBREVIATIONS:
R / Rep = Replicate (which involves the analysis of the same Shake Flask Extract aliquot).
D / Dup = Duplicate (which involves the analysis of a separate SF extract, produced by processing a secopnd split of the original client sample received).
Calc. = Calculation
EC = Electrical Conductivity
IC = Ion Chromatography
NA = Not Applicable.
NR = Not Reported.
mg/L = Milligrams per Litre

REFERENCE:
Prediction Manual for Drainage Chemistry from Sulphidic Geologic Material, MEND Report 1.20.1; Version 0 - Dec. 2009. Section 11.5; P 11 (8-9).
Extraction Method used: Using gyratory shaker for 24 h (± 2 h; gentle agitation).
Liquid: Solid ratio used: 3: 1; L: S; 750 mL DI H_2O: 250 g of crushed sample (85% passing 1/4 inch - i.e. 6.3 mm)

Sulphate:

Certified Reference Material:	Parameter: Sulphate	% Recovery	Matrix Spike %	Units	QC Limits
STD Mineral Water (34.98 mg/L)	34.39	98.3%		%	80 - 120
Spiked Blank (19.61 mg/L)	18.70		95.3%	%	80 - 120

Dissolved Metals by ICP-MS:

Sample Code	Parameter	Result	Result Units	Total or Filtered	Method Type	Method Name	Date Analyzed	EQL	EQL Units	UCL	LCL
24D0151											
24D0151_B4D1509-BLK1	Chloride	<0.10	mg/L	T	REG	SM 4110 B (2020)	'04 Apr 2024	0.1	mg/L		
24D0151_B4D1509-BLK1	Fluoride	<0.10	mg/L	T	REG	SM 4110 B (2020)	'04 Apr 2024	0.1	mg/L		
24D0151_B4D1509-BLK1	Nitrate (as N)	<0.010	mg/L	T	REG	SM 4110 B (2020)	'04 Apr 2024	0.01	mg/L		
24D0151_B4D1509-BLK1	Nitrite (as N)	<0.010	mg/L	T	REG	SM 4110 B (2020)	'04 Apr 2024	0.01	mg/L		
24D0151_B4D1509-BLK2	Chloride	<0.10	mg/L	T	REG	SM 4110 B (2020)	'04 Apr 2024	0.1	mg/L		
24D0151_B4D1509-BLK2	Fluoride	<0.10	mg/L	T	REG	SM 4110 B (2020)	'04 Apr 2024	0.1	mg/L		
24D0151_B4D1509-BLK2	Nitrate (as N)	<0.010	mg/L	T	REG	SM 4110 B (2020)	'04 Apr 2024	0.01	mg/L		
24D0151_B4D1509-BLK2	Nitrite (as N)	<0.010	mg/L	T	REG	SM 4110 B (2020)	'04 Apr 2024	0.01	mg/L		
24D0151_B4D1509-BLK3	Chloride	<0.10	mg/L	T	REG	SM 4110 B (2020)	'04 Apr 2024	0.1	mg/L		
24D0151_B4D1509-BLK3	Fluoride	<0.10	mg/L	T	REG	SM 4110 B (2020)	'04 Apr 2024	0.1	mg/L		
24D0151_B4D1509-BLK3	Nitrate (as N)	<0.010	mg/L	T	REG	SM 4110 B (2020)	'04 Apr 2024	0.01	mg/L		
24D0151_B4D1509-BLK3	Nitrite (as N)	<0.010	mg/L	T	REG	SM 4110 B (2020)	'04 Apr 2024	0.01	mg/L		
24D0151_B4D1509-BS1	Chloride	100	%	T	SC	SM 4110 B (2020)	'04 Apr 2024	1	%	110	90
24D0151_B4D1509-BS1	Fluoride	101	%	T	SC	SM 4110 B (2020)	'04 Apr 2024	1	%	108	88
24D0151_B4D1509-BS1	Nitrate (as N)	104	%	T	SC	SM 4110 B (2020)	'04 Apr 2024	1	%	110	90
24D0151_B4D1509-BS1	Nitrite (as N)	102	%	T	SC	SM 4110 B (2020)	'04 Apr 2024	1	%	115	85
24D0151_B4D1509-BS2	Chloride	101	%	T	SC	SM 4110 B (2020)	'04 Apr 2024	1	%	110	90
24D0151_B4D1509-BS2	Fluoride	101	%	T	SC	SM 4110 B (2020)	'04 Apr 2024	1	%	108	88
24D0151_B4D1509-BS2	Nitrate (as N)	101	%	T	SC	SM 4110 B (2020)	'04 Apr 2024	1	%	110	90
24D0151_B4D1509-BS2	Nitrite (as N)	97	%	T	SC	SM 4110 B (2020)	'04 Apr 2024	1	%	115	85
24D0151_B4D1509-BS3	Chloride	100	%	T	SC	SM 4110 B (2020)	'04 Apr 2024	1	%	110	90
24D0151_B4D1509-BS3	Fluoride	96	%	T	SC	SM 4110 B (2020)	'04 Apr 2024	1	%	108	88
24D0151_B4D1509-BS3	Nitrate (as N)	100	%	T	SC	SM 4110 B (2020)	'04 Apr 2024	1	%	110	90
24D0151_B4D1509-BS3	Nitrite (as N)	103	%	T	SC	SM 4110 B (2020)	'04 Apr 2024	1	%	115	85
24D0151_B4D1509-BS4	Chloride	101	%	T	SC	SM 4110 B (2020)	'04 Apr 2024	1	%	110	90
24D0151_B4D1509-BS4	Fluoride	100	%	T	SC	SM 4110 B (2020)	'04 Apr 2024	1	%	108	88
24D0151_B4D1509-BS4	Nitrate (as N)	100	%	T	SC	SM 4110 B (2020)	'04 Apr 2024	1	%	110	90
24D0151_B4D1509-BS4	Nitrite (as N)	101	%	T	SC	SM 4110 B (2020)	'04 Apr 2024	1	%	115	85
24D0151_B4D1566-BLK1	Aluminum dissolved	<0.0010	mg/L	F	REG	EPA 6020B	'04 Apr 2024	0.001	mg/L		
24D0151_B4D1566-BLK1	Antimony dissolved	<0.000050	mg/L	F	REG	EPA 6020B	'04 Apr 2024	0.00005	mg/L		
24D0151_B4D1566-BLK1	Arsenic dissolved	<0.000050	mg/L	F	REG	EPA 6020B	'04 Apr 2024	0.00005	mg/L		
24D0151_B4D1566-BLK1	Barium dissolved	<0.00010	mg/L	F	REG	EPA 6020B	'04 Apr 2024	0.0001	mg/L		
24D0151_B4D1566-BLK1	Beryllium dissolved	<0.000010	mg/L	F	REG	EPA 6020B	'04 Apr 2024	0.00001	mg/L		
24D0151_B4D1566-BLK1	Bismuth dissolved	<0.000010	mg/L	F	REG	EPA 6020B	'04 Apr 2024	0.00001	mg/L		
24D0151_B4D1566-BLK1	Boron dissolved	<0.0020	mg/L	F	REG	EPA 6020B	'04 Apr 2024	0.002	mg/L		
24D0151_B4D1566-BLK1	Cadmium dissolved	<0.0000020	mg/L	F	REG	EPA 6020B	'04 Apr 2024	0.000002	mg/L		
24D0151_B4D1566-BLK1	Calcium dissolved	<0.050	mg/L	F	REG	EPA 6020B	'04 Apr 2024	0.05	mg/L		
24D0151_B4D1566-BLK1	Chromium dissolved	<0.00050	mg/L	F	REG	EPA 6020B	'04 Apr 2024	0.0005	mg/L		
24D0151_B4D1566-BLK1	Cobalt dissolved	<0.0000050	mg/L	F	REG	EPA 6020B	'04 Apr 2024	0.000005	mg/L		
24D0151_B4D1566-BLK1	Copper dissolved	<0.00010	mg/L	F	REG	EPA 6020B	'04 Apr 2024	0.0001	mg/L		
24D0151_B4D1566-BLK1	Iron dissolved	<0.0020	mg/L	F	REG	EPA 6020B	'04 Apr 2024	0.002	mg/L		
24D0151_B4D1566-BLK1	Lead dissolved	<0.000050	mg/L	F	REG	EPA 6020B	'04 Apr 2024	0.00005	mg/L		
24D0151_B4D1566-BLK1	Lithium dissolved	<0.000050	mg/L	F	REG	EPA 6020B	'04 Apr 2024	0.00005	mg/L		
24D0151_B4D1566-BLK1	Magnesium dissolved	<0.0050	mg/L	F	REG	EPA 6020B	'04 Apr 2024	0.005	mg/L		
24D0151_B4D1566-BLK1	Manganese dissolved	<0.000050	mg/L	F	REG	EPA 6020B	'04 Apr 2024	0.00005	mg/L		
24D0151_B4D1566-BLK1	Molybdenum dissolved	<0.000010	mg/L	F	REG	EPA 6020B	'04 Apr 2024	0.00001	mg/L		
24D0151_B4D1566-BLK1	Nickel dissolved	<0.000040	mg/L	F	REG	EPA 6020B	'04 Apr 2024	0.00004	mg/L		
24D0151_B4D1566-BLK1	Phosphorus dissolved	<0.010	mg/L	F	REG	EPA 6020B	'04 Apr 2024	0.01	mg/L		
24D0151_B4D1566-BLK1	Potassium dissolved	<0.020	mg/L	F	REG	EPA 6020B	'04 Apr 2024	0.02	mg/L		
24D0151_B4D1566-BLK1	Selenium dissolved	<0.00010	mg/L	F	REG	EPA 6020B	'04 Apr 2024	0.0001	mg/L		
24D0151_B4D1566-BLK1	Silicon dissolved	<0.10	mg/L	F	REG	EPA 6020B	'04 Apr 2024	0.1	mg/L		
24D0151_B4D1566-BLK1	Silver dissolved	<0.000010	mg/L	F	REG	EPA 6020B	'04 Apr 2024	0.00001	mg/L		
24D0151_B4D1566-BLK1	Sodium dissolved	<0.020	mg/L	F	REG	EPA 6020B	'04 Apr 2024	0.02	mg/L		
24D0151_B4D1566-BLK1	Strontium dissolved	<0.00010	mg/L	F	REG	EPA 6020B	'04 Apr 2024	0.0001	mg/L		
24D0151_B4D1566-BLK1	Sulfur dissolved	<1.00	mg/L	F	REG	EPA 6020B	'04 Apr 2024	1	mg/L		
24D0151_B4D1566-BLK1	Tellurium dissolved	<0.000050	mg/L	F	REG	EPA 6020B	'04 Apr 2024	0.00005	mg/L		
24D0151_B4D1566-BLK1	Thallium dissolved	<0.0000040	mg/L	F	REG	EPA 6020B	'04 Apr 2024	0.000004	mg/L		
24D0151_B4D1566-BLK1	Thorium dissolved	0.000011	mg/L	F	REG	EPA 6020B	'04 Apr 2024	0.00001	mg/L		
24D0151_B4D1566-BLK1	Tin dissolved	<0.000050	mg/L	F	REG	EPA 6020B	'04 Apr 2024	0.00005	mg/L		
24D0151_B4D1566-BLK1	Titanium dissolved	<0.00020	mg/L	F	REG	EPA 6020B	'04 Apr 2024	0.0002	mg/L		
24D0151_B4D1566-BLK1	Tungsten dissolved	<0.00020	mg/L	F	REG	EPA 6020B	'04 Apr 2024	0.0002	mg/L		
24D0151_B4D1566-BLK1	Uranium dissolved	<0.0000010	mg/L	F	REG	EPA 6020B	'04 Apr 2024	0.000001	mg/L		
24D0151_B4D1566-BLK1	Vanadium dissolved	<0.00100	mg/L	F	REG	EPA 6020B	'04 Apr 2024	0.001	mg/L		
24D0151_B4D1566-BLK1	Zinc dissolved	<0.0010	mg/L	F	REG	EPA 6020B	'04 Apr 2024	0.001	mg/L		
24D0151_B4D1566-BLK1	Zirconium dissolved	<0.000020	mg/L	F	REG	EPA 6020B	'04 Apr 2024	0.00002	mg/L		
24D0151_B4D1566-BLK2	Aluminum dissolved	<0.0010	mg/L	F	REG	EPA 6020B	'04 Apr 2024	0.001	mg/L		
24D0151_B4D1566-BLK2	Antimony dissolved	<0.000050	mg/L	F	REG	EPA 6020B	'04 Apr 2024	0.00005	mg/L		
24D0151_B4D1566-BLK2	Arsenic dissolved	<0.000050	mg/L	F	REG	EPA 6020B	'04 Apr 2024	0.00005	mg/L		
24D0151_B4D1566-BLK2	Barium dissolved	<0.00010	mg/L	F	REG	EPA 6020B	'04 Apr 2024	0.0001	mg/L		
24D0151_B4D1566-BLK2	Beryllium dissolved	<0.000010	mg/L	F	REG	EPA 6020B	'04 Apr 2024	0.00001	mg/L		
24D0151_B4D1566-BLK2	Bismuth dissolved	<0.000010	mg/L	F	REG	EPA 6020B	'04 Apr 2024	0.00001	mg/L		
24D0151_B4D1566-BLK2	Boron dissolved	<0.0020	mg/L	F	REG	EPA 6020B	'04 Apr 2024	0.002	mg/L		
24D0151_B4D1566-BLK2	Cadmium dissolved	<0.0000020	mg/L	F	REG	EPA 6020B	'04 Apr 2024	0.000002	mg/L		

Sulphate:

Certified Reference Material:	Parameter: Sulphate	% Recovery	Matrix Spike %	Units	QC Limits
STD Mineral Water (34.98 mg/L)	34.39	98.3%		%	80 - 120
Spiked Blank (19.61 mg/L)	18.70		95.3%	%	80 - 120

Dissolved Metals by ICP-MS:

Sample Code	Parameter	Result	Result Units	Total or Filtered	Method Type	Method Name	Date Analyzed	EQL	EQL Units	UCL	LCL
24D0151											
24D0151_B4D1566-BLK2	Calcium dissolved	<0.050	mg/L	F	REG	EPA 6020B	'04 Apr 2024	0.05	mg/L		
24D0151_B4D1566-BLK2	Chromium dissolved	<0.00050	mg/L	F	REG	EPA 6020B	'04 Apr 2024	0.0005	mg/L		
24D0151_B4D1566-BLK2	Cobalt dissolved	<0.0000050	mg/L	F	REG	EPA 6020B	'04 Apr 2024	0.000005	mg/L		
24D0151_B4D1566-BLK2	Copper dissolved	<0.00010	mg/L	F	REG	EPA 6020B	'04 Apr 2024	0.0001	mg/L		
24D0151_B4D1566-BLK2	Iron dissolved	<0.0020	mg/L	F	REG	EPA 6020B	'04 Apr 2024	0.002	mg/L		
24D0151_B4D1566-BLK2	Lead dissolved	<0.000050	mg/L	F	REG	EPA 6020B	'04 Apr 2024	0.00005	mg/L		
24D0151_B4D1566-BLK2	Lithium dissolved	<0.000050	mg/L	F	REG	EPA 6020B	'04 Apr 2024	0.00005	mg/L		
24D0151_B4D1566-BLK2	Magnesium dissolved	<0.0050	mg/L	F	REG	EPA 6020B	'04 Apr 2024	0.005	mg/L		
24D0151_B4D1566-BLK2	Manganese dissolved	<0.000050	mg/L	F	REG	EPA 6020B	'04 Apr 2024	0.00005	mg/L		
24D0151_B4D1566-BLK2	Molybdenum dissolved	<0.000010	mg/L	F	REG	EPA 6020B	'04 Apr 2024	0.00001	mg/L		
24D0151_B4D1566-BLK2	Nickel dissolved	<0.000040	mg/L	F	REG	EPA 6020B	'04 Apr 2024	0.00004	mg/L		
24D0151_B4D1566-BLK2	Phosphorus dissolved	<0.010	mg/L	F	REG	EPA 6020B	'04 Apr 2024	0.01	mg/L		
24D0151_B4D1566-BLK2	Potassium dissolved	<0.020	mg/L	F	REG	EPA 6020B	'04 Apr 2024	0.02	mg/L		
24D0151_B4D1566-BLK2	Selenium dissolved	<0.00010	mg/L	F	REG	EPA 6020B	'04 Apr 2024	0.0001	mg/L		
24D0151_B4D1566-BLK2	Silicon dissolved	<0.10	mg/L	F	REG	EPA 6020B	'04 Apr 2024	0.1	mg/L		
24D0151_B4D1566-BLK2	Silver dissolved	<0.000010	mg/L	F	REG	EPA 6020B	'04 Apr 2024	0.00001	mg/L		
24D0151_B4D1566-BLK2	Sodium dissolved	<0.020	mg/L	F	REG	EPA 6020B	'04 Apr 2024	0.02	mg/L		
24D0151_B4D1566-BLK2	Strontium dissolved	<0.00010	mg/L	F	REG	EPA 6020B	'04 Apr 2024	0.0001	mg/L		
24D0151_B4D1566-BLK2	Sulfur dissolved	<1.00	mg/L	F	REG	EPA 6020B	'04 Apr 2024	1	mg/L		
24D0151_B4D1566-BLK2	Tellurium dissolved	<0.000050	mg/L	F	REG	EPA 6020B	'04 Apr 2024	0.00005	mg/L		
24D0151_B4D1566-BLK2	Thallium dissolved	<0.0000040	mg/L	F	REG	EPA 6020B	'04 Apr 2024	0.000004	mg/L		
24D0151_B4D1566-BLK2	Thorium dissolved	0.000012	mg/L	F	REG	EPA 6020B	'04 Apr 2024	0.00001	mg/L		
24D0151_B4D1566-BLK2	Tin dissolved	<0.000050	mg/L	F	REG	EPA 6020B	'04 Apr 2024	0.00005	mg/L		
24D0151_B4D1566-BLK2	Titanium dissolved	<0.00020	mg/L	F	REG	EPA 6020B	'04 Apr 2024	0.0002	mg/L		
24D0151_B4D1566-BLK2	Tungsten dissolved	<0.00020	mg/L	F	REG	EPA 6020B	'04 Apr 2024	0.0002	mg/L		
24D0151_B4D1566-BLK2	Uranium dissolved	<0.0000010	mg/L	F	REG	EPA 6020B	'04 Apr 2024	0.000001	mg/L		
24D0151_B4D1566-BLK2	Vanadium dissolved	<0.00100	mg/L	F	REG	EPA 6020B	'04 Apr 2024	0.001	mg/L		
24D0151_B4D1566-BLK2	Zinc dissolved	<0.0010	mg/L	F	REG	EPA 6020B	'04 Apr 2024	0.001	mg/L		
24D0151_B4D1566-BLK2	Zirconium dissolved	<0.000020	mg/L	F	REG	EPA 6020B	'04 Apr 2024	0.00002	mg/L		
24D0151_B4D1566-BLK3	Aluminum dissolved	<0.0010	mg/L	F	REG	EPA 6020B	'04 Apr 2024	0.001	mg/L		
24D0151_B4D1566-BLK3	Antimony dissolved	<0.000050	mg/L	F	REG	EPA 6020B	'04 Apr 2024	0.00005	mg/L		
24D0151_B4D1566-BLK3	Arsenic dissolved	<0.000050	mg/L	F	REG	EPA 6020B	'04 Apr 2024	0.00005	mg/L		
24D0151_B4D1566-BLK3	Barium dissolved	<0.00010	mg/L	F	REG	EPA 6020B	'04 Apr 2024	0.0001	mg/L		
24D0151_B4D1566-BLK3	Beryllium dissolved	<0.000010	mg/L	F	REG	EPA 6020B	'04 Apr 2024	0.00001	mg/L		
24D0151_B4D1566-BLK3	Bismuth dissolved	<0.000010	mg/L	F	REG	EPA 6020B	'04 Apr 2024	0.00001	mg/L		
24D0151_B4D1566-BLK3	Boron dissolved	<0.0020	mg/L	F	REG	EPA 6020B	'04 Apr 2024	0.002	mg/L		
24D0151_B4D1566-BLK3	Cadmium dissolved	<0.0000020	mg/L	F	REG	EPA 6020B	'04 Apr 2024	0.000002	mg/L		
24D0151_B4D1566-BLK3	Calcium dissolved	<0.050	mg/L	F	REG	EPA 6020B	'04 Apr 2024	0.05	mg/L		
24D0151_B4D1566-BLK3	Chromium dissolved	<0.00050	mg/L	F	REG	EPA 6020B	'04 Apr 2024	0.0005	mg/L		
24D0151_B4D1566-BLK3	Cobalt dissolved	<0.0000050	mg/L	F	REG	EPA 6020B	'04 Apr 2024	0.000005	mg/L		
24D0151_B4D1566-BLK3	Copper dissolved	<0.00010	mg/L	F	REG	EPA 6020B	'04 Apr 2024	0.0001	mg/L		
24D0151_B4D1566-BLK3	Iron dissolved	<0.0020	mg/L	F	REG	EPA 6020B	'04 Apr 2024	0.002	mg/L		
24D0151_B4D1566-BLK3	Lead dissolved	<0.000050	mg/L	F	REG	EPA 6020B	'04 Apr 2024	0.00005	mg/L		
24D0151_B4D1566-BLK3	Lithium dissolved	<0.000050	mg/L	F	REG	EPA 6020B	'04 Apr 2024	0.00005	mg/L		
24D0151_B4D1566-BLK3	Magnesium dissolved	<0.0050	mg/L	F	REG	EPA 6020B	'04 Apr 2024	0.005	mg/L		
24D0151_B4D1566-BLK3	Manganese dissolved	<0.000050	mg/L	F	REG	EPA 6020B	'04 Apr 2024	0.00005	mg/L		
24D0151_B4D1566-BLK3	Molybdenum dissolved	<0.000010	mg/L	F	REG	EPA 6020B	'04 Apr 2024	0.00001	mg/L		
24D0151_B4D1566-BLK3	Nickel dissolved	<0.000040	mg/L	F	REG	EPA 6020B	'04 Apr 2024	0.00004	mg/L		
24D0151_B4D1566-BLK3	Phosphorus dissolved	<0.010	mg/L	F	REG	EPA 6020B	'04 Apr 2024	0.01	mg/L		
24D0151_B4D1566-BLK3	Potassium dissolved	<0.020	mg/L	F	REG	EPA 6020B	'04 Apr 2024	0.02	mg/L		
24D0151_B4D1566-BLK3	Selenium dissolved	<0.00010	mg/L	F	REG	EPA 6020B	'04 Apr 2024	0.0001	mg/L		
24D0151_B4D1566-BLK3	Silicon dissolved	<0.10	mg/L	F	REG	EPA 6020B	'04 Apr 2024	0.1	mg/L		
24D0151_B4D1566-BLK3	Silver dissolved	<0.000010	mg/L	F	REG	EPA 6020B	'04 Apr 2024	0.00001	mg/L		
24D0151_B4D1566-BLK3	Sodium dissolved	<0.020	mg/L	F	REG	EPA 6020B	'04 Apr 2024	0.02	mg/L		
24D0151_B4D1566-BLK3	Strontium dissolved	<0.00010	mg/L	F	REG	EPA 6020B	'04 Apr 2024	0.0001	mg/L		
24D0151_B4D1566-BLK3	Sulfur dissolved	<1.00	mg/L	F	REG	EPA 6020B	'04 Apr 2024	1	mg/L		
24D0151_B4D1566-BLK3	Tellurium dissolved	<0.000050	mg/L	F	REG	EPA 6020B	'04 Apr 2024	0.00005	mg/L		
24D0151_B4D1566-BLK3	Thallium dissolved	<0.0000040	mg/L	F	REG	EPA 6020B	'04 Apr 2024	0.000004	mg/L		
24D0151_B4D1566-BLK3	Thorium dissolved	<0.000010	mg/L	F	REG	EPA 6020B	'04 Apr 2024	0.00001	mg/L		
24D0151_B4D1566-BLK3	Tin dissolved	<0.000050	mg/L	F	REG	EPA 6020B	'04 Apr 2024	0.00005	mg/L		
24D0151_B4D1566-BLK3	Titanium dissolved	<0.00020	mg/L	F	REG	EPA 6020B	'04 Apr 2024	0.0002	mg/L		
24D0151_B4D1566-BLK3	Tungsten dissolved	<0.00020	mg/L	F	REG	EPA 6020B	'04 Apr 2024	0.0002	mg/L		
24D0151_B4D1566-BLK3	Uranium dissolved	<0.0000010	mg/L	F	REG	EPA 6020B	'04 Apr 2024	0.000001	mg/L		
24D0151_B4D1566-BLK3	Vanadium dissolved	<0.00100	mg/L	F	REG	EPA 6020B	'04 Apr 2024	0.001	mg/L		
24D0151_B4D1566-BLK3	Zinc dissolved	<0.0010	mg/L	F	REG	EPA 6020B	'04 Apr 2024	0.001	mg/L		
24D0151_B4D1566-BLK3	Zirconium dissolved	<0.000020	mg/L	F	REG	EPA 6020B	'04 Apr 2024	0.00002	mg/L		
24D0151_B4D1566-BS1	Aluminum dissolved	103	%	F	SC	EPA 6020B	'04 Apr 2024	1	%	120	80
24D0151_B4D1566-BS1	Antimony dissolved	101	%	F	SC	EPA 6020B	'04 Apr 2024	1	%	120	80
24D0151_B4D1566-BS1	Arsenic dissolved	103	%	F	SC	EPA 6020B	'04 Apr 2024	1	%	120	80
24D0151_B4D1566-BS1	Barium dissolved	100	%	F	SC	EPA 6020B	'04 Apr 2024	1	%	120	80
24D0151_B4D1566-BS1	Beryllium dissolved	102	%	F	SC	EPA 6020B	'04 Apr 2024	1	%	120	80
24D0151_B4D1566-BS1	Bismuth dissolved	103	%	F	SC	EPA 6020B	'04 Apr 2024	1	%	120	80
24D0151_B4D1566-BS1	Boron dissolved	100	%	F	SC	EPA 6020B	'04 Apr 2024	1	%	120	80
24D0151_B4D1566-BS1	Cadmium dissolved	102	%	F	SC	EPA 6020B	'04 Apr 2024	1	%	120	80

CERTIFICATE OF ANALYSIS ▪ MEND-SFE QA/QC RESULTS

Global
ARD Testing Services Inc.

GLOBAL PROJECT NO: 2329 (B8)
CLIENT: WSP E&I Canada Ltd.
PROJECT NAME: Kinross Great Bear - Flotation Tailings
PROJECT NO: OMEMA2303
REPORT VERSION: 7

Sulphate:

Certified Reference Material:	Parameter: Sulphate	% Recovery	Matrix Spike %	Units	QC Limits
STD Mineral Water (34.98 mg/L)	34.39	98.3%		%	80 - 120
Spiked Blank (19.61 mg/L)	18.70		95.3%	%	80 - 120

Dissolved Metals by ICP-MS:

Sample Code	Parameter	Result	Result Units	Total or Filtered	Method Type	Method Name	Date Analyzed	EQL	EQL Units	UCL	LCL
24D0151											
24D0151_B4D1566-BS1	Calcium dissolved	102	%	F	SC	EPA 6020B	'04 Apr 2024	1	%	120	80
24D0151_B4D1566-BS1	Chromium dissolved	101	%	F	SC	EPA 6020B	'04 Apr 2024	1	%	120	80
24D0151_B4D1566-BS1	Cobalt dissolved	101	%	F	SC	EPA 6020B	'04 Apr 2024	1	%	120	80
24D0151_B4D1566-BS1	Copper dissolved	101	%	F	SC	EPA 6020B	'04 Apr 2024	1	%	120	80
24D0151_B4D1566-BS1	Iron dissolved	101	%	F	SC	EPA 6020B	'04 Apr 2024	1	%	120	80
24D0151_B4D1566-BS1	Lead dissolved	100	%	F	SC	EPA 6020B	'04 Apr 2024	1	%	120	80
24D0151_B4D1566-BS1	Lithium dissolved	98	%	F	SC	EPA 6020B	'04 Apr 2024	1	%	120	80
24D0151_B4D1566-BS1	Magnesium dissolved	105	%	F	SC	EPA 6020B	'04 Apr 2024	1	%	120	80
24D0151_B4D1566-BS1	Manganese dissolved	102	%	F	SC	EPA 6020B	'04 Apr 2024	1	%	120	80
24D0151_B4D1566-BS1	Molybdenum dissolved	100	%	F	SC	EPA 6020B	'04 Apr 2024	1	%	120	80
24D0151_B4D1566-BS1	Nickel dissolved	101	%	F	SC	EPA 6020B	'04 Apr 2024	1	%	120	80
24D0151_B4D1566-BS1	Phosphorus dissolved	103	%	F	SC	EPA 6020B	'04 Apr 2024	1	%	120	80
24D0151_B4D1566-BS1	Potassium dissolved	103	%	F	SC	EPA 6020B	'04 Apr 2024	1	%	120	80
24D0151_B4D1566-BS1	Selenium dissolved	101	%	F	SC	EPA 6020B	'04 Apr 2024	1	%	120	80
24D0151_B4D1566-BS1	Silicon dissolved	100	%	F	SC	EPA 6020B	'04 Apr 2024	1	%	120	80
24D0151_B4D1566-BS1	Silver dissolved	101	%	F	SC	EPA 6020B	'04 Apr 2024	1	%	120	80
24D0151_B4D1566-BS1	Sodium dissolved	100	%	F	SC	EPA 6020B	'04 Apr 2024	1	%	120	80
24D0151_B4D1566-BS1	Strontium dissolved	103	%	F	SC	EPA 6020B	'04 Apr 2024	1	%	120	80
24D0151_B4D1566-BS1	Sulfur dissolved	103	%	F	SC	EPA 6020B	'04 Apr 2024	1	%	120	80
24D0151_B4D1566-BS1	Tellurium dissolved	101	%	F	SC	EPA 6020B	'04 Apr 2024	1	%	120	80
24D0151_B4D1566-BS1	Thallium dissolved	98	%	F	SC	EPA 6020B	'04 Apr 2024	1	%	120	80
24D0151_B4D1566-BS1	Thorium dissolved	93	%	F	SC	EPA 6020B	'04 Apr 2024	1	%	120	80
24D0151_B4D1566-BS1	Tin dissolved	101	%	F	SC	EPA 6020B	'04 Apr 2024	1	%	120	80
24D0151_B4D1566-BS1	Titanium dissolved	100	%	F	SC	EPA 6020B	'04 Apr 2024	1	%	120	80
24D0151_B4D1566-BS1	Tungsten dissolved	99	%	F	SC	EPA 6020B	'04 Apr 2024	1	%	120	80
24D0151_B4D1566-BS1	Uranium dissolved	100	%	F	SC	EPA 6020B	'04 Apr 2024	1	%	120	80
24D0151_B4D1566-BS1	Vanadium dissolved	103	%	F	SC	EPA 6020B	'04 Apr 2024	1	%	120	80
24D0151_B4D1566-BS1	Zinc dissolved	102	%	F	SC	EPA 6020B	'04 Apr 2024	1	%	120	80
24D0151_B4D1566-BS1	Zirconium dissolved	97	%	F	SC	EPA 6020B	'04 Apr 2024	1	%	120	80
24D0151_B4D1566-BS2	Aluminum dissolved	101	%	F	SC	EPA 6020B	'04 Apr 2024	1	%	120	80
24D0151_B4D1566-BS2	Antimony dissolved	99	%	F	SC	EPA 6020B	'04 Apr 2024	1	%	120	80
24D0151_B4D1566-BS2	Arsenic dissolved	101	%	F	SC	EPA 6020B	'04 Apr 2024	1	%	120	80
24D0151_B4D1566-BS2	Barium dissolved	100	%	F	SC	EPA 6020B	'04 Apr 2024	1	%	120	80
24D0151_B4D1566-BS2	Beryllium dissolved	100	%	F	SC	EPA 6020B	'04 Apr 2024	1	%	120	80
24D0151_B4D1566-BS2	Bismuth dissolved	101	%	F	SC	EPA 6020B	'04 Apr 2024	1	%	120	80
24D0151_B4D1566-BS2	Boron dissolved	96	%	F	SC	EPA 6020B	'04 Apr 2024	1	%	120	80
24D0151_B4D1566-BS2	Cadmium dissolved	100	%	F	SC	EPA 6020B	'04 Apr 2024	1	%	120	80
24D0151_B4D1566-BS2	Calcium dissolved	101	%	F	SC	EPA 6020B	'04 Apr 2024	1	%	120	80
24D0151_B4D1566-BS2	Chromium dissolved	101	%	F	SC	EPA 6020B	'04 Apr 2024	1	%	120	80
24D0151_B4D1566-BS2	Cobalt dissolved	100	%	F	SC	EPA 6020B	'04 Apr 2024	1	%	120	80
24D0151_B4D1566-BS2	Copper dissolved	101	%	F	SC	EPA 6020B	'04 Apr 2024	1	%	120	80
24D0151_B4D1566-BS2	Iron dissolved	101	%	F	SC	EPA 6020B	'04 Apr 2024	1	%	120	80
24D0151_B4D1566-BS2	Lead dissolved	102	%	F	SC	EPA 6020B	'04 Apr 2024	1	%	120	80
24D0151_B4D1566-BS2	Lithium dissolved	96	%	F	SC	EPA 6020B	'04 Apr 2024	1	%	120	80
24D0151_B4D1566-BS2	Magnesium dissolved	104	%	F	SC	EPA 6020B	'04 Apr 2024	1	%	120	80
24D0151_B4D1566-BS2	Manganese dissolved	101	%	F	SC	EPA 6020B	'04 Apr 2024	1	%	120	80
24D0151_B4D1566-BS2	Molybdenum dissolved	99	%	F	SC	EPA 6020B	'04 Apr 2024	1	%	120	80
24D0151_B4D1566-BS2	Nickel dissolved	100	%	F	SC	EPA 6020B	'04 Apr 2024	1	%	120	80
24D0151_B4D1566-BS2	Phosphorus dissolved	101	%	F	SC	EPA 6020B	'04 Apr 2024	1	%	120	80
24D0151_B4D1566-BS2	Potassium dissolved	101	%	F	SC	EPA 6020B	'04 Apr 2024	1	%	120	80
24D0151_B4D1566-BS2	Selenium dissolved	102	%	F	SC	EPA 6020B	'04 Apr 2024	1	%	120	80
24D0151_B4D1566-BS2	Silicon dissolved	100	%	F	SC	EPA 6020B	'04 Apr 2024	1	%	120	80
24D0151_B4D1566-BS2	Silver dissolved	101	%	F	SC	EPA 6020B	'04 Apr 2024	1	%	120	80
24D0151_B4D1566-BS2	Sodium dissolved	102	%	F	SC	EPA 6020B	'04 Apr 2024	1	%	120	80
24D0151_B4D1566-BS2	Strontium dissolved	101	%	F	SC	EPA 6020B	'04 Apr 2024	1	%	120	80
24D0151_B4D1566-BS2	Sulfur dissolved	101	%	F	SC	EPA 6020B	'04 Apr 2024	1	%	120	80
24D0151_B4D1566-BS2	Tellurium dissolved	97	%	F	SC	EPA 6020B	'04 Apr 2024	1	%	120	80
24D0151_B4D1566-BS2	Thallium dissolved	102	%	F	SC	EPA 6020B	'04 Apr 2024	1	%	120	80
24D0151_B4D1566-BS2	Thorium dissolved	95	%	F	SC	EPA 6020B	'04 Apr 2024	1	%	120	80
24D0151_B4D1566-BS2	Tin dissolved	100	%	F	SC	EPA 6020B	'04 Apr 2024	1	%	120	80
24D0151_B4D1566-BS2	Titanium dissolved	101	%	F	SC	EPA 6020B	'04 Apr 2024	1	%	120	80
24D0151_B4D1566-BS2	Tungsten dissolved	103	%	F	SC	EPA 6020B	'04 Apr 2024	1	%	120	80
24D0151_B4D1566-BS2	Uranium dissolved	103	%	F	SC	EPA 6020B	'04 Apr 2024	1	%	120	80
24D0151_B4D1566-BS2	Vanadium dissolved	101	%	F	SC	EPA 6020B	'04 Apr 2024	1	%	120	80
24D0151_B4D1566-BS2	Zinc dissolved	101	%	F	SC	EPA 6020B	'04 Apr 2024	1	%	120	80
24D0151_B4D1566-BS2	Zirconium dissolved	97	%	F	SC	EPA 6020B	'04 Apr 2024	1	%	120	80
24D0151_B4D1566-BS3	Aluminum dissolved	101	%	F	SC	EPA 6020B	'04 Apr 2024	1	%	120	80
24D0151_B4D1566-BS3	Antimony dissolved	100	%	F	SC	EPA 6020B	'04 Apr 2024	1	%	120	80
24D0151_B4D1566-BS3	Arsenic dissolved	101	%	F	SC	EPA 6020B	'04 Apr 2024	1	%	120	80
24D0151_B4D1566-BS3	Barium dissolved	100	%	F	SC	EPA 6020B	'04 Apr 2024	1	%	120	80
24D0151_B4D1566-BS3	Beryllium dissolved	101	%	F	SC	EPA 6020B	'04 Apr 2024	1	%	120	80
24D0151_B4D1566-BS3	Bismuth dissolved	101	%	F	SC	EPA 6020B	'04 Apr 2024	1	%	120	80
24D0151_B4D1566-BS3	Boron dissolved	100	%	F	SC	EPA 6020B	'04 Apr 2024	1	%	120	80
24D0151_B4D1566-BS3	Cadmium dissolved	101	%	F	SC	EPA 6020B	'04 Apr 2024	1	%	120	80

Sulphate:

Certified Reference Material:	Parameter: Sulphate	% Recovery	Matrix Spike %	Units	QC Limits
STD Mineral Water (34.98 mg/L)	34.39	98.3%		%	80 - 120
Spiked Blank (19.61 mg/L)	18.70		95.3%	%	80 - 120

Dissolved Metals by ICP-MS:

Sample Code	Parameter	Result	Result Units	Total or Filtered	Method Type	Method Name	Date Analyzed	EQL	EQL Units	UCL	LCL
24D0151											
24D0151_B4D1566-BS3	Calcium dissolved	102	%	F	SC	EPA 6020B	'04 Apr 2024	1	%	120	80
24D0151_B4D1566-BS3	Chromium dissolved	102	%	F	SC	EPA 6020B	'04 Apr 2024	1	%	120	80
24D0151_B4D1566-BS3	Cobalt dissolved	100	%	F	SC	EPA 6020B	'04 Apr 2024	1	%	120	80
24D0151_B4D1566-BS3	Copper dissolved	101	%	F	SC	EPA 6020B	'04 Apr 2024	1	%	120	80
24D0151_B4D1566-BS3	Iron dissolved	101	%	F	SC	EPA 6020B	'04 Apr 2024	1	%	120	80
24D0151_B4D1566-BS3	Lead dissolved	101	%	F	SC	EPA 6020B	'04 Apr 2024	1	%	120	80
24D0151_B4D1566-BS3	Lithium dissolved	97	%	F	SC	EPA 6020B	'04 Apr 2024	1	%	120	80
24D0151_B4D1566-BS3	Magnesium dissolved	105	%	F	SC	EPA 6020B	'04 Apr 2024	1	%	120	80
24D0151_B4D1566-BS3	Manganese dissolved	101	%	F	SC	EPA 6020B	'04 Apr 2024	1	%	120	80
24D0151_B4D1566-BS3	Molybdenum dissolved	99	%	F	SC	EPA 6020B	'04 Apr 2024	1	%	120	80
24D0151_B4D1566-BS3	Nickel dissolved	103	%	F	SC	EPA 6020B	'04 Apr 2024	1	%	120	80
24D0151_B4D1566-BS3	Phosphorus dissolved	101	%	F	SC	EPA 6020B	'04 Apr 2024	1	%	120	80
24D0151_B4D1566-BS3	Potassium dissolved	101	%	F	SC	EPA 6020B	'04 Apr 2024	1	%	120	80
24D0151_B4D1566-BS3	Selenium dissolved	102	%	F	SC	EPA 6020B	'04 Apr 2024	1	%	120	80
24D0151_B4D1566-BS3	Silicon dissolved	100	%	F	SC	EPA 6020B	'04 Apr 2024	1	%	120	80
24D0151_B4D1566-BS3	Silver dissolved	102	%	F	SC	EPA 6020B	'04 Apr 2024	1	%	120	80
24D0151_B4D1566-BS3	Sodium dissolved	101	%	F	SC	EPA 6020B	'04 Apr 2024	1	%	120	80
24D0151_B4D1566-BS3	Strontium dissolved	101	%	F	SC	EPA 6020B	'04 Apr 2024	1	%	120	80
24D0151_B4D1566-BS3	Sulfur dissolved	101	%	F	SC	EPA 6020B	'04 Apr 2024	1	%	120	80
24D0151_B4D1566-BS3	Tellurium dissolved	97	%	F	SC	EPA 6020B	'04 Apr 2024	1	%	120	80
24D0151_B4D1566-BS3	Thallium dissolved	100	%	F	SC	EPA 6020B	'04 Apr 2024	1	%	120	80
24D0151_B4D1566-BS3	Thorium dissolved	95	%	F	SC	EPA 6020B	'04 Apr 2024	1	%	120	80
24D0151_B4D1566-BS3	Tin dissolved	99	%	F	SC	EPA 6020B	'04 Apr 2024	1	%	120	80
24D0151_B4D1566-BS3	Titanium dissolved	99	%	F	SC	EPA 6020B	'04 Apr 2024	1	%	120	80
24D0151_B4D1566-BS3	Tungsten dissolved	100	%	F	SC	EPA 6020B	'04 Apr 2024	1	%	120	80
24D0151_B4D1566-BS3	Uranium dissolved	103	%	F	SC	EPA 6020B	'04 Apr 2024	1	%	120	80
24D0151_B4D1566-BS3	Vanadium dissolved	101	%	F	SC	EPA 6020B	'04 Apr 2024	1	%	120	80
24D0151_B4D1566-BS3	Zinc dissolved	101	%	F	SC	EPA 6020B	'04 Apr 2024	1	%	120	80
24D0151_B4D1566-BS3	Zirconium dissolved	97	%	F	SC	EPA 6020B	'04 Apr 2024	1	%	120	80
24D0151_B4D1594-BLK1	Phosphorus Total Dissolved	<0.0050	mg/L	F	REG	SM 4500-P F (2021)	'05 Apr 2024	0.005	mg/L		
24D0151_B4D1594-BLK4	Phosphorus Total Dissolved	<0.0050	mg/L	F	REG	SM 4500-P F (2021)	'05 Apr 2024	0.005	mg/L		
24D0151_B4D1594-BS1	Phosphorus Total Dissolved	102	%	F	SC	SM 4500-P F (2021)	'05 Apr 2024	1	%	115	85
24D0151_B4D1594-BS4	Phosphorus Total Dissolved	104	%	F	SC	SM 4500-P F (2021)	'05 Apr 2024	1	%	115	85
24D0151_B4D1636-BLK1	Cyanide Weak Acid Dissociable	<0.0020	mg/L	F	REG	ASTM D6888-09	'05 Apr 2024	0.002	mg/L		
24D0151_B4D1636-BLK2	Cyanide Weak Acid Dissociable	<0.0020	mg/L	F	REG	ASTM D6888-09	'05 Apr 2024	0.002	mg/L		
24D0151_B4D1636-BS1	Cyanide Weak Acid Dissociable	99	%	F	SC	ASTM D6888-09	'05 Apr 2024	1	%	115	85
24D0151_B4D1636-BS2	Cyanide Weak Acid Dissociable	95	%	F	SC	ASTM D6888-09	'05 Apr 2024	1	%	115	85
24D0151_B4D1636-BSD1	Cyanide Weak Acid Dissociable	102	%	F	SC	ASTM D6888-09	'05 Apr 2024	1	%	115	85
24D0151_B4D1636-BSD2	Cyanide Weak Acid Dissociable	103	%	F	SC	ASTM D6888-09	'05 Apr 2024	1	%	115	85
24D0151_B4D1636-MS1	Cyanide Weak Acid Dissociable	0.0358	mg/L	F	REG	ASTM D6888-09	'05 Apr 2024	0.002	mg/L	120	80
24D0151_B4D1637-BLK1	Cyanide Free	<0.0050	mg/L	T	REG	ASTM D7237-15a	'05 Apr 2024	0.005	mg/L		
24D0151_B4D1637-BS1	Cyanide Free	105	%	T	SC	ASTM D7237-15a	'05 Apr 2024	1	%	115	85
24D0151_B4D1637-BSD1	Cyanide Free	104	%	T	SC	ASTM D7237-15a	'05 Apr 2024	1	%	115	85
24D0151_B4D1637-MS1	Cyanide Free	0.0067	mg/L	T	REG	ASTM D7237-15a	'05 Apr 2024	0.005	mg/L	120	80
24D0151_B4D1712-BLK1	Ammonia Total (as N)	<0.050	mg/L	T	REG	SM 4500-NH3 G* (2021)	'05 Apr 2024	0.05	mg/L		
24D0151_B4D1712-BLK2	Ammonia Total (as N)	<0.050	mg/L	T	REG	SM 4500-NH3 G* (2021)	'05 Apr 2024	0.05	mg/L		
24D0151_B4D1712-BS1	Ammonia Total (as N)	96	%	T	SC	SM 4500-NH3 G* (2021)	'05 Apr 2024	1	%	115	85
24D0151_B4D1712-BS2	Ammonia Total (as N)	99	%	T	SC	SM 4500-NH3 G* (2021)	'05 Apr 2024	1	%	115	85
24D0151_B4D1742-BLK1	Mercury dissolved	<0.0050	ug/L	F	REG	EPA 245.7*	'05 Apr 2024	0.005	ug/L		
24D0151_B4D1742-BLK2	Mercury dissolved	<0.0050	ug/L	F	REG	EPA 245.7*	'05 Apr 2024	0.005	ug/L		
24D0151_B4D1742-BLK3	Mercury dissolved	<0.0050	ug/L	F	REG	EPA 245.7*	'05 Apr 2024	0.005	ug/L		
24D0151_B4D1742-BLK4	Mercury dissolved	<0.0050	ug/L	F	REG	EPA 245.7*	'05 Apr 2024	0.005	ug/L		
24D0151_B4D1742-BLK5	Mercury dissolved	<0.0050	ug/L	F	REG	EPA 245.7*	'05 Apr 2024	0.005	ug/L		
24D0151_B4D1742-BLK6	Mercury dissolved	<0.0050	ug/L	F	REG	EPA 245.7*	'05 Apr 2024	0.005	ug/L		
24D0151_B4D1742-BLK7	Mercury dissolved	<0.0050	ug/L	F	REG	EPA 245.7*	'05 Apr 2024	0.005	ug/L		
24D0151_B4D1742-BLK8	Mercury dissolved	<0.0050	ug/L	F	REG	EPA 245.7*	'05 Apr 2024	0.005	ug/L		
24D0151_B4D1742-BLK9	Mercury dissolved	<0.0050	ug/L	F	REG	EPA 245.7*	'05 Apr 2024	0.005	ug/L		
24D0151_B4D1742-BLKA	Mercury dissolved	<0.0050	ug/L	F	REG	EPA 245.7*	'06 Apr 2024	0.005	ug/L		
24D0151_B4D1742-BS1	Mercury dissolved	107	%	F	SC	EPA 245.7*	'05 Apr 2024	1	%	120	80
24D0151_B4D1742-BS2	Mercury dissolved	103	%	F	SC	EPA 245.7*	'05 Apr 2024	1	%	120	80
24D0151_B4D1742-BS3	Mercury dissolved	107	%	F	SC	EPA 245.7*	'05 Apr 2024	1	%	120	80
24D0151_B4D1742-BS4	Mercury dissolved	99	%	F	SC	EPA 245.7*	'05 Apr 2024	1	%	120	80
24D0151_B4D1742-BS5	Mercury dissolved	102	%	F	SC	EPA 245.7*	'05 Apr 2024	1	%	120	80
24D0151_B4D1742-BS6	Mercury dissolved	105	%	F	SC	EPA 245.7*	'05 Apr 2024	1	%	120	80
24D0151_B4D1742-BS7	Mercury dissolved	103	%	F	SC	EPA 245.7*	'05 Apr 2024	1	%	120	80
24D0151_B4D1742-BS8	Mercury dissolved	101	%	F	SC	EPA 245.7*	'05 Apr 2024	1	%	120	80
24D0151_B4D1742-BS9	Mercury dissolved	92	%	F	SC	EPA 245.7*	'05 Apr 2024	1	%	120	80
24D0151_B4D1742-BSA	Mercury dissolved	118	%	F	SC	EPA 245.7*	'06 Apr 2024	1	%	120	80
24D0151_B4D1742-DUP8	Mercury dissolved	<0.0050	ug/L	F	REG	EPA 245.7*	'05 Apr 2024	0.005	ug/L		
24D0151_B4D1742-MS9	Mercury dissolved	2.41	ug/L	F	REG	EPA 245.7*	'05 Apr 2024	0.005	ug/L	130	70

CERTIFICATE OF ANALYSIS ▪ MEND-SFE QA/QC RESULTS

Global ARD Testing Services Inc.

GLOBAL PROJECT NO: 2329 (B8)
CLIENT: WSP E&I Canada Ltd.
PROJECT NAME: Kinross Great Bear - Flotation Tailings
PROJECT NO: OMEMA2303
REPORT VERSION: 7

Sulphate:

Certified Reference Material:	Parameter: Sulphate	% Recovery	Matrix Spike %	Units	QC Limits
STD Mineral Water (34.98 mg/L)	34.39	98.3%		%	80 - 120
Spiked Blank (19.61 mg/L)	18.70		95.3%	%	80 - 120

Dissolved Metals by ICP-MS:

Sample Code	Parameter	Result	Result Units	Total or Filtered	Method Type	Method Name	Date Analyzed	EQL	EQL Units	UCL	LCL
24D0151											
24D0151_B4D1784-BLK1	Cyanide Total	<0.0020	mg/L	T	REG	ASTM D7511-12	'06 Apr 2024	0.002	mg/L		
24D0151_B4D1784-BLK2	Cyanide Total	<0.0020	mg/L	T	REG	ASTM D7511-12	'06 Apr 2024	0.002	mg/L		
24D0151_B4D1784-BS1	Cyanide Total	101	%	T	SC	ASTM D7511-12	'06 Apr 2024	1	%	120	82
24D0151_B4D1784-BS2	Cyanide Total	97	%	T	SC	ASTM D7511-12	'06 Apr 2024	1	%	120	82
24D0151_B4D1784-BSD1	Cyanide Total	105	%	T	SC	ASTM D7511-12	'06 Apr 2024	1	%	120	82
24D0151_B4D1784-BSD2	Cyanide Total	97	%	T	SC	ASTM D7511-12	'06 Apr 2024	1	%	120	82
24D0151_B4D1786-BLK1	Thiocyanate	<0.10	mg/L	T	REG	SM 4500-CN- M (2021)	'06 Apr 2024	0.1	mg/L		
24D0151_B4D1786-BS1	Thiocyanate	97	%	T	SC	SM 4500-CN- M (2021)	'06 Apr 2024	1	%	115	85
24D0151_B4D1786-DUP1	Thiocyanate	0.66	mg/L	T	REG	SM 4500-CN- M (2021)	'06 Apr 2024	0.1	mg/L		
24D0151_B4D1786-MS1	Thiocyanate	1.39	mg/L	T	REG	SM 4500-CN- M (2021)	'06 Apr 2024	0.1	mg/L	125	75
24D0150											

NOTES:
Job No:24D0151, 24D0150

Abbreviations & Descriptions:
Method Blank (Blk): A blank sample that undergoes sample processing identical to that carried out for the test samples.
Method Blank results are used to assess contamination from the laboratory environment and reagents.

Duplicate (Dup): An additional or second portion of a randomly selected sample in the analytical run carried through the entire analytical process.
Duplicates provide a measure of the analytical method's precision (reproducibility).

Blank Spike (BS): A sample of known concentration which undergoes processing identical to that carried out for test samples, also referred to as a laboratory control sample (LCS).
Blank spikes provide a measure of the analytical method's accuracy.

Matrix Spike (MS): A second aliquot of sample is fortified with a known concentration of target analytes and carried through the entire analytical process.
Matrix spikes evaluate potential matrix effects that may affect the analyte recovery.

Standard Reference Material (SRM): A homogenous material of similar matrix to the samples, certified for the parameter(s) listed.
Reference Materials ensure that the analytical process is adequate to achieve acceptable recoveries of the parameter(s) tested.

Each QC type is analyzed at a 5-10% frequency, i.e. one blank/duplicate/spike for every 10-20 samples.

For all types of QC, specified recovery (% Rec) and relative percent difference (RPD) limits are derived from long-term method performance averages and/or prescribed by the reference method.

EQL = Estimated Quantitation Limits
PQL = Practical Quantitation Limits
UCL = Upper Control Limit
LCL = Lower Control Limit
BLK = Blank
BS = Blank Spike
MS = Matrix Spike
DUP = Duplicate

QUANTITATIVE PHASE ANALYSIS OF FIVE POWDER SAMPLES USING THE RIETVELD METHOD AND X-RAY POWDER DIFFRACTION DATA

Global Project #: 2329 (B2)
PO#: GL23-731

Ivy Rajan & Prab Bhatia
Global ARD Testing Services Inc.
6891 Antrim Avenue
Burnaby, BC V5J 4M5

J. Kabel, B.Sc.
Cole Mauws, Ph.D.
Edith Czech, M.Sc.
Jenny Lai, B.Sc.
Lan Kato, B.A.

Dept. of Earth, Ocean & Atmospheric Sciences
The University of British Columbia
6339 Stores Road
Vancouver, BC V6T 1Z4

June 14, 2023

EXPERIMENTAL METHOD

The five samples of **Project 2329 (B2)** were reduced to the optimum grain-size range for quantitative X-ray analysis (<10 μm) by grinding under ethanol in a vibratory McCrone XRD Mill (Retsch GmbH, Germany) for 10 minutes. Continuous-scan X-ray powder-diffraction data were collected over a range of 4-80°2θ with CoKα radiation on a Bruker D8 Advance Bragg-Brentano diffractometer equipped with an Fe filter foil, 0.6 mm (0.3°) divergence slit, incident- and diffracted-beam Soller slits and a LynxEye-XE detector. The long fine-focus Co X-ray tube was operated at 35 kV and 40 mA, using a take-off angle of 6°.

RESULTS

The X-ray diffractograms were analyzed using the International Centre for Diffraction Database PDF-4 and Search-Match software by Bruker. X-ray powder-diffraction data of the samples were refined with Rietveld program Topas 4.2 (Bruker AXS). The results of quantitative phase analysis by Rietveld refinements are given in Table 1. These amounts represent the relative amounts of crystalline phases normalized to 100%. The Rietveld refinement plots are shown in Figures 1 to 5.

Table 1. Results of quantitative phase analysis (wt.%)

Mineral	**Ideal Formula**	**#1 CND-1**	**#2 CND-2**	**#3 CND-3**	**#4 CND-4**	**#5 CND-5**
Actinolite	$Ca_2(Mg,Fe^{2+})_5Si_8O_{22}(OH)_2$	1.3	0.8	0.1	34.8	12.5
Ankerite-Dolomite	$Ca(Fe^{2+},Mg,Mn)(CO_3)_2$-$CaMg(CO_3)_2$	0.2 (?)	0.2 (?)		0.5	3.9
Biotite	$K(Mg,Fe^{2+})_3AlSi_3O_{10}(OH)_2$	9.4	5.6	4.1	3.1	4.9
Calcite	$CaCO_3$	2.4	1.1	3.1	2.8	3.3
Calcite, magnesian	$(Ca,Mg)CO_3$				8.1	9.3
Chamosite	$(Fe^{2+},Mg,Fe^{3+})_5Al(Si_3Al)O_{10}(OH,O)_8$	2.5	0.5	0.9	3.2	2.2
Cummingtonite	$Mg_7Si_8O_{22}(OH)_2$				2.7	3.6
Ilmenite	$Fe^{2+}TiO_3$				1.3	0.8
K-feldspar (microcline)	$KAlSi_3O_8$	8.0	4.5	6.1		
Muscovite 2M1	$KAl_2(AlSi_3O_{10})(OH)_2$	8.2	22.6	9.2		
Plagioclase (albite; albite, calcian)	$NaAlSi_3O_8$ – $CaAl_2Si_2O_8$	30.7	18.1	40.0	19.7	27.1
Pyrite	FeS_2	0.8	4.1	1.2	0.5 (?)	1.6
Pyrrhotite	$Fe_{1-x}S$	0.6			1.0	7.4
Quartz	SiO_2	35.9	42.5	35.3	22.3	23.0
Siderite	$Fe^{2+}CO_3$					0.4 (?)
Total		**100.0**	**100.0**	**100.0**	**100.0**	**100.0**

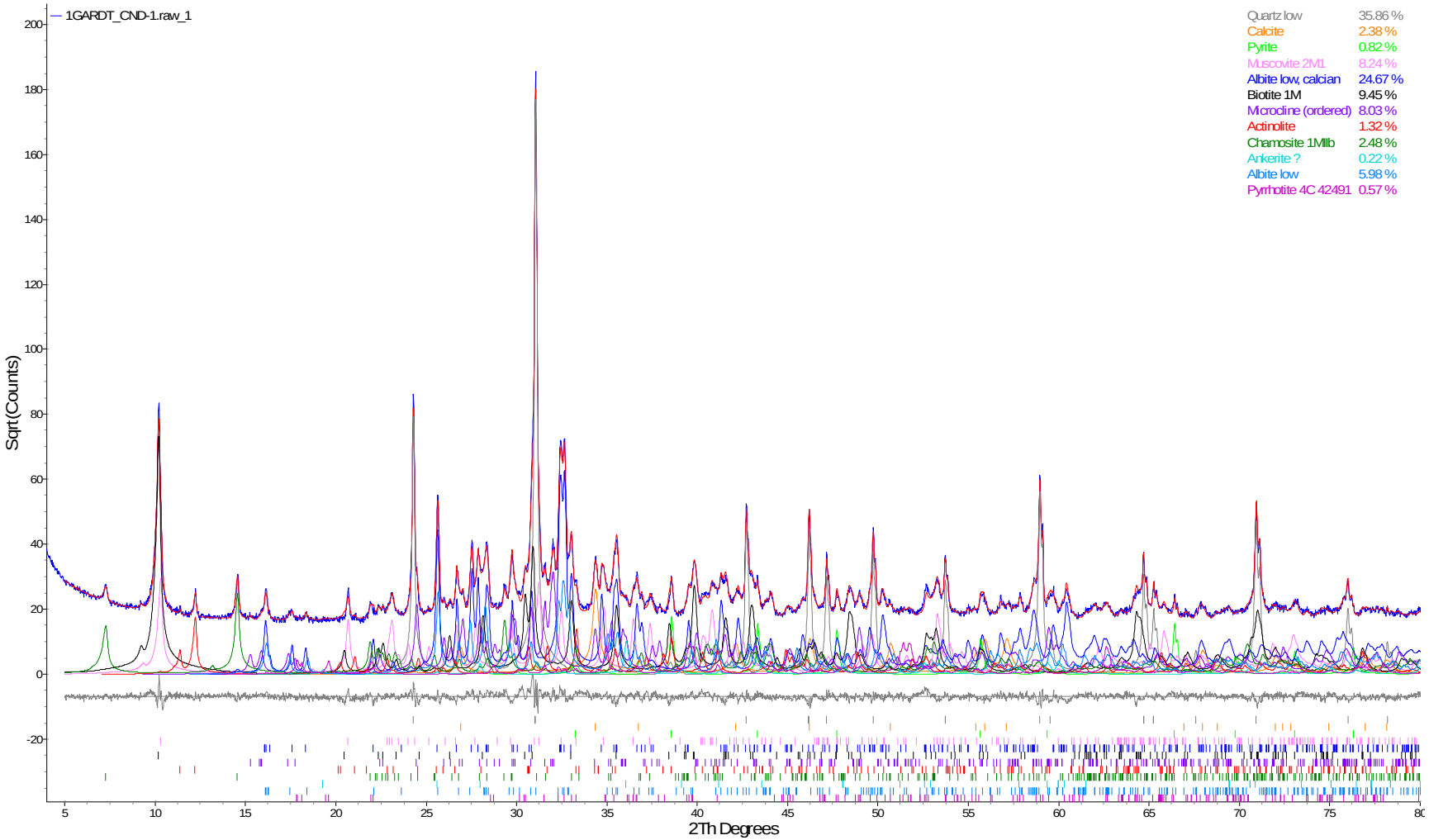

Figure 1. Rietveld refinement plot of sample **Global ARD Testing #1: CND-1** (blue line - observed intensity at each step; red line - calculated pattern; solid grey line below – difference between observed and calculated intensities; vertical bars, positions of all Bragg reflections). Coloured lines are individual diffraction patterns of all phases.

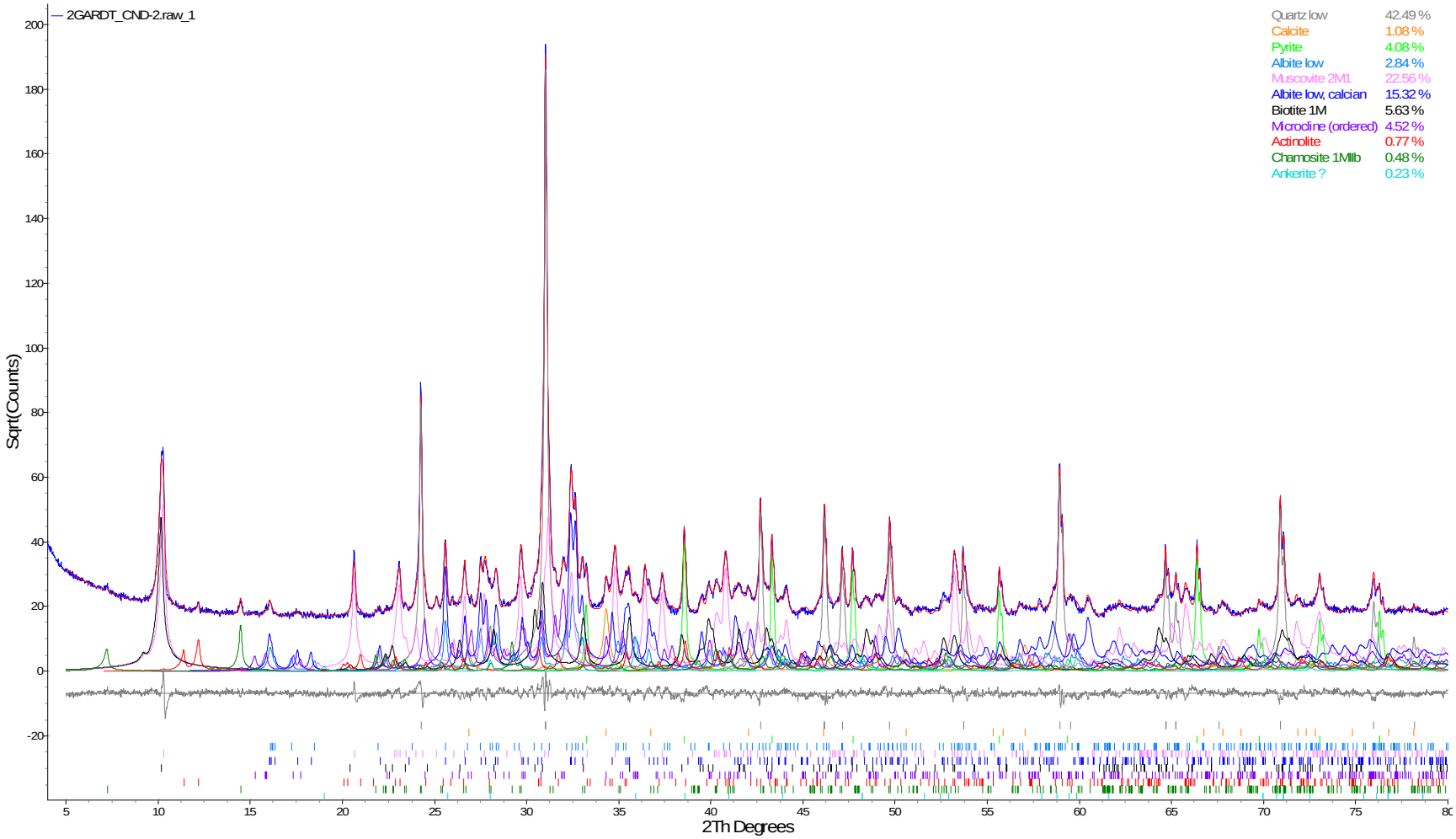

Figure 2. Rietveld refinement plot of sample **Global ARD Testing #2: CND-2** (blue line - observed intensity at each step; red line - calculated pattern; solid grey line below – difference between observed and calculated intensities; vertical bars, positions of all Bragg reflections). Coloured lines are individual diffraction patterns of all phases.

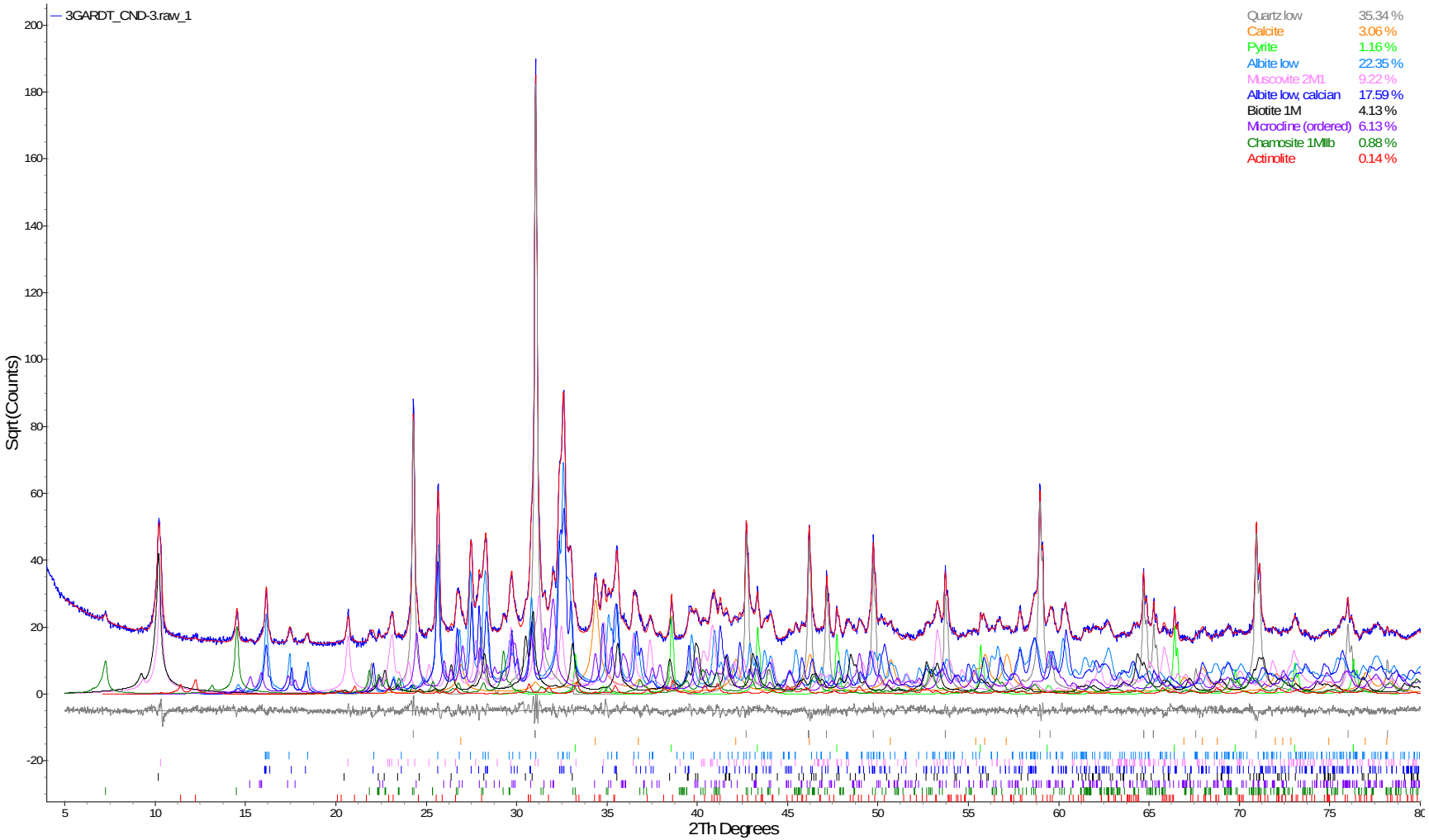

Figure 3. Rietveld refinement plot of sample **Global ARD Testing #3: CND-3** (blue line - observed intensity at each step; red line - calculated pattern; solid grey line below – difference between observed and calculated intensities; vertical bars, positions of all Bragg reflections). Coloured lines are individual diffraction patterns of all phases.

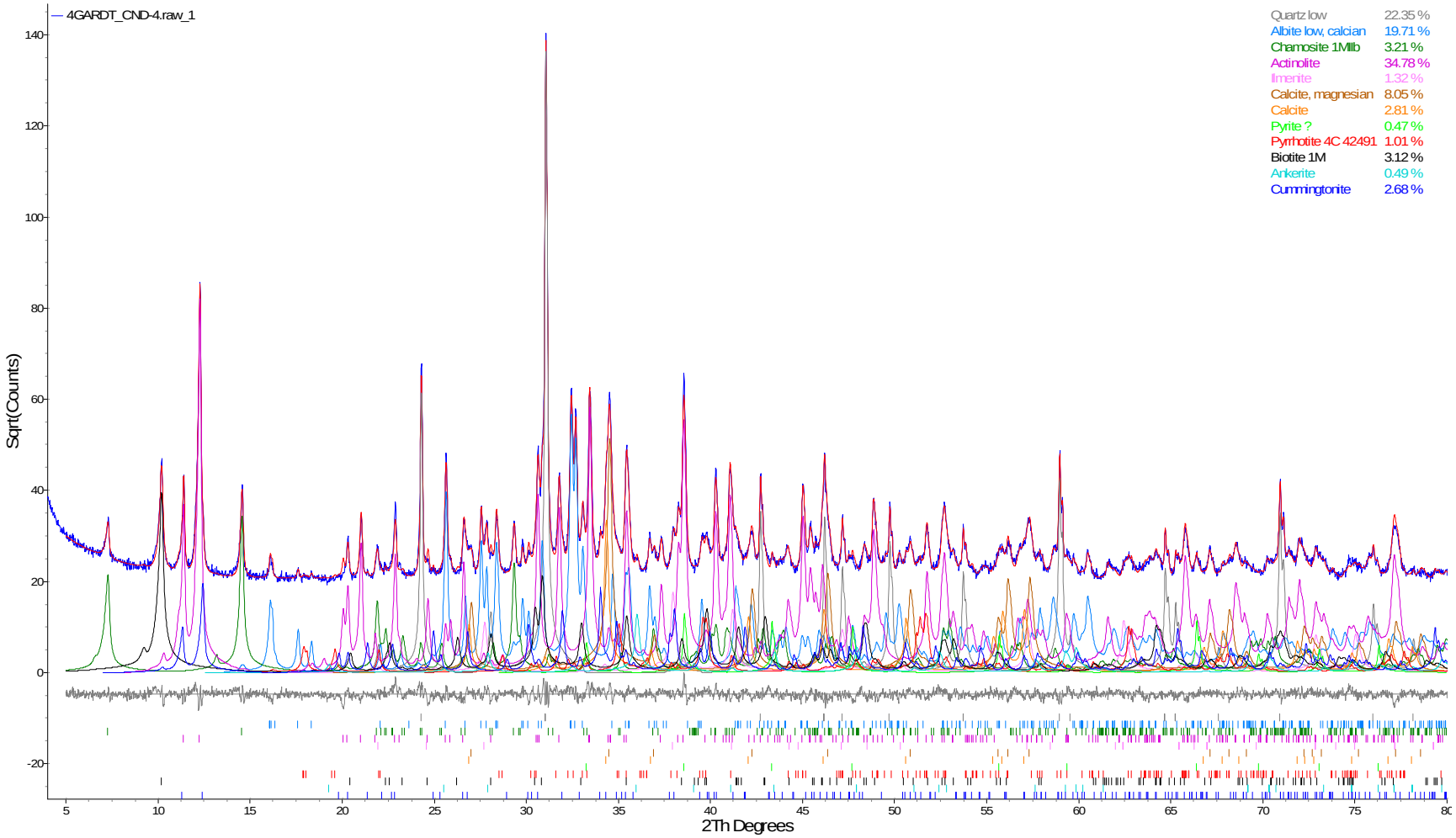

Figure 4. Rietveld refinement plot of sample **Global ARD Testing #4: CND-4** (blue line - observed intensity at each step; red line - calculated pattern; solid grey line below – difference between observed and calculated intensities; vertical bars, positions of all Bragg reflections). Coloured lines are individual diffraction patterns of all phases.

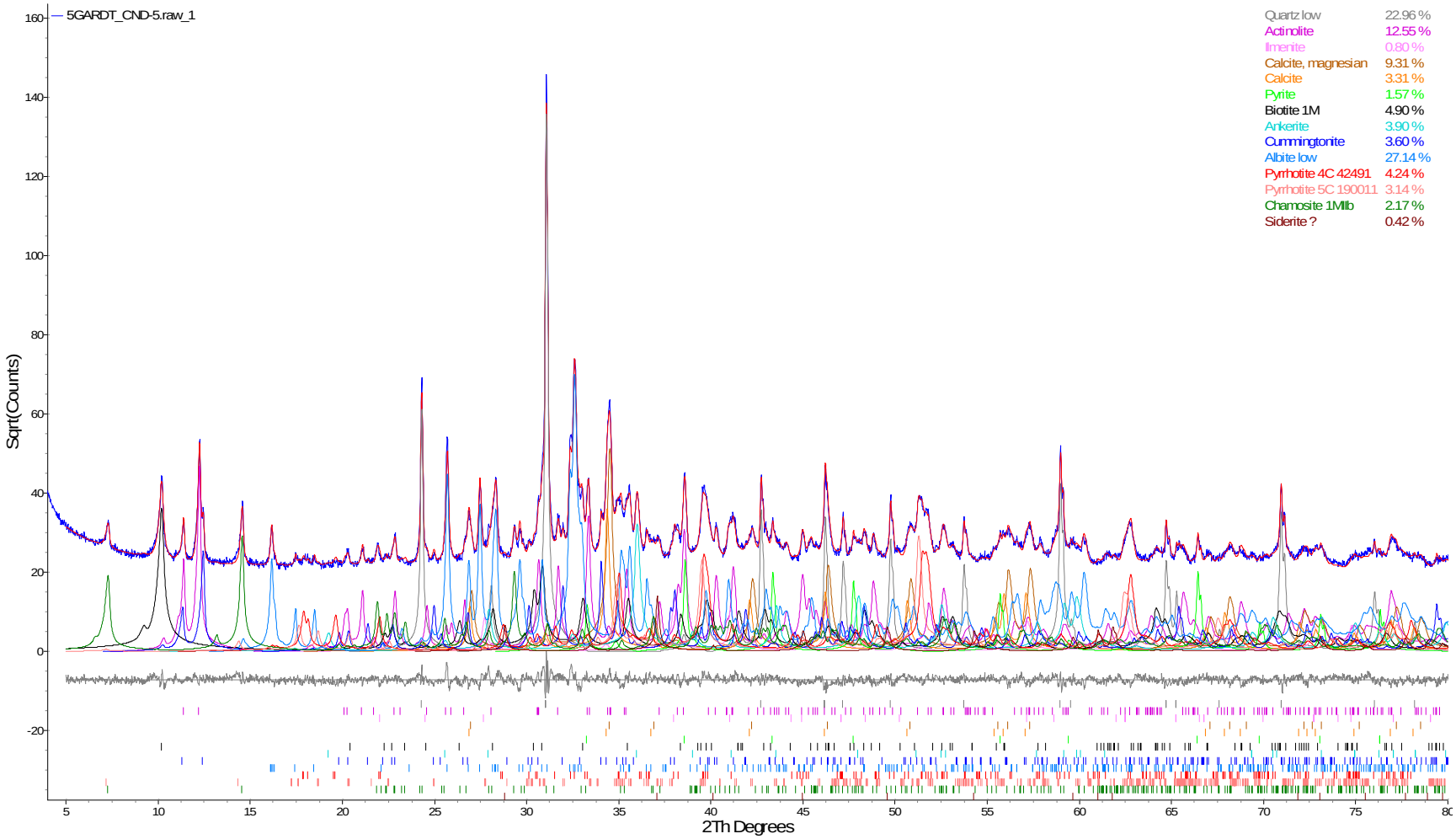

Figure 5. Rietveld refinement plot of sample **Global ARD Testing #5: CND-5** (blue line - observed intensity at each step; red line - calculated pattern; solid grey line below – difference between observed and calculated intensities; vertical bars, positions of all Bragg reflections). Coloured lines are individual diffraction patterns of all phases.

QUANTITATIVE PHASE ANALYSIS OF SIX POWDER SAMPLES USING THE RIETVELD METHOD AND X-RAY POWDER DIFFRACTION DATA

Project #: 2329 (B8)
PO #: GL23-2283

Said Zeinab
Global ARD Testing Services Inc.
6891 Antrim Avenue
Burnaby, BC V5J 4M5

Jacob Kabel, B.Sc.
Cole Mauws, Ph.D.
Jenny Lai, B.Sc.
Lan Kato, B.A.

Electron Microbeam/X-ray Diffraction Facility (EMXDF)
Department of Earth, Ocean & Atmospheric Sciences
The University of British Columbia
6339 Stores Road
Vancouver, BC V6T 1Z4

Reference Number: 24-0166-COM-GARDT

June 10, 2024

METHOD

The 6 samples of **Project #: 2329 (B8)** were reduced to the optimum grain-size range for quantitative X-ray analysis (<10 μm) by grinding under ethanol in a vibratory McCrone XRD Mill (Retsch GmbH, Germany) for 10 minutes. Continuous-scan X-ray powder-diffraction data were collected over a range of 4-80°2θ with CoKα radiation on a Bruker D8 Focus Bragg-Brentano diffractometer equipped with a 0.6 mm (0.3°) divergence slit, incident- and diffracted-beam Soller slits and a LynxEye-XE-T detector. The long fine-focus Co X-ray tube was operated at 35 kV and 40 mA.

RESULTS

The X-ray diffractograms were analyzed using the International Centre for Diffraction Database PDF-4 and Search-Match software by Bruker. X-ray powder-diffraction data of the samples were refined with Rietveld program Topas 4.2 (Bruker AXS). The results of quantitative phase analysis by Rietveld refinements are given in Table 1 (separate file, ***24-0166-COM-GARDT Results 2024-06-10 - Project 2329 (B8) PO GL23-2283 - 6 samples.xlsx***). These amounts represent the relative amounts of crystalline phases normalized to 100%. The Rietveld refinement plots are shown in Figures 1-6. Ideal formulae of the mineral phases present are shown in Table 2.

Table 2. Ideal formulae for phases present; Project: 2329 (B8)

Mineral	**Ideal Formula**
Actinolite	$Ca_2(Mg,Fe^{2+})_5Si_8O_{22}(OH)_2$
Biotite	$K(Mg,Fe^{2+})_3AlSi_3O_{10}(OH)_2$
Calcite	$CaCO_3$
Clinochlore	$(Mg,Fe^{2+})_5Al(Si_3Al)O_{10}(OH)_8$
Illite - Muscovite 2M1	$K_{0.65}Al_{2.0}Al_{0.65}Si_{3.35}O_{10}(OH)_2$ - $KAl_2AlSi_3O_{10}(OH)_2$
K-feldspar (microcline)	$KalSi_3O_8$
Plagioclase (albite; albite, calcian)	$NaAlSi_3O_8$ - $CaAl_2Si_2O_8$
Quartz	SiO_2

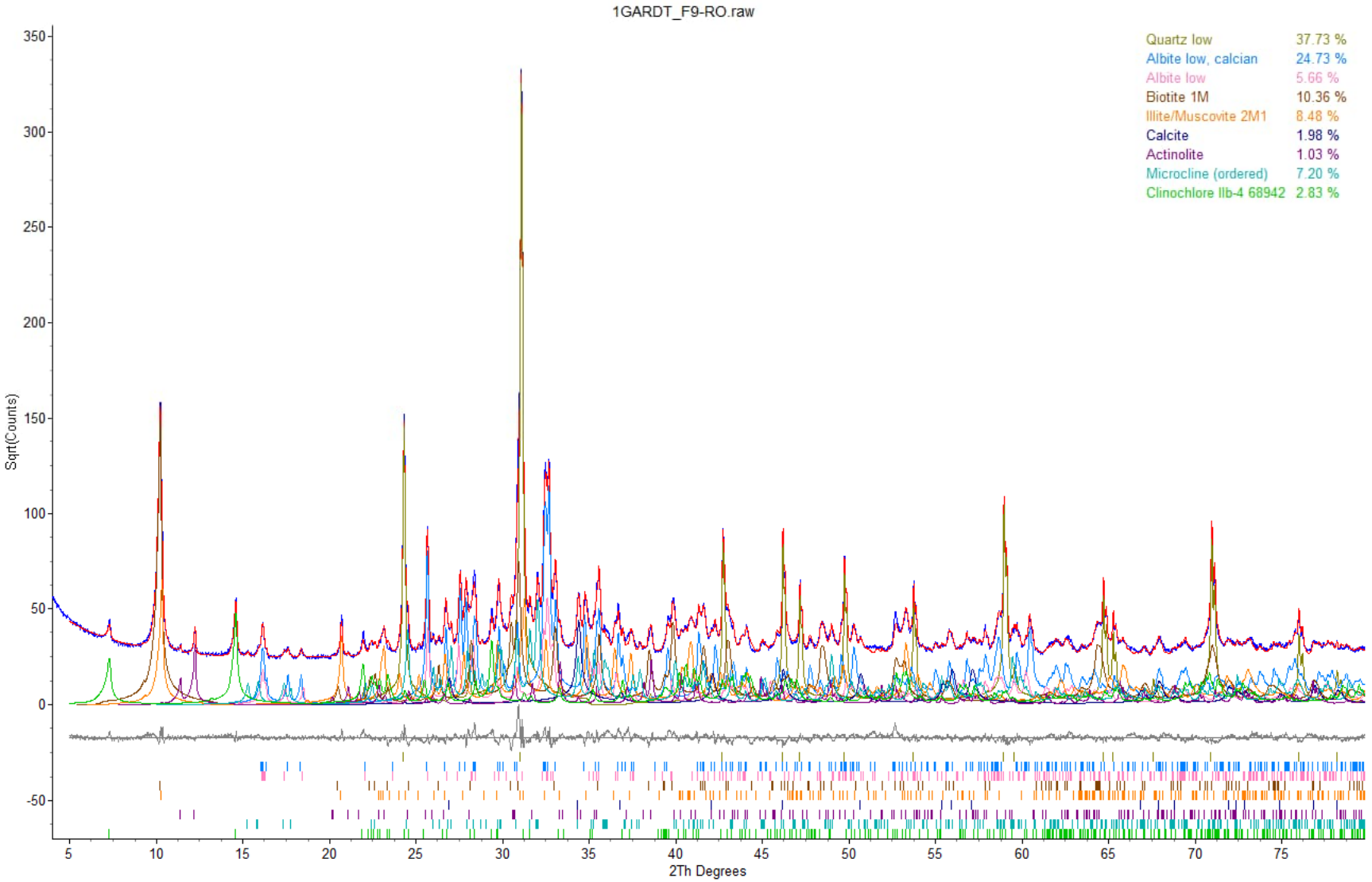

Figure 1. Rietveld refinement plot of sample **Global ARD Testing Services Inc. - 1_F9-RO** (blue line - observed intensity at each step; red line - calculated pattern; solid grey line below - difference between observed and calculated intensities; vertical bars - positions of all Bragg reflections). Coloured lines are individual diffraction patterns of all phases.

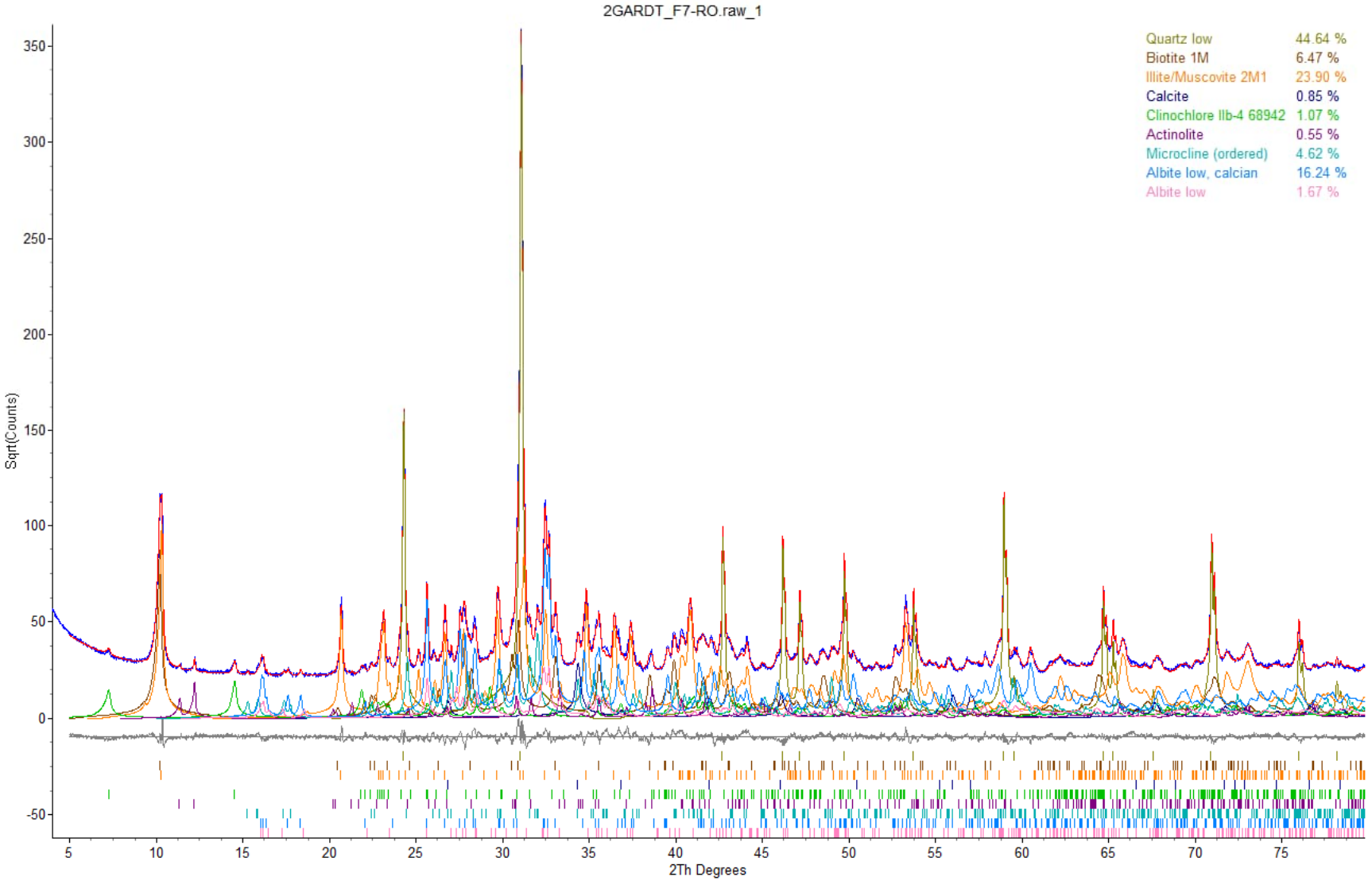

Figure 2. Rietveld refinement plot of sample **Global ARD Testing Services Inc. - 2_F7-RO** (blue line - observed intensity at each step; red line - calculated pattern; solid grey line below - difference between observed and calculated intensities; vertical bars - positions of all Bragg reflections). Coloured lines are individual diffraction patterns of all phases.

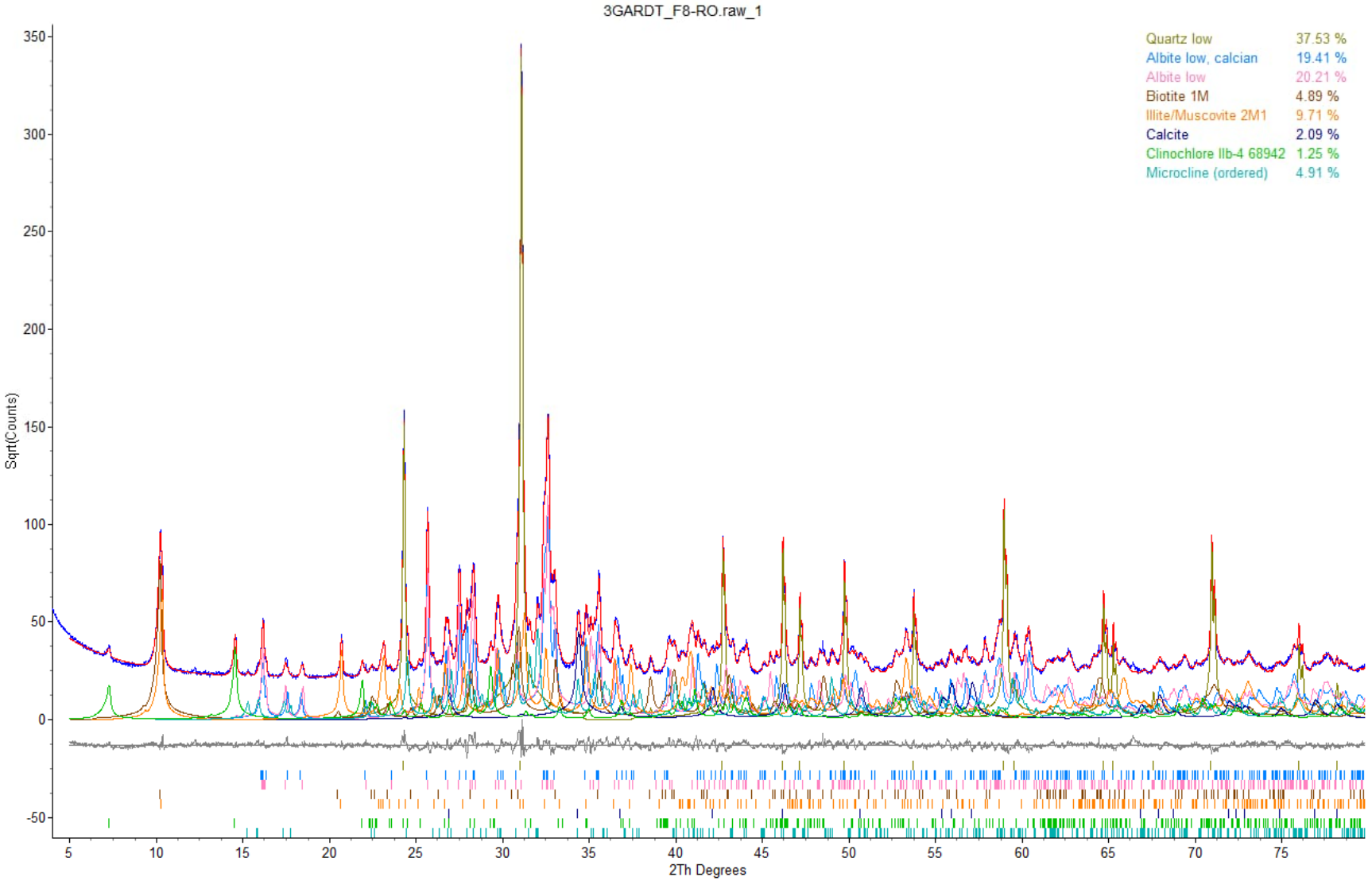

Figure 3. Rietveld refinement plot of sample **Global ARD Testing Services Inc. - 3_F8-RO** (blue line - observed intensity at each step; red line - calculated pattern; solid grey line below - difference between observed and calculated intensities; vertical bars - positions of all Bragg reflections). Coloured lines are individual diffraction patterns of all phases.

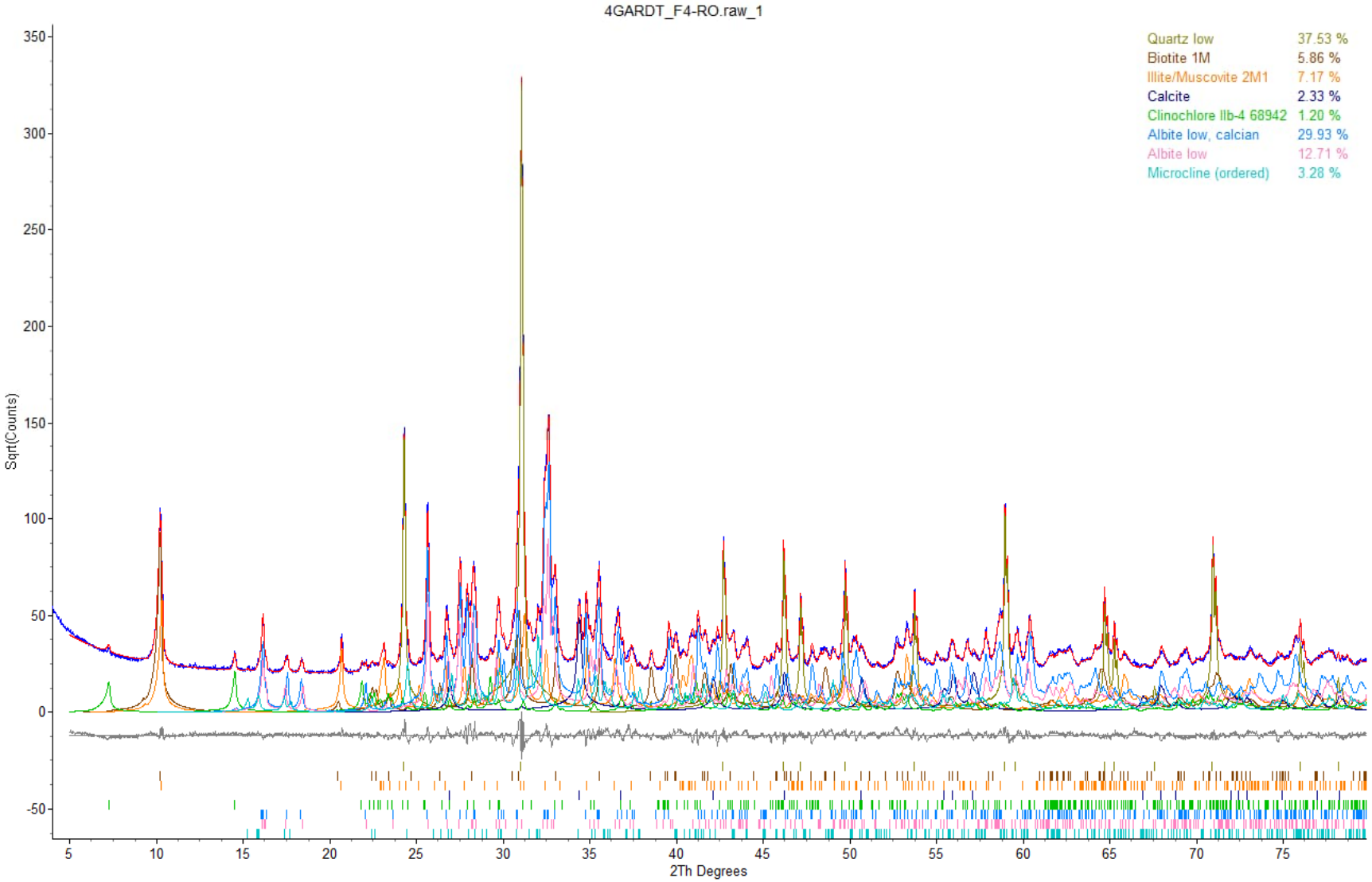

Figure 4. Rietveld refinement plot of sample **Global ARD Testing Services Inc. - 4_F4-RO** (blue line - observed intensity at each step; red line - calculated pattern; solid grey line below - difference between observed and calculated intensities; vertical bars - positions of all Bragg reflections). Coloured lines are individual diffraction patterns of all phases.



Figure 5. Rietveld refinement plot of sample **Global ARD Testing Services Inc. - 5_F5-RO** (blue line - observed intensity at each step; red line - calculated pattern; solid grey line below - difference between observed and calculated intensities; vertical bars - positions of all Bragg reflections). Coloured lines are individual diffraction patterns of all phases.

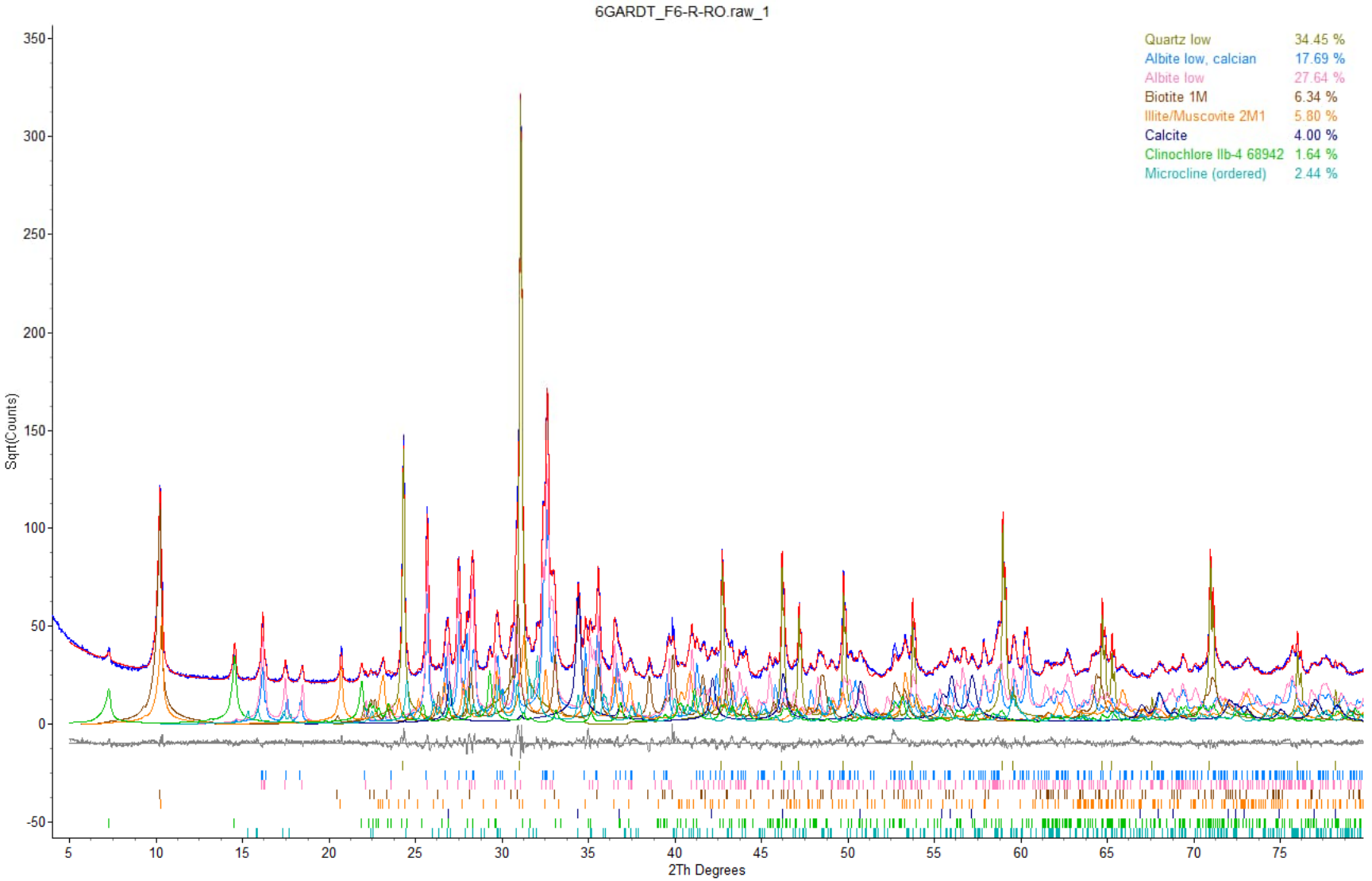

Figure 6. Rietveld refinement plot of sample **Global ARD Testing Services Inc. - 6_F6-R-RO** (blue line - observed intensity at each step; red line - calculated pattern; solid grey line below - difference between observed and calculated intensities; vertical bars - positions of all Bragg reflections). Coloured lines are individual diffraction patterns of all phases.

Table 1. Results of quantitative phase analysis (wt.%) - proj: 2329 (B8) PO: GL23-2283 - 6 samples

Sample No.	1	2	3	4	5	6
Mineral\Sample ID	F9-RO	F7-RO	F8-RO	F4-RO	F5-RO	F6-R-RO
Actinolite	1.0	0.6			0.5	
Biotite	10.4	6.5	4.9	5.9	8.7	6.3
Calcite	2.0	0.8	2.1	2.3	3.9	4.0
Clinochlore	2.8	1.1	1.2	1.2	1.2	1.6
Illite - Muscovite 2M1	8.5	23.9	9.7	7.2	5.7	5.8
K-feldspar	7.2	4.6	4.9	3.3	6.9	2.4
Plagioclase	30.4	17.9	39.6	42.6	41.3	45.3
Quartz	37.7	44.6	37.5	37.5	31.8	34.5
Total	100.0	100.0	100.0	100.0	100.0	100.0

CERTIFICATE OF ANALYSIS ▪ COVER PAGE

Global ARD Testing Services Inc.

CLIENT INFORMATION	
Client:	WSP Canada Ltd.
Project Manager:	Matias Silva
Mailing Address	201-1224 Gardiners Rd.
	Kingston, ON. K7P 0G2
Contact No:	343-333-2306

COMPANY INFORMATION	
Legal Name:	Global ARD Testing Services Inc.
Mailing Address:	6891 Antrim Avenue
	Burnaby, BC
	V5J 4M5
Contact No:	
	Main: (604) 428-2730
	Alternate: (604) 603-1359

PROJECT INFORMATION	
Project Name:	Kinross Great Bear Project
Project Number:	OMEMA2303

REPORTING	
Global Project No:	2329 (B24)
Report Version:	1
Pages (Including Cover):	4
Report Title:	COA 2329 (B24) x 6 Kinross Great Bear Project Samples (rec'd 12-May24)
Analysis Reviewed By:	Prab Bhatia (Pbhatia@globalARDtesting.com)
Position:	Project Manager
Report Certified By:	Prab Bhatia
Signature:	Prab Bhatia

RESULTS		
Reported To:	**1**	Kristen Gault (kristen.gault@wsp.com)
	2	Anna Klein (anna.klein@wsp.com)
	3	Matias Silva (matias.silvacaceres@wsp.com)
	4	Sarah Matthews (sarah.matthews1@wsp.com)
Date Reported:		
	Version-1:	August 7, 2024

INVOICE		
Submitted To:	**1**	Sabina Abdullayeva (sabina.abdullayeva@kinross.com)
	2	Matthew Hart (matthew.hart@kinross.com)
	3	Kristen Gault (kristen.gault@wsp.com)
	4	Anna Klein (anna.klein@wsp.com)
Client PO No:		
Global Invoice No:		ARD2329-0824A
Date Submitted:		August 13, 2024

NOTES
All samples and pulps are stored at no charge for 90 days past reporting date.
Please contact the lab if you would like to continue storage past 90 days.
Storage charges will apply.

CERTIFICATE OF ANALYSIS ▪ SAMPLE DETAILS

Global ARD Testing Services Inc.

GLOBAL PROJECT NO: 2329 (B24)
CLIENT: WSP Canada Ltd.
PROJECT NAME: Kinross Great Bear Project
PROJECT NO: OMEMA2303
REPORT VERSION: 1

SAMPLE RECEIPT INFO	
Date Samples Received:	May 12, 2024
No of Samples Received:	6
Samples Received By:	Said

ANALYTICAL INSTRUCTIONS	
From:	
	as per email Confirmation
Date:	July 3, 2024

S. No.	Sample ID	Sample Description	Condition (Wet/Dry)	Wt. of Sample Rec'd (kg)	Global Notes (if any)
1	WSP 01	Tailing	Dry		
2	WSP 02	Terraflow Binde	Dry		
3	WSP 03	Sphere	Dry		
4	WSP 04	Sphere	Dry		
5	Casted Slab				
6	Casted Spheres				

Total wt of sample rec'd (kg): **0.00**

S. No.	Sample ID	Surface Rinse pH	Paste pH	Fizz Rating	Total Carbon	*$HClO_4$ Leach CO_2 Coulometer* Total Inorganic C	*HCl Leach LECO* Total Inorganic C	$CaCO_3$ Equivalents*1	Total Sulphur	*ARD-010 (HCl Leach)* Sulphate Sulphur	*EPA600 (HCl Leach)* Sulphate Sulphur	Sulphide Sulphur	AP*3	Modified ABA NP	NNP*4	NPR*5
	Units:	**pH Units**	**pH Units**		**wt %**	**wt %**	**wt %**	**kg CaCO3/tonne**	**wt %**	**wt %**	**wt %**	**wt %**		**kg CaCO3/tonne**		
	Reported Detection Limit:	***0.1***	***0.1***		***0.02***	***0.02***	***0.02***	***1.7***	***0.01***	***0.01***	***0.01***	***0.01***	**0.3**			
1	WSP 01		8.2	Slight	0.39		0.30	25.0	1.14		<0.01	1.14	35.6	36.6	1.0	1.0
2	WSP 02		12.0	Slight	0.80	0.83		69.2	1.39	1.49		<0.01	<0.3	990.7	990.7	N/A
3	WSP 03	8.3	9.0	Slight	0.48		0.44	36.7	1.12		0.03	1.09	34.1	60.0	25.9	1.8
4	WSP 04	8.1	8.3	Slight	0.48		0.44	36.7	1.15		0.09	1.06	33.1	58.8	25.7	1.8
	QUALITY ASSURANCE / QUALITY CONTROL															
	Pulp Replicates:															
	%RPD															
	Reference Material Analysis:															
	Reference Material		1) NBM-1 2) KZK-1		OREAS 279	KZK-1	KZK-1		OREAS 279	RTS-3a	RTS-3a			1) KZK-1 (Slight) 2) KZK-1 (Moderate)		
	Ref. Material Certified Value		**1) 8.45 2) 8.80**		**1.13**	**0.92**	**0.92**		**1.27**	**1.10**	**1.10**			**1) 58.9 2) 61.6**		
	Reference Material Results		1) 8.30 2) N/A		1.10	0.86	0.89		1.27	1.00	1.06			1) 55.7 2) N/A		
	Acceptance Range:		***90% - 110%***		***90% - 110%***	***80% - 120%***	***80% - 120%***		***90% - 110%***	***90% - 110%***	***90% - 110%***			***90% - 110%***		
	Method Blank Analysis:															
	Method Blank Results				<0.01	<0.02	<0.02		<0.01	<0.01	<0.01					
	GLOBAL SOP NO./METHOD:		*ARD-005*	*ARD-005*	*LECO*	*$HClO_4$ Leach CO_2 Coulometer*	*HCl Leach LECO*	*Calc.*	*LECO*	*ARD-010 (HCl Leach)*	*EPA600 (HCl Leach)*	*Calc.*	*Calc.*	*ARD-005*	*Calc.*	*Calc.*

NOTES:
Job No: 20240712

Date of Analysis (24 h): July 18-19, 2024
pH of DI water used (pH units): 5.34
EC of DI water used (µS/cm): 1.56

METHODS:
Total Sulphur by Leco.

ABBREVIATIONS:
R = Rep = Replicate (a replicate is a sub-sample scooped from a single pulp sample bag produced per client sample)
D = Dup = Duplicate (a duplicate is 2nd sub-pulp sample bag produced by processing a 2nd split of the client sample. A duplicate pulp sample is prepared only at client request.
EC = Electric Conductivity
NP = Neutralization Potential
Calc. = Calculation
IND = Indeterminate
COA = Certificate Of Analysis
N/A = Not Applicable
NR = Not Reported

CALCULATIONS:
*1 $CaCO_3$ Equivalents: Is based on TIC (Total Inorganic Carbon)
*2 Non-Extractable Sulphur: Total sulphur - (sulphate sulphur + sulphide sulphur)
*3 AP (Acid Potential): Sulphide-sulphur x 31.25
*4 NNP (Net Neutralization Potential): NP - AP
*5 NPR (Neutralization Potential Ratio): NP/AP

REFERENCES:
Sample Preparation: ASTM E877-08; MEND Report 1.20.1, Version 0 (2009)
ABA: Air-dried, jaw-crushed, split by riffling and pulverized to 85% passing 200 mesh (75 µm).
Surface Rinse-pH: MEND Report 1.20.1, Version 0 (2009).
Modified ABA (Sobek) NP: MEND Acid Rock Drainage Prediction Manual, MEND Project 1.16.1b (pages 6.2-11 to 17), March 1991.
STD Sobek NP / Paste pH / Fizz Rating: Sobek, A.A., Schuller, W.A., Freeman, J.R. and Smith, R.M.; US EPA-600/2-78-054 (1978).
Paste pH / Fizz Rating: Sobek, A.A., Schuller, W.A., Freeman, J.R. and Smith, R.M.; US EPA-600/2-78-054 (1978).
Sulphate Sulphur: Based on MEND method using HCl leach. The S extracted is determined by analysing the extract for SO_4 using UV-Vis Spectrophotometer (STD Method 4500-SO42- E).
Sulphur Speciation: Sequential HCl and HNO_3 leach. The S extracted is determined by analysing the extract for SO_4 using UV-Vis Spectrophotometer (STD Method 4500-SO42- E).

Global
ARD Testing Services Inc.

CERTIFICATE OF ANALYSIS ▪ METALS RESULTS BY AQUA REGIA DIGEST & ICP-MS ANALYSIS ON SOLIDS

GLOBAL PROJECT NO: 2329 (B24)
CLIENT: WSP Canada Ltd.
PROJECT NAME: Kinross Great Bear Project
PROJECT NO: OMEMA2303
REPORT VERSION: 1

S. No.	Sample ID	Method	Silver (Ag)	Aluminum (Al)	Arsenic (As)	Gold (Au)	Boron (B)	Barium (Ba)	Beryllium (Be)	Bismuth (Bi)	Calcium (Ca)	Cadmium (Cd)	Cerium (Ce)	Cobalt (Co)	Chromium (Cr)	Cesium (Cs)	r (Cu)	Iron (Fe)	Gallium (Ga)	Germanium (Ge)	Hafnium (Hf)	Mercury (Hg)	Indium (In)	Potassium (K)	Lanthanum (La)	Lithium (Li)	Magnesium (Mg)	Manganese (Mn)
		Analyte																										
		Unit	ppm	%	ppm	ppm	ppm	ppm	ppm	ppm	%	ppm	ppm	ppm	ppm	ppm	ppm	%	ppm	ppm	ppm	ppm	ppm	%	ppm	ppm	%	ppm
		MDL	0.01	0.01	0.1	0.0005	10	10	0.05	0.01	0.01	0.01	0.02	0.1	1	0.05	0.2	0.01	0.05	0.05	0.02	0.005	0.005	0.01	0.2	0.1	0.01	5
		Sample Type																										
1	WSP 01	Pulp	0.16	1.07	194.5	0.0477	16	148	0.11	0.85	1.26	0.59	53.31	10.0	103	2.53	271.0	2.65	5.05	<0.05	0.63	0.02	0.022	0.72	27.1	11.5	0.79	538
2	WSP 02	Pulp	0.08	5.26	9.9	0.0056	63	407	5.79	0.11	>25	0.31	76.98	2.8	34	1.99	65.9	0.94	1.93	0.05	2.25	0.01	0.063	0.41	39.2	39.1	2.30	868
3	WSP 03	Pulp	0.19	1.22	195.0	0.0420	18	165	0.30	1.08	2.22	0.65	57.54	10.0	99	2.72	273.3	2.66	5.08	<0.05	0.80	0.03	0.025	0.73	29.2	13.3	0.85	561
4	WSP 04	Pulp	0.17	1.25	199.1	0.0473	19	169	0.30	0.88	2.24	0.60	59.37	10.2	106	2.76	278.1	2.72	5.19	<0.05	0.84	0.02	0.026	0.74	30.0	13.6	0.86	575
QUALITY ASSURANCE / QUALITY CONTROL																												
Pulp Replicates																												
		%RPD																										
Reference Material																												
STD OREAS 601C			51.82	0.670	390.8	0.982	12	370	0.57	21.40	0.78	2.72	34.8	4.20	14.0	1.30	1157.9	1.86	3.86	<0.05	0.96	0.216	0.492	0.250	17.4	7.10	0.090	213
True Value STD OREAS 601C			**50.41**	**0.663**	**378.2**		**< 10**		**0.59**	**21.32**	**0.78**	**2.70**	**34.7**	**4.27**	**14.7**	**1.32**	**1157.6**	**1.84**	**3.86**	**0.08**	**0.97**	**0.216**	**0.497**	**0.254**	**17.3**	**7.56**	**0.084**	**213**
% Difference			3%	1%	3%				-3%	0%	0%	1%	0%	-2%	-5%	-2%	0%	1%	0%	#VALUE!	-1%	0%	-1%	-1%	1%	-6%	7%	0%
Method Blank:																												
Method Blank			<0.01	<0.01	<0.1	<0.0005	<10	<10	<0.05	<0.01	<0.01	<0.01	<0.02	<0.1	<1	<0.05	<0.2	<0.01	<0.05	<0.05	<0.02	<0.005	<0.005	<0.01	<0.2	<0.1	<0.01	<5

Notes:
Job No: YVR2410726

Analytical Methods (IMS-130):
A 0.5 g of pulp sample is leached in hot (95°C) 3:1 aqua regia digestion followed by ICP Mass Spec analysis.
Gold determinations by this method are semi-quantitative due to the small sample weight used (0.5 g).
Refractory and graphitic samples can limit Au solubility.

Abbreviations:
R / Rep = Replicate (a replicate is a sub-sample scooped from a single sample bag produced per client sample)
D / Dup = Duplicate (a duplicate is 2nd sub-sample bag produced by processing a second split of the original client sample received)
MDL = Measurable Detection Limit
COA: Certificate Of Analysis.
IND = Indeterminate
NR: Not reported in COA

On Cerfified Reference Material and Tolerance:
Any one element in a run reporting outside tolerance limits does not constitute failure of the standard.
As per Certificate of Analysis (COA): All values indicated are Certified. Values indicated in green are indicative only.
NR = Not Reported (in the Certificate Of Analysis).

Global
ARD Testing Services Inc.

CERTIFICATE OF ANALYSIS ▪ METALS RESULTS BY AQUA REGIA DIGEST & ICP-MS ANALYSIS ON SOLIDS

GLOBAL PROJECT NO: 2329 (B24)
CLIENT: WSP Canada Ltd.
PROJECT NAME: Kinross Great Bear Project
PROJECT NO: OMEMA2303
REPORT VERSION: 1

S. No.	Sample ID	Method	Molybdenum (Mo)	Sodium (Na)	Niobium (Nb)	Nickel (Ni)	Phosphorous (P)	Lead (Pb)	Rubidium (Rb)	Rhenium (Re)	Sulphur (S)	Antimony (Sb)	Scandium (Sc)	Selenium (Se)	Tin (Sn)	m (Sr)	Tantalum (Ta)	Tellurium (Te)	Thorium (Th)	Titanium (Ti)	Thallium (Tl)	Uranium (U)	Vandium (V)	n (W)	Yttrium (Y)	Zinc (Zn)	Zirconium (Zr)
		Analyte																									
		Unit	ppm	%	ppm	ppm	ppm	ppm	ppm	ppm	%	ppm	ppm	ppm	ppm	ppm	ppm	ppm	ppm	%	ppm	ppm	ppm	ppm	ppm	ppm	ppm
		MDL	0.05	0.01	0.05	0.2	10	0.2	0.1	0.001	0.01	0.05	0.1	0.2	0.2	0.2	0.01	0.01	0.2	0.005	0.02	0.05	1	0.05	0.05	1	0.5
		Sample Typ																									
1	WSP 01	Pulp	7.84	0.07	0.27	33.5	561	17.7	40.0	0.020	1.17	0.5	3.3	1	1.8	22.3	<0.01	0.43	6.6	0.119	0.32	1.25	35	23.55	5.90	143	22.6
2	WSP 02	Pulp	18.93	0.17	0.07	7.5	96	12.7	20.1	0.022	1.39	0.95	17.1	1.4	8.8	656.3	<0.01	0.16	9.3	0.199	0.4	6.42	24	0.34	48.56	84	115.2
3	WSP 03	Pulp	8.87	0.07	0.29	32.9	559	18.5	40.2	0.019	1.22	0.59	3.8	1.1	2.1	41	<0.01	0.45	6.8	0.126	0.34	1.45	35	22.72	7.65	141	27.5
4	WSP 04	Pulp	8.98	0.07	0.36	33.1	567	18.7	40.9	0.020	1.22	0.6	3.9	1	2.3	41.8	<0.01	0.48	6.9	0.129	0.34	1.51	36	24.15	7.74	141	28.6
QUALITY ASSURANCE / QUALITY CONT																											
Pulp Replicates																											
		%RPD																									
Reference Material																											
STD OREAS 601C			3.33	0.06	0.27	5.8	245	248.6	11.6	<0.001	0.93	31.54	1.00	8.0	1.60	35.5	<0.01	7.22	6.1	0.011	1.17	2.05	4.00	1.22	4.96	385	33.2
True Value STD OREAS 601C			**3.35**	**0.05**	**<1**	**6.0**	**243**	**248.1**	**12.4**	**< 0.001**	**0.91**	**29.73**	**1.03**	**8.0**	**1.587**	**36.3**	**< 0.05**	**7.22**	**6.1**	**0.010**	**1.20**	**2.04**	**4.75**	**1.16**	**5.10**	**380.6**	**33.5**
% Difference			-1%	14%		-3%	1%	0%	-7%		2%	6%	-3%	0%	1%	-2%		0%	0%	15%	-2%	0%	-16%	5%	-3%	1%	-1%
Method Blank:																											
Method Blank			<0.05	<0.01	<0.05	<0.2	<10	<0.2	<0.1	<0.001	<0.01	<0.05	<0.1	<0.2	<0.2	<0.2	<0.01	<0.01	<0.2	<0.005	<0.02	<0.05	<1	<0.05	<0.05	<1	<0.5

QUANTITATIVE PHASE ANALYSIS OF THREE POWDER SAMPLES USING THE RIETVELD METHOD AND X-RAY POWDER DIFFRACTION DATA

Global Project #: 2329 (B24)
COC#: GL23-2811

Said Zeinab
Global ARD Testing Services Inc.
6891 Antrim Avenue
Burnaby, BC V5J 4M5

Jacob Kabel, B.Sc.
Cole Mauws, Ph.D.
Jenny Lai, B.Sc.
Lan Kato, B.A.

Electron Microbeam/X-ray Diffraction Facility (EMXDF)
Dept. of Earth, Ocean & Atmospheric Sciences
The University of British Columbia
6339 Stores Road
Vancouver, BC V6T 1Z4

Reference number: 24-0379-COM-GARDT

July 26, 2024

METHOD

The samples were reduced to the optimum grain-size range for quantitative X-ray analysis (<10 μm) by grinding under ethanol in a vibratory McCrone XRD Mill (Retsch GmbH, Germany) for 10 minutes. Continuous-scan X-ray powder-diffraction data were collected over a range of 4-80°2θ with CoKα radiation on a Bruker D8 Endeavor Bragg-Brentano diffractometer equipped with a LynxEye-XE-T detector.

RESULTS

The X-ray diffractograms were analyzed using the International Centre for Diffraction Database PDF-4 and Search-Match software by Bruker. X-ray powder-diffraction data of the samples were refined with Rietveld program Topas 4.2 (Bruker AXS). The results of quantitative phase analysis by Rietveld refinements are given in Table 1. These amounts represent the relative amounts of crystalline phases normalized to 100%. The Rietveld refinement plots are shown in Figures 1-3.

Note, sample **2-WSP 02** contains a large amount of unquantified amorphous material.

Table 1. Results of quantitative phase analysis (wt.%)

Mineral	**Ideal Formula**	**1-WSP 01**	**2-WSP 02**	**3-WSP 03**
Actinolite	$Ca_2(Mg,Fe^{2+})_5Si_8O_{22}(OH)_2$	0.1		0.2
Apatite	$Ca_5(PO_4)_3(F,Cl,OH)$	0.2 (?)		0.3 (?)
Biotite-Phlogopite	$K(Mg,Fe)_3(AlSi_3O_{10})(OH)_2$	7.7		7.8
Brownmillerite (C4AF)	$Ca_2(Al,Fe^{3+})_2O_5$		5.3	
Calcite	$CaCO_3$	3.2	37.5	4.4
Clinochlore	$(Mg,Fe^{2+})_5Al(Si_3Al)O_{10}(OH)_8$	1.3		1.3
Ettringite	$Ca_6Al_2(SO_4)_3(OH)_{12}{\cdot}26H_2O$		1.4	
Gypsum	$CaSO_4{\cdot}2H_2O$		10.9	
Hatrurite (Alite) (C3S)	$Ca_3(SiO_4)O$		36.5	
Illite-Muscovite	$KAl_2(AlSi_3O_{10})(OH)_2$	7.0		6.8
K-Feldspar (microcline)	$KAlSi_3O_8$	5.6		5.9
Merwinite	$Ca_3Mg(SiO_4)_2$		6.5	
Plagioclase (albite; albite, calcian)	$NaAlSi_3O_8 – CaAl_2Si_2O_8$	37.9		37.5
Pyrite	FeS_2	1.9		1.8
Pyrrhotite	$Fe_{1-x}S$	0.3 (?)		0.4 (?)
Quartz	SiO_2	34.8	2.0	33.7
Total		**100**	**100**	**100**

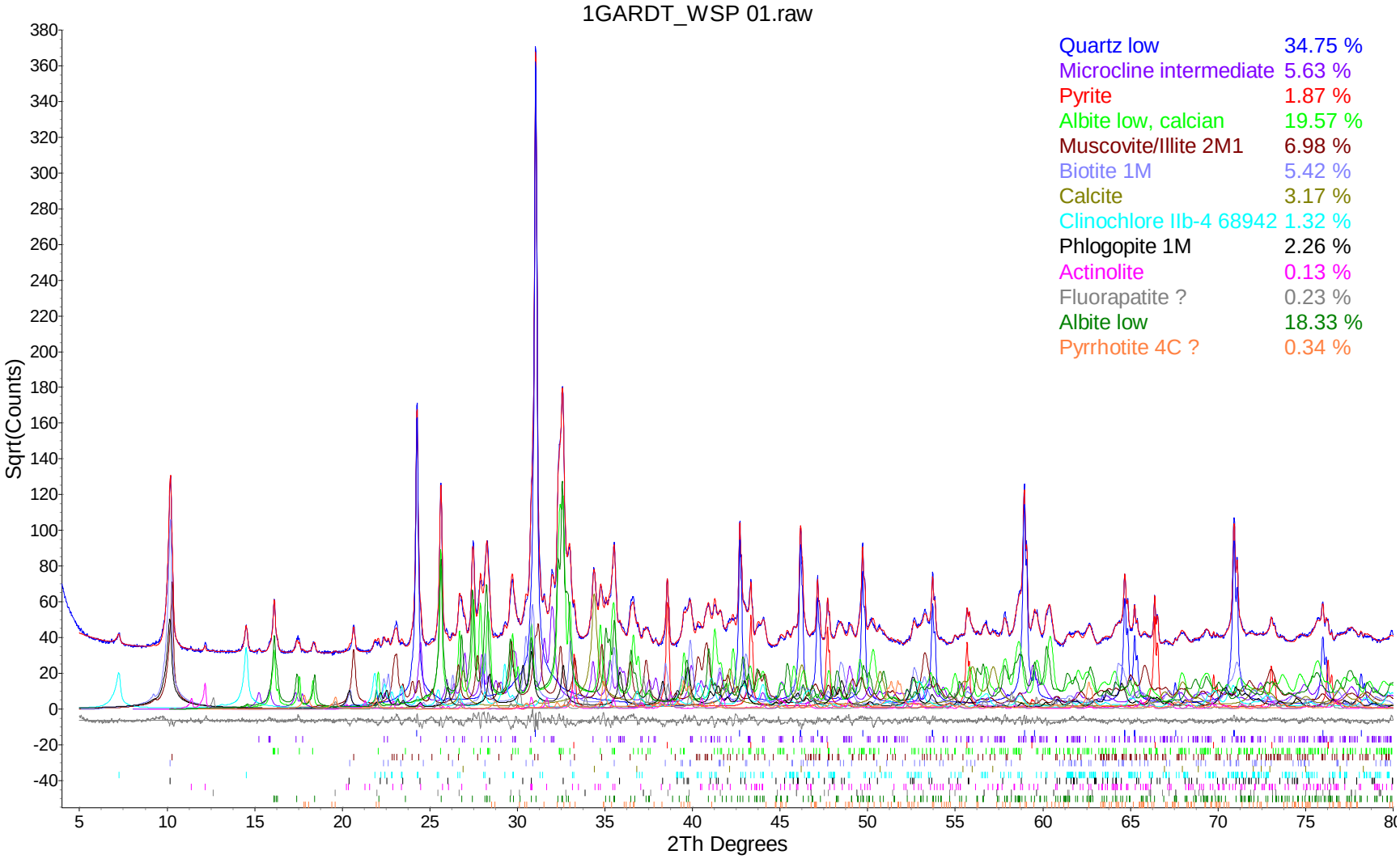

Figure 1. Rietveld refinement plot of sample **1 Global ARD Testing WSP 01** (blue line - observed intensity at each step; red line - calculated pattern; solid grey line below - difference between observed and calculated intensities; vertical bars - positions of all Bragg reflections). Coloured lines are individual diffraction patterns of all phases.

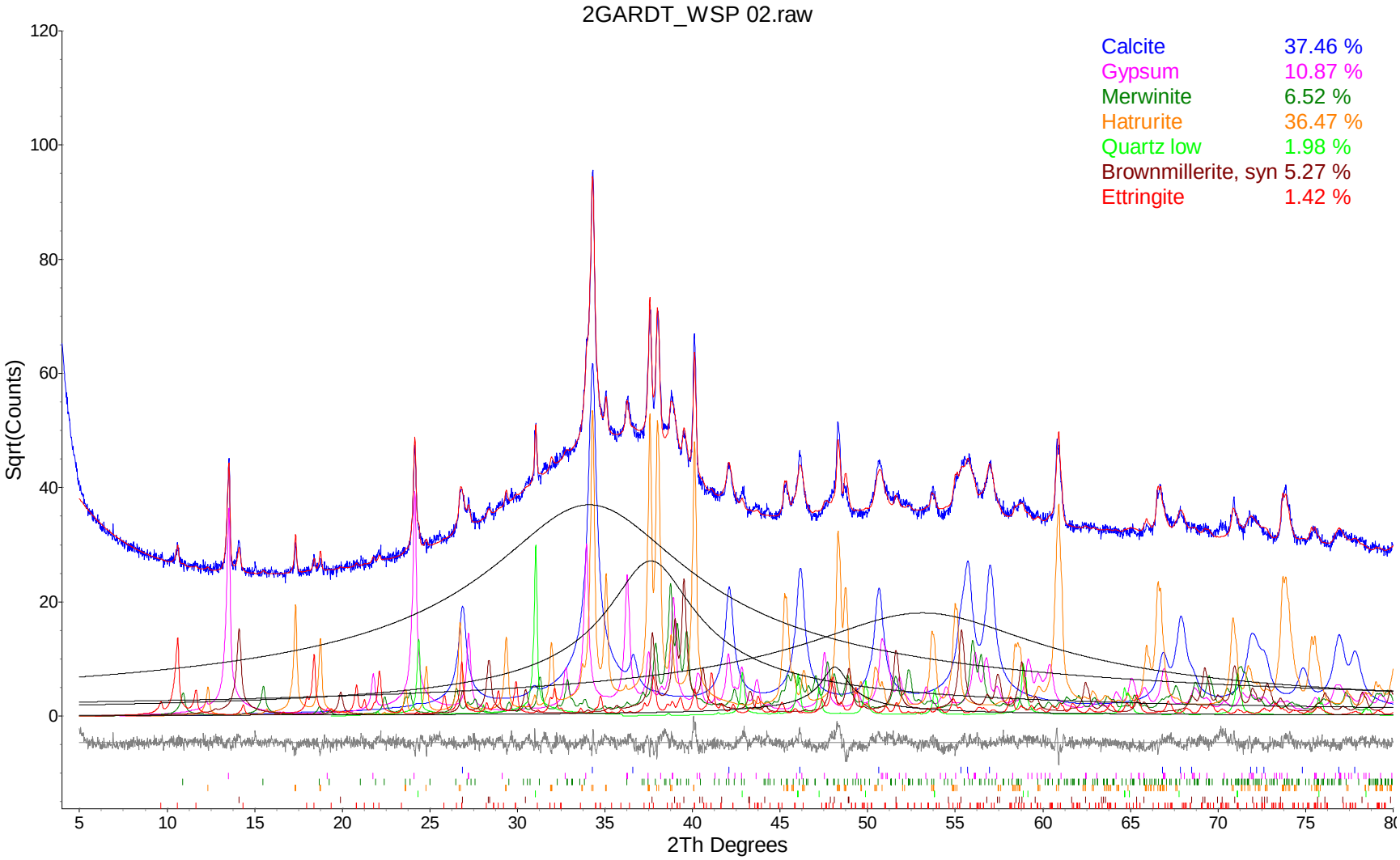

Figure 2. Rietveld refinement plot of sample **2 Global ARD Testing WSP 02** (blue line - observed intensity at each step; red line - calculated pattern; solid grey line below - difference between observed and calculated intensities; vertical bars - positions of all Bragg reflections; broad black peaks – amorphous phase). Coloured lines are individual diffraction patterns of all phases.

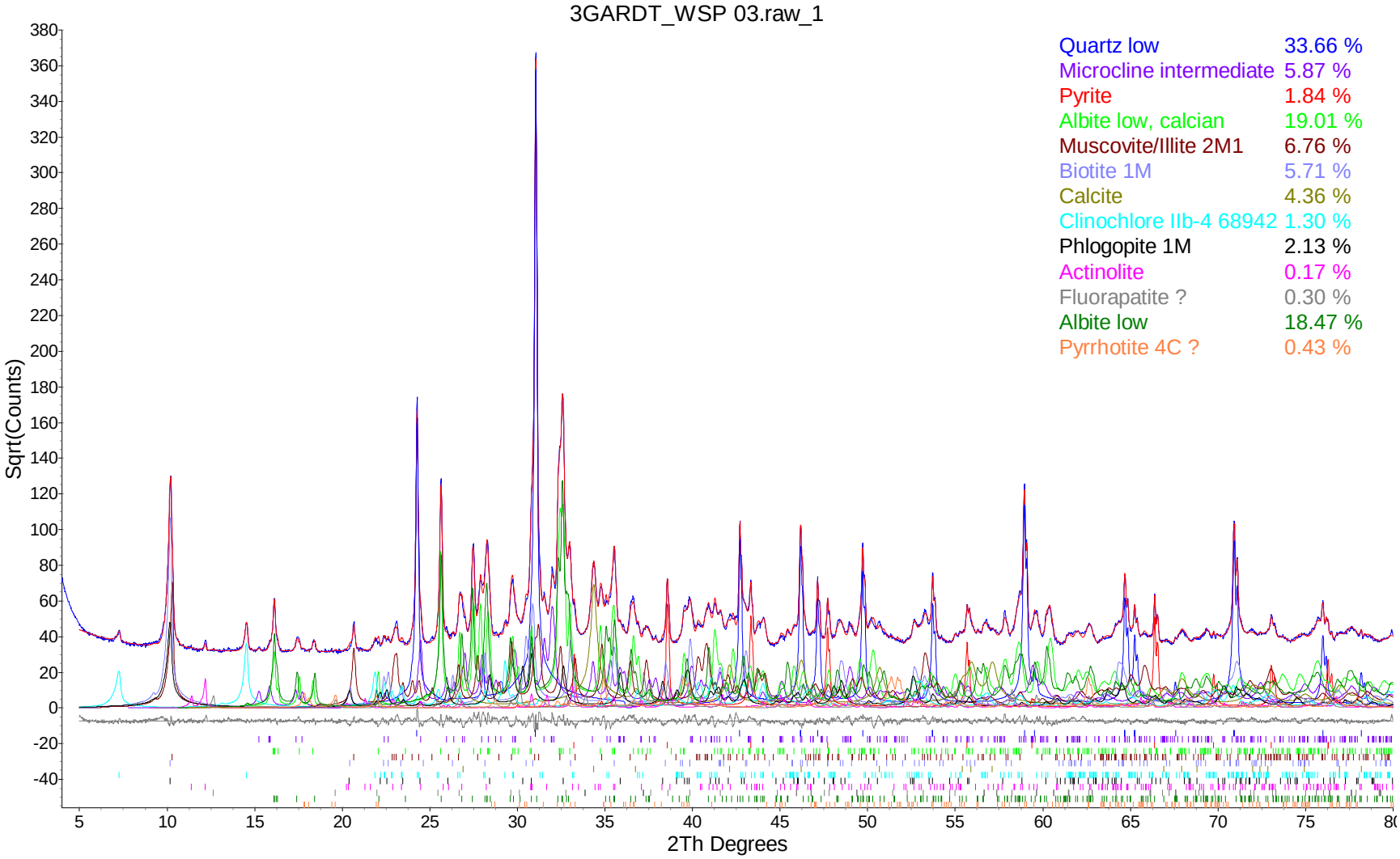

Figure 3. Rietveld refinement plot of sample **3 Global ARD Testing WSP 03** (blue line - observed intensity at each step; red line - calculated pattern; solid grey line below - difference between observed and calculated intensities; vertical bars - positions of all Bragg reflections). Coloured lines are individual diffraction patterns of all phases.

CERTIFICATE OF ANALYSIS ▪ COVER PAGE

Global ARD Testing Services Inc.

CLIENT INFORMATION	
Client:	WSP E&I Canada Ltd.
Project Manager:	Forrest McAdam
Mailing Address	25 York St, Floor 7
	Toronto, ON, M5J 2V5
Contact No:	647-620-5190

COMPANY INFORMATION	
Legal Name:	Global ARD Testing Services Inc.
Mailing Address:	6891 Antrim Avenue
	Burnaby, BC
	V5J 4M5
Contact No:	
	Main: (604) 428-2730
	Alternate: (604) 603-1359

PROJECT INFORMATION	
Project Name:	Kinross Great Bear - Flotation Tailings
Project Number:	OMEMA2303

REPORTING	
Global Project No:	2329 (B21) - COL - Recirculating Column
Report Version:	1
Pages (Including Cover):	4
Report Title:	COA 2329 (B21) x1 Kinross Great Bear - Floatation Tailings Sample (rec'd 6-Jun24)
Analysis Reviewed By:	Prab Bhatia (Pbhatia@globalARDtesting.com)
Position:	Project Manager
Report Certified By:	Prab Bhatia
Signature:	Prab Bhatia

RESULTS		
Reported To:	**1**	Forrest McAdam (forrest.mcadam@wsp.com)
	2	Kristen Gault (kristen.gault@wsp.com)
	3	Anna Klein (anna.klein@wsp.com)
	4	Sarah Matthews (Sarah.Matthews1@wsp.com)
Date Reported:		
	Version-1:	Friday, July 5, 2024

INVOICE		
Submitted To:	**1**	Matthew Hart (matthew.hart@kinross.com)
	2	Forrest McAdam (forrest.mcadam@wsp.com)
	3	Kristen Gault (kristen.gault@wsp.com)
	4	
Client PO No:		
Global Invoice No:		ARD2329-0724E
Date Submitted:		July 31, 2024

NOTES
All samples and pulps are stored at no charge for 90 days past reporting date.
Please contact the lab if you would like to continue storage past 90 days.
Storage charges will apply.

CERTIFICATE OF ANALYSIS ▪ SAMPLE DETAILS

Global
ARD Testing Services Inc.

GLOBAL PROJECT NO: 2329 (B21) - COL - Recirculating Colun
CLIENT: WSP E&I Canada Ltd.
PROJECT NAME: Kinross Great Bear - Flotation Tailings
PROJECT NO: OMEMA2303
REPORT VERSION: 1

SAMPLE RECEIPT INFO	
Date Samples Received:	Thursday, June 6, 2024
No of Samples Received:	1
Samples Received By:	Said

ANALYTICAL INSTRUCTIONS	
From:	
	as per email Confirmation
Date:	Thursday, June 6, 2024

					Sulphide Concentrate Cake - Weight			Jun 6-2024	
S. No.	Sample ID	Sample Type	Condition	Wt. of Sample Rec'd (Kg)	Dry Sample Weight (g)	Dry Sample Weight - Remaining (SFE Removed) (g)	Dry Sample Weight - Remaining (SFE added) (g)	Dry Sample Weight - Remaining (SFE added) (g)	
Comp-S	C01-F9	Dry	Dry		188.00	14.00	89.00	89.60	
	C02-F1	Dry	Dry		990.00	829.00	829.00	828.00	
	C02-F2	Dry	Dry		410.00	278.00	353.00	355.40	
	C02-F7	Dry	Dry		528.00	327.00	327.00	327.10	
	C03-F8	Slurry	Dry		285.00	86.00	161.00	61.95	100 grams retained
	C04-F4	Slurry	Dry		988.00	697.00	697.00	693.75	
	C05-F4R	Slurry	Dry		233.00	111.00	118.00	111.30	
	C06-FGR	Slurry	Dry		315.00	120.00	195.00	95.70	100 grams retained
1	Comp-S	Composite	Dry	2562.80	3937.00	2462.00	2769.00	2562.80	

Total wt of sample rec'd (kg): **2562.80**

Global
ARD Testing Services Inc.

CERTIFICATE OF ANALYSIS ▪ ABA RESULTS

GLOBAL PROJECT NO: 2329 (B21) - COL - Recirculating Column
CLIENT: WSP E&I Canada Ltd.
PROJECT NAME: Kinross Great Bear - Flotation Tailings
PROJECT NO: OMEMA2303
REPORT VERSION: 1

S. No.	Sample ID	Paste pH	Fizz Rating	Total Carbon	Total Inorganic C	$CaCO_3$ Equivalents *1	Total Sulphur	Sulphate Sulphur	Sulphide Sulphur	AP *3	Modified ABA NP	NNP *4	NPR *5
	Units:	pH Units		wt %	wt %	kg CaCO3/tonne	wt %	wt %	wt %	kg CaCO3/tonne			
	Reported Detection Limit:	*0.1*		*0.02*	*0.02*	*1.7*	*0.01*	*0.01*	*0.01*	0.3			
1	Comp-S	7.6	Slight	0.56	0.37	30.8	30.7	<0.01	30.7	959.4	28.3	-931.1	0.03
	QUALITY ASSURANCE / QUALITY CONTROL												
	Pulp Replicates:												
	%RPD												
	Reference Material Analysis:												
	Reference Material	1) NBM-1 2) KZK-1		OREAS 279	KZK-1		RTS-3a	RTS-3a			1) KZK-1 (Slight) 2) KZK-1 (Moderate)		
	Ref. Material Certified Value	**1) 8.45 2) 8.80**		**1.13**	**0.92**		**9.59**	**1.10**			**1) 58.9 2) 61.6**		
	Reference Material Results	1) 8.30 2) N/A		1.10	0.87		9.62	1.00			1) 56.8 2) N/A		
	Acceptance Range:	*90% - 110%*		*90% - 110%*	*80% - 120%*		*90% - 110%*	*90% - 110%*			*90% - 110%*		
	Method Blank Analysis:												
	Method Blank Results			<0.01	<0.02		<0.01	<0.01					
	GLOBAL SOP NO./METHOD:	*ARD-005*	*ARD-005*	*LECO*	*HCl Leach / LECO*	*Calc.*	*LECO*	*EPA600*	*Calc.*	*Calc.*	*ARD-005*	*Calc.*	*Calc.*

NOTES:
Job No: 20240619

Date of Analysis (24 h): June 20-21, 2024
pH of DI water used (pH units): 5.80
EC of DI water used (µS/cm): 1.05

METHODS:
Total Sulphur by Leco.
Total Inorganic Carbon (TIC): HCl leach, analysed by LECO.

ABBREVIATIONS:
R = Rep = Replicate (a replicate is a sub-sample scooped from a single pulp sample bag produced per client sample)
D = Dup = Duplicate (a duplicate is 2nd sub-pulp sample bag produced by processing a 2nd split of the client sample. A duplicate pulp sample is prepared only at client request.
EC = Electric Conductivity
NP = Neutralization Potential
Calc. = Calculation
IND = Indeterminate
COA = Certificate Of Analysis
N/A = Not Applicable
NR = Not Reported

CALCULATIONS:
*1 $CaCO_3$ Equivalents: Is based on TIC (Total Inorganic Carbon)
*2 Non-Extractable Sulphur: Total sulphur - (sulphate sulphur + sulphide sulphur)
*3 AP (Acid Potential): Sulphide-sulphur x 31.25
*4 NNP (Net Neutralization Potential): NP - AP
*5 NPR (Neutralization Potential Ratio): NP/AP

REFERENCES:
Sample Preparation: ASTM E877-08; MEND Report 1.20.1, Version 0 (2009)
ABA: Air-dried, jaw-crushed, split by riffling and pulverized to 85% passing 200 mesh (75 µm).
Surface Rinse-pH: MEND Report 1.20.1, Version 0 (2009).
Modified ABA (Sobek) NP: MEND Acid Rock Drainage Prediction Manual, MEND Project 1.16.1b (pages 6.2-11 to 17), March 1991.
STD Sobek NP / Paste pH / Fizz Rating: Sobek, A.A., Schuller, W.A., Freeman, J.R. and Smith, R.M.; US EPA-600/2-78-054 (1978).
Paste pH / Fizz Rating: Sobek, A.A., Schuller, W.A., Freeman, J.R. and Smith, R.M.; US EPA-600/2-78-054 (1978).
Sulphate Sulphur: Based on MEND method using HCl leach. The S extracted is determined by analysing the extract for SO_4 using UV-Vis Spectrophotometer (STD Method 4500-SO42- E).
Sulphur Speciation: Sequential HCl and HNO_3 leach. The S extracted is determined by analysing the extract for SO_4 using UV-Vis Spectrophotometer (STD Method 4500-SO42- E).

Global
ARD Testing Services Inc.

CERTIFICATE OF ANALYSIS ▪ METALS RESULTS BY AQUA REGIA DIGEST & ICP-MS ANALYSIS ON SOLIDS

GLOBAL PROJECT NO: 2329 (B21) - COL - Recirculating Col
CLIENT: WSP E&I Canada Ltd.
PROJECT NAME: Kinross Great Bear - Flotation Tailing
PROJECT NO: OMEMA2303
REPORT VERSION: 1

S. No.	Sample ID	Method	Silver (Ag)	Aluminum (Al)	Arsenic (As)	Gold (Au)	Boron (B)	Barium (Ba)	Beryllium (Be)	Bismuth (Bi)	Calcium (Ca)	Cadmium (Cd)	Cerium (Ce)	Cobalt (Co)	Chromium (Cr)	Cesium (Cs)	r (Cu)	Iron (Fe)	Gallium (Ga)	Germanium (Ge)	Hafnium (Hf)	Mercury (Hg)	Indium (In)	Potassium (K)	Lanthanum (La)	Lithium (Li)	Magnesium (Mg)	Manganese (Mn)
		Analyte																										
		Unit	ppm	%	ppm	ppm	ppm	ppm	ppm	ppm	%	ppm	ppm	ppm	ppm	ppm	ppm	%	ppm	ppm	ppm	ppm	ppm	%	ppm	ppm	%	ppm
		MDL	0.01	0.01	0.1	0.0005	10	10	0.05	0.01	0.01	0.01	0.02	0.1	1	0.05	0.2	0.01	0.05	0.05	0.02	0.005	0.005	0.01	0.2	0.1	0.01	5
		Sample Type																										
1	Comp-S	Pulp	4.93	0.55	925.1	0.4628	<10	10	0.14	28.41	1.31	8.24	91.22	137.1	92	0.21	3325.6	31.01	2.47	0.12	0.87	0.10	0.322	0.25	46.2	5.0	0.30	366
QUALITY ASSURANCE / QUALITY CONTROL																												
Pulp Replicates																												
		%RPD																										
Reference Material																												
STD OREAS 20a			0.07	2.290	15.6	0.002	11	468	0.59	0.14	0.80	0.04	73.3	11.80	68.0	14.07	45.0	3.29	9.22	0.11	0.46	<0.005	0.031	1.330	35.0	38.20	1.170	364
True Value STD OREAS 20a			**0.06**	**2.367**	**17.2**			**487.19**	**0.65**	**0.14**	**0.83**	**0.04**	**71.7**	**12.46**	**66.6**	**13.46**	**45.9**	**3.27**	**8.77**	**0.18**	**0.46**		**0.030**	**1.347**	**34.8**	**37.74**	**1.173**	**358**
% Difference			15%	-3%	-9%			-4%	-9%	-2%	-4%	11%	2%	-5%	2%	5%	-2%	1%	5%	-39%	0%		4%	-1%	1%	1%	0%	2%
Method Blank:																												
Method Blank			<0.01	<0.01	<0.1	<0.0005	<10	<10	<0.05	<0.01	<0.01	<0.01	<0.02	<0.1	<1	<0.05	<0.2	<0.01	<0.05	<0.05	<0.02	<0.005	<0.005	<0.01	<0.2	<0.1	<0.01	<5

Notes:
Job No: YVR2410624

Analytical Methods (IMS-130):
A 0.5 g of pulp sample is leached in hot (95°C) 3:1 aqua regia digestion followed by ICP Mass Spec analysis.
Gold determinations by this method are semi-quantitative due to the small sample weight used (0.5 g).
Refractory and graphitic samples can limit Au solubility.

Abbreviations:
R / Rep = Replicate (a replicate is a sub-sample scooped from a single sample bag produced per client sample)
D / Dup = Duplicate (a duplicate is 2nd sub-sample bag produced by processing a second split of the original client sample received)
MDL = Measurable Detection Limit
COA: Certificate Of Analysis.
IND = Indeterminate
NR: Not reported in COA

On Cerfified Reference Material and Tolerance:
Any one element in a run reporting outside tolerance limits does not constitute failure of the standard.
As per Certificate of Analysis (COA): All values indicated are Certified. Values indicated in green are indicative only.
NR = Not Reported (in the Certificate Of Analysis).

Global
ARD Testing Services Inc.

CERTIFICATE OF ANALYSIS ▪ METALS RESULTS BY AQUA REGIA DIGEST & ICP-MS ANALYSIS ON SOLIDS

umn

ıs

GLOBAL PROJECT NO: 2329 (B21) - COL - Recirculating Column
CLIENT: WSP E&I Canada Ltd.
PROJECT NAME: Kinross Great Bear - Flotation Tailings
PROJECT NO: OMEMA2303
REPORT VERSION: 1

S. No.	Sample ID	Method	Molybdenum (Mo)	Sodium (Na)	Niobium (Nb)	Nickel (Ni)	Phosphorous (P)	Lead (Pb)	Rubidium (Rb)	Rhenium (Re)	Sulphur (S)	Antimony (Sb)	Scandium (Sc)	Selenium (Se)	Tin (Sn)	Stronium (Sr)	Tantalum (Ta)	Tellurium (Te)	Thorium (Th)	Titanium (Ti)	Thallium (Tl)	Uranium (U)	Vandium (V)	Tungsten (W)	Yttrium (Y)	Zinc (Zn)	Zirconium (Zr)
		Analyte																									
		Unit	ppm	%	ppm	ppm	ppm	ppm	ppm	ppm	%	ppm	ppm	ppm	ppm	ppm	ppm	ppm	ppm	ppm	ppm	ppm	ppm	ppm	ppm	ppm	ppm
		MDL	0.05	0.01	0.05	0.2	10	0.2	0.1	0.001	0.01	0.05	0.1	0.2	0.2	0.2	0.01	0.01	0.2	0.005	0.02	0.05	1	0.05	0.05	1	0.5
		Sample Typ																									
1	Comp-S	Pulp	42.39	0.05	0.50	181.9	235	492.8	10.9	0.129	>10	3.12	1.4	0.6	13.6	20.7	<0.01	9.71	10.5	0.037	0.29	2.98	9	6.01	5.68	1444	28.9
QUALITY ASSURANCE / QUALITY CONT																											
Pulp Replicates																											
		%RPD																									
Reference Material																											
STD OREAS 20a			3.09	0.24	0.83	34.1	1022	5.5	164.3	<0.001	0.06	0.27	7.60	<0.2	3.40	54.8	<0.01	0.02	21.2	0.357	0.86	5.93	105.00	2.22	19.38	59	9.8
True Value STD OREAS 20a			**3.01**	**0.26**	**1.15**	**36.3**	**965**	**5.8**	**164.3**		**0.07**	**0.28**	**7.65**		**3.367**	**59.6**	**0.0088571**		**21.1**	**0.366**	**0.86**	**5.91**	**105.20**	**2.27**	**19.29**	**62.77**	**10.6**
% Difference			3%	-6%	-28%	-6%	6%	-6%	0%		-14%	-2%	-1%		1%	-8%			1%	-2%	0%	0%	0%	-2%	0%	-6%	-7%
Method Blank:																											
Method Blank			<0.05	<0.01	<0.05	<0.2	<10	<0.2	<0.1	<0.001	<0.01	<0.05	<0.1	<0.2	<0.2	<0.2	<0.01	<0.01	<0.2	<0.005	<0.02	<0.05	<1	<0.05	<0.05	<1	<0.5

QUANTITATIVE PHASE ANALYSIS OF ONE POWDER SAMPLE USING THE RIETVELD METHOD AND X-RAY POWDER DIFFRACTION DATA

Project #: 2329 (B21)
CoC #: GL23-2686

Ivy Rajan – Prab Bhatia – Said Zeinab
Global ARD Testing Services Inc.
6891 Antrim Avenue
Burnaby, BC V5J 4M5

Jacob Kabel, B.Sc.
Cole Mauws, Ph.D.
Jenny Lai, B.Sc.
Lan Kato, B.A.

Electron Microbeam/X-Ray Diffraction Facility (EMXDF)
Dept. of Earth, Ocean & Atmospheric Sciences
The University of British Columbia
6339 Stores Road
Vancouver, BC V6T 1Z4

Reference number: 24-0322-COM-GARDT

June 24, 2024

METHOD

The one sample of **Project #: 2329 (B21)** was reduced to the optimum grain-size range for quantitative X-ray analysis (<10 μm) by grinding under ethanol in a vibratory McCrone XRD Mill (Retsch GmbH, Germany) for 10 minutes. Continuous-scan X-ray powder-diffraction data were collected over a range of 4-80°2θ using Co-Kα radiation on a Bruker D8 Endeavor Bragg-Brentano diffractometer equipped with a LynxEye-XE-T detector.

RESULTS

The X-ray diffractogram was analyzed using the International Centre for Diffraction Database PDF-4 and Search-Match software by Bruker. X-ray powder-diffraction data of the sample were refined with Rietveld program Topas 4.2 (Bruker AXS). The results of quantitative phase analysis by Rietveld refinements are given in Table 1. These amounts represent the relative amounts of crystalline phases normalized to 100%. The Rietveld refinement plot is shown in Figure 1.

Table 1. Results of quantitative phase analysis (wt.%): Project #: 2329 (B21), Ref#: 24-0322-COM-GARDT

Mineral	**Ideal Formula**	**#1: Comp-S**
Actinolite	$\square\{Ca_2\}\{Mg_{4.5\text{-}2.5}Fe_{0.5\text{-}2.5}\}(Si_8O_{22})(OH)_2$	0.5
Biotite	$K(Mg,Fe)_3(AlSi_3O_{10})(OH)_2$	1.4
Calcite	$CaCO_3$	2.2
Chalcopyrite	$CuFeS_2$	0.3
Clinochlore	$Mg_5Al(AlSi_3O_{10})(OH)_8$	1.0
Gypsum	$CaSO_4{\cdot}2H_2O$	0.6
Illite – Muscovite 2M1	$\sim K_{0.65}Al_{2.0}(Al_{0.65}Si_{3.35}O_{10})(OH)_2 - KAl_2(AlSi_3O_{10})(OH)_2$	5.9
Plagioclase (albite, calcian)	$NaAlSi_3O_8 - CaAl_2Si_2O_8$	7.7
Pyrite	FeS_2	70.0
Pyrrhotite	$Fe_{1\text{-}x}S$	1.6
Quartz	SiO_2	7.7
Titanite	$CaTiSiO_5$	1.1
Total		**100.0**

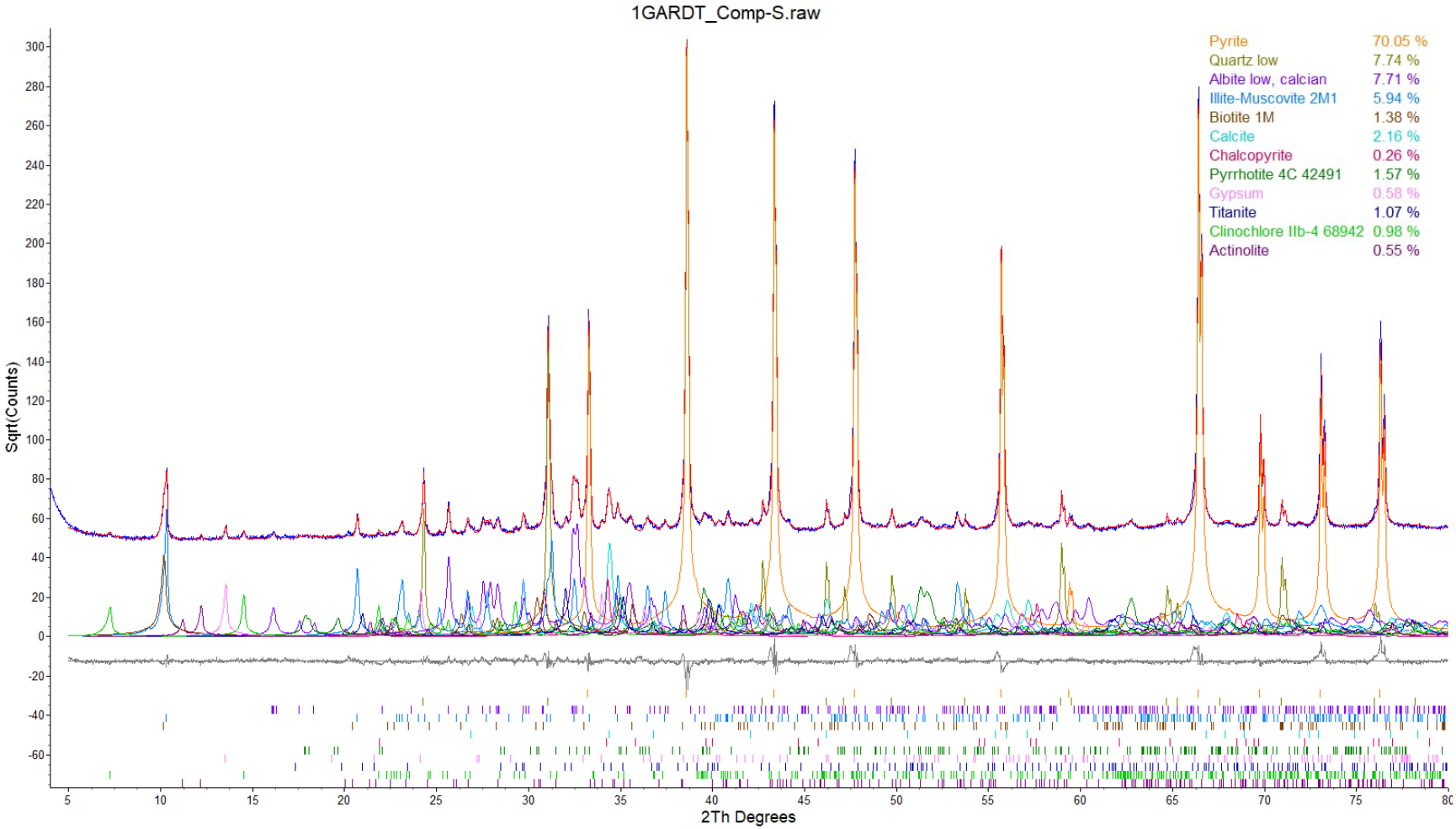

Figure 1. Rietveld refinement plot of sample **Global ARD Testing Services – #1: Comp-S** (blue line - observed intensity at each step; red line - calculated pattern; solid grey line below - difference between observed and calculated intensities; vertical bars - positions of all Bragg reflections). Coloured lines are individual diffraction patterns of all phases

CERTIFICATE OF ANALYSIS ▪ COVER PAGE

Global ARD Testing Services Inc.

CLIENT INFORMATION	
Client:	WSP E&I Canada Limited
Project Manager:	Krsiten Gault | Forrest McAdam
Mailing Address	2020 Winston Park Drive,
	Oakville, ON, L6H 6X7
Contact No:	(437) 425-9642

COMPANY INFORMATION	
Legal Name:	Global ARD Testing Services Inc.
Mailing Address:	6891 Antrim Avenue
	Burnaby, BC
	V5J 4M5
Contact No:	
	Main: (604) 428-2730
	Alternate: (604) 603-1359

PROJECT INFORMATION	
Project Name:	Great Bear
Project Number:	OMGS21045

REPORTING	
Global Project No:	2329
Pages (Including Cover):	14
Report Title:	2329 Great Bear (OMGS21045) HCT Report
Analysis Reviewed By:	Said Zeinab (szeinab@globalardtesting.com)
Position:	Project Manager
Report Certified By:	Said Zeinab
Signature:	

RESULTS		
Reported To:	**1**	Kristen Gault (kristen.gault@wsp.com)
	2	Forrest McAdam (forrest.mcadam@wsp.com)
	3	Sarah Matthews Sarah.Matthews1@wsp.com)
	4	
Date Reported		
		-Aug24; 18th: 27-Sep24; 19th: 31-Oct24; 20th: 28-Nov24; 21st: 24-Dec24.

INVOICE		
Submitted To:	**1**	Matthew Hart (matthew.hart@kinross.com)
	2	Forrest McAdam (forrest.mcadam@wsp.com)
	3	
	4	
Client:		Great Bear Resources
Address:		25 York Street, Suite 1700
		Toronto, ON, M5J 2V5
Client PO No:		N/A
Global Invoice No:		ARD2329-1224-20 (HCT-1 - 6) ARD2329-1224-07A (HCT-7 - 9)
Date Submitted:		December 20, 2024

NOTES
All samples and pulps are stored at no charge for 90 days past Static reporting date.
HCT, column, custom leach columns (Lysimeters) & SAD column samples will be stored free
for 90 days past kinetic testing program or Closedown.
Please contact the lab if you require additional sample storage time.
NOTE: Storage charges will apply.

CERTIFICATE OF ANALYSIS ▪ SAMPLE DETAILS

Global
ARD Testing Services Inc.

GLOBAL PROJECT NO: 2329
CLIENT: WSP E&I Canada Limited
PROJECT NAME: Great Bear
CLIENT PROJECT NO: OMGS21045

Batch-2 Shipment:

S. No.	Sample ID	Sample Description	Condition	Total Sample Wt Rec'd (kg)	HCT ID
1	CND-1	Tailing	Wet	2.90	HC-1
2	CND-2	Tailing	Wet	3.25	HC-2
3	CND-3	Tailing	Wet	2.50	HC-3
4	CND-4	Tailing	Wet	3.10	HC-4
5	CND-5	Tailing	Wet	2.55	HC-5

SAMPLE RECEIPT INFO:	
Date Samples Rec'd:	April 14, 2023
No. of Samples Rec'd:	5
Samples Rec'd By:	Garry

Batch-5 Shipment:

S. No.	Sample ID	Sample Type	Condition	Wt. of Sample Rec'd (Kg)	HCT ID
1	F1-Ro Concentrate	Tailing	Dry	0.30	
2	F1-Ro Tailings	Tailing	Wet	1.95	HC-6

Batch-8 Sshipment

S. No.	Sample ID	Sample Type	Condition	Wt. of Sample Rec'd (Kg)	Dry Sample Weight (g)	Dry Sample Weight - Remaining (SFE Removed) (g)	Dry Sample Weight - Remaining (SFE added) (g)	Dry Sample Weight - Remaining (SFE added) (g)	HCT ID	
1	F9-RO	Slurry	Wet	23.00						
2	F7-RO	Slurry	Wet	23.00						
2-Dup	F7-RO - Separate Split-Dup	Slurry	Wet							
3	F8-RO (Post-CND flot tailing-F8-C03)	Slurry	Wet	23.00					HC-7	B26 - PSD
4	F4-RO	Slurry	Wet	23.00						
4-Dup	F4-RO - Separate Split-Dup	Slurry	Wet							
5	F5-RO (Post-CND flot tailing-F5R-C05)	Dry	Wet	23.00					HC-8	B26 - PSD
6	F6-R-RO (Post-CND flot tailing-F6R-C06)	Dry	Wet	23.00					HC-9	B26 - PSD
6-Dup	F6-R-RO - Separate Split-Dup	Dry	Wet							
7	C01-F9	Dry	Dry	300 (g)	188.00	14.00	89.00	89.60		
8	C02-F1	Dry	Dry	1090 (g)	990.00	829.00	829.00	828.00		
8-Dup	C02-F1 - Separate Split-Dup	Dry	Dry							
9	C02-F2	Dry	Dry	490 (g)	410.00	278.00	353.00	355.40		
10	C02-F7	Dry	Dry	630(g)	528.00	327.00	327.00	327.10		
11	C03-F8	Slurry	Dry	380(g)	285.00	86.00	161.00	61.95		
12	C04-F4	Slurry	Dry	1162 (g)	988.00	697.00	697.00	693.75		
12-Dup	C04-F4 - Separate Split-Dup	Slurry	Dry							
13	C05-F4R	Slurry	Dry	295(g)	233.00	111.00	118.00	111.30		
14	C06-FGR	Slurry	Dry	410(g)	315.00	120.00	195.00	95.70		
15	CND-1 2329-B2	reject	Dry	1.60	3937.00	2462.00	2769.00	**2562.80**		
16	CND-2 2329-B2	reject	Dry	1.95						
17	CND-3 2329-B2	reject	Dry	1.20						
18	CND-4 2329-B2	reject	Dry	1.80						
19	CND-5 2329-B2	reject	Dry	1.25						
	Overlying Water				Kept in Cooler					

Sample List (Batch-8), (Batch-24):

S. No.	Sample ID	Sample Description	Condition (Wet/Dry)	Wt. of Sample Dry (g)	HCT-ID
1	WSP 01	Tailing	Dry		HC-10

CERTIFICATE OF ANALYSIS ▪ HUMIDITY CELL TESTING

Global ARD Testing Services Inc.

Instrument/Method:				General Parameters				Anions			Nutrients		Cyanides					Colourimetry		Calc.	Dissolved Metals by ICP-MS						
				pH Meter	EC Meter	Titration/Calculation		Turbidimetry	IC	ISE	IC		Colourimetric - Distillation			IC										
Sampling Date	Week No.	Input Vol. (DI Water)	Output Vol. (Leachate)	pH	EC	Acidity (to pH 8.3)	Alkalinity (to pH 4.5)	Sulphate	Chloride	Fluoride	Nitrate (NO_3 as N)	Nitrite (NO_2 as N)	Total CN	WAD CN	Free CN	Total Cyanate (CNO)	Thiocyanate	Total Ammonia	Dissolved Phosphorus	Hardness (as CaCO3)	Aluminum (Al)	Antimony (Sb)	Arsenic (As)	Barium (Ba)	Beryllium (Be)	Bismuth (Bi)	Boron (B)
	Unit:	mL	mL	pH Units	µS/cm	mg CaCO3/L	mg CaCO3/L	mg/L	mg/L	mg/L	mg/L	mg/L	mg/L	mg/L	ug/L	mg/L	mg/L	mg/L	mg/L	mg/L	mg/L	mg/L	mg/L	mg/L	mg/L	mg/L	mg/L
	RDL:	5	5	0.01	1	0.5	0.5	0.5	0.5	0.05	0.02	0.005	0.0025	0.0025	2.0	0.05	0.2	0.015	0.003	0.5	0.003	0.0005	0.0001	0.001	0.0001	0.001	0.05
02-May-23	0	750	315	6.25	1386	31.6	28.5	701.5	11	0.160	2.27	0.121	0.0142	0.0116	21	0.57	<0.20	0.52	0.0041	282.0	0.0538	0.0054	0.0102	0.0310	<0.00010	<0.0010	<0.050
09-May-23	1	500	475	5.94	1007	47.9	45.7	385.9	4.8	0.084	0.099	0.079	0.0169	0.0122	13	0.70	<0.20	0.16	0.0054	153.0	0.0609	0.0044	0.0170	0.0182	<0.00010	<0.0010	<0.050
16-May-23	2	500	492	6.82	609	20.3	48.8	291.5	3.3	0.085	0.070	0.048	0.0137	0.00664	8.4	<0.050	<0.20	0.32	0.0076	131.0	0.0698	0.0047	0.0167	0.0152	<0.00010	<0.0010	<0.050
23-May-23	3	500	472	6.37	369	24.1	43.1	190.4	0.96	0.075	0.542	0.0214	0.0505	0.0184	7.1	<0.10	<0.20	0.17	0.003	107.0	0.0553	0.0040	0.0110	0.0113	<0.00010	<0.0010	<0.050
30-May-23	4	500	459	6.46	387	31.2	47.8	138.1	<0.50	0.072	0.129	0.0106	0.166	0.00892	4.2	<0.10	<0.20	0.31	<0.0030	102.0	0.0768	0.0045	0.0132	0.0118	<0.00010	<0.0010	<0.050
06-Jun-23	5	500	463	6.60	242	26.0	48.4	107.1	<0.50	0.077	0.109	0.0058	0.109	0.00384	4.9	<0.10	<0.20	0.15	<0.0030	90.2	0.0724	0.0047	0.0119	0.0112	<0.00010	<0.0010	<0.050
13-Jun-23	6	500	451	6.46	252	32.8	48.1	70.1	<0.50	0.062	0.176	<0.0050	0.143	<0.0020	<2.0	<0.10	<0.20	0.061	0.0045	78.8	0.0763	0.0045	0.0119	0.0105	<0.00010	<0.0010	<0.050
20-Jun-23	7	500	467	6.47	162	22.8	48.1	55.9	<0.50	0.065	<0.020	0.0413	0.128	<0.0020	4.2	<0.10	<0.20	0.069	0.0037	80.3	0.0789	0.0047	0.0125	0.0118	<0.00010	<0.0010	<0.050
27-Jun-23	8	500	445	6.40	221	29.9	49.8	64.0	0.67	0.064	<0.020	<0.0050	0.0559	<0.0020	3.1	0.13	<0.20	0.058	0.0035	78.2	0.0760	0.0052	0.0124	0.0135	<0.00010	<0.0010	<0.050
04-Jul-23	9	500	459	6.16	160	31.4	48.2	58.0	<0.50	0.061	0.094	<0.0050	0.102	<0.0020	2.8	<0.10	<0.20	0.340	<0.0030	79.9	0.0753	0.0055	0.0122	0.0159	<0.00010	<0.0010	<0.050
11-Jul-23	10	500	447	6.27	198	27.3	41.1	35.0	<0.50	0.051	1.74	<0.0050	0.0187	0.0094	2.8	<0.050	<0.20	0.350	0.0036	63.0	0.0888	0.0048	0.0124	0.0133	<0.00010	<0.0010	<0.050
18-Jul-23	11	500	457	6.23	186	36.4	48.5	30.0	<0.50	0.051	0.051	<0.0050	0.118	0.0043	7.8	<0.050	<0.20	0.067	0.0051	66.6	0.0863	0.0050	0.0129	0.0143	<0.00010	<0.0010	<0.050
25-Jul-23	12	500	456	6.27	153	44.1	50.7	40.3	<0.50	<0.050									0.0031	69.3	0.0786	0.0051	0.0118	0.0150	<0.00010	<0.0010	<0.050
01-Aug-23	13	500	452	6.24	151	55.6	61.7	28.4	<0.50	<0.050									<0.0030	74.0	0.0707	0.0057	0.0117	0.0182	<0.00010	<0.0010	<0.050
08-Aug-23	14	500	461	6.37	194	25.6	52.7	21.3	<0.50	0.070									0.0066	73.9	0.0730	0.0048	0.0105	0.0163	<0.00010	<0.0010	<0.050
15-Aug-23	15	500	451	6.41	213	22.7	55.7	31.9	<0.50	<0.050									<0.0030	92.5	0.0646	0.0054	0.0089	0.0244	<0.00010	<0.0010	<0.050
22-Aug-23	16	500	451	6.36	234	28.4	55.1	37.2	<0.50	<0.050									0.0041	98.8	0.0657	0.0053	0.0081	0.0290	<0.00010	<0.0010	<0.050
29-Aug-23	17	500	456	6.24	290	26.9	48.6	50.8	<0.50	<0.050									0.0039	105.0	0.0468	0.0050	0.0071	0.0290	<0.00010	<0.0010	<0.050
05-Sep-23	18	500	449	6.05	224	33.2	44.8	64.5	<0.50	<0.050									<0.0030	116.0	0.0616	0.0056	0.0077	0.0350	<0.00010	<0.0010	<0.050
12-Sep-23	19	500	472	6.27	171	29.6	45.1	33.9	<0.50	<0.050									<0.0030	96.4	0.0673	0.0050	0.0078	0.0280	<0.00010	<0.0010	<0.050
19-Sep-23	20	500	447	6.20	249	32.3	45.6	68.2	<0.50	<0.050									<0.0030	87.8	0.0560	0.0046	0.0073	0.0269	<0.00010	<0.0010	<0.050
26-Sep-23	21	500	464	6.14	201	31.5	46.6	78.2	<0.50	<0.050	0.120	<0.0050							<0.0030	93.3	0.0756	0.0046	0.0079	0.0256	<0.00010	<0.0010	<0.050
03-Oct-23	22	500	489	6.25	269	28.7	52.4	65.2	<0.50	<0.050	0.029	<0.0050							<0.0030	103.0	0.0599	0.0050	0.0088	0.0292	<0.00010	<0.0010	<0.050
10-Oct-23	23	500	452	6.30	239	26.2	47.5	82.3	<0.50	<0.050	0.110	0.0222							0.0032	116.0	0.0746	0.0057	0.0100	0.0310	<0.00010	<0.0010	<0.050
17-Oct-23	24	500	411	6.24	158			43.5			0.076	<0.0050															
24-Oct-23	25	500	407	6.26	146	25.8	37.1	56.9			0.027		0.0601	<0.0025	<2.0			0.022	<0.0030	84.1	0.0527	0.0036	0.0067	0.0227	<0.00010	<0.0010	<0.050
31-Oct-23	26	500	442	6.21	146			35.2																			
07-Nov-23	27	500	422	6.46	163	22.2	34.9	38.9			0.021		0.0656	0.0058	<2.0			<0.015	<0.0030	269.0	0.0181	<0.00050	0.0004	0.0720	<0.00010	<0.0010	<0.050
14-Nov-23	28	500	421	6.44	120			50.5																			
21-Nov-23	29	500	432	6.43	119	24.8	33.5	39.0			<0.020		0.0730	<0.0025	<2.0			0.029	<0.0030	68.0	0.0817	0.0031	0.0078	0.0195	<0.00010	<0.0010	<0.050
28-Nov-23	30	500	448	6.38	144			50.7																			
05-Dec-23	31	500	458	6.31	125	33.8	39.0	47.3			<0.020		0.0760	0.0062	<2.0			0.029	<0.0030	73.7	0.0700	0.0029	0.0071	0.0208	<0.00010	<0.0010	<0.050
12-Dec-23	32	500	455	5.97	167			45.8																			
19-Dec-23	33	500	448	6.19	249	52.5	43.4	47.3			0.079		0.0492	<0.0025	<2.0			<0.015	<0.0030	96.9	0.0615	0.0028	0.0059	0.0294	<0.00010	<0.0010	<0.050
26-Dec-23	34	500	451	6.51	220			48.3																			
02-Jan-24	35	500	449	6.31	315	29.2	36.1	101.9			0.155		0.0456	0.00125	<2.0			0.02	<0.0030	141	0.0515	0.0028	0.0052	0.0362	<0.00010	<0.0010	<0.050
09-Jan-24	36	500	446	6.34	221			136.3																			
16-Jan-24	37	500	424	6.29	343	40.1	40.3	120.2			0.723		0.0784	0.0034	<2.0			<0.015	<0.0030	156	0.0433	0.0028	0.0044	0.0407	<0.00010	<0.0010	<0.050
23-Jan-24	38	500	431	6.36	316			190.2																			
30-Jan-24	39	500	442	6.29	332	26.6	36.9	162.2			0.035		0.0647	<0.0020	<2.0			0.034	0.0050	144	0.0424	0.0025	0.0038	0.0386	<0.00010	<0.0010	<0.050
06-Feb-24	40	500	440	6.53	310			132.5																			
13-Feb-24	41	500	454	6.43	248	22.5	32.2	77.1			<0.020		0.0537	0.0021	<2.0			0.018	<0.0030	105	0.0536	0.00200	0.00352	0.0250	<0.00010	<0.0010	<0.050
20-Feb-24	42	500	437	6.41	419			140.0																			
27-Feb-24	43	500	437	6.62	274	13.3	31.8	80.6			<0.020		0.0432	<0.0025	<2.0			<0.015	<0.0030	104	0.0520	0.00181	0.00350	0.0226	<0.00010	<0.0010	0.070
05-Mar-24	44	500	445	6.43	233			83.8																			
12-Mar-24	45	500	439	6.44	207	21.1	30.6	81.1			0.336		0.0639	<0.0025	<2.0			0.042	<0.0030	108	0.0588	0.00172	0.00445	0.0209	<0.00010	<0.0010	<0.050
19-Mar-24	46	500	465	6.43	253			88.7																			
26-Mar-24	47	500	439	6.48	213	23.8	31.7	86.7			<0.020		0.0723					0.018	<0.0030	107	0.0470	0.00179	0.00436	0.0209	<0.00010	<0.0010	<0.050
02-Apr-24	48	500	458	6.54	248			87.2																			
09-Apr-24	49	500	408	6.50	239	22.5	33.8	72.5			<0.020		0.0567					<0.015	<0.0030	104	0.0499	0.00181	0.00357	0.0211	<0.00010	<0.0010	<0.050
16-Apr-24	50	500	447	6.40	216			75.9																			
23-Apr-24	51	500	450	6.76	196	22.0	38.9	90.8			<0.020		0.0811					0.037	<0.0030	107	0.0444	0.00182	0.00327	0.0220	<0.00010	<0.0010	<0.050
30-Apr-24	52	500	465	6.55	239			69.7																			
07-May-24	53	500	437	6.44	234	26.4	35.0	89.7			1.04		0.0756					0.041	<0.0030	118	0.0518	0.00186	0.00377	0.0229	<0.00010	<0.0010	<0.050
14-May-24	54	500	427	6.39	282			101.8																			
21-May-24	55	500	456	6.37	256	27.1	32.8	83.9			0.149		0.0702					0.023	<0.0030	119	0.0636	0.00173	0.00397	0.0224	<0.00010	<0.0010	<0.050
28-May-24	56	500	428	6.52	213			96.0																			

GLOBAL PROJECT NO: 2329

CLIENT: WSP E&I Canada Limited

CLIENT PROJECT NAME & NO: Great Bear | OMGS21045

Sample ID: CND-1

Sample Wt. used (g): 1000.00

	Instru											CVAFS														
Sampling Date	Week No.	Cadmium (Cd)	Calcium (Ca)	Chromium (Cr)	Cobalt (Co)	Copper (Cu)	Iron (Fe)	Lead (Pb)	Lithium (Li)	Magnesium (Mg)	Manganese (Mn)	Mercury (Hg)	Molybdenum (Mo)	Nickel (Ni)	Phosphorus (P)	Potassium (K)	Selenium (Se)	Silicon (Si)	Silver (Ag)	Sodium (Na)	Strontium (Sr)	Sulphur (S)	Tellurium (Te)	Thallium (Tl)	Thorium (Th)	Tin (Sn)	Titanium (Ti)
	Unit:	mg/L	mg/L	mg/L	mg/L	mg/L	mg/L	mg/L	mg/L	mg/L	mg/L	ug/L	mg/L	mg/L	mg/L	mg/L	mg/L	mg/L	mg/L	mg/L	mg/L	mg/L	mg/L	mg/L	mg/L	mg/L	mg/L
	RDL:	0.00001	0.05	0.001	0.0002	0.0002	0.005	0.0002	0.002	0.05	0.001	0.0019	0.001	0.001	0.01	0.05	0.0001	0.1	0.00002	0.05	0.001	3	0.001	0.00001	0.001	0.005	0.005
02-May-23	0	0.000030	106.0	<0.0010	0.1110	0.0142	0.1500	<0.00020	0.0109	4.45	0.0125	0.0027	0.0126	0.0130	<0.010	46.8	0.00292	1.51	0.000020	241	0.2590	267.0		0.000029		<0.0050	<0.0050
09-May-23	1	<0.000010	56.3	<0.0010	0.0513	0.0073	0.0733	<0.00020	0.0104	3.05	0.0164	0.0023	0.0092	0.0060	0.0054	23.7	0.00159	1.55	<0.000020	110	0.1300	128.0		0.000016		<0.0050	<0.0050
16-May-23	2	0.000010	47.3	<0.0010	0.0377	0.0055	0.0662	<0.00020	0.0116	3.02	0.0182	<0.0019	0.0076	0.0043	<0.010	17.5	0.00147	1.88	<0.000020	71.2	0.1090	89.2		0.000011		<0.0050	<0.0050
23-May-23	3	<0.000010	38.6	<0.0010	0.0193	0.0033	0.0503	<0.00020	0.0072	2.54	0.0164	<0.0019	0.0053	0.0027	0.0030	11.8	0.00148	1.51	<0.000020	40.9	0.0738	54.5		<0.000010		<0.0050	<0.0050
30-May-23	4	<0.000010	36.8	<0.0010	0.0132	0.0031	0.0646	<0.00020	0.0080	2.37	0.0168	<0.0019	0.0045	0.0022	<0.010	10.6	0.00115	1.80	<0.000020	25.7	0.0777	40.9		<0.000010		<0.0050	<0.0050
06-Jun-23	5	<0.000010	33.0	<0.0010	0.0092	0.0024	0.0484	<0.00020	0.0066	1.92	0.0144	<0.0019	0.0037	0.0013	<0.010	8.89	0.00131	1.69	<0.000020	15.5	0.0670	31.3		<0.000010		<0.0050	<0.0050
13-Jun-23	6	<0.000010	28.7	<0.0010	0.0056	0.0018	0.0543	<0.00020	0.0054	1.76	0.0146	<0.0019	0.0025	<0.0010	<0.010	7.43	0.00121	1.74	<0.000020	8.72	0.0549	21.0		<0.000010		<0.0050	<0.0050
20-Jun-23	7	<0.000010	29.5	<0.0010	0.0046	0.0018	0.0488	<0.00020	0.0050	1.62	0.0157	<0.0019	0.0021	<0.0010	<0.010	7.16	0.00108	1.76	<0.000020	5.93	0.0588	18.1		<0.000010		<0.0050	<0.0050
27-Jun-23	8	<0.000010	28.5	<0.0010	0.0042	0.0016	0.0430	<0.00020	0.0053	1.70	0.0169	<0.0019	0.0020	<0.0010	<0.010	7.39	0.00117	1.87	<0.000020	4.47	0.0601	17.6		<0.000010		<0.0050	<0.0050
04-Jul-23	9	<0.000010	29.2	<0.0010	0.0043	0.0016	0.0419	<0.00020	0.0050	1.70	0.0170	<0.0019	0.0018	<0.0010	<0.010	8.16	0.00117	1.81	<0.000020	3.71	0.0624	17.1		<0.000010		<0.0050	<0.0050
11-Jul-23	10	<0.000010	23.2	<0.0010	0.0031	0.0014	0.0482	<0.00020	0.0035	1.22	0.0155	<0.0019	0.0011	<0.0010	<0.010	6.71	0.00107	1.55	<0.000020	2.21	0.0465	10.6		<0.000010		<0.0050	<0.0050
18-Jul-23	11	<0.000010	24.6	<0.0010	0.0032	0.0015	0.0546	<0.00020	0.0039	1.26	0.0153	<0.0019	0.0010	<0.0010	<0.010	7.33	0.00103	1.73	<0.000020	2.05	0.0509	9.8		<0.000010		<0.0050	<0.0050
25-Jul-23	12	<0.000010	25.8	<0.0010	0.0031	0.0015	0.0502	<0.00020	0.0036	1.18	0.0180	<0.0019	<0.0010	<0.0010	<0.010	7.65	0.00096	1.85	<0.000020	1.68	0.0502	11.8		<0.000010		<0.0050	<0.0050
01-Aug-23	13	<0.000010	27.4	<0.0010	0.0031	0.0015	0.0449	<0.00020	0.0043	1.39	0.0200	<0.0019	0.0010	<0.0010	<0.010	8.72	0.00104	2.07	<0.000020	1.82	0.0578	12.8		<0.000010		<0.0050	<0.0050
08-Aug-23	14	<0.000010	27.6	<0.0010	0.0032	0.0012	0.0444	<0.00020	0.0032	1.23	0.0185	<0.0019	<0.0010	<0.0010	<0.010	8.03	0.00094	1.85	<0.000020	1.46	0.0515	12.4		<0.000010		<0.0050	<0.0050
15-Aug-23	15	<0.000010	34.3	<0.0010	0.0041	0.0012	0.0397	0.00137	0.0041	1.69	0.0228	<0.0019	0.0010	<0.0010	<0.010	9.73	0.00096	1.98	<0.000020	1.57	0.0713	18.3		<0.000010		<0.0050	<0.0050
22-Aug-23	16	<0.000010	36.6	<0.0010	0.0045	0.0013	0.0310	<0.00020	0.0041	1.78	0.0260	<0.0019	0.0011	<0.0010	<0.010	10.4	0.00079	2.10	<0.000020	1.41	0.0774	23.7		<0.000010		<0.0050	<0.0050
29-Aug-23	17	<0.000010	39.3	<0.0010	0.0045	0.0011	0.0306	<0.00020	0.0039	1.62	0.0258	<0.0019	0.0012	<0.0010	<0.010	10.1	0.00071	1.70	<0.000020	1.27	0.0776	24.7		<0.000010		<0.0050	<0.0050
05-Sep-23	18	<0.000010	43.4	<0.0010	0.0053	0.0011	0.0272	<0.00020	0.0044	1.92	0.0258	0.0043	0.0016	<0.0010	<0.010	11.0	0.00071	1.95	<0.000020	1.37	0.0915	29.5		<0.000010		<0.0050	<0.0050
12-Sep-23	19	<0.000010	36.2	<0.0010	0.0040	0.0009	0.0381	<0.00020	0.0032	1.44	0.0256	<0.0019	0.0015	<0.0010	<0.010	9.65	0.00123	1.94	<0.000020	1.04	0.0689	22.8		<0.000010		<0.0050	<0.0050
19-Sep-23	20	<0.000010	32.8	<0.0010	0.0039	0.0008	0.0265	<0.00020	0.0027	1.41	0.0248	<0.0019	0.0015	<0.0010	<0.010	9.14	0.00059	1.57	<0.000020	1.00	0.0666	22.4		<0.000010		<0.0050	<0.0050
26-Sep-23	21	<0.000010	35.1	<0.0010	0.0035	0.0011	0.0642	<0.00020	0.0024	1.38	0.0241	<0.0019	0.0016	<0.0010	<0.010	8.99	0.00056	1.68	<0.000020	0.94	0.0606	21.3		<0.000010		<0.0050	<0.0050
03-Oct-23	22	<0.000010	38.9	<0.0010	0.0036	0.0008	0.0356	<0.00020	0.0026	1.50	0.0321	<0.0019	0.0016	<0.0010	<0.010	9.54	0.00066	1.92	<0.000020	1.02	0.0695	23.8		<0.000010		<0.0050	<0.0050
10-Oct-23	23	<0.000010	43.8	<0.0010	0.0043	0.0009	0.0502	<0.00020	0.0027	1.71	0.0268	<0.0019	0.0019	<0.0010	<0.010	10.8	0.00071	2.04	<0.000020	1.23	0.0744	28.5		<0.000010		<0.0050	<0.0050
17-Oct-23	24																										
24-Oct-23	25	<0.000010	31.9	<0.0010	0.0027	0.0009	0.0285	<0.00020	<0.0020	1.08	0.0265	<0.0019	0.0013	<0.0010	<0.010	7.66	0.00052	1.45	<0.000020	0.8	0.0463	18		<0.000010		<0.0050	<0.0050
31-Oct-23	26																										
07-Nov-23	27	<0.000010	87.9	<0.0010	<0.00020	0.0005	<0.0050	<0.00020	<0.0020	11.90	0.0568	<0.0019	0.0025	<0.0010	0.018	2.62	0.00051	4.71	<0.000020	14.1	0.367	5.9		0.000015		<0.0050	<0.0050
14-Nov-23	28																										
21-Nov-23	29	<0.000010	25.8	<0.0010	0.0023	0.0008	0.0250	<0.00020	<0.0020	0.90	0.0272	<0.0019	0.0011	<0.0010	<0.010	6.38	0.00049	1.23	<0.000020	0.651	0.0401	15.9		<0.000010		<0.0050	<0.0050
28-Nov-23	30																										
05-Dec-23	31	<0.000010	28.0	<0.0010	0.0021	0.0006	0.0309	<0.00020	<0.0020	0.93	0.0327	<0.0019	0.0011	<0.0010	<0.010	6.63	0.00044	1.35	<0.000020	0.64	0.0388	15.7		<0.000010		<0.0050	<0.0050
12-Dec-23	32																										
19-Dec-23	33	<0.000010	36.6	<0.0010	0.0029	0.0008	0.0218	<0.00020	<0.0020	1.26	0.051	<0.0019	<0.0010	<0.0010	<0.010	7.15	0.00039	1.48	<0.000020	0.688	0.0519	24.4		<0.000010		<0.0050	<0.0050
26-Dec-23	34																										
02-Jan-24	35	<0.000010	53.8	<0.0010	0.0045	0.0008	0.0184	<0.00020	<0.0020	1.59	0.0609	<0.0019	0.0013	<0.0010	<0.010	8.85	0.00038	1.48	<0.000020	0.794	0.076	39.8		<0.000010		<0.0050	<0.0050
09-Jan-24	36																										
16-Jan-24	37	0.000013	59.7	<0.0010	0.0051	0.0009	0.0277	<0.00020	<0.0020	1.66	0.0769	<0.0019	0.0016	<0.0010	<0.010	9.30	0.00034	1.57	<0.000020	0.855	0.0852	44.5		0.000010		<0.0050	<0.0050
23-Jan-24	38																										
30-Jan-24	39	0.0000	55.4	<0.0010	0.0042	0.0007	0.0230	<0.00020	<0.0020	1.39	0.0743	<0.0019	0.0017	<0.0010	<0.010	9.14	0.00034	1.49	<0.000020	0.772	0.0720	39.8		0.000014		<0.0050	<0.0050
06-Feb-24	40																										
13-Feb-24	41	<0.000010	40.3	<0.0010	0.00263	0.00066	0.0225	<0.00020	<0.0020	0.988	0.0548	<0.0019	0.0013	<0.0010	<0.010	7.25	0.00028	1.14	<0.000020	0.613	0.0499	27.2		0.000011		<0.0050	<0.0050
20-Feb-24	42																										
27-Feb-24	43	<0.000010	39.8	<0.0010	0.00246	0.00060	0.0207	<0.00020	<0.0020	1.10	0.0518	<0.0019	0.0013	<0.0010	<0.010	7.12	0.00026	1.21	<0.000020	1.28	0.0467	28.6		0.000010		<0.0050	<0.0050
05-Mar-24	44																										
12-Mar-24	45	<0.000010	41.5	<0.0010	0.00266	0.00056	0.0238	<0.00020	<0.0020	1.03	0.0505	<0.0019	0.0014	<0.0010	<0.010	7.16	0.00031	1.20	<0.000020	0.615	0.0485	28.8		<0.000010		<0.0050	<0.0050
19-Mar-24	46																										
26-Mar-24	47	<0.000010	41.2	<0.0010	0.00240	0.00054	0.0228	<0.00020	<0.0020	1.02	0.0513	<0.0019	0.0014	<0.0010	<0.010	7.20	0.00029	1.41	<0.000020	0.598	0.0469	29.6		<0.000010		<0.0050	<0.0050
02-Apr-24	48																										
09-Apr-24	49	<0.000010	39.8	<0.0010	0.00199	0.00092	0.0240	<0.00020	<0.0020	1.03	0.0480	<0.0019	0.0014	<0.0010	<0.010	7.08	0.00030	1.14	<0.000020	0.617	0.0416	26.0		0.000011		<0.0050	<0.0050
16-Apr-24	50																										
23-Apr-24	51	<0.000010	41.0	<0.0010	0.00213	0.00086	0.0266	<0.00020	<0.0020	1.01	0.0530	<0.0019	0.0016	<0.0010	<0.010	7.62	0.00034	1.39	<0.000020	0.626	0.0448	27.0		0.000012		<0.0050	<0.0050
30-Apr-24	52																										
07-May-24	53	<0.000010	45.5	<0.0010	0.00227	0.00068	0.0296	<0.00020	<0.0020	1.18	0.0583	<0.0019	0.0015	<0.0010	<0.010	8.08	0.00031	1.40	<0.000020	0.674	0.0505	30.8		0.000011		<0.0050	<0.0050
14-May-24	54																										
21-May-24	55	<0.000010	45.8	<0.0010	0.00231	0.00061	0.0299	<0.00020	<0.0020	1.19	0.0607	<0.0019	0.0016	<0.0010	<0.010	8.36	0.00031	1.31	<0.000020	0.692	0.0561	37.3		0.000012		<0.0050	<0.0050
28-May-24	56																										

GLOBAL PROJECT NO: 2329

CLIENT: WSP E&I Canada Limited

CLIENT PROJECT NAME & NO: Great Bear | OMGS21045

Sample ID: CND-1

Sample Wt. used (g): 1000.00

Instru							Ion Balance			
Sampling Date	Week No.	Tungsten (W)	Uranium (U)	Vanadium (V)	Zinc (Zn)	Zirconium (Zr)	Anions	Cations	% Difference	Job No
	Unit:	mg/L	mg/L	mg/L	mg/L	mg/L	meq/L	meq/L	meq/L	
	RDL:	0.001	0.0001	0.005	0.005	0.0001				
02-May-23	0	0.0015	0.00384	<0.0050	<0.0050	<0.00010	15.98	17.36	-4.12	C331644
09-May-23	1	0.0013	0.00416	<0.0050	<0.0050	<0.00010	9.30	8.47	4.71	C332693
16-May-23	2	0.0020	0.00442	<0.0050	<0.0050	<0.00010	7.29	6.17	8.34	C334578
23-May-23	3	0.0020	0.00327	<0.0050	<0.0050	<0.00010	4.04	4.23	-2.26	C336736
30-May-23	4	0.0029	0.00329	<0.0050	<0.0050	<0.00010	0.96	3.43	-56.31	C338359
06-Jun-23	5	0.0025	0.00292	<0.0050	<0.0050	<0.00010	0.97	2.72	-47.26	C340617
13-Jun-23	6	0.0026	0.00268	<0.0050	<0.0050	<0.00010	0.97	2.16	-38.14	C342918
20-Jun-23	7	0.0028	0.00281	<0.0050	<0.0050	<0.00010	2.13	2.06	1.69	C345232
27-Jun-23	8	0.0030	0.00283	<0.0050	<0.0050	<0.00010	2.38	1.96	9.77	C347526
04-Jul-23	9	0.0034	0.00321	<0.0050	<0.0050	<0.00010	2.18	1.98	4.77	C350156
11-Jul-23	10	0.0031	0.00229	<0.0050	<0.0050	<0.00010	1.55	1.54	0.44	C351832
18-Jul-23	11	0.0033	0.00263	<0.0050	<0.0050	<0.00010	1.60	1.62	-0.79	C354166
25-Jul-23	12	0.0036	0.0027	<0.0050	<0.0050	<0.00010	1.85	1.67	5.33	C357165
01-Aug-23	13	0.0034	0.00304	<0.0050	<0.0050	<0.00010	1.82	1.80	0.79	C359138
08-Aug-23	14	0.0032	0.00282	<0.0050	<0.0050	<0.00010	1.50	1.76	-7.92	C361545
15-Aug-23	15	0.0027	0.00428	<0.0050	<0.0050	<0.00010	1.78	2.18	-10.18	C363523
22-Aug-23	16	0.0022	0.00425	<0.0050	<0.0050	<0.00010	1.88	2.31	-10.38	C365782
29-Aug-23	17	0.0020	0.00394	<0.0050	<0.0050	<0.00010	2.03	2.42	-8.72	C368425
05-Sep-23	18	0.0020	0.00449	<0.0050	<0.0050	<0.00010	2.24	2.68	-8.88	C370539
12-Sep-23	19	0.0020	0.00345	<0.0050	<0.0050	<0.00010	1.61	2.23	-16.18	C373582
19-Sep-23	20	0.0019	0.00342	<0.0050	<0.0050	<0.00010	2.33	2.04	6.68	C375487
26-Sep-23	21	0.0022	0.00333	<0.0050	<0.0050	<0.00010	2.56	2.15	8.70	C378101
03-Oct-23	22	0.0022	0.00381	<0.0050	<0.0050	<0.00010	2.41	2.36	0.87	C381110
10-Oct-23	23	0.0024	0.00412	<0.0050	<0.0050	<0.00010	2.66	2.67	-0.10	C382783
17-Oct-23	24									
24-Oct-23	25	0.0018	0.00239	<0.0050	<0.0050	<0.00010	1.93	1.92	0.16	C387347
31-Oct-23	26									
07-Nov-23	27	<0.0010	0.00062	<0.0050	<0.0050	<0.00010	1.51	6.06	-60.15	C392395
14-Nov-23	28									
21-Nov-23	29	0.0016	0.00177	<0.0050	<0.0050	<0.00010	1.48	1.57	-2.75	C396056
28-Nov-23	30									
05-Dec-23	31	0.0018	0.00189	<0.0050	<0.0050	<0.00010	1.77	1.68	2.38	C399918
12-Dec-23	32									
19-Dec-23	33	0.0013	0.0023	<0.0050	<0.0050	<0.00010	1.85	2.15	-7.53	C3A3911
26-Dec-23	34									
02-Jan-24	35	<0.0010	0.00271	<0.0050	<0.0050	<0.00010	2.84	3.09	-4.10	C400825
09-Jan-24	36									
16-Jan-24	37	0.0010	0.00314	<0.0050	<0.0050	<0.00010	3.31	3.40	-1.39	C403683
23-Jan-24	38									
30-Jan-24	39	0.0014	0.00231	<0.0050	<0.0050	<0.00010	4.12	3.16	13.19	CIL337
06-Feb-24	40									
13-Feb-24	41	0.0015	0.00152	<0.0050	<0.0050	<0.00010	2.25	2.31	-1.44	CJG644
20-Feb-24	42									
27-Feb-24	43	0.0010	0.00133	<0.0050	<0.0050	<0.00010	2.32	2.34	-0.60	C414365
05-Mar-24	44									
12-Mar-24	45	<0.0010	0.00150	<0.0050	<0.0050	<0.00010	2.30	2.38	-1.60	C418171
19-Mar-24	46									
26-Mar-24	47	0.0012	0.00138	<0.0050	<0.0050	<0.00010	2.44	2.36	1.69	C422010
02-Apr-24	48									
09-Apr-24	49	0.0011	0.00128	<0.0050	<0.0050	<0.00010	2.19	2.29	-2.30	C424934
16-Apr-24	50									
23-Apr-24	51	0.0013	0.00135	<0.0050	<0.0050	<0.00010	2.67	2.36	6.14	C428790
30-Apr-24	52									
07-May-24	53	0.0011	0.00154	<0.0050	<0.0050	<0.00010	2.57	2.61	-0.90	C433069
14-May-24	54									
21-May-24	55	0.0013	0.00138	<0.0050	<0.0050	<0.00010	2.40	2.64	-4.68	C436642
28-May-24	56									

CERTIFICATE OF ANALYSIS ▪ HUMIDITY CELL TESTING RESULTS OF HC-1

Global ARD Testing Services Inc.

GLOBAL PROJECT NO: 2329
CLIENT: WSP E&I Canada Limited
CLIENT PROJECT NAME & NO: Great Bear | OMGS21045
Sample ID: CND-1
Sample Wt. used (g): 1000.00

CERTIFICATE OF ANALYSIS ▪ HUMIDITY CELL TESTING

Global ARD Testing Services Inc.

				General Parameters				Anions			Nutrients		Cyanides					Colourimetry		Calc.	Dissolved Metals by ICP-MS						
Instrument/Method:				pH Meter	EC Meter	Titration/Calculation		Turbidimetry	IC	ISE	IC		Colourimetric - Distillation			IC										
Sampling Date	Week No.	Input Vol. (DI Water)	Output Vol. (Leachate)	pH	EC	Acidity (to pH 8.3)	Alkalinity (to pH 4.5)	Sulphate	Chloride	Fluoride	Nitrate (NO_3 as N)	Nitrite (NO_2 as N)	Total CN	WAD CN	Free CN	Total Cyanate (CNO)	Thiocyanate	Total Ammonia	Dissolved Phosphorus	Hardness (as CaCO3)	Aluminum (Al)	Antimony (Sb)	Arsenic (As)	Barium (Ba)	Beryllium (Be)	Bismuth (Bi)	Boron (B)
	Unit:	mL	mL	pH Units	µS/cm	mg CaCO3/L	mg CaCO3/L	mg/L	mg/L	mg/L	mg/L	mg/L	mg/L	mg/L	ug/L	mg/L	mg/L	mg/L	mg/L	mg/L	mg/L	mg/L	mg/L	mg/L	mg/L	mg/L	mg/L
	RDL:	5	5	0.01	1	0.5	0.5	0.5	0.5	0.05	0.02	0.005	0.0025	0.0025	2.0	0.05	0.2	0.015	0.003	0.5	0.003	0.0005	0.0001	0.001	0.0001	0.001	0.05
04-Jun-24	57	500	444	6.73	172	26.2	36.6	97.3			<0.020		0.0635					0.015	<0.0030	108	0.0500	0.00173	0.00355	0.0223	<0.00010	<0.0010	<0.050
11-Jun-24	58	500	437	6.66	189			80.1																			
18-Jun-24	59	500	445	6.36	174	25.8	35.3	78.4			<0.020		0.0182					0.040	<0.0030	96.3	0.0507	0.00153	0.00322	0.0203	<0.00010	<0.0010	<0.050
25-Jun-24	60	500	439	6.25	208			90.0																			
02-Jul-24	61	500	436	6.29	246	30.1	33.9	86.0			<0.020		0.0582					0.025	<0.0030	99.1	0.0534	0.00158	0.00319	0.0221	<0.00010	<0.0010	<0.050
09-Jul-24	62	500	445	6.37	176			68.6																			
16-Jul-24	63	500	463	6.16	188	28.7	30.9	46.4			<0.020		0.0587					0.038	<0.0030	72.1	0.0628	0.00126	0.00297	0.0158	<0.00010	<0.0010	<0.050
23-Jul-24	64	500	447	6.03	160			63.9																			
30-Jul-24	65	500	449	6.06	188	34.0	32.5	53.6			0.035		0.0931					0.040	<0.0030	78.6	0.0530	0.00123	0.00289	0.0176	<0.00010	<0.0010	<0.050
06-Aug-24	66	500	446	6.04	185			62.5																			
13-Aug-24	67	500	457	5.99	152	40.1	30.2	50.9			<0.020		0.0515					0.057	<0.0030	67.9	0.0560	0.00116	0.00269	0.0157	<0.00010	<0.0010	<0.050
20-Aug-24	68	500	445	6.08	162			54.6																			
27-Aug-24	69	500	444	6.30	174	30.4	32.1	40.6			<0.020		0.0552					0.039	<0.0030	65.2	0.0616	0.00117	0.00326	0.0133	<0.00010	<0.0010	<0.050
03-Sep-24	70	500	438	6.07	179			41.2																			
10-Sep-24	71	500	439	6.34	166	30.3	31.6	38.7			0.067		0.0565					<0.015	<0.0030	72.7	0.0557	0.00123	0.00328	0.0154	<0.00010	<0.0010	<0.050
17-Sep-24	72	500	438	6.30	141			44.4																			
24-Sep-24	73	500	433	6.24	162	25.6	30.1	41.2			<0.020		0.0614					<0.015	<0.0030	68.3	0.0609	0.00121	0.00337	0.0151	<0.00010	<0.0010	<0.050
01-Oct-24	74	500	447	6.66	145			52.1																			
08-Oct-24	75	500	449	6.67	146	22.3	32.1	41.4			0.024		0.0638					<0.015	<0.0030	60.9	0.0676	0.00127	0.00421	0.0143	<0.00010	<0.0010	<0.050
15-Oct-24	76	500	439	6.80	190			51.9																			
22-Oct-24	77	500	444	6.28	128	24.5	33.6	40.5			0.042		0.0677					<0.015	<0.0030	69.4	0.0641	0.00138	0.00364	0.0175	<0.00010	<0.0010	<0.050
29-Oct-24	78	500	428	6.54	122			41.4																			
05-Nov-24	79	500	441	6.70	177	17.8	35.9	39.2			0.212		0.0775					<0.015	<0.0030	70.1	0.0649	0.00134	0.00402	0.0181	<0.00010	<0.0010	<0.050
12-Nov-24	80	500	438	6.43	143			34.2																			
19-Nov-24	81	500	430	6.26	98.3	22.4	30.8	24.8			0.115		0.0487					<0.015	<0.0030	51.7	0.0741	0.00111	0.00390	0.0136	<0.00010	<0.0010	<0.050
26-Nov-24	82	500	442	6.39	128			44.7																			
03-Dec-24	83	500	439	6.67	135	19.8	32.6	35.5			<0.020		0.0450					<0.015	<0.0030	63.8	0.0733	0.00123	0.00320	0.0185	<0.00010	<0.0010	<0.050

NOTES:

March 13 2024: Analytical schedule updated per email by Forrest McAdam, HC-1 to HC-5 will run for an additional 40 weeks.

October 11, 2023: Analytical schedule updated per email by Forrest McAdam.

RDL may be raised for some samples due to sample matrix interference.

Abbreviations:

RDL: Reportable Detection Limits
EC: Electric Conductivity
IC: Ion Chromatograph
SIE: Selective Ion Electrode
ICP-MS: Inductively Coupled Plasma - Mass Spectrometry
Calc: Calculation

Calc: Calculation

GLOBAL PROJECT NO: 2329
CLIENT: WSP E&I Canada Limited
CLIENT PROJECT NAME & NO: Great Bear | OMGS21045
Sample ID: CND-1
Sample Wt. used (g): 1000.00

Global ARD Testing Services Inc.

Instru												CVAFS															
Sampling Date	Week No.	Cadmium (Cd)	Calcium (Ca)	Chromium (Cr)	Cobalt (Co)	Copper (Cu)	Iron (Fe)	Lead (Pb)	Lithium (Li)	Magnesium (Mg)	Manganese (Mn)	Mercury (Hg)	Molybdenum (Mo)	Nickel (Ni)	Phosphorus (P)	Potassium (K)	Selenium (Se)	Silicon (Si)	Silver (Ag)	Sodium (Na)	Strontium (Sr)	Sulphur (S)	Tellurium (Te)	Thallium (Tl)	Thorium (Th)	Tin (Sn)	Titanium (Ti)
	Unit:	mg/L	mg/L	mg/L	mg/L	mg/L	mg/L	mg/L	mg/L	mg/L	mg/L	ug/L	mg/L	mg/L	mg/L	mg/L	mg/L	mg/L	mg/L	mg/L	mg/L	mg/L	mg/L	mg/L	mg/L	mg/L	mg/L
	RDL:	0.00001	0.05	0.001	0.0002	0.0002	0.005	0.0002	0.002	0.05	0.001	0.0019	0.001	0.001	0.01	0.05	0.0001	0.1	0.00002	0.05	0.001	3	0.001	0.00001	0.001	0.005	0.005
04-Jun-24	57	<0.000010	41.7	<0.0010	0.00192	0.00102	0.0282	<0.00020	<0.0020	0.98	0.0531	<0.0019	0.0015	<0.0010	<0.010	7.53	0.00031	1.34	<0.000020	0.562	0.0500	28.7		0.000013		<0.0050	<0.0050
11-Jun-24	58																										
18-Jun-24	59	<0.000010	37.1	<0.0010	0.00160	0.00089	0.0286	<0.00020	<0.0020	0.908	0.0505	<0.0019	0.0013	<0.0010	<0.010	6.87	0.00031	1.33	<0.000020	0.525	0.0456	26.2		0.000012		<0.0050	<0.0050
25-Jun-24	60																										
02-Jul-24	61	0.000010	38.2	<0.0010	0.00189	0.00096	0.0306	<0.00020	<0.0020	0.916	0.0583	<0.0019	0.0013	<0.0010	<0.010	7.20	0.00031	1.45	<0.000020	0.553	0.0465	28.0		0.000014		<0.0050	<0.0050
09-Jul-24	62																										
16-Jul-24	63	<0.000010	27.8	<0.0010	0.00121	0.00072	0.0251	<0.00020	<0.0020	0.669	0.0481	<0.0019	0.0010	<0.0010	<0.010	5.81	0.00032	1.08	<0.000020	0.405	0.0333	19.1	<0.0010	0.000011	<0.0010	<0.0050	<0.0050
23-Jul-24	64																										
30-Jul-24	65	<0.000010	30.2	<0.0010	0.00127	0.00123	0.0274	<0.00020	<0.0020	0.789	0.0493	<0.0019	0.0011	<0.0010	<0.010	5.81	0.00026	1.00	<0.000020	0.468	0.0352	18.9	<0.0010	0.000011	<0.0010	<0.0050	<0.0050
06-Aug-24	66																										
13-Aug-24	67	<0.000010	26.1	<0.0010	0.00108	0.00193	0.0276	<0.00020	<0.0020	0.635	0.0478	<0.0019	<0.0010	<0.0010	<0.010	5.47	0.00025	1.07	<0.000020	0.412	0.0310	16.3	<0.0010	0.000012	<0.0010	<0.0050	<0.0050
20-Aug-24	68																										
27-Aug-24	69	<0.000010	25.1	<0.0010	0.00097	0.00738	0.0236	<0.00020	<0.0020	0.586	0.0356	<0.0019	<0.0010	<0.0010	<0.010	5.33	0.00032	1.03	<0.000020	0.395	0.0291	14.4	<0.0010	<0.000010	<0.0010	<0.0050	<0.0050
03-Sep-24	70																										
10-Sep-24	71	<0.000010	28.0	<0.0010	0.00111	0.00070	0.0276	<0.00020	<0.0020	0.701	0.0448	<0.0019	0.0010	<0.0010	<0.010	5.55	0.00034	1.13	<0.000020	0.433	0.0322	15.8	<0.0010	<0.000010	<0.0010	<0.0050	<0.0050
17-Sep-24	72																										
24-Sep-24	73	<0.000010	26.4	<0.0010	0.00112	0.00148	0.0283	<0.00020	<0.0020	0.586	0.0370	<0.0019	<0.0010	<0.0010	<0.010	5.22	0.00034	1.17	<0.000020	0.376	0.0276	14.7	<0.0010	<0.000010	<0.0010	<0.0050	<0.0050
01-Oct-24	74																										
08-Oct-24	75	<0.000010	23.5	<0.0010	0.00097	0.00065	0.0299	<0.00020	<0.0020	0.561	0.0331	<0.0019	<0.0010	<0.0010	<0.010	5.22	0.00038	1.22	<0.000020	0.379	0.0288	13.6	<0.0010	<0.000010	<0.0010	<0.0050	<0.0050
15-Oct-24	76																										
22-Oct-24	77	<0.000010	26.7	<0.0010	0.00109	0.00129	0.0275	<0.00020	<0.0020	0.649	0.0423	<0.0019	0.0010	<0.0010	<0.010	5.83	0.00043	1.34	<0.000020	0.452	0.0335	15.1	<0.0010	0.000013	<0.0010	<0.0050	<0.0050
29-Oct-24	78																										
05-Nov-24	79	<0.000010	27.1	<0.0010	0.00101	0.00093	0.0293	<0.00020	<0.0020	0.598	0.0388	<0.0019	<0.0010	<0.0010	<0.010	5.82	0.00042	1.22	<0.000020	0.383	0.0347	14.7	<0.0010	<0.000010	<0.0010	<0.0050	<0.0050
12-Nov-24	80																										
19-Nov-24	81	0.000036	19.9	<0.0010	0.00072	0.00089	0.0280	<0.00020	<0.0020	0.494	0.0301	<0.0019	<0.0010	<0.0010	<0.010	4.60	0.00038	1.15	<0.000020	0.346	0.0252	8.90	<0.0010	0.000017	<0.0010	<0.0050	<0.0050
26-Nov-24	82																										
03-Dec-24	83	<0.000010	24.5	<0.0010	0.00098	0.00093	0.0283	<0.00020	<0.0020	0.650	0.0350	<0.0019	<0.0010	<0.0010	<0.010	5.46	0.00038	1.23	<0.000020	0.432	0.0305	11.9	<0.0010	<0.000010	<0.0010	<0.0050	<0.0050

GLOBAL PROJECT NO: 2329

CLIENT: WSP E&I Canada Limited

CLIENT PROJECT NAME & NO: Great Bear | OMGS21045

Sample ID: CND-1

Sample Wt. used (g): 1000.00

	Instru						Ion Balance			
Sampling Date	Week No.	Tungsten (W)	Uranium (U)	Vanadium (V)	Zinc (Zn)	Zirconium (Zr)	Anions	Cations	% Difference	Job No
	Unit:	mg/L	mg/L	mg/L	mg/L	mg/L	meq/L	meq/L	meq/L	
	RDL:	0.001	0.0001	0.005	0.005	0.0001				
04-Jun-24	57	0.0012	0.00126	<0.0050	<0.0050	<0.00010	2.76	2.39	7.21	C440992
11-Jun-24	58									
18-Jun-24	59	0.0013	0.00100	<0.0050	<0.0050	<0.00010	2.34	2.13	4.59	C446156
25-Jun-24	60									
02-Jul-24	61	0.0014	0.00116	<0.0050	<0.0050	<0.00010	2.47	2.20	5.79	C450077
09-Jul-24	62									
16-Jul-24	63	0.0013	0.00070	<0.0050	<0.0050	<0.00010	1.59	1.62	-1.05	C454411
23-Jul-24	64									
30-Jul-24	65	0.0015	0.00075	<0.0050	<0.0050	<0.00010	1.77	1.75	0.44	C458873
06-Aug-24	66									
13-Aug-24	67	0.0015	0.00067	<0.0050	<0.0050	<0.00010	1.66	1.52	4.41	C462821
20-Aug-24	68									
27-Aug-24	69	0.0012	0.00070	<0.0050	0.0056	<0.00010	1.49	1.46	0.73	C467358
03-Sep-24	70									
10-Sep-24	71	0.0014	0.0008	<0.0050	<0.0050	<0.00010	1.44	1.63	-6.11	C471921
17-Sep-24	72									
24-Sep-24	73	0.0013	0.00068	<0.0050	<0.0050	<0.00010	1.46	1.53	-2.19	C476699
01-Oct-24	74									
08-Oct-24	75	0.0013	0.00062	<0.0050	<0.0050	<0.00010	1.50	1.38	4.31	C481227
15-Oct-24	76									
22-Oct-24	77	0.0015	0.00071	<0.0050	<0.0050	<0.00010	1.52	1.57	-1.62	C485998
29-Oct-24	78									
05-Nov-24	79	0.0014	0.00080	<0.0050	<0.0050	<0.00010	1.54	1.58	-1.38	C490483
12-Nov-24	80									
19-Nov-24	81	0.0016	0.00055	<0.0050	<0.0050	<0.00010	1.13	1.18	-1.93	C494940
26-Nov-24	82									
03-Dec-24	83	0.0013	0.00063	<0.0050	<0.0050	<0.00010	1.39	1.45	-1.94	C498867

CERTIFICATE OF ANALYSIS ▪ HUMIDITY CELL TESTING RESULTS OF HC-2

Global ARD Testing Services Inc.

GLOBAL PROJECT NO: 2329

CLIENT: WSP E&I Canada Limited

CLIENT PROJECT NAME & NO: Great Bear | OMGS21045

Sample ID: CND-2

Sample Wt. used (g): 1000.00

CERTIFICATE OF ANALYSIS ▪ HUMIDITY CELL TESTING

Global ARD Testing Services Inc.

Instrument/Method:				General Parameters				Anions			Nutrients		Cyanides							Calc.	Dissolved Metals by ICP-MS						
				pH Meter	EC Meter	Titration/Calculation		Turbidimetry	IC	ISE	IC		Colourimetric - Distillation			IC		Colourimetry								
Sampling Date	Week No.	Input Vol. (DI Water)	Output Vol. (Leachate)	pH	EC	Acidity (to pH 8.3)	Alkalinity (to pH 4.5)	Sulphate	Chloride	Fluoride	Nitrate (NO_3 as N)	Nitrite (NO_2 as N)	Total CN	WAD CN	Free CN	Total Cyanate (CNO)	Thiocyanate	Total Ammonia	Dissolved Phosphorus	Hardness (as CaCO3)	Aluminum (Al)	Antimony (Sb)	Arsenic (As)	Barium (Ba)	Beryllium (Be)	Bismuth (Bi)	Boron (B)
	Unit:	mL	mL	pH Units	µS/cm	mg CaCO3/L	mg CaCO3/L	mg/L	mg/L	mg/L	mg/L	mg/L	mg/L	mg/L	ug/L	mg/L	mg/L	mg/L	mg/L	mg/L	mg/L	mg/L	mg/L	mg/L	mg/L	mg/L	mg/L
	RDL:	5	5	0.01	1	0.5	0.5	0.5	0.5	0.05	0.02	0.005	0.0025	0.0025	2.0	0.05	0.2	0.015	0.003	0.5	0.003	0.0005	0.0001	0.001	0.0001	0.001	0.05
02-May-23	0	750	373	6.34	1629	32.5	37.2	1073.7	160	<0.050	0.054	0.0126	0.0209	0.023	19.0	3.80	4.5	0.370	<0.0030	366	0.0687	0.0024	0.00072	0.0225	<0.00020	<0.0020	<0.10
09-May-23	1	500	455	6.18	1018	47.8	40.4	390.4	3.0	0.12	0.044	0.0372	0.1310	0.0268	11.0	0.86	0.26	0.220	<0.0030	214	0.0542	0.00169	0.00096	0.0118	<0.00010	<0.0010	<0.050
16-May-23	2	500	474	6.70	539	21.2	33.7	279.2	1.8	0.11	<0.020	0.0129	0.0552	0.0225	3.1	0.88	<0.20	0.200	0.0042	154	0.0649	0.00144	0.00091	0.0081	<0.00010	<0.0010	<0.050
23-May-23	3	500	447	6.40	556	24.5	31.9	318.1	0.59	0.10	0.034	<0.0050	0.0066	0.00145	4.5	0.39	<0.20	0.410	<0.0030	201	0.0422	0.00118	0.00063	0.0093	<0.00010	<0.0010	<0.050
30-May-23	4	500	439	6.42	680	33.8	34.6	284.8	<0.50	0.12	0.028	<0.0050	0.0788	0.00282	2.1	0.18	<1.0	0.140	<0.0030	219	0.0687	0.00127	0.00065	0.0097	<0.00010	<0.0010	<0.050
06-Jun-23	5	500	437	6.48	479	27.1	34.8	305.9	<0.50	0.11	0.037	<0.0050	0.0592	0.00141	3.9	<0.10	<0.20	0.110	<0.0030	216	0.0573	0.00121	0.0006	0.0086	<0.00010	<0.0010	<0.050
13-Jun-23	6	500	432	6.42	577	35.4	36.8	273.7	<0.50	0.10	0.030	<0.0050	0.0596	<0.0020	<2.0	<0.10	<0.20	0.068	<0.0030	210	0.0554	0.00139	0.00068	0.0086	<0.00010	<0.0010	<0.050
20-Jun-23	7	500	443	6.36	484	26.1	35.7	301.5	<0.50	0.11	<0.020	0.0105	0.0458	<0.0020	4.2	0.089	<0.20	0.052	<0.0030	290	0.0458	0.00176	0.00064	0.0114	<0.00010	<0.0010	<0.050
27-Jun-23	8	500	432	6.24	638	31.7	35.7	324.8	0.78	0.12	<0.020	<0.0050	0.0201	<0.0020	4.2	<0.050	<0.20	0.097	<0.0030	259	0.0472	0.00186	0.00063	0.0113	<0.00010	<0.0010	<0.050
04-Jul-23	9	500	446	6.17	394	29.2	32.2	236.1	<0.50	0.10	0.044	<0.0050	0.0318	<0.0020	2.1	<0.10	<0.20	0.330	<0.0030	222	0.0569	0.00149	0.00058	0.0092	<0.00010	<0.0010	<0.050
11-Jul-23	10	500	429	6.27	567	29.9	32.4	226.6	<0.50	0.10	0.046	<0.0050	0.0116	0.0082	3.3	<0.050	<0.20	0.088	<0.0030	212	0.0434	0.00152	0.00057	0.0091	<0.00010	<0.0010	<0.050
18-Jul-23	11	500	440	6.20	493	37.8	32.1	185.0	<0.50	0.10	<0.020	<0.0050	0.0712	0.0037	6.8	<0.050	<0.20	0.074	<0.0030	199	0.0375	0.00140	0.00048	0.0088	<0.00010	<0.0010	<0.050
25-Jul-23	12	500	443	6.22	373	45.8	33.6	211.1	<0.50	0.11									<0.0030	196	0.0394	0.00150	0.00050	0.0088	<0.00010	<0.0010	<0.050
01-Aug-23	13	500	442	6.21	359	62.2	38.5	155.7	<0.50	0.10									<0.0030	207	0.0374	0.00162	0.00046	0.0100	<0.00010	<0.0010	<0.050
08-Aug-23	14	500	451	6.22	436	26.1	33.7	126.6	<0.50	0.12									<0.0030	188	0.0337	0.00145	0.00044	0.0085	<0.00010	<0.0010	<0.050
15-Aug-23	15	500	430	6.37	326	23.3	32.9	82.3	<0.50	0.10									<0.0030	157	0.0360	0.00139	0.00046	0.0079	<0.00010	<0.0010	<0.050
22-Aug-23	16	500	439	6.32	310	26.2	35.8	76.6	1.00	0.11									<0.0030	145	0.0365	0.00148	0.00044	0.0086	<0.00010	<0.0010	<0.050
29-Aug-23	17	500	443	6.21	389	25.8	32.3	99.4	0.096	0.93									<0.0030	166	0.0345	0.00151	0.00045	0.0095	<0.00010	<0.0010	<0.050
05-Sep-23	18	500	446	6.17	264	26.2	29.4	106.9	0.081	<0.50									<0.0030	145	0.0344	0.00131	0.00042	0.0088	<0.00010	<0.0010	<0.050
12-Sep-23	19	500	443	6.33	245	30.4	33.6	70.5	0.089	0.64									<0.0030	149	0.0367	0.00132	0.00041	0.0092	<0.00010	<0.0010	<0.050
19-Sep-23	20	500	424	6.24	369	30.6	32.4	148.1	<0.50	0.093									<0.0030	145	0.0305	0.00132	0.00043	0.0099	<0.00010	<0.0010	<0.050
26-Sep-23	21	500	447	6.20	303	29.1	35.4	130.3	0.62	0.084	<0.020	<0.0050							<0.0030	157	0.0309	0.00132	0.00040	0.0102	<0.00010	<0.0010	<0.050
03-Oct-23	22	500	485	6.21	369	28.7	39.6	126.8	<0.50	0.079	<0.020	<0.0050							<0.0030	139	0.0268	0.00138	0.00044	0.0100	<0.00010	<0.0010	<0.050
10-Oct-23	23	500	441	6.33	290	24.4	32.4	142.3	0.52	0.089	<0.020	<0.0050							<0.0030	152	0.0322	0.00139	0.00042	0.0101	<0.00010	<0.0010	<0.050
17-Oct-23	24	500	400	6.22	222			111.3			<0.020	<0.0050															
24-Oct-23	25	500	405	6.25	234	26.2	27.9	104.9	0.52	0.061	<0.020		0.025	<0.0025	<2.0			0.031	<0.0030	128	0.0255	0.00097	0.00029	0.0082	<0.00010	<0.0010	<0.050
31-Oct-23	26	500	426	6.17	255			105.7																			
07-Nov-23	27	500	410	6.55	259	21.0	27.0	156.7	0.95	0.068	<0.020		0.036	0.0058	<2.0			<0.015	<0.0030	141	0.0136	0.00108	0.00017	0.0110	<0.00010	<0.0010	<0.050
14-Nov-23	28	500	411	6.49	237			118.3																			
21-Nov-23	29	500	410	6.48	207	24.1	28.0	156.7	0.57	0.055	<0.020		0.0289	<0.0025	<2.0			0.025	<0.0030	128	0.0238	0.00104	0.00019	0.0106	<0.00010	<0.0010	<0.050
28-Nov-23	30	500	436	6.43	260			132.4																			
05-Dec-23	31	500	431	6.41	213	33.2	33.1	123.7	0.82	0.059	<0.020		0.0327	0.0035	<2.0			0.034	<0.0030	123	0.0148	0.00096	0.00024	0.0108	<0.00010	<0.0010	<0.050
12-Dec-23	32	500	446	6.19	296			125.9																			
19-Dec-23	33	500	439	6.21	340	48.0	34.6	123.7	0.89	<0.050	<0.020		0.0268	<0.0025	<2.0			<0.015	0.016	139.0	0.0146	0.001	0.00016	0.0144	<0.00010	<0.0010	<0.050
26-Dec-23	34	500	441	6.62	294			118..2																			
02-Jan-24	35	500	441	6.48	355	28.2	38.2	150.0	0.52	<0.050	<0.020		0.0228	<0.0025	<2.0			0.021	<0.0030	159.0	0.022	0.00121	0.0003	0.0123	<0.00010	<0.0010	<0.050
09-Jan-24	36	500	429	6.46	226			121.3																			
16-Jan-24	37	500	404	6.34	281	34.3	32.2	109.9	0.52	<0.050	<0.020		0.0286	<0.0025	<2.0			0.020	<0.0030	128.0	0.0191	0.00099	0.00022	0.0102	<0.00010	<0.0010	<0.050
23-Jan-24	38	500	428	6.46	244			118.2																			
30-Jan-24	39	500	420	6.44	273	22.4	27.5	141.7	0.59	<0.050	<0.020		0.0327	<0.0025	<2.0			0.024	<0.0030	117.0	0.0173	0.00090	0.00017	0.0119	<0.00010	<0.0010	<0.050
06-Feb-24	40	500	432	6.60	232			109.4																			
13-Feb-24	41	500	439	6.49	222	15.8	25.9	68.8	1.00	<0.050	<0.020		0.0228	<0.0025	<2.0			0.019	<0.0030	94.6	0.0175	0.00086	0.00016	0.0093	<0.00010	<0.0010	<0.050
20-Feb-24	42	500	428	6.55	284			79.1																			
27-Feb-24	43	500	417	6.68	241	15.0	26.7	72.5	0.57	<0.050	<0.020		0.023	<0.0025	<2.0			0.039	<0.0030	92.2	0.0175	0.00086	0.00015	0.0098	<0.00010	<0.0010	0.055
05-Mar-24	44	500	434	6.49	215			69.2																			
12-Mar-24	45	500	436	6.51	168	21.7	27.6	63.4	<0.50	<0.050	<0.020		0.0386	<0.0025	<2.0			0.022	<0.0030	86.3	0.0243	0.00079	0.00022	0.0078	<0.00010	<0.0010	<0.050
19-Mar-24	46	500	449	6.57	222			65.3																			
26-Mar-24	47	500	429	6.57	189	22.8	28.7	66.8	<0.50										<0.0030	92.1	0.0213	0.00090	0.00024	0.0090	<0.00010	<0.0010	<0.050
02-Apr-24	48	500	452	6.63	228			63.2																			
09-Apr-24	49	500	406	6.52	222	22.4	28.6	66.7	<0.50										<0.0030	96.0	0.0239	0.00087	0.00023	0.0096	<0.00010	<0.0010	<0.050
16-Apr-24	50	500	434	6.42	186			71.4																			
23-Apr-24	51	500	434	6.79	180	22.0	28.8	93.5	<0.50										<0.0030	93.7	0.0165	0.00074	0.00019	0.0100	<0.00010	<0.0010	<0.050
30-Apr-24	52	500	430	6.63	265			87.1																			
07-May-24	53	500	425	6.46	219	23.8	26.5	93.9	<0.50										<0.0030	113	0.0161	0.00075	0.00016	0.0115	<0.00010	<0.0010	<0.050
14-May-24	54	500	414	6.51	279			113.3																			
21-May-24	55	500	433	6.44	323	25.8	27.9	140.8	<1.00										<0.0030	164	0.0175	0.00082	0.00018	0.0156	<0.00010	<0.0010	<0.050
28-May-24	56	500	418	6.56	244			119.6																			

GLOBAL PROJECT NO: 2329

CLIENT: WSP E&I Canada Limited

CLIENT PROJECT NAME & NO: Great Bear | OMGS21045

Sample ID: CND-2

Sample Wt. used (g): 1000.00

Global ARD Testing Services Inc.

Instru												CVAFS															
Sampling Date	Week No.	Cadmium (Cd)	Calcium (Ca)	Chromium (Cr)	Cobalt (Co)	Copper (Cu)	Iron (Fe)	Lead (Pb)	Lithium (Li)	Magnesium (Mg)	Manganese (Mn)	Mercury (Hg)	Molybdenum (Mo)	Nickel (Ni)	Phosphorus (P)	Potassium (K)	Selenium (Se)	Silicon (Si)	Silver (Ag)	Sodium (Na)	Strontium (Sr)	Sulphur (S)	Tellurium (Te)	Thallium (Tl)	Thorium (Th)	Tin (Sn)	Titanium (Ti)
	Unit:	mg/L	mg/L	mg/L	mg/L	mg/L	mg/L	mg/L	mg/L	mg/L	mg/L	ug/L	mg/L	mg/L	mg/L	mg/L	mg/L	mg/L	mg/L	mg/L	mg/L	mg/L	mg/L	mg/L	mg/L	mg/L	mg/L
	RDL:	0.00001	0.05	0.001	0.0002	0.0002	0.005	0.0002	0.002	0.05	0.001	0.0019	0.001	0.001	0.01	0.05	0.0001	0.1	0.00002	0.05	0.001	3	0.001	0.00001	0.001	0.005	0.005
02-May-23	0	<0.000020	137.00	<0.0020	0.229	0.00713	0.1040	<0.00040	0.0073	5.69	0.0175	<0.0019	0.0124	0.0037	<0.020	48.7	0.0107	1.34	0.000053	341.00	0.380	370.0		0.000083		<0.010	<0.010
09-May-23	1	<0.000010	80.10	<0.0010	0.0644	0.0025	0.0314	<0.00020	0.0061	3.50	0.0238	<0.0019	0.007	0.0014	<0.010	22	0.0040	1.27	<0.000020	94.00	0.202	140.0		0.000045		<0.0050	<0.0050
16-May-23	2	0.00001	57.80	<0.0010	0.0263	0.0017	0.0246	<0.00020	0.0048	2.48	0.0227	<0.0019	0.0043	<0.0010	<0.010	14	0.00314	1.25	<0.000020	45.90	0.131	82.7		0.000034		<0.0050	<0.0050
23-May-23	3	0.000015	75.20	<0.0010	0.0195	0.00134	0.0133	<0.00020	0.0036	3.28	0.0346	<0.0019	0.0048	<0.0010	<0.010	13.9	0.0038	1.16	<0.000020	46.40	0.172	95.1		0.000029		<0.0050	<0.0050
30-May-23	4	0.000016	82.1	<0.0010	0.0176	0.00155	0.0205	<0.00020	0.0043	3.34	0.0378	<0.0019	0.0048	<0.0010	<0.010	14.1	0.00381	1.48	<0.000020	37.60	0.1640	95.4		0.000031		<0.0050	<0.0050
06-Jun-23	5	0.000022	81.8	<0.0010	0.0134	0.00153	0.0191	<0.00020	0.0035	2.89	0.0413	<0.0019	0.0036	<0.0010	<0.010	11.4	0.00375	1.32	<0.000020	24.60	0.1460	82.3		0.000028		<0.0050	<0.0050
13-Jun-23	6	0.000031	79.8	<0.0010	0.00992	0.00132	0.0165	<0.00020	0.0032	2.67	0.0547	0.0022	0.003	<0.0010	<0.010	10.6	0.00285	1.38	<0.000020	17.10	0.1430	75.8		0.000022		<0.0050	<0.0050
20-Jun-23	7	0.000048	111.0	<0.0010	0.0104	0.00141	0.0140	<0.00020	0.0039	3.18	0.0885	<0.0019	0.0037	<0.0010	<0.010	12.3	0.00309	1.47	<0.000020	16.00	0.1810	97.2		0.000023		<0.0050	<0.0050
27-Jun-23	8	0.000058	99.1	<0.0010	0.00815	0.00119	0.0105	<0.00020	0.0041	2.85	0.0908	<0.0019	0.0038	<0.0010	<0.010	12.2	0.00290	1.64	<0.000020	11.50	0.1860	92.5		0.000024		<0.0050	<0.0050
04-Jul-23	9	0.000047	85.8	<0.0010	0.00586	0.00106	0.0098	<0.00020	0.0031	1.95	0.0803	<0.0019	0.003	<0.0010	<0.010	10.2	0.00229	1.37	<0.000020	6.72	0.1310	69.3		0.000021		<0.0050	<0.0050
11-Jul-23	10	0.000057	81.6	<0.0010	0.0053	0.00105	0.0121	<0.00020	0.0027	1.93	0.0847	<0.0019	0.0033	<0.0010	<0.010	9.90	0.00221	1.29	<0.000020	5.69	0.1200	68.3		0.000019		<0.0050	<0.0050
18-Jul-23	11	0.000052	77.1	<0.0010	0.00454	0.00092	0.0109	<0.00020	0.0025	1.64	0.0826	<0.0019	0.0032	<0.0010	<0.010	9.21	0.00225	1.35	<0.000020	4.27	0.1200	63.1		0.000022		<0.0050	<0.0050
25-Jul-23	12	0.000048	76.2	<0.0010	0.00407	0.00097	0.0110	<0.00020	0.0022	1.37	0.0819	<0.0019	0.0035	<0.0010	<0.010	9.36	0.00230	1.51	<0.000020	3.30	0.1060	60.4		0.000021		<0.0050	<0.0050
01-Aug-23	13	0.000061	80.3	<0.0010	0.00391	0.00095	0.0100	<0.00020	0.0026	1.52	0.0918	<0.0019	0.004	<0.0010	<0.010	9.83	0.00251	1.58	<0.000020	3.22	0.1150	63.1		0.000025		<0.0050	<0.0050
08-Aug-23	14	0.000048	73.5	<0.0010	0.00334	0.00079	0.0100	<0.00020	<0.0020	1.19	0.0764	<0.0019	0.0035	<0.0010	<0.010	8.84	0.00228	1.40	<0.000020	2.49	0.0960	54.0		0.000015		<0.0050	<0.0050
15-Aug-23	15	0.000045	61.1	<0.0010	0.00295	0.00072	0.0103	<0.00020	<0.0020	1.01	0.0742	<0.0019	0.0034	<0.0010	<0.010	8.14	0.00220	1.42	<0.000020	2.08	0.0848	47.1		0.000018		<0.0050	<0.0050
22-Aug-23	16	0.000047	56.7	<0.0010	0.0027	0.00080	0.0122	<0.00020	<0.0020	0.90	0.0767	<0.0019	0.0031	<0.0010	<0.010	8.03	0.00220	1.66	<0.000020	1.79	0.0814	44.0		0.000021		<0.0050	<0.0050
29-Aug-23	17	0.000052	64.9	<0.0010	0.00275	0.00080	0.0114	<0.00020	<0.0020	0.91	0.0818	<0.0019	0.0034	<0.0010	<0.010	8.40	0.00234	1.51	<0.000020	1.82	0.0877	47.7		0.000023		<0.0050	<0.0050
05-Sep-23	18	0.00005	56.6	<0.0010	0.00269	0.00073	0.0104	<0.00020	<0.0020	0.85	0.0799	<0.0019	0.0028	<0.0010	<0.010	7.34	0.00194	1.45	<0.000020	1.50	0.0769	43.0		0.000018		<0.0050	<0.0050
12-Sep-23	19	0.000049	58.2	<0.0010	0.00258	0.00066	0.0129	<0.00020	<0.0020	0.81	0.0801	<0.0019	0.0029	<0.0010	<0.010	8.01	0.00248	1.69	<0.000020	1.43	0.0804	45.2		0.000021		<0.0050	<0.0050
19-Sep-23	20	0.000051	56.8	<0.0010	0.0028	0.00065	0.0102	0.00021	<0.0020	0.81	0.0821	<0.0019	0.0031	<0.0010	<0.010	7.88	0.00193	1.46	<0.000020	1.42	0.0837	45.3		0.00002		<0.0050	<0.0050
26-Sep-23	21	0.000054	61.4	<0.0010	0.00257	0.00068	0.0100	<0.00020	<0.0020	0.84	0.0869	<0.0019	0.0029	<0.0010	<0.010	8.11	0.00189	1.59	<0.000020	1.32	0.0822	44.9		0.00002		<0.0050	<0.0050
03-Oct-23	22	0.000054	54.6	<0.0010	0.00226	0.00060	0.0105	<0.00020	<0.0020	0.78	0.0958	<0.0019	0.0024	<0.0010	<0.010	7.79	0.00170	1.75	<0.000020	1.22	0.0742	39.1		0.00002		<0.0050	<0.0050
10-Oct-23	23	0.000047	59.8	<0.0010	0.00243	0.00066	0.0111	<0.00020	<0.0020	0.74	0.0881	<0.0019	0.0025	<0.0010	<0.010	8.33	0.00185	1.76	<0.000020	1.26	0.0738	44.9		0.000019		<0.0050	<0.0050
17-Oct-23	24																										
24-Oct-23	25	0.000046	50.4	<0.0010	0.00197	0.00066	0.0108	<0.00020	<0.0020	0.57	0.0824	<0.0019	0.0021	<0.0010	<0.010	6.55	0.00154	1.39	<0.000020	0.92	0.0562	34.1		0.000015		<0.0050	<0.0050
31-Oct-23	26																										
07-Nov-23	27	0.000063	55.7	<0.0010	0.00229	0.00060	0.0154	<0.00020	<0.0020	0.55	0.0994	<0.0019	0.002	<0.0010	<0.010	7.28	0.00144	1.50	<0.000020	0.89	0.0613	36.9		0.000019		<0.0050	<0.0050
14-Nov-23	28																										
21-Nov-23	29	0.000058	50.4	<0.0010	0.00224	0.00077	0.0094	<0.00020	<0.0020	0.58	0.0989	<0.0019	0.0018	<0.0010	<0.010	6.90	0.00160	1.28	<0.000020	0.85	0.0636	39.8		0.000021		<0.0050	<0.0050
28-Nov-23	30																										
05-Dec-23	31	0.000054	48.4	<0.0010	0.00197	0.00068	0.0119	<0.00020	<0.0020	0.55	0.104	<0.0019	0.0015	<0.0010	<0.010	6.73	0.00147	1.33	<0.000020	0.76	0.0574	34.9		0.000024		<0.0050	<0.0050
12-Dec-23	32																										
19-Dec-23	33	0.0001	54.6	<0.0010	0.00232	0.00076	0.009	<0.00020	<0.0020	0.57	0.158	<0.0019	0.0015	<0.0010	<0.010	7.02	0.00125	1.59	<0.000020	0.80	0.0660	41.9		0.000029		<0.0050	<0.0050
26-Dec-23	34																										
02-Jan-24	35	0.000068	62.6	<0.0010	0.00214	0.00073	0.0108	<0.00020	<0.0020	0.58	0.156	<0.0019	0.0017	<0.0010	<0.010	8.00	0.00183	1.77	<0.000020	0.79	0.0707	45.7		0.000020		<0.0050	<0.0050
09-Jan-24	36																										
16-Jan-24	37	0.000057	50.4	<0.0010	0.00183	0.00092	0.0112	<0.00020	<0.0020	0.47	0.125	<0.0019	0.0015	<0.0010	<0.010	6.76	0.00153	1.45	<0.000020	0.73	0.0586	37.2		0.000020		<0.0050	<0.0050
23-Jan-24	38																										
30-Jan-24	39	0.0001	46.0	<0.0010	0.00177	0.00061	0.0124	0.00029	<0.0020	0.41	0.111	<0.0019	0.0014	<0.0010	<0.010	6.41	0.0014	1.43	<0.000020	0.63	0.0499	32.7		0.000024		<0.0050	<0.0050
06-Feb-24	40																										
13-Feb-24	41	0.000064	37.3	<0.0010	0.00147	0.00058	0.0128	<0.00020	<0.0020	0.367	0.0959	<0.0019	0.0012	<0.0010	<0.010	5.71	0.00138	1.34	<0.000020	0.607	0.0406	25.5		0.000023		<0.0050	<0.0050
20-Feb-24	42																										
27-Feb-24	43	0.000050	36.2	<0.0010	0.00142	0.00057	0.0125	<0.00020	<0.0020	0.408	0.0900	<0.0019	0.0013	<0.0010	<0.010	5.65	0.00157	1.37	<0.000020	1.03	0.0383	25.1		0.000026		<0.0050	<0.0050
05-Mar-24	44																										
12-Mar-24	45	0.000044	34.0	<0.0010	0.00138	0.00059	0.0135	<0.00020	<0.0020	0.322	0.0811	<0.0019	0.0012	<0.0010	<0.010	5.46	0.00159	1.39	<0.000020	0.562	0.0355	22.1		0.000017		<0.0050	<0.0050
19-Mar-24	46																										
26-Mar-24	47	0.000040	36.3	0.0014	0.00137	0.00065	0.0181	<0.00020	<0.0020	0.353	0.0855	<0.0019	0.0013	0.0010	<0.010	5.67	0.00160	1.56	<0.000020	0.583	0.0380	25.7		0.000022		<0.0050	<0.0050
02-Apr-24	48																										
09-Apr-24	49	0.000046	37.8	<0.0010	0.00133	0.00081	0.0211	0.00049	<0.0020	0.357	0.0965	<0.0019	0.0011	<0.0010	<0.010	5.53	0.00152	1.33	<0.000020	0.577	0.0357	24.9		0.000025		<0.0050	<0.0050
16-Apr-24	50																										
23-Apr-24	51	0.000049	37.0	<0.0010	0.00144	0.00101	0.0109	<0.00020	<0.0020	0.338	0.1020	<0.0019	0.0011	<0.0010	<0.010	5.41	0.00138	1.26	<0.000020	0.501	0.0373	26.4		0.000023		<0.0050	<0.0050
30-Apr-24	52																										
07-May-24	53	0.000060	44.5	<0.0010	0.00157	0.00064	0.0100	<0.00020	<0.0020	0.409	0.1240	<0.0019	0.0012	<0.0010	<0.010	6.04	0.00143	1.42	<0.000020	0.583	0.0413	31.4		0.000026		<0.0050	<0.0050
14-May-24	54																										
21-May-24	55	0.000081	64.8	<0.0010	0.00238	0.00067	0.0187	<0.00020	<0.0020	0.556	0.1710	<0.0019	0.0016	<0.0010	<0.010	7.43	0.00163	1.55	<0.000020	0.676	0.0626	50.9		0.000033		<0.0050	<0.0050
28-May-24	56																										

GLOBAL PROJECT NO: 2329

CLIENT: WSP E&I Canada Limited

CLIENT PROJECT NAME & NO: Great Bear | OMGS21045

Sample ID: CND-2

Sample Wt. used (g): 1000.00

		Instru					Ion Balance				
Sampling Date	Week No.	Tungsten (W)	Uranium (U)	Vanadium (V)	Zinc (Zn)	Zirconium (Zr)	Anions	Cations	% Difference	Job No	
	Unit:	mg/L	mg/L	mg/L	mg/L	mg/L	meq/L	meq/L	meq/L		
	RDL:	0.001	0.0001	0.005	0.005	0.0001					
02-May-23	0	<0.0020	0.00547	<0.010	<0.010	<0.00020	34.54	23.41	19.21	C331644	
09-May-23	1	<0.0010	0.0047	<0.0050	<0.0050	<0.00010	9.16	8.95	1.18	C332693	
16-May-23	2	<0.0010	0.00259	<0.0050	<0.0050	<0.00010	6.63	5.46	9.70	C334578	
23-May-23	3	<0.0010	0.00318	<0.0050	<0.0050	<0.00010	6.68	6.41	2.06	C336736	
30-May-23	4	<0.0010	0.00339	<0.0050	<0.0050	<0.00010	6.63	6.38	1.94	C338359	
06-Jun-23	5	<0.0010	0.00312	<0.0050	<0.0050	<0.00010	7.08	5.69	10.83	C340617	
13-Jun-23	6	<0.0010	0.0029	<0.0050	<0.0050	<0.00010	6.45	5.23	10.42	C342918	
20-Jun-23	7	<0.0010	0.00385	<0.0050	<0.0050	<0.00010	7.00	6.82	1.29	C345232	
27-Jun-23	8	<0.0010	0.00344	<0.0050	<0.0050	<0.00010	7.54	6.01	11.36	C347526	
04-Jul-23	9	<0.0010	0.00269	<0.0050	<0.0050	<0.00010	5.57	5.01	5.31	C350156	
11-Jul-23	10	<0.0010	0.00256	<0.0050	<0.0050	<0.00010	5.38	4.74	6.27	C351832	
18-Jul-23	11	<0.0010	0.00254	<0.0050	<0.0050	<0.00010	4.50	4.41	0.99	C354166	
25-Jul-23	12	<0.0010	0.00255	<0.0050	<0.0050	<0.00010	5.08	4.31	8.21	C357165	
01-Aug-23	13	<0.0010	0.00284	<0.0050	<0.0050	<0.00010	4.02	4.53	-6.03	C359138	
08-Aug-23	14	<0.0010	0.00238	<0.0050	<0.0050	<0.00010	3.32	4.11	-10.64	C361545	
15-Aug-23	15	<0.0010	0.00246	<0.0050	<0.0050	<0.00010	2.38	3.44	-18.22	C363523	
22-Aug-23	16	<0.0010	0.00228	<0.0050	<0.0050	<0.00010	2.39	3.20	-14.44	C365782	
29-Aug-23	17	<0.0010	0.0023	<0.0050	<0.0050	<0.00010	2.79	3.62	-12.89	C368425	
05-Sep-23	18	<0.0010	0.00204	<0.0050	<0.0050	<0.00010	2.82	3.16	-5.63	C370539	
12-Sep-23	19	<0.0010	0.00222	<0.0050	<0.0050	<0.00010	2.19	3.25	-19.40	C373582	
19-Sep-23	20	<0.0010	0.00231	<0.0050	<0.0050	<0.00010	3.74	3.17	8.19	C375487	
26-Sep-23	21	<0.0010	0.00256	<0.0050	<0.0050	<0.00010	3.47	3.41	0.96	C378101	C385555
03-Oct-23	22	<0.0010	0.00262	<0.0050	<0.0050	<0.00010	3.44	3.05	5.99	C381110	C385555
10-Oct-23	23	<0.0010	0.00247	<0.0050	<0.0050	<0.00010	3.66	3.32	4.79	C382783	C385555
17-Oct-23	24										C385555
24-Oct-23	25	<0.0010	0.00184	<0.0050	<0.0050	<0.00010	2.78	2.78	0.14	C387347	
31-Oct-23	26										
07-Nov-23	27	<0.0010	0.00187	<0.0050	<0.0050	<0.00010	3.88	3.06	11.83	C392395	
14-Nov-23	28										
21-Nov-23	29	<0.0010	0.00172	<0.0050	<0.0050	<0.00010	3.87	2.78	16.30	C396056	
28-Nov-23	30										
05-Dec-23	31	<0.0010	0.00171	<0.0050	<0.0050	<0.00010	3.30	2.67	10.53	C399918	
12-Dec-23	32										
19-Dec-23	33	<0.0010	0.00163	<0.0050	<0.0050	<0.00010	3.33	3.00	5.32	C3A3911	
26-Dec-23	34										
02-Jan-24	35	<0.0010	0.00262	<0.0050	<0.0050	<0.00010	3.93	3.42	6.87	C400825	
09-Jan-24	36										
16-Jan-24	37	<0.0010	0.00167	<0.0050	<0.0050	<0.00010	2.97	2.77	3.56	C403683	
23-Jan-24	38										
30-Jan-24	39	<0.0010	0.00114	<0.0050	<0.0050	<0.00010	3.54	2.53	16.72	CIL338	
06-Feb-24	40										
13-Feb-24	41	<0.0010	0.00096	<0.0050	<0.0050	<0.00010	2.02	2.07	-1.19	CJG645	
20-Feb-24	42										
27-Feb-24	43	<0.0010	0.00089	<0.0050	<0.0050	<0.00010	2.08	2.05	0.80	C414365	
05-Mar-24	44										
12-Mar-24	45	<0.0010	0.00117	<0.0050	<0.0050	<0.00010	1.87	1.89	-0.59	C418171	
19-Mar-24	46										
26-Mar-24	47	<0.0010	0.00130	<0.0050	<0.0050	<0.00010	1.97	2.02	-1.30	C422010	
02-Apr-24	48										
09-Apr-24	49	<0.0010	0.00112	<0.0050	<0.0050	<0.00010	1.96	2.09	-3.18	C424934	
16-Apr-24	50										
23-Apr-24	51	<0.0010	0.00097	<0.0050	<0.0050	<0.00010	2.52	2.04	10.56	C428790	
30-Apr-24	52										
07-May-24	53	<0.0010	0.00102	<0.0050	<0.0050	<0.00010	2.49	2.44	0.90	C433069	
14-May-24	54										
21-May-24	55	<0.0010	0.00161	<0.0050	<0.0050	<0.00010	3.49	3.51	-0.25	C436642	
28-May-24	56										

CERTIFICATE OF ANALYSIS ▪ HUMIDITY CELL TESTING RESULTS OF HC-2

Global ARD Testing Services Inc.

GLOBAL PROJECT NO: 2329

CLIENT: WSP E&I Canada Limited

CLIENT PROJECT NAME & NO: Great Bear | OMGS21045

Sample ID: CND-2

Sample Wt. used (g): 1000.00

CERTIFICATE OF ANALYSIS ▪ HUMIDITY CELL TESTING

Global ARD Testing Services Inc.

				General Parameters				Anions			Nutrients		Cyanides					Colourimetry		Calc.	Dissolved Metals by ICP-MS						
Instrument/Method:				pH Meter	EC Meter	Titration/Calculation		Turbidimetry	IC	ISE	IC		Colourimetric - Distillation			IC										
Sampling Date	Week No.	Input Vol. (DI Water)	Output Vol. (Leachate)	pH	EC	Acidity (to pH 8.3)	Alkalinity (to pH 4.5)	Sulphate	Chloride	Fluoride	Nitrate (NO_3 as N)	Nitrite (NO_2 as N)	Total CN	WAD CN	Free CN	Total Cyanate (CNO)	Thiocyanate	Total Ammonia	Dissolved Phosphorus	Hardness (as CaCO3)	Aluminum (Al)	Antimony (Sb)	Arsenic (As)	Barium (Ba)	Beryllium (Be)	Bismuth (Bi)	Boron (B)
	Unit:	mL	mL	pH Units	µS/cm	mg CaCO3/L	mg CaCO3/L	mg/L	mg/L	mg/L	mg/L	mg/L	mg/L	mg/L	ug/L	mg/L	mg/L	mg/L	mg/L	mg/L	mg/L	mg/L	mg/L	mg/L	mg/L	mg/L	mg/L
	RDL:	5	5	0.01	1	0.5	0.5	0.5	0.5	0.05	0.02	0.005	0.0025	0.0025	2.0	0.05	0.2	0.015	0.003	0.5	0.003	0.0005	0.0001	0.001	0.0001	0.001	0.05
04-Jun-24	57	500	436	6.71	188	25.9	28.5	121.6	<0.50										<0.0030	125	0.0156	0.00078	0.00019	0.0143	<0.00010	<0.0010	<0.050
11-Jun-24	58	500	425	6.67	225			117.8																			
18-Jun-24	59	500	431	6.44	201	21.0	27.6	109.3	3.00										<0.0030	121	0.0142	0.00071	0.00013	0.0138	<0.00010	<0.0010	<0.050
25-Jun-24	60	500	424	6.31	247			120.5																			
02-Jul-24	61	500	428	6.41	297	27.2	27.6	124.6	<0.50										<0.0030	126	0.0140	0.00067	0.00012	0.0153	<0.00010	<0.0010	<0.050
09-Jul-24	62	500	435	6.31	214			102.8																			
16-Jul-24	63	500	449	6.29	301	25.5	30.7	117.7	<0.50										<0.0030	122	0.0168	0.00077	0.00016	0.0139	<0.00010	<0.0010	<0.050
23-Jul-24	64	500	432	6.18	217			97.9																			
30-Jul-24	65	500	441	6.14	241	30.3	26.6	90.3	<0.50										<0.0030	104	0.0335	0.00063	0.00013	0.0121	<0.00010	<0.0010	<0.050
06-Aug-24	66	500	436	6.21	258			105.0																			
13-Aug-24	67	500	435	6.16	218	35.8	29.2	95.5	<0.50										<0.0030	104	0.0160	0.00066	0.00016	0.0109	<0.00010	<0.0010	<0.050
20-Aug-24	68	500	433	6.24	247			104.0																			
27-Aug-24	69	500	434	6.25	249	21.6	28.0	75.8	<0.50										<0.0030	105	0.0175	0.00071	0.00017	0.0119	<0.00010	<0.0010	<0.050
03-Sep-24	70	500	424	6.45	270			89.6																			
10-Sep-24	71	500	432	6.20	227	40.0	27.9	79.4	<0.50										<0.0030	104	0.0161	0.00065	0.00019	0.0114	<0.00010	<0.0010	<0.050
17-Sep-24	72	500	422	6.29	212			88.0																			
24-Sep-24	73	500	420	6.45	251	21.9	25.7	83.1	<0.50										<0.0030	106	0.0181	0.00065	0.00017	0.0120	<0.00010	<0.0010	<0.050
01-Oct-24	74	500	438	6.71	208			100.3																			
08-Oct-24	75	500	433	6.74	236	19.2	27.8	82.4	<0.50										0.0057	97.8	0.0171	0.00065	0.00018	0.0118	<0.00010	<0.0010	<0.050
15-Oct-24	76	500	434	6.78	290			103.9																			
22-Oct-24	77	500	432	6.48	194	18.8	26.5	86.0	<0.50										<0.0030	113	0.0153	0.00060	0.00014	0.0135	<0.00010	<0.0010	<0.050
29-Oct-24	78	500	421	6.58	220			113.1																			
05-Nov-24	79	500	424	6.64	275	23.4	38.9	79.6	<0.50										<0.0030	117	0.0174	0.00083	0.00020	0.0131	<0.00010	<0.0010	<0.050
12-Nov-24	80	500	424	6.45	275			115.8																			
19-Nov-24	81	500	426	6.46	257	21.1	26.9	86.4	<0.50										<0.0030	110	0.0373	0.00069	0.00036	0.0140	0.00085	<0.0010	<0.050
26-Nov-24	82	500	424	6.52	261			128.0																			
03-Dec-24	83	500	421	6.75	254	18.5	25.5	112.9	<0.50										<0.0030	129	0.0113	0.00061	0.00012	0.0166	<0.00010	<0.0010	<0.050

NOTES:

March 13 2024: Analytical schedule updated per email by Forrest McAdam, HC-1 to HC-5 will run for an additional 40 weeks.

October 11, 2023: Analytical schedule updated per email by Forrest McAdam.

RDL may be raised for some samples due to sample matrix interference.

Abbreviations:

RDL: Reportable Detection Limits

EC: Electric Conductivity

IC: Ion Chromatograph

SIE: Selective Ion Electrode

ICP-MS: Inductively Coupled Plasma - Mass Spectrometry

Calc: Calculation

Calc: Calculation

GLOBAL PROJECT NO: 2329

CLIENT: WSP E&I Canada Limited

CLIENT PROJECT NAME & NO: Great Bear | OMGS21045

Sample ID: CND-2

Sample Wt. used (g): 1000.00

Global ARD Testing Services Inc.

Instru												CVAFS															
Sampling Date	Week No.	Cadmium (Cd)	Calcium (Ca)	Chromium (Cr)	Cobalt (Co)	Copper (Cu)	Iron (Fe)	Lead (Pb)	Lithium (Li)	Magnesium (Mg)	Manganese (Mn)	Mercury (Hg)	Molybdenum (Mo)	Nickel (Ni)	Phosphorus (P)	Potassium (K)	Selenium (Se)	Silicon (Si)	Silver (Ag)	Sodium (Na)	Strontium (Sr)	Sulphur (S)	Tellurium (Te)	Thallium (Tl)	Thorium (Th)	Tin (Sn)	Titanium (Ti)
	Unit:	mg/L	mg/L	mg/L	mg/L	mg/L	mg/L	mg/L	mg/L	mg/L	mg/L	ug/L	mg/L	mg/L	mg/L	mg/L	mg/L	mg/L	mg/L	mg/L	mg/L	mg/L	mg/L	mg/L	mg/L	mg/L	mg/L
	RDL:	0.00001	0.05	0.001	0.0002	0.0002	0.005	0.0002	0.002	0.05	0.001	0.0019	0.001	0.001	0.01	0.05	0.0001	0.1	0.00002	0.05	0.001	3	0.001	0.00001	0.001	0.005	0.005
04-Jun-24	57	0.000067	49.2	<0.0010	0.00187	0.00069	0.0091	<0.00020	<0.0020	0.417	0.1420	<0.0019	0.0014	<0.0010	<0.010	6.39	0.00144	1.49	<0.000020	0.522	0.0491	36.0		0.000034		<0.0050	<0.0050
11-Jun-24	58																										
18-Jun-24	59	0.000070	47.8	<0.0010	0.00177	0.00082	0.0123	<0.00020	<0.0020	0.404	0.131	<0.0019	0.0014	<0.0010	<0.010	6.03	0.00136	1.48	<0.000020	0.500	0.0472	36.0		0.000034		<0.0050	<0.0050
25-Jun-24	60																										
02-Jul-24	61	0.000091	49.6	<0.0010	0.00212	0.00071	0.0098	<0.00020	<0.0020	0.433	0.149	<0.0019	0.0014	<0.0010	<0.010	6.48	0.00152	1.62	<0.000020	0.527	0.0477	39.1		0.000043		<0.0050	<0.0050
09-Jul-24	62																										
16-Jul-24	63	0.000071	48.3	<0.0010	0.00183	0.00080	0.0101	0.00043	<0.0020	0.406	0.141	<0.0019	0.0015	<0.0010	<0.010	6.43	0.00141	1.43	<0.000020	0.479	0.0464	31.9	<0.0010	0.000037	<0.0010	<0.0050	<0.0050
23-Jul-24	64																										
30-Jul-24	65	0.000060	41.2	<0.0010	0.00143	0.00071	0.0114	<0.00020	<0.0020	0.363	0.122	<0.0019	0.0012	<0.0010	<0.010	5.51	0.00118	1.19	<0.000020	0.425	0.0375	29.4	<0.0010	0.000030	<0.0010	<0.0050	<0.0050
06-Aug-24	66																										
13-Aug-24	67	0.000044	41.1	<0.0010	0.00136	0.00070	0.0115	<0.00020	<0.0020	0.329	0.124	<0.0019	0.0012	<0.0010	<0.010	5.74	0.00132	1.42	<0.000020	0.418	0.0366	28.3	<0.0010	0.000029	<0.0010	<0.0050	<0.0050
20-Aug-24	68																										
27-Aug-24	69	0.000053	41.4	<0.0010	0.00139	0.00436	0.0123	<0.00020	<0.0020	0.335	0.122	<0.0019	0.0013	<0.0010	<0.010	6.00	0.00140	1.41	<0.000020	0.418	0.0386	28.8	<0.0010	0.000033	<0.0010	<0.0050	<0.0050
03-Sep-24	70																										
10-Sep-24	71	0.000058	41.0	<0.0010	0.00135	0.00097	0.0089	<0.00020	<0.0020	0.354	0.131	<0.0019	0.0011	<0.0010	<0.010	5.67	0.00135	1.38	<0.000020	0.422	0.0375	28.1	<0.0010	0.000030	<0.0010	<0.0050	<0.0050
17-Sep-24	72																										
24-Sep-24	73	0.000056	41.7	<0.0010	0.00148	0.00141	0.0097	<0.00020	<0.0020	0.340	0.134	<0.0019	0.0011	<0.0010	<0.010	5.69	0.00125	1.33	<0.000020	0.388	0.0360	29.4	<0.0010	0.000031	<0.0010	<0.0050	<0.0050
01-Oct-24	74																										
08-Oct-24	75	0.000040	38.6	<0.0010	0.00137	0.00065	0.0092	<0.00020	<0.0020	0.319	0.135	<0.0019	0.0010	<0.0010	<0.010	5.79	0.00139	1.46	<0.000020	0.399	0.0383	27.7	<0.0010	0.000031	<0.0010	<0.0050	<0.0050
15-Oct-24	76																										
22-Oct-24	77	0.000069	44.6	<0.0010	0.00162	0.00084	0.0069	<0.00020	<0.0020	0.391	0.167	<0.0019	<0.0010	<0.0010	<0.010	6.19	0.00127	1.79	<0.000020	0.442	0.0420	32.6	<0.0010	0.000038	<0.0010	<0.0050	<0.0050
29-Oct-24	78																										
05-Nov-24	79	0.000057	46.1	<0.0010	0.00129	0.00065	0.0073	<0.00020	<0.0020	0.356	0.158	<0.0019	0.0011	<0.0010	<0.010	6.57	0.00155	1.60	<0.000020	0.396	0.0442	27.9	<0.0010	0.000037	<0.0010	<0.0050	<0.0050
12-Nov-24	80																										
19-Nov-24	81	0.000340	43.4	<0.0010	0.00282	0.00201	0.0203	0.00031	<0.0020	0.441	0.218	<0.0019	0.0011	<0.0010	<0.010	6.02	0.00181	1.60	0.000030	0.513	0.0443	29.8	<0.0010	0.000096	<0.0010	<0.0050	<0.0050
26-Nov-24	82																										
03-Dec-24	83	0.000154	50.8	<0.0010	0.00439	0.00089	0.0053	<0.00020	<0.0020	0.541	0.287	<0.0019	<0.0010	0.0012	<0.010	6.70	0.00135	1.68	<0.000020	0.564	0.0483	36.5	<0.0010	0.000040	<0.0010	<0.0050	<0.0050

GLOBAL PROJECT NO: 2329

CLIENT: WSP E&I Canada Limited

CLIENT PROJECT NAME & NO: Great Bear | OMGS21045

Sample ID: CND-2

Sample Wt. used (g): 1000.00

	Instru						Ion Balance			
Sampling Date	Week No.	Tungsten (W)	Uranium (U)	Vanadium (V)	Zinc (Zn)	Zirconium (Zr)	Anions	Cations	% Difference	Job No
	Unit:	mg/L	mg/L	mg/L	mg/L	mg/L	meq/L	meq/L	meq/L	
	RDL:	0.001	0.0001	0.005	0.005	0.0001				
04-Jun-24	57	<0.0010	0.00113	<0.0050	<0.0050	<0.00010	3.10	2.68	7.24	C440992
11-Jun-24	58									
18-Jun-24	59	<0.0010	0.00090	<0.0050	<0.0050	<0.00010	3.04	2.60	7.78	C446156
25-Jun-24	60									
02-Jul-24	61	<0.0010	0.00095	<0.0050	<0.0050	<0.00010	3.15	2.71	7.50	C450077
09-Jul-24	62									
16-Jul-24	63	<0.0010	0.00129	<0.0050	<0.0050	<0.00010	3.07	2.64	7.50	C454411
23-Jul-24	64									
30-Jul-24	65	<0.0010	0.00084	<0.0050	<0.0050	<0.00010	2.41	2.25	3.36	C458873
06-Aug-24	66									
13-Aug-24	67	<0.0010	0.00116	<0.0050	<0.0050	<0.00010	2.57	2.25	6.67	C462821
20-Aug-24	68									
27-Aug-24	69	<0.0010	0.00113	<0.0050	0.0054	<0.00010	2.14	2.27	-3.03	C467358
03-Sep-24	70									
10-Sep-24	71	<0.0010	0.00109	<0.0050	<0.0050	<0.00010	2.21	2.25	-0.76	C471921
17-Sep-24	72									
24-Sep-24	73	<0.0010	0.00085	<0.0050	<0.0050	<0.00010	2.25	2.28	-0.73	C476699
01-Oct-24	74									
08-Oct-24	75	<0.0010	0.00093	<0.0050	<0.0050	<0.00010	2.27	2.13	3.32	C481227
15-Oct-24	76									
22-Oct-24	77	<0.0010	0.00078	<0.0050	<0.0050	<0.00010	2.32	2.44	-2.57	C485998
29-Oct-24	78									
05-Nov-24	79	<0.0010	0.00157	<0.0050	<0.0050	<0.00010	2.44	2.52	-1.78	C490483
12-Nov-24	80									
19-Nov-24	81	<0.0010	0.00103	<0.0050	0.0066	<0.00010	2.34	2.39	-1.15	C494940
26-Nov-24	82									
03-Dec-24	83	<0.0010	0.00087	<0.0050	0.0094	<0.00010	2.86	2.79	1.28	C498867

CERTIFICATE OF ANALYSIS ▪ HUMIDITY CELL TESTING RESULTS OF HC-3

Global ARD Testing Services Inc.

GLOBAL PROJECT NO: 2329

CLIENT: WSP E&I Canada Limited

CLIENT PROJECT NAME & NO: Great Bear | OMGS21045

Sample ID: CND-3

Sample Wt. used (g): 1000.00

CERTIFICATE OF ANALYSIS ▪ HUMIDITY CELL T

Global ARD Testing Services Inc.

				General Parameters				Anions			Nutrients		Cyanides					Colourimetry		Calc.	Dissolved Metals by ICP-MS					
Instrument/Method:				pH Meter	EC Meter	Titration/Calculation		Turbidimetry	IC	ISE	IC		Colourimetric - Distillation			IC									
Sampling Date	Week No.	Input Vol. (DI Water)	Output Vol. (Leachate)	pH	EC	Acidity (to pH 8.3)	Alkalinity (to pH 4.5)	Sulphate	Chloride	Fluoride	Nitrate (NO_3 as N)	Nitrite (NO_2 as N)	Total CN	WAD CN	Free CN	Total Cyanate (CNO)	Thiocyanate	Total Ammonia	Dissolved Phosphorus	Hardness (as CaCO3)	Aluminum (Al)	Antimony (Sb)	Arsenic (As)	Barium (Ba)	Beryllium (Be)	Bismuth (Bi)
Unit:		mL	mL	pH Units	µS/cm	mg CaCO3/L	mg CaCO3/L	mg/L	mg/L	mg/L	mg/L	mg/L	mg/L	mg/L	ug/L	mg/L	mg/L	mg/L	mg/L	mg/L	mg/L	mg/L	mg/L	mg/L	mg/L	mg/L
RDL:		5	5	0.01	1	0.5	0.5	0.5	0.5	0.05	0.02	0.005	0.0025	0.0025	2.0	0.05	0.2	0.015	0.003	0.5	0.003	0.0005	0.0001	0.001	0.0001	0.001
02-May-23	0	750	343	6.52	1594	32.6	40.7	829.2	17	0.20	0.155	0.103	0.0193	0.0154	18.0	1.40	14	0.19	0.00440	303.0	0.0550	0.0067	0.00805	0.0239	<0.00020	<0.0020
09-May-23	1	500	496	6.28	1130	50.4	56.3	434.8	7.5	0.48	0.074	0.072	0.0196	0.0310	15.0	0.36	4.3	0.22	0.00450	210.0	0.0537	0.0072	0.01140	0.0124	<0.00010	<0.0010
16-May-23	2	500	477	6.78	474	21.0	42.3	232.6	1.7	0.43	0.107	0.0235	0.2100	0.02210	10.0	0.32	<0.20	0.11	0.00510	121.0	0.0709	0.00516	0.00897	0.0073	<0.00010	<0.0010
23-May-23	3	500	446	6.47	337	23.3	37.7	164.8	<0.50	0.33	0.052	0.0111	0.0029	0.00165	6.5	<0.050	<0.20	0.16	0.00430	116.0	0.0547	0.00363	0.00553	0.0048	<0.00010	<0.0010
30-May-23	4	500	447	6.54	445	32.3	42.4	170.9	<0.50	0.47	0.036	0.0068	0.1460	0.00905	5.5	<0.10	<0.20	0.10	<0.0030	143.0	0.0815	0.0045	0.00652	0.0055	<0.00010	<0.0010
06-Jun-23	5	500	443	6.61	296	25.6	41.5	155.4	<0.50	0.50	0.042	<0.0050	0.1080	0.00401	5.2	<0.10	<0.20	0.10	<0.0030	130.0	0.0689	0.00424	0.00628	0.0047	<0.00010	<0.0010
13-Jun-23	6	500	449	6.52	314	32.3	44.1	103.7	<0.50	0.45	0.048	<0.0050	0.1170	0.0062	3.2	<0.10	<0.20	0.07	<0.0030	104.0	0.0719	0.00402	0.00629	0.0041	<0.00010	<0.0010
20-Jun-23	7	500	452	6.57	199	23.9	43.7	85.1	<0.50	0.49	<0.020	0.0238	0.1100	0.0026	4.9	<0.10	<0.20	0.04	<0.0030	101.0	0.0838	0.00381	0.00610	0.0045	<0.00010	<0.0010
27-Jun-23	8	500	445	6.47	256	26.6	42.7	83.7	0.85	0.50	<0.020	<0.0050	0.0577	<0.0020	4.7	<0.050	<0.20	0.08	<0.0030	89.2	0.0813	0.00389	0.00665	0.0041	<0.00010	<0.0010
04-Jul-23	9	500	449	6.33	177	29.9	42.4	70.4	<0.50	0.50	0.049	<0.0050	0.0924	<0.0020	2.6	<0.10	<0.20	0.37	<0.0030	87.7	0.0844	0.00393	0.00700	0.0043	<0.00010	<0.0010
11-Jul-23	10	500	447	6.43	220	27.2	42.2	48.5	<0.50	0.46	0.043	<0.0050	0.0248	0.0104	4.5	<0.050	<0.20	0.14	<0.0030	74.1	0.0920	0.00352	0.00689	0.0035	<0.00010	<0.0010
18-Jul-23	11	500	450	6.33	211	35.7	42.1	52.6	<0.50	0.41	0.022	<0.0050	0.0381	0.0027	5.9	<0.050	<0.20	0.09	<0.0030	77.0	0.1070	0.00338	0.00714	0.0039	<0.00010	<0.0010
25-Jul-23	12	500	442	6.33	171	39.4	41.3	59.2	<0.50	0.42									0.0097	79.1	0.0844	0.00306	0.00572	0.0042	<0.00010	<0.0010
01-Aug-23	13	500	452	6.33	186	58.2	45.9	62.8	<0.50	0.42									<0.0030	96.2	0.0918	0.00353	0.00584	0.0054	<0.00010	<0.0010
08-Aug-23	14	500	455	6.37	251	25.7	43.5	55.3	0.60	0.45									0.0041	102.0	0.0738	0.00303	0.00527	0.0053	<0.00010	<0.0010
15-Aug-23	15	500	427	6.44	207	22.1	41.6	42.2	0.53	0.44									<0.0030	89.5	0.0853	0.00300	0.0058	0.0051	<0.00010	<0.0010
22-Aug-23	16	500	435	6.44	196	26.0	44.5	37.0	0.82	0.44									<0.0030	86.4	0.0724	0.00300	0.00556	0.0058	<0.00010	<0.0010
29-Aug-23	17	500	451	6.26	230	25.2	39.3	42.5	0.43	<0.50									<0.0030	86.8	0.0903	0.00300	0.00688	0.0054	<0.00010	<0.0010
05-Sep-23	18	500	436	6.35	148	25.8	37.1	41.5	0.39	<0.50									0.0031	75.1	0.132	0.00239	0.00655	0.0047	<0.00010	<0.0010
12-Sep-23	19	500	461	6.45	154	28.6	41.5	35.6	0.43	<0.50									<0.0030	88.0	0.0777	0.00285	0.00555	0.0059	<0.00010	<0.0010
19-Sep-23	20	500	434	6.40	210	29.6	41.1	68.8	<0.50	0.47									0.0031	80.4	0.0818	0.00283	0.00662	0.0058	<0.00010	<0.0010
26-Sep-23	21	500	455	6.36	182	30.3	43.9	61.3	<0.50	0.45	<0.020	0.0152							<0.0030	88.1	0.0780	0.00265	0.00598	0.0060	<0.00010	<0.0010
03-Oct-23	22	500	483	6.33	268	28.0	51.9	74.6	<0.50	0.45	<0.020	<0.0050							<0.0030	102	0.0661	0.00279	0.00636	0.0073	<0.00010	<0.0010
10-Oct-23	23	500	448	6.29	197	24.7	38.4	68.1	<0.50	0.43	0.026	<0.0050							0.0062	91.9	0.0719	0.00235	0.00666	0.0062	<0.00010	<0.0010
17-Oct-23	24	500	402	6.42	162			61.2			<0.020	<0.0050														
24-Oct-23	25	500	403	6.44	183	27.5	39.5	61.7	0.58	0.39	<0.020		0.032	<0.0025	<2.0			<0.015	<0.0030	93.4	0.0634	0.0018	0.00556	0.0061	<0.00010	<0.0010
31-Oct-23	26	500	419	6.30	182			57.2																		
07-Nov-23	27	500	408	6.66	259	21.9	37.2	83.6	0.83	0.38	<0.020		0.0581	0.0087	<2.0			0.025	0.0047	95.8	0.0475	0.00178	0.00491	0.0069	<0.00010	<0.0010
14-Nov-23	28	500	392	6.59	161			103.5																		
21-Nov-23	29	500	407	6.55	170	24.7	36.2	83.6	<0.50	0.37	<0.020		0.0751	0.0037	<2.0			0.043	<0.0030	106.0	0.0564	0.00206	0.00467	0.0085	<0.00010	<0.0010
28-Nov-23	30	500	440	6.54	219			76.0																		
05-Dec-23	31	500	453	6.48	164	34.9	40.9	71.7	<0.50	0.36	<0.020		0.0643	0.0053	<2.0			0.032	<0.0030	98.9	0.0495	0.00188	0.00436	0.0084	<0.00010	<0.0010
12-Dec-23	32	500	440	6.29	208			74.3																		
19-Dec-23	33	500	442	6.75	176	51.7	44.9	71.7	<0.50	0.38	<0.020		0.0529	<0.0025	<2.0			<0.015	<0.0030	89.9	0.0536	0.00207	0.00414	0.0088	<0.00010	<0.0010
26-Dec-23	34	500	442	6.77	183			68.8																		
02-Jan-24	35	500	446	6.58	211	28.6	45.9	54.2	<0.50	0.48	<0.020		0.0645	0.0025	<2.0			0.025	<0.0030	93.7	0.0619	0.00229	0.00679	0.0077	<0.00010	<0.0010
09-Jan-24	36	500	439	6.64	133			39.6																		
16-Jan-24	37	500	421	6.52	150.5	36.1	41.9	35.9	<0.50	0.35	<0.020		0.0628	0.0027	<2.0			<0.015	<0.0030	67.6	0.0684	0.00172	0.00578	0.0059	<0.00010	<0.0010
23-Jan-24	38	500	429	6.60	155			48.3																		
30-Jan-24	39	500	433	6.57	168	24.9	38.8	53.6	<0.50	0.42	0.027		0.0621	<0.0025	<2.0			0.023	<0.0030	69.4	0.0735	0.00182	0.00463	0.0079	<0.00010	<0.0010
06-Feb-24	40	500	436	6.73	151			37.7																		
13-Feb-24	41	500	447	6.65	140	21.0	36.7	24.3	<0.50	0.31	<0.020		0.0514	<0.0025	<2.0			0.021	<0.0030	61.7	0.0744	0.00160	0.00529	0.0068	<0.00010	<0.0010
20-Feb-24	42	500	423	6.69	188			34.1																		
27-Feb-24	43	500	429	6.84	174	13.2	37.8	33.8	0.51	0.38	0.024		0.0526	<0.0025	<2.0			0.032	<0.0030	66.0	0.0572	0.00175	0.00442	0.0077	<0.00010	<0.0010
05-Mar-24	44	500	450	6.75	140			31.1																		
12-Mar-24	45	500	427	6.68	117	20.5	36.4	31.2	<0.50	0.32	0.032		0.0667	<0.0025	<2.0			0.022	<0.0030	62.1	0.0775	0.00159	0.00575	0.0056	<0.00010	<0.0010
19-Mar-24	46	500	459	6.70	154			35.9																		
26-Mar-24	47	500	443	6.74	124	23.1	38.5	34.5		0.33									<0.0030	61.2	0.0887	0.00163	0.00607	0.0060	<0.00010	<0.0010
02-Apr-24	48	500	457	6.76	148			31.2																		
09-Apr-24	49	500	450	6.81	131	22.1	39.7	20.8		0.30									0.0045	57.1	0.0952	0.00145	0.00527	0.0058	<0.00010	<0.0010
16-Apr-24	50	500	436	6.63	116			25.6																		
23-Apr-24	51	500	441	6.94	112	21.2	41.6	28.9		0.33									<0.0030	60.6	0.0553	0.00156	0.00446	0.0070	<0.00010	<0.0010
30-Apr-24	52	500	450	6.76	157			29.5																		
07-May-24	53	500	436	6.65	130	26.1	40.6	31.7		0.31									<0.0030	64.8	0.0682	0.00157	0.00489	0.0068	<0.00010	<0.0010
14-May-24	54	500	429	6.71	152			29.6																		
21-May-24	55	500	440	6.60	174	24.8	40.6	41.3		0.36									<0.0030	87.6	0.0690	0.00179	0.00521	0.0083	<0.00010	<0.0010
28-May-24	56	500	416	6.80	145			45.5																		

GLOBAL PROJECT NO: 2329
CLIENT: WSP E&I Canada Limited
CLIENT PROJECT NAME & NO: Great Bear | OMGS21045
Sample ID: CND-3
Sample Wt. used (g): 1000.00

Global ARD Testing Services Inc.

	Instru												CVAFS												
Sampling Date	Week No.	Boron (B)	Cadmium (Cd)	Calcium (Ca)	Chromium (Cr)	Cobalt (Co)	Copper (Cu)	Iron (Fe)	Lead (Pb)	Lithium (Li)	Magnesium (Mg)	Manganese (Mn)	Mercury (Hg)	Molybdenum (Mo)	Nickel (Ni)	Phosphorus (P)	Potassium (K)	Selenium (Se)	Silicon (Si)	Silver (Ag)	Sodium (Na)	Strontium (Sr)	Sulphur (S)	Tellurium (Te)	Thallium (Tl)	Thorium (Th)	Tin (Sn)
	Unit:	mg/L	mg/L	mg/L	mg/L	mg/L	mg/L	mg/L	mg/L	mg/L	mg/L	mg/L	ug/L	mg/L	mg/L	mg/L	mg/L	mg/L	mg/L	mg/L	mg/L	mg/L	mg/L	mg/L	mg/L	mg/L	mg/L
	RDL:	0.05	0.00001	0.05	0.001	0.0002	0.0002	0.005	0.0002	0.002	0.05	0.001	0.0019	0.001	0.001	0.01	0.05	0.0001	0.1	0.00002	0.05	0.001	3	0.001	0.00001	0.001	0.005
02-May-23	0	<0.10	<0.000020	112	<0.0020	0.0172	0.00623	0.1780	<0.00040	0.0063	5.38	0.0254	0.0035	0.0138	0.0026	<0.020	36.8	0.0029	1.53	0.000118	300.00	0.2670	325		<0.000020		<0.010
09-May-23	1	<0.050	<0.000010	77.2	<0.0010	0.00767	0.00177	0.1140	<0.00020	0.008	4.13	0.0290	<0.0019	0.0129	0.0012	0.0045	20.9	0.0017	1.86	<0.000020	115.00	0.1780	147		0.000013		<0.0050
16-May-23	2	<0.050	<0.000010	44.4	<0.0010	0.0033	0.00187	0.0715	<0.00020	0.0061	2.53	0.0243	<0.0019	0.0070	<0.0010	<0.010	11.0	0.0010	1.57	<0.000020	45.9	0.0956	66.3		<0.000010		<0.0050
23-May-23	3	<0.050	<0.000010	42.6	<0.0010	0.00167	0.00126	0.0352	<0.00020	0.0041	2.39	0.0222	<0.0019	0.0046	<0.0010	0.0043	7.30	0.0009	1.28	<0.000020	26.0	0.0731	46.9		<0.000010		<0.0050
30-May-23	4	<0.050	<0.000010	52.7	<0.0010	0.00165	0.00153	0.0482	<0.00020	0.0056	2.84	0.0258	<0.0019	0.0055	<0.0010	<0.010	8.15	0.0009	1.78	<0.000020	23.2	0.0952	54.5		<0.000010		<0.0050
06-Jun-23	5	<0.050	<0.000010	48.1	<0.0010	0.00123	0.00592	0.0441	<0.00020	0.0045	2.39	0.0241	<0.0019	0.0045	<0.0010	<0.010	7.04	0.0009	1.69	<0.000020	15.2	0.0771	42.9		<0.000010		<0.0050
13-Jun-23	6	<0.050	<0.000010	38.4	<0.0010	0.00084	0.00122	0.0469	<0.00020	0.0035	1.93	0.0232	<0.0019	0.0037	<0.0010	<0.010	6.17	0.0008	1.69	<0.000020	9.52	0.0599	30.5		<0.000010		<0.0050
20-Jun-23	7	<0.050	<0.000010	37.6	<0.0010	0.00075	0.00121	0.0459	<0.00020	0.0034	1.65	0.0256	<0.0019	0.0033	<0.0010	<0.010	6.11	0.0008	1.56	<0.000020	7.28	0.0586	26.6		<0.000010		<0.0050
27-Jun-23	8	<0.050	<0.000010	33.1	<0.0010	0.00066	0.00109	0.0456	<0.00020	0.0033	1.61	0.0243	<0.0019	0.0030	<0.0010	<0.010	6.17	0.0008	1.71	<0.000020	5.91	0.0545	23.8		<0.000010		<0.0050
04-Jul-23	9	<0.050	<0.000010	32.8	<0.0010	0.00062	0.00112	0.0537	<0.00020	0.0032	1.44	0.0225	<0.0019	0.0029	<0.0010	<0.010	6.27	0.0008	1.63	<0.000020	4.65	0.0519	22.2		<0.000010		<0.0050
11-Jul-23	10	<0.050	<0.000010	27.8	<0.0010	0.00049	0.00093	0.0512	<0.00020	0.0023	1.15	0.0200	<0.0019	0.0029	<0.0010	<0.010	5.47	0.0008	1.43	<0.000020	3.26	0.0418	15.5		<0.000010		<0.0050
18-Jul-23	11	<0.050	<0.000010	29.0	<0.0010	0.00047	0.00118	0.0648	0.00024	0.0027	1.14	0.0219	<0.0019	0.0055	<0.0010	<0.010	5.33	0.0008	1.64	<0.000020	2.76	0.0442	15.2		<0.000010		<0.0050
25-Jul-23	12	<0.050	<0.000010	29.9	<0.0010	0.00048	0.00112	0.0592	0.0002	0.0021	1.06	0.0209	<0.0019	0.0107	<0.0010	<0.010	5.24	0.0007	1.50	<0.000020	2.28	0.0425	16.9		<0.000010		<0.0050
01-Aug-23	13	<0.050	<0.000010	36.0	<0.0010	0.00056	0.00106	0.0442	<0.00020	0.0031	1.51	0.0248	<0.0019	0.0189	<0.0010	<0.010	6.41	0.0008	1.63	<0.000020	2.61	0.0578	23.5		<0.000010		<0.0050
08-Aug-23	14	<0.050	<0.000010	38.7	<0.0010	0.00053	0.00096	0.0353	<0.00020	0.0025	1.41	0.0241	<0.0019	0.0215	<0.0010	<0.010	6.36	0.0007	1.45	<0.000020	2.30	0.0563	23.5		<0.000010		<0.0050
15-Aug-23	15	<0.050	<0.000010	33.6	<0.0010	0.0005	0.00104	0.0408	<0.00020	0.0027	1.34	0.0223	<0.0019	0.0226	<0.0010	<0.010	6.04	0.00075	1.57	<0.000020	2.01	0.0536	21.4		<0.000010		<0.0050
22-Aug-23	16	<0.050	<0.000010	32.6	<0.0010	0.00047	0.00112	0.0396	<0.00020	0.0025	1.23	0.0236	<0.0019	0.0207	<0.0010	<0.010	5.92	0.00064	1.74	<0.000020	1.74	0.0515	19.7		<0.000010		<0.0050
29-Aug-23	17	<0.050	<0.000010	32.9	<0.0010	0.00048	0.0011	0.0321	<0.00020	0.0024	1.14	0.0218	<0.0019	0.0210	<0.0010	<0.010	5.94	0.00067	1.56	<0.000020	1.75	0.0516	20.6		<0.000010		<0.0050
05-Sep-23	18	<0.050	<0.000010	28.3	<0.0010	0.00041	0.00139	0.0923	0.00048	0.0021	1.05	0.0189	<0.0019	0.0177	<0.0010	<0.010	5.12	0.0006	1.61	<0.000020	1.37	0.0449	17.5		<0.000010		<0.0050
12-Sep-23	19	<0.050	<0.000010	33.6	<0.0010	0.00049	0.00092	0.0330	<0.00020	0.0021	1.17	0.0227	<0.0019	0.0200	<0.0010	<0.010	5.95	0.00066	1.78	<0.000020	1.53	0.0514	20.0		<0.000010		<0.0050
19-Sep-23	20	<0.050	<0.000010	30.3	<0.0010	0.00046	0.00094	0.0261	<0.00020	0.0021	1.15	0.0200	<0.0019	0.0196	<0.0010	<0.010	5.92	0.00059	1.65	<0.000020	1.45	0.0518	20.2		<0.000010		<0.0050
26-Sep-23	21	<0.050	<0.000010	33.4	<0.0010	0.00044	0.00109	0.0287	<0.00020	<0.0020	1.16	0.0241	<0.0019	0.0172	<0.0010	<0.010	5.75	0.00057	1.74	<0.000020	1.34	0.0475	18.9		<0.000010		<0.0050
03-Oct-23	22	<0.050	0.000010	38.8	<0.0010	0.00047	0.00101	0.0354	<0.00020	0.0021	1.33	0.0293	<0.0019	0.0154	<0.0010	<0.010	6.25	0.00052	1.92	<0.000020	1.39	0.0557	21.8		<0.000010		<0.0050
10-Oct-23	23	<0.050	<0.000010	35.0	<0.0010	0.00045	0.0009	0.0254	<0.00020	<0.0020	1.10	0.0257	<0.0019	0.0135	<0.0010	<0.010	5.61	0.00057	1.56	<0.000020	1.21	0.0486	21.5		<0.000010		<0.0050
17-Oct-23	24																										
24-Oct-23	25	<0.050	<0.000010	35.8	<0.0010	0.0004	0.00118	0.0397	<0.00020	<0.0020	0.96	0.0271	0.002	0.0121	<0.0010	<0.010	5.17	0.00047	1.54	<0.000020	1.04	0.0447	20.7		<0.000010		<0.0050
31-Oct-23	26																										
07-Nov-23	27	<0.050	0.000012	36.7	<0.0010	0.0004	0.00107	0.0331	<0.00020	<0.0020	0.98	0.0281	<0.0019	0.0107	<0.0010	<0.010	5.23	0.00045	1.52	<0.000020	1.01	0.0494	22.2		<0.000010		<0.0050
14-Nov-23	28																										
21-Nov-23	29	<0.050	<0.000010	40.5	<0.0010	0.0005	0.00098	0.0298	<0.00020	<0.0020	1.09	0.0299	<0.0019	0.0121	<0.0010	<0.010	5.88	0.00049	1.47	<0.000020	1.03	0.0584	27.5		<0.000010		<0.0050
28-Nov-23	30																										
05-Dec-23	31	<0.050	<0.000010	38.0	<0.0010	0.00039	0.00089	0.0297	<0.00020	<0.0020	0.97	0.0325	<0.0019	0.0084	<0.0010	<0.010	5.59	0.00037	1.58	<0.000020	0.91	0.0494	23.3		<0.000010		<0.0050
12-Dec-23	32																										
19-Dec-23	33	<0.050	<0.000010	34.6	<0.0010	0.00035	0.00091	0.0312	<0.00020	<0.0020	0.86	0.0322	<0.0019	0.0076	<0.0010	<0.010	5.26	0.00043	1.78	<0.000020	0.855	0.0454	20.9		<0.000010		<0.0050
26-Dec-23	34																										
02-Jan-24	35	<0.050	<0.000010	36.2	<0.0010	0.00034	0.00082	0.0339	<0.00020	<0.0020	0.80	0.0309	<0.0019	0.0078	<0.0010	<0.010	5.61	0.00055	2.03	<0.000020	0.823	0.0481	20.5		<0.000010		<0.0050
09-Jan-24	36																										
16-Jan-24	37	<0.050	<0.000010	26.2	<0.0010	0.00024	0.00113	0.0412	<0.00020	<0.0020	0.54	0.0285	<0.0019	0.0049	<0.0010	<0.010	4.13	0.00046	1.54	<0.000020	0.676	0.0316	12.1		<0.000010		<0.0050
23-Jan-24	38																										
30-Jan-24	39	<0.050	0.00003	26.9	0.0040	0.00038	0.00120	0.0944	<0.00020	<0.0020	0.569	0.03470	<0.0019	0.00450	0.2740	<0.010	4.44	0.00050	1.69	<0.000020	0.752	0.03420	12.8		0.00001		<0.0050
06-Feb-24	40																										
13-Feb-24	41	<0.050	<0.000010	23.9	<0.0010	0.00022	0.00089	0.0532	0.0002	<0.0020	0.489	0.0274	<0.0019	0.0038	<0.0010	<0.010	3.87	0.00044	1.54	<0.000020	0.644	0.0282	9.30		<0.000010		<0.0050
20-Feb-24	42																										
27-Feb-24	43	0.052	<0.000010	25.5	<0.0010	0.00027	0.00079	0.0353	<0.00020	<0.0020	0.562	0.0310	<0.0019	0.0040	<0.0010	<0.010	4.17	0.00047	1.63	<0.000020	1.06	0.0314	12.4		<0.000010		<0.0050
05-Mar-24	44																										
12-Mar-24	45	<0.050	<0.000010	24.1	<0.0010	0.00023	0.00075	0.0381	0.00023	<0.0020	0.483	0.0239	<0.0019	0.0032	<0.0010	<0.010	3.93	0.00047	1.65	<0.000020	0.645	0.0287	11.2		<0.000010		<0.0050
19-Mar-24	46																										
26-Mar-24	47	<0.050	<0.000010	23.7	<0.0010	0.00024	0.00114	0.0831	0.00034	<0.0020	0.475	0.0304	<0.0019	0.0028	<0.0010	<0.010	3.86	0.00051	1.87	<0.000020	0.636	0.0279	10.2		<0.000010		<0.0050
02-Apr-24	48																										
09-Apr-24	49	<0.050	<0.000010	22.2	0.0010	<0.00020	0.00141	0.0906	0.00043	<0.0020	0.404	0.0314	<0.0019	0.0021	<0.0010	<0.010	3.37	0.00047	1.48	<0.000020	0.561	0.0228	7.80		<0.000010		<0.0050
16-Apr-24	50																										
23-Apr-24	51	<0.050	<0.000010	23.6	<0.0010	0.00023	0.00105	0.0306	<0.00020	<0.0020	0.420	0.0335	<0.0019	0.0023	<0.0010	<0.010	3.78	0.00047	1.53	<0.000020	0.597	0.0265	10.2		<0.000010		<0.0050
30-Apr-24	52																										
07-May-24	53	<0.050	<0.000010	25.1	<0.0010	0.00023	0.00079	0.0358	<0.00020	<0.0020	0.482	0.0337	<0.0019	0.0021	<0.0010	<0.010	3.93	0.00049	1.67	<0.000020	0.634	0.0276	10.6		<0.000010		<0.0050
14-May-24	54																										
21-May-24	55	<0.050	<0.000010	34.0	<0.0010	0.00032	0.00107	0.0416	<0.00020	<0.0020	0.634	0.0392	<0.0019	0.0023	<0.0010	<0.010	4.74	0.00055	1.87	<0.000020	0.780	0.0377	15.9		<0.000010		<0.0050
28-May-24	56																										

GLOBAL PROJECT NO: 2329

CLIENT: WSP E&I Canada Limited

CLIENT PROJECT NAME & NO: Great Bear | OMGS21045

Sample ID: CND-3

Sample Wt. used (g): 1000.00

Instru								Ion Balance				
Sampling Date	Week No.	Titanium (Ti)	Tungsten (W)	Uranium (U)	Vanadium (V)	Zinc (Zn)	Zirconium (Zr)	Anions	Cations	% Difference	Job No	
	Unit:	mg/L	mg/L	mg/L	mg/L	mg/L	mg/L					
	RDL:	0.005	0.001	0.0001	0.005	0.005	0.0001	meq/L	meq/L	meq/L		
02-May-23	0	<0.010	<0.0020	0.00313	<0.010	<0.010	<0.00020	19.32	20.04	-1.83	C331644	
09-May-23	1	<0.0050	<0.0010	0.00383	<0.0050	<0.0050	<0.00010	10.75	9.74	4.94	C332693	
16-May-23	2	<0.0050	<0.0010	0.00248	<0.0050	<0.0050	<0.00010	5.84	4.71	10.69	C334578	
23-May-23	3	<0.0050	<0.0010	0.00209	<0.0050	<0.0050	<0.00010	3.46	3.65	-2.71	C336736	
30-May-23	4	<0.0050	<0.0010	0.00253	<0.0050	<0.0050	<0.00010	4.44	4.09	4.06	C338359	
06-Jun-23	5	<0.0050	<0.0010	0.00226	<0.0050	<0.0050	<0.00010	4.10	3.45	8.64	C340617	
13-Jun-23	6	<0.0050	<0.0010	0.00206	<0.0050	<0.0050	<0.00010	3.07	2.66	7.24	C342918	
20-Jun-23	7	<0.0050	<0.0010	0.00206	<0.0050	<0.0050	<0.00010	2.68	2.50	3.55	C345232	
27-Jun-23	8	<0.0050	<0.0010	0.00189	<0.0050	<0.0050	<0.00010	6.17	5.91	23.80	C347526	
04-Jul-23	9	<0.0050	<0.0010	0.0019	<0.0050	<0.0050	<0.00010	2.35	2.13	4.88	C350156	
11-Jul-23	10	<0.0050	<0.0010	0.00155	<0.0050	<0.0050	<0.00010	1.89	1.78	2.98	C351832	
18-Jul-23	11	<0.0050	<0.0010	0.00164	<0.0050	<0.0050	<0.00010	1.97	1.81	4.05	C354166	
25-Jul-23	12	<0.0050	<0.0010	0.00156	<0.0050	<0.0050	<0.00010	2.09	1.83	6.73	C357165	
01-Aug-23	13	<0.0050	<0.0010	0.00207	<0.0050	<0.0050	<0.00010	2.26	2.21	0.96	C359138	
08-Aug-23	14	<0.0050	<0.0010	0.00201	<0.0050	<0.0050	<0.00010	2.10	2.32	-5.10	C361545	
15-Aug-23	15	<0.0050	<0.0010	0.00213	<0.0050	<0.0050	<0.00010	1.78	2.04	-6.87	C363523	
22-Aug-23	16	<0.0050	<0.0010	0.00193	<0.0050	<0.0050	<0.00010	1.75	1.97	-5.81	C365782	
29-Aug-23	17	<0.0050	<0.0010	0.00198	<0.0050	<0.0050	<0.00010	1.70	1.98	-7.45	C368425	
05-Sep-23	18	<0.0050	<0.0010	0.00176	<0.0050	<0.0050	<0.00010	1.63	1.71	-2.24	C370539	
12-Sep-23	19	<0.0050	<0.0010	0.00202	<0.0050	<0.0050	<0.00010	1.60	2.00	-11.14	C373582	
19-Sep-23	20	<0.0050	<0.0010	0.00208	<0.0050	<0.0050	<0.00010	2.29	1.83	11.02	C375487	
26-Sep-23	21	<0.0050	<0.0010	0.0022	<0.0050	<0.0050	<0.00010	2.19	1.98	5.00	C378101	C385555
03-Oct-23	22	<0.0050	<0.0010	0.00261	<0.0050	<0.0050	<0.00010	2.63	2.28	7.11	C381110	C385555
10-Oct-23	23	<0.0050	<0.0010	0.00196	<0.0050	<0.0050	<0.00010	2.22	2.04	4.06	C382783	C385555
17-Oct-23	24											C385555
24-Oct-23	25	<0.0050	<0.0010	0.0018	<0.0050	<0.0050	<0.00010	2.14	2.05	2.15	C387347	
31-Oct-23	26											
07-Nov-23	27	<0.0050	<0.0010	0.00177	<0.0050	<0.0050	<0.00010	2.57	2.10	10.15	C392395	
14-Nov-23	28											
21-Nov-23	29	<0.0050	<0.0010	0.00211	<0.0050	<0.0050	<0.00010	2.49	2.32	3.69	C396056	
28-Nov-23	30											
05-Dec-23	31	<0.0050	<0.0010	0.00205	<0.0050	<0.0050	<0.00010	2.34	2.17	3.77	C399918	
12-Dec-23	32											
19-Dec-23	33	<0.0050	<0.0010	0.00188	<0.0050	<0.0050	<0.00010	2.42	1.98	10.01	C3A3911	
26-Dec-23	34											
02-Jan-24	35	<0.0050	<0.0010	0.00204	<0.0050	<0.0050	<0.00010	2.08	2.06	0.47	C400825	
09-Jan-24	36											
16-Jan-24	37	<0.0050	<0.0010	0.00135	<0.0050	<0.0050	<0.00010	1.61	1.50	3.65	C403683	
23-Jan-24	38											
30-Jan-24	39	<0.0050	<0.0010	0.00139	<0.0050	<0.0050	<0.00010	1.92	1.56	10.32	CIL339	
06-Feb-24	40											
13-Feb-24	41	<0.0050	<0.0010	0.00113	<0.0050	<0.0050	<0.00010	1.26	1.37	-4.18	CJG646	
20-Feb-24	42											
27-Feb-24	43	<0.0050	<0.0010	0.00128	<0.0050	<0.0050	<0.00010	1.52	1.50	0.92	C414365	
05-Mar-24	44											
12-Mar-24	45	<0.0050	<0.0010	0.00122	<0.0050	<0.0050	<0.00010	1.40	1.38	0.65	C418171	
19-Mar-24	46											
26-Mar-24	47	<0.0050	<0.0010	0.00124	<0.0050	<0.0050	<0.00010	1.51	1.36	5.19	C422010	
02-Apr-24	48											
09-Apr-24	49	<0.0050	<0.0010	0.00099	<0.0050	<0.0050	<0.00010	1.25	1.27	-0.75	C424934	
16-Apr-24	50											
23-Apr-24	51	<0.0050	<0.0010	0.00119	<0.0050	<0.0050	0.00018	1.46	1.34	4.01	C428790	
30-Apr-24	52											
07-May-24	53	<0.0050	<0.0010	0.00129	<0.0050	<0.0050	<0.00010	1.49	1.43	2.12	C433069	
14-May-24	54											
21-May-24	55	<0.0050	<0.0010	0.00158	<0.0050	<0.0050	<0.00010	1.70	1.92	-5.99	C436642	
28-May-24	56											

CERTIFICATE OF ANALYSIS ▪ HUMIDITY CELL TESTING RESULTS OF HC-3

Global ARD Testing Services Inc.

GLOBAL PROJECT NO: 2329

CLIENT: WSP E&I Canada Limited

CLIENT PROJECT NAME & NO: Great Bear | OMGS21045

Sample ID: CND-3

Sample Wt. used (g): 1000.00

CERTIFICATE OF ANALYSIS ▪ HUMIDITY CELL T

Global ARD Testing Services Inc.

				General Parameters				Anions			Nutrients		Cyanides					Colourimetry		Calc.	Dissolved Metals by ICP-MS					
Instrument/Method:				pH Meter	EC Meter	Titration/Calculation		Turbidimetry	IC	ISE	IC		Colourimetric - Distillation			IC									
Sampling Date	Week No.	Input Vol. (DI Water)	Output Vol. (Leachate)	pH	EC	Acidity (to pH 8.3)	Alkalinity (to pH 4.5)	Sulphate	Chloride	Fluoride	Nitrate (NO_3 as N)	Nitrite (NO_2 as N)	Total CN	WAD CN	Free CN	Total Cyanate (CNO)	Thiocyanate	Total Ammonia	Dissolved Phosphorus	Hardness (as CaCO3)	Aluminum (Al)	Antimony (Sb)	Arsenic (As)	Barium (Ba)	Beryllium (Be)	Bismuth (Bi)
	Unit:	mL	mL	pH Units	µS/cm	mg CaCO3/L	mg CaCO3/L	mg/L	mg/L	mg/L	mg/L	mg/L	mg/L	mg/L	ug/L	mg/L	mg/L	mg/L	mg/L	mg/L	mg/L	mg/L	mg/L	mg/L	mg/L	mg/L
	RDL:	5	5	0.01	1	0.5	0.5	0.5	0.5	0.05	0.02	0.005	0.0025	0.0025	2.0	0.05	0.2	0.015	0.003	0.5	0.003	0.0005	0.0001	0.001	0.0001	0.001
04-Jun-24	57	500	446	6.84	120	24.1	37.5	50.5		0.27									<0.0030	78.2	0.0626	0.00139	0.00490	0.0082	<0.00010	<0.0010
11-Jun-24	58	500	431	6.84	160			52.3																		
18-Jun-24	59	500	435	6.51	134	23.1	34.7	60.5		0.24									<0.0030	78.4	0.0553	0.00123	0.00399	0.0089	<0.00010	<0.0010
25-Jun-24	60	500	432	6.47	182			35.8																		
02-Jul-24	61	500	444	6.45	218	27.6	36.4	83.0		0.26									0.0076	94.2	0.0511	0.00132	0.00352	0.0111	<0.00010	<0.0010
09-Jul-24	62	500	443	6.44	159			60.2																		
16-Jul-24	63	500	455	6.41	204	29.6	35.8	48.9		0.24									<0.0030	80.8	0.0585	0.00120	0.00442	0.0086	<0.00010	<0.0010
23-Jul-24	64	500	442	6.27	168			68.4																		
30-Jul-24	65	500	449	6.22	192	34.4	36.7	52.2		0.25									0.0040	86.3	0.0532	0.00114	0.00422	0.0100	<0.00010	<0.0010
06-Aug-24	66	500	441	6.29	198			60.7																		
13-Aug-24	67	500	445	6.08	162	38.0	34.2	46.0		0.24									<0.0030	77.0	0.0482	0.00102	0.00373	0.0083	<0.00010	<0.0010
20-Aug-24	68	500	438	6.30	193			72.0																		
27-Aug-24	69	500	442	6.43	200	25.9	35.7	44.2		0.25									<0.0030	80.3	0.0561	0.00113	0.00417	0.0085	<0.00010	<0.0010
03-Sep-24	70	500	441	6.50	211			49.4																		
10-Sep-24	71	500	440	6.44	171	38.0	34.5	42.0		0.25									<0.0030	77.5	0.0541	0.00104	0.00389	0.0080	<0.00010	<0.0010
17-Sep-24	72	500	430	6.52	171			55.3																		
24-Sep-24	73	500	434	6.67	205	18.4	35.5	51.9		0.26									<0.0030	87.5	0.0527	0.00113	0.00398	0.0088	<0.00010	<0.0010
01-Oct-24	74	500	437	6.83	162			54.8																		
08-Oct-24	75	500	448	6.84	169	15.8	33.1	50.8		0.21									<0.0030	71.4	0.0524	0.00099	0.00455	0.0076	<0.00010	<0.0010
15-Oct-24	76	500	436	6.99	221			49.6																		
22-Oct-24	77	500	440	6.70	147	17.1	34.8	52.8		0.23									<0.0030	87.8	0.0619	0.00103	0.00408	0.0090	<0.00010	<0.0010
29-Oct-24	78	500	428	6.76	152			62.3																		
05-Nov-24	79	500	434	6.81	231	18.8	38.3	63.8		0.31									<0.0030	95.7	0.0506	0.00112	0.00424	0.0105	<0.00010	<0.0010
12-Nov-24	80	500	432	6.76	185			60.8																		
19-Nov-24	81	500	445	6.65	182	21.4	32.8	45.3		0.21									<0.0030	79.3	0.0536	0.00096	0.00380	0.0085	<0.00010	<0.0010
26-Nov-24	82	500	438	6.63	183			44.6																		
03-Dec-24	83	500	427	6.76	191	17.6	32.2	66.9		0.21									<0.0030	98.0	0.0567	0.00103	0.00393	0.0105	<0.00010	<0.0010

NOTES:

March 13 2024: Analytical schedule updated per email by Forrest McAdam, HC-1 to HC-5 will run for an additional 40 weeks.

October 11, 2023: Analytical schedule updated per email by Forrest McAdam.

RDL may be raised for some samples due to sample matrix interference.

Abbreviations:

RDL: Reportable Detection Limits

EC: Electric Conductivity

IC: Ion Chromatograph

SIE: Selective Ion Electrode

ICP-MS: Inductively Coupled Plasma - Mass Spectrometry

Calc: Calculation

Calc: Calculation

ESTING RESULTS OF HC-3

CERTIFICATE OF ANALYSIS ▪ HUMIDITY CELL TESTING RESULTS OF HC-3

GLOBAL PROJECT NO: 2329
CLIENT: WSP E&I Canada Limited
CLIENT PROJECT NAME & NO: Great Bear | OMGS21045
Sample ID: CND-3
Sample Wt. used (g): 1000.00

Global ARD Testing Services Inc.

Instru													CVAFS													
Sampling Date	Week No.	Boron (B)	Cadmium (Cd)	Calcium (Ca)	Chromium (Cr)	Cobalt (Co)	Copper (Cu)	Iron (Fe)	Lead (Pb)	Lithium (Li)	Magnesium (Mg)	Manganese (Mn)	Mercury (Hg)	Molybdenum (Mo)	Nickel (Ni)	Phosphorus (P)	Potassium (K)	Selenium (Se)	Silicon (Si)	Silver (Ag)	Sodium (Na)	Strontium (Sr)	Sulphur (S)	Tellurium (Te)	Thallium (Tl)	Thorium (Th)	Tin (Sn)
	Unit:	mg/L	mg/L	mg/L	mg/L	mg/L	mg/L	mg/L	mg/L	mg/L	mg/L	mg/L	ug/L	mg/L	mg/L	mg/L	mg/L	mg/L	mg/L	mg/L	mg/L	mg/L	mg/L	mg/L	mg/L	mg/L	mg/L
	RDL:	0.05	0.00001	0.05	0.001	0.0002	0.0002	0.005	0.0002	0.002	0.05	0.001	0.0019	0.001	0.001	0.01	0.05	0.0001	0.1	0.00002	0.05	0.001	3	0.001	0.00001	0.001	0.005
04-Jun-24	57	<0.050	<0.000010	30.4	<0.0010	0.00029	0.00097	0.0308	<0.00020	<0.0020	0.542	0.0375	<0.0019	0.0017	<0.0010	<0.010	4.11	0.00049	1.67	<0.000020	0.588	0.0356	16.0		<0.000010		<0.0050
11-Jun-24	58																										
18-Jun-24	59	<0.050	<0.000010	30.5	<0.0010	0.00029	0.00087	0.0247	<0.00020	<0.0020	0.545	0.0405	<0.0019	0.0016	<0.0010	<0.010	3.88	0.00041	1.60	<0.000020	0.565	0.0364	18.4		<0.000010		<0.0050
25-Jun-24	60																										
02-Jul-24	61	<0.050	<0.000010	36.7	<0.0010	0.00038	0.00097	0.0295	<0.00020	<0.0020	0.602	0.0503	<0.0019	0.0022	<0.0010	<0.010	4.47	0.00049	1.97	<0.000020	0.622	0.0418	22.3		0.000012		<0.0050
09-Jul-24	62																										
16-Jul-24	63	<0.050	<0.000010	31.5	<0.0010	0.00030	0.00083	0.0220	<0.00020	<0.0020	0.531	0.0404	<0.0019	0.0023	<0.0010	<0.010	3.98	0.00039	1.54	<0.000020	0.530	0.0366	15.4	<0.0010	<0.000010	<0.0010	<0.0050
23-Jul-24	64																										
30-Jul-24	65	<0.050	<0.000010	33.6	0.0018	0.00032	0.00088	0.0344	<0.00020	<0.0020	0.568	0.0413	<0.0019	0.0036	0.0013	<0.010	3.98	0.00036	1.44	<0.000020	0.553	0.0376	18.9	<0.0010	<0.000010	<0.0010	<0.0050
06-Aug-24	66																										
13-Aug-24	67	<0.050	<0.000010	30.0	<0.0010	0.00024	0.00091	0.0251	<0.00020	<0.0020	0.472	0.0431	<0.0019	0.0049	<0.0010	<0.010	3.72	0.00033	1.50	<0.000020	0.492	0.0332	16.3	<0.0010	<0.000010	<0.0010	<0.0050
20-Aug-24	68																										
27-Aug-24	69	<0.050	<0.000010	31.4	<0.0010	0.00026	0.00317	0.0299	<0.00020	<0.0020	0.486	0.0374	<0.0019	0.0078	<0.0010	<0.010	4.02	0.00038	1.50	<0.000020	0.494	0.0353	17.8	<0.0010	0.000011	<0.0010	<0.0050
03-Sep-24	70																										
10-Sep-24	71	<0.050	<0.000010	30.2	<0.0010	0.00023	0.00106	0.0500	<0.00020	<0.0020	0.483	0.0325	<0.0019	0.0075	<0.0010	<0.010	3.59	0.00036	1.47	<0.000020	0.475	0.0338	15.6	<0.0010	<0.000010	<0.0010	<0.0050
17-Sep-24	72																										
24-Sep-24	73	<0.050	<0.000010	34.2	<0.0010	0.00030	0.00109	0.0304	<0.00020	<0.0020	0.474	0.0359	<0.0019	0.0103	<0.0010	<0.010	3.89	0.00041	1.52	<0.000020	0.497	0.0337	19.2	<0.0010	<0.000010	<0.0010	<0.0050
01-Oct-24	74																										
08-Oct-24	75	<0.050	<0.000010	27.9	<0.0010	0.00024	0.00071	0.0285	<0.00020	<0.0020	0.421	0.0308	<0.0019	0.0094	<0.0010	<0.010	3.55	0.00038	1.43	<0.000020	0.441	0.0318	16.4	<0.0010	<0.000010	<0.0010	<0.0050
15-Oct-24	76																										
22-Oct-24	77	<0.050	<0.000010	34.3	<0.0010	0.00025	0.00088	0.0223	<0.00020	<0.0020	0.502	0.0398	<0.0019	0.0099	<0.0010	<0.010	4.03	0.00038	1.84	<0.000020	0.510	0.0381	19.2	<0.0010	0.000011	<0.0010	<0.0050
29-Oct-24	78																										
05-Nov-24	79	<0.050	0.000014	37.5	<0.0010	0.00025	0.00058	0.0271	<0.00020	<0.0020	0.496	0.0419	<0.0019	0.0117	<0.0010	<0.010	4.16	0.00040	1.55	<0.000020	0.458	0.0424	21.1	<0.0010	0.000010	<0.0010	<0.0050
12-Nov-24	80																										
19-Nov-24	81	<0.050	0.000010	31.0	<0.0010	0.00023	0.00078	0.0263	<0.00020	<0.0020	0.473	0.0345	<0.0019	0.0121	<0.0010	<0.010	3.48	0.00039	1.39	<0.000020	0.468	0.0351	15.8	<0.0010	0.000010	<0.0010	<0.0050
26-Nov-24	82																										
03-Dec-24	83	<0.050	<0.000010	38.2	<0.0010	0.00032	0.00084	0.0287	<0.00020	<0.0020	0.621	0.0400	<0.0019	0.0152	<0.0010	<0.010	3.94	0.00039	1.41	<0.000020	0.579	0.0414	21.7	<0.0010	0.000011	<0.0010	<0.0050

GLOBAL PROJECT NO: 2329

CLIENT: WSP E&I Canada Limited

CLIENT PROJECT NAME & NO: Great Bear | OMGS21045

Sample ID: CND-3

Sample Wt. used (g): 1000.00

Instru								Ion Balance			
Sampling Date	Week No.	Titanium (Ti)	Tungsten (W)	Uranium (U)	Vanadium (V)	Zinc (Zn)	Zirconium (Zr)	Anions	Cations	% Difference	Job No
	Unit:	mg/L	mg/L	mg/L	mg/L	mg/L	mg/L				
	RDL:	0.005	0.001	0.0001	0.005	0.005	0.0001	meq/L	meq/L	meq/L	
04-Jun-24	57	<0.0050	<0.0010	0.00141	<0.0050	<0.0050	<0.00010	1.82	1.70	3.38	C440992
11-Jun-24	58										
18-Jun-24	59	<0.0050	<0.0010	0.00113	<0.0050	<0.0050	<0.00010	1.97	1.70	7.41	C446156
25-Jun-24	60										
02-Jul-24	61	<0.0050	<0.0010	0.00144	<0.0050	<0.0050	<0.00010	2.48	2.03	9.85	C450077
09-Jul-24	62										
16-Jul-24	63	<0.0050	<0.0010	0.00129	<0.0050	<0.0050	<0.00010	1.75	1.75	0.07	C454411
23-Jul-24	64										
30-Jul-24	65	<0.0050	<0.0010	0.00125	<0.0050	<0.0050	<0.00010	1.84	1.86	-0.53	C458873
06-Aug-24	66										
13-Aug-24	67	<0.0050	<0.0010	0.00114	<0.0050	<0.0050	<0.00010	1.66	1.66	-0.08	C462821
20-Aug-24	68										
27-Aug-24	69	<0.0050	<0.0010	0.00119	<0.0050	<0.0050	<0.00010	1.65	1.74	-2.59	C467358
03-Sep-24	70										
10-Sep-24	71	<0.0050	<0.0010	0.00115	<0.0050	<0.0050	<0.00010	1.58	1.67	-2.65	C471921
17-Sep-24	72										
24-Sep-24	73	<0.0050	<0.0010	0.00112	<0.0050	<0.0050	<0.00010	1.81	1.88	-1.84	C476699
01-Oct-24	74										
08-Oct-24	75	<0.0050	<0.0010	0.00094	<0.0050	<0.0050	<0.00010	1.74	1.55	5.82	C481227
15-Oct-24	76										
22-Oct-24	77	<0.0050	<0.0010	0.00096	<0.0050	<0.0050	<0.00010	1.81	1.89	-2.07	C485998
29-Oct-24	78										
05-Nov-24	79	<0.0050	<0.0010	0.00122	<0.0050	<0.0050	<0.00010	2.12	2.05	1.69	C490483
12-Nov-24	80										
19-Nov-24	81	<0.0050	<0.0010	0.00086	<0.0050	<0.0050	<0.00010	1.61	1.70	-2.71	C494940
26-Nov-24	82										
03-Dec-24	83	<0.0050	<0.0010	0.00106	<0.0050	<0.0050	<0.00010	2.05	2.09	-1.00	C498867

CERTIFICATE OF ANALYSIS ▪ HUMIDITY CELL TESTING RESULTS OF HC-4

Global ARD Testing Services Inc.

GLOBAL PROJECT NO: 2329

CLIENT: WSP E&I Canada Limited

CLIENT PROJECT NAME & NO: Great Bear | OMGS21045

Sample ID: CND-4

Sample Wt. used (g): 1000.00

CERTIFICATE OF ANALYSIS ▪ HUMIDITY CELL T

Global ARD Testing Services Inc.

				General Parameters				Anions			Nutrients		Cyanides					Colourimetry		Calc.	Dissolved Metals by ICP-MS					
Instrument/Method:				pH Meter	EC Meter	Titration/Calculation		Turbidimetry	IC	ISE	IC		Colourimetric - Distillation			IC									
Sampling Date	Week No.	Input Vol. (DI Water)	Output Vol. (Leachate)	pH	EC	Acidity (to pH 8.3)	Alkalinity (to pH 4.5)	Sulphate	Chloride	Fluoride	Nitrate (NO_3 as N)	Nitrite (NO_2 as N)	Total CN	WAD CN	Free CN	Total Cyanate (CNO)	Thiocyanate	Total Ammonia	Dissolved Phosphorus	Hardness (as CaCO3)	Aluminum (Al)	Antimony (Sb)	Arsenic (As)	Barium (Ba)	Beryllium (Be)	Bismuth (Bi)
Unit:		mL	mL	pH Units	µS/cm	mg CaCO3/L	mg CaCO3/L	mg/L	mg/L	mg/L	mg/L	mg/L	mg/L	mg/L	ug/L	mg/L	mg/L	mg/L	mg/L	mg/L	mg/L	mg/L	mg/L	mg/L	mg/L	mg/L
RDL:		5	5	0.01	1	0.5	0.5	0.5	0.5	0.05	0.02	0.005	0.0025	0.0025	2.0	0.05	0.2	0.015	0.003	0.5	0.003	0.0005	0.0001	0.001	0.0001	0.001
02-May-23	0	750	349	6.47	1502	33.4	37.4	773.7	33	0.53	0.146	0.122	0.0172	0.0098	10	<0.050	14.0	1.50	0.0038	289	0.0555	<0.0010	0.00388	0.0190	<0.00020	<0.0020
09-May-23	1	500	449	6.24	1287	47.9	49.5	497.1	10	<0.050	0.217	0.0637	0.0197	0.0129	13	0.920	6.3	0.21	0.0065	205	0.0567	0.00076	0.00595	0.0107	<0.00010	<0.0010
16-May-23	2	500	440	6.81	640	20.1	47.9	360.4	3.4	<0.050	0.133	0.0516	0.165	0.0309	7.9	0.970	<0.20	0.21	0.0034	149	0.0756	0.00086	0.00647	0.0093	<0.00010	<0.0010
23-May-23	3	500	432	6.66	360	23.3	47.3	170.4	0.6	<0.050	0.036	0.0381	0.0308	0.0153	6.8	0.160	<0.20	0.12	<0.0030	111	0.0552	0.00068	0.00465	0.0064	<0.00010	<0.0010
30-May-23	4	500	460	6.61	355	31.2	55.2	111.5	<0.50	<0.050	0.034	0.0139	0.0819	0.00771	5	<0.10	<0.20	0.17	<0.0030	106	0.0664	0.00075	0.00487	0.0091	<0.00010	<0.0010
06-Jun-23	5	500	458	6.75	326	25.6	59.4	151.5	<0.50	<0.050	0.021	<0.0050	0.0363	0.00176	4.7	<0.10	<0.20	0.10	<0.0030	153	0.0538	0.00077	0.00531	0.0148	<0.00010	<0.0010
13-Jun-23	6	500	454	6.59	476	35.1	67.3	180.9	<0.50	<0.050	<0.020	<0.0050	0.0344	<0.0020	<2.0	<0.10	<0.20	0.08	<0.0030	172	0.0419	0.00068	0.00428	0.0212	<0.00010	<0.0010
20-Jun-23	7	500	466	6.68	330	24.9	64.9	159.2	<0.50	<0.050	<0.020	<0.0050	0.019	<0.0020	5.9	<0.050	<0.20	0.02	<0.0030	177	0.0438	0.00062	0.00375	0.0206	<0.00010	<0.0010
27-Jun-23	8	500	450	6.53	464	32.5	69.2	179.9	0.92	<0.050	<0.020	<0.0050	0.0347	<0.0020	3.8	<0.10	<0.20	0.07	<0.0030	172	0.0454	0.00063	0.00336	0.0214	<0.00010	<0.0010
04-Jul-23	9	500	462	6.46	321	34.3	68.4	148.0	<0.50	<0.050	<0.020	<0.0050	0.0337	<0.0020	2.8	<0.10	<0.20	0.31	<0.0030	175	0.0413	0.00056	0.00336	0.0209	<0.00010	<0.0010
11-Jul-23	10	500	450	6.51	426	31.6	67.6	110.9	<0.50	<0.050	<0.020	<0.0050	0.0094	0.0079	4.2	<0.050	<0.20	0.15	<0.0030	148	0.0453	0.00052	0.00319	0.0187	<0.00010	<0.0010
18-Jul-23	11	500	462	6.39	376	42.4	67.5	103.4	<0.50	<0.050	<0.020	<0.0050	0.0359	0.0025	8.7	<0.050	<0.20	0.06	<0.0030	145	0.0515	<0.00050	0.00352	0.0191	<0.00010	<0.0010
25-Jul-23	12	500	463	6.41	321	49.7	73.3	130.2	<0.50	<0.050									<0.0030	152	0.0457	<0.00050	0.00337	0.0209	<0.00010	<0.0010
01-Aug-23	13	500	468	6.40	311	63.9	82.0	114.1	<0.50	<0.050									<0.0030	165	0.0474	<0.00050	0.00323	0.0238	<0.00010	<0.0010
08-Aug-23	14	500	461	6.59	426	26.7	74.7	95.5	<0.50	<0.050									<0.0030	171	0.0416	<0.00050	0.00301	0.0216	<0.00010	<0.0010
15-Aug-23	15	500	452	6.58	334	24.1	70.3	62.2	<0.50	<0.050									<0.0030	142	0.0422	<0.00050	0.00292	0.0205	<0.00010	<0.0010
22-Aug-23	16	500	430	6.56	353	31.5	71.5	84.0	<0.50	<0.050									<0.0030	155	0.0406	<0.00050	0.00323	0.0222	<0.00010	<0.0010
29-Aug-23	17	500	447	6.59	425	30.1	71.5	90.5	<0.50	<0.050									<0.0030	162	0.0468	<0.00050	0.00312	0.0242	<0.00010	<0.0010
05-Sep-23	18	500	435	6.35	318	36.2	68.3	87.8	<0.50	<0.050									<0.0030	165	0.0407	<0.00050	0.00257	0.0259	<0.00010	<0.0010
12-Sep-23	19	500	486	6.58	266	34.0	74.0	102.2	<0.50	<0.050									<0.0030	155	0.0430	<0.00050	0.00246	0.0233	<0.00010	<0.0010
19-Sep-23	20	500	454	6.52	377	36.3	69.6	113.7	<0.50	<0.050									<0.0030	145	0.0387	<0.00050	0.00251	0.0238	<0.00010	<0.0010
26-Sep-23	21	500	463	6.49	309	35.6	69.3	113.3	<0.50	<0.050	<0.020	<0.0050							<0.0030	145	0.0442	<0.00050	0.00242	0.0226	<0.00010	<0.0010
03-Oct-23	22	500	487	6.44	397	28.8	70.5	127.5	<0.50	<0.050	<0.020	<0.0050							<0.0030	152	0.0471	<0.00050	0.00229	0.0247	<0.00010	<0.0010
10-Oct-23	23	500	440	6.58	304	27.6	66.9	118.7	<0.50	<0.050	<0.020	0.0056							<0.0030	150	0.0469	<0.00050	0.00248	0.0236	<0.00010	<0.0010
17-Oct-23	24	500	400	6.47	239			101.0			<0.020	<0.0050														
24-Oct-23	25	500	409	6.42	284	28.8	58.7	90.9					0.023	<0.0025	<2.0			<0.015	<0.0030	132	0.0389	<0.00050	0.00202	0.0205	<0.00010	<0.0010
31-Oct-23	26	500	415	6.43	295			95.8																		
07-Nov-23	27	500	406	6.77	262	23.4	50.3	101.3					0.039	0.0087	<2.0			0.027	<0.0030	129	0.03	<0.00050	0.00137	0.022	<0.00010	<0.0010
14-Nov-23	28	500	403	6.65	225			75.8																		
21-Nov-23	29	500	405	6.69	214	29.4	52.5	101.3					0.0311	0.0027	<2.0			0.078	<0.0030	126	0.049	<0.00050	0.00195	0.0213	<0.00010	<0.0010
28-Nov-23	30	500	443	6.70	294			109.4																		
05-Dec-23	31	500	444	6.61	228	43.4	69.6	112.1					0.0308	0.0044	<2.0			0.026	<0.0030	137	0.0362	<0.00050	0.00173	0.0239	<0.00010	<0.0010
12-Dec-23	32	500	445	6.39	309			105.7																		
19-Dec-23	33	500	438	6.41	348	61.0	73.6	112.1					0.0191	<0.0025	<2.0			<0.015	<0.0030	140	0.0381	<0.00050	0.00152	0.0254	<0.00010	<0.0010
26-Dec-23	34	500	446	6.85	263			125.4																		
02-Jan-24	35	500	444	6.64	325	33.9	63.8	106.5					0.0172	<0.0025	<2.0			0.031	<0.0030	146	0.0483	<0.00050	0.0018	0.0253	<0.00010	<0.0010
09-Jan-24	36	500	444	6.63	222			88.4																		
16-Jan-24	37	500	433	6.57	319	46.4	71.2	151.5					0.0196	<0.0025	<2.0			<0.015	<0.0030	144	0.0367	<0.00050	0.00153	0.0286	<0.00010	<0.0010
23-Jan-24	38	500	424	6.69	319			125.4																		
30-Jan-24	39	500	425	6.62	291	27.2	54.0	103.1					0.0154	<0.0025	<2.0			0.0860	<0.0030	121	0.0420	<0.00050	0.00132	0.02190	<0.00010	<0.0010
06-Feb-24	40	500	424	6.73	257			84.4																		
13-Feb-24	41	500	442	6.76	308	23.6	55.3	96.5					0.0136	<0.0025	<2.0			0.052	<0.0030	139	0.0385	<0.00050	0.00119	0.0251	<0.00010	<0.0010
20-Feb-24	42	500	439	6.75	350			93.8																		
27-Feb-24	43	500	431	6.80	383	18.4	52.4	128.1					0.0104	<0.0025	<2.0			0.036	<0.0030	151	0.0289	<0.00050	0.00088	0.0253	<0.00010	<0.0010
05-Mar-24	44	500	450	6.74	334			122.4																		
12-Mar-24	45	500	432	6.68	274	23.1	52.3	124.8					0.0131	<0.0025	<2.0			0.041	<0.0030	152	0.0376	<0.00050	0.00097	0.0204	<0.00010	<0.0010
19-Mar-24	46	500	465	6.69	419			167.6																		
26-Mar-24	47	500	444	6.79	347	24.7	56.9	158.6											<0.0030	180	0.0280	<0.00050	0.00089	0.0215	<0.00010	<0.0010
02-Apr-24	48	500	448	6.76	394			152.9																		
09-Apr-24	49	500	416	6.82	420	26.6	61.3	176.1											<0.0030	195	0.0254	<0.00050	0.00102	0.0211	<0.00010	<0.0010
16-Apr-24	50	500	443	6.68	350			171.3																		
23-Apr-24	51	500	440	7.06	325	24.6	70.4	172.4											<0.0030	190	0.0150	<0.00050	0.00086	0.0240	<0.00010	<0.0010
30-Apr-24	52	500	425	6.81	420			137.2																		
07-May-24	53	500	438	6.75	347	30.0	67.2	137.0											<0.0030	181	0.0230	<0.00050	0.00085	0.0216	<0.00010	<0.0010
14-May-24	54	500	437	6.84	381			122.6																		
21-May-24	55	500	435	6.76	376	29.2	65.5	137.9											<0.0030	210	0.0263	<0.00050	0.00111	0.0234	<0.00010	<0.0010
28-May-24	56	500	474	6.86	286			113.3																		

GLOBAL PROJECT NO: 2329
CLIENT: WSP E&I Canada Limited
CLIENT PROJECT NAME & NO: Great Bear | OMGS21045
Sample ID: CND-4
Sample Wt. used (g): 1000.00

Global ARD Testing Services Inc.

	Instru												CVAFS													
Sampling Date	Week No.	Boron (B)	Cadmium (Cd)	Calcium (Ca)	Chromium (Cr)	Cobalt (Co)	Copper (Cu)	Iron (Fe)	Lead (Pb)	Lithium (Li)	Magnesium (Mg)	Manganese (Mn)	Mercury (Hg)	Molybdenum (Mo)	Nickel (Ni)	Phosphorus (P)	Potassium (K)	Selenium (Se)	Silicon (Si)	Silver (Ag)	Sodium (Na)	Strontium (Sr)	Sulphur (S)	Tellurium (Te)	Thallium (Tl)	Thorium (Th)	Tin (Sn)
	Unit:	mg/L	mg/L	mg/L	mg/L	mg/L	mg/L	mg/L	mg/L	mg/L	mg/L	mg/L	ug/L	mg/L	mg/L	mg/L	mg/L	mg/L	mg/L	mg/L	mg/L	mg/L	mg/L	mg/L	mg/L	mg/L	mg/L
	RDL:	0.05	0.00001	0.05	0.001	0.0002	0.0002	0.005	0.0002	0.002	0.05	0.001	0.0019	0.001	0.001	0.01	0.05	0.0001	0.1	0.00002	0.05	0.001	3	0.001	0.00001	0.001	0.005
02-May-23	0	<0.10	<0.000020	103	<0.0020	0.02140	0.02920	0.0430	<0.00040	0.0077	7.50	0.0262	0.0021	0.0119	0.0054	<0.020	35.8	0.00128	1.15	0.000107	286	0.1930	307		0.000022		<0.010
09-May-23	1	<0.050	<0.000010	70.4	<0.0010	0.01070	0.00208	0.0389	<0.00020	0.0095	7.12	0.0336	0.0020	0.0110	0.0032	0.0065	22.8	0.00066	1.43	<0.000020	135	0.1330	163		0.000018		<0.0050
16-May-23	2	<0.050	<0.000010	48.9	<0.0010	0.00727	0.00335	0.0393	<0.00020	0.0109	6.56	0.0244	<0.0019	0.0103	0.0024	<0.010	15.8	0.00054	1.56	<0.000020	78.1	0.1030	101		0.000012		<0.0050
23-May-23	3	<0.050	<0.000010	34.9	<0.0010	0.00302	0.00186	0.0270	<0.00020	0.0069	5.73	0.0200	<0.0019	0.0063	0.0014	<0.010	8.7	0.00045	1.30	<0.000020	34.9	0.0610	49.6		<0.000010		<0.0050
30-May-23	4	<0.050	<0.000010	33.9	<0.0010	0.00193	0.00165	0.0243	<0.00020	0.0079	5.28	0.0240	<0.0019	0.0050	0.0013	<0.010	7.2	0.00039	1.65	<0.000020	19.9	0.0643	36.7		<0.000010		<0.0050
06-Jun-23	5	<0.050	<0.000010	49.5	<0.0010	0.00232	0.00171	0.0126	<0.00020	0.0102	7.25	0.0380	<0.0019	0.0036	0.0019	<0.010	10.8	0.00031	1.60	<0.000020	12.3	0.0859	45.8		<0.000010		<0.0050
13-Jun-23	6	<0.050	<0.000010	56.5	<0.0010	0.00230	0.00119	0.0079	<0.00020	0.0133	7.47	0.0593	<0.0019	0.0027	0.0024	<0.010	18.5	0.00023	1.68	<0.000020	7.42	0.0955	49.3		<0.000010		<0.0050
20-Jun-23	7	<0.050	<0.000010	59.4	<0.0010	0.00220	0.00112	0.0103	<0.00020	0.0138	7.03	0.0586	<0.0019	0.0026	0.0022	<0.010	20.6	0.00021	1.49	<0.000020	4.89	0.0959	49.5		<0.000010		<0.0050
27-Jun-23	8	<0.050	<0.000010	56.9	<0.0010	0.00215	0.00097	0.0115	<0.00020	0.0168	7.34	0.0655	<0.0019	0.0028	0.0022	<0.010	22.5	0.00021	1.72	<0.000020	3.83	0.0950	51.1		0.000012		<0.0050
04-Jul-23	9	<0.050	<0.000010	58.5	<0.0010	0.00203	0.00091	0.0117	<0.00020	0.0161	7.03	0.0666	<0.0019	0.0028	0.0022	<0.010	21.5	0.00018	1.60	<0.000020	2.94	0.0884	48.6		0.000012		<0.0050
11-Jul-23	10	<0.050	<0.000010	50.0	<0.0010	0.00154	0.00083	0.0131	<0.00020	0.0135	5.70	0.0577	<0.0019	0.0026	0.0017	<0.010	18.8	0.00020	1.42	<0.000020	2.06	0.0709	37.2		<0.000010		<0.0050
18-Jul-23	11	<0.050	<0.000010	49.2	<0.0010	0.00150	0.00094	0.0132	<0.00020	0.0149	5.31	0.0596	<0.0019	0.0027	0.0015	<0.010	18.3	0.00021	1.52	<0.000020	1.81	0.0707	34.6		0.000011		<0.0050
25-Jul-23	12	<0.050	<0.000010	51.6	<0.0010	0.00162	0.00092	0.0126	<0.00020	0.0141	5.51	0.0697	<0.0019	0.0026	0.0018	<0.010	19.3	0.00022	1.56	<0.000020	1.63	0.0703	38.4		0.000013		<0.0050
01-Aug-23	13	<0.050	<0.000010	56.0	<0.0010	0.00159	0.00085	0.0112	<0.00020	0.0170	6.16	0.0756	<0.0019	0.0027	0.0018	<0.010	20.2	0.00024	1.52	<0.000020	1.66	0.0775	42.4		0.000013		<0.0050
08-Aug-23	14	<0.050	<0.000010	58.4	<0.0010	0.00165	0.00082	0.0105	<0.00020	0.0149	5.98	0.0815	<0.0019	0.0025	0.0019	<0.010	20.1	0.00023	1.43	<0.000020	1.53	0.0723	41.7		<0.000010		<0.0050
15-Aug-23	15	<0.050	<0.000010	48.2	<0.0010	0.00141	0.00283	0.0096	<0.00020	0.0143	5.24	0.0705	<0.0019	0.0023	0.0016	<0.010	17.7	0.00023	1.41	<0.000020	1.33	0.0627	35.4		0.000011		<0.0050
22-Aug-23	16	<0.050	<0.000010	53.0	<0.0010	0.00137	0.00074	0.0105	<0.00020	0.0166	5.42	0.0621	<0.0019	0.0024	0.0014	<0.010	20.1	0.00026	1.70	<0.000020	1.34	0.0688	40.5		0.000014		<0.0050
29-Aug-23	17	<0.050	<0.000010	55.7	<0.0010	0.00142	0.00094	0.0108	<0.00020	0.0176	5.58	0.0751	<0.0019	0.0024	0.0016	<0.010	20.8	0.00026	1.52	<0.000020	1.36	0.0709	42.1		0.000014		<0.0050
05-Sep-23	18	<0.050	<0.000010	56.5	<0.0010	0.00167	0.00084	0.0129	<0.00020	0.0175	5.78	0.0802	<0.0019	0.0023	0.0019	<0.010	19.9	0.00024	1.64	<0.000020	1.32	0.0726	45.6		0.000014		<0.0050
12-Sep-23	19	<0.050	<0.000010	53.9	<0.0010	0.00132	0.00062	0.0137	<0.00020	0.0158	4.91	0.0705	<0.0019	0.0022	0.0014	<0.010	18.9	0.00026	1.77	<0.000020	1.12	0.0630	37.4		0.000014		<0.0050
19-Sep-23	20	<0.050	<0.000010	50.3	<0.0010	0.00124	0.00062	0.0097	<0.00020	0.0161	4.79	0.0694	<0.0019	0.0022	0.0013	<0.010	19.0	0.00025	1.54	<0.000020	1.09	0.0637	39.9		0.000012		<0.0050
26-Sep-23	21	<0.050	<0.000010	50.5	<0.0010	0.00112	0.00062	0.0113	<0.00020	0.0133	4.53	0.0632	<0.0019	0.0021	0.0012	<0.010	18.0	0.00025	1.43	<0.000020	1.04	0.0547	35.7		0.000013		<0.0050
03-Oct-23	22	<0.050	<0.000010	53.0	<0.0010	0.00115	0.00057	0.0117	<0.00020	0.0144	4.76	0.0684	<0.0019	0.0021	0.0012	<0.010	18.3	0.00025	1.62	<0.000020	1.11	0.0556	38.9		0.000014		<0.0050
10-Oct-23	23	<0.050	<0.000010	52.3	<0.0010	0.00119	0.00066	0.0115	<0.00020	0.0114	4.68	0.0775	<0.0019	0.0022	0.0012	<0.010	17.9	0.00027	1.41	<0.000020	1.14	0.0541	36.9		0.000015		<0.0050
17-Oct-23	24																										
24-Oct-23	25	<0.050	<0.000010	46.3	<0.0010	0.00086	0.00069	0.0107	<0.00020	0.0109	3.85	0.052	<0.0019	0.0018	<0.0010	<0.010	15.3	0.00024	1.18	<0.000020	0.873	0.0432	32.3		0.000012		<0.0050
31-Oct-23	26																										
07-Nov-23	27	<0.050	<0.000010	46.2	<0.0010	0.00078	0.00065	0.0131	<0.00020	0.0096	3.29	0.0516	<0.0019	0.0016	<0.0010	<0.010	14.7	0.00023	1.22	<0.000020	0.752	0.0409	30		0.000013		<0.0050
14-Nov-23	28																										
21-Nov-23	29	<0.050	<0.000010	44.3	<0.0010	0.0008	0.0007	0.0096	<0.00020	0.0128	3.69	0.0527	<0.0019	0.0017	<0.0010	<0.010	14.5	0.00033	1.1	<0.000020	0.796	0.0451	34.3		0.000014		<0.0050
28-Nov-23	30																										
05-Dec-23	31	<0.050	0.000018	48.3	<0.0010	0.00093	0.00074	0.0613	<0.00020	0.0138	3.99	0.071	<0.0019	0.0016	0.0014	<0.010	14.5	0.00048	1.33	<0.000020	0.834	0.0428	31.6		0.000017		<0.0050
12-Dec-23	32																										
19-Dec-23	33	<0.050	<0.000010	49.5	<0.0010	0.00084	0.00077	0.0109	<0.00020	0.014	3.93	0.0797	<0.0019	0.0014	0.0013	<0.010	14.2	0.00025	1.43	<0.000020	0.795	0.0439	34.5		0.000015		<0.0050
26-Dec-23	34																										
02-Jan-24	35	<0.050	<0.000010	52.1	<0.0010	0.00086	0.00066	0.0082	<0.00020	0.0106	3.86	0.0841	<0.0019	0.0013	0.0013	<0.010	14.6	0.00027	1.37	<0.000020	0.749	0.047	36.7		0.000016		<0.0050
09-Jan-24	36																										
16-Jan-24	37	<0.050	<0.000010	51.6	<0.0010	0.00089	0.00091	0.0089	<0.00020	0.0126	3.63	0.0949	<0.0019	0.0013	0.0013	<0.010	14.4	0.00028	1.29	<0.000020	0.749	0.0428	34.7		0.000018		<0.0050
23-Jan-24	38																										
30-Jan-24	39	<0.050	<0.000010	43.9	<0.0010	0.00069	0.00064	0.00850	<0.00020	0.00960	2.88	0.08140	<0.0019	0.0010	0.0011	<0.010	11.5	0.00022	1.03	<0.000020	0.561	0.0357	28.9		0.000017		<0.0050
06-Feb-24	40																										
13-Feb-24	41	<0.050	<0.000010	50.5	<0.0010	0.00079	0.00046	0.0077	<0.00020	0.0109	3.17	0.109	<0.0019	0.0017	0.0013	<0.010	13.2	0.00035	1.08	<0.000020	0.681	0.0389	35.8		0.000020		<0.0050
20-Feb-24	42																										
27-Feb-24	43	<0.050	<0.000010	54.8	<0.0010	0.00087	0.00059	0.0065	<0.00020	0.0102	3.37	0.134	<0.0019	0.0015	0.0016	<0.010	13.1	0.00033	0.91	<0.000020	0.906	0.0395	40.4		0.000023		<0.0050
05-Mar-24	44																										
12-Mar-24	45	<0.050	<0.000010	55.5	<0.0010	0.00102	0.00074	0.0065	<0.00020	0.0097	3.18	0.127	<0.0019	0.0013	0.0018	<0.010	11.8	0.00024	1.03	<0.000020	0.620	0.0391	38.8		0.000021		<0.0050
19-Mar-24	46																										
26-Mar-24	47	<0.050	<0.000010	65.6	<0.0010	0.00117	0.00069	0.0070	<0.00020	0.0104	3.94	0.158	<0.0019	0.0015	0.0021	<0.010	13.4	0.00021	1.21	<0.000020	0.696	0.0446	49.7		0.000026		<0.0050
02-Apr-24	48																										
09-Apr-24	49	<0.050	<0.000010	71.7	<0.0010	0.00125	0.00076	0.0088	<0.00020	0.0107	3.92	0.163	<0.0019	0.0018	0.0022	<0.010	13.9	0.00023	1.09	<0.000020	0.731	0.0448	50.5		0.000027		<0.0050
16-Apr-24	50																										
23-Apr-24	51	<0.050	<0.000010	70.2	<0.0010	0.00128	0.00085	0.0068	<0.00020	0.0110	3.55	0.182	<0.0019	0.0019	0.0025	<0.010	14.1	0.00021	1.20	<0.000020	0.712	0.0460	48.1		0.000028		<0.0050
30-Apr-24	52																										
07-May-24	53	<0.050	<0.000010	66.7	<0.0010	0.00120	0.00068	0.0084	<0.00020	0.0121	3.53	0.173	<0.0019	0.0021	0.0025	<0.010	13.7	0.00025	1.25	<0.000020	0.714	0.0430	45.4		0.000027		<0.0050
14-May-24	54																										
21-May-24	55	<0.050	<0.000010	77.7	<0.0010	0.00112	0.00085	0.0090	<0.00020	0.0117	3.89	0.170	<0.0019	0.0020	0.0023	<0.010	14.6	0.00029	1.29	<0.000020	0.792	0.0479	50.0		0.000030		<0.0050
28-May-24	56																										

GLOBAL PROJECT NO: 2329

CLIENT: WSP E&I Canada Limited

CLIENT PROJECT NAME & NO: Great Bear | OMGS21045

Sample ID: CND-4

Sample Wt. used (g): 1000.00

Instru								Ion Balance			
Sampling Date	Week No.	Titanium (Ti)	Tungsten (W)	Uranium (U)	Vanadium (V)	Zinc (Zn)	Zirconium (Zr)	Anions	Cations	% Difference	Job No
	Unit:	mg/L	mg/L	mg/L	mg/L	mg/L	mg/L				
	RDL:	0.005	0.001	0.0001	0.005	0.005	0.0001	meq/L	meq/L	meq/L	
02-May-23	0	<0.010	<0.0020	0.00022	<0.010	<0.010	<0.00020	19.26	19.12	0.36	C331644
09-May-23	1	<0.0050	<0.0010	0.00023	<0.0050	<0.0050	<0.00010	12.06	10.56	6.61	C332693
16-May-23	2	<0.0050	<0.0010	0.00018	<0.0050	<0.0050	<0.00010	8.71	6.79	12.35	C334578
23-May-23	3	<0.0050	<0.0010	0.00012	<0.0050	<0.0050	<0.00010	3.59	3.96	-4.89	C336736
30-May-23	4	<0.0050	<0.0010	0.00011	<0.0050	<0.0050	<0.00010	3.43	3.19	3.64	C338359
06-Jun-23	5	<0.0050	<0.0010	0.00014	<0.0050	<0.0050	<0.00010	4.34	3.89	5.54	C340617
13-Jun-23	6	<0.0050	<0.0010	0.00017	<0.0050	<0.0050	<0.00010	5.12	4.24	9.36	C342918
20-Jun-23	7	<0.0050	<0.0010	0.00016	<0.0050	<0.0050	<0.00010	4.61	4.29	3.61	C345232
27-Jun-23	8	<0.0050	<0.0010	0.00016	<0.0050	<0.0050	<0.00010	5.20	4.20	10.66	C347526
04-Jul-23	9	<0.0050	<0.0010	0.00016	<0.0050	<0.0050	<0.00010	4.45	4.19	3.09	C350156
11-Jul-23	10	<0.0050	<0.0010	0.00012	<0.0050	<0.0050	<0.00010	3.66	3.54	1.63	C351832
18-Jul-23	11	<0.0050	<0.0010	0.00013	<0.0050	<0.0050	<0.00010	3.50	3.45	0.80	C354166
25-Jul-23	12	<0.0050	<0.0010	0.00014	<0.0050	<0.0050	<0.00010	4.18	3.60	7.40	C357165
01-Aug-23	13	<0.0050	<0.0010	0.00014	<0.0050	<0.0050	<0.00010	4.02	3.90	1.48	C359138
08-Aug-23	14	<0.0050	<0.0010	0.00014	<0.0050	<0.0050	<0.00010	3.48	4.00	-6.86	C361545
15-Aug-23	15	<0.0050	<0.0010	0.00013	<0.0050	<0.0050	<0.00010	2.70	3.36	-10.80	C363523
22-Aug-23	16	<0.0050	<0.0010	0.00014	<0.0050	<0.0050	<0.00010	3.18	3.67	-7.17	C365782
29-Aug-23	17	<0.0050	<0.0010	0.00015	<0.0050	<0.0050	<0.00010	3.31	3.84	-7.35	C368425
05-Sep-23	18	<0.0050	<0.0010	0.0002	<0.0050	<0.0050	<0.00010	3.19	3.87	-9.59	C370539
12-Sep-23	19	<0.0050	<0.0010	0.00012	<0.0050	<0.0050	<0.00010	3.61	3.64	-0.36	C373582
19-Sep-23	20	<0.0050	<0.0010	0.00012	<0.0050	<0.0050	<0.00010	3.76	3.45	4.36	C375487
26-Sep-23	21	<0.0050	<0.0010	0.00012	<0.0050	<0.0050	<0.00010	3.75	3.41	4.75	C378101 C385555
03-Oct-23	22	<0.0050	<0.0010	0.00012	<0.0050	<0.0050	<0.00010	4.07	3.56	6.60	C381110 C385555
10-Oct-23	23	<0.0050	<0.0010	0.00011	<0.0050	0.336	<0.00010	3.81	3.52	3.93	C382783 C385555
17-Oct-23	24										C385555
24-Oct-23	25	<0.0050	<0.0010	<0.00010	<0.0050	<0.0050	<0.00010	3.07	3.06	0.05	C387347
31-Oct-23	26										
07-Nov-23	27	<0.0050	<0.0010	<0.00010	<0.0050	<0.0050	<0.00010	3.12	2.99	2.05	C392395
14-Nov-23	28										
21-Nov-23	29	<0.0050	<0.0010	<0.00010	<0.0050	<0.0050	<0.00010	3.16	2.93	3.81	C396056
28-Nov-23	30										
05-Dec-23	31	<0.0050	<0.0010	0.0001	<0.0050	<0.0050	<0.00010	3.73	3.16	8.30	C399918
12-Dec-23	32										
19-Dec-23	33	<0.0050	<0.0010	<0.00010	<0.0050	<0.0050	<0.00010	3.81	3.20	8.66	C3A3911
26-Dec-23	34										
02-Jan-24	35	<0.0050	<0.0010	<0.00010	<0.0050	<0.0050	<0.00010	3.49	3.33	2.35	C400825
09-Jan-24	36										
16-Jan-24	37	<0.0050	<0.0010	<0.00010	<0.0050	<0.0050	<0.00010	4.58	3.28	16.49	C403683
23-Jan-24	38										
30-Jan-24	39	<0.0050	<0.0010	<0.00010	<0.0050	<0.0050	<0.00010	3.23	2.76	7.89	CIL340
06-Feb-24	40										
13-Feb-24	41	<0.0050	<0.0010	<0.00010	<0.0050	<0.0050	<0.00010	3.12	3.16	-0.67	CJG647
20-Feb-24	42										
27-Feb-24	43	<0.0050	<0.0010	<0.00010	<0.0050	<0.0050	<0.00010	3.72	3.40	4.50	C414365
05-Mar-24	44										
12-Mar-24	45	<0.0050	<0.0010	<0.00010	<0.0050	<0.0050	<0.00010	3.65	3.37	3.92	C418171
19-Mar-24	46										
26-Mar-24	47	<0.0050	<0.0010	<0.00010	<0.0050	<0.0050	<0.00010	4.44	3.98	5.48	C422010
02-Apr-24	48										
09-Apr-24	49	<0.0050	<0.0010	<0.00010	<0.0050	<0.0050	<0.00010	4.89	4.30	6.49	C424934
16-Apr-24	50										
23-Apr-24	51	<0.0050	<0.0010	<0.00010	<0.0050	<0.0050	<0.00010	5.00	4.20	8.72	C428790
30-Apr-24	52										
07-May-24	53	<0.0050	<0.0010	<0.00010	<0.0050	<0.0050	<0.00010	4.20	4.01	2.30	C433069
14-May-24	54										
21-May-24	55	<0.0050	<0.0010	<0.00010	<0.0050	<0.0050	<0.00010	4.18	4.62	-4.95	C436642
28-May-24	56										

CERTIFICATE OF ANALYSIS ▪ HUMIDITY CELL TESTING RESULTS OF HC-4

Global ARD Testing Services Inc.

GLOBAL PROJECT NO: 2329

CLIENT: WSP E&I Canada Limited

CLIENT PROJECT NAME & NO: Great Bear | OMGS21045

Sample ID: CND-4

Sample Wt. used (g): 1000.00

CERTIFICATE OF ANALYSIS ▪ HUMIDITY CELL T

Global ARD Testing Services Inc.

				General Parameters				Anions			Nutrients		Cyanides					Colourimetry		Calc.	Dissolved Metals by ICP-MS					
Instrument/Method:				pH Meter	EC Meter	Titration/Calculation		Turbidimetry	IC	ISE	IC		Colourimetric - Distillation			IC									
Sampling Date	Week No.	Input Vol. (DI Water)	Output Vol. (Leachate)	pH	EC	Acidity (to pH 8.3)	Alkalinity (to pH 4.5)	Sulphate	Chloride	Fluoride	Nitrate (NO_3 as N)	Nitrite (NO_2 as N)	Total CN	WAD CN	Free CN	Total Cyanate (CNO)	Thiocyanate	Total Ammonia	Dissolved Phosphorus	Hardness (as CaCO3)	Aluminum (Al)	Antimony (Sb)	Arsenic (As)	Barium (Ba)	Beryllium (Be)	Bismuth (Bi)
	Unit:	mL	mL	pH Units	µS/cm	mg CaCO3/L	mg CaCO3/L	mg/L	mg/L	mg/L	mg/L	mg/L	mg/L	mg/L	ug/L	mg/L	mg/L	mg/L	mg/L	mg/L	mg/L	mg/L	mg/L	mg/L	mg/L	mg/L
	RDL:	5	5	0.01	1	0.5	0.5	0.5	0.5	0.05	0.02	0.005	0.0025	0.0025	2.0	0.05	0.2	0.015	0.003	0.5	0.003	0.0005	0.0001	0.001	0.0001	0.001
04-Jun-24	57	500	444	7.01	221	26.5	66.3	121.4											<0.0030	149	0.0269	<0.00050	0.00085	0.0194	<0.00010	<0.0010
11-Jun-24	58	500	435	7.02	283			103.3																		
18-Jun-24	59	500	440	6.78	226	27.4	60.7	95.1											<0.0030	140	0.0255	<0.00050	0.00093	0.0201	<0.00010	<0.0010
25-Jun-24	60	500	437	6.59	270			26.1																		
02-Jul-24	61	500	442	6.60	327	34.7	58.8	115.2											<0.0030	145	0.0266	<0.00050	0.00081	0.0207	<0.00010	<0.0010
09-Jul-24	62	500	440	6.54	257			101.7																		
16-Jul-24	63	500	454	6.55	345	30.8	61.2	94.5											<0.0030	146	0.0228	<0.00050	0.00071	0.0213	<0.00010	<0.0010
23-Jul-24	64	500	445	6.44	277			103.2																		
30-Jul-24	65	500	446	6.38	291	42.9	63.2	99.1											<0.0030	134	0.0224	<0.00050	0.00084	0.0210	<0.00010	<0.0010
06-Aug-24	66	500	444	6.44	309			93.1																		
13-Aug-24	67	500	445	6.33	258	43.8	61.2	76.8											<0.0030	127	0.0207	<0.00050	0.00088	0.0216	<0.00010	<0.0010
20-Aug-24	68	500	441	6.47	268			87.7																		
27-Aug-24	69	500	442	6.57	303	29.2	59.8	67.5											<0.0030	130	0.0236	<0.00050	0.00086	0.0213	<0.00010	<0.0010
03-Sep-24	70	500	443	6.70	325			83.6																		
10-Sep-24	71	500	442	6.78	285	34.0	58.7	131											<0.0030	135	0.0171	<0.00050	0.00086	0.0210	<0.00010	<0.0010
17-Sep-24	72	500	436	6.60	245			74.1																		
24-Sep-24	73	500	438	6.80	302	24.0	58.1	82.9											<0.0030	139	0.0284	<0.00050	0.00090	0.0203	<0.00010	<0.0010
01-Oct-24	74	500	440	6.92	228			82.1																		
08-Oct-24	75	500	463	6.98	278	22.7	56.9	89.2											<0.0030	124	0.0279	<0.00050	0.00076	0.0212	<0.00010	<0.0010
15-Oct-24	76	500	437	7.12	312			90.8																		
22-Oct-24	77	500	440	6.80	225	25.3	59.1	77.4											<0.0030	136	0.0213	<0.00050	0.00081	0.0237	<0.00010	<0.0010
29-Oct-24	78	500	438	6.86	210			79.2																		
05-Nov-24	79	500	435	6.83	316	26.1	56.2	92.2											<0.0030	133	0.0239	<0.00050	0.00073	0.0230	<0.00010	<0.0010
12-Nov-24	80	500	435	6.90	279			79.8																		
19-Nov-24	81	500	434	6.71	271	21.7	55.8	66.0											0.0052	120	0.0206	<0.00050	0.00061	0.0204	<0.00010	<0.0010
26-Nov-24	82	500	438	6.67	265			124.7																		
03-Dec-24	83	500	438	6.81	255	16.6	53.3	87.8											<0.0030	127	0.0317	<0.00050	0.00076	0.0218	<0.00010	<0.0010

NOTES:

March 13 2024: Analytical schedule updated per email by Forrest McAdam, HC-1 to HC-5 will run for an additional 40 weeks.

October 11, 2023: Analytical schedule updated per email by Forrest McAdam.

RDL may be raised for some samples due to sample matrix interference.

Abbreviations:

RDL: Reportable Detection Limits

EC: Electric Conductivity

IC: Ion Chromatograph

SIE: Selective Ion Electrode

ICP-MS: Inductively Coupled Plasma - Mass Spectrometry

Calc: Calculation

Calc: Calculation

ESTING RESULTS OF HC-4

CERTIFICATE OF ANALYSIS ▪ HUMIDITY CELL TESTING RESULTS OF HC-4

GLOBAL PROJECT NO: 2329
CLIENT: WSP E&I Canada Limited
CLIENT PROJECT NAME & NO: Great Bear | OMGS21045
Sample ID: CND-4
Sample Wt. used (g): 1000.00

Global ARD Testing Services Inc.

	Instru												CVAFS													
Sampling Date	**Week No.**	**Boron (B)**	**Cadmium (Cd)**	**Calcium (Ca)**	**Chromium (Cr)**	**Cobalt (Co)**	**Copper (Cu)**	**Iron (Fe)**	**Lead (Pb)**	**Lithium (Li)**	**Magnesium (Mg)**	**Manganese (Mn)**	**Mercury (Hg)**	**Molybdenum (Mo)**	**Nickel (Ni)**	**Phosphorus (P)**	**Potassium (K)**	**Selenium (Se)**	**Silicon (Si)**	**Silver (Ag)**	**Sodium (Na)**	**Strontium (Sr)**	**Sulphur (S)**	**Tellurium (Te)**	**Thallium (Tl)**	**Thorium (Th)**	**Tin (Sn)**
	Unit:	mg/L	mg/L	mg/L	mg/L	mg/L	mg/L	mg/L	mg/L	mg/L	mg/L	mg/L	ug/L	mg/L	mg/L	mg/L	mg/L	mg/L	mg/L	mg/L	mg/L	mg/L	mg/L	mg/L	mg/L	mg/L	mg/L
	RDL:	0.05	0.00001	0.05	0.001	0.0002	0.0002	0.005	0.0002	0.002	0.05	0.001	0.0019	0.001	0.001	0.01	0.05	0.0001	0.1	0.00002	0.05	0.001	3	0.001	0.00001	0.001	0.005
04-Jun-24	57	<0.050	<0.000010	55.0	<0.0010	0.00079	0.00077	0.0072	<0.00020	0.0100	2.86	0.130	<0.0019	0.0019	0.0016	<0.010	11.4	0.00027	1.04	<0.000020	0.573	0.0379	35.2		0.000024		<0.0050
11-Jun-24	58																										
18-Jun-24	59	<0.050	<0.000010	51.4	<0.0010	0.00064	0.00068	0.0059	<0.00020	0.0102	2.74	0.105	<0.0019	0.0017	0.0013	<0.010	10.6	0.00027	1.06	<0.000020	0.546	0.0355	33.3		0.000023		<0.0050
25-Jun-24	60																										
02-Jul-24	61	<0.050	0.000010	53.4	<0.0010	0.00069	0.00065	0.0063	<0.00020	0.0090	2.79	0.108	<0.0019	0.0016	0.0014	<0.010	10.9	0.00031	1.25	<0.000020	0.597	0.0369	36.5		0.000028		<0.0050
09-Jul-24	62																										
16-Jul-24	63	<0.050	<0.000010	53.8	<0.0010	0.00085	0.00061	0.0063	<0.00020	0.0103	2.85	0.128	<0.0019	0.0016	0.0017	<0.010	10.6	0.00028	1.06	<0.000020	0.552	0.0363	34.1	<0.0010	0.000026	<0.0010	<0.0050
23-Jul-24	64																										
30-Jul-24	65	<0.050	<0.000010	48.7	<0.0010	0.00071	0.00072	<0.0050	<0.00020	0.0096	2.88	0.118	<0.0019	0.0014	0.0014	<0.010	9.85	0.00027	0.96	<0.000020	0.521	0.0329	31.2	<0.0010	0.000023	<0.0010	<0.0050
06-Aug-24	66																										
13-Aug-24	67	<0.050	<0.000010	47.2	<0.0010	0.00064	0.00116	0.0057	<0.00020	0.0077	2.31	0.102	<0.0019	0.0013	0.0014	<0.010	9.30	0.00026	0.99	<0.000020	0.451	0.0320	26.4	<0.0010	0.000025	<0.0010	<0.0050
20-Aug-24	68																										
27-Aug-24	69	<0.050	<0.000010	48.2	<0.0010	0.00060	0.00360	<0.0050	<0.00020	0.0091	2.41	0.100	<0.0019	0.0013	0.0012	<0.010	9.51	0.00030	1.02	<0.000020	0.468	0.0310	28.4	<0.0010	0.000025	<0.0010	<0.0050
03-Sep-24	70																										
10-Sep-24	71	<0.050	<0.000010	49.5	<0.0010	0.00064	0.00081	<0.0050	<0.00020	0.0080	2.69	0.102	<0.0019	0.0013	0.0013	<0.010	9.59	0.00030	1.04	<0.000020	0.515	0.0323	29.8	<0.0010	0.000024	<0.0010	<0.0050
17-Sep-24	72																										
24-Sep-24	73	<0.050	<0.000010	51.8	<0.0010	0.00055	0.00067	<0.0050	<0.00020	0.0088	2.39	0.102	<0.0019	0.0013	0.0010	<0.010	9.63	0.00033	1.01	<0.000020	0.454	0.0289	29.7	<0.0010	0.000026	<0.0010	<0.0050
01-Oct-24	74																										
08-Oct-24	75	<0.050	<0.000010	45.3	<0.0010	0.00058	0.00055	<0.0050	<0.00020	0.0091	2.55	0.0992	<0.0019	0.0013	0.0011	<0.010	9.26	0.00036	0.99	<0.000020	0.480	0.0312	30.9	<0.0010	0.000026	<0.0010	<0.0050
15-Oct-24	76																										
22-Oct-24	77	<0.050	<0.000010	50.0	<0.0010	0.00051	0.00062	<0.0050	<0.00020	0.0088	2.63	0.0884	<0.0019	0.0012	<0.0010	<0.010	9.51	0.00032	1.17	<0.000020	0.483	0.0323	30.0	<0.0010	0.000028	<0.0010	<0.0050
29-Oct-24	78																										
05-Nov-24	79	<0.050	<0.000010	48.9	<0.0010	0.00049	0.00045	<0.0050	<0.00020	0.0084	2.73	0.0823	<0.0019	0.0012	0.0010	<0.010	9.60	0.00034	0.90	<0.000020	0.439	0.0331	30.7	<0.0010	0.000027	<0.0010	<0.0050
12-Nov-24	80																										
19-Nov-24	81	<0.050	<0.000010	44.0	<0.0010	0.00054	0.00056	<0.0050	<0.00020	0.0087	2.41	0.0812	<0.0019	0.0011	<0.0010	<0.010	8.48	0.00037	0.91	<0.000020	0.443	0.0284	24.9	<0.0010	0.000025	<0.0010	<0.0050
26-Nov-24	82																										
03-Dec-24	83	<0.050	<0.000010	46.7	<0.0010	0.00052	0.00068	<0.0050	<0.00020	0.0079	2.58	0.0743	<0.0019	0.0012	<0.0010	<0.010	8.95	0.00035	0.85	<0.000020	0.481	0.0288	26.3	<0.0010	0.000025	<0.0010	<0.0050

GLOBAL PROJECT NO: 2329

CLIENT: WSP E&I Canada Limited

CLIENT PROJECT NAME & NO: Great Bear | OMGS21045

Sample ID: CND-4

Sample Wt. used (g): 1000.00

Instru								Ion Balance			
Sampling Date	Week No.	Titanium (Ti)	Tungsten (W)	Uranium (U)	Vanadium (V)	Zinc (Zn)	Zirconium (Zr)	Anions	Cations	% Difference	Job No
	Unit:	mg/L	mg/L	mg/L	mg/L	mg/L	mg/L				
	RDL:	0.005	0.001	0.0001	0.005	0.005	0.0001	meq/L	meq/L	meq/L	
04-Jun-24	57	<0.0050	<0.0010	<0.00010	<0.0050	<0.0050	<0.00010	3.86	3.31	7.67	C440992
11-Jun-24	58										
18-Jun-24	59	<0.0050	<0.0010	<0.00010	<0.0050	<0.0050	<0.00010	3.20	3.09	1.63	C446156
25-Jun-24	60										
02-Jul-24	61	<0.0050	<0.0010	<0.00010	<0.0050	<0.0050	<0.00010	3.58	3.21	5.42	C450077
09-Jul-24	62										
16-Jul-24	63	<0.0050	<0.0010	<0.00010	<0.0050	<0.0050	<0.00010	3.19	3.22	-0.46	C454411
23-Jul-24	64										
30-Jul-24	65	<0.0050	<0.0010	<0.00010	<0.0050	<0.0050	<0.00010	3.33	2.95	6.04	C458873
06-Aug-24	66										
13-Aug-24	67	<0.0050	<0.0010	<0.00010	<0.0050	<0.0050	<0.00010	2.82	2.81	0.25	C462821
20-Aug-24	68										
27-Aug-24	69	<0.0050	<0.0010	<0.00010	<0.0050	<0.0050	<0.00010	2.60	2.87	-4.98	C467358
03-Sep-24	70										
10-Sep-24	71	<0.0050	<0.0010	<0.00010	<0.0050	<0.0050	<0.00010	3.90	2.97	13.63	C471921
17-Sep-24	72										
24-Sep-24	73	<0.0050	<0.0010	<0.00010	<0.0050	<0.0050	<0.00010	2.89	3.06	-2.80	C476699
01-Oct-24	74										
08-Oct-24	75	<0.0050	<0.0010	<0.00010	<0.0050	<0.0050	<0.00010	3.00	2.74	4.57	C481227
15-Oct-24	76										
22-Oct-24	77	<0.0050	<0.0010	<0.00010	<0.0050	<0.0050	<0.00010	2.79	2.98	-3.26	C485998
29-Oct-24	78										
05-Nov-24	79	<0.0050	<0.0010	<0.00010	<0.0050	<0.0050	<0.00010	3.05	2.94	1.82	C490483
12-Nov-24	80										
19-Nov-24	81	<0.0050	<0.0010	<0.00010	<0.0050	<0.0050	<0.00010	2.49	2.64	-2.81	C494940
26-Nov-24	82										
03-Dec-24	83	<0.0050	<0.0010	<0.00010	<0.0050	<0.0050	<0.00010	2.89	2.80	1.66	C498867

CERTIFICATE OF ANALYSIS ▪ HUMIDITY CELL TESTING RESULTS OF HC-5

Global ARD Testing Services Inc.

GLOBAL PROJECT NO: 2329

CLIENT: WSP E&I Canada Limited

CLIENT PROJECT NAME & NO: Great Bear | OMGS21045

Sample ID: CND-5

Sample Wt. used (g): 1000.00

CERTIFICATE OF ANALYSIS ▪ HUMIDITY CELL T

Global ARD Testing Services Inc.

				General Parameters				Anions			Nutrients		Cyanides					Colourimetry		Calc.	Dissolved Metals by ICP-MS					
Instrument/Method:				pH Meter	EC Meter	Titration/Calculation		Turbidimetry	IC	ISE	IC		Colourimetric - Distillation			IC									
Sampling Date	Week No.	Input Vol. (DI Water)	Output Vol. (Leachate)	pH	EC	Acidity (to pH 8.3)	Alkalinity (to pH 4.5)	Sulphate	Chloride	Fluoride	Nitrate (NO_3 as N)	Nitrite (NO_2 as N)	Total CN	WAD CN	Free CN	Total Cyanate (CNO)	Thiocyanate	Total Ammonia	Dissolved Phosphorus	Hardness (as CaCO3)	Aluminum (Al)	Antimony (Sb)	Arsenic (As)	Barium (Ba)	Beryllium (Be)	Bismuth (Bi)
Unit:		mL	mL	pH Units	µS/cm	mg CaCO3/L	mg CaCO3/L	mg/L	mg/L	mg/L	mg/L	mg/L	mg/L	mg/L	ug/L	mg/L	mg/L	mg/L	mg/L	mg/L	mg/L	mg/L	mg/L	mg/L	mg/L	mg/L
RDL:		5	5	0.01	1	0.5	0.5	0.5	0.5	0.05	0.02	0.005	0.0025	0.0025	2.0	0.05	0.2	0.015	0.003	0.5	0.003	0.0005	0.0001	0.001	0.0001	0.001
02-May-23	0	750	457	6.29	986	33.1	49.3	1084.8	44.0	<0.050	0.14	0.0901	0.0220	0.00217	4.2	2	110	0.17	0.0064	146	0.0301	0.00070	0.0240	0.0091	<0.00010	<0.0010
09-May-23	1	500	453	6.27	706	49.8	65.0	231.5	25.0	<0.050	0.217	0.0262	0.469	0.0139	12.0	0.73	30	0.18	0.0170	144	0.0301	0.00056	0.0237	0.0072	<0.00010	<0.0010
16-May-23	2	500	474	7.09	495	16.9	60.4	233.7	1.20	<0.050	<0.020	0.0067	0.0221	0.00877	3.9	1.8	0.23	0.47	0.0096	159	0.0305	0.00052	0.0265	0.0084	<0.00010	<0.0010
23-May-23	3	500	466	6.75	404	21.6	51.7	207.1	<0.50	<0.050	0.022	<0.0050	0.0392	0.00903	4.7	<0.10	<0.20	0.42	0.0044	169	0.0231	<0.00050	0.0159	0.0076	<0.00010	<0.0010
30-May-23	4	500	460	6.55	517	30.9	48.9	184.8	<0.50	<0.050	<0.020	<0.0050	0.115	0.00333	<2.0	0.4	<0.20	0.17	0.0045	187	0.0266	<0.00050	0.0151	0.0075	<0.00010	<0.0010
06-Jun-23	5	500	460	6.70	393	24.7	52.2	231.5	<0.50	<0.050	<0.020	<0.0050	0.0654	0.00177	4.4	0.34	<0.20	0.12	<0.0030	196	0.0245	<0.00050	0.0147	0.0080	<0.00010	<0.0010
13-Jun-23	6	500	471	6.54	465	32.2	51.7	180.4	<0.50	<0.050	<0.020	<0.0050	0.0692	0.0038	2.7	<0.10	<0.20	0.11	0.0039	183	0.0238	<0.00050	0.0134	0.0075	<0.00010	<0.0010
20-Jun-23	7	500	470	6.53	330	23.9	48.7	158.5	<0.50	<0.050	<0.020	0.0069	0.0498	<0.0020	5.4	0.31	<0.20	0.06	<0.0030	195	0.0246	<0.00050	0.0121	0.0082	<0.00010	<0.0010
27-Jun-23	8	500	458	6.50	491	29.4	53.7	218.5	<0.50	<0.050	<0.020	<0.0050	0.0489	<0.0020	2.8	0.31	<0.20	0.11	0.0035	211	0.0232	<0.00050	0.0122	0.0093	<0.00010	<0.0010
04-Jul-23	9	500	470	6.30	332	31.1	44.7	174.7	<0.50	<0.050	<0.020	<0.0050	0.0401	<0.0020	2.6	<0.10	<0.20	0.42	<0.0030	199	0.0245	<0.00050	0.0112	0.0098	<0.00010	<0.0010
11-Jul-23	10	500	461	6.40	484	29.6	48.7	165.2	<0.50	<0.050	<0.020	<0.0050	0.0132	0.0082	4.7	0.39	<0.20	0.066	<0.0030	197	0.0204	<0.00050	0.0104	0.0108	<0.00010	<0.0010
18-Jul-23	11	500	469	6.38	478	41.1	49.9	153.8	<0.50	<0.050	<0.020	<0.0050	0.0417	0.0028	5.7	0.44	<0.20	0.14	<0.0030	202	0.0219	<0.00050	0.0105	0.0128	<0.00010	<0.0010
25-Jul-23	12	500	466	6.32	370	46.0	48.6	187.1	<0.50	<0.050									<0.0030	190	0.0202	<0.00050	0.0092	0.0131	<0.00010	<0.0010
01-Aug-23	13	500	467	6.28	332	63.2	59.3	120.4	<0.50	<0.050									<0.0030	193	0.0221	<0.00050	0.0093	0.0161	<0.00010	<0.0010
08-Aug-23	14	500	481	6.38	459	21.9	50.1	124.3	<0.50	<0.050									0.0039	196	0.0204	<0.00050	0.0083	0.0167	<0.00010	<0.0010
15-Aug-23	15	500	458	6.41	331	23.7	46.7	80.0	<0.50	<0.050									<0.0030	156	0.0234	<0.00050	0.0089	0.0167	<0.00010	<0.0010
22-Aug-23	16	500	457	6.45	352	26.8	51.9	86.3	<0.50	<0.050									<0.0030	168	0.0186	<0.00050	0.0086	0.0200	<0.00010	<0.0010
29-Aug-23	17	500	464	6.33	421	27.4	49.7	94.6	<0.50	<0.050									<0.0030	170	0.0206	<0.00050	0.0101	0.0224	<0.00010	<0.0010
05-Sep-23	18	500	458	6.34	292	29.7	44.6	90.2	<0.50	<0.050									<0.0030	159	0.0238	<0.00050	0.0085	0.0206	<0.00010	<0.0010
12-Sep-23	19	500	491	6.48	257	31.9	55.8	68.5	<0.50	<0.050									<0.0030	151	0.0185	<0.00050	0.0085	0.0217	<0.00010	<0.0010
19-Sep-23	20	500	453	6.33	345	30.9	46.3	121.1	<0.50	<0.050									<0.0030	150	0.0211	<0.00050	0.0087	0.0227	<0.00010	<0.0010
26-Sep-23	21	500	465	6.32	314	31.3	46.7	140.4	<0.50	<0.050	<0.020	<0.0050							<0.0030	154	0.0205	<0.00050	0.0073	0.0243	<0.00010	<0.0010
03-Oct-23	22	500	494	6.31	401	27.5	53.2	153.9	<0.50	<0.050	<0.020	<0.0050							<0.0030	155	0.0190	<0.00050	0.0084	0.0265	<0.00010	<0.0010
10-Oct-23	23	500	449	6.30	305	23.4	42.4	129.5	<0.50	<0.050	<0.020	<0.0050							<0.0030	157	0.0251	<0.00050	0.0080	0.0256	<0.00010	<0.0010
17-Oct-23	24	500	410	6.36	262			116.4			<0.020	<0.0050														
24-Oct-23	25	500	413	6.32	284	26.6	43.1	112.7					0.0244	<0.0025	<2.0	<0.10		0.025	<0.0030	152	0.0173	<0.00050	0.0058	0.0232	<0.00010	<0.0010
31-Oct-23	26	500	429	6.33	345			141.0																		
07-Nov-23	27	500	420	6.73	329	22.0	41.9	171.0					0.0332	<0.0025	<2.0	<0.05		0.031	<0.0030	172	0.0106	<0.00050	0.0042	0.0267	<0.00010	<0.0010
14-Nov-23	28	500	440	6.60	293			151.0																		
21-Nov-23	29	500	411	6.59	266	27.3	44.5	171.0					0.0387	0.0027	<2.0	<0.10		0.090	<0.0030	165	0.0154	<0.00050	0.0058	0.0292	<0.00010	<0.0010
28-Nov-23	30	500	442	6.50	376			148.4																		
05-Dec-23	31	500	444	6.50	275	41.4	48.1	122.5					0.0381	0.0053	<2.0	<0.050		0.033	<0.0030	167	0.0131	<0.00050	0.0056	0.0307	<0.00010	<0.0010
12-Dec-23	32	500	444	6.29	349			119.5																		
19-Dec-23	33	500	438	6.31	406	59.1	55.3	122.5					0.0024	<0.0025	<2.0	<0.10		0.110	0.0096	168	0.0121	<0.00050	0.0061	0.0329	<0.00010	<0.0010
26-Dec-23	34	500	439	6.72	292			209.7																		
02-Jan-24	35	500	440	6.57	360	28.5	44.8	147.7					0.0296	<0.0025	<2.0	0.070		0.100	<0.0030	163	0.0180	<0.00050	0.0059	0.0257	<0.00010	<0.0010
09-Jan-24	36	500	439	6.58	257			149.9																		
16-Jan-24	37	500	432	6.45	374	42.8	52.0	175.5					0.0306	0.0032	<2.0	0.080		0.100	<0.0030	176	0.0121	<0.00050	0.0046	0.0307	<0.00010	<0.0010
23-Jan-24	38	500	423	6.59	373			209.1																		
30-Jan-24	39	500	437	6.55	418	27.5	43.8	128.8					0.0213	<0.0025	<2.0	0.071		0.071	0.00340	180	0.01460	<0.00050	0.00417	0.02930	<0.00010	<0.0010
06-Feb-24	40	500	432	6.67	387			181.6																		
13-Feb-24	41	500	444	6.68	401	22.8	43.5	171.6					0.026	<0.0025	<2.0	0.061		0.026	<0.0030	186	0.0122	<0.00050	0.00388	0.0347	<0.00010	<0.0010
20-Feb-24	42	500	431	6.71	524			205.3																		
27-Feb-24	43	500	431	6.75	462	18.7	42.9	198.7					0.0213	<0.0025	<2.0	<0.050		0.019	<0.0030	190	0.0127	<0.00050	0.00377	0.0311	<0.00010	<0.0010
05-Mar-24	44	500	445	6.69	376			172.8																		
12-Mar-24	45	500	436	6.67	344	22.7	43.2	180.2								<0.050		0.043	<0.0030	188	0.0157	<0.00050	0.00388	0.0299	<0.00010	<0.0010
19-Mar-24	46	500	450	6.63	431			171.8																		
26-Mar-24	47	500	437	6.69	349	25.0	41.2	177.2											<0.0030	179	0.0131	<0.00050	0.00347	0.0302	<0.00010	<0.0010
02-Apr-24	48	500	455	6.67	416			169.8																		
09-Apr-24	49	500	406	6.73	458	25.0	47.6	213.1											<0.0030	218	0.0090	<0.00050	0.00344	0.0382	<0.00010	<0.0010
16-Apr-24	50	500	430	6.63	371			210.5																		
23-Apr-24	51	500	437	6.91	360	24.7	49.7	222.7											<0.0030	204	0.0087	<0.00050	0.00323	0.0386	<0.00010	<0.0010
30-Apr-24	52	500	430	6.74	509			195.1																		
07-May-24	53	500	431	6.65	414	30.3	48.9	206.6											<0.0030	218	0.0106	<0.00050	0.00342	0.0397	<0.00010	<0.0010
14-May-24	54	500	435	6.65	456			174.7																		
21-May-24	55	500	451	6.61	477	27.8	42.9	233.1											<0.0030	260	0.0151	<0.00050	0.00364	0.0395	<0.00010	<0.0010
28-May-24	56	500	451	6.71	378			206.7																		

ESTING RESULTS OF HC-5

CERTIFICATE OF ANALYSIS ▪ HUMIDITY CELL TESTING RESULTS OF HC-5

GLOBAL PROJECT NO: 2329

CLIENT: WSP E&I Canada Limited

CLIENT PROJECT NAME & NO: Great Bear | OMGS21045

Sample ID: CND-5

Sample Wt. used (g): 1000.00

Global ARD Testing Services Inc.

Sampling Date	Week No.	Boron (B)	Cadmium (Cd)	Calcium (Ca)	Chromium (Cr)	Cobalt (Co)	Copper (Cu)	Iron (Fe)	Lead (Pb)	Lithium (Li)	Magnesium (Mg)	Manganese (Mn)	Mercury (Hg)	Molybdenum (Mo)	Nickel (Ni)	Phosphorus (P)	Potassium (K)	Selenium (Se)	Silicon (Si)	Silver (Ag)	Sodium (Na)	Strontium (Sr)	Sulphur (S)	Tellurium (Te)	Thallium (Tl)	Thorium (Th)	Tin (Sn)
Instru													CVAFS														
Unit:		mg/L	mg/L	mg/L	mg/L	mg/L	mg/L	mg/L	mg/L	mg/L	mg/L	mg/L	ug/L	mg/L	mg/L	mg/L	mg/L	mg/L	mg/L	mg/L	mg/L	mg/L	mg/L	mg/L	mg/L	mg/L	mg/L
RDL:		0.05	0.00001	0.05	0.001	0.0002	0.0002	0.005	0.0002	0.002	0.05	0.001	0.0019	0.001	0.001	0.01	0.05	0.0001	0.1	0.00002	0.05	0.001	3	0.001	0.00001	0.001	0.005
02-May-23	0	<0.050	0.000021	47.9	<0.0010	0.0229	0.02010	0.2260	<0.00020	0.0043	6.4	0.0350	<0.0019	0.0116	0.0022	<0.010	19.6	0.00262	0.86	0.000093	196.0	0.191	231		<0.000010		<0.0050
09-May-23	1	<0.050	<0.000010	40.7	<0.0010	0.0104	0.00269	0.1460	<0.00020	0.0051	10.2	0.0439	0.0019	0.0067	0.0011	0.017	12.1	0.00136	0.98	<0.000020	63.70	0.176	94.8		<0.000010		<0.0050
16-May-23	2	<0.050	<0.000010	42.5	<0.0010	0.00881	0.00131	0.0857	<0.00020	0.0063	12.9	0.0486	<0.0019	0.0053	0.0012	<0.010	11.5	0.00113	1.08	<0.000020	41.9	0.198	75.1		<0.000010		<0.0050
23-May-23	3	<0.050	0.000012	46.1	<0.0010	0.00573	0.00098	0.0400	<0.00020	0.0047	13.0	0.0554	<0.0019	0.0038	0.0015	<0.010	8.5	0.00139	0.77	<0.000020	25.3	0.178	62.1		<0.000010		<0.0050
30-May-23	4	<0.050	0.000013	48.8	<0.0010	0.00477	0.00099	0.0337	<0.00020	0.0054	15.8	0.0643	<0.0019	0.0039	0.0016	<0.010	7.8	0.00153	0.84	<0.000020	19.3	0.211	65.7		<0.000010		<0.0050
06-Jun-23	5	<0.050	0.000010	52.0	<0.0010	0.00441	0.00094	0.0270	<0.00020	0.0052	16.1	0.0690	<0.0019	0.0033	0.0017	<0.010	6.8	0.00176	0.93	<0.000020	13.4	0.195	60.9		<0.000010		<0.0050
13-Jun-23	6	<0.050	0.000012	48.2	<0.0010	0.00338	0.00074	0.0227	<0.00020	0.0045	15.2	0.0722	0.002	0.0027	0.0019	<0.010	5.3	0.00164	0.81	<0.000020	8.51	0.183	54.0		<0.000010		<0.0050
20-Jun-23	7	<0.050	0.000015	52.4	<0.0010	0.00331	0.00082	0.0201	<0.00020	0.0046	15.6	0.0841	<0.0019	0.0025	0.0019	<0.010	5.0	0.00160	0.78	<0.000020	6.27	0.190	55.9		<0.000010		<0.0050
27-Jun-23	8	<0.050	0.000016	55.9	<0.0010	0.0034	0.00077	0.0189	<0.00020	0.0055	17.5	0.0933	<0.0019	0.0023	0.0022	<0.010	5.3	0.00170	0.87	<0.000020	5.21	0.226	63.6		<0.000010		<0.0050
04-Jul-23	9	<0.050	0.000014	54.1	<0.0010	0.00301	0.00069	0.0167	<0.00020	0.0047	15.4	0.0914	<0.0019	0.0018	0.0020	<0.010	5.3	0.00148	0.77	<0.000020	3.77	0.191	56.0		<0.000010		<0.0050
11-Jul-23	10	<0.050	0.000016	53.8	<0.0010	0.00285	0.00064	0.0152	<0.00020	0.0046	15.1	0.0965	<0.0019	0.0019	0.0020	<0.010	6.1	0.00137	0.77	<0.000020	3.12	0.194	55.7		<0.000010		<0.0050
18-Jul-23	11	<0.050	0.000017	56.0	<0.0010	0.00289	0.00075	0.0170	<0.00020	0.0057	15.1	0.0982	<0.0019	0.0018	0.0020	<0.010	7.5	0.00125	0.86	<0.000020	2.81	0.207	56.1		<0.000010		<0.0050
25-Jul-23	12	<0.050	0.000015	54.1	<0.0010	0.0027	0.00067	0.0159	<0.00020	0.0048	13.4	0.0989	<0.0019	0.0017	0.0020	<0.010	8.0	0.00119	0.84	<0.000020	2.21	0.200	52.5		<0.000010		<0.0050
01-Aug-23	13	<0.050	0.000017	53.2	<0.0010	0.00262	0.00060	0.0153	<0.00020	0.0060	14.6	0.1050	<0.0019	0.0017	0.0019	<0.010	9.7	0.00116	0.74	<0.000020	2.22	0.211	55.4		<0.000010		<0.0050
08-Aug-23	14	<0.050	0.000015	55.2	<0.0010	0.00269	0.00060	0.0211	<0.00020	0.0056	14.1	0.1030	<0.0019	0.0015	0.0020	<0.010	10.9	0.00117	0.73	<0.000020	2.06	0.202	55.2		<0.000010		<0.0050
15-Aug-23	15	<0.050	0.000016	43.6	<0.0010	0.00212	0.00058	0.0150	<0.00020	0.0059	11.5	0.0917	<0.0019	0.0014	0.0015	<0.010	10.2	0.00097	0.73	<0.000020	1.68	0.163	44.2		<0.000010		<0.0050
22-Aug-23	16	<0.050	0.000015	46.8	<0.0010	0.00237	0.00058	0.0145	<0.00020	0.0065	12.4	0.1030	<0.0019	0.0015	0.0017	<0.010	12.2	0.00104	0.81	<0.000020	1.65	0.182	48.1		<0.000010		<0.0050
29-Aug-23	17	<0.050	0.000019	47.8	<0.0010	0.00245	0.00069	0.0183	<0.00020	0.0071	12.3	0.1070	<0.0019	0.0015	0.0017	<0.010	13.9	0.00097	0.76	<0.000020	1.73	0.178	50.0		<0.000010		<0.0050
05-Sep-23	18	<0.050	0.000018	43.8	<0.0010	0.00227	0.00059	0.0181	<0.00020	0.0067	12.0	0.0946	0.0027	0.0013	0.0015	<0.010	12.6	0.00092	0.75	<0.000020	1.41	0.162	45.5		<0.000010		<0.0050
12-Sep-23	19	<0.050	0.000017	43.3	<0.0010	0.0021	0.00051	0.0151	<0.00020	0.0060	10.5	0.1150	<0.0019	0.0011	0.0015	<0.010	12.3	0.00076	0.79	<0.000020	1.24	0.155	41.0		<0.000010		<0.0050
19-Sep-23	20	<0.050	0.000019	42.1	<0.0010	0.00188	0.00053	0.0179	<0.00020	0.0066	10.9	0.1010	<0.0019	0.0012	0.0012	<0.010	12.5	0.00071	0.74	<0.000020	1.32	0.147	40.3		<0.000010		<0.0050
26-Sep-23	21	<0.050	0.000016	43.8	<0.0010	0.00202	0.00053	0.0176	<0.00020	0.0060	10.9	0.0987	<0.0019	0.0011	0.0014	<0.010	12.9	0.00071	0.64	<0.000020	1.21	0.153	43.3		<0.000010		<0.0050
03-Oct-23	22	<0.050	0.000019	43.7	<0.0010	0.00203	0.00049	0.0180	<0.00020	0.0069	11.1	0.1180	<0.0019	0.0010	0.0014	<0.010	13.4	0.00065	0.81	<0.000020	1.21	0.153	43.2		<0.000010		<0.0050
10-Oct-23	23	<0.050	0.000014	45	<0.0010	0.00196	0.00050	0.0187	<0.00020	0.0066	10.9	0.0973	B156280	0.0011	0.0013	<0.010	13.2	0.00078	0.70	<0.000020	1.19	0.159	46.1		<0.000010		<0.0050
17-Oct-23	24																										
24-Oct-23	25	<0.050	0.000016	44	<0.0010	0.00181	0.00064	0.0143	<0.00020	0.0055	10.2	0.099	<0.0019	<0.0010	0.0012	<0.010	12.2	0.00065	0.60	<0.000020	0.976	0.142	41.3		<0.000010		<0.0050
31-Oct-23	26																										
07-Nov-23	27	<0.050	0.000023	51.3	<0.0010	0.00209	0.00062	0.0175	<0.00020	0.0049	10.6	0.139	0.0019	<0.0010	0.0015	<0.010	13.3	0.00067	0.60	<0.000020	0.905	0.162	46.6		<0.000010		<0.0050
14-Nov-23	28																										
21-Nov-23	29	<0.050	0.000019	48.2	<0.0010	0.00197	0.00054	0.0134	<0.00020	0.0075	10.7	0.129	<0.0019	<0.0010	0.0014	<0.010	13.1	0.00068	0.62	<0.000020	0.887	0.161	50.1		<0.000010		<0.0050
28-Nov-23	30																										
05-Dec-23	31	<0.050	0.000026	48.9	<0.0010	0.0019	0.00083	0.0139	<0.00020	0.0076	10.8	0.136	<0.0019	<0.0010	0.0016	<0.010	12.8	0.00062	0.58	<0.000020	0.914	0.149	46.9		0.00001		<0.0050
12-Dec-23	32																										
19-Dec-23	33	<0.050	0.000023	49.4	<0.0010	0.00174	0.00088	0.0117	<0.00020	0.0072	10.8	0.145	<0.0019	<0.0010	0.0017	<0.010	11.9	0.00076	0.73	<0.000020	0.797	0.163	48.4		<0.000010		<0.0050
26-Dec-23	34																										
02-Jan-24	35	<0.050	0.000021	49.1	<0.0010	0.00165	0.00087	0.0141	<0.00020	0.0052	9.83	0.127	<0.0019	<0.0010	0.0014	<0.010	10.2	0.00070	0.71	<0.000020	0.704	0.144	47.2		<0.000010		<0.0050
09-Jan-24	36																										
16-Jan-24	37	<0.050	0.000025	53.3	<0.0010	0.00187	0.00132	0.0120	<0.00020	0.0067	10.6	0.157	<0.0019	<0.0010	0.0016	<0.010	10.3	0.00071	0.72	<0.000020	0.747	0.159	49.8		<0.000010		<0.0050
23-Jan-24	38																										
30-Jan-24	39	<0.050	0.00003	54.6	<0.0010	0.00185	0.00095	0.01320	<0.00020	0.00670	10.70	0.153	<0.0019	<0.0010	0.00170	<0.010	11.4	0.00060	0.63	<0.000020	0.769	0.163	50.9		<0.000010		<0.0050
06-Feb-24	40																										
13-Feb-24	41	<0.050	0.000026	56.4	<0.0010	0.00187	0.00078	0.0133	<0.00020	0.0083	11.0	0.156	<0.0019	<0.0010	0.0016	<0.010	13.3	0.00052	0.73	<0.000020	0.805	0.157	53.2		<0.000010		<0.0050
20-Feb-24	42																										
27-Feb-24	43	<0.050	0.000027	58.1	<0.0010	0.00185	0.00079	0.0116	<0.00020	0.0080	10.8	0.171	<0.0019	<0.0010	0.0016	<0.010	14.0	0.00041	0.63	<0.000020	0.912	0.168	55.9		<0.000010		<0.0050
05-Mar-24	44																										
12-Mar-24	45	<0.050	0.000030	57.7	<0.0010	0.00190	0.00078	0.0121	<0.00020	0.0080	10.6	0.154	<0.0019	<0.0010	0.0016	<0.010	13.8	0.00040	0.72	<0.000020	0.732	0.154	53.8		<0.000010		<0.0050
19-Mar-24	46																										
26-Mar-24	47	<0.050	0.000025	55.1	<0.0010	0.00168	0.00075	0.0123	<0.00020	0.0072	9.95	0.159	<0.0019	<0.0010	0.0015	<0.010	13.1	0.00033	0.67	<0.000020	0.661	0.153	52.4		<0.000010		<0.0050
02-Apr-24	48																										
09-Apr-24	49	<0.050	0.000030	67.4	<0.0010	0.00205	0.00104	0.0094	<0.00020	0.0088	12.1	0.190	<0.0019	<0.0010	0.0017	<0.010	14.7	0.00039	0.75	<0.000020	0.767	0.175	63.0		0.000011		<0.0050
16-Apr-24	50																										
23-Apr-24	51	<0.050	0.000027	64.0	<0.0010	0.00196	0.00082	0.0090	<0.00020	0.0094	10.8	0.185	<0.0019	<0.0010	0.0017	<0.010	15.6	0.00038	0.67	<0.000020	0.713	0.175	59.7		0.000012		<0.0050
30-Apr-24	52																										
07-May-24	53	<0.050	0.000029	68.7	<0.0010	0.00198	0.00074	0.0094	<0.00020	0.0102	11.4	0.199	<0.0019	<0.0010	0.0018	<0.010	16.1	0.00035	0.69	<0.000020	0.738	0.182	63.7		0.000011		<0.0050
14-May-24	54																										
21-May-24	55	<0.050	0.000031	82.1	<0.0010	0.00217	0.00081	0.0120	<0.00020	0.0104	13.4	0.211	<0.0019	<0.0010	0.0019	<0.010	17.8	0.00043	0.76	<0.000020	0.824	0.191	81.4		0.000011		<0.0050
28-May-24	56																										

GLOBAL PROJECT NO: 2329

CLIENT: WSP E&I Canada Limited

CLIENT PROJECT NAME & NO: Great Bear | OMGS21045

Sample ID: CND-5

Sample Wt. used (g): 1000.00

Instru								Ion Balance			
Sampling Date	Week No.	Titanium (Ti)	Tungsten (W)	Uranium (U)	Vanadium (V)	Zinc (Zn)	Zirconium (Zr)	Anions	Cations	% Difference	Job No
	Unit:	mg/L	mg/L	mg/L	mg/L	mg/L	mg/L				
	RDL:	0.005	0.001	0.0001	0.005	0.005	0.0001	meq/L	meq/L	meq/L	
02-May-23	0	<0.0050	<0.0010	0.00017	<0.0050	<0.0050	<0.00010	26.73	11.96	38.17	C331644
09-May-23	1	<0.0050	<0.0010	0.00019	<0.0050	<0.0050	<0.00010	7.91	5.97	14.01	C332693
16-May-23	2	<0.0050	<0.0010	0.00017	<0.0050	<0.0050	<0.00010	6.16	5.31	7.41	C334578
23-May-23	3	<0.0050	<0.0010	0.00014	<0.0050	<0.0050	<0.00010	4.31	4.70	-4.27	C336736
30-May-23	4	<0.0050	<0.0010	0.00013	<0.0050	<0.0050	<0.00010	3.86	4.79	-10.78	C338359
06-Jun-23	5	<0.0050	<0.0010	0.00013	<0.0050	<0.0050	<0.00010	3.28	4.69	-17.72	C340617
13-Jun-23	6	<0.0050	<0.0010	0.00013	<0.0050	<0.0050	<0.00010	2.49	4.17	-25.17	C342918
20-Jun-23	7	<0.0050	<0.0010	0.00013	<0.0050	<0.0050	<0.00010	4.28	4.31	-0.38	C345232
27-Jun-23	8	<0.0050	<0.0010	0.00013	<0.0050	<0.0050	<0.00010	5.63	4.60	10.01	C347526
04-Jul-23	9	<0.0050	<0.0010	0.00011	<0.0050	<0.0050	<0.00010	4.53	4.28	2.92	C350156
11-Jul-23	10	<0.0050	<0.0010	0.00010	<0.0050	<0.0050	<0.00010	4.42	4.23	2.13	C351832
18-Jul-23	11	<0.0050	<0.0010	0.00012	<0.0050	<0.0050	<0.00010	4.20	4.36	-1.88	C354166
25-Jul-23	12	<0.0050	<0.0010	0.00010	<0.0050	<0.0050	<0.00010	4.87	4.11	8.41	C357165
01-Aug-23	13	<0.0050	<0.0010	0.00011	<0.0050	<0.0050	<0.00010	3.69	4.21	-6.56	C359138
08-Aug-23	14	<0.0050	<0.0010	0.00010	<0.0050	<0.0050	<0.00010	3.59	4.30	-8.93	C361545
15-Aug-23	15	<0.0050	<0.0010	0.00010	<0.0050	<0.0050	<0.00010	2.60	3.47	-14.26	C363523
22-Aug-23	16	<0.0050	<0.0010	<0.00010	<0.0050	<0.0050	<0.00010	2.84	3.75	-13.89	C365782
29-Aug-23	17	<0.0050	<0.0010	0.00011	<0.0050	<0.0050	<0.00010	2.96	3.84	-12.87	C368425
05-Sep-23	18	<0.0050	<0.0010	0.00011	<0.0050	<0.0050	<0.00010	2.77	3.57	-12.57	C370539
12-Sep-23	19	<0.0050	<0.0010	<0.00010	<0.0050	<0.0050	<0.00010	2.54	3.40	-14.49	C373582
19-Sep-23	20	<0.0050	<0.0010	<0.00010	<0.0050	<0.0050	<0.00010	3.45	3.39	0.92	C375487
26-Sep-23	21	<0.0050	<0.0010	<0.00010	<0.0050	<0.0050	<0.00010	3.86	3.48	5.22	C378101
03-Oct-23	22	<0.0050	<0.0010	<0.00010	<0.0050	<0.0050	<0.00010	4.27	3.50	9.89	C381110
10-Oct-23	23	<0.0050	<0.0010	<0.00010	<0.0050	<0.0050	<0.00010	3.55	3.54	0.04	C382783
17-Oct-23	24										
24-Oct-23	25	<0.0050	<0.0010	<0.00010	<0.0050	<0.0050	<0.00010	3.21	3.40	-2.86	C387347
31-Oct-23	26										
07-Nov-23	27	<0.0050	<0.0010	<0.00010	<0.0050	<0.0050	<0.00010	4.40	3.82	7.03	C392395
14-Nov-23	28										
21-Nov-23	29	<0.0050	<0.0010	<0.00010	<0.0050	<0.0050	<0.00010	4.45	3.67	9.63	C396056
28-Nov-23	30										
05-Dec-23	31	<0.0050	<0.0010	<0.00010	<0.0050	<0.0050	<0.00010	3.51	3.71	-2.68	C399918
12-Dec-23	32										
19-Dec-23	33	<0.0050	<0.0010	<0.00010	<0.0050	<0.0050	<0.00010	3.66	3.70	-0.62	C3A3911
26-Dec-23	34										
02-Jan-24	35	<0.0050	<0.0010	<0.00010	<0.0050	<0.0050	<0.00010	3.97	3.56	5.45	C400825
09-Jan-24	36										
16-Jan-24	37	<0.0050	<0.0010	<0.00010	<0.0050	<0.0050	<0.00010	4.70	3.84	10.04	C403683
23-Jan-24	38										
30-Jan-24	39	<0.0050	<0.0010	<0.00010	<0.0050	<0.0050	<0.00010	3.56	3.94	-5.10	CIL341
06-Feb-24	40										
13-Feb-24	41	<0.0050	<0.0010	<0.00010	<0.0050	<0.0050	<0.00010	4.45	4.11	3.96	CJG648
20-Feb-24	42										
27-Feb-24	43	<0.0050	<0.0010	<0.00010	<0.0050	<0.0050	<0.00010	5.00	4.20	8.70	C414365
05-Mar-24	44										
12-Mar-24	45	<0.0050	<0.0010	<0.00010	<0.0050	<0.0050	<0.00010	4.62	4.15	5.36	C418171
19-Mar-24	46										
26-Mar-24	47	<0.0050	<0.0010	<0.00010	<0.0050	<0.0050	<0.00010	4.52	3.94	6.76	C422010
02-Apr-24	48										
09-Apr-24	49	<0.0050	<0.0010	<0.00010	<0.0050	<0.0050	<0.00010	5.39	4.78	6.01	C424934
16-Apr-24	50										
23-Apr-24	51	<0.0050	<0.0010	<0.00010	<0.0050	<0.0050	<0.00010	5.63	4.53	10.92	C428790
30-Apr-24	52										
07-May-24	53	<0.0050	<0.0010	<0.00010	<0.0050	<0.0050	<0.00010	5.28	4.82	4.54	C433069
14-May-24	54										
21-May-24	55	<0.0050	<0.0010	<0.00010	<0.0050	<0.0050	<0.00010	5.72	5.71	0.08	C436642
28-May-24	56										

				General Parameters				Anions			Nutrients		Cyanides													
Instrument/Method:				pH Meter	EC Meter	Titration/Calculation		Turbidimetry	IC	ISE	IC		Colourimetric - Distillation			IC		Colourimetry		Calc.	Dissolved Metals by ICP-MS					
Sampling Date	Week No.	Input Vol. (DI Water)	Output Vol. (Leachate)	pH	EC	Acidity (to pH 8.3)	Alkalinity (to pH 4.5)	Sulphate	Chloride	Fluoride	Nitrate (NO_3 as N)	Nitrite (NO_2 as N)	Total CN	WAD CN	Free CN	Total Cyanate (CNO)	Thiocyanate	Total Ammonia	Dissolved Phosphorus	Hardness (as CaCO3)	Aluminum (Al)	Antimony (Sb)	Arsenic (As)	Barium (Ba)	Beryllium (Be)	Bismuth (Bi)
	Unit:	mL	mL	pH Units	µS/cm	mg CaCO3/L	mg CaCO3/L	mg/L	mg/L	mg/L	mg/L	mg/L	mg/L	mg/L	ug/L	mg/L	mg/L	mg/L	mg/L	mg/L	mg/L	mg/L	mg/L	mg/L	mg/L	mg/L
	RDL:	5	5	0.01	1	0.5	0.5	0.5	0.5	0.05	0.02	0.005	0.0025	0.0025	2.0	0.05	0.2	0.015	0.003	0.5	0.003	0.0005	0.0001	0.001	0.0001	0.001
04-Jun-24	57	500	437	6.84	301	27.6	45.8	178.2											<0.0030	209	0.0114	<0.00050	0.00359	0.0346	<0.00010	<0.0010
11-Jun-24	58	500	431	6.85	398			225.6																		
18-Jun-24	59	500	448	6.53	309	27.1	41.5	189.3											<0.0030	186	0.0103	<0.00050	0.00315	0.0350	<0.00010	<0.0010
25-Jun-24	60	500	431	6.53	386			207.9																		
02-Jul-24	61	500	440	6.49	507	32.8	42.4	236.8											<0.0030	236	0.0112	<0.00050	0.00323	0.0388	<0.00010	<0.0010
09-Jul-24	62	500	444	6.50	379			216.5																		
16-Jul-24	63	500	466	6.43	458	31.8	43.1	178.2											<0.0030	195	0.0089	<0.00050	0.00293	0.0326	<0.00010	<0.0010
23-Jul-24	64	500	443	6.32	340			175.9																		
30-Jul-24	65	500	441	6.32	386	35.9	40.8	175.4											<0.0030	182	0.0136	<0.00050	0.00305	0.0284	<0.00010	<0.0010
06-Aug-24	66	500	441	6.32	404			178.0																		
13-Aug-24	67	500	438	6.31	339	38.1	40.3	156.4											<0.0030	171	0.0120	<0.00050	0.00268	0.0274	<0.00010	<0.0010
20-Aug-24	68	500	448	6.32	412			205.7																		
27-Aug-24	69	500	439	6.37	454	28.0	39.2	155.9											<0.0030	199	0.0102	<0.00050	0.00287	0.0305	<0.00010	<0.0010
03-Sep-24	70	500	442	6.59	505			199.9																		
10-Sep-24	71	500	436	6.59	382	28.0	38.6	153.6											<0.0030	195	0.0171	<0.00050	0.00086	0.0210	<0.00010	<0.0010
17-Sep-24	72	500	426	6.49	412			204.7																		
24-Sep-24	73	500	432	6.72	518	24.4	41.9	253.8											<0.0030	240	0.0105	<0.00050	0.00257	0.0312	<0.00010	<0.0010
01-Oct-24	74	500	436	6.73	393			244.9																		
08-Oct-24	75	500	459	6.79	449	22.4	38.8	194.9											<0.0030	205	0.0102	<0.00050	0.00238	0.0264	<0.00010	<0.0010
15-Oct-24	76	500	439	6.94	546			225.5																		
22-Oct-24	77	500	438	6.61	376	25.1	39.0	212.8											<0.0030	238	0.0107	<0.00050	0.00232	0.0295	<0.00010	<0.0010
29-Oct-24	78	500	427	6.67	380			222.4																		
05-Nov-24	79	500	430	6.68	600	25.6	43.3	248.5											<0.0030	279	0.0073	<0.00050	0.00226	0.0341	<0.00010	<0.0010
12-Nov-24	80	500	434	6.81	480			223.8																		
19-Nov-24	81	500	436	6.64	466	23.6	39.5	186.7											<0.0030	227	0.0072	<0.00050	0.00216	0.0301	<0.00010	<0.0010
26-Nov-24	82	500	438	6.59	457			203.7																		
03-Dec-24	83	500	430	6.74	473	27.5	37.3	255.4											<0.0030	268	0.0115	<0.00050	0.00216	0.0336	<0.00010	<0.0010

NOTES:

March 13 2024: Analytical schedule updated per email by Forrest McAdam, HC-1 to HC-5 will run for an additional 40 weeks.

October 11, 2023: Analytical schedule updated per email by Forrest McAdam.

RDL may be raised for some samples due to sample matrix interference.

Abbreviations:

RDL: Reportable Detection Limits
EC: Electric Conductivity
IC: Ion Chromatograph
SIE: Selective Ion Electrode
ICP-MS: Inductively Coupled Plasma - Mass Spectrometry
Calc: Calculation
Calc: Calculation

ESTING RESULTS OF HC-5

CERTIFICATE OF ANALYSIS ▪ HUMIDITY CELL TESTING RESULTS OF HC-5

GLOBAL PROJECT NO: 2329
CLIENT: WSP E&I Canada Limited
CLIENT PROJECT NAME & NO: Great Bear | OMGS21045
Sample ID: CND-5
Sample Wt. used (g): 1000.00

Global ARD Testing Services Inc.

	Instru												CVAFS													
Sampling Date	Week No.	Boron (B)	Cadmium (Cd)	Calcium (Ca)	Chromium (Cr)	Cobalt (Co)	Copper (Cu)	Iron (Fe)	Lead (Pb)	Lithium (Li)	Magnesium (Mg)	Manganese (Mn)	Mercury (Hg)	Molybdenum (Mo)	Nickel (Ni)	Phosphorus (P)	Potassium (K)	Selenium (Se)	Silicon (Si)	Silver (Ag)	Sodium (Na)	Strontium (Sr)	Sulphur (S)	Tellurium (Te)	Thallium (Tl)	Thorium (Th)	Tin (Sn)
	Unit:	mg/L	mg/L	mg/L	mg/L	mg/L	mg/L	mg/L	mg/L	mg/L	mg/L	mg/L	ug/L	mg/L	mg/L	mg/L	mg/L	mg/L	mg/L	mg/L	mg/L	mg/L	mg/L	mg/L	mg/L	mg/L	mg/L
	RDL:	0.05	0.00001	0.05	0.001	0.0002	0.0002	0.005	0.0002	0.002	0.05	0.001	0.0019	0.001	0.001	0.01	0.05	0.0001	0.1	0.00002	0.05	0.001	3	0.001	0.00001	0.001	0.005
04-Jun-24	57	<0.050	0.000027	66.4	<0.0010	0.00177	0.00082	0.0093	<0.00020	0.0091	10.6	0.185	<0.0019	<0.0010	0.0016	<0.010	14.7	0.00042	0.68	<0.000020	0.621	0.181	62.2		0.000011		<0.0050
11-Jun-24	58																										
18-Jun-24	59	<0.050	0.000024	58.7	<0.0010	0.00147	0.00065	0.0086	<0.00020	0.0083	9.70	0.161	<0.0019	<0.0010	0.0014	<0.010	13.1	0.00035	0.64	<0.000020	0.586	0.161	57.5		0.000014		<0.0050
25-Jun-24	60																										
02-Jul-24	61	<0.050	0.000029	75.1	<0.0010	0.00192	0.00075	0.0079	<0.00020	0.0096	11.7	0.200	<0.0019	<0.0010	0.0016	<0.010	14.6	0.00052	0.80	<0.000020	0.665	0.184	75.1		0.000015		<0.0050
09-Jul-24	62																										
16-Jul-24	63	<0.050	0.000024	61.9	<0.0010	0.00155	0.00065	0.0086	<0.00020	0.0086	9.77	0.170	<0.0019	<0.0010	0.0015	<0.010	12.9	0.00039	0.63	<0.000020	0.544	0.148	53.6	<0.0010	0.000012	<0.0010	<0.0050
23-Jul-24	64																										
30-Jul-24	65	<0.050	0.000023	57.4	<0.0010	0.00125	0.00073	0.0101	<0.00020	0.0076	9.43	0.149	<0.0019	<0.0010	0.0013	<0.010	11.5	0.00037	0.58	<0.000020	0.515	0.147	53.3	<0.0010	0.000011	<0.0010	<0.0050
06-Aug-24	66																										
13-Aug-24	67	<0.050	0.000024	55.0	<0.0010	0.00117	0.00090	0.0085	<0.00020	0.0059	8.07	0.141	<0.0019	<0.0010	0.0012	<0.010	10.6	0.00033	0.56	<0.000020	0.459	0.129	48.0	<0.0010	0.000012	<0.0010	<0.0050
20-Aug-24	68																										
27-Aug-24	69	<0.050	0.000028	64.6	<0.0010	0.00133	0.00203	0.0066	<0.00020	0.0083	9.20	0.159	<0.0019	<0.0010	0.0012	<0.010	12.0	0.00039	0.59	<0.000020	0.497	0.154	60.0	<0.0010	0.000011	<0.0010	<0.0050
03-Sep-24	70																										
10-Sep-24	71	<0.050	<0.000010	49.5	<0.0010	0.00064	0.00081	<0.0050	<0.00020	0.0080	2.69	0.102	<0.0019	0.0013	0.0013	<0.010	9.59	0.00030	1.04	<0.000020	0.515	0.032	29.8	<0.0010	0.000024	<0.0010	<0.0050
17-Sep-24	72																										
24-Sep-24	73	<0.050	0.000035	79.2	<0.0010	0.00162	0.00070	0.0076	<0.00020	0.0085	10.4	0.203	<0.0019	<0.0010	0.0015	<0.010	12.8	0.00044	0.62	<0.000020	0.572	0.178	73.6	<0.0010	0.000013	<0.0010	<0.0050
01-Oct-24	74																										
08-Oct-24	75	<0.050	0.000028	67.4	<0.0010	0.00136	0.00054	0.0050	<0.00020	0.0075	8.86	0.177	<0.0019	<0.0010	0.0012	<0.010	10.9	0.00033	0.62	<0.000020	0.479	0.161	67.2	<0.0010	0.000012	<0.0010	<0.0050
15-Oct-24	76																										
22-Oct-24	77	<0.050	0.000031	79.2	<0.0010	0.00144	0.00068	0.0052	<0.00020	0.0076	9.77	0.184	<0.0019	<0.0010	<0.0010	<0.010	11.4	0.00036	0.72	<0.000020	0.531	0.180	72.9	<0.0010	0.000012	<0.0010	<0.0050
29-Oct-24	78																										
05-Nov-24	79	<0.050	0.000049	92.2	<0.0010	0.00172	0.00045	<0.0050	<0.00020	0.0081	11.8	0.328	<0.0019	<0.0010	0.0017	<0.010	12.5	0.00038	0.63	<0.000020	0.537	0.235	82.0	<0.0010	0.000015	<0.0010	<0.0050
12-Nov-24	80																										
19-Nov-24	81	<0.050	0.000045	75.6	<0.0010	0.00134	0.00069	<0.0050	<0.00020	0.0076	9.38	0.195	<0.0019	<0.0010	0.0013	<0.010	10.5	0.00037	0.61	<0.000020	0.512	0.165	69.1	<0.0010	0.000015	<0.0010	<0.0050
26-Nov-24	82																										
03-Dec-24	83	<0.050	0.000043	88.7	<0.0010	0.00165	0.00079	0.0060	<0.00020	0.0067	11.3	0.227	<0.0019	<0.0010	0.0015	<0.010	11.8	0.00038	0.62	<0.000020	0.591	0.179	81.6	<0.0010	0.000015	<0.0010	<0.0050

GLOBAL PROJECT NO: 2329

CLIENT: WSP E&I Canada Limited

CLIENT PROJECT NAME & NO: Great Bear | OMGS21045

Sample ID: CND-5

Sample Wt. used (g): 1000.00

Instru								Ion Balance			
Sampling Date	Week No.	Titanium (Ti)	Tungsten (W)	Uranium (U)	Vanadium (V)	Zinc (Zn)	Zirconium (Zr)	Anions	Cations	% Difference	Job No
	Unit:	mg/L	mg/L	mg/L	mg/L	mg/L	mg/L				
	RDL:	0.005	0.001	0.0001	0.005	0.005	0.0001	meq/L	meq/L	meq/L	
04-Jun-24	57	<0.0050	<0.0010	<0.00010	<0.0050	<0.0050	<0.00010	4.63	4.60	0.28	C440992
11-Jun-24	58										
18-Jun-24	59	<0.0050	<0.0010	<0.00010	<0.0050	<0.0050	<0.00010	4.77	4.10	7.59	C446156
25-Jun-24	60										
02-Jul-24	61	<0.0050	<0.0010	<0.00010	<0.0050	<0.0050	<0.00010	5.78	5.13	6.00	C450077
09-Jul-24	62										
16-Jul-24	63	<0.0050	<0.0010	<0.00010	<0.0050	<0.0050	<0.00010	4.57	4.26	3.58	C454411
23-Jul-24	64										
30-Jul-24	65	<0.0050	<0.0010	<0.00010	<0.0050	<0.0050	<0.00010	4.47	3.97	5.95	C458873
06-Aug-24	66										
13-Aug-24	67	<0.0050	<0.0010	<0.00010	<0.0050	<0.0050	<0.00010	4.06	3.71	4.56	C462821
20-Aug-24	68										
27-Aug-24	69	<0.0050	<0.0010	<0.00010	<0.0050	<0.0050	<0.00010	4.03	4.32	-3.45	C467358
03-Sep-24	70										
10-Sep-24	71	<0.0050	<0.0010	<0.00010	<0.0050	<0.0050	<0.00010	3.97	2.97	14.49	C471921
17-Sep-24	72										
24-Sep-24	73	<0.0050	<0.0010	<0.00010	<0.0050	<0.0050	<0.00010	6.13	5.17	8.43	C476699
01-Oct-24	74										
08-Oct-24	75	<0.0050	<0.0010	<0.00010	<0.0050	<0.0050	<0.00010	4.84	4.40	4.67	C481227
15-Oct-24	76										
22-Oct-24	77	<0.0050	<0.0010	<0.00010	<0.0050	<0.0050	<0.00010	5.21	5.08	1.26	C485998
29-Oct-24	78										
05-Nov-24	79	<0.0050	<0.0010	<0.00010	<0.0050	<0.0050	<0.00010	6.04	5.93	0.90	C490483
12-Nov-24	80										
19-Nov-24	81	<0.0050	<0.0010	<0.00010	<0.0050	<0.0050	<0.00010	4.68	4.85	-1.78	C494940
26-Nov-24	82										
03-Dec-24	83	<0.0050	<0.0010	<0.00010	<0.0050	<0.0050	<0.00010	6.07	5.70	3.13	C498867

CERTIFICATE OF ANALYSIS ▪ HUMIDITY CELL TESTING RESULTS OF HC-6

Global ARD Testing Services Inc.

GLOBAL PROJECT NO: 2329
CLIENT: WSP E&I Canada Limited
CLIENT PROJECT NAME & NO: Great Bear | OMGS21045
Sample ID: F1-Ro Tailings
Sample Wt. used (g): 1000.00

				General Parameters				Anions			Nutrients		Cyanides								
Instrument/Method:				pH Meter	EC Meter	Titration/Calculation		Turbidimetry	IC	ISE	IC		Colourimetric - Distillation			IC		Colourimetry		Calc.	Dissolved Me
Sampling Date	Week No.	Input Vol. (DI Water)	Output Vol. (Leachate)	pH	EC	Acidity (to pH 8.3)	Alkalinity (to pH 4.5)	Sulphate	Chloride	Fluoride	Nitrate (NO_3 as N)	Nitrite (NO_2 as N)	Total CN	WAD CN	Free CN	Total Cyanate (CNO)	Thiocyanate	Total Ammonia	Dissolved Phosphorus	Hardness (as CaCO3)	Aluminum (Al)
	Unit:	mL	mL	pH Units	µS/cm	mg CaCO3/L	mg CaCO3/L	mg/L	mg/L	mg/L	mg/L	mg/L	mg/L	mg/L	ug/L	mg/L	mg/L	mg/L	mg/L	mg/L	mg/L
	RDL:	5	5	0.01	1	0.5	0.5	0.5	0.5	0.05	0.02	0.005	0.0025	0.0025	2.0	0.05	0.2	0.015	0.003	0.5	0.003
07-Nov-23	0	750	356	6.43	311	26.1	32.5	181.7	3.00	0.075	0.046	0.0220						0.510	0.0540	78	0.0904
14-Nov-23	1	500	481	6.49	279	28.34	25.3	151.4	0.98	0.077	0.042	0.0196	0.1580	0.0122	4.2	0.37	0.58	0.170	0.0460	105	0.0690
21-Nov-23	2	500	474	6.60	244	29.2	37.1	124.3	0.67	0.082	0.040	0.0160	0.1436	0.0046	<2.0	0.74	0.32	0.069	0.0500	97	0.0541
28-Nov-23	3	500	474	6.48	307	34.2	39.0	150.2	0.51	0.071	0.055	0.0134	0.0924	0.0038	<2.0	0.81	0.32	0.054	0.0530	106	0.0425
05-Dec-23	4	500	490	6.42	230	40.1	38.5	145.1	0.69	0.069	0.046	0.0134	0.0853	0.0053	<2.0	0.19	0.25	0.180	0.0470	107	0.0429
12-Dec-23	5	500	448	6.31	301	40.5	40.0	142.1	2.70	0.067	0.074	0.0123	0.0731	0.0032	<2.0	0.22	0.19	0.200	0.0390	105	0.0407
19-Dec-23	6	500	462	6.32	341	53.6	46.1	145.1	4.40	0.070	<0.020	0.0103	0.0125	<0.0025	<2.0	0.27	0.14	0.047	0.0320	121	0.0426
26-Dec-23	7	500	453	6.71	258	21.9	44.9	144.2	7.00	0.077	0.022	<0.0050	0.1070	0.013	2.2	0.10	0.10	0.120	0.0250	120	0.0386
02-Jan-24	8	500	476	6.56	270	27.1	39.2	87.4	4.40	<0.050	<0.020	<0.0050	0.1250	<0.0025	<2.0	<0.050	0.07	0.081	0.0170	108	0.0506
09-Jan-24	9	500	441	6.55	207	30.7	41.7	99.2	4.70	0.078	0.026	<0.0050	0.1360	0.0041	<2.0	0.15	0.10	0.051	0.0150	113	0.0412
16-Jan-24	10	500	450	6.46	236	40.7	44.3	100.8	4.00	0.065	<0.020	<0.0050	0.0834	0.0041	<2.0	0.15	0.08	0.030	<0.0030	101	0.0386
23-Jan-24	11	500	447	6.64	221	25.8	44.0	87.4	4.30	0.068	<0.020	<0.0050	0.0907	<0.002	<0.002	<0.050	<0.2	0.048	0.0077	94.6	0.0369
30-Jan-24	12	500	478	6.59	202	25.2	38.5	68.8	4.50	0.054									0.0063	82.6	0.0512
06-Feb-24	13	500	462	6.71	193	23.8	38.8	47.8	5.70	<0.050									0.0070	83.0	0.0394
13-Feb-24	14	500	471	6.76	198	21.5	39.3	40.5	4.70	<0.050									0.0045	82.5	0.0424
20-Feb-24	15	500	454	6.77	232	22.6	38.2	40.6	5.90	<0.050									<0.0030	81.9	0.0431
27-Feb-24	16	500	464	6.80	193	16.5	37.1	28.1	5.10	<0.050									<0.0030	68.7	0.0425
05-Mar-24	17	500	457	6.66	171	22.1	34.6	40.1	4.90	<0.050									<0.0030	77.1	0.0384
12-Mar-24	18	500	444	6.72	137	16.8	37.6	32.1	5.40	<0.050									<0.0030	71.7	0.0473
19-Mar-24	19	500	464	6.67	172	25.4	38.7	36.7	5.40	<0.050									<0.0030	67.1	0.0416
26-Mar-24	20	500	446	6.71	135	23.7	37.5	35.9	5.40	<0.050									<0.0030	63.6	0.0429
02-Apr-24	21	500	465	6.74	165	24.3	38.1	34.2	5.10	<0.050	<0.20	<0.050							<0.0030	64.3	0.0355
09-Apr-24	22	500	449	6.73	159	23.3	39.7	46.3	5.30	<0.050	<0.20	<0.050							<0.0030	66.7	0.0340
16-Apr-24	23	500	458	6.60	133	29.6	39.4	39.5	5.90	<0.050	<0.20	<0.050							<0.0030	62.8	0.0315
23-Apr-24	24	500	427	6.94	100			21.1			<0.20	<0.050									
30-Apr-24	25	500	445	6.64	141	21.6	33.7	19.6					0.165	<0.0025	<2.0	<0.050		0.020	<0.0030	49.2	0.0411
07-May-24	26	500	403	6.60	128			26.3													
14-May-24	27	500	432	6.71	161	23.4	34.9	26.3					0.150	0.0154	<2.0	<0.050		0.035	<0.0030	62.2	0.0480
21-May-24	28	500	429	6.63	169			37.1													
28-May-24	29	500	442	6.70	136	22.0	32.9	28.1					0.129	0.0044	<2.0	<0.050		0.018	<0.0030	65.1	0.0418
04-Jun-24	30	500	446	6.89	108			32.2													
11-Jun-24	31	500	415	6.80	115	27.0	34.2	25.7			<0.020	<0.0050	0.214	0.0071	<2.0		<0.20	0.031	<0.0030	54.1	0.0416
18-Jun-24	32	500	473	6.53	94.7			20.6													
25-Jun-24	33	500	447	6.42	126	31.4	34.5	26.9			<0.020	<0.0050	0.189	0.0046	<2.0	<0.050	<0.20	0.028	<0.0030	60.2	0.0573
02-Jul-24	34	500	439	6.52	164			30.4													
09-Jul-24	35	500	462	6.41	128	35.0	37.2	30.8			<0.020	<0.0050	0.152	0.0038	2.9	<0.050	<0.20	0.025	<0.0030	57.7	0.0428
16-Jul-24	36	500	501	6.41	156			23.5													
23-Jul-24	37	500	436	6.36	129	31.7	36.2	28.2			0.046	<0.0050	0.265	0.0069	<2.0	<0.050	<0.20	0.024	<0.0030	59.6	0.0501
30-Jul-24	38	500	442	6.27	118			18.5													
06-Aug-24	39	500	437	6.24	123	29.2	30.1	18.6	3.3		<0.20	<0.050	0.334	0.0091	<2.0	<0.050	<0.20	0.016	0.0300	44.1	0.0561
13-Aug-24	40	500	445	6.08	109			20.0													
20-Aug-24	41	500	453	6.27	122	39.5	31.6	18.0	3.5		<0.020	<0.0050	0.260	<0.0025	<2.0	<0.050	<0.20	0.037	<0.0030	50.8	0.0722
27-Aug-24	42	500	475	6.32	135			18.5													
03-Sep-24	43	500	431	6.53	159	23.8	33.3	27.4	4.7		0.047	<0.0050	0.201	0.0157	2.4	<0.050	<0.20	0.200	<0.0030	61.9	0.0515

CERTIFICATE OF ANALYSIS ▪ HUMIDITY CELL TESTING RESULTS OF HC-6

Global
ARD Testing Services Inc.

GLOBAL PROJECT NO: 2329
CLIENT: WSP E&I Canada Limited
CLIENT PROJECT NAME & NO: Great Bear | OMGS21045
Sample ID: F1-Ro Tailings
Sample Wt. used (g): 1000.00

CERTIFIC
Glob
ARD Testi

		Instruetals by ICP-MS																CVAFS				
Sampling Date	Week No.	Antimony (Sb)	Arsenic (As)	Barium (Ba)	Beryllium (Be)	Bismuth (Bi)	Boron (B)	Cadmium (Cd)	Calcium (Ca)	Chromium (Cr)	Cobalt (Co)	Copper (Cu)	Iron (Fe)	Lead (Pb)	Lithium (Li)	Magnesium (Mg)	Manganese (Mn)	Mercury (Hg)	Molybdenum (Mo)	Nickel (Ni)	Phosphorus (P)	Potassium (K)
	Unit:	mg/L	mg/L	mg/L	mg/L	mg/L	mg/L	mg/L	mg/L	mg/L	mg/L	mg/L	mg/L	mg/L	mg/L	mg/L	mg/L	ug/L	mg/L	mg/L	mg/L	mg/L
	RDL:	0.0005	0.0001	0.001	0.0001	0.001	0.05	0.00001	0.05	0.001	0.0002	0.0002	0.005	0.0002	0.002	0.05	0.001	0.0019	0.001	0.001	0.01	0.05
07-Nov-23	0	0.00058	0.0004	0.007	<0.00010	<0.0010	<0.050	<0.000010	29.0	<0.0010	0.0101	0.00825	0.1690	<0.00020	<0.0020	1.45	0.0130	<0.0019	0.0051	<0.0010	0.048	3.92
14-Nov-23	1	0.00078	0.0005	0.0054	<0.00010	<0.0010	<0.050	<0.000010	38.4	<0.0010	0.00729	0.00420	0.0586	<0.00020	0.0027	2.17	0.0309	<0.0019	0.0066	<0.0010	0.043	5.25
21-Nov-23	2	0.0008	0.0004	0.006	<0.00010	<0.0010	<0.050	<0.000010	35.4	<0.0010	0.00445	0.00318	0.0357	<0.00020	0.0028	2.09	0.0385	<0.0019	0.0061	<0.0010	0.055	5.46
28-Nov-23	3	0.0007	0.0004	0.0056	<0.00010	<0.0010	<0.050	<0.000010	38.9	<0.0010	0.00257	0.00298	0.0313	<0.00020	0.0022	2.18	0.0413	<0.0019	0.0045	<0.0010	0.053	5.38
05-Dec-23	4	0.00066	0.0004	0.0052	<0.00010	<0.0010	<0.050	<0.000010	39.1	<0.0010	0.00187	0.00297	0.0206	<0.00020	0.0027	2.26	0.0417	<0.0019	0.0041	<0.0010	0.05	5.15
12-Dec-23	5	0.00057	0.0004	0.0055	<0.00010	<0.0010	<0.050	<0.000010	38.5	<0.0010	0.00152	0.00258	0.0268	<0.00020	0.0022	2.17	0.0460	<0.0019	0.0032	<0.0010	0.045	5.04
19-Dec-23	6	0.00067	0.0004	0.0065	<0.00010	<0.0010	<0.050	<0.000010	44.8	<0.0010	0.00169	0.00288	0.0394	<0.00020	0.0029	2.21	0.0549	<0.0019	0.0032	<0.0010	0.033	5.85
26-Dec-23	7	0.00066	0.0005	0.0066	<0.00010	<0.0010	<0.050	<0.000010	44.6	<0.0010	0.00167	0.00288	0.0366	<0.00020	0.0025	2.08	0.0583	<0.0019	0.0028	<0.0010	0.029	5.97
02-Jan-24	8	0.00061	0.0004	0.0058	<0.00010	<0.0010	<0.050	<0.000010	40.2	<0.0010	0.00143	0.00248	0.0353	<0.00020	<0.0020	1.77	0.0533	<0.0019	0.0023	<0.0010	0.018	5.84
09-Jan-24	9	0.00069	0.0004	0.0062	<0.00010	<0.0010	<0.050	<0.000010	42.3	<0.0010	0.00145	0.00269	0.0280	<0.00020	0.0025	1.88	0.0585	<0.0019	0.0024	<0.0010	0.019	6.35
16-Jan-24	10	0.00063	0.0003	0.0055	<0.00010	<0.0010	<0.050	<0.000010	37.9	<0.0010	0.00118	0.00262	0.0171	<0.00020	0.0021	1.54	0.0569	<0.0019	0.0020	<0.0010	0.012	6.07
23-Jan-24	11	0.00067	0.00038	0.0057	<0.00010	<0.0010	<0.050	0.000011	35.6	<0.0010	0.00118	0.00238	0.0189	<0.00020	0.0021	1.35	0.0589	<0.0019	0.0019	<0.0010	0.01	6.49
30-Jan-24	12	0.00062	0.00043	0.0052	<0.00010	<0.0010	<0.050	0.00001	31.3	<0.0010	0.00104	0.00268	0.0232	<0.00020	<0.0020	1.09	0.0515	<0.0019	0.0016	<0.0010	<0.010	6.2
06-Feb-24	13	0.0006	0.0004	0.0054	<0.00010	<0.0010	<0.050	<0.000010	31.4	<0.0010	0.00105	0.00209	0.01600	<0.00020	<0.0020	1.11	0.0532	<0.0019	0.0015	<0.0010	<0.010	6.25
13-Feb-24	14	0.0006	0.00041	0.0054	<0.00010	<0.0010	<0.050	0.00001	31.4	<0.0010	0.00109	0.00208	0.0195	<0.00020	<0.0020	1.01	0.0563	<0.0019	0.0014	<0.0010	<0.010	6.58
20-Feb-24	15	0.00061	0.00040	0.0058	<0.00010	<0.0010	<0.050	<0.000010	31.2	0.001	0.00114	0.00227	0.0311	<0.00020	<0.0020	0.997	0.0582	<0.0019	0.0013	0.0015	<0.010	6.73
27-Feb-24	16	0.00057	0.00032	0.0047	<0.00010	<0.0010	<0.050	<0.000010	26.3	<0.0010	0.00098	0.00213	0.0190	<0.00020	<0.0020	0.753	0.0481	<0.0019	0.0011	<0.0010	<0.010	6.03
05-Mar-24	17	0.00059	0.00037	0.0054	<0.00010	<0.0010	<0.050	<0.000010	29.5	<0.0010	0.00101	0.00265	0.0147	0.00026	<0.0020	0.846	0.0548	<0.0019	0.0011	<0.0010	<0.010	6.58
12-Mar-24	18	0.00058	0.00031	0.0050	<0.00010	<0.0010	<0.050	<0.000010	27.5	<0.0010	0.00092	0.00259	0.0186	0.00056	<0.0020	0.768	0.0504	<0.0019	0.0011	<0.0010	<0.010	6.47
19-Mar-24	19	0.00059	0.00035	0.0051	<0.00010	<0.0010	<0.050	<0.000010	25.7	<0.0010	0.00095	0.00258	0.0225	<0.00020	<0.0020	0.691	0.0483	<0.0019	<0.0010	<0.0010	<0.010	6.27
26-Mar-24	20	0.00054	0.00035	0.0049	<0.00010	<0.0010	<0.050	<0.000010	24.4	<0.0010	0.00086	0.00270	0.0192	<0.00020	<0.0020	0.633	0.0476	<0.0019	<0.0010	<0.0010	<0.010	5.91
02-Apr-24	21	0.00054	0.00036	0.0048	<0.00010	<0.0010	<0.050	<0.000010	24.7	<0.0010	0.00089	0.00179	0.0131	<0.00020	<0.0020	0.636	0.0477	<0.0019	<0.0010	<0.0010	<0.010	6.07
09-Apr-24	22	0.00058	0.00034	0.0049	<0.00010	<0.0010	<0.050	<0.000010	25.6	<0.0010	0.00087	0.00215	0.0215	<0.00020	<0.0020	0.637	0.0489	<0.0019	<0.0010	<0.0010	<0.010	5.99
16-Apr-24	23	0.00054	0.00030	0.0052	<0.00010	<0.0010	<0.050	<0.000010	24.2	0.0017	0.00094	0.00187	0.0182	<0.00020	<0.0020	0.588	0.0458	<0.0019	<0.0010	0.0014	<0.010	6.10
23-Apr-24	24																					
30-Apr-24	25	<0.00050	0.00025	0.0039	<0.00010	<0.0010	<0.050	<0.000010	19.0	<0.0010	0.00075	0.00197	0.0197	<0.00020	<0.0020	0.411	0.0353	<0.0019	<0.0010	<0.0010	<0.010	4.95
07-May-24	26																					
14-May-24	27	<0.00050	0.00035	0.0049	<0.00010	<0.0010	<0.050	<0.000010	24.1	<0.0010	0.00104	0.00230	0.0299	<0.00020	<0.0020	0.480	0.0249	0.0023	<0.0010	<0.0010	<0.010	5.92
21-May-24	28																					
28-May-24	29	<0.00050	0.00046	0.0049	<0.00010	<0.0010	<0.050	<0.000010	25.2	<0.0010	0.00098	0.00236	0.0289	<0.00020	<0.0020	0.505	0.0254	<0.0019	0.0016	<0.0010	<0.010	5.90
04-Jun-24	30																					
11-Jun-24	31	<0.00050	0.00033	0.0043	<0.00010	<0.0010	<0.050	<0.000010	21.0	0.0022	0.00095	0.00239	0.0464	<0.00020	<0.0020	0.401	0.0244	<0.0019	0.0019	0.0016	<0.010	5.30
18-Jun-24	32																					
25-Jun-24	33	<0.00050	0.00031	0.0047	<0.00010	<0.0010	<0.050	<0.000010	23.3	0.0020	0.00104	0.00252	0.0460	<0.00020	<0.0020	0.461	0.0218	<0.0019	0.0021	0.0014	<0.010	5.80
02-Jul-24	34																					
09-Jul-24	35	<0.00050	0.00031	0.0047	<0.00010	<0.0010	<0.050	<0.000010	22.4	<0.0010	0.00104	0.00234	0.0388	<0.00020	<0.0020	0.446	0.0199	<0.0019	0.0028	<0.0010	<0.010	5.62
16-Jul-24	36																					
23-Jul-24	37	<0.00050	0.00031	0.0049	<0.00010	<0.0010	<0.050	<0.000010	23.1	<0.0010	0.00121	0.00274	0.0567	<0.00020	<0.0020	0.459	0.0216	<0.0019	0.0035	<0.0010	<0.010	5.79
30-Jul-24	38																					
06-Aug-24	39	<0.00050	0.00027	0.0038	<0.00010	<0.0010	<0.050	<0.000010	17.1	<0.0010	0.00089	0.00296	0.0681	<0.00020	<0.0020	0.336	0.0164	<0.0019	0.0028	<0.0010	<0.010	4.59
13-Aug-24	40																					
20-Aug-24	41	<0.00050	0.00028	0.0042	<0.00010	<0.0010	<0.050	<0.000010	19.7	<0.0010	0.00105	0.00549	0.0686	<0.00020	<0.0020	0.374	0.0139	<0.0019	0.0034	<0.0010	<0.010	5.10
27-Aug-24	42																					
03-Sep-24	43	<0.00050	0.00031	0.0051	<0.00010	<0.0010	<0.050	<0.000010	24.0	<0.0010	0.00133	0.00278	0.0761	<0.00020	<0.0020	0.472	0.0123	<0.0019	0.0041	<0.0010	<0.010	5.84

:ATE OF ANALYSIS ▪ HUMIDITY CELL TESTING RESULTS OF HC-6

al
ıg Services Inc.

GLOBAL PROJECT NO: 2329
CLIENT: WSP E&I Canada Limited
CLIENT PROJECT NAME & NO: Great Bear | OMGS21045
Sample ID: F1-Ro Tailings
Sample Wt. used (g): 1000.00

Instru																	Ion Balance			
Sampling Date	Week No.	Selenium (Se)	Silicon (Si)	Silver (Ag)	Sodium (Na)	Strontium (Sr)	Sulphur (S)	Tellurium (Te)	Thallium (Tl)	Thorium (Th)	Tin (Sn)	Titanium (Ti)	Tungsten (W)	Uranium (U)	Vanadium (V)	Zinc (Zn)	Zirconium (Zr)	Anions	Cations	% Difference	Job No
Unit:		mg/L	mg/L	mg/L	mg/L	mg/L	mg/L	mg/L	mg/L	mg/L	mg/L	mg/L	mg/L	mg/L	mg/L	mg/L	mg/L	meq/L	meq/L	meq/L	
RDL:		0.0001	0.1	0.00002	0.05	0.001	3	0.001	0.00001	0.001	0.005	0.005	0.001	0.0001	0.005	0.005	0.0001				
07-Nov-23	0	0.00061	0.62	<0.000020	39.4	0.057	46.8		<0.000010		<0.0050	<0.0050	<0.0010	0.00052	<0.0050	<0.0050	<0.00010	4.65	3.40	15.59	C392395
14-Nov-23	1	0.00037	1.16	<0.000020	36.1	0.0729	50.9		<0.000010		<0.0050	<0.0050	<0.0010	0.00143	<0.0050	<0.0050	<0.00010	3.73	3.81	-1.02	C393709
21-Nov-23	2	0.00048	1.06	<0.000020	27.8	0.0712	45.6		<0.000010		<0.0050	<0.0050	<0.0010	0.00134	<0.0050	<0.0050	<0.00010	3.39	3.30	1.31	C396056
28-Nov-23	3	0.00047	1.26	<0.000020	22.0	0.0651	40.2		<0.000010		<0.0050	<0.0050	<0.0010	0.00151	<0.0050	<0.0050	<0.00010	3.95	3.22	10.13	C399918
05-Dec-23	4	0.00047	1.08	<0.000020	18.2	0.0647	38.4		<0.000010		<0.0050	<0.0050	<0.0010	0.00166	<0.0050	<0.0050	<0.00010	3.85	3.07	11.23	C397705
12-Dec-23	5	0.00047	1.20	<0.000020	13.3	0.063	33.3		<0.000010		<0.0050	<0.0050	<0.0010	0.00156	<0.0050	<0.0050	<0.00010	3.96	2.82	16.85	C3A2034
19-Dec-23	6	0.00048	1.46	<0.000020	11.6	0.079	36.8		<0.000010		<0.0050	<0.0050	<0.0010	0.00191	<0.0050	<0.0050	<0.00010	4.26	3.08	16.10	C3A3911
26-Dec-23	7	0.00043	1.49	<0.000020	8.34	0.0774	34.5		<0.000010		<0.0050	<0.0050	<0.0010	0.00195	<0.0050	<0.0050	<0.00010	4.41	2.92	20.26	C3A5136
02-Jan-24	8	0.00039	1.36	<0.000020	5.74	0.0675	28.4		<0.000010		<0.0050	<0.0050	<0.0010	0.00162	<0.0050	<0.0050	<0.00010	2.92	2.56	6.54	C400825
09-Jan-24	9	0.00046	1.50	<0.000020	5.21	0.0717	30.1		<0.000010		<0.0050	<0.0050	<0.0010	0.00193	<0.0050	<0.0050	<0.00010	3.24	2.66	9.79	C402311
16-Jan-24	10	0.00044	1.42	<0.000020	3.66	0.0644	23.8		<0.000010		<0.0050	<0.0050	<0.0010	0.00163	<0.0050	<0.0050	<0.00010	3.28	2.34	16.65	C403685
23-Jan-24	11	0.00049	1.65	<0.000020	2.87	0.0586	22.4		<0.000010		<0.0050	<0.0050	<0.0010	0.00155	<0.0050	<0.0050	<0.00010	3.03	2.19	16.09	C405245
30-Jan-24	12	0.00047	1.44	<0.000020	2.13	0.0506	17.6		<0.000010		<0.0050	<0.0050	<0.0010	0.0013	<0.0050	<0.0050	<0.00010	2.20	1.91	7.04	CIL324
06-Feb-24	13	0.00047	1.58	<0.000020	1.88	0.0488	16.7		<0.000010		<0.0050	<0.0050	<0.0010	0.00131	<0.0050	<0.0050	<0.00010	2.18	1.91	6.64	CIV606
13-Feb-24	14	0.00043	1.49	<0.000020	1.67	0.0491	15.8		<0.000010		<0.0050	<0.0050	<0.0010	0.00137	<0.0050	<0.0050	<0.00010	1.63	1.90	-7.65	CJG650
20-Feb-24	15	0.00046	1.67	<0.000020	1.50	0.0489	17.0		<0.000010		<0.0050	<0.0050	<0.0010	0.00127	<0.0050	<0.0050	<0.00010	1.61	1.89	-7.87	CJO944
27-Feb-24	16	0.00044	1.33	<0.000020	1.14	0.0396	13.1		<0.000010		<0.0050	<0.0050	<0.0010	0.00109	<0.0050	<0.0050	<0.00010	1.33	1.59	-8.87	CKA542
05-Mar-24	17	0.00042	1.53	<0.000020	1.20	0.0463	10.2		<0.000010		<0.0050	<0.0050	<0.0010	0.00127	<0.0050	<0.0050	<0.00010	1.88	1.77	2.96	C415762
12-Mar-24	18	0.00045	1.35	<0.000020	1.06	0.0398	12.2		<0.000010		<0.0050	<0.0050	<0.0010	0.00110	<0.0050	<0.0050	<0.00010	1.81	1.65	4.50	C418173
19-Mar-24	19	0.00043	1.57	<0.000020	0.962	0.0396	11.7		<0.000010		<0.0050	<0.0050	<0.0010	0.00104	<0.0050	<0.0050	<0.00010	1.92	1.55	10.75	C420066
26-Mar-24	20	0.00042	1.52	<0.000020	0.870	0.0351	10.2		<0.000010		<0.0050	<0.0050	<0.0010	0.00098	<0.0050	<0.0050	<0.00010	1.88	1.47	12.42	C421989
02-Apr-24	21	0.00045	1.40	<0.000020	0.835	0.0360	9.9		<0.000010		<0.0050	<0.0050	<0.0010	0.00108	<0.0050	<0.0050	<0.00010	1.84	1.48	10.69	C423575
09-Apr-24	22	0.00046	1.39	<0.000020	0.810	0.0347	10.0		<0.000010		<0.0050	<0.0050	<0.0010	0.00105	<0.0050	<0.0050	<0.00010	2.14	1.53	16.69	C424924
16-Apr-24	23	0.00046	1.42	<0.000020	0.774	0.0362	10.3		<0.000010		<0.0050	<0.0050	<0.0010	0.00104	<0.0050	<0.0050	<0.00010	2.03	1.45	16.65	C427133
23-Apr-24	24																				C428769
30-Apr-24	25	0.00037	1.06	<0.000020	0.544	0.0270	7.1		<0.000010		<0.0050	<0.0050	<0.0010	0.00085	<0.0050	<0.0050	<0.00010	1.08	1.14	-2.60	C430904
07-May-24	26																				
14-May-24	27	0.00048	1.31	<0.000020	0.697	0.0323	10.0		<0.000010		<0.0050	<0.0050	<0.0010	0.00106	<0.0050	<0.0050	<0.00010	1.25	1.43	-6.93	C434669
21-May-24	28																				
28-May-24	29	0.00045	1.33	<0.000020	0.653	0.0334	10.7		<0.000010		<0.0050	<0.0050	<0.0010	0.00110	<0.0050	<0.0050	<0.00010	1.24	1.49	-8.90	C438838
04-Jun-24	30																				
11-Jun-24	31	0.00044	1.20	<0.000020	0.515	0.0285	7.6		<0.000010		<0.0050	<0.0050	<0.0010	0.00087	<0.0050	<0.0050	<0.00010	1.22	1.25	-1.13	C443402
18-Jun-24	32																				
25-Jun-24	33	0.00048	1.45	<0.000020	0.565	0.0315	9.6		<0.000010		<0.0050	<0.0050	<0.0010	0.00107	<0.0050	<0.0050	<0.00010	1.25	1.38	-5.09	C448072
02-Jul-24	34																				
09-Jul-24	35	0.00042	1.29	<0.000020	0.522	0.0314	8.7		<0.000010		<0.0050	<0.0050	<0.0010	0.00108	<0.0050	<0.0050	<0.00010	1.39	1.33	2.14	C451664
16-Jul-24	36																				
23-Jul-24	37	0.00047	1.37	<0.000020	0.514	0.0312	8.0	<0.0010	<0.000010	<0.0010	<0.0050	<0.0050	<0.0010	0.00112	<0.0050	<0.0050	<0.00010	1.31	1.37	-2.18	C456437
30-Jul-24	38																				
06-Aug-24	39	0.00039	1.09	<0.000020	0.379	0.0233	5.5	<0.0010	<0.000010	<0.0010	<0.0050	<0.0050	<0.0010	0.00078	<0.0050	<0.0050	<0.00010	1.23	1.02	8.93	C461003
13-Aug-24	40																				
20-Aug-24	41	0.00045	1.20	<0.000020	0.434	0.0255	8.0	<0.0010	<0.000010	<0.0010	<0.0050	<0.0050	<0.0010	0.00082	<0.0050	0.0058	<0.00010	1.26	1.18	3.37	C464938
27-Aug-24	42																				
03-Sep-24	43	0.00041	1.40	<0.000020	0.516	0.0306	10.1	<0.0010	<0.000010	<0.0010	<0.0050	<0.0050	<0.0010	0.00122	<0.0050	<0.0050	<0.00010	1.57	1.42	5.17	C469505

CERTIFICATE OF ANALYSIS ▪ HUMIDITY CELL TESTING RESULTS OF HC-6

Global
ARD Testing Services Inc.

GLOBAL PROJECT NO: 2329
CLIENT: WSP E&I Canada Limited
CLIENT PROJECT NAME & NO: Great Bear | OMGS21045
Sample ID: F1-Ro Tailings
Sample Wt. used (g): 1000.00

				General Parameters				Anions			Nutrients		Cyanides					Colourimetry		Calc.	Dissolved Me
Instrument/Method:				pH Meter	EC Meter	Titration/Calculation		Turbidimetry	IC	ISE	IC		Colourimetric - Distillation			IC					
Sampling Date	Week No.	Input Vol. (DI Water)	Output Vol. (Leachate)	pH	EC	Acidity (to pH 8.3)	Alkalinity (to pH 4.5)	Sulphate	Chloride	Fluoride	Nitrate (NO_3 as N)	Nitrite (NO_2 as N)	Total CN	WAD CN	Free CN	Total Cyanate (CNO)	Thiocyanate	Total Ammonia	Dissolved Phosphorus	Hardness (as CaCO3)	Aluminum (Al)
	Unit:	mL	mL	pH Units	µS/cm	mg CaCO3/L	mg CaCO3/L	mg/L	mg/L	mg/L	mg/L	mg/L	mg/L	mg/L	ug/L	mg/L	mg/L	mg/L	mg/L	mg/L	mg/L
	RDL:	5	5	0.01	1	0.5	0.5	0.5	0.5	0.05	0.02	0.005	0.0025	0.0025	2.0	0.05	0.2	0.015	0.003	0.5	0.003
10-Sep-24	44	500	497	6.44	120			16.8													
17-Sep-24	45	500	422	6.45	121	22.8	35.4	20.8	4.5		0.086	<0.0050	0.273	0.0135	2.9	<0.10	<0.20	<0.015	<0.0030	54.9	0.0478
24-Sep-24	46	500	446	6.82	150			24.3													
01-Oct-24	47	500	442	6.62	117	22.1	36.9	27.6	3.6		<0.20	<0.050	0.252	0.0197	10	<0.050	<0.20	<0.015	0.0043	60.2	0.0341
08-Oct-24	48	500	450	6.92	141			21.4													
15-Oct-24	49	500	442	6.85	164	11.0	40.1	23.5	3.8		<0.020	<0.0050	0.375	0.0106	<2.0	<0.10	<0.20	<0.015	<0.0030	65.4	0.0405
22-Oct-24	50	500	455	6.69	113			19.6													
29-Oct-24	51	500	462	6.79	108	20.6	40.7	22.4	3.2		<0.020	<0.0050	0.404	0.0495	<2.0	<0.050	<0.20	<0.015	<0.0030	61.8	0.0426
05-Nov-24	52	500	457	6.76	150			21.2													
12-Nov-24	53	500	447	6.87	136	15.6	40.9	19.1	2.3		<0.020	<0.0050	0.391	0.0291	<2.0	<0.10	<0.20	<0.015	<0.0030	58.1	0.0358
19-Nov-24	54	500	451	6.70	140			16.8													
26-Nov-24	55	500	436	6.63	111	32.3	35.7	12.7	3.4		0.021	<0.0050	0.373	0.0201	<2.0	<0.050	<0.20	<0.015	<0.0030	45.7	0.0480

NOTES:
June 12, 2024 - Schedule changed as per Sarah's email on June 12, 2024 NO2, NO3 and Thiocyanate to Biweekly starting June 11, 2024
October 11, 2023: Analytical schedule updated per email by Forrest McAdam.

RDL may be raised for some samples due to sample matrix interference.
Abbreviations:
RDL: Reportable Detection Limits
EC: Electric Conductivity
IC: Ion Chromatograph
SIE: Selective Ion Electrode
ICP-MS: Inductively Coupled Plasma - Mass Spectrometry
Calc: Calculation
Calc: Calculation

CERTIFICATE OF ANALYSIS ▪ HUMIDITY CELL TESTING RESULTS OF HC-6

Global
ARD Testing Services Inc.

GLOBAL PROJECT NO: 2329
CLIENT: WSP E&I Canada Limited
CLIENT PROJECT NAME & NO: Great Bear | OMGS21045
Sample ID: F1-Ro Tailings
Sample Wt. used (g): 1000.00

CERTIFIC
Glob
ARD Testi

		Instruetals by ICP-MS																CVAFS				
Sampling Date	Week No.	Antimony (Sb)	Arsenic (As)	Barium (Ba)	Beryllium (Be)	Bismuth (Bi)	Boron (B)	Cadmium (Cd)	Calcium (Ca)	Chromium (Cr)	Cobalt (Co)	Copper (Cu)	Iron (Fe)	Lead (Pb)	Lithium (Li)	Magnesium (Mg)	Manganese (Mn)	Mercury (Hg)	Molybdenum (Mo)	Nickel (Ni)	Phosphorus (P)	Potassium (K)
	Unit:	mg/L	mg/L	mg/L	mg/L	mg/L	mg/L	mg/L	mg/L	mg/L	mg/L	mg/L	mg/L	mg/L	mg/L	mg/L	mg/L	ug/L	mg/L	mg/L	mg/L	mg/L
	RDL:	0.0005	0.0001	0.001	0.0001	0.001	0.05	0.00001	0.05	0.001	0.0002	0.0002	0.005	0.0002	0.002	0.05	0.001	0.0019	0.001	0.001	0.01	0.05
10-Sep-24	44																					
17-Sep-24	45	<0.00050	0.00030	0.0047	<0.00010	<0.0010	<0.050	<0.000010	21.3	<0.0010	0.00136	0.00263	0.0903	<0.00020	<0.0020	0.410	0.0138	<0.0019	0.0037	<0.0010	<0.010	5.42
24-Sep-24	46																					
01-Oct-24	47	<0.00050	0.00027	0.0051	<0.00010	<0.0010	<0.050	<0.000010	23.3	<0.0010	0.00132	0.00258	0.103	<0.00020	<0.0020	0.461	<0.0010	<0.0019	0.0043	<0.0010	<0.010	5.82
08-Oct-24	48																					
15-Oct-24	49	<0.00050	0.00026	0.0056	<0.00010	<0.0010	<0.050	<0.000010	25.4	<0.0010	0.00144	0.00204	0.122	<0.00020	<0.0020	0.493	0.0087	<0.0019	0.0045	<0.0010	<0.010	6.15
22-Oct-24	50																					
29-Oct-24	51	<0.00050	0.00027	0.0054	<0.00010	<0.0010	<0.050	<0.000010	24.0	<0.0010	0.00145	0.00204	0.150	<0.00020	<0.0020	0.448	0.0073	<0.0019	0.0042	<0.0010	<0.010	6.06
05-Nov-24	52																					
12-Nov-24	53	<0.00050	0.00036	0.0053	<0.00010	<0.0010	<0.050	<0.000010	22.6	<0.0010	0.00134	0.00174	0.136	<0.00020	<0.0020	0.440	0.0150	<0.0019	0.0040	<0.0010	<0.010	5.56
19-Nov-24	54																					
26-Nov-24	55	<0.00050	0.00020	0.0046	<0.00010	<0.0010	<0.050	<0.000010	17.7	<0.0010	0.00090	0.00325	0.136	0.00035	<0.0020	0.329	0.0159	<0.0019	0.0028	<0.0010	<0.010	4.67

:ATE OF ANALYSIS ▪ HUMIDITY CELL TESTING RESULTS OF HC-6

al
ıg Services Inc.

GLOBAL PROJECT NO: 2329
CLIENT: WSP E&I Canada Limited
CLIENT PROJECT NAME & NO: Great Bear | OMGS21045
Sample ID: F1-Ro Tailings
Sample Wt. used (g): 1000.00

Instru																		Ion Balance			
Sampling Date	Week No.	Selenium (Se)	Silicon (Si)	Silver (Ag)	Sodium (Na)	Strontium (Sr)	Sulphur (S)	Tellurium (Te)	Thallium (Tl)	Thorium (Th)	Tin (Sn)	Titanium (Ti)	Tungsten (W)	Uranium (U)	Vanadium (V)	Zinc (Zn)	Zirconium (Zr)	Anions	Cations	% Difference	Job No
	Unit:	mg/L	mg/L	mg/L	mg/L	mg/L	mg/L	mg/L	mg/L	mg/L	mg/L	mg/L	mg/L	mg/L	mg/L	mg/L	mg/L	meq/L	meq/L	meq/L	
	RDL:	0.0001	0.1	0.00002	0.05	0.001	3	0.001	0.00001	0.001	0.005	0.005	0.001	0.0001	0.005	0.005	0.0001				
10-Sep-24	44																				
17-Sep-24	45	0.00046	1.22	<0.000020	0.438	0.0266	8.5	<0.0010	<0.000010	<0.0010	<0.0050	<0.0050	<0.0010	0.00110	<0.0050	<0.0050	<0.00010	1.46	1.26	7.28	C474391
24-Sep-24	46																				
01-Oct-24	47	0.00039	1.34	<0.000020	0.428	0.0304	10.4	<0.0010	<0.000010	<0.0010	<0.0050	<0.0050	<0.0010	0.00131	<0.0050	<0.0050	<0.00010	1.57	1.38	6.58	C479589
08-Oct-24	48																				
15-Oct-24	49	0.00045	1.56	<0.000020	0.449	0.0337	10.4	<0.0010	<0.000010	<0.0010	<0.0050	<0.0050	<0.0010	0.00151	<0.0050	<0.0050	<0.00010	1.56	1.50	2.23	C483831
22-Oct-24	50																				
29-Oct-24	51	0.00045	1.61	<0.000020	0.409	0.0303	8.6	<0.0010	<0.000010	<0.0010	<0.0050	<0.0050	<0.0010	0.00133	<0.0050	<0.0050	<0.00010	1.51	1.42	3.04	C488006
05-Nov-24	52																				
12-Nov-24	53	0.00045	1.36	<0.000020	0.393	0.0295	7.9	<0.0010	<0.000010	<0.0010	<0.0050	<0.0050	<0.0010	0.00136	<0.0050	<0.0050	<0.00010	1.38	1.33	1.69	C492937
19-Nov-24	54																				
26-Nov-24	55	0.00034	1.08	<0.000020	0.277	0.0212	5.5	<0.0010	<0.000010	<0.0010	<0.0050	<0.0050	<0.0010	0.00073	<0.0050	<0.0050	<0.00010	1.22	1.05	7.46	C496958

CERTIFICATE OF ANALYSIS ▪ HUMIDITY CELL TESTING RESULTS OF HC-7

Global ARD Testing Services Inc.

GLOBAL PROJECT NO: 2329

CLIENT: WSP E&I Canada Limited

CLIENT PROJECT NAME & NO: Great Bear | OMGS21045

Sample ID: F8-RO (Post-CND flot tailing-F8-C03)

Sample Wt. used (g): 1000.00

Global ARD Testing Services Inc.

				General Parameters				Anions			Nutrients		Cyanides					Colourimetry		Calc.	Dissolved Metals by ICP-MS			
Instrument/Method:				pH Meter	EC Meter	Titration/Calculation		Turbidimetry	IC	ISE	IC		Colourimetric - Distillation			IC								
Sampling Date	Week No.	Input Vol. (DI Water)	Output Vol. (Leachate)	pH	EC	Acidity (to pH 8.3)	Alkalinity (to pH 4.5)	Sulphate	Chloride	Fluoride	Nitrate (NO_3 as N)	Nitrite (NO_2 as N)	Total CN	WAD CN	Free CN	Total Cyanate (CNO)	Thiocyanate	Total Ammonia	Dissolved Phosphorus	Hardness (as CaCO3)	Aluminum (Al)	Antimony (Sb)	Arsenic (As)	Barium (Ba)
Unit:		mL	mL	pH Units	µS/cm	mg CaCO3/L	mg CaCO3/L	mg/L	mg/L	mg/L	mg/L	mg/L	mg/L	mg/L	ug/L	mg/L	mg/L	mg/L	mg/L	mg/L	mg/L	mg/L	mg/L	mg/L
RDL:		5	5	0.01	1	0.5	0.5	0.5	0.5	0.05	0.02	0.005	0.0025	0.0025	2.0	0.05	0.2	0.015	0.003	0.5	0.003	0.0005	0.0001	0.001
18-Jun-24	0	750	333	6.96	2020	16.3	31.7	1297	11.0	0.093			0.2700	0.0229	3.7			0.520	0.2600	751	0.0421	0.00860	0.00460	0.0396
25-Jun-24	1	500	444	6.27	912	39.8	27.0	622.1	2.30	0.091	0.653	0.2510	0.0401	0.0073	4.2	0.23	<0.20	0.220	0.0860	504	0.0531	0.00108	0.01640	0.0310
02-Jul-24	2	500	458	6.36	913	37.1	30.5	505.7	1.30	0.120	0.541	0.1840	0.0341	<0.0025	3.9	1.60	<0.20	0.270	0.0460	388	0.0471	0.00504	0.00400	0.0211
09-Jul-24	3	500	478	6.25	616	38.0	27.2	422.9	<0.50	0.120	0.452	0.1080	0.0224	0.0072	<2.0	<0.050	<0.20	0.470	0.0340	314	0.0395	0.00377	0.00306	0.0155
16-Jul-24	4	500	443	6.27	724	34.0	26.7	291.2	<0.50	0.057	0.341	0.0312	0.0453	0.0038	3.1	<0.050	<0.20	0.120	0.0180	209	0.0385	0.00075	0.00179	0.0192
23-Jul-24	5	500	446	6.22	511	32.7	33.8	289.3	<0.50	0.180	0.251	0.0110	0.0150	0.0032	<2.0	<0.050	<0.20	0.160	0.0250	277	0.0377	0.00393	0.00320	0.0129
30-Jul-24	6	500	457	6.04	536	39.1	34.5	186.5	<0.50	0.190	0.156	0.0060	0.0210	0.0105	<2.0	<0.050	<0.20	0.110	0.0190	238	0.0354	0.00335	0.00293	0.0141
06-Aug-24	7	500	470	6.23	466	31.4	30.4	212.5	<0.50	0.180	<0.20	<0.050	0.0178	0.0030	6.2	<0.050	<0.20	0.150	0.0150	199	0.0377	0.00314	0.00233	0.0125
13-Aug-24	8	500	450	6.25	345	39.1	35.3	159.9	<0.50	0.210	0.087	0.0062	0.0191	0.0085	<2.0	<0.050	<0.20	0.079	0.0068	164	0.0418	0.00328	0.00341	0.0083
20-Aug-24	9	500	454	6.28	359	40.8	36.8	260.8	<0.50	0.230	0.073	0.0151	0.0304	0.0056	<2.0	<0.050	<0.20	0.050	0.0068	171	0.0570	0.00339	0.00394	0.0100
27-Aug-24	10	500	496	6.48	357	28.9	38.7	100.5	<0.50	0.200	1.28	0.0474	0.0262	<0.0025	<2.0	<0.050	<0.20	0.110	0.0054	145	0.0528	0.00318	0.00396	0.0090
03-Sep-24	11	500	470	6.54	354	21.7	32.7	122.7	<0.50	0.190	0.945	0.0966	0.0354	0.0096	2.9	<0.050	<0.20	0.230	0.0041	146	0.0604	0.00302	0.00339	0.0106
10-Sep-24	12	500	446	6.44	299	37.0	34.2	166.7	<0.50	0.210	0.430	0.0710	0.0508	0.0062	<2.0	<0.050	<0.20	0.016	<0.0030	133	0.0461	0.00296	0.00339	0.0091
17-Sep-24	13	500	435	6.44	282	28.4	40.8	135.3	<0.50	0.290	0.264	0.0801	0.0373	0.0051	<2.0	<0.050	<0.20	<0.015	0.0044	149	0.0454	0.00342	0.00377	0.0114
24-Sep-24	14	500	447	6.69	277	24.2	36.9	84.33	<0.50	0.19	0.157	0.0967	0.0506	<0.0025	2.1		<0.20	<0.015	0.0041	114	0.0511	0.00270	0.00329	0.0081
01-Oct-24	15	500	451	6.72	235	23.2	37.4	116.4	<0.50	0.18	<0.20	0.0630	0.0232	<0.0025	2.4	<0.050	<0.20	0.016	<0.0030	133	0.0434	0.00287	0.00344	0.0114
08-Oct-24	16	500	445	6.78	310	22.2	38.8	110.6	<0.50	0.19	0.082	0.0585	0.0363	0.0142	<2.0	<0.050	<0.20	<0.015	0.0044	125	0.0435	0.00290	0.00318	0.0106
15-Oct-24	17	500	439	6.91	347	13.6	41.5	113.8	<0.50	0.21	0.044	0.0469	0.0390	0.0170	<2.0	<0.050	<0.20	<0.015	0.0038	147	0.0444	0.00316	0.00312	0.0126
22-Oct-24	18	500	455	6.71	205	21.4	34.2	94.16	<0.50	0.15	0.030	0.0416	0.0580	<0.0025	<2.0	<0.050	<0.20	0.021	<0.0030	117	0.0524	0.00220	0.00282	0.0101
29-Oct-24	19	500	452	6.62	201	27.3	34.2	104.5	<0.50	0.13	<0.20	<0.050	0.0698	0.0027	<2.0	<0.050	<0.20	<0.015	<0.0030	124	0.0526	0.00217	0.00282	0.0106
05-Nov-24	20	500	450	6.81	366	24.5	46.1	128.9	<0.50	0.24	0.030	0.0236	0.0868	<0.0025	<2.0	<0.050	<0.20	<0.015	0.0043	155	0.0360	0.00306	0.00276	0.0150
12-Nov-24	21	500	443	6.82	279	14.2	37.5	96.36	<0.50	0.17									0.0043	123	0.0391	0.00227	0.00255	0.0114
19-Nov-24	22	500	456	6.67	281	20.6	42.6	76.78	<0.50	0.17	0.028	<0.0050	0.105	0.0084	<2.0	<0.10	<0.20	<0.015	0.0035	130	0.0478	0.00276	0.00291	0.0129

NOTES:

RDL may be raised for some samples due to sample matrix interference.

Abbreviations:

RDL: Reportable Detection Limits
EC: Electric Conductivity
IC: Ion Chromatograph
SIE: Selective Ion Electrode
ICP-MS: Inductively Coupled Plasma - Mass Spectrometry
Calc: Calculation
Calc: Calculation

GLOBAL PROJECT NO: 2329
CLIENT: WSP E&I Canada Limited
CLIENT PROJECT NAME & NO: Great Bear | OMGS21045
Sample ID: F8-RO (Post-CND flot tailing-F8-C03)
Sample Wt. used (g): 1000.00

Global ARD Testing Services Inc.

Instru															CVAFS										
Sampling Date	Week No.	Beryllium (Be)	Bismuth (Bi)	Boron (B)	Cadmium (Cd)	Calcium (Ca)	Chromium (Cr)	Cobalt (Co)	Copper (Cu)	Iron (Fe)	Lead (Pb)	Lithium (Li)	Magnesium (Mg)	Manganese (Mn)	Mercury (Hg)	Molybdenum (Mo)	Nickel (Ni)	Phosphorus (P)	Potassium (K)	Selenium (Se)	Silicon (Si)	Silver (Ag)	Sodium (Na)	Strontium (Sr)	Sulphur (S)
	Unit:	mg/L	mg/L	mg/L	mg/L	mg/L	mg/L	mg/L	mg/L	mg/L	mg/L	mg/L	mg/L	mg/L	ug/L	mg/L	mg/L	mg/L	mg/L	mg/L	mg/L	mg/L	mg/L	mg/L	mg/L
	RDL:	0.0001	0.001	0.05	0.00001	0.05	0.001	0.0002	0.0002	0.005	0.0002	0.002	0.05	0.001	0.0019	0.001	0.001	0.01	0.05	0.0001	0.1	0.00002	0.05	0.001	3
18-Jun-24	0	<0.00020	<0.0020	<0.10	<0.000020	294	0.0052	0.00143	0.01750	0.1480	0.00046	0.0062	3.93	0.0207	0.0021	0.0123	<0.0020	0.279	29.00	0.00300	1.18	<0.000040	141.0	0.426	359
25-Jun-24	1	<0.00010	<0.0010	<0.050	0.000021	196	0.0024	0.00150	0.01240	0.0132	<0.00020	0.0150	3.76	0.0641	<0.0019	0.0132	0.0016	0.075	12.60	0.00132	1.65	<0.000020	69.2	0.275	225
02-Jul-24	2	<0.00010	<0.0010	<0.050	<0.000010	151	<0.0010	0.00035	0.00650	0.0091	<0.00020	0.0064	2.36	0.0446	<0.0019	0.0084	<0.0010	0.056	12.70	0.00114	1.72	<0.000020	30.4	0.219	151
09-Jul-24	3	<0.00010	<0.0010	<0.050	<0.000010	122	<0.0010	0.00026	0.00583	0.0072	<0.00020	0.0058	2.01	0.0371	<0.0019	0.0065	<0.0010	0.042	9.32	0.00075	1.22	<0.000020	19.4	0.173	115
16-Jul-24	4	<0.00010	<0.0010	<0.050	0.000013	81.1	<0.0010	0.00024	0.00666	0.0074	<0.00020	0.0061	1.64	0.0812	<0.0019	0.0069	<0.0010	0.022	7.80	0.00078	1.39	<0.000020	20.5	0.114	69.1
23-Jul-24	5	<0.00010	<0.0010	<0.050	<0.000010	108	<0.0010	0.00040	0.00706	0.0070	<0.00020	0.0061	1.75	0.0560	<0.0019	0.0050	0.0011	0.027	7.12	0.00072	1.62	<0.000020	10.9	0.150	95.3
30-Jul-24	6	<0.00010	<0.0010	<0.050	<0.000010	92.9	<0.0010	0.00036	0.00595	0.0079	<0.00020	0.0060	1.58	0.0556	<0.0019	0.0047	0.0010	0.022	6.26	0.00053	1.48	<0.000020	7.88	0.135	76.6
06-Aug-24	7	<0.00010	<0.0010	<0.050	<0.000010	77.6	<0.0010	0.00027	0.00493	0.0068	<0.00020	0.0049	1.24	0.0482	<0.0019	0.0040	<0.0010	0.014	5.84	0.00046	1.49	<0.000020	5.98	0.108	62.2
13-Aug-24	8	<0.00010	<0.0010	<0.050	<0.000010	64.0	<0.0010	0.00029	0.00576	0.0078	<0.00020	0.0044	1.01	0.0380	<0.0019	0.0038	<0.0010	0.010	5.85	0.00051	1.64	<0.000020	4.49	0.0919	50.3
20-Aug-24	9	<0.00010	<0.0010	<0.050	<0.000010	67.0	<0.0010	0.00031	0.00812	0.0084	<0.00020	0.0050	1.03	0.0385	<0.0019	0.0045	<0.0010	0.010	6.77	0.00056	1.80	<0.000020	4.43	0.0918	51.3
27-Aug-24	10	<0.00010	<0.0010	<0.050	<0.000010	56.6	<0.0010	0.00028	0.00760	0.0063	<0.00020	0.0045	0.901	0.0376	<0.0019	0.0041	<0.0010	<0.010	6.50	0.00045	1.73	<0.000020	3.29	0.0748	40.6
03-Sep-24	11	<0.00010	<0.0010	<0.050	<0.000010	56.8	<0.0010	0.00027	0.00563	0.0084	<0.00020	0.0044	0.945	0.0316	<0.0019	0.0046	<0.0010	<0.010	6.98	0.00046	1.62	<0.000020	3.04	0.0831	43.4
10-Sep-24	12	<0.00010	<0.0010	<0.050	<0.000010	51.7	<0.0010	0.00023	0.00474	0.0068	<0.00020	0.0037	0.879	0.0294	<0.0019	0.0046	<0.0010	<0.010	6.76	0.00046	1.52	<0.000020	2.65	0.0758	36.7
17-Sep-24	13	<0.00010	<0.0010	<0.050	<0.000010	58.1	<0.0010	0.00026	0.00528	0.0096	<0.00020	0.0043	0.877	0.0280	<0.0019	0.0064	<0.0010	<0.010	7.85	0.00060	1.88	<0.000020	2.84	0.0799	39.9
24-Sep-24	14	<0.00010	<0.0010	<0.050	<0.000010	44.3	<0.0010	0.00020	0.00406	0.0100	<0.00020	0.0034	0.692	0.0280	<0.0019	0.0050	<0.0010	<0.010	6.08	0.00044	1.66	<0.000020	2.01	0.0576	32.6
01-Oct-24	15	<0.00010	<0.0010	<0.050	<0.000010	51.9	<0.0010	0.00025	0.00400	0.0087	<0.00020	0.0040	0.837	0.0348	<0.0019	0.0062	<0.0010	<0.010	7.27	0.00041	1.65	<0.000020	2.11	0.0688	38.4
08-Oct-24	16	<0.00010	<0.0010	<0.050	<0.000010	49.0	<0.0010	0.00024	0.00397	0.0091	<0.00020	0.0033	0.743	0.0286	<0.0019	0.0069	<0.0010	<0.010	7.02	0.00043	1.55	<0.000020	1.81	0.0695	36.5
15-Oct-24	17	<0.00010	<0.0010	<0.050	<0.000010	57.2	<0.0010	0.00032	0.00435	0.0092	<0.00020	0.0041	0.900	0.0303	<0.0019	0.0082	<0.0010	<0.010	7.47	0.00046	1.88	<0.000020	2.04	0.0756	39.5
22-Oct-24	18	<0.00010	<0.0010	<0.050	<0.000010	45.9	<0.0010	0.00022	0.00384	0.0137	<0.00020	0.0030	0.682	0.0269	<0.0019	0.0058	<0.0010	<0.010	6.28	0.00035	1.58	<0.000020	1.55	0.0567	32.3
29-Oct-24	19	<0.00010	<0.0010	<0.050	<0.000010	48.6	<0.0010	0.00024	0.00385	0.0131	<0.00020	0.0027	0.714	0.0264	<0.0019	0.0062	<0.0010	<0.010	6.30	0.00037	1.59	<0.000020	1.41	0.0584	34.8
05-Nov-24	20	<0.00010	<0.0010	<0.050	<0.000010	60.7	<0.0010	0.00033	0.00439	0.0183	<0.00020	0.0034	0.826	0.0247	<0.0019	0.0094	<0.0010	<0.010	8.20	0.00046	1.69	<0.000020	1.72	0.0745	40.4
12-Nov-24	21	<0.00010	<0.0010	<0.050	<0.000010	48.0	<0.0010	0.00027	0.00371	0.0129	<0.00020	0.0027	0.753	0.0238	<0.0019	0.0072	<0.0010	<0.010	6.48	0.00039	1.33	<0.000020	1.33	0.0617	35.9
19-Nov-24	22	<0.00010	<0.0010	<0.050	<0.000010	50.6	<0.0010	0.00027	0.00492	0.0238	<0.00020	0.0031	0.864	0.0197	<0.0019	0.0082	<0.0010	<0.010	7.09	0.00044	1.85	<0.000020	1.51	0.0582	32.2

OF HC-7

GLOBAL PROJECT NO: 2329
CLIENT: WSP E&I Canada Limited
CLIENT PROJECT NAME & NO: Great Bear | OMGS21045
Sample ID: F8-RO (Post-CND flot tailing-F8-C03)
Sample Wt. used (g): 1000.00

Instru												Ion Balance			
Sampling Date	Week No.	Tellurium (Te)	Thallium (Tl)	Thorium (Th)	Tin (Sn)	Titanium (Ti)	Tungsten (W)	Uranium (U)	Vanadium (V)	Zinc (Zn)	Zirconium (Zr)	Anions	Cations	% Difference	Job No
	Unit:	mg/L	mg/L	mg/L	mg/L	mg/L	mg/L	mg/L	mg/L	mg/L	mg/L	meq/L	meq/L	meq/L	
	RDL:	0.001	0.00001	0.001	0.005	0.005	0.001	0.0001	0.005	0.005	0.0001				
18-Jun-24	0		<0.000020		<0.010	<0.010	<0.0020	0.00320	<0.010	<0.010	0.00046	28.44	21.89	13.03	C446173
25-Jun-24	1		<0.000010		<0.0050	<0.0050	0.0011	0.00246	<0.0050	<0.0050	<0.00010	13.67	13.44	0.86	C448074
02-Jul-24	2		<0.000010		<0.0050	<0.0050	<0.0010	0.00123	<0.0050	<0.0050	<0.00010	11.25	9.39	9.01	C450079
09-Jul-24	3		<0.000010		<0.0050	<0.0050	<0.0010	0.00093	<0.0050	<0.0050	<0.00010	9.36	7.35	12.08	C451672
16-Jul-24	4	<0.0010	<0.000010	<0.0010	<0.0050	<0.0050	<0.0010	0.00148	<0.0050	<0.0050	<0.00010	6.60	5.28	11.11	C454393
23-Jul-24	5	<0.0010	<0.000010	<0.0010	<0.0050	<0.0050	<0.0010	0.00119	<0.0050	<0.0050	<0.00010	6.72	6.20	4.00	C456438
30-Jul-24	6	<0.0010	<0.000010	<0.0010	<0.0050	<0.0050	<0.0010	0.00101	<0.0050	<0.0050	<0.00010	4.59	5.28	-6.98	C458876
06-Aug-24	7	<0.0010	<0.000010	<0.0010	<0.0050	<0.0050	<0.0010	0.00088	<0.0050	<0.0050	<0.00010	5.05	4.39	6.93	C461006
13-Aug-24	8	<0.0010	<0.000010	<0.0010	<0.0050	<0.0050	<0.0010	0.00082	<0.0050	<0.0050	<0.00010	4.05	3.63	5.50	C462823
20-Aug-24	9	<0.0010	<0.000010	<0.0010	<0.0050	<0.0050	<0.0010	0.00085	<0.0050	0.0068	<0.00010	6.18	3.80	23.83	C464924
27-Aug-24	10	<0.0010	<0.000010	<0.0010	<0.0050	<0.0050	<0.0010	0.00065	<0.0050	0.0058	<0.00010	2.88	3.22	-5.51	C467354
03-Sep-24	11	<0.0010	<0.000010	<0.0010	<0.0050	<0.0050	<0.0010	0.00080	<0.0050	<0.0050	<0.00010	3.23	3.23	-0.13	C469526
10-Sep-24	12	<0.0010	<0.000010	<0.0010	<0.0050	<0.0050	<0.0010	0.00077	<0.0050	<0.0050	<0.00010	4.18	2.95	17.25	C471914
17-Sep-24	13	<0.0010	<0.000010	<0.0010	<0.0050	<0.0050	<0.0010	0.00096	<0.0050	<0.0050	<0.00010	3.65	3.30	4.96	C474387
24-Sep-24	14	<0.0010	<0.000010	<0.0010	<0.0050	<0.0050	<0.0010	0.00069	<0.0050	<0.0050	<0.00010	2.51	2.52	-0.23	C476681
01-Oct-24	15	<0.0010	<0.000010	<0.0010	<0.0050	<0.0050	<0.0010	0.00081	<0.0050	<0.0050	<0.00010	3.19	2.94	3.93	C479597
08-Oct-24	16	<0.0010	<0.000010	<0.0010	<0.0050	<0.0050	<0.0010	0.00095	<0.0050	<0.0050	<0.00010	3.09	2.77	5.49	C481232
15-Oct-24	17	<0.0010	<0.000010	<0.0010	<0.0050	<0.0050	<0.0010	0.00101	<0.0050	<0.0050	<0.00010	3.21	3.22	-0.10	C483799
22-Oct-24	18	<0.0010	<0.000010	<0.0010	<0.0050	<0.0050	<0.0010	0.00081	<0.0050	<0.0050	<0.00010	2.65	2.58	1.35	C485983
29-Oct-24	19	<0.0010	<0.000010	<0.0010	<0.0050	<0.0050	<0.0010	0.00092	<0.0050	<0.0050	0.00013	2.88	2.72	2.89	C488009
05-Nov-24	20	<0.0010	<0.000010	<0.0010	<0.0050	<0.0050	<0.0010	0.00131	<0.0050	<0.0050	<0.00010	3.62	3.39	3.29	C490498
12-Nov-24	21	<0.0010	<0.000010	<0.0010	<0.0050	<0.0050	<0.0010	0.00101	<0.0050	<0.0050	<0.00010	2.77	2.69	1.47	C492941
19-Nov-24	22	<0.0010	<0.000010	<0.0010	<0.0050	<0.0050	<0.0010	0.00119	<0.0050	<0.0050	<0.00010	2.45	2.85	-7.56	C494931

CERTIFICATE OF ANALYSIS ▪ HUMIDITY CELL TESTING RESULTS OF HC-8

Global ARD Testing Services Inc.

GLOBAL PROJECT NO: 2329

CLIENT: WSP E&I Canada Limited

CLIENT PROJECT NAME & NO: Great Bear | OMGS21045

Sample ID: F5-RO (Post-CND flot tailing-F5R-C05)

Sample Wt. used (g): 1000.00

Global ARD Testing Services Inc.

				General Parameters				Anions			Nutrients		Cyanides											
Instrument/Method:				pH Meter	EC Meter	Titration/Calculation		Turbidimetry	IC	ISE	IC		Colourimetric - Distillation			IC		Colourimetry		Calc.	Dissolved Metals by ICP-MS			
Sampling Date	Week No.	Input Vol. (DI Water)	Output Vol. (Leachate)	pH	EC	Acidity (to pH 8.3)	Alkalinity (to pH 4.5)	Sulphate	Chloride	Fluoride	Nitrate (NO_3 as N)	Nitrite (NO_2 as N)	Total CN	WAD CN	Free CN	Total Cyanate (CNO)	Thiocyanate	Total Ammonia	Dissolved Phosphorus	Hardness (as CaCO3)	Aluminum (Al)	Antimony (Sb)	Arsenic (As)	Barium (Ba)
Unit:		mL	mL	pH Units	µS/cm	mg CaCO3/L	mg CaCO3/L	mg/L	mg/L	mg/L	mg/L	mg/L	mg/L	mg/L	ug/L	mg/L	mg/L	mg/L	mg/L	mg/L	mg/L	mg/L	mg/L	mg/L
RDL:		5	5	0.01	1	0.5	0.5	0.5	0.5	0.05	0.02	0.005	0.0025	0.0025	2.0	0.05	0.2	0.015	0.003	0.5	0.003	0.0005	0.0001	0.001
18-Jun-24	0	750	358	6.37	2050	48.8	33.7	1281	9.90	0.081			0.1630	0.0206	3.4			0.920	0.2000	797	0.0484	0.00140	0.0135	0.0571
25-Jun-24	1	500	453	6.35	1028	44.9	33.0	720.1	4.90	0.071	0.146	0.0153	0.0338	0.0073	7.0	<0.10	<0.20	0.930	0.1000	453	0.0420	0.00536	0.0039	0.0203
02-Jul-24	2	500	434	6.44	694	39.2	35.4	304.9	2.60	0.076	0.096	0.0090	0.0212	<0.0025	4.9	0.11	<0.20	0.240	0.0420	257	0.0538	0.00110	0.0151	0.0194
09-Jul-24	3	500	460	6.44	309	39.7	40.8	130.8	<0.50	0.084	0.039	0.0051	0.0277	0.0096	2.3	<0.050	<0.20	0.230	0.0230	132	0.0634	0.00110	0.0191	0.0130
16-Jul-24	4	500	450	6.49	285	32.5	43.0	79.32	<0.50	0.085	0.045	<0.0050	0.0232	0.0068	2.6	<0.050	<0.20	0.120	0.0240	95	0.0718	0.00116	0.0215	0.0104
23-Jul-24	5	500	439	6.32	214	34.2	37.4	53.56	<0.50	<0.050	<0.020	0.0051	0.0256	<0.0025	<2.0	<0.050	<0.20	0.110	0.0150	99	0.0727	0.00072	0.0173	0.0122
30-Jul-24	6	500	476	6.16	392	42.6	48.5	193.0	<0.50	0.071	0.035	0.0106	0.0250	0.0096	<2.0	<0.050	<0.20	0.160	0.0140	162	0.0532	0.00080	0.0136	0.0201
06-Aug-24	7	500	457	6.37	401	39.2	44.4	175.3	<0.50	0.063	<0.20	<0.050	0.0243	0.0030	4.2	<0.050	<0.20	0.110	0.0110	165	0.0633	0.00059	0.0138	0.0217
13-Aug-24	8	500	447	6.31	363	41.6	45.1	175.4	<0.50	0.071	0.021	<0.0050	0.0411	0.0115	4.2	<0.050	<0.20	0.030	0.0092	173	0.0761	0.00059	0.0143	0.0260
20-Aug-24	9	500	436	6.32	343	44.2	44.1	169.8	<0.50	0.067	<0.020	<0.0050	0.0526	0.0066	<2.0	<0.050	<0.20	0.025	0.0075	157	0.0677	0.00055	0.0137	0.0241
27-Aug-24	10	500	432	6.58	327	31.9	45.0	88.07	<0.50	<0.050	<0.020	<0.0050	0.0494	<0.0025	2.4	<0.050	<0.20	0.058	0.0056	126	0.0782	<0.00050	0.0137	0.0208
03-Sep-24	11	500	445	6.60	392	24.6	42.8	126.6	<0.50	<0.050	<0.020	<0.0050	0.0319	0.0135	3.4	<0.050	<0.20	0.280	0.0053	154	0.0966	0.00053	0.0144	0.0285
10-Sep-24	12	500	451	6.61	263	43.0	42.9	126.7	<0.50	<0.050	<0.20	<0.050	0.0663	0.0051	<2.0	<0.050	<0.20	0.017	<0.0030	117	0.0773	<0.00050	0.0123	0.0200
17-Sep-24	13	500	442	6.53	258	31.5	45.6	99.57	<0.50	<0.050	0.072	<0.0050	0.0502	0.0102	<2.0	<0.050	<0.20	<0.015	<0.0030	122	0.0806	<0.00050	0.0119	0.0234
24-Sep-24	14	500	452	6.76	315	26.8	46.6	98.26	<0.50	<0.050	0.033	<0.0050	0.0354	0.0045	<2.0		<0.20	<0.015	0.0059	122	0.0600	<0.00050	0.0115	0.0225
01-Oct-24	15	500	452	6.84	228	21.3	47.6	67.73	1.10	<0.050	<0.20	<0.050	0.0343	<0.0025	<2.0	<0.050	<0.20	<0.015	<0.0030	116	0.0550	<0.00050	0.0118	0.0238
08-Oct-24	16	500	455	6.93	219	19.9	46.3	66.03	<0.50	<0.050	0.024	<0.0050	0.0381	0.0041	<2.0	<0.050	<0.20	0.018	0.0060	99.8	0.0673	<0.00050	0.0121	0.0179
15-Oct-24	17	500	436	6.83	299	12.9	51.0	85.05	<0.50	<0.050	<0.020	<0.0050	0.0310	0.0190	2.1	<0.050	<0.20	<0.015	0.0073	118	0.0679	0.00054	0.0129	0.0249
22-Oct-24	18	500	461	6.78	173	25.0	49.1	47.50	<0.50	<0.050	0.022	<0.0050	0.0731	0.0041	<2.0	<0.050	<0.20	<0.015	0.0043	95.1	0.0757	<0.00050	0.0122	0.0194
29-Oct-24	19	500	450	6.78	170	25.3	47.9	61.03	<0.50	<0.050	<0.20	<0.050	0.0688	0.0054	<2.0	<0.050	<0.20	<0.015	0.0051	101	0.0737	<0.00050	0.0121	0.0219
05-Nov-24	20	500	444	6.77	243	18.6	47.9	59.24	<0.50	<0.050	<0.020	<0.0050	0.0724	0.0074	<2.0	<0.050	<0.20	<0.015	0.0061	96.4	0.0698	<0.00050	0.0102	0.0223
12-Nov-24	21	500	445	6.84	223	19.2	46.7	63.37	<0.50	<0.050									0.0059	92.8	0.0625	<0.00050	0.0101	0.0218
19-Nov-24	22	500	463	6.75	223	23.1	46.9	42.41	<0.50	<0.050	0.027	<0.0050	0.0558	0.0056	<2.0	<0.10	<0.20	<0.015	0.0059	102	0.0687	<0.00050	0.0110	0.0219

NOTES:

RDL may be raised for some samples due to sample matrix interference.

Abbreviations:

RDL: Reportable Detection Limits
EC: Electric Conductivity
IC: Ion Chromatograph
SIE: Selective Ion Electrode
ICP-MS: Inductively Coupled Plasma - Mass Spectrometry
Calc: Calculation
Calc: Calculation

▪ HUMIDITY CELL TESTING RESULTS OF HC-8

CERTIFICATE OF ANALYSIS ▪ HUMIDITY CELL TESTING RESULTS (

GLOBAL PROJECT NO: 2329

CLIENT: WSP E&I Canada Limited

CLIENT PROJECT NAME & NO: Great Bear | OMGS21045

Sample ID: F5-RO (Post-CND flot tailing-F5R-C05)

Sample Wt. used (g): 1000.00

Global ARD Testing Services Inc.

Instru															CVAFS										
Sampling Date	Week No.	Beryllium (Be)	Bismuth (Bi)	Boron (B)	Cadmium (Cd)	Calcium (Ca)	Chromium (Cr)	Cobalt (Co)	Copper (Cu)	Iron (Fe)	Lead (Pb)	Lithium (Li)	Magnesium (Mg)	Manganese (Mn)	Mercury (Hg)	Molybdenum (Mo)	Nickel (Ni)	Phosphorus (P)	Potassium (K)	Selenium (Se)	Silicon (Si)	Silver (Ag)	Sodium (Na)	Strontium (Sr)	Sulphur (S)
	Unit:	mg/L	mg/L	mg/L	mg/L	mg/L	mg/L	mg/L	mg/L	mg/L	mg/L	mg/L	mg/L	mg/L	ug/L	mg/L	mg/L	mg/L	mg/L	mg/L	mg/L	mg/L	mg/L	mg/L	mg/L
	RDL:	0.0001	0.001	0.05	0.00001	0.05	0.001	0.0002	0.0002	0.005	0.0002	0.002	0.05	0.001	0.0019	0.001	0.001	0.01	0.05	0.0001	0.1	0.00002	0.05	0.001	3
18-Jun-24	0	<0.00020	<0.0020	<0.10	<0.000020	312.0	0.0056	0.00222	0.00717	0.0730	<0.00040	0.0113	4.39	0.0211	<0.0019	0.0163	<0.0020	0.217	19.30	0.00178	1.38	<0.000040	141	0.4470	365
25-Jun-24	1	<0.00010	<0.0010	<0.050	<0.000010	177.0	<0.0010	0.00042	0.00842	0.0169	<0.00020	0.0070	2.57	0.0367	<0.0019	0.0086	0.0012	0.079	14.10	0.00129	1.25	<0.000020	47.8	0.2320	188
02-Jul-24	2	<0.00010	<0.0010	<0.050	<0.000010	99.2	0.0013	0.00103	0.00713	0.0113	<0.00020	0.0113	2.38	0.0501	<0.0019	0.0091	<0.0010	0.039	8.76	0.00082	2.26	<0.000020	31.7	0.1460	103
09-Jul-24	3	<0.00010	<0.0010	<0.050	0.000024	50.4	<0.0010	0.00060	0.00558	0.0134	<0.00020	0.0079	1.38	0.0451	<0.0019	0.0052	<0.0010	0.031	5.76	0.00037	1.91	<0.000020	15.2	0.0782	46.6
16-Jul-24	4	<0.00010	<0.0010	<0.050	<0.000010	36.1	0.0022	0.00046	0.00522	0.0199	<0.00020	0.0069	1.05	0.0435	<0.0019	0.0035	0.0016	0.025	4.89	0.00036	1.90	<0.000020	9.15	0.0540	25.9
23-Jul-24	5	<0.00010	<0.0010	<0.050	<0.000010	38.0	<0.0010	0.00024	0.00510	0.0157	<0.00020	0.0064	1.10	0.0509	<0.0019	0.0017	<0.0010	0.015	5.20	0.00032	1.72	<0.000020	5.17	0.0575	26.4
30-Jul-24	6	<0.00010	<0.0010	<0.050	0.000019	62.2	<0.0010	0.00034	0.00760	0.0146	<0.00020	0.0083	1.69	0.0780	<0.0019	0.0020	<0.0010	0.011	8.91	0.00032	1.93	<0.000020	6.00	0.0944	42.5
06-Aug-24	7	<0.00010	<0.0010	<0.050	0.000017	63.6	<0.0010	0.00034	0.00865	0.0105	<0.00020	0.0083	1.53	0.0869	<0.0019	0.0019	<0.0010	0.011	11.2	0.00028	1.98	<0.000020	4.19	0.0987	48.8
13-Aug-24	8	<0.00010	<0.0010	<0.050	0.000014	66.8	<0.0010	0.00035	0.00935	0.0062	<0.00020	0.0087	1.57	0.0867	<0.0019	0.0024	<0.0010	<0.010	13.9	0.00035	2.21	<0.000020	3.80	0.1090	52.0
20-Aug-24	9	<0.00010	<0.0010	<0.050	0.000018	60.5	<0.0010	0.00031	0.01040	0.0067	<0.00020	0.0076	1.34	0.0813	<0.0019	0.0027	<0.0010	<0.010	13.3	0.00037	2.04	<0.000020	3.04	0.0927	45.5
27-Aug-24	10	<0.00010	<0.0010	<0.050	0.000014	48.8	<0.0010	0.00027	0.00989	0.0090	<0.00020	0.0060	1.12	0.0871	<0.0019	0.0024	<0.0010	<0.010	11.3	0.00034	1.87	<0.000020	2.09	0.0713	35.8
03-Sep-24	11	<0.00010	<0.0010	<0.050	0.000019	59.2	<0.0010	0.00038	0.00760	0.0141	<0.00020	0.0067	1.46	0.0911	<0.0019	0.0031	<0.0010	<0.010	13.2	0.00037	2.10	<0.000020	2.33	0.0950	45.6
10-Sep-24	12	<0.00010	<0.0010	<0.050	0.000020	45.2	<0.0010	0.00030	0.00632	0.0218	<0.00020	0.0042	1.08	0.0943	<0.0019	0.0023	<0.0010	<0.010	10.2	0.00030	1.73	<0.000020	1.57	0.0631	29.7
17-Sep-24	13	<0.00010	<0.0010	<0.050	0.000021	47.1	<0.0010	0.00035	0.00558	0.0133	<0.00020	0.0044	1.14	0.0906	<0.0019	0.0026	<0.0010	<0.010	11.0	0.00031	1.94	<0.000020	1.68	0.0695	32.6
24-Sep-24	14	<0.00010	<0.0010	<0.050	0.000018	46.7	<0.0010	0.00037	0.00479	0.0104	<0.00020	0.0046	1.23	0.0809	<0.0019	0.0027	<0.0010	<0.010	10.8	0.00032	2.08	<0.000020	1.68	0.0666	33.1
01-Oct-24	15	<0.00010	<0.0010	<0.050	<0.000010	44.5	<0.0010	0.00035	0.00405	0.0144	<0.00020	0.0044	1.27	0.0866	<0.0019	0.0029	<0.0010	<0.010	10.8	0.00025	1.94	<0.000020	1.51	0.0630	30.2
08-Oct-24	16	<0.00010	<0.0010	<0.050	<0.000010	38.5	<0.0010	0.00029	0.00323	0.0200	<0.00020	0.0031	0.876	0.0757	<0.0019	0.0022	<0.0010	<0.010	8.93	0.00034	1.80	<0.000020	1.08	0.0487	20.7
15-Oct-24	17	<0.00010	<0.0010	<0.050	0.000016	45.2	<0.0010	0.00037	0.00323	0.0137	<0.00020	0.0039	1.32	0.0818	<0.0019	0.0026	<0.0010	<0.010	11.0	0.00033	2.29	<0.000020	1.47	0.0671	30.5
22-Oct-24	18	<0.00010	<0.0010	<0.050	0.000014	36.5	<0.0010	0.00028	0.00307	0.0208	<0.00020	0.0031	0.975	0.0791	<0.0019	0.0018	<0.0010	<0.010	9.15	0.00030	2.19	<0.000020	1.11	0.0492	20.7
29-Oct-24	19	<0.00010	<0.0010	<0.050	0.000014	38.6	<0.0010	0.00031	0.00312	0.0206	<0.00020	0.0029	1.08	0.0846	<0.0019	0.0019	<0.0010	<0.010	9.47	0.00032	2.20	<0.000020	1.10	0.0521	23.0
05-Nov-24	20	<0.00010	<0.0010	<0.050	0.000017	37.0	<0.0010	0.00027	0.00245	0.0174	<0.00020	0.0025	0.950	0.0898	<0.0019	0.0018	<0.0010	<0.010	9.21	0.00033	1.65	<0.000020	1.05	0.0509	21.9
12-Nov-24	21	<0.00010	<0.0010	<0.050	0.000013	35.5	<0.0010	0.00031	0.00276	0.0175	<0.00020	0.0023	1.03	0.0926	<0.0019	0.0017	<0.0010	<0.010	8.67	0.00031	1.57	<0.000020	0.942	0.0509	20.7
19-Nov-24	22	<0.00010	<0.0010	<0.050	0.000019	38.6	<0.0010	0.00026	0.00272	0.0196	<0.00020	0.0025	1.26	0.0808	<0.0019	0.0018	<0.0010	<0.010	8.77	0.00033	1.96	<0.000020	1.04	0.0492	19.8

OF HC-8

GLOBAL PROJECT NO: 2329

CLIENT: WSP E&I Canada Limited

CLIENT PROJECT NAME & NO: Great Bear | OMGS21045

Sample ID: F5-RO (Post-CND flot tailing-F5R-C05)

Sample Wt. used (g): 1000.00

Instru												Ion Balance			
Sampling Date	Week No.	Tellurium (Te)	Thallium (Tl)	Thorium (Th)	Tin (Sn)	Titanium (Ti)	Tungsten (W)	Uranium (U)	Vanadium (V)	Zinc (Zn)	Zirconium (Zr)	Anions	Cations	% Difference	Job No
	Unit:	mg/L	mg/L	mg/L	mg/L	mg/L	mg/L	mg/L	mg/L	mg/L	mg/L	meq/L	meq/L	meq/L	
	RDL:	0.001	0.00001	0.001	0.005	0.005	0.001	0.0001	0.005	0.005	0.0001				
18-Jun-24	0		0.000022		<0.010	<0.010	<0.0020	0.00360	<0.010	<0.010	0.00046	28.06	22.58	10.84	C446173
25-Jun-24	1		<0.000010		<0.0050	<0.0050	<0.0010	0.00137	<0.0050	<0.0050	<0.00010	16.02	11.50	16.43	C448074
02-Jul-24	2		<0.000010		<0.0050	<0.0050	0.0015	0.00171	<0.0050	<0.0050	<0.00010	7.25	6.76	3.51	C450079
09-Jul-24	3		<0.000010		<0.0050	<0.0050	0.0018	0.00103	<0.0050	<0.0050	<0.00010	3.55	3.45	1.40	C451672
16-Jul-24	4	<0.0010	<0.000010	<0.0010	<0.0050	<0.0050	0.0021	0.00104	<0.0050	<0.0050	<0.00010	2.52	2.42	1.92	C454393
23-Jul-24	5	<0.0010	<0.000010	<0.0010	<0.0050	<0.0050	0.0015	0.00114	<0.0050	<0.0050	<0.00010	1.86	2.36	-11.72	C456438
30-Jul-24	6	<0.0010	<0.000010	<0.0010	<0.0050	<0.0050	0.0013	0.00205	<0.0050	<0.0050	<0.00010	4.91	3.74	13.51	C458876
06-Aug-24	7	<0.0010	<0.000010	<0.0010	<0.0050	<0.0050	<0.0010	0.00213	<0.0050	<0.0050	<0.00010	3.66	3.78	-1.70	C461006
13-Aug-24	8	<0.0010	<0.000010	<0.0010	<0.0050	<0.0050	<0.0010	0.00227	<0.0050	0.0059	<0.00010	4.56	4.00	6.57	C462823
20-Aug-24	9	<0.0010	<0.000010	<0.0010	<0.0050	<0.0050	<0.0010	0.00195	<0.0050	0.0066	<0.00010	4.42	3.62	10.05	C464924
27-Aug-24	10	<0.0010	<0.000010	<0.0010	<0.0050	<0.0050	<0.0010	0.00162	<0.0050	0.0068	<0.00010	2.73	2.92	-3.33	C467354
03-Sep-24	11	<0.0010	<0.000010	<0.0010	<0.0050	<0.0050	<0.0010	0.00220	<0.0050	<0.0050	<0.00010	3.49	3.53	-0.54	C469526
10-Sep-24	12	<0.0010	<0.000010	<0.0010	<0.0050	<0.0050	<0.0010	0.00167	<0.0050	<0.0050	<0.00010	3.50	2.69	13.05	C471914
17-Sep-24	13	<0.0010	<0.000010	<0.0010	<0.0050	<0.0050	<0.0010	0.00171	<0.0050	<0.0050	<0.00010	2.99	2.81	2.97	C474387
24-Sep-24	14	<0.0010	<0.000010	<0.0010	<0.0050	<0.0050	0.0011	0.00192	<0.0050	<0.0050	<0.00010	2.98	2.79	3.22	C476681
01-Oct-24	15	<0.0010	<0.000010	<0.0010	<0.0050	<0.0050	0.0013	0.00175	<0.0050	<0.0050	<0.00010	2.44	2.68	-4.63	C479597
08-Oct-24	16	<0.0010	<0.000010	<0.0010	<0.0050	<0.0050	0.0013	0.00174	<0.0050	<0.0050	<0.00010	2.30	2.28	0.44	C481232
15-Oct-24	17	<0.0010	<0.000010	<0.0010	<0.0050	<0.0050	0.0015	0.00217	<0.0050	<0.0050	<0.00010	2.79	2.72	1.24	C483799
22-Oct-24	18	<0.0010	<0.000010	<0.0010	<0.0050	<0.0050	0.0014	0.00158	<0.0050	<0.0050	0.00010	1.97	2.20	-5.41	C485983
29-Oct-24	19	<0.0010	<0.000010	<0.0010	<0.0050	<0.0050	0.0015	0.00175	<0.0050	<0.0050	<0.00010	2.23	2.32	-1.99	C488009
05-Nov-24	20	<0.0010	<0.000010	<0.0010	<0.0050	<0.0050	0.0013	0.00170	<0.0050	<0.0050	<0.00010	2.19	2.22	-0.63	C490498
12-Nov-24	21	<0.0010	<0.000010	<0.0010	<0.0050	<0.0050	0.0014	0.00177	<0.0050	<0.0050	<0.00010	2.25	2.13	2.78	C492941
19-Nov-24	22	<0.0010	<0.000010	<0.0010	<0.0050	<0.0050	0.0014	0.00184	<0.0050	<0.0050	<0.00010	1.82	2.31	-11.89	C494931

CERTIFICATE OF ANALYSIS ▪ HUMIDITY CELL TESTING RESULTS OF HC-9

Global ARD Testing Services Inc.

GLOBAL PROJECT NO: 2329

CLIENT: WSP E&I Canada Limited

CLIENT PROJECT NAME & NO: Great Bear | OMGS21045

Sample ID: F6-R-RO (Post-CND flot tailing-F6R-C06)

Sample Wt. used (g): 1000.00

				General Parameters				Anions			Nutrients		Cyanides					Colourimetry		Calc.	Dissolved Metals by ICP-MS			
Instrument/Method:				pH Meter	EC Meter	Titration/Calculation		Turbidimetry	IC	ISE	IC		Colourimetric - Distillation			IC								
Sampling Date	Week No.	Input Vol. (DI Water)	Output Vol. (Leachate)	pH	EC	Acidity (to pH 8.3)	Alkalinity (to pH 4.5)	Sulphate	Chloride	Fluoride	Nitrate (NO_3 as N)	Nitrite (NO_2 as N)	Total CN	WAD CN	Free CN	Total Cyanate (CNO)	Thiocyanate	Total Ammonia	Dissolved Phosphorus	Hardness (as CaCO3)	Aluminum (Al)	Antimony (Sb)	Arsenic (As)	Barium (Ba)
Unit:		mL	mL	pH Units	µS/cm	mg CaCO3/L	mg CaCO3/L	mg/L	mg/L	mg/L	mg/L	mg/L	mg/L	mg/L	ug/L	mg/L	mg/L	mg/L	mg/L	mg/L	mg/L	mg/L	mg/L	mg/L
RDL:		5	5	0.01	1	0.5	0.5	0.5	0.5	0.05	0.02	0.005	0.0025	0.0025	2.0	0.05	0.2	0.015	0.003	0.5	0.003	0.0005	0.0001	0.001
18-Jun-24	0	750	355	6.50	1172	45.1	34.1	609.2	9.10	<0.050			0.2680	0.0367	8.4			0.450	0.1500	323	0.0331	0.00088	0.00136	0.0318
25-Jun-24	1	500	397	6.54	1041	10.0	27.5	534.1	3.30	<0.050	0.596	0.0193	0.0516	0.0122	7.3	<0.050	<0.20	0.600	0.0440	364	0.0343	0.00078	0.00251	0.0307
02-Jul-24	2	500	451	6.40	962	42.0	35.8	503.7	3.10	<0.050	0.410	0.0472	0.0305	<0.0025	5.2	1.10	<0.20	0.150	0.0250	375	0.0348	0.00088	0.00182	0.0312
09-Jul-24	3	500	459	6.35	551	43.2	37.2	353.7	0.81	0.053	0.344	0.0346	0.0588	0.0121	<2.0	<0.050	<0.20	0.160	0.0170	256	0.0354	0.00075	0.00167	0.0222
16-Jul-24	4	500	441	6.33	579	35.4	35.6	245.7	<0.50	0.140	0.308	0.0545	0.0181	0.0055	2.3	<0.050	<0.20	0.250	0.0370	300	0.0281	0.00373	0.00229	0.0158
23-Jul-24	5	500	449	6.25	392	36.9	35.2	215.9	<0.50	<0.050	0.222	0.0358	0.0601	0.0041	2.2	<0.050	<0.20	0.160	0.0110	187	0.0372	0.00075	0.00192	0.0174
30-Jul-24	6	500	452	6.08	435	41.5	38.3	188.3	<0.50	<0.050	0.278	0.0445	0.1100	0.0086	<2.0	<0.050	<0.20	0.180	0.0068	170	0.0298	0.00068	0.00221	0.0140
06-Aug-24	7	500	444	6.08	406	38.0	36.6	146.8	<0.50	<0.050	<0.20	<0.050	0.0909	0.0061	6.0	<0.050	<0.20	0.150	0.0034	160	0.0389	0.00057	0.00196	0.0172
13-Aug-24	8	500	468	6.23	365	41.8	37.7	156.4	<0.50	<0.050	0.162	0.0318	0.0743	0.0146	2.7	<0.050	<0.20	0.098	0.0030	170	0.0372	0.00060	0.00213	0.0156
20-Aug-24	9	500	443	6.28	342	40.5	37.1	127.8	0.90	<0.050	0.154	0.0258	0.225	0.0047	<2.0	<0.050	<0.20	0.069	<0.0030	150	0.0444	0.00057	0.00240	0.0146
27-Aug-24	10	500	500	6.47	387	32.4	42.0	97.75	1.80	<0.050	1.37	0.0306	0.126	<0.0025	<2.0	<0.050	<0.20	0.250	<0.0030	152	0.0441	0.00056	0.00218	0.0166
03-Sep-24	11	500	437	6.58	388	24.1	37.1	137.5	1.30	<0.050	0.490	0.0905	0.0894	0.0116	3.9	<0.050	<0.20	0.260	<0.0030	151	0.0479	0.00052	0.00220	0.0167
10-Sep-24	12	500	468	6.42	336	40.0	36.2	205.3	1.20	<0.050	0.290	0.0670	0.172	0.0101	<2.0	<0.050	<0.20	0.032	<0.0030	142	0.0432	<0.00050	0.00205	0.0162
17-Sep-24	13	500	425	6.38	274	29.5	34.6	111.1	0.95	<0.050	0.148	0.0603	0.146	0.0119	<2.0	<0.050	<0.20	<0.015	<0.0030	135	0.0472	<0.00050	0.00189	0.0150
24-Sep-24	14	500	448	6.70	337	23.7	35.8	112.2	<0.50	<0.050	0.068	0.0279	0.168	0.0033	<2.0		<0.20	0.015	<0.0030	126	0.0502	<0.00050	0.00184	0.0152
01-Oct-24	15	500	447	6.72	248	20.2	34.9	107.9	0.69	<0.050	<0.20	<0.050	0.0591	<0.0025	<2.0	<0.050	<0.20	0.017	<0.0030	127	0.0447	<0.00050	0.00157	0.0170
08-Oct-24	16	500	441	6.75	267	22.3	33.2	100.6	<0.50	<0.050	0.048	<0.0050	0.0492	0.0101	<2.0	<0.050	<0.20	0.016	<0.0030	119	0.0506	<0.00050	0.00139	0.0134
15-Oct-24	17	500	446	6.85	304	11.0	34.9	103.6	<0.50	<0.050	0.046	<0.0050	0.0970	<0.010	<2.0	<0.050	<0.20	<0.015	<0.0030	113	0.0500	<0.00050	0.00134	0.0156
22-Oct-24	18	500	453	6.66	208	22.8	35.1	88.55	<0.50	<0.050	0.021	<0.0050	0.172	0.0073	<2.0	<0.050	<0.20	<0.015	<0.0030	106	0.0591	<0.00050	0.00125	0.0136
29-Oct-24	19	500	457	6.70	189	25.6	34.9	69.29	<0.50	<0.050	0.210	<0.050	0.164	0.0166	<2.0	<0.050	<0.20	<0.015	<0.0030	107	0.0517	<0.00050	0.00118	0.0142
05-Nov-24	20	500	443	6.69	276	20.3	37.3	85.07	<0.50	<0.050	0.096	<0.0050	0.154	0.0078	<2.0	<0.050	<0.20	<0.015	<0.0030	104	0.0499	<0.00050	0.00110	0.0144
12-Nov-24	21	500	443	6.82	234	19.0	35.7	74.59	<0.50	<0.050									<0.0030	92.3	0.0492	<0.00050	0.00113	0.0140
19-Nov-24	22	500	443	6.67	239	20.5	36.1	53.83	<0.50	<0.050	<0.020	<0.0050	0.162	0.0112	<2.0	<0.10	<0.20	<0.015	<0.0030	97.0	0.0581	<0.00050	0.00111	0.0140

NOTES:

RDL may be raised for some samples due to sample matrix interference.

Abbreviations:

RDL: Reportable Detection Limits
EC: Electric Conductivity
IC: Ion Chromatograph
SIE: Selective Ion Electrode
ICP-MS: Inductively Coupled Plasma - Mass Spectrometry
Calc: Calculation
Calc: Calculation

▪ HUMIDITY CELL TESTING RESULTS OF HC-9

CERTIFICATE OF ANALYSIS ▪ HUMIDITY CELL TESTING RESULTS (

GLOBAL PROJECT NO: 2329

CLIENT: WSP E&I Canada Limited

CLIENT PROJECT NAME & NO: Great Bear | OMGS21045

Sample ID: F6-R-RO (Post-CND flot tailing-F6R-C06)

Sample Wt. used (g): 1000.00

Global ARD Testing Services Inc.

	Instru														CVAFS										
Sampling Date	Week No.	Beryllium (Be)	Bismuth (Bi)	Boron (B)	Cadmium (Cd)	Calcium (Ca)	Chromium (Cr)	Cobalt (Co)	Copper (Cu)	Iron (Fe)	Lead (Pb)	Lithium (Li)	Magnesium (Mg)	Manganese (Mn)	Mercury (Hg)	Molybdenum (Mo)	Nickel (Ni)	Phosphorus (P)	Potassium (K)	Selenium (Se)	Silicon (Si)	Silver (Ag)	Sodium (Na)	Strontium (Sr)	Sulphur (S)
	Unit:	mg/L	mg/L	mg/L	mg/L	mg/L	mg/L	mg/L	mg/L	mg/L	mg/L	mg/L	mg/L	mg/L	ug/L	mg/L	mg/L	mg/L	mg/L	mg/L	mg/L	mg/L	mg/L	mg/L	mg/L
	RDL:	0.0001	0.001	0.05	0.00001	0.05	0.001	0.0002	0.0002	0.005	0.0002	0.002	0.05	0.001	0.0019	0.001	0.001	0.01	0.05	0.0001	0.1	0.00002	0.05	0.001	3
18-Jun-24	0	<0.00010	<0.0010	<0.050	0.000010	124	0.0017	0.00091	0.00661	0.1010	<0.00020	0.0045	2.95	0.0364	<0.0019	0.0109	<0.0010	0.154	13.3	0.00220	0.73	<0.000020	93.3	0.2220	181
25-Jun-24	1	<0.00010	<0.0010	<0.050	0.000012	141	<0.0010	0.00048	0.00680	0.0218	<0.00020	0.0077	2.80	0.0936	<0.0019	0.0099	<0.0010	0.043	11.9	0.00159	1.09	<0.000020	63.3	0.1870	171
02-Jul-24	2	<0.00010	<0.0010	<0.050	<0.000010	145	<0.0010	0.00037	0.00700	0.0088	<0.00020	0.0085	2.94	0.0962	<0.0019	0.0107	<0.0010	0.032	13.2	0.00169	1.70	<0.000020	49.5	0.2040	157
09-Jul-24	3	<0.00010	<0.0010	<0.050	0.000017	99.1	<0.0010	0.00026	0.00649	0.0085	<0.00020	0.0067	2.02	0.0827	<0.0019	0.0079	<0.0010	0.026	9.24	0.00093	1.39	<0.000020	28.9	0.1400	99.9
16-Jul-24	4	<0.00010	<0.0010	<0.050	<0.000010	117	<0.0010	0.00031	0.00542	0.0053	<0.00020	0.0062	1.89	0.0501	<0.0019	0.0058	<0.0010	0.034	8.04	0.00074	1.28	<0.000020	15.0	0.1630	96.0
23-Jul-24	5	<0.00010	<0.0010	<0.050	<0.000010	72.5	<0.0010	0.00024	0.00716	0.0084	<0.00020	0.0060	1.48	0.0714	<0.0019	0.0051	<0.0010	0.011	8.04	0.00074	1.48	<0.000020	14.1	0.1070	66.2
30-Jul-24	6	<0.00010	<0.0010	<0.050	0.000011	66.0	<0.0010	0.00027	0.00824	0.0078	<0.00020	0.0053	1.25	0.0589	<0.0019	0.0038	<0.0010	<0.010	8.47	0.00063	1.31	<0.000020	10.1	0.0959	55.8
06-Aug-24	7	<0.00010	<0.0010	<0.050	0.000012	62.3	<0.0010	0.00026	0.00787	0.0086	<0.00020	0.0057	1.02	0.0738	<0.0019	0.0030	<0.0010	<0.010	9.33	0.00050	1.40	<0.000020	7.22	0.0945	51.2
13-Aug-24	8	<0.00010	<0.0010	<0.050	<0.000010	66.4	<0.0010	0.00029	0.00829	<0.0050	<0.00020	0.0061	1.07	0.0730	<0.0019	0.0029	<0.0010	<0.010	11.1	0.00054	1.59	<0.000020	6.30	0.1040	54.1
20-Aug-24	9	<0.00010	<0.0010	<0.050	0.000015	58.5	<0.0010	0.00027	0.00830	0.0066	<0.00020	0.0054	0.823	0.0668	<0.0019	0.0025	<0.0010	<0.010	10.7	0.00049	1.48	<0.000020	4.87	0.0862	42.7
27-Aug-24	10	<0.00010	<0.0010	<0.050	0.000014	59.5	<0.0010	0.00034	0.00837	0.0059	<0.00020	0.0059	0.803	0.0921	<0.0019	0.0023	<0.0010	<0.010	11.6	0.00045	1.60	<0.000020	4.06	0.0912	44.7
03-Sep-24	11	<0.00010	<0.0010	<0.050	0.000013	59.1	<0.0010	0.00029	0.00590	0.0078	<0.00020	0.0055	0.776	0.0765	<0.0019	0.0023	<0.0010	<0.010	12.1	0.00043	1.47	<0.000020	3.41	0.0909	44.9
10-Sep-24	12	<0.00010	<0.0010	<0.050	0.000013	55.9	<0.0010	0.00028	0.00543	0.0088	<0.00020	0.0048	0.733	0.0745	<0.0019	0.0021	<0.0010	<0.010	12.1	0.00040	1.35	<0.000020	2.99	0.0856	41.9
17-Sep-24	13	<0.00010	<0.0010	<0.050	<0.000010	53.0	<0.0010	0.00024	0.00460	0.0091	<0.00020	0.0046	0.614	0.0715	<0.0019	0.0021	<0.0010	<0.010	12.1	0.00044	1.38	<0.000020	2.59	0.0736	41.7
24-Sep-24	14	<0.00010	<0.0010	<0.050	0.000012	49.6	<0.0010	0.00026	0.00461	0.0142	<0.00020	0.0044	0.589	0.0705	<0.0019	0.0020	<0.0010	<0.010	11.9	0.00041	1.44	<0.000020	2.31	0.0671	38.5
01-Oct-24	15	<0.00010	<0.0010	<0.050	<0.000010	49.8	<0.0010	0.00023	0.00401	0.0086	<0.00020	0.0048	0.591	0.0766	<0.0019	0.0024	<0.0010	<0.010	12.7	0.00035	1.33	<0.000020	2.18	0.0689	39.3
08-Oct-24	16	<0.00010	<0.0010	<0.050	<0.000010	47.1	<0.0010	0.00020	0.00350	0.0127	<0.00020	0.0037	0.469	0.0623	<0.0019	0.0024	<0.0010	<0.010	11.5	0.00042	1.25	<0.000020	1.62	0.0569	32.1
15-Oct-24	17	<0.00010	<0.0010	<0.050	<0.000010	44.3	<0.0010	0.00025	0.00339	0.0071	<0.00020	0.0044	0.529	0.0715	<0.0019	0.0026	<0.0010	<0.010	12.3	0.00039	1.36	<0.000020	1.84	0.0648	34.1
22-Oct-24	18	<0.00010	<0.0010	<0.050	<0.000010	41.6	<0.0010	0.00024	0.00373	0.0145	<0.00020	0.0040	0.474	0.0683	<0.0019	0.0026	<0.0010	<0.010	11.8	0.00042	1.47	<0.000020	1.59	0.0561	30.1
29-Oct-24	19	<0.00010	<0.0010	<0.050	<0.000010	42.0	<0.0010	0.00025	0.00354	0.0127	<0.00020	0.0038	0.467	0.0646	<0.0019	0.0031	<0.0010	<0.010	11.8	0.00044	1.48	<0.000020	1.52	0.0559	30.9
05-Nov-24	20	<0.00010	<0.0010	<0.050	0.000013	41.0	<0.0010	0.00023	0.00271	0.0094	<0.00020	0.0035	0.432	0.0644	<0.0019	0.0037	<0.0010	<0.010	12.1	0.00039	1.15	<0.000020	1.46	0.0567	28.7
12-Nov-24	21	<0.00010	<0.0010	<0.050	<0.000010	36.2	<0.0010	0.00022	0.00255	0.0112	<0.00020	0.0035	0.447	0.0594	<0.0019	0.0037	<0.0010	<0.010	10.9	0.00040	1.15	<0.000020	1.30	0.0503	26.0
19-Nov-24	22	<0.00010	<0.0010	<0.050	<0.000010	38.1	<0.0010	0.00024	0.00318	0.0146	<0.00020	0.0035	0.466	0.0617	<0.0019	0.0046	<0.0010	<0.010	11.6	0.00041	1.32	<0.000020	1.41	0.0504	25.6

OF HC-9

GLOBAL PROJECT NO: 2329

CLIENT: WSP E&I Canada Limited

CLIENT PROJECT NAME & NO: Great Bear | OMGS21045

Sample ID: F6-R-RO (Post-CND flot tailing-F6R-C06

Sample Wt. used (g): 1000.00

Instru												Ion Balance			
Sampling Date	Week No.	Tellurium (Te)	Thallium (Tl)	Thorium (Th)	Tin (Sn)	Titanium (Ti)	Tungsten (W)	Uranium (U)	Vanadium (V)	Zinc (Zn)	Zirconium (Zr)	Anions	Cations	% Difference	Job No
	Unit:	mg/L	mg/L	mg/L	mg/L	mg/L	mg/L	mg/L	mg/L	mg/L	mg/L	meq/L	meq/L	meq/L	
	RDL:	0.001	0.00001	0.001	0.005	0.005	0.001	0.0001	0.005	0.005	0.0001				
18-Jun-24	0		<0.000010		<0.0050	<0.0050	<0.0010	0.00153	<0.0050	<0.0050	<0.00010	14.02	10.84	12.80	C446173
25-Jun-24	1		<0.000010		<0.0050	<0.0050	<0.0010	0.00185	<0.0050	<0.0050	<0.00010	11.91	10.34	7.09	C448074
02-Jul-24	2		<0.000010		<0.0050	<0.0050	<0.0010	0.00220	<0.0050	<0.0050	<0.00010	11.43	9.98	6.78	C450079
09-Jul-24	3		<0.000010		<0.0050	<0.0050	<0.0010	0.00145	<0.0050	<0.0050	<0.00010	8.17	6.62	10.54	C451672
16-Jul-24	4	<0.0010	<0.000010	<0.0010	<0.0050	<0.0050	<0.0010	0.00113	<0.0050	<0.0050	<0.00010	5.84	6.86	-8.04	C454393
23-Jul-24	5	<0.0010	<0.000010	<0.0010	<0.0050	<0.0050	<0.0010	0.00138	<0.0050	<0.0050	<0.00010	5.20	4.57	6.49	C456438
30-Jul-24	6	<0.0010	<0.000010	<0.0010	<0.0050	<0.0050	<0.0010	0.00136	<0.0050	<0.0050	<0.00010	4.69	4.06	7.18	C458876
06-Aug-24	7	<0.0010	<0.000010	<0.0010	<0.0050	<0.0050	<0.0010	0.00141	<0.0050	<0.0050	<0.00010	3.79	3.76	0.46	C461006
13-Aug-24	8	<0.0010	<0.000010	<0.0010	<0.0050	<0.0050	<0.0010	0.00161	<0.0050	0.0058	<0.00010	4.01	3.97	0.57	C462823
20-Aug-24	9	<0.0010	<0.000010	<0.0010	<0.0050	<0.0050	<0.0010	0.00134	<0.0050	0.0068	<0.00010	3.47	3.48	-0.21	C464924
27-Aug-24	10	<0.0010	<0.000010	<0.0010	<0.0050	<0.0050	<0.0010	0.00141	<0.0050	0.0058	<0.00010	3.00	3.52	-7.89	C467354
03-Sep-24	11	<0.0010	<0.000010	<0.0010	<0.0050	<0.0050	<0.0010	0.00134	<0.0050	<0.0050	<0.00010	3.70	3.48	3.02	C469526
10-Sep-24	12	<0.0010	<0.000010	<0.0010	<0.0050	<0.0050	<0.0010	0.00137	<0.0050	<0.0050	<0.00010	5.09	3.30	21.32	C471914
17-Sep-24	13	<0.0010	<0.000010	<0.0010	<0.0050	<0.0050	<0.0010	0.00112	<0.0050	<0.0050	<0.00010	3.08	3.13	-0.84	C474387
24-Sep-24	14	<0.0010	<0.000010	<0.0010	<0.0050	<0.0050	<0.0010	0.00114	<0.0050	<0.0050	<0.00010	3.05	2.94	1.91	C476681
01-Oct-24	15	<0.0010	<0.000010	<0.0010	<0.0050	<0.0050	<0.0010	0.00104	<0.0050	<0.0050	<0.00010	3.00	2.96	0.54	C479597
08-Oct-24	16	<0.0010	<0.000010	<0.0010	<0.0050	<0.0050	<0.0010	0.00108	<0.0050	<0.0050	<0.00010	2.76	2.76	-0.08	C481232
15-Oct-24	17	<0.0010	<0.000010	<0.0010	<0.0050	<0.0050	<0.0010	0.00108	<0.0050	<0.0050	<0.00010	2.85	2.66	3.55	C483799
22-Oct-24	18	<0.0010	<0.000010	<0.0010	<0.0050	<0.0050	<0.0010	0.00098	<0.0050	<0.0050	<0.00010	2.55	2.50	0.97	C485983
29-Oct-24	19	<0.0010	<0.000010	<0.0010	<0.0050	<0.0050	<0.0010	0.00100	<0.0050	<0.0050	<0.00010	2.14	2.51	-7.97	C488009
05-Nov-24	20	<0.0010	<0.000010	<0.0010	<0.0050	<0.0050	<0.0010	0.00102	<0.0050	<0.0050	<0.00010	2.52	2.46	1.07	C490498
12-Nov-24	21	<0.0010	<0.000010	<0.0010	<0.0050	<0.0050	<0.0010	0.00089	<0.0050	<0.0050	<0.00010	2.27	2.19	1.78	C492941
19-Nov-24	22	<0.0010	<0.000010	<0.0010	<0.0050	<0.0050	<0.0010	0.00104	<0.0050	<0.0050	<0.00010	1.84	2.31	-11.19	C494931

CERTIFICATE OF ANALYSIS ▪ pH & EC OF DI WATER AND HCT ROOM TEMPERATURE READINGS

Global ARD Testing Services Inc.

GLOBAL PROJECT NO: 2329

CLIENT: WSP E&I Canada Limited

PROJECT NAME: Great Bear

CLIENT PROJECT NO: OMGS21045

Sampling Date	Week No.	Deionized Water		Temperature °C
		pH (pH Units)	EC (µS/cm) RDL: 0.01	
02-May-23	0	5.32	1.02	22.4
09-May-23	1	5.19	0.91	23.5
16-May-23	2	5.10	1.41	22.7
23-May-23	3	5.57	1.05	21.1
30-May-23	4	5.55	1.25	21.9
6-Jun-23	5	5.66	0.63	22.4
13-Jun-23	6	5.58	0.86	22.3
20-Jun-23	7	5.50	0.99	22.7
27-Jun-23	8	5.53	1.06	21.1
4-Jul-23	9	5.51	0.98	21.9
11-Jul-23	10	5.54	1.66	21.9
18-Jul-23	11	5.78	0.82	22.2
25-Jul-23	12	5.67	0.95	22.1
1-Aug-23	13	5.66	1.02	22.2
8-Aug-23	14	5.61	1.23	22.0
15-Aug-23	15	5.51	1.24	22.0
22-Aug-23	16	5.46	1.57	22.5
29-Aug-23	17	5.64	1.37	24.7
5-Sep-23	18	5.71	0.97	22.9
12-Sep-23	19	5.76	0.71	23.9
19-Sep-23	20	5.71	1.40	22.7
26-Sep-23	21	5.72	1.00	22.8
3-Oct-23	22	5.88	0.91	23.1
10-Oct-23	23	5.88	1.06	23.5
17-Oct-23	24	5.94	1.00	22.7
24-Oct-23	25	5.85	2.96	20.4
31-Oct-23	26	5.68	1.11	21.8
7-Nov-23	27	5.69	0.81	21.7
14-Nov-23	28	5.68	1.02	21.7
21-Nov-23	29	5.86	0.86	21.4
28-Nov-23	30	5.72	1.14	21.4
5-Dec-23	31	5.70	0.91	21.5
12-Dec-23	32	5.81	1.14	21.5
19-Dec-23	33	5.69	1.42	21.6
26-Dec-23	34	5.97	1.02	21.7
2-Jan-24	35	5.71	1.22	20.5
9-Jan-24	36	5.75	1.00	21.3
16-Jan-24	37	5.80	1.28	21.4
23-Jan-24	38	5.69	1.27	21.7
30-Jan-24	39	5.44	1.23	22.0
6-Feb-24	40	5.46	1.08	21.7
13-Feb-24	41	5.48	1.01	22.3
20-Feb-24	42	5.54	0.83	22.2
27-Feb-24	43	5.34	1.26	21.5
5-Mar-24	44	5.44	1.01	21.4

CERTIFICATE OF ANALYSIS ▪ pH & EC OF DI WATER AND HCT ROOM TEMPERATURE READINGS

Global ARD Testing Services Inc.

GLOBAL PROJECT NO: 2329

CLIENT: WSP E&I Canada Limited

PROJECT NAME: Great Bear

CLIENT PROJECT NO: OMGS21045

Sampling Date	Week No.	Deionized Water		Temperature °C
		pH (pH Units)	EC (µS/cm) RDL: 0.01	
12-Mar-24	45	5.47	0.97	21.5
19-Mar-24	46	5.48	1.20	22.1
26-Mar-24	47	5.30	1.20	21.6
2-Apr-24	48	5.57	1.31	22.0
9-Apr-24	49	5.44	1.43	22.0
16-Apr-24	50	5.70	0.68	22.2
23-Apr-24	51	5.83	0.84	22.6
30-Apr-24	52	6.11	1.11	22.1
7-May-24	53	5.79	1.08	22.0
14-May-24	54	5.83	1.18	23.3
21-May-24	55	5.94	1.01	22.2
28-May-24	56	5.92	1.06	22.2
4-Jun-24	57	5.86	0.60	22.1
11-Jun-24	58	5.87	0.76	23.4
18-Jun-24	59	5.75	0.70	22.5
25-Jun-24	60	5.67	0.88	23.2
2-Jul-24	61	5.90	1.10	23.1
9-Jul-24	62	5.68	1.10	23.3
16-Jul-24	63	5.77	1.22	22.6
23-Jul-24	64	5.85	0.85	22.6
30-Jul-24	65	5.75	1.32	22.6
6-Aug-24	66	5.37	1.14	22.0
13-Aug-24	67	5.40	1.07	22.7
20-Aug-24	68	5.20	0.87	23.1
27-Aug-24	69	5.46	1.10	22.7
3-Sep-24	70	5.62	1.24	22.5
10-Sep-24	71	5.84	1.59	22.7
17-Sep-24	72	5.73	1.18	23.5
24-Sep-24	73	5.74	1.26	24.8
1-Oct-24	74	5.73	1.20	22.7
8-Oct-24	75	5.79	1.31	23.3
15-Oct-24	76	6.10	1.71	22.7
22-Oct-24	77	5.77	5.51	24.9
29-Oct-24	78	5.67	1.04	24.8
5-Nov-24	79	5.83	3.22	22.4
12-Nov-24	80	5.94	1.22	22.7
19-Nov-24	81	5.64	3.22	22.2
26-Nov-24	82	5.86	1.42	22.2
3-Dec-24	83	5.87	1.10	22.6
10-Dec-24	84			
17-Dec-24	85			
24-Dec-24	86			
31-Dec-24	87			
7-Jan-25	88			
14-Jan-25	89			
21-Jan-25	90			
28-Jan-25	91			
4-Feb-25	92			
11-Feb-25	93			
18-Feb-25	94			
25-Feb-25	95			
4-Mar-25	96			
11-Mar-25	97			

CERTIFICATE OF ANALYSIS ▪ pH & EC OF DI WATER AND HCT ROOM TEMPERATURE READINGS

Global
ARD Testing Services Inc.

GLOBAL PROJECT NO: 2329
CLIENT: WSP E&I Canada Limited
PROJECT NAME: Great Bear
CLIENT PROJECT NO: OMGS21045

Sampling Date	Week No.	Deionized Water		Temperature °C
		pH (pH Units)	EC (µS/cm) RDL: 0.01	
18-Mar-25	98			
25-Mar-25	99			
1-Apr-25	100			
8-Apr-25	101			
15-Apr-25	102			
22-Apr-25	103			
29-Apr-25	104			
6-May-25	105			
13-May-25	106			
20-May-25	107			
27-May-25	108			
3-Jun-25	109			
10-Jun-25	110			
17-Jun-25	111			
24-Jun-25	112			
1-Jul-25	113			
8-Jul-25	114			
15-Jul-25	115			
22-Jul-25	116			
29-Jul-25	117			
5-Aug-25	118			
12-Aug-25	119			
19-Aug-25	120			
26-Aug-25	121			

CERTIFICATE OF ANALYSIS ▪ PARTICLE SIZE ANALYSIS RESULTS

Global ARD Testing Services Inc.

GLOBAL PROJECT NO: 2329
CLIENT: WSP E&I Canada Limited
PROJECT NAME: Great Bear
CLIENT PROJECT NO: OMGS21045

HC-1: Sample ID: CND-1

Tyler Mesh	U.S Mesh	Opening (mm)	Screen (inches)	Mass (g)	% Retained		% Passing
					Interval	Cumulative	
60	60	0.250	0.0098	0.06	0.04	0.04	99.96
115	120	0.125	0.0049	4.11	2.77	2.81	97.19
200	200	0.075	0.0029	27.47	18.49	21.29	78.71
270	270	0.053	0.0021	34.54	23.25	44.54	55.46
400	400	0.038	0.0015	32.52	21.89	66.43	33.57
<400	<400	<0.037	<0.0015	49.88	33.57	100.00	0.00
Wt. of sample used: 100.0 g				**148.6**	100.0		

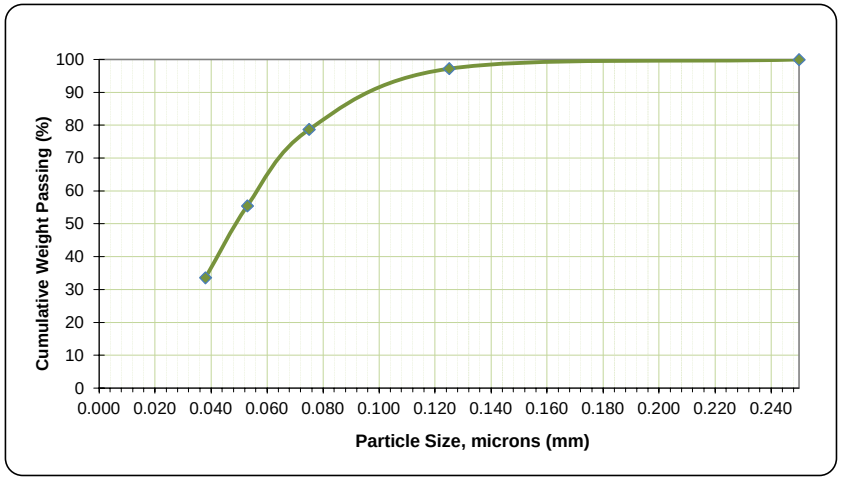

HC-2: Sample ID: CND-2

Tyler Mesh	U.S Mesh	Opening (mm)	Screen (inches)	Mass (g)	% Retained		% Passing
					Interval	Cumulative	
60	60	0.250	0.0098	0.05	0.0	0.0	100.0
115	120	0.125	0.0049	3.81	2.6	2.6	97.4
200	200	0.075	0.0029	24.49	16.4	19.0	81.0
270	270	0.053	0.0021	32.31	21.6	40.6	59.4
400	400	0.038	0.0015	43.49	29.1	69.8	30.2
<400	<400	<0.037	<0.0015	45.11	30.2	100.0	0.0
Wt. of sample used: 100.10 g				**149.3**	100.0		

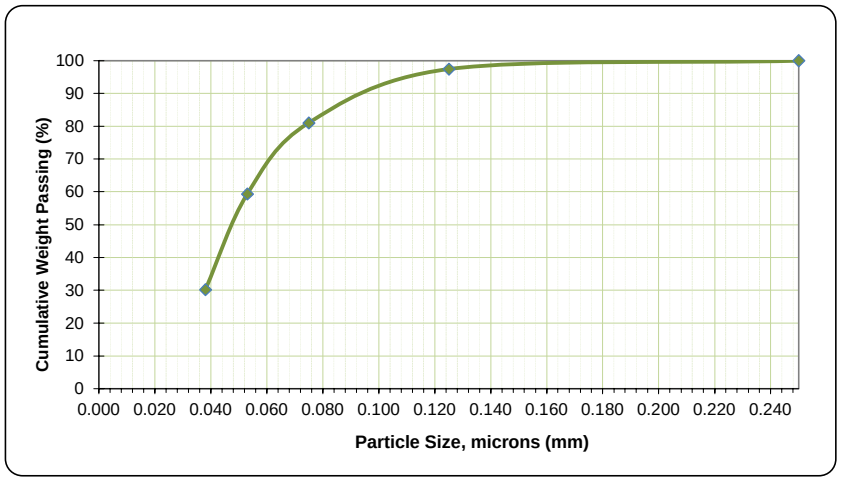

CERTIFICATE OF ANALYSIS ▪ PARTICLE SIZE ANALYSIS RESULTS

Global ARD Testing Services Inc.

GLOBAL PROJECT NO: 2329

CLIENT: WSP E&I Canada Limited

HC-3: Sample ID: CND-3

Tyler Mesh	U.S Mesh	Opening (mm)	Screen (inches)	Mass (g)	% Retained		% Passing
					Interval	Cumulative	
60	60	0.250	0.0098	0.03	0.0	0.0	100.0
115	120	0.125	0.0049	3.95	2.7	2.7	97.3
200	200	0.075	0.0029	32.84	22.2	24.8	75.2
270	270	0.053	0.0021	52.78	35.6	60.4	39.6
400	400	0.038	0.0015	38.95	26.3	86.7	13.3
<400	<400	<0.037	<0.0015	19.68	13.3	100.0	0.0
Wt. of sample used: 100.0 g				**148.2**	100.0		

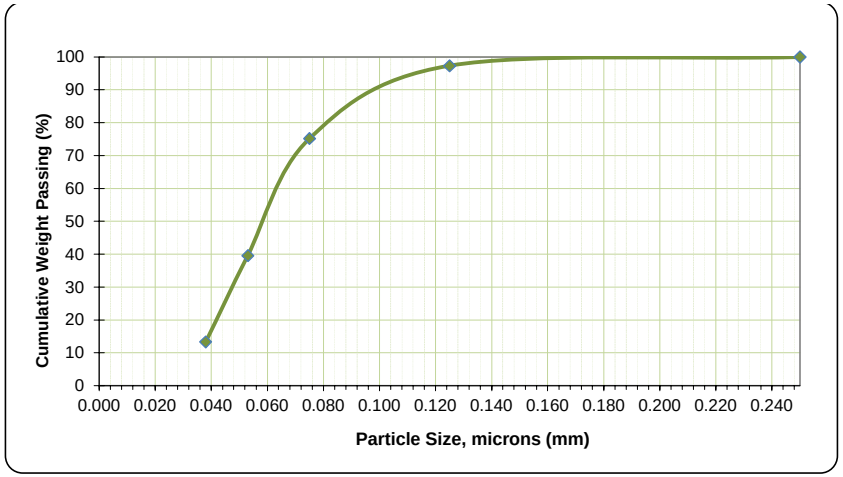

HC-4: Sample ID: CND-4

Tyler Mesh	U.S Mesh	Opening (mm)	Screen (inches)	Mass (g)	% Retained		% Passing
					Interval	Cumulative	
60	60	0.250	0.0098	0.14	0.1	0.1	99.9
115	120	0.125	0.0049	5.83	3.9	4.0	96.0
200	200	0.075	0.0029	44.98	30.2	34.2	65.8
270	270	0.053	0.0021	60.08	40.3	74.6	25.4
400	400	0.038	0.0015	33.20	22.3	96.9	3.1
<400	<400	<0.037	<0.0015	4.67	3.1	100.0	0.0
Wt. of sample used: 100.10 g				**148.9**	100.0		

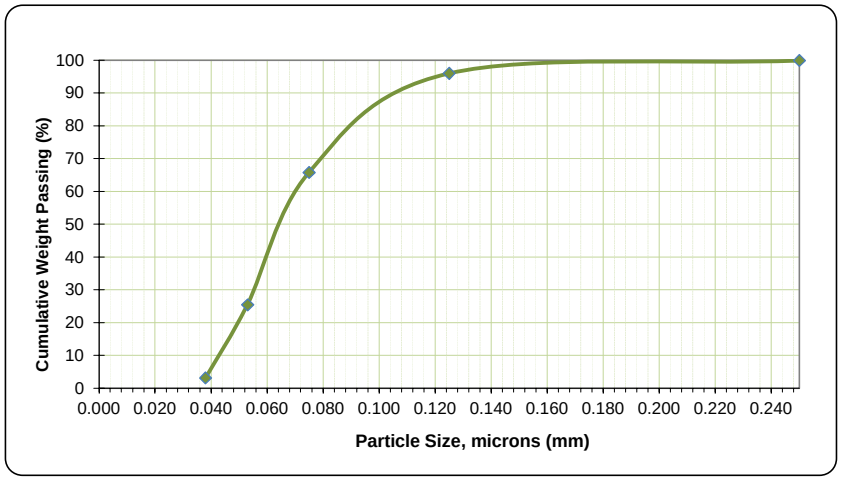

CERTIFICATE OF ANALYSIS ▪ PARTICLE SIZE ANALYSIS RESULTS

Global ARD Testing Services Inc.

GLOBAL PROJECT NO: 2329

CLIENT: WSP E&I Canada Limited

HC-5: Sample ID: CND-5

Tyler Mesh	U.S Mesh	Opening (mm)	Screen (inches)	Mass (g)	% Retained		% Passing
					Interval	Cumulative	
60	60	0.250	0.0098	0.10	0.1	0.1	99.9
115	120	0.125	0.0049	4.19	2.8	2.8	97.2
200	200	0.075	0.0029	56.99	37.6	40.4	59.6
270	270	0.053	0.0021	65.80	43.4	83.8	16.2
400	400	0.038	0.0015	22.26	14.7	98.5	1.5
<400	<400	<0.037	<0.0015	2.22	1.5	100.0	0.0
Wt. of sample used: 100.10 g				**151.6**	100.0		

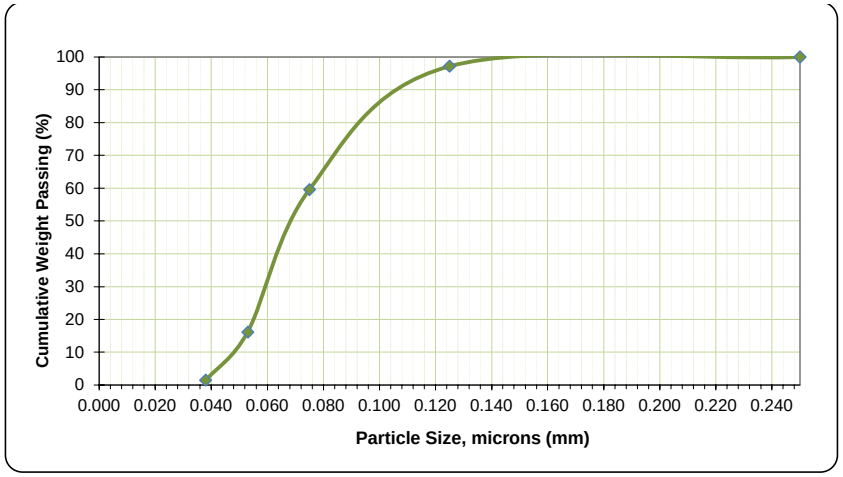

HC-6: Sample ID: F1-Ro Tailings

Tyler Mesh	U.S Mesh	Opening (mm)	Screen (inches)	Mass (g)	% Retained		% Passing
					Interval	Cumulative	
20	20	0.850	0.0331	0.00	0.0	0.0	100.0
35	40	0.500	0.0197	0.00	0.0	0.0	100.0
60	60	0.250	0.0098	0.00	0.0	0.0	100.0
115	120	0.125	0.0049	4.50	3.0	3.0	97.0
200	200	0.075	0.0029	22.50	15.1	18.1	81.9
270	270	0.053	0.0021	29.50	19.7	37.8	62.2
400	400	0.038	0.0015	32.30	21.6	59.4	40.6
<400	<400	<0.037	<0.0015	60.60	40.6	100.0	0.0
Wt. of sample used: 100.10 g				**149.4**	100.0		

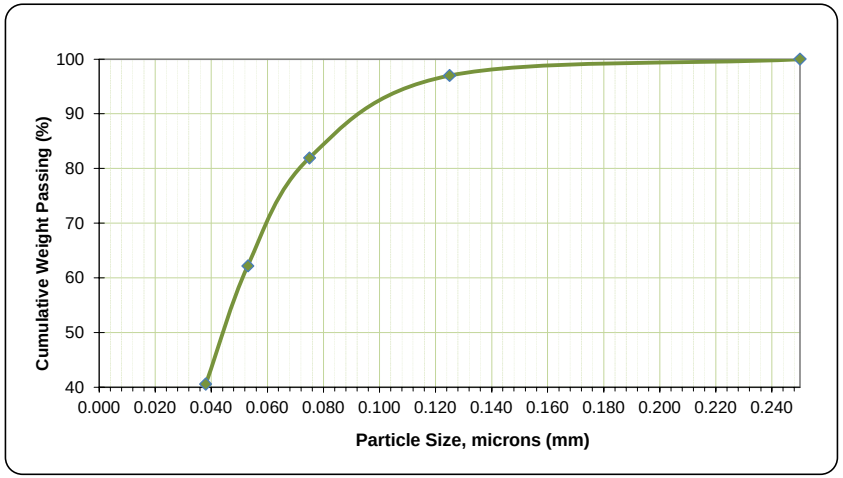

CERTIFICATE OF ANALYSIS ▪ PARTICLE SIZE ANALYSIS RESULTS

Global ARD Testing Services Inc.

GLOBAL PROJECT NO: 2329

CLIENT: WSP E&I Canada Limited

HC-7: Sample ID: F8-RO (Post-CND flot tailing-F8-C03)

Tyler Mesh	U.S Mesh	Opening (mm)	Screen (inches)	Mass (g)	% Retained		% Passing
					Interval	Cumulative	
20	20	0.850	0.0331	0.00	0.0	0.0	100.0
35	40	0.500	0.0197	0.00	0.0	0.0	100.0
60	60	0.250	0.0098	0.05	0.0	0.0	100.0
115	120	0.125	0.0049	2.85	2.0	2.0	98.0
200	200	0.075	0.0029	23.10	15.9	17.9	82.1
270	270	0.053	0.0021	33.65	23.2	41.1	58.9
400	400	0.038	0.0015	30.10	20.8	61.9	38.1
<400	<400	<0.037	<0.0015	55.25	38.1	100.0	0.0
Wt. of sample used: 100.10 g				**145.0**	100.0		

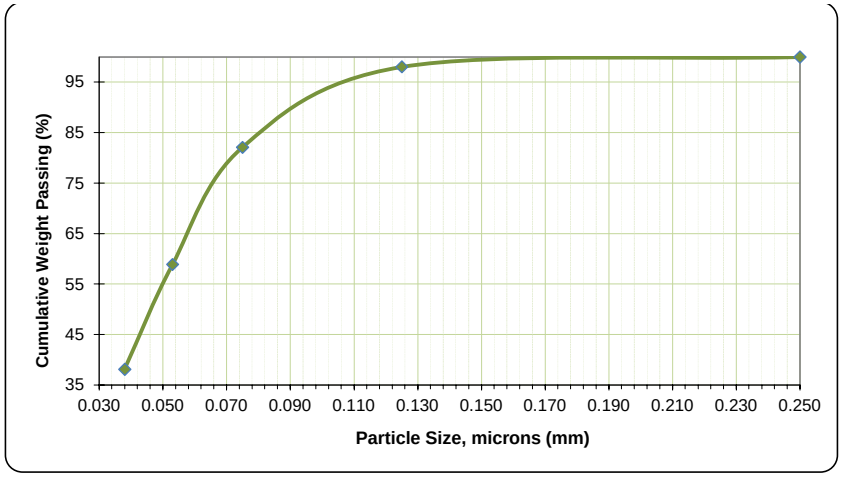

HC-8: Sample ID: F5-RO (Post-CND flot tailing-F5R-C05)

Tyler Mesh	U.S Mesh	Opening (mm)	Screen (inches)	Mass (g)	% Retained		% Passing
					Interval	Cumulative	
20	20	0.850	0.0331	0.00	0.0	0.0	100.0
35	40	0.500	0.0197	0.00	0.0	0.0	100.0
60	60	0.250	0.0098	0.15	0.1	0.1	99.9
115	120	0.125	0.0049	3.90	2.7	2.8	97.2
200	200	0.075	0.0029	22.30	15.2	18.0	82.0
270	270	0.053	0.0021	30.95	21.2	39.2	60.8
400	400	0.038	0.0015	32.90	22.5	61.7	38.3
<400	<400	<0.037	<0.0015	56.10	38.3	100.0	0.0
Wt. of sample used: 100.10 g				**146.3**	100.0		

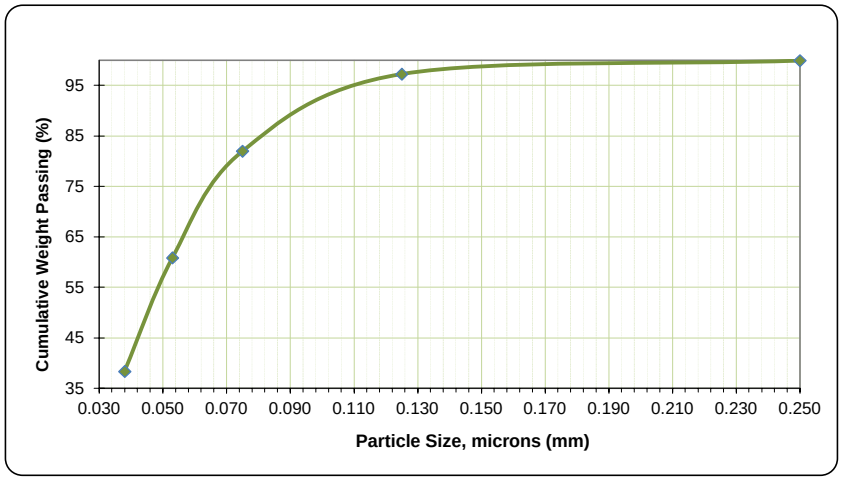

CERTIFICATE OF ANALYSIS ▪ PARTICLE SIZE ANALYSIS RESULTS

Global ARD Testing Services Inc.

GLOBAL PROJECT NO: 2329

CLIENT: WSP E&I Canada Limited

HC-9: Sample ID: F6-R-RO (Post-CND flot tailing-F6R-C06)

Tyler Mesh	U.S Mesh	Opening (mm)	Screen (inches)	Mass (g)	% Retained		% Passing
					Interval	Cumulative	
20	20	0.850	0.0331	0.00	0.0	0.0	100.0
35	40	0.500	0.0197	0.00	0.0	0.0	100.0
60	60	0.250	0.0098	0.30	0.2	0.2	99.8
115	120	0.125	0.0049	5.25	3.5	3.7	96.3
200	200	0.075	0.0029	28.90	19.4	23.1	76.9
270	270	0.053	0.0021	32.20	21.6	44.6	55.4
400	400	0.038	0.0015	29.15	19.5	64.1	35.9
<400	<400	<0.037	<0.0015	53.55	35.9	100.0	0.0
Wt. of sample used: 100.10 g				**149.4**	100.0		

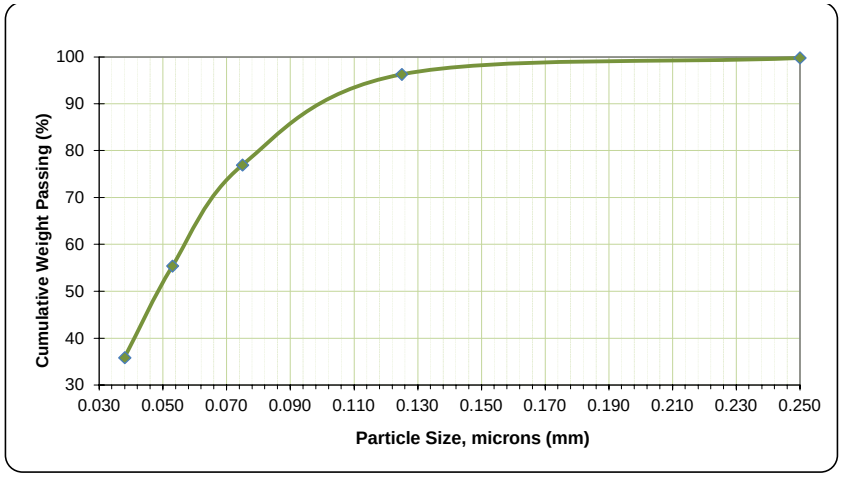

Sample ID: F9-RO

Tyler Mesh	U.S Mesh	Opening (mm)	Screen (inches)	Mass (g)	% Retained		% Passing
					Interval	Cumulative	
20	20	0.850	0.0331	0.00	0.0	0.0	100.0
35	40	0.500	0.0197	0.00	0.0	0.0	100.0
60	60	0.250	0.0098	0.10	0.1	0.1	99.9
115	120	0.125	0.0049	4.75	3.2	3.2	96.8
200	200	0.075	0.0029	27.10	18.1	21.4	78.6
270	270	0.053	0.0021	37.60	25.2	46.6	53.4
400	400	0.038	0.0015	31.50	21.1	67.7	32.3
<400	<400	<0.037	<0.0015	48.25	32.3	100.0	0.0
Wt. of sample used: 100.10 g				**149.3**	100.0		

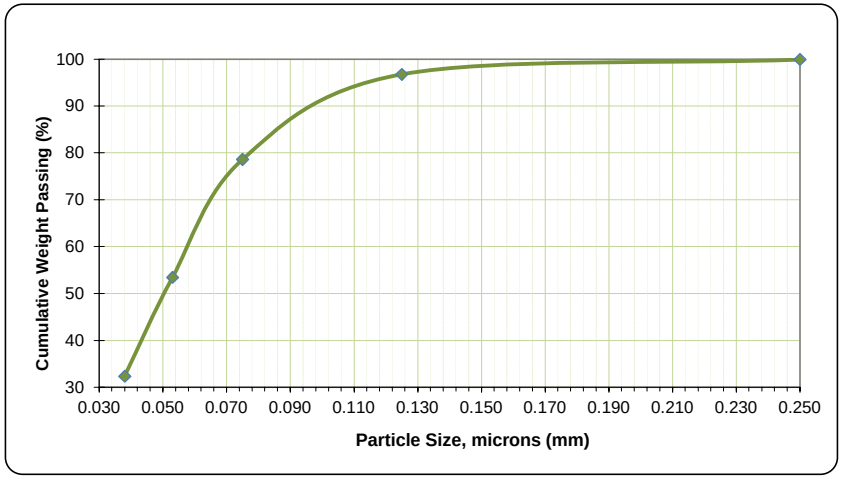

CERTIFICATE OF ANALYSIS ▪ PARTICLE SIZE ANALYSIS RESULTS

Global ARD Testing Services Inc.

GLOBAL PROJECT NO: 2329

CLIENT: WSP E&I Canada Limited

Sample ID: F7-RO

Tyler Mesh	U.S Mesh	Opening (mm)	Screen (inches)	Mass (g)	% Retained		% Passing
					Interval	Cumulative	
20	20	0.850	0.0331	0.00	0.0	0.0	100.0
35	40	0.500	0.0197	0.00	0.0	0.0	100.0
60	60	0.250	0.0098	0.10	0.1	0.1	99.9
115	120	0.125	0.0049	4.40	2.9	3.0	97.0
200	200	0.075	0.0029	23.00	15.4	18.4	81.6
270	270	0.053	0.0021	21.00	14.1	32.5	67.5
400	400	0.038	0.0015	31.70	21.2	53.7	46.3
<400	<400	<0.037	<0.0015	66.40	44.5	98.2	1.8
Wt. of sample used: 100.10 g				**146.6**	98.2		

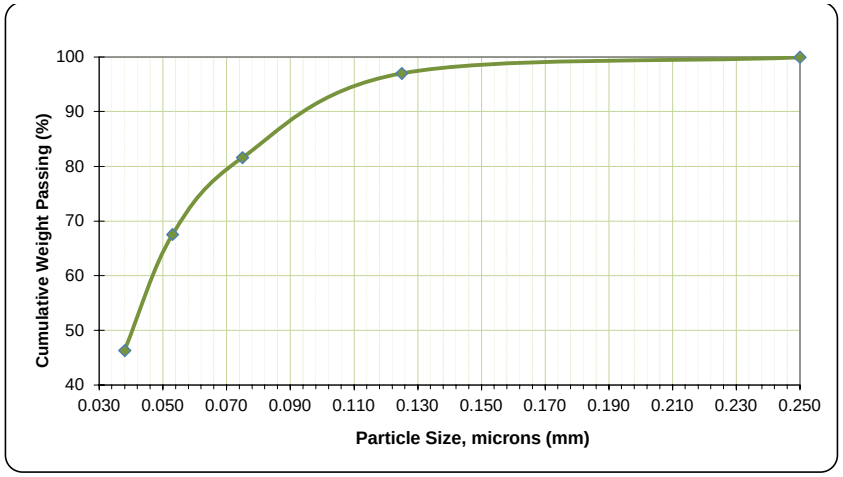

Sample ID: F4-RO

Tyler Mesh	U.S Mesh	Opening (mm)	Screen (inches)	Mass (g)	% Retained		% Passing
					Interval	Cumulative	
20	20	0.850	0.0331	0.00	0.0	0.0	100.0
35	40	0.500	0.0197	0.00	0.0	0.0	100.0
60	60	0.250	0.0098	0.05	0.0	0.0	100.0
115	120	0.125	0.0049	3.55	2.4	2.4	97.6
200	200	0.075	0.0029	23.80	15.9	18.3	81.7
270	270	0.053	0.0021	31.25	20.9	39.3	60.7
400	400	0.038	0.0015	30.20	20.2	59.5	40.5
<400	<400	<0.037	<0.0015	60.60	40.6	100.1	-0.1
Wt. of sample used: 100.10 g				**149.5**	100.1		

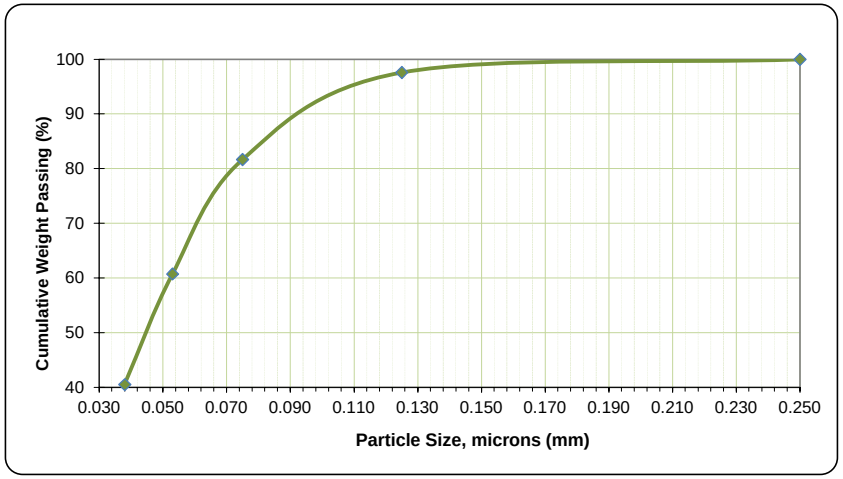

CERTIFICATE OF ANALYSIS ▪ HUMIDITY CELL SET-UP DETAILS

Global
ARD Testing Services Inc.

GLOBAL PROJECT NO: 2329
CLIENT: WSP E&I Canada Limited
PROJECT NAME: Great Bear
CLIENT PROJECT NO: OMGS21045

HCT ID	Sample Type	Humidity Cell Dimensions			Dry Wt. of Sample (g)	Particle Size	Other Materials Used (2 layers)	Column/HCT Material	Total Volume of Initial Flushings (mL)	Weekly Flushing Volume (mL)	Sampling Frequency	Sampling Day	Water Addition to Drain Time (h)	Start-up Date	Termination Date	No. of Weeks	Operation Procedure
		Inner Diameter	Column Height	Cell Wall Thickness													
HC-1	Tailings	8	5	1/4"	1000.0	As-received Homogenized sample.	400 Nylon Mesh	Clear Cast Acrylic	750	500	Weekly	Tuesday	4	2-May-23			Flood Leach
HC-2	Tailings	8	5	1/4"	1000.0	As-received Homogenized sample.	400 Nylon Mesh	Clear Cast Acrylic	750	500	Weekly	Tuesday	4	2-May-23			Flood Leach
HC-3	Tailings	8	5	1/4"	1000.0	As-received Homogenized sample.	400 Nylon Mesh	Clear Cast Acrylic	750	500	Weekly	Tuesday	4	2-May-23			Flood Leach
HC-4	Tailings	8	5	1/4"	1000.0	As-received Homogenized sample.	400 Nylon Mesh	Clear Cast Acrylic	750	500	Weekly	Tuesday	4	2-May-23			Flood Leach
HC-5	Tailings	8	5	1/4"	1000.0	As-received Homogenized sample.	400 Nylon Mesh	Clear Cast Acrylic	750	500	Weekly	Tuesday	4	2-May-23			Flood Leach

HCT ID	Sample Type	Humidity Cell Dimensions			Dry Wt. of Sample (g)	Particle Size	Other Materials Used (2 layers)	Column/HCT Material	Total Volume of Initial Flushings (mL)	Weekly Flushing Volume (mL)	Sampling Frequency	Sampling Day	Water Addition to Drain Time (h)	Start-up Date	Termination Date	No. of Weeks	Operation Procedure
		Inner Diameter	Column Height	Cell Wall Thickness													
HC-6	Tailings	8	5	1/4"	1000.0	As-received Homogenized sample.	400 Nylon Mesh	Clear Cast Acrylic	750	500	Weekly	Tuesday	4	7-Nov-23			Flood Leach
HC-7	Tailings	8	5	1/4"	1000.0	As-received Homogenized sample.	400 Nylon Mesh	Clear Cast Acrylic	750	500	Weekly	Tuesday	4	18-Jun-24			Flood Leach
HC-8	Tailings	8	5	1/4"	1000.0	As-received Homogenized sample.	400 Nylon Mesh	Clear Cast Acrylic	750	500	Weekly	Tuesday	4	18-Jun-24			Flood Leach
HC-9	Tailings	8	5	1/4"	1000.0	As-received Homogenized sample.	400 Nylon Mesh	Clear Cast Acrylic	750	500	Weekly	Tuesday	4	18-Jun-24			Flood Leach

CERTIFICATE OF ANALYSIS ▪ COVER PAGE

Global ARD Testing Services Inc.

.

CLIENT INFORMATION	
Client:	WSP Canada Inc.
Project Manager:	Sarah Matthews
Mailing Address	25 York St, Floor 7
	Toronto, ON, M5J 2V5
Contact No:	226-750-7715

COMPANY INFORMATION	
Legal Name:	Global ARD Testing Services Inc.
Mailing Address:	6891 Antrim Avenue
	Burnaby, BC
	V5J 4M5
Contact No:	
	Main: (604) 428-2730
	Alternate: (604) 603-1359

PROJECT INFORMATION	
Project Name:	Kinross Great Bear
Project Number:	OMEMA2303

REPORTING	
Global Project No:	2329 (B21)
Pages (Including Cover):	6
Report Title:	Global 2329 (B21) x1 (Comp-S) Recirculating Column (Rec'd 6-May24)
Analysis Reviewed By:	Said Zeinab
Position:	Project Manager
Report Certified By:	Said Zeinab
Signature:	

RESULTS		
Reported To:	**1**	Forrest McAdam (forrest.mcadam@wsp.com)
	2	Kristen Gault (kristen.gault@wsp.com)
	3	Anna Klein (anna.klein@wsp.com)
	4	Sarah Matthews (sarah.matthews1@wsp.com)
Date Reported:		
		Upddate - 27-Sep24; 5th Upddate - 28-Nov24;

INVOICE		
Submitted To:	**1**	Matthew Hart (matthew.hart@kinross.com)
	2	Sabina Abdullayeva (sabina.abdullayeva@kinross.com)
	3	Kristen Gault (kristen.gault@wsp.com)
	4	
Clinet PO No:		
Global Invoice No:		ARD2329-1124-4-RC
Date Submitted:		November 19, 2024

NOTES
All samples and pulps are stored at no charge for 90 days past reporting date.
Please contact the lab if you would like to continue storage past 90 days.
Storage charges will apply.

CERTIFICATE OF ANALYSIS ▪ SAMPLE DETAILS

Global ARD Testing Services Inc.

GLOBAL PROJECT NO: 2329 (B21)
CLIENT: Kinross Great Bear
PROJECT NAME: Kinross Great Bear
CLIENT PROJECT NO: OMEMA2303

Sample List (Batch-8):

S. No.	Sample ID	Sample Description	Condition (Wet/Dry)	Wt. of Sample Dry (g)	Global Notes (if any)	COL ID
1	F9-RO	Flotation Tailings Slurry				
2	F7-RO	Flotation Tailings Slurry				
2-Dup	F7-RO - Separate Split-C-Dup	Flotation Tailings Slurry				
3	F8-RO (Post-CND flot tailing-F8-C03)	Flotation Tailings Slurry				
4	F4-RO	Flotation Tailings Slurry				
4-Dup	F4-RO - Separate Split-C-Dup	Flotation Tailings Slurry				
5	F5-RO (Post-CND flot tailing-F5R-C05)	Flotation Tailings Slurry				
6	F6-R-RO (Post-CND flot tailing-F6R-C06)	Flotation Tailings Slurry				
6-Dup	F6-R-RO - Separate Split-C-Dup	Flotation Tailings Slurry				
7	**C01-F9**	**Sulphide Concentrate Cake**	Wet	89.60	COL-1 COMPOSITE-S	Comp-S
8	**C02-F1**	**Sulphide Concentrate Cake**	Wet	828.00		
8-Dup	**C02-F1 - Separate Split-C-Dup**	**Sulphide Concentrate Cake**	Wet			
9	**C02-F2**	**Sulphide Concentrate Cake**	Wet	355.40		
10	**C02-F7**	**Sulphide Concentrate Cake**	Wet	327.10		
11	**C03-F8**	**Sulphide Concentrate Cake**	Wet	61.95		
12	**C04-F4**	**Sulphide Concentrate Cake**	Wet	693.75		
12-Dup	**C04-F4 - Separate Split-C-Dup**	**Sulphide Concentrate Cake**	Wet			
13	**C05-F4R**	**Sulphide Concentrate Cake**	Wet	111.30		
14	**C06-FGR**	**Sulphide Concentrate Cake**	Wet	95.70		
15	CND-1	Current whole tailings HC				
16	CND-2	Current whole tailings HC				
17	CND-3	Current whole tailings HC				
18	CND-4	Current whole tailings HC				
19	CND-5	Current whole tailings HC				

Sample Receipt Info:	
Date Samples Rec'd:	May 6, 2024, Batch-8
No. of Samples Rec'd:	24
Samples Rec'd By:	Said

Analytical Instructions:	
From:	via email/COC confirmation
Date:	

CERTIFICATE OF ANALYSIS ▪ KINETIC TESTING RESULTS OF COL-1

Global ARD Testing Services Inc.

GLOBAL PROJECT NO: 2329 (B21)

CLIENT: Kinross Great Bear

CLIENT PROJECT NAME & NO: Bear |

Sample ID: Comp-S

Sample Wt. used (g): 2.3 Kg

				General Parameters								Anions			Nutrients		Cyanides						
Instrument/Method:				pH Meter	EC Meter	Eh Meter		DO Meter		Titration/Calculation		Turbidimetry	IC	ISE	IC		Colourimetric - Distillation		Colourimetry		Calc.	Dissolved Me
Sampling Date	Week No.	Input Vol. (DI Water)	Output Vol. (Leachate)	pH	EC	ORP (In Column)	ORP (In Bottle)	DO (In Column)	DO (In Bottle)	Acidity (to pH 8.3)	Alkalinity (to pH 4.5)	Sulphate	Chloride	Fluoride	Nitrate (NO_3 as N)	Nitrite (NO_2 as N)	Total CN	WAD CN	Total Ammonia	Dissolved Phosphorus	Hardness	Aluminum (Al)
	Unit:	mL	mL	pH Units	µS/cm	mV	mV	mg/L	mg/L	mg CaCO3/L	mg CaCO3/L	mg/L	mg/L	mg/L	mg/L	mg/L	mg/L	mg/L	mg/L	mg/L	mg CaCO3/L	mg/L
	RDL:	5	5	0.01	1	1	1	0.1	0.1	0.5	0.5	0.5	0.5	0.05	0.02	0.005	0.0025	0.0025	0.015	0.003	0.5	0.003
17-Jun-24	0	843	209	6.77	3270					56.5	82.6	1930	190	0.22	0.344	0.0129					1610	<0.015
24-Jun-24	1	350	350	6.11	221	255	253	3.73	4.15	23.5	15.1	74.82	5.7	<0.050	0.133	0.0078	0.0236	0.0049	0.320	1.3	78.6	<0.015
01-Jul-24	2	350	350	6.03	385	225	272	3.41	3.61	28.7	13.4	146.2	6.4	<0.050	0.051	0.0051	0.0190	0.0096	0.220	1.6	125	<0.030
08-Jul-24	3	350	350	5.80	389	268	486	1.74	1.68	30.0	7.8	229.0	5.1	<0.050	0.114	<0.0050	0.0192	0.0086	0.170	1.7	165	<0.030
15-Jul-24	4	350	350	5.76	433	259	249	1.91	1.73	27.8	6.6	254.3	4.7	<0.050	0.196	<0.0050	0.0208	0.0112	0.096	1.6	193	0.0059
22-Jul-24	5	350	350	5.68	533	392	296	0.85	0.76	26.7	9.4	341.4	4.8	<0.050	0.286	<0.0050	0.0153	0.0027	0.052	1.0	224	<0.060
29-Jul-24	6	350	350	6.04	603	284	283	1.41	1.10	31.4	14.4	257.9	3.9	<0.050	0.766	<0.0050	0.0125	0.0029	0.038	1.4	225	<0.030
05-Aug-24	7	350	350	5.88	651	213	181	1.47	1.48	35.0	16.3	285.2	4.0	<0.050	0.312	<0.0050	0.0150	0.0123	0.056	1.3	248	<0.030
12-Aug-24	8	350	350	6.03	599	391	266	1.48	1.30	42.4	26.3	300.2	3.0	<0.050	0.414	<0.0050	0.0218	0.0110	0.045	1.2	266	<0.060
19-Aug-24	9	350	350	5.98	728	303	285	1.45	1.38	44.9	34.0	319.8	2.9	<0.050	0.186	<0.0050	0.0256	0.0062	<0.015	1.2	272	<0.030
26-Aug-24	10	350	350	5.99	444	302	309	1.02	1.34	46.6	36.8	179.2	<0.50	<0.050						0.79	226	<0.030
02-Sep-24	11	350	350	6.39	553	293	370	1.95	1.75	21.9	53.2	188.8	<0.50	<0.050	0.308	<0.0050	0.144	0.0150	0.250	0.56	234	<0.030
09-Sep-24	12	350	350	6.16	599	285	300	1.93	1.78	43.4	49.2	195.6	1.2	<0.050						0.42	243	<0.030
16-Sep-24	13	350	350	6.43	502	266	263	2.88	3.07	36.1	51.6	218.2	1.1	<0.050	0.546	0.0095	0.234	0.0203	<0.015	0.47	277	<0.030
23-Sep-24	14	350	350	6.43	621	293	306	1.76	1.96	37.8	43.5	197.1	1.2	<0.050						0.40	262	<0.030
30-Sep-24	15	350	350	6.67	475	297	324	2.02	2.63	31.9	56.6	209.5	0.54	<0.050	0.747	<0.0050	0.191	0.0094	<0.015	0.28	260	<0.030
07-Oct-24	16	350	350	6.19	678	274	387	2.41	2.35	37.0	57.8	222.2	1.3	<0.050						0.28	288	<0.030
14-Oct-24	17	350	350	6.61	614	298	302	2.11	2.40	24.7	57.4	221.6	0.79	<0.050	1.15	<0.0050	0.218	0.0296	<0.015	0.23	276	0.042
21-Oct-24	18	350	350	6.78	506	312	308	2.58	2.39	30.7	64.2	235.4	0.86	<0.050						0.21	284	0.016
28-Oct-24	19	350	350	6.57	426	271	241	3.34	3.41	35.7	62.9	215.3	0.97	<0.050	0.453	<0.0050	0.246	0.0227	<0.015	0.18	282	<0.015
04-Nov-24	20	350	350	6.65	708	277	292	2.89	2.97	34.0	64.1	225.9	0.59	<0.050						0.19	283	0.040
11-Nov-24	21	350	350	6.65	667	237	236	3.66	3.65	29.6	66.5	197.1	1.9	<0.050	0.543	<0.0050	0.158	0.0320	0.093	0.15	261	0.016
18-Nov-24	22	350	350	6.38	292	245	111	3.50	3.48	24.8	35.6	116.2	1.3	<0.050						0.037	158	<0.015

NOTES:

Number of weeks of testing requested = 10 weeks.

RDL may be raised for some samples due to sample matrix interference.

Abbreviations:

RDL: Reportable Detection Limits

EC: Electric Conductivity

ORP (Eh): Oxidation Reduction Potential

IC: Ion Chromatograph

SIE: Selective Ion Electrode

ICP-MS: Inductively Coupled Plasma - Mass Spectrometry

Calc: Calculation

CERTIFICATE OF ANALYSIS ▪ KINETIC TESTING RESULTS OF COL-1

Global
ARD Testing Services Inc.

GLOBAL PROJECT NO: 2329 (B21)
CLIENT: Kinross Great Bear
CLIENT PROJECT NAME & NO: Bear |
Sample ID: Comp-S
Sample Wt. used (g): 2.3 Kg

		etals by ICP-MS																CVAFS				
Sampling Date	Week No.	Antimony (Sb)	Arsenic (As)	Barium (Ba)	Beryllium (Be)	Bismuth (Bi)	Boron (B)	Cadmium (Cd)	Calcium (Ca)	Chromium (Cr)	Cobalt (Co)	Copper (Cu)	Iron (Fe)	Lead (Pb)	Lithium (Li)	Magnesium (Mg)	Manganese (Mn)	Mercury (Hg)	Molybdenum (Mo)	Nickel (Ni)	Phosphorus (P)	Potassium (K)
	Unit:	mg/L	mg/L	mg/L	mg/L	mg/L	mg/L	mg/L	mg/L	mg/L	mg/L	mg/L	mg/L	mg/L	mg/L	mg/L	mg/L	ug/L	mg/L	mg/L	mg/L	mg/L
	RDL:	0.0005	0.0001	0.001	0.0001	0.001	0.05	0.00001	0.05	0.001	0.0002	0.0002	0.005	0.0002	0.002	0.05	0.001	0.0019	0.001	0.001	0.01	0.05
17-Jun-24	0	<0.0025	0.00101	0.0753	<0.00050	<0.0050	<0.25	0.00024	530	<0.0050	0.0813	1.50	0.0670	<0.0010	0.0660	69.1	0.641	0.2650	0.0243	0.017	29.9	143
24-Jun-24	1	<0.0025	<0.00050	0.0057	<0.00050	<0.0050	<0.25	<0.000050	28.3	<0.0050	0.0025	0.041	<0.025	<0.0010	<0.010	1.97	0.032	0.0052	<0.0050	<0.0050	1.18	6.53
01-Jul-24	2	<0.0050	<0.00100	<0.0100	<0.00100	<0.0100	<0.50	<0.000100	45.4	<0.0100	0.0033	0.039	<0.050	<0.0020	<0.020	2.87	0.081	0.0101	<0.0100	<0.0100	1.77	9.30
08-Jul-24	3	<0.0050	<0.00100	0.0130	<0.00100	<0.0100	<0.50	<0.000100	60.1	<0.0100	0.0031	0.056	<0.050	<0.0020	<0.020	3.57	0.130	0.0118	<0.0100	<0.0100	1.84	11.3
15-Jul-24	4	0.0008	0.00085	0.0142	<0.00010	<0.0010	<0.050	0.000050	70.5	<0.0010	0.0049	0.057	0.0096	0.00037	0.0076	4.10	0.186	0.0166	0.0048	0.0028	1.46	13.1
22-Jul-24	5	<0.010	<0.0020	<0.020	<0.0020	<0.020	<1.0	<0.00020	81.9	<0.020	0.0051	0.083	<0.10	<0.0040	<0.040	4.70	0.233	0.0409	<0.020	<0.020	1.48	14.5
29-Jul-24	6	<0.0050	<0.0010	0.017	<0.0010	<0.010	<0.50	0.00010	82.3	<0.010	0.0033	0.166	<0.050	<0.0020	<0.020	4.85	0.253	0.0350	<0.010	<0.010	1.51	14.4
05-Aug-24	7	<0.0050	<0.0010	0.017	<0.0010	<0.010	<0.50	<0.00010	90.9	<0.010	0.0038	0.356	0.0520	<0.0020	<0.020	5.11	0.303	0.0374	<0.010	<0.010	1.32	14.2
12-Aug-24	8	<0.010	<0.0020	0.058	<0.0020	<0.020	<1.0	<0.00020	97.6	<0.020	0.0043	0.580	<0.10	<0.0040	<0.040	5.50	0.354	0.0251	<0.020	<0.020	1.22	14.5
19-Aug-24	9	<0.0050	0.00110	0.017	<0.0010	<0.010	<0.50	<0.00010	99.5	<0.010	0.0049	0.633	<0.050	<0.0020	<0.020	5.60	0.378	0.0187	<0.010	<0.010	1.17	14.5
26-Aug-24	10	<0.0050	<0.0010	0.014	<0.0010	<0.010	<0.50	0.00013	82.7	<0.010	0.0054	0.484	<0.050	<0.0020	<0.020	4.68	0.337	0.0115	<0.010	<0.010	0.700	11.2
02-Sep-24	11	<0.0050	<0.0010	0.014	<0.0010	<0.010	<0.50	<0.00010	85.7	<0.010	0.0069	0.420	<0.050	<0.0020	<0.020	4.91	0.367	0.0083	<0.010	<0.010	0.630	11.6
09-Sep-24	12	<0.0050	<0.0010	0.013	<0.0010	<0.010	<0.50	<0.00010	88.8	<0.010	0.0102	0.370	<0.050	<0.0020	<0.020	5.09	0.416	0.0078	<0.010	<0.010	0.500	11.1
16-Sep-24	13	<0.0050	<0.0010	0.016	<0.0010	<0.010	<0.50	0.00012	101	<0.010	0.0124	0.365	0.054	<0.0020	<0.020	5.88	0.481	0.0078	<0.010	<0.010	0.480	11.9
23-Sep-24	14	<0.0050	<0.0010	0.015	<0.0010	<0.010	<0.50	0.00014	96.4	<0.010	0.0051	0.232	<0.050	<0.0020	<0.020	5.19	0.422	0.0050	<0.010	<0.010	0.400	11.3
30-Sep-24	15	<0.0050	<0.0010	0.015	<0.0010	<0.010	<0.50	<0.00010	94.9	<0.010	0.0126	0.232	<0.050	<0.0020	<0.020	5.63	0.491	0.0038	<0.010	<0.010	0.370	10.7
07-Oct-24	16	<0.0050	<0.0010	0.016	<0.0010	<0.010	<0.50	0.00011	105	<0.010	0.0070	0.245	0.050	<0.0020	<0.020	6.05	0.532	0.0050	<0.010	<0.010	0.320	10.9
14-Oct-24	17	<0.0050	<0.0010	0.015	<0.0010	<0.010	<0.50	0.00015	101	<0.010	0.0154	0.209	<0.050	<0.0020	<0.020	6.07	0.544	0.0029	<0.010	<0.010	0.220	10.3
21-Oct-24	18	<0.0025	0.00065	0.0142	<0.00050	<0.0050	<0.25	0.00012	104	<0.0050	0.0175	0.237	0.065	<0.0010	<0.010	5.93	0.564	0.0033	<0.0050	<0.0050	0.201	10.4
28-Oct-24	19	<0.0025	0.00066	0.0147	<0.00050	<0.0050	<0.25	0.00012	103	<0.0050	0.0180	0.208	0.056	<0.0010	<0.010	6.02	0.580	0.0027	<0.0050	<0.0050	0.171	9.52
04-Nov-24	20	<0.0050	<0.0010	0.0150	<0.0010	<0.010	<0.50	0.00014	104	<0.010	0.0163	0.190	0.069	<0.0020	<0.020	5.56	0.605	0.0054	<0.010	<0.010	0.140	8.64
11-Nov-24	21	<0.0025	0.00119	0.0137	<0.00050	<0.0050	<0.25	0.00017	95.6	<0.0050	0.0175	0.270	0.084	<0.0010	<0.010	5.54	0.577	0.0063	<0.0050	<0.0050	0.123	8.48
18-Nov-24	22	<0.0025	<0.00050	0.0092	<0.00050	<0.0050	<0.25	0.000093	57.4	<0.0050	0.0045	0.153	0.033	<0.0010	<0.010	3.49	0.312	0.0027	<0.0050	<0.0050	<0.050	5.21

CERTIFICATE OF ANALYSIS ▪ KINETIC TESTING RESULTS OF COL-1

Global
ARD Testing Services Inc.

GLOBAL PROJECT NO: 2329 (B21)
CLIENT: Kinross Great Bear
CLIENT PROJECT NAME & NO: Great Bear
Sample ID: Comp-S
Sample Wt. used (g): 2.3 Kg

Sampling Date	Week No.	Selenium (Se)	Silicon (Si)	Silver (Ag)	Sodium (Na)	Strontium (Sr)	Sulphur (S)	Tellurium (Te)	Thallium (Tl)	Thorium (Th)	Tin (Sn)	Titanium (Ti)	Tungsten (W)	Uranium (U)	Vanadium (V)	Zinc (Zn)	Zirconium (Zr)	Ion Balance			Job No.
																		Anions	Cations	% Difference	
	Unit:	mg/L	mg/L	mg/L	mg/L	mg/L	mg/L	mg/L	mg/L	mg/L	mg/L	mg/L	mg/L	mg/L	mg/L	mg/L	mg/L				
	RDL:	0.0001	0.1	0.00002	0.05	0.001	3	0.001	0.00001	0.001	0.005	0.005	0.001	0.0001	0.005	0.005	0.0001	meq/L	meq/L	meq/L	
17-Jun-24	0	0.0417	2.4	0.00045	269	1.380	959	<0.0050	0.0000790	<0.0050	0.036	<0.025	<0.0050	0.00485	<0.025	<0.025	<0.00050	47.23	47.60	0.38	C448062
24-Jun-24	1	0.0042	<0.50	<0.00010	12.0	0.047	45	<0.0050	<0.000050	<0.0050	0.494	<0.025	<0.0050	<0.00050	<0.025	<0.025	<0.00050	2.02	2.27	5.71	C448036
01-Jul-24	2	0.0055	1.1	<0.00020	16.1	0.077	62	<0.010	<0.000100	<0.010	0.964	<0.050	<0.010	<0.00100	<0.050	<0.050	<0.00100	3.49	3.45	-0.69	C450080
08-Jul-24	3	0.0030	1.1	<0.00020	18.0	0.106	65	<0.010	<0.000100	<0.010	1.23	<0.050	<0.010	<0.00100	<0.050	<0.050	<0.00100	5.07	4.37	-7.36	C451702
15-Jul-24	4	0.0034	1.3	0.000021	19.6	0.135	80	<0.0010	<0.000010	<0.0010	1.74	<0.0050	<0.0010	0.00012	<0.0050	0.0071	<0.00010	5.56	5.06	-4.76	C454403
22-Jul-24	5	0.0030	<2.0	<0.00040	21.2	0.145	93	<0.020	<0.00020	<0.020	1.64	<0.10	<0.020	<0.0020	<0.10	<0.10	<0.0020	7.44	5.78	-12.52	C456430
29-Jul-24	6	0.0021	1.4	<0.00020	22.3	0.142	95	<0.010	<0.00010	<0.010	1.58	<0.050	<0.010	<0.0010	<0.050	<0.050	<0.0010	5.77	5.86	0.79	C458869
05-Aug-24	7	0.0019	1.9	<0.00020	22.8	0.158	83	<0.010	<0.00010	<0.010	1.68	<0.050	<0.010	<0.0010	<0.050	<0.050	<0.0010	6.38	6.34	-0.31	C461004
12-Aug-24	8	<0.0020	<2.0	<0.00040	23.7	0.176	98	<0.020	<0.00020	<0.020	1.80	<0.10	<0.020	<0.0020	<0.10	<0.10	<0.0020	6.86	6.76	-0.76	C462812
19-Aug-24	9	0.0013	2.1	<0.00020	24.2	0.175	96	<0.010	<0.00010	<0.010	1.60	<0.050	<0.010	<0.0010	<0.050	<0.050	<0.0010	7.42	6.89	-3.75	C464963
26-Aug-24	10	0.0010	1.70	<0.00020	19.4	0.139	83	<0.010	<0.00010	<0.010	1.20	<0.050	<0.010	0.0011	<0.050	<0.050	<0.0010	4.47	5.67	11.86	C467360
02-Sep-24	11	<0.0010	1.80	<0.00020	18.8	0.143	78	<0.010	<0.00010	<0.010	1.46	<0.050	<0.010	0.0016	<0.050	<0.050	<0.0010	5.00	5.82	7.64	C469490
09-Sep-24	12	<0.0010	2.00	<0.00020	19.1	0.156	79	<0.010	<0.00010	<0.010	1.59	<0.050	<0.010	0.0018	<0.050	<0.050	<0.0010	5.09	6.00	8.15	C471925
16-Sep-24	13	<0.0010	2.40	<0.00020	20.9	0.186	85	<0.010	<0.00010	<0.010	1.49	<0.050	<0.010	0.0021	<0.050	<0.050	0.0042	5.61	6.77	9.39	C474374
23-Sep-24	14	<0.0010	2.10	<0.00020	18.1	0.154	84	<0.010	<0.00010	<0.010	1.36	<0.050	<0.010	0.0018	<0.050	<0.050	<0.0010	5.01	6.34	11.73	C476703
30-Sep-24	15	<0.0010	2.10	<0.00020	18.3	0.164	87	<0.010	<0.00010	<0.010	1.05	<0.050	<0.010	0.0018	<0.050	<0.050	<0.0010	5.51	6.30	6.67	C479647
07-Oct-24	16	<0.0010	2.20	<0.00020	18.5	0.168	88	<0.010	<0.00010	<0.010	1.07	<0.050	<0.010	0.0021	<0.050	<0.050	<0.0010	5.82	6.85	8.14	C481238
14-Oct-24	17	<0.0010	2.40	<0.00020	18.9	0.180	92	<0.010	<0.00010	<0.010	1.10	<0.050	<0.010	0.0021	<0.050	<0.050	<0.0010	5.79	6.66	7.02	C483829
21-Oct-24	18	0.00068	2.66	<0.00010	17.6	0.175	90	<0.0050	<0.000050	<0.0050	0.654	<0.025	<0.0050	0.0022	<0.025	<0.025	<0.00050	6.21	6.75	4.11	C486008
28-Oct-24	19	0.00075	2.64	<0.00010	16.7	0.178	97	<0.0050	<0.000050	<0.0050	0.969	<0.025	<0.0050	0.0022	<0.025	<0.025	<0.00050	5.77	6.64	7.01	C487998
04-Nov-24	20	<0.0010	2.10	<0.00020	17.1	0.183	97	<0.010	<0.00010	<0.010	0.903	<0.050	<0.010	0.0023	<0.050	<0.050	<0.0010	6.00	6.65	5.11	C490507
11-Nov-24	21	0.00072	2.12	<0.00010	14.7	0.168	73	<0.0050	<0.000050	<0.0050	0.544	<0.025	<0.0050	0.0024	<0.025	<0.025	<0.00050	5.49	6.12	5.45	C492938
18-Nov-24	22	0.00051	1.35	<0.00010	8.82	0.0929	44	<0.0050	<0.000050	<0.0050	0.707	<0.025	<0.0050	0.00081	<0.025	<0.025	<0.00050	3.17	3.69	7.56	C494944

CERTIFICATE OF ANALYSIS ▪ pH & EC OF DI WATER AND HCT ROOM TEMPERATURE READINGS

Global
ARD Testing Services Inc.

GLOBAL PROJECT NO: 2329 (B21)
CLIENT: Kinross Great Bear
PROJECT NAME: Kinross Great Bear
CLIENT PROJECT NO: OMEMA2303

Sampling Date	Week No.	Deionized Water		Temperature °C
		pH (pH Units) RDL: 0.01	EC (µS/cm) RDL: 0.01	
17-Jun-24	0	5.78	0.80	22.4
24-Jun-24	1	5.67	0.88	23.2
1-Jul-24	2	5.90	1.10	23.1
8-Jul-24	3	5.68	1.10	23.3
15-Jul-24	4	5.63	0.84	22.1
22-Jul-24	5	6.17	1.09	22.7
29-Jul-24	6	5.75	1.32	22.6
5-Aug-24	7	5.37	1.14	22.0
12-Aug-24	8	5.89	0.78	22.8
19-Aug-24	9	5.36	6.18	22.8
26-Aug-24	10	5.52	0.94	23.0
02-Sep-24	11	5.62	1.24	22.5
9-Sep-24	12	5.84	1.59	22.7
16-Sep-24	13	5.59	1.10	22.7
23-Sep-24	14	5.93	0.77	23.9
30-Sep-24	15	5.73	1.20	22.7
7-Oct-24	16	5.93	1.36	23.2
14-Oct-24	17	6.10	1.71	22.7
21-Oct-24	18	5.79	1.54	24.9
28-Oct-24	19	5.65	1.60	24.3
4-Nov-24	20	5.87	1.64	23.1
11-Nov-24	21	5.94	1.22	22.7
18-Nov-24	22	5.94	1.21	22.5
25-Nov-24	23			
2-Dec-24	24			
9-Dec-24	25			
16-Dec-24	26			
23-Dec-24	27			
30-Dec-24	28			
6-Jan-25	29			

CERTIFICATE OF ANALYSIS ▪ PARTICLE SIZE ANALYSIS RESULTS

Global
ARD Testing Services Inc.

GLOBAL PROJECT NO: 2329 (B21)
CLIENT: 0
PROJECT NAME: Kinross Great Bear
CLIENT PROJECT NO: OMEMA2303

COL-1: Sample ID: Comp-S

Tyler Mesh	U.S Mesh	Opening (mm)	Screen (inches)	Mass (g)	% Retained		% Passing
					Interval	Cumulative	
60	60	0.250	0.0098	0.00	0.00	0.00	100.00
115	120	0.125	0.0049	5.35	11.69	11.69	88.31
200	200	0.075	0.0029	9.95	21.75	33.44	66.56
270	270	0.053	0.0021	23.75	51.91	85.36	14.64
400	400	0.038	0.0015	4.70	10.27	95.63	4.37
<400	<400	<0.037	<0.0015	2.00	4.37	100.00	0.00
Wt. of sample used: 100.0 g				**45.8**	100.0		

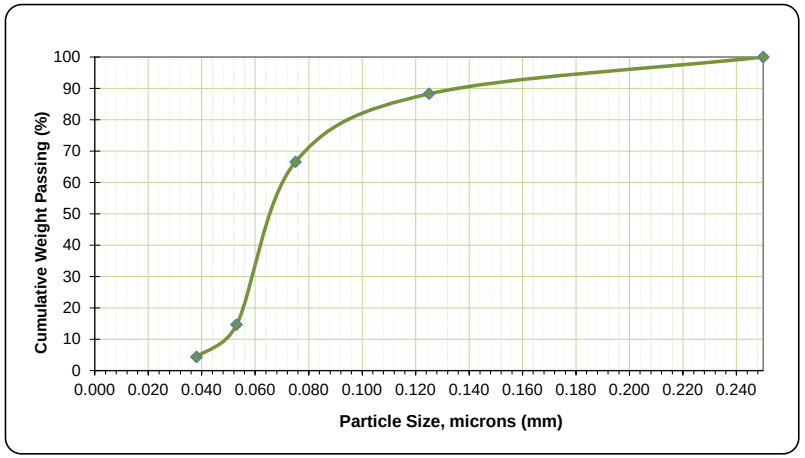

CERTIFICATE OF ANALYSIS ▪ SET-UP DETAILS

Global
ARD Testing Services Inc.

GLOBAL PROJECT NO: 2329 (B21)
CLIENT: Kinross Great Bear
PROJECT NAME: Kinross Great Bear
PROJECT NO: OMEMA2303

Global Column ID	Sample Type	Humidity Cell Dimensions (inches)			Dry Wt. of Sample (Kg)	Particle Size	Other Materials Used (2 layers)	Column Material	Total Volume of Initial Flushings (mL)	Weekly Flushing Volume (mL)	Sampling Frequency	Sampling Day	Water Addition to Drain Time (h)	Start-up Date	Termination Date	Proposed No. of Weeks	Operation Procedure
		Inner Diameter	Column Height	Cell Wall Thickness													
COL-1	Sulphide Concentrate Cake - Comp	6"	50 cm	1/4"	2.30	85% passing 1/4 inch (6.3 mm)	400 Nylon Mesh	Clear Cast Acrylic	843	350	Weekly	Monday	N/A	17-Jun-24	TBD	25	Recirculating Leach Column

Analyses requested on HCT leachates:
1) Particle Size Analysis on head HCT sample.
2) General parameters: pH, EC, acidity & alkalinity.
3) Anions: Sulphate, Chloride, Fluoride
4) Dissolved Metals by ICP-MS
5) Dissolved Mercury by CVAF
6) Dissolved Phosphorous by IC (Low Level DL)

CERTIFICATE OF ANALYSIS ▪ COVER PAGE

Global ARD Testing Services Inc.

.

CLIENT INFORMATION	
Client:	WSP Canada Inc.
Project Manager:	Sarah Matthews
Mailing Address	25 York St, Floor 7
	Toronto, ON, M5J 2V5
Contact No:	226-750-7715

COMPANY INFORMATION	
Legal Name:	Global ARD Testing Services Inc.
Mailing Address:	6891 Antrim Avenue
	Burnaby, BC
	V5J 4M5
Contact No:	Main: (604) 428-2730
	Alternate: (604) 603-1359

PROJECT INFORMATION	
Project Name:	Kinross Great Bear Project - Slab Column
Project Number:	OMEMA2303

REPORTING	
Global Project No:	2329 (B24)
Pages (Including Cover):	5
Report Title:	Global 2329 (B24) x1 Slab Column (Rec'd 6-May24)
Analysis Reviewed By:	Said Zeinab
Position:	Project Manager
Report Certified By:	Said Zeinab
Signature:	

RESULTS		
Reported To:	**1**	Forrest McAdam (forrest.mcadam@wsp.com)
	2	Kristen Gault (kristen.gault@wsp.com)
	3	Anna Klein (anna.klein@wsp.com)
	4	Sarah Matthews (sarah.matthews1@wsp.com)
Date Reported:		1st Update, 31-Jul24; 2nd Update, 31-Jul24; 3rd Update, 28-Sep24; 4th Update, 21-OCt24; 5th Update, 31-OCt24; 6th Update, 29-Nov24; 7th Update, 27-De24; 8th Update, 7-May25.

INVOICE		
Submitted To:	**1**	Matthew Hart (matthew.hart@kinross.com)
	2	Sabina Abdullayeva (sabina.abdullayeva@kinross.com)
	3	Kristen Gault (kristen.gault@wsp.com)
	4	
Clinet PO No:		
Global Invoice No:		ARD2329-1224-05A-Slab Col
Date Submitted:		December 20, 2024

NOTES
All samples and pulps are stored at no charge for 90 days past reporting date.
Please contact the lab if you would like to continue storage past 90 days.
Storage charges will apply.

CERTIFICATE OF ANALYSIS ▪ SAMPLE DETAILS

Global
ARD Testing Services Inc.

GLOBAL PROJECT NO: 2329 (B24)
CLIENT: Kinross Great Bear
PROJECT NAME: Kinross Great Bear Project - Slab Column
CLIENT PROJECT NO: OMEMA2303

Sample List (Batch-8):

S. No.	Sample ID	Sample Description	Condition (Wet/Dry)	Wt. of Sample Dry (g)	COL-ID
1	WSP 01	Tailing	Dry		
2	WSP 02	Terraflow Binder	Dry		
3	WSP 03	Sphere	Dry		
4	WSP 04	Sphere	Dry		
5	**Casted Slab**				COL-1
6	Casted Spheres				

Sample Receipt Info:	
Date Samples Rec'd:	May 6, 2024, Batch-20
No. of Samples Rec'd:	2
Samples Rec'd By:	Said

Analytical Instructions:	
From:	Sarah Matthews (sarah.matthews1@wsp.com) via email/COC confirmation
Date:	23-May-24

CERTIFICATE OF ANALYSIS ▪ KINETIC TESTING RESULTS OF COL-1

Global ARD Testing Services Inc.

GLOBAL PROJECT NO: 2329 (B24)

CLIENT: Kinross Great Bear

CLIENT PROJECT NAME & NO: Kinross Great Bear Project - Slab Column | OMEMA230

Sample ID: Casted Slab

Sample Wt. used (g): 2300.0

				General Parameters						Anions			Nutrients		Cyanides					Calc.	Dissolved Metals by ICP-MS		
Instrument/Method:				pH Meter	EC Meter	Eh Meter	DO Meter	Titration/Calculation		Turbidimetry	IC	ISE	IC		Colourimetric - Distillation		Colourimetry						
Sampling Date	Week No.	Input Vol. (DI Water)	Output Vol. (Leachate)	pH	EC	ORP	DO	Acidity (to pH 8.3)	Alkalinity (to pH 4.5)	Sulphate	Chloride	Fluoride	Nitrate (NO_3 as N)	Nitrite (NO_2 as N)	Total CN	WAD CN	Total Ammonia	Dissolved Phosphorus	Hardness	Aluminum (Al)	Antimony (Sb)	Arsenic (As)
	Unit:	mL	mL	pH Units	µS/cm	mV	mg/L	mg CaCO3/L	mg CaCO3/L	mg/L	mg/L	mg/L	mg/L	mg/L	mg/L	mg/L	mg/L	mg/L	mg CaCO3/L	mg/L	mg/L	mg/L
	RDL:	5	5	0.01	1	1	0.1	0.5	0.5	0.5	0.5	0.05	0.02	0.005	0.0025	0.0025	0.015	0.003	0.5	0.003	0.0005	0.0001
03-Jul-24	0	700	280	6.20	553	165	4.93	38.2	26.6	255	22	0.15	0.190	0.0382	4.90	1.01	0.07	0.0035	219	0.0350	<0.0025	0.00421
10-Jul-24	1	350	317	6.23	611	178	4.74	45.1	21.0	376	27	0.18	0.165	0.0995	6.94	0.141	0.17	<0.0030	248	0.0252	0.0013	0.00474
17-Jul-24	2	350	255	5.79	787	157	4.80	48.6	17.1	425	18	0.20	0.985	0.0832	4.71	0.128	0.16	<0.0030	281	0.0262	0.0013	0.00515
24-Jul-24	3	350	282	6.52	978	158	4.92	26.7	20.6	388	18	0.19	0.134	0.0736	5.25	0.282	0.35	<0.0030	299	0.0223	0.0014	0.00516
31-Jul-24	4	350	304	6.79	1118	168	4.89	17.5	25.0	470	18	0.23	0.212	0.0721	5.45	0.323	0.64	<0.0030	344	0.0226	0.0017	0.00591
07-Aug-24	5	350	275	6.09	682	215	4.67	49.3	26.0	415	13	0.19	0.101	0.0497	3.61	0.439	0.82	<0.0030	262	0.0308	0.0012	0.00507
14-Aug-24	6	350	310	6.18	705	169	4.88	43.3	26.4	359	11	0.22	0.089	0.0536	3.71	0.246	0.76	<0.0030	362	0.0310	0.0017	0.00554
21-Aug-24	7	350	295	5.85	577	163	4.39	43.1	21.9	313	7.0	0.18	0.066	0.0359	2.46	0.099	0.37	<0.0030	280	0.0312	0.0015	0.00522
28-Aug-24	8	350	296	6.24	674	185	4.74	38.8	22.5	287	3.8	0.17	0.046	0.0321	2.04	0.113	0.14	<0.0030	255	0.0313	0.0013	0.00432
04-Sep-24	9	350	298	6.62	653	170	4.12	20.2	28.0	265	2.6	0.15	1.27	0.0815	1.84	0.178	0.27	<0.0030	284	0.0302	0.0013	0.00457
11-Sep-24	10	350	267	6.22	545	190	3.87	30.2	22.9	326	2.1	0.19	0.052	0.0363	1.43	0.175	0.20	<0.0030	267	0.0392	0.0012	0.00444
18-Sep-24	11	350	306	6.28	456	170	4.04	18.2	20.7	237	0.97	0.18						0.0078	247	0.0310	0.0012	0.00435
25-Sep-24	12	350	315	6.39	652	172	3.93	28.9	26.0	277	0.80	0.19	0.044	0.0233	1.30	0.085	0.13	0.0042	269	0.0365	0.0013	0.00460
02-Oct-24	13	350	315	6.57	574	257	4.18	21.2	22.0	189	<0.50	0.16						<0.0030	200	0.0293	<0.0010	0.00319
09-Oct-24	14	350	315	6.33	585	291	4.55	24.3	22.8	277	0.95	0.18	0.061	0.0185	1.31	0.091	0.041	<0.0030	259	0.0284	0.0011	0.00415
16-Oct-24	15	350	318	6.91	673	205	4.58	13.7	25.0	323	1.9	0.22						<0.0030	334	0.0399	0.0014	0.00488
23-Oct-24	16	350	312	6.44	354	207	4.81	25.7	23.0	209	2.8	0.17	0.058	0.0164	0.83	0.080	0.040	<0.0030	232	0.0323	<0.0010	0.00400
30-Oct-24	17	350	307	6.46	279	202	4.41	22.8	20.5	243	2.9	0.15						<0.0030	195	0.0265	<0.0010	0.00356
06-Nov-24	18	350	310	6.54	463	223	4.57	21.5	22.2	211	3.8	0.18	0.072	0.0157	0.681	0.047	0.035	<0.0030	203	0.0322	<0.0010	0.00320
13-Nov-24	19	350	320	6.55	371	231	4.83	19.6	18.1	147	4.9	0.15						0.0520	171	0.0269	<0.0010	0.00320
20-Nov-24	20	350	313	6.29	233	210	4.98	23.1	14.7	128	4.0	0.11	0.282	0.0116	0.264	0.036	0.025	<0.0030	143	0.0285	<0.0010	0.00278
27-Nov-24	21	350	308	6.17	302	232	4.18	33.1	16.6	126	5.8	0.099						0.0081	140	0.0299	<0.0010	0.00284
04-Dec-24	22	350	308	6.36	254	211	4.76	27.2	15.1	119	4.6	0.10	<0.020	0.0122	0.230	0.013	0.017	<0.0030	117	0.0298	<0.0010	0.00253
11-Dec-24	23	350	284	6.56	309	235	4.45	21.0	16.1	101	5.5	0.089						<0.0030	126	0.0355	<0.0010	0.00316
18-Dec-24	24	350	308	6.45	324	192	4.45	19.7	15.0	114	5.0	0.12	<0.020	0.0166	0.192	0.029	0.016	<0.0030	123	0.0385	<0.0010	0.00319
25-Dec-24	25	350	296	6.85	251	264	5.04	13.9	16.5	142	8.0	0.14						<0.0030	165	0.0429	<0.0010	0.00403

NOTES:

Number of weeks of testing requested = 10 weeks.

RDL may be raised for some samples due to sample matrix interference.

Abbreviations:

RDL: Reportable Detection Limits

EC: Electric Conductivity

ORP (Eh): Oxidation Reduction Potential

IC: Ion Chromatograph

SIE: Selective Ion Electrode

ICP-MS: Inductively Coupled Plasma - Mass Spectrometry

Calc: Calculation

CERTIFICATE OF ANALYSIS ▪ KINETIC TESTING RESULTS OF COL-1

Global ARD Testing Services Inc.

3

GLOBAL PROJECT NO: 2329 (B24)

CLIENT: Kinross Great Bear

CLIENT PROJECT NAME & NO: Kinross Great Bear Project - Slab Column | OMEMA23

Sample ID: Casted Slab

Sample Wt. used (g): 2300.0

																CVAFS						
Sampling Date	Week No.	Barium (Ba)	Beryllium (Be)	Bismuth (Bi)	Boron (B)	Cadmium (Cd)	Calcium (Ca)	Chromium (Cr)	Cobalt (Co)	Copper (Cu)	Iron (Fe)	Lead (Pb)	Lithium (Li)	Magnesium (Mg)	Manganese (Mn)	Mercury (Hg)	Molybdenum (Mo)	Nickel (Ni)	Phosphorus (P)	Potassium (K)	Selenium (Se)	Silicon (Si)
	Unit:	mg/L	mg/L	mg/L	mg/L	mg/L	mg/L	mg/L	mg/L	mg/L	mg/L	mg/L	mg/L	mg/L	mg/L	ug/L	mg/L	mg/L	mg/L	mg/L	mg/L	mg/L
	RDL:	0.001	0.0001	0.001	0.05	0.00001	0.05	0.001	0.0002	0.0002	0.005	0.0002	0.002	0.05	0.001	0.0019	0.001	0.001	0.01	0.05	0.0001	0.1
03-Jul-24	0	0.0212	<0.00050	<0.0050	<0.25	<0.000050	81.0	0.0098	0.0193	0.0211	2.20	<0.0010	0.0190	4.12	0.0105	0.0065	0.122	<0.0050	<0.050	8.03	0.00268	2.42
10-Jul-24	1	0.0123	<0.00020	<0.0020	<0.10	<0.000020	92.1	0.0072	0.0221	0.0175	2.45	<0.00040	0.0242	4.44	0.0108	0.0046	0.149	<0.0020	<0.020	9.40	0.00325	2.41
17-Jul-24	2	0.0131	<0.00020	<0.0020	<0.10	<0.000020	103	0.0049	0.0215	0.0136	1.85	<0.00040	0.0301	5.64	0.0143	0.0027	0.158	<0.0020	<0.020	9.88	0.00283	2.70
24-Jul-24	3	0.0123	<0.00020	<0.0020	<0.10	<0.000020	110	0.0037	0.0209	0.0155	1.87	<0.00040	0.0323	5.89	0.0144	<0.0019	0.161	<0.0020	<0.020	10.8	0.00293	2.93
31-Jul-24	4	0.0114	<0.00020	<0.0020	<0.10	<0.000020	126	0.0032	0.0203	0.0157	1.79	<0.00040	0.0413	6.84	0.0129	0.0019	0.174	<0.0020	<0.020	12.3	0.00287	3.16
07-Aug-24	5	0.0106	<0.00020	<0.0020	<0.10	<0.000020	94.9	0.0032	0.0161	0.0136	1.15	<0.00040	0.0299	6.08	0.0154	<0.0019	0.127	<0.0020	<0.020	9.36	0.00211	2.59
14-Aug-24	6	0.0154	<0.00020	<0.0020	0.10	<0.000020	133	<0.0020	0.0180	0.0163	1.50	<0.00040	0.0419	7.30	0.0165	0.0033	0.151	<0.0020	<0.020	12.0	0.00274	3.53
21-Aug-24	7	0.0128	<0.00020	<0.0020	<0.10	<0.000020	103	<0.0020	0.0121	0.0130	0.963	<0.00040	0.0317	5.68	0.0134	<0.0019	0.108	<0.0020	<0.020	9.61	0.00189	2.87
28-Aug-24	8	0.0102	<0.00020	<0.0020	<0.10	<0.000020	93.7	<0.0020	0.00949	0.0117	0.772	<0.00040	0.0289	5.12	0.0151	<0.0019	0.0855	<0.0020	<0.020	8.94	0.00151	2.79
04-Sep-24	9	0.0130	<0.00020	<0.0020	<0.10	<0.000020	105	<0.0020	0.00866	0.0127	0.765	<0.00040	0.0315	5.50	0.0179	<0.0019	0.0797	<0.0020	<0.020	8.79	0.00141	2.97
11-Sep-24	10	0.0121	<0.00020	<0.0020	<0.10	<0.000020	98.6	<0.0020	0.00812	0.0134	0.679	<0.00040	0.0271	5.11	0.0149	<0.0019	0.0705	<0.0020	<0.020	8.54	0.00138	2.81
18-Sep-24	11	0.0113	<0.00020	<0.0020	<0.10	<0.000020	91.8	<0.0020	0.00637	0.0121	0.641	<0.00040	0.0255	4.27	0.0146	<0.0019	0.0566	<0.0020	<0.020	7.74	0.00112	2.88
25-Sep-24	12	0.0110	<0.00020	<0.0020	<0.10	<0.000020	101	<0.0020	0.00549	0.0128	0.551	<0.00040	0.0269	4.28	0.0154	<0.0019	0.0521	<0.0020	<0.020	8.24	0.00113	3.09
02-Oct-24	13	0.0080	<0.00020	<0.0020	<0.10	<0.000020	74.2	<0.0020	0.00377	0.00984	0.376	<0.00040	0.0197	3.49	0.0133	<0.0019	0.0359	<0.0020	<0.020	6.19	0.00078	2.31
09-Oct-24	14	0.0095	<0.00020	<0.0020	<0.10	<0.000020	96.5	<0.0020	0.00402	0.0116	0.456	<0.00040	0.0252	4.44	0.0153	<0.0019	0.0407	<0.0020	<0.020	7.61	0.00090	3.05
16-Oct-24	15	0.0099	<0.00020	<0.0020	<0.10	<0.000020	125	<0.0020	0.00454	0.0125	0.590	<0.00040	0.0318	5.27	0.0154	<0.0019	0.0476	<0.0020	<0.020	9.11	0.00107	3.66
23-Oct-24	16	0.0075	<0.00020	<0.0020	<0.10	<0.000020	87.0	<0.0020	0.00271	0.00974	0.368	<0.00040	0.0229	3.56	0.0142	<0.0019	0.0283	<0.0020	<0.020	7.09	0.00081	2.98
30-Oct-24	17	0.0066	<0.00020	<0.0020	<0.10	<0.000020	73.4	<0.0020	0.00212	0.00870	0.288	<0.00040	0.0184	2.93	0.0126	<0.0019	0.0228	<0.0020	<0.020	6.25	0.00061	2.84
06-Nov-24	18	0.0070	<0.00020	<0.0020	<0.10	<0.000020	76.9	<0.0020	0.00183	0.00730	0.276	<0.00040	0.0174	2.69	0.0143	<0.0019	0.0222	<0.0020	<0.020	6.42	0.00059	2.18
13-Nov-24	19	0.0066	<0.00020	<0.0020	<0.10	<0.000020	63.7	<0.0020	0.00156	0.00736	0.191	<0.00040	0.0175	2.86	0.0144	<0.0019	0.0181	<0.0020	<0.020	5.59	0.00043	2.27
20-Nov-24	20	0.0058	<0.00020	<0.0020	<0.10	<0.000020	53.0	<0.0020	0.00093	0.00666	0.094	<0.00040	0.0143	2.53	0.0136	<0.0019	0.0148	<0.0020	<0.020	5.04	0.00035	1.99
27-Nov-24	21	0.0058	<0.00020	<0.0020	<0.10	<0.000020	51.9	<0.0020	0.00070	0.00605	0.064	<0.00040	0.0123	2.63	0.0124	<0.0019	0.0123	<0.0020	<0.020	4.82	0.00027	1.88
04-Dec-24	22	0.0046	<0.00020	<0.0020	<0.10	<0.000020	43.5	<0.0020	0.00081	0.00558	0.081	<0.00040	0.0108	1.97	0.0115	<0.0019	0.0102	<0.0020	<0.020	4.25	0.00026	1.58
11-Dec-24	23	0.0051	<0.00020	<0.0020	<0.10	<0.000020	46.9	<0.0020	0.00088	0.00579	0.079	<0.00040	0.0107	2.19	0.0109	<0.0019	0.0111	<0.0020	<0.020	4.59	0.00030	1.57
18-Dec-24	24	0.0045	<0.00020	<0.0020	<0.10	<0.000020	45.7	<0.0020	0.00072	0.00514	0.078	<0.00040	0.0114	2.12	0.0102	<0.0019	0.0106	<0.0020	<0.020	4.37	0.00031	1.71
25-Dec-24	25	0.0078	<0.00020	<0.0020	<0.10	<0.000020	61.5	<0.0020	0.00095	0.00653	0.107	<0.00040	0.0149	2.81	0.0173	<0.0019	0.0134	<0.0020	<0.020	5.37	0.00029	1.89

CERTIFICATE OF ANALYSIS ▪ KINETIC TESTING RESULTS OF COL-1

Global ARD Testing Services Inc.

03

GLOBAL PROJECT NO: 2329 (B24)

CLIENT: Kinross Great Bear

CLIENT PROJECT NAME & NO: Kinross Great Bear Project - Slab Column | OMEMA2303

Sample ID: Casted Slab

Sample Wt. used (g): 2300.0

Sampling Date	Week No.	Silver (Ag)	Sodium (Na)	Strontium (Sr)	Sulphur (S)	Tellurium (Te)	Thallium (Tl)	Thorium (Th)	Tin (Sn)	Titanium (Ti)	Tungsten (W)	Uranium (U)	Vanadium (V)	Zinc (Zn)	Zirconium (Zr)	Ion Balance			Job No.
	Unit:	mg/L	mg/L	mg/L	mg/L	mg/L	mg/L	mg/L	mg/L	mg/L	mg/L	mg/L	mg/L	mg/L	mg/L	Anions	Cations	% Difference	
	RDL:	0.00002	0.05	0.001	3	0.001	0.00001	0.001	0.005	0.005	0.001	0.0001	0.005	0.005	0.0001	meq/L	meq/L	meq/L	
03-Jul-24	0	<0.00010	38.7	0.167	98	<0.0050	<0.000050	<0.0050	0.384	<0.025	<0.0050	0.00072	<0.025	<0.025	<0.00050	6.48	6.36	-0.92	C450081
10-Jul-24	1	<0.000040	47.5	0.185	112	<0.0020	<0.000020	<0.0020	0.202	<0.010	0.0032	0.00090	<0.010	<0.010	<0.00020	9.03	7.36	-10.15	C451704
17-Jul-24	2	<0.000040	46.3	0.200	112	<0.0020	<0.000020	<0.0020	0.213	<0.010	0.0030	0.00142	<0.010	<0.010	<0.00020	9.72	7.95	-10.04	C454388
24-Jul-24	3	<0.000040	49.8	0.213	131	<0.0020	<0.000020	<0.0020	0.234	<0.010	0.0029	0.00139	<0.010	<0.010	<0.00020	9.02	8.49	-3.01	C456423
31-Jul-24	4	<0.000040	52.9	0.263	148	<0.0020	<0.000020	<0.0020	0.276	<0.010	0.0032	0.00146	<0.010	<0.010	<0.00020	10.82	9.54	-6.27	C458872
07-Aug-24	5	<0.000040	38.8	0.189	104	<0.0020	<0.000020	<0.0020	0.215	<0.010	0.0024	0.00139	<0.010	<0.010	<0.00020	9.55	7.21	-13.94	C460991
14-Aug-24	6	<0.000040	45.4	0.289	148	<0.0020	<0.000020	<0.0020	0.221	<0.010	0.0030	0.00190	<0.010	<0.010	<0.00020	8.33	9.61	7.15	C462787
21-Aug-24	7	<0.000040	33.5	0.230	117	<0.0020	<0.000020	<0.0020	0.197	<0.010	0.0023	0.00142	<0.010	0.010	<0.00020	7.18	7.35	1.23	C464925
28-Aug-24	8	<0.000040	26.7	0.206	103	<0.0020	<0.000020	<0.0020	0.265	<0.010	<0.0020	0.00124	<0.010	<0.010	<0.00020	6.55	6.52	-0.23	C467339
04-Sep-24	9	<0.000040	25.6	0.226	106	<0.0020	<0.000020	<0.0020	0.253	<0.010	<0.0020	0.00132	<0.010	<0.010	<0.00020	6.16	7.07	6.89	C469519
11-Sep-24	10	<0.000040	22.8	0.198	108	<0.0020	<0.000020	<0.0020	0.214	<0.010	<0.0020	0.00137	<0.010	<0.010	<0.00020	7.31	6.59	-5.24	C471922
18-Sep-24	11	<0.000040	18.6	0.191	90.9	<0.0020	<0.000020	<0.0020	0.223	<0.010	<0.0020	0.00107	<0.010	<0.010	<0.00020	5.39	5.97	5.12	C474381
25-Sep-24	12	<0.000040	16.4	0.203	92.7	<0.0020	<0.000020	<0.0020	0.322	<0.010	<0.0020	0.00126	<0.010	<0.010	<0.00020	6.33	6.35	0.13	C476706
02-Oct-24	13	<0.000040	12.5	0.146	72.2	<0.0020	<0.000020	<0.0020	0.289	<0.010	<0.0020	0.00096	<0.010	<0.010	<0.00020	4.39	4.71	3.50	C480123
09-Oct-24	14	<0.000040	12.3	0.203	93.1	<0.0020	<0.000020	<0.0020	0.242	<0.010	<0.0020	0.00126	<0.010	<0.010	<0.00020	6.25	5.94	-2.59	C481207
16-Oct-24	15	<0.000040	14.3	0.263	119	<0.0020	<0.000020	<0.0020	0.306	<0.010	<0.0020	0.00153	<0.010	<0.010	<0.00020	7.30	7.56	1.73	C483817
23-Oct-24	16	<0.000040	9.37	0.169	80.6	<0.0020	<0.000020	<0.0020	0.242	<0.010	<0.0020	0.00093	<0.010	<0.010	<0.00020	4.89	5.24	3.45	C485978
30-Oct-24	17	<0.000040	7.52	0.149	67.8	<0.0020	<0.000020	<0.0020	0.296	<0.010	<0.0020	0.00079	<0.010	<0.010	<0.00020	5.57	4.41	-11.62	C488004
06-Nov-24	18	<0.000040	7.05	0.157	65.0	<0.0020	<0.000020	<0.0020	0.261	<0.010	<0.0020	0.00090	<0.010	<0.010	<0.00020	4.96	4.55	-4.33	C490505
13-Nov-24	19	<0.000040	5.88	0.134	58.3	<0.0020	<0.000020	<0.0020	0.277	<0.010	<0.0020	0.00072	<0.010	<0.010	<0.00020	3.57	3.83	3.41	C492944
20-Nov-24	20	<0.000040	4.73	0.112	49.2	<0.0020	<0.000020	<0.0020	0.262	<0.010	<0.0020	0.00065	<0.010	<0.010	<0.00020	3.08	3.20	1.90	C494915
27-Nov-24	21	<0.000040	4.51	0.104	42.3	<0.0020	<0.000020	<0.0020	0.234	<0.010	<0.0020	0.00078	<0.010	<0.010	<0.00020	3.13	3.13	0.15	C496980
04-Dec-24	22	<0.000040	3.30	0.0923	36.3	<0.0020	<0.000020	<0.0020	0.220	<0.010	<0.0020	0.00065	<0.010	<0.010	<0.00020	2.91	2.59	-5.80	C498858
11-Dec-24	23	<0.000040	3.37	0.0908	36.2	<0.0020	<0.000020	<0.0020	0.265	<0.010	<0.0020	0.00084	<0.010	<0.010	<0.00020	2.59	2.79	3.82	C4A1488
18-Dec-24	24	<0.000040	3.22	0.0973	37.5	<0.0020	<0.000020	<0.0020	0.202	<0.010	<0.0020	0.00070	<0.010	<0.010	<0.00020	2.82	2.72	-1.92	C4A3155
25-Dec-24	25	<0.000040	3.59	0.126	47.5	<0.0020	<0.000020	<0.0020	0.188	<0.010	<0.0020	0.00098	<0.010	<0.010	<0.00020	3.53	3.61	1.06	C4A4315

CERTIFICATE OF ANALYSIS ▪ pH & EC OF DI WATER AND HCT ROOM TEMPERATURE READINGS

Global
ARD Testing Services Inc.

GLOBAL PROJECT NO: 2329 (B24)
CLIENT: Kinross Great Bear
PROJECT NAME: Kinross Great Bear Project - Slab Colum
CLIENT PROJECT NO: OMEMA2303

Sampling Date	Week No.	Deionized Water		Temperature °C
		pH (pH Units) RDL: 0.01	EC (µS/cm) RDL: 0.01	
03-Jul-24	0	5.78	0.80	22.4
10-Jul-24	1	5.67	0.88	23.2
17-Jul-24	2	5.81	0.99	22.7
24-Jul-24	3	5.63	1.02	22.6
31-Jul-24	4	5.45	1.14	22.4
7-Aug-24	5	5.64	1.49	22.4
14-Aug-24	6	5.36	1.14	22.7
21-Aug-24	7	5.20	0.87	23.1
28-Aug-24	8	5.40	1.23	22.5
4-Sep-24	9	5.86	1.14	23.1
11-Sep-24	10	5.76	1.10	22.1
18-Sep-24	11	5.89	0.97	23.9
25-Sep-24	12	5.92	1.46	24.1
2-Oct-24	13	5.75	1.00	22.9
9-Oct-24	14	5.82	1.04	23.1
16-Oct-24	15	6.10	1.71	22.7
23-Oct-24	16	5.78	1.12	24.6
30-Oct-24	17	5.61	1.06	22.5
6-Nov-24	18	6.03	2.96	22.5
13-Nov-24	19	5.92	1.14	22.5
20-Nov-24	20	5.82	0.87	22.0
27-Nov-24	21	5.60	1.49	22.0
4-Dec-24	22	5.78	0.97	22.7
11-Dec-24	23	5.85	1.40	22.7
18-Dec-24	24	5.89	1.26	22.9
25-Dec-24	25	5.65	1.1	22.0

CERTIFICATE OF ANALYSIS ▪ SET-UP DETAILS

Global
ARD Testing Services Inc.

GLOBAL PROJECT NO: 2329 (B24)
CLIENT: Kinross Great Bear
PROJECT NAME: Kinross Great Bear Project - Slab Column
PROJECT NO: OMEMA2303

Global Column ID	Sample Type	Humidity Cell Dimensions (inches)			Wt. of Tailings (g)	Wt. of Terrflow Binder (g)	Total Wt. of Composite (g)	DI Water Volume (mL)	Particle Size	Other Materials Used (2 layers)	Column Material	Total Volume of Initial Flushings (mL)	Weekly Flushing Volume (mL)	Sampling Frequency	Sampling Day	Water Addition to Drain Time (h)	Start-up Date	Termination Date	No. of Weeks	Operation Procedure
		Inner Diameter	Column Height	Cell Wall Thickness																
COL-1	Composite - Overburden				4850.00	150.00	5000.00	1375.00			Clear Cast Acrylic	700	350	Weekly	Wednesday	N/A	3-Jul-24	25-Dec-24	25	Trickle Leach Column

CERTIFICATE OF ANALYSIS ▪ COVER PAGE

Global ARD Testing Services Inc.

.

CLIENT INFORMATION	
Client:	WSP Canada Inc.
Project Manager:	Sarah Matthews
Mailing Address	25 York St, Floor 7
	Toronto, ON, M5J 2V5
Contact No:	226-750-7715

COMPANY INFORMATION	
Legal Name:	Global ARD Testing Services Inc.
Mailing Address:	6891 Antrim Avenue
	Burnaby, BC
	V5J 4M5
Contact No:	Main: (604) 428-2730
	Alternate: (604) 603-1359

PROJECT INFORMATION	
Project Name:	Kinross Great Bear
Project Number:	OMEMA2303

RESULTS		
Reported To:	**1**	Forrest McAdam (forrest.mcadam@wsp.com)
	2	Kristen Gault (kristen.gault@wsp.com)
	3	Anna Klein (anna.klein@wsp.com)
	4	Sarah Matthews (sarah.matthews1@wsp.com)
Date Reported:		1st Update, 31-Jul24; 2nd Update, 30-Aug24; 3rd Update, 28-Sep24; 4th Update, 31-Oct24; 5th Update, 29-Nov24; 6th Update, 27-Dec24; 7th Update, 7-May25.

REPORTING	
Global Project No:	2329 (B24)
Pages (Including Cover):	5
Report Title:	Global 2329 (B24) x1 Spheres Column (Rec'd 6-May24)
Analysis Reviewed By:	Said Zeinab
Position:	Project Manager
Report Certified By:	Said Zeinab
Signature:	

INVOICE		
Submitted To:	**1**	Matthew Hart (matthew.hart@kinross.com)
	2	Sabina Abdullayeva (sabina.abdullayeva@kinross.com)
	3	Kristen Gault (kristen.gault@wsp.com)
	4	
Clinet PO No:		
Global Invoice No:		ARD2329-1224-5B- Spheres Col
Date Submitted:		December 20, 2024

NOTES
All samples and pulps are stored at no charge for 90 days past reporting date.
Please contact the lab if you would like to continue storage past 90 days.
Storage charges will apply.

CERTIFICATE OF ANALYSIS ▪ SAMPLE DETAILS

Global
ARD Testing Services Inc.

GLOBAL PROJECT NO: 2329 (B24)
CLIENT: Kinross Great Bear
PROJECT NAME: Kinross Great Bear
CLIENT PROJECT NO: OMEMA2303

Sample List (Batch-24):

S. No.	Sample ID	Sample Description	Condition (Wet/Dry)	Wt. of Sample Dry (g)	COL ID
1	WSP 01	Tailing	Dry		
2	WSP 02	Terraflow Binder	Dry		
3	WSP 03	Sphere	Dry		
4	WSP 04	Sphere	Dry		
5	Casted Slab				
6	**Casted Spheres**				COL-1

Sample Receipt Info:	
Date Samples Rec'd:	May 6, 2024, Batch-20
No. of Samples Rec'd:	2
Samples Rec'd By:	Said

Analytical Instructions:	
From:	Sarah Matthews (sarah.matthews1@wsp.com) via email/COC confirmation
Date:	23-May-24

CERTIFICATE OF ANALYSIS ▪ KINETIC TESTING RESULTS OF COL-1

Global ARD Testing Services Inc.

GLOBAL PROJECT NO: 2329 (B24)

CLIENT: Kinross Great Bear

CLIENT PROJECT NAME & NO: Kinross Great Bear | OMEMA2303

Sample ID: Casted Spheres

Sample Wt. used (g): 2205.1

						Anions													
			Instrument/Method:	pH Meter	EC Meter	Turbidimetry	Total Dissolved Solids	Calc.	Dissolved Metals by ICP-MS										
Sampling Date	Cycle No.	Input Vol. (DI Water)	Output Vol. (Leachate)	pH	EC	Sulphate	TDS	Hardness	Aluminum (Al)	Antimony (Sb)	Arsenic (As)	Barium (Ba)	Beryllium (Be)	Bismuth (Bi)	Boron (B)	Cadmium (Cd)	Calcium (Ca)	Chromium (Cr)
	Unit:	mL	mL	pH Units	µS/cm	mg/L	mg/L	mg CaCO3/L	mg/L	mg/L	mg/L	mg/L	mg/L	mg/L	mg/L	mg/L	mg/L	mg/L
	RDL:	5	5	0.01	1	0.5	15	0.5	0.001	0.0001	0.0002	0.0002	0.0001	0.0001	0.01	0.00001	0.05	0.0005
05-Jul-24	1	2250	1865					338	0.0235	0.00165	0.0066	0.0353	<0.000010	<0.000010	0.0515	<0.0000300	124	0.00475
06-Jul-24	2	2150						347	0.0248	0.00233	0.0101	0.0336	<0.000010	<0.000010	0.0644	<0.0000520	127	0.00640
07-Jul-24	3	2050						185	0.0483	0.00214	0.0104	0.0275	<0.000010	<0.000010	0.0527	<0.0000240	67.5	0.00496
08-Jul-24	4	2050						102	0.0655	0.00187	0.0101	0.0238	<0.000010	<0.000010	0.0442	<0.0000180	37.3	0.00365
09-Jul-24	5	2050						55.8	0.0736	0.00156	0.0098	0.0179	<0.000010	<0.000010	0.0346	<0.0000100	20.5	0.00226
10-Jul-24	6	2050						38.8	0.1070	0.00143	0.0121	0.0185	<0.000010	<0.000010	0.0294	<0.0000100	14.3	0.00133
11-Jul-24	7	2050						36.2	0.1100	0.00164	0.0152	0.0206	<0.000010	<0.000010	0.0295	<0.0000080	13.4	0.00100
12-Jul-24	8	2050						68.1	0.0559	0.00309	0.0247	0.0470	<0.000010	<0.000010	0.0452	<0.0000180	25.1	0.00100
13-Jul-24	9	2050						30.5	0.0572	0.00155	0.0163	0.0176	<0.000010	<0.000010	0.0257	0.0000087	11.2	<0.00050
							Duplicate Analysis:	30.5	0.0543	0.00150	0.01610	0.0178	<0.000010	<0.000010	0.0248	0.00001	10.8	0.00054

NOTES:

Input Volume based on suberrging spheres (15cm) and additional 5cm of overlying water.

RDL may be raised for some samples due to sample matrix interference.

Abbreviations:

RDL: Reportable Detection Limits

EC: Electric Conductivity

ORP (Eh): Oxidation Reduction Potential

IC: Ion Chromatograph

SIE: Selective Ion Electrode

ICP-MS: Inductively Coupled Plasma - Mass Spectrometry

Calc: Calculation

Date	Pre-Leach Cycle	pH	EC (uS/cm)	TDS	Sulphate
Friday, July 5, 2024	Cycle-1	7.34	872	437	411
Saturday, July 6, 2024	Cycle-2	7.31	774	389	341
Sunday, July 7, 2024	Cycle-3	7.4	491	245	183.6
Monday, July 8, 2024	Cycle-4	7.48	286	144	62
Tuesday, July 9, 2024	Cycle-5	7.59	173.5	86.8	40.4
Wednesday, July 10, 2024	Cycle-6	7.78	125.7	61.9	24.8
Thursday, July 11, 2024	Cycle-7	8.07	105.7	52.4	16.7
Thursday, July 22, 2025	Cycle-8	7.11	112.1	100	20.69
Thursday, July 23, 2026	Cycle-9	7.31	96.5	48.2	12.1

CERTIFICATE OF ANALYSIS ▪ KINETIC TESTING RESULTS OF COL-1

Global ARD Testing Services Inc.

GLOBAL PROJECT NO: 2329 (B24)

CLIENT: 0

CLIENT PROJECT NAME & NO: Kinross Great Bear | OMEMA2303

Sample ID: Casted Spheres

Sample Wt. used (g):

									CVAA									
Sampling Date	**Cycle No.**	**Cobalt (Co)**	**Copper (Cu)**	**Iron (Fe)**	**Lead (Pb)**	**Lithium (Li)**	**Magnesium (Mg)**	**Manganese (Mn)**	**Mercury (Hg)**	**Molybdenum (Mo)**	**Nickel (Ni)**	**Phosphorus (P)**	**Potassium (K)**	**Selenium (Se)**	**Silicon (Si)**	**Silver (Ag)**	**Sodium (Na)**	**Strontium (Sr)**
	Unit:	**mg/L**	**mg/L**	**mg/L**	**mg/L**	**mg/L**	**mg/L**	**mg/L**	**ug/L**	**mg/L**	**mg/L**	**mg/L**	**mg/L**	**mg/L**	**mg/L**	**mg/L**	**mg/L**	**mg/L**
	RDL:	**0.0001**	**0.0005**	**0.02**	**0.0005**	**0.0005**	**0.05**	**0.0002**	**0.005**	**0.0001**	**0.0005**	**0.05**	**0.05**	**0.0005**	**0.05**	**0.00008**	**0.02**	**0.0002**
05-Jul-24	1	0.01770	0.0205	1.89	<0.000050	0.0252	7.19	0.00820	<0.000020	0.0792	0.000659	0.028	10.2	0.00248	5.17	0.000121	44.6	0.267
06-Jul-24	2	0.01480	0.0213	2.15	<0.000050	0.0252	7.25	0.01880	<0.000020	0.0862	0.000433	<0.010	10.0	0.00236	7.26	0.000129	35.2	0.272
07-Jul-24	3	0.00765	0.0207	1.75	<0.000050	0.0179	3.97	0.00734	<0.000020	0.0482	0.000248	<0.010	7.21	0.00160	6.48	0.000042	17.6	0.174
08-Jul-24	4	0.00503	0.0100	1.41	<0.000050	0.0120	2.15	0.00701	<0.000020	0.0294	0.000188	0.028	5.10	0.00124	5.91	0.000017	9.34	0.109
09-Jul-24	5	0.00296	0.00116	1.17	<0.000050	0.0083	1.10	0.00405	<0.000020	0.0156	0.000105	<0.010	3.59	0.00106	5.21	<0.000010	5.12	0.0675
10-Jul-24	6	0.00226	<0.00160	1.06	<0.000050	0.0067	0.743	0.00312	<0.000020	0.0096	0.000071	<0.010	3.10	0.00104	5.06	<0.000010	3.35	0.0527
11-Jul-24	7	0.00228	<0.00350	1.21	<0.000050	0.0067	0.676	0.00336	<0.000020	0.0085	0.000106	<0.010	3.21	0.00124	5.82	0.000011	2.83	0.0518
12-Jul-24	8	0.00500	0.0313	1.66	<0.000050	0.0116	1.31	0.00795	<0.000020	0.0244	0.000203	<0.010	6.51	0.00176	7.48	0.000029	3.57	0.0955
13-Jul-24	9	0.00111	0.0120	0.491	<0.000050	0.0068	0.596	0.00886	<0.000020	0.0057	0.000063	<0.010	3.07	0.00093	4.08	<0.000010	1.74	0.0412
		0.001050	0.01220	0.4310	<0.000050	0.0065	0.591	0.008820	<0.000020	0.0056	0.00008	<0.010	3.06	0.00086	3.98	<0.000010	1.75	0.0405

CERTIFICATE OF ANALYSIS ▪ KINETIC TESTING RESULTS OF COL-1

Global ARD Testing Services Inc.

GLOBAL PROJECT NO: 2329 (B24)

CLIENT: Kinross Great Bear

CLIENT PROJECT NAME & NO: Kinross Great Bear | OMEMA2303

Sample ID: Casted Spheres

Sample Wt. used (g):

Sampling Date	Cycle No.	Sulphur (S)	Tellurium (Te)	Thallium (Tl)	Thorium (Th)	Tin (Sn)	Titanium (Ti)	Tungsten (W)	Uranium (U)	Vanadium (V)	Zinc (Zn)	Zirconium (Zr)	Ion Balance			Job No.
	Unit:	mg/L	mg/L	mg/L	mg/L	mg/L	mg/L	mg/L	mg/L	mg/L	mg/L	mg/L	Anions	Cations	% Difference	
	RDL:	0.5	0.0002	0.00005	0.0001	0.0005	0.0005	0.0001	0.00005	0.001	0.001	0.0001	meq/L	meq/L	meq/L	
05-Jul-24	1	140	<0.000050	<0.0000040	<0.000010	0.0002	<0.00020	0.00139	0.000599	0.00111	<0.0010	<0.000020	0.00	9.07	100.00	24G0849-01
06-Jul-24	2	133	<0.000050	<0.0000040	<0.000010	0.0002	<0.00020	0.00217	0.000305	0.00237	0.00110	<0.000020	0.00	8.83	100.00	24G0849-02
07-Jul-24	3	69.9	<0.000050	<0.0000040	<0.000010	0.0002	<0.00020	0.00180	0.000196	0.00274	<0.0010	<0.000020	0.00	4.73	100.00	24G0849-03
08-Jul-24	4	36.2	<0.000050	<0.0000040	<0.000010	0.0001	<0.00020	0.00155	0.000147	0.00308	0.00100	<0.000020	0.00	2.65	100.00	24G1293-01
09-Jul-24	5	17.5	<0.000050	<0.0000040	<0.000010	0.0003	<0.00020	0.00105	0.000111	0.00303	<0.0010	<0.000020	0.00	1.49	100.00	24G1293-02
10-Jul-24	6	10.0	<0.000050	<0.0000040	<0.000010	0.0001	<0.00020	0.00080	0.000117	0.00322	<0.0010	<0.000020	0.00	1.06	100.00	24G1293-03
11-Jul-24	7	8.52	<0.000050	<0.0000040	<0.000010	0.0001	<0.00020	0.00092	0.000150	0.00386	<0.0010	<0.000020	0.00	1.00	100.00	24G1630-01
12-Jul-24	8	14.0	<0.000050	0.0000267	<0.000010	0.0003	<0.00020	0.00292	0.000745	0.00369	<0.0010	<0.000020	0.00	1.77	100.00	24G2885-01
13-Jul-24	9	4.95	<0.000050	<0.0000040	<0.000010	0.0005	<0.00020	0.00078	0.000240	0.00271	<0.0010	<0.000020	0.00	0.80	100.00	24G3138-01
		4.94	<0.000050	<0.0000040	<0.000010	0.0006	<0.00020	0.00076	0.000247	0.0028	<0.0010	<0.000020	0.00	0.77	100.00	

CERTIFICATE OF ANALYSIS ▪ KINETIC TESTING RESULTS OF COL-1

Global
ARD Testing Services Inc.

GLOBAL PROJECT NO: 2329 (B24)
CLIENT: Kinross Great Bear
CLIENT PROJECT NAME & NO: Kinross Great Bear | OMEMA2303
Sample ID: Casted Spheres
Sample Wt. used (g):

										Anions			Nutreints		Cyanides						
		Instrument/Method:		pH Meter	EC Meter	ORP Meter	DO Meter	Tiration/Calculation		Turbidimetry	IC	ISE	IC		Colourimetric - Distillation		Colourimetry		Calc.	Dissolved Metals by ICP-I	
Sampling Date	Week No.	Input Vol. (DI Water)	Output Vol. (Leachate)	pH	EC	ORP	DO	Acidity (to pH 8.3)	Alkalinity (to pH 4.5)	Sulphate	Chloride	Fluoride	Nitrate (NO_3 as N)	Nitrite (NO_2 as N)	Total CN	WAD CN	Total Ammonia	Dissolved Phosphorous	Hardness	Aluminum (Al)	Antimony (Sb)
	Unit:	mL	mL	pH Units	µS/cm	mV	mg/L	mg CaCO3/L	mg CaCO3/L	mg/L	mg/L	mg/L	mg/L	mg/L	mg/L	mg/L	mg/L	mg/L	mg CaCO3/L	mg/L	mg/L
	RDL:	5	5	0.01	1	1	0.1	0.5	0.5	0.5	0.5	0.05	0.02	0.005	0.0025	0.0025	0.015	0.003	0.5	0.001	0.0001
24-Jul-24	0	9519																			
31-Jul-24	1	350	350	6.22	138	145	3.49	53.3	48.9	15.86	0.78	0.26	0.027	<0.0050	2.77	0.050	0.120	<0.0030	53.0	0.0664	0.00179
07-Aug-24	2	350	350	6.13	111	191	4.85	55.3	47.2	12.20	0.90	0.27	<0.020	<0.0050	2.56	0.123	0.100	0.0041	52.2	0.0609	0.00193
14-Aug-24	3	350	350	6.12	110	150	3.19	43.4	47.6	17.37	<0.50	0.27	<0.020	<0.0050	2.13	0.073	0.190	0.0042	53.8	0.0478	0.00200
21-Aug-24	4	350	350	6.02	113	148	2.30	47.3	45.5	15.39	<0.50	0.28	<0.020	<0.0050	1.86	0.078	0.310	<0.0030	57.8	0.0495	0.00213
28-Aug-24	5	350	350	6.54	152	153	1.96	36.5	47.1	20.13	<0.50	0.27	<0.020	<0.0050	1.34	0.0340	0.097	<0.0030	59.6	0.0430	0.00211
04-Sep-24	6	350	350	6.64	161	159	1.55	36.6	58.7	19.88	<0.50	0.26	0.028	<0.0050	1.35	0.0940	0.220	<0.0030	69.7	0.0534	0.00217
11-Sep-24	7	350	350	6.54	147	152	1.70	28.9	53.8	26.07	<0.50	0.29	<0.020	<0.0050	1.00	0.1170	0.092	<0.0030	67.2	0.0399	0.00214
18-Sep-24	8	350	350	6.76	144	159	2.01	20.9	55.2	22.15	3.5	0.30	<0.020	<0.0050	1.05	0.0740	0.065	<0.0030	73.3	0.0351	0.00207
25-Sep-24	9	350	350	6.61	201	203	2.58	29.3	59.2	28.65	1.6	0.27	0.021	<0.0050	0.804	0.0512	0.110	<0.0030	76.8	0.0319	0.00202
02-Oct-24	10	350	350	6.87	211	253	2.87	23.5	61.6	25.52	1.9	0.28	<0.020	<0.0050	0.698	0.0493	0.065	<0.0030	78.5	0.0287	0.00190
09-Oct-24	11	350	350	6.97	199	307	2.53	20.1	62.4	29.95	2.6	0.26						0.0031	91.8	0.0268	0.00213
16-Oct-24	12	350	350	7.44	217	178	2.52	11.4	64.7	28.09	3.1	0.26	0.033	<0.0050	0.399	0.0594	0.065	0.0050	87.2	0.0308	0.00180
23-Oct-24	13	350	350	6.76	155	202	2.64	27.7	66.5	28.88	3.2	0.27						<0.0030	102	0.0290	0.00188
30-Oct-24	14	350	350	6.81	144	239	2.86	25.4	68.3	29.97	3.6	0.26	0.087	<0.0050	0.287	0.0345	0.043	<0.0030	94.4	0.0348	0.00164
06-Nov-24	15	350	350	6.79	220	313	3.37	24.6	69.7	35.35	3.2	0.29						<0.0030	102	0.0239	0.00163
13-Nov-24	16	350	350	6.86	206	231	3.11	21.4	68.8	28.60	3.9	0.26	0.059	<0.0050	0.199	0.0145	0.066	<0.0030	93.7	0.0187	0.00127
20-Nov-24	17	350	350	7.04	162	166	2.76	25.5	69.9	39.42	4.5	0.24						<0.0030	110	0.0247	0.00152
27-Nov-24	18	350	350	6.70	226	221	2.94	37.6	74.8	41.56	5.1	0.24	<0.020	<0.0050	0.149	<0.0025	0.046	<0.0030	112	0.0279	0.00143
04-Dec-24	19	350	350	7.06	201	188	3.02	35.9	71.3	41.42	3.8	0.23						<0.0030	97.8	0.0197	0.00138
11-Dec-24	20	350	350	6.87	244	206	3.24	26.6	71.6	39.28	4.3	0.20	<0.020	<0.0050	0.165	0.0080	0.110	<0.0030	98.9	0.0164	0.00119
18-Dec-24	21	350	350	6.93	266	187	2.68	23.1	72.9	42.47	3.3	0.23						<0.0030	109	0.0166	0.00136
25-Dec-24	22	350	350	7.08	163	232	3.55	13.2	71.8	51.26	4.0	0.24	<0.020	<0.0050	0.179	0.0082	0.030	<0.0030	102	0.0165	0.00100

NOTES:
Number of weeks of testing requested = 10 weeks.
RDL may be raised for some samples due to sample matrix interference.
Abbreviations:
RDL: Reportable Detection Limits
EC: Electric Conductivity
ORP (Eh): Oxidation Reduction Potential
IC: Ion Chromatograph
SIE: Selective Ion Electrode
ICP-MS: Inductively Coupled Plasma - Mass Spectrometry
Calc: Calculation

CERTIFICATE OF ANALYSIS ▪ KINETIC TESTING RESULTS OF COL-1

Global
ARD Testing Services Inc.

GLOBAL PROJECT NO: 2329 (B24)
CLIENT: Kinross Great Bear
CLIENT PROJECT NAME & NO: Kinross Great Bear | OMEM
Sample ID: Casted Spheres
Sample Wt. used (g):

		MS															CVAA				
Sampling Date	Week No.	Arsenic (As)	Barium (Ba)	Beryllium (Be)	Bismuth (Bi)	Boron (B)	Cadmium (Cd)	Calcium (Ca)	Chromium (Cr)	Cobalt (Co)	Copper (Cu)	Iron (Fe)	Lead (Pb)	Lithium (Li)	Magnesium (Mg)	Manganese (Mn)	Mercury (Hg)	Molybdenum (Mo)	Nickel (Ni)	Phosphorus (P)	Potassium (K)
	Unit:	mg/L	mg/L	mg/L	mg/L	mg/L	mg/L	mg/L	mg/L	mg/L	mg/L	mg/L	mg/L	mg/L	mg/L	mg/L	ug/L	mg/L	mg/L	mg/L	mg/L
	RDL:	0.0002	0.0002	0.0001	0.0001	0.01	0.00001	0.05	0.0005	0.0001	0.0005	0.02	0.0005	0.0005	0.05	0.0002	0.0019	0.0001	0.0005	0.05	0.05
24-Jul-24	0																				
31-Jul-24	1	0.0225	0.0377	<0.00010	<0.0010	<0.050	0.000014	19.9	0.0010	0.00240	0.0179	0.947	<0.00020	0.0078	0.815	0.0061	<0.0019	0.0073	<0.0010	<0.010	4.59
07-Aug-24	2	0.0244	0.0412	<0.00010	<0.0010	<0.050	<0.000010	19.5	0.0011	0.00229	0.0226	0.840	<0.00020	0.0089	0.879	0.0062	<0.0019	0.0074	<0.0010	<0.010	5.26
14-Aug-24	3	0.0257	0.0395	<0.00010	<0.0010	<0.050	<0.000010	20.0	<0.0010	0.00238	0.0501	0.786	<0.00020	0.0082	0.956	0.0074	<0.0019	0.0079	<0.0010	<0.010	5.50
21-Aug-24	4	0.0259	0.0423	<0.00010	<0.0010	<0.050	<0.000010	21.3	<0.0010	0.00215	0.0343	0.693	<0.00020	0.0103	1.14	0.0085	<0.0019	0.0086	<0.0010	<0.010	6.15
28-Aug-24	5	0.0245	0.0426	<0.00010	<0.0010	<0.050	<0.000010	21.7	<0.0010	0.00208	0.0267	0.565	<0.00020	0.0109	1.30	0.0099	<0.0019	0.0088	<0.0010	<0.010	6.42
04-Sep-24	6	0.0256	0.0500	<0.00010	<0.0010	<0.050	0.000011	25.3	<0.0010	0.00201	0.0316	0.482	<0.00020	0.0126	1.58	0.0110	<0.0019	0.0092	<0.0010	<0.010	7.25
11-Sep-24	7	0.0233	0.0509	<0.00010	<0.0010	<0.050	0.000011	24.5	<0.0010	0.00207	0.0584	0.408	<0.00020	0.0111	1.47	0.0136	<0.0019	0.0090	<0.0010	<0.010	7.16
18-Sep-24	8	0.0219	0.0522	<0.00010	<0.0010	<0.050	0.000010	26.6	<0.0010	0.00194	0.0349	0.360	<0.00020	0.0116	1.64	0.0153	<0.0019	0.0091	<0.0010	<0.010	7.43
25-Sep-24	9	0.0215	0.0546	<0.00010	<0.0010	<0.050	0.000011	27.9	<0.0010	0.00187	0.0341	0.300	<0.00020	0.0112	1.74	0.0167	<0.0019	0.0094	<0.0010	<0.010	7.43
02-Oct-24	10	0.0191	0.0578	<0.00010	<0.0010	<0.050	<0.000010	28.3	<0.0010	0.00172	0.0338	0.242	<0.00020	0.0123	1.89	0.0195	<0.0019	0.0093	<0.0010	<0.010	7.39
09-Oct-24	11	0.0194	0.0638	<0.00010	<0.0010	<0.050	<0.000010	33.4	<0.0010	0.00188	0.0088	0.206	<0.00020	0.0133	2.01	0.0241	<0.0019	0.0100	<0.0010	<0.010	8.12
16-Oct-24	12	0.0181	0.0654	<0.00010	<0.0010	<0.050	0.000013	31.4	<0.0010	0.00161	0.0214	0.161	<0.00020	0.0134	2.11	0.0260	<0.0019	0.0094	<0.0010	<0.010	7.93
23-Oct-24	13	0.0180	0.0685	<0.00010	<0.0010	<0.050	<0.000010	36.8	<0.0010	0.00171	0.0188	0.143	<0.00020	0.0142	2.35	0.0304	<0.0019	0.0096	<0.0010	<0.010	8.69
30-Oct-24	14	0.0171	0.0692	<0.00010	<0.0010	<0.050	0.000012	34.4	<0.0010	0.00151	0.0150	0.106	<0.00020	0.0139	2.08	0.0318	<0.0019	0.0095	<0.0010	<0.010	8.02
06-Nov-24	15	0.0149	0.0703	<0.00010	<0.0010	<0.050	0.000012	36.9	<0.0010	0.00136	0.00932	0.0937	<0.00020	0.0121	2.32	0.0371	<0.0019	0.0092	<0.0010	<0.010	8.07
13-Nov-24	16	0.0137	0.0655	<0.00010	<0.0010	<0.050	0.000013	34.2	<0.0010	0.00136	0.00952	0.0749	<0.00020	0.0123	2.01	0.0364	<0.0019	0.0087	<0.0010	<0.010	7.24
20-Nov-24	17	0.0146	0.0729	<0.00010	<0.0010	<0.050	0.000014	39.8	<0.0010	0.00137	0.00905	0.0712	<0.00020	0.0129	2.71	0.0394	<0.0019	0.0100	<0.0010	<0.010	7.86
27-Nov-24	18	0.0134	0.0702	<0.00010	<0.0010	<0.050	0.000017	40.7	<0.0010	0.00135	0.00854	0.0696	<0.00020	0.0131	2.46	0.0454	<0.0019	0.0097	<0.0010	<0.010	7.59
04-Dec-24	19	0.0124	0.0671	<0.00010	<0.0010	<0.050	0.000014	35.6	<0.0010	0.00125	0.00765	0.0574	<0.00020	0.0115	2.18	0.0484	<0.0019	0.0093	<0.0010	<0.010	7.29
11-Dec-24	20	0.0127	0.0684	<0.00010	<0.0010	<0.050	0.000014	35.8	<0.0010	0.00127	0.00781	0.0593	<0.00020	0.0111	2.28	0.0533	<0.0019	0.0099	<0.0010	<0.010	7.07
18-Dec-24	21	0.0139	0.0711	<0.00010	<0.0010	<0.050	0.000020	39.3	<0.0010	0.00127	0.00710	0.0637	<0.00020	0.0112	2.57	0.0556	<0.0019	0.0110	<0.0010	<0.010	7.46
25-Dec-24	22	0.0126	0.0661	<0.00010	<0.0010	<0.050	0.000014	37.1	<0.0010	0.00113	0.00666	0.0544	<0.00020	0.0113	2.32	0.0564	<0.0019	0.0105	<0.0010	<0.010	6.93

CERTIFICATE OF ANALYSIS ▪ KINETIC TESTING RESULTS OF COL-1

Global ARD Testing Services Inc.

GLOBAL PROJECT NO: 2329 (B24)

CLIENT: Kinross Great Bear

IA2303

CLIENT PROJECT NAME & NO: Kinross Great Bear | OMEMA2303

Sample ID: Casted Spheres

Sample Wt. used (g):

Sampling Date	Week No.	Selenium (Se)	Silicon (Si)	Silver (Ag)	Sodium (Na)	Strontium (Sr)	Sulphur (S)	Tellurium (Te)	Thallium (Tl)	Thorium (Th)	Tin (Sn)	Titanium (Ti)	Tungsten (W)	Uranium (U)	Vanadium (V)	Zinc (Zn)	Zirconium (Zr)	Ion Balance			Job No.
	Unit:	mg/L	mg/L	mg/L	mg/L	mg/L	mg/L	mg/L	mg/L	mg/L	mg/L	mg/L	mg/L	mg/L	mg/L	mg/L	mg/L	Anions	Cations	% Difference	
	RDL:	0.0005	0.05	0.00008	0.02	0.0002	0.5	0.0002	0.00005	0.0001	0.0005	0.0005	0.0001	0.00005	0.001	0.001	0.0001	meq/L	meq/L	meq/L	
24-Jul-24	0																				
31-Jul-24	1	0.00147	5.88	0.000030	1.77	0.0627	5.3	<0.0010	<0.000010	<0.0010	<0.0050	<0.0050	0.0015	0.00060	<0.0050	<0.0050	<0.00010	1.34	1.30	-1.65	C459261
07-Aug-24	2	0.00167	7.18	0.000054	1.68	0.0703	5.7	<0.0010	<0.000010	<0.0010	<0.0050	<0.0050	0.0015	0.00078	<0.0050	<0.0050	<0.00010	1.24	1.29	2.27	C460995
14-Aug-24	3	0.00161	7.03	0.000035	1.62	0.0722	6.2	<0.0010	<0.000010	<0.0010	<0.0050	<0.0050	0.0017	0.00086	<0.0050	0.00720	<0.00010	1.33	1.33	-0.02	C462778
21-Aug-24	4	0.00146	7.06	0.000031	1.64	0.0826	7.0	<0.0010	<0.000010	<0.0010	<0.0050	<0.0050	0.0018	0.00089	<0.0050	0.00690	<0.00010	1.25	1.42	6.56	C464962
28-Aug-24	5	0.00127	6.69	0.000023	1.75	0.0797	8.4	<0.0010	<0.000010	<0.0010	<0.0050	<0.0050	0.0018	0.00102	<0.0050	0.00690	<0.00010	1.37	1.46	3.01	C467359
04-Sep-24	6	0.00128	7.49	0.000026	1.76	0.0998	9.0	<0.0010	<0.000010	<0.0010	<0.0050	<0.0050	0.0018	0.00117	<0.0050	<0.0050	<0.00010	1.60	1.68	2.49	C469524
11-Sep-24	7	0.00137	7.13	0.000032	1.60	0.0945	8.2	<0.0010	<0.000010	<0.0010	<0.0050	<0.0050	0.0020	0.00123	<0.0050	<0.0050	<0.00010	1.64	1.62	-0.42	C471907
18-Sep-24	8	0.00113	7.09	0.000022	1.62	0.103	9.6	<0.0010	<0.000010	<0.0010	<0.0050	<0.0050	0.0020	0.00120	<0.0050	<0.0050	<0.00010	1.68	1.75	1.90	C474377
25-Sep-24	9	0.00109	6.55	<0.000020	1.55	0.109	9.9	<0.0010	<0.000010	<0.0010	0.0074	<0.0050	0.0020	0.00131	<0.0050	<0.0050	<0.00010	1.84	1.81	-0.74	C476698
02-Oct-24	10	0.00096	6.55	<0.000020	1.56	0.108	10.3	<0.0010	<0.000010	<0.0010	<0.0050	<0.0050	0.0019	0.00118	<0.0050	<0.0050	<0.00010	1.83	1.84	0.27	C480125
09-Oct-24	11	0.00107	7.04	<0.000020	1.60	0.126	11.5	<0.0010	<0.000010	<0.0010	<0.0050	<0.0050	0.0021	0.00133	<0.0050	<0.0050	<0.00010	1.96	2.13	4.10	C481237
16-Oct-24	12	0.00096	7.22	<0.000020	1.62	0.128	11.7	<0.0010	<0.000010	<0.0010	<0.0050	<0.0050	0.0019	0.00114	<0.0050	<0.0050	<0.00010	1.98	2.03	1.22	C483839
23-Oct-24	13	0.00110	8.06	<0.000020	1.76	0.133	14.2	<0.0010	<0.000010	<0.0010	<0.0050	<0.0050	0.0020	0.00110	<0.0050	<0.0050	<0.00010	2.04	2.34	7.00	C485979
30-Oct-24	14	0.00094	6.21	<0.000020	1.53	0.136	12.2	<0.0010	<0.000010	<0.0010	<0.0050	<0.0050	0.0019	0.00094	<0.0050	<0.0050	<0.00010	2.11	2.17	1.58	C487997
06-Nov-24	15	0.00090	7.15	<0.000020	1.58	0.139	12.8	<0.0010	<0.000010	<0.0010	<0.0050	<0.0050	0.0018	0.00093	<0.0050	<0.0050	<0.00010	2.24	2.32	1.83	C490511
13-Nov-24	16	0.00085	5.73	<0.000020	1.41	0.134	11.4	<0.0010	<0.000010	<0.0010	0.0103	<0.0050	0.0017	0.00078	<0.0050	<0.0050	<0.00010	2.10	2.13	0.80	C492942
20-Nov-24	17	0.00091	6.85	<0.000020	1.52	0.152	13.1	<0.0010	<0.000010	<0.0010	0.0076	<0.0050	0.0018	0.00086	<0.0050	0.0236	<0.00010	2.36	2.49	2.70	C494947
27-Nov-24	18	0.00087	6.04	<0.000020	1.53	0.144	13.9	<0.0010	<0.000010	<0.0010	<0.0050	<0.0050	0.0017	0.00074	<0.0050	<0.0050	<0.00010	2.52	2.51	-0.23	C496962
04-Dec-24	19	0.00087	5.66	<0.000020	1.33	0.133	13.9	<0.0010	<0.000010	<0.0010	<0.0050	<0.0050	0.0017	0.00069	<0.0050	<0.0050	<0.00010	2.41	2.21	-4.27	C498855
11-Dec-24	20	0.00084	5.66	<0.000020	1.35	0.135	12.9	<0.0010	<0.000010	<0.0010	<0.0050	<0.0050	0.0017	0.00066	<0.0050	<0.0050	<0.00010	2.38	2.22	-3.43	C4A1487
18-Dec-24	21	0.00083	5.93	<0.000020	1.49	0.144	14.7	<0.0010	<0.000010	<0.0010	0.0059	<0.0050	0.0017	0.00064	<0.0050	<0.0050	<0.00010	2.45	2.44	-0.18	C4A3160
25-Dec-24	22	0.00076	5.10	<0.000020	1.24	0.139	13.9	<0.0010	<0.000010	<0.0010	<0.0050	<0.0050	0.0015	0.00046	<0.0050	<0.0050	<0.00010	2.63	2.28	-7.04	C4A4317

CERTIFICATE OF ANALYSIS ▪ pH & EC OF DI WATER AND HCT ROOM TEMPERATURE READINGS

Global ARD Testing Services Inc.

GLOBAL PROJECT NO: 2329 (B24)
CLIENT: Kinross Great Bear
PROJECT NAME: Kinross Great Bear
CLIENT PROJECT NO: OMEMA2303

Sampling Date	Week No.	Deionized Water		Temperature °C
		pH (pH Units) RDL: 0.01	EC (µS/cm) RDL: 0.01	
24-Jul-24	0	5.63	1.02	22.6
31-Jul-24	1	5.75	1.31	22.6
7-Aug-24	2	5.64	1.49	22.4
14-Aug-24	3	5.36	1.14	22.7
21-Aug-24	4	5.28	1.36	22.9
28-Aug-24	5	5.40	1.23	22.5
4-Sep-24	6	5.86	1.14	23.1
11-Sep-24	7	5.76	1.1	22.1
18-Sep-24	8	5.89	0.97	23.9
25-Sep-24	9	5.92	1.46	24.1
2-Oct-24	10	5.75	1.00	22.9
09-Oct-24	11	5.82	1.04	23.1
16-Oct-24	12	6.10	1.71	22.7
23-Oct-24	13	5.78	1.12	24.6
30-Oct-24	14	5.61	1.06	22.5
6-Nov-24	15	6.03	2.96	22.5
13-Nov-24	16	5.92	1.14	22.5
20-Nov-24	17	5.82	0.87	22.0
27-Nov-24	18	5.60	1.49	22.0
4-Dec-24	19	5.78	0.97	22.7
11-Dec-24	20	5.85	1.40	22.7
18-Dec-24	21	5.89	1.26	22.9
25-Dec-24	22	5.65	1.10	22.0

CERTIFICATE OF ANALYSIS ▪ SET-UP DETAILS

Global ARD Testing Services Inc.

GLOBAL PROJECT NO: 2329 (B24)
CLIENT: Kinross Great Bear
PROJECT NAME: Kinross Great Bear
PROJECT NO: OMEMA2303

Global Column ID	Sample Type	Humidity Cell Dimensions (inches)			Wt. of Tailings (g)	Wt. of Terrflow Binder (g)	Total Wt. of Composite (g)	DI Water Volume (mL)	Particle Size	Other Materials Used (2 layers)	Column Material	Total Volume of Initial Flushings (mL)	Weekly Flushing Volume (mL)	Sampling Frequency	Sampling Day	Water Addition to Drain Time (h)	Start-up Date	Termination Date	Proposed No. of Weeks	Operation Procedure
		Inner Diameter	Column Height	Cell Wall Thickness																
COL-1	Casted Spheres			1/4"	4850.00	150.00	5000.00	1375.00	Spheres 2.54cm diameter	400 Nylon Mesh	Clear Cast Acrylic			Weekly		N/A		TBD		

Analyses requested on HCT leachates:
1) Particle Size Analysis on head HCT sample.
2) General parameters: pH, EC, acidity & alkalinity.
3) Anions: Sulphate, Chloride, Fluoride
4) Dissolved Metals by ICP-MS
5) Dissolved Mercury by CVAF
6) Dissolved Phosphorous by IC (Low Level DL)

CERTIFICATE OF ANALYSIS ▪ COVER PAGE

Global ARD Testing Services Inc.

CLIENT INFORMATION	
Client:	WSP E&I
Project Manager:	Forrest McAdam
Mailing Address	2020 Winston Park Drive
	Oakville, ON; L6H 6X7
Contact No:	(437) 425-9642

COMPANY INFORMATION	
Legal Name:	Global ARD Testing Services Inc.
Mailing Address:	6891 Antrim Avenue
	Burnaby, BC
	V5J 4M5
Contact No:	
	Main: (604) 428-2730
	Alternate: (604) 603-1359

PROJECT INFORMATION	
Project Name:	Great Bear
Project Number:	OMGS21045

REPORTING	
Global Project No:	2329 (B1)
Report Version:	3
Pages (Including Cover):	9
Report Title:	COA 2329(B1) x9 Great Bear Samples (rec'd 21-Mar23)
Analysis Reviewed By:	Prab Bhatia (Pbhatia@globalARDtesting.com)
Position:	Project Manager
Report Certified By:	Prab Bhatia
Signature:	

RESULTS		
Reported To:	**1**	Kristen Gault (kristen.gault@wsp.com)
	2	Forrest McAdam (forrest.mcadam@woodplc.com)
	3	
	4	
Date Reported:		
	Version-1:	April 4, 2023 (ABA, Metals, NAG, SFE)
	Version-2:	April 18, 2023 (NAG Extract)
	Version-3:	April 28, 2023 (Missing Cyanate Results)

INVOICE		
Submitted To:	**1**	Matthew Hart (matthew.hart@kinross.com)
	2	
	3	
	4	
Client PO No:		
Global Invoice No:		ARD2329-0423A
Date Submitted:		April 28, 2023

NOTES
All samples and pulps are stored at no charge for 90 days past reporting date.
Please contact the lab if you would like to continue storage past 90 days.
Storage charges will apply.

CERTIFICATE OF ANALYSIS ▪ SAMPLE DETAILS

Global ARD Testing Services Inc.

GLOBAL PROJECT NO: 2329 (B1)
CLIENT: WSP E&I
PROJECT NAME: Great Bear
PROJECT NO: OMGS21045
REPORT VERSION: 3

SAMPLE RECEIPT INFO	
Date Samples Received:	March 21, 2023
No of Samples Received:	9
Samples Received By:	Gary

ANALYTICAL INSTRUCTIONS	
From:	
	as per email Confirmation
Date:	March 21, 2023

S. No.	Sample ID	Sample Description	Condition (Wet/Dry)	Wt. of Sample Rec'd (kg)	Global Notes (if any)
1	3374-COMP1	Talings	Damp	1.55	
2	3375-COMP2	Talings	Damp	1.55	
3	3376-COMP3	Talings	Damp	1.50	
4	3377-COMP4	Talings	Damp	1.50	
5	3378-COMP5	Talings	Damp	1.30	
6	3379-COMP6	Talings	Damp	1.55	
7	3380-COMP7	Talings	Damp	1.50	
8	3381-COMP8	Talings	Damp	1.50	
9	3382-COMP9	Talings	Damp	1.50	

Total wt of sample rec'd (kg): **13.45**

								Na_2CO_3 Leach	Sequential Leach						
S. No.	**Sample ID**	**Paste pH**	**Fizz Rating**	**Total Carbon**	**Total Inorganic C**	**$CaCO_3$ Equivalents[*1]**	**Total Sulphur**	**Sulphate Sulphur**	**Sulphate Sulphur**	**Sulphide Sulphur**	**Non-Extractable Sulphur[*2]**	**AP[*3]**	**Modified ABA NP**	**NNP[*4]**	**NPR[*5]**
	Units:	**pH Units**		**wt %**	**wt %**	**kg CaCO3/tonne**	**wt %**	**wt %**	**wt %**	**wt %**	**wt %**	**kg CaCO3/tonne**			
	Reported Detection Limit:	***0.1***		***0.02***	***0.02***	***1.7***	***0.01***	***0.01***	***0.01***	***0.01***	***0.01***	**0.3**			
1	3374-COMP1	9.5	Moderate	0.25	0.16	13.3	0.77	0.01	0.01	0.32	0.44	10.0	28.2	18.2	2.8
2	3375-COMP2	9.0	Slight	0.11	0.08	6.7	2.84	0.01	0.01	2.20	0.63	68.8	13.2	-55.6	0.2
3	3376-COMP3	9.2	Moderate	0.28	0.24	20.0	1.24	0.01	0.01	0.85	0.38	26.6	28.7	2.1	1.1
4	3377-COMP4	9.2	Moderate	0.29	0.30	25.0	1.90	0.01	0.01	1.45	0.44	45.3	24.1	-21.2	0.5
5	3378-COMP5	9.6	Strong	0.50	0.26	21.7	0.72	0.01	0.02	0.27	0.43	8.4	48.0	39.6	5.7
6	3379-COMP6	9.6	Strong	0.49	0.40	33.3	1.36	0.01	0.01	0.91	0.44	28.4	46.7	18.3	1.6
7	3380-COMP7	9.2	Strong	1.07	0.95	79.2	0.44	0.01	0.02	0.10	0.32	3.1	95.4	92.3	30.5
8	3381-COMP8	9.4	Strong	1.24	1.24	103.3	0.49	0.01	0.02	0.04	0.43	1.3	104.5	103.3	83.6
9	3382-COMP9	8.5	Strong	2.15	1.80	150.0	4.08	0.01	0.03	0.55	3.50	17.2	144.3	127.1	8.4
	QUALITY ASSURANCE / QUALITY CONTROL														
Pulp Replicates:															
9	3382-COMP9									0.54					
9R	3382-COMP9 (Rep)									0.55					
	%RPD									-2%					
Reference Material Analysis:															
Reference Material		1) NBM-1 2) KZK-1		OREAS 601c	KZK-1		OREAS 601c	RTS-3a	RTS-3a	KZK-1			1) KZK-1 (Slight) 2) KZK-1 (Moderate)		
Ref. Material Certified Value		**1) 8.45 2) 8.80**		**0.24**	**0.92**		**1.59**	**1.10**	**1.10**	**0.37**			**1) 58.9 2) 61.6**		
Reference Material Results		1) N/A 2) 8.86		0.25	0.85		1.64	1.08	1.04	0.32			1) 55.0 2) N/A		
Acceptance Range:		***90% - 110%***		***80% - 120%***	***80% - 120%***		***80% - 120%***	***90% - 110%***	***90% - 110%***	***90% - 110%***			***90% - 110%***		
Method Blank Analysis:															
Method Blank Results				<0.01	<0.02		<0.01	<0.01	<0.01	<0.01					
GLOBAL SOP NO./METHOD:		*ARD-005*	*ARD-005*	*LECO*	*$HClO_4$ Leach CO_2 Coulometer*	*Calc.*	*LECO*	*(Na_2CO_3 Leach)*	*ARD-013 (Seq. HCl/HNO3 leach)*		*Calc.*	*Calc.*	*ARD-005*	*Calc.*	*Calc.*

NOTES:
Job No: YVR2310426

Date of Analysis (24 h): March 30-31, 2023
pH of DI water used (pH units): 5.93
EC of DI water used (µS/cm): 0.54

METHODS:
Total Sulphur by Leco.
Total Inorganic Carbon (TIC): $HClO_4$ leach, evolved CO_2 analysed by CO_2 Coulometer.

ABBREVIATIONS:
R = Rep = Replicate (a replicate is a sub-sample scooped from a single pulp sample bag produced per client sample)
D = Dup = Duplicate (a duplicate is 2nd sub-pulp sample bag produced by processing a 2nd split of the client sample. A duplicate pulp sample is prepared only at client request.
EC = Electric Conductivity
NP = Neutralization Potential
Calc. = Calculation
IND = Indeterminate
COA = Certificate Of Analysis
N/A = Not Applicable
NR = Not Reported

CALCULATIONS:
*[1] $CaCO_3$ Equivalents: Is based on TIC (Total Inorganic Carbon)
*[2] Non-Extractable Sulphur: Total sulphur - (sulphate sulphur + sulphide sulphur)
*[3] AP (Acid Potential): Sulphide-sulphur x 31.25
*[4] NNP (Net Neutralization Potential): NP - AP
*[5] NPR (Neutralization Potential Ratio): NP/AP

REFERENCES:
Sample Preparation: ASTM E877-08; MEND Report 1.20.1, Version 0 (2009)
ABA: Air-dried, jaw-crushed, split by riffling and pulverized to 85% passing 200 mesh (75 µm).
Surface Rinse-pH: MEND Report 1.20.1, Version 0 (2009).
Modified ABA (Sobek) NP: MEND Acid Rock Drainage Prediction Manual, MEND Project 1.16.1b (pages 6.2-11 to 17), March 1991.
STD Sobek NP / Paste pH / Fizz Rating: Sobek, A.A., Schuller, W.A., Freeman, J.R. and Smith, R.M.; US EPA-600/2-78-054 (1978).
Paste pH / Fizz Rating: Sobek, A.A., Schuller, W.A., Freeman, J.R. and Smith, R.M.; US EPA-600/2-78-054 (1978).
Sulphate Sulphur: Based on MEND method using HCl leach. The S extracted is determined by analysing the extract for SO_4 using UV-Vis Spectrophotometer (STD Method 4500-SO42- E).
Sulphur Speciation: Sequential HCl and HNO_3 leach. The S extracted is determined by analysing the extract for SO_4 using UV-Vis Spectrophotometer (STD Method 4500-SO42- E).

Global
ARD Testing Services Inc.

CERTIFICATE OF ANALYSIS ▪ METALS RESULTS BY AQUA REGIA DIGEST & ICP-MS ANALYSIS ON SOLIDS

GLOBAL PROJECT NO: 2329 (B1)
CLIENT: WSP E&I
PROJECT NAME: Great Bear
PROJECT NO: OMGS21045
REPORT VERSION: 3

S. No.	Sample ID	Method	Silver (Ag)	Aluminum (Al)	Arsenic (As)	Gold (Au)	Boron (B)	Barium (Ba)	Beryllium (Be)	Bismuth (Bi)	Calcium (Ca)	Cadmium (Cd)	Cerium (Ce)	Cobalt (Co)	Chromium (Cr)	Cesium (Cs)	r (Cu)	Iron (Fe)	Gallium (Ga)	Germanium (Ge)	Hafnium (Hf)	Mercury (Hg)	Indium (In)	Potassium (K)	Lanthanum (La)	Lithium (Li)	Magnesium (Mg)	Manganese (Mn)
		Analyte	Ag	Al	As	Au	B	Ba	Be	Bi	Ca	Cd	Ce	Co	Cr	Cs	Cu	Fe	Ga	Ge	Hf	Hg	In	K	La	Li	Mg	Mn
		Unit	ppm	%	ppm	ppm	ppm	ppm	ppm	ppm	%	ppm	ppm	ppm	ppm	ppm	ppm	%	ppm	ppm	ppm	ppm	ppm	%	ppm	ppm	%	ppm
		MDL	0.01	0.01	0.1	0.0005	10	10	0.05	0.01	0.01	0.01	0.02	0.1	1	0.05	0.2	0.01	0.05	0.05	0.02	0.005	0.005	0.01	0.2	0.1	0.01	5
		Sample Type																										
1	3374-COMP1	Pulp	0.18	1.57	281.7	0.0575	<10	141	0.09	0.79	0.98	0.17	55.49	14.1	82	5.53	36.0	3.19	7.83	0.08	0.64	0.04	0.020	1.11	27.8	21.8	1.01	422
2	3375-COMP2	Pulp	0.75	1.43	34.7	0.2572	<10	76	0.33	6.22	0.81	0.63	62.16	14.5	70	2.90	27.1	3.49	4.45	0.07	0.68	0.02	0.037	0.70	31.5	10.7	0.69	418
3	3376-COMP3	Pulp	0.15	0.73	249.7	0.0663	<10	70	0.09	0.67	1.01	0.19	65.97	8.2	56	1.77	45.9	2.24	4.03	0.07	0.71	0.01	0.016	0.49	33.1	10.7	0.57	340
4	3377-COMP4	Pulp	0.23	0.79	14.7	0.0567	10	70	<0.05	1.84	1.08	0.29	56.41	10.0	59	2.01	190.5	2.53	4.17	0.06	0.92	0.02	0.038	0.65	28.8	13.2	0.76	387
5	3378-COMP5	Pulp	0.20	1.27	317.3	0.0930	<10	119	0.10	0.37	1.69	1.59	61.21	10.4	69	2.51	30.1	2.42	6.65	0.08	0.55	0.04	0.016	0.97	31.0	15.3	0.82	871
6	3379-COMP6	Pulp	0.25	0.93	106.7	0.1333	<10	136	0.10	1.04	1.68	0.79	58.66	9.9	74	2.63	50.9	2.59	5.14	0.07	0.69	0.02	0.033	0.71	29.9	13.3	0.81	595
7	3380-COMP7	Pulp	0.13	1.75	24.3	0.2894	<10	151	<0.05	0.09	3.75	0.14	13.88	23.2	127	1.45	100.4	3.21	5.84	0.06	0.11	0.02	0.018	0.52	6.4	15.6	1.23	671
8	3381-COMP8	Pulp	0.11	1.45	59.5	0.1485	<10	99	<0.05	0.07	4.20	0.11	8.10	21.5	105	1.13	112.1	3.35	4.93	0.07	0.05	0.01	0.017	0.36	3.6	12.9	0.90	845
9	3382-COMP9	Pulp	0.20	0.91	1619.3	0.2124	15	118	0.12	0.47	4.94	1.18	19.69	32.3	128	3.27	209.4	8.20	4.50	0.07	0.27	0.01	0.119	0.37	9.7	9.3	1.07	1244
QUALITY ASSURANCE / QUALITY CONTROL																												
Pulp Replicates																												
		%RPD																										
Reference Material																												
STD OREAS 601c			49.85	0.660	384.0	0.963	<10	245	0.60	21.20	0.78	2.68	34.8	4.30	14.0	1.30	1176.5	1.84	3.86	0.07	0.98	0.215	0.500	0.250	17.3	7.40	0.080	206
True Value STD OREAS 601c			**50.41**	**0.663**	**378.2**		**< 10**		**0.59**	**21.32**	**0.78**	**2.70**	**34.7**	**4.27**	**14.7**	**1.32**	**1157.6**	**1.84**	**3.86**	**0.08**	**0.97**	**0.216**	**0.497**	**0.254**	**17.3**	**7.56**	**0.084**	**213**
% Difference			-1%	0%	2%				2%	-1%	0%	-1%	0%	1%	-5%	-2%	2%	0%	0%	-16%	1%	0%	1%	-1%	0%	-2%	-5%	-3%
Method Blank:																												
Method Blank			<0.01	<0.01	<0.1	<0.0005	<10	<10	<0.05	<0.01	<0.01	<0.01	<0.02	<0.1	<1	<0.05	<0.2	<0.01	<0.05	<0.05	<0.02	<0.005	<0.005	<0.01	<0.2	<0.1	<0.01	<5

Notes:
Job No: YVR2310426

Analytical Methods (IMS-130):
A 0.5 g of pulp sample is leached in hot (95°C) 3:1 aqua regia digestion followed by ICP Mass Spec analysis.
Gold determinations by this method are semi-quantitative due to the small sample weight used (0.5 g).
Refractory and graphitic samples can limit Au solubility.

Abbreviations:
R / Rep = Replicate (a replicate is a sub-sample scooped from a single sample bag produced per client sample)
D / Dup = Duplicate (a duplicate is 2nd sub-sample bag produced by processing a second split of the original client sample received)
MDL = Measurable Detection Limit
COA: Certificate Of Analysis.
IND = Indeterminate
NR: Not reported in COA

On Certified Reference Material and Tolerance:
Any one element in a run reporting outside tolerance limits does not constitute failure of the standard.
As per Certificate of Analysis (COA): All values indicated are Certified. Values indicated in green are indicative only.
NR = Not Reported (in the Certificate Of Analysis).

Global
ARD Testing Services Inc.

CERTIFICATE OF ANALYSIS ▪ METALS RESULTS BY AQUA REGIA DIGEST & ICP-MS ANALYSIS ON SOLIDS

GLOBAL PROJECT NO: 2329 (B1)
CLIENT: WSP E&I
PROJECT NAME: Great Bear
PROJECT NO: OMGS21045
REPORT VERSION: 3

S. No.	Sample ID	Method																											
		Analyte	Molybdenum (Mo)	Sodium (Na)	Niobium (Nb)	Nickel (Ni)	Phosphorous (P)	Lead (Pb)	Rubidium (Rb)	Rhenium (Re)	Sulphur (S)	Antimony (Sb)	Scandium (Sc)	Selenium (Se)	Tin (Sn)	m (Sr)	Tantalum (Ta)	Tellurium (Te)	Thorium (Th)	Titanium (Ti)	Thallium (Tl)	Uranium (U)	Vandium (V)	Tungsten (W)	Yttrium (Y)	Zinc (Zn)	Zirconium (Zr)
		Unit	ppm	%	ppm	ppm	ppm	ppm	ppm	ppm	%	ppm	ppm	ppm	ppm	ppm	ppm	ppm	ppm	%	ppm	ppm	ppm	ppm	ppm	ppm	ppm
		MDL	0.05	0.01	0.05	0.2	10	0.2	0.1	0.001	0.01	0.05	0.1	0.2	0.2	0.2	0.01	0.01	0.2	0.005	0.02	0.05	1	0.05	0.05	1	0.5
		Sample Typ																											
1	3374-COMP1	Pulp	1.53	0.04	0.34	35.6	629	20.5	71.5	0.001	0.74	0.34	5.5	0.9	0.7	22.3	0.02	0.18	6.7	0.156	0.45	1.26	49	39.86	6.62	69	19.3
2	3375-COMP2	Pulp	2.07	0.10	0.27	35.2	671	106.0	51.7	<0.001	2.80	0.29	1.3	3	0.6	34.9	<0.01	1.4	7.7	0.084	0.66	1.67	15	13.35	6.05	169	22.5
3	3376-COMP3	Pulp	6.30	0.04	0.28	21.8	493	16.3	32.2	0.007	1.25	0.68	2.3	1.1	0.7	17	<0.01	0.35	8.7	0.08	0.27	1.51	21	6	6.80	65	24
4	3377-COMP4	Pulp	26.90	0.04	0.36	23.7	613	14.0	42.3	0.082	1.95	1.08	2.7	1	5.4	13.6	<0.01	1.17	6.7	0.102	0.37	1.29	27	4.65	5.15	76	29.7
5	3378-COMP5	Pulp	1.75	0.06	0.25	26.4	627	14.8	59.1	0.001	0.70	0.24	4.0	1.1	0.8	30.6	<0.01	0.23	7.3	0.154	0.43	1.34	38	46.11	5.85	269	18.4
6	3379-COMP6	Pulp	4.55	0.04	0.25	27.6	535	39.3	35.0	0.005	1.38	0.44	4.3	1.6	1.4	27	<0.01	0.48	7.0	0.11	0.29	1.22	34	10.82	5.42	164	21.5
7	3380-COMP7	Pulp	1.11	0.09	0.07	77.3	239	1.8	22.1	0.001	0.46	0.1	7.3	0.6	0.4	29.2	<0.01	0.5	0.7	0.111	0.12	0.08	83	23.15	5.96	43	3.3
8	3381-COMP8	Pulp	1.15	0.10	0.06	60.5	261	1.2	17.3	0.001	0.49	0.11	8.3	0.6	0.4	24.5	<0.01	0.46	0.3	0.092	0.09	<0.05	77	2.5	6.46	36	1.4
9	3382-COMP9	Pulp	1.74	0.05	0.18	81.0	326	10.0	15.1	0.004	3.94	0.49	6.6	4.2	0.6	131.6	<0.01	1.68	1.5	0.058	0.12	0.21	63	5.33	6.00	272	9.7
QUALITY ASSURANCE / QUALITY CONT.																													
Pulp Replicates																													
		%RPD																											
Reference Material																													
STD OREAS 601c			3.36	0.06	0.24	6.1	237	249.3	11.9	<0.001	0.90	29.62	1.00	8.1	1.60	35.4	<0.01	7.32	6.2	0.010	1.20	2.04	4.00	1.15	5.04	377	33.6
True Value STD OREAS 601c			**3.35**	**0.05**	**<1**	**6.0**	**243**	**248.1**	**12.4**	**< 0.001**	**0.91**	**29.73**	**1.03**	**8.0**	**1.587**	**36.3**	**< 0.05**	**7.22**	**6.1**	**0.010**	**1.20**	**2.04**	**4.75**	**1.16**	**5.10**	**380.6**	**33.5**
% Difference			0%	14%		2%	-3%	0%	-4%		-1%	0%	-3%	1%	1%	-2%		1%	1%	5%	0%	0%	-16%	-1%	-1%	-1%	0%
Method Blank:																													
Method Blank			<0.05	<0.01	<0.05	<0.2	<10	<0.2	<0.1	<0.001	<0.01	<0.05	<0.1	<0.2	<0.2	<0.2	<0.01	<0.01	<0.2	<0.005	<0.02	<0.05	<1	<0.05	<0.05	<1	<0.5

CERTIFICATE OF ANALYSIS ▪ SINGLE ADDITION NAG RESULTS (EGi Method)

Global ARD Testing Services Inc.

GLOBAL PROJECT NO: 2329 (B1)
CLIENT: WSP E&I
PROJECT NAME: Great Bear
PROJECT NO: OMGS21045
REPORT VERSION: 3

S. No:	Sample ID	Pulp Sample Weight (g)	Vol. of 15% H_2O_2 (mL)	NAG pH (pH Units)	NaOH to pH 4.5 (mL)	NaOH to pH 7.0 (mL)	NaOH Conc. (N)	NAG Acidity pH 4.5 (kg H_2SO_4/tonne)	NAG Acidity pH 7.0 (kg H_2SO_4/tonne)	% RPD		
										to pH 4.5	to pH 7.0	Acceptance Criteria
1	3374-COMP1	2.5	250	9.08	0.00	0.00	0.1	0.0	0.0			
2	3375-COMP2	2.5	250	2.34	20.65	25.77	0.1	40.5	50.5			
3	3376-COMP3	2.5	250	2.87	4.27	6.85	0.1	8.4	13.4			
4	3377-COMP4	2.5	250	2.75	7.99	10.44	0.1	15.7	20.5			
5	3378-COMP5	2.5	250	9.55	0.00	0.00	0.1	0.0	0.0			
6	3379-COMP6	2.5	250	9.93	0.00	0.00	0.1	0.0	0.0			
7	3380-COMP7	2.5	250	8.88	0.00	0.00	0.1	0.0	0.0			
8	3381-COMP8	2.5	250	8.72	0.00	0.00	0.1	0.0	0.0			
9	3382-COMP9	2.5	250	7.85	0.00	0.00	0.1	0.0	0.0			
QUALITY ASSURANCE / QUALITY CONTROL												
Replicates:												
Method Blank Analysis:												
Method Blank (15% H_2O_2 Solution)		N/A	250	4.89	0.00	5.54	0.1					
GLOBAL SOP NO:		***ARD-017***										

NOTES:
Date of Analysis: April 3-4, 2023

pH (pH Units) of 15% H_2O_2 (buffered with 0.5 N NaOH): 5.17
EC (µS/cm) of 15% H_2O_2 (buffered with 0.5 N NaOH): 14.45
pH (pH Units) of DI water used: 5.36
EC (µS/cm) of DI water used: 0.54

Solid:Liquid ratio used: 1:100; 2.5 g Pulp Sample: 250 mL 15% H_2O_2.
pH measurement of 15% H_2O_2 solution was conducted at room temperature & buffered with 0.5N NaOH solution to ensure a pH between 4 and 7.
NAG pH & method blank pH measurements were taken after digesting with peroxide solution and making up the solution to its original volume of 250 mL with DI water.
On client's request the NAG procedure is repeated using 1 g of pulp sample when the NAG value for pH 4.5 exceeds 25 kg H_2SO_4 per tonne.

ABBREVIATIONS:
R = Replicate (i.e. using a pulp sample from the same bag).
D = Duplicate (i.e. client sample is processed to produced a 2nd pulp bag & analyzed as a duplicate).
RPD = Relative Percent Difference.
EC = Electrical Conductivity
ORP = Oxidation Reduction Potential
RDL = Reportable Detection Limit.
EDL = Estimated Detection Limit
SIE = Selective Ion Electrode
IC = Ion Chromatography
Calc. = Calculation

REFERENCE:
Egi - Environmental Geochemistry International; Single Addition Net Acid Generation (NAG) Test Procedure; Miller et al; Revised Dec. 2006; Page 2 to 4.

CERTIFICATE OF ANALYSIS ▪ NAG EXTRACT RESULTS

Global ARD Testing Services Inc.

GLOBAL PROJECT NO: 2329 (B1)
CLIENT: WSP E&I
PROJECT NAME: Great Bear
PROJECT NO: OMGS21045
REPORT VERSION: 3

Parameter	Method	Unit	RDL	1	1R	2	3	4	5	6	7	8	9	Method Blank
				3374-COMP1	3374-COMP1 (Rep)	3375-COMP2	3376-COMP3	3377-COMP4	3378-COMP5	3379-COMP6	3380-COMP7	3381-COMP8	3382-COMP9	
Weight of pulp sample used	Weighing Scale	g	0.01	2.5	2.5	2.5	2.5	2.5	2.5	2.5	2.5	2.5	2.5	N/A
Volume of 15% H_2O_2 used	Graduated Cylinder	mL	0.50	250	250	250	250	250	250	250	250	250	250	250
On filtered samples (using 0.45 µm filter paper):														
pH	Meter	pH units	0.01	6.4		2.4	2.6	2.7	6.4	6.6	6.7	6.7	6.4	5.0
EC	Meter	mV	1.0	108		1041	123	679	69	87	76	87	301	3.3
Acidity (to pH 8.3)	Titration	mg $CaCO_3$/L	0.5	29.5		513.1	24.6	246.6	24.5	25.0	20.6	21.3	23.7	
Total Alkalinity (to pH 4.5)	Titration	mg $CaCO_3$/L	0.5	33.2		<0.5	<0.5	<0.5	28.8	28.2	30.4	28.2	29.7	
Sulphate	Gravimetric	mg/L	1	73.8		469.3	193.6	425.1	37.4	50.9	37.4	52.7	269.1	
Total Dissolved Phosphorus	IC	mg/L	0.005	0.0129		0.0096	0.0097	0.0094	0.0157	0.0061	0.0177	0.0139	0.0069	
Dissolved Metals Analysis by ICP-MS:														
Dissolved Hardness (CaCO3)	ICP-MS	mg/L	0.125	81.3		111.0	107.0	214.0	42.3	61.7	36.1	50.5	322.0	<0.125
Aluminum Dissolved	ICP-MS	mg/L	0.001	0.996	0.996	19.1	0.55	5.46	0.891	0.673	0.866	0.808	0.0393	0.0073
Antimony Dissolved	ICP-MS	mg/L	0.00005	0.000798	0.000801	<0.000050	0.00189	<0.000050	0.00091	0.00141	0.000284	0.000235	<0.000050	0.00007
Arsenic Dissolved	ICP-MS	mg/L	0.00005	0.112	0.114	<0.00400	0.0119	<0.00250	0.068	0.0134	0.00348	0.00574	0.000276	<0.000050
Barium Dissolved	ICP-MS	mg/L	0.0001	0.0154	0.0157	0.234	0.0248	0.249	0.00838	0.0163	0.0299	0.0356	0.148	0.00058
Beryllium Dissolved	ICP-MS	mg/L	0.00001	<0.000010	<0.000010	0.000786	<0.000010	0.000237	<0.000010	<0.000010	<0.000010	<0.000010	<0.000010	<0.000010
Bismuth Dissolved	ICP-MS	mg/L	0.00001	<0.000010	<0.000010	0.000022	<0.000010	<0.000010	<0.000010	<0.000010	<0.000010	<0.000010	<0.000010	<0.000010
Boron Dissolved	ICP-MS	mg/L	0.002	0.071	0.0681	0.0559	0.0144	0.0461	0.096	0.333	0.188	0.0654	0.0337	0.0061
Cadmium Dissolved	ICP-MS	mg/L	0.000002	<0.0000030	<0.0000030	0.00476	<0.0000100	0.00253	<0.0000100	<0.0000060	<0.0000020	<0.0000020	0.0000047	<0.0000020
Calcium Dissolved	ICP-MS	mg/L	0.05	32.4	33.0	33.7	41.4	79.3	16.9	24.7	14.4	20.1	119.0	<0.050
Chromium Dissolved	ICP-MS	mg/L	0.0001	0.0234	0.0234	0.0240	0.0203	0.0101	0.0137	0.0140	0.0228	0.0199	0.0040	0.002
Cobalt Dissolved	ICP-MS	mg/L	0.000005	0.000148	0.000139	0.0925	0.000111	0.0718	0.0000344	0.0000461	0.0000919	0.000121	0.000558	0.0000334
Copper Dissolved	ICP-MS	mg/L	0.0001	0.00026	0.00025	0.177	0.00018	1.49	0.00064	0.00038	0.00068	0.00032	0.00031	0.00033
Iron Dissolved	ICP-MS	mg/L	0.002	0.0185	0.0183	18.1	0.0068	5.53	0.021	0.0104	0.0139	0.0195	0.004	0.0046
Lead Dissolved	ICP-MS	mg/L	0.00005	0.000068	0.000061	0.528	<0.000050	0.0634	0.000101	0.000162	<0.000050	<0.000050	0.000053	0.000077
Lithium Dissolved	ICP-MS	mg/L	0.00005	0.0067	0.0067	0.0172	0.0047	0.0152	0.0040	0.0033	0.0077	0.0096	0.0115	<0.000050
Magnesium Dissolved	ICP-MS	mg/L	0.005	0.037	0.037	6.480	0.704	3.860	0.018	0.012	0.040	0.054	5.760	<0.0050
Manganese Dissolved	ICP-MS	mg/L	0.00005	0.000806	0.000812	1.07	0.000848	1.94	0.0021	0.000943	0.00155	0.00173	0.00621	0.000452
Mercury Dissolved	CVAA	ug/L	0.005	<0.0050		<0.0050	<0.0050	<0.0050	<0.0050	<0.0050	<0.0050	<0.0050	<0.0050	<0.020
Molybdenum Dissolved	ICP-MS	mg/L	0.00001	0.0072	0.00727	0.00005	0.0397	0.000268	0.00981	0.0228	0.00314	0.00207	0.00381	0.000285
Nickel Dissolved	ICP-MS	mg/L	0.00004	0.00127	0.00128	0.11	0.000108	0.0906	0.000142	0.000125	0.000136	0.000176	0.00093	0.00107
Phosphorus Dissolved	ICP-MS	mg/L	0.01	<0.010	<0.010	<0.010	<0.010	<0.010	<0.010	<0.010	0.011	0.01	<0.010	0.177
Potassium Dissolved	ICP-MS	mg/L	0.02	17	16.9	21.1	10.8	20	16.1	15.5	24.1	20	14.8	0.152
Selenium Dissolved	ICP-MS	mg/L	0.0001	0.00359	0.00369	0.0168	0.00394	0.00748	0.00257	0.0044	0.00238	0.0029	0.0123	<0.00010
Silicon Dissolved	ICP-MS	mg/L	0.1	3.58	3.56	24.1	1.92	8.63	6.79	6.74	3.67	3.3	0.48	<0.10
Silver Dissolved	ICP-MS	mg/L	0.00001	<0.000010	<0.000010	0.00193	<0.000010	0.000741	<0.000010	<0.000010	<0.000010	<0.000010	0.000017	0.000011
Sodium Dissolved	ICP-MS	mg/L	0.02	4.2	4.17	4.92	3.89	4.82	3.33	3.86	4.3	4.3	3.83	3.29
Strontium Dissolved	ICP-MS	mg/L	0.0001	0.0441	0.0446	0.0851	0.0579	0.0884	0.0412	0.0626	0.021	0.0207	0.295	0.00011
Sulphur Dissolved	ICP-MS	mg/L	1	26.0	26.3	197.0	34.7	155.0	13.9	20.8	14.9	19.1	109.0	<1.00
Tellurium Dissolved	ICP-MS	mg/L	0.00005	<0.000050	<0.000050	0.00236	<0.000050	0.00121	<0.000050	<0.000050	<0.000050	<0.000050	<0.000050	<0.000050
Thallium Dissolved	ICP-MS	mg/L	0.000004	0.0000231	0.0000243	0.00168	0.0000809	0.000948	0.0000967	0.0000842	0.000009	0.000027	0.000101	<0.0000040
Thorium Dissolved	ICP-MS	mg/L	0.00001	<0.000010	<0.000010	0.0187	<0.000010	0.00326	<0.000010	<0.000010	<0.000010	<0.000010	<0.000010	<0.000010
Tin Dissolved	ICP-MS	mg/L	0.00005	0.000118	0.000112	0.000285	0.000071	0.000124	0.000213	0.000143	0.000141	0.000155	<0.000050	0.149
Titanium Dissolved	ICP-MS	mg/L	0.0002	0.00069	0.00072	0.02	<0.00020	0.00905	0.00067	0.00029	0.0004	0.00034	<0.00020	0.00092
Tungsten Dissolved	ICP-MS	mg/L	0.0002	0.00538	0.00531	<0.00020	0.00125	<0.00020	0.00538	0.00182	0.00636	0.00121	<0.00020	0.00024
Uranium Dissolved	ICP-MS	mg/L	0.000001	0.0000708	0.0000701	0.00775	0.0000309	0.00426	0.000089	0.0000355	0.0000068	0.0000027	0.0000024	0.0000021
Vanadium Dissolved	ICP-MS	mg/L	0.001	0.0158	0.0158	<0.00100	0.00437	<0.00100	0.0104	0.00897	0.0377	0.0225	<0.00100	<0.00100
Zinc Dissolved	ICP-MS	mg/L	0.001	<0.0010	<0.0010	1.0700	<0.0010	0.2470	0.0017	<0.0010	0.0014	<0.0010	0.0015	<0.0010
Zirconium Dissolved	ICP-MS	mg/L	0.00002	<0.000020	<0.000020	0.0015	<0.000020	0.0002	0.0000	<0.000020	0.00008	<0.000020	<0.000020	0.0000
Ion Balance:														
Major Anions	Calc.	meq/L		2.20	2.20	9.78	4.03	8.86	1.36	1.63	1.39	1.66	6.20	
Major Cations	Calc.	meq/L		2.38	2.40	9.56	5.15	8.14	1.53	1.97	1.68	1.82	6.98	
Difference	Calc.	meq/L		0.17	0.20	-0.21	1.12	-0.72	0.18	0.34	0.29	0.15	0.78	
Balance (%)	Calc.	%		3.8%	4.3%	-1.1%	12.2%	-4.2%	6.1%	9.5%	9.4%	4.4%	5.9%	
			NAG Extract ID:	*23D0568-01*	*23D0568-01*	*23D0568-02*	*23D0568-03*	*23D0568-04*	*23D0568-05*	*23D0568-06*	*23D0568-07*	*23D0568-08*	*23D0568-09*	*23D0568-10*

NOTES:
Job No: 23D0568
Date of Analysis: April 4-5, 2023

pH (pH Units) of DI water used to prepare 15% H2O2: 5.36
EC (µS/cm) of DI water used to prepare 15% H2O2: 0.46
pH (pH Units) of 15% H_2O_2 (buffered with 0.5 N NaOH): 5.17
EC (µS/cm) of 15% H_2O_2 (buffered with 0.5 N NaOH): 14.45

Solid:Liquid ratio used: 1:100; 2.5 g Pulp Sample: 250 mL 15% H_2O_2.
pH measurement of 15% H_2O_2 solution was conducted at room temperature & buffered with 0.5N NaOH solution to ensure a pH between 4 and 7.
NAG pH & method blank pH measurements were taken after digestion with peroxide solution was completed - and volume was made up to original 250 mL with DI water.
On client's request the NAG procedure is repeated using 1 g of pulp sample when the NAG value for pH 4.5 exceeds 25 kg H_2SO_4 per tonne.

ABBREVIATIONS:
R / Rep = Replicate (which involves the analysis of the same NAG extract aliquot).
D / Dup = Duplicate (which involves the analysis of a separate NAG extract, produced by digesting another split of the pulp sample).
EC = Electrical Conductivity
ORP = Oxidation Reduction Potential
RDL = Reportable Detection Limit.
SIE = Selective Ion Electrode
IC = Ion Chromatography
Calc. = Calculation

REFERENCE:
Egi - Environmental Geochemistry International; Single Addition Net Acid Generation (NAG) Test Procedure; Miller et al; Revised Dec. 2006; Page 2 to 4.

Sulphate:

Certified Reference Material:	Parameter: Sulphate	% Recovery	Matrix Spike %	Units	QC Limits (%)
STD Mineral Water (15.3 mg/L)	14.60	95.4%		%	80 - 120
Spiked Blank (19.61 mg/L)	17.60		89.8%	%	80 - 120

Dissolved Metals by ICP-MS:

Sample Code	Parameter	Result	Result Units	Total or Filtered	Method Type	Method Name	Date Analyzed	EQL	EQL Units	UCL	LCL
23D0568_B3D0680-BLK1	Aluminum dissolved	<0.0010	mg/L	F	Metals	EPA 6020B	10-Apr-23	0.001	mg/L		
23D0568_B3D0680-BLK1	Antimony dissolved	<0.000050	mg/L	F	Metals	EPA 6020B	10-Apr-23	0.00005	mg/L		
23D0568_B3D0680-BLK1	Arsenic dissolved	<0.000050	mg/L	F	Metals	EPA 6020B	10-Apr-23	0.00005	mg/L		
23D0568_B3D0680-BLK1	Barium dissolved	<0.00010	mg/L	F	Metals	EPA 6020B	10-Apr-23	0.0001	mg/L		
23D0568_B3D0680-BLK1	Beryllium dissolved	<0.000010	mg/L	F	Metals	EPA 6020B	10-Apr-23	0.00001	mg/L		
23D0568_B3D0680-BLK1	Bismuth dissolved	<0.000010	mg/L	F	Metals	EPA 6020B	10-Apr-23	0.00001	mg/L		
23D0568_B3D0680-BLK1	Boron dissolved	<0.0020	mg/L	F	Metals	EPA 6020B	10-Apr-23	0.002	mg/L		
23D0568_B3D0680-BLK1	Cadmium dissolved	<0.0000020	mg/L	F	Metals	EPA 6020B	10-Apr-23	0.000002	mg/L		
23D0568_B3D0680-BLK1	Calcium dissolved	<0.050	mg/L	F	Metals	EPA 6020B	10-Apr-23	0.05	mg/L		
23D0568_B3D0680-BLK1	Chromium dissolved	<0.00010	mg/L	F	Metals	EPA 6020B	10-Apr-23	0.0001	mg/L		
23D0568_B3D0680-BLK1	Cobalt dissolved	<0.0000050	mg/L	F	Metals	EPA 6020B	10-Apr-23	0.000005	mg/L		
23D0568_B3D0680-BLK1	Copper dissolved	<0.00010	mg/L	F	Metals	EPA 6020B	10-Apr-23	0.0001	mg/L		
23D0568_B3D0680-BLK1	Iron dissolved	<0.0020	mg/L	F	Metals	EPA 6020B	10-Apr-23	0.002	mg/L		
23D0568_B3D0680-BLK1	Lead dissolved	<0.000050	mg/L	F	Metals	EPA 6020B	10-Apr-23	0.00005	mg/L		
23D0568_B3D0680-BLK1	Lithium dissolved	<0.000050	mg/L	F	Metals	EPA 6020B	10-Apr-23	0.00005	mg/L		
23D0568_B3D0680-BLK1	Magnesium dissolved	<0.0050	mg/L	F	Metals	EPA 6020B	10-Apr-23	0.005	mg/L		
23D0568_B3D0680-BLK1	Manganese dissolved	<0.000050	mg/L	F	Metals	EPA 6020B	10-Apr-23	0.00005	mg/L		
23D0568_B3D0680-BLK1	Mercury dissolved	<0.000020	mg/L	F	Metals	EPA 6020B	10-Apr-23	0.00002	mg/L		
23D0568_B3D0680-BLK1	Molybdenum dissolved	<0.000010	mg/L	F	Metals	EPA 6020B	10-Apr-23	0.00001	mg/L		
23D0568_B3D0680-BLK1	Nickel dissolved	<0.000040	mg/L	F	Metals	EPA 6020B	10-Apr-23	0.00004	mg/L		
23D0568_B3D0680-BLK1	Phosphorus dissolved	<0.010	mg/L	F	Metals	EPA 6020B	10-Apr-23	0.01	mg/L		
23D0568_B3D0680-BLK1	Potassium dissolved	<0.020	mg/L	F	Metals	EPA 6020B	10-Apr-23	0.02	mg/L		
23D0568_B3D0680-BLK1	Selenium dissolved	<0.00010	mg/L	F	Metals	EPA 6020B	10-Apr-23	0.0001	mg/L		
23D0568_B3D0680-BLK1	Silicon dissolved	<0.10	mg/L	F	Metals	EPA 6020B	10-Apr-23	0.1	mg/L		
23D0568_B3D0680-BLK1	Silver dissolved	<0.000010	mg/L	F	Metals	EPA 6020B	10-Apr-23	0.00001	mg/L		
23D0568_B3D0680-BLK1	Sodium dissolved	<0.020	mg/L	F	Metals	EPA 6020B	10-Apr-23	0.02	mg/L		
23D0568_B3D0680-BLK1	Strontium dissolved	<0.00010	mg/L	F	Metals	EPA 6020B	10-Apr-23	0.0001	mg/L		
23D0568_B3D0680-BLK1	Sulfur dissolved	<1.00	mg/L	F	Metals	EPA 6020B	10-Apr-23	1	mg/L		
23D0568_B3D0680-BLK1	Tellurium dissolved	<0.000050	mg/L	F	Metals	EPA 6020B	10-Apr-23	0.00005	mg/L		
23D0568_B3D0680-BLK1	Thallium dissolved	<0.0000040	mg/L	F	Metals	EPA 6020B	10-Apr-23	0.000004	mg/L		
23D0568_B3D0680-BLK1	Thorium dissolved	<0.000010	mg/L	F	Metals	EPA 6020B	10-Apr-23	0.00001	mg/L		
23D0568_B3D0680-BLK1	Tin dissolved	<0.000050	mg/L	F	Metals	EPA 6020B	10-Apr-23	0.00005	mg/L		
23D0568_B3D0680-BLK1	Titanium dissolved	<0.00020	mg/L	F	Metals	EPA 6020B	10-Apr-23	0.0002	mg/L		
23D0568_B3D0680-BLK1	Tungsten dissolved	<0.00020	mg/L	F	Metals	EPA 6020B	10-Apr-23	0.0002	mg/L		
23D0568_B3D0680-BLK1	Uranium dissolved	<0.0000010	mg/L	F	Metals	EPA 6020B	10-Apr-23	0.000001	mg/L		
23D0568_B3D0680-BLK1	Vanadium dissolved	<0.00100	mg/L	F	Metals	EPA 6020B	10-Apr-23	0.001	mg/L		
23D0568_B3D0680-BLK1	Zinc dissolved	<0.0010	mg/L	F	Metals	EPA 6020B	10-Apr-23	0.001	mg/L		
23D0568_B3D0680-BLK1	Zirconium dissolved	<0.000020	mg/L	F	Metals	EPA 6020B	10-Apr-23	0.00002	mg/L		
23D0568_B3D0680-BS1	Aluminum dissolved	100	%	F	Metals	EPA 6020B	10-Apr-23	1	%	120	80
23D0568_B3D0680-BS1	Antimony dissolved	105	%	F	Metals	EPA 6020B	10-Apr-23	1	%	120	80
23D0568_B3D0680-BS1	Arsenic dissolved	101	%	F	Metals	EPA 6020B	10-Apr-23	1	%	120	80
23D0568_B3D0680-BS1	Barium dissolved	102	%	F	Metals	EPA 6020B	10-Apr-23	1	%	120	80
23D0568_B3D0680-BS1	Beryllium dissolved	101	%	F	Metals	EPA 6020B	10-Apr-23	1	%	120	80
23D0568_B3D0680-BS1	Bismuth dissolved	102	%	F	Metals	EPA 6020B	10-Apr-23	1	%	120	80
23D0568_B3D0680-BS1	Boron dissolved	100	%	F	Metals	EPA 6020B	10-Apr-23	1	%	120	80
23D0568_B3D0680-BS1	Cadmium dissolved	101	%	F	Metals	EPA 6020B	10-Apr-23	1	%	120	80
23D0568_B3D0680-BS1	Calcium dissolved	100	%	F	Metals	EPA 6020B	10-Apr-23	1	%	120	80
23D0568_B3D0680-BS1	Chromium dissolved	99	%	F	Metals	EPA 6020B	10-Apr-23	1	%	120	80
23D0568_B3D0680-BS1	Cobalt dissolved	100	%	F	Metals	EPA 6020B	10-Apr-23	1	%	120	80
23D0568_B3D0680-BS1	Copper dissolved	100	%	F	Metals	EPA 6020B	10-Apr-23	1	%	120	80
23D0568_B3D0680-BS1	Iron dissolved	101	%	F	Metals	EPA 6020B	10-Apr-23	1	%	120	80
23D0568_B3D0680-BS1	Lead dissolved	102	%	F	Metals	EPA 6020B	10-Apr-23	1	%	120	80
23D0568_B3D0680-BS1	Lithium dissolved	100	%	F	Metals	EPA 6020B	10-Apr-23	1	%	120	80
23D0568_B3D0680-BS1	Magnesium dissolved	98	%	F	Metals	EPA 6020B	10-Apr-23	1	%	120	80
23D0568_B3D0680-BS1	Manganese dissolved	101	%	F	Metals	EPA 6020B	10-Apr-23	1	%	120	80
23D0568_B3D0680-BS1	Mercury dissolved	106	%	F	Metals	EPA 6020B	10-Apr-23	1	%	120	80
23D0568_B3D0680-BS1	Molybdenum dissolved	99	%	F	Metals	EPA 6020B	10-Apr-23	1	%	120	80
23D0568_B3D0680-BS1	Nickel dissolved	100	%	F	Metals	EPA 6020B	10-Apr-23	1	%	120	80
23D0568_B3D0680-BS1	Phosphorus dissolved	101	%	F	Metals	EPA 6020B	10-Apr-23	1	%	120	80
23D0568_B3D0680-BS1	Potassium dissolved	102	%	F	Metals	EPA 6020B	10-Apr-23	1	%	120	80
23D0568_B3D0680-BS1	Selenium dissolved	101	%	F	Metals	EPA 6020B	10-Apr-23	1	%	120	80
23D0568_B3D0680-BS1	Silicon dissolved	100	%	F	Metals	EPA 6020B	10-Apr-23	1	%	120	80
23D0568_B3D0680-BS1	Silver dissolved	103	%	F	Metals	EPA 6020B	10-Apr-23	1	%	120	80
23D0568_B3D0680-BS1	Sodium dissolved	105	%	F	Metals	EPA 6020B	10-Apr-23	1	%	120	80
23D0568_B3D0680-BS1	Strontium dissolved	104	%	F	Metals	EPA 6020B	10-Apr-23	1	%	120	80
23D0568_B3D0680-BS1	Sulfur dissolved	98	%	F	Metals	EPA 6020B	10-Apr-23	1	%	120	80
23D0568_B3D0680-BS1	Tellurium dissolved	103	%	F	Metals	EPA 6020B	10-Apr-23	1	%	120	80
23D0568_B3D0680-BS1	Thallium dissolved	101	%	F	Metals	EPA 6020B	10-Apr-23	1	%	120	80
23D0568_B3D0680-BS1	Thorium dissolved	103	%	F	Metals	EPA 6020B	10-Apr-23	1	%	120	80
23D0568_B3D0680-BS1	Tin dissolved	104	%	F	Metals	EPA 6020B	10-Apr-23	1	%	120	80
23D0568_B3D0680-BS1	Titanium dissolved	106	%	F	Metals	EPA 6020B	10-Apr-23	1	%	120	80
23D0568_B3D0680-BS1	Tungsten dissolved	103	%	F	Metals	EPA 6020B	10-Apr-23	1	%	120	80
23D0568_B3D0680-BS1	Uranium dissolved	101	%	F	Metals	EPA 6020B	10-Apr-23	1	%	120	80
23D0568_B3D0680-BS1	Vanadium dissolved	99	%	F	Metals	EPA 6020B	10-Apr-23	1	%	120	80
23D0568_B3D0680-BS1	Zinc dissolved	103	%	F	Metals	EPA 6020B	10-Apr-23	1	%	120	80
23D0568_B3D0680-BS1	Zirconium dissolved	106	%	F	Metals	EPA 6020B	10-Apr-23	1	%	120	80

CERTIFICATE OF ANALYSIS ▪ NAG EXTRACT RESULTS

Global ARD Testing Services Inc.

GLOBAL PROJECT NO: 2329 (B1)
CLIENT: WSP E&I
PROJECT NAME: Great Bear
PROJECT NO: OMGS21045
REPORT VERSION: 3

Sulphate:

Certified Reference Material:	Parameter: Sulphate	% Recovery	Matrix Spike %	Units	QC Limits (%)
STD Mineral Water (15.3 mg/L)	14.60	95.4%		%	80 - 120
Spiked Blank (19.61 mg/L)	17.60		89.8%	%	80 - 120

Dissolved Metals by ICP-MS:

Sample Code	Parameter	Result	Result Units	Total or Filtered	Method Type	Method Name	Date Analyzed	EQL	EQL Units	UCL	LCL
23D0568_B3D0680-MS1	Aluminum dissolved	22.1	mg/L	F	Metals	EPA 6020B	10-Apr-23	0.001	mg/L	130	70
23D0568_B3D0680-MS1	Antimony dissolved	0.0422	mg/L	F	Metals	EPA 6020B	10-Apr-23	0.00005	mg/L	130	70
23D0568_B3D0680-MS1	Arsenic dissolved	0.439	mg/L	F	Metals	EPA 6020B	10-Apr-23	0.00005	mg/L	130	70
23D0568_B3D0680-MS1	Barium dissolved	0.276	mg/L	F	Metals	EPA 6020B	10-Apr-23	0.0001	mg/L	130	70
23D0568_B3D0680-MS1	Beryllium dissolved	0.047	mg/L	F	Metals	EPA 6020B	10-Apr-23	0.00001	mg/L	130	70
23D0568_B3D0680-MS1	Bismuth dissolved	0.0397	mg/L	F	Metals	EPA 6020B	10-Apr-23	0.00001	mg/L	130	70
23D0568_B3D0680-MS1	Boron dissolved	0.482	mg/L	F	Metals	EPA 6020B	10-Apr-23	0.002	mg/L	130	70
23D0568_B3D0680-MS1	Cadmium dissolved	0.0498	mg/L	F	Metals	EPA 6020B	10-Apr-23	0.000002	mg/L	130	70
23D0568_B3D0680-MS1	Calcium dissolved	36.1	mg/L	F	Metals	EPA 6020B	10-Apr-23	0.05	mg/L	130	70
23D0568_B3D0680-MS1	Chromium dissolved	0.0637	mg/L	F	Metals	EPA 6020B	10-Apr-23	0.0001	mg/L	130	70
23D0568_B3D0680-MS1	Cobalt dissolved	0.133	mg/L	F	Metals	EPA 6020B	10-Apr-23	0.000005	mg/L	130	70
23D0568_B3D0680-MS1	Copper dissolved	0.207	mg/L	F	Metals	EPA 6020B	10-Apr-23	0.0001	mg/L	130	70
23D0568_B3D0680-MS1	Iron dissolved	21.2	mg/L	F	Metals	EPA 6020B	10-Apr-23	0.002	mg/L	130	70
23D0568_B3D0680-MS1	Lead dissolved	0.533	mg/L	F	Metals	EPA 6020B	10-Apr-23	0.00005	mg/L	130	70
23D0568_B3D0680-MS1	Lithium dissolved	0.0656	mg/L	F	Metals	EPA 6020B	10-Apr-23	0.00005	mg/L	130	70
23D0568_B3D0680-MS1	Magnesium dissolved	10.3	mg/L	F	Metals	EPA 6020B	10-Apr-23	0.005	mg/L	130	70
23D0568_B3D0680-MS1	Manganese dissolved	1.02	mg/L	F	Metals	EPA 6020B	10-Apr-23	0.00005	mg/L	130	70
23D0568_B3D0680-MS1	Mercury dissolved	0.00525	mg/L	F	Metals	EPA 6020B	10-Apr-23	0.00002	mg/L	130	70
23D0568_B3D0680-MS1	Molybdenum dissolved	0.0423	mg/L	F	Metals	EPA 6020B	10-Apr-23	0.00001	mg/L	130	70
23D0568_B3D0680-MS1	Nickel dissolved	0.145	mg/L	F	Metals	EPA 6020B	10-Apr-23	0.00004	mg/L	130	70
23D0568_B3D0680-MS1	Phosphorus dissolved	4.36	mg/L	F	Metals	EPA 6020B	10-Apr-23	0.01	mg/L	130	70
23D0568_B3D0680-MS1	Potassium dissolved	23.9	mg/L	F	Metals	EPA 6020B	10-Apr-23	0.02	mg/L	130	70
23D0568_B3D0680-MS1	Selenium dissolved	0.469	mg/L	F	Metals	EPA 6020B	10-Apr-23	0.0001	mg/L	130	70
23D0568_B3D0680-MS1	Silicon dissolved	25.9	mg/L	F	Metals	EPA 6020B	10-Apr-23	0.1	mg/L	130	70
23D0568_B3D0680-MS1	Silver dissolved	0.0402	mg/L	F	Metals	EPA 6020B	10-Apr-23	0.00001	mg/L	130	70
23D0568_B3D0680-MS1	Sodium dissolved	9.02	mg/L	F	Metals	EPA 6020B	10-Apr-23	0.02	mg/L	130	70
23D0568_B3D0680-MS1	Strontium dissolved	0.126	mg/L	F	Metals	EPA 6020B	10-Apr-23	0.0001	mg/L	130	70
23D0568_B3D0680-MS1	Sulfur dissolved	218	mg/L	F	Metals	EPA 6020B	10-Apr-23	1	mg/L	130	70
23D0568_B3D0680-MS1	Tellurium dissolved	0.048	mg/L	F	Metals	EPA 6020B	10-Apr-23	0.00005	mg/L	130	70
23D0568_B3D0680-MS1	Thallium dissolved	0.0457	mg/L	F	Metals	EPA 6020B	10-Apr-23	0.000004	mg/L	130	70
23D0568_B3D0680-MS1	Thorium dissolved	0.0639	mg/L	F	Metals	EPA 6020B	10-Apr-23	0.00001	mg/L	130	70
23D0568_B3D0680-MS1	Tin dissolved	0.0447	mg/L	F	Metals	EPA 6020B	10-Apr-23	0.00005	mg/L	130	70
23D0568_B3D0680-MS1	Titanium dissolved	0.063	mg/L	F	Metals	EPA 6020B	10-Apr-23	0.0002	mg/L	130	70
23D0568_B3D0680-MS1	Tungsten dissolved	0.0426	mg/L	F	Metals	EPA 6020B	10-Apr-23	0.0002	mg/L	130	70
23D0568_B3D0680-MS1	Uranium dissolved	0.0525	mg/L	F	Metals	EPA 6020B	10-Apr-23	0.000001	mg/L	130	70
23D0568_B3D0680-MS1	Vanadium dissolved	0.0422	mg/L	F	Metals	EPA 6020B	10-Apr-23	0.001	mg/L	130	70
23D0568_B3D0680-MS1	Zinc dissolved	1.5	mg/L	F	Metals	EPA 6020B	10-Apr-23	0.001	mg/L	130	70
23D0568_B3D0680-MS1	Zirconium dissolved	0.0478	mg/L	F	Metals	EPA 6020B	10-Apr-23	0.00002	mg/L	130	70
23D0568_B3D0951-BLK1	Phosphorus Total Dissolved	<0.0050	mg/L	F	General Param	SM 4500-P F (2021)	13-Apr-23	0.005	mg/L		
23D0568_B3D0951-BS1	Phosphorus Total Dissolved	109	%	F	General Param	SM 4500-P F (2021)	13-Apr-23	1	%	115	85
23D0568_B3D0951-DUP1	Phosphorus Total Dissolved	0.0096	mg/L	F	General Param	SM 4500-P F (2021)	13-Apr-23	0.005	mg/L		
23D0568_B3D0951-MS1	Phosphorus Total Dissolved	0.119	mg/L	F	General Param	SM 4500-P F (2021)	13-Apr-23	0.005	mg/L	125	70
23D0568_B3D1023-BLK1	Mercury dissolved	<0.0050	ug/L	F	Metals	EPA 245.7*	13-Apr-23	0.005	ug/L		
23D0568_B3D1023-BLK2	Mercury dissolved	<0.0050	ug/L	F	Metals	EPA 245.7*	14-Apr-23	0.005	ug/L		
23D0568_B3D1023-BLK3	Mercury dissolved	<0.0050	ug/L	F	Metals	EPA 245.7*	14-Apr-23	0.005	ug/L		
23D0568_B3D1023-BLK4	Mercury dissolved	<0.0050	ug/L	F	Metals	EPA 245.7*	14-Apr-23	0.005	ug/L		
23D0568_B3D1023-BS1	Mercury dissolved	112	%	F	Metals	EPA 245.7*	13-Apr-23	1	%	120	80
23D0568_B3D1023-BS2	Mercury dissolved	108	%	F	Metals	EPA 245.7*	14-Apr-23	1	%	120	80
23D0568_B3D1023-BS3	Mercury dissolved	98	%	F	Metals	EPA 245.7*	14-Apr-23	1	%	120	80
23D0568_B3D1023-BS4	Mercury dissolved	107	%	F	Metals	EPA 245.7*	14-Apr-23	1	%	120	80

NOTES:
Job No: 23D0568

Abbreviations & Descriptions:
Method Blank (Blk): A blank sample that undergoes sample processing identical to that carried out for the test samples.
Method Blank results are used to assess contamination from the laboratory environment and reagents.

Duplicate (Dup): An additional or second portion of a randomly selected sample in the analytical run carried through the entire analytical process.
Duplicates provide a measure of the analytical method's precision (reproducibility).

Blank Spike (BS): A sample of known concentration which undergoes processing identical to that carried out for test samples, also referred to as a laboratory control sample (LCS).
Blank spikes provide a measure of the analytical method's accuracy.

Matrix Spike (MS): A second aliquot of sample is fortified with a known concentration of target analytes and carried through the entire analytical process.
Matrix spikes evaluate potential matrix effects that may affect the analyte recovery.

Standard Reference Material (SRM): A homogenous material of similar matrix to the samples, certified for the parameter(s) listed.
Reference Materials ensure that the analytical process is adequate to achieve acceptable recoveries of the parameter(s) tested.

Each QC type is analyzed at a 5-10% frequency, i.e. one blank/duplicate/spike for every 10-20 samples.

For all types of QC, specified recovery (% Rec) and relative percent difference (RPD) limits are derived from long-term method performance averages and/or prescribed by the reference method.

EQL = Estimated Quantitation Limits

Global ARD Testing Services Inc.

GLOBAL PROJECT NO: 2329 (B1)
CLIENT: WSP E&I
PROJECT NAME: Great Bear
PROJECT NO: OMGS21045
REPORT VERSION: 3

Sulphate:

Certified Reference Material:	Parameter: Sulphate	% Recovery	Matrix Spike %	Units	QC Limits (%)
STD Mineral Water (15.3 mg/L)	14.60	95.4%		%	80 - 120
Spiked Blank (19.61 mg/L)	17.60		89.8%	%	80 - 120

Dissolved Metals by ICP-MS:

Sample Code	Parameter	Result	Result Units	Total or Filtered	Method Type	Method Name	Date Analyzed	EQL	EQL Units	UCL	LCL

PQL = Practical Quantitation Limits
UCL = Upper Control Limit
LCL = Lower Control Limit
BLK = Blank
BS = Blank Spike
MS = Matrix Spike
DUP = Duplicate
SRM = Standard Reference Materials

CERTIFICATE OF ANALYSIS ▪ MEND SHAKE FLASK EXTRACTION RESULTS

Global ARD Testing Services Inc.

GLOBAL PROJECT NO: 2329 (B1)
CLIENT: WSP E&I
PROJECT NAME: Great Bear
PROJECT NO: OMGS21045
REPORT VERSION: 3

Parameter	Method	Unit	RDL	1	2	3	4	5	6	7	8	9	Method Blank
				3374-COMP1	3375-COMP2	3376-COMP3	3377-COMP4	3378-COMP5	3379-COMP6	3380-COMP7	3381-COMP8	3382-COMP9	
Weight of dry sample used	Weighing Scale	g	0.01	250	250	250	250	250	250	250	250	250	N/A
Volume of DI water used	Graduated Cylinder	mL	0.50	750	750	750	750	750	750	750	750	750	750
On filtered samples (using 0.45 µm filter paper):													
pH	Meter	pH units	0.01	6.1	6.3	6.3	6.3	6.3	6.4	6.4	6.5	6.3	5.5
EC	Meter	µS/cm	1	61	79	59	57	52	64	63	59	119	0.64
Acidity (to pH 8.3)	Titration	mg $CaCO_3$/L	0.5	23.1	22.3	24.5	25.2	24.8	22.1	25.2	24.5	25.3	5.2
Alkalinity (to pH 4.5)	Titration	mg $CaCO_3$/L	0.5	45.8	40.1	42.1	42.5	41.9	45.3	44.7	52.8	46.0	1.4
Sulphate	Gravimetric	mg/L	1	8.7	24.9	11.8	10.8	6.9	12.2	14.9	5.9	55.6	<1
Nitrate	IC	mg/L	0.01	0.034	0.072	0.027	0.029	0.023	0.020	0.093	0.024	0.030	
Nitrite	IC	mg/L	0.01	0.015	<0.010	0.011	<0.010	0.014	<0.010	0.044	0.041	<0.010	
Ammonia		mg/L	0.05	0.204	0.213	0.272	0.178	0.178	0.213	0.184	0.276	0.446	
Total Cyanide		mg/L	0.002	0.066	0.041	0.122	0.025	0.031	0.083	0.207	0.3160	0.6600	
Cyanide WAD		mg/L	0.002	<0.0020	<0.0020	<0.0020	<0.0020	<0.0020	<0.0020	<0.0020	0.0024	0.0035	
Free Cyanide		mg/L	0.005	<0.0050	<0.0050	<0.0050	<0.0050	<0.0050	<0.0050	<0.0050	<0.0050	0.0067	
Cyanate		mg/L	1	<1.00	<1.00	<1.00	<1.00	<1.00	<1.00	<1.00	<1.00	<1.00	
Thiocyanate	IC	mg/L	1.0	4.0	2.7	2.4	2.4	2.3	2.2	2.3	2.0	5.1	
Total Dissolved Phosphorus	IC	mg/L	0.005	0.0199	0.0159	0.0206	0.0135	0.0197	0.0164	0.0136	0.0140	0.0094	
Dissolved Metals Analysis by ICP-MS:													
Dissolved Hardness (CaCO3)	ICP-MS	mg/L	0.125	35.2	34.9	35.2	38.8	34.5	33.7	34.1	34.9	77.4	<0.125
Aluminum Dissolved	ICP-MS	mg/L	0.001	0.148	0.134	0.146	0.162	0.174	0.144	0.136	0.166	0.0342	<0.0010
Antimony Dissolved	ICP-MS	mg/L	0.00005	0.000806	0.000826	0.00351	0.00367	0.000713	0.00111	0.000294	0.000205	0.000255	<0.000050
Arsenic Dissolved	ICP-MS	mg/L	0.00005	0.00824	0.00101	0.0121	0.00149	0.0344	0.00544	0.00292	0.00397	0.00554	<0.000050
Barium Dissolved	ICP-MS	mg/L	0.0001	0.00662	0.0017	0.00127	0.00172	0.00214	0.00197	0.00303	0.00209	0.00611	<0.00010
Beryllium Dissolved	ICP-MS	mg/L	0.00001	<0.000010	<0.000010	<0.000010	<0.000010	<0.000010	<0.000010	<0.000010	<0.000010	<0.000010	<0.000010
Bismuth Dissolved	ICP-MS	mg/L	0.00001	<0.000010	0.000031	<0.000010	0.000019	<0.000010	<0.000010	<0.000010	<0.000010	<0.000010	<0.000010
Boron Dissolved	ICP-MS	mg/L	0.002	0.0037	0.0058	0.0039	0.0022	0.0034	0.0043	0.0034	0.0038	0.0037	<0.0020
Cadmium Dissolved	ICP-MS	mg/L	0.000002	0.0000048	0.000005	0.0000086	0.000006	0.0000089	0.0000062	0.0000043	0.0000053	0.0000081	<0.0000020
Calcium Dissolved	ICP-MS	mg/L	0.05	13.7	13.5	13.6	15.1	13.3	13.1	12.9	13.2	27.7	<0.050
Chromium Dissolved	ICP-MS	mg/L	0.000	0.0010	0.0009	0.0012	0.0008	0.0007	0.0007	0.0013	0.0010	0.0003	0.000
Cobalt Dissolved	ICP-MS	mg/L	0.000005	0.00393	0.00557	0.00259	0.000425	0.000418	0.00134	0.00153	0.00309	0.0046	<0.0000050
Copper Dissolved	ICP-MS	mg/L	0.0001	0.0008	0.00065	0.00062	0.00084	0.00099	0.00076	0.00057	0.00207	0.00107	<0.00010
Iron Dissolved	ICP-MS	mg/L	0.002	0.0563	0.0319	0.0655	0.0323	0.0358	0.0462	0.108	0.13	0.262	<0.0020
Lead Dissolved	ICP-MS	mg/L	0.00005	0.000141	0.000327	0.000113	0.000136	0.0001	0.000175	<0.000050	<0.000050	<0.000050	<0.000050
Lithium Dissolved	ICP-MS	mg/L	0.000	0.0022	0.0014	0.0013	0.0014	0.0026	0.0015	0.0020	0.0021	0.0024	<0.000050
Magnesium Dissolved	ICP-MS	mg/L	0.005	0.2	0.3	0.3	0.3	0.3	0.2	0.4	0.4	2.0	<0.0050
Manganese Dissolved	ICP-MS	mg/L	0.00005	0.0108	0.00569	0.0048	0.0195	0.0422	0.016	0.009	0.00859	0.0493	<0.000050
Mercury Dissolved	CVAF	ug/L	0.01	<0.0100	<0.0100	<0.0100	<0.0100	<0.0100	<0.0100	<0.0100	<0.0100	<0.0100	<0.0050
Molybdenum Dissolved	ICP-MS	mg/L	0.00001	0.000718	0.000822	0.00148	0.00211	0.000511	0.00121	0.000985	0.00113	0.00155	<0.000010
Nickel Dissolved	ICP-MS	mg/L	0.00004	0.000355	0.000157	0.000212	0.00016	0.000234	0.000224	0.000509	0.00114	0.000391	<0.000040
Phosphorus Dissolved	ICP-MS	mg/L	0.01	0.014	0.013	0.018	<0.010	0.019	0.012	<0.010	<0.010	<0.010	<0.010
Potassium Dissolved	ICP-MS	mg/L	0.02	1.8	2.49	1.64	1.75	2.05	1.63	2.48	1.56	2.44	<0.020
Selenium Dissolved	ICP-MS	mg/L	0.0001	0.00062	0.00164	0.0008	0.0003	0.00041	0.00076	0.00017	0.00015	0.00056	<0.00010
Silicon Dissolved	ICP-MS	mg/L	0.1	0.78	0.82	1.06	0.94	0.87	0.91	0.79	0.77	0.44	<0.10
Silver Dissolved	ICP-MS	mg/L	0.00001	<0.000010	<0.000010	0.000033	<0.000010	<0.000010	0.000045	<0.000010	0.000011	0.000027	0.000032
Sodium Dissolved	ICP-MS	mg/L	0.02	8.21	12.8	7.31	4.72	4.16	8.87	8.1	9.04	8.27	<0.020
Strontium Dissolved	ICP-MS	mg/L	0.0001	0.0251	0.0336	0.0244	0.025	0.0244	0.0218	0.0248	0.0167	0.0912	<0.00010
Sulphur Dissolved	ICP-MS	mg/L	1.00000	3.3	9.7	4.5	4.2	2.5	3.8	1.7	1.9	21.7	<1.00
Tellurium Dissolved	ICP-MS	mg/L	0.00005	<0.000050	<0.000050	<0.000050	<0.000050	<0.000050	<0.000050	<0.000050	<0.000050	<0.000050	<0.000050
Thallium Dissolved	ICP-MS	mg/L	0.000004	0.000008	0.0000135	0.0000043	0.0000095	0.0000051	0.0000056	<0.0000040	<0.0000040	0.0000055	<0.0000040
Thorium Dissolved	ICP-MS	mg/L	0.00001	0.000011	0.000011	<0.000010	<0.000010	<0.000010	<0.000010	<0.000010	<0.000010	<0.000010	<0.000010
Tin Dissolved	ICP-MS	mg/L	0.00005	0.000407	<0.000050	0.000084	0.000091	<0.000050	0.000432	0.000057	0.000088	0.00008	<0.000050
Titanium Dissolved	ICP-MS	mg/L	0.0002	0.0008	0.00056	0.00062	0.00063	0.00053	0.00038	0.00086	0.00032	<0.00020	<0.00020
Tungsten Dissolved	ICP-MS	mg/L	0.0002	0.00169	0.0008	0.00063	0.00033	0.00104	0.00073	0.00219	0.00042	<0.00020	<0.00020
Uranium Dissolved	ICP-MS	mg/L	0.000001	0.000429	0.00074	0.000604	0.000504	0.000529	0.000465	0.0000288	0.0000264	0.0000519	<0.0000010
Vanadium Dissolved	ICP-MS	mg/L	0.001	<0.00100	<0.00100	<0.00100	<0.00100	<0.00100	<0.00100	<0.00100	<0.00100	<0.00100	<0.00100
Zinc Dissolved	ICP-MS	mg/L	0.00	0.006	0.002	0.002	0.002	0.006	0.001	0.001	0.001	0.003	<0.0010
Zirconium Dissolved	ICP-MS	mg/L	0.000	0.000	0.000	<0.000020	0.000	0.000	<0.000020	0.000	<0.000020	<0.000020	<0.000020
Ion Balance:													
Major Anions	Calc.	meq/L		1.10	1.32	1.09	1.07	0.98	1.16	1.20	1.18	2.08	
Major Cations	Calc.	meq/L		1.13	1.34	1.08	1.05	0.95	1.12	1.11	1.15	1.99	
Difference	Calc.	meq/L		0.03	0.01	0.00	-0.03	-0.04	-0.04	-0.09	-0.03	-0.09	
Balance (%)	Calc.	%		1.3%	0.6%	-0.2%	-1.2%	-1.8%	-1.8%	-3.9%	-1.1%	-2.2%	
			Shake Flask Extract ID:	*23C3297-01*	*23C3297-02*	*23C3297-03*	*23C3297-04*	*23C3297-05*	*23C3297-06*	*23C3297-07*	*23C3297-08*	*23C3297-09*	*23C3297-10*

NOTES:
Job No: 23C3297
Date of Analysis (24 h): March 28-29, 2023
pH of DI water used (pH Units): 5.58
EC of DI water used (µS/cm): 0.75

ABBREVIATIONS:
R / Rep = Replicate (which involves the analysis of the same Shake Flask Extract aliquot).
D / Dup = Duplicate (which involves the analysis of a separate SF extract, produced by processing a secopnd split of the original client sample received).
Calc. = Calculation
EC = Electrical Conductivity
IC = Ion Chromatography
NA = Not Applicable.
NR = Not Reported.
mg/L = Milligrams per Litre

REFERENCE:
Prediction Manual for Drainage Chemistry from Sulphidic Geologic Material, MEND Report 1.20.1; Version 0 - Dec. 2009. Section 11.5; P 11 (8-9).
Extraction Method used: Using gyratory shaker for 24 h (± 2 h; gentle agitation).
Liquid: Solid ratio used: 3: 1; L: S; 750 mL DI H_2O: 250 g of crushed sample (85% passing 1/4 inch - i.e. 6.3 mm)

Sulphate:

Certified Reference Material:	Parameter: Sulphate	% Recovery	Matrix Spike %	Units	QC Limits
STD Mineral Water (15.3 mg/L)	14.60	95.4%		%	80 - 120
Spiked Blank (19.61 mg/L)	17.00		86.7%	%	80 - 120

Dissolved Metals by ICP-MS:

Sample Code	Parameter	Result	Result Units	Total or Filtered	Method Type	Method Name	Date Analyzed	EQL	EQL Units	UCL	LCL
23C3297_B3C3216-BLK1	Nitrate (as N)	<0.010	mg/L	T	REG	SM 4110 B (2020)	31-Mar-23	0.01	mg/L		
23C3297_B3C3216-BLK1	Nitrite (as N)	<0.010	mg/L	T	REG	SM 4110 B (2020)	31-Mar-23	0.01	mg/L		
23C3297_B3C3216-BLK2	Nitrate (as N)	<0.010	mg/L	T	REG	SM 4110 B (2020)	31-Mar-23	0.01	mg/L		
23C3297_B3C3216-BLK2	Nitrite (as N)	<0.010	mg/L	T	REG	SM 4110 B (2020)	31-Mar-23	0.01	mg/L		
23C3297_B3C3216-BLK3	Nitrate (as N)	<0.010	mg/L	T	REG	SM 4110 B (2020)	31-Mar-23	0.01	mg/L		
23C3297_B3C3216-BLK3	Nitrite (as N)	<0.010	mg/L	T	REG	SM 4110 B (2020)	31-Mar-23	0.01	mg/L		
23C3297_B3C3216-BS1	Nitrate (as N)	101	%	T	SC	SM 4110 B (2020)	31-Mar-23	1	%	110	90
23C3297_B3C3216-BS1	Nitrite (as N)	102	%	T	SC	SM 4110 B (2020)	31-Mar-23	1	%	115	85
23C3297_B3C3216-BS2	Nitrate (as N)	96	%	T	SC	SM 4110 B (2020)	31-Mar-23	1	%	110	90
23C3297_B3C3216-BS2	Nitrite (as N)	101	%	T	SC	SM 4110 B (2020)	31-Mar-23	1	%	115	85
23C3297_B3C3216-BS3	Nitrate (as N)	95	%	T	SC	SM 4110 B (2020)	31-Mar-23	1	%	110	90
23C3297_B3C3216-BS3	Nitrite (as N)	100	%	T	SC	SM 4110 B (2020)	31-Mar-23	1	%	115	85
23C3297_B3C3242-BLK1	Ammonia Total (as N)	<0.050	mg/L	T	REG	SM 4500-NH3 G* (2021)	31-Mar-23	0.05	mg/L		
23C3297_B3C3242-BLK2	Ammonia Total (as N)	<0.050	mg/L	T	REG	SM 4500-NH3 G* (2021)	31-Mar-23	0.05	mg/L		
23C3297_B3C3242-BLK3	Ammonia Total (as N)	<0.050	mg/L	T	REG	SM 4500-NH3 G* (2021)	31-Mar-23	0.05	mg/L		
23C3297_B3C3242-BLK4	Ammonia Total (as N)	<0.050	mg/L	T	REG	SM 4500-NH3 G* (2021)	31-Mar-23	0.05	mg/L		
23C3297_B3C3242-BS1	Ammonia Total (as N)	105	%	T	SC	SM 4500-NH3 G* (2021)	31-Mar-23	1	%	115	85
23C3297_B3C3242-BS2	Ammonia Total (as N)	106	%	T	SC	SM 4500-NH3 G* (2021)	31-Mar-23	1	%	115	85
23C3297_B3C3242-BS3	Ammonia Total (as N)	109	%	T	SC	SM 4500-NH3 G* (2021)	31-Mar-23	1	%	115	85
23C3297_B3C3242-BS4	Ammonia Total (as N)	107	%	T	SC	SM 4500-NH3 G* (2021)	31-Mar-23	1	%	115	85
23C3297_B3C3246-BLK1	Phosphorus Total Dissolved	<0.0050	mg/L	F	REG	SM 4500-P F (2021)	31-Mar-23	0.005	mg/L		
23C3297_B3C3246-BS1	Phosphorus Total Dissolved	113	%	F	SC	SM 4500-P F (2021)	31-Mar-23	1	%	115	85
23C3297_B3C3246-DUP1	Phosphorus Total Dissolved	0.0159	mg/L	F	REG	SM 4500-P F (2021)	31-Mar-23	0.005	mg/L		
23C3297_B3C3246-MS1	Phosphorus Total Dissolved	0.121	mg/L	F	REG	SM 4500-P F (2021)	31-Mar-23	0.005	mg/L	125	70
23C3297_B3C3285-BLK1	Aluminum dissolved	<0.0010	mg/L	F	REG	EPA 6020B	01-Apr-23	0.001	mg/L		
23C3297_B3C3285-BLK1	Antimony dissolved	<0.000050	mg/L	F	REG	EPA 6020B	01-Apr-23	0.00005	mg/L		
23C3297_B3C3285-BLK1	Arsenic dissolved	<0.000050	mg/L	F	REG	EPA 6020B	01-Apr-23	0.00005	mg/L		
23C3297_B3C3285-BLK1	Barium dissolved	<0.00010	mg/L	F	REG	EPA 6020B	01-Apr-23	0.0001	mg/L		
23C3297_B3C3285-BLK1	Beryllium dissolved	<0.000010	mg/L	F	REG	EPA 6020B	01-Apr-23	0.00001	mg/L		
23C3297_B3C3285-BLK1	Bismuth dissolved	<0.000010	mg/L	F	REG	EPA 6020B	01-Apr-23	0.00001	mg/L		
23C3297_B3C3285-BLK1	Boron dissolved	<0.0020	mg/L	F	REG	EPA 6020B	01-Apr-23	0.002	mg/L		
23C3297_B3C3285-BLK1	Cadmium dissolved	<0.0000020	mg/L	F	REG	EPA 6020B	01-Apr-23	0.000002	mg/L		
23C3297_B3C3285-BLK1	Calcium dissolved	<0.050	mg/L	F	REG	EPA 6020B	01-Apr-23	0.05	mg/L		
23C3297_B3C3285-BLK1	Chromium dissolved	<0.00010	mg/L	F	REG	EPA 6020B	01-Apr-23	0.0001	mg/L		
23C3297_B3C3285-BLK1	Cobalt dissolved	<0.0000050	mg/L	F	REG	EPA 6020B	01-Apr-23	0.000005	mg/L		
23C3297_B3C3285-BLK1	Copper dissolved	<0.00010	mg/L	F	REG	EPA 6020B	01-Apr-23	0.0001	mg/L		
23C3297_B3C3285-BLK1	Iron dissolved	<0.0020	mg/L	F	REG	EPA 6020B	01-Apr-23	0.002	mg/L		
23C3297_B3C3285-BLK1	Lead dissolved	<0.000050	mg/L	F	REG	EPA 6020B	01-Apr-23	0.00005	mg/L		
23C3297_B3C3285-BLK1	Lithium dissolved	<0.000050	mg/L	F	REG	EPA 6020B	01-Apr-23	0.00005	mg/L		
23C3297_B3C3285-BLK1	Magnesium dissolved	<0.0050	mg/L	F	REG	EPA 6020B	01-Apr-23	0.005	mg/L		
23C3297_B3C3285-BLK1	Manganese dissolved	<0.000050	mg/L	F	REG	EPA 6020B	01-Apr-23	0.00005	mg/L		
23C3297_B3C3285-BLK1	Molybdenum dissolved	<0.000010	mg/L	F	REG	EPA 6020B	01-Apr-23	0.00001	mg/L		
23C3297_B3C3285-BLK1	Nickel dissolved	<0.000040	mg/L	F	REG	EPA 6020B	01-Apr-23	0.00004	mg/L		
23C3297_B3C3285-BLK1	Phosphorus dissolved	<0.010	mg/L	F	REG	EPA 6020B	01-Apr-23	0.01	mg/L		
23C3297_B3C3285-BLK1	Potassium dissolved	<0.020	mg/L	F	REG	EPA 6020B	01-Apr-23	0.02	mg/L		
23C3297_B3C3285-BLK1	Selenium dissolved	<0.00010	mg/L	F	REG	EPA 6020B	01-Apr-23	0.0001	mg/L		
23C3297_B3C3285-BLK1	Silicon dissolved	<0.10	mg/L	F	REG	EPA 6020B	01-Apr-23	0.1	mg/L		
23C3297_B3C3285-BLK1	Silver dissolved	<0.000010	mg/L	F	REG	EPA 6020B	01-Apr-23	0.00001	mg/L		
23C3297_B3C3285-BLK1	Sodium dissolved	<0.020	mg/L	F	REG	EPA 6020B	01-Apr-23	0.02	mg/L		
23C3297_B3C3285-BLK1	Strontium dissolved	<0.00010	mg/L	F	REG	EPA 6020B	01-Apr-23	0.0001	mg/L		
23C3297_B3C3285-BLK1	Sulfur dissolved	<1.00	mg/L	F	REG	EPA 6020B	01-Apr-23	1	mg/L		
23C3297_B3C3285-BLK1	Tellurium dissolved	<0.000050	mg/L	F	REG	EPA 6020B	01-Apr-23	0.00005	mg/L		
23C3297_B3C3285-BLK1	Thallium dissolved	<0.0000040	mg/L	F	REG	EPA 6020B	01-Apr-23	0.000004	mg/L		
23C3297_B3C3285-BLK1	Thorium dissolved	<0.000010	mg/L	F	REG	EPA 6020B	01-Apr-23	0.00001	mg/L		
23C3297_B3C3285-BLK1	Tin dissolved	<0.000050	mg/L	F	REG	EPA 6020B	01-Apr-23	0.00005	mg/L		
23C3297_B3C3285-BLK1	Titanium dissolved	<0.00020	mg/L	F	REG	EPA 6020B	01-Apr-23	0.0002	mg/L		
23C3297_B3C3285-BLK1	Tungsten dissolved	<0.00020	mg/L	F	REG	EPA 6020B	01-Apr-23	0.0002	mg/L		
23C3297_B3C3285-BLK1	Uranium dissolved	<0.0000010	mg/L	F	REG	EPA 6020B	01-Apr-23	0.000001	mg/L		
23C3297_B3C3285-BLK1	Vanadium dissolved	<0.00100	mg/L	F	REG	EPA 6020B	01-Apr-23	0.001	mg/L		
23C3297_B3C3285-BLK1	Zinc dissolved	<0.0010	mg/L	F	REG	EPA 6020B	01-Apr-23	0.001	mg/L		
23C3297_B3C3285-BLK1	Zirconium dissolved	<0.000020	mg/L	F	REG	EPA 6020B	01-Apr-23	0.00002	mg/L		
23C3297_B3C3285-BS1	Aluminum dissolved	82	%	F	SC	EPA 6020B	01-Apr-23	1	%	120	80
23C3297_B3C3285-BS1	Antimony dissolved	106	%	F	SC	EPA 6020B	01-Apr-23	1	%	120	80
23C3297_B3C3285-BS1	Arsenic dissolved	105	%	F	SC	EPA 6020B	01-Apr-23	1	%	120	80

CERTIFICATE OF ANALYSIS ▪ MEND-SFE QA/QC RESULTS

Global
ARD Testing Services Inc.

GLOBAL PROJECT NO: 2329 (B1)
CLIENT: WSP E&I
PROJECT NAME: Great Bear
PROJECT NO: OMGS21045
REPORT VERSION: 3

Sulphate:

Certified Reference Material:	Parameter: Sulphate	% Recovery	Matrix Spike %	Units	QC Limits
STD Mineral Water (15.3 mg/L)	14.60	95.4%		%	80 - 120
Spiked Blank (19.61 mg/L)	17.00		86.7%	%	80 - 120

Dissolved Metals by ICP-MS:

Sample Code	Parameter	Result	Result Units	Total or Filtered	Method Type	Method Name	Date Analyzed	EQL	EQL Units	UCL	LCL
23C3297_B3C3285-BS1	Barium dissolved	103	%	F	SC	EPA 6020B	01-Apr-23	1	%	120	80
23C3297_B3C3285-BS1	Beryllium dissolved	105	%	F	SC	EPA 6020B	01-Apr-23	1	%	120	80
23C3297_B3C3285-BS1	Bismuth dissolved	105	%	F	SC	EPA 6020B	01-Apr-23	1	%	120	80
23C3297_B3C3285-BS1	Boron dissolved	100	%	F	SC	EPA 6020B	01-Apr-23	1	%	120	80
23C3297_B3C3285-BS1	Cadmium dissolved	106	%	F	SC	EPA 6020B	01-Apr-23	1	%	120	80
23C3297_B3C3285-BS1	Calcium dissolved	94	%	F	SC	EPA 6020B	01-Apr-23	1	%	120	80
23C3297_B3C3285-BS1	Chromium dissolved	104	%	F	SC	EPA 6020B	01-Apr-23	1	%	120	80
23C3297_B3C3285-BS1	Cobalt dissolved	105	%	F	SC	EPA 6020B	01-Apr-23	1	%	120	80
23C3297_B3C3285-BS1	Copper dissolved	106	%	F	SC	EPA 6020B	01-Apr-23	1	%	120	80
23C3297_B3C3285-BS1	Iron dissolved	104	%	F	SC	EPA 6020B	01-Apr-23	1	%	120	80
23C3297_B3C3285-BS1	Lead dissolved	105	%	F	SC	EPA 6020B	01-Apr-23	1	%	120	80
23C3297_B3C3285-BS1	Lithium dissolved	102	%	F	SC	EPA 6020B	01-Apr-23	1	%	120	80
23C3297_B3C3285-BS1	Magnesium dissolved	103	%	F	SC	EPA 6020B	01-Apr-23	1	%	120	80
23C3297_B3C3285-BS1	Manganese dissolved	104	%	F	SC	EPA 6020B	01-Apr-23	1	%	120	80
23C3297_B3C3285-BS1	Molybdenum dissolved	102	%	F	SC	EPA 6020B	01-Apr-23	1	%	120	80
23C3297_B3C3285-BS1	Nickel dissolved	105	%	F	SC	EPA 6020B	01-Apr-23	1	%	120	80
23C3297_B3C3285-BS1	Phosphorus dissolved	105	%	F	SC	EPA 6020B	01-Apr-23	1	%	120	80
23C3297_B3C3285-BS1	Potassium dissolved	105	%	F	SC	EPA 6020B	01-Apr-23	1	%	120	80
23C3297_B3C3285-BS1	Selenium dissolved	98	%	F	SC	EPA 6020B	01-Apr-23	1	%	120	80
23C3297_B3C3285-BS1	Silicon dissolved	99	%	F	SC	EPA 6020B	01-Apr-23	1	%	120	80
23C3297_B3C3285-BS1	Silver dissolved	106	%	F	SC	EPA 6020B	01-Apr-23	1	%	120	80
23C3297_B3C3285-BS1	Sodium dissolved	109	%	F	SC	EPA 6020B	01-Apr-23	1	%	120	80
23C3297_B3C3285-BS1	Strontium dissolved	103	%	F	SC	EPA 6020B	01-Apr-23	1	%	120	80
23C3297_B3C3285-BS1	Sulfur dissolved	99	%	F	SC	EPA 6020B	01-Apr-23	1	%	120	80
23C3297_B3C3285-BS1	Tellurium dissolved	104	%	F	SC	EPA 6020B	01-Apr-23	1	%	120	80
23C3297_B3C3285-BS1	Thallium dissolved	104	%	F	SC	EPA 6020B	01-Apr-23	1	%	120	80
23C3297_B3C3285-BS1	Thorium dissolved	103	%	F	SC	EPA 6020B	01-Apr-23	1	%	120	80
23C3297_B3C3285-BS1	Tin dissolved	105	%	F	SC	EPA 6020B	01-Apr-23	1	%	120	80
23C3297_B3C3285-BS1	Titanium dissolved	107	%	F	SC	EPA 6020B	01-Apr-23	1	%	120	80
23C3297_B3C3285-BS1	Tungsten dissolved	106	%	F	SC	EPA 6020B	01-Apr-23	1	%	120	80
23C3297_B3C3285-BS1	Uranium dissolved	105	%	F	SC	EPA 6020B	01-Apr-23	1	%	120	80
23C3297_B3C3285-BS1	Vanadium dissolved	103	%	F	SC	EPA 6020B	01-Apr-23	1	%	120	80
23C3297_B3C3285-BS1	Zinc dissolved	106	%	F	SC	EPA 6020B	01-Apr-23	1	%	120	80
23C3297_B3C3285-BS1	Zirconium dissolved	110	%	F	SC	EPA 6020B	01-Apr-23	1	%	120	80
23C3297_B3C3299-BLK1	Mercury dissolved	<0.0050	ug/L	F	REG	EPA 245.7*	01-Apr-23	0.005	ug/L		
23C3297_B3C3299-BLK2	Mercury dissolved	<0.0050	ug/L	F	REG	EPA 245.7*	02-Apr-23	0.005	ug/L		
23C3297_B3C3299-BLK3	Mercury dissolved	<0.0050	ug/L	F	REG	EPA 245.7*	02-Apr-23	0.005	ug/L		
23C3297_B3C3299-BS1	Mercury dissolved	90	%	F	SC	EPA 245.7*	01-Apr-23	1	%	120	80
23C3297_B3C3299-BS2	Mercury dissolved	95	%	F	SC	EPA 245.7*	02-Apr-23	1	%	120	80
23C3297_B3C3299-BS3	Mercury dissolved	99	%	F	SC	EPA 245.7*	02-Apr-23	1	%	120	80
23C3297_B3D0001-BLK1	Cyanide Weak Acid Dissociable	<0.0020	mg/L	F	REG	ASTM D6888-09	01-Apr-23	0.002	mg/L		
23C3297_B3D0001-BS1	Cyanide Weak Acid Dissociable	99	%	F	SC	ASTM D6888-09	01-Apr-23	1	%	115	85
23C3297_B3D0001-BSD1	Cyanide Weak Acid Dissociable	99	%	F	SC	ASTM D6888-09	01-Apr-23	1	%	115	85
23C3297_B3D0001-MS1	Cyanide Weak Acid Dissociable	0.0477	mg/L	F	REG	ASTM D6888-09	01-Apr-23	0.002	mg/L	120	80
23C3297_B3D0002-BLK1	Cyanide Free	<0.0050	mg/L	T	REG	ASTM D7237-15a	01-Apr-23	0.005	mg/L		
23C3297_B3D0002-BS1	Cyanide Free	102	%	T	SC	ASTM D7237-15a	01-Apr-23	1	%	115	85
23C3297_B3D0002-BSD1	Cyanide Free	104	%	T	SC	ASTM D7237-15a	01-Apr-23	1	%	115	85
23C3297_B3D0002-MS1	Cyanide Free	0.0242	mg/L	T	REG	ASTM D7237-15a	01-Apr-23	0.005	mg/L	120	80

NOTES:
Job No: 23C3297

Abbreviations & Descriptions:
Method Blank (Blk): A blank sample that undergoes sample processing identical to that carried out for the test samples.
Method Blank results are used to assess contamination from the laboratory environment and reagents.

Duplicate (Dup): An additional or second portion of a randomly selected sample in the analytical run carried through the entire analytical process.
Duplicates provide a measure of the analytical method's precision (reproducibility).

Blank Spike (BS): A sample of known concentration which undergoes processing identical to that carried out for test samples, also referred to as a laboratory control sample (LCS).
Blank spikes provide a measure of the analytical method's accuracy.

Matrix Spike (MS): A second aliquot of sample is fortified with a known concentration of target analytes and carried through the entire analytical process.
Matrix spikes evaluate potential matrix effects that may affect the analyte recovery.

Sulphate:

Certified Reference Material:	Parameter: Sulphate	% Recovery	Matrix Spike %	Units	QC Limits
STD Mineral Water (15.3 mg/L)	14.60	95.4%		%	80 - 120
Spiked Blank (19.61 mg/L)	17.00		86.7%	%	80 - 120

Dissolved Metals by ICP-MS:

Sample Code	Parameter	Result	Result Units	Total or Filtered	Method Type	Method Name	Date Analyzed	EQL	EQL Units	UCL	LCL

Standard Reference Material (SRM): A homogenous material of similar matrix to the samples, certified for the parameter(s) listed.
Reference Materials ensure that the analytical process is adequate to achieve acceptable recoveries of the parameter(s) tested.

Each QC type is analyzed at a 5-10% frequency, i.e. one blank/duplicate/spike for every 10-20 samples.

For all types of QC, specified recovery (% Rec) and relative percent difference (RPD) limits are derived from long-term method performance averages and/or prescribed by the reference method.

EQL = Estimated Quantitation Limits
PQL = Practical Quantitation Limits
UCL = Upper Control Limit
LCL = Lower Control Limit
BLK = Blank
BS = Blank Spike
MS = Matrix Spike
DUP = Duplicate

CERTIFICATE OF ANALYSIS ▪ COVER PAGE

Global ARD Testing Services Inc.

CLIENT INFORMATION	
Client:	WSP E&I Canada Limited
Project Manager:	Forrest McAdam
Mailing Address	2020 Winston Park Drive
	Oakville, ON, L6H 6X7
Contact No:	(437) 425-9642

COMPANY INFORMATION	
Legal Name:	Global ARD Testing Services Inc.
Mailing Address:	6891 Antrim Avenue
	Burnaby, BC
	V5J 4M5
Contact No:	
	Main: (604) 428-2730
	Alternate: (604) 603-1359

PROJECT INFORMATION	
Project Name:	Great Bear
Project Number:	OMGS21045

REPORTING	
Global Project No:	2329 (B2)
Report Version:	1
Pages (Including Cover):	9
Report Title:	COA 2329(B2) x5 Great Bear Samples (rec'd 14-Apr23)
Analysis Reviewed By:	Prab Bhatia (Pbhatia@globalARDtesting.com)
Position:	Project Manager
Report Certified By:	Prab Bhatia
Signature:	Prab Bhatia

RESULTS		
Reported To:	**1**	Kristen Gault (kristen.gault@wsp.com)
	2	Forrest McAdam (forrest.mcadam@woodplc.com)
	3	
	4	
Date Reported:		
	Version-1:	May 16, 2023 (ABA, NAG, NAG Extract, Supernatant)
	Version-2:	AquaRegia Metals & LECO PENDING
	Version-3:	May 24, 2023

INVOICE		
Submitted To:	**1**	Matthew Hart (matthew.hart@kinross.com)
	2	Forrest McAdam (forrest.mcadam@woodplc.com)
	3	
	4	
Client PO No:		
Global Invoice No:		ARD2329-0523A
Date Submitted:		May 24, 2023

NOTES
All samples and pulps are stored at no charge for 90 days past reporting date.
Please contact the lab if you would like to continue storage past 90 days.
Storage charges will apply.

CERTIFICATE OF ANALYSIS ▪ SAMPLE DETAILS

Global ARD Testing Services Inc.

GLOBAL PROJECT NO: 2329 (B2)
CLIENT: WSP E&I Canada Limited
PROJECT NAME: Great Bear
PROJECT NO: OMGS21045
REPORT VERSION: 1

SAMPLE RECEIPT INFO	
Date Samples Received:	April 14, 2023
No of Samples Received:	5
Samples Received By:	Garry

ANALYTICAL INSTRUCTIONS	
From:	forrest.mcadam@woodplc.com
	as per email Confirmation
Date:	April 19, 2023

S. No.	Sample ID	Sample Description	Condition (Wet/Dry)	Wt. of Sample Rec'd (kg)	Global Notes (if any)
1	CND -1	Tailing	Wet	2.90	
2	CND-2	Tailing	Wet	3.25	
3	CND-3	Tailing	Wet	2.50	
4	CND-4	Tailing	Wet	3.10	
5	CND-5	Tailing	Wet	2.55	

Total wt of sample rec'd (kg): **14.30**

S. No.	Sample ID	Paste pH	Fizz Rating	Total Carbon	Total Inorganic C	$CaCO_3$ Equivalents*1	Total Sulphur	Na_2CO_3 Leach Sulphate Sulphur	Sequential Leach Sulphate Sulphur	Sequential Leach Sulphide Sulphur	Sequential Leach Non-Extractable Sulphur*2	AP*3	Modified ABA NP	NNP*4	NPR*5
	Units:	**pH Units**		**wt %**	**wt %**	**kg CaCO3/tonne**	**wt %**	**wt %**	**wt %**	**wt %**	**wt %**	**kg CaCO3/tonne**			
	Reported Detection Limit:	***0.1***		***0.02***	***0.02***	***1.7***	***0.01***	***0.01***	***0.01***	***0.01***	***0.01***	**0.3**			
1	CND -1	8.7	Moderate	0.27	0.26	21.7	0.68	0.02	0.02	0.20	0.44	6.3	30.7	24.5	4.9
2	CND-2	8.5	Moderate	0.12	0.10	8.3	2.29	0.03	0.02	1.92	0.32	60.0	17.5	-42.5	0.3
3	CND-3	8.7	Moderate	0.30	0.26	21.7	0.79	0.02	0.01	0.40	0.36	12.5	30.9	18.4	2.5
4	CND-4	8.6	Strong	1.30	1.25	104.2	0.66	0.02	0.02	0.06	0.56	1.9	107.8	105.9	57.5
5	CND-5	8.4	Strong	2.17	1.93	160.8	3.96	0.01	0.02	0.51	3.42	15.9	152.0	136.1	9.5
	QUALITY ASSURANCE / QUALITY CONTROL														
Pulp Replicates:															
5	CND-5			2.17			3.96			0.51					
5R	CND-5(Rep)			2.18			3.96			0.52					
	%RPD			0%			0%			-2%					
Reference Material Analysis:															
Reference Material		1) NBM-1 2) KZK-1		OREAS 601c	KZK-1		OREAS 601c	RTS-3a	RTS-3a	KZK-1			1) NBM-1 (Slight) 2) NBM-1 (Moderate)		
Ref. Material Certified Value		**1) 8.45 2) 8.80**		**0.24**	**0.92**		**1.59**	**1.10**	**1.10**	**0.37**			**1) 46.6 2) 52.3**		
Reference Material Results		1) N/A 2) 8.86		0.26	0.99/0.92		1.66	1.04	1.01	0.35			1) 42.5 2) N/A		
Acceptance Range:		***90% - 110%***		***80% - 120%***	***80% - 120%***		***80% - 120%***	***90% - 110%***	***90% - 110%***	***90% - 110%***			***90% - 110%***		
Method Blank Analysis:															
Method Blank Results				<0.01	<0.02		<0.01	<0.01	<0.01	<0.01					
GLOBAL SOP NO./METHOD:		*ARD-005*	*ARD-005*	*LECO*	*$HClO_4$ Leach CO_2 Coulometer*	*Calc.*	*LECO*	*ARD-010 (Na_2CO_3 Leach)*	*ARD-013 (Seq. HCl/HNO3 leach)*		*Calc.*	*Calc.*	*ARD-005*	*Calc.*	*Calc.*

NOTES:
Job No: YVR2310544

Date of Analysis (24 h): May 8-9, 2023
pH of DI water used (pH units): 5.01
EC of DI water used (µS/cm): 1.12

METHODS:
Total Sulphur by Leco.
Total Inorganic Carbon (TIC): $HClO_4$ leach, evolved CO_2 analysed by CO_2 Coulometer.

ABBREVIATIONS:
R = Rep = Replicate (a replicate is a sub-sample scooped from a single pulp sample bag produced per client sample)
D = Dup = Duplicate (a duplicate is 2nd sub-pulp sample bag produced by processing a 2nd split of the client sample. A duplicate pulp sample is prepared only at client request.
EC = Electric Conductivity
NP = Neutralization Potential
Calc. = Calculation
IND = Indeterminate
COA = Certificate Of Analysis
N/A = Not Applicable
NR = Not Reported

CALCULATIONS:
*1 $CaCO_3$ Equivalents: Is based on TIC (Total Inorganic Carbon)
*2 Non-Extractable Sulphur: Total sulphur - (sulphate sulphur + sulphide sulphur)
*3 AP (Acid Potential): Sulphide-sulphur x 31.25
*4 NNP (Net Neutralization Potential): NP - AP
*5 NPR (Neutralization Potential Ratio): NP/AP

REFERENCES:
Sample Preparation: ASTM E877-08; MEND Report 1.20.1, Version 0 (2009)
ABA: Air-dried, jaw-crushed, split by riffling and pulverized to 85% passing 200 mesh (75 µm).
Surface Rinse-pH: MEND Report 1.20.1, Version 0 (2009).
Modified ABA (Sobek) NP: MEND Acid Rock Drainage Prediction Manual, MEND Project 1.16.1b (pages 6.2-11 to 17), March 1991.
STD Sobek NP / Paste pH / Fizz Rating: Sobek, A.A., Schuller, W.A., Freeman, J.R. and Smith, R.M.; US EPA-600/2-78-054 (1978).
Paste pH / Fizz Rating: Sobek, A.A., Schuller, W.A., Freeman, J.R. and Smith, R.M.; US EPA-600/2-78-054 (1978).
Sulphate Sulphur: Based on MEND method using HCl leach. The S extracted is determined by analysing the extract for SO_4 using UV-Vis Spectrophotometer (STD Method 4500-SO42- E).
Sulphur Speciation: Sequential HCl and HNO_3 leach. The S extracted is determined by analysing the extract for SO_4 using UV-Vis Spectrophotometer (STD Method 4500-SO42- E).

Global
ARD Testing Services Inc.

CERTIFICATE OF ANALYSIS ▪ METALS RESULTS BY AQUA REGIA DIGEST & ICP-MS ANALYSIS ON SOLIDS

GLOBAL PROJECT NO: 2329 (B2)
CLIENT: WSP E&I Canada Limited
PROJECT NAME: Great Bear
PROJECT NO: OMGS21045
REPORT VERSION: 1

S. No.	Sample ID	Method	Silver (Ag)	Aluminum (Al)	Arsenic (As)	Gold (Au)	Boron (B)	Barium (Ba)	Beryllium (Be)	Bismuth (Bi)	Calcium (Ca)	Cadmium (Cd)	Cerium (Ce)	Cobalt (Co)	Chromium (Cr)	Cesium (Cs)	r (Cu)	Iron (Fe)	Gallium (Ga)	Germanium (Ge)	Hafnium (Hf)	Mercury (Hg)	Indium (In)	Potassium (K)	Lanthanum (La)	Lithium (Li)	Magnesium (Mg)	Manganese (Mn)
		Analyte	Silver (Ag)	Aluminum (Al)	Arsenic (As)	Gold (Au)	Boron (B)	Barium (Ba)	Beryllium (Be)	Bismuth (Bi)	Calcium (Ca)	Cadmium (Cd)	Cerium (Ce)	Cobalt (Co)	Chromium (Cr)	Cesium (Cs)	r (Cu)	Iron (Fe)	Gallium (Ga)	Germanium (Ge)	Hafnium (Hf)	Mercury (Hg)	Indium (In)	Potassium (K)	Lanthanum (La)	Lithium (Li)	Magnesium (Mg)	Manganese (Mn)
		Unit	ppm	%	ppm	ppm	ppm	ppm	ppm	ppm	%	ppm	ppm	ppm	ppm	ppm	ppm	%	ppm	ppm	ppm	ppm	ppm	%	ppm	ppm	%	ppm
		MDL	0.01	0.01	0.1	0.0005	10	10	0.05	0.01	0.01	0.01	0.02	0.1	1	0.05	0.2	0.01	0.05	0.05	0.02	0.005	0.005	0.01	0.2	0.1	0.01	5
		Sample Type																										
1	CND -1	Pulp	0.17	1.54	219.7	0.0798	<10	158	0.12	0.83	0.99	0.17	50.43	13.0	84	4.83	65.9	3.18	7.01	0.13	0.54	0.05	0.017	1.04	25.4	17.6	1.02	434
2	CND-2	Pulp	0.51	1.39	25.3	0.1120	<10	92	0.30	5.49	0.88	0.52	59.12	12.2	80	2.55	52.3	3.24	3.95	0.09	0.59	0.03	0.033	0.68	30.1	8.8	0.72	444
3	CND-3	Pulp	0.13	0.75	183.8	0.1706	<10	80	0.11	0.66	1.14	0.17	62.59	5.3	59	1.68	64.8	1.99	3.86	0.10	0.63	0.01	0.016	0.49	31.4	9.4	0.61	375
4	CND-4	Pulp	0.13	1.37	138.2	0.1826	<10	169	0.06	0.45	4.44	0.15	8.26	19.7	116	1.11	155.5	3.61	4.45	0.12	0.05	0.01	0.019	0.36	3.9	11.9	0.92	902
5	CND-5	Pulp	0.22	0.89	1482.7	0.1396	10	172	0.15	0.93	5.10	1.20	19.42	29.7	136	3.20	278.8	8.24	4.76	0.18	0.26	0.01	0.128	0.37	9.5	9.7	1.10	1292
QUALITY ASSURANCE / QUALITY CONTROL																												
Pulp Replicates																												
2	CND-2	Pulp	0.51	1.39	25.3	0.112	<10	92	0.30	5.49	0.88	0.52	59.12	12.2	80	2.55	52.3	3.24	3.95	0.09	0.59	0.025	0.033	0.68	30.1	8.8	0.72	444
2R	CND-2(Rep)	Pulp	0.52	1.36	25.3	0.1084	<10	91	0.29	5.21	0.85	0.51	59.73	12.3	75	2.59	52.2	3.12	4.05	0.08	0.62	0.014	0.033	0.66	30.2	8.5	0.69	431
	%RPD		-2%	2%	0%	3%		1%	3%	5%	3%	2%	-1%	-1%	6%	-2%	0%	4%	-2%	12%	-5%	56%	0%	3%	0%	3%	4%	3%
Reference Material																												
STD OREAS 601c			50.53	0.670	408.4	0.976	<10	963	0.55	21.23	0.82	2.61	34.9	4.00	15.0	1.36	1222.6	1.88	3.74	0.12	1.02	0.214	0.503	0.260	17.7	7.20	0.090	219
True Value STD OREAS 601c			**50.41**	**0.663**	**378.2**		**< 10**		**0.59**	**21.32**	**0.78**	**2.70**	**34.7**	**4.27**	**14.7**	**1.32**	**1157.6**	**1.84**	**3.86**	0.08	**0.97**	**0.216**	**0.497**	**0.254**	**17.3**	**7.56**	**0.084**	**213**
% Difference			0%	1%	8%				-7%	0%	5%	-3%	1%	-6%	2%	3%	6%	2%	-3%	44%	5%	-1%	1%	3%	2%	-5%	7%	3%
Method Blank:																												
Method Blank			<0.01	<0.01	<0.1	<0.0005	<10	<10	<0.05	<0.01	<0.01	<0.01	<0.02	<0.1	<1	<0.05	<0.2	<0.01	<0.05	<0.05	<0.02	<0.005	<0.005	<0.01	<0.2	<0.1	<0.01	<5

Notes:
Job No: YVR2310544

Analytical Methods (IMS-130):
A 0.5 g of pulp sample is leached in hot (95°C) 3:1 aqua regia digestion followed by ICP Mass Spec analysis.
Gold determinations by this method are semi-quantitative due to the small sample weight used (0.5 g).
Refractory and graphitic samples can limit Au solubility.

Abbreviations:
R / Rep = Replicate (a replicate is a sub-sample scooped from a single sample bag produced per client sample)
D / Dup = Duplicate (a duplicate is 2nd sub-sample bag produced by processing a second split of the original client sample received)
MDL = Measurable Detection Limit
COA: Certificate Of Analysis.
IND = Indeterminate
NR: Not reported in COA

On Certified Reference Material and Tolerance:
Any one element in a run reporting outside tolerance limits does not constitute failure of the standard.
As per Certificate of Analysis (COA): All values indicated are Certified. Values indicated in green are indicative only.
NR = Not Reported (in the Certificate Of Analysis).

Global
ARD Testing Services Inc.

CERTIFICATE OF ANALYSIS ▪ METALS RESULTS BY AQUA REGIA DIGEST & ICP-MS ANALYSIS ON SOLIDS

GLOBAL PROJECT NO: 2329 (B2)
CLIENT: WSP E&I Canada Limited
PROJECT NAME: Great Bear
PROJECT NO: OMGS21045
REPORT VERSION: 1

S. No.	Sample ID	Method																									
		Analyte	Molybdenum (Mo)	Sodium (Na)	Niobium (Nb)	Nickel (Ni)	Phosphorous (P)	Lead (Pb)	Rubidium (Rb)	Rhenium (Re)	Sulphur (S)	Antimony (Sb)	Scandium (Sc)	Selenium (Se)	Tin (Sn)	m (Sr)	Tantalum (Ta)	Tellurium (Te)	Thorium (Th)	Titanium (Ti)	Thallium (Tl)	Uranium (U)	Vandium (V)	Tungsten (W)	Yttrium (Y)	Zinc (Zn)	Zirconium (Zr)
		Unit	ppm	%	ppm	ppm	ppm	ppm	ppm	ppm	%	ppm	ppm	ppm	ppm	ppm	ppm	ppm	ppm	%	ppm	ppm	ppm	ppm	ppm	ppm	ppm
		MDL	0.05	0.01	0.05	0.2	10	0.2	0.1	0.001	0.01	0.05	0.1	0.2	0.2	0.2	0.01	0.01	0.2	0.005	0.02	0.05	1	0.05	0.05	1	0.5
		Sample Typ																									
1	CND -1	Pulp	1.69	0.06	0.18	34.1	633	18.1	58.6	<0.001	0.66	0.86	5.1	0.9	0.7	19.3	0.01	0.18	6.3	0.153	0.42	1.16	50	28.7	6.03	70	13.7
2	CND-2	Pulp	2.67	0.12	0.15	33.9	713	82.4	43.2	<0.001	2.32	0.45	1.2	2.2	0.5	29.3	<0.01	1.35	7.7	0.083	0.6	1.66	16	6.1	5.86	158	18.1
3	CND-3	Pulp	5.44	0.06	0.16	20.9	517	15.3	28.4	0.009	0.80	0.73	2.3	0.8	0.8	15.9	<0.01	0.3	8.2	0.084	0.27	1.47	22	5.38	6.51	64	19.7
4	CND-4	Pulp	1.82	0.12	<0.05	59.3	287	2.9	15.7	0.002	0.67	0.21	7.2	0.8	0.5	27.8	<0.01	0.61	0.4	0.075	0.09	<0.05	75	2.4	5.93	45	1.3
5	CND-5	Pulp	2.04	0.06	0.15	81.3	331	15.6	15.1	0.005	3.90	0.49	6.8	4.6	0.8	129.1	<0.01	1.77	1.4	0.056	0.13	0.22	63	4.58	6.29	276	8.7
QUALITY ASSURANCE / QUALITY CONT																											
Pulp Replicates																											
2	CND-2	Pulp	2.67	0.12	0.15	33.9	713	82.4	43.2	<0.001	2.32	0.45	1.2	2.2	0.5	29.3	<0.01	1.35	7.7	0.083	0.6	1.66	16	6.1	5.86	158	18.1
2R	CND-2(Rep)	Pulp	2.50	0.12	0.15	34.0	684	79.2	43.4	<0.001	2.22	0.42	1.2	2.1	0.5	30.6	<0.01	1.31	7.8	0.081	0.61	1.71	15	6.64	5.9	154	19.2
	%RPD		7%	0%	0%	0%	4%	4%	0%		4%	7%	0%	5%	0%	-4%		3%	-1%	2%	-2%	-3%	6%	-8%	-1%	3%	-6%
Reference Material																											
STD OREAS 601c			3.23	0.06	0.19	5.8	253	259.9	12.3	<0.001	0.94	29.17	1.00	8.0	1.60	37.0	<0.01	7.13	6.4	0.008	1.21	2.05	5.00	1.16	5.10	396	33.3
True Value STD OREAS 601c			**3.35**	**0.05**	**<1**	**6.0**	**243**	**248.1**	**12.4**	**< 0.001**	**0.91**	**29.73**	**1.03**	**8.0**	**1.587**	**36.3**	**< 0.05**	**7.22**	**6.1**	**0.010**	**1.20**	**2.04**	**4.75**	**1.16**	**5.10**	**380.6**	**33.5**
% Difference			-4%	14%		-3%	4%	5%	-1%		3%	-2%	-3%	0%	1%	2%		-1%	4%	-16%	1%	0%	5%	0%	0%	4%	-1%
Method Blank:																											
Method Blank			<0.05	<0.01	<0.05	<0.2	<10	<0.2	<0.1	<0.001	<0.01	<0.05	<0.1	<0.2	<0.2	<0.2	<0.01	<0.01	<0.2	<0.005	<0.02	<0.05	<1	<0.05	<0.05	<1	<0.5

CERTIFICATE OF ANALYSIS ▪ SINGLE ADDITION NAG RESULTS (EGi Method)

Global
ARD Testing Services Inc.

GLOBAL PROJECT NO: 2329 (B2)
CLIENT: WSP E&I Canada Limited
PROJECT NAME: Great Bear
PROJECT NO: OMGS21045
REPORT VERSION: 1

S. No:	Sample ID	Pulp Sample Weight (g)	Vol. of 15% H_2O_2 (mL)	NAG pH (pH Units)	NaOH to pH 4.5 (mL)	NaOH to pH 7.0 (mL)	NaOH Conc. (N)	NAG Acidity pH 4.5 (kg H_2SO_4/tonne)	NAG Acidity pH 7.0 (kg H_2SO_4/tonne)	% RPD		
										to pH 4.5	to pH 7.0	Acceptance Criteria
1	CND -1	2.5	250	9.82	0.00	0.00	0.1	0.0	0.0			
2	CND-2	2.5	250	2.30	17.89	21.86	0.1	35.1	42.8			
3	CND-3	2.5	250	10.29	0.00	0.00	0.1	0.0	0.0			
4	CND-4	2.5	250	9.62	0.00	0.00	0.1	0.0	0.0			
5	CND-5	2.5	250	8.24	0.00	0.00	0.1	0.0	0.0			
QUALITY ASSURANCE / QUALITY CONTROL												
Replicates:												
Method Blank Analysis:												
Method Blank (15% H_2O_2 Solution)		N/A	250	5.63	0.00	5.14	0.1					
GLOBAL SOP NO:		***ARD-017***										

NOTES:
Date of Analysis: May 02, 2023

pH (pH Units) of 15% H_2O_2 (buffered with 0.5 N NaOH): 5.68
EC (µS/cm) of 15% H_2O_2 (buffered with 0.5 N NaOH): 18.36
pH (pH Units) of DI water used: 5.44
EC (µS/cm) of DI water used: 0.91

Solid:Liquid ratio used: 1:100; 2.5 g Pulp Sample: 250 mL 15% H_2O_2.
pH measurement of 15% H_2O_2 solution was conducted at room temperature & buffered with 0.5N NaOH solution to ensure a pH between 4 and 7.
NAG pH & method blank pH measurements were taken after digesting with peroxide solution and making up the solution to its original volume of 250 mL with DI water.
On client's request the NAG procedure is repeated using 1 g of pulp sample when the NAG value for pH 4.5 exceeds 25 kg H_2SO_4 per tonne.

ABBREVIATIONS:
R = Replicate (i.e. using a pulp sample from the same bag).
D = Duplicate (i.e. client sample is processed to produced a 2nd pulp bag & analyzed as a duplicate).
RPD = Relative Percent Difference.
EC = Electrical Conductivity
ORP = Oxidation Reduction Potential
RDL = Reportable Detection Limit.
EDL = Estimated Detection Limit
SIE = Selective Ion Electrode
IC = Ion Chromatography
Calc. = Calculation

REFERENCE:
Egi - Environmental Geochemistry International; Single Addition Net Acid Generation (NAG) Test Procedure; Miller et al; Revised Dec. 2006; Page 2 to 4.

CERTIFICATE OF ANALYSIS ▪ NAG EXTRACT RESULTS

Global ARD Testing Services Inc.

GLOBAL PROJECT NO: 2329 (B2)
CLIENT: WSP E&I Canada Limited
PROJECT NAME: Great Bear
PROJECT NO: OMGS21045
REPORT VERSION: 1

Parameter	Method	Unit	RDL	1	2	3	4	5	Method Blank
				CND -1	CND-2	CND-3	CND-4	CND-5	
Weight of pulp sample used	Weighing Scale	g	0.01	2.5	2.5	2.5	2.5	2.5	N/A
Volume of 15% H_2O_2 used	Graduated Cylinder	mL	0.50	250	250	250	250	250	250
On filtered samples (using 0.45 µm filter paper):									
pH	Meter	pH units	0.01	8.1	2.9	8.1	8.3	7.2	5.0
EC	Meter	mV	1.0	151	1503	140	163	461	4.7
Acidity (to pH 8.3)	Titration	mg $CaCO_3$/L	0.5	3.9	517.4	3.1	<0.5	36.1	
Total Alkalinity (to pH 4.5)	Titration	mg $CaCO_3$/L	0.5	36.0	<0.5	33.3	31.6	29.7	
Sulphate	Gravimetric	mg/L	1	69.6	589.3	63.8	78.3	360.2	
Chloride	IC	mg/L	0.1	0.8	<2.50	0.2	0.2	0.2	
Fluoride	IC	mg/L	0.1	<0.10	<2.50	<0.10	<0.10	<0.10	
Total Dissolved Phosphorus	IC	mg/L	0.005	0.0095	0.0053	0.0073	0.0180	<0.0050	
Dissolved Metals Analysis by ICP-MS:									
Dissolved Hardness (CaCO3)	ICP-MS	mg/L	0.125	81.4	138.0	64.8	62.0	297.0	<0.125
Aluminum Dissolved	ICP-MS	mg/L	0.001	0.536	12.7	0.503	0.551	0.0276	0.0085
Antimony Dissolved	ICP-MS	mg/L	0.00005	0.00297	<0.000050	0.00334	0.000409	0.000054	<0.000050
Arsenic Dissolved	ICP-MS	mg/L	0.00005	0.0462	<0.00335	0.0262	0.0147	0.000524	0.000108
Barium Dissolved	ICP-MS	mg/L	0.0001	0.0129	0.265	0.00692	0.0548	0.138	0.00251
Beryllium Dissolved	ICP-MS	mg/L	0.00001	<0.000010	0.000746	<0.000010	<0.000010	<0.000010	<0.000010
Bismuth Dissolved	ICP-MS	mg/L	0.00001	<0.000010	0.000029	<0.000010	<0.000010	<0.000010	<0.000010
Boron Dissolved	ICP-MS	mg/L	0.002	0.159	0.0495	0.438	0.16	0.0506	<0.0020
Cadmium Dissolved	ICP-MS	mg/L	0.000002	<0.0000040	0.00493	<0.0000080	<0.0000020	0.0000059	<0.0000020
Calcium Dissolved	ICP-MS	mg/L	0.05	32.5	48.8	25.9	24.7	109.0	<0.050
Chromium Dissolved	ICP-MS	mg/L	0.0005	0.0218	0.0135	0.0260	0.0253	0.0047	0.002
Cobalt Dissolved	ICP-MS	mg/L	0.000005	0.00121	0.107	0.000133	0.000308	0.000991	0.0000298
Copper Dissolved	ICP-MS	mg/L	0.0001	0.00038	0.408	0.00037	0.00037	0.00029	0.00038
Iron Dissolved	ICP-MS	mg/L	0.002	0.0261	16.6	0.0234	0.0245	0.0167	0.0091
Lead Dissolved	ICP-MS	mg/L	0.00005	0.000144	0.566	0.000111	<0.000050	<0.000050	0.000074
Lithium Dissolved	ICP-MS	mg/L	0.00005	0.0038	0.0153	0.0021	0.0076	0.0126	<0.000050
Magnesium Dissolved	ICP-MS	mg/L	0.005	0.022	3.890	0.014	0.050	5.950	<0.0050
Manganese Dissolved	ICP-MS	mg/L	0.00005	0.00125	1	0.000884	0.000983	0.0288	0.000283
Mercury Dissolved	CVAA	ug/L	0.005	<0.0050	<0.0050	<0.0050	<0.0050	<0.0050	<0.0050
Molybdenum Dissolved	ICP-MS	mg/L	0.00001	0.00817	0.000166	0.0396	0.00298	0.00503	0.000219
Nickel Dissolved	ICP-MS	mg/L	0.00004	0.000091	0.11	0.000052	0.000065	0.000542	0.000815
Phosphorus Dissolved	ICP-MS	mg/L	0.01	<0.010	<0.010	<0.010	0.013	<0.010	0.171
Potassium Dissolved	ICP-MS	mg/L	0.02	16.6	20.5	10.1	19.4	16.3	0.164
Selenium Dissolved	ICP-MS	mg/L	0.0001	0.00365	0.0163	0.00308	0.00358	0.0131	<0.00010
Silicon Dissolved	ICP-MS	mg/L	0.1	5.51	16.2	7.46	4.1	0.51	<0.10
Silver Dissolved	ICP-MS	mg/L	0.00001	<0.000010	0.00091	<0.000010	<0.000010	0.000033	0.000013
Sodium Dissolved	ICP-MS	mg/L	0.02	8	9.74	8.48	7.65	7.12	4.24
Strontium Dissolved	ICP-MS	mg/L	0.0001	0.041	0.0787	0.0458	0.0277	0.284	0.00014
Sulphur Dissolved	ICP-MS	mg/L	1	22.8	189.0	21.6	26.3	114.0	<1.00
Tellurium Dissolved	ICP-MS	mg/L	0.00005	<0.000050	0.00391	<0.000050	<0.000050	<0.000050	<0.000050
Thallium Dissolved	ICP-MS	mg/L	0.000004	0.0000112	0.00119	0.0000139	0.0000209	0.000104	<0.0000040
Thorium Dissolved	ICP-MS	mg/L	0.00001	<0.000010	0.0168	<0.000010	<0.000010	<0.000010	<0.000010
Tin Dissolved	ICP-MS	mg/L	0.00005	0.000227	0.00191	0.000218	0.000205	0.000124	0.145
Titanium Dissolved	ICP-MS	mg/L	0.0002	0.00109	0.0145	0.00062	0.00049	<0.00020	0.00065
Tungsten Dissolved	ICP-MS	mg/L	0.0002	0.00454	<0.00020	0.00149	0.00116	<0.00020	<0.00020
Uranium Dissolved	ICP-MS	mg/L	0.000001	0.000116	0.00844	0.000101	0.0000087	0.0000037	0.000002
Vanadium Dissolved	ICP-MS	mg/L	0.001	0.0191	<0.00100	0.0107	0.0324	<0.00100	<0.00100
Zinc Dissolved	ICP-MS	mg/L	0.001	0.0023	1.1100	<0.0010	<0.0010	0.0011	0.0019
Zirconium Dissolved	ICP-MS	mg/L	0.00002	0.000037	0.00080	0.000028	<0.000020	<0.000020	0.0000
Ion Balance:									
Major Anions	Calc.	meq/L		2.19	12.28	2.00	2.27	8.10	
Major Cations	Calc.	meq/L		2.51	7.08	2.10	2.18	6.68	
Difference	Calc.	meq/L		0.31	-5.20	0.10	-0.09	-1.42	
Balance (%)	Calc.	%		6.7%	-26.8%	2.5%	-2.1%	-9.6%	
			NAG Extract ID:	*23E0727-01*	*23E0727-02*	*23E0727-03*	*23E0727-04*	*23E0727-05*	*23E0727-06*

NOTES:
Job No: 23E0727
Date of Analysis: May 03, 2023

pH (pH Units) of 15% H2O2 (buffered with 0.5 N NaOH): 5.68
EC (µS/cm) of 15% H2O2 (buffered with 0.5 N NaOH): 18.36
pH (pH Units) of DI water used: 5.44
EC (µS/cm) of DI water used: 0.91

Solid:Liquid ratio used: 1:100; 2.5 g Pulp Sample: 250 mL 15% H_2O_2.
pH measurement of 15% H_2O_2 solution was conducted at room temperature & buffered with 0.5N NaOH solution to ensure a pH between 4 and 7.
NAG pH & method blank pH measurements were taken after digestion with peroxide solution was completed - and volume was made up to original 250 mL with DI water.
On client's request the NAG procedure is repeated using 1 g of pulp sample when the NAG value for pH 4.5 exceeds 25 kg H_2SO_4 per tonne.

ABBREVIATIONS:
R / Rep = Replicate (which involves the analysis of the same NAG extract aliquot).
D / Dup = Duplicate (which involves the analysis of a separate NAG extract, produced by digesting another split of the pulp sample).
EC = Electrical Conductivity
ORP = Oxidation Reduction Potential
RDL = Reportable Detection Limit.
SIE = Selective Ion Electrode
IC = Ion Chromatography
Calc. = Calculation

REFERENCE:
Egi - Environmental Geochemistry International; Single Addition Net Acid Generation (NAG) Test Procedure; Miller et al; Revised Dec. 2006; Page 2 to 4.

Sulphate:

Certified Reference Material:	Parameter: Sulphate	% Recovery	Matrix Spike %	Units	QC Limits (%)
STD Mineral Water (15.3 mg/L)	13.90	90.8%		%	80 - 120
Spiked Blank (19.61 mg/L)	17.60		89.8%	%	80 - 120

Dissolved Metals by ICP-MS:

Sample Code	Parameter	Result	Result Units	Total or Filtered	Method Type	Method Name	Date Analyzed	EQL	EQL Units	UCL	LCL
23E0727_B3E0683-BLK1	Chloride	<0.10	mg/L	T	REG	SM 4110 B (2020)	08-May-23	0.1	mg/L		
23E0727_B3E0683-BLK1	Fluoride	<0.10	mg/L	T	REG	SM 4110 B (2020)	08-May-23	0.1	mg/L		
23E0727_B3E0683-BS1	Chloride	100	%	T	SC	SM 4110 B (2020)	08-May-23	1	%	110	90
23E0727_B3E0683-BS1	Fluoride	102	%	T	SC	SM 4110 B (2020)	08-May-23	1	%	108	88
23E0727_B3E0785-BLK1	Phosphorus Total Dissolved	<0.0050	mg/L	F	REG	SM 4500-P F (2021)	08-May-23	0.005	mg/L		
23E0727_B3E0785-BS1	Phosphorus Total Dissolved	108	%	F	SC	SM 4500-P F (2021)	08-May-23	1	%	115	85
23E0727_B3E1150-BLK1	Mercury dissolved	<0.0050	ug/L	F	REG	EPA 245.7*	11-May-23	0.005	ug/L		
23E0727_B3E1150-BLK2	Mercury dissolved	<0.0050	ug/L	F	REG	EPA 245.7*	11-May-23	0.005	ug/L		
23E0727_B3E1150-BS1	Mercury dissolved	96	%	F	SC	EPA 245.7*	11-May-23	1	%	120	80
23E0727_B3E1150-BS2	Mercury dissolved	108	%	F	SC	EPA 245.7*	11-May-23	1	%	120	80
23E0727_B3E1150-DUP1	Mercury dissolved	<0.0050	ug/L	F	REG	EPA 245.7*	11-May-23	0.005	ug/L		
23E0727_B3E1150-MS1	Mercury dissolved	0.249	ug/L	F	REG	EPA 245.7*	11-May-23	0.005	ug/L	130	70
23E0727_B3E1246-BLK1	Aluminum dissolved	<0.0010	mg/L	F	REG	EPA 6020B	11-May-23	0.001	mg/L		
23E0727_B3E1246-BLK1	Antimony dissolved	<0.000050	mg/L	F	REG	EPA 6020B	11-May-23	0.00005	mg/L		
23E0727_B3E1246-BLK1	Arsenic dissolved	<0.000050	mg/L	F	REG	EPA 6020B	11-May-23	0.00005	mg/L		
23E0727_B3E1246-BLK1	Barium dissolved	<0.00010	mg/L	F	REG	EPA 6020B	11-May-23	0.0001	mg/L		
23E0727_B3E1246-BLK1	Beryllium dissolved	<0.000010	mg/L	F	REG	EPA 6020B	11-May-23	0.00001	mg/L		
23E0727_B3E1246-BLK1	Bismuth dissolved	<0.000010	mg/L	F	REG	EPA 6020B	11-May-23	0.00001	mg/L		
23E0727_B3E1246-BLK1	Boron dissolved	<0.0020	mg/L	F	REG	EPA 6020B	11-May-23	0.002	mg/L		
23E0727_B3E1246-BLK1	Cadmium dissolved	<0.0000020	mg/L	F	REG	EPA 6020B	11-May-23	0.000002	mg/L		
23E0727_B3E1246-BLK1	Calcium dissolved	<0.050	mg/L	F	REG	EPA 6020B	11-May-23	0.05	mg/L		
23E0727_B3E1246-BLK1	Chromium dissolved	<0.00050	mg/L	F	REG	EPA 6020B	11-May-23	0.0005	mg/L		
23E0727_B3E1246-BLK1	Cobalt dissolved	<0.0000050	mg/L	F	REG	EPA 6020B	11-May-23	0.000005	mg/L		
23E0727_B3E1246-BLK1	Copper dissolved	<0.00010	mg/L	F	REG	EPA 6020B	11-May-23	0.0001	mg/L		
23E0727_B3E1246-BLK1	Iron dissolved	<0.0020	mg/L	F	REG	EPA 6020B	11-May-23	0.002	mg/L		
23E0727_B3E1246-BLK1	Lead dissolved	<0.000050	mg/L	F	REG	EPA 6020B	11-May-23	0.00005	mg/L		
23E0727_B3E1246-BLK1	Lithium dissolved	<0.000050	mg/L	F	REG	EPA 6020B	11-May-23	0.00005	mg/L		
23E0727_B3E1246-BLK1	Magnesium dissolved	<0.0050	mg/L	F	REG	EPA 6020B	11-May-23	0.005	mg/L		
23E0727_B3E1246-BLK1	Manganese dissolved	<0.000050	mg/L	F	REG	EPA 6020B	11-May-23	0.00005	mg/L		
23E0727_B3E1246-BLK1	Molybdenum dissolved	<0.000010	mg/L	F	REG	EPA 6020B	11-May-23	0.00001	mg/L		
23E0727_B3E1246-BLK1	Nickel dissolved	<0.000040	mg/L	F	REG	EPA 6020B	11-May-23	0.00004	mg/L		
23E0727_B3E1246-BLK1	Phosphorus dissolved	<0.010	mg/L	F	REG	EPA 6020B	11-May-23	0.01	mg/L		
23E0727_B3E1246-BLK1	Potassium dissolved	<0.020	mg/L	F	REG	EPA 6020B	11-May-23	0.02	mg/L		
23E0727_B3E1246-BLK1	Selenium dissolved	<0.00010	mg/L	F	REG	EPA 6020B	11-May-23	0.0001	mg/L		
23E0727_B3E1246-BLK1	Silicon dissolved	<0.10	mg/L	F	REG	EPA 6020B	11-May-23	0.1	mg/L		
23E0727_B3E1246-BLK1	Silver dissolved	<0.000010	mg/L	F	REG	EPA 6020B	11-May-23	0.00001	mg/L		
23E0727_B3E1246-BLK1	Sodium dissolved	<0.020	mg/L	F	REG	EPA 6020B	11-May-23	0.02	mg/L		
23E0727_B3E1246-BLK1	Strontium dissolved	<0.00010	mg/L	F	REG	EPA 6020B	11-May-23	0.0001	mg/L		
23E0727_B3E1246-BLK1	Sulfur dissolved	<1.00	mg/L	F	REG	EPA 6020B	11-May-23	1	mg/L		
23E0727_B3E1246-BLK1	Tellurium dissolved	<0.000050	mg/L	F	REG	EPA 6020B	11-May-23	0.00005	mg/L		
23E0727_B3E1246-BLK1	Thallium dissolved	<0.0000040	mg/L	F	REG	EPA 6020B	11-May-23	0.000004	mg/L		
23E0727_B3E1246-BLK1	Thorium dissolved	<0.000010	mg/L	F	REG	EPA 6020B	11-May-23	0.00001	mg/L		
23E0727_B3E1246-BLK1	Tin dissolved	<0.000050	mg/L	F	REG	EPA 6020B	11-May-23	0.00005	mg/L		
23E0727_B3E1246-BLK1	Titanium dissolved	<0.00020	mg/L	F	REG	EPA 6020B	11-May-23	0.0002	mg/L		
23E0727_B3E1246-BLK1	Tungsten dissolved	<0.00020	mg/L	F	REG	EPA 6020B	11-May-23	0.0002	mg/L		
23E0727_B3E1246-BLK1	Uranium dissolved	<0.0000010	mg/L	F	REG	EPA 6020B	11-May-23	0.000001	mg/L		
23E0727_B3E1246-BLK1	Vanadium dissolved	<0.00100	mg/L	F	REG	EPA 6020B	11-May-23	0.001	mg/L		
23E0727_B3E1246-BLK1	Zinc dissolved	<0.0010	mg/L	F	REG	EPA 6020B	11-May-23	0.001	mg/L		
23E0727_B3E1246-BLK1	Zirconium dissolved	<0.000020	mg/L	F	REG	EPA 6020B	11-May-23	0.00002	mg/L		
23E0727_B3E1246-BS1	Aluminum dissolved	96	%	F	SC	EPA 6020B	11-May-23	1	%	120	80
23E0727_B3E1246-BS1	Antimony dissolved	101	%	F	SC	EPA 6020B	11-May-23	1	%	120	80
23E0727_B3E1246-BS1	Arsenic dissolved	99	%	F	SC	EPA 6020B	11-May-23	1	%	120	80
23E0727_B3E1246-BS1	Barium dissolved	101	%	F	SC	EPA 6020B	11-May-23	1	%	120	80
23E0727_B3E1246-BS1	Beryllium dissolved	98	%	F	SC	EPA 6020B	11-May-23	1	%	120	80
23E0727_B3E1246-BS1	Bismuth dissolved	97	%	F	SC	EPA 6020B	11-May-23	1	%	120	80
23E0727_B3E1246-BS1	Boron dissolved	97	%	F	SC	EPA 6020B	11-May-23	1	%	120	80
23E0727_B3E1246-BS1	Cadmium dissolved	98	%	F	SC	EPA 6020B	11-May-23	1	%	120	80
23E0727_B3E1246-BS1	Calcium dissolved	102	%	F	SC	EPA 6020B	11-May-23	1	%	120	80
23E0727_B3E1246-BS1	Chromium dissolved	98	%	F	SC	EPA 6020B	11-May-23	1	%	120	80
23E0727_B3E1246-BS1	Cobalt dissolved	101	%	F	SC	EPA 6020B	11-May-23	1	%	120	80
23E0727_B3E1246-BS1	Copper dissolved	99	%	F	SC	EPA 6020B	11-May-23	1	%	120	80
23E0727_B3E1246-BS1	Iron dissolved	101	%	F	SC	EPA 6020B	11-May-23	1	%	120	80
23E0727_B3E1246-BS1	Lead dissolved	97	%	F	SC	EPA 6020B	11-May-23	1	%	120	80
23E0727_B3E1246-BS1	Lithium dissolved	98	%	F	SC	EPA 6020B	11-May-23	1	%	120	80
23E0727_B3E1246-BS1	Magnesium dissolved	100	%	F	SC	EPA 6020B	11-May-23	1	%	120	80
23E0727_B3E1246-BS1	Manganese dissolved	101	%	F	SC	EPA 6020B	11-May-23	1	%	120	80
23E0727_B3E1246-BS1	Molybdenum dissolved	96	%	F	SC	EPA 6020B	11-May-23	1	%	120	80
23E0727_B3E1246-BS1	Nickel dissolved	98	%	F	SC	EPA 6020B	11-May-23	1	%	120	80
23E0727_B3E1246-BS1	Phosphorus dissolved	98	%	F	SC	EPA 6020B	11-May-23	1	%	120	80
23E0727_B3E1246-BS1	Potassium dissolved	101	%	F	SC	EPA 6020B	11-May-23	1	%	120	80
23E0727_B3E1246-BS1	Selenium dissolved	100	%	F	SC	EPA 6020B	11-May-23	1	%	120	80
23E0727_B3E1246-BS1	Silicon dissolved	104	%	F	SC	EPA 6020B	11-May-23	1	%	120	80
23E0727_B3E1246-BS1	Silver dissolved	98	%	F	SC	EPA 6020B	11-May-23	1	%	120	80

Sulphate:

Certified Reference Material:	Parameter: Sulphate	% Recovery	Matrix Spike %	Units	QC Limits (%)
STD Mineral Water (15.3 mg/L)	13.90	90.8%		%	80 - 120
Spiked Blank (19.61 mg/L)	17.60		89.8%	%	80 - 120

Dissolved Metals by ICP-MS:

Sample Code	Parameter	Result	Result Units	Total or Filtered	Method Type	Method Name	Date Analyzed	EQL	EQL Units	UCL	LCL
23E0727_B3E1246-BS1	Sodium dissolved	101	%	F	SC	EPA 6020B	11-May-23	1	%	120	80
23E0727_B3E1246-BS1	Strontium dissolved	99	%	F	SC	EPA 6020B	11-May-23	1	%	120	80
23E0727_B3E1246-BS1	Sulfur dissolved	100	%	F	SC	EPA 6020B	11-May-23	1	%	120	80
23E0727_B3E1246-BS1	Tellurium dissolved	100	%	F	SC	EPA 6020B	11-May-23	1	%	120	80
23E0727_B3E1246-BS1	Thallium dissolved	98	%	F	SC	EPA 6020B	11-May-23	1	%	120	80
23E0727_B3E1246-BS1	Thorium dissolved	99	%	F	SC	EPA 6020B	11-May-23	1	%	120	80
23E0727_B3E1246-BS1	Tin dissolved	100	%	F	SC	EPA 6020B	11-May-23	1	%	120	80
23E0727_B3E1246-BS1	Titanium dissolved	103	%	F	SC	EPA 6020B	11-May-23	1	%	120	80
23E0727_B3E1246-BS1	Tungsten dissolved	100	%	F	SC	EPA 6020B	11-May-23	1	%	120	80
23E0727_B3E1246-BS1	Uranium dissolved	99	%	F	SC	EPA 6020B	11-May-23	1	%	120	80
23E0727_B3E1246-BS1	Vanadium dissolved	99	%	F	SC	EPA 6020B	11-May-23	1	%	120	80
23E0727_B3E1246-BS1	Zinc dissolved	100	%	F	SC	EPA 6020B	11-May-23	1	%	120	80
23E0727_B3E1246-BS1	Zirconium dissolved	101	%	F	SC	EPA 6020B	11-May-23	1	%	120	80
23E0727_B3E1247-BLK1	Aluminum dissolved	<0.0010	mg/L	F	REG	EPA 6020B	11-May-23	0.001	mg/L		
23E0727_B3E1247-BLK1	Antimony dissolved	<0.000050	mg/L	F	REG	EPA 6020B	11-May-23	0.00005	mg/L		
23E0727_B3E1247-BLK1	Arsenic dissolved	<0.000050	mg/L	F	REG	EPA 6020B	11-May-23	0.00005	mg/L		
23E0727_B3E1247-BLK1	Barium dissolved	<0.00010	mg/L	F	REG	EPA 6020B	11-May-23	0.0001	mg/L		
23E0727_B3E1247-BLK1	Beryllium dissolved	<0.000010	mg/L	F	REG	EPA 6020B	11-May-23	0.00001	mg/L		
23E0727_B3E1247-BLK1	Bismuth dissolved	<0.000010	mg/L	F	REG	EPA 6020B	11-May-23	0.00001	mg/L		
23E0727_B3E1247-BLK1	Boron dissolved	<0.0020	mg/L	F	REG	EPA 6020B	11-May-23	0.002	mg/L		
23E0727_B3E1247-BLK1	Cadmium dissolved	<0.0000020	mg/L	F	REG	EPA 6020B	11-May-23	0.000002	mg/L		
23E0727_B3E1247-BLK1	Calcium dissolved	<0.050	mg/L	F	REG	EPA 6020B	11-May-23	0.05	mg/L		
23E0727_B3E1247-BLK1	Chromium dissolved	<0.00050	mg/L	F	REG	EPA 6020B	11-May-23	0.0005	mg/L		
23E0727_B3E1247-BLK1	Cobalt dissolved	<0.0000050	mg/L	F	REG	EPA 6020B	11-May-23	0.000005	mg/L		
23E0727_B3E1247-BLK1	Copper dissolved	<0.00010	mg/L	F	REG	EPA 6020B	11-May-23	0.0001	mg/L		
23E0727_B3E1247-BLK1	Iron dissolved	<0.0020	mg/L	F	REG	EPA 6020B	11-May-23	0.002	mg/L		
23E0727_B3E1247-BLK1	Lead dissolved	<0.000050	mg/L	F	REG	EPA 6020B	11-May-23	0.00005	mg/L		
23E0727_B3E1247-BLK1	Lithium dissolved	<0.000050	mg/L	F	REG	EPA 6020B	11-May-23	0.00005	mg/L		
23E0727_B3E1247-BLK1	Magnesium dissolved	<0.0050	mg/L	F	REG	EPA 6020B	11-May-23	0.005	mg/L		
23E0727_B3E1247-BLK1	Manganese dissolved	<0.000050	mg/L	F	REG	EPA 6020B	11-May-23	0.00005	mg/L		
23E0727_B3E1247-BLK1	Molybdenum dissolved	<0.000010	mg/L	F	REG	EPA 6020B	11-May-23	0.00001	mg/L		
23E0727_B3E1247-BLK1	Nickel dissolved	<0.000040	mg/L	F	REG	EPA 6020B	11-May-23	0.00004	mg/L		
23E0727_B3E1247-BLK1	Phosphorus dissolved	<0.010	mg/L	F	REG	EPA 6020B	11-May-23	0.01	mg/L		
23E0727_B3E1247-BLK1	Potassium dissolved	<0.020	mg/L	F	REG	EPA 6020B	11-May-23	0.02	mg/L		
23E0727_B3E1247-BLK1	Selenium dissolved	<0.00010	mg/L	F	REG	EPA 6020B	11-May-23	0.0001	mg/L		
23E0727_B3E1247-BLK1	Silicon dissolved	<0.10	mg/L	F	REG	EPA 6020B	11-May-23	0.1	mg/L		
23E0727_B3E1247-BLK1	Silver dissolved	<0.000010	mg/L	F	REG	EPA 6020B	11-May-23	0.00001	mg/L		
23E0727_B3E1247-BLK1	Sodium dissolved	<0.020	mg/L	F	REG	EPA 6020B	11-May-23	0.02	mg/L		
23E0727_B3E1247-BLK1	Strontium dissolved	<0.00010	mg/L	F	REG	EPA 6020B	11-May-23	0.0001	mg/L		
23E0727_B3E1247-BLK1	Sulfur dissolved	<1.00	mg/L	F	REG	EPA 6020B	11-May-23	1	mg/L		
23E0727_B3E1247-BLK1	Tellurium dissolved	<0.000050	mg/L	F	REG	EPA 6020B	11-May-23	0.00005	mg/L		
23E0727_B3E1247-BLK1	Thallium dissolved	<0.0000040	mg/L	F	REG	EPA 6020B	11-May-23	0.000004	mg/L		
23E0727_B3E1247-BLK1	Thorium dissolved	<0.000010	mg/L	F	REG	EPA 6020B	11-May-23	0.00001	mg/L		
23E0727_B3E1247-BLK1	Tin dissolved	<0.000050	mg/L	F	REG	EPA 6020B	11-May-23	0.00005	mg/L		
23E0727_B3E1247-BLK1	Titanium dissolved	<0.00020	mg/L	F	REG	EPA 6020B	11-May-23	0.0002	mg/L		
23E0727_B3E1247-BLK1	Tungsten dissolved	<0.00020	mg/L	F	REG	EPA 6020B	11-May-23	0.0002	mg/L		
23E0727_B3E1247-BLK1	Uranium dissolved	<0.0000010	mg/L	F	REG	EPA 6020B	11-May-23	0.000001	mg/L		
23E0727_B3E1247-BLK1	Vanadium dissolved	<0.00100	mg/L	F	REG	EPA 6020B	11-May-23	0.001	mg/L		
23E0727_B3E1247-BLK1	Zinc dissolved	<0.0010	mg/L	F	REG	EPA 6020B	11-May-23	0.001	mg/L		
23E0727_B3E1247-BLK1	Zirconium dissolved	<0.000020	mg/L	F	REG	EPA 6020B	11-May-23	0.00002	mg/L		
23E0727_B3E1247-BS1	Aluminum dissolved	94	%	F	SC	EPA 6020B	11-May-23	1	%	120	80
23E0727_B3E1247-BS1	Antimony dissolved	101	%	F	SC	EPA 6020B	11-May-23	1	%	120	80
23E0727_B3E1247-BS1	Arsenic dissolved	99	%	F	SC	EPA 6020B	11-May-23	1	%	120	80
23E0727_B3E1247-BS1	Barium dissolved	99	%	F	SC	EPA 6020B	11-May-23	1	%	120	80
23E0727_B3E1247-BS1	Beryllium dissolved	96	%	F	SC	EPA 6020B	11-May-23	1	%	120	80
23E0727_B3E1247-BS1	Bismuth dissolved	98	%	F	SC	EPA 6020B	11-May-23	1	%	120	80
23E0727_B3E1247-BS1	Boron dissolved	93	%	F	SC	EPA 6020B	11-May-23	1	%	120	80
23E0727_B3E1247-BS1	Cadmium dissolved	99	%	F	SC	EPA 6020B	11-May-23	1	%	120	80
23E0727_B3E1247-BS1	Calcium dissolved	104	%	F	SC	EPA 6020B	11-May-23	1	%	120	80
23E0727_B3E1247-BS1	Chromium dissolved	96	%	F	SC	EPA 6020B	11-May-23	1	%	120	80
23E0727_B3E1247-BS1	Cobalt dissolved	99	%	F	SC	EPA 6020B	11-May-23	1	%	120	80
23E0727_B3E1247-BS1	Copper dissolved	99	%	F	SC	EPA 6020B	11-May-23	1	%	120	80
23E0727_B3E1247-BS1	Iron dissolved	97	%	F	SC	EPA 6020B	11-May-23	1	%	120	80
23E0727_B3E1247-BS1	Lead dissolved	98	%	F	SC	EPA 6020B	11-May-23	1	%	120	80
23E0727_B3E1247-BS1	Lithium dissolved	94	%	F	SC	EPA 6020B	11-May-23	1	%	120	80
23E0727_B3E1247-BS1	Magnesium dissolved	93	%	F	SC	EPA 6020B	11-May-23	1	%	120	80
23E0727_B3E1247-BS1	Manganese dissolved	99	%	F	SC	EPA 6020B	11-May-23	1	%	120	80
23E0727_B3E1247-BS1	Molybdenum dissolved	97	%	F	SC	EPA 6020B	11-May-23	1	%	120	80
23E0727_B3E1247-BS1	Nickel dissolved	98	%	F	SC	EPA 6020B	11-May-23	1	%	120	80
23E0727_B3E1247-BS1	Phosphorus dissolved	94	%	F	SC	EPA 6020B	11-May-23	1	%	120	80
23E0727_B3E1247-BS1	Potassium dissolved	99	%	F	SC	EPA 6020B	11-May-23	1	%	120	80
23E0727_B3E1247-BS1	Selenium dissolved	100	%	F	SC	EPA 6020B	11-May-23	1	%	120	80
23E0727_B3E1247-BS1	Silicon dissolved	99	%	F	SC	EPA 6020B	11-May-23	1	%	120	80

CERTIFICATE OF ANALYSIS ▪ NAG EXTRACT RESULTS

Global ARD Testing Services Inc.

GLOBAL PROJECT NO: 2329 (B2)
CLIENT: WSP E&I Canada Limited
PROJECT NAME: Great Bear
PROJECT NO: OMGS21045
REPORT VERSION: 1

Sulphate:

Certified Reference Material:	Parameter: Sulphate	% Recovery	Matrix Spike %	Units	QC Limits (%)
STD Mineral Water (15.3 mg/L)	13.90	90.8%		%	80 - 120
Spiked Blank (19.61 mg/L)	17.60		89.8%	%	80 - 120

Dissolved Metals by ICP-MS:

Sample Code	Parameter	Result	Result Units	Total or Filtered	Method Type	Method Name	Date Analyzed	EQL	EQL Units	UCL	LCL
23E0727_B3E1247-BS1	Silver dissolved	98	%	F	SC	EPA 6020B	11-May-23	1	%	120	80
23E0727_B3E1247-BS1	Sodium dissolved	95	%	F	SC	EPA 6020B	11-May-23	1	%	120	80
23E0727_B3E1247-BS1	Strontium dissolved	100	%	F	SC	EPA 6020B	11-May-23	1	%	120	80
23E0727_B3E1247-BS1	Sulfur dissolved	101	%	F	SC	EPA 6020B	11-May-23	1	%	120	80
23E0727_B3E1247-BS1	Tellurium dissolved	98	%	F	SC	EPA 6020B	11-May-23	1	%	120	80
23E0727_B3E1247-BS1	Thallium dissolved	99	%	F	SC	EPA 6020B	11-May-23	1	%	120	80
23E0727_B3E1247-BS1	Thorium dissolved	100	%	F	SC	EPA 6020B	11-May-23	1	%	120	80
23E0727_B3E1247-BS1	Tin dissolved	99	%	F	SC	EPA 6020B	11-May-23	1	%	120	80
23E0727_B3E1247-BS1	Titanium dissolved	102	%	F	SC	EPA 6020B	11-May-23	1	%	120	80
23E0727_B3E1247-BS1	Tungsten dissolved	101	%	F	SC	EPA 6020B	11-May-23	1	%	120	80
23E0727_B3E1247-BS1	Uranium dissolved	100	%	F	SC	EPA 6020B	11-May-23	1	%	120	80
23E0727_B3E1247-BS1	Vanadium dissolved	97	%	F	SC	EPA 6020B	11-May-23	1	%	120	80
23E0727_B3E1247-BS1	Zinc dissolved	99	%	F	SC	EPA 6020B	11-May-23	1	%	120	80
23E0727_B3E1247-BS1	Zirconium dissolved	101	%	F	SC	EPA 6020B	11-May-23	1	%	120	80

NOTES:
Job No: 23E0727

Abbreviations & Descriptions:
Method Blank (Blk): A blank sample that undergoes sample processing identical to that carried out for the test samples.
Method Blank results are used to assess contamination from the laboratory environment and reagents.

Duplicate (Dup): An additional or second portion of a randomly selected sample in the analytical run carried through the entire analytical process.
Duplicates provide a measure of the analytical method's precision (reproducibility).

Blank Spike (BS): A sample of known concentration which undergoes processing identical to that carried out for test samples, also referred to as a laboratory control sample (LCS).
Blank spikes provide a measure of the analytical method's accuracy.

Matrix Spike (MS): A second aliquot of sample is fortified with a known concentration of target analytes and carried through the entire analytical process.
Matrix spikes evaluate potential matrix effects that may affect the analyte recovery.

Standard Reference Material (SRM): A homogenous material of similar matrix to the samples, certified for the parameter(s) listed.
Reference Materials ensure that the analytical process is adequate to achieve acceptable recoveries of the parameter(s) tested.

Each QC type is analyzed at a 5-10% frequency, i.e. one blank/duplicate/spike for every 10-20 samples.

For all types of QC, specified recovery (% Rec) and relative percent difference (RPD) limits are derived from long-term method performance averages and/or prescribed by the reference method.

EQL = Estimated Quantitation Limits
PQL = Practical Quantitation Limits
UCL = Upper Control Limit
LCL = Lower Control Limit
BLK = Blank
BS = Blank Spike
MS = Matrix Spike
DUP = Duplicate
SRM = Standard Reference Materials

CERTIFICATE OF ANALYSIS ▪ SUPERNATANT RESULTS

Global ARD Testing Services Inc.

GLOBAL PROJECT NO: 2329 (B2)
CLIENT: WSP E&I Cana
PROJECT NAME: Great Bear
PROJECT NO: OMGS21045
REPORT VERSION: 1

Parameter	Method	Unit	RDL	1	1R	2	3	4	5
				CND -1	CND -1 (Rep)	CND-2	CND-3	CND-4	CND-5
Weight of dry sample used	Weighing Scale	g	0.01						
Volume of DI water used	Graduated Cylinder	mL	0.50						
On filtered samples (using 0.45 µm filter paper):									
pH	Meter	pH units	0.01	7.8		7.8	7.6	7.8	6.9
EC	Meter	µS/cm	1	2830		3250	3020	3110	4710
Acidity (to pH 8.3)	Titration	mg $CaCO_3$/L	0.5	20.9		13.0	27.9	12.3	32.0
Alkalinity (to pH 4.5)	Titration	mg $CaCO_3$/L	0.5	92.6		95.1	98.2	93.4	62.2
Sulphate	Turbidimetry	mg/L	1	1727.7		1842.9	1765.5	1759.5	3650.4
Chloride	IC	mg/L	0.1	20.8		20.8	19.7	21.8	23.9
Fluoride	IC	mg/L	0.1	<5.00		<5.00	<5.00	<5.00	<5.00
Nitrate	IC	mg/L	0.01	<0.500		<0.500	<0.500	<0.500	<0.500
Nitrite	IC	mg/L	0.01	<0.500		<0.500	<0.500	<0.500	<0.500
Ammonia		mg/L	0.05	65.9		76.5	77.4	75.7	61.1
Total Cyanide		mg/L	0.002	4.19		4.82	6.05	0.78	4.64
Cyanide WAD		mg/L	0.002	0.161		0.081	0.086	0.059	0.047
Free Cyanide		mg/L	0.005	0.195		0.091	0.093	0.069	0.031
Cyanate		mg/L	1	130		260	170	280	110
Thiocyanate	IC	mg/L	0.1	31.5	35.2	38.2	63.8	45.9	626.0
Total Dissolved Phosphorus	IC	mg/L	0.005	0.0083		0.0123	0.0067	<0.0050	0.0930
Dissolved Metals Analysis by ICP-MS:									
Dissolved Hardness (CaCO3)	ICP-MS	mg/L	0.25	452.0		812.0	434.0	602.0	657.0
Aluminum Dissolved	ICP-MS	mg/L	0.001	0.051	0.0516	0.0532	0.0361	0.0534	0.0223
Antimony Dissolved	ICP-MS	mg/L	0.00005	0.0194	0.0191	0.015	0.0387	0.00388	0.00127
Arsenic Dissolved	ICP-MS	mg/L	0.00005	0.0216	0.0212	0.000809	0.0136	0.00521	0.0304
Barium Dissolved	ICP-MS	mg/L	0.0001	0.0326	0.032	0.0524	0.0428	0.0694	0.0362
Beryllium Dissolved	ICP-MS	mg/L	0.00001	<0.000020	<0.000020	<0.000020	<0.000020	<0.000020	<0.000050
Bismuth Dissolved	ICP-MS	mg/L	0.00001	<0.000020	<0.000020	<0.000020	<0.000020	<0.000020	<0.000050
Boron Dissolved	ICP-MS	mg/L	0.002	0.0314	0.0324	0.0336	0.0213	0.0251	0.0301
Cadmium Dissolved	ICP-MS	mg/L	0.000002	0.000118	0.000116	0.0000757	<0.0000240	<0.0000120	0.0000991
Calcium Dissolved	ICP-MS	mg/L	0.05	172.0	176.0	316.0	166.0	232.0	208.0
Chromium Dissolved	ICP-MS	mg/L	0.001	0.0011	0.0011	0.0009	0.0008	0.0007	<0.00050
Cobalt Dissolved	ICP-MS	mg/L	0.000005	0.654	0.648	0.78	0.0691	0.0643	0.265
Copper Dissolved	ICP-MS	mg/L	0.0001	0.0521	0.054	0.0168	0.00819	0.00661	0.0105
Iron Dissolved	ICP-MS	mg/L	0.002	1.47	1.47	1.67	2.15	0.201	1.51
Lead Dissolved	ICP-MS	mg/L	0.00005	0.000744	0.000747	0.0008	<0.000100	<0.000100	<0.000250
Lithium Dissolved	ICP-MS	mg/L	0.000	0.0164	0.0165	0.0135	0.0116	0.0097	0.0107
Magnesium Dissolved	ICP-MS	mg/L	0.005	5.2	5.3	5.6	4.8	5.4	33.3
Manganese Dissolved	ICP-MS	mg/L	0.00005	0.00511	0.00512	0.0218	0.00965	0.0192	0.0604
Mercury Dissolved	CVAF	ug/L	0.005	<0.0050		<0.0050	<0.0050	<0.0050	0.0412
Molybdenum Dissolved	ICP-MS	mg/L	0.00001	0.0525	0.0507	0.06	0.0603	0.0456	0.0671
Nickel Dissolved	ICP-MS	mg/L	0.00004	0.006	0.00601	0.00415	0.00172	0.00684	0.00421
Phosphorus Dissolved	ICP-MS	mg/L	0.01	<0.020	<0.020	<0.020	<0.020	<0.020	<0.050
Potassium Dissolved	ICP-MS	mg/L	0.02	97.9	96.6	100	83.6	84	97.2
Selenium Dissolved	ICP-MS	mg/L	0.0001	0.0068	0.00695	0.0209	0.00803	0.0045	0.00667
Silicon Dissolved	ICP-MS	mg/L	0.1	2.15	2.13	1.96	2.42	1.54	1.09
Silver Dissolved	ICP-MS	mg/L	0.00001	0.000045	0.000038	0.000085	0.000036	<0.000020	0.00178
Sodium Dissolved	ICP-MS	mg/L	0.02	596	589	647	643	637	1090
Strontium Dissolved	ICP-MS	mg/L	0.0001	0.475	0.467	0.89	0.447	0.402	0.909
Sulphur Dissolved	ICP-MS	mg/L	1.00000	651.0	649.0	770.0	667.0	672.0	1550.0
Tellurium Dissolved	ICP-MS	mg/L	0.00005	<0.000100	<0.000100	<0.000100	<0.000100	<0.000100	<0.000250
Thallium Dissolved	ICP-MS	mg/L	0.000004	0.0000969	0.0000873	0.000123	0.0000635	0.0000168	<0.0000200
Thorium Dissolved	ICP-MS	mg/L	0.00001	<0.000020	<0.000020	<0.000020	<0.000020	<0.000020	<0.000050
Tin Dissolved	ICP-MS	mg/L	0.00005	0.000107	<0.000100	0.00012	0.000108	0.0007	<0.000250
Titanium Dissolved	ICP-MS	mg/L	0.0002	<0.00040	<0.00040	<0.00040	<0.00040	<0.00040	<0.00100
Tungsten Dissolved	ICP-MS	mg/L	0.0002	0.0133	0.013	0.00587	0.00421	0.00394	<0.00100
Uranium Dissolved	ICP-MS	mg/L	0.000001	0.00831	0.00818	0.0119	0.00725	0.000796	0.000598
Vanadium Dissolved	ICP-MS	mg/L	0.001	<0.00200	<0.00200	<0.00200	<0.00200	<0.00200	<0.00500
Zinc Dissolved	ICP-MS	mg/L	0.00	0.003	0.003	0.004	<0.0020	0.002	<0.0050
Zirconium Dissolved	ICP-MS	mg/L	0.000	<0.000040	<0.000040	<0.000040	<0.000040	<0.000040	<0.000100
Ion Balance:									
Major Anions	Calc.	meq/L		37.85	37.85	40.29	38.74	38.52	77.29
Major Cations	Calc.	meq/L		37.54	37.41	47.06	38.87	41.90	63.10
Difference	Calc.	meq/L		-0.30	-0.43	6.76	0.13	3.37	-14.20
Balance (%)	Calc.	%		-0.4%	-0.6%	7.7%	0.2%	4.2%	-10.1%
			Shake Flask Extract ID:	*23D2884-01*	*23D2884-01*	*23D2884-02*	*23D2884-03*	*23D2884-04*	*23D2884-05*

NOTES:
Job No: 23D2884

ABBREVIATIONS:
R / Rep = Replicate (which involves the analysis of the same Shake Flask Extract aliquot).
D / Dup = Duplicate (which involves the analysis of a separate SF extract, produced by processing a secopnd split of the original client sample received).
Calc. = Calculation
EC = Electrical Conductivity
IC = Ion Chromatography
NA = Not Applicable.
NR = Not Reported.
mg/L = Milligrams per Litre

CERTIFICATE OF ANALYSIS ▪ SUPERNATANT QA/QC RESULTS

Global
ARD Testing Services Inc.

GLOBAL PROJECT NO: 2329 (B2)
CLIENT: WSP E&I Canada
PROJECT NAME: Great Bear
PROJECT NO: OMGS21045
REPORT VERSION: 1

Sulphate:

Certified Reference Material:	Parameter: Sulphate	% Recovery	Matrix Spike %	Units	QC Limits
STD Mineral Water (15.3 mg/L)	13.90	90.8%		%	80 - 120
Spiked Blank (19.61 mg/L)	17.60		89.8%	%	80 - 120

Dissolved Metals by ICP-MS:

Sample Code	Parameter	Result	Result Units	Total or Filtered	Method Type	Method Name	Date Analyzed	EQL	EQL Units	UCL	LCL
23D2884_B3D2758-BLK1	Cyanide Free	<0.0050	mg/L	T	REG	ASTM D7237-15a	28-Apr-23	0.005	mg/L		
23D2884_B3D2758-BS1	Cyanide Free	98	%	T	SC	ASTM D7237-15a	28-Apr-23	1	%	115	85
23D2884_B3D2758-BSD1	Cyanide Free	98	%	T	SC	ASTM D7237-15a	28-Apr-23	1	%	115	85
23D2884_B3D2888-BLK1	Ammonia Total (as N)	<0.050	mg/L	T	REG	SM 4500-NH3 G* (2021)	30-Apr-23	0.05	mg/L		
23D2884_B3D2888-BLK2	Ammonia Total (as N)	<0.050	mg/L	T	REG	SM 4500-NH3 G* (2021)	30-Apr-23	0.05	mg/L		
23D2884_B3D2888-BLK3	Ammonia Total (as N)	<0.050	mg/L	T	REG	SM 4500-NH3 G* (2021)	30-Apr-23	0.05	mg/L		
23D2884_B3D2888-BLK4	Ammonia Total (as N)	<0.050	mg/L	T	REG	SM 4500-NH3 G* (2021)	30-Apr-23	0.05	mg/L		
23D2884_B3D2888-BS1	Ammonia Total (as N)	98	%	T	SC	SM 4500-NH3 G* (2021)	30-Apr-23	1	%	115	85
23D2884_B3D2888-BS2	Ammonia Total (as N)	98	%	T	SC	SM 4500-NH3 G* (2021)	30-Apr-23	1	%	115	85
23D2884_B3D2888-BS3	Ammonia Total (as N)	98	%	T	SC	SM 4500-NH3 G* (2021)	30-Apr-23	1	%	115	85
23D2884_B3D2888-BS4	Ammonia Total (as N)	99	%	T	SC	SM 4500-NH3 G* (2021)	30-Apr-23	1	%	115	85
23D2884_B3D2895-BLK1	Aluminum dissolved	<0.0010	mg/L	F	REG	EPA 6020B	01-May-23	0.001	mg/L		
23D2884_B3D2895-BLK1	Antimony dissolved	<0.000050	mg/L	F	REG	EPA 6020B	01-May-23	0.00005	mg/L		
23D2884_B3D2895-BLK1	Arsenic dissolved	<0.000050	mg/L	F	REG	EPA 6020B	01-May-23	0.00005	mg/L		
23D2884_B3D2895-BLK1	Barium dissolved	<0.00010	mg/L	F	REG	EPA 6020B	01-May-23	0.0001	mg/L		
23D2884_B3D2895-BLK1	Beryllium dissolved	<0.000010	mg/L	F	REG	EPA 6020B	01-May-23	0.00001	mg/L		
23D2884_B3D2895-BLK1	Bismuth dissolved	<0.000010	mg/L	F	REG	EPA 6020B	01-May-23	0.00001	mg/L		
23D2884_B3D2895-BLK1	Boron dissolved	<0.0020	mg/L	F	REG	EPA 6020B	01-May-23	0.002	mg/L		
23D2884_B3D2895-BLK1	Cadmium dissolved	<0.0000020	mg/L	F	REG	EPA 6020B	01-May-23	0.000002	mg/L		
23D2884_B3D2895-BLK1	Calcium dissolved	<0.050	mg/L	F	REG	EPA 6020B	01-May-23	0.05	mg/L		
23D2884_B3D2895-BLK1	Chromium dissolved	<0.00010	mg/L	F	REG	EPA 6020B	01-May-23	0.0001	mg/L		
23D2884_B3D2895-BLK1	Cobalt dissolved	<0.0000050	mg/L	F	REG	EPA 6020B	01-May-23	0.000005	mg/L		
23D2884_B3D2895-BLK1	Copper dissolved	<0.00010	mg/L	F	REG	EPA 6020B	01-May-23	0.0001	mg/L		
23D2884_B3D2895-BLK1	Iron dissolved	<0.0020	mg/L	F	REG	EPA 6020B	01-May-23	0.002	mg/L		
23D2884_B3D2895-BLK1	Lead dissolved	<0.000050	mg/L	F	REG	EPA 6020B	01-May-23	0.00005	mg/L		
23D2884_B3D2895-BLK1	Lithium dissolved	<0.000050	mg/L	F	REG	EPA 6020B	01-May-23	0.00005	mg/L		
23D2884_B3D2895-BLK1	Magnesium dissolved	<0.0050	mg/L	F	REG	EPA 6020B	01-May-23	0.005	mg/L		
23D2884_B3D2895-BLK1	Manganese dissolved	<0.000050	mg/L	F	REG	EPA 6020B	01-May-23	0.00005	mg/L		
23D2884_B3D2895-BLK1	Molybdenum dissolved	<0.000010	mg/L	F	REG	EPA 6020B	01-May-23	0.00001	mg/L		
23D2884_B3D2895-BLK1	Nickel dissolved	<0.000040	mg/L	F	REG	EPA 6020B	01-May-23	0.00004	mg/L		
23D2884_B3D2895-BLK1	Phosphorus dissolved	<0.010	mg/L	F	REG	EPA 6020B	01-May-23	0.01	mg/L		
23D2884_B3D2895-BLK1	Potassium dissolved	<0.020	mg/L	F	REG	EPA 6020B	01-May-23	0.02	mg/L		
23D2884_B3D2895-BLK1	Selenium dissolved	<0.00010	mg/L	F	REG	EPA 6020B	01-May-23	0.0001	mg/L		
23D2884_B3D2895-BLK1	Silicon dissolved	<0.10	mg/L	F	REG	EPA 6020B	01-May-23	0.1	mg/L		
23D2884_B3D2895-BLK1	Silver dissolved	<0.000010	mg/L	F	REG	EPA 6020B	01-May-23	0.00001	mg/L		
23D2884_B3D2895-BLK1	Sodium dissolved	<0.020	mg/L	F	REG	EPA 6020B	01-May-23	0.02	mg/L		
23D2884_B3D2895-BLK1	Strontium dissolved	<0.00010	mg/L	F	REG	EPA 6020B	01-May-23	0.0001	mg/L		
23D2884_B3D2895-BLK1	Sulfur dissolved	<1.00	mg/L	F	REG	EPA 6020B	01-May-23	1	mg/L		
23D2884_B3D2895-BLK1	Tellurium dissolved	<0.000050	mg/L	F	REG	EPA 6020B	01-May-23	0.00005	mg/L		
23D2884_B3D2895-BLK1	Thallium dissolved	<0.0000040	mg/L	F	REG	EPA 6020B	01-May-23	0.000004	mg/L		
23D2884_B3D2895-BLK1	Thorium dissolved	<0.000010	mg/L	F	REG	EPA 6020B	01-May-23	0.00001	mg/L		
23D2884_B3D2895-BLK1	Tin dissolved	<0.000050	mg/L	F	REG	EPA 6020B	01-May-23	0.00005	mg/L		
23D2884_B3D2895-BLK1	Titanium dissolved	<0.00020	mg/L	F	REG	EPA 6020B	01-May-23	0.0002	mg/L		
23D2884_B3D2895-BLK1	Tungsten dissolved	<0.00020	mg/L	F	REG	EPA 6020B	01-May-23	0.0002	mg/L		
23D2884_B3D2895-BLK1	Uranium dissolved	<0.0000010	mg/L	F	REG	EPA 6020B	01-May-23	0.000001	mg/L		
23D2884_B3D2895-BLK1	Vanadium dissolved	<0.00100	mg/L	F	REG	EPA 6020B	01-May-23	0.001	mg/L		
23D2884_B3D2895-BLK1	Zinc dissolved	<0.0010	mg/L	F	REG	EPA 6020B	01-May-23	0.001	mg/L		
23D2884_B3D2895-BLK1	Zirconium dissolved	<0.000020	mg/L	F	REG	EPA 6020B	01-May-23	0.00002	mg/L		
23D2884_B3D2895-BS1	Aluminum dissolved	100	%	F	SC	EPA 6020B	01-May-23	1	%	120	80
23D2884_B3D2895-BS1	Antimony dissolved	103	%	F	SC	EPA 6020B	01-May-23	1	%	120	80
23D2884_B3D2895-BS1	Arsenic dissolved	101	%	F	SC	EPA 6020B	01-May-23	1	%	120	80
23D2884_B3D2895-BS1	Barium dissolved	100	%	F	SC	EPA 6020B	01-May-23	1	%	120	80
23D2884_B3D2895-BS1	Beryllium dissolved	98	%	F	SC	EPA 6020B	01-May-23	1	%	120	80
23D2884_B3D2895-BS1	Bismuth dissolved	100	%	F	SC	EPA 6020B	01-May-23	1	%	120	80
23D2884_B3D2895-BS1	Boron dissolved	98	%	F	SC	EPA 6020B	01-May-23	1	%	120	80
23D2884_B3D2895-BS1	Cadmium dissolved	100	%	F	SC	EPA 6020B	01-May-23	1	%	120	80
23D2884_B3D2895-BS1	Calcium dissolved	98	%	F	SC	EPA 6020B	01-May-23	1	%	120	80
23D2884_B3D2895-BS1	Chromium dissolved	101	%	F	SC	EPA 6020B	01-May-23	1	%	120	80
23D2884_B3D2895-BS1	Cobalt dissolved	100	%	F	SC	EPA 6020B	01-May-23	1	%	120	80
23D2884_B3D2895-BS1	Copper dissolved	100	%	F	SC	EPA 6020B	01-May-23	1	%	120	80
23D2884_B3D2895-BS1	Iron dissolved	99	%	F	SC	EPA 6020B	01-May-23	1	%	120	80
23D2884_B3D2895-BS1	Lead dissolved	101	%	F	SC	EPA 6020B	01-May-23	1	%	120	80
23D2884_B3D2895-BS1	Lithium dissolved	100	%	F	SC	EPA 6020B	01-May-23	1	%	120	80

CERTIFICATE OF ANALYSIS ▪ SUPERNATANT QA/QC RESULTS

Global
ARD Testing Services Inc.

GLOBAL PROJECT NO: 2329 (B2)
CLIENT: WSP E&I Canada
PROJECT NAME: Great Bear
PROJECT NO: OMGS21045
REPORT VERSION: 1

Sulphate:

Certified Reference Material:	Parameter: Sulphate	% Recovery	Matrix Spike %	Units	QC Limits
STD Mineral Water (15.3 mg/L)	13.90	90.8%		%	80 - 120
Spiked Blank (19.61 mg/L)	17.60		89.8%	%	80 - 120

Dissolved Metals by ICP-MS:

Sample Code	Parameter	Result	Result Units	Total or Filtered	Method Type	Method Name	Date Analyzed	EQL	EQL Units	UCL	LCL
23D2884_B3D2895-BS1	Magnesium dissolved	101	%	F	SC	EPA 6020B	01-May-23	1	%	120	80
23D2884_B3D2895-BS1	Manganese dissolved	104	%	F	SC	EPA 6020B	01-May-23	1	%	120	80
23D2884_B3D2895-BS1	Molybdenum dissolved	96	%	F	SC	EPA 6020B	01-May-23	1	%	120	80
23D2884_B3D2895-BS1	Nickel dissolved	99	%	F	SC	EPA 6020B	01-May-23	1	%	120	80
23D2884_B3D2895-BS1	Phosphorus dissolved	99	%	F	SC	EPA 6020B	01-May-23	1	%	120	80
23D2884_B3D2895-BS1	Potassium dissolved	100	%	F	SC	EPA 6020B	01-May-23	1	%	120	80
23D2884_B3D2895-BS1	Selenium dissolved	99	%	F	SC	EPA 6020B	01-May-23	1	%	120	80
23D2884_B3D2895-BS1	Silicon dissolved	104	%	F	SC	EPA 6020B	01-May-23	1	%	120	80
23D2884_B3D2895-BS1	Silver dissolved	100	%	F	SC	EPA 6020B	01-May-23	1	%	120	80
23D2884_B3D2895-BS1	Sodium dissolved	98	%	F	SC	EPA 6020B	01-May-23	1	%	120	80
23D2884_B3D2895-BS1	Strontium dissolved	102	%	F	SC	EPA 6020B	01-May-23	1	%	120	80
23D2884_B3D2895-BS1	Sulfur dissolved	101	%	F	SC	EPA 6020B	01-May-23	1	%	120	80
23D2884_B3D2895-BS1	Tellurium dissolved	100	%	F	SC	EPA 6020B	01-May-23	1	%	120	80
23D2884_B3D2895-BS1	Thallium dissolved	98	%	F	SC	EPA 6020B	01-May-23	1	%	120	80
23D2884_B3D2895-BS1	Thorium dissolved	100	%	F	SC	EPA 6020B	01-May-23	1	%	120	80
23D2884_B3D2895-BS1	Tin dissolved	99	%	F	SC	EPA 6020B	01-May-23	1	%	120	80
23D2884_B3D2895-BS1	Titanium dissolved	104	%	F	SC	EPA 6020B	01-May-23	1	%	120	80
23D2884_B3D2895-BS1	Tungsten dissolved	102	%	F	SC	EPA 6020B	01-May-23	1	%	120	80
23D2884_B3D2895-BS1	Uranium dissolved	101	%	F	SC	EPA 6020B	01-May-23	1	%	120	80
23D2884_B3D2895-BS1	Vanadium dissolved	99	%	F	SC	EPA 6020B	01-May-23	1	%	120	80
23D2884_B3D2895-BS1	Zinc dissolved	100	%	F	SC	EPA 6020B	01-May-23	1	%	120	80
23D2884_B3D2895-BS1	Zirconium dissolved	101	%	F	SC	EPA 6020B	01-May-23	1	%	120	80
23D2884_B3D2895-MS1	Aluminum dissolved	7.95	mg/L	F	REG	EPA 6020B	01-May-23	0.002	mg/L	130	70
23D2884_B3D2895-MS1	Antimony dissolved	0.0806	mg/L	F	REG	EPA 6020B	01-May-23	0.0001	mg/L	130	70
23D2884_B3D2895-MS1	Arsenic dissolved	0.814	mg/L	F	REG	EPA 6020B	01-May-23	0.0001	mg/L	130	70
23D2884_B3D2895-MS1	Barium dissolved	0.134	mg/L	F	REG	EPA 6020B	01-May-23	0.0002	mg/L	130	70
23D2884_B3D2895-MS1	Beryllium dissolved	0.0779	mg/L	F	REG	EPA 6020B	01-May-23	0.00002	mg/L	130	70
23D2884_B3D2895-MS1	Bismuth dissolved	0.0727	mg/L	F	REG	EPA 6020B	01-May-23	0.00002	mg/L	130	70
23D2884_B3D2895-MS1	Boron dissolved	0.806	mg/L	F	REG	EPA 6020B	01-May-23	0.004	mg/L	130	70
23D2884_B3D2895-MS1	Cadmium dissolved	0.0799	mg/L	F	REG	EPA 6020B	01-May-23	0.000004	mg/L	130	70
23D2884_B3D2895-MS1	Calcium dissolved	308	mg/L	F	REG	EPA 6020B	01-May-23	0.1	mg/L	130	70
23D2884_B3D2895-MS1	Chromium dissolved	0.0791	mg/L	F	REG	EPA 6020B	01-May-23	0.0002	mg/L	130	70
23D2884_B3D2895-MS1	Cobalt dissolved	0.821	mg/L	F	REG	EPA 6020B	01-May-23	0.00001	mg/L	130	70
23D2884_B3D2895-MS1	Copper dissolved	0.0902	mg/L	F	REG	EPA 6020B	01-May-23	0.0002	mg/L	130	70
23D2884_B3D2895-MS1	Iron dissolved	9.32	mg/L	F	REG	EPA 6020B	01-May-23	0.004	mg/L	130	70
23D2884_B3D2895-MS1	Lead dissolved	0.077	mg/L	F	REG	EPA 6020B	01-May-23	0.0001	mg/L	130	70
23D2884_B3D2895-MS1	Lithium dissolved	0.0888	mg/L	F	REG	EPA 6020B	01-May-23	0.0001	mg/L	130	70
23D2884_B3D2895-MS1	Magnesium dissolved	12.6	mg/L	F	REG	EPA 6020B	01-May-23	0.01	mg/L	130	70
23D2884_B3D2895-MS1	Manganese dissolved	0.0978	mg/L	F	REG	EPA 6020B	01-May-23	0.0001	mg/L	130	70
23D2884_B3D2895-MS1	Molybdenum dissolved	0.138	mg/L	F	REG	EPA 6020B	01-May-23	0.00002	mg/L	130	70
23D2884_B3D2895-MS1	Nickel dissolved	0.0778	mg/L	F	REG	EPA 6020B	01-May-23	0.00008	mg/L	130	70
23D2884_B3D2895-MS1	Phosphorus dissolved	8.42	mg/L	F	REG	EPA 6020B	01-May-23	0.02	mg/L	130	70
23D2884_B3D2895-MS1	Potassium dissolved	101	mg/L	F	REG	EPA 6020B	01-May-23	0.04	mg/L	130	70
23D2884_B3D2895-MS1	Selenium dissolved	0.842	mg/L	F	REG	EPA 6020B	01-May-23	0.0002	mg/L	130	70
23D2884_B3D2895-MS1	Silicon dissolved	10.3	mg/L	F	REG	EPA 6020B	01-May-23	0.2	mg/L	130	70
23D2884_B3D2895-MS1	Silver dissolved	0.0716	mg/L	F	REG	EPA 6020B	01-May-23	0.00002	mg/L	130	70
23D2884_B3D2895-MS1	Sodium dissolved	610	mg/L	F	REG	EPA 6020B	01-May-23	0.04	mg/L	130	70
23D2884_B3D2895-MS1	Strontium dissolved	0.931	mg/L	F	REG	EPA 6020B	01-May-23	0.0002	mg/L	130	70
23D2884_B3D2895-MS1	Sulfur dissolved	797	mg/L	F	REG	EPA 6020B	01-May-23	2	mg/L	130	70
23D2884_B3D2895-MS1	Tellurium dissolved	0.0855	mg/L	F	REG	EPA 6020B	01-May-23	0.0001	mg/L	130	70
23D2884_B3D2895-MS1	Thallium dissolved	0.0756	mg/L	F	REG	EPA 6020B	01-May-23	0.000008	mg/L	130	70
23D2884_B3D2895-MS1	Thorium dissolved	0.0767	mg/L	F	REG	EPA 6020B	01-May-23	0.00002	mg/L	130	70
23D2884_B3D2895-MS1	Tin dissolved	0.0805	mg/L	F	REG	EPA 6020B	01-May-23	0.0001	mg/L	130	70
23D2884_B3D2895-MS1	Titanium dissolved	0.0776	mg/L	F	REG	EPA 6020B	01-May-23	0.0004	mg/L	130	70
23D2884_B3D2895-MS1	Tungsten dissolved	0.0855	mg/L	F	REG	EPA 6020B	01-May-23	0.0004	mg/L	130	70
23D2884_B3D2895-MS1	Uranium dissolved	0.0907	mg/L	F	REG	EPA 6020B	01-May-23	0.000002	mg/L	130	70
23D2884_B3D2895-MS1	Vanadium dissolved	0.0809	mg/L	F	REG	EPA 6020B	01-May-23	0.002	mg/L	130	70
23D2884_B3D2895-MS1	Zinc dissolved	0.756	mg/L	F	REG	EPA 6020B	01-May-23	0.002	mg/L	130	70
23D2884_B3D2895-MS1	Zirconium dissolved	0.0857	mg/L	F	REG	EPA 6020B	01-May-23	0.00004	mg/L	130	70
23D2884_B3E0121-BLK1	Thiocyanate	<0.10	mg/L	T	REG	SM 4500-CN- M (2021)	02-May-23	0.1	mg/L		
23D2884_B3E0121-BS1	Thiocyanate	102	%	T	SC	SM 4500-CN- M (2021)	02-May-23	1	%	115	85
23D2884_B3E0130-BLK1	Cyanide Total	<0.0020	mg/L	T	REG	ASTM D7511-12	02-May-23	0.002	mg/L		
23D2884_B3E0130-BLK2	Cyanide Total	<0.0020	mg/L	T	REG	ASTM D7511-12	02-May-23	0.002	mg/L		

CERTIFICATE OF ANALYSIS ▪ SUPERNATANT QA/QC RESULTS

Global
ARD Testing Services Inc.

GLOBAL PROJECT NO: 2329 (B2)
CLIENT: WSP E&I Canada
PROJECT NAME: Great Bear
PROJECT NO: OMGS21045
REPORT VERSION: 1

Sulphate:

Certified Reference Material:	Parameter: Sulphate	% Recovery	Matrix Spike %	Units	QC Limits
STD Mineral Water (15.3 mg/L)	13.90	90.8%		%	80 - 120
Spiked Blank (19.61 mg/L)	17.60		89.8%	%	80 - 120

Dissolved Metals by ICP-MS:

Sample Code	Parameter	Result	Result Units	Total or Filtered	Method Type	Method Name	Date Analyzed	EQL	EQL Units	UCL	LCL
23D2884_B3E0130-BS1	Cyanide Total	112	%	T	SC	ASTM D7511-12	02-May-23	1	%	120	82
23D2884_B3E0130-BS2	Cyanide Total	112	%	T	SC	ASTM D7511-12	02-May-23	1	%	120	82
23D2884_B3E0130-BSD1	Cyanide Total	105	%	T	SC	ASTM D7511-12	02-May-23	1	%	120	82
23D2884_B3E0130-BSD2	Cyanide Total	114	%	T	SC	ASTM D7511-12	02-May-23	1	%	120	82
23D2884_B3E0205-BLK1	Mercury dissolved	<0.0050	ug/L	F	REG	EPA 245.7*	02-May-23	0.005	ug/L		
23D2884_B3E0205-BS1	Mercury dissolved	95	%	F	SC	EPA 245.7*	02-May-23	1	%	120	80
23D2884_B3E0205-BS2	Mercury dissolved	106	%	F	SC	EPA 245.7*	02-May-23	1	%	120	80
23D2884_B3E0205-DUP2	Mercury dissolved	<0.0050	ug/L	F	REG	EPA 245.7*	02-May-23	0.005	ug/L		

NOTES:
Job No: 23D2884

Abbreviations & Descriptions:
Method Blank (Blk): A blank sample that undergoes sample processing identical to that carried out for the test samples.
Method Blank results are used to assess contamination from the laboratory environment and reagents.

Duplicate (Dup): An additional or second portion of a randomly selected sample in the analytical run carried through the entire analytical process.
Duplicates provide a measure of the analytical method's precision (reproducibility).

Blank Spike (BS): A sample of known concentration which undergoes processing identical to that carried out for test samples, also referred to as a laboratory control sample (LCS).
Blank spikes provide a measure of the analytical method's accuracy.

Matrix Spike (MS): A second aliquot of sample is fortified with a known concentration of target analytes and carried through the entire analytical process.
Matrix spikes evaluate potential matrix effects that may affect the analyte recovery.

Standard Reference Material (SRM): A homogenous material of similar matrix to the samples, certified for the parameter(s) listed.
Reference Materials ensure that the analytical process is adequate to achieve acceptable recoveries of the parameter(s) tested.

Each QC type is analyzed at a 5-10% frequency, i.e. one blank/duplicate/spike for every 10-20 samples.

For all types of QC, specified recovery (% Rec) and relative percent difference (RPD) limits are derived from long-term method performance averages and/or prescribed by the reference method.

EQL = Estimated Quantitation Limits
PQL = Practical Quantitation Limits
UCL = Upper Control Limit
LCL = Lower Control Limit
BLK = Blank
BS = Blank Spike
MS = Matrix Spike
DUP = Duplicate

CERTIFICATE OF ANALYSIS ▪ COVER PAGE

Global ARD Testing Services Inc.

CLIENT INFORMATION	
Client:	WSP E&I Canada Ltd.
Project Manager:	Forrest McAdam
Mailing Address	6925 Century Ave.
	Mississauga, ON, L5N 7K2
Contact No:	(647) 620-5190

COMPANY INFORMATION	
Legal Name:	Global ARD Testing Services Inc.
Mailing Address:	6891 Antrim Avenue
	Burnaby, BC
	V5J 4M5
Contact No:	
	Main: (604) 428-2730
	Alternate: (604) 603-1359

PROJECT INFORMATION	
Project Name:	Kinross Great Bear -Supernatant Analysis
Project Number:	OMEMA2303

RESULTS		
Reported To:	**1**	Forrest McAdam (forrest.mcadam@wsp.com)
	2	Kristen Gault (kristen.gault@wsp.com)
	3	Anna Klein (anna.klein@wsp.com)
	4	Sarah Matthews (Sarah.Matthews1@wsp.com)
Date Reported:	**Version-1:**	Tuesday, April 2, 2024
	Version-2:	Monday, May 13, 2024
	Version-3:	Wednesday, June 5, 2024
	Version-4:	Wednesday, October 23, 2024
	Version-5:	Friday, August 15, 2025

INVOICE		
Submitted To:	**1**	Matthew Hart (matthew.hart@kinross.com)
	2	Forrest McAdam (forrest.mcadam@wsp.com)
	3	Kristen Gault (kristen.gault@wsp.com)
	4	
Client PO No:		
Global Invoice No:		ARD2329-0424B
Date Submitted:		April 12, 2024

REPORTING	
Global Project No:	2329 (B7+)
Report Version:	3
Pages (Including Cover):	4
Report Title:	COA 2329 (B7+) x12 Kinross Great Bear Supernatant & Flot Tailings Samples (rec'd 12-Mar24)
Analysis Reviewed By:	Prab Bhatia (Pbhatia@globalARDtesting.com)
Position:	Project Manager
Report Certified By:	Prab Bhatia
Signature:	

NOTES	
All samples and pulps are stored at no charge for 90 days past reporting date.	
Please contact the lab if you would like to continue storage past 90 days.	
Storage charges will apply.	
VERSIONS:	
V-2: added Hg SFE Recheck resutls.	
V-3: Sample # 1,2,3,4,5,6 Hg updated.	
V-4: Revised numbers rounding.	
V-5: Revised Supernatant Sheet Header.	

CERTIFICATE OF ANALYSIS ▪ SAMPLE DETAILS

Global ARD Testing Services Inc.

GLOBAL PROJECT NO: 2329 (B7+)
CLIENT: WSP E&I Canada Ltd.
PROJECT NAME: Kinross Great Bear -Supernatant Analy
PROJECT NO: OMEMA2303
REPORT VERSION: 3

SAMPLE RECEIPT INFO	
Date Samples Received:	Tuesday, March 12, 2024
No of Samples Received:	12
Samples Received By:	Said

ANALYTICAL INSTRUCTIONS	
From:	Forrest McAdam (forrest.mcadam@wsp.com)
	as per email Confirmation
Date:	Tuesday, March 12, 2024

S. No.	Sample ID	Sample Description	Condition (Wet/Dry)	Wt. of Sample Rec'd (mL)	Global Notes (if any)
1	BLS-CO1	Water	water	500.00	Supernatant
2	BLS-CO2	Water	water	500.00	Supernatant
3	BLS-CO3	Water	water	500.00	Supernatant
4	BLS-CO4	Water	water	500.00	Supernatant
5	BLS-CO5	Water	water	500.00	Supernatant
6	BLS-CO6	Water	water	500.00	Supernatant
7	Post-CND flot tailing-F9-C01	Water	water	1000.00	Supernatant
8	Post-CND flot tailing-F7-C02	Water	water	1000.00	Supernatant
8D	Post-CND flot tailing-F7-C02-Dup	Water	water		Supernatant
9	Post-CND flot tailing-F8-C03	Water	water	1000.00	Supernatant
10	Post-CND flot tailing-F4RO-C04	Water	water	1000.00	Supernatant
11	Post-CND flot tailing-F5R-C05	Water	water	1000.00	Supernatant
11D	Post-CND flot tailing-F5R-C05-Dup	Water	water		Supernatant
12	Post-CND flot tailing-F6R-C06	Water	water	1000.00	Supernatant

Total wt of sample rec'd (mL): **9000.00**

Global
ARD Testing Services Inc.

CERTIFICATE OF ANALYSIS ▪ SUPERNATANT ANALYSIS RESULTS

GLOBAL PROJECT NO: 2329 (B7+)
CLIENT: WSP E&I Canada Ltd.
PROJECT NAME: Kinross Great Bear -Supernata
PROJECT NO: OMEMA2303
REPORT VERSION: 3

Parameter	Method	Unit	RDL	1	2	3	3R	4	5	6	7	8	8R	8D	9	10	11	11D	12
				BLS-CO1	BLS-CO2	BLS-CO3	BLS-CO3 (Rep)	BLS-CO4	BLS-CO5	BLS-CO6	Post-CND flot tailing-F9-C01	Post-CND flot tailing-F7-C02	Post-CND flot tailing-F7-C02 (Rep)	Post-CND flot tailing-F7-C02 (Dup)	Post-CND flot tailing-F8-C03	Post-CND flot tailing-F4RO-C04	Post-CND flot tailing-F5R-C05	Post-CND flot tailing-F5R-C05(Dup)	Post-CND flot tailing-F6R-C06
Weight of dry sample used	Weighing Scale	g	0.01																
Volume of DI water used	Graduated Cylinder	mL	0.50																
On filtered samples (using 0.45 µm filter paper):																			
pH	Meter	pH units	0.01	9.4	9.0	9.9		10.0	9.7	9.6	6.4	6.5	6.7	6.6	6.9	6.9	6.9	7.0	7.4
EC	Meter	µS/cm	1	2020	1838	2050		2040	1985	2000	2000	2050	1956	1974	2430	2430	2580	2450	2590
Acidity (to pH 8.3)	Titration	mg $CaCO_3$/L	0.5	<0.5	<0.5	<0.5		<0.5	<0.5	<0.5	46.4	42.4	42.9	42.4	41.5	40.0	43.3	41.5	30.5
Alkalinity (to pH 4.5)	Titration	mg $CaCO_3$/L	0.5	417.5	380.0	445.0		482.5	440.0	457.5	121.2	98.9	97.3	96.8	159.8	141.2	145.4	148.2	180.2
Sulphate	Gravimetric	mg/L	1	80.2	89.8	88.1		97.0	77.7	89.8	973.2	1103.5		998.6	1192.1	1374.4	1343.8	1326.1	1226.8
Chloride	IC	mg/L	0.1	38.2	17.2	18.6		18.4	18.7	18.0	18.4	17.7		18.1	18.7	17.2	17.8	18.5	17.6
Fluoride	IC	mg/L	0.1	0.17	0.39	0.41		0.41	0.23	0.23	0.15	0.12		0.15	<0.10	0.14	<0.10	0.11	0.13
Nitrate	IC	mg/L	0.01	0.112	0.122	0.063		0.047	0.362	0.033	0.059	0.045		0.271	0.350	0.030	0.035	0.288	0.024
Nitrite	IC	mg/L	0.01	0.870	0.883	0.872		0.993	0.887	0.831	2.540	1.960		1.930	3.180	3.000	2.930	2.620	2.110
Ammonia	Colourimetry	mg/L	0.05	4.640	4.980	5.650		5.330	5.660	5.640	20.300	17.300		17.400	27.800	24.300	24.400	23.900	25.400
Cyanide WAD	Flow Injection	mg/L	0.002	179.0	170.0	187.0		209.0	186.0	190.0	0.0277	0.0431		0.0472	0.0831	0.0348	0.0204	0.0189	0.0619
Total Cyanide	Flow Injection	mg/L	0.002	372.0	397.0	404.0		430.0	392.0	414.0	0.0693	1.840		1.920	6.180	0.0537	0.1620	0.1770	0.754
Cyanide, Free	Flow Injection	mg/L	0.005	182.0	172.0	191.0		222.0	198.0	206.0	0.0226	0.0312		0.0349	0.0609	0.0236	0.0155	0.0157	0.0472
Cyanate	Colourimetry	mg/L	0.1	21.9	30.0	21.5		44.4	29.5	8.4	39.8	33.0		21.4	36.0	49.4	33.5	43.0	46.2
Thiocyanate	Colourimetry	mg/L	0.1	108.0	42.9	39.0	41.0	38.0	35.7	52.8	5.6	6.5		6.8	14.2	11.4	16.1	14.8	30.6
Total Dissolved Phosphorus	Colourimetry	mg/L	0.005	<0.0050	0.0064	0.398		0.018	0.008	0.286	0.280	0.708		0.564	0.565	0.250	0.302	0.369	0.205
Dissolved Metals Analysis by ICP-MS:																			
Dissolved Hardness (CaCO3)	ICP-MS	mg/L	0.25	12.4	11.0	17.9		16.5	15.4	11.8	302.0	413.0		414.0	323.0	423.0	319.0	328.0	289.0
Aluminum Dissolved	ICP-MS	mg/L	0.001	0.926	0.726	1.06	1.05	0.866	1.02	0.914	0.0173	0.0308	0.0297	0.0312	0.0489	0.0541	0.0195	0.0217	0.0706
Antimony Dissolved	ICP-MS	mg/L	0.00005	0.0243	0.0367	0.191	0.186	0.199	0.02	0.0488	0.0052	0.00194	0.00198	0.00202	0.0794	0.0561	0.00506	0.00507	0.00671
Arsenic Dissolved	ICP-MS	mg/L	0.00005	1.02	0.0647	1.81	1.78	0.142	5.42	1.3	0.00909	0.000319	0.000312	0.000312	0.2	0.00187	0.0416	0.0408	0.00286
Barium Dissolved	ICP-MS	mg/L	0.0001	0.00414	0.0351	0.00265	0.00254	0.00238	0.00208	0.00206	0.0414	0.0328	0.0329	0.0309	0.0221	0.0419	0.0463	0.0433	0.0491
Beryllium Dissolved	ICP-MS	mg/L	0.00001	<0.000020	<0.000020	<0.000020	<0.000020	<0.000050	<0.000050	<0.000020	<0.000010	<0.000010	<0.000010	<0.000010	<0.000010	<0.000010	<0.000010	<0.000010	<0.000010
Bismuth Dissolved	ICP-MS	mg/L	0.00001	0.000027	0.000052	<0.000020	0.000021	0.000053	<0.000050	<0.000020	<0.000010	<0.000010	<0.000010	<0.000010	<0.000010	<0.000010	<0.000010	<0.000010	<0.000010
Boron Dissolved	ICP-MS	mg/L	0.002	0.0436	0.0534	0.0429	0.0424	0.0347	0.0314	0.0343	0.0183	0.0206	0.0205	0.0319	0.0239	0.0187	0.0178	0.0348	0.0175
Cadmium Dissolved	ICP-MS	mg/L	0.000002	0.0029	0.00415	0.00179	0.00172	0.00309	0.00155	0.0034	<0.0000100	<0.0000200	<0.0000200	<0.0000140	<0.0000080	0.0000772	0.0000435	0.0000431	<0.0000270
Calcium Dissolved	ICP-MS	mg/L	0.05	4.63	4.11	7.08	7.02	6.45	5.98	4.65	114.0	154.0	153.0	155.0	126.0	162.0	122.0	125.0	110.0
Chromium Dissolved	ICP-MS	mg/L	0.001	0.00408	0.00218	0.00273	0.00295	0.00282	0.00378	0.00320	<0.00050	<0.00050	<0.00050	<0.00050	<0.00050	<0.00050	<0.00050	<0.00050	<0.00050
Cobalt Dissolved	ICP-MS	mg/L	0.000005	0.578	1.15	0.122	0.12	0.0916	0.108	0.0819	0.0632	0.0557	0.0555	0.0513	0.0359	0.0124	0.01	0.00973	0.00688
Copper Dissolved	ICP-MS	mg/L	0.0001	5.31	4.41	4.81	4.74	14.2	5.11	6.17	0.0191	0.00252	0.00252	0.00227	0.00101	0.0358	0.017	0.0161	0.0138
Iron Dissolved	ICP-MS	mg/L	0.002	76.3	80.2	80.7	78.8	79.8	75.1	81.8	0.0118	0.683	0.682	0.685	2.12	0.0054	0.0402	0.0416	0.235
Lead Dissolved	ICP-MS	mg/L	0.00005	0.00213	0.000981	0.000261	0.000266	<0.000250	<0.000250	0.000258	<0.000050	0.000061	0.000063	0.000052	0.000061	0.000191	0.00006	0.000095	<0.000050
Lithium Dissolved	ICP-MS	mg/L	0.00005	0.00128	0.00041	0.00051	0.00050	0.00048	0.00058	0.00039	0.01260	0.00472	0.00476	0.00588	0.00336	0.00806	0.00994	0.01230	0.00686
Magnesium Dissolved	ICP-MS	mg/L	0.005	0.207	0.184	0.062	0.060	0.087	0.119	0.049	4.050	6.450	6.540	6.540	1.990	4.090	3.270	3.500	3.620
Manganese Dissolved	ICP-MS	mg/L	0.00005	0.00912	0.00647	0.00315	0.0031	0.00226	0.00409	0.00276	0.0579	0.103	0.104	0.104	0.0118	0.103	0.102	0.105	0.0796
Mercury Dissolved	CVAFS	ug/L	0.005	0.201	0.0701	<0.0050		<0.0050	0.0085	0.0138	<0.0050	<0.0050		<0.0050	<0.0050	<0.0050	<0.0050	<0.0050	<0.0050
Molybdenum Dissolved	ICP-MS	mg/L	0.00001	0.0576	0.0658	0.0763	0.0745	0.103	0.0601	0.0741	0.0195	0.0337	0.0336	0.0332	0.0333	0.0475	0.0323	0.0318	0.0466
Nickel Dissolved	ICP-MS	mg/L	0.00004	0.383	0.216	0.293	0.286	0.189	0.245	0.249	0.00088	0.00225	0.00221	0.00235	0.000286	0.00067	0.00107	0.00101	0.00103
Phosphorus Dissolved	ICP-MS	mg/L	0.01	0.027	<0.020	<0.020	<0.020	<0.050	<0.050	<0.020	0.269	0.588	0.602	0.654	0.784	0.229	0.347	0.348	0.294
Potassium Dissolved	ICP-MS	mg/L	0.02	22.9	23.7	22.7	22.5	22	33.1	25.1	21.6	18.9	18.8	20.1	11.5	21.4	24.6	25.9	22.8
Selenium Dissolved	ICP-MS	mg/L	0.0001	0.0221	0.0964	0.0294	0.0288	0.0173	0.0125	0.0386	0.0018	0.00093	0.00096	0.00109	0.00395	0.00367	0.00129	0.00124	0.00259
Silicon Dissolved	ICP-MS	mg/L	0.1	3.79	3.92	8.55	8.46	10.6	6.49	7.6	2.36	1.1	1.09	1.27	3.35	2.38	2.11	2.48	1.38
Silver Dissolved	ICP-MS	mg/L	0.00001	0.0105	0.0175	0.00622	0.00616	0.0101	0.00584	0.0072	<0.000010	<0.000010	<0.000010	<0.000010	<0.000010	<0.000010	0.000041	0.000188	0.000031
Sodium Dissolved	ICP-MS	mg/L	0.02	378	345	370	365	374	352	373	310	259	260	279	374	342	402	441	414
Strontium Dissolved	ICP-MS	mg/L	0.0001	0.0235	0.05	0.0306	0.0303	0.0314	0.0249	0.0214	0.269	0.45	0.45	0.469	0.236	0.311	0.257	0.257	0.233
Sulphur Dissolved	ICP-MS	mg/L	1.00000	46.3	40.7	39.5	38.6	32.2	35.6	45.2	340.0	303.0	301.0	384.0	328.0	352.0	365.0	463.0	367.0
Tellurium Dissolved	ICP-MS	mg/L	0.00005	0.00071	0.00135	0.000589	0.000593	0.00788	0.000352	0.000957	<0.000050	<0.000050	<0.000050	<0.000050	<0.000050	<0.000050	<0.000050	<0.000050	<0.000050
Thallium Dissolved	ICP-MS	mg/L	0.000004	<0.0000080	0.000754	<0.0000080	<0.0000080	<0.0000200	<0.0000200	<0.0000080	0.0000226	0.0000042	0.0000061	0.000007	0.0000061	0.000013	0.0000128	0.0000135	0.0000057
Thorium Dissolved	ICP-MS	mg/L	0.00001	0.000054	<0.000020	<0.000020	<0.000020	<0.000050	<0.000050	<0.000020	<0.000010	<0.000020	0.000017	<0.000010	<0.000020	<0.000020	<0.000020	<0.000010	<0.000020
Tin Dissolved	ICP-MS	mg/L	0.00005	0.000304	0.000735	0.000411	0.000354	0.00319	<0.000250	0.00035	0.000067	<0.000050	<0.000050	<0.000050	<0.000050	0.000092	0.00011	0.000162	<0.000050
Titanium Dissolved	ICP-MS	mg/L	0.0002	0.00288	0.00084	0.00093	0.00101	0.0011	0.00185	0.00073	<0.00020	<0.00020	<0.00020	<0.00020	<0.00020	<0.00020	<0.00020	<0.00020	<0.00020
Tungsten Dissolved	ICP-MS	mg/L	0.0002	0.069	0.0188	0.0186	0.0182	0.0178	0.0503	0.0362	0.0093	0.00035	0.00034	0.00032	0.00624	0.00518	0.0176	0.0171	0.00359
Uranium Dissolved	ICP-MS	mg/L	0.000001	0.00227	0.00223	0.000712	0.000688	0.000892	0.00132	0.000683	0.00325	0.00392	0.00391	0.00364	0.00209	0.00452	0.0039	0.00369	0.00311
Vanadium Dissolved	ICP-MS	mg/L	0.001	0.0303	0.0164	0.0357	0.0347	0.0498	0.0478	0.0449	<0.00100	<0.00100	<0.00100	<0.00100	0.00229	<0.00100	<0.00100	<0.00100	<0.00100
Zinc Dissolved	ICP-MS	mg/L	0.001	0.561	1.110	0.503	0.494	0.483	0.747	0.777	0.002	0.001	0.001	0.002	<0.0010	0.007	0.003	0.003	0.002
Zirconium Dissolved	ICP-MS	mg/L	0.00002	0.000205	0.000114	0.000084	0.000106	0.000201	0.000122	0.000074	0.000021	<0.000020	<0.000020	0.000024	<0.000020	0.000038	0.000030	0.000038	<0.000020
Ion Balance:																			
Major Anions	Calc.	meq/L		11.11	9.98	11.28	11.28	12.21	10.96	11.54	23.23	25.47	25.44	23.26	28.56	31.95	31.41	31.12	29.66
Major Cations	Calc.	meq/L		20.39	19.04	20.31	20.01	20.60	19.69	20.42	20.07	20.01	20.01	20.97	23.11	23.86	24.49	26.39	24.40
Difference	Calc.	meq/L		9.28	9.06	9.03	8.73	8.39	8.73	8.88	-3.15	-5.46	-5.43	-2.29	-5.45	-8.09	-6.92	-4.73	-5.26
Balance (%)	Calc.	%		29.5%	31.2%	28.6%	27.9%	25.6%	28.5%	27.8%	-7.3%	-12.0%	-12.0%	-5.2%	-10.5%	-14.5%	-12.4%	-8.2%	-9.7%
Supernatant Analysis ID:				*24C2188-01*	*24C2188-02*	*24C2188-03*	*24C2188-03*	*24C2188-04*	*24C2188-05*	*24C2188-06*	*24C2190-01*	*24C2190-02*	*24C2190-02*	*24C2174-01*	*24C2190-03*	*24C2190-04*	*24C2190-05*	*24C2174-02*	*24C2190-06*

NOTES:
Job No: 24C2188, 24C2190, 24C2174
Date of Analysis (24 h): March 12, 2024

ABBREVIATIONS:
R / Rep = Replicate (which involves the analysis of the same Supernatant aliquot).
D / Dup = Duplicate (which involves the analysis of a separate Supernatant extract, produced by processing a secopnd split of the original client sample received).
Calc. = Calculation
EC = Electrical Conductivity
IC = Ion Chromatography
NA = Not Applicable.
NR = Not Reported.
mg/L = Milligrams per Litre

CERTIFICATE OF ANALYSIS ▪ SUPERNATANT ANALYSIS QA/QC RESULTS

Global
ARD Testing Services Inc.

GLOBAL PROJECT NO: 2329 (B7+)
CLIENT: WSP E&I Canada Ltd.
PROJECT NAME: Kinross Great Bear -Supernatant An
PROJECT NO: OMEMA2303
REPORT VERSION: 3

Sulphate:

Certified Reference Material:	Parameter: Sulphate	% Recovery	Matrix Spike %	Units	QC Limits
STD Mineral Water (34.98 mg/L	31.42	89.8%		%	80 - 120
Spiked Blank (19.61 mg/L)	18.23		93.0%	%	80 - 120

Dissolved Metals by ICP-MS:

Sample Code	Parameter	Result	Result Units	Total or Filtered	Method Type	Method Name	Date Analyzed	EQL	EQL Units	UCL	LCL
24C2188											
24C2188_B4C3293-BLK1	Cyanide Weak Acid Dissociable	<0.0020	mg/L	F	REG	ASTM D6888-09	'21 Mar 2024	0.002	mg/L		
24C2188_B4C3293-BS1	Cyanide Weak Acid Dissociable	98	%	F	SC	ASTM D6888-09	'21 Mar 2024	1	%	115	85
24C2188_B4C3293-BSD1	Cyanide Weak Acid Dissociable	98	%	F	SC	ASTM D6888-09	'21 Mar 2024	1	%	115	85
24C2188_B4C3294-BLK1	Cyanide Free	<0.0050	mg/L	T	REG	ASTM D7237-15a	'21 Mar 2024	0.005	mg/L		
24C2188_B4C3294-BS1	Cyanide Free	94	%	T	SC	ASTM D7237-15a	'21 Mar 2024	1	%	115	85
24C2188_B4C3294-BSD1	Cyanide Free	98	%	T	SC	ASTM D7237-15a	'21 Mar 2024	1	%	115	85
24C2188_B4C3317-BLK1	Chloride	<0.10	mg/L	T	REG	SM 4110 B (2020)	'22 Mar 2024	0.1	mg/L		
24C2188_B4C3317-BLK1	Fluoride	<0.10	mg/L	T	REG	SM 4110 B (2020)	'22 Mar 2024	0.1	mg/L		
24C2188_B4C3317-BLK1	Nitrate (as N)	<0.010	mg/L	T	REG	SM 4110 B (2020)	'22 Mar 2024	0.01	mg/L		
24C2188_B4C3317-BLK1	Nitrite (as N)	<0.010	mg/L	T	REG	SM 4110 B (2020)	'22 Mar 2024	0.01	mg/L		
24C2188_B4C3317-BLK2	Chloride	<0.10	mg/L	T	REG	SM 4110 B (2020)	'22 Mar 2024	0.1	mg/L		
24C2188_B4C3317-BLK2	Fluoride	<0.10	mg/L	T	REG	SM 4110 B (2020)	'22 Mar 2024	0.1	mg/L		
24C2188_B4C3317-BLK2	Nitrate (as N)	<0.010	mg/L	T	REG	SM 4110 B (2020)	'22 Mar 2024	0.01	mg/L		
24C2188_B4C3317-BLK2	Nitrite (as N)	<0.010	mg/L	T	REG	SM 4110 B (2020)	'22 Mar 2024	0.01	mg/L		
24C2188_B4C3317-BS1	Chloride	100	%	T	SC	SM 4110 B (2020)	'22 Mar 2024	1	%	110	90
24C2188_B4C3317-BS1	Fluoride	96	%	T	SC	SM 4110 B (2020)	'22 Mar 2024	1	%	108	88
24C2188_B4C3317-BS1	Nitrate (as N)	101	%	T	SC	SM 4110 B (2020)	'22 Mar 2024	1	%	110	90
24C2188_B4C3317-BS1	Nitrite (as N)	93	%	T	SC	SM 4110 B (2020)	'22 Mar 2024	1	%	115	85
24C2188_B4C3317-BS2	Chloride	101	%	T	SC	SM 4110 B (2020)	'22 Mar 2024	1	%	110	90
24C2188_B4C3317-BS2	Fluoride	98	%	T	SC	SM 4110 B (2020)	'22 Mar 2024	1	%	108	88
24C2188_B4C3317-BS2	Nitrate (as N)	100	%	T	SC	SM 4110 B (2020)	'22 Mar 2024	1	%	110	90
24C2188_B4C3317-BS2	Nitrite (as N)	87	%	T	SC	SM 4110 B (2020)	'22 Mar 2024	1	%	115	85
24C2188_B4C3328-BLK1	Ammonia Total (as N)	<0.050	mg/L	T	REG	SM 4500-NH3 G* (2021)	'21 Mar 2024	0.05	mg/L		
24C2188_B4C3328-BLK2	Ammonia Total (as N)	<0.050	mg/L	T	REG	SM 4500-NH3 G* (2021)	'21 Mar 2024	0.05	mg/L		
24C2188_B4C3328-BLK3	Ammonia Total (as N)	<0.050	mg/L	T	REG	SM 4500-NH3 G* (2021)	'21 Mar 2024	0.05	mg/L		
24C2188_B4C3328-BS1	Ammonia Total (as N)	101	%	T	SC	SM 4500-NH3 G* (2021)	'21 Mar 2024	1	%	115	85
24C2188_B4C3328-BS2	Ammonia Total (as N)	102	%	T	SC	SM 4500-NH3 G* (2021)	'21 Mar 2024	1	%	115	85
24C2188_B4C3328-BS3	Ammonia Total (as N)	103	%	T	SC	SM 4500-NH3 G* (2021)	'21 Mar 2024	1	%	115	85
24C2188_B4C3394-BLK1	Phosphorus Total Dissolved	<0.0050	mg/L	F	REG	SM 4500-P F (2021)	'22 Mar 2024	0.005	mg/L		
24C2188_B4C3394-BLK4	Phosphorus Total Dissolved	<0.0050	mg/L	F	REG	SM 4500-P F (2021)	'22 Mar 2024	0.005	mg/L		
24C2188_B4C3394-BS1	Phosphorus Total Dissolved	100	%	F	SC	SM 4500-P F (2021)	'22 Mar 2024	1	%	115	85
24C2188_B4C3394-BS4	Phosphorus Total Dissolved	100	%	F	SC	SM 4500-P F (2021)	'22 Mar 2024	1	%	115	85
24C2188_B4C3437-BLK1	Cyanide Total	<0.0020	mg/L	T	REG	ASTM D7511-12	'22 Mar 2024	0.002	mg/L		
24C2188_B4C3437-BLK2	Cyanide Total	<0.0020	mg/L	T	REG	ASTM D7511-12	'22 Mar 2024	0.002	mg/L		
24C2188_B4C3437-BLK3	Cyanide Total	<0.0020	mg/L	T	REG	ASTM D7511-12	'22 Mar 2024	0.002	mg/L		
24C2188_B4C3437-BS1	Cyanide Total	105	%	T	SC	ASTM D7511-12	'22 Mar 2024	1	%	120	82
24C2188_B4C3437-BS2	Cyanide Total	93	%	T	SC	ASTM D7511-12	'22 Mar 2024	1	%	120	82
24C2188_B4C3437-BS3	Cyanide Total	99	%	T	SC	ASTM D7511-12	'22 Mar 2024	1	%	120	82
24C2188_B4C3437-BSD1	Cyanide Total	105	%	T	SC	ASTM D7511-12	'22 Mar 2024	1	%	120	82
24C2188_B4C3437-BSD2	Cyanide Total	102	%	T	SC	ASTM D7511-12	'22 Mar 2024	1	%	120	82
24C2188_B4C3437-BSD3	Cyanide Total	105	%	T	SC	ASTM D7511-12	'22 Mar 2024	1	%	120	82
24C2188_B4C3445-BLK1	Thiocyanate	<0.10	mg/L	T	REG	SM 4500-CN- M (2021)	'22 Mar 2024	0.1	mg/L		
24C2188_B4C3445-BS1	Thiocyanate	92	%	T	SC	SM 4500-CN- M (2021)	'22 Mar 2024	1	%	115	85
24C2188_B4C3529-BLK1	Mercury dissolved	<0.0050	ug/L	F	REG	EPA 245.7*	'22 Mar 2024	0.005	ug/L		
24C2188_B4C3529-BLK2	Mercury dissolved	0.0139	ug/L	F	REG	EPA 245.7*	'22 Mar 2024	0.005	ug/L		
24C2188_B4C3529-BLK3	Mercury dissolved	<0.0050	ug/L	F	REG	EPA 245.7*	'22 Mar 2024	0.005	ug/L		
24C2188_B4C3529-BLK4	Mercury dissolved	<0.0050	ug/L	F	REG	EPA 245.7*	'22 Mar 2024	0.005	ug/L		
24C2188_B4C3529-BS1	Mercury dissolved	115	%	F	SC	EPA 245.7*	'22 Mar 2024	1	%	120	80
24C2188_B4C3529-BS2	Mercury dissolved	104	%	F	SC	EPA 245.7*	'22 Mar 2024	1	%	120	80
24C2188_B4C3529-BS3	Mercury dissolved	100	%	F	SC	EPA 245.7*	'22 Mar 2024	1	%	120	80
24C2188_B4C3529-BS4	Mercury dissolved	100	%	F	SC	EPA 245.7*	'22 Mar 2024	1	%	120	80
24C2188_B4C3720-BLK1	Aluminum dissolved	<0.0010	mg/L	F	REG	EPA 6020B	'26 Mar 2024	0.001	mg/L		
24C2188_B4C3720-BLK1	Antimony dissolved	<0.000050	mg/L	F	REG	EPA 6020B	'26 Mar 2024	0.00005	mg/L		
24C2188_B4C3720-BLK1	Arsenic dissolved	<0.000050	mg/L	F	REG	EPA 6020B	'26 Mar 2024	0.00005	mg/L		
24C2188_B4C3720-BLK1	Barium dissolved	<0.00010	mg/L	F	REG	EPA 6020B	'26 Mar 2024	0.0001	mg/L		
24C2188_B4C3720-BLK1	Beryllium dissolved	<0.000010	mg/L	F	REG	EPA 6020B	'26 Mar 2024	0.00001	mg/L		
24C2188_B4C3720-BLK1	Bismuth dissolved	<0.000010	mg/L	F	REG	EPA 6020B	'26 Mar 2024	0.00001	mg/L		
24C2188_B4C3720-BLK1	Boron dissolved	<0.0020	mg/L	F	REG	EPA 6020B	'26 Mar 2024	0.002	mg/L		
24C2188_B4C3720-BLK1	Cadmium dissolved	<0.0000020	mg/L	F	REG	EPA 6020B	'26 Mar 2024	0.000002	mg/L		
24C2188_B4C3720-BLK1	Calcium dissolved	<0.050	mg/L	F	REG	EPA 6020B	'26 Mar 2024	0.05	mg/L		
24C2188_B4C3720-BLK1	Chromium dissolved	<0.00050	mg/L	F	REG	EPA 6020B	'26 Mar 2024	0.0005	mg/L		
24C2188_B4C3720-BLK1	Cobalt dissolved	<0.0000050	mg/L	F	REG	EPA 6020B	'26 Mar 2024	0.000005	mg/L		
24C2188_B4C3720-BLK1	Copper dissolved	<0.00010	mg/L	F	REG	EPA 6020B	'26 Mar 2024	0.0001	mg/L		
24C2188_B4C3720-BLK1	Iron dissolved	<0.0020	mg/L	F	REG	EPA 6020B	'26 Mar 2024	0.002	mg/L		
24C2188_B4C3720-BLK1	Lead dissolved	<0.000050	mg/L	F	REG	EPA 6020B	'26 Mar 2024	0.00005	mg/L		
24C2188_B4C3720-BLK1	Lithium dissolved	<0.000050	mg/L	F	REG	EPA 6020B	'26 Mar 2024	0.00005	mg/L		
24C2188_B4C3720-BLK1	Magnesium dissolved	<0.0050	mg/L	F	REG	EPA 6020B	'26 Mar 2024	0.005	mg/L		
24C2188_B4C3720-BLK1	Manganese dissolved	<0.000050	mg/L	F	REG	EPA 6020B	'26 Mar 2024	0.00005	mg/L		
24C2188_B4C3720-BLK1	Molybdenum dissolved	<0.000010	mg/L	F	REG	EPA 6020B	'26 Mar 2024	0.00001	mg/L		
24C2188_B4C3720-BLK1	Nickel dissolved	<0.000040	mg/L	F	REG	EPA 6020B	'26 Mar 2024	0.00004	mg/L		
24C2188_B4C3720-BLK1	Phosphorus dissolved	<0.010	mg/L	F	REG	EPA 6020B	'26 Mar 2024	0.01	mg/L		
24C2188_B4C3720-BLK1	Potassium dissolved	<0.020	mg/L	F	REG	EPA 6020B	'26 Mar 2024	0.02	mg/L		
24C2188_B4C3720-BLK1	Selenium dissolved	<0.00010	mg/L	F	REG	EPA 6020B	'26 Mar 2024	0.0001	mg/L		
24C2188_B4C3720-BLK1	Silicon dissolved	<0.10	mg/L	F	REG	EPA 6020B	'26 Mar 2024	0.1	mg/L		
24C2188_B4C3720-BLK1	Silver dissolved	<0.000010	mg/L	F	REG	EPA 6020B	'26 Mar 2024	0.00001	mg/L		
24C2188_B4C3720-BLK1	Sodium dissolved	<0.020	mg/L	F	REG	EPA 6020B	'26 Mar 2024	0.02	mg/L		
24C2188_B4C3720-BLK1	Strontium dissolved	<0.00010	mg/L	F	REG	EPA 6020B	'26 Mar 2024	0.0001	mg/L		
24C2188_B4C3720-BLK1	Sulfur dissolved	<1.00	mg/L	F	REG	EPA 6020B	'26 Mar 2024	1	mg/L		
24C2188_B4C3720-BLK1	Tellurium dissolved	<0.000050	mg/L	F	REG	EPA 6020B	'26 Mar 2024	0.00005	mg/L		
24C2188_B4C3720-BLK1	Thallium dissolved	<0.0000040	mg/L	F	REG	EPA 6020B	'26 Mar 2024	0.000004	mg/L		
24C2188_B4C3720-BLK1	Thorium dissolved	<0.000010	mg/L	F	REG	EPA 6020B	'26 Mar 2024	0.00001	mg/L		
24C2188_B4C3720-BLK1	Tin dissolved	<0.000050	mg/L	F	REG	EPA 6020B	'26 Mar 2024	0.00005	mg/L		
24C2188_B4C3720-BLK1	Titanium dissolved	<0.00020	mg/L	F	REG	EPA 6020B	'26 Mar 2024	0.0002	mg/L		

CERTIFICATE OF ANALYSIS ▪ SUPERNATANT ANALYSIS QA/QC RESULTS

Global
ARD Testing Services Inc.

GLOBAL PROJECT NO: 2329 (B7+)
CLIENT: WSP E&I Canada Ltd.
PROJECT NAME: Kinross Great Bear -Supernatant An
PROJECT NO: OMEMA2303
REPORT VERSION: 3

Sulphate:

Certified Reference Material:	Parameter: Sulphate	% Recovery	Matrix Spike %	Units	QC Limits
STD Mineral Water (34.98 mg/L	31.42	89.8%		%	80 - 120
Spiked Blank (19.61 mg/L)	18.23		93.0%	%	80 - 120

Dissolved Metals by ICP-MS:

Sample Code	Parameter	Result	Result Units	Total or Filtered	Method Type	Method Name	Date Analyzed	EQL	EQL Units	UCL	LCL
24C2188											
24C2188_B4C3720-BLK1	Tungsten dissolved	<0.00020	mg/L	F	REG	EPA 6020B	'26 Mar 2024	0.0002	mg/L		
24C2188_B4C3720-BLK1	Uranium dissolved	<0.0000010	mg/L	F	REG	EPA 6020B	'26 Mar 2024	0.000001	mg/L		
24C2188_B4C3720-BLK1	Vanadium dissolved	<0.00100	mg/L	F	REG	EPA 6020B	'26 Mar 2024	0.001	mg/L		
24C2188_B4C3720-BLK1	Zinc dissolved	<0.0010	mg/L	F	REG	EPA 6020B	'26 Mar 2024	0.001	mg/L		
24C2188_B4C3720-BLK1	Zirconium dissolved	<0.000020	mg/L	F	REG	EPA 6020B	'26 Mar 2024	0.00002	mg/L		
24C2188_B4C3720-BS1	Aluminum dissolved	102	%	F	SC	EPA 6020B	'26 Mar 2024	1	%	120	80
24C2188_B4C3720-BS1	Antimony dissolved	101	%	F	SC	EPA 6020B	'26 Mar 2024	1	%	120	80
24C2188_B4C3720-BS1	Arsenic dissolved	101	%	F	SC	EPA 6020B	'26 Mar 2024	1	%	120	80
24C2188_B4C3720-BS1	Barium dissolved	98	%	F	SC	EPA 6020B	'26 Mar 2024	1	%	120	80
24C2188_B4C3720-BS1	Beryllium dissolved	100	%	F	SC	EPA 6020B	'26 Mar 2024	1	%	120	80
24C2188_B4C3720-BS1	Bismuth dissolved	98	%	F	SC	EPA 6020B	'26 Mar 2024	1	%	120	80
24C2188_B4C3720-BS1	Boron dissolved	99	%	F	SC	EPA 6020B	'26 Mar 2024	1	%	120	80
24C2188_B4C3720-BS1	Cadmium dissolved	101	%	F	SC	EPA 6020B	'26 Mar 2024	1	%	120	80
24C2188_B4C3720-BS1	Calcium dissolved	101	%	F	SC	EPA 6020B	'26 Mar 2024	1	%	120	80
24C2188_B4C3720-BS1	Chromium dissolved	100	%	F	SC	EPA 6020B	'26 Mar 2024	1	%	120	80
24C2188_B4C3720-BS1	Cobalt dissolved	101	%	F	SC	EPA 6020B	'26 Mar 2024	1	%	120	80
24C2188_B4C3720-BS1	Copper dissolved	104	%	F	SC	EPA 6020B	'26 Mar 2024	1	%	120	80
24C2188_B4C3720-BS1	Iron dissolved	101	%	F	SC	EPA 6020B	'26 Mar 2024	1	%	120	80
24C2188_B4C3720-BS1	Lead dissolved	99	%	F	SC	EPA 6020B	'26 Mar 2024	1	%	120	80
24C2188_B4C3720-BS1	Lithium dissolved	101	%	F	SC	EPA 6020B	'26 Mar 2024	1	%	120	80
24C2188_B4C3720-BS1	Magnesium dissolved	101	%	F	SC	EPA 6020B	'26 Mar 2024	1	%	120	80
24C2188_B4C3720-BS1	Manganese dissolved	100	%	F	SC	EPA 6020B	'26 Mar 2024	1	%	120	80
24C2188_B4C3720-BS1	Molybdenum dissolved	101	%	F	SC	EPA 6020B	'26 Mar 2024	1	%	120	80
24C2188_B4C3720-BS1	Nickel dissolved	101	%	F	SC	EPA 6020B	'26 Mar 2024	1	%	120	80
24C2188_B4C3720-BS1	Phosphorus dissolved	102	%	F	SC	EPA 6020B	'26 Mar 2024	1	%	120	80
24C2188_B4C3720-BS1	Potassium dissolved	99	%	F	SC	EPA 6020B	'26 Mar 2024	1	%	120	80
24C2188_B4C3720-BS1	Selenium dissolved	102	%	F	SC	EPA 6020B	'26 Mar 2024	1	%	120	80
24C2188_B4C3720-BS1	Silicon dissolved	100	%	F	SC	EPA 6020B	'26 Mar 2024	1	%	120	80
24C2188_B4C3720-BS1	Silver dissolved	101	%	F	SC	EPA 6020B	'26 Mar 2024	1	%	120	80
24C2188_B4C3720-BS1	Sodium dissolved	100	%	F	SC	EPA 6020B	'26 Mar 2024	1	%	120	80
24C2188_B4C3720-BS1	Strontium dissolved	101	%	F	SC	EPA 6020B	'26 Mar 2024	1	%	120	80
24C2188_B4C3720-BS1	Sulfur dissolved	101	%	F	SC	EPA 6020B	'26 Mar 2024	1	%	120	80
24C2188_B4C3720-BS1	Tellurium dissolved	101	%	F	SC	EPA 6020B	'26 Mar 2024	1	%	120	80
24C2188_B4C3720-BS1	Thallium dissolved	100	%	F	SC	EPA 6020B	'26 Mar 2024	1	%	120	80
24C2188_B4C3720-BS1	Thorium dissolved	95	%	F	SC	EPA 6020B	'26 Mar 2024	1	%	120	80
24C2188_B4C3720-BS1	Tin dissolved	99	%	F	SC	EPA 6020B	'26 Mar 2024	1	%	120	80
24C2188_B4C3720-BS1	Titanium dissolved	99	%	F	SC	EPA 6020B	'26 Mar 2024	1	%	120	80
24C2188_B4C3720-BS1	Tungsten dissolved	99	%	F	SC	EPA 6020B	'26 Mar 2024	1	%	120	80
24C2188_B4C3720-BS1	Uranium dissolved	97	%	F	SC	EPA 6020B	'26 Mar 2024	1	%	120	80
24C2188_B4C3720-BS1	Vanadium dissolved	98	%	F	SC	EPA 6020B	'26 Mar 2024	1	%	120	80
24C2188_B4C3720-BS1	Zinc dissolved	101	%	F	SC	EPA 6020B	'26 Mar 2024	1	%	120	80
24C2188_B4C3720-BS1	Zirconium dissolved	100	%	F	SC	EPA 6020B	'26 Mar 2024	1	%	120	80
24C2188_B4C3720-MS1	Aluminum dissolved	8.98	mg/L	F	REG	EPA 6020B	'26 Mar 2024	0.002	mg/L	130	70
24C2188_B4C3720-MS1	Antimony dissolved	0.131	mg/L	F	REG	EPA 6020B	'26 Mar 2024	0.0001	mg/L	130	70
24C2188_B4C3720-MS1	Arsenic dissolved	2.11	mg/L	F	REG	EPA 6020B	'26 Mar 2024	0.0001	mg/L	130	70
24C2188_B4C3720-MS1	Barium dissolved	0.0825	mg/L	F	REG	EPA 6020B	'26 Mar 2024	0.0002	mg/L	130	70
24C2188_B4C3720-MS1	Beryllium dissolved	0.0805	mg/L	F	REG	EPA 6020B	'26 Mar 2024	0.00002	mg/L	130	70
24C2188_B4C3720-MS1	Bismuth dissolved	0.0735	mg/L	F	REG	EPA 6020B	'26 Mar 2024	0.00002	mg/L	130	70
24C2188_B4C3720-MS1	Boron dissolved	0.808	mg/L	F	REG	EPA 6020B	'26 Mar 2024	0.004	mg/L	130	70
24C2188_B4C3720-MS1	Cadmium dissolved	0.0798	mg/L	F	REG	EPA 6020B	'26 Mar 2024	0.000004	mg/L	130	70
24C2188_B4C3720-MS1	Calcium dissolved	12.4	mg/L	F	REG	EPA 6020B	'26 Mar 2024	0.1	mg/L	130	70
24C2188_B4C3720-MS1	Chromium dissolved	0.0793	mg/L	F	REG	EPA 6020B	'26 Mar 2024	0.001	mg/L	130	70
24C2188_B4C3720-MS1	Cobalt dissolved	0.153	mg/L	F	REG	EPA 6020B	'26 Mar 2024	0.00001	mg/L	130	70
24C2188_B4C3720-MS1	Copper dissolved	5.95	mg/L	F	REG	EPA 6020B	'26 Mar 2024	0.0002	mg/L	130	70
24C2188_B4C3720-MS1	Iron dissolved	86.5	mg/L	F	REG	EPA 6020B	'26 Mar 2024	0.004	mg/L	130	70
24C2188_B4C3720-MS1	Lead dissolved	0.0775	mg/L	F	REG	EPA 6020B	'26 Mar 2024	0.0001	mg/L	130	70
24C2188_B4C3720-MS1	Lithium dissolved	0.0821	mg/L	F	REG	EPA 6020B	'26 Mar 2024	0.0001	mg/L	130	70
24C2188_B4C3720-MS1	Magnesium dissolved	7.53	mg/L	F	REG	EPA 6020B	'26 Mar 2024	0.01	mg/L	130	70
24C2188_B4C3720-MS1	Manganese dissolved	0.0767	mg/L	F	REG	EPA 6020B	'26 Mar 2024	0.0001	mg/L	130	70
24C2188_B4C3720-MS1	Molybdenum dissolved	0.153	mg/L	F	REG	EPA 6020B	'26 Mar 2024	0.00002	mg/L	130	70
24C2188_B4C3720-MS1	Nickel dissolved	0.312	mg/L	F	REG	EPA 6020B	'26 Mar 2024	0.00008	mg/L	130	70
24C2188_B4C3720-MS1	Phosphorus dissolved	8.27	mg/L	F	REG	EPA 6020B	'26 Mar 2024	0.02	mg/L	130	70
24C2188_B4C3720-MS1	Potassium dissolved	31.9	mg/L	F	REG	EPA 6020B	'26 Mar 2024	0.04	mg/L	130	70
24C2188_B4C3720-MS1	Selenium dissolved	0.871	mg/L	F	REG	EPA 6020B	'26 Mar 2024	0.0002	mg/L	130	70
24C2188_B4C3720-MS1	Silicon dissolved	16.6	mg/L	F	REG	EPA 6020B	'26 Mar 2024	0.2	mg/L	130	70
24C2188_B4C3720-MS1	Silver dissolved	0.0822	mg/L	F	REG	EPA 6020B	'26 Mar 2024	0.00002	mg/L	130	70
24C2188_B4C3720-MS1	Sodium dissolved	378	mg/L	F	REG	EPA 6020B	'26 Mar 2024	0.04	mg/L	130	70
24C2188_B4C3720-MS1	Strontium dissolved	0.1	mg/L	F	REG	EPA 6020B	'26 Mar 2024	0.0002	mg/L	130	70
24C2188_B4C3720-MS1	Sulfur dissolved	128	mg/L	F	REG	EPA 6020B	'26 Mar 2024	2	mg/L	130	70
24C2188_B4C3720-MS1	Tellurium dissolved	0.0808	mg/L	F	REG	EPA 6020B	'26 Mar 2024	0.0001	mg/L	130	70
24C2188_B4C3720-MS1	Thallium dissolved	0.074	mg/L	F	REG	EPA 6020B	'26 Mar 2024	0.000008	mg/L	130	70
24C2188_B4C3720-MS1	Thorium dissolved	0.0591	mg/L	F	REG	EPA 6020B	'26 Mar 2024	0.00002	mg/L	130	70
24C2188_B4C3720-MS1	Tin dissolved	0.081	mg/L	F	REG	EPA 6020B	'26 Mar 2024	0.0001	mg/L	130	70
24C2188_B4C3720-MS1	Titanium dissolved	0.0755	mg/L	F	REG	EPA 6020B	'26 Mar 2024	0.0004	mg/L	130	70
24C2188_B4C3720-MS1	Tungsten dissolved	0.116	mg/L	F	REG	EPA 6020B	'26 Mar 2024	0.0004	mg/L	130	70
24C2188_B4C3720-MS1	Uranium dissolved	0.0777	mg/L	F	REG	EPA 6020B	'26 Mar 2024	0.000002	mg/L	130	70
24C2188_B4C3720-MS1	Vanadium dissolved	0.118	mg/L	F	REG	EPA 6020B	'26 Mar 2024	0.002	mg/L	130	70
24C2188_B4C3720-MS1	Zinc dissolved	1.49	mg/L	F	REG	EPA 6020B	'26 Mar 2024	0.002	mg/L	130	70
24C2188_B4C3720-MS1	Zirconium dissolved	0.075	mg/L	F	REG	EPA 6020B	'26 Mar 2024	0.00004	mg/L	130	70
24C2190											
24C2190_B4C3276-BLK1	Aluminum dissolved	<0.0010	mg/L	F	REG	EPA 6020B	'21 Mar 2024	0.001	mg/L		
24C2190_B4C3276-BLK1	Antimony dissolved	<0.000050	mg/L	F	REG	EPA 6020B	'21 Mar 2024	0.00005	mg/L		
24C2190_B4C3276-BLK1	Arsenic dissolved	<0.000050	mg/L	F	REG	EPA 6020B	'21 Mar 2024	0.00005	mg/L		
24C2190_B4C3276-BLK1	Barium dissolved	<0.00010	mg/L	F	REG	EPA 6020B	'21 Mar 2024	0.0001	mg/L		
24C2190_B4C3276-BLK1	Beryllium dissolved	<0.000010	mg/L	F	REG	EPA 6020B	'21 Mar 2024	0.00001	mg/L		
24C2190_B4C3276-BLK1	Bismuth dissolved	<0.000010	mg/L	F	REG	EPA 6020B	'21 Mar 2024	0.00001	mg/L		
24C2190_B4C3276-BLK1	Boron dissolved	<0.0020	mg/L	F	REG	EPA 6020B	'21 Mar 2024	0.002	mg/L		
24C2190_B4C3276-BLK1	Cadmium dissolved	<0.0000020	mg/L	F	REG	EPA 6020B	'21 Mar 2024	0.000002	mg/L		

CERTIFICATE OF ANALYSIS ▪ SUPERNATANT ANALYSIS QA/QC RESULTS

Global
ARD Testing Services Inc.

GLOBAL PROJECT NO: 2329 (B7+)
CLIENT: WSP E&I Canada Ltd.
PROJECT NAME: Kinross Great Bear -Supernatant An
PROJECT NO: OMEMA2303
REPORT VERSION: 3

Sulphate:

Certified Reference Material:	Parameter: Sulphate	% Recovery	Matrix Spike %	Units	QC Limits
STD Mineral Water (34.98 mg/L	31.42	89.8%		%	80 - 120
Spiked Blank (19.61 mg/L)	18.23		93.0%	%	80 - 120

Dissolved Metals by ICP-MS:

Sample Code	Parameter	Result	Result Units	Total or Filtered	Method Type	Method Name	Date Analyzed	EQL	EQL Units	UCL	LCL
24C2188											
24C2190_B4C3276-BLK1	Calcium dissolved	<0.050	mg/L	F	REG	EPA 6020B	'21 Mar 2024	0.05	mg/L		
24C2190_B4C3276-BLK1	Chromium dissolved	<0.00050	mg/L	F	REG	EPA 6020B	'21 Mar 2024	0.0005	mg/L		
24C2190_B4C3276-BLK1	Cobalt dissolved	<0.0000050	mg/L	F	REG	EPA 6020B	'21 Mar 2024	0.000005	mg/L		
24C2190_B4C3276-BLK1	Copper dissolved	<0.00010	mg/L	F	REG	EPA 6020B	'21 Mar 2024	0.0001	mg/L		
24C2190_B4C3276-BLK1	Iron dissolved	<0.0020	mg/L	F	REG	EPA 6020B	'21 Mar 2024	0.002	mg/L		
24C2190_B4C3276-BLK1	Lead dissolved	<0.000050	mg/L	F	REG	EPA 6020B	'21 Mar 2024	0.00005	mg/L		
24C2190_B4C3276-BLK1	Lithium dissolved	<0.000050	mg/L	F	REG	EPA 6020B	'21 Mar 2024	0.00005	mg/L		
24C2190_B4C3276-BLK1	Magnesium dissolved	<0.0050	mg/L	F	REG	EPA 6020B	'21 Mar 2024	0.005	mg/L		
24C2190_B4C3276-BLK1	Manganese dissolved	<0.000050	mg/L	F	REG	EPA 6020B	'21 Mar 2024	0.00005	mg/L		
24C2190_B4C3276-BLK1	Molybdenum dissolved	<0.000010	mg/L	F	REG	EPA 6020B	'21 Mar 2024	0.00001	mg/L		
24C2190_B4C3276-BLK1	Nickel dissolved	<0.000040	mg/L	F	REG	EPA 6020B	'21 Mar 2024	0.00004	mg/L		
24C2190_B4C3276-BLK1	Phosphorus dissolved	<0.010	mg/L	F	REG	EPA 6020B	'21 Mar 2024	0.01	mg/L		
24C2190_B4C3276-BLK1	Potassium dissolved	<0.020	mg/L	F	REG	EPA 6020B	'21 Mar 2024	0.02	mg/L		
24C2190_B4C3276-BLK1	Selenium dissolved	<0.00010	mg/L	F	REG	EPA 6020B	'21 Mar 2024	0.0001	mg/L		
24C2190_B4C3276-BLK1	Silicon dissolved	<0.10	mg/L	F	REG	EPA 6020B	'21 Mar 2024	0.1	mg/L		
24C2190_B4C3276-BLK1	Silver dissolved	<0.000010	mg/L	F	REG	EPA 6020B	'21 Mar 2024	0.00001	mg/L		
24C2190_B4C3276-BLK1	Sodium dissolved	<0.020	mg/L	F	REG	EPA 6020B	'21 Mar 2024	0.02	mg/L		
24C2190_B4C3276-BLK1	Strontium dissolved	<0.00010	mg/L	F	REG	EPA 6020B	'21 Mar 2024	0.0001	mg/L		
24C2190_B4C3276-BLK1	Sulfur dissolved	<1.00	mg/L	F	REG	EPA 6020B	'21 Mar 2024	1	mg/L		
24C2190_B4C3276-BLK1	Tellurium dissolved	<0.000050	mg/L	F	REG	EPA 6020B	'21 Mar 2024	0.00005	mg/L		
24C2190_B4C3276-BLK1	Thallium dissolved	<0.0000040	mg/L	F	REG	EPA 6020B	'21 Mar 2024	0.000004	mg/L		
24C2190_B4C3276-BLK1	Thorium dissolved	<0.000010	mg/L	F	REG	EPA 6020B	'21 Mar 2024	0.00001	mg/L		
24C2190_B4C3276-BLK1	Tin dissolved	<0.000050	mg/L	F	REG	EPA 6020B	'21 Mar 2024	0.00005	mg/L		
24C2190_B4C3276-BLK1	Titanium dissolved	<0.00020	mg/L	F	REG	EPA 6020B	'21 Mar 2024	0.0002	mg/L		
24C2190_B4C3276-BLK1	Tungsten dissolved	<0.00020	mg/L	F	REG	EPA 6020B	'21 Mar 2024	0.0002	mg/L		
24C2190_B4C3276-BLK1	Uranium dissolved	<0.0000010	mg/L	F	REG	EPA 6020B	'22 Mar 2024	0.000001	mg/L		
24C2190_B4C3276-BLK1	Vanadium dissolved	<0.00100	mg/L	F	REG	EPA 6020B	'21 Mar 2024	0.001	mg/L		
24C2190_B4C3276-BLK1	Zinc dissolved	<0.0010	mg/L	F	REG	EPA 6020B	'21 Mar 2024	0.001	mg/L		
24C2190_B4C3276-BLK1	Zirconium dissolved	<0.000020	mg/L	F	REG	EPA 6020B	'21 Mar 2024	0.00002	mg/L		
24C2190_B4C3276-BS1	Aluminum dissolved	100	%	F	SC	EPA 6020B	'21 Mar 2024	1	%	120	80
24C2190_B4C3276-BS1	Antimony dissolved	102	%	F	SC	EPA 6020B	'21 Mar 2024	1	%	120	80
24C2190_B4C3276-BS1	Arsenic dissolved	102	%	F	SC	EPA 6020B	'21 Mar 2024	1	%	120	80
24C2190_B4C3276-BS1	Barium dissolved	95	%	F	SC	EPA 6020B	'21 Mar 2024	1	%	120	80
24C2190_B4C3276-BS1	Beryllium dissolved	99	%	F	SC	EPA 6020B	'21 Mar 2024	1	%	120	80
24C2190_B4C3276-BS1	Bismuth dissolved	99	%	F	SC	EPA 6020B	'21 Mar 2024	1	%	120	80
24C2190_B4C3276-BS1	Boron dissolved	96	%	F	SC	EPA 6020B	'21 Mar 2024	1	%	120	80
24C2190_B4C3276-BS1	Cadmium dissolved	100	%	F	SC	EPA 6020B	'21 Mar 2024	1	%	120	80
24C2190_B4C3276-BS1	Calcium dissolved	102	%	F	SC	EPA 6020B	'21 Mar 2024	1	%	120	80
24C2190_B4C3276-BS1	Chromium dissolved	99	%	F	SC	EPA 6020B	'21 Mar 2024	1	%	120	80
24C2190_B4C3276-BS1	Cobalt dissolved	102	%	F	SC	EPA 6020B	'21 Mar 2024	1	%	120	80
24C2190_B4C3276-BS1	Copper dissolved	102	%	F	SC	EPA 6020B	'21 Mar 2024	1	%	120	80
24C2190_B4C3276-BS1	Iron dissolved	104	%	F	SC	EPA 6020B	'21 Mar 2024	1	%	120	80
24C2190_B4C3276-BS1	Lead dissolved	100	%	F	SC	EPA 6020B	'21 Mar 2024	1	%	120	80
24C2190_B4C3276-BS1	Lithium dissolved	98	%	F	SC	EPA 6020B	'21 Mar 2024	1	%	120	80
24C2190_B4C3276-BS1	Magnesium dissolved	100	%	F	SC	EPA 6020B	'21 Mar 2024	1	%	120	80
24C2190_B4C3276-BS1	Manganese dissolved	101	%	F	SC	EPA 6020B	'21 Mar 2024	1	%	120	80
24C2190_B4C3276-BS1	Molybdenum dissolved	100	%	F	SC	EPA 6020B	'21 Mar 2024	1	%	120	80
24C2190_B4C3276-BS1	Nickel dissolved	101	%	F	SC	EPA 6020B	'21 Mar 2024	1	%	120	80
24C2190_B4C3276-BS1	Phosphorus dissolved	99	%	F	SC	EPA 6020B	'21 Mar 2024	1	%	120	80
24C2190_B4C3276-BS1	Potassium dissolved	101	%	F	SC	EPA 6020B	'21 Mar 2024	1	%	120	80
24C2190_B4C3276-BS1	Selenium dissolved	103	%	F	SC	EPA 6020B	'21 Mar 2024	1	%	120	80
24C2190_B4C3276-BS1	Silicon dissolved	98	%	F	SC	EPA 6020B	'21 Mar 2024	1	%	120	80
24C2190_B4C3276-BS1	Silver dissolved	100	%	F	SC	EPA 6020B	'21 Mar 2024	1	%	120	80
24C2190_B4C3276-BS1	Sodium dissolved	103	%	F	SC	EPA 6020B	'21 Mar 2024	1	%	120	80
24C2190_B4C3276-BS1	Strontium dissolved	100	%	F	SC	EPA 6020B	'21 Mar 2024	1	%	120	80
24C2190_B4C3276-BS1	Sulfur dissolved	100	%	F	SC	EPA 6020B	'21 Mar 2024	1	%	120	80
24C2190_B4C3276-BS1	Tellurium dissolved	99	%	F	SC	EPA 6020B	'21 Mar 2024	1	%	120	80
24C2190_B4C3276-BS1	Thallium dissolved	100	%	F	SC	EPA 6020B	'21 Mar 2024	1	%	120	80
24C2190_B4C3276-BS1	Thorium dissolved	107	%	F	SC	EPA 6020B	'21 Mar 2024	1	%	120	80
24C2190_B4C3276-BS1	Tin dissolved	101	%	F	SC	EPA 6020B	'21 Mar 2024	1	%	120	80
24C2190_B4C3276-BS1	Titanium dissolved	98	%	F	SC	EPA 6020B	'21 Mar 2024	1	%	120	80
24C2190_B4C3276-BS1	Tungsten dissolved	100	%	F	SC	EPA 6020B	'21 Mar 2024	1	%	120	80
24C2190_B4C3276-BS1	Uranium dissolved	102	%	F	SC	EPA 6020B	'21 Mar 2024	1	%	120	80
24C2190_B4C3276-BS1	Vanadium dissolved	101	%	F	SC	EPA 6020B	'21 Mar 2024	1	%	120	80
24C2190_B4C3276-BS1	Zinc dissolved	103	%	F	SC	EPA 6020B	'21 Mar 2024	1	%	120	80
24C2190_B4C3276-BS1	Zirconium dissolved	98	%	F	SC	EPA 6020B	'21 Mar 2024	1	%	120	80
24C2190_B4C3276-MS1	Aluminum dissolved	4.39	mg/L	F	REG	EPA 6020B	'21 Mar 2024	0.001	mg/L	130	70
24C2190_B4C3276-MS1	Antimony dissolved	0.0457	mg/L	F	REG	EPA 6020B	'21 Mar 2024	0.00005	mg/L	130	70
24C2190_B4C3276-MS1	Arsenic dissolved	0.456	mg/L	F	REG	EPA 6020B	'21 Mar 2024	0.00005	mg/L	130	70
24C2190_B4C3276-MS1	Barium dissolved	0.0868	mg/L	F	REG	EPA 6020B	'21 Mar 2024	0.0001	mg/L	130	70
24C2190_B4C3276-MS1	Beryllium dissolved	0.0439	mg/L	F	REG	EPA 6020B	'21 Mar 2024	0.00001	mg/L	130	70
24C2190_B4C3276-MS1	Bismuth dissolved	0.0378	mg/L	F	REG	EPA 6020B	'21 Mar 2024	0.00001	mg/L	130	70
24C2190_B4C3276-MS1	Boron dissolved	0.439	mg/L	F	REG	EPA 6020B	'21 Mar 2024	0.002	mg/L	130	70
24C2190_B4C3276-MS1	Cadmium dissolved	0.0429	mg/L	F	REG	EPA 6020B	'21 Mar 2024	0.000002	mg/L	130	70
24C2190_B4C3276-MS1	Calcium dissolved	116	mg/L	F	REG	EPA 6020B	'21 Mar 2024	0.05	mg/L	130	70
24C2190_B4C3276-MS1	Chromium dissolved	0.0425	mg/L	F	REG	EPA 6020B	'21 Mar 2024	0.0005	mg/L	130	70
24C2190_B4C3276-MS1	Cobalt dissolved	0.102	mg/L	F	REG	EPA 6020B	'21 Mar 2024	0.000005	mg/L	130	70
24C2190_B4C3276-MS1	Copper dissolved	0.0589	mg/L	F	REG	EPA 6020B	'21 Mar 2024	0.0001	mg/L	130	70
24C2190_B4C3276-MS1	Iron dissolved	4.24	mg/L	F	REG	EPA 6020B	'21 Mar 2024	0.002	mg/L	130	70
24C2190_B4C3276-MS1	Lead dissolved	0.04	mg/L	F	REG	EPA 6020B	'21 Mar 2024	0.00005	mg/L	130	70
24C2190_B4C3276-MS1	Lithium dissolved	0.0583	mg/L	F	REG	EPA 6020B	'21 Mar 2024	0.00005	mg/L	130	70
24C2190_B4C3276-MS1	Magnesium dissolved	8.13	mg/L	F	REG	EPA 6020B	'21 Mar 2024	0.005	mg/L	130	70
24C2190_B4C3276-MS1	Manganese dissolved	0.0998	mg/L	F	REG	EPA 6020B	'21 Mar 2024	0.00005	mg/L	130	70
24C2190_B4C3276-MS1	Molybdenum dissolved	0.0643	mg/L	F	REG	EPA 6020B	'21 Mar 2024	0.00001	mg/L	130	70
24C2190_B4C3276-MS1	Nickel dissolved	0.0417	mg/L	F	REG	EPA 6020B	'21 Mar 2024	0.00004	mg/L	130	70
24C2190_B4C3276-MS1	Phosphorus dissolved	4.98	mg/L	F	REG	EPA 6020B	'21 Mar 2024	0.01	mg/L	130	70
24C2190_B4C3276-MS1	Potassium dissolved	25.8	mg/L	F	REG	EPA 6020B	'21 Mar 2024	0.02	mg/L	130	70
24C2190_B4C3276-MS1	Selenium dissolved	0.431	mg/L	F	REG	EPA 6020B	'21 Mar 2024	0.0001	mg/L	130	70
24C2190_B4C3276-MS1	Silicon dissolved	6.67	mg/L	F	REG	EPA 6020B	'21 Mar 2024	0.1	mg/L	130	70

CERTIFICATE OF ANALYSIS ▪ SUPERNATANT ANALYSIS QA/QC RESULTS

Global
ARD Testing Services Inc.

GLOBAL PROJECT NO: 2329 (B7+)
CLIENT: WSP E&I Canada Ltd.
PROJECT NAME: Kinross Great Bear -Supernatant An
PROJECT NO: OMEMA2303
REPORT VERSION: 3

Sulphate:

Certified Reference Material:	Parameter: Sulphate	% Recovery	Matrix Spike %	Units	QC Limits
STD Mineral Water (34.98 mg/L	31.42	89.8%		%	80 - 120
Spiked Blank (19.61 mg/L)	18.23		93.0%	%	80 - 120

Dissolved Metals by ICP-MS:

Sample Code	Parameter	Result	Result Units	Total or Filtered	Method Type	Method Name	Date Analyzed	EQL	EQL Units	UCL	LCL
24C2188											
24C2190_B4C3276-MS1	Silver dissolved	0.0357	mg/L	F	REG	EPA 6020B	'22 Mar 2024	0.00001	mg/L	130	70
24C2190_B4C3276-MS1	Sodium dissolved	308	mg/L	F	REG	EPA 6020B	'21 Mar 2024	0.02	mg/L	130	70
24C2190_B4C3276-MS1	Strontium dissolved	0.31	mg/L	F	REG	EPA 6020B	'21 Mar 2024	0.0001	mg/L	130	70
24C2190_B4C3276-MS1	Sulfur dissolved	376	mg/L	F	REG	EPA 6020B	'21 Mar 2024	1	mg/L	130	70
24C2190_B4C3276-MS1	Tellurium dissolved	0.0419	mg/L	F	REG	EPA 6020B	'21 Mar 2024	0.00005	mg/L	130	70
24C2190_B4C3276-MS1	Thallium dissolved	0.0401	mg/L	F	REG	EPA 6020B	'21 Mar 2024	0.000004	mg/L	130	70
24C2190_B4C3276-MS1	Thorium dissolved	0.0358	mg/L	F	REG	EPA 6020B	'21 Mar 2024	0.00001	mg/L	130	70
24C2190_B4C3276-MS1	Tin dissolved	0.0434	mg/L	F	REG	EPA 6020B	'21 Mar 2024	0.00005	mg/L	130	70
24C2190_B4C3276-MS1	Titanium dissolved	0.0426	mg/L	F	REG	EPA 6020B	'21 Mar 2024	0.0002	mg/L	130	70
24C2190_B4C3276-MS1	Tungsten dissolved	0.0501	mg/L	F	REG	EPA 6020B	'21 Mar 2024	0.0002	mg/L	130	70
24C2190_B4C3276-MS1	Uranium dissolved	0.0452	mg/L	F	REG	EPA 6020B	'21 Mar 2024	0.000001	mg/L	130	70
24C2190_B4C3276-MS1	Vanadium dissolved	0.0448	mg/L	F	REG	EPA 6020B	'21 Mar 2024	0.001	mg/L	130	70
24C2190_B4C3276-MS1	Zinc dissolved	0.418	mg/L	F	REG	EPA 6020B	'21 Mar 2024	0.001	mg/L	130	70
24C2190_B4C3276-MS1	Zirconium dissolved	0.0438	mg/L	F	REG	EPA 6020B	'21 Mar 2024	0.00002	mg/L	130	70
24C2190_B4C3293-BLK1	Cyanide Weak Acid Dissociable	<0.0020	mg/L	F	REG	ASTM D6888-09	'21 Mar 2024	0.002	mg/L		
24C2190_B4C3293-BS1	Cyanide Weak Acid Dissociable	98	%	F	SC	ASTM D6888-09	'21 Mar 2024	1	%	115	85
24C2190_B4C3293-BSD1	Cyanide Weak Acid Dissociable	98	%	F	SC	ASTM D6888-09	'21 Mar 2024	1	%	115	85
24C2190_B4C3294-BLK1	Cyanide Free	<0.0050	mg/L	T	REG	ASTM D7237-15a	'21 Mar 2024	0.005	mg/L		
24C2190_B4C3294-BS1	Cyanide Free	94	%	T	SC	ASTM D7237-15a	'21 Mar 2024	1	%	115	85
24C2190_B4C3294-BSD1	Cyanide Free	98	%	T	SC	ASTM D7237-15a	'21 Mar 2024	1	%	115	85
24C2190_B4C3312-BLK1	Aluminum dissolved	<0.0010	mg/L	F	REG	EPA 6020B	'21 Mar 2024	0.001	mg/L		
24C2190_B4C3312-BLK1	Antimony dissolved	<0.000050	mg/L	F	REG	EPA 6020B	'21 Mar 2024	0.00005	mg/L		
24C2190_B4C3312-BLK1	Arsenic dissolved	<0.000050	mg/L	F	REG	EPA 6020B	'21 Mar 2024	0.00005	mg/L		
24C2190_B4C3312-BLK1	Barium dissolved	<0.00010	mg/L	F	REG	EPA 6020B	'21 Mar 2024	0.0001	mg/L		
24C2190_B4C3312-BLK1	Beryllium dissolved	<0.000010	mg/L	F	REG	EPA 6020B	'21 Mar 2024	0.00001	mg/L		
24C2190_B4C3312-BLK1	Bismuth dissolved	<0.000010	mg/L	F	REG	EPA 6020B	'21 Mar 2024	0.00001	mg/L		
24C2190_B4C3312-BLK1	Boron dissolved	<0.0020	mg/L	F	REG	EPA 6020B	'21 Mar 2024	0.002	mg/L		
24C2190_B4C3312-BLK1	Cadmium dissolved	<0.0000020	mg/L	F	REG	EPA 6020B	'21 Mar 2024	0.000002	mg/L		
24C2190_B4C3312-BLK1	Calcium dissolved	<0.050	mg/L	F	REG	EPA 6020B	'21 Mar 2024	0.05	mg/L		
24C2190_B4C3312-BLK1	Chromium dissolved	<0.00050	mg/L	F	REG	EPA 6020B	'21 Mar 2024	0.0005	mg/L		
24C2190_B4C3312-BLK1	Cobalt dissolved	<0.0000050	mg/L	F	REG	EPA 6020B	'21 Mar 2024	0.000005	mg/L		
24C2190_B4C3312-BLK1	Copper dissolved	<0.00010	mg/L	F	REG	EPA 6020B	'21 Mar 2024	0.0001	mg/L		
24C2190_B4C3312-BLK1	Iron dissolved	<0.0020	mg/L	F	REG	EPA 6020B	'21 Mar 2024	0.002	mg/L		
24C2190_B4C3312-BLK1	Lead dissolved	<0.000050	mg/L	F	REG	EPA 6020B	'21 Mar 2024	0.00005	mg/L		
24C2190_B4C3312-BLK1	Lithium dissolved	<0.000050	mg/L	F	REG	EPA 6020B	'21 Mar 2024	0.00005	mg/L		
24C2190_B4C3312-BLK1	Magnesium dissolved	<0.0050	mg/L	F	REG	EPA 6020B	'21 Mar 2024	0.005	mg/L		
24C2190_B4C3312-BLK1	Manganese dissolved	<0.000050	mg/L	F	REG	EPA 6020B	'21 Mar 2024	0.00005	mg/L		
24C2190_B4C3312-BLK1	Molybdenum dissolved	<0.000010	mg/L	F	REG	EPA 6020B	'21 Mar 2024	0.00001	mg/L		
24C2190_B4C3312-BLK1	Nickel dissolved	0.000043	mg/L	F	REG	EPA 6020B	'21 Mar 2024	0.00004	mg/L		
24C2190_B4C3312-BLK1	Phosphorus dissolved	<0.010	mg/L	F	REG	EPA 6020B	'21 Mar 2024	0.01	mg/L		
24C2190_B4C3312-BLK1	Potassium dissolved	<0.020	mg/L	F	REG	EPA 6020B	'21 Mar 2024	0.02	mg/L		
24C2190_B4C3312-BLK1	Selenium dissolved	<0.00010	mg/L	F	REG	EPA 6020B	'21 Mar 2024	0.0001	mg/L		
24C2190_B4C3312-BLK1	Silicon dissolved	<0.10	mg/L	F	REG	EPA 6020B	'21 Mar 2024	0.1	mg/L		
24C2190_B4C3312-BLK1	Silver dissolved	<0.000010	mg/L	F	REG	EPA 6020B	'21 Mar 2024	0.00001	mg/L		
24C2190_B4C3312-BLK1	Sodium dissolved	<0.020	mg/L	F	REG	EPA 6020B	'21 Mar 2024	0.02	mg/L		
24C2190_B4C3312-BLK1	Strontium dissolved	<0.00010	mg/L	F	REG	EPA 6020B	'21 Mar 2024	0.0001	mg/L		
24C2190_B4C3312-BLK1	Sulfur dissolved	<1.00	mg/L	F	REG	EPA 6020B	'21 Mar 2024	1	mg/L		
24C2190_B4C3312-BLK1	Tellurium dissolved	<0.000050	mg/L	F	REG	EPA 6020B	'21 Mar 2024	0.00005	mg/L		
24C2190_B4C3312-BLK1	Thallium dissolved	<0.0000040	mg/L	F	REG	EPA 6020B	'21 Mar 2024	0.000004	mg/L		
24C2190_B4C3312-BLK1	Thorium dissolved	0.00001	mg/L	F	REG	EPA 6020B	'21 Mar 2024	0.00001	mg/L		
24C2190_B4C3312-BLK1	Tin dissolved	<0.000050	mg/L	F	REG	EPA 6020B	'21 Mar 2024	0.00005	mg/L		
24C2190_B4C3312-BLK1	Titanium dissolved	<0.00020	mg/L	F	REG	EPA 6020B	'21 Mar 2024	0.0002	mg/L		
24C2190_B4C3312-BLK1	Tungsten dissolved	<0.00020	mg/L	F	REG	EPA 6020B	'21 Mar 2024	0.0002	mg/L		
24C2190_B4C3312-BLK1	Uranium dissolved	<0.0000010	mg/L	F	REG	EPA 6020B	'21 Mar 2024	0.000001	mg/L		
24C2190_B4C3312-BLK1	Vanadium dissolved	<0.00100	mg/L	F	REG	EPA 6020B	'21 Mar 2024	0.001	mg/L		
24C2190_B4C3312-BLK1	Zinc dissolved	<0.0010	mg/L	F	REG	EPA 6020B	'21 Mar 2024	0.001	mg/L		
24C2190_B4C3312-BLK1	Zirconium dissolved	<0.000020	mg/L	F	REG	EPA 6020B	'21 Mar 2024	0.00002	mg/L		
24C2190_B4C3312-BS1	Aluminum dissolved	99	%	F	SC	EPA 6020B	'21 Mar 2024	1	%	120	80
24C2190_B4C3312-BS1	Antimony dissolved	99	%	F	SC	EPA 6020B	'21 Mar 2024	1	%	120	80
24C2190_B4C3312-BS1	Arsenic dissolved	101	%	F	SC	EPA 6020B	'21 Mar 2024	1	%	120	80
24C2190_B4C3312-BS1	Barium dissolved	104	%	F	SC	EPA 6020B	'21 Mar 2024	1	%	120	80
24C2190_B4C3312-BS1	Beryllium dissolved	100	%	F	SC	EPA 6020B	'21 Mar 2024	1	%	120	80
24C2190_B4C3312-BS1	Bismuth dissolved	101	%	F	SC	EPA 6020B	'21 Mar 2024	1	%	120	80
24C2190_B4C3312-BS1	Boron dissolved	102	%	F	SC	EPA 6020B	'21 Mar 2024	1	%	120	80
24C2190_B4C3312-BS1	Cadmium dissolved	100	%	F	SC	EPA 6020B	'21 Mar 2024	1	%	120	80
24C2190_B4C3312-BS1	Calcium dissolved	102	%	F	SC	EPA 6020B	'21 Mar 2024	1	%	120	80
24C2190_B4C3312-BS1	Chromium dissolved	102	%	F	SC	EPA 6020B	'21 Mar 2024	1	%	120	80
24C2190_B4C3312-BS1	Cobalt dissolved	100	%	F	SC	EPA 6020B	'21 Mar 2024	1	%	120	80
24C2190_B4C3312-BS1	Copper dissolved	100	%	F	SC	EPA 6020B	'21 Mar 2024	1	%	120	80
24C2190_B4C3312-BS1	Iron dissolved	101	%	F	SC	EPA 6020B	'21 Mar 2024	1	%	120	80
24C2190_B4C3312-BS1	Lead dissolved	101	%	F	SC	EPA 6020B	'21 Mar 2024	1	%	120	80
24C2190_B4C3312-BS1	Lithium dissolved	102	%	F	SC	EPA 6020B	'21 Mar 2024	1	%	120	80
24C2190_B4C3312-BS1	Magnesium dissolved	98	%	F	SC	EPA 6020B	'21 Mar 2024	1	%	120	80
24C2190_B4C3312-BS1	Manganese dissolved	99	%	F	SC	EPA 6020B	'21 Mar 2024	1	%	120	80
24C2190_B4C3312-BS1	Molybdenum dissolved	106	%	F	SC	EPA 6020B	'21 Mar 2024	1	%	120	80
24C2190_B4C3312-BS1	Nickel dissolved	99	%	F	SC	EPA 6020B	'21 Mar 2024	1	%	120	80
24C2190_B4C3312-BS1	Phosphorus dissolved	98	%	F	SC	EPA 6020B	'21 Mar 2024	1	%	120	80
24C2190_B4C3312-BS1	Potassium dissolved	99	%	F	SC	EPA 6020B	'21 Mar 2024	1	%	120	80
24C2190_B4C3312-BS1	Selenium dissolved	100	%	F	SC	EPA 6020B	'21 Mar 2024	1	%	120	80
24C2190_B4C3312-BS1	Silicon dissolved	100	%	F	SC	EPA 6020B	'21 Mar 2024	1	%	120	80
24C2190_B4C3312-BS1	Silver dissolved	101	%	F	SC	EPA 6020B	'21 Mar 2024	1	%	120	80
24C2190_B4C3312-BS1	Sodium dissolved	99	%	F	SC	EPA 6020B	'21 Mar 2024	1	%	120	80
24C2190_B4C3312-BS1	Strontium dissolved	104	%	F	SC	EPA 6020B	'21 Mar 2024	1	%	120	80
24C2190_B4C3312-BS1	Sulfur dissolved	101	%	F	SC	EPA 6020B	'21 Mar 2024	1	%	120	80
24C2190_B4C3312-BS1	Tellurium dissolved	100	%	F	SC	EPA 6020B	'21 Mar 2024	1	%	120	80
24C2190_B4C3312-BS1	Thallium dissolved	101	%	F	SC	EPA 6020B	'21 Mar 2024	1	%	120	80
24C2190_B4C3312-BS1	Thorium dissolved	98	%	F	SC	EPA 6020B	'21 Mar 2024	1	%	120	80
24C2190_B4C3312-BS1	Tin dissolved	98	%	F	SC	EPA 6020B	'21 Mar 2024	1	%	120	80

CERTIFICATE OF ANALYSIS ▪ SUPERNATANT ANALYSIS QA/QC RESULTS

Global
ARD Testing Services Inc.

GLOBAL PROJECT NO: 2329 (B7+)
CLIENT: WSP E&I Canada Ltd.
PROJECT NAME: Kinross Great Bear -Supernatant An
PROJECT NO: OMEMA2303
REPORT VERSION: 3

Sulphate:

Certified Reference Material:	Parameter: Sulphate	% Recovery	Matrix Spike %	Units	QC Limits
STD Mineral Water (34.98 mg/L	31.42	89.8%		%	80 - 120
Spiked Blank (19.61 mg/L)	18.23		93.0%	%	80 - 120

Dissolved Metals by ICP-MS:

Sample Code	Parameter	Result	Result Units	Total or Filtered	Method Type	Method Name	Date Analyzed	EQL	EQL Units	UCL	LCL
24C2188											
24C2190_B4C3312-BS1	Titanium dissolved	100	%	F	SC	EPA 6020B	'21 Mar 2024	1	%	120	80
24C2190_B4C3312-BS1	Tungsten dissolved	101	%	F	SC	EPA 6020B	'21 Mar 2024	1	%	120	80
24C2190_B4C3312-BS1	Uranium dissolved	102	%	F	SC	EPA 6020B	'21 Mar 2024	1	%	120	80
24C2190_B4C3312-BS1	Vanadium dissolved	101	%	F	SC	EPA 6020B	'21 Mar 2024	1	%	120	80
24C2190_B4C3312-BS1	Zinc dissolved	99	%	F	SC	EPA 6020B	'21 Mar 2024	1	%	120	80
24C2190_B4C3312-BS1	Zirconium dissolved	100	%	F	SC	EPA 6020B	'21 Mar 2024	1	%	120	80
24C2190_B4C3317-BLK1	Chloride	<0.10	mg/L	T	REG	SM 4110 B (2020)	'22 Mar 2024	0.1	mg/L		
24C2190_B4C3317-BLK1	Fluoride	<0.10	mg/L	T	REG	SM 4110 B (2020)	'22 Mar 2024	0.1	mg/L		
24C2190_B4C3317-BLK1	Nitrate (as N)	<0.010	mg/L	T	REG	SM 4110 B (2020)	'22 Mar 2024	0.01	mg/L		
24C2190_B4C3317-BLK1	Nitrite (as N)	<0.010	mg/L	T	REG	SM 4110 B (2020)	'22 Mar 2024	0.01	mg/L		
24C2190_B4C3317-BLK2	Chloride	<0.10	mg/L	T	REG	SM 4110 B (2020)	'22 Mar 2024	0.1	mg/L		
24C2190_B4C3317-BLK2	Fluoride	<0.10	mg/L	T	REG	SM 4110 B (2020)	'22 Mar 2024	0.1	mg/L		
24C2190_B4C3317-BLK2	Nitrate (as N)	<0.010	mg/L	T	REG	SM 4110 B (2020)	'22 Mar 2024	0.01	mg/L		
24C2190_B4C3317-BLK2	Nitrite (as N)	<0.010	mg/L	T	REG	SM 4110 B (2020)	'22 Mar 2024	0.01	mg/L		
24C2190_B4C3317-BS1	Chloride	100	%	T	SC	SM 4110 B (2020)	'22 Mar 2024	1	%	110	90
24C2190_B4C3317-BS1	Fluoride	96	%	T	SC	SM 4110 B (2020)	'22 Mar 2024	1	%	108	88
24C2190_B4C3317-BS1	Nitrate (as N)	101	%	T	SC	SM 4110 B (2020)	'22 Mar 2024	1	%	110	90
24C2190_B4C3317-BS1	Nitrite (as N)	93	%	T	SC	SM 4110 B (2020)	'22 Mar 2024	1	%	115	85
24C2190_B4C3317-BS2	Chloride	101	%	T	SC	SM 4110 B (2020)	'22 Mar 2024	1	%	110	90
24C2190_B4C3317-BS2	Fluoride	98	%	T	SC	SM 4110 B (2020)	'22 Mar 2024	1	%	108	88
24C2190_B4C3317-BS2	Nitrate (as N)	100	%	T	SC	SM 4110 B (2020)	'22 Mar 2024	1	%	110	90
24C2190_B4C3317-BS2	Nitrite (as N)	87	%	T	SC	SM 4110 B (2020)	'22 Mar 2024	1	%	115	85
24C2190_B4C3328-BLK1	Ammonia Total (as N)	<0.050	mg/L	T	REG	SM 4500-NH3 G* (2021)	'21 Mar 2024	0.05	mg/L		
24C2190_B4C3328-BLK2	Ammonia Total (as N)	<0.050	mg/L	T	REG	SM 4500-NH3 G* (2021)	'21 Mar 2024	0.05	mg/L		
24C2190_B4C3328-BLK3	Ammonia Total (as N)	<0.050	mg/L	T	REG	SM 4500-NH3 G* (2021)	'21 Mar 2024	0.05	mg/L		
24C2190_B4C3328-BS1	Ammonia Total (as N)	101	%	T	SC	SM 4500-NH3 G* (2021)	'21 Mar 2024	1	%	115	85
24C2190_B4C3328-BS2	Ammonia Total (as N)	102	%	T	SC	SM 4500-NH3 G* (2021)	'21 Mar 2024	1	%	115	85
24C2190_B4C3328-BS3	Ammonia Total (as N)	103	%	T	SC	SM 4500-NH3 G* (2021)	'21 Mar 2024	1	%	115	85
24C2190_B4C3348-BLK1	Mercury dissolved	<0.0050	ug/L	F	REG	EPA 245.7*	'21 Mar 2024	0.005	ug/L		
24C2190_B4C3348-BLK2	Mercury dissolved	<0.0050	ug/L	F	REG	EPA 245.7*	'21 Mar 2024	0.005	ug/L		
24C2190_B4C3348-BLK3	Mercury dissolved	<0.0050	ug/L	F	REG	EPA 245.7*	'21 Mar 2024	0.005	ug/L		
24C2190_B4C3348-BS1	Mercury dissolved	97	%	F	SC	EPA 245.7*	'21 Mar 2024	1	%	120	80
24C2190_B4C3348-BS2	Mercury dissolved	99	%	F	SC	EPA 245.7*	'21 Mar 2024	1	%	120	80
24C2190_B4C3348-BS3	Mercury dissolved	104	%	F	SC	EPA 245.7*	'21 Mar 2024	1	%	120	80
24C2190_B4C3348-MS2	Mercury dissolved	2.22	ug/L	F	REG	EPA 245.7*	'21 Mar 2024	0.005	ug/L	130	70
24C2190_B4C3394-BLK1	Phosphorus Total Dissolved	<0.0050	mg/L	F	REG	SM 4500-P F (2021)	'22 Mar 2024	0.005	mg/L		
24C2190_B4C3394-BLK4	Phosphorus Total Dissolved	<0.0050	mg/L	F	REG	SM 4500-P F (2021)	'22 Mar 2024	0.005	mg/L		
24C2190_B4C3394-BS1	Phosphorus Total Dissolved	100	%	F	SC	SM 4500-P F (2021)	'22 Mar 2024	1	%	115	85
24C2190_B4C3394-BS4	Phosphorus Total Dissolved	100	%	F	SC	SM 4500-P F (2021)	'22 Mar 2024	1	%	115	85
24C2190_B4C3437-BLK1	Cyanide Total	<0.0020	mg/L	T	REG	ASTM D7511-12	'22 Mar 2024	0.002	mg/L		
24C2190_B4C3437-BLK2	Cyanide Total	<0.0020	mg/L	T	REG	ASTM D7511-12	'22 Mar 2024	0.002	mg/L		
24C2190_B4C3437-BLK3	Cyanide Total	<0.0020	mg/L	T	REG	ASTM D7511-12	'22 Mar 2024	0.002	mg/L		
24C2190_B4C3437-BS1	Cyanide Total	105	%	T	SC	ASTM D7511-12	'22 Mar 2024	1	%	120	82
24C2190_B4C3437-BS2	Cyanide Total	93	%	T	SC	ASTM D7511-12	'22 Mar 2024	1	%	120	82
24C2190_B4C3437-BS3	Cyanide Total	99	%	T	SC	ASTM D7511-12	'22 Mar 2024	1	%	120	82
24C2190_B4C3437-BSD1	Cyanide Total	105	%	T	SC	ASTM D7511-12	'22 Mar 2024	1	%	120	82
24C2190_B4C3437-BSD2	Cyanide Total	102	%	T	SC	ASTM D7511-12	'22 Mar 2024	1	%	120	82
24C2190_B4C3437-BSD3	Cyanide Total	105	%	T	SC	ASTM D7511-12	'22 Mar 2024	1	%	120	82
24C2190_B4C3445-BLK1	Thiocyanate	<0.10	mg/L	T	REG	SM 4500-CN- M (2021)	'22 Mar 2024	0.1	mg/L		
24C2190_B4C3445-BS1	Thiocyanate	92	%	T	SC	SM 4500-CN- M (2021)	'22 Mar 2024	1	%	115	85
24C2174											
24C2174_B4C3276-BLK1	Aluminum dissolved	<0.0010	mg/L	F	REG	EPA 6020B	'21 Mar 2024	0.001	mg/L		
24C2174_B4C3276-BLK1	Antimony dissolved	<0.000050	mg/L	F	REG	EPA 6020B	'21 Mar 2024	0.00005	mg/L		
24C2174_B4C3276-BLK1	Arsenic dissolved	<0.000050	mg/L	F	REG	EPA 6020B	'21 Mar 2024	0.00005	mg/L		
24C2174_B4C3276-BLK1	Barium dissolved	<0.00010	mg/L	F	REG	EPA 6020B	'21 Mar 2024	0.0001	mg/L		
24C2174_B4C3276-BLK1	Beryllium dissolved	<0.000010	mg/L	F	REG	EPA 6020B	'21 Mar 2024	0.00001	mg/L		
24C2174_B4C3276-BLK1	Bismuth dissolved	<0.000010	mg/L	F	REG	EPA 6020B	'21 Mar 2024	0.00001	mg/L		
24C2174_B4C3276-BLK1	Boron dissolved	<0.0020	mg/L	F	REG	EPA 6020B	'21 Mar 2024	0.002	mg/L		
24C2174_B4C3276-BLK1	Cadmium dissolved	<0.0000020	mg/L	F	REG	EPA 6020B	'21 Mar 2024	0.000002	mg/L		
24C2174_B4C3276-BLK1	Calcium dissolved	<0.050	mg/L	F	REG	EPA 6020B	'21 Mar 2024	0.05	mg/L		
24C2174_B4C3276-BLK1	Chromium dissolved	<0.00050	mg/L	F	REG	EPA 6020B	'21 Mar 2024	0.0005	mg/L		
24C2174_B4C3276-BLK1	Cobalt dissolved	<0.0000050	mg/L	F	REG	EPA 6020B	'21 Mar 2024	0.000005	mg/L		
24C2174_B4C3276-BLK1	Copper dissolved	<0.00010	mg/L	F	REG	EPA 6020B	'21 Mar 2024	0.0001	mg/L		
24C2174_B4C3276-BLK1	Iron dissolved	<0.0020	mg/L	F	REG	EPA 6020B	'21 Mar 2024	0.002	mg/L		
24C2174_B4C3276-BLK1	Lead dissolved	<0.000050	mg/L	F	REG	EPA 6020B	'21 Mar 2024	0.00005	mg/L		
24C2174_B4C3276-BLK1	Lithium dissolved	<0.000050	mg/L	F	REG	EPA 6020B	'21 Mar 2024	0.00005	mg/L		
24C2174_B4C3276-BLK1	Magnesium dissolved	<0.0050	mg/L	F	REG	EPA 6020B	'21 Mar 2024	0.005	mg/L		
24C2174_B4C3276-BLK1	Manganese dissolved	<0.000050	mg/L	F	REG	EPA 6020B	'21 Mar 2024	0.00005	mg/L		
24C2174_B4C3276-BLK1	Molybdenum dissolved	<0.000010	mg/L	F	REG	EPA 6020B	'21 Mar 2024	0.00001	mg/L		
24C2174_B4C3276-BLK1	Nickel dissolved	<0.000040	mg/L	F	REG	EPA 6020B	'21 Mar 2024	0.00004	mg/L		
24C2174_B4C3276-BLK1	Phosphorus dissolved	<0.010	mg/L	F	REG	EPA 6020B	'21 Mar 2024	0.01	mg/L		
24C2174_B4C3276-BLK1	Potassium dissolved	<0.020	mg/L	F	REG	EPA 6020B	'21 Mar 2024	0.02	mg/L		
24C2174_B4C3276-BLK1	Selenium dissolved	<0.00010	mg/L	F	REG	EPA 6020B	'21 Mar 2024	0.0001	mg/L		
24C2174_B4C3276-BLK1	Silicon dissolved	<0.10	mg/L	F	REG	EPA 6020B	'21 Mar 2024	0.1	mg/L		
24C2174_B4C3276-BLK1	Silver dissolved	<0.000010	mg/L	F	REG	EPA 6020B	'21 Mar 2024	0.00001	mg/L		
24C2174_B4C3276-BLK1	Sodium dissolved	<0.020	mg/L	F	REG	EPA 6020B	'21 Mar 2024	0.02	mg/L		
24C2174_B4C3276-BLK1	Strontium dissolved	<0.00010	mg/L	F	REG	EPA 6020B	'21 Mar 2024	0.0001	mg/L		
24C2174_B4C3276-BLK1	Sulfur dissolved	<1.00	mg/L	F	REG	EPA 6020B	'21 Mar 2024	1	mg/L		
24C2174_B4C3276-BLK1	Tellurium dissolved	<0.000050	mg/L	F	REG	EPA 6020B	'21 Mar 2024	0.00005	mg/L		
24C2174_B4C3276-BLK1	Thallium dissolved	<0.0000040	mg/L	F	REG	EPA 6020B	'21 Mar 2024	0.000004	mg/L		
24C2174_B4C3276-BLK1	Thorium dissolved	<0.000010	mg/L	F	REG	EPA 6020B	'21 Mar 2024	0.00001	mg/L		
24C2174_B4C3276-BLK1	Tin dissolved	<0.000050	mg/L	F	REG	EPA 6020B	'21 Mar 2024	0.00005	mg/L		
24C2174_B4C3276-BLK1	Titanium dissolved	<0.00020	mg/L	F	REG	EPA 6020B	'21 Mar 2024	0.0002	mg/L		
24C2174_B4C3276-BLK1	Tungsten dissolved	<0.00020	mg/L	F	REG	EPA 6020B	'21 Mar 2024	0.0002	mg/L		
24C2174_B4C3276-BLK1	Uranium dissolved	<0.0000010	mg/L	F	REG	EPA 6020B	'22 Mar 2024	0.000001	mg/L		
24C2174_B4C3276-BLK1	Vanadium dissolved	<0.00100	mg/L	F	REG	EPA 6020B	'21 Mar 2024	0.001	mg/L		

CERTIFICATE OF ANALYSIS ▪ SUPERNATANT ANALYSIS QA/QC RESULTS

Global
ARD Testing Services Inc.

GLOBAL PROJECT NO: 2329 (B7+)
CLIENT: WSP E&I Canada Ltd.
PROJECT NAME: Kinross Great Bear -Supernatant An
PROJECT NO: OMEMA2303
REPORT VERSION: 3

Sulphate:

Certified Reference Material:	Parameter: Sulphate	% Recovery	Matrix Spike %	Units	QC Limits
STD Mineral Water (34.98 mg/L	31.42	89.8%		%	80 - 120
Spiked Blank (19.61 mg/L)	18.23		93.0%	%	80 - 120

Dissolved Metals by ICP-MS:

Sample Code	Parameter	Result	Result Units	Total or Filtered	Method Type	Method Name	Date Analyzed	EQL	EQL Units	UCL	LCL
24C2188											
24C2174_B4C3276-BLK1	Zinc dissolved	<0.0010	mg/L	F	REG	EPA 6020B	'21 Mar 2024	0.001	mg/L		
24C2174_B4C3276-BLK1	Zirconium dissolved	<0.000020	mg/L	F	REG	EPA 6020B	'21 Mar 2024	0.00002	mg/L		
24C2174_B4C3276-BS1	Aluminum dissolved	100	%	F	SC	EPA 6020B	'21 Mar 2024	1	%	120	80
24C2174_B4C3276-BS1	Antimony dissolved	102	%	F	SC	EPA 6020B	'21 Mar 2024	1	%	120	80
24C2174_B4C3276-BS1	Arsenic dissolved	102	%	F	SC	EPA 6020B	'21 Mar 2024	1	%	120	80
24C2174_B4C3276-BS1	Barium dissolved	95	%	F	SC	EPA 6020B	'21 Mar 2024	1	%	120	80
24C2174_B4C3276-BS1	Beryllium dissolved	99	%	F	SC	EPA 6020B	'21 Mar 2024	1	%	120	80
24C2174_B4C3276-BS1	Bismuth dissolved	99	%	F	SC	EPA 6020B	'21 Mar 2024	1	%	120	80
24C2174_B4C3276-BS1	Boron dissolved	96	%	F	SC	EPA 6020B	'21 Mar 2024	1	%	120	80
24C2174_B4C3276-BS1	Cadmium dissolved	100	%	F	SC	EPA 6020B	'21 Mar 2024	1	%	120	80
24C2174_B4C3276-BS1	Calcium dissolved	102	%	F	SC	EPA 6020B	'21 Mar 2024	1	%	120	80
24C2174_B4C3276-BS1	Chromium dissolved	99	%	F	SC	EPA 6020B	'21 Mar 2024	1	%	120	80
24C2174_B4C3276-BS1	Cobalt dissolved	102	%	F	SC	EPA 6020B	'21 Mar 2024	1	%	120	80
24C2174_B4C3276-BS1	Copper dissolved	102	%	F	SC	EPA 6020B	'21 Mar 2024	1	%	120	80
24C2174_B4C3276-BS1	Iron dissolved	104	%	F	SC	EPA 6020B	'21 Mar 2024	1	%	120	80
24C2174_B4C3276-BS1	Lead dissolved	100	%	F	SC	EPA 6020B	'21 Mar 2024	1	%	120	80
24C2174_B4C3276-BS1	Lithium dissolved	98	%	F	SC	EPA 6020B	'21 Mar 2024	1	%	120	80
24C2174_B4C3276-BS1	Magnesium dissolved	100	%	F	SC	EPA 6020B	'21 Mar 2024	1	%	120	80
24C2174_B4C3276-BS1	Manganese dissolved	101	%	F	SC	EPA 6020B	'21 Mar 2024	1	%	120	80
24C2174_B4C3276-BS1	Molybdenum dissolved	100	%	F	SC	EPA 6020B	'21 Mar 2024	1	%	120	80
24C2174_B4C3276-BS1	Nickel dissolved	101	%	F	SC	EPA 6020B	'21 Mar 2024	1	%	120	80
24C2174_B4C3276-BS1	Phosphorus dissolved	99	%	F	SC	EPA 6020B	'21 Mar 2024	1	%	120	80
24C2174_B4C3276-BS1	Potassium dissolved	101	%	F	SC	EPA 6020B	'21 Mar 2024	1	%	120	80
24C2174_B4C3276-BS1	Selenium dissolved	103	%	F	SC	EPA 6020B	'21 Mar 2024	1	%	120	80
24C2174_B4C3276-BS1	Silicon dissolved	98	%	F	SC	EPA 6020B	'21 Mar 2024	1	%	120	80
24C2174_B4C3276-BS1	Silver dissolved	100	%	F	SC	EPA 6020B	'21 Mar 2024	1	%	120	80
24C2174_B4C3276-BS1	Sodium dissolved	103	%	F	SC	EPA 6020B	'21 Mar 2024	1	%	120	80
24C2174_B4C3276-BS1	Strontium dissolved	100	%	F	SC	EPA 6020B	'21 Mar 2024	1	%	120	80
24C2174_B4C3276-BS1	Sulfur dissolved	100	%	F	SC	EPA 6020B	'21 Mar 2024	1	%	120	80
24C2174_B4C3276-BS1	Tellurium dissolved	99	%	F	SC	EPA 6020B	'21 Mar 2024	1	%	120	80
24C2174_B4C3276-BS1	Thallium dissolved	100	%	F	SC	EPA 6020B	'21 Mar 2024	1	%	120	80
24C2174_B4C3276-BS1	Thorium dissolved	107	%	F	SC	EPA 6020B	'21 Mar 2024	1	%	120	80
24C2174_B4C3276-BS1	Tin dissolved	101	%	F	SC	EPA 6020B	'21 Mar 2024	1	%	120	80
24C2174_B4C3276-BS1	Titanium dissolved	98	%	F	SC	EPA 6020B	'21 Mar 2024	1	%	120	80
24C2174_B4C3276-BS1	Tungsten dissolved	100	%	F	SC	EPA 6020B	'21 Mar 2024	1	%	120	80
24C2174_B4C3276-BS1	Uranium dissolved	102	%	F	SC	EPA 6020B	'21 Mar 2024	1	%	120	80
24C2174_B4C3276-BS1	Vanadium dissolved	101	%	F	SC	EPA 6020B	'21 Mar 2024	1	%	120	80
24C2174_B4C3276-BS1	Zinc dissolved	103	%	F	SC	EPA 6020B	'21 Mar 2024	1	%	120	80
24C2174_B4C3276-BS1	Zirconium dissolved	98	%	F	SC	EPA 6020B	'21 Mar 2024	1	%	120	80
24C2174_B4C3293-BLK1	Cyanide Weak Acid Dissociable	<0.0020	mg/L	F	REG	ASTM D6888-09	'21 Mar 2024	0.002	mg/L		
24C2174_B4C3293-BS1	Cyanide Weak Acid Dissociable	98	%	F	SC	ASTM D6888-09	'21 Mar 2024	1	%	115	85
24C2174_B4C3293-BSD1	Cyanide Weak Acid Dissociable	98	%	F	SC	ASTM D6888-09	'21 Mar 2024	1	%	115	85
24C2174_B4C3294-BLK1	Cyanide Free	<0.0050	mg/L	T	REG	ASTM D7237-15a	'21 Mar 2024	0.005	mg/L		
24C2174_B4C3294-BS1	Cyanide Free	94	%	T	SC	ASTM D7237-15a	'21 Mar 2024	1	%	115	85
24C2174_B4C3294-BSD1	Cyanide Free	98	%	T	SC	ASTM D7237-15a	'21 Mar 2024	1	%	115	85
24C2174_B4C3317-BLK1	Chloride	<0.10	mg/L	T	REG	SM 4110 B (2020)	'22 Mar 2024	0.1	mg/L		
24C2174_B4C3317-BLK1	Fluoride	<0.10	mg/L	T	REG	SM 4110 B (2020)	'22 Mar 2024	0.1	mg/L		
24C2174_B4C3317-BLK1	Nitrate (as N)	<0.010	mg/L	T	REG	SM 4110 B (2020)	'22 Mar 2024	0.01	mg/L		
24C2174_B4C3317-BLK1	Nitrite (as N)	<0.010	mg/L	T	REG	SM 4110 B (2020)	'22 Mar 2024	0.01	mg/L		
24C2174_B4C3317-BLK2	Chloride	<0.10	mg/L	T	REG	SM 4110 B (2020)	'22 Mar 2024	0.1	mg/L		
24C2174_B4C3317-BLK2	Fluoride	<0.10	mg/L	T	REG	SM 4110 B (2020)	'22 Mar 2024	0.1	mg/L		
24C2174_B4C3317-BLK2	Nitrate (as N)	<0.010	mg/L	T	REG	SM 4110 B (2020)	'22 Mar 2024	0.01	mg/L		
24C2174_B4C3317-BLK2	Nitrite (as N)	<0.010	mg/L	T	REG	SM 4110 B (2020)	'22 Mar 2024	0.01	mg/L		
24C2174_B4C3317-BS1	Chloride	100	%	T	SC	SM 4110 B (2020)	'22 Mar 2024	1	%	110	90
24C2174_B4C3317-BS1	Fluoride	96	%	T	SC	SM 4110 B (2020)	'22 Mar 2024	1	%	108	88
24C2174_B4C3317-BS1	Nitrate (as N)	101	%	T	SC	SM 4110 B (2020)	'22 Mar 2024	1	%	110	90
24C2174_B4C3317-BS1	Nitrite (as N)	93	%	T	SC	SM 4110 B (2020)	'22 Mar 2024	1	%	115	85
24C2174_B4C3317-BS2	Chloride	101	%	T	SC	SM 4110 B (2020)	'22 Mar 2024	1	%	110	90
24C2174_B4C3317-BS2	Fluoride	98	%	T	SC	SM 4110 B (2020)	'22 Mar 2024	1	%	108	88
24C2174_B4C3317-BS2	Nitrate (as N)	100	%	T	SC	SM 4110 B (2020)	'22 Mar 2024	1	%	110	90
24C2174_B4C3317-BS2	Nitrite (as N)	87	%	T	SC	SM 4110 B (2020)	'22 Mar 2024	1	%	115	85
24C2174_B4C3328-BLK1	Ammonia Total (as N)	<0.050	mg/L	T	REG	SM 4500-NH3 G* (2021)	'21 Mar 2024	0.05	mg/L		
24C2174_B4C3328-BLK2	Ammonia Total (as N)	<0.050	mg/L	T	REG	SM 4500-NH3 G* (2021)	'21 Mar 2024	0.05	mg/L		
24C2174_B4C3328-BLK3	Ammonia Total (as N)	<0.050	mg/L	T	REG	SM 4500-NH3 G* (2021)	'21 Mar 2024	0.05	mg/L		
24C2174_B4C3328-BS1	Ammonia Total (as N)	101	%	T	SC	SM 4500-NH3 G* (2021)	'21 Mar 2024	1	%	115	85
24C2174_B4C3328-BS2	Ammonia Total (as N)	102	%	T	SC	SM 4500-NH3 G* (2021)	'21 Mar 2024	1	%	115	85
24C2174_B4C3328-BS3	Ammonia Total (as N)	103	%	T	SC	SM 4500-NH3 G* (2021)	'21 Mar 2024	1	%	115	85
24C2174_B4C3348-BLK1	Mercury dissolved	<0.0050	ug/L	F	REG	EPA 245.7*	'21 Mar 2024	0.005	ug/L		
24C2174_B4C3348-BLK2	Mercury dissolved	<0.0050	ug/L	F	REG	EPA 245.7*	'21 Mar 2024	0.005	ug/L		
24C2174_B4C3348-BLK3	Mercury dissolved	<0.0050	ug/L	F	REG	EPA 245.7*	'21 Mar 2024	0.005	ug/L		
24C2174_B4C3348-BS1	Mercury dissolved	97	%	F	SC	EPA 245.7*	'21 Mar 2024	1	%	120	80
24C2174_B4C3348-BS2	Mercury dissolved	99	%	F	SC	EPA 245.7*	'21 Mar 2024	1	%	120	80
24C2174_B4C3348-BS3	Mercury dissolved	104	%	F	SC	EPA 245.7*	'21 Mar 2024	1	%	120	80
24C2174_B4C3394-BLK1	Phosphorus Total Dissolved	<0.0050	mg/L	F	REG	SM 4500-P F (2021)	'22 Mar 2024	0.005	mg/L		
24C2174_B4C3394-BLK4	Phosphorus Total Dissolved	<0.0050	mg/L	F	REG	SM 4500-P F (2021)	'22 Mar 2024	0.005	mg/L		
24C2174_B4C3394-BS1	Phosphorus Total Dissolved	100	%	F	SC	SM 4500-P F (2021)	'22 Mar 2024	1	%	115	85
24C2174_B4C3394-BS4	Phosphorus Total Dissolved	100	%	F	SC	SM 4500-P F (2021)	'22 Mar 2024	1	%	115	85
24C2174_B4C3437-BLK1	Cyanide Total	<0.0020	mg/L	T	REG	ASTM D7511-12	'22 Mar 2024	0.002	mg/L		
24C2174_B4C3437-BLK2	Cyanide Total	<0.0020	mg/L	T	REG	ASTM D7511-12	'22 Mar 2024	0.002	mg/L		
24C2174_B4C3437-BLK3	Cyanide Total	<0.0020	mg/L	T	REG	ASTM D7511-12	'22 Mar 2024	0.002	mg/L		
24C2174_B4C3437-BS1	Cyanide Total	105	%	T	SC	ASTM D7511-12	'22 Mar 2024	1	%	120	82
24C2174_B4C3437-BS2	Cyanide Total	93	%	T	SC	ASTM D7511-12	'22 Mar 2024	1	%	120	82
24C2174_B4C3437-BS3	Cyanide Total	99	%	T	SC	ASTM D7511-12	'22 Mar 2024	1	%	120	82
24C2174_B4C3437-BSD1	Cyanide Total	105	%	T	SC	ASTM D7511-12	'22 Mar 2024	1	%	120	82

CERTIFICATE OF ANALYSIS ▪ SUPERNATANT ANALYSIS QA/QC RESULTS

Global
ARD Testing Services Inc.

GLOBAL PROJECT NO: 2329 (B7+)
CLIENT: WSP E&I Canada Ltd.
PROJECT NAME: Kinross Great Bear -Supernatant An
PROJECT NO: OMEMA2303
REPORT VERSION: 3

Sulphate:

Certified Reference Material:	Parameter: Sulphate	% Recovery	Matrix Spike %	Units	QC Limits
STD Mineral Water (34.98 mg/L	31.42	89.8%		%	80 - 120
Spiked Blank (19.61 mg/L)	18.23		93.0%	%	80 - 120

Dissolved Metals by ICP-MS:

Sample Code	Parameter	Result	Result Units	Total or Filtered	Method Type	Method Name	Date Analyzed	EQL	EQL Units	UCL	LCL
24C2188											
24C2174_B4C3437-BSD2	Cyanide Total	102	%	T	SC	ASTM D7511-12	'22 Mar 2024	1	%	120	82
24C2174_B4C3437-BSD3	Cyanide Total	105	%	T	SC	ASTM D7511-12	'22 Mar 2024	1	%	120	82
24C2174_B4C3445-BLK1	Thiocyanate	<0.10	mg/L	T	REG	SM 4500-CN- M (2021)	'22 Mar 2024	0.1	mg/L		
24C2174_B4C3445-BS1	Thiocyanate	92	%	T	SC	SM 4500-CN- M (2021)	'22 Mar 2024	1	%	115	85

NOTES:
Job No: 24C2188, 24C2190, 24C2174

Abbreviations & Descriptions:
Method Blank (Blk): A blank sample that undergoes sample processing identical to that carried out for the test samples.
Method Blank results are used to assess contamination from the laboratory environment and reagents.

Duplicate (Dup): An additional or second portion of a randomly selected sample in the analytical run carried through the entire analytical process.
Duplicates provide a measure of the analytical method's precision (reproducibility).

Blank Spike (BS): A sample of known concentration which undergoes processing identical to that carried out for test samples, also referred to as a laboratory control sample (LCS).
Blank spikes provide a measure of the analytical method's accuracy.

Matrix Spike (MS): A second aliquot of sample is fortified with a known concentration of target analytes and carried through the entire analytical process.
Matrix spikes evaluate potential matrix effects that may affect the analyte recovery.

Standard Reference Material (SRM): A homogenous material of similar matrix to the samples, certified for the parameter(s) listed.
Reference Materials ensure that the analytical process is adequate to achieve acceptable recoveries of the parameter(s) tested.

Each QC type is analyzed at a 5-10% frequency, i.e. one blank/duplicate/spike for every 10-20 samples.

For all types of QC, specified recovery (% Rec) and relative percent difference (RPD) limits are derived from long-term method performance averages and/or prescribed by the reference method.

EQL = Estimated Quantitation Limits
PQL = Practical Quantitation Limits
UCL = Upper Control Limit
LCL = Lower Control Limit
BLK = Blank
BS = Blank Spike
MS = Matrix Spike
DUP = Duplicate

CERTIFICATE OF ANALYSIS ▪ COVER PAGE

Global ARD Testing Services Inc.

CLIENT INFORMATION	
Client:	WSP E&I Canada Ltd.
Project Manager:	Forrest McAdam
Mailing Address	25 York St, Floor 7
	Toronto, ON, M5J 2V5
Contact No:	(647) 620-5190

COMPANY INFORMATION	
Legal Name:	Global ARD Testing Services Inc.
Mailing Address:	6891 Antrim Avenue
	Burnaby, BC
	V5J 4M5
Contact No:	
	Main: (604) 428-2730
	Alternate: (604) 603-1359

PROJECT INFORMATION	
Project Name:	Kinross Great Bear - Flotation Tailings
Project Number:	OMEMA2303

REPORTING	
Global Project No:	2329 (B8)
Report Version:	7
Pages (Including Cover):	8
Report Title:	COA 2329 (B8) x 24 Kinross Great Bear - Flotation Tailings Samples (rec'd 18-Mar24)
Analysis Reviewed By:	Prab Bhatia (Pbhatia@globalARDtesting.com)
Position:	Project Manager
Report Certified By:	Prab Bhatia
Signature:	Prab Bhatia

RESULTS		
Reported To:	**1**	Forrest McAdam (forrest.mcadam@wsp.com)
	2	Kristen Gault (kristen.gault@wsp.com)
	3	Anna Klein (anna.klein@wsp.com)
	4	Sarah Matthews (Sarah.Matthews1@wsp.com)
Date Reported:	**Version-1:**	Monday, April 22, 2024
	Version-2:	Friday, May 3, 2024
	Version-3:	Thursday, May 9, 2024
	Version-4:	Thursday, May 16, 2024
	Version-5:	Wednesday, June 5, 2024
	Version-6:	Wednesday, October 23, 2024
	Version-7:	Thursday, November 13, 2025

INVOICE		
Submitted To:	**1**	Matthew Hart (matthew.hart@kinross.com)
	2	Forrest McAdam (forrest.mcadam@wsp.com)
	3	Kristen Gault (kristen.gault@wsp.com)
	4	
Client PO No:		
Global Invoice No:		ARD2329-0624D
Date Submitted:		June 30, 2024

NOTES
All samples and pulps are stored at no charge for 90 days past reporting date.
Please contact the lab if you would like to continue storage past 90 days.
Storage charges will apply.
VERSIONS:
Version-1: Partial
Version-2: Full Report
Version-3: SO4-S (EPA600) calculation corrected
Version-4: Added TIC recheck data - Global TIC Method.
Version-5: SFE #8 Hg updated
Version-6: Adjusted report rounding
Version-7: Alternate Summarized Report for Sarah

CERTIFICATE OF ANALYSIS ▪ SAMPLE DETAILS

Global ARD Testing Services Inc.

GLOBAL PROJECT NO: 2329 (B8)
CLIENT: WSP E&I Canada Ltd.
PROJECT NAME: Kinross Great Bear - Flotation Tailings
PROJECT NO: OMEMA2303
REPORT VERSION: 7

SAMPLE RECEIPT INFO	
Date Samples Received:	Monday, March 18, 2024
No of Samples Received:	14
Samples Received By:	Said

ANALYTICAL INSTRUCTIONS	
From:	
	as per email Confirmation
Date:	Monday, March 25, 2024

					Sulphide Concentrate Cake - Weight		
S. No.	**Sample ID**	**Sample Description**	**Condition (Wet/Dry)**	**Wt. of Sample Rec'd (kg)**	**Dry Sample Weight (g)**	**Dry Sample Weight - Remaining (SFE Removed) (g)**	**Dry Sample Weight - Remaining (SFE added) (g)**
1	F9-RO	Slurry	Wet	23.00			
2	F7-RO	Slurry	Wet	23.00			
2-Dup	F7-RO - Separate Split-Dup	Slurry	Wet				
3	F8-RO	Slurry	Wet	23.00			
4	F4-RO	Slurry	Wet	23.00			
4-Dup	F4-RO - Separate Split-Dup	Slurry	Wet				
5	F5-RO	Dry	Wet	23.00			
6	F6-R-RO	Dry	Wet	23.00			
6-Dup	F6-R-RO - Separate Split-Dup	Dry	Wet				
7	C01-F9	Dry	Dry	0.30	188.00	14.00	89.00
8	C02-F1	Dry	Dry	1.09	990.00	829.00	829.00
8-Dup	C02-F1 - Separate Split-Dup	Dry	Dry				
9	C02-F2	Dry	Dry	0.49	410.00	278.00	353.00
10	C02-F7	Dry	Dry	0.63	528.00	327.00	327.00
11	C03-F8	Slurry	Dry	0.38	285.00	86.00	161.00
12	C04-F4	Slurry	Dry	0.12	988.00	697.00	697.00
12-Dup	C04-F4 - Separate Split-Dup	Slurry	Dry				
13	C05-F4R	Slurry	Dry	0.30	233.00	111.00	186.00
14	C06-FGR	Slurry	Dry	0.41	315.00	120.00	195.00
	Overlying Water						
					Kept in Cooler		

Total wt of sample rec'd (kg): **141.71**

Global ARD Testing Services Inc.

CERTIFICATE OF ANALYSIS ▪ ABA RESULTS

GLOBAL PROJECT NO: 2329 (B8)
CLIENT: WSP E&I Canada Ltd.
PROJECT NAME: Kinross Great Bear - Flotation Tailings
PROJECT NO: OMEMA2303
REPORT VERSION: 7

					$HClO_4$ Leach CO_2 Coulometer		HCl Leach LECO				EPA600	Calc.				
S. No.	Sample ID	Paste pH	Fizz Rating	Total Carbon	Total Inorganic C	$CaCO_3$ Equivalents*1	Total Inorganic C	$CaCO_3$ Equivalents*1	Total Sulphur	Total Sulphur	Sulphate Sulphur	Sulphide Sulphur	AP*3	Modified ABA NP	NNP*4	NPR*5
	Units:	pH Units		wt %	wt %	kg CaCO3/tonne	wt %	kg CaCO3/tonne	wt %	wt %	wt %	wt %	kg CaCO3/tonne			
	Reported Detection Limit:	*0.1*		*0.02*	*0.02*	*1.7*	*0.02*	*1.7*	*0.01*	*0.01*	*0.01*	*0.01*	0.3			
1	F9-RO	8.4	Slight	0.24	0.14	11.67	0.17	14.2	0.18		0.08	0.10	3.1	25.2	22.1	8.2
2	F7-RO	8.4	Slight	0.10	0.05	4.17	0.06	5.0	0.07		0.04	0.03	0.9	11.0	10.1	12.2
2-Dup	F7-RO - Separate Split-Dup	8.5	Slight	0.09	0.08	6.67	0.04	3.3	0.07		0.04	0.03	1.0	12.7	11.7	13.2
3	F8-RO	8.5	Slight	0.26	0.16	13.33	0.19	15.8	0.23		0.12	0.11	3.3	23.9	20.6	7.2
4	F4-RO	8.5	Slight	0.25	0.23	19.17	0.22	18.3	0.09		0.03	0.06	1.9	26.5	24.6	14.0
4-Dup	F4-RO - Separate Split-Dup	8.6	Slight	0.26	0.20	16.67	0.19	15.8	0.09		0.02	0.07	2.2	26.7	24.5	12.0
5	F5-RO	8.7	Moderate	0.44	0.42	35.00	0.38	31.7	0.15		0.07	0.08	2.6	44.0	41.4	17.1
6	F6-R-RO	8.5	Moderate	0.44	0.43	35.83	0.35	29.2	0.18		0.06	0.12	3.9	44.5	40.6	11.5
6-Dup	F6-R-RO - Separate Split-Dup	8.5	Moderate	0.44	0.44	36.67	0.35	29.2	0.18		0.06	0.12	3.7	45.1	41.4	12.3
7	C01-F9	7.6	Slight	0.92	0.47	39.17	0.33	27.5	22.7	23.1	1.15	21.55	673.4	51.4	-622.0	0.1
8	C02-F1	7.6	Slight	0.20	0.06	5.00	0.03	2.5	32.6	33.5	1.14	31.46	983.0	7.8	-975.2	0.0
8-Dup	C02-F1 - Separate Split-Dup	7.4	Slight	0.21	0.07	5.83	<0.02	<1.7	32.7	33.3	<0.01	32.70	1021.9	8.3	-1013.6	0.0
9	C02-F2	7.3	Slight	0.18	0.03	2.50	<0.02	<1.7	41.8	42.2	1.89	39.91	1247.1	3.9	-1243.2	0.0
10	C02-F7	7.3	Slight	0.27	0.06	5.00	<0.02	<1.7	40.6	41.4	0.80	39.80	1243.6	7.6	-1236.0	0.0
11	C03-F8	7.8	Moderate	1.03	0.77	64.17	0.41	34.2	28.0	27.8	0.06	27.94	873.2	75.9	-797.3	0.1
12	C04-F4	7.6	Moderate	0.78	0.59	49.17	0.24	20.0	31.7	32.7	0.93	30.77	961.5	54.7	-906.8	0.1
12-Dup	C04-F4 - Separate Split-Dup	7.6	Moderate	0.71	0.59	49.17	0.16	13.3	34.4	34.5	2.35	32.05	1001.7	46.9	-954.8	0.1
13	C05-F4R	7.9	Strong	1.93	1.24	103.33	0.50	41.7	20.7	20.7	0.37	20.33	635.4	119.3	-516.1	0.2
14	C06-FGR	7.8	Strong	1.39	0.98	81.67	0.34	28.3	30.5	30.3	2.06	28.44	888.7	95.5	-793.2	0.1
	QUALITY ASSURANCE / QUALITY CONTROL															
Pulp Replicates:																
7	C01-F9	7.6	Slight	0.92	0.47				22.7	23.1	1.15			51.4		
7R	C01-F9 R		Slight	0.93	0.49				22.5	23.4	1.15			52.2		
	%RPD			-1%	-4%				1%	-1%	0%			-2%		
15	CND-1 2329-B2	8.8	Slight	0.26	0.19				0.65		0.63			26.7		
15R	CND-1 2329-B2 R	8.9	Slight	0.24	0.18				0.66		0.55			26.9		
	%RPD	-1%		8%	5%				-2%		14%			-1%		
Reference Material Analysis:																
Reference Material		1) NBM-1 2) KZK-1		OREAS 279	KZK-1		CDN-GR-1		OREAS 277	RTS-3a	RTS-3a			1) KZK-1 (Slight) 2) KZK-1 (Moderate)		
Ref. Material Certified Value		**1) 8.45 2) 8.80**		**1.13**	**0.92**				**0.64**	**9.59**	**1.10**			**1) 58.9 2) 61.6**		
Reference Material Results		1) 8.30 2) N/A		1.12	0.88		0.47/0.40		0.63	9.82	1.10			1) 56.1 2) N/A		
Acceptance Range:		***90% - 110%***		***90% - 110%***	***80% - 120%***		***80% - 120%***		***90% - 110%***	***90% - 110%***	***90% - 110%***			***90% - 110%***		
Method Blank Analysis:																
Method Blank Results				<0.01	<0.02		<0.02		<0.01	<0.01	<0.01					
GLOBAL SOP NO./METHOD:		*ARD-005*	*ARD-005*	*LECO*	*HClO4 Leach CO2 Coulometer*	*Calc.*	*HCl Leach LECO*	*Calc.*	*LECO*	*LECO CHECK*	*ARD-010 (HCl Leach)*	*Calc.*	*Calc.*	*ARD-005*	*Calc.*	*Calc.*

NOTES:
Job No: 20240402

Date of Analysis (24 h): April 2-3, 2024
pH of DI water used (pH units): 5.57
EC of DI water used (µS/cm): 1.31

METHODS:
Total Sulphur by Leco.
Total Inorganic Carbon (TIC): $HClO_4$ leach, evolved CO_2 analysed by CO_2 Coulometer.

ABBREVIATIONS:
R = Rep = Replicate (a replicate is a sub-sample scooped from a single pulp sample bag produced per client sample)
D = Dup = Duplicate (a duplicate is 2nd sub-pulp sample bag produced by processing a 2nd split of the client sample. A duplicate pulp sample is prepared only at client request.
EC = Electric Conductivity
NP = Neutralization Potential
Calc. = Calculation
IND = Indeterminate
COA = Certificate Of Analysis
N/A = Not Applicable
NR = Not Reported

CALCULATIONS:
*1 $CaCO_3$ Equivalents: Is based on TIC (Total Inorganic Carbon)
*2 Non-Extractable Sulphur: Total sulphur - (sulphate sulphur + sulphide sulphur)
*3 AP (Acid Potential): Sulphide-sulphur x 31.25
*4 NNP (Net Neutralization Potential): NP - AP
*5 NPR (Neutralization Potential Ratio): NP/AP

REFERENCES:
Sample Preparation: ASTM E877-08; MEND Report 1.20.1, Version 0 (2009)
ABA: Air-dried, jaw-crushed, split by riffling and pulverized to 85% passing 200 mesh (75 µm).
Surface Rinse-pH: MEND Report 1.20.1, Version 0 (2009).
Modified ABA (Sobek) NP: MEND Acid Rock Drainage Prediction Manual, MEND Project 1.16.1b (pages 6.2-11 to 17), March 1991.
STD Sobek NP / Paste pH / Fizz Rating: Sobek, A.A., Schuller, W.A., Freeman, J.R. and Smith, R.M.; US EPA-600/2-78-054 (1978).
Paste pH / Fizz Rating: Sobek, A.A., Schuller, W.A., Freeman, J.R. and Smith, R.M.; US EPA-600/2-78-054 (1978).
Sulphate Sulphur: Based on MEND method using HCl leach. The S extracted is determined by analysing the extract for SO_4 using UV-Vis Spectrophotometer (STD Method 4500-SO42- E).
Sulphur Speciation: Sequential HCl and HNO_3 leach. The S extracted is determined by analysing the extract for SO_4 using UV-Vis Spectrophotometer (STD Method 4500-SO42- E).

Global
ARD Testing Services Inc.

CERTIFICATE OF ANALYSIS ▪ METALS RESULTS BY AQUA REGIA DIGEST & ICP-MS ANALYSIS ON SOLIDS

GLOBAL PROJECT NO: 2329 (B8)
CLIENT: WSP E&I Canada Ltd.
PROJECT NAME: Kinross Great Bear - Flotation Tailing
PROJECT NO: OMEMA2303
REPORT VERSION: 7

S. No.	Sample ID	Method	Silver (Ag)	Aluminum (Al)	Arsenic (As)	Gold (Au)	Boron (B)	Barium (Ba)	Beryllium (Be)	Bismuth (Bi)	Calcium (Ca)	Cadmium (Cd)	Cerium (Ce)	Cobalt (Co)	Chromium (Cr)	Cesium (Cs)	r (Cu)	Iron (Fe)	Gallium (Ga)	Germanium (Ge)	Hafnium (Hf)	Mercury (Hg)	Indium (In)	Potassium (K)	Lanthanum (La)	Lithium (Li)	Magnesium (Mg)	Manganese (Mn)
		Analyte	Silver (Ag)	Aluminum (Al)	Arsenic (As)	Gold (Au)	Boron (B)	Barium (Ba)	Beryllium (Be)	Bismuth (Bi)	Calcium (Ca)	Cadmium (Cd)	Cerium (Ce)	Cobalt (Co)	Chromium (Cr)	Cesium (Cs)	r (Cu)	Iron (Fe)	Gallium (Ga)	Germanium (Ge)	Hafnium (Hf)	Mercury (Hg)	Indium (In)	Potassium (K)	Lanthanum (La)	Lithium (Li)	Magnesium (Mg)	Manganese (Mn)
		Unit	ppm	%	ppm	ppm	ppm	ppm	ppm	ppm	%	ppm	ppm	ppm	ppm	ppm	ppm	%	ppm	ppm	ppm	ppm	ppm	%	ppm	ppm	%	ppm
		MDL	0.01	0.01	0.1	0.0005	10	10	0.05	0.01	0.01	0.01	0.02	0.1	1	0.05	0.2	0.01	0.05	0.05	0.02	0.005	0.005	0.01	0.2	0.1	0.01	5
		Sample Type																										
1	F9-RO	Pulp	0.07	1.53	25.3	0.0717	<10	122	0.12	0.18	0.95	0.07	49.58	6.6	87	4.74	124.3	2.57	7.11	0.05	0.47	0.020	0.014	1.03	24.7	18.6	0.96	424
2	F7-RO	Pulp	0.07	1.42	4.0	0.0157	<10	75	0.32	2.08	0.81	0.04	65.28	3.3	70	2.92	21.9	1.14	4.50	<0.05	0.56	0.008	0.021	0.67	32.4	9.8	0.69	441
3	F8-RO	Pulp	0.07	0.73	40.1	0.0304	<10	65	0.10	0.39	1.02	0.04	63.82	2.7	65	1.70	226.1	1.37	3.90	<0.05	0.58	<0.005	0.011	0.47	31.4	9.4	0.56	349
4	F4-RO	Pulp	0.06	0.77	2.4	0.0187	<10	66	0.07	0.89	1.02	0.08	55.37	1.8	65	1.97	181.5	0.95	4.23	<0.05	0.82	0.011	0.019	0.62	28.1	12.0	0.73	382
5	F5-RO	Pulp	0.07	1.27	36.8	0.1010	<10	115	0.12	0.22	1.63	0.22	60.81	2.8	73	2.45	126.9	1.97	6.36	<0.05	0.48	0.019	0.012	0.94	30.2	13.3	0.82	875
6	F6-R-RO	Pulp	0.06	0.92	13.5	0.0875	<10	132	0.12	0.49	1.58	0.11	57.95	2.4	77	2.53	197.4	1.50	5.16	<0.05	0.60	0.006	0.017	0.68	29.2	12.4	0.79	593
7	C01-F9	Pulp	3.40	1.15	6454.8	1.5073	<10	19	0.17	6.24	1.96	3.48	125.30	156.8	160	1.70	4261.5	24.81	5.48	0.20	1.27	0.086	0.078	0.51	60.9	13.3	0.72	548
8	C02-F1	Pulp	6.56	0.64	355.5	0.5427	<10	11	0.15	39.21	0.48	6.70	73.19	112.0	97	0.71	2163.7	30.38	2.18	0.18	0.80	0.064	0.189	0.26	35.7	3.6	0.28	209
9	C02-F2	Pulp	5.62	0.34	364.7	0.4240	<10	11	0.10	39.04	0.32	8.55	55.87	112.9	92	0.15	1756.3	30.59	1.23	0.15	0.61	0.071	0.233	0.12	27.8	1.8	0.14	133
10	C02-F7	Pulp	7.98	0.37	356.0	0.5874	<10	11	0.09	50.95	0.39	8.54	67.25	113.7	197	0.15	3954.4	32.69	1.52	0.10	0.63	0.062	0.240	0.18	33.4	2.2	0.15	179
11	C03-F8	Pulp	1.56	0.52	3613.4	0.4539	<10	17	0.13	5.57	2.96	3.00	169.01	109.9	100	0.72	2064.0	27.60	3.01	0.20	1.04	0.041	0.138	0.24	82.6	5.2	0.32	525
12	C04-F4	Pulp	2.88	0.51	214.7	0.3481	<10	13	0.08	17.36	2.15	4.44	132.00	118.2	74	0.45	4579.3	30.02	2.89	0.17	1.46	0.094	0.503	0.26	65.4	5.2	0.34	461
13	C05-F4R	Pulp	3.90	1.01	8966.8	0.8049	<10	24	0.12	5.28	4.46	50.52	169.75	161.6	102	1.11	3396.2	21.22	5.00	0.21	1.21	0.152	0.146	0.57	83.7	8.3	0.59	1621
14	C06-FGR	Pulp	3.88	0.57	2149.8	0.4313	<10	14	0.10	13.21	3.58	18.07	134.92	136.7	110	0.73	2967.5	28.78	3.47	0.22	1.18	0.172	0.461	0.26	66.7	6.1	0.42	823
QUALITY ASSURANCE / QUALITY CONTROL																												
Pulp Replicates																												
11	C03-F8	Pulp	1.56	0.52	3613.4	0.4539	<10	17	0.13	5.57	2.96	3.00	169.01	109.9	100	0.72	2064.0	27.60	3.01	0.20	1.04	0.041	0.138	0.24	82.6	5.2	0.32	525
11R	C03-F8 (Rep)	Pulp	1.58	0.51	3549.6	0.4555	<10	18	0.13	5.6	2.91	2.98	172.33	106.4	98	0.75	2008.8	26.76	3.07	0.19	1.06	0.033	0.143	0.24	84.3	5.3	0.31	517
		%RPD	-1%	2%	2%	0%		-6%	0%	-1%	2%	1%	-2%	3%	2%	-4%	3%	3%	-2%	5%	-2%	22%	-4%	0%	-2%	-2%	3%	2%
Reference Material																												
STD OREAS 601C			50.00	0.630	378.3	0.991	<10	471	0.59	21.37	0.78	2.71	34.9	4.30	13.0	1.32	1159.2	1.80	3.87	0.07	0.97	0.218	0.500	0.240	17.2	7.60	0.080	210
True Value STD OREAS 601C			**50.41**	**0.663**	**378.2**		**< 10**		**0.59**	**21.32**	**0.78**	**2.70**	**34.7**	**4.27**	**14.7**	**1.32**	**1157.6**	**1.84**	**3.86**	**0.08**	**0.97**	**0.216**	**0.497**	**0.254**	**17.3**	**7.56**	**0.084**	**213**
% Difference			-1%	-5%	0%				0%	0%	0%	0%	0%	1%	-12%	0%	0%	-2%	0%	-16%	0%	1%	1%	-5%	0%	1%	-5%	-1%
Method Blank:																												
Method Blank			<0.01	<0.01	<0.1	<0.0005	<10	<10	<0.05	<0.01	<0.01	<0.01	<0.02	<0.1	<1	<0.05	<0.2	<0.01	<0.05	<0.05	<0.02	<0.005	<0.005	<0.01	<0.2	<0.1	<0.01	<5

Notes:
Job No: YVR2410370

Analytical Methods (IMS-130):
A 0.5 g of pulp sample is leached in hot (95°C) 3:1 aqua regia digestion followed by ICP Mass Spec analysis.
Gold determinations by this method are semi-quantitative due to the small sample weight used (0.5 g).
Refractory and graphitic samples can limit Au solubility.

Abbreviations:
R / Rep = Replicate (a replicate is a sub-sample scooped from a single sample bag produced per client sample)
D / Dup = Duplicate (a duplicate is 2nd sub-sample bag produced by processing a second split of the original client sample received)
MDL = Measurable Detection Limit
COA: Certificate Of Analysis.
IND = Indeterminate
NR: Not reported in COA

On Cerfified Reference Material and Tolerance:
Any one element in a run reporting outside tolerance limits does not constitute failure of the standard.
As per Certificate of Analysis (COA): All values indicated are Certified. Values indicated in green are indicative only.
NR = Not Reported (in the Certificate Of Analysis).

Global
ARD Testing Services Inc.

CERTIFICATE OF ANALYSIS ▪ METALS RESULTS BY AQUA REGIA DIGEST & ICP-MS ANALYSIS ON SOLIDS

GLOBAL PROJECT NO: 2329 (B8)
CLIENT: WSP E&I Canada Ltd.
PROJECT NAME: Kinross Great Bear - Flotation Tailings
PROJECT NO: OMEMA2303
REPORT VERSION: 7

S. No.	Sample ID	Method	Molybdenum (Mo)	Sodium (Na)	Niobium (Nb)	Nickel (Ni)	Phosphorous (P)	Lead (Pb)	Rubidium (Rb)	Rhenium (Re)	Sulphur (S)	Antimony (Sb)	Scandium (Sc)	Selenium (Se)	Tin (Sn)	m (Sr)	Tantalum (Ta)	Tellurium (Te)	Thorium (Th)	Titanium (Ti)	Thallium (Tl)	Uranium (U)	Vandium (V)	n (W)	Yttrium (Y)	Zinc (Zn)	Zirconium (Zr)
		Analyte																									
		Unit	ppm	%	ppm	ppm	ppm	ppm	ppm	ppm	%	ppm	ppm	ppm	ppm	ppm	ppm	ppm	ppm	%	ppm	ppm	ppm	ppm	ppm	ppm	ppm
		MDL	0.05	0.01	0.05	0.2	10	0.2	0.1	0.001	0.01	0.05	0.1	0.2	0.2	0.2	0.01	0.01	0.2	0.005	0.02	0.05	1	0.05	0.05	1	0.5
		Sample Typ																									
1	F9-RO	Pulp	1.15	0.04	0.31	27.5	625	5.6	62.4	0.001	0.17	0.19	4.8	0.2	0.6	17.7	0.06	0.07	5.8	0.142	0.38	1.04	47	23.99	5.94	53	15.4
2	F7-RO	Pulp	1.17	0.09	0.20	23.8	705	26.2	51.9	<0.001	0.06	0.2	1.2	<0.2	0.6	32.6	<0.01	0.55	7.9	0.081	0.64	1.58	15	6.98	6.27	44	19.1
3	F8-RO	Pulp	2.16	0.04	0.26	21.2	518	9.1	30.6	0.002	0.22	0.72	2.1	0.2	0.9	15.3	<0.01	0.19	7.9	0.076	0.27	1.39	21	4.77	6.55	38	19.7
4	F4-RO	Pulp	5.45	0.04	0.30	19.5	634	7.0	42.7	0.014	0.08	0.7	2.5	<0.2	4.3	12.5	<0.01	0.65	6.3	0.094	0.37	1.21	26	4.09	5.16	54	26.1
5	F5-RO	Pulp	1.25	0.06	0.26	23.4	648	7.2	56.5	<0.001	0.14	0.13	3.6	0.2	0.7	26.7	<0.01	0.12	7.1	0.145	0.43	1.42	37	26.43	5.60	78	15.5
6	F6-R-RO	Pulp	2.50	0.04	0.25	23.5	540	12.2	35.0	0.002	0.17	0.25	4.0	0.3	1.1	25.2	<0.01	0.26	6.6	0.102	0.29	1.14	33	7.8	5.33	54	18.7
7	C01-F9	Pulp	21.89	0.06	0.86	186.9	557	275.8	30.6	0.008	>10	3.12	3.8	22.5	3	34.9	<0.01	3.29	14.3	0.08	0.94	4.43	29	70.85	11.09	538	40.9
8	C02-F1	Pulp	13.77	0.06	0.48	166.0	247	736.7	13.1	0.003	>10	1.08	0.7	31.5	1.1	16.6	<0.01	10.64	8.9	0.032	0.38	2.77	12	3.95	5.25	1353	23.6
9	C02-F2	Pulp	9.70	0.04	0.37	141.6	115	551.8	4.2	0.002	>10	1.09	0.5	25.9	1.3	10.7	<0.01	11.54	7.2	0.018	0.26	2.19	5	2.6	3.89	1764	18
10	C02-F7	Pulp	14.41	0.04	0.45	198.5	133	927.8	5.2	0.003	>10	1.73	0.5	0.9	7.4	11	<0.01	13.68	7.9	0.021	0.21	3.35	11	2.81	4.48	1735	18.9
11	C03-F8	Pulp	74.38	0.06	0.66	141.5	330	139.7	13.6	0.119	>10	9.03	1.7	21.9	3.8	37.3	<0.01	3.45	22.5	0.041	0.3	4.69	11	5.76	12.93	591	32.9
12	C04-F4	Pulp	155.78	0.05	0.66	139.3	239	150.6	12.6	0.663	>10	5.82	1.8	17.1	29.2	25	<0.01	13.14	14.8	0.048	0.25	3.33	15	2.81	6.17	421	44.2
13	C05-F4R	Pulp	28.71	0.09	0.70	122.4	411	205.6	31.5	0.013	>10	1.76	2.9	31.4	6.5	61.7	<0.01	4.12	17.4	0.086	0.48	5.04	26	24.33	10.23	6520	34.1
14	C06-FGR	Pulp	43.16	0.06	0.69	149.7	221	520.7	11.4	0.062	>10	3.39	2.6	31.7	7.1	49.9	<0.01	5.67	17.7	0.048	0.22	4.08	17	5.82	7.57	2613	35.9
QUALITY ASSURANCE / QUALITY CONTROL																											
Pulp Replicates																											
11	C03-F8	Pulp	74.38	0.06	0.66	141.5	330	139.7	13.6	0.119	>10	9.03	1.7	21.9	3.8	37.3	<0.01	3.45	22.5	0.041	0.3	4.69	11	5.76	12.93	591	32.9
11R	C03-F8 (Rep)	Pulp	77.48	0.06	0.67	135.1	325	136.5	14.2	0.118	>10	9.64	1.7	20.6	4	38.1	<0.01	3.51	22.4	0.04	0.31	4.55	14	5.91	12.87	575	33.7
		%RPD	-4%	0%	-2%	5%	2%	2%		1%		-7%	0%	6%	-5%	-2%		-2%	0%	2%	-3%	3%	-24%	-3%	0%	3%	-2%
Reference Material																											
STD OREAS 601C			3.46	0.04	0.34	6.0	240	243.9	12.4	<0.001	0.90	29.93	1.00	8.1	1.60	36.3	0.01	7.21	6.2	0.008	1.21	2.05	4.00	1.16	5.11	373	33.5
True Value STD OREAS 601C			**3.35**	**0.05**	**<1**	**6.0**	**243**	**248.1**	**12.4**	**< 0.001**	**0.91**	**29.73**	**1.03**	**8.0**	**1.59**	**36.3**	**< 0.05**	**7.22**	**6.1**	**0.010**	**1.20**	**2.04**	**4.75**	**1.16**	**5.10**	**381**	**33.5**
% Difference			3%	-24%		0%	-1%	-2%	0%		-1%	1%	-3%	1%	1%	0%		0%	1%	-16%	1%	0%	-16%	0%	0%	-2%	0%
Method Blank:																											
Method Blank			<0.05	<0.01	<0.05	<0.2	<10	<0.2	<0.1	<0.001	<0.01	<0.05	<0.1	<0.2	<0.2	<0.2	<0.01	<0.01	<0.2	<0.005	<0.02	<0.05	<1	<0.05	<0.05	<1	<0.5

CERTIFICATE OF ANALYSIS ▪ NAG EXTRACT RESULTS

Global ARD Testing Services Inc.

GLOBAL PROJECT NO: 2329 (B8)
CLIENT: WSP E&I Canada Ltd.
PROJECT NAME: Kinross Great Bear - Flotation Tailings
PROJECT NO: OMEMA2303
REPORT VERSION: 7

Parameter	Method	Unit	RDL	1	2	3	4	5	6	Method Blank
				F9-RO	F7-RO	F8-RO	F4-RO	F5-RO	F6-R-RO	
Weight of pulp sample used	Weighing Scale	g	0.01	2.5	2.5	2.5	2.5	2.5	2.5	N/A
Volume of 15% H_2O_2 used	Graduated Cylinder	mL	0.50	250	250	250	250	250	250	250
On filtered samples (using 0.45 µm filter paper):										
pH	Meter	pH units	0.01	9.6	7.7	9.6	9.7	6.8	9.2	5.9
EC	Meter	mV	1.0	203	122	204	162	118	164	9.7
Acidity (to pH 8.3)	Titration	mg $CaCO_3$/L	0.5	<0.5	15.0	<0.5	<0.5	30.5	<0.5	514.2
Total Alkalinity (to pH 4.5)	Titration	mg $CaCO_3$/L	0.5	75.7	44.9	68.9	81.8	26.6	68.4	5.9
Sulphate	Gravimetric	mg/L	1	29.3	11.6	24.3	30.8	6.6	15.1	<1
Chloride	IC	mg/L	0.1	0.13	<0.10	0.98	<0.10	<0.10	<0.10	<0.10
Fluoride	IC	mg/L	0.1	0.14	0.12	<0.10	0.12	0.12	0.12	<0.10
Phosphorus, Total Dissolved		mg/L	0.005	<0.0050	<0.0050	<0.0050	<0.0050	<0.0050	<0.0050	<0.0050
Ion Balance:										
Major Anions	Calc.	meq/L								
Major Cations	Calc.	meq/L								
Difference	Calc.	meq/L								
Balance (%)	Calc.	%								
			NAG Extract ID:	*24D1112-01*	*24D1112-02*	*24D1112-03*	*24D1112-04*	*24D1112-05*	*24D1112-06*	*24D0367-17*

NOTES:
Job No: 24D1112
Date of Analysis: April 8-10,2024

pH (pH Units) of DI water used to prepare 15% H2O2: 5.40
EC (µS/cm) of DI water used to prepare 15% H2O2: 1.12
pH (pH Units) of 15% H2O2 (buffered with 0.5 N NaOH): 5.07
EC (µS/cm) of 15% H2O2 (buffered with 0.5 N NaOH): 16.85

Solid:Liquid ratio used: 1:100; 2.5 g Pulp Sample: 250 mL 15% H_2O_2.
pH measurement of 15% H_2O_2 solution was conducted at room temperature & buffered with 0.5N NaOH solution to ensure a pH between 4 and 7.
NAG pH & method blank pH measurements were taken after digestion with peroxide solution was completed - and volume was made up to original 250 mL with DI water.
On client's request the NAG procedure is repeated using 1 g of pulp sample when the NAG value for pH 4.5 exceeds 25 kg H_2SO_4 per tonne.

ABBREVIATIONS:
R / Rep = Replicate (which involves the analysis of the same NAG extract aliquot).
D / Dup = Duplicate (which involves the analysis of a separate NAG extract, produced by digesting another split of the pulp sample).
EC = Electrical Conductivity
ORP = Oxidation Reduction Potential
RDL = Reportable Detection Limit.
SIE = Selective Ion Electrode
IC = Ion Chromatography
Calc. = Calculation

REFERENCE:
Egi - Environmental Geochemistry International; Single Addition Net Acid Generation (NAG) Test Procedure; Miller et al; Revised Dec. 2006; Page 2 to 4.

Sulphate:

Certified Reference Material:	Parameter: Sulphate	% Recovery	Matrix Spike %	Units	QC Limits (%)
STD Mineral Water (34.98 mg/L)	34.19	97.7%		%	80 - 120
Spiked Blank (19.61 mg/L)	17.04		86.9%	%	80 - 120

Dissolved Metals by ICP-MS:

Sample Code	Parameter	Result	Result Units	Total or Filtered	Method Type	Method Name	Date Analyzed	EQL	EQL Units	UCL	LCL
24D1112_B4D2389-BLK1	Chloride	<0.10	mg/L	T	REG	SM 4110 B (2020)	'11 Apr 2024 20:36	0.1	mg/L		
24D1112_B4D2389-BLK1	Fluoride	<0.10	mg/L	T	REG	SM 4110 B (2020)	'11 Apr 2024 20:36	0.1	mg/L		
24D1112_B4D2389-BLK2	Chloride	<0.10	mg/L	T	REG	SM 4110 B (2020)	'12 Apr 2024 09:32	0.1	mg/L		
24D1112_B4D2389-BLK2	Fluoride	<0.10	mg/L	T	REG	SM 4110 B (2020)	'12 Apr 2024 09:32	0.1	mg/L		
24D1112_B4D2389-BS1	Chloride	98	%	T	SC	SM 4110 B (2020)	'11 Apr 2024 20:20	1	%	110	90
24D1112_B4D2389-BS1	Fluoride	98	%	T	SC	SM 4110 B (2020)	'11 Apr 2024 20:20	1	%	108	88
24D1112_B4D2389-BS2	Chloride	100	%	T	SC	SM 4110 B (2020)	'12 Apr 2024 09:16	1	%	110	90
24D1112_B4D2389-BS2	Fluoride	99	%	T	SC	SM 4110 B (2020)	'12 Apr 2024 09:16	1	%	108	88
24D1112_B4D2407-BLK2	Phosphorus Total Dissolved	<0.0050	mg/L	F	REG	SM 4500-P F (2021)	'12 Apr 2024 00:00	0.005	mg/L		
24D1112_B4D2407-BLK4	Phosphorus Total Dissolved	<0.0050	mg/L	F	REG	SM 4500-P F (2021)	'12 Apr 2024 00:00	0.005	mg/L		
24D1112_B4D2407-BS2	Phosphorus Total Dissolved	104	%	F	SC	SM 4500-P F (2021)	'12 Apr 2024 00:00	1	%	115	85
24D1112_B4D2407-BS4	Phosphorus Total Dissolved	104	%	F	SC	SM 4500-P F (2021)	'12 Apr 2024 00:00	1	%	115	85

NOTES:
Job No: 24D1112

Abbreviations & Descriptions:
Method Blank (Blk): A blank sample that undergoes sample processing identical to that carried out for the test samples.
Method Blank results are used to assess contamination from the laboratory environment and reagents.

Duplicate (Dup): An additional or second portion of a randomly selected sample in the analytical run carried through the entire analytical process.
Duplicates provide a measure of the analytical method's precision (reproducibility).

Blank Spike (BS): A sample of known concentration which undergoes processing identical to that carried out for test samples, also referred to as a laboratory control sample (LCS).
Blank spikes provide a measure of the analytical method's accuracy.

Matrix Spike (MS): A second aliquot of sample is fortified with a known concentration of target analytes and carried through the entire analytical process.
Matrix spikes evaluate potential matrix effects that may affect the analyte recovery.

Standard Reference Material (SRM): A homogenous material of similar matrix to the samples, certified for the parameter(s) listed.
Reference Materials ensure that the analytical process is adequate to achieve acceptable recoveries of the parameter(s) tested.

Each QC type is analyzed at a 5-10% frequency, i.e. one blank/duplicate/spike for every 10-20 samples.

For all types of QC, specified recovery (% Rec) and relative percent difference (RPD) limits are derived from long-term method performance averages and/or prescribed by the reference method.

EQL = Estimated Quantitation Limits
PQL = Practical Quantitation Limits
UCL = Upper Control Limit
LCL = Lower Control Limit
BLK = Blank
BS = Blank Spike
MS = Matrix Spike
DUP = Duplicate
SRM = Standard Reference Materials

CERTIFICATE OF ANALYSIS ▪ MEND SHAKE FLASK EXTRACTION RESULTS

Global
ARD Testing Services Inc.

GLOBAL PROJECT NO: 2329 (B8)
CLIENT: WSP E&I Canada Ltd.
PROJECT NAME: Kinross Great Bear - Flotation Tailings
PROJECT NO: OMEMA2303
REPORT VERSION: 7

Parameter	Method	Unit	RDL	1	2	3	4	5	6	8	10	12	Method Blank
				F9-RO	F7-RO	F8-RO	F4-RO	F5-RO	F6-R-RO	C02-F1	C02-F7	C04-F4	
Weight of dry sample used	Weighing Scale	g	0.01	250	250	250	250	250	250	75	75	75	N/A
Volume of DI water used	Graduated Cylinder	mL	0.50	750	750	750	750	750	750	225	225	225	750
On filtered samples (using 0.45 µm filter paper):													
pH	Meter	pH units	0.01	6.3	6.4	6.4	6.5	6.4	6.4	7.1	7.1	7.0	5.7
EC	Meter	µS/cm	1	398	197	487	274	446	431	666	659	1391	1.35
Acidity (to pH 8.3)	Titration	mg $CaCO_3$/L	0.5	31.3	34.8	31.7	32.4	34.5	33.6	20.0	35.0	13.3	5.5
Alkalinity (to pH 4.5)	Titration	mg $CaCO_3$/L	0.5	22.3	28.8	25.0	29.4	29.0	28.5	56.7	45.0	41.7	1.5
Sulphate	Gravimetric	mg/L	1	164.2	60.8	214.1	100.1	205.5	188.8	188.9	168.6	713.9	
Chloride	IC	mg/L	0.1	1.95	1.56	2.48	0.89	1.11	1.02	0.80	1.56	1.56	<0.10
Fluoride	IC	mg/L	0.1	<0.10	0.14	<0.10	<0.10	<0.10	<0.10	<0.10	0.37	1.39	<0.10
Nitrate	IC	mg/L	0.01	0.227	0.161	0.513	0.020	0.029	0.015	0.012	<0.010	<0.010	<0.010
Nitrite	IC	mg/L	0.01	<0.010	<0.010	<0.010	<0.010	<0.010	<0.010	<0.010	0.010	<0.010	<0.010
Ammonia		mg/L	0.05	0.309	0.694	0.634	0.688	0.514	0.556				<0.050
Cyanide, Total		mg/L	0.002	0.187	0.645	0.238	0.501	0.120	0.430				<0.0020
Cyanide, Weak Acid Dissociable		mg/L	0.002	0.0036	<0.0020	0.0020	<0.0020	<0.0020	0.0021				<0.0020
Cyanide, Free		mg/L	0.005	<0.0050	<0.0050	<0.0050	<0.0050	<0.0050	<0.0050				<0.0050
Cyanate		mg/L	0.1	1.6	2.1	4.3	3.2	3.7	1.7				5.0
Thiocyanate		mg/L	0.1	0.40	0.96	0.50	0.37	0.31	0.64				<0.10
Phosphorus, Total Dissolved		mg/L	0.005	0.0314	0.0578	0.0472	0.0282	0.0425	0.0486				<0.0050
Dissolved Metals Analysis by ICP-MS:													
Dissolved Hardness (CaCO3)	ICP-MS	mg/L	0.125	148.0	47.7	191.0	81.0	165.0	154.0	211.0	175.0	738.0	<0.125
Aluminum Dissolved	ICP-MS	mg/L	0.001	0.0698	0.0718	0.0634	0.0659	0.0704	0.0472	0.0136	0.0102	0.0188	<0.0010
Antimony Dissolved	ICP-MS	mg/L	0.00005	0.000527	0.000788	0.00582	0.00272	0.000525	0.000708	0.000403	0.00086	0.00358	<0.000050
Arsenic Dissolved	ICP-MS	mg/L	0.00005	0.00233	0.000233	0.00615	0.000354	0.0128	0.00115	0.000346	0.000228	0.000353	<0.000050
Barium Dissolved	ICP-MS	mg/L	0.0001	0.0086	0.00247	0.00568	0.00363	0.0086	0.00851	0.0198	0.0306	0.0425	0.00025
Beryllium Dissolved	ICP-MS	mg/L	0.00001	<0.000010	<0.000010	<0.000010	<0.000010	<0.000010	<0.000010	<0.000050	<0.000010	<0.000010	<0.000010
Bismuth Dissolved	ICP-MS	mg/L	0.00001	<0.000010	<0.000010	<0.000010	<0.000010	<0.000010	<0.000010	<0.000050	<0.000010	<0.000010	<0.000010
Boron Dissolved	ICP-MS	mg/L	0.002	0.0038	0.0052	0.0037	0.0035	0.0032	0.0029	0.0119	0.0084	0.0102	<0.0020
Cadmium Dissolved	ICP-MS	mg/L	0.000002	<0.0000040	<0.0000020	0.0000035	0.0000033	0.0000139	0.0000066	0.000022	0.0000341	0.0000455	<0.0000020
Calcium Dissolved	ICP-MS	mg/L	0.05	58.0	18.1	75.3	31.3	64.6	60.5	76.1	65.6	283.0	<0.050
Chromium Dissolved	ICP-MS	mg/L	0.001	0.00055	<0.00050	<0.00050	<0.00050	<0.00050	<0.00050	<0.00250	<0.00050	<0.00050	<0.00050
Cobalt Dissolved	ICP-MS	mg/L	0.000005	0.00181	0.00455	0.000379	0.000408	0.00041	0.000278	0.0381	0.00373	0.00122	<0.0000050
Copper Dissolved	ICP-MS	mg/L	0.0001	0.00286	0.00123	0.00405	0.00448	0.0037	0.00266	3.98	0.0779	0.0224	<0.00010
Iron Dissolved	ICP-MS	mg/L	0.002	0.0233	0.134	0.0546	0.0573	0.0242	0.0357	0.0467	0.0053	0.002	<0.0020
Lead Dissolved	ICP-MS	mg/L	0.00005	<0.000050	0.000075	<0.000050	<0.000050	<0.000050	<0.000050	<0.000250	0.000364	<0.000050	<0.000050
Lithium Dissolved	ICP-MS	mg/L	0.00005	0.00298	0.00125	0.00180	0.00161	0.00281	0.00197	0.00725	0.01100	0.01450	<0.000050
Magnesium Dissolved	ICP-MS	mg/L	0.005	0.788	0.583	0.604	0.649	0.747	0.745	5.150	2.580	7.380	<0.0050
Manganese Dissolved	ICP-MS	mg/L	0.00005	0.0202	0.0124	0.0157	0.0206	0.0288	0.0201	0.12	0.104	0.263	0.000074
Mercury Dissolved	ICP-MS	ug/L	0.005	<0.0050	<0.0050	<0.0050	<0.0050	<0.0050	<0.0050	0.064	0.0463	0.269	<0.0050
Mercury Dissolved	ICP-MS	ug/L	0.005							0.108			
Molybdenum Dissolved	ICP-MS	mg/L	0.00001	0.00323	0.00309	0.00263	0.00282	0.00297	0.00378	0.00871	0.00777	0.00839	<0.000010
Nickel Dissolved	ICP-MS	mg/L	0.00004	0.000271	0.000162	0.000312	0.000192	0.000259	0.000219	0.00353	0.00258	0.00195	<0.000040
Phosphorus Dissolved	ICP-MS	mg/L	0.01	0.066	0.075	0.047	0.053	0.043	0.049	1.81	1.43	3.95	<0.010
Potassium Dissolved	ICP-MS	mg/L	0.02	4.48	3.76	6.09	4.48	4.69	6.29	29	61.9	11.8	<0.020
Selenium Dissolved	ICP-MS	mg/L	0.0001	0.00047	0.00029	0.00072	0.00026	0.00054	0.00103	0.0163	0.00796	0.00189	<0.00010
Silicon Dissolved	ICP-MS	mg/L	0.1	0.61	0.75	0.7	0.65	0.72	0.52	1.06	1.1	1.9	<0.10
Silver Dissolved	ICP-MS	mg/L	0.00001	<0.000010	0.00001	<0.000010	<0.000010	<0.000010	<0.000010	0.000261	0.000096	0.000042	<0.000010
Sodium Dissolved	ICP-MS	mg/L	0.02	24.5	19.3	28.7	22.8	28.4	32.5	28.5	27.3	36.7	<0.020
Strontium Dissolved	ICP-MS	mg/L	0.0001	0.0549	0.0321	0.0832	0.0372	0.0745	0.0696	0.162	0.194	0.416	<0.00010
Sulphur Dissolved	ICP-MS	mg/L	1.00000	68.2	22.3	84.9	42.2	70.2	69.4	94.8	118.0	327.0	<1.00
Tellurium Dissolved	ICP-MS	mg/L	0.00005	<0.000050	<0.000050	<0.000050	<0.000050	<0.000050	<0.000050	<0.000250	<0.000050	<0.000050	<0.000050
Thallium Dissolved	ICP-MS	mg/L	0.000004	0.0000167	0.000006	0.0000055	<0.0000040	<0.0000040	<0.0000040	0.0000314	0.000017	0.0000097	<0.0000040
Thorium Dissolved	ICP-MS	mg/L	0.00001	<0.000010	<0.000010	<0.000010	<0.000010	<0.000010	<0.000010	<0.000050	<0.000010	<0.000030	<0.000010
Tin Dissolved	ICP-MS	mg/L	0.00005	0.00007	<0.000050	<0.000050	0.0001	<0.000050	<0.000050	0.00038	<0.000150	<0.000150	<0.000050
Titanium Dissolved	ICP-MS	mg/L	0.0002	<0.00020	<0.00020	<0.00020	<0.00020	<0.00020	<0.00020	<0.00100	<0.00020	<0.00020	<0.00020
Tungsten Dissolved	ICP-MS	mg/L	0.0002	0.00046	0.00049	<0.00020	0.00022	0.00042	0.00031	<0.00100	<0.00020	0.00023	<0.00020
Uranium Dissolved	ICP-MS	mg/L	0.000001	0.000335	0.000231	0.000396	0.000236	0.000358	0.000318	0.000168	0.0000767	0.00254	<0.0000010
Vanadium Dissolved	ICP-MS	mg/L	0.001	<0.00100	<0.00100	<0.00100	<0.00100	<0.00100	<0.00100	<0.00500	<0.00100	<0.00100	<0.00100
Zinc Dissolved	ICP-MS	mg/L	0.001	0.0011	<0.0010	<0.0010	<0.0010	0.0013	<0.0010	<0.0050	0.0036	0.0029	<0.0010
Zirconium Dissolved	ICP-MS	mg/L	0.00002	<0.000020	<0.000020	<0.000020	<0.000020	<0.000020	<0.000020	<0.000100	<0.000020	0.000033	<0.000020
Ion Balance:													
Major Anions	Calc.	meq/L		3.92	1.89	5.03	2.70	4.89	4.53	5.09	4.48	15.82	
Major Cations	Calc.	meq/L		4.15	1.90	5.22	2.73	4.65	4.66	6.34	6.27	16.65	
Difference	Calc.	meq/L		0.23	0.01	0.19	0.03	-0.24	0.13	1.25	1.80	0.83	
Balance (%)	Calc.	%		2.9%	0.3%	1.9%	0.6%	-2.5%	1.4%	11.0%	16.7%	2.6%	
			Shake Flask Extract ID:	*24D0151-01*	*24D0151-02*	*24D0151-03*	*24D0151-04*	*24D0151-05*	*24D0151-06*	*24D0150-01*	*24D0150-02*	*24D0150-03*	*24D0151-07*

NOTES:
Job No:24D0151, 24D0150
Date of Analysis (24 h): April 2-3, 2024
pH of DI water used (pH Units): 5.57
EC of DI water used (µS/cm): 1.31

ABBREVIATIONS:
R / Rep = Replicate (which involves the analysis of the same Shake Flask Extract aliquot).
D / Dup = Duplicate (which involves the analysis of a separate SF extract, produced by processing a secopnd split of the original client sample received).
Calc. = Calculation
EC = Electrical Conductivity
IC = Ion Chromatography
NA = Not Applicable.
NR = Not Reported.
mg/L = Milligrams per Litre

REFERENCE:
Prediction Manual for Drainage Chemistry from Sulphidic Geologic Material, MEND Report 1.20.1; Version 0 - Dec. 2009. Section 11.5; P 11 (8-9).
Extraction Method used: Using gyratory shaker for 24 h (± 2 h; gentle agitation).
Liquid: Solid ratio used: 3: 1; L: S; 750 mL DI H_2O: 250 g of crushed sample (85% passing 1/4 inch - i.e. 6.3 mm)

Sulphate:

Certified Reference Material:	Parameter: Sulphate	% Recovery	Matrix Spike %	Units	QC Limits
STD Mineral Water (34.98 mg/L)	34.39	98.3%		%	80 - 120
Spiked Blank (19.61 mg/L)	18.70		95.3%	%	80 - 120

Dissolved Metals by ICP-MS:

Sample Code	Parameter	Result	Result Units	Total or Filtered	Method Type	Method Name	Date Analyzed	EQL	EQL Units	UCL	LCL
24D0151											
24D0151_B4D1509-BLK1	Chloride	<0.10	mg/L	T	REG	SM 4110 B (2020)	'04 Apr 2024	0.1	mg/L		
24D0151_B4D1509-BLK1	Fluoride	<0.10	mg/L	T	REG	SM 4110 B (2020)	'04 Apr 2024	0.1	mg/L		
24D0151_B4D1509-BLK1	Nitrate (as N)	<0.010	mg/L	T	REG	SM 4110 B (2020)	'04 Apr 2024	0.01	mg/L		
24D0151_B4D1509-BLK1	Nitrite (as N)	<0.010	mg/L	T	REG	SM 4110 B (2020)	'04 Apr 2024	0.01	mg/L		
24D0151_B4D1509-BLK2	Chloride	<0.10	mg/L	T	REG	SM 4110 B (2020)	'04 Apr 2024	0.1	mg/L		
24D0151_B4D1509-BLK2	Fluoride	<0.10	mg/L	T	REG	SM 4110 B (2020)	'04 Apr 2024	0.1	mg/L		
24D0151_B4D1509-BLK2	Nitrate (as N)	<0.010	mg/L	T	REG	SM 4110 B (2020)	'04 Apr 2024	0.01	mg/L		
24D0151_B4D1509-BLK2	Nitrite (as N)	<0.010	mg/L	T	REG	SM 4110 B (2020)	'04 Apr 2024	0.01	mg/L		
24D0151_B4D1509-BLK3	Chloride	<0.10	mg/L	T	REG	SM 4110 B (2020)	'04 Apr 2024	0.1	mg/L		
24D0151_B4D1509-BLK3	Fluoride	<0.10	mg/L	T	REG	SM 4110 B (2020)	'04 Apr 2024	0.1	mg/L		
24D0151_B4D1509-BLK3	Nitrate (as N)	<0.010	mg/L	T	REG	SM 4110 B (2020)	'04 Apr 2024	0.01	mg/L		
24D0151_B4D1509-BLK3	Nitrite (as N)	<0.010	mg/L	T	REG	SM 4110 B (2020)	'04 Apr 2024	0.01	mg/L		
24D0151_B4D1509-BS1	Chloride	100	%	T	SC	SM 4110 B (2020)	'04 Apr 2024	1	%	110	90
24D0151_B4D1509-BS1	Fluoride	101	%	T	SC	SM 4110 B (2020)	'04 Apr 2024	1	%	108	88
24D0151_B4D1509-BS1	Nitrate (as N)	104	%	T	SC	SM 4110 B (2020)	'04 Apr 2024	1	%	110	90
24D0151_B4D1509-BS1	Nitrite (as N)	102	%	T	SC	SM 4110 B (2020)	'04 Apr 2024	1	%	115	85
24D0151_B4D1509-BS2	Chloride	101	%	T	SC	SM 4110 B (2020)	'04 Apr 2024	1	%	110	90
24D0151_B4D1509-BS2	Fluoride	101	%	T	SC	SM 4110 B (2020)	'04 Apr 2024	1	%	108	88
24D0151_B4D1509-BS2	Nitrate (as N)	101	%	T	SC	SM 4110 B (2020)	'04 Apr 2024	1	%	110	90
24D0151_B4D1509-BS2	Nitrite (as N)	97	%	T	SC	SM 4110 B (2020)	'04 Apr 2024	1	%	115	85
24D0151_B4D1509-BS3	Chloride	100	%	T	SC	SM 4110 B (2020)	'04 Apr 2024	1	%	110	90
24D0151_B4D1509-BS3	Fluoride	96	%	T	SC	SM 4110 B (2020)	'04 Apr 2024	1	%	108	88
24D0151_B4D1509-BS3	Nitrate (as N)	100	%	T	SC	SM 4110 B (2020)	'04 Apr 2024	1	%	110	90
24D0151_B4D1509-BS3	Nitrite (as N)	103	%	T	SC	SM 4110 B (2020)	'04 Apr 2024	1	%	115	85
24D0151_B4D1509-BS4	Chloride	101	%	T	SC	SM 4110 B (2020)	'04 Apr 2024	1	%	110	90
24D0151_B4D1509-BS4	Fluoride	100	%	T	SC	SM 4110 B (2020)	'04 Apr 2024	1	%	108	88
24D0151_B4D1509-BS4	Nitrate (as N)	100	%	T	SC	SM 4110 B (2020)	'04 Apr 2024	1	%	110	90
24D0151_B4D1509-BS4	Nitrite (as N)	101	%	T	SC	SM 4110 B (2020)	'04 Apr 2024	1	%	115	85
24D0151_B4D1566-BLK1	Aluminum dissolved	<0.0010	mg/L	F	REG	EPA 6020B	'04 Apr 2024	0.001	mg/L		
24D0151_B4D1566-BLK1	Antimony dissolved	<0.000050	mg/L	F	REG	EPA 6020B	'04 Apr 2024	0.00005	mg/L		
24D0151_B4D1566-BLK1	Arsenic dissolved	<0.000050	mg/L	F	REG	EPA 6020B	'04 Apr 2024	0.00005	mg/L		
24D0151_B4D1566-BLK1	Barium dissolved	<0.00010	mg/L	F	REG	EPA 6020B	'04 Apr 2024	0.0001	mg/L		
24D0151_B4D1566-BLK1	Beryllium dissolved	<0.000010	mg/L	F	REG	EPA 6020B	'04 Apr 2024	0.00001	mg/L		
24D0151_B4D1566-BLK1	Bismuth dissolved	<0.000010	mg/L	F	REG	EPA 6020B	'04 Apr 2024	0.00001	mg/L		
24D0151_B4D1566-BLK1	Boron dissolved	<0.0020	mg/L	F	REG	EPA 6020B	'04 Apr 2024	0.002	mg/L		
24D0151_B4D1566-BLK1	Cadmium dissolved	<0.0000020	mg/L	F	REG	EPA 6020B	'04 Apr 2024	0.000002	mg/L		
24D0151_B4D1566-BLK1	Calcium dissolved	<0.050	mg/L	F	REG	EPA 6020B	'04 Apr 2024	0.05	mg/L		
24D0151_B4D1566-BLK1	Chromium dissolved	<0.00050	mg/L	F	REG	EPA 6020B	'04 Apr 2024	0.0005	mg/L		
24D0151_B4D1566-BLK1	Cobalt dissolved	<0.0000050	mg/L	F	REG	EPA 6020B	'04 Apr 2024	0.000005	mg/L		
24D0151_B4D1566-BLK1	Copper dissolved	<0.00010	mg/L	F	REG	EPA 6020B	'04 Apr 2024	0.0001	mg/L		
24D0151_B4D1566-BLK1	Iron dissolved	<0.0020	mg/L	F	REG	EPA 6020B	'04 Apr 2024	0.002	mg/L		
24D0151_B4D1566-BLK1	Lead dissolved	<0.000050	mg/L	F	REG	EPA 6020B	'04 Apr 2024	0.00005	mg/L		
24D0151_B4D1566-BLK1	Lithium dissolved	<0.000050	mg/L	F	REG	EPA 6020B	'04 Apr 2024	0.00005	mg/L		
24D0151_B4D1566-BLK1	Magnesium dissolved	<0.0050	mg/L	F	REG	EPA 6020B	'04 Apr 2024	0.005	mg/L		
24D0151_B4D1566-BLK1	Manganese dissolved	<0.000050	mg/L	F	REG	EPA 6020B	'04 Apr 2024	0.00005	mg/L		
24D0151_B4D1566-BLK1	Molybdenum dissolved	<0.000010	mg/L	F	REG	EPA 6020B	'04 Apr 2024	0.00001	mg/L		
24D0151_B4D1566-BLK1	Nickel dissolved	<0.000040	mg/L	F	REG	EPA 6020B	'04 Apr 2024	0.00004	mg/L		
24D0151_B4D1566-BLK1	Phosphorus dissolved	<0.010	mg/L	F	REG	EPA 6020B	'04 Apr 2024	0.01	mg/L		
24D0151_B4D1566-BLK1	Potassium dissolved	<0.020	mg/L	F	REG	EPA 6020B	'04 Apr 2024	0.02	mg/L		
24D0151_B4D1566-BLK1	Selenium dissolved	<0.00010	mg/L	F	REG	EPA 6020B	'04 Apr 2024	0.0001	mg/L		
24D0151_B4D1566-BLK1	Silicon dissolved	<0.10	mg/L	F	REG	EPA 6020B	'04 Apr 2024	0.1	mg/L		
24D0151_B4D1566-BLK1	Silver dissolved	<0.000010	mg/L	F	REG	EPA 6020B	'04 Apr 2024	0.00001	mg/L		
24D0151_B4D1566-BLK1	Sodium dissolved	<0.020	mg/L	F	REG	EPA 6020B	'04 Apr 2024	0.02	mg/L		
24D0151_B4D1566-BLK1	Strontium dissolved	<0.00010	mg/L	F	REG	EPA 6020B	'04 Apr 2024	0.0001	mg/L		
24D0151_B4D1566-BLK1	Sulfur dissolved	<1.00	mg/L	F	REG	EPA 6020B	'04 Apr 2024	1	mg/L		
24D0151_B4D1566-BLK1	Tellurium dissolved	<0.000050	mg/L	F	REG	EPA 6020B	'04 Apr 2024	0.00005	mg/L		
24D0151_B4D1566-BLK1	Thallium dissolved	<0.0000040	mg/L	F	REG	EPA 6020B	'04 Apr 2024	0.000004	mg/L		
24D0151_B4D1566-BLK1	Thorium dissolved	0.000011	mg/L	F	REG	EPA 6020B	'04 Apr 2024	0.00001	mg/L		
24D0151_B4D1566-BLK1	Tin dissolved	<0.000050	mg/L	F	REG	EPA 6020B	'04 Apr 2024	0.00005	mg/L		
24D0151_B4D1566-BLK1	Titanium dissolved	<0.00020	mg/L	F	REG	EPA 6020B	'04 Apr 2024	0.0002	mg/L		
24D0151_B4D1566-BLK1	Tungsten dissolved	<0.00020	mg/L	F	REG	EPA 6020B	'04 Apr 2024	0.0002	mg/L		
24D0151_B4D1566-BLK1	Uranium dissolved	<0.0000010	mg/L	F	REG	EPA 6020B	'04 Apr 2024	0.000001	mg/L		
24D0151_B4D1566-BLK1	Vanadium dissolved	<0.00100	mg/L	F	REG	EPA 6020B	'04 Apr 2024	0.001	mg/L		
24D0151_B4D1566-BLK1	Zinc dissolved	<0.0010	mg/L	F	REG	EPA 6020B	'04 Apr 2024	0.001	mg/L		
24D0151_B4D1566-BLK1	Zirconium dissolved	<0.000020	mg/L	F	REG	EPA 6020B	'04 Apr 2024	0.00002	mg/L		
24D0151_B4D1566-BLK2	Aluminum dissolved	<0.0010	mg/L	F	REG	EPA 6020B	'04 Apr 2024	0.001	mg/L		
24D0151_B4D1566-BLK2	Antimony dissolved	<0.000050	mg/L	F	REG	EPA 6020B	'04 Apr 2024	0.00005	mg/L		
24D0151_B4D1566-BLK2	Arsenic dissolved	<0.000050	mg/L	F	REG	EPA 6020B	'04 Apr 2024	0.00005	mg/L		
24D0151_B4D1566-BLK2	Barium dissolved	<0.00010	mg/L	F	REG	EPA 6020B	'04 Apr 2024	0.0001	mg/L		
24D0151_B4D1566-BLK2	Beryllium dissolved	<0.000010	mg/L	F	REG	EPA 6020B	'04 Apr 2024	0.00001	mg/L		
24D0151_B4D1566-BLK2	Bismuth dissolved	<0.000010	mg/L	F	REG	EPA 6020B	'04 Apr 2024	0.00001	mg/L		
24D0151_B4D1566-BLK2	Boron dissolved	<0.0020	mg/L	F	REG	EPA 6020B	'04 Apr 2024	0.002	mg/L		
24D0151_B4D1566-BLK2	Cadmium dissolved	<0.0000020	mg/L	F	REG	EPA 6020B	'04 Apr 2024	0.000002	mg/L		

Sulphate:

Certified Reference Material:	Parameter: Sulphate	% Recovery	Matrix Spike %	Units	QC Limits
STD Mineral Water (34.98 mg/L)	34.39	98.3%		%	80 - 120
Spiked Blank (19.61 mg/L)	18.70		95.3%	%	80 - 120

Dissolved Metals by ICP-MS:

Sample Code	Parameter	Result	Result Units	Total or Filtered	Method Type	Method Name	Date Analyzed	EQL	EQL Units	UCL	LCL
24D0151											
24D0151_B4D1566-BLK2	Calcium dissolved	<0.050	mg/L	F	REG	EPA 6020B	'04 Apr 2024	0.05	mg/L		
24D0151_B4D1566-BLK2	Chromium dissolved	<0.00050	mg/L	F	REG	EPA 6020B	'04 Apr 2024	0.0005	mg/L		
24D0151_B4D1566-BLK2	Cobalt dissolved	<0.0000050	mg/L	F	REG	EPA 6020B	'04 Apr 2024	0.000005	mg/L		
24D0151_B4D1566-BLK2	Copper dissolved	<0.00010	mg/L	F	REG	EPA 6020B	'04 Apr 2024	0.0001	mg/L		
24D0151_B4D1566-BLK2	Iron dissolved	<0.0020	mg/L	F	REG	EPA 6020B	'04 Apr 2024	0.002	mg/L		
24D0151_B4D1566-BLK2	Lead dissolved	<0.000050	mg/L	F	REG	EPA 6020B	'04 Apr 2024	0.00005	mg/L		
24D0151_B4D1566-BLK2	Lithium dissolved	<0.000050	mg/L	F	REG	EPA 6020B	'04 Apr 2024	0.00005	mg/L		
24D0151_B4D1566-BLK2	Magnesium dissolved	<0.0050	mg/L	F	REG	EPA 6020B	'04 Apr 2024	0.005	mg/L		
24D0151_B4D1566-BLK2	Manganese dissolved	<0.000050	mg/L	F	REG	EPA 6020B	'04 Apr 2024	0.00005	mg/L		
24D0151_B4D1566-BLK2	Molybdenum dissolved	<0.000010	mg/L	F	REG	EPA 6020B	'04 Apr 2024	0.00001	mg/L		
24D0151_B4D1566-BLK2	Nickel dissolved	<0.000040	mg/L	F	REG	EPA 6020B	'04 Apr 2024	0.00004	mg/L		
24D0151_B4D1566-BLK2	Phosphorus dissolved	<0.010	mg/L	F	REG	EPA 6020B	'04 Apr 2024	0.01	mg/L		
24D0151_B4D1566-BLK2	Potassium dissolved	<0.020	mg/L	F	REG	EPA 6020B	'04 Apr 2024	0.02	mg/L		
24D0151_B4D1566-BLK2	Selenium dissolved	<0.00010	mg/L	F	REG	EPA 6020B	'04 Apr 2024	0.0001	mg/L		
24D0151_B4D1566-BLK2	Silicon dissolved	<0.10	mg/L	F	REG	EPA 6020B	'04 Apr 2024	0.1	mg/L		
24D0151_B4D1566-BLK2	Silver dissolved	<0.000010	mg/L	F	REG	EPA 6020B	'04 Apr 2024	0.00001	mg/L		
24D0151_B4D1566-BLK2	Sodium dissolved	<0.020	mg/L	F	REG	EPA 6020B	'04 Apr 2024	0.02	mg/L		
24D0151_B4D1566-BLK2	Strontium dissolved	<0.00010	mg/L	F	REG	EPA 6020B	'04 Apr 2024	0.0001	mg/L		
24D0151_B4D1566-BLK2	Sulfur dissolved	<1.00	mg/L	F	REG	EPA 6020B	'04 Apr 2024	1	mg/L		
24D0151_B4D1566-BLK2	Tellurium dissolved	<0.000050	mg/L	F	REG	EPA 6020B	'04 Apr 2024	0.00005	mg/L		
24D0151_B4D1566-BLK2	Thallium dissolved	<0.0000040	mg/L	F	REG	EPA 6020B	'04 Apr 2024	0.000004	mg/L		
24D0151_B4D1566-BLK2	Thorium dissolved	0.000012	mg/L	F	REG	EPA 6020B	'04 Apr 2024	0.00001	mg/L		
24D0151_B4D1566-BLK2	Tin dissolved	<0.000050	mg/L	F	REG	EPA 6020B	'04 Apr 2024	0.00005	mg/L		
24D0151_B4D1566-BLK2	Titanium dissolved	<0.00020	mg/L	F	REG	EPA 6020B	'04 Apr 2024	0.0002	mg/L		
24D0151_B4D1566-BLK2	Tungsten dissolved	<0.00020	mg/L	F	REG	EPA 6020B	'04 Apr 2024	0.0002	mg/L		
24D0151_B4D1566-BLK2	Uranium dissolved	<0.0000010	mg/L	F	REG	EPA 6020B	'04 Apr 2024	0.000001	mg/L		
24D0151_B4D1566-BLK2	Vanadium dissolved	<0.00100	mg/L	F	REG	EPA 6020B	'04 Apr 2024	0.001	mg/L		
24D0151_B4D1566-BLK2	Zinc dissolved	<0.0010	mg/L	F	REG	EPA 6020B	'04 Apr 2024	0.001	mg/L		
24D0151_B4D1566-BLK2	Zirconium dissolved	<0.000020	mg/L	F	REG	EPA 6020B	'04 Apr 2024	0.00002	mg/L		
24D0151_B4D1566-BLK3	Aluminum dissolved	<0.0010	mg/L	F	REG	EPA 6020B	'04 Apr 2024	0.001	mg/L		
24D0151_B4D1566-BLK3	Antimony dissolved	<0.000050	mg/L	F	REG	EPA 6020B	'04 Apr 2024	0.00005	mg/L		
24D0151_B4D1566-BLK3	Arsenic dissolved	<0.000050	mg/L	F	REG	EPA 6020B	'04 Apr 2024	0.00005	mg/L		
24D0151_B4D1566-BLK3	Barium dissolved	<0.00010	mg/L	F	REG	EPA 6020B	'04 Apr 2024	0.0001	mg/L		
24D0151_B4D1566-BLK3	Beryllium dissolved	<0.000010	mg/L	F	REG	EPA 6020B	'04 Apr 2024	0.00001	mg/L		
24D0151_B4D1566-BLK3	Bismuth dissolved	<0.000010	mg/L	F	REG	EPA 6020B	'04 Apr 2024	0.00001	mg/L		
24D0151_B4D1566-BLK3	Boron dissolved	<0.0020	mg/L	F	REG	EPA 6020B	'04 Apr 2024	0.002	mg/L		
24D0151_B4D1566-BLK3	Cadmium dissolved	<0.0000020	mg/L	F	REG	EPA 6020B	'04 Apr 2024	0.000002	mg/L		
24D0151_B4D1566-BLK3	Calcium dissolved	<0.050	mg/L	F	REG	EPA 6020B	'04 Apr 2024	0.05	mg/L		
24D0151_B4D1566-BLK3	Chromium dissolved	<0.00050	mg/L	F	REG	EPA 6020B	'04 Apr 2024	0.0005	mg/L		
24D0151_B4D1566-BLK3	Cobalt dissolved	<0.0000050	mg/L	F	REG	EPA 6020B	'04 Apr 2024	0.000005	mg/L		
24D0151_B4D1566-BLK3	Copper dissolved	<0.00010	mg/L	F	REG	EPA 6020B	'04 Apr 2024	0.0001	mg/L		
24D0151_B4D1566-BLK3	Iron dissolved	<0.0020	mg/L	F	REG	EPA 6020B	'04 Apr 2024	0.002	mg/L		
24D0151_B4D1566-BLK3	Lead dissolved	<0.000050	mg/L	F	REG	EPA 6020B	'04 Apr 2024	0.00005	mg/L		
24D0151_B4D1566-BLK3	Lithium dissolved	<0.000050	mg/L	F	REG	EPA 6020B	'04 Apr 2024	0.00005	mg/L		
24D0151_B4D1566-BLK3	Magnesium dissolved	<0.0050	mg/L	F	REG	EPA 6020B	'04 Apr 2024	0.005	mg/L		
24D0151_B4D1566-BLK3	Manganese dissolved	<0.000050	mg/L	F	REG	EPA 6020B	'04 Apr 2024	0.00005	mg/L		
24D0151_B4D1566-BLK3	Molybdenum dissolved	<0.000010	mg/L	F	REG	EPA 6020B	'04 Apr 2024	0.00001	mg/L		
24D0151_B4D1566-BLK3	Nickel dissolved	<0.000040	mg/L	F	REG	EPA 6020B	'04 Apr 2024	0.00004	mg/L		
24D0151_B4D1566-BLK3	Phosphorus dissolved	<0.010	mg/L	F	REG	EPA 6020B	'04 Apr 2024	0.01	mg/L		
24D0151_B4D1566-BLK3	Potassium dissolved	<0.020	mg/L	F	REG	EPA 6020B	'04 Apr 2024	0.02	mg/L		
24D0151_B4D1566-BLK3	Selenium dissolved	<0.00010	mg/L	F	REG	EPA 6020B	'04 Apr 2024	0.0001	mg/L		
24D0151_B4D1566-BLK3	Silicon dissolved	<0.10	mg/L	F	REG	EPA 6020B	'04 Apr 2024	0.1	mg/L		
24D0151_B4D1566-BLK3	Silver dissolved	<0.000010	mg/L	F	REG	EPA 6020B	'04 Apr 2024	0.00001	mg/L		
24D0151_B4D1566-BLK3	Sodium dissolved	<0.020	mg/L	F	REG	EPA 6020B	'04 Apr 2024	0.02	mg/L		
24D0151_B4D1566-BLK3	Strontium dissolved	<0.00010	mg/L	F	REG	EPA 6020B	'04 Apr 2024	0.0001	mg/L		
24D0151_B4D1566-BLK3	Sulfur dissolved	<1.00	mg/L	F	REG	EPA 6020B	'04 Apr 2024	1	mg/L		
24D0151_B4D1566-BLK3	Tellurium dissolved	<0.000050	mg/L	F	REG	EPA 6020B	'04 Apr 2024	0.00005	mg/L		
24D0151_B4D1566-BLK3	Thallium dissolved	<0.0000040	mg/L	F	REG	EPA 6020B	'04 Apr 2024	0.000004	mg/L		
24D0151_B4D1566-BLK3	Thorium dissolved	<0.000010	mg/L	F	REG	EPA 6020B	'04 Apr 2024	0.00001	mg/L		
24D0151_B4D1566-BLK3	Tin dissolved	<0.000050	mg/L	F	REG	EPA 6020B	'04 Apr 2024	0.00005	mg/L		
24D0151_B4D1566-BLK3	Titanium dissolved	<0.00020	mg/L	F	REG	EPA 6020B	'04 Apr 2024	0.0002	mg/L		
24D0151_B4D1566-BLK3	Tungsten dissolved	<0.00020	mg/L	F	REG	EPA 6020B	'04 Apr 2024	0.0002	mg/L		
24D0151_B4D1566-BLK3	Uranium dissolved	<0.0000010	mg/L	F	REG	EPA 6020B	'04 Apr 2024	0.000001	mg/L		
24D0151_B4D1566-BLK3	Vanadium dissolved	<0.00100	mg/L	F	REG	EPA 6020B	'04 Apr 2024	0.001	mg/L		
24D0151_B4D1566-BLK3	Zinc dissolved	<0.0010	mg/L	F	REG	EPA 6020B	'04 Apr 2024	0.001	mg/L		
24D0151_B4D1566-BLK3	Zirconium dissolved	<0.000020	mg/L	F	REG	EPA 6020B	'04 Apr 2024	0.00002	mg/L		
24D0151_B4D1566-BS1	Aluminum dissolved	103	%	F	SC	EPA 6020B	'04 Apr 2024	1	%	120	80
24D0151_B4D1566-BS1	Antimony dissolved	101	%	F	SC	EPA 6020B	'04 Apr 2024	1	%	120	80
24D0151_B4D1566-BS1	Arsenic dissolved	103	%	F	SC	EPA 6020B	'04 Apr 2024	1	%	120	80
24D0151_B4D1566-BS1	Barium dissolved	100	%	F	SC	EPA 6020B	'04 Apr 2024	1	%	120	80
24D0151_B4D1566-BS1	Beryllium dissolved	102	%	F	SC	EPA 6020B	'04 Apr 2024	1	%	120	80
24D0151_B4D1566-BS1	Bismuth dissolved	103	%	F	SC	EPA 6020B	'04 Apr 2024	1	%	120	80
24D0151_B4D1566-BS1	Boron dissolved	100	%	F	SC	EPA 6020B	'04 Apr 2024	1	%	120	80
24D0151_B4D1566-BS1	Cadmium dissolved	102	%	F	SC	EPA 6020B	'04 Apr 2024	1	%	120	80

CERTIFICATE OF ANALYSIS ▪ MEND-SFE QA/QC RESULTS

Global
ARD Testing Services Inc.

GLOBAL PROJECT NO: 2329 (B8)
CLIENT: WSP E&I Canada Ltd.
PROJECT NAME: Kinross Great Bear - Flotation Tailings
PROJECT NO: OMEMA2303
REPORT VERSION: 7

Sulphate:

Certified Reference Material:	Parameter: Sulphate	% Recovery	Matrix Spike %	Units	QC Limits
STD Mineral Water (34.98 mg/L)	34.39	98.3%		%	80 - 120
Spiked Blank (19.61 mg/L)	18.70		95.3%	%	80 - 120

Dissolved Metals by ICP-MS:

Sample Code	Parameter	Result	Result Units	Total or Filtered	Method Type	Method Name	Date Analyzed	EQL	EQL Units	UCL	LCL
24D0151											
24D0151_B4D1566-BS1	Calcium dissolved	102	%	F	SC	EPA 6020B	'04 Apr 2024	1	%	120	80
24D0151_B4D1566-BS1	Chromium dissolved	101	%	F	SC	EPA 6020B	'04 Apr 2024	1	%	120	80
24D0151_B4D1566-BS1	Cobalt dissolved	101	%	F	SC	EPA 6020B	'04 Apr 2024	1	%	120	80
24D0151_B4D1566-BS1	Copper dissolved	101	%	F	SC	EPA 6020B	'04 Apr 2024	1	%	120	80
24D0151_B4D1566-BS1	Iron dissolved	101	%	F	SC	EPA 6020B	'04 Apr 2024	1	%	120	80
24D0151_B4D1566-BS1	Lead dissolved	100	%	F	SC	EPA 6020B	'04 Apr 2024	1	%	120	80
24D0151_B4D1566-BS1	Lithium dissolved	98	%	F	SC	EPA 6020B	'04 Apr 2024	1	%	120	80
24D0151_B4D1566-BS1	Magnesium dissolved	105	%	F	SC	EPA 6020B	'04 Apr 2024	1	%	120	80
24D0151_B4D1566-BS1	Manganese dissolved	102	%	F	SC	EPA 6020B	'04 Apr 2024	1	%	120	80
24D0151_B4D1566-BS1	Molybdenum dissolved	100	%	F	SC	EPA 6020B	'04 Apr 2024	1	%	120	80
24D0151_B4D1566-BS1	Nickel dissolved	101	%	F	SC	EPA 6020B	'04 Apr 2024	1	%	120	80
24D0151_B4D1566-BS1	Phosphorus dissolved	103	%	F	SC	EPA 6020B	'04 Apr 2024	1	%	120	80
24D0151_B4D1566-BS1	Potassium dissolved	103	%	F	SC	EPA 6020B	'04 Apr 2024	1	%	120	80
24D0151_B4D1566-BS1	Selenium dissolved	101	%	F	SC	EPA 6020B	'04 Apr 2024	1	%	120	80
24D0151_B4D1566-BS1	Silicon dissolved	100	%	F	SC	EPA 6020B	'04 Apr 2024	1	%	120	80
24D0151_B4D1566-BS1	Silver dissolved	101	%	F	SC	EPA 6020B	'04 Apr 2024	1	%	120	80
24D0151_B4D1566-BS1	Sodium dissolved	100	%	F	SC	EPA 6020B	'04 Apr 2024	1	%	120	80
24D0151_B4D1566-BS1	Strontium dissolved	103	%	F	SC	EPA 6020B	'04 Apr 2024	1	%	120	80
24D0151_B4D1566-BS1	Sulfur dissolved	103	%	F	SC	EPA 6020B	'04 Apr 2024	1	%	120	80
24D0151_B4D1566-BS1	Tellurium dissolved	101	%	F	SC	EPA 6020B	'04 Apr 2024	1	%	120	80
24D0151_B4D1566-BS1	Thallium dissolved	98	%	F	SC	EPA 6020B	'04 Apr 2024	1	%	120	80
24D0151_B4D1566-BS1	Thorium dissolved	93	%	F	SC	EPA 6020B	'04 Apr 2024	1	%	120	80
24D0151_B4D1566-BS1	Tin dissolved	101	%	F	SC	EPA 6020B	'04 Apr 2024	1	%	120	80
24D0151_B4D1566-BS1	Titanium dissolved	100	%	F	SC	EPA 6020B	'04 Apr 2024	1	%	120	80
24D0151_B4D1566-BS1	Tungsten dissolved	99	%	F	SC	EPA 6020B	'04 Apr 2024	1	%	120	80
24D0151_B4D1566-BS1	Uranium dissolved	100	%	F	SC	EPA 6020B	'04 Apr 2024	1	%	120	80
24D0151_B4D1566-BS1	Vanadium dissolved	103	%	F	SC	EPA 6020B	'04 Apr 2024	1	%	120	80
24D0151_B4D1566-BS1	Zinc dissolved	102	%	F	SC	EPA 6020B	'04 Apr 2024	1	%	120	80
24D0151_B4D1566-BS1	Zirconium dissolved	97	%	F	SC	EPA 6020B	'04 Apr 2024	1	%	120	80
24D0151_B4D1566-BS2	Aluminum dissolved	101	%	F	SC	EPA 6020B	'04 Apr 2024	1	%	120	80
24D0151_B4D1566-BS2	Antimony dissolved	99	%	F	SC	EPA 6020B	'04 Apr 2024	1	%	120	80
24D0151_B4D1566-BS2	Arsenic dissolved	101	%	F	SC	EPA 6020B	'04 Apr 2024	1	%	120	80
24D0151_B4D1566-BS2	Barium dissolved	100	%	F	SC	EPA 6020B	'04 Apr 2024	1	%	120	80
24D0151_B4D1566-BS2	Beryllium dissolved	100	%	F	SC	EPA 6020B	'04 Apr 2024	1	%	120	80
24D0151_B4D1566-BS2	Bismuth dissolved	101	%	F	SC	EPA 6020B	'04 Apr 2024	1	%	120	80
24D0151_B4D1566-BS2	Boron dissolved	96	%	F	SC	EPA 6020B	'04 Apr 2024	1	%	120	80
24D0151_B4D1566-BS2	Cadmium dissolved	100	%	F	SC	EPA 6020B	'04 Apr 2024	1	%	120	80
24D0151_B4D1566-BS2	Calcium dissolved	101	%	F	SC	EPA 6020B	'04 Apr 2024	1	%	120	80
24D0151_B4D1566-BS2	Chromium dissolved	101	%	F	SC	EPA 6020B	'04 Apr 2024	1	%	120	80
24D0151_B4D1566-BS2	Cobalt dissolved	100	%	F	SC	EPA 6020B	'04 Apr 2024	1	%	120	80
24D0151_B4D1566-BS2	Copper dissolved	101	%	F	SC	EPA 6020B	'04 Apr 2024	1	%	120	80
24D0151_B4D1566-BS2	Iron dissolved	101	%	F	SC	EPA 6020B	'04 Apr 2024	1	%	120	80
24D0151_B4D1566-BS2	Lead dissolved	102	%	F	SC	EPA 6020B	'04 Apr 2024	1	%	120	80
24D0151_B4D1566-BS2	Lithium dissolved	96	%	F	SC	EPA 6020B	'04 Apr 2024	1	%	120	80
24D0151_B4D1566-BS2	Magnesium dissolved	104	%	F	SC	EPA 6020B	'04 Apr 2024	1	%	120	80
24D0151_B4D1566-BS2	Manganese dissolved	101	%	F	SC	EPA 6020B	'04 Apr 2024	1	%	120	80
24D0151_B4D1566-BS2	Molybdenum dissolved	99	%	F	SC	EPA 6020B	'04 Apr 2024	1	%	120	80
24D0151_B4D1566-BS2	Nickel dissolved	100	%	F	SC	EPA 6020B	'04 Apr 2024	1	%	120	80
24D0151_B4D1566-BS2	Phosphorus dissolved	101	%	F	SC	EPA 6020B	'04 Apr 2024	1	%	120	80
24D0151_B4D1566-BS2	Potassium dissolved	101	%	F	SC	EPA 6020B	'04 Apr 2024	1	%	120	80
24D0151_B4D1566-BS2	Selenium dissolved	102	%	F	SC	EPA 6020B	'04 Apr 2024	1	%	120	80
24D0151_B4D1566-BS2	Silicon dissolved	100	%	F	SC	EPA 6020B	'04 Apr 2024	1	%	120	80
24D0151_B4D1566-BS2	Silver dissolved	101	%	F	SC	EPA 6020B	'04 Apr 2024	1	%	120	80
24D0151_B4D1566-BS2	Sodium dissolved	102	%	F	SC	EPA 6020B	'04 Apr 2024	1	%	120	80
24D0151_B4D1566-BS2	Strontium dissolved	101	%	F	SC	EPA 6020B	'04 Apr 2024	1	%	120	80
24D0151_B4D1566-BS2	Sulfur dissolved	101	%	F	SC	EPA 6020B	'04 Apr 2024	1	%	120	80
24D0151_B4D1566-BS2	Tellurium dissolved	97	%	F	SC	EPA 6020B	'04 Apr 2024	1	%	120	80
24D0151_B4D1566-BS2	Thallium dissolved	102	%	F	SC	EPA 6020B	'04 Apr 2024	1	%	120	80
24D0151_B4D1566-BS2	Thorium dissolved	95	%	F	SC	EPA 6020B	'04 Apr 2024	1	%	120	80
24D0151_B4D1566-BS2	Tin dissolved	100	%	F	SC	EPA 6020B	'04 Apr 2024	1	%	120	80
24D0151_B4D1566-BS2	Titanium dissolved	101	%	F	SC	EPA 6020B	'04 Apr 2024	1	%	120	80
24D0151_B4D1566-BS2	Tungsten dissolved	103	%	F	SC	EPA 6020B	'04 Apr 2024	1	%	120	80
24D0151_B4D1566-BS2	Uranium dissolved	103	%	F	SC	EPA 6020B	'04 Apr 2024	1	%	120	80
24D0151_B4D1566-BS2	Vanadium dissolved	101	%	F	SC	EPA 6020B	'04 Apr 2024	1	%	120	80
24D0151_B4D1566-BS2	Zinc dissolved	101	%	F	SC	EPA 6020B	'04 Apr 2024	1	%	120	80
24D0151_B4D1566-BS2	Zirconium dissolved	97	%	F	SC	EPA 6020B	'04 Apr 2024	1	%	120	80
24D0151_B4D1566-BS3	Aluminum dissolved	101	%	F	SC	EPA 6020B	'04 Apr 2024	1	%	120	80
24D0151_B4D1566-BS3	Antimony dissolved	100	%	F	SC	EPA 6020B	'04 Apr 2024	1	%	120	80
24D0151_B4D1566-BS3	Arsenic dissolved	101	%	F	SC	EPA 6020B	'04 Apr 2024	1	%	120	80
24D0151_B4D1566-BS3	Barium dissolved	100	%	F	SC	EPA 6020B	'04 Apr 2024	1	%	120	80
24D0151_B4D1566-BS3	Beryllium dissolved	101	%	F	SC	EPA 6020B	'04 Apr 2024	1	%	120	80
24D0151_B4D1566-BS3	Bismuth dissolved	101	%	F	SC	EPA 6020B	'04 Apr 2024	1	%	120	80
24D0151_B4D1566-BS3	Boron dissolved	100	%	F	SC	EPA 6020B	'04 Apr 2024	1	%	120	80
24D0151_B4D1566-BS3	Cadmium dissolved	101	%	F	SC	EPA 6020B	'04 Apr 2024	1	%	120	80

Sulphate:

Certified Reference Material:	Parameter: Sulphate	% Recovery	Matrix Spike %	Units	QC Limits
STD Mineral Water (34.98 mg/L)	34.39	98.3%		%	80 - 120
Spiked Blank (19.61 mg/L)	18.70		95.3%	%	80 - 120

Dissolved Metals by ICP-MS:

Sample Code	Parameter	Result	Result Units	Total or Filtered	Method Type	Method Name	Date Analyzed	EQL	EQL Units	UCL	LCL
24D0151											
24D0151_B4D1566-BS3	Calcium dissolved	102	%	F	SC	EPA 6020B	'04 Apr 2024	1	%	120	80
24D0151_B4D1566-BS3	Chromium dissolved	102	%	F	SC	EPA 6020B	'04 Apr 2024	1	%	120	80
24D0151_B4D1566-BS3	Cobalt dissolved	100	%	F	SC	EPA 6020B	'04 Apr 2024	1	%	120	80
24D0151_B4D1566-BS3	Copper dissolved	101	%	F	SC	EPA 6020B	'04 Apr 2024	1	%	120	80
24D0151_B4D1566-BS3	Iron dissolved	101	%	F	SC	EPA 6020B	'04 Apr 2024	1	%	120	80
24D0151_B4D1566-BS3	Lead dissolved	101	%	F	SC	EPA 6020B	'04 Apr 2024	1	%	120	80
24D0151_B4D1566-BS3	Lithium dissolved	97	%	F	SC	EPA 6020B	'04 Apr 2024	1	%	120	80
24D0151_B4D1566-BS3	Magnesium dissolved	105	%	F	SC	EPA 6020B	'04 Apr 2024	1	%	120	80
24D0151_B4D1566-BS3	Manganese dissolved	101	%	F	SC	EPA 6020B	'04 Apr 2024	1	%	120	80
24D0151_B4D1566-BS3	Molybdenum dissolved	99	%	F	SC	EPA 6020B	'04 Apr 2024	1	%	120	80
24D0151_B4D1566-BS3	Nickel dissolved	103	%	F	SC	EPA 6020B	'04 Apr 2024	1	%	120	80
24D0151_B4D1566-BS3	Phosphorus dissolved	101	%	F	SC	EPA 6020B	'04 Apr 2024	1	%	120	80
24D0151_B4D1566-BS3	Potassium dissolved	101	%	F	SC	EPA 6020B	'04 Apr 2024	1	%	120	80
24D0151_B4D1566-BS3	Selenium dissolved	102	%	F	SC	EPA 6020B	'04 Apr 2024	1	%	120	80
24D0151_B4D1566-BS3	Silicon dissolved	100	%	F	SC	EPA 6020B	'04 Apr 2024	1	%	120	80
24D0151_B4D1566-BS3	Silver dissolved	102	%	F	SC	EPA 6020B	'04 Apr 2024	1	%	120	80
24D0151_B4D1566-BS3	Sodium dissolved	101	%	F	SC	EPA 6020B	'04 Apr 2024	1	%	120	80
24D0151_B4D1566-BS3	Strontium dissolved	101	%	F	SC	EPA 6020B	'04 Apr 2024	1	%	120	80
24D0151_B4D1566-BS3	Sulfur dissolved	101	%	F	SC	EPA 6020B	'04 Apr 2024	1	%	120	80
24D0151_B4D1566-BS3	Tellurium dissolved	97	%	F	SC	EPA 6020B	'04 Apr 2024	1	%	120	80
24D0151_B4D1566-BS3	Thallium dissolved	100	%	F	SC	EPA 6020B	'04 Apr 2024	1	%	120	80
24D0151_B4D1566-BS3	Thorium dissolved	95	%	F	SC	EPA 6020B	'04 Apr 2024	1	%	120	80
24D0151_B4D1566-BS3	Tin dissolved	99	%	F	SC	EPA 6020B	'04 Apr 2024	1	%	120	80
24D0151_B4D1566-BS3	Titanium dissolved	99	%	F	SC	EPA 6020B	'04 Apr 2024	1	%	120	80
24D0151_B4D1566-BS3	Tungsten dissolved	100	%	F	SC	EPA 6020B	'04 Apr 2024	1	%	120	80
24D0151_B4D1566-BS3	Uranium dissolved	103	%	F	SC	EPA 6020B	'04 Apr 2024	1	%	120	80
24D0151_B4D1566-BS3	Vanadium dissolved	101	%	F	SC	EPA 6020B	'04 Apr 2024	1	%	120	80
24D0151_B4D1566-BS3	Zinc dissolved	101	%	F	SC	EPA 6020B	'04 Apr 2024	1	%	120	80
24D0151_B4D1566-BS3	Zirconium dissolved	97	%	F	SC	EPA 6020B	'04 Apr 2024	1	%	120	80
24D0151_B4D1594-BLK1	Phosphorus Total Dissolved	<0.0050	mg/L	F	REG	SM 4500-P F (2021)	'05 Apr 2024	0.005	mg/L		
24D0151_B4D1594-BLK4	Phosphorus Total Dissolved	<0.0050	mg/L	F	REG	SM 4500-P F (2021)	'05 Apr 2024	0.005	mg/L		
24D0151_B4D1594-BS1	Phosphorus Total Dissolved	102	%	F	SC	SM 4500-P F (2021)	'05 Apr 2024	1	%	115	85
24D0151_B4D1594-BS4	Phosphorus Total Dissolved	104	%	F	SC	SM 4500-P F (2021)	'05 Apr 2024	1	%	115	85
24D0151_B4D1636-BLK1	Cyanide Weak Acid Dissociable	<0.0020	mg/L	F	REG	ASTM D6888-09	'05 Apr 2024	0.002	mg/L		
24D0151_B4D1636-BLK2	Cyanide Weak Acid Dissociable	<0.0020	mg/L	F	REG	ASTM D6888-09	'05 Apr 2024	0.002	mg/L		
24D0151_B4D1636-BS1	Cyanide Weak Acid Dissociable	99	%	F	SC	ASTM D6888-09	'05 Apr 2024	1	%	115	85
24D0151_B4D1636-BS2	Cyanide Weak Acid Dissociable	95	%	F	SC	ASTM D6888-09	'05 Apr 2024	1	%	115	85
24D0151_B4D1636-BSD1	Cyanide Weak Acid Dissociable	102	%	F	SC	ASTM D6888-09	'05 Apr 2024	1	%	115	85
24D0151_B4D1636-BSD2	Cyanide Weak Acid Dissociable	103	%	F	SC	ASTM D6888-09	'05 Apr 2024	1	%	115	85
24D0151_B4D1636-MS1	Cyanide Weak Acid Dissociable	0.0358	mg/L	F	REG	ASTM D6888-09	'05 Apr 2024	0.002	mg/L	120	80
24D0151_B4D1637-BLK1	Cyanide Free	<0.0050	mg/L	T	REG	ASTM D7237-15a	'05 Apr 2024	0.005	mg/L		
24D0151_B4D1637-BS1	Cyanide Free	105	%	T	SC	ASTM D7237-15a	'05 Apr 2024	1	%	115	85
24D0151_B4D1637-BSD1	Cyanide Free	104	%	T	SC	ASTM D7237-15a	'05 Apr 2024	1	%	115	85
24D0151_B4D1637-MS1	Cyanide Free	0.0067	mg/L	T	REG	ASTM D7237-15a	'05 Apr 2024	0.005	mg/L	120	80
24D0151_B4D1712-BLK1	Ammonia Total (as N)	<0.050	mg/L	T	REG	SM 4500-NH3 G* (2021)	'05 Apr 2024	0.05	mg/L		
24D0151_B4D1712-BLK2	Ammonia Total (as N)	<0.050	mg/L	T	REG	SM 4500-NH3 G* (2021)	'05 Apr 2024	0.05	mg/L		
24D0151_B4D1712-BS1	Ammonia Total (as N)	96	%	T	SC	SM 4500-NH3 G* (2021)	'05 Apr 2024	1	%	115	85
24D0151_B4D1712-BS2	Ammonia Total (as N)	99	%	T	SC	SM 4500-NH3 G* (2021)	'05 Apr 2024	1	%	115	85
24D0151_B4D1742-BLK1	Mercury dissolved	<0.0050	ug/L	F	REG	EPA 245.7*	'05 Apr 2024	0.005	ug/L		
24D0151_B4D1742-BLK2	Mercury dissolved	<0.0050	ug/L	F	REG	EPA 245.7*	'05 Apr 2024	0.005	ug/L		
24D0151_B4D1742-BLK3	Mercury dissolved	<0.0050	ug/L	F	REG	EPA 245.7*	'05 Apr 2024	0.005	ug/L		
24D0151_B4D1742-BLK4	Mercury dissolved	<0.0050	ug/L	F	REG	EPA 245.7*	'05 Apr 2024	0.005	ug/L		
24D0151_B4D1742-BLK5	Mercury dissolved	<0.0050	ug/L	F	REG	EPA 245.7*	'05 Apr 2024	0.005	ug/L		
24D0151_B4D1742-BLK6	Mercury dissolved	<0.0050	ug/L	F	REG	EPA 245.7*	'05 Apr 2024	0.005	ug/L		
24D0151_B4D1742-BLK7	Mercury dissolved	<0.0050	ug/L	F	REG	EPA 245.7*	'05 Apr 2024	0.005	ug/L		
24D0151_B4D1742-BLK8	Mercury dissolved	<0.0050	ug/L	F	REG	EPA 245.7*	'05 Apr 2024	0.005	ug/L		
24D0151_B4D1742-BLK9	Mercury dissolved	<0.0050	ug/L	F	REG	EPA 245.7*	'05 Apr 2024	0.005	ug/L		
24D0151_B4D1742-BLKA	Mercury dissolved	<0.0050	ug/L	F	REG	EPA 245.7*	'06 Apr 2024	0.005	ug/L		
24D0151_B4D1742-BS1	Mercury dissolved	107	%	F	SC	EPA 245.7*	'05 Apr 2024	1	%	120	80
24D0151_B4D1742-BS2	Mercury dissolved	103	%	F	SC	EPA 245.7*	'05 Apr 2024	1	%	120	80
24D0151_B4D1742-BS3	Mercury dissolved	107	%	F	SC	EPA 245.7*	'05 Apr 2024	1	%	120	80
24D0151_B4D1742-BS4	Mercury dissolved	99	%	F	SC	EPA 245.7*	'05 Apr 2024	1	%	120	80
24D0151_B4D1742-BS5	Mercury dissolved	102	%	F	SC	EPA 245.7*	'05 Apr 2024	1	%	120	80
24D0151_B4D1742-BS6	Mercury dissolved	105	%	F	SC	EPA 245.7*	'05 Apr 2024	1	%	120	80
24D0151_B4D1742-BS7	Mercury dissolved	103	%	F	SC	EPA 245.7*	'05 Apr 2024	1	%	120	80
24D0151_B4D1742-BS8	Mercury dissolved	101	%	F	SC	EPA 245.7*	'05 Apr 2024	1	%	120	80
24D0151_B4D1742-BS9	Mercury dissolved	92	%	F	SC	EPA 245.7*	'05 Apr 2024	1	%	120	80
24D0151_B4D1742-BSA	Mercury dissolved	118	%	F	SC	EPA 245.7*	'06 Apr 2024	1	%	120	80
24D0151_B4D1742-DUP8	Mercury dissolved	<0.0050	ug/L	F	REG	EPA 245.7*	'05 Apr 2024	0.005	ug/L		
24D0151_B4D1742-MS9	Mercury dissolved	2.41	ug/L	F	REG	EPA 245.7*	'05 Apr 2024	0.005	ug/L	130	70

CERTIFICATE OF ANALYSIS ▪ MEND-SFE QA/QC RESULTS

Global ARD Testing Services Inc.

GLOBAL PROJECT NO: 2329 (B8)
CLIENT: WSP E&I Canada Ltd.
PROJECT NAME: Kinross Great Bear - Flotation Tailings
PROJECT NO: OMEMA2303
REPORT VERSION: 7

Sulphate:

Certified Reference Material:	Parameter: Sulphate	% Recovery	Matrix Spike %	Units	QC Limits
STD Mineral Water (34.98 mg/L)	34.39	98.3%		%	80 - 120
Spiked Blank (19.61 mg/L)	18.70		95.3%	%	80 - 120

Dissolved Metals by ICP-MS:

Sample Code	Parameter	Result	Result Units	Total or Filtered	Method Type	Method Name	Date Analyzed	EQL	EQL Units	UCL	LCL
24D0151											
24D0151_B4D1784-BLK1	Cyanide Total	<0.0020	mg/L	T	REG	ASTM D7511-12	'06 Apr 2024	0.002	mg/L		
24D0151_B4D1784-BLK2	Cyanide Total	<0.0020	mg/L	T	REG	ASTM D7511-12	'06 Apr 2024	0.002	mg/L		
24D0151_B4D1784-BS1	Cyanide Total	101	%	T	SC	ASTM D7511-12	'06 Apr 2024	1	%	120	82
24D0151_B4D1784-BS2	Cyanide Total	97	%	T	SC	ASTM D7511-12	'06 Apr 2024	1	%	120	82
24D0151_B4D1784-BSD1	Cyanide Total	105	%	T	SC	ASTM D7511-12	'06 Apr 2024	1	%	120	82
24D0151_B4D1784-BSD2	Cyanide Total	97	%	T	SC	ASTM D7511-12	'06 Apr 2024	1	%	120	82
24D0151_B4D1786-BLK1	Thiocyanate	<0.10	mg/L	T	REG	SM 4500-CN- M (2021)	'06 Apr 2024	0.1	mg/L		
24D0151_B4D1786-BS1	Thiocyanate	97	%	T	SC	SM 4500-CN- M (2021)	'06 Apr 2024	1	%	115	85
24D0151_B4D1786-DUP1	Thiocyanate	0.66	mg/L	T	REG	SM 4500-CN- M (2021)	'06 Apr 2024	0.1	mg/L		
24D0151_B4D1786-MS1	Thiocyanate	1.39	mg/L	T	REG	SM 4500-CN- M (2021)	'06 Apr 2024	0.1	mg/L	125	75
24D0150											

NOTES:
Job No:24D0151, 24D0150

Abbreviations & Descriptions:
Method Blank (Blk): A blank sample that undergoes sample processing identical to that carried out for the test samples.
Method Blank results are used to assess contamination from the laboratory environment and reagents.

Duplicate (Dup): An additional or second portion of a randomly selected sample in the analytical run carried through the entire analytical process.
Duplicates provide a measure of the analytical method's precision (reproducibility).

Blank Spike (BS): A sample of known concentration which undergoes processing identical to that carried out for test samples, also referred to as a laboratory control sample (LCS).
Blank spikes provide a measure of the analytical method's accuracy.

Matrix Spike (MS): A second aliquot of sample is fortified with a known concentration of target analytes and carried through the entire analytical process.
Matrix spikes evaluate potential matrix effects that may affect the analyte recovery.

Standard Reference Material (SRM): A homogenous material of similar matrix to the samples, certified for the parameter(s) listed.
Reference Materials ensure that the analytical process is adequate to achieve acceptable recoveries of the parameter(s) tested.

Each QC type is analyzed at a 5-10% frequency, i.e. one blank/duplicate/spike for every 10-20 samples.

For all types of QC, specified recovery (% Rec) and relative percent difference (RPD) limits are derived from long-term method performance averages and/or prescribed by the reference method.

EQL = Estimated Quantitation Limits
PQL = Practical Quantitation Limits
UCL = Upper Control Limit
LCL = Lower Control Limit
BLK = Blank
BS = Blank Spike
MS = Matrix Spike
DUP = Duplicate

QUANTITATIVE PHASE ANALYSIS OF FIVE POWDER SAMPLES USING THE RIETVELD METHOD AND X-RAY POWDER DIFFRACTION DATA

Global Project #: 2329 (B2)
PO#: GL23-731

Ivy Rajan & Prab Bhatia
Global ARD Testing Services Inc.
6891 Antrim Avenue
Burnaby, BC V5J 4M5

J. Kabel, B.Sc.
Cole Mauws, Ph.D.
Edith Czech, M.Sc.
Jenny Lai, B.Sc.
Lan Kato, B.A.

Dept. of Earth, Ocean & Atmospheric Sciences
The University of British Columbia
6339 Stores Road
Vancouver, BC V6T 1Z4

June 14, 2023

EXPERIMENTAL METHOD

The five samples of **Project 2329 (B2)** were reduced to the optimum grain-size range for quantitative X-ray analysis (<10 μm) by grinding under ethanol in a vibratory McCrone XRD Mill (Retsch GmbH, Germany) for 10 minutes. Continuous-scan X-ray powder-diffraction data were collected over a range of 4-80°2θ with CoKα radiation on a Bruker D8 Advance Bragg-Brentano diffractometer equipped with an Fe filter foil, 0.6 mm (0.3°) divergence slit, incident- and diffracted-beam Soller slits and a LynxEye-XE detector. The long fine-focus Co X-ray tube was operated at 35 kV and 40 mA, using a take-off angle of 6°.

RESULTS

The X-ray diffractograms were analyzed using the International Centre for Diffraction Database PDF-4 and Search-Match software by Bruker. X-ray powder-diffraction data of the samples were refined with Rietveld program Topas 4.2 (Bruker AXS). The results of quantitative phase analysis by Rietveld refinements are given in Table 1. These amounts represent the relative amounts of crystalline phases normalized to 100%. The Rietveld refinement plots are shown in Figures 1 to 5.

Table 1. Results of quantitative phase analysis (wt.%)

Mineral	**Ideal Formula**	**#1 CND-1**	**#2 CND-2**	**#3 CND-3**	**#4 CND-4**	**#5 CND-5**
Actinolite	$Ca_2(Mg,Fe^{2+})_5Si_8O_{22}(OH)_2$	1.3	0.8	0.1	34.8	12.5
Ankerite-Dolomite	$Ca(Fe^{2+},Mg,Mn)(CO_3)_2$-$CaMg(CO_3)_2$	0.2 (?)	0.2 (?)		0.5	3.9
Biotite	$K(Mg,Fe^{2+})_3AlSi_3O_{10}(OH)_2$	9.4	5.6	4.1	3.1	4.9
Calcite	$CaCO_3$	2.4	1.1	3.1	2.8	3.3
Calcite, magnesian	$(Ca,Mg)CO_3$				8.1	9.3
Chamosite	$(Fe^{2+},Mg,Fe^{3+})_5Al(Si_3Al)O_{10}(OH,O)_8$	2.5	0.5	0.9	3.2	2.2
Cummingtonite	$Mg_7Si_8O_{22}(OH)_2$				2.7	3.6
Ilmenite	$Fe^{2+}TiO_3$				1.3	0.8
K-feldspar (microcline)	$KAlSi_3O_8$	8.0	4.5	6.1		
Muscovite 2M1	$KAl_2(AlSi_3O_{10})(OH)_2$	8.2	22.6	9.2		
Plagioclase (albite; albite, calcian)	$NaAlSi_3O_8$ – $CaAl_2Si_2O_8$	30.7	18.1	40.0	19.7	27.1
Pyrite	FeS_2	0.8	4.1	1.2	0.5 (?)	1.6
Pyrrhotite	$Fe_{1-x}S$	0.6			1.0	7.4
Quartz	SiO_2	35.9	42.5	35.3	22.3	23.0
Siderite	$Fe^{2+}CO_3$					0.4 (?)
Total		**100.0**	**100.0**	**100.0**	**100.0**	**100.0**

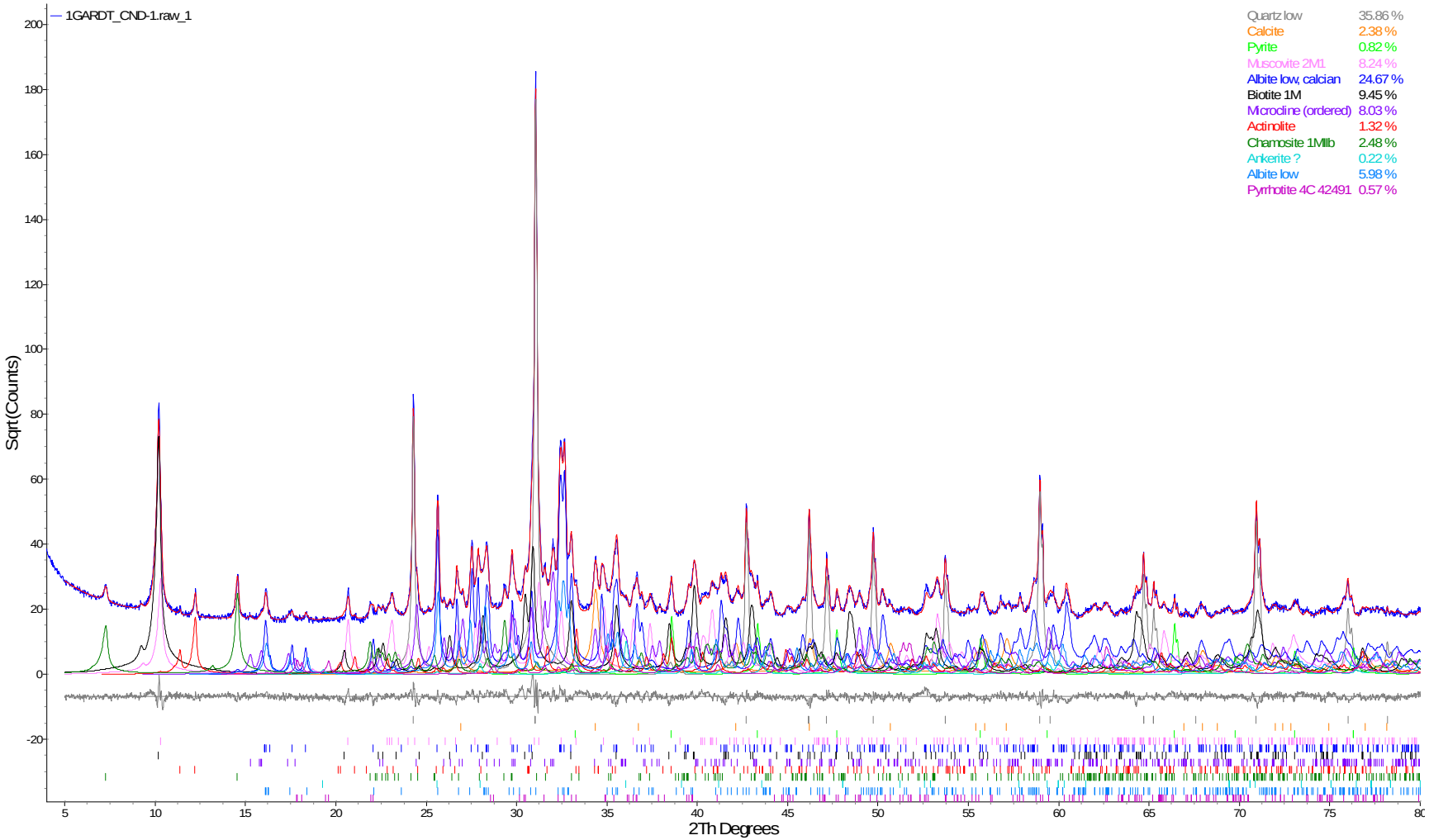

Figure 1. Rietveld refinement plot of sample **Global ARD Testing #1: CND-1** (blue line - observed intensity at each step; red line - calculated pattern; solid grey line below – difference between observed and calculated intensities; vertical bars, positions of all Bragg reflections). Coloured lines are individual diffraction patterns of all phases.

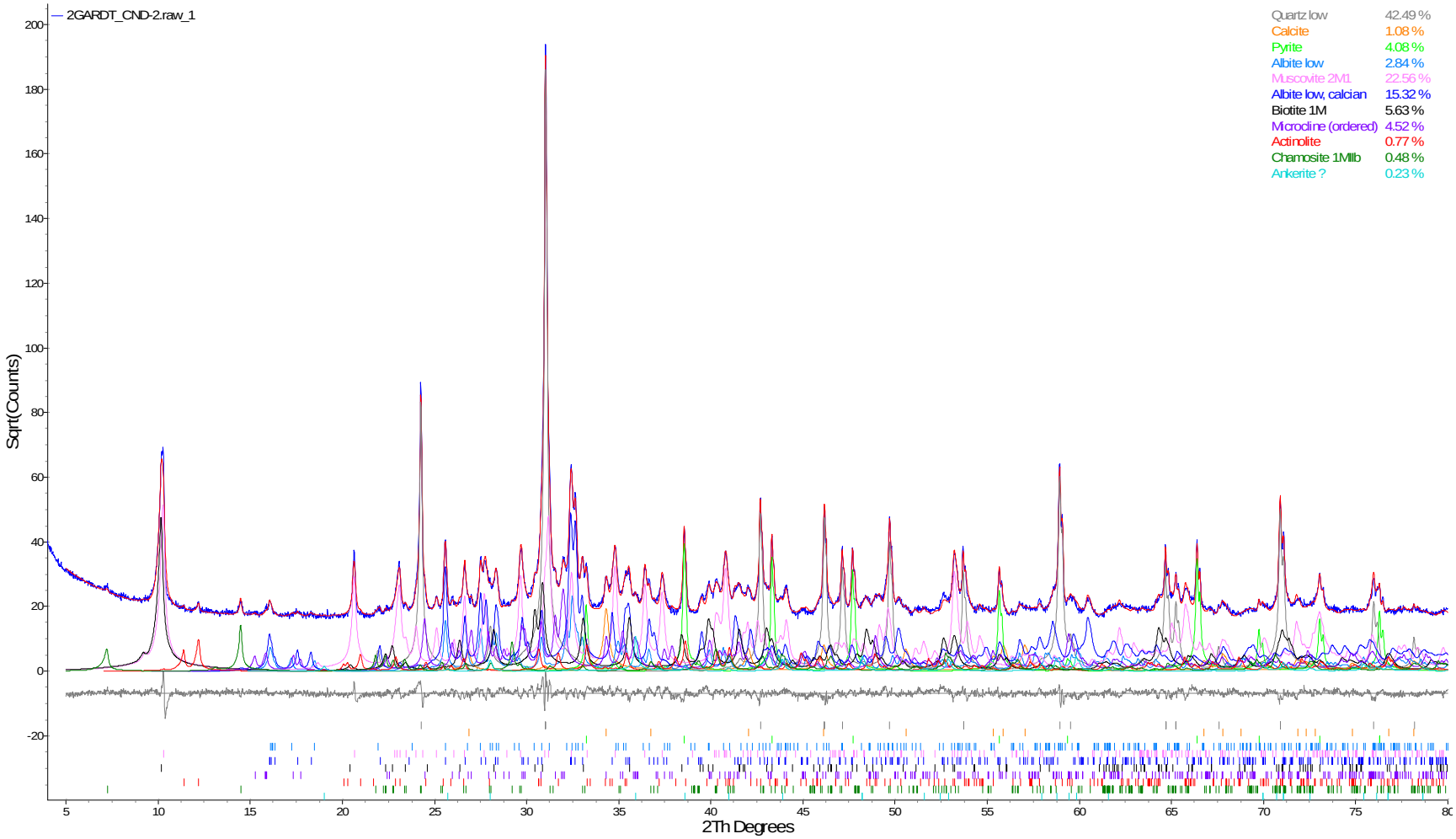

Figure 2. Rietveld refinement plot of sample **Global ARD Testing #2: CND-2** (blue line - observed intensity at each step; red line - calculated pattern; solid grey line below – difference between observed and calculated intensities; vertical bars, positions of all Bragg reflections). Coloured lines are individual diffraction patterns of all phases.

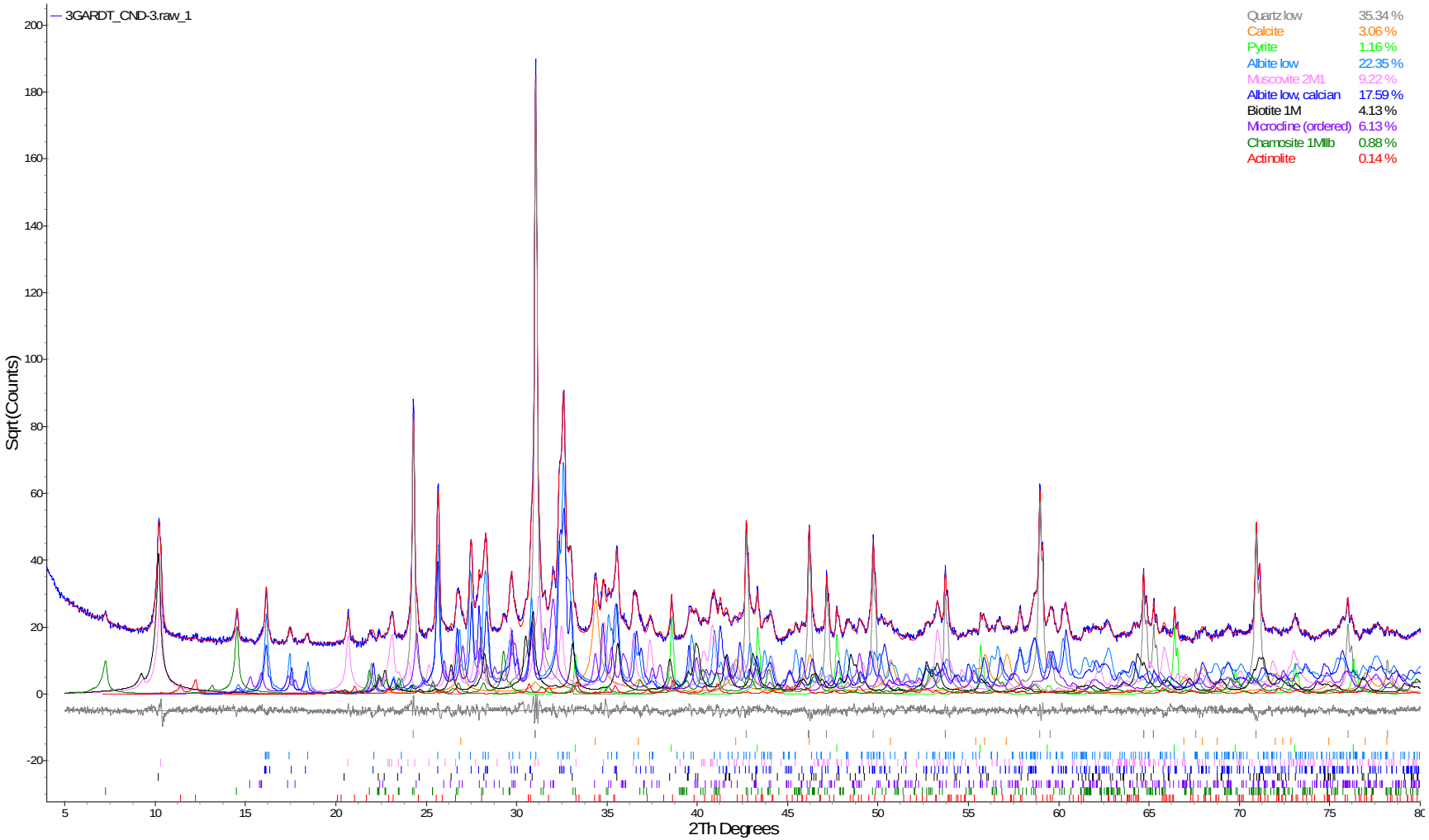

Figure 3. Rietveld refinement plot of sample **Global ARD Testing #3: CND-3** (blue line - observed intensity at each step; red line - calculated pattern; solid grey line below – difference between observed and calculated intensities; vertical bars, positions of all Bragg reflections). Coloured lines are individual diffraction patterns of all phases.

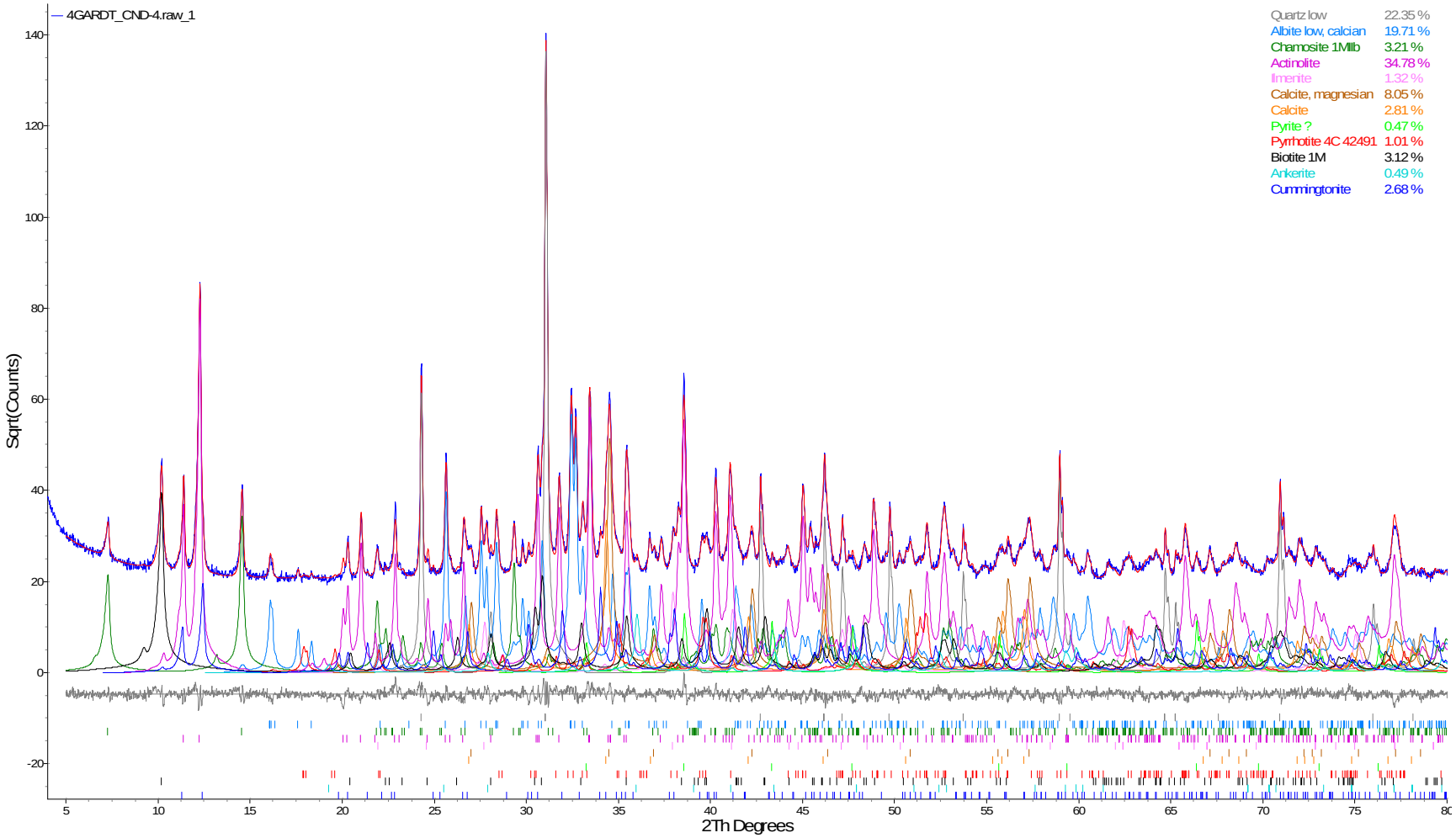

Figure 4. Rietveld refinement plot of sample **Global ARD Testing #4: CND-4** (blue line - observed intensity at each step; red line - calculated pattern; solid grey line below – difference between observed and calculated intensities; vertical bars, positions of all Bragg reflections). Coloured lines are individual diffraction patterns of all phases.

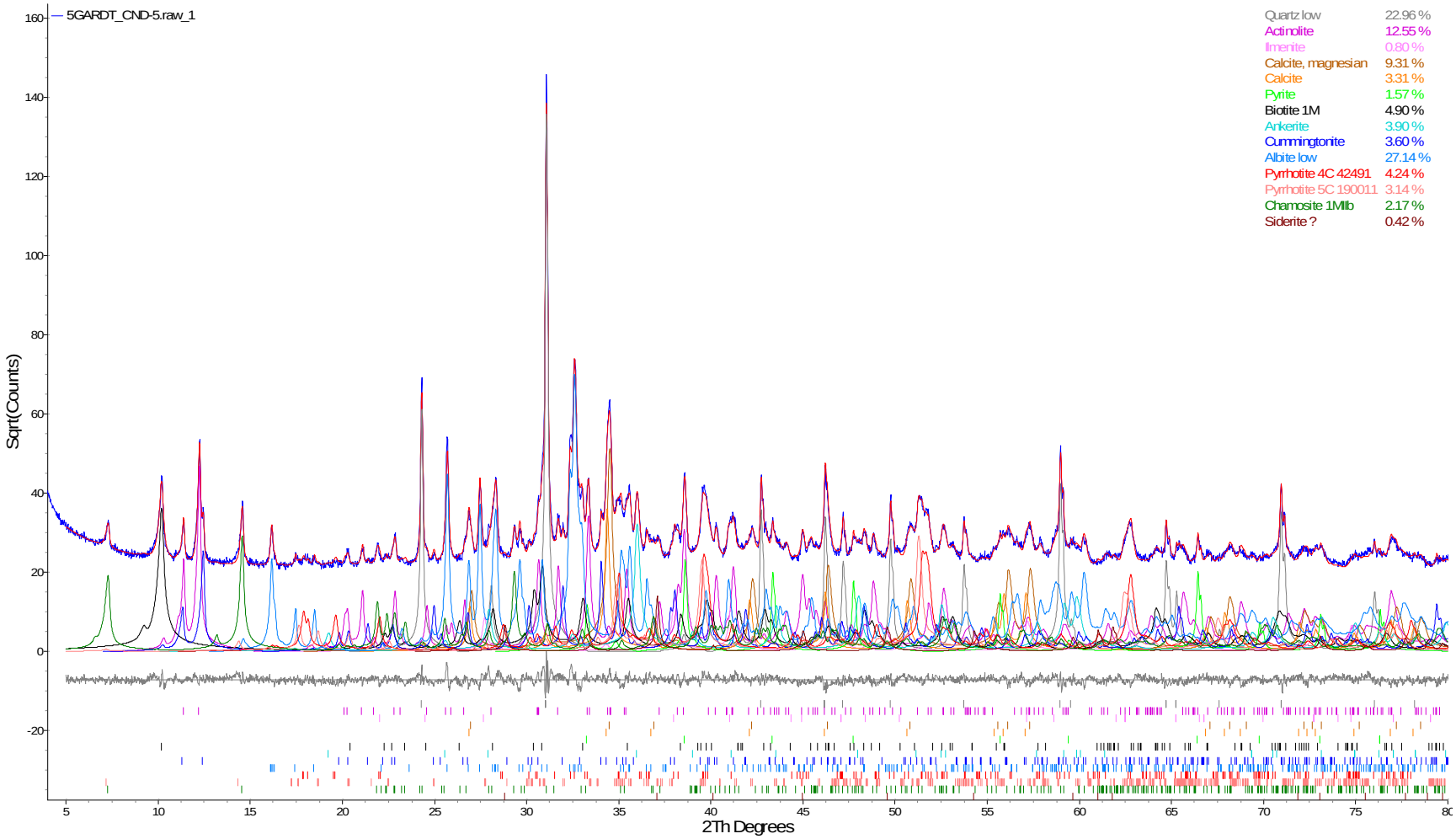

Figure 5. Rietveld refinement plot of sample **Global ARD Testing #5: CND-5** (blue line - observed intensity at each step; red line - calculated pattern; solid grey line below – difference between observed and calculated intensities; vertical bars, positions of all Bragg reflections). Coloured lines are individual diffraction patterns of all phases.

CERTIFICATE OF ANALYSIS ▪ COVER PAGE

Global ARD Testing Services Inc.

CLIENT INFORMATION	
Client:	WSP E&I Canada Limited
Project Manager:	Krsiten Gault | Forrest McAdam
Mailing Address	2020 Winston Park Drive,
	Oakville, ON, L6H 6X7
Contact No:	(437) 425-9642

COMPANY INFORMATION	
Legal Name:	Global ARD Testing Services Inc.
Mailing Address:	6891 Antrim Avenue
	Burnaby, BC
	V5J 4M5
Contact No:	
	Main: (604) 428-2730
	Alternate: (604) 603-1359

PROJECT INFORMATION	
Project Name:	Great Bear
Project Number:	OMGS21045

REPORTING	
Global Project No:	2329
Pages (Including Cover):	14
Report Title:	2329 Great Bear (OMGS21045) HCT Report
Analysis Reviewed By:	Said Zeinab (szeinab@globalardtesting.com)
Position:	Project Manager
Report Certified By:	Said Zeinab
Signature:	

RESULTS		
Reported To:	**1**	Kristen Gault (kristen.gault@wsp.com)
	2	Forrest McAdam (forrest.mcadam@wsp.com)
	3	Sarah Matthews Sarah.Matthews1@wsp.com)
	4	
Date Reported		
		-Aug24; 18th: 27-Sep24; 19th: 31-Oct24; 20th: 28-Nov24; 21st: 24-Dec24.

INVOICE		
Submitted To:	**1**	Matthew Hart (matthew.hart@kinross.com)
	2	Forrest McAdam (forrest.mcadam@wsp.com)
	3	
	4	
Client:		Great Bear Resources
Address:		25 York Street, Suite 1700
		Toronto, ON, M5J 2V5
Client PO No:		N/A
Global Invoice No:		ARD2329-1224-20 (HCT-1 - 6) ARD2329-1224-07A (HCT-7 - 9)
Date Submitted:		December 20, 2024

NOTES
All samples and pulps are stored at no charge for 90 days past Static reporting date.
HCT, column, custom leach columns (Lysimeters) & SAD column samples will be stored free
for 90 days past kinetic testing program or Closedown.
Please contact the lab if you require additional sample storage time.
NOTE: Storage charges will apply.

CERTIFICATE OF ANALYSIS ▪ SAMPLE DETAILS

Global
ARD Testing Services Inc.

GLOBAL PROJECT NO: 2329
CLIENT: WSP E&I Canada Limited
PROJECT NAME: Great Bear
CLIENT PROJECT NO: OMGS21045

Batch-2 Shipment:

S. No.	Sample ID	Sample Description	Condition	Total Sample Wt Rec'd (kg)	HCT ID
1	CND-1	Tailing	Wet	2.90	HC-1
2	CND-2	Tailing	Wet	3.25	HC-2
3	CND-3	Tailing	Wet	2.50	HC-3
4	CND-4	Tailing	Wet	3.10	HC-4
5	CND-5	Tailing	Wet	2.55	HC-5

SAMPLE RECEIPT INFO:	
Date Samples Rec'd:	April 14, 2023
No. of Samples Rec'd:	5
Samples Rec'd By:	Garry

Batch-5 Shipment:

S. No.	Sample ID	Sample Type	Condition	Wt. of Sample Rec'd (Kg)	HCT ID
1	F1-Ro Concentrate	Tailing	Dry	0.30	
2	F1-Ro Tailings	Tailing	Wet	1.95	HC-6

Batch-8 Sshipment

S. No.	Sample ID	Sample Type	Condition	Wt. of Sample Rec'd (Kg)	Dry Sample Weight (g)	Dry Sample Weight - Remaining (SFE Removed) (g)	Dry Sample Weight - Remaining (SFE added) (g)	Dry Sample Weight - Remaining (SFE added) (g)	HCT ID	
1	F9-RO	Slurry	Wet	23.00						
2	F7-RO	Slurry	Wet	23.00						
2-Dup	F7-RO - Separate Split-Dup	Slurry	Wet							
3	F8-RO (Post-CND flot tailing-F8-C03)	Slurry	Wet	23.00					HC-7	B26 - PSD
4	F4-RO	Slurry	Wet	23.00						
4-Dup	F4-RO - Separate Split-Dup	Slurry	Wet							
5	F5-RO (Post-CND flot tailing-F5R-C05)	Dry	Wet	23.00					HC-8	B26 - PSD
6	F6-R-RO (Post-CND flot tailing-F6R-C06)	Dry	Wet	23.00					HC-9	B26 - PSD
6-Dup	F6-R-RO - Separate Split-Dup	Dry	Wet							
7	C01-F9	Dry	Dry	300 (g)	188.00	14.00	89.00	89.60		
8	C02-F1	Dry	Dry	1090 (g)	990.00	829.00	829.00	828.00		
8-Dup	C02-F1 - Separate Split-Dup	Dry	Dry							
9	C02-F2	Dry	Dry	490 (g)	410.00	278.00	353.00	355.40		
10	C02-F7	Dry	Dry	630(g)	528.00	327.00	327.00	327.10		
11	C03-F8	Slurry	Dry	380(g)	285.00	86.00	161.00	61.95		
12	C04-F4	Slurry	Dry	1162 (g)	988.00	697.00	697.00	693.75		
12-Dup	C04-F4 - Separate Split-Dup	Slurry	Dry							
13	C05-F4R	Slurry	Dry	295(g)	233.00	111.00	118.00	111.30		
14	C06-FGR	Slurry	Dry	410(g)	315.00	120.00	195.00	95.70		
15	CND-1 2329-B2	reject	Dry	1.60	3937.00	2462.00	2769.00	**2562.80**		
16	CND-2 2329-B2	reject	Dry	1.95						
17	CND-3 2329-B2	reject	Dry	1.20						
18	CND-4 2329-B2	reject	Dry	1.80						
19	CND-5 2329-B2	reject	Dry	1.25						
	Overlying Water				Kept in Cooler					

Sample List (Batch-8), (Batch-24):

S. No.	Sample ID	Sample Description	Condition (Wet/Dry)	Wt. of Sample Dry (g)	HCT-ID
1	WSP 01	Tailing	Dry		HC-10

CERTIFICATE OF ANALYSIS ▪ HUMIDITY CELL TESTING

Global ARD Testing Services Inc.

Instrument/Method:				General Parameters				Anions			Nutrients		Cyanides					Colourimetry		Calc.	Dissolved Metals by ICP-MS						
				pH Meter	EC Meter	Titration/Calculation		Turbidimetry	IC	ISE	IC		Colourimetric - Distillation			IC										
Sampling Date	Week No.	Input Vol. (DI Water)	Output Vol. (Leachate)	pH	EC	Acidity (to pH 8.3)	Alkalinity (to pH 4.5)	Sulphate	Chloride	Fluoride	Nitrate (NO_3 as N)	Nitrite (NO_2 as N)	Total CN	WAD CN	Free CN	Total Cyanate (CNO)	Thiocyanate	Total Ammonia	Dissolved Phosphorus	Hardness (as CaCO3)	Aluminum (Al)	Antimony (Sb)	Arsenic (As)	Barium (Ba)	Beryllium (Be)	Bismuth (Bi)	Boron (B)
	Unit:	mL	mL	pH Units	µS/cm	mg CaCO3/L	mg CaCO3/L	mg/L	mg/L	mg/L	mg/L	mg/L	mg/L	mg/L	ug/L	mg/L	mg/L	mg/L	mg/L	mg/L	mg/L	mg/L	mg/L	mg/L	mg/L	mg/L	mg/L
	RDL:	5	5	0.01	1	0.5	0.5	0.5	0.5	0.05	0.02	0.005	0.0025	0.0025	2.0	0.05	0.2	0.015	0.003	0.5	0.003	0.0005	0.0001	0.001	0.0001	0.001	0.05
02-May-23	0	750	315	6.25	1386	31.6	28.5	701.5	11	0.160	2.27	0.121	0.0142	0.0116	21	0.57	<0.20	0.52	0.0041	282.0	0.0538	0.0054	0.0102	0.0310	<0.00010	<0.0010	<0.050
09-May-23	1	500	475	5.94	1007	47.9	45.7	385.9	4.8	0.084	0.099	0.079	0.0169	0.0122	13	0.70	<0.20	0.16	0.0054	153.0	0.0609	0.0044	0.0170	0.0182	<0.00010	<0.0010	<0.050
16-May-23	2	500	492	6.82	609	20.3	48.8	291.5	3.3	0.085	0.070	0.048	0.0137	0.00664	8.4	<0.050	<0.20	0.32	0.0076	131.0	0.0698	0.0047	0.0167	0.0152	<0.00010	<0.0010	<0.050
23-May-23	3	500	472	6.37	369	24.1	43.1	190.4	0.96	0.075	0.542	0.0214	0.0505	0.0184	7.1	<0.10	<0.20	0.17	0.003	107.0	0.0553	0.0040	0.0110	0.0113	<0.00010	<0.0010	<0.050
30-May-23	4	500	459	6.46	387	31.2	47.8	138.1	<0.50	0.072	0.129	0.0106	0.166	0.00892	4.2	<0.10	<0.20	0.31	<0.0030	102.0	0.0768	0.0045	0.0132	0.0118	<0.00010	<0.0010	<0.050
06-Jun-23	5	500	463	6.60	242	26.0	48.4	107.1	<0.50	0.077	0.109	0.0058	0.109	0.00384	4.9	<0.10	<0.20	0.15	<0.0030	90.2	0.0724	0.0047	0.0119	0.0112	<0.00010	<0.0010	<0.050
13-Jun-23	6	500	451	6.46	252	32.8	48.1	70.1	<0.50	0.062	0.176	<0.0050	0.143	<0.0020	<2.0	<0.10	<0.20	0.061	0.0045	78.8	0.0763	0.0045	0.0119	0.0105	<0.00010	<0.0010	<0.050
20-Jun-23	7	500	467	6.47	162	22.8	48.1	55.9	<0.50	0.065	<0.020	0.0413	0.128	<0.0020	4.2	<0.10	<0.20	0.069	0.0037	80.3	0.0789	0.0047	0.0125	0.0118	<0.00010	<0.0010	<0.050
27-Jun-23	8	500	445	6.40	221	29.9	49.8	64.0	0.67	0.064	<0.020	<0.0050	0.0559	<0.0020	3.1	0.13	<0.20	0.058	0.0035	78.2	0.0760	0.0052	0.0124	0.0135	<0.00010	<0.0010	<0.050
04-Jul-23	9	500	459	6.16	160	31.4	48.2	58.0	<0.50	0.061	0.094	<0.0050	0.102	<0.0020	2.8	<0.10	<0.20	0.340	<0.0030	79.9	0.0753	0.0055	0.0122	0.0159	<0.00010	<0.0010	<0.050
11-Jul-23	10	500	447	6.27	198	27.3	41.1	35.0	<0.50	0.051	1.74	<0.0050	0.0187	0.0094	2.8	<0.050	<0.20	0.350	0.0036	63.0	0.0888	0.0048	0.0124	0.0133	<0.00010	<0.0010	<0.050
18-Jul-23	11	500	457	6.23	186	36.4	48.5	30.0	<0.50	0.051	0.051	<0.0050	0.118	0.0043	7.8	<0.050	<0.20	0.067	0.0051	66.6	0.0863	0.0050	0.0129	0.0143	<0.00010	<0.0010	<0.050
25-Jul-23	12	500	456	6.27	153	44.1	50.7	40.3	<0.50	<0.050									0.0031	69.3	0.0786	0.0051	0.0118	0.0150	<0.00010	<0.0010	<0.050
01-Aug-23	13	500	452	6.24	151	55.6	61.7	28.4	<0.50	<0.050									<0.0030	74.0	0.0707	0.0057	0.0117	0.0182	<0.00010	<0.0010	<0.050
08-Aug-23	14	500	461	6.37	194	25.6	52.7	21.3	<0.50	0.070									0.0066	73.9	0.0730	0.0048	0.0105	0.0163	<0.00010	<0.0010	<0.050
15-Aug-23	15	500	451	6.41	213	22.7	55.7	31.9	<0.50	<0.050									<0.0030	92.5	0.0646	0.0054	0.0089	0.0244	<0.00010	<0.0010	<0.050
22-Aug-23	16	500	451	6.36	234	28.4	55.1	37.2	<0.50	<0.050									0.0041	98.8	0.0657	0.0053	0.0081	0.0290	<0.00010	<0.0010	<0.050
29-Aug-23	17	500	456	6.24	290	26.9	48.6	50.8	<0.50	<0.050									0.0039	105.0	0.0468	0.0050	0.0071	0.0290	<0.00010	<0.0010	<0.050
05-Sep-23	18	500	449	6.05	224	33.2	44.8	64.5	<0.50	<0.050									<0.0030	116.0	0.0616	0.0056	0.0077	0.0350	<0.00010	<0.0010	<0.050
12-Sep-23	19	500	472	6.27	171	29.6	45.1	33.9	<0.50	<0.050									<0.0030	96.4	0.0673	0.0050	0.0078	0.0280	<0.00010	<0.0010	<0.050
19-Sep-23	20	500	447	6.20	249	32.3	45.6	68.2	<0.50	<0.050									<0.0030	87.8	0.0560	0.0046	0.0073	0.0269	<0.00010	<0.0010	<0.050
26-Sep-23	21	500	464	6.14	201	31.5	46.6	78.2	<0.50	<0.050	0.120	<0.0050							<0.0030	93.3	0.0756	0.0046	0.0079	0.0256	<0.00010	<0.0010	<0.050
03-Oct-23	22	500	489	6.25	269	28.7	52.4	65.2	<0.50	<0.050	0.029	<0.0050							<0.0030	103.0	0.0599	0.0050	0.0088	0.0292	<0.00010	<0.0010	<0.050
10-Oct-23	23	500	452	6.30	239	26.2	47.5	82.3	<0.50	<0.050	0.110	0.0222							0.0032	116.0	0.0746	0.0057	0.0100	0.0310	<0.00010	<0.0010	<0.050
17-Oct-23	24	500	411	6.24	158			43.5			0.076	<0.0050															
24-Oct-23	25	500	407	6.26	146	25.8	37.1	56.9			0.027		0.0601	<0.0025	<2.0			0.022	<0.0030	84.1	0.0527	0.0036	0.0067	0.0227	<0.00010	<0.0010	<0.050
31-Oct-23	26	500	442	6.21	146			35.2																			
07-Nov-23	27	500	422	6.46	163	22.2	34.9	38.9			0.021		0.0656	0.0058	<2.0			<0.015	<0.0030	269.0	0.0181	<0.00050	0.0004	0.0720	<0.00010	<0.0010	<0.050
14-Nov-23	28	500	421	6.44	120			50.5																			
21-Nov-23	29	500	432	6.43	119	24.8	33.5	39.0			<0.020		0.0730	<0.0025	<2.0			0.029	<0.0030	68.0	0.0817	0.0031	0.0078	0.0195	<0.00010	<0.0010	<0.050
28-Nov-23	30	500	448	6.38	144			50.7																			
05-Dec-23	31	500	458	6.31	125	33.8	39.0	47.3			<0.020		0.0760	0.0062	<2.0			0.029	<0.0030	73.7	0.0700	0.0029	0.0071	0.0208	<0.00010	<0.0010	<0.050
12-Dec-23	32	500	455	5.97	167			45.8																			
19-Dec-23	33	500	448	6.19	249	52.5	43.4	47.3			0.079		0.0492	<0.0025	<2.0			<0.015	<0.0030	96.9	0.0615	0.0028	0.0059	0.0294	<0.00010	<0.0010	<0.050
26-Dec-23	34	500	451	6.51	220			48.3																			
02-Jan-24	35	500	449	6.31	315	29.2	36.1	101.9			0.155		0.0456	0.00125	<2.0			0.02	<0.0030	141	0.0515	0.0028	0.0052	0.0362	<0.00010	<0.0010	<0.050
09-Jan-24	36	500	446	6.34	221			136.3																			
16-Jan-24	37	500	424	6.29	343	40.1	40.3	120.2			0.723		0.0784	0.0034	<2.0			<0.015	<0.0030	156	0.0433	0.0028	0.0044	0.0407	<0.00010	<0.0010	<0.050
23-Jan-24	38	500	431	6.36	316			190.2																			
30-Jan-24	39	500	442	6.29	332	26.6	36.9	162.2			0.035		0.0647	<0.0020	<2.0			0.034	0.0050	144	0.0424	0.0025	0.0038	0.0386	<0.00010	<0.0010	<0.050
06-Feb-24	40	500	440	6.53	310			132.5																			
13-Feb-24	41	500	454	6.43	248	22.5	32.2	77.1			<0.020		0.0537	0.0021	<2.0			0.018	<0.0030	105	0.0536	0.00200	0.00352	0.0250	<0.00010	<0.0010	<0.050
20-Feb-24	42	500	437	6.41	419			140.0																			
27-Feb-24	43	500	437	6.62	274	13.3	31.8	80.6			<0.020		0.0432	<0.0025	<2.0			<0.015	<0.0030	104	0.0520	0.00181	0.00350	0.0226	<0.00010	<0.0010	0.070
05-Mar-24	44	500	445	6.43	233			83.8																			
12-Mar-24	45	500	439	6.44	207	21.1	30.6	81.1			0.336		0.0639	<0.0025	<2.0			0.042	<0.0030	108	0.0588	0.00172	0.00445	0.0209	<0.00010	<0.0010	<0.050
19-Mar-24	46	500	465	6.43	253			88.7																			
26-Mar-24	47	500	439	6.48	213	23.8	31.7	86.7			<0.020		0.0723					0.018	<0.0030	107	0.0470	0.00179	0.00436	0.0209	<0.00010	<0.0010	<0.050
02-Apr-24	48	500	458	6.54	248			87.2																			
09-Apr-24	49	500	408	6.50	239	22.5	33.8	72.5			<0.020		0.0567					<0.015	<0.0030	104	0.0499	0.00181	0.00357	0.0211	<0.00010	<0.0010	<0.050
16-Apr-24	50	500	447	6.40	216			75.9																			
23-Apr-24	51	500	450	6.76	196	22.0	38.9	90.8			<0.020		0.0811					0.037	<0.0030	107	0.0444	0.00182	0.00327	0.0220	<0.00010	<0.0010	<0.050
30-Apr-24	52	500	465	6.55	239			69.7																			
07-May-24	53	500	437	6.44	234	26.4	35.0	89.7			1.04		0.0756					0.041	<0.0030	118	0.0518	0.00186	0.00377	0.0229	<0.00010	<0.0010	<0.050
14-May-24	54	500	427	6.39	282			101.8																			
21-May-24	55	500	456	6.37	256	27.1	32.8	83.9			0.149		0.0702					0.023	<0.0030	119	0.0636	0.00173	0.00397	0.0224	<0.00010	<0.0010	<0.050
28-May-24	56	500	428	6.52	213			96.0																			

GLOBAL PROJECT NO: 2329

CLIENT: WSP E&I Canada Limited

CLIENT PROJECT NAME & NO: Great Bear | OMGS21045

Sample ID: CND-1

Sample Wt. used (g): 1000.00

	Instru											CVAFS														
Sampling Date	Week No.	Cadmium (Cd)	Calcium (Ca)	Chromium (Cr)	Cobalt (Co)	Copper (Cu)	Iron (Fe)	Lead (Pb)	Lithium (Li)	Magnesium (Mg)	Manganese (Mn)	Mercury (Hg)	Molybdenum (Mo)	Nickel (Ni)	Phosphorus (P)	Potassium (K)	Selenium (Se)	Silicon (Si)	Silver (Ag)	Sodium (Na)	Strontium (Sr)	Sulphur (S)	Tellurium (Te)	Thallium (Tl)	Thorium (Th)	Tin (Sn)	Titanium (Ti)
	Unit:	mg/L	mg/L	mg/L	mg/L	mg/L	mg/L	mg/L	mg/L	mg/L	mg/L	ug/L	mg/L	mg/L	mg/L	mg/L	mg/L	mg/L	mg/L	mg/L	mg/L	mg/L	mg/L	mg/L	mg/L	mg/L	mg/L
	RDL:	0.00001	0.05	0.001	0.0002	0.0002	0.005	0.0002	0.002	0.05	0.001	0.0019	0.001	0.001	0.01	0.05	0.0001	0.1	0.00002	0.05	0.001	3	0.001	0.00001	0.001	0.005	0.005
02-May-23	0	0.000030	106.0	<0.0010	0.1110	0.0142	0.1500	<0.00020	0.0109	4.45	0.0125	0.0027	0.0126	0.0130	<0.010	46.8	0.00292	1.51	0.000020	241	0.2590	267.0		0.000029		<0.0050	<0.0050
09-May-23	1	<0.000010	56.3	<0.0010	0.0513	0.0073	0.0733	<0.00020	0.0104	3.05	0.0164	0.0023	0.0092	0.0060	0.0054	23.7	0.00159	1.55	<0.000020	110	0.1300	128.0		0.000016		<0.0050	<0.0050
16-May-23	2	0.000010	47.3	<0.0010	0.0377	0.0055	0.0662	<0.00020	0.0116	3.02	0.0182	<0.0019	0.0076	0.0043	<0.010	17.5	0.00147	1.88	<0.000020	71.2	0.1090	89.2		0.000011		<0.0050	<0.0050
23-May-23	3	<0.000010	38.6	<0.0010	0.0193	0.0033	0.0503	<0.00020	0.0072	2.54	0.0164	<0.0019	0.0053	0.0027	0.0030	11.8	0.00148	1.51	<0.000020	40.9	0.0738	54.5		<0.000010		<0.0050	<0.0050
30-May-23	4	<0.000010	36.8	<0.0010	0.0132	0.0031	0.0646	<0.00020	0.0080	2.37	0.0168	<0.0019	0.0045	0.0022	<0.010	10.6	0.00115	1.80	<0.000020	25.7	0.0777	40.9		<0.000010		<0.0050	<0.0050
06-Jun-23	5	<0.000010	33.0	<0.0010	0.0092	0.0024	0.0484	<0.00020	0.0066	1.92	0.0144	<0.0019	0.0037	0.0013	<0.010	8.89	0.00131	1.69	<0.000020	15.5	0.0670	31.3		<0.000010		<0.0050	<0.0050
13-Jun-23	6	<0.000010	28.7	<0.0010	0.0056	0.0018	0.0543	<0.00020	0.0054	1.76	0.0146	<0.0019	0.0025	<0.0010	<0.010	7.43	0.00121	1.74	<0.000020	8.72	0.0549	21.0		<0.000010		<0.0050	<0.0050
20-Jun-23	7	<0.000010	29.5	<0.0010	0.0046	0.0018	0.0488	<0.00020	0.0050	1.62	0.0157	<0.0019	0.0021	<0.0010	<0.010	7.16	0.00108	1.76	<0.000020	5.93	0.0588	18.1		<0.000010		<0.0050	<0.0050
27-Jun-23	8	<0.000010	28.5	<0.0010	0.0042	0.0016	0.0430	<0.00020	0.0053	1.70	0.0169	<0.0019	0.0020	<0.0010	<0.010	7.39	0.00117	1.87	<0.000020	4.47	0.0601	17.6		<0.000010		<0.0050	<0.0050
04-Jul-23	9	<0.000010	29.2	<0.0010	0.0043	0.0016	0.0419	<0.00020	0.0050	1.70	0.0170	<0.0019	0.0018	<0.0010	<0.010	8.16	0.00117	1.81	<0.000020	3.71	0.0624	17.1		<0.000010		<0.0050	<0.0050
11-Jul-23	10	<0.000010	23.2	<0.0010	0.0031	0.0014	0.0482	<0.00020	0.0035	1.22	0.0155	<0.0019	0.0011	<0.0010	<0.010	6.71	0.00107	1.55	<0.000020	2.21	0.0465	10.6		<0.000010		<0.0050	<0.0050
18-Jul-23	11	<0.000010	24.6	<0.0010	0.0032	0.0015	0.0546	<0.00020	0.0039	1.26	0.0153	<0.0019	0.0010	<0.0010	<0.010	7.33	0.00103	1.73	<0.000020	2.05	0.0509	9.8		<0.000010		<0.0050	<0.0050
25-Jul-23	12	<0.000010	25.8	<0.0010	0.0031	0.0015	0.0502	<0.00020	0.0036	1.18	0.0180	<0.0019	<0.0010	<0.0010	<0.010	7.65	0.00096	1.85	<0.000020	1.68	0.0502	11.8		<0.000010		<0.0050	<0.0050
01-Aug-23	13	<0.000010	27.4	<0.0010	0.0031	0.0015	0.0449	<0.00020	0.0043	1.39	0.0200	<0.0019	0.0010	<0.0010	<0.010	8.72	0.00104	2.07	<0.000020	1.82	0.0578	12.8		<0.000010		<0.0050	<0.0050
08-Aug-23	14	<0.000010	27.6	<0.0010	0.0032	0.0012	0.0444	<0.00020	0.0032	1.23	0.0185	<0.0019	<0.0010	<0.0010	<0.010	8.03	0.00094	1.85	<0.000020	1.46	0.0515	12.4		<0.000010		<0.0050	<0.0050
15-Aug-23	15	<0.000010	34.3	<0.0010	0.0041	0.0012	0.0397	0.00137	0.0041	1.69	0.0228	<0.0019	0.0010	<0.0010	<0.010	9.73	0.00096	1.98	<0.000020	1.57	0.0713	18.3		<0.000010		<0.0050	<0.0050
22-Aug-23	16	<0.000010	36.6	<0.0010	0.0045	0.0013	0.0310	<0.00020	0.0041	1.78	0.0260	<0.0019	0.0011	<0.0010	<0.010	10.4	0.00079	2.10	<0.000020	1.41	0.0774	23.7		<0.000010		<0.0050	<0.0050
29-Aug-23	17	<0.000010	39.3	<0.0010	0.0045	0.0011	0.0306	<0.00020	0.0039	1.62	0.0258	<0.0019	0.0012	<0.0010	<0.010	10.1	0.00071	1.70	<0.000020	1.27	0.0776	24.7		<0.000010		<0.0050	<0.0050
05-Sep-23	18	<0.000010	43.4	<0.0010	0.0053	0.0011	0.0272	<0.00020	0.0044	1.92	0.0258	0.0043	0.0016	<0.0010	<0.010	11.0	0.00071	1.95	<0.000020	1.37	0.0915	29.5		<0.000010		<0.0050	<0.0050
12-Sep-23	19	<0.000010	36.2	<0.0010	0.0040	0.0009	0.0381	<0.00020	0.0032	1.44	0.0256	<0.0019	0.0015	<0.0010	<0.010	9.65	0.00123	1.94	<0.000020	1.04	0.0689	22.8		<0.000010		<0.0050	<0.0050
19-Sep-23	20	<0.000010	32.8	<0.0010	0.0039	0.0008	0.0265	<0.00020	0.0027	1.41	0.0248	<0.0019	0.0015	<0.0010	<0.010	9.14	0.00059	1.57	<0.000020	1.00	0.0666	22.4		<0.000010		<0.0050	<0.0050
26-Sep-23	21	<0.000010	35.1	<0.0010	0.0035	0.0011	0.0642	<0.00020	0.0024	1.38	0.0241	<0.0019	0.0016	<0.0010	<0.010	8.99	0.00056	1.68	<0.000020	0.94	0.0606	21.3		<0.000010		<0.0050	<0.0050
03-Oct-23	22	<0.000010	38.9	<0.0010	0.0036	0.0008	0.0356	<0.00020	0.0026	1.50	0.0321	<0.0019	0.0016	<0.0010	<0.010	9.54	0.00066	1.92	<0.000020	1.02	0.0695	23.8		<0.000010		<0.0050	<0.0050
10-Oct-23	23	<0.000010	43.8	<0.0010	0.0043	0.0009	0.0502	<0.00020	0.0027	1.71	0.0268	<0.0019	0.0019	<0.0010	<0.010	10.8	0.00071	2.04	<0.000020	1.23	0.0744	28.5		<0.000010		<0.0050	<0.0050
17-Oct-23	24																										
24-Oct-23	25	<0.000010	31.9	<0.0010	0.0027	0.0009	0.0285	<0.00020	<0.0020	1.08	0.0265	<0.0019	0.0013	<0.0010	<0.010	7.66	0.00052	1.45	<0.000020	0.8	0.0463	18		<0.000010		<0.0050	<0.0050
31-Oct-23	26																										
07-Nov-23	27	<0.000010	87.9	<0.0010	<0.00020	0.0005	<0.0050	<0.00020	<0.0020	11.90	0.0568	<0.0019	0.0025	<0.0010	0.018	2.62	0.00051	4.71	<0.000020	14.1	0.367	5.9		0.000015		<0.0050	<0.0050
14-Nov-23	28																										
21-Nov-23	29	<0.000010	25.8	<0.0010	0.0023	0.0008	0.0250	<0.00020	<0.0020	0.90	0.0272	<0.0019	0.0011	<0.0010	<0.010	6.38	0.00049	1.23	<0.000020	0.651	0.0401	15.9		<0.000010		<0.0050	<0.0050
28-Nov-23	30																										
05-Dec-23	31	<0.000010	28.0	<0.0010	0.0021	0.0006	0.0309	<0.00020	<0.0020	0.93	0.0327	<0.0019	0.0011	<0.0010	<0.010	6.63	0.00044	1.35	<0.000020	0.64	0.0388	15.7		<0.000010		<0.0050	<0.0050
12-Dec-23	32																										
19-Dec-23	33	<0.000010	36.6	<0.0010	0.0029	0.0008	0.0218	<0.00020	<0.0020	1.26	0.051	<0.0019	<0.0010	<0.0010	<0.010	7.15	0.00039	1.48	<0.000020	0.688	0.0519	24.4		<0.000010		<0.0050	<0.0050
26-Dec-23	34																										
02-Jan-24	35	<0.000010	53.8	<0.0010	0.0045	0.0008	0.0184	<0.00020	<0.0020	1.59	0.0609	<0.0019	0.0013	<0.0010	<0.010	8.85	0.00038	1.48	<0.000020	0.794	0.076	39.8		<0.000010		<0.0050	<0.0050
09-Jan-24	36																										
16-Jan-24	37	0.000013	59.7	<0.0010	0.0051	0.0009	0.0277	<0.00020	<0.0020	1.66	0.0769	<0.0019	0.0016	<0.0010	<0.010	9.30	0.00034	1.57	<0.000020	0.855	0.0852	44.5		0.000010		<0.0050	<0.0050
23-Jan-24	38																										
30-Jan-24	39	0.0000	55.4	<0.0010	0.0042	0.0007	0.0230	<0.00020	<0.0020	1.39	0.0743	<0.0019	0.0017	<0.0010	<0.010	9.14	0.00034	1.49	<0.000020	0.772	0.0720	39.8		0.000014		<0.0050	<0.0050
06-Feb-24	40																										
13-Feb-24	41	<0.000010	40.3	<0.0010	0.00263	0.00066	0.0225	<0.00020	<0.0020	0.988	0.0548	<0.0019	0.0013	<0.0010	<0.010	7.25	0.00028	1.14	<0.000020	0.613	0.0499	27.2		0.000011		<0.0050	<0.0050
20-Feb-24	42																										
27-Feb-24	43	<0.000010	39.8	<0.0010	0.00246	0.00060	0.0207	<0.00020	<0.0020	1.10	0.0518	<0.0019	0.0013	<0.0010	<0.010	7.12	0.00026	1.21	<0.000020	1.28	0.0467	28.6		0.000010		<0.0050	<0.0050
05-Mar-24	44																										
12-Mar-24	45	<0.000010	41.5	<0.0010	0.00266	0.00056	0.0238	<0.00020	<0.0020	1.03	0.0505	<0.0019	0.0014	<0.0010	<0.010	7.16	0.00031	1.20	<0.000020	0.615	0.0485	28.8		<0.000010		<0.0050	<0.0050
19-Mar-24	46																										
26-Mar-24	47	<0.000010	41.2	<0.0010	0.00240	0.00054	0.0228	<0.00020	<0.0020	1.02	0.0513	<0.0019	0.0014	<0.0010	<0.010	7.20	0.00029	1.41	<0.000020	0.598	0.0469	29.6		<0.000010		<0.0050	<0.0050
02-Apr-24	48																										
09-Apr-24	49	<0.000010	39.8	<0.0010	0.00199	0.00092	0.0240	<0.00020	<0.0020	1.03	0.0480	<0.0019	0.0014	<0.0010	<0.010	7.08	0.00030	1.14	<0.000020	0.617	0.0416	26.0		0.000011		<0.0050	<0.0050
16-Apr-24	50																										
23-Apr-24	51	<0.000010	41.0	<0.0010	0.00213	0.00086	0.0266	<0.00020	<0.0020	1.01	0.0530	<0.0019	0.0016	<0.0010	<0.010	7.62	0.00034	1.39	<0.000020	0.626	0.0448	27.0		0.000012		<0.0050	<0.0050
30-Apr-24	52																										
07-May-24	53	<0.000010	45.5	<0.0010	0.00227	0.00068	0.0296	<0.00020	<0.0020	1.18	0.0583	<0.0019	0.0015	<0.0010	<0.010	8.08	0.00031	1.40	<0.000020	0.674	0.0505	30.8		0.000011		<0.0050	<0.0050
14-May-24	54																										
21-May-24	55	<0.000010	45.8	<0.0010	0.00231	0.00061	0.0299	<0.00020	<0.0020	1.19	0.0607	<0.0019	0.0016	<0.0010	<0.010	8.36	0.00031	1.31	<0.000020	0.692	0.0561	37.3		0.000012		<0.0050	<0.0050
28-May-24	56																										

GLOBAL PROJECT NO: 2329

CLIENT: WSP E&I Canada Limited

CLIENT PROJECT NAME & NO: Great Bear | OMGS21045

Sample ID: CND-1

Sample Wt. used (g): 1000.00

Instru							Ion Balance			
Sampling Date	Week No.	Tungsten (W)	Uranium (U)	Vanadium (V)	Zinc (Zn)	Zirconium (Zr)	Anions	Cations	% Difference	Job No
	Unit:	mg/L	mg/L	mg/L	mg/L	mg/L	meq/L	meq/L	meq/L	
	RDL:	0.001	0.0001	0.005	0.005	0.0001				
02-May-23	0	0.0015	0.00384	<0.0050	<0.0050	<0.00010	15.98	17.36	-4.12	C331644
09-May-23	1	0.0013	0.00416	<0.0050	<0.0050	<0.00010	9.30	8.47	4.71	C332693
16-May-23	2	0.0020	0.00442	<0.0050	<0.0050	<0.00010	7.29	6.17	8.34	C334578
23-May-23	3	0.0020	0.00327	<0.0050	<0.0050	<0.00010	4.04	4.23	-2.26	C336736
30-May-23	4	0.0029	0.00329	<0.0050	<0.0050	<0.00010	0.96	3.43	-56.31	C338359
06-Jun-23	5	0.0025	0.00292	<0.0050	<0.0050	<0.00010	0.97	2.72	-47.26	C340617
13-Jun-23	6	0.0026	0.00268	<0.0050	<0.0050	<0.00010	0.97	2.16	-38.14	C342918
20-Jun-23	7	0.0028	0.00281	<0.0050	<0.0050	<0.00010	2.13	2.06	1.69	C345232
27-Jun-23	8	0.0030	0.00283	<0.0050	<0.0050	<0.00010	2.38	1.96	9.77	C347526
04-Jul-23	9	0.0034	0.00321	<0.0050	<0.0050	<0.00010	2.18	1.98	4.77	C350156
11-Jul-23	10	0.0031	0.00229	<0.0050	<0.0050	<0.00010	1.55	1.54	0.44	C351832
18-Jul-23	11	0.0033	0.00263	<0.0050	<0.0050	<0.00010	1.60	1.62	-0.79	C354166
25-Jul-23	12	0.0036	0.0027	<0.0050	<0.0050	<0.00010	1.85	1.67	5.33	C357165
01-Aug-23	13	0.0034	0.00304	<0.0050	<0.0050	<0.00010	1.82	1.80	0.79	C359138
08-Aug-23	14	0.0032	0.00282	<0.0050	<0.0050	<0.00010	1.50	1.76	-7.92	C361545
15-Aug-23	15	0.0027	0.00428	<0.0050	<0.0050	<0.00010	1.78	2.18	-10.18	C363523
22-Aug-23	16	0.0022	0.00425	<0.0050	<0.0050	<0.00010	1.88	2.31	-10.38	C365782
29-Aug-23	17	0.0020	0.00394	<0.0050	<0.0050	<0.00010	2.03	2.42	-8.72	C368425
05-Sep-23	18	0.0020	0.00449	<0.0050	<0.0050	<0.00010	2.24	2.68	-8.88	C370539
12-Sep-23	19	0.0020	0.00345	<0.0050	<0.0050	<0.00010	1.61	2.23	-16.18	C373582
19-Sep-23	20	0.0019	0.00342	<0.0050	<0.0050	<0.00010	2.33	2.04	6.68	C375487
26-Sep-23	21	0.0022	0.00333	<0.0050	<0.0050	<0.00010	2.56	2.15	8.70	C378101
03-Oct-23	22	0.0022	0.00381	<0.0050	<0.0050	<0.00010	2.41	2.36	0.87	C381110
10-Oct-23	23	0.0024	0.00412	<0.0050	<0.0050	<0.00010	2.66	2.67	-0.10	C382783
17-Oct-23	24									
24-Oct-23	25	0.0018	0.00239	<0.0050	<0.0050	<0.00010	1.93	1.92	0.16	C387347
31-Oct-23	26									
07-Nov-23	27	<0.0010	0.00062	<0.0050	<0.0050	<0.00010	1.51	6.06	-60.15	C392395
14-Nov-23	28									
21-Nov-23	29	0.0016	0.00177	<0.0050	<0.0050	<0.00010	1.48	1.57	-2.75	C396056
28-Nov-23	30									
05-Dec-23	31	0.0018	0.00189	<0.0050	<0.0050	<0.00010	1.77	1.68	2.38	C399918
12-Dec-23	32									
19-Dec-23	33	0.0013	0.0023	<0.0050	<0.0050	<0.00010	1.85	2.15	-7.53	C3A3911
26-Dec-23	34									
02-Jan-24	35	<0.0010	0.00271	<0.0050	<0.0050	<0.00010	2.84	3.09	-4.10	C400825
09-Jan-24	36									
16-Jan-24	37	0.0010	0.00314	<0.0050	<0.0050	<0.00010	3.31	3.40	-1.39	C403683
23-Jan-24	38									
30-Jan-24	39	0.0014	0.00231	<0.0050	<0.0050	<0.00010	4.12	3.16	13.19	CIL337
06-Feb-24	40									
13-Feb-24	41	0.0015	0.00152	<0.0050	<0.0050	<0.00010	2.25	2.31	-1.44	CJG644
20-Feb-24	42									
27-Feb-24	43	0.0010	0.00133	<0.0050	<0.0050	<0.00010	2.32	2.34	-0.60	C414365
05-Mar-24	44									
12-Mar-24	45	<0.0010	0.00150	<0.0050	<0.0050	<0.00010	2.30	2.38	-1.60	C418171
19-Mar-24	46									
26-Mar-24	47	0.0012	0.00138	<0.0050	<0.0050	<0.00010	2.44	2.36	1.69	C422010
02-Apr-24	48									
09-Apr-24	49	0.0011	0.00128	<0.0050	<0.0050	<0.00010	2.19	2.29	-2.30	C424934
16-Apr-24	50									
23-Apr-24	51	0.0013	0.00135	<0.0050	<0.0050	<0.00010	2.67	2.36	6.14	C428790
30-Apr-24	52									
07-May-24	53	0.0011	0.00154	<0.0050	<0.0050	<0.00010	2.57	2.61	-0.90	C433069
14-May-24	54									
21-May-24	55	0.0013	0.00138	<0.0050	<0.0050	<0.00010	2.40	2.64	-4.68	C436642
28-May-24	56									

CERTIFICATE OF ANALYSIS ▪ HUMIDITY CELL TESTING RESULTS OF HC-1

Global ARD Testing Services Inc.

GLOBAL PROJECT NO: 2329
CLIENT: WSP E&I Canada Limited
CLIENT PROJECT NAME & NO: Great Bear | OMGS21045
Sample ID: CND-1
Sample Wt. used (g): 1000.00

CERTIFICATE OF ANALYSIS ▪ HUMIDITY CELL TESTING

Global ARD Testing Services Inc.

				General Parameters				Anions			Nutrients		Cyanides					Colourimetry		Calc.	Dissolved Metals by ICP-MS						
Instrument/Method:				pH Meter	EC Meter	Titration/Calculation		Turbidimetry	IC	ISE	IC		Colourimetric - Distillation			IC										
Sampling Date	Week No.	Input Vol. (DI Water)	Output Vol. (Leachate)	pH	EC	Acidity (to pH 8.3)	Alkalinity (to pH 4.5)	Sulphate	Chloride	Fluoride	Nitrate (NO_3 as N)	Nitrite (NO_2 as N)	Total CN	WAD CN	Free CN	Total Cyanate (CNO)	Thiocyanate	Total Ammonia	Dissolved Phosphorus	Hardness (as CaCO3)	Aluminum (Al)	Antimony (Sb)	Arsenic (As)	Barium (Ba)	Beryllium (Be)	Bismuth (Bi)	Boron (B)
	Unit:	mL	mL	pH Units	µS/cm	mg CaCO3/L	mg CaCO3/L	mg/L	mg/L	mg/L	mg/L	mg/L	mg/L	mg/L	ug/L	mg/L	mg/L	mg/L	mg/L	mg/L	mg/L	mg/L	mg/L	mg/L	mg/L	mg/L	mg/L
	RDL:	5	5	0.01	1	0.5	0.5	0.5	0.5	0.05	0.02	0.005	0.0025	0.0025	2.0	0.05	0.2	0.015	0.003	0.5	0.003	0.0005	0.0001	0.001	0.0001	0.001	0.05
04-Jun-24	57	500	444	6.73	172	26.2	36.6	97.3			<0.020		0.0635					0.015	<0.0030	108	0.0500	0.00173	0.00355	0.0223	<0.00010	<0.0010	<0.050
11-Jun-24	58	500	437	6.66	189			80.1																			
18-Jun-24	59	500	445	6.36	174	25.8	35.3	78.4			<0.020		0.0182					0.040	<0.0030	96.3	0.0507	0.00153	0.00322	0.0203	<0.00010	<0.0010	<0.050
25-Jun-24	60	500	439	6.25	208			90.0																			
02-Jul-24	61	500	436	6.29	246	30.1	33.9	86.0			<0.020		0.0582					0.025	<0.0030	99.1	0.0534	0.00158	0.00319	0.0221	<0.00010	<0.0010	<0.050
09-Jul-24	62	500	445	6.37	176			68.6																			
16-Jul-24	63	500	463	6.16	188	28.7	30.9	46.4			<0.020		0.0587					0.038	<0.0030	72.1	0.0628	0.00126	0.00297	0.0158	<0.00010	<0.0010	<0.050
23-Jul-24	64	500	447	6.03	160			63.9																			
30-Jul-24	65	500	449	6.06	188	34.0	32.5	53.6			0.035		0.0931					0.040	<0.0030	78.6	0.0530	0.00123	0.00289	0.0176	<0.00010	<0.0010	<0.050
06-Aug-24	66	500	446	6.04	185			62.5																			
13-Aug-24	67	500	457	5.99	152	40.1	30.2	50.9			<0.020		0.0515					0.057	<0.0030	67.9	0.0560	0.00116	0.00269	0.0157	<0.00010	<0.0010	<0.050
20-Aug-24	68	500	445	6.08	162			54.6																			
27-Aug-24	69	500	444	6.30	174	30.4	32.1	40.6			<0.020		0.0552					0.039	<0.0030	65.2	0.0616	0.00117	0.00326	0.0133	<0.00010	<0.0010	<0.050
03-Sep-24	70	500	438	6.07	179			41.2																			
10-Sep-24	71	500	439	6.34	166	30.3	31.6	38.7			0.067		0.0565					<0.015	<0.0030	72.7	0.0557	0.00123	0.00328	0.0154	<0.00010	<0.0010	<0.050
17-Sep-24	72	500	438	6.30	141			44.4																			
24-Sep-24	73	500	433	6.24	162	25.6	30.1	41.2			<0.020		0.0614					<0.015	<0.0030	68.3	0.0609	0.00121	0.00337	0.0151	<0.00010	<0.0010	<0.050
01-Oct-24	74	500	447	6.66	145			52.1																			
08-Oct-24	75	500	449	6.67	146	22.3	32.1	41.4			0.024		0.0638					<0.015	<0.0030	60.9	0.0676	0.00127	0.00421	0.0143	<0.00010	<0.0010	<0.050
15-Oct-24	76	500	439	6.80	190			51.9																			
22-Oct-24	77	500	444	6.28	128	24.5	33.6	40.5			0.042		0.0677					<0.015	<0.0030	69.4	0.0641	0.00138	0.00364	0.0175	<0.00010	<0.0010	<0.050
29-Oct-24	78	500	428	6.54	122			41.4																			
05-Nov-24	79	500	441	6.70	177	17.8	35.9	39.2			0.212		0.0775					<0.015	<0.0030	70.1	0.0649	0.00134	0.00402	0.0181	<0.00010	<0.0010	<0.050
12-Nov-24	80	500	438	6.43	143			34.2																			
19-Nov-24	81	500	430	6.26	98.3	22.4	30.8	24.8			0.115		0.0487					<0.015	<0.0030	51.7	0.0741	0.00111	0.00390	0.0136	<0.00010	<0.0010	<0.050
26-Nov-24	82	500	442	6.39	128			44.7																			
03-Dec-24	83	500	439	6.67	135	19.8	32.6	35.5			<0.020		0.0450					<0.015	<0.0030	63.8	0.0733	0.00123	0.00320	0.0185	<0.00010	<0.0010	<0.050

NOTES:

March 13 2024: Analytical schedule updated per email by Forrest McAdam, HC-1 to HC-5 will run for an additional 40 weeks.

October 11, 2023: Analytical schedule updated per email by Forrest McAdam.

RDL may be raised for some samples due to sample matrix interference.

Abbreviations:

RDL: Reportable Detection Limits
EC: Electric Conductivity
IC: Ion Chromatograph
SIE: Selective Ion Electrode
ICP-MS: Inductively Coupled Plasma - Mass Spectrometry
Calc: Calculation

Calc: Calculation

GLOBAL PROJECT NO: 2329
CLIENT: WSP E&I Canada Limited
CLIENT PROJECT NAME & NO: Great Bear | OMGS21045
Sample ID: CND-1
Sample Wt. used (g): 1000.00

Global ARD Testing Services Inc.

Instru												CVAFS															
Sampling Date	Week No.	Cadmium (Cd)	Calcium (Ca)	Chromium (Cr)	Cobalt (Co)	Copper (Cu)	Iron (Fe)	Lead (Pb)	Lithium (Li)	Magnesium (Mg)	Manganese (Mn)	Mercury (Hg)	Molybdenum (Mo)	Nickel (Ni)	Phosphorus (P)	Potassium (K)	Selenium (Se)	Silicon (Si)	Silver (Ag)	Sodium (Na)	Strontium (Sr)	Sulphur (S)	Tellurium (Te)	Thallium (Tl)	Thorium (Th)	Tin (Sn)	Titanium (Ti)
	Unit:	mg/L	mg/L	mg/L	mg/L	mg/L	mg/L	mg/L	mg/L	mg/L	mg/L	ug/L	mg/L	mg/L	mg/L	mg/L	mg/L	mg/L	mg/L	mg/L	mg/L	mg/L	mg/L	mg/L	mg/L	mg/L	mg/L
	RDL:	0.00001	0.05	0.001	0.0002	0.0002	0.005	0.0002	0.002	0.05	0.001	0.0019	0.001	0.001	0.01	0.05	0.0001	0.1	0.00002	0.05	0.001	3	0.001	0.00001	0.001	0.005	0.005
04-Jun-24	57	<0.000010	41.7	<0.0010	0.00192	0.00102	0.0282	<0.00020	<0.0020	0.98	0.0531	<0.0019	0.0015	<0.0010	<0.010	7.53	0.00031	1.34	<0.000020	0.562	0.0500	28.7		0.000013		<0.0050	<0.0050
11-Jun-24	58																										
18-Jun-24	59	<0.000010	37.1	<0.0010	0.00160	0.00089	0.0286	<0.00020	<0.0020	0.908	0.0505	<0.0019	0.0013	<0.0010	<0.010	6.87	0.00031	1.33	<0.000020	0.525	0.0456	26.2		0.000012		<0.0050	<0.0050
25-Jun-24	60																										
02-Jul-24	61	0.000010	38.2	<0.0010	0.00189	0.00096	0.0306	<0.00020	<0.0020	0.916	0.0583	<0.0019	0.0013	<0.0010	<0.010	7.20	0.00031	1.45	<0.000020	0.553	0.0465	28.0		0.000014		<0.0050	<0.0050
09-Jul-24	62																										
16-Jul-24	63	<0.000010	27.8	<0.0010	0.00121	0.00072	0.0251	<0.00020	<0.0020	0.669	0.0481	<0.0019	0.0010	<0.0010	<0.010	5.81	0.00032	1.08	<0.000020	0.405	0.0333	19.1	<0.0010	0.000011	<0.0010	<0.0050	<0.0050
23-Jul-24	64																										
30-Jul-24	65	<0.000010	30.2	<0.0010	0.00127	0.00123	0.0274	<0.00020	<0.0020	0.789	0.0493	<0.0019	0.0011	<0.0010	<0.010	5.81	0.00026	1.00	<0.000020	0.468	0.0352	18.9	<0.0010	0.000011	<0.0010	<0.0050	<0.0050
06-Aug-24	66																										
13-Aug-24	67	<0.000010	26.1	<0.0010	0.00108	0.00193	0.0276	<0.00020	<0.0020	0.635	0.0478	<0.0019	<0.0010	<0.0010	<0.010	5.47	0.00025	1.07	<0.000020	0.412	0.0310	16.3	<0.0010	0.000012	<0.0010	<0.0050	<0.0050
20-Aug-24	68																										
27-Aug-24	69	<0.000010	25.1	<0.0010	0.00097	0.00738	0.0236	<0.00020	<0.0020	0.586	0.0356	<0.0019	<0.0010	<0.0010	<0.010	5.33	0.00032	1.03	<0.000020	0.395	0.0291	14.4	<0.0010	<0.000010	<0.0010	<0.0050	<0.0050
03-Sep-24	70																										
10-Sep-24	71	<0.000010	28.0	<0.0010	0.00111	0.00070	0.0276	<0.00020	<0.0020	0.701	0.0448	<0.0019	0.0010	<0.0010	<0.010	5.55	0.00034	1.13	<0.000020	0.433	0.0322	15.8	<0.0010	<0.000010	<0.0010	<0.0050	<0.0050
17-Sep-24	72																										
24-Sep-24	73	<0.000010	26.4	<0.0010	0.00112	0.00148	0.0283	<0.00020	<0.0020	0.586	0.0370	<0.0019	<0.0010	<0.0010	<0.010	5.22	0.00034	1.17	<0.000020	0.376	0.0276	14.7	<0.0010	<0.000010	<0.0010	<0.0050	<0.0050
01-Oct-24	74																										
08-Oct-24	75	<0.000010	23.5	<0.0010	0.00097	0.00065	0.0299	<0.00020	<0.0020	0.561	0.0331	<0.0019	<0.0010	<0.0010	<0.010	5.22	0.00038	1.22	<0.000020	0.379	0.0288	13.6	<0.0010	<0.000010	<0.0010	<0.0050	<0.0050
15-Oct-24	76																										
22-Oct-24	77	<0.000010	26.7	<0.0010	0.00109	0.00129	0.0275	<0.00020	<0.0020	0.649	0.0423	<0.0019	0.0010	<0.0010	<0.010	5.83	0.00043	1.34	<0.000020	0.452	0.0335	15.1	<0.0010	0.000013	<0.0010	<0.0050	<0.0050
29-Oct-24	78																										
05-Nov-24	79	<0.000010	27.1	<0.0010	0.00101	0.00093	0.0293	<0.00020	<0.0020	0.598	0.0388	<0.0019	<0.0010	<0.0010	<0.010	5.82	0.00042	1.22	<0.000020	0.383	0.0347	14.7	<0.0010	<0.000010	<0.0010	<0.0050	<0.0050
12-Nov-24	80																										
19-Nov-24	81	0.000036	19.9	<0.0010	0.00072	0.00089	0.0280	<0.00020	<0.0020	0.494	0.0301	<0.0019	<0.0010	<0.0010	<0.010	4.60	0.00038	1.15	<0.000020	0.346	0.0252	8.90	<0.0010	0.000017	<0.0010	<0.0050	<0.0050
26-Nov-24	82																										
03-Dec-24	83	<0.000010	24.5	<0.0010	0.00098	0.00093	0.0283	<0.00020	<0.0020	0.650	0.0350	<0.0019	<0.0010	<0.0010	<0.010	5.46	0.00038	1.23	<0.000020	0.432	0.0305	11.9	<0.0010	<0.000010	<0.0010	<0.0050	<0.0050

GLOBAL PROJECT NO: 2329

CLIENT: WSP E&I Canada Limited

CLIENT PROJECT NAME & NO: Great Bear | OMGS21045

Sample ID: CND-1

Sample Wt. used (g): 1000.00

	Instru						Ion Balance			
Sampling Date	Week No.	Tungsten (W)	Uranium (U)	Vanadium (V)	Zinc (Zn)	Zirconium (Zr)	Anions	Cations	% Difference	Job No
	Unit:	mg/L	mg/L	mg/L	mg/L	mg/L	meq/L	meq/L	meq/L	
	RDL:	0.001	0.0001	0.005	0.005	0.0001				
04-Jun-24	57	0.0012	0.00126	<0.0050	<0.0050	<0.00010	2.76	2.39	7.21	C440992
11-Jun-24	58									
18-Jun-24	59	0.0013	0.00100	<0.0050	<0.0050	<0.00010	2.34	2.13	4.59	C446156
25-Jun-24	60									
02-Jul-24	61	0.0014	0.00116	<0.0050	<0.0050	<0.00010	2.47	2.20	5.79	C450077
09-Jul-24	62									
16-Jul-24	63	0.0013	0.00070	<0.0050	<0.0050	<0.00010	1.59	1.62	-1.05	C454411
23-Jul-24	64									
30-Jul-24	65	0.0015	0.00075	<0.0050	<0.0050	<0.00010	1.77	1.75	0.44	C458873
06-Aug-24	66									
13-Aug-24	67	0.0015	0.00067	<0.0050	<0.0050	<0.00010	1.66	1.52	4.41	C462821
20-Aug-24	68									
27-Aug-24	69	0.0012	0.00070	<0.0050	0.0056	<0.00010	1.49	1.46	0.73	C467358
03-Sep-24	70									
10-Sep-24	71	0.0014	0.0008	<0.0050	<0.0050	<0.00010	1.44	1.63	-6.11	C471921
17-Sep-24	72									
24-Sep-24	73	0.0013	0.00068	<0.0050	<0.0050	<0.00010	1.46	1.53	-2.19	C476699
01-Oct-24	74									
08-Oct-24	75	0.0013	0.00062	<0.0050	<0.0050	<0.00010	1.50	1.38	4.31	C481227
15-Oct-24	76									
22-Oct-24	77	0.0015	0.00071	<0.0050	<0.0050	<0.00010	1.52	1.57	-1.62	C485998
29-Oct-24	78									
05-Nov-24	79	0.0014	0.00080	<0.0050	<0.0050	<0.00010	1.54	1.58	-1.38	C490483
12-Nov-24	80									
19-Nov-24	81	0.0016	0.00055	<0.0050	<0.0050	<0.00010	1.13	1.18	-1.93	C494940
26-Nov-24	82									
03-Dec-24	83	0.0013	0.00063	<0.0050	<0.0050	<0.00010	1.39	1.45	-1.94	C498867

CERTIFICATE OF ANALYSIS ▪ HUMIDITY CELL TESTING RESULTS OF HC-2

Global ARD Testing Services Inc.

GLOBAL PROJECT NO: 2329

CLIENT: WSP E&I Canada Limited

CLIENT PROJECT NAME & NO: Great Bear | OMGS21045

Sample ID: CND-2

Sample Wt. used (g): 1000.00

CERTIFICATE OF ANALYSIS ▪ HUMIDITY CELL TESTING

Global ARD Testing Services Inc.

Instrument/Method:				General Parameters				Anions			Nutrients		Cyanides							Calc.	Dissolved Metals by ICP-MS						
				pH Meter	EC Meter	Titration/Calculation		Turbidimetry	IC	ISE	IC		Colourimetric - Distillation			IC		Colourimetry								
Sampling Date	Week No.	Input Vol. (DI Water)	Output Vol. (Leachate)	pH	EC	Acidity (to pH 8.3)	Alkalinity (to pH 4.5)	Sulphate	Chloride	Fluoride	Nitrate (NO_3 as N)	Nitrite (NO_2 as N)	Total CN	WAD CN	Free CN	Total Cyanate (CNO)	Thiocyanate	Total Ammonia	Dissolved Phosphorus	Hardness (as CaCO3)	Aluminum (Al)	Antimony (Sb)	Arsenic (As)	Barium (Ba)	Beryllium (Be)	Bismuth (Bi)	Boron (B)
	Unit:	mL	mL	pH Units	µS/cm	mg CaCO3/L	mg CaCO3/L	mg/L	mg/L	mg/L	mg/L	mg/L	mg/L	mg/L	ug/L	mg/L	mg/L	mg/L	mg/L	mg/L	mg/L	mg/L	mg/L	mg/L	mg/L	mg/L	mg/L
	RDL:	5	5	0.01	1	0.5	0.5	0.5	0.5	0.05	0.02	0.005	0.0025	0.0025	2.0	0.05	0.2	0.015	0.003	0.5	0.003	0.0005	0.0001	0.001	0.0001	0.001	0.05
02-May-23	0	750	373	6.34	1629	32.5	37.2	1073.7	160	<0.050	0.054	0.0126	0.0209	0.023	19.0	3.80	4.5	0.370	<0.0030	366	0.0687	0.0024	0.00072	0.0225	<0.00020	<0.0020	<0.10
09-May-23	1	500	455	6.18	1018	47.8	40.4	390.4	3.0	0.12	0.044	0.0372	0.1310	0.0268	11.0	0.86	0.26	0.220	<0.0030	214	0.0542	0.00169	0.00096	0.0118	<0.00010	<0.0010	<0.050
16-May-23	2	500	474	6.70	539	21.2	33.7	279.2	1.8	0.11	<0.020	0.0129	0.0552	0.0225	3.1	0.88	<0.20	0.200	0.0042	154	0.0649	0.00144	0.00091	0.0081	<0.00010	<0.0010	<0.050
23-May-23	3	500	447	6.40	556	24.5	31.9	318.1	0.59	0.10	0.034	<0.0050	0.0066	0.00145	4.5	0.39	<0.20	0.410	<0.0030	201	0.0422	0.00118	0.00063	0.0093	<0.00010	<0.0010	<0.050
30-May-23	4	500	439	6.42	680	33.8	34.6	284.8	<0.50	0.12	0.028	<0.0050	0.0788	0.00282	2.1	0.18	<1.0	0.140	<0.0030	219	0.0687	0.00127	0.00065	0.0097	<0.00010	<0.0010	<0.050
06-Jun-23	5	500	437	6.48	479	27.1	34.8	305.9	<0.50	0.11	0.037	<0.0050	0.0592	0.00141	3.9	<0.10	<0.20	0.110	<0.0030	216	0.0573	0.00121	0.0006	0.0086	<0.00010	<0.0010	<0.050
13-Jun-23	6	500	432	6.42	577	35.4	36.8	273.7	<0.50	0.10	0.030	<0.0050	0.0596	<0.0020	<2.0	<0.10	<0.20	0.068	<0.0030	210	0.0554	0.00139	0.00068	0.0086	<0.00010	<0.0010	<0.050
20-Jun-23	7	500	443	6.36	484	26.1	35.7	301.5	<0.50	0.11	<0.020	0.0105	0.0458	<0.0020	4.2	0.089	<0.20	0.052	<0.0030	290	0.0458	0.00176	0.00064	0.0114	<0.00010	<0.0010	<0.050
27-Jun-23	8	500	432	6.24	638	31.7	35.7	324.8	0.78	0.12	<0.020	<0.0050	0.0201	<0.0020	4.2	<0.050	<0.20	0.097	<0.0030	259	0.0472	0.00186	0.00063	0.0113	<0.00010	<0.0010	<0.050
04-Jul-23	9	500	446	6.17	394	29.2	32.2	236.1	<0.50	0.10	0.044	<0.0050	0.0318	<0.0020	2.1	<0.10	<0.20	0.330	<0.0030	222	0.0569	0.00149	0.00058	0.0092	<0.00010	<0.0010	<0.050
11-Jul-23	10	500	429	6.27	567	29.9	32.4	226.6	<0.50	0.10	0.046	<0.0050	0.0116	0.0082	3.3	<0.050	<0.20	0.088	<0.0030	212	0.0434	0.00152	0.00057	0.0091	<0.00010	<0.0010	<0.050
18-Jul-23	11	500	440	6.20	493	37.8	32.1	185.0	<0.50	0.10	<0.020	<0.0050	0.0712	0.0037	6.8	<0.050	<0.20	0.074	<0.0030	199	0.0375	0.00140	0.00048	0.0088	<0.00010	<0.0010	<0.050
25-Jul-23	12	500	443	6.22	373	45.8	33.6	211.1	<0.50	0.11									<0.0030	196	0.0394	0.00150	0.00050	0.0088	<0.00010	<0.0010	<0.050
01-Aug-23	13	500	442	6.21	359	62.2	38.5	155.7	<0.50	0.10									<0.0030	207	0.0374	0.00162	0.00046	0.0100	<0.00010	<0.0010	<0.050
08-Aug-23	14	500	451	6.22	436	26.1	33.7	126.6	<0.50	0.12									<0.0030	188	0.0337	0.00145	0.00044	0.0085	<0.00010	<0.0010	<0.050
15-Aug-23	15	500	430	6.37	326	23.3	32.9	82.3	<0.50	0.10									<0.0030	157	0.0360	0.00139	0.00046	0.0079	<0.00010	<0.0010	<0.050
22-Aug-23	16	500	439	6.32	310	26.2	35.8	76.6	1.00	0.11									<0.0030	145	0.0365	0.00148	0.00044	0.0086	<0.00010	<0.0010	<0.050
29-Aug-23	17	500	443	6.21	389	25.8	32.3	99.4	0.096	0.93									<0.0030	166	0.0345	0.00151	0.00045	0.0095	<0.00010	<0.0010	<0.050
05-Sep-23	18	500	446	6.17	264	26.2	29.4	106.9	0.081	<0.50									<0.0030	145	0.0344	0.00131	0.00042	0.0088	<0.00010	<0.0010	<0.050
12-Sep-23	19	500	443	6.33	245	30.4	33.6	70.5	0.089	0.64									<0.0030	149	0.0367	0.00132	0.00041	0.0092	<0.00010	<0.0010	<0.050
19-Sep-23	20	500	424	6.24	369	30.6	32.4	148.1	<0.50	0.093									<0.0030	145	0.0305	0.00132	0.00043	0.0099	<0.00010	<0.0010	<0.050
26-Sep-23	21	500	447	6.20	303	29.1	35.4	130.3	0.62	0.084	<0.020	<0.0050							<0.0030	157	0.0309	0.00132	0.00040	0.0102	<0.00010	<0.0010	<0.050
03-Oct-23	22	500	485	6.21	369	28.7	39.6	126.8	<0.50	0.079	<0.020	<0.0050							<0.0030	139	0.0268	0.00138	0.00044	0.0100	<0.00010	<0.0010	<0.050
10-Oct-23	23	500	441	6.33	290	24.4	32.4	142.3	0.52	0.089	<0.020	<0.0050							<0.0030	152	0.0322	0.00139	0.00042	0.0101	<0.00010	<0.0010	<0.050
17-Oct-23	24	500	400	6.22	222			111.3			<0.020	<0.0050															
24-Oct-23	25	500	405	6.25	234	26.2	27.9	104.9	0.52	0.061	<0.020		0.025	<0.0025	<2.0			0.031	<0.0030	128	0.0255	0.00097	0.00029	0.0082	<0.00010	<0.0010	<0.050
31-Oct-23	26	500	426	6.17	255			105.7																			
07-Nov-23	27	500	410	6.55	259	21.0	27.0	156.7	0.95	0.068	<0.020		0.036	0.0058	<2.0			<0.015	<0.0030	141	0.0136	0.00108	0.00017	0.0110	<0.00010	<0.0010	<0.050
14-Nov-23	28	500	411	6.49	237			118.3																			
21-Nov-23	29	500	410	6.48	207	24.1	28.0	156.7	0.57	0.055	<0.020		0.0289	<0.0025	<2.0			0.025	<0.0030	128	0.0238	0.00104	0.00019	0.0106	<0.00010	<0.0010	<0.050
28-Nov-23	30	500	436	6.43	260			132.4																			
05-Dec-23	31	500	431	6.41	213	33.2	33.1	123.7	0.82	0.059	<0.020		0.0327	0.0035	<2.0			0.034	<0.0030	123	0.0148	0.00096	0.00024	0.0108	<0.00010	<0.0010	<0.050
12-Dec-23	32	500	446	6.19	296			125.9																			
19-Dec-23	33	500	439	6.21	340	48.0	34.6	123.7	0.89	<0.050	<0.020		0.0268	<0.0025	<2.0			<0.015	0.016	139.0	0.0146	0.001	0.00016	0.0144	<0.00010	<0.0010	<0.050
26-Dec-23	34	500	441	6.62	294			118..2																			
02-Jan-24	35	500	441	6.48	355	28.2	38.2	150.0	0.52	<0.050	<0.020		0.0228	<0.0025	<2.0			0.021	<0.0030	159.0	0.022	0.00121	0.0003	0.0123	<0.00010	<0.0010	<0.050
09-Jan-24	36	500	429	6.46	226			121.3																			
16-Jan-24	37	500	404	6.34	281	34.3	32.2	109.9	0.52	<0.050	<0.020		0.0286	<0.0025	<2.0			0.020	<0.0030	128.0	0.0191	0.00099	0.00022	0.0102	<0.00010	<0.0010	<0.050
23-Jan-24	38	500	428	6.46	244			118.2																			
30-Jan-24	39	500	420	6.44	273	22.4	27.5	141.7	0.59	<0.050	<0.020		0.0327	<0.0025	<2.0			0.024	<0.0030	117.0	0.0173	0.00090	0.00017	0.0119	<0.00010	<0.0010	<0.050
06-Feb-24	40	500	432	6.60	232			109.4																			
13-Feb-24	41	500	439	6.49	222	15.8	25.9	68.8	1.00	<0.050	<0.020		0.0228	<0.0025	<2.0			0.019	<0.0030	94.6	0.0175	0.00086	0.00016	0.0093	<0.00010	<0.0010	<0.050
20-Feb-24	42	500	428	6.55	284			79.1																			
27-Feb-24	43	500	417	6.68	241	15.0	26.7	72.5	0.57	<0.050	<0.020		0.023	<0.0025	<2.0			0.039	<0.0030	92.2	0.0175	0.00086	0.00015	0.0098	<0.00010	<0.0010	0.055
05-Mar-24	44	500	434	6.49	215			69.2																			
12-Mar-24	45	500	436	6.51	168	21.7	27.6	63.4	<0.50	<0.050	<0.020		0.0386	<0.0025	<2.0			0.022	<0.0030	86.3	0.0243	0.00079	0.00022	0.0078	<0.00010	<0.0010	<0.050
19-Mar-24	46	500	449	6.57	222			65.3																			
26-Mar-24	47	500	429	6.57	189	22.8	28.7	66.8	<0.50										<0.0030	92.1	0.0213	0.00090	0.00024	0.0090	<0.00010	<0.0010	<0.050
02-Apr-24	48	500	452	6.63	228			63.2																			
09-Apr-24	49	500	406	6.52	222	22.4	28.6	66.7	<0.50										<0.0030	96.0	0.0239	0.00087	0.00023	0.0096	<0.00010	<0.0010	<0.050
16-Apr-24	50	500	434	6.42	186			71.4																			
23-Apr-24	51	500	434	6.79	180	22.0	28.8	93.5	<0.50										<0.0030	93.7	0.0165	0.00074	0.00019	0.0100	<0.00010	<0.0010	<0.050
30-Apr-24	52	500	430	6.63	265			87.1																			
07-May-24	53	500	425	6.46	219	23.8	26.5	93.9	<0.50										<0.0030	113	0.0161	0.00075	0.00016	0.0115	<0.00010	<0.0010	<0.050
14-May-24	54	500	414	6.51	279			113.3																			
21-May-24	55	500	433	6.44	323	25.8	27.9	140.8	<1.00										<0.0030	164	0.0175	0.00082	0.00018	0.0156	<0.00010	<0.0010	<0.050
28-May-24	56	500	418	6.56	244			119.6																			

GLOBAL PROJECT NO: 2329

CLIENT: WSP E&I Canada Limited

CLIENT PROJECT NAME & NO: Great Bear | OMGS21045

Sample ID: CND-2

Sample Wt. used (g): 1000.00

Global ARD Testing Services Inc.

Instru												CVAFS															
Sampling Date	Week No.	Cadmium (Cd)	Calcium (Ca)	Chromium (Cr)	Cobalt (Co)	Copper (Cu)	Iron (Fe)	Lead (Pb)	Lithium (Li)	Magnesium (Mg)	Manganese (Mn)	Mercury (Hg)	Molybdenum (Mo)	Nickel (Ni)	Phosphorus (P)	Potassium (K)	Selenium (Se)	Silicon (Si)	Silver (Ag)	Sodium (Na)	Strontium (Sr)	Sulphur (S)	Tellurium (Te)	Thallium (Tl)	Thorium (Th)	Tin (Sn)	Titanium (Ti)
	Unit:	mg/L	mg/L	mg/L	mg/L	mg/L	mg/L	mg/L	mg/L	mg/L	mg/L	ug/L	mg/L	mg/L	mg/L	mg/L	mg/L	mg/L	mg/L	mg/L	mg/L	mg/L	mg/L	mg/L	mg/L	mg/L	mg/L
	RDL:	0.00001	0.05	0.001	0.0002	0.0002	0.005	0.0002	0.002	0.05	0.001	0.0019	0.001	0.001	0.01	0.05	0.0001	0.1	0.00002	0.05	0.001	3	0.001	0.00001	0.001	0.005	0.005
02-May-23	0	<0.000020	137.00	<0.0020	0.229	0.00713	0.1040	<0.00040	0.0073	5.69	0.0175	<0.0019	0.0124	0.0037	<0.020	48.7	0.0107	1.34	0.000053	341.00	0.380	370.0		0.000083		<0.010	<0.010
09-May-23	1	<0.000010	80.10	<0.0010	0.0644	0.0025	0.0314	<0.00020	0.0061	3.50	0.0238	<0.0019	0.007	0.0014	<0.010	22	0.0040	1.27	<0.000020	94.00	0.202	140.0		0.000045		<0.0050	<0.0050
16-May-23	2	0.00001	57.80	<0.0010	0.0263	0.0017	0.0246	<0.00020	0.0048	2.48	0.0227	<0.0019	0.0043	<0.0010	<0.010	14	0.00314	1.25	<0.000020	45.90	0.131	82.7		0.000034		<0.0050	<0.0050
23-May-23	3	0.000015	75.20	<0.0010	0.0195	0.00134	0.0133	<0.00020	0.0036	3.28	0.0346	<0.0019	0.0048	<0.0010	<0.010	13.9	0.0038	1.16	<0.000020	46.40	0.172	95.1		0.000029		<0.0050	<0.0050
30-May-23	4	0.000016	82.1	<0.0010	0.0176	0.00155	0.0205	<0.00020	0.0043	3.34	0.0378	<0.0019	0.0048	<0.0010	<0.010	14.1	0.00381	1.48	<0.000020	37.60	0.1640	95.4		0.000031		<0.0050	<0.0050
06-Jun-23	5	0.000022	81.8	<0.0010	0.0134	0.00153	0.0191	<0.00020	0.0035	2.89	0.0413	<0.0019	0.0036	<0.0010	<0.010	11.4	0.00375	1.32	<0.000020	24.60	0.1460	82.3		0.000028		<0.0050	<0.0050
13-Jun-23	6	0.000031	79.8	<0.0010	0.00992	0.00132	0.0165	<0.00020	0.0032	2.67	0.0547	0.0022	0.003	<0.0010	<0.010	10.6	0.00285	1.38	<0.000020	17.10	0.1430	75.8		0.000022		<0.0050	<0.0050
20-Jun-23	7	0.000048	111.0	<0.0010	0.0104	0.00141	0.0140	<0.00020	0.0039	3.18	0.0885	<0.0019	0.0037	<0.0010	<0.010	12.3	0.00309	1.47	<0.000020	16.00	0.1810	97.2		0.000023		<0.0050	<0.0050
27-Jun-23	8	0.000058	99.1	<0.0010	0.00815	0.00119	0.0105	<0.00020	0.0041	2.85	0.0908	<0.0019	0.0038	<0.0010	<0.010	12.2	0.00290	1.64	<0.000020	11.50	0.1860	92.5		0.000024		<0.0050	<0.0050
04-Jul-23	9	0.000047	85.8	<0.0010	0.00586	0.00106	0.0098	<0.00020	0.0031	1.95	0.0803	<0.0019	0.003	<0.0010	<0.010	10.2	0.00229	1.37	<0.000020	6.72	0.1310	69.3		0.000021		<0.0050	<0.0050
11-Jul-23	10	0.000057	81.6	<0.0010	0.0053	0.00105	0.0121	<0.00020	0.0027	1.93	0.0847	<0.0019	0.0033	<0.0010	<0.010	9.90	0.00221	1.29	<0.000020	5.69	0.1200	68.3		0.000019		<0.0050	<0.0050
18-Jul-23	11	0.000052	77.1	<0.0010	0.00454	0.00092	0.0109	<0.00020	0.0025	1.64	0.0826	<0.0019	0.0032	<0.0010	<0.010	9.21	0.00225	1.35	<0.000020	4.27	0.1200	63.1		0.000022		<0.0050	<0.0050
25-Jul-23	12	0.000048	76.2	<0.0010	0.00407	0.00097	0.0110	<0.00020	0.0022	1.37	0.0819	<0.0019	0.0035	<0.0010	<0.010	9.36	0.00230	1.51	<0.000020	3.30	0.1060	60.4		0.000021		<0.0050	<0.0050
01-Aug-23	13	0.000061	80.3	<0.0010	0.00391	0.00095	0.0100	<0.00020	0.0026	1.52	0.0918	<0.0019	0.004	<0.0010	<0.010	9.83	0.00251	1.58	<0.000020	3.22	0.1150	63.1		0.000025		<0.0050	<0.0050
08-Aug-23	14	0.000048	73.5	<0.0010	0.00334	0.00079	0.0100	<0.00020	<0.0020	1.19	0.0764	<0.0019	0.0035	<0.0010	<0.010	8.84	0.00228	1.40	<0.000020	2.49	0.0960	54.0		0.000015		<0.0050	<0.0050
15-Aug-23	15	0.000045	61.1	<0.0010	0.00295	0.00072	0.0103	<0.00020	<0.0020	1.01	0.0742	<0.0019	0.0034	<0.0010	<0.010	8.14	0.00220	1.42	<0.000020	2.08	0.0848	47.1		0.000018		<0.0050	<0.0050
22-Aug-23	16	0.000047	56.7	<0.0010	0.0027	0.00080	0.0122	<0.00020	<0.0020	0.90	0.0767	<0.0019	0.0031	<0.0010	<0.010	8.03	0.00220	1.66	<0.000020	1.79	0.0814	44.0		0.000021		<0.0050	<0.0050
29-Aug-23	17	0.000052	64.9	<0.0010	0.00275	0.00080	0.0114	<0.00020	<0.0020	0.91	0.0818	<0.0019	0.0034	<0.0010	<0.010	8.40	0.00234	1.51	<0.000020	1.82	0.0877	47.7		0.000023		<0.0050	<0.0050
05-Sep-23	18	0.00005	56.6	<0.0010	0.00269	0.00073	0.0104	<0.00020	<0.0020	0.85	0.0799	<0.0019	0.0028	<0.0010	<0.010	7.34	0.00194	1.45	<0.000020	1.50	0.0769	43.0		0.000018		<0.0050	<0.0050
12-Sep-23	19	0.000049	58.2	<0.0010	0.00258	0.00066	0.0129	<0.00020	<0.0020	0.81	0.0801	<0.0019	0.0029	<0.0010	<0.010	8.01	0.00248	1.69	<0.000020	1.43	0.0804	45.2		0.000021		<0.0050	<0.0050
19-Sep-23	20	0.000051	56.8	<0.0010	0.0028	0.00065	0.0102	0.00021	<0.0020	0.81	0.0821	<0.0019	0.0031	<0.0010	<0.010	7.88	0.00193	1.46	<0.000020	1.42	0.0837	45.3		0.00002		<0.0050	<0.0050
26-Sep-23	21	0.000054	61.4	<0.0010	0.00257	0.00068	0.0100	<0.00020	<0.0020	0.84	0.0869	<0.0019	0.0029	<0.0010	<0.010	8.11	0.00189	1.59	<0.000020	1.32	0.0822	44.9		0.00002		<0.0050	<0.0050
03-Oct-23	22	0.000054	54.6	<0.0010	0.00226	0.00060	0.0105	<0.00020	<0.0020	0.78	0.0958	<0.0019	0.0024	<0.0010	<0.010	7.79	0.00170	1.75	<0.000020	1.22	0.0742	39.1		0.00002		<0.0050	<0.0050
10-Oct-23	23	0.000047	59.8	<0.0010	0.00243	0.00066	0.0111	<0.00020	<0.0020	0.74	0.0881	<0.0019	0.0025	<0.0010	<0.010	8.33	0.00185	1.76	<0.000020	1.26	0.0738	44.9		0.000019		<0.0050	<0.0050
17-Oct-23	24																										
24-Oct-23	25	0.000046	50.4	<0.0010	0.00197	0.00066	0.0108	<0.00020	<0.0020	0.57	0.0824	<0.0019	0.0021	<0.0010	<0.010	6.55	0.00154	1.39	<0.000020	0.92	0.0562	34.1		0.000015		<0.0050	<0.0050
31-Oct-23	26																										
07-Nov-23	27	0.000063	55.7	<0.0010	0.00229	0.00060	0.0154	<0.00020	<0.0020	0.55	0.0994	<0.0019	0.002	<0.0010	<0.010	7.28	0.00144	1.50	<0.000020	0.89	0.0613	36.9		0.000019		<0.0050	<0.0050
14-Nov-23	28																										
21-Nov-23	29	0.000058	50.4	<0.0010	0.00224	0.00077	0.0094	<0.00020	<0.0020	0.58	0.0989	<0.0019	0.0018	<0.0010	<0.010	6.90	0.00160	1.28	<0.000020	0.85	0.0636	39.8		0.000021		<0.0050	<0.0050
28-Nov-23	30																										
05-Dec-23	31	0.000054	48.4	<0.0010	0.00197	0.00068	0.0119	<0.00020	<0.0020	0.55	0.104	<0.0019	0.0015	<0.0010	<0.010	6.73	0.00147	1.33	<0.000020	0.76	0.0574	34.9		0.000024		<0.0050	<0.0050
12-Dec-23	32																										
19-Dec-23	33	0.0001	54.6	<0.0010	0.00232	0.00076	0.009	<0.00020	<0.0020	0.57	0.158	<0.0019	0.0015	<0.0010	<0.010	7.02	0.00125	1.59	<0.000020	0.80	0.0660	41.9		0.000029		<0.0050	<0.0050
26-Dec-23	34																										
02-Jan-24	35	0.000068	62.6	<0.0010	0.00214	0.00073	0.0108	<0.00020	<0.0020	0.58	0.156	<0.0019	0.0017	<0.0010	<0.010	8.00	0.00183	1.77	<0.000020	0.79	0.0707	45.7		0.000020		<0.0050	<0.0050
09-Jan-24	36																										
16-Jan-24	37	0.000057	50.4	<0.0010	0.00183	0.00092	0.0112	<0.00020	<0.0020	0.47	0.125	<0.0019	0.0015	<0.0010	<0.010	6.76	0.00153	1.45	<0.000020	0.73	0.0586	37.2		0.000020		<0.0050	<0.0050
23-Jan-24	38																										
30-Jan-24	39	0.0001	46.0	<0.0010	0.00177	0.00061	0.0124	0.00029	<0.0020	0.41	0.111	<0.0019	0.0014	<0.0010	<0.010	6.41	0.0014	1.43	<0.000020	0.63	0.0499	32.7		0.000024		<0.0050	<0.0050
06-Feb-24	40																										
13-Feb-24	41	0.000064	37.3	<0.0010	0.00147	0.00058	0.0128	<0.00020	<0.0020	0.367	0.0959	<0.0019	0.0012	<0.0010	<0.010	5.71	0.00138	1.34	<0.000020	0.607	0.0406	25.5		0.000023		<0.0050	<0.0050
20-Feb-24	42																										
27-Feb-24	43	0.000050	36.2	<0.0010	0.00142	0.00057	0.0125	<0.00020	<0.0020	0.408	0.0900	<0.0019	0.0013	<0.0010	<0.010	5.65	0.00157	1.37	<0.000020	1.03	0.0383	25.1		0.000026		<0.0050	<0.0050
05-Mar-24	44																										
12-Mar-24	45	0.000044	34.0	<0.0010	0.00138	0.00059	0.0135	<0.00020	<0.0020	0.322	0.0811	<0.0019	0.0012	<0.0010	<0.010	5.46	0.00159	1.39	<0.000020	0.562	0.0355	22.1		0.000017		<0.0050	<0.0050
19-Mar-24	46																										
26-Mar-24	47	0.000040	36.3	0.0014	0.00137	0.00065	0.0181	<0.00020	<0.0020	0.353	0.0855	<0.0019	0.0013	0.0010	<0.010	5.67	0.00160	1.56	<0.000020	0.583	0.0380	25.7		0.000022		<0.0050	<0.0050
02-Apr-24	48																										
09-Apr-24	49	0.000046	37.8	<0.0010	0.00133	0.00081	0.0211	0.00049	<0.0020	0.357	0.0965	<0.0019	0.0011	<0.0010	<0.010	5.53	0.00152	1.33	<0.000020	0.577	0.0357	24.9		0.000025		<0.0050	<0.0050
16-Apr-24	50																										
23-Apr-24	51	0.000049	37.0	<0.0010	0.00144	0.00101	0.0109	<0.00020	<0.0020	0.338	0.1020	<0.0019	0.0011	<0.0010	<0.010	5.41	0.00138	1.26	<0.000020	0.501	0.0373	26.4		0.000023		<0.0050	<0.0050
30-Apr-24	52																										
07-May-24	53	0.000060	44.5	<0.0010	0.00157	0.00064	0.0100	<0.00020	<0.0020	0.409	0.1240	<0.0019	0.0012	<0.0010	<0.010	6.04	0.00143	1.42	<0.000020	0.583	0.0413	31.4		0.000026		<0.0050	<0.0050
14-May-24	54																										
21-May-24	55	0.000081	64.8	<0.0010	0.00238	0.00067	0.0187	<0.00020	<0.0020	0.556	0.1710	<0.0019	0.0016	<0.0010	<0.010	7.43	0.00163	1.55	<0.000020	0.676	0.0626	50.9		0.000033		<0.0050	<0.0050
28-May-24	56																										

GLOBAL PROJECT NO: 2329

CLIENT: WSP E&I Canada Limited

CLIENT PROJECT NAME & NO: Great Bear | OMGS21045

Sample ID: CND-2

Sample Wt. used (g): 1000.00

		Instru					Ion Balance				
Sampling Date	Week No.	Tungsten (W)	Uranium (U)	Vanadium (V)	Zinc (Zn)	Zirconium (Zr)	Anions	Cations	% Difference	Job No	
	Unit:	mg/L	mg/L	mg/L	mg/L	mg/L	meq/L	meq/L	meq/L		
	RDL:	0.001	0.0001	0.005	0.005	0.0001					
02-May-23	0	<0.0020	0.00547	<0.010	<0.010	<0.00020	34.54	23.41	19.21	C331644	
09-May-23	1	<0.0010	0.0047	<0.0050	<0.0050	<0.00010	9.16	8.95	1.18	C332693	
16-May-23	2	<0.0010	0.00259	<0.0050	<0.0050	<0.00010	6.63	5.46	9.70	C334578	
23-May-23	3	<0.0010	0.00318	<0.0050	<0.0050	<0.00010	6.68	6.41	2.06	C336736	
30-May-23	4	<0.0010	0.00339	<0.0050	<0.0050	<0.00010	6.63	6.38	1.94	C338359	
06-Jun-23	5	<0.0010	0.00312	<0.0050	<0.0050	<0.00010	7.08	5.69	10.83	C340617	
13-Jun-23	6	<0.0010	0.0029	<0.0050	<0.0050	<0.00010	6.45	5.23	10.42	C342918	
20-Jun-23	7	<0.0010	0.00385	<0.0050	<0.0050	<0.00010	7.00	6.82	1.29	C345232	
27-Jun-23	8	<0.0010	0.00344	<0.0050	<0.0050	<0.00010	7.54	6.01	11.36	C347526	
04-Jul-23	9	<0.0010	0.00269	<0.0050	<0.0050	<0.00010	5.57	5.01	5.31	C350156	
11-Jul-23	10	<0.0010	0.00256	<0.0050	<0.0050	<0.00010	5.38	4.74	6.27	C351832	
18-Jul-23	11	<0.0010	0.00254	<0.0050	<0.0050	<0.00010	4.50	4.41	0.99	C354166	
25-Jul-23	12	<0.0010	0.00255	<0.0050	<0.0050	<0.00010	5.08	4.31	8.21	C357165	
01-Aug-23	13	<0.0010	0.00284	<0.0050	<0.0050	<0.00010	4.02	4.53	-6.03	C359138	
08-Aug-23	14	<0.0010	0.00238	<0.0050	<0.0050	<0.00010	3.32	4.11	-10.64	C361545	
15-Aug-23	15	<0.0010	0.00246	<0.0050	<0.0050	<0.00010	2.38	3.44	-18.22	C363523	
22-Aug-23	16	<0.0010	0.00228	<0.0050	<0.0050	<0.00010	2.39	3.20	-14.44	C365782	
29-Aug-23	17	<0.0010	0.0023	<0.0050	<0.0050	<0.00010	2.79	3.62	-12.89	C368425	
05-Sep-23	18	<0.0010	0.00204	<0.0050	<0.0050	<0.00010	2.82	3.16	-5.63	C370539	
12-Sep-23	19	<0.0010	0.00222	<0.0050	<0.0050	<0.00010	2.19	3.25	-19.40	C373582	
19-Sep-23	20	<0.0010	0.00231	<0.0050	<0.0050	<0.00010	3.74	3.17	8.19	C375487	
26-Sep-23	21	<0.0010	0.00256	<0.0050	<0.0050	<0.00010	3.47	3.41	0.96	C378101	C385555
03-Oct-23	22	<0.0010	0.00262	<0.0050	<0.0050	<0.00010	3.44	3.05	5.99	C381110	C385555
10-Oct-23	23	<0.0010	0.00247	<0.0050	<0.0050	<0.00010	3.66	3.32	4.79	C382783	C385555
17-Oct-23	24										C385555
24-Oct-23	25	<0.0010	0.00184	<0.0050	<0.0050	<0.00010	2.78	2.78	0.14	C387347	
31-Oct-23	26										
07-Nov-23	27	<0.0010	0.00187	<0.0050	<0.0050	<0.00010	3.88	3.06	11.83	C392395	
14-Nov-23	28										
21-Nov-23	29	<0.0010	0.00172	<0.0050	<0.0050	<0.00010	3.87	2.78	16.30	C396056	
28-Nov-23	30										
05-Dec-23	31	<0.0010	0.00171	<0.0050	<0.0050	<0.00010	3.30	2.67	10.53	C399918	
12-Dec-23	32										
19-Dec-23	33	<0.0010	0.00163	<0.0050	<0.0050	<0.00010	3.33	3.00	5.32	C3A3911	
26-Dec-23	34										
02-Jan-24	35	<0.0010	0.00262	<0.0050	<0.0050	<0.00010	3.93	3.42	6.87	C400825	
09-Jan-24	36										
16-Jan-24	37	<0.0010	0.00167	<0.0050	<0.0050	<0.00010	2.97	2.77	3.56	C403683	
23-Jan-24	38										
30-Jan-24	39	<0.0010	0.00114	<0.0050	<0.0050	<0.00010	3.54	2.53	16.72	CIL338	
06-Feb-24	40										
13-Feb-24	41	<0.0010	0.00096	<0.0050	<0.0050	<0.00010	2.02	2.07	-1.19	CJG645	
20-Feb-24	42										
27-Feb-24	43	<0.0010	0.00089	<0.0050	<0.0050	<0.00010	2.08	2.05	0.80	C414365	
05-Mar-24	44										
12-Mar-24	45	<0.0010	0.00117	<0.0050	<0.0050	<0.00010	1.87	1.89	-0.59	C418171	
19-Mar-24	46										
26-Mar-24	47	<0.0010	0.00130	<0.0050	<0.0050	<0.00010	1.97	2.02	-1.30	C422010	
02-Apr-24	48										
09-Apr-24	49	<0.0010	0.00112	<0.0050	<0.0050	<0.00010	1.96	2.09	-3.18	C424934	
16-Apr-24	50										
23-Apr-24	51	<0.0010	0.00097	<0.0050	<0.0050	<0.00010	2.52	2.04	10.56	C428790	
30-Apr-24	52										
07-May-24	53	<0.0010	0.00102	<0.0050	<0.0050	<0.00010	2.49	2.44	0.90	C433069	
14-May-24	54										
21-May-24	55	<0.0010	0.00161	<0.0050	<0.0050	<0.00010	3.49	3.51	-0.25	C436642	
28-May-24	56										

CERTIFICATE OF ANALYSIS ▪ HUMIDITY CELL TESTING RESULTS OF HC-2

Global ARD Testing Services Inc.

GLOBAL PROJECT NO: 2329

CLIENT: WSP E&I Canada Limited

CLIENT PROJECT NAME & NO: Great Bear | OMGS21045

Sample ID: CND-2

Sample Wt. used (g): 1000.00

CERTIFICATE OF ANALYSIS ▪ HUMIDITY CELL TESTING

Global ARD Testing Services Inc.

				General Parameters				Anions			Nutrients		Cyanides					Colourimetry		Calc.	Dissolved Metals by ICP-MS						
Instrument/Method:				pH Meter	EC Meter	Titration/Calculation		Turbidimetry	IC	ISE	IC		Colourimetric - Distillation			IC										
Sampling Date	Week No.	Input Vol. (DI Water)	Output Vol. (Leachate)	pH	EC	Acidity (to pH 8.3)	Alkalinity (to pH 4.5)	Sulphate	Chloride	Fluoride	Nitrate (NO_3 as N)	Nitrite (NO_2 as N)	Total CN	WAD CN	Free CN	Total Cyanate (CNO)	Thiocyanate	Total Ammonia	Dissolved Phosphorus	Hardness (as CaCO3)	Aluminum (Al)	Antimony (Sb)	Arsenic (As)	Barium (Ba)	Beryllium (Be)	Bismuth (Bi)	Boron (B)
	Unit:	mL	mL	pH Units	µS/cm	mg CaCO3/L	mg CaCO3/L	mg/L	mg/L	mg/L	mg/L	mg/L	mg/L	mg/L	ug/L	mg/L	mg/L	mg/L	mg/L	mg/L	mg/L	mg/L	mg/L	mg/L	mg/L	mg/L	mg/L
	RDL:	5	5	0.01	1	0.5	0.5	0.5	0.5	0.05	0.02	0.005	0.0025	0.0025	2.0	0.05	0.2	0.015	0.003	0.5	0.003	0.0005	0.0001	0.001	0.0001	0.001	0.05
04-Jun-24	57	500	436	6.71	188	25.9	28.5	121.6	<0.50										<0.0030	125	0.0156	0.00078	0.00019	0.0143	<0.00010	<0.0010	<0.050
11-Jun-24	58	500	425	6.67	225			117.8																			
18-Jun-24	59	500	431	6.44	201	21.0	27.6	109.3	3.00										<0.0030	121	0.0142	0.00071	0.00013	0.0138	<0.00010	<0.0010	<0.050
25-Jun-24	60	500	424	6.31	247			120.5																			
02-Jul-24	61	500	428	6.41	297	27.2	27.6	124.6	<0.50										<0.0030	126	0.0140	0.00067	0.00012	0.0153	<0.00010	<0.0010	<0.050
09-Jul-24	62	500	435	6.31	214			102.8																			
16-Jul-24	63	500	449	6.29	301	25.5	30.7	117.7	<0.50										<0.0030	122	0.0168	0.00077	0.00016	0.0139	<0.00010	<0.0010	<0.050
23-Jul-24	64	500	432	6.18	217			97.9																			
30-Jul-24	65	500	441	6.14	241	30.3	26.6	90.3	<0.50										<0.0030	104	0.0335	0.00063	0.00013	0.0121	<0.00010	<0.0010	<0.050
06-Aug-24	66	500	436	6.21	258			105.0																			
13-Aug-24	67	500	435	6.16	218	35.8	29.2	95.5	<0.50										<0.0030	104	0.0160	0.00066	0.00016	0.0109	<0.00010	<0.0010	<0.050
20-Aug-24	68	500	433	6.24	247			104.0																			
27-Aug-24	69	500	434	6.25	249	21.6	28.0	75.8	<0.50										<0.0030	105	0.0175	0.00071	0.00017	0.0119	<0.00010	<0.0010	<0.050
03-Sep-24	70	500	424	6.45	270			89.6																			
10-Sep-24	71	500	432	6.20	227	40.0	27.9	79.4	<0.50										<0.0030	104	0.0161	0.00065	0.00019	0.0114	<0.00010	<0.0010	<0.050
17-Sep-24	72	500	422	6.29	212			88.0																			
24-Sep-24	73	500	420	6.45	251	21.9	25.7	83.1	<0.50										<0.0030	106	0.0181	0.00065	0.00017	0.0120	<0.00010	<0.0010	<0.050
01-Oct-24	74	500	438	6.71	208			100.3																			
08-Oct-24	75	500	433	6.74	236	19.2	27.8	82.4	<0.50										0.0057	97.8	0.0171	0.00065	0.00018	0.0118	<0.00010	<0.0010	<0.050
15-Oct-24	76	500	434	6.78	290			103.9																			
22-Oct-24	77	500	432	6.48	194	18.8	26.5	86.0	<0.50										<0.0030	113	0.0153	0.00060	0.00014	0.0135	<0.00010	<0.0010	<0.050
29-Oct-24	78	500	421	6.58	220			113.1																			
05-Nov-24	79	500	424	6.64	275	23.4	38.9	79.6	<0.50										<0.0030	117	0.0174	0.00083	0.00020	0.0131	<0.00010	<0.0010	<0.050
12-Nov-24	80	500	424	6.45	275			115.8																			
19-Nov-24	81	500	426	6.46	257	21.1	26.9	86.4	<0.50										<0.0030	110	0.0373	0.00069	0.00036	0.0140	0.00085	<0.0010	<0.050
26-Nov-24	82	500	424	6.52	261			128.0																			
03-Dec-24	83	500	421	6.75	254	18.5	25.5	112.9	<0.50										<0.0030	129	0.0113	0.00061	0.00012	0.0166	<0.00010	<0.0010	<0.050

NOTES:

March 13 2024: Analytical schedule updated per email by Forrest McAdam, HC-1 to HC-5 will run for an additional 40 weeks.

October 11, 2023: Analytical schedule updated per email by Forrest McAdam.

RDL may be raised for some samples due to sample matrix interference.

Abbreviations:

RDL: Reportable Detection Limits

EC: Electric Conductivity

IC: Ion Chromatograph

SIE: Selective Ion Electrode

ICP-MS: Inductively Coupled Plasma - Mass Spectrometry

Calc: Calculation

Calc: Calculation

GLOBAL PROJECT NO: 2329

CLIENT: WSP E&I Canada Limited

CLIENT PROJECT NAME & NO: Great Bear | OMGS21045

Sample ID: CND-2

Sample Wt. used (g): 1000.00

Global ARD Testing Services Inc.

Instru												CVAFS															
Sampling Date	Week No.	Cadmium (Cd)	Calcium (Ca)	Chromium (Cr)	Cobalt (Co)	Copper (Cu)	Iron (Fe)	Lead (Pb)	Lithium (Li)	Magnesium (Mg)	Manganese (Mn)	Mercury (Hg)	Molybdenum (Mo)	Nickel (Ni)	Phosphorus (P)	Potassium (K)	Selenium (Se)	Silicon (Si)	Silver (Ag)	Sodium (Na)	Strontium (Sr)	Sulphur (S)	Tellurium (Te)	Thallium (Tl)	Thorium (Th)	Tin (Sn)	Titanium (Ti)
	Unit:	mg/L	mg/L	mg/L	mg/L	mg/L	mg/L	mg/L	mg/L	mg/L	mg/L	ug/L	mg/L	mg/L	mg/L	mg/L	mg/L	mg/L	mg/L	mg/L	mg/L	mg/L	mg/L	mg/L	mg/L	mg/L	mg/L
	RDL:	0.00001	0.05	0.001	0.0002	0.0002	0.005	0.0002	0.002	0.05	0.001	0.0019	0.001	0.001	0.01	0.05	0.0001	0.1	0.00002	0.05	0.001	3	0.001	0.00001	0.001	0.005	0.005
04-Jun-24	57	0.000067	49.2	<0.0010	0.00187	0.00069	0.0091	<0.00020	<0.0020	0.417	0.1420	<0.0019	0.0014	<0.0010	<0.010	6.39	0.00144	1.49	<0.000020	0.522	0.0491	36.0		0.000034		<0.0050	<0.0050
11-Jun-24	58																										
18-Jun-24	59	0.000070	47.8	<0.0010	0.00177	0.00082	0.0123	<0.00020	<0.0020	0.404	0.131	<0.0019	0.0014	<0.0010	<0.010	6.03	0.00136	1.48	<0.000020	0.500	0.0472	36.0		0.000034		<0.0050	<0.0050
25-Jun-24	60																										
02-Jul-24	61	0.000091	49.6	<0.0010	0.00212	0.00071	0.0098	<0.00020	<0.0020	0.433	0.149	<0.0019	0.0014	<0.0010	<0.010	6.48	0.00152	1.62	<0.000020	0.527	0.0477	39.1		0.000043		<0.0050	<0.0050
09-Jul-24	62																										
16-Jul-24	63	0.000071	48.3	<0.0010	0.00183	0.00080	0.0101	0.00043	<0.0020	0.406	0.141	<0.0019	0.0015	<0.0010	<0.010	6.43	0.00141	1.43	<0.000020	0.479	0.0464	31.9	<0.0010	0.000037	<0.0010	<0.0050	<0.0050
23-Jul-24	64																										
30-Jul-24	65	0.000060	41.2	<0.0010	0.00143	0.00071	0.0114	<0.00020	<0.0020	0.363	0.122	<0.0019	0.0012	<0.0010	<0.010	5.51	0.00118	1.19	<0.000020	0.425	0.0375	29.4	<0.0010	0.000030	<0.0010	<0.0050	<0.0050
06-Aug-24	66																										
13-Aug-24	67	0.000044	41.1	<0.0010	0.00136	0.00070	0.0115	<0.00020	<0.0020	0.329	0.124	<0.0019	0.0012	<0.0010	<0.010	5.74	0.00132	1.42	<0.000020	0.418	0.0366	28.3	<0.0010	0.000029	<0.0010	<0.0050	<0.0050
20-Aug-24	68																										
27-Aug-24	69	0.000053	41.4	<0.0010	0.00139	0.00436	0.0123	<0.00020	<0.0020	0.335	0.122	<0.0019	0.0013	<0.0010	<0.010	6.00	0.00140	1.41	<0.000020	0.418	0.0386	28.8	<0.0010	0.000033	<0.0010	<0.0050	<0.0050
03-Sep-24	70																										
10-Sep-24	71	0.000058	41.0	<0.0010	0.00135	0.00097	0.0089	<0.00020	<0.0020	0.354	0.131	<0.0019	0.0011	<0.0010	<0.010	5.67	0.00135	1.38	<0.000020	0.422	0.0375	28.1	<0.0010	0.000030	<0.0010	<0.0050	<0.0050
17-Sep-24	72																										
24-Sep-24	73	0.000056	41.7	<0.0010	0.00148	0.00141	0.0097	<0.00020	<0.0020	0.340	0.134	<0.0019	0.0011	<0.0010	<0.010	5.69	0.00125	1.33	<0.000020	0.388	0.0360	29.4	<0.0010	0.000031	<0.0010	<0.0050	<0.0050
01-Oct-24	74																										
08-Oct-24	75	0.000040	38.6	<0.0010	0.00137	0.00065	0.0092	<0.00020	<0.0020	0.319	0.135	<0.0019	0.0010	<0.0010	<0.010	5.79	0.00139	1.46	<0.000020	0.399	0.0383	27.7	<0.0010	0.000031	<0.0010	<0.0050	<0.0050
15-Oct-24	76																										
22-Oct-24	77	0.000069	44.6	<0.0010	0.00162	0.00084	0.0069	<0.00020	<0.0020	0.391	0.167	<0.0019	<0.0010	<0.0010	<0.010	6.19	0.00127	1.79	<0.000020	0.442	0.0420	32.6	<0.0010	0.000038	<0.0010	<0.0050	<0.0050
29-Oct-24	78																										
05-Nov-24	79	0.000057	46.1	<0.0010	0.00129	0.00065	0.0073	<0.00020	<0.0020	0.356	0.158	<0.0019	0.0011	<0.0010	<0.010	6.57	0.00155	1.60	<0.000020	0.396	0.0442	27.9	<0.0010	0.000037	<0.0010	<0.0050	<0.0050
12-Nov-24	80																										
19-Nov-24	81	0.000340	43.4	<0.0010	0.00282	0.00201	0.0203	0.00031	<0.0020	0.441	0.218	<0.0019	0.0011	<0.0010	<0.010	6.02	0.00181	1.60	0.000030	0.513	0.0443	29.8	<0.0010	0.000096	<0.0010	<0.0050	<0.0050
26-Nov-24	82																										
03-Dec-24	83	0.000154	50.8	<0.0010	0.00439	0.00089	0.0053	<0.00020	<0.0020	0.541	0.287	<0.0019	<0.0010	0.0012	<0.010	6.70	0.00135	1.68	<0.000020	0.564	0.0483	36.5	<0.0010	0.000040	<0.0010	<0.0050	<0.0050

GLOBAL PROJECT NO: 2329

CLIENT: WSP E&I Canada Limited

CLIENT PROJECT NAME & NO: Great Bear | OMGS21045

Sample ID: CND-2

Sample Wt. used (g): 1000.00

	Instru						Ion Balance			
Sampling Date	Week No.	Tungsten (W)	Uranium (U)	Vanadium (V)	Zinc (Zn)	Zirconium (Zr)	Anions	Cations	% Difference	Job No
	Unit:	mg/L	mg/L	mg/L	mg/L	mg/L	meq/L	meq/L	meq/L	
	RDL:	0.001	0.0001	0.005	0.005	0.0001				
04-Jun-24	57	<0.0010	0.00113	<0.0050	<0.0050	<0.00010	3.10	2.68	7.24	C440992
11-Jun-24	58									
18-Jun-24	59	<0.0010	0.00090	<0.0050	<0.0050	<0.00010	3.04	2.60	7.78	C446156
25-Jun-24	60									
02-Jul-24	61	<0.0010	0.00095	<0.0050	<0.0050	<0.00010	3.15	2.71	7.50	C450077
09-Jul-24	62									
16-Jul-24	63	<0.0010	0.00129	<0.0050	<0.0050	<0.00010	3.07	2.64	7.50	C454411
23-Jul-24	64									
30-Jul-24	65	<0.0010	0.00084	<0.0050	<0.0050	<0.00010	2.41	2.25	3.36	C458873
06-Aug-24	66									
13-Aug-24	67	<0.0010	0.00116	<0.0050	<0.0050	<0.00010	2.57	2.25	6.67	C462821
20-Aug-24	68									
27-Aug-24	69	<0.0010	0.00113	<0.0050	0.0054	<0.00010	2.14	2.27	-3.03	C467358
03-Sep-24	70									
10-Sep-24	71	<0.0010	0.00109	<0.0050	<0.0050	<0.00010	2.21	2.25	-0.76	C471921
17-Sep-24	72									
24-Sep-24	73	<0.0010	0.00085	<0.0050	<0.0050	<0.00010	2.25	2.28	-0.73	C476699
01-Oct-24	74									
08-Oct-24	75	<0.0010	0.00093	<0.0050	<0.0050	<0.00010	2.27	2.13	3.32	C481227
15-Oct-24	76									
22-Oct-24	77	<0.0010	0.00078	<0.0050	<0.0050	<0.00010	2.32	2.44	-2.57	C485998
29-Oct-24	78									
05-Nov-24	79	<0.0010	0.00157	<0.0050	<0.0050	<0.00010	2.44	2.52	-1.78	C490483
12-Nov-24	80									
19-Nov-24	81	<0.0010	0.00103	<0.0050	0.0066	<0.00010	2.34	2.39	-1.15	C494940
26-Nov-24	82									
03-Dec-24	83	<0.0010	0.00087	<0.0050	0.0094	<0.00010	2.86	2.79	1.28	C498867

CERTIFICATE OF ANALYSIS ▪ HUMIDITY CELL TESTING RESULTS OF HC-3

Global ARD Testing Services Inc.

GLOBAL PROJECT NO: 2329

CLIENT: WSP E&I Canada Limited

CLIENT PROJECT NAME & NO: Great Bear | OMGS21045

Sample ID: CND-3

Sample Wt. used (g): 1000.00

CERTIFICATE OF ANALYSIS ▪ HUMIDITY CELL T

Global ARD Testing Services Inc.

				General Parameters				Anions			Nutrients		Cyanides					Colourimetry		Calc.	Dissolved Metals by ICP-MS					
Instrument/Method:				pH Meter	EC Meter	Titration/Calculation		Turbidimetry	IC	ISE	IC		Colourimetric - Distillation			IC									
Sampling Date	Week No.	Input Vol. (DI Water)	Output Vol. (Leachate)	pH	EC	Acidity (to pH 8.3)	Alkalinity (to pH 4.5)	Sulphate	Chloride	Fluoride	Nitrate (NO_3 as N)	Nitrite (NO_2 as N)	Total CN	WAD CN	Free CN	Total Cyanate (CNO)	Thiocyanate	Total Ammonia	Dissolved Phosphorus	Hardness (as CaCO3)	Aluminum (Al)	Antimony (Sb)	Arsenic (As)	Barium (Ba)	Beryllium (Be)	Bismuth (Bi)
Unit:		mL	mL	pH Units	µS/cm	mg CaCO3/L	mg CaCO3/L	mg/L	mg/L	mg/L	mg/L	mg/L	mg/L	mg/L	ug/L	mg/L	mg/L	mg/L	mg/L	mg/L	mg/L	mg/L	mg/L	mg/L	mg/L	mg/L
RDL:		5	5	0.01	1	0.5	0.5	0.5	0.5	0.05	0.02	0.005	0.0025	0.0025	2.0	0.05	0.2	0.015	0.003	0.5	0.003	0.0005	0.0001	0.001	0.0001	0.001
02-May-23	0	750	343	6.52	1594	32.6	40.7	829.2	17	0.20	0.155	0.103	0.0193	0.0154	18.0	1.40	14	0.19	0.00440	303.0	0.0550	0.0067	0.00805	0.0239	<0.00020	<0.0020
09-May-23	1	500	496	6.28	1130	50.4	56.3	434.8	7.5	0.48	0.074	0.072	0.0196	0.0310	15.0	0.36	4.3	0.22	0.00450	210.0	0.0537	0.0072	0.01140	0.0124	<0.00010	<0.0010
16-May-23	2	500	477	6.78	474	21.0	42.3	232.6	1.7	0.43	0.107	0.0235	0.2100	0.02210	10.0	0.32	<0.20	0.11	0.00510	121.0	0.0709	0.00516	0.00897	0.0073	<0.00010	<0.0010
23-May-23	3	500	446	6.47	337	23.3	37.7	164.8	<0.50	0.33	0.052	0.0111	0.0029	0.00165	6.5	<0.050	<0.20	0.16	0.00430	116.0	0.0547	0.00363	0.00553	0.0048	<0.00010	<0.0010
30-May-23	4	500	447	6.54	445	32.3	42.4	170.9	<0.50	0.47	0.036	0.0068	0.1460	0.00905	5.5	<0.10	<0.20	0.10	<0.0030	143.0	0.0815	0.0045	0.00652	0.0055	<0.00010	<0.0010
06-Jun-23	5	500	443	6.61	296	25.6	41.5	155.4	<0.50	0.50	0.042	<0.0050	0.1080	0.00401	5.2	<0.10	<0.20	0.10	<0.0030	130.0	0.0689	0.00424	0.00628	0.0047	<0.00010	<0.0010
13-Jun-23	6	500	449	6.52	314	32.3	44.1	103.7	<0.50	0.45	0.048	<0.0050	0.1170	0.0062	3.2	<0.10	<0.20	0.07	<0.0030	104.0	0.0719	0.00402	0.00629	0.0041	<0.00010	<0.0010
20-Jun-23	7	500	452	6.57	199	23.9	43.7	85.1	<0.50	0.49	<0.020	0.0238	0.1100	0.0026	4.9	<0.10	<0.20	0.04	<0.0030	101.0	0.0838	0.00381	0.00610	0.0045	<0.00010	<0.0010
27-Jun-23	8	500	445	6.47	256	26.6	42.7	83.7	0.85	0.50	<0.020	<0.0050	0.0577	<0.0020	4.7	<0.050	<0.20	0.08	<0.0030	89.2	0.0813	0.00389	0.00665	0.0041	<0.00010	<0.0010
04-Jul-23	9	500	449	6.33	177	29.9	42.4	70.4	<0.50	0.50	0.049	<0.0050	0.0924	<0.0020	2.6	<0.10	<0.20	0.37	<0.0030	87.7	0.0844	0.00393	0.00700	0.0043	<0.00010	<0.0010
11-Jul-23	10	500	447	6.43	220	27.2	42.2	48.5	<0.50	0.46	0.043	<0.0050	0.0248	0.0104	4.5	<0.050	<0.20	0.14	<0.0030	74.1	0.0920	0.00352	0.00689	0.0035	<0.00010	<0.0010
18-Jul-23	11	500	450	6.33	211	35.7	42.1	52.6	<0.50	0.41	0.022	<0.0050	0.0381	0.0027	5.9	<0.050	<0.20	0.09	<0.0030	77.0	0.1070	0.00338	0.00714	0.0039	<0.00010	<0.0010
25-Jul-23	12	500	442	6.33	171	39.4	41.3	59.2	<0.50	0.42									0.0097	79.1	0.0844	0.00306	0.00572	0.0042	<0.00010	<0.0010
01-Aug-23	13	500	452	6.33	186	58.2	45.9	62.8	<0.50	0.42									<0.0030	96.2	0.0918	0.00353	0.00584	0.0054	<0.00010	<0.0010
08-Aug-23	14	500	455	6.37	251	25.7	43.5	55.3	0.60	0.45									0.0041	102.0	0.0738	0.00303	0.00527	0.0053	<0.00010	<0.0010
15-Aug-23	15	500	427	6.44	207	22.1	41.6	42.2	0.53	0.44									<0.0030	89.5	0.0853	0.00300	0.0058	0.0051	<0.00010	<0.0010
22-Aug-23	16	500	435	6.44	196	26.0	44.5	37.0	0.82	0.44									<0.0030	86.4	0.0724	0.00300	0.00556	0.0058	<0.00010	<0.0010
29-Aug-23	17	500	451	6.26	230	25.2	39.3	42.5	0.43	<0.50									<0.0030	86.8	0.0903	0.00300	0.00688	0.0054	<0.00010	<0.0010
05-Sep-23	18	500	436	6.35	148	25.8	37.1	41.5	0.39	<0.50									0.0031	75.1	0.132	0.00239	0.00655	0.0047	<0.00010	<0.0010
12-Sep-23	19	500	461	6.45	154	28.6	41.5	35.6	0.43	<0.50									<0.0030	88.0	0.0777	0.00285	0.00555	0.0059	<0.00010	<0.0010
19-Sep-23	20	500	434	6.40	210	29.6	41.1	68.8	<0.50	0.47									0.0031	80.4	0.0818	0.00283	0.00662	0.0058	<0.00010	<0.0010
26-Sep-23	21	500	455	6.36	182	30.3	43.9	61.3	<0.50	0.45	<0.020	0.0152							<0.0030	88.1	0.0780	0.00265	0.00598	0.0060	<0.00010	<0.0010
03-Oct-23	22	500	483	6.33	268	28.0	51.9	74.6	<0.50	0.45	<0.020	<0.0050							<0.0030	102	0.0661	0.00279	0.00636	0.0073	<0.00010	<0.0010
10-Oct-23	23	500	448	6.29	197	24.7	38.4	68.1	<0.50	0.43	0.026	<0.0050							0.0062	91.9	0.0719	0.00235	0.00666	0.0062	<0.00010	<0.0010
17-Oct-23	24	500	402	6.42	162			61.2			<0.020	<0.0050														
24-Oct-23	25	500	403	6.44	183	27.5	39.5	61.7	0.58	0.39	<0.020		0.032	<0.0025	<2.0			<0.015	<0.0030	93.4	0.0634	0.0018	0.00556	0.0061	<0.00010	<0.0010
31-Oct-23	26	500	419	6.30	182			57.2																		
07-Nov-23	27	500	408	6.66	259	21.9	37.2	83.6	0.83	0.38	<0.020		0.0581	0.0087	<2.0			0.025	0.0047	95.8	0.0475	0.00178	0.00491	0.0069	<0.00010	<0.0010
14-Nov-23	28	500	392	6.59	161			103.5																		
21-Nov-23	29	500	407	6.55	170	24.7	36.2	83.6	<0.50	0.37	<0.020		0.0751	0.0037	<2.0			0.043	<0.0030	106.0	0.0564	0.00206	0.00467	0.0085	<0.00010	<0.0010
28-Nov-23	30	500	440	6.54	219			76.0																		
05-Dec-23	31	500	453	6.48	164	34.9	40.9	71.7	<0.50	0.36	<0.020		0.0643	0.0053	<2.0			0.032	<0.0030	98.9	0.0495	0.00188	0.00436	0.0084	<0.00010	<0.0010
12-Dec-23	32	500	440	6.29	208			74.3																		
19-Dec-23	33	500	442	6.75	176	51.7	44.9	71.7	<0.50	0.38	<0.020		0.0529	<0.0025	<2.0			<0.015	<0.0030	89.9	0.0536	0.00207	0.00414	0.0088	<0.00010	<0.0010
26-Dec-23	34	500	442	6.77	183			68.8																		
02-Jan-24	35	500	446	6.58	211	28.6	45.9	54.2	<0.50	0.48	<0.020		0.0645	0.0025	<2.0			0.025	<0.0030	93.7	0.0619	0.00229	0.00679	0.0077	<0.00010	<0.0010
09-Jan-24	36	500	439	6.64	133			39.6																		
16-Jan-24	37	500	421	6.52	150.5	36.1	41.9	35.9	<0.50	0.35	<0.020		0.0628	0.0027	<2.0			<0.015	<0.0030	67.6	0.0684	0.00172	0.00578	0.0059	<0.00010	<0.0010
23-Jan-24	38	500	429	6.60	155			48.3																		
30-Jan-24	39	500	433	6.57	168	24.9	38.8	53.6	<0.50	0.42	0.027		0.0621	<0.0025	<2.0			0.023	<0.0030	69.4	0.0735	0.00182	0.00463	0.0079	<0.00010	<0.0010
06-Feb-24	40	500	436	6.73	151			37.7																		
13-Feb-24	41	500	447	6.65	140	21.0	36.7	24.3	<0.50	0.31	<0.020		0.0514	<0.0025	<2.0			0.021	<0.0030	61.7	0.0744	0.00160	0.00529	0.0068	<0.00010	<0.0010
20-Feb-24	42	500	423	6.69	188			34.1																		
27-Feb-24	43	500	429	6.84	174	13.2	37.8	33.8	0.51	0.38	0.024		0.0526	<0.0025	<2.0			0.032	<0.0030	66.0	0.0572	0.00175	0.00442	0.0077	<0.00010	<0.0010
05-Mar-24	44	500	450	6.75	140			31.1																		
12-Mar-24	45	500	427	6.68	117	20.5	36.4	31.2	<0.50	0.32	0.032		0.0667	<0.0025	<2.0			0.022	<0.0030	62.1	0.0775	0.00159	0.00575	0.0056	<0.00010	<0.0010
19-Mar-24	46	500	459	6.70	154			35.9																		
26-Mar-24	47	500	443	6.74	124	23.1	38.5	34.5		0.33									<0.0030	61.2	0.0887	0.00163	0.00607	0.0060	<0.00010	<0.0010
02-Apr-24	48	500	457	6.76	148			31.2																		
09-Apr-24	49	500	450	6.81	131	22.1	39.7	20.8		0.30									0.0045	57.1	0.0952	0.00145	0.00527	0.0058	<0.00010	<0.0010
16-Apr-24	50	500	436	6.63	116			25.6																		
23-Apr-24	51	500	441	6.94	112	21.2	41.6	28.9		0.33									<0.0030	60.6	0.0553	0.00156	0.00446	0.0070	<0.00010	<0.0010
30-Apr-24	52	500	450	6.76	157			29.5																		
07-May-24	53	500	436	6.65	130	26.1	40.6	31.7		0.31									<0.0030	64.8	0.0682	0.00157	0.00489	0.0068	<0.00010	<0.0010
14-May-24	54	500	429	6.71	152			29.6																		
21-May-24	55	500	440	6.60	174	24.8	40.6	41.3		0.36									<0.0030	87.6	0.0690	0.00179	0.00521	0.0083	<0.00010	<0.0010
28-May-24	56	500	416	6.80	145			45.5																		

GLOBAL PROJECT NO: 2329
CLIENT: WSP E&I Canada Limited
CLIENT PROJECT NAME & NO: Great Bear | OMGS21045
Sample ID: CND-3
Sample Wt. used (g): 1000.00

Global ARD Testing Services Inc.

	Instru												CVAFS												
Sampling Date	Week No.	Boron (B)	Cadmium (Cd)	Calcium (Ca)	Chromium (Cr)	Cobalt (Co)	Copper (Cu)	Iron (Fe)	Lead (Pb)	Lithium (Li)	Magnesium (Mg)	Manganese (Mn)	Mercury (Hg)	Molybdenum (Mo)	Nickel (Ni)	Phosphorus (P)	Potassium (K)	Selenium (Se)	Silicon (Si)	Silver (Ag)	Sodium (Na)	Strontium (Sr)	Sulphur (S)	Tellurium (Te)	Thallium (Tl)	Thorium (Th)	Tin (Sn)
	Unit:	mg/L	mg/L	mg/L	mg/L	mg/L	mg/L	mg/L	mg/L	mg/L	mg/L	mg/L	ug/L	mg/L	mg/L	mg/L	mg/L	mg/L	mg/L	mg/L	mg/L	mg/L	mg/L	mg/L	mg/L	mg/L	mg/L
	RDL:	0.05	0.00001	0.05	0.001	0.0002	0.0002	0.005	0.0002	0.002	0.05	0.001	0.0019	0.001	0.001	0.01	0.05	0.0001	0.1	0.00002	0.05	0.001	3	0.001	0.00001	0.001	0.005
02-May-23	0	<0.10	<0.000020	112	<0.0020	0.0172	0.00623	0.1780	<0.00040	0.0063	5.38	0.0254	0.0035	0.0138	0.0026	<0.020	36.8	0.0029	1.53	0.000118	300.00	0.2670	325		<0.000020		<0.010
09-May-23	1	<0.050	<0.000010	77.2	<0.0010	0.00767	0.00177	0.1140	<0.00020	0.008	4.13	0.0290	<0.0019	0.0129	0.0012	0.0045	20.9	0.0017	1.86	<0.000020	115.00	0.1780	147		0.000013		<0.0050
16-May-23	2	<0.050	<0.000010	44.4	<0.0010	0.0033	0.00187	0.0715	<0.00020	0.0061	2.53	0.0243	<0.0019	0.0070	<0.0010	<0.010	11.0	0.0010	1.57	<0.000020	45.9	0.0956	66.3		<0.000010		<0.0050
23-May-23	3	<0.050	<0.000010	42.6	<0.0010	0.00167	0.00126	0.0352	<0.00020	0.0041	2.39	0.0222	<0.0019	0.0046	<0.0010	0.0043	7.30	0.0009	1.28	<0.000020	26.0	0.0731	46.9		<0.000010		<0.0050
30-May-23	4	<0.050	<0.000010	52.7	<0.0010	0.00165	0.00153	0.0482	<0.00020	0.0056	2.84	0.0258	<0.0019	0.0055	<0.0010	<0.010	8.15	0.0009	1.78	<0.000020	23.2	0.0952	54.5		<0.000010		<0.0050
06-Jun-23	5	<0.050	<0.000010	48.1	<0.0010	0.00123	0.00592	0.0441	<0.00020	0.0045	2.39	0.0241	<0.0019	0.0045	<0.0010	<0.010	7.04	0.0009	1.69	<0.000020	15.2	0.0771	42.9		<0.000010		<0.0050
13-Jun-23	6	<0.050	<0.000010	38.4	<0.0010	0.00084	0.00122	0.0469	<0.00020	0.0035	1.93	0.0232	<0.0019	0.0037	<0.0010	<0.010	6.17	0.0008	1.69	<0.000020	9.52	0.0599	30.5		<0.000010		<0.0050
20-Jun-23	7	<0.050	<0.000010	37.6	<0.0010	0.00075	0.00121	0.0459	<0.00020	0.0034	1.65	0.0256	<0.0019	0.0033	<0.0010	<0.010	6.11	0.0008	1.56	<0.000020	7.28	0.0586	26.6		<0.000010		<0.0050
27-Jun-23	8	<0.050	<0.000010	33.1	<0.0010	0.00066	0.00109	0.0456	<0.00020	0.0033	1.61	0.0243	<0.0019	0.0030	<0.0010	<0.010	6.17	0.0008	1.71	<0.000020	5.91	0.0545	23.8		<0.000010		<0.0050
04-Jul-23	9	<0.050	<0.000010	32.8	<0.0010	0.00062	0.00112	0.0537	<0.00020	0.0032	1.44	0.0225	<0.0019	0.0029	<0.0010	<0.010	6.27	0.0008	1.63	<0.000020	4.65	0.0519	22.2		<0.000010		<0.0050
11-Jul-23	10	<0.050	<0.000010	27.8	<0.0010	0.00049	0.00093	0.0512	<0.00020	0.0023	1.15	0.0200	<0.0019	0.0029	<0.0010	<0.010	5.47	0.0008	1.43	<0.000020	3.26	0.0418	15.5		<0.000010		<0.0050
18-Jul-23	11	<0.050	<0.000010	29.0	<0.0010	0.00047	0.00118	0.0648	0.00024	0.0027	1.14	0.0219	<0.0019	0.0055	<0.0010	<0.010	5.33	0.0008	1.64	<0.000020	2.76	0.0442	15.2		<0.000010		<0.0050
25-Jul-23	12	<0.050	<0.000010	29.9	<0.0010	0.00048	0.00112	0.0592	0.0002	0.0021	1.06	0.0209	<0.0019	0.0107	<0.0010	<0.010	5.24	0.0007	1.50	<0.000020	2.28	0.0425	16.9		<0.000010		<0.0050
01-Aug-23	13	<0.050	<0.000010	36.0	<0.0010	0.00056	0.00106	0.0442	<0.00020	0.0031	1.51	0.0248	<0.0019	0.0189	<0.0010	<0.010	6.41	0.0008	1.63	<0.000020	2.61	0.0578	23.5		<0.000010		<0.0050
08-Aug-23	14	<0.050	<0.000010	38.7	<0.0010	0.00053	0.00096	0.0353	<0.00020	0.0025	1.41	0.0241	<0.0019	0.0215	<0.0010	<0.010	6.36	0.0007	1.45	<0.000020	2.30	0.0563	23.5		<0.000010		<0.0050
15-Aug-23	15	<0.050	<0.000010	33.6	<0.0010	0.0005	0.00104	0.0408	<0.00020	0.0027	1.34	0.0223	<0.0019	0.0226	<0.0010	<0.010	6.04	0.00075	1.57	<0.000020	2.01	0.0536	21.4		<0.000010		<0.0050
22-Aug-23	16	<0.050	<0.000010	32.6	<0.0010	0.00047	0.00112	0.0396	<0.00020	0.0025	1.23	0.0236	<0.0019	0.0207	<0.0010	<0.010	5.92	0.00064	1.74	<0.000020	1.74	0.0515	19.7		<0.000010		<0.0050
29-Aug-23	17	<0.050	<0.000010	32.9	<0.0010	0.00048	0.0011	0.0321	<0.00020	0.0024	1.14	0.0218	<0.0019	0.0210	<0.0010	<0.010	5.94	0.00067	1.56	<0.000020	1.75	0.0516	20.6		<0.000010		<0.0050
05-Sep-23	18	<0.050	<0.000010	28.3	<0.0010	0.00041	0.00139	0.0923	0.00048	0.0021	1.05	0.0189	<0.0019	0.0177	<0.0010	<0.010	5.12	0.0006	1.61	<0.000020	1.37	0.0449	17.5		<0.000010		<0.0050
12-Sep-23	19	<0.050	<0.000010	33.6	<0.0010	0.00049	0.00092	0.0330	<0.00020	0.0021	1.17	0.0227	<0.0019	0.0200	<0.0010	<0.010	5.95	0.00066	1.78	<0.000020	1.53	0.0514	20.0		<0.000010		<0.0050
19-Sep-23	20	<0.050	<0.000010	30.3	<0.0010	0.00046	0.00094	0.0261	<0.00020	0.0021	1.15	0.0200	<0.0019	0.0196	<0.0010	<0.010	5.92	0.00059	1.65	<0.000020	1.45	0.0518	20.2		<0.000010		<0.0050
26-Sep-23	21	<0.050	<0.000010	33.4	<0.0010	0.00044	0.00109	0.0287	<0.00020	<0.0020	1.16	0.0241	<0.0019	0.0172	<0.0010	<0.010	5.75	0.00057	1.74	<0.000020	1.34	0.0475	18.9		<0.000010		<0.0050
03-Oct-23	22	<0.050	0.000010	38.8	<0.0010	0.00047	0.00101	0.0354	<0.00020	0.0021	1.33	0.0293	<0.0019	0.0154	<0.0010	<0.010	6.25	0.00052	1.92	<0.000020	1.39	0.0557	21.8		<0.000010		<0.0050
10-Oct-23	23	<0.050	<0.000010	35.0	<0.0010	0.00045	0.0009	0.0254	<0.00020	<0.0020	1.10	0.0257	<0.0019	0.0135	<0.0010	<0.010	5.61	0.00057	1.56	<0.000020	1.21	0.0486	21.5		<0.000010		<0.0050
17-Oct-23	24																										
24-Oct-23	25	<0.050	<0.000010	35.8	<0.0010	0.0004	0.00118	0.0397	<0.00020	<0.0020	0.96	0.0271	0.002	0.0121	<0.0010	<0.010	5.17	0.00047	1.54	<0.000020	1.04	0.0447	20.7		<0.000010		<0.0050
31-Oct-23	26																										
07-Nov-23	27	<0.050	0.000012	36.7	<0.0010	0.0004	0.00107	0.0331	<0.00020	<0.0020	0.98	0.0281	<0.0019	0.0107	<0.0010	<0.010	5.23	0.00045	1.52	<0.000020	1.01	0.0494	22.2		<0.000010		<0.0050
14-Nov-23	28																										
21-Nov-23	29	<0.050	<0.000010	40.5	<0.0010	0.0005	0.00098	0.0298	<0.00020	<0.0020	1.09	0.0299	<0.0019	0.0121	<0.0010	<0.010	5.88	0.00049	1.47	<0.000020	1.03	0.0584	27.5		<0.000010		<0.0050
28-Nov-23	30																										
05-Dec-23	31	<0.050	<0.000010	38.0	<0.0010	0.00039	0.00089	0.0297	<0.00020	<0.0020	0.97	0.0325	<0.0019	0.0084	<0.0010	<0.010	5.59	0.00037	1.58	<0.000020	0.91	0.0494	23.3		<0.000010		<0.0050
12-Dec-23	32																										
19-Dec-23	33	<0.050	<0.000010	34.6	<0.0010	0.00035	0.00091	0.0312	<0.00020	<0.0020	0.86	0.0322	<0.0019	0.0076	<0.0010	<0.010	5.26	0.00043	1.78	<0.000020	0.855	0.0454	20.9		<0.000010		<0.0050
26-Dec-23	34																										
02-Jan-24	35	<0.050	<0.000010	36.2	<0.0010	0.00034	0.00082	0.0339	<0.00020	<0.0020	0.80	0.0309	<0.0019	0.0078	<0.0010	<0.010	5.61	0.00055	2.03	<0.000020	0.823	0.0481	20.5		<0.000010		<0.0050
09-Jan-24	36																										
16-Jan-24	37	<0.050	<0.000010	26.2	<0.0010	0.00024	0.00113	0.0412	<0.00020	<0.0020	0.54	0.0285	<0.0019	0.0049	<0.0010	<0.010	4.13	0.00046	1.54	<0.000020	0.676	0.0316	12.1		<0.000010		<0.0050
23-Jan-24	38																										
30-Jan-24	39	<0.050	0.00003	26.9	0.0040	0.00038	0.00120	0.0944	<0.00020	<0.0020	0.569	0.03470	<0.0019	0.00450	0.2740	<0.010	4.44	0.00050	1.69	<0.000020	0.752	0.03420	12.8		0.00001		<0.0050
06-Feb-24	40																										
13-Feb-24	41	<0.050	<0.000010	23.9	<0.0010	0.00022	0.00089	0.0532	0.0002	<0.0020	0.489	0.0274	<0.0019	0.0038	<0.0010	<0.010	3.87	0.00044	1.54	<0.000020	0.644	0.0282	9.30		<0.000010		<0.0050
20-Feb-24	42																										
27-Feb-24	43	0.052	<0.000010	25.5	<0.0010	0.00027	0.00079	0.0353	<0.00020	<0.0020	0.562	0.0310	<0.0019	0.0040	<0.0010	<0.010	4.17	0.00047	1.63	<0.000020	1.06	0.0314	12.4		<0.000010		<0.0050
05-Mar-24	44																										
12-Mar-24	45	<0.050	<0.000010	24.1	<0.0010	0.00023	0.00075	0.0381	0.00023	<0.0020	0.483	0.0239	<0.0019	0.0032	<0.0010	<0.010	3.93	0.00047	1.65	<0.000020	0.645	0.0287	11.2		<0.000010		<0.0050
19-Mar-24	46																										
26-Mar-24	47	<0.050	<0.000010	23.7	<0.0010	0.00024	0.00114	0.0831	0.00034	<0.0020	0.475	0.0304	<0.0019	0.0028	<0.0010	<0.010	3.86	0.00051	1.87	<0.000020	0.636	0.0279	10.2		<0.000010		<0.0050
02-Apr-24	48																										
09-Apr-24	49	<0.050	<0.000010	22.2	0.0010	<0.00020	0.00141	0.0906	0.00043	<0.0020	0.404	0.0314	<0.0019	0.0021	<0.0010	<0.010	3.37	0.00047	1.48	<0.000020	0.561	0.0228	7.80		<0.000010		<0.0050
16-Apr-24	50																										
23-Apr-24	51	<0.050	<0.000010	23.6	<0.0010	0.00023	0.00105	0.0306	<0.00020	<0.0020	0.420	0.0335	<0.0019	0.0023	<0.0010	<0.010	3.78	0.00047	1.53	<0.000020	0.597	0.0265	10.2		<0.000010		<0.0050
30-Apr-24	52																										
07-May-24	53	<0.050	<0.000010	25.1	<0.0010	0.00023	0.00079	0.0358	<0.00020	<0.0020	0.482	0.0337	<0.0019	0.0021	<0.0010	<0.010	3.93	0.00049	1.67	<0.000020	0.634	0.0276	10.6		<0.000010		<0.0050
14-May-24	54																										
21-May-24	55	<0.050	<0.000010	34.0	<0.0010	0.00032	0.00107	0.0416	<0.00020	<0.0020	0.634	0.0392	<0.0019	0.0023	<0.0010	<0.010	4.74	0.00055	1.87	<0.000020	0.780	0.0377	15.9		<0.000010		<0.0050
28-May-24	56																										

GLOBAL PROJECT NO: 2329

CLIENT: WSP E&I Canada Limited

CLIENT PROJECT NAME & NO: Great Bear | OMGS21045

Sample ID: CND-3

Sample Wt. used (g): 1000.00

Instru								Ion Balance				
Sampling Date	Week No.	Titanium (Ti)	Tungsten (W)	Uranium (U)	Vanadium (V)	Zinc (Zn)	Zirconium (Zr)	Anions	Cations	% Difference	Job No	
	Unit:	mg/L	mg/L	mg/L	mg/L	mg/L	mg/L					
	RDL:	0.005	0.001	0.0001	0.005	0.005	0.0001	meq/L	meq/L	meq/L		
02-May-23	0	<0.010	<0.0020	0.00313	<0.010	<0.010	<0.00020	19.32	20.04	-1.83	C331644	
09-May-23	1	<0.0050	<0.0010	0.00383	<0.0050	<0.0050	<0.00010	10.75	9.74	4.94	C332693	
16-May-23	2	<0.0050	<0.0010	0.00248	<0.0050	<0.0050	<0.00010	5.84	4.71	10.69	C334578	
23-May-23	3	<0.0050	<0.0010	0.00209	<0.0050	<0.0050	<0.00010	3.46	3.65	-2.71	C336736	
30-May-23	4	<0.0050	<0.0010	0.00253	<0.0050	<0.0050	<0.00010	4.44	4.09	4.06	C338359	
06-Jun-23	5	<0.0050	<0.0010	0.00226	<0.0050	<0.0050	<0.00010	4.10	3.45	8.64	C340617	
13-Jun-23	6	<0.0050	<0.0010	0.00206	<0.0050	<0.0050	<0.00010	3.07	2.66	7.24	C342918	
20-Jun-23	7	<0.0050	<0.0010	0.00206	<0.0050	<0.0050	<0.00010	2.68	2.50	3.55	C345232	
27-Jun-23	8	<0.0050	<0.0010	0.00189	<0.0050	<0.0050	<0.00010	6.17	5.91	23.80	C347526	
04-Jul-23	9	<0.0050	<0.0010	0.0019	<0.0050	<0.0050	<0.00010	2.35	2.13	4.88	C350156	
11-Jul-23	10	<0.0050	<0.0010	0.00155	<0.0050	<0.0050	<0.00010	1.89	1.78	2.98	C351832	
18-Jul-23	11	<0.0050	<0.0010	0.00164	<0.0050	<0.0050	<0.00010	1.97	1.81	4.05	C354166	
25-Jul-23	12	<0.0050	<0.0010	0.00156	<0.0050	<0.0050	<0.00010	2.09	1.83	6.73	C357165	
01-Aug-23	13	<0.0050	<0.0010	0.00207	<0.0050	<0.0050	<0.00010	2.26	2.21	0.96	C359138	
08-Aug-23	14	<0.0050	<0.0010	0.00201	<0.0050	<0.0050	<0.00010	2.10	2.32	-5.10	C361545	
15-Aug-23	15	<0.0050	<0.0010	0.00213	<0.0050	<0.0050	<0.00010	1.78	2.04	-6.87	C363523	
22-Aug-23	16	<0.0050	<0.0010	0.00193	<0.0050	<0.0050	<0.00010	1.75	1.97	-5.81	C365782	
29-Aug-23	17	<0.0050	<0.0010	0.00198	<0.0050	<0.0050	<0.00010	1.70	1.98	-7.45	C368425	
05-Sep-23	18	<0.0050	<0.0010	0.00176	<0.0050	<0.0050	<0.00010	1.63	1.71	-2.24	C370539	
12-Sep-23	19	<0.0050	<0.0010	0.00202	<0.0050	<0.0050	<0.00010	1.60	2.00	-11.14	C373582	
19-Sep-23	20	<0.0050	<0.0010	0.00208	<0.0050	<0.0050	<0.00010	2.29	1.83	11.02	C375487	
26-Sep-23	21	<0.0050	<0.0010	0.0022	<0.0050	<0.0050	<0.00010	2.19	1.98	5.00	C378101	C385555
03-Oct-23	22	<0.0050	<0.0010	0.00261	<0.0050	<0.0050	<0.00010	2.63	2.28	7.11	C381110	C385555
10-Oct-23	23	<0.0050	<0.0010	0.00196	<0.0050	<0.0050	<0.00010	2.22	2.04	4.06	C382783	C385555
17-Oct-23	24											C385555
24-Oct-23	25	<0.0050	<0.0010	0.0018	<0.0050	<0.0050	<0.00010	2.14	2.05	2.15	C387347	
31-Oct-23	26											
07-Nov-23	27	<0.0050	<0.0010	0.00177	<0.0050	<0.0050	<0.00010	2.57	2.10	10.15	C392395	
14-Nov-23	28											
21-Nov-23	29	<0.0050	<0.0010	0.00211	<0.0050	<0.0050	<0.00010	2.49	2.32	3.69	C396056	
28-Nov-23	30											
05-Dec-23	31	<0.0050	<0.0010	0.00205	<0.0050	<0.0050	<0.00010	2.34	2.17	3.77	C399918	
12-Dec-23	32											
19-Dec-23	33	<0.0050	<0.0010	0.00188	<0.0050	<0.0050	<0.00010	2.42	1.98	10.01	C3A3911	
26-Dec-23	34											
02-Jan-24	35	<0.0050	<0.0010	0.00204	<0.0050	<0.0050	<0.00010	2.08	2.06	0.47	C400825	
09-Jan-24	36											
16-Jan-24	37	<0.0050	<0.0010	0.00135	<0.0050	<0.0050	<0.00010	1.61	1.50	3.65	C403683	
23-Jan-24	38											
30-Jan-24	39	<0.0050	<0.0010	0.00139	<0.0050	<0.0050	<0.00010	1.92	1.56	10.32	CIL339	
06-Feb-24	40											
13-Feb-24	41	<0.0050	<0.0010	0.00113	<0.0050	<0.0050	<0.00010	1.26	1.37	-4.18	CJG646	
20-Feb-24	42											
27-Feb-24	43	<0.0050	<0.0010	0.00128	<0.0050	<0.0050	<0.00010	1.52	1.50	0.92	C414365	
05-Mar-24	44											
12-Mar-24	45	<0.0050	<0.0010	0.00122	<0.0050	<0.0050	<0.00010	1.40	1.38	0.65	C418171	
19-Mar-24	46											
26-Mar-24	47	<0.0050	<0.0010	0.00124	<0.0050	<0.0050	<0.00010	1.51	1.36	5.19	C422010	
02-Apr-24	48											
09-Apr-24	49	<0.0050	<0.0010	0.00099	<0.0050	<0.0050	<0.00010	1.25	1.27	-0.75	C424934	
16-Apr-24	50											
23-Apr-24	51	<0.0050	<0.0010	0.00119	<0.0050	<0.0050	0.00018	1.46	1.34	4.01	C428790	
30-Apr-24	52											
07-May-24	53	<0.0050	<0.0010	0.00129	<0.0050	<0.0050	<0.00010	1.49	1.43	2.12	C433069	
14-May-24	54											
21-May-24	55	<0.0050	<0.0010	0.00158	<0.0050	<0.0050	<0.00010	1.70	1.92	-5.99	C436642	
28-May-24	56											

CERTIFICATE OF ANALYSIS ▪ HUMIDITY CELL TESTING RESULTS OF HC-3

Global ARD Testing Services Inc.

GLOBAL PROJECT NO: 2329

CLIENT: WSP E&I Canada Limited

CLIENT PROJECT NAME & NO: Great Bear | OMGS21045

Sample ID: CND-3

Sample Wt. used (g): 1000.00

CERTIFICATE OF ANALYSIS ▪ HUMIDITY CELL T

Global ARD Testing Services Inc.

				General Parameters				Anions			Nutrients		Cyanides					Colourimetry		Calc.	Dissolved Metals by ICP-MS					
Instrument/Method:				pH Meter	EC Meter	Titration/Calculation		Turbidimetry	IC	ISE	IC		Colourimetric - Distillation			IC									
Sampling Date	Week No.	Input Vol. (DI Water)	Output Vol. (Leachate)	pH	EC	Acidity (to pH 8.3)	Alkalinity (to pH 4.5)	Sulphate	Chloride	Fluoride	Nitrate (NO_3 as N)	Nitrite (NO_2 as N)	Total CN	WAD CN	Free CN	Total Cyanate (CNO)	Thiocyanate	Total Ammonia	Dissolved Phosphorus	Hardness (as CaCO3)	Aluminum (Al)	Antimony (Sb)	Arsenic (As)	Barium (Ba)	Beryllium (Be)	Bismuth (Bi)
	Unit:	mL	mL	pH Units	µS/cm	mg CaCO3/L	mg CaCO3/L	mg/L	mg/L	mg/L	mg/L	mg/L	mg/L	mg/L	ug/L	mg/L	mg/L	mg/L	mg/L	mg/L	mg/L	mg/L	mg/L	mg/L	mg/L	mg/L
	RDL:	5	5	0.01	1	0.5	0.5	0.5	0.5	0.05	0.02	0.005	0.0025	0.0025	2.0	0.05	0.2	0.015	0.003	0.5	0.003	0.0005	0.0001	0.001	0.0001	0.001
04-Jun-24	57	500	446	6.84	120	24.1	37.5	50.5		0.27									<0.0030	78.2	0.0626	0.00139	0.00490	0.0082	<0.00010	<0.0010
11-Jun-24	58	500	431	6.84	160			52.3																		
18-Jun-24	59	500	435	6.51	134	23.1	34.7	60.5		0.24									<0.0030	78.4	0.0553	0.00123	0.00399	0.0089	<0.00010	<0.0010
25-Jun-24	60	500	432	6.47	182			35.8																		
02-Jul-24	61	500	444	6.45	218	27.6	36.4	83.0		0.26									0.0076	94.2	0.0511	0.00132	0.00352	0.0111	<0.00010	<0.0010
09-Jul-24	62	500	443	6.44	159			60.2																		
16-Jul-24	63	500	455	6.41	204	29.6	35.8	48.9		0.24									<0.0030	80.8	0.0585	0.00120	0.00442	0.0086	<0.00010	<0.0010
23-Jul-24	64	500	442	6.27	168			68.4																		
30-Jul-24	65	500	449	6.22	192	34.4	36.7	52.2		0.25									0.0040	86.3	0.0532	0.00114	0.00422	0.0100	<0.00010	<0.0010
06-Aug-24	66	500	441	6.29	198			60.7																		
13-Aug-24	67	500	445	6.08	162	38.0	34.2	46.0		0.24									<0.0030	77.0	0.0482	0.00102	0.00373	0.0083	<0.00010	<0.0010
20-Aug-24	68	500	438	6.30	193			72.0																		
27-Aug-24	69	500	442	6.43	200	25.9	35.7	44.2		0.25									<0.0030	80.3	0.0561	0.00113	0.00417	0.0085	<0.00010	<0.0010
03-Sep-24	70	500	441	6.50	211			49.4																		
10-Sep-24	71	500	440	6.44	171	38.0	34.5	42.0		0.25									<0.0030	77.5	0.0541	0.00104	0.00389	0.0080	<0.00010	<0.0010
17-Sep-24	72	500	430	6.52	171			55.3																		
24-Sep-24	73	500	434	6.67	205	18.4	35.5	51.9		0.26									<0.0030	87.5	0.0527	0.00113	0.00398	0.0088	<0.00010	<0.0010
01-Oct-24	74	500	437	6.83	162			54.8																		
08-Oct-24	75	500	448	6.84	169	15.8	33.1	50.8		0.21									<0.0030	71.4	0.0524	0.00099	0.00455	0.0076	<0.00010	<0.0010
15-Oct-24	76	500	436	6.99	221			49.6																		
22-Oct-24	77	500	440	6.70	147	17.1	34.8	52.8		0.23									<0.0030	87.8	0.0619	0.00103	0.00408	0.0090	<0.00010	<0.0010
29-Oct-24	78	500	428	6.76	152			62.3																		
05-Nov-24	79	500	434	6.81	231	18.8	38.3	63.8		0.31									<0.0030	95.7	0.0506	0.00112	0.00424	0.0105	<0.00010	<0.0010
12-Nov-24	80	500	432	6.76	185			60.8																		
19-Nov-24	81	500	445	6.65	182	21.4	32.8	45.3		0.21									<0.0030	79.3	0.0536	0.00096	0.00380	0.0085	<0.00010	<0.0010
26-Nov-24	82	500	438	6.63	183			44.6																		
03-Dec-24	83	500	427	6.76	191	17.6	32.2	66.9		0.21									<0.0030	98.0	0.0567	0.00103	0.00393	0.0105	<0.00010	<0.0010

NOTES:

March 13 2024: Analytical schedule updated per email by Forrest McAdam, HC-1 to HC-5 will run for an additional 40 weeks.

October 11, 2023: Analytical schedule updated per email by Forrest McAdam.

RDL may be raised for some samples due to sample matrix interference.

Abbreviations:

RDL: Reportable Detection Limits

EC: Electric Conductivity

IC: Ion Chromatograph

SIE: Selective Ion Electrode

ICP-MS: Inductively Coupled Plasma - Mass Spectrometry

Calc: Calculation

Calc: Calculation

ESTING RESULTS OF HC-3

CERTIFICATE OF ANALYSIS ▪ HUMIDITY CELL TESTING RESULTS OF HC-3

GLOBAL PROJECT NO: 2329
CLIENT: WSP E&I Canada Limited
CLIENT PROJECT NAME & NO: Great Bear | OMGS21045
Sample ID: CND-3
Sample Wt. used (g): 1000.00

Global ARD Testing Services Inc.

Instru													CVAFS													
Sampling Date	Week No.	Boron (B)	Cadmium (Cd)	Calcium (Ca)	Chromium (Cr)	Cobalt (Co)	Copper (Cu)	Iron (Fe)	Lead (Pb)	Lithium (Li)	Magnesium (Mg)	Manganese (Mn)	Mercury (Hg)	Molybdenum (Mo)	Nickel (Ni)	Phosphorus (P)	Potassium (K)	Selenium (Se)	Silicon (Si)	Silver (Ag)	Sodium (Na)	Strontium (Sr)	Sulphur (S)	Tellurium (Te)	Thallium (Tl)	Thorium (Th)	Tin (Sn)
	Unit:	mg/L	mg/L	mg/L	mg/L	mg/L	mg/L	mg/L	mg/L	mg/L	mg/L	mg/L	ug/L	mg/L	mg/L	mg/L	mg/L	mg/L	mg/L	mg/L	mg/L	mg/L	mg/L	mg/L	mg/L	mg/L	mg/L
	RDL:	0.05	0.00001	0.05	0.001	0.0002	0.0002	0.005	0.0002	0.002	0.05	0.001	0.0019	0.001	0.001	0.01	0.05	0.0001	0.1	0.00002	0.05	0.001	3	0.001	0.00001	0.001	0.005
04-Jun-24	57	<0.050	<0.000010	30.4	<0.0010	0.00029	0.00097	0.0308	<0.00020	<0.0020	0.542	0.0375	<0.0019	0.0017	<0.0010	<0.010	4.11	0.00049	1.67	<0.000020	0.588	0.0356	16.0		<0.000010		<0.0050
11-Jun-24	58																										
18-Jun-24	59	<0.050	<0.000010	30.5	<0.0010	0.00029	0.00087	0.0247	<0.00020	<0.0020	0.545	0.0405	<0.0019	0.0016	<0.0010	<0.010	3.88	0.00041	1.60	<0.000020	0.565	0.0364	18.4		<0.000010		<0.0050
25-Jun-24	60																										
02-Jul-24	61	<0.050	<0.000010	36.7	<0.0010	0.00038	0.00097	0.0295	<0.00020	<0.0020	0.602	0.0503	<0.0019	0.0022	<0.0010	<0.010	4.47	0.00049	1.97	<0.000020	0.622	0.0418	22.3		0.000012		<0.0050
09-Jul-24	62																										
16-Jul-24	63	<0.050	<0.000010	31.5	<0.0010	0.00030	0.00083	0.0220	<0.00020	<0.0020	0.531	0.0404	<0.0019	0.0023	<0.0010	<0.010	3.98	0.00039	1.54	<0.000020	0.530	0.0366	15.4	<0.0010	<0.000010	<0.0010	<0.0050
23-Jul-24	64																										
30-Jul-24	65	<0.050	<0.000010	33.6	0.0018	0.00032	0.00088	0.0344	<0.00020	<0.0020	0.568	0.0413	<0.0019	0.0036	0.0013	<0.010	3.98	0.00036	1.44	<0.000020	0.553	0.0376	18.9	<0.0010	<0.000010	<0.0010	<0.0050
06-Aug-24	66																										
13-Aug-24	67	<0.050	<0.000010	30.0	<0.0010	0.00024	0.00091	0.0251	<0.00020	<0.0020	0.472	0.0431	<0.0019	0.0049	<0.0010	<0.010	3.72	0.00033	1.50	<0.000020	0.492	0.0332	16.3	<0.0010	<0.000010	<0.0010	<0.0050
20-Aug-24	68																										
27-Aug-24	69	<0.050	<0.000010	31.4	<0.0010	0.00026	0.00317	0.0299	<0.00020	<0.0020	0.486	0.0374	<0.0019	0.0078	<0.0010	<0.010	4.02	0.00038	1.50	<0.000020	0.494	0.0353	17.8	<0.0010	0.000011	<0.0010	<0.0050
03-Sep-24	70																										
10-Sep-24	71	<0.050	<0.000010	30.2	<0.0010	0.00023	0.00106	0.0500	<0.00020	<0.0020	0.483	0.0325	<0.0019	0.0075	<0.0010	<0.010	3.59	0.00036	1.47	<0.000020	0.475	0.0338	15.6	<0.0010	<0.000010	<0.0010	<0.0050
17-Sep-24	72																										
24-Sep-24	73	<0.050	<0.000010	34.2	<0.0010	0.00030	0.00109	0.0304	<0.00020	<0.0020	0.474	0.0359	<0.0019	0.0103	<0.0010	<0.010	3.89	0.00041	1.52	<0.000020	0.497	0.0337	19.2	<0.0010	<0.000010	<0.0010	<0.0050
01-Oct-24	74																										
08-Oct-24	75	<0.050	<0.000010	27.9	<0.0010	0.00024	0.00071	0.0285	<0.00020	<0.0020	0.421	0.0308	<0.0019	0.0094	<0.0010	<0.010	3.55	0.00038	1.43	<0.000020	0.441	0.0318	16.4	<0.0010	<0.000010	<0.0010	<0.0050
15-Oct-24	76																										
22-Oct-24	77	<0.050	<0.000010	34.3	<0.0010	0.00025	0.00088	0.0223	<0.00020	<0.0020	0.502	0.0398	<0.0019	0.0099	<0.0010	<0.010	4.03	0.00038	1.84	<0.000020	0.510	0.0381	19.2	<0.0010	0.000011	<0.0010	<0.0050
29-Oct-24	78																										
05-Nov-24	79	<0.050	0.000014	37.5	<0.0010	0.00025	0.00058	0.0271	<0.00020	<0.0020	0.496	0.0419	<0.0019	0.0117	<0.0010	<0.010	4.16	0.00040	1.55	<0.000020	0.458	0.0424	21.1	<0.0010	0.000010	<0.0010	<0.0050
12-Nov-24	80																										
19-Nov-24	81	<0.050	0.000010	31.0	<0.0010	0.00023	0.00078	0.0263	<0.00020	<0.0020	0.473	0.0345	<0.0019	0.0121	<0.0010	<0.010	3.48	0.00039	1.39	<0.000020	0.468	0.0351	15.8	<0.0010	0.000010	<0.0010	<0.0050
26-Nov-24	82																										
03-Dec-24	83	<0.050	<0.000010	38.2	<0.0010	0.00032	0.00084	0.0287	<0.00020	<0.0020	0.621	0.0400	<0.0019	0.0152	<0.0010	<0.010	3.94	0.00039	1.41	<0.000020	0.579	0.0414	21.7	<0.0010	0.000011	<0.0010	<0.0050

GLOBAL PROJECT NO: 2329

CLIENT: WSP E&I Canada Limited

CLIENT PROJECT NAME & NO: Great Bear | OMGS21045

Sample ID: CND-3

Sample Wt. used (g): 1000.00

Instru								Ion Balance			
Sampling Date	Week No.	Titanium (Ti)	Tungsten (W)	Uranium (U)	Vanadium (V)	Zinc (Zn)	Zirconium (Zr)	Anions	Cations	% Difference	Job No
	Unit:	mg/L	mg/L	mg/L	mg/L	mg/L	mg/L				
	RDL:	0.005	0.001	0.0001	0.005	0.005	0.0001	meq/L	meq/L	meq/L	
04-Jun-24	57	<0.0050	<0.0010	0.00141	<0.0050	<0.0050	<0.00010	1.82	1.70	3.38	C440992
11-Jun-24	58										
18-Jun-24	59	<0.0050	<0.0010	0.00113	<0.0050	<0.0050	<0.00010	1.97	1.70	7.41	C446156
25-Jun-24	60										
02-Jul-24	61	<0.0050	<0.0010	0.00144	<0.0050	<0.0050	<0.00010	2.48	2.03	9.85	C450077
09-Jul-24	62										
16-Jul-24	63	<0.0050	<0.0010	0.00129	<0.0050	<0.0050	<0.00010	1.75	1.75	0.07	C454411
23-Jul-24	64										
30-Jul-24	65	<0.0050	<0.0010	0.00125	<0.0050	<0.0050	<0.00010	1.84	1.86	-0.53	C458873
06-Aug-24	66										
13-Aug-24	67	<0.0050	<0.0010	0.00114	<0.0050	<0.0050	<0.00010	1.66	1.66	-0.08	C462821
20-Aug-24	68										
27-Aug-24	69	<0.0050	<0.0010	0.00119	<0.0050	<0.0050	<0.00010	1.65	1.74	-2.59	C467358
03-Sep-24	70										
10-Sep-24	71	<0.0050	<0.0010	0.00115	<0.0050	<0.0050	<0.00010	1.58	1.67	-2.65	C471921
17-Sep-24	72										
24-Sep-24	73	<0.0050	<0.0010	0.00112	<0.0050	<0.0050	<0.00010	1.81	1.88	-1.84	C476699
01-Oct-24	74										
08-Oct-24	75	<0.0050	<0.0010	0.00094	<0.0050	<0.0050	<0.00010	1.74	1.55	5.82	C481227
15-Oct-24	76										
22-Oct-24	77	<0.0050	<0.0010	0.00096	<0.0050	<0.0050	<0.00010	1.81	1.89	-2.07	C485998
29-Oct-24	78										
05-Nov-24	79	<0.0050	<0.0010	0.00122	<0.0050	<0.0050	<0.00010	2.12	2.05	1.69	C490483
12-Nov-24	80										
19-Nov-24	81	<0.0050	<0.0010	0.00086	<0.0050	<0.0050	<0.00010	1.61	1.70	-2.71	C494940
26-Nov-24	82										
03-Dec-24	83	<0.0050	<0.0010	0.00106	<0.0050	<0.0050	<0.00010	2.05	2.09	-1.00	C498867

CERTIFICATE OF ANALYSIS ▪ HUMIDITY CELL TESTING RESULTS OF HC-4

Global ARD Testing Services Inc.

GLOBAL PROJECT NO: 2329

CLIENT: WSP E&I Canada Limited

CLIENT PROJECT NAME & NO: Great Bear | OMGS21045

Sample ID: CND-4

Sample Wt. used (g): 1000.00

CERTIFICATE OF ANALYSIS ▪ HUMIDITY CELL T

Global ARD Testing Services Inc.

				General Parameters				Anions			Nutrients		Cyanides					Colourimetry		Calc.	Dissolved Metals by ICP-MS					
Instrument/Method:				pH Meter	EC Meter	Titration/Calculation		Turbidimetry	IC	ISE	IC		Colourimetric - Distillation			IC									
Sampling Date	Week No.	Input Vol. (DI Water)	Output Vol. (Leachate)	pH	EC	Acidity (to pH 8.3)	Alkalinity (to pH 4.5)	Sulphate	Chloride	Fluoride	Nitrate (NO_3 as N)	Nitrite (NO_2 as N)	Total CN	WAD CN	Free CN	Total Cyanate (CNO)	Thiocyanate	Total Ammonia	Dissolved Phosphorus	Hardness (as CaCO3)	Aluminum (Al)	Antimony (Sb)	Arsenic (As)	Barium (Ba)	Beryllium (Be)	Bismuth (Bi)
Unit:		mL	mL	pH Units	µS/cm	mg CaCO3/L	mg CaCO3/L	mg/L	mg/L	mg/L	mg/L	mg/L	mg/L	mg/L	ug/L	mg/L	mg/L	mg/L	mg/L	mg/L	mg/L	mg/L	mg/L	mg/L	mg/L	mg/L
RDL:		5	5	0.01	1	0.5	0.5	0.5	0.5	0.05	0.02	0.005	0.0025	0.0025	2.0	0.05	0.2	0.015	0.003	0.5	0.003	0.0005	0.0001	0.001	0.0001	0.001
02-May-23	0	750	349	6.47	1502	33.4	37.4	773.7	33	0.53	0.146	0.122	0.0172	0.0098	10	<0.050	14.0	1.50	0.0038	289	0.0555	<0.0010	0.00388	0.0190	<0.00020	<0.0020
09-May-23	1	500	449	6.24	1287	47.9	49.5	497.1	10	<0.050	0.217	0.0637	0.0197	0.0129	13	0.920	6.3	0.21	0.0065	205	0.0567	0.00076	0.00595	0.0107	<0.00010	<0.0010
16-May-23	2	500	440	6.81	640	20.1	47.9	360.4	3.4	<0.050	0.133	0.0516	0.165	0.0309	7.9	0.970	<0.20	0.21	0.0034	149	0.0756	0.00086	0.00647	0.0093	<0.00010	<0.0010
23-May-23	3	500	432	6.66	360	23.3	47.3	170.4	0.6	<0.050	0.036	0.0381	0.0308	0.0153	6.8	0.160	<0.20	0.12	<0.0030	111	0.0552	0.00068	0.00465	0.0064	<0.00010	<0.0010
30-May-23	4	500	460	6.61	355	31.2	55.2	111.5	<0.50	<0.050	0.034	0.0139	0.0819	0.00771	5	<0.10	<0.20	0.17	<0.0030	106	0.0664	0.00075	0.00487	0.0091	<0.00010	<0.0010
06-Jun-23	5	500	458	6.75	326	25.6	59.4	151.5	<0.50	<0.050	0.021	<0.0050	0.0363	0.00176	4.7	<0.10	<0.20	0.10	<0.0030	153	0.0538	0.00077	0.00531	0.0148	<0.00010	<0.0010
13-Jun-23	6	500	454	6.59	476	35.1	67.3	180.9	<0.50	<0.050	<0.020	<0.0050	0.0344	<0.0020	<2.0	<0.10	<0.20	0.08	<0.0030	172	0.0419	0.00068	0.00428	0.0212	<0.00010	<0.0010
20-Jun-23	7	500	466	6.68	330	24.9	64.9	159.2	<0.50	<0.050	<0.020	<0.0050	0.019	<0.0020	5.9	<0.050	<0.20	0.02	<0.0030	177	0.0438	0.00062	0.00375	0.0206	<0.00010	<0.0010
27-Jun-23	8	500	450	6.53	464	32.5	69.2	179.9	0.92	<0.050	<0.020	<0.0050	0.0347	<0.0020	3.8	<0.10	<0.20	0.07	<0.0030	172	0.0454	0.00063	0.00336	0.0214	<0.00010	<0.0010
04-Jul-23	9	500	462	6.46	321	34.3	68.4	148.0	<0.50	<0.050	<0.020	<0.0050	0.0337	<0.0020	2.8	<0.10	<0.20	0.31	<0.0030	175	0.0413	0.00056	0.00336	0.0209	<0.00010	<0.0010
11-Jul-23	10	500	450	6.51	426	31.6	67.6	110.9	<0.50	<0.050	<0.020	<0.0050	0.0094	0.0079	4.2	<0.050	<0.20	0.15	<0.0030	148	0.0453	0.00052	0.00319	0.0187	<0.00010	<0.0010
18-Jul-23	11	500	462	6.39	376	42.4	67.5	103.4	<0.50	<0.050	<0.020	<0.0050	0.0359	0.0025	8.7	<0.050	<0.20	0.06	<0.0030	145	0.0515	<0.00050	0.00352	0.0191	<0.00010	<0.0010
25-Jul-23	12	500	463	6.41	321	49.7	73.3	130.2	<0.50	<0.050									<0.0030	152	0.0457	<0.00050	0.00337	0.0209	<0.00010	<0.0010
01-Aug-23	13	500	468	6.40	311	63.9	82.0	114.1	<0.50	<0.050									<0.0030	165	0.0474	<0.00050	0.00323	0.0238	<0.00010	<0.0010
08-Aug-23	14	500	461	6.59	426	26.7	74.7	95.5	<0.50	<0.050									<0.0030	171	0.0416	<0.00050	0.00301	0.0216	<0.00010	<0.0010
15-Aug-23	15	500	452	6.58	334	24.1	70.3	62.2	<0.50	<0.050									<0.0030	142	0.0422	<0.00050	0.00292	0.0205	<0.00010	<0.0010
22-Aug-23	16	500	430	6.56	353	31.5	71.5	84.0	<0.50	<0.050									<0.0030	155	0.0406	<0.00050	0.00323	0.0222	<0.00010	<0.0010
29-Aug-23	17	500	447	6.59	425	30.1	71.5	90.5	<0.50	<0.050									<0.0030	162	0.0468	<0.00050	0.00312	0.0242	<0.00010	<0.0010
05-Sep-23	18	500	435	6.35	318	36.2	68.3	87.8	<0.50	<0.050									<0.0030	165	0.0407	<0.00050	0.00257	0.0259	<0.00010	<0.0010
12-Sep-23	19	500	486	6.58	266	34.0	74.0	102.2	<0.50	<0.050									<0.0030	155	0.0430	<0.00050	0.00246	0.0233	<0.00010	<0.0010
19-Sep-23	20	500	454	6.52	377	36.3	69.6	113.7	<0.50	<0.050									<0.0030	145	0.0387	<0.00050	0.00251	0.0238	<0.00010	<0.0010
26-Sep-23	21	500	463	6.49	309	35.6	69.3	113.3	<0.50	<0.050	<0.020	<0.0050							<0.0030	145	0.0442	<0.00050	0.00242	0.0226	<0.00010	<0.0010
03-Oct-23	22	500	487	6.44	397	28.8	70.5	127.5	<0.50	<0.050	<0.020	<0.0050							<0.0030	152	0.0471	<0.00050	0.00229	0.0247	<0.00010	<0.0010
10-Oct-23	23	500	440	6.58	304	27.6	66.9	118.7	<0.50	<0.050	<0.020	0.0056							<0.0030	150	0.0469	<0.00050	0.00248	0.0236	<0.00010	<0.0010
17-Oct-23	24	500	400	6.47	239			101.0			<0.020	<0.0050														
24-Oct-23	25	500	409	6.42	284	28.8	58.7	90.9					0.023	<0.0025	<2.0			<0.015	<0.0030	132	0.0389	<0.00050	0.00202	0.0205	<0.00010	<0.0010
31-Oct-23	26	500	415	6.43	295			95.8																		
07-Nov-23	27	500	406	6.77	262	23.4	50.3	101.3					0.039	0.0087	<2.0			0.027	<0.0030	129	0.03	<0.00050	0.00137	0.022	<0.00010	<0.0010
14-Nov-23	28	500	403	6.65	225			75.8																		
21-Nov-23	29	500	405	6.69	214	29.4	52.5	101.3					0.0311	0.0027	<2.0			0.078	<0.0030	126	0.049	<0.00050	0.00195	0.0213	<0.00010	<0.0010
28-Nov-23	30	500	443	6.70	294			109.4																		
05-Dec-23	31	500	444	6.61	228	43.4	69.6	112.1					0.0308	0.0044	<2.0			0.026	<0.0030	137	0.0362	<0.00050	0.00173	0.0239	<0.00010	<0.0010
12-Dec-23	32	500	445	6.39	309			105.7																		
19-Dec-23	33	500	438	6.41	348	61.0	73.6	112.1					0.0191	<0.0025	<2.0			<0.015	<0.0030	140	0.0381	<0.00050	0.00152	0.0254	<0.00010	<0.0010
26-Dec-23	34	500	446	6.85	263			125.4																		
02-Jan-24	35	500	444	6.64	325	33.9	63.8	106.5					0.0172	<0.0025	<2.0			0.031	<0.0030	146	0.0483	<0.00050	0.0018	0.0253	<0.00010	<0.0010
09-Jan-24	36	500	444	6.63	222			88.4																		
16-Jan-24	37	500	433	6.57	319	46.4	71.2	151.5					0.0196	<0.0025	<2.0			<0.015	<0.0030	144	0.0367	<0.00050	0.00153	0.0286	<0.00010	<0.0010
23-Jan-24	38	500	424	6.69	319			125.4																		
30-Jan-24	39	500	425	6.62	291	27.2	54.0	103.1					0.0154	<0.0025	<2.0			0.0860	<0.0030	121	0.0420	<0.00050	0.00132	0.02190	<0.00010	<0.0010
06-Feb-24	40	500	424	6.73	257			84.4																		
13-Feb-24	41	500	442	6.76	308	23.6	55.3	96.5					0.0136	<0.0025	<2.0			0.052	<0.0030	139	0.0385	<0.00050	0.00119	0.0251	<0.00010	<0.0010
20-Feb-24	42	500	439	6.75	350			93.8																		
27-Feb-24	43	500	431	6.80	383	18.4	52.4	128.1					0.0104	<0.0025	<2.0			0.036	<0.0030	151	0.0289	<0.00050	0.00088	0.0253	<0.00010	<0.0010
05-Mar-24	44	500	450	6.74	334			122.4																		
12-Mar-24	45	500	432	6.68	274	23.1	52.3	124.8					0.0131	<0.0025	<2.0			0.041	<0.0030	152	0.0376	<0.00050	0.00097	0.0204	<0.00010	<0.0010
19-Mar-24	46	500	465	6.69	419			167.6																		
26-Mar-24	47	500	444	6.79	347	24.7	56.9	158.6											<0.0030	180	0.0280	<0.00050	0.00089	0.0215	<0.00010	<0.0010
02-Apr-24	48	500	448	6.76	394			152.9																		
09-Apr-24	49	500	416	6.82	420	26.6	61.3	176.1											<0.0030	195	0.0254	<0.00050	0.00102	0.0211	<0.00010	<0.0010
16-Apr-24	50	500	443	6.68	350			171.3																		
23-Apr-24	51	500	440	7.06	325	24.6	70.4	172.4											<0.0030	190	0.0150	<0.00050	0.00086	0.0240	<0.00010	<0.0010
30-Apr-24	52	500	425	6.81	420			137.2																		
07-May-24	53	500	438	6.75	347	30.0	67.2	137.0											<0.0030	181	0.0230	<0.00050	0.00085	0.0216	<0.00010	<0.0010
14-May-24	54	500	437	6.84	381			122.6																		
21-May-24	55	500	435	6.76	376	29.2	65.5	137.9											<0.0030	210	0.0263	<0.00050	0.00111	0.0234	<0.00010	<0.0010
28-May-24	56	500	474	6.86	286			113.3																		

GLOBAL PROJECT NO: 2329
CLIENT: WSP E&I Canada Limited
CLIENT PROJECT NAME & NO: Great Bear | OMGS21045
Sample ID: CND-4
Sample Wt. used (g): 1000.00

Global ARD Testing Services Inc.

	Instru												CVAFS													
Sampling Date	Week No.	Boron (B)	Cadmium (Cd)	Calcium (Ca)	Chromium (Cr)	Cobalt (Co)	Copper (Cu)	Iron (Fe)	Lead (Pb)	Lithium (Li)	Magnesium (Mg)	Manganese (Mn)	Mercury (Hg)	Molybdenum (Mo)	Nickel (Ni)	Phosphorus (P)	Potassium (K)	Selenium (Se)	Silicon (Si)	Silver (Ag)	Sodium (Na)	Strontium (Sr)	Sulphur (S)	Tellurium (Te)	Thallium (Tl)	Thorium (Th)	Tin (Sn)
	Unit:	mg/L	mg/L	mg/L	mg/L	mg/L	mg/L	mg/L	mg/L	mg/L	mg/L	mg/L	ug/L	mg/L	mg/L	mg/L	mg/L	mg/L	mg/L	mg/L	mg/L	mg/L	mg/L	mg/L	mg/L	mg/L	mg/L
	RDL:	0.05	0.00001	0.05	0.001	0.0002	0.0002	0.005	0.0002	0.002	0.05	0.001	0.0019	0.001	0.001	0.01	0.05	0.0001	0.1	0.00002	0.05	0.001	3	0.001	0.00001	0.001	0.005
02-May-23	0	<0.10	<0.000020	103	<0.0020	0.02140	0.02920	0.0430	<0.00040	0.0077	7.50	0.0262	0.0021	0.0119	0.0054	<0.020	35.8	0.00128	1.15	0.000107	286	0.1930	307		0.000022		<0.010
09-May-23	1	<0.050	<0.000010	70.4	<0.0010	0.01070	0.00208	0.0389	<0.00020	0.0095	7.12	0.0336	0.0020	0.0110	0.0032	0.0065	22.8	0.00066	1.43	<0.000020	135	0.1330	163		0.000018		<0.0050
16-May-23	2	<0.050	<0.000010	48.9	<0.0010	0.00727	0.00335	0.0393	<0.00020	0.0109	6.56	0.0244	<0.0019	0.0103	0.0024	<0.010	15.8	0.00054	1.56	<0.000020	78.1	0.1030	101		0.000012		<0.0050
23-May-23	3	<0.050	<0.000010	34.9	<0.0010	0.00302	0.00186	0.0270	<0.00020	0.0069	5.73	0.0200	<0.0019	0.0063	0.0014	<0.010	8.7	0.00045	1.30	<0.000020	34.9	0.0610	49.6		<0.000010		<0.0050
30-May-23	4	<0.050	<0.000010	33.9	<0.0010	0.00193	0.00165	0.0243	<0.00020	0.0079	5.28	0.0240	<0.0019	0.0050	0.0013	<0.010	7.2	0.00039	1.65	<0.000020	19.9	0.0643	36.7		<0.000010		<0.0050
06-Jun-23	5	<0.050	<0.000010	49.5	<0.0010	0.00232	0.00171	0.0126	<0.00020	0.0102	7.25	0.0380	<0.0019	0.0036	0.0019	<0.010	10.8	0.00031	1.60	<0.000020	12.3	0.0859	45.8		<0.000010		<0.0050
13-Jun-23	6	<0.050	<0.000010	56.5	<0.0010	0.00230	0.00119	0.0079	<0.00020	0.0133	7.47	0.0593	<0.0019	0.0027	0.0024	<0.010	18.5	0.00023	1.68	<0.000020	7.42	0.0955	49.3		<0.000010		<0.0050
20-Jun-23	7	<0.050	<0.000010	59.4	<0.0010	0.00220	0.00112	0.0103	<0.00020	0.0138	7.03	0.0586	<0.0019	0.0026	0.0022	<0.010	20.6	0.00021	1.49	<0.000020	4.89	0.0959	49.5		<0.000010		<0.0050
27-Jun-23	8	<0.050	<0.000010	56.9	<0.0010	0.00215	0.00097	0.0115	<0.00020	0.0168	7.34	0.0655	<0.0019	0.0028	0.0022	<0.010	22.5	0.00021	1.72	<0.000020	3.83	0.0950	51.1		0.000012		<0.0050
04-Jul-23	9	<0.050	<0.000010	58.5	<0.0010	0.00203	0.00091	0.0117	<0.00020	0.0161	7.03	0.0666	<0.0019	0.0028	0.0022	<0.010	21.5	0.00018	1.60	<0.000020	2.94	0.0884	48.6		0.000012		<0.0050
11-Jul-23	10	<0.050	<0.000010	50.0	<0.0010	0.00154	0.00083	0.0131	<0.00020	0.0135	5.70	0.0577	<0.0019	0.0026	0.0017	<0.010	18.8	0.00020	1.42	<0.000020	2.06	0.0709	37.2		<0.000010		<0.0050
18-Jul-23	11	<0.050	<0.000010	49.2	<0.0010	0.00150	0.00094	0.0132	<0.00020	0.0149	5.31	0.0596	<0.0019	0.0027	0.0015	<0.010	18.3	0.00021	1.52	<0.000020	1.81	0.0707	34.6		0.000011		<0.0050
25-Jul-23	12	<0.050	<0.000010	51.6	<0.0010	0.00162	0.00092	0.0126	<0.00020	0.0141	5.51	0.0697	<0.0019	0.0026	0.0018	<0.010	19.3	0.00022	1.56	<0.000020	1.63	0.0703	38.4		0.000013		<0.0050
01-Aug-23	13	<0.050	<0.000010	56.0	<0.0010	0.00159	0.00085	0.0112	<0.00020	0.0170	6.16	0.0756	<0.0019	0.0027	0.0018	<0.010	20.2	0.00024	1.52	<0.000020	1.66	0.0775	42.4		0.000013		<0.0050
08-Aug-23	14	<0.050	<0.000010	58.4	<0.0010	0.00165	0.00082	0.0105	<0.00020	0.0149	5.98	0.0815	<0.0019	0.0025	0.0019	<0.010	20.1	0.00023	1.43	<0.000020	1.53	0.0723	41.7		<0.000010		<0.0050
15-Aug-23	15	<0.050	<0.000010	48.2	<0.0010	0.00141	0.00283	0.0096	<0.00020	0.0143	5.24	0.0705	<0.0019	0.0023	0.0016	<0.010	17.7	0.00023	1.41	<0.000020	1.33	0.0627	35.4		0.000011		<0.0050
22-Aug-23	16	<0.050	<0.000010	53.0	<0.0010	0.00137	0.00074	0.0105	<0.00020	0.0166	5.42	0.0621	<0.0019	0.0024	0.0014	<0.010	20.1	0.00026	1.70	<0.000020	1.34	0.0688	40.5		0.000014		<0.0050
29-Aug-23	17	<0.050	<0.000010	55.7	<0.0010	0.00142	0.00094	0.0108	<0.00020	0.0176	5.58	0.0751	<0.0019	0.0024	0.0016	<0.010	20.8	0.00026	1.52	<0.000020	1.36	0.0709	42.1		0.000014		<0.0050
05-Sep-23	18	<0.050	<0.000010	56.5	<0.0010	0.00167	0.00084	0.0129	<0.00020	0.0175	5.78	0.0802	<0.0019	0.0023	0.0019	<0.010	19.9	0.00024	1.64	<0.000020	1.32	0.0726	45.6		0.000014		<0.0050
12-Sep-23	19	<0.050	<0.000010	53.9	<0.0010	0.00132	0.00062	0.0137	<0.00020	0.0158	4.91	0.0705	<0.0019	0.0022	0.0014	<0.010	18.9	0.00026	1.77	<0.000020	1.12	0.0630	37.4		0.000014		<0.0050
19-Sep-23	20	<0.050	<0.000010	50.3	<0.0010	0.00124	0.00062	0.0097	<0.00020	0.0161	4.79	0.0694	<0.0019	0.0022	0.0013	<0.010	19.0	0.00025	1.54	<0.000020	1.09	0.0637	39.9		0.000012		<0.0050
26-Sep-23	21	<0.050	<0.000010	50.5	<0.0010	0.00112	0.00062	0.0113	<0.00020	0.0133	4.53	0.0632	<0.0019	0.0021	0.0012	<0.010	18.0	0.00025	1.43	<0.000020	1.04	0.0547	35.7		0.000013		<0.0050
03-Oct-23	22	<0.050	<0.000010	53.0	<0.0010	0.00115	0.00057	0.0117	<0.00020	0.0144	4.76	0.0684	<0.0019	0.0021	0.0012	<0.010	18.3	0.00025	1.62	<0.000020	1.11	0.0556	38.9		0.000014		<0.0050
10-Oct-23	23	<0.050	<0.000010	52.3	<0.0010	0.00119	0.00066	0.0115	<0.00020	0.0114	4.68	0.0775	<0.0019	0.0022	0.0012	<0.010	17.9	0.00027	1.41	<0.000020	1.14	0.0541	36.9		0.000015		<0.0050
17-Oct-23	24																										
24-Oct-23	25	<0.050	<0.000010	46.3	<0.0010	0.00086	0.00069	0.0107	<0.00020	0.0109	3.85	0.052	<0.0019	0.0018	<0.0010	<0.010	15.3	0.00024	1.18	<0.000020	0.873	0.0432	32.3		0.000012		<0.0050
31-Oct-23	26																										
07-Nov-23	27	<0.050	<0.000010	46.2	<0.0010	0.00078	0.00065	0.0131	<0.00020	0.0096	3.29	0.0516	<0.0019	0.0016	<0.0010	<0.010	14.7	0.00023	1.22	<0.000020	0.752	0.0409	30		0.000013		<0.0050
14-Nov-23	28																										
21-Nov-23	29	<0.050	<0.000010	44.3	<0.0010	0.0008	0.0007	0.0096	<0.00020	0.0128	3.69	0.0527	<0.0019	0.0017	<0.0010	<0.010	14.5	0.00033	1.1	<0.000020	0.796	0.0451	34.3		0.000014		<0.0050
28-Nov-23	30																										
05-Dec-23	31	<0.050	0.000018	48.3	<0.0010	0.00093	0.00074	0.0613	<0.00020	0.0138	3.99	0.071	<0.0019	0.0016	0.0014	<0.010	14.5	0.00048	1.33	<0.000020	0.834	0.0428	31.6		0.000017		<0.0050
12-Dec-23	32																										
19-Dec-23	33	<0.050	<0.000010	49.5	<0.0010	0.00084	0.00077	0.0109	<0.00020	0.014	3.93	0.0797	<0.0019	0.0014	0.0013	<0.010	14.2	0.00025	1.43	<0.000020	0.795	0.0439	34.5		0.000015		<0.0050
26-Dec-23	34																										
02-Jan-24	35	<0.050	<0.000010	52.1	<0.0010	0.00086	0.00066	0.0082	<0.00020	0.0106	3.86	0.0841	<0.0019	0.0013	0.0013	<0.010	14.6	0.00027	1.37	<0.000020	0.749	0.047	36.7		0.000016		<0.0050
09-Jan-24	36																										
16-Jan-24	37	<0.050	<0.000010	51.6	<0.0010	0.00089	0.00091	0.0089	<0.00020	0.0126	3.63	0.0949	<0.0019	0.0013	0.0013	<0.010	14.4	0.00028	1.29	<0.000020	0.749	0.0428	34.7		0.000018		<0.0050
23-Jan-24	38																										
30-Jan-24	39	<0.050	<0.000010	43.9	<0.0010	0.00069	0.00064	0.00850	<0.00020	0.00960	2.88	0.08140	<0.0019	0.0010	0.0011	<0.010	11.5	0.00022	1.03	<0.000020	0.561	0.0357	28.9		0.000017		<0.0050
06-Feb-24	40																										
13-Feb-24	41	<0.050	<0.000010	50.5	<0.0010	0.00079	0.00046	0.0077	<0.00020	0.0109	3.17	0.109	<0.0019	0.0017	0.0013	<0.010	13.2	0.00035	1.08	<0.000020	0.681	0.0389	35.8		0.000020		<0.0050
20-Feb-24	42																										
27-Feb-24	43	<0.050	<0.000010	54.8	<0.0010	0.00087	0.00059	0.0065	<0.00020	0.0102	3.37	0.134	<0.0019	0.0015	0.0016	<0.010	13.1	0.00033	0.91	<0.000020	0.906	0.0395	40.4		0.000023		<0.0050
05-Mar-24	44																										
12-Mar-24	45	<0.050	<0.000010	55.5	<0.0010	0.00102	0.00074	0.0065	<0.00020	0.0097	3.18	0.127	<0.0019	0.0013	0.0018	<0.010	11.8	0.00024	1.03	<0.000020	0.620	0.0391	38.8		0.000021		<0.0050
19-Mar-24	46																										
26-Mar-24	47	<0.050	<0.000010	65.6	<0.0010	0.00117	0.00069	0.0070	<0.00020	0.0104	3.94	0.158	<0.0019	0.0015	0.0021	<0.010	13.4	0.00021	1.21	<0.000020	0.696	0.0446	49.7		0.000026		<0.0050
02-Apr-24	48																										
09-Apr-24	49	<0.050	<0.000010	71.7	<0.0010	0.00125	0.00076	0.0088	<0.00020	0.0107	3.92	0.163	<0.0019	0.0018	0.0022	<0.010	13.9	0.00023	1.09	<0.000020	0.731	0.0448	50.5		0.000027		<0.0050
16-Apr-24	50																										
23-Apr-24	51	<0.050	<0.000010	70.2	<0.0010	0.00128	0.00085	0.0068	<0.00020	0.0110	3.55	0.182	<0.0019	0.0019	0.0025	<0.010	14.1	0.00021	1.20	<0.000020	0.712	0.0460	48.1		0.000028		<0.0050
30-Apr-24	52																										
07-May-24	53	<0.050	<0.000010	66.7	<0.0010	0.00120	0.00068	0.0084	<0.00020	0.0121	3.53	0.173	<0.0019	0.0021	0.0025	<0.010	13.7	0.00025	1.25	<0.000020	0.714	0.0430	45.4		0.000027		<0.0050
14-May-24	54																										
21-May-24	55	<0.050	<0.000010	77.7	<0.0010	0.00112	0.00085	0.0090	<0.00020	0.0117	3.89	0.170	<0.0019	0.0020	0.0023	<0.010	14.6	0.00029	1.29	<0.000020	0.792	0.0479	50.0		0.000030		<0.0050
28-May-24	56																										

GLOBAL PROJECT NO: 2329

CLIENT: WSP E&I Canada Limited

CLIENT PROJECT NAME & NO: Great Bear | OMGS21045

Sample ID: CND-4

Sample Wt. used (g): 1000.00

Instru								Ion Balance			
Sampling Date	Week No.	Titanium (Ti)	Tungsten (W)	Uranium (U)	Vanadium (V)	Zinc (Zn)	Zirconium (Zr)	Anions	Cations	% Difference	Job No
	Unit:	mg/L	mg/L	mg/L	mg/L	mg/L	mg/L				
	RDL:	0.005	0.001	0.0001	0.005	0.005	0.0001	meq/L	meq/L	meq/L	
02-May-23	0	<0.010	<0.0020	0.00022	<0.010	<0.010	<0.00020	19.26	19.12	0.36	C331644
09-May-23	1	<0.0050	<0.0010	0.00023	<0.0050	<0.0050	<0.00010	12.06	10.56	6.61	C332693
16-May-23	2	<0.0050	<0.0010	0.00018	<0.0050	<0.0050	<0.00010	8.71	6.79	12.35	C334578
23-May-23	3	<0.0050	<0.0010	0.00012	<0.0050	<0.0050	<0.00010	3.59	3.96	-4.89	C336736
30-May-23	4	<0.0050	<0.0010	0.00011	<0.0050	<0.0050	<0.00010	3.43	3.19	3.64	C338359
06-Jun-23	5	<0.0050	<0.0010	0.00014	<0.0050	<0.0050	<0.00010	4.34	3.89	5.54	C340617
13-Jun-23	6	<0.0050	<0.0010	0.00017	<0.0050	<0.0050	<0.00010	5.12	4.24	9.36	C342918
20-Jun-23	7	<0.0050	<0.0010	0.00016	<0.0050	<0.0050	<0.00010	4.61	4.29	3.61	C345232
27-Jun-23	8	<0.0050	<0.0010	0.00016	<0.0050	<0.0050	<0.00010	5.20	4.20	10.66	C347526
04-Jul-23	9	<0.0050	<0.0010	0.00016	<0.0050	<0.0050	<0.00010	4.45	4.19	3.09	C350156
11-Jul-23	10	<0.0050	<0.0010	0.00012	<0.0050	<0.0050	<0.00010	3.66	3.54	1.63	C351832
18-Jul-23	11	<0.0050	<0.0010	0.00013	<0.0050	<0.0050	<0.00010	3.50	3.45	0.80	C354166
25-Jul-23	12	<0.0050	<0.0010	0.00014	<0.0050	<0.0050	<0.00010	4.18	3.60	7.40	C357165
01-Aug-23	13	<0.0050	<0.0010	0.00014	<0.0050	<0.0050	<0.00010	4.02	3.90	1.48	C359138
08-Aug-23	14	<0.0050	<0.0010	0.00014	<0.0050	<0.0050	<0.00010	3.48	4.00	-6.86	C361545
15-Aug-23	15	<0.0050	<0.0010	0.00013	<0.0050	<0.0050	<0.00010	2.70	3.36	-10.80	C363523
22-Aug-23	16	<0.0050	<0.0010	0.00014	<0.0050	<0.0050	<0.00010	3.18	3.67	-7.17	C365782
29-Aug-23	17	<0.0050	<0.0010	0.00015	<0.0050	<0.0050	<0.00010	3.31	3.84	-7.35	C368425
05-Sep-23	18	<0.0050	<0.0010	0.0002	<0.0050	<0.0050	<0.00010	3.19	3.87	-9.59	C370539
12-Sep-23	19	<0.0050	<0.0010	0.00012	<0.0050	<0.0050	<0.00010	3.61	3.64	-0.36	C373582
19-Sep-23	20	<0.0050	<0.0010	0.00012	<0.0050	<0.0050	<0.00010	3.76	3.45	4.36	C375487
26-Sep-23	21	<0.0050	<0.0010	0.00012	<0.0050	<0.0050	<0.00010	3.75	3.41	4.75	C378101 C385555
03-Oct-23	22	<0.0050	<0.0010	0.00012	<0.0050	<0.0050	<0.00010	4.07	3.56	6.60	C381110 C385555
10-Oct-23	23	<0.0050	<0.0010	0.00011	<0.0050	0.336	<0.00010	3.81	3.52	3.93	C382783 C385555
17-Oct-23	24										C385555
24-Oct-23	25	<0.0050	<0.0010	<0.00010	<0.0050	<0.0050	<0.00010	3.07	3.06	0.05	C387347
31-Oct-23	26										
07-Nov-23	27	<0.0050	<0.0010	<0.00010	<0.0050	<0.0050	<0.00010	3.12	2.99	2.05	C392395
14-Nov-23	28										
21-Nov-23	29	<0.0050	<0.0010	<0.00010	<0.0050	<0.0050	<0.00010	3.16	2.93	3.81	C396056
28-Nov-23	30										
05-Dec-23	31	<0.0050	<0.0010	0.0001	<0.0050	<0.0050	<0.00010	3.73	3.16	8.30	C399918
12-Dec-23	32										
19-Dec-23	33	<0.0050	<0.0010	<0.00010	<0.0050	<0.0050	<0.00010	3.81	3.20	8.66	C3A3911
26-Dec-23	34										
02-Jan-24	35	<0.0050	<0.0010	<0.00010	<0.0050	<0.0050	<0.00010	3.49	3.33	2.35	C400825
09-Jan-24	36										
16-Jan-24	37	<0.0050	<0.0010	<0.00010	<0.0050	<0.0050	<0.00010	4.58	3.28	16.49	C403683
23-Jan-24	38										
30-Jan-24	39	<0.0050	<0.0010	<0.00010	<0.0050	<0.0050	<0.00010	3.23	2.76	7.89	CIL340
06-Feb-24	40										
13-Feb-24	41	<0.0050	<0.0010	<0.00010	<0.0050	<0.0050	<0.00010	3.12	3.16	-0.67	CJG647
20-Feb-24	42										
27-Feb-24	43	<0.0050	<0.0010	<0.00010	<0.0050	<0.0050	<0.00010	3.72	3.40	4.50	C414365
05-Mar-24	44										
12-Mar-24	45	<0.0050	<0.0010	<0.00010	<0.0050	<0.0050	<0.00010	3.65	3.37	3.92	C418171
19-Mar-24	46										
26-Mar-24	47	<0.0050	<0.0010	<0.00010	<0.0050	<0.0050	<0.00010	4.44	3.98	5.48	C422010
02-Apr-24	48										
09-Apr-24	49	<0.0050	<0.0010	<0.00010	<0.0050	<0.0050	<0.00010	4.89	4.30	6.49	C424934
16-Apr-24	50										
23-Apr-24	51	<0.0050	<0.0010	<0.00010	<0.0050	<0.0050	<0.00010	5.00	4.20	8.72	C428790
30-Apr-24	52										
07-May-24	53	<0.0050	<0.0010	<0.00010	<0.0050	<0.0050	<0.00010	4.20	4.01	2.30	C433069
14-May-24	54										
21-May-24	55	<0.0050	<0.0010	<0.00010	<0.0050	<0.0050	<0.00010	4.18	4.62	-4.95	C436642
28-May-24	56										

CERTIFICATE OF ANALYSIS ▪ HUMIDITY CELL TESTING RESULTS OF HC-4

Global ARD Testing Services Inc.

GLOBAL PROJECT NO: 2329

CLIENT: WSP E&I Canada Limited

CLIENT PROJECT NAME & NO: Great Bear | OMGS21045

Sample ID: CND-4

Sample Wt. used (g): 1000.00

CERTIFICATE OF ANALYSIS ▪ HUMIDITY CELL T

Global ARD Testing Services Inc.

				General Parameters				Anions			Nutrients		Cyanides					Colourimetry		Calc.	Dissolved Metals by ICP-MS					
Instrument/Method:				pH Meter	EC Meter	Titration/Calculation		Turbidimetry	IC	ISE	IC		Colourimetric - Distillation			IC									
Sampling Date	Week No.	Input Vol. (DI Water)	Output Vol. (Leachate)	pH	EC	Acidity (to pH 8.3)	Alkalinity (to pH 4.5)	Sulphate	Chloride	Fluoride	Nitrate (NO_3 as N)	Nitrite (NO_2 as N)	Total CN	WAD CN	Free CN	Total Cyanate (CNO)	Thiocyanate	Total Ammonia	Dissolved Phosphorus	Hardness (as CaCO3)	Aluminum (Al)	Antimony (Sb)	Arsenic (As)	Barium (Ba)	Beryllium (Be)	Bismuth (Bi)
	Unit:	mL	mL	pH Units	µS/cm	mg CaCO3/L	mg CaCO3/L	mg/L	mg/L	mg/L	mg/L	mg/L	mg/L	mg/L	ug/L	mg/L	mg/L	mg/L	mg/L	mg/L	mg/L	mg/L	mg/L	mg/L	mg/L	mg/L
	RDL:	5	5	0.01	1	0.5	0.5	0.5	0.5	0.05	0.02	0.005	0.0025	0.0025	2.0	0.05	0.2	0.015	0.003	0.5	0.003	0.0005	0.0001	0.001	0.0001	0.001
04-Jun-24	57	500	444	7.01	221	26.5	66.3	121.4											<0.0030	149	0.0269	<0.00050	0.00085	0.0194	<0.00010	<0.0010
11-Jun-24	58	500	435	7.02	283			103.3																		
18-Jun-24	59	500	440	6.78	226	27.4	60.7	95.1											<0.0030	140	0.0255	<0.00050	0.00093	0.0201	<0.00010	<0.0010
25-Jun-24	60	500	437	6.59	270			26.1																		
02-Jul-24	61	500	442	6.60	327	34.7	58.8	115.2											<0.0030	145	0.0266	<0.00050	0.00081	0.0207	<0.00010	<0.0010
09-Jul-24	62	500	440	6.54	257			101.7																		
16-Jul-24	63	500	454	6.55	345	30.8	61.2	94.5											<0.0030	146	0.0228	<0.00050	0.00071	0.0213	<0.00010	<0.0010
23-Jul-24	64	500	445	6.44	277			103.2																		
30-Jul-24	65	500	446	6.38	291	42.9	63.2	99.1											<0.0030	134	0.0224	<0.00050	0.00084	0.0210	<0.00010	<0.0010
06-Aug-24	66	500	444	6.44	309			93.1																		
13-Aug-24	67	500	445	6.33	258	43.8	61.2	76.8											<0.0030	127	0.0207	<0.00050	0.00088	0.0216	<0.00010	<0.0010
20-Aug-24	68	500	441	6.47	268			87.7																		
27-Aug-24	69	500	442	6.57	303	29.2	59.8	67.5											<0.0030	130	0.0236	<0.00050	0.00086	0.0213	<0.00010	<0.0010
03-Sep-24	70	500	443	6.70	325			83.6																		
10-Sep-24	71	500	442	6.78	285	34.0	58.7	131											<0.0030	135	0.0171	<0.00050	0.00086	0.0210	<0.00010	<0.0010
17-Sep-24	72	500	436	6.60	245			74.1																		
24-Sep-24	73	500	438	6.80	302	24.0	58.1	82.9											<0.0030	139	0.0284	<0.00050	0.00090	0.0203	<0.00010	<0.0010
01-Oct-24	74	500	440	6.92	228			82.1																		
08-Oct-24	75	500	463	6.98	278	22.7	56.9	89.2											<0.0030	124	0.0279	<0.00050	0.00076	0.0212	<0.00010	<0.0010
15-Oct-24	76	500	437	7.12	312			90.8																		
22-Oct-24	77	500	440	6.80	225	25.3	59.1	77.4											<0.0030	136	0.0213	<0.00050	0.00081	0.0237	<0.00010	<0.0010
29-Oct-24	78	500	438	6.86	210			79.2																		
05-Nov-24	79	500	435	6.83	316	26.1	56.2	92.2											<0.0030	133	0.0239	<0.00050	0.00073	0.0230	<0.00010	<0.0010
12-Nov-24	80	500	435	6.90	279			79.8																		
19-Nov-24	81	500	434	6.71	271	21.7	55.8	66.0											0.0052	120	0.0206	<0.00050	0.00061	0.0204	<0.00010	<0.0010
26-Nov-24	82	500	438	6.67	265			124.7																		
03-Dec-24	83	500	438	6.81	255	16.6	53.3	87.8											<0.0030	127	0.0317	<0.00050	0.00076	0.0218	<0.00010	<0.0010

NOTES:

March 13 2024: Analytical schedule updated per email by Forrest McAdam, HC-1 to HC-5 will run for an additional 40 weeks.

October 11, 2023: Analytical schedule updated per email by Forrest McAdam.

RDL may be raised for some samples due to sample matrix interference.

Abbreviations:

RDL: Reportable Detection Limits

EC: Electric Conductivity

IC: Ion Chromatograph

SIE: Selective Ion Electrode

ICP-MS: Inductively Coupled Plasma - Mass Spectrometry

Calc: Calculation

Calc: Calculation

ESTING RESULTS OF HC-4

CERTIFICATE OF ANALYSIS ▪ HUMIDITY CELL TESTING RESULTS OF HC-4

GLOBAL PROJECT NO: 2329
CLIENT: WSP E&I Canada Limited
CLIENT PROJECT NAME & NO: Great Bear | OMGS21045
Sample ID: CND-4
Sample Wt. used (g): 1000.00

Global ARD Testing Services Inc.

	Instru												CVAFS													
Sampling Date	**Week No.**	**Boron (B)**	**Cadmium (Cd)**	**Calcium (Ca)**	**Chromium (Cr)**	**Cobalt (Co)**	**Copper (Cu)**	**Iron (Fe)**	**Lead (Pb)**	**Lithium (Li)**	**Magnesium (Mg)**	**Manganese (Mn)**	**Mercury (Hg)**	**Molybdenum (Mo)**	**Nickel (Ni)**	**Phosphorus (P)**	**Potassium (K)**	**Selenium (Se)**	**Silicon (Si)**	**Silver (Ag)**	**Sodium (Na)**	**Strontium (Sr)**	**Sulphur (S)**	**Tellurium (Te)**	**Thallium (Tl)**	**Thorium (Th)**	**Tin (Sn)**
	Unit:	mg/L	mg/L	mg/L	mg/L	mg/L	mg/L	mg/L	mg/L	mg/L	mg/L	mg/L	ug/L	mg/L	mg/L	mg/L	mg/L	mg/L	mg/L	mg/L	mg/L	mg/L	mg/L	mg/L	mg/L	mg/L	mg/L
	RDL:	0.05	0.00001	0.05	0.001	0.0002	0.0002	0.005	0.0002	0.002	0.05	0.001	0.0019	0.001	0.001	0.01	0.05	0.0001	0.1	0.00002	0.05	0.001	3	0.001	0.00001	0.001	0.005
04-Jun-24	57	<0.050	<0.000010	55.0	<0.0010	0.00079	0.00077	0.0072	<0.00020	0.0100	2.86	0.130	<0.0019	0.0019	0.0016	<0.010	11.4	0.00027	1.04	<0.000020	0.573	0.0379	35.2		0.000024		<0.0050
11-Jun-24	58																										
18-Jun-24	59	<0.050	<0.000010	51.4	<0.0010	0.00064	0.00068	0.0059	<0.00020	0.0102	2.74	0.105	<0.0019	0.0017	0.0013	<0.010	10.6	0.00027	1.06	<0.000020	0.546	0.0355	33.3		0.000023		<0.0050
25-Jun-24	60																										
02-Jul-24	61	<0.050	0.000010	53.4	<0.0010	0.00069	0.00065	0.0063	<0.00020	0.0090	2.79	0.108	<0.0019	0.0016	0.0014	<0.010	10.9	0.00031	1.25	<0.000020	0.597	0.0369	36.5		0.000028		<0.0050
09-Jul-24	62																										
16-Jul-24	63	<0.050	<0.000010	53.8	<0.0010	0.00085	0.00061	0.0063	<0.00020	0.0103	2.85	0.128	<0.0019	0.0016	0.0017	<0.010	10.6	0.00028	1.06	<0.000020	0.552	0.0363	34.1	<0.0010	0.000026	<0.0010	<0.0050
23-Jul-24	64																										
30-Jul-24	65	<0.050	<0.000010	48.7	<0.0010	0.00071	0.00072	<0.0050	<0.00020	0.0096	2.88	0.118	<0.0019	0.0014	0.0014	<0.010	9.85	0.00027	0.96	<0.000020	0.521	0.0329	31.2	<0.0010	0.000023	<0.0010	<0.0050
06-Aug-24	66																										
13-Aug-24	67	<0.050	<0.000010	47.2	<0.0010	0.00064	0.00116	0.0057	<0.00020	0.0077	2.31	0.102	<0.0019	0.0013	0.0014	<0.010	9.30	0.00026	0.99	<0.000020	0.451	0.0320	26.4	<0.0010	0.000025	<0.0010	<0.0050
20-Aug-24	68																										
27-Aug-24	69	<0.050	<0.000010	48.2	<0.0010	0.00060	0.00360	<0.0050	<0.00020	0.0091	2.41	0.100	<0.0019	0.0013	0.0012	<0.010	9.51	0.00030	1.02	<0.000020	0.468	0.0310	28.4	<0.0010	0.000025	<0.0010	<0.0050
03-Sep-24	70																										
10-Sep-24	71	<0.050	<0.000010	49.5	<0.0010	0.00064	0.00081	<0.0050	<0.00020	0.0080	2.69	0.102	<0.0019	0.0013	0.0013	<0.010	9.59	0.00030	1.04	<0.000020	0.515	0.0323	29.8	<0.0010	0.000024	<0.0010	<0.0050
17-Sep-24	72																										
24-Sep-24	73	<0.050	<0.000010	51.8	<0.0010	0.00055	0.00067	<0.0050	<0.00020	0.0088	2.39	0.102	<0.0019	0.0013	0.0010	<0.010	9.63	0.00033	1.01	<0.000020	0.454	0.0289	29.7	<0.0010	0.000026	<0.0010	<0.0050
01-Oct-24	74																										
08-Oct-24	75	<0.050	<0.000010	45.3	<0.0010	0.00058	0.00055	<0.0050	<0.00020	0.0091	2.55	0.0992	<0.0019	0.0013	0.0011	<0.010	9.26	0.00036	0.99	<0.000020	0.480	0.0312	30.9	<0.0010	0.000026	<0.0010	<0.0050
15-Oct-24	76																										
22-Oct-24	77	<0.050	<0.000010	50.0	<0.0010	0.00051	0.00062	<0.0050	<0.00020	0.0088	2.63	0.0884	<0.0019	0.0012	<0.0010	<0.010	9.51	0.00032	1.17	<0.000020	0.483	0.0323	30.0	<0.0010	0.000028	<0.0010	<0.0050
29-Oct-24	78																										
05-Nov-24	79	<0.050	<0.000010	48.9	<0.0010	0.00049	0.00045	<0.0050	<0.00020	0.0084	2.73	0.0823	<0.0019	0.0012	0.0010	<0.010	9.60	0.00034	0.90	<0.000020	0.439	0.0331	30.7	<0.0010	0.000027	<0.0010	<0.0050
12-Nov-24	80																										
19-Nov-24	81	<0.050	<0.000010	44.0	<0.0010	0.00054	0.00056	<0.0050	<0.00020	0.0087	2.41	0.0812	<0.0019	0.0011	<0.0010	<0.010	8.48	0.00037	0.91	<0.000020	0.443	0.0284	24.9	<0.0010	0.000025	<0.0010	<0.0050
26-Nov-24	82																										
03-Dec-24	83	<0.050	<0.000010	46.7	<0.0010	0.00052	0.00068	<0.0050	<0.00020	0.0079	2.58	0.0743	<0.0019	0.0012	<0.0010	<0.010	8.95	0.00035	0.85	<0.000020	0.481	0.0288	26.3	<0.0010	0.000025	<0.0010	<0.0050

GLOBAL PROJECT NO: 2329

CLIENT: WSP E&I Canada Limited

CLIENT PROJECT NAME & NO: Great Bear | OMGS21045

Sample ID: CND-4

Sample Wt. used (g): 1000.00

Instru								Ion Balance			
Sampling Date	Week No.	Titanium (Ti)	Tungsten (W)	Uranium (U)	Vanadium (V)	Zinc (Zn)	Zirconium (Zr)	Anions	Cations	% Difference	Job No
	Unit:	mg/L	mg/L	mg/L	mg/L	mg/L	mg/L				
	RDL:	0.005	0.001	0.0001	0.005	0.005	0.0001	meq/L	meq/L	meq/L	
04-Jun-24	57	<0.0050	<0.0010	<0.00010	<0.0050	<0.0050	<0.00010	3.86	3.31	7.67	C440992
11-Jun-24	58										
18-Jun-24	59	<0.0050	<0.0010	<0.00010	<0.0050	<0.0050	<0.00010	3.20	3.09	1.63	C446156
25-Jun-24	60										
02-Jul-24	61	<0.0050	<0.0010	<0.00010	<0.0050	<0.0050	<0.00010	3.58	3.21	5.42	C450077
09-Jul-24	62										
16-Jul-24	63	<0.0050	<0.0010	<0.00010	<0.0050	<0.0050	<0.00010	3.19	3.22	-0.46	C454411
23-Jul-24	64										
30-Jul-24	65	<0.0050	<0.0010	<0.00010	<0.0050	<0.0050	<0.00010	3.33	2.95	6.04	C458873
06-Aug-24	66										
13-Aug-24	67	<0.0050	<0.0010	<0.00010	<0.0050	<0.0050	<0.00010	2.82	2.81	0.25	C462821
20-Aug-24	68										
27-Aug-24	69	<0.0050	<0.0010	<0.00010	<0.0050	<0.0050	<0.00010	2.60	2.87	-4.98	C467358
03-Sep-24	70										
10-Sep-24	71	<0.0050	<0.0010	<0.00010	<0.0050	<0.0050	<0.00010	3.90	2.97	13.63	C471921
17-Sep-24	72										
24-Sep-24	73	<0.0050	<0.0010	<0.00010	<0.0050	<0.0050	<0.00010	2.89	3.06	-2.80	C476699
01-Oct-24	74										
08-Oct-24	75	<0.0050	<0.0010	<0.00010	<0.0050	<0.0050	<0.00010	3.00	2.74	4.57	C481227
15-Oct-24	76										
22-Oct-24	77	<0.0050	<0.0010	<0.00010	<0.0050	<0.0050	<0.00010	2.79	2.98	-3.26	C485998
29-Oct-24	78										
05-Nov-24	79	<0.0050	<0.0010	<0.00010	<0.0050	<0.0050	<0.00010	3.05	2.94	1.82	C490483
12-Nov-24	80										
19-Nov-24	81	<0.0050	<0.0010	<0.00010	<0.0050	<0.0050	<0.00010	2.49	2.64	-2.81	C494940
26-Nov-24	82										
03-Dec-24	83	<0.0050	<0.0010	<0.00010	<0.0050	<0.0050	<0.00010	2.89	2.80	1.66	C498867

CERTIFICATE OF ANALYSIS ▪ HUMIDITY CELL TESTING RESULTS OF HC-5

Global ARD Testing Services Inc.

GLOBAL PROJECT NO: 2329

CLIENT: WSP E&I Canada Limited

CLIENT PROJECT NAME & NO: Great Bear | OMGS21045

Sample ID: CND-5

Sample Wt. used (g): 1000.00

CERTIFICATE OF ANALYSIS ▪ HUMIDITY CELL T

Global ARD Testing Services Inc.

				General Parameters				Anions			Nutrients		Cyanides					Colourimetry		Calc.	Dissolved Metals by ICP-MS					
Instrument/Method:				pH Meter	EC Meter	Titration/Calculation		Turbidimetry	IC	ISE	IC		Colourimetric - Distillation			IC									
Sampling Date	Week No.	Input Vol. (DI Water)	Output Vol. (Leachate)	pH	EC	Acidity (to pH 8.3)	Alkalinity (to pH 4.5)	Sulphate	Chloride	Fluoride	Nitrate (NO_3 as N)	Nitrite (NO_2 as N)	Total CN	WAD CN	Free CN	Total Cyanate (CNO)	Thiocyanate	Total Ammonia	Dissolved Phosphorus	Hardness (as CaCO3)	Aluminum (Al)	Antimony (Sb)	Arsenic (As)	Barium (Ba)	Beryllium (Be)	Bismuth (Bi)
Unit:		mL	mL	pH Units	µS/cm	mg CaCO3/L	mg CaCO3/L	mg/L	mg/L	mg/L	mg/L	mg/L	mg/L	mg/L	ug/L	mg/L	mg/L	mg/L	mg/L	mg/L	mg/L	mg/L	mg/L	mg/L	mg/L	mg/L
RDL:		5	5	0.01	1	0.5	0.5	0.5	0.5	0.05	0.02	0.005	0.0025	0.0025	2.0	0.05	0.2	0.015	0.003	0.5	0.003	0.0005	0.0001	0.001	0.0001	0.001
02-May-23	0	750	457	6.29	986	33.1	49.3	1084.8	44.0	<0.050	0.14	0.0901	0.0220	0.00217	4.2	2	110	0.17	0.0064	146	0.0301	0.00070	0.0240	0.0091	<0.00010	<0.0010
09-May-23	1	500	453	6.27	706	49.8	65.0	231.5	25.0	<0.050	0.217	0.0262	0.469	0.0139	12.0	0.73	30	0.18	0.0170	144	0.0301	0.00056	0.0237	0.0072	<0.00010	<0.0010
16-May-23	2	500	474	7.09	495	16.9	60.4	233.7	1.20	<0.050	<0.020	0.0067	0.0221	0.00877	3.9	1.8	0.23	0.47	0.0096	159	0.0305	0.00052	0.0265	0.0084	<0.00010	<0.0010
23-May-23	3	500	466	6.75	404	21.6	51.7	207.1	<0.50	<0.050	0.022	<0.0050	0.0392	0.00903	4.7	<0.10	<0.20	0.42	0.0044	169	0.0231	<0.00050	0.0159	0.0076	<0.00010	<0.0010
30-May-23	4	500	460	6.55	517	30.9	48.9	184.8	<0.50	<0.050	<0.020	<0.0050	0.115	0.00333	<2.0	0.4	<0.20	0.17	0.0045	187	0.0266	<0.00050	0.0151	0.0075	<0.00010	<0.0010
06-Jun-23	5	500	460	6.70	393	24.7	52.2	231.5	<0.50	<0.050	<0.020	<0.0050	0.0654	0.00177	4.4	0.34	<0.20	0.12	<0.0030	196	0.0245	<0.00050	0.0147	0.0080	<0.00010	<0.0010
13-Jun-23	6	500	471	6.54	465	32.2	51.7	180.4	<0.50	<0.050	<0.020	<0.0050	0.0692	0.0038	2.7	<0.10	<0.20	0.11	0.0039	183	0.0238	<0.00050	0.0134	0.0075	<0.00010	<0.0010
20-Jun-23	7	500	470	6.53	330	23.9	48.7	158.5	<0.50	<0.050	<0.020	0.0069	0.0498	<0.0020	5.4	0.31	<0.20	0.06	<0.0030	195	0.0246	<0.00050	0.0121	0.0082	<0.00010	<0.0010
27-Jun-23	8	500	458	6.50	491	29.4	53.7	218.5	<0.50	<0.050	<0.020	<0.0050	0.0489	<0.0020	2.8	0.31	<0.20	0.11	0.0035	211	0.0232	<0.00050	0.0122	0.0093	<0.00010	<0.0010
04-Jul-23	9	500	470	6.30	332	31.1	44.7	174.7	<0.50	<0.050	<0.020	<0.0050	0.0401	<0.0020	2.6	<0.10	<0.20	0.42	<0.0030	199	0.0245	<0.00050	0.0112	0.0098	<0.00010	<0.0010
11-Jul-23	10	500	461	6.40	484	29.6	48.7	165.2	<0.50	<0.050	<0.020	<0.0050	0.0132	0.0082	4.7	0.39	<0.20	0.066	<0.0030	197	0.0204	<0.00050	0.0104	0.0108	<0.00010	<0.0010
18-Jul-23	11	500	469	6.38	478	41.1	49.9	153.8	<0.50	<0.050	<0.020	<0.0050	0.0417	0.0028	5.7	0.44	<0.20	0.14	<0.0030	202	0.0219	<0.00050	0.0105	0.0128	<0.00010	<0.0010
25-Jul-23	12	500	466	6.32	370	46.0	48.6	187.1	<0.50	<0.050									<0.0030	190	0.0202	<0.00050	0.0092	0.0131	<0.00010	<0.0010
01-Aug-23	13	500	467	6.28	332	63.2	59.3	120.4	<0.50	<0.050									<0.0030	193	0.0221	<0.00050	0.0093	0.0161	<0.00010	<0.0010
08-Aug-23	14	500	481	6.38	459	21.9	50.1	124.3	<0.50	<0.050									0.0039	196	0.0204	<0.00050	0.0083	0.0167	<0.00010	<0.0010
15-Aug-23	15	500	458	6.41	331	23.7	46.7	80.0	<0.50	<0.050									<0.0030	156	0.0234	<0.00050	0.0089	0.0167	<0.00010	<0.0010
22-Aug-23	16	500	457	6.45	352	26.8	51.9	86.3	<0.50	<0.050									<0.0030	168	0.0186	<0.00050	0.0086	0.0200	<0.00010	<0.0010
29-Aug-23	17	500	464	6.33	421	27.4	49.7	94.6	<0.50	<0.050									<0.0030	170	0.0206	<0.00050	0.0101	0.0224	<0.00010	<0.0010
05-Sep-23	18	500	458	6.34	292	29.7	44.6	90.2	<0.50	<0.050									<0.0030	159	0.0238	<0.00050	0.0085	0.0206	<0.00010	<0.0010
12-Sep-23	19	500	491	6.48	257	31.9	55.8	68.5	<0.50	<0.050									<0.0030	151	0.0185	<0.00050	0.0085	0.0217	<0.00010	<0.0010
19-Sep-23	20	500	453	6.33	345	30.9	46.3	121.1	<0.50	<0.050									<0.0030	150	0.0211	<0.00050	0.0087	0.0227	<0.00010	<0.0010
26-Sep-23	21	500	465	6.32	314	31.3	46.7	140.4	<0.50	<0.050	<0.020	<0.0050							<0.0030	154	0.0205	<0.00050	0.0073	0.0243	<0.00010	<0.0010
03-Oct-23	22	500	494	6.31	401	27.5	53.2	153.9	<0.50	<0.050	<0.020	<0.0050							<0.0030	155	0.0190	<0.00050	0.0084	0.0265	<0.00010	<0.0010
10-Oct-23	23	500	449	6.30	305	23.4	42.4	129.5	<0.50	<0.050	<0.020	<0.0050							<0.0030	157	0.0251	<0.00050	0.0080	0.0256	<0.00010	<0.0010
17-Oct-23	24	500	410	6.36	262			116.4			<0.020	<0.0050														
24-Oct-23	25	500	413	6.32	284	26.6	43.1	112.7					0.0244	<0.0025	<2.0	<0.10		0.025	<0.0030	152	0.0173	<0.00050	0.0058	0.0232	<0.00010	<0.0010
31-Oct-23	26	500	429	6.33	345			141.0																		
07-Nov-23	27	500	420	6.73	329	22.0	41.9	171.0					0.0332	<0.0025	<2.0	<0.05		0.031	<0.0030	172	0.0106	<0.00050	0.0042	0.0267	<0.00010	<0.0010
14-Nov-23	28	500	440	6.60	293			151.0																		
21-Nov-23	29	500	411	6.59	266	27.3	44.5	171.0					0.0387	0.0027	<2.0	<0.10		0.090	<0.0030	165	0.0154	<0.00050	0.0058	0.0292	<0.00010	<0.0010
28-Nov-23	30	500	442	6.50	376			148.4																		
05-Dec-23	31	500	444	6.50	275	41.4	48.1	122.5					0.0381	0.0053	<2.0	<0.050		0.033	<0.0030	167	0.0131	<0.00050	0.0056	0.0307	<0.00010	<0.0010
12-Dec-23	32	500	444	6.29	349			119.5																		
19-Dec-23	33	500	438	6.31	406	59.1	55.3	122.5					0.0024	<0.0025	<2.0	<0.10		0.110	0.0096	168	0.0121	<0.00050	0.0061	0.0329	<0.00010	<0.0010
26-Dec-23	34	500	439	6.72	292			209.7																		
02-Jan-24	35	500	440	6.57	360	28.5	44.8	147.7					0.0296	<0.0025	<2.0	0.070		0.100	<0.0030	163	0.0180	<0.00050	0.0059	0.0257	<0.00010	<0.0010
09-Jan-24	36	500	439	6.58	257			149.9																		
16-Jan-24	37	500	432	6.45	374	42.8	52.0	175.5					0.0306	0.0032	<2.0	0.080		0.100	<0.0030	176	0.0121	<0.00050	0.0046	0.0307	<0.00010	<0.0010
23-Jan-24	38	500	423	6.59	373			209.1																		
30-Jan-24	39	500	437	6.55	418	27.5	43.8	128.8					0.0213	<0.0025	<2.0	0.071		0.071	0.00340	180	0.01460	<0.00050	0.00417	0.02930	<0.00010	<0.0010
06-Feb-24	40	500	432	6.67	387			181.6																		
13-Feb-24	41	500	444	6.68	401	22.8	43.5	171.6					0.026	<0.0025	<2.0	0.061		0.026	<0.0030	186	0.0122	<0.00050	0.00388	0.0347	<0.00010	<0.0010
20-Feb-24	42	500	431	6.71	524			205.3																		
27-Feb-24	43	500	431	6.75	462	18.7	42.9	198.7					0.0213	<0.0025	<2.0	<0.050		0.019	<0.0030	190	0.0127	<0.00050	0.00377	0.0311	<0.00010	<0.0010
05-Mar-24	44	500	445	6.69	376			172.8																		
12-Mar-24	45	500	436	6.67	344	22.7	43.2	180.2								<0.050		0.043	<0.0030	188	0.0157	<0.00050	0.00388	0.0299	<0.00010	<0.0010
19-Mar-24	46	500	450	6.63	431			171.8																		
26-Mar-24	47	500	437	6.69	349	25.0	41.2	177.2											<0.0030	179	0.0131	<0.00050	0.00347	0.0302	<0.00010	<0.0010
02-Apr-24	48	500	455	6.67	416			169.8																		
09-Apr-24	49	500	406	6.73	458	25.0	47.6	213.1											<0.0030	218	0.0090	<0.00050	0.00344	0.0382	<0.00010	<0.0010
16-Apr-24	50	500	430	6.63	371			210.5																		
23-Apr-24	51	500	437	6.91	360	24.7	49.7	222.7											<0.0030	204	0.0087	<0.00050	0.00323	0.0386	<0.00010	<0.0010
30-Apr-24	52	500	430	6.74	509			195.1																		
07-May-24	53	500	431	6.65	414	30.3	48.9	206.6											<0.0030	218	0.0106	<0.00050	0.00342	0.0397	<0.00010	<0.0010
14-May-24	54	500	435	6.65	456			174.7																		
21-May-24	55	500	451	6.61	477	27.8	42.9	233.1											<0.0030	260	0.0151	<0.00050	0.00364	0.0395	<0.00010	<0.0010
28-May-24	56	500	451	6.71	378			206.7																		

ESTING RESULTS OF HC-5

CERTIFICATE OF ANALYSIS ▪ HUMIDITY CELL TESTING RESULTS OF HC-5

GLOBAL PROJECT NO: 2329

CLIENT: WSP E&I Canada Limited

CLIENT PROJECT NAME & NO: Great Bear | OMGS21045

Sample ID: CND-5

Sample Wt. used (g): 1000.00

Global ARD Testing Services Inc.

Sampling Date	Week No.	Boron (B)	Cadmium (Cd)	Calcium (Ca)	Chromium (Cr)	Cobalt (Co)	Copper (Cu)	Iron (Fe)	Lead (Pb)	Lithium (Li)	Magnesium (Mg)	Manganese (Mn)	Mercury (Hg)	Molybdenum (Mo)	Nickel (Ni)	Phosphorus (P)	Potassium (K)	Selenium (Se)	Silicon (Si)	Silver (Ag)	Sodium (Na)	Strontium (Sr)	Sulphur (S)	Tellurium (Te)	Thallium (Tl)	Thorium (Th)	Tin (Sn)
Instru													CVAFS														
Unit:		mg/L	mg/L	mg/L	mg/L	mg/L	mg/L	mg/L	mg/L	mg/L	mg/L	mg/L	ug/L	mg/L	mg/L	mg/L	mg/L	mg/L	mg/L	mg/L	mg/L	mg/L	mg/L	mg/L	mg/L	mg/L	mg/L
RDL:		0.05	0.00001	0.05	0.001	0.0002	0.0002	0.005	0.0002	0.002	0.05	0.001	0.0019	0.001	0.001	0.01	0.05	0.0001	0.1	0.00002	0.05	0.001	3	0.001	0.00001	0.001	0.005
02-May-23	0	<0.050	0.000021	47.9	<0.0010	0.0229	0.02010	0.2260	<0.00020	0.0043	6.4	0.0350	<0.0019	0.0116	0.0022	<0.010	19.6	0.00262	0.86	0.000093	196.0	0.191	231		<0.000010		<0.0050
09-May-23	1	<0.050	<0.000010	40.7	<0.0010	0.0104	0.00269	0.1460	<0.00020	0.0051	10.2	0.0439	0.0019	0.0067	0.0011	0.017	12.1	0.00136	0.98	<0.000020	63.70	0.176	94.8		<0.000010		<0.0050
16-May-23	2	<0.050	<0.000010	42.5	<0.0010	0.00881	0.00131	0.0857	<0.00020	0.0063	12.9	0.0486	<0.0019	0.0053	0.0012	<0.010	11.5	0.00113	1.08	<0.000020	41.9	0.198	75.1		<0.000010		<0.0050
23-May-23	3	<0.050	0.000012	46.1	<0.0010	0.00573	0.00098	0.0400	<0.00020	0.0047	13.0	0.0554	<0.0019	0.0038	0.0015	<0.010	8.5	0.00139	0.77	<0.000020	25.3	0.178	62.1		<0.000010		<0.0050
30-May-23	4	<0.050	0.000013	48.8	<0.0010	0.00477	0.00099	0.0337	<0.00020	0.0054	15.8	0.0643	<0.0019	0.0039	0.0016	<0.010	7.8	0.00153	0.84	<0.000020	19.3	0.211	65.7		<0.000010		<0.0050
06-Jun-23	5	<0.050	0.000010	52.0	<0.0010	0.00441	0.00094	0.0270	<0.00020	0.0052	16.1	0.0690	<0.0019	0.0033	0.0017	<0.010	6.8	0.00176	0.93	<0.000020	13.4	0.195	60.9		<0.000010		<0.0050
13-Jun-23	6	<0.050	0.000012	48.2	<0.0010	0.00338	0.00074	0.0227	<0.00020	0.0045	15.2	0.0722	0.002	0.0027	0.0019	<0.010	5.3	0.00164	0.81	<0.000020	8.51	0.183	54.0		<0.000010		<0.0050
20-Jun-23	7	<0.050	0.000015	52.4	<0.0010	0.00331	0.00082	0.0201	<0.00020	0.0046	15.6	0.0841	<0.0019	0.0025	0.0019	<0.010	5.0	0.00160	0.78	<0.000020	6.27	0.190	55.9		<0.000010		<0.0050
27-Jun-23	8	<0.050	0.000016	55.9	<0.0010	0.0034	0.00077	0.0189	<0.00020	0.0055	17.5	0.0933	<0.0019	0.0023	0.0022	<0.010	5.3	0.00170	0.87	<0.000020	5.21	0.226	63.6		<0.000010		<0.0050
04-Jul-23	9	<0.050	0.000014	54.1	<0.0010	0.00301	0.00069	0.0167	<0.00020	0.0047	15.4	0.0914	<0.0019	0.0018	0.0020	<0.010	5.3	0.00148	0.77	<0.000020	3.77	0.191	56.0		<0.000010		<0.0050
11-Jul-23	10	<0.050	0.000016	53.8	<0.0010	0.00285	0.00064	0.0152	<0.00020	0.0046	15.1	0.0965	<0.0019	0.0019	0.0020	<0.010	6.1	0.00137	0.77	<0.000020	3.12	0.194	55.7		<0.000010		<0.0050
18-Jul-23	11	<0.050	0.000017	56.0	<0.0010	0.00289	0.00075	0.0170	<0.00020	0.0057	15.1	0.0982	<0.0019	0.0018	0.0020	<0.010	7.5	0.00125	0.86	<0.000020	2.81	0.207	56.1		<0.000010		<0.0050
25-Jul-23	12	<0.050	0.000015	54.1	<0.0010	0.0027	0.00067	0.0159	<0.00020	0.0048	13.4	0.0989	<0.0019	0.0017	0.0020	<0.010	8.0	0.00119	0.84	<0.000020	2.21	0.200	52.5		<0.000010		<0.0050
01-Aug-23	13	<0.050	0.000017	53.2	<0.0010	0.00262	0.00060	0.0153	<0.00020	0.0060	14.6	0.1050	<0.0019	0.0017	0.0019	<0.010	9.7	0.00116	0.74	<0.000020	2.22	0.211	55.4		<0.000010		<0.0050
08-Aug-23	14	<0.050	0.000015	55.2	<0.0010	0.00269	0.00060	0.0211	<0.00020	0.0056	14.1	0.1030	<0.0019	0.0015	0.0020	<0.010	10.9	0.00117	0.73	<0.000020	2.06	0.202	55.2		<0.000010		<0.0050
15-Aug-23	15	<0.050	0.000016	43.6	<0.0010	0.00212	0.00058	0.0150	<0.00020	0.0059	11.5	0.0917	<0.0019	0.0014	0.0015	<0.010	10.2	0.00097	0.73	<0.000020	1.68	0.163	44.2		<0.000010		<0.0050
22-Aug-23	16	<0.050	0.000015	46.8	<0.0010	0.00237	0.00058	0.0145	<0.00020	0.0065	12.4	0.1030	<0.0019	0.0015	0.0017	<0.010	12.2	0.00104	0.81	<0.000020	1.65	0.182	48.1		<0.000010		<0.0050
29-Aug-23	17	<0.050	0.000019	47.8	<0.0010	0.00245	0.00069	0.0183	<0.00020	0.0071	12.3	0.1070	<0.0019	0.0015	0.0017	<0.010	13.9	0.00097	0.76	<0.000020	1.73	0.178	50.0		<0.000010		<0.0050
05-Sep-23	18	<0.050	0.000018	43.8	<0.0010	0.00227	0.00059	0.0181	<0.00020	0.0067	12.0	0.0946	0.0027	0.0013	0.0015	<0.010	12.6	0.00092	0.75	<0.000020	1.41	0.162	45.5		<0.000010		<0.0050
12-Sep-23	19	<0.050	0.000017	43.3	<0.0010	0.0021	0.00051	0.0151	<0.00020	0.0060	10.5	0.1150	<0.0019	0.0011	0.0015	<0.010	12.3	0.00076	0.79	<0.000020	1.24	0.155	41.0		<0.000010		<0.0050
19-Sep-23	20	<0.050	0.000019	42.1	<0.0010	0.00188	0.00053	0.0179	<0.00020	0.0066	10.9	0.1010	<0.0019	0.0012	0.0012	<0.010	12.5	0.00071	0.74	<0.000020	1.32	0.147	40.3		<0.000010		<0.0050
26-Sep-23	21	<0.050	0.000016	43.8	<0.0010	0.00202	0.00053	0.0176	<0.00020	0.0060	10.9	0.0987	<0.0019	0.0011	0.0014	<0.010	12.9	0.00071	0.64	<0.000020	1.21	0.153	43.3		<0.000010		<0.0050
03-Oct-23	22	<0.050	0.000019	43.7	<0.0010	0.00203	0.00049	0.0180	<0.00020	0.0069	11.1	0.1180	<0.0019	0.0010	0.0014	<0.010	13.4	0.00065	0.81	<0.000020	1.21	0.153	43.2		<0.000010		<0.0050
10-Oct-23	23	<0.050	0.000014	45	<0.0010	0.00196	0.00050	0.0187	<0.00020	0.0066	10.9	0.0973	B156280	0.0011	0.0013	<0.010	13.2	0.00078	0.70	<0.000020	1.19	0.159	46.1		<0.000010		<0.0050
17-Oct-23	24																										
24-Oct-23	25	<0.050	0.000016	44	<0.0010	0.00181	0.00064	0.0143	<0.00020	0.0055	10.2	0.099	<0.0019	<0.0010	0.0012	<0.010	12.2	0.00065	0.60	<0.000020	0.976	0.142	41.3		<0.000010		<0.0050
31-Oct-23	26																										
07-Nov-23	27	<0.050	0.000023	51.3	<0.0010	0.00209	0.00062	0.0175	<0.00020	0.0049	10.6	0.139	0.0019	<0.0010	0.0015	<0.010	13.3	0.00067	0.60	<0.000020	0.905	0.162	46.6		<0.000010		<0.0050
14-Nov-23	28																										
21-Nov-23	29	<0.050	0.000019	48.2	<0.0010	0.00197	0.00054	0.0134	<0.00020	0.0075	10.7	0.129	<0.0019	<0.0010	0.0014	<0.010	13.1	0.00068	0.62	<0.000020	0.887	0.161	50.1		<0.000010		<0.0050
28-Nov-23	30																										
05-Dec-23	31	<0.050	0.000026	48.9	<0.0010	0.0019	0.00083	0.0139	<0.00020	0.0076	10.8	0.136	<0.0019	<0.0010	0.0016	<0.010	12.8	0.00062	0.58	<0.000020	0.914	0.149	46.9		0.00001		<0.0050
12-Dec-23	32																										
19-Dec-23	33	<0.050	0.000023	49.4	<0.0010	0.00174	0.00088	0.0117	<0.00020	0.0072	10.8	0.145	<0.0019	<0.0010	0.0017	<0.010	11.9	0.00076	0.73	<0.000020	0.797	0.163	48.4		<0.000010		<0.0050
26-Dec-23	34																										
02-Jan-24	35	<0.050	0.000021	49.1	<0.0010	0.00165	0.00087	0.0141	<0.00020	0.0052	9.83	0.127	<0.0019	<0.0010	0.0014	<0.010	10.2	0.00070	0.71	<0.000020	0.704	0.144	47.2		<0.000010		<0.0050
09-Jan-24	36																										
16-Jan-24	37	<0.050	0.000025	53.3	<0.0010	0.00187	0.00132	0.0120	<0.00020	0.0067	10.6	0.157	<0.0019	<0.0010	0.0016	<0.010	10.3	0.00071	0.72	<0.000020	0.747	0.159	49.8		<0.000010		<0.0050
23-Jan-24	38																										
30-Jan-24	39	<0.050	0.00003	54.6	<0.0010	0.00185	0.00095	0.01320	<0.00020	0.00670	10.70	0.153	<0.0019	<0.0010	0.00170	<0.010	11.4	0.00060	0.63	<0.000020	0.769	0.163	50.9		<0.000010		<0.0050
06-Feb-24	40																										
13-Feb-24	41	<0.050	0.000026	56.4	<0.0010	0.00187	0.00078	0.0133	<0.00020	0.0083	11.0	0.156	<0.0019	<0.0010	0.0016	<0.010	13.3	0.00052	0.73	<0.000020	0.805	0.157	53.2		<0.000010		<0.0050
20-Feb-24	42																										
27-Feb-24	43	<0.050	0.000027	58.1	<0.0010	0.00185	0.00079	0.0116	<0.00020	0.0080	10.8	0.171	<0.0019	<0.0010	0.0016	<0.010	14.0	0.00041	0.63	<0.000020	0.912	0.168	55.9		<0.000010		<0.0050
05-Mar-24	44																										
12-Mar-24	45	<0.050	0.000030	57.7	<0.0010	0.00190	0.00078	0.0121	<0.00020	0.0080	10.6	0.154	<0.0019	<0.0010	0.0016	<0.010	13.8	0.00040	0.72	<0.000020	0.732	0.154	53.8		<0.000010		<0.0050
19-Mar-24	46																										
26-Mar-24	47	<0.050	0.000025	55.1	<0.0010	0.00168	0.00075	0.0123	<0.00020	0.0072	9.95	0.159	<0.0019	<0.0010	0.0015	<0.010	13.1	0.00033	0.67	<0.000020	0.661	0.153	52.4		<0.000010		<0.0050
02-Apr-24	48																										
09-Apr-24	49	<0.050	0.000030	67.4	<0.0010	0.00205	0.00104	0.0094	<0.00020	0.0088	12.1	0.190	<0.0019	<0.0010	0.0017	<0.010	14.7	0.00039	0.75	<0.000020	0.767	0.175	63.0		0.000011		<0.0050
16-Apr-24	50																										
23-Apr-24	51	<0.050	0.000027	64.0	<0.0010	0.00196	0.00082	0.0090	<0.00020	0.0094	10.8	0.185	<0.0019	<0.0010	0.0017	<0.010	15.6	0.00038	0.67	<0.000020	0.713	0.175	59.7		0.000012		<0.0050
30-Apr-24	52																										
07-May-24	53	<0.050	0.000029	68.7	<0.0010	0.00198	0.00074	0.0094	<0.00020	0.0102	11.4	0.199	<0.0019	<0.0010	0.0018	<0.010	16.1	0.00035	0.69	<0.000020	0.738	0.182	63.7		0.000011		<0.0050
14-May-24	54																										
21-May-24	55	<0.050	0.000031	82.1	<0.0010	0.00217	0.00081	0.0120	<0.00020	0.0104	13.4	0.211	<0.0019	<0.0010	0.0019	<0.010	17.8	0.00043	0.76	<0.000020	0.824	0.191	81.4		0.000011		<0.0050
28-May-24	56																										

GLOBAL PROJECT NO: 2329

CLIENT: WSP E&I Canada Limited

CLIENT PROJECT NAME & NO: Great Bear | OMGS21045

Sample ID: CND-5

Sample Wt. used (g): 1000.00

Instru								Ion Balance			
Sampling Date	Week No.	Titanium (Ti)	Tungsten (W)	Uranium (U)	Vanadium (V)	Zinc (Zn)	Zirconium (Zr)	Anions	Cations	% Difference	Job No
	Unit:	mg/L	mg/L	mg/L	mg/L	mg/L	mg/L				
	RDL:	0.005	0.001	0.0001	0.005	0.005	0.0001	meq/L	meq/L	meq/L	
02-May-23	0	<0.0050	<0.0010	0.00017	<0.0050	<0.0050	<0.00010	26.73	11.96	38.17	C331644
09-May-23	1	<0.0050	<0.0010	0.00019	<0.0050	<0.0050	<0.00010	7.91	5.97	14.01	C332693
16-May-23	2	<0.0050	<0.0010	0.00017	<0.0050	<0.0050	<0.00010	6.16	5.31	7.41	C334578
23-May-23	3	<0.0050	<0.0010	0.00014	<0.0050	<0.0050	<0.00010	4.31	4.70	-4.27	C336736
30-May-23	4	<0.0050	<0.0010	0.00013	<0.0050	<0.0050	<0.00010	3.86	4.79	-10.78	C338359
06-Jun-23	5	<0.0050	<0.0010	0.00013	<0.0050	<0.0050	<0.00010	3.28	4.69	-17.72	C340617
13-Jun-23	6	<0.0050	<0.0010	0.00013	<0.0050	<0.0050	<0.00010	2.49	4.17	-25.17	C342918
20-Jun-23	7	<0.0050	<0.0010	0.00013	<0.0050	<0.0050	<0.00010	4.28	4.31	-0.38	C345232
27-Jun-23	8	<0.0050	<0.0010	0.00013	<0.0050	<0.0050	<0.00010	5.63	4.60	10.01	C347526
04-Jul-23	9	<0.0050	<0.0010	0.00011	<0.0050	<0.0050	<0.00010	4.53	4.28	2.92	C350156
11-Jul-23	10	<0.0050	<0.0010	0.00010	<0.0050	<0.0050	<0.00010	4.42	4.23	2.13	C351832
18-Jul-23	11	<0.0050	<0.0010	0.00012	<0.0050	<0.0050	<0.00010	4.20	4.36	-1.88	C354166
25-Jul-23	12	<0.0050	<0.0010	0.00010	<0.0050	<0.0050	<0.00010	4.87	4.11	8.41	C357165
01-Aug-23	13	<0.0050	<0.0010	0.00011	<0.0050	<0.0050	<0.00010	3.69	4.21	-6.56	C359138
08-Aug-23	14	<0.0050	<0.0010	0.00010	<0.0050	<0.0050	<0.00010	3.59	4.30	-8.93	C361545
15-Aug-23	15	<0.0050	<0.0010	0.00010	<0.0050	<0.0050	<0.00010	2.60	3.47	-14.26	C363523
22-Aug-23	16	<0.0050	<0.0010	<0.00010	<0.0050	<0.0050	<0.00010	2.84	3.75	-13.89	C365782
29-Aug-23	17	<0.0050	<0.0010	0.00011	<0.0050	<0.0050	<0.00010	2.96	3.84	-12.87	C368425
05-Sep-23	18	<0.0050	<0.0010	0.00011	<0.0050	<0.0050	<0.00010	2.77	3.57	-12.57	C370539
12-Sep-23	19	<0.0050	<0.0010	<0.00010	<0.0050	<0.0050	<0.00010	2.54	3.40	-14.49	C373582
19-Sep-23	20	<0.0050	<0.0010	<0.00010	<0.0050	<0.0050	<0.00010	3.45	3.39	0.92	C375487
26-Sep-23	21	<0.0050	<0.0010	<0.00010	<0.0050	<0.0050	<0.00010	3.86	3.48	5.22	C378101
03-Oct-23	22	<0.0050	<0.0010	<0.00010	<0.0050	<0.0050	<0.00010	4.27	3.50	9.89	C381110
10-Oct-23	23	<0.0050	<0.0010	<0.00010	<0.0050	<0.0050	<0.00010	3.55	3.54	0.04	C382783
17-Oct-23	24										
24-Oct-23	25	<0.0050	<0.0010	<0.00010	<0.0050	<0.0050	<0.00010	3.21	3.40	-2.86	C387347
31-Oct-23	26										
07-Nov-23	27	<0.0050	<0.0010	<0.00010	<0.0050	<0.0050	<0.00010	4.40	3.82	7.03	C392395
14-Nov-23	28										
21-Nov-23	29	<0.0050	<0.0010	<0.00010	<0.0050	<0.0050	<0.00010	4.45	3.67	9.63	C396056
28-Nov-23	30										
05-Dec-23	31	<0.0050	<0.0010	<0.00010	<0.0050	<0.0050	<0.00010	3.51	3.71	-2.68	C399918
12-Dec-23	32										
19-Dec-23	33	<0.0050	<0.0010	<0.00010	<0.0050	<0.0050	<0.00010	3.66	3.70	-0.62	C3A3911
26-Dec-23	34										
02-Jan-24	35	<0.0050	<0.0010	<0.00010	<0.0050	<0.0050	<0.00010	3.97	3.56	5.45	C400825
09-Jan-24	36										
16-Jan-24	37	<0.0050	<0.0010	<0.00010	<0.0050	<0.0050	<0.00010	4.70	3.84	10.04	C403683
23-Jan-24	38										
30-Jan-24	39	<0.0050	<0.0010	<0.00010	<0.0050	<0.0050	<0.00010	3.56	3.94	-5.10	CIL341
06-Feb-24	40										
13-Feb-24	41	<0.0050	<0.0010	<0.00010	<0.0050	<0.0050	<0.00010	4.45	4.11	3.96	CJG648
20-Feb-24	42										
27-Feb-24	43	<0.0050	<0.0010	<0.00010	<0.0050	<0.0050	<0.00010	5.00	4.20	8.70	C414365
05-Mar-24	44										
12-Mar-24	45	<0.0050	<0.0010	<0.00010	<0.0050	<0.0050	<0.00010	4.62	4.15	5.36	C418171
19-Mar-24	46										
26-Mar-24	47	<0.0050	<0.0010	<0.00010	<0.0050	<0.0050	<0.00010	4.52	3.94	6.76	C422010
02-Apr-24	48										
09-Apr-24	49	<0.0050	<0.0010	<0.00010	<0.0050	<0.0050	<0.00010	5.39	4.78	6.01	C424934
16-Apr-24	50										
23-Apr-24	51	<0.0050	<0.0010	<0.00010	<0.0050	<0.0050	<0.00010	5.63	4.53	10.92	C428790
30-Apr-24	52										
07-May-24	53	<0.0050	<0.0010	<0.00010	<0.0050	<0.0050	<0.00010	5.28	4.82	4.54	C433069
14-May-24	54										
21-May-24	55	<0.0050	<0.0010	<0.00010	<0.0050	<0.0050	<0.00010	5.72	5.71	0.08	C436642
28-May-24	56										

				General Parameters				Anions			Nutrients		Cyanides													
Instrument/Method:				pH Meter	EC Meter	Titration/Calculation		Turbidimetry	IC	ISE	IC		Colourimetric - Distillation			IC		Colourimetry		Calc.	Dissolved Metals by ICP-MS					
Sampling Date	Week No.	Input Vol. (DI Water)	Output Vol. (Leachate)	pH	EC	Acidity (to pH 8.3)	Alkalinity (to pH 4.5)	Sulphate	Chloride	Fluoride	Nitrate (NO_3 as N)	Nitrite (NO_2 as N)	Total CN	WAD CN	Free CN	Total Cyanate (CNO)	Thiocyanate	Total Ammonia	Dissolved Phosphorus	Hardness (as CaCO3)	Aluminum (Al)	Antimony (Sb)	Arsenic (As)	Barium (Ba)	Beryllium (Be)	Bismuth (Bi)
	Unit:	mL	mL	pH Units	µS/cm	mg CaCO3/L	mg CaCO3/L	mg/L	mg/L	mg/L	mg/L	mg/L	mg/L	mg/L	ug/L	mg/L	mg/L	mg/L	mg/L	mg/L	mg/L	mg/L	mg/L	mg/L	mg/L	mg/L
	RDL:	5	5	0.01	1	0.5	0.5	0.5	0.5	0.05	0.02	0.005	0.0025	0.0025	2.0	0.05	0.2	0.015	0.003	0.5	0.003	0.0005	0.0001	0.001	0.0001	0.001
04-Jun-24	57	500	437	6.84	301	27.6	45.8	178.2											<0.0030	209	0.0114	<0.00050	0.00359	0.0346	<0.00010	<0.0010
11-Jun-24	58	500	431	6.85	398			225.6																		
18-Jun-24	59	500	448	6.53	309	27.1	41.5	189.3											<0.0030	186	0.0103	<0.00050	0.00315	0.0350	<0.00010	<0.0010
25-Jun-24	60	500	431	6.53	386			207.9																		
02-Jul-24	61	500	440	6.49	507	32.8	42.4	236.8											<0.0030	236	0.0112	<0.00050	0.00323	0.0388	<0.00010	<0.0010
09-Jul-24	62	500	444	6.50	379			216.5																		
16-Jul-24	63	500	466	6.43	458	31.8	43.1	178.2											<0.0030	195	0.0089	<0.00050	0.00293	0.0326	<0.00010	<0.0010
23-Jul-24	64	500	443	6.32	340			175.9																		
30-Jul-24	65	500	441	6.32	386	35.9	40.8	175.4											<0.0030	182	0.0136	<0.00050	0.00305	0.0284	<0.00010	<0.0010
06-Aug-24	66	500	441	6.32	404			178.0																		
13-Aug-24	67	500	438	6.31	339	38.1	40.3	156.4											<0.0030	171	0.0120	<0.00050	0.00268	0.0274	<0.00010	<0.0010
20-Aug-24	68	500	448	6.32	412			205.7																		
27-Aug-24	69	500	439	6.37	454	28.0	39.2	155.9											<0.0030	199	0.0102	<0.00050	0.00287	0.0305	<0.00010	<0.0010
03-Sep-24	70	500	442	6.59	505			199.9																		
10-Sep-24	71	500	436	6.59	382	28.0	38.6	153.6											<0.0030	195	0.0171	<0.00050	0.00086	0.0210	<0.00010	<0.0010
17-Sep-24	72	500	426	6.49	412			204.7																		
24-Sep-24	73	500	432	6.72	518	24.4	41.9	253.8											<0.0030	240	0.0105	<0.00050	0.00257	0.0312	<0.00010	<0.0010
01-Oct-24	74	500	436	6.73	393			244.9																		
08-Oct-24	75	500	459	6.79	449	22.4	38.8	194.9											<0.0030	205	0.0102	<0.00050	0.00238	0.0264	<0.00010	<0.0010
15-Oct-24	76	500	439	6.94	546			225.5																		
22-Oct-24	77	500	438	6.61	376	25.1	39.0	212.8											<0.0030	238	0.0107	<0.00050	0.00232	0.0295	<0.00010	<0.0010
29-Oct-24	78	500	427	6.67	380			222.4																		
05-Nov-24	79	500	430	6.68	600	25.6	43.3	248.5											<0.0030	279	0.0073	<0.00050	0.00226	0.0341	<0.00010	<0.0010
12-Nov-24	80	500	434	6.81	480			223.8																		
19-Nov-24	81	500	436	6.64	466	23.6	39.5	186.7											<0.0030	227	0.0072	<0.00050	0.00216	0.0301	<0.00010	<0.0010
26-Nov-24	82	500	438	6.59	457			203.7																		
03-Dec-24	83	500	430	6.74	473	27.5	37.3	255.4											<0.0030	268	0.0115	<0.00050	0.00216	0.0336	<0.00010	<0.0010

NOTES:

March 13 2024: Analytical schedule updated per email by Forrest McAdam, HC-1 to HC-5 will run for an additional 40 weeks.

October 11, 2023: Analytical schedule updated per email by Forrest McAdam.

RDL may be raised for some samples due to sample matrix interference.

Abbreviations:

RDL: Reportable Detection Limits
EC: Electric Conductivity
IC: Ion Chromatograph
SIE: Selective Ion Electrode
ICP-MS: Inductively Coupled Plasma - Mass Spectrometry
Calc: Calculation
Calc: Calculation

ESTING RESULTS OF HC-5

CERTIFICATE OF ANALYSIS ▪ HUMIDITY CELL TESTING RESULTS OF HC-5

GLOBAL PROJECT NO: 2329
CLIENT: WSP E&I Canada Limited
CLIENT PROJECT NAME & NO: Great Bear | OMGS21045
Sample ID: CND-5
Sample Wt. used (g): 1000.00

Global ARD Testing Services Inc.

	Instru												CVAFS													
Sampling Date	Week No.	Boron (B)	Cadmium (Cd)	Calcium (Ca)	Chromium (Cr)	Cobalt (Co)	Copper (Cu)	Iron (Fe)	Lead (Pb)	Lithium (Li)	Magnesium (Mg)	Manganese (Mn)	Mercury (Hg)	Molybdenum (Mo)	Nickel (Ni)	Phosphorus (P)	Potassium (K)	Selenium (Se)	Silicon (Si)	Silver (Ag)	Sodium (Na)	Strontium (Sr)	Sulphur (S)	Tellurium (Te)	Thallium (Tl)	Thorium (Th)	Tin (Sn)
	Unit:	mg/L	mg/L	mg/L	mg/L	mg/L	mg/L	mg/L	mg/L	mg/L	mg/L	mg/L	ug/L	mg/L	mg/L	mg/L	mg/L	mg/L	mg/L	mg/L	mg/L	mg/L	mg/L	mg/L	mg/L	mg/L	mg/L
	RDL:	0.05	0.00001	0.05	0.001	0.0002	0.0002	0.005	0.0002	0.002	0.05	0.001	0.0019	0.001	0.001	0.01	0.05	0.0001	0.1	0.00002	0.05	0.001	3	0.001	0.00001	0.001	0.005
04-Jun-24	57	<0.050	0.000027	66.4	<0.0010	0.00177	0.00082	0.0093	<0.00020	0.0091	10.6	0.185	<0.0019	<0.0010	0.0016	<0.010	14.7	0.00042	0.68	<0.000020	0.621	0.181	62.2		0.000011		<0.0050
11-Jun-24	58																										
18-Jun-24	59	<0.050	0.000024	58.7	<0.0010	0.00147	0.00065	0.0086	<0.00020	0.0083	9.70	0.161	<0.0019	<0.0010	0.0014	<0.010	13.1	0.00035	0.64	<0.000020	0.586	0.161	57.5		0.000014		<0.0050
25-Jun-24	60																										
02-Jul-24	61	<0.050	0.000029	75.1	<0.0010	0.00192	0.00075	0.0079	<0.00020	0.0096	11.7	0.200	<0.0019	<0.0010	0.0016	<0.010	14.6	0.00052	0.80	<0.000020	0.665	0.184	75.1		0.000015		<0.0050
09-Jul-24	62																										
16-Jul-24	63	<0.050	0.000024	61.9	<0.0010	0.00155	0.00065	0.0086	<0.00020	0.0086	9.77	0.170	<0.0019	<0.0010	0.0015	<0.010	12.9	0.00039	0.63	<0.000020	0.544	0.148	53.6	<0.0010	0.000012	<0.0010	<0.0050
23-Jul-24	64																										
30-Jul-24	65	<0.050	0.000023	57.4	<0.0010	0.00125	0.00073	0.0101	<0.00020	0.0076	9.43	0.149	<0.0019	<0.0010	0.0013	<0.010	11.5	0.00037	0.58	<0.000020	0.515	0.147	53.3	<0.0010	0.000011	<0.0010	<0.0050
06-Aug-24	66																										
13-Aug-24	67	<0.050	0.000024	55.0	<0.0010	0.00117	0.00090	0.0085	<0.00020	0.0059	8.07	0.141	<0.0019	<0.0010	0.0012	<0.010	10.6	0.00033	0.56	<0.000020	0.459	0.129	48.0	<0.0010	0.000012	<0.0010	<0.0050
20-Aug-24	68																										
27-Aug-24	69	<0.050	0.000028	64.6	<0.0010	0.00133	0.00203	0.0066	<0.00020	0.0083	9.20	0.159	<0.0019	<0.0010	0.0012	<0.010	12.0	0.00039	0.59	<0.000020	0.497	0.154	60.0	<0.0010	0.000011	<0.0010	<0.0050
03-Sep-24	70																										
10-Sep-24	71	<0.050	<0.000010	49.5	<0.0010	0.00064	0.00081	<0.0050	<0.00020	0.0080	2.69	0.102	<0.0019	0.0013	0.0013	<0.010	9.59	0.00030	1.04	<0.000020	0.515	0.032	29.8	<0.0010	0.000024	<0.0010	<0.0050
17-Sep-24	72																										
24-Sep-24	73	<0.050	0.000035	79.2	<0.0010	0.00162	0.00070	0.0076	<0.00020	0.0085	10.4	0.203	<0.0019	<0.0010	0.0015	<0.010	12.8	0.00044	0.62	<0.000020	0.572	0.178	73.6	<0.0010	0.000013	<0.0010	<0.0050
01-Oct-24	74																										
08-Oct-24	75	<0.050	0.000028	67.4	<0.0010	0.00136	0.00054	0.0050	<0.00020	0.0075	8.86	0.177	<0.0019	<0.0010	0.0012	<0.010	10.9	0.00033	0.62	<0.000020	0.479	0.161	67.2	<0.0010	0.000012	<0.0010	<0.0050
15-Oct-24	76																										
22-Oct-24	77	<0.050	0.000031	79.2	<0.0010	0.00144	0.00068	0.0052	<0.00020	0.0076	9.77	0.184	<0.0019	<0.0010	<0.0010	<0.010	11.4	0.00036	0.72	<0.000020	0.531	0.180	72.9	<0.0010	0.000012	<0.0010	<0.0050
29-Oct-24	78																										
05-Nov-24	79	<0.050	0.000049	92.2	<0.0010	0.00172	0.00045	<0.0050	<0.00020	0.0081	11.8	0.328	<0.0019	<0.0010	0.0017	<0.010	12.5	0.00038	0.63	<0.000020	0.537	0.235	82.0	<0.0010	0.000015	<0.0010	<0.0050
12-Nov-24	80																										
19-Nov-24	81	<0.050	0.000045	75.6	<0.0010	0.00134	0.00069	<0.0050	<0.00020	0.0076	9.38	0.195	<0.0019	<0.0010	0.0013	<0.010	10.5	0.00037	0.61	<0.000020	0.512	0.165	69.1	<0.0010	0.000015	<0.0010	<0.0050
26-Nov-24	82																										
03-Dec-24	83	<0.050	0.000043	88.7	<0.0010	0.00165	0.00079	0.0060	<0.00020	0.0067	11.3	0.227	<0.0019	<0.0010	0.0015	<0.010	11.8	0.00038	0.62	<0.000020	0.591	0.179	81.6	<0.0010	0.000015	<0.0010	<0.0050

GLOBAL PROJECT NO: 2329

CLIENT: WSP E&I Canada Limited

CLIENT PROJECT NAME & NO: Great Bear | OMGS21045

Sample ID: CND-5

Sample Wt. used (g): 1000.00

Instru								Ion Balance			
Sampling Date	Week No.	Titanium (Ti)	Tungsten (W)	Uranium (U)	Vanadium (V)	Zinc (Zn)	Zirconium (Zr)	Anions	Cations	% Difference	Job No
	Unit:	mg/L	mg/L	mg/L	mg/L	mg/L	mg/L				
	RDL:	0.005	0.001	0.0001	0.005	0.005	0.0001	meq/L	meq/L	meq/L	
04-Jun-24	57	<0.0050	<0.0010	<0.00010	<0.0050	<0.0050	<0.00010	4.63	4.60	0.28	C440992
11-Jun-24	58										
18-Jun-24	59	<0.0050	<0.0010	<0.00010	<0.0050	<0.0050	<0.00010	4.77	4.10	7.59	C446156
25-Jun-24	60										
02-Jul-24	61	<0.0050	<0.0010	<0.00010	<0.0050	<0.0050	<0.00010	5.78	5.13	6.00	C450077
09-Jul-24	62										
16-Jul-24	63	<0.0050	<0.0010	<0.00010	<0.0050	<0.0050	<0.00010	4.57	4.26	3.58	C454411
23-Jul-24	64										
30-Jul-24	65	<0.0050	<0.0010	<0.00010	<0.0050	<0.0050	<0.00010	4.47	3.97	5.95	C458873
06-Aug-24	66										
13-Aug-24	67	<0.0050	<0.0010	<0.00010	<0.0050	<0.0050	<0.00010	4.06	3.71	4.56	C462821
20-Aug-24	68										
27-Aug-24	69	<0.0050	<0.0010	<0.00010	<0.0050	<0.0050	<0.00010	4.03	4.32	-3.45	C467358
03-Sep-24	70										
10-Sep-24	71	<0.0050	<0.0010	<0.00010	<0.0050	<0.0050	<0.00010	3.97	2.97	14.49	C471921
17-Sep-24	72										
24-Sep-24	73	<0.0050	<0.0010	<0.00010	<0.0050	<0.0050	<0.00010	6.13	5.17	8.43	C476699
01-Oct-24	74										
08-Oct-24	75	<0.0050	<0.0010	<0.00010	<0.0050	<0.0050	<0.00010	4.84	4.40	4.67	C481227
15-Oct-24	76										
22-Oct-24	77	<0.0050	<0.0010	<0.00010	<0.0050	<0.0050	<0.00010	5.21	5.08	1.26	C485998
29-Oct-24	78										
05-Nov-24	79	<0.0050	<0.0010	<0.00010	<0.0050	<0.0050	<0.00010	6.04	5.93	0.90	C490483
12-Nov-24	80										
19-Nov-24	81	<0.0050	<0.0010	<0.00010	<0.0050	<0.0050	<0.00010	4.68	4.85	-1.78	C494940
26-Nov-24	82										
03-Dec-24	83	<0.0050	<0.0010	<0.00010	<0.0050	<0.0050	<0.00010	6.07	5.70	3.13	C498867

CERTIFICATE OF ANALYSIS ▪ HUMIDITY CELL TESTING RESULTS OF HC-6

Global ARD Testing Services Inc.

GLOBAL PROJECT NO: 2329
CLIENT: WSP E&I Canada Limited
CLIENT PROJECT NAME & NO: Great Bear | OMGS21045
Sample ID: F1-Ro Tailings
Sample Wt. used (g): 1000.00

				General Parameters				Anions			Nutrients		Cyanides								
Instrument/Method:				pH Meter	EC Meter	Titration/Calculation		Turbidimetry	IC	ISE	IC		Colourimetric - Distillation			IC		Colourimetry		Calc.	Dissolved Me
Sampling Date	Week No.	Input Vol. (DI Water)	Output Vol. (Leachate)	pH	EC	Acidity (to pH 8.3)	Alkalinity (to pH 4.5)	Sulphate	Chloride	Fluoride	Nitrate (NO_3 as N)	Nitrite (NO_2 as N)	Total CN	WAD CN	Free CN	Total Cyanate (CNO)	Thiocyanate	Total Ammonia	Dissolved Phosphorus	Hardness (as CaCO3)	Aluminum (Al)
	Unit:	mL	mL	pH Units	µS/cm	mg CaCO3/L	mg CaCO3/L	mg/L	mg/L	mg/L	mg/L	mg/L	mg/L	mg/L	ug/L	mg/L	mg/L	mg/L	mg/L	mg/L	mg/L
	RDL:	5	5	0.01	1	0.5	0.5	0.5	0.5	0.05	0.02	0.005	0.0025	0.0025	2.0	0.05	0.2	0.015	0.003	0.5	0.003
07-Nov-23	0	750	356	6.43	311	26.1	32.5	181.7	3.00	0.075	0.046	0.0220						0.510	0.0540	78	0.0904
14-Nov-23	1	500	481	6.49	279	28.34	25.3	151.4	0.98	0.077	0.042	0.0196	0.1580	0.0122	4.2	0.37	0.58	0.170	0.0460	105	0.0690
21-Nov-23	2	500	474	6.60	244	29.2	37.1	124.3	0.67	0.082	0.040	0.0160	0.1436	0.0046	<2.0	0.74	0.32	0.069	0.0500	97	0.0541
28-Nov-23	3	500	474	6.48	307	34.2	39.0	150.2	0.51	0.071	0.055	0.0134	0.0924	0.0038	<2.0	0.81	0.32	0.054	0.0530	106	0.0425
05-Dec-23	4	500	490	6.42	230	40.1	38.5	145.1	0.69	0.069	0.046	0.0134	0.0853	0.0053	<2.0	0.19	0.25	0.180	0.0470	107	0.0429
12-Dec-23	5	500	448	6.31	301	40.5	40.0	142.1	2.70	0.067	0.074	0.0123	0.0731	0.0032	<2.0	0.22	0.19	0.200	0.0390	105	0.0407
19-Dec-23	6	500	462	6.32	341	53.6	46.1	145.1	4.40	0.070	<0.020	0.0103	0.0125	<0.0025	<2.0	0.27	0.14	0.047	0.0320	121	0.0426
26-Dec-23	7	500	453	6.71	258	21.9	44.9	144.2	7.00	0.077	0.022	<0.0050	0.1070	0.013	2.2	0.10	0.10	0.120	0.0250	120	0.0386
02-Jan-24	8	500	476	6.56	270	27.1	39.2	87.4	4.40	<0.050	<0.020	<0.0050	0.1250	<0.0025	<2.0	<0.050	0.07	0.081	0.0170	108	0.0506
09-Jan-24	9	500	441	6.55	207	30.7	41.7	99.2	4.70	0.078	0.026	<0.0050	0.1360	0.0041	<2.0	0.15	0.10	0.051	0.0150	113	0.0412
16-Jan-24	10	500	450	6.46	236	40.7	44.3	100.8	4.00	0.065	<0.020	<0.0050	0.0834	0.0041	<2.0	0.15	0.08	0.030	<0.0030	101	0.0386
23-Jan-24	11	500	447	6.64	221	25.8	44.0	87.4	4.30	0.068	<0.020	<0.0050	0.0907	<0.002	<0.002	<0.050	<0.2	0.048	0.0077	94.6	0.0369
30-Jan-24	12	500	478	6.59	202	25.2	38.5	68.8	4.50	0.054									0.0063	82.6	0.0512
06-Feb-24	13	500	462	6.71	193	23.8	38.8	47.8	5.70	<0.050									0.0070	83.0	0.0394
13-Feb-24	14	500	471	6.76	198	21.5	39.3	40.5	4.70	<0.050									0.0045	82.5	0.0424
20-Feb-24	15	500	454	6.77	232	22.6	38.2	40.6	5.90	<0.050									<0.0030	81.9	0.0431
27-Feb-24	16	500	464	6.80	193	16.5	37.1	28.1	5.10	<0.050									<0.0030	68.7	0.0425
05-Mar-24	17	500	457	6.66	171	22.1	34.6	40.1	4.90	<0.050									<0.0030	77.1	0.0384
12-Mar-24	18	500	444	6.72	137	16.8	37.6	32.1	5.40	<0.050									<0.0030	71.7	0.0473
19-Mar-24	19	500	464	6.67	172	25.4	38.7	36.7	5.40	<0.050									<0.0030	67.1	0.0416
26-Mar-24	20	500	446	6.71	135	23.7	37.5	35.9	5.40	<0.050									<0.0030	63.6	0.0429
02-Apr-24	21	500	465	6.74	165	24.3	38.1	34.2	5.10	<0.050	<0.20	<0.050							<0.0030	64.3	0.0355
09-Apr-24	22	500	449	6.73	159	23.3	39.7	46.3	5.30	<0.050	<0.20	<0.050							<0.0030	66.7	0.0340
16-Apr-24	23	500	458	6.60	133	29.6	39.4	39.5	5.90	<0.050	<0.20	<0.050							<0.0030	62.8	0.0315
23-Apr-24	24	500	427	6.94	100			21.1			<0.20	<0.050									
30-Apr-24	25	500	445	6.64	141	21.6	33.7	19.6					0.165	<0.0025	<2.0	<0.050		0.020	<0.0030	49.2	0.0411
07-May-24	26	500	403	6.60	128			26.3													
14-May-24	27	500	432	6.71	161	23.4	34.9	26.3					0.150	0.0154	<2.0	<0.050		0.035	<0.0030	62.2	0.0480
21-May-24	28	500	429	6.63	169			37.1													
28-May-24	29	500	442	6.70	136	22.0	32.9	28.1					0.129	0.0044	<2.0	<0.050		0.018	<0.0030	65.1	0.0418
04-Jun-24	30	500	446	6.89	108			32.2													
11-Jun-24	31	500	415	6.80	115	27.0	34.2	25.7			<0.020	<0.0050	0.214	0.0071	<2.0		<0.20	0.031	<0.0030	54.1	0.0416
18-Jun-24	32	500	473	6.53	94.7			20.6													
25-Jun-24	33	500	447	6.42	126	31.4	34.5	26.9			<0.020	<0.0050	0.189	0.0046	<2.0	<0.050	<0.20	0.028	<0.0030	60.2	0.0573
02-Jul-24	34	500	439	6.52	164			30.4													
09-Jul-24	35	500	462	6.41	128	35.0	37.2	30.8			<0.020	<0.0050	0.152	0.0038	2.9	<0.050	<0.20	0.025	<0.0030	57.7	0.0428
16-Jul-24	36	500	501	6.41	156			23.5													
23-Jul-24	37	500	436	6.36	129	31.7	36.2	28.2			0.046	<0.0050	0.265	0.0069	<2.0	<0.050	<0.20	0.024	<0.0030	59.6	0.0501
30-Jul-24	38	500	442	6.27	118			18.5													
06-Aug-24	39	500	437	6.24	123	29.2	30.1	18.6	3.3		<0.20	<0.050	0.334	0.0091	<2.0	<0.050	<0.20	0.016	0.0300	44.1	0.0561
13-Aug-24	40	500	445	6.08	109			20.0													
20-Aug-24	41	500	453	6.27	122	39.5	31.6	18.0	3.5		<0.020	<0.0050	0.260	<0.0025	<2.0	<0.050	<0.20	0.037	<0.0030	50.8	0.0722
27-Aug-24	42	500	475	6.32	135			18.5													
03-Sep-24	43	500	431	6.53	159	23.8	33.3	27.4	4.7		0.047	<0.0050	0.201	0.0157	2.4	<0.050	<0.20	0.200	<0.0030	61.9	0.0515

CERTIFICATE OF ANALYSIS ▪ HUMIDITY CELL TESTING RESULTS OF HC-6

Global
ARD Testing Services Inc.

GLOBAL PROJECT NO: 2329
CLIENT: WSP E&I Canada Limited
CLIENT PROJECT NAME & NO: Great Bear | OMGS21045
Sample ID: F1-Ro Tailings
Sample Wt. used (g): 1000.00

CERTIFIC
Glob
ARD Testi

		Instruetals by ICP-MS																CVAFS				
Sampling Date	Week No.	Antimony (Sb)	Arsenic (As)	Barium (Ba)	Beryllium (Be)	Bismuth (Bi)	Boron (B)	Cadmium (Cd)	Calcium (Ca)	Chromium (Cr)	Cobalt (Co)	Copper (Cu)	Iron (Fe)	Lead (Pb)	Lithium (Li)	Magnesium (Mg)	Manganese (Mn)	Mercury (Hg)	Molybdenum (Mo)	Nickel (Ni)	Phosphorus (P)	Potassium (K)
	Unit:	mg/L	mg/L	mg/L	mg/L	mg/L	mg/L	mg/L	mg/L	mg/L	mg/L	mg/L	mg/L	mg/L	mg/L	mg/L	mg/L	ug/L	mg/L	mg/L	mg/L	mg/L
	RDL:	0.0005	0.0001	0.001	0.0001	0.001	0.05	0.00001	0.05	0.001	0.0002	0.0002	0.005	0.0002	0.002	0.05	0.001	0.0019	0.001	0.001	0.01	0.05
07-Nov-23	0	0.00058	0.0004	0.007	<0.00010	<0.0010	<0.050	<0.000010	29.0	<0.0010	0.0101	0.00825	0.1690	<0.00020	<0.0020	1.45	0.0130	<0.0019	0.0051	<0.0010	0.048	3.92
14-Nov-23	1	0.00078	0.0005	0.0054	<0.00010	<0.0010	<0.050	<0.000010	38.4	<0.0010	0.00729	0.00420	0.0586	<0.00020	0.0027	2.17	0.0309	<0.0019	0.0066	<0.0010	0.043	5.25
21-Nov-23	2	0.0008	0.0004	0.006	<0.00010	<0.0010	<0.050	<0.000010	35.4	<0.0010	0.00445	0.00318	0.0357	<0.00020	0.0028	2.09	0.0385	<0.0019	0.0061	<0.0010	0.055	5.46
28-Nov-23	3	0.0007	0.0004	0.0056	<0.00010	<0.0010	<0.050	<0.000010	38.9	<0.0010	0.00257	0.00298	0.0313	<0.00020	0.0022	2.18	0.0413	<0.0019	0.0045	<0.0010	0.053	5.38
05-Dec-23	4	0.00066	0.0004	0.0052	<0.00010	<0.0010	<0.050	<0.000010	39.1	<0.0010	0.00187	0.00297	0.0206	<0.00020	0.0027	2.26	0.0417	<0.0019	0.0041	<0.0010	0.05	5.15
12-Dec-23	5	0.00057	0.0004	0.0055	<0.00010	<0.0010	<0.050	<0.000010	38.5	<0.0010	0.00152	0.00258	0.0268	<0.00020	0.0022	2.17	0.0460	<0.0019	0.0032	<0.0010	0.045	5.04
19-Dec-23	6	0.00067	0.0004	0.0065	<0.00010	<0.0010	<0.050	<0.000010	44.8	<0.0010	0.00169	0.00288	0.0394	<0.00020	0.0029	2.21	0.0549	<0.0019	0.0032	<0.0010	0.033	5.85
26-Dec-23	7	0.00066	0.0005	0.0066	<0.00010	<0.0010	<0.050	<0.000010	44.6	<0.0010	0.00167	0.00288	0.0366	<0.00020	0.0025	2.08	0.0583	<0.0019	0.0028	<0.0010	0.029	5.97
02-Jan-24	8	0.00061	0.0004	0.0058	<0.00010	<0.0010	<0.050	<0.000010	40.2	<0.0010	0.00143	0.00248	0.0353	<0.00020	<0.0020	1.77	0.0533	<0.0019	0.0023	<0.0010	0.018	5.84
09-Jan-24	9	0.00069	0.0004	0.0062	<0.00010	<0.0010	<0.050	<0.000010	42.3	<0.0010	0.00145	0.00269	0.0280	<0.00020	0.0025	1.88	0.0585	<0.0019	0.0024	<0.0010	0.019	6.35
16-Jan-24	10	0.00063	0.0003	0.0055	<0.00010	<0.0010	<0.050	<0.000010	37.9	<0.0010	0.00118	0.00262	0.0171	<0.00020	0.0021	1.54	0.0569	<0.0019	0.0020	<0.0010	0.012	6.07
23-Jan-24	11	0.00067	0.00038	0.0057	<0.00010	<0.0010	<0.050	0.000011	35.6	<0.0010	0.00118	0.00238	0.0189	<0.00020	0.0021	1.35	0.0589	<0.0019	0.0019	<0.0010	0.01	6.49
30-Jan-24	12	0.00062	0.00043	0.0052	<0.00010	<0.0010	<0.050	0.00001	31.3	<0.0010	0.00104	0.00268	0.0232	<0.00020	<0.0020	1.09	0.0515	<0.0019	0.0016	<0.0010	<0.010	6.2
06-Feb-24	13	0.0006	0.0004	0.0054	<0.00010	<0.0010	<0.050	<0.000010	31.4	<0.0010	0.00105	0.00209	0.01600	<0.00020	<0.0020	1.11	0.0532	<0.0019	0.0015	<0.0010	<0.010	6.25
13-Feb-24	14	0.0006	0.00041	0.0054	<0.00010	<0.0010	<0.050	0.00001	31.4	<0.0010	0.00109	0.00208	0.0195	<0.00020	<0.0020	1.01	0.0563	<0.0019	0.0014	<0.0010	<0.010	6.58
20-Feb-24	15	0.00061	0.00040	0.0058	<0.00010	<0.0010	<0.050	<0.000010	31.2	0.001	0.00114	0.00227	0.0311	<0.00020	<0.0020	0.997	0.0582	<0.0019	0.0013	0.0015	<0.010	6.73
27-Feb-24	16	0.00057	0.00032	0.0047	<0.00010	<0.0010	<0.050	<0.000010	26.3	<0.0010	0.00098	0.00213	0.0190	<0.00020	<0.0020	0.753	0.0481	<0.0019	0.0011	<0.0010	<0.010	6.03
05-Mar-24	17	0.00059	0.00037	0.0054	<0.00010	<0.0010	<0.050	<0.000010	29.5	<0.0010	0.00101	0.00265	0.0147	0.00026	<0.0020	0.846	0.0548	<0.0019	0.0011	<0.0010	<0.010	6.58
12-Mar-24	18	0.00058	0.00031	0.0050	<0.00010	<0.0010	<0.050	<0.000010	27.5	<0.0010	0.00092	0.00259	0.0186	0.00056	<0.0020	0.768	0.0504	<0.0019	0.0011	<0.0010	<0.010	6.47
19-Mar-24	19	0.00059	0.00035	0.0051	<0.00010	<0.0010	<0.050	<0.000010	25.7	<0.0010	0.00095	0.00258	0.0225	<0.00020	<0.0020	0.691	0.0483	<0.0019	<0.0010	<0.0010	<0.010	6.27
26-Mar-24	20	0.00054	0.00035	0.0049	<0.00010	<0.0010	<0.050	<0.000010	24.4	<0.0010	0.00086	0.00270	0.0192	<0.00020	<0.0020	0.633	0.0476	<0.0019	<0.0010	<0.0010	<0.010	5.91
02-Apr-24	21	0.00054	0.00036	0.0048	<0.00010	<0.0010	<0.050	<0.000010	24.7	<0.0010	0.00089	0.00179	0.0131	<0.00020	<0.0020	0.636	0.0477	<0.0019	<0.0010	<0.0010	<0.010	6.07
09-Apr-24	22	0.00058	0.00034	0.0049	<0.00010	<0.0010	<0.050	<0.000010	25.6	<0.0010	0.00087	0.00215	0.0215	<0.00020	<0.0020	0.637	0.0489	<0.0019	<0.0010	<0.0010	<0.010	5.99
16-Apr-24	23	0.00054	0.00030	0.0052	<0.00010	<0.0010	<0.050	<0.000010	24.2	0.0017	0.00094	0.00187	0.0182	<0.00020	<0.0020	0.588	0.0458	<0.0019	<0.0010	0.0014	<0.010	6.10
23-Apr-24	24																					
30-Apr-24	25	<0.00050	0.00025	0.0039	<0.00010	<0.0010	<0.050	<0.000010	19.0	<0.0010	0.00075	0.00197	0.0197	<0.00020	<0.0020	0.411	0.0353	<0.0019	<0.0010	<0.0010	<0.010	4.95
07-May-24	26																					
14-May-24	27	<0.00050	0.00035	0.0049	<0.00010	<0.0010	<0.050	<0.000010	24.1	<0.0010	0.00104	0.00230	0.0299	<0.00020	<0.0020	0.480	0.0249	0.0023	<0.0010	<0.0010	<0.010	5.92
21-May-24	28																					
28-May-24	29	<0.00050	0.00046	0.0049	<0.00010	<0.0010	<0.050	<0.000010	25.2	<0.0010	0.00098	0.00236	0.0289	<0.00020	<0.0020	0.505	0.0254	<0.0019	0.0016	<0.0010	<0.010	5.90
04-Jun-24	30																					
11-Jun-24	31	<0.00050	0.00033	0.0043	<0.00010	<0.0010	<0.050	<0.000010	21.0	0.0022	0.00095	0.00239	0.0464	<0.00020	<0.0020	0.401	0.0244	<0.0019	0.0019	0.0016	<0.010	5.30
18-Jun-24	32																					
25-Jun-24	33	<0.00050	0.00031	0.0047	<0.00010	<0.0010	<0.050	<0.000010	23.3	0.0020	0.00104	0.00252	0.0460	<0.00020	<0.0020	0.461	0.0218	<0.0019	0.0021	0.0014	<0.010	5.80
02-Jul-24	34																					
09-Jul-24	35	<0.00050	0.00031	0.0047	<0.00010	<0.0010	<0.050	<0.000010	22.4	<0.0010	0.00104	0.00234	0.0388	<0.00020	<0.0020	0.446	0.0199	<0.0019	0.0028	<0.0010	<0.010	5.62
16-Jul-24	36																					
23-Jul-24	37	<0.00050	0.00031	0.0049	<0.00010	<0.0010	<0.050	<0.000010	23.1	<0.0010	0.00121	0.00274	0.0567	<0.00020	<0.0020	0.459	0.0216	<0.0019	0.0035	<0.0010	<0.010	5.79
30-Jul-24	38																					
06-Aug-24	39	<0.00050	0.00027	0.0038	<0.00010	<0.0010	<0.050	<0.000010	17.1	<0.0010	0.00089	0.00296	0.0681	<0.00020	<0.0020	0.336	0.0164	<0.0019	0.0028	<0.0010	<0.010	4.59
13-Aug-24	40																					
20-Aug-24	41	<0.00050	0.00028	0.0042	<0.00010	<0.0010	<0.050	<0.000010	19.7	<0.0010	0.00105	0.00549	0.0686	<0.00020	<0.0020	0.374	0.0139	<0.0019	0.0034	<0.0010	<0.010	5.10
27-Aug-24	42																					
03-Sep-24	43	<0.00050	0.00031	0.0051	<0.00010	<0.0010	<0.050	<0.000010	24.0	<0.0010	0.00133	0.00278	0.0761	<0.00020	<0.0020	0.472	0.0123	<0.0019	0.0041	<0.0010	<0.010	5.84

:ATE OF ANALYSIS ▪ HUMIDITY CELL TESTING RESULTS OF HC-6

al
ıg Services Inc.

GLOBAL PROJECT NO: 2329
CLIENT: WSP E&I Canada Limited
CLIENT PROJECT NAME & NO: Great Bear | OMGS21045
Sample ID: F1-Ro Tailings
Sample Wt. used (g): 1000.00

Instru																	Ion Balance			
Sampling Date	Week No.	Selenium (Se)	Silicon (Si)	Silver (Ag)	Sodium (Na)	Strontium (Sr)	Sulphur (S)	Tellurium (Te)	Thallium (Tl)	Thorium (Th)	Tin (Sn)	Titanium (Ti)	Tungsten (W)	Uranium (U)	Vanadium (V)	Zinc (Zn)	Zirconium (Zr)	Anions	Cations	% Difference	Job No
Unit:		mg/L	mg/L	mg/L	mg/L	mg/L	mg/L	mg/L	mg/L	mg/L	mg/L	mg/L	mg/L	mg/L	mg/L	mg/L	mg/L	meq/L	meq/L	meq/L	
RDL:		0.0001	0.1	0.00002	0.05	0.001	3	0.001	0.00001	0.001	0.005	0.005	0.001	0.0001	0.005	0.005	0.0001				
07-Nov-23	0	0.00061	0.62	<0.000020	39.4	0.057	46.8		<0.000010		<0.0050	<0.0050	<0.0010	0.00052	<0.0050	<0.0050	<0.00010	4.65	3.40	15.59	C392395
14-Nov-23	1	0.00037	1.16	<0.000020	36.1	0.0729	50.9		<0.000010		<0.0050	<0.0050	<0.0010	0.00143	<0.0050	<0.0050	<0.00010	3.73	3.81	-1.02	C393709
21-Nov-23	2	0.00048	1.06	<0.000020	27.8	0.0712	45.6		<0.000010		<0.0050	<0.0050	<0.0010	0.00134	<0.0050	<0.0050	<0.00010	3.39	3.30	1.31	C396056
28-Nov-23	3	0.00047	1.26	<0.000020	22.0	0.0651	40.2		<0.000010		<0.0050	<0.0050	<0.0010	0.00151	<0.0050	<0.0050	<0.00010	3.95	3.22	10.13	C399918
05-Dec-23	4	0.00047	1.08	<0.000020	18.2	0.0647	38.4		<0.000010		<0.0050	<0.0050	<0.0010	0.00166	<0.0050	<0.0050	<0.00010	3.85	3.07	11.23	C397705
12-Dec-23	5	0.00047	1.20	<0.000020	13.3	0.063	33.3		<0.000010		<0.0050	<0.0050	<0.0010	0.00156	<0.0050	<0.0050	<0.00010	3.96	2.82	16.85	C3A2034
19-Dec-23	6	0.00048	1.46	<0.000020	11.6	0.079	36.8		<0.000010		<0.0050	<0.0050	<0.0010	0.00191	<0.0050	<0.0050	<0.00010	4.26	3.08	16.10	C3A3911
26-Dec-23	7	0.00043	1.49	<0.000020	8.34	0.0774	34.5		<0.000010		<0.0050	<0.0050	<0.0010	0.00195	<0.0050	<0.0050	<0.00010	4.41	2.92	20.26	C3A5136
02-Jan-24	8	0.00039	1.36	<0.000020	5.74	0.0675	28.4		<0.000010		<0.0050	<0.0050	<0.0010	0.00162	<0.0050	<0.0050	<0.00010	2.92	2.56	6.54	C400825
09-Jan-24	9	0.00046	1.50	<0.000020	5.21	0.0717	30.1		<0.000010		<0.0050	<0.0050	<0.0010	0.00193	<0.0050	<0.0050	<0.00010	3.24	2.66	9.79	C402311
16-Jan-24	10	0.00044	1.42	<0.000020	3.66	0.0644	23.8		<0.000010		<0.0050	<0.0050	<0.0010	0.00163	<0.0050	<0.0050	<0.00010	3.28	2.34	16.65	C403685
23-Jan-24	11	0.00049	1.65	<0.000020	2.87	0.0586	22.4		<0.000010		<0.0050	<0.0050	<0.0010	0.00155	<0.0050	<0.0050	<0.00010	3.03	2.19	16.09	C405245
30-Jan-24	12	0.00047	1.44	<0.000020	2.13	0.0506	17.6		<0.000010		<0.0050	<0.0050	<0.0010	0.0013	<0.0050	<0.0050	<0.00010	2.20	1.91	7.04	CIL324
06-Feb-24	13	0.00047	1.58	<0.000020	1.88	0.0488	16.7		<0.000010		<0.0050	<0.0050	<0.0010	0.00131	<0.0050	<0.0050	<0.00010	2.18	1.91	6.64	CIV606
13-Feb-24	14	0.00043	1.49	<0.000020	1.67	0.0491	15.8		<0.000010		<0.0050	<0.0050	<0.0010	0.00137	<0.0050	<0.0050	<0.00010	1.63	1.90	-7.65	CJG650
20-Feb-24	15	0.00046	1.67	<0.000020	1.50	0.0489	17.0		<0.000010		<0.0050	<0.0050	<0.0010	0.00127	<0.0050	<0.0050	<0.00010	1.61	1.89	-7.87	CJO944
27-Feb-24	16	0.00044	1.33	<0.000020	1.14	0.0396	13.1		<0.000010		<0.0050	<0.0050	<0.0010	0.00109	<0.0050	<0.0050	<0.00010	1.33	1.59	-8.87	CKA542
05-Mar-24	17	0.00042	1.53	<0.000020	1.20	0.0463	10.2		<0.000010		<0.0050	<0.0050	<0.0010	0.00127	<0.0050	<0.0050	<0.00010	1.88	1.77	2.96	C415762
12-Mar-24	18	0.00045	1.35	<0.000020	1.06	0.0398	12.2		<0.000010		<0.0050	<0.0050	<0.0010	0.00110	<0.0050	<0.0050	<0.00010	1.81	1.65	4.50	C418173
19-Mar-24	19	0.00043	1.57	<0.000020	0.962	0.0396	11.7		<0.000010		<0.0050	<0.0050	<0.0010	0.00104	<0.0050	<0.0050	<0.00010	1.92	1.55	10.75	C420066
26-Mar-24	20	0.00042	1.52	<0.000020	0.870	0.0351	10.2		<0.000010		<0.0050	<0.0050	<0.0010	0.00098	<0.0050	<0.0050	<0.00010	1.88	1.47	12.42	C421989
02-Apr-24	21	0.00045	1.40	<0.000020	0.835	0.0360	9.9		<0.000010		<0.0050	<0.0050	<0.0010	0.00108	<0.0050	<0.0050	<0.00010	1.84	1.48	10.69	C423575
09-Apr-24	22	0.00046	1.39	<0.000020	0.810	0.0347	10.0		<0.000010		<0.0050	<0.0050	<0.0010	0.00105	<0.0050	<0.0050	<0.00010	2.14	1.53	16.69	C424924
16-Apr-24	23	0.00046	1.42	<0.000020	0.774	0.0362	10.3		<0.000010		<0.0050	<0.0050	<0.0010	0.00104	<0.0050	<0.0050	<0.00010	2.03	1.45	16.65	C427133
23-Apr-24	24																				C428769
30-Apr-24	25	0.00037	1.06	<0.000020	0.544	0.0270	7.1		<0.000010		<0.0050	<0.0050	<0.0010	0.00085	<0.0050	<0.0050	<0.00010	1.08	1.14	-2.60	C430904
07-May-24	26																				
14-May-24	27	0.00048	1.31	<0.000020	0.697	0.0323	10.0		<0.000010		<0.0050	<0.0050	<0.0010	0.00106	<0.0050	<0.0050	<0.00010	1.25	1.43	-6.93	C434669
21-May-24	28																				
28-May-24	29	0.00045	1.33	<0.000020	0.653	0.0334	10.7		<0.000010		<0.0050	<0.0050	<0.0010	0.00110	<0.0050	<0.0050	<0.00010	1.24	1.49	-8.90	C438838
04-Jun-24	30																				
11-Jun-24	31	0.00044	1.20	<0.000020	0.515	0.0285	7.6		<0.000010		<0.0050	<0.0050	<0.0010	0.00087	<0.0050	<0.0050	<0.00010	1.22	1.25	-1.13	C443402
18-Jun-24	32																				
25-Jun-24	33	0.00048	1.45	<0.000020	0.565	0.0315	9.6		<0.000010		<0.0050	<0.0050	<0.0010	0.00107	<0.0050	<0.0050	<0.00010	1.25	1.38	-5.09	C448072
02-Jul-24	34																				
09-Jul-24	35	0.00042	1.29	<0.000020	0.522	0.0314	8.7		<0.000010		<0.0050	<0.0050	<0.0010	0.00108	<0.0050	<0.0050	<0.00010	1.39	1.33	2.14	C451664
16-Jul-24	36																				
23-Jul-24	37	0.00047	1.37	<0.000020	0.514	0.0312	8.0	<0.0010	<0.000010	<0.0010	<0.0050	<0.0050	<0.0010	0.00112	<0.0050	<0.0050	<0.00010	1.31	1.37	-2.18	C456437
30-Jul-24	38																				
06-Aug-24	39	0.00039	1.09	<0.000020	0.379	0.0233	5.5	<0.0010	<0.000010	<0.0010	<0.0050	<0.0050	<0.0010	0.00078	<0.0050	<0.0050	<0.00010	1.23	1.02	8.93	C461003
13-Aug-24	40																				
20-Aug-24	41	0.00045	1.20	<0.000020	0.434	0.0255	8.0	<0.0010	<0.000010	<0.0010	<0.0050	<0.0050	<0.0010	0.00082	<0.0050	0.0058	<0.00010	1.26	1.18	3.37	C464938
27-Aug-24	42																				
03-Sep-24	43	0.00041	1.40	<0.000020	0.516	0.0306	10.1	<0.0010	<0.000010	<0.0010	<0.0050	<0.0050	<0.0010	0.00122	<0.0050	<0.0050	<0.00010	1.57	1.42	5.17	C469505

CERTIFICATE OF ANALYSIS ▪ HUMIDITY CELL TESTING RESULTS OF HC-6

Global
ARD Testing Services Inc.

GLOBAL PROJECT NO: 2329
CLIENT: WSP E&I Canada Limited
CLIENT PROJECT NAME & NO: Great Bear | OMGS21045
Sample ID: F1-Ro Tailings
Sample Wt. used (g): 1000.00

				General Parameters				Anions			Nutrients		Cyanides					Colourimetry		Calc.	Dissolved Me
Instrument/Method:				pH Meter	EC Meter	Titration/Calculation		Turbidimetry	IC	ISE	IC		Colourimetric - Distillation			IC					
Sampling Date	Week No.	Input Vol. (DI Water)	Output Vol. (Leachate)	pH	EC	Acidity (to pH 8.3)	Alkalinity (to pH 4.5)	Sulphate	Chloride	Fluoride	Nitrate (NO_3 as N)	Nitrite (NO_2 as N)	Total CN	WAD CN	Free CN	Total Cyanate (CNO)	Thiocyanate	Total Ammonia	Dissolved Phosphorus	Hardness (as CaCO3)	Aluminum (Al)
	Unit:	mL	mL	pH Units	µS/cm	mg CaCO3/L	mg CaCO3/L	mg/L	mg/L	mg/L	mg/L	mg/L	mg/L	mg/L	ug/L	mg/L	mg/L	mg/L	mg/L	mg/L	mg/L
	RDL:	5	5	0.01	1	0.5	0.5	0.5	0.5	0.05	0.02	0.005	0.0025	0.0025	2.0	0.05	0.2	0.015	0.003	0.5	0.003
10-Sep-24	44	500	497	6.44	120			16.8													
17-Sep-24	45	500	422	6.45	121	22.8	35.4	20.8	4.5		0.086	<0.0050	0.273	0.0135	2.9	<0.10	<0.20	<0.015	<0.0030	54.9	0.0478
24-Sep-24	46	500	446	6.82	150			24.3													
01-Oct-24	47	500	442	6.62	117	22.1	36.9	27.6	3.6		<0.20	<0.050	0.252	0.0197	10	<0.050	<0.20	<0.015	0.0043	60.2	0.0341
08-Oct-24	48	500	450	6.92	141			21.4													
15-Oct-24	49	500	442	6.85	164	11.0	40.1	23.5	3.8		<0.020	<0.0050	0.375	0.0106	<2.0	<0.10	<0.20	<0.015	<0.0030	65.4	0.0405
22-Oct-24	50	500	455	6.69	113			19.6													
29-Oct-24	51	500	462	6.79	108	20.6	40.7	22.4	3.2		<0.020	<0.0050	0.404	0.0495	<2.0	<0.050	<0.20	<0.015	<0.0030	61.8	0.0426
05-Nov-24	52	500	457	6.76	150			21.2													
12-Nov-24	53	500	447	6.87	136	15.6	40.9	19.1	2.3		<0.020	<0.0050	0.391	0.0291	<2.0	<0.10	<0.20	<0.015	<0.0030	58.1	0.0358
19-Nov-24	54	500	451	6.70	140			16.8													
26-Nov-24	55	500	436	6.63	111	32.3	35.7	12.7	3.4		0.021	<0.0050	0.373	0.0201	<2.0	<0.050	<0.20	<0.015	<0.0030	45.7	0.0480

NOTES:
June 12, 2024 - Schedule changed as per Sarah's email on June 12, 2024 NO2, NO3 and Thiocyanate to Biweekly starting June 11, 2024
October 11, 2023: Analytical schedule updated per email by Forrest McAdam.

RDL may be raised for some samples due to sample matrix interference.
Abbreviations:
RDL: Reportable Detection Limits
EC: Electric Conductivity
IC: Ion Chromatograph
SIE: Selective Ion Electrode
ICP-MS: Inductively Coupled Plasma - Mass Spectrometry
Calc: Calculation
Calc: Calculation

CERTIFICATE OF ANALYSIS ▪ HUMIDITY CELL TESTING RESULTS OF HC-6

Global
ARD Testing Services Inc.

GLOBAL PROJECT NO: 2329
CLIENT: WSP E&I Canada Limited
CLIENT PROJECT NAME & NO: Great Bear | OMGS21045
Sample ID: F1-Ro Tailings
Sample Wt. used (g): 1000.00

CERTIFIC
Glob
ARD Testi

		Instruetals by ICP-MS																CVAFS				
Sampling Date	Week No.	Antimony (Sb)	Arsenic (As)	Barium (Ba)	Beryllium (Be)	Bismuth (Bi)	Boron (B)	Cadmium (Cd)	Calcium (Ca)	Chromium (Cr)	Cobalt (Co)	Copper (Cu)	Iron (Fe)	Lead (Pb)	Lithium (Li)	Magnesium (Mg)	Manganese (Mn)	Mercury (Hg)	Molybdenum (Mo)	Nickel (Ni)	Phosphorus (P)	Potassium (K)
	Unit:	mg/L	mg/L	mg/L	mg/L	mg/L	mg/L	mg/L	mg/L	mg/L	mg/L	mg/L	mg/L	mg/L	mg/L	mg/L	mg/L	ug/L	mg/L	mg/L	mg/L	mg/L
	RDL:	0.0005	0.0001	0.001	0.0001	0.001	0.05	0.00001	0.05	0.001	0.0002	0.0002	0.005	0.0002	0.002	0.05	0.001	0.0019	0.001	0.001	0.01	0.05
10-Sep-24	44																					
17-Sep-24	45	<0.00050	0.00030	0.0047	<0.00010	<0.0010	<0.050	<0.000010	21.3	<0.0010	0.00136	0.00263	0.0903	<0.00020	<0.0020	0.410	0.0138	<0.0019	0.0037	<0.0010	<0.010	5.42
24-Sep-24	46																					
01-Oct-24	47	<0.00050	0.00027	0.0051	<0.00010	<0.0010	<0.050	<0.000010	23.3	<0.0010	0.00132	0.00258	0.103	<0.00020	<0.0020	0.461	<0.0010	<0.0019	0.0043	<0.0010	<0.010	5.82
08-Oct-24	48																					
15-Oct-24	49	<0.00050	0.00026	0.0056	<0.00010	<0.0010	<0.050	<0.000010	25.4	<0.0010	0.00144	0.00204	0.122	<0.00020	<0.0020	0.493	0.0087	<0.0019	0.0045	<0.0010	<0.010	6.15
22-Oct-24	50																					
29-Oct-24	51	<0.00050	0.00027	0.0054	<0.00010	<0.0010	<0.050	<0.000010	24.0	<0.0010	0.00145	0.00204	0.150	<0.00020	<0.0020	0.448	0.0073	<0.0019	0.0042	<0.0010	<0.010	6.06
05-Nov-24	52																					
12-Nov-24	53	<0.00050	0.00036	0.0053	<0.00010	<0.0010	<0.050	<0.000010	22.6	<0.0010	0.00134	0.00174	0.136	<0.00020	<0.0020	0.440	0.0150	<0.0019	0.0040	<0.0010	<0.010	5.56
19-Nov-24	54																					
26-Nov-24	55	<0.00050	0.00020	0.0046	<0.00010	<0.0010	<0.050	<0.000010	17.7	<0.0010	0.00090	0.00325	0.136	0.00035	<0.0020	0.329	0.0159	<0.0019	0.0028	<0.0010	<0.010	4.67

:ATE OF ANALYSIS ▪ HUMIDITY CELL TESTING RESULTS OF HC-6

al
ıg Services Inc.

GLOBAL PROJECT NO: 2329
CLIENT: WSP E&I Canada Limited
CLIENT PROJECT NAME & NO: Great Bear | OMGS21045
Sample ID: F1-Ro Tailings
Sample Wt. used (g): 1000.00

Instru																		Ion Balance			
Sampling Date	Week No.	Selenium (Se)	Silicon (Si)	Silver (Ag)	Sodium (Na)	Strontium (Sr)	Sulphur (S)	Tellurium (Te)	Thallium (Tl)	Thorium (Th)	Tin (Sn)	Titanium (Ti)	Tungsten (W)	Uranium (U)	Vanadium (V)	Zinc (Zn)	Zirconium (Zr)	Anions	Cations	% Difference	Job No
	Unit:	mg/L	mg/L	mg/L	mg/L	mg/L	mg/L	mg/L	mg/L	mg/L	mg/L	mg/L	mg/L	mg/L	mg/L	mg/L	mg/L	meq/L	meq/L	meq/L	
	RDL:	0.0001	0.1	0.00002	0.05	0.001	3	0.001	0.00001	0.001	0.005	0.005	0.001	0.0001	0.005	0.005	0.0001				
10-Sep-24	44																				
17-Sep-24	45	0.00046	1.22	<0.000020	0.438	0.0266	8.5	<0.0010	<0.000010	<0.0010	<0.0050	<0.0050	<0.0010	0.00110	<0.0050	<0.0050	<0.00010	1.46	1.26	7.28	C474391
24-Sep-24	46																				
01-Oct-24	47	0.00039	1.34	<0.000020	0.428	0.0304	10.4	<0.0010	<0.000010	<0.0010	<0.0050	<0.0050	<0.0010	0.00131	<0.0050	<0.0050	<0.00010	1.57	1.38	6.58	C479589
08-Oct-24	48																				
15-Oct-24	49	0.00045	1.56	<0.000020	0.449	0.0337	10.4	<0.0010	<0.000010	<0.0010	<0.0050	<0.0050	<0.0010	0.00151	<0.0050	<0.0050	<0.00010	1.56	1.50	2.23	C483831
22-Oct-24	50																				
29-Oct-24	51	0.00045	1.61	<0.000020	0.409	0.0303	8.6	<0.0010	<0.000010	<0.0010	<0.0050	<0.0050	<0.0010	0.00133	<0.0050	<0.0050	<0.00010	1.51	1.42	3.04	C488006
05-Nov-24	52																				
12-Nov-24	53	0.00045	1.36	<0.000020	0.393	0.0295	7.9	<0.0010	<0.000010	<0.0010	<0.0050	<0.0050	<0.0010	0.00136	<0.0050	<0.0050	<0.00010	1.38	1.33	1.69	C492937
19-Nov-24	54																				
26-Nov-24	55	0.00034	1.08	<0.000020	0.277	0.0212	5.5	<0.0010	<0.000010	<0.0010	<0.0050	<0.0050	<0.0010	0.00073	<0.0050	<0.0050	<0.00010	1.22	1.05	7.46	C496958

CERTIFICATE OF ANALYSIS ▪ HUMIDITY CELL TESTING RESULTS OF HC-7

Global ARD Testing Services Inc.

GLOBAL PROJECT NO: 2329

CLIENT: WSP E&I Canada Limited

CLIENT PROJECT NAME & NO: Great Bear | OMGS21045

Sample ID: F8-RO (Post-CND flot tailing-F8-C03)

Sample Wt. used (g): 1000.00

Global ARD Testing Services Inc.

				General Parameters				Anions			Nutrients		Cyanides					Colourimetry		Calc.	Dissolved Metals by ICP-MS			
Instrument/Method:				pH Meter	EC Meter	Titration/Calculation		Turbidimetry	IC	ISE	IC		Colourimetric - Distillation			IC								
Sampling Date	Week No.	Input Vol. (DI Water)	Output Vol. (Leachate)	pH	EC	Acidity (to pH 8.3)	Alkalinity (to pH 4.5)	Sulphate	Chloride	Fluoride	Nitrate (NO_3 as N)	Nitrite (NO_2 as N)	Total CN	WAD CN	Free CN	Total Cyanate (CNO)	Thiocyanate	Total Ammonia	Dissolved Phosphorus	Hardness (as CaCO3)	Aluminum (Al)	Antimony (Sb)	Arsenic (As)	Barium (Ba)
Unit:		mL	mL	pH Units	µS/cm	mg CaCO3/L	mg CaCO3/L	mg/L	mg/L	mg/L	mg/L	mg/L	mg/L	mg/L	ug/L	mg/L	mg/L	mg/L	mg/L	mg/L	mg/L	mg/L	mg/L	mg/L
RDL:		5	5	0.01	1	0.5	0.5	0.5	0.5	0.05	0.02	0.005	0.0025	0.0025	2.0	0.05	0.2	0.015	0.003	0.5	0.003	0.0005	0.0001	0.001
18-Jun-24	0	750	333	6.96	2020	16.3	31.7	1297	11.0	0.093			0.2700	0.0229	3.7			0.520	0.2600	751	0.0421	0.00860	0.00460	0.0396
25-Jun-24	1	500	444	6.27	912	39.8	27.0	622.1	2.30	0.091	0.653	0.2510	0.0401	0.0073	4.2	0.23	<0.20	0.220	0.0860	504	0.0531	0.00108	0.01640	0.0310
02-Jul-24	2	500	458	6.36	913	37.1	30.5	505.7	1.30	0.120	0.541	0.1840	0.0341	<0.0025	3.9	1.60	<0.20	0.270	0.0460	388	0.0471	0.00504	0.00400	0.0211
09-Jul-24	3	500	478	6.25	616	38.0	27.2	422.9	<0.50	0.120	0.452	0.1080	0.0224	0.0072	<2.0	<0.050	<0.20	0.470	0.0340	314	0.0395	0.00377	0.00306	0.0155
16-Jul-24	4	500	443	6.27	724	34.0	26.7	291.2	<0.50	0.057	0.341	0.0312	0.0453	0.0038	3.1	<0.050	<0.20	0.120	0.0180	209	0.0385	0.00075	0.00179	0.0192
23-Jul-24	5	500	446	6.22	511	32.7	33.8	289.3	<0.50	0.180	0.251	0.0110	0.0150	0.0032	<2.0	<0.050	<0.20	0.160	0.0250	277	0.0377	0.00393	0.00320	0.0129
30-Jul-24	6	500	457	6.04	536	39.1	34.5	186.5	<0.50	0.190	0.156	0.0060	0.0210	0.0105	<2.0	<0.050	<0.20	0.110	0.0190	238	0.0354	0.00335	0.00293	0.0141
06-Aug-24	7	500	470	6.23	466	31.4	30.4	212.5	<0.50	0.180	<0.20	<0.050	0.0178	0.0030	6.2	<0.050	<0.20	0.150	0.0150	199	0.0377	0.00314	0.00233	0.0125
13-Aug-24	8	500	450	6.25	345	39.1	35.3	159.9	<0.50	0.210	0.087	0.0062	0.0191	0.0085	<2.0	<0.050	<0.20	0.079	0.0068	164	0.0418	0.00328	0.00341	0.0083
20-Aug-24	9	500	454	6.28	359	40.8	36.8	260.8	<0.50	0.230	0.073	0.0151	0.0304	0.0056	<2.0	<0.050	<0.20	0.050	0.0068	171	0.0570	0.00339	0.00394	0.0100
27-Aug-24	10	500	496	6.48	357	28.9	38.7	100.5	<0.50	0.200	1.28	0.0474	0.0262	<0.0025	<2.0	<0.050	<0.20	0.110	0.0054	145	0.0528	0.00318	0.00396	0.0090
03-Sep-24	11	500	470	6.54	354	21.7	32.7	122.7	<0.50	0.190	0.945	0.0966	0.0354	0.0096	2.9	<0.050	<0.20	0.230	0.0041	146	0.0604	0.00302	0.00339	0.0106
10-Sep-24	12	500	446	6.44	299	37.0	34.2	166.7	<0.50	0.210	0.430	0.0710	0.0508	0.0062	<2.0	<0.050	<0.20	0.016	<0.0030	133	0.0461	0.00296	0.00339	0.0091
17-Sep-24	13	500	435	6.44	282	28.4	40.8	135.3	<0.50	0.290	0.264	0.0801	0.0373	0.0051	<2.0	<0.050	<0.20	<0.015	0.0044	149	0.0454	0.00342	0.00377	0.0114
24-Sep-24	14	500	447	6.69	277	24.2	36.9	84.33	<0.50	0.19	0.157	0.0967	0.0506	<0.0025	2.1		<0.20	<0.015	0.0041	114	0.0511	0.00270	0.00329	0.0081
01-Oct-24	15	500	451	6.72	235	23.2	37.4	116.4	<0.50	0.18	<0.20	0.0630	0.0232	<0.0025	2.4	<0.050	<0.20	0.016	<0.0030	133	0.0434	0.00287	0.00344	0.0114
08-Oct-24	16	500	445	6.78	310	22.2	38.8	110.6	<0.50	0.19	0.082	0.0585	0.0363	0.0142	<2.0	<0.050	<0.20	<0.015	0.0044	125	0.0435	0.00290	0.00318	0.0106
15-Oct-24	17	500	439	6.91	347	13.6	41.5	113.8	<0.50	0.21	0.044	0.0469	0.0390	0.0170	<2.0	<0.050	<0.20	<0.015	0.0038	147	0.0444	0.00316	0.00312	0.0126
22-Oct-24	18	500	455	6.71	205	21.4	34.2	94.16	<0.50	0.15	0.030	0.0416	0.0580	<0.0025	<2.0	<0.050	<0.20	0.021	<0.0030	117	0.0524	0.00220	0.00282	0.0101
29-Oct-24	19	500	452	6.62	201	27.3	34.2	104.5	<0.50	0.13	<0.20	<0.050	0.0698	0.0027	<2.0	<0.050	<0.20	<0.015	<0.0030	124	0.0526	0.00217	0.00282	0.0106
05-Nov-24	20	500	450	6.81	366	24.5	46.1	128.9	<0.50	0.24	0.030	0.0236	0.0868	<0.0025	<2.0	<0.050	<0.20	<0.015	0.0043	155	0.0360	0.00306	0.00276	0.0150
12-Nov-24	21	500	443	6.82	279	14.2	37.5	96.36	<0.50	0.17									0.0043	123	0.0391	0.00227	0.00255	0.0114
19-Nov-24	22	500	456	6.67	281	20.6	42.6	76.78	<0.50	0.17	0.028	<0.0050	0.105	0.0084	<2.0	<0.10	<0.20	<0.015	0.0035	130	0.0478	0.00276	0.00291	0.0129

NOTES:

RDL may be raised for some samples due to sample matrix interference.

Abbreviations:

RDL: Reportable Detection Limits
EC: Electric Conductivity
IC: Ion Chromatograph
SIE: Selective Ion Electrode
ICP-MS: Inductively Coupled Plasma - Mass Spectrometry
Calc: Calculation
Calc: Calculation

GLOBAL PROJECT NO: 2329
CLIENT: WSP E&I Canada Limited
CLIENT PROJECT NAME & NO: Great Bear | OMGS21045
Sample ID: F8-RO (Post-CND flot tailing-F8-C03)
Sample Wt. used (g): 1000.00

Global ARD Testing Services Inc.

Instru															CVAFS										
Sampling Date	Week No.	Beryllium (Be)	Bismuth (Bi)	Boron (B)	Cadmium (Cd)	Calcium (Ca)	Chromium (Cr)	Cobalt (Co)	Copper (Cu)	Iron (Fe)	Lead (Pb)	Lithium (Li)	Magnesium (Mg)	Manganese (Mn)	Mercury (Hg)	Molybdenum (Mo)	Nickel (Ni)	Phosphorus (P)	Potassium (K)	Selenium (Se)	Silicon (Si)	Silver (Ag)	Sodium (Na)	Strontium (Sr)	Sulphur (S)
	Unit:	mg/L	mg/L	mg/L	mg/L	mg/L	mg/L	mg/L	mg/L	mg/L	mg/L	mg/L	mg/L	mg/L	ug/L	mg/L	mg/L	mg/L	mg/L	mg/L	mg/L	mg/L	mg/L	mg/L	mg/L
	RDL:	0.0001	0.001	0.05	0.00001	0.05	0.001	0.0002	0.0002	0.005	0.0002	0.002	0.05	0.001	0.0019	0.001	0.001	0.01	0.05	0.0001	0.1	0.00002	0.05	0.001	3
18-Jun-24	0	<0.00020	<0.0020	<0.10	<0.000020	294	0.0052	0.00143	0.01750	0.1480	0.00046	0.0062	3.93	0.0207	0.0021	0.0123	<0.0020	0.279	29.00	0.00300	1.18	<0.000040	141.0	0.426	359
25-Jun-24	1	<0.00010	<0.0010	<0.050	0.000021	196	0.0024	0.00150	0.01240	0.0132	<0.00020	0.0150	3.76	0.0641	<0.0019	0.0132	0.0016	0.075	12.60	0.00132	1.65	<0.000020	69.2	0.275	225
02-Jul-24	2	<0.00010	<0.0010	<0.050	<0.000010	151	<0.0010	0.00035	0.00650	0.0091	<0.00020	0.0064	2.36	0.0446	<0.0019	0.0084	<0.0010	0.056	12.70	0.00114	1.72	<0.000020	30.4	0.219	151
09-Jul-24	3	<0.00010	<0.0010	<0.050	<0.000010	122	<0.0010	0.00026	0.00583	0.0072	<0.00020	0.0058	2.01	0.0371	<0.0019	0.0065	<0.0010	0.042	9.32	0.00075	1.22	<0.000020	19.4	0.173	115
16-Jul-24	4	<0.00010	<0.0010	<0.050	0.000013	81.1	<0.0010	0.00024	0.00666	0.0074	<0.00020	0.0061	1.64	0.0812	<0.0019	0.0069	<0.0010	0.022	7.80	0.00078	1.39	<0.000020	20.5	0.114	69.1
23-Jul-24	5	<0.00010	<0.0010	<0.050	<0.000010	108	<0.0010	0.00040	0.00706	0.0070	<0.00020	0.0061	1.75	0.0560	<0.0019	0.0050	0.0011	0.027	7.12	0.00072	1.62	<0.000020	10.9	0.150	95.3
30-Jul-24	6	<0.00010	<0.0010	<0.050	<0.000010	92.9	<0.0010	0.00036	0.00595	0.0079	<0.00020	0.0060	1.58	0.0556	<0.0019	0.0047	0.0010	0.022	6.26	0.00053	1.48	<0.000020	7.88	0.135	76.6
06-Aug-24	7	<0.00010	<0.0010	<0.050	<0.000010	77.6	<0.0010	0.00027	0.00493	0.0068	<0.00020	0.0049	1.24	0.0482	<0.0019	0.0040	<0.0010	0.014	5.84	0.00046	1.49	<0.000020	5.98	0.108	62.2
13-Aug-24	8	<0.00010	<0.0010	<0.050	<0.000010	64.0	<0.0010	0.00029	0.00576	0.0078	<0.00020	0.0044	1.01	0.0380	<0.0019	0.0038	<0.0010	0.010	5.85	0.00051	1.64	<0.000020	4.49	0.0919	50.3
20-Aug-24	9	<0.00010	<0.0010	<0.050	<0.000010	67.0	<0.0010	0.00031	0.00812	0.0084	<0.00020	0.0050	1.03	0.0385	<0.0019	0.0045	<0.0010	0.010	6.77	0.00056	1.80	<0.000020	4.43	0.0918	51.3
27-Aug-24	10	<0.00010	<0.0010	<0.050	<0.000010	56.6	<0.0010	0.00028	0.00760	0.0063	<0.00020	0.0045	0.901	0.0376	<0.0019	0.0041	<0.0010	<0.010	6.50	0.00045	1.73	<0.000020	3.29	0.0748	40.6
03-Sep-24	11	<0.00010	<0.0010	<0.050	<0.000010	56.8	<0.0010	0.00027	0.00563	0.0084	<0.00020	0.0044	0.945	0.0316	<0.0019	0.0046	<0.0010	<0.010	6.98	0.00046	1.62	<0.000020	3.04	0.0831	43.4
10-Sep-24	12	<0.00010	<0.0010	<0.050	<0.000010	51.7	<0.0010	0.00023	0.00474	0.0068	<0.00020	0.0037	0.879	0.0294	<0.0019	0.0046	<0.0010	<0.010	6.76	0.00046	1.52	<0.000020	2.65	0.0758	36.7
17-Sep-24	13	<0.00010	<0.0010	<0.050	<0.000010	58.1	<0.0010	0.00026	0.00528	0.0096	<0.00020	0.0043	0.877	0.0280	<0.0019	0.0064	<0.0010	<0.010	7.85	0.00060	1.88	<0.000020	2.84	0.0799	39.9
24-Sep-24	14	<0.00010	<0.0010	<0.050	<0.000010	44.3	<0.0010	0.00020	0.00406	0.0100	<0.00020	0.0034	0.692	0.0280	<0.0019	0.0050	<0.0010	<0.010	6.08	0.00044	1.66	<0.000020	2.01	0.0576	32.6
01-Oct-24	15	<0.00010	<0.0010	<0.050	<0.000010	51.9	<0.0010	0.00025	0.00400	0.0087	<0.00020	0.0040	0.837	0.0348	<0.0019	0.0062	<0.0010	<0.010	7.27	0.00041	1.65	<0.000020	2.11	0.0688	38.4
08-Oct-24	16	<0.00010	<0.0010	<0.050	<0.000010	49.0	<0.0010	0.00024	0.00397	0.0091	<0.00020	0.0033	0.743	0.0286	<0.0019	0.0069	<0.0010	<0.010	7.02	0.00043	1.55	<0.000020	1.81	0.0695	36.5
15-Oct-24	17	<0.00010	<0.0010	<0.050	<0.000010	57.2	<0.0010	0.00032	0.00435	0.0092	<0.00020	0.0041	0.900	0.0303	<0.0019	0.0082	<0.0010	<0.010	7.47	0.00046	1.88	<0.000020	2.04	0.0756	39.5
22-Oct-24	18	<0.00010	<0.0010	<0.050	<0.000010	45.9	<0.0010	0.00022	0.00384	0.0137	<0.00020	0.0030	0.682	0.0269	<0.0019	0.0058	<0.0010	<0.010	6.28	0.00035	1.58	<0.000020	1.55	0.0567	32.3
29-Oct-24	19	<0.00010	<0.0010	<0.050	<0.000010	48.6	<0.0010	0.00024	0.00385	0.0131	<0.00020	0.0027	0.714	0.0264	<0.0019	0.0062	<0.0010	<0.010	6.30	0.00037	1.59	<0.000020	1.41	0.0584	34.8
05-Nov-24	20	<0.00010	<0.0010	<0.050	<0.000010	60.7	<0.0010	0.00033	0.00439	0.0183	<0.00020	0.0034	0.826	0.0247	<0.0019	0.0094	<0.0010	<0.010	8.20	0.00046	1.69	<0.000020	1.72	0.0745	40.4
12-Nov-24	21	<0.00010	<0.0010	<0.050	<0.000010	48.0	<0.0010	0.00027	0.00371	0.0129	<0.00020	0.0027	0.753	0.0238	<0.0019	0.0072	<0.0010	<0.010	6.48	0.00039	1.33	<0.000020	1.33	0.0617	35.9
19-Nov-24	22	<0.00010	<0.0010	<0.050	<0.000010	50.6	<0.0010	0.00027	0.00492	0.0238	<0.00020	0.0031	0.864	0.0197	<0.0019	0.0082	<0.0010	<0.010	7.09	0.00044	1.85	<0.000020	1.51	0.0582	32.2

OF HC-7

GLOBAL PROJECT NO: 2329
CLIENT: WSP E&I Canada Limited
CLIENT PROJECT NAME & NO: Great Bear | OMGS21045
Sample ID: F8-RO (Post-CND flot tailing-F8-C03)
Sample Wt. used (g): 1000.00

Instru												Ion Balance			
Sampling Date	Week No.	Tellurium (Te)	Thallium (Tl)	Thorium (Th)	Tin (Sn)	Titanium (Ti)	Tungsten (W)	Uranium (U)	Vanadium (V)	Zinc (Zn)	Zirconium (Zr)	Anions	Cations	% Difference	Job No
	Unit:	mg/L	mg/L	mg/L	mg/L	mg/L	mg/L	mg/L	mg/L	mg/L	mg/L	meq/L	meq/L	meq/L	
	RDL:	0.001	0.00001	0.001	0.005	0.005	0.001	0.0001	0.005	0.005	0.0001				
18-Jun-24	0		<0.000020		<0.010	<0.010	<0.0020	0.00320	<0.010	<0.010	0.00046	28.44	21.89	13.03	C446173
25-Jun-24	1		<0.000010		<0.0050	<0.0050	0.0011	0.00246	<0.0050	<0.0050	<0.00010	13.67	13.44	0.86	C448074
02-Jul-24	2		<0.000010		<0.0050	<0.0050	<0.0010	0.00123	<0.0050	<0.0050	<0.00010	11.25	9.39	9.01	C450079
09-Jul-24	3		<0.000010		<0.0050	<0.0050	<0.0010	0.00093	<0.0050	<0.0050	<0.00010	9.36	7.35	12.08	C451672
16-Jul-24	4	<0.0010	<0.000010	<0.0010	<0.0050	<0.0050	<0.0010	0.00148	<0.0050	<0.0050	<0.00010	6.60	5.28	11.11	C454393
23-Jul-24	5	<0.0010	<0.000010	<0.0010	<0.0050	<0.0050	<0.0010	0.00119	<0.0050	<0.0050	<0.00010	6.72	6.20	4.00	C456438
30-Jul-24	6	<0.0010	<0.000010	<0.0010	<0.0050	<0.0050	<0.0010	0.00101	<0.0050	<0.0050	<0.00010	4.59	5.28	-6.98	C458876
06-Aug-24	7	<0.0010	<0.000010	<0.0010	<0.0050	<0.0050	<0.0010	0.00088	<0.0050	<0.0050	<0.00010	5.05	4.39	6.93	C461006
13-Aug-24	8	<0.0010	<0.000010	<0.0010	<0.0050	<0.0050	<0.0010	0.00082	<0.0050	<0.0050	<0.00010	4.05	3.63	5.50	C462823
20-Aug-24	9	<0.0010	<0.000010	<0.0010	<0.0050	<0.0050	<0.0010	0.00085	<0.0050	0.0068	<0.00010	6.18	3.80	23.83	C464924
27-Aug-24	10	<0.0010	<0.000010	<0.0010	<0.0050	<0.0050	<0.0010	0.00065	<0.0050	0.0058	<0.00010	2.88	3.22	-5.51	C467354
03-Sep-24	11	<0.0010	<0.000010	<0.0010	<0.0050	<0.0050	<0.0010	0.00080	<0.0050	<0.0050	<0.00010	3.23	3.23	-0.13	C469526
10-Sep-24	12	<0.0010	<0.000010	<0.0010	<0.0050	<0.0050	<0.0010	0.00077	<0.0050	<0.0050	<0.00010	4.18	2.95	17.25	C471914
17-Sep-24	13	<0.0010	<0.000010	<0.0010	<0.0050	<0.0050	<0.0010	0.00096	<0.0050	<0.0050	<0.00010	3.65	3.30	4.96	C474387
24-Sep-24	14	<0.0010	<0.000010	<0.0010	<0.0050	<0.0050	<0.0010	0.00069	<0.0050	<0.0050	<0.00010	2.51	2.52	-0.23	C476681
01-Oct-24	15	<0.0010	<0.000010	<0.0010	<0.0050	<0.0050	<0.0010	0.00081	<0.0050	<0.0050	<0.00010	3.19	2.94	3.93	C479597
08-Oct-24	16	<0.0010	<0.000010	<0.0010	<0.0050	<0.0050	<0.0010	0.00095	<0.0050	<0.0050	<0.00010	3.09	2.77	5.49	C481232
15-Oct-24	17	<0.0010	<0.000010	<0.0010	<0.0050	<0.0050	<0.0010	0.00101	<0.0050	<0.0050	<0.00010	3.21	3.22	-0.10	C483799
22-Oct-24	18	<0.0010	<0.000010	<0.0010	<0.0050	<0.0050	<0.0010	0.00081	<0.0050	<0.0050	<0.00010	2.65	2.58	1.35	C485983
29-Oct-24	19	<0.0010	<0.000010	<0.0010	<0.0050	<0.0050	<0.0010	0.00092	<0.0050	<0.0050	0.00013	2.88	2.72	2.89	C488009
05-Nov-24	20	<0.0010	<0.000010	<0.0010	<0.0050	<0.0050	<0.0010	0.00131	<0.0050	<0.0050	<0.00010	3.62	3.39	3.29	C490498
12-Nov-24	21	<0.0010	<0.000010	<0.0010	<0.0050	<0.0050	<0.0010	0.00101	<0.0050	<0.0050	<0.00010	2.77	2.69	1.47	C492941
19-Nov-24	22	<0.0010	<0.000010	<0.0010	<0.0050	<0.0050	<0.0010	0.00119	<0.0050	<0.0050	<0.00010	2.45	2.85	-7.56	C494931

CERTIFICATE OF ANALYSIS ▪ HUMIDITY CELL TESTING RESULTS OF HC-8

Global ARD Testing Services Inc.

GLOBAL PROJECT NO: 2329

CLIENT: WSP E&I Canada Limited

CLIENT PROJECT NAME & NO: Great Bear | OMGS21045

Sample ID: F5-RO (Post-CND flot tailing-F5R-C05)

Sample Wt. used (g): 1000.00

Global ARD Testing Services Inc.

				General Parameters				Anions			Nutrients		Cyanides											
Instrument/Method:				pH Meter	EC Meter	Titration/Calculation		Turbidimetry	IC	ISE	IC		Colourimetric - Distillation			IC		Colourimetry		Calc.	Dissolved Metals by ICP-MS			
Sampling Date	Week No.	Input Vol. (DI Water)	Output Vol. (Leachate)	pH	EC	Acidity (to pH 8.3)	Alkalinity (to pH 4.5)	Sulphate	Chloride	Fluoride	Nitrate (NO_3 as N)	Nitrite (NO_2 as N)	Total CN	WAD CN	Free CN	Total Cyanate (CNO)	Thiocyanate	Total Ammonia	Dissolved Phosphorus	Hardness (as CaCO3)	Aluminum (Al)	Antimony (Sb)	Arsenic (As)	Barium (Ba)
Unit:		mL	mL	pH Units	µS/cm	mg CaCO3/L	mg CaCO3/L	mg/L	mg/L	mg/L	mg/L	mg/L	mg/L	mg/L	ug/L	mg/L	mg/L	mg/L	mg/L	mg/L	mg/L	mg/L	mg/L	mg/L
RDL:		5	5	0.01	1	0.5	0.5	0.5	0.5	0.05	0.02	0.005	0.0025	0.0025	2.0	0.05	0.2	0.015	0.003	0.5	0.003	0.0005	0.0001	0.001
18-Jun-24	0	750	358	6.37	2050	48.8	33.7	1281	9.90	0.081			0.1630	0.0206	3.4			0.920	0.2000	797	0.0484	0.00140	0.0135	0.0571
25-Jun-24	1	500	453	6.35	1028	44.9	33.0	720.1	4.90	0.071	0.146	0.0153	0.0338	0.0073	7.0	<0.10	<0.20	0.930	0.1000	453	0.0420	0.00536	0.0039	0.0203
02-Jul-24	2	500	434	6.44	694	39.2	35.4	304.9	2.60	0.076	0.096	0.0090	0.0212	<0.0025	4.9	0.11	<0.20	0.240	0.0420	257	0.0538	0.00110	0.0151	0.0194
09-Jul-24	3	500	460	6.44	309	39.7	40.8	130.8	<0.50	0.084	0.039	0.0051	0.0277	0.0096	2.3	<0.050	<0.20	0.230	0.0230	132	0.0634	0.00110	0.0191	0.0130
16-Jul-24	4	500	450	6.49	285	32.5	43.0	79.32	<0.50	0.085	0.045	<0.0050	0.0232	0.0068	2.6	<0.050	<0.20	0.120	0.0240	95	0.0718	0.00116	0.0215	0.0104
23-Jul-24	5	500	439	6.32	214	34.2	37.4	53.56	<0.50	<0.050	<0.020	0.0051	0.0256	<0.0025	<2.0	<0.050	<0.20	0.110	0.0150	99	0.0727	0.00072	0.0173	0.0122
30-Jul-24	6	500	476	6.16	392	42.6	48.5	193.0	<0.50	0.071	0.035	0.0106	0.0250	0.0096	<2.0	<0.050	<0.20	0.160	0.0140	162	0.0532	0.00080	0.0136	0.0201
06-Aug-24	7	500	457	6.37	401	39.2	44.4	175.3	<0.50	0.063	<0.20	<0.050	0.0243	0.0030	4.2	<0.050	<0.20	0.110	0.0110	165	0.0633	0.00059	0.0138	0.0217
13-Aug-24	8	500	447	6.31	363	41.6	45.1	175.4	<0.50	0.071	0.021	<0.0050	0.0411	0.0115	4.2	<0.050	<0.20	0.030	0.0092	173	0.0761	0.00059	0.0143	0.0260
20-Aug-24	9	500	436	6.32	343	44.2	44.1	169.8	<0.50	0.067	<0.020	<0.0050	0.0526	0.0066	<2.0	<0.050	<0.20	0.025	0.0075	157	0.0677	0.00055	0.0137	0.0241
27-Aug-24	10	500	432	6.58	327	31.9	45.0	88.07	<0.50	<0.050	<0.020	<0.0050	0.0494	<0.0025	2.4	<0.050	<0.20	0.058	0.0056	126	0.0782	<0.00050	0.0137	0.0208
03-Sep-24	11	500	445	6.60	392	24.6	42.8	126.6	<0.50	<0.050	<0.020	<0.0050	0.0319	0.0135	3.4	<0.050	<0.20	0.280	0.0053	154	0.0966	0.00053	0.0144	0.0285
10-Sep-24	12	500	451	6.61	263	43.0	42.9	126.7	<0.50	<0.050	<0.20	<0.050	0.0663	0.0051	<2.0	<0.050	<0.20	0.017	<0.0030	117	0.0773	<0.00050	0.0123	0.0200
17-Sep-24	13	500	442	6.53	258	31.5	45.6	99.57	<0.50	<0.050	0.072	<0.0050	0.0502	0.0102	<2.0	<0.050	<0.20	<0.015	<0.0030	122	0.0806	<0.00050	0.0119	0.0234
24-Sep-24	14	500	452	6.76	315	26.8	46.6	98.26	<0.50	<0.050	0.033	<0.0050	0.0354	0.0045	<2.0		<0.20	<0.015	0.0059	122	0.0600	<0.00050	0.0115	0.0225
01-Oct-24	15	500	452	6.84	228	21.3	47.6	67.73	1.10	<0.050	<0.20	<0.050	0.0343	<0.0025	<2.0	<0.050	<0.20	<0.015	<0.0030	116	0.0550	<0.00050	0.0118	0.0238
08-Oct-24	16	500	455	6.93	219	19.9	46.3	66.03	<0.50	<0.050	0.024	<0.0050	0.0381	0.0041	<2.0	<0.050	<0.20	0.018	0.0060	99.8	0.0673	<0.00050	0.0121	0.0179
15-Oct-24	17	500	436	6.83	299	12.9	51.0	85.05	<0.50	<0.050	<0.020	<0.0050	0.0310	0.0190	2.1	<0.050	<0.20	<0.015	0.0073	118	0.0679	0.00054	0.0129	0.0249
22-Oct-24	18	500	461	6.78	173	25.0	49.1	47.50	<0.50	<0.050	0.022	<0.0050	0.0731	0.0041	<2.0	<0.050	<0.20	<0.015	0.0043	95.1	0.0757	<0.00050	0.0122	0.0194
29-Oct-24	19	500	450	6.78	170	25.3	47.9	61.03	<0.50	<0.050	<0.20	<0.050	0.0688	0.0054	<2.0	<0.050	<0.20	<0.015	0.0051	101	0.0737	<0.00050	0.0121	0.0219
05-Nov-24	20	500	444	6.77	243	18.6	47.9	59.24	<0.50	<0.050	<0.020	<0.0050	0.0724	0.0074	<2.0	<0.050	<0.20	<0.015	0.0061	96.4	0.0698	<0.00050	0.0102	0.0223
12-Nov-24	21	500	445	6.84	223	19.2	46.7	63.37	<0.50	<0.050									0.0059	92.8	0.0625	<0.00050	0.0101	0.0218
19-Nov-24	22	500	463	6.75	223	23.1	46.9	42.41	<0.50	<0.050	0.027	<0.0050	0.0558	0.0056	<2.0	<0.10	<0.20	<0.015	0.0059	102	0.0687	<0.00050	0.0110	0.0219

NOTES:

RDL may be raised for some samples due to sample matrix interference.

Abbreviations:

RDL: Reportable Detection Limits
EC: Electric Conductivity
IC: Ion Chromatograph
SIE: Selective Ion Electrode
ICP-MS: Inductively Coupled Plasma - Mass Spectrometry
Calc: Calculation
Calc: Calculation

▪ HUMIDITY CELL TESTING RESULTS OF HC-8

CERTIFICATE OF ANALYSIS ▪ HUMIDITY CELL TESTING RESULTS (

GLOBAL PROJECT NO: 2329

CLIENT: WSP E&I Canada Limited

CLIENT PROJECT NAME & NO: Great Bear | OMGS21045

Sample ID: F5-RO (Post-CND flot tailing-F5R-C05)

Sample Wt. used (g): 1000.00

Global ARD Testing Services Inc.

Instru															CVAFS										
Sampling Date	Week No.	Beryllium (Be)	Bismuth (Bi)	Boron (B)	Cadmium (Cd)	Calcium (Ca)	Chromium (Cr)	Cobalt (Co)	Copper (Cu)	Iron (Fe)	Lead (Pb)	Lithium (Li)	Magnesium (Mg)	Manganese (Mn)	Mercury (Hg)	Molybdenum (Mo)	Nickel (Ni)	Phosphorus (P)	Potassium (K)	Selenium (Se)	Silicon (Si)	Silver (Ag)	Sodium (Na)	Strontium (Sr)	Sulphur (S)
	Unit:	mg/L	mg/L	mg/L	mg/L	mg/L	mg/L	mg/L	mg/L	mg/L	mg/L	mg/L	mg/L	mg/L	ug/L	mg/L	mg/L	mg/L	mg/L	mg/L	mg/L	mg/L	mg/L	mg/L	mg/L
	RDL:	0.0001	0.001	0.05	0.00001	0.05	0.001	0.0002	0.0002	0.005	0.0002	0.002	0.05	0.001	0.0019	0.001	0.001	0.01	0.05	0.0001	0.1	0.00002	0.05	0.001	3
18-Jun-24	0	<0.00020	<0.0020	<0.10	<0.000020	312.0	0.0056	0.00222	0.00717	0.0730	<0.00040	0.0113	4.39	0.0211	<0.0019	0.0163	<0.0020	0.217	19.30	0.00178	1.38	<0.000040	141	0.4470	365
25-Jun-24	1	<0.00010	<0.0010	<0.050	<0.000010	177.0	<0.0010	0.00042	0.00842	0.0169	<0.00020	0.0070	2.57	0.0367	<0.0019	0.0086	0.0012	0.079	14.10	0.00129	1.25	<0.000020	47.8	0.2320	188
02-Jul-24	2	<0.00010	<0.0010	<0.050	<0.000010	99.2	0.0013	0.00103	0.00713	0.0113	<0.00020	0.0113	2.38	0.0501	<0.0019	0.0091	<0.0010	0.039	8.76	0.00082	2.26	<0.000020	31.7	0.1460	103
09-Jul-24	3	<0.00010	<0.0010	<0.050	0.000024	50.4	<0.0010	0.00060	0.00558	0.0134	<0.00020	0.0079	1.38	0.0451	<0.0019	0.0052	<0.0010	0.031	5.76	0.00037	1.91	<0.000020	15.2	0.0782	46.6
16-Jul-24	4	<0.00010	<0.0010	<0.050	<0.000010	36.1	0.0022	0.00046	0.00522	0.0199	<0.00020	0.0069	1.05	0.0435	<0.0019	0.0035	0.0016	0.025	4.89	0.00036	1.90	<0.000020	9.15	0.0540	25.9
23-Jul-24	5	<0.00010	<0.0010	<0.050	<0.000010	38.0	<0.0010	0.00024	0.00510	0.0157	<0.00020	0.0064	1.10	0.0509	<0.0019	0.0017	<0.0010	0.015	5.20	0.00032	1.72	<0.000020	5.17	0.0575	26.4
30-Jul-24	6	<0.00010	<0.0010	<0.050	0.000019	62.2	<0.0010	0.00034	0.00760	0.0146	<0.00020	0.0083	1.69	0.0780	<0.0019	0.0020	<0.0010	0.011	8.91	0.00032	1.93	<0.000020	6.00	0.0944	42.5
06-Aug-24	7	<0.00010	<0.0010	<0.050	0.000017	63.6	<0.0010	0.00034	0.00865	0.0105	<0.00020	0.0083	1.53	0.0869	<0.0019	0.0019	<0.0010	0.011	11.2	0.00028	1.98	<0.000020	4.19	0.0987	48.8
13-Aug-24	8	<0.00010	<0.0010	<0.050	0.000014	66.8	<0.0010	0.00035	0.00935	0.0062	<0.00020	0.0087	1.57	0.0867	<0.0019	0.0024	<0.0010	<0.010	13.9	0.00035	2.21	<0.000020	3.80	0.1090	52.0
20-Aug-24	9	<0.00010	<0.0010	<0.050	0.000018	60.5	<0.0010	0.00031	0.01040	0.0067	<0.00020	0.0076	1.34	0.0813	<0.0019	0.0027	<0.0010	<0.010	13.3	0.00037	2.04	<0.000020	3.04	0.0927	45.5
27-Aug-24	10	<0.00010	<0.0010	<0.050	0.000014	48.8	<0.0010	0.00027	0.00989	0.0090	<0.00020	0.0060	1.12	0.0871	<0.0019	0.0024	<0.0010	<0.010	11.3	0.00034	1.87	<0.000020	2.09	0.0713	35.8
03-Sep-24	11	<0.00010	<0.0010	<0.050	0.000019	59.2	<0.0010	0.00038	0.00760	0.0141	<0.00020	0.0067	1.46	0.0911	<0.0019	0.0031	<0.0010	<0.010	13.2	0.00037	2.10	<0.000020	2.33	0.0950	45.6
10-Sep-24	12	<0.00010	<0.0010	<0.050	0.000020	45.2	<0.0010	0.00030	0.00632	0.0218	<0.00020	0.0042	1.08	0.0943	<0.0019	0.0023	<0.0010	<0.010	10.2	0.00030	1.73	<0.000020	1.57	0.0631	29.7
17-Sep-24	13	<0.00010	<0.0010	<0.050	0.000021	47.1	<0.0010	0.00035	0.00558	0.0133	<0.00020	0.0044	1.14	0.0906	<0.0019	0.0026	<0.0010	<0.010	11.0	0.00031	1.94	<0.000020	1.68	0.0695	32.6
24-Sep-24	14	<0.00010	<0.0010	<0.050	0.000018	46.7	<0.0010	0.00037	0.00479	0.0104	<0.00020	0.0046	1.23	0.0809	<0.0019	0.0027	<0.0010	<0.010	10.8	0.00032	2.08	<0.000020	1.68	0.0666	33.1
01-Oct-24	15	<0.00010	<0.0010	<0.050	<0.000010	44.5	<0.0010	0.00035	0.00405	0.0144	<0.00020	0.0044	1.27	0.0866	<0.0019	0.0029	<0.0010	<0.010	10.8	0.00025	1.94	<0.000020	1.51	0.0630	30.2
08-Oct-24	16	<0.00010	<0.0010	<0.050	<0.000010	38.5	<0.0010	0.00029	0.00323	0.0200	<0.00020	0.0031	0.876	0.0757	<0.0019	0.0022	<0.0010	<0.010	8.93	0.00034	1.80	<0.000020	1.08	0.0487	20.7
15-Oct-24	17	<0.00010	<0.0010	<0.050	0.000016	45.2	<0.0010	0.00037	0.00323	0.0137	<0.00020	0.0039	1.32	0.0818	<0.0019	0.0026	<0.0010	<0.010	11.0	0.00033	2.29	<0.000020	1.47	0.0671	30.5
22-Oct-24	18	<0.00010	<0.0010	<0.050	0.000014	36.5	<0.0010	0.00028	0.00307	0.0208	<0.00020	0.0031	0.975	0.0791	<0.0019	0.0018	<0.0010	<0.010	9.15	0.00030	2.19	<0.000020	1.11	0.0492	20.7
29-Oct-24	19	<0.00010	<0.0010	<0.050	0.000014	38.6	<0.0010	0.00031	0.00312	0.0206	<0.00020	0.0029	1.08	0.0846	<0.0019	0.0019	<0.0010	<0.010	9.47	0.00032	2.20	<0.000020	1.10	0.0521	23.0
05-Nov-24	20	<0.00010	<0.0010	<0.050	0.000017	37.0	<0.0010	0.00027	0.00245	0.0174	<0.00020	0.0025	0.950	0.0898	<0.0019	0.0018	<0.0010	<0.010	9.21	0.00033	1.65	<0.000020	1.05	0.0509	21.9
12-Nov-24	21	<0.00010	<0.0010	<0.050	0.000013	35.5	<0.0010	0.00031	0.00276	0.0175	<0.00020	0.0023	1.03	0.0926	<0.0019	0.0017	<0.0010	<0.010	8.67	0.00031	1.57	<0.000020	0.942	0.0509	20.7
19-Nov-24	22	<0.00010	<0.0010	<0.050	0.000019	38.6	<0.0010	0.00026	0.00272	0.0196	<0.00020	0.0025	1.26	0.0808	<0.0019	0.0018	<0.0010	<0.010	8.77	0.00033	1.96	<0.000020	1.04	0.0492	19.8

OF HC-8

GLOBAL PROJECT NO: 2329

CLIENT: WSP E&I Canada Limited

CLIENT PROJECT NAME & NO: Great Bear | OMGS21045

Sample ID: F5-RO (Post-CND flot tailing-F5R-C05)

Sample Wt. used (g): 1000.00

Instru												Ion Balance			
Sampling Date	Week No.	Tellurium (Te)	Thallium (Tl)	Thorium (Th)	Tin (Sn)	Titanium (Ti)	Tungsten (W)	Uranium (U)	Vanadium (V)	Zinc (Zn)	Zirconium (Zr)	Anions	Cations	% Difference	Job No
	Unit:	mg/L	mg/L	mg/L	mg/L	mg/L	mg/L	mg/L	mg/L	mg/L	mg/L	meq/L	meq/L	meq/L	
	RDL:	0.001	0.00001	0.001	0.005	0.005	0.001	0.0001	0.005	0.005	0.0001				
18-Jun-24	0		0.000022		<0.010	<0.010	<0.0020	0.00360	<0.010	<0.010	0.00046	28.06	22.58	10.84	C446173
25-Jun-24	1		<0.000010		<0.0050	<0.0050	<0.0010	0.00137	<0.0050	<0.0050	<0.00010	16.02	11.50	16.43	C448074
02-Jul-24	2		<0.000010		<0.0050	<0.0050	0.0015	0.00171	<0.0050	<0.0050	<0.00010	7.25	6.76	3.51	C450079
09-Jul-24	3		<0.000010		<0.0050	<0.0050	0.0018	0.00103	<0.0050	<0.0050	<0.00010	3.55	3.45	1.40	C451672
16-Jul-24	4	<0.0010	<0.000010	<0.0010	<0.0050	<0.0050	0.0021	0.00104	<0.0050	<0.0050	<0.00010	2.52	2.42	1.92	C454393
23-Jul-24	5	<0.0010	<0.000010	<0.0010	<0.0050	<0.0050	0.0015	0.00114	<0.0050	<0.0050	<0.00010	1.86	2.36	-11.72	C456438
30-Jul-24	6	<0.0010	<0.000010	<0.0010	<0.0050	<0.0050	0.0013	0.00205	<0.0050	<0.0050	<0.00010	4.91	3.74	13.51	C458876
06-Aug-24	7	<0.0010	<0.000010	<0.0010	<0.0050	<0.0050	<0.0010	0.00213	<0.0050	<0.0050	<0.00010	3.66	3.78	-1.70	C461006
13-Aug-24	8	<0.0010	<0.000010	<0.0010	<0.0050	<0.0050	<0.0010	0.00227	<0.0050	0.0059	<0.00010	4.56	4.00	6.57	C462823
20-Aug-24	9	<0.0010	<0.000010	<0.0010	<0.0050	<0.0050	<0.0010	0.00195	<0.0050	0.0066	<0.00010	4.42	3.62	10.05	C464924
27-Aug-24	10	<0.0010	<0.000010	<0.0010	<0.0050	<0.0050	<0.0010	0.00162	<0.0050	0.0068	<0.00010	2.73	2.92	-3.33	C467354
03-Sep-24	11	<0.0010	<0.000010	<0.0010	<0.0050	<0.0050	<0.0010	0.00220	<0.0050	<0.0050	<0.00010	3.49	3.53	-0.54	C469526
10-Sep-24	12	<0.0010	<0.000010	<0.0010	<0.0050	<0.0050	<0.0010	0.00167	<0.0050	<0.0050	<0.00010	3.50	2.69	13.05	C471914
17-Sep-24	13	<0.0010	<0.000010	<0.0010	<0.0050	<0.0050	<0.0010	0.00171	<0.0050	<0.0050	<0.00010	2.99	2.81	2.97	C474387
24-Sep-24	14	<0.0010	<0.000010	<0.0010	<0.0050	<0.0050	0.0011	0.00192	<0.0050	<0.0050	<0.00010	2.98	2.79	3.22	C476681
01-Oct-24	15	<0.0010	<0.000010	<0.0010	<0.0050	<0.0050	0.0013	0.00175	<0.0050	<0.0050	<0.00010	2.44	2.68	-4.63	C479597
08-Oct-24	16	<0.0010	<0.000010	<0.0010	<0.0050	<0.0050	0.0013	0.00174	<0.0050	<0.0050	<0.00010	2.30	2.28	0.44	C481232
15-Oct-24	17	<0.0010	<0.000010	<0.0010	<0.0050	<0.0050	0.0015	0.00217	<0.0050	<0.0050	<0.00010	2.79	2.72	1.24	C483799
22-Oct-24	18	<0.0010	<0.000010	<0.0010	<0.0050	<0.0050	0.0014	0.00158	<0.0050	<0.0050	0.00010	1.97	2.20	-5.41	C485983
29-Oct-24	19	<0.0010	<0.000010	<0.0010	<0.0050	<0.0050	0.0015	0.00175	<0.0050	<0.0050	<0.00010	2.23	2.32	-1.99	C488009
05-Nov-24	20	<0.0010	<0.000010	<0.0010	<0.0050	<0.0050	0.0013	0.00170	<0.0050	<0.0050	<0.00010	2.19	2.22	-0.63	C490498
12-Nov-24	21	<0.0010	<0.000010	<0.0010	<0.0050	<0.0050	0.0014	0.00177	<0.0050	<0.0050	<0.00010	2.25	2.13	2.78	C492941
19-Nov-24	22	<0.0010	<0.000010	<0.0010	<0.0050	<0.0050	0.0014	0.00184	<0.0050	<0.0050	<0.00010	1.82	2.31	-11.89	C494931

CERTIFICATE OF ANALYSIS ▪ HUMIDITY CELL TESTING RESULTS OF HC-9

Global ARD Testing Services Inc.

GLOBAL PROJECT NO: 2329

CLIENT: WSP E&I Canada Limited

CLIENT PROJECT NAME & NO: Great Bear | OMGS21045

Sample ID: F6-R-RO (Post-CND flot tailing-F6R-C06)

Sample Wt. used (g): 1000.00

				General Parameters				Anions			Nutrients		Cyanides					Colourimetry		Calc.	Dissolved Metals by ICP-MS			
Instrument/Method:				pH Meter	EC Meter	Titration/Calculation		Turbidimetry	IC	ISE	IC		Colourimetric - Distillation			IC								
Sampling Date	Week No.	Input Vol. (DI Water)	Output Vol. (Leachate)	pH	EC	Acidity (to pH 8.3)	Alkalinity (to pH 4.5)	Sulphate	Chloride	Fluoride	Nitrate (NO_3 as N)	Nitrite (NO_2 as N)	Total CN	WAD CN	Free CN	Total Cyanate (CNO)	Thiocyanate	Total Ammonia	Dissolved Phosphorus	Hardness (as CaCO3)	Aluminum (Al)	Antimony (Sb)	Arsenic (As)	Barium (Ba)
Unit:		mL	mL	pH Units	µS/cm	mg CaCO3/L	mg CaCO3/L	mg/L	mg/L	mg/L	mg/L	mg/L	mg/L	mg/L	ug/L	mg/L	mg/L	mg/L	mg/L	mg/L	mg/L	mg/L	mg/L	mg/L
RDL:		5	5	0.01	1	0.5	0.5	0.5	0.5	0.05	0.02	0.005	0.0025	0.0025	2.0	0.05	0.2	0.015	0.003	0.5	0.003	0.0005	0.0001	0.001
18-Jun-24	0	750	355	6.50	1172	45.1	34.1	609.2	9.10	<0.050			0.2680	0.0367	8.4			0.450	0.1500	323	0.0331	0.00088	0.00136	0.0318
25-Jun-24	1	500	397	6.54	1041	10.0	27.5	534.1	3.30	<0.050	0.596	0.0193	0.0516	0.0122	7.3	<0.050	<0.20	0.600	0.0440	364	0.0343	0.00078	0.00251	0.0307
02-Jul-24	2	500	451	6.40	962	42.0	35.8	503.7	3.10	<0.050	0.410	0.0472	0.0305	<0.0025	5.2	1.10	<0.20	0.150	0.0250	375	0.0348	0.00088	0.00182	0.0312
09-Jul-24	3	500	459	6.35	551	43.2	37.2	353.7	0.81	0.053	0.344	0.0346	0.0588	0.0121	<2.0	<0.050	<0.20	0.160	0.0170	256	0.0354	0.00075	0.00167	0.0222
16-Jul-24	4	500	441	6.33	579	35.4	35.6	245.7	<0.50	0.140	0.308	0.0545	0.0181	0.0055	2.3	<0.050	<0.20	0.250	0.0370	300	0.0281	0.00373	0.00229	0.0158
23-Jul-24	5	500	449	6.25	392	36.9	35.2	215.9	<0.50	<0.050	0.222	0.0358	0.0601	0.0041	2.2	<0.050	<0.20	0.160	0.0110	187	0.0372	0.00075	0.00192	0.0174
30-Jul-24	6	500	452	6.08	435	41.5	38.3	188.3	<0.50	<0.050	0.278	0.0445	0.1100	0.0086	<2.0	<0.050	<0.20	0.180	0.0068	170	0.0298	0.00068	0.00221	0.0140
06-Aug-24	7	500	444	6.08	406	38.0	36.6	146.8	<0.50	<0.050	<0.20	<0.050	0.0909	0.0061	6.0	<0.050	<0.20	0.150	0.0034	160	0.0389	0.00057	0.00196	0.0172
13-Aug-24	8	500	468	6.23	365	41.8	37.7	156.4	<0.50	<0.050	0.162	0.0318	0.0743	0.0146	2.7	<0.050	<0.20	0.098	0.0030	170	0.0372	0.00060	0.00213	0.0156
20-Aug-24	9	500	443	6.28	342	40.5	37.1	127.8	0.90	<0.050	0.154	0.0258	0.225	0.0047	<2.0	<0.050	<0.20	0.069	<0.0030	150	0.0444	0.00057	0.00240	0.0146
27-Aug-24	10	500	500	6.47	387	32.4	42.0	97.75	1.80	<0.050	1.37	0.0306	0.126	<0.0025	<2.0	<0.050	<0.20	0.250	<0.0030	152	0.0441	0.00056	0.00218	0.0166
03-Sep-24	11	500	437	6.58	388	24.1	37.1	137.5	1.30	<0.050	0.490	0.0905	0.0894	0.0116	3.9	<0.050	<0.20	0.260	<0.0030	151	0.0479	0.00052	0.00220	0.0167
10-Sep-24	12	500	468	6.42	336	40.0	36.2	205.3	1.20	<0.050	0.290	0.0670	0.172	0.0101	<2.0	<0.050	<0.20	0.032	<0.0030	142	0.0432	<0.00050	0.00205	0.0162
17-Sep-24	13	500	425	6.38	274	29.5	34.6	111.1	0.95	<0.050	0.148	0.0603	0.146	0.0119	<2.0	<0.050	<0.20	<0.015	<0.0030	135	0.0472	<0.00050	0.00189	0.0150
24-Sep-24	14	500	448	6.70	337	23.7	35.8	112.2	<0.50	<0.050	0.068	0.0279	0.168	0.0033	<2.0		<0.20	0.015	<0.0030	126	0.0502	<0.00050	0.00184	0.0152
01-Oct-24	15	500	447	6.72	248	20.2	34.9	107.9	0.69	<0.050	<0.20	<0.050	0.0591	<0.0025	<2.0	<0.050	<0.20	0.017	<0.0030	127	0.0447	<0.00050	0.00157	0.0170
08-Oct-24	16	500	441	6.75	267	22.3	33.2	100.6	<0.50	<0.050	0.048	<0.0050	0.0492	0.0101	<2.0	<0.050	<0.20	0.016	<0.0030	119	0.0506	<0.00050	0.00139	0.0134
15-Oct-24	17	500	446	6.85	304	11.0	34.9	103.6	<0.50	<0.050	0.046	<0.0050	0.0970	<0.010	<2.0	<0.050	<0.20	<0.015	<0.0030	113	0.0500	<0.00050	0.00134	0.0156
22-Oct-24	18	500	453	6.66	208	22.8	35.1	88.55	<0.50	<0.050	0.021	<0.0050	0.172	0.0073	<2.0	<0.050	<0.20	<0.015	<0.0030	106	0.0591	<0.00050	0.00125	0.0136
29-Oct-24	19	500	457	6.70	189	25.6	34.9	69.29	<0.50	<0.050	0.210	<0.050	0.164	0.0166	<2.0	<0.050	<0.20	<0.015	<0.0030	107	0.0517	<0.00050	0.00118	0.0142
05-Nov-24	20	500	443	6.69	276	20.3	37.3	85.07	<0.50	<0.050	0.096	<0.0050	0.154	0.0078	<2.0	<0.050	<0.20	<0.015	<0.0030	104	0.0499	<0.00050	0.00110	0.0144
12-Nov-24	21	500	443	6.82	234	19.0	35.7	74.59	<0.50	<0.050									<0.0030	92.3	0.0492	<0.00050	0.00113	0.0140
19-Nov-24	22	500	443	6.67	239	20.5	36.1	53.83	<0.50	<0.050	<0.020	<0.0050	0.162	0.0112	<2.0	<0.10	<0.20	<0.015	<0.0030	97.0	0.0581	<0.00050	0.00111	0.0140

NOTES:

RDL may be raised for some samples due to sample matrix interference.

Abbreviations:

RDL: Reportable Detection Limits
EC: Electric Conductivity
IC: Ion Chromatograph
SIE: Selective Ion Electrode
ICP-MS: Inductively Coupled Plasma - Mass Spectrometry
Calc: Calculation
Calc: Calculation

▪ HUMIDITY CELL TESTING RESULTS OF HC-9

CERTIFICATE OF ANALYSIS ▪ HUMIDITY CELL TESTING RESULTS (

GLOBAL PROJECT NO: 2329

CLIENT: WSP E&I Canada Limited

CLIENT PROJECT NAME & NO: Great Bear | OMGS21045

Sample ID: F6-R-RO (Post-CND flot tailing-F6R-C06)

Sample Wt. used (g): 1000.00

Global ARD Testing Services Inc.

	Instru														CVAFS										
Sampling Date	Week No.	Beryllium (Be)	Bismuth (Bi)	Boron (B)	Cadmium (Cd)	Calcium (Ca)	Chromium (Cr)	Cobalt (Co)	Copper (Cu)	Iron (Fe)	Lead (Pb)	Lithium (Li)	Magnesium (Mg)	Manganese (Mn)	Mercury (Hg)	Molybdenum (Mo)	Nickel (Ni)	Phosphorus (P)	Potassium (K)	Selenium (Se)	Silicon (Si)	Silver (Ag)	Sodium (Na)	Strontium (Sr)	Sulphur (S)
	Unit:	mg/L	mg/L	mg/L	mg/L	mg/L	mg/L	mg/L	mg/L	mg/L	mg/L	mg/L	mg/L	mg/L	ug/L	mg/L	mg/L	mg/L	mg/L	mg/L	mg/L	mg/L	mg/L	mg/L	mg/L
	RDL:	0.0001	0.001	0.05	0.00001	0.05	0.001	0.0002	0.0002	0.005	0.0002	0.002	0.05	0.001	0.0019	0.001	0.001	0.01	0.05	0.0001	0.1	0.00002	0.05	0.001	3
18-Jun-24	0	<0.00010	<0.0010	<0.050	0.000010	124	0.0017	0.00091	0.00661	0.1010	<0.00020	0.0045	2.95	0.0364	<0.0019	0.0109	<0.0010	0.154	13.3	0.00220	0.73	<0.000020	93.3	0.2220	181
25-Jun-24	1	<0.00010	<0.0010	<0.050	0.000012	141	<0.0010	0.00048	0.00680	0.0218	<0.00020	0.0077	2.80	0.0936	<0.0019	0.0099	<0.0010	0.043	11.9	0.00159	1.09	<0.000020	63.3	0.1870	171
02-Jul-24	2	<0.00010	<0.0010	<0.050	<0.000010	145	<0.0010	0.00037	0.00700	0.0088	<0.00020	0.0085	2.94	0.0962	<0.0019	0.0107	<0.0010	0.032	13.2	0.00169	1.70	<0.000020	49.5	0.2040	157
09-Jul-24	3	<0.00010	<0.0010	<0.050	0.000017	99.1	<0.0010	0.00026	0.00649	0.0085	<0.00020	0.0067	2.02	0.0827	<0.0019	0.0079	<0.0010	0.026	9.24	0.00093	1.39	<0.000020	28.9	0.1400	99.9
16-Jul-24	4	<0.00010	<0.0010	<0.050	<0.000010	117	<0.0010	0.00031	0.00542	0.0053	<0.00020	0.0062	1.89	0.0501	<0.0019	0.0058	<0.0010	0.034	8.04	0.00074	1.28	<0.000020	15.0	0.1630	96.0
23-Jul-24	5	<0.00010	<0.0010	<0.050	<0.000010	72.5	<0.0010	0.00024	0.00716	0.0084	<0.00020	0.0060	1.48	0.0714	<0.0019	0.0051	<0.0010	0.011	8.04	0.00074	1.48	<0.000020	14.1	0.1070	66.2
30-Jul-24	6	<0.00010	<0.0010	<0.050	0.000011	66.0	<0.0010	0.00027	0.00824	0.0078	<0.00020	0.0053	1.25	0.0589	<0.0019	0.0038	<0.0010	<0.010	8.47	0.00063	1.31	<0.000020	10.1	0.0959	55.8
06-Aug-24	7	<0.00010	<0.0010	<0.050	0.000012	62.3	<0.0010	0.00026	0.00787	0.0086	<0.00020	0.0057	1.02	0.0738	<0.0019	0.0030	<0.0010	<0.010	9.33	0.00050	1.40	<0.000020	7.22	0.0945	51.2
13-Aug-24	8	<0.00010	<0.0010	<0.050	<0.000010	66.4	<0.0010	0.00029	0.00829	<0.0050	<0.00020	0.0061	1.07	0.0730	<0.0019	0.0029	<0.0010	<0.010	11.1	0.00054	1.59	<0.000020	6.30	0.1040	54.1
20-Aug-24	9	<0.00010	<0.0010	<0.050	0.000015	58.5	<0.0010	0.00027	0.00830	0.0066	<0.00020	0.0054	0.823	0.0668	<0.0019	0.0025	<0.0010	<0.010	10.7	0.00049	1.48	<0.000020	4.87	0.0862	42.7
27-Aug-24	10	<0.00010	<0.0010	<0.050	0.000014	59.5	<0.0010	0.00034	0.00837	0.0059	<0.00020	0.0059	0.803	0.0921	<0.0019	0.0023	<0.0010	<0.010	11.6	0.00045	1.60	<0.000020	4.06	0.0912	44.7
03-Sep-24	11	<0.00010	<0.0010	<0.050	0.000013	59.1	<0.0010	0.00029	0.00590	0.0078	<0.00020	0.0055	0.776	0.0765	<0.0019	0.0023	<0.0010	<0.010	12.1	0.00043	1.47	<0.000020	3.41	0.0909	44.9
10-Sep-24	12	<0.00010	<0.0010	<0.050	0.000013	55.9	<0.0010	0.00028	0.00543	0.0088	<0.00020	0.0048	0.733	0.0745	<0.0019	0.0021	<0.0010	<0.010	12.1	0.00040	1.35	<0.000020	2.99	0.0856	41.9
17-Sep-24	13	<0.00010	<0.0010	<0.050	<0.000010	53.0	<0.0010	0.00024	0.00460	0.0091	<0.00020	0.0046	0.614	0.0715	<0.0019	0.0021	<0.0010	<0.010	12.1	0.00044	1.38	<0.000020	2.59	0.0736	41.7
24-Sep-24	14	<0.00010	<0.0010	<0.050	0.000012	49.6	<0.0010	0.00026	0.00461	0.0142	<0.00020	0.0044	0.589	0.0705	<0.0019	0.0020	<0.0010	<0.010	11.9	0.00041	1.44	<0.000020	2.31	0.0671	38.5
01-Oct-24	15	<0.00010	<0.0010	<0.050	<0.000010	49.8	<0.0010	0.00023	0.00401	0.0086	<0.00020	0.0048	0.591	0.0766	<0.0019	0.0024	<0.0010	<0.010	12.7	0.00035	1.33	<0.000020	2.18	0.0689	39.3
08-Oct-24	16	<0.00010	<0.0010	<0.050	<0.000010	47.1	<0.0010	0.00020	0.00350	0.0127	<0.00020	0.0037	0.469	0.0623	<0.0019	0.0024	<0.0010	<0.010	11.5	0.00042	1.25	<0.000020	1.62	0.0569	32.1
15-Oct-24	17	<0.00010	<0.0010	<0.050	<0.000010	44.3	<0.0010	0.00025	0.00339	0.0071	<0.00020	0.0044	0.529	0.0715	<0.0019	0.0026	<0.0010	<0.010	12.3	0.00039	1.36	<0.000020	1.84	0.0648	34.1
22-Oct-24	18	<0.00010	<0.0010	<0.050	<0.000010	41.6	<0.0010	0.00024	0.00373	0.0145	<0.00020	0.0040	0.474	0.0683	<0.0019	0.0026	<0.0010	<0.010	11.8	0.00042	1.47	<0.000020	1.59	0.0561	30.1
29-Oct-24	19	<0.00010	<0.0010	<0.050	<0.000010	42.0	<0.0010	0.00025	0.00354	0.0127	<0.00020	0.0038	0.467	0.0646	<0.0019	0.0031	<0.0010	<0.010	11.8	0.00044	1.48	<0.000020	1.52	0.0559	30.9
05-Nov-24	20	<0.00010	<0.0010	<0.050	0.000013	41.0	<0.0010	0.00023	0.00271	0.0094	<0.00020	0.0035	0.432	0.0644	<0.0019	0.0037	<0.0010	<0.010	12.1	0.00039	1.15	<0.000020	1.46	0.0567	28.7
12-Nov-24	21	<0.00010	<0.0010	<0.050	<0.000010	36.2	<0.0010	0.00022	0.00255	0.0112	<0.00020	0.0035	0.447	0.0594	<0.0019	0.0037	<0.0010	<0.010	10.9	0.00040	1.15	<0.000020	1.30	0.0503	26.0
19-Nov-24	22	<0.00010	<0.0010	<0.050	<0.000010	38.1	<0.0010	0.00024	0.00318	0.0146	<0.00020	0.0035	0.466	0.0617	<0.0019	0.0046	<0.0010	<0.010	11.6	0.00041	1.32	<0.000020	1.41	0.0504	25.6

OF HC-9

GLOBAL PROJECT NO: 2329

CLIENT: WSP E&I Canada Limited

CLIENT PROJECT NAME & NO: Great Bear | OMGS21045

Sample ID: F6-R-RO (Post-CND flot tailing-F6R-C06

Sample Wt. used (g): 1000.00

Instru												Ion Balance			
Sampling Date	Week No.	Tellurium (Te)	Thallium (Tl)	Thorium (Th)	Tin (Sn)	Titanium (Ti)	Tungsten (W)	Uranium (U)	Vanadium (V)	Zinc (Zn)	Zirconium (Zr)	Anions	Cations	% Difference	Job No
	Unit:	mg/L	mg/L	mg/L	mg/L	mg/L	mg/L	mg/L	mg/L	mg/L	mg/L	meq/L	meq/L	meq/L	
	RDL:	0.001	0.00001	0.001	0.005	0.005	0.001	0.0001	0.005	0.005	0.0001				
18-Jun-24	0		<0.000010		<0.0050	<0.0050	<0.0010	0.00153	<0.0050	<0.0050	<0.00010	14.02	10.84	12.80	C446173
25-Jun-24	1		<0.000010		<0.0050	<0.0050	<0.0010	0.00185	<0.0050	<0.0050	<0.00010	11.91	10.34	7.09	C448074
02-Jul-24	2		<0.000010		<0.0050	<0.0050	<0.0010	0.00220	<0.0050	<0.0050	<0.00010	11.43	9.98	6.78	C450079
09-Jul-24	3		<0.000010		<0.0050	<0.0050	<0.0010	0.00145	<0.0050	<0.0050	<0.00010	8.17	6.62	10.54	C451672
16-Jul-24	4	<0.0010	<0.000010	<0.0010	<0.0050	<0.0050	<0.0010	0.00113	<0.0050	<0.0050	<0.00010	5.84	6.86	-8.04	C454393
23-Jul-24	5	<0.0010	<0.000010	<0.0010	<0.0050	<0.0050	<0.0010	0.00138	<0.0050	<0.0050	<0.00010	5.20	4.57	6.49	C456438
30-Jul-24	6	<0.0010	<0.000010	<0.0010	<0.0050	<0.0050	<0.0010	0.00136	<0.0050	<0.0050	<0.00010	4.69	4.06	7.18	C458876
06-Aug-24	7	<0.0010	<0.000010	<0.0010	<0.0050	<0.0050	<0.0010	0.00141	<0.0050	<0.0050	<0.00010	3.79	3.76	0.46	C461006
13-Aug-24	8	<0.0010	<0.000010	<0.0010	<0.0050	<0.0050	<0.0010	0.00161	<0.0050	0.0058	<0.00010	4.01	3.97	0.57	C462823
20-Aug-24	9	<0.0010	<0.000010	<0.0010	<0.0050	<0.0050	<0.0010	0.00134	<0.0050	0.0068	<0.00010	3.47	3.48	-0.21	C464924
27-Aug-24	10	<0.0010	<0.000010	<0.0010	<0.0050	<0.0050	<0.0010	0.00141	<0.0050	0.0058	<0.00010	3.00	3.52	-7.89	C467354
03-Sep-24	11	<0.0010	<0.000010	<0.0010	<0.0050	<0.0050	<0.0010	0.00134	<0.0050	<0.0050	<0.00010	3.70	3.48	3.02	C469526
10-Sep-24	12	<0.0010	<0.000010	<0.0010	<0.0050	<0.0050	<0.0010	0.00137	<0.0050	<0.0050	<0.00010	5.09	3.30	21.32	C471914
17-Sep-24	13	<0.0010	<0.000010	<0.0010	<0.0050	<0.0050	<0.0010	0.00112	<0.0050	<0.0050	<0.00010	3.08	3.13	-0.84	C474387
24-Sep-24	14	<0.0010	<0.000010	<0.0010	<0.0050	<0.0050	<0.0010	0.00114	<0.0050	<0.0050	<0.00010	3.05	2.94	1.91	C476681
01-Oct-24	15	<0.0010	<0.000010	<0.0010	<0.0050	<0.0050	<0.0010	0.00104	<0.0050	<0.0050	<0.00010	3.00	2.96	0.54	C479597
08-Oct-24	16	<0.0010	<0.000010	<0.0010	<0.0050	<0.0050	<0.0010	0.00108	<0.0050	<0.0050	<0.00010	2.76	2.76	-0.08	C481232
15-Oct-24	17	<0.0010	<0.000010	<0.0010	<0.0050	<0.0050	<0.0010	0.00108	<0.0050	<0.0050	<0.00010	2.85	2.66	3.55	C483799
22-Oct-24	18	<0.0010	<0.000010	<0.0010	<0.0050	<0.0050	<0.0010	0.00098	<0.0050	<0.0050	<0.00010	2.55	2.50	0.97	C485983
29-Oct-24	19	<0.0010	<0.000010	<0.0010	<0.0050	<0.0050	<0.0010	0.00100	<0.0050	<0.0050	<0.00010	2.14	2.51	-7.97	C488009
05-Nov-24	20	<0.0010	<0.000010	<0.0010	<0.0050	<0.0050	<0.0010	0.00102	<0.0050	<0.0050	<0.00010	2.52	2.46	1.07	C490498
12-Nov-24	21	<0.0010	<0.000010	<0.0010	<0.0050	<0.0050	<0.0010	0.00089	<0.0050	<0.0050	<0.00010	2.27	2.19	1.78	C492941
19-Nov-24	22	<0.0010	<0.000010	<0.0010	<0.0050	<0.0050	<0.0010	0.00104	<0.0050	<0.0050	<0.00010	1.84	2.31	-11.19	C494931

CERTIFICATE OF ANALYSIS ▪ pH & EC OF DI WATER AND HCT ROOM TEMPERATURE READINGS

Global ARD Testing Services Inc.

GLOBAL PROJECT NO: 2329

CLIENT: WSP E&I Canada Limited

PROJECT NAME: Great Bear

CLIENT PROJECT NO: OMGS21045

Sampling Date	Week No.	Deionized Water		Temperature °C
		pH (pH Units)	EC (µS/cm) RDL: 0.01	
02-May-23	0	5.32	1.02	22.4
09-May-23	1	5.19	0.91	23.5
16-May-23	2	5.10	1.41	22.7
23-May-23	3	5.57	1.05	21.1
30-May-23	4	5.55	1.25	21.9
6-Jun-23	5	5.66	0.63	22.4
13-Jun-23	6	5.58	0.86	22.3
20-Jun-23	7	5.50	0.99	22.7
27-Jun-23	8	5.53	1.06	21.1
4-Jul-23	9	5.51	0.98	21.9
11-Jul-23	10	5.54	1.66	21.9
18-Jul-23	11	5.78	0.82	22.2
25-Jul-23	12	5.67	0.95	22.1
1-Aug-23	13	5.66	1.02	22.2
8-Aug-23	14	5.61	1.23	22.0
15-Aug-23	15	5.51	1.24	22.0
22-Aug-23	16	5.46	1.57	22.5
29-Aug-23	17	5.64	1.37	24.7
5-Sep-23	18	5.71	0.97	22.9
12-Sep-23	19	5.76	0.71	23.9
19-Sep-23	20	5.71	1.40	22.7
26-Sep-23	21	5.72	1.00	22.8
3-Oct-23	22	5.88	0.91	23.1
10-Oct-23	23	5.88	1.06	23.5
17-Oct-23	24	5.94	1.00	22.7
24-Oct-23	25	5.85	2.96	20.4
31-Oct-23	26	5.68	1.11	21.8
7-Nov-23	27	5.69	0.81	21.7
14-Nov-23	28	5.68	1.02	21.7
21-Nov-23	29	5.86	0.86	21.4
28-Nov-23	30	5.72	1.14	21.4
5-Dec-23	31	5.70	0.91	21.5
12-Dec-23	32	5.81	1.14	21.5
19-Dec-23	33	5.69	1.42	21.6
26-Dec-23	34	5.97	1.02	21.7
2-Jan-24	35	5.71	1.22	20.5
9-Jan-24	36	5.75	1.00	21.3
16-Jan-24	37	5.80	1.28	21.4
23-Jan-24	38	5.69	1.27	21.7
30-Jan-24	39	5.44	1.23	22.0
6-Feb-24	40	5.46	1.08	21.7
13-Feb-24	41	5.48	1.01	22.3
20-Feb-24	42	5.54	0.83	22.2
27-Feb-24	43	5.34	1.26	21.5
5-Mar-24	44	5.44	1.01	21.4

CERTIFICATE OF ANALYSIS ▪ pH & EC OF DI WATER AND HCT ROOM TEMPERATURE READINGS

Global ARD Testing Services Inc.

GLOBAL PROJECT NO: 2329

CLIENT: WSP E&I Canada Limited

PROJECT NAME: Great Bear

CLIENT PROJECT NO: OMGS21045

Sampling Date	Week No.	Deionized Water		Temperature °C
		pH (pH Units)	EC (µS/cm) RDL: 0.01	
12-Mar-24	45	5.47	0.97	21.5
19-Mar-24	46	5.48	1.20	22.1
26-Mar-24	47	5.30	1.20	21.6
2-Apr-24	48	5.57	1.31	22.0
9-Apr-24	49	5.44	1.43	22.0
16-Apr-24	50	5.70	0.68	22.2
23-Apr-24	51	5.83	0.84	22.6
30-Apr-24	52	6.11	1.11	22.1
7-May-24	53	5.79	1.08	22.0
14-May-24	54	5.83	1.18	23.3
21-May-24	55	5.94	1.01	22.2
28-May-24	56	5.92	1.06	22.2
4-Jun-24	57	5.86	0.60	22.1
11-Jun-24	58	5.87	0.76	23.4
18-Jun-24	59	5.75	0.70	22.5
25-Jun-24	60	5.67	0.88	23.2
2-Jul-24	61	5.90	1.10	23.1
9-Jul-24	62	5.68	1.10	23.3
16-Jul-24	63	5.77	1.22	22.6
23-Jul-24	64	5.85	0.85	22.6
30-Jul-24	65	5.75	1.32	22.6
6-Aug-24	66	5.37	1.14	22.0
13-Aug-24	67	5.40	1.07	22.7
20-Aug-24	68	5.20	0.87	23.1
27-Aug-24	69	5.46	1.10	22.7
3-Sep-24	70	5.62	1.24	22.5
10-Sep-24	71	5.84	1.59	22.7
17-Sep-24	72	5.73	1.18	23.5
24-Sep-24	73	5.74	1.26	24.8
1-Oct-24	74	5.73	1.20	22.7
8-Oct-24	75	5.79	1.31	23.3
15-Oct-24	76	6.10	1.71	22.7
22-Oct-24	77	5.77	5.51	24.9
29-Oct-24	78	5.67	1.04	24.8
5-Nov-24	79	5.83	3.22	22.4
12-Nov-24	80	5.94	1.22	22.7
19-Nov-24	81	5.64	3.22	22.2
26-Nov-24	82	5.86	1.42	22.2
3-Dec-24	83	5.87	1.10	22.6
10-Dec-24	84			
17-Dec-24	85			
24-Dec-24	86			
31-Dec-24	87			
7-Jan-25	88			
14-Jan-25	89			
21-Jan-25	90			
28-Jan-25	91			
4-Feb-25	92			
11-Feb-25	93			
18-Feb-25	94			
25-Feb-25	95			
4-Mar-25	96			
11-Mar-25	97			

CERTIFICATE OF ANALYSIS ▪ pH & EC OF DI WATER AND HCT ROOM TEMPERATURE READINGS

Global
ARD Testing Services Inc.

GLOBAL PROJECT NO: 2329
CLIENT: WSP E&I Canada Limited
PROJECT NAME: Great Bear
CLIENT PROJECT NO: OMGS21045

Sampling Date	Week No.	Deionized Water		Temperature °C
		pH (pH Units)	EC (µS/cm) RDL: 0.01	
18-Mar-25	98			
25-Mar-25	99			
1-Apr-25	100			
8-Apr-25	101			
15-Apr-25	102			
22-Apr-25	103			
29-Apr-25	104			
6-May-25	105			
13-May-25	106			
20-May-25	107			
27-May-25	108			
3-Jun-25	109			
10-Jun-25	110			
17-Jun-25	111			
24-Jun-25	112			
1-Jul-25	113			
8-Jul-25	114			
15-Jul-25	115			
22-Jul-25	116			
29-Jul-25	117			
5-Aug-25	118			
12-Aug-25	119			
19-Aug-25	120			
26-Aug-25	121			

CERTIFICATE OF ANALYSIS ▪ PARTICLE SIZE ANALYSIS RESULTS

Global ARD Testing Services Inc.

GLOBAL PROJECT NO: 2329
CLIENT: WSP E&I Canada Limited
PROJECT NAME: Great Bear
CLIENT PROJECT NO: OMGS21045

HC-1: Sample ID: CND-1

Tyler Mesh	U.S Mesh	Opening (mm)	Screen (inches)	Mass (g)	% Retained		% Passing
					Interval	Cumulative	
60	60	0.250	0.0098	0.06	0.04	0.04	99.96
115	120	0.125	0.0049	4.11	2.77	2.81	97.19
200	200	0.075	0.0029	27.47	18.49	21.29	78.71
270	270	0.053	0.0021	34.54	23.25	44.54	55.46
400	400	0.038	0.0015	32.52	21.89	66.43	33.57
<400	<400	<0.037	<0.0015	49.88	33.57	100.00	0.00
Wt. of sample used: 100.0 g				**148.6**	100.0		

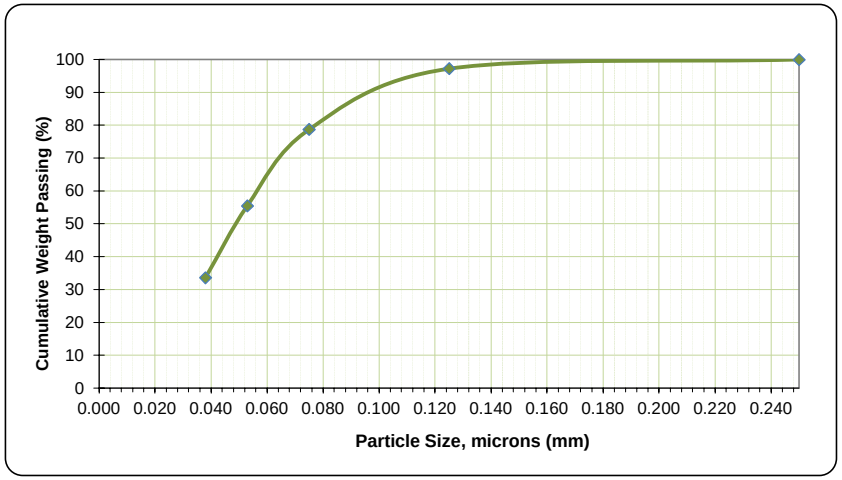

HC-2: Sample ID: CND-2

Tyler Mesh	U.S Mesh	Opening (mm)	Screen (inches)	Mass (g)	% Retained		% Passing
					Interval	Cumulative	
60	60	0.250	0.0098	0.05	0.0	0.0	100.0
115	120	0.125	0.0049	3.81	2.6	2.6	97.4
200	200	0.075	0.0029	24.49	16.4	19.0	81.0
270	270	0.053	0.0021	32.31	21.6	40.6	59.4
400	400	0.038	0.0015	43.49	29.1	69.8	30.2
<400	<400	<0.037	<0.0015	45.11	30.2	100.0	0.0
Wt. of sample used: 100.10 g				**149.3**	100.0		

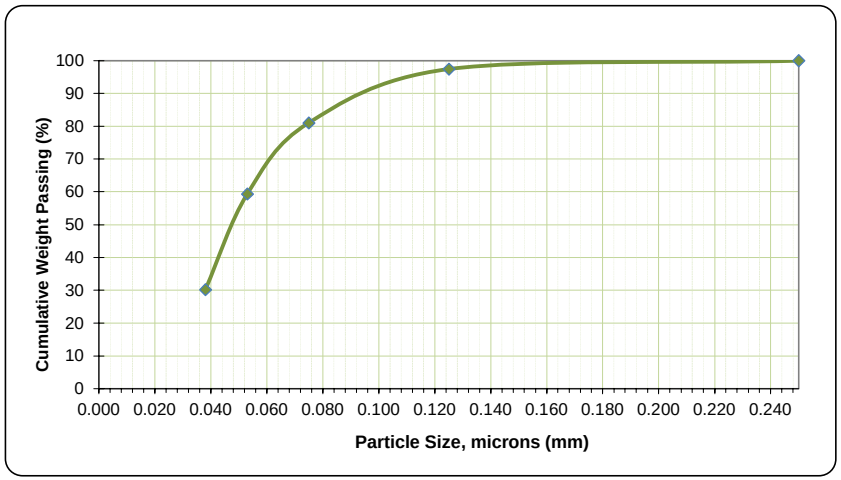

CERTIFICATE OF ANALYSIS ▪ PARTICLE SIZE ANALYSIS RESULTS

Global ARD Testing Services Inc.

GLOBAL PROJECT NO: 2329

CLIENT: WSP E&I Canada Limited

HC-3: Sample ID: CND-3

Tyler Mesh	U.S Mesh	Opening (mm)	Screen (inches)	Mass (g)	% Retained		% Passing
					Interval	Cumulative	
60	60	0.250	0.0098	0.03	0.0	0.0	100.0
115	120	0.125	0.0049	3.95	2.7	2.7	97.3
200	200	0.075	0.0029	32.84	22.2	24.8	75.2
270	270	0.053	0.0021	52.78	35.6	60.4	39.6
400	400	0.038	0.0015	38.95	26.3	86.7	13.3
<400	<400	<0.037	<0.0015	19.68	13.3	100.0	0.0
Wt. of sample used: 100.0 g				**148.2**	100.0		

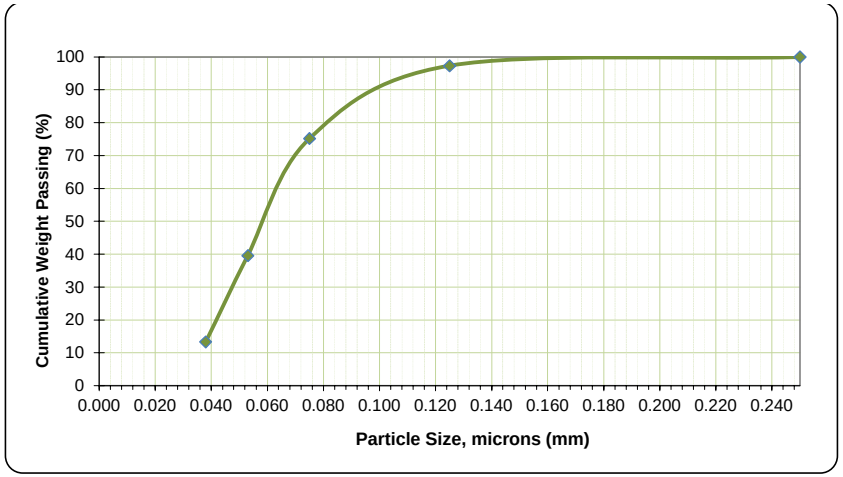

HC-4: Sample ID: CND-4

Tyler Mesh	U.S Mesh	Opening (mm)	Screen (inches)	Mass (g)	% Retained		% Passing
					Interval	Cumulative	
60	60	0.250	0.0098	0.14	0.1	0.1	99.9
115	120	0.125	0.0049	5.83	3.9	4.0	96.0
200	200	0.075	0.0029	44.98	30.2	34.2	65.8
270	270	0.053	0.0021	60.08	40.3	74.6	25.4
400	400	0.038	0.0015	33.20	22.3	96.9	3.1
<400	<400	<0.037	<0.0015	4.67	3.1	100.0	0.0
Wt. of sample used: 100.10 g				**148.9**	100.0		

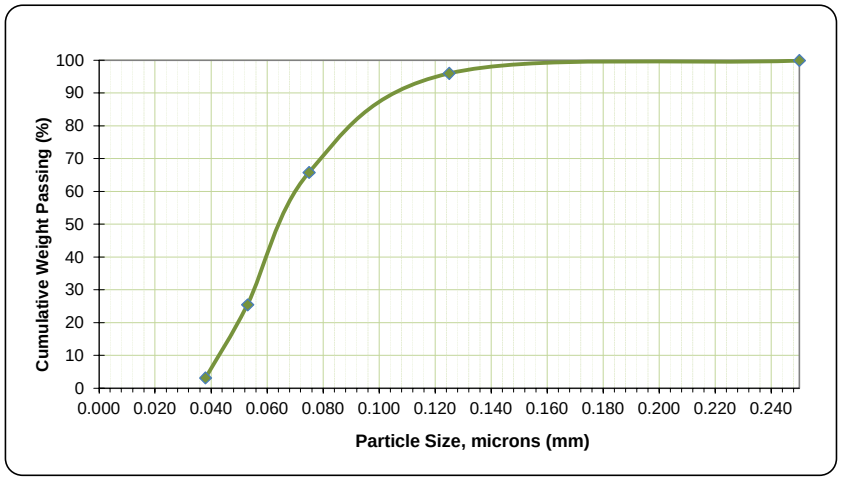

CERTIFICATE OF ANALYSIS ▪ PARTICLE SIZE ANALYSIS RESULTS

Global ARD Testing Services Inc.

GLOBAL PROJECT NO: 2329

CLIENT: WSP E&I Canada Limited

HC-5: Sample ID: CND-5

Tyler Mesh	U.S Mesh	Opening (mm)	Screen (inches)	Mass (g)	% Retained		% Passing
					Interval	Cumulative	
60	60	0.250	0.0098	0.10	0.1	0.1	99.9
115	120	0.125	0.0049	4.19	2.8	2.8	97.2
200	200	0.075	0.0029	56.99	37.6	40.4	59.6
270	270	0.053	0.0021	65.80	43.4	83.8	16.2
400	400	0.038	0.0015	22.26	14.7	98.5	1.5
<400	<400	<0.037	<0.0015	2.22	1.5	100.0	0.0
Wt. of sample used: 100.10 g				**151.6**	100.0		

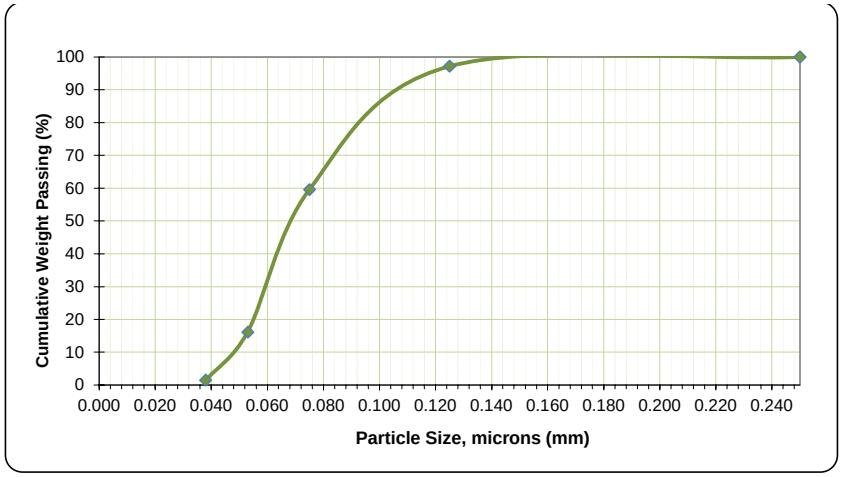

HC-6: Sample ID: F1-Ro Tailings

Tyler Mesh	U.S Mesh	Opening (mm)	Screen (inches)	Mass (g)	% Retained		% Passing
					Interval	Cumulative	
20	20	0.850	0.0331	0.00	0.0	0.0	100.0
35	40	0.500	0.0197	0.00	0.0	0.0	100.0
60	60	0.250	0.0098	0.00	0.0	0.0	100.0
115	120	0.125	0.0049	4.50	3.0	3.0	97.0
200	200	0.075	0.0029	22.50	15.1	18.1	81.9
270	270	0.053	0.0021	29.50	19.7	37.8	62.2
400	400	0.038	0.0015	32.30	21.6	59.4	40.6
<400	<400	<0.037	<0.0015	60.60	40.6	100.0	0.0
Wt. of sample used: 100.10 g				**149.4**	100.0		

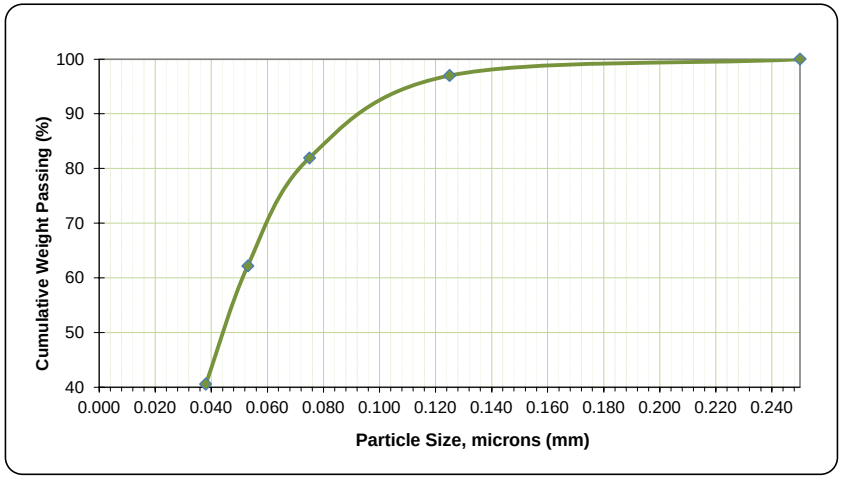

CERTIFICATE OF ANALYSIS ▪ PARTICLE SIZE ANALYSIS RESULTS

Global ARD Testing Services Inc.

GLOBAL PROJECT NO: 2329

CLIENT: WSP E&I Canada Limited

HC-7: Sample ID: F8-RO (Post-CND flot tailing-F8-C03)

Tyler Mesh	U.S Mesh	Opening (mm)	Screen (inches)	Mass (g)	% Retained		% Passing
					Interval	Cumulative	
20	20	0.850	0.0331	0.00	0.0	0.0	100.0
35	40	0.500	0.0197	0.00	0.0	0.0	100.0
60	60	0.250	0.0098	0.05	0.0	0.0	100.0
115	120	0.125	0.0049	2.85	2.0	2.0	98.0
200	200	0.075	0.0029	23.10	15.9	17.9	82.1
270	270	0.053	0.0021	33.65	23.2	41.1	58.9
400	400	0.038	0.0015	30.10	20.8	61.9	38.1
<400	<400	<0.037	<0.0015	55.25	38.1	100.0	0.0
Wt. of sample used: 100.10 g				**145.0**	100.0		

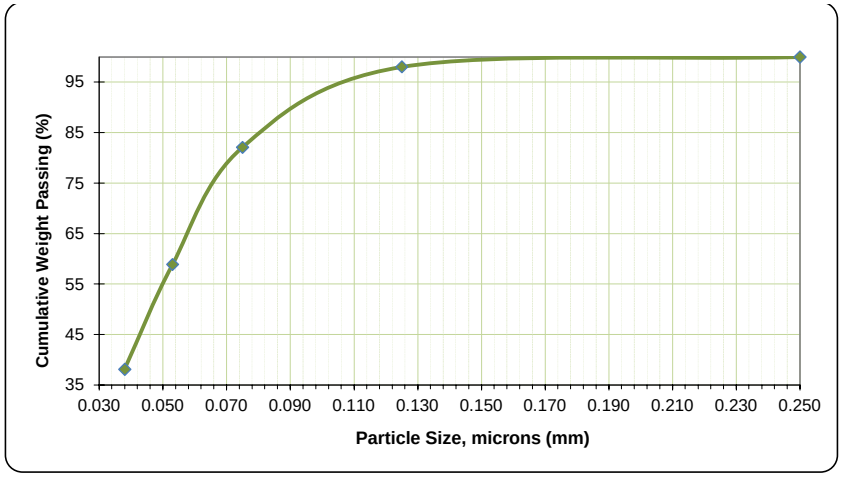

HC-8: Sample ID: F5-RO (Post-CND flot tailing-F5R-C05)

Tyler Mesh	U.S Mesh	Opening (mm)	Screen (inches)	Mass (g)	% Retained		% Passing
					Interval	Cumulative	
20	20	0.850	0.0331	0.00	0.0	0.0	100.0
35	40	0.500	0.0197	0.00	0.0	0.0	100.0
60	60	0.250	0.0098	0.15	0.1	0.1	99.9
115	120	0.125	0.0049	3.90	2.7	2.8	97.2
200	200	0.075	0.0029	22.30	15.2	18.0	82.0
270	270	0.053	0.0021	30.95	21.2	39.2	60.8
400	400	0.038	0.0015	32.90	22.5	61.7	38.3
<400	<400	<0.037	<0.0015	56.10	38.3	100.0	0.0
Wt. of sample used: 100.10 g				**146.3**	100.0		

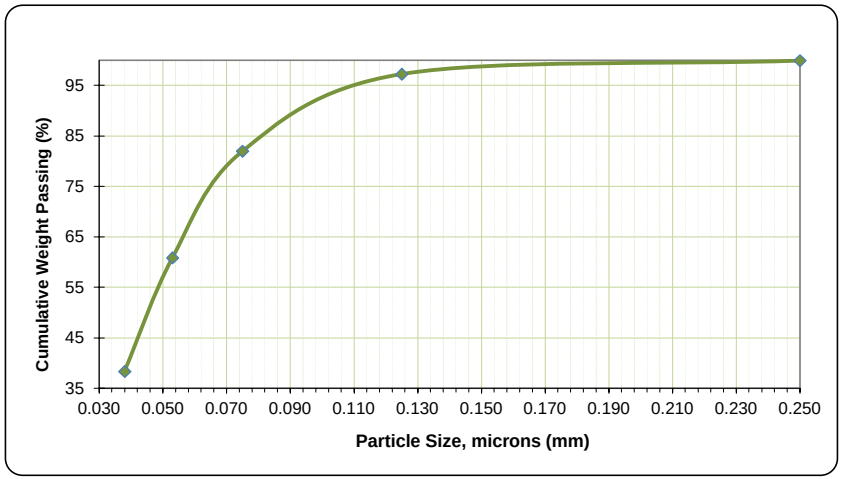

CERTIFICATE OF ANALYSIS ▪ PARTICLE SIZE ANALYSIS RESULTS

Global ARD Testing Services Inc.

GLOBAL PROJECT NO: 2329

CLIENT: WSP E&I Canada Limited

HC-9: Sample ID: F6-R-RO (Post-CND flot tailing-F6R-C06)

Tyler Mesh	U.S Mesh	Opening (mm)	Screen (inches)	Mass (g)	% Retained		% Passing
					Interval	Cumulative	
20	20	0.850	0.0331	0.00	0.0	0.0	100.0
35	40	0.500	0.0197	0.00	0.0	0.0	100.0
60	60	0.250	0.0098	0.30	0.2	0.2	99.8
115	120	0.125	0.0049	5.25	3.5	3.7	96.3
200	200	0.075	0.0029	28.90	19.4	23.1	76.9
270	270	0.053	0.0021	32.20	21.6	44.6	55.4
400	400	0.038	0.0015	29.15	19.5	64.1	35.9
<400	<400	<0.037	<0.0015	53.55	35.9	100.0	0.0
Wt. of sample used: 100.10 g				**149.4**	100.0		

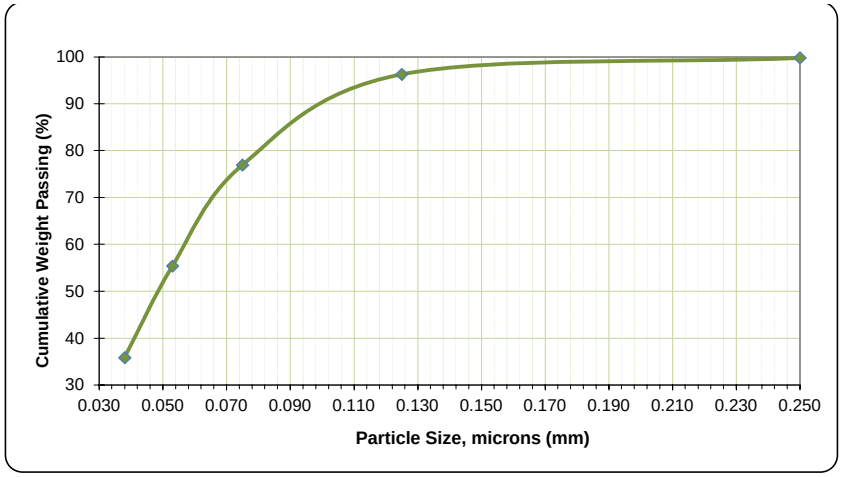

Sample ID: F9-RO

Tyler Mesh	U.S Mesh	Opening (mm)	Screen (inches)	Mass (g)	% Retained		% Passing
					Interval	Cumulative	
20	20	0.850	0.0331	0.00	0.0	0.0	100.0
35	40	0.500	0.0197	0.00	0.0	0.0	100.0
60	60	0.250	0.0098	0.10	0.1	0.1	99.9
115	120	0.125	0.0049	4.75	3.2	3.2	96.8
200	200	0.075	0.0029	27.10	18.1	21.4	78.6
270	270	0.053	0.0021	37.60	25.2	46.6	53.4
400	400	0.038	0.0015	31.50	21.1	67.7	32.3
<400	<400	<0.037	<0.0015	48.25	32.3	100.0	0.0
Wt. of sample used: 100.10 g				**149.3**	100.0		

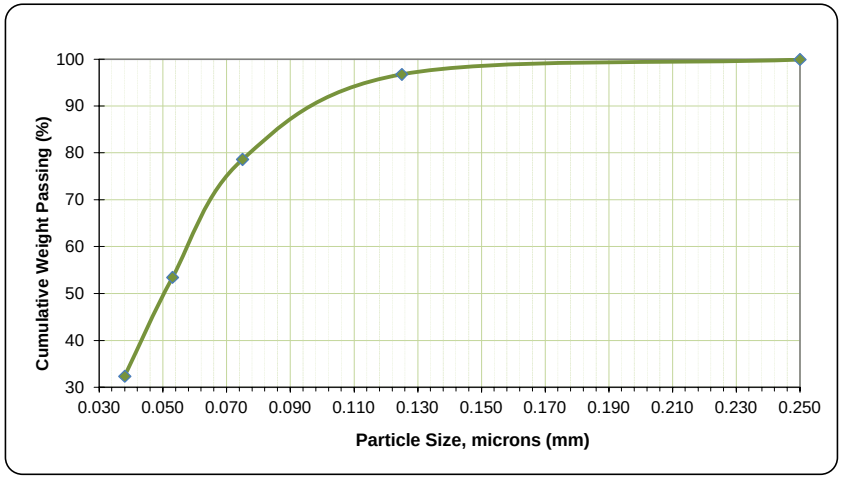

CERTIFICATE OF ANALYSIS ▪ PARTICLE SIZE ANALYSIS RESULTS

Global ARD Testing Services Inc.

GLOBAL PROJECT NO: 2329

CLIENT: WSP E&I Canada Limited

Sample ID: F7-RO

Tyler Mesh	U.S Mesh	Opening (mm)	Screen (inches)	Mass (g)	% Retained		% Passing
					Interval	Cumulative	
20	20	0.850	0.0331	0.00	0.0	0.0	100.0
35	40	0.500	0.0197	0.00	0.0	0.0	100.0
60	60	0.250	0.0098	0.10	0.1	0.1	99.9
115	120	0.125	0.0049	4.40	2.9	3.0	97.0
200	200	0.075	0.0029	23.00	15.4	18.4	81.6
270	270	0.053	0.0021	21.00	14.1	32.5	67.5
400	400	0.038	0.0015	31.70	21.2	53.7	46.3
<400	<400	<0.037	<0.0015	66.40	44.5	98.2	1.8
Wt. of sample used: 100.10 g				**146.6**	98.2		

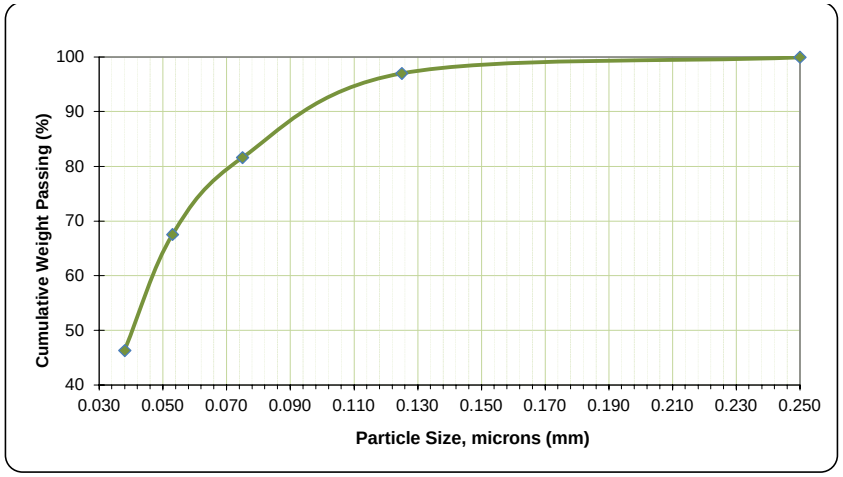

Sample ID: F4-RO

Tyler Mesh	U.S Mesh	Opening (mm)	Screen (inches)	Mass (g)	% Retained		% Passing
					Interval	Cumulative	
20	20	0.850	0.0331	0.00	0.0	0.0	100.0
35	40	0.500	0.0197	0.00	0.0	0.0	100.0
60	60	0.250	0.0098	0.05	0.0	0.0	100.0
115	120	0.125	0.0049	3.55	2.4	2.4	97.6
200	200	0.075	0.0029	23.80	15.9	18.3	81.7
270	270	0.053	0.0021	31.25	20.9	39.3	60.7
400	400	0.038	0.0015	30.20	20.2	59.5	40.5
<400	<400	<0.037	<0.0015	60.60	40.6	100.1	-0.1
Wt. of sample used: 100.10 g				**149.5**	100.1		

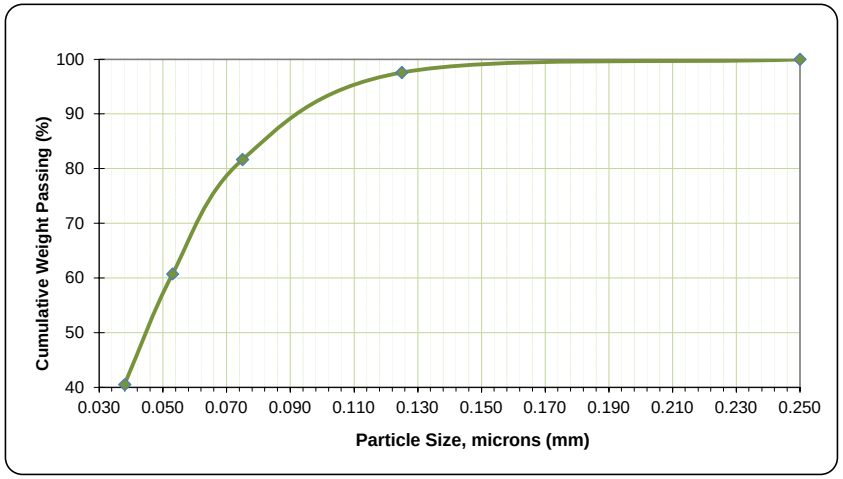

CERTIFICATE OF ANALYSIS ▪ HUMIDITY CELL SET-UP DETAILS

Global
ARD Testing Services Inc.

GLOBAL PROJECT NO: 2329
CLIENT: WSP E&I Canada Limited
PROJECT NAME: Great Bear
CLIENT PROJECT NO: OMGS21045

HCT ID	Sample Type	Humidity Cell Dimensions			Dry Wt. of Sample (g)	Particle Size	Other Materials Used (2 layers)	Column/HCT Material	Total Volume of Initial Flushings (mL)	Weekly Flushing Volume (mL)	Sampling Frequency	Sampling Day	Water Addition to Drain Time (h)	Start-up Date	Termination Date	No. of Weeks	Operation Procedure
		Inner Diameter	Column Height	Cell Wall Thickness													
HC-1	Tailings	8	5	1/4"	1000.0	As-received Homogenized sample.	400 Nylon Mesh	Clear Cast Acrylic	750	500	Weekly	Tuesday	4	2-May-23			Flood Leach
HC-2	Tailings	8	5	1/4"	1000.0	As-received Homogenized sample.	400 Nylon Mesh	Clear Cast Acrylic	750	500	Weekly	Tuesday	4	2-May-23			Flood Leach
HC-3	Tailings	8	5	1/4"	1000.0	As-received Homogenized sample.	400 Nylon Mesh	Clear Cast Acrylic	750	500	Weekly	Tuesday	4	2-May-23			Flood Leach
HC-4	Tailings	8	5	1/4"	1000.0	As-received Homogenized sample.	400 Nylon Mesh	Clear Cast Acrylic	750	500	Weekly	Tuesday	4	2-May-23			Flood Leach
HC-5	Tailings	8	5	1/4"	1000.0	As-received Homogenized sample.	400 Nylon Mesh	Clear Cast Acrylic	750	500	Weekly	Tuesday	4	2-May-23			Flood Leach

HCT ID	Sample Type	Humidity Cell Dimensions			Dry Wt. of Sample (g)	Particle Size	Other Materials Used (2 layers)	Column/HCT Material	Total Volume of Initial Flushings (mL)	Weekly Flushing Volume (mL)	Sampling Frequency	Sampling Day	Water Addition to Drain Time (h)	Start-up Date	Termination Date	No. of Weeks	Operation Procedure
		Inner Diameter	Column Height	Cell Wall Thickness													
HC-6	Tailings	8	5	1/4"	1000.0	As-received Homogenized sample.	400 Nylon Mesh	Clear Cast Acrylic	750	500	Weekly	Tuesday	4	7-Nov-23			Flood Leach
HC-7	Tailings	8	5	1/4"	1000.0	As-received Homogenized sample.	400 Nylon Mesh	Clear Cast Acrylic	750	500	Weekly	Tuesday	4	18-Jun-24			Flood Leach
HC-8	Tailings	8	5	1/4"	1000.0	As-received Homogenized sample.	400 Nylon Mesh	Clear Cast Acrylic	750	500	Weekly	Tuesday	4	18-Jun-24			Flood Leach
HC-9	Tailings	8	5	1/4"	1000.0	As-received Homogenized sample.	400 Nylon Mesh	Clear Cast Acrylic	750	500	Weekly	Tuesday	4	18-Jun-24			Flood Leach

CERTIFICATE OF ANALYSIS ▪ COVER PAGE

Global ARD Testing Services Inc.

.

CLIENT INFORMATION	
Client:	WSP Canada Inc.
Project Manager:	Sarah Matthews
Mailing Address	25 York St, Floor 7
	Toronto, ON, M5J 2V5
Contact No:	226-750-7715

COMPANY INFORMATION	
Legal Name:	Global ARD Testing Services Inc.
Mailing Address:	6891 Antrim Avenue
	Burnaby, BC
	V5J 4M5
Contact No:	
	Main: (604) 428-2730
	Alternate: (604) 603-1359

PROJECT INFORMATION	
Project Name:	Kinross Great Bear
Project Number:	OMEMA2303

REPORTING	
Global Project No:	2329 (B21)
Pages (Including Cover):	6
Report Title:	Global 2329 (B21) x1 (Comp-S) Recirculating Column (Rec'd 6-May24)
Analysis Reviewed By:	Said Zeinab
Position:	Project Manager
Report Certified By:	Said Zeinab
Signature:	

RESULTS		
Reported To:	**1**	Forrest McAdam (forrest.mcadam@wsp.com)
	2	Kristen Gault (kristen.gault@wsp.com)
	3	Anna Klein (anna.klein@wsp.com)
	4	Sarah Matthews (sarah.matthews1@wsp.com)
Date Reported:		
		Upddate - 27-Sep24; 5th Upddate - 28-Nov24;

INVOICE		
Submitted To:	**1**	Matthew Hart (matthew.hart@kinross.com)
	2	Sabina Abdullayeva (sabina.abdullayeva@kinross.com)
	3	Kristen Gault (kristen.gault@wsp.com)
	4	
Clinet PO No:		
Global Invoice No:		ARD2329-1124-4-RC
Date Submitted:		November 19, 2024

NOTES
All samples and pulps are stored at no charge for 90 days past reporting date.
Please contact the lab if you would like to continue storage past 90 days.
Storage charges will apply.

CERTIFICATE OF ANALYSIS ▪ SAMPLE DETAILS

Global ARD Testing Services Inc.

GLOBAL PROJECT NO: 2329 (B21)
CLIENT: Kinross Great Bear
PROJECT NAME: Kinross Great Bear
CLIENT PROJECT NO: OMEMA2303

Sample List (Batch-8):

S. No.	Sample ID	Sample Description	Condition (Wet/Dry)	Wt. of Sample Dry (g)	Global Notes (if any)	COL ID
1	F9-RO	Flotation Tailings Slurry				
2	F7-RO	Flotation Tailings Slurry				
2-Dup	F7-RO - Separate Split-C-Dup	Flotation Tailings Slurry				
3	F8-RO (Post-CND flot tailing-F8-C03)	Flotation Tailings Slurry				
4	F4-RO	Flotation Tailings Slurry				
4-Dup	F4-RO - Separate Split-C-Dup	Flotation Tailings Slurry				
5	F5-RO (Post-CND flot tailing-F5R-C05)	Flotation Tailings Slurry				
6	F6-R-RO (Post-CND flot tailing-F6R-C06)	Flotation Tailings Slurry				
6-Dup	F6-R-RO - Separate Split-C-Dup	Flotation Tailings Slurry				
7	**C01-F9**	**Sulphide Concentrate Cake**	Wet	89.60	COL-1 COMPOSITE-S	Comp-S
8	**C02-F1**	**Sulphide Concentrate Cake**	Wet	828.00		
8-Dup	**C02-F1 - Separate Split-C-Dup**	**Sulphide Concentrate Cake**	Wet			
9	**C02-F2**	**Sulphide Concentrate Cake**	Wet	355.40		
10	**C02-F7**	**Sulphide Concentrate Cake**	Wet	327.10		
11	**C03-F8**	**Sulphide Concentrate Cake**	Wet	61.95		
12	**C04-F4**	**Sulphide Concentrate Cake**	Wet	693.75		
12-Dup	**C04-F4 - Separate Split-C-Dup**	**Sulphide Concentrate Cake**	Wet			
13	**C05-F4R**	**Sulphide Concentrate Cake**	Wet	111.30		
14	**C06-FGR**	**Sulphide Concentrate Cake**	Wet	95.70		
15	CND-1	Current whole tailings HC				
16	CND-2	Current whole tailings HC				
17	CND-3	Current whole tailings HC				
18	CND-4	Current whole tailings HC				
19	CND-5	Current whole tailings HC				

Sample Receipt Info:	
Date Samples Rec'd:	May 6, 2024, Batch-8
No. of Samples Rec'd:	24
Samples Rec'd By:	Said

Analytical Instructions:	
From:	via email/COC confirmation
Date:	

CERTIFICATE OF ANALYSIS ▪ KINETIC TESTING RESULTS OF COL-1

Global ARD Testing Services Inc.

GLOBAL PROJECT NO: 2329 (B21)

CLIENT: Kinross Great Bear

CLIENT PROJECT NAME & NO: Bear |

Sample ID: Comp-S

Sample Wt. used (g): 2.3 Kg

				General Parameters								Anions			Nutrients		Cyanides						
Instrument/Method:				pH Meter	EC Meter	Eh Meter		DO Meter		Titration/Calculation		Turbidimetry	IC	ISE	IC		Colourimetric - Distillation		Colourimetry		Calc.	Dissolved Me
Sampling Date	Week No.	Input Vol. (DI Water)	Output Vol. (Leachate)	pH	EC	ORP (In Column)	ORP (In Bottle)	DO (In Column)	DO (In Bottle)	Acidity (to pH 8.3)	Alkalinity (to pH 4.5)	Sulphate	Chloride	Fluoride	Nitrate (NO_3 as N)	Nitrite (NO_2 as N)	Total CN	WAD CN	Total Ammonia	Dissolved Phosphorus	Hardness	Aluminum (Al)
	Unit:	mL	mL	pH Units	µS/cm	mV	mV	mg/L	mg/L	mg CaCO3/L	mg CaCO3/L	mg/L	mg/L	mg/L	mg/L	mg/L	mg/L	mg/L	mg/L	mg/L	mg CaCO3/L	mg/L
	RDL:	5	5	0.01	1	1	1	0.1	0.1	0.5	0.5	0.5	0.5	0.05	0.02	0.005	0.0025	0.0025	0.015	0.003	0.5	0.003
17-Jun-24	0	843	209	6.77	3270					56.5	82.6	1930	190	0.22	0.344	0.0129					1610	<0.015
24-Jun-24	1	350	350	6.11	221	255	253	3.73	4.15	23.5	15.1	74.82	5.7	<0.050	0.133	0.0078	0.0236	0.0049	0.320	1.3	78.6	<0.015
01-Jul-24	2	350	350	6.03	385	225	272	3.41	3.61	28.7	13.4	146.2	6.4	<0.050	0.051	0.0051	0.0190	0.0096	0.220	1.6	125	<0.030
08-Jul-24	3	350	350	5.80	389	268	486	1.74	1.68	30.0	7.8	229.0	5.1	<0.050	0.114	<0.0050	0.0192	0.0086	0.170	1.7	165	<0.030
15-Jul-24	4	350	350	5.76	433	259	249	1.91	1.73	27.8	6.6	254.3	4.7	<0.050	0.196	<0.0050	0.0208	0.0112	0.096	1.6	193	0.0059
22-Jul-24	5	350	350	5.68	533	392	296	0.85	0.76	26.7	9.4	341.4	4.8	<0.050	0.286	<0.0050	0.0153	0.0027	0.052	1.0	224	<0.060
29-Jul-24	6	350	350	6.04	603	284	283	1.41	1.10	31.4	14.4	257.9	3.9	<0.050	0.766	<0.0050	0.0125	0.0029	0.038	1.4	225	<0.030
05-Aug-24	7	350	350	5.88	651	213	181	1.47	1.48	35.0	16.3	285.2	4.0	<0.050	0.312	<0.0050	0.0150	0.0123	0.056	1.3	248	<0.030
12-Aug-24	8	350	350	6.03	599	391	266	1.48	1.30	42.4	26.3	300.2	3.0	<0.050	0.414	<0.0050	0.0218	0.0110	0.045	1.2	266	<0.060
19-Aug-24	9	350	350	5.98	728	303	285	1.45	1.38	44.9	34.0	319.8	2.9	<0.050	0.186	<0.0050	0.0256	0.0062	<0.015	1.2	272	<0.030
26-Aug-24	10	350	350	5.99	444	302	309	1.02	1.34	46.6	36.8	179.2	<0.50	<0.050						0.79	226	<0.030
02-Sep-24	11	350	350	6.39	553	293	370	1.95	1.75	21.9	53.2	188.8	<0.50	<0.050	0.308	<0.0050	0.144	0.0150	0.250	0.56	234	<0.030
09-Sep-24	12	350	350	6.16	599	285	300	1.93	1.78	43.4	49.2	195.6	1.2	<0.050						0.42	243	<0.030
16-Sep-24	13	350	350	6.43	502	266	263	2.88	3.07	36.1	51.6	218.2	1.1	<0.050	0.546	0.0095	0.234	0.0203	<0.015	0.47	277	<0.030
23-Sep-24	14	350	350	6.43	621	293	306	1.76	1.96	37.8	43.5	197.1	1.2	<0.050						0.40	262	<0.030
30-Sep-24	15	350	350	6.67	475	297	324	2.02	2.63	31.9	56.6	209.5	0.54	<0.050	0.747	<0.0050	0.191	0.0094	<0.015	0.28	260	<0.030
07-Oct-24	16	350	350	6.19	678	274	387	2.41	2.35	37.0	57.8	222.2	1.3	<0.050						0.28	288	<0.030
14-Oct-24	17	350	350	6.61	614	298	302	2.11	2.40	24.7	57.4	221.6	0.79	<0.050	1.15	<0.0050	0.218	0.0296	<0.015	0.23	276	0.042
21-Oct-24	18	350	350	6.78	506	312	308	2.58	2.39	30.7	64.2	235.4	0.86	<0.050						0.21	284	0.016
28-Oct-24	19	350	350	6.57	426	271	241	3.34	3.41	35.7	62.9	215.3	0.97	<0.050	0.453	<0.0050	0.246	0.0227	<0.015	0.18	282	<0.015
04-Nov-24	20	350	350	6.65	708	277	292	2.89	2.97	34.0	64.1	225.9	0.59	<0.050						0.19	283	0.040
11-Nov-24	21	350	350	6.65	667	237	236	3.66	3.65	29.6	66.5	197.1	1.9	<0.050	0.543	<0.0050	0.158	0.0320	0.093	0.15	261	0.016
18-Nov-24	22	350	350	6.38	292	245	111	3.50	3.48	24.8	35.6	116.2	1.3	<0.050						0.037	158	<0.015

NOTES:

Number of weeks of testing requested = 10 weeks.

RDL may be raised for some samples due to sample matrix interference.

Abbreviations:

RDL: Reportable Detection Limits

EC: Electric Conductivity

ORP (Eh): Oxidation Reduction Potential

IC: Ion Chromatograph

SIE: Selective Ion Electrode

ICP-MS: Inductively Coupled Plasma - Mass Spectrometry

Calc: Calculation

CERTIFICATE OF ANALYSIS ▪ KINETIC TESTING RESULTS OF COL-1

Global
ARD Testing Services Inc.

GLOBAL PROJECT NO: 2329 (B21)
CLIENT: Kinross Great Bear
CLIENT PROJECT NAME & NO: Bear |
Sample ID: Comp-S
Sample Wt. used (g): 2.3 Kg

		etals by ICP-MS																CVAFS				
Sampling Date	Week No.	Antimony (Sb)	Arsenic (As)	Barium (Ba)	Beryllium (Be)	Bismuth (Bi)	Boron (B)	Cadmium (Cd)	Calcium (Ca)	Chromium (Cr)	Cobalt (Co)	Copper (Cu)	Iron (Fe)	Lead (Pb)	Lithium (Li)	Magnesium (Mg)	Manganese (Mn)	Mercury (Hg)	Molybdenum (Mo)	Nickel (Ni)	Phosphorus (P)	Potassium (K)
	Unit:	mg/L	mg/L	mg/L	mg/L	mg/L	mg/L	mg/L	mg/L	mg/L	mg/L	mg/L	mg/L	mg/L	mg/L	mg/L	mg/L	ug/L	mg/L	mg/L	mg/L	mg/L
	RDL:	0.0005	0.0001	0.001	0.0001	0.001	0.05	0.00001	0.05	0.001	0.0002	0.0002	0.005	0.0002	0.002	0.05	0.001	0.0019	0.001	0.001	0.01	0.05
17-Jun-24	0	<0.0025	0.00101	0.0753	<0.00050	<0.0050	<0.25	0.00024	530	<0.0050	0.0813	1.50	0.0670	<0.0010	0.0660	69.1	0.641	0.2650	0.0243	0.017	29.9	143
24-Jun-24	1	<0.0025	<0.00050	0.0057	<0.00050	<0.0050	<0.25	<0.000050	28.3	<0.0050	0.0025	0.041	<0.025	<0.0010	<0.010	1.97	0.032	0.0052	<0.0050	<0.0050	1.18	6.53
01-Jul-24	2	<0.0050	<0.00100	<0.0100	<0.00100	<0.0100	<0.50	<0.000100	45.4	<0.0100	0.0033	0.039	<0.050	<0.0020	<0.020	2.87	0.081	0.0101	<0.0100	<0.0100	1.77	9.30
08-Jul-24	3	<0.0050	<0.00100	0.0130	<0.00100	<0.0100	<0.50	<0.000100	60.1	<0.0100	0.0031	0.056	<0.050	<0.0020	<0.020	3.57	0.130	0.0118	<0.0100	<0.0100	1.84	11.3
15-Jul-24	4	0.0008	0.00085	0.0142	<0.00010	<0.0010	<0.050	0.000050	70.5	<0.0010	0.0049	0.057	0.0096	0.00037	0.0076	4.10	0.186	0.0166	0.0048	0.0028	1.46	13.1
22-Jul-24	5	<0.010	<0.0020	<0.020	<0.0020	<0.020	<1.0	<0.00020	81.9	<0.020	0.0051	0.083	<0.10	<0.0040	<0.040	4.70	0.233	0.0409	<0.020	<0.020	1.48	14.5
29-Jul-24	6	<0.0050	<0.0010	0.017	<0.0010	<0.010	<0.50	0.00010	82.3	<0.010	0.0033	0.166	<0.050	<0.0020	<0.020	4.85	0.253	0.0350	<0.010	<0.010	1.51	14.4
05-Aug-24	7	<0.0050	<0.0010	0.017	<0.0010	<0.010	<0.50	<0.00010	90.9	<0.010	0.0038	0.356	0.0520	<0.0020	<0.020	5.11	0.303	0.0374	<0.010	<0.010	1.32	14.2
12-Aug-24	8	<0.010	<0.0020	0.058	<0.0020	<0.020	<1.0	<0.00020	97.6	<0.020	0.0043	0.580	<0.10	<0.0040	<0.040	5.50	0.354	0.0251	<0.020	<0.020	1.22	14.5
19-Aug-24	9	<0.0050	0.00110	0.017	<0.0010	<0.010	<0.50	<0.00010	99.5	<0.010	0.0049	0.633	<0.050	<0.0020	<0.020	5.60	0.378	0.0187	<0.010	<0.010	1.17	14.5
26-Aug-24	10	<0.0050	<0.0010	0.014	<0.0010	<0.010	<0.50	0.00013	82.7	<0.010	0.0054	0.484	<0.050	<0.0020	<0.020	4.68	0.337	0.0115	<0.010	<0.010	0.700	11.2
02-Sep-24	11	<0.0050	<0.0010	0.014	<0.0010	<0.010	<0.50	<0.00010	85.7	<0.010	0.0069	0.420	<0.050	<0.0020	<0.020	4.91	0.367	0.0083	<0.010	<0.010	0.630	11.6
09-Sep-24	12	<0.0050	<0.0010	0.013	<0.0010	<0.010	<0.50	<0.00010	88.8	<0.010	0.0102	0.370	<0.050	<0.0020	<0.020	5.09	0.416	0.0078	<0.010	<0.010	0.500	11.1
16-Sep-24	13	<0.0050	<0.0010	0.016	<0.0010	<0.010	<0.50	0.00012	101	<0.010	0.0124	0.365	0.054	<0.0020	<0.020	5.88	0.481	0.0078	<0.010	<0.010	0.480	11.9
23-Sep-24	14	<0.0050	<0.0010	0.015	<0.0010	<0.010	<0.50	0.00014	96.4	<0.010	0.0051	0.232	<0.050	<0.0020	<0.020	5.19	0.422	0.0050	<0.010	<0.010	0.400	11.3
30-Sep-24	15	<0.0050	<0.0010	0.015	<0.0010	<0.010	<0.50	<0.00010	94.9	<0.010	0.0126	0.232	<0.050	<0.0020	<0.020	5.63	0.491	0.0038	<0.010	<0.010	0.370	10.7
07-Oct-24	16	<0.0050	<0.0010	0.016	<0.0010	<0.010	<0.50	0.00011	105	<0.010	0.0070	0.245	0.050	<0.0020	<0.020	6.05	0.532	0.0050	<0.010	<0.010	0.320	10.9
14-Oct-24	17	<0.0050	<0.0010	0.015	<0.0010	<0.010	<0.50	0.00015	101	<0.010	0.0154	0.209	<0.050	<0.0020	<0.020	6.07	0.544	0.0029	<0.010	<0.010	0.220	10.3
21-Oct-24	18	<0.0025	0.00065	0.0142	<0.00050	<0.0050	<0.25	0.00012	104	<0.0050	0.0175	0.237	0.065	<0.0010	<0.010	5.93	0.564	0.0033	<0.0050	<0.0050	0.201	10.4
28-Oct-24	19	<0.0025	0.00066	0.0147	<0.00050	<0.0050	<0.25	0.00012	103	<0.0050	0.0180	0.208	0.056	<0.0010	<0.010	6.02	0.580	0.0027	<0.0050	<0.0050	0.171	9.52
04-Nov-24	20	<0.0050	<0.0010	0.0150	<0.0010	<0.010	<0.50	0.00014	104	<0.010	0.0163	0.190	0.069	<0.0020	<0.020	5.56	0.605	0.0054	<0.010	<0.010	0.140	8.64
11-Nov-24	21	<0.0025	0.00119	0.0137	<0.00050	<0.0050	<0.25	0.00017	95.6	<0.0050	0.0175	0.270	0.084	<0.0010	<0.010	5.54	0.577	0.0063	<0.0050	<0.0050	0.123	8.48
18-Nov-24	22	<0.0025	<0.00050	0.0092	<0.00050	<0.0050	<0.25	0.000093	57.4	<0.0050	0.0045	0.153	0.033	<0.0010	<0.010	3.49	0.312	0.0027	<0.0050	<0.0050	<0.050	5.21

CERTIFICATE OF ANALYSIS ▪ KINETIC TESTING RESULTS OF COL-1

Global
ARD Testing Services Inc.

GLOBAL PROJECT NO: 2329 (B21)
CLIENT: Kinross Great Bear
CLIENT PROJECT NAME & NO: Great Bear
Sample ID: Comp-S
Sample Wt. used (g): 2.3 Kg

Sampling Date	Week No.	Selenium (Se)	Silicon (Si)	Silver (Ag)	Sodium (Na)	Strontium (Sr)	Sulphur (S)	Tellurium (Te)	Thallium (Tl)	Thorium (Th)	Tin (Sn)	Titanium (Ti)	Tungsten (W)	Uranium (U)	Vanadium (V)	Zinc (Zn)	Zirconium (Zr)	Ion Balance			Job No.
																		Anions	Cations	% Difference	
	Unit:	mg/L	mg/L	mg/L	mg/L	mg/L	mg/L	mg/L	mg/L	mg/L	mg/L	mg/L	mg/L	mg/L	mg/L	mg/L	mg/L				
	RDL:	0.0001	0.1	0.00002	0.05	0.001	3	0.001	0.00001	0.001	0.005	0.005	0.001	0.0001	0.005	0.005	0.0001	meq/L	meq/L	meq/L	
17-Jun-24	0	0.0417	2.4	0.00045	269	1.380	959	<0.0050	0.0000790	<0.0050	0.036	<0.025	<0.0050	0.00485	<0.025	<0.025	<0.00050	47.23	47.60	0.38	C448062
24-Jun-24	1	0.0042	<0.50	<0.00010	12.0	0.047	45	<0.0050	<0.000050	<0.0050	0.494	<0.025	<0.0050	<0.00050	<0.025	<0.025	<0.00050	2.02	2.27	5.71	C448036
01-Jul-24	2	0.0055	1.1	<0.00020	16.1	0.077	62	<0.010	<0.000100	<0.010	0.964	<0.050	<0.010	<0.00100	<0.050	<0.050	<0.00100	3.49	3.45	-0.69	C450080
08-Jul-24	3	0.0030	1.1	<0.00020	18.0	0.106	65	<0.010	<0.000100	<0.010	1.23	<0.050	<0.010	<0.00100	<0.050	<0.050	<0.00100	5.07	4.37	-7.36	C451702
15-Jul-24	4	0.0034	1.3	0.000021	19.6	0.135	80	<0.0010	<0.000010	<0.0010	1.74	<0.0050	<0.0010	0.00012	<0.0050	0.0071	<0.00010	5.56	5.06	-4.76	C454403
22-Jul-24	5	0.0030	<2.0	<0.00040	21.2	0.145	93	<0.020	<0.00020	<0.020	1.64	<0.10	<0.020	<0.0020	<0.10	<0.10	<0.0020	7.44	5.78	-12.52	C456430
29-Jul-24	6	0.0021	1.4	<0.00020	22.3	0.142	95	<0.010	<0.00010	<0.010	1.58	<0.050	<0.010	<0.0010	<0.050	<0.050	<0.0010	5.77	5.86	0.79	C458869
05-Aug-24	7	0.0019	1.9	<0.00020	22.8	0.158	83	<0.010	<0.00010	<0.010	1.68	<0.050	<0.010	<0.0010	<0.050	<0.050	<0.0010	6.38	6.34	-0.31	C461004
12-Aug-24	8	<0.0020	<2.0	<0.00040	23.7	0.176	98	<0.020	<0.00020	<0.020	1.80	<0.10	<0.020	<0.0020	<0.10	<0.10	<0.0020	6.86	6.76	-0.76	C462812
19-Aug-24	9	0.0013	2.1	<0.00020	24.2	0.175	96	<0.010	<0.00010	<0.010	1.60	<0.050	<0.010	<0.0010	<0.050	<0.050	<0.0010	7.42	6.89	-3.75	C464963
26-Aug-24	10	0.0010	1.70	<0.00020	19.4	0.139	83	<0.010	<0.00010	<0.010	1.20	<0.050	<0.010	0.0011	<0.050	<0.050	<0.0010	4.47	5.67	11.86	C467360
02-Sep-24	11	<0.0010	1.80	<0.00020	18.8	0.143	78	<0.010	<0.00010	<0.010	1.46	<0.050	<0.010	0.0016	<0.050	<0.050	<0.0010	5.00	5.82	7.64	C469490
09-Sep-24	12	<0.0010	2.00	<0.00020	19.1	0.156	79	<0.010	<0.00010	<0.010	1.59	<0.050	<0.010	0.0018	<0.050	<0.050	<0.0010	5.09	6.00	8.15	C471925
16-Sep-24	13	<0.0010	2.40	<0.00020	20.9	0.186	85	<0.010	<0.00010	<0.010	1.49	<0.050	<0.010	0.0021	<0.050	<0.050	0.0042	5.61	6.77	9.39	C474374
23-Sep-24	14	<0.0010	2.10	<0.00020	18.1	0.154	84	<0.010	<0.00010	<0.010	1.36	<0.050	<0.010	0.0018	<0.050	<0.050	<0.0010	5.01	6.34	11.73	C476703
30-Sep-24	15	<0.0010	2.10	<0.00020	18.3	0.164	87	<0.010	<0.00010	<0.010	1.05	<0.050	<0.010	0.0018	<0.050	<0.050	<0.0010	5.51	6.30	6.67	C479647
07-Oct-24	16	<0.0010	2.20	<0.00020	18.5	0.168	88	<0.010	<0.00010	<0.010	1.07	<0.050	<0.010	0.0021	<0.050	<0.050	<0.0010	5.82	6.85	8.14	C481238
14-Oct-24	17	<0.0010	2.40	<0.00020	18.9	0.180	92	<0.010	<0.00010	<0.010	1.10	<0.050	<0.010	0.0021	<0.050	<0.050	<0.0010	5.79	6.66	7.02	C483829
21-Oct-24	18	0.00068	2.66	<0.00010	17.6	0.175	90	<0.0050	<0.000050	<0.0050	0.654	<0.025	<0.0050	0.0022	<0.025	<0.025	<0.00050	6.21	6.75	4.11	C486008
28-Oct-24	19	0.00075	2.64	<0.00010	16.7	0.178	97	<0.0050	<0.000050	<0.0050	0.969	<0.025	<0.0050	0.0022	<0.025	<0.025	<0.00050	5.77	6.64	7.01	C487998
04-Nov-24	20	<0.0010	2.10	<0.00020	17.1	0.183	97	<0.010	<0.00010	<0.010	0.903	<0.050	<0.010	0.0023	<0.050	<0.050	<0.0010	6.00	6.65	5.11	C490507
11-Nov-24	21	0.00072	2.12	<0.00010	14.7	0.168	73	<0.0050	<0.000050	<0.0050	0.544	<0.025	<0.0050	0.0024	<0.025	<0.025	<0.00050	5.49	6.12	5.45	C492938
18-Nov-24	22	0.00051	1.35	<0.00010	8.82	0.0929	44	<0.0050	<0.000050	<0.0050	0.707	<0.025	<0.0050	0.00081	<0.025	<0.025	<0.00050	3.17	3.69	7.56	C494944

CERTIFICATE OF ANALYSIS ▪ pH & EC OF DI WATER AND HCT ROOM TEMPERATURE READINGS

Global
ARD Testing Services Inc.

GLOBAL PROJECT NO: 2329 (B21)
CLIENT: Kinross Great Bear
PROJECT NAME: Kinross Great Bear
CLIENT PROJECT NO: OMEMA2303

Sampling Date	Week No.	Deionized Water		Temperature °C
		pH (pH Units) RDL: 0.01	EC (µS/cm) RDL: 0.01	
17-Jun-24	0	5.78	0.80	22.4
24-Jun-24	1	5.67	0.88	23.2
1-Jul-24	2	5.90	1.10	23.1
8-Jul-24	3	5.68	1.10	23.3
15-Jul-24	4	5.63	0.84	22.1
22-Jul-24	5	6.17	1.09	22.7
29-Jul-24	6	5.75	1.32	22.6
5-Aug-24	7	5.37	1.14	22.0
12-Aug-24	8	5.89	0.78	22.8
19-Aug-24	9	5.36	6.18	22.8
26-Aug-24	10	5.52	0.94	23.0
02-Sep-24	11	5.62	1.24	22.5
9-Sep-24	12	5.84	1.59	22.7
16-Sep-24	13	5.59	1.10	22.7
23-Sep-24	14	5.93	0.77	23.9
30-Sep-24	15	5.73	1.20	22.7
7-Oct-24	16	5.93	1.36	23.2
14-Oct-24	17	6.10	1.71	22.7
21-Oct-24	18	5.79	1.54	24.9
28-Oct-24	19	5.65	1.60	24.3
4-Nov-24	20	5.87	1.64	23.1
11-Nov-24	21	5.94	1.22	22.7
18-Nov-24	22	5.94	1.21	22.5
25-Nov-24	23			
2-Dec-24	24			
9-Dec-24	25			
16-Dec-24	26			
23-Dec-24	27			
30-Dec-24	28			
6-Jan-25	29			

CERTIFICATE OF ANALYSIS ▪ PARTICLE SIZE ANALYSIS RESULTS

Global
ARD Testing Services Inc.

GLOBAL PROJECT NO: 2329 (B21)
CLIENT: 0
PROJECT NAME: Kinross Great Bear
CLIENT PROJECT NO: OMEMA2303

COL-1: Sample ID: Comp-S

Tyler Mesh	U.S Mesh	Opening (mm)	Screen (inches)	Mass (g)	% Retained		% Passing
					Interval	Cumulative	
60	60	0.250	0.0098	0.00	0.00	0.00	100.00
115	120	0.125	0.0049	5.35	11.69	11.69	88.31
200	200	0.075	0.0029	9.95	21.75	33.44	66.56
270	270	0.053	0.0021	23.75	51.91	85.36	14.64
400	400	0.038	0.0015	4.70	10.27	95.63	4.37
<400	<400	<0.037	<0.0015	2.00	4.37	100.00	0.00
Wt. of sample used: 100.0 g				**45.8**	100.0		

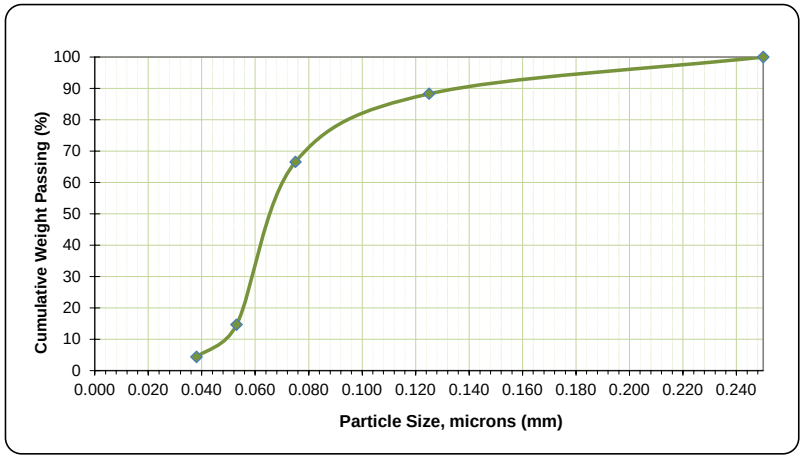

CERTIFICATE OF ANALYSIS ▪ SET-UP DETAILS

Global
ARD Testing Services Inc.

GLOBAL PROJECT NO: 2329 (B21)
CLIENT: Kinross Great Bear
PROJECT NAME: Kinross Great Bear
PROJECT NO: OMEMA2303

Global Column ID	Sample Type	Humidity Cell Dimensions (inches)			Dry Wt. of Sample (Kg)	Particle Size	Other Materials Used (2 layers)	Column Material	Total Volume of Initial Flushings (mL)	Weekly Flushing Volume (mL)	Sampling Frequency	Sampling Day	Water Addition to Drain Time (h)	Start-up Date	Termination Date	Proposed No. of Weeks	Operation Procedure
		Inner Diameter	Column Height	Cell Wall Thickness													
COL-1	Sulphide Concentrate Cake - Comp	6"	50 cm	1/4"	2.30	85% passing 1/4 inch (6.3 mm)	400 Nylon Mesh	Clear Cast Acrylic	843	350	Weekly	Monday	N/A	17-Jun-24	TBD	25	Recirculating Leach Column

Analyses requested on HCT leachates:
1) Particle Size Analysis on head HCT sample.
2) General parameters: pH, EC, acidity & alkalinity.
3) Anions: Sulphate, Chloride, Fluoride
4) Dissolved Metals by ICP-MS
5) Dissolved Mercury by CVAF
6) Dissolved Phosphorous by IC (Low Level DL)

CERTIFICATE OF ANALYSIS ▪ COVER PAGE

Global ARD Testing Services Inc.

.

CLIENT INFORMATION	
Client:	WSP Canada Inc.
Project Manager:	Sarah Matthews
Mailing Address	25 York St, Floor 7
	Toronto, ON, M5J 2V5
Contact No:	226-750-7715

COMPANY INFORMATION	
Legal Name:	Global ARD Testing Services Inc.
Mailing Address:	6891 Antrim Avenue
	Burnaby, BC
	V5J 4M5
Contact No:	Main: (604) 428-2730
	Alternate: (604) 603-1359

PROJECT INFORMATION	
Project Name:	Kinross Great Bear Project - Slab Column
Project Number:	OMEMA2303

REPORTING	
Global Project No:	2329 (B24)
Pages (Including Cover):	5
Report Title:	Global 2329 (B24) x1 Slab Column (Rec'd 6-May24)
Analysis Reviewed By:	Said Zeinab
Position:	Project Manager
Report Certified By:	Said Zeinab
Signature:	

RESULTS		
Reported To:	**1**	Forrest McAdam (forrest.mcadam@wsp.com)
	2	Kristen Gault (kristen.gault@wsp.com)
	3	Anna Klein (anna.klein@wsp.com)
	4	Sarah Matthews (sarah.matthews1@wsp.com)
Date Reported:		1st Update, 31-Jul24; 2nd Update, 31-Jul24; 3rd Update, 28-Sep24; 4th Update, 21-OCt24; 5th Update, 31-OCt24; 6th Update, 29-Nov24; 7th Update, 27-De24; 8th Update, 7-May25.

INVOICE		
Submitted To:	**1**	Matthew Hart (matthew.hart@kinross.com)
	2	Sabina Abdullayeva (sabina.abdullayeva@kinross.com)
	3	Kristen Gault (kristen.gault@wsp.com)
	4	
Clinet PO No:		
Global Invoice No:		ARD2329-1224-05A-Slab Col
Date Submitted:		December 20, 2024

NOTES
All samples and pulps are stored at no charge for 90 days past reporting date.
Please contact the lab if you would like to continue storage past 90 days.
Storage charges will apply.

CERTIFICATE OF ANALYSIS ▪ SAMPLE DETAILS

Global
ARD Testing Services Inc.

GLOBAL PROJECT NO: 2329 (B24)
CLIENT: Kinross Great Bear
PROJECT NAME: Kinross Great Bear Project - Slab Column
CLIENT PROJECT NO: OMEMA2303

Sample List (Batch-8):

S. No.	Sample ID	Sample Description	Condition (Wet/Dry)	Wt. of Sample Dry (g)	COL-ID
1	WSP 01	Tailing	Dry		
2	WSP 02	Terraflow Binder	Dry		
3	WSP 03	Sphere	Dry		
4	WSP 04	Sphere	Dry		
5	**Casted Slab**				COL-1
6	Casted Spheres				

Sample Receipt Info:	
Date Samples Rec'd:	May 6, 2024, Batch-20
No. of Samples Rec'd:	2
Samples Rec'd By:	Said

Analytical Instructions:	
From:	Sarah Matthews (sarah.matthews1@wsp.com) via email/COC confirmation
Date:	23-May-24

CERTIFICATE OF ANALYSIS ▪ KINETIC TESTING RESULTS OF COL-1

Global ARD Testing Services Inc.

GLOBAL PROJECT NO: 2329 (B24)

CLIENT: Kinross Great Bear

CLIENT PROJECT NAME & NO: Kinross Great Bear Project - Slab Column | OMEMA230

Sample ID: Casted Slab

Sample Wt. used (g): 2300.0

				General Parameters						Anions			Nutrients		Cyanides					Calc.	Dissolved Metals by ICP-MS		
Instrument/Method:				pH Meter	EC Meter	Eh Meter	DO Meter	Titration/Calculation		Turbidimetry	IC	ISE	IC		Colourimetric - Distillation		Colourimetry						
Sampling Date	Week No.	Input Vol. (DI Water)	Output Vol. (Leachate)	pH	EC	ORP	DO	Acidity (to pH 8.3)	Alkalinity (to pH 4.5)	Sulphate	Chloride	Fluoride	Nitrate (NO_3 as N)	Nitrite (NO_2 as N)	Total CN	WAD CN	Total Ammonia	Dissolved Phosphorus	Hardness	Aluminum (Al)	Antimony (Sb)	Arsenic (As)
	Unit:	mL	mL	pH Units	µS/cm	mV	mg/L	mg CaCO3/L	mg CaCO3/L	mg/L	mg/L	mg/L	mg/L	mg/L	mg/L	mg/L	mg/L	mg/L	mg CaCO3/L	mg/L	mg/L	mg/L
	RDL:	5	5	0.01	1	1	0.1	0.5	0.5	0.5	0.5	0.05	0.02	0.005	0.0025	0.0025	0.015	0.003	0.5	0.003	0.0005	0.0001
03-Jul-24	0	700	280	6.20	553	165	4.93	38.2	26.6	255	22	0.15	0.190	0.0382	4.90	1.01	0.07	0.0035	219	0.0350	<0.0025	0.00421
10-Jul-24	1	350	317	6.23	611	178	4.74	45.1	21.0	376	27	0.18	0.165	0.0995	6.94	0.141	0.17	<0.0030	248	0.0252	0.0013	0.00474
17-Jul-24	2	350	255	5.79	787	157	4.80	48.6	17.1	425	18	0.20	0.985	0.0832	4.71	0.128	0.16	<0.0030	281	0.0262	0.0013	0.00515
24-Jul-24	3	350	282	6.52	978	158	4.92	26.7	20.6	388	18	0.19	0.134	0.0736	5.25	0.282	0.35	<0.0030	299	0.0223	0.0014	0.00516
31-Jul-24	4	350	304	6.79	1118	168	4.89	17.5	25.0	470	18	0.23	0.212	0.0721	5.45	0.323	0.64	<0.0030	344	0.0226	0.0017	0.00591
07-Aug-24	5	350	275	6.09	682	215	4.67	49.3	26.0	415	13	0.19	0.101	0.0497	3.61	0.439	0.82	<0.0030	262	0.0308	0.0012	0.00507
14-Aug-24	6	350	310	6.18	705	169	4.88	43.3	26.4	359	11	0.22	0.089	0.0536	3.71	0.246	0.76	<0.0030	362	0.0310	0.0017	0.00554
21-Aug-24	7	350	295	5.85	577	163	4.39	43.1	21.9	313	7.0	0.18	0.066	0.0359	2.46	0.099	0.37	<0.0030	280	0.0312	0.0015	0.00522
28-Aug-24	8	350	296	6.24	674	185	4.74	38.8	22.5	287	3.8	0.17	0.046	0.0321	2.04	0.113	0.14	<0.0030	255	0.0313	0.0013	0.00432
04-Sep-24	9	350	298	6.62	653	170	4.12	20.2	28.0	265	2.6	0.15	1.27	0.0815	1.84	0.178	0.27	<0.0030	284	0.0302	0.0013	0.00457
11-Sep-24	10	350	267	6.22	545	190	3.87	30.2	22.9	326	2.1	0.19	0.052	0.0363	1.43	0.175	0.20	<0.0030	267	0.0392	0.0012	0.00444
18-Sep-24	11	350	306	6.28	456	170	4.04	18.2	20.7	237	0.97	0.18						0.0078	247	0.0310	0.0012	0.00435
25-Sep-24	12	350	315	6.39	652	172	3.93	28.9	26.0	277	0.80	0.19	0.044	0.0233	1.30	0.085	0.13	0.0042	269	0.0365	0.0013	0.00460
02-Oct-24	13	350	315	6.57	574	257	4.18	21.2	22.0	189	<0.50	0.16						<0.0030	200	0.0293	<0.0010	0.00319
09-Oct-24	14	350	315	6.33	585	291	4.55	24.3	22.8	277	0.95	0.18	0.061	0.0185	1.31	0.091	0.041	<0.0030	259	0.0284	0.0011	0.00415
16-Oct-24	15	350	318	6.91	673	205	4.58	13.7	25.0	323	1.9	0.22						<0.0030	334	0.0399	0.0014	0.00488
23-Oct-24	16	350	312	6.44	354	207	4.81	25.7	23.0	209	2.8	0.17	0.058	0.0164	0.83	0.080	0.040	<0.0030	232	0.0323	<0.0010	0.00400
30-Oct-24	17	350	307	6.46	279	202	4.41	22.8	20.5	243	2.9	0.15						<0.0030	195	0.0265	<0.0010	0.00356
06-Nov-24	18	350	310	6.54	463	223	4.57	21.5	22.2	211	3.8	0.18	0.072	0.0157	0.681	0.047	0.035	<0.0030	203	0.0322	<0.0010	0.00320
13-Nov-24	19	350	320	6.55	371	231	4.83	19.6	18.1	147	4.9	0.15						0.0520	171	0.0269	<0.0010	0.00320
20-Nov-24	20	350	313	6.29	233	210	4.98	23.1	14.7	128	4.0	0.11	0.282	0.0116	0.264	0.036	0.025	<0.0030	143	0.0285	<0.0010	0.00278
27-Nov-24	21	350	308	6.17	302	232	4.18	33.1	16.6	126	5.8	0.099						0.0081	140	0.0299	<0.0010	0.00284
04-Dec-24	22	350	308	6.36	254	211	4.76	27.2	15.1	119	4.6	0.10	<0.020	0.0122	0.230	0.013	0.017	<0.0030	117	0.0298	<0.0010	0.00253
11-Dec-24	23	350	284	6.56	309	235	4.45	21.0	16.1	101	5.5	0.089						<0.0030	126	0.0355	<0.0010	0.00316
18-Dec-24	24	350	308	6.45	324	192	4.45	19.7	15.0	114	5.0	0.12	<0.020	0.0166	0.192	0.029	0.016	<0.0030	123	0.0385	<0.0010	0.00319
25-Dec-24	25	350	296	6.85	251	264	5.04	13.9	16.5	142	8.0	0.14						<0.0030	165	0.0429	<0.0010	0.00403

NOTES:

Number of weeks of testing requested = 10 weeks.

RDL may be raised for some samples due to sample matrix interference.

Abbreviations:

RDL: Reportable Detection Limits

EC: Electric Conductivity

ORP (Eh): Oxidation Reduction Potential

IC: Ion Chromatograph

SIE: Selective Ion Electrode

ICP-MS: Inductively Coupled Plasma - Mass Spectrometry

Calc: Calculation

CERTIFICATE OF ANALYSIS ▪ KINETIC TESTING RESULTS OF COL-1

Global ARD Testing Services Inc.

3

GLOBAL PROJECT NO: 2329 (B24)

CLIENT: Kinross Great Bear

CLIENT PROJECT NAME & NO: Kinross Great Bear Project - Slab Column | OMEMA23

Sample ID: Casted Slab

Sample Wt. used (g): 2300.0

																CVAFS						
Sampling Date	Week No.	Barium (Ba)	Beryllium (Be)	Bismuth (Bi)	Boron (B)	Cadmium (Cd)	Calcium (Ca)	Chromium (Cr)	Cobalt (Co)	Copper (Cu)	Iron (Fe)	Lead (Pb)	Lithium (Li)	Magnesium (Mg)	Manganese (Mn)	Mercury (Hg)	Molybdenum (Mo)	Nickel (Ni)	Phosphorus (P)	Potassium (K)	Selenium (Se)	Silicon (Si)
	Unit:	mg/L	mg/L	mg/L	mg/L	mg/L	mg/L	mg/L	mg/L	mg/L	mg/L	mg/L	mg/L	mg/L	mg/L	ug/L	mg/L	mg/L	mg/L	mg/L	mg/L	mg/L
	RDL:	0.001	0.0001	0.001	0.05	0.00001	0.05	0.001	0.0002	0.0002	0.005	0.0002	0.002	0.05	0.001	0.0019	0.001	0.001	0.01	0.05	0.0001	0.1
03-Jul-24	0	0.0212	<0.00050	<0.0050	<0.25	<0.000050	81.0	0.0098	0.0193	0.0211	2.20	<0.0010	0.0190	4.12	0.0105	0.0065	0.122	<0.0050	<0.050	8.03	0.00268	2.42
10-Jul-24	1	0.0123	<0.00020	<0.0020	<0.10	<0.000020	92.1	0.0072	0.0221	0.0175	2.45	<0.00040	0.0242	4.44	0.0108	0.0046	0.149	<0.0020	<0.020	9.40	0.00325	2.41
17-Jul-24	2	0.0131	<0.00020	<0.0020	<0.10	<0.000020	103	0.0049	0.0215	0.0136	1.85	<0.00040	0.0301	5.64	0.0143	0.0027	0.158	<0.0020	<0.020	9.88	0.00283	2.70
24-Jul-24	3	0.0123	<0.00020	<0.0020	<0.10	<0.000020	110	0.0037	0.0209	0.0155	1.87	<0.00040	0.0323	5.89	0.0144	<0.0019	0.161	<0.0020	<0.020	10.8	0.00293	2.93
31-Jul-24	4	0.0114	<0.00020	<0.0020	<0.10	<0.000020	126	0.0032	0.0203	0.0157	1.79	<0.00040	0.0413	6.84	0.0129	0.0019	0.174	<0.0020	<0.020	12.3	0.00287	3.16
07-Aug-24	5	0.0106	<0.00020	<0.0020	<0.10	<0.000020	94.9	0.0032	0.0161	0.0136	1.15	<0.00040	0.0299	6.08	0.0154	<0.0019	0.127	<0.0020	<0.020	9.36	0.00211	2.59
14-Aug-24	6	0.0154	<0.00020	<0.0020	0.10	<0.000020	133	<0.0020	0.0180	0.0163	1.50	<0.00040	0.0419	7.30	0.0165	0.0033	0.151	<0.0020	<0.020	12.0	0.00274	3.53
21-Aug-24	7	0.0128	<0.00020	<0.0020	<0.10	<0.000020	103	<0.0020	0.0121	0.0130	0.963	<0.00040	0.0317	5.68	0.0134	<0.0019	0.108	<0.0020	<0.020	9.61	0.00189	2.87
28-Aug-24	8	0.0102	<0.00020	<0.0020	<0.10	<0.000020	93.7	<0.0020	0.00949	0.0117	0.772	<0.00040	0.0289	5.12	0.0151	<0.0019	0.0855	<0.0020	<0.020	8.94	0.00151	2.79
04-Sep-24	9	0.0130	<0.00020	<0.0020	<0.10	<0.000020	105	<0.0020	0.00866	0.0127	0.765	<0.00040	0.0315	5.50	0.0179	<0.0019	0.0797	<0.0020	<0.020	8.79	0.00141	2.97
11-Sep-24	10	0.0121	<0.00020	<0.0020	<0.10	<0.000020	98.6	<0.0020	0.00812	0.0134	0.679	<0.00040	0.0271	5.11	0.0149	<0.0019	0.0705	<0.0020	<0.020	8.54	0.00138	2.81
18-Sep-24	11	0.0113	<0.00020	<0.0020	<0.10	<0.000020	91.8	<0.0020	0.00637	0.0121	0.641	<0.00040	0.0255	4.27	0.0146	<0.0019	0.0566	<0.0020	<0.020	7.74	0.00112	2.88
25-Sep-24	12	0.0110	<0.00020	<0.0020	<0.10	<0.000020	101	<0.0020	0.00549	0.0128	0.551	<0.00040	0.0269	4.28	0.0154	<0.0019	0.0521	<0.0020	<0.020	8.24	0.00113	3.09
02-Oct-24	13	0.0080	<0.00020	<0.0020	<0.10	<0.000020	74.2	<0.0020	0.00377	0.00984	0.376	<0.00040	0.0197	3.49	0.0133	<0.0019	0.0359	<0.0020	<0.020	6.19	0.00078	2.31
09-Oct-24	14	0.0095	<0.00020	<0.0020	<0.10	<0.000020	96.5	<0.0020	0.00402	0.0116	0.456	<0.00040	0.0252	4.44	0.0153	<0.0019	0.0407	<0.0020	<0.020	7.61	0.00090	3.05
16-Oct-24	15	0.0099	<0.00020	<0.0020	<0.10	<0.000020	125	<0.0020	0.00454	0.0125	0.590	<0.00040	0.0318	5.27	0.0154	<0.0019	0.0476	<0.0020	<0.020	9.11	0.00107	3.66
23-Oct-24	16	0.0075	<0.00020	<0.0020	<0.10	<0.000020	87.0	<0.0020	0.00271	0.00974	0.368	<0.00040	0.0229	3.56	0.0142	<0.0019	0.0283	<0.0020	<0.020	7.09	0.00081	2.98
30-Oct-24	17	0.0066	<0.00020	<0.0020	<0.10	<0.000020	73.4	<0.0020	0.00212	0.00870	0.288	<0.00040	0.0184	2.93	0.0126	<0.0019	0.0228	<0.0020	<0.020	6.25	0.00061	2.84
06-Nov-24	18	0.0070	<0.00020	<0.0020	<0.10	<0.000020	76.9	<0.0020	0.00183	0.00730	0.276	<0.00040	0.0174	2.69	0.0143	<0.0019	0.0222	<0.0020	<0.020	6.42	0.00059	2.18
13-Nov-24	19	0.0066	<0.00020	<0.0020	<0.10	<0.000020	63.7	<0.0020	0.00156	0.00736	0.191	<0.00040	0.0175	2.86	0.0144	<0.0019	0.0181	<0.0020	<0.020	5.59	0.00043	2.27
20-Nov-24	20	0.0058	<0.00020	<0.0020	<0.10	<0.000020	53.0	<0.0020	0.00093	0.00666	0.094	<0.00040	0.0143	2.53	0.0136	<0.0019	0.0148	<0.0020	<0.020	5.04	0.00035	1.99
27-Nov-24	21	0.0058	<0.00020	<0.0020	<0.10	<0.000020	51.9	<0.0020	0.00070	0.00605	0.064	<0.00040	0.0123	2.63	0.0124	<0.0019	0.0123	<0.0020	<0.020	4.82	0.00027	1.88
04-Dec-24	22	0.0046	<0.00020	<0.0020	<0.10	<0.000020	43.5	<0.0020	0.00081	0.00558	0.081	<0.00040	0.0108	1.97	0.0115	<0.0019	0.0102	<0.0020	<0.020	4.25	0.00026	1.58
11-Dec-24	23	0.0051	<0.00020	<0.0020	<0.10	<0.000020	46.9	<0.0020	0.00088	0.00579	0.079	<0.00040	0.0107	2.19	0.0109	<0.0019	0.0111	<0.0020	<0.020	4.59	0.00030	1.57
18-Dec-24	24	0.0045	<0.00020	<0.0020	<0.10	<0.000020	45.7	<0.0020	0.00072	0.00514	0.078	<0.00040	0.0114	2.12	0.0102	<0.0019	0.0106	<0.0020	<0.020	4.37	0.00031	1.71
25-Dec-24	25	0.0078	<0.00020	<0.0020	<0.10	<0.000020	61.5	<0.0020	0.00095	0.00653	0.107	<0.00040	0.0149	2.81	0.0173	<0.0019	0.0134	<0.0020	<0.020	5.37	0.00029	1.89

CERTIFICATE OF ANALYSIS ▪ KINETIC TESTING RESULTS OF COL-1

Global ARD Testing Services Inc.

03

GLOBAL PROJECT NO: 2329 (B24)

CLIENT: Kinross Great Bear

CLIENT PROJECT NAME & NO: Kinross Great Bear Project - Slab Column | OMEMA2303

Sample ID: Casted Slab

Sample Wt. used (g): 2300.0

Sampling Date	Week No.	Silver (Ag)	Sodium (Na)	Strontium (Sr)	Sulphur (S)	Tellurium (Te)	Thallium (Tl)	Thorium (Th)	Tin (Sn)	Titanium (Ti)	Tungsten (W)	Uranium (U)	Vanadium (V)	Zinc (Zn)	Zirconium (Zr)	Ion Balance			Job No.
	Unit:	mg/L	mg/L	mg/L	mg/L	mg/L	mg/L	mg/L	mg/L	mg/L	mg/L	mg/L	mg/L	mg/L	mg/L	Anions	Cations	% Difference	
	RDL:	0.00002	0.05	0.001	3	0.001	0.00001	0.001	0.005	0.005	0.001	0.0001	0.005	0.005	0.0001	meq/L	meq/L	meq/L	
03-Jul-24	0	<0.00010	38.7	0.167	98	<0.0050	<0.000050	<0.0050	0.384	<0.025	<0.0050	0.00072	<0.025	<0.025	<0.00050	6.48	6.36	-0.92	C450081
10-Jul-24	1	<0.000040	47.5	0.185	112	<0.0020	<0.000020	<0.0020	0.202	<0.010	0.0032	0.00090	<0.010	<0.010	<0.00020	9.03	7.36	-10.15	C451704
17-Jul-24	2	<0.000040	46.3	0.200	112	<0.0020	<0.000020	<0.0020	0.213	<0.010	0.0030	0.00142	<0.010	<0.010	<0.00020	9.72	7.95	-10.04	C454388
24-Jul-24	3	<0.000040	49.8	0.213	131	<0.0020	<0.000020	<0.0020	0.234	<0.010	0.0029	0.00139	<0.010	<0.010	<0.00020	9.02	8.49	-3.01	C456423
31-Jul-24	4	<0.000040	52.9	0.263	148	<0.0020	<0.000020	<0.0020	0.276	<0.010	0.0032	0.00146	<0.010	<0.010	<0.00020	10.82	9.54	-6.27	C458872
07-Aug-24	5	<0.000040	38.8	0.189	104	<0.0020	<0.000020	<0.0020	0.215	<0.010	0.0024	0.00139	<0.010	<0.010	<0.00020	9.55	7.21	-13.94	C460991
14-Aug-24	6	<0.000040	45.4	0.289	148	<0.0020	<0.000020	<0.0020	0.221	<0.010	0.0030	0.00190	<0.010	<0.010	<0.00020	8.33	9.61	7.15	C462787
21-Aug-24	7	<0.000040	33.5	0.230	117	<0.0020	<0.000020	<0.0020	0.197	<0.010	0.0023	0.00142	<0.010	0.010	<0.00020	7.18	7.35	1.23	C464925
28-Aug-24	8	<0.000040	26.7	0.206	103	<0.0020	<0.000020	<0.0020	0.265	<0.010	<0.0020	0.00124	<0.010	<0.010	<0.00020	6.55	6.52	-0.23	C467339
04-Sep-24	9	<0.000040	25.6	0.226	106	<0.0020	<0.000020	<0.0020	0.253	<0.010	<0.0020	0.00132	<0.010	<0.010	<0.00020	6.16	7.07	6.89	C469519
11-Sep-24	10	<0.000040	22.8	0.198	108	<0.0020	<0.000020	<0.0020	0.214	<0.010	<0.0020	0.00137	<0.010	<0.010	<0.00020	7.31	6.59	-5.24	C471922
18-Sep-24	11	<0.000040	18.6	0.191	90.9	<0.0020	<0.000020	<0.0020	0.223	<0.010	<0.0020	0.00107	<0.010	<0.010	<0.00020	5.39	5.97	5.12	C474381
25-Sep-24	12	<0.000040	16.4	0.203	92.7	<0.0020	<0.000020	<0.0020	0.322	<0.010	<0.0020	0.00126	<0.010	<0.010	<0.00020	6.33	6.35	0.13	C476706
02-Oct-24	13	<0.000040	12.5	0.146	72.2	<0.0020	<0.000020	<0.0020	0.289	<0.010	<0.0020	0.00096	<0.010	<0.010	<0.00020	4.39	4.71	3.50	C480123
09-Oct-24	14	<0.000040	12.3	0.203	93.1	<0.0020	<0.000020	<0.0020	0.242	<0.010	<0.0020	0.00126	<0.010	<0.010	<0.00020	6.25	5.94	-2.59	C481207
16-Oct-24	15	<0.000040	14.3	0.263	119	<0.0020	<0.000020	<0.0020	0.306	<0.010	<0.0020	0.00153	<0.010	<0.010	<0.00020	7.30	7.56	1.73	C483817
23-Oct-24	16	<0.000040	9.37	0.169	80.6	<0.0020	<0.000020	<0.0020	0.242	<0.010	<0.0020	0.00093	<0.010	<0.010	<0.00020	4.89	5.24	3.45	C485978
30-Oct-24	17	<0.000040	7.52	0.149	67.8	<0.0020	<0.000020	<0.0020	0.296	<0.010	<0.0020	0.00079	<0.010	<0.010	<0.00020	5.57	4.41	-11.62	C488004
06-Nov-24	18	<0.000040	7.05	0.157	65.0	<0.0020	<0.000020	<0.0020	0.261	<0.010	<0.0020	0.00090	<0.010	<0.010	<0.00020	4.96	4.55	-4.33	C490505
13-Nov-24	19	<0.000040	5.88	0.134	58.3	<0.0020	<0.000020	<0.0020	0.277	<0.010	<0.0020	0.00072	<0.010	<0.010	<0.00020	3.57	3.83	3.41	C492944
20-Nov-24	20	<0.000040	4.73	0.112	49.2	<0.0020	<0.000020	<0.0020	0.262	<0.010	<0.0020	0.00065	<0.010	<0.010	<0.00020	3.08	3.20	1.90	C494915
27-Nov-24	21	<0.000040	4.51	0.104	42.3	<0.0020	<0.000020	<0.0020	0.234	<0.010	<0.0020	0.00078	<0.010	<0.010	<0.00020	3.13	3.13	0.15	C496980
04-Dec-24	22	<0.000040	3.30	0.0923	36.3	<0.0020	<0.000020	<0.0020	0.220	<0.010	<0.0020	0.00065	<0.010	<0.010	<0.00020	2.91	2.59	-5.80	C498858
11-Dec-24	23	<0.000040	3.37	0.0908	36.2	<0.0020	<0.000020	<0.0020	0.265	<0.010	<0.0020	0.00084	<0.010	<0.010	<0.00020	2.59	2.79	3.82	C4A1488
18-Dec-24	24	<0.000040	3.22	0.0973	37.5	<0.0020	<0.000020	<0.0020	0.202	<0.010	<0.0020	0.00070	<0.010	<0.010	<0.00020	2.82	2.72	-1.92	C4A3155
25-Dec-24	25	<0.000040	3.59	0.126	47.5	<0.0020	<0.000020	<0.0020	0.188	<0.010	<0.0020	0.00098	<0.010	<0.010	<0.00020	3.53	3.61	1.06	C4A4315

CERTIFICATE OF ANALYSIS ▪ pH & EC OF DI WATER AND HCT ROOM TEMPERATURE READINGS

Global
ARD Testing Services Inc.

GLOBAL PROJECT NO: 2329 (B24)
CLIENT: Kinross Great Bear
PROJECT NAME: Kinross Great Bear Project - Slab Colum
CLIENT PROJECT NO: OMEMA2303

Sampling Date	Week No.	Deionized Water		Temperature °C
		pH (pH Units) RDL: 0.01	EC (µS/cm) RDL: 0.01	
03-Jul-24	0	5.78	0.80	22.4
10-Jul-24	1	5.67	0.88	23.2
17-Jul-24	2	5.81	0.99	22.7
24-Jul-24	3	5.63	1.02	22.6
31-Jul-24	4	5.45	1.14	22.4
7-Aug-24	5	5.64	1.49	22.4
14-Aug-24	6	5.36	1.14	22.7
21-Aug-24	7	5.20	0.87	23.1
28-Aug-24	8	5.40	1.23	22.5
4-Sep-24	9	5.86	1.14	23.1
11-Sep-24	10	5.76	1.10	22.1
18-Sep-24	11	5.89	0.97	23.9
25-Sep-24	12	5.92	1.46	24.1
2-Oct-24	13	5.75	1.00	22.9
9-Oct-24	14	5.82	1.04	23.1
16-Oct-24	15	6.10	1.71	22.7
23-Oct-24	16	5.78	1.12	24.6
30-Oct-24	17	5.61	1.06	22.5
6-Nov-24	18	6.03	2.96	22.5
13-Nov-24	19	5.92	1.14	22.5
20-Nov-24	20	5.82	0.87	22.0
27-Nov-24	21	5.60	1.49	22.0
4-Dec-24	22	5.78	0.97	22.7
11-Dec-24	23	5.85	1.40	22.7
18-Dec-24	24	5.89	1.26	22.9
25-Dec-24	25	5.65	1.1	22.0

CERTIFICATE OF ANALYSIS ▪ SET-UP DETAILS

Global
ARD Testing Services Inc.

GLOBAL PROJECT NO: 2329 (B24)
CLIENT: Kinross Great Bear
PROJECT NAME: Kinross Great Bear Project - Slab Column
PROJECT NO: OMEMA2303

Global Column ID	Sample Type	Humidity Cell Dimensions (inches)			Wt. of Tailings (g)	Wt. of Terrflow Binder (g)	Total Wt. of Composite (g)	DI Water Volume (mL)	Particle Size	Other Materials Used (2 layers)	Column Material	Total Volume of Initial Flushings (mL)	Weekly Flushing Volume (mL)	Sampling Frequency	Sampling Day	Water Addition to Drain Time (h)	Start-up Date	Termination Date	No. of Weeks	Operation Procedure
		Inner Diameter	Column Height	Cell Wall Thickness																
COL-1	Composite - Overburden				4850.00	150.00	5000.00	1375.00			Clear Cast Acrylic	700	350	Weekly	Wednesday	N/A	3-Jul-24	25-Dec-24	25	Trickle Leach Column

CERTIFICATE OF ANALYSIS ▪ COVER PAGE

Global ARD Testing Services Inc.

CLIENT INFORMATION	
Client:	WSP Canada Inc.
Project Manager:	Sarah Matthews
Mailing Address	25 York St, Floor 7
	Toronto, ON, M5J 2V5
Contact No:	(226) 750-7715

COMPANY INFORMATION	
Legal Name:	Global ARD Testing Services Inc.
Mailing Address:	6891 Antrim Avenue
	Burnaby, BC
	V5J 4M5
Contact No:	
	Main: (604) 428-2730
	Alternate: (604) 603-1359

PROJECT INFORMATION	
Project Name:	Kinross Great Bear - Overburden Characterization
Project Number:	OMEMA2303

RESULTS		
Reported To:	**1**	Forrest McAdam (forrest.mcadam@wsp.com)
	2	Kristen Gault (kristen.gault@wsp.com)
	3	Anna Klein (anna.klein@wsp.com)
	4	Sarah Matthews (sarah.matthews1@wsp.com)
Date Reported:	**Version-1:**	May 31, 2024
	Version-2:	October 25, 2024
	Version-3:	August 15, 2025

REPORTING	
Global Project No:	2329 (B15)
Report Version:	1
Pages (Including Cover):	6
Report Title:	COA 2329 (B15) x 8 Kinross Great Bear - Overburden Characterization (rec'd 6-May24)
Analysis Reviewed By:	Prab Bhatia (Pbhatia@globalARDtesting.com)
Position:	Project Manager
Report Certified By:	Prab Bhatia
Signature:	Prab Bhatia

INVOICE		
Submitted To:	**1**	Matthew Hart (matthew.hart@kinross.com)
	2	Sabina Abdullayeva (sabina.abdullayeva@kinross.com)
	3	Kristen Gault (kristen.gault@wsp.com)
	4	
Client PO No:		
Global Invoice No:		ARD2329-0624C
Date Submitted:		June 30, 2024

NOTES
All samples and pulps are stored at no charge for 90 days past reporting date.
Please contact the lab if you would like to continue storage past 90 days.
Storage charges will apply.
VERSIONS:
Version-1: Full Report
Version-2: Included Raw TS/TC on the PDF V2.
Version-3: Updated sheets header as per Sarah.

CERTIFICATE OF ANALYSIS ▪ SAMPLE DETAILS

Global ARD Testing Services Inc.

GLOBAL PROJECT NO: 2329 (B15)
CLIENT: WSP Canada Inc.
PROJECT NAME: Kinross Great Bear - Overburden Chara
PROJECT NO: OMEMA2303
REPORT VERSION: 1

SAMPLE RECEIPT INFO	
Date Samples Received:	May 6, 2024
No of Samples Received:	8
Samples Received By:	Said

ANALYTICAL INSTRUCTIONS	
From:	
	as per email Confirmation
Date:	May 8, 2024

S. No.	Sample ID	Sample Type	Condition	Wt. of Sample Rec'd (Kg)	~+1/4 inch - Weight	~-1/4 inch - Weight
1	BH23-PPS-23 23-JC-472G (0.6 - 1.2)	Fines	Wet	0.30		
2	BH23-PPS-25 24-MM-0236AV (8.5 8.7)	Fines	Wet	0.65		
3	BH23-PPS-17 23-5F-489G (5.1 - 5.8)	Fines	Wet	1.90		
4	BH23-PPS-17 23-5F-495G (9.7 - 11.2)	Fines	Wet	1.25		
5	BH23-PPS-18 23-5F-508 (5.1 - 6.7)	Fines	Wet	0.95		
6	BH23-PPS-24 24-MM-012G (6.1 - 6.7)	Fines	Wet	0.75		
7	BH23-PPS-7 23-5F-467G (5.1 - 6.7)	Fines	Wet	1.15		
8	BH23-PPS-7 23-SF-477-G (12.8 - 14.3)	Fines	Wet	1.50		

Total wt of sample rec'd (kg): **8.45**

CERTIFICATE OF ANALYSIS ▪ ABA RESULTS

Global ARD Testing Services Inc.

GLOBAL PROJECT NO: 2329 (B15)
CLIENT: WSP Canada Inc.
PROJECT NAME: Kinross Great Bear - Overburden Characterization
PROJECT NO: OMEMA2303
REPORT VERSION: 1

					HCl Leach LECO			EPA600	Calc.				
S. No.	Sample ID	Paste pH	Fizz Rating	Total Carbon	Total Inorganic C	$CaCO_3$ Equivalents[*1]	Total Sulphur	Sulphate Sulphur	Sulphide Sulphur	AP[*3]	Modified ABA NP	NNP[*4]	NPR[*5]
	Units:	pH Units		wt %	wt %	kg CaCO3/tonne	wt %	wt %	wt %		kg CaCO3/tonne		
	Reported Detection Limit:	*0.1*		*0.01*	*0.02*	*1.7*	*0.01*	*0.01*	*0.01*	0.3			
1	BH23-PPS-23 23-JC-472G (0.6 - 1.2)	8.2	None	0.08	0.03	2.5	0.01	<0.01	0.01	0.3	4.0	3.7	12.9
2	BH23-PPS-25 24-MM-0236AV (8.5 8.7)	9.0	None	<0.01	<0.02	<1.7	<0.01	<0.01	<0.01	<0.3	3.4	3.4	N/A
3	BH23-PPS-17 23-5F-489G (5.1 - 5.8)	8.9	None	<0.01	<0.02	<1.7	0.01	<0.01	0.01	0.3	3.9	3.6	12.6
4	BH23-PPS-17 23-5F-495G (9.7 - 11.2)	8.2	None	0.01	<0.02	<1.7	0.01	<0.01	0.01	0.3	3.7	3.4	11.9
5	BH23-PPS-18 23-5F-508 (5.1 - 6.7)	8.6	None	<0.01	<0.02	<1.7	0.01	<0.01	0.01	0.3	4.6	4.3	14.8
6	BH23-PPS-24 24-MM-012G (6.1 - 6.7)	8.8	None	<0.01	<0.02	<1.7	0.01	<0.01	0.01	0.3	3.7	3.4	11.9
7	BH23-PPS-7 23-5F-467G (5.1 - 6.7)	8.9	None	0.02	<0.02	<1.7	<0.01	<0.01	<0.01	<0.3	4.1	4.1	N/A
8	BH23-PPS-7 23-SF-477-G (12.8 - 14.3)	8.3	None	0.04	0.02	1.7	0.01	<0.01	0.01	0.3	4.4	4.1	14.2
	QUALITY ASSURANCE / QUALITY CONTROL												
	Pulp Replicates:												
	%RPD												
	Reference Material Analysis:												
	Reference Material	1) NBM-1 2) KZK-1		OREAS 20a	KZK-1		OREAS 20a	RTS-3a			1) KZK-1 (Slight) 2) KZK-1 (Moderate)		
	Ref. Material Certified Value	**1) 8.45 2) 8.80**		**0.05**	**0.92**		**0.06**	**1.10**			**1) 58.9 2) 61.6**		
	Reference Material Results	1) 8.30 2) N/A		0.06	0.90		0.06				1) 57.9 2) N/A		
	Acceptance Range:	***90% - 110%***		***90% - 110%***	***80% - 120%***		***90% - 110%***	***90% - 110%***			***90% - 110%***		
	Method Blank Analysis:												
	Method Blank Results			<0.01	<0.02		<0.01	<0.01					
	GLOBAL SOP NO./METHOD:	*ARD-005*	*ARD-005*	*LECO*	*HCl Leach LECO*	*Calc.*	*LECO*	*EPA 600 (HCl Leach)*	*Calc.*	*Calc.*	*ARD-005*	*Calc.*	*Calc.*

NOTES:
Job No: 20240524

Date of Analysis (24 h): May 21-22, 2024
pH of DI water used (pH units): 5.94
EC of DI water used (µS/cm): 1.01

METHODS:
Total Sulphur by Leco.
Total Inorganic Carbon (TIC): $HClO_4$ leach, evolved CO_2 analysed by CO_2 Coulometer.

ABBREVIATIONS:
R = Rep = Replicate (a replicate is a sub-sample scooped from a single pulp sample bag produced per client sample)
D = Dup = Duplicate (a duplicate is 2nd sub-pulp sample bag produced by processing a 2nd split of the client sample. A duplicate pulp sample is prepared only at client request.
EC = Electric Conductivity
NP = Neutralization Potential
Calc. = Calculation
IND = Indeterminate
COA = Certificate Of Analysis
N/A = Not Applicable
NR = Not Reported

CALCULATIONS:
*[1] $CaCO_3$ Equivalents: Is based on TIC (Total Inorganic Carbon)
*[2] Non-Extractable Sulphur: Total sulphur - (sulphate sulphur + sulphide sulphur)
*[3] AP (Acid Potential): Sulphide-sulphur x 31.25
*[4] NNP (Net Neutralization Potential): NP - AP
*[5] NPR (Neutralization Potential Ratio): NP/AP

REFERENCES:
Sample Preparation: ASTM E877-08; MEND Report 1.20.1, Version 0 (2009)
ABA: Air-dried, jaw-crushed, split by riffling and pulverized to 85% passing 200 mesh (75 µm).
Modified ABA (Sobek) NP: MEND Acid Rock Drainage Prediction Manual, MEND Project 1.16.1b (pages 6.2-11 to 17), March 1991.
Paste pH / Fizz Rating: Sobek, A.A., Schuller, W.A., Freeman, J.R. and Smith, R.M.; US EPA-600/2-78-054 (1978).
Sulphate Sulphur: Sobek, A.A., Schuller, W.A., Freeman, J.R. and Smith, R.M.; US EPA-600/2-78-054 (1978).

Global
ARD Testing Services Inc.

CERTIFICATE OF ANALYSIS ▪ METALS RESULTS BY AQUA REGIA DIGEST & ICP-MS ANALYSIS ON SOLIDS

GLOBAL PROJECT NO: 2329 (B15)
CLIENT: WSP Canada Inc.
PROJECT NAME: Kinross Great Bear - Overburden Characterization
PROJECT NO: OMEMA2303
REPORT VERSION: 1

S. No.	Sample ID	Method																										
		Analyte	Silver (Ag)	m (Al)	Arsenic (As)	Gold (Au)	Boron (B)	Barium (Ba)	Beryllium (Be)	Bismuth (Bi)	Calcium (Ca)	Cadmium (Cd)	Cerium (Ce)	Cobalt (Co)	Chromium (Cr)	Cesium (Cs)	r (Cu)	Iron (Fe)	Gallium (Ga)	Germanium (Ge)	Hafnium (Hf)	Mercury (Hg)	Indium (In)	Potassium (K)	Lanthanum (La)	Lithium (Li)	Magnesium (Mg)	Manganese (Mn)
		Unit	ppm	%	ppm	ppm	ppm	ppm	ppm	ppm	%	ppm	ppm	ppm	ppm	ppm	ppm	%	ppm	ppm	ppm	ppm	ppm	%	ppm	ppm	%	ppm
		MDL	0.01	0.01	0.1	0.0005	10	10	0.05	0.01	0.01	0.01	0.02	0.1	1	0.05	0.2	0.01	0.05	0.05	0.02	0.005	0.005	0.01	0.2	0.1	0.01	5
		Sample Type																										
1	BH23-PPS-23 23-JC-472G (0.6 - 1.2)	Pulp	0.03	0.43	0.6	<0.0005	<10	34	0.13	0.05	0.27	0.02	29.08	3.1	125	0.49	6.3	0.93	1.91	<0.05	0.21	<0.005	<0.005	0.10	11.3	5.7	0.17	96
2	BH23-PPS-25 24-MM-0236AV (8.5 8.7)	Pulp	0.02	0.35	0.6	0.0011	<10	26	0.12	0.05	0.26	0.02	29.77	2.5	95	0.57	7.2	1.00	1.82	<0.05	0.21	<0.005	<0.005	0.09	14.1	6.0	0.17	87
3	BH23-PPS-17 23-5F-489G (5.1 - 5.8)	Pulp	0.04	0.47	0.9	0.0008	<10	29	0.12	0.05	0.26	0.02	27.69	3.4	95	0.67	9.6	0.98	2.16	<0.05	0.24	<0.005	0.005	0.11	13.9	8.0	0.24	119
4	BH23-PPS-17 23-5F-495G (9.7 - 11.2)	Pulp	0.03	0.52	0.7	<0.0005	<10	32	0.13	0.05	0.22	0.02	31.43	3.3	84	0.73	8.2	0.93	2.27	<0.05	0.24	<0.005	<0.005	0.13	20.3	9.6	0.27	126
5	BH23-PPS-18 23-5F-508 (5.1 - 6.7)	Pulp	0.03	0.52	0.8	<0.0005	<10	33	0.11	0.04	0.26	0.02	29.92	3.7	106	0.62	11.3	0.96	2.30	<0.05	0.23	<0.005	<0.005	0.12	17.8	8.0	0.26	128
6	BH23-PPS-24 24-MM-012G (6.1 - 6.7)	Pulp	0.07	0.39	0.6	<0.0005	<10	28	0.11	0.04	0.25	<0.01	28.54	2.7	96	0.52	7.1	0.97	1.82	<0.05	0.22	<0.005	<0.005	0.10	14.1	5.9	0.19	96
7	BH23-PPS-7 23-5F-467G (5.1 - 6.7)	Pulp	0.03	0.38	0.6	<0.0005	10	28	0.12	0.05	0.29	0.01	27.95	2.6	94	0.49	5.9	0.91	1.79	<0.05	0.23	<0.005	<0.005	0.09	13.6	5.3	0.17	96
8	BH23-PPS-7 23-SF-477-G (12.8 - 14.3)	Pulp	0.02	0.47	0.9	<0.0005	<10	31	0.13	0.07	0.37	0.02	37.55	3.1	74	0.96	15.1	1.06	2.23	<0.05	0.31	<0.005	0.006	0.11	19.4	6.8	0.22	116
QUALITY ASSURANCE / QUALITY CONTROL																												
Pulp Replicates																												
		%RPD																										
Reference Material																												
STD OREAS 601C			50.05	0.690	384.3	1.000	<10	366	0.59	21.40	0.78	2.74	34.9	4.20	15.0	1.33	1160.7	1.85	3.90	0.06	1.00	0.222	0.503	0.250	17.7	7.50	0.090	211
True Value STD OREAS 601C			**50.41**	**0.663**	**378.2**		**< 10**		**0.59**	**21.32**	**0.78**	**2.70**	**34.7**	**4.27**	**14.7**	**1.32**	**1157.6**	**1.84**	**3.86**	**0.08**	**0.97**	**0.216**	**0.497**	**0.254**	**17.3**	**7.56**	**0.084**	**213**
% Difference			-1%	4%	2%				0%	0%	0%	1%	0%	-2%	2%	1%	0%	1%	1%	-28%	3%	3%	1%	-1%	2%	-1%	7%	-1%
Method Blank:																												
Method Blank			<0.01	<0.01	<0.1	<0.0005	<10	<10	<0.05	<0.01	<0.01	<0.01	<0.02	<0.1	<1	<0.05	<0.2	<0.01	<0.05	<0.05	<0.02	<0.005	<0.005	<0.01	<0.2	<0.1	<0.01	<5

Notes:
Job No: YVR2410527

Analytical Methods (IMS-130):
A 0.5 g of pulp sample is leached in hot (95°C) 3:1 aqua regia digestion followed by ICP Mass Spec analysis.
Gold determinations by this method are semi-quantitative due to the small sample weight used (0.5 g).
Refractory and graphitic samples can limit Au solubility.

Abbreviations:
R / Rep = Replicate (a replicate is a sub-sample scooped from a single sample bag produced per client sample)
D / Dup = Duplicate (a duplicate is 2nd sub-sample bag produced by processing a second split of the original client sample received)
MDL = Measurable Detection Limit
COA: Certificate Of Analysis.
IND = Indeterminate
NR: Not reported in COA

On Cerfified Reference Material and Tolerance:
Any one element in a run reporting outside tolerance limits does not constitute failure of the standard.
As per Certificate of Analysis (COA): All values indicated are Certified. Values indicated in green are indicative only.
NR = Not Reported (in the Certificate Of Analysis).

Global
ARD Testing Services Inc.

CERTIFICATE OF ANALYSIS • METALS RESULTS BY AQUA REGIA DIGEST & ICP-MS ANALYSIS ON SOLIDS

GLOBAL PROJECT NO: 2329 (B15)
CLIENT: WSP Canada Inc.
PROJECT NAME: Kinross Great Bear - Overburden Characterization
PROJECT NO: OMEMA2303
REPORT VERSION: 1

S. No.	Sample ID	Method	m	Sodium	Niobium	Nickel	s	Lead	Rubidium	Rhenium	Sulphur	Antimony	Scandium	Selenium	Tin	m	Tantalum	Tellurium	Thorium	Titanium	Thallium	Uranium	Vandium	n	Yttrium	Zinc	Zirconium
		Analyte	(Mo)	(Na)	(Nb)	(Ni)	(P)	(Pb)	(Rb)	(Re)	(S)	(Sb)	(Sc)	(Se)	(Sn)	(Sr)	(Ta)	(Te)	(Th)	(Ti)	(Tl)	(U)	(V)	(W)	(Y)	(Zn)	(Zr)
		Unit	ppm	%	ppm	ppm	ppm	ppm	ppm	ppm	%	ppm	ppm	ppm	ppm	ppm	ppm	ppm	ppm	%	ppm	ppm	ppm	ppm	ppm	ppm	ppm
		MDL	0.05	0.01	0.05	0.2	10	0.2	0.1	0.001	0.01	0.05	0.1	0.2	0.2	0.2	0.01	0.01	0.2	0.005	0.02	0.05	1	0.05	0.05	1	0.5
		Sample Typ																									
1	BH23-PPS-23 23-JC-472G (0.6 - 1.2)	Pulp	0.61	0.07	0.78	7.2	375	2.1	8.0	<0.001	<0.01	0.11	1.3	<0.2	0.5	17.6	0.01	<0.01	3.4	0.071	0.06	0.52	18	0.16	4.08	10	6
2	BH23-PPS-25 24-MM-0236AV (8.5 8.7)	Pulp	0.51	0.06	0.79	6.4	351	2.1	8.6	<0.001	<0.01	<0.05	1.1	<0.2	0.4	14.8	<0.01	<0.01	3.8	0.067	0.07	0.57	19	0.35	4.74	11	5.9
3	BH23-PPS-17 23-5F-489G (5.1 - 5.8)	Pulp	0.51	0.06	0.60	8.3	275	2.4	9.6	<0.001	<0.01	<0.05	1.3	<0.2	0.4	16.1	<0.01	<0.01	3.9	0.068	0.08	0.61	18	0.28	4.37	15	6.6
4	BH23-PPS-17 23-5F-495G (9.7 - 11.2)	Pulp	0.38	0.05	0.62	8.3	288	2.5	9.3	<0.001	<0.01	<0.05	1.3	<0.2	0.4	13.8	<0.01	<0.01	4.1	0.068	0.08	0.69	16	0.12	4.76	17	6.8
5	BH23-PPS-18 23-5F-508 (5.1 - 6.7)	Pulp	0.47	0.06	0.49	9.3	282	2.5	9.9	<0.001	<0.01	0.05	1.4	<0.2	0.4	17.3	<0.01	<0.01	3.6	0.069	0.08	0.71	17	0.13	5.60	16	6.7
6	BH23-PPS-24 24-MM-012G (6.1 - 6.7)	Pulp	0.54	0.06	0.53	6.9	322	2.1	7.5	<0.001	<0.01	<0.05	1.1	<0.2	0.4	14.9	<0.01	<0.01	4.0	0.065	0.06	0.56	18	0.13	4.47	12	5.9
7	BH23-PPS-7 23-5F-467G (5.1 - 6.7)	Pulp	0.73	0.07	0.67	6.2	385	2.0	7.1	<0.001	<0.01	<0.05	1.3	<0.2	0.4	17.1	<0.01	<0.01	3.5	0.071	0.06	0.51	18	0.42	4.52	11	6.3
8	BH23-PPS-7 23-SF-477-G (12.8 - 14.3)	Pulp	0.34	0.06	0.81	7.4	595	3.2	11.9	<0.001	<0.01	<0.05	1.7	<0.2	0.5	17.9	<0.01	<0.01	4.7	0.091	0.08	1.40	22	0.2	7.33	17	8.9
QUALITY ASSURANCE / QUALITY CONTROL																											
Pulp Replicates																											
		%RPD																									
Reference Material																											
STD OREAS 601C			3.35	0.07	0.31	6.0	245	247.4	12.5	<0.001	0.92	28.94	1.00	8.0	1.60	36.2	<0.01	7.45	6.2	0.012	1.19	2.05	5.00	1.15	5.17	386	34.1
True Value STD OREAS 601C			**3.35**	**0.05**	**<1**	**6.0**	**243**	**248.1**	**12.4**	**< 0.001**	**0.91**	**29.73**	**1.03**	**8.0**	**1.59**	**36.3**	**< 0.05**	**7.22**	**6.1**	**0.010**	**1.20**	**2.04**	**4.75**	**1.16**	**5.10**	**381**	**33.5**
% Difference			0%	32%		0%	1%	0%	1%		1%	-3%	-3%	0%	1%	0%		3%	1%	26%	0%	0%	5%	-1%	1%	1%	2%
Method Blank:																											
Method Blank			<0.05	<0.01	<0.05	<0.2	<10	<0.2	<0.1	<0.001	<0.01	<0.05	<0.1	<0.2	<0.2	<0.2	<0.01	<0.01	<0.2	<0.005	<0.02	<0.05	<1	<0.05	<0.05	<1	<0.5

CERTIFICATE OF ANALYSIS ▪ MEND SHAKE FLASK EXTRACTION RESULTS

Global ARD Testing Services Inc.

GLOBAL PROJECT NO: 2329 (B15)
CLIENT: WSP Canada Inc.
PROJECT NAME: Kinross Great Bear - Overburden Characterizatio
PROJECT NO: OMEMA2303
REPORT VERSION: 1

Parameter	Method	Unit	RDL	1 BH23-PPS-23 23-JC-472G (0.6 - 1.2)	4 BH23-PPS-17 23-5F-495G (9.7 - 11.2)	5 BH23-PPS-18 23-5F-508 (5.1 - 6.7)	6 BH23-PPS-24 24-MM-012G (6.1 - 6.7)	7 BH23-PPS-7 23-5F-467G (5.1 - 6.7)	Method Blank
Weight of dry sample used	Weighing Scale	g	0.01	250	250	250	250	250	N/A
Volume of DI water used	Graduated Cylinder	mL	0.50	750	750	750	750	750	750
On filtered samples (using 0.45 µm filter paper):									
pH	Meter	pH units	0.01	6.0	6.3	6.1	5.9	6.3	6.2
EC	Meter	µS/cm	1	13	7	7	23	11	1.25
Acidity (to pH 8.3)	Titration	mg $CaCO_3$/L	0.5	6.7	6.4	6.2	10.4	6.9	5.0
Alkalinity (to pH 4.5)	Titration	mg $CaCO_3$/L	0.5	3.9	2.1	2.5	1.6	6.0	1.4
Sulphate	Turbidimetry	mg/L	1	2.0	1.7	1.5	2.2	2.1	
Phosphorus, Total Dissolved	Colourimetry	mg/L	0.005	0.0085	0.0052	0.0100	0.0095	0.0093	
Dissolved Metals Analysis by ICP-MS:									
Dissolved Hardness (CaCO3)	ICP-MS	mg/L	0.125	1.9	2.5	1.6	3.6	2.4	<0.125
Aluminum Dissolved	ICP-MS	mg/L	0.001	0.0451	0.0244	0.0226	0.0266	0.0392	<0.0010
Antimony Dissolved	ICP-MS	mg/L	0.00005	<0.000050	<0.000050	<0.000050	<0.000050	<0.000050	<0.000050
Arsenic Dissolved	ICP-MS	mg/L	0.00005	0.000155	<0.000100	<0.000150	<0.000200	0.000182	<0.000050
Barium Dissolved	ICP-MS	mg/L	0.0001	0.00288	0.0021	0.00113	0.00179	0.00103	<0.00010
Beryllium Dissolved	ICP-MS	mg/L	0.00001	<0.000010	<0.000010	<0.000010	<0.000010	<0.000010	<0.000010
Bismuth Dissolved	ICP-MS	mg/L	0.00001	<0.000010	<0.000010	<0.000010	<0.000010	<0.000010	<0.000010
Boron Dissolved	ICP-MS	mg/L	0.002	0.009	0.0037	0.0044	0.0046	0.0032	<0.0020
Cadmium Dissolved	ICP-MS	mg/L	0.000002	<0.0000020	<0.0000020	<0.0000020	0.0000031	<0.0000060	<0.0000020
Calcium Dissolved	ICP-MS	mg/L	0.05	0.53	0.63	0.49	1.11	0.75	<0.050
Chromium Dissolved	ICP-MS	mg/L	0.001	<0.00050	<0.00050	<0.00050	<0.00050	<0.00050	<0.00050
Cobalt Dissolved	ICP-MS	mg/L	0.000005	0.0000432	0.0000574	0.0000455	0.0000896	0.0000912	<0.0000050
Copper Dissolved	ICP-MS	mg/L	0.0001	0.00091	0.00064	0.00079	0.00201	0.00107	<0.00010
Iron Dissolved	ICP-MS	mg/L	0.002	0.0384	0.0207	0.0214	0.0299	0.0237	<0.0020
Lead Dissolved	ICP-MS	mg/L	0.00005	0.000085	0.000067	0.00007	0.000083	<0.000050	<0.000050
Lithium Dissolved	ICP-MS	mg/L	0.000	0.0001	<0.000050	0.0001	0.0002	0.0002	<0.000050
Magnesium Dissolved	ICP-MS	mg/L	0.005	0.139	0.218	0.097	0.194	0.118	<0.0050
Manganese Dissolved	ICP-MS	mg/L	0.00005	0.00299	0.00959	0.00453	0.00668	0.0144	<0.000050
Mercury Dissolved	CVAFS	ug/L	0.005	<0.0050	<0.0050	<0.0050	<0.0050	<0.0050	<0.0050
Molybdenum Dissolved	ICP-MS	mg/L	0.00001	0.000553	0.000298	0.00052	0.00238	0.0256	<0.000010
Nickel Dissolved	ICP-MS	mg/L	0.00004	0.000132	0.00014	0.00012	0.000195	0.000148	<0.000040
Phosphorus Dissolved	ICP-MS	mg/L	0.01	<0.010	<0.010	<0.010	<0.010	<0.010	<0.010
Potassium Dissolved	ICP-MS	mg/L	0.02	0.712	0.145	0.178	0.479	0.342	<0.020
Selenium Dissolved	ICP-MS	mg/L	0.0001	<0.00010	<0.00010	<0.00010	<0.00010	<0.00010	<0.00010
Silicon Dissolved	ICP-MS	mg/L	0.1	1.23	0.32	0.65	0.66	0.81	<0.10
Silver Dissolved	ICP-MS	mg/L	0.00001	0.00004	0.000058	0.000039	0.000066	0.000026	0.00001
Sodium Dissolved	ICP-MS	mg/L	0.02	1.54	0.197	0.719	3.05	1.77	<0.020
Strontium Dissolved	ICP-MS	mg/L	0.0001	0.00681	0.00245	0.00509	0.00437	0.00601	<0.00010
Sulphur Dissolved	ICP-MS	mg/L	1	<1.00	<1.00	<1.00	<1.00	<1.00	<1.00
Tellurium Dissolved	ICP-MS	mg/L	0.00005	<0.000050	<0.000050	<0.000050	<0.000050	<0.000050	<0.000050
Thallium Dissolved	ICP-MS	mg/L	0.000004	0.000006	0.0000084	<0.0000040	0.0000066	<0.0000040	<0.0000040
Thorium Dissolved	ICP-MS	mg/L	0.00001	0.000061	0.000065	0.000032	0.000033	0.000019	<0.000010
Tin Dissolved	ICP-MS	mg/L	0.00005	0.000081	0.000068	0.00007	0.000053	0.000056	<0.000050
Titanium Dissolved	ICP-MS	mg/L	0.0002	0.00152	0.00078	0.00085	0.0011	0.00139	<0.00020
Tungsten Dissolved	ICP-MS	mg/L	0.0002	0.00044	<0.00020	0.00029	0.00022	0.00105	<0.00020
Uranium Dissolved	ICP-MS	mg/L	0.000001	0.0000481	0.0000744	0.0000571	0.000041	0.0000155	<0.0000010
Vanadium Dissolved	ICP-MS	mg/L	0.001	<0.00100	<0.00100	<0.00100	<0.00100	<0.00100	<0.00100
Zinc Dissolved	ICP-MS	mg/L	0.001	0.001	0.001	<0.0010	0.001	0.002	<0.0010
Zirconium Dissolved	ICP-MS	mg/L	0.00002	0.00013	0.00009	0.00006	0.00006	0.00004	<0.000020
Ion Balance:									
Major Anions	Calc.	meq/L		0.12	0.08	0.08	0.08	0.16	
Major Cations	Calc.	meq/L		0.13	0.07	0.07	0.22	0.14	
Difference	Calc.	meq/L		0.01	-0.01	-0.01	0.15	-0.02	
Balance (%)	Calc.	%		4.6%	-7.1%	-4.8%	48.1%	-7.9%	
			Shake Flask Extract ID:	*24E2474-01*	*24E2474-02*	*24E2474-03*	*24E2474-04*	*24E2474-05*	*24E2057-20*

NOTES:
Job No: 24E2474
Date of Analysis (24 h): May 16-17, 2024
pH of DI water used (pH Units): 5.57
EC of DI water used (µS/cm): 0.92

ABBREVIATIONS:
R / Rep = Replicate (analysis of the same Shake Flask Extract aliquot)
D / Dup = Duplicate (analysis of a secopnd split of the original sample)
Calc. = Calculation
EC = Electrical Conductivity
IC = Ion Chromatography
NA = Not Applicable.
NR = Not Reported.
mg/L = Milligrams per Litre

REFERENCE:
MEND Report 1.20.1; Version 0 - Dec. 2009. Section 11.5; P 11 (8-9).
Extraction Method used: Using gyratory shaker for 24 h (± 2 h; gentle agitation).
Liquid: Solid ratio used: 3: 1; L: S; 750 mL DI H2O: 250 g of 85% passing 1/4 inch)

Sulphate:

Certified Reference Material:	Parameter: Sulphate	% Recovery	Matrix Spike %	Units	QC Limits
STD Mineral Water (34.98 mg/L)	34.06	97.4%		%	80 - 120
Spiked Blank (19.61 mg/L)	18.53		94.5%	%	80 - 120

Dissolved Metals by ICP-MS:

Sample Code	Parameter	Result	Result Units	Total or Filtered	Method Type	Method Name	Date Analyzed	EQL	EQL Units	UCL	LCL
24E2474_B4E3364-BLK1	Mercury dissolved	<0.0050	ug/L	F	REG	EPA 245.7*	'21 May 2024	0.005	ug/L		
24E2474_B4E3364-BLK2	Mercury dissolved	<0.0050	ug/L	F	REG	EPA 245.7*	'21 May 2024	0.005	ug/L		
24E2474_B4E3364-BLK3	Mercury dissolved	<0.0050	ug/L	F	REG	EPA 245.7*	'21 May 2024	0.005	ug/L		
24E2474_B4E3364-BLK4	Mercury dissolved	<0.0050	ug/L	F	REG	EPA 245.7*	'21 May 2024	0.005	ug/L		
24E2474_B4E3364-BLK5	Mercury dissolved	<0.0050	ug/L	F	REG	EPA 245.7*	'21 May 2024	0.005	ug/L		
24E2474_B4E3364-BLK6	Mercury dissolved	<0.0050	ug/L	F	REG	EPA 245.7*	'21 May 2024	0.005	ug/L		
24E2474_B4E3364-BLK7	Mercury dissolved	<0.0050	ug/L	F	REG	EPA 245.7*	'21 May 2024	0.005	ug/L		
24E2474_B4E3364-BLK8	Mercury dissolved	<0.0050	ug/L	F	REG	EPA 245.7*	'21 May 2024	0.005	ug/L		
24E2474_B4E3364-BS1	Mercury dissolved	97	%	F	SC	EPA 245.7*	'21 May 2024	1	%	120	80
24E2474_B4E3364-BS2	Mercury dissolved	100	%	F	SC	EPA 245.7*	'21 May 2024	1	%	120	80
24E2474_B4E3364-BS3	Mercury dissolved	99	%	F	SC	EPA 245.7*	'21 May 2024	1	%	120	80
24E2474_B4E3364-BS4	Mercury dissolved	107	%	F	SC	EPA 245.7*	'21 May 2024	1	%	120	80
24E2474_B4E3364-BS5	Mercury dissolved	114	%	F	SC	EPA 245.7*	'21 May 2024	1	%	120	80
24E2474_B4E3364-BS6	Mercury dissolved	97	%	F	SC	EPA 245.7*	'21 May 2024	1	%	120	80
24E2474_B4E3364-BS7	Mercury dissolved	103	%	F	SC	EPA 245.7*	'21 May 2024	1	%	120	80
24E2474_B4E3364-BS8	Mercury dissolved	101	%	F	SC	EPA 245.7*	'21 May 2024	1	%	120	80
24E2474_B4E3413-BLK1	Mercury dissolved	<0.0050	ug/L	F	REG	EPA 245.7*	'21 May 2024	0.005	ug/L		
24E2474_B4E3413-BLK2	Mercury dissolved	<0.0050	ug/L	F	REG	EPA 245.7*	'21 May 2024	0.005	ug/L		
24E2474_B4E3413-BLK3	Mercury dissolved	<0.0050	ug/L	F	REG	EPA 245.7*	'21 May 2024	0.005	ug/L		
24E2474_B4E3413-BLK4	Mercury dissolved	<0.0050	ug/L	F	REG	EPA 245.7*	'21 May 2024	0.005	ug/L		
24E2474_B4E3413-BS1	Mercury dissolved	99	%	F	SC	EPA 245.7*	'21 May 2024	1	%	120	80
24E2474_B4E3413-BS2	Mercury dissolved	101	%	F	SC	EPA 245.7*	'21 May 2024	1	%	120	80
24E2474_B4E3413-BS3	Mercury dissolved	98	%	F	SC	EPA 245.7*	'21 May 2024	1	%	120	80
24E2474_B4E3413-BS4	Mercury dissolved	98	%	F	SC	EPA 245.7*	'21 May 2024	1	%	120	80
24E2474_B4E3749-BLK1	Aluminum dissolved	<0.0010	mg/L	F	REG	EPA 6020B	'24 May 2024	0.001	mg/L		
24E2474_B4E3749-BLK1	Antimony dissolved	<0.000050	mg/L	F	REG	EPA 6020B	'24 May 2024	0.00005	mg/L		
24E2474_B4E3749-BLK1	Arsenic dissolved	<0.000050	mg/L	F	REG	EPA 6020B	'24 May 2024	0.00005	mg/L		
24E2474_B4E3749-BLK1	Barium dissolved	<0.00010	mg/L	F	REG	EPA 6020B	'24 May 2024	0.0001	mg/L		
24E2474_B4E3749-BLK1	Beryllium dissolved	<0.000010	mg/L	F	REG	EPA 6020B	'24 May 2024	0.00001	mg/L		
24E2474_B4E3749-BLK1	Bismuth dissolved	<0.000010	mg/L	F	REG	EPA 6020B	'24 May 2024	0.00001	mg/L		
24E2474_B4E3749-BLK1	Boron dissolved	<0.0020	mg/L	F	REG	EPA 6020B	'24 May 2024	0.002	mg/L		
24E2474_B4E3749-BLK1	Cadmium dissolved	<0.0000020	mg/L	F	REG	EPA 6020B	'24 May 2024	0.000002	mg/L		
24E2474_B4E3749-BLK1	Calcium dissolved	<0.050	mg/L	F	REG	EPA 6020B	'24 May 2024	0.05	mg/L		
24E2474_B4E3749-BLK1	Chromium dissolved	<0.00010	mg/L	F	REG	EPA 6020B	'24 May 2024	0.0001	mg/L		
24E2474_B4E3749-BLK1	Cobalt dissolved	<0.0000050	mg/L	F	REG	EPA 6020B	'24 May 2024	0.000005	mg/L		
24E2474_B4E3749-BLK1	Copper dissolved	<0.00010	mg/L	F	REG	EPA 6020B	'24 May 2024	0.0001	mg/L		
24E2474_B4E3749-BLK1	Iron dissolved	<0.0020	mg/L	F	REG	EPA 6020B	'24 May 2024	0.002	mg/L		
24E2474_B4E3749-BLK1	Lead dissolved	<0.000050	mg/L	F	REG	EPA 6020B	'24 May 2024	0.00005	mg/L		
24E2474_B4E3749-BLK1	Lithium dissolved	<0.000050	mg/L	F	REG	EPA 6020B	'24 May 2024	0.00005	mg/L		
24E2474_B4E3749-BLK1	Magnesium dissolved	<0.0050	mg/L	F	REG	EPA 6020B	'24 May 2024	0.005	mg/L		
24E2474_B4E3749-BLK1	Manganese dissolved	<0.000050	mg/L	F	REG	EPA 6020B	'24 May 2024	0.00005	mg/L		
24E2474_B4E3749-BLK1	Molybdenum dissolved	<0.000010	mg/L	F	REG	EPA 6020B	'24 May 2024	0.00001	mg/L		
24E2474_B4E3749-BLK1	Nickel dissolved	<0.000040	mg/L	F	REG	EPA 6020B	'24 May 2024	0.00004	mg/L		
24E2474_B4E3749-BLK1	Phosphorus dissolved	<0.010	mg/L	F	REG	EPA 6020B	'24 May 2024	0.01	mg/L		
24E2474_B4E3749-BLK1	Potassium dissolved	<0.020	mg/L	F	REG	EPA 6020B	'24 May 2024	0.02	mg/L		
24E2474_B4E3749-BLK1	Selenium dissolved	<0.00010	mg/L	F	REG	EPA 6020B	'24 May 2024	0.0001	mg/L		
24E2474_B4E3749-BLK1	Silicon dissolved	<0.10	mg/L	F	REG	EPA 6020B	'24 May 2024	0.1	mg/L		
24E2474_B4E3749-BLK1	Silver dissolved	<0.000010	mg/L	F	REG	EPA 6020B	'24 May 2024	0.00001	mg/L		
24E2474_B4E3749-BLK1	Sodium dissolved	<0.020	mg/L	F	REG	EPA 6020B	'24 May 2024	0.02	mg/L		
24E2474_B4E3749-BLK1	Strontium dissolved	<0.00010	mg/L	F	REG	EPA 6020B	'24 May 2024	0.0001	mg/L		
24E2474_B4E3749-BLK1	Sulfur dissolved	<1.00	mg/L	F	REG	EPA 6020B	'24 May 2024	1	mg/L		
24E2474_B4E3749-BLK1	Tellurium dissolved	<0.000050	mg/L	F	REG	EPA 6020B	'24 May 2024	0.00005	mg/L		
24E2474_B4E3749-BLK1	Thallium dissolved	<0.0000040	mg/L	F	REG	EPA 6020B	'24 May 2024	0.000004	mg/L		
24E2474_B4E3749-BLK1	Thorium dissolved	<0.000010	mg/L	F	REG	EPA 6020B	'24 May 2024	0.00001	mg/L		
24E2474_B4E3749-BLK1	Tin dissolved	<0.000050	mg/L	F	REG	EPA 6020B	'24 May 2024	0.00005	mg/L		
24E2474_B4E3749-BLK1	Titanium dissolved	<0.00020	mg/L	F	REG	EPA 6020B	'24 May 2024	0.0002	mg/L		
24E2474_B4E3749-BLK1	Tungsten dissolved	<0.00020	mg/L	F	REG	EPA 6020B	'24 May 2024	0.0002	mg/L		
24E2474_B4E3749-BLK1	Uranium dissolved	<0.0000010	mg/L	F	REG	EPA 6020B	'24 May 2024	0.000001	mg/L		
24E2474_B4E3749-BLK1	Vanadium dissolved	<0.00100	mg/L	F	REG	EPA 6020B	'24 May 2024	0.001	mg/L		
24E2474_B4E3749-BLK1	Zinc dissolved	<0.0010	mg/L	F	REG	EPA 6020B	'24 May 2024	0.001	mg/L		
24E2474_B4E3749-BLK1	Zirconium dissolved	<0.000020	mg/L	F	REG	EPA 6020B	'24 May 2024	0.00002	mg/L		
24E2474_B4E3749-BS1	Aluminum dissolved	103	%	F	SC	EPA 6020B	'24 May 2024	1	%	120	80
24E2474_B4E3749-BS1	Antimony dissolved	103	%	F	SC	EPA 6020B	'24 May 2024	1	%	120	80
24E2474_B4E3749-BS1	Arsenic dissolved	103	%	F	SC	EPA 6020B	'24 May 2024	1	%	120	80
24E2474_B4E3749-BS1	Barium dissolved	99	%	F	SC	EPA 6020B	'24 May 2024	1	%	120	80
24E2474_B4E3749-BS1	Beryllium dissolved	98	%	F	SC	EPA 6020B	'24 May 2024	1	%	120	80
24E2474_B4E3749-BS1	Bismuth dissolved	100	%	F	SC	EPA 6020B	'24 May 2024	1	%	120	80
24E2474_B4E3749-BS1	Boron dissolved	93	%	F	SC	EPA 6020B	'24 May 2024	1	%	120	80
24E2474_B4E3749-BS1	Cadmium dissolved	102	%	F	SC	EPA 6020B	'24 May 2024	1	%	120	80
24E2474_B4E3749-BS1	Calcium dissolved	101	%	F	SC	EPA 6020B	'24 May 2024	1	%	120	80
24E2474_B4E3749-BS1	Chromium dissolved	103	%	F	SC	EPA 6020B	'24 May 2024	1	%	120	80
24E2474_B4E3749-BS1	Cobalt dissolved	102	%	F	SC	EPA 6020B	'24 May 2024	1	%	120	80
24E2474_B4E3749-BS1	Copper dissolved	102	%	F	SC	EPA 6020B	'24 May 2024	1	%	120	80
24E2474_B4E3749-BS1	Iron dissolved	101	%	F	SC	EPA 6020B	'24 May 2024	1	%	120	80
24E2474_B4E3749-BS1	Lead dissolved	100	%	F	SC	EPA 6020B	'24 May 2024	1	%	120	80
24E2474_B4E3749-BS1	Lithium dissolved	98	%	F	SC	EPA 6020B	'24 May 2024	1	%	120	80

CERTIFICATE OF ANALYSIS ▪ MEND-SFE QA/QC RESULTS

Global
ARD Testing Services Inc.

GLOBAL PROJECT NO: 2329 (B15)
CLIENT: WSP Canada Inc.
PROJECT NAME: Kinross Great Bear - Overburden Characteri
PROJECT NO: OMEMA2303
REPORT VERSION: 1

Sulphate:

Certified Reference Material:	Parameter: Sulphate	% Recovery	Matrix Spike %	Units	QC Limits
STD Mineral Water (34.98 mg/L)	34.06	97.4%		%	80 - 120
Spiked Blank (19.61 mg/L)	18.53		94.5%	%	80 - 120

Dissolved Metals by ICP-MS:

Sample Code	Parameter	Result	Result Units	Total or Filtered	Method Type	Method Name	Date Analyzed	EQL	EQL Units	UCL	LCL
24E2474_B4E3749-BS1	Magnesium dissolved	101	%	F	SC	EPA 6020B	'24 May 2024	1	%	120	80
24E2474_B4E3749-BS1	Manganese dissolved	102	%	F	SC	EPA 6020B	'24 May 2024	1	%	120	80
24E2474_B4E3749-BS1	Molybdenum dissolved	103	%	F	SC	EPA 6020B	'24 May 2024	1	%	120	80
24E2474_B4E3749-BS1	Nickel dissolved	101	%	F	SC	EPA 6020B	'24 May 2024	1	%	120	80
24E2474_B4E3749-BS1	Phosphorus dissolved	104	%	F	SC	EPA 6020B	'24 May 2024	1	%	120	80
24E2474_B4E3749-BS1	Potassium dissolved	102	%	F	SC	EPA 6020B	'24 May 2024	1	%	120	80
24E2474_B4E3749-BS1	Selenium dissolved	101	%	F	SC	EPA 6020B	'24 May 2024	1	%	120	80
24E2474_B4E3749-BS1	Silicon dissolved	102	%	F	SC	EPA 6020B	'24 May 2024	1	%	120	80
24E2474_B4E3749-BS1	Silver dissolved	102	%	F	SC	EPA 6020B	'24 May 2024	1	%	120	80
24E2474_B4E3749-BS1	Sodium dissolved	106	%	F	SC	EPA 6020B	'24 May 2024	1	%	120	80
24E2474_B4E3749-BS1	Strontium dissolved	101	%	F	SC	EPA 6020B	'24 May 2024	1	%	120	80
24E2474_B4E3749-BS1	Sulfur dissolved	101	%	F	SC	EPA 6020B	'24 May 2024	1	%	120	80
24E2474_B4E3749-BS1	Tellurium dissolved	101	%	F	SC	EPA 6020B	'24 May 2024	1	%	120	80
24E2474_B4E3749-BS1	Thallium dissolved	103	%	F	SC	EPA 6020B	'24 May 2024	1	%	120	80
24E2474_B4E3749-BS1	Thorium dissolved	101	%	F	SC	EPA 6020B	'24 May 2024	1	%	120	80
24E2474_B4E3749-BS1	Tin dissolved	103	%	F	SC	EPA 6020B	'24 May 2024	1	%	120	80
24E2474_B4E3749-BS1	Titanium dissolved	102	%	F	SC	EPA 6020B	'24 May 2024	1	%	120	80
24E2474_B4E3749-BS1	Tungsten dissolved	100	%	F	SC	EPA 6020B	'24 May 2024	1	%	120	80
24E2474_B4E3749-BS1	Uranium dissolved	103	%	F	SC	EPA 6020B	'24 May 2024	1	%	120	80
24E2474_B4E3749-BS1	Vanadium dissolved	101	%	F	SC	EPA 6020B	'24 May 2024	1	%	120	80
24E2474_B4E3749-BS1	Zinc dissolved	103	%	F	SC	EPA 6020B	'24 May 2024	1	%	120	80
24E2474_B4E3749-BS1	Zirconium dissolved	101	%	F	SC	EPA 6020B	'24 May 2024	1	%	120	80
24E2474_B4E3749-MS1	Aluminum dissolved	4.39	mg/L	F	REG	EPA 6020B	'24 May 2024	0.001	mg/L	130	70
24E2474_B4E3749-MS1	Antimony dissolved	0.0389	mg/L	F	REG	EPA 6020B	'24 May 2024	0.00005	mg/L	130	70
24E2474_B4E3749-MS1	Arsenic dissolved	0.435	mg/L	F	REG	EPA 6020B	'24 May 2024	0.00005	mg/L	130	70
24E2474_B4E3749-MS1	Barium dissolved	0.0431	mg/L	F	REG	EPA 6020B	'24 May 2024	0.0001	mg/L	130	70
24E2474_B4E3749-MS1	Beryllium dissolved	0.0418	mg/L	F	REG	EPA 6020B	'24 May 2024	0.00001	mg/L	130	70
24E2474_B4E3749-MS1	Bismuth dissolved	0.0426	mg/L	F	REG	EPA 6020B	'24 May 2024	0.00001	mg/L	130	70
24E2474_B4E3749-MS1	Boron dissolved	0.395	mg/L	F	REG	EPA 6020B	'24 May 2024	0.002	mg/L	130	70
24E2474_B4E3749-MS1	Cadmium dissolved	0.0431	mg/L	F	REG	EPA 6020B	'24 May 2024	0.000002	mg/L	130	70
24E2474_B4E3749-MS1	Calcium dissolved	5.05	mg/L	F	REG	EPA 6020B	'24 May 2024	0.05	mg/L	130	70
24E2474_B4E3749-MS1	Chromium dissolved	0.0438	mg/L	F	REG	EPA 6020B	'24 May 2024	0.0001	mg/L	130	70
24E2474_B4E3749-MS1	Cobalt dissolved	0.0431	mg/L	F	REG	EPA 6020B	'24 May 2024	0.000005	mg/L	130	70
24E2474_B4E3749-MS1	Copper dissolved	0.0435	mg/L	F	REG	EPA 6020B	'24 May 2024	0.0001	mg/L	130	70
24E2474_B4E3749-MS1	Iron dissolved	4.18	mg/L	F	REG	EPA 6020B	'24 May 2024	0.002	mg/L	130	70
24E2474_B4E3749-MS1	Lead dissolved	0.0423	mg/L	F	REG	EPA 6020B	'24 May 2024	0.00005	mg/L	130	70
24E2474_B4E3749-MS1	Lithium dissolved	0.042	mg/L	F	REG	EPA 6020B	'24 May 2024	0.00005	mg/L	130	70
24E2474_B4E3749-MS1	Magnesium dissolved	4.28	mg/L	F	REG	EPA 6020B	'24 May 2024	0.005	mg/L	130	70
24E2474_B4E3749-MS1	Manganese dissolved	0.0567	mg/L	F	REG	EPA 6020B	'24 May 2024	0.00005	mg/L	130	70
24E2474_B4E3749-MS1	Molybdenum dissolved	0.0675	mg/L	F	REG	EPA 6020B	'24 May 2024	0.00001	mg/L	130	70
24E2474_B4E3749-MS1	Nickel dissolved	0.0432	mg/L	F	REG	EPA 6020B	'24 May 2024	0.00004	mg/L	130	70
24E2474_B4E3749-MS1	Phosphorus dissolved	4.39	mg/L	F	REG	EPA 6020B	'24 May 2024	0.01	mg/L	130	70
24E2474_B4E3749-MS1	Potassium dissolved	4.64	mg/L	F	REG	EPA 6020B	'24 May 2024	0.02	mg/L	130	70
24E2474_B4E3749-MS1	Selenium dissolved	0.436	mg/L	F	REG	EPA 6020B	'24 May 2024	0.0001	mg/L	130	70
24E2474_B4E3749-MS1	Silicon dissolved	5.09	mg/L	F	REG	EPA 6020B	'24 May 2024	0.1	mg/L	130	70
24E2474_B4E3749-MS1	Silver dissolved	0.0428	mg/L	F	REG	EPA 6020B	'24 May 2024	0.00001	mg/L	130	70
24E2474_B4E3749-MS1	Sodium dissolved	6	mg/L	F	REG	EPA 6020B	'24 May 2024	0.02	mg/L	130	70
24E2474_B4E3749-MS1	Strontium dissolved	0.0485	mg/L	F	REG	EPA 6020B	'24 May 2024	0.0001	mg/L	130	70
24E2474_B4E3749-MS1	Sulfur dissolved	42.6	mg/L	F	REG	EPA 6020B	'24 May 2024	1	mg/L	130	70
24E2474_B4E3749-MS1	Tellurium dissolved	0.0413	mg/L	F	REG	EPA 6020B	'24 May 2024	0.00005	mg/L	130	70
24E2474_B4E3749-MS1	Thallium dissolved	0.0431	mg/L	F	REG	EPA 6020B	'24 May 2024	0.000004	mg/L	130	70
24E2474_B4E3749-MS1	Thorium dissolved	0.0373	mg/L	F	REG	EPA 6020B	'24 May 2024	0.00001	mg/L	130	70
24E2474_B4E3749-MS1	Tin dissolved	0.042	mg/L	F	REG	EPA 6020B	'24 May 2024	0.00005	mg/L	130	70
24E2474_B4E3749-MS1	Titanium dissolved	0.0443	mg/L	F	REG	EPA 6020B	'24 May 2024	0.0002	mg/L	130	70
24E2474_B4E3749-MS1	Tungsten dissolved	0.0419	mg/L	F	REG	EPA 6020B	'24 May 2024	0.0002	mg/L	130	70
24E2474_B4E3749-MS1	Uranium dissolved	0.0423	mg/L	F	REG	EPA 6020B	'24 May 2024	0.000001	mg/L	130	70
24E2474_B4E3749-MS1	Vanadium dissolved	0.0424	mg/L	F	REG	EPA 6020B	'24 May 2024	0.001	mg/L	130	70
24E2474_B4E3749-MS1	Zinc dissolved	0.444	mg/L	F	REG	EPA 6020B	'24 May 2024	0.001	mg/L	130	70
24E2474_B4E3749-MS1	Zirconium dissolved	0.0412	mg/L	F	REG	EPA 6020B	'24 May 2024	0.00002	mg/L	130	70

NOTES:
Job No: 24E2474

Abbreviations & Descriptions:
Method Blank (Blk): A blank sample that undergoes sample processing identical to that carried out for the test samples.
Method Blank results are used to assess contamination from the laboratory environment and reagents.

Duplicate (Dup): An additional or second portion of a randomly selected sample in the analytical run carried through the entire analytical process.
Duplicates provide a measure of the analytical method's precision (reproducibility).

Blank Spike (BS): A sample of known concentration which undergoes processing identical to that carried out for test samples, also referred to as a laboratory control sample (LCS).
Blank spikes provide a measure of the analytical method's accuracy.

Matrix Spike (MS): A second aliquot of sample is fortified with a known concentration of target analytes and carried through the entire analytical process.
Matrix spikes evaluate potential matrix effects that may affect the analyte recovery.

Standard Reference Material (SRM): A homogenous material of similar matrix to the samples, certified for the parameter(s) listed.
Reference Materials ensure that the analytical process is adequate to achieve acceptable recoveries of the parameter(s) tested.

CERTIFICATE OF ANALYSIS ▪ MEND-SFE QA/QC RESULTS

Global
ARD Testing Services Inc.

GLOBAL PROJECT NO: 2329 (B15)
CLIENT: WSP Canada Inc.
PROJECT NAME: Kinross Great Bear - Overburden Characteri
PROJECT NO: OMEMA2303
REPORT VERSION: 1

Sulphate:

Certified Reference Material:	Parameter: Sulphate	% Recovery	Matrix Spike %	Units	QC Limits
STD Mineral Water (34.98 mg/L)	34.06	97.4%		%	80 - 120
Spiked Blank (19.61 mg/L)	18.53		94.5%	%	80 - 120

Dissolved Metals by ICP-MS:

Sample Code	Parameter	Result	Result Units	Total or Filtered	Method Type	Method Name	Date Analyzed	EQL	EQL Units	UCL	LCL

Each QC type is analyzed at a 5-10% frequency, i.e. one blank/duplicate/spike for every 10-20 samples.

For all types of QC, specified recovery (% Rec) and relative percent difference (RPD) limits are derived from long-term method performance averages and/or prescribed by the reference method.

EQL = Estimated Quantitation Limits
PQL = Practical Quantitation Limits
UCL = Upper Control Limit
LCL = Lower Control Limit
BLK = Blank
BS = Blank Spike
MS = Matrix Spike
DUP = Duplicate

CERTIFICATE OF ANALYSIS ▪ COVER PAGE

Global ARD Testing Services Inc.

CLIENT INFORMATION	
Client:	WSP Canada Inc.
Project Manager:	Sarah Matthews
Mailing Address	25 York St, Floor 7
	Toronto, ON, M5J 2V5
Contact No:	(226) 750-7715

COMPANY INFORMATION	
Legal Name:	Global ARD Testing Services Inc.
Mailing Address:	6891 Antrim Avenue
	Burnaby, BC
	V5J 4M5
Contact No:	
	Main: (604) 428-2730
	Alternate: (604) 603-1359

PROJECT INFORMATION	
Project Name:	Kinross Great Bear - Overburden Characterization
Project Number:	OMEMA2303

REPORTING	
Global Project No:	2329 (B10)
Report Version:	4
Pages (Including Cover):	6
Report Title:	COA 2329(B10) x 78 Kinross Great Bear - Overburden Characterization Samples (rec'd 1-Apr24)
Analysis Reviewed By:	Prab Bhatia (Pbhatia@globalARDtesting.com)
Position:	Project Manager
Report Certified By:	Prab Bhatia
Signature:	

RESULTS		
Reported To:	**1**	Forrest McAdam (forrest.mcadam@wsp.com)
	2	Kristen Gault (kristen.gault@wsp.com)
	3	Anna Klein (anna.klein@wsp.com)
	4	Sarah Matthews (sarah.matthews1@wsp.com)
Date Reported:	**Version-1:**	Thursday, June 6, 2024
	Version-2:	Monday, June 24, 2024
	Version-3:	Tuesday, July 2, 2024
	Version-4:	Wednesday, August 21, 2024
	Version-5:	Friday, October 25, 2024
	Version-6:	Friday, August 15, 2025

INVOICE		
Submitted To:	**1**	Matthew Hart (matthew.hart@kinross.com)
	2	Sabina Abdullayeva (sabina.abdullayeva@kinross.com)
	3	Kristen Gault (kristen.gault@wsp.com)
	4	
Client PO No:		
Global Invoice No:		ARD2329-0724B
Date Submitted:		Wednesday, July 31, 2024

NOTES
All samples and pulps are stored at no charge for 90 days past reporting date.
Please contact the lab if you would like to continue storage past 90 days.
Storage charges will apply.
VERSIONS:
Version-1: ABA + SFE
Version-2: Full Report
Version-3: NP Recheck results updated.
Version-4: Negative NP results updated to show <DL for reporting
Version-6: Fixed header info as per Sarah.

CERTIFICATE OF ANALYSIS ▪ SAMPLE DETAILS

Global ARD Testing Services Inc.

GLOBAL PROJECT NO: 2329 (B10)
CLIENT: WSP Canada Inc.
PROJECT NAME: Kinross Great Bear - Overburden Characterization
PROJECT NO: OMEMA2303
REPORT VERSION: 4

SAMPLE RECEIPT INFO	
Date Samples Received:	Monday, April 1, 2024
No of Samples Received:	78
Samples Received By:	Said

ANALYTICAL INSTRUCTIONS	
From:	
	as per email Confirmation
Date:	Tuesday, April 23, 2024

S. No.	Sample ID	Sample Type	Condition	Wt. of Sample Rec'd (Kg)	~+1/4 inch - Weight	~-1/4 inch - Weight
1	23BH-AEX-25 5:23-LD-855G	Fines	Wet	1.05	0.00	866.55
2	23BH-AEX-25 5:23-LD-856G	Fines	Wet	3.70	1216.00	2200.00
3	23BH-AEX-29 5:23-LD-866G1	Fines	Wet	0.85	99.99	507.08
4	23BH-AEX-29 5:23-LD-871G	Fines	Wet	1.85	579.75	1144.80
5	BH23-AEX-001 23-MM-405G	Fines	Wet	1.90	247.80	1260.00
6	BH23-AEX-001 23-MM-406G	Fines	Wet	2.45	387.70	1600.00
7	BH23-AEX-02 23-MM-430G	Fines	Wet	2.25	226.35	1550.00
8	BH23-AEX-040 553-LF-082-G	Fines	Wet	0.75	55.00	497.70
9	BH23-AEX-14 555-LF-100-G	Fines	Wet	0.90	200.00	666.00
10	BH23-AEX-19 551-LF-116-G	Fines	Wet	0.95	0.00	834.70
11	BH23-AEX-27 55-1-GH-001-G	Fines	Wet	0.70	43.00	517.40
12	BH23-AEX-27 55-5-GH-010-G	Fines	Wet	1.55	397.85	1016.30
13	BH23-AEX-28 55-12-GH-023-G	Fines	Wet	1.35	502.00	724.40
14	BH23-AEX-33 55-6-GH-029-G	Fines	Wet	0.85	0.00	669.00
15	BH23-AEX-33 55-9-GH-032-G	Fines	Wet	1.55	570.00	848.00
16	BH23-AEX-41 551-LF-119-G	Fines	Wet	0.95	0.00	890.20
17	TP23-AEX-01 23-JC-261-G	Fines	Wet	3.60	0.00	2650.00
18	TP23-AEX-08 23-LO-1078-G	Fines	Wet	2.75	0.00	1950.00
19	TP23-AEX-11 23-JC-364-G	Fines	Wet	2.35	666.00	1257.00
20	TP23-AEX-15 23-LO-1018-G	Fines	Wet	1.40	66.00	1236.70
21	TP23-AEX-20 23-JC-266-G	Fines	Wet	2.90	490.00	1650.00
22	TP23-AEX-21 23-LO-1015-G	Fines	Wet	1.90	0.00	1850.00
23	TP23-AEX-24 23-LO-1035-G	Fines	Wet	3.50	545.55	2700.00
24	TP23-AEX-26 23-LO-1050-G	Fines	Wet	2.05	0.00	1650.00
25	TP23-AEX-29 23-JC-257-G	Fines	Wet	2.45	269.00	2050.00
26	BS1-BH23-001 23-5F-380G	Fines	Wet	1.65	527.75	889.85
27	BS#1-BH23-002 23-SF-356-G	Fines	Wet	1.15	0.00	1080.35
28	BS#1-BH23-002 23-SF-360-G	Fines	Wet	1.40	0.00	1256.20
29	BS1-TP23-002 23-CS-1010-G	Fines	Wet	2.75	421.10	2300.00
30	BS1-TP23-005 23-10-1003-G	Fines	Wet	2.15	0.00	2200.00
31	BS1-TP23-006 23-LO-1000-G	Fines	Wet	2.15	0.00	2150.00
32	BS1-TP23-006 5:23-10-1002G	Fines	Wet	2.30	163.65	2050.00
33	BS3B-TP23-002 23-LD-1743G	Fines	Wet	2.30	0.00	2050.00
34	BS3B-TP23-008 23-LD-1735G	Fines	Wet	2.80	195.85	2550.00
35	BS3B-TP23-023 23-LD-1768G	Fines	Wet	3.10	841.15	2050.00
36	BS3B-TP23-026 23-LD-1764G	Fines	Wet	2.45	0.00	2050.00
37	BS3B-TP23-026 23-LD-1765G	Fines	Wet	5.20	1113.50	3700.00
38	BS3B-TP23-045 23-LD-1759G	Fines	Wet	2.95	655.00	1950.00
39	BS3B-TP23-046 23-LD-1761G	Fines	Wet	2.95	1100.40	1700.00
40	BS4-TP23-006 23-JC-171-G	Fines	Wet	1.20	0.00	1250.00
41	BS4-TP23-026 23-JC-124-G	Fines	Wet	2.75	513.00	2200.00
42	BS5-TP23-010 23-JC-190-G	Fines	Wet	2.00	67.80	1850.00
43	BS6-TP23-004 23-JC-210-G	Fines	Wet	2.95	0.00	2900.00
44	BS6-TP23-004 23-JC-211-G	Fines	Wet	1.90	308.60	1450.00
45	BS6-TP23-027 23-JC-200-G	Fines	Wet	2.80	0.00	2750.00
46	BS6-TP23-030 23-JC-195-G	Fines	Wet	1.80	0.00	1650.00
47	BS6-TP23-021 23-JC-198-G	Fines	Wet	1.60	0.00	1500.00
48	BH22-101 SS3 5 -7	Fines	Wet	0.10	0.00	144.30
49	BH23-103 SS7	Fines	Wet	0.40	31.45	380.45
50	BH23-103 SS9	Fines	Wet	0.40	44.70	188.70
51	BH23-103 SS16 - 64 - 66	Fines	Wet	0.50	19.90	335.00
52	BH23-103 SS19	Fines	Wet	0.45	73.80	290.35
53	BH23-106 SS3 (1.5 - 2.1)	Fines	Wet	0.25	165.20	1177.55
54	BH23-106 SS12 (35 -37) (10.7 - 11.3)	Fines	Wet	0.30	0.00	192.20
55	TP23-105 GS2 DX489375	Fines	Wet	1.25	136.00	1084.40
56	TP23-105 GS3	Fines	Wet	1.75	457.40	722.15
57	TP23-106 GS1 - DX 489374	Fines	Wet	0.60	923.50	1010.00
58	TP23-106 GS2	Fines	Wet	1.95	244.00	1310.00
59	TP23-106 GS3 (19-20)	Fines	Wet	1.75	96.55	1289.65
60	TP23-107 GS1 (1.6 - 3)	Fines	Wet	1.70	437.88	800.88
61	TP23-107 GS2 DX 489373 #28	Fines	Wet	1.35	425.35	892.00
62	TP23-B2-03 DX489371	Fines	Wet	2.35	246.00	1431.00
63	TP23-B2-05 DX489372	Fines	Wet	2.75	612.15	1299.00
64	TP23-B2-07 DX489370	Fines	Wet	2.75	1040.20	1333.00
65	BH23-105 SS4 DX489379 #25	Fines	Wet	0.35	20.50	300.80
66	BH22-133 SS4	Fines	Wet	0.15	0.00	126.70
67	TP23-101 DX489382	Fines	Wet	1.25	0.00	1134.40
68	TP23-102 GS2 DX489376 #24	Fines	Wet	0.80	187.75	606.00
69	BH23-101 SS6 DX489378 #23	Fines	Wet	0.20	0.00	1938.00
70	BH23-102A BH23-102 4.5m - 2313 #21	Fines	Wet	1.05	246.25	1600.00
71	BH23-102 D-13mm	Fines	Wet	1.85	520.00	1147.30
72	BH23-113 SS3 5 - 7	Fines	Wet	0.40	0.00	388.30
73	BH23-118 SS4 7.5 - 9.5	Fines	Wet	0.35	0.00	318.50
74	BH23-121 SS2 2.5 - 4.5	Fines	Wet	0.40	0.00	361.45
75	BH23-122 SS3 DX489377 #29	Fines	Wet	0.40	0.00	403.65
76	BH23-122 CS-17-85m	Fines	Wet	0.80	88.00	674.00
77	TP23-B1-03 DX489368	Fines	Wet	3.60	311.00	2450.00
78	TP23-B1-05 DX489369	Fines	Wet	2.30	441.55	1141.55

Total wt of sample rec'd (kg): **133.30**

Global ARD Testing Services Inc.

CERTIFICATE OF ANALYSIS ▪ ABA RESULTS

GLOBAL PROJECT NO: 2329 (B10)
CLIENT: WSP Canada Inc.
PROJECT NAME: Kinross Great Bear - Overburden Characterization
PROJECT NO: OMEMA2303
REPORT VERSION: 4

					HCl Leach LECO			EPA600	Calc.					Raw Data (No DL applied)	
S. No.	Sample ID	Paste pH	Fizz Rating	Total Carbon	Total Inorganic C	$CaCO_3$ Equivalents[*1]	Total Sulphur	Sulphate Sulphur	Sulphide Sulphur	AP[*3]	Modified ABA NP	NNP[*4]	NPR[*5]	Total Sulphur	Total Carbon
	Units:	pH Units		wt %	wt %	kg CaCO3/tonne	wt %	wt %	wt %		kg CaCO3/tonne			wt %	wt %
	Reported Detection Limit:	*0.1*		*0.01*	*0.02*	*1.7*	*0.01*	*0.01*	*0.01*	*0.3*					
1	23BH-AEX-25 5:23-LD-855G	8.4	None	0.06	0.05	4.17	<0.01	<0.01	<0.01	<0.3	8.0	8.0	N/A	0.006	0.056
2	23BH-AEX-25 5:23-LD-856G	8.8	None	0.14	0.10	8.33	0.02	<0.01	0.02	0.6	13.1	12.5	20.8	0.023	0.143
3	23BH-AEX-29 5:23-LD-866G1	5.8	None	0.47	<0.02	<1.7	0.03	0.02	0.01	<0.3	-0.7	-0.7	N/A	0.028	0.467
3R	23BH-AEX-29 5:23-LD-866G1 Recheck										0.8				
4	23BH-AEX-29 5:23-LD-871G	7.9	None	0.06	<0.02	<1.7	0.02	0.01	0.01	0.3	6.6	6.3	21.3	0.024	0.060
5	BH23-AEX-001 23-MM-405G	8.0	Slight	0.62	0.49	40.83	0.02	0.02	<0.01	<0.3	49.3	49.3	N/A	0.024	0.617
6	BH23-AEX-001 23-MM-406G	8.3	Slight	0.42	0.31	25.83	0.01	0.01	<0.01	<0.3	38.2	38.2	N/A	0.012	0.421
7	BH23-AEX-02 23-MM-430G	8.4	Slight	0.31	0.26	21.67	0.02	<0.01	0.02	0.6	28.7	28.1	45.6	0.017	0.308
8	BH23-AEX-040 553-LF-082-G	7.3	None	0.14	<0.02	<1.7	0.01	0.01	<0.01	<0.3	3.4	3.4	N/A	0.011	0.137
9	BH23-AEX-14 555-LF-100-G	8.1	None	0.02	<0.02	<1.7	0.01	0.01	<0.01	<0.3	4.1	4.1	N/A	0.013	0.022
10	BH23-AEX-19 551-LF-116-G	7.7	None	0.11	<0.02	<1.7	<0.01	<0.01	<0.01	<0.3	1.8	1.8	N/A	0.006	0.108
11	BH23-AEX-27 55-1-GH-001-G	7.0	None	0.21	<0.02	<1.7	0.08	0.06	0.02	0.6	7.8	7.2	12.4	0.076	0.213
12	BH23-AEX-27 55-5-GH-010-G	8.7	None	0.01	<0.02	<1.7	<0.01	<0.01	<0.01	<0.3	4.3	4.3	N/A	0.002	0.011
13	BH23-AEX-28 55-12-GH-023-G	8.9	Slight	0.45	0.39	32.50	0.03	0.01	0.02	0.6	40.4	39.8	64.1	0.027	0.449
14	BH23-AEX-33 55-6-GH-029-G	8.8	Slight	0.26	0.24	20.00	<0.01	<0.01	<0.01	<0.3	25.7	25.7	N/A	0.008	0.262
15	BH23-AEX-33 55-9-GH-032-G	8.4	Slight	0.71	0.62	51.67	0.03	0.01	0.02	0.6	60.0	59.4	95.2	0.029	0.706
16	BH23-AEX-41 551-LF-119-G	8.0	None	0.04	<0.02	<1.7	<0.01	<0.01	<0.01	<0.3	2.3	2.3	N/A	0.009	0.043
17	TP23-AEX-01 23-JC-261-G	8.3	None	0.01	<0.02	<1.7	<0.01	<0.01	<0.01	<0.3	2.1	2.1	N/A	0.006	0.011
18	TP23-AEX-08 23-LO-1078-G	8.5	None	0.02	<0.02	<1.7	<0.01	<0.01	<0.01	<0.3	1.7	1.7	N/A	0.006	0.016
19	TP23-AEX-11 23-JC-364-G	7.8	None	0.22	0.11	9.17	0.03	0.03	<0.01	<0.3	18.1	18.1	N/A	0.033	0.220
20	TP23-AEX-15 23-LO-1018-G	6.9	None	0.09	<0.02	<1.7	0.01	0.01	<0.01	<0.3	4.2	4.2	N/A	0.011	0.090
21	TP23-AEX-20 23-JC-266-G	8.1	Slight	0.68	0.53	44.17	0.04	0.02	0.02	0.6	57.3	56.7	91.0	0.035	0.675
22	TP23-AEX-21 23-LO-1015-G	5.7	None	0.29	<0.02	<1.7	0.03	0.02	0.01	<0.3	0.9	0.9	N/A	0.028	0.294
23	TP23-AEX-24 23-LO-1035-G	8.8	None	<0.01	<0.02	<1.7	<0.01	<0.01	<0.01	<0.3	3.6	3.6	N/A	0.004	0.007
24	TP23-AEX-26 23-LO-1050-G	8.1	None	0.02	<0.02	<1.7	<0.01	<0.01	<0.01	<0.3	3.0	3.0	N/A	0.008	0.024
25	TP23-AEX-29 23-JC-257-G	5.6	None	0.56	<0.02	<1.7	0.03	0.02	0.01	0.3	0.4	0.1	1.3	0.029	0.564
25R	TP23-AEX-29 23-JC-257-G Recheck										1.1				
26	BS1-BH23-001 23-5F-380G	7.8	None	0.02	<0.02	<1.7	0.01	<0.01	0.01	0.3	4.2	3.9	13.6	0.011	0.024
27	BS#1-BH23-002 23-SF-356-G	7.7	None	0.07	<0.02	<1.7	<0.01	<0.01	<0.01	<0.3	2.6	2.6	N/A	0.004	0.075
28	BS#1-BH23-002 23-SF-360-G	8.4	None	0.03	<0.02	<1.7	<0.01	<0.01	<0.01	<0.3	3.6	3.6	N/A	0.008	0.027
29	BS1-TP23-002 23-CS-1010-G	8.5	None	0.02	<0.02	<1.7	<0.01	<0.01	<0.01	<0.3	3.3	3.3	N/A	0.009	0.017
30	BS1-TP23-005 23-10-1003-G	8.3	None	0.02	<0.02	<1.7	<0.01	<0.01	<0.01	<0.3	3.3	3.3	N/A	0.002	0.025
31	BS1-TP23-006 23-LO-1000-G	7.6	None	0.06	<0.02	<1.7	0.01	0.01	<0.01	<0.3	2.3	2.3	N/A	0.012	0.058
32	BS1-TP23-006 5:23-10-1002G	9.1	None	0.09	0.03	2.50	<0.01	<0.01	<0.01	<0.3	8.2	8.2	N/A	0.006	0.087
33	BS3B-TP23-002 23-LD-1743G	8.4	None	0.02	<0.02	<1.7	<0.01	<0.01	<0.01	<0.3	2.2	2.2	N/A	0.004	0.018
34	BS3B-TP23-008 23-LD-1735G	8.3	None	0.03	<0.02	<1.7	<0.01	<0.01	<0.01	<0.3	3.1	3.1	N/A	0.006	0.028
35	BS3B-TP23-023 23-LD-1768G	7.5	None	0.12	<0.02	<1.7	0.01	0.01	<0.01	<0.3	2.3	2.3	N/A	0.011	0.116
36	BS3B-TP23-026 23-LD-1764G	7.9	None	0.03	<0.02	<1.7	<0.01	<0.01	<0.01	<0.3	3.1	3.1	N/A	0.007	0.027
37	BS3B-TP23-026 23-LD-1765G	8.1	None	0.02	<0.02	<1.7	<0.01	<0.01	<0.01	<0.3	2.4	2.4	N/A	0.007	0.022
38	BS3B-TP23-045 23-LD-1759G	5.7	None	0.47	<0.02	<1.7	0.02	0.02	<0.01	<0.3	0.1	0.1	N/A	0.022	0.465
38R	BS3B-TP23-045 23-LD-1759G Recheck										-0.2				
39	BS3B-TP23-046 23-LD-1761G	6.4	None	0.17	<0.02	<1.7	0.01	0.01	<0.01	<0.3	0.8	0.8	N/A	0.013	0.170
40	BS4-TP23-006 23-JC-171-G	7.6	None	0.10	<0.02	<1.7	<0.01	<0.01	<0.01	<0.3	1.2	1.2	N/A	0.008	0.102
41	BS4-TP23-026 23-JC-124-G	8.3	None	0.03	<0.02	<1.7	<0.01	<0.01	<0.01	<0.3	3.8	3.8	N/A	0.006	0.032
42	BS5-TP23-010 23-JC-190-G	8.1	None	0.03	<0.02	<1.7	<0.01	<0.01	<0.01	<0.3	2.6	2.6	N/A	0.008	0.030
43	BS6-TP23-004 23-JC-210-G	8.3	None	0.04	<0.02	<1.7	<0.01	<0.01	<0.01	<0.3	1.6	1.6	N/A	0.007	0.036
44	BS6-TP23-004 23-JC-211-G	8.5	None	0.03	<0.02	<1.7	<0.01	<0.01	<0.01	<0.3	2.3	2.3	N/A	0.006	0.030
45	BS6-TP23-027 23-JC-200-G	8.4	None	0.03	<0.02	<1.7	0.01	<0.01	0.01	0.3	3.0	2.7	9.7	0.012	0.025
46	BS6-TP23-030 23-JC-195-G	8.2	None	0.04	<0.02	<1.7	<0.01	<0.01	<0.01	<0.3	2.1	2.1	N/A	<0.01	0.043
47	BS6-TP23-021 23-JC-198-G	8.7	None	0.03	<0.02	<1.7	<0.01	<0.01	<0.01	<0.3	3.2	3.2	N/A	0.009	0.035
48	BH22-101 SS3 5 -7	8.3	None	0.09	<0.02	<1.7	<0.01	<0.01	<0.01	<0.3	3.0	3.0	N/A	0.008	0.093
49	BH23-103 SS7	8.4	Slight	0.66	0.48	40.00	0.03	0.01	0.02	0.6	50.2	49.6	79.7	0.029	0.655
50	BH23-103 SS9	8.2	Slight	1.85	1.04	86.67	0.11	0.05	0.06	1.9	108.4	106.5	57.7	0.114	1.850
51	BH23-103 SS16 - 64 - 66	8.8	Slight	0.30	0.22	18.33	0.02	<0.01	0.02	0.6	26.8	26.2	42.5	0.019	0.297
52	BH23-103 SS19	9.4	Slight	0.18	0.11	9.17	0.02	<0.01	0.02	0.6	18.9	18.3	30.0	0.021	0.178
53	BH23-106 SS3 (1.5 - 2.1)	7.1	None	0.25	<0.02	<1.7	0.07	0.04	0.03	0.9	6.8	5.9	7.2	0.069	0.248
54	BH23-106 SS12 (35 -37) (10.7 - 11.3)	9.0	Slight	0.16	0.19	15.83	0.03	<0.01	0.03	0.9	15.7	14.8	16.7	0.030	0.158
55	TP23-105 GS2 DX489375	8.5	Slight	0.55	0.44	36.67	0.02	0.01	0.01	0.3	50.6	50.3	163.2	0.021	0.552
56	TP23-105 GS3	8.7	Slight	0.34	0.26	21.67	0.01	<0.01	0.01	0.3	33.2	32.9	107.1	0.013	0.344
57	TP23-106 GS1 - DX 489374	8.1	Moderate	1.29	1.03	85.83	0.07	0.04	0.03	0.9	102.3	101.4	108.8	0.068	1.290
58	TP23-106 GS2	8.7	Slight	0.59	0.50	41.67	<0.01	<0.01	<0.01	<0.3	53.4	53.4	N/A	0.006	0.590
59	TP23-106 GS3 (19-20)	8.7	Slight	0.66	0.56	46.67	0.03	0.01	0.02	0.6	54.6	54.0	86.7	0.027	0.657
60	TP23-107 GS1 (1.6 - 3)	6.1	None	0.59	<0.02	<1.7	0.04	0.01	0.03	0.9	1.7	0.8	1.8	0.041	0.585
60R	TP23-107 GS1 (1.6 - 3) Recheck										2.1				
61	TP23-107 GS2 DX 489373 #28	6.9	None	0.14	<0.02	<1.7	0.02	<0.01	0.02	0.6	4.8	4.2	7.6	0.019	0.138
62	TP23-B2-03 DX489371	8.0	Moderate	1.32	0.96	80.00	0.05	0.02	0.03	0.9	99.5	98.6	105.9	0.052	1.320
63	TP23-B2-05 DX489372	7.4	Moderate	1.09	0.85	70.83	0.07	0.05	0.02	0.6	84.6	84.0	134.3	0.071	1.090
64	TP23-B2-07 DX489370	7.6	None	0.08	<0.02	<1.7	0.02	0.01	<0.01	<0.3	8.5	8.5	N/A	0.024	0.079
65	BH23-105 SS4 DX489379 #25	7.9	Moderate	1.49	1.12	93.33	0.07	0.05	<0.01	<0.3	111.3	111.3	N/A	0.066	1.490
66	BH22-133 SS4	7.6	Slight	0.99	0.53	44.17	0.07	0.04	0.03	0.9	64.8	63.9	68.9	0.074	0.994
67	TP23-101 DX489382	6.1	None	0.40	<0.02	<1.7	<0.01	<0.01	<0.01	<0.3	-0.7	-1.0	N/A	0.009	0.403
67R	TP23-101 DX489382 Recheck										-0.4				
68	TP23-102 GS2 DX489376 #24	7.6	Moderate	1.42	0.83	69.17	0.07	0.04	0.03	0.9	94.9	94.0	101.0	0.066	1.420
69	BH23-101 SS6 DX489378 #23	9.1	None	0.09	<0.02	<1.7	0.01	<0.01	0.01	0.3	7.6	7.3	24.5	0.011	0.090
70	BH23-102A BH23-102 4.5m - 2313 #21	8.6	Slight	0.37	0.20	16.67	0.02	<0.01	0.02	0.6	34.1	33.5	54.1	0.023	0.374
71	BH23-102 D-13mm	9.3	None	0.12	0.09	7.50	0.04	0.01	0.03	0.9	13.1	12.2	13.9	0.040	0.123
72	BH23-113 SS3 5 - 7	7.5	None	0.08	<0.02	<1.7	<0.01	<0.01	<0.01	<0.3	5.2	5.2	N/A	0.009	0.080
73	BH23-118 SS4 7.5 - 9.5	7.8	Slight	0.72	0.43	35.83	0.07	0.03	0.04	1.3	55.9	54.7	44.7	0.069	0.724
74	BH23-121 SS2 2.5 - 4.5	7.7	Slight	0.96	0.45	37.50	0.03	<0.01	0.03	0.9	57.9	57.0	61.6	0.027	0.962
75	BH23-122 SS3 DX489377 #29	8.0	Slight	0.39	0.16	13.33	0.02	0.01	0.01	0.3	30.1	29.8	97.1	0.021	0.389
76	BH23-122 CS-17-85m	8.4	Slight	0.89	0.64	53.33	0.03	0.01	0.02	0.6	67.8	67.2	107.6	0.033	0.894
77	TP23-B1-03 DX489368	8.1	None	0.04	<0.02	<1.7	<0.01	<0.01	<0.01	<0.3	4.9	4.9	N/A	0.008	0.040
78	TP23-B1-05 DX489369	7.9	Slight	1.42	0.75	62.50	0.04	<0.01	0.04	1.3	76.0	74.8	60.8	0.045	1.420
	Pulp Replicates:														
10	BH23-AEX-19 551-LF-116-G	7.7	None	0.11			<0.01	<0.01			1.8				
10R	BH23-AEX-19 551-LF-116-G R	7.6	None	0.10			<0.01	<0.01			1.8				
	%RPD	2%		10%							0%				
20	TP23-AEX-15 23-LO-1018-G	6.9	None	0.09			0.01	0.01			4.2				
20R	TP23-AEX-15 23-LO-1018-G R	6.9	None	0.09			0.01	0.01			3.6				

Global
ARD Testing Services Inc.

CERTIFICATE OF ANALYSIS ▪ ABA RESULTS

GLOBAL PROJECT NO: 2329 (B10)
CLIENT: WSP Canada Inc.
PROJECT NAME: Kinross Great Bear - Overburden Characterization
PROJECT NO: OMEMA2303
REPORT VERSION: 4

					HCl Leach LECO			EPA600	Calc.					Raw Data (No DL applied)	
S. No.	**Sample ID**	**Paste pH**	**Fizz Rating**	**Total Carbon**	**Total Inorganic C**	**$CaCO_3$ Equivalents*1**	**Total Sulphur**	**Sulphate Sulphur**	**Sulphide Sulphur**	**AP*3**	**Modified ABA NP**	**NNP*4**	**NPR*5**	**Total Sulphur**	**Total Carbon**
	Units:	**pH Units**		**wt %**	**wt %**	**kg CaCO3/tonne**	**wt %**	**wt %**	**wt %**		**kg CaCO3/tonne**			**wt %**	**wt %**
	Reported Detection Limit:	***0.1***		***0.01***	***0.02***	***1.7***	***0.01***	***0.01***	***0.01***	**0.3**					
	%RPD	0%		0%			0%	0%			15%				
30	BS1-TP23-005 23-10-1003-G	8.3	None	0.02			<0.01	<0.01			3.3				
30R	BS1-TP23-005 23-10-1003-G R	8.3	None	0.04			<0.01	<0.01			2.7				
	%RPD	0%		-67%							20%				
40	BS4-TP23-006 23-JC-171-G	7.6	None	0.10			<0.01	<0.01			1.2				
40R	BS4-TP23-006 23-JC-171-G R	7.7	None	0.08			<0.01	<0.01			1.3				
	%RPD	-2%		22%							-8%				
50	BH23-103 SS9	8.2	Slight	1.85			0.11	0.05			108.4				
50R	BH23-103 SS9 R			1.85			0.09	0.05			112.8				
	%RPD			0%			20%	0%			-4%				
60	TP23-107 GS1 (1.6 - 3)	6.1	None	0.59			0.04	0.01			1.7				
60R	TP23-107 GS1 (1.6 - 3) R	6.3	None	0.60			0.05	0.02			2.4				
	%RPD	-3%		-2%			-22%	-67%			-34%				
70	BH23-102A BH23-102 4.5m - 2313 #21	8.6	Slight	0.37			0.02	<0.01			34.1				
70R	BH23-102A BH23-102 4.5m - 2313 #21 R	8.7	Slight	0.39			0.02	0.01			33.9				
	%RPD	-1%		-5%			0%				1%				
	Reference Material Analysis:														
	Reference Material	1) NBM-1 2) KZK-1		OREAS 279	CDN-GR-1		OREAS 277	RTS-3a			1) KZK-1 (Slight) 2) KZK-1 (Moderate)				
	Ref. Material Certified Value	**1) 8.45 2) 8.80**		**1.13**			**0.64**	**1.10**			**1) 58.9 2) 61.6**				
	Reference Material Results	1) 8.30 2) N/A		1.12	0.36/0.35		0.62	1.00			1) 57.9 2) N/A				
	Acceptance Range:	***90% - 110%***		***90% - 110%***	***90% - 110%***		***90% - 110%***	***90% - 110%***			***90% - 110%***				
	Method Blank Analysis:														
	Method Blank Results			<0.01	<0.02		<0.01	<0.01							
	GLOBAL SOP NO./METHOD:	*ARD-005*	*ARD-005*	*LECO*	*HCl Leach LECO*	*Calc.*	*LECO*	*EPA 600 (HCl Leach)*	*Calc.*	*Calc.*	*ARD-005*	*Calc.*	*Calc.*		

NOTES:
Job No: YVR2410528

Date of Analysis (24 h): May 14-17, 2024
pH of DI water used (pH units): 5.83, 5.40, 5.57
EC of DI water used (µS/cm): 1.18, 1.34, 0.92

METHODS:
Total Sulphur by Leco.
Total Inorganic Carbon (TIC): $HClO_4$ leach, evolved CO_2 analysed by CO_2 Coulometer.

ABBREVIATIONS:
R = Rep = Replicate (a replicate is a sub-sample scooped from a single pulp sample bag produced per client sample)
D = Dup = Duplicate (a duplicate is 2nd sub-pulp sample bag produced by processing a 2nd split of the client sample. A duplicate pulp sample is prepared only at client request.
EC = Electric Conductivity
NP = Neutralization Potential
Calc. = Calculation
IND = Indeterminate
COA = Certificate Of Analysis
N/A = Not Applicable
NR = Not Reported

CALCULATIONS:
*1 $CaCO_3$ Equivalents: Is based on TIC (Total Inorganic Carbon)
*2 Non-Extractable Sulphur: Total sulphur - (sulphate sulphur + sulphide sulphur)
*3 AP (Acid Potential): Sulphide-sulphur x 31.25
*4 NNP (Net Neutralization Potential): NP - AP
*5 NPR (Neutralization Potential Ratio): NP/AP

REFERENCES:
Sample Preparation: ASTM E877-08; MEND Report 1.20.1, Version 0 (2009)
ABA: Air-dried, jaw-crushed, split by riffling and pulverized to 85% passing 200 mesh (75 µm).
Modified ABA (Sobek) NP: MEND Acid Rock Drainage Prediction Manual, MEND Project 1.16.1b (pages 6.2-11 to 17), March 1991.
Paste pH / Fizz Rating: Sobek, A.A., Schuller, W.A., Freeman, J.R. and Smith, R.M.; US EPA-600/2-78-054 (1978).
Sulphate Sulphur: Sobek, A.A., Schuller, W.A., Freeman, J.R. and Smith, R.M.; US EPA-600/2-78-054 (1978).

Global
ARD Testing Services Inc.

CERTIFICATE OF ANALYSIS ▪ METALS RESULTS BY AQUA REGIA DIGEST & ICP-MS ANALYSIS ON SOLIDS

GLOBAL PROJECT NO: 2329 (B10)
CLIENT: WSP Canada Inc.
PROJECT NAME: Kinross Great Bear - Overburden Cha
PROJECT NO: OMEMA2303
REPORT VERSION: 4

S. No.	Sample ID	Method																										
		Analyte	Silver (Ag)	Aluminum (Al)	Arsenic (As)	Gold (Au)	Boron (B)	Barium (Ba)	Beryllium (Be)	Bismuth (Bi)	Calcium (Ca)	Cadmium (Cd)	Cerium (Ce)	Cobalt (Co)	Chromium (Cr)	Cesium (Cs)	r (Cu)	Iron (Fe)	Gallium (Ga)	Germanium (Ge)	Hafnium (Hf)	Mercury (Hg)	Indium (In)	Potassium (K)	Lanthanum (La)	Lithium (Li)	Magnesium (Mg)	Manganese (Mn)
		Unit	ppm	%	ppm	ppm	ppm	ppm	ppm	ppm	%	ppm	ppm	ppm	ppm	ppm	ppm	%	ppm	ppm	ppm	ppm	ppm	%	ppm	ppm	%	ppm
		MDL	0.01	0.01	0.1	0.0005	10	10	0.05	0.01	0.01	0.01	0.02	0.1	1	0.05	0.2	0.01	0.05	0.05	0.02	0.005	0.005	0.01	0.2	0.1	0.01	5
		Sample Type																										
1	23BH-AEX-25 5:23-LD-855G	Pulp	0.02	0.29	0.9	0.0009	<10	25	0.09	0.05	0.44	0.02	29.88	2.5	74	0.36	5.9	0.82	1.65	<0.05	0.24	<0.005	<0.005	0.08	14.0	4.4	0.17	83
2	23BH-AEX-25 5:23-LD-856G	Pulp	0.05	0.50	0.9	<0.0005	11	35	0.20	0.07	0.66	0.03	38.79	4.1	101	1.18	11.8	1.20	2.68	<0.05	0.32	<0.005	0.006	0.15	19.2	11.6	0.34	142
3	23BH-AEX-29 5:23-LD-866G1	Pulp	0.02	0.73	1.3	<0.0005	<10	35	0.29	0.07	0.30	0.03	25.63	3.6	131	0.71	4.9	1.39	2.96	<0.05	0.16	0.01	0.009	0.08	10.6	10.1	0.20	107
4	23BH-AEX-29 5:23-LD-871G	Pulp	0.04	0.70	0.8	0.0024	<10	55	0.13	0.07	0.52	0.02	34.20	4.9	116	1.10	18.5	1.35	2.71	<0.05	0.32	<0.005	0.008	0.17	17.6	9.5	0.43	144
5	BH23-AEX-001 23-MM-405G	Pulp	0.03	1.04	1.8	0.0021	<10	74	0.26	0.10	1.70	0.02	51.23	6.8	61	1.24	14.6	1.75	4.15	<0.05	0.45	0.01	0.013	0.19	24.1	13.6	0.93	296
6	BH23-AEX-001 23-MM-406G	Pulp	0.03	0.67	1.3	0.0033	<10	49	0.17	0.07	1.31	0.02	41.87	4.2	57	0.73	10.3	1.28	2.69	<0.05	0.50	0.01	0.009	0.13	19.6	8.1	0.65	171
7	BH23-AEX-02 23-MM-430G	Pulp	0.02	0.48	1.0	0.0018	<10	36	0.13	0.06	1.07	0.03	40.00	3.3	59	0.71	7.8	1.07	2.18	<0.05	0.38	<0.005	0.007	0.14	18.5	7.4	0.45	122
8	BH23-AEX-040 553-LF-082-G	Pulp	0.02	0.58	0.8	0.0006	<10	39	0.15	0.06	0.32	0.01	30.84	3.1	159	0.53	6.7	1.09	2.18	<0.05	0.16	<0.005	0.006	0.11	12.7	5.4	0.20	114
9	BH23-AEX-14 555-LF-100-G	Pulp	0.03	0.74	1.2	0.0014	<10	57	0.19	0.08	0.38	0.03	52.13	5.0	130	1.65	14.7	1.24	3.16	<0.05	0.46	<0.005	0.009	0.22	25.6	12.8	0.34	173
10	BH23-AEX-19 551-LF-116-G	Pulp	0.02	0.43	0.5	<0.0005	<10	27	0.11	0.05	0.27	0.02	25.67	2.5	106	0.46	3.9	0.92	1.78	<0.05	0.22	<0.005	<0.005	0.08	9.3	4.8	0.16	82
11	BH23-AEX-27 55-1-GH-001-G	Pulp	0.05	2.93	4.1	0.0029	17	204	0.81	0.23	0.83	0.04	96.45	18.0	83	3.56	39.0	3.77	11.34	<0.05	0.77	0.02	0.036	0.43	50.9	40.3	1.49	678
12	BH23-AEX-27 55-5-GH-010-G	Pulp	0.03	0.55	1.4	0.0017	<10	41	0.14	0.09	0.38	0.02	40.10	4.3	85	1.08	12.0	1.11	2.48	<0.05	0.39	<0.005	0.007	0.15	20.6	9.4	0.26	141
13	BH23-AEX-28 55-12-GH-023-G	Pulp	0.03	0.66	1.0	0.0017	<10	42	0.14	0.06	1.49	0.03	41.46	5.0	94	0.80	12.3	1.27	2.88	<0.05	0.38	<0.005	0.008	0.19	19.9	9.9	0.60	178
14	BH23-AEX-33 55-6-GH-029-G	Pulp	0.02	0.55	1.0	0.0010	<10	41	0.15	0.07	1.03	0.03	40.65	3.4	104	0.68	8.0	1.15	2.32	<0.05	0.42	<0.005	0.009	0.13	18.7	6.7	0.44	133
15	BH23-AEX-33 55-9-GH-032-G	Pulp	0.03	0.80	1.2	0.0012	<10	51	0.16	0.07	2.09	0.04	37.84	5.6	88	0.98	13.5	1.39	3.17	<0.05	0.43	0.01	0.011	0.20	18.4	10.2	0.82	221
16	BH23-AEX-41 551-LF-119-G	Pulp	0.02	0.45	0.7	<0.0005	<10	30	0.12	0.05	0.23	0.02	28.17	2.7	109	0.49	6.2	0.82	1.77	<0.05	0.18	<0.005	<0.005	0.09	9.1	5.7	0.18	97
17	TP23-AEX-01 23-JC-261-G	Pulp	0.02	0.34	0.4	<0.0005	12	28	0.14	0.04	0.24	0.02	45.81	2.4	94	0.48	6.6	0.76	1.80	<0.05	0.19	<0.005	<0.005	0.07	15.5	5.1	0.16	87
18	TP23-AEX-08 23-LO-1078-G	Pulp	0.03	0.32	0.5	0.0015	<10	26	0.15	0.04	0.21	<0.01	28.76	2.2	104	0.32	6.3	0.69	1.59	<0.05	0.18	<0.005	<0.005	0.07	10.2	4.2	0.14	77
19	TP23-AEX-11 23-JC-364-G	Pulp	0.03	1.43	2.7	0.0037	36	102	0.50	0.15	0.85	0.07	64.24	9.6	63	1.82	23.9	2.22	6.01	<0.05	0.63	0.01	0.019	0.29	30.7	21.0	0.89	427
20	TP23-AEX-15 23-LO-1018-G	Pulp	0.01	0.70	1.0	0.0017	<10	37	0.18	0.07	0.43	0.02	33.36	3.6	80	0.61	7.7	1.09	2.86	<0.05	0.18	<0.005	0.009	0.08	16.3	7.1	0.29	134
21	TP23-AEX-20 23-JC-266-G	Pulp	0.04	0.95	1.4	0.0035	15	64	0.23	0.10	1.98	0.05	52.13	6.4	62	1.31	15.5	1.71	4.04	<0.05	0.61	0.01	0.013	0.26	24.8	14.3	0.99	241
22	TP23-AEX-21 23-LO-1015-G	Pulp	0.02	1.03	1.9	0.0009	<10	37	0.26	0.12	0.27	0.02	26.55	5.1	94	1.40	13.7	1.35	3.49	<0.05	0.27	0.01	0.010	0.10	12.1	12.8	0.35	136
23	TP23-AEX-24 23-LO-1035-G	Pulp	0.03	0.47	1.9	0.0009	<10	36	0.12	0.07	0.32	0.03	34.59	3.6	101	0.77	11.3	0.98	2.16	<0.05	0.32	<0.005	0.006	0.12	16.8	6.4	0.22	131
24	TP23-AEX-26 23-LO-1050-G	Pulp	0.02	0.39	0.9	0.0009	<10	29	0.12	0.05	0.33	0.02	35.98	2.6	81	0.45	6.7	0.98	1.75	<0.05	0.24	<0.005	<0.005	0.09	18.5	4.4	0.16	101
25	TP23-AEX-29 23-JC-257-G	Pulp	0.03	1.08	2.2	0.0011	<10	46	0.20	0.12	0.22	0.02	21.82	6.0	86	1.58	9.8	1.44	4.24	<0.05	0.15	0.01	0.011	0.12	11.0	13.4	0.37	146
26	BS1-BH23-001 23-5F-380G	Pulp	0.04	0.87	1.1	0.0011	<10	53	0.21	0.20	0.33	0.03	63.50	6.3	94	2.17	19.6	1.49	4.04	<0.05	0.46	<0.005	0.010	0.26	37.7	21.2	0.48	219
27	BS#1-BH23-002 23-SF-356-G	Pulp	0.02	0.80	1.0	0.0008	10	43	0.19	0.08	0.30	0.03	35.52	5.1	108	1.39	13.4	1.27	3.29	<0.05	0.35	<0.005	0.009	0.17	14.8	15.1	0.39	169
28	BS#1-BH23-002 23-SF-360-G	Pulp	0.03	0.57	0.9	0.0006	<10	36	0.13	0.09	0.25	0.03	37.62	4.9	83	1.27	13.9	1.02	3.12	<0.05	0.35	<0.005	0.007	0.18	21.6	14.5	0.33	153
29	BS1-TP23-002 23-CS-1010-G	Pulp	0.04	0.68	0.9	0.0009	10	47	0.16	0.06	0.30	0.03	42.84	4.8	106	1.15	16.1	1.16	3.08	<0.05	0.35	<0.005	0.007	0.19	24.5	13.0	0.35	166
30	BS1-TP23-005 23-10-1003-G	Pulp	0.03	0.65	1.0	0.0012	<10	43	0.15	0.06	0.28	0.02	48.95	4.8	93	1.08	13.3	1.20	2.97	<0.05	0.32	<0.005	0.007	0.18	25.2	12.7	0.34	163
31	BS1-TP23-006 23-LO-1000-G	Pulp	0.02	0.74	0.9	0.0008	<10	38	0.17	0.08	0.26	0.03	32.50	5.0	86	1.23	14.9	1.18	3.17	<0.05	0.31	<0.005	0.007	0.14	16.8	14.6	0.38	156
32	BS1-TP23-006 5:23-10-1002G	Pulp	0.03	0.51	0.9	0.0009	<10	34	0.12	0.07	0.48	0.02	33.86	4.0	99	0.84	11.6	1.12	2.36	<0.05	0.29	<0.005	0.005	0.14	17.0	9.4	0.28	134
33	BS3B-TP23-002 23-LD-1743G	Pulp	0.02	0.34	0.5	0.0007	<10	31	0.10	0.04	0.27	0.02	33.54	2.1	90	0.29	5.3	0.81	1.50	<0.05	0.22	<0.005	<0.005	0.08	14.6	3.5	0.13	76
34	BS3B-TP23-008 23-LD-1735G	Pulp	0.03	0.43	0.7	0.0005	<10	31	0.11	0.06	0.18	0.02	37.48	3.6	82	0.82	10.4	0.79	2.37	<0.05	0.27	<0.005	0.006	0.13	17.7	9.6	0.23	113
35	BS3B-TP23-023 23-LD-1768G	Pulp	0.02	0.43	0.9	0.0011	<10	27	0.15	0.16	0.23	0.02	63.72	3.5	72	1.32	9.4	0.95	2.65	<0.05	0.36	<0.005	0.008	0.10	26.4	9.0	0.20	113
36	BS3B-TP23-026 23-LD-1764G	Pulp	0.02	0.44	0.7	<0.0005	<10	33	0.13	0.07	0.30	0.02	40.17	3.0	94	0.64	7.5	0.96	2.00	<0.05	0.28	<0.005	0.006	0.11	17.0	6.3	0.18	103
37	BS3B-TP23-026 23-LD-1765G	Pulp	0.04	0.57	0.8	0.0016	<10	40	0.19	0.13	0.26	0.03	59.14	3.9	75	2.06	12.1	1.04	3.01	<0.05	0.51	<0.005	0.009	0.19	26.8	16.1	0.29	155
38	BS3B-TP23-045 23-LD-1759G	Pulp	0.01	0.84	1.2	0.0006	19	25	0.36	0.23	0.24	0.01	46.14	4.1	99	1.65	16.2	1.25	3.62	<0.05	0.41	0.01	0.011	0.10	26.5	18.9	0.32	137
39	BS3B-TP23-046 23-LD-1761G	Pulp	0.03	0.57	0.5	0.0036	<10	27	0.22	0.25	0.28	0.03	39.98	3.6	93	1.92	10.2	1.06	2.63	<0.05	0.36	<0.005	0.010	0.12	15.3	14.4	0.25	130
40	BS4-TP23-006 23-JC-171-G	Pulp	0.02	0.37	0.6	0.0006	<10	24	0.10	0.04	0.17	0.01	21.79	2.6	110	0.39	5.9	0.65	1.52	<0.05	0.17	<0.005	<0.005	0.08	8.0	6.2	0.15	79
41	BS4-TP23-026 23-JC-124-G	Pulp	0.04	0.62	0.9	0.0008	<10	41	0.15	0.06	0.28	0.02	42.03	4.7	94	1.20	14.8	1.18	2.82	<0.05	0.32	<0.005	0.007	0.18	21.1	13.2	0.32	152
42	BS5-TP23-010 23-JC-190-G	Pulp	0.03	0.57	0.8	0.0007	<10	37	0.17	0.09	0.22	0.03	41.82	3.7	98	1.57	12.2	0.97	2.55	<0.05	0.31	<0.005	0.007	0.17	18.4	14.6	0.27	140
43	BS6-TP23-004 23-JC-210-G	Pulp	0.02	0.32	0.4	<0.0005	<10	21	0.10	0.03	0.16	0.02	22.51	1.7	108	0.26	5.5	0.55	1.30	<0.05	0.17	<0.005	<0.005	0.06	8.9	3.4	0.11	76
44	BS6-TP23-004 23-JC-211-G	Pulp	0.03	0.49	0.8	0.0007	<10	27	0.13	0.05	0.24	0.02	31.17	3.2	83	0.67	8.6	0.82	2.10	<0.05	0.26	<0.005	0.006	0.10	14.3	8.0	0.23	116
45	BS6-TP23-027 23-JC-200-G	Pulp	0.02	0.38	0.7	0.0011	<10	30	0.11	0.05	0.27	0.02	35.72	2.7	100	0.44	6.2	0.86	1.70	<0.05	0.22	<0.005	<0.005	0.08	16.9	5.0	0.15	87
46	BS6-TP23-030 23-JC-195-G	Pulp	0.02	0.38	0.5	<0.0005	<10	29	0.11	0.04	0.26	0.02	34.33	2.3	93	0.37	5.3	0.71	1.55	<0.05	0.20	<0.005	<0.005	0.08	15.2	4.0	0.14	82
47	BS6-TP23-021 23-JC-198-G	Pulp	0.02	0.38	0.5	0.0005	<10	28	0.10	0.04	0.23	0.01	30.28	2.7	90	0.44	7.4	0.76	1.72	<0.05	0.22	<0.005	<0.005	0.09	14.8	5.6	0.17	91
48	BH22-101 SS3 5 -7	Pulp	0.02	0.37	0.6	<0.0005	<10	27	0.11	0.05	0.23	0.02	28.56	3.0	163	0.36	7.7	0.92	1.68	<0.05	0.17	<0.005	<0.005	0.08	12.0	4.5	0.14	88

Global
ARD Testing Services Inc.

CERTIFICATE OF ANALYSIS ▪ METALS RESULTS BY AQUA REGIA DIGEST & ICP-MS ANALYSIS ON SOLIDS

GLOBAL PROJECT NO: 2329 (B10)
CLIENT: WSP Canada Inc.
PROJECT NAME: Kinross Great Bear - Overburden Cha
PROJECT NO: OMEMA2303
REPORT VERSION: 4

S. No.	Sample ID	Method	Silver (Ag)	Aluminum (Al)	Arsenic (As)	Gold (Au)	Boron (B)	Barium (Ba)	Beryllium (Be)	Bismuth (Bi)	Calcium (Ca)	Cadmium (Cd)	Cerium (Ce)	Cobalt (Co)	Chromium (Cr)	Cesium (Cs)	r (Cu)	Iron (Fe)	Gallium (Ga)	Germanium (Ge)	Hafnium (Hf)	Mercury (Hg)	Indium (In)	Potassium (K)	Lanthanum (La)	Lithium (Li)	Magnesium (Mg)	Manganese (Mn)
		Analyte																										
		Unit	ppm	%	ppm	ppm	ppm	ppm	ppm	ppm	%	ppm	ppm	ppm	ppm	ppm	%	ppm	ppm	ppm	ppm	ppm	ppm	%	ppm	ppm	%	ppm
		MDL	0.01	0.01	0.1	0.0005	10	10	0.05	0.01	0.01	0.01	0.02	0.1	1	0.05	0.2	0.01	0.05	0.05	0.02	0.005	0.005	0.01	0.2	0.1	0.01	5
		Sample Type																										
49	BH23-103 SS7	Pulp	0.04	0.93	2.2	0.0007	16	72	0.26	0.11	1.76	0.06	51.57	6.4	95	1.30	15.3	1.71	4.13	<0.05	0.49	<0.005	0.014	0.26	24.4	15.0	0.91	276
50	BH23-103 SS9	Pulp	0.10	2.89	4.6	0.0016	31	218	1.05	0.27	3.75	0.22	92.33	18.3	82	3.75	38.9	4.04	11.75	0.06	1.09	0.01	0.043	0.74	45.4	47.9	2.10	735
51	BH23-103 SS16 - 64 - 66	Pulp	0.03	0.56	1.4	0.0012	<10	43	0.15	0.08	1.09	0.02	42.32	4.1	111	0.76	10.2	1.29	2.50	<0.05	0.39	<0.005	0.009	0.16	19.4	7.3	0.48	154
52	BH23-103 SS19	Pulp	0.03	0.59	1.1	0.0011	<10	47	0.16	0.07	0.81	0.02	44.55	4.3	119	1.89	11.3	1.28	2.48	<0.05	0.38	<0.005	0.008	0.20	21.1	12.6	0.40	160
53	BH23-106 SS3 (1.5 - 2.1)	Pulp	0.08	2.52	6.2	0.0023	16	158	1.01	0.27	0.61	0.05	90.18	15.0	64	2.74	33.0	3.23	9.37	<0.05	0.78	0.02	0.037	0.40	46.2	30.7	1.00	532
54	BH23-106 SS12 (35 -37) (10.7 - 11.3)	Pulp	0.04	0.47	1.1	0.0009	10	36	0.11	0.07	0.67	0.02	32.96	3.6	104	0.85	11.2	0.89	2.00	<0.05	0.30	<0.005	0.006	0.16	15.5	6.9	0.32	117
55	TP23-105 GS2 DX489375	Pulp	0.03	0.89	1.4	0.0015	12	64	0.22	0.09	1.59	0.04	49.62	5.9	55	1.22	13.3	1.52	3.60	<0.05	0.57	0.01	0.012	0.20	23.0	12.3	0.81	227
56	TP23-105 GS3	Pulp	0.04	0.85	2.0	0.0014	<10	70	0.17	0.10	1.16	0.04	46.30	6.4	89	1.57	17.3	1.53	3.55	<0.05	0.50	<0.005	0.011	0.28	21.9	12.4	0.66	217
57	TP23-106 GS1 - DX 489374	Pulp	0.05	2.74	3.9	0.0019	19	188	0.75	0.22	3.86	0.10	90.20	17.3	70	3.48	33.6	3.60	10.00	<0.05	0.98	0.02	0.033	0.45	44.5	35.8	1.79	656
58	TP23-106 GS2	Pulp	0.03	0.89	1.0	0.0009	<10	59	0.22	0.10	1.79	0.04	51.93	5.7	55	1.28	13.4	1.55	3.50	<0.05	0.57	0.01	0.012	0.23	24.1	12.0	0.90	207
59	TP23-106 GS3 (19-20)	Pulp	0.03	0.74	1.2	0.0012	<10	48	0.17	0.09	1.77	0.05	44.95	5.4	58	1.12	13.0	1.41	3.03	<0.05	0.44	0.01	0.011	0.21	20.9	10.4	0.85	205
60	TP23-107 GS1 (1.6 - 3)	Pulp	0.12	1.36	4.6	0.0024	<10	76	0.23	0.23	0.29	0.12	20.98	8.8	107	2.27	13.1	2.04	5.19	<0.05	0.25	0.02	0.025	0.27	8.9	16.2	0.63	224
61	TP23-107 GS2 DX 489373 #28	Pulp	0.04	1.12	18.5	0.0104	<10	84	0.15	0.27	0.32	0.12	54.75	8.6	88	2.35	22.7	1.87	4.57	<0.05	0.41	0.01	0.014	0.43	28.7	13.7	0.65	298
62	TP23-B2-03 DX489371	Pulp	0.07	2.21	3.0	0.0017	16	151	0.55	0.18	3.21	0.14	82.17	14.6	65	3.08	29.3	3.11	8.63	<0.05	0.93	0.01	0.027	0.56	40.0	33.7	1.84	487
63	TP23-B2-05 DX489372	Pulp	0.05	2.33	5.2	0.0025	18	163	0.71	0.20	2.78	0.16	78.79	14.2	61	2.99	29.3	3.26	8.48	<0.05	0.91	0.02	0.032	0.50	38.0	30.4	1.59	640
64	TP23-B2-07 DX489370	Pulp	0.05	1.34	2.6	0.0026	10	87	0.37	0.13	0.58	0.06	57.55	8.3	51	1.73	19.8	1.96	5.08	<0.05	0.51	0.01	0.017	0.22	27.6	15.6	0.65	321
65	BH23-105 SS4 DX489379 #25	Pulp	0.08	2.89	4.3	0.0016	20	205	0.81	0.23	3.63	0.15	89.12	17.2	76	3.70	34.4	3.84	10.55	<0.05	1.08	0.02	0.038	0.70	43.5	41.6	2.17	668
66	BH22-133 SS4	Pulp	0.07	3.06	5.8	0.0021	19	214	1.03	0.27	2.29	0.10	106.97	19.4	81	3.68	38.0	3.98	11.27	<0.05	0.92	0.03	0.040	0.58	49.1	39.3	1.78	753
67	TP23-101 DX489382	Pulp	0.03	0.71	1.5	<0.0005	<10	29	0.20	0.05	0.10	0.04	11.85	2.2	71	0.58	3.6	0.73	2.09	<0.05	0.07	0.01	0.005	0.03	5.3	5.2	0.10	65
68	TP23-102 GS2 DX489376 #24	Pulp	0.09	2.90	5.2	0.0023	18	209	0.86	0.25	3.33	0.23	95.21	17.7	77	3.72	35.5	3.96	10.67	<0.05	1.11	0.02	0.036	0.74	46.5	41.0	2.02	613
69	BH23-101 SS6 DX489378 #23	Pulp	0.03	0.44	0.6	0.0008	<10	33	0.12	0.04	0.41	0.01	28.04	4.7	127	0.50	13.8	0.88	1.81	<0.05	0.24	0.01	<0.005	0.12	13.9	5.6	0.21	106
70	BH23-102A BH23-102 4.5m - 2313 #21	Pulp	0.03	0.53	1.0	<0.0005	<10	41	0.14	0.07	1.17	0.02	42.34	3.6	68	0.79	8.5	1.17	2.25	<0.05	0.39	<0.005	0.008	0.15	19.5	7.1	0.53	141
71	BH23-102 D-13mm	Pulp	0.04	0.56	1.3	0.0009	11	38	0.15	0.09	0.61	0.02	40.85	4.3	82	1.71	12.8	1.14	2.76	<0.05	0.36	<0.005	0.007	0.19	19.6	14.9	0.35	144
72	BH23-113 SS3_5 - 7	Pulp	0.02	0.68	1.3	0.0008	<10	33	0.20	0.07	0.43	<0.01	43.70	3.4	64	0.59	8.4	1.16	2.62	<0.05	0.24	<0.005	0.007	0.09	23.6	5.9	0.26	126
73	BH23-118 SS4 7.5 - 9.5	Pulp	0.06	3.21	4.7	0.0030	20	218	1.13	0.26	2.23	0.14	88.70	19.3	81	3.66	37.9	4.07	11.99	<0.05	0.99	0.02	0.040	0.67	42.1	46.6	1.79	683
74	BH23-121 SS2 2.5 - 4.5	Pulp	0.06	3.04	4.8	0.0021	16	200	0.92	0.24	2.06	0.09	75.78	18.2	76	3.33	36.5	3.88	11.20	<0.05	0.62	0.02	0.036	0.65	36.8	42.2	1.78	695
75	BH23-122 SS3 DX489377 #29	Pulp	0.03	1.72	2.3	0.0016	11	102	0.43	0.14	1.31	0.03	63.23	9.9	72	2.04	23.0	2.41	6.47	<0.05	0.45	0.02	0.019	0.31	31.5	20.5	0.98	370
76	BH23-122 CS-17-85m	Pulp	0.07	0.79	1.7	0.0010	<10	50	0.18	0.06	2.32	0.03	34.83	5.5	79	0.77	12.6	1.44	3.10	<0.05	0.35	0.01	0.009	0.20	16.5	10.2	0.81	213
77	TP23-B1-03 DX489368	Pulp	0.02	0.52	0.9	0.0009	11	31	0.14	0.06	0.44	0.01	41.60	2.9	72	0.46	7.8	1.00	2.17	<0.05	0.30	0.01	0.007	0.09	20.9	5.1	0.19	101
78	TP23-B1-05 DX489369	Pulp	0.09	2.53	3.7	0.0019	22	175	0.86	0.23	2.79	0.23	77.84	15.4	67	2.83	33.4	3.42	9.31	<0.05	0.79	0.02	0.033	0.58	36.5	37.3	1.86	549
QUALITY ASSURANCE / QUALITY CONTROL																												
Pulp Replicates																												
22	TP23-AEX-21 23-LO-1015-G	Pulp	0.02	1.03	1.9	0.0009	<10	37	0.26	0.12	0.27	0.02	26.55	5.1	94	1.40	13.7	1.35	3.49	<0.05	0.27	0.01	0.010	0.10	12.1	12.8	0.35	136
22R	TP23-AEX-21 23-LO-1015-G (Rep)	Pulp	0.03	1.01	1.8	0.0008	<10	36	0.25	0.12	0.26	0.02	26.67	5.1	92	1.38	13.7	1.34	3.46	<0.05	0.26	0.01	0.010	0.09	12.1	13.0	0.34	132
		%RPD	-40%	2%	5%	12%		3%	4%	0%	4%	0%	0%	0%	2%	1%	0%	1%	1%		4%	0%	0%	11%	0%	-2%	3%	3%
68	TP23-102 GS2 DX489376 #24	Pulp	0.09	2.90	5.2	0.0023	18	209	0.86	0.25	3.33	0.23	95.21	17.7	77	3.72	35.5	3.96	10.67	<0.05	1.11	0.02	0.036	0.74	46.5	41.0	2.02	613
68R	TP23-102 GS2 DX489376 #24 (Rep)	Pulp	0.09	2.81	5.2	0.0026	14	200	0.83	0.24	3.20	0.24	89.84	18.2	74	3.56	36.3	3.82	10.83	<0.05	1.06	0.017	0.036	0.72	43.7	44.7	1.94	590
		%RPD	0%	3%	0%	-12%	25%	4%	4%	4%	4%	-4%	6%	-3%	4%	4%	-2%	4%	-1%		5%	16%	0%	3%	6%	-9%	4%	4%
Reference Material																												
STD OREAS 601C			50.31	0.700	388.6	0.994	<10	366	0.58	21.55	0.79	2.73	34.8	4.30	16.0	1.29	1159.6	1.87	3.86	<0.05	0.97	0.217	0.497	0.260	17.5	7.60	0.090	213
True Value STD OREAS 601C			**50.41**	**0.663**	**378.2**		**< 10**		**0.59**	**21.32**	**0.78**	**2.70**	**34.7**	**4.27**	**14.7**	**1.32**	**1157.6**	**1.84**	**3.86**	0.08	**0.97**	**0.216**	**0.497**	**0.254**	**17.3**	**7.56**	**0.084**	**213**
% Difference			0%	6%	3%				-2%	1%	1%	1%	0%	1%	9%	-2%	0%	2%	0%		0%	0%	0%	3%	1%	1%	7%	0%
STD OREAS 601C			48.53	0.670	378.8	1.015	<10	387	0.59	21.39	0.77	2.68	34.9	4.30	15.0	1.31	1138.9	1.82	3.83	<0.05	0.97	0.215	0.496	0.240	17.2	7.70	0.080	209
True Value STD OREAS 601C			**50.41**	**0.663**	**378.2**		**< 10**		**0.59**	**21.32**	**0.78**	**2.70**	**34.7**	**4.27**	**14.7**	**1.32**	**1157.6**	**1.84**	**3.86**	0.08	**0.97**	**0.216**	**0.497**	**0.254**	**17.3**	**7.56**	**0.084**	**213**
% Difference			-4%	1%	0%				0%	0%	-1%	-1%	1%	1%	2%	-1%	-2%	-1%	-1%		0%	0%	0%	-5%	0%	2%	-5%	-2%
Method Blank:																												
Method Blank			<0.01	<0.01	<0.1	<0.0005	<10	<10	<0.05	<0.01	<0.01	<0.01	<0.02	<0.1	<1	<0.05	<0.2	<0.01	<0.05	<0.05	<0.02	<0.005	<0.005	<0.01	<0.2	<0.1	<0.01	<5
Method Blank			<0.01	<0.01	<0.1	<0.0005	<10	<10	<0.05	<0.01	<0.01	<0.01	<0.02	<0.1	<1	<0.05	<0.2	<0.01	<0.05	<0.05	<0.02	<0.005	<0.005	<0.01	<0.2	<0.1	<0.01	<5

Notes:
Job No: YVR2410528

Analytical Methods (IMS-130):
A 0.5 g of pulp sample is leached in hot (95°C) 3:1 aqua regia digestion followed by ICP Mass Spec analysis.
Gold determinations by this method are semi-quantitative due to the small sample weight used (0.5 g).
Refractory and graphitic samples can limit Au solubility.

Abbreviations:
R / Rep = Replicate (a replicate is a sub-sample scooped from a single sample bag produced per client sample)
D / Dup = Duplicate (a duplicate is 2nd sub-sample bag produced by processing a second split of the original client sample received)
MDL = Measurable Detection Limit
COA: Certificate Of Analysis.
IND = Indeterminate
NR: Not reported in COA

On Cerfified Reference Material and Tolerance:
Any one element in a run reporting outside tolerance limits does not constitute failure of the standard.
As per Certificate of Analysis (COA): All values indicated are Certified. Values indicated in green are indicative only.
NR = Not Reported (in the Certificate Of Analysis).

CERTIFICATE OF ANALYSIS ▪ METALS RESULTS BY AQUA REGIA DIGEST & ICP-MS ANALYSIS ON SOLIDS

Global
ARD Testing Services Inc.

GLOBAL PROJECT NO: 2329 (B10)
CLIENT: WSP Canada Inc.
PROJECT NAME: Kinross Great Bear - Overburden Characterization
PROJECT NO: OMEMA2303
REPORT VERSION: 4

ıracterization

S. No.	Sample ID	Method	m (Mo)	Sodium (Na)	Niobium (Nb)	Nickel (Ni)	Phosphorous (P)	Lead (Pb)	Rubidium (Rb)	Rhenium (Re)	Sulphur (S)	Antimony (Sb)	Scandium (Sc)	Selenium (Se)	Tin (Sn)	m (Sr)	Tantalum (Ta)	Tellurium (Te)	Thorium (Th)	Titanium (Ti)	Thallium (Tl)	Uranium (U)	Vandium (V)	n (W)	Yttrium (Y)	Zinc (Zn)	Zirconium (Zr)
		Analyte																									
		Unit	ppm	%	ppm	ppm	ppm	ppm	ppm	ppm	%	ppm	ppm	ppm	ppm	ppm	ppm	ppm	ppm	%	ppm	ppm	ppm	ppm	ppm	ppm	ppm
		MDL	0.05	0.01	0.05	0.2	10	0.2	0.1	0.001	0.01	0.05	0.1	0.2	0.2	0.2	0.01	0.01	0.2	0.005	0.02	0.05	1	0.05	0.05	1	0.5
		Sample Typ																									
1	23BH-AEX-25 5:23-LD-855G	Pulp	0.39	0.05	1.73	5.7	501	2.0	6.6	<0.001	<0.01	0.11	1.3	<0.2	0.4	17.2	0.02	<0.01	3.3	0.065	0.06	0.46	17	0.15	5.06	10	6.4
2	23BH-AEX-25 5:23-LD-856G	Pulp	0.71	0.05	1.27	10.8	390	3.0	12.7	<0.001	0.01	0.07	1.7	<0.2	0.5	21.5	<0.01	0.02	5.4	0.086	0.1	1.10	23	0.31	6.13	18	9.3
3	23BH-AEX-29 5:23-LD-866G1	Pulp	0.79	0.04	3.98	8.9	607	3.9	11.5	<0.001	<0.01	0.06	1.8	<0.2	0.6	15	<0.01	0.01	5.1	0.088	0.06	0.67	29	0.2	4.70	18	6.5
4	23BH-AEX-29 5:23-LD-871G	Pulp	0.50	0.08	1.29	16.2	557	3.1	12.5	<0.001	<0.01	0.06	2.4	<0.2	0.5	20	<0.01	0.01	4.7	0.105	0.09	0.82	29	0.73	7.12	19	9.2
5	BH23-AEX-001 23-MM-405G	Pulp	0.40	0.07	1.46	16.4	866	4.0	18.1	<0.001	<0.01	0.08	3.4	<0.2	0.7	30.4	<0.01	0.01	6.0	0.139	0.15	0.65	40	0.24	9.42	30	16.8
6	BH23-AEX-001 23-MM-406G	Pulp	0.36	0.07	0.86	9.7	868	2.9	12.8	<0.001	<0.01	0.06	2.5	<0.2	0.5	25.7	<0.01	<0.01	5.0	0.118	0.1	0.56	30	0.16	8.18	19	15.4
7	BH23-AEX-02 23-MM-430G	Pulp	0.47	0.06	1.51	7.5	816	2.6	10.4	<0.001	0.01	<0.05	1.9	<0.2	0.5	21.6	<0.01	<0.01	4.9	0.105	0.08	3.20	25	0.13	7.39	15	10.6
8	BH23-AEX-040 553-LF-082-G	Pulp	0.79	0.08	2.30	8.5	464	2.6	8.7	<0.001	<0.01	<0.05	1.5	<0.2	0.5	19.1	<0.01	<0.01	3.8	0.085	0.07	0.59	22	0.18	4.78	12	5.9
9	BH23-AEX-14 555-LF-100-G	Pulp	0.62	0.09	1.11	12.2	458	4.6	17.2	<0.001	<0.01	0.07	2.0	<0.2	0.6	24.4	<0.01	<0.01	7.9	0.098	0.14	1.26	23	0.38	8.01	23	13.3
10	BH23-AEX-19 551-LF-116-G	Pulp	0.45	0.06	2.80	6.5	537	2.2	6.8	<0.001	<0.01	<0.05	1.2	<0.2	0.4	16	<0.01	<0.01	3.1	0.077	0.04	0.67	19	0.11	4.66	9	6
11	BH23-AEX-27 55-1-GH-001-G	Pulp	0.31	0.09	1.41	51.3	743	10.2	50.1	<0.001	<0.01	0.16	8.8	<0.2	1.2	46.3	<0.01	0.04	15.0	0.222	0.43	0.97	87	0.21	18.92	79	31.6
12	BH23-AEX-27 55-5-GH-010-G	Pulp	0.43	0.07	1.22	9.6	453	3.9	13.0	<0.001	<0.01	<0.05	1.8	<0.2	0.5	18.9	<0.01	0.01	6.2	0.09	0.1	0.84	22	0.28	7.43	18	11.3
13	BH23-AEX-28 55-12-GH-023-G	Pulp	0.67	0.07	1.35	12.0	559	2.8	13.9	<0.001	0.02	0.06	2.4	<0.2	0.6	29.9	<0.01	<0.01	4.6	0.114	0.11	0.82	27	0.35	7.74	21	10.6
14	BH23-AEX-33 55-6-GH-029-G	Pulp	0.46	0.09	1.24	8.5	782	2.7	9.8	<0.001	<0.01	<0.05	2.1	<0.2	0.6	25.9	<0.01	<0.01	4.7	0.116	0.08	0.71	25	0.17	7.73	15	11.5
15	BH23-AEX-33 55-9-GH-032-G	Pulp	0.60	0.06	1.10	14.3	601	3.0	14.7	<0.001	0.02	0.07	2.7	<0.2	0.5	31.1	<0.01	<0.01	4.4	0.11	0.1	0.91	29	0.26	7.35	23	12.2
16	BH23-AEX-41 551-LF-119-G	Pulp	0.48	0.06	1.49	6.9	288	2.2	6.5	<0.001	<0.01	<0.05	1.0	<0.2	0.4	14.1	<0.01	<0.01	3.3	0.067	0.05	0.56	16	0.11	3.60	11	5.4
17	TP23-AEX-01 23-JC-261-G	Pulp	0.37	0.05	1.18	6.1	332	1.8	7.6	<0.001	<0.01	<0.05	1.2	<0.2	0.4	15.9	<0.01	<0.01	3.2	0.063	0.07	0.46	15	0.08	4.27	10	5.4
18	TP23-AEX-08 23-LO-1078-G	Pulp	0.46	0.05	1.37	5.8	279	1.8	5.0	<0.001	<0.01	<0.05	1.1	<0.2	0.3	15.8	<0.01	<0.01	2.9	0.056	0.04	0.46	13	0.09	3.54	8	5
19	TP23-AEX-11 23-JC-364-G	Pulp	0.51	0.05	0.68	25.6	773	6.5	29.7	<0.001	<0.01	0.13	4.7	<0.2	0.8	29.2	<0.01	0.04	8.5	0.128	0.22	0.74	50	0.24	10.64	47	23.4
20	TP23-AEX-15 23-LO-1018-G	Pulp	0.40	0.06	2.10	9.4	702	3.0	7.4	<0.001	<0.01	0.05	2.3	<0.2	0.5	23.9	<0.01	0.01	4.2	0.113	0.07	0.53	26	0.14	6.94	16	7.4
21	TP23-AEX-20 23-JC-266-G	Pulp	0.86	0.07	1.83	15.5	897	3.9	21.5	0.003	0.02	0.07	3.4	<0.2	0.7	34.2	<0.01	0.02	6.4	0.148	0.16	2.56	39	0.19	9.81	31	18.2
22	TP23-AEX-21 23-LO-1015-G	Pulp	0.64	0.04	4.02	13.5	289	6.4	10.3	<0.001	<0.01	0.06	2.0	<0.2	0.6	16.4	<0.01	0.01	5.2	0.11	0.09	1.09	28	0.28	4.92	21	8.9
23	TP23-AEX-24 23-LO-1035-G	Pulp	0.48	0.07	1.09	9.3	362	3.3	9.4	<0.001	<0.01	0.05	1.4	<0.2	0.4	17.2	<0.01	<0.01	4.6	0.077	0.07	0.70	19	0.32	6.06	14	8.9
24	TP23-AEX-26 23-LO-1050-G	Pulp	0.37	0.07	1.50	6.2	525	2.1	6.6	<0.001	<0.01	<0.05	1.3	<0.2	0.4	15.7	<0.01	<0.01	4.3	0.081	0.05	0.71	20	0.16	5.52	10	6.9
25	TP23-AEX-29 23-JC-257-G	Pulp	0.59	0.03	4.07	14.9	321	5.2	17.1	<0.001	<0.01	0.07	2.1	<0.2	0.6	16.3	<0.01	0.02	4.6	0.104	0.13	0.69	30	0.23	4.04	25	6.3
26	BS1-BH23-001 23-5F-380G	Pulp	0.44	0.07	1.04	13.8	410	5.3	25.4	<0.001	<0.01	0.06	2.3	<0.2	0.5	18.9	<0.01	0.01	8.5	0.104	0.2	1.62	27	0.25	8.74	33	13.1
27	BS#1-BH23-002 23-SF-356-G	Pulp	0.49	0.07	1.90	12.4	349	3.8	14.7	<0.001	<0.01	0.05	1.8	<0.2	0.5	19.4	<0.01	<0.01	5.9	0.092	0.12	0.96	23	0.15	4.79	23	10.2
28	BS#1-BH23-002 23-SF-360-G	Pulp	0.46	0.05	1.54	11.5	315	3.6	17.1	<0.001	<0.01	0.05	1.8	<0.2	0.4	20.2	<0.01	<0.01	5.6	0.071	0.14	0.96	18	0.16	6.19	25	10
29	BS1-TP23-002 23-CS-1010-G	Pulp	0.47	0.07	0.94	11.7	355	3.9	15.4	<0.001	<0.01	0.05	1.7	<0.2	0.5	20.5	<0.01	<0.01	5.8	0.085	0.12	1.02	21	0.14	6.53	23	9.7
30	BS1-TP23-005 23-10-1003-G	Pulp	0.42	0.06	1.08	10.6	355	3.4	14.8	<0.001	<0.01	0.05	1.6	<0.2	0.4	17.9	<0.01	<0.01	7.2	0.088	0.12	0.94	22	0.19	5.34	22	8.7
31	BS1-TP23-006 23-LO-1000-G	Pulp	0.41	0.06	1.73	11.5	331	4.0	13.8	<0.001	<0.01	0.05	1.6	<0.2	0.4	17.5	<0.01	<0.01	5.4	0.09	0.12	0.91	21	0.13	4.25	22	9.1
32	BS1-TP23-006 5:23-10-1002G	Pulp	0.46	0.06	0.91	9.2	319	2.8	11.8	<0.001	<0.01	<0.05	1.4	<0.2	0.4	18.1	<0.01	<0.01	4.8	0.077	0.1	0.73	21	0.1	5.03	17	7.8
33	BS3B-TP23-002 23-LD-1743G	Pulp	0.38	0.06	1.23	5.1	452	2.0	4.6	<0.001	<0.01	<0.05	1.0	<0.2	0.4	14.7	<0.01	<0.01	3.5	0.064	0.04	0.52	17	0.09	4.32	8	5.7
34	BS3B-TP23-008 23-LD-1735G	Pulp	0.44	0.05	1.51	8.6	284	2.9	11.8	<0.001	<0.01	<0.05	1.3	<0.2	0.4	17.2	<0.01	<0.01	4.7	0.054	0.09	0.74	14	0.11	4.07	18	7.4
35	BS3B-TP23-023 23-LD-1768G	Pulp	0.47	0.04	3.60	7.4	320	4.6	10.5	<0.001	<0.01	<0.05	1.3	<0.2	0.5	14.4	<0.01	<0.01	8.1	0.065	0.09	1.66	17	0.14	7.88	19	10.8
36	BS3B-TP23-026 23-LD-1764G	Pulp	0.43	0.07	1.43	6.6	472	2.4	8.4	<0.001	<0.01	0.1	1.5	<0.2	0.5	15.2	0.02	<0.01	4.5	0.08	0.07	0.73	20	0.15	5.45	14	7.8
37	BS3B-TP23-026 23-LD-1765G	Pulp	0.40	0.06	1.54	8.9	351	5.1	19.1	<0.001	<0.01	0.05	1.5	<0.2	0.6	14.8	<0.01	<0.01	9.8	0.076	0.14	1.69	18	0.15	7.53	26	14.8
38	BS3B-TP23-045 23-LD-1759G	Pulp	0.87	0.04	5.91	10.4	263	7.6	10.7	<0.001	<0.01	0.06	1.7	0.2	0.6	17.5	<0.01	<0.01	10.5	0.089	0.1	1.87	23	0.31	6.05	21	13.8
39	BS3B-TP23-046 23-LD-1761G	Pulp	0.48	0.04	4.16	8.7	391	6.5	14.3	<0.001	<0.01	<0.05	1.5	<0.2	0.6	16	<0.01	<0.01	8.9	0.081	0.11	1.31	18	0.13	6.21	19	13
40	BS4-TP23-006 23-JC-171-G	Pulp	0.47	0.05	1.69	6.8	231	2.2	5.9	<0.001	<0.01	<0.05	0.9	<0.2	0.3	13.2	<0.01	<0.01	3.5	0.051	0.04	0.51	11	0.17	2.88	9	5
41	BS4-TP23-026 23-JC-124-G	Pulp	0.50	0.06	1.06	10.6	373	3.8	14.8	<0.001	<0.01	0.05	1.7	<0.2	0.4	16	<0.01	<0.01	5.5	0.086	0.12	1.09	22	0.14	5.84	22	9.3
42	BS5-TP23-010 23-JC-190-G	Pulp	0.43	0.06	1.47	8.3	289	4.4	15.9	<0.001	<0.01	<0.05	1.3	<0.2	0.5	14.1	<0.01	0.01	6.6	0.074	0.13	1.16	17	0.1	5.96	20	9.2
43	BS6-TP23-004 23-JC-210-G	Pulp	0.46	0.05	0.89	5.3	171	1.8	3.7	<0.001	<0.01	<0.05	0.8	<0.2	0.3	12.6	<0.01	<0.01	2.3	0.041	0.03	0.41	9	0.07	2.96	6	4.5
44	BS6-TP23-004 23-JC-211-G	Pulp	0.37	0.05	0.89	7.8	232	2.7	8.1	<0.001	<0.01	<0.05	1.3	<0.2	0.3	14.5	<0.01	<0.01	4.0	0.063	0.06	0.63	15	0.09	4.38	14	7.2
45	BS6-TP23-027 23-JC-200-G	Pulp	0.44	0.07	1.19	6.1	364	2.1	6.6	<0.001	<0.01	<0.05	1.2	<0.2	0.4	15.4	<0.01	<0.01	3.8	0.067	0.05	0.54	17	0.15	4.80	9	6
46	BS6-TP23-030 23-JC-195-G	Pulp	0.41	0.06	1.06	5.5	383	1.9	4.9	<0.001	<0.01	<0.05	1.1	<0.2	0.4	14.5	<0.01	<0.01	3.2	0.064	0.05	0.50	15	0.09	4.06	8	5.5
47	BS6-TP23-021 23-JC-198-G	Pulp	0.41	0.06	0.90	6.5	289	2.2	6.4	<0.001	<0.01	<0.05	1.1	<0.2	0.3	15.3	<0.01	<0.01	3.7	0.061	0.07	0.56	14	0.11	4.21	11	5.9
48	BH22-101 SS3 5 -7	Pulp	0.73	0.06	2.02	6.9	289	2.1	5.6	<0.001	<0.01	<0.05	1.0	<0.2	0.5	15.6	<0.01	<0.01	3.3	0.065	0.04	0.55	17	2.75	3.78	10	5.2

CERTIFICATE OF ANALYSIS ▪ METALS RESULTS BY AQUA REGIA DIGEST & ICP-MS ANALYSIS ON SOLIDS

Global
ARD Testing Services Inc.

GLOBAL PROJECT NO: 2329 (B10)
CLIENT: WSP Canada Inc.
PROJECT NAME: Kinross Great Bear - Overburden Characterization
PROJECT NO: OMEMA2303
REPORT VERSION: 4

ıracterization

S. No.	Sample ID	Method																										
		Analyte	m (Mo)	Sodium (Na)	Niobium (Nb)	Nickel (Ni)	Phosphorous (P)	Lead (Pb)	Rubidium (Rb)	Rhenium (Re)	Sulphur (S)	Antimony (Sb)	Scandium (Sc)	Selenium (Se)	Tin (Sn)	m (Sr)	Tantalum (Ta)	Tellurium (Te)	Thorium (Th)	Titanium (Ti)	Thallium (Tl)	Uranium (U)	Vandium (V)	n (W)	Yttrium (Y)	Zinc (Zn)	Zirconium (Zr)
		Unit	ppm	%	ppm	ppm	ppm	ppm	ppm	ppm	%	ppm	ppm	ppm	ppm	ppm	ppm	ppm	ppm	%	ppm	ppm	ppm	ppm	ppm	ppm	ppm	ppm
		MDL	0.05	0.01	0.05	0.2	10	0.2	0.1	0.001	0.01	0.05	0.1	0.2	0.2	0.2	0.01	0.01	0.2	0.005	0.02	0.05	1	0.05	0.05	1	0.5
		Sample Typ																										
49	BH23-103 SS7	Pulp	0.62	0.07	1.77	16.7	816	4.0	20.7	<0.001	0.01	0.07	3.4	<0.2	0.7	34.1	<0.01	0.01	6.1	0.132	0.15	1.02	37	0.17	8.52	32	15.3
50	BH23-103 SS9	Pulp	0.65	0.08	1.55	47.7	647	12.4	66.6	0.001	0.03	0.23	9.1	<0.2	1.3	62.5	<0.01	0.05	14.3	0.182	0.43	1.58	87	0.17	14.59	98	39.4
51	BH23-103 SS16 - 64 - 66	Pulp	0.91	0.07	1.52	10.1	754	2.9	10.9	<0.001	0.02	0.05	2.2	<0.2	0.6	24	<0.01	<0.01	4.7	0.113	0.09	1.48	28	0.24	7.80	18	11.1
52	BH23-103 SS19	Pulp	0.77	0.08	1.34	9.3	553	3.2	17.0	<0.001	0.02	<0.05	1.7	<0.2	0.5	21.3	<0.01	<0.01	5.9	0.105	0.14	1.35	26	0.77	7.03	20	10.3
53	BH23-106 SS3 (1.5 - 2.1)	Pulp	0.38	0.04	0.93	39.1	643	12.7	46.6	<0.001	<0.01	0.27	7.5	<0.2	1.2	35.6	0.02	0.04	14.9	0.12	0.36	1.23	77	0.15	19.07	73	30.9
54	BH23-106 SS12 (35 -37) (10.7 - 11.3)	Pulp	0.72	0.06	1.04	9.9	458	2.6	9.8	<0.001	0.03	0.06	1.5	<0.2	0.5	18.8	<0.01	<0.01	4.2	0.081	0.08	1.95	18	0.63	5.67	15	8.7
55	TP23-105 GS2 DX489375	Pulp	0.34	0.07	0.93	13.5	786	3.7	19.3	<0.001	<0.01	0.07	3.1	<0.2	0.6	28.2	<0.01	<0.01	6.0	0.128	0.14	0.72	35	0.18	8.81	27	17.5
56	TP23-105 GS3	Pulp	0.64	0.07	0.87	15.8	619	3.9	20.5	<0.001	<0.01	0.07	2.7	<0.2	0.6	23.7	<0.01	0.02	5.7	0.12	0.15	0.97	32	0.3	7.96	30	15.3
57	TP23-106 GS1 - DX 489374	Pulp	0.69	0.07	0.56	42.1	649	10.3	48.8	<0.001	<0.01	0.16	7.9	<0.2	1.1	47.9	<0.01	0.04	14.5	0.187	0.42	0.96	81	0.17	14.08	79	34.9
58	TP23-106 GS2	Pulp	0.34	0.06	1.02	13.5	873	3.7	18.9	<0.001	<0.01	0.06	3.0	0.2	0.6	28.1	<0.01	0.01	6.0	0.136	0.14	0.77	35	0.2	8.77	29	16.7
59	TP23-106 GS3 (19-20)	Pulp	0.75	0.06	1.51	13.5	808	2.9	15.3	0.001	0.02	0.06	2.7	<0.2	0.6	27.4	<0.01	0.01	4.9	0.126	0.13	2.04	31	0.21	8.36	25	12.4
60	TP23-107 GS1 (1.6 - 3)	Pulp	0.72	0.04	3.64	20.9	692	5.4	26.6	<0.001	0.02	0.09	2.4	<0.2	0.5	15.6	<0.01	0.05	4.1	0.138	0.15	0.74	41	0.92	3.87	113	8.4
61	TP23-107 GS2 DX 489373 #28	Pulp	0.78	0.05	1.59	18.2	586	5.7	28.2	<0.001	<0.01	0.08	2.5	<0.2	0.4	14.8	<0.01	0.06	5.5	0.135	0.23	0.85	36	10.4	5.53	72	13.5
62	TP23-B2-03 DX489371	Pulp	0.67	0.07	1.44	36.3	740	7.8	52.2	<0.001	<0.01	0.12	6.9	0.3	1	47.8	<0.01	0.03	11.0	0.192	0.36	1.08	69	0.21	12.81	76	30.9
63	TP23-B2-05 DX489372	Pulp	1.08	0.06	0.58	35.7	676	10.0	49.5	<0.001	<0.01	0.16	6.8	<0.2	1	41.9	<0.01	0.04	11.3	0.156	0.36	1.22	72	0.14	12.86	75	32.6
64	TP23-B2-07 DX489370	Pulp	0.29	0.05	0.83	21.6	768	5.5	23.4	<0.001	<0.01	0.1	4.0	<0.2	0.7	24.1	<0.01	0.02	7.4	0.13	0.2	0.65	46	0.18	10.12	41	19.1
65	BH23-105 SS4 DX489379 #25	Pulp	0.67	0.08	0.84	42.3	621	10.9	65.2	<0.001	<0.01	0.16	8.2	<0.2	1.2	53	<0.01	0.04	15.1	0.195	0.43	1.25	83	0.28	13.89	92	37.9
66	BH22-133 SS4	Pulp	0.67	0.07	0.86	50.4	541	13.3	62.1	<0.001	<0.01	0.23	8.8	<0.2	1.2	46.1	<0.01	0.05	16.6	0.171	0.46	1.06	89	0.19	17.67	90	36.2
67	TP23-101 DX489382	Pulp	0.37	0.03	2.60	5.6	353	2.8	4.7	<0.001	<0.01	0.07	0.8	<0.2	0.4	8.1	<0.01	<0.01	2.8	0.046	0.04	0.39	13	0.09	2.10	14	2.7
68	TP23-102 GS2 DX489376 #24	Pulp	0.61	0.07	1.52	44.4	682	12.0	65.5	0.001	0.01	0.16	8.4	<0.2	1.2	44.2	<0.01	0.04	16.4	0.193	0.44	1.38	84	0.14	14.79	98	37.9
69	BH23-101 SS6 DX489378 #23	Pulp	1.00	0.07	0.76	7.5	264	2.3	7.9	<0.001	<0.01	0.05	1.1	<0.2	0.5	16.5	<0.01	<0.01	3.7	0.061	0.07	0.58	15	9.14	3.84	17	6.2
70	BH23-102A BH23-102 4.5m - 2313 #21	Pulp	0.49	0.06	1.50	8.0	819	2.6	11.7	<0.001	0.02	<0.05	2.0	<0.2	0.5	20.9	<0.01	<0.01	4.9	0.109	0.09	0.97	26	0.28	7.05	17	10.5
71	BH23-102 D-13mm	Pulp	0.59	0.06	0.89	10.4	388	3.4	16.6	<0.001	0.04	0.11	1.6	<0.2	0.6	19.6	0.02	<0.01	6.7	0.088	0.12	1.58	21	0.21	6.73	21	10.2
72	BH23-113 SS3_5 - 7	Pulp	0.45	0.06	1.33	8.0	753	2.7	6.6	<0.001	<0.01	<0.05	2.1	<0.2	0.5	21.2	<0.01	0.01	4.7	0.111	0.08	0.59	27	0.72	6.06	15	8.9
73	BH23-118 SS4 7.5 - 9.5	Pulp	0.42	0.07	0.36	50.2	687	12.9	70.0	<0.001	<0.01	0.23	9.6	<0.2	1.3	44.7	<0.01	0.05	16.0	0.182	0.44	1.04	93	0.21	15.12	102	39.2
74	BH23-121 SS2 2.5 - 4.5	Pulp	0.33	0.06	0.66	45.7	519	11.6	66.0	<0.001	<0.01	0.19	8.8	<0.2	1.1	43	<0.01	0.04	12.8	0.18	0.4	0.93	86	0.21	13.02	88	28.6
75	BH23-122 SS3 DX489377 #29	Pulp	0.35	0.07	0.85	26.2	788	5.3	33.3	<0.001	<0.01	0.09	5.1	<0.2	0.8	34.1	<0.01	0.02	7.9	0.165	0.23	0.79	52	0.52	11.58	45	18.5
76	BH23-122 CS-17-85m	Pulp	0.52	0.05	0.97	12.8	588	2.6	14.1	<0.001	0.03	0.07	2.5	<0.2	0.5	32.1	<0.01	0.02	4.0	0.102	0.1	0.74	29	1.32	5.93	24	10.6
77	TP23-B1-03 DX489368	Pulp	0.56	0.07	1.21	6.5	782	2.2	6.9	<0.001	<0.01	<0.05	2.0	<0.2	0.5	18	<0.01	<0.01	4.5	0.105	0.06	0.79	23	0.17	7.04	11	9.4
78	TP23-B1-05 DX489369	Pulp	0.43	0.06	0.94	40.4	694	11.4	51.6	0.001	0.04	0.19	7.6	<0.2	1.1	44.2	<0.01	0.04	11.6	0.158	0.34	1.43	79	0.16	13.87	86	30.1
QUALITY ASSURANCE / QUALITY CONTROL																												
Pulp Replicates																												
22	TP23-AEX-21 23-LO-1015-G	Pulp	0.64	0.04	4.02	13.5	289	6.4	10.3	<0.001	<0.01	0.06	2	<0.2	0.6	16.4	<0.01	0.01	5.2	0.11	0.09	1.09	28	0.28	4.92	21	8.9
22R	TP23-AEX-21 23-LO-1015-G (Rep)	Pulp	0.64	0.04	3.93	13.6	287	6.5	10.6	<0.001	<0.01	0.05	1.9	<0.2	0.5	16.1	<0.01	0.01	5.2	0.107	0.08	1.08	27	0.3	4.79	20	8.5
		%RPD	0%	0%	2%	-1%	1%	-2%	-3%			18%	5%		18%	2%		0%	0%	3%	12%	1%	4%	-7%	3%	5%	5%
68	TP23-102 GS2 DX489376 #24	Pulp	0.61	0.07	1.52	44.4	682	12.0	65.5	0.001	0.01	0.16	8.4	<0.2	1.2	44.2	<0.01	0.04	16.4	0.193	0.44	1.38	84	0.14	14.79	98	37.9
68R	TP23-102 GS2 DX489376 #24 (Rep)	Pulp	0.61	0.06	1.56	45.8	654	11.6	67.1	0.001	0.01	0.17	8.7	<0.2	1.2	45.2	<0.01	0.05	15.9	0.188	0.43	1.34	82	0.15	14.39	93	38.0
		%RPD	0%	15%	-3%	-3%	4%	3%	-2%	0%	0%	-6%	-4%		0%	-2%		-22%	3%	3%	2%	3%	2%	-7%	3%	5%	0%
Reference Material																												
STD OREAS 601C			3.38	0.07	0.43	6.0	246	249.9	12.5	<0.001	0.93	28.87	1.00	8.1	1.60	36.4	<0.01	7.20	6.2	0.012	1.24	2.04	5.00	1.16	5.23	395	33.7
True Value STD OREAS 601C			**3.35**	**0.05**	**<1**	**6.0**	**243**	**248.1**	**12.4**	**< 0.001**	**0.91**	**29.73**	**1.03**	**8.0**	**1.59**	**36.3**	**< 0.05**	**7.22**	**6.1**	**0.010**	**1.20**	**2.04**	**4.75**	**1.16**	**5.10**	**381**	**33.5**
% Difference			1%	32%		0%	1%	1%	1%		2%	-3%	-3%	1%	1%	0%		0%	1%	26%	4%	0%	5%	0%	3%	4%	0%
STD OREAS 601C			3.34	0.07	0.40	6.1	241	242.3	12.4	<0.001	0.89	30.71	1.00	8.0	1.60	36.3	<0.01	7.13	6.1	0.012	1.19	2.04	5.00	1.23	5.07	381	33.7
True Value STD OREAS 601C			**3.35**	**0.05**	**<1**	**6.0**	**243**	**248.1**	**12.4**	**< 0.001**	**0.91**	**29.73**	**1.03**	**8.0**	**1.59**	**36.3**	**< 0.05**	**7.22**	**6.1**	**0.010**	**1.20**	**2.04**	**4.75**	**1.16**	**5.10**	**381**	**33.5**
% Difference			0%	32%		2%	-1%	-2%	0%		-2%	3%	-3%	0%	1%	0%		-1%	0%	26%	0%	0%	5%	6%	-1%	0%	0%
Method Blank:																												
Method Blank			<0.05	<0.01	<0.05	<0.2	<10	<0.2	<0.1	<0.001	<0.01	<0.05	<0.1	<0.2	<0.2	<0.2	<0.01	<0.01	<0.2	<0.005	<0.02	<0.05	<1	<0.05	<0.05	<1	<0.5
Method Blank			<0.05	<0.01	<0.05	<0.2	<10	<0.2	<0.1	<0.001	<0.01	<0.05	<0.1	<0.2	<0.2	<0.2	<0.01	<0.01	<0.2	<0.005	<0.02	<0.05	<1	<0.05	<0.05	<1	<0.5

CERTIFICATE OF ANALYSIS ▪ MEND SFE RESULTS

Global
ARD Testing Services Inc.

GLOBAL PROJECT NO: 2329 (B10)
CLIENT: WSP Canada Inc.
PROJECT NAME: Kinross Great Bear - Overburden Characteriza
PROJECT NO: OMEMA2303
REPORT VERSION: 4

Parameter	Method	Unit	RDL	1	1R	2	3	4	5	6	7	8	9	10	11	12	13	14	15	16	17
				23BH-AEX-25 5:23-LD-855G	23BH-AEX-25 5:23-LD-855G (Rep)	23BH-AEX-25 5:23-LD-856G	23BH-AEX-29 5:23-LD-866G1	23BH-AEX-29 5:23-LD-871G	BH23-AEX-001 23-MM-405G	BH23-AEX-001 23-MM-406G	BH23-AEX-02 23-MM-430G	BH23-AEX-040 553-LF-082-G	BH23-AEX-14 555-LF-100-G	BH23-AEX-19 551-LF-116-G	BH23-AEX-27 55-1-GH-001-G	BH23-AEX-27 55-5-GH-010-G	BH23-AEX-28 55-12-GH-023-G	BH23-AEX-33 55-6-GH-029-G	BH23-AEX-33 55-9-GH-032-G	BH23-AEX-41 551-LF-119-G	TP23-AEX-01 23-JC-261-G
Weight of dry sample used	Weighing Scale	g	0.01	250		250	220	250	250	250	250	200	250	250	200	250	250	250	250	250	250
Volume of DI water used	Graduated Cylinder	mL	0.50	750		750	660	750	750	750	750	600	750	750	600	750	750	750	750	750	750
On filtered samples (using 0.45 µm filter paper):																					
pH	Meter	pH units	0.01	6.4	6.5	6.5	5.8	6.4	6.6	6.7	6.7	6.4	6.2	6.3	6.5	6.5	6.7	6.7	6.8	6.5	6.4
EC	Meter	µS/cm	1	47	47	48	14	46	65	55	78	10	10	10	22	17	80	59	97	7	14
Acidity (to pH 8.3)	Titration	mg $CaCO_3$/L	0.5	20.0	16.9	14.1	17.5	11.2	17.7	19.6	17.3	8.3	6.4	7.1	13.0	9.4	19.5	17.4	19.5	6.4	10.6
Alkalinity (to pH 4.5)	Titration	mg $CaCO_3$/L	0.5	25.2	26.1	22.3	3.0	14.8	30.9	30.7	33.1	2.4	2.9	4.4	4.3	8.4	35.6	31.3	40.8	2.9	3.9
Sulphate	Turbidimetry	mg/L	1	2.5		3.1	5.0	6.2	4.4	2.9	5.1	3.9	3.0	2.2	12.9	2.1	4.6	2.2	6.4	1.8	2.6
Phosphorus, Total Dissolved	Colourimetry	mg/L	0.005	0.0137		0.0122	0.0177	0.0157	0.0250	0.0188	0.0099	0.0187	0.0142	0.0938	0.0646	0.0132	0.0236	0.0232	0.0221	0.0062	0.0109
Dissolved Metals Analysis by ICP-MS:																					
Dissolved Hardness (CaCO3)	ICP-MS	mg/L	0.125	22.9		22.6	2.8	19.6	31.9	27.9	36.1	1.2	2.3	4.1	5.6	8.2	36.4	29.4	46.6	2.3	2.8
Aluminum Dissolved	ICP-MS	mg/L	0.001	0.101	0.0999	0.0598	0.577	0.0892	0.15	0.133	0.196	0.507	0.165	0.0341	1.92	0.0876	0.163	0.0682	0.0494	0.0076	0.138
Antimony Dissolved	ICP-MS	mg/L	0.00005	<0.000050	<0.000050	0.000052	<0.000050	0.000117	<0.000050	<0.000050	0.000099	<0.000050	<0.000050	<0.000050	0.000133	<0.000050	<0.000050	<0.000050	0.000075	<0.000050	<0.000050
Arsenic Dissolved	ICP-MS	mg/L	0.00005	0.00126	0.00126	0.00106	0.000749	0.00102	0.000653	0.000466	0.00116	<0.000550	<0.000250	0.000125	<0.000870	0.00104	0.000624	0.00111	0.00106	<0.000050	<0.000450
Barium Dissolved	ICP-MS	mg/L	0.0001	0.00508	0.00524	0.00463	0.00647	0.0202	0.00643	0.00497	0.0103	0.00443	0.00359	0.0014	0.0194	0.004	0.00988	0.00482	0.0135	0.00519	0.00296
Beryllium Dissolved	ICP-MS	mg/L	0.00001	<0.000010	<0.000010	<0.000010	0.000063	<0.000010	<0.000010	<0.000010	<0.000010	0.000037	0.000013	<0.000010	0.000141	<0.000010	<0.000010	<0.000010	<0.000010	<0.000010	0.000014
Bismuth Dissolved	ICP-MS	mg/L	0.00001	<0.000010	<0.000010	<0.000010	<0.000010	<0.000010	<0.000010	<0.000010	<0.000010	<0.000010	<0.000010	<0.000010	0.000014	<0.000010	<0.000010	<0.000010	<0.000010	<0.000010	<0.000010
Boron Dissolved	ICP-MS	mg/L	0.002	0.0076	0.0074	0.0046	0.0044	0.0049	0.0025	0.003	0.0026	0.0053	0.0036	0.0026	0.0145	0.0021	0.0029	0.0024	0.0034	0.0028	0.0054
Cadmium Dissolved	ICP-MS	mg/L	0.000002	0.0000031	0.0000027	0.0000039	0.0000106	<0.0000040	<0.0000020	<0.0000020	0.0000044	0.0000026	<0.0000020	<0.0000020	0.0000035	0.0000023	<0.0000040	0.0000033	<0.0000040	0.0000024	<0.0000020
Calcium Dissolved	ICP-MS	mg/L	0.050	7.550	7.550	7.250	0.694	6.840	9.600	8.490	12.300	0.261	0.680	1.040	0.932	3.060	13.100	9.620	16.100	0.665	0.739
Chromium Dissolved	ICP-MS	mg/L	0.001	<0.00050	<0.00050	<0.00050	0.0018	<0.00050	<0.00050	<0.00050	<0.00050	0.0017	<0.00050	<0.00050	0.0039	<0.00050	<0.00050	<0.00050	<0.00050	<0.00050	<0.00050
Cobalt Dissolved	ICP-MS	mg/L	0.000005	0.000105	0.000096	0.0000516	0.00038	0.0000576	0.0000676	0.0000556	0.0000754	0.000298	0.000157	0.000108	0.00056	0.000137	0.0000402	0.0000269	0.0000283	0.0000374	0.0000795
Copper Dissolved	ICP-MS	mg/L	0.0001	0.00076	0.00075	0.00195	0.00306	0.00913	0.0017	0.00108	0.00159	0.00393	0.00268	0.0004	0.014	0.00428	0.0016	0.00126	0.00205	0.00042	0.00375
Iron Dissolved	ICP-MS	mg/L	0.002	0.0651	0.0739	0.0291	0.443	0.0509	0.113	0.105	0.0808	0.36	0.0944	0.0195	1.62	0.0685	0.0411	0.0213	0.0214	0.0033	0.0906
Lead Dissolved	ICP-MS	mg/L	0.00005	0.000103	0.000111	0.000176	0.000165	0.000138	0.00009	0.000068	0.000097	0.000609	0.000164	<0.000050	0.000807	0.000208	<0.000050	<0.000050	<0.000050	<0.000050	0.000105
Lithium Dissolved	ICP-MS	mg/L	0.000	0.0018	0.0017	0.0015	0.0014	0.0012	0.0020	0.0035	0.0031	0.0004	0.0004	<0.000050	0.0124	0.0002	0.0024	0.0023	0.0047	<0.000050	0.0002
Magnesium Dissolved	ICP-MS	mg/L	0.005	0.973	0.970	1.090	0.264	0.616	1.920	1.610	1.310	0.136	0.134	0.364	0.782	0.134	0.876	1.310	1.520	0.156	0.237
Manganese Dissolved	ICP-MS	mg/L	0.00005	0.00498	0.00488	0.00374	0.00994	0.00686	0.00413	0.00298	0.016	0.00654	0.00723	0.00492	0.0158	0.00409	0.0214	0.00287	0.0346	0.00787	0.00218
Mercury Dissolved	CVAFS	ug/L	0.005	<0.0050		<0.0050	<0.0050	<0.0050	<0.0050	<0.0050	<0.0050	<0.0050	<0.0050	<0.0050	0.0066	<0.0050	<0.0050	<0.0050	<0.0050	<0.0050	<0.0050
Molybdenum Dissolved	ICP-MS	mg/L	0.00001	0.000503	0.000504	0.000848	0.00003	0.00286	0.000599	0.000358	0.00268	0.00134	0.000364	0.000173	0.000166	0.00038	0.00204	0.00102	0.00231	0.000082	0.000181
Nickel Dissolved	ICP-MS	mg/L	0.00004	0.00012	0.000118	0.000484	0.000989	0.000399	0.000248	0.000152	0.000347	0.000987	0.000355	0.000098	0.00689	0.0003	0.000205	0.000109	0.000233	0.00005	0.000364
Phosphorus Dissolved	ICP-MS	mg/L	0.01	<0.010	<0.010	<0.010	0.011	<0.010	0.018	0.012	<0.010	0.016	<0.010	0.089	0.06	0.011	0.02	0.014	0.019	<0.010	<0.010
Potassium Dissolved	ICP-MS	mg/L	0.02	0.712	0.708	1.07	0.632	1.58	0.592	0.622	1.7	0.595	0.445	0.27	0.643	0.5	2.23	0.733	3.08	0.254	0.446
Selenium Dissolved	ICP-MS	mg/L	0.0001	<0.00010	<0.00010	0.00036	0.00012	0.00201	<0.00010	<0.00010	0.001	0.00011	<0.00010	<0.00010	0.00016	<0.00010	0.00059	<0.00010	0.00076	<0.00010	<0.00010
Silicon Dissolved	ICP-MS	mg/L	0.1	1.61	1.62	0.9	1.18	0.83	1.95	2.04	1.03	2.34	1.28	0.92	9.51	1.02	1.64	1.47	1.92	0.71	1.09
Silver Dissolved	ICP-MS	mg/L	0.00001	0.00012	0.000123	0.000222	0.000015	0.000011	<0.000010	0.000011	0.00001	0.00002	0.000015	0.00003	0.000586	0.000016	0.000026	0.000097	0.000017	0.000016	0.000011
Sodium Dissolved	ICP-MS	mg/L	0.02	0.653	0.653	0.625	1.05	0.741	1.49	1.04	1.13	1.69	1.08	0.167	4.27	0.269	1.6	0.705	1.08	0.247	1.64
Strontium Dissolved	ICP-MS	mg/L	0.0001	0.00901	0.00908	0.0092	0.0036	0.00852	0.0112	0.00876	0.0135	0.00263	0.00606	0.0067	0.00544	0.00307	0.015	0.00987	0.0197	0.00588	0.00548
Sulphur Dissolved	ICP-MS	mg/L	1	<1.00	<1.00	<1.00	<1.00	1.6	<1.00	<1.00	1.7	<1.00	<1.00	<1.00	<1.00	<1.00	2.1	<1.00	3.1	<1.00	<1.00
Tellurium Dissolved	ICP-MS	mg/L	0.00005	<0.000050	<0.000050	<0.000050	<0.000050	<0.000050	<0.000050	<0.000050	<0.000050	<0.000050	<0.000050	<0.000050	<0.000050	<0.000050	<0.000050	<0.000050	<0.000050	<0.000050	<0.000050
Thallium Dissolved	ICP-MS	mg/L	0.000004	<0.0000040	<0.0000040	<0.0000040	0.000292	<0.0000040	<0.0000040	<0.0000040	0.0000224	0.0000599	0.0000071	<0.0000040	0.0000296	<0.0000040	0.0000172	<0.0000040	0.0000211	0.0000207	0.0000063
Thorium Dissolved	ICP-MS	mg/L	0.00001	0.000017	0.000019	0.000011	0.000692	0.000071	0.000061	0.000035	0.000031	0.000576	0.000109	<0.000010	0.000901	0.000102	<0.000010	<0.000010	<0.000010	<0.000010	0.00017
Tin Dissolved	ICP-MS	mg/L	0.00005	0.000098	0.000107	<0.000050	0.000106	0.000107	<0.000050	0.000182	0.000071	<0.000050	0.000151	0.000089	0.000219	0.00011	<0.000050	0.00006	0.000088	0.000082	<0.000050
Titanium Dissolved	ICP-MS	mg/L	0.0002	0.00394	0.00403	0.00204	0.00595	0.00303	0.00741	0.00647	0.0072	0.0277	0.00937	0.00139	0.0948	0.00404	0.00271	0.00189	0.00131	<0.00020	0.0115
Tungsten Dissolved	ICP-MS	mg/L	0.0002	0.00211	0.00201	0.00143	<0.00020	0.00059	0.00023	0.00028	0.00032	0.0002	<0.00020	<0.00020	0.00029	0.00041	0.00084	0.00036	0.00058	<0.00020	<0.00020
Uranium Dissolved	ICP-MS	mg/L	0.000001	0.0000839	0.0000845	0.00127	0.000189	0.000174	0.0000686	0.0000956	0.0255	0.000193	0.0000933	0.0000261	0.000252	0.0000575	0.000682	0.00012	0.00212	0.0000108	0.0000573
Vanadium Dissolved	ICP-MS	mg/L	0.001	0.00191	0.00192	0.00273	<0.00100	0.00536	0.00315	0.0027	0.0043	0.00108	<0.00100	<0.00100	0.00547	0.00105	0.00475	0.00293	0.00727	<0.00100	<0.00100
Zinc Dissolved	ICP-MS	mg/L	0.0010	0.0011	0.0012	0.0015	0.0017	<0.0010	0.0010	<0.0010	0.0010	0.0058	0.0018	0.0012	0.0062	0.0018	0.0011	0.0013	0.0012	0.0010	<0.0010
Zirconium Dissolved	ICP-MS	mg/L	0.00002	0.00009	0.00007	0.00011	0.00172	0.00047	0.00036	0.00028	0.00021	0.00166	0.00019	0.00002	0.00479	0.00028	0.00009	0.00006	0.00003	<0.000020	0.00041
Ion Balance:																					
Major Anions	Calc.	meq/L		0.56	0.52	0.51	0.17	0.43	0.71	0.67	0.77	0.13	0.12	0.14	0.36	0.21	0.81	0.67	0.95	0.09	0.13
Major Cations	Calc.	meq/L		0.52	0.52	0.52	0.20	0.48	0.74	0.64	0.84	0.18	0.13	0.10	0.59	0.20	0.87	0.65	1.06	0.07	0.16
Difference	Calc.	meq/L		-0.04	0.00	0.01	0.04	0.05	0.03	-0.04	0.07	0.05	0.01	-0.03	0.23	-0.01	0.07	-0.03	0.11	-0.03	0.03
Balance (%)	Calc.	%		-3.5%	-0.1%	0.5%	9.9%	6.0%	1.9%	-2.9%	4.5%	17.4%	2.5%	-14.5%	24.7%	-2.5%	3.9%	-1.9%	5.6%	-17.6%	9.7%
		Shake Flask Extract ID:		*24E2057-01*	*24E2057-01*	*24E2057-02*	*24E2057-03*	*24E2057-04*	*24E2057-05*	*24E2057-06*	*24E2057-07*	*24E2057-08*	*24E2057-09*	*24E2057-10*	*24E2057-11*	*24E2057-12*	*24E2057-13*	*24E2057-14*	*24E2057-15*	*24E2057-16*	*24E2057-17*

NOTES:
Job No: 24E2057, 24E2218, 24E2470
Date of Analysis (24 h): May 13-16, 2024
pH of DI water used (pH Units): 5.81, 5.83, 5.40
EC of DI water used (µS/cm): 1.45, 1.18, 1.34

ABBREVIATIONS:
R / Rep = Replicate (analysis of the same Shake Flask Extract aliquot)
D / Dup = Duplicate (analysis of a secopnd split of the original sample)
Calc. = Calculation
EC = Electrical Conductivity
IC = Ion Chromatography
NA = Not Applicable.
NR = Not Reported.
mg/L = Milligrams per Litre

REFERENCE:
MEND Report 1.20.1; Version 0 - Dec. 2009. Section 11.5; P 11 (8-9).
Extraction Method used: Using gyratory shaker for 24 h (± 2 h; gentle agitation).
Liquid: Solid ratio used: 3: 1; L: S; 750 mL DI H_2O: 250 g of 85% passing 1/4 inch)

CERTIFICATE OF ANALYSIS ▪ MEND SFE RESULTS

Global
ARD Testing Services Inc.

ition

GLOBAL PROJECT NO: 2329 (B10)
CLIENT: WSP Canada Inc.
PROJECT NAME: Kinross Great Bear - Overburden Characterization
PROJECT NO: OMEMA2303
REPORT VERSION: 4

Parameter	Method	Unit	RDL	18	19	20	21	21R	22	23	24	25	26	29	29R	31	33	35	39	41	42
				TP23-AEX-08 23-LO-1078-G	TP23-AEX-11 23-JC-364-G	TP23-AEX-15 23-LO-1018-G	TP23-AEX-20 23-JC-266-G	TP23-AEX-20 23-JC-266-G (Rep)	TP23-AEX-21 23-LO-1015-G	TP23-AEX-24 23-LO-1035-G	TP23-AEX-26 23-LO-1050-G	TP23-AEX-29 23-JC-257-G	BS1-BH23-001 23-5F-380G	BS1-TP23-002 23-CS-1010-G	BS1-TP23-002 23-CS-1010-G (Rep)	BS1-TP23-006 23-LO-1000-G	BS3B-TP23-002 23-LD-1743G	BS3B-TP23-023 23-LD-1768G	BS3B-TP23-046 23-LD-1761G	BS4-TP23-026 23-JC-124-G	BS5-TP23-010 23-JC-190-G
Weight of dry sample used	Weighing Scale	g	0.01	250	250	250	250		250	250	250	250	250	250		250	250	250	250	250	250
Volume of DI water used	Graduated Cylinder	mL	0.50	750	750	750	750		750	750	750	750	750	750		750	750	750	750	750	750
On filtered samples (using 0.45 µm filter paper):																					
pH	Meter	pH units	0.01	6.4	6.4	5.6	6.4		5.9	6.1	6.1	5.4	5.9	6.0		5.8	5.6	5.7	5.4	5.9	5.6
EC	Meter	µS/cm	1	4	41	8	101		10	17	7	10	19	4		4	5	5	6	3	5
Acidity (to pH 8.3)	Titration	mg $CaCO_3$/L	0.5	5.5	13.8	10.9	27.1		13.6	10.1	9.6	22.6	12.7	7.1		8.5	9.1	13.2	11.8	7.9	8.3
Alkalinity (to pH 4.5)	Titration	mg $CaCO_3$/L	0.5	1.9	20.3	1.0	40.2		3.9	6.5	4.4	1.7	4.2	3.1		2.8	2.9	1.8	0.7	3.3	2.1
Sulphate	Turbidimetry	mg/L	1	1.6	4.3	2.6	9.6		3.2	2.5	2.7	4.7	4.4	1.9		1.9	1.8	2.4	2.2	1.7	1.9
Phosphorus, Total Dissolved	Colourimetry	mg/L	0.005	0.0060	0.0243	0.0077	0.0186		0.0136	0.0072	0.0076	0.0299	<0.0050	<0.0050		0.0059	<0.0050	0.0060	<0.0050	<0.0050	<0.0050
Dissolved Metals Analysis by ICP-MS:																					
Dissolved Hardness (CaCO3)	ICP-MS	mg/L	0.125	1.3	17.1	1.4	52.8		3.0	6.9	2.5	2.3	3.2	1.1		0.9	1.0	1.2	1.5	0.9	0.9
Aluminum Dissolved	ICP-MS	mg/L	0.001	0.0199	0.336	0.0617	0.0722	0.0725	0.22	0.0319	0.0596	0.559	0.0433	0.0147	0.0145	0.0543	0.0352	0.0825	0.228	0.0226	0.0286
Antimony Dissolved	ICP-MS	mg/L	0.00005	<0.000050	0.000066	<0.000050	0.000214	0.000204	0.000056	<0.000050	<0.000050	<0.000050	<0.000050	<0.000050	<0.000050	<0.000050	<0.000050	<0.000050	<0.000050	<0.000050	<0.000050
Arsenic Dissolved	ICP-MS	mg/L	0.00005	<0.000050	0.000515	<0.000150	0.00162	0.00158	0.000745	0.000838	0.000318	0.00117	<0.000250	<0.000100	<0.000100	0.000103	<0.000100	<0.000210	0.00022	<0.000100	<0.000050
Barium Dissolved	ICP-MS	mg/L	0.0001	0.0042	0.00584	0.00183	0.0184	0.0181	0.00417	0.00247	0.00134	0.00578	0.00199	0.00252	0.0025	0.00442	0.00559	0.00098	0.00386	0.00223	0.00278
Beryllium Dissolved	ICP-MS	mg/L	0.00001	<0.000010	0.000011	0.000027	<0.000010	<0.000010	0.000018	<0.000010	<0.000010	0.000032	<0.000010	<0.000010	<0.000010	<0.000010	0.000011	0.000022	0.000027	<0.000010	0.000016
Bismuth Dissolved	ICP-MS	mg/L	0.00001	<0.000010	<0.000010	<0.000010	<0.000010	<0.000010	<0.000010	<0.000010	<0.000010	<0.000010	<0.000010	<0.000010	<0.000010	<0.000010	<0.000010	<0.000010	<0.000010	<0.000010	<0.000010
Boron Dissolved	ICP-MS	mg/L	0.002	0.0025	0.0059	0.0033	0.0035	0.0037	0.0043	0.0029	0.0021	0.0028	0.0051	0.0023	0.0025	<0.0020	0.0037	0.002	0.0041	0.0021	<0.0020
Cadmium Dissolved	ICP-MS	mg/L	0.000002	<0.0000020	0.0000032	<0.0000020	<0.0000080	<0.0000080	0.0000037	0.0000033	<0.0000020	0.0000081	0.0000025	<0.0000020	<0.0000020	<0.0000020	0.0000027	0.0000033	0.0000056	<0.0000020	0.0000061
Calcium Dissolved	ICP-MS	mg/L	0.050	0.376	4.030	0.381	17.000	17.100	0.760	2.460	0.796	0.558	0.950	0.347	0.350	0.256	0.304	0.431	0.407	0.259	0.293
Chromium Dissolved	ICP-MS	mg/L	0.001	<0.00050	0.0008	0.0007	<0.00050	<0.00050	0.0006	<0.00050	<0.00050	0.0015	<0.00050	<0.00050	<0.00050	<0.00050	<0.00050	0.0006	0.0007	<0.00050	<0.00050
Cobalt Dissolved	ICP-MS	mg/L	0.000005	0.0000364	0.0000867	0.0000756	0.0000539	0.000055	0.000155	0.0000732	0.0000542	0.000297	0.0000957	0.0000547	0.0000578	0.0000563	0.0000468	0.0000414	0.000259	0.000036	0.0000624
Copper Dissolved	ICP-MS	mg/L	0.0001	0.00067	0.00166	0.00279	0.00214	0.00216	0.00162	0.00279	0.00235	0.00239	0.00237	0.00077	0.00076	0.001	0.00058	0.00227	0.00136	0.00055	0.0004
Iron Dissolved	ICP-MS	mg/L	0.002	0.0058	0.247	0.049	0.0253	0.0255	0.0446	0.0256	0.0488	0.16	0.0267	0.0077	0.0073	0.0107	0.012	0.0597	0.0548	0.0083	0.0075
Lead Dissolved	ICP-MS	mg/L	0.00005	<0.000050	0.000133	0.000051	<0.000050	<0.000050	0.000094	0.000083	0.000072	0.000102	0.000066	0.00005	0.000051	0.000113	<0.000050	0.000072	0.000061	<0.000050	<0.000050
Lithium Dissolved	ICP-MS	mg/L	0.000	<0.000050	0.0043	0.0003	0.0052	0.0051	0.0001	0.0005	0.0002	0.0005	0.0001	<0.000050	<0.000050	<0.000050	<0.000050	0.0003	0.0010	<0.000050	0.0001
Magnesium Dissolved	ICP-MS	mg/L	0.005	0.079	1.700	0.100	2.480	2.420	0.267	0.176	0.111	0.222	0.205	0.051	0.051	0.065	0.048	0.026	0.117	0.050	0.050
Manganese Dissolved	ICP-MS	mg/L	0.00005	0.00226	0.00364	0.00292	0.0397	0.0392	0.00227	0.00494	0.00211	0.00744	0.00633	0.00749	0.00748	0.00354	0.00597	0.000911	0.00393	0.00321	0.0105
Mercury Dissolved	CVAFS	ug/L	0.005	<0.0050	<0.0050	<0.0050	<0.0050		<0.0050	<0.0050	<0.0050	0.0067	<0.0050	<0.0050		<0.0050	<0.0050	<0.0050	<0.0050	<0.0050	<0.0050
Molybdenum Dissolved	ICP-MS	mg/L	0.00001	0.000044	0.00051	0.00003	0.0219	0.0218	0.000071	0.000252	0.000173	0.000032	0.000274	0.000029	0.000048	0.000014	0.000053	0.00006	0.00002	0.000045	<0.000010
Nickel Dissolved	ICP-MS	mg/L	0.00004	<0.000040	0.000517	0.000362	0.000477	0.000503	0.000253	0.000334	0.000247	0.0005	0.000156	0.000091	0.000069	0.0001	0.000096	0.000229	0.000482	0.000046	0.000068
Phosphorus Dissolved	ICP-MS	mg/L	0.01	<0.010	0.019	0.014	0.012	0.011	<0.010	<0.010	<0.010	0.022	<0.010	<0.010	<0.010	<0.010	<0.010	<0.010	<0.010	<0.010	<0.010
Potassium Dissolved	ICP-MS	mg/L	0.02	0.244	1.17	0.153	2.26	2.22	0.541	0.542	0.297	0.569	0.717	0.277	0.276	0.152	0.123	0.22	0.237	0.157	0.167
Selenium Dissolved	ICP-MS	mg/L	0.0001	<0.00010	<0.00010	<0.00010	0.00102	0.00109	0.00017	<0.00010	<0.00010	0.00018	<0.00010	<0.00010	<0.00010	<0.00010	<0.00010	<0.00010	<0.00010	<0.00010	<0.00010
Silicon Dissolved	ICP-MS	mg/L	0.1	0.54	3.8	1.06	1.22	1.23	2.01	0.92	0.93	1.75	0.96	0.23	0.23	0.44	0.44	0.71	0.95	0.37	0.23
Silver Dissolved	ICP-MS	mg/L	0.00001	<0.000010	0.000021	0.000023	<0.000010	<0.000010	0.000012	0.000037	0.000857	0.000013	0.0143	0.00007	0.000067	0.000018	0.00024	0.000299	0.000018	0.000107	<0.000010
Sodium Dissolved	ICP-MS	mg/L	0.02	0.129	1.17	0.863	1.21	1.17	0.479	0.402	0.346	0.523	2.25	0.096	0.099	0.126	0.365	0.276	0.286	0.182	0.107
Strontium Dissolved	ICP-MS	mg/L	0.0001	0.00312	0.0061	0.00365	0.0199	0.0197	0.00818	0.00337	0.00322	0.00688	0.00912	0.00229	0.00226	0.00288	0.00339	0.00146	0.00289	0.00309	0.00273
Sulphur Dissolved	ICP-MS	mg/L	1	<1.00	<1.00	<1.00	4.3	4.3	<1.00	<1.00	<1.00	<1.00	1.4	<1.00	<1.00	<1.00	<1.00	<1.00	<1.00	<1.00	<1.00
Tellurium Dissolved	ICP-MS	mg/L	0.00005	<0.000050	<0.000050	<0.000050	<0.000050	<0.000050	<0.000050	<0.000050	<0.000050	<0.000050	<0.000050	<0.000050	<0.000050	<0.000050	<0.000050	<0.000050	<0.000050	<0.000050	<0.000050
Thallium Dissolved	ICP-MS	mg/L	0.000004	0.000015	0.0000059	0.0000123	0.0000235	0.0000237	0.0000176	<0.0000040	<0.0000040	0.0000189	0.0000088	0.000008	0.0000081	0.0000154	0.0000056	0.0000104	0.0000185	0.0000074	0.0000274
Thorium Dissolved	ICP-MS	mg/L	0.00001	0.000025	0.000102	0.000075	0.000017	0.000016	0.000277	<0.000010	0.000094	0.000576	0.000185	0.000062	0.000073	0.000122	0.00011	0.00024	0.000479	0.000096	0.00007
Tin Dissolved	ICP-MS	mg/L	0.00005	<0.000050	0.000112	0.000061	0.000074	<0.000050	0.000093	<0.000050	0.00009	0.000933	<0.000050	0.000094	<0.000050	0.000607	0.000353	0.000521	0.00006	0.000118	<0.000050
Titanium Dissolved	ICP-MS	mg/L	0.0002	0.00035	0.0197	0.00244	0.00215	0.0022	0.00155	0.00161	0.00529	0.00427	0.00171	0.00044	0.00037	0.00053	0.0011	0.0031	0.00091	0.00069	<0.00020
Tungsten Dissolved	ICP-MS	mg/L	0.0002	<0.00020	0.00031	<0.00020	0.00034	0.00033	<0.00020	0.00036	<0.00020	<0.00020	<0.00020	<0.00020	<0.00020	<0.00020	0.00032	0.00022	<0.00020	<0.00020	<0.00020
Uranium Dissolved	ICP-MS	mg/L	0.000001	0.000018	0.0000628	0.0000701	0.0191	0.0192	0.000434	0.0000163	0.000164	0.000192	0.000148	0.0000676	0.0000677	0.0000757	0.0000564	0.000874	0.000242	0.0000861	0.000082
Vanadium Dissolved	ICP-MS	mg/L	0.001	<0.00100	0.00228	<0.00100	0.00495	0.00492	<0.00100	<0.00100	<0.00100	<0.00100	<0.00100	<0.00100	<0.00100	<0.00100	<0.00100	<0.00100	<0.00100	<0.00100	<0.00100
Zinc Dissolved	ICP-MS	mg/L	0.0010	0.0010	0.0013	0.0017	<0.0010	<0.0010	0.0021	0.0017	<0.0010	0.0013	0.0012	<0.0010	<0.0010	0.0011	0.0021	0.0020	0.0015	<0.0010	<0.0010
Zirconium Dissolved	ICP-MS	mg/L	0.00002	0.00003	0.00102	0.00046	0.00007	0.00007	0.00032	0.00007	0.00023	0.00091	0.00019	0.00007	0.00010	0.00014	0.00011	0.00040	0.00032	0.00011	0.00007
Ion Balance:																					
Major Anions	Calc.	meq/L		0.07	0.50	0.07	1.00	1.00	0.15	0.18	0.14	0.13	0.18	0.10		0.10	0.10	0.09	0.06	0.10	0.08
Major Cations	Calc.	meq/L		0.04	0.47	0.08	1.18	1.17	0.12	0.18	0.08	0.16	0.19	0.04		0.04	0.05	0.06	0.08	0.03	0.03
Difference	Calc.	meq/L		-0.03	-0.03	0.01	0.17	0.17	-0.02	-0.01	-0.06	0.02	0.01	-0.06		-0.06	-0.05	-0.03	0.02	-0.07	-0.05
Balance (%)	Calc.	%		-26.9%	-2.6%	4.1%	7.9%	7.8%	-8.4%	-2.0%	-27.8%	8.2%	3.6%	-46.9%		-45.5%	-34.6%	-22.4%	15.0%	-49.9%	-40.6%
		Shake Flask Extract ID:		*24E2057-18*	*24E2057-19*	*24E2218-01*	*24E2218-02*	*24E2218-02*	*24E2218-03*	*24E2218-04*	*24E2218-05*	*24E2218-06*	*24E2218-07*	*24E2218-08*	*24E2218-08*	*24E2218-09*	*24E2218-10*	*24E2218-11*	*24E2218-12*	*24E2218-13*	*24E2218-14*

NOTES:
Job No: 24E2057, 24E2218, 24E2470
Date of Analysis (24 h): May 13-16, 2024
pH of DI water used (pH Units): 5.81, 5.83, 5.40
EC of DI water used (µS/cm): 1.45, 1.18, 1.34

ABBREVIATIONS:
R / Rep = Replicate (analysis of the same Shake Flask Extract aliquot)
D / Dup = Duplicate (analysis of a secopnd split of the original sample)
Calc. = Calculation
EC = Electrical Conductivity
IC = Ion Chromatography
NA = Not Applicable.
NR = Not Reported.
mg/L = Milligrams per Litre

REFERENCE:
MEND Report 1.20.1; Version 0 - Dec. 2009. Section 11.5; P 11 (8-9).
Extraction Method used: Using gyratory shaker for 24 h (± 2 h; gentle agitation).
Liquid: Solid ratio used: 3: 1; L: S; 750 mL DI H_2O: 250 g of 85% passing 1/4 inch)

CERTIFICATE OF ANALYSIS ▪ MEND SFE RESULTS

Global
ARD Testing Services Inc.

GLOBAL PROJECT NO: 2329 (B10)
CLIENT: WSP Canada Inc.
PROJECT NAME: Kinross Great Bear - Overburden Characterization
PROJECT NO: OMEMA2303
REPORT VERSION: 4

Parameter	Method	Unit	RDL	45	48	49	50	51	52	53	53R	54	55	56	57	58	59	60	61	62	63
				BS6-TP23-027 23-JC-200-G	BH22-101 SS3 5 -7	BH23-103 SS7	BH23-103 SS9	BH23-103 SS16 - 64 - 66	BH23-103 SS19	BH23-106 SS3 (1.5 - 2.1)	BH23-106 SS3 (1.5 - 2.1) (Rep)	BH23-106 SS12 (35 -37) (10.7 - 11.3)	TP23-105 GS2 DX489375	TP23-105 GS3	TP23-106 GS1 - DX 489374	TP23-106 GS2	TP23-106 GS3 (19-20)	TP23-107 GS1 (1.6 - 3)	TP23-107 GS2 DX 489373 #28	TP23-B2-03 DX489371	TP23-B2-05 DX489372
Weight of dry sample used	Weighing Scale	g	0.01	250	75	250	130	200	200	250		100	250	250	250	250	250	250	250	250	250
Volume of DI water used	Graduated Cylinder	mL	0.50	750	225	750	390	600	600	750		300	750	750	750	750	750	750	750	750	750
On filtered samples (using 0.45 µm filter paper):																					
pH	Meter	pH units	0.01	5.9	6.1	6.5	6.6	6.6	6.5	6.0		6.4	6.5	6.6	6.7	6.7	6.7	6.2	6.2	6.6	6.6
EC	Meter	µS/cm	1	4	28	99	260	96	65	14		96	63	58	93	70	112	10	6	98	99
Acidity (to pH 8.3)	Titration	mg $CaCO_3$/L	0.5	8.0	21.4	30.0	32.3	23.2	22.5	10.8		28.3	19.3	23.3	24.0	23.7	23.9	9.1	6.1	30.5	24.5
Alkalinity (to pH 4.5)	Titration	mg $CaCO_3$/L	0.5	3.2	10.4	40.3	54.2	35.5	26.3	4.5		35.1	36.6	33.5	51.9	41.0	41.3	3.1	2.5	53.4	57.0
Sulphate	Turbidimetry	mg/L	1	2.2	3.4	5.7	39.6	9.2	5.4	3.9		12.8	2.1	2.0	2.4	2.1	16.6	3.8	2.4	4.1	2.6
Phosphorus, Total Dissolved	Colourimetry	mg/L	0.005	0.0081	<0.0050	0.0318	0.0193	0.0208	0.0144	0.0312		0.0062	0.0077	0.0062	0.0052	<0.0050	0.0091	0.0059	<0.0050	0.0215	0.0120
Dissolved Metals Analysis by ICP-MS:																					
Dissolved Hardness (CaCO3)	ICP-MS	mg/L	0.125	1.2	9.4	41.9	105.0	43.4	29.5	4.6		45.0	33.3	30.2	52.0	36.7	56.0	1.9	1.5	47.4	52.8
Aluminum Dissolved	ICP-MS	mg/L	0.001	0.0455	0.0928	0.0486	0.108	0.0659	0.0741	0.56	0.547	0.0446	0.0514	0.042	0.0253	0.0402	0.0478	0.103	0.0635	0.162	0.0551
Antimony Dissolved	ICP-MS	mg/L	0.00005	<0.000050	<0.000050	0.000252	0.000461	0.000114	0.000116	0.000103	0.000077	0.000176	<0.000050	<0.000050	0.000065	<0.000050	0.000172	0.000076	<0.000050	0.000072	0.000108
Arsenic Dissolved	ICP-MS	mg/L	0.00005	0.000108	0.000449	0.00714	0.00122	0.00236	0.00242	0.000545	0.000542	0.00144	0.000567	0.000561	0.00057	0.000378	0.0022	0.000685	0.000501	0.00056	0.000481
Barium Dissolved	ICP-MS	mg/L	0.0001	0.0021	0.00364	0.0192	0.0666	0.015	0.00765	0.00519	0.0052	0.00795	0.00531	0.00494	0.00634	0.00453	0.0155	0.00399	0.00207	0.00991	0.00818
Beryllium Dissolved	ICP-MS	mg/L	0.00001	<0.000010	<0.000010	<0.000010	<0.000010	<0.000010	<0.000010	0.000029	0.000031	<0.000010	<0.000010	<0.000010	<0.000010	<0.000010	<0.000010	<0.000010	<0.000010	<0.000010	<0.000010
Bismuth Dissolved	ICP-MS	mg/L	0.00001	<0.000010	<0.000010	<0.000010	<0.000010	<0.000010	<0.000010	<0.000010	<0.000010	<0.000010	<0.000010	<0.000010	<0.000010	<0.000010	<0.000010	<0.000010	<0.000010	<0.000010	<0.000010
Boron Dissolved	ICP-MS	mg/L	0.002	0.0025	0.0063	0.0099	0.0298	0.0049	0.0047	0.0079	0.008	0.0095	0.003	0.003	0.0047	0.0026	0.0036	0.003	0.0021	0.0078	0.0065
Cadmium Dissolved	ICP-MS	mg/L	0.000002	<0.0000020	0.0000032	0.0000052	<0.0000100	0.0000042	0.0000037	<0.0000020	<0.0000020	<0.0000040	<0.0000020	<0.0000020	<0.0000020	<0.0000020	<0.0000060	0.0000173	0.0000075	<0.0000100	<0.0000060
Calcium Dissolved	ICP-MS	mg/L	0.050	0.352	2.280	13.500	31.400	15.100	10.300	1.040	1.030	15.000	11.000	10.300	16.300	12.000	15.500	0.422	0.353	14.100	15.200
Chromium Dissolved	ICP-MS	mg/L	0.001	<0.00050	0.0006	<0.00050	<0.00050	<0.00050	<0.00050	0.0012	0.0012	<0.00050	<0.00050	<0.00050	<0.00050	<0.00050	<0.00050	0.0006	<0.00050	0.0006	0.0007
Cobalt Dissolved	ICP-MS	mg/L	0.000005	0.0000529	0.000279	0.0000463	0.0000877	0.0000254	0.0000693	0.00012	0.000108	0.0000983	0.0000162	0.0000261	0.0000162	0.0000145	0.000065	0.000262	0.0000746	0.000102	0.0000182
Copper Dissolved	ICP-MS	mg/L	0.0001	0.00082	0.00609	0.00386	0.00537	0.00225	0.00318	0.00326	0.00325	0.00194	0.00136	0.0007	0.00138	0.00087	0.00208	0.00157	0.00145	0.0064	0.00143
Iron Dissolved	ICP-MS	mg/L	0.002	0.0153	0.0378	0.0205	0.0593	0.021	0.012	0.424	0.419	0.0099	0.0246	0.0165	0.0133	0.0135	0.0169	0.0461	0.0361	0.0983	0.0326
Lead Dissolved	ICP-MS	mg/L	0.00005	<0.000050	<0.000050	<0.000050	0.000066	<0.000050	<0.000050	0.000213	0.000197	<0.000050	<0.000050	<0.000050	<0.000050	<0.000050	<0.000050	<0.000050	<0.000050	0.00006	<0.000050
Lithium Dissolved	ICP-MS	mg/L	0.000	<0.000050	<0.000050	0.0048	0.0130	0.0028	0.0015	0.0051	0.0052	0.0028	0.0037	0.0025	0.0041	0.0058	0.0083	0.0002	0.0001	0.0125	0.0124
Magnesium Dissolved	ICP-MS	mg/L	0.005	0.067	0.901	2.000	6.400	1.350	0.892	0.484	0.477	1.800	1.410	1.070	2.740	1.660	4.200	0.207	0.148	2.970	3.600
Manganese Dissolved	ICP-MS	mg/L	0.00005	0.00322	0.00477	0.0499	0.0909	0.018	0.00831	0.0035	0.00349	0.012	0.00412	0.00418	0.00277	0.00444	0.0401	0.00622	0.00398	0.0247	0.00313
Mercury Dissolved	CVAFS	ug/L	0.005	<0.0050	<0.0050	<0.0050	<0.0050	<0.0050	<0.0050	<0.0050		<0.0050	<0.0050	<0.0050	<0.0050	<0.0050	<0.0050	<0.0050	<0.0050	<0.0050	<0.0050
Molybdenum Dissolved	ICP-MS	mg/L	0.00001	0.000039	0.00185	0.00336	0.0154	0.00275	0.00247	0.000272	0.000271	0.00511	0.000598	0.000899	0.00775	0.00182	0.0109	0.000079	0.000218	0.00888	0.0185
Nickel Dissolved	ICP-MS	mg/L	0.00004	0.000121	0.000358	0.00059	0.000724	0.000385	0.000387	0.00146	0.00146	0.000963	0.000155	0.000152	0.000201	0.000142	0.000794	0.000321	0.000138	0.00106	0.000207
Phosphorus Dissolved	ICP-MS	mg/L	0.01	<0.010	<0.010	0.054	0.014	0.017	0.01	0.042	0.038	0.011	0.017	<0.010	0.011	0.013	0.015	0.025	<0.010	0.03	0.014
Potassium Dissolved	ICP-MS	mg/L	0.02	0.222	0.74	2.55	5.05	2.75	1.51	0.746	0.748	2.29	0.664	0.865	0.807	1.12	2.73	1.15	0.543	2.26	2.05
Selenium Dissolved	ICP-MS	mg/L	0.0001	<0.00010	<0.00010	0.00143	0.00322	0.00065	0.00029	0.00011	0.00015	0.00061	<0.00010	<0.00010	<0.00010	<0.00010	0.00171	0.0001	<0.00010	0.00609	<0.00010
Silicon Dissolved	ICP-MS	mg/L	0.1	0.51	1.06	1.56	1.98	1.42	1.18	4.26	4.26	1.15	1.36	0.99	3.58	1.39	1.31	1.76	0.77	3.69	3.47
Silver Dissolved	ICP-MS	mg/L	0.00001	<0.000010	0.000131	0.000162	0.000109	0.000025	0.000103	0.000104	0.000116	0.000135	0.000514	0.000879	0.00007	0.000105	0.000017	0.000028	0.000011	0.000076	0.000035
Sodium Dissolved	ICP-MS	mg/L	0.02	0.152	2.18	3.37	9.52	1.06	1.33	1.41	1.42	2.27	1.09	0.55	1.2	0.67	1.02	0.454	0.296	3.54	2.37
Strontium Dissolved	ICP-MS	mg/L	0.0001	0.00375	0.00676	0.029	0.1	0.0185	0.0128	0.00392	0.00419	0.0214	0.0134	0.00937	0.012	0.0144	0.0251	0.00357	0.00352	0.0239	0.027
Sulphur Dissolved	ICP-MS	mg/L	1	<1.00	<1.00	2.4	14.8	4.0	2.1	<1.00	<1.00	5.1	<1.00	<1.00	<1.00	<1.00	6.9	<1.00	<1.00	<1.00	<1.00
Tellurium Dissolved	ICP-MS	mg/L	0.00005	<0.000050	<0.000050	<0.000050	<0.000050	<0.000050	<0.000050	<0.000050	<0.000050	<0.000050	<0.000050	<0.000050	<0.000050	<0.000050	<0.000050	<0.000050	<0.000050	<0.000050	<0.000050
Thallium Dissolved	ICP-MS	mg/L	0.000004	0.0000046	<0.0000040	0.0000171	0.0000287	0.0000187	0.0000098	0.0000086	0.0000083	0.0000821	<0.0000040	<0.0000040	<0.0000040	<0.0000040	0.0000352	0.0000197	0.0000196	<0.0000040	<0.0000040
Thorium Dissolved	ICP-MS	mg/L	0.00001	0.000052	0.000165	<0.000010	<0.000010	<0.000010	<0.000010	0.000255	0.000221	0.000018	0.000026	0.00002	0.000028	0.000017	0.000018	0.000045	0.000118	0.000093	0.000026
Tin Dissolved	ICP-MS	mg/L	0.00005	<0.000050	0.00007	0.000449	0.000055	0.000104	0.000175	0.000195	0.0001	0.000099	0.000095	0.000089	0.000058	0.000191	<0.000050	0.000355	<0.000050	0.00021	0.000393
Titanium Dissolved	ICP-MS	mg/L	0.0002	0.00099	0.00222	0.00173	0.00431	0.00198	0.00106	0.0356	0.0347	0.00076	0.00155	0.00105	0.00106	0.001	0.00135	0.00107	0.0019	0.00865	0.0025
Tungsten Dissolved	ICP-MS	mg/L	0.0002	<0.00020	0.08	0.00218	0.00137	0.00112	0.00298	0.00038	0.00036	0.0215	0.00078	0.00055	0.00103	0.00103	0.0006	<0.00020	<0.00020	0.00043	0.0003
Uranium Dissolved	ICP-MS	mg/L	0.000001	0.0000386	0.0001121	0.00119	0.001	0.00661	0.00274	0.0000662	0.0000688	0.0442	0.000796	0.00207	0.000346	0.00053	0.0144	0.0000408	0.000096	0.00113	0.00108
Vanadium Dissolved	ICP-MS	mg/L	0.001	<0.00100	<0.00100	0.0066	0.00299	0.00322	0.00182	0.00282	0.00278	0.00148	0.00281	0.00124	0.00296	0.00203	0.00447	<0.00100	<0.00100	0.00267	0.00135
Zinc Dissolved	ICP-MS	mg/L	0.0010	<0.0010	0.0024	<0.0010	0.0011	<0.0010	<0.0010	0.0022	0.0023	0.0015	0.0013	<0.0010	0.0011	0.0014	0.0011	0.0024	0.0017	0.0012	<0.0010
Zirconium Dissolved	ICP-MS	mg/L	0.00002	0.00008	0.00028	0.00006	0.00016	0.00004	0.00005	0.00119	0.00137	0.00004	0.00007	0.00004	0.00006	0.00003	0.00003	0.00009	0.00022	0.00032	0.00008
Ion Balance:																					
Major Anions	Calc.	meq/L		0.11	0.28	0.93	1.91	0.90	0.64	0.17	0.17	0.97	0.78	0.71	1.09	0.86	1.17	0.14	0.10	1.15	1.19
Major Cations	Calc.	meq/L		0.04	0.32	1.06	2.67	0.99	0.70	0.25	0.25	1.06	0.74	0.65	1.12	0.80	1.24	0.10	0.07	1.19	1.22
Difference	Calc.	meq/L		-0.07	0.04	0.14	0.76	0.09	0.06	0.08	0.08	0.10	-0.04	-0.06	0.03	-0.06	0.07	-0.04	-0.03	0.03	0.03
Balance (%)	Calc.	%		-43.5%	6.3%	6.9%	16.5%	4.7%	4.2%	19.1%	18.7%	4.7%	-2.5%	-4.3%	1.3%	-3.8%	3.0%	-15.8%	-19.8%	1.4%	1.1%
		Shake Flask Extract ID:		*24E2218-15*	*24E2218-16*	*24E2218-17*	*24E2218-18*	*24E2218-19*	*24E2218-20*	*24E2470-01*	*24E2470-01*	*24E2470-02*	*24E2470-03*	*24E2470-04*	*24E2470-05*	*24E2470-06*	*24E2470-07*	*24E2470-08*	*24E2470-09*	*24E2470-10*	*24E2470-11*

NOTES:
Job No: 24E2057, 24E2218, 24E2470
Date of Analysis (24 h): May 13-16, 2024
pH of DI water used (pH Units): 5.81, 5.83, 5.40
EC of DI water used (µS/cm): 1.45, 1.18, 1.34

ABBREVIATIONS:
R / Rep = Replicate (analysis of the same Shake Flask Extract aliquot)
D / Dup = Duplicate (analysis of a secopnd split of the original sample)
Calc. = Calculation
EC = Electrical Conductivity
IC = Ion Chromatography
NA = Not Applicable.
NR = Not Reported.
mg/L = Milligrams per Litre

REFERENCE:
MEND Report 1.20.1; Version 0 - Dec. 2009. Section 11.5; P 11 (8-9).
Extraction Method used: Using gyratory shaker for 24 h (± 2 h; gentle agitation).
Liquid: Solid ratio used: 3: 1; L: S; 750 mL DI H_2O: 250 g of 85% passing 1/4 inch)

CERTIFICATE OF ANALYSIS ▪ MEND SFE RESULTS

Global
ARD Testing Services Inc.

GLOBAL PROJECT NO: 2329 (B10)
CLIENT: WSP Canada Inc.
PROJECT NAME: Kinross Great Bear - Overburden Characteriz
PROJECT NO: OMEMA2303
REPORT VERSION: 4

Parameter	Method	Unit	RDL	64 TP23-B2-07 DX489370	65 BH23-105 SS4 DX489379 #25	66 BH22-133 SS4	67 TP23-101 DX489382	68 TP23-102 GS2 DX489376 #24	71 BH23-102 D- 13mm	73 BH23-118 SS4 7.5 - 9.5	75 BH23-122 SS3 DX489377 #29	77 TP23-B1-03 DX489368	Method Blank
Weight of dry sample used	Weighing Scale	g	0.01	250	200	75	250	250	250	175	250	250	N/A
Volume of DI water used	Graduated Cylinder	mL	0.50	750	600	225	750	750	750	525	750	750	750
On filtered samples (using 0.45 µm filter paper):													
pH	Meter	pH units	0.01	6.4	6.8	6.8	6.1	6.7	6.7	6.8	6.8	6.4	6.2
EC	Meter	µS/cm	1	14	110	123	13	119	49	100	91	13	1.25
Acidity (to pH 8.3)	Titration	mg $CaCO_3$/L	0.5	11.7	28.0	28.0	9.2	29.2	15.8	28.3	25.7	8.0	5.0
Alkalinity (to pH 4.5)	Titration	mg $CaCO_3$/L	0.5	7.6	64.6	70.0	3.3	57.6	26.1	59.2	52.6	5.9	1.4
Sulphate	Turbidimetry	mg/L	1	3.8	4.0	3.7	2.2	7.9	3.1	3.0	3.4	3.7	
Phosphorus, Total Dissolved	Colourimetry	mg/L	0.005	0.0332	0.0223	<0.0050	0.0124	0.0469	0.0103	0.0141	0.0203	0.0091	
Dissolved Metals Analysis by ICP-MS:													
Dissolved Hardness (CaCO3)	ICP-MS	mg/L	0.125	6.1	52.8	68.5	5.5	59.0	24.7	54.1	51.8	4.9	<0.125
Aluminum Dissolved	ICP-MS	mg/L	0.001	0.272	0.134	0.176	0.0638	0.0314	0.136	0.119	0.158	0.214	<0.0010
Antimony Dissolved	ICP-MS	mg/L	0.00005	0.000098	0.000156	0.000161	0.000146	0.000396	0.000072	0.000139	0.000059	<0.000050	<0.000050
Arsenic Dissolved	ICP-MS	mg/L	0.00005	0.000593	0.00121	0.00152	0.00068	0.00216	0.00166	0.000809	0.00102	<0.000200	<0.000050
Barium Dissolved	ICP-MS	mg/L	0.0001	0.00412	0.00954	0.0106	0.0115	0.0193	0.0046	0.0071	0.00671	0.00356	<0.00010
Beryllium Dissolved	ICP-MS	mg/L	0.00001	<0.000010	<0.000010	<0.000010	<0.000010	<0.000010	<0.000010	<0.000010	<0.000010	0.000012	<0.000010
Bismuth Dissolved	ICP-MS	mg/L	0.00001	<0.000010	<0.000010	<0.000010	<0.000010	<0.000010	<0.000010	<0.000010	<0.000010	<0.000010	<0.000010
Boron Dissolved	ICP-MS	mg/L	0.002	0.0064	0.0053	0.0047	0.0038	0.0079	0.0035	0.0056	0.0031	0.0032	<0.0020
Cadmium Dissolved	ICP-MS	mg/L	0.000002	<0.0000020	<0.0000060	0.0000072	0.0000133	0.0000093	<0.0000020	0.0000058	<0.0000020	0.0000029	<0.0000020
Calcium Dissolved	ICP-MS	mg/L	0.050	1.570	10.900	17.200	1.800	18.100	8.600	15.200	15.500	1.370	<0.050
Chromium Dissolved	ICP-MS	mg/L	0.001	0.0007	0.0005	0.0008	<0.00050	<0.00050	<0.00050	0.0007	0.0005	0.0008	<0.00050
Cobalt Dissolved	ICP-MS	mg/L	0.000005	0.0000642	0.0000351	0.0000756	0.0000771	0.0000593	0.0000329	0.0000591	0.000076	0.0000851	<0.0000050
Copper Dissolved	ICP-MS	mg/L	0.0001	0.00244	0.00293	0.00341	0.00104	0.00769	0.00099	0.00252	0.0044	0.00332	<0.00010
Iron Dissolved	ICP-MS	mg/L	0.002	0.181	0.0755	0.124	0.0176	0.0152	0.0083	0.0745	0.103	0.25	<0.0020
Lead Dissolved	ICP-MS	mg/L	0.00005	0.000112	0.000058	0.000101	<0.000050	<0.000050	<0.000050	0.000082	0.000092	0.000183	<0.000050
Lithium Dissolved	ICP-MS	mg/L	0.000	0.0020	0.0166	0.0097	0.0001	0.0136	0.0017	0.0076	0.0015	0.0005	<0.000050
Magnesium Dissolved	ICP-MS	mg/L	0.005	0.536	6.230	6.170	0.253	3.340	0.786	3.930	3.170	0.357	<0.0050
Manganese Dissolved	ICP-MS	mg/L	0.00005	0.00244	0.00842	0.00445	0.0113	0.0315	0.0102	0.00208	0.00305	0.00272	<0.000050
Mercury Dissolved	CVAFS	ug/L	0.005	<0.0050	<0.0050	<0.0050	<0.0050	<0.0050	<0.0050	<0.0050	<0.0050	<0.0050	<0.0050
Molybdenum Dissolved	ICP-MS	mg/L	0.00001	0.00037	0.0124	0.00216	0.000035	0.00505	0.00099	0.00268	0.00168	0.0002	<0.000010
Nickel Dissolved	ICP-MS	mg/L	0.00004	0.000674	0.000375	0.000653	0.000087	0.000602	0.000214	0.000415	0.000592	0.000337	<0.000040
Phosphorus Dissolved	ICP-MS	mg/L	0.01	0.029	0.023	0.019	<0.010	0.043	<0.010	0.011	0.015	<0.010	<0.010
Potassium Dissolved	ICP-MS	mg/L	0.02	0.526	2.4	1.25	0.358	5.06	1.43	1.89	1.11	0.429	<0.020
Selenium Dissolved	ICP-MS	mg/L	0.0001	<0.00010	<0.00010	0.00026	0.0002	0.0216	0.0001	<0.00010	0.00033	<0.00010	<0.00010
Silicon Dissolved	ICP-MS	mg/L	0.1	3.19	3.65	5.24	1.88	4.35	1.11	5.07	2.73	1.27	<0.10
Silver Dissolved	ICP-MS	mg/L	0.00001	0.000036	0.000049	0.00116	0.000094	0.000068	0.000057	0.000018	0.000056	0.00095	0.00001
Sodium Dissolved	ICP-MS	mg/L	0.02	1.1	4.93	3.62	0.272	2.92	0.676	2.47	2.45	0.763	<0.020
Strontium Dissolved	ICP-MS	mg/L	0.0001	0.00403	0.029	0.0348	0.0113	0.0261	0.0115	0.0152	0.0208	0.00406	<0.00010
Sulphur Dissolved	ICP-MS	mg/L	1	<1.00	<1.00	<1.00	<1.00	3.0	<1.00	<1.00	<1.00	<1.00	<1.00
Tellurium Dissolved	ICP-MS	mg/L	0.00005	<0.000050	<0.000050	<0.000050	<0.000050	<0.000050	<0.000050	<0.000050	<0.000050	<0.000050	<0.000050
Thallium Dissolved	ICP-MS	mg/L	0.000004	<0.0000040	0.0000041	0.0000047	0.0000079	<0.0000040	0.0000126	<0.0000040	0.0000044	0.0000054	<0.0000040
Thorium Dissolved	ICP-MS	mg/L	0.00001	0.000106	0.000045	0.000115	0.00003	0.000024	0.000014	0.000052	0.000088	0.000137	<0.000010
Tin Dissolved	ICP-MS	mg/L	0.00005	<0.000050	0.000332	0.00019	0.00006	0.000218	0.00015	<0.000050	0.000119	0.000122	<0.000050
Titanium Dissolved	ICP-MS	mg/L	0.0002	0.0185	0.00667	0.00936	0.00036	0.00133	0.00059	0.00658	0.00909	0.0274	<0.00020
Tungsten Dissolved	ICP-MS	mg/L	0.0002	0.00027	0.00258	0.00071	<0.00020	0.00049	0.00074	0.00081	0.00156	0.00052	<0.00020
Uranium Dissolved	ICP-MS	mg/L	0.000001	0.0000441	0.00179	0.000418	0.0000294	0.00136	0.00145	0.0000851	0.000412	0.0000914	<0.0000010
Vanadium Dissolved	ICP-MS	mg/L	0.001	0.00289	0.00445	0.00414	<0.00100	0.0111	0.00109	0.00309	0.00297	<0.00100	<0.00100
Zinc Dissolved	ICP-MS	mg/L	0.0010	0.0018	0.0013	0.0016	0.0011	0.0011	<0.0010	0.0013	0.0015	0.0015	<0.0010
Zirconium Dissolved	ICP-MS	mg/L	0.00002	0.00075	0.00023	0.00037	0.00010	0.00007	0.00003	0.00024	0.00059	0.00042	<0.000020
Ion Balance:													
Major Anions	Calc.	meq/L		0.23	1.38	1.48	0.11	1.32	0.59	1.25	1.12	0.20	
Major Cations	Calc.	meq/L		0.22	1.35	1.58	0.14	1.44	0.58	1.26	1.19	0.18	
Difference	Calc.	meq/L		-0.01	-0.02	0.10	0.03	0.13	-0.01	0.01	0.07	-0.02	
Balance (%)	Calc.	%		-2.0%	-0.9%	3.4%	12.1%	4.5%	-0.8%	0.4%	3.1%	-5.1%	
		Shake Flask Extract ID:		*24E2470-12*	*24E2470-13*	*24E2470-14*	*24E2470-15*	*24E2470-16*	*24E2470-17*	*24E2470-18*	*24E2470-19*	*24E2470-20*	*24E2057-20*

NOTES:
Job No: 24E2057, 24E2218, 24E2470
Date of Analysis (24 h): May 13-16, 2024
pH of DI water used (pH Units): 5.81, 5.83, 5.40
EC of DI water used (µS/cm): 1.45, 1.18, 1.34

ABBREVIATIONS:
R / Rep = Replicate (analysis of the same Shake Flask Extract aliquot)
D / Dup = Duplicate (analysis of a secopnd split of the original sample)
Calc. = Calculation
EC = Electrical Conductivity
IC = Ion Chromatography
NA = Not Applicable.
NR = Not Reported.
mg/L = Milligrams per Litre

REFERENCE:
MEND Report 1.20.1; Version 0 - Dec. 2009. Section 11.5; P 11 (8-9).
Extraction Method used: Using gyratory shaker for 24 h (± 2 h; gentle agitation).
Liquid: Solid ratio used: 3: 1; L: S; 750 mL DI H_2O: 250 g of 85% passing 1/4 inch)

CERTIFICATE OF ANALYSIS • MEND-SFE QA/QC RESULTS

Global ARD Testing Services Inc.

GLOBAL PROJECT NO: 2329 (B10)
CLIENT: WSP Canada Inc.
PROJECT NAME: Kinross Great Bear - Overburden Characterization
PROJECT NO: OMEMA2303
REPORT VERSION: 4

Sulphate:

Certified Reference Material:	Parameter: Sulphate	% Recovery	Matrix Spike %	Units	QC Limits
STD Mineral Water (34.98mg/L)	28.57	81.7%		%	80 - 120
Spiked Blank (19.61 mg/L)	18.19		92.8%	%	80 - 120

Dissolved Metals by ICP-MS:

Sample Code	Parameter	Result	Result Units	Total or Filtered	Method Type	Method Name	Date Analyzed	EQL	EQL Units	UCL	LCL
24E2057											
24E2057_B4E3066-BLK1	Mercury dissolved	<0.0050	ug/L	F	REG	EPA 245.7*	'16 May 2024	0.005	ug/L		
24E2057_B4E3066-BLK2	Mercury dissolved	<0.0050	ug/L	F	REG	EPA 245.7*	'16 May 2024	0.005	ug/L		
24E2057_B4E3066-BS1	Mercury dissolved	99	%	F	SC	EPA 245.7*	'16 May 2024	1	%	120	80
24E2057_B4E3066-BS2	Mercury dissolved	99	%	F	SC	EPA 245.7*	'16 May 2024	1	%	120	80
24E2057_B4E3066-DUP1	Mercury dissolved	<0.0050	ug/L	F	REG	EPA 245.7*	'16 May 2024	0.005	ug/L		
24E2057_B4E3249-BLK1	Aluminum dissolved	<0.0010	mg/L	F	REG	EPA 6020B	'18 May 2024	0.001	mg/L		
24E2057_B4E3249-BLK1	Antimony dissolved	<0.000050	mg/L	F	REG	EPA 6020B	'18 May 2024	0.00005	mg/L		
24E2057_B4E3249-BLK1	Arsenic dissolved	<0.000050	mg/L	F	REG	EPA 6020B	'18 May 2024	0.00005	mg/L		
24E2057_B4E3249-BLK1	Barium dissolved	<0.00010	mg/L	F	REG	EPA 6020B	'18 May 2024	0.0001	mg/L		
24E2057_B4E3249-BLK1	Beryllium dissolved	<0.000010	mg/L	F	REG	EPA 6020B	'18 May 2024	0.00001	mg/L		
24E2057_B4E3249-BLK1	Bismuth dissolved	<0.000010	mg/L	F	REG	EPA 6020B	'18 May 2024	0.00001	mg/L		
24E2057_B4E3249-BLK1	Boron dissolved	<0.0020	mg/L	F	REG	EPA 6020B	'18 May 2024	0.002	mg/L		
24E2057_B4E3249-BLK1	Cadmium dissolved	<0.0000020	mg/L	F	REG	EPA 6020B	'18 May 2024	0.000002	mg/L		
24E2057_B4E3249-BLK1	Calcium dissolved	<0.050	mg/L	F	REG	EPA 6020B	'18 May 2024	0.05	mg/L		
24E2057_B4E3249-BLK1	Chromium dissolved	<0.00050	mg/L	F	REG	EPA 6020B	'18 May 2024	0.0005	mg/L		
24E2057_B4E3249-BLK1	Cobalt dissolved	<0.0000050	mg/L	F	REG	EPA 6020B	'18 May 2024	0.000005	mg/L		
24E2057_B4E3249-BLK1	Copper dissolved	<0.00010	mg/L	F	REG	EPA 6020B	'18 May 2024	0.0001	mg/L		
24E2057_B4E3249-BLK1	Iron dissolved	<0.0020	mg/L	F	REG	EPA 6020B	'18 May 2024	0.002	mg/L		
24E2057_B4E3249-BLK1	Lead dissolved	<0.000050	mg/L	F	REG	EPA 6020B	'18 May 2024	0.00005	mg/L		
24E2057_B4E3249-BLK1	Lithium dissolved	<0.000050	mg/L	F	REG	EPA 6020B	'18 May 2024	0.00005	mg/L		
24E2057_B4E3249-BLK1	Magnesium dissolved	<0.0050	mg/L	F	REG	EPA 6020B	'18 May 2024	0.005	mg/L		
24E2057_B4E3249-BLK1	Manganese dissolved	<0.000050	mg/L	F	REG	EPA 6020B	'18 May 2024	0.00005	mg/L		
24E2057_B4E3249-BLK1	Molybdenum dissolved	<0.000010	mg/L	F	REG	EPA 6020B	'18 May 2024	0.00001	mg/L		
24E2057_B4E3249-BLK1	Nickel dissolved	<0.000040	mg/L	F	REG	EPA 6020B	'18 May 2024	0.00004	mg/L		
24E2057_B4E3249-BLK1	Phosphorus dissolved	<0.010	mg/L	F	REG	EPA 6020B	'18 May 2024	0.01	mg/L		
24E2057_B4E3249-BLK1	Potassium dissolved	<0.020	mg/L	F	REG	EPA 6020B	'18 May 2024	0.02	mg/L		
24E2057_B4E3249-BLK1	Selenium dissolved	<0.00010	mg/L	F	REG	EPA 6020B	'18 May 2024	0.0001	mg/L		
24E2057_B4E3249-BLK1	Silicon dissolved	<0.10	mg/L	F	REG	EPA 6020B	'18 May 2024	0.1	mg/L		
24E2057_B4E3249-BLK1	Silver dissolved	<0.000010	mg/L	F	REG	EPA 6020B	'18 May 2024	0.00001	mg/L		
24E2057_B4E3249-BLK1	Sodium dissolved	<0.020	mg/L	F	REG	EPA 6020B	'18 May 2024	0.02	mg/L		
24E2057_B4E3249-BLK1	Strontium dissolved	<0.00010	mg/L	F	REG	EPA 6020B	'18 May 2024	0.0001	mg/L		
24E2057_B4E3249-BLK1	Sulfur dissolved	<1.00	mg/L	F	REG	EPA 6020B	'18 May 2024	1	mg/L		
24E2057_B4E3249-BLK1	Tellurium dissolved	<0.000050	mg/L	F	REG	EPA 6020B	'18 May 2024	0.00005	mg/L		
24E2057_B4E3249-BLK1	Thallium dissolved	<0.0000040	mg/L	F	REG	EPA 6020B	'18 May 2024	0.000004	mg/L		
24E2057_B4E3249-BLK1	Thorium dissolved	<0.000010	mg/L	F	REG	EPA 6020B	'18 May 2024	0.00001	mg/L		
24E2057_B4E3249-BLK1	Tin dissolved	<0.000050	mg/L	F	REG	EPA 6020B	'18 May 2024	0.00005	mg/L		
24E2057_B4E3249-BLK1	Titanium dissolved	<0.00020	mg/L	F	REG	EPA 6020B	'18 May 2024	0.0002	mg/L		
24E2057_B4E3249-BLK1	Tungsten dissolved	<0.00020	mg/L	F	REG	EPA 6020B	'18 May 2024	0.0002	mg/L		
24E2057_B4E3249-BLK1	Uranium dissolved	<0.0000010	mg/L	F	REG	EPA 6020B	'18 May 2024	0.000001	mg/L		
24E2057_B4E3249-BLK1	Vanadium dissolved	<0.00100	mg/L	F	REG	EPA 6020B	'18 May 2024	0.001	mg/L		
24E2057_B4E3249-BLK1	Zinc dissolved	<0.0010	mg/L	F	REG	EPA 6020B	'18 May 2024	0.001	mg/L		
24E2057_B4E3249-BLK1	Zirconium dissolved	<0.000020	mg/L	F	REG	EPA 6020B	'18 May 2024	0.00002	mg/L		
24E2057_B4E3249-BS1	Aluminum dissolved	106	%	F	SC	EPA 6020B	'18 May 2024	1	%	120	80
24E2057_B4E3249-BS1	Antimony dissolved	103	%	F	SC	EPA 6020B	'18 May 2024	1	%	120	80
24E2057_B4E3249-BS1	Arsenic dissolved	101	%	F	SC	EPA 6020B	'18 May 2024	1	%	120	80
24E2057_B4E3249-BS1	Barium dissolved	101	%	F	SC	EPA 6020B	'18 May 2024	1	%	120	80
24E2057_B4E3249-BS1	Beryllium dissolved	109	%	F	SC	EPA 6020B	'18 May 2024	1	%	120	80
24E2057_B4E3249-BS1	Bismuth dissolved	98	%	F	SC	EPA 6020B	'18 May 2024	1	%	120	80
24E2057_B4E3249-BS1	Boron dissolved	106	%	F	SC	EPA 6020B	'18 May 2024	1	%	120	80
24E2057_B4E3249-BS1	Cadmium dissolved	102	%	F	SC	EPA 6020B	'18 May 2024	1	%	120	80
24E2057_B4E3249-BS1	Calcium dissolved	105	%	F	SC	EPA 6020B	'18 May 2024	1	%	120	80
24E2057_B4E3249-BS1	Chromium dissolved	103	%	F	SC	EPA 6020B	'18 May 2024	1	%	120	80
24E2057_B4E3249-BS1	Cobalt dissolved	101	%	F	SC	EPA 6020B	'18 May 2024	1	%	120	80
24E2057_B4E3249-BS1	Copper dissolved	100	%	F	SC	EPA 6020B	'18 May 2024	1	%	120	80
24E2057_B4E3249-BS1	Iron dissolved	104	%	F	SC	EPA 6020B	'18 May 2024	1	%	120	80
24E2057_B4E3249-BS1	Lead dissolved	99	%	F	SC	EPA 6020B	'18 May 2024	1	%	120	80
24E2057_B4E3249-BS1	Lithium dissolved	108	%	F	SC	EPA 6020B	'18 May 2024	1	%	120	80
24E2057_B4E3249-BS1	Magnesium dissolved	105	%	F	SC	EPA 6020B	'18 May 2024	1	%	120	80
24E2057_B4E3249-BS1	Manganese dissolved	102	%	F	SC	EPA 6020B	'18 May 2024	1	%	120	80
24E2057_B4E3249-BS1	Molybdenum dissolved	101	%	F	SC	EPA 6020B	'18 May 2024	1	%	120	80
24E2057_B4E3249-BS1	Nickel dissolved	101	%	F	SC	EPA 6020B	'18 May 2024	1	%	120	80
24E2057_B4E3249-BS1	Phosphorus dissolved	106	%	F	SC	EPA 6020B	'18 May 2024	1	%	120	80
24E2057_B4E3249-BS1	Potassium dissolved	101	%	F	SC	EPA 6020B	'18 May 2024	1	%	120	80
24E2057_B4E3249-BS1	Selenium dissolved	100	%	F	SC	EPA 6020B	'18 May 2024	1	%	120	80
24E2057_B4E3249-BS1	Silicon dissolved	102	%	F	SC	EPA 6020B	'18 May 2024	1	%	120	80
24E2057_B4E3249-BS1	Silver dissolved	102	%	F	SC	EPA 6020B	'18 May 2024	1	%	120	80
24E2057_B4E3249-BS1	Sodium dissolved	105	%	F	SC	EPA 6020B	'18 May 2024	1	%	120	80
24E2057_B4E3249-BS1	Strontium dissolved	100	%	F	SC	EPA 6020B	'18 May 2024	1	%	120	80
24E2057_B4E3249-BS1	Sulfur dissolved	105	%	F	SC	EPA 6020B	'18 May 2024	1	%	120	80
24E2057_B4E3249-BS1	Tellurium dissolved	102	%	F	SC	EPA 6020B	'18 May 2024	1	%	120	80
24E2057_B4E3249-BS1	Thallium dissolved	98	%	F	SC	EPA 6020B	'18 May 2024	1	%	120	80
24E2057_B4E3249-BS1	Thorium dissolved	96	%	F	SC	EPA 6020B	'18 May 2024	1	%	120	80
24E2057_B4E3249-BS1	Tin dissolved	103	%	F	SC	EPA 6020B	'18 May 2024	1	%	120	80
24E2057_B4E3249-BS1	Titanium dissolved	100	%	F	SC	EPA 6020B	'18 May 2024	1	%	120	80
24E2057_B4E3249-BS1	Tungsten dissolved	97	%	F	SC	EPA 6020B	'18 May 2024	1	%	120	80
24E2057_B4E3249-BS1	Uranium dissolved	100	%	F	SC	EPA 6020B	'18 May 2024	1	%	120	80
24E2057_B4E3249-BS1	Vanadium dissolved	101	%	F	SC	EPA 6020B	'18 May 2024	1	%	120	80
24E2057_B4E3249-BS1	Zinc dissolved	102	%	F	SC	EPA 6020B	'18 May 2024	1	%	120	80
24E2057_B4E3249-BS1	Zirconium dissolved	100	%	F	SC	EPA 6020B	'18 May 2024	1	%	120	80
24E2057_B4E3249-MS1	Aluminum dissolved	4.43	mg/L	F	REG	EPA 6020B	'18 May 2024	0.001	mg/L	130	70
24E2057_B4E3249-MS1	Antimony dissolved	0.0416	mg/L	F	REG	EPA 6020B	'18 May 2024	0.00005	mg/L	130	70
24E2057_B4E3249-MS1	Arsenic dissolved	0.413	mg/L	F	REG	EPA 6020B	'18 May 2024	0.00005	mg/L	130	70
24E2057_B4E3249-MS1	Barium dissolved	0.0484	mg/L	F	REG	EPA 6020B	'18 May 2024	0.0001	mg/L	130	70
24E2057_B4E3249-MS1	Beryllium dissolved	0.0402	mg/L	F	REG	EPA 6020B	'18 May 2024	0.00001	mg/L	130	70
24E2057_B4E3249-MS1	Bismuth dissolved	0.0308	mg/L	F	REG	EPA 6020B	'18 May 2024	0.00001	mg/L	130	70
24E2057_B4E3249-MS1	Boron dissolved	0.397	mg/L	F	REG	EPA 6020B	'18 May 2024	0.002	mg/L	130	70
24E2057_B4E3249-MS1	Cadmium dissolved	0.0421	mg/L	F	REG	EPA 6020B	'18 May 2024	0.000002	mg/L	130	70
24E2057_B4E3249-MS1	Calcium dissolved	7.92	mg/L	F	REG	EPA 6020B	'18 May 2024	0.05	mg/L	130	70
24E2057_B4E3249-MS1	Chromium dissolved	0.0425	mg/L	F	REG	EPA 6020B	'18 May 2024	0.0005	mg/L	130	70
24E2057_B4E3249-MS1	Cobalt dissolved	0.0406	mg/L	F	REG	EPA 6020B	'18 May 2024	0.000005	mg/L	130	70
24E2057_B4E3249-MS1	Copper dissolved	0.0419	mg/L	F	REG	EPA 6020B	'18 May 2024	0.0001	mg/L	130	70
24E2057_B4E3249-MS1	Iron dissolved	4.38	mg/L	F	REG	EPA 6020B	'18 May 2024	0.002	mg/L	130	70
24E2057_B4E3249-MS1	Lead dissolved	0.0405	mg/L	F	REG	EPA 6020B	'18 May 2024	0.00005	mg/L	130	70
24E2057_B4E3249-MS1	Lithium dissolved	0.0455	mg/L	F	REG	EPA 6020B	'18 May 2024	0.00005	mg/L	130	70
24E2057_B4E3249-MS1	Magnesium dissolved	5.79	mg/L	F	REG	EPA 6020B	'18 May 2024	0.005	mg/L	130	70
24E2057_B4E3249-MS1	Manganese dissolved	0.0445	mg/L	F	REG	EPA 6020B	'18 May 2024	0.00005	mg/L	130	70
24E2057_B4E3249-MS1	Molybdenum dissolved	0.0413	mg/L	F	REG	EPA 6020B	'18 May 2024	0.00001	mg/L	130	70
24E2057_B4E3249-MS1	Nickel dissolved	0.0412	mg/L	F	REG	EPA 6020B	'18 May 2024	0.00004	mg/L	130	70
24E2057_B4E3249-MS1	Phosphorus dissolved	4.16	mg/L	F	REG	EPA 6020B	'18 May 2024	0.01	mg/L	130	70
24E2057_B4E3249-MS1	Potassium dissolved	5.22	mg/L	F	REG	EPA 6020B	'18 May 2024	0.02	mg/L	130	70
24E2057_B4E3249-MS1	Selenium dissolved	0.405	mg/L	F	REG	EPA 6020B	'18 May 2024	0.0001	mg/L	130	70
24E2057_B4E3249-MS1	Silicon dissolved	7.82	mg/L	F	REG	EPA 6020B	'18 May 2024	0.1	mg/L	130	70
24E2057_B4E3249-MS1	Silver dissolved	0.0377	mg/L	F	REG	EPA 6020B	'18 May 2024	0.00001	mg/L	130	70
24E2057_B4E3249-MS1	Sodium dissolved	5.18	mg/L	F	REG	EPA 6020B	'18 May 2024	0.02	mg/L	130	70
24E2057_B4E3249-MS1	Strontium dissolved	0.047	mg/L	F	REG	EPA 6020B	'18 May 2024	0.0001	mg/L	130	70
24E2057_B4E3249-MS1	Sulfur dissolved	40.7	mg/L	F	REG	EPA 6020B	'18 May 2024	1	mg/L	130	70
24E2057_B4E3249-MS1	Tellurium dissolved	0.0425	mg/L	F	REG	EPA 6020B	'18 May 2024	0.00005	mg/L	130	70
24E2057_B4E3249-MS1	Thallium dissolved	0.0407	mg/L	F	REG	EPA 6020B	'18 May 2024	0.000004	mg/L	130	70
24E2057_B4E3249-MS1	Thorium dissolved	0.0397	mg/L	F	REG	EPA 6020B	'18 May 2024	0.00001	mg/L	130	70
24E2057_B4E3249-MS1	Tin dissolved	0.0412	mg/L	F	REG	EPA 6020B	'18 May 2024	0.00005	mg/L	130	70
24E2057_B4E3249-MS1	Titanium dissolved	0.0607	mg/L	F	REG	EPA 6020B	'18 May 2024	0.0002	mg/L	130	70
24E2057_B4E3249-MS1	Tungsten dissolved	0.0394	mg/L	F	REG	EPA 6020B	'18 May 2024	0.0002	mg/L	130	70
24E2057_B4E3249-MS1	Uranium dissolved	0.0408	mg/L	F	REG	EPA 6020B	'18 May 2024	0.000001	mg/L	130	70
24E2057_B4E3249-MS1	Vanadium dissolved	0.0436	mg/L	F	REG	EPA 6020B	'18 May 2024	0.001	mg/L	130	70
24E2057_B4E3249-MS1	Zinc dissolved	0.42	mg/L	F	REG	EPA 6020B	'18 May 2024	0.001	mg/L	130	70
24E2057_B4E3249-MS1	Zirconium dissolved	0.0433	mg/L	F	REG	EPA 6020B	'18 May 2024	0.00002	mg/L	130	70
24E2057_B4E3341-BLK3	Phosphorus Total Dissolved	<0.0050	mg/L	F	REG	SM 4500-P F (2021)	'22 May 2024	0.005	mg/L		
24E2057_B4E3341-BS3	Phosphorus Total Dissolved	102	%	F	SC	SM 4500-P F (2021)	'21 May 2024	1	%	115	85
24E2057_B4E3341-BS4	Phosphorus Total Dissolved	94	%	F	SC	SM 4500-P F (2021)	'21 May 2024	1	%	115	85

CERTIFICATE OF ANALYSIS • MEND-SFE QA/QC RESULTS

Global ARD Testing Services Inc.

GLOBAL PROJECT NO: 2329 (B10)
CLIENT: WSP Canada Inc.
PROJECT NAME: Kinross Great Bear - Overburden Characterization
PROJECT NO: OMEMA2303
REPORT VERSION: 4

Sulphate:

Certified Reference Material:	Parameter: Sulphate	% Recovery	Matrix Spike %	Units	QC Limits
STD Mineral Water (34.98mg/L)	28.57	81.7%		%	80 - 120
Spiked Blank (19.61 mg/L)	18.19		92.8%	%	80 - 120

Dissolved Metals by ICP-MS:

Sample Code	Parameter	Result	Result Units	Total or Filtered	Method Type	Method Name	Date Analyzed	EQL	EQL Units	UCL	LCL
24E2057											
24E2218											
24E2218_B4E3227-BLK1	Mercury dissolved	<0.0050	ug/L	F	REG	EPA 245.7*	'17 May 2024	0.005	ug/L		
24E2218_B4E3227-BLK2	Mercury dissolved	<0.0050	ug/L	F	REG	EPA 245.7*	'17 May 2024	0.005	ug/L		
24E2218_B4E3227-BLK3	Mercury dissolved	<0.0050	ug/L	F	REG	EPA 245.7*	'17 May 2024	0.005	ug/L		
24E2218_B4E3227-BLK4	Mercury dissolved	<0.0050	ug/L	F	REG	EPA 245.7*	'17 May 2024	0.005	ug/L		
24E2218_B4E3227-BLK5	Mercury dissolved	<0.0050	ug/L	F	REG	EPA 245.7*	'17 May 2024	0.005	ug/L		
24E2218_B4E3227-BLK6	Mercury dissolved	<0.0050	ug/L	F	REG	EPA 245.7*	'17 May 2024	0.005	ug/L		
24E2218_B4E3227-BLK7	Mercury dissolved	<0.0050	ug/L	F	REG	EPA 245.7*	'17 May 2024	0.005	ug/L		
24E2218_B4E3227-BLK8	Mercury dissolved	<0.0050	ug/L	F	REG	EPA 245.7*	'17 May 2024	0.005	ug/L		
24E2218_B4E3227-BLK9	Mercury dissolved	<0.0050	ug/L	F	REG	EPA 245.7*	'17 May 2024	0.005	ug/L		
24E2218_B4E3227-BLKA	Mercury dissolved	<0.0050	ug/L	F	REG	EPA 245.7*	'17 May 2024	0.005	ug/L		
24E2218_B4E3227-BLKB	Mercury dissolved	<0.0050	ug/L	F	REG	EPA 245.7*	'17 May 2024	0.005	ug/L		
24E2218_B4E3227-BS1	Mercury dissolved	95	%	F	SC	EPA 245.7*	'17 May 2024	1	%	120	80
24E2218_B4E3227-BS2	Mercury dissolved	98	%	F	SC	EPA 245.7*	'17 May 2024	1	%	120	80
24E2218_B4E3227-BS3	Mercury dissolved	104	%	F	SC	EPA 245.7*	'17 May 2024	1	%	120	80
24E2218_B4E3227-BS4	Mercury dissolved	105	%	F	SC	EPA 245.7*	'17 May 2024	1	%	120	80
24E2218_B4E3227-BS5	Mercury dissolved	100	%	F	SC	EPA 245.7*	'17 May 2024	1	%	120	80
24E2218_B4E3227-BS6	Mercury dissolved	103	%	F	SC	EPA 245.7*	'17 May 2024	1	%	120	80
24E2218_B4E3227-BS7	Mercury dissolved	111	%	F	SC	EPA 245.7*	'17 May 2024	1	%	120	80
24E2218_B4E3227-BS8	Mercury dissolved	114	%	F	SC	EPA 245.7*	'17 May 2024	1	%	120	80
24E2218_B4E3227-BS9	Mercury dissolved	105	%	F	SC	EPA 245.7*	'17 May 2024	1	%	120	80
24E2218_B4E3227-BSA	Mercury dissolved	97	%	F	SC	EPA 245.7*	'17 May 2024	1	%	120	80
24E2218_B4E3227-BSB	Mercury dissolved	117	%	F	SC	EPA 245.7*	'17 May 2024	1	%	120	80
24E2218_B4E3341-BLK3	Phosphorus Total Dissolved	<0.0050	mg/L	F	REG	SM 4500-P F (2021)	'22 May 2024	0.005	mg/L		
24E2218_B4E3341-BS3	Phosphorus Total Dissolved	102	%	F	SC	SM 4500-P F (2021)	'21 May 2024	1	%	115	85
24E2218_B4E3341-BS4	Phosphorus Total Dissolved	94	%	F	SC	SM 4500-P F (2021)	'21 May 2024	1	%	115	85
24E2218_B4E3568-BLK1	Aluminum dissolved	<0.0010	mg/L	F	REG	EPA 6020B	'23 May 2024	0.001	mg/L		
24E2218_B4E3568-BLK1	Antimony dissolved	<0.000050	mg/L	F	REG	EPA 6020B	'22 May 2024	0.00005	mg/L		
24E2218_B4E3568-BLK1	Arsenic dissolved	<0.000050	mg/L	F	REG	EPA 6020B	'22 May 2024	0.00005	mg/L		
24E2218_B4E3568-BLK1	Barium dissolved	<0.00010	mg/L	F	REG	EPA 6020B	'22 May 2024	0.0001	mg/L		
24E2218_B4E3568-BLK1	Beryllium dissolved	<0.000010	mg/L	F	REG	EPA 6020B	'22 May 2024	0.00001	mg/L		
24E2218_B4E3568-BLK1	Bismuth dissolved	<0.000010	mg/L	F	REG	EPA 6020B	'22 May 2024	0.00001	mg/L		
24E2218_B4E3568-BLK1	Boron dissolved	<0.0020	mg/L	F	REG	EPA 6020B	'22 May 2024	0.002	mg/L		
24E2218_B4E3568-BLK1	Cadmium dissolved	<0.0000020	mg/L	F	REG	EPA 6020B	'22 May 2024	0.000002	mg/L		
24E2218_B4E3568-BLK1	Calcium dissolved	<0.050	mg/L	F	REG	EPA 6020B	'22 May 2024	0.05	mg/L		
24E2218_B4E3568-BLK1	Chromium dissolved	<0.00050	mg/L	F	REG	EPA 6020B	'22 May 2024	0.0005	mg/L		
24E2218_B4E3568-BLK1	Cobalt dissolved	<0.0000050	mg/L	F	REG	EPA 6020B	'22 May 2024	0.000005	mg/L		
24E2218_B4E3568-BLK1	Copper dissolved	<0.00010	mg/L	F	REG	EPA 6020B	'22 May 2024	0.0001	mg/L		
24E2218_B4E3568-BLK1	Iron dissolved	<0.0020	mg/L	F	REG	EPA 6020B	'22 May 2024	0.002	mg/L		
24E2218_B4E3568-BLK1	Lead dissolved	<0.000050	mg/L	F	REG	EPA 6020B	'22 May 2024	0.00005	mg/L		
24E2218_B4E3568-BLK1	Lithium dissolved	<0.000050	mg/L	F	REG	EPA 6020B	'22 May 2024	0.00005	mg/L		
24E2218_B4E3568-BLK1	Magnesium dissolved	<0.0050	mg/L	F	REG	EPA 6020B	'22 May 2024	0.005	mg/L		
24E2218_B4E3568-BLK1	Manganese dissolved	<0.000050	mg/L	F	REG	EPA 6020B	'22 May 2024	0.00005	mg/L		
24E2218_B4E3568-BLK1	Molybdenum dissolved	<0.000010	mg/L	F	REG	EPA 6020B	'22 May 2024	0.00001	mg/L		
24E2218_B4E3568-BLK1	Nickel dissolved	<0.000040	mg/L	F	REG	EPA 6020B	'22 May 2024	0.00004	mg/L		
24E2218_B4E3568-BLK1	Phosphorus dissolved	<0.010	mg/L	F	REG	EPA 6020B	'22 May 2024	0.01	mg/L		
24E2218_B4E3568-BLK1	Potassium dissolved	<0.020	mg/L	F	REG	EPA 6020B	'22 May 2024	0.02	mg/L		
24E2218_B4E3568-BLK1	Selenium dissolved	<0.00010	mg/L	F	REG	EPA 6020B	'22 May 2024	0.0001	mg/L		
24E2218_B4E3568-BLK1	Silicon dissolved	<0.10	mg/L	F	REG	EPA 6020B	'22 May 2024	0.1	mg/L		
24E2218_B4E3568-BLK1	Silver dissolved	<0.000010	mg/L	F	REG	EPA 6020B	'22 May 2024	0.00001	mg/L		
24E2218_B4E3568-BLK1	Sodium dissolved	<0.020	mg/L	F	REG	EPA 6020B	'22 May 2024	0.02	mg/L		
24E2218_B4E3568-BLK1	Strontium dissolved	<0.00010	mg/L	F	REG	EPA 6020B	'22 May 2024	0.0001	mg/L		
24E2218_B4E3568-BLK1	Sulfur dissolved	<1.00	mg/L	F	REG	EPA 6020B	'22 May 2024	1	mg/L		
24E2218_B4E3568-BLK1	Tellurium dissolved	<0.000050	mg/L	F	REG	EPA 6020B	'22 May 2024	0.00005	mg/L		
24E2218_B4E3568-BLK1	Thallium dissolved	<0.0000040	mg/L	F	REG	EPA 6020B	'22 May 2024	0.000004	mg/L		
24E2218_B4E3568-BLK1	Thorium dissolved	<0.000010	mg/L	F	REG	EPA 6020B	'22 May 2024	0.00001	mg/L		
24E2218_B4E3568-BLK1	Tin dissolved	<0.000050	mg/L	F	REG	EPA 6020B	'22 May 2024	0.00005	mg/L		
24E2218_B4E3568-BLK1	Titanium dissolved	<0.00020	mg/L	F	REG	EPA 6020B	'22 May 2024	0.0002	mg/L		
24E2218_B4E3568-BLK1	Tungsten dissolved	<0.00020	mg/L	F	REG	EPA 6020B	'22 May 2024	0.0002	mg/L		
24E2218_B4E3568-BLK1	Uranium dissolved	<0.0000010	mg/L	F	REG	EPA 6020B	'22 May 2024	0.000001	mg/L		
24E2218_B4E3568-BLK1	Vanadium dissolved	<0.00100	mg/L	F	REG	EPA 6020B	'22 May 2024	0.001	mg/L		
24E2218_B4E3568-BLK1	Zinc dissolved	<0.0010	mg/L	F	REG	EPA 6020B	'22 May 2024	0.001	mg/L		
24E2218_B4E3568-BLK1	Zirconium dissolved	<0.000020	mg/L	F	REG	EPA 6020B	'22 May 2024	0.00002	mg/L		
24E2218_B4E3568-BS1	Aluminum dissolved	100	%	F	SC	EPA 6020B	'22 May 2024	1	%	120	80
24E2218_B4E3568-BS1	Antimony dissolved	101	%	F	SC	EPA 6020B	'22 May 2024	1	%	120	80
24E2218_B4E3568-BS1	Arsenic dissolved	101	%	F	SC	EPA 6020B	'22 May 2024	1	%	120	80
24E2218_B4E3568-BS1	Barium dissolved	99	%	F	SC	EPA 6020B	'22 May 2024	1	%	120	80
24E2218_B4E3568-BS1	Beryllium dissolved	101	%	F	SC	EPA 6020B	'22 May 2024	1	%	120	80
24E2218_B4E3568-BS1	Bismuth dissolved	99	%	F	SC	EPA 6020B	'22 May 2024	1	%	120	80
24E2218_B4E3568-BS1	Boron dissolved	103	%	F	SC	EPA 6020B	'22 May 2024	1	%	120	80
24E2218_B4E3568-BS1	Cadmium dissolved	100	%	F	SC	EPA 6020B	'22 May 2024	1	%	120	80
24E2218_B4E3568-BS1	Calcium dissolved	100	%	F	SC	EPA 6020B	'22 May 2024	1	%	120	80
24E2218_B4E3568-BS1	Chromium dissolved	101	%	F	SC	EPA 6020B	'22 May 2024	1	%	120	80
24E2218_B4E3568-BS1	Cobalt dissolved	101	%	F	SC	EPA 6020B	'22 May 2024	1	%	120	80
24E2218_B4E3568-BS1	Copper dissolved	101	%	F	SC	EPA 6020B	'22 May 2024	1	%	120	80
24E2218_B4E3568-BS1	Iron dissolved	102	%	F	SC	EPA 6020B	'22 May 2024	1	%	120	80
24E2218_B4E3568-BS1	Lead dissolved	99	%	F	SC	EPA 6020B	'22 May 2024	1	%	120	80
24E2218_B4E3568-BS1	Lithium dissolved	103	%	F	SC	EPA 6020B	'22 May 2024	1	%	120	80
24E2218_B4E3568-BS1	Magnesium dissolved	100	%	F	SC	EPA 6020B	'22 May 2024	1	%	120	80
24E2218_B4E3568-BS1	Manganese dissolved	100	%	F	SC	EPA 6020B	'22 May 2024	1	%	120	80
24E2218_B4E3568-BS1	Molybdenum dissolved	99	%	F	SC	EPA 6020B	'22 May 2024	1	%	120	80
24E2218_B4E3568-BS1	Nickel dissolved	101	%	F	SC	EPA 6020B	'22 May 2024	1	%	120	80
24E2218_B4E3568-BS1	Phosphorus dissolved	100	%	F	SC	EPA 6020B	'22 May 2024	1	%	120	80
24E2218_B4E3568-BS1	Potassium dissolved	101	%	F	SC	EPA 6020B	'22 May 2024	1	%	120	80
24E2218_B4E3568-BS1	Selenium dissolved	101	%	F	SC	EPA 6020B	'22 May 2024	1	%	120	80
24E2218_B4E3568-BS1	Silicon dissolved	98	%	F	SC	EPA 6020B	'22 May 2024	1	%	120	80
24E2218_B4E3568-BS1	Silver dissolved	100	%	F	SC	EPA 6020B	'22 May 2024	1	%	120	80
24E2218_B4E3568-BS1	Sodium dissolved	102	%	F	SC	EPA 6020B	'22 May 2024	1	%	120	80
24E2218_B4E3568-BS1	Strontium dissolved	100	%	F	SC	EPA 6020B	'22 May 2024	1	%	120	80
24E2218_B4E3568-BS1	Sulfur dissolved	99	%	F	SC	EPA 6020B	'22 May 2024	1	%	120	80
24E2218_B4E3568-BS1	Tellurium dissolved	96	%	F	SC	EPA 6020B	'22 May 2024	1	%	120	80
24E2218_B4E3568-BS1	Thallium dissolved	100	%	F	SC	EPA 6020B	'22 May 2024	1	%	120	80
24E2218_B4E3568-BS1	Thorium dissolved	101	%	F	SC	EPA 6020B	'22 May 2024	1	%	120	80
24E2218_B4E3568-BS1	Tin dissolved	105	%	F	SC	EPA 6020B	'22 May 2024	1	%	120	80
24E2218_B4E3568-BS1	Titanium dissolved	101	%	F	SC	EPA 6020B	'22 May 2024	1	%	120	80
24E2218_B4E3568-BS1	Tungsten dissolved	99	%	F	SC	EPA 6020B	'22 May 2024	1	%	120	80
24E2218_B4E3568-BS1	Uranium dissolved	100	%	F	SC	EPA 6020B	'22 May 2024	1	%	120	80
24E2218_B4E3568-BS1	Vanadium dissolved	101	%	F	SC	EPA 6020B	'22 May 2024	1	%	120	80
24E2218_B4E3568-BS1	Zinc dissolved	102	%	F	SC	EPA 6020B	'22 May 2024	1	%	120	80
24E2218_B4E3568-BS1	Zirconium dissolved	98	%	F	SC	EPA 6020B	'22 May 2024	1	%	120	80
24E2218_B4E3568-MS1	Aluminum dissolved	4.78	mg/L	F	REG	EPA 6020B	'22 May 2024	0.001	mg/L	130	70
24E2218_B4E3568-MS1	Antimony dissolved	0.0454	mg/L	F	REG	EPA 6020B	'22 May 2024	0.00005	mg/L	130	70
24E2218_B4E3568-MS1	Arsenic dissolved	0.457	mg/L	F	REG	EPA 6020B	'22 May 2024	0.00005	mg/L	130	70
24E2218_B4E3568-MS1	Barium dissolved	0.0485	mg/L	F	REG	EPA 6020B	'22 May 2024	0.0001	mg/L	130	70
24E2218_B4E3568-MS1	Beryllium dissolved	0.0465	mg/L	F	REG	EPA 6020B	'22 May 2024	0.00001	mg/L	130	70
24E2218_B4E3568-MS1	Bismuth dissolved	0.0419	mg/L	F	REG	EPA 6020B	'22 May 2024	0.00001	mg/L	130	70
24E2218_B4E3568-MS1	Boron dissolved	0.467	mg/L	F	REG	EPA 6020B	'22 May 2024	0.002	mg/L	130	70
24E2218_B4E3568-MS1	Cadmium dissolved	0.0452	mg/L	F	REG	EPA 6020B	'22 May 2024	0.000002	mg/L	130	70
24E2218_B4E3568-MS1	Calcium dissolved	5.22	mg/L	F	REG	EPA 6020B	'22 May 2024	0.05	mg/L	130	70
24E2218_B4E3568-MS1	Chromium dissolved	0.0464	mg/L	F	REG	EPA 6020B	'22 May 2024	0.0005	mg/L	130	70
24E2218_B4E3568-MS1	Cobalt dissolved	0.0453	mg/L	F	REG	EPA 6020B	'22 May 2024	0.000005	mg/L	130	70
24E2218_B4E3568-MS1	Copper dissolved	0.0469	mg/L	F	REG	EPA 6020B	'22 May 2024	0.0001	mg/L	130	70
24E2218_B4E3568-MS1	Iron dissolved	4.59	mg/L	F	REG	EPA 6020B	'22 May 2024	0.002	mg/L	130	70
24E2218_B4E3568-MS1	Lead dissolved	0.0449	mg/L	F	REG	EPA 6020B	'22 May 2024	0.00005	mg/L	130	70
24E2218_B4E3568-MS1	Lithium dissolved	0.0496	mg/L	F	REG	EPA 6020B	'22 May 2024	0.00005	mg/L	130	70
24E2218_B4E3568-MS1	Magnesium dissolved	4.81	mg/L	F	REG	EPA 6020B	'22 May 2024	0.005	mg/L	130	70
24E2218_B4E3568-MS1	Manganese dissolved	0.0468	mg/L	F	REG	EPA 6020B	'22 May 2024	0.00005	mg/L	130	70
24E2218_B4E3568-MS1	Molybdenum dissolved	0.044	mg/L	F	REG	EPA 6020B	'22 May 2024	0.00001	mg/L	130	70
24E2218_B4E3568-MS1	Nickel dissolved	0.0458	mg/L	F	REG	EPA 6020B	'22 May 2024	0.00004	mg/L	130	70
24E2218_B4E3568-MS1	Phosphorus dissolved	4.56	mg/L	F	REG	EPA 6020B	'22 May 2024	0.01	mg/L	130	70

CERTIFICATE OF ANALYSIS • MEND-SFE QA/QC RESULTS

Global ARD Testing Services Inc.

GLOBAL PROJECT NO: 2329 (B10)
CLIENT: WSP Canada Inc.
PROJECT NAME: Kinross Great Bear - Overburden Characterization
PROJECT NO: OMEMA2303
REPORT VERSION: 4

Sulphate:

Certified Reference Material:	Parameter: Sulphate	% Recovery	Matrix Spike %	Units	QC Limits
STD Mineral Water (34.98mg/L)	28.57	81.7%		%	80 - 120
Spiked Blank (19.61 mg/L)	18.19		92.8%	%	80 - 120

Dissolved Metals by ICP-MS:

Sample Code	Parameter	Result	Result Units	Total or Filtered	Method Type	Method Name	Date Analyzed	EQL	EQL Units	UCL	LCL
24E2057											
24E2218_B4E3568-MS1	Potassium dissolved	5.06	mg/L	F	REG	EPA 6020B	'22 May 2024	0.02	mg/L	130	70
24E2218_B4E3568-MS1	Selenium dissolved	0.453	mg/L	F	REG	EPA 6020B	'22 May 2024	0.0001	mg/L	130	70
24E2218_B4E3568-MS1	Silicon dissolved	6.39	mg/L	F	REG	EPA 6020B	'22 May 2024	0.1	mg/L	130	70
24E2218_B4E3568-MS1	Silver dissolved	0.0285	mg/L	F	REG	EPA 6020B	'22 May 2024	0.00001	mg/L	130	70
24E2218_B4E3568-MS1	Sodium dissolved	5.03	mg/L	F	REG	EPA 6020B	'22 May 2024	0.02	mg/L	130	70
24E2218_B4E3568-MS1	Strontium dissolved	0.0526	mg/L	F	REG	EPA 6020B	'22 May 2024	0.0001	mg/L	130	70
24E2218_B4E3568-MS1	Sulfur dissolved	44.4	mg/L	F	REG	EPA 6020B	'22 May 2024	1	mg/L	130	70
24E2218_B4E3568-MS1	Tellurium dissolved	0.0454	mg/L	F	REG	EPA 6020B	'22 May 2024	0.00005	mg/L	130	70
24E2218_B4E3568-MS1	Thallium dissolved	0.0444	mg/L	F	REG	EPA 6020B	'22 May 2024	0.000004	mg/L	130	70
24E2218_B4E3568-MS1	Thorium dissolved	0.0451	mg/L	F	REG	EPA 6020B	'22 May 2024	0.00001	mg/L	130	70
24E2218_B4E3568-MS1	Tin dissolved	0.0459	mg/L	F	REG	EPA 6020B	'22 May 2024	0.00005	mg/L	130	70
24E2218_B4E3568-MS1	Titanium dissolved	0.0476	mg/L	F	REG	EPA 6020B	'22 May 2024	0.0002	mg/L	130	70
24E2218_B4E3568-MS1	Tungsten dissolved	0.0441	mg/L	F	REG	EPA 6020B	'22 May 2024	0.0002	mg/L	130	70
24E2218_B4E3568-MS1	Uranium dissolved	0.0447	mg/L	F	REG	EPA 6020B	'22 May 2024	0.000001	mg/L	130	70
24E2218_B4E3568-MS1	Vanadium dissolved	0.0454	mg/L	F	REG	EPA 6020B	'22 May 2024	0.001	mg/L	130	70
24E2218_B4E3568-MS1	Zinc dissolved	0.47	mg/L	F	REG	EPA 6020B	'22 May 2024	0.001	mg/L	130	70
24E2218_B4E3568-MS1	Zirconium dissolved	0.045	mg/L	F	REG	EPA 6020B	'22 May 2024	0.00002	mg/L	130	70
24E2218_B4E3571-BLK1	Aluminum dissolved	<0.0010	mg/L	F	REG	EPA 6020B	'22 May 2024	0.001	mg/L		
24E2218_B4E3571-BLK1	Antimony dissolved	<0.000050	mg/L	F	REG	EPA 6020B	'22 May 2024	0.00005	mg/L		
24E2218_B4E3571-BLK1	Arsenic dissolved	<0.000050	mg/L	F	REG	EPA 6020B	'22 May 2024	0.00005	mg/L		
24E2218_B4E3571-BLK1	Barium dissolved	<0.00010	mg/L	F	REG	EPA 6020B	'22 May 2024	0.0001	mg/L		
24E2218_B4E3571-BLK1	Beryllium dissolved	<0.000010	mg/L	F	REG	EPA 6020B	'22 May 2024	0.00001	mg/L		
24E2218_B4E3571-BLK1	Bismuth dissolved	<0.000010	mg/L	F	REG	EPA 6020B	'22 May 2024	0.00001	mg/L		
24E2218_B4E3571-BLK1	Boron dissolved	<0.0020	mg/L	F	REG	EPA 6020B	'22 May 2024	0.002	mg/L		
24E2218_B4E3571-BLK1	Cadmium dissolved	<0.0000020	mg/L	F	REG	EPA 6020B	'22 May 2024	0.000002	mg/L		
24E2218_B4E3571-BLK1	Calcium dissolved	<0.050	mg/L	F	REG	EPA 6020B	'22 May 2024	0.05	mg/L		
24E2218_B4E3571-BLK1	Chromium dissolved	<0.00050	mg/L	F	REG	EPA 6020B	'22 May 2024	0.0005	mg/L		
24E2218_B4E3571-BLK1	Cobalt dissolved	<0.0000050	mg/L	F	REG	EPA 6020B	'22 May 2024	0.000005	mg/L		
24E2218_B4E3571-BLK1	Copper dissolved	<0.00010	mg/L	F	REG	EPA 6020B	'22 May 2024	0.0001	mg/L		
24E2218_B4E3571-BLK1	Iron dissolved	<0.0020	mg/L	F	REG	EPA 6020B	'22 May 2024	0.002	mg/L		
24E2218_B4E3571-BLK1	Lead dissolved	<0.000050	mg/L	F	REG	EPA 6020B	'22 May 2024	0.00005	mg/L		
24E2218_B4E3571-BLK1	Lithium dissolved	<0.000050	mg/L	F	REG	EPA 6020B	'22 May 2024	0.00005	mg/L		
24E2218_B4E3571-BLK1	Magnesium dissolved	<0.0050	mg/L	F	REG	EPA 6020B	'22 May 2024	0.005	mg/L		
24E2218_B4E3571-BLK1	Manganese dissolved	<0.000050	mg/L	F	REG	EPA 6020B	'22 May 2024	0.00005	mg/L		
24E2218_B4E3571-BLK1	Molybdenum dissolved	<0.000010	mg/L	F	REG	EPA 6020B	'22 May 2024	0.00001	mg/L		
24E2218_B4E3571-BLK1	Nickel dissolved	<0.000040	mg/L	F	REG	EPA 6020B	'22 May 2024	0.00004	mg/L		
24E2218_B4E3571-BLK1	Phosphorus dissolved	<0.010	mg/L	F	REG	EPA 6020B	'22 May 2024	0.01	mg/L		
24E2218_B4E3571-BLK1	Potassium dissolved	<0.020	mg/L	F	REG	EPA 6020B	'22 May 2024	0.02	mg/L		
24E2218_B4E3571-BLK1	Selenium dissolved	<0.00010	mg/L	F	REG	EPA 6020B	'22 May 2024	0.0001	mg/L		
24E2218_B4E3571-BLK1	Silicon dissolved	<0.10	mg/L	F	REG	EPA 6020B	'22 May 2024	0.1	mg/L		
24E2218_B4E3571-BLK1	Silver dissolved	<0.000010	mg/L	F	REG	EPA 6020B	'22 May 2024	0.00001	mg/L		
24E2218_B4E3571-BLK1	Sodium dissolved	<0.020	mg/L	F	REG	EPA 6020B	'22 May 2024	0.02	mg/L		
24E2218_B4E3571-BLK1	Strontium dissolved	<0.00010	mg/L	F	REG	EPA 6020B	'22 May 2024	0.0001	mg/L		
24E2218_B4E3571-BLK1	Sulfur dissolved	<1.00	mg/L	F	REG	EPA 6020B	'22 May 2024	1	mg/L		
24E2218_B4E3571-BLK1	Tellurium dissolved	<0.000050	mg/L	F	REG	EPA 6020B	'22 May 2024	0.00005	mg/L		
24E2218_B4E3571-BLK1	Thallium dissolved	<0.0000040	mg/L	F	REG	EPA 6020B	'22 May 2024	0.000004	mg/L		
24E2218_B4E3571-BLK1	Thorium dissolved	<0.000010	mg/L	F	REG	EPA 6020B	'22 May 2024	0.00001	mg/L		
24E2218_B4E3571-BLK1	Tin dissolved	<0.000050	mg/L	F	REG	EPA 6020B	'22 May 2024	0.00005	mg/L		
24E2218_B4E3571-BLK1	Titanium dissolved	<0.00020	mg/L	F	REG	EPA 6020B	'22 May 2024	0.0002	mg/L		
24E2218_B4E3571-BLK1	Tungsten dissolved	<0.00020	mg/L	F	REG	EPA 6020B	'22 May 2024	0.0002	mg/L		
24E2218_B4E3571-BLK1	Uranium dissolved	<0.0000010	mg/L	F	REG	EPA 6020B	'22 May 2024	0.000001	mg/L		
24E2218_B4E3571-BLK1	Vanadium dissolved	<0.00100	mg/L	F	REG	EPA 6020B	'22 May 2024	0.001	mg/L		
24E2218_B4E3571-BLK1	Zinc dissolved	<0.0010	mg/L	F	REG	EPA 6020B	'22 May 2024	0.001	mg/L		
24E2218_B4E3571-BLK1	Zirconium dissolved	<0.000020	mg/L	F	REG	EPA 6020B	'22 May 2024	0.00002	mg/L		
24E2218_B4E3571-BS1	Aluminum dissolved	97	%	F	SC	EPA 6020B	'22 May 2024	1	%	120	80
24E2218_B4E3571-BS1	Antimony dissolved	101	%	F	SC	EPA 6020B	'22 May 2024	1	%	120	80
24E2218_B4E3571-BS1	Arsenic dissolved	98	%	F	SC	EPA 6020B	'22 May 2024	1	%	120	80
24E2218_B4E3571-BS1	Barium dissolved	101	%	F	SC	EPA 6020B	'22 May 2024	1	%	120	80
24E2218_B4E3571-BS1	Beryllium dissolved	99	%	F	SC	EPA 6020B	'22 May 2024	1	%	120	80
24E2218_B4E3571-BS1	Bismuth dissolved	105	%	F	SC	EPA 6020B	'22 May 2024	1	%	120	80
24E2218_B4E3571-BS1	Boron dissolved	99	%	F	SC	EPA 6020B	'22 May 2024	1	%	120	80
24E2218_B4E3571-BS1	Cadmium dissolved	101	%	F	SC	EPA 6020B	'22 May 2024	1	%	120	80
24E2218_B4E3571-BS1	Calcium dissolved	98	%	F	SC	EPA 6020B	'22 May 2024	1	%	120	80
24E2218_B4E3571-BS1	Chromium dissolved	98	%	F	SC	EPA 6020B	'22 May 2024	1	%	120	80
24E2218_B4E3571-BS1	Cobalt dissolved	98	%	F	SC	EPA 6020B	'22 May 2024	1	%	120	80
24E2218_B4E3571-BS1	Copper dissolved	97	%	F	SC	EPA 6020B	'22 May 2024	1	%	120	80
24E2218_B4E3571-BS1	Iron dissolved	98	%	F	SC	EPA 6020B	'22 May 2024	1	%	120	80
24E2218_B4E3571-BS1	Lead dissolved	101	%	F	SC	EPA 6020B	'22 May 2024	1	%	120	80
24E2218_B4E3571-BS1	Lithium dissolved	100	%	F	SC	EPA 6020B	'22 May 2024	1	%	120	80
24E2218_B4E3571-BS1	Magnesium dissolved	97	%	F	SC	EPA 6020B	'22 May 2024	1	%	120	80
24E2218_B4E3571-BS1	Manganese dissolved	98	%	F	SC	EPA 6020B	'22 May 2024	1	%	120	80
24E2218_B4E3571-BS1	Molybdenum dissolved	101	%	F	SC	EPA 6020B	'22 May 2024	1	%	120	80
24E2218_B4E3571-BS1	Nickel dissolved	98	%	F	SC	EPA 6020B	'22 May 2024	1	%	120	80
24E2218_B4E3571-BS1	Phosphorus dissolved	98	%	F	SC	EPA 6020B	'22 May 2024	1	%	120	80
24E2218_B4E3571-BS1	Potassium dissolved	94	%	F	SC	EPA 6020B	'22 May 2024	1	%	120	80
24E2218_B4E3571-BS1	Selenium dissolved	97	%	F	SC	EPA 6020B	'22 May 2024	1	%	120	80
24E2218_B4E3571-BS1	Silicon dissolved	95	%	F	SC	EPA 6020B	'22 May 2024	1	%	120	80
24E2218_B4E3571-BS1	Silver dissolved	100	%	F	SC	EPA 6020B	'22 May 2024	1	%	120	80
24E2218_B4E3571-BS1	Sodium dissolved	96	%	F	SC	EPA 6020B	'22 May 2024	1	%	120	80
24E2218_B4E3571-BS1	Strontium dissolved	98	%	F	SC	EPA 6020B	'22 May 2024	1	%	120	80
24E2218_B4E3571-BS1	Sulfur dissolved	96	%	F	SC	EPA 6020B	'22 May 2024	1	%	120	80
24E2218_B4E3571-BS1	Tellurium dissolved	102	%	F	SC	EPA 6020B	'22 May 2024	1	%	120	80
24E2218_B4E3571-BS1	Thallium dissolved	102	%	F	SC	EPA 6020B	'22 May 2024	1	%	120	80
24E2218_B4E3571-BS1	Thorium dissolved	112	%	F	SC	EPA 6020B	'22 May 2024	1	%	120	80
24E2218_B4E3571-BS1	Tin dissolved	102	%	F	SC	EPA 6020B	'22 May 2024	1	%	120	80
24E2218_B4E3571-BS1	Titanium dissolved	97	%	F	SC	EPA 6020B	'22 May 2024	1	%	120	80
24E2218_B4E3571-BS1	Tungsten dissolved	105	%	F	SC	EPA 6020B	'22 May 2024	1	%	120	80
24E2218_B4E3571-BS1	Uranium dissolved	102	%	F	SC	EPA 6020B	'22 May 2024	1	%	120	80
24E2218_B4E3571-BS1	Vanadium dissolved	98	%	F	SC	EPA 6020B	'22 May 2024	1	%	120	80
24E2218_B4E3571-BS1	Zinc dissolved	98	%	F	SC	EPA 6020B	'22 May 2024	1	%	120	80
24E2218_B4E3571-BS1	Zirconium dissolved	99	%	F	SC	EPA 6020B	'22 May 2024	1	%	120	80
24E2218_B4E3571-MS1	Aluminum dissolved	4.35	mg/L	F	REG	EPA 6020B	'22 May 2024	0.001	mg/L	130	70
24E2218_B4E3571-MS1	Antimony dissolved	0.0439	mg/L	F	REG	EPA 6020B	'22 May 2024	0.00005	mg/L	130	70
24E2218_B4E3571-MS1	Arsenic dissolved	0.431	mg/L	F	REG	EPA 6020B	'22 May 2024	0.00005	mg/L	130	70
24E2218_B4E3571-MS1	Barium dissolved	0.0467	mg/L	F	REG	EPA 6020B	'22 May 2024	0.0001	mg/L	130	70
24E2218_B4E3571-MS1	Beryllium dissolved	0.0439	mg/L	F	REG	EPA 6020B	'22 May 2024	0.00001	mg/L	130	70
24E2218_B4E3571-MS1	Bismuth dissolved	0.0315	mg/L	F	REG	EPA 6020B	'22 May 2024	0.00001	mg/L	130	70
24E2218_B4E3571-MS1	Boron dissolved	0.436	mg/L	F	REG	EPA 6020B	'22 May 2024	0.002	mg/L	130	70
24E2218_B4E3571-MS1	Cadmium dissolved	0.0439	mg/L	F	REG	EPA 6020B	'22 May 2024	0.000002	mg/L	130	70
24E2218_B4E3571-MS1	Calcium dissolved	4.5	mg/L	F	REG	EPA 6020B	'22 May 2024	0.05	mg/L	130	70
24E2218_B4E3571-MS1	Chromium dissolved	0.0424	mg/L	F	REG	EPA 6020B	'22 May 2024	0.0005	mg/L	130	70
24E2218_B4E3571-MS1	Cobalt dissolved	0.042	mg/L	F	REG	EPA 6020B	'22 May 2024	0.000005	mg/L	130	70
24E2218_B4E3571-MS1	Copper dissolved	0.0426	mg/L	F	REG	EPA 6020B	'22 May 2024	0.0001	mg/L	130	70
24E2218_B4E3571-MS1	Iron dissolved	4.1	mg/L	F	REG	EPA 6020B	'22 May 2024	0.002	mg/L	130	70
24E2218_B4E3571-MS1	Lead dissolved	0.0431	mg/L	F	REG	EPA 6020B	'22 May 2024	0.00005	mg/L	130	70
24E2218_B4E3571-MS1	Lithium dissolved	0.0467	mg/L	F	REG	EPA 6020B	'22 May 2024	0.00005	mg/L	130	70
24E2218_B4E3571-MS1	Magnesium dissolved	4.21	mg/L	F	REG	EPA 6020B	'22 May 2024	0.005	mg/L	130	70
24E2218_B4E3571-MS1	Manganese dissolved	0.0459	mg/L	F	REG	EPA 6020B	'22 May 2024	0.00005	mg/L	130	70
24E2218_B4E3571-MS1	Molybdenum dissolved	0.0399	mg/L	F	REG	EPA 6020B	'22 May 2024	0.00001	mg/L	130	70
24E2218_B4E3571-MS1	Nickel dissolved	0.0428	mg/L	F	REG	EPA 6020B	'22 May 2024	0.00004	mg/L	130	70
24E2218_B4E3571-MS1	Phosphorus dissolved	4.36	mg/L	F	REG	EPA 6020B	'22 May 2024	0.01	mg/L	130	70
24E2218_B4E3571-MS1	Potassium dissolved	4.28	mg/L	F	REG	EPA 6020B	'22 May 2024	0.02	mg/L	130	70
24E2218_B4E3571-MS1	Selenium dissolved	0.421	mg/L	F	REG	EPA 6020B	'22 May 2024	0.0001	mg/L	130	70
24E2218_B4E3571-MS1	Silicon dissolved	4.64	mg/L	F	REG	EPA 6020B	'22 May 2024	0.1	mg/L	130	70
24E2218_B4E3571-MS1	Silver dissolved	0.03	mg/L	F	REG	EPA 6020B	'22 May 2024	0.00001	mg/L	130	70
24E2218_B4E3571-MS1	Sodium dissolved	4.34	mg/L	F	REG	EPA 6020B	'22 May 2024	0.02	mg/L	130	70
24E2218_B4E3571-MS1	Strontium dissolved	0.0454	mg/L	F	REG	EPA 6020B	'22 May 2024	0.0001	mg/L	130	70
24E2218_B4E3571-MS1	Sulfur dissolved	41.6	mg/L	F	REG	EPA 6020B	'22 May 2024	1	mg/L	130	70
24E2218_B4E3571-MS1	Tellurium dissolved	0.0396	mg/L	F	REG	EPA 6020B	'22 May 2024	0.00005	mg/L	130	70
24E2218_B4E3571-MS1	Thallium dissolved	0.043	mg/L	F	REG	EPA 6020B	'22 May 2024	0.000004	mg/L	130	70
24E2218_B4E3571-MS1	Thorium dissolved	0.0383	mg/L	F	REG	EPA 6020B	'22 May 2024	0.00001	mg/L	130	70

Sulphate:

Certified Reference Material:	Parameter: Sulphate	% Recovery	Matrix Spike %	Units	QC Limits
STD Mineral Water (34.98mg/L)	28.57	81.7%		%	80 - 120
Spiked Blank (19.61 mg/L)	18.19		92.8%	%	80 - 120

Dissolved Metals by ICP-MS:

Sample Code	Parameter	Result	Result Units	Total or Filtered	Method Type	Method Name	Date Analyzed	EQL	EQL Units	UCL	LCL
24E2057											
24E2218_B4E3571-MS1	Tin dissolved	0.0411	mg/L	F	REG	EPA 6020B	'22 May 2024	0.00005	mg/L	130	70
24E2218_B4E3571-MS1	Titanium dissolved	0.0415	mg/L	F	REG	EPA 6020B	'22 May 2024	0.0002	mg/L	130	70
24E2218_B4E3571-MS1	Tungsten dissolved	0.0404	mg/L	F	REG	EPA 6020B	'22 May 2024	0.0002	mg/L	130	70
24E2218_B4E3571-MS1	Uranium dissolved	0.0406	mg/L	F	REG	EPA 6020B	'22 May 2024	0.000001	mg/L	130	70
24E2218_B4E3571-MS1	Vanadium dissolved	0.0423	mg/L	F	REG	EPA 6020B	'22 May 2024	0.001	mg/L	130	70
24E2218_B4E3571-MS1	Zinc dissolved	0.44	mg/L	F	REG	EPA 6020B	'22 May 2024	0.001	mg/L	130	70
24E2218_B4E3571-MS1	Zirconium dissolved	0.0415	mg/L	F	REG	EPA 6020B	'22 May 2024	0.00002	mg/L	130	70
24E2470											
24E2470_B4E3364-BLK1	Mercury dissolved	<0.0050	ug/L	F	REG	EPA 245.7*	'21 May 2024	0.005	ug/L		
24E2470_B4E3364-BLK2	Mercury dissolved	<0.0050	ug/L	F	REG	EPA 245.7*	'21 May 2024	0.005	ug/L		
24E2470_B4E3364-BLK3	Mercury dissolved	<0.0050	ug/L	F	REG	EPA 245.7*	'21 May 2024	0.005	ug/L		
24E2470_B4E3364-BLK4	Mercury dissolved	<0.0050	ug/L	F	REG	EPA 245.7*	'21 May 2024	0.005	ug/L		
24E2470_B4E3364-BLK5	Mercury dissolved	<0.0050	ug/L	F	REG	EPA 245.7*	'21 May 2024	0.005	ug/L		
24E2470_B4E3364-BLK6	Mercury dissolved	<0.0050	ug/L	F	REG	EPA 245.7*	'21 May 2024	0.005	ug/L		
24E2470_B4E3364-BLK7	Mercury dissolved	<0.0050	ug/L	F	REG	EPA 245.7*	'21 May 2024	0.005	ug/L		
24E2470_B4E3364-BLK8	Mercury dissolved	<0.0050	ug/L	F	REG	EPA 245.7*	'21 May 2024	0.005	ug/L		
24E2470_B4E3364-BS1	Mercury dissolved	97	%	F	SC	EPA 245.7*	'21 May 2024	1	%	120	80
24E2470_B4E3364-BS2	Mercury dissolved	100	%	F	SC	EPA 245.7*	'21 May 2024	1	%	120	80
24E2470_B4E3364-BS3	Mercury dissolved	99	%	F	SC	EPA 245.7*	'21 May 2024	1	%	120	80
24E2470_B4E3364-BS4	Mercury dissolved	107	%	F	SC	EPA 245.7*	'21 May 2024	1	%	120	80
24E2470_B4E3364-BS5	Mercury dissolved	114	%	F	SC	EPA 245.7*	'21 May 2024	1	%	120	80
24E2470_B4E3364-BS6	Mercury dissolved	97	%	F	SC	EPA 245.7*	'21 May 2024	1	%	120	80
24E2470_B4E3364-BS7	Mercury dissolved	103	%	F	SC	EPA 245.7*	'21 May 2024	1	%	120	80
24E2470_B4E3364-BS8	Mercury dissolved	101	%	F	SC	EPA 245.7*	'21 May 2024	1	%	120	80
24E2470_B4E3364-DUP8	Mercury dissolved	<0.0050	ug/L	F	REG	EPA 245.7*	'21 May 2024	0.005	ug/L		
24E2470_B4E3364-MS7	Mercury dissolved	2.12	ug/L	F	REG	EPA 245.7*	'21 May 2024	0.005	ug/L	130	70
24E2470_B4E3413-BLK1	Mercury dissolved	<0.0050	ug/L	F	REG	EPA 245.7*	'21 May 2024	0.005	ug/L		
24E2470_B4E3413-BLK2	Mercury dissolved	<0.0050	ug/L	F	REG	EPA 245.7*	'21 May 2024	0.005	ug/L		
24E2470_B4E3413-BLK3	Mercury dissolved	<0.0050	ug/L	F	REG	EPA 245.7*	'21 May 2024	0.005	ug/L		
24E2470_B4E3413-BLK4	Mercury dissolved	<0.0050	ug/L	F	REG	EPA 245.7*	'21 May 2024	0.005	ug/L		
24E2470_B4E3413-BS1	Mercury dissolved	99	%	F	SC	EPA 245.7*	'21 May 2024	1	%	120	80
24E2470_B4E3413-BS2	Mercury dissolved	101	%	F	SC	EPA 245.7*	'21 May 2024	1	%	120	80
24E2470_B4E3413-BS3	Mercury dissolved	98	%	F	SC	EPA 245.7*	'21 May 2024	1	%	120	80
24E2470_B4E3413-BS4	Mercury dissolved	98	%	F	SC	EPA 245.7*	'21 May 2024	1	%	120	80
24E2470_B4E3480-BLK2	Phosphorus Total Dissolved	<0.0050	mg/L	F	REG	SM 4500-P F (2021)	'22 May 2024	0.005	mg/L		
24E2470_B4E3480-BLK3	Phosphorus Total Dissolved	<0.0050	mg/L	F	REG	SM 4500-P F (2021)	'22 May 2024	0.005	mg/L		
24E2470_B4E3480-BS2	Phosphorus Total Dissolved	104	%	F	SC	SM 4500-P F (2021)	'22 May 2024	1	%	115	85
24E2470_B4E3480-BS3	Phosphorus Total Dissolved	102	%	F	SC	SM 4500-P F (2021)	'22 May 2024	1	%	115	85
24E2470_B4E3746-BLK1	Aluminum dissolved	<0.0010	mg/L	F	REG	EPA 6020B	'23 May 2024	0.001	mg/L		
24E2470_B4E3746-BLK1	Antimony dissolved	<0.000050	mg/L	F	REG	EPA 6020B	'23 May 2024	0.00005	mg/L		
24E2470_B4E3746-BLK1	Arsenic dissolved	<0.000050	mg/L	F	REG	EPA 6020B	'23 May 2024	0.00005	mg/L		
24E2470_B4E3746-BLK1	Barium dissolved	<0.00010	mg/L	F	REG	EPA 6020B	'23 May 2024	0.0001	mg/L		
24E2470_B4E3746-BLK1	Beryllium dissolved	<0.000010	mg/L	F	REG	EPA 6020B	'23 May 2024	0.00001	mg/L		
24E2470_B4E3746-BLK1	Bismuth dissolved	<0.000010	mg/L	F	REG	EPA 6020B	'23 May 2024	0.00001	mg/L		
24E2470_B4E3746-BLK1	Boron dissolved	<0.0020	mg/L	F	REG	EPA 6020B	'23 May 2024	0.002	mg/L		
24E2470_B4E3746-BLK1	Cadmium dissolved	<0.0000020	mg/L	F	REG	EPA 6020B	'23 May 2024	0.000002	mg/L		
24E2470_B4E3746-BLK1	Calcium dissolved	<0.050	mg/L	F	REG	EPA 6020B	'23 May 2024	0.05	mg/L		
24E2470_B4E3746-BLK1	Chromium dissolved	<0.00050	mg/L	F	REG	EPA 6020B	'23 May 2024	0.0005	mg/L		
24E2470_B4E3746-BLK1	Cobalt dissolved	<0.0000050	mg/L	F	REG	EPA 6020B	'23 May 2024	0.000005	mg/L		
24E2470_B4E3746-BLK1	Copper dissolved	<0.00010	mg/L	F	REG	EPA 6020B	'23 May 2024	0.0001	mg/L		
24E2470_B4E3746-BLK1	Iron dissolved	<0.0020	mg/L	F	REG	EPA 6020B	'23 May 2024	0.002	mg/L		
24E2470_B4E3746-BLK1	Lead dissolved	<0.000050	mg/L	F	REG	EPA 6020B	'23 May 2024	0.00005	mg/L		
24E2470_B4E3746-BLK1	Lithium dissolved	<0.000050	mg/L	F	REG	EPA 6020B	'23 May 2024	0.00005	mg/L		
24E2470_B4E3746-BLK1	Magnesium dissolved	<0.0050	mg/L	F	REG	EPA 6020B	'23 May 2024	0.005	mg/L		
24E2470_B4E3746-BLK1	Manganese dissolved	<0.000050	mg/L	F	REG	EPA 6020B	'23 May 2024	0.00005	mg/L		
24E2470_B4E3746-BLK1	Molybdenum dissolved	<0.000010	mg/L	F	REG	EPA 6020B	'23 May 2024	0.00001	mg/L		
24E2470_B4E3746-BLK1	Nickel dissolved	<0.000040	mg/L	F	REG	EPA 6020B	'23 May 2024	0.00004	mg/L		
24E2470_B4E3746-BLK1	Phosphorus dissolved	<0.010	mg/L	F	REG	EPA 6020B	'23 May 2024	0.01	mg/L		
24E2470_B4E3746-BLK1	Potassium dissolved	<0.020	mg/L	F	REG	EPA 6020B	'23 May 2024	0.02	mg/L		
24E2470_B4E3746-BLK1	Selenium dissolved	<0.00010	mg/L	F	REG	EPA 6020B	'23 May 2024	0.0001	mg/L		
24E2470_B4E3746-BLK1	Silicon dissolved	<0.10	mg/L	F	REG	EPA 6020B	'23 May 2024	0.1	mg/L		
24E2470_B4E3746-BLK1	Silver dissolved	<0.000010	mg/L	F	REG	EPA 6020B	'23 May 2024	0.00001	mg/L		
24E2470_B4E3746-BLK1	Sodium dissolved	<0.020	mg/L	F	REG	EPA 6020B	'23 May 2024	0.02	mg/L		
24E2470_B4E3746-BLK1	Strontium dissolved	<0.00010	mg/L	F	REG	EPA 6020B	'23 May 2024	0.0001	mg/L		
24E2470_B4E3746-BLK1	Sulfur dissolved	<1.00	mg/L	F	REG	EPA 6020B	'23 May 2024	1	mg/L		
24E2470_B4E3746-BLK1	Tellurium dissolved	<0.000050	mg/L	F	REG	EPA 6020B	'23 May 2024	0.00005	mg/L		
24E2470_B4E3746-BLK1	Thallium dissolved	<0.0000040	mg/L	F	REG	EPA 6020B	'23 May 2024	0.000004	mg/L		
24E2470_B4E3746-BLK1	Thorium dissolved	<0.000010	mg/L	F	REG	EPA 6020B	'23 May 2024	0.00001	mg/L		
24E2470_B4E3746-BLK1	Tin dissolved	<0.000050	mg/L	F	REG	EPA 6020B	'23 May 2024	0.00005	mg/L		
24E2470_B4E3746-BLK1	Titanium dissolved	<0.00020	mg/L	F	REG	EPA 6020B	'23 May 2024	0.0002	mg/L		
24E2470_B4E3746-BLK1	Tungsten dissolved	<0.00020	mg/L	F	REG	EPA 6020B	'23 May 2024	0.0002	mg/L		
24E2470_B4E3746-BLK1	Uranium dissolved	<0.0000010	mg/L	F	REG	EPA 6020B	'23 May 2024	0.000001	mg/L		
24E2470_B4E3746-BLK1	Vanadium dissolved	<0.00100	mg/L	F	REG	EPA 6020B	'23 May 2024	0.001	mg/L		
24E2470_B4E3746-BLK1	Zinc dissolved	<0.0010	mg/L	F	REG	EPA 6020B	'23 May 2024	0.001	mg/L		
24E2470_B4E3746-BLK1	Zirconium dissolved	<0.000020	mg/L	F	REG	EPA 6020B	'23 May 2024	0.00002	mg/L		
24E2470_B4E3746-BS1	Aluminum dissolved	102	%	F	SC	EPA 6020B	'24 May 2024	1	%	120	80
24E2470_B4E3746-BS1	Antimony dissolved	101	%	F	SC	EPA 6020B	'24 May 2024	1	%	120	80
24E2470_B4E3746-BS1	Arsenic dissolved	101	%	F	SC	EPA 6020B	'24 May 2024	1	%	120	80
24E2470_B4E3746-BS1	Barium dissolved	101	%	F	SC	EPA 6020B	'24 May 2024	1	%	120	80
24E2470_B4E3746-BS1	Beryllium dissolved	97	%	F	SC	EPA 6020B	'24 May 2024	1	%	120	80
24E2470_B4E3746-BS1	Bismuth dissolved	100	%	F	SC	EPA 6020B	'24 May 2024	1	%	120	80
24E2470_B4E3746-BS1	Boron dissolved	95	%	F	SC	EPA 6020B	'24 May 2024	1	%	120	80
24E2470_B4E3746-BS1	Cadmium dissolved	102	%	F	SC	EPA 6020B	'24 May 2024	1	%	120	80
24E2470_B4E3746-BS1	Calcium dissolved	101	%	F	SC	EPA 6020B	'24 May 2024	1	%	120	80
24E2470_B4E3746-BS1	Chromium dissolved	101	%	F	SC	EPA 6020B	'24 May 2024	1	%	120	80
24E2470_B4E3746-BS1	Cobalt dissolved	101	%	F	SC	EPA 6020B	'24 May 2024	1	%	120	80
24E2470_B4E3746-BS1	Copper dissolved	102	%	F	SC	EPA 6020B	'24 May 2024	1	%	120	80
24E2470_B4E3746-BS1	Iron dissolved	100	%	F	SC	EPA 6020B	'24 May 2024	1	%	120	80
24E2470_B4E3746-BS1	Lead dissolved	100	%	F	SC	EPA 6020B	'24 May 2024	1	%	120	80
24E2470_B4E3746-BS1	Lithium dissolved	98	%	F	SC	EPA 6020B	'24 May 2024	1	%	120	80
24E2470_B4E3746-BS1	Magnesium dissolved	101	%	F	SC	EPA 6020B	'24 May 2024	1	%	120	80
24E2470_B4E3746-BS1	Manganese dissolved	102	%	F	SC	EPA 6020B	'24 May 2024	1	%	120	80
24E2470_B4E3746-BS1	Molybdenum dissolved	102	%	F	SC	EPA 6020B	'24 May 2024	1	%	120	80
24E2470_B4E3746-BS1	Nickel dissolved	100	%	F	SC	EPA 6020B	'24 May 2024	1	%	120	80
24E2470_B4E3746-BS1	Phosphorus dissolved	103	%	F	SC	EPA 6020B	'24 May 2024	1	%	120	80
24E2470_B4E3746-BS1	Potassium dissolved	102	%	F	SC	EPA 6020B	'24 May 2024	1	%	120	80
24E2470_B4E3746-BS1	Selenium dissolved	100	%	F	SC	EPA 6020B	'24 May 2024	1	%	120	80
24E2470_B4E3746-BS1	Silicon dissolved	101	%	F	SC	EPA 6020B	'24 May 2024	1	%	120	80
24E2470_B4E3746-BS1	Silver dissolved	101	%	F	SC	EPA 6020B	'24 May 2024	1	%	120	80
24E2470_B4E3746-BS1	Sodium dissolved	105	%	F	SC	EPA 6020B	'24 May 2024	1	%	120	80
24E2470_B4E3746-BS1	Strontium dissolved	101	%	F	SC	EPA 6020B	'24 May 2024	1	%	120	80
24E2470_B4E3746-BS1	Sulfur dissolved	99	%	F	SC	EPA 6020B	'24 May 2024	1	%	120	80
24E2470_B4E3746-BS1	Tellurium dissolved	99	%	F	SC	EPA 6020B	'24 May 2024	1	%	120	80
24E2470_B4E3746-BS1	Thallium dissolved	102	%	F	SC	EPA 6020B	'24 May 2024	1	%	120	80
24E2470_B4E3746-BS1	Thorium dissolved	104	%	F	SC	EPA 6020B	'24 May 2024	1	%	120	80
24E2470_B4E3746-BS1	Tin dissolved	103	%	F	SC	EPA 6020B	'24 May 2024	1	%	120	80
24E2470_B4E3746-BS1	Titanium dissolved	102	%	F	SC	EPA 6020B	'24 May 2024	1	%	120	80
24E2470_B4E3746-BS1	Tungsten dissolved	100	%	F	SC	EPA 6020B	'24 May 2024	1	%	120	80
24E2470_B4E3746-BS1	Uranium dissolved	102	%	F	SC	EPA 6020B	'24 May 2024	1	%	120	80
24E2470_B4E3746-BS1	Vanadium dissolved	100	%	F	SC	EPA 6020B	'24 May 2024	1	%	120	80
24E2470_B4E3746-BS1	Zinc dissolved	102	%	F	SC	EPA 6020B	'24 May 2024	1	%	120	80
24E2470_B4E3746-BS1	Zirconium dissolved	101	%	F	SC	EPA 6020B	'24 May 2024	1	%	120	80
24E2470_B4E3749-BLK1	Aluminum dissolved	<0.0010	mg/L	F	REG	EPA 6020B	'24 May 2024	0.001	mg/L		
24E2470_B4E3749-BLK1	Antimony dissolved	<0.000050	mg/L	F	REG	EPA 6020B	'24 May 2024	0.00005	mg/L		
24E2470_B4E3749-BLK1	Arsenic dissolved	<0.000050	mg/L	F	REG	EPA 6020B	'24 May 2024	0.00005	mg/L		
24E2470_B4E3749-BLK1	Barium dissolved	<0.00010	mg/L	F	REG	EPA 6020B	'24 May 2024	0.0001	mg/L		
24E2470_B4E3749-BLK1	Beryllium dissolved	<0.000010	mg/L	F	REG	EPA 6020B	'24 May 2024	0.00001	mg/L		

CERTIFICATE OF ANALYSIS • MEND-SFE QA/QC RESULTS

Global ARD Testing Services Inc.

GLOBAL PROJECT NO: 2329 (B10)
CLIENT: WSP Canada Inc.
PROJECT NAME: Kinross Great Bear - Overburden Characterization
PROJECT NO: OMEMA2303
REPORT VERSION: 4

Sulphate:

Certified Reference Material:	Parameter: Sulphate	% Recovery	Matrix Spike %	Units	QC Limits
STD Mineral Water (34.98mg/L)	28.57	81.7%		%	80 - 120
Spiked Blank (19.61 mg/L)	18.19		92.8%	%	80 - 120

Dissolved Metals by ICP-MS:

Sample Code	Parameter	Result	Result Units	Total or Filtered	Method Type	Method Name	Date Analyzed	EQL	EQL Units	UCL	LCL
24E2057											
24E2470_B4E3749-BLK1	Bismuth dissolved	<0.000010	mg/L	F	REG	EPA 6020B	'24 May 2024	0.00001	mg/L		
24E2470_B4E3749-BLK1	Boron dissolved	<0.0020	mg/L	F	REG	EPA 6020B	'24 May 2024	0.002	mg/L		
24E2470_B4E3749-BLK1	Cadmium dissolved	<0.0000020	mg/L	F	REG	EPA 6020B	'24 May 2024	0.000002	mg/L		
24E2470_B4E3749-BLK1	Calcium dissolved	<0.050	mg/L	F	REG	EPA 6020B	'24 May 2024	0.05	mg/L		
24E2470_B4E3749-BLK1	Chromium dissolved	<0.00010	mg/L	F	REG	EPA 6020B	'24 May 2024	0.0001	mg/L		
24E2470_B4E3749-BLK1	Cobalt dissolved	<0.0000050	mg/L	F	REG	EPA 6020B	'24 May 2024	0.000005	mg/L		
24E2470_B4E3749-BLK1	Copper dissolved	<0.00010	mg/L	F	REG	EPA 6020B	'24 May 2024	0.0001	mg/L		
24E2470_B4E3749-BLK1	Iron dissolved	<0.0020	mg/L	F	REG	EPA 6020B	'24 May 2024	0.002	mg/L		
24E2470_B4E3749-BLK1	Lead dissolved	<0.000050	mg/L	F	REG	EPA 6020B	'24 May 2024	0.00005	mg/L		
24E2470_B4E3749-BLK1	Lithium dissolved	<0.000050	mg/L	F	REG	EPA 6020B	'24 May 2024	0.00005	mg/L		
24E2470_B4E3749-BLK1	Magnesium dissolved	<0.0050	mg/L	F	REG	EPA 6020B	'24 May 2024	0.005	mg/L		
24E2470_B4E3749-BLK1	Manganese dissolved	<0.000050	mg/L	F	REG	EPA 6020B	'24 May 2024	0.00005	mg/L		
24E2470_B4E3749-BLK1	Molybdenum dissolved	<0.000010	mg/L	F	REG	EPA 6020B	'24 May 2024	0.00001	mg/L		
24E2470_B4E3749-BLK1	Nickel dissolved	<0.000040	mg/L	F	REG	EPA 6020B	'24 May 2024	0.00004	mg/L		
24E2470_B4E3749-BLK1	Phosphorus dissolved	<0.010	mg/L	F	REG	EPA 6020B	'24 May 2024	0.01	mg/L		
24E2470_B4E3749-BLK1	Potassium dissolved	<0.020	mg/L	F	REG	EPA 6020B	'24 May 2024	0.02	mg/L		
24E2470_B4E3749-BLK1	Selenium dissolved	<0.00010	mg/L	F	REG	EPA 6020B	'24 May 2024	0.0001	mg/L		
24E2470_B4E3749-BLK1	Silicon dissolved	<0.10	mg/L	F	REG	EPA 6020B	'24 May 2024	0.1	mg/L		
24E2470_B4E3749-BLK1	Silver dissolved	<0.000010	mg/L	F	REG	EPA 6020B	'24 May 2024	0.00001	mg/L		
24E2470_B4E3749-BLK1	Sodium dissolved	<0.020	mg/L	F	REG	EPA 6020B	'24 May 2024	0.02	mg/L		
24E2470_B4E3749-BLK1	Strontium dissolved	<0.00010	mg/L	F	REG	EPA 6020B	'24 May 2024	0.0001	mg/L		
24E2470_B4E3749-BLK1	Sulfur dissolved	<1.00	mg/L	F	REG	EPA 6020B	'24 May 2024	1	mg/L		
24E2470_B4E3749-BLK1	Tellurium dissolved	<0.000050	mg/L	F	REG	EPA 6020B	'24 May 2024	0.00005	mg/L		
24E2470_B4E3749-BLK1	Thallium dissolved	<0.0000040	mg/L	F	REG	EPA 6020B	'24 May 2024	0.000004	mg/L		
24E2470_B4E3749-BLK1	Thorium dissolved	<0.000010	mg/L	F	REG	EPA 6020B	'24 May 2024	0.00001	mg/L		
24E2470_B4E3749-BLK1	Tin dissolved	<0.000050	mg/L	F	REG	EPA 6020B	'24 May 2024	0.00005	mg/L		
24E2470_B4E3749-BLK1	Titanium dissolved	<0.00020	mg/L	F	REG	EPA 6020B	'24 May 2024	0.0002	mg/L		
24E2470_B4E3749-BLK1	Tungsten dissolved	<0.00020	mg/L	F	REG	EPA 6020B	'24 May 2024	0.0002	mg/L		
24E2470_B4E3749-BLK1	Uranium dissolved	<0.0000010	mg/L	F	REG	EPA 6020B	'24 May 2024	0.000001	mg/L		
24E2470_B4E3749-BLK1	Vanadium dissolved	<0.00100	mg/L	F	REG	EPA 6020B	'24 May 2024	0.001	mg/L		
24E2470_B4E3749-BLK1	Zinc dissolved	<0.0010	mg/L	F	REG	EPA 6020B	'24 May 2024	0.001	mg/L		
24E2470_B4E3749-BLK1	Zirconium dissolved	<0.000020	mg/L	F	REG	EPA 6020B	'24 May 2024	0.00002	mg/L		
24E2470_B4E3749-BS1	Aluminum dissolved	103	%	F	SC	EPA 6020B	'24 May 2024	1	%	120	80
24E2470_B4E3749-BS1	Antimony dissolved	103	%	F	SC	EPA 6020B	'24 May 2024	1	%	120	80
24E2470_B4E3749-BS1	Arsenic dissolved	103	%	F	SC	EPA 6020B	'24 May 2024	1	%	120	80
24E2470_B4E3749-BS1	Barium dissolved	99	%	F	SC	EPA 6020B	'24 May 2024	1	%	120	80
24E2470_B4E3749-BS1	Beryllium dissolved	98	%	F	SC	EPA 6020B	'24 May 2024	1	%	120	80
24E2470_B4E3749-BS1	Bismuth dissolved	100	%	F	SC	EPA 6020B	'24 May 2024	1	%	120	80
24E2470_B4E3749-BS1	Boron dissolved	93	%	F	SC	EPA 6020B	'24 May 2024	1	%	120	80
24E2470_B4E3749-BS1	Cadmium dissolved	102	%	F	SC	EPA 6020B	'24 May 2024	1	%	120	80
24E2470_B4E3749-BS1	Calcium dissolved	101	%	F	SC	EPA 6020B	'24 May 2024	1	%	120	80
24E2470_B4E3749-BS1	Chromium dissolved	103	%	F	SC	EPA 6020B	'24 May 2024	1	%	120	80
24E2470_B4E3749-BS1	Cobalt dissolved	102	%	F	SC	EPA 6020B	'24 May 2024	1	%	120	80
24E2470_B4E3749-BS1	Copper dissolved	102	%	F	SC	EPA 6020B	'24 May 2024	1	%	120	80
24E2470_B4E3749-BS1	Iron dissolved	101	%	F	SC	EPA 6020B	'24 May 2024	1	%	120	80
24E2470_B4E3749-BS1	Lead dissolved	100	%	F	SC	EPA 6020B	'24 May 2024	1	%	120	80
24E2470_B4E3749-BS1	Lithium dissolved	98	%	F	SC	EPA 6020B	'24 May 2024	1	%	120	80
24E2470_B4E3749-BS1	Magnesium dissolved	101	%	F	SC	EPA 6020B	'24 May 2024	1	%	120	80
24E2470_B4E3749-BS1	Manganese dissolved	102	%	F	SC	EPA 6020B	'24 May 2024	1	%	120	80
24E2470_B4E3749-BS1	Molybdenum dissolved	103	%	F	SC	EPA 6020B	'24 May 2024	1	%	120	80
24E2470_B4E3749-BS1	Nickel dissolved	101	%	F	SC	EPA 6020B	'24 May 2024	1	%	120	80
24E2470_B4E3749-BS1	Phosphorus dissolved	104	%	F	SC	EPA 6020B	'24 May 2024	1	%	120	80
24E2470_B4E3749-BS1	Potassium dissolved	102	%	F	SC	EPA 6020B	'24 May 2024	1	%	120	80
24E2470_B4E3749-BS1	Selenium dissolved	101	%	F	SC	EPA 6020B	'24 May 2024	1	%	120	80
24E2470_B4E3749-BS1	Silicon dissolved	102	%	F	SC	EPA 6020B	'24 May 2024	1	%	120	80
24E2470_B4E3749-BS1	Silver dissolved	102	%	F	SC	EPA 6020B	'24 May 2024	1	%	120	80
24E2470_B4E3749-BS1	Sodium dissolved	106	%	F	SC	EPA 6020B	'24 May 2024	1	%	120	80
24E2470_B4E3749-BS1	Strontium dissolved	101	%	F	SC	EPA 6020B	'24 May 2024	1	%	120	80
24E2470_B4E3749-BS1	Sulfur dissolved	101	%	F	SC	EPA 6020B	'24 May 2024	1	%	120	80
24E2470_B4E3749-BS1	Tellurium dissolved	101	%	F	SC	EPA 6020B	'24 May 2024	1	%	120	80
24E2470_B4E3749-BS1	Thallium dissolved	103	%	F	SC	EPA 6020B	'24 May 2024	1	%	120	80
24E2470_B4E3749-BS1	Thorium dissolved	101	%	F	SC	EPA 6020B	'24 May 2024	1	%	120	80
24E2470_B4E3749-BS1	Tin dissolved	103	%	F	SC	EPA 6020B	'24 May 2024	1	%	120	80
24E2470_B4E3749-BS1	Titanium dissolved	102	%	F	SC	EPA 6020B	'24 May 2024	1	%	120	80
24E2470_B4E3749-BS1	Tungsten dissolved	100	%	F	SC	EPA 6020B	'24 May 2024	1	%	120	80
24E2470_B4E3749-BS1	Uranium dissolved	103	%	F	SC	EPA 6020B	'24 May 2024	1	%	120	80
24E2470_B4E3749-BS1	Vanadium dissolved	101	%	F	SC	EPA 6020B	'24 May 2024	1	%	120	80
24E2470_B4E3749-BS1	Zinc dissolved	103	%	F	SC	EPA 6020B	'24 May 2024	1	%	120	80
24E2470_B4E3749-BS1	Zirconium dissolved	101	%	F	SC	EPA 6020B	'24 May 2024	1	%	120	80

NOTES:
Job No: 24E2057, 24E2218, 24E2470

Abbreviations & Descriptions:
Method Blank (Blk): A blank sample that undergoes sample processing identical to that carried out for the test samples.
Method Blank results are used to assess contamination from the laboratory environment and reagents.

Duplicate (Dup): An additional or second portion of a randomly selected sample in the analytical run carried through the entire analytical process.
Duplicates provide a measure of the analytical method's precision (reproducibility).

Blank Spike (BS): A sample of known concentration which undergoes processing identical to that carried out for test samples, also referred to as a laboratory control sample (LCS).
Blank spikes provide a measure of the analytical method's accuracy.

Matrix Spike (MS): A second aliquot of sample is fortified with a known concentration of target analytes and carried through the entire analytical process.
Matrix spikes evaluate potential matrix effects that may affect the analyte recovery.

Standard Reference Material (SRM): A homogenous material of similar matrix to the samples, certified for the parameter(s) listed.
Reference Materials ensure that the analytical process is adequate to achieve acceptable recoveries of the parameter(s) tested.

Each QC type is analyzed at a 5-10% frequency, i.e. one blank/duplicate/spike for every 10-20 samples.

For all types of QC, specified recovery (% Rec) and relative percent difference (RPD) limits are derived from long-term method performance averages and/or prescribed by the reference method.

EQL = Estimated Quantitation Limits
PQL = Practical Quantitation Limits
UCL = Upper Control Limit
LCL = Lower Control Limit
BLK = Blank
BS = Blank Spike
MS = Matrix Spike
DUP = Duplicate

CERTIFICATE OF ANALYSIS ▪ COVER PAGE

Global ARD Testing Services Inc.

CLIENT INFORMATION	
Client:	WSP Canada Inc.
Project Manager:	Sarah Matthews
Mailing Address	25 York St, Floor 7
	Toronto, ON, M5J 2V5
Contact No:	(226) 750-7715

COMPANY INFORMATION	
Legal Name:	Global ARD Testing Services Inc.
Mailing Address:	6891 Antrim Avenue
	Burnaby, BC
	V5J 4M5
Contact No:	
	Main: (604) 428-2730
	Alternate: (604) 603-1359

PROJECT INFORMATION	
Project Name:	Kinross Great Bear
Project Number:	OMEMA2303

REPORTING	
Global Project No:	2329 (B38)
Report Version:	1
Pages (Including Cover):	4
Report Title:	COA 2329 (B38) x 6 Kinross Great Bear Samples (rec'd 14-Apr25)
Analysis Reviewed By:	Prab Bhatia (Pbhatia@globalARDtesting.com)
Position:	Project Manager
Report Certified By:	Prab Bhatia
Signature:	

RESULTS		
Reported To:	**1**	Sarah Matthews (sarah.matthews1@wsp.com)
	2	Kristen Gault (kristen.gault@wsp.com)
	3	Anna Klein (anna.klein@wsp.com)
	4	
Date Reported:		
	Version-1:	April 30, 2025

INVOICE		
Submitted To:	**1**	Matthew Hart (matthew.hart@kinross.com)
	2	Sabina Abdullayeva (sabina.abdullayeva@kinross.com)
	3	Kristen Gault (kristen.gault@wsp.com)
	4	
Client PO No:		
Global Invoice No:		ARD2329-0425A
Date Submitted:		May 10, 2025

NOTES
All samples and pulps are stored at no charge for 90 days past reporting date.
Please contact the lab if you would like to continue storage past 90 days.
Storage charges will apply.
VERSIONS:
Version-1: Full Report

CERTIFICATE OF ANALYSIS ▪ SAMPLE DETAILS

Global
ARD Testing Services Inc.

GLOBAL PROJECT NO: 2329 (B38)
CLIENT: WSP Canada Inc.
PROJECT NAME: Kinross Great Bear
PROJECT NO: OMEMA2303
REPORT VERSION: 1

SAMPLE RECEIPT INFO	
Date Samples Received:	April 14, 2025
No of Samples Received:	6
Samples Received By:	Said

ANALYTICAL INSTRUCTIONS	
From:	Matthews, Sarah <Sarah.Matthews1@wsp.com>
	as per email Confirmation
Date:	April 10, 2025

S. No.	Sample ID	Sample Description	Condition (Wet/Dry)	Wt. of Sample Rec'd (kg)	Global Notes (if any)
1	BH23-PP5-18 - 18.8 - 20.4 - 2	Fines	Wet	1.30	
2	BH23-PP5-11 - 20.4 - 23.5 - 2	Fines	Wet	1.05	
3	BH23-PP5-11 - 17.3 - 20.4 - 2	Fines	Wet	1.05	
4	BH23-PP5-11 - 23.5 - 25 - 23-	Fines	Wet	1.10	
5a	BH23- 120 - 21.3 - 22	Fines	Wet	2.52	
6	BH23-122 - 18.3 - 19.1	Fines	Wet	0.60	OMGM2313-24Aug23-SS14 (60"-62.5")

Total wt of sample rec'd (kg): **7.62**

S. No.	Sample ID	Paste pH	Fizz Rating	Total Carbon	Total Inorganic C	$CaCO_3$ Equivalents[*1]	Total Sulphur	Sulphate Sulphur	Sulphide Sulphur	AP[*3]	Modified ABA NP	NNP[*4]	NPR[*5]
	Units:	**pH Units**		**wt %**	**wt %**	**kg CaCO3/tonne**	**wt %**	**wt %**	**wt %**		**kg CaCO3/tonne**		
	Reported Detection Limit:	***0.1***		***0.02***	***0.02***	***1.7***	***0.01***	***0.01***	***0.01***	**0.3**			
1	BH23-PP5-18 - 18.8 - 20.4 - 23-5F-524G	8.7	None	0.07	0.03	2.5	0.04	<0.01	0.04	1.3	5.8	4.6	4.6
2	BH23-PP5-11 - 20.4 - 23.5 - 23-5F-420G	8.8	None	0.03	0.06	5.0	0.05	<0.01	0.05	1.6	7.3	5.7	4.7
3	BH23-PP5-11 - 17.3 - 20.4 - 23-5F-418G	9.0	Slight	0.18	0.14	11.7	0.05	0.01	0.04	1.3	15.8	14.6	12.6
4	BH23-PP5-11 - 23.5 - 25 - 23-5F-422G	8.3	None	0.02	0.05	4.2	0.04	<0.01	0.04	1.3	5.7	4.5	4.6
5	BH23- 120 - 21.3 - 22	8.2	Slight	0.53	0.56	46.7	0.05	<0.01	0.05	1.6	48.9	47.3	31.4
6	BH23-122 - 18.3 - 19.1	8.3	Slight	0.27	0.24	20.0	0.07	0.01	0.06	1.9	27.4	25.5	14.6
	QUALITY ASSURANCE / QUALITY CONTROL												
Pulp Replicates:													
%RPD													
Reference Material Analysis:													
Reference Material		1) NBM-1 2) KZK-1		OREAS 279	KZK-1		OREAS 279	RTS-3a			1) KZK-1 (Slight) 2) KZK-1 (Moderate)		
Ref. Material Certified Value		**1) 8.45 2) 8.80**		**1.13**	**0.92**		**1.27**	**1.10**			**1) 58.9 2) 61.6**		
Reference Material Results		1) 8.30 2) N/A		1.12	0.86		1.28	1.11			1) 57.8 2) N/A		
Acceptance Range:		***90% - 110%***		***90% - 110%***	***80% - 120%***		***90% - 110%***	***90% - 110%***			***90% - 110%***		
Method Blank Analysis:													
Method Blank Results				<0.01	<0.02		<0.01	<0.01					
GLOBAL SOP NO./METHOD:		*ARD-005*	*ARD-005*	*LECO*	*$HClO_4$ Leach CO_2 Coulometer*	*Calc.*	*LECO*	*EPA600 (HCl Leach)*	*Calc.*	*Calc.*	*ARD-005*	*Calc.*	*Calc.*

NOTES:
Job No: 20250417

Date of Analysis (24 h): April 16, 2025
pH of DI water used (pH units): 5.5
EC of DI water used (µS/cm): 0.99

METHODS:
Total Sulphur by Leco.
Total Inorganic Carbon (TIC): $HClO_4$ leach, evolved CO_2 analysed by CO_2 Coulometer.

ABBREVIATIONS:
R = Rep = Replicate (a replicate is a sub-sample scooped from a single pulp sample bag produced per client sample)
D = Dup = Duplicate (a duplicate is 2nd sub-pulp sample bag produced by processing a 2nd split of the client sample. A duplicate pulp sample is prepared only at client request.
EC = Electric Conductivity
NP = Neutralization Potential
Calc. = Calculation
IND = Indeterminate
COA = Certificate Of Analysis
N/A = Not Applicable
NR = Not Reported

CALCULATIONS:
*1 $CaCO_3$ Equivalents: Is based on TIC (Total Inorganic Carbon)
*2 Non-Extractable Sulphur: Total sulphur - (sulphate sulphur + sulphide sulphur)
*3 AP (Acid Potential): Sulphide-sulphur x 31.25
*4 NNP (Net Neutralization Potential): NP - AP
*5 NPR (Neutralization Potential Ratio): NP/AP

REFERENCES:
Sample Preparation: ASTM E877-08; MEND Report 1.20.1, Version 0 (2009)
ABA: Air-dried, jaw-crushed, split by riffling and pulverized to 85% passing 200 mesh (75 µm).
Surface Rinse-pH: MEND Report 1.20.1, Version 0 (2009).
Modified ABA (Sobek) NP: MEND Acid Rock Drainage Prediction Manual, MEND Project 1.16.1b (pages 6.2-11 to 17), March 1991.
STD Sobek NP / Paste pH / Fizz Rating: Sobek, A.A., Schuller, W.A., Freeman, J.R. and Smith, R.M.; US EPA-600/2-78-054 (1978).
Paste pH / Fizz Rating: Sobek, A.A., Schuller, W.A., Freeman, J.R. and Smith, R.M.; US EPA-600/2-78-054 (1978).
Sulphate Sulphur: Based on MEND method using HCl leach. The S extracted is determined by analysing the extract for SO_4 using UV-Vis Spectrophotometer (STD Method 4500-SO42- E).
Sulphur Speciation: Sequential HCl and HNO_3 leach. The S extracted is determined by analysing the extract for SO_4 using UV-Vis Spectrophotometer (STD Method 4500-SO42- E).

Global
ARD Testing Services Inc.

CERTIFICATE OF ANALYSIS ▪ METALS RESULTS BY AQUA REGIA DIGEST & ICP-MS ANALYSIS ON SOLIDS

GLOBAL PROJECT NO: 2329 (B38)
CLIENT: WSP Canada Inc.
PROJECT NAME: Kinross Great Bear
PROJECT NO: OMEMA2303
REPORT VERSION: 1

S. No.	Sample ID	Method	Silver (Ag)	Aluminum (Al)	Arsenic (As)	Gold (Au)	Boron (B)	Barium (Ba)	Beryllium (Be)	Bismuth (Bi)	Calcium (Ca)	Cadmium (Cd)	Cerium (Ce)	Cobalt (Co)	Chromium (Cr)	Cesium (Cs)	Copper (Cu)	Iron (Fe)	Gallium (Ga)	Germanium (Ge)	Hafnium (Hf)	Mercury (Hg)	Indium (In)	Potassium (K)	Lanthanum (La)	Lithium (Li)	Magnesium (Mg)	Manganese (Mn)
		Analyte	Ag	Al	As	Au	B	Ba	Be	Bi	Ca	Cd	Ce	Co	Cr	Cs	Cu	Fe	Ga	Ge	Hf	Hg	In	K	La	Li	Mg	Mn
		Unit	ppm	%	ppm	ppm	ppm	ppm	ppm	ppm	%	ppm	ppm	ppm	ppm	ppm	ppm	%	ppm	ppm	ppm	ppm	ppm	%	ppm	ppm	%	ppm
		MDL	0.01	0.01	0.1	0.0005	10	10	0.05	0.01	0.01	0.01	0.02	0.1	1	0.05	0.2	0.01	0.05	0.05	0.02	0.005	0.005	0.01	0.2	0.1	0.01	5
		Sample Type																										
1	BH23-PP5-18 - 18.8 - 20.4 - 23-5F-524G	Pulp	0.04	0.71	1.1	0.0018	<10	39	0.13	0.09	0.34	0.03	35.08	5.4	84	1.33	15.1	1.32	3.44	<0.05	0.34	<0.005	0.008	0.20	18.2	16.0	0.42	202
2	BH23-PP5-11 - 20.4 - 23.5 - 23-5F-420G	Pulp	0.04	0.67	1.0	0.0010	<10	39	0.12	0.06	0.43	0.03	34.64	6.0	88	1.11	18.0	1.45	3.08	<0.05	0.28	<0.005	0.006	0.18	19.7	13.2	0.43	184
3	BH23-PP5-11 - 17.3 - 20.4 - 23-5F-418G	Pulp	0.04	0.67	1.3	0.0017	<10	43	0.13	0.06	0.69	0.02	43.66	5.3	75	1.38	15.4	1.37	3.36	<0.05	0.34	<0.005	0.007	0.25	22.3	16.4	0.43	187
4	BH23-PP5-11 - 23.5 - 25 - 23-5F-422G	Pulp	0.03	0.52	0.8	<0.0005	<10	32	0.11	0.05	0.29	0.03	39.37	4.7	75	0.98	13.9	1.21	2.73	<0.05	0.27	<0.005	0.006	0.15	23.1	12.2	0.32	143
5	BH23- 120 - 21.3 - 22	Pulp	0.02	0.48	1.1	0.0039	<10	37	0.11	0.05	1.58	0.02	34.86	3.5	47	0.52	7.7	1.12	2.36	<0.05	0.32	<0.005	0.007	0.14	16.3	8.4	0.64	141
6	BH23-122 - 18.3 - 19.1	Pulp	7.64	0.71	1.1	0.0036	<10	48	0.12	0.06	1.04	0.02	32.92	15.6	101	1.39	125.0	1.84	3.51	<0.05	0.30	0.07	0.007	0.21	16.5	16.2	0.53	225
QUALITY ASSURANCE / QUALITY CONTROL																												
Pulp Replicates																												
		%RPD																										
Reference Material																												
STD OREAS 601C			49.60	0.640	374.3	1.052	<10	470	0.56	21.51	0.77	2.73	35.4	4.30	15.0	1.34	1082.2	1.80	3.94	0.07	1.00	0.215	0.503	0.250	17.6	7.60	0.080	209
True Value STD OREAS 601C			**50.41**	**0.663**	**378.2**		**< 10**		**0.59**	**21.32**	**0.78**	**2.70**	**34.7**	**4.27**	**14.7**	**1.32**	**1157.6**	**1.84**	**3.86**	**0.08**	**0.97**	**0.216**	**0.497**	**0.254**	**17.3**	**7.56**	**0.084**	**213**
% Difference			-2%	-3%	-1%				-5%	1%	-1%	1%	2%	1%	2%	1%	-7%	-2%	2%	-16%	3%	0%	1%	-1%	2%	1%	-5%	-2%
Method Blank:																												
Method Blank			<0.01	<0.01	<0.1	<0.0005	<10	<10	<0.05	<0.01	<0.01	<0.01	<0.02	<0.1	<1	<0.05	<0.2	<0.01	<0.05	<0.05	<0.02	<0.005	<0.005	<0.01	<0.2	<0.1	<0.01	<5

Notes:
Job No: YVR2510421

Analytical Methods (IMS-130):
A 0.5 g of pulp sample is leached in hot (95°C) 3:1 aqua regia digestion followed by ICP Mass Spec analysis.
Gold determinations by this method are semi-quantitative due to the small sample weight used (0.5 g).
Refractory and graphitic samples can limit Au solubility.

Abbreviations:
R / Rep = Replicate (a replicate is a sub-sample scooped from a single sample bag produced per client sample)
D / Dup = Duplicate (a duplicate is 2nd sub-sample bag produced by processing a second split of the original client sample received)
MDL = Measurable Detection Limit
COA: Certificate Of Analysis.
IND = Indeterminate
NR: Not reported in COA

On Cerfified Reference Material and Tolerance:
Any one element in a run reporting outside tolerance limits does not constitute failure of the standard.
As per Certificate of Analysis (COA): All values indicated are Certified. Values indicated in green are indicative only.
NR = Not Reported (in the Certificate Of Analysis).

Global
ARD Testing Services Inc.

CERTIFICATE OF ANALYSIS ▪ METALS RESULTS BY AQUA REGIA DIGEST & ICP-MS ANALYSIS ON SOLIDS

GLOBAL PROJECT NO: 2329 (B38)
CLIENT: WSP Canada Inc.
PROJECT NAME: Kinross Great Bear
PROJECT NO: OMEMA2303
REPORT VERSION: 1

S. No.	Sample ID	Method	Molybdenum (Mo)	Sodium (Na)	Niobium (Nb)	Nickel (Ni)	Phosphorous (P)	Lead (Pb)	Rubidium (Rb)	Rhenium (Re)	Sulphur (S)	Antimony (Sb)	Scandium (Sc)	Selenium (Se)	Tin (Sn)	Stronium (Sr)	Tantalum (Ta)	Tellurium (Te)	Thorium (Th)	Titanium (Ti)	Thallium (Tl)	Uranium (U)	Vandium (V)	Tungsten (W)	Yttrium (Y)	Zinc (Zn)	Zirconium (Zr)
		Analyte																									
		Unit	ppm	%	ppm	ppm	ppm	ppm	ppm	ppm	%	ppm	ppm	ppm	ppm	ppm	ppm	ppm	ppm	%	ppm	ppm	ppm	ppm	ppm	ppm	ppm
		MDL	0.05	0.01	0.05	0.2	10	0.2	0.1	0.001	0.01	0.05	0.1	0.2	0.2	0.2	0.01	0.01	0.2	0.005	0.02	0.05	1	0.05	0.05	1	0.5
		Sample Typ																									
1	BH23-PP5-18 - 18.8 - 20.4 - 23-5F-524G	Pulp	1.47	0.05	0.63	11.6	373	4.5	18.2	<0.001	<0.01	0.06	1.9	<0.2	0.4	16.4	0.06	<0.01	6.1	0.091	0.12	1.09	24	0.27	5.88	29	9.8
2	BH23-PP5-11 - 20.4 - 23.5 - 23-5F-420G	Pulp	2.02	0.05	0.69	13.2	434	3.4	16.8	<0.001	<0.01	0.06	1.9	<0.2	0.5	16.5	0.01	<0.01	5.0	0.1	0.12	1.00	29	0.9	6.15	26	7.7
3	BH23-PP5-11 - 17.3 - 20.4 - 23-5F-418G	Pulp	1.66	0.06	0.77	11.5	377	4.4	20.4	<0.001	<0.01	0.05	1.8	<0.2	0.5	18.5	<0.01	<0.01	7.8	0.095	0.13	1.60	25	1.1	6.19	26	9.5
4	BH23-PP5-11 - 23.5 - 25 - 23-5F-422G	Pulp	1.38	0.04	0.69	9.3	395	3.3	16.6	<0.001	<0.01	<0.05	1.6	<0.2	0.4	15.1	<0.01	<0.01	4.8	0.086	0.11	0.86	24	0.2	5.78	22	7.3
5	BH23- 120 - 21.3 - 22	Pulp	0.55	0.05	0.75	6.9	752	2.4	9.6	<0.001	0.02	<0.05	2.2	<0.2	0.4	27.6	<0.01	<0.01	3.8	0.105	0.07	0.76	26	0.21	6.81	15	9.3
6	BH23-122 - 18.3 - 19.1	Pulp	7.34	0.04	0.62	23.4	405	2.9	16.8	0.002	0.04	0.09	2.0	<0.2	6.5	22.2	<0.01	0.02	7.6	0.094	0.14	1.11	26	158.58	5.87	78	8.5
QUALITY ASSURANCE / QUALITY CONTROL																											
Pulp Replicates																											
		%RPD																									
Reference Material																											
STD OREAS 601C			3.42	0.07	0.33	6.0	240	247.4	12.7	<0.001	0.89	30.13	1.00	8.0	1.60	36.7	<0.01	7.27	6.3	0.010	1.22	2.11	5.00	1.15	5.19	380	33.2
True Value STD OREAS 601C			**3.35**	**0.05**	**<1**	**6.0**	**243**	**248.1**	**12.4**	**< 0.001**	**0.91**	**29.73**	**1.03**	**8.0**	**1.59**	**36.3**	**< 0.05**	**7.22**	**6.1**	**0.010**	**1.20**	**2.04**	**4.75**	**1.16**	**5.10**	**381**	**33.5**
% Difference			2%	32%		0%	-1%	0%	2%		-2%	1%	-3%	0%	1%	1%		1%	3%	5%	2%	3%	5%	-1%	2%	0%	-1%
Method Blank:																											
Method Blank			<0.05	<0.01	<0.05	<0.2	<10	<0.2	<0.1	<0.001	<0.01	<0.05	<0.1	<0.2	<0.2	<0.2	<0.01	<0.01	<0.2	<0.005	<0.02	<0.05	<1	<0.05	<0.05	<1	<0.5

CERTIFICATE OF ANALYSIS ▪ COVER PAGE

Global ARD Testing Services Inc.

CLIENT INFORMATION	
Client:	WSP Canada Inc.
Project Manager:	Sarah Matthews
Mailing Address	25 York St, Floor 7
	Toronto, ON, M5J 2V5
Contact No:	226-750-7715

COMPANY INFORMATION	
Legal Name:	Global ARD Testing Services Inc.
Mailing Address:	6891 Antrim Avenue
	Burnaby, BC
	V5J 4M5
Contact No:	
	Main: (604) 428-2730
	Alternate: (604) 603-1359

PROJECT INFORMATION	
Project Name:	Kinross Great Bear
Project Number:	OMEMA2303

RESULTS		
Reported To:	**1**	Sarah Matthews (sarah.matthews1@wsp.com)
	2	Kristen Gault (kristen.gault@wsp.com)
	3	Anna Klein (anna.klein@wsp.com)
Date Reported:	**Version-1:**	Wednesday, June 25, 2025
	Version-2:	Friday, July 11, 2025
	Version-3:	Thursday, July 24, 2025
	Version-4:	Thursday, October 9, 2025
	Version-5:	Friday, October 17, 2025

REPORTING	
Global Project No:	2329 (B39)
Report Version:	5
Pages (Including Cover):	8
Report Title:	COA 2329 (B39)x 62 Kinross Great Bear Samples (rec'd 2-May25)
Analysis Reviewed By:	Prab Bhatia (Pbhatia@globalARDtesting.com)
Position:	Project Manager
Report Certified By:	Prab Bhatia
Signature:	Prab Bhatia

INVOICE		
Submitted To:	**1**	Matthew Hart (matthew.hart@kinross.com)
	2	Sabina Abdullayeva (sabina.abdullayeva@kinross.com)
	3	Kristen Gault (kristen.gault@wsp.com)
	4	
Client PO No:		
Global Invoice No:		ARD2329-0625A
Date Submitted:		June 26, 2025

NOTES
All samples and pulps are stored at no charge for 90 days past reporting date.
Please contact the lab if you would like to continue storage past 90 days.
Storage charges will apply.
VERSIONS:
Version-1: Full Report
Version-2: TS/TC Recheck - All Samples
Version-3: Updated Sulfur and Carbon data from New Sample Split.
Version-4: Updated Client Sample ID for WSP-133 from 24-048 to 23-048

Global
ARD Testing Services Inc.

CERTIFICATE OF ANALYSIS ▪ SAMPLE DETAILS

GLOBAL PROJECT NO: 2329 (B39)
CLIENT: WSP Canada Inc.
PROJECT NAME: Kinross Great Bear
PROJECT NO: OMEMA2303
REPORT VERSION: 5

SAMPLE RECEIPT INFO	
Date Samples Received:	Friday, May 2, 2025
No of Samples Received:	62
Samples Received By:	Said Zeinab

ANALYTICAL INSTRUCTIONS	
From:	Sarah.Matthews1@wsp.com
	as per email Confirmation
Date:	Saturday, May 3, 2025

S. No.	WSP ID	Sample ID - Client	Sample ID - Footage	Condition (Wet/Dry)	Wt. of Sample Rec'd (kg)	Global Notes (if any)
1	WSP 123	23-005	1.0 m	Wet	1.85	
2	WSP 124	23-005	4.0 m	Wet	2.85	
3	WSP 125	23-017	1.0 m	Wet	2.15	
4	WSP 126	23-017	4.0 m	Wet	3.50	
5	WSP 127	23-048	1.0 m	Wet	2.10	
6	WSP 128	23-052	1.0 m	Wet	2.70	
7	WSP 129	23-052	3.0 m	Wet	2.30	
8	WSP 130	23-069	2.5-7 m	Wet	2.75	
9	WSP 131	24-048	1.2-7 m	Wet	2.95	
10	WSP 132	24-048	1.2-7 m	Wet	2.20	
11	WSP 133	23-048	3.0 m	Wet	3.05	
12	WSP 134	24-061	0.15-0.6 m	Wet	3.40	
13	WSP 135	24-061	0.6-7 m	Wet	2.60	
14	WSP 136	BH24-302	0-4'6"	Wet	0.45	
15	WSP 137	TP23-026	6-7 m	Wet	3.50	
16	WSP 138	TP23-069	1-2.5 m	Wet	2.60	
17	WSP 139	TP24-106	1.7-2.0 m	Wet	3.10	
18	WSP 140	TP24-118	3.0-3.5 m	Wet	3.55	
19	WSP 141	TP24-124	0.6-0.8 m	Wet	4.95	
20	WSP 142	TP24-131	6.5-7.0 m	Wet	3.25	
21	WSP 143	TP24-133	0.8 m	Wet	1.05	
22	WSP 144	TP24-141	1.0-1.5 m	Wet	2.65	
23	WSP 145	TP24-146	6.2-6.5 m	Wet	3.10	
24	WSP 146	TP24-156-052	6.0-6.3 m	Wet	2.75	
25	WSP 147	TP24-166	3.2-3.5 m	Wet	3.55	
26	WSP 148	TP24-169	1.2-1.4 m	Wet	2.70	
27	WSP 149	TP24-173	0.5-0.8 m	Wet	3.50	
28	WSP 150	TP24-176	6.7-7.0 m	Wet	3.10	
29	WSP 151	TP24-178	4.9 m	Wet	1.00	
30	WSP 152	TP24-178	0.55 m	Wet	1.19	
31	WSP 153	TP24-178	2.0 m	Wet	0.74	
32	WSP 154	TP24-180	1 m	Wet	1.65	
33	WSP 155	TP24-180	3 m	Wet	1.90	
34	WSP 156	TP24-285	1.0 m	Wet	3.20	
35	WSP 157	TP24-285	3.0 m	Wet	1.85	
36	WSP 158	TP24-B3-01	1 m	Wet	2.10	
37	WSP 159	TP24-B3-01	3 m	Wet	3.85	
38	WSP 160	TP24-B3-01	6 m	Wet	2.70	
39	WSP 161	TP24-B3-06	1 m	Wet	1.85	
40	WSP 162	TP24-B3-06	3.5 m	Wet	2.30	
41	WSP 163	TP24-B3-09	1 m	Wet	1.30	
42	WSP 164	TP24-B3-09	3.5 m - confirm interval depth	Wet	2.15	
43	WSP 165	TP24-B2-01	4.5-4.7 m	Wet	3.85	
44	WSP 166	TP24-B2-03	2.6 - 3.9 (m)	Wet	3.30	
45	MWP - Rep 1	MWP	-	Wet	6.40	
46	MWP - Rep 2	MWP	-	Wet	5.25	
47	MWP - Rep 3	MWP	-	Wet	7.85	
48	TP24-160 - Rep 1	TP24-160	-	Wet	3.50	
49	TP24-160 - Rep 2	TP24-160	-	Wet	3.55	
50	TP24-160 - Rep 3	TP24-160	-	Wet	3.50	
51	TP24-B2-01 - Rep 1	TP24-B2-01	-	Wet	4.45	
52	TP24-B2-01 - Rep 2	TP24-B2-01	-	Wet	4.00	
53	TP24-B2-01 - Rep 3	TP24-B2-01	-	Wet	5.45	
54	TP24-B2-03 - Rep 1	TP24-B2-03	-	Wet	5.34	
55	TP24-B2-03 - Rep 2	TP24-B2-03	-	Wet	6.10	
56	TP24-B2-03 - Rep 3	TP24-B2-03	-	Wet	4.60	
57	TP24-B2-07 - Rep 1	TP24-B2-07	-	Wet	3.35	
58	TP24-B2-07 - Rep 2	TP24-B2-07	-	Wet	4.25	
59	TP24-B2-07 - Rep 3	TP24-B2-07	-	Wet	3.10	
60	TWP - Rep 1	TWP	-	Wet	4.30	
61	TWP - Rep 2	TWP	-	Wet	5.25	
62	TWP - Rep 3	TWP	-	Wet	4.45	

Total wt of sample rec'd (kg): **197.82**

S. No.	Sample ID	Paste pH	Fizz Rating	Global-New Split Total Carbon	EPA600 Total Inorganic C	$CaCO_3$ Equivalents[*1]	Third Party Lab (Raw Samples) Total Sulphur	Third Party Lab (New Split) Total Sulphur	Global-New Split Total Sulphur	EPA600 Sulphate Sulphur	Sulphide Sulphur	AP[*3]	Modified ABA NP	NNP[*4]	NPR[*5]
	Units:	pH Units		wt %	wt %	kg CaCO3/tonne	wt %	wt %	wt %	wt %	wt %		kg CaCO3/tonne		
	Reported Detection Limit:	***0.1***		***0.01***	***0.02***	***1.7***	***0.01***	***0.01***	***0.01***	***0.01***	***0.01***	**0.3**			
1	WSP 123_23-005	5.8	None	0.14	0.02	1.7	<0.01		0.01	<0.01	0.01	0.3	1.2	0.9	3.9
2	WSP 124_23-005	5.8	None	0.12	0.02	1.7	<0.01		0.01	<0.01	0.01	0.3	0.7	0.4	2.3
3	WSP 125_23-017	5.7	None	0.26	0.02	1.7			0.01	<0.01	0.01	0.3	2.8	2.5	9.0
4	WSP 126_23-017	7.0	None	0.04	<0.02	<1.7	<0.01		0.01	<0.01	0.01	0.3	2.5	2.2	8.1
5	WSP 127_23-048	4.8	None	0.58	<0.02	<1.7	<0.01		0.01	<0.01	0.01	0.3	0.8	0.5	2.6
6	WSP 128_23-052	5.4	None	0.23	<0.02	<1.7		0.01	0.01	<0.01	0.01	0.3	0.6	0.3	1.9
7	WSP 129_23-052	6.9	None	0.03	<0.02	<1.7	<0.01		0.01	<0.01	0.01	0.3	1.9	1.6	6.1
8	WSP 130_23-069	7.3	None	0.07	0.04	3.3			0.01	<0.01	0.01	0.3	4.6	4.3	14.8
9	WSP 131_24-048	5.1	None	0.34	<0.02	<1.7	<0.01		0.01	<0.01	0.01	0.3	1.1	0.8	3.6
10	WSP 132_24-048	7.5	None	0.04	<0.02	<1.7			0.01	<0.01	0.01	0.3	3.5	3.2	11.3
11	WSP 133_23-048	6.3	None	0.16	0.04	3.3			0.01	<0.01	0.01	0.3	2.4	2.1	7.7
12	WSP 134_24-061	6.1	None	0.08	0.04	3.3	<0.01		0.01	<0.01	0.01	0.3	3.0	2.7	9.7
13	WSP 135_24-061	7.6	None	0.04	<0.02	<1.7			0.01	<0.01	0.01	0.3	3.5	3.2	11.3
14	WSP 136_BH24-302	5.3	None	0.88	<0.02	<1.7			0.01	0.01	<0.01	<0.3	2.5	2.5	N/A
15	WSP 137_TP23-026	6.4	None	0.06	0.02	1.7	<0.01		0.01	<0.01	0.01	0.3	3.3	3.0	10.7
16	WSP 138_TP23-069	6.6	None	0.05	0.02	1.7			0.01	<0.01	0.01	0.3	2.5	2.2	8.1
17	WSP 139_TP24-106	7.8	None	0.04	<0.02	<1.7	<0.01		0.01	<0.01	0.01	0.3	3.6	3.3	11.6
18	WSP 140_TP24-118	6.4	None	0.07	<0.02	<1.7			0.01	0.01	<0.01	<0.3	5.0	5.0	N/A
19	WSP 141_TP24-124	5.7	None	0.18	<0.02	<1.7	<0.01		0.01	<0.01	0.01	0.3	1.8	1.5	5.8
20	WSP 142_TP24-131	7.6	Slight	0.39	0.34	28.3			0.01	0.01	<0.01	<0.3	38.5	38.5	N/A
21	WSP 143_TP24-133	4.6	None	0.75	<0.02	<1.7	<0.01	<0.01	0.01	0.01	<0.01	<0.3	-0.4	-0.4	N/A
22	WSP 144_TP24-141	6.2	None	0.33	<0.02	<1.7	<0.01		0.02	0.01	0.01	0.3	7.8	7.5	25.2
23	WSP 145_TP24-146	7.6	Slight	0.77	0.68	56.7			0.02	0.01	0.01	0.3	63.2	62.9	203.9
24	WSP 146_TP24-156-052	7.4	Slight	0.70	0.52	43.3	<0.01		0.02	0.01	0.01	0.3	53.5	53.2	172.6
25	WSP 147_TP24-166	6.6	None	0.17	<0.02	<1.7			0.01	<0.01	0.01	0.3	5.1	4.8	16.5
26	WSP 148_TP24-169	6.1	None	0.20	0.02	1.7		0.01	0.01	<0.01	0.01	0.3	7.8	7.5	25.2
27	WSP 149_TP24-173	5.7	None	1.38	<0.02	<1.7	0.08	0.09	0.08	0.01	0.07	2.2	5.3	3.1	2.4
28	WSP 150_TP24-176	7.7	Slight	0.86	0.78	65.0			0.01	<0.01	0.01	0.3	74.9	74.6	241.6
29	WSP 151_TP24-178	7.6	Slight	0.71	0.65	54.2	<0.01		0.01	<0.01	0.01	0.3	64.5	64.2	208.1
30	WSP 152_TP24-178	4.9	None	0.45	<0.02	<1.7	<0.01	0.01	0.01	<0.01	0.01	0.3	4.2	3.9	13.6
31	WSP 153_TP24-178	7.4	Moderate	1.60	1.48	123.3			0.01	0.01	<0.01	<0.3	134.9	134.9	N/A
32	WSP 154_TP24-180	7.4	Moderate	1.62	1.41	117.5			0.01	0.01	<0.01	<0.3	125.1	125.1	N/A
33	WSP 155_TP24-180	7.6	Moderate	1.40	1.35	112.5			0.01	0.01	<0.01	<0.3	123.4	123.4	N/A
34	WSP 156_TP24-285	6.1	None	0.09	<0.02	<1.7	<0.01		0.01	<0.01	0.01	0.3	1.3	1.0	4.2
35	WSP 157_TP24-285	5.8	None	0.24	0.05	4.2			0.03	<0.01	0.03	0.9	6.7	5.8	7.1
36	WSP 158_TP24-B3-01	5.8	None	0.13	0.04	3.3	<0.01	<0.01	0.01	<0.01	0.01	0.3	7.2	6.9	23.2
37	WSP 159_TP24-B3-01	7.8	Slight	0.23	0.20	16.7			0.01	<0.01	0.01	0.3	23.3	23.0	75.2
38	WSP 160_TP24-B3-01	8.0	Slight	0.17	0.17	14.2			0.01	<0.01	0.01	0.3	21.1	20.8	68.1
39	WSP 161_TP24-B3-06	7.0	None	0.07	0.02	1.7	<0.01		0.01	<0.01	0.01	0.3	8.5	8.2	27.4
40	WSP 162_TP24-B3-06	7.4	None	0.17	0.12	10.0			0.01	<0.01	0.01	0.3	16.0	15.7	51.6
41	WSP 163_TP24-B3-09	7.3	Moderate	1.64	1.43	119.2		0.01	0.01	0.01	<0.01	<0.3	125.0	125.0	N/A
42	WSP 164_TP24-B3-09	7.5	Moderate	1.30	1.14	95.0			0.01	0.01	<0.01	<0.3	104.7	104.7	N/A
43	WSP 165_TP24-B2-01	7.6	Slight	0.58	0.46	38.3	<0.01		0.02	0.01	0.01	0.3	46.6	46.3	150.3
44	WSP 166_TP24-B2-03	7.5	Slight	0.94	0.68	56.7			0.02	0.01	0.01	0.3	65.1	64.8	210.0
45	MWP - Rep 1_MWP	7.3	None	0.04	0.03	2.5			0.01	<0.01	0.01	0.3	5.9	5.6	19.0
46	MWP - Rep 2_MWP	7.1	None	0.03	<0.02	<1.7			0.01	<0.01	0.01	0.3	4.6	4.3	14.8
47	MWP - Rep 3_MWP	7.2	None	0.06	0.02	1.7	<0.01		0.01	<0.01	0.01	0.3	6.1	5.8	19.7
48	TP24-160 - Rep 1_TP24-160	7.0	Slight	0.55	0.37	30.8	<0.01		0.01	<0.01	0.01	0.3	37.0	36.7	119.4
49	TP24-160 - Rep 2_TP24-160	7.1	Slight	0.73	0.44	36.7		0.02	0.02	0.01	0.01	0.3	42.2	41.9	136.1
50	TP24-160 - Rep 3_TP24-160	7.2	Slight	0.75	0.49	40.8	<0.01		0.02	0.01	0.01	0.3	45.0	44.7	145.2
51	TP24-B2-01 - Rep 1_TP24-B2-01	7.4	Slight	0.80	0.61	50.8			0.02	0.01	0.01	0.3	54.4	54.1	175.5
52	TP24-B2-01 - Rep 2_TP24-B2-01	7.4	Slight	1.01	0.77	64.2	<0.01		0.02	0.01	0.01	0.3	67.3	67.0	217.1
53	TP24-B2-01 - Rep 3_TP24-B2-01	7.4	Slight	1.03	0.80	66.7			0.02	0.01	0.01	0.3	71.4	71.1	230.3
54	TP24-B2-03 - Rep 1_TP24-B2-03	7.4	Slight	1.03	0.79	65.8	<0.01		0.03	0.01	0.02	0.6	68.0	67.4	107.9
55	TP24-B2-03 - Rep 2_TP24-B2-03	7.4	Slight	1.30	0.97	80.8		0.03	0.03	0.01	0.02	0.6	84.2	83.6	133.7
56	TP24-B2-03 - Rep 3_TP24-B2-03	7.3	Slight	0.85	0.68	56.7	<0.01		0.02	0.02	<0.01	<0.3	60.1	60.1	N/A
57	TP24-B2-07 - Rep 1_TP24-B2-07	7.4	Slight	0.74	0.61	50.8	<0.01		0.01	0.01	<0.01	<0.3	56.2	56.2	N/A
58	TP24-B2-07 - Rep 2_TP24-B2-07	7.4	Slight	0.80	0.69	57.5	<0.01		0.01	0.01	<0.01	<0.3	61.8	61.8	N/A
59	TP24-B2-07 - Rep 3_TP24-B2-07	7.4	Slight	0.78	0.66	55.0			0.01	0.01	<0.01	<0.3	59.1	59.1	N/A
60	TWP - Rep 1_TWP	5.7	None	0.30	<0.02	<1.7	<0.01		0.01	<0.01	0.01	0.3	1.9	1.6	6.1
61	TWP - Rep 2_TWP	5.7	None	0.55	<0.02	<1.7			0.01	<0.01	0.01	0.3	4.1	3.8	13.2
62	TWP - Rep 3_TWP	6.6	None	0.35	0.04	3.3	<0.01	0.02	0.01	0.01	<0.01	<0.3	3.9	3.9	N/A
	QUALITY ASSURANCE / QUALITY CONTROL														
	Pulp Replicates:														
10	WSP 132_24-048	7.5	None	0.04	<0.02				0.01	<0.01			3.5		
10R	WSP 132_24-048 R	7.5	None	0.03	<0.02				0.01	<0.01			3.4		
	%RPD	0%		6%					0%				3%		
20	WSP 142_TP24-131	7.6	Slight	0.39	0.34				0.01	0.01			38.5		
20R	WSP 142_TP24-131 R	7.6	Slight	0.39	0.36				0.01	0.01			36.9		
	%RPD	0%		0%	-6%				0%	0%			4%		
30	WSP 152_TP24-178	4.9	None	0.45	<0.02				0.01	<0.01			4.2		
30R	WSP 152_TP24-178 R	4.9	None	0.44	<0.02				0.01	<0.01			3.9		
	%RPD	0%		2%					0%				7%		
40	WSP 162_TP24-B3-06	7.4	None	0.17	0.12				0.01	<0.01			16.0		
40R	WSP 162_TP24-B3-06 R	7.4	None	0.17	0.12				0.01	<0.01			15.7		
	%RPD	0%		0%	0%				0%				2%		
50	TP24-160 - Rep 3_TP24-160	7.2	Slight	0.75	0.49				0.02	0.01			45.0		
50R	TP24-160 - Rep 3_TP24-160 R	7.2	Slight	0.75	0.49				0.02	0.01			44.6		
	%RPD	0%		0%	0%				0%	0%			1%		
60	TWP - Rep 1_TWP	5.7	None	0.30	<0.02				0.01	<0.01			1.9		
60R	TWP - Rep 1_TWP R	5.7	None	0.30	<0.02				0.01	<0.01			2		
	%RPD	0%		0%					0%				-5%		
	Reference Material Analysis:														
	Reference Material	1) NBM-1 2) KZK-1		OREAS 20a	KZK-1		CDN-CM-38	CDN-CM-38	OREAS 20a	RTS-3a			1) KZK-1 (Slight) 2) KZK-1 (Moderate)		
	Ref. Material Certified Value	**1) 8.45 2) 8.80**		**0.05**	**0.92**		**5.29**	**5.29**	**0.06**	**1.10**			**1) 58.9 2) 61.6**		
	Reference Material Results	1) N/A 2) 8.68		0.05	0.95		5.33	5.26	0.06	1.07			1) 57.1 2) N/A		
	Acceptance Range:	***90% - 110%***		***90% - 110%***	***80% - 120%***		***90% - 110%***	***90% - 110%***	***90% - 110%***	***90% - 110%***			***90% - 110%***		
	Method Blank Analysis:														
	Method Blank Results			<0.01	<0.02		<0.01	<0.01	<0.01	<0.01					
	GLOBAL SOP NO./METHOD:	*ARD-005*	*ARD-005*	*LECO*	*EPA600*	*Calc.*	*LECO (IMS-230)*	*LECO*	*LECO*	*EPA600*	*Calc.*	*Calc.*	*ARD-005*	*Calc.*	*Calc.*

NOTES:
Job No: YVR2510900 (Raw Rock)
Job No: 20250722 (New Split)
Job No: YVR2510522xA

Date of Analysis (24 h): May 26-28, 2025
pH of DI water used (pH units): 5.55, 5.53, 5.52
EC of DI water used (µS/cm): 1.06, 1.43, 1.33

METHODS:
Total Sulphur by LECO.
Total Inorganic Carbon (TIC): HCL leach - Leco (EPA600)

ABBREVIATIONS:
R = Rep = Replicate (a replicate is a sub-sample scooped from a single pulp sample bag produced per client sample)
D = Dup = Duplicate (a duplicate is 2nd sub-pulp sample bag produced by processing a 2nd split of the client sample. A duplicate pulp sample is prepared only at client request.
EC = Electric Conductivity
NP = Neutralization Potential
Calc. = Calculation
IND = Indeterminate
COA = Certificate Of Analysis
N/A = Not Applicable
NR = Not Reported

CALCULATIONS:
[*1] $CaCO_3$ Equivalents: Is based on TIC (Total Inorganic Carbon)
[*2] Non-Extractable Sulohur: Total sulohur - (sulohate sulohur + sulohide sulohur)
[*3] AP (Acid Potential): Sulohide-sulohur x 31.25
[*4] NNP (Net Neutralization Potential): NP - AP
[*5] NPR (Neutralization Potential Ratio): NP/AP

REFERENCES:
Sample Preparation: ASTM E877-08; MEND Report 1.20.1, Version 0 (2009)
ABA: Air-dried, jaw-crushed, split by riffling and pulverized to 85% passing 200 mesh (75 µm).
Surface Rinse-pH: MEND Report 1.20.1, Version 0 (2009).
Modified ABA (Sobek) NP: MEND Acid Rock Drainage Prediction Manual, MEND Project 1.16.1b (pages 6.2-11 to 17), March 1991.
STD Sobek NP / Paste pH / Fizz Rating: Sobek, A.A., Schuller, W.A., Freeman, J.R. and Smith, R.M.; US EPA-600/2-78-054 (1978).
Paste pH / Fizz Rating: Sobek, A.A., Schuller, W.A., Freeman, J.R. and Smith, R.M.; US EPA-600/2-78-054 (1978).
Sulphate Sulphur: Based on MEND method using HCl leach. The S extracted is determined by analysing the extract for SO_4 using UV-Vis Spectrophotometer (STD Method 4500-SO42- E).
Sulphur Speciation: Sequential HCl and HNO_3 leach. The S extracted is determined by analysing the extract for SO_4 using UV-Vis Spectrophotometer (STD Method 4500-SO42- E).

Global
ARD Testing Services Inc.

CERTIFICATE OF ANALYSIS • METALS RESULTS BY AQUA REGIA DIGEST & ICP-MS ANALYSIS ON SOLIDS

PAGE: 4 of 8
GLOBAL PROJECT NO: 2329 (B39)
CLIENT: WSP Canada Inc.
PROJECT NAME: Kinross Great Bear
PROJECT NO: OMEMA2303
REPORT VERSION: 5

CERTIFICATE OF ANALYSIS • METALS RESULTS BY AQUA REGIA DIGEST & ICP-MS ANALYSIS ON SOLIDS

PAGE: 4 of 8
GLOBAL PROJECT NO: 2329 (B39)
CLIENT: WSP Canada Inc.
PROJECT NAME: Kinross Great Bear
PROJECT NO: OMEMA2303
REPORT VERSION: 5

S. No.	Sample ID	Method	Silver (Ag)	Aluminum (Al)	Arsenic (As)	Gold (Au)	Boron (B)	Barium (Ba)	Beryllium (Be)	Bismuth (Bi)	Calcium (Ca)	Cadmium (Cd)	Cerium (Ce)	Cobalt (Co)	Chromium (Cr)	Cesium (Cs)	Copper (Cu)	Iron (Fe)	Gallium (Ga)	Germanium (Ge)	Hafnium (Hf)	Mercury (Hg)	Indium (In)	m (K)	Lanthanum (La)	Lithium (Li)	Magnesium (Mg)	Manganese (Mn)	Molybdenum (Mo)	Sodium (Na)	Niobium (Nb)	Nickel (Ni)	s (P)	Lead (Pb)	Rubidium (Rb)	Rhenium (Re)	Sulphur (S)	Antimony (Sb)	Scandium (Sc)	Selenium (Se)	Tin (Sn)	Strontium (Sr)	Tantalum (Ta)	Tellurium (Te)	Thorium (Th)	Titanium (Ti)	Thallium (Tl)	Uranium (U)	Vanadium (V)	n (W)	Yttrium (Y)	Zinc (Zn)	Zirconium (Zr)
		Analyte																																																			
		Unit																																																			
		MDL																																																			
		Sample Type																																																		
			0.01	0.01	0.1	0.0005	10	10	0.05	0.01	0.01	0.02	0.01	0.1	1	0.05	0.2	0.01	0.05	0.05	0.02	0.005	0.005	0.01	0.01	0.1	0.1	0.01	0.05	0.01	0.05	0.2	10	0.2	0.1	0.001	0.01	0.01	0.05	0.1	0.2	0.2	0.1	0.01	0.01	0.2	0.005	0.02	0.01	0.01	0.05	1	0.05	1	0.5
1	WSP 123_23-005	Pulp	0.01	0.42	0.6	0.0007	<10	20	0.13	0.08	0.14	0.02	16.87	2.5	68	0.77	7.3	0.79	1.61	<0.05	0.15	0.01	0.006	0.06	6.9	9.9	0.18	90	1.32	0.02	1.64	6.2	231	2.9	6.5	<0.001	<0.01	<0.05	0.8	<0.2	0.3	9.4	<0.01	<0.01	4.2	0.048	0.05	0.70	13	0.1	2.91	13	5.3
2	WSP 124_23-005	Pulp	0.02	0.40	0.5	0.0006	<10	17	0.12	0.07	0.20	0.02	29.11	2.3	76	0.44	5.6	0.87	1.59	<0.05	0.19	0.01	<0.005	0.05	11.5	8.3	0.16	84	1.36	0.02	1.79	5.8	294	2.2	4.1	<0.001	<0.01	0.78	1.0	<0.2	0.3	11.4	<0.01	<0.01	4.4	0.062	0.04	0.66	15	0.16	3.94	12	5.2
3	WSP 125_23-017	Pulp	0.03	0.58	1.1	<0.0005	<10	33	0.19	0.14	0.23	0.03	48.04	4.0	65	2.07	15.7	1.13	2.84	<0.05	0.30	0.01	0.009	0.16	22.7	18.3	0.33	163	1.06	0.02	2.73	9.0	323	6.0	16.6	<0.001	<0.01	0.05	1.4	<0.2	0.5	12	<0.01	<0.01	8.7	0.073	0.14	1.65	18	0.13	6.84	30	9.8
4	WSP 126_23-017	Pulp	0.04	0.45	1.0	0.0007	<10	35	0.17	0.16	0.23	0.04	44.87	3.5	67	1.65	16.3	1.05	2.36	<0.05	0.26	<0.005	0.008	0.13	22.9	15.7	0.25	129	1.27	0.03	1.42	7.8	286	6.5	13.7	<0.001	<0.01	<0.05	1.3	<0.2	0.5	12.8	<0.01	<0.01	8.2	0.066	0.11	1.87	16	0.16	7.80	27	10.6
5	WSP 127_23-048	Pulp	0.03	0.79	1.6	0.0013	<10	24	0.21	0.17	0.18	0.03	30.37	3.4	67	1.37	14.0	1.15	2.46	<0.05	0.12	0.02	0.007	0.08	13.5	14.6	0.23	112	1.33	0.02	2.56	8.1	512	6.1	8.3	<0.001	<0.01	0.06	1.1	<0.2	0.4	9.4	<0.01	<0.01	9.2	0.067	0.06	1.12	20	0.14	4.31	26	5.2
6	WSP 128_23-052	Pulp	0.02	0.49	0.7	0.0006	<10	18	0.14	0.05	0.14	0.02	28.05	2.8	75	0.43	9.8	0.87	1.59	<0.05	0.11	0.01	<0.005	0.05	11.5	9.3	0.17	77	1.35	0.02	1.73	6.1	244	3.2	4.1	<0.001	<0.01	<0.05	0.8	<0.2	0.3	11.1	<0.01	<0.01	6.7	0.057	0.04	0.73	15	0.1	2.99	13	4
7	WSP 129_23-052	Pulp	0.02	0.32	0.6	0.0007	<10	20	0.09	0.05	0.15	0.01	27.73	2.3	73	0.38	7.6	0.63	1.42	<0.05	0.16	<0.005	<0.005	0.06	13.9	8.2	0.15	81	1.32	0.02	0.88	5.2	231	2.0	5.2	<0.001	<0.01	<0.05	0.8	<0.2	0.3	11.2	<0.01	<0.01	3.2	0.048	0.05	0.59	10	0.09	3.77	11	4.7
8	WSP 130_23-069	Pulp	0.03	0.38	0.7	0.0008	<10	22	0.10	0.06	0.28	0.02	30.59	3.2	70	0.62	10.7	0.86	1.79	<0.05	0.19	<0.005	<0.005	0.09	13.5	16.1	0.22	98	1.29	0.02	1.03	7.1	307	3.5	7.9	<0.001	<0.01	<0.05	1.0	<0.2	0.3	11.7	<0.01	<0.01	3.9	0.059	0.06	0.82	15	0.14	3.96	15	5.6
9	WSP 131_24-048	Pulp	0.02	0.61	1.1	<0.0005	<10	29	0.15	0.06	0.16	0.02	18.81	3.2	66	0.70	5.7	0.91	2.27	<0.05	0.12	0.01	0.006	0.08	8.0	9.8	0.21	96	1.34	0.02	1.88	7.7	349	3.1	7.9	<0.001	<0.01	<0.05	1.1	<0.2	0.4	11.6	<0.01	<0.01	3.9	0.059	0.06	0.60	16	0.12	2.89	16	4.8
10	WSP 132_24-048	Pulp	0.02	0.30	0.5	<0.0005	<10	18	0.09	0.04	0.22	0.01	27.95	2.2	68	0.36	6.5	0.67	1.41	<0.05	0.17	<0.005	<0.005	0.06	13.6	5.9	0.15	78	1.35	0.02	0.85	5.2	255	1.8	5.0	<0.001	<0.01	<0.05	0.9	<0.2	0.3	12.5	<0.01	<0.01	3.4	0.049	0.04	0.55	12	0.09	3.99	10	5
11	WSP 133_23-048	Pulp	0.04	0.43	0.7	<0.0005	<10	20	0.15	0.17	0.22	0.05	39.25	3.3	65	1.44	15.4	0.95	2.14	<0.05	0.32	<0.005	0.006	0.10	17.2	11.4	0.20	109	1.29	0.02	2.25	7.1	355	5.6	11.0	<0.001	<0.01	<0.05	1.1	<0.2	0.4	12.5	<0.01	<0.01	9.1	0.067	0.09	1.54	16	0.15	6.01	20	10.3
12	WSP 134_24-061	Pulp	0.03	0.61	1.1	<0.0005	<10	34	0.15	0.07	0.24	0.03	37.11	4.6	69	1.12	13.9	1.10	2.79	<0.05	0.26	<0.005	0.008	0.15	17.4	15.5	0.35	147	1.29	0.03	1.69	9.8	373	3.7	15.4	<0.001	<0.01	<0.05	1.5	<0.2	0.4	15.4	<0.01	<0.01	6.1	0.079	0.12	0.90	19	0.13	4.45	25	8.6
13	WSP 136_24-061	Pulp	0.02	0.30	0.5	<0.0005	<10	20	0.09	0.04	0.24	0.01	28.88	2.4	66	0.41	7.4	0.82	1.39	<0.05	0.16	<0.005	<0.005	0.08	14.4	5.3	0.16	84	1.08	0.03	0.81	4.8	322	1.8	6.2	<0.001	<0.01	<0.05	0.8	<0.2	0.3	11.4	<0.01	<0.01	3.5	0.054	0.06	0.54	15	0.1	3.86	11	4.8
14	WSP 136 Bh24-302	Pulp	0.03	1.04	2.9	<0.0005	<10	47	0.19	0.09	0.27	0.04	21.37	8.2	107	2.91	13.0	1.68	4.00	<0.05	0.18	0.01	0.009	0.21	9.9	26.4	0.67	257	1.54	0.02	2.71	25.4	471	5.0	24.6	<0.001	0.01	0.08	2.0	<0.2	0.7	13.6	<0.01	0.01	7.3	0.09	0.18	1.14	29	3.33	4.49	39	6.5
15	WSP 137_TP23-026	Pulp	0.03	0.49	0.9	<0.0005	<10	34	0.16	0.07	0.25	0.04	32.56	3.5	62	0.65	9.7	0.99	2.08	<0.05	0.24	0.01	0.007	0.10	15.9	8.3	0.24	142	1.19	0.02	0.63	9.0	407	2.6	9.5	<0.001	<0.01	<0.05	1.6	<0.2	0.4	13.3	<0.01	<0.01	4.1	0.061	0.08	0.57	19	0.11	5.06	19	7.8
16	WSP 138_TP23-069	Pulp	0.02	0.31	0.6	<0.0005	<10	20	0.10	0.04	0.18	0.02	34.18	2.2	71	0.34	9.9	0.75	1.28	<0.05	0.14	<0.005	<0.005	0.06	14.1	4.3	0.14	76	1.21	0.03	0.98	4.7	329	1.7	4.5	<0.001	<0.01	<0.05	0.8	<0.2	0.3	10.9	<0.01	<0.01	3.2	0.052	0.04	0.56	13	0.16	3.50	9	4.1
17	WSP 139_TP24-106	Pulp	0.02	0.26	0.6	0.0005	<10	33	0.08	0.05	0.27	0.04	28.72	1.9	62	0.35	4.6	0.71	1.34	<0.05	0.13	<0.005	<0.005	0.06	13.1	7.3	0.14	78	0.96	0.03	1.00	4.8	500	2.0	4.8	<0.001	<0.01	<0.05	1.0	<0.2	0.3	10.9	<0.01	<0.01	3.1	0.054	0.04	0.49	13	0.11	4.40	10	4.6
18	WSP 140_TP24-118	Pulp	0.02	0.54	0.9	0.0018	<10	32	0.15	0.11	0.42	0.02	37.73	3.9	52	1.01	12.9	1.17	2.30	<0.05	0.32	<0.005	0.008	0.11	18.2	9.2	0.30	153	0.65	0.03	1.14	9.0	715	3.0	11.2	<0.001	<0.01	<0.05	1.9	<0.2	0.4	18.7	<0.01	<0.01	5.1	0.1	0.09	0.96	24	0.28	7.26	18	10.6
19	WSP 141_TP24-124	Pulp	0.03	0.76	1.0	0.0005	<10	29	0.20	0.19	0.32	0.03	30.87	5.5	72	1.55	18.2	1.28	2.74	<0.05	0.26	0.01	0.007	0.12	11.2	16.2	0.36	144	1.28	0.03	2.55	14.0	532	5.1	12.0	<0.001	<0.01	<0.05	1.7	<0.2	0.5	16.9	<0.01	<0.01	5.9	0.096	0.1	1.52	24	0.43	5.32	21	8.5
20	WSP 142_TP24-131	Pulp	0.03	0.63	1.1	0.0020	<10	40	0.17	0.09	1.35	0.04	40.73	4.2	38	0.80	10.3	1.30	2.53	<0.05	0.39	0.01	0.009	0.13	18.6	7.8	0.64	185	0.37	0.03	0.72	9.8	880	2.8	11.8	<0.001	<0.01	0.05	2.3	<0.2	0.5	21.7	<0.01	<0.01	4.9	0.111	0.09	0.60	29	0.16	7.32	21	12.3
21	WSP 143_TP24-133	Pulp	0.05	1.30	1.9	0.0005	<10	99	0.33	0.20	0.31	0.02	27.79	6.3	63	2.54	13.7	1.62	4.26	<0.05	0.21	0.02	0.014	0.12	18.1	20.7	0.46	171	1.28	0.02	3.07	16.3	604	10.3	18.7	<0.001	<0.01	0.06	2.1	0.2	0.6	16.7	<0.01	0.02	6.9	0.11	0.11	1.84	31	0.39	5.95	30	7.6
22	WSP 144_TP24-141	Pulp	0.06	2.97	5.5	0.0011	<10	213	0.73	0.83	0.68	0.08	98.61	20.0	80	3.60	46.8	4.11	11.06	0.06	0.68	0.03	0.039	0.58	41.9	41.7	1.38	813	0.69	0.05	0.99	53.9	599	13.7	61.7	<0.001	<0.01	0.22	8.8	<0.2	1.1	34.5	<0.01	0.05	14.4	0.174	0.44	1.07	86	0.19	16.66	86	31
23	WSP 145_TP24-146	Pulp	0.04	1.10	1.6	0.0018	<10	83	0.26	0.12	2.15	0.06	48.00	7.2	46	1.45	17.6	1.94	4.18	<0.05	0.45	0.01	0.014	0.31	22.8	17.0	1.15	300	0.52	0.04	1.09	18.5	839	4.0	23.3	<0.001	<0.01	0.02	6.2	0.138	0.17	1.03	40	0.19	8.28	38	15.1
24	WSP 146_TP24-156-052	Pulp	0.05	1.21	2.9	0.0012	<10	87	0.37	0.14	1.76	0.10	54.86	8.6	43	1.61	21.1	2.02	4.80	<0.05	0.54	0.01	0.018	0.29	26.0	20.3	1.10	331	0.57	0.04	1.14	22.5	820	5.7	26.0	<0.001	0.01	0.1	3.8	<0.2	0.7	30.5	<0.01	0.02	7.7	0.122	0.2	1.08	42	0.18	9.41	45	18.8
25	WSP 147_TP24-166	Pulp	0.03	0.68	1.8	0.0007	<10	54	0.14	0.15	0.32	0.02	64.07	6.0	67	1.54	16.7	1.30	2.92	<0.05	0.23	0.01	0.007	0.16	26.4	10.7	0.41	161	1.08	0.03	1.73	14.6	475	4.8	13.8	<0.001	<0.01	<0.05	1.7	<0.2	0.4	15	<0.01	0.01	6.4	0.096	0.12	1.10	26	0.16	7.00	23	8.3
26	WSP 148_TP24-169	Pulp	0.08	2.67	7.3	0.0018	<10	188	1.06	0.32	0.73	0.09	100.63	18.9	71	3.25	47.1	3.91	10.21	<0.05	0.94	0.03	0.041	0.50	53.6	35.6	1.19	812	0.52	0.04	0.58	54.2	652	14.4	54.6	<0.001	<0.01	0.28	8.4	<0.2	1.2	34.9	<0.01	0.05	14.5	0.133	0.42	1.24	80	0.34	20.15	92	37.2
27	WSP 149_TP24-173	Pulp	0.04	0.94	2.0	0.0026	<10	93	0.24	0.11	0.54	0.06	52.70	6.9	68	1.25	13.2	1.55	3.68	<0.05	0.22	0.01	0.012	0.16	24.2	14.5	0.45	194	1.46	0.03	3.01	15.4	678	4.3	20.6	<0.001	0.01	0.09	2.7	<0.2	0.5	21.1	<0.01	0.01	6.3	0.108	0.13	1.36	35	0.22	8.84	33	9.8
28	WSP 150_TP24-176	Pulp	0.05	1.32	2.0	0.0016	<10	96	0.28	0.14	1.69	0.06	56.16	9.2	52	1.84	22.7	2.23	5.34	<0.05	0.51	0.01	0.017	0.34	26.3	20.7	1.34	345	0.65	0.05	0.57	23.9	867	4.8	30.0	<0.001	<0.01	0.09	4.4	<0.2	0.7	43.6	<0.01	0.02	7.1	0.158	0.21	1.44	47	0.26	10.03	44	25.4
29	WSP 151_TP24-178	Pulp	0.04	1.16	1.8	0.0032	<10	81	0.28	0.13	2.22	0.06	53.39	8.1	48	1.64	22.3	2.01	4.64	<0.05	0.63	0.01	0.016	0.30	25.2	18.7	1.17	302	0.46	0.05	0.63	20.6	876	4.5	25.6	<0.001	<0.01	0.08	3.8	<0.2	0.7	35.9	<0.01	0.02	6.7	0.147	0.19	2.22	42	0.25	9.61	41	21.7
30	WSP 152_TP24-178	Pulp	0.09	3.07	5.6	<0.0005	<10	139	0.85	0.26	0.49	0.07	43.16	10.5	70	2.97	24.5	5.63	10.47	<0.05	0.40	0.03	0.037	0.45	21.0	29.8	1.06	266	0.64	0.02	1.27	31.5	369	12.3	55.5	<0.001	<0.01	0.15	7.6	0.3	1.2	28.7	<0.01	0.04	11.2	0.125	0.38	1.18	78	0.16	8.40	74	31.1
31	WSP 153_TP24-178	Pulp	0.05	2.50	4.3	0.0019	<10	190	0.70	0.25	4.65	0.18	84.65	17.3	69	3.57	39.7	3.66	9.94	0.06	0.98	0.02	0.034	0.59	41.9	41.9	2.12	654	0.49	0.07	0.65	46.2	702	10.3	59.7	<0.001	<0.01	0.18	7.9	<0.2	1.1	65.7	<0.01	0.04	12.6	0.193	0.43	1.17	76	0.21	14.19	83	36.7
32	WSP 154_TP24-180	Pulp	0.07	2.99	5.8	0.0019	<10	219	1.04	0.31	4.23	0.21	86.98	19.1	76	3.76	43.9	4.21	10.99	0.05	1.04	0.02	0.043	0.64	42.4	46.8	2.32	736	0.60	0.06	0.58	51.4	651	13.9	63.5	<0.001	<0.01	0.21	8.6	<0.2	1.2	61.9	<0.01	0.06	14.2	0.172	0.45	1.32	87	0.18	14.91	89	41.2
33	WSP 155_TP24-180	Pulp	0.07	2.03	3.0	0.0022	<10	156	0.51	0.20	4.08	0.14	75.28	14.3	61	2.88	33.3	3.14	8.03	0.06	0.88	0.01	0.028	0.52	36.8	34.5	1.93	556	0.63	0.06	0.54	38.2	787	7.9	48.7	<0.001	<0.01	0.13	6.3	<0.2	0.9	59.2	<0.01	0.03	10.5	0.183	0.34	1.59	64	0.22	12.10	70	32.2
34	WSP 156_TP24-285	Pulp	0.02	0.43	0.7	<0.0005	<10	21	0.10	0.04	0.18	<0.01	21.57	2.5	53	0.44	6.5	0.64	1.55	<0.05	0.06	0.01	0.007	0.07	10.7	5.7	0.16	64	1.24	0.02	1.58	5.3	276	3.0	5.2	<0.001	<0.01	<0.05	0.9	<0.2	0.3	10.3	<0.01	<0.01	3.1	0.056	0.06	0.52	12	0.09	3.60	9	3.1
35	WSP 157_TP24-285	Pulp	0.08	1.97	2.7	0.0014	<10	151	0.55	0.20	0.64	0.16	74.31	15.7	69	2.66	34.3	3.15	7.82	<0.05	0.68	0.02	0.026	0.50	38.3	34.7	1.22	392	0.28	0.05	1.42	40.0	822	8.0	46.9	<0.001	<0.01	0.02	4.0	<0.2	0.9	30.7	<0.01	0.03	10.5	0.17	0.33	1.50	63	0.17	12.51	74	24.4
36	WSP 158_TP24-B3-01	Pulp	0.04	1.85	2.8	0.0017	<10	115	0.51	0.18	0.64	0.07	73.11	10.9	59	2.26	26.3	2.66	7.08	<0.05	0.48	0.01	0.022	0.30	36.4	24.4	0.89	456	0.30	0.05	1.10	31.6	824	6.5	36.0	<0.001	<0.01	0.01	5.8	<0.2	0.8	33.1	<0.01	0.03	9.0	0.169	0.26	0.90	56	0.25	13.87	49	20.2
37	WSP 159_TP24-B3-01	Pulp	0.03	0.56	1.0	0.0007	<10	31	0.12	0.08	0.93	0.02	35.89	5.2	66	0.97	12.1	1.24	2.46	<0.05	0.30	<0.005	0.007	0.11	16.5	11.1	0.52	149	0.70	0.03	0.87	16.8	555	3.1	8.6	<0.001	<0.01	0.05	1.9	<0.2	0.4	19.6	<0.01	0.01	4.5	0.1	0.08	0.69	25	0.22	6.35	19	8.9
38	WSP 160_TP24-B3-01	Pulp	0.03	0.68	1.5	0.0021	<10	39	0.13	0.10	0.88	0.02	36.66	5.5	76	1.36	19.8	1.36	2.87	<0.05	0.33	<0.005	0.008	0.16	17.7	11.7	0.54	177	1.01	0.04	0.78	15.8	490	3.1	14.5	<0.001	<0.01	0.06	2.0	<0.2	0.4	19.2	<0.01	<0.01	4.8	0.1	0.13	0.82	26	0.19	6.85	23	9.7
39	WSP 161_TP24-B3-06	Pulp	0.04	1.21	2.0	0.0028	<10	79	0.29	0.16	0.65	0.03	56.73	8.4	50	1.71	23.8	2.02	4.89	0.06	0.50	0.01	0.015	0.22	27.9	16.8	0.68	320	0.32	0.05	0.94	22.3	894	4.7	23.5	<0.001	<0.01	0.22	6.9	<0.2	0.7	29.7	<0.01	0.02	6.9	0.155	0.19	0.85	43	0.24	10.96	36	18.5
40	WSP 162_TP24-B3-06	Pulp	0.04	0.84	1.9	0.0017	<10	58	0.18	0.10	0.70	0.03	42.39	7.2	57	1.59	21.4	1.58	3.68	<0.05	0.35	<0.005	0.011	0.20	20.0	16.5	0.61	225	1.16	0.04	1.04	16.8	577	4.6	18.6	<0.001	<0.01	0.07	2.6	<0.2	0.5	20.5	0.02	0.02	5.6	0.114	0.15	0.95	31	0.6	7.74	29	12.1
41	WSP 163_TP24-B3-09	Pulp	0.06	3.03	5.4	0.0017	<10	226	0.92	0.29	4.48	0.17	87.49	19.3	79	3.98	45.3	4.29	11.44	0.06	1.05	0.02	0.039	0.68	42.9	48.3	2.24	723	0.41	0.07	0.56	51.8	626	12.6	67.1	<0.001	<0.01	0.21	9.1	<0.2	1.2	59.9	<0.01	0.05	14.2	0.194	0.47	1.14	87	0.19	14.64	96	40.8
42	WSP 164_TP24-B3-09	Pulp	0.04	1.87	2.5	0.0018	<10	139	0.46	0.17	3.60	0.09	64.00	11.9	58	2.37	29.2	2.98	6.74	<0.05	0.73	0.01	0.022	0.44	31.1	29.9	1.29	558	0.33	0.05	0.50	31.7	806	6.4	39.9	<0.001	<0.01	0.11	5.2	<0.2	0.7	45.7	<0.01	0.03	8.7	0.17	0.29	0.89	59	0.2	10.31	63	26.5
43	WSP 165_TP24-B2-01	Pulp	0.04	0.99	2.4	0.0015	<10	73	0.30	0.12	1.57	0.07	45.50	6.5	44	1.27	15.6	1.74	3.70	<0.05	0.43	0.01	0.012	0.25	21.1	14.6	0.87	279	0.67	0.03	1.24	16.4	814	4.2	20.1	<0.001	<0.01	0.02	0.08	2.9	<0.2	0.6	24.8	<0.01	0.03	5.9	0.116	0.15	1.25	37	0.2	7.97	36	15.3
44	WSP 166_TP24-B2-03	Pulp	0.06	1.72	2.7	0.0011	<10	122	0.57	0.18	2.15	0.15	58.34	10.3	55	2.03	25.6	2.65	6.06	<0.05	0.61	0.02	0.022	0.40	28.0	24.2	1.35	391	0.67	0.04	1.07	28.0	755	7.3	33.5	<0.001	<0.01	0.01	0.14	4.8	<0.2	0.8	33.8	<0.01	0.02	8.6	0.132	0.24	1.19	56	0.15	10.10	60	23.6
45	MWP - Rep 1 MWP	Pulp	0.03	0.75	1.2	0.0006	<10	47	0.19	0.09	0.51	0.04	39.86	5.1	47	1.03	16.3	1.47	2.91	<0.05	0.33	<0.005	0.010	0.17	19.0	10.7	0.43	158	0.35	0.04	0.91	13.1	818	2.8	15.1	<0.001	<0.01	0.05	2.4	<0.2	0.5	18.7	<0.01	<0.01	5.0	0.114	0.11	0.80	30	0.18	7.54	27	10.7
46	MWP - Rep 2 MWP	Pulp	0.03	0.51	0.8	0.0009	<10	33	0.14	0.06	0.40	0.02	36.32	3.7	41	0.68	8.8	1.12	2.04	<0.05	0.28	<0.005	0.007	0.11	17.4	6.5	0.26	108	0.57	0.03	0.77	8.2	728	2.1	11.2	<0.001	<0.01	<0.05

CERTIFICATE OF ANALYSIS • SINGLE ADDITION NAG RESULTS (EGi Method)

Global ARD Testing Services Inc.

GLOBAL PROJECT NO: 2329 (B39)
CLIENT: WSP Canada Inc.
PROJECT NAME: Kinross Great Bear
PROJECT NO: OMEMA2303
REPORT VERSION: 5

S. No:	Sample ID	Pulp Sample Weight (g)	Vol. of 15% H_2O_2 (mL)	NAG pH (pH Units)	NaOH to pH 4.5 (mL)	NaOH to pH 7.0 (mL)	NaOH Conc. (N)	NAG Acidity pH 4.5 (kg H_2SO_4/tonne)	NAG Acidity pH 7.0 (kg H_2SO_4/tonne)	% RPD to pH 4.5	% RPD to pH 7.0	% RPD Acceptance Criteria
1	WSP 123_23-005	2.5	250	5.99	0.00	1.77	0.1	0.0	3.5			
2	WSP 124_23-005	2.5	250	5.87	0.00	2.08	0.1	0.0	4.1			
3	WSP 125_23-017	2.5	250	6.64	0.00	0.15	0.1	0.0	0.3			
4	WSP 126_23-017	2.5	250	6.84	0.00	0.09	0.1	0.0	0.2			
5	WSP 127_23-048	2.5	250	6.37	0.00	0.28	0.1	0.0	0.5			
6	WSP 128_23-052	2.5	250	6.33	0.00	0.50	0.1	0.0	1.0			
7	WSP 129_23-052	2.5	250	7.03	0.00	0.00	0.1	0.0	0.0			
8	WSP 130_23-069	2.5	250	7.16	0.00	0.00	0.1	0.0	0.0			
9	WSP 131_24-048	2.5	250	6.86	0.00	0.00	0.1	0.0	0.0			
10	WSP 132_24-048	2.5	250	6.54	0.00	0.20	0.1	0.0	0.4			
11	WSP 133_23-048	2.5	250	6.53	0.00	0.31	0.1	0.0	0.6			
12	WSP 134_24-061	2.5	250	6.36	0.00	1.43	0.1	0.0	2.8			
13	WSP 135_24-061	2.5	250	6.93	0.00	0.03	0.1	0.0	0.1			
14	WSP 136_BH24-302	2.5	250	7.01	0.00	0.00	0.1	0.0	0.0			
15	WSP 137_TP23-026	2.5	250	7.12	0.00	0.00	0.1	0.0	0.0			
16	WSP 138_TP23-069	2.5	250	6.66	0.00	0.50	0.1	0.0	1.0			
17	WSP 139_TP24-106	2.5	250	7.39	0.00	0.00	0.1	0.0	0.0			
18	WSP 140_TP24-118	2.5	250	7.15	0.00	0.00	0.1	0.0	0.0			
19	WSP 141_TP24-124	2.5	250	7.17	0.00	0.00	0.1	0.0	0.0			
20	WSP 142_TP24-131	2.5	250	8.90	0.00	0.00	0.1	0.0	0.0			
21	WSP 143_TP24-133	2.5	250	7.02	0.00	0.00	0.1	0.0	0.0			
22	WSP 144_TP24-141	2.5	250	6.39	0.00	0.21	0.1	0.0	0.4			
23	WSP 145_TP24-146	2.5	250	8.34	0.00	0.00	0.1	0.0	0.0			
24	WSP 146_TP24-156-052	2.5	250	8.11	0.00	0.00	0.1	0.0	0.0			
25	WSP 147_TP24-166	2.5	250	7.00	0.00	0.00	0.1	0.0	0.0			
26	WSP 148_TP24-169	2.5	250	6.36	0.00	0.00	0.1	0.0	0.0			
27	WSP 149_TP24-173	2.5	250	7.07	0.00	0.00	0.1	0.0	0.0			
28	WSP 150_TP24-176	2.5	250	8.33	0.00	0.00	0.1	0.0	0.0			
29	WSP 151_TP24-178	2.5	250	8.68	0.00	0.00	0.1	0.0	0.0			
30	WSP 152_TP24-178	2.5	250	6.27	0.00	0.27	0.1	0.0	0.5			
31	WSP 153_TP24-178	2.5	250	7.81	0.00	0.00	0.1	0.0	0.0			
32	WSP 154_TP24-180	2.5	250	7.89	0.00	0.00	0.1	0.0	0.0			
33	WSP 155_TP24-180	2.5	250	8.09	0.00	0.00	0.1	0.0	0.0			
34	WSP 156_TP24-285	2.5	250	7.00	0.00	0.00	0.1	0.0	0.0			
35	WSP 157_TP24-285	2.5	250	6.39	0.00	0.13	0.1	0.0	0.3			
36	WSP 158_TP24-B3-01	2.5	250	6.68	0.00	0.09	0.1	0.0	0.2			
37	WSP 159_TP24-B3-01	2.5	250	9.28	0.00	0.00	0.1	0.0	0.0			
38	WSP 160_TP24-B3-01	2.5	250	9.46	0.00	0.00	0.1	0.0	0.0			
39	WSP 161_TP24-B3-06	2.5	250	6.87	0.00	0.06	0.1	0.0	0.1			
40	WSP 162_TP24-B3-06	2.5	250	9.06	0.00	0.00	0.1	0.0	0.0			
41	WSP 163_TP24-B3-09	2.5	250	7.95	0.00	0.00	0.1	0.0	0.0			
42	WSP 164_TP24-B3-09	2.5	250	8.29	0.00	0.00	0.1	0.0	0.0			
43	WSP 165_TP24-B2-01	2.5	250	8.18	0.00	0.00	0.1	0.0	0.0			
44	WSP 166_TP24-B2-03	2.5	250	8.28	0.00	0.00	0.1	0.0	0.0			
45	MWP - Rep 1_MWP	2.5	250	6.60	0.00	0.08	0.1	0.0	0.2			
46	MWP - Rep 2_MWP	2.5	250	6.39	0.00	0.28	0.1	0.0	0.5			
47	MWP - Rep 3_MWP	2.5	250	7.09	0.00	0.00	0.1	0.0	0.0			
48	TP24-160 - Rep 1_TP24-160	2.5	250	8.14	0.00	0.00	0.1	0.0	0.0			
49	TP24-160 - Rep 2_TP24-160	2.5	250	7.69	0.00	0.00	0.1	0.0	0.0			
50	TP24-160 - Rep 3_TP24-160	2.5	250	8.14	0.00	0.00	0.1	0.0	0.0			
51	TP24-B2-01 - Rep 1_TP24-B2-01	2.5	250	9.90	0.00	0.00	0.1	0.0	0.0			
52	TP24-B2-01 - Rep 2_TP24-B2-01	2.5	250	9.28	0.00	0.00	0.1	0.0	0.0			
53	TP24-B2-01 - Rep 3_TP24-B2-01	2.5	250	8.31	0.00	0.00	0.1	0.0	0.0			
54	TP24-B2-03 - Rep 1_TP24-B2-03	2.5	250	9.31	0.00	0.00	0.1	0.0	0.0			
55	TP24-B2-03 - Rep 2_TP24-B2-03	2.5	250	9.00	0.00	0.00	0.1	0.0	0.0			
56	TP24-B2-03 - Rep 3_TP24-B2-03	2.5	250	9.88	0.00	0.00	0.1	0.0	0.0			
57	TP24-B2-07 - Rep 1_TP24-B2-07	2.5	250	10.18	0.00	0.00	0.1	0.0	0.0			
58	TP24-B2-07 - Rep 2_TP24-B2-07	2.5	250	10.72	0.00	0.00	0.1	0.0	0.0			
59	TP24-B2-07 - Rep 3_TP24-B2-07	2.5	250	9.87	0.00	0.00	0.1	0.0	0.0			
60	TWP - Rep 1_TWP	2.5	250	6.26	0.00	0.72	0.1	0.0	1.4			
61	TWP - Rep 2_TWP	2.5	250	6.86	0.00	0.12	0.1	0.0	0.2			
62	TWP - Rep 3_TWP	2.5	250	7.07	0.00	0.00	0.1	0.0	0.0			
	QUALITY ASSURANCE / QUALITY CONTROL											
Replicates:												
10	WSP 132_24-048	2.5	250	6.54	0.00	0.20	0.1	0.0	0.4	N/A	-64.41	10%
10R	WSP 132_24-048 (Rep)	2.5	250	6.66	0.00	0.39	0.1	0.0	0.8			
22	WSP 144_TP24-141	2.5	250	6.39	0.00	0.21	0.1	0.0	0.4	N/A	-35.29	10%
22R	WSP 144_TP24-141 (Rep)	2.5	250	6.22	0.00	0.30	0.1	0.0	0.6			
30	WSP 152_TP24-178	2.5	250	6.27	0.00	0.27	0.1	0.0	0.5	N/A	-16.95	10%
30R	WSP 152_TP24-178 (Rep)	2.5	250	6.14	0.00	0.32	0.1	0.0	0.6			
40	WSP 162_TP24-B3-06	2.5	250	9.06	0.00	0.00	0.1	0.0	0.0	N/A	N/A	10%
40R	WSP 162_TP24-B3-06 (Rep)	2.5	250	9.03	0.00	0.00	0.1	0.0	0.0			
50	TP24-160 - Rep 3_TP24-160	2.5	250	8.14	0.00	0.00	0.1	0.0	0.0	N/A	N/A	10%
50R	TP24-160 - Rep 3_TP24-160 (Rep)	2.5	250	8.40	0.00	0.00	0.1	0.0	0.0			
60	TWP - Rep 1_TWP	2.5	250	6.26	0.00	0.72	0.1	0.0	1.4	N/A	59.46	10%
60R	TWP - Rep 1_TWP (Rep)	2.5	250	6.42	0.00	0.39	0.1	0.0	0.8			
Method Blank Analysis:												
Method Blank (15% H_2O_2 Solution) (#1 - #13)		N/A	250	5.39	0.00	7.56	0.1					
Method Blank (15% H_2O_2 Solution) (#14 - #41)		N/A	250	5.71	0.00	9.02	0.1					
Method Blank (15% H_2O_2 Solution) (#42 - #62)		N/A	250	4.94	0.00	10.63	0.1					
GLOBAL SOP NO:		***ARD-017***										

NOTES:
Date of Analysis: May 26- June 6, 2025

pH (pH Units) of 15% H_2O_2 (buffered with 0.5 N NaOH): 4.92, 5.14, 5.04
EC (µS/cm) of 15% H_2O_2 (buffered with 0.5 N NaOH): 25.3, 46.7, 25.2
pH (pH Units) of DI water used: 5.44, 5.5, 5.38
EC (µS/cm) of DI water used: 1.75, 1.28, 1.63

Solid:Liquid ratio used: 1:100; 2.5 g Pulp Sample: 250 mL 15% H_2O_2.
pH measurement of 15% H_2O_2 solution was conducted at room temperature & buffered with 0.5N NaOH solution to ensure a pH between 4 and 7.
NAG pH & method blank pH measurements were taken after digesting with peroxide solution and making up the solution to its original volume of 250 mL with DI water.
On client's request the NAG procedure is repeated using 1 g of pulp sample when the NAG value for pH 4.5 exceeds 25 kg H_2SO_4 per tonne.

ABBREVIATIONS:
R = Replicate (i.e. using a pulp sample from the same bag).
D = Duplicate (i.e. client sample is processed to produced a 2nd pulp bag & analyzed as a duplicate).
RPD = Relative Percent Difference.
EC = Electrical Conductivity
ORP = Oxidation Reduction Potential
RDL = Reportable Detection Limit.
EDL = Estimated Detection Limit
SIE = Selective Ion Electrode
IC = Ion Chromatography
Calc. = Calculation

REFERENCE:
Egi - Environmental Geochemistry International; Single Addition Net Acid Generation (NAG) Test Procedure; Miller et al; Revised Dec. 2006; Page 2 to 4.

Global
ARD Testing Services Inc.

Parameter	Method	Unit	RDL	1	2	3	4	5	6	7	8	9	10	11	12	13	14	15	16	17	18	19	20	20D	21	22	23	24	25	Method Blank
				WSP 123_23-005	WSP 124_23-005	WSP 125_23-017	WSP 126_23-017	WSP 127_23-048	WSP 128_23-052	WSP 129_23-052	WSP 130_23-069	WSP 131_24-048	WSP 132_24-048	WSP 133_23-048	WSP 134_24-061	WSP 135_24-061	WSP 136_BH24-302	WSP 137_TP23-026	WSP 138_TP23-069	WSP 139_TP24-106	WSP 140_TP24-118	WSP 141_TP24-124	WSP 142_TP24-131	WSP 142_TP24-131 (Dup)	WSP 143_TP24-133	WSP 144_TP24-141	WSP 145_TP24-146	WSP 146_TP24-156-052	WSP 147_TP24-166	
Weight of dry sample used	Weighing Scale	g	0.01	250	250	250	250	250	250	250	250	250	250	250	250	250	250	250	250	250	250	250	250	250	250	250	250	250	250	N/A
Volume of DI water used	Graduated Cylinder	mL	0.50	750	750	750	750	750	750	750	750	750	750	750	750	750	750	750	750	750	750	750	750	750	750	750	750	750	750	750
On filtered samples (using 0.45 µm filter paper):																														
pH	Meter	pH units	0.01	6.0	5.9	6.1	6.1	5.9	6.0	6.0	6.3	6.0	6.2	6.1	6.0	6.2	6.1	6.3	6.1	6.3	6.0	5.8	6.5	6.6	5.9	7.0	6.7	6.7	6.2	5.8
EC	Meter	µS/cm	1	5	6	7	6	7	6	4	19	5	9	5	7	14	37	9	4	22	7	8	63	66	15	263	126	121	14	1.18
Acidity (to pH 8.3)	Titration	mg $CaCO_3$/L	0.5	3.9	4.0	4.5	3.8	4.7	4.2	4.0	6.7	3.9	4.5	4.3	4.3	5.4	10.5	4.8	4.1	9.3	4.9	4.7	18.2	18.8	8.6	10.5	20.1	19.3	6.5	3.0
Alkalinity (to pH 4.5)	Titration	mg $CaCO_3$/L	0.5	3.0	2.5	2.5	3.0	2.6	3.2	2.8	10.8	1.1	5.9	2.7	2.9	8.8	5.5	4.8	2.9	12.8	3.6	3.0	37.4	39.2	3.0	48.0	52.0	56.4	4.5	1.9
Sulphate	Turbidimetric	mg/L	0.5	<0.5	<0.5	1.1	<0.5	0.8	<0.5	<0.5	0.8	1.0	1.3	<0.5	0.7	<0.5	<0.5	6.9	<0.5	1.6	2.9	1.2	2.1	2.3	2.9	12.4	14.7	11.1	3.1	
Phosphorous	Colorimetry	mg/L	0.005	0.0106	<0.0050	0.0227	<0.0050	<0.0050	<0.0050	<0.0050	<0.0050	<0.0050	<0.0050	<0.0050	0.0073	0.0061	0.0467	0.0057	<0.0050	<0.0050	0.0128	<0.0050	<0.0050	<0.0050	<0.0050	0.0628	0.0106	0.0203	0.0062	
Dissolved Metals Analysis by ICP-MS:																														
Dissolved Hardness (CaCO3)	ICP-MS	mg/L	0.125	1.1	1.2	1.6	1.4	1.3	1.4	0.8	9.8	1.1	3.6	1.4	2.0	6.4	8.4	3.1	1.1	11.5	1.7	2.4	32.9	36.3	4.5	16.8	60.9	53.1	3.9	<0.125
Aluminum Dissolved	ICP-MS	mg/L	0.001	0.0762	0.0925	0.126	0.0347	0.211	0.143	0.0286	0.0531	0.115	0.144	0.0581	0.134	0.0585	0.599	0.692	0.0774	0.0797	0.26	0.158	0.245	0.397	0.626	0.937	0.236	0.261	0.354	<0.0010
Antimony Dissolved	ICP-MS	mg/L	0.00005	<0.000050	<0.000050	<0.000050	<0.000050	0.000071	<0.000050	<0.000050	<0.000050	<0.000050	<0.000050	<0.000050	0.000069	<0.000050	0.000256	0.000072	0.000072	0.000071	<0.000050	<0.000050	<0.000050	<0.000050	0.000088	0.000173	0.000534	0.000893	<0.000050	<0.000050
Arsenic Dissolved	ICP-MS	mg/L	0.00005	0.000148	0.000154	0.000488	<0.000150	0.000597	0.000252	<0.000100	0.000307	0.000305	0.00019	0.000116	0.000467	0.000372	0.00215	0.000449	0.000744	0.000632	0.00055	0.000243	0.000919	0.000844	0.000801	0.00081	0.00313	0.00331	0.000924	<0.000050
Barium Dissolved	ICP-MS	mg/L	0.0001	0.00682	0.00652	0.0021	0.00077	0.00518	0.00482	0.00098	0.00195	0.00298	0.00265	0.0026	0.00393	0.00197	0.00836	0.00914	0.00264	0.00675	0.00407	0.0054	0.00647	0.00699	0.0061	0.0145	0.0395	0.0365	0.0071	<0.00010
Beryllium Dissolved	ICP-MS	mg/L	0.00001	0.000015	0.000013	0.000016	0.000011	0.000024	0.000023	0.000011	<0.000010	0.000014	<0.000010	0.000015	0.000017	<0.000010	0.000024	0.000028	0.000073	<0.000010	0.000025	0.000016	<0.000010	<0.000010	0.000047	0.000049	<0.000010	<0.000010	0.000033	<0.000010
Bismuth Dissolved	ICP-MS	mg/L	0.00001	<0.000010	<0.000010	<0.000010	<0.000010	<0.000010	<0.000010	<0.000010	<0.000010	<0.000010	<0.000010	<0.000010	<0.000010	<0.000010	<0.000010	<0.000010	0.000055	<0.000010	<0.000010	<0.000010	<0.000010	<0.000010	<0.000010	<0.000010	<0.000010	<0.000010	0.000011	<0.000010
Boron Dissolved	ICP-MS	mg/L	0.002	0.0061	0.0063	0.0075	0.0095	0.0075	0.0058	0.0028	0.0031	0.005	0.0051	0.0044	0.0037	0.004	0.0174	0.0088	0.0044	0.0065	0.0068	0.0064	0.0049	0.0043	0.0067	0.0163	0.0082	0.0237	0.0058	<0.0020
Cadmium Dissolved	ICP-MS	mg/L	0.000002	0.0000078	0.0000062	0.000005	0.0000021	0.0000191	0.0000088	<0.0000020	0.0000031	0.0000023	0.0000033	0.0000054	0.0000078	<0.0000020	0.00002	0.0000093	0.0000684	0.0000028	0.0000076	0.0000035	0.0000031	0.000003	0.0000098	0.0000099	<0.0000100	0.0000094	0.000007	<0.0000020
Calcium Dissolved	ICP-MS	mg/L	0.05	0.241	0.298	0.428	0.401	0.276	0.274	0.217	3.090	0.272	1.110	0.442	0.485	2.080	2.250	0.612	0.308	3.830	0.360	0.658	10.2	11.4	1.21	4.17	16.2	15.2	1.26	<0.050
Chromium Dissolved	ICP-MS	mg/L	0.001	<0.00050	<0.00050	<0.00050	<0.00050	<0.00050	<0.00050	<0.00050	<0.00050	<0.00050	<0.00050	<0.00050	<0.00050	<0.00050	0.0012	0.0014	<0.00050	<0.00050	0.0007	<0.00050	<0.00050	0.0007	0.0011	0.0023	0.0006	0.0007	0.0013	<0.00050
Cobalt Dissolved	ICP-MS	mg/L	0.000005	0.000123	0.0000948	0.000097	0.0000661	0.000257	0.000109	0.0000284	0.0000882	0.0000672	0.0000801	0.0000689	0.000227	0.000101	0.00154	0.000309	0.00012	0.0000596	0.000139	0.000176	0.0000592	0.000091	0.000576	0.000416	0.00023	0.000223	0.000515	<0.0000050
Copper Dissolved	ICP-MS	mg/L	0.0001	0.00041	0.00055	0.00215	0.00138	0.00176	0.00106	0.0005	0.00209	0.0007	0.00181	0.00129	0.0012	0.00173	0.0132	0.00362	0.00137	0.00306	0.0061	0.00191	0.00119	0.00129	0.00283	0.00868	0.0046	0.00817	0.00997	<0.00010
Iron Dissolved	ICP-MS	mg/L	0.002	0.0116	0.0132	0.0372	0.0136	0.0295	0.0203	0.0083	0.0184	0.0341	0.0988	0.006	0.0314	0.0301	0.348	0.692	0.0195	0.0636	0.306	0.0258	0.154	0.268	0.147	1.05	0.247	0.223	0.36	<0.0020
Lead Dissolved	ICP-MS	mg/L	0.00005	<0.000050	<0.000050	0.000102	0.000085	0.000069	<0.000050	<0.000050	<0.000050	<0.000050	0.000101	<0.000050	<0.000050	0.000083	0.000145	0.000355	0.000078	0.000075	0.000225	0.000053	0.000086	0.000125	0.000273	0.00054	0.000152	0.000186	0.000342	<0.000050
Lithium Dissolved	ICP-MS	mg/L	0.00005	0.000102	0.000059	0.000148	0.000294	0.000605	0.000128	<0.000050	0.000068	0.000069	0.000288	0.000166	0.000096	0.000145	0.000561	0.002300	0.000067	0.000644	0.001920	0.000153	0.002350	0.002580	0.000910	0.009680	0.008920	0.006950	0.000746	<0.000050
Magnesium Dissolved	ICP-MS	mg/L	0.005	0.115	0.106	0.133	0.090	0.141	0.172	0.051	0.498	0.110	0.197	0.077	0.180	0.282	0.672	0.372	0.083	0.477	0.191	0.184	1.820	1.900	0.364	1.540	4.990	3.630	0.192	<0.0050
Manganese Dissolved	ICP-MS	mg/L	0.00005	0.0093	0.00974	0.0169	0.00462	0.0174	0.00782	0.00676	0.00453	0.0051	0.00382	0.00658	0.00752	0.00517	0.136	0.00973	0.0062	0.0147	0.00432	0.00404	0.00199	0.00306	0.0072	0.0112	0.0597	0.0635	0.00984	<0.000050
Mercury Dissolved	CVAA	ug/L	0.005	<0.0050	<0.0050	<0.0050	<0.0050	<0.0050	<0.0050	<0.0050	<0.0050	<0.0050	<0.0050	<0.0050	<0.0050	<0.0050	0.0097	<0.0050	<0.0050	<0.0050	<0.0050	<0.0050	<0.0050	<0.0050	0.005	0.0238	<0.0050	<0.0050	<0.0050	<0.02
Molybdenum Dissolved	ICP-MS	mg/L	0.00001	0.000016	0.000015	0.000058	0.000118	0.000012	0.000019	0.000054	0.000221	0.000039	0.000117	0.000035	0.000028	0.000105	0.00062	0.000152	0.000077	0.000282	0.000334	0.000069	0.00115	0.00108	0.000034	0.000621	0.0192	0.0259	0.000118	<0.000010
Nickel Dissolved	ICP-MS	mg/L	0.00004	0.000209	0.000122	0.000128	0.000146	0.000368	0.000161	0.000054	0.000107	0.000125	0.000272	0.000126	0.000272	0.000123	0.0179	0.00155	0.000174	0.00033	0.000784	0.000381	0.000266	0.000371	0.000846	0.00366	0.00166	0.00121	0.00128	<0.000040
Phosphorus Dissolved	ICP-MS	mg/L	0.01	<0.010	<0.010	0.025	<0.010	0.014	<0.010	<0.010	<0.010	0.016	<0.010	<0.010	<0.010	<0.010	0.121	0.039	<0.010	<0.010	0.019	<0.010	0.019	0.024	0.021	0.057	0.026	0.043	0.011	<0.010
Potassium Dissolved	ICP-MS	mg/L	0.02	0.249	0.309	0.704	0.289	0.73	0.337	0.154	0.267	0.447	0.344	0.194	0.402	0.305	3.45	0.816	0.226	0.409	0.379	0.321	0.999	1.1	0.675	1.02	3.55	3.2	0.599	<0.020
Selenium Dissolved	ICP-MS	mg/L	0.0001	<0.00010	<0.00010	<0.00010	<0.00010	0.00021	<0.00010	<0.00010	<0.00010	<0.00010	<0.00010	<0.00010	<0.00010	<0.00010	0.00024	<0.00010	0.0006	0.00022	<0.00010	0.00012	<0.00010	<0.00010	0.00016	0.00019	0.00177	0.00212	0.0002	<0.00010
Silicon Dissolved	ICP-MS	mg/L	0.1	0.62	0.55	0.54	0.43	0.94	0.72	0.33	0.32	0.66	0.75	0.42	0.66	0.47	1.99	4.47	0.38	1.42	2.89	1.18	3.19	3.45	2.09	9.8	3.11	2.46	2	<0.10
Silver Dissolved	ICP-MS	mg/L	0.00001	<0.000010	<0.000010	<0.000010	<0.000010	<0.000010	<0.000010	<0.000010	<0.000010	0.000012	0.000011	0.000092	<0.000010	<0.000010	0.000013	0.000014	0.000026	0.000065	<0.000010	0.000024	<0.000010	0.000015	0.000011	<0.000010	0.000061	0.00003	0.000049	0.000023	<0.000010
Sodium Dissolved	ICP-MS	mg/L	0.02	0.217	0.315	0.342	0.333	0.392	0.29	0.259	0.159	0.268	0.422	0.227	0.278	0.295	2.74	0.911	0.175	0.334	0.978	0.295	0.796	0.784	0.725	1.88	2.97	4.33	1.02	0.034
Strontium Dissolved	ICP-MS	mg/L	0.0001	0.00314	0.00347	0.00468	0.00338	0.00233	0.00252	0.00344	0.00575	0.00358	0.0066	0.00172	0.00476	0.00753	0.00772	0.00429	0.0032	0.00507	0.00221	0.00549	0.0111	0.011	0.0102	0.0073	0.031	0.0383	0.00577	<0.00010
Sulphur Dissolved	ICP-MS	mg/L	1	<1.00	<1.00	<1.00	<1.00	<1.00	<1.00	<1.00	<1.00	<1.00	<1.00	<1.00	<1.00	<1.00	1.3	<1.00	<1.00	<1.00	<1.00	<1.00	<1.00	<1.00	<1.00	<1.00	6.8	4.8	<1.00	<1.00
Tellurium Dissolved	ICP-MS	mg/L	0.00005	<0.000050	<0.000050	<0.000050	<0.000050	<0.000050	<0.000050	<0.000050	<0.000050	<0.000050	<0.000050	<0.000050	<0.000050	<0.000050	<0.000050	<0.000050	<0.000050	<0.000050	<0.000050	<0.000050	<0.000050	<0.000050	<0.000050	<0.000050	<0.000050	<0.000050	<0.000050	<0.000050
Thallium Dissolved	ICP-MS	mg/L	0.000004	0.0000089	0.0000121	0.0000136	0.0000077	0.0000204	0.0000085	0.0000069	0.0000074	0.0000058	0.0000055	0.000012	0.0000124	0.0000085	0.0000118	0.0000113	0.0000626	0.0000121	0.0000094	0.0000123	0.0000082	0.000004	0.0000198	0.0000171	0.0000244	0.0000278	0.0000203	<0.0000040
Thorium Dissolved	ICP-MS	mg/L	0.00001	0.000073	0.000183	0.000556	0.00008	0.000155	0.000165	0.000083	0.000125	0.000116	0.00013	0.000334	0.000356	0.000128	0.000361	0.000359	0.000293	0.000032	0.000228	0.000152	0.000083	0.00012	0.000806	0.00066	0.000141	0.00017	0.00208	<0.000010
Tin Dissolved	ICP-MS	mg/L	0.0001	<0.000100	<0.000100	<0.000100	<0.000100	<0.000100	<0.000100	<0.000100	<0.000100	0.000179	<0.000100	0.000262	<0.000100	<0.000100	<0.000100	0.000164	0.000232	<0.000100	<0.000100	0.000123	0.000168	0.000354	<0.000100	0.000175	<0.000100	<0.000100	<0.000100	<0.000100
Titanium Dissolved	ICP-MS	mg/L	0.0002	0.00064	0.00071	0.00137	0.00086	0.00085	0.00067	0.00052	0.00107	0.00177	0.00787	0.00042	0.00113	0.00251	0.0048	0.0346	0.00089	0.00414	0.022	0.00236	0.0139	0.0237	0.00618	0.0372	0.0141	0.0136	0.0131	<0.00020
Tungsten Dissolved	ICP-MS	mg/L	0.0002	<0.00020	<0.00020	<0.00020	<0.00020	<0.00020	<0.00020	<0.00020	<0.00020	<0.00020	<0.00020	<0.00020	<0.00020	<0.00020	0.00075	<0.00020	<0.00020	<0.00020	<0.00020	<0.00020	0.00034	0.00025	<0.00020	<0.00020	0.00065	0.0005	<0.00020	<0.00020
Uranium Dissolved	ICP-MS	mg/L	0.000001	0.0000519	0.0000599	0.0000286	0.000192	0.000116	0.000107	0.0000538	0.000104	0.0000482	0.0000246	0.000147	0.000103	0.0000448	0.0000916	0.0000502	0.000169	0.0000145	0.000127	0.000337	0.0000554	0.0000585	0.000705	0.000063	0.00283	0.00156	0.000981	<0.0000010
Vanadium Dissolved	ICP-MS	mg/L	0.001	<0.00100	<0.00100	<0.00100	<0.00100	<0.00100	<0.00100	<0.00100	<0.00100	<0.00100	<0.00100	<0.00100	<0.00100	<0.00100	<0.00100	0.00231	<0.00100	0.00281	0.00162	<0.00100	0.0033	0.00343	<0.00100	0.00431	0.00724	0.00431	<0.00100	<0.00100
Zinc Dissolved	ICP-MS	mg/L	0.001	0.0010	<0.0010	0.0011	0.0018	0.0018	0.0014	<0.0010	<0.0010	<0.0010	0.0021	0.0010	<0.0010	<0.0010	0.0047	0.0060	0.0031	0.0012	0.0034	0.0016	<0.0010	0.0019	0.0018	0.0103	0.0025	0.0024	0.0016	<0.0010
Zirconium Dissolved	ICP-MS	mg/L	0.00002	0.000089	0.000168	0.000522	0.000066	0.000260	0.000215	0.000068	0.000122	0.000254	0.000280	0.000192	0.000248	0.000148	0.000541	0.000510	0.000182	0.000127	0.000392	0.000184	0.000411	0.000276	0.000757	0.001440	0.000365	0.000415	0.001920	<0.000020
Ion Balance:																														
Major Anions	Calc.	meq/L		0.06	0.05	0.07	0.06	0.07	0.06	0.06	0.23	0.04	0.15	0.05	0.07	0.18	0.11	0.24	0.06	0.29	0.13	0.08	0.79	0.83	0.12	1.22	1.35	1.36	0.15	
Major Cations	Calc.	meq/L		0.05	0.06	0.08	0.06	0.09	0.07	0.04	0.22	0.06	0.12	0.05	0.08	0.16	0.47	0.23	0.05	0.27	0.13	0.09	0.75	0.84	0.22	0.59	1.48	1.38	0.19	
Difference	Calc.	meq/L		-0.01	0.01	0.01	0.00	0.02	0.00	-0.02	-0.02	0.02	-0.02	0.00	0.01	-0.02	0.36	-0.01	-0.01	-0.02	0.00	0.01	-0.04	0.01	0.10	-0.63	0.13	0.02	0.04	
Balance (%)	Calc.	%		8.9%	8.6%	6.8%	-1.4%	13.1%	3.0%	-22.2%	-3.7%	17.9%	-9.2%	-2.1%	5.6%	-5.7%	61.8%	-2.6%	-9.8%	-3.4%	-0.9%	3.9%	-2.5%	0.7%	29.2%	-34.7%	4.7%	0.6%	11.8%	
		Shake Flask Extract ID:		*25E2995-01*	*25E2995-02*	*25E2995-03*	*25E2995-04*	*25E2995-05*	*25E2995-06*	*25E2995-07*	*25E2995-08*	*25E2995-09*	*25E2995-10*	*25E2995-11*	*25E2995-12*	*25E2995-13*	*25E2995-14*	*25E2995-15*	*25E2995-16*	*25E2995-17*	*25E2995-18*	*25E2995-19*	*25E2995-20*	*25E2995-21*	*25E2995-22*	*25E2995-23*	*25E2995-24*	*25E2995-25*	*25E2995-26*	*25E2995-27*	

NOTES:
Job No: 25E2995, 25E3258, 25E3655
Date of Analysis (24 h): May 20-22, 2025
pH of DI water used (pH Units): 5.56, 5.48, 5.49
EC of DI water used (µS/cm): 1.24, 1.14, 1.32

ABBREVIATIONS:
R / Rep = Replicate (which involves the analysis of the same Shake Flask Extract aliquot).
D / Dup = Duplicate (which involves the analysis of a separate SF extract, produced by processing a secopnd split of the original client sample received).
Calc. = Calculation
EC = Electrical Conductivity
IC = Ion Chromatography
NA = Not Applicable.
NR = Not Reported.
mg/L = Milligrams per Litre

REFERENCE:
Prediction Manual for Drainage Chemistry from Sulphidic Geologic Material, MEND Report 1.20.1; Version 0 - Dec. 2009. Section 11.5; P 11 (8-9).
Extraction Method used: Using gyratory shaker for 24 h (± 2 h; gentle agitation).
Liquid: Solid ratio used: 3: 1; L: S; 750 mL DI H_2O: 250 g of crushed sample (85% passing 1/4 inch - i.e. 6.3 mm)

Global
ARD Testing Services Inc.

CERTIFICATE OF ANALYSIS • MEND SHAKE FLASK EXTRACTION RESULTS

Parameter	Method	Unit	RDL	26	27	28	29	30	31	32	33	34	35	36	37	38	39	40
				WSP 148_TP24-169	WSP 149_TP24-173	WSP 150_TP24-176	WSP 151_TP24-178	WSP 152_TP24-178	WSP 153_TP24-178	WSP 154_TP24-180	WSP 155_TP24-180	WSP 156_TP24-285	WSP 157_TP24-285	WSP 158_TP24-B3-01	WSP 159_TP24-B3-01	WSP 160_TP24-B3-01	WSP 161_TP24-B3-06	WSP 162_TP24-B3-06
Weight of dry sample used	Weighing Scale	g	0.01	250	250	250	250	250	250	250	250	250	250	250	250	250	250	250
Volume of DI water used	Graduated Cylinder	mL	0.50	750	750	750	750	750	750	750	750	750	750	750	750	750	750	750
On filtered samples (using 0.45 µm filter paper):																		
pH	Meter	pH units	0.01	6.0	6.1	6.7	6.6	6.3	6.7	6.6	6.7	6.1	6.2	6.2	6.4	6.5	6.4	6.4
EC	Meter	µS/cm	1	16	53	82	79	15	111	126	102	7	37	10	48	38	18	45
Acidity (to pH 8.3)	Titration	mg $CaCO_3$/L	0.5	6.0	9.0	17.5	18.5	6.9	20.0	22.2	18.5	4.8	7.9	4.7	12.9	11.2	5.6	12.7
Alkalinity (to pH 4.5)	Titration	mg $CaCO_3$/L	0.5	4.1	6.6	46.5	45.0	7.5	61.5	58.5	58.4	3.1	9.4	4.8	27.3	22.7	8.2	24.7
Sulphate	Turbidimetric	mg/L	0.5	2.3	16.7	<0.5	0.6	4.0	0.9	1.0	0.5	0.5	7.9	2.2	<0.5	<0.5	1.9	0.8
Phosphorous	Colorimetry	mg/L	0.005	0.0148	<0.0050	<0.0050	<0.0050	<0.0050	<0.0050	<0.0050	<0.0050	<0.0050	<0.0050	<0.0050	<0.0050	<0.0050	<0.0050	<0.0050
Dissolved Metals Analysis by ICP-MS:																		
Dissolved Hardness (CaCO3)	ICP-MS	mg/L	0.125	4.2	18.2	39.9	38.1	5.1	51.2	57.9	47.3	1.4	11.6	2.4	22.7	18.1	5.1	19.9
Aluminum Dissolved	ICP-MS	mg/L	0.001	0.243	0.0725	0.0407	0.0438	0.569	0.0413	0.0498	0.0406	0.097	1.37	0.478	0.0765	0.0767	0.346	0.0738
Antimony Dissolved	ICP-MS	mg/L	0.00005	0.00011	0.000075	0.000051	0.000072	0.000054	0.000104	0.000183	0.000129	<0.000050	0.000188	0.00005	<0.000050	<0.000050	<0.000050	<0.000050
Arsenic Dissolved	ICP-MS	mg/L	0.00005	0.000353	0.000704	0.000667	0.000593	0.000494	0.000989	0.00136	0.000854	<0.000150	0.000664	<0.000400	0.000672	0.000699	0.000787	0.000574
Barium Dissolved	ICP-MS	mg/L	0.0001	0.00342	0.0253	0.00486	0.00551	0.00461	0.00752	0.00923	0.00624	0.00224	0.0233	0.00503	0.00322	0.00313	0.00405	0.00325
Beryllium Dissolved	ICP-MS	mg/L	0.00001	0.000015	0.000017	<0.000010	<0.000010	0.000031	<0.000010	<0.000010	<0.000010	<0.000010	0.000036	0.000033	<0.000010	<0.000010	0.000013	<0.000010
Bismuth Dissolved	ICP-MS	mg/L	0.00001	<0.000010	<0.000010	<0.000010	<0.000010	<0.000010	<0.000010	<0.000010	<0.000010	<0.000010	<0.000010	<0.000010	<0.000010	<0.000010	<0.000010	<0.000010
Boron Dissolved	ICP-MS	mg/L	0.002	0.0063	0.0126	0.0045	0.0036	0.0078	0.0047	0.0051	0.0058	0.0036	0.0088	0.0042	0.003	0.0029	0.0042	0.0031
Cadmium Dissolved	ICP-MS	mg/L	0.000002	<0.0000020	0.0000042	<0.0000040	<0.0000020	0.0000035	0.0000033	0.0000086	<0.0000040	<0.0000020	0.0000145	0.0000031	<0.0000020	<0.0000020	<0.0000020	<0.0000020
Calcium Dissolved	ICP-MS	mg/L	0.05	1.030	6.070	7.860	10.800	1.170	13.200	12.500	8.960	0.337	2.340	0.481	7.770	6.120	1.080	5.950
Chromium Dissolved	ICP-MS	mg/L	0.001	0.0008	0.0007	<0.00050	<0.00050	0.0016	0.0005	<0.00050	<0.00050	<0.00050	0.0024	0.0011	<0.00050	<0.00050	0.0008	<0.00050
Cobalt Dissolved	ICP-MS	mg/L	0.000005	0.0000904	0.000415	0.0000886	0.0000112	0.000153	0.0000137	0.0000188	0.0000145	0.000045	0.000845	0.000121	0.0000128	0.0000131	0.0000817	0.0000483
Copper Dissolved	ICP-MS	mg/L	0.0001	0.00255	0.00201	0.0008	0.00059	0.00273	0.00121	0.00205	0.00129	0.0007	0.00321	0.00358	0.00101	0.0006	0.00558	0.00256
Iron Dissolved	ICP-MS	mg/L	0.002	0.222	0.0848	0.0175	0.0202	0.443	0.0222	0.0308	0.0205	0.0341	0.955	0.42	0.0203	0.021	0.252	0.0375
Lead Dissolved	ICP-MS	mg/L	0.00005	0.000124	0.000055	<0.000050	<0.000050	0.000223	<0.000050	<0.000050	<0.000050	<0.000050	0.00045	0.000185	<0.000050	<0.000050	0.000139	<0.000050
Lithium Dissolved	ICP-MS	mg/L	0.00005	0.002730	0.002170	0.011500	0.009190	0.002520	0.017300	0.019000	0.016200	0.000062	0.008690	0.003630	0.001610	0.001090	0.002800	0.000662
Magnesium Dissolved	ICP-MS	mg/L	0.005	0.387	0.732	4.910	2.670	0.529	4.410	6.470	6.040	0.131	1.390	0.299	0.803	0.677	0.580	1.220
Manganese Dissolved	ICP-MS	mg/L	0.00005	0.00302	0.0458	0.0016	0.002	0.00304	0.00383	0.00706	0.00514	0.00137	0.0512	0.00355	0.0031	0.00195	0.0024	0.00165
Mercury Dissolved	CVAA	ug/L	0.005	<0.0050	<0.0050	<0.0050	<0.0050	<0.0050	<0.0050	<0.0050	<0.0050	<0.0050	<0.0050	<0.0050	<0.0050	<0.0050	<0.0050	<0.0050
Molybdenum Dissolved	ICP-MS	mg/L	0.00001	0.000397	0.00391	0.00895	0.00199	0.000163	0.00367	0.00662	0.0116	0.000052	0.000171	0.00006	0.000126	0.000117	0.00011	0.000422
Nickel Dissolved	ICP-MS	mg/L	0.00004	0.00108	0.000666	0.000097	0.000085	0.00117	0.000202	0.000229	0.000152	0.000105	0.0027	0.00164	0.000097	0.000085	0.00104	0.000256
Phosphorus Dissolved	ICP-MS	mg/L	0.01	0.013	<0.010	0.011	<0.010	0.059	<0.010	0.019	0.016	<0.010	0.019	<0.010	<0.010	<0.010	0.014	<0.010
Potassium Dissolved	ICP-MS	mg/L	0.02	0.707	2.51	1.21	1.5	0.767	1.7	1.81	1.62	0.175	2.3	0.369	0.42	0.38	0.317	0.535
Selenium Dissolved	ICP-MS	mg/L	0.0001	<0.00010	0.00028	<0.00010	<0.00010	0.00025	0.0001	<0.00010	<0.00010	<0.00010	0.00217	0.00012	<0.00010	<0.00010	0.00013	0.00011
Silicon Dissolved	ICP-MS	mg/L	0.1	4.51	1.14	2.11	2.15	3.95	3.09	3.48	2.79	0.71	6.03	2.5	0.99	0.74	2.23	0.86
Silver Dissolved	ICP-MS	mg/L	0.00001	0.000021	<0.000010	<0.000010	<0.000010	0.000015	<0.000010	<0.000010	<0.000010	<0.000010	0.000012	0.000037	<0.000010	<0.000010	<0.000010	<0.000010
Sodium Dissolved	ICP-MS	mg/L	0.02	1.19	0.729	2.36	1.57	1.19	2.93	2.69	2.93	0.492	2.02	1.29	0.466	0.337	2.36	0.889
Strontium Dissolved	ICP-MS	mg/L	0.0001	0.00249	0.016	0.0235	0.0203	0.00362	0.0293	0.0301	0.0265	0.00353	0.0122	0.00284	0.00584	0.00449	0.00309	0.00647
Sulphur Dissolved	ICP-MS	mg/L	1	<1.00	6.2	<1.00	<1.00	<1.00	<1.00	<1.00	<1.00	<1.00	2.1	<1.00	<1.00	<1.00	<1.00	<1.00
Tellurium Dissolved	ICP-MS	mg/L	0.00005	<0.000050	<0.000050	<0.000050	<0.000050	<0.000050	<0.000050	<0.000050	<0.000050	<0.000050	<0.000050	<0.000050	<0.000050	<0.000050	<0.000050	<0.000050
Thallium Dissolved	ICP-MS	mg/L	0.000004	0.0000052	0.0000051	<0.0000040	<0.0000040	0.0000084	0.0000042	0.0000048	<0.0000040	0.0000111	0.0000233	0.0000068	0.0000062	0.0000139	0.0000112	<0.0000040
Thorium Dissolved	ICP-MS	mg/L	0.00001	0.000157	0.000109	<0.000010	<0.000010	0.000438	0.000012	0.000022	<0.000010	0.000191	0.000379	0.000265	0.000034	0.000035	0.000252	0.000039
Tin Dissolved	ICP-MS	mg/L	0.0001	<0.000100	<0.000100	<0.000100	0.000107	<0.000100	0.000116	<0.000100	<0.000100	0.000805	0.000738	<0.000100	<0.000100	<0.000100	0.000289	<0.000100
Titanium Dissolved	ICP-MS	mg/L	0.0002	0.0128	0.00328	0.0015	0.00153	0.0305	0.00181	0.00252	0.00132	0.002	0.0687	0.0284	0.00168	0.00179	0.0195	0.00265
Tungsten Dissolved	ICP-MS	mg/L	0.0002	<0.00020	<0.00020	0.00041	0.00041	<0.00020	0.00027	0.00031	0.00032	<0.00020	<0.00020	<0.00020	<0.00020	<0.00020	0.00023	<0.00020
Uranium Dissolved	ICP-MS	mg/L	0.000001	0.0000301	0.0000938	0.00537	0.0155	0.000148	0.00059	0.000671	0.00394	0.000105	0.0000744	0.0000917	0.000339	0.000278	0.0000569	0.00025
Vanadium Dissolved	ICP-MS	mg/L	0.001	0.00197	0.00477	0.00326	0.00251	0.00181	0.00512	0.00448	0.00418	<0.00100	0.00286	0.00224	0.00295	0.00189	0.00458	0.00195
Zinc Dissolved	ICP-MS	mg/L	0.001	0.0022	0.0014	<0.0010	<0.0010	0.0026	<0.0010	0.0010	0.0055	<0.0010	0.0037	0.0025	<0.0010	<0.0010	0.0017	0.0011
Zirconium Dissolved	ICP-MS	mg/L	0.00002	0.000396	0.000543	0.000360	0.000071	0.002470	0.000047	0.000075	0.000052	0.000289	0.002490	0.001330	0.000103	0.000069	0.001340	0.000159
Ion Balance:																		
Major Anions	Calc.	meq/L		0.13	0.48	0.93	0.91	0.23	1.25	1.19	1.18	0.07	0.35	0.14	0.55	0.45	0.20	0.51
Major Cations	Calc.	meq/L		0.19	0.48	0.94	0.87	0.26	1.20	1.33	1.12	0.07	0.57	0.18	0.50	0.40	0.26	0.46
Difference	Calc.	meq/L		0.06	0.00	0.01	-0.04	0.02	-0.05	0.14	-0.06	0.00	0.22	0.04	-0.05	-0.06	0.06	-0.05
Balance (%)	Calc.	%		19.3%	-0.2%	0.4%	-2.2%	4.2%	-1.9%	5.5%	-2.5%	-3.1%	23.5%	13.0%	-4.9%	-6.8%	12.6%	-5.1%
		Shake Flask Extract ID:		*25E3258-01*	*25E3258-02*	*25E3258-03*	*25E3258-04*	*25E3258-05*	*25E3258-06*	*25E3258-07*	*25E3258-08*	*25E3258-09*	*25E3258-10*	*25E3258-11*	*25E3258-12*	*25E3258-13*	*25E3258-14*	*25E3258-15*

NOTES:
Job No: 25E2995, 25E3258, 25E3655
Date of Analysis (24 h): May 20-22, 2025
pH of DI water used (pH Units): 5.56, 5.48, 5.49
EC of DI water used (µS/cm): 1.24, 1.14, 1.32

ABBREVIATIONS:
R / Rep = Replicate (which involves the analysis of the same Shake Flask Extract al
D / Dup = Duplicate (which involves the analysis of a separate SF extract, produced f
Calc. = Calculation
EC = Electrical Conductivity
IC = Ion Chromatography
NA = Not Applicable.
NR = Not Reported.
mg/L = Milligrams per Litre

REFERENCE:
Prediction Manual for Drainage Chemistry from Sulphidic Geologic Material, MEND R
Extraction Method used: Using gyratory shaker for 24 h (± 2 h; gentle agitation).
Liquid: Solid ratio used: 3: 1; L: S; 750 mL DI H_2O: 250 g of crushed sample (85%

GLOBAL PROJECT NO: 2329 (B39)
CLIENT: WSP Canada Inc.
PROJECT NAME: Kinross Great Bear
PROJECT NO: OMEMA2303
REPORT VERSION: 5

Parameter	Method	Unit	RDL	40D	41	42	43	44	45	Method Blank	46	47	48	49	50	51	52	53	54	55	56	57	58	59	60	60D	61	62	Method Blank
				WSP 162_TP24-B3-06 (Dup)	WSP 163_TP24-B3-09	WSP 164_TP24-B3-09	WSP 165_TP24-B2-01	WSP 166_TP24-B2-03	MWP - Rep 1_MWP		MWP - Rep 2_MWP	MWP - Rep 3_MWP	TP24-160 - Rep 1_TP24-160	TP24-160 - Rep 2_TP24-160	TP24-160 - Rep 3_TP24-160	TP24-B2-01 - Rep 1_TP24-B2-01	TP24-B2-01 - Rep 2_TP24-B2-01	TP24-B2-01 - Rep 3_TP24-B2-01	TP24-B2-03 - Rep 1_TP24-B2-03	TP24-B2-03 - Rep 2_TP24-B2-03	TP24-B2-03 - Rep 3_TP24-B2-03	TP24-B2-07 - Rep 1_TP24-B2-07	TP24-B2-07 - Rep 2_TP24-B2-07	TP24-B2-07 - Rep 3_TP24-B2-07	TWP - Rep 1_TWP	TWP - Rep 1_TWP (Dup)	TWP - Rep 2_TWP	TWP - Rep 3_TWP	
Weight of dry sample used	Weighing Scale	g	0.01	250	250	250	250	250	250	N/A	250	250	250	250	250	250	250	250	250	250	250	250	250	250	250	250	250	250	N/A
Volume of DI water used	Graduated Cylinder	mL	0.50	750	750	750	750	750	750	750	750	750	750	750	750	750	750	750	750	750	750	750	750	750	750	750	750	750	750
On filtered samples (using 0.45 µm filter paper):																													
pH	Meter	pH units	0.01	6.5	6.7	6.7	6.7	6.7	6.4	5.7	6.1	6.2	6.4	6.6	6.7	6.7	6.6	6.7	6.7	6.7	6.6	6.7	6.7	6.6	6.2	6.2	6.3	6.7	5.9
EC	Meter	µS/cm	1	45	95	98	107	125	12	1	7	8	53	69	117	100	103	107	131	150	118	87	100	91	14	16	25	93	1.14
Acidity (to pH 8.3)	Titration	mg $CaCO_3$/L	0.5	15.0	19.4	19.4	19.6	20.2	5.0	3.6	4.7	4.4	16.3	18.3	20.3	19.3	19.9	20.2	21.0	20.9	19.5	18.9	19.9	20.0	5.0	3.9	5.6	18.2	3.3
Alkalinity (to pH 4.5)	Titration	mg $CaCO_3$/L	0.5	26.3	55.2	57.5	55.1	60.6	6.6	0.5	4.0	4.3	27.9	33.6	59.6	45.0	48.7	52.5	56.4	59.2	54.4	45.3	56.7	50.8	3.9	4.3	8.2	46.9	2.4
Sulphate	Turbidimetric	mg/L	0.5	<0.5	0.5	0.8	2.7	7.0	4.6		1.8	2.3	6.0	4.5	3.4	8.3	14.3	14.5	14.7	19.1	9.0	4.0	3.3	2.8	0.7	0.8	1.6	1.8	
Phosphorous	Colorimetry	mg/L	0.005	<0.0050	<0.0050	<0.0050	<0.0050	<0.0050	<0.0050		<0.0100	<0.0100	0.0634	0.0910	0.1100	0.0246	0.0174	0.0166	<0.0100	0.0206	0.0236	0.0548	0.0284	0.0240	<0.0100	<0.0100	<0.0100	<0.0100	
Dissolved Metals Analysis by ICP-MS:																													
Dissolved Hardness (CaCO3)	ICP-MS	mg/L	0.125	21.6	43.7	43.3	49.2	52.9	4.6	<0.125	2.3	3.0	23.7	30.2	53.5	44.1	49.7	52.4	53.5	65.7	54.5	40.8	46.0	42.6	1.7	1.9	5.9	43.9	<0.125
Aluminum Dissolved	ICP-MS	mg/L	0.001	0.0885	0.0641	0.104	0.199	0.206	0.648	<0.0010	0.283	0.335	1.83	0.583	0.41	0.507	0.289	0.194	0.246	0.253	0.238	0.363	0.407	0.306	0.0422	0.0413	0.064	0.0805	<0.0010
Antimony Dissolved	ICP-MS	mg/L	0.00005	<0.000050	0.000073	0.00015	0.000608	0.000362	<0.000050	<0.000050	<0.000050	<0.000050	0.000196	0.00023	0.000318	0.000325	0.000305	0.000374	0.000665	0.000808	0.000513	0.000185	0.000171	0.000072	<0.000050	<0.000050	<0.000050	0.00006	<0.000050
Arsenic Dissolved	ICP-MS	mg/L	0.00005	0.000627	0.000936	0.00106	0.00282	0.00108	0.000837	<0.000050	0.000412	0.000724	0.00138	0.00201	0.00199	0.00303	0.0027	0.00317	0.00271	0.00265	0.00244	0.00151	0.00101	0.000893	0.000516	0.000475	0.000798	0.000739	<0.000050
Barium Dissolved	ICP-MS	mg/L	0.0001	0.00359	0.00651	0.00685	0.0304	0.0201	0.00759	<0.00010	0.00319	0.0039	0.016	0.0101	0.014	0.0209	0.0171	0.0153	0.0295	0.0649	0.022	0.0113	0.0117	0.0088	0.00258	0.00316	0.0235	0.159	<0.00010
Beryllium Dissolved	ICP-MS	mg/L	0.00001	<0.000010	<0.000010	<0.000010	<0.000010	<0.000010	0.000023	<0.000010	<0.000010	<0.000010	0.000058	0.000019	<0.000010	0.000014	<0.000010	<0.000010	<0.000010	<0.000010	<0.000010	<0.000010	<0.000010	0.000012	<0.000010	<0.000010	<0.000010	<0.000010	<0.000010
Bismuth Dissolved	ICP-MS	mg/L	0.00001	<0.000010	<0.000010	<0.000010	<0.000010	<0.000010	<0.000010	<0.000010	<0.000010	<0.000010	0.000013	<0.000010	<0.000010	<0.000010	<0.000010	<0.000010	<0.000010	<0.000010	<0.000010	<0.000010	<0.000010	<0.000010	<0.000010	<0.000010	<0.000010	<0.000010	<0.000010
Boron Dissolved	ICP-MS	mg/L	0.002	0.0037	0.0039	0.0061	0.0124	0.0145	0.0053	<0.0020	<0.0020	<0.0020	0.014	0.0085	0.0117	0.0089	0.009	0.0101	0.0156	0.0176	0.0137	0.0096	0.0103	0.0079	0.0034	0.0026	0.0048	0.0034	<0.0020
Cadmium Dissolved	ICP-MS	mg/L	0.000002	<0.0000020	0.0000038	0.0000031	<0.0000060	0.0000087	0.0000072	<0.0000020	0.0000022	0.0000048	0.0000098	0.0000067	0.0000109	<0.0000080	<0.0000080	<0.0000060	<0.0000060	<0.0000100	<0.0000080	0.0000083	0.0000088	0.0000049	<0.0000020	0.0000024	0.0000033	<0.0000020	<0.0000020
Calcium Dissolved	ICP-MS	mg/L	0.05	6.520	12.400	11.200	14.000	14.200	1.320	<0.050	0.669	0.864	5.890	8.570	15.400	12.300	14.200	14.600	13.900	16.300	14.200	11.700	13.100	12.500	0.507	0.572	1.830	16.200	<0.050
Chromium Dissolved	ICP-MS	mg/L	0.001	<0.00050	<0.00050	<0.00050	0.0005	0.0005	0.0013	<0.00050	0.0006	0.0006	0.0027	0.0011	0.0008	0.0010	0.0006	0.0005	0.0006	<0.00050	<0.00050	0.0007	0.0008	0.0006	<0.00050	<0.00050	<0.00050	<0.00050	<0.00050
Cobalt Dissolved	ICP-MS	mg/L	0.000005	0.0000549	0.0000199	0.0000225	0.000158	0.000108	0.000335	<0.0000050	0.000135	0.000154	0.000317	0.000151	0.000138	0.000203	0.000131	0.000105	0.000155	0.000152	0.000126	0.000131	0.00013	0.0000818	0.000123	0.000127	0.000216	0.000102	<0.0000050
Copper Dissolved	ICP-MS	mg/L	0.0001	0.00279	0.00148	0.0012	0.00426	0.0062	0.00616	<0.00010	0.00316	0.00443	0.00409	0.00402	0.00571	0.00417	0.00528	0.00429	0.00632	0.0072	0.00622	0.00482	0.00412	0.00278	0.00058	0.00057	0.00108	0.00095	<0.00010
Iron Dissolved	ICP-MS	mg/L	0.002	0.0531	0.0372	0.0485	0.113	0.126	0.659	<0.0020	0.222	0.275	1.22	0.388	0.241	0.334	0.173	0.113	0.134	0.128	0.136	0.216	0.278	0.197	0.0291	0.0274	0.0491	0.0144	<0.0020
Lead Dissolved	ICP-MS	mg/L	0.00005	<0.000050	<0.000050	<0.000050	0.000083	0.000088	0.000361	<0.000050	0.000132	0.000162	0.000656	0.000206	0.000155	0.000161	0.000096	0.000069	0.000085	0.000085	0.000078	0.000127	0.000137	0.000106	<0.000050	<0.000050	<0.000050	<0.000050	<0.000050
Lithium Dissolved	ICP-MS	mg/L	0.00005	0.000692	0.012000	0.014500	0.007860	0.012900	0.001430	<0.000050	0.000407	0.000574	0.007250	0.005550	0.008040	0.007350	0.010900	0.011400	0.012700	0.017300	0.013100	0.009730	0.010900	0.008940	<0.000050	<0.000050	0.000065	0.000123	<0.000050
Magnesium Dissolved	ICP-MS	mg/L	0.005	1.300	3.110	3.710	3.420	4.210	0.309	<0.0050	0.159	0.202	2.160	2.130	3.620	3.240	3.430	3.870	4.580	6.050	4.640	2.830	3.240	2.780	0.100	0.112	0.316	0.849	<0.0050
Manganese Dissolved	ICP-MS	mg/L	0.00005	0.00188	0.00723	0.00439	0.119	0.0506	0.00692	<0.00005	0.00302	0.00347	0.00977	0.00906	0.00735	0.0625	0.0625	0.0575	0.0706	0.0834	0.0614	0.0351	0.0247	0.00932	0.0147	0.0149	0.038	0.0823	<0.00050
Mercury Dissolved	CVAA	ug/L	0.005	<0.0050	<0.0050	<0.0050	<0.0050	<0.0050	<0.0050	<0.02	<0.0050	<0.0050	<0.0050	<0.0050	<0.0050	<0.0050	<0.0050	<0.0050	<0.0050	<0.0050	<0.0050	<0.0050	<0.0050	<0.0050	<0.0050	<0.0050	<0.0050	<0.0050	<0.02
Molybdenum Dissolved	ICP-MS	mg/L	0.00001	0.000438	0.00153	0.00184	0.0152	0.00685	0.000355	<0.000010	0.000186	0.000115	0.00755	0.00373	0.00962	0.0134	0.0102	0.0155	0.0143	0.0203	0.011	0.00373	0.00751	0.00572	0.000197	0.000197	0.000366	0.000894	<0.000010
Nickel Dissolved	ICP-MS	mg/L	0.00004	0.000307	0.000174	0.000193	0.00109	0.000671	0.00132	<0.000040	0.000405	0.000524	0.00147	0.000821	0.000947	0.000829	0.000675	0.000599	0.000954	0.001	0.000786	0.000781	0.000853	0.000532	0.000086	0.000101	0.000267	0.000314	<0.000040
Phosphorus Dissolved	ICP-MS	mg/L	0.01	<0.010	<0.010	0.011	0.021	0.033	0.021	<0.010	<0.010	0.013	0.061	0.117	0.117	0.021	0.028	0.033	0.034	0.027	0.034	0.074	0.039	0.036	<0.010	<0.010	<0.010	<0.010	<0.010
Potassium Dissolved	ICP-MS	mg/L	0.02	0.559	1.38	1.29	2.65	2.81	0.889	<0.020	0.489	0.554	2.48	2.45	3.81	2.24	2.72	2.72	3.66	4.5	3.47	2.52	2.68	2.16	0.229	0.236	0.854	1.99	<0.020
Selenium Dissolved	ICP-MS	mg/L	0.0001	<0.00010	<0.00010	<0.00010	0.00131	0.00626	0.00027	<0.00010	<0.00010	<0.00010	<0.00010	0.00137	0.0119	0.00145	0.00276	0.00166	0.00287	0.00419	0.00313	0.00212	0.00338	0.00087	<0.00010	<0.00010	0.00015	0.00014	<0.00010
Silicon Dissolved	ICP-MS	mg/L	0.1	0.97	2.47	3.23	2.21	3.07	3.98	<0.10	1.56	1.54	8.94	3.67	5.14	2.92	2.47	2.97	2.53	2.76	2.62	3.76	4.81	3.64	1.2	1.16	1.39	0.78	<0.10
Silver Dissolved	ICP-MS	mg/L	0.00001	0.00001	<0.000010	<0.000010	<0.000010	<0.000010	<0.000010	<0.000010	<0.000010	<0.000010	0.000024	<0.000010	<0.000010	<0.000010	<0.000010	<0.000010	<0.000010	<0.000010	<0.000010	<0.000010	<0.000010	<0.000010	<0.000010	<0.000010	<0.000010	<0.000010	<0.000010
Sodium Dissolved	ICP-MS	mg/L	0.02	0.98	3.25	3.92	2.67	3.87	0.62	<0.020	0.374	0.317	1.87	1.6	2.72	2.23	2.38	2.37	3.76	5.03	3.61	2.51	3.13	2.54	2.08	2.18	2.52	2.29	<0.020
Strontium Dissolved	ICP-MS	mg/L	0.0001	0.00737	0.022	0.024	0.0355	0.0364	0.0036	<0.00010	0.00219	0.00232	0.0164	0.0193	0.0336	0.0263	0.0285	0.0268	0.0385	0.0483	0.037	0.0216	0.0237	0.0198	0.00283	0.00303	0.00703	0.0296	<0.00010
Sulphur Dissolved	ICP-MS	mg/L	1	<1.00	<1.00	<1.00	<1.00	1.5	2.4	<1.00	<1.00	<1.00	<1.00	<1.00	1.7	2.8	2.7	3.0	0.0	7.6	4.1	<1.00	<1.00	<1.00	<1.00	<1.00	<1.00	1.1	<1.00
Tellurium Dissolved	ICP-MS	mg/L	0.00005	<0.000050	<0.000050	<0.000050	<0.000050	<0.000050	<0.000050	<0.000050	<0.000050	<0.000050	<0.000050	<0.000050	<0.000050	<0.000050	<0.000050	<0.000050	<0.000050	<0.000050	<0.000050	<0.000050	<0.000050	<0.000050	<0.000050	<0.000050	<0.000050	<0.000050	<0.000050
Thallium Dissolved	ICP-MS	mg/L	0.000004	<0.0000040	<0.0000040	0.0000045	0.0000209	0.0000145	0.0000064	<0.0000040	<0.0000040	0.0000041	0.000017	0.0000096	0.000007	0.0000166	0.0000102	0.0000094	0.0000179	0.0000202	0.0000155	0.0000074	0.0000063	<0.0000040	<0.0000040	<0.0000040	<0.0000040	0.0000094	<0.0000040
Thorium Dissolved	ICP-MS	mg/L	0.00001	0.000047	0.000025	0.000027	0.000062	0.000081	0.000334	<0.000010	0.000179	0.000183	0.000745	0.000223	0.000197	0.000148	0.000083	0.000058	0.000073	0.000065	0.000084	0.000137	0.00014	0.00009	0.000032	0.000028	0.000052	<0.000010	<0.000010
Tin Dissolved	ICP-MS	mg/L	0.0001	<0.000100	<0.000100	<0.000100	0.000225	<0.000100	<0.000100	<0.000100	<0.000100	<0.000100	0.000208	0.000769	0.000103	<0.000100	0.000139	<0.000100	0.000127	<0.000100	<0.000100	<0.000100	<0.000100	<0.000100	<0.000100	<0.000100	<0.000100	0.000142	<0.000100
Titanium Dissolved	ICP-MS	mg/L	0.0002	0.00351	0.00322	0.00373	0.00986	0.0105	0.0351	<0.00020	0.0168	0.018	0.105	0.0318	0.0218	0.0235	0.0135	0.00954	0.0111	0.0106	0.0114	0.0193	0.0224	0.0156	0.00168	0.0017	0.00203	0.00079	<0.00020
Tungsten Dissolved	ICP-MS	mg/L	0.0002	<0.00020	<0.00020	0.00031	0.00041	0.00041	<0.00020	<0.00020	<0.00020	<0.00020	0.00023	<0.00020	0.00032	<0.00020	0.00049	0.00028	0.00041	0.00042	0.00031	0.00028	0.00035	0.00026	<0.00020	0.00023	0.00147	0.0165	<0.00020
Uranium Dissolved	ICP-MS	mg/L	0.000001	0.00027	0.000358	0.000663	0.00498	0.00221	0.00009	<0.0000010	0.00008	0.0000559	0.000111	0.000127	0.000262	0.00264	0.00226	0.00335	0.00493	0.00506	0.00308	0.000449	0.000695	0.000326	0.0000323	0.0000356	0.0000456	0.0000778	<0.0000010
Vanadium Dissolved	ICP-MS	mg/L	0.001	0.00196	0.00462	0.00561	0.00472	0.00462	0.00348	<0.00100	0.00173	0.0026	0.00515	0.00486	0.00426	0.00548	0.00564	0.00487	0.00671	0.00649	0.00524	0.00836	0.00456	0.00311	<0.00100	<0.00100	<0.00100	<0.00100	<0.00100
Zinc Dissolved	ICP-MS	mg/L	0.001	0.0010	<0.0010	<0.0010	0.0014	0.0014	0.0030	<0.0010	0.0014	0.0016	0.0038	0.0018	0.0015	0.0017	0.0012	0.0011	0.0013	0.0010	0.0011	0.0013	0.0015	0.0011	<0.0010	<0.0010	0.0011	<0.0010	<0.0010
Zirconium Dissolved	ICP-MS	mg/L	0.00002	0.000221	0.000108	0.000707	0.000317	0.000319	0.000811	<0.000020	0.000429	0.000504	0.004100	0.001370	0.000570	0.000912	0.000593	0.000239	0.000314	0.000304	0.000358	0.000563	0.000585	0.000630	0.000098	0.000079	0.000208	0.000061	<0.000020
Ion Balance:																													
Major Anions	Calc.	meq/L		0.53	1.11	1.17	1.16	1.36	0.23		0.12	0.13	0.68	0.77	1.26	1.07	1.27	1.35	1.43	1.58	1.28	0.99	1.20	1.07	0.09	0.10	0.20	0.98	
Major Cations	Calc.	meq/L		0.50	1.06	1.08	1.20	1.33	0.24		0.12	0.14	0.87	0.82	1.34	1.11	1.21	1.25	1.37	1.69	1.38	1.04	1.19	1.06	0.14	0.15	0.26	1.05	
Difference	Calc.	meq/L		-0.02	-0.05	-0.08	0.04	-0.03	0.01		0.00	0.00	0.19	0.05	0.08	0.04	-0.06	-0.10	-0.07	0.11	0.10	0.06	-0.02	-0.01	0.05	0.04	0.06	0.07	
Balance (%)	Calc.	%		-2.3%	-2.4%	-3.7%	1.8%	-1.0%	2.8%		-0.3%	1.1%	12.0%	3.3%	3.0%	1.6%	-2.6%	-3.8%	-2.4%	3.3%	3.7%	2.7%	-0.7%	-0.5%	19.7%	17.2%	13.6%	3.5%	
	Shake Flask Extract ID:			*25E3258-21*	*25E3258-16*	*25E3258-17*	*25E3258-18*	*25E3258-19*	*25E3258-20*	*25E3258-22*	*25E3655-01*	*25E3655-02*	*25E3655-03*	*25E3655-04*	*25E3655-05*	*25E3655-06*	*25E3655-07*	*25E3655-08*	*25E3655-09*	*25E3655-10*	*25E3655-11*	*25E3655-12*	*25E3655-13*	*25E3655-14*	*25E3655-15*	*25E3655-16*	*25E3655-17*	*25E3655-18*	*25E3655-19*

NOTES:
Job No: 25E2995, 25E3258, 25E3655
Date of Analysis (24 h): May 20-22, 2025
pH of DI water used (pH Units): 5.56, 5.48, 5.49
EC of DI water used (µS/cm): 1.24, 1.14, 1.32

ABBREVIATIONS:
R / Rep = Replicate (which involves the analysis of the same Shake Flask Extract al
D / Dup = Duplicate (which involves the analysis of a separate SF extract, produced f
Calc. = Calculation
EC = Electrical Conductivity
IC = Ion Chromatography
NA = Not Applicable.
NR = Not Reported.
mg/L = Milligrams per Litre

REFERENCE:
Prediction Manual for Drainage Chemistry from Sulphidic Geologic Material, MEND R
Extraction Method used: Using gyratory shaker for 24 h (± 2 h; gentle agitation).
Liquid: Solid ratio used: 3: 1; L: S; 750 mL DI H_2O: 250 g of crushed sample (85%

CERTIFICATE OF ANALYSIS • MEND-SFE QA/QC RESULTS

Global
ARD Testing Services Inc.

GLOBAL PROJECT NO: 2329 (B39)
CLIENT: WSP Canada Inc.
PROJECT NAME: Kinross Great Bear
PROJECT NO: OMEMA2303
REPORT VERSION: 5

Sulphate:

Certified Reference Material:	Parameter: Sulphate	% Recovery	Matrix Spike %	Units	QC Limits
STD Mineral Water (34.78 mg/L)	35.98	103.5%		%	80 - 120
Spiked Blank (19.61 mg/L)	19.22		98.0%	%	80 - 120

Dissolved Metals by ICP-MS:

Sample Code	Parameter	Result	Result Units	Total or Filtered	Method Type	Method Name	Date Analyzed	EQL	EQL Units	UCL	LCL
25E2995											
25E2995_B5E4068-BLK1	Aluminum dissolved	<0.0010	mg/L	F	REG	EPA 6020B	'25 May 2025	0.001	mg/L		
25E2995_B5E4068-BLK1	Antimony dissolved	<0.000050	mg/L	F	REG	EPA 6020B	'25 May 2025	0.00005	mg/L		
25E2995_B5E4068-BLK1	Arsenic dissolved	<0.000050	mg/L	F	REG	EPA 6020B	'25 May 2025	0.00005	mg/L		
25E2995_B5E4068-BLK1	Barium dissolved	<0.00010	mg/L	F	REG	EPA 6020B	'25 May 2025	0.0001	mg/L		
25E2995_B5E4068-BLK1	Beryllium dissolved	<0.000010	mg/L	F	REG	EPA 6020B	'25 May 2025	0.00001	mg/L		
25E2995_B5E4068-BLK1	Bismuth dissolved	<0.000010	mg/L	F	REG	EPA 6020B	'25 May 2025	0.00001	mg/L		
25E2995_B5E4068-BLK1	Boron dissolved	<0.0020	mg/L	F	REG	EPA 6020B	'25 May 2025	0.002	mg/L		
25E2995_B5E4068-BLK1	Cadmium dissolved	<0.0000020	mg/L	F	REG	EPA 6020B	'25 May 2025	0.000002	mg/L		
25E2995_B5E4068-BLK1	Calcium dissolved	<0.050	mg/L	F	REG	EPA 6020B	'25 May 2025	0.05	mg/L		
25E2995_B5E4068-BLK1	Chromium dissolved	<0.00050	mg/L	F	REG	EPA 6020B	'25 May 2025	0.0005	mg/L		
25E2995_B5E4068-BLK1	Cobalt dissolved	<0.0000050	mg/L	F	REG	EPA 6020B	'25 May 2025	0.000005	mg/L		
25E2995_B5E4068-BLK1	Copper dissolved	<0.00010	mg/L	F	REG	EPA 6020B	'25 May 2025	0.0001	mg/L		
25E2995_B5E4068-BLK1	Iron dissolved	<0.0020	mg/L	F	REG	EPA 6020B	'25 May 2025	0.002	mg/L		
25E2995_B5E4068-BLK1	Lead dissolved	<0.000050	mg/L	F	REG	EPA 6020B	'25 May 2025	0.00005	mg/L		
25E2995_B5E4068-BLK1	Lithium dissolved	<0.000050	mg/L	F	REG	EPA 6020B	'25 May 2025	0.00005	mg/L		
25E2995_B5E4068-BLK1	Magnesium dissolved	<0.0050	mg/L	F	REG	EPA 6020B	'25 May 2025	0.005	mg/L		
25E2995_B5E4068-BLK1	Manganese dissolved	<0.000050	mg/L	F	REG	EPA 6020B	'25 May 2025	0.00005	mg/L		
25E2995_B5E4068-BLK1	Molybdenum dissolved	<0.000010	mg/L	F	REG	EPA 6020B	'25 May 2025	0.00001	mg/L		
25E2995_B5E4068-BLK1	Nickel dissolved	<0.000040	mg/L	F	REG	EPA 6020B	'25 May 2025	0.00004	mg/L		
25E2995_B5E4068-BLK1	Phosphorus dissolved	<0.010	mg/L	F	REG	EPA 6020B	'25 May 2025	0.01	mg/L		
25E2995_B5E4068-BLK1	Potassium dissolved	<0.020	mg/L	F	REG	EPA 6020B	'25 May 2025	0.02	mg/L		
25E2995_B5E4068-BLK1	Selenium dissolved	<0.00010	mg/L	F	REG	EPA 6020B	'25 May 2025	0.0001	mg/L		
25E2995_B5E4068-BLK1	Silicon dissolved	<0.10	mg/L	F	REG	EPA 6020B	'25 May 2025	0.1	mg/L		
25E2995_B5E4068-BLK1	Silver dissolved	<0.000010	mg/L	F	REG	EPA 6020B	'25 May 2025	0.00001	mg/L		
25E2995_B5E4068-BLK1	Sodium dissolved	<0.020	mg/L	F	REG	EPA 6020B	'25 May 2025	0.02	mg/L		
25E2995_B5E4068-BLK1	Strontium dissolved	<0.00010	mg/L	F	REG	EPA 6020B	'25 May 2025	0.0001	mg/L		
25E2995_B5E4068-BLK1	Sulfur dissolved	<1.00	mg/L	F	REG	EPA 6020B	'25 May 2025	1	mg/L		
25E2995_B5E4068-BLK1	Tellurium dissolved	<0.000050	mg/L	F	REG	EPA 6020B	'25 May 2025	0.00005	mg/L		
25E2995_B5E4068-BLK1	Thallium dissolved	<0.0000040	mg/L	F	REG	EPA 6020B	'25 May 2025	0.000004	mg/L		
25E2995_B5E4068-BLK1	Thorium dissolved	<0.000010	mg/L	F	REG	EPA 6020B	'25 May 2025	0.00001	mg/L		
25E2995_B5E4068-BLK1	Tin dissolved	<0.000100	mg/L	F	REG	EPA 6020B	'25 May 2025	0.0001	mg/L		
25E2995_B5E4068-BLK1	Titanium dissolved	<0.00020	mg/L	F	REG	EPA 6020B	'25 May 2025	0.0002	mg/L		
25E2995_B5E4068-BLK1	Tungsten dissolved	<0.00020	mg/L	F	REG	EPA 6020B	'25 May 2025	0.0002	mg/L		
25E2995_B5E4068-BLK1	Uranium dissolved	<0.0000010	mg/L	F	REG	EPA 6020B	'25 May 2025	0.000001	mg/L		
25E2995_B5E4068-BLK1	Vanadium dissolved	<0.00100	mg/L	F	REG	EPA 6020B	'25 May 2025	0.001	mg/L		
25E2995_B5E4068-BLK1	Zinc dissolved	<0.0010	mg/L	F	REG	EPA 6020B	'25 May 2025	0.001	mg/L		
25E2995_B5E4068-BLK1	Zirconium dissolved	<0.000020	mg/L	F	REG	EPA 6020B	'25 May 2025	0.00002	mg/L		
25E2995_B5E4068-BS1	Aluminum dissolved	103	%	F	SC	EPA 6020B	'26 May 2025	1	%	120	80
25E2995_B5E4068-BS1	Antimony dissolved	104	%	F	SC	EPA 6020B	'26 May 2025	1	%	120	80
25E2995_B5E4068-BS1	Arsenic dissolved	103	%	F	SC	EPA 6020B	'26 May 2025	1	%	120	80
25E2995_B5E4068-BS1	Barium dissolved	102	%	F	SC	EPA 6020B	'26 May 2025	1	%	120	80
25E2995_B5E4068-BS1	Beryllium dissolved	106	%	F	SC	EPA 6020B	'26 May 2025	1	%	120	80
25E2995_B5E4068-BS1	Bismuth dissolved	107	%	F	SC	EPA 6020B	'26 May 2025	1	%	120	80
25E2995_B5E4068-BS1	Boron dissolved	103	%	F	SC	EPA 6020B	'26 May 2025	1	%	120	80
25E2995_B5E4068-BS1	Cadmium dissolved	104	%	F	SC	EPA 6020B	'26 May 2025	1	%	120	80
25E2995_B5E4068-BS1	Calcium dissolved	98	%	F	SC	EPA 6020B	'26 May 2025	1	%	120	80
25E2995_B5E4068-BS1	Chromium dissolved	104	%	F	SC	EPA 6020B	'26 May 2025	1	%	120	80
25E2995_B5E4068-BS1	Cobalt dissolved	101	%	F	SC	EPA 6020B	'26 May 2025	1	%	120	80
25E2995_B5E4068-BS1	Copper dissolved	101	%	F	SC	EPA 6020B	'26 May 2025	1	%	120	80
25E2995_B5E4068-BS1	Iron dissolved	101	%	F	SC	EPA 6020B	'26 May 2025	1	%	120	80
25E2995_B5E4068-BS1	Lead dissolved	106	%	F	SC	EPA 6020B	'26 May 2025	1	%	120	80
25E2995_B5E4068-BS1	Lithium dissolved	107	%	F	SC	EPA 6020B	'26 May 2025	1	%	120	80
25E2995_B5E4068-BS1	Magnesium dissolved	103	%	F	SC	EPA 6020B	'26 May 2025	1	%	120	80
25E2995_B5E4068-BS1	Manganese dissolved	102	%	F	SC	EPA 6020B	'26 May 2025	1	%	120	80
25E2995_B5E4068-BS1	Molybdenum dissolved	103	%	F	SC	EPA 6020B	'26 May 2025	1	%	120	80
25E2995_B5E4068-BS1	Nickel dissolved	101	%	F	SC	EPA 6020B	'26 May 2025	1	%	120	80
25E2995_B5E4068-BS1	Phosphorus dissolved	105	%	F	SC	EPA 6020B	'26 May 2025	1	%	120	80
25E2995_B5E4068-BS1	Potassium dissolved	103	%	F	SC	EPA 6020B	'26 May 2025	1	%	120	80
25E2995_B5E4068-BS1	Selenium dissolved	99	%	F	SC	EPA 6020B	'26 May 2025	1	%	120	80
25E2995_B5E4068-BS1	Silicon dissolved	100	%	F	SC	EPA 6020B	'26 May 2025	1	%	120	80
25E2995_B5E4068-BS1	Silver dissolved	102	%	F	SC	EPA 6020B	'26 May 2025	1	%	120	80
25E2995_B5E4068-BS1	Sodium dissolved	103	%	F	SC	EPA 6020B	'26 May 2025	1	%	120	80
25E2995_B5E4068-BS1	Strontium dissolved	102	%	F	SC	EPA 6020B	'26 May 2025	1	%	120	80
25E2995_B5E4068-BS1	Sulfur dissolved	103	%	F	SC	EPA 6020B	'26 May 2025	1	%	120	80
25E2995_B5E4068-BS1	Tellurium dissolved	100	%	F	SC	EPA 6020B	'26 May 2025	1	%	120	80
25E2995_B5E4068-BS1	Thallium dissolved	105	%	F	SC	EPA 6020B	'26 May 2025	1	%	120	80
25E2995_B5E4068-BS1	Thorium dissolved	102	%	F	SC	EPA 6020B	'26 May 2025	1	%	120	80
25E2995_B5E4068-BS1	Tin dissolved	104	%	F	SC	EPA 6020B	'26 May 2025	1	%	120	80
25E2995_B5E4068-BS1	Titanium dissolved	102	%	F	SC	EPA 6020B	'26 May 2025	1	%	120	80
25E2995_B5E4068-BS1	Tungsten dissolved	104	%	F	SC	EPA 6020B	'26 May 2025	1	%	120	80
25E2995_B5E4068-BS1	Uranium dissolved	104	%	F	SC	EPA 6020B	'26 May 2025	1	%	120	80
25E2995_B5E4068-BS1	Vanadium dissolved	103	%	F	SC	EPA 6020B	'26 May 2025	1	%	120	80
25E2995_B5E4068-BS1	Zinc dissolved	102	%	F	SC	EPA 6020B	'26 May 2025	1	%	120	80
25E2995_B5E4068-BS1	Zirconium dissolved	104	%	F	SC	EPA 6020B	'26 May 2025	1	%	120	80
25E2995_B5E4069-BLK1	Aluminum dissolved	<0.0010	mg/L	F	REG	EPA 6020B	'28 May 2025	0.001	mg/L		
25E2995_B5E4069-BLK1	Antimony dissolved	<0.000050	mg/L	F	REG	EPA 6020B	'28 May 2025	0.00005	mg/L		
25E2995_B5E4069-BLK1	Arsenic dissolved	<0.000050	mg/L	F	REG	EPA 6020B	'28 May 2025	0.00005	mg/L		
25E2995_B5E4069-BLK1	Barium dissolved	<0.00010	mg/L	F	REG	EPA 6020B	'28 May 2025	0.0001	mg/L		
25E2995_B5E4069-BLK1	Beryllium dissolved	<0.000010	mg/L	F	REG	EPA 6020B	'28 May 2025	0.00001	mg/L		
25E2995_B5E4069-BLK1	Bismuth dissolved	<0.000010	mg/L	F	REG	EPA 6020B	'28 May 2025	0.00001	mg/L		
25E2995_B5E4069-BLK1	Boron dissolved	<0.0020	mg/L	F	REG	EPA 6020B	'28 May 2025	0.002	mg/L		
25E2995_B5E4069-BLK1	Cadmium dissolved	<0.0000020	mg/L	F	REG	EPA 6020B	'28 May 2025	0.000002	mg/L		
25E2995_B5E4069-BLK1	Calcium dissolved	<0.050	mg/L	F	REG	EPA 6020B	'28 May 2025	0.05	mg/L		
25E2995_B5E4069-BLK1	Chromium dissolved	<0.00050	mg/L	F	REG	EPA 6020B	'28 May 2025	0.0005	mg/L		
25E2995_B5E4069-BLK1	Cobalt dissolved	<0.0000050	mg/L	F	REG	EPA 6020B	'28 May 2025	0.000005	mg/L		
25E2995_B5E4069-BLK1	Copper dissolved	<0.00010	mg/L	F	REG	EPA 6020B	'28 May 2025	0.0001	mg/L		
25E2995_B5E4069-BLK1	Iron dissolved	<0.0020	mg/L	F	REG	EPA 6020B	'28 May 2025	0.002	mg/L		
25E2995_B5E4069-BLK1	Lead dissolved	<0.000050	mg/L	F	REG	EPA 6020B	'28 May 2025	0.00005	mg/L		
25E2995_B5E4069-BLK1	Lithium dissolved	<0.000050	mg/L	F	REG	EPA 6020B	'28 May 2025	0.00005	mg/L		
25E2995_B5E4069-BLK1	Magnesium dissolved	<0.0050	mg/L	F	REG	EPA 6020B	'28 May 2025	0.005	mg/L		
25E2995_B5E4069-BLK1	Manganese dissolved	<0.000050	mg/L	F	REG	EPA 6020B	'28 May 2025	0.00005	mg/L		
25E2995_B5E4069-BLK1	Mercury dissolved	<0.00020	mg/L	F	REG	EPA 6020B	'28 May 2025	0.00002	mg/L		
25E2995_B5E4069-BLK1	Molybdenum dissolved	<0.000010	mg/L	F	REG	EPA 6020B	'28 May 2025	0.00001	mg/L		
25E2995_B5E4069-BLK1	Nickel dissolved	<0.000040	mg/L	F	REG	EPA 6020B	'28 May 2025	0.00004	mg/L		
25E2995_B5E4069-BLK1	Phosphorus dissolved	<0.010	mg/L	F	REG	EPA 6020B	'28 May 2025	0.01	mg/L		
25E2995_B5E4069-BLK1	Potassium dissolved	<0.020	mg/L	F	REG	EPA 6020B	'28 May 2025	0.02	mg/L		
25E2995_B5E4069-BLK1	Selenium dissolved	<0.00010	mg/L	F	REG	EPA 6020B	'28 May 2025	0.0001	mg/L		
25E2995_B5E4069-BLK1	Silicon dissolved	<0.10	mg/L	F	REG	EPA 6020B	'28 May 2025	0.1	mg/L		
25E2995_B5E4069-BLK1	Silver dissolved	<0.000010	mg/L	F	REG	EPA 6020B	'28 May 2025	0.00001	mg/L		
25E2995_B5E4069-BLK1	Sodium dissolved	<0.020	mg/L	F	REG	EPA 6020B	'28 May 2025	0.02	mg/L		
25E2995_B5E4069-BLK1	Strontium dissolved	<0.00010	mg/L	F	REG	EPA 6020B	'28 May 2025	0.0001	mg/L		
25E2995_B5E4069-BLK1	Sulfur dissolved	<1.00	mg/L	F	REG	EPA 6020B	'28 May 2025	1	mg/L		
25E2995_B5E4069-BLK1	Tellurium dissolved	<0.000050	mg/L	F	REG	EPA 6020B	'28 May 2025	0.00005	mg/L		
25E2995_B5E4069-BLK1	Thallium dissolved	<0.0000040	mg/L	F	REG	EPA 6020B	'28 May 2025	0.000004	mg/L		
25E2995_B5E4069-BLK1	Thorium dissolved	<0.000010	mg/L	F	REG	EPA 6020B	'28 May 2025	0.00001	mg/L		
25E2995_B5E4069-BLK1	Tin dissolved	<0.000100	mg/L	F	REG	EPA 6020B	'28 May 2025	0.0001	mg/L		
25E2995_B5E4069-BLK1	Titanium dissolved	<0.00020	mg/L	F	REG	EPA 6020B	'28 May 2025	0.0002	mg/L		
25E2995_B5E4069-BLK1	Tungsten dissolved	<0.00020	mg/L	F	REG	EPA 6020B	'28 May 2025	0.0002	mg/L		
25E2995_B5E4069-BLK1	Uranium dissolved	<0.0000010	mg/L	F	REG	EPA 6020B	'28 May 2025	0.000001	mg/L		
25E2995_B5E4069-BLK1	Vanadium dissolved	<0.00100	mg/L	F	REG	EPA 6020B	'28 May 2025	0.001	mg/L		
25E2995_B5E4069-BLK1	Zinc dissolved	<0.0010	mg/L	F	REG	EPA 6020B	'28 May 2025	0.001	mg/L		
25E2995_B5E4069-BLK1	Zirconium dissolved	<0.000020	mg/L	F	REG	EPA 6020B	'28 May 2025	0.00002	mg/L		
25E2995_B5E4069-BS1	Aluminum dissolved	104	%	F	SC	EPA 6020B	'28 May 2025	1	%	120	80
25E2995_B5E4069-BS1	Antimony dissolved	107	%	F	SC	EPA 6020B	'28 May 2025	1	%	120	80
25E2995_B5E4069-BS1	Arsenic dissolved	102	%	F	SC	EPA 6020B	'28 May 2025	1	%	120	80
25E2995_B5E4069-BS1	Barium dissolved	106	%	F	SC	EPA 6020B	'28 May 2025	1	%	120	80
25E2995_B5E4069-BS1	Beryllium dissolved	102	%	F	SC	EPA 6020B	'28 May 2025	1	%	120	80
25E2995_B5E4069-BS1	Bismuth dissolved	103	%	F	SC	EPA 6020B	'28 May 2025	1	%	120	80
25E2995_B5E4069-BS1	Boron dissolved	105	%	F	SC	EPA 6020B	'28 May 2025	1	%	120	80
25E2995_B5E4069-BS1	Cadmium dissolved	106	%	F	SC	EPA 6020B	'28 May 2025	1	%	120	80
25E2995_B5E4069-BS1	Calcium dissolved	105	%	F	SC	EPA 6020B	'28 May 2025	1	%	120	80
25E2995_B5E4069-BS1	Chromium dissolved	102	%	F	SC	EPA 6020B	'28 May 2025	1	%	120	80
25E2995_B5E4069-BS1	Cobalt dissolved	102	%	F	SC	EPA 6020B	'28 May 2025	1	%	120	80
25E2995_B5E4069-BS1	Copper dissolved	101	%	F	SC	EPA 6020B	'28 May 2025	1	%	120	80
25E2995_B5E4069-BS1	Iron dissolved	102	%	F	SC	EPA 6020B	'28 May 2025	1	%	120	80
25E2995_B5E4069-BS1	Lead dissolved	105	%	F	SC	EPA 6020B	'28 May 2025	1	%	120	80
25E2995_B5E4069-BS1	Lithium dissolved	103	%	F	SC	EPA 6020B	'28 May 2025	1	%	120	80
25E2995_B5E4069-BS1	Magnesium dissolved	104	%	F	SC	EPA 6020B	'28 May 2025	1	%	120	80
25E2995_B5E4069-BS1	Manganese dissolved	103	%	F	SC	EPA 6020B	'28 May 2025	1	%	120	80
25E2995_B5E4069-BS1	Mercury dissolved	95	%	F	SC	EPA 6020B	'28 May 2025	1	%	120	80
25E2995_B5E4069-BS1	Molybdenum dissolved	106	%	F	SC	EPA 6020B	'28 May 2025	1	%	120	80
25E2995_B5E4069-BS1	Nickel dissolved	104	%	F	SC	EPA 6020B	'28 May 2025	1	%	120	80
25E2995_B5E4069-BS1	Phosphorus dissolved	104	%	F	SC	EPA 6020B	'28 May 2025	1	%	120	80
25E2995_B5E4069-BS1	Potassium dissolved	103	%	F	SC	EPA 6020B	'28 May 2025	1	%	120	80
25E2995_B5E4069-BS1	Selenium dissolved	104	%	F	SC	EPA 6020B	'28 May 2025	1	%	120	80
25E2995_B5E4069-BS1	Silicon dissolved	109	%	F	SC	EPA 6020B	'28 May 2025	1	%	120	80
25E2995_B5E4069-BS1	Silver dissolved	102	%	F	SC	EPA 6020B	'28 May 2025	1	%	120	80
25E2995_B5E4069-BS1	Sodium dissolved	102	%	F	SC	EPA 6020B	'28 May 2025	1	%	120	80
25E2995_B5E4069-BS1	Strontium dissolved	102	%	F	SC	EPA 6020B	'28 May 2025	1	%	120	80
25E2995_B5E4069-BS1	Sulfur dissolved	108	%	F	SC	EPA 6020B	'28 May 2025	1	%	120	80
25E2995_B5E4069-BS1	Tellurium dissolved	103	%	F	SC	EPA 6020B	'28 May 2025	1	%	120	80
25E2995_B5E4069-BS1	Thallium dissolved	104	%	F	SC	EPA 6020B	'28 May 2025	1	%	120	80
25E2995_B5E4069-BS1	Thorium dissolved	103	%	F	SC	EPA 6020B	'28 May 2025	1	%	120	80
25E2995_B5E4069-BS1	Tin dissolved	104	%	F	SC	EPA 6020B	'28 May 2025	1	%	120	80
25E2995_B5E4069-BS1	Titanium dissolved	104	%	F	SC	EPA 6020B	'28 May 2025	1	%	120	80
25E2995_B5E4069-BS1	Tungsten dissolved	106	%	F	SC	EPA 6020B	'28 May 2025	1	%	120	80
25E2995_B5E4069-BS1	Uranium dissolved	105	%	F	SC	EPA 6020B	'28 May 2025	1	%	120	80
25E2995_B5E4069-BS1	Vanadium dissolved	102	%	F	SC	EPA 6020B	'28 May 2025	1	%	120	80
25E2995_B5E4069-BS1	Zinc dissolved	104	%	F	SC	EPA 6020B	'28 May 2025	1	%	120	80
25E2995_B5E4069-BS1	Zirconium dissolved	105	%	F	SC	EPA 6020B	'28 May 2025	1	%	120	80
25E2995_B5E4270-BLK1	Mercury dissolved	<0.0050	ug/L	F	REG	EPA 245.7*	'25 May 2025	0.005	ug/L		
25E2995_B5E4270-BLK2	Mercury dissolved	<0.0050	ug/L	F	REG	EPA 245.7*	'26 May 2025	0.005	ug/L		
25E2995_B5E4270-BLK3	Mercury dissolved	<0.0050	ug/L	F	REG	EPA 245.7*	'26 May 2025	0.005	ug/L		
25E2995_B5E4270-BLK4	Mercury dissolved	<0.0050	ug/L	F	REG	EPA 245.7*	'26 May 2025	0.005	ug/L		
25E2995_B5E4270-BS1	Mercury dissolved	99	%	F	SC	EPA 245.7*	'25 May 2025	1	%	120	80
25E2995_B5E4270-BS2	Mercury dissolved	103	%	F	SC	EPA 245.7*	'26 May 2025	1	%	120	80
25E2995_B5E4270-BS3	Mercury dissolved	103	%	F	SC	EPA 245.7*	'26 May 2025	1	%	120	80
25E2995_B5E4270-BS4	Mercury dissolved	108	%	F	SC	EPA 245.7*	'26 May 2025	1	%	120	80
25E2995_B5E4270-MS3	Mercury dissolved	2.67	ug/L	F	REG	EPA 245.7*	'26 May 2025	0.005	ug/L	130	70
25E2995_B5E4270-MS4	Mercury dissolved	2.59	ug/L	F	REG	EPA 245.7*	'26 May 2025	0.005	ug/L	130	70

CERTIFICATE OF ANALYSIS • MEND-SFE QA/QC RESULTS

Global
ARD Testing Services Inc.

GLOBAL PROJECT NO: 2329 (B39)
CLIENT: WSP Canada Inc.
PROJECT NAME: Kinross Great Bear
PROJECT NO: OMEMA2303
REPORT VERSION: 5

Sulphate:

Certified Reference Material:	Parameter: Sulphate	% Recovery	Matrix Spike %	Units	QC Limits
STD Mineral Water (34.78 mg/L)	35.98	103.5%		%	80 - 120
Spiked Blank (19.61 mg/L)	19.22		98.0%	%	80 - 120

Dissolved Metals by ICP-MS:

Sample Code	Parameter	Result	Result Units	Total or Filtered	Method Type	Method Name	Date Analyzed	EQL	EQL Units	UCL	LCL
25E2995											
25E2995_B5E4356-BLK1	Mercury dissolved	<0.0050	ug/L	F	REG	EPA 245.7*	'26 May 2025	0.005	ug/L		
25E2995_B5E4356-BLK2	Mercury dissolved	<0.0050	ug/L	F	REG	EPA 245.7*	'26 May 2025	0.005	ug/L		
25E2995_B5E4356-BLK3	Mercury dissolved	<0.0050	ug/L	F	REG	EPA 245.7*	'26 May 2025	0.005	ug/L		
25E2995_B5E4356-BLK4	Mercury dissolved	<0.0050	ug/L	F	REG	EPA 245.7*	'27 May 2025	0.005	ug/L		
25E2995_B5E4356-BS1	Mercury dissolved	106	%	F	SC	EPA 245.7*	'26 May 2025	1	%	120	80
25E2995_B5E4356-BS2	Mercury dissolved	106	%	F	SC	EPA 245.7*	'26 May 2025	1	%	120	80
25E2995_B5E4356-BS3	Mercury dissolved	108	%	F	SC	EPA 245.7*	'26 May 2025	1	%	120	80
25E2995_B5E4356-BS4	Mercury dissolved	106	%	F	SC	EPA 245.7*	'27 May 2025	1	%	120	80
25E2995_B5E5037-BLK1	Phosphorus Total Dissolved	<0.0050	mg/L	F	REG	SM 4500-P F (2021)	'31 May 2025	0.005	mg/L		
25E2995_B5E5037-BLK2	Phosphorus Total Dissolved	<0.0050	mg/L	F	REG	SM 4500-P F (2021)	'31 May 2025	0.005	mg/L		
25E2995_B5E5037-BS1	Phosphorus Total Dissolved	96	%	F	SC	SM 4500-P F (2021)	'31 May 2025	1	%	115	85
25E2995_B5E5037-BS2	Phosphorus Total Dissolved	102	%	F	SC	SM 4500-P F (2021)	'31 May 2025	1	%	115	85
25E2995_B5E5049-BLK1	Phosphorus Total Dissolved	<0.0050	mg/L	F	REG	SM 4500-P F (2021)	'31 May 2025	0.005	mg/L		
25E2995_B5E5049-BS1	Phosphorus Total Dissolved	93	%	F	SC	SM 4500-P F (2021)	'31 May 2025	1	%	115	85
25E3258											
25E3258_B5E4272-BLK1	Aluminum dissolved	<0.0010	mg/L	F	REG	EPA 6020B	'25 May 2025	0.001	mg/L		
25E3258_B5E4272-BLK1	Antimony dissolved	<0.000050	mg/L	F	REG	EPA 6020B	'25 May 2025	0.00005	mg/L		
25E3258_B5E4272-BLK1	Arsenic dissolved	<0.000050	mg/L	F	REG	EPA 6020B	'25 May 2025	0.00005	mg/L		
25E3258_B5E4272-BLK1	Barium dissolved	<0.00010	mg/L	F	REG	EPA 6020B	'25 May 2025	0.0001	mg/L		
25E3258_B5E4272-BLK1	Beryllium dissolved	<0.000010	mg/L	F	REG	EPA 6020B	'25 May 2025	0.00001	mg/L		
25E3258_B5E4272-BLK1	Bismuth dissolved	<0.000010	mg/L	F	REG	EPA 6020B	'25 May 2025	0.00001	mg/L		
25E3258_B5E4272-BLK1	Boron dissolved	<0.0020	mg/L	F	REG	EPA 6020B	'25 May 2025	0.002	mg/L		
25E3258_B5E4272-BLK1	Cadmium dissolved	<0.0000020	mg/L	F	REG	EPA 6020B	'25 May 2025	0.000002	mg/L		
25E3258_B5E4272-BLK1	Calcium dissolved	<0.050	mg/L	F	REG	EPA 6020B	'25 May 2025	0.05	mg/L		
25E3258_B5E4272-BLK1	Chromium dissolved	<0.00050	mg/L	F	REG	EPA 6020B	'25 May 2025	0.0005	mg/L		
25E3258_B5E4272-BLK1	Cobalt dissolved	<0.0000050	mg/L	F	REG	EPA 6020B	'25 May 2025	0.000005	mg/L		
25E3258_B5E4272-BLK1	Copper dissolved	<0.00010	mg/L	F	REG	EPA 6020B	'25 May 2025	0.0001	mg/L		
25E3258_B5E4272-BLK1	Iron dissolved	<0.0020	mg/L	F	REG	EPA 6020B	'25 May 2025	0.002	mg/L		
25E3258_B5E4272-BLK1	Lead dissolved	<0.000050	mg/L	F	REG	EPA 6020B	'25 May 2025	0.00005	mg/L		
25E3258_B5E4272-BLK1	Lithium dissolved	<0.000050	mg/L	F	REG	EPA 6020B	'25 May 2025	0.00005	mg/L		
25E3258_B5E4272-BLK1	Magnesium dissolved	<0.0050	mg/L	F	REG	EPA 6020B	'25 May 2025	0.005	mg/L		
25E3258_B5E4272-BLK1	Manganese dissolved	<0.000050	mg/L	F	REG	EPA 6020B	'25 May 2025	0.00005	mg/L		
25E3258_B5E4272-BLK1	Molybdenum dissolved	<0.000010	mg/L	F	REG	EPA 6020B	'25 May 2025	0.00001	mg/L		
25E3258_B5E4272-BLK1	Nickel dissolved	<0.000040	mg/L	F	REG	EPA 6020B	'25 May 2025	0.00004	mg/L		
25E3258_B5E4272-BLK1	Phosphorus dissolved	<0.010	mg/L	F	REG	EPA 6020B	'25 May 2025	0.01	mg/L		
25E3258_B5E4272-BLK1	Potassium dissolved	<0.020	mg/L	F	REG	EPA 6020B	'25 May 2025	0.02	mg/L		
25E3258_B5E4272-BLK1	Selenium dissolved	<0.00010	mg/L	F	REG	EPA 6020B	'25 May 2025	0.0001	mg/L		
25E3258_B5E4272-BLK1	Silicon dissolved	<0.10	mg/L	F	REG	EPA 6020B	'25 May 2025	0.1	mg/L		
25E3258_B5E4272-BLK1	Silver dissolved	<0.000010	mg/L	F	REG	EPA 6020B	'25 May 2025	0.00001	mg/L		
25E3258_B5E4272-BLK1	Sodium dissolved	<0.020	mg/L	F	REG	EPA 6020B	'25 May 2025	0.02	mg/L		
25E3258_B5E4272-BLK1	Strontium dissolved	<0.00010	mg/L	F	REG	EPA 6020B	'25 May 2025	0.0001	mg/L		
25E3258_B5E4272-BLK1	Sulfur dissolved	<1.00	mg/L	F	REG	EPA 6020B	'25 May 2025	1	mg/L		
25E3258_B5E4272-BLK1	Tellurium dissolved	<0.000050	mg/L	F	REG	EPA 6020B	'25 May 2025	0.00005	mg/L		
25E3258_B5E4272-BLK1	Thallium dissolved	<0.0000040	mg/L	F	REG	EPA 6020B	'25 May 2025	0.000004	mg/L		
25E3258_B5E4272-BLK1	Thorium dissolved	<0.000010	mg/L	F	REG	EPA 6020B	'25 May 2025	0.00001	mg/L		
25E3258_B5E4272-BLK1	Tin dissolved	<0.0001100	mg/L	F	REG	EPA 6020B	'25 May 2025	0.0001	mg/L		
25E3258_B5E4272-BLK1	Titanium dissolved	<0.00020	mg/L	F	REG	EPA 6020B	'25 May 2025	0.0002	mg/L		
25E3258_B5E4272-BLK1	Tungsten dissolved	<0.00020	mg/L	F	REG	EPA 6020B	'25 May 2025	0.0002	mg/L		
25E3258_B5E4272-BLK1	Uranium dissolved	<0.0000010	mg/L	F	REG	EPA 6020B	'25 May 2025	0.000001	mg/L		
25E3258_B5E4272-BLK1	Vanadium dissolved	<0.00100	mg/L	F	REG	EPA 6020B	'25 May 2025	0.001	mg/L		
25E3258_B5E4272-BLK1	Zinc dissolved	<0.0010	mg/L	F	REG	EPA 6020B	'25 May 2025	0.001	mg/L		
25E3258_B5E4272-BLK1	Zirconium dissolved	<0.000020	mg/L	F	REG	EPA 6020B	'25 May 2025	0.00002	mg/L		
25E3258_B5E4272-BS1	Aluminum dissolved	100	%	F	SC	EPA 6020B	'26 May 2025	1	%	120	80
25E3258_B5E4272-BS1	Antimony dissolved	103	%	F	SC	EPA 6020B	'26 May 2025	1	%	120	80
25E3258_B5E4272-BS1	Arsenic dissolved	100	%	F	SC	EPA 6020B	'26 May 2025	1	%	120	80
25E3258_B5E4272-BS1	Barium dissolved	103	%	F	SC	EPA 6020B	'26 May 2025	1	%	120	80
25E3258_B5E4272-BS1	Beryllium dissolved	99	%	F	SC	EPA 6020B	'26 May 2025	1	%	120	80
25E3258_B5E4272-BS1	Bismuth dissolved	105	%	F	SC	EPA 6020B	'26 May 2025	1	%	120	80
25E3258_B5E4272-BS1	Boron dissolved	97	%	F	SC	EPA 6020B	'26 May 2025	1	%	120	80
25E3258_B5E4272-BS1	Cadmium dissolved	103	%	F	SC	EPA 6020B	'26 May 2025	1	%	120	80
25E3258_B5E4272-BS1	Calcium dissolved	96	%	F	SC	EPA 6020B	'26 May 2025	1	%	120	80
25E3258_B5E4272-BS1	Chromium dissolved	100	%	F	SC	EPA 6020B	'26 May 2025	1	%	120	80
25E3258_B5E4272-BS1	Cobalt dissolved	98	%	F	SC	EPA 6020B	'26 May 2025	1	%	120	80
25E3258_B5E4272-BS1	Copper dissolved	97	%	F	SC	EPA 6020B	'26 May 2025	1	%	120	80
25E3258_B5E4272-BS1	Iron dissolved	99	%	F	SC	EPA 6020B	'26 May 2025	1	%	120	80
25E3258_B5E4272-BS1	Lead dissolved	104	%	F	SC	EPA 6020B	'26 May 2025	1	%	120	80
25E3258_B5E4272-BS1	Lithium dissolved	101	%	F	SC	EPA 6020B	'26 May 2025	1	%	120	80
25E3258_B5E4272-BS1	Magnesium dissolved	100	%	F	SC	EPA 6020B	'26 May 2025	1	%	120	80
25E3258_B5E4272-BS1	Manganese dissolved	100	%	F	SC	EPA 6020B	'26 May 2025	1	%	120	80
25E3258_B5E4272-BS1	Molybdenum dissolved	103	%	F	SC	EPA 6020B	'26 May 2025	1	%	120	80
25E3258_B5E4272-BS1	Nickel dissolved	98	%	F	SC	EPA 6020B	'26 May 2025	1	%	120	80
25E3258_B5E4272-BS1	Phosphorus dissolved	103	%	F	SC	EPA 6020B	'26 May 2025	1	%	120	80
25E3258_B5E4272-BS1	Potassium dissolved	100	%	F	SC	EPA 6020B	'26 May 2025	1	%	120	80
25E3258_B5E4272-BS1	Selenium dissolved	96	%	F	SC	EPA 6020B	'26 May 2025	1	%	120	80
25E3258_B5E4272-BS1	Silicon dissolved	98	%	F	SC	EPA 6020B	'26 May 2025	1	%	120	80
25E3258_B5E4272-BS1	Silver dissolved	101	%	F	SC	EPA 6020B	'26 May 2025	1	%	120	80
25E3258_B5E4272-BS1	Sodium dissolved	101	%	F	SC	EPA 6020B	'26 May 2025	1	%	120	80
25E3258_B5E4272-BS1	Strontium dissolved	100	%	F	SC	EPA 6020B	'26 May 2025	1	%	120	80
25E3258_B5E4272-BS1	Sulfur dissolved	100	%	F	SC	EPA 6020B	'26 May 2025	1	%	120	80
25E3258_B5E4272-BS1	Tellurium dissolved	101	%	F	SC	EPA 6020B	'26 May 2025	1	%	120	80
25E3258_B5E4272-BS1	Thallium dissolved	102	%	F	SC	EPA 6020B	'26 May 2025	1	%	120	80
25E3258_B5E4272-BS1	Thorium dissolved	102	%	F	SC	EPA 6020B	'26 May 2025	1	%	120	80
25E3258_B5E4272-BS1	Tin dissolved	102	%	F	SC	EPA 6020B	'26 May 2025	1	%	120	80
25E3258_B5E4272-BS1	Titanium dissolved	99	%	F	SC	EPA 6020B	'26 May 2025	1	%	120	80
25E3258_B5E4272-BS1	Tungsten dissolved	101	%	F	SC	EPA 6020B	'26 May 2025	1	%	120	80
25E3258_B5E4272-BS1	Uranium dissolved	102	%	F	SC	EPA 6020B	'26 May 2025	1	%	120	80
25E3258_B5E4272-BS1	Vanadium dissolved	101	%	F	SC	EPA 6020B	'26 May 2025	1	%	120	80
25E3258_B5E4272-BS1	Zinc dissolved	100	%	F	SC	EPA 6020B	'26 May 2025	1	%	120	80
25E3258_B5E4272-BS1	Zirconium dissolved	101	%	F	SC	EPA 6020B	'26 May 2025	1	%	120	80
25E3258_B5E4272-MS1	Aluminum dissolved	4.35	mg/L	F	REG	EPA 6020B	'25 May 2025	0.001	mg/L	130	70
25E3258_B5E4272-MS1	Antimony dissolved	0.0416	mg/L	F	REG	EPA 6020B	'25 May 2025	0.00005	mg/L	130	70
25E3258_B5E4272-MS1	Arsenic dissolved	0.414	mg/L	F	REG	EPA 6020B	'25 May 2025	0.00005	mg/L	130	70
25E3258_B5E4272-MS1	Barium dissolved	0.0706	mg/L	F	REG	EPA 6020B	'25 May 2025	0.0001	mg/L	130	70
25E3258_B5E4272-MS1	Beryllium dissolved	0.0413	mg/L	F	REG	EPA 6020B	'25 May 2025	0.00001	mg/L	130	70
25E3258_B5E4272-MS1	Bismuth dissolved	0.0405	mg/L	F	REG	EPA 6020B	'25 May 2025	0.00001	mg/L	130	70
25E3258_B5E4272-MS1	Boron dissolved	0.399	mg/L	F	REG	EPA 6020B	'25 May 2025	0.002	mg/L	130	70
25E3258_B5E4272-MS1	Cadmium dissolved	0.0416	mg/L	F	REG	EPA 6020B	'25 May 2025	0.000002	mg/L	130	70
25E3258_B5E4272-MS1	Calcium dissolved	17.5	mg/L	F	REG	EPA 6020B	'25 May 2025	0.05	mg/L	130	70
25E3258_B5E4272-MS1	Chromium dissolved	0.0409	mg/L	F	REG	EPA 6020B	'25 May 2025	0.0005	mg/L	130	70
25E3258_B5E4272-MS1	Cobalt dissolved	0.0398	mg/L	F	REG	EPA 6020B	'25 May 2025	0.000005	mg/L	130	70
25E3258_B5E4272-MS1	Copper dissolved	0.0429	mg/L	F	REG	EPA 6020B	'25 May 2025	0.0001	mg/L	130	70
25E3258_B5E4272-MS1	Iron dissolved	4.2	mg/L	F	REG	EPA 6020B	'25 May 2025	0.002	mg/L	130	70
25E3258_B5E4272-MS1	Lead dissolved	0.0416	mg/L	F	REG	EPA 6020B	'25 May 2025	0.00005	mg/L	130	70
25E3258_B5E4272-MS1	Lithium dissolved	0.0497	mg/L	F	REG	EPA 6020B	'25 May 2025	0.00005	mg/L	130	70
25E3258_B5E4272-MS1	Magnesium dissolved	7.3	mg/L	F	REG	EPA 6020B	'25 May 2025	0.005	mg/L	130	70
25E3258_B5E4272-MS1	Manganese dissolved	0.155	mg/L	F	REG	EPA 6020B	'25 May 2025	0.00005	mg/L	130	70
25E3258_B5E4272-MS1	Molybdenum dissolved	0.0567	mg/L	F	REG	EPA 6020B	'25 May 2025	0.00001	mg/L	130	70
25E3258_B5E4272-MS1	Nickel dissolved	0.0407	mg/L	F	REG	EPA 6020B	'25 May 2025	0.00004	mg/L	130	70
25E3258_B5E4272-MS1	Phosphorus dissolved	4.3	mg/L	F	REG	EPA 6020B	'25 May 2025	0.01	mg/L	130	70
25E3258_B5E4272-MS1	Potassium dissolved	6.95	mg/L	F	REG	EPA 6020B	'25 May 2025	0.02	mg/L	130	70
25E3258_B5E4272-MS1	Selenium dissolved	0.393	mg/L	F	REG	EPA 6020B	'25 May 2025	0.0001	mg/L	130	70
25E3258_B5E4272-MS1	Silicon dissolved	6.07	mg/L	F	REG	EPA 6020B	'25 May 2025	0.1	mg/L	130	70
25E3258_B5E4272-MS1	Silver dissolved	0.0384	mg/L	F	REG	EPA 6020B	'25 May 2025	0.00001	mg/L	130	70
25E3258_B5E4272-MS1	Sodium dissolved	6.51	mg/L	F	REG	EPA 6020B	'25 May 2025	0.02	mg/L	130	70
25E3258_B5E4272-MS1	Strontium dissolved	0.0748	mg/L	F	REG	EPA 6020B	'25 May 2025	0.0001	mg/L	130	70
25E3258_B5E4272-MS1	Sulfur dissolved	42	mg/L	F	REG	EPA 6020B	'25 May 2025	1	mg/L	130	70
25E3258_B5E4272-MS1	Tellurium dissolved	0.041	mg/L	F	REG	EPA 6020B	'25 May 2025	0.00005	mg/L	130	70
25E3258_B5E4272-MS1	Thallium dissolved	0.0411	mg/L	F	REG	EPA 6020B	'25 May 2025	0.000004	mg/L	130	70
25E3258_B5E4272-MS1	Thorium dissolved	0.0407	mg/L	F	REG	EPA 6020B	'25 May 2025	0.00001	mg/L	130	70
25E3258_B5E4272-MS1	Tin dissolved	0.0413	mg/L	F	REG	EPA 6020B	'25 May 2025	0.0001	mg/L	130	70
25E3258_B5E4272-MS1	Titanium dissolved	0.0515	mg/L	F	REG	EPA 6020B	'25 May 2025	0.0002	mg/L	130	70
25E3258_B5E4272-MS1	Tungsten dissolved	0.0412	mg/L	F	REG	EPA 6020B	'25 May 2025	0.0002	mg/L	130	70
25E3258_B5E4272-MS1	Uranium dissolved	0.0459	mg/L	F	REG	EPA 6020B	'25 May 2025	0.000001	mg/L	130	70
25E3258_B5E4272-MS1	Vanadium dissolved	0.0458	mg/L	F	REG	EPA 6020B	'25 May 2025	0.001	mg/L	130	70
25E3258_B5E4272-MS1	Zinc dissolved	0.411	mg/L	F	REG	EPA 6020B	'25 May 2025	0.001	mg/L	130	70
25E3258_B5E4272-MS1	Zirconium dissolved	0.0415	mg/L	F	REG	EPA 6020B	'25 May 2025	0.00002	mg/L	130	70
25E3258_B5E4356-BLK1	Mercury dissolved	<0.0050	ug/L	F	REG	EPA 245.7*	'26 May 2025	0.005	ug/L		
25E3258_B5E4356-BLK2	Mercury dissolved	<0.0050	ug/L	F	REG	EPA 245.7*	'26 May 2025	0.005	ug/L		
25E3258_B5E4356-BLK3	Mercury dissolved	<0.0050	ug/L	F	REG	EPA 245.7*	'26 May 2025	0.005	ug/L		
25E3258_B5E4356-BLK4	Mercury dissolved	<0.0050	ug/L	F	REG	EPA 245.7*	'27 May 2025	0.005	ug/L		
25E3258_B5E4356-BS1	Mercury dissolved	106	%	F	SC	EPA 245.7*	'26 May 2025	1	%	120	80
25E3258_B5E4356-BS2	Mercury dissolved	106	%	F	SC	EPA 245.7*	'26 May 2025	1	%	120	80
25E3258_B5E4356-BS3	Mercury dissolved	108	%	F	SC	EPA 245.7*	'26 May 2025	1	%	120	80
25E3258_B5E4356-BS4	Mercury dissolved	106	%	F	SC	EPA 245.7*	'27 May 2025	1	%	120	80
25E3258_B5E4455-BLK1	Mercury dissolved	<0.0050	ug/L	F	REG	EPA 245.7*	'27 May 2025	0.005	ug/L		
25E3258_B5E4455-BLK2	Mercury dissolved	<0.0050	ug/L	F	REG	EPA 245.7*	'27 May 2025	0.005	ug/L		
25E3258_B5E4455-BS1	Mercury dissolved	104	%	F	SC	EPA 245.7*	'27 May 2025	1	%	120	80
25E3258_B5E4455-BS2	Mercury dissolved	96	%	F	SC	EPA 245.7*	'27 May 2025	1	%	120	80
25E3258_B5E4455-MS1	Mercury dissolved	2.36	ug/L	F	REG	EPA 245.7*	'27 May 2025	0.005	ug/L	130	70
25E3258_B5E4455-MS2	Mercury dissolved	2.39	ug/L	F	REG	EPA 245.7*	'27 May 2025	0.005	ug/L	130	70
25E3258_B5E4663-BLK1	Aluminum dissolved	<0.0010	mg/L	F	REG	EPA 6020B	'28 May 2025	0.001	mg/L		
25E3258_B5E4663-BLK1	Antimony dissolved	<0.000050	mg/L	F	REG	EPA 6020B	'28 May 2025	0.00005	mg/L		
25E3258_B5E4663-BLK1	Arsenic dissolved	<0.000050	mg/L	F	REG	EPA 6020B	'28 May 2025	0.00005	mg/L		
25E3258_B5E4663-BLK1	Barium dissolved	<0.00010	mg/L	F	REG	EPA 6020B	'28 May 2025	0.0001	mg/L		
25E3258_B5E4663-BLK1	Beryllium dissolved	<0.000010	mg/L	F	REG	EPA 6020B	'28 May 2025	0.00001	mg/L		
25E3258_B5E4663-BLK1	Bismuth dissolved	<0.000010	mg/L	F	REG	EPA 6020B	'28 May 2025	0.00001	mg/L		
25E3258_B5E4663-BLK1	Boron dissolved	<0.0020	mg/L	F	REG	EPA 6020B	'28 May 2025	0.002	mg/L		
25E3258_B5E4663-BLK1	Cadmium dissolved	<0.0000020	mg/L	F	REG	EPA 6020B	'28 May 2025	0.000002	mg/L		
25E3258_B5E4663-BLK1	Calcium dissolved	<0.050	mg/L	F	REG	EPA 6020B	'28 May 2025	0.05	mg/L		
25E3258_B5E4663-BLK1	Chromium dissolved	<0.00050	mg/L	F	REG	EPA 6020B	'28 May 2025	0.0005	mg/L		
25E3258_B5E4663-BLK1	Cobalt dissolved	<0.0000050	mg/L	F	REG	EPA 6020B	'28 May 2025	0.000005	mg/L		
25E3258_B5E4663-BLK1	Copper dissolved	<0.00010	mg/L	F	REG	EPA 6020B	'28 May 2025	0.0001	mg/L		
25E3258_B5E4663-BLK1	Iron dissolved	<0.0020	mg/L	F	REG	EPA 6020B	'28 May 2025	0.002	mg/L		
25E3258_B5E4663-BLK1	Lead dissolved	<0.000050	mg/L	F	REG	EPA 6020B	'28 May 2025	0.00005	mg/L		
25E3258_B5E4663-BLK1	Lithium dissolved	<0.000050	mg/L	F	REG	EPA 6020B	'28 May 2025	0.00005	mg/L		
25E3258_B5E4663-BLK1	Magnesium dissolved	<0.0050	mg/L	F	REG	EPA 6020B	'28 May 2025	0.005	mg/L		
25E3258_B5E4663-BLK1	Manganese dissolved	<0.000050	mg/L	F	REG	EPA 6020B	'28 May 2025	0.00005	mg/L		

CERTIFICATE OF ANALYSIS • MEND-SFE QA/QC RESULTS

Global ARD Testing Services Inc.

GLOBAL PROJECT NO: 2329 (B39)
CLIENT: WSP Canada Inc.
PROJECT NAME: Kinross Great Bear
PROJECT NO: OMEMA2303
REPORT VERSION: 5

Sulphate:

Certified Reference Material:	Parameter: Sulphate	% Recovery	Matrix Spike %	Units	QC Limits
STD Mineral Water (34.78 mg/L)	35.98	103.5%		%	80 - 120
Soiked Blank (19.61 mg/L)	19.22		98.0%	%	80 - 120

Dissolved Metals by ICP-MS:

Sample Code	Parameter	Result	Result Units	Total or Filtered	Method Type	Method Name	Date Analyzed	EQL	EQL Units	UCL	LCL
25E2995											
25E3258_B5E4663-BLK1	Molybdenum dissolved	<0.000010	mg/L	F	REG	EPA 6020B	'28 May 2025	0.00001	mg/L		
25E3258_B5E4663-BLK1	Nickel dissolved	<0.000040	mg/L	F	REG	EPA 6020B	'28 May 2025	0.00004	mg/L		
25E3258_B5E4663-BLK1	Phosphorus dissolved	<0.010	mg/L	F	REG	EPA 6020B	'28 May 2025	0.01	mg/L		
25E3258_B5E4663-BLK1	Potassium dissolved	<0.020	mg/L	F	REG	EPA 6020B	'28 May 2025	0.02	mg/L		
25E3258_B5E4663-BLK1	Selenium dissolved	<0.00010	mg/L	F	REG	EPA 6020B	'28 May 2025	0.0001	mg/L		
25E3258_B5E4663-BLK1	Silicon dissolved	<0.10	mg/L	F	REG	EPA 6020B	'28 May 2025	0.1	mg/L		
25E3258_B5E4663-BLK1	Silver dissolved	<0.000010	mg/L	F	REG	EPA 6020B	'28 May 2025	0.00001	mg/L		
25E3258_B5E4663-BLK1	Sodium dissolved	<0.020	mg/L	F	REG	EPA 6020B	'28 May 2025	0.02	mg/L		
25E3258_B5E4663-BLK1	Strontium dissolved	<0.00010	mg/L	F	REG	EPA 6020B	'28 May 2025	0.0001	mg/L		
25E3258_B5E4663-BLK1	Sulfur dissolved	<1.00	mg/L	F	REG	EPA 6020B	'28 May 2025	1	mg/L		
25E3258_B5E4663-BLK1	Tellurium dissolved	<0.000050	mg/L	F	REG	EPA 6020B	'28 May 2025	0.00005	mg/L		
25E3258_B5E4663-BLK1	Thallium dissolved	<0.0000040	mg/L	F	REG	EPA 6020B	'28 May 2025	0.000004	mg/L		
25E3258_B5E4663-BLK1	Thorium dissolved	<0.000010	mg/L	F	REG	EPA 6020B	'28 May 2025	0.00001	mg/L		
25E3258_B5E4663-BLK1	Tin dissolved	<0.000100	mg/L	F	REG	EPA 6020B	'28 May 2025	0.0001	mg/L		
25E3258_B5E4663-BLK1	Titanium dissolved	<0.00020	mg/L	F	REG	EPA 6020B	'28 May 2025	0.0002	mg/L		
25E3258_B5E4663-BLK1	Tungsten dissolved	<0.00020	mg/L	F	REG	EPA 6020B	'28 May 2025	0.0002	mg/L		
25E3258_B5E4663-BLK1	Uranium dissolved	<0.0000010	mg/L	F	REG	EPA 6020B	'28 May 2025	0.000001	mg/L		
25E3258_B5E4663-BLK1	Vanadium dissolved	<0.00100	mg/L	F	REG	EPA 6020B	'28 May 2025	0.001	mg/L		
25E3258_B5E4663-BLK1	Zinc dissolved	<0.0010	mg/L	F	REG	EPA 6020B	'28 May 2025	0.001	mg/L		
25E3258_B5E4663-BLK1	Zirconium dissolved	<0.000020	mg/L	F	REG	EPA 6020B	'28 May 2025	0.00002	mg/L		
25E3258_B5E4663-BS1	Aluminum dissolved	100	%	F	SC	EPA 6020B	'28 May 2025	1	%	120	80
25E3258_B5E4663-BS1	Antimony dissolved	101	%	F	SC	EPA 6020B	'28 May 2025	1	%	120	80
25E3258_B5E4663-BS1	Arsenic dissolved	98	%	F	SC	EPA 6020B	'28 May 2025	1	%	120	80
25E3258_B5E4663-BS1	Barium dissolved	103	%	F	SC	EPA 6020B	'28 May 2025	1	%	120	80
25E3258_B5E4663-BS1	Beryllium dissolved	99	%	F	SC	EPA 6020B	'28 May 2025	1	%	120	80
25E3258_B5E4663-BS1	Bismuth dissolved	99	%	F	SC	EPA 6020B	'28 May 2025	1	%	120	80
25E3258_B5E4663-BS1	Boron dissolved	101	%	F	SC	EPA 6020B	'28 May 2025	1	%	120	80
25E3258_B5E4663-BS1	Cadmium dissolved	100	%	F	SC	EPA 6020B	'28 May 2025	1	%	120	80
25E3258_B5E4663-BS1	Calcium dissolved	98	%	F	SC	EPA 6020B	'28 May 2025	1	%	120	80
25E3258_B5E4663-BS1	Chromium dissolved	99	%	F	SC	EPA 6020B	'28 May 2025	1	%	120	80
25E3258_B5E4663-BS1	Cobalt dissolved	98	%	F	SC	EPA 6020B	'28 May 2025	1	%	120	80
25E3258_B5E4663-BS1	Copper dissolved	96	%	F	SC	EPA 6020B	'28 May 2025	1	%	120	80
25E3258_B5E4663-BS1	Iron dissolved	100	%	F	SC	EPA 6020B	'28 May 2025	1	%	120	80
25E3258_B5E4663-BS1	Lead dissolved	101	%	F	SC	EPA 6020B	'28 May 2025	1	%	120	80
25E3258_B5E4663-BS1	Lithium dissolved	98	%	F	SC	EPA 6020B	'28 May 2025	1	%	120	80
25E3258_B5E4663-BS1	Magnesium dissolved	100	%	F	SC	EPA 6020B	'28 May 2025	1	%	120	80
25E3258_B5E4663-BS1	Manganese dissolved	99	%	F	SC	EPA 6020B	'28 May 2025	1	%	120	80
25E3258_B5E4663-BS1	Molybdenum dissolved	101	%	F	SC	EPA 6020B	'28 May 2025	1	%	120	80
25E3258_B5E4663-BS1	Nickel dissolved	99	%	F	SC	EPA 6020B	'28 May 2025	1	%	120	80
25E3258_B5E4663-BS1	Phosphorus dissolved	100	%	F	SC	EPA 6020B	'28 May 2025	1	%	120	80
25E3258_B5E4663-BS1	Potassium dissolved	103	%	F	SC	EPA 6020B	'28 May 2025	1	%	120	80
25E3258_B5E4663-BS1	Selenium dissolved	98	%	F	SC	EPA 6020B	'28 May 2025	1	%	120	80
25E3258_B5E4663-BS1	Silicon dissolved	102	%	F	SC	EPA 6020B	'28 May 2025	1	%	120	80
25E3258_B5E4663-BS1	Silver dissolved	97	%	F	SC	EPA 6020B	'28 May 2025	1	%	120	80
25E3258_B5E4663-BS1	Sodium dissolved	99	%	F	SC	EPA 6020B	'28 May 2025	1	%	120	80
25E3258_B5E4663-BS1	Strontium dissolved	98	%	F	SC	EPA 6020B	'28 May 2025	1	%	120	80
25E3258_B5E4663-BS1	Sulfur dissolved	104	%	F	SC	EPA 6020B	'28 May 2025	1	%	120	80
25E3258_B5E4663-BS1	Tellurium dissolved	97	%	F	SC	EPA 6020B	'28 May 2025	1	%	120	80
25E3258_B5E4663-BS1	Thallium dissolved	99	%	F	SC	EPA 6020B	'28 May 2025	1	%	120	80
25E3258_B5E4663-BS1	Thorium dissolved	97	%	F	SC	EPA 6020B	'28 May 2025	1	%	120	80
25E3258_B5E4663-BS1	Tin dissolved	101	%	F	SC	EPA 6020B	'28 May 2025	1	%	120	80
25E3258_B5E4663-BS1	Titanium dissolved	98	%	F	SC	EPA 6020B	'28 May 2025	1	%	120	80
25E3258_B5E4663-BS1	Tungsten dissolved	101	%	F	SC	EPA 6020B	'28 May 2025	1	%	120	80
25E3258_B5E4663-BS1	Uranium dissolved	103	%	F	SC	EPA 6020B	'28 May 2025	1	%	120	80
25E3258_B5E4663-BS1	Vanadium dissolved	97	%	F	SC	EPA 6020B	'28 May 2025	1	%	120	80
25E3258_B5E4663-BS1	Zinc dissolved	99	%	F	SC	EPA 6020B	'28 May 2025	1	%	120	80
25E3258_B5E4663-BS1	Zirconium dissolved	101	%	F	SC	EPA 6020B	'28 May 2025	1	%	120	80
25E3258_B5E4697-BLK1	Aluminum dissolved	<0.0010	mg/L	F	REG	EPA 6020B	'29 May 2025	0.001	mg/L		
25E3258_B5E4697-BLK1	Antimony dissolved	<0.000050	mg/L	F	REG	EPA 6020B	'29 May 2025	0.00005	mg/L		
25E3258_B5E4697-BLK1	Arsenic dissolved	<0.000050	mg/L	F	REG	EPA 6020B	'29 May 2025	0.00005	mg/L		
25E3258_B5E4697-BLK1	Barium dissolved	<0.00010	mg/L	F	REG	EPA 6020B	'29 May 2025	0.0001	mg/L		
25E3258_B5E4697-BLK1	Beryllium dissolved	<0.000010	mg/L	F	REG	EPA 6020B	'29 May 2025	0.00001	mg/L		
25E3258_B5E4697-BLK1	Bismuth dissolved	<0.000010	mg/L	F	REG	EPA 6020B	'29 May 2025	0.00001	mg/L		
25E3258_B5E4697-BLK1	Boron dissolved	<0.0020	mg/L	F	REG	EPA 6020B	'29 May 2025	0.002	mg/L		
25E3258_B5E4697-BLK1	Cadmium dissolved	<0.0000020	mg/L	F	REG	EPA 6020B	'29 May 2025	0.000002	mg/L		
25E3258_B5E4697-BLK1	Calcium dissolved	<0.050	mg/L	F	REG	EPA 6020B	'29 May 2025	0.05	mg/L		
25E3258_B5E4697-BLK1	Chromium dissolved	<0.00050	mg/L	F	REG	EPA 6020B	'29 May 2025	0.0005	mg/L		
25E3258_B5E4697-BLK1	Cobalt dissolved	<0.0000050	mg/L	F	REG	EPA 6020B	'29 May 2025	0.000005	mg/L		
25E3258_B5E4697-BLK1	Copper dissolved	<0.00010	mg/L	F	REG	EPA 6020B	'29 May 2025	0.0001	mg/L		
25E3258_B5E4697-BLK1	Iron dissolved	<0.0020	mg/L	F	REG	EPA 6020B	'29 May 2025	0.002	mg/L		
25E3258_B5E4697-BLK1	Lead dissolved	<0.000050	mg/L	F	REG	EPA 6020B	'29 May 2025	0.00005	mg/L		
25E3258_B5E4697-BLK1	Lithium dissolved	<0.000050	mg/L	F	REG	EPA 6020B	'29 May 2025	0.00005	mg/L		
25E3258_B5E4697-BLK1	Magnesium dissolved	<0.0050	mg/L	F	REG	EPA 6020B	'29 May 2025	0.005	mg/L		
25E3258_B5E4697-BLK1	Manganese dissolved	<0.000050	mg/L	F	REG	EPA 6020B	'29 May 2025	0.00005	mg/L		
25E3258_B5E4697-BLK1	Mercury dissolved	<0.000020	mg/L	F	REG	EPA 6020B	'29 May 2025	0.00002	mg/L		
25E3258_B5E4697-BLK1	Molybdenum dissolved	<0.000010	mg/L	F	REG	EPA 6020B	'29 May 2025	0.00001	mg/L		
25E3258_B5E4697-BLK1	Nickel dissolved	<0.000040	mg/L	F	REG	EPA 6020B	'29 May 2025	0.00004	mg/L		
25E3258_B5E4697-BLK1	Phosphorus dissolved	<0.010	mg/L	F	REG	EPA 6020B	'29 May 2025	0.01	mg/L		
25E3258_B5E4697-BLK1	Potassium dissolved	<0.020	mg/L	F	REG	EPA 6020B	'29 May 2025	0.02	mg/L		
25E3258_B5E4697-BLK1	Selenium dissolved	<0.00010	mg/L	F	REG	EPA 6020B	'29 May 2025	0.0001	mg/L		
25E3258_B5E4697-BLK1	Silicon dissolved	<0.10	mg/L	F	REG	EPA 6020B	'29 May 2025	0.1	mg/L		
25E3258_B5E4697-BLK1	Silver dissolved	<0.000010	mg/L	F	REG	EPA 6020B	'29 May 2025	0.00001	mg/L		
25E3258_B5E4697-BLK1	Sodium dissolved	<0.020	mg/L	F	REG	EPA 6020B	'29 May 2025	0.02	mg/L		
25E3258_B5E4697-BLK1	Strontium dissolved	<0.00010	mg/L	F	REG	EPA 6020B	'29 May 2025	0.0001	mg/L		
25E3258_B5E4697-BLK1	Sulfur dissolved	<1.00	mg/L	F	REG	EPA 6020B	'29 May 2025	1	mg/L		
25E3258_B5E4697-BLK1	Tellurium dissolved	<0.000050	mg/L	F	REG	EPA 6020B	'29 May 2025	0.00005	mg/L		
25E3258_B5E4697-BLK1	Thallium dissolved	<0.0000040	mg/L	F	REG	EPA 6020B	'29 May 2025	0.000004	mg/L		
25E3258_B5E4697-BLK1	Thorium dissolved	<0.000010	mg/L	F	REG	EPA 6020B	'29 May 2025	0.00001	mg/L		
25E3258_B5E4697-BLK1	Tin dissolved	<0.000100	mg/L	F	REG	EPA 6020B	'29 May 2025	0.0001	mg/L		
25E3258_B5E4697-BLK1	Titanium dissolved	<0.00020	mg/L	F	REG	EPA 6020B	'29 May 2025	0.0002	mg/L		
25E3258_B5E4697-BLK1	Tungsten dissolved	<0.00020	mg/L	F	REG	EPA 6020B	'29 May 2025	0.0002	mg/L		
25E3258_B5E4697-BLK1	Uranium dissolved	<0.0000010	mg/L	F	REG	EPA 6020B	'29 May 2025	0.000001	mg/L		
25E3258_B5E4697-BLK1	Vanadium dissolved	<0.00100	mg/L	F	REG	EPA 6020B	'29 May 2025	0.001	mg/L		
25E3258_B5E4697-BLK1	Zinc dissolved	<0.0010	mg/L	F	REG	EPA 6020B	'29 May 2025	0.001	mg/L		
25E3258_B5E4697-BLK1	Zirconium dissolved	<0.000020	mg/L	F	REG	EPA 6020B	'29 May 2025	0.00002	mg/L		
25E3258_B5E4697-BS1	Aluminum dissolved	101	%	F	SC	EPA 6020B	'29 May 2025	1	%	120	80
25E3258_B5E4697-BS1	Antimony dissolved	103	%	F	SC	EPA 6020B	'29 May 2025	1	%	120	80
25E3258_B5E4697-BS1	Arsenic dissolved	100	%	F	SC	EPA 6020B	'29 May 2025	1	%	120	80
25E3258_B5E4697-BS1	Barium dissolved	104	%	F	SC	EPA 6020B	'29 May 2025	1	%	120	80
25E3258_B5E4697-BS1	Beryllium dissolved	103	%	F	SC	EPA 6020B	'29 May 2025	1	%	120	80
25E3258_B5E4697-BS1	Bismuth dissolved	97	%	F	SC	EPA 6020B	'29 May 2025	1	%	120	80
25E3258_B5E4697-BS1	Boron dissolved	109	%	F	SC	EPA 6020B	'29 May 2025	1	%	120	80
25E3258_B5E4697-BS1	Cadmium dissolved	101	%	F	SC	EPA 6020B	'29 May 2025	1	%	120	80
25E3258_B5E4697-BS1	Calcium dissolved	102	%	F	SC	EPA 6020B	'29 May 2025	1	%	120	80
25E3258_B5E4697-BS1	Chromium dissolved	100	%	F	SC	EPA 6020B	'29 May 2025	1	%	120	80
25E3258_B5E4697-BS1	Cobalt dissolved	99	%	F	SC	EPA 6020B	'29 May 2025	1	%	120	80
25E3258_B5E4697-BS1	Copper dissolved	98	%	F	SC	EPA 6020B	'29 May 2025	1	%	120	80
25E3258_B5E4697-BS1	Iron dissolved	99	%	F	SC	EPA 6020B	'29 May 2025	1	%	120	80
25E3258_B5E4697-BS1	Lead dissolved	102	%	F	SC	EPA 6020B	'29 May 2025	1	%	120	80
25E3258_B5E4697-BS1	Lithium dissolved	103	%	F	SC	EPA 6020B	'29 May 2025	1	%	120	80
25E3258_B5E4697-BS1	Magnesium dissolved	98	%	F	SC	EPA 6020B	'29 May 2025	1	%	120	80
25E3258_B5E4697-BS1	Manganese dissolved	102	%	F	SC	EPA 6020B	'29 May 2025	1	%	120	80
25E3258_B5E4697-BS1	Mercury dissolved	91	%	F	SC	EPA 6020B	'29 May 2025	1	%	120	80
25E3258_B5E4697-BS1	Molybdenum dissolved	102	%	F	SC	EPA 6020B	'29 May 2025	1	%	120	80
25E3258_B5E4697-BS1	Nickel dissolved	99	%	F	SC	EPA 6020B	'29 May 2025	1	%	120	80
25E3258_B5E4697-BS1	Phosphorus dissolved	102	%	F	SC	EPA 6020B	'29 May 2025	1	%	120	80
25E3258_B5E4697-BS1	Potassium dissolved	102	%	F	SC	EPA 6020B	'29 May 2025	1	%	120	80
25E3258_B5E4697-BS1	Selenium dissolved	100	%	F	SC	EPA 6020B	'29 May 2025	1	%	120	80
25E3258_B5E4697-BS1	Silicon dissolved	104	%	F	SC	EPA 6020B	'29 May 2025	1	%	120	80
25E3258_B5E4697-BS1	Silver dissolved	100	%	F	SC	EPA 6020B	'29 May 2025	1	%	120	80
25E3258_B5E4697-BS1	Sodium dissolved	101	%	F	SC	EPA 6020B	'29 May 2025	1	%	120	80
25E3258_B5E4697-BS1	Strontium dissolved	100	%	F	SC	EPA 6020B	'29 May 2025	1	%	120	80
25E3258_B5E4697-BS1	Sulfur dissolved	104	%	F	SC	EPA 6020B	'29 May 2025	1	%	120	80
25E3258_B5E4697-BS1	Tellurium dissolved	103	%	F	SC	EPA 6020B	'29 May 2025	1	%	120	80
25E3258_B5E4697-BS1	Thallium dissolved	102	%	F	SC	EPA 6020B	'29 May 2025	1	%	120	80
25E3258_B5E4697-BS1	Thorium dissolved	101	%	F	SC	EPA 6020B	'29 May 2025	1	%	120	80
25E3258_B5E4697-BS1	Tin dissolved	103	%	F	SC	EPA 6020B	'29 May 2025	1	%	120	80
25E3258_B5E4697-BS1	Titanium dissolved	104	%	F	SC	EPA 6020B	'29 May 2025	1	%	120	80
25E3258_B5E4697-BS1	Tungsten dissolved	100	%	F	SC	EPA 6020B	'29 May 2025	1	%	120	80
25E3258_B5E4697-BS1	Uranium dissolved	101	%	F	SC	EPA 6020B	'29 May 2025	1	%	120	80
25E3258_B5E4697-BS1	Vanadium dissolved	98	%	F	SC	EPA 6020B	'29 May 2025	1	%	120	80
25E3258_B5E4697-BS1	Zinc dissolved	101	%	F	SC	EPA 6020B	'29 May 2025	1	%	120	80
25E3258_B5E4697-BS1	Zirconium dissolved	103	%	F	SC	EPA 6020B	'29 May 2025	1	%	120	80
25E3258_B5F1787-BLK3	Phosphorus Total Dissolved	<0.0050	mg/L	F	REG	SM 4500-P F (2021)	'02 Jun 2025	0.005	mg/L		
25E3258_B5F1787-BLK4	Phosphorus Total Dissolved	<0.0050	mg/L	F	REG	SM 4500-P F (2021)	'02 Jun 2025	0.005	mg/L		
25E3258_B5F1787-BLK5	Phosphorus Total Dissolved	<0.0050	mg/L	F	REG	SM 4500-P F (2021)	'02 Jun 2025	0.005	mg/L		
25E3258_B5F1787-BS3	Phosphorus Total Dissolved	89	%	F	SC	SM 4500-P F (2021)	'02 Jun 2025	1	%	115	85
25E3258_B5F1787-BS4	Phosphorus Total Dissolved	94	%	F	SC	SM 4500-P F (2021)	'02 Jun 2025	1	%	115	85
25E3258_B5F1787-BS5	Phosphorus Total Dissolved	88	%	F	SC	SM 4500-P F (2021)	'02 Jun 2025	1	%	115	85
25E3655											
25E3655_B5E4688-BLK1	Aluminum dissolved	<0.0010	mg/L	F	REG	EPA 6020B	'28 May 2025	0.001	mg/L		
25E3655_B5E4688-BLK1	Antimony dissolved	<0.000050	mg/L	F	REG	EPA 6020B	'28 May 2025	0.00005	mg/L		
25E3655_B5E4688-BLK1	Arsenic dissolved	<0.000050	mg/L	F	REG	EPA 6020B	'28 May 2025	0.00005	mg/L		
25E3655_B5E4688-BLK1	Barium dissolved	<0.00010	mg/L	F	REG	EPA 6020B	'28 May 2025	0.0001	mg/L		
25E3655_B5E4688-BLK1	Beryllium dissolved	<0.000010	mg/L	F	REG	EPA 6020B	'28 May 2025	0.00001	mg/L		
25E3655_B5E4688-BLK1	Bismuth dissolved	<0.000010	mg/L	F	REG	EPA 6020B	'28 May 2025	0.00001	mg/L		
25E3655_B5E4688-BLK1	Boron dissolved	<0.0020	mg/L	F	REG	EPA 6020B	'28 May 2025	0.002	mg/L		
25E3655_B5E4688-BLK1	Cadmium dissolved	<0.0000020	mg/L	F	REG	EPA 6020B	'28 May 2025	0.000002	mg/L		
25E3655_B5E4688-BLK1	Calcium dissolved	<0.050	mg/L	F	REG	EPA 6020B	'28 May 2025	0.05	mg/L		
25E3655_B5E4688-BLK1	Chromium dissolved	<0.00050	mg/L	F	REG	EPA 6020B	'28 May 2025	0.0005	mg/L		
25E3655_B5E4688-BLK1	Cobalt dissolved	<0.0000050	mg/L	F	REG	EPA 6020B	'28 May 2025	0.000005	mg/L		
25E3655_B5E4688-BLK1	Copper dissolved	<0.00010	mg/L	F	REG	EPA 6020B	'28 May 2025	0.0001	mg/L		
25E3655_B5E4688-BLK1	Iron dissolved	<0.0020	mg/L	F	REG	EPA 6020B	'28 May 2025	0.002	mg/L		
25E3655_B5E4688-BLK1	Lead dissolved	<0.000050	mg/L	F	REG	EPA 6020B	'28 May 2025	0.00005	mg/L		
25E3655_B5E4688-BLK1	Lithium dissolved	<0.000050	mg/L	F	REG	EPA 6020B	'28 May 2025	0.00005	mg/L		
25E3655_B5E4688-BLK1	Magnesium dissolved	<0.0050	mg/L	F	REG	EPA 6020B	'28 May 2025	0.005	mg/L		
25E3655_B5E4688-BLK1	Manganese dissolved	<0.000050	mg/L	F	REG	EPA 6020B	'28 May 2025	0.00005	mg/L		
25E3655_B5E4688-BLK1	Molybdenum dissolved	<0.000010	mg/L	F	REG	EPA 6020B	'28 May 2025	0.00001	mg/L		
25E3655_B5E4688-BLK1	Nickel dissolved	<0.000040	mg/L	F	REG	EPA 6020B	'28 May 2025	0.00004	mg/L		
25E3655_B5E4688-BLK1	Phosphorus dissolved	<0.010	mg/L	F	REG	EPA 6020B	'28 May 2025	0.01	mg/L		

CERTIFICATE OF ANALYSIS • MEND-SFE QA/QC RESULTS

Global ARD Testing Services Inc.

GLOBAL PROJECT NO: 2329 (B39)
CLIENT: WSP Canada Inc.
PROJECT NAME: Kinross Great Bear
PROJECT NO: OMEMA2303
REPORT VERSION: 5

Sulphate:

Certified Reference Material:	Parameter: Sulphate	% Recovery	Matrix Spike %	Units	QC Limits
STD Mineral Water (34.78 mg/L)	35.98	103.5%		%	80 - 120
Spiked Blank (19.61 mg/L)	19.22		98.0%	%	80 - 120

Dissolved Metals by ICP-MS:

Sample Code	Parameter	Result	Result Units	Total or Filtered	Method Type	Method Name	Date Analyzed	EQL	EQL Units	UCL	LCL
25E2995											
25E3655_B5E4688-BLK1	Potassium dissolved	<0.020	mg/L	F	REG	EPA 6020B	'28 May 2025	0.02	mg/L		
25E3655_B5E4688-BLK1	Selenium dissolved	<0.00010	mg/L	F	REG	EPA 6020B	'28 May 2025	0.0001	mg/L		
25E3655_B5E4688-BLK1	Silicon dissolved	<0.10	mg/L	F	REG	EPA 6020B	'28 May 2025	0.1	mg/L		
25E3655_B5E4688-BLK1	Silver dissolved	<0.000010	mg/L	F	REG	EPA 6020B	'28 May 2025	0.00001	mg/L		
25E3655_B5E4688-BLK1	Sodium dissolved	<0.020	mg/L	F	REG	EPA 6020B	'28 May 2025	0.02	mg/L		
25E3655_B5E4688-BLK1	Strontium dissolved	<0.00010	mg/L	F	REG	EPA 6020B	'28 May 2025	0.0001	mg/L		
25E3655_B5E4688-BLK1	Sulfur dissolved	<1.00	mg/L	F	REG	EPA 6020B	'28 May 2025	1	mg/L		
25E3655_B5E4688-BLK1	Tellurium dissolved	<0.000050	mg/L	F	REG	EPA 6020B	'28 May 2025	0.00005	mg/L		
25E3655_B5E4688-BLK1	Thallium dissolved	<0.0000040	mg/L	F	REG	EPA 6020B	'28 May 2025	0.000004	mg/L		
25E3655_B5E4688-BLK1	Thorium dissolved	<0.000010	mg/L	F	REG	EPA 6020B	'28 May 2025	0.00001	mg/L		
25E3655_B5E4688-BLK1	Tin dissolved	<0.000100	mg/L	F	REG	EPA 6020B	'28 May 2025	0.0001	mg/L		
25E3655_B5E4688-BLK1	Titanium dissolved	<0.00020	mg/L	F	REG	EPA 6020B	'28 May 2025	0.0002	mg/L		
25E3655_B5E4688-BLK1	Tungsten dissolved	<0.00020	mg/L	F	REG	EPA 6020B	'28 May 2025	0.0002	mg/L		
25E3655_B5E4688-BLK1	Uranium dissolved	<0.0000010	mg/L	F	REG	EPA 6020B	'28 May 2025	0.000001	mg/L		
25E3655_B5E4688-BLK1	Vanadium dissolved	<0.00100	mg/L	F	REG	EPA 6020B	'28 May 2025	0.001	mg/L		
25E3655_B5E4688-BLK1	Zinc dissolved	<0.0010	mg/L	F	REG	EPA 6020B	'28 May 2025	0.001	mg/L		
25E3655_B5E4688-BLK1	Zirconium dissolved	<0.000020	mg/L	F	REG	EPA 6020B	'28 May 2025	0.00002	mg/L		
25E3655_B5E4688-BS1	Aluminum dissolved	91	%	F	SC	EPA 6020B	'28 May 2025	1	%	120	80
25E3655_B5E4688-BS1	Antimony dissolved	100	%	F	SC	EPA 6020B	'28 May 2025	1	%	120	80
25E3655_B5E4688-BS1	Arsenic dissolved	96	%	F	SC	EPA 6020B	'28 May 2025	1	%	120	80
25E3655_B5E4688-BS1	Barium dissolved	100	%	F	SC	EPA 6020B	'28 May 2025	1	%	120	80
25E3655_B5E4688-BS1	Beryllium dissolved	84	%	F	SC	EPA 6020B	'28 May 2025	1	%	120	80
25E3655_B5E4688-BS1	Bismuth dissolved	96	%	F	SC	EPA 6020B	'28 May 2025	1	%	120	80
25E3655_B5E4688-BS1	Boron dissolved	87	%	F	SC	EPA 6020B	'28 May 2025	1	%	120	80
25E3655_B5E4688-BS1	Cadmium dissolved	100	%	F	SC	EPA 6020B	'28 May 2025	1	%	120	80
25E3655_B5E4688-BS1	Calcium dissolved	94	%	F	SC	EPA 6020B	'28 May 2025	1	%	120	80
25E3655_B5E4688-BS1	Chromium dissolved	94	%	F	SC	EPA 6020B	'28 May 2025	1	%	120	80
25E3655_B5E4688-BS1	Cobalt dissolved	97	%	F	SC	EPA 6020B	'28 May 2025	1	%	120	80
25E3655_B5E4688-BS1	Copper dissolved	99	%	F	SC	EPA 6020B	'28 May 2025	1	%	120	80
25E3655_B5E4688-BS1	Iron dissolved	94	%	F	SC	EPA 6020B	'28 May 2025	1	%	120	80
25E3655_B5E4688-BS1	Lead dissolved	100	%	F	SC	EPA 6020B	'28 May 2025	1	%	120	80
25E3655_B5E4688-BS1	Lithium dissolved	77	%	F	SC	EPA 6020B	'28 May 2025	1	%	120	80
25E3655_B5E4688-BS1	Magnesium dissolved	93	%	F	SC	EPA 6020B	'28 May 2025	1	%	120	80
25E3655_B5E4688-BS1	Manganese dissolved	95	%	F	SC	EPA 6020B	'28 May 2025	1	%	120	80
25E3655_B5E4688-BS1	Molybdenum dissolved	99	%	F	SC	EPA 6020B	'28 May 2025	1	%	120	80
25E3655_B5E4688-BS1	Nickel dissolved	98	%	F	SC	EPA 6020B	'28 May 2025	1	%	120	80
25E3655_B5E4688-BS1	Phosphorus dissolved	93	%	F	SC	EPA 6020B	'28 May 2025	1	%	120	80
25E3655_B5E4688-BS1	Potassium dissolved	91	%	F	SC	EPA 6020B	'28 May 2025	1	%	120	80
25E3655_B5E4688-BS1	Selenium dissolved	98	%	F	SC	EPA 6020B	'28 May 2025	1	%	120	80
25E3655_B5E4688-BS1	Silicon dissolved	90	%	F	SC	EPA 6020B	'28 May 2025	1	%	120	80
25E3655_B5E4688-BS1	Silver dissolved	98	%	F	SC	EPA 6020B	'28 May 2025	1	%	120	80
25E3655_B5E4688-BS1	Sodium dissolved	92	%	F	SC	EPA 6020B	'28 May 2025	1	%	120	80
25E3655_B5E4688-BS1	Strontium dissolved	98	%	F	SC	EPA 6020B	'28 May 2025	1	%	120	80
25E3655_B5E4688-BS1	Sulfur dissolved	93	%	F	SC	EPA 6020B	'28 May 2025	1	%	120	80
25E3655_B5E4688-BS1	Tellurium dissolved	97	%	F	SC	EPA 6020B	'28 May 2025	1	%	120	80
25E3655_B5E4688-BS1	Thallium dissolved	98	%	F	SC	EPA 6020B	'28 May 2025	1	%	120	80
25E3655_B5E4688-BS1	Thorium dissolved	96	%	F	SC	EPA 6020B	'28 May 2025	1	%	120	80
25E3655_B5E4688-BS1	Tin dissolved	101	%	F	SC	EPA 6020B	'28 May 2025	1	%	120	80
25E3655_B5E4688-BS1	Titanium dissolved	90	%	F	SC	EPA 6020B	'28 May 2025	1	%	120	80
25E3655_B5E4688-BS1	Tungsten dissolved	98	%	F	SC	EPA 6020B	'28 May 2025	1	%	120	80
25E3655_B5E4688-BS1	Uranium dissolved	99	%	F	SC	EPA 6020B	'28 May 2025	1	%	120	80
25E3655_B5E4688-BS1	Vanadium dissolved	93	%	F	SC	EPA 6020B	'28 May 2025	1	%	120	80
25E3655_B5E4688-BS1	Zinc dissolved	97	%	F	SC	EPA 6020B	'28 May 2025	1	%	120	80
25E3655_B5E4688-BS1	Zirconium dissolved	97	%	F	SC	EPA 6020B	'28 May 2025	1	%	120	80
25E3655_B5E4821-BLK1	Mercury dissolved	<0.0050	ug/L	F	REG	EPA 245.7*	'29 May 2025	0.005	ug/L		
25E3655_B5E4821-BLK2	Mercury dissolved	<0.0050	ug/L	F	REG	EPA 245.7*	'29 May 2025	0.005	ug/L		
25E3655_B5E4821-BS1	Mercury dissolved	96	%	F	SC	EPA 245.7*	'29 May 2025	1	%	120	80
25E3655_B5E4821-BS2	Mercury dissolved	99	%	F	SC	EPA 245.7*	'29 May 2025	1	%	120	80
25E3655_B5E4821-MS1	Mercury dissolved	2.08	ug/L	F	REG	EPA 245.7*	'29 May 2025	0.005	ug/L	130	70
25E3655_B5F1785-BLK1	Aluminum dissolved	<0.0010	mg/L	F	REG	EPA 6020B	'02 Jun 2025	0.001	mg/L		
25E3655_B5F1785-BLK1	Antimony dissolved	<0.000050	mg/L	F	REG	EPA 6020B	'02 Jun 2025	0.00005	mg/L		
25E3655_B5F1785-BLK1	Arsenic dissolved	<0.000050	mg/L	F	REG	EPA 6020B	'02 Jun 2025	0.00005	mg/L		
25E3655_B5F1785-BLK1	Barium dissolved	<0.000010	mg/L	F	REG	EPA 6020B	'02 Jun 2025	0.0001	mg/L		
25E3655_B5F1785-BLK1	Beryllium dissolved	<0.000010	mg/L	F	REG	EPA 6020B	'02 Jun 2025	0.00001	mg/L		
25E3655_B5F1785-BLK1	Bismuth dissolved	<0.000010	mg/L	F	REG	EPA 6020B	'02 Jun 2025	0.00001	mg/L		
25E3655_B5F1785-BLK1	Boron dissolved	<0.0020	mg/L	F	REG	EPA 6020B	'02 Jun 2025	0.002	mg/L		
25E3655_B5F1785-BLK1	Cadmium dissolved	<0.0000020	mg/L	F	REG	EPA 6020B	'02 Jun 2025	0.000002	mg/L		
25E3655_B5F1785-BLK1	Calcium dissolved	<0.050	mg/L	F	REG	EPA 6020B	'02 Jun 2025	0.05	mg/L		
25E3655_B5F1785-BLK1	Chromium dissolved	<0.00050	mg/L	F	REG	EPA 6020B	'02 Jun 2025	0.0005	mg/L		
25E3655_B5F1785-BLK1	Cobalt dissolved	<0.0000050	mg/L	F	REG	EPA 6020B	'02 Jun 2025	0.000005	mg/L		
25E3655_B5F1785-BLK1	Copper dissolved	<0.00010	mg/L	F	REG	EPA 6020B	'02 Jun 2025	0.0001	mg/L		
25E3655_B5F1785-BLK1	Iron dissolved	<0.0020	mg/L	F	REG	EPA 6020B	'02 Jun 2025	0.002	mg/L		
25E3655_B5F1785-BLK1	Lead dissolved	<0.000050	mg/L	F	REG	EPA 6020B	'02 Jun 2025	0.00005	mg/L		
25E3655_B5F1785-BLK1	Lithium dissolved	<0.000050	mg/L	F	REG	EPA 6020B	'02 Jun 2025	0.00005	mg/L		
25E3655_B5F1785-BLK1	Magnesium dissolved	<0.0050	mg/L	F	REG	EPA 6020B	'02 Jun 2025	0.005	mg/L		
25E3655_B5F1785-BLK1	Manganese dissolved	<0.000050	mg/L	F	REG	EPA 6020B	'02 Jun 2025	0.00005	mg/L		
25E3655_B5F1785-BLK1	Mercury dissolved	<0.000020	mg/L	F	REG	EPA 6020B	'02 Jun 2025	0.00002	mg/L		
25E3655_B5F1785-BLK1	Molybdenum dissolved	<0.000010	mg/L	F	REG	EPA 6020B	'02 Jun 2025	0.00001	mg/L		
25E3655_B5F1785-BLK1	Nickel dissolved	<0.000040	mg/L	F	REG	EPA 6020B	'02 Jun 2025	0.00004	mg/L		
25E3655_B5F1785-BLK1	Phosphorus dissolved	<0.010	mg/L	F	REG	EPA 6020B	'02 Jun 2025	0.01	mg/L		
25E3655_B5F1785-BLK1	Potassium dissolved	<0.020	mg/L	F	REG	EPA 6020B	'02 Jun 2025	0.02	mg/L		
25E3655_B5F1785-BLK1	Selenium dissolved	<0.00010	mg/L	F	REG	EPA 6020B	'02 Jun 2025	0.0001	mg/L		
25E3655_B5F1785-BLK1	Silicon dissolved	<0.10	mg/L	F	REG	EPA 6020B	'02 Jun 2025	0.1	mg/L		
25E3655_B5F1785-BLK1	Silver dissolved	<0.000010	mg/L	F	REG	EPA 6020B	'02 Jun 2025	0.00001	mg/L		
25E3655_B5F1785-BLK1	Sodium dissolved	<0.020	mg/L	F	REG	EPA 6020B	'02 Jun 2025	0.02	mg/L		
25E3655_B5F1785-BLK1	Strontium dissolved	<0.00010	mg/L	F	REG	EPA 6020B	'02 Jun 2025	0.0001	mg/L		
25E3655_B5F1785-BLK1	Sulfur dissolved	<1.00	mg/L	F	REG	EPA 6020B	'02 Jun 2025	1	mg/L		
25E3655_B5F1785-BLK1	Tellurium dissolved	<0.000050	mg/L	F	REG	EPA 6020B	'02 Jun 2025	0.00005	mg/L		
25E3655_B5F1785-BLK1	Thallium dissolved	<0.0000040	mg/L	F	REG	EPA 6020B	'02 Jun 2025	0.000004	mg/L		
25E3655_B5F1785-BLK1	Thorium dissolved	<0.000010	mg/L	F	REG	EPA 6020B	'02 Jun 2025	0.00001	mg/L		
25E3655_B5F1785-BLK1	Tin dissolved	<0.000100	mg/L	F	REG	EPA 6020B	'02 Jun 2025	0.0001	mg/L		
25E3655_B5F1785-BLK1	Titanium dissolved	<0.00020	mg/L	F	REG	EPA 6020B	'02 Jun 2025	0.0002	mg/L		
25E3655_B5F1785-BLK1	Tungsten dissolved	<0.00020	mg/L	F	REG	EPA 6020B	'02 Jun 2025	0.0002	mg/L		
25E3655_B5F1785-BLK1	Uranium dissolved	<0.0000010	mg/L	F	REG	EPA 6020B	'02 Jun 2025	0.000001	mg/L		
25E3655_B5F1785-BLK1	Vanadium dissolved	<0.00100	mg/L	F	REG	EPA 6020B	'02 Jun 2025	0.001	mg/L		
25E3655_B5F1785-BLK1	Zinc dissolved	<0.0010	mg/L	F	REG	EPA 6020B	'02 Jun 2025	0.001	mg/L		
25E3655_B5F1785-BLK1	Zirconium dissolved	<0.000020	mg/L	F	REG	EPA 6020B	'02 Jun 2025	0.00002	mg/L		
25E3655_B5F1785-BS1	Aluminum dissolved	104	%	F	SC	EPA 6020B	'02 Jun 2025	1	%	120	80
25E3655_B5F1785-BS1	Antimony dissolved	101	%	F	SC	EPA 6020B	'02 Jun 2025	1	%	120	80
25E3655_B5F1785-BS1	Arsenic dissolved	103	%	F	SC	EPA 6020B	'02 Jun 2025	1	%	120	80
25E3655_B5F1785-BS1	Barium dissolved	104	%	F	SC	EPA 6020B	'02 Jun 2025	1	%	120	80
25E3655_B5F1785-BS1	Beryllium dissolved	98	%	F	SC	EPA 6020B	'02 Jun 2025	1	%	120	80
25E3655_B5F1785-BS1	Bismuth dissolved	105	%	F	SC	EPA 6020B	'02 Jun 2025	1	%	120	80
25E3655_B5F1785-BS1	Boron dissolved	99	%	F	SC	EPA 6020B	'02 Jun 2025	1	%	120	80
25E3655_B5F1785-BS1	Cadmium dissolved	103	%	F	SC	EPA 6020B	'02 Jun 2025	1	%	120	80
25E3655_B5F1785-BS1	Calcium dissolved	103	%	F	SC	EPA 6020B	'02 Jun 2025	1	%	120	80
25E3655_B5F1785-BS1	Chromium dissolved	103	%	F	SC	EPA 6020B	'02 Jun 2025	1	%	120	80
25E3655_B5F1785-BS1	Cobalt dissolved	103	%	F	SC	EPA 6020B	'02 Jun 2025	1	%	120	80
25E3655_B5F1785-BS1	Copper dissolved	102	%	F	SC	EPA 6020B	'02 Jun 2025	1	%	120	80
25E3655_B5F1785-BS1	Iron dissolved	103	%	F	SC	EPA 6020B	'02 Jun 2025	1	%	120	80
25E3655_B5F1785-BS1	Lead dissolved	104	%	F	SC	EPA 6020B	'02 Jun 2025	1	%	120	80
25E3655_B5F1785-BS1	Lithium dissolved	99	%	F	SC	EPA 6020B	'02 Jun 2025	1	%	120	80
25E3655_B5F1785-BS1	Magnesium dissolved	100	%	F	SC	EPA 6020B	'02 Jun 2025	1	%	120	80
25E3655_B5F1785-BS1	Manganese dissolved	104	%	F	SC	EPA 6020B	'02 Jun 2025	1	%	120	80
25E3655_B5F1785-BS1	Mercury dissolved	102	%	F	SC	EPA 6020B	'02 Jun 2025	1	%	120	80
25E3655_B5F1785-BS1	Molybdenum dissolved	102	%	F	SC	EPA 6020B	'02 Jun 2025	1	%	120	80
25E3655_B5F1785-BS1	Nickel dissolved	105	%	F	SC	EPA 6020B	'02 Jun 2025	1	%	120	80
25E3655_B5F1785-BS1	Phosphorus dissolved	102	%	F	SC	EPA 6020B	'02 Jun 2025	1	%	120	80
25E3655_B5F1785-BS1	Potassium dissolved	104	%	F	SC	EPA 6020B	'02 Jun 2025	1	%	120	80
25E3655_B5F1785-BS1	Selenium dissolved	99	%	F	SC	EPA 6020B	'02 Jun 2025	1	%	120	80
25E3655_B5F1785-BS1	Silicon dissolved	105	%	F	SC	EPA 6020B	'02 Jun 2025	1	%	120	80
25E3655_B5F1785-BS1	Silver dissolved	103	%	F	SC	EPA 6020B	'02 Jun 2025	1	%	120	80
25E3655_B5F1785-BS1	Sodium dissolved	105	%	F	SC	EPA 6020B	'02 Jun 2025	1	%	120	80
25E3655_B5F1785-BS1	Strontium dissolved	103	%	F	SC	EPA 6020B	'02 Jun 2025	1	%	120	80
25E3655_B5F1785-BS1	Sulfur dissolved	102	%	F	SC	EPA 6020B	'02 Jun 2025	1	%	120	80
25E3655_B5F1785-BS1	Tellurium dissolved	103	%	F	SC	EPA 6020B	'02 Jun 2025	1	%	120	80
25E3655_B5F1785-BS1	Thallium dissolved	106	%	F	SC	EPA 6020B	'02 Jun 2025	1	%	120	80
25E3655_B5F1785-BS1	Thorium dissolved	103	%	F	SC	EPA 6020B	'02 Jun 2025	1	%	120	80
25E3655_B5F1785-BS1	Tin dissolved	103	%	F	SC	EPA 6020B	'02 Jun 2025	1	%	120	80
25E3655_B5F1785-BS1	Titanium dissolved	105	%	F	SC	EPA 6020B	'02 Jun 2025	1	%	120	80
25E3655_B5F1785-BS1	Tungsten dissolved	104	%	F	SC	EPA 6020B	'02 Jun 2025	1	%	120	80
25E3655_B5F1785-BS1	Uranium dissolved	104	%	F	SC	EPA 6020B	'02 Jun 2025	1	%	120	80
25E3655_B5F1785-BS1	Vanadium dissolved	102	%	F	SC	EPA 6020B	'02 Jun 2025	1	%	120	80
25E3655_B5F1785-BS1	Zinc dissolved	104	%	F	SC	EPA 6020B	'02 Jun 2025	1	%	120	80
25E3655_B5F1785-BS1	Zirconium dissolved	101	%	F	SC	EPA 6020B	'02 Jun 2025	1	%	120	80
25E3655_B5F1785-MS1	Aluminum dissolved	4.19	mg/L	F	REG	EPA 6020B	'02 Jun 2025	0.001	mg/L	130	70
25E3655_B5F1785-MS1	Antimony dissolved	0.0416	mg/L	F	REG	EPA 6020B	'02 Jun 2025	0.00005	mg/L	130	70
25E3655_B5F1785-MS1	Arsenic dissolved	0.415	mg/L	F	REG	EPA 6020B	'02 Jun 2025	0.00005	mg/L	130	70
25E3655_B5F1785-MS1	Barium dissolved	0.0429	mg/L	F	REG	EPA 6020B	'02 Jun 2025	0.0001	mg/L	130	70
25E3655_B5F1785-MS1	Beryllium dissolved	0.0406	mg/L	F	REG	EPA 6020B	'02 Jun 2025	0.00001	mg/L	130	70
25E3655_B5F1785-MS1	Bismuth dissolved	0.0415	mg/L	F	REG	EPA 6020B	'02 Jun 2025	0.00001	mg/L	130	70
25E3655_B5F1785-MS1	Boron dissolved	0.397	mg/L	F	REG	EPA 6020B	'02 Jun 2025	0.002	mg/L	130	70
25E3655_B5F1785-MS1	Cadmium dissolved	0.0423	mg/L	F	REG	EPA 6020B	'02 Jun 2025	0.000002	mg/L	130	70
25E3655_B5F1785-MS1	Calcium dissolved	4.14	mg/L	F	REG	EPA 6020B	'02 Jun 2025	0.05	mg/L	130	70
25E3655_B5F1785-MS1	Chromium dissolved	0.0416	mg/L	F	REG	EPA 6020B	'02 Jun 2025	0.0005	mg/L	130	70
25E3655_B5F1785-MS1	Cobalt dissolved	0.041	mg/L	F	REG	EPA 6020B	'02 Jun 2025	0.000005	mg/L	130	70
25E3655_B5F1785-MS1	Copper dissolved	0.0411	mg/L	F	REG	EPA 6020B	'02 Jun 2025	0.0001	mg/L	130	70
25E3655_B5F1785-MS1	Iron dissolved	4.1	mg/L	F	REG	EPA 6020B	'02 Jun 2025	0.002	mg/L	130	70
25E3655_B5F1785-MS1	Lead dissolved	0.0417	mg/L	F	REG	EPA 6020B	'02 Jun 2025	0.00005	mg/L	130	70
25E3655_B5F1785-MS1	Lithium dissolved	0.0421	mg/L	F	REG	EPA 6020B	'02 Jun 2025	0.00005	mg/L	130	70
25E3655_B5F1785-MS1	Magnesium dissolved	4.13	mg/L	F	REG	EPA 6020B	'02 Jun 2025	0.005	mg/L	130	70
25E3655_B5F1785-MS1	Manganese dissolved	0.0417	mg/L	F	REG	EPA 6020B	'02 Jun 2025	0.00005	mg/L	130	70
25E3655_B5F1785-MS1	Mercury dissolved	0.0038	mg/L	F	REG	EPA 6020B	'02 Jun 2025	0.00002	mg/L	130	70
25E3655_B5F1785-MS1	Molybdenum dissolved	0.0416	mg/L	F	REG	EPA 6020B	'02 Jun 2025	0.00001	mg/L	130	70
25E3655_B5F1785-MS1	Nickel dissolved	0.0414	mg/L	F	REG	EPA 6020B	'02 Jun 2025	0.00004	mg/L	130	70
25E3655_B5F1785-MS1	Phosphorus dissolved	4.14	mg/L	F	REG	EPA 6020B	'02 Jun 2025	0.01	mg/L	130	70
25E3655_B5F1785-MS1	Potassium dissolved	4.17	mg/L	F	REG	EPA 6020B	'02 Jun 2025	0.02	mg/L	130	70
25E3655_B5F1785-MS1	Selenium dissolved	0.41	mg/L	F	REG	EPA 6020B	'02 Jun 2025	0.0001	mg/L	130	70
25E3655_B5F1785-MS1	Silicon dissolved	4.2	mg/L	F	REG	EPA 6020B	'02 Jun 2025	0.1	mg/L	130	70
25E3655_B5F1785-MS1	Silver dissolved	0.0367	mg/L	F	REG	EPA 6020B	'02 Jun 2025	0.00001	mg/L	130	70

CERTIFICATE OF ANALYSIS • MEND-SFE QA/QC RESULTS

Global
ARD Testing Services Inc.

GLOBAL PROJECT NO: 2329 (B39)
CLIENT: WSP Canada Inc.
PROJECT NAME: Kinross Great Bear
PROJECT NO: OMEMX2303
REPORT VERSION: 5

Sulphate:

Certified Reference Material:	Parameter: Sulphate	% Recovery	Matrix Spike %	Units	QC Limits
STD Mineral Water (34.78 mg/L)	35.98	103.5%		%	80 - 120
Spiked Blank (19.61 mg/L)	19.22		98.0%	%	80 - 120

Dissolved Metals by ICP-MS:

Sample Code	Parameter	Result	Result Units	Total or Filtered	Method Type	Method Name	Date Analyzed	EQL	EQL Units	UCL	LCL
25E2995											
25E3655_B5F1785-MS1	Sodium dissolved	4.13	mg/L	F	REG	EPA 6020B	'02 Jun 2025	0.02	mg/L	130	70
25E3655_B5F1785-MS1	Strontium dissolved	0.0416	mg/L	F	REG	EPA 6020B	'02 Jun 2025	0.0001	mg/L	130	70
25E3655_B5F1785-MS1	Sulfur dissolved	40.7	mg/L	F	REG	EPA 6020B	'02 Jun 2025	1	mg/L	130	70
25E3655_B5F1785-MS1	Tellurium dissolved	0.0435	mg/L	F	REG	EPA 6020B	'02 Jun 2025	0.00005	mg/L	130	70
25E3655_B5F1785-MS1	Thallium dissolved	0.046	mg/L	F	REG	EPA 6020B	'02 Jun 2025	0.000004	mg/L	130	70
25E3655_B5F1785-MS1	Thorium dissolved	0.0427	mg/L	F	REG	EPA 6020B	'02 Jun 2025	0.00001	mg/L	130	70
25E3655_B5F1785-MS1	Tin dissolved	0.0425	mg/L	F	REG	EPA 6020B	'02 Jun 2025	0.0001	mg/L	130	70
25E3655_B5F1785-MS1	Titanium dissolved	0.0427	mg/L	F	REG	EPA 6020B	'02 Jun 2025	0.0002	mg/L	130	70
25E3655_B5F1785-MS1	Tungsten dissolved	0.0411	mg/L	F	REG	EPA 6020B	'02 Jun 2025	0.0002	mg/L	130	70
25E3655_B5F1785-MS1	Uranium dissolved	0.0415	mg/L	F	REG	EPA 6020B	'02 Jun 2025	0.000001	mg/L	130	70
25E3655_B5F1785-MS1	Vanadium dissolved	0.0409	mg/L	F	REG	EPA 6020B	'02 Jun 2025	0.001	mg/L	130	70
25E3655_B5F1785-MS1	Zinc dissolved	0.431	mg/L	F	REG	EPA 6020B	'02 Jun 2025	0.001	mg/L	130	70
25E3655_B5F1785-MS1	Zirconium dissolved	0.0412	mg/L	F	REG	EPA 6020B	'02 Jun 2025	0.00002	mg/L	130	70
25E3655_B5F1807-BLK1	Aluminum dissolved	<0.0010	mg/L	F	REG	EPA 6020B	'02 Jun 2025	0.001	mg/L		
25E3655_B5F1807-BLK1	Antimony dissolved	<0.000050	mg/L	F	REG	EPA 6020B	'02 Jun 2025	0.00005	mg/L		
25E3655_B5F1807-BLK1	Arsenic dissolved	<0.000050	mg/L	F	REG	EPA 6020B	'02 Jun 2025	0.00005	mg/L		
25E3655_B5F1807-BLK1	Barium dissolved	<0.00010	mg/L	F	REG	EPA 6020B	'02 Jun 2025	0.0001	mg/L		
25E3655_B5F1807-BLK1	Beryllium dissolved	<0.000010	mg/L	F	REG	EPA 6020B	'02 Jun 2025	0.00001	mg/L		
25E3655_B5F1807-BLK1	Bismuth dissolved	<0.000010	mg/L	F	REG	EPA 6020B	'02 Jun 2025	0.00001	mg/L		
25E3655_B5F1807-BLK1	Boron dissolved	<0.0020	mg/L	F	REG	EPA 6020B	'02 Jun 2025	0.002	mg/L		
25E3655_B5F1807-BLK1	Cadmium dissolved	<0.0000020	mg/L	F	REG	EPA 6020B	'02 Jun 2025	0.000002	mg/L		
25E3655_B5F1807-BLK1	Calcium dissolved	<0.050	mg/L	F	REG	EPA 6020B	'02 Jun 2025	0.05	mg/L		
25E3655_B5F1807-BLK1	Chromium dissolved	<0.00050	mg/L	F	REG	EPA 6020B	'02 Jun 2025	0.0005	mg/L		
25E3655_B5F1807-BLK1	Cobalt dissolved	<0.0000050	mg/L	F	REG	EPA 6020B	'02 Jun 2025	0.000005	mg/L		
25E3655_B5F1807-BLK1	Copper dissolved	<0.00010	mg/L	F	REG	EPA 6020B	'02 Jun 2025	0.0001	mg/L		
25E3655_B5F1807-BLK1	Iron dissolved	<0.0020	mg/L	F	REG	EPA 6020B	'02 Jun 2025	0.002	mg/L		
25E3655_B5F1807-BLK1	Lead dissolved	<0.000050	mg/L	F	REG	EPA 6020B	'02 Jun 2025	0.00005	mg/L		
25E3655_B5F1807-BLK1	Lithium dissolved	<0.000050	mg/L	F	REG	EPA 6020B	'02 Jun 2025	0.00005	mg/L		
25E3655_B5F1807-BLK1	Magnesium dissolved	<0.0050	mg/L	F	REG	EPA 6020B	'02 Jun 2025	0.005	mg/L		
25E3655_B5F1807-BLK1	Manganese dissolved	<0.000050	mg/L	F	REG	EPA 6020B	'02 Jun 2025	0.00005	mg/L		
25E3655_B5F1807-BLK1	Molybdenum dissolved	<0.000010	mg/L	F	REG	EPA 6020B	'02 Jun 2025	0.00001	mg/L		
25E3655_B5F1807-BLK1	Nickel dissolved	<0.000040	mg/L	F	REG	EPA 6020B	'02 Jun 2025	0.00004	mg/L		
25E3655_B5F1807-BLK1	Phosphorus dissolved	<0.010	mg/L	F	REG	EPA 6020B	'02 Jun 2025	0.01	mg/L		
25E3655_B5F1807-BLK1	Potassium dissolved	<0.020	mg/L	F	REG	EPA 6020B	'02 Jun 2025	0.02	mg/L		
25E3655_B5F1807-BLK1	Selenium dissolved	<0.00010	mg/L	F	REG	EPA 6020B	'02 Jun 2025	0.0001	mg/L		
25E3655_B5F1807-BLK1	Silicon dissolved	<0.10	mg/L	F	REG	EPA 6020B	'02 Jun 2025	0.1	mg/L		
25E3655_B5F1807-BLK1	Silver dissolved	<0.000010	mg/L	F	REG	EPA 6020B	'02 Jun 2025	0.00001	mg/L		
25E3655_B5F1807-BLK1	Sodium dissolved	<0.020	mg/L	F	REG	EPA 6020B	'02 Jun 2025	0.02	mg/L		
25E3655_B5F1807-BLK1	Strontium dissolved	<0.00010	mg/L	F	REG	EPA 6020B	'02 Jun 2025	0.0001	mg/L		
25E3655_B5F1807-BLK1	Sulfur dissolved	<1.00	mg/L	F	REG	EPA 6020B	'02 Jun 2025	1	mg/L		
25E3655_B5F1807-BLK1	Tellurium dissolved	<0.000050	mg/L	F	REG	EPA 6020B	'02 Jun 2025	0.00005	mg/L		
25E3655_B5F1807-BLK1	Thallium dissolved	<0.0000040	mg/L	F	REG	EPA 6020B	'02 Jun 2025	0.000004	mg/L		
25E3655_B5F1807-BLK1	Thorium dissolved	<0.000010	mg/L	F	REG	EPA 6020B	'02 Jun 2025	0.00001	mg/L		
25E3655_B5F1807-BLK1	Tin dissolved	<0.000100	mg/L	F	REG	EPA 6020B	'02 Jun 2025	0.0001	mg/L		
25E3655_B5F1807-BLK1	Titanium dissolved	<0.00020	mg/L	F	REG	EPA 6020B	'02 Jun 2025	0.0002	mg/L		
25E3655_B5F1807-BLK1	Tungsten dissolved	<0.00020	mg/L	F	REG	EPA 6020B	'02 Jun 2025	0.0002	mg/L		
25E3655_B5F1807-BLK1	Uranium dissolved	<0.0000010	mg/L	F	REG	EPA 6020B	'02 Jun 2025	0.000001	mg/L		
25E3655_B5F1807-BLK1	Vanadium dissolved	<0.00100	mg/L	F	REG	EPA 6020B	'02 Jun 2025	0.001	mg/L		
25E3655_B5F1807-BLK1	Zinc dissolved	<0.0010	mg/L	F	REG	EPA 6020B	'02 Jun 2025	0.001	mg/L		
25E3655_B5F1807-BLK1	Zirconium dissolved	<0.000020	mg/L	F	REG	EPA 6020B	'02 Jun 2025	0.00002	mg/L		
25E3655_B5F1807-BS1	Aluminum dissolved	98	%	F	SC	EPA 6020B	'02 Jun 2025	1	%	120	80
25E3655_B5F1807-BS1	Antimony dissolved	102	%	F	SC	EPA 6020B	'02 Jun 2025	1	%	120	80
25E3655_B5F1807-BS1	Arsenic dissolved	100	%	F	SC	EPA 6020B	'02 Jun 2025	1	%	120	80
25E3655_B5F1807-BS1	Barium dissolved	102	%	F	SC	EPA 6020B	'02 Jun 2025	1	%	120	80
25E3655_B5F1807-BS1	Beryllium dissolved	106	%	F	SC	EPA 6020B	'03 Jun 2025	1	%	120	80
25E3655_B5F1807-BS1	Bismuth dissolved	102	%	F	SC	EPA 6020B	'02 Jun 2025	1	%	120	80
25E3655_B5F1807-BS1	Boron dissolved	110	%	F	SC	EPA 6020B	'03 Jun 2025	1	%	120	80
25E3655_B5F1807-BS1	Cadmium dissolved	102	%	F	SC	EPA 6020B	'02 Jun 2025	1	%	120	80
25E3655_B5F1807-BS1	Calcium dissolved	100	%	F	SC	EPA 6020B	'02 Jun 2025	1	%	120	80
25E3655_B5F1807-BS1	Chromium dissolved	100	%	F	SC	EPA 6020B	'02 Jun 2025	1	%	120	80
25E3655_B5F1807-BS1	Cobalt dissolved	100	%	F	SC	EPA 6020B	'02 Jun 2025	1	%	120	80
25E3655_B5F1807-BS1	Copper dissolved	100	%	F	SC	EPA 6020B	'02 Jun 2025	1	%	120	80
25E3655_B5F1807-BS1	Iron dissolved	99	%	F	SC	EPA 6020B	'02 Jun 2025	1	%	120	80
25E3655_B5F1807-BS1	Lead dissolved	101	%	F	SC	EPA 6020B	'02 Jun 2025	1	%	120	80
25E3655_B5F1807-BS1	Lithium dissolved	112	%	F	SC	EPA 6020B	'03 Jun 2025	1	%	120	80
25E3655_B5F1807-BS1	Magnesium dissolved	97	%	F	SC	EPA 6020B	'02 Jun 2025	1	%	120	80
25E3655_B5F1807-BS1	Manganese dissolved	100	%	F	SC	EPA 6020B	'02 Jun 2025	1	%	120	80
25E3655_B5F1807-BS1	Molybdenum dissolved	101	%	F	SC	EPA 6020B	'02 Jun 2025	1	%	120	80
25E3655_B5F1807-BS1	Nickel dissolved	102	%	F	SC	EPA 6020B	'02 Jun 2025	1	%	120	80
25E3655_B5F1807-BS1	Phosphorus dissolved	101	%	F	SC	EPA 6020B	'02 Jun 2025	1	%	120	80
25E3655_B5F1807-BS1	Potassium dissolved	98	%	F	SC	EPA 6020B	'02 Jun 2025	1	%	120	80
25E3655_B5F1807-BS1	Selenium dissolved	101	%	F	SC	EPA 6020B	'02 Jun 2025	1	%	120	80
25E3655_B5F1807-BS1	Silicon dissolved	99	%	F	SC	EPA 6020B	'02 Jun 2025	1	%	120	80
25E3655_B5F1807-BS1	Silver dissolved	102	%	F	SC	EPA 6020B	'02 Jun 2025	1	%	120	80
25E3655_B5F1807-BS1	Sodium dissolved	97	%	F	SC	EPA 6020B	'02 Jun 2025	1	%	120	80
25E3655_B5F1807-BS1	Strontium dissolved	100	%	F	SC	EPA 6020B	'02 Jun 2025	1	%	120	80
25E3655_B5F1807-BS1	Sulfur dissolved	97	%	F	SC	EPA 6020B	'02 Jun 2025	1	%	120	80
25E3655_B5F1807-BS1	Tellurium dissolved	98	%	F	SC	EPA 6020B	'02 Jun 2025	1	%	120	80
25E3655_B5F1807-BS1	Thallium dissolved	101	%	F	SC	EPA 6020B	'02 Jun 2025	1	%	120	80
25E3655_B5F1807-BS1	Thorium dissolved	100	%	F	SC	EPA 6020B	'02 Jun 2025	1	%	120	80
25E3655_B5F1807-BS1	Tin dissolved	102	%	F	SC	EPA 6020B	'02 Jun 2025	1	%	120	80
25E3655_B5F1807-BS1	Titanium dissolved	96	%	F	SC	EPA 6020B	'02 Jun 2025	1	%	120	80
25E3655_B5F1807-BS1	Tungsten dissolved	103	%	F	SC	EPA 6020B	'02 Jun 2025	1	%	120	80
25E3655_B5F1807-BS1	Uranium dissolved	101	%	F	SC	EPA 6020B	'02 Jun 2025	1	%	120	80
25E3655_B5F1807-BS1	Vanadium dissolved	97	%	F	SC	EPA 6020B	'02 Jun 2025	1	%	120	80
25E3655_B5F1807-BS1	Zinc dissolved	101	%	F	SC	EPA 6020B	'02 Jun 2025	1	%	120	80
25E3655_B5F1807-BS1	Zirconium dissolved	99	%	F	SC	EPA 6020B	'02 Jun 2025	1	%	120	80
25E3655_B5F1892-BLK2	Phosphorus Total Dissolved	<0.0050	mg/L	F	REG	SM 4500-P F (2021)	'03 Jun 2025	0.005	mg/L		
25E3655_B5F1892-BLK3	Phosphorus Total Dissolved	<0.0050	mg/L	F	REG	SM 4500-P F (2021)	'03 Jun 2025	0.005	mg/L		
25E3655_B5F1892-BS2	Phosphorus Total Dissolved	90	%	F	SC	SM 4500-P F (2021)	'03 Jun 2025	1	%	115	85
25E3655_B5F1892-BS3	Phosphorus Total Dissolved	105	%	F	SC	SM 4500-P F (2021)	'03 Jun 2025	1	%	115	85

NOTES:
Job No: 25E2995, 25E3258, 25E3655

Abbreviations & Descriptions:
Method Blank (Blk): A blank sample that undergoes sample processing identical to that carried out for the test samples.
Method Blank results are used to assess contamination from the laboratory environment and reagents.

Duplicate (Dup): An additional or second portion of a randomly selected sample in the analytical run carried through the entire analytical process.
Duplicates provide a measure of the analytical method's precision (reproducibility).

Blank Spike (BS): A sample of known concentration which undergoes processing identical to that carried out for test samples, also referred to as a laboratory control sample (LCS).
Blank spikes provide a measure of the analytical method's accuracy.

Matrix Spike (MS): A second aliquot of sample is fortified with a known concentration of target analytes and carried through the entire analytical process.
Matrix spikes evaluate potential matrix effects that may affect the analyte recovery.

Standard Reference Material (SRM): A homogenous material of similar matrix to the samples, certified for the parameter(s) listed.
Reference Materials ensure that the analytical process is adequate to achieve acceptable recoveries of the parameter(s) tested.

Each QC type is analyzed at a 5-10% frequency, i.e. one blank/duplicate/spike for every 10-20 samples.

For all types of QC, specified recovery (% Rec) and relative percent difference (RPD) limits are derived from long-term method performance averages and/or prescribed by the reference method.

EQL = Estimated Quantitation Limits
PQL = Practical Quantitation Limits
UCL = Upper Control Limit
LCL = Lower Control Limit
BLK = Blank
BS = Blank Spike
MS = Matrix Spike
DUP = Duplicate

CERTIFICATE OF ANALYSIS ▪ PARTICLE SIZE ANALYSIS RESULTS

Global
ARD Testing Services Inc.

GLOBAL PROJECT NO: 2329 (B39)
CLIENT: WSP Canada Inc.
PROJECT NAME: Kinross Great Bear
PROJECT NO: OMEMA2303
REPORT VERSION: 5

MWP - Rep 1

Tyler Mesh	U.S Mesh	Opening (mm)	Screen (inches)	Mass (g)	% Retained		% Passing
					Interval	Cumulative	
5	5	4.000	0.157	4.10	2.8	2.8	97.2
9	10	2.000	0.079	11.45	7.7	10.5	89.5
20	20	0.850	0.0331	11.05	7.4	17.9	82.1
35	40	0.500	0.0197	5.30	3.6	21.5	78.5
60	60	0.250	0.0098	6.90	4.6	26.1	73.9
115	120	0.125	0.0049	6.70	4.5	30.6	69.4
200	200	0.075	0.0029	12.95	8.7	39.3	60.7
270	270	0.053	0.0021	14.15	9.5	48.9	51.1
400	400	0.038	0.0015	17.50	11.8	60.7	39.3
<400	<400 (Pan)	<0.037	<0.0015	58.45	39.3	88.2	11.8
			Wt. of sample used: g	**148.6**	100.0		

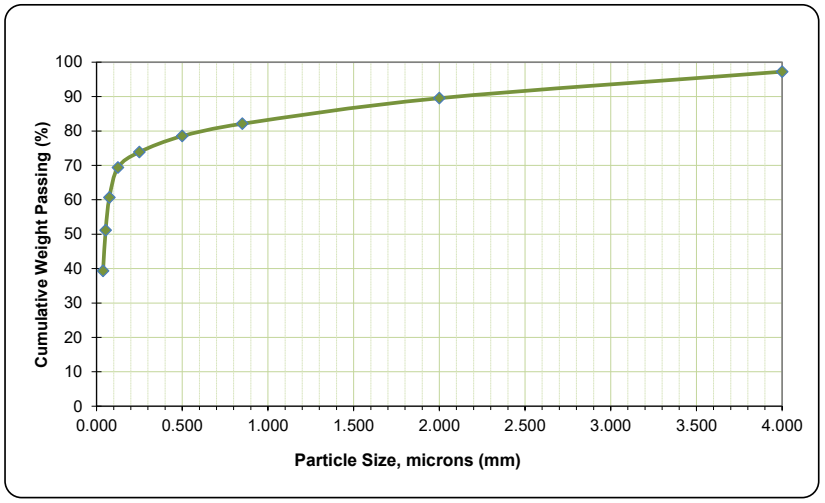

MWP - Rep 2

Tyler Mesh	U.S Mesh	Opening (mm)	Screen (inches)	Mass (g)	% Retained		% Passing
					Interval	Cumulative	
5	5	4.000	0.157	1.40	0.9	0.9	99.1
9	10	2.000	0.079	4.00	2.7	3.6	96.4
20	20	0.850	0.0331	3.70	2.5	6.1	93.9
35	40	0.500	0.0197	1.40	0.9	7.0	93.0
60	60	0.250	0.0098	3.05	2.0	9.1	90.9
115	120	0.125	0.0049	13.15	8.8	17.9	82.1
200	200	0.075	0.0029	36.35	24.3	42.2	57.8
270	270	0.053	0.0021	29.25	19.6	61.8	38.2
400	400	0.038	0.0015	22.75	15.2	77.1	22.9
<400	<400 (Pan)	<0.037	<0.0015	34.25	22.9	84.8	15.2
			Wt. of sample used: g	**149.3**	100.0		

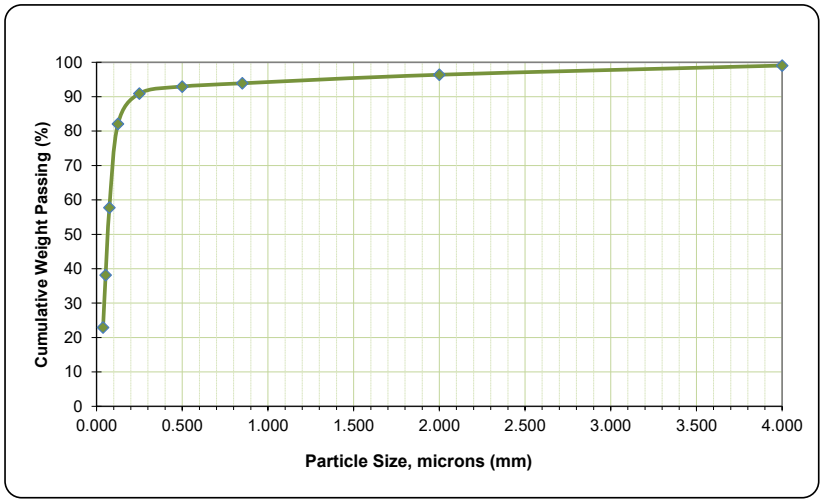

CERTIFICATE OF ANALYSIS ▪ PARTICLE SIZE ANALYSIS RESULTS

Global
ARD Testing Services Inc.

GLOBAL PROJECT NO: 2329 (B39)
CLIENT: WSP Canada Inc.
PROJECT NAME: Kinross Great Bear
PROJECT NO: OMEMA2303
REPORT VERSION: 5

MWP - Rep 3

Tyler Mesh	U.S Mesh	Opening (mm)	Screen (inches)	Mass (g)	% Retained		% Passing
					Interval	Cumulative	
5	5	4.000	0.157	3.55	2.4	2.4	97.6
9	10	2.000	0.079	14.10	9.5	11.9	88.1
20	20	0.850	0.0331	11.80	7.9	19.8	80.2
35	40	0.500	0.0197	5.45	3.7	23.5	76.5
60	60	0.250	0.0098	7.00	4.7	28.2	71.8
115	120	0.125	0.0049	8.65	5.8	34.0	66.0
200	200	0.075	0.0029	15.95	10.7	44.7	55.3
270	270	0.053	0.0021	13.75	9.2	53.9	46.1
400	400	0.038	0.0015	15.70	10.6	64.5	35.5
<400	<400 (Pan)	<0.037	<0.0015	52.85	35.5	89.4	10.6
			Wt. of sample used: g	**148.8**	100.0		

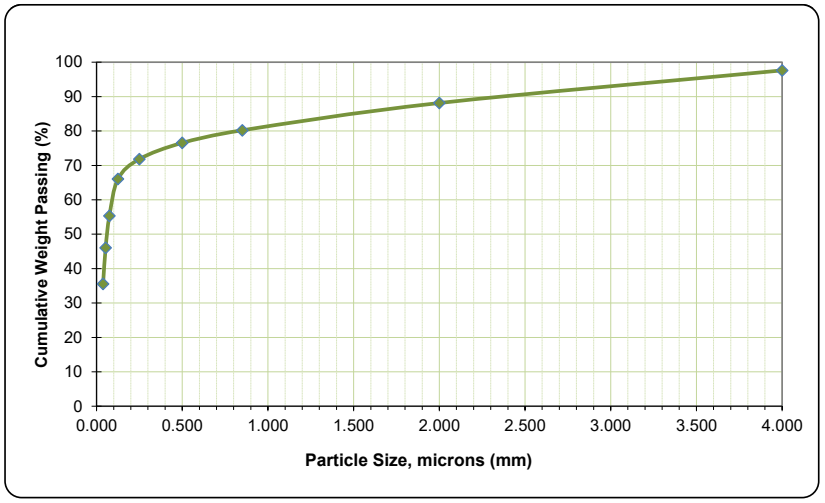

TP24-160 - Rep 1

Tyler Mesh	U.S Mesh	Opening (mm)	Screen (inches)	Mass (g)	% Retained		% Passing
					Interval	Cumulative	
5	5	4.000	0.157	26.05	17.5	17.5	82.5
9	10	2.000	0.079	35.85	24.0	41.5	58.5
20	20	0.850	0.0331	32.40	21.7	63.2	36.8
35	40	0.500	0.0197	14.10	9.5	72.7	27.3
60	60	0.250	0.0098	11.85	7.9	80.7	19.3
115	120	0.125	0.0049	7.25	4.9	85.5	14.5
200	200	0.075	0.0029	5.20	3.5	89.0	11.0
270	270	0.053	0.0021	3.55	2.4	91.4	8.6
400	400	0.038	0.0015	3.35	2.2	93.6	6.4
<400	<400 (Pan)	<0.037	<0.0015	9.50	6.4	97.8	2.2
			Wt. of sample used: g	**149.1**	100.0		

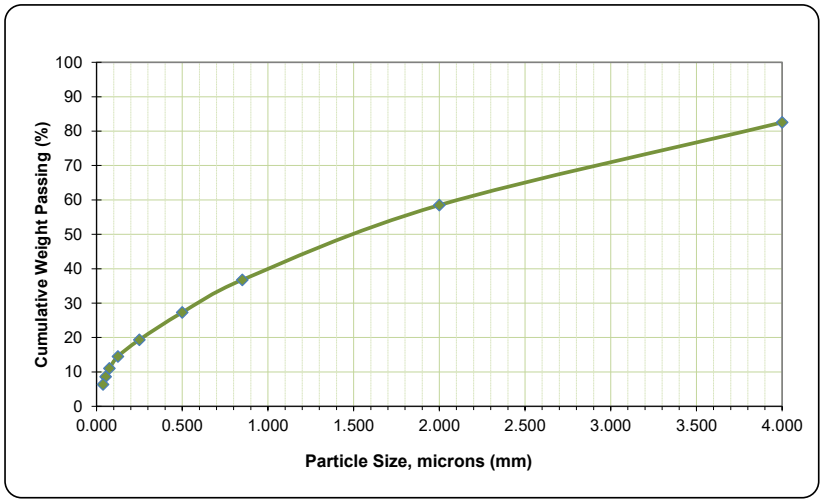

CERTIFICATE OF ANALYSIS ▪ PARTICLE SIZE ANALYSIS RESULTS

Global ARD Testing Services Inc.

GLOBAL PROJECT NO: 2329 (B39)
CLIENT: WSP Canada Inc.
PROJECT NAME: Kinross Great Bear
PROJECT NO: OMEMA2303
REPORT VERSION: 5

TP24-160 - Rep 2

Tyler Mesh	U.S Mesh	Opening (mm)	Screen (inches)	Mass (g)	% Retained		% Passing
					Interval	Cumulative	
5	5	4.000	0.157	19.85	13.2	13.2	86.8
9	10	2.000	0.079	57.60	38.3	51.5	48.5
20	20	0.850	0.0331	44.35	29.5	81.0	19.0
35	40	0.500	0.0197	11.85	7.9	88.9	11.1
60	60	0.250	0.0098	6.55	4.4	93.2	6.8
115	120	0.125	0.0049	2.70	1.8	95.0	5.0
200	200	0.075	0.0029	1.75	1.2	96.2	3.8
270	270	0.053	0.0021	1.60	1.1	97.2	2.8
400	400	0.038	0.0015	1.50	1.0	98.2	1.8
<400	<400 (Pan)	<0.037	<0.0015	2.65	1.8	99.0	1.0
			Wt. of sample used: g	**150.4**	100.0		

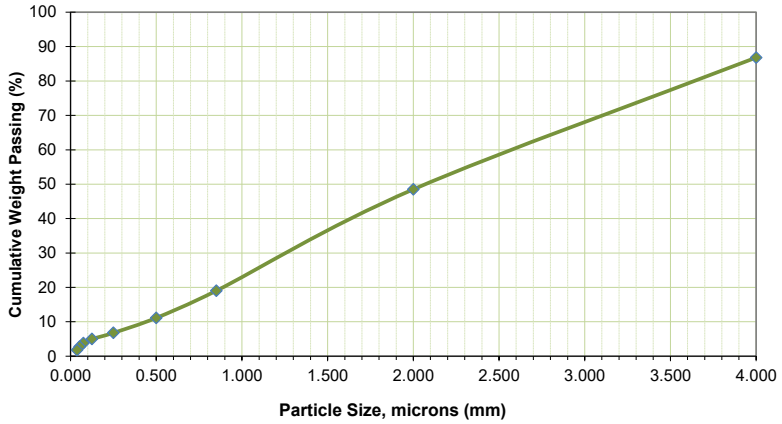

TP24-160 - Rep 3

Tyler Mesh	U.S Mesh	Opening (mm)	Screen (inches)	Mass (g)	% Retained		% Passing
					Interval	Cumulative	
5	5	4.000	0.157	16.45	11.2	11.2	88.8
9	10	2.000	0.079	34.45	23.4	34.5	65.5
20	20	0.850	0.0331	40.20	27.3	61.8	38.2
35	40	0.500	0.0197	18.20	12.3	74.2	25.8
60	60	0.250	0.0098	14.70	10.0	84.1	15.9
115	120	0.125	0.0049	8.10	5.5	89.6	10.4
200	200	0.075	0.0029	5.10	3.5	93.1	6.9
270	270	0.053	0.0021	0.65	0.4	93.5	6.5
400	400	0.038	0.0015	3.25	2.2	95.7	4.3
<400	<400 (Pan)	<0.037	<0.0015	6.30	4.3	97.8	2.2
			Wt. of sample used: g	**147.4**	100.0		

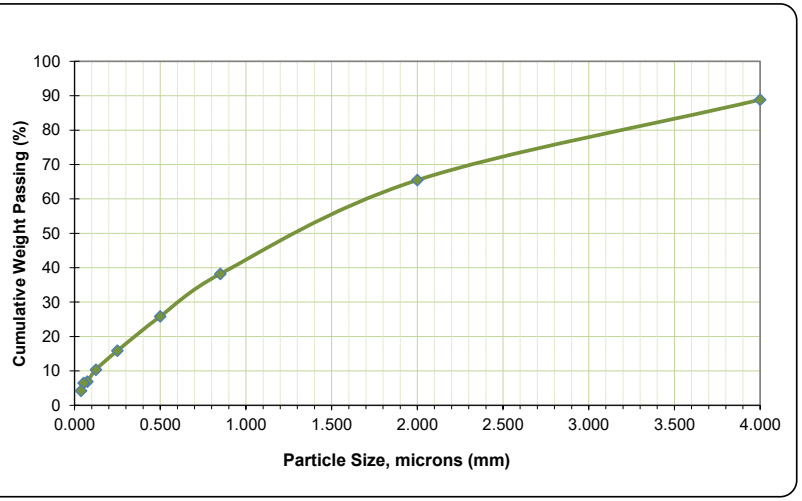

CERTIFICATE OF ANALYSIS ▪ PARTICLE SIZE ANALYSIS RESULTS

Global ARD Testing Services Inc.

GLOBAL PROJECT NO: 2329 (B39)
CLIENT: WSP Canada Inc.
PROJECT NAME: Kinross Great Bear
PROJECT NO: OMEMA2303
REPORT VERSION: 5

TP24-B2-01 - Rep 1

Tyler Mesh	U.S Mesh	Opening (mm)	Screen (inches)	Mass (g)	% Retained		% Passing
					Interval	Cumulative	
5	5	4.000	0.157	15.25	10.3	10.3	89.7
9	10	2.000	0.079	28.85	19.5	29.7	70.3
20	20	0.850	0.0331	27.15	18.3	48.1	51.9
35	40	0.500	0.0197	11.75	7.9	56.0	44.0
60	60	0.250	0.0098	9.35	6.3	62.3	37.7
115	120	0.125	0.0049	6.70	4.5	66.8	33.2
200	200	0.075	0.0029	10.15	6.8	73.7	26.3
270	270	0.053	0.0021	9.40	6.3	80.0	20.0
400	400	0.038	0.0015	10.85	7.3	87.3	12.7
<400	<400 (Pan)	<0.037	<0.0015	18.80	12.7	92.7	7.3
			Wt. of sample used: g	**148.3**	100.0		

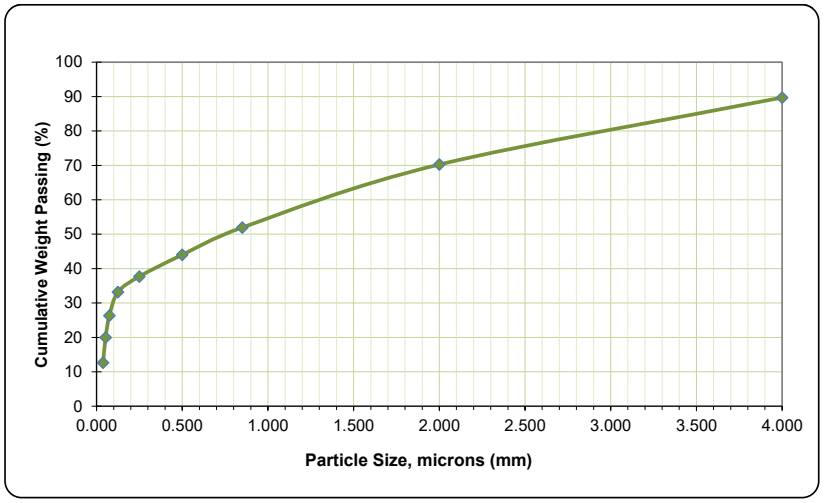

TP24-B2-01 - Rep 2

Tyler Mesh	U.S Mesh	Opening (mm)	Screen (inches)	Mass (g)	% Retained		% Passing
					Interval	Cumulative	
5	5	4.000	0.157	7.65	5.1	5.1	94.9
9	10	2.000	0.079	23.05	15.3	20.4	79.6
20	20	0.850	0.0331	29.15	19.3	39.7	60.3
35	40	0.500	0.0197	14.50	9.6	49.4	50.6
60	60	0.250	0.0098	13.65	9.1	58.4	41.6
115	120	0.125	0.0049	9.35	6.2	64.6	35.4
200	200	0.075	0.0029	9.25	6.1	70.8	29.2
270	270	0.053	0.0021	8.95	5.9	76.7	23.3
400	400	0.038	0.0015	12.55	8.3	85.0	15.0
<400	<400 (Pan)	<0.037	<0.0015	22.55	15.0	91.7	8.3
			Wt. of sample used: g	**150.7**	100.0		

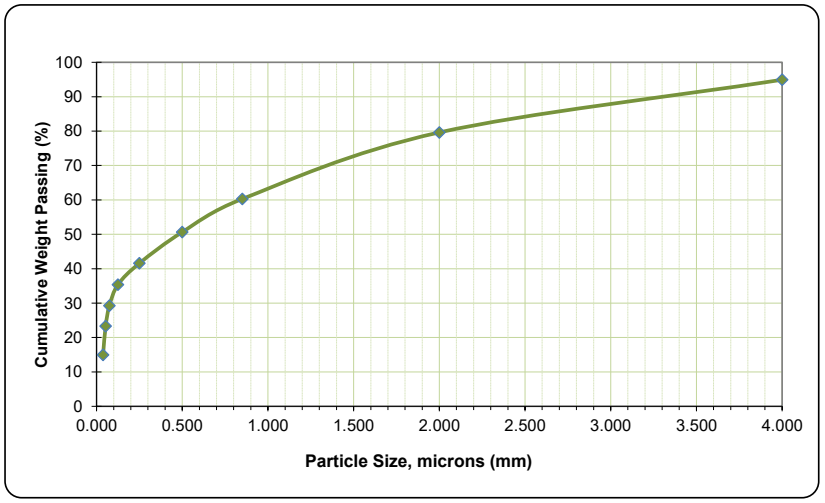

CERTIFICATE OF ANALYSIS ▪ PARTICLE SIZE ANALYSIS RESULTS

Global ARD Testing Services Inc.

GLOBAL PROJECT NO: 2329 (B39)
CLIENT: WSP Canada Inc.
PROJECT NAME: Kinross Great Bear
PROJECT NO: OMEMA2303
REPORT VERSION: 5

TP24-B2-01 - Rep 3

Tyler Mesh	U.S Mesh	Opening (mm)	Screen (inches)	Mass (g)	% Retained		% Passing
					Interval	Cumulative	
5	5	4.000	0.157	11.00	7.3	7.3	92.7
9	10	2.000	0.079	28.05	18.6	25.9	74.1
20	20	0.850	0.0331	32.40	21.5	47.5	52.5
35	40	0.500	0.0197	14.70	9.8	57.2	42.8
60	60	0.250	0.0098	12.55	8.3	65.6	34.4
115	120	0.125	0.0049	7.65	5.1	70.7	29.3
200	200	0.075	0.0029	7.15	4.8	75.4	24.6
270	270	0.053	0.0021	6.05	4.0	79.4	20.6
400	400	0.038	0.0015	9.65	6.4	85.8	14.2
<400	<400 (Pan)	<0.037	<0.0015	21.30	14.2	93.6	6.4
			Wt. of sample used: g	**150.5**	100.0		

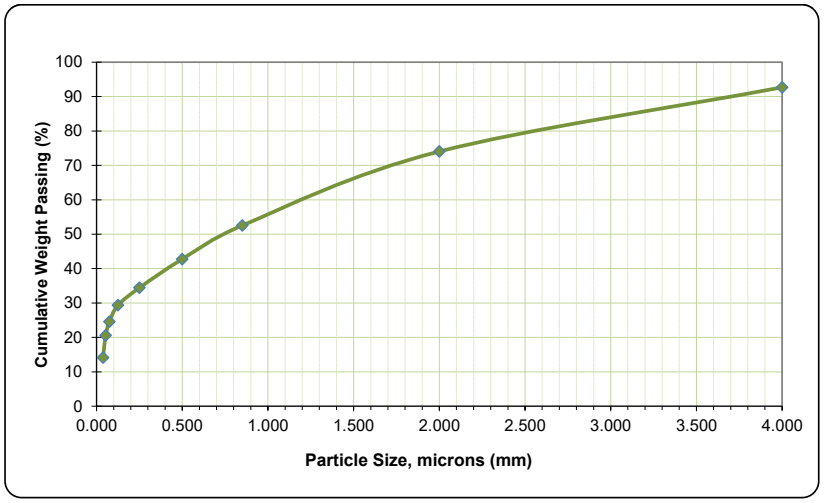

TP24-B2-03 - Rep 1

Tyler Mesh	U.S Mesh	Opening (mm)	Screen (inches)	Mass (g)	% Retained		% Passing
					Interval	Cumulative	
5	5	4.000	0.157	10.00	6.6	6.6	93.4
9	10	2.000	0.079	23.75	15.7	22.4	77.6
20	20	0.850	0.0331	29.10	19.3	41.7	58.3
35	40	0.500	0.0197	16.45	10.9	52.6	47.4
60	60	0.250	0.0098	16.20	10.7	63.3	36.7
115	120	0.125	0.0049	10.45	6.9	70.3	29.7
200	200	0.075	0.0029	8.85	5.9	76.1	23.9
270	270	0.053	0.0021	7.40	4.9	81.0	19.0
400	400	0.038	0.0015	11.75	7.8	88.8	11.2
<400	<400 (Pan)	<0.037	<0.0015	16.85	11.2	92.2	7.8
			Wt. of sample used: g	**150.8**	100.0		

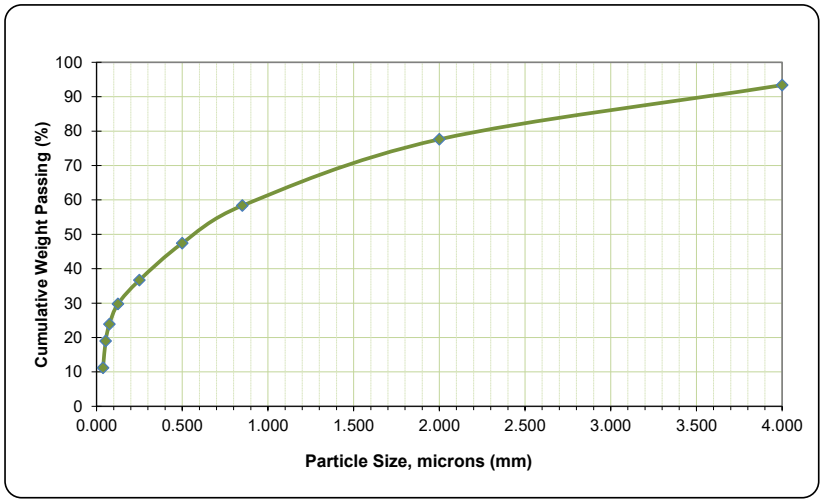

CERTIFICATE OF ANALYSIS ▪ PARTICLE SIZE ANALYSIS RESULTS

Global ARD Testing Services Inc.

GLOBAL PROJECT NO: 2329 (B39)
CLIENT: WSP Canada Inc.
PROJECT NAME: Kinross Great Bear
PROJECT NO: OMEMA2303
REPORT VERSION: 5

TP24-B2-03 - Rep 2

Tyler Mesh	U.S Mesh	Opening (mm)	Screen (inches)	Mass (g)	% Retained		% Passing
					Interval	Cumulative	
5	5	4.000	0.157	24.25	16.1	16.1	83.9
9	10	2.000	0.079	32.00	21.2	37.3	62.7
20	20	0.850	0.0331	33.30	22.1	59.3	40.7
35	40	0.500	0.0197	16.05	10.6	70.0	30.0
60	60	0.250	0.0098	14.70	9.7	79.7	20.3
115	120	0.125	0.0049	8.85	5.9	85.6	14.4
200	200	0.075	0.0029	5.65	3.7	89.3	10.7
270	270	0.053	0.0021	3.60	2.4	91.7	8.3
400	400	0.038	0.0015	6.55	4.3	96.0	4.0
<400	<400 (Pan)	<0.037	<0.0015	6.00	4.0	95.7	4.3
			Wt. of sample used: g	**151.0**	100.0		

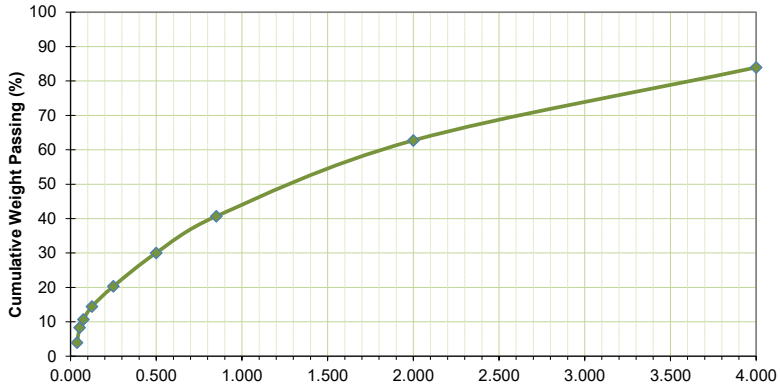

TP24-B2-03 - Rep 3

Tyler Mesh	U.S Mesh	Opening (mm)	Screen (inches)	Mass (g)	% Retained		% Passing
					Interval	Cumulative	
5	5	4.000	0.157	4.45	3.0	3.0	97.0
9	10	2.000	0.079	24.70	16.4	19.4	80.6
20	20	0.850	0.0331	35.20	23.4	42.8	57.2
35	40	0.500	0.0197	16.80	11.2	54.0	46.0
60	60	0.250	0.0098	15.25	10.1	64.2	35.8
115	120	0.125	0.0049	9.45	6.3	70.4	29.6
200	200	0.075	0.0029	7.85	5.2	75.7	24.3
270	270	0.053	0.0021	6.65	4.4	80.1	19.9
400	400	0.038	0.0015	9.80	6.5	86.6	13.4
<400	<400 (Pan)	<0.037	<0.0015	20.10	13.4	93.5	6.5
			Wt. of sample used: g	**150.3**	100.0		

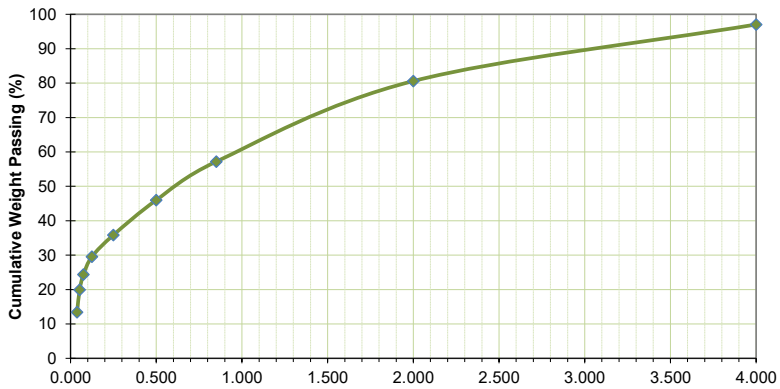

CERTIFICATE OF ANALYSIS ▪ PARTICLE SIZE ANALYSIS RESULTS

Global ARD Testing Services Inc.

GLOBAL PROJECT NO: 2329 (B39)
CLIENT: WSP Canada Inc.
PROJECT NAME: Kinross Great Bear
PROJECT NO: OMEMA2303
REPORT VERSION: 5

TP24-B2-07 - Rep 1

Tyler Mesh	U.S Mesh	Opening (mm)	Screen (inches)	Mass (g)	% Retained		% Passing
					Interval	Cumulative	
5	5	4.000	0.157	16.60	11.0	11.0	89.0
9	10	2.000	0.079	34.35	22.8	33.8	66.2
20	20	0.850	0.0331	30.10	20.0	53.8	46.2
35	40	0.500	0.0197	11.80	7.8	61.6	38.4
60	60	0.250	0.0098	9.40	6.2	67.9	32.1
115	120	0.125	0.0049	6.65	4.4	72.3	27.7
200	200	0.075	0.0029	9.55	6.3	78.6	21.4
270	270	0.053	0.0021	8.60	5.7	84.3	15.7
400	400	0.038	0.0015	9.85	6.5	90.9	9.1
<400	<400 (Pan)	<0.037	<0.0015	13.75	9.1	93.5	6.5
			Wt. of sample used: g	**150.7**	100.0		

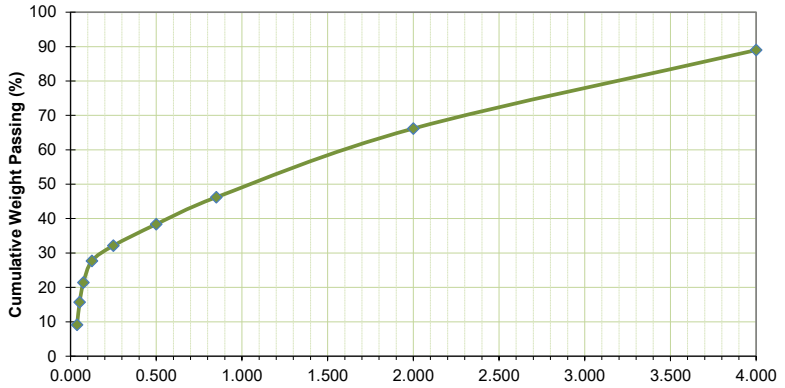

TP24-B2-07 - Rep 2

Tyler Mesh	U.S Mesh	Opening (mm)	Screen (inches)	Mass (g)	% Retained		% Passing
					Interval	Cumulative	
5	5	4.000	0.157	8.40	5.6	5.6	94.4
9	10	2.000	0.079	29.85	19.9	25.6	74.4
20	20	0.850	0.0331	38.25	25.6	51.1	48.9
35	40	0.500	0.0197	17.05	11.4	62.5	37.5
60	60	0.250	0.0098	13.70	9.2	71.6	28.4
115	120	0.125	0.0049	7.80	5.2	76.9	23.1
200	200	0.075	0.0029	7.00	4.7	81.5	18.5
270	270	0.053	0.0021	5.30	3.5	85.1	14.9
400	400	0.038	0.0015	9.30	6.2	91.3	8.7
<400	<400 (Pan)	<0.037	<0.0015	13.05	8.7	93.8	6.2
			Wt. of sample used: g	**149.7**	100.0		

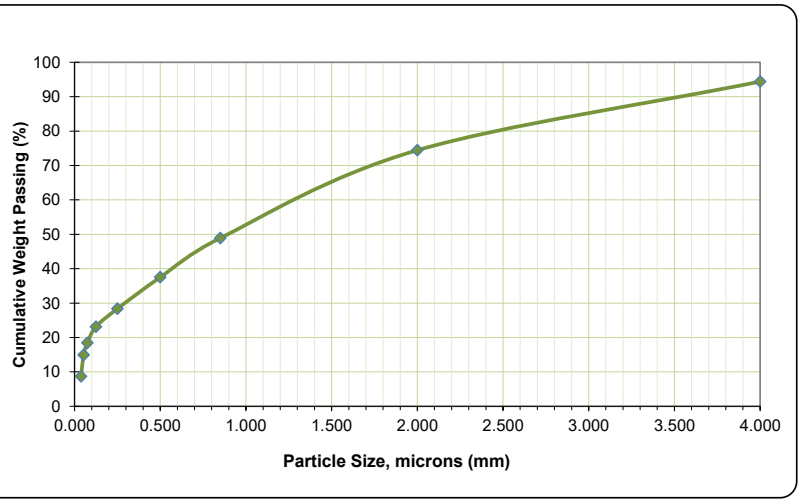

CERTIFICATE OF ANALYSIS ▪ PARTICLE SIZE ANALYSIS RESULTS

Global ARD Testing Services Inc.

GLOBAL PROJECT NO: 2329 (B39)
CLIENT: WSP Canada Inc.
PROJECT NAME: Kinross Great Bear
PROJECT NO: OMEMA2303
REPORT VERSION: 5

TP24-B2-07 - Rep 3

Tyler Mesh	U.S Mesh	Opening (mm)	Screen (inches)	Mass (g)	% Retained		% Passing
					Interval	Cumulative	
5	5	4.000	0.157	9.55	6.4	6.4	93.6
9	10	2.000	0.079	35.35	23.6	29.9	70.1
20	20	0.850	0.0331	30.80	20.5	50.5	49.5
35	40	0.500	0.0197	10.35	6.9	57.4	42.6
60	60	0.250	0.0098	7.80	5.2	62.6	37.4
115	120	0.125	0.0049	6.30	4.2	66.8	33.2
200	200	0.075	0.0029	13.05	8.7	75.5	24.5
270	270	0.053	0.0021	13.50	9.0	84.5	15.5
400	400	0.038	0.0015	12.15	8.1	92.6	7.4
<400	<400 (Pan)	<0.037	<0.0015	11.15	7.4	91.9	8.1
			Wt. of sample used: g	**150.0**	100.0		

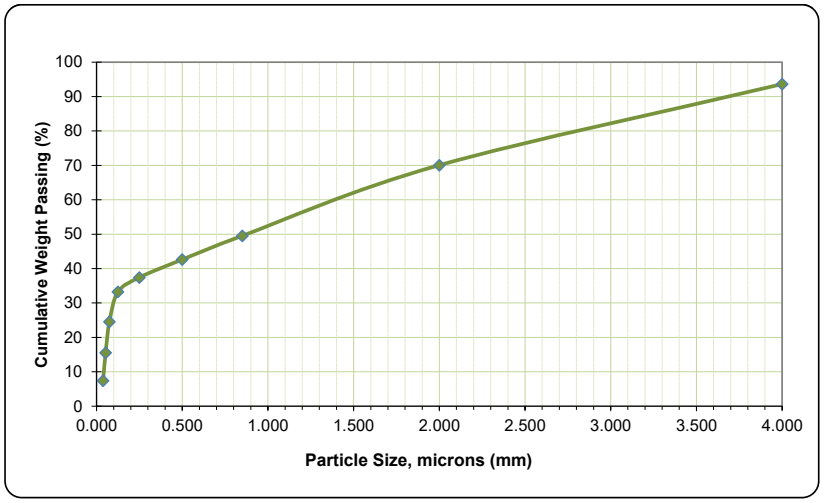

TWP - Rep 1

Tyler Mesh	U.S Mesh	Opening (mm)	Screen (inches)	Mass (g)	% Retained		% Passing
					Interval	Cumulative	
5	5	4.000	0.157	0.00	0.0	0.0	100.0
9	10	2.000	0.079	0.35	0.2	0.2	99.8
20	20	0.850	0.0331	0.35	0.2	0.5	99.5
35	40	0.500	0.0197	0.55	0.4	0.8	99.2
60	60	0.250	0.0098	7.20	4.8	5.6	94.4
115	120	0.125	0.0049	33.45	22.4	28.0	72.0
200	200	0.075	0.0029	44.80	29.9	57.9	42.1
270	270	0.053	0.0021	25.25	16.9	74.8	25.2
400	400	0.038	0.0015	17.05	11.4	86.2	13.8
<400	<400 (Pan)	<0.037	<0.0015	20.65	13.8	88.6	11.4
			Wt. of sample used: g	**149.7**	100.0		

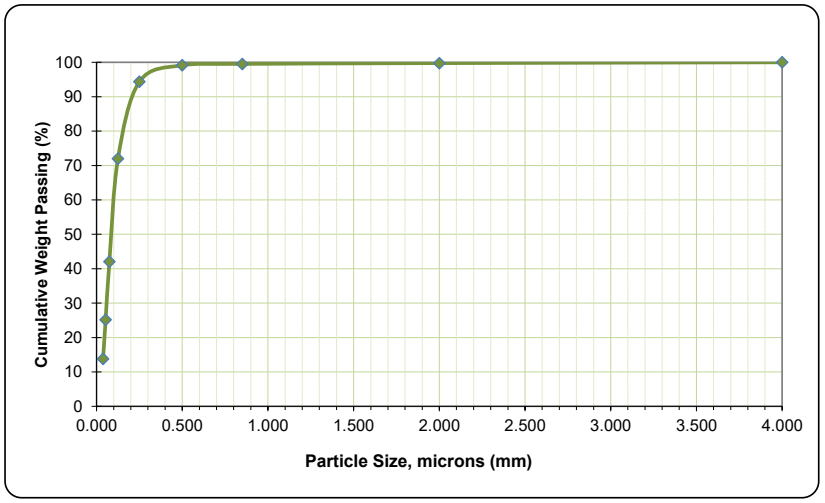

CERTIFICATE OF ANALYSIS ▪ PARTICLE SIZE ANALYSIS RESULTS

Global
ARD Testing Services Inc.

GLOBAL PROJECT NO: 2329 (B39)
CLIENT: WSP Canada Inc.
PROJECT NAME: Kinross Great Bear
PROJECT NO: OMEMA2303
REPORT VERSION: 5

TWP - Rep 2

Tyler Mesh	U.S Mesh	Opening (mm)	Screen (inches)	Mass (g)	% Retained		% Passing
					Interval	Cumulative	
5	5	4.000	0.157	0.60	0.4	0.4	99.6
9	10	2.000	0.079	0.95	0.6	1.0	99.0
20	20	0.850	0.0331	1.10	0.7	1.8	98.2
35	40	0.500	0.0197	1.00	0.7	2.4	97.6
60	60	0.250	0.0098	10.05	6.7	9.1	90.9
115	120	0.125	0.0049	39.00	26.0	35.1	64.9
200	200	0.075	0.0029	43.30	28.9	64.0	36.0
270	270	0.053	0.0021	20.80	13.9	77.9	22.1
400	400	0.038	0.0015	13.95	9.3	87.2	12.8
<400	<400 (Pan)	<0.037	<0.0015	19.20	12.8	90.7	9.3
			Wt. of sample used: g	**150.0**	100.0		

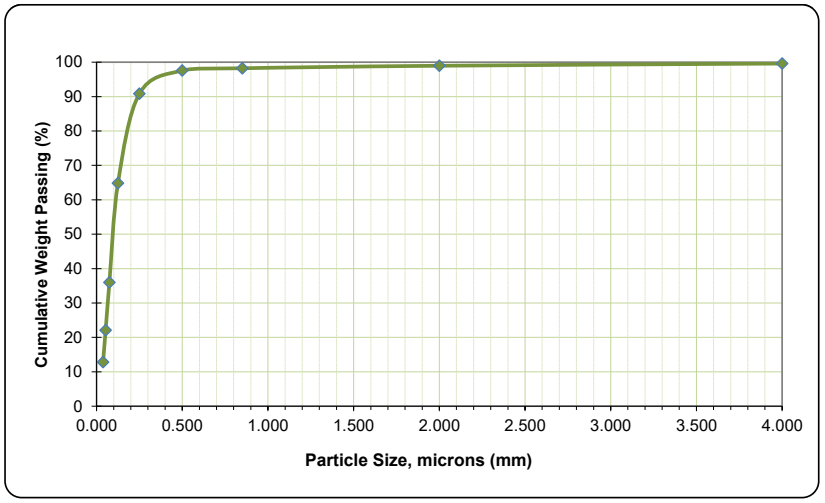

TWP - Rep 3

Tyler Mesh	U.S Mesh	Opening (mm)	Screen (inches)	Mass (g)	% Retained		% Passing
					Interval	Cumulative	
5	5	4.000	0.157	0.00	0.0	0.0	100.0
9	10	2.000	0.079	0.20	0.1	0.1	99.9
20	20	0.850	0.0331	0.35	0.2	0.4	99.6
35	40	0.500	0.0197	0.40	0.3	0.6	99.4
60	60	0.250	0.0098	6.75	4.5	5.2	94.8
115	120	0.125	0.0049	46.50	31.1	36.3	63.7
200	200	0.075	0.0029	51.80	34.7	70.9	29.1
270	270	0.053	0.0021	21.75	14.6	85.5	14.5
400	400	0.038	0.0015	11.25	7.5	93.0	7.0
<400	<400 (Pan)	<0.037	<0.0015	10.45	7.0	92.5	7.5
			Wt. of sample used: g	**149.5**	100.0		

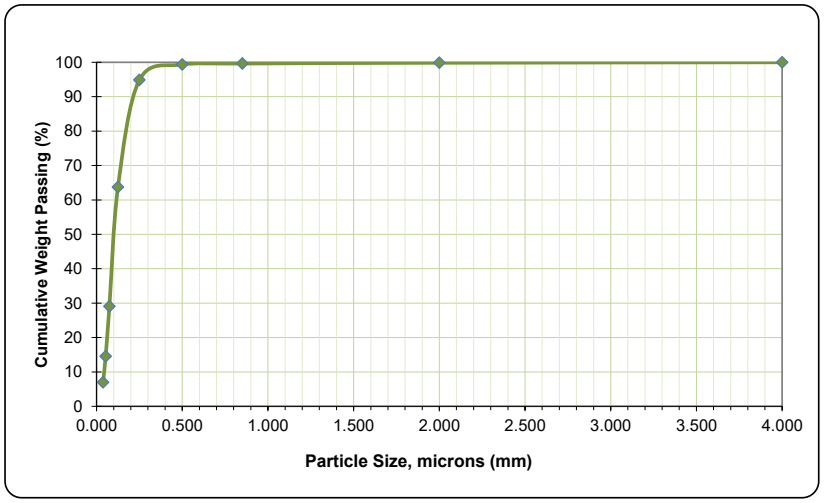

CERTIFICATE OF ANALYSIS ▪ COVER PAGE

Global ARD Testing Services Inc.

CLIENT INFORMATION	
Client:	WSP Canada Ltd.
Project Manager:	Sarah Matthews
Mailing Address	25 York St, Floor 7
	Toronto, ON, M5J 2V5
Contact No:	(226) 750-7715

COMPANY INFORMATION	
Legal Name:	Global ARD Testing Services Inc.
Mailing Address:	6891 Antrim Avenue
	Burnaby, BC
	V5J 4M5
Contact No:	
	Main: (604) 428-2730
	Alternate: (604) 603-1359

PROJECT INFORMATION	
Project Name:	Kinross Great Bear - Overburden NAG pH
Project Number:	OMEMA2303

RESULTS		
Reported To:	**1**	Forrest McAdam (forrest.mcadam@wsp.com)
	2	Kristen Gault (kristen.gault@wsp.com)
	3	Anna Klein (anna.klein@wsp.com)
	4	Sarah Matthews (sarah.matthews1@wsp.com)
Date Reported:		
	Version-1:	Thursday, August 1, 2024

REPORTING	
Global Project No:	2329 (B25)
Report Version:	1
Pages (Including Cover):	3
Report Title:	COA 2329 (B25) x 50 Kinross Great Bear Samples
Analysis Reviewed By:	Prab Bhatia (Pbhatia@globalARDtesting.com)
Position:	Project Manager
Report Certified By:	Prab Bhatia
Signature:	Prab Bhatia

INVOICE		
Submitted To:	**1**	Matthew Hart (matthew.hart@kinross.com)
	2	Sabina Abdullayeva (sabina.abdullayeva@kinross.com)
	3	Kristen Gault (kristen.gault@wsp.com)
	4	
Client PO No:		
Global Invoice No:		ARD2329-0824A
Date Submitted:		August 10, 2024

NOTES
All samples and pulps are stored at no charge for 90 days past reporting date.
Please contact the lab if you would like to continue storage past 90 days.
Storage charges will apply.

CERTIFICATE OF ANALYSIS ▪ SAMPLE DETAILS

Global
ARD Testing Services Inc.

GLOBAL PROJECT NO: 2329 (B25)
CLIENT: WSP Canada Ltd.
PROJECT NAME: Kinross Great Bear - Overburden NAG
PROJECT NO: OMEMA2303
REPORT VERSION: 1

SAMPLE RECEIPT INFO	
Date Samples Received:	Tuesday, July 16, 2024
No of Samples Received:	50
Samples Received By:	Said

ANALYTICAL INSTRUCTIONS	
From:	
	as per email Confirmation
Date:	Tuesday, July 16, 2024

S. No.	Sample ID	Sample Description	Condition (Wet/Dry)	Wt. of Sample Rec'd (kg)	Global Notes (if any)
1	23BH-AEX-25 5:23-LD-855G - (4.2 - 4.5)				B10 # 1
2	23BH-AEX-29 5:23-LD-866G1 - (0.0 - 0.3)				B10 # 3
3	23BH-AEX-29 5:23-LD-871G - (3.0 - 3.5)				B10 # 4
4	BH23-AEX-001 23-MM-406G - (2.1 - 2.3)				B10 # 6
5	BH23-AEX-14 555-LF-100-G - (3.7 - 4.0)				B10 # 9
6	BH23-AEX-27 55-1-GH-001-G - (0.1 - 0.6)				B10 # 11
7	BH23-AEX-28 55-12-GH-023-G - (11.4 - 11.6)				B10 # 13
8	BH23-AEX-33 55-9-GH-032-G - (6.6 - 7.0)				B10 # 15
9	BH23-AEX-41 551-LF-119-G - (0.2 - 0.6)				B10 # 16
10	TP23-AEX-08 23-LO-1078-G - (3.0 - 3.5)				B10 # 18
11	TP23-AEX-15 23-LO-1018-G - (0.4 - 0.4)				B10 # 20
12	TP23-AEX-21 23-LO-1015-G - (0.1 - 0.3)				B10 # 22
13	TP23-AEX-24 23-LO-1035-G - (6.1 - 6.4)				B10 # 23
14	TP23-AEX-26 23-LO-1050-G - (4.3 - 4.7)				B10 # 24
15	TP23-AEX-29 23-JC-257-G - (0.2 - 0.5)				B10 # 25
16	BS#1-BH23-002 23-SF-356-G - (0.4 - 0.6)				B10 # 27
17	BS1-TP23-002 23-CS-1010-G - (1.6 - 2.1)				B10 # 29
18	BS1-TP23-006 23-LO-1000-G - (0.5 - 1.2)				B10 # 31
19	BS3B-TP23-002 23-LD-1743G (4.5 - 4.9)				B10 # 33
20	BS3B-TP23-023 23-LD-1768G - (1.1 - 1.4)				B10 # 35
21	BS3B-TP23-045 23-LD-1759G - (0.1 - 0.5)				B10 # 38
22	BS3B-TP23-046 23-LD-1761G - (1.5 - 1.8)				B10 # 39
23	BS4-TP23-006 23-JC-171-G - (3.0 - 3.5)				B10 # 40
24	BS5-TP23-010 23-JC-190-G - (3.0 - 3.5)				B10 # 42
25	BS6-TP23-004 23-JC-210-G - (0.5 - 1.0)				B10 # 43
26	BS6-TP23-030 23-JC-195-G - (2.0 - 2.5)				B10 # 46
27	BH23-103 SS7 - (5.8 - 6.4)				B10 # 49
28	BH23-103 SS9 - (8.8 - 9.4)				B10 # 50
29	BH23-103 SS19 - (25.6 - 26.2)				B10 # 52
30	BH23-106 SS3 (1.5 - 2.1)				B10 # 53
31	BH23-106 SS12 (35 -37) (10.7 - 11.3)				B10 # 54
32	TP23-105 GS2 DX489375 - (2.1 - 6.7)				B10 # 55
33	TP23-106 GS1 - DX 489374 - (0.3 - 1.5)				B10 # 57
34	TP23-106 GS2 - 1.5 - 5.8)				B10 # 58
35	TP23-107 GS1 (1.6 - 3) (0.5 - 0.9)				B10 # 60
36	TP23-B2-03 DX489371 - (7.0 -)				B10 # 62
37	TP23-B2-07 DX489370 - (2.0 -)				B10 # 64
38	BH22-133 SS4 - (2.3 - 2.9)				B10 # 66
39	TP23-101 DX489382 - (0.5 - 6.1)				B10 # 67
40	BH23-101 SS6 DX489378 #23 - (4.6 - 5.2)				B10 # 69
41	BH23-102A BH23-102 4.5m - 2313 #21 - (4.3 - 4.9)				B10 # 70
42	BH23-113 SS3 5 - 7 - (1.5 - 2.1)				B10 # 72
43	BH23-118 SS4 7.5 - 9.5 - (2.3 - 2.9)				B10 # 73
44	BH23-122 SS3 DX489377 #29 - (1.5 - 2.1)				B10 # 75
45	TP23-B1-03 DX489368 - (2.5 -)				B10 # 77
46	23-JC-472G - (0.6 - 1.2)				B15 # 1
47	24-MM-0236AV - (8.5 - 8.7)				B15 # 2
48	23-5F-495G - (9.7 - 11.2)				B10 # 7 / B15 # 4
49	23-5F-508 - (5.1 - 6.7)				B10 #6 / B15 # 5
50	24-MM-012G - (6.1 - 6.7)				B15 #6

Total wt of sample rec'd (kg): **0.00**

Global ARD Testing Services Inc.

CERTIFICATE OF ANALYSIS ▪ SINGLE ADDITION NAG RESULTS (EGi Method)

GLOBAL PROJECT NO: 2329 (B25)
CLIENT: WSP Canada Ltd.
PROJECT NAME: Kinross Great Bear - Overburden NAG pH
PROJECT NO: OMEMA2303
REPORT VERSION: 1

S. No:	Sample ID	Pulp Sample Weight (g)	Vol. of 15% H_2O_2 (mL)	NAG pH (pH Units)	NaOH to pH 4.5 (mL)	NaOH to pH 7.0 (mL)	NaOH Conc. (N)	NAG Acidity pH 4.5 (kg H_2SO_4/tonne)	NAG Acidity pH 7.0 (kg H_2SO_4/tonne)	% RPD to pH 4.5	% RPD to pH 7.0	% RPD Acceptance Criteria
1	23BH-AEX-25 5:23-LD-855G - (4.2 - 4.5)	2.5	250	7.75	0.00	0.00	0.1	0.0	0.0			
2	23BH-AEX-29 5:23-LD-866G1 - (0.0 - 0.3)	2.5	250	6.62	0.00	0.08	0.1	0.0	0.2			
3	23BH-AEX-29 5:23-LD-871G - (3.0 - 3.5)	2.5	250	6.76	0.00	0.40	0.1	0.0	0.8			
4	BH23-AEX-001 23-MM-406G - (2.1 - 2.3)	2.5	250	7.25	0.00	0.00	0.1	0.0	0.0			
5	BH23-AEX-14 555-LF-100-G - (3.7 - 4.0)	2.5	250	6.55	0.00	0.85	0.1	0.0	1.7			
6	BH23-AEX-27 55-1-GH-001-G - (0.1 - 0.6)	2.5	250	6.27	0.00	0.25	0.1	0.0	0.5			
7	BH23-AEX-28 55-12-GH-023-G - (11.4 - 11.6)	2.5	250	7.12	0.00	0.00	0.1	0.0	0.0			
8	BH23-AEX-33 55-9-GH-032-G - (6.6 - 7.0)	2.5	250	7.15	0.00	0.00	0.1	0.0	0.0			
9	BH23-AEX-41 551-LF-119-G - (0.2 - 0.6)	2.5	250	6.50	0.00	0.90	0.1	0.0	1.8			
10	TP23-AEX-08 23-LO-1078-G - (3.0 - 3.5)	2.5	250	6.90	0.00	0.10	0.1	0.0	0.2			
11	TP23-AEX-15 23-LO-1018-G - (0.4 - 0.4)	2.5	250	6.77	0.00	0.45	0.1	0.0	0.9			
12	TP23-AEX-21 23-LO-1015-G - (0.1 - 0.3)	2.5	250	7.65	0.00	0.00	0.1	0.0	0.0			
13	TP23-AEX-24 23-LO-1035-G - (6.1 - 6.4)	2.5	250	6.78	0.00	0.05	0.1	0.0	0.1			
14	TP23-AEX-26 23-LO-1050-G - (4.3 - 4.7)	2.5	250	7.50	0.00	0.00	0.1	0.0	0.0			
15	TP23-AEX-29 23-JC-257-G - (0.2 - 0.5)	2.5	250	6.23	0.00	0.30	0.1	0.0	0.6			
16	BS#1-BH23-002 23-SF-356-G - (0.4 - 0.6)	2.5	250	6.96	0.00	0.05	0.1	0.0	0.1			
17	BS1-TP23-002 23-CS-1010-G - (1.6 - 2.1)	2.5	250	6.97	0.00	0.05	0.1	0.0	0.1			
18	BS1-TP23-006 23-LO-1000-G - (0.5 - 1.2)	2.5	250	6.54	0.00	0.70	0.1	0.0	1.4			
19	BS3B-TP23-002 23-LD-1743G (4.5 - 4.9)	2.5	250	6.27	0.00	1.38	0.1	0.0	2.7			
20	BS3B-TP23-023 23-LD-1768G - (1.1 - 1.4)	2.5	250	7.18	0.00	0.00	0.1	0.0	0.0			
21	BS3B-TP23-045 23-LD-1759G - (0.1 - 0.5)	2.5	250	7.21	0.00	0.00	0.1	0.0	0.0			
22	BS3B-TP23-046 23-LD-1761G - (1.5 - 1.8)	2.5	250	7.11	0.00	0.00	0.1	0.0	0.0			
23	BS4-TP23-006 23-JC-171-G - (3.0 - 3.5)	2.5	250	7.33	0.00	0.00	0.1	0.0	0.0			
24	BS5-TP23-010 23-JC-190-G - (3.0 - 3.5)	2.5	250	7.27	0.00	0.00	0.1	0.0	0.0			
25	BS6-TP23-004 23-JC-210-G - (0.5 - 1.0)	2.5	250	6.22	0.00	1.34	0.1	0.0	2.6			
26	BS6-TP23-030 23-JC-195-G - (2.0 - 2.5)	2.5	250	7.05	0.00	0.00	0.1	0.0	0.0			
27	BH23-103 SS7 - (5.8 - 6.4)	2.5	250	8.75	0.00	0.00	0.1	0.0	0.0			
28	BH23-103 SS9 - (8.8 - 9.4)	2.5	250	9.01	0.00	0.00	0.1	0.0	0.0			
29	BH23-103 SS19 - (25.6 - 26.2)	2.5	250	8.66	0.00	0.00	0.1	0.0	0.0			
30	BH23-106 SS3 (1.5 - 2.1)	2.5	250	6.58	0.00	0.18	0.1	0.0	0.4			
31	BH23-106 SS12 (35 -37) (10.7 - 11.3)	2.5	250	8.57	0.00	0.00	0.1	0.0	0.0			
32	TP23-105 GS2 DX489375 - (2.1 - 6.7)	2.5	250	8.75	0.00	0.00	0.1	0.0	0.0			
33	TP23-106 GS1 - DX 489374 - (0.3 - 1.5)	2.5	250	7.99	0.00	0.00	0.1	0.0	0.0			
34	TP23-106 GS2 - 1.5 - 5.8)	2.5	250	8.85	0.00	0.00	0.1	0.0	0.0			
35	TP23-107 GS1 (1.6 - 3) (0.5 - 0.9)	2.5	250	6.96	0.00	0.02	0.1	0.0	0.0			
36	TP23-B2-03 DX489371 - (7.0 -)	2.5	250	8.50	0.00	0.00	0.1	0.0	0.0			
37	TP23-B2-07 DX489370 - (2.0 -)	2.5	250	7.15	0.00	0.00	0.1	0.0	0.0			
38	BH22-133 SS4 - (2.3 - 2.9)	2.5	250	8.47	0.00	0.00	0.1	0.0	0.0			
39	TP23-101 DX489382 - (0.5 - 6.1)	2.5	250	6.97	0.00	0.02	0.1	0.0	0.0			
40	BH23-101 SS6 DX489378 #23 - (4.6 - 5.2)	2.5	250	8.84	0.00	0.00	0.1	0.0	0.0			
41	BH23-102A BH23-102 4.5m - 2313 #21 - (4.3 - 4.9)	2.5	250	9.71	0.00	0.00	0.1	0.0	0.0			
42	BH23-113 SS3 5 - 7 - (1.5 - 2.1)	2.5	250	7.97	0.00	0.00	0.1	0.0	0.0			
43	BH23-118 SS4 7.5 - 9.5 - (2.3 - 2.9)	2.5	250	8.67	0.00	0.00	0.1	0.0	0.0			
44	BH23-122 SS3 DX489377 #29 - (1.5 - 2.1)	2.5	250	8.50	0.00	0.00	0.1	0.0	0.0			
45	TP23-B1-03 DX489368 - (2.5 -)	2.5	250	7.47	0.00	0.00	0.1	0.0	0.0			
46	23-JC-472G - (0.6 - 1.2)	2.5	250	7.30	0.00	0.00	0.1	0.0	0.0			
47	24-MM-0236AV - (8.5 - 8.7)	2.5	250	7.64	0.00	0.00	0.1	0.0	0.0			
48	23-5F-495G - (9.7 - 11.2)	2.5	250	7.66	0.00	0.00	0.1	0.0	0.0			
49	23-5F-508 - (5.1 - 6.7)	2.5	250	7.44	0.00	0.00	0.1	0.0	0.0			
50	24-MM-012G - (6.1 - 6.7)	2.5	250	7.24	0.00	0.00	0.1	0.0	0.0			
QUALITY ASSURANCE / QUALITY CONTROL												
Replicates:												
10	TP23-AEX-08 23-LO-1078-G - (3.0 - 3.5)	2.5	250	6.90	0.00	0.10	0.1	0.0	0.2			10%
10R	TP23-AEX-08 23-LO-1078-G - (3.0 - 3.5) R	2.5	250	6.94	0.00	0.08	0.1	0.0	0.2			
20	BS3B-TP23-023 23-LD-1768G - (1.1 - 1.4)	2.5	250	7.18	0.00	0.00	0.1	0.0	0.0			10%
20R	BS3B-TP23-023 23-LD-1768G - (1.1 - 1.4) R	2.5	250	7.09	0.00	0.00	0.1	0.0	0.0			
30	BH23-106 SS3 (1.5 - 2.1)	2.5	250	6.58	0.00	0.18	0.1	0.0	0.4			10%
30R	BH23-106 SS3 (1.5 - 2.1) R	2.5	250	6.52	0.00	0.17	0.1	0.0	0.3			
40	BH23-101 SS6 DX489378 #23 - (4.6 - 5.2)	2.5	250	8.84	0.00	0.00	0.1	0.0	0.0			10%
40R	BH23-101 SS6 DX489378 #23 - (4.6 - 5.2) R	2.5	250	9.49	0.00	0.00	0.1	0.0	0.0			
50	24-MM-012G - (6.1 - 6.7)	2.5	250	7.24	0.00	0.00	0.1	0.0	0.0			10%
50R	24-MM-012G - (6.1 - 6.7) R	2.5	250	6.95	0.00	0.02	0.1	0.0	0.0			
Method Blank Analysis:												
Method Blank (15% H_2O_2 Solution)		N/A	250	5.87	0.00	6.20	0.1					
GLOBAL SOP NO:		***ARD-017***										

NOTES:
Date of Analysis: July 18-31, 2024

pH (pH Units) of 15% H_2O_2 (buffered with 0.5 N NaOH): 5.32, 5.48
EC (µS/cm) of 15% H_2O_2 (buffered with 0.5 N NaOH): 23.6, 24.9
pH (pH Units) of DI water used: 5.34, 5.61
EC (µS/cm) of DI water used: 1.56, 1.08

Solid:Liquid ratio used: 1:100; 2.5 g Pulp Sample: 250 mL 15% H_2O_2.
pH measurement of 15% H_2O_2 solution was conducted at room temperature & buffered with 0.5N NaOH solution to ensure a pH between 4 and 7.
NAG pH & method blank pH measurements were taken after digesting with peroxide solution and making up the solution to its original volume of 250 mL with DI water.
On client's request the NAG procedure is repeated using 1 g of pulp sample when the NAG value for pH 4.5 exceeds 25 kg H_2SO_4 per tonne.

ABBREVIATIONS:
R = Replicate (i.e. using a pulp sample from the same bag).
D = Duplicate (i.e. client sample is processed to produced a 2nd pulp bag & analyzed as a duplicate).
RPD = Relative Percent Difference.
EC = Electrical Conductivity
ORP = Oxidation Reduction Potential
RDL = Reportable Detection Limit.
EDL = Estimated Detection Limit
SIE = Selective Ion Electrode
IC = Ion Chromatography
Calc. = Calculation

REFERENCE:
Egi - Environmental Geochemistry International; Single Addition Net Acid Generation (NAG) Test Procedure; Miller et al; Revised Dec. 2006; Page 2 to 4.

Report No. **CA19142-JAN23**
Customer **Great Bear Resources Ltd.**
Attention **Ashley Moncrief**
Reference **Great Bear Project / OMGS21045**
Works#
Title **Final Report**

Sample ID		Analysis Start Date	Analysis Start Time	Analysis Completed Date	Analysis Completed Time	WSP 01	WSP 02	WSP 03	WSP 04	WSP 05	WSP 06
Sample Date / Time											
Analysis	**Units**										
Sample Date & Time						N/A	N/A	N/A	N/A	N/A	N/A
Paste pH	no unit	27-Feb-23	08:16	28-Feb-23	11:29	8.72	8.06	9.63	9.23	9.76	9.73
Fizz Rate	rating	27-Feb-23	08:16	28-Feb-23	11:29	2	2	2	3	2	2
Sample weight	g	27-Feb-23	08:16	28-Feb-23	11:29	2.05	1.99	1.99	1.92	1.93	1.95
HCl Added	mL	27-Feb-23	08:16	28-Feb-23	11:29	20.00	55.00	30.00	35.00	20.00	20.00
HCl	Normality	27-Feb-23	08:16	28-Feb-23	11:29	0.10	0.10	0.10	0.10	0.10	0.10
NaOH	Normality	27-Feb-23	08:16	28-Feb-23	11:29	0.10	0.10	0.10	0.10	0.10	0.10
NaOH to pH=8.3	mL	28-Feb-23	08:17	28-Feb-23	11:29	15.72	23.32	19.64	15.38	15.92	16.59
Final pH	no unit	28-Feb-23	08:17	28-Feb-23	11:29	1.62	1.61	1.41	1.69	1.25	1.33
NP	t CaCO3/1(	28-Feb-23	08:17	28-Feb-23	11:29	10.4	79.6	26.0	51.1	10.6	8.7
AP	t CaCO3/1(	28-Feb-23	14:25	28-Feb-23	14:25	1.25	1.25	1.25	1.25	1.25	1.25
Net NP	t CaCO3/1(	28-Feb-23	14:25	28-Feb-23	14:25	9.15	78.4	24.8	49.8	9.35	7.45
NP/AP	ratio	28-Feb-23	14:25	28-Feb-23	14:25	8.32	63.7	20.8	40.9	8.48	6.96
Sulphur (total)	%	23-Feb-23	09:18	28-Feb-23	11:07	< 0.005	0.022	0.015	< 0.005	< 0.005	< 0.005
Acid Leachable SO4-S	%	28-Feb-23	11:06	28-Feb-23	11:07	<0.04	<0.04	<0.04	<0.04	<0.04	<0.04
Sulphide	%	28-Feb-23	08:55	28-Feb-23	11:07	< 0.04	< 0.04	< 0.04	< 0.04	< 0.04	< 0.04
Carbon (total)	%	23-Feb-23	09:18	27-Feb-23	14:49	0.096	1.16	0.218	0.085	0.064	0.032
Carbonate (HCl)	%	27-Feb-23	10:19	27-Feb-23	14:49	0.16	4.39	0.95	0.25	0.22	0.06

Report No. **CA19142-JAN23**
Customer **Great Bear Resources Ltd.**
Attention **Ashley Moncrief**
Reference **Great Bear Project / OMGS21045**
Works#
Title **Final Report**

Sample ID		Analysis Start Date	Analysis Start Time	Analysis Completed Date	Analysis Completed Time	WSP 07	WSP 08	WSP 09	WSP 10	WSP 11	WSP 12
Sample Date / Time											
Analysis	**Units**										
Sample Date & Time						N/A	N/A	N/A	N/A	N/A	N/A
Paste pH	no unit	27-Feb-23	08:16	28-Feb-23	11:29	9.75	7.99	8.92	9.22	9.31	9.65
Fizz Rate	rating	27-Feb-23	08:16	28-Feb-23	11:29	2	2	2	2	2	2
Sample weight	g	27-Feb-23	08:16	28-Feb-23	11:29	1.89	1.95	2.05	1.89	1.87	2.06
HCl Added	mL	27-Feb-23	08:16	28-Feb-23	11:29	20.00	20.00	20.00	20.00	30.00	30.50
HCl	Normality	27-Feb-23	08:16	28-Feb-23	11:29	0.10	0.10	0.10	0.10	0.10	0.10
NaOH	Normality	27-Feb-23	08:16	28-Feb-23	11:29	0.10	0.10	0.10	0.10	0.10	0.10
NaOH to pH=8.3	mL	28-Feb-23	08:17	28-Feb-23	11:29	15.42	17.20	18.37	16.21	15.22	18.09
Final pH	no unit	28-Feb-23	08:17	28-Feb-23	11:29	1.44	1.13	1.02	1.06	1.64	1.54
NP	t CaCO3/1(	28-Feb-23	08:17	28-Feb-23	11:29	12.1	7.2	4.0	10.0	39.5	30.1
AP	t CaCO3/1(	28-Feb-23	14:25	28-Feb-23	14:25	1.25	1.25	1.25	1.25	1.25	1.25
Net NP	t CaCO3/1(	28-Feb-23	14:25	28-Feb-23	14:25	10.8	5.95	2.75	8.75	38.2	28.8
NP/AP	ratio	28-Feb-23	14:25	28-Feb-23	14:25	9.68	5.76	3.20	8.00	31.6	24.1
Sulphur (total)	%	23-Feb-23	09:18	28-Feb-23	11:07	< 0.005	< 0.005	< 0.005	< 0.005	0.006	< 0.005
Acid Leachable SO4-S	%	28-Feb-23	11:06	28-Feb-23	11:07	<0.04	<0.04	<0.04	<0.04	<0.04	<0.04
Sulphide	%	28-Feb-23	08:55	28-Feb-23	11:07	< 0.04	< 0.04	< 0.04	< 0.04	< 0.04	< 0.04
Carbon (total)	%	23-Feb-23	09:18	27-Feb-23	14:49	0.098	0.075	0.020	0.019	0.391	0.250
Carbonate (HCl)	%	27-Feb-23	10:19	27-Feb-23	14:49	0.29	0.16	< 0.04	< 0.04	1.85	1.13

Report No. **CA19142-JAN23**
Customer **Great Bear Resources Ltd.**
Attention **Ashley Moncrief**
Reference **Great Bear Project / OMGS21045**
Works#
Title **Final Report**

Sample ID		Analysis Start Date	Analysis Start Time	Analysis Completed Date	Analysis Completed Time	WSP 13	WSP 14	WSP 15	WSP 16	WSP 17	WSP 18
Sample Date / Time											
Analysis	**Units**										
Sample Date & Time						N/A	N/A	N/A	N/A	N/A	N/A
Paste pH	no unit	27-Feb-23	08:16	28-Feb-23	11:29	8.58	8.10	6.26	9.21	7.77	7.87
Fizz Rate	rating	27-Feb-23	08:16	28-Feb-23	11:29	3	3	2	2	2	2
Sample weight	g	27-Feb-23	08:16	28-Feb-23	11:29	1.95	1.89	2.00	2.05	2.01	1.92
HCl Added	mL	27-Feb-23	08:16	28-Feb-23	11:29	50.00	75.00	20.00	20.00	20.00	20.00
HCl	Normality	27-Feb-23	08:16	28-Feb-23	11:29	0.10	0.10	0.10	0.10	0.10	0.10
NaOH	Normality	27-Feb-23	08:16	28-Feb-23	11:29	0.10	0.10	0.10	0.10	0.10	0.10
NaOH to pH=8.3	mL	28-Feb-23	08:17	28-Feb-23	11:29	22.29	35.52	16.80	11.26	17.34	16.56
Final pH	no unit	28-Feb-23	08:17	28-Feb-23	11:29	1.49	1.73	1.47	1.27	1.23	1.52
NP	t CaCO3/1(	28-Feb-23	08:17	28-Feb-23	11:29	71.1	104	8.0	21.3	6.6	9.0
AP	t CaCO3/1(	28-Feb-23	14:25	28-Feb-23	14:25	1.25	1.25	1.25	1.25	1.25	1.25
Net NP	t CaCO3/1(	28-Feb-23	14:25	28-Feb-23	14:25	69.8	103	6.75	20.0	5.35	7.75
NP/AP	ratio	28-Feb-23	14:25	28-Feb-23	14:25	56.9	83.6	6.40	17.0	5.28	7.20
Sulphur (total)	%	23-Feb-23	09:18	28-Feb-23	11:07	< 0.005	< 0.005	< 0.005	0.009	< 0.005	< 0.005
Acid Leachable SO4-S	%	28-Feb-23	11:06	28-Feb-23	11:07	<0.04	<0.04	<0.04	<0.04	<0.04	<0.04
Sulphide	%	28-Feb-23	08:55	28-Feb-23	11:07	< 0.04	< 0.04	< 0.04	< 0.04	< 0.04	< 0.04
Carbon (total)	%	23-Feb-23	09:18	27-Feb-23	14:49	0.770	1.48	0.229	0.206	0.102	0.122
Carbonate (HCl)	%	27-Feb-23	10:19	27-Feb-23	14:49	3.64	5.59	0.46	0.91	0.31	0.39

Report No. **CA19142-JAN23**
Customer **Great Bear Resources Ltd.**
Attention **Ashley Moncrief**
Reference **Great Bear Project / OMGS21045**
Works#
Title **Final Report**

Sample ID		Analysis Start Date	Analysis Start Time	Analysis Completed Date	Analysis Completed Time	WSP 19	WSP 20	WSP 21	WSP 22	WSP 23	WSP 24
Sample Date / Time											
Analysis	**Units**										
Sample Date & Time						N/A	N/A	N/A	N/A	N/A	N/A
Paste pH	no unit	27-Feb-23	08:16	28-Feb-23	11:29	8.24	9.45	9.41	8.15	9.09	8.00
Fizz Rate	rating	27-Feb-23	08:16	28-Feb-23	11:29	3	2	2	3	2	2
Sample weight	g	27-Feb-23	08:16	28-Feb-23	11:29	1.87	2.05	1.93	2.09	1.94	2.04
HCl Added	mL	27-Feb-23	08:16	28-Feb-23	11:29	57.00	20.00	20.00	68.00	30.00	60.00
HCl	Normality	27-Feb-23	08:16	28-Feb-23	11:29	0.10	0.10	0.10	0.10	0.10	0.10
NaOH	Normality	27-Feb-23	08:16	28-Feb-23	11:29	0.10	0.10	0.10	0.10	0.10	0.10
NaOH to pH=8.3	mL	28-Feb-23	08:17	28-Feb-23	11:29	30.88	10.47	16.86	22.35	15.41	29.58
Final pH	no unit	28-Feb-23	08:17	28-Feb-23	11:29	1.62	1.78	1.05	1.79	1.53	1.75
NP	t CaCO3/1(	28-Feb-23	08:17	28-Feb-23	11:29	69.8	23.3	8.1	109	37.6	74.6
AP	t CaCO3/1(	28-Feb-23	14:25	28-Feb-23	14:25	1.25	1.25	1.25	1.25	1.25	1.25
Net NP	t CaCO3/1(	28-Feb-23	14:25	28-Feb-23	14:25	68.6	22.0	6.85	108	36.4	73.4
NP/AP	ratio	28-Feb-23	14:25	28-Feb-23	14:25	55.8	18.6	6.48	87.4	30.1	59.7
Sulphur (total)	%	23-Feb-23	09:18	28-Feb-23	11:07	< 0.005	0.011	< 0.005	0.014	0.011	< 0.005
Acid Leachable SO4-S	%	28-Feb-23	11:06	28-Feb-23	11:07	<0.04	<0.04	<0.04	<0.04	<0.04	<0.04
Sulphide	%	28-Feb-23	08:55	28-Feb-23	11:07	< 0.04	< 0.04	< 0.04	< 0.04	< 0.04	< 0.04
Carbon (total)	%	23-Feb-23	09:18	27-Feb-23	14:49	0.722	0.234	0.072	1.41	0.411	0.852
Carbonate (HCl)	%	27-Feb-23	10:19	27-Feb-23	14:49	3.18	1.04	0.28	5.89	1.83	3.74

Notes

*NP (Neutralization Potential)
= 50 x (N of HCL x Total HCL added - N NaOH x NaOH added)

Weight of Sample

*AP (Acid Potential) = % Sulphide Sulphur x 31.25
*Net NP (Net Neutralization Potential) = NP-AP
NP/AP Ratio = NP/AP
*Results expressed as tonnes CaCO3 equivalent/1000 tonnes of material
Samples with a % Sulphide value of <0.04 will be calculated using a 0.04 value.

Report No. **CA19078-FEB23**
Customer **Great Bear Resources Ltd.**
Attention **Ashley Moncrief**
Reference **Great Bear Project/OMGS21045**
Works#
Title **Final Report**

Sample ID		Analysis Start Date	Analysis Start Time	Analysis Completed Date	Analysis Completed Time	WSP 25	WSP 26	WSP 27	WSP 28	WSP 29	WSP 30
Sample Date / Time											
Analysis	**Units**										
Sample Date & Time						N/A	N/A	N/A	N/A	N/A	N/A
Paste pH	no unit	27-Feb-23	08:16	28-Feb-23	11:28	8.18	8.16	9.52	8.10	8.61	8.70
Fizz Rate	rating	27-Feb-23	08:16	28-Feb-23	11:28	3	3	3	3	2	3
Sample weight	g	27-Feb-23	08:16	28-Feb-23	11:28	1.91	1.95	2.06	1.90	1.95	2.03
HCl Added	mL	27-Feb-23	08:16	28-Feb-23	11:28	85.50	45.00	20.00	76.00	20.00	35.00
HCl	Normality	27-Feb-23	08:16	28-Feb-23	11:28	0.10	0.10	0.10	0.10	0.10	0.10
NaOH	Normality	27-Feb-23	08:16	28-Feb-23	11:28	0.10	0.10	0.10	0.10	0.10	0.10
NaOH to pH=8.3	mL	28-Feb-23	08:17	28-Feb-23	11:28	42.20	18.60	13.70	30.33	18.49	11.92
Final pH	no unit	28-Feb-23	08:17	28-Feb-23	11:28	1.52	1.52	1.16	1.65	1.02	1.68
NP	t CaCO3/1	28-Feb-23	08:17	07-Mar-23	13:08	113	67.7	15.3	120	3.9	56.9
AP	t CaCO3/1	07-Mar-23	13:08	07-Mar-23	13:08	1.25	1.25	1.25	1.25	1.25	1.25
Net NP	t CaCO3/1	07-Mar-23	13:08	07-Mar-23	13:08	112	66.4	14.0	119	2.65	55.6
NP/AP	ratio	07-Mar-23	13:08	07-Mar-23	13:08	90.7	54.2	12.2	96.2	3.12	45.5
Sulphur (total)	%	27-Feb-23	14:24	28-Feb-23	10:57	< 0.005	< 0.005	0.016	0.010	< 0.005	< 0.005
Acid Leachable SO4-S	%	28-Feb-23	10:57	28-Feb-23	10:57	<0.04	<0.04	<0.04	<0.04	<0.04	<0.04
Sulphide	%	28-Feb-23	08:02	28-Feb-23	10:57	< 0.04	< 0.04	< 0.04	< 0.04	< 0.04	< 0.04
Carbon (total)	%	27-Feb-23	14:24	28-Feb-23	10:57	1.44	1.10	0.164	1.66	0.045	0.632
Carbonate (HCl)	%	28-Feb-23	07:28	28-Feb-23	10:57	6.49	3.96	0.71	6.47	0.13	2.97

Notes

*NP (Neutralization Potential)
= 50 x (N of HCL x Total HCL added - N NaOH x NaOH added)

Weight of Sample

*AP (Acid Potential) = % Sulphide Sulphur x 31.25
*Net NP (Net Neutralization Potential) = NP-AP
NP/AP Ratio = NP/AP
*Results expressed as tonnes CaCO3 equivalent/1000 tonnes of material
Samples with a % Sulphide value of <0.04 will be calculated using a 0.04 value.

SGS Canada Inc.
P.O. Box 4300 - 185 Concession St.
Lakefield - Ontario - KOL 2HO
Phone: 705-652-2000 FAX: 705-652-6365

29-March-2023

Great Bear Resources Ltd.
Attn : Ashley Moncrief

1020 - 800 West Pender St.
Vancouver, BC
V6C 2V6, Canada

Phone: 778-833-2160
Fax:

Date Rec. : 24 January 2023
LR Report: **CA19143-JAN23**
Reference: Great Bear Project/ OMGS21045

Copy: #2

CERTIFICATE OF ANALYSIS

Final Report - Revised

Analysis	1: Analysis Start Date	2: Analysis Start Time	3: Analysis Completed Date	4: Analysis Completed Time	5: WSP 01	6: WSP 02	7: WSP 03	8: WSP 04	9: WSP 05	10: WSP 06	11: WSP 07	12: WSP 08	13: WSP 09	14: WSP 10	15: WSP 11
Sample Date & Time					N/A	N/A	N/A	N/A	N/A	N/A	N/A	N/A	N/A	N/A	N/A
Hg MS [ug/g]	24-Feb-23	21:53	27-Feb-23	19:08	< 0.05	< 0.05	< 0.05	< 0.05	< 0.05	< 0.05	< 0.05	< 0.05	< 0.05	< 0.05	< 0.05
Ag [µg/g]	24-Feb-23	21:53	27-Feb-23	19:08	< 0.75	< 0.75	< 0.75	< 0.75	< 0.75	< 0.75	< 0.75	< 0.75	< 0.75	< 0.75	< 0.75
As [µg/g]	24-Feb-23	21:53	27-Feb-23	19:08	1.2	2.6	1.2	1.3	0.8	0.8	0.8	1.2	0.6	0.8	1.1
Al [µg/g]	24-Feb-23	21:53	27-Feb-23	19:08	6100	12000	5100	5600	4000	4600	5600	3800	2300	4800	5200
Ba [µg/g]	24-Feb-23	21:53	27-Feb-23	19:08	53	120	50	53	45	44	49	26	18	33	45
Be [µg/g]	24-Feb-23	21:53	27-Feb-23	19:08	0.18	0.42	0.14	0.15	0.11	0.13	0.14	0.12	0.08	0.11	0.12
Bi [µg/g]	24-Feb-23	21:53	27-Feb-23	19:08	< 0.085	0.221	< 0.085	< 0.085	< 0.085	0.094	< 0.085	< 0.085	< 0.085	0.086	< 0.085
B [µg/g]	24-Feb-23	21:53	27-Feb-23	19:08	2	6	1	2	1	1	2	< 1	< 1	< 1	1
Ca [µg/g]	24-Feb-23	21:53	27-Feb-23	19:08	3900	20000	6900	13000	3300	2500	3400	2600	1700	2000	9900
Cd [µg/g]	24-Feb-23	21:53	27-Feb-23	19:08	< 0.02	0.12	< 0.02	< 0.02	< 0.02	< 0.02	< 0.02	< 0.02	< 0.02	< 0.02	< 0.02
Co [µg/g]	24-Feb-23	21:53	27-Feb-23	19:08	3.7	9.8	3.2	3.5	2.0	2.6	2.9	2.9	1.9	3.7	3.6
Cr [µg/g]	24-Feb-23	21:53	27-Feb-23	19:08	120	44	150	97	170	190	200	29	66	83	160
Cu [µg/g]	24-Feb-23	21:53	27-Feb-23	19:08	9.6	26	10	9.4	9.3	8.2	12	7.9	5.5	8.3	12
Fe [µg/g]	24-Feb-23	21:53	27-Feb-23	19:08	12000	24000	12000	13000	10000	11000	12000	9600	8200	12000	13000
K [µg/g]	24-Feb-23	21:53	27-Feb-23	19:08	1500	3200	1800	1600	1400	1500	1900	440	680	2100	1600
Mg [µg/g]	24-Feb-23	21:53	27-Feb-23	19:08	2500	12000	3000	5700	1200	1600	2200	1800	1100	2800	3900
Mn [µg/g]	24-Feb-23	21:53	27-Feb-23	19:08	160	410	120	140	81	110	130	88	54	140	140
Mo [µg/g]	24-Feb-23	21:53	27-Feb-23	19:08	0.5	0.3	0.5	0.5	0.5	1.0	2.2	0.2	0.2	0.2	3.3
Na [µg/g]	24-Feb-23	21:53	27-Feb-23	19:08	970	370	1200	930	1400	1300	1300	220	390	470	860

OnLine LIMS

0003282040

Results relate only to the sample tested. Data reported represents the sample submitted to SGS. Reproduction of this analytical report in full or in part is prohibited without prior written approval. Please refer to SGS General Conditions of Services located at https://www.sgs.ca/en/terms-and-conditions (Printed copies are available upon request.)
Test method information available upon request. "Temperature Upon Receipt" is representative of the whole shipment and may not reflect the temperature of individual samples.
SGS Canada Inc. Environment-Health & Safety statement of conformity decision rule does not consider uncertainty when analytical results are compared to a specified standard or regulation.

SGS Canada Inc.
P.O. Box 4300 - 185 Concession St.
Lakefield - Ontario - KOL 2HO
Phone: 705-652-2000 FAX: 705-652-6365

Trace Metals - Aqua Regia Digest, ICP-MS

LR Report : **CA19143-JAN23**

Analysis	1: Analysis Start Date	2: Analysis Start Time	3: Analysis Completed Date	4: Analysis Completed Time	5: WSP 01	6: WSP 02	7: WSP 03	8: WSP 04	9: WSP 05	10: WSP 06	11: WSP 07	12: WSP 08	13: WSP 09	14: WSP 10	15: WSP 11
Ni [µg/g]	24-Feb-23	21:53	27-Feb-23	19:08	10.0	27	8.0	9.3	5.0	7.0	8.5	6.1	4.5	8.5	10.0
P [µg/g]	24-Feb-23	21:53	27-Feb-23	19:08	480	530	430	580	260	200	170	500	280	290	310
Pb [µg/g]	24-Feb-23	21:53	27-Feb-23	19:08	3.1	7.8	3.0	2.8	2.2	2.4	2.8	2.3	1.8	3.6	2.7
S [µg/g]	24-Feb-23	21:53	27-Feb-23	19:08	53	240	360	260	120	120	150	120	130	190	140
Sb [µg/g]	24-Feb-23	21:53	27-Feb-23	19:08	< 2	< 2	< 2	< 2	< 2	< 2	< 2	< 2	< 2	< 2	< 2
Se [µg/g]	24-Feb-23	21:53	27-Feb-23	19:08	< 0.5	< 0.5	< 0.5	< 0.5	< 0.5	< 0.5	< 0.5	< 0.5	< 0.5	< 0.5	< 0.5
Sn [µg/g]	24-Feb-23	21:53	27-Feb-23	19:08	< 2	< 2	< 2	< 2	< 2	< 2	< 2	< 2	< 2	< 2	< 2
Sr [µg/g]	24-Feb-23	21:53	27-Feb-23	19:08	23	29	27	27	26	24	25	12	9.8	9.6	23
Ti [µg/g]	24-Feb-23	21:53	27-Feb-23	19:08	770	1100	750	910	520	510	530	670	440	680	630
Th [µg/g]	24-Feb-23	21:53	27-Feb-23	19:08	3.2	7.3	3.8	4.0	2.8	3.2	4.2	3.6	2.7	5.3	3.6
Tl [µg/g]	24-Feb-23	21:53	27-Feb-23	19:08	0.10	0.24	0.09	0.10	0.05	0.07	0.09	0.07	0.05	0.12	0.08
U [µg/g]	24-Feb-23	21:53	27-Feb-23	19:08	0.44	1.1	1.4	0.65	0.39	0.53	0.70	0.54	0.50	0.98	0.56
V [µg/g]	24-Feb-23	21:53	27-Feb-23	19:08	21	41	19	22	14	14	13	16	12	17	17
W [µg/g]	24-Feb-23	21:53	27-Feb-23	19:08	0.16	0.19	0.19	0.14	0.071	0.18	0.12	0.11	0.30	0.22	0.12
Y [µg/g]	24-Feb-23	21:53	27-Feb-23	19:08	5.0	8.4	4.9	5.5	3.2	3.6	3.9	5.6	3.3	4.6	4.0
Zn [µg/g]	24-Feb-23	21:53	27-Feb-23	19:08	17	54	14	17	9.1	10	16	11	8.2	21	15
Zr [µg/g]	24-Feb-23	21:53	27-Feb-23	19:08	12	31	10	14	7.3	7.2	8.5	14	8.7	11	10

Analysis	16: WSP 12	17: WSP 13	18: WSP 14	19: WSP 15	20: WSP 16	21: WSP 17	22: WSP 18	23: WSP 19	24: WSP 20	25: WSP 21	26: WSP 22	27: WSP 23	28: WSP 24
Sample Date & Time	N/A	N/A	N/A	N/A	N/A	N/A	N/A	N/A	N/A	N/A	N/A	N/A	N/A
Hg MS [ug/g]	< 0.05	< 0.05	< 0.05	< 0.05	< 0.05	< 0.05	< 0.05	< 0.05	< 0.05	< 0.05	< 0.05	< 0.05	< 0.05
Ag [µg/g]	< 0.75	< 0.75	< 0.75	< 0.75	< 0.75	< 0.75	< 0.75	< 0.75	< 0.75	< 0.75	< 0.75	< 0.75	< 0.75
As [µg/g]	1.0	1.3	4.3	2.9	0.9	1.0	1.1	2.5	1.0	0.9	2.4	1.0	3.8
Al [µg/g]	4600	6700	20000	11000	2300	4800	7700	15000	3700	2900	12000	4600	17000
Ba [µg/g]	48	59	170	71	21	36	57	130	36	26	120	40	140
Be [µg/g]	0.13	0.17	0.59	0.38	0.07	0.11	0.19	0.40	0.10	0.09	0.33	0.17	0.62
Bi [µg/g]	< 0.085	0.110	0.279	0.174	< 0.085	< 0.085	0.097	0.206	< 0.085	< 0.085	0.191	0.140	0.284
B [µg/g]	1	2	6	2	< 1	< 1	< 1	5	1	< 1	4	2	7
Ca [µg/g]	7900	17000	25000	3300	6000	2800	3500	16000	7000	3000	26000	9300	17000
Cd [µg/g]	< 0.02	< 0.02	0.11	0.03	< 0.02	< 0.02	< 0.02	0.09	< 0.02	< 0.02	0.07	0.02	0.10
Co [µg/g]	2.6	5.0	14	7.4	2.1	3.2	5.6	11	2.6	2.5	10	3.2	12
Cr [µg/g]	150	38	55	41	44	16	25	44	14	90	47	16	47
Cu [µg/g]	7.8	14	32	17	5.7	6.8	8.4	26	7.6	8.3	25	9.1	31

OnLine LIMS

0003282040

Results relate only to the sample tested. Data reported represents the sample submitted to SGS. Reproduction of this analytical report in full or in part is prohibited without prior written approval. Please refer to SGS General Conditions of Services located at https://www.sgs.ca/en/terms-and-conditions (Printed copies are available upon request.)
Test method information available upon request. "Temperature Upon Receipt" is representative of the whole shipment and may not reflect the temperature of individual samples.
SGS Canada Inc. Environment-Health & Safety statement of conformity decision rule does not consider uncertainty when analytical results are compared to a specified standard or regulation.

SGS Canada Inc.
P.O. Box 4300 - 185 Concession St.
Lakefield - Ontario - KOL 2HO
Phone: 705-652-2000 FAX: 705-652-6365

LR Report : **CA19143-JAN23**

Analysis	16: WSP 12	17: WSP 13	18: WSP 14	19: WSP 15	20: WSP 16	21: WSP 17	22: WSP 18	23: WSP 19	24: WSP 20	25: WSP 21	26: WSP 22	27: WSP 23	28: WSP 24
Fe [µg/g]	12000	15000	32000	20000	8200	13000	16000	26000	12000	8700	25000	11000	29000
K [µg/g]	1400	1800	4700	1600	760	850	1500	3800	1300	980	3800	1600	3700
Mg [µg/g]	2900	8000	14000	5400	2200	2000	3700	12000	2700	1600	14000	4600	13000
Mn [µg/g]	120	210	600	280	68	140	210	440	110	89	420	150	560
Mo [µg/g]	0.6	0.3	0.7	0.2	0.2	0.3	0.3	0.4	0.3	0.2	0.5	0.4	0.4
Na [µg/g]	1200	410	460	240	360	580	670	530	820	500	450	590	390
Ni [µg/g]	6.9	14	37	19	4.9	6.8	12	31	5.4	5.8	28	7.9	34
P [µg/g]	500	580	410	500	520	470	520	530	550	230	530	440	440
Pb [µg/g]	2.4	3.5	10	6.0	1.6	2.7	3.5	7.1	2.2	2.4	6.2	4.1	9.9
S [µg/g]	110	88	110	160	220	35	41	36	180	120	170	210	240
Sb [µg/g]	< 2	< 2	< 2	< 2	< 2	< 2	< 2	< 2	< 2	< 2	< 2	< 2	< 2
Se [µg/g]	< 0.5	< 0.5	< 0.5	< 0.5	< 0.5	< 0.5	< 0.5	< 0.5	< 0.5	< 0.5	< 0.5	< 0.5	< 0.5
Sn [µg/g]	< 2	< 2	< 2	< 2	< 2	< 2	< 2	< 2	< 2	< 2	< 2	< 2	< 2
Sr [µg/g]	28	21	33	16	12	16	21	26	21	13	32	18	25
Ti [µg/g]	780	920	1300	960	540	750	970	1300	730	450	1300	640	1000
Th [µg/g]	3.5	4.7	9.5	5.9	3.0	4.5	4.6	8.1	4.3	3.2	7.1	4.7	8.6
Tl [µg/g]	0.06	0.14	0.36	0.18	0.05	0.08	0.12	0.29	0.06	0.07	0.25	0.14	0.33
U [µg/g]	0.54	0.61	0.88	0.80	0.73	0.58	0.60	0.78	0.77	0.61	1.2	1.9	0.90
V [µg/g]	18	25	57	34	14	20	26	46	18	13	42	17	54
W [µg/g]	0.16	0.15	0.18	0.16	0.089	0.20	0.22	0.16	0.17	0.24	0.17	0.20	0.18
Y [µg/g]	4.9	5.8	9.3	6.3	3.9	4.2	4.5	8.0	4.9	3.4	7.9	5.6	10
Zn [µg/g]	12	27	74	36	9.5	12	21	57	10	13	55	18	66
Zr [µg/g]	12	21	36	21	11	15	16	32	14	8.4	29	9.5	34

Revised with lower RL for Ag, Bi, Sb and Se.
Results below the SGS RL may be unreliable.



Catharine Arnold, B.Sc., C.Chem
Project Specialist,
Environment, Health & Safety

OnLine LIMS

0003282040

Results relate only to the sample tested. Data reported represents the sample submitted to SGS. Reproduction of this analytical report in full or in part is prohibited without prior written approval. Please refer to SGS General Conditions of Services located at https://www.sgs.ca/en/terms-and-conditions (Printed copies are available upon request.)
Test method information available upon request. "Temperature Upon Receipt" is representative of the whole shipment and may not reflect the temperature of individual samples.
SGS Canada Inc. Environment-Health & Safety statement of conformity decision rule does not consider uncertainty when analytical results are compared to a specified standard or regulation.

SGS Canada Inc.
P.O. Box 4300 - 185 Concession St.
Lakefield - Ontario - KOL 2HO
Phone: 705-652-2000 FAX: 705-652-6365

29-March-2023

Great Bear Resources Ltd.
Attn : Ashley Moncrief

1020 - 800 West Pender St.
Vancouver, BC
V6C 2V6, Canada

Phone: 778-833-2160
Fax:

Date Rec. : 13 February 2023
LR Report: **CA19079-FEB23**
Reference: Great Bear Project/OMGS21045

Copy: #2

CERTIFICATE OF ANALYSIS

Final Report - Revised

Analysis	1: Analysis Start Date	2: Analysis Start Time	3: Analysis Completed Date	4: Analysis Completed Time	5: WSP 25	6: WSP 26	7: WSP 27	8: WSP 28	9: WSP 29	10: WSP 30
Sample Date & Time					N/A	N/A	N/A	N/A	N/A	N/A
Hg MS [ug/g]	24-Feb-23	21:53	27-Feb-23	19:06	< 0.05	< 0.05	< 0.05	< 0.05	< 0.05	< 0.05
Ag [µg/g]	24-Feb-23	21:53	27-Feb-23	19:06	< 0.5	< 0.5	< 0.5	< 0.5	< 0.5	< 0.5
As [µg/g]	24-Feb-23	21:53	27-Feb-23	19:06	3.2	2.3	0.8	5.1	0.6	1.5
Al [µg/g]	24-Feb-23	21:53	27-Feb-23	19:06	18000	9600	2500	18000	2000	5500
B [µg/g]	24-Feb-23	21:53	27-Feb-23	19:06	5	2	< 1	5	< 1	1
Ba [µg/g]	24-Feb-23	21:53	27-Feb-23	19:06	160	83	22	170	18	50
Be [µg/g]	24-Feb-23	21:53	27-Feb-23	19:06	0.57	0.24	0.07	0.53	0.06	0.13
Bi [µg/g]	24-Feb-23	21:53	27-Feb-23	19:06	0.273	0.156	< 0.085	0.286	0.181	0.103
Ca [µg/g]	24-Feb-23	21:53	27-Feb-23	19:06	28000	16000	4600	30000	1100	14000
Cd [µg/g]	24-Feb-23	21:53	27-Feb-23	19:06	0.08	0.04	< 0.02	0.12	< 0.02	0.02
Co [µg/g]	24-Feb-23	21:53	27-Feb-23	19:06	13	7.7	2.3	13	1.4	4.5
Cr [µg/g]	24-Feb-23	21:53	27-Feb-23	19:06	54	38	74	58	74	30
Cu [µg/g]	24-Feb-23	21:53	27-Feb-23	19:06	33	19	13	32	9.0	13
Fe [µg/g]	24-Feb-23	21:53	27-Feb-23	19:06	30000	19000	8400	33000	6200	13000
K [µg/g]	24-Feb-23	21:53	27-Feb-23	19:06	4300	2200	840	5200	490	1600
Mg [µg/g]	24-Feb-23	21:53	27-Feb-23	19:06	16000	9900	1700	15000	800	7000
Mn [µg/g]	24-Feb-23	21:53	27-Feb-23	19:06	480	290	69	530	49	170
Mo [µg/g]	24-Feb-23	21:53	27-Feb-23	19:06	0.4	0.3	0.7	0.5	0.5	0.3
Na [µg/g]	24-Feb-23	21:53	27-Feb-23	19:06	430	320	430	450	370	330

OnLine LIMS

0003282053

Results relate only to the sample tested. Data reported represents the sample submitted to SGS. Reproduction of this analytical report in full or in part is prohibited without prior written approval. Please refer to SGS General Conditions of Services located at https://www.sgs.ca/en/terms-and-conditions (Printed copies are available upon request.)
Test method information available upon request. "Temperature Upon Receipt" is representative of the whole shipment and may not reflect the temperature of individual samples.
SGS Canada Inc. Environment-Health & Safety statement of conformity decision rule does not consider uncertainty when analytical results are compared to a specified standard or regulation.

SGS Canada Inc.
P.O. Box 4300 - 185 Concession St.
Lakefield - Ontario - KOL 2HO
Phone: 705-652-2000 FAX: 705-652-6365

LR Report : **CA19079-FEB23**

Analysis	1: Analysis Start Date	2: Analysis Start Time	3: Analysis Completed Date	4: Analysis Completed Time	5: WSP 25	6: WSP 26	7: WSP 27	8: WSP 28	9: WSP 29	10: WSP 30
Ni [µg/g]	24-Feb-23	21:53	27-Feb-23	19:06	36	21	6.4	37	4.2	12
P [µg/g]	24-Feb-23	21:53	27-Feb-23	19:06	410	510	230	500	170	600
Pb [µg/g]	24-Feb-23	21:53	27-Feb-23	19:06	9.6	5.2	2.1	9.8	1.6	3.0
S [µg/g]	24-Feb-23	21:53	27-Feb-23	19:06	240	240	290	230	160	190
Sb [µg/g]	24-Feb-23	21:53	27-Feb-23	19:06	< 2	< 2	< 2	< 2	< 2	< 2
Se [µg/g]	24-Feb-23	21:53	27-Feb-23	19:06	< 0.5	< 0.5	< 0.5	< 0.5	< 0.5	< 0.5
Sn [µg/g]	24-Feb-23	21:53	27-Feb-23	19:06	< 2	< 2	< 2	< 2	< 2	< 2
Sr [µg/g]	24-Feb-23	21:53	27-Feb-23	19:06	34	21	12	40	8.5	18
Ti [µg/g]	24-Feb-23	21:53	27-Feb-23	19:06	1200	1000	400	1400	320	780
Th [µg/g]	24-Feb-23	21:53	27-Feb-23	19:06	7.8	5.7	3.1	9.9	3.4	4.6
Tl [µg/g]	24-Feb-23	21:53	27-Feb-23	19:06	0.33	0.19	0.05	0.34	0.03	0.12
U [µg/g]	24-Feb-23	21:53	27-Feb-23	19:06	0.92	0.64	1.1	1.1	0.41	0.94
V [µg/g]	24-Feb-23	21:53	27-Feb-23	19:06	51	33	12	54	8	23
W [µg/g]	24-Feb-23	21:53	27-Feb-23	19:06	0.16	0.17	2.3	0.29	0.40	0.18
Y [µg/g]	24-Feb-23	21:53	27-Feb-23	19:06	8.9	6.2	2.9	9.8	2.2	5.3
Zn [µg/g]	24-Feb-23	21:53	27-Feb-23	19:06	71	38	9.0	76	5.8	22
Zr [µg/g]	24-Feb-23	21:53	27-Feb-23	19:06	32	24	6.9	41	7.3	17

Revised with lower RL for Ag, Bi, Sb and Se.
Results below the SGS RL may be unreliable.

Catharine Arnold

CHARTERED CHEMIST CATHARINE ARNOLD — ASSOCIATION OF THE CHEMICAL PROFESSION OF ONTARIO

Catharine Arnold, B.Sc., C.Chem
Project Specialist,
Environment, Health & Safety

OnLine LIMS

0003282053

Results relate only to the sample tested. Data reported represents the sample submitted to SGS. Reproduction of this analytical report in full or in part is prohibited without prior written approval. Please refer to SGS General Conditions of Services located at https://www.sgs.ca/en/terms-and-conditions (Printed copies are available upon request.)
Test method information available upon request. "Temperature Upon Receipt" is representative of the whole shipment and may not reflect the temperature of individual samples.
SGS Canada Inc. Environment-Health & Safety statement of conformity decision rule does not consider uncertainty when analytical results are compared to a specified standard or regulation.

Report No. CA19144-JAN23
Customer Great Bear Resources Ltd.
Attention Ashley Moncrief
Reference Great Bear Project/ OMGS21045
Works#
Title Final Report

Sample ID		Analysis Start Date	Analysis Start Time	Analysis Completed Date	Analysis Completed Time	WSP 03	WSP 04	WSP 05	WSP 06	WSP 07	WSP 08	WSP 09	WSP 10	WSP 11	WSP 12	WSP 14	WSP 16
Sample Date / Time																	
Analysis	**Units**																
Sample Date & Time						N/A	N/A	N/A	N/A	N/A	N/A	N/A	N/A	N/A	N/A	N/A	N/A
Sample weight	g	14-Feb-23	15:39	16-Feb-23	09:45	40	40	40	40	40	40	40	40	40	40	40	40
Volume D.I. Water	mL	14-Feb-23	15:39	16-Feb-23	09:45	120	120	120	120	120	120	120	120	120	120	120	120
Final pH	no unit	15-Feb-23	17:05	16-Feb-23	09:45	8.27	8.19	8.20	7.81	7.97	8.18	7.57	7.42	8.39	8.25	9.61	8.34
pH	No unit	16-Feb-23	17:06	17-Feb-23	17:00	7.74	7.83	7.70	7.36	7.65	7.95	6.63	7.21	7.89	7.80	8.17	7.18
Conductivity	uS/cm	16-Feb-23	17:06	17-Feb-23	17:00	98	96	87	31	70	130	9	26	100	83	147	28
Alkalinity	mg/L as Ca	16-Feb-23	17:06	17-Feb-23	17:00	32	45	33	12	31	62	3	10	47	40	71	9
Sulphate	mg/L	18-Feb-23	12:21	25-Feb-23	11:45	6.2	< 2	< 2	< 2	< 2	< 2	< 2	< 2	< 2	< 2	2.9	8.6
Mercury	mg/L	21-Feb-23	07:43	21-Feb-23	11:32	< 0.00001	< 0.00001	< 0.00001	< 0.00001	< 0.00001	< 0.00001	< 0.00001	< 0.00001	< 0.00001	< 0.00001	< 0.00001	< 0.00001
Silver	mg/L	23-Feb-23	09:25	27-Feb-23	15:51	< 0.00005	< 0.00005	< 0.00005	< 0.00005	< 0.00005	< 0.00005	< 0.00005	< 0.00005	< 0.00005	< 0.00005	< 0.00005	< 0.00005
Aluminum	mg/L	23-Feb-23	09:25	27-Feb-23	15:51	0.466	0.194	0.265	0.828	0.341	0.228	0.825	1.14	0.252	0.386	1.27	2.41
Arsenic	mg/L	23-Feb-23	09:25	27-Feb-23	15:51	0.0046	0.0012	0.0018	0.0012	0.0006	0.0010	0.0006	0.0013	0.0015	0.0034	0.0028	0.0022
Barium	mg/L	23-Feb-23	09:25	27-Feb-23	15:53	0.0107	0.00665	0.00538	0.0114	0.00608	0.00657	0.0124	0.0122	0.00849	0.0151	0.0126	0.0232
Boron	mg/L	23-Feb-23	09:25	27-Feb-23	15:53	0.004	0.006	0.005	0.005	0.004	0.006	0.006	0.008	0.010	0.020	0.374	0.333
Beryllium	mg/L	23-Feb-23	09:25	27-Feb-23	15:53	0.000012	< 0.000007	< 0.000007	0.000019	< 0.000007	< 0.000007	0.000032	0.000026	< 0.000007	0.000010	0.000036	0.000066
Bismuth	mg/L	23-Feb-23	09:25	27-Feb-23	15:53	< 0.00001	0.00001	< 0.00001	0.00004	< 0.00001	< 0.00001	0.00005	0.00003	< 0.00001	< 0.00001	0.00001	0.00002
Calcium	mg/L	23-Feb-23	09:25	27-Feb-23	15:53	11.8	11.4	9.06	1.66	9.60	22.2	0.44	0.83	11.1	11.1	7.63	11.7
Cadmium	mg/L	23-Feb-23	09:25	27-Feb-23	15:53	0.000003	0.000011	0.000005	0.000010	0.000003	0.000003	0.000003	0.000011	< 0.000003	0.000006	0.000011	0.000055
Cobalt	mg/L	23-Feb-23	09:25	27-Feb-23	15:53	0.000319	0.000121	0.000088	0.00105	0.000135	0.000159	0.000785	0.000969	0.000172	0.000275	0.000335	0.000928
Chromium	mg/L	23-Feb-23	09:25	27-Feb-23	15:53	0.00094	0.00117	0.00035	0.00239	0.00028	0.00051	0.00112	0.00159	0.00062	0.00072	0.00502	0.00807
Copper	mg/L	23-Feb-23	09:25	27-Feb-23	15:53	0.0032	0.0027	0.0024	0.0073	0.0018	0.0032	0.0086	0.0132	0.0028	0.0050	0.0032	0.0074
Iron	mg/L	23-Feb-23	09:25	27-Feb-23	15:53	0.467	0.189	0.129	0.710	0.120	0.189	0.802	0.994	0.229	0.381	1.08	2.13
Potassium	mg/L	23-Feb-23	09:25	27-Feb-23	15:53	7.37	2.65	8.16	1.81	4.24	1.75	0.897	2.62	1.73	8.64	4.24	1.51
Lithium	mg/L	23-Feb-23	09:25	27-Feb-23	15:53	0.0044	0.0106	0.0036	0.0012	0.0028	< 0.0001	0.0014	0.0081	0.0078	0.0076	0.0075	0.0148
Magnesium	mg/L	23-Feb-23	09:25	27-Feb-23	15:53	2.01	3.60	1.60	0.418	0.894	2.23	0.199	0.479	2.41	3.89	2.98	5.10
Manganese	mg/L	23-Feb-23	09:25	27-Feb-23	15:53	0.0168	0.00273	0.00163	0.0255	0.0127	0.00937	0.0126	0.0255	0.00360	0.0131	0.00830	0.0280
Molybdenum	mg/L	23-Feb-23	09:25	27-Feb-23	15:53	0.00454	0.00658	0.00570	0.00779	0.00291	0.00939	0.00044	0.00193	0.00330	0.00730	0.00704	0.0301
Sodium	mg/L	23-Feb-23	09:25	27-Feb-23	15:53	1.26	1.94	1.40	3.54	0.91	2.02	0.78	3.34	1.67	1.47	42.0	40.3
Nickel	mg/L	23-Feb-23	09:25	27-Feb-23	15:53	0.0016	0.0016	0.0014	0.0019	0.0006	0.0016	0.0019	0.0031	0.0016	0.0020	0.0019	0.0046
Phosphorus	mg/L	23-Feb-23	09:25	24-Jan-24	17:30	0.043	0.030	0.024	0.026	< 0.003	0.023	0.010	0.026	0.113	0.024	0.064	0.241
Lead	mg/L	23-Feb-23	09:25	27-Feb-23	15:53	0.00038	0.00040	0.00012	0.00081	0.00019	0.00013	0.00131	0.00161	0.00015	0.00027	0.00061	0.00104
Antimony	mg/L	23-Feb-23	09:25	27-Feb-23	15:53	< 0.0009	< 0.0009	< 0.0009	< 0.0009	< 0.0009	< 0.0009	< 0.0009	< 0.0009	< 0.0009	< 0.0009	< 0.0009	< 0.0009
Selenium	mg/L	23-Feb-23	09:25	27-Feb-23	15:53	0.00080	0.00042	< 0.00004	0.00011	< 0.00004	0.00012	0.00062	0.00008	0.00013	0.00066	0.00031	0.00024
Silicon	mg/L	23-Feb-23	09:25	27-Feb-23	15:53	5.12	4.04	4.86	4.96	2.61	1.64	5.66	6.55	4.24	4.05	13.4	14.0
Tin	mg/L	23-Feb-23	09:25	27-Feb-23	15:53	< 0.00006	< 0.00006	< 0.00006	< 0.00006	0.00007	< 0.00006	< 0.00006	< 0.00006	0.00009	< 0.00006	< 0.00006	0.00008
Strontium	mg/L	23-Feb-23	09:25	27-Feb-23	15:53	0.0170	0.0154	0.00971	0.00869	0.0200	0.0780	0.00302	0.00355	0.0130	0.0208	0.00944	0.0214
Titanium	mg/L	23-Feb-23	09:25	27-Feb-23	15:53	0.0255	0.0101	0.00974	0.0280	0.00427	0.0199	0.0755	0.0551	0.0156	0.0251	0.0729	0.125
Thallium	mg/L	23-Feb-23	09:25	27-Feb-23	15:53	< 0.000005	< 0.000005	< 0.000005	< 0.000005	< 0.000005	< 0.000005	< 0.000005	< 0.000005	< 0.000005	< 0.000005	< 0.000005	0.000013
Uranium	mg/L	23-Feb-23	09:25	27-Feb-23	15:53	0.0265	0.00248	0.000409	0.000144	0.000411	0.000596	0.000262	0.000259	0.00170	0.00764	0.000165	0.000590
Vanadium	mg/L	23-Feb-23	09:25	27-Feb-23	15:53	0.00858	0.00298	0.00438	0.00172	0.00069	0.00148	0.00215	0.00333	0.00452	0.00629	0.00922	0.00987
Tungsten	mg/L	23-Feb-23	09:25			0.00016	0.00025	0.00034	0.00051	0.00061	0.00024	0.00006	0.00097	0.00122	0.00019	0.00066	0.00051
Zinc	mg/L	23-Feb-23	09:25	27-Feb-23	15:53	0.003	0.004	0.002	0.004	0.002	< 0.002	0.004	0.005	< 0.002	0.004	0.005	0.008

Report No. CA19144-JAN23
Customer Great Bear Resources Ltd.
Attention Ashley Moncrief
Reference Great Bear Project/ OMGS21045
Works#
Title Final Report

Sample ID		Analysis Start Date	Analysis Start Time	Analysis Completed Date	Analysis Completed Time	WSP 17	WSP 18	WSP 19	WSP 20	WSP 21	WSP 23	WSP 24
Sample Date / Time												
Analysis	**Units**											
Sample Date & Time						N/A	N/A	N/A	N/A	N/A	N/A	N/A
Sample weight	g	14-Feb-23	15:39	16-Feb-23	09:45	40	40	40	40	40	40	40
Volume D.I. Water	mL	14-Feb-23	15:39	16-Feb-23	09:45	120	120	120	120	120	120	120
Final pH	no unit	15-Feb-23	17:05	16-Feb-23	09:45	9.48	9.72	9.75	9.69	9.92	9.74	9.92
pH	No unit	16-Feb-23	17:06	17-Feb-23	17:00	7.53	7.96	8.19	8.38	9.30	8.51	8.82
Conductivity	uS/cm	16-Feb-23	17:06	17-Feb-23	17:00	48	77	132	156	197	237	200
Alkalinity	mg/L as Ca	16-Feb-23	17:06	17-Feb-23	17:00	22	36	63	68	90	90	92
Sulphate	mg/L	18-Feb-23	12:21	25-Feb-23	11:45	2.1	3.0	2.8	11	7.4	28	3.2
Mercury	mg/L	21-Feb-23	07:43	21-Feb-23	11:32	< 0.00001	< 0.00001	< 0.00001	< 0.00001	< 0.00001	< 0.00001	< 0.00001
Silver	mg/L	23-Feb-23	09:25	27-Feb-23	15:51	< 0.00005	< 0.00005	< 0.00005	< 0.00005	< 0.00005	< 0.00005	< 0.00005
Aluminum	mg/L	23-Feb-23	09:25	27-Feb-23	15:51	4.32	2.59	0.864	3.63	1.29	1.69	1.83
Arsenic	mg/L	23-Feb-23	09:25	27-Feb-23	15:51	0.0016	0.0018	0.0110	0.0034	0.0035	0.0037	0.0269
Barium	mg/L	23-Feb-23	09:25	27-Feb-23	15:53	0.0498	0.0223	0.00899	0.0422	0.0152	0.0174	0.0704
Boron	mg/L	23-Feb-23	09:25	27-Feb-23	15:53	0.535	0.566	0.336	0.090	0.146	0.195	0.041
Beryllium	mg/L	23-Feb-23	09:25	27-Feb-23	15:53	0.000128	0.000072	0.000028	0.000127	0.000036	0.000043	< 0.000007
Bismuth	mg/L	23-Feb-23	09:25	27-Feb-23	15:53	0.00005	0.00002	0.00001	0.00005	0.00005	0.00002	< 0.00001
Calcium	mg/L	23-Feb-23	09:25	27-Feb-23	15:53	1.64	0.77	8.08	11.3	2.23	9.77	5.34
Cadmium	mg/L	23-Feb-23	09:25	27-Feb-23	15:53	0.000044	0.000021	0.000023	0.000055	0.000035	0.000025	< 0.000003
Cobalt	mg/L	23-Feb-23	09:25	27-Feb-23	15:53	0.00215	0.00137	0.000742	0.00267	0.00130	0.000625	0.000004
Chromium	mg/L	23-Feb-23	09:25	27-Feb-23	15:53	0.00858	0.00657	0.00401	0.00845	0.00309	0.00407	0.00012
Copper	mg/L	23-Feb-23	09:25	27-Feb-23	15:53	0.0152	0.0098	0.0037	0.0127	0.0196	0.0070	0.0014
Iron	mg/L	23-Feb-23	09:25	27-Feb-23	15:53	3.89	2.71	0.859	4.09	0.882	1.02	0.008
Potassium	mg/L	23-Feb-23	09:25	27-Feb-23	15:53	1.16	0.514	2.87	4.33	0.824	2.61	0.679
Lithium	mg/L	23-Feb-23	09:25	27-Feb-23	15:53	0.0026	0.0017	0.0069	0.0074	0.0033	0.0104	0.0007
Magnesium	mg/L	23-Feb-23	09:25	27-Feb-23	15:53	1.09	0.588	2.81	3.36	0.412	4.27	7.44
Manganese	mg/L	23-Feb-23	09:25	27-Feb-23	15:53	0.0635	0.0493	0.00859	0.0641	0.0231	0.0144	0.00028
Molybdenum	mg/L	23-Feb-23	09:25	27-Feb-23	15:53	0.00043	0.00066	0.0198	0.00360	0.00346	0.0212	0.00094
Sodium	mg/L	23-Feb-23	09:25	27-Feb-23	15:53	18.3	21.2	37.9	21.3	42.0	31.8	0.19
Nickel	mg/L	23-Feb-23	09:25	27-Feb-23	15:53	0.0053	0.0038	0.0031	0.0070	0.0024	0.0024	0.0006
Phosphorus	mg/L	23-Feb-23	09:25	24-Jan-24	17:30	0.131	0.286	0.067	0.144	0.071	0.060	< 0.003
Lead	mg/L	23-Feb-23	09:25	27-Feb-23	15:53	0.00229	0.00155	0.00050	0.00334	0.00126	0.00172	< 0.00009
Antimony	mg/L	23-Feb-23	09:25	27-Feb-23	15:53	< 0.0009	< 0.0009	< 0.0009	< 0.0009	< 0.0009	0.0013	0.0033
Selenium	mg/L	23-Feb-23	09:25	27-Feb-23	15:53	0.00026	0.00021	0.00012	0.00109	0.00053	0.00517	0.00013
Silicon	mg/L	23-Feb-23	09:25	27-Feb-23	15:53	11.0	10.3	11.8	9.04	7.20	8.26	2.68
Tin	mg/L	23-Feb-23	09:25	27-Feb-23	15:53	0.00018	0.00009	< 0.00006	0.00018	0.00011	0.00006	< 0.00006
Strontium	mg/L	23-Feb-23	09:25	27-Feb-23	15:53	0.0105	0.00444	0.00928	0.0188	0.00745	0.0199	0.0788
Titanium	mg/L	23-Feb-23	09:25	27-Feb-23	15:53	0.294	0.157	0.0491	0.209	0.0351	0.0803	0.00058
Thallium	mg/L	23-Feb-23	09:25	27-Feb-23	15:53	0.000060	0.000020	< 0.000005	0.000045	< 0.000005	< 0.000005	< 0.000005
Uranium	mg/L	23-Feb-23	09:25	27-Feb-23	15:53	0.000700	0.000297	0.000440	0.0119	0.000966	0.00758	0.000045
Vanadium	mg/L	23-Feb-23	09:25	27-Feb-23	15:53	0.0109	0.00807	0.00704	0.0152	0.00585	0.00961	0.00314
Tungsten	mg/L	23-Feb-23	09:25			0.00019	0.00031	0.00117	0.00011	0.00207	0.00091	0.00026
Zinc	mg/L	23-Feb-23	09:25	27-Feb-23	15:53	0.010	0.006	0.005	0.014	0.007	0.004	< 0.002

Notes

Revised with P and W.

SGS Canada Inc.
P.O. Box 4300 - 185 Concession St.
Lakefield - Ontario - KOL 2HO
Phone: 705-652-2000 FAX: 705-652-6365

12-February-2024

Great Bear Resources Ltd.
Attn : Ashley Moncrief

1020 - 800 West Pender St.
Vancouver, BC
V6C 2V6, Canada

Phone: 778-833-2160
Fax:

Date Rec. : 29 January 2024
LR Report: **CA19017-JAN24**
Reference: Great Bear Project/OMGS21045

Copy: #1

CERTIFICATE OF ANALYSIS
Final Report

Analysis	1: Analysis Start Date	2: Analysis Start Time	3: Analysis Completed Date	4: Analysis Completed Time	5: WSP 02	6: WSP 13	7: WSP 15	8: WSP 22	9: WSP 25
Sample Date & Time					NA	NA	NA	NA	NA
Sample weight [g]	31-Jan-24	06:08	02-Feb-24	09:22	71	78	208	105	249
Volume D.I. Water [mL]	31-Jan-24	07:12	02-Feb-24	09:22	211	234	624	315	750
pH [no unit]	01-Feb-24	07:25	02-Feb-24	09:22	8.37	8.60	9.43	8.63	8.66
pH [No unit]	01-Feb-24	14:01	02-Feb-24	10:26	9.04	8.91	8.99	8.98	9.36
Alkalinity [mg/L as CaCO3]	01-Feb-24	14:01	02-Feb-24	10:26	77	66	39	72	108
Conductivity [uS/cm]	01-Feb-24	14:01	02-Feb-24	10:26	152	247	88	256	225
Acidity [mg/L as CaCO3]	05-Feb-24	13:50	06-Feb-24	10:48	< 2	< 2	< 2	< 2	< 2
SO4 [mg/L]	04-Feb-24	13:49	05-Feb-24	14:34	< 2	33	6.2	44	3.1
Hg [mg/L]	05-Feb-24	11:43	05-Feb-24	14:23	< 0.00001	< 0.00001	< 0.00001	< 0.00001	< 0.00001
Ag (diss) [mg/L]	02-Feb-24	14:38	05-Feb-24	16:35	< 0.00005	< 0.00005	0.00007	< 0.00005	< 0.00005
Al (diss) [mg/L]	02-Feb-24	14:38	05-Feb-24	16:35	0.396	0.496	0.882	0.316	0.469
As (diss) [mg/L]	02-Feb-24	14:38	05-Feb-24	16:35	0.0036	0.0059	0.0048	0.0104	0.0075
Ba (diss) [mg/L]	02-Feb-24	14:38	05-Feb-24	16:35	0.00777	0.0138	0.0121	0.0144	0.00617
B (diss) [mg/L]	02-Feb-24	14:38	05-Feb-24	16:35	0.127	0.209	0.047	0.225	0.275
Be (diss) [mg/L]	02-Feb-24	14:38	05-Feb-24	16:35	0.000008	0.000016	0.000039	0.000007	0.000011
Bi (diss) [mg/L]	02-Feb-24	14:38	05-Feb-24	16:35	< 0.00001	< 0.00001	0.00004	< 0.00001	< 0.00001
Ca (diss) [mg/L]	02-Feb-24	14:38	05-Feb-24	16:35	13.1	22.5	5.84	21.8	8.25
Cd (diss) [mg/L]	02-Feb-24	14:38	05-Feb-24	16:35	0.000009	0.000012	0.000015	0.000007	0.000011
Co (diss) [mg/L]	02-Feb-24	14:38	05-Feb-24	16:35	0.000088	0.000143	0.00108	0.000093	0.000135
Cr (diss) [mg/L]	02-Feb-24	14:38	05-Feb-24	16:35	0.00143	0.00102	0.00202	0.00094	0.00220
Cu (diss) [mg/L]	02-Feb-24	14:38	05-Feb-24	16:35	< 0.002	0.006	0.012	0.003	< 0.002
Fe (diss) [mg/L]	02-Feb-24	14:38	05-Feb-24	16:35	0.245	0.257	0.747	0.204	0.306
K (diss) [mg/L]	02-Feb-24	14:38	05-Feb-24	16:35	0.977	3.18	1.68	3.73	0.594
Li (diss) [mg/L]	02-Feb-24	14:38	05-Feb-24	16:35	0.0061	0.0128	0.0047	0.0161	0.0115
Mg (diss) [mg/L]	02-Feb-24	14:38	05-Feb-24	16:35	2.58	4.67	1.23	6.77	3.43
Mn (diss) [mg/L]	02-Feb-24	14:38	05-Feb-24	16:43	0.00278	0.00388	0.0128	0.00272	0.00361
Mo (diss) [mg/L]	02-Feb-24	14:38	05-Feb-24	16:34	0.0179	0.0112	0.0059	0.0053	0.0214
Na (diss) [mg/L]	02-Feb-24	14:38	05-Feb-24	16:34	18.5	21.1	11.5	20.0	40.0
Ni (diss) [mg/L]	02-Feb-24	14:38	05-Feb-24	16:34	0.0006	0.0010	0.0030	0.0007	0.0008
Pb (diss) [mg/L]	02-Feb-24	14:38	05-Feb-24	16:34	0.00018	0.00020	0.00199	0.00015	0.00020
P (diss) [mg/L]	02-Feb-24	14:38	05-Feb-24	16:34	0.042	0.039	0.030	0.022	0.016
Sb (diss) [mg/L]	02-Feb-24	14:38	05-Feb-24	16:34	< 0.0009	< 0.0009	< 0.0009	< 0.0009	< 0.0009
Se (diss) [mg/L]	02-Feb-24	14:38	05-Feb-24	16:34	0.00015	0.0111	0.00041	0.00997	0.00017
Si (diss) [mg/L]	02-Feb-24	14:38	05-Feb-24	16:34	6.98	6.22	5.45	6.90	9.72

OnLine LIMS

0003617688

Results relate only to the sample tested. Data reported represents the sample submitted to SGS. Reproduction of this analytical report in full or in part is prohibited without prior written approval. Please refer to SGS General Conditions of Services located at https://www.sgs.ca/en/terms-and-conditions (Printed copies are available upon request.)
Test method information available upon request. "Temperature Upon Receipt" is representative of the whole shipment and may not reflect the temperature of individual samples.
SGS Canada Inc. Environment-Health & Safety statement of conformity decision rule does not consider uncertainty when analytical results are compared to a specified standard or regulation.

SGS Canada Inc.
P.O. Box 4300 - 185 Concession St.
Lakefield - Ontario - KOL 2HO
Phone: 705-652-2000 FAX: 705-652-6365

LR Report : **CA19017-JAN24**

Analysis	1: Analysis Start Date	2: Analysis Start Time	3: Analysis Completed Date	4: Analysis Completed Time	5: WSP 02	6: WSP 13	7: WSP 15	8: WSP 22	9: WSP 25
Sn (diss) [mg/L]	02-Feb-24	14:38	05-Feb-24	16:34	< 0.00006	< 0.00006	0.00013	< 0.00006	< 0.00006
Sr (diss) [mg/L]	02-Feb-24	14:38	05-Feb-24	16:34	0.0154	0.0618	0.00970	0.0618	0.0115
Ti (diss) [mg/L]	02-Feb-24	14:38	05-Feb-24	16:34	0.0191	0.0217	0.0536	0.0146	0.0225
Tl (diss) [mg/L]	02-Feb-24	14:38	05-Feb-24	16:34	< 0.000005	< 0.000005	0.000011	< 0.000005	< 0.000005
U (diss) [mg/L]	02-Feb-24	14:38	05-Feb-24	16:34	0.000738	0.00103	0.00884	0.00180	0.000650
V (diss) [mg/L]	02-Feb-24	14:38	05-Feb-24	16:34	0.00484	0.00837	0.00916	0.0130	0.00775
W (diss) [mg/L]	02-Feb-24	14:38	05-Feb-24	16:34	0.00176	0.00047	0.113	0.00061	0.00096
Zn (diss) [mg/L]	02-Feb-24	14:38	05-Feb-24	16:34	< 0.002	< 0.002	0.004	< 0.002	0.002

Analysis	10: WSP 27	11: WSP 28	12: WSP 29	13: WSP 30
Sample Date & Time	NA	NA	NA	NA
Sample weight [g]	193	249	145	251
Volume D.I. Water [mL]	577	750	435	750
pH [no unit]	6.18	8.54	8.00	9.08
pH [No unit]	8.44	9.15	8.14	9.10
Alkalinity [mg/L as CaCO3]	45	83	15	62
Conductivity [uS/cm]	96	225	36	118
Acidity [mg/L as CaCO3]	< 2	< 2	< 2	< 2
SO4 [mg/L]	< 2	24	< 2	2.2
Hg [mg/L]	0.00001	< 0.00001	< 0.00001	< 0.00001
Ag (diss) [mg/L]	< 0.00005	< 0.00005	< 0.00005	< 0.00005
Al (diss) [mg/L]	2.95	0.485	1.38	0.375
As (diss) [mg/L]	0.0165	0.0097	0.0033	0.0024
Ba (diss) [mg/L]	0.0340	0.00913	0.0132	0.00585
B (diss) [mg/L]	0.859	0.327	0.132	0.135
Be (diss) [mg/L]	0.000127	0.000012	0.000031	0.000008
Bi (diss) [mg/L]	0.00001	< 0.00001	0.00012	< 0.00001
Ca (diss) [mg/L]	1.72	15.1	0.27	7.06
Cd (diss) [mg/L]	0.000028	0.000008	0.000006	0.000004
Co (diss) [mg/L]	0.000916	0.000207	0.000808	0.000098
Cr (diss) [mg/L]	0.00569	0.00138	0.00256	0.00134
Cu (diss) [mg/L]	0.011	0.004	0.003	< 0.002
Fe (diss) [mg/L]	2.12	0.314	0.564	0.255
K (diss) [mg/L]	0.576	1.56	0.296	0.873
Li (diss) [mg/L]	0.0031	0.0098	0.0005	0.0124
Mg (diss) [mg/L]	0.933	2.99	0.100	3.04
Mn (diss) [mg/L]	0.0256	0.00504	0.0303	0.00335
Mo (diss) [mg/L]	0.0005	0.0032	0.0026	0.0071
Na (diss) [mg/L]	20.8	30.6	8.06	14.7
Ni (diss) [mg/L]	0.0036	0.0009	0.0008	0.0005
Pb (diss) [mg/L]	0.00133	0.00023	0.00091	0.00017
P (diss) [mg/L]	0.172	0.077	0.027	0.015
Sb (diss) [mg/L]	< 0.0009	< 0.0009	< 0.0009	< 0.0009
Se (diss) [mg/L]	0.00021	0.0233	0.00010	0.00007
Si (diss) [mg/L]	15.2	10.6	4.16	6.51
Sn (diss) [mg/L]	0.00008	< 0.00006	0.00008	< 0.00006
Sr (diss) [mg/L]	0.00651	0.0366	0.00174	0.0126
Ti (diss) [mg/L]	0.119	0.0241	0.0294	0.0186
Tl (diss) [mg/L]	0.000016	< 0.000005	< 0.000005	< 0.000005
U (diss) [mg/L]	0.000500	0.000313	0.000268	0.00207
V (diss) [mg/L]	0.0113	0.0149	0.00215	0.00725
W (diss) [mg/L]	0.00030	0.00078	0.00284	0.00076

OnLine LIMS

00036176B8

Results relate only to the sample tested. Data reported represents the sample submitted to SGS. Reproduction of this analytical report in full or in part is prohibited without prior written approval. Please refer to SGS General Conditions of Services located at https://www.sgs.ca/en/terms-and-conditions (Printed copies are available upon request.)
Test method information available upon request. "Temperature Upon Receipt" is representative of the whole shipment and may not reflect the temperature of individual samples.
SGS Canada Inc. Environment-Health & Safety statement of conformity decision rule does not consider uncertainty when analytical results are compared to a specified standard or regulation.

SGS Canada Inc.
P.O. Box 4300 - 185 Concession St.
Lakefield - Ontario - KOL 2HO
Phone: 705-652-2000 FAX: 705-652-6365

LR Report : **CA19017-JAN24**

Analysis	10: WSP 27	11: WSP 28	12: WSP 29	13: WSP 30
Zn (diss) [mg/L]	0.009	< 0.002	< 0.002	< 0.002

Pre-Filter pH is completed after extraction and prior to filtration, lab pH is processed on a filtered portion.



Catharine Arnold, B.Sc., C.Chem
Project Specialist,
Environment, Health & Safety

OnLine LIMS

Results relate only to the sample tested. Data reported represents the sample submitted to SGS. Reproduction of this analytical report in full or in part is prohibited without prior written approval. Please refer to SGS General Conditions of Services located at https://www.sgs.ca/en/terms-and-conditions (Printed copies are available upon request.)
Test method information available upon request. "Temperature Upon Receipt" is representative of the whole shipment and may not reflect the temperature of individual samples.
SGS Canada Inc. Environment-Health & Safety statement of conformity decision rule does not consider uncertainty when analytical results are compared to a specified standard or regulation.

0003617688

Report No. **CA19080-FEB23**
Customer **Great Bear Resources Ltd.**
Attention **Ashley Moncrief**
Reference **Great Bear Project/OMGS21045**
Works#
Title **Final Report**

Sample ID		Analysis Start Date	Analysis Start Time	Analysis Completed Date	Analysis Completed Time	WSP 26
Sample Date / Time						
Analysis	**Units**					
Sample Date & Time						N/A
Sample weight	g	02-Mar-23	16:00	03-Mar-23	15:48	250
Volume D.I. Water	mL	02-Mar-23	16:00	03-Mar-23	15:48	750
Final pH	no unit	02-Mar-23	16:00	03-Mar-23	15:48	8.97
pH	No unit	06-Mar-23	13:36	07-Mar-23	10:17	9.15
Conductivity	uS/cm	06-Mar-23	13:36	07-Mar-23	10:17	155
Alkalinity	mg/L as Ca	06-Mar-23	13:36	07-Mar-23	10:17	66
Sulphate	mg/L	06-Mar-23	08:33	07-Mar-23	10:17	< 2
Mercury	mg/L	07-Mar-23	08:49	07-Mar-23	11:14	< 0.00001
Silver	mg/L	07-Mar-23	19:16	09-Mar-23	16:05	< 0.00005
Aluminum	mg/L	07-Mar-23	19:16	09-Mar-23	16:05	0.168
Arsenic	mg/L	07-Mar-23	19:16	09-Mar-23	16:05	0.0021
Barium	mg/L	07-Mar-23	19:16	09-Mar-23	16:05	0.00643
Boron	mg/L	07-Mar-23	19:16	09-Mar-23	16:05	0.097
Beryllium	mg/L	07-Mar-23	19:16	09-Mar-23	16:05	< 0.000007
Bismuth	mg/L	07-Mar-23	19:16	09-Mar-23	16:05	< 0.00001
Calcium	mg/L	07-Mar-23	19:16	09-Mar-23	16:05	13.4
Cadmium	mg/L	07-Mar-23	19:16	09-Mar-23	16:05	0.000003
Cobalt	mg/L	07-Mar-23	19:16	09-Mar-23	16:05	0.000107
Chromium	mg/L	07-Mar-23	19:16	09-Mar-23	16:05	0.00093
Copper	mg/L	07-Mar-23	19:16	09-Mar-23	16:05	0.0034
Iron	mg/L	07-Mar-23	19:16	09-Mar-23	16:05	0.112
Potassium	mg/L	07-Mar-23	19:16	09-Mar-23	16:05	0.732
Lithium	mg/L	07-Mar-23	19:16	09-Mar-23	16:05	0.0098
Magnesium	mg/L	07-Mar-23	19:16	09-Mar-23	16:05	4.95
Manganese	mg/L	07-Mar-23	19:16	09-Mar-23	16:05	0.00155
Molybdenum	mg/L	07-Mar-23	19:16	09-Mar-23	16:05	0.00420
Sodium	mg/L	07-Mar-23	19:16	09-Mar-23	16:05	13.7
Nickel	mg/L	07-Mar-23	19:16	09-Mar-23	16:05	0.0006
Lead	mg/L	07-Mar-23	19:16	09-Mar-23	16:05	0.00012
Antimony	mg/L	07-Mar-23	19:16	09-Mar-23	16:05	< 0.0009
Selenium	mg/L	07-Mar-23	19:16	09-Mar-23	16:05	0.00011
Silicon	mg/L	07-Mar-23	19:16	09-Mar-23	16:05	5.48
Tin	mg/L	07-Mar-23	19:16	09-Mar-23	16:05	< 0.00006
Strontium	mg/L	07-Mar-23	19:16	09-Mar-23	16:05	0.0222
Titanium	mg/L	07-Mar-23	19:16	09-Mar-23	16:05	0.00978
Thallium	mg/L	07-Mar-23	19:16	09-Mar-23	16:05	< 0.000005
Uranium	mg/L	07-Mar-23	19:16	09-Mar-23	16:05	0.000967
Vanadium	mg/L	07-Mar-23	19:16	09-Mar-23	16:05	0.00465
Zinc	mg/L	07-Mar-23	19:16	09-Mar-23	16:05	< 0.002

Notes

CERTIFICATE OF ANALYSIS ▪ COVER PAGE

Global ARD Testing Services Inc.

CLIENT INFORMATION	
Client:	WSP Canada Ltd.
Project Manager:	Sarah Matthews
Mailing Address	25 York St, Floor 7
	Toronto, ON, M5J 2V5
Contact No:	(226) 750-7715

COMPANY INFORMATION	
Legal Name:	Global ARD Testing Services Inc.
Mailing Address:	6891 Antrim Avenue
	Burnaby, BC
	V5J 4M5
Contact No:	
	Main: (604) 428-2730
	Alternate: (604) 603-1359

PROJECT INFORMATION	
Project Name:	Kinross Great Bear - Overburden SFE re-runs
Project Number:	OMEMA2303

RESULTS		
Reported To:	**1**	Sarah Matthews (sarah.matthews1@wsp.com)
	2	Kristen Gault (kristen.gault@wsp.com)
	3	Anna Klein (anna.klein@wsp.com)
	4	
Date Reported:		
	Version-1:	Tuesday, August 13, 2024

REPORTING	
Global Project No:	2329 (B27) - SFE Rechecks
Report Version:	1
Pages (Including Cover):	4
Report Title:	COA 2329 (B27) x16 Kinross Great Bear Project Samples (rec'd 25-Jul24)
Analysis Reviewed By:	Prab Bhatia (Pbhatia@globalARDtesting.com)
Position:	Project Manager
Report Certified By:	Prab Bhatia
Signature:	Prab Bhatia

INVOICE		
Submitted To:	**1**	Matthew Hart (matthew.hart@kinross.com)
	2	Sabina Abdullayeva (sabina.abdullayeva@kinross.com)
	3	Kristen Gault (kristen.gault@wsp.com)
	4	
Client PO No:		
Global Invoice No:		ARD2329-0824C
Date Submitted:		August 16, 2024

NOTES
All samples and pulps are stored at no charge for 90 days past reporting date.
Please contact the lab if you would like to continue storage past 90 days.
Storage charges will apply.

CERTIFICATE OF ANALYSIS ▪ SAMPLE DETAILS

Global ARD Testing Services Inc.

GLOBAL PROJECT NO: 2329 (B27) - SFE Rechecks
CLIENT: WSP Canada Ltd.
PROJECT NAME: Kinross Great Bear - Overburden SFE re-runs
PROJECT NO: OMEMA2303
REPORT VERSION: 1

SAMPLE RECEIPT INFO	
Date Samples Received:	Thursday, July 25, 2024
No of Samples Received:	21
Samples Received By:	Said

ANALYTICAL INSTRUCTIONS	
From:	
	as per email Confirmation
Date:	Thursday, July 25, 2024

S. No.	Sample ID	Sample Description	Condition (Wet/Dry)	Wt. of Sample Rec'd (kg)	Global Notes (if any) 2
					Sample ID 2329-B10
1	23BH-AEX-25 5:23-LD-856G				2
2	TP23-AEX-01 23-JC-261-G				17
3	TP23-AEX-08 23-LO-1078-G				18
4	TP23-AEX-21 23-LO-1015-G				22
5	TP23-AEX-24 23-LO-1035-G				23
6	TP23-AEX-29 23-JC-257-G				25
7	BS1-TP23-002 23-CS-1010-G				29
8	BS1-TP23-005 23-10-1003-G				30
9	BS1-TP23-006 23-LO-1000-G				31
10	BS3B-TP23-002 23-LD-1743G				33
11	BS3B-TP23-008 23-LD-1735G				34
12	BS3B-TP23-023 23-LD-1768G				35
13	BS3B-TP23-026 23-LD-1764G				36
14	BS3B-TP23-026 23-LD-1765G				37
15	BS3B-TP23-046 23-LD-1761G				39
16	BS4-TP23-026 23-JC-124-G				41
17	BS5-TP23-010 23-JC-190-G				42
18	BS6-TP23-004 23-JC-210-G				43
19	BS6-TP23-027 23-JC-200-G				45
20	TP23-B1-03 DX489368				77
21	PSD-04 Grab sample #3 6'-16 Oct 10 2022				

Total wt of sample rec'd (kg): **0.00**

Global
ARD Testing Services Inc.

CERTIFICATE OF ANALYSIS ▪ MEND SHAKE FLASK EXTRACTION RESULTS

GLOBAL PROJECT NO: 2329 (B27) - SFE Rechecks
CLIENT: WSP Canada Ltd.
PROJECT NAME: Kinross Great Bear - Overburden SFE re-runs
PROJECT NO: OMEMA2303
REPORT VERSION: 1

Parameter	Method	Unit	RDL	1 23BH-AEX-255:23-LD-856G	2 TP23-AEX-01 23-JC-261-G	3 TP23-AEX-08 23-LO-1078-G	4 TP23-AEX-21 23-LO-1015-G	5 TP23-AEX-24 23-LO-1035-G	6 TP23-AEX-29 23-JC-257-G	7 BS1-TP23-002 23-CS-1010-G	9 BS1-TP23-006 23-LO-1000-G	10 BS3B-TP23-002 23-LD-1743G	12 BS3B-TP23-023 23-LD-1768G	15 BS3B-TP23-046 23-LD-1761G	16 BS4-TP23-026 23-JC-124-G	17 BS5-TP23-010 23-JC-190-G	19 BS6-TP23-027 23-JC-200-G	20 TP23-B1-03 DX489368	21 PSD-04 Grab sample #3 6'-16 Oct 10 2023	Method Blank
Weight of dry sample used	Weighing Scale	g	0.01	250	250	250	250	250	250	250	250	250	250	250	250	250	250	250	250	N/A
Volume of DI water used	Graduated Cylinder	mL	0.50	750	750	750	750	750	750	750	750	750	750	750	750	750	750	750	750	750
On filtered samples (using 0.45 µm filter paper):																				
pH	Meter	pH units	0.01	5.7	5.8	5.9	4.8	5.8	4.5	5.8	5.6	4.6	5.5	5.4	5.6	5.5	5.7	5.8	6.2	5.9
EC	Meter	µS/cm	1	37	15	11	14	20	14	3	4	8	6	8	4	6	5	15	61	1.06
Acidity (to pH 8.3)	Titration	mg $CaCO_3$/L	0.5	37.6	19.5	22.3	29.1	30.7	23.0	9.7	25.6	13.4	11.7	23.3	11.5	11.3	10.0	18.7	43.5	9.1
Alkalinity (to pH 4.5)	Titration	mg $CaCO_3$/L	0.5	15.7	4.3	7.2	2.6	8.3	1.3	2.2	1.7	0.6	2.0	1.1	1.9	2.0	2.3	6.4	30.3	4.3
Sulphate	Gravimetric	mg/L	1	3.9	2.2	1.5	3.4	2.3	5.6	1.9	2.0	1.6	2.7	2.4	1.8	1.9	1.9	2.3	3.0	1.57
Phosphorus, Total Dissolved	IC	mg/L	0.005	<0.0050	<0.0050	<0.0050	<0.0050	<0.0050	0.0117	<0.0050	<0.0050	<0.0050	<0.0050	<0.0050	<0.0050	<0.0050	<0.0050	<0.0050	0.0185	
Dissolved Metals Analysis by ICP-MS:																				
Dissolved Hardness (CaCO3)	ICP-MS	mg/L	0.125	18.4	3.4	5.5	3.2	9.0	2.9	0.6	1.0	1.0	1.8	1.8	0.9	1.2	1.4	6.4	29.5	<0.125
Aluminum Dissolved	ICP-MS	mg/L	0.001	0.0736	0.0686	0.0516	0.208	0.0614	0.565	0.0193	0.0611	0.0281	0.0931	0.223	0.0339	0.037	0.0518	0.0517	0.0987	<0.0010
Antimony Dissolved	ICP-MS	mg/L	0.00005	0.000067	<0.000050	<0.000050	0.000057	<0.000050	<0.000050	<0.000050	<0.000050	<0.000050	<0.000050	<0.000050	<0.000050	<0.000050	<0.000050	<0.000050	0.000079	<0.000050
Arsenic Dissolved	ICP-MS	mg/L	0.00005	0.00219	0.000481	0.000168	0.000986	0.0013	0.00161	<0.000100	0.000274	<0.000100	<0.000400	0.000405	<0.000150	0.000283	0.000177	<0.000150	0.00135	<0.000050
Barium Dissolved	ICP-MS	mg/L	0.0001	0.00295	0.00211	0.00321	0.00419	0.00213	0.00902	0.00182	0.00353	0.00296	0.00107	0.00402	0.00205	0.00256	0.00229	0.00207	0.00412	<0.00010
Beryllium Dissolved	ICP-MS	mg/L	0.00001	<0.000010	<0.000010	<0.000010	0.000018	<0.000010	0.000033	<0.000010	<0.000010	<0.000010	0.000023	0.000024	<0.000010	0.000013	<0.000010	<0.000010	<0.000010	<0.000010
Bismuth Dissolved	ICP-MS	mg/L	0.00001	<0.000010	<0.000010	<0.000010	<0.000010	<0.000010	<0.000010	<0.000010	<0.000010	<0.000010	<0.000010	<0.000010	<0.000010	<0.000010	<0.000010	<0.000010	<0.000010	<0.000010
Boron Dissolved	ICP-MS	mg/L	0.002	0.0062	0.0155	0.0055	0.0135	0.0029	0.0037	0.0049	0.0051	0.0032	0.0048	0.0035	<0.0020	0.004	0.002	0.0033	0.0038	<0.0020
Cadmium Dissolved	ICP-MS	mg/L	0.000002	0.0000025	0.000004	0.000014	0.0000182	<0.0000020	0.0000157	0.0000145	0.0000026	<0.0000020	0.0000035	0.0000059	0.0000159	0.0000072	0.0000176	<0.0000020	<0.0000020	<0.0000020
Calcium Dissolved	ICP-MS	mg/L	0.05	5.860	0.904	2.070	0.790	3.290	0.718	0.186	0.288	0.313	0.639	0.468	0.279	0.377	0.416	1.740	7.190	<0.050
Chromium Dissolved	ICP-MS	mg/L	0.001	<0.00050	<0.00050	<0.00050	0.0008	<0.00050	0.0016	<0.00050	<0.00050	<0.00050	0.0005	0.0006	<0.00050	<0.00050	<0.00050	0.0005	<0.00050	<0.00050
Cobalt Dissolved	ICP-MS	mg/L	0.000005	0.0000284	0.0000592	0.0000292	0.000181	0.0000511	0.00036	0.000025	0.0000573	0.0000352	0.0000511	0.000315	0.000153	0.0000798	0.0000453	0.0000369	0.0000327	<0.0000050
Copper Dissolved	ICP-MS	mg/L	0.0001	0.00234	0.00521	0.0006	0.00259	0.00218	0.00414	0.00074	0.00151	0.0012	0.00378	0.00241	0.00129	0.00151	0.00158	0.00232	0.00138	<0.00010
Iron Dissolved	ICP-MS	mg/L	0.002	0.0141	0.0474	0.0051	0.0456	0.0264	0.148	0.0072	0.0102	0.005	0.0673	0.0546	0.0315	0.0044	0.017	0.0748	0.0573	<0.0020
Lead Dissolved	ICP-MS	mg/L	0.00005	<0.000050	0.000166	0.000117	0.000189	0.000062	0.000111	0.000108	<0.000050	<0.000050	0.000068	0.000079	0.000196	<0.000050	0.00032	0.000059	<0.000050	<0.000050
Lithium Dissolved	ICP-MS	mg/L	0.000	0.0015	0.0001	<0.000050	0.0001	0.0004	0.0006	<0.000050	<0.000050	<0.000050	0.0003	0.0010	<0.000050	0.0001	0.0001	0.0003	0.0091	<0.000050
Magnesium Dissolved	ICP-MS	mg/L	0.005	0.9140	0.2790	0.0862	0.3030	0.1920	0.2700	0.0389	0.0732	0.0506	0.0387	0.1540	0.0565	0.0692	0.0810	0.4970	2.7900	<0.0050
Manganese Dissolved	ICP-MS	mg/L	0.00005	0.00105	0.00217	0.00385	0.00283	0.00134	0.00853	0.00418	0.00426	0.00593	0.00158	0.007	0.00422	0.0216	0.00417	0.00102	0.000908	<0.000050
Mercury Dissolved	CVAA	ug/L	0.005	<0.0050	<0.0050	<0.0050	0.0053	<0.0050	0.0075	<0.0050	<0.0050	<0.0050	<0.0050	<0.0050	<0.0050	<0.0050	<0.0050	<0.0050	<0.0050	<0.0050
Molybdenum Dissolved	ICP-MS	mg/L	0.00001	0.00116	0.000212	0.000037	0.000063	0.000338	0.000024	0.000036	0.000029	0.000025	0.00009	0.000021	0.000081	0.000015	0.00006	0.000222	0.00412	<0.000010
Nickel Dissolved	ICP-MS	mg/L	0.00004	0.000417	0.00031	0.00014	0.000394	0.000168	0.000644	0.000061	0.00032	0.000054	0.000149	0.000485	0.000063	0.000125	0.000074	0.000193	0.000142	<0.000040
Phosphorus Dissolved	ICP-MS	mg/L	0.01	0.02	<0.010	<0.010	<0.010	<0.010	0.03	<0.010	<0.010	<0.010	<0.010	<0.010	<0.010	<0.010	<0.010	<0.010	0.013	<0.010
Potassium Dissolved	ICP-MS	mg/L	0.02	1.1	0.413	0.24	0.584	0.602	0.617	0.3	0.189	0.143	0.287	0.303	0.225	0.25	0.277	0.445	1.17	<0.020
Selenium Dissolved	ICP-MS	mg/L	0.0001	0.0005	<0.00010	<0.00010	0.00017	<0.00010	0.00021	<0.00010	<0.00010	<0.00010	<0.00010	<0.00010	<0.00010	<0.00010	<0.00010	<0.00010	<0.00010	<0.00010
Silicon Dissolved	ICP-MS	mg/L	0.1	1.18	1.1	0.53	2.44	1.18	2.46	0.31	0.59	0.56	1.19	1.19	0.61	0.41	0.85	2.05	2.96	<0.10
Silver Dissolved	ICP-MS	mg/L	0.00001	0.000013	0.000039	0.00219	0.000406	<0.000010	0.000031	0.000017	0.000085	0.000112	0.000296	<0.000010	<0.000010	<0.000010	0.000027	0.00135	0.000019	0.000051
Sodium Dissolved	ICP-MS	mg/L	0.02	0.719	1.86	0.159	0.519	0.45	0.638	0.166	0.251	0.387	0.441	0.318	0.238	0.224	0.271	0.909	2.45	<0.020
Strontium Dissolved	ICP-MS	mg/L	0.0001	0.00832	0.00591	0.0057	0.0093	0.0042	0.00877	0.00159	0.00308	0.00296	0.00213	0.00337	0.00339	0.00334	0.00449	0.00465	0.0139	<0.00010
Sulphur Dissolved	ICP-MS	mg/L	1.00000	<1.00	<1.00	<1.00	<1.00	<1.00	<1.00	<1.00	<1.00	<1.00	<1.00	<1.00	<1.00	<1.00	<1.00	<1.00	<1.00	<1.00
Tellurium Dissolved	ICP-MS	mg/L	0.00005	<0.000050	<0.000050	<0.000050	<0.000050	<0.000050	<0.000050	<0.000050	<0.000050	<0.000050	<0.000050	<0.000050	<0.000050	<0.000050	<0.000050	<0.000050	<0.000050	<0.000050
Thallium Dissolved	ICP-MS	mg/L	0.000004	0.0000044	<0.0000040	0.0000081	0.0000153	<0.0000040	0.0000223	0.0000135	0.0000076	0.0000042	0.000014	0.0000242	0.0000095	0.0000366	0.0000074	0.0000042	<0.0000040	<0.0000040
Thorium Dissolved	ICP-MS	mg/L	0.00001	0.000013	0.000138	0.000017	0.000248	0.000025	0.0005	0.000082	0.000171	0.000088	0.000344	0.000423	0.000118	0.00016	0.000092	0.00007	0.000033	<0.000010
Tin Dissolved	ICP-MS	mg/L	0.00005	<0.000050	0.000083	0.000061	0.00006	<0.000050	0.000059	0.000085	0.00104	0.000266	0.000135	<0.000050	<0.000050	0.000086	0.000211	0.000064	<0.000050	<0.000050
Titanium Dissolved	ICP-MS	mg/L	0.0002	0.00082	0.00678	0.00034	0.00126	0.00193	0.00447	0.00037	0.00056	0.00069	0.00312	0.0009	0.00096	0.00022	0.00128	0.00816	0.00458	<0.00020
Tungsten Dissolved	ICP-MS	mg/L	0.0002	0.002	<0.00020	<0.00020	<0.00020	0.00039	<0.00020	<0.00020	<0.00020	<0.00020	<0.00020	<0.00020	<0.00020	<0.00020	0.00021	<0.00020	0.00045	<0.00020
Uranium Dissolved	ICP-MS	mg/L	0.000001	0.00121	0.0000397	0.0000107	0.000375	0.0000233	0.000232	0.0000731	0.0000992	0.0000512	0.00111	0.000238	0.000102	0.000147	0.0000424	0.0000501	0.00255	<0.0000010
Vanadium Dissolved	ICP-MS	mg/L	0.001	0.00432	0.00133	<0.00100	<0.00100	<0.00100	<0.00100	<0.00100	<0.00100	<0.00100	<0.00100	<0.00100	<0.00100	<0.00100	<0.00100	<0.00100	0.00621	<0.00100
Zinc Dissolved	ICP-MS	mg/L	0.001	0.0011	0.0016	0.0024	0.0018	0.0012	0.0028	0.0029	0.0017	0.0010	0.0023	0.0023	0.0054	0.0016	0.0020	0.0015	0.0015	<0.0010
Zirconium Dissolved	ICP-MS	mg/L	0.00002	0.00007	0.00036	0.00003	0.00034	0.00007	0.00083	0.00009	0.00018	0.00011	0.00055	0.00033	0.00018	0.00014	0.00010	0.00021	0.00017	<0.000020
Ion Balance:																				
Major Anions	Calc.	meq/L		0.39	0.13	0.18	0.12	0.21	0.14	0.08	0.07	0.05	0.09	0.07	0.08	0.08	0.09	0.17	0.67	
Major Cations	Calc.	meq/L		0.44	0.18	0.13	0.15	0.23	0.20	0.03	0.05	0.07	0.08	0.09	0.04	0.05	0.06	0.19	0.74	
Difference	Calc.	meq/L		0.05	0.04	-0.04	0.03	0.01	0.06	-0.05	-0.03	0.02	-0.01	0.02	-0.03	-0.03	-0.03	0.02	0.07	
Balance (%)	Calc.	%		5.5%	14.3%	-14.2%	9.3%	2.6%	16.8%	-43.5%	-22.0%	20.3%	-8.4%	11.1%	-27.9%	-22.4%	-21.4%	4.3%	5.1%	
Shake Flask Extract ID:				*24H0134-01*	*24H0134-02*	*24H0134-03*	*24H0134-04*	*24H0134-05*	*24H0134-06*	*24H0134-07*	*24H0134-08*	*24H0134-09*	*24H0134-10*	*24H0134-11*	*24H0134-12*	*24H0134-13*	*24H0134-14*	*24H0134-15*	*24H0134-16*	*24H0134-17*

NOTES:
Job No: 24H0134
Date of Analysis (24 h): July 30-31, 2024
pH of DI water used (pH Units): 5.99
EC of DI water used (µS/cm): 1.24

ABBREVIATIONS:
R / Rep = Replicate (which involves the analysis of the same Shake Flask Extract aliquot).
D / Dup = Duplicate (which involves the analysis of a separate SF extract, produced by processing a secopnd split of the original client sample received).
Calc. = Calculation
EC = Electrical Conductivity
IC = Ion Chromatography
NA = Not Applicable.
NR = Not Reported.
mg/L = Milligrams per Litre

REFERENCE:
Prediction Manual for Drainage Chemistry from Sulphidic Geologic Material, MEND Report 1.20.1; Version 0 - Dec. 2009. Section 11.5; P 11 (8-9).
Extraction Method used: Using gyratory shaker for 24 h (± 2 h; gentle agitation).
Liquid: Solid ratio used: 3: 1; L: S; 750 mL DI H_2O: 250 g of crushed sample (85% passing 1/4 inch - i.e. 6.3 mm)

Sulphate:

Certified Reference Material:	Parameter: Sulphate	% Recovery	Matrix Spike %	Units	QC Limits
STD Mineral Water (34.78 mg/L)	35.63	102.4%		%	80 - 120
Spiked Blank (19.61 mg/L)	18.14		92.5%	%	80 - 120

Dissolved Metals by ICP-MS:

Sample Code	Parameter	Result	Result Units	Total or Filtered	Method Type	Method Name	Date Analyzed	EQL	EQL Units	UCL	LCL
24H0134_B4H1478-BLK1	Aluminum dissolved	<0.0010	mg/L	F	REG	EPA 6020B	'01 Aug 2024	0.001	mg/L		
24H0134_B4H1478-BLK1	Antimony dissolved	<0.000050	mg/L	F	REG	EPA 6020B	'01 Aug 2024	0.00005	mg/L		
24H0134_B4H1478-BLK1	Arsenic dissolved	<0.000050	mg/L	F	REG	EPA 6020B	'01 Aug 2024	0.00005	mg/L		
24H0134_B4H1478-BLK1	Barium dissolved	<0.00010	mg/L	F	REG	EPA 6020B	'01 Aug 2024	0.0001	mg/L		
24H0134_B4H1478-BLK1	Beryllium dissolved	<0.000010	mg/L	F	REG	EPA 6020B	'01 Aug 2024	0.00001	mg/L		
24H0134_B4H1478-BLK1	Bismuth dissolved	<0.000010	mg/L	F	REG	EPA 6020B	'01 Aug 2024	0.00001	mg/L		
24H0134_B4H1478-BLK1	Boron dissolved	<0.0020	mg/L	F	REG	EPA 6020B	'01 Aug 2024	0.002	mg/L		
24H0134_B4H1478-BLK1	Cadmium dissolved	<0.0000020	mg/L	F	REG	EPA 6020B	'01 Aug 2024	0.000002	mg/L		
24H0134_B4H1478-BLK1	Calcium dissolved	<0.050	mg/L	F	REG	EPA 6020B	'01 Aug 2024	0.05	mg/L		
24H0134_B4H1478-BLK1	Chromium dissolved	<0.00050	mg/L	F	REG	EPA 6020B	'01 Aug 2024	0.0005	mg/L		
24H0134_B4H1478-BLK1	Cobalt dissolved	<0.0000050	mg/L	F	REG	EPA 6020B	'01 Aug 2024	0.000005	mg/L		
24H0134_B4H1478-BLK1	Copper dissolved	<0.00010	mg/L	F	REG	EPA 6020B	'01 Aug 2024	0.0001	mg/L		
24H0134_B4H1478-BLK1	Iron dissolved	<0.0020	mg/L	F	REG	EPA 6020B	'01 Aug 2024	0.002	mg/L		
24H0134_B4H1478-BLK1	Lead dissolved	<0.000050	mg/L	F	REG	EPA 6020B	'01 Aug 2024	0.00005	mg/L		
24H0134_B4H1478-BLK1	Lithium dissolved	<0.000050	mg/L	F	REG	EPA 6020B	'01 Aug 2024	0.00005	mg/L		
24H0134_B4H1478-BLK1	Magnesium dissolved	<0.0050	mg/L	F	REG	EPA 6020B	'01 Aug 2024	0.005	mg/L		
24H0134_B4H1478-BLK1	Manganese dissolved	<0.000050	mg/L	F	REG	EPA 6020B	'01 Aug 2024	0.00005	mg/L		
24H0134_B4H1478-BLK1	Molybdenum dissolved	<0.000010	mg/L	F	REG	EPA 6020B	'01 Aug 2024	0.00001	mg/L		
24H0134_B4H1478-BLK1	Nickel dissolved	<0.000040	mg/L	F	REG	EPA 6020B	'01 Aug 2024	0.00004	mg/L		
24H0134_B4H1478-BLK1	Phosphorus dissolved	<0.010	mg/L	F	REG	EPA 6020B	'01 Aug 2024	0.01	mg/L		
24H0134_B4H1478-BLK1	Potassium dissolved	<0.020	mg/L	F	REG	EPA 6020B	'01 Aug 2024	0.02	mg/L		
24H0134_B4H1478-BLK1	Selenium dissolved	<0.00010	mg/L	F	REG	EPA 6020B	'01 Aug 2024	0.0001	mg/L		
24H0134_B4H1478-BLK1	Silicon dissolved	<0.10	mg/L	F	REG	EPA 6020B	'01 Aug 2024	0.1	mg/L		
24H0134_B4H1478-BLK1	Silver dissolved	<0.000010	mg/L	F	REG	EPA 6020B	'01 Aug 2024	0.00001	mg/L		
24H0134_B4H1478-BLK1	Sodium dissolved	<0.020	mg/L	F	REG	EPA 6020B	'01 Aug 2024	0.02	mg/L		
24H0134_B4H1478-BLK1	Strontium dissolved	<0.00010	mg/L	F	REG	EPA 6020B	'01 Aug 2024	0.0001	mg/L		
24H0134_B4H1478-BLK1	Sulfur dissolved	<1.00	mg/L	F	REG	EPA 6020B	'01 Aug 2024	1	mg/L		
24H0134_B4H1478-BLK1	Tellurium dissolved	<0.000050	mg/L	F	REG	EPA 6020B	'01 Aug 2024	0.00005	mg/L		
24H0134_B4H1478-BLK1	Thallium dissolved	<0.0000040	mg/L	F	REG	EPA 6020B	'01 Aug 2024	0.000004	mg/L		
24H0134_B4H1478-BLK1	Thorium dissolved	<0.000010	mg/L	F	REG	EPA 6020B	'01 Aug 2024	0.00001	mg/L		
24H0134_B4H1478-BLK1	Tin dissolved	<0.000050	mg/L	F	REG	EPA 6020B	'01 Aug 2024	0.00005	mg/L		
24H0134_B4H1478-BLK1	Titanium dissolved	<0.00020	mg/L	F	REG	EPA 6020B	'01 Aug 2024	0.0002	mg/L		
24H0134_B4H1478-BLK1	Tungsten dissolved	<0.00020	mg/L	F	REG	EPA 6020B	'01 Aug 2024	0.0002	mg/L		
24H0134_B4H1478-BLK1	Uranium dissolved	<0.0000010	mg/L	F	REG	EPA 6020B	'01 Aug 2024	0.000001	mg/L		
24H0134_B4H1478-BLK1	Vanadium dissolved	<0.00100	mg/L	F	REG	EPA 6020B	'01 Aug 2024	0.001	mg/L		
24H0134_B4H1478-BLK1	Zinc dissolved	<0.0010	mg/L	F	REG	EPA 6020B	'01 Aug 2024	0.001	mg/L		
24H0134_B4H1478-BLK1	Zirconium dissolved	<0.000020	mg/L	F	REG	EPA 6020B	'01 Aug 2024	0.00002	mg/L		
24H0134_B4H1478-BS1	Aluminum dissolved	104	%	F	SC	EPA 6020B	'01 Aug 2024	1	%	120	80
24H0134_B4H1478-BS1	Antimony dissolved	101	%	F	SC	EPA 6020B	'01 Aug 2024	1	%	120	80
24H0134_B4H1478-BS1	Arsenic dissolved	103	%	F	SC	EPA 6020B	'01 Aug 2024	1	%	120	80
24H0134_B4H1478-BS1	Barium dissolved	100	%	F	SC	EPA 6020B	'01 Aug 2024	1	%	120	80
24H0134_B4H1478-BS1	Beryllium dissolved	100	%	F	SC	EPA 6020B	'01 Aug 2024	1	%	120	80
24H0134_B4H1478-BS1	Bismuth dissolved	100	%	F	SC	EPA 6020B	'01 Aug 2024	1	%	120	80
24H0134_B4H1478-BS1	Boron dissolved	101	%	F	SC	EPA 6020B	'01 Aug 2024	1	%	120	80
24H0134_B4H1478-BS1	Cadmium dissolved	103	%	F	SC	EPA 6020B	'01 Aug 2024	1	%	120	80
24H0134_B4H1478-BS1	Calcium dissolved	101	%	F	SC	EPA 6020B	'01 Aug 2024	1	%	120	80
24H0134_B4H1478-BS1	Chromium dissolved	103	%	F	SC	EPA 6020B	'01 Aug 2024	1	%	120	80
24H0134_B4H1478-BS1	Cobalt dissolved	104	%	F	SC	EPA 6020B	'01 Aug 2024	1	%	120	80
24H0134_B4H1478-BS1	Copper dissolved	102	%	F	SC	EPA 6020B	'01 Aug 2024	1	%	120	80
24H0134_B4H1478-BS1	Iron dissolved	103	%	F	SC	EPA 6020B	'01 Aug 2024	1	%	120	80
24H0134_B4H1478-BS1	Lead dissolved	102	%	F	SC	EPA 6020B	'01 Aug 2024	1	%	120	80
24H0134_B4H1478-BS1	Lithium dissolved	100	%	F	SC	EPA 6020B	'01 Aug 2024	1	%	120	80
24H0134_B4H1478-BS1	Magnesium dissolved	102	%	F	SC	EPA 6020B	'01 Aug 2024	1	%	120	80
24H0134_B4H1478-BS1	Manganese dissolved	103	%	F	SC	EPA 6020B	'01 Aug 2024	1	%	120	80
24H0134_B4H1478-BS1	Molybdenum dissolved	102	%	F	SC	EPA 6020B	'01 Aug 2024	1	%	120	80
24H0134_B4H1478-BS1	Nickel dissolved	104	%	F	SC	EPA 6020B	'01 Aug 2024	1	%	120	80
24H0134_B4H1478-BS1	Phosphorus dissolved	103	%	F	SC	EPA 6020B	'01 Aug 2024	1	%	120	80
24H0134_B4H1478-BS1	Potassium dissolved	103	%	F	SC	EPA 6020B	'01 Aug 2024	1	%	120	80
24H0134_B4H1478-BS1	Selenium dissolved	104	%	F	SC	EPA 6020B	'01 Aug 2024	1	%	120	80
24H0134_B4H1478-BS1	Silicon dissolved	102	%	F	SC	EPA 6020B	'01 Aug 2024	1	%	120	80
24H0134_B4H1478-BS1	Silver dissolved	101	%	F	SC	EPA 6020B	'01 Aug 2024	1	%	120	80
24H0134_B4H1478-BS1	Sodium dissolved	104	%	F	SC	EPA 6020B	'01 Aug 2024	1	%	120	80
24H0134_B4H1478-BS1	Strontium dissolved	101	%	F	SC	EPA 6020B	'01 Aug 2024	1	%	120	80
24H0134_B4H1478-BS1	Sulfur dissolved	105	%	F	SC	EPA 6020B	'01 Aug 2024	1	%	120	80
24H0134_B4H1478-BS1	Tellurium dissolved	101	%	F	SC	EPA 6020B	'01 Aug 2024	1	%	120	80
24H0134_B4H1478-BS1	Thallium dissolved	101	%	F	SC	EPA 6020B	'01 Aug 2024	1	%	120	80
24H0134_B4H1478-BS1	Thorium dissolved	104	%	F	SC	EPA 6020B	'01 Aug 2024	1	%	120	80
24H0134_B4H1478-BS1	Tin dissolved	101	%	F	SC	EPA 6020B	'01 Aug 2024	1	%	120	80
24H0134_B4H1478-BS1	Titanium dissolved	104	%	F	SC	EPA 6020B	'01 Aug 2024	1	%	120	80
24H0134_B4H1478-BS1	Tungsten dissolved	104	%	F	SC	EPA 6020B	'01 Aug 2024	1	%	120	80
24H0134_B4H1478-BS1	Uranium dissolved	103	%	F	SC	EPA 6020B	'01 Aug 2024	1	%	120	80
24H0134_B4H1478-BS1	Vanadium dissolved	103	%	F	SC	EPA 6020B	'01 Aug 2024	1	%	120	80
24H0134_B4H1478-BS1	Zinc dissolved	102	%	F	SC	EPA 6020B	'01 Aug 2024	1	%	120	80
24H0134_B4H1478-BS1	Zirconium dissolved	103	%	F	SC	EPA 6020B	'01 Aug 2024	1	%	120	80

CERTIFICATE OF ANALYSIS ▪ MEND-SFE QA/QC RESULTS

Global ARD Testing Services Inc.

GLOBAL PROJECT NO: 2329 (B27) - SFE Rechecks
CLIENT: WSP Canada Ltd.
PROJECT NAME: Kinross Great Bear - Overburden S
PROJECT NO: OMEMA2303
REPORT VERSION: 1

Sulphate:

Certified Reference Material:	Parameter: Sulphate	% Recovery	Matrix Spike %	Units	QC Limits
STD Mineral Water (34.78 mg/L)	35.63	102.4%		%	80 - 120
Spiked Blank (19.61 mg/L)	18.14		92.5%	%	80 - 120

Dissolved Metals by ICP-MS:

Sample Code	Parameter	Result	Result Units	Total or Filtered	Method Type	Method Name	Date Analyzed	EQL	EQL Units	UCL	LCL
24H0134_B4H1478-MS1	Aluminum dissolved	4.39	mg/L	F	REG	EPA 6020B	'01 Aug 2024	0.001	mg/L	130	70
24H0134_B4H1478-MS1	Antimony dissolved	0.0434	mg/L	F	REG	EPA 6020B	'01 Aug 2024	0.00005	mg/L	130	70
24H0134_B4H1478-MS1	Arsenic dissolved	0.431	mg/L	F	REG	EPA 6020B	'01 Aug 2024	0.00005	mg/L	130	70
24H0134_B4H1478-MS1	Barium dissolved	0.0442	mg/L	F	REG	EPA 6020B	'01 Aug 2024	0.0001	mg/L	130	70
24H0134_B4H1478-MS1	Beryllium dissolved	0.0422	mg/L	F	REG	EPA 6020B	'01 Aug 2024	0.00001	mg/L	130	70
24H0134_B4H1478-MS1	Bismuth dissolved	0.0339	mg/L	F	REG	EPA 6020B	'01 Aug 2024	0.00001	mg/L	130	70
24H0134_B4H1478-MS1	Boron dissolved	0.423	mg/L	F	REG	EPA 6020B	'01 Aug 2024	0.002	mg/L	130	70
24H0134_B4H1478-MS1	Cadmium dissolved	0.044	mg/L	F	REG	EPA 6020B	'01 Aug 2024	0.000002	mg/L	130	70
24H0134_B4H1478-MS1	Calcium dissolved	4.61	mg/L	F	REG	EPA 6020B	'01 Aug 2024	0.05	mg/L	130	70
24H0134_B4H1478-MS1	Chromium dissolved	0.0436	mg/L	F	REG	EPA 6020B	'01 Aug 2024	0.0005	mg/L	130	70
24H0134_B4H1478-MS1	Cobalt dissolved	0.0429	mg/L	F	REG	EPA 6020B	'01 Aug 2024	0.000005	mg/L	130	70
24H0134_B4H1478-MS1	Copper dissolved	0.0437	mg/L	F	REG	EPA 6020B	'01 Aug 2024	0.0001	mg/L	130	70
24H0134_B4H1478-MS1	Iron dissolved	4.25	mg/L	F	REG	EPA 6020B	'01 Aug 2024	0.002	mg/L	130	70
24H0134_B4H1478-MS1	Lead dissolved	0.0427	mg/L	F	REG	EPA 6020B	'01 Aug 2024	0.00005	mg/L	130	70
24H0134_B4H1478-MS1	Lithium dissolved	0.0427	mg/L	F	REG	EPA 6020B	'01 Aug 2024	0.00005	mg/L	130	70
24H0134_B4H1478-MS1	Magnesium dissolved	4.35	mg/L	F	REG	EPA 6020B	'01 Aug 2024	0.005	mg/L	130	70
24H0134_B4H1478-MS1	Manganese dissolved	0.0637	mg/L	F	REG	EPA 6020B	'01 Aug 2024	0.00005	mg/L	130	70
24H0134_B4H1478-MS1	Molybdenum dissolved	0.0405	mg/L	F	REG	EPA 6020B	'01 Aug 2024	0.00001	mg/L	130	70
24H0134_B4H1478-MS1	Nickel dissolved	0.0431	mg/L	F	REG	EPA 6020B	'01 Aug 2024	0.00004	mg/L	130	70
24H0134_B4H1478-MS1	Phosphorus dissolved	4.39	mg/L	F	REG	EPA 6020B	'01 Aug 2024	0.01	mg/L	130	70
24H0134_B4H1478-MS1	Potassium dissolved	4.6	mg/L	F	REG	EPA 6020B	'01 Aug 2024	0.02	mg/L	130	70
24H0134_B4H1478-MS1	Selenium dissolved	0.431	mg/L	F	REG	EPA 6020B	'01 Aug 2024	0.0001	mg/L	130	70
24H0134_B4H1478-MS1	Silicon dissolved	4.72	mg/L	F	REG	EPA 6020B	'01 Aug 2024	0.1	mg/L	130	70
24H0134_B4H1478-MS1	Silver dissolved	0.03	mg/L	F	REG	EPA 6020B	'01 Aug 2024	0.00001	mg/L	130	70
24H0134_B4H1478-MS1	Sodium dissolved	4.55	mg/L	F	REG	EPA 6020B	'01 Aug 2024	0.02	mg/L	130	70
24H0134_B4H1478-MS1	Strontium dissolved	0.0465	mg/L	F	REG	EPA 6020B	'01 Aug 2024	0.0001	mg/L	130	70
24H0134_B4H1478-MS1	Sulfur dissolved	43.8	mg/L	F	REG	EPA 6020B	'01 Aug 2024	1	mg/L	130	70
24H0134_B4H1478-MS1	Tellurium dissolved	0.0414	mg/L	F	REG	EPA 6020B	'01 Aug 2024	0.00005	mg/L	130	70
24H0134_B4H1478-MS1	Thallium dissolved	0.0428	mg/L	F	REG	EPA 6020B	'01 Aug 2024	0.000004	mg/L	130	70
24H0134_B4H1478-MS1	Thorium dissolved	0.0388	mg/L	F	REG	EPA 6020B	'01 Aug 2024	0.00001	mg/L	130	70
24H0134_B4H1478-MS1	Tin dissolved	0.0422	mg/L	F	REG	EPA 6020B	'01 Aug 2024	0.00005	mg/L	130	70
24H0134_B4H1478-MS1	Titanium dissolved	0.0424	mg/L	F	REG	EPA 6020B	'01 Aug 2024	0.0002	mg/L	130	70
24H0134_B4H1478-MS1	Tungsten dissolved	0.0401	mg/L	F	REG	EPA 6020B	'01 Aug 2024	0.0002	mg/L	130	70
24H0134_B4H1478-MS1	Uranium dissolved	0.0408	mg/L	F	REG	EPA 6020B	'01 Aug 2024	0.000001	mg/L	130	70
24H0134_B4H1478-MS1	Vanadium dissolved	0.0422	mg/L	F	REG	EPA 6020B	'01 Aug 2024	0.001	mg/L	130	70
24H0134_B4H1478-MS1	Zinc dissolved	0.436	mg/L	F	REG	EPA 6020B	'01 Aug 2024	0.001	mg/L	130	70
24H0134_B4H1478-MS1	Zirconium dissolved	0.0407	mg/L	F	REG	EPA 6020B	'01 Aug 2024	0.00002	mg/L	130	70
24H0134_B4H1586-BLK1	Aluminum dissolved	<0.0010	mg/L	F	REG	EPA 6020B	'02 Aug 2024	0.001	mg/L		
24H0134_B4H1586-BLK1	Antimony dissolved	<0.000050	mg/L	F	REG	EPA 6020B	'02 Aug 2024	0.00005	mg/L		
24H0134_B4H1586-BLK1	Arsenic dissolved	<0.000050	mg/L	F	REG	EPA 6020B	'02 Aug 2024	0.00005	mg/L		
24H0134_B4H1586-BLK1	Barium dissolved	<0.00010	mg/L	F	REG	EPA 6020B	'02 Aug 2024	0.0001	mg/L		
24H0134_B4H1586-BLK1	Beryllium dissolved	<0.000010	mg/L	F	REG	EPA 6020B	'02 Aug 2024	0.00001	mg/L		
24H0134_B4H1586-BLK1	Bismuth dissolved	<0.000010	mg/L	F	REG	EPA 6020B	'02 Aug 2024	0.00001	mg/L		
24H0134_B4H1586-BLK1	Boron dissolved	<0.0020	mg/L	F	REG	EPA 6020B	'02 Aug 2024	0.002	mg/L		
24H0134_B4H1586-BLK1	Cadmium dissolved	<0.0000020	mg/L	F	REG	EPA 6020B	'02 Aug 2024	0.000002	mg/L		
24H0134_B4H1586-BLK1	Calcium dissolved	<0.050	mg/L	F	REG	EPA 6020B	'02 Aug 2024	0.05	mg/L		
24H0134_B4H1586-BLK1	Chromium dissolved	<0.00050	mg/L	F	REG	EPA 6020B	'02 Aug 2024	0.0005	mg/L		
24H0134_B4H1586-BLK1	Cobalt dissolved	<0.0000050	mg/L	F	REG	EPA 6020B	'02 Aug 2024	0.000005	mg/L		
24H0134_B4H1586-BLK1	Copper dissolved	<0.00010	mg/L	F	REG	EPA 6020B	'02 Aug 2024	0.0001	mg/L		
24H0134_B4H1586-BLK1	Iron dissolved	<0.0020	mg/L	F	REG	EPA 6020B	'02 Aug 2024	0.002	mg/L		
24H0134_B4H1586-BLK1	Lead dissolved	<0.000050	mg/L	F	REG	EPA 6020B	'02 Aug 2024	0.00005	mg/L		
24H0134_B4H1586-BLK1	Lithium dissolved	<0.000050	mg/L	F	REG	EPA 6020B	'02 Aug 2024	0.00005	mg/L		
24H0134_B4H1586-BLK1	Magnesium dissolved	<0.0050	mg/L	F	REG	EPA 6020B	'02 Aug 2024	0.005	mg/L		
24H0134_B4H1586-BLK1	Manganese dissolved	<0.000050	mg/L	F	REG	EPA 6020B	'02 Aug 2024	0.00005	mg/L		
24H0134_B4H1586-BLK1	Mercury dissolved	<0.000020	mg/L	F	REG	EPA 6020B	'02 Aug 2024	0.00002	mg/L		
24H0134_B4H1586-BLK1	Molybdenum dissolved	<0.000010	mg/L	F	REG	EPA 6020B	'02 Aug 2024	0.00001	mg/L		
24H0134_B4H1586-BLK1	Nickel dissolved	<0.000040	mg/L	F	REG	EPA 6020B	'02 Aug 2024	0.00004	mg/L		
24H0134_B4H1586-BLK1	Phosphorus dissolved	<0.010	mg/L	F	REG	EPA 6020B	'02 Aug 2024	0.01	mg/L		
24H0134_B4H1586-BLK1	Potassium dissolved	<0.020	mg/L	F	REG	EPA 6020B	'02 Aug 2024	0.02	mg/L		
24H0134_B4H1586-BLK1	Selenium dissolved	<0.00010	mg/L	F	REG	EPA 6020B	'02 Aug 2024	0.0001	mg/L		
24H0134_B4H1586-BLK1	Silicon dissolved	<0.10	mg/L	F	REG	EPA 6020B	'02 Aug 2024	0.1	mg/L		
24H0134_B4H1586-BLK1	Silver dissolved	<0.000010	mg/L	F	REG	EPA 6020B	'02 Aug 2024	0.00001	mg/L		
24H0134_B4H1586-BLK1	Sodium dissolved	<0.020	mg/L	F	REG	EPA 6020B	'02 Aug 2024	0.02	mg/L		
24H0134_B4H1586-BLK1	Strontium dissolved	<0.00010	mg/L	F	REG	EPA 6020B	'02 Aug 2024	0.0001	mg/L		
24H0134_B4H1586-BLK1	Sulfur dissolved	<1.00	mg/L	F	REG	EPA 6020B	'02 Aug 2024	1	mg/L		
24H0134_B4H1586-BLK1	Tellurium dissolved	<0.000050	mg/L	F	REG	EPA 6020B	'02 Aug 2024	0.00005	mg/L		
24H0134_B4H1586-BLK1	Thallium dissolved	<0.0000040	mg/L	F	REG	EPA 6020B	'02 Aug 2024	0.000004	mg/L		
24H0134_B4H1586-BLK1	Thorium dissolved	<0.000010	mg/L	F	REG	EPA 6020B	'02 Aug 2024	0.00001	mg/L		
24H0134_B4H1586-BLK1	Tin dissolved	<0.000050	mg/L	F	REG	EPA 6020B	'02 Aug 2024	0.00005	mg/L		
24H0134_B4H1586-BLK1	Titanium dissolved	<0.00020	mg/L	F	REG	EPA 6020B	'02 Aug 2024	0.0002	mg/L		
24H0134_B4H1586-BLK1	Tungsten dissolved	<0.00020	mg/L	F	REG	EPA 6020B	'02 Aug 2024	0.0002	mg/L		
24H0134_B4H1586-BLK1	Uranium dissolved	<0.0000010	mg/L	F	REG	EPA 6020B	'02 Aug 2024	0.000001	mg/L		
24H0134_B4H1586-BLK1	Vanadium dissolved	<0.00100	mg/L	F	REG	EPA 6020B	'02 Aug 2024	0.001	mg/L		
24H0134_B4H1586-BLK1	Zinc dissolved	<0.0010	mg/L	F	REG	EPA 6020B	'02 Aug 2024	0.001	mg/L		
24H0134_B4H1586-BLK1	Zirconium dissolved	<0.000020	mg/L	F	REG	EPA 6020B	'02 Aug 2024	0.00002	mg/L		

CERTIFICATE OF ANALYSIS ▪ MEND-SFE QA/QC RESULTS

Global ARD Testing Services Inc.

GLOBAL PROJECT NO: 2329 (B27) - SFE Rechecks
CLIENT: WSP Canada Ltd.
PROJECT NAME: Kinross Great Bear - Overburden S
PROJECT NO: OMEMA2303
REPORT VERSION: 1

Sulphate:

Certified Reference Material:	Parameter: Sulphate	% Recovery	Matrix Spike %	Units	QC Limits
STD Mineral Water (34.78 mg/L)	35.63	102.4%		%	80 - 120
Spiked Blank (19.61 mg/L)	18.14		92.5%	%	80 - 120

Dissolved Metals by ICP-MS:

Sample Code	Parameter	Result	Result Units	Total or Filtered	Method Type	Method Name	Date Analyzed	EQL	EQL Units	UCL	LCL
24H0134_B4H1586-BS1	Aluminum dissolved	101	%	F	SC	EPA 6020B	'02 Aug 2024	1	%	120	80
24H0134_B4H1586-BS1	Antimony dissolved	102	%	F	SC	EPA 6020B	'02 Aug 2024	1	%	120	80
24H0134_B4H1586-BS1	Arsenic dissolved	102	%	F	SC	EPA 6020B	'02 Aug 2024	1	%	120	80
24H0134_B4H1586-BS1	Barium dissolved	98	%	F	SC	EPA 6020B	'02 Aug 2024	1	%	120	80
24H0134_B4H1586-BS1	Beryllium dissolved	100	%	F	SC	EPA 6020B	'02 Aug 2024	1	%	120	80
24H0134_B4H1586-BS1	Bismuth dissolved	100	%	F	SC	EPA 6020B	'02 Aug 2024	1	%	120	80
24H0134_B4H1586-BS1	Boron dissolved	101	%	F	SC	EPA 6020B	'02 Aug 2024	1	%	120	80
24H0134_B4H1586-BS1	Cadmium dissolved	101	%	F	SC	EPA 6020B	'02 Aug 2024	1	%	120	80
24H0134_B4H1586-BS1	Calcium dissolved	102	%	F	SC	EPA 6020B	'02 Aug 2024	1	%	120	80
24H0134_B4H1586-BS1	Chromium dissolved	101	%	F	SC	EPA 6020B	'02 Aug 2024	1	%	120	80
24H0134_B4H1586-BS1	Cobalt dissolved	101	%	F	SC	EPA 6020B	'02 Aug 2024	1	%	120	80
24H0134_B4H1586-BS1	Copper dissolved	100	%	F	SC	EPA 6020B	'02 Aug 2024	1	%	120	80
24H0134_B4H1586-BS1	Iron dissolved	102	%	F	SC	EPA 6020B	'02 Aug 2024	1	%	120	80
24H0134_B4H1586-BS1	Lead dissolved	101	%	F	SC	EPA 6020B	'02 Aug 2024	1	%	120	80
24H0134_B4H1586-BS1	Lithium dissolved	99	%	F	SC	EPA 6020B	'02 Aug 2024	1	%	120	80
24H0134_B4H1586-BS1	Magnesium dissolved	101	%	F	SC	EPA 6020B	'02 Aug 2024	1	%	120	80
24H0134_B4H1586-BS1	Manganese dissolved	102	%	F	SC	EPA 6020B	'02 Aug 2024	1	%	120	80
24H0134_B4H1586-BS1	Mercury dissolved	102	%	F	SC	EPA 6020B	'02 Aug 2024	1	%	120	80
24H0134_B4H1586-BS1	Molybdenum dissolved	100	%	F	SC	EPA 6020B	'02 Aug 2024	1	%	120	80
24H0134_B4H1586-BS1	Nickel dissolved	102	%	F	SC	EPA 6020B	'02 Aug 2024	1	%	120	80
24H0134_B4H1586-BS1	Phosphorus dissolved	101	%	F	SC	EPA 6020B	'02 Aug 2024	1	%	120	80
24H0134_B4H1586-BS1	Potassium dissolved	102	%	F	SC	EPA 6020B	'02 Aug 2024	1	%	120	80
24H0134_B4H1586-BS1	Selenium dissolved	103	%	F	SC	EPA 6020B	'02 Aug 2024	1	%	120	80
24H0134_B4H1586-BS1	Silicon dissolved	102	%	F	SC	EPA 6020B	'02 Aug 2024	1	%	120	80
24H0134_B4H1586-BS1	Silver dissolved	100	%	F	SC	EPA 6020B	'02 Aug 2024	1	%	120	80
24H0134_B4H1586-BS1	Sodium dissolved	103	%	F	SC	EPA 6020B	'02 Aug 2024	1	%	120	80
24H0134_B4H1586-BS1	Strontium dissolved	101	%	F	SC	EPA 6020B	'02 Aug 2024	1	%	120	80
24H0134_B4H1586-BS1	Sulfur dissolved	103	%	F	SC	EPA 6020B	'02 Aug 2024	1	%	120	80
24H0134_B4H1586-BS1	Tellurium dissolved	101	%	F	SC	EPA 6020B	'02 Aug 2024	1	%	120	80
24H0134_B4H1586-BS1	Thallium dissolved	99	%	F	SC	EPA 6020B	'02 Aug 2024	1	%	120	80
24H0134_B4H1586-BS1	Thorium dissolved	96	%	F	SC	EPA 6020B	'02 Aug 2024	1	%	120	80
24H0134_B4H1586-BS1	Tin dissolved	102	%	F	SC	EPA 6020B	'02 Aug 2024	1	%	120	80
24H0134_B4H1586-BS1	Titanium dissolved	100	%	F	SC	EPA 6020B	'02 Aug 2024	1	%	120	80
24H0134_B4H1586-BS1	Tungsten dissolved	101	%	F	SC	EPA 6020B	'02 Aug 2024	1	%	120	80
24H0134_B4H1586-BS1	Uranium dissolved	101	%	F	SC	EPA 6020B	'02 Aug 2024	1	%	120	80
24H0134_B4H1586-BS1	Vanadium dissolved	101	%	F	SC	EPA 6020B	'02 Aug 2024	1	%	120	80
24H0134_B4H1586-BS1	Zinc dissolved	102	%	F	SC	EPA 6020B	'02 Aug 2024	1	%	120	80
24H0134_B4H1586-BS1	Zirconium dissolved	97	%	F	SC	EPA 6020B	'02 Aug 2024	1	%	120	80
24H0134_B4H1694-BLK2	Phosphorus Total Dissolved	<0.0050	mg/L	F	REG	SM 4500-P F (2021)	'06 Aug 2024	0.005	mg/L		
24H0134_B4H1694-BS2	Phosphorus Total Dissolved	103	%	F	SC	SM 4500-P F (2021)	'06 Aug 2024	1	%	115	85
24H0134_B4H1863-BLK1	Mercury dissolved	<0.0050	ug/L	F	REG	EPA 245.7*	'07 Aug 2024	0.005	ug/L		
24H0134_B4H1863-BLK2	Mercury dissolved	<0.0050	ug/L	F	REG	EPA 245.7*	'07 Aug 2024	0.005	ug/L		
24H0134_B4H1863-BLK3	Mercury dissolved	<0.0050	ug/L	F	REG	EPA 245.7*	'07 Aug 2024	0.005	ug/L		
24H0134_B4H1863-BLK4	Mercury dissolved	<0.0050	ug/L	F	REG	EPA 245.7*	'07 Aug 2024	0.005	ug/L		
24H0134_B4H1863-BS1	Mercury dissolved	96	%	F	SC	EPA 245.7*	'07 Aug 2024	1	%	120	80
24H0134_B4H1863-BS2	Mercury dissolved	92	%	F	SC	EPA 245.7*	'07 Aug 2024	1	%	120	80
24H0134_B4H1863-BS3	Mercury dissolved	94	%	F	SC	EPA 245.7*	'07 Aug 2024	1	%	120	80
24H0134_B4H1863-BS4	Mercury dissolved	93	%	F	SC	EPA 245.7*	'07 Aug 2024	1	%	120	80
24H0134_B4H1863-MS3	Mercury dissolved	2.03	ug/L	F	REG	EPA 245.7*	'07 Aug 2024	0.005	ug/L	130	70
24H0134_B4H1863-MS4	Mercury dissolved	2.09	ug/L	F	REG	EPA 245.7*	'07 Aug 2024	0.005	ug/L	130	70
24H0134_B4H1993-BLK1	Mercury dissolved	<0.0050	ug/L	F	REG	EPA 245.7*	'08 Aug 2024	0.005	ug/L		
24H0134_B4H1993-BLK2	Mercury dissolved	<0.0050	ug/L	F	REG	EPA 245.7*	'08 Aug 2024	0.005	ug/L		
24H0134_B4H1993-BLK3	Mercury dissolved	<0.0050	ug/L	F	REG	EPA 245.7*	'08 Aug 2024	0.005	ug/L		
24H0134_B4H1993-BLK4	Mercury dissolved	<0.0050	ug/L	F	REG	EPA 245.7*	'08 Aug 2024	0.005	ug/L		
24H0134_B4H1993-BS1	Mercury dissolved	100	%	F	SC	EPA 245.7*	'08 Aug 2024	1	%	120	80
24H0134_B4H1993-BS2	Mercury dissolved	97	%	F	SC	EPA 245.7*	'08 Aug 2024	1	%	120	80
24H0134_B4H1993-BS3	Mercury dissolved	103	%	F	SC	EPA 245.7*	'08 Aug 2024	1	%	120	80
24H0134_B4H1993-BS4	Mercury dissolved	98	%	F	SC	EPA 245.7*	'08 Aug 2024	1	%	120	80

NOTES:
Job No: 24H0134

Abbreviations & Descriptions:
Method Blank (Blk): A blank sample that undergoes sample processing identical to that carried out for the test samples.
Method Blank results are used to assess contamination from the laboratory environment and reagents.

Duplicate (Dup): An additional or second portion of a randomly selected sample in the analytical run carried through the entire analytical process.
Duplicates provide a measure of the analytical method's precision (reproducibility).

Blank Spike (BS): A sample of known concentration which undergoes processing identical to that carried out for test samples, also referred to as a laboratory control sample (LCS).
Blank spikes provide a measure of the analytical method's accuracy.

CERTIFICATE OF ANALYSIS ▪ MEND-SFE QA/QC RESULTS

Global ARD Testing Services Inc.

GLOBAL PROJECT NO: 2329 (B27) - SFE Rechecks
CLIENT: WSP Canada Ltd.
PROJECT NAME: Kinross Great Bear - Overburden S
PROJECT NO: OMEMA2303
REPORT VERSION: 1

Sulphate:

Certified Reference Material:	Parameter: Sulphate	% Recovery	Matrix Spike %	Units	QC Limits
STD Mineral Water (34.78 mg/L)	35.63	102.4%		%	80 - 120
Spiked Blank (19.61 mg/L)	18.14		92.5%	%	80 - 120

Dissolved Metals by ICP-MS:

Sample Code	Parameter	Result	Result Units	Total or Filtered	Method Type	Method Name	Date Analyzed	EQL	EQL Units	UCL	LCL

Matrix Spike (MS): A second aliquot of sample is fortified with a known concentration of target analytes and carried through the entire analytical process.
Matrix spikes evaluate potential matrix effects that may affect the analyte recovery.

Standard Reference Material (SRM): A homogenous material of similar matrix to the samples, certified for the parameter(s) listed.
Reference Materials ensure that the analytical process is adequate to achieve acceptable recoveries of the parameter(s) tested.

Each QC type is analyzed at a 5-10% frequency, i.e. one blank/duplicate/spike for every 10-20 samples.

For all types of QC, specified recovery (% Rec) and relative percent difference (RPD) limits are derived from long-term method performance averages and/or prescribed by the reference method.

EQL = Estimated Quantitation Limits
PQL = Practical Quantitation Limits
UCL = Upper Control Limit
LCL = Lower Control Limit
BLK = Blank
BS = Blank Spike
MS = Matrix Spike
DUP = Duplicate

Global
ARD Testing Services Inc.

CERTIFICATE OF ANALYSIS ▪ MEND SHAKE FLASK EXTRACTION RESULTS

Parameter	Method	Unit	RDL	Re-Run	Original	Re-Run	Original	Re-Run	Original	Re-Run	Original	Re-Run	Original	Re-Run	Original	Re-Run	Original	Re-Run	Original	Re-Run	Original	Re-Run
				1	2	2	17	3	18	4	22	5	23	6	25	7	29	9	31	10	33	12
				23BH-AEX-255:23-LD-856G	23BH-AEX-255:23-LD-856G	TP23-AEX-0123-JC-261-G	TP23-AEX-0123-JC-261-G	TP23-AEX-0823-LO-1078-G	TP23-AEX-0823-LO-1078-G	TP23-AEX-2123-LO-1015-G	TP23-AEX-2123-LO-1015-G	TP23-AEX-2423-LO-1035-G	TP23-AEX-2423-LO-1035-G	TP23-AEX-2923-JC-257-G	TP23-AEX-2923-JC-257-G	BS1-TP23-002 23-CS-1010-G	BS1-TP23-002 23-CS-1010-G	BS1-TP23-006 23-LO-1000-G	BS1-TP23-006 23-LO-1000-G	BS3B-TP23-002 23-LD-1743G	BS3B-TP23-002 23-LD-1743G	BS3B-TP23-023 23-LD-1768G
Weight of dry sample used	Weighing Scale	g	0.01	250	250	250	250	250	250	250	250	250	250	250	250	250	250	250	250	250	250	250
Volume of DI water used	Graduated Cylinder	mL	0.50	750	750	750	750	750	750	750	750	750	750	750	750	750	750	750	750	750	750	750
On filtered samples (using 0.45 µm filter paper):																						
pH	Meter	pH units	0.01	5.7	6.5	5.8	6.4	5.9	6.4	4.8	5.9	5.8	6.1	4.5	5.4	5.8	6.0	5.6	5.8	4.6	5.6	5.5
EC	Meter	µS/cm	1	37	48	15	14	11	4	14	10	20	17	14	10	3	4	4	4	8	5	6
Acidity (to pH 8.3)	Titration	mg $CaCO_3$/L	0.5	37.6	14.1	19.5	10.6	22.3	5.5	29.1	13.6	30.7	10.1	23.0	22.6	9.7	7.1	25.6	8.5	13.4	9.1	11.7
Alkalinity (to pH 4.5)	Titration	mg $CaCO_3$/L	0.5	15.7	22.3	4.3	3.9	7.2	1.9	2.6	3.9	8.3	6.5	1.3	1.7	2.2	3.1	1.7	2.8	0.6	2.9	2.0
Sulphate	Gravimetric	mg/L	1	3.9	3.1	2.2	2.6	1.5	1.6	3.4	3.2	2.3	2.5	5.6	4.7	1.9	1.9	2.0	1.9	1.6	1.8	2.7
Phosphorus, Total Dissolved	IC	mg/L	0.005	<0.0050	0.0122	<0.0050	0.0109	<0.0050	0.00600	<0.0050	0.01360	<0.0050	0.00720	0.0117	0.0299	<0.0050	<0.0050	<0.0050	0.00590	<0.0050	<0.0050	<0.0050
Dissolved Metals Analysis by ICP-MS:																						
Dissolved Hardness (CaCO3)	ICP-MS	mg/L	0.125	18.4	22.6	3.4	2.8	5.5	1.3	3.2	3.0	9.0	6.9	2.9	2.3	0.6	1.1	1.0	0.9	1.0	1.0	1.8
Aluminum Dissolved	ICP-MS	mg/L	0.001	0.0736	0.0598	0.0686	0.138	0.0516	0.0199	0.208	0.22	0.0614	0.0319	0.565	0.559	0.0193	0.0147	0.0611	0.0543	0.0281	0.0352	0.0931
Antimony Dissolved	ICP-MS	mg/L	0.00005	0.000067	0.000052	<0.000050	<0.000050	<0.000050	<0.000050	0.000057	0.000056	<0.000050	<0.000050	<0.000050	<0.000050	<0.000050	<0.000050	<0.000050	<0.000050	<0.000050	<0.000050	<0.000050
Arsenic Dissolved	ICP-MS	mg/L	0.00005	0.00219	0.00106	0.000481	<0.000450	0.000168	<0.000050	0.000986	0.000745	0.0013	0.000838	0.00161	0.00117	<0.000100	<0.000100	0.000274	0.000103	<0.000100	<0.000100	<0.000400
Barium Dissolved	ICP-MS	mg/L	0.0001	0.00295	0.00463	0.00211	0.00296	0.00321	0.0042	0.00419	0.00417	0.00213	0.00247	0.00902	0.00578	0.00182	0.00252	0.00353	0.00442	0.00296	0.00559	0.00107
Beryllium Dissolved	ICP-MS	mg/L	0.00001	<0.000010	<0.000010	<0.000010	0.000014	<0.000010	<0.000010	0.000018	0.000018	<0.000010	<0.000010	0.000033	0.000032	<0.000010	<0.000010	<0.000010	<0.000010	<0.000010	0.000011	0.000023
Bismuth Dissolved	ICP-MS	mg/L	0.00001	<0.000010	<0.000010	<0.000010	<0.000010	<0.000010	<0.000010	<0.000010	<0.000010	<0.000010	<0.000010	<0.000010	<0.000010	<0.000010	<0.000010	<0.000010	<0.000010	<0.000010	<0.000010	<0.000010
Boron Dissolved	ICP-MS	mg/L	0.002	0.0062	0.0046	0.0155	0.0054	0.0055	0.0025	0.0135	0.0043	0.0029	0.0029	0.0037	0.0028	0.0049	0.0023	0.0051	<0.0020	0.0032	0.0037	0.0048
Cadmium Dissolved	ICP-MS	mg/L	0.000002	0.0000025	0.0000039	0.000004	<0.0000020	0.000014	<0.0000020	0.0000182	0.0000037	<0.0000020	0.0000033	0.0000157	0.0000081	0.0000145	<0.0000020	0.0000026	<0.0000020	<0.0000020	0.0000027	0.0000035
Calcium Dissolved	ICP-MS	mg/L	0.05	5.860	7.250	0.904	0.739	2.070	0.376	0.790	0.760	3.290	2.460	0.718	0.558	0.186	0.347	0.288	0.256	0.313	0.304	0.639
Chromium Dissolved	ICP-MS	mg/L	0.001	<0.00050	<0.00050	<0.00050	<0.00050	<0.00050	<0.00050	0.0008	0.0006	<0.00050	<0.00050	0.0016	0.0015	<0.00050	<0.00050	<0.00050	<0.00050	<0.00050	<0.00050	0.0005
Cobalt Dissolved	ICP-MS	mg/L	0.000005	0.0000284	0.0000516	0.0000592	0.0000795	0.0000292	0.0000364	0.000181	0.000155	0.0000511	0.0000732	0.00036	0.000297	0.000025	0.0000547	0.0000573	0.0000563	0.0000352	0.0000468	0.0000511
Copper Dissolved	ICP-MS	mg/L	0.0001	0.00234	0.00195	0.00521	0.00375	0.0006	0.00067	0.00259	0.00162	0.00218	0.00279	0.00414	0.00239	0.00074	0.00077	0.00151	0.001	0.0012	0.00058	0.00378
Iron Dissolved	ICP-MS	mg/L	0.002	0.0141	0.0291	0.0474	0.0906	0.0051	0.0058	0.0456	0.0446	0.0264	0.0256	0.148	0.16	0.0072	0.0077	0.0102	0.0107	0.005	0.012	0.0673
Lead Dissolved	ICP-MS	mg/L	0.00005	<0.000050	0.000176	0.000166	0.000105	0.000117	<0.000050	0.000189	0.000094	0.000062	0.000083	0.000111	0.000102	0.000108	0.00005	<0.000050	0.000113	<0.000050	<0.000050	0.000068
Lithium Dissolved	ICP-MS	mg/L	0.000	0.0015	0.0015	0.0001	0.0002	<0.000050	<0.000050	0.0001	0.0001	0.0004	0.0005	0.0006	0.0005	<0.000050	<0.000050	<0.000050	<0.000050	<0.000050	<0.000050	0.0003
Magnesium Dissolved	ICP-MS	mg/L	0.005	0.9140	1.0900	0.2790	0.2370	0.0862	0.0786	0.3030	0.2670	0.1920	0.1760	0.2700	0.2220	0.0389	0.0505	0.0732	0.0646	0.0506	0.0482	0.0387
Manganese Dissolved	ICP-MS	mg/L	0.00005	0.00105	0.00374	0.00217	0.00218	0.00385	0.00226	0.00283	0.00227	0.00134	0.00494	0.00853	0.00744	0.00418	0.00749	0.00426	0.00354	0.00593	0.00597	0.00158
Mercury Dissolved	CVAA	ug/L	0.005	<0.0050	<0.0050	<0.0050	<0.0050	<0.0050	<0.0050	0.0053	<0.0050	<0.0050	<0.0050	0.0075	0.0067	<0.0050	<0.0050	<0.0050	<0.0050	<0.0050	<0.0050	<0.0050
Molybdenum Dissolved	ICP-MS	mg/L	0.00001	0.00116	0.000848	0.000212	0.000181	0.000037	0.000044	0.000063	0.000071	0.000338	0.000252	0.000024	0.000032	0.000036	0.000029	0.000029	0.000014	0.000025	0.000053	0.00009
Nickel Dissolved	ICP-MS	mg/L	0.00004	0.000417	0.000484	0.00031	0.000364	0.00014	<0.000040	0.000394	0.000253	0.000168	0.000334	0.000644	0.0005	0.000061	0.000091	0.00032	0.0001	0.000054	0.000096	0.000149
Phosphorus Dissolved	ICP-MS	mg/L	0.01	0.02	<0.010	<0.010	<0.010	<0.010	<0.010	<0.010	<0.010	<0.010	<0.010	0.03	0.022	<0.010	<0.010	<0.010	<0.010	<0.010	<0.010	<0.010
Potassium Dissolved	ICP-MS	mg/L	0.02	1.1	1.07	0.413	0.446	0.24	0.244	0.584	0.541	0.602	0.542	0.617	0.569	0.3	0.277	0.189	0.152	0.143	0.123	0.287
Selenium Dissolved	ICP-MS	mg/L	0.0001	0.0005	0.00036	<0.00010	<0.00010	<0.00010	<0.00010	0.00017	0.00017	<0.00010	<0.00010	0.00021	0.00018	<0.00010	<0.00010	<0.00010	<0.00010	<0.00010	<0.00010	<0.00010
Silicon Dissolved	ICP-MS	mg/L	0.1	1.18	0.9	1.1	1.09	0.53	0.54	2.44	2.01	1.18	0.92	2.46	1.75	0.31	0.23	0.59	0.44	0.56	0.44	1.19
Silver Dissolved	ICP-MS	mg/L	0.00001	0.000013	0.000222	0.000039	0.000011	0.00219	<0.000010	0.000406	0.000012	<0.000010	0.000037	0.000031	0.000013	0.000017	0.00007	0.000085	0.000018	0.000112	0.00024	0.000296
Sodium Dissolved	ICP-MS	mg/L	0.02	0.719	0.625	1.86	1.64	0.159	0.129	0.519	0.479	0.45	0.402	0.638	0.523	0.166	0.096	0.251	0.126	0.387	0.365	0.441
Strontium Dissolved	ICP-MS	mg/L	0.0001	0.00832	0.0092	0.00591	0.00548	0.0057	0.00312	0.0093	0.00818	0.0042	0.00337	0.00877	0.00688	0.00159	0.00229	0.00308	0.00288	0.00296	0.00339	0.00213
Sulphur Dissolved	ICP-MS	mg/L	1.00000	<1.00	<1.00	<1.00	<1.00	<1.00	<1.00	<1.00	<1.00	<1.00	<1.00	<1.00	<1.00	<1.00	<1.00	<1.00	<1.00	<1.00	<1.00	<1.00
Tellurium Dissolved	ICP-MS	mg/L	0.00005	<0.000050	<0.000050	<0.000050	<0.000050	<0.000050	<0.000050	<0.000050	<0.000050	<0.000050	<0.000050	<0.000050	<0.000050	<0.000050	<0.000050	<0.000050	<0.000050	<0.000050	<0.000050	<0.000050
Thallium Dissolved	ICP-MS	mg/L	0.000004	0.0000044	<0.0000040	<0.0000040	0.0000063	0.0000081	0.0000015	0.0000153	0.0000176	<0.0000040	<0.0000040	0.0000223	0.0000189	0.0000135	0.000008	0.0000076	0.0000154	0.0000042	0.0000056	0.0000014
Thorium Dissolved	ICP-MS	mg/L	0.00001	0.000013	0.000011	0.000138	0.00017	0.000017	0.000025	0.000248	0.000277	0.000025	<0.000010	0.0005	0.000576	0.000082	0.000062	0.000171	0.000122	0.000088	0.00011	0.000344
Tin Dissolved	ICP-MS	mg/L	0.00005	<0.000050	<0.000050	0.000083	<0.000050	0.000061	<0.000050	0.00006	0.000093	<0.000050	<0.000050	0.000059	0.000933	0.000085	0.000094	0.00104	0.000607	0.000266	0.000353	0.000135
Titanium Dissolved	ICP-MS	mg/L	0.0002	0.00082	0.00204	0.00678	0.0115	0.00034	0.00035	0.00126	0.00155	0.00193	0.00161	0.00447	0.00427	0.00037	0.00044	0.00056	0.00053	0.00069	0.0011	0.00312
Tungsten Dissolved	ICP-MS	mg/L	0.0002	0.002	0.00143	<0.00020	<0.00020	<0.00020	<0.00020	<0.00020	<0.00020	0.00039	0.00036	<0.00020	<0.00020	<0.00020	<0.00020	<0.00020	<0.00020	<0.00020	0.00032	<0.00020
Uranium Dissolved	ICP-MS	mg/L	0.000001	0.00121	0.00127	0.0000397	0.0000573	0.0000107	0.000018	0.000375	0.000434	0.0000233	0.0000163	0.000232	0.000192	0.0000731	0.0000676	0.0000992	0.0000757	0.0000512	0.0000564	0.00111
Vanadium Dissolved	ICP-MS	mg/L	0.001	0.00432	0.00273	0.00133	<0.00100	<0.00100	<0.00100	<0.00100	<0.00100	<0.00100	<0.00100	<0.00100	<0.00100	<0.00100	<0.00100	<0.00100	<0.00100	<0.00100	<0.00100	<0.00100
Zinc Dissolved	ICP-MS	mg/L	0.001	0.0011	0.0015	0.0016	<0.0010	0.0024	0.0010	0.0018	0.0021	0.0012	0.0017	0.0028	0.0013	0.0029	<0.0010	0.0017	0.0011	0.0010	0.0021	0.0023
Zirconium Dissolved	ICP-MS	mg/L	0.00002	0.00007	0.00011	0.00036	0.00041	0.00003	0.00003	0.00034	0.00032	0.00007	0.00007	0.00083	0.00091	0.00009	0.00007	0.00018	0.00014	0.00011	0.00011	0.00055
Ion Balance:																						
Major Anions	Calc.	meq/L		0.39	0.51	0.13	0.13	0.18	0.07	0.12	0.15	0.21	0.18	0.14	0.13	0.08	0.10	0.07	0.10	0.05	0.10	0.09
Major Cations	Calc.	meq/L		0.44	0.52	0.18	0.16	0.13	0.04	0.15	0.12	0.23	0.18	0.20	0.16	0.03	0.04	0.05	0.04	0.07	0.05	0.08
Difference	Calc.	meq/L		0.05	0.01	0.04	0.03	-0.04	-0.03	0.03	-0.02	0.01	-0.01	0.06	0.02	-0.05	-0.06	-0.03	-0.06	0.02	-0.05	-0.01
Balance (%)	Calc.	%		5.5%	0.5%	14.3%	9.7%	-14.2%	-26.9%	9.3%	-8.4%	2.6%	-2.0%	16.8%	8.2%	-43.5%	-46.9%	-22.0%	-45.5%	20.3%	-34.6%	-8.4%
		Shake Flask Extract ID:		*24H0134-01*	*24E2057-02*	*24H0134-02*	*24E2057-17*	*24H0134-03*	*24E2057-18*	*24H0134-04*	*24E2218-03*	*24H0134-05*	*24E2218-04*	*24H0134-06*	*24E2218-06*	*24H0134-07*	*24E2218-08*	*24H0134-08*	*24E2218-09*	*24H0134-09*	*24E2218-10*	*24H0134-10*

NOTES:
Job No: 24H0134
Date of Analysis (24 h): July 30-31, 2024
pH of DI water used (pH Units): 5.99
EC of DI water used (µS/cm): 1.24

ABBREVIATIONS:
R / Rep = Replicate (which involves the analysis of the same Shake Flask Extract aliquot).
D / Dup = Duplicate (which involves the analysis of a separate SF extract, produced by processing a secopnd split of the original client sample received).
Calc. = Calculation
EC = Electrical Conductivity
IC = Ion Chromatography
NA = Not Applicable.
NR = Not Reported.
mg/L = Milligrams per Litre

REFERENCE:
Prediction Manual for Drainage Chemistry from Sulphidic Geologic Material, MEND Report 1.20.1; Version 0 - Dec. 2009. Section 11.5; P 11 (8-9).
Extraction Method used: Using gyratory shaker for 24 h (± 2 h; gentle agitation).
Liquid: Solid ratio used: 3: 1; L: S; 750 mL DI H_2O: 250 g of crushed sample (85% passing 1/4 inch - i.e. 6.3 mm)

Global ARD Testing Services Inc.

GLOBAL PROJECT NO: 2329 (B27) - SFE Rechecks
CLIENT: WSP Canada Ltd.
PROJECT NAME: Kinross Great Bear - Overburden SFE re-runs
PROJECT NO: OMEMA2303
REPORT VERSION: 1

Parameter	Method	Unit	RDL	Original	Re-Run	Original	Re-Run	Original	Re-Run	Original	Re-Run	Original	Re-Run	Original	Method Blank
				35	15	39	16	41	17	42	19	45	20	71	21	
				BS3B-TP23-023 23-LD-1768G	BS3B-TP23-046 23-LD-1761G	BS3B-TP23-046 23-LD-1761G	BS4-TP23-026 23-JC-124-G	BS4-TP23-026 23-JC-124-G	BS5-TP23-010 23-JC-190-G	BS5-TP23-010 23-JC-190-G	BS6-TP23-027 23-JC-200-G	BS6-TP23-027 23-JC-200-G	TP23-B1-03 DX489368	BH23-102 D-13mm	PSD-04 Grab sample #3 6'-16 Oct 10 2022	
Weight of dry sample used	Weighing Scale	g	0.01	250	250	250	250	250	250	250	250	250	250	250	250	N/A
Volume of DI water used	Graduated Cylinder	mL	0.50	750	750	750	750	750	750	750	750	750	750	750	750	750
On filtered samples (using 0.45 µm filter paper):																
pH	Meter	pH units	0.01	5.7	5.4	5.4	5.6	5.9	5.5	5.6	5.7	5.9	5.8	6.7	6.2	5.9
EC	Meter	µS/cm	1	5	8	6	4	3	6	5	5	4	15	49	61	1.06
Acidity (to pH 8.3)	Titration	mg $CaCO_3$/L	0.5	13.2	23.3	11.8	11.5	7.9	11.3	8.3	10.0	8.0	18.7	15.8	43.5	9.1
Alkalinity (to pH 4.5)	Titration	mg $CaCO_3$/L	0.5	1.8	1.1	0.7	1.9	3.3	2.0	2.1	2.3	3.2	6.4	26.1	30.3	4.3
Sulphate	Gravimetric	mg/L	1	2.4	2.4	2.2	1.8	1.7	1.9	1.9	1.9	2.2	2.3	3.1	3.0	1.57
Phosphorus, Total Dissolved	IC	mg/L	0.005	0.00600	<0.0050	<0.0050	<0.0050	<0.0050	<0.0050	<0.0050	<0.0050	0.0	<0.0050	0.0	0.0185	
Dissolved Metals Analysis by ICP-MS:																
Dissolved Hardness (CaCO3)	ICP-MS	mg/L	0.125	1.2	1.8	1.5	0.9	0.9	1.2	0.9	1.4	1.2	6.4	24.7	29.5	<0.125
Aluminum Dissolved	ICP-MS	mg/L	0.001	0.0825	0.223	0.228	0.0339	0.0226	0.037	0.0286	0.0518	0.0455	0.0517	0.136	0.0987	<0.0010
Antimony Dissolved	ICP-MS	mg/L	0.00005	<0.000050	<0.000050	<0.000050	<0.000050	<0.000050	<0.000050	<0.000050	<0.000050	<0.000050	<0.000050	0.000072	0.000079	<0.000050
Arsenic Dissolved	ICP-MS	mg/L	0.00005	<0.000210	0.000405	0.00022	<0.000150	<0.000100	0.000283	<0.000050	0.000177	0.000108	<0.000150	0.00166	0.00135	<0.000050
Barium Dissolved	ICP-MS	mg/L	0.0001	0.00098	0.00402	0.00386	0.00205	0.00223	0.00256	0.00278	0.00229	0.0021	0.00207	0.0046	0.00412	<0.00010
Beryllium Dissolved	ICP-MS	mg/L	0.00001	0.000022	0.000024	0.000027	<0.000010	<0.000010	0.000013	0.000016	<0.000010	<0.000010	<0.000010	<0.000010	<0.000010	<0.000010
Bismuth Dissolved	ICP-MS	mg/L	0.00001	<0.000010	<0.000010	<0.000010	<0.000010	<0.000010	<0.000010	<0.000010	<0.000010	<0.000010	<0.000010	<0.000010	<0.000010	<0.000010
Boron Dissolved	ICP-MS	mg/L	0.002	0.002	0.0035	0.0041	<0.0020	0.0021	0.004	<0.0020	0.002	0.0025	0.0033	0.0035	0.0038	<0.0020
Cadmium Dissolved	ICP-MS	mg/L	0.000002	0.0000033	0.0000059	0.0000056	0.0000159	<0.0000020	0.0000072	0.0000061	0.0000176	<0.0000020	<0.0000020	<0.0000020	<0.0000020	<0.0000020
Calcium Dissolved	ICP-MS	mg/L	0.05	0.431	0.468	0.407	0.279	0.259	0.377	0.293	0.416	0.352	1.740	8.600	7.190	<0.050
Chromium Dissolved	ICP-MS	mg/L	0.001	0.0006	0.0006	0.0007	<0.00050	<0.00050	<0.00050	<0.00050	<0.00050	<0.00050	0.0005	<0.00050	<0.00050	<0.00050
Cobalt Dissolved	ICP-MS	mg/L	0.000005	0.0000414	0.000315	0.000259	0.000153	0.000036	0.0000798	0.0000624	0.0000453	0.0000529	0.0000369	0.0000329	0.0000327	<0.0000050
Copper Dissolved	ICP-MS	mg/L	0.0001	0.00227	0.00241	0.00136	0.00129	0.00055	0.00151	0.0004	0.00158	0.00082	0.00232	0.00099	0.00138	<0.00010
Iron Dissolved	ICP-MS	mg/L	0.002	0.0597	0.0546	0.0548	0.0315	0.0083	0.0044	0.0075	0.017	0.0153	0.0748	0.0083	0.0573	<0.0020
Lead Dissolved	ICP-MS	mg/L	0.00005	0.000072	0.000079	0.000061	0.000196	<0.000050	<0.000050	<0.000050	0.00032	<0.000050	0.000059	<0.000050	<0.000050	<0.000050
Lithium Dissolved	ICP-MS	mg/L	0.000	0.0003	0.0010	0.0010	<0.000050	<0.000050	0.0001	0.0001	0.0001	<0.000050	0.0003	0.0017	0.0091	<0.000050
Magnesium Dissolved	ICP-MS	mg/L	0.005	0.0259	0.1540	0.1170	0.0565	0.0503	0.0692	0.0495	0.0810	0.0674	0.4970	0.7860	2.7900	<0.0050
Manganese Dissolved	ICP-MS	mg/L	0.00005	0.000911	0.007	0.00393	0.00422	0.00321	0.0216	0.0105	0.00417	0.00322	0.00102	0.0102	0.000908	<0.000050
Mercury Dissolved	CVAA	ug/L	0.005	<0.0050	<0.0050	<0.0050	<0.0050	<0.0050	<0.0050	<0.0050	<0.0050	<0.0050	<0.0050	<0.0050	<0.0050	<0.0050
Molybdenum Dissolved	ICP-MS	mg/L	0.00001	0.00006	0.000021	0.00002	0.000081	0.000045	0.000015	<0.000010	0.00006	0.000039	0.000222	0.00099	0.00412	<0.000010
Nickel Dissolved	ICP-MS	mg/L	0.00004	0.000229	0.000485	0.000482	0.000063	0.000046	0.000125	0.000068	0.000074	0.000121	0.000193	0.000214	0.000142	<0.000040
Phosphorus Dissolved	ICP-MS	mg/L	0.01	<0.010	<0.010	<0.010	<0.010	<0.010	<0.010	<0.010	<0.010	<0.010	<0.010	<0.010	0.013	<0.010
Potassium Dissolved	ICP-MS	mg/L	0.02	0.22	0.303	0.237	0.225	0.157	0.25	0.167	0.277	0.222	0.445	1.43	1.17	<0.020
Selenium Dissolved	ICP-MS	mg/L	0.0001	<0.00010	<0.00010	<0.00010	<0.00010	<0.00010	<0.00010	<0.00010	<0.00010	<0.00010	<0.00010	0.0001	<0.00010	<0.00010
Silicon Dissolved	ICP-MS	mg/L	0.1	0.71	1.19	0.95	0.61	0.37	0.41	0.23	0.85	0.51	2.05	1.11	2.96	<0.10
Silver Dissolved	ICP-MS	mg/L	0.00001	0.000299	<0.000010	0.000018	<0.000010	0.000107	<0.000010	<0.000010	0.000027	<0.000010	0.00135	0.000057	0.000019	0.000051
Sodium Dissolved	ICP-MS	mg/L	0.02	0.276	0.318	0.286	0.238	0.182	0.224	0.107	0.271	0.152	0.909	0.676	2.45	<0.020
Strontium Dissolved	ICP-MS	mg/L	0.0001	0.00146	0.00337	0.00289	0.00339	0.00309	0.00334	0.00273	0.00449	0.00375	0.00465	0.0115	0.0139	<0.00010
Sulphur Dissolved	ICP-MS	mg/L	1.00000	<1.00	<1.00	<1.00	<1.00	<1.00	<1.00	<1.00	<1.00	<1.00	<1.00	<1.00	<1.00	<1.00
Tellurium Dissolved	ICP-MS	mg/L	0.00005	<0.000050	<0.000050	<0.000050	<0.000050	<0.000050	<0.000050	<0.000050	<0.000050	<0.000050	<0.000050	<0.000050	<0.000050	<0.000050
Thallium Dissolved	ICP-MS	mg/L	0.000004	0.0000104	0.0000242	0.0000185	0.0000095	0.0000074	0.0000366	0.0000274	0.0000074	0.0000046	0.0000042	0.0000126	<0.0000040	<0.0000040
Thorium Dissolved	ICP-MS	mg/L	0.00001	0.00024	0.000423	0.000479	0.000118	0.000096	0.00016	0.00007	0.000092	0.000052	0.00007	0.000014	0.000033	<0.000010
Tin Dissolved	ICP-MS	mg/L	0.00005	0.000521	<0.000050	0.00006	<0.000050	0.000118	0.000086	<0.000050	0.000211	<0.000050	0.000064	0.00015	<0.000050	<0.000050
Titanium Dissolved	ICP-MS	mg/L	0.0002	0.0031	0.0009	0.00091	0.00096	0.00069	0.00022	<0.00020	0.00128	0.00099	0.00816	0.00059	0.00458	<0.00020
Tungsten Dissolved	ICP-MS	mg/L	0.0002	0.00022	<0.00020	<0.00020	<0.00020	<0.00020	<0.00020	<0.00020	0.00021	<0.00020	<0.00020	0.00074	0.00045	<0.00020
Uranium Dissolved	ICP-MS	mg/L	0.000001	0.000874	0.000238	0.000242	0.000102	0.0000861	0.000147	0.000082	0.0000424	0.0000386	0.0000501	0.00145	0.00255	<0.0000010
Vanadium Dissolved	ICP-MS	mg/L	0.001	<0.00100	<0.00100	<0.00100	<0.00100	<0.00100	<0.00100	<0.00100	<0.00100	<0.00100	<0.00100	0.00109	0.00621	<0.00100
Zinc Dissolved	ICP-MS	mg/L	0.001	0.0020	0.0023	0.0015	0.0054	<0.0010	0.0016	<0.0010	0.0020	<0.0010	0.0015	<0.0010	0.0015	<0.0010
Zirconium Dissolved	ICP-MS	mg/L	0.00002	0.00040	0.00033	0.00032	0.00018	0.00011	0.00014	0.00007	0.00010	0.00008	0.00021	0.00003	0.00017	<0.000020
Ion Balance:																
Major Anions	Calc.	meq/L		0.09	0.07	0.06	0.08	0.10	0.08	0.08	0.09	0.11	0.17	0.59	0.67	
Major Cations	Calc.	meq/L		0.06	0.09	0.08	0.04	0.03	0.05	0.03	0.06	0.04	0.19	0.58	0.74	
Difference	Calc.	meq/L		-0.03	0.02	0.02	-0.03	-0.07	-0.03	-0.05	-0.03	-0.07	0.02	-0.01	0.07	
Balance (%)	Calc.	%		-22.4%	11.1%	15.0%	-27.9%	-49.9%	-22.4%	-40.6%	-21.4%	-43.5%	4.3%	-0.8%	5.1%	
		Shake Flask Extract ID:		*24E2218-11*	*24H0134-11*	*24E2218-12*	*24H0134-12*	*24E2218-13*	*24H0134-13*	*24E2218-14*	*24H0134-14*	*24E2218-15*	*24H0134-15*	*24E2470-17*	*24H0134-16*	*24H0134-17*

NOTES:
Job No: 24H0134
Date of Analysis (24 h): July 30-31, 2024
pH of DI water used (pH Units): 5.99
EC of DI water used (µS/cm): 1.24

ABBREVIATIONS:
R / Rep = Replicate (which involves the analysis of the same Shake Flask Extract aliquo
D / Dup = Duplicate (which involves the analysis of a separate SF extract, produced by
Calc. = Calculation
EC = Electrical Conductivity
IC = Ion Chromatography
NA = Not Applicable.
NR = Not Reported.
mg/L = Milligrams per Litre

REFERENCE:
Prediction Manual for Drainage Chemistry from Sulphidic Geologic Material, MEND Rep
Extraction Method used: Using gyratory shaker for 24 h (± 2 h; gentle agitation).
Liquid: Solid ratio used: 3: 1; L: S; 750 mL DI H_2O: 250 g of crushed sample (85% pa

CERTIFICATE OF ANALYSIS ▪ COVER PAGE

Global
ARD Testing Services Inc.

CLIENT INFORMATION	
Client:	WSP Canada Ltd.
Project Manager:	Sarah Matthews
Mailing Address	25 York St, Floor 7
	Toronto, ON, M5J 2V5
Contact No:	(226) 750-7715

COMPANY INFORMATION	
Legal Name:	Global ARD Testing Services Inc.
Mailing Address:	6891 Antrim Avenue
	Burnaby, BC
	V5J 4M5
Contact No:	
	Main: (604) 428-2730
	Alternate: (604) 603-1359

PROJECT INFORMATION	
Project Name:	Kinross Great Bear - Overburden SFE re-runs
Project Number:	OMEMA2303

RESULTS		
Reported To:	**1**	Sarah Matthews (sarah.matthews1@wsp.com)
	2	Kristen Gault (kristen.gault@wsp.com)
	3	Anna Klein (anna.klein@wsp.com)
	4	
Date Reported:		
	Version-1:	Wednesday, August 21, 2024

REPORTING	
Global Project No:	2329 (B30) SFE Re-check SGS Samples
Report Version:	1
Pages (Including Cover):	4
Report Title:	COA 2329 (B30) x 14 Kinross Great Bear - Overburden SFE Re-runs (rec'd 7-Aug24)
Analysis Reviewed By:	Prab Bhatia (Pbhatia@globalARDtesting.com)
Position:	Project Manager
Report Certified By:	Prab Bhatia
Signature:	Prab Bhatia

INVOICE		
Submitted To:	**1**	Matthew Hart (matthew.hart@kinross.com)
	2	Sabina Abdullayeva (sabina.abdullayeva@kinross.com)
	3	Kristen Gault (kristen.gault@wsp.com)
	4	
Client PO No:		
Global Invoice No:		ARD2329-0824D
Date Submitted:		August 23, 2024

NOTES
All samples and pulps are stored at no charge for 90 days past reporting date.
Please contact the lab if you would like to continue storage past 90 days.
Storage charges will apply.

CERTIFICATE OF ANALYSIS ▪ SAMPLE DETAILS

Global ARD Testing Services Inc.

GLOBAL PROJECT NO: 2329 (B30) SFE Re-check SGS Samples
CLIENT: WSP Canada Ltd.
PROJECT NAME: Kinross Great Bear - Overburden SFE re-runs
PROJECT NO: OMEMA2303
REPORT VERSION: 1

SAMPLE RECEIPT INFO	
Date Samples Received:	Wednesday, August 7, 2024
No of Samples Received:	14
Samples Received By:	Said

ANALYTICAL INSTRUCTIONS	
From:	
	as per email Confirmation
Date:	Wednesday, August 7, 2024

Sample Interval

S. No.	Sample ID	From	To	Mass for Modified SFE (g)	Drillhole ID
1	WSP 05	6.1	6.7	125.00	BH22-109/SS7
2	WSP 06	4.6	5.2	125.00	BH22-113 SS6
3	WSP 07	10.4	11	70.00	BH22-113 SS10
4	WSP 08	0.6	1.2	125.00	BH22-114/SS2
5	WSP 09	14.3	15	125.00	BH22-114/SS13
6	WSP 11	5	5.6	100.00	BH22-116 /SS5
7	WSP 12	3	3.6	70.00	BH22-122 SS5
8	WSP 14	2.1	2.6	100.00	BH22-123 SS4
9	WSP 16	7.6	8.2	125.00	BH22-123 SS10
10	WSP 17	2.3	2.9	100.00	BH22-201 SS04 9'-9'4"
11	WSP 18	1.1	1.22	75.00	BH22-201 3'6" – 4'
12	WSP 21	9.7	10.9	125.00	BH22-208 32"-36"
13	WSP 23	14.3	18	70.00	PSD 02/GS5
14	WSP 26	2.29	2.89	250.00	BH 22-125 SS-4 7.5'- 9.5 2 Oct 2022

Total wt of sample rec'd (kg): **1.59**

Global
ARD Testing Services Inc.

Parameter	Method	Unit	RDL	1	2	3	4	5	6	7
				WSP 05 BH22-109/SS7	WSP 06 BH22-113 SS6	WSP 07 BH22-113 SS10	WSP 08 BH22-114/SS2	WSP 09 BH22-114/SS13	WSP 11 BH22-116 /SS5	WSP 12 BH22-122 SS5
Weight of dry sample used	Weighing Scale	g	0.01	125	125	70	125	125	100	70
Volume of DI water used	Graduated Cylinder	mL	0.50	375	375	210	375	375	300	210
On filtered samples (using 0.45 µm filter paper):										
Initial pH - Before Filtering	Meter	pH units	0.01	7.4	6.2	6.8	6.8	5.5	7.4	7.3
After pH - After Filtering	Meter	pH units	0.01	6.7	5.6	5.2	6.8	5.1	7.2	7.5
pH	DC Titrator	pH units	0.01	6.0	5.9	5.8	6.2	5.9	6.2	6.4
EC	Meter	µS/cm	1	57.5	14.3	44.5	60.6	6.8	101.5	99.5
Acidity (to pH 8.3)	Titration	mg CaCO3/L	0.5	39.2	12.4	32.0	37.5	8.0	47.5	46.8
Alkalinity (to pH 4.5)	Titration	mg CaCO3/L	0.5	28.2	4.4	8.7	30.2	2.1	56.0	58.2
Sulphate	Gravimetric	mg/L	1	2.6	2.1	3.3	3.1	1.8	1.6	1.7
Phosphorus, Total Dissolved	IC	mg/L	0.005	0.0070	0.0131	<0.0050	0.0395	0.0060	0.0271	<0.0050
Dissolved Metals Analysis by ICP-MS:										
Dissolved Hardness (CaCO3)	ICP-MS	mg/L	0.125	29.2	2.3	20.3	31.1	1.4	50.3	54.5
Aluminum Dissolved	ICP-MS	mg/L	0.001	0.0602	0.0385	0.0337	0.142	0.044	0.037	0.0406
Antimony Dissolved	ICP-MS	mg/L	0.00005	0.000092	<0.000050	0.000058	0.000091	<0.000050	0.00006	0.000121
Arsenic Dissolved	ICP-MS	mg/L	0.00005	0.00078	0.000555	0.000194	0.0013	<0.000150	0.00295	0.000789
Barium Dissolved	ICP-MS	mg/L	0.0001	0.00464	0.00148	0.00557	0.00645	0.00156	0.00605	0.00904
Beryllium Dissolved	ICP-MS	mg/L	0.00001	<0.000010	<0.000010	<0.000010	<0.000010	<0.000010	<0.000010	<0.000010
Bismuth Dissolved	ICP-MS	mg/L	0.00001	<0.000010	<0.000010	<0.000010	<0.000010	<0.000010	<0.000010	<0.000010
Boron Dissolved	ICP-MS	mg/L	0.002	0.0046	0.0076	0.0096	0.0035	0.0046	0.0045	0.0039
Cadmium Dissolved	ICP-MS	mg/L	0.000002	0.0000021	<0.0000020	0.0000046	<0.0000020	0.0000057	0.0000108	0.0000057
Calcium Dissolved	ICP-MS	mg/L	0.05	10.0	0.70	7.13	10.30	0.39	16.10	17.80
Chromium Dissolved	ICP-MS	mg/L	0.001	<0.00050	<0.00050	<0.00050	0.0005	<0.00050	0.0006	<0.00050
Cobalt Dissolved	ICP-MS	mg/L	0.000005	0.0000247	0.0000737	0.0000569	0.000107	0.0000851	0.0000452	0.000039
Copper Dissolved	ICP-MS	mg/L	0.0001	0.00106	0.00186	0.00199	0.00356	0.00307	0.00112	0.00168
Iron Dissolved	ICP-MS	mg/L	0.002	0.026	0.0255	0.0167	0.102	0.0303	0.0155	0.0193
Lead Dissolved	ICP-MS	mg/L	0.00005	<0.000050	0.000083	0.000051	0.000077	0.000065	0.000077	<0.000050
Lithium Dissolved	ICP-MS	mg/L	0.000	0.0017	0.0002	0.0009	0.0001	0.0005	0.0039	0.0029
Magnesium Dissolved	ICP-MS	mg/L	0.005	1.06	0.12	0.60	1.29	0.10	2.44	2.43
Manganese Dissolved	ICP-MS	mg/L	0.00005	0.00191	0.00363	0.00987	0.00287	0.00906	0.00844	0.0043
Mercury Dissolved	ICP-MS	ug/L	0.005	<0.0050	<0.0050	<0.0050	<0.0050	<0.0050	<0.0050	<0.0050
Molybdenum Dissolved	ICP-MS	mg/L	0.00001	0.00235	0.00223	0.00126	0.00402	0.000046	0.00185	0.00191
Nickel Dissolved	ICP-MS	mg/L	0.00004	0.000155	0.00019	0.000275	0.000345	0.0002	0.000165	0.00019
Phosphorus Dissolved	ICP-MS	mg/L	0.01	0.03	0.012	<0.010	0.038	<0.010	0.026	0.013
Potassium Dissolved	ICP-MS	mg/L	0.02	0.509	0.309	0.792	0.545	0.455	1.75	0.983
Selenium Dissolved	ICP-MS	mg/L	0.0001	<0.00010	<0.00010	<0.00010	0.00023	0.0006	0.00013	0.00011
Silicon Dissolved	ICP-MS	mg/L	0.1	1.74	1.36	0.84	2.16	0.7	3.99	2.97
Silver Dissolved	ICP-MS	mg/L	0.00001	0.000041	0.000037	0.00108	0.00087	0.000032	0.000384	0.0007
Sodium Dissolved	ICP-MS	mg/L	0.02	1.08	2.18	0.76	1.81	0.553	2.35	1.29
Strontium Dissolved	ICP-MS	mg/L	0.0001	0.00983	0.00397	0.0155	0.0469	0.00192	0.0302	0.0189
Sulphur Dissolved	ICP-MS	mg/L	1.00000	<1.00	<1.00	<1.00	<1.00	<1.00	<1.00	<1.00
Tellurium Dissolved	ICP-MS	mg/L	0.00005	<0.000050	<0.000050	<0.000050	<0.000050	<0.000050	<0.000050	<0.000050
Thallium Dissolved	ICP-MS	mg/L	0.000004	0.0000046	<0.0000040	0.0000042	0.0000154	0.0000123	0.000004	<0.0000040
Thorium Dissolved	ICP-MS	mg/L	0.00001	<0.000010	0.000027	<0.000010	0.000065	0.000094	<0.000010	<0.000010
Tin Dissolved	ICP-MS	mg/L	0.00005	0.000073	0.000053	0.000156	<0.000050	<0.000050	0.000064	0.000089
Titanium Dissolved	ICP-MS	mg/L	0.0002	0.00147	0.00086	<0.00020	0.0124	0.00259	0.00113	0.00151
Tungsten Dissolved	ICP-MS	mg/L	0.0002	0.00027	0.00043	0.00029	0.00026	<0.00020	0.0005	0.00093
Uranium Dissolved	ICP-MS	mg/L	0.000001	0.0000579	0.0000412	0.0000183	0.0000863	0.0000634	0.000627	0.0013
Vanadium Dissolved	ICP-MS	mg/L	0.001	0.00176	<0.00100	<0.00100	0.00205	<0.00100	0.00576	0.00274
Zinc Dissolved	ICP-MS	mg/L	0.001	0.0022	0.0013	0.0021	0.0012	0.0013	0.0012	0.0017
Zirconium Dissolved	ICP-MS	mg/L	0.00002	0.00009	0.00005	<0.000020	0.00024	0.00014	0.00004	0.00007
Ion Balance:										
Major Anions	Calc.	meq/L		0.62	0.13	0.24	0.67	0.08	1.15	1.20
Major Cations	Calc.	meq/L		0.65	0.16	0.47	0.73	0.07	1.16	1.18
Difference	Calc.	meq/L		0.04	0.02	0.22	0.06	0.00	0.00	-0.02
Balance (%)	Calc.	%		2.8%	8.2%	31.7%	4.6%	-2.3%	0.2%	-0.9%
			Shake Flask Extract ID:	*24H1802-01*	*24H1802-02*	*24H1802-03*	*24H1802-04*	*24H1802-05*	*24H1802-06*	*24H1802-07*

NOTES:
Job No: 24H1802
Date of Analysis (24 h): August 12-13, 2024
pH of DI water used (pH Units): 5.89
EC of DI water used (µS/cm): 0.78

ABBREVIATIONS:
R / Rep = Replicate (which involves the analysis of the same Shake Flask Extract aliquot).
D / Dup = Duplicate (which involves the analysis of a separate SF extract, produced by processing a secopnd split of the original client sample received).
Calc. = Calculation
EC = Electrical Conductivity
IC = Ion Chromatography
NA = Not Applicable.
NR = Not Reported.
mg/L = Milligrams per Litre

REFERENCE:
Prediction Manual for Drainage Chemistry from Sulphidic Geologic Material, MEND Report 1.20.1; Version 0 - Dec. 2009. Section 11.5; P 11 (8-9).
Extraction Method used: Using gyratory shaker for 24 h (± 2 h; gentle agitation).
Liquid: Solid ratio used: 3: 1; L: S; 750 mL DI H_2O: 250 g of crushed sample (85% passing 1/4 inch - i.e. 6.3 mm)

RACTION RESULTS

Global ARD Testing Services Inc.

GLOBAL PROJECT NO: 2329 (B30) SFE Re-check SGS Samples
CLIENT: WSP Canada Ltd.
PROJECT NAME: Kinross Great Bear - Overburden SFE re-runs
PROJECT NO: OMEMA2303
REPORT VERSION: 1

Parameter	Method	Unit	RDL	8 WSP 14 BH22-123 SS4	8R WSP 14 BH22-123 SS4 (Rep)	9 WSP 16 BH22-123 SS10	10 WSP 17 BH22-201 SS04 9'-9'4"	11 WSP 18 BH22-201 3'6" – 4'	12 WSP 21 BH22-208 32"-36"	13 WSP 23 PSD 02/GS5	14 WSP 26 BH 22-125 SS-4 7.5'- 9.5 2 Oct 2022	Method Blank
Weight of dry sample used	Weighing Scale	g	0.01	100		125	100	75	125	70	250	N/A
Volume of DI water used	Graduated Cylinder	mL	0.50	300		375	300	225	375	210	750	750
On filtered samples (using 0.45 µm filter paper):												
Initial pH - Before Filtering	Meter	pH units	0.01	7.4		7.5	4.7	4.9	7.0	7.2	7.1	
After pH - After Filtering	Meter	pH units	0.01	7.5		7.6	5.0	5.1	7.5	7.1	7.5	
pH	DC Titrator	pH units	0.01	6.4		6.4	5.7	5.9	6.0	6.3	6.3	5.9
EC	Meter	µS/cm	1	127.4		132.9	14.1	15.8	69.5	150.3	103.5	1.5
Acidity (to pH 8.3)	Titration	mg CaCO3/L	0.5	51.1		43.2	15.8	22.4	43.0	45.6	41.6	5.3
Alkalinity (to pH 4.5)	Titration	mg CaCO3/L	0.5	69.2		44.7	2.7	4.2	35.2	61.4	44.3	1.8
Sulphate	Gravimetric	mg/L	1	3.9		20.8	4.2	5.2	3.8	17.2	3.8	
Phosphorus, Total Dissolved	IC	mg/L	0.005	0.0171		0.0256	0.0094	0.0150	0.0180	0.0056	0.0186	
Dissolved Metals Analysis by ICP-MS:												
Dissolved Hardness (CaCO3)	ICP-MS	mg/L	0.125	63.0		67.0	3.6	4.0	15.7	73.0	53.7	<0.125
Aluminum Dissolved	ICP-MS	mg/L	0.001	0.301	0.299	0.113	0.476	0.411	0.131	0.0425	0.0663	<0.0010
Antimony Dissolved	ICP-MS	mg/L	0.00005	0.000189	0.000169	0.000136	<0.000050	0.000052	0.000099	0.000338	0.000074	<0.000050
Arsenic Dissolved	ICP-MS	mg/L	0.00005	0.000849	0.000865	0.00182	<0.000850	<0.000600	0.001	0.0019	0.00185	<0.000050
Barium Dissolved	ICP-MS	mg/L	0.0001	0.0115	0.0118	0.0268	0.00681	0.00553	0.00695	0.0327	0.00656	<0.00010
Beryllium Dissolved	ICP-MS	mg/L	0.00001	<0.000010	0.00001	<0.000010	0.000068	0.00005	<0.000010	<0.000010	<0.000010	<0.000010
Bismuth Dissolved	ICP-MS	mg/L	0.00001	<0.000010	<0.000010	<0.000010	<0.000010	<0.000010	<0.000010	<0.000010	<0.000010	<0.000010
Boron Dissolved	ICP-MS	mg/L	0.002	0.008	0.0079	0.0033	0.005	0.009	0.0035	0.0078	0.0028	<0.0020
Cadmium Dissolved	ICP-MS	mg/L	0.000002	0.000007	0.0000072	0.0000058	0.0000033	0.0000028	0.0000032	<0.0000082	0.0000049	<0.0000020
Calcium Dissolved	ICP-MS	mg/L	0.05	16.10	16.20	20.30	1.02	1.05	5.56	20.70	15.70	<0.050
Chromium Dissolved	ICP-MS	mg/L	0.001	0.0010	0.0010	<0.00050	0.0017	0.0020	<0.00050	<0.00050	<0.00050	<0.00050
Cobalt Dissolved	ICP-MS	mg/L	0.000005	0.000177	0.000165	0.0000647	0.000253	0.000296	0.0000404	0.0000389	0.0000916	<0.0000050
Copper Dissolved	ICP-MS	mg/L	0.0001	0.00421	0.00426	0.00273	0.0097	0.00705	0.00166	0.00376	0.00374	<0.00010
Iron Dissolved	ICP-MS	mg/L	0.002	0.2	0.2	0.0622	0.325	0.453	0.0277	0.0175	0.0383	<0.0020
Lead Dissolved	ICP-MS	mg/L	0.00005	0.000105	0.000095	0.000061	0.000202	0.000202	0.000055	<0.000050	<0.000050	<0.000050
Lithium Dissolved	ICP-MS	mg/L	0.000	0.0154	0.0154	0.0064	0.0005	0.0006	0.0011	0.0077	0.0056	<0.000050
Magnesium Dissolved	ICP-MS	mg/L	0.005	5.52	5.51	3.94	0.25	0.34	0.43	5.14	3.52	<0.0050
Manganese Dissolved	ICP-MS	mg/L	0.00005	0.0037	0.00372	0.0181	0.00836	0.00893	0.00522	0.0249	0.00542	<0.000050
Mercury Dissolved	ICP-MS	ug/L	0.005	<0.0050		<0.0050	<0.0050	<0.0050	<0.0050	<0.0050	<0.0050	<0.0050
Molybdenum Dissolved	ICP-MS	mg/L	0.00001	0.0217	0.0211	0.00291	0.000256	0.000304	0.00101	0.00956	0.00128	<0.000010
Nickel Dissolved	ICP-MS	mg/L	0.00004	0.000693	0.000663	0.000365	0.00129	0.00197	0.000117	0.000395	0.000365	<0.000040
Phosphorus Dissolved	ICP-MS	mg/L	0.01	0.021	0.019	0.025	0.016	0.011	0.016	0.018	0.016	<0.010
Potassium Dissolved	ICP-MS	mg/L	0.02	2.16	2.18	2.77	0.42	0.377	0.636	4.9	0.852	<0.020
Selenium Dissolved	ICP-MS	mg/L	0.0001	0.00019	0.00018	0.00021	0.00011	0.00015	0.00021	0.00196	<0.00010	<0.00010
Silicon Dissolved	ICP-MS	mg/L	0.1	5.02	5.02	2.31	3.73	4.87	1.91	2.95	2.29	<0.10
Silver Dissolved	ICP-MS	mg/L	0.00001	0.000134	0.000133	0.000293	0.000253	0.000641	0.000106	0.000114	0.000296	<0.000010
Sodium Dissolved	ICP-MS	mg/L	0.02	5.13	5.23	1.17	1.95	2.34	11.2	1.94	2.04	0.03
Strontium Dissolved	ICP-MS	mg/L	0.0001	0.0299	0.0302	0.0295	0.00816	0.00819	0.0183	0.0387	0.022	<0.00010
Sulphur Dissolved	ICP-MS	mg/L	1.00000	<1.00	<1.00	8.9	<1.00	<1.00	1.1	7.0	<1.00	<1.00
Tellurium Dissolved	ICP-MS	mg/L	0.00005	<0.000050	<0.000050	<0.000050	<0.000050	<0.000050	<0.000050	<0.000050	<0.000050	<0.000050
Thallium Dissolved	ICP-MS	mg/L	0.000004	<0.0000040	0.0000055	0.0000149	0.0000209	0.0000132	0.0000045	0.0000173	0.0000053	<0.0000040
Thorium Dissolved	ICP-MS	mg/L	0.00001	0.000099	0.000086	0.00003	0.000741	0.000626	0.000078	<0.000010	0.000048	<0.000010
Tin Dissolved	ICP-MS	mg/L	0.00005	0.000057	0.000058	<0.000050	0.000113	0.000483	0.000264	<0.000050	<0.000050	<0.000050
Titanium Dissolved	ICP-MS	mg/L	0.0002	0.0139	0.0137	0.00503	0.0291	0.0258	0.00133	0.00149	0.00334	<0.00020
Tungsten Dissolved	ICP-MS	mg/L	0.0002	0.00048	0.00045	0.00026	<0.00020	<0.00020	0.00115	0.00064	0.00027	<0.00020
Uranium Dissolved	ICP-MS	mg/L	0.000001	0.00046	0.000452	0.004	0.000379	0.000347	0.00031	0.00777	0.000334	<0.0000010
Vanadium Dissolved	ICP-MS	mg/L	0.001	0.0033	0.00327	0.00441	0.00113	0.00137	0.00162	0.00578	0.00449	<0.00100
Zinc Dissolved	ICP-MS	mg/L	0.001	0.0018	0.0018	0.0013	0.0020	0.0025	0.0011	0.0015	<0.0010	<0.0010
Zirconium Dissolved	ICP-MS	mg/L	0.00002	0.00048	0.00046	0.00015	0.00277	0.00202	0.00007	0.00007	0.00022	<0.000020
Ion Balance:												
Major Anions	Calc.	meq/L		1.46	1.46	1.33	0.14	0.19	0.78	1.59	0.97	
Major Cations	Calc.	meq/L		1.58	1.59	1.48	0.26	0.27	0.83	1.68	1.19	
Difference	Calc.	meq/L		0.12	0.12	0.15	0.11	0.08	0.05	0.09	0.23	
Balance (%)	Calc.	%		3.8%	4.1%	5.3%	28.5%	16.7%	3.2%	2.8%	10.6%	
			Shake Flask Extract ID:	*24H1802-08*	*24H1802-08*	*24H1802-09*	*24H1802-10*	*24H1802-11*	*24H1802-12*	*24H1802-13*	*24H1802-14*	*24H1802-15*

NOTES:
Job No: 24H1802
Date of Analysis (24 h): August 12-13, 2024
pH of DI water used (pH Units): 5.89
EC of DI water used (µS/cm): 0.78

ABBREVIATIONS:
R / Rep = Replicate (which involves the analysis of the same Shake Flask Extract alic
D / Dup = Duplicate (which involves the analysis of a separate SF extract, produced b
Calc. = Calculation
EC = Electrical Conductivity
IC = Ion Chromatography
NA = Not Applicable.
NR = Not Reported.
mg/L = Milligrams per Litre

REFERENCE:
Prediction Manual for Drainage Chemistry from Sulphidic Geologic Material, MEND R
Extraction Method used: Using gyratory shaker for 24 h (± 2 h; gentle agitation).
Liquid: Solid ratio used: 3: 1; L: S; 750 mL DI H_2O: 250 g of crushed sample (85% p

Sulphate:

Certified Reference Material:	Parameter: Sulphate	% Recovery	Matrix Spike %	Units	QC Limits
STD Mineral Water (34.78 mg/L)	33.00	94.9%		%	80 - 120
Spiked Blank (19.61 mg/L)	20.45		104.3%	%	80 - 120

Dissolved Metals by ICP-MS:

Sample Code	Parameter	Result	Result Units	Total or Filtered	Method Type	Method Name	Date Analyzed	EQL	EQL Units	UCL	LCL
24H1802_B4H2807-BLK1	Aluminum dissolved	<0.0010	mg/L	F	REG	EPA 6020B	'15 Aug 2024	0.001	mg/L		
24H1802_B4H2807-BLK1	Antimony dissolved	<0.000050	mg/L	F	REG	EPA 6020B	'15 Aug 2024	0.00005	mg/L		
24H1802_B4H2807-BLK1	Arsenic dissolved	<0.000050	mg/L	F	REG	EPA 6020B	'15 Aug 2024	0.00005	mg/L		
24H1802_B4H2807-BLK1	Barium dissolved	<0.00010	mg/L	F	REG	EPA 6020B	'15 Aug 2024	0.0001	mg/L		
24H1802_B4H2807-BLK1	Beryllium dissolved	<0.000010	mg/L	F	REG	EPA 6020B	'15 Aug 2024	0.00001	mg/L		
24H1802_B4H2807-BLK1	Bismuth dissolved	<0.000010	mg/L	F	REG	EPA 6020B	'15 Aug 2024	0.00001	mg/L		
24H1802_B4H2807-BLK1	Boron dissolved	<0.0020	mg/L	F	REG	EPA 6020B	'15 Aug 2024	0.002	mg/L		
24H1802_B4H2807-BLK1	Cadmium dissolved	<0.0000020	mg/L	F	REG	EPA 6020B	'15 Aug 2024	0.000002	mg/L		
24H1802_B4H2807-BLK1	Calcium dissolved	<0.050	mg/L	F	REG	EPA 6020B	'15 Aug 2024	0.05	mg/L		
24H1802_B4H2807-BLK1	Chromium dissolved	<0.00050	mg/L	F	REG	EPA 6020B	'15 Aug 2024	0.0005	mg/L		
24H1802_B4H2807-BLK1	Cobalt dissolved	<0.0000050	mg/L	F	REG	EPA 6020B	'15 Aug 2024	0.000005	mg/L		
24H1802_B4H2807-BLK1	Copper dissolved	<0.00010	mg/L	F	REG	EPA 6020B	'15 Aug 2024	0.0001	mg/L		
24H1802_B4H2807-BLK1	Iron dissolved	<0.0020	mg/L	F	REG	EPA 6020B	'15 Aug 2024	0.002	mg/L		
24H1802_B4H2807-BLK1	Lead dissolved	<0.000050	mg/L	F	REG	EPA 6020B	'15 Aug 2024	0.00005	mg/L		
24H1802_B4H2807-BLK1	Lithium dissolved	<0.000050	mg/L	F	REG	EPA 6020B	'15 Aug 2024	0.00005	mg/L		
24H1802_B4H2807-BLK1	Magnesium dissolved	<0.0050	mg/L	F	REG	EPA 6020B	'15 Aug 2024	0.005	mg/L		
24H1802_B4H2807-BLK1	Manganese dissolved	<0.000050	mg/L	F	REG	EPA 6020B	'15 Aug 2024	0.00005	mg/L		
24H1802_B4H2807-BLK1	Molybdenum dissolved	<0.000010	mg/L	F	REG	EPA 6020B	'15 Aug 2024	0.00001	mg/L		
24H1802_B4H2807-BLK1	Nickel dissolved	<0.000040	mg/L	F	REG	EPA 6020B	'15 Aug 2024	0.00004	mg/L		
24H1802_B4H2807-BLK1	Phosphorus dissolved	<0.010	mg/L	F	REG	EPA 6020B	'15 Aug 2024	0.01	mg/L		
24H1802_B4H2807-BLK1	Potassium dissolved	<0.020	mg/L	F	REG	EPA 6020B	'15 Aug 2024	0.02	mg/L		
24H1802_B4H2807-BLK1	Selenium dissolved	<0.00010	mg/L	F	REG	EPA 6020B	'15 Aug 2024	0.0001	mg/L		
24H1802_B4H2807-BLK1	Silicon dissolved	<0.10	mg/L	F	REG	EPA 6020B	'15 Aug 2024	0.1	mg/L		
24H1802_B4H2807-BLK1	Silver dissolved	<0.000010	mg/L	F	REG	EPA 6020B	'15 Aug 2024	0.00001	mg/L		
24H1802_B4H2807-BLK1	Sodium dissolved	<0.020	mg/L	F	REG	EPA 6020B	'15 Aug 2024	0.02	mg/L		
24H1802_B4H2807-BLK1	Strontium dissolved	<0.00010	mg/L	F	REG	EPA 6020B	'15 Aug 2024	0.0001	mg/L		
24H1802_B4H2807-BLK1	Sulfur dissolved	<1.00	mg/L	F	REG	EPA 6020B	'15 Aug 2024	1	mg/L		
24H1802_B4H2807-BLK1	Tellurium dissolved	<0.000050	mg/L	F	REG	EPA 6020B	'15 Aug 2024	0.00005	mg/L		
24H1802_B4H2807-BLK1	Thallium dissolved	<0.0000040	mg/L	F	REG	EPA 6020B	'15 Aug 2024	0.000004	mg/L		
24H1802_B4H2807-BLK1	Thorium dissolved	<0.000010	mg/L	F	REG	EPA 6020B	'15 Aug 2024	0.00001	mg/L		
24H1802_B4H2807-BLK1	Tin dissolved	<0.000050	mg/L	F	REG	EPA 6020B	'15 Aug 2024	0.00005	mg/L		
24H1802_B4H2807-BLK1	Titanium dissolved	<0.00020	mg/L	F	REG	EPA 6020B	'15 Aug 2024	0.0002	mg/L		
24H1802_B4H2807-BLK1	Tungsten dissolved	<0.00020	mg/L	F	REG	EPA 6020B	'15 Aug 2024	0.0002	mg/L		
24H1802_B4H2807-BLK1	Uranium dissolved	<0.0000010	mg/L	F	REG	EPA 6020B	'15 Aug 2024	0.000001	mg/L		
24H1802_B4H2807-BLK1	Vanadium dissolved	<0.00100	mg/L	F	REG	EPA 6020B	'15 Aug 2024	0.001	mg/L		
24H1802_B4H2807-BLK1	Zinc dissolved	<0.0010	mg/L	F	REG	EPA 6020B	'15 Aug 2024	0.001	mg/L		
24H1802_B4H2807-BLK1	Zirconium dissolved	<0.000020	mg/L	F	REG	EPA 6020B	'15 Aug 2024	0.00002	mg/L		
24H1802_B4H2807-BS1	Aluminum dissolved	100	%	F	SC	EPA 6020B	'15 Aug 2024	1	%	120	80
24H1802_B4H2807-BS1	Antimony dissolved	98	%	F	SC	EPA 6020B	'15 Aug 2024	1	%	120	80
24H1802_B4H2807-BS1	Arsenic dissolved	102	%	F	SC	EPA 6020B	'15 Aug 2024	1	%	120	80
24H1802_B4H2807-BS1	Barium dissolved	102	%	F	SC	EPA 6020B	'15 Aug 2024	1	%	120	80
24H1802_B4H2807-BS1	Beryllium dissolved	100	%	F	SC	EPA 6020B	'15 Aug 2024	1	%	120	80
24H1802_B4H2807-BS1	Bismuth dissolved	102	%	F	SC	EPA 6020B	'15 Aug 2024	1	%	120	80
24H1802_B4H2807-BS1	Boron dissolved	100	%	F	SC	EPA 6020B	'15 Aug 2024	1	%	120	80
24H1802_B4H2807-BS1	Cadmium dissolved	99	%	F	SC	EPA 6020B	'15 Aug 2024	1	%	120	80
24H1802_B4H2807-BS1	Calcium dissolved	100	%	F	SC	EPA 6020B	'15 Aug 2024	1	%	120	80
24H1802_B4H2807-BS1	Chromium dissolved	104	%	F	SC	EPA 6020B	'15 Aug 2024	1	%	120	80
24H1802_B4H2807-BS1	Cobalt dissolved	103	%	F	SC	EPA 6020B	'15 Aug 2024	1	%	120	80
24H1802_B4H2807-BS1	Copper dissolved	101	%	F	SC	EPA 6020B	'15 Aug 2024	1	%	120	80
24H1802_B4H2807-BS1	Iron dissolved	105	%	F	SC	EPA 6020B	'15 Aug 2024	1	%	120	80
24H1802_B4H2807-BS1	Lead dissolved	102	%	F	SC	EPA 6020B	'15 Aug 2024	1	%	120	80
24H1802_B4H2807-BS1	Lithium dissolved	100	%	F	SC	EPA 6020B	'15 Aug 2024	1	%	120	80
24H1802_B4H2807-BS1	Magnesium dissolved	101	%	F	SC	EPA 6020B	'15 Aug 2024	1	%	120	80
24H1802_B4H2807-BS1	Manganese dissolved	103	%	F	SC	EPA 6020B	'15 Aug 2024	1	%	120	80
24H1802_B4H2807-BS1	Molybdenum dissolved	99	%	F	SC	EPA 6020B	'15 Aug 2024	1	%	120	80
24H1802_B4H2807-BS1	Nickel dissolved	103	%	F	SC	EPA 6020B	'15 Aug 2024	1	%	120	80
24H1802_B4H2807-BS1	Phosphorus dissolved	103	%	F	SC	EPA 6020B	'15 Aug 2024	1	%	120	80
24H1802_B4H2807-BS1	Potassium dissolved	101	%	F	SC	EPA 6020B	'15 Aug 2024	1	%	120	80
24H1802_B4H2807-BS1	Selenium dissolved	102	%	F	SC	EPA 6020B	'15 Aug 2024	1	%	120	80
24H1802_B4H2807-BS1	Silicon dissolved	99	%	F	SC	EPA 6020B	'15 Aug 2024	1	%	120	80
24H1802_B4H2807-BS1	Silver dissolved	100	%	F	SC	EPA 6020B	'15 Aug 2024	1	%	120	80
24H1802_B4H2807-BS1	Sodium dissolved	99	%	F	SC	EPA 6020B	'15 Aug 2024	1	%	120	80
24H1802_B4H2807-BS1	Strontium dissolved	103	%	F	SC	EPA 6020B	'15 Aug 2024	1	%	120	80
24H1802_B4H2807-BS1	Sulfur dissolved	100	%	F	SC	EPA 6020B	'15 Aug 2024	1	%	120	80
24H1802_B4H2807-BS1	Tellurium dissolved	97	%	F	SC	EPA 6020B	'15 Aug 2024	1	%	120	80
24H1802_B4H2807-BS1	Thallium dissolved	101	%	F	SC	EPA 6020B	'15 Aug 2024	1	%	120	80
24H1802_B4H2807-BS1	Thorium dissolved	99	%	F	SC	EPA 6020B	'15 Aug 2024	1	%	120	80
24H1802_B4H2807-BS1	Tin dissolved	97	%	F	SC	EPA 6020B	'15 Aug 2024	1	%	120	80
24H1802_B4H2807-BS1	Titanium dissolved	100	%	F	SC	EPA 6020B	'15 Aug 2024	1	%	120	80
24H1802_B4H2807-BS1	Tungsten dissolved	102	%	F	SC	EPA 6020B	'15 Aug 2024	1	%	120	80
24H1802_B4H2807-BS1	Uranium dissolved	103	%	F	SC	EPA 6020B	'15 Aug 2024	1	%	120	80
24H1802_B4H2807-BS1	Vanadium dissolved	102	%	F	SC	EPA 6020B	'15 Aug 2024	1	%	120	80
24H1802_B4H2807-BS1	Zinc dissolved	102	%	F	SC	EPA 6020B	'15 Aug 2024	1	%	120	80
24H1802_B4H2807-BS1	Zirconium dissolved	98	%	F	SC	EPA 6020B	'15 Aug 2024	1	%	120	80

Global ARD Testing Services Inc.

GLOBAL PROJECT NO: 2329 (B30) SFE Re-check SGS Sa
CLIENT: WSP Canada Ltd.
PROJECT NAME: Kinross Great Bear - Overburden S
PROJECT NO: OMEMA2303
REPORT VERSION: 1

Sulphate:

Certified Reference Material:	Parameter: Sulphate	% Recovery	Matrix Spike %	Units	QC Limits
STD Mineral Water (34.78 mg/L)	33.00	94.9%		%	80 - 120
Spiked Blank (19.61 mg/L)	20.45		104.3%	%	80 - 120

Dissolved Metals by ICP-MS:

Sample Code	Parameter	Result	Result Units	Total or Filtered	Method Type	Method Name	Date Analyzed	EQL	EQL Units	UCL	LCL
24H1802_B4H2808-BLK1	Aluminum dissolved	<0.0010	mg/L	F	REG	EPA 6020B	'16 Aug 2024	0.001	mg/L		
24H1802_B4H2808-BLK1	Antimony dissolved	<0.000050	mg/L	F	REG	EPA 6020B	'16 Aug 2024	0.00005	mg/L		
24H1802_B4H2808-BLK1	Arsenic dissolved	<0.000050	mg/L	F	REG	EPA 6020B	'16 Aug 2024	0.00005	mg/L		
24H1802_B4H2808-BLK1	Barium dissolved	<0.00010	mg/L	F	REG	EPA 6020B	'16 Aug 2024	0.0001	mg/L		
24H1802_B4H2808-BLK1	Beryllium dissolved	<0.000010	mg/L	F	REG	EPA 6020B	'16 Aug 2024	0.00001	mg/L		
24H1802_B4H2808-BLK1	Bismuth dissolved	<0.000010	mg/L	F	REG	EPA 6020B	'16 Aug 2024	0.00001	mg/L		
24H1802_B4H2808-BLK1	Boron dissolved	<0.0020	mg/L	F	REG	EPA 6020B	'16 Aug 2024	0.002	mg/L		
24H1802_B4H2808-BLK1	Cadmium dissolved	<0.0000020	mg/L	F	REG	EPA 6020B	'16 Aug 2024	0.000002	mg/L		
24H1802_B4H2808-BLK1	Calcium dissolved	<0.050	mg/L	F	REG	EPA 6020B	'16 Aug 2024	0.05	mg/L		
24H1802_B4H2808-BLK1	Chromium dissolved	<0.00010	mg/L	F	REG	EPA 6020B	'16 Aug 2024	0.0001	mg/L		
24H1802_B4H2808-BLK1	Cobalt dissolved	<0.0000050	mg/L	F	REG	EPA 6020B	'16 Aug 2024	0.000005	mg/L		
24H1802_B4H2808-BLK1	Copper dissolved	<0.00010	mg/L	F	REG	EPA 6020B	'16 Aug 2024	0.0001	mg/L		
24H1802_B4H2808-BLK1	Iron dissolved	<0.0020	mg/L	F	REG	EPA 6020B	'16 Aug 2024	0.002	mg/L		
24H1802_B4H2808-BLK1	Lead dissolved	<0.000050	mg/L	F	REG	EPA 6020B	'16 Aug 2024	0.00005	mg/L		
24H1802_B4H2808-BLK1	Lithium dissolved	<0.000050	mg/L	F	REG	EPA 6020B	'16 Aug 2024	0.00005	mg/L		
24H1802_B4H2808-BLK1	Magnesium dissolved	<0.0050	mg/L	F	REG	EPA 6020B	'16 Aug 2024	0.005	mg/L		
24H1802_B4H2808-BLK1	Manganese dissolved	<0.000050	mg/L	F	REG	EPA 6020B	'16 Aug 2024	0.00005	mg/L		
24H1802_B4H2808-BLK1	Molybdenum dissolved	<0.000010	mg/L	F	REG	EPA 6020B	'16 Aug 2024	0.00001	mg/L		
24H1802_B4H2808-BLK1	Nickel dissolved	<0.000040	mg/L	F	REG	EPA 6020B	'16 Aug 2024	0.00004	mg/L		
24H1802_B4H2808-BLK1	Phosphorus dissolved	<0.010	mg/L	F	REG	EPA 6020B	'16 Aug 2024	0.01	mg/L		
24H1802_B4H2808-BLK1	Potassium dissolved	<0.020	mg/L	F	REG	EPA 6020B	'16 Aug 2024	0.02	mg/L		
24H1802_B4H2808-BLK1	Selenium dissolved	<0.00010	mg/L	F	REG	EPA 6020B	'16 Aug 2024	0.0001	mg/L		
24H1802_B4H2808-BLK1	Silicon dissolved	<0.10	mg/L	F	REG	EPA 6020B	'16 Aug 2024	0.1	mg/L		
24H1802_B4H2808-BLK1	Silver dissolved	<0.000010	mg/L	F	REG	EPA 6020B	'16 Aug 2024	0.00001	mg/L		
24H1802_B4H2808-BLK1	Sodium dissolved	<0.020	mg/L	F	REG	EPA 6020B	'16 Aug 2024	0.02	mg/L		
24H1802_B4H2808-BLK1	Strontium dissolved	<0.00010	mg/L	F	REG	EPA 6020B	'16 Aug 2024	0.0001	mg/L		
24H1802_B4H2808-BLK1	Sulfur dissolved	<1.00	mg/L	F	REG	EPA 6020B	'16 Aug 2024	1	mg/L		
24H1802_B4H2808-BLK1	Tellurium dissolved	<0.000050	mg/L	F	REG	EPA 6020B	'16 Aug 2024	0.00005	mg/L		
24H1802_B4H2808-BLK1	Thallium dissolved	<0.0000040	mg/L	F	REG	EPA 6020B	'16 Aug 2024	0.000004	mg/L		
24H1802_B4H2808-BLK1	Thorium dissolved	<0.000010	mg/L	F	REG	EPA 6020B	'16 Aug 2024	0.00001	mg/L		
24H1802_B4H2808-BLK1	Tin dissolved	<0.000050	mg/L	F	REG	EPA 6020B	'16 Aug 2024	0.00005	mg/L		
24H1802_B4H2808-BLK1	Titanium dissolved	<0.00020	mg/L	F	REG	EPA 6020B	'16 Aug 2024	0.0002	mg/L		
24H1802_B4H2808-BLK1	Tungsten dissolved	<0.00020	mg/L	F	REG	EPA 6020B	'16 Aug 2024	0.0002	mg/L		
24H1802_B4H2808-BLK1	Uranium dissolved	<0.0000010	mg/L	F	REG	EPA 6020B	'16 Aug 2024	0.000001	mg/L		
24H1802_B4H2808-BLK1	Vanadium dissolved	<0.00100	mg/L	F	REG	EPA 6020B	'16 Aug 2024	0.001	mg/L		
24H1802_B4H2808-BLK1	Zinc dissolved	<0.0010	mg/L	F	REG	EPA 6020B	'16 Aug 2024	0.001	mg/L		
24H1802_B4H2808-BLK1	Zirconium dissolved	<0.000020	mg/L	F	REG	EPA 6020B	'16 Aug 2024	0.00002	mg/L		
24H1802_B4H2808-BS1	Aluminum dissolved	100	%	F	SC	EPA 6020B	'16 Aug 2024	1	%	120	80
24H1802_B4H2808-BS1	Antimony dissolved	100	%	F	SC	EPA 6020B	'16 Aug 2024	1	%	120	80
24H1802_B4H2808-BS1	Arsenic dissolved	103	%	F	SC	EPA 6020B	'16 Aug 2024	1	%	120	80
24H1802_B4H2808-BS1	Barium dissolved	99	%	F	SC	EPA 6020B	'16 Aug 2024	1	%	120	80
24H1802_B4H2808-BS1	Beryllium dissolved	99	%	F	SC	EPA 6020B	'16 Aug 2024	1	%	120	80
24H1802_B4H2808-BS1	Bismuth dissolved	102	%	F	SC	EPA 6020B	'16 Aug 2024	1	%	120	80
24H1802_B4H2808-BS1	Boron dissolved	99	%	F	SC	EPA 6020B	'16 Aug 2024	1	%	120	80
24H1802_B4H2808-BS1	Cadmium dissolved	99	%	F	SC	EPA 6020B	'16 Aug 2024	1	%	120	80
24H1802_B4H2808-BS1	Calcium dissolved	99	%	F	SC	EPA 6020B	'16 Aug 2024	1	%	120	80
24H1802_B4H2808-BS1	Chromium dissolved	103	%	F	SC	EPA 6020B	'16 Aug 2024	1	%	120	80
24H1802_B4H2808-BS1	Cobalt dissolved	101	%	F	SC	EPA 6020B	'16 Aug 2024	1	%	120	80
24H1802_B4H2808-BS1	Copper dissolved	101	%	F	SC	EPA 6020B	'16 Aug 2024	1	%	120	80
24H1802_B4H2808-BS1	Iron dissolved	103	%	F	SC	EPA 6020B	'16 Aug 2024	1	%	120	80
24H1802_B4H2808-BS1	Lead dissolved	101	%	F	SC	EPA 6020B	'16 Aug 2024	1	%	120	80
24H1802_B4H2808-BS1	Lithium dissolved	97	%	F	SC	EPA 6020B	'16 Aug 2024	1	%	120	80
24H1802_B4H2808-BS1	Magnesium dissolved	101	%	F	SC	EPA 6020B	'16 Aug 2024	1	%	120	80
24H1802_B4H2808-BS1	Manganese dissolved	102	%	F	SC	EPA 6020B	'16 Aug 2024	1	%	120	80
24H1802_B4H2808-BS1	Molybdenum dissolved	99	%	F	SC	EPA 6020B	'16 Aug 2024	1	%	120	80
24H1802_B4H2808-BS1	Nickel dissolved	102	%	F	SC	EPA 6020B	'16 Aug 2024	1	%	120	80
24H1802_B4H2808-BS1	Phosphorus dissolved	102	%	F	SC	EPA 6020B	'16 Aug 2024	1	%	120	80
24H1802_B4H2808-BS1	Potassium dissolved	102	%	F	SC	EPA 6020B	'16 Aug 2024	1	%	120	80
24H1802_B4H2808-BS1	Selenium dissolved	99	%	F	SC	EPA 6020B	'16 Aug 2024	1	%	120	80
24H1802_B4H2808-BS1	Silicon dissolved	97	%	F	SC	EPA 6020B	'16 Aug 2024	1	%	120	80
24H1802_B4H2808-BS1	Silver dissolved	100	%	F	SC	EPA 6020B	'16 Aug 2024	1	%	120	80
24H1802_B4H2808-BS1	Sodium dissolved	99	%	F	SC	EPA 6020B	'16 Aug 2024	1	%	120	80
24H1802_B4H2808-BS1	Strontium dissolved	102	%	F	SC	EPA 6020B	'16 Aug 2024	1	%	120	80
24H1802_B4H2808-BS1	Sulfur dissolved	96	%	F	SC	EPA 6020B	'16 Aug 2024	1	%	120	80
24H1802_B4H2808-BS1	Tellurium dissolved	98	%	F	SC	EPA 6020B	'16 Aug 2024	1	%	120	80
24H1802_B4H2808-BS1	Thallium dissolved	101	%	F	SC	EPA 6020B	'16 Aug 2024	1	%	120	80
24H1802_B4H2808-BS1	Thorium dissolved	97	%	F	SC	EPA 6020B	'16 Aug 2024	1	%	120	80
24H1802_B4H2808-BS1	Tin dissolved	97	%	F	SC	EPA 6020B	'16 Aug 2024	1	%	120	80
24H1802_B4H2808-BS1	Titanium dissolved	100	%	F	SC	EPA 6020B	'16 Aug 2024	1	%	120	80
24H1802_B4H2808-BS1	Tungsten dissolved	101	%	F	SC	EPA 6020B	'16 Aug 2024	1	%	120	80
24H1802_B4H2808-BS1	Uranium dissolved	103	%	F	SC	EPA 6020B	'16 Aug 2024	1	%	120	80
24H1802_B4H2808-BS1	Vanadium dissolved	102	%	F	SC	EPA 6020B	'16 Aug 2024	1	%	120	80
24H1802_B4H2808-BS1	Zinc dissolved	100	%	F	SC	EPA 6020B	'16 Aug 2024	1	%	120	80
24H1802_B4H2808-BS1	Zirconium dissolved	97	%	F	SC	EPA 6020B	'16 Aug 2024	1	%	120	80

CERTIFICATE OF ANALYSIS ▪ MEND-SFE QA/QC RESULTS

Global
ARD Testing Services Inc.

GLOBAL PROJECT NO: 2329 (B30) SFE Re-check SGS Sar
CLIENT: WSP Canada Ltd.
PROJECT NAME: Kinross Great Bear - Overburden S
PROJECT NO: OMEMA2303
REPORT VERSION: 1

Sulphate:

Certified Reference Material:	Parameter: Sulphate	% Recovery	Matrix Spike %	Units	QC Limits
STD Mineral Water (34.78 mg/L)	33.00	94.9%		%	80 - 120
Spiked Blank (19.61 mg/L)	20.45		104.3%	%	80 - 120

Dissolved Metals by ICP-MS:

Sample Code	Parameter	Result	Result Units	Total or Filtered	Method Type	Method Name	Date Analyzed	EQL	EQL Units	UCL	LCL
24H1802_B4H2808-MS1	Aluminum dissolved	4.28	mg/L	F	REG	EPA 6020B	'16 Aug 2024	0.001	mg/L	130	70
24H1802_B4H2808-MS1	Antimony dissolved	0.0418	mg/L	F	REG	EPA 6020B	'16 Aug 2024	0.00005	mg/L	130	70
24H1802_B4H2808-MS1	Arsenic dissolved	0.429	mg/L	F	REG	EPA 6020B	'16 Aug 2024	0.00005	mg/L	130	70
24H1802_B4H2808-MS1	Barium dissolved	0.0491	mg/L	F	REG	EPA 6020B	'16 Aug 2024	0.0001	mg/L	130	70
24H1802_B4H2808-MS1	Beryllium dissolved	0.0406	mg/L	F	REG	EPA 6020B	'16 Aug 2024	0.00001	mg/L	130	70
24H1802_B4H2808-MS1	Bismuth dissolved	0.0315	mg/L	F	REG	EPA 6020B	'16 Aug 2024	0.00001	mg/L	130	70
24H1802_B4H2808-MS1	Boron dissolved	0.396	mg/L	F	REG	EPA 6020B	'16 Aug 2024	0.002	mg/L	130	70
24H1802_B4H2808-MS1	Cadmium dissolved	0.0427	mg/L	F	REG	EPA 6020B	'16 Aug 2024	0.000002	mg/L	130	70
24H1802_B4H2808-MS1	Calcium dissolved	14.2	mg/L	F	REG	EPA 6020B	'16 Aug 2024	0.05	mg/L	130	70
24H1802_B4H2808-MS1	Chromium dissolved	0.0437	mg/L	F	REG	EPA 6020B	'16 Aug 2024	0.0001	mg/L	117	85
24H1802_B4H2808-MS1	Cobalt dissolved	0.0424	mg/L	F	REG	EPA 6020B	'16 Aug 2024	0.000005	mg/L	130	70
24H1802_B4H2808-MS1	Copper dissolved	0.0452	mg/L	F	REG	EPA 6020B	'16 Aug 2024	0.0001	mg/L	113	88
24H1802_B4H2808-MS1	Iron dissolved	4.49	mg/L	F	REG	EPA 6020B	'16 Aug 2024	0.002	mg/L	115	80
24H1802_B4H2808-MS1	Lead dissolved	0.0423	mg/L	F	REG	EPA 6020B	'16 Aug 2024	0.00005	mg/L	121	84
24H1802_B4H2808-MS1	Lithium dissolved	0.0405	mg/L	F	REG	EPA 6020B	'16 Aug 2024	0.00005	mg/L	130	70
24H1802_B4H2808-MS1	Magnesium dissolved	5.39	mg/L	F	REG	EPA 6020B	'16 Aug 2024	0.005	mg/L	130	70
24H1802_B4H2808-MS1	Manganese dissolved	0.0452	mg/L	F	REG	EPA 6020B	'16 Aug 2024	0.00005	mg/L	130	70
24H1802_B4H2808-MS1	Molybdenum dissolved	0.042	mg/L	F	REG	EPA 6020B	'16 Aug 2024	0.00001	mg/L	130	70
24H1802_B4H2808-MS1	Nickel dissolved	0.0429	mg/L	F	REG	EPA 6020B	'16 Aug 2024	0.00004	mg/L	121	83
24H1802_B4H2808-MS1	Phosphorus dissolved	4.32	mg/L	F	REG	EPA 6020B	'16 Aug 2024	0.01	mg/L	130	70
24H1802_B4H2808-MS1	Potassium dissolved	4.69	mg/L	F	REG	EPA 6020B	'16 Aug 2024	0.02	mg/L	130	70
24H1802_B4H2808-MS1	Selenium dissolved	0.426	mg/L	F	REG	EPA 6020B	'16 Aug 2024	0.0001	mg/L	122	91
24H1802_B4H2808-MS1	Silicon dissolved	6.02	mg/L	F	REG	EPA 6020B	'16 Aug 2024	0.1	mg/L	130	70
24H1802_B4H2808-MS1	Silver dissolved	0.0302	mg/L	F	REG	EPA 6020B	'16 Aug 2024	0.00001	mg/L	120	74
24H1802_B4H2808-MS1	Sodium dissolved	5.75	mg/L	F	REG	EPA 6020B	'16 Aug 2024	0.02	mg/L	130	70
24H1802_B4H2808-MS1	Strontium dissolved	0.0866	mg/L	F	REG	EPA 6020B	'16 Aug 2024	0.0001	mg/L	130	70
24H1802_B4H2808-MS1	Sulfur dissolved	41.2	mg/L	F	REG	EPA 6020B	'16 Aug 2024	1	mg/L	130	70
24H1802_B4H2808-MS1	Tellurium dissolved	0.0395	mg/L	F	REG	EPA 6020B	'16 Aug 2024	0.00005	mg/L	130	70
24H1802_B4H2808-MS1	Thallium dissolved	0.0415	mg/L	F	REG	EPA 6020B	'16 Aug 2024	0.000004	mg/L	119	79
24H1802_B4H2808-MS1	Thorium dissolved	0.043	mg/L	F	REG	EPA 6020B	'16 Aug 2024	0.00001	mg/L	130	70
24H1802_B4H2808-MS1	Tin dissolved	0.0396	mg/L	F	REG	EPA 6020B	'16 Aug 2024	0.00005	mg/L	130	70
24H1802_B4H2808-MS1	Titanium dissolved	0.0543	mg/L	F	REG	EPA 6020B	'16 Aug 2024	0.0002	mg/L	130	70
24H1802_B4H2808-MS1	Tungsten dissolved	0.0376	mg/L	F	REG	EPA 6020B	'16 Aug 2024	0.0002	mg/L	130	70
24H1802_B4H2808-MS1	Uranium dissolved	0.042	mg/L	F	REG	EPA 6020B	'16 Aug 2024	0.000001	mg/L	130	70
24H1802_B4H2808-MS1	Vanadium dissolved	0.045	mg/L	F	REG	EPA 6020B	'16 Aug 2024	0.001	mg/L	115	80
24H1802_B4H2808-MS1	Zinc dissolved	0.431	mg/L	F	REG	EPA 6020B	'16 Aug 2024	0.001	mg/L	123	89
24H1802_B4H2808-MS1	Zirconium dissolved	0.0421	mg/L	F	REG	EPA 6020B	'16 Aug 2024	0.00002	mg/L	130	70
24H1802_B4H2814-BLK1	Mercury dissolved	<0.0050	ug/L	F	REG	EPA 245.7*	'15 Aug 2024	0.005	ug/L		
24H1802_B4H2814-BLK2	Mercury dissolved	<0.0050	ug/L	F	REG	EPA 245.7*	'15 Aug 2024	0.005	ug/L		
24H1802_B4H2814-BS1	Mercury dissolved	96	%	F	SC	EPA 245.7*	'15 Aug 2024	1	%	120	80
24H1802_B4H2814-BS2	Mercury dissolved	98	%	F	SC	EPA 245.7*	'15 Aug 2024	1	%	120	80
24H1802_B4H3071-BLK1	Phosphorus Total Dissolved	<0.0050	mg/L	F	REG	SM 4500-P F (2021)	'19 Aug 2024	0.005	mg/L		
24H1802_B4H3071-BS1	Phosphorus Total Dissolved	96	%	F	SC	SM 4500-P F (2021)	'19 Aug 2024	1	%	115	85

NOTES:
Job No: 24H1802

Abbreviations & Descriptions:
Method Blank (Blk): A blank sample that undergoes sample processing identical to that carried out for the test samples.
Method Blank results are used to assess contamination from the laboratory environment and reagents.

Duplicate (Dup): An additional or second portion of a randomly selected sample in the analytical run carried through the entire analytical process.
Duplicates provide a measure of the analytical method's precision (reproducibility).

Blank Spike (BS): A sample of known concentration which undergoes processing identical to that carried out for test samples, also referred to as a laboratory control sample (LCS).
Blank spikes provide a measure of the analytical method's accuracy.

Matrix Spike (MS): A second aliquot of sample is fortified with a known concentration of target analytes and carried through the entire analytical process.
Matrix spikes evaluate potential matrix effects that may affect the analyte recovery.

Standard Reference Material (SRM): A homogenous material of similar matrix to the samples, certified for the parameter(s) listed.
Reference Materials ensure that the analytical process is adequate to achieve acceptable recoveries of the parameter(s) tested.

Each QC type is analyzed at a 5-10% frequency, i.e. one blank/duplicate/spike for every 10-20 samples.

For all types of QC, specified recovery (% Rec) and relative percent difference (RPD) limits are derived from long-term method performance averages and/or prescribed by the reference method.

EQL = Estimated Quantitation Limits
PQL = Practical Quantitation Limits
UCL = Upper Control Limit
LCL = Lower Control Limit
BLK = Blank
BS = Blank Spike
MS = Matrix Spike
DUP = Duplicate

Client: Bureau Veritas Commodities Canada Ltd.

Table 1: MEND SFE Test Results for project WSP CANADA INT.

BV Labs Sample No	Sample ID	Sample Weight	Volume Used	pH	EC	SO4	Acidity to pH4.5	Acidity to pH8.3	Total Alkalinity	Bicarbonate	Carbonate	Hydroxide	Fluoride
	Units	g	ml	pH Units	uS/cm	mg/L	mg/L	mg/L	mg/L	mg/L	mg/L	mg/L	mg/L
CXN234	WSP 30	249	746	9.04	44	<0.5	<0.5	<0.5	22.0	27.0	<0.5	<0.5	0.21
CXN235	WSP 34	249	748	6.69	6	<0.5	<0.5	0.6	1.9	2.3	<0.5	<0.5	0.02
CXN236	WSP 44	249	747	8.88	54	1.2	<0.5	<0.5	27.0	32.0	<0.5	<0.5	0.24
CXN237	WSP 45	249	748	9.15	57	5.9	<0.5	<0.5	17.0	20.0	<0.5	<0.5	0.15
CXN238	WSP 55	249	747	7.65	10	<0.5	<0.5	<0.5	2.2	2.7	<0.5	<0.5	0.05
CXN239	WSP 56	249	748	6.49	3	<0.5	<0.5	<0.5	0.9	1.1	<0.5	<0.5	<0.01
CXN240	WSP 59	249	748	8.82	70	9.1	<0.5	<0.5	25.0	30.0	<0.5	<0.5	0.22
CXN241	WSP 60	249	747	6.31	8	<0.5	<0.5	1.3	1.9	2.4	<0.5	<0.5	0.02
CXN242	WSP 62	250	749	6.65	5	<0.5	<0.5	<0.5	1.9	2.4	<0.5	<0.5	0.06
CXN243	WSP 67	249	748	6.15	2	<0.5	<0.5	<0.5	0.9	1.1	<0.5	<0.5	0.01
CXN244	WSP 71	250	749	6.21	3	<0.5	<0.5	<0.5	<0.5	<0.5	<0.5	<0.5	<0.01
CXN245	WSP 73	249	748	6.10	4	<0.5	<0.5	0.9	0.7	0.9	<0.5	<0.5	0.02
CXN246	WSP 77	249	748	5.72	5	<0.5	<0.5	1.2	<0.5	<0.5	<0.5	<0.5	<0.01
CXN247	WSP 83	249	748	6.16	3	<0.5	<0.5	<0.5	0.6	0.7	<0.5	<0.5	0.01
CXN248	WSP 91	249	748	6.46	11	<0.5	<0.5	0.9	2.8	3.5	<0.5	<0.5	0.32
CXN249	WSP 96	249	748	8.91	56	<0.5	<0.5	0.6	27.0	34.0	<0.5	<0.5	0.31
CXN250	WSP 100	250	749	8.93	60	<0.5	<0.5	<0.5	29.0	35.0	<0.5	<0.5	0.54
CXN251	WSP 101	249	748	8.95	57	<0.5	<0.5	<0.5	27.0	33.0	<0.5	<0.5	0.46
CXN252	WSP 102	250	749	8.02	13	<0.5	<0.5	0.7	5.1	6.2	<0.5	<0.5	0.11
CXN253	WSP 109	250	749	9.63	36	1.8	<0.5	<0.5	13.0	16.0	<0.5	<0.5	0.02
CXN254	WSP 115	250	749	7.64	11	<0.5	<0.5	<0.5	4.1	5.0	<0.5	<0.5	0.02
QAQC Duplicates													
CXN234 Dup	WSP 30			9.06	45								
CXN236 Dup	WSP 44												0.23
CXN242 Dup	WSP 62					<0.5							
CXN244 Dup	WSP 71			6.19	3								
CXN246 Dup	WSP 77												
CXN253 Dup	WSP 109								13.0	16.0	<0.5	<0.5	
CXN254 Dup	WSP 115			7.67	11				3.9	4.7	<0.5	<0.5	
Blanks													
CXU429	SFE BLANK	0	750	5.82	<1	<0.5	<0.5	<0.5	<0.5	<0.5	<0.5	<0.5	<0.01
CXU430	SFE BLANK 2	0	750	5.64	<1	<0.5	<0.5	<0.5	<0.5	<0.5	<0.5	<0.5	<0.01
CXU430 Dup	SFE BLANK 2					<0.5							
Detection Limits				N/A	1	0.5	0.5	0.5	0.5	0.5	0.5	0.5	0.01
Bureau Veritas SOP #		BBY0SOP-000	BY0SOP-0000	BY0SOP-000	BBY0SOP-00006	BY6SOP-000	BY6SOP-0003	BBY6SOP-00037	BBY6SOP-00026	BY6SOP-0002	BBY6SOP-0002	BBY6SOP-0002	BBY6SOP-00037

Notes:
Calculated parameter based on the concentration of Nitrate plus Nitrite(NO2+NO3) minus Nitrite(NO2)
Standard Method 24th Edition, 2510 Conductivity
Standard Method 24th Edition, 4500 -H+ pH

References:
Anions = Dissolved Sulphate*2/96+Total Alkalinity*60/100*2/60Cations = Dissolved Aluminum*3/27+Dissolved Calcium*2/40.08+Dissolved Copper*2/63.5+Dissolved Iron*2/55.8+Dissolved Magnesium*2/24.3+Dissolved Manganese*2/54.9+Dissolved Potassium*1/39.1+Dis
Hardness = (Calcium*2.497) + (Magnesium*4.118)

Client: Bureau Veritas Commodities Canada Ltd.

Table 1: MEND SFE Test Results for project WSP CANADA INT.

BV Labs Sample No	Sample ID	Sample Weight	Volume Used	Dissolved Chloride	Nitrate-N	Nitrite-N	Hardness CaCO3	Dissolved Aluminum (Al)	Dissolved Antimony (Sb)	Dissolved Arsenic (As)	Dissolved Barium (Ba)	Dissolved Beryllium (Be)	Dissolved Bismuth (Bi)	Dissolved Boron (B)
	Units	**g**	**ml**	**mg/L**	**mg/L**	**mg/L**	**mg/L**	**mg/L**	**mg/L**	**mg/L**	**mg/L**	**mg/L**	**mg/L**	**mg/L**
CXN234	WSP 30	249	746	<0.5	0.04	0.005	18.8	0.18	0.000046	0.00355	0.0033	<0.000010	0.0000108	<0.050
CXN235	WSP 34	249	748	<0.5	0.02	<0.005	1.7	0.0363	<0.000020	0.000137	0.00175	<0.000010	<0.0000050	<0.050
CXN236	WSP 44	249	747	<0.5	0.09	<0.005	23.0	0.124	0.000047	0.00102	0.00462	<0.000010	<0.0000050	<0.050
CXN237	WSP 45	249	748	<0.5	0.04	<0.005	22.3	0.215	0.000098	0.00147	0.00748	<0.000010	<0.0000050	<0.050
CXN238	WSP 55	249	747	<0.5	0.03	<0.005	2.1	0.201	<0.000020	0.000448	0.00307	<0.000010	<0.0000050	<0.050
CXN239	WSP 56	249	748	<0.5	<0.02	<0.005	0.5	0.00844	<0.000020	0.000058	0.00199	<0.000010	<0.0000050	<0.050
CXN240	WSP 59	249	748	<0.5	0.04	<0.005	28.5	0.222	0.000142	0.00194	0.0105	<0.000010	<0.0000050	<0.050
CXN241	WSP 60	249	747	<0.5	0.12	<0.005	2.3	0.141	0.000042	0.000736	0.00281	<0.000010	<0.0000050	<0.050
CXN242	WSP 62	250	749	<0.5	0.03	<0.005	2.1	0.116	0.000046	0.00712	0.00161	0.00002	0.0000471	<0.050
CXN243	WSP 67	249	748	<0.5	<0.02	<0.005	0.9	0.0791	0.000041	0.00711	0.00205	0.00001	0.0000587	<0.050
CXN244	WSP 71	250	749	<0.5	<0.02	<0.005	<0.50	0.0184	<0.000020	0.000091	0.00212	0.000011	<0.0000050	<0.050
CXN245	WSP 73	249	748	<0.5	0.02	<0.005	1.1	0.11	<0.000020	0.000251	0.00133	0.000017	<0.0000050	<0.050
CXN246	WSP 77	249	748	<0.5	0.09	<0.005	1.0	0.0969	<0.000020	0.000187	0.00203	0.000024	<0.0000050	<0.050
CXN247	WSP 83	249	748	<0.5	<0.02	<0.005	0.6	0.055	<0.000020	0.000149	0.00185	<0.000010	<0.0000050	<0.050
CXN248	WSP 91	249	748	<0.5	0.04	<0.005	2.9	0.221	0.000095	0.000626	0.00274	0.000014	<0.0000050	<0.050
CXN249	WSP 96	249	748	<0.5	0.03	0.006	26.4	0.148	0.000042	0.000786	0.00439	<0.000010	<0.0000050	<0.050
CXN250	WSP 100	250	749	<0.5	0.03	<0.005	24.8	0.159	0.000052	0.00412	0.00479	<0.000010	0.0000228	<0.050
CXN251	WSP 101	249	748	<0.5	0.03	<0.005	24.0	0.0948	0.000058	0.000745	0.00418	<0.000010	<0.0000050	<0.050
CXN252	WSP 102	250	749	<0.5	0.03	<0.005	4.7	0.216	0.000072	0.000665	0.00303	<0.000010	<0.0000050	<0.050
CXN253	WSP 109	250	749	<0.5	<0.02	<0.005	13.9	0.229	0.000032	0.00102	0.00308	<0.000010	<0.0000050	<0.050
CXN254	WSP 115	250	749	0.6	0.04	<0.005	4.0	0.177	0.000035	0.00271	0.00291	<0.000010	0.0000238	<0.050
QAQC Duplicates														
CXN234 Dup	WSP 30							0.183	0.000045	0.00307	0.00323	<0.000010	0.00001	<0.050
CXN236 Dup	WSP 44													
CXN242 Dup	WSP 62			<0.5										
CXN244 Dup	WSP 71													
CXN246 Dup	WSP 77							0.0962	<0.000020	0.000199	0.00199	0.000011	<0.0000050	<0.050
CXN253 Dup	WSP 109													
CXN254 Dup	WSP 115													
Blanks														
CXU429	SFE BLANK	0	750	<0.5	<0.02	<0.005	<0.50	<0.00050	<0.000020	<0.000020	<0.000020	<0.000010	<0.0000050	<0.050
CXU430	SFE BLANK 2	0	750	<0.5	<0.02	<0.005	<0.50	0.00089	<0.000020	0.000024	0.000082	0.000043	<0.0000050	<0.050
CXU430 Dup	SFE BLANK 2			<0.5										
Detection Limits				0.5	0.02	0.005	0.50	0.0005	0.00002	0.00002	0.00002	0.00001	0.000005	0.05
Bureau Veritas SOP #		BBY0SOP-000	BY0SOP-0000	BY6SOP-0003	BBY WI-00033	BBY6SOP-00010	BBY WI-00033	BBY7SOP-00001	BY7SOP-0000	BY7SOP-0000	BY7SOP-0000	BY7SOP-0000	BY7SOP-0000	BBY7SOP-00002

Notes:
Calculated parameter based on the concentration of Nitrate plus Nitrite(NO2+NO3) minus Nitrite(NO2)
Standard Method 24th Edition, 2510 Conductivity
Standard Method 24th Edition, 4500 -H+ pH

References:

Hardness = (Calcium*2.497) + (Magnesium*4.118)

Client: Bureau Veritas Commodities Canada Ltd.

Table 1: MEND SFE Test Results for project WSP CANADA INT.

BV Labs Sample No	Sample ID	Sample Weight	Volume Used	Dissolved Calcium (Ca)	Dissolved Chromium (Cr)	Dissolved Cobalt (Co)	Dissolved Copper (Cu)	Dissolved Lanthanum (La)	Dissolved Iron (Fe)	Dissolved Lead (Pb)	Dissolved Lithium (Li)	Dissolved Magnesium (Mg)
	Units	**g**	**ml**	**mg/L**	**mg/L**	**mg/L**	**mg/L**	**mg/L**	**mg/L**	**mg/L**	**mg/L**	**mg/L**
CXN234	WSP 30	249	746	5.24	0.00022	0.0000376	0.000648	0.000216	0.0942	0.0000541	0.00443	1.38
CXN235	WSP 34	249	748	0.455	<0.00010	0.0000477	0.000327	0.00139	0.0226	0.0000675	<0.00050	0.134
CXN236	WSP 44	249	747	7.05	0.00011	0.0000373	0.000954	0.000197	0.0561	0.0000381	0.00132	1.30
CXN237	WSP 45	249	748	7.37	0.00013	0.0000414	0.00121	0.000138	0.0457	0.0000426	0.00248	0.955
CXN238	WSP 55	249	747	0.572	0.00113	0.0000777	0.0018	0.00362	0.147	0.000124	<0.00050	0.155
CXN239	WSP 56	249	748	0.21	<0.00010	0.0000142	0.000091	0.00018	0.0036	0.0000077	<0.00050	<0.050
CXN240	WSP 59	249	748	8.70	0.00018	0.0000582	0.00185	0.000174	0.075	0.0000584	0.00416	1.65
CXN241	WSP 60	249	747	0.585	0.00038	0.000107	0.000934	0.00095	0.0414	0.0000418	<0.00050	0.208
CXN242	WSP 62	250	749	0.646	0.00033	0.0000612	0.00135	0.00204	0.164	0.000129	<0.00050	0.126
CXN243	WSP 67	249	748	0.214	0.00031	0.0000581	0.000649	0.00086	0.149	0.000139	<0.00050	0.081
CXN244	WSP 71	250	749	0.131	<0.00010	0.0000423	0.00016	0.000336	0.0058	0.0000097	<0.00050	<0.050
CXN245	WSP 73	249	748	0.426	0.00022	0.0000505	0.00123	0.00236	0.0892	0.0000913	<0.00050	<0.050
CXN246	WSP 77	249	748	0.271	0.00018	0.000169	0.000583	0.000824	0.0378	0.0000376	0.00053	0.071
CXN247	WSP 83	249	748	0.247	<0.00010	0.0000446	0.000404	0.000581	0.0204	0.0000374	<0.00050	<0.050
CXN248	WSP 91	249	748	0.705	0.00054	0.0000566	0.00181	0.00118	0.161	0.0000877	0.00286	0.284
CXN249	WSP 96	249	748	8.02	0.00028	0.0000355	0.000629	0.000295	0.0656	0.000049	0.00242	1.54
CXN250	WSP 100	250	749	7.16	0.00029	0.0000484	0.00262	0.000227	0.114	0.0000737	0.007	1.68
CXN251	WSP 101	249	748	6.68	0.00024	0.0000193	0.000448	0.000085	0.0398	0.0000212	0.0056	1.78
CXN252	WSP 102	250	749	1.18	0.0003	0.0000454	0.000916	0.000495	0.127	0.0000767	0.00125	0.42
CXN253	WSP 109	250	749	4.98	<0.00010	0.0000174	0.000382	0.000075	0.0207	0.0000497	0.00099	0.346
CXN254	WSP 115	250	749	1.10	0.00047	0.000069	0.00115	0.00193	0.252	0.000146	<0.00050	0.295
QAQC Duplicates												
CXN234 Dup	WSP 30			5.19	0.00021	0.0000367	0.000633	0.000234	0.0968	0.0000579	0.00422	1.35
CXN236 Dup	WSP 44											
CXN242 Dup	WSP 62											
CXN244 Dup	WSP 71											
CXN246 Dup	WSP 77			0.262	0.00017	0.000161	0.000517	0.000802	0.0375	0.0000322	0.00057	0.07
CXN253 Dup	WSP 109											
CXN254 Dup	WSP 115											
Blanks												
CXU429	SFE BLANK	0	750	<0.050	<0.00010	0.0000067	0.000099	<0.000050	<0.0010	<0.0000050	<0.00050	<0.050
CXU430	SFE BLANK 2	0	750	0.131	<0.00010	0.0000345	0.00036	<0.000050	0.0052	0.0000267	<0.00050	<0.050
CXU430 Dup	SFE BLANK 2											
Detection Limits				0.05	0.0001	0.000005	0.00005	0.00005	0.001	0.000005	0.0005	0.05
Bureau Veritas SOP #		BBY0SOP-000	BY0SOP-0000	BBY7SOP-00002	BY7SOP-0000	BY7SOP-0000	BY7SOP-0000	BY7SOP-0000	BY7SOP-0000	BY7SOP-0000	BY7SOP-0000	BY7SOP-0000

Notes:
Calculated parameter based on the concentration of Nitrate plus Nitrite(NO2+NO3) minus Nitrite(NO2)
Standard Method 24th Edition, 2510 Conductivity
Standard Method 24th Edition, 4500 -H+ pH

References:

Hardness = (Calcium*2.497) + (Magnesium*4.118)

Client: Bureau Veritas Commodities Canada Ltd.

Table 1: MEND SFE Test Results for project WSP CANADA INT.

BV Labs Sample No	Sample ID	Sample Weight	Volume Used	Dissolved Manganese (Mn)	Dissolved Phosphorus (P)	Dissolved Molybdenum (Mo)	Dissolved Nickel (Ni)	Dissolved Potassium (K)	Dissolved Rubidium (Rb)	Dissolved Selenium (Se)	Dissolved Silicon (Si)	Dissolved Silver (Ag)	Dissolved Sodium (Na)	Dissolved Strontium (Sr)
	Units	**g**	**ml**	**mg/L**	**mg/L**	**mg/L**	**mg/L**	**mg/L**	**mg/L**	**mg/L**	**mg/L**	**mg/L**	**mg/L**	**mg/L**
CXN234	WSP 30	249	746	0.00132	0.0281	0.00263	0.000289	0.67	0.000453	<0.000040	1.65	<0.0000050	1.08	0.00907
CXN235	WSP 34	249	748	0.0082	0.0105	0.000237	0.000225	0.13	0.000685	<0.000040	0.29	<0.0000050	0.181	0.00194
CXN236	WSP 44	249	747	0.000989	0.0377	0.000784	0.000306	0.526	0.000325	0.000051	2.07	<0.0000050	1.26	0.00695
CXN237	WSP 45	249	748	0.00305	0.0327	0.00304	0.000309	1.54	0.0037	0.000905	1.23	<0.0000050	0.954	0.00952
CXN238	WSP 55	249	747	0.00242	0.023	0.000119	0.000775	0.276	0.000611	<0.000040	0.87	<0.0000050	0.96	0.0035
CXN239	WSP 56	249	748	0.00135	0.0093	<0.000050	0.000184	0.144	0.000886	<0.000040	0.27	<0.0000050	0.068	0.00146
CXN240	WSP 59	249	748	0.00914	0.0494	0.0148	0.000672	1.77	0.00356	0.00098	1.54	<0.0000050	0.819	0.0117
CXN241	WSP 60	249	747	0.00238	0.013	0.000094	0.000334	0.381	0.00164	0.000113	1.47	<0.0000050	0.303	0.00602
CXN242	WSP 62	250	749	0.00267	0.0202	0.000139	0.000486	0.251	0.000381	<0.000040	0.80	0.0000060	0.237	0.00245
CXN243	WSP 67	249	748	0.00494	0.0173	<0.000050	0.000279	0.252	0.00172	<0.000040	0.36	0.0000055	0.101	0.00145
CXN244	WSP 71	250	749	0.0033	0.0116	<0.000050	0.000148	0.077	0.000775	<0.000040	0.27	<0.0000050	0.169	0.00131
CXN245	WSP 73	249	748	0.00213	0.018	0.000076	0.000262	0.193	0.00105	<0.000040	0.75	<0.0000050	0.222	0.00126
CXN246	WSP 77	249	748	0.00366	0.0142	<0.000050	0.000436	0.157	0.00178	0.000044	0.52	<0.0000050	0.15	0.00169
CXN247	WSP 83	249	748	0.00237	0.0155	<0.000050	0.000185	0.148	0.000717	<0.000040	0.40	<0.0000050	0.107	0.0022
CXN248	WSP 91	249	748	0.00188	0.0394	0.000167	0.000924	0.486	0.000426	0.000099	3.92	0.0000057	0.905	0.00196
CXN249	WSP 96	249	748	0.00124	0.0364	0.00565	0.000303	0.633	0.000304	<0.000040	2.66	<0.0000050	0.694	0.00608
CXN250	WSP 100	250	749	0.00469	0.0468	0.00473	0.000481	1.53	0.000453	0.00306	2.58	<0.0000050	1.76	0.0121
CXN251	WSP 101	249	748	0.00061	0.0409	0.012	0.000192	1.36	0.000397	<0.000040	2.22	<0.0000050	1.01	0.0114
CXN252	WSP 102	250	749	0.0016	0.0491	0.000337	0.000383	0.416	0.00047	0.000053	2.47	<0.0000050	0.644	0.00268
CXN253	WSP 109	250	749	0.00119	0.0311	0.000622	0.000169	0.966	0.00235	0.000069	0.87	<0.0000050	0.432	0.00633
CXN254	WSP 115	250	749	0.00218	0.033	0.000164	0.000341	0.348	0.0011	<0.000040	1.07	<0.0000050	0.488	0.00286
QAQC Duplicates														
CXN234 Dup	WSP 30			0.00125	0.0293	0.00262	0.000281	0.665	0.000444	0.000047	1.64	<0.0000050	1.05	0.00907
CXN236 Dup	WSP 44													
CXN242 Dup	WSP 62													
CXN244 Dup	WSP 71													
CXN246 Dup	WSP 77			0.00357	0.0118	<0.000050	0.000434	0.152	0.00176	0.000052	0.51	<0.0000050	0.14	0.00164
CXN253 Dup	WSP 109													
CXN254 Dup	WSP 115													
Blanks														
CXU429	SFE BLANK	0	750	<0.000050	0.0025	<0.000050	<0.000020	<0.050	<0.000050	<0.000040	<0.10	<0.0000050	<0.050	<0.000050
CXU430	SFE BLANK 2	0	750	0.000317	0.0061	<0.000050	0.00008	<0.050	<0.000050	<0.000040	<0.10	<0.0000050	<0.050	0.000391
CXU430 Dup	SFE BLANK 2													
Detection Limits				0.00005	0.002	0.00005	0.00002	0.05	0.00005	0.00004	0.10	0.000005	0.05	0.00005
Bureau Veritas SOP #		BBY0SOP-000	BY0SOP-0000	BY7SOP-00003	BY7SOP-00003	BY7SOP-00003	BY7SOP-0000	BY7SOP-0000	BY7SOP-0000	BY7SOP-0000	BY7SOP-0000	BY7SOP-0000	BY7SOP-000	BY7SOP-0000

Notes:
Calculated parameter based on the concentration of Nitrate plus Nitrite(NO2+NO3) minus Nitrite(NO2)
Standard Method 24th Edition, 2510 Conductivity
Standard Method 24th Edition, 4500 -H+ pH

References:

Hardness = (Calcium*2.497) + (Magnesium*4.118)

Client: Bureau Veritas Commodities Canada Ltd.

Table 1: MEND SFE Test Results for project WSP CANADA INT.

BV Labs Sample No	Sample ID	Sample Weight	Volume Used	Dissolved Sulphur (S)	Dissolved Tellurium (Te)	Dissolved Thallium (Tl)	Dissolved Thorium (Th)	Dissolved Tin (Sn)	Dissolved Titanium (Ti)	Dissolved Tungsten (W)	Dissolved Uranium (U)	Dissolved Vanadium (V)	Dissolved Zinc (Zn)	Dissolved Zirconium (Zr)
	Units	**g**	**ml**	**mg/L**	**mg/L**	**mg/L**	**mg/L**	**mg/L**	**mg/L**	**mg/L**	**mg/L**	**mg/L**	**mg/L**	**mg/L**
CXN234	WSP 30	249	746	<10	<0.000020	0.0000045	<0.000050	<0.00020	0.00602	0.000351	0.000729	0.00483	0.00033	0.00023
CXN235	WSP 34	249	748	<10	<0.000020	0.0000128	0.000132	<0.00020	0.00194	0.000086	0.000045	<0.00020	0.00056	0.00014
CXN236	WSP 44	249	747	<10	<0.000020	0.0000042	0.00005	<0.00020	0.00458	0.000332	0.000042	0.00489	0.00337	0.00021
CXN237	WSP 45	249	748	<10	<0.000020	0.0000194	<0.000050	<0.00020	0.00469	0.000709	0.0148	0.00534	0.00034	0.00013
CXN238	WSP 55	249	747	<10	<0.000020	0.0000052	0.00025	<0.00020	0.0169	0.0001	0.0000352	0.00112	0.00272	0.00044
CXN239	WSP 56	249	748	<10	<0.000020	0.0000046	<0.000050	<0.00020	<0.00050	0.00002	0.0000093	<0.00020	0.00223	<0.00010
CXN240	WSP 59	249	748	<10	<0.000020	0.0000245	0.000065	<0.00020	0.00684	0.000537	0.00684	0.00636	0.00512	0.00021
CXN241	WSP 60	249	747	<10	<0.000020	0.0000087	0.000151	<0.00020	0.00209	0.000028	0.000246	0.00035	0.0009	0.00019
CXN242	WSP 62	250	749	<10	<0.000020	0.000006	0.000126	<0.00020	0.00757	0.000057	0.0000952	0.00083	0.00112	0.00042
CXN243	WSP 67	249	748	<10	<0.000020	0.0000146	0.000138	<0.00020	0.00239	0.00002	0.0000645	0.00033	0.00033	0.00012
CXN244	WSP 71	250	749	<10	<0.000020	0.0000039	0.000056	<0.00020	<0.00050	0.000011	0.0000284	<0.00020	0.00049	<0.00010
CXN245	WSP 73	249	748	<10	<0.000020	0.0000127	0.00028	<0.00020	0.00668	0.000018	0.000638	0.00031	0.00226	0.00038
CXN246	WSP 77	249	748	<10	<0.000020	0.0000163	0.000193	<0.00020	0.00068	0.000014	0.000117	<0.00020	0.00067	0.00017
CXN247	WSP 83	249	748	<10	<0.000020	0.000005	0.000088	<0.00020	0.00148	0.000046	0.0000265	0.00022	0.00191	<0.00010
CXN248	WSP 91	249	748	<10	<0.000020	0.0000032	0.000144	<0.00020	0.0139	0.000108	0.0000448	0.00312	0.00196	0.00077
CXN249	WSP 96	249	748	<10	<0.000020	0.0000026	0.000092	<0.00020	0.00672	0.000238	0.000131	0.00495	0.00034	0.0002
CXN250	WSP 100	250	749	<10	<0.000020	0.0000035	0.000073	<0.00020	0.00626	0.000203	0.000317	0.00373	0.00031	0.00019
CXN251	WSP 101	249	748	<10	<0.000020	<0.0000020	<0.000050	<0.00020	0.0037	0.0002	0.000235	0.00218	0.00023	0.00018
CXN252	WSP 102	250	749	<10	<0.000020	0.0000032	0.0001	<0.00020	0.0146	0.00017	0.0000148	0.00288	0.00046	0.00113
CXN253	WSP 109	250	749	<10	<0.000020	0.0000094	<0.000050	<0.00020	0.00149	0.000355	0.000387	0.0008	0.00367	<0.00010
CXN254	WSP 115	250	749	<10	<0.000020	0.0000051	0.000292	<0.00020	0.0253	0.000148	0.0000531	0.00116	0.00588	0.00036
QAQC Duplicates														
CXN234 Dup	WSP 30			<10	<0.000020	0.0000048	0.000054	<0.00020	0.00572	0.000358	0.000724	0.00478	0.0003	0.00022
CXN236 Dup	WSP 44													
CXN242 Dup	WSP 62													
CXN244 Dup	WSP 71													
CXN246 Dup	WSP 77			<10	<0.000020	0.0000154	0.000216	<0.00020	0.00062	<0.000010	0.000112	<0.00020	0.0007	0.00017
CXN253 Dup	WSP 109													
CXN254 Dup	WSP 115													
Blanks														
CXU429	SFE BLANK	0	750	<10	<0.000020	<0.0000020	<0.000050	<0.00020	<0.00050	<0.000010	0.0000022	<0.00020	<0.00010	<0.00010
CXU430	SFE BLANK 2	0	750	<10	<0.000020	<0.0000020	<0.000050	<0.00020	<0.00050	<0.000010	0.0000196	<0.00020	0.00027	<0.00010
CXU430 Dup	SFE BLANK 2													
Detection Limits				10	0.00002	0.000002	0.00005	0.0002	0.0005	0.00001	0.000002	0.0002	0.0001	0.0001
Bureau Veritas SOP #		BBY0SOP-000	BY0SOP-0000	BY7SOP-0000	BY7SOP-0000	BY7SOP-0000	BY7SOP-0000	BY7SOP-0000	BY7SOP-0000	BY7SOP-0000	BY7SOP-0000	BY7SOP-0000	BBY7SOP-00002	BBY7SOP-00

Notes:
Calculated parameter based on the concentration of Nitrate plus Nitrite(NO2+NO3) minus Nitrite(NO2)
Standard Method 24th Edition, 2510 Conductivity
Standard Method 24th Edition, 4500 -H+ pH

References:

Hardness = (Calcium*2.497) + (Magnesium*4.118)

Client: Bureau Veritas Commodities Canada Ltd.

Table 1: MEND SFE Test Results for project WSP CANADA INT.

BV Labs Sample No	Sample ID	Sample Weight	Volume Used	Dissolved Mercury (Hg)	Dissolved Mercury (Hg)	Anion Sum	Cation Sum	Ion Balance
	Units	**g**	**ml**	**mg/L**	**ug/L**	**N/A**	**N/A**	**%**
CXN234	WSP 30	249	746	<0.000050	<0.02	0.45	0.46	0.96
CXN235	WSP 34	249	748	<0.000050	<0.02	0.04	0.05	10.66
CXN236	WSP 44	249	747	<0.000050	<0.02	0.58	0.54	-3.58
CXN237	WSP 45	249	748	<0.000050	<0.02	0.47	0.55	7.79
CXN238	WSP 55	249	747	<0.000050	<0.02	0.05	0.12	41.50
CXN239	WSP 56	249	748	<0.000050	<0.02	0.02	0.02	0.90
CXN240	WSP 59	249	748	<0.000050	<0.02	0.70	0.68	-1.77
CXN241	WSP 60	249	747	<0.000050	<0.02	0.05	0.09	29.03
CXN242	WSP 62	250	749	<0.000050	<0.02	0.04	0.08	28.79
CXN243	WSP 67	249	748	<0.000050	<0.02	0.02	0.04	39.31
CXN244	WSP 71	250	749	<0.000050	<0.02	N/A	0.02	N/A
CXN245	WSP 73	249	748	<0.000050	<0.02	0.02	0.05	53.88
CXN246	WSP 77	249	748	<0.000050	<0.02	0.01	0.04	73.57
CXN247	WSP 83	249	748	<0.000050	<0.02	0.01	0.03	37.85
CXN248	WSP 91	249	748	<0.000050	<0.02	0.08	0.14	30.10
CXN249	WSP 96	249	748	<0.000050	<0.02	0.56	0.59	2.96
CXN250	WSP 100	250	749	<0.000050	<0.02	0.61	0.63	1.88
CXN251	WSP 101	249	748	<0.000050	<0.02	0.57	0.57	0.43
CXN252	WSP 102	250	749	<0.000050	<0.02	0.11	0.16	18.80
CXN253	WSP 109	250	749	<0.000050	<0.02	0.30	0.35	7.55
CXN254	WSP 115	250	749	<0.000050	<0.02	0.10	0.14	14.74
QAQC Duplicates								
CXN234 Dup	WSP 30			<0.000050	<0.02			
CXN236 Dup	WSP 44							
CXN242 Dup	WSP 62							
CXN244 Dup	WSP 71							
CXN246 Dup	WSP 77			<0.000050				
CXN253 Dup	WSP 109							
CXN254 Dup	WSP 115				<0.02			
Blanks								
CXU429	SFE BLANK	0	750	<0.000050	<0.02			
CXU430	SFE BLANK 2	0	750	<0.000050	<0.02			
CXU430 Dup	SFE BLANK 2							
Detection Limits				0.00005	0.02			
Bureau Veritas SOP #		BBY0SOP-000	BY0SOP-0000	BY7SOP-00002		BBY WI-00033	BBY WI-00033	BBY WI-00033

Notes:
Calculated parameter based on the concentration of Nitrate plus Nitrite(NO2+NO3) minus Nitrite(NO2)
Standard Method 24th Edition, 2510 Conductivity
Standard Method 24th Edition, 4500 -H+ pH

References:

Hardness = (Calcium*2.497) + (Magnesium*4.118)

Client:

Table 2: Sample List Test Results for project WSP CANADA INT.

BV Labs Sample ID	Client Sample ID
CXN234	WSP 30
CXN235	WSP 34
CXN236	WSP 44
CXN237	WSP 45
CXN238	WSP 55
CXN239	WSP 56
CXN240	WSP 59
CXN241	WSP 60
CXN242	WSP 62
CXN243	WSP 67
CXN244	WSP 71
CXN245	WSP 73
CXN246	WSP 77
CXN247	WSP 83
CXN248	WSP 91
CXN249	WSP 96
CXN250	WSP 100
CXN251	WSP 101
CXN252	WSP 102
CXN253	WSP 109
CXN254	WSP 115

Sample Form	Dry Weight Received (kg)
crushed rock	0.25
crushed rock	0.25
crushed rock	0.25
crushed rock	0.25
crushed rock	0.25
crushed rock	0.25
crushed rock	0.25
crushed rock	0.25
crushed rock	0.25
crushed rock	0.25
crushed rock	0.25
crushed rock	0.25
crushed rock	0.25
crushed rock	0.25
crushed rock	0.25
crushed rock	0.25
crushed rock	0.25
crushed rock	0.25
crushed rock	0.25
crushed rock	0.25
crushed rock	0.25

Total Weight	5.31
Total Samples Received	21

Table 3: Sample Summary for project WSP CANADA INT.

Date Samples Rec'd by BV Labs:	21 samples were rec'd on 10-Oct-24
Sample Prep Conducted by BV Labs:	No, samples rec'd as dry crushed rock
Date of Analysis:	MENDSFE: 16-Oct-24
Date Reported:	23-Oct-24

Client:	Bureau Veritas Commodities Canada Ltd.
Client Project Name:	WSP CANADA INT.
Client Project No:	VAN24002121
ARD Project #:	N/A
BV Labs Job No:	C481396
Contact Person:	clientservices.minerals@bureauveritas.com
E-mail Address:	clientservices.minerals@bureauveritas.com hilda.diaz@bureauveritas.com

Data Validated by:	Vivian Ferrera
Position:	Senior Scientific Specialist/Supervisor, ARD

Report No. **CA19044-AUG24**
Customer **Great Bear Resources Ltd.**
Attention **Ashley Moncrief**
Reference **Global - SFE**
Works#
Title **Final Report**

Sample ID		Analysis Start Date	Analysis Start Time	Analysis Completed Date	Analysis Completed Time	WSP 44	WSP 55	WSP 59	WSP 60	WSP 61	WSP 77	WSP 83	WSP 96	WSP 101	WSP 115
Sample Date / Time															
Analysis	**Units**														
Sample Date & Time						NA	NA	NA	NA	NA	NA	NA	NA	NA	NA
Sample weight	g	13-Aug-24	13:15	15-Aug-24	09:29	124	124	124	123	124	124	123	125	125	124
Volume D.I. Water	mL	14-Aug-24	06:30	15-Aug-24	09:29	375	375	375	375	375	375	375	375	375	375
PreFilt pH	no unit	15-Aug-24	06:17	15-Aug-24	09:29	8.51	7.89	8.55	5.91	8.62	5.84	6.78	8.99	8.41	7.64
pH	No unit	15-Aug-24	14:02	16-Aug-24	11:51	9.14	8.58	8.96	8.24	9.10	8.59	8.23	9.17	9.57	8.58
Conductivity	uS/cm	15-Aug-24	14:02	16-Aug-24	11:51	106	51	154	51	64	48	40	112	255	58
Alkalinity	mg/L as Ca	15-Aug-24	14:02	16-Aug-24	11:51	61	27	60	25	32	25	21	64	154	30
Acidity	mg/L as Ca	15-Aug-24	14:02	16-Aug-24	11:51	< 2	< 2	< 2	< 2	< 2	< 2	< 2	< 2	< 2	< 2
Sulphate	mg/L	15-Aug-24	09:17	19-Aug-24	09:30	< 2	< 2	23	< 2	2.0	< 2	< 2	< 2	2.6	< 2
Mercury	mg/L	16-Aug-24	07:30	19-Aug-24	08:49	< 0.00001	< 0.00001	0.00001	0.00001	0.00001	0.00001	0.00001	< 0.00001	< 0.00001	< 0.00001
Hardness (dissolved)	mg/L as Ca	16-Aug-24	15:36	19-Aug-24	08:49	34.5	7.78	57.3	2.76	11.6	1.60	3.32	37.8	56.4	5.43
Silver (dissolved)	mg/L	16-Aug-24	15:36	19-Aug-24	08:49	< 0.00005	< 0.00005	< 0.00005	< 0.00005	< 0.00005	< 0.00005	< 0.00005	< 0.00005	< 0.00005	< 0.00005
Aluminum (dissolved)	mg/L	16-Aug-24	15:36	19-Aug-24	08:49	0.353	2.54	0.328	2.06	1.22	2.52	3.47	0.313	0.517	1.31
Arsenic (dissolved)	mg/L	16-Aug-24	15:36	19-Aug-24	08:49	0.0010	0.0022	0.0021	0.0020	0.0054	0.0013	0.0021	0.0007	0.0008	0.0007
Barium (dissolved)	mg/L	16-Aug-24	15:36	19-Aug-24	08:49	0.00656	0.0731	0.0116	0.00645	0.0261	0.00319	0.0981	0.00660	0.00892	0.0294
Boron (dissolved)	mg/L	16-Aug-24	15:36	19-Aug-24	08:49	0.103	0.152	0.122	0.252	0.130	0.207	0.114	0.120	0.290	0.190
Beryllium (dissolved)	mg/L	16-Aug-24	15:36	19-Aug-24	08:49	< 0.000007	0.000143	< 0.000007	0.000041	0.000032	0.000038	0.000079	< 0.000007	0.000012	0.000078
Bismuth (dissolved)	mg/L	16-Aug-24	15:36	19-Aug-24	08:49	< 0.00001	0.00001	< 0.00001	0.00001	0.00004	0.00004	0.00004	< 0.00001	< 0.00001	< 0.00001
Calcium (dissolved)	mg/L	16-Aug-24	15:36	19-Aug-24	08:49	9.89	1.88	16.2	0.76	3.76	0.45	0.83	9.51	14.8	1.40
Cadmium (dissolved)	mg/L	16-Aug-24	15:36	19-Aug-24	08:49	0.000003	0.000354	0.000045	0.000005	0.000026	0.000006	0.000023	0.000018	0.000040	0.000017
Cobalt (dissolved)	mg/L	16-Aug-24	15:36	19-Aug-24	08:49	0.000085	0.00188	0.000147	0.000324	0.00279	0.000397	0.00321	0.000094	0.000126	0.000407
Chromium (dissolved)	mg/L	16-Aug-24	15:36	19-Aug-24	08:49	0.00097	0.00331	0.00073	0.00191	0.00211	0.00174	0.00166	0.00091	0.00211	0.00376
Copper (dissolved)	mg/L	16-Aug-24	15:36	19-Aug-24	08:49	0.001	0.020	0.005	0.005	0.016	0.003	0.016	0.002	0.002	0.005
Iron (dissolved)	mg/L	16-Aug-24	15:36	19-Aug-24	08:49	0.263	2.05	0.237	0.764	1.54	0.638	1.18	0.225	0.387	1.64
Potassium (dissolved)	mg/L	16-Aug-24	15:36	19-Aug-24	08:49	0.682	0.573	2.75	0.417	0.863	0.364	0.396	1.89	1.25	0.367
Lithium (dissolved)	mg/L	16-Aug-24	15:36	19-Aug-24	08:49	0.0045	0.0015	0.0080	0.0006	0.0018	0.0014	0.0008	0.0086	0.0134	0.0012
Magnesium (dissolved)	mg/L	16-Aug-24	15:36	19-Aug-24	08:49	2.37	0.752	4.06	0.209	0.544	0.116	0.301	3.43	4.71	0.467
Manganese (dissolved)	mg/L	16-Aug-24	15:36	19-Aug-24	08:49	0.00262	0.0595	0.00469	0.00181	0.101	0.00606	0.0731	0.00240	0.00352	0.00928
Molybdenum (dissolved)	mg/L	16-Aug-24	15:36	19-Aug-24	08:49	0.0011	< 0.0004	0.0374	< 0.0004	0.0013	0.0013	0.0033	0.0051	0.0532	0.0005
Sodium (dissolved)	mg/L	16-Aug-24	15:36	19-Aug-24	08:49	12.4	10.7	12.5	12.1	11.6	11.6	8.18	11.7	29.9	13.0
Nickel (dissolved)	mg/L	16-Aug-24	15:36	19-Aug-24	08:49	0.0004	0.0023	0.0010	0.0008	0.0034	0.0007	0.0017	0.0007	0.0008	0.0012
Phosphorus (dissolved)	mg/L	16-Aug-24	15:36	19-Aug-24	08:49	0.063	0.112	0.071	0.079	0.071	0.070	0.122	0.030	0.068	0.048
Lead (dissolved)	mg/L	16-Aug-24	15:36	19-Aug-24	08:49	0.00015	0.00475	0.00039	0.00083	0.00389	0.00096	0.00305	0.00018	0.00069	0.00208
Sulfur (dissolved)	mg/L	16-Aug-24	15:36	19-Aug-24	08:49	< 5	< 5	8	< 5	< 5	< 5	< 5	< 5	< 5	< 5
Antimony (dissolved)	mg/L	16-Aug-24	15:36	19-Aug-24	08:49	< 0.0009	< 0.0009	0.0009	< 0.0009	< 0.0009	< 0.0009	< 0.0009	< 0.0009	< 0.0009	< 0.0009

Report No. **CA19044-AUG24**
Customer **Great Bear Resources Ltd.**
Attention **Ashley Moncrief**
Reference **Global - SFE**
Works#
Title **Final Report**

Sample ID		Analysis Start Date	Analysis Start Time	Analysis Completed Date	Analysis Completed Time	WSP 44	WSP 55	WSP 59	WSP 60	WSP 61	WSP 77	WSP 83	WSP 96	WSP 101	WSP 115
Sample Date / Time															
Analysis	**Units**														
Sample Date & Time						NA	NA	NA	NA	NA	NA	NA	NA	NA	NA
Selenium (dissolved)	mg/L	16-Aug-24	15:36	19-Aug-24	08:49	0.00010	0.00041	0.00208	0.00024	0.00013	0.00018	0.00023	0.00019	0.00011	0.00025
Tin (dissolved)	mg/L	16-Aug-24	15:36	19-Aug-24	08:49	0.00017	0.00013	0.00015	0.00024	0.00010	0.00014	0.00013	0.00011	0.00031	0.00013
Strontium (dissolved)	mg/L	16-Aug-24	15:36	19-Aug-24	08:49	0.0114	0.0111	0.0243	0.00231	0.00575	0.00113	0.00803	0.0167	0.0247	0.00390
Tellurium (dissolved)	mg/L	16-Aug-24	15:36	19-Aug-24	08:49	< 0.0001	< 0.0001	< 0.0001	< 0.0001	< 0.0001	< 0.0001	< 0.0001	< 0.0001	< 0.0001	< 0.0001
Titanium (dissolved)	mg/L	16-Aug-24	15:36	19-Aug-24	08:49	0.0183	0.204	0.0169	0.0502	0.0752	0.0384	0.0567	0.0152	0.0270	0.135
Thorium (dissolved)	mg/L	16-Aug-24	15:36	19-Aug-24	08:49	0.0002	0.0037	0.0003	0.0006	0.0017	0.0019	0.0017	0.0003	0.0003	0.0012
Thallium (dissolved)	mg/L	16-Aug-24	15:36	19-Aug-24	08:49	< 0.000005	0.000037	0.000008	0.000006	0.000016	0.000008	0.000030	< 0.000005	0.000007	0.000017
Uranium (dissolved)	mg/L	16-Aug-24	15:36	19-Aug-24	08:49	0.000358	0.000934	0.0338	0.000537	0.000228	0.000617	0.000529	0.000903	0.00202	0.00105
Vanadium (dissolved)	mg/L	16-Aug-24	15:36	19-Aug-24	08:49	0.00443	0.00773	0.00693	0.00277	0.00427	0.00126	0.00289	0.00320	0.00298	0.00777
Tungsten (dissolved)	mg/L	16-Aug-24	15:36	19-Aug-24	08:49	0.0010	< 0.0002	0.0009	< 0.0002	0.0011	< 0.0002	< 0.0002	0.0008	0.0004	< 0.0002
Yttrium (dissolved)	mg/L	16-Aug-24	15:36	19-Aug-24	08:49	0.00017	0.0118	0.00012	0.00091	0.00177	0.00100	0.00498	0.00014	0.00029	0.00724
Zinc (dissolved)	mg/L	16-Aug-24	15:36	19-Aug-24	08:49	< 0.002	0.008	< 0.002	< 0.002	0.006	< 0.002	0.005	< 0.002	< 0.002	0.003
Zirconium (dissolved)	mg/L	16-Aug-24	15:36	19-Aug-24	08:49	< 0.002	0.003	< 0.002	< 0.002	0.002	< 0.002	0.002	< 0.002	< 0.002	< 0.002

Notes

Pre-Filter pH is completed after extraction and prior to filtration, lab pH is processed on a filtered portion.

The received sample was a fine material, SGS method protocol is to use a 6.3mm crushed size fraction.

QUANTITATIVE PHASE ANALYSIS OF FIVE POWDER SAMPLES USING THE RIETVELD METHOD AND X-RAY POWDER DIFFRACTION DATA

Global Project #: 2329 (B2)
PO#: GL23-731

Ivy Rajan & Prab Bhatia
Global ARD Testing Services Inc.
6891 Antrim Avenue
Burnaby, BC V5J 4M5

J. Kabel, B.Sc.
Cole Mauws, Ph.D.
Edith Czech, M.Sc.
Jenny Lai, B.Sc.
Lan Kato, B.A.

Dept. of Earth, Ocean & Atmospheric Sciences
The University of British Columbia
6339 Stores Road
Vancouver, BC V6T 1Z4

June 14, 2023

EXPERIMENTAL METHOD

The five samples of **Project 2329 (B2)** were reduced to the optimum grain-size range for quantitative X-ray analysis (<10 μm) by grinding under ethanol in a vibratory McCrone XRD Mill (Retsch GmbH, Germany) for 10 minutes. Continuous-scan X-ray powder-diffraction data were collected over a range of 4-80°2θ with CoKα radiation on a Bruker D8 Advance Bragg-Brentano diffractometer equipped with an Fe filter foil, 0.6 mm (0.3°) divergence slit, incident- and diffracted-beam Soller slits and a LynxEye-XE detector. The long fine-focus Co X-ray tube was operated at 35 kV and 40 mA, using a take-off angle of 6°.

RESULTS

The X-ray diffractograms were analyzed using the International Centre for Diffraction Database PDF-4 and Search-Match software by Bruker. X-ray powder-diffraction data of the samples were refined with Rietveld program Topas 4.2 (Bruker AXS). The results of quantitative phase analysis by Rietveld refinements are given in Table 1. These amounts represent the relative amounts of crystalline phases normalized to 100%. The Rietveld refinement plots are shown in Figures 1 to 5.

Table 1. Results of quantitative phase analysis (wt.%)

Mineral	**Ideal Formula**	**#1 CND-1**	**#2 CND-2**	**#3 CND-3**	**#4 CND-4**	**#5 CND-5**
Actinolite	$Ca_2(Mg,Fe^{2+})_5Si_8O_{22}(OH)_2$	1.3	0.8	0.1	34.8	12.5
Ankerite-Dolomite	$Ca(Fe^{2+},Mg,Mn)(CO_3)_2$-$CaMg(CO_3)_2$	0.2 (?)	0.2 (?)		0.5	3.9
Biotite	$K(Mg,Fe^{2+})_3AlSi_3O_{10}(OH)_2$	9.4	5.6	4.1	3.1	4.9
Calcite	$CaCO_3$	2.4	1.1	3.1	2.8	3.3
Calcite, magnesian	$(Ca,Mg)CO_3$				8.1	9.3
Chamosite	$(Fe^{2+},Mg,Fe^{3+})_5Al(Si_3Al)O_{10}(OH,O)_8$	2.5	0.5	0.9	3.2	2.2
Cummingtonite	$Mg_7Si_8O_{22}(OH)_2$				2.7	3.6
Ilmenite	$Fe^{2+}TiO_3$				1.3	0.8
K-feldspar (microcline)	$KAlSi_3O_8$	8.0	4.5	6.1		
Muscovite 2M1	$KAl_2(AlSi_3O_{10})(OH)_2$	8.2	22.6	9.2		
Plagioclase (albite; albite, calcian)	$NaAlSi_3O_8$ – $CaAl_2Si_2O_8$	30.7	18.1	40.0	19.7	27.1
Pyrite	FeS_2	0.8	4.1	1.2	0.5 (?)	1.6
Pyrrhotite	$Fe_{1-x}S$	0.6			1.0	7.4
Quartz	SiO_2	35.9	42.5	35.3	22.3	23.0
Siderite	$Fe^{2+}CO_3$					0.4 (?)
Total		**100.0**	**100.0**	**100.0**	**100.0**	**100.0**

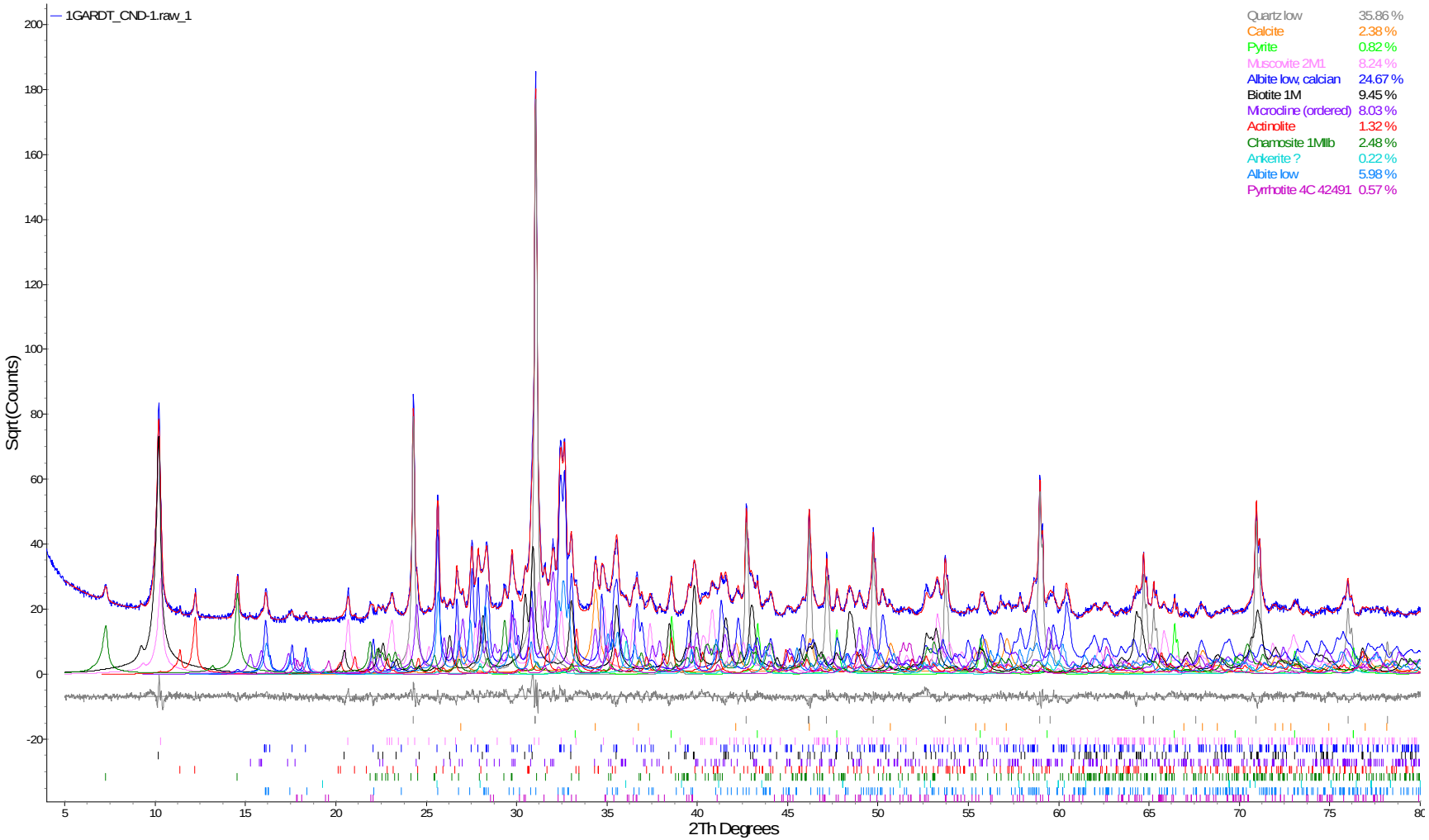

Figure 1. Rietveld refinement plot of sample **Global ARD Testing #1: CND-1** (blue line - observed intensity at each step; red line - calculated pattern; solid grey line below – difference between observed and calculated intensities; vertical bars, positions of all Bragg reflections). Coloured lines are individual diffraction patterns of all phases.

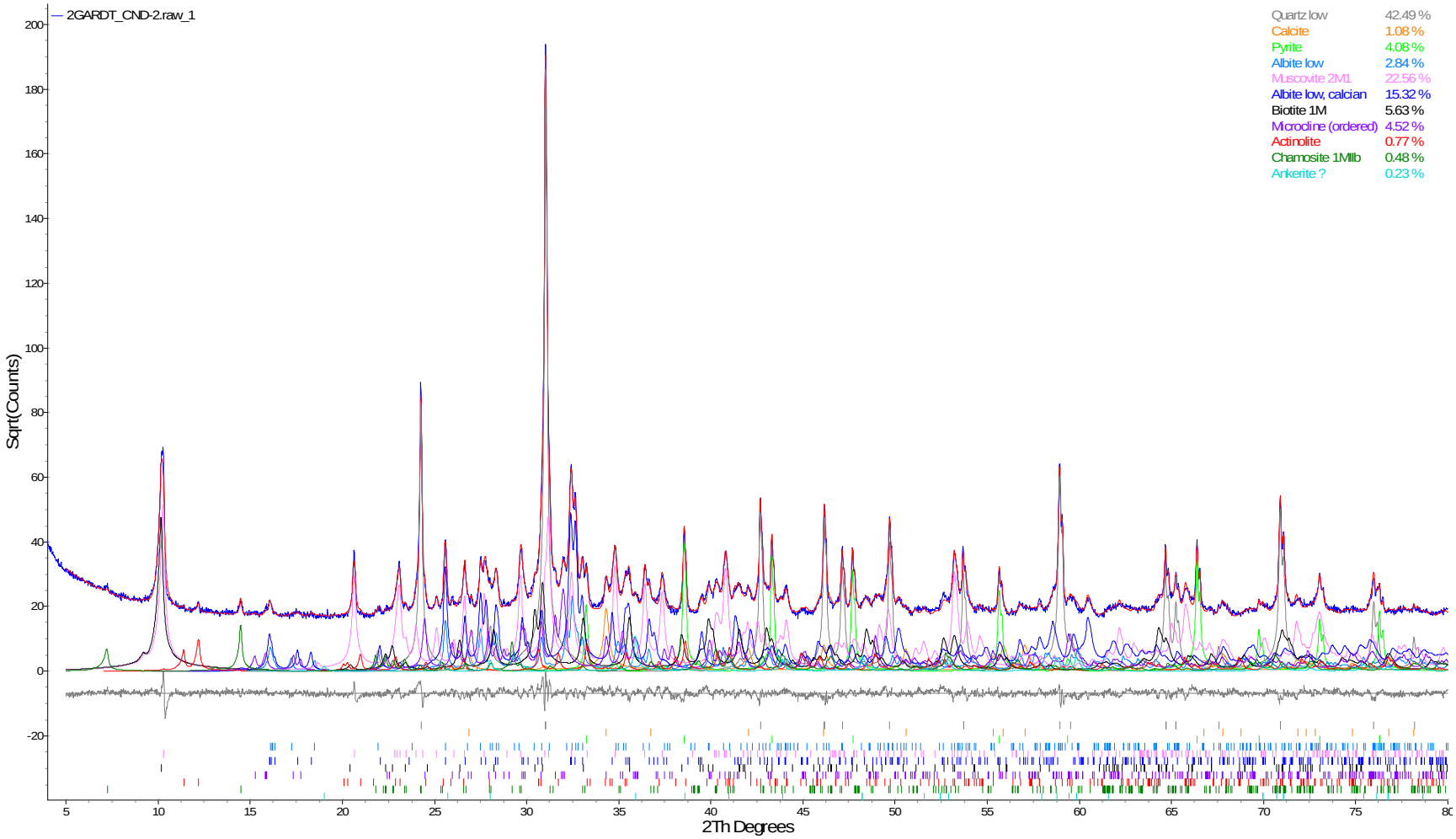

Figure 2. Rietveld refinement plot of sample **Global ARD Testing #2: CND-2** (blue line - observed intensity at each step; red line - calculated pattern; solid grey line below – difference between observed and calculated intensities; vertical bars, positions of all Bragg reflections). Coloured lines are individual diffraction patterns of all phases.

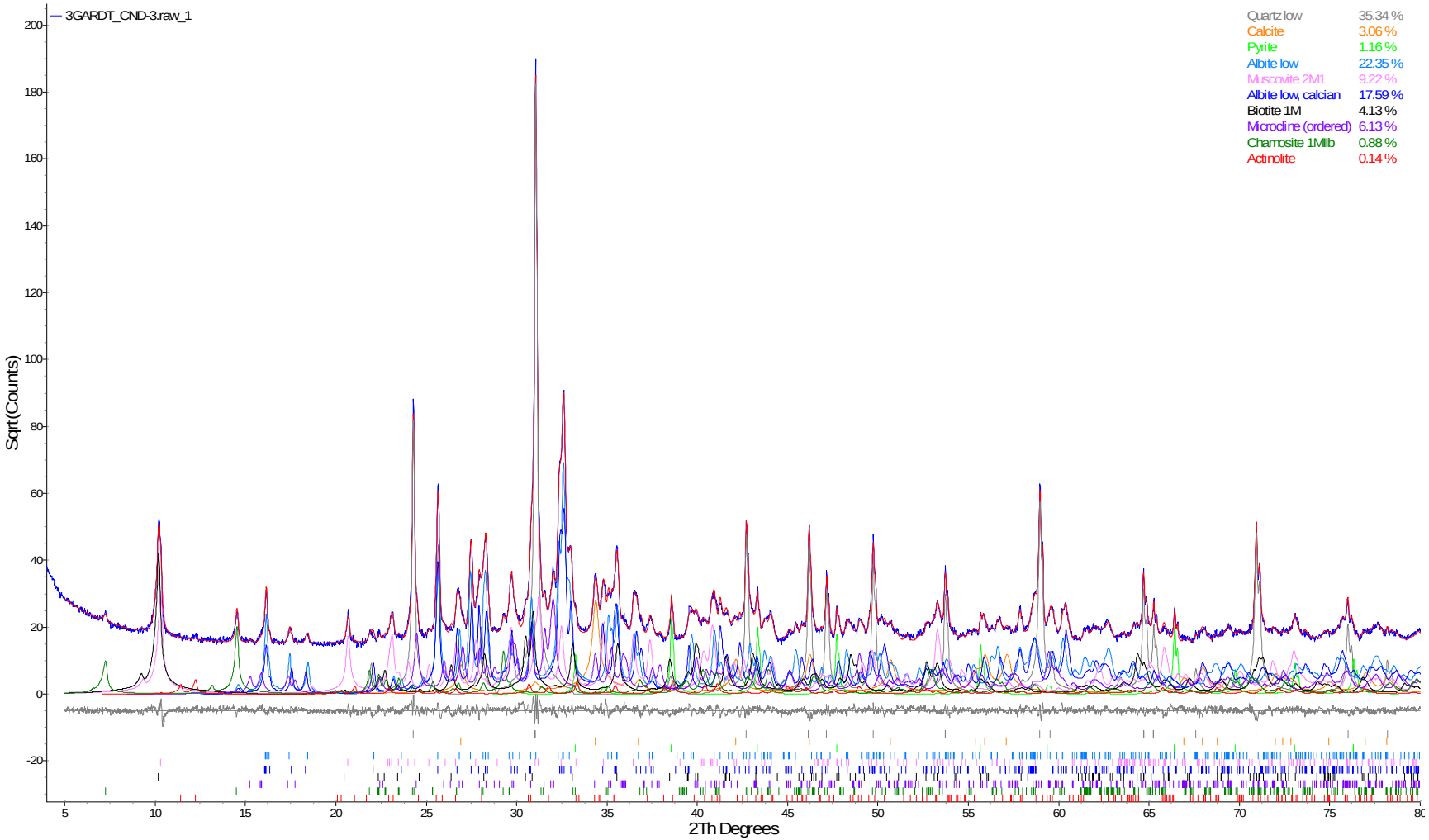

Figure 3. Rietveld refinement plot of sample **Global ARD Testing #3: CND-3** (blue line - observed intensity at each step; red line - calculated pattern; solid grey line below – difference between observed and calculated intensities; vertical bars, positions of all Bragg reflections). Coloured lines are individual diffraction patterns of all phases.

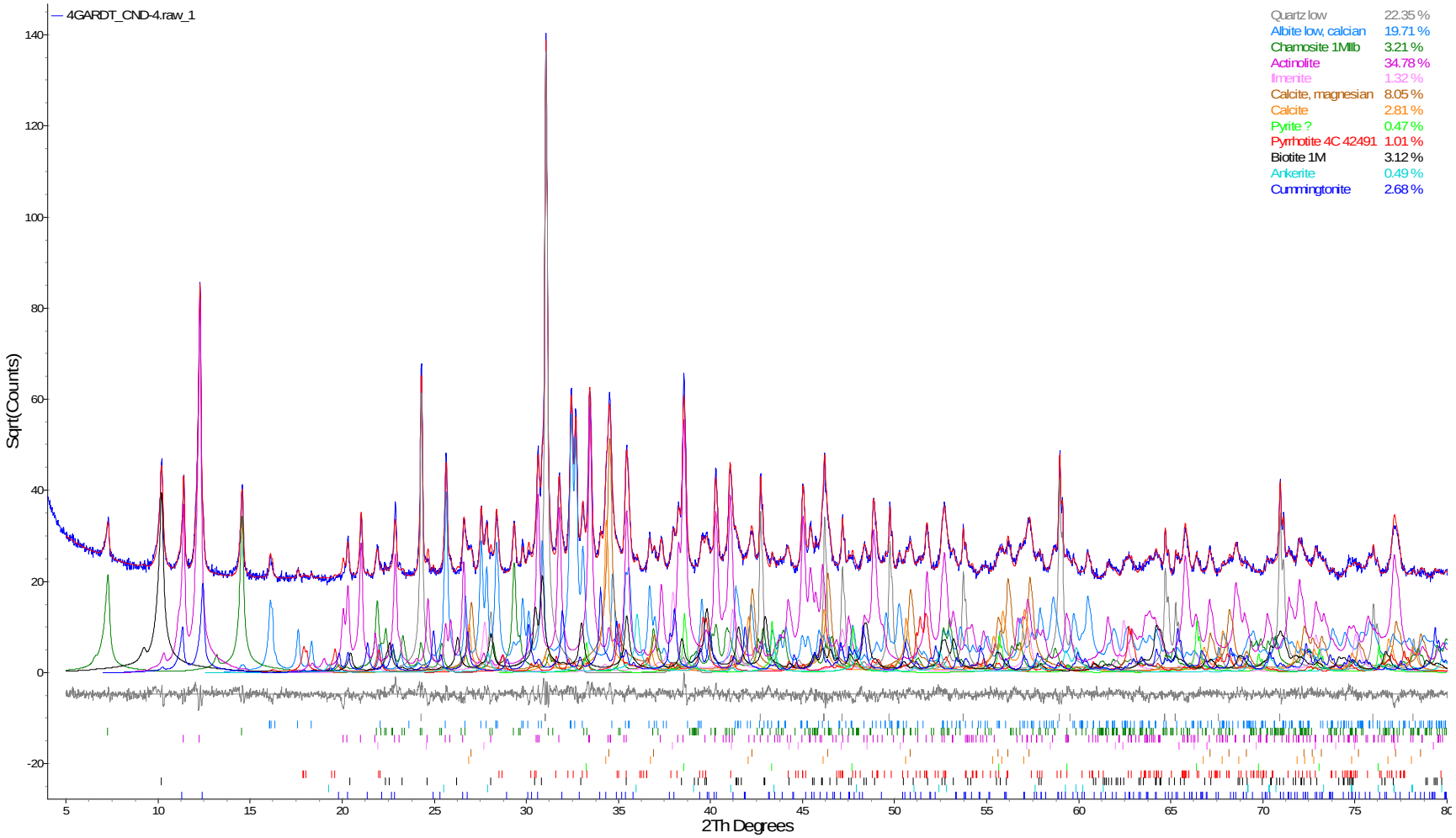

Figure 4. Rietveld refinement plot of sample **Global ARD Testing #4: CND-4** (blue line - observed intensity at each step; red line - calculated pattern; solid grey line below – difference between observed and calculated intensities; vertical bars, positions of all Bragg reflections). Coloured lines are individual diffraction patterns of all phases.

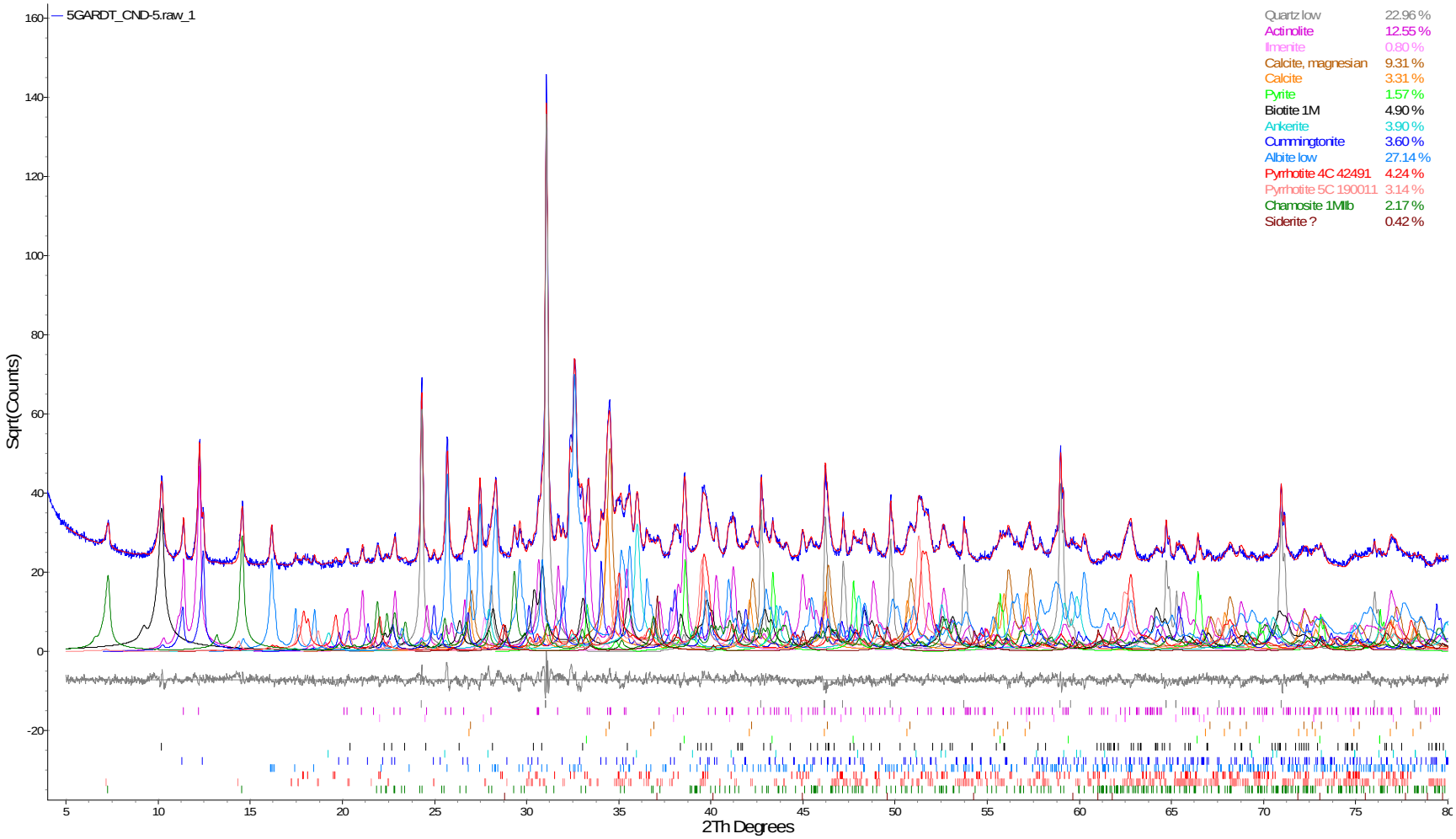

Figure 5. Rietveld refinement plot of sample **Global ARD Testing #5: CND-5** (blue line - observed intensity at each step; red line - calculated pattern; solid grey line below – difference between observed and calculated intensities; vertical bars, positions of all Bragg reflections). Coloured lines are individual diffraction patterns of all phases.

Table 1. Results of quantitative phase analysis (wt.%) - Project: 2329 (B37) PO: GL24-651 - Referece Number: 24-0706-COM-GARDT

UBC Sample No.	1	2	3	4	5	6	7	8	9	10	11	12	13	14
Global Sample No.	2	3	4	5	6	7	8	9	10	11	12	13	14	15
Mineral/Sample ID	WSP 34	WSP 36	WSP 41	WSP 45	WSP 47	WSP 48	WSP 49	WSP 60	WSP 61	COL - 9 _WSP 62	WSP 67	WSP 84	WSP 90	WSP 91
Amphibole	1.9	2.1	3.1	3.7	3.1	2.7	4.0	3.4	2.6	3.2	2.1	2.6	3.4	1.9
Biotite	1.4			1.6	2.2	0.8	2.1	1.2	1.2	0.8	2.1	0.7	1.6	2.7
Calcite				0.5 (?)									0.4 (?)	
Clinochlore	1.7	1.2	1.0	0.7	1.4	0.9	4.0	1.5	1.0	0.5	1.9	0.6	1.2	2.8
Clinozoisite	1.8	1.4	1.3	2.3	2.1	1.3	1.0 (?)	2.5	2.0	1.6	2.3	1.4	2.4	0.7 (?)
Dolomite - Ankerite				1.8									0.7 (?)	
Illite - Muscovite 2M1	2.3	2.3	3.0	1.9	2.3	1.2	7.6	2.1	1.6	1.4	2.7	1.4	1.7	6.5
Illite - Smectite (mixed layer)							4.3							5.7
Kaolinite							1.0 (?)							3.9
K-feldspar	13.6	13.0	12.9	12.4	13.9	11.3	11.8	13.2	11.4	11.8	13.9	12.4	12.8	10.2
Magnetite	0.4 (?)	0.6		0.8	0.4 (?)	0.7			0.5	0.7	0.4 (?)	0.5 (?)	0.6	
Montmorillonite							15.1	1.6						22.2
Plagioclase	42.8	39.8	36.5	36.2	38.4	37.7	28.1	36.9	38.8	37.4	43.2	37.4	38.8	19.6
Quartz	34.1	39.4	42.2	38.1	36.2	43.4	19.5	37.3	40.8	42.5	31.5	42.9	36.3	22.3
Titanite														
Vermiculite							1.5 (?)							1.3 (?)
Total	100.0	100.0	100.0	100.0	100.0	100.0	100.0	99.8	99.9	100.0	100.0	100.0	100.0	100.0

Table 1. Results of quantitative phas

UBC Sample No.	15	16	17	18	19	20	21	22	23	24
Global Sample No.	16	17	18	19	20	21	22	23	24	25
Mineral/Sample ID	WSP 97	WSP 98	COL - 10_WSP 100	COL - 12_WSP 102	WSP 103	WSP 104	COL - 13_WSP 105	WSP 113	WSP 59	WSP 106
Amphibole	5.3	4.8	3.6	4.5	2.3	2.1	2.0	4.6	4.4	2.0
Biotite	2.4	3.6	4.5	1.6	4.8	4.6		1.7	2.3	5.3
Calcite	1.2		4.0		5.4	2.1		0.5 (?)	1.2	3.8
Clinochlore	1.7	2.4	3.9	2.4	4.9	6.1	0.8	2.4	1.7	4.8
Clinozoisite	2.5	2.8		1.7			1.1	1.8	2.3	
Dolomite - Ankerite	3.7		5.7		5.8	3.4		1.3	3.8	5.6
Illite - Muscovite 2M1	2.4	1.9	4.7	2.6	6.0	7.4	2.2	3.6	1.9	5.7
Illite - Smectite (mixed layer)		3.8	5.9	3.7	7.2	3.8		3.1	2.7	7.5
Kaolinite					1.2 (?)	1.3 (?)				1.5
K-feldspar	12.1	9.7	11.7	12.5	10.3	10.2	12.5	10.0	12.2	10.0
Magnetite	0.5			0.2 (?)			0.5 (?)		0.5	
Montmorillonite		1.8	11.0	6.6	17.1	26.1	1.0 (?)	7.5		18.6
Plagioclase	35.0	37.5	26.9	33.3	20.3	18.3	36.2	34.5	34.8	19.9
Quartz	33.3	31.7	18.1	30.5	14.5	14.2	43.8	28.4	32.3	14.8
Titanite				0.5 (?)	0.3 (?)	0.4 (?)		0.5 (?)		0.5 (?)
Vermiculite										
Total	100.0	100.0	100.0	100.0	100.0	100.0	100.0	100.0	100.0	100.0

QUANTITATIVE PHASE ANALYSIS OF EIGHTEEN POWDER SAMPLES USING THE RIETVELD METHOD AND X-RAY POWDER DIFFRACTION DATA

Global Project No.: 2329 (B39)
Global CoC No.: GL25-997

Prab Bhatia
Said Zeinab
Global ARD Testing Services Inc.
6891 Antrim Avenue
Burnaby, BC V5J 4M5

Cole Mauws, Ph.D.
Jenny Lai, B.Sc.
Lan Kato, B.A.

Electron Microbeam/X-Ray Diffraction Facility (EMXDF)
Dept. of Earth, Ocean & Atmospheric Sciences
The University of British Columbia
6339 Stores Road
Vancouver, BC V6T 1Z4

Reference number: 25-0261-COM-GARDT

June 20, 2025

METHOD

The eighteen samples of **Project No.: 2329 (B39)** were reduced to the optimum grain-size range for quantitative X-ray analysis (<10 μm) by grinding under ethanol in a vibratory McCrone XRD Mill (Retsch GmbH, Germany) for 10 minutes. Continuous-scan X-ray powder-diffraction data were collected over a range of 4-80°2θ with CoKα radiation on a Bruker D8 Endeavor Bragg-Brentano diffractometer equipped a LynxEye-XE-T detector.

RESULTS

The X-ray diffractograms were analyzed using the International Centre for Diffraction Database PDF-5+ and Search-Match EVA 4.2 (Bruker AXS). X-ray powder-diffraction data of the samples were refined with Rietveld program Topas 4.2 (Bruker AXS). The results of quantitative phase analysis by Rietveld refinements are given in Table 1 (separate file, ***25-0261-COM-GARDT Results 2025-06-20 - Proj 2329 (B39) CoC GL25-997 - 18 samples.xlsx***). These amounts represent the relative amounts of crystalline phases normalized to 100%. The Rietveld refinement plots are shown in Figures 1 – 18. Ideal formulae of the mineral phases present are shown in Table 2.

One of the phases present was a poorly crystalline clay. To fit this phase, an empirical model for poorly crystalline clays has been calibrated against reference minerals from the Source Clays Project (The Clay Minerals Society) or the Pacific Museum of Earth at UBC using the PONKCS method (Scarlett and Madsen, *Powder Diffr., Vol. 21, No. 4*, December 2006).

Table 2. Ideal formulae for phases present, Proj# 2329 (B39), CoC# GL25-997, Ref# 25-0261-COM-GARDT

Mineral	**Ideal Formula**
Actinolite	$\square Ca_2(Mg_{4.5\text{-}2.5}Fe_{0.5\text{-}2.5})Si_8O_{22}(OH)_2$
Apatite	$Ca_5(PO_4)_3(F,Cl,OH)$
Biotite	$K(Mg,Fe)_3(AlSi_3O_{10})(OH)_2$
Calcite	$CaCO_3$
Clinochlore	$(Mg,Al)_6(Si,Al)_4O_{10}(OH)_8$
Clinozoisite	$Ca_2Al_3(SiO_4)_3(OH)$
Dolomite – Ankerite	$CaMg(CO_3)_2 – Ca(Fe^{2+},Mg,Mn)(CO_3)_2$
Illite – Muscovite 2M1	$\sim K_{0.65}Al_{2.0}(Al_{0.65}Si_{3.35}O_{10})(OH)_2 – KAl_2(AlSi_3O_{10})(OH)_2$
Illite – Smectite (mixed layer)	$\sim K_{0.65}Al_{2.0}(Al_{0.65}Si_{3.35}O_{10})(OH)_2 –$ $(Na,Ca)_{0.3}(Al,Mg)_2Si_4O_{10}(OH)_2 \cdot nH_2O$
Kaolinite	$Al_2Si_2O_5(OH)_4$
K-feldspar (microcline)	$KAlSi_3O_8$
Magnetite	$Fe^{2+}Fe^{3+}{}_2O_4$
Montmorillonite	$(Na,Ca)_{0.3}(Al,Mg)_2Si_4O_{10}(OH)_2 \cdot nH_2O$
Plagioclase (albite; albite, calcian)	$NaAlSi_3O_8 – CaAl_2Si_2O_8$
Quartz	SiO_2
Titanite	$CaTiSiO_5$
Vermiculite	$(Mg,Fe^{2+},Al)_3(Al,Si)_4O_{10}(OH)_2 \cdot 4H_2O$

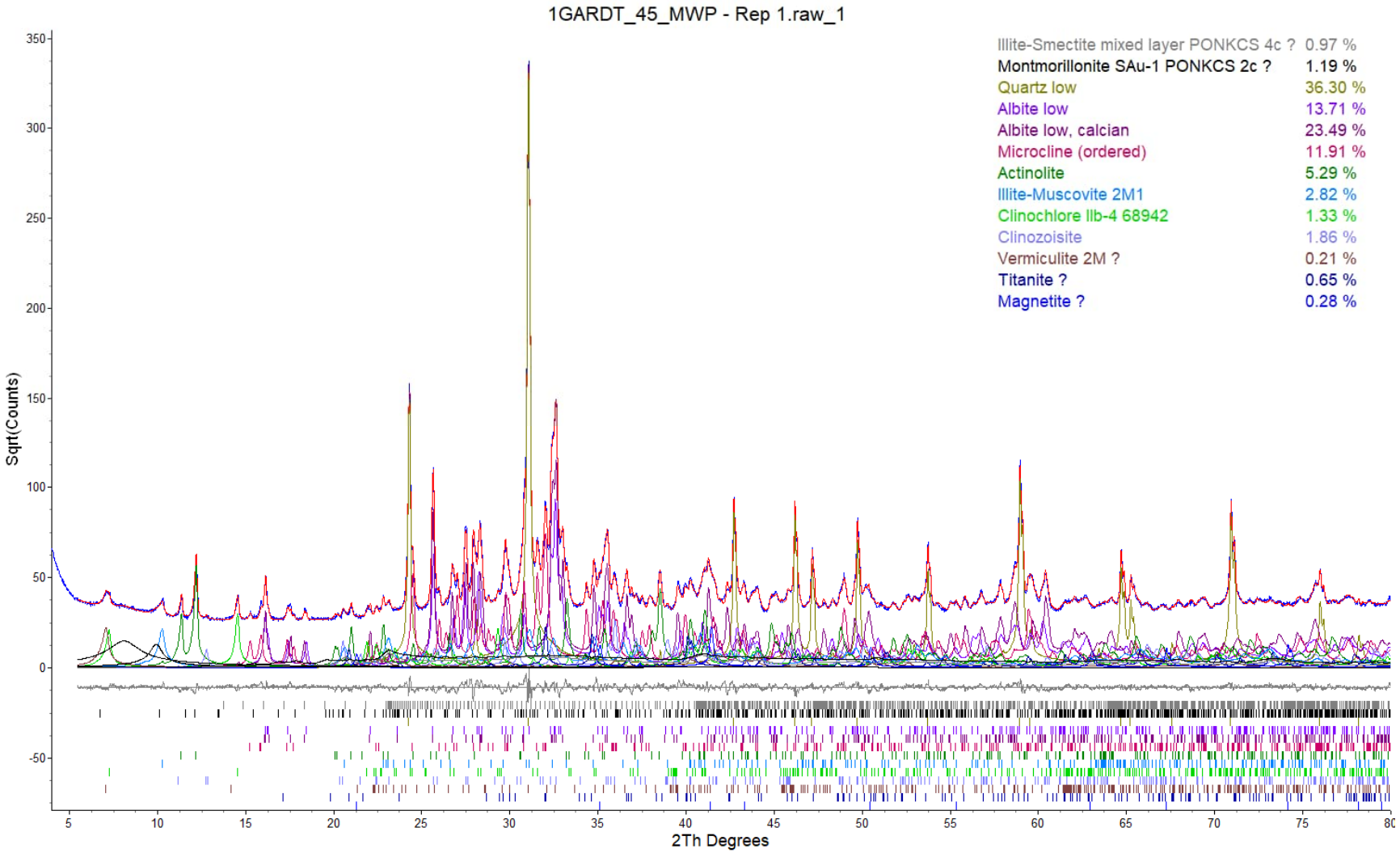

Figure 1. Rietveld refinement plot of sample **Global ARD Testing Services – #45: MWP - Rep 1** (blue line - observed intensity at each step; red line - calculated pattern; solid grey line below - difference between observed and calculated intensities; vertical bars - positions of all Bragg reflections). Coloured lines are individual diffraction patterns of all phases.

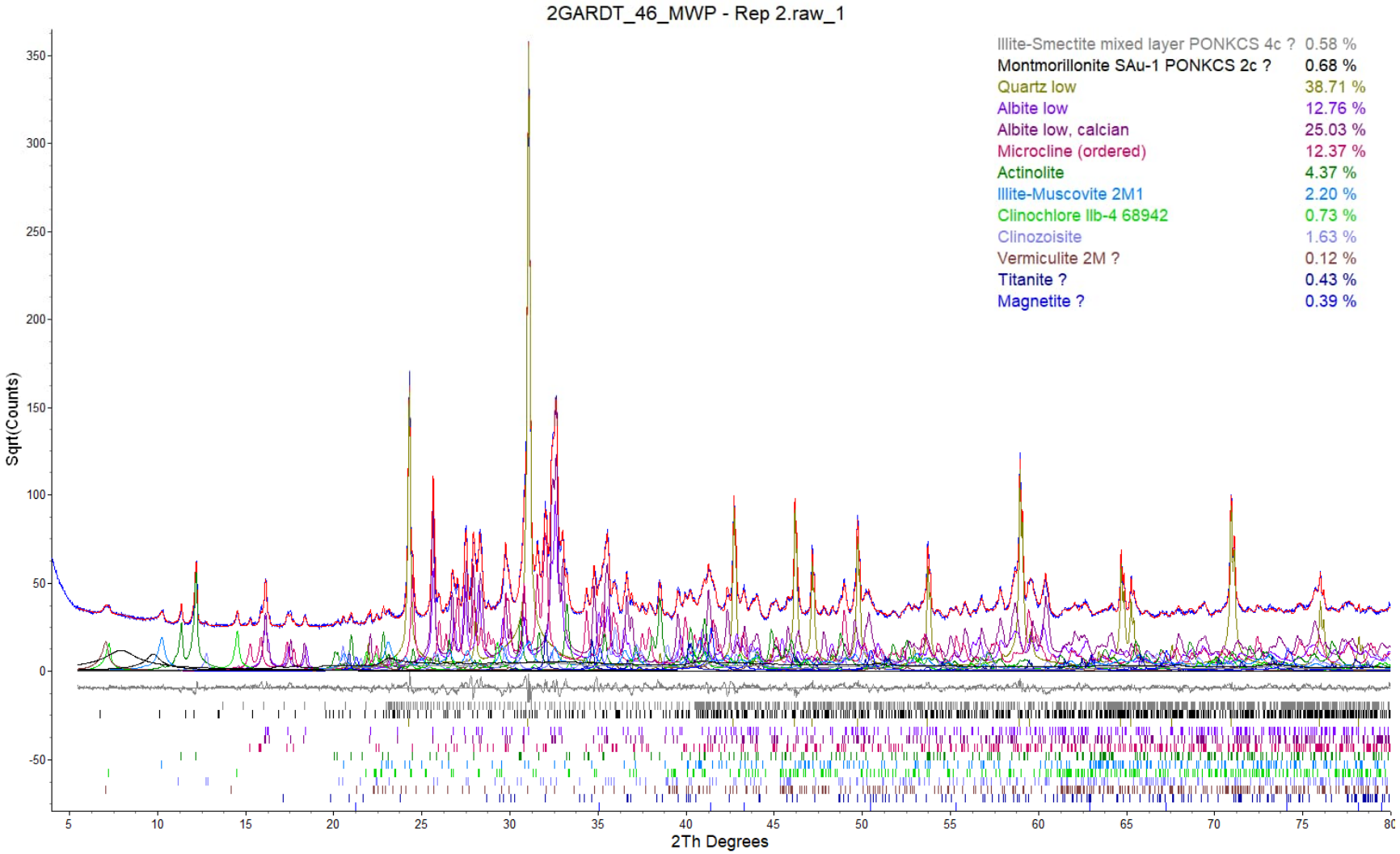

Figure 2. Rietveld refinement plot of sample **Global ARD Testing Services – #46: MWP - Rep 2** (blue line - observed intensity at each step; red line - calculated pattern; solid grey line below - difference between observed and calculated intensities; vertical bars - positions of all Bragg reflections). Coloured lines are individual diffraction patterns of all phases.

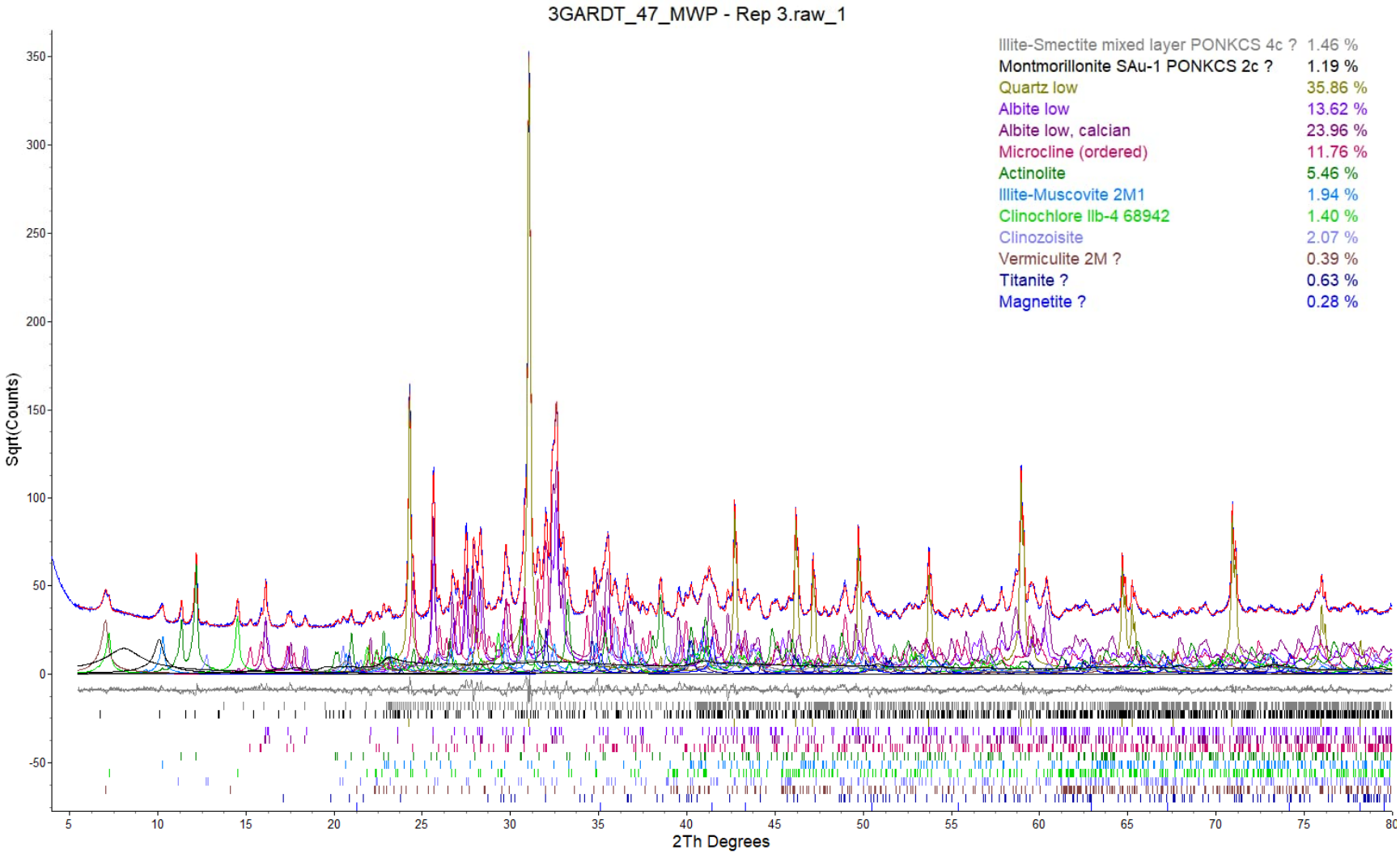

Figure 3. Rietveld refinement plot of sample **Global ARD Testing Services – #47: MWP - Rep 3** (blue line - observed intensity at each step; red line - calculated pattern; solid grey line below - difference between observed and calculated intensities; vertical bars - positions of all Bragg reflections). Coloured lines are individual diffraction patterns of all phases.

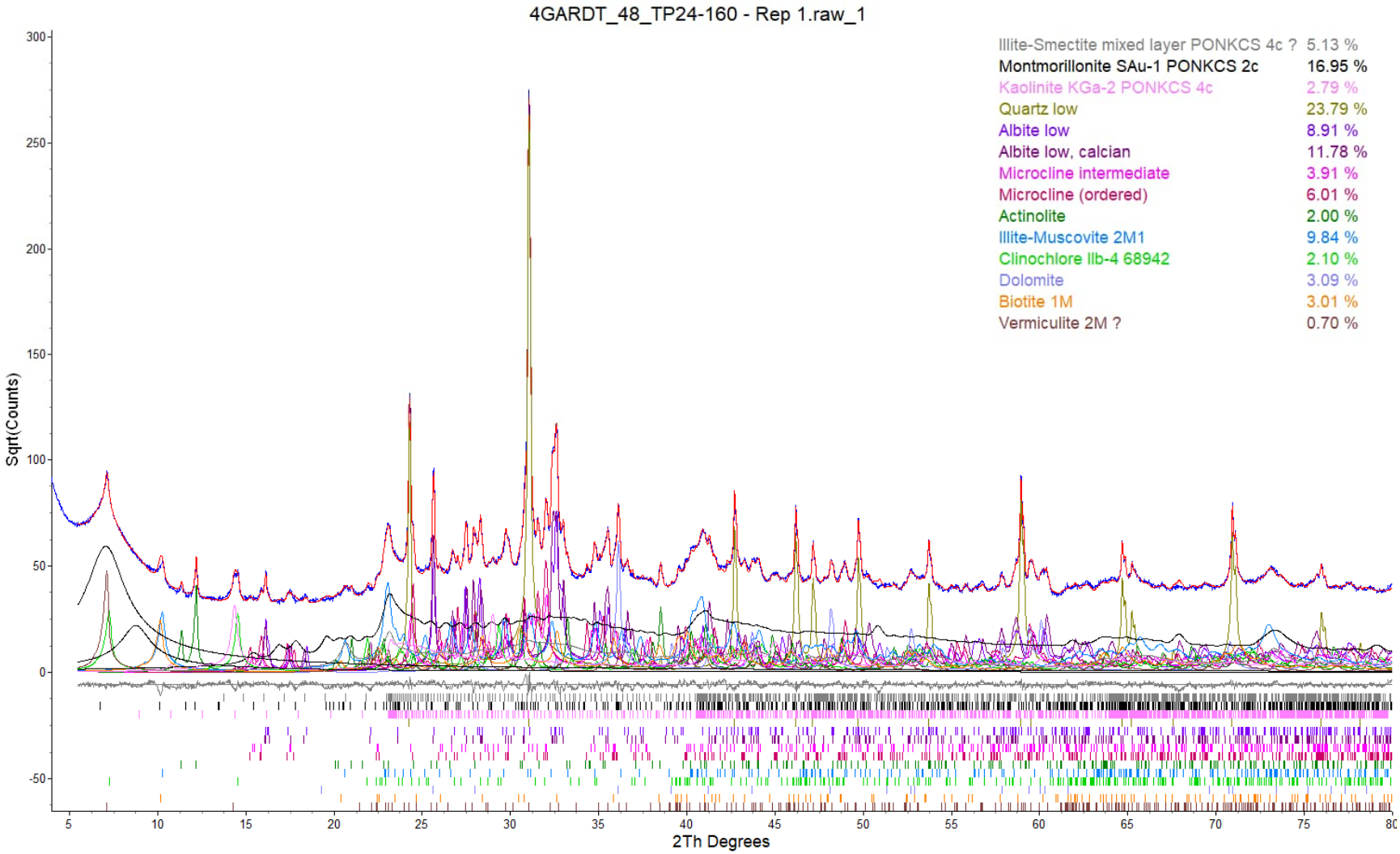

Figure 4. Rietveld refinement plot of sample **Global ARD Testing Services – #48: TP24-160 - Rep 1** (blue line - observed intensity at each step; red line - calculated pattern; solid grey line below - difference between observed and calculated intensities; vertical bars - positions of all Bragg reflections). Coloured lines are individual diffraction patterns of all phases.

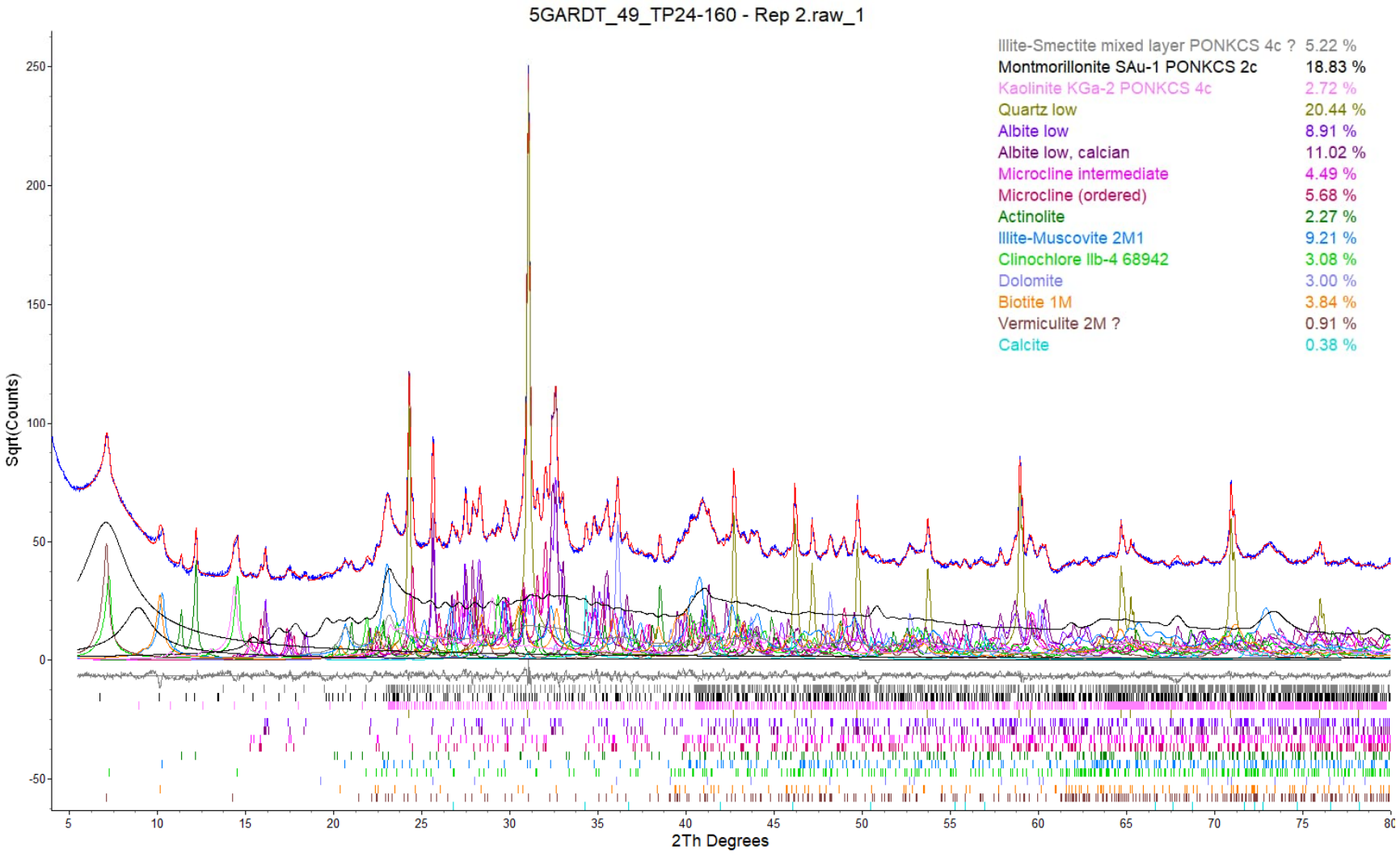

Figure 5. Rietveld refinement plot of sample **Global ARD Testing Services – #49: TP24-160 - Rep 2** (blue line - observed intensity at each step; red line - calculated pattern; solid grey line below - difference between observed and calculated intensities; vertical bars - positions of all Bragg reflections). Coloured lines are individual diffraction patterns of all phases.

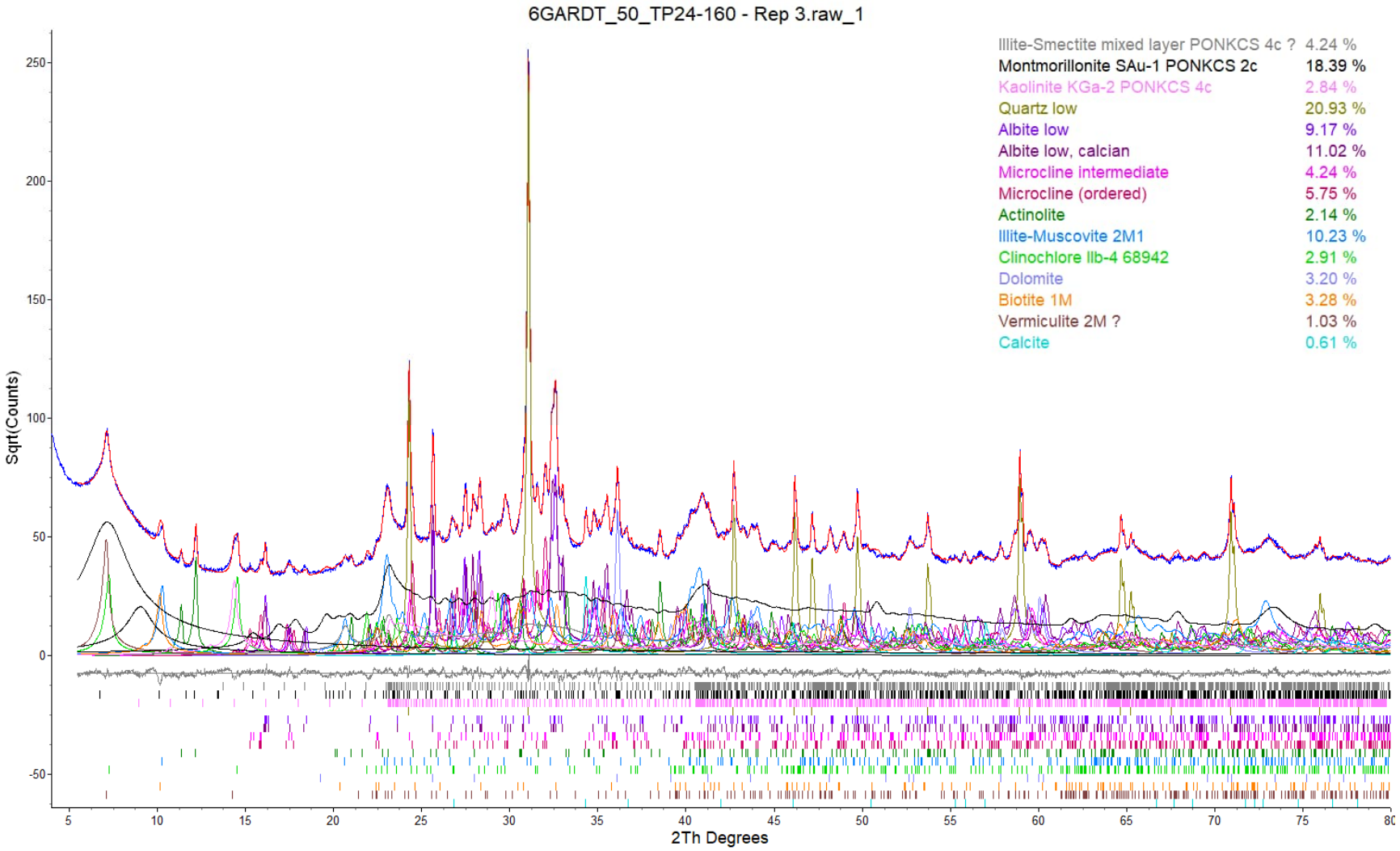

Figure 6. Rietveld refinement plot of sample **Global ARD Testing Services – #50: TP24-160 - Rep 3** (blue line - observed intensity at each step; red line - calculated pattern; solid grey line below - difference between observed and calculated intensities; vertical bars - positions of all Bragg reflections). Coloured lines are individual diffraction patterns of all phases.

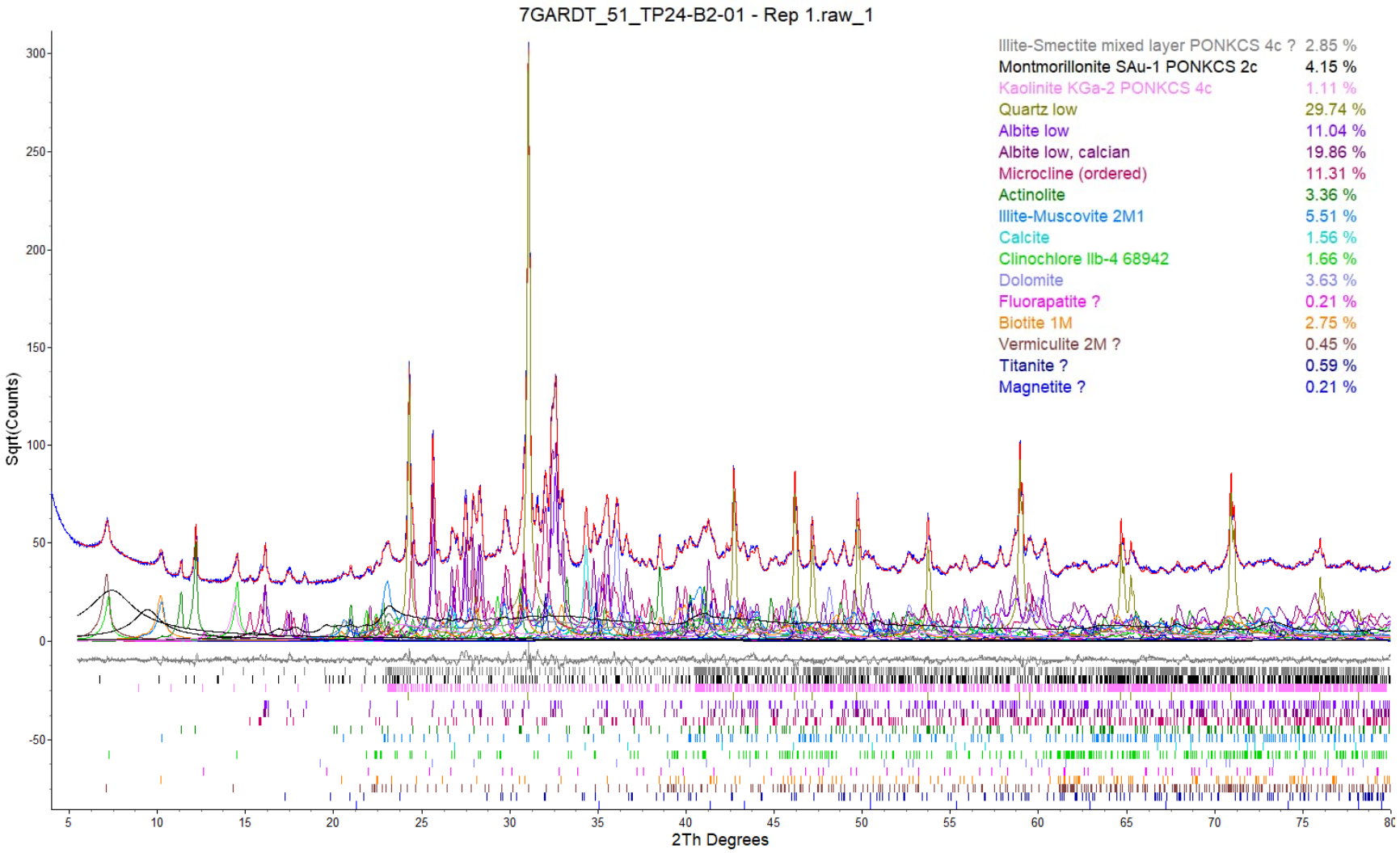

Figure 7. Rietveld refinement plot of sample **Global ARD Testing Services – #51: TP24-B2-01 - Rep 1** (blue line - observed intensity at each step; red line - calculated pattern; solid grey line below - difference between observed and calculated intensities; vertical bars - positions of all Bragg reflections). Coloured lines are individual diffraction patterns of all phases.

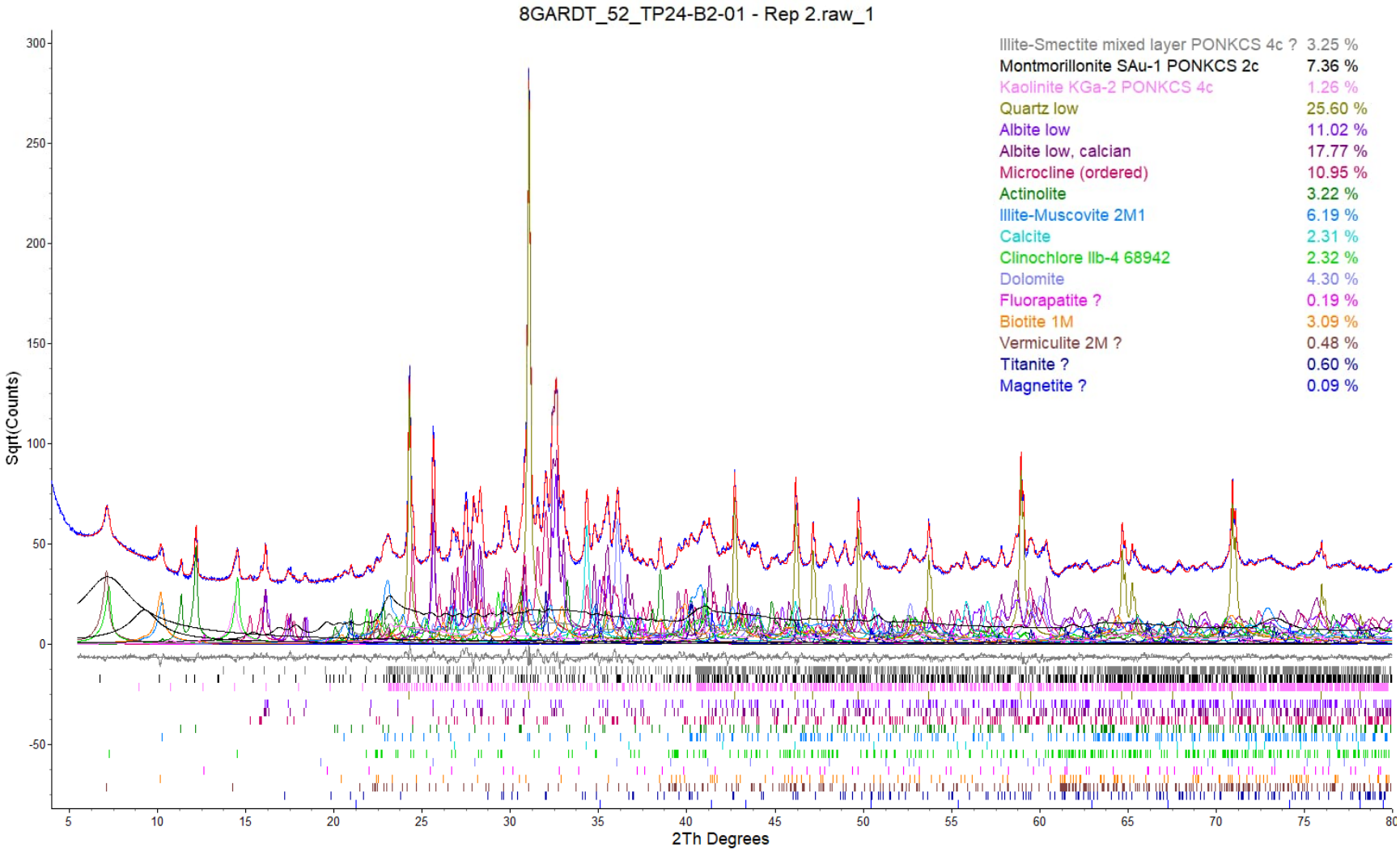

Figure 8. Rietveld refinement plot of sample **Global ARD Testing Services – #52: TP24-B2-01 - Rep 2** (blue line - observed intensity at each step; red line - calculated pattern; solid grey line below - difference between observed and calculated intensities; vertical bars - positions of all Bragg reflections). Coloured lines are individual diffraction patterns of all phases.

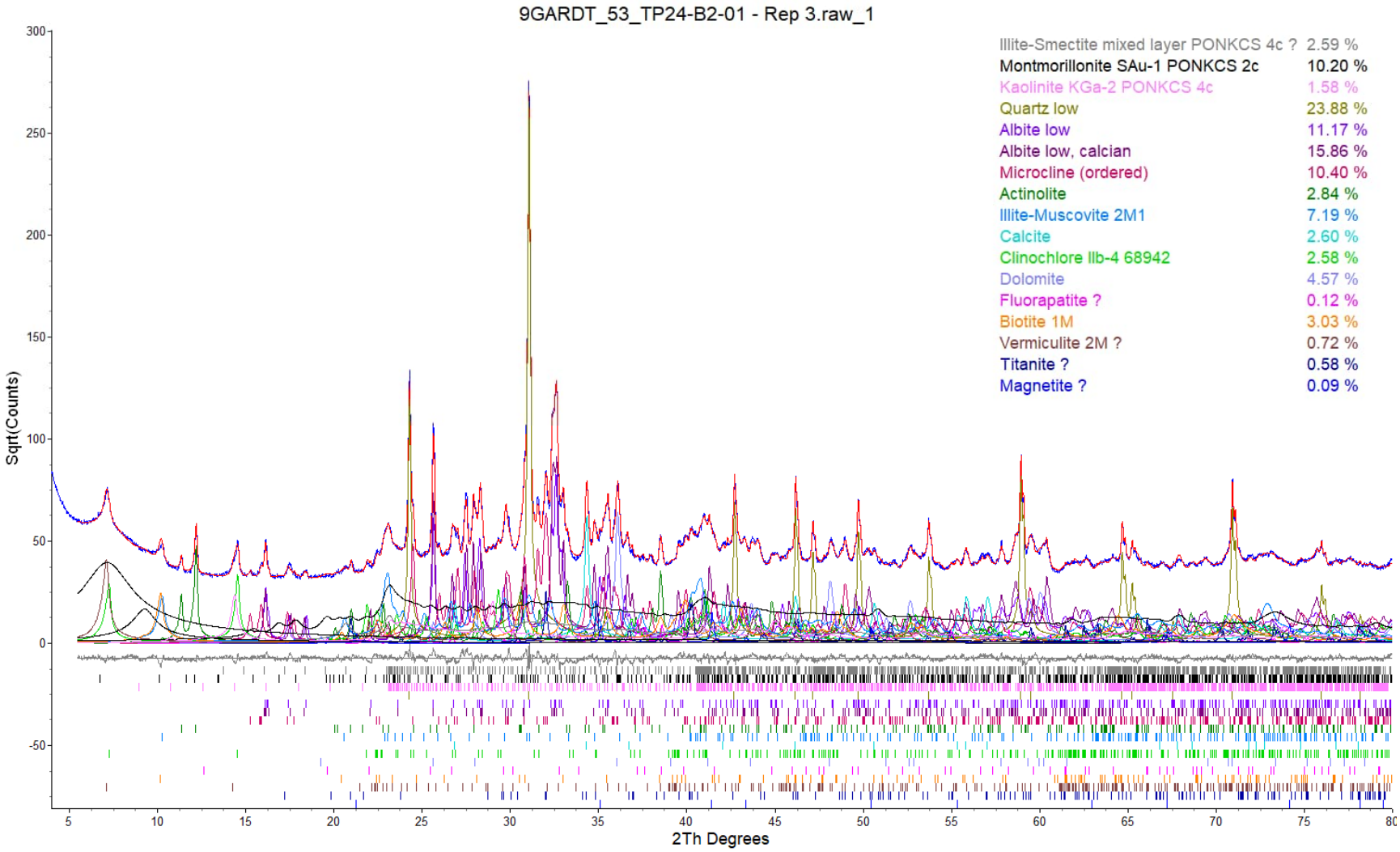

Figure 9. Rietveld refinement plot of sample **Global ARD Testing Services – #53: TP24-B2-01 - Rep 3** (blue line - observed intensity at each step; red line - calculated pattern; solid grey line below - difference between observed and calculated intensities; vertical bars - positions of all Bragg reflections). Coloured lines are individual diffraction patterns of all phases.

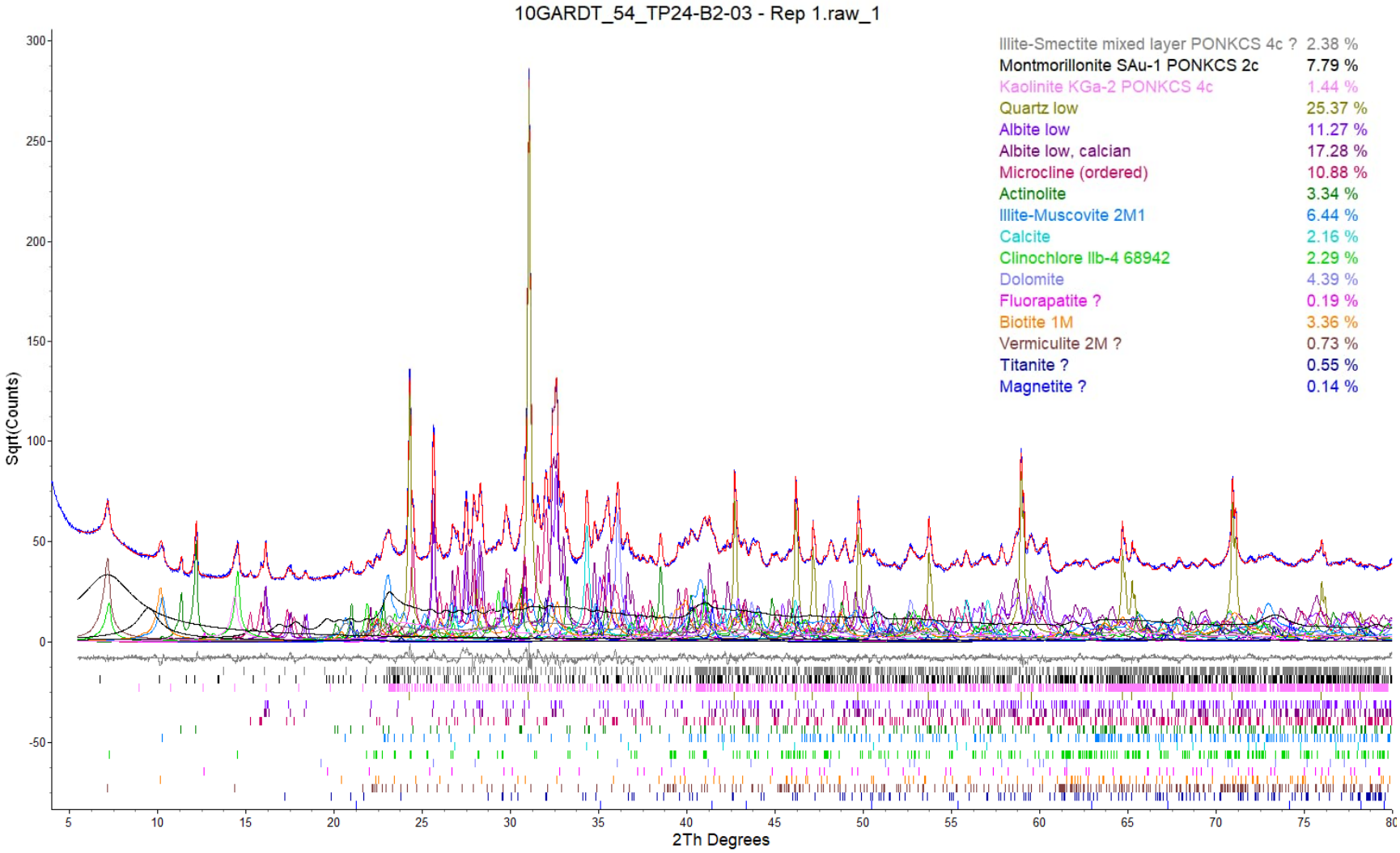

Figure 10. Rietveld refinement plot of sample **Global ARD Testing Services – #54: TP24-B2-03 - Rep 1** (blue line - observed intensity at each step; red line - calculated pattern; solid grey line below - difference between observed and calculated intensities; vertical bars - positions of all Bragg reflections). Coloured lines are individual diffraction patterns of all phases.

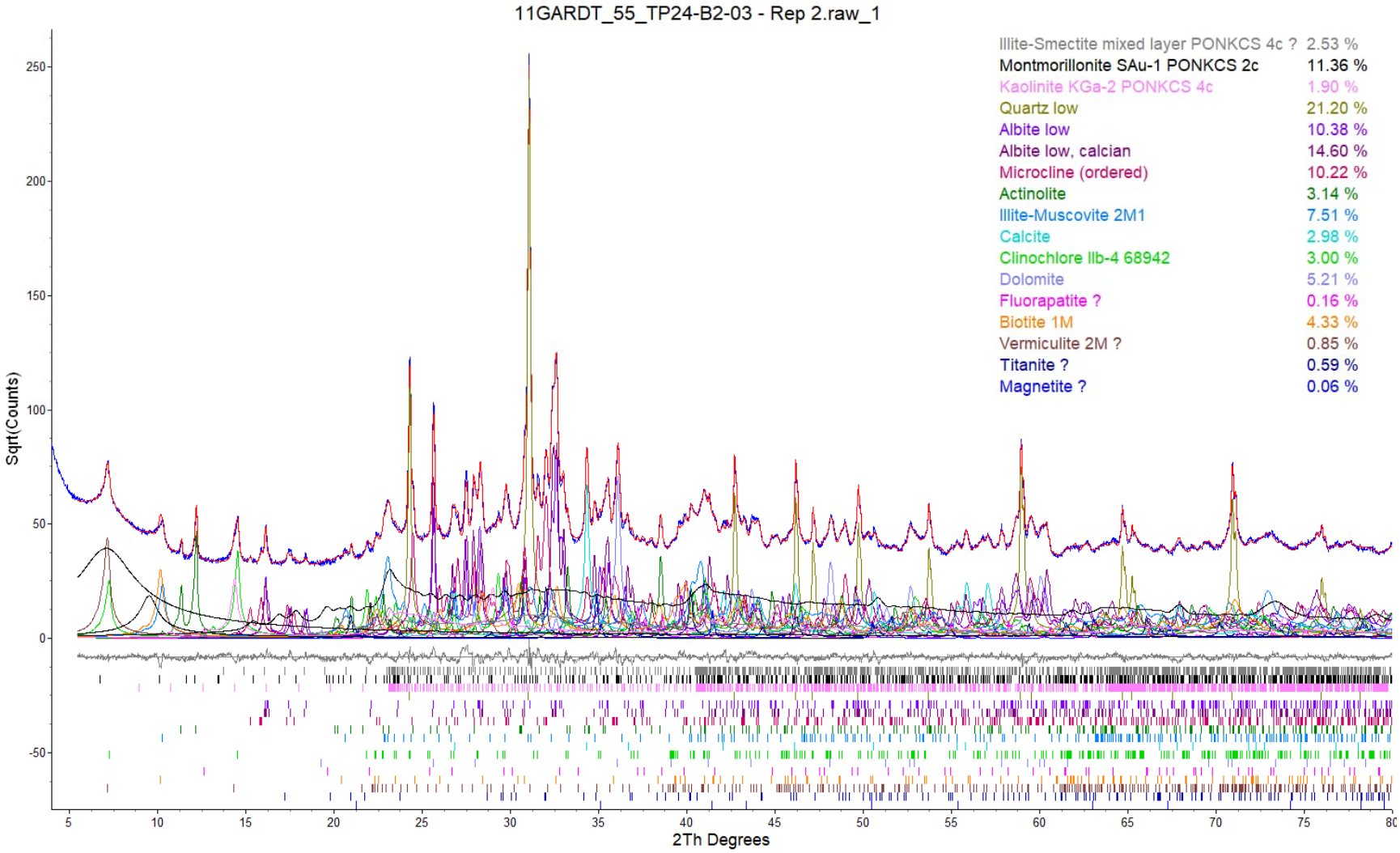

Figure 11. Rietveld refinement plot of sample **Global ARD Testing Services – #55: TP24-B2-03 - Rep 2** (blue line - observed intensity at each step; red line - calculated pattern; solid grey line below - difference between observed and calculated intensities; vertical bars - positions of all Bragg reflections). Coloured lines are individual diffraction patterns of all phases.

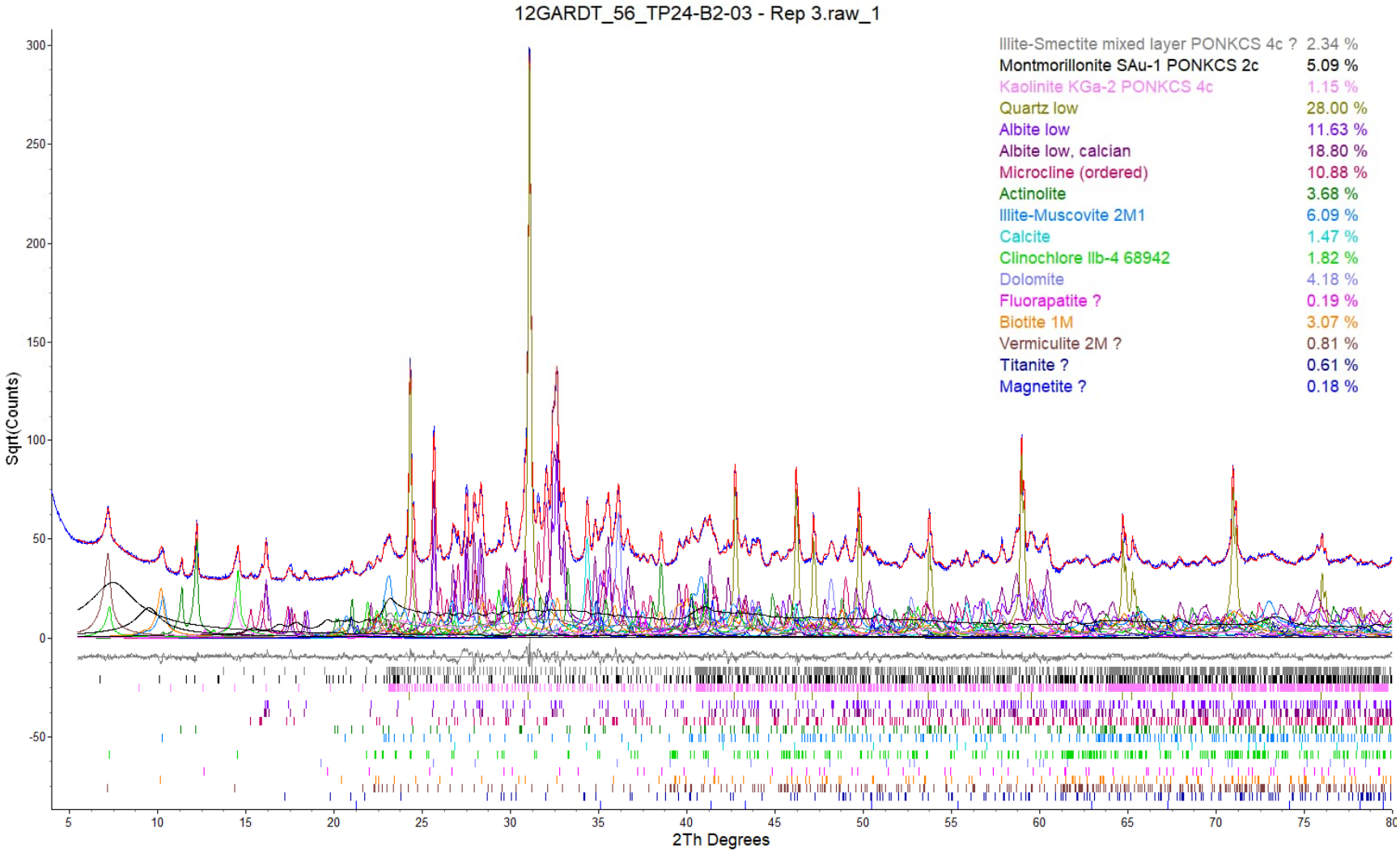

Figure 12. Rietveld refinement plot of sample **Global ARD Testing Services – #56: TP24-B2-03 - Rep 3** (blue line - observed intensity at each step; red line - calculated pattern; solid grey line below - difference between observed and calculated intensities; vertical bars - positions of all Bragg reflections). Coloured lines are individual diffraction patterns of all phases.

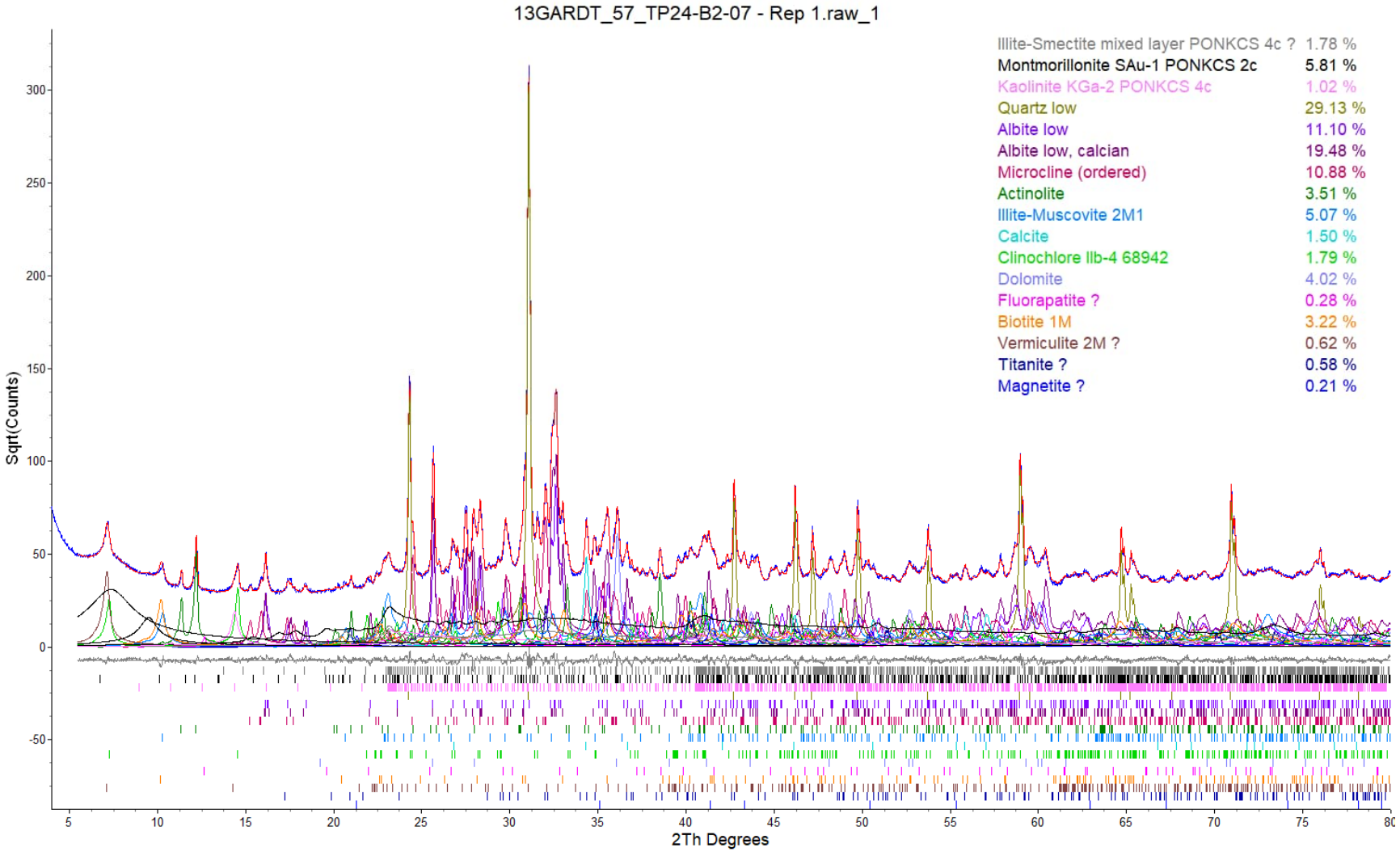

Figure 13. Rietveld refinement plot of sample **Global ARD Testing Services – #57: TP24-B2-07 - Rep 1** (blue line - observed intensity at each step; red line - calculated pattern; solid grey line below - difference between observed and calculated intensities; vertical bars - positions of all Bragg reflections). Coloured lines are individual diffraction patterns of all phases.

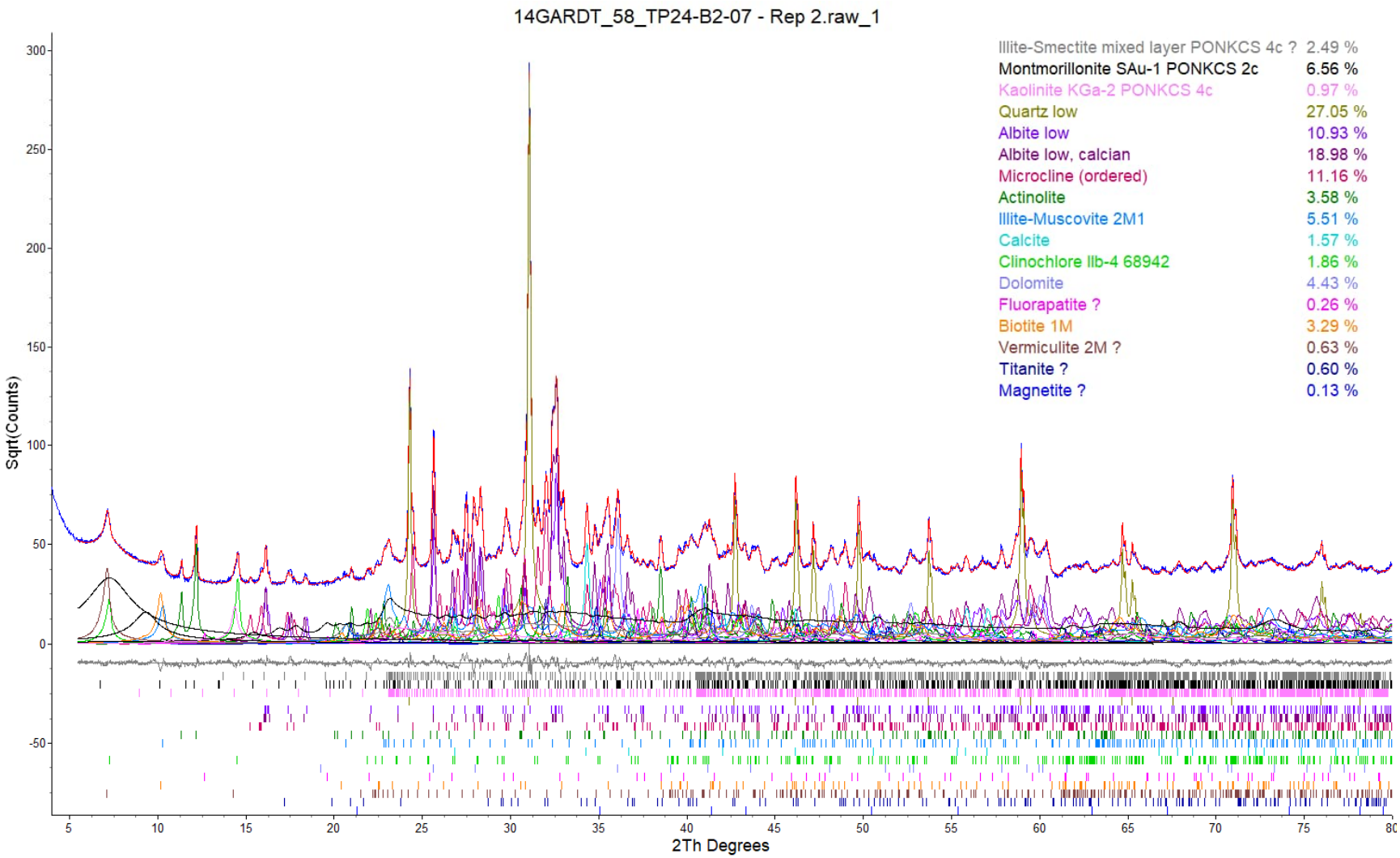

Figure 14. Rietveld refinement plot of sample **Global ARD Testing Services – #58: TP24-B2-07 - Rep 2** (blue line - observed intensity at each step; red line - calculated pattern; solid grey line below - difference between observed and calculated intensities; vertical bars - positions of all Bragg reflections). Coloured lines are individual diffraction patterns of all phases.

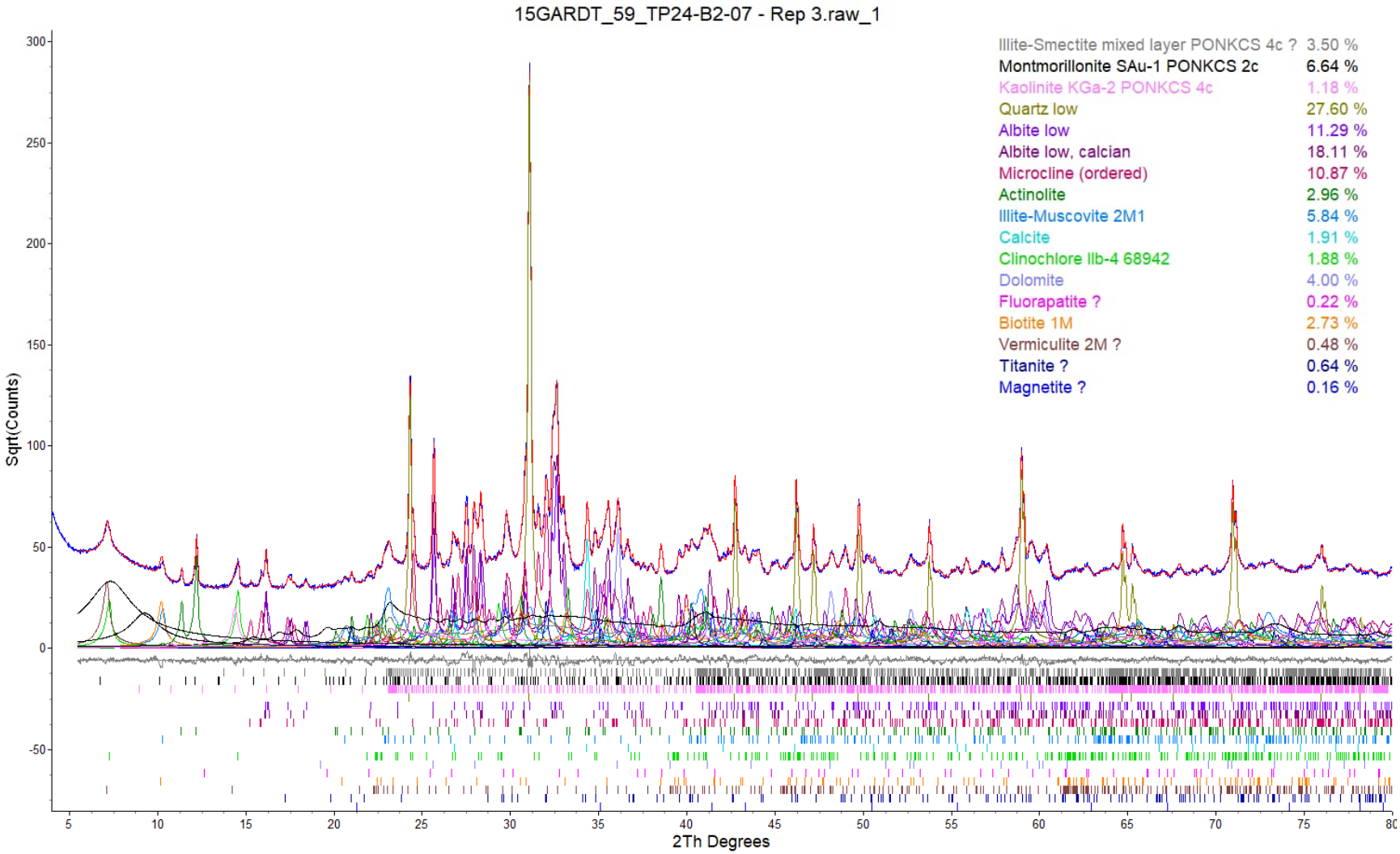

Figure 15. Rietveld refinement plot of sample **Global ARD Testing Services – #59: TP24-B2-07 - Rep 3** (blue line - observed intensity at each step; red line - calculated pattern; solid grey line below - difference between observed and calculated intensities; vertical bars - positions of all Bragg reflections). Coloured lines are individual diffraction patterns of all phases.

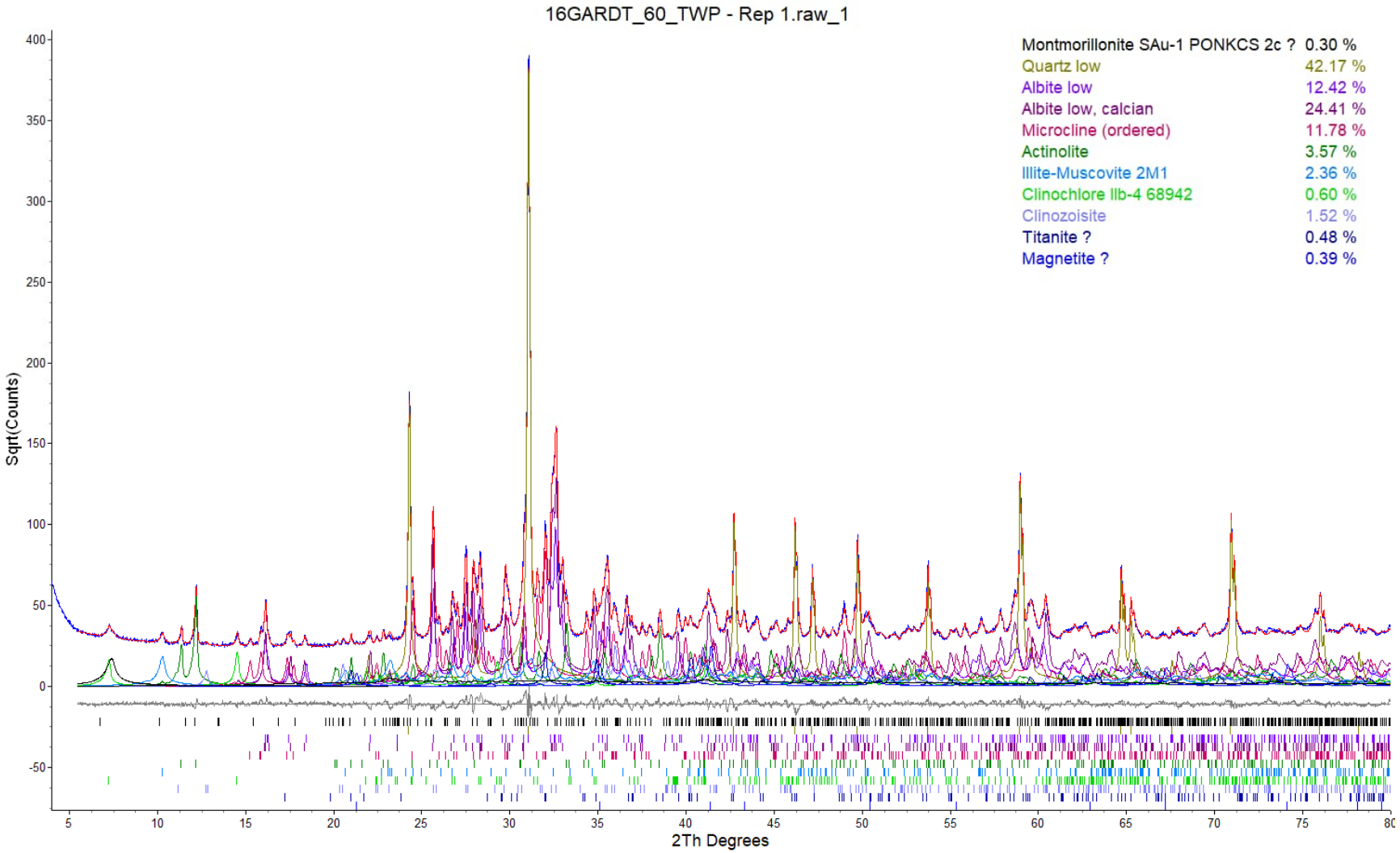

Figure 16. Rietveld refinement plot of sample **Global ARD Testing Services – #60: TWP - Rep 1** (blue line - observed intensity at each step; red line - calculated pattern; solid grey line below - difference between observed and calculated intensities; vertical bars - positions of all Bragg reflections). Coloured lines are individual diffraction patterns of all phases.

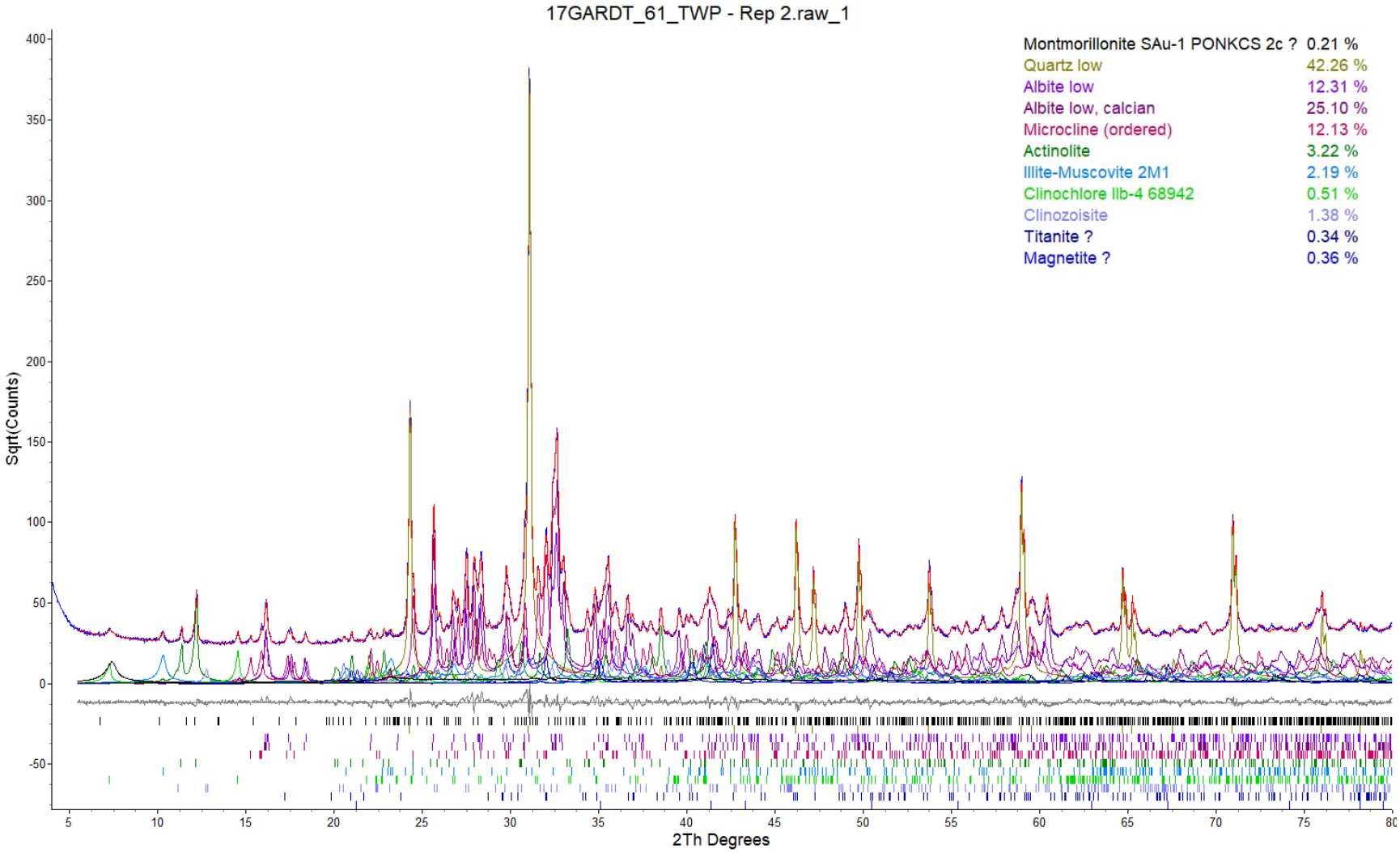

Figure 17. Rietveld refinement plot of sample **Global ARD Testing Services – #61: TWP - Rep 2** (blue line - observed intensity at each step; red line - calculated pattern; solid grey line below - difference between observed and calculated intensities; vertical bars - positions of all Bragg reflections). Coloured lines are individual diffraction patterns of all phases.

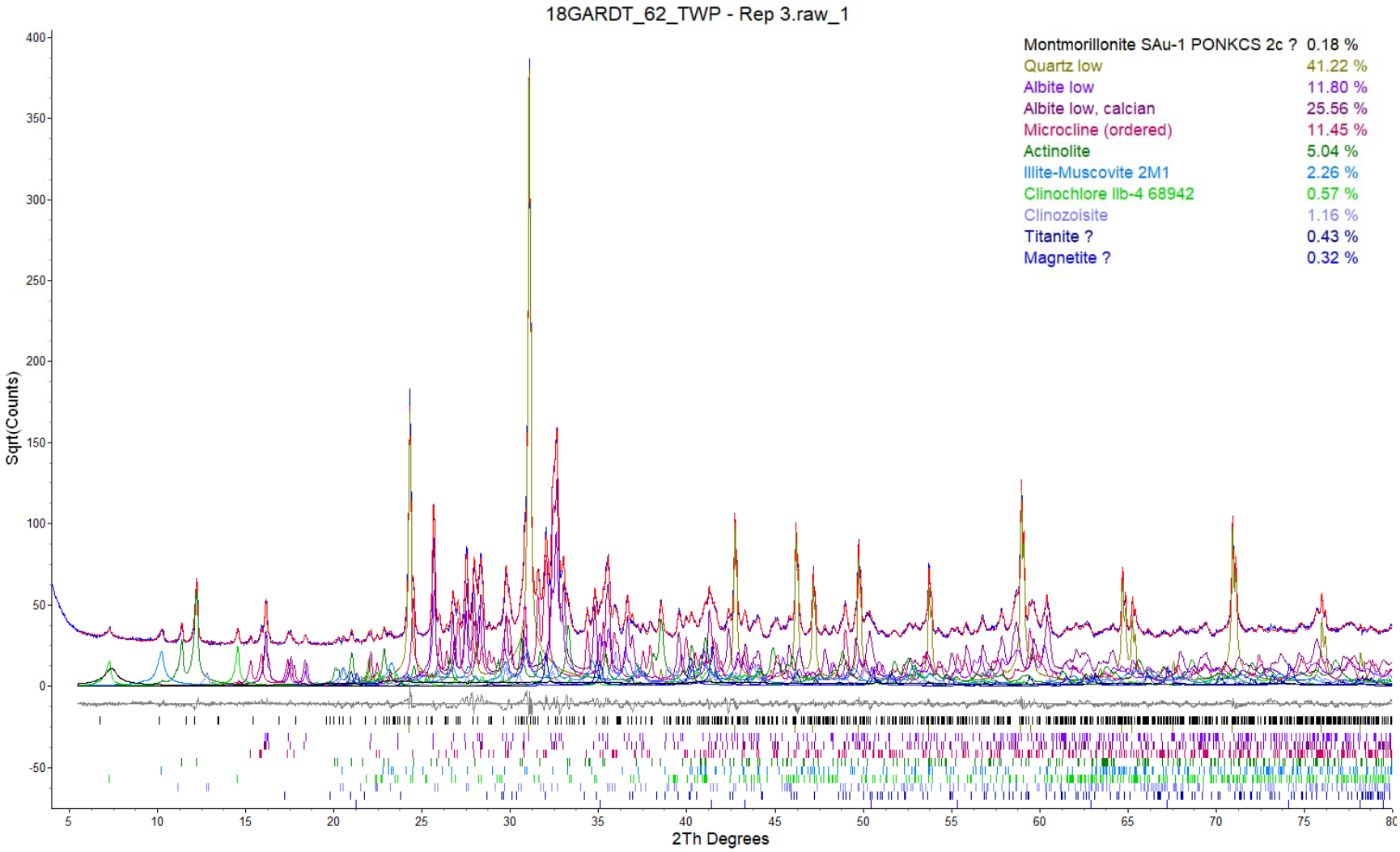

Figure 18. Rietveld refinement plot of sample **Global ARD Testing Services – #62: TWP - Rep 3** (blue line - observed intensity at each step; red line - calculated pattern; solid grey line below - difference between observed and calculated intensities; vertical bars - positions of all Bragg reflections). Coloured lines are individual diffraction patterns of all phases.

Table 1. Results of quantitative phase analysis (wt.%); Project: 2329 (B39), Ref# 25-0261-COM-GARDT
*abundance calculated by PONKCS models

Sample No.	1		2		3		4		5		6		7		8		9		10	
Global Sample No.	45		46		47		48		49		50		51		52		53		54	
Mineral/Sample ID	MWP - Rep 1		MWP - Rep 2		MWP - Rep 3		TP24-160 - Rep 1		TP24-160 - Rep 2		TP24-160 - Rep 3		TP24-B2-01 - Rep 1		TP24-B2-01 - Rep 2		TP24-B2-01 - Rep 3		TP24-B2-03 - Rep 1	
Actinolite	5.3		4.4		5.5		2.0		2.3		2.1		3.4		3.2		2.8		3.3	
Apatite													0.2	(?)	0.2	(?)	0.1	(?)	0.2	(?)
Biotite							3.0		3.8		3.3		2.7		3.1		3.0		3.4	
Calcite									0.4		0.6		1.6		2.3		2.6		2.2	
Clinochlore	1.3		0.7		1.4		2.1		3.1		2.9		1.7		2.3		2.6		2.3	
Clinozoisite	1.9		1.6		2.1															
Dolomite-Ankerite							3.1		3.0		3.2		3.6		4.3		4.6		4.4	
Illite-Muscovite	2.8		2.2		1.9		9.8		9.2		10.2		5.5		6.2		7.2		6.4	
Illite-Smectite (mixed layer)*	1.0	(?)	0.6	(?)	1.5	(?)	5.1	(?)	5.2	(?)	4.2	(?)	2.9	(?)	3.2	(?)	2.6	(?)	2.4	(?)
Kaolinite*							2.8		2.7		2.8		1.1		1.3		1.6		1.4	
K-feldspar	11.9		12.4		11.8		9.9		10.2		10.0		11.3		11.0		10.4		10.9	
Magnetite	0.3	(?)	0.4	(?)	0.3	(?)							0.2	(?)	0.1	(?)	0.1	(?)	0.1	(?)
Montmorillonite*	1.2	(?)	0.7	(?)	1.2	(?)	17.0		18.8		18.4		4.2		7.4		10.2		7.8	
Plagioclase	37.2		37.8		37.6		20.7		19.9		20.2		30.9		28.8		27.0		28.6	
Quartz	36.3		38.7		35.9		23.8		20.4		20.9		29.7		25.6		23.9		25.4	
Titanite	0.6	(?)	0.4	(?)	0.6	(?)							0.6	(?)	0.6	(?)	0.6	(?)	0.6	(?)
Vermiculite	0.2	(?)	0.1	(?)	0.4	(?)	0.7	(?)	0.9	(?)	1.0	(?)	0.5	(?)	0.5	(?)	0.7	(?)	0.7	(?)
Total	100.0		100.0		100.0		100.0		100.0		100.0		100.0		100.0		100.0		100.0	

Table 1. Results of quantitative ph
*abundance calculated by PONKCS m

Sample No.	11		12		13		14		15		16		17		18	
Global Sample No.	55		56		57		58		59		60		61		62	
Mineral/Sample ID	TP24-B2-03 - Rep 2		TP24-B2-03 - Rep 3		TP24-B2-07 - Rep 1		TP24-B2-07 - Rep 2		TP24-B2-07 - Rep 3		TWP - Rep 1		TWP - Rep 2		TWP - Rep 3	
Actinolite	3.1		3.7		3.5		3.6		3.0		3.6		3.2		5.0	
Apatite	0.2	(?)	0.2	(?)	0.3	(?)	0.3	(?)	0.2	(?)						
Biotite	4.3		3.1		3.2		3.3		2.7							
Calcite	3.0		1.5		1.5		1.6		1.9							
Clinochlore	3.0		1.8		1.8		1.9		1.9		0.6		0.5		0.6	
Clinozoisite											1.5		1.4		1.2	
Dolomite-Ankerite	5.2		4.2		4.0		4.4		4.0							
Illite-Muscovite	7.5		6.1		5.1		5.5		5.8		2.4		2.2		2.3	
Illite-Smectite (mixed layer)*	2.5	(?)	2.3	(?)	1.8	(?)	2.5	(?)	3.5	(?)						
Kaolinite*	1.9		1.2		1.0		1.0		1.2							
K-feldspar	10.2		10.9		10.9		11.2		10.9		11.8		12.1		11.4	
Magnetite	0.1	(?)	0.2	(?)	0.2	(?)	0.1	(?)	0.2	(?)	0.4	(?)	0.4	(?)	0.3	(?)
Montmorillonite*	11.4		5.1		5.8		6.6		6.6		0.3	(?)	0.2	(?)	0.2	(?)
Plagioclase	25.0		30.4		30.6		29.9		29.4		36.8		37.4		37.4	
Quartz	21.2		28.0		29.1		27.0		27.6		42.2		42.3		41.2	
Titanite	0.6	(?)	0.6	(?)	0.6	(?)	0.6	(?)	0.6	(?)	0.5	(?)	0.3	(?)	0.4	(?)
Vermiculite	0.9	(?)	0.8	(?)	0.6	(?)	0.6	(?)	0.5	(?)						
Total	100.0		100.0		100.0		100.0		100.0		100.0		100.0		100.0	

QUANTITATIVE PHASE ANALYSIS OF SIX POWDER SAMPLES USING THE RIETVELD METHOD AND X-RAY POWDER DIFFRACTION DATA

Global Project No.: 2329 (B20+)
Global CoC No.: GL25-1119

Prab Bhatia
Said Zeinab
Global ARD Testing Services Inc.
6891 Antrim Avenue
Burnaby, BC V5J 4M5

Cole Mauws, Ph.D.
Jenny Lai, B.Sc.
Lan Kato, B.A.

Electron Microbeam/X-Ray Diffraction Facility (EMXDF)
Dept. of Earth, Ocean & Atmospheric Sciences
The University of British Columbia
6339 Stores Road
Vancouver, BC V6T 1Z4

Reference number: 25-0279-COM-GARDT

June 25, 2025

METHOD

The six samples of **Project No.: 2329 (B20+)** were reduced to the optimum grain-size range for quantitative X-ray analysis (<10 μm) by grinding under ethanol in a vibratory McCrone XRD Mill (Retsch GmbH, Germany) for 10 minutes. Continuous-scan X-ray powder-diffraction data were collected over a range of 4-80°2θ with CoKα radiation on a Bruker D8 Endeavor Bragg-Brentano diffractometer equipped a LynxEye-XE-T detector.

RESULTS

The X-ray diffractograms were analyzed using the International Centre for Diffraction Database PDF-5+ and Search-Match EVA 4.2 (Bruker AXS). X-ray powder-diffraction data of the samples were refined with Rietveld program Topas 4.2 (Bruker AXS). The results of quantitative phase analysis by Rietveld refinements are given in Table 1 (separate file, ***25-0279-COM-GARDT Results 2025-06-25 - Proj 2329 (B20+) CoC GL25-1119 - 6 samples.xlsx***). These amounts represent the relative amounts of crystalline phases normalized to 100%. The Rietveld refinement plots are shown in Figures 1 – 6. Ideal formulae of the mineral phases present are shown in Table 2.

Some of the phases present were poorly crystalline clays. To fit these phases, empirical models for poorly crystalline clays have been calibrated against reference minerals from the Source Clays Project (The Clay Minerals Society) or the Pacific Museum of Earth at UBC using the PONKCS method (Scarlett and Madsen, *Powder Diffr., Vol. 21, No. 4*, December 2006).

Table 2. Ideal formulae for phases present, Proj# 2329 (B20+), CoC# GL25-1119, Ref# 25-0279-COM-GARDT

Mineral	**Ideal Formula**
Actinolite	$\square Ca_2(Mg_{4.5\text{-}2.5}Fe_{0.5\text{-}2.5})Si_8O_{22}(OH)_2$
Apatite	$Ca_5(PO_4)_3(F,Cl,OH)$
Biotite	$K(Mg,Fe)_3(AlSi_3O_{10})(OH)_2$
Calcite	$CaCO_3$
Clinochlore	$(Mg,Al)_6(Si,Al)_4O_{10}(OH)_8$
Clinozoisite	$Ca_2Al_3(SiO_4)_3(OH)$
Dolomite – Ankerite	$CaMg(CO_3)_2 – Ca(Fe^{2+},Mg,Mn)(CO_3)_2$
Illite – Muscovite 2M1	$\sim K_{0.65}Al_{2.0}(Al_{0.65}Si_{3.35}O_{10})(OH)_2 – KAl_2(AlSi_3O_{10})(OH)_2$
Kaolinite	$Al_2Si_2O_5(OH)_4$
K-feldspar (microcline)	$KAlSi_3O_8$
Magnetite	$Fe^{2+}Fe^{3+}{}_2O_4$
Montmorillonite	$(Na,Ca)_{0.3}(Al,Mg)_2Si_4O_{10}(OH)_2 \cdot nH_2O$
Plagioclase (albite; albite, calcian)	$NaAlSi_3O_8 – CaAl_2Si_2O_8$
Quartz	SiO_2
Titanite	$CaTiSiO_5$
Vermiculite	$(Mg,Fe^{2+},Al)_3(Al,Si)_4O_{10}(OH)_2 \cdot 4H_2O$

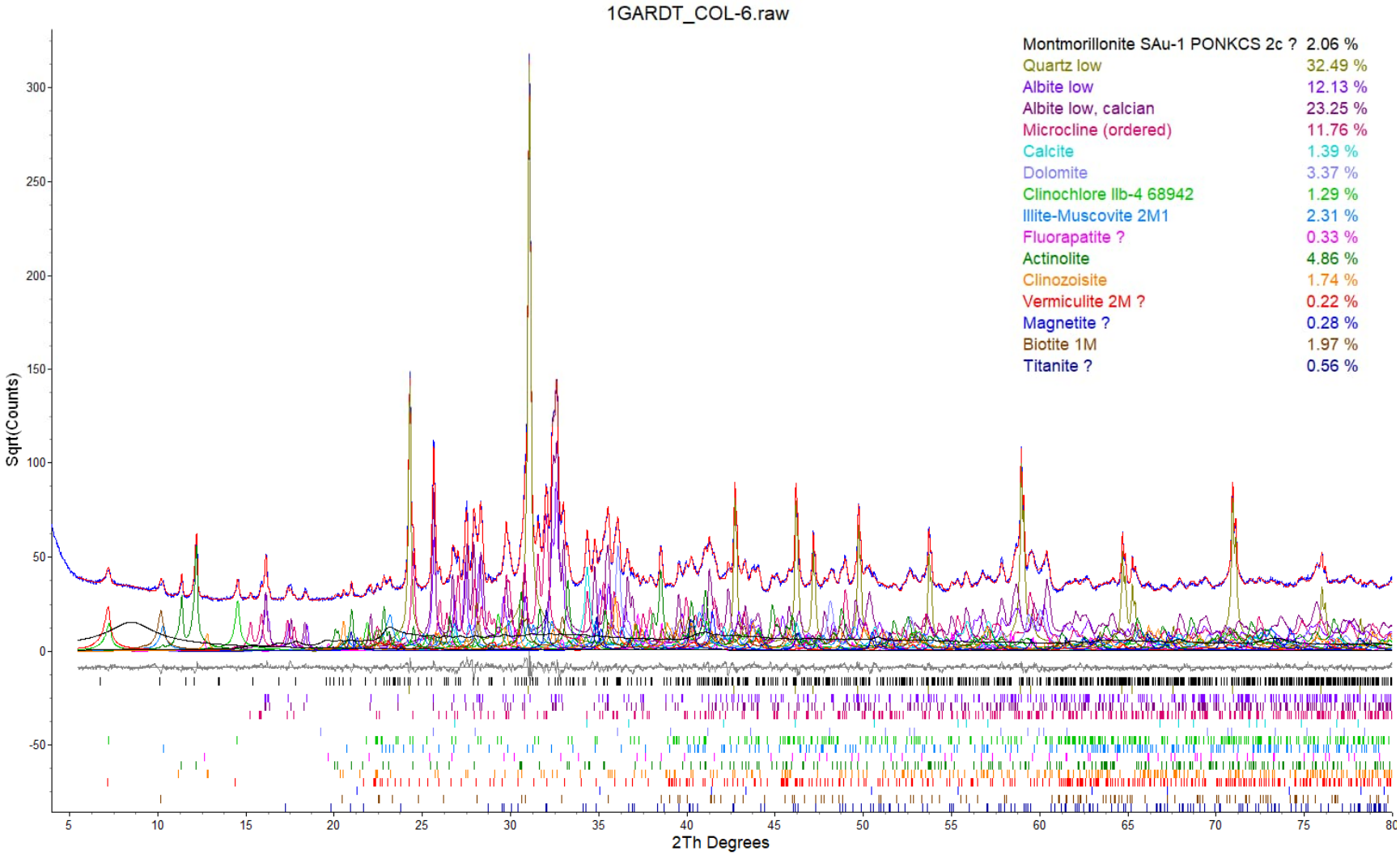

Figure 1. Rietveld refinement plot of sample **Global ARD Testing Services – #1: COL-6_WSP 30** (blue line - observed intensity at each step; red line - calculated pattern; solid grey line below - difference between observed and calculated intensities; vertical bars - positions of all Bragg reflections). Coloured lines are individual diffraction patterns of all phases.



Figure 2. Rietveld refinement plot of sample **Global ARD Testing Services – #2: COL-7_WSP 38** (blue line - observed intensity at each step; red line - calculated pattern; solid grey line below - difference between observed and calculated intensities; vertical bars - positions of all Bragg reflections). Coloured lines are individual diffraction patterns of all phases.



Figure 3. Rietveld refinement plot of sample **Global ARD Testing Services – #3: COL-8_WSP 57** (blue line - observed intensity at each step; red line - calculated pattern; solid grey line below - difference between observed and calculated intensities; vertical bars - positions of all Bragg reflections). Coloured lines are individual diffraction patterns of all phases.

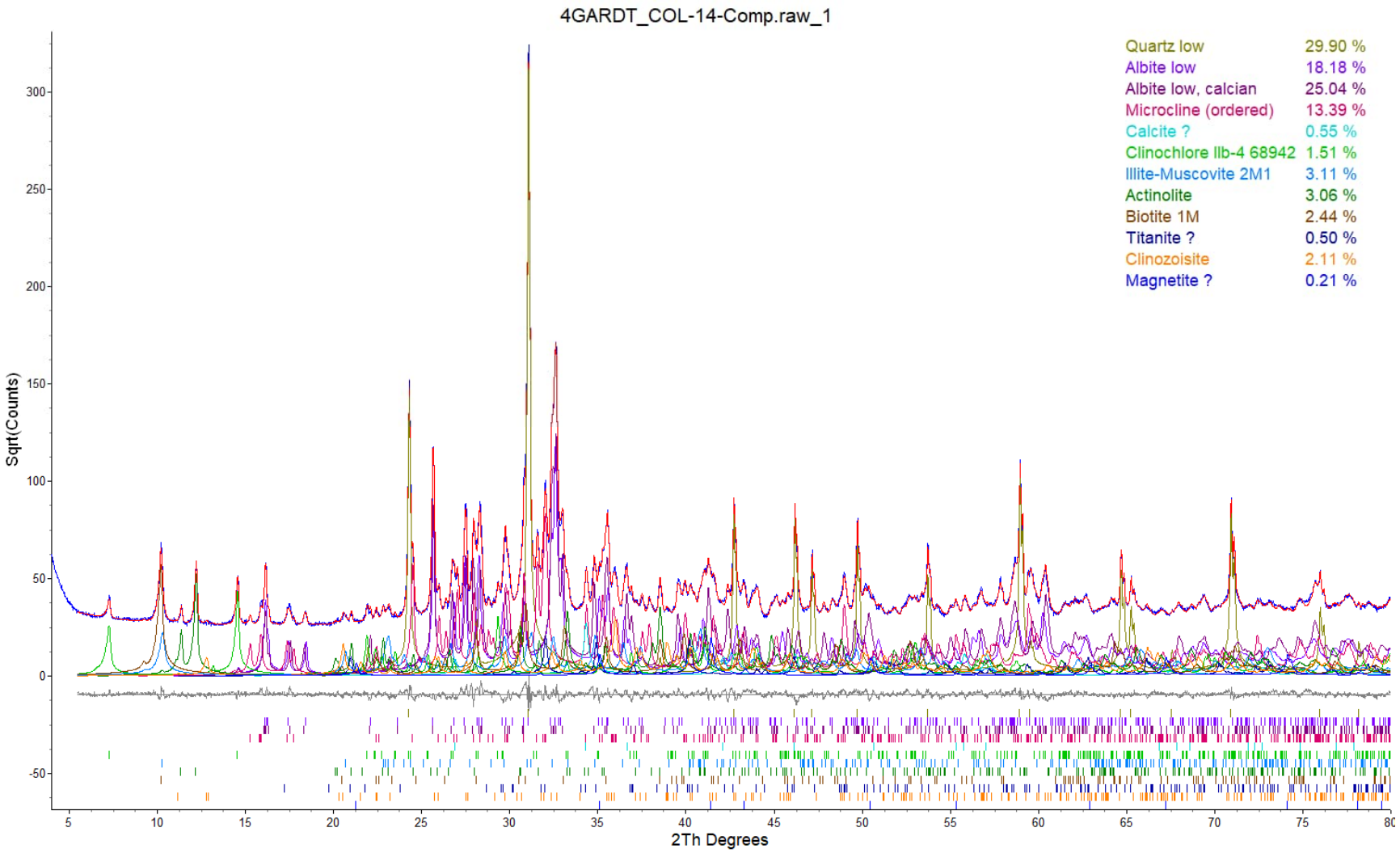

Figure 4. Rietveld refinement plot of sample **Global ARD Testing Services – #4: COL-14-Comp_WSP 119/120** (blue line - observed intensity at each step; red line - calculated pattern; solid grey line below - difference between observed and calculated intensities; vertical bars - positions of all Bragg reflections). Coloured lines are individual diffraction patterns of all phases.

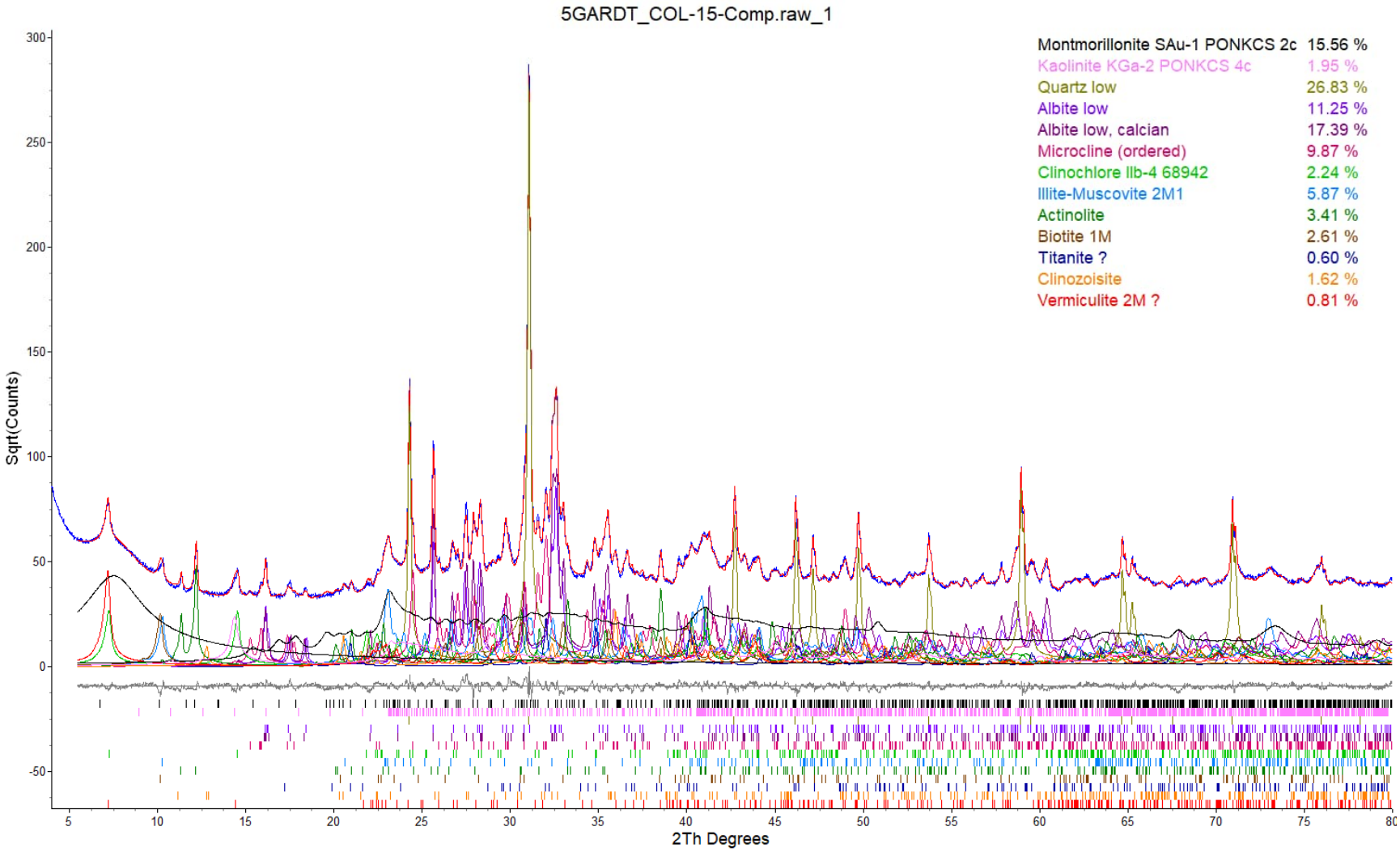

Figure 5. Rietveld refinement plot of sample **Global ARD Testing Services – #5: COL-15-Comp_WSP 29/91** (blue line - observed intensity at each step; red line - calculated pattern; solid grey line below - difference between observed and calculated intensities; vertical bars - positions of all Bragg reflections). Coloured lines are individual diffraction patterns of all phases.

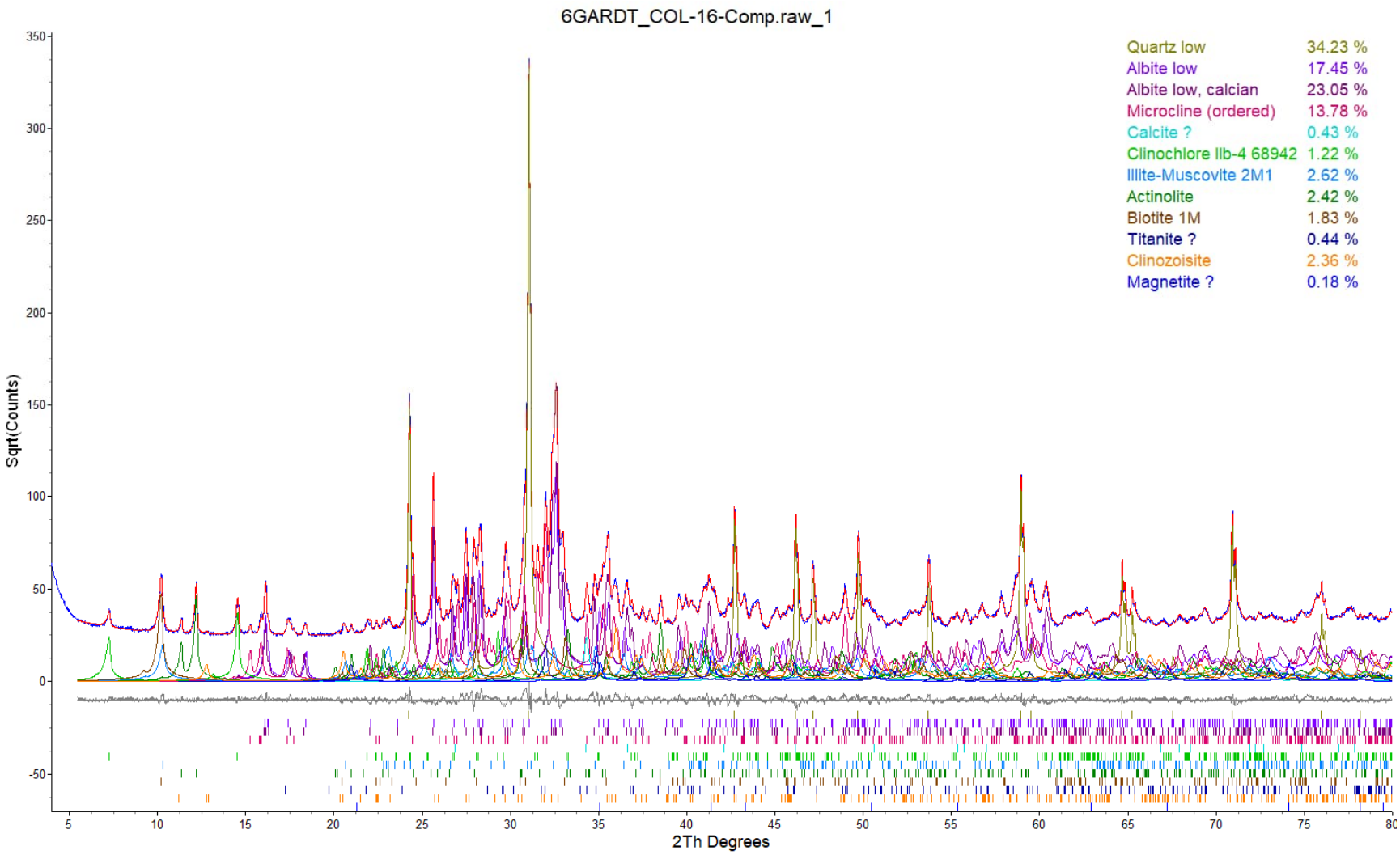

Figure 6. Rietveld refinement plot of sample **Global ARD Testing Services – #6: COL-16-Comp_WSP 51/109** (blue line - observed intensity at each step; red line - calculated pattern; solid grey line below - difference between observed and calculated intensities; vertical bars - positions of all Bragg reflections). Coloured lines are individual diffraction patterns of all phases.

Table 1. Results of quantitative phase analysis (wt.%); Project: 2329 (B20+), Ref# 25-0279-COM-GARDT
*abundance calculated by PONKCS models

Sample No.	1		2		3		4		5		6	
Mineral/Sample ID	COL-6_WSP 30		COL-7_WSP 38		COL-8_WSP 57		COL-14-Comp_WSP		COL-15-Comp_WSP 29/91		COL-16-Comp_WSP 51/109	
Actinolite	4.9		3.6		4.0		3.1		3.4		2.4	
Apatite	0.3	(?)	0.3	(?)	0.3	(?)						
Biotite	2.0		2.0		2.2		2.4		2.6		1.8	
Calcite	1.4						0.6	(?)			0.4	(?)
Clinochlore	1.3		0.7		2.0		1.5		2.2		1.2	
Clinozoisite	1.7		1.6		1.5		2.1		1.6		2.4	
Dolomite-Ankerite	3.4				1.1							
Illite-Muscovite	2.3		1.6		4.4		3.1		5.9		2.6	
Kaolinite*					1.1	(?)			1.9			
K-feldspar	11.8		12.1		11.5		13.4		9.9		13.8	
Magnetite	0.3	(?)	0.7				0.2	(?)			0.2	(?)
Montmorillonite*	2.1	(?)			9.6				15.6			
Plagioclase	35.4		37.8		31.4		43.2		28.6		40.5	
Quartz	32.5		39.6		29.9		29.9		26.8		34.2	
Titanite	0.6	(?)			0.7	(?)	0.5	(?)	0.6	(?)	0.4	(?)
Vermiculite	0.2	(?)			0.4	(?)			0.8	(?)		
Total	100.0		100.0		100.0		100.0		100.0		100.0	

QUANTITATIVE PHASE ANALYSIS OF THREE POWDER SAMPLES USING THE RIETVELD METHOD AND X-RAY POWDER DIFFRACTION DATA

Global Project No.: 2329 (B20)
Global CoC No.: GL24-312

Ivy Rajan – Prab Bhatia – Said Zeinab
Global ARD Testing Services Inc.
6891 Antrim Avenue
Burnaby, BC V5J 4M5

Cole Mauws, Ph.D.
Jenny Lai, B.Sc.
Lan Kato, B.A.

Electron Microbeam/X-Ray Diffraction Facility (EMXDF)
Dept. of Earth, Ocean & Atmospheric Sciences
The University of British Columbia
6339 Stores Road
Vancouver, BC V6T 1Z4

Reference number: 24-0589-COM-GARDT

November 8, 2024

METHOD

The three samples of **Project No.: 2329 (B20)** were reduced to the optimum grain-size range for quantitative X-ray analysis (<10 μm) by grinding under ethanol in a vibratory McCrone XRD Mill (Retsch GmbH, Germany) for 10 minutes. Continuous-scan X-ray powder-diffraction data were collected over a range of 4-80°2θ with CoKα radiation on a Bruker D8 Endeavor Bragg-Brentano diffractometer equipped a LynxEye-XE-T detector.

RESULTS

The X-ray diffractograms were analyzed using the International Centre for Diffraction Database PDF-4 and Search-Match EVA 4.2 (Bruker AXS). X-ray powder-diffraction data of the samples were refined with Rietveld program Topas 4.2 (Bruker AXS). The results of quantitative phase analysis by Rietveld refinements are given in Table 1 (separate file, ***24-0589-COM-GARDT Results 2024-11-08 - Proj 2329 (B20) CoC GL24-312 - 3 samples.xlsx***). These amounts represent the relative amounts of crystalline phases normalized to 100%. The Rietveld refinement plots are shown in Figures 1 – 3. Ideal formulae of the mineral phases present are shown in Table 2.

Some of the phases present were poorly crystalline clays. To fit these phases, empirical models for poorly crystalline clays have been calibrated against reference minerals from the Source Clays Project (The Clay Minerals Society) or the Pacific Museum of Earth at UBC using the PONKCS method (Scarlett and Madsen, Powder Diffr., Vol. 21, No. 4, December 2006).

Table 2. Ideal formulae for phases present, Proj# 2329 (B20), CoC# GL24-312, Ref# 24-0589-COM-GARDT

Mineral	**Ideal Formula**
Amphibole (actinolite)	$\square\{Ca_2\}\{Mg_{4.5\text{-}2.5}Fe_{0.5\text{-}2.5}\}(Si_8O_{22})(OH)_2$
Apatite	$Ca_5(PO_4)_3(F,Cl,OH)$
Biotite	$K(Mg,Fe)_3(AlSi_3O_{10})(OH)_2$
Calcite	$CaCO_3$
Clinochlore	$(Mg,Fe^{2+})_5Al(Si_3Al)O_{10}(OH)_8$
Clinozoisite	$Ca_2Al_3(SiO_4)_3(OH)$
Dolomite – Ankerite	$CaMg(CO_3)_2 – Ca(Fe^{2+},Mg,Mn)(CO_3)_2$
Illite – Muscovite 2M1	$\sim K_{0.65}Al_{2.0}(Al_{0.65}Si_{3.35}O_{10})(OH)_2 – KAl_2(AlSi_3O_{10})(OH)_2$
Illite – Smectite (mixed layer)	$\sim K_{0.65}Al_{2.0}(Al_{0.65}Si_{3.35}O_{10})(OH)_2 – (Na,Ca)_{0.3}(Al,Mg)_2Si_4O_{10}(OH)_2\cdot nH_2O$
K-feldspar (microcline)	$KAlSi_3O_8$
Magnetite	$Fe^{2+}Fe^{3+}{}_2O_4$
Montmorillonite	$(Na,Ca)_{0.3}(Al,Mg)_2Si_4O_{10}(OH)_2\cdot nH_2O$
Plagioclase (albite; albite, calcian; andesine)	$NaAlSi_3O_8 – CaAl_2Si_2O_8$
Quartz	SiO_2

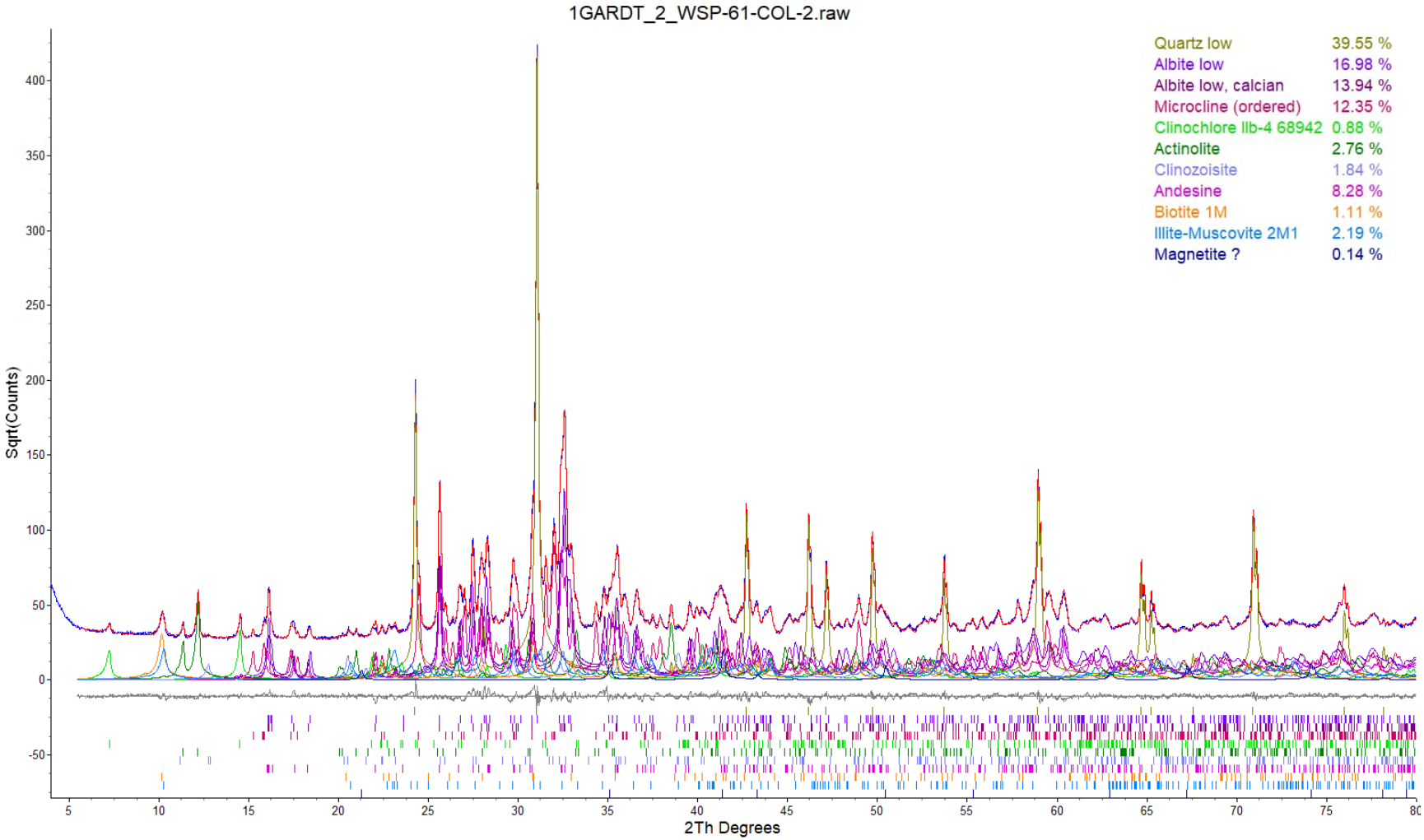

Figure 1. Rietveld refinement plot of sample **Global ARD Testing Services – #2: WSP-61 - COL-2** (blue line - observed intensity at each step; red line - calculated pattern; solid grey line below - difference between observed and calculated intensities; vertical bars - positions of all Bragg reflections). Coloured lines are individual diffraction patterns of all phases.

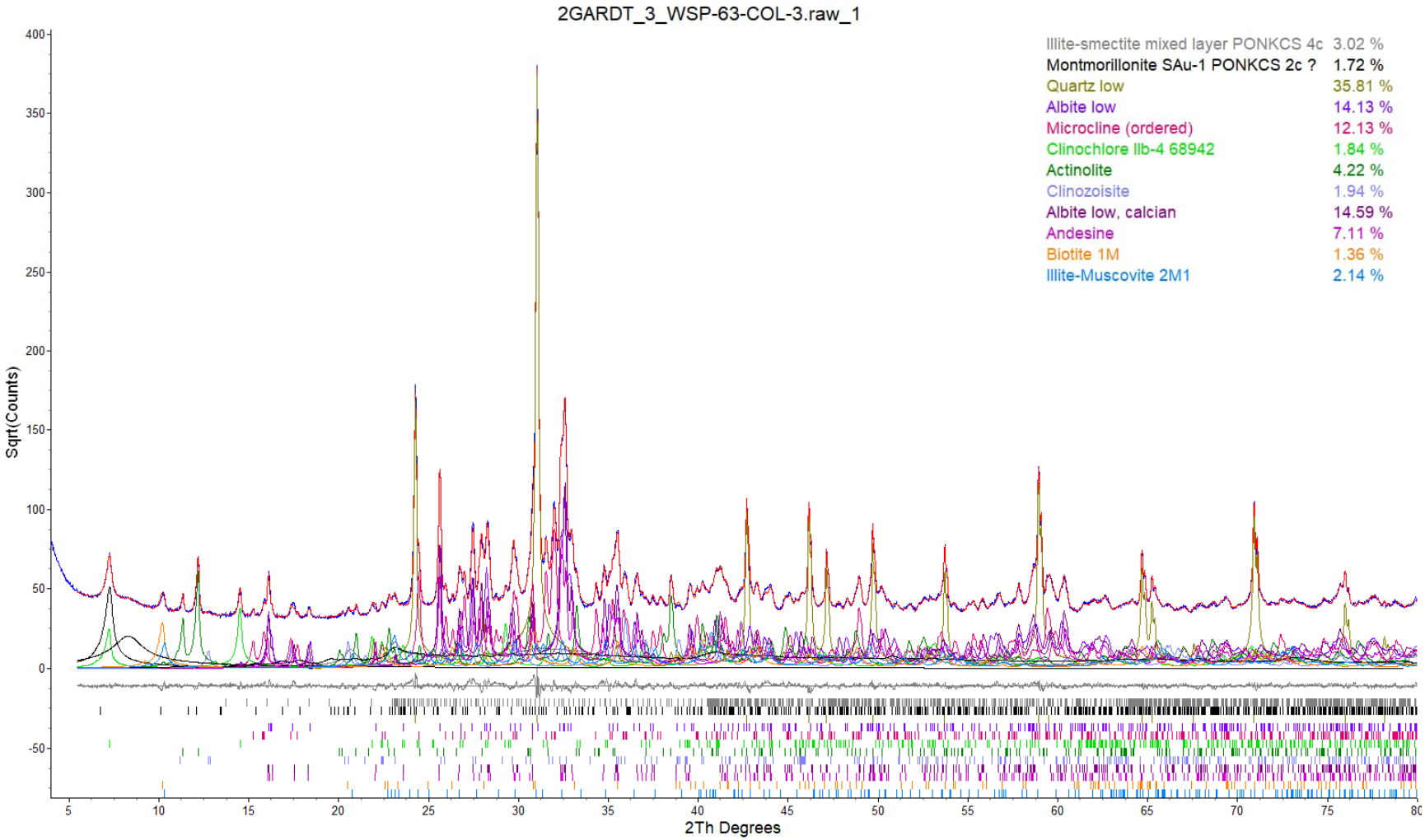

Figure 2. Rietveld refinement plot of sample **Global ARD Testing Services – #3: WSP-63 - COL-3** (blue line - observed intensity at each step; red line - calculated pattern; solid grey line below - difference between observed and calculated intensities; vertical bars - positions of all Bragg reflections). Coloured lines are individual diffraction patterns of all phases.

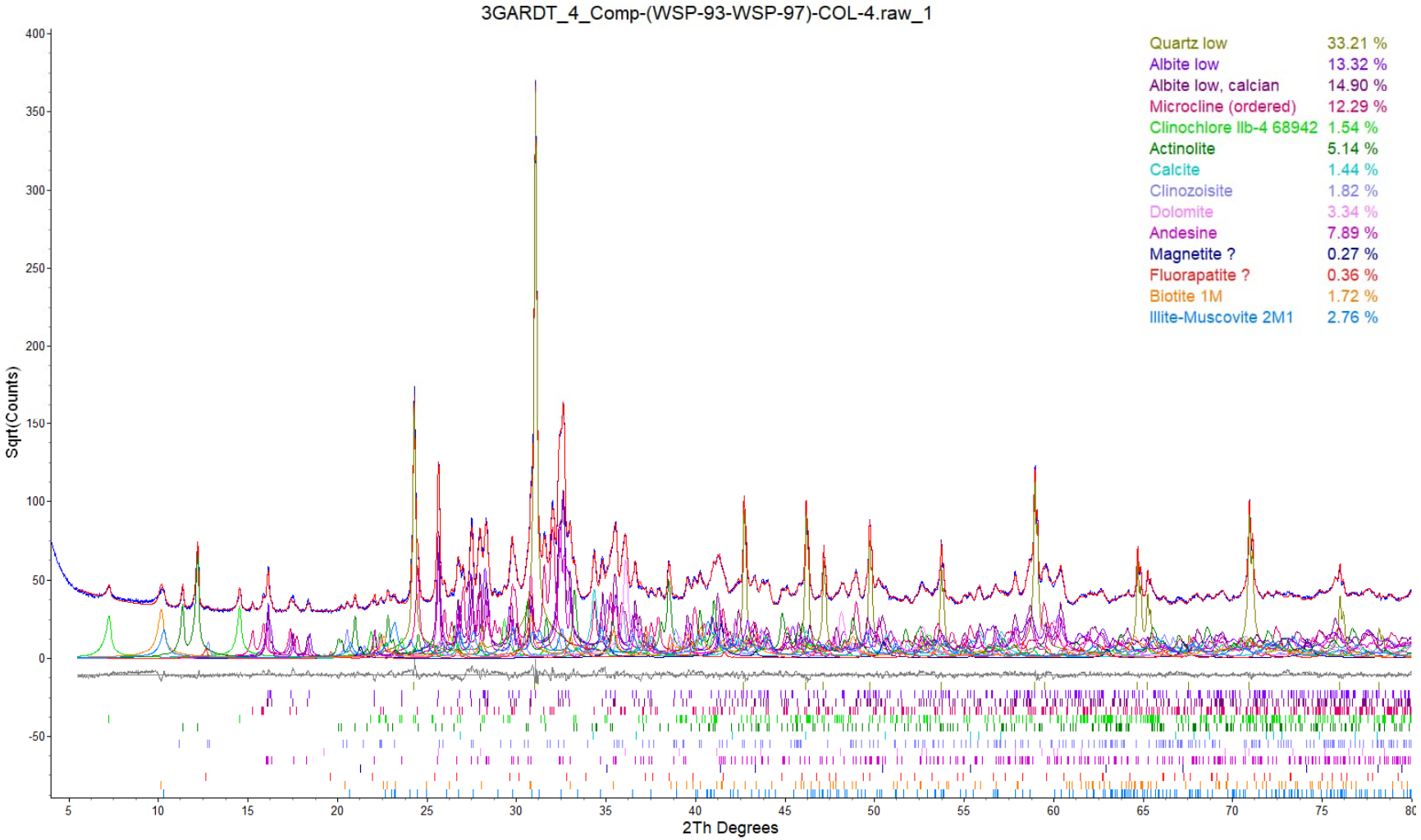

Figure 3. Rietveld refinement plot of sample **Global ARD Testing Services – #4: Comp-(WSP-93 - WSP-97) - COL-4** (blue line - observed intensity at each step; red line - calculated pattern; solid grey line below - difference between observed and calculated intensities; vertical bars - positions of all Bragg reflections). Coloured lines are individual diffraction patterns of all phases.

Table 1. Results of quantitative phase analysis (wt.%); Project: 2329 (B20), Ref# 24-0589-COM-GARDT
*abunance calculated by PONKCS models

Sample No.	1	2	3
Global No.	2	3	4
Mineral/Sample ID	WSP-61 - COL-2	WSP-63 - COL-3	Comp-(WSP-93 - WSP-97) - COL-4
Amphibole	2.8	4.2	5.1
Apatite			0.4 (?)
Biotite	1.1	1.4	1.7
Calcite			1.4
Clinochlore	0.9	1.8	1.5
Clinozoisite	1.8	1.9	1.8
Dolomite-Ankerite			3.3
Illite-Muscovite	2.2	2.1	2.8
Illite-Smectite (mixed layer)*		3.0	
K-feldspar	12.3	12.1	12.3
Magnetite	0.1 (?)		0.3 (?)
Montmorillonite*		1.7 (?)	
Plagioclase	39.2	35.8	36.1
Quartz	39.5	35.8	33.2
Total	100.0	100.0	100.0

QUANTITATIVE PHASE ANALYSIS OF ONE POWDER SAMPLE USING THE RIETVELD METHOD AND X-RAY POWDER DIFFRACTION DATA.

Global Project No.: 2329 (B20) CDP
Global CoC No.: GL25-1237

Prab Bhatia – Said Zeinab
Global ARD Testing Services Inc.
6891 Antrim Avenue
Burnaby, BC V5J 4M5

Cole Mauws, Ph.D.
Jenny Lai, B.Sc.
Lan Kato, B.A.

Electron Microbeam/X-Ray Diffraction Facility (EMXDF)
Dept. of Earth, Ocean & Atmospheric Sciences
The University of British Columbia
6339 Stores Road
Vancouver, BC V6T 1Z4

Reference number: 25-0304-COM-GARDT

July 2, 2025

METHOD

The one sample of **Project No.: 2329 (B20) CDP** was reduced to the optimum grain-size range for quantitative X-ray analysis (<10 μm) by grinding under ethanol in a vibratory McCrone XRD Mill (Retsch GmbH, Germany) for 10 minutes. Continuous-scan X-ray powder-diffraction data were collected over a range of 4-80°2θ with CoKα radiation on a Bruker D8 Endeavor Bragg-Brentano diffractometer equipped a LynxEye-XE-T detector.

RESULTS

The X-ray diffractogram was analyzed using the International Centre for Diffraction Database PDF-5+ and Search-Match EVA 4.2 (Bruker AXS). X-ray powder-diffraction data of the sample were refined with Rietveld program Topas 4.2 (Bruker AXS). The results of quantitative phase analysis by Rietveld refinements are given in Table 1 (separate file, ***25-0304-COM-GARDT Results 2025-07-02 - Proj 2329 (B20) CDP - 1 sample.xlsx***). These amounts represent the relative amounts of crystalline phases normalized to 100%. The Rietveld refinement plot is shown in Figure 1. Ideal formulae of the mineral phases present are shown in Table 2.

Some of the phases present were poorly crystalline clays. To fit these phases, empirical models for poorly crystalline clays have been calibrated against reference minerals from the Source Clays Project (The Clay Minerals Society) or the Pacific Museum of Earth at UBC using the PONKCS method (Scarlett and Madsen, *Powder Diffr., Vol. 21, No. 4*, December 2006).

Table 2. Ideal formulae for phases present, Project: 2329 (B20) CDP, Ref# 25-0304-COM-GARDT

Mineral	**Ideal Formula**
Actinolite	$\square Ca_2(Mg_{4.5\text{-}2.5}Fe_{0.5\text{-}2.5})Si_8O_{22}(OH)_2$
Apatite	$Ca_5(PO_4)_3(F,Cl,OH)$
Biotite	$K(Mg,Fe)_3(AlSi_3O_{10})(OH)_2$
Calcite	$CaCO_3$
Clinochlore	$(Mg,Al)_6(Si,Al)_4O_{10}(OH)_8$
Dolomite – Ankerite	$CaMg(CO_3)_2 – Ca(Fe^{2+},Mg,Mn)(CO_3)_2$
Illite – Muscovite 2M1	$\sim K_{0.65}Al_{2.0}(Al_{0.65}Si_{3.35}O_{10})(OH)_2 – KAl_2(AlSi_3O_{10})(OH)_2$
Illite – Smectite (mixed layer)	$\sim K_{0.65}Al_{2.0}(Al_{0.65}Si_{3.35}O_{10})(OH)_2 – (Na,Ca)_{0.3}(Al,Mg)_2Si_4O_{10}(OH)_2\cdot nH_2O$
Kaolinite	$Al_2Si_2O_5(OH)_4$
K-feldspar (microcline; orthoclase)	$KAlSi_3O_8$
Montmorillonite	$(Na,Ca)_{0.3}(Al,Mg)_2Si_4O_{10}(OH)_2\cdot nH_2O$
Plagioclase (albite; albite, calcian)	$NaAlSi_3O_8 – CaAl_2Si_2O_8$
Quartz	SiO_2
Titanite	$CaTiSiO_5$
Vermiculite	$(Mg,Fe^{2+},Al)_3(Al,Si)_4O_{10}(OH)_2\cdot 4H_2O$

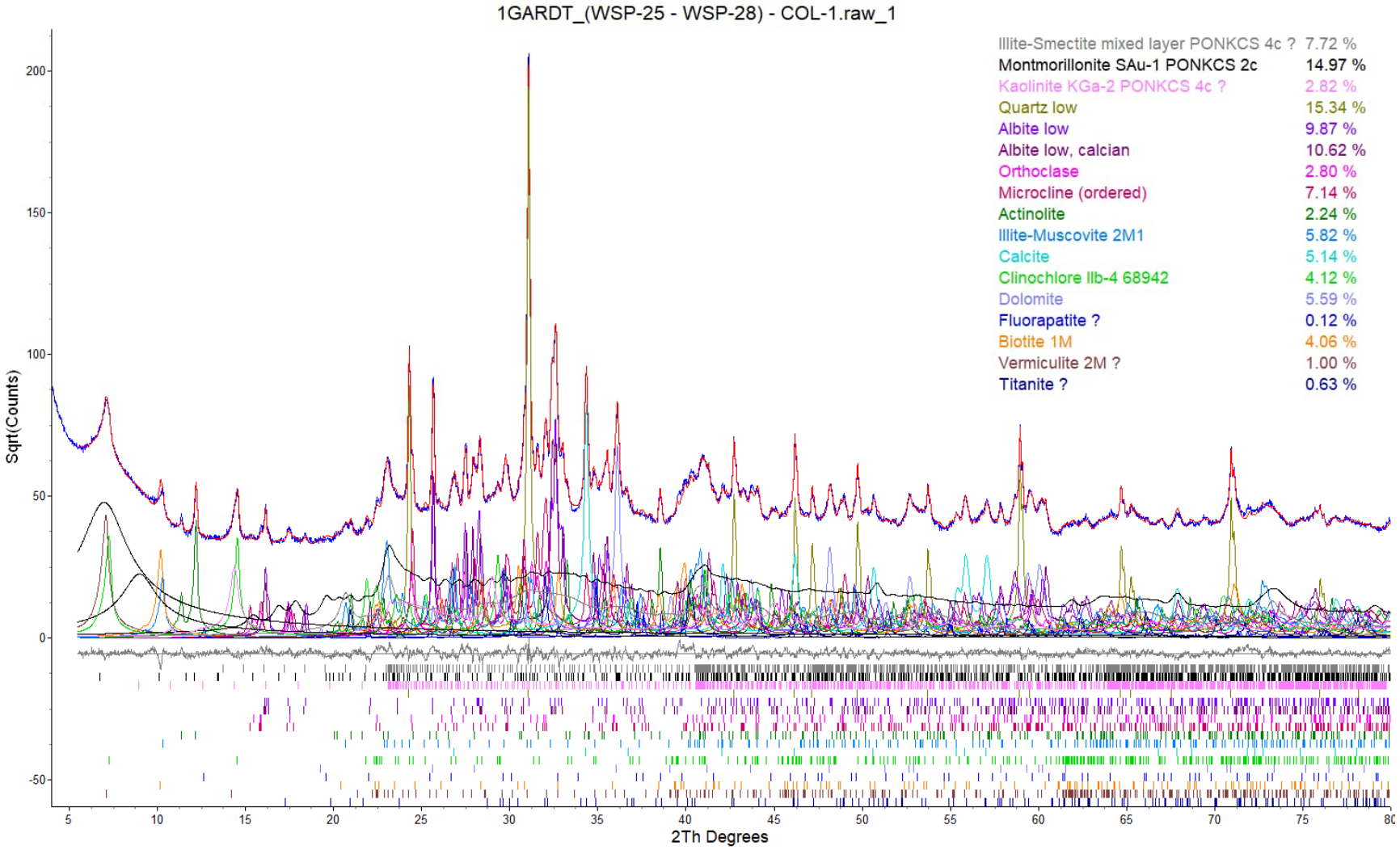

Figure 1. Rietveld refinement plot of sample **Global ARD Testing Services – #1: (WSP-25 - WSP-28) - COL-1** (blue line - observed intensity at each step; red line - calculated pattern; solid grey line below - difference between observed and calculated intensities; vertical bars - positions of all Bragg reflections). Coloured lines are individual diffraction patterns of all phases.

Table 1. Results of quantitative phase analysis (wt.%); Project: 2329 (B20) CDP, Ref# 25-0304-COM-GARDT

*abundance calculated by PONKCS models

Sample No.	1	
Mineral/Sample ID	(WSP-25 - WSP-28) - COL-1	
Actinolite	2.2	
Apatite	0.1	(?)
Biotite	4.1	
Calcite	5.1	
Clinochlore	4.1	
Dolomite-Ankerite	5.6	
Illite-Muscovite	5.8	
Illite-Smectite (mixed layer)*	7.7	(?)
Kaolinite*	2.8	(?)
K-feldspar	9.9	
Montmorillonite*	15.0	
Plagioclase	20.5	
Quartz	15.3	
Titanite	0.6	(?)
Vermiculite	1.0	(?)
Total	100.0	

CERTIFICATE OF ANALYSIS ▪ COVER PAGE

Global
ARD Testing Services Inc.

CLIENT INFORMATION	
Client:	WSP Canada Inc.
Project Manager:	Sarah Matthews
Mailing Address	25 York St, Floor 7
	Toronto, ON, M5J 2V5
Contact No:	(226) 750-7715

COMPANY INFORMATION	
Legal Name:	Global ARD Testing Services Inc.
Mailing Address:	6891 Antrim Avenue
	Burnaby, BC
	V5J 4M5
Contact No:	
	Main: (604) 428-2730
	Alternate: (604) 603-1359

PROJECT INFORMATION	
Project Name:	Kinross Great Bear - Overburden Characterization
Project Number:	OMEMA2303

RESULTS		
Reported To:	**1**	Forrest McAdam (forrest.mcadam@wsp.com)
	2	Kristen Gault (kristen.gault@wsp.com)
	3	Anna Klein (anna.klein@wsp.com)
	4	Sarah Matthews (sarah.matthews1@wsp.com)
Date Reported:		
	Version-1:	June 13, 2024

REPORTING	
Global Project No:	2329 (B20)
Report Version:	1
Pages (Including Cover):	4
Report Title:	COA (B20) x 1 Kinross Great Bear - Overburden Characterization Sample (rec'd 22-May24)
Analysis Reviewed By:	Prab Bhatia (Pbhatia@globalARDtesting.com)
Position:	Project Manager
Report Certified By:	Prab Bhatia
Signature:	

INVOICE		
Submitted To:	**1**	Matthew Hart (matthew.hart@kinross.com)
	2	Sabina Abdullayeva (sabina.abdullayeva@kinross.com)
	3	Kristen Gault (kristen.gault@wsp.com)
	4	
Client PO No:		
Global Invoice No:		ARD2329-0624A
Date Submitted:		June 18, 2024

NOTES
All samples and pulps are stored at no charge for 90 days past reporting date.
Please contact the lab if you would like to continue storage past 90 days.
Storage charges will apply.

CERTIFICATE OF ANALYSIS ▪ SAMPLE DETAILS

Global ARD Testing Services Inc.

GLOBAL PROJECT NO: 2329 (B20)
CLIENT: WSP Canada Inc.
PROJECT NAME: Kinross Great Bear - Overburden Chara
PROJECT NO: OMEMA2303
REPORT VERSION: 1

SAMPLE RECEIPT INFO	
Date Samples Received:	May 22, 2024
No of Samples Received:	1
Samples Received By:	Said

ANALYTICAL INSTRUCTIONS	
From:	
	as per email Confirmation
Date:	May 22, 2024

S. No.	Sample ID	Sample Description	Condition (Wet/Dry)	Wt. of Sample Rec'd (g)	Remaining Pulp weight (g)
1	WSP-25	Fines	Wet	653.00	
2	WSP-28	Fines	Wet	150.00	
3	Comp-(WSP-25 - WSP-28)	Mixed (Fines)	Dry	700.00	68.50

Total wt of sample rec'd (g): 803.00

CERTIFICATE OF ANALYSIS ▪ ABA RESULTS

Global ARD Testing Services Inc.

GLOBAL PROJECT NO: 2329 (B20)
CLIENT: WSP Canada Inc.
PROJECT NAME: Kinross Great Bear - Overburden Characteriz
PROJECT NO: OMEMA2303
REPORT VERSION: 1

S. No.	Sample ID	Paste pH	Fizz Rating	Total Carbon	Total Inorganic C	$CaCO_3$ Equivalents *1	Total Sulphur	Sulphate Sulphur	Sulphide Sulphur	AP *3	Modified ABA NP	NNP *4	NPR *5
	Units:	pH Units		wt %	wt %	kg CaCO3/tonne	wt %	wt %	wt %	kg CaCO3/tonne			
	Reported Detection Limit:	*0.1*		*0.02*	*0.02*	*1.7*	*0.01*	*0.01*	*0.01*	0.3	*0.5*		
3	Comp-(WSP-25 - WSP-28)	8.0	Slight	1.55	1.02	85.0	0.06	0.04	0.02	0.5	89.3	88.8	165.4
	QUALITY ASSURANCE / QUALITY CONTROL												
	Pulp Replicates:												
	%RPD												
	Reference Material Analysis:												
	Reference Material	1) NBM-1 2) KZK-1		OREAS 279	KZK-1		OREAS 20a	RTS-3a			1) KZK-1 (Slight) 2) KZK-1 (Moderate)		
	Ref. Material Certified Value	**1) 8.45 2) 8.80**		**1.13**	**0.92**		**0.06**	**1.10**			**1) 58.9 2) 61.6**		
	Reference Material Results	1) 8.30 2) N/A		1.11	0.89		0.07	1.00			1) 56.7 2) N/A		
	Acceptance Range:	***90% - 110%***		***90% - 110%***	***80% - 120%***		***90% - 110%***	***90% - 110%***			***90% - 110%***		
	Method Blank Analysis:												
	Method Blank Results			<0.01	<0.02		<0.01	<0.01					
	GLOBAL SOP NO./METHOD:	*ARD-005*	*ARD-005*	*LECO*	*HCl LECO*	*Calc.*	*LECO*	*ARD-010 (HCl Leach)*	*Calc.*	*Calc.*	*ARD-005*	*Calc.*	*Calc.*

NOTES:
Job No: 20240529

Date of Analysis (24 h): June 4-5, 2024
pH of DI water used (pH units): 6.25
EC of DI water used (µS/cm): 0.60

METHODS:
Total Sulphur by Leco.
Total Inorganic Carbon (TIC): $HClO_4$ leach, evolved CO_2 analysed by CO_2 Coulometer.

ABBREVIATIONS:
R = Rep = Replicate (a replicate is a sub-sample scooped from a single pulp sample bag produced per client sample)
D = Dup = Duplicate (a duplicate is 2nd sub-pulp sample bag produced by processing a 2nd split of the client sample. A duplicate pulp sample is prepared only at client request.
EC = Electric Conductivity
NP = Neutralization Potential
Calc. = Calculation
IND = Indeterminate
COA = Certificate Of Analysis
N/A = Not Applicable
NR = Not Reported

CALCULATIONS:
*1 $CaCO_3$ Equivalents: Is based on TIC (Total Inorganic Carbon)
*2 Non-Extractable Sulphur: Total sulphur - (sulphate sulphur + sulphide sulphur)
*3 AP (Acid Potential): Sulphide-sulphur x 31.25
*4 NNP (Net Neutralization Potential): NP - AP
*5 NPR (Neutralization Potential Ratio): NP/AP

REFERENCES:
Sample Preparation: ASTM E877-08; MEND Report 1.20.1, Version 0 (2009)
ABA: Air-dried, jaw-crushed, split by riffling and pulverized to 85% passing 200 mesh (75 µm).
Surface Rinse-pH: MEND Report 1.20.1, Version 0 (2009).
Modified ABA (Sobek) NP: MEND Acid Rock Drainage Prediction Manual, MEND Project 1.16.1b (pages 6.2-11 to 17), March 1991.
STD Sobek NP / Paste pH / Fizz Rating: Sobek, A.A., Schuller, W.A., Freeman, J.R. and Smith, R.M.; US EPA-600/2-78-054 (1978).
Paste pH / Fizz Rating: Sobek, A.A., Schuller, W.A., Freeman, J.R. and Smith, R.M.; US EPA-600/2-78-054 (1978).
Sulphate Sulphur: Based on MEND method using HCl leach. The S extracted is determined by analysing the extract for SO_4 using UV-Vis Spectrophotometer (STD Method 4500-SO42- E).
Sulphur Speciation: Sequential HCl and HNO_3 leach. The S extracted is determined by analysing the extract for SO_4 using UV-Vis Spectrophotometer (STD Method 4500-SO42- E).

Global
ARD Testing Services Inc.

CERTIFICATE OF ANALYSIS ▪ METALS RESULTS BY AQUA REGIA DIGEST & ICP-MS ANALYSIS ON SOLIDS

GLOBAL PROJECT NO: 2329 (B20)
CLIENT: WSP Canada Inc.
PROJECT NAME: Kinross Great Bear - Overburden Cha
PROJECT NO: OMEMA2303
REPORT VERSION: 1

S. No.	Sample ID	Method	Silver (Ag)	Aluminum (Al)	Arsenic (As)	Gold (Au)	Boron (B)	Barium (Ba)	Beryllium (Be)	Bismuth (Bi)	Calcium (Ca)	Cadmium (Cd)	Cerium (Ce)	Cobalt (Co)	Chromium (Cr)	Cesium (Cs)	Copper (Cu)	Iron (Fe)	Gallium (Ga)	Germanium (Ge)	Hafnium (Hf)	Mercury (Hg)	Indium (In)	Potassium (K)	Lanthanum (La)	Lithium (Li)	Magnesium (Mg)	Manganese (Mn)
		Analyte																										
		Unit	ppm	%	ppm	ppm	ppm	ppm	ppm	ppm	%	ppm	ppm	ppm	ppm	ppm	ppm	%	ppm	ppm	ppm	ppm	ppm	%	ppm	ppm	%	ppm
		MDL	0.01	0.01	0.1	0.0005	10	10	0.05	0.01	0.01	0.01	0.02	0.1	1	0.05	0.2	0.01	0.05	0.05	0.02	0.005	0.005	0.01	0.2	0.1	0.01	5
		Sample Type																										
3	Comp-(WSP-25 - WSP-28)	Pulp	0.07	2.73	4.5	0.0034	19	188	0.96	0.25	3.72	0.17	83.62	17.5	71	3.70	38.3	3.82	11.24	<0.05	1.03	0.02	0.035	0.65	41.6	46.0	2.03	675
QUALITY ASSURANCE / QUALITY CONTROL																												
Pulp Replicates																												
3	Comp-(WSP-25 - WSP-28)	Pulp	0.07	2.73	4.5	0.0034	19	188	0.96	0.25	3.72	0.17	83.62	17.5	71	3.70	38.3	3.82	11.24	<0.05	1.03	0.023	0.035	0.65	41.6	46.0	2.03	675
3R	Comp-(WSP-25 - WSP-28) (Rep)	Pulp	0.07	2.76	4.1	0.0028	22	186	0.86	0.26	3.66	0.17	79.19	16.6	71	3.49	36.3	3.79	10.85	<0.05	0.93	0.024	0.034	0.65	39.5	44.5	2.00	666
		%RPD	0%	-1%	9%	19%	-15%	1%	11%	-4%	2%	0%	5%	5%	0%	6%	5%	1%	4%		10%	-4%	3%	0%	5%	3%	1%	1%
Reference Material																												
STD OREAS 601C			48.76	0.640	362.4	1.008	<10	385	0.58	21.26	0.76	2.70	35.0	4.20	14.0	1.33	1144.5	1.78	3.84	0.06	0.95	0.206	0.496	0.240	17.5	7.60	0.080	207
True Value STD OREAS 601C			**50.41**	**0.663**	**378.2**		**< 10**		**0.59**	**21.32**	**0.78**	**2.70**	**34.7**	**4.27**	**14.7**	**1.32**	**1157.6**	**1.84**	**3.86**	**0.08**	**0.97**	**0.216**	**0.497**	**0.254**	**17.3**	**7.56**	**0.084**	**213**
% Difference			-3%	-3%	-4%				-2%	0%	-2%	0%	1%	-2%	-5%	1%	-1%	-3%	-1%	-28%	-2%	-5%	0%	-5%	1%	1%	-5%	-3%
Method Blank:																												
Method Blank			<0.01	<0.01	<0.1	<0.0005	<10	<10	<0.05	<0.01	<0.01	<0.01	<0.02	<0.1	<1	<0.05	<0.2	<0.01	<0.05	<0.05	<0.02	<0.005	<0.005	<0.01	<0.2	<0.1	<0.01	<5

Notes:
Job No: YVR2410546

Analytical Methods (IMS-130):
A 0.5 g of pulp sample is leached in hot (95°C) 3:1 aqua regia digestion followed by ICP Mass Spec analysis.
Gold determinations by this method are semi-quantitative due to the small sample weight used (0.5 g).
Refractory and graphitic samples can limit Au solubility.

Abbreviations:
R / Rep = Replicate (a replicate is a sub-sample scooped from a single sample bag produced per client sample)
D / Dup = Duplicate (a duplicate is 2nd sub-sample bag produced by processing a second split of the original client sample received)
MDL = Measurable Detection Limit
COA: Certificate Of Analysis.
IND = Indeterminate
NR: Not reported in COA

On Cerfified Reference Material and Tolerance:
Any one element in a run reporting outside tolerance limits does not constitute failure of the standard.
As per Certificate of Analysis (COA): All values indicated are Certified. Values indicated in green are indicative only.
NR = Not Reported (in the Certificate Of Analysis).

Global
ARD Testing Services Inc.

CERTIFICATE OF ANALYSIS ▪ METALS RESULTS BY AQUA REGIA DIGEST & ICP-MS ANALYSIS ON SOLIDS

GLOBAL PROJECT NO: 2329 (B20)
CLIENT: WSP Canada Inc.
aracterization
PROJECT NAME: Kinross Great Bear - Overburden Characterization
PROJECT NO: OMEMA2303
REPORT VERSION: 1

S. No.	Sample ID	Method																										
		Analyte	Molybdenum (Mo)	Sodium (Na)	Niobium (Nb)	Nickel (Ni)	Phosphorous (P)	Lead (Pb)	Rubidium (Rb)	Rhenium (Re)	Sulphur (S)	Antimony (Sb)	Scandium (Sc)	Selenium (Se)	Tin (Sn)	m (Sr)	Tantalum (Ta)	Tellurium (Te)	Thorium (Th)	Titanium (Ti)	Thallium (Tl)	Uranium (U)	Vandium (V)	n (W)	Yttrium (Y)	Zinc (Zn)	Zirconium (Zr)
		Unit	ppm	%	ppm	ppm	ppm	ppm	ppm	ppm	%	ppm	ppm	ppm	ppm	ppm	ppm	ppm	ppm	%	ppm	ppm	ppm	ppm	ppm	ppm	ppm	ppm
		MDL	0.05	0.01	0.05	0.2	10	0.2	0.1	0.001	0.01	0.05	0.1	0.2	0.2	0.2	0.01	0.01	0.2	0.005	0.02	0.05	1	0.05	0.05	1	0.5
		Sample Typ																										
3	Comp-(WSP-25 - WSP-28)	Pulp	0.76	0.06	0.91	44.2	620	11.6	64.3	<0.001	<0.01	0.18	8.1	<0.2	1.2	52.7	<0.01	0.05	13.2	0.192	0.42	1.15	76	0.17	12.91	89	36.2
QUALITY ASSURANCE / QUALITY CONTROL																												
Pulp Replicates																												
3	Comp-(WSP-25 - WSP-28)	Pulp	0.76	0.06	0.91	44.2	620	11.6	64.3	<0.001	<0.01	0.18	8.1	<0.2	1.2	52.7	<0.01	0.05	13.2	0.192	0.42	1.15	76	0.17	12.91	89	36.2
3R	Comp-(WSP-25 - WSP-28) (Rep)	Pulp	0.77	0.06	0.79	41.8	607	11.0	61.4	<0.001	<0.01	0.2	7.8	<0.2	1.1	50.6	0.06	0.03	12.5	0.192	0.41	1.11	78	0.16	12.17	87	33.0
		%RPD	-1%	0%	14%	6%	2%	5%	5%			-11%	4%		9%	4%		50%	5%	0%	2%	4%	-3%	6%	6%	2%	9%
Reference Material																												
STD OREAS 601C			3.49	0.04	0.30	6.0	233	242.8	12.6	<0.001	0.87	27.99	1.00	8.0	1.60	36.1	<0.01	7.09	6.1	0.010	1.19	2.02	4.00	1.11	5.01	370	31.9
True Value STD OREAS 601C			**3.35**	**0.05**	**<1**	**6.0**	**243**	**248.1**	**12.4**	**< 0.001**	**0.91**	**29.73**	**1.03**	**8.0**	**1.59**	**36.3**	**< 0.05**	**7.22**	**6.1**	**0.010**	**1.20**	**2.04**	**4.75**	**1.16**	**5.10**	**381**	**33.5**
% Difference			4%	-24%		0%	-4%	-2%	1%		-4%	-6%	-3%	0%	1%	0%		-2%	0%	5%	0%	-1%	-16%	-5%	-2%	-3%	-5%
Method Blank:																												
Method Blank			<0.05	<0.01	<0.05	<0.2	<10	<0.2	<0.1	<0.001	<0.01	<0.05	<0.1	<0.2	<0.2	<0.2	<0.01	<0.01	<0.2	<0.005	<0.02	<0.05	<1	<0.05	<0.05	<1	<0.5

CERTIFICATE OF ANALYSIS ▪ COVER PAGE

Global ARD Testing Services Inc.

CLIENT INFORMATION	
Client:	WSP Canada Inc.
Project Manager:	Sarah Matthews
Mailing Address	25 York St, Floor 7
	Toronto, ON, M5J 2V5
Contact No:	(226) 750-7715

COMPANY INFORMATION	
Legal Name:	Global ARD Testing Services Inc.
Mailing Address:	6891 Antrim Avenue
	Burnaby, BC
	V5J 4M5
Contact No:	
	Main: (604) 428-2730
	Alternate: (604) 603-1359

PROJECT INFORMATION	
Project Name:	Kinross Great Bear - Overburden Characterization
Project Number:	OMEMA2303

REPORTING	
Global Project No:	2329 (B20)
Report Version:	3
Pages (Including Cover):	5
Report Title:	COA (B20) x 1 Kinross Great Bear - Overburden Characterization Sample (rec'd 22-May24)
Analysis Reviewed By:	Prab Bhatia (Pbhatia@globalARDtesting.com)
Position:	Project Manager
Report Certified By:	Prab Bhatia
Signature:	Prab Bhatia

RESULTS		
Reported To:	**1**	Forrest McAdam (forrest.mcadam@wsp.com)
	2	Kristen Gault (kristen.gault@wsp.com)
	3	Anna Klein (anna.klein@wsp.com)
	4	Sarah Matthews (sarah.matthews1@wsp.com)
Date Reported:	**Version-1:**	June 13, 2024
	Version-2:	December 3, 2024
	Version-3:	June 18, 2025

INVOICE		
Submitted To:	**1**	Matthew Hart (matthew.hart@kinross.com)
	2	Sabina Abdullayeva (sabina.abdullayeva@kinross.com)
	3	Kristen Gault (kristen.gault@wsp.com)
	4	
Client PO No:		
Global Invoice No:		ARD2329-0624A ARD2329-0125B
Date Submitted:		6/18/2024 January 31, 2025

NOTES
All samples and pulps are stored at no charge for 90 days past reporting date.
Please contact the lab if you would like to continue storage past 90 days.
Storage charges will apply.
VERSIONS:
V-2: Col-2,3,4 Added On
V-3: Col-14,15,16 Added On

CERTIFICATE OF ANALYSIS ▪ SAMPLE DETAILS

Global ARD Testing Services Inc.

GLOBAL PROJECT NO: 2329 (B20)
CLIENT: WSP Canada Inc.
PROJECT NAME: Kinross Great Bear - Overburden Chara
PROJECT NO: OMEMA2303
REPORT VERSION: 3

SAMPLE RECEIPT INFO	
Date Samples Received:	May 22, 2024
No of Samples Received:	1
Samples Received By:	Said

ANALYTICAL INSTRUCTIONS	
From:	
	as per email Confirmation
Date:	May 22, 2024

S. No.	Sample ID	Sample Description	Condition (Wet/Dry)	Wt. of Sample Rec'd (g)	Remaining Pulp weight (g)
1	WSP-25	Fines	Wet	653.00	
2	WSP-28	Fines	Wet	150.00	
3	Comp-(WSP-25 - WSP-28)	Mixed (Fines)	Dry	700.00	68.50

ANALYTICAL INSTRUCTIONS (Col-2,3,4 AddOn)	
From:	
	as per email Confirmation
Date:	October 25, 2024

Total wt of sample rec'd (g): **803.00**

S. No.	Sample ID	Sample Lab ID/ 'Drillhole ID	Condition	Wt. of Sample (g)	Batch 10 - Sequence #
2	WSP-61 - COL-2	23-LO-1035-G - TP23-AEX-24	Dry	1700.0	23
3	WSP-63 - COL-3	23-JC-257-G - TP23-AEX-29	Dry	1200.0	25
4	Comp-(Wsp-93 - WSP-97) - COL-4	GS2 DX489375 - TP23-105	Dry	575.0	55
5	Blank - COL				

Total wt of sample rec'd (g): **3.48**

ANALYTICAL INSTRUCTIONS (Col-14,15,16 AddOn)

CERTIFICATE OF ANALYSIS ▪ ABA RESULTS

Global
ARD Testing Services Inc.

GLOBAL PROJECT NO: 2329 (B20)
CLIENT: WSP Canada Inc.
PROJECT NAME: Kinross Great Bear - Overburden Characteriz
PROJECT NO: OMEMA2303
REPORT VERSION: 3

S. No.	Sample ID	Paste pH	Fizz Rating	Total Carbon	Total Inorganic C	$CaCO_3$ Equivalents[*1]	Total Sulphur	Sulphate Sulphur	Sulphide Sulphur	AP[*3]	Modified ABA NP	NNP[*4]	NPR[*5]
	Units:	pH Units		wt %	wt %	kg CaCO3/tonne	wt %	wt %	wt %	kg CaCO3/tonne			
	Reported Detection Limit:	*0.1*		*0.01*	*0.02*	*1.7*	*0.01*	*0.01*	*0.01*	0.3	*0.5*		
Col-1													
3	Comp-(WSP-25 - WSP-28)	8.0	Slight	1.55	1.02	85.0	0.06	0.04	0.02	0.5	89.3	88.8	165.4
Col-2,3,4													
4	Comp-(Wsp-93 - WSP-97) - COL-4	7.7	Slight	0.58	0.57	47.5	0.02	<0.01	0.02	0.6	52.5	51.9	83.3
Col-14,15,16													
	COL-14-Comp (WSP-119 WSP-120)	8.3	None	0.06	0.04	3.3	0.04	<0.01	0.04	1.3	9.8	8.6	7.8
	COL-15-Comp (WSP-49 WSP-91)	5.3	None	0.39	<0.02	<1.7	0.05	0.01	0.04	1.3	4.8	3.6	3.8
	COL-16-Comp (WSP-51 WSP-109)	8.0	None	0.09	0.08	6.7	0.06	<0.01	0.06	1.9	10.5	8.6	5.6
	QUALITY ASSURANCE / QUALITY CONTROL												
Pulp Replicates:													
	%RPD												
Reference Material Analysis:													
Reference Material		1) NBM-1 2) KZK-1		OREAS 279	KZK-1		OREAS 20a	RTS-3a			1) KZK-1 (Slight) 2) KZK-1 (Moderate)		
Ref. Material Certified Value		**1) 8.45 2) 8.80**		**1.13**	**0.92**		**0.06**	**1.10**			**1) 58.9 2) 61.6**		
Reference Material Results		1) 8.30 2) N/A		1.11	0.89		0.07	1.05			1) 56.7 / 57.1 2) N/A		
Acceptance Range:		*90% - 110%*		*90% - 110%*	*80% - 120%*		*90% - 110%*	*90% - 110%*			*90% - 110%*		
Method Blank Analysis:													
Method Blank Results				<0.01	<0.02		<0.01	<0.01					
GLOBAL SOP NO./METHOD:		*ARD-005*	*ARD-005*	*LECO*	*HCl LECO*	*Calc.*	*LECO*	*ARD-010 (HCl Leach)*	*Calc.*	*Calc.*	*ARD-005*	*Calc.*	*Calc.*

NOTES:

Job No: 20240529, 20241028, 20250603

Col-1 Date of Analysis (24 h): June 4-5, 2024
pH of DI water used (pH units): 6.25
EC of DI water used (µS/cm): 0.60

Col -2,3,4 Date of Analysis (24 h): October 28-29, 2024
pH of DI water used (pH units): 5.67
EC of DI water used (µS/cm): 1.47

Col -14,15,16 Date of Analysis (24 h): June 4-5, 2025
pH of DI water used (pH units): 5.38
EC of DI water used (µS/cm): 1.63

METHODS:

Total Sulphur by Leco.
Total Inorganic Carbon (TIC): HCl leach, evolved CO_2 analysed by LECO.

ABBREVIATIONS:

R = Rep = Replicate (a replicate is a sub-sample scooped from a single pulp sample bag produced per client sample)
D = Dup = Duplicate (a duplicate is 2nd sub-pulp sample bag produced by processing a 2nd split of the client sample. A duplicate pulp sample is prepared only at client request.
EC = Electric Conductivity
NP = Neutralization Potential
Calc. = Calculation
IND = Indeterminate
COA = Certificate Of Analysis
N/A = Not Applicable
NR = Not Reported

CALCULATIONS:

*1 $CaCO_3$ Equivalents: Is based on TIC (Total Inorganic Carbon)
*2 Non-Extractable Sulphur: Total sulphur - (sulphate sulphur + sulphide sulphur)
*3 AP (Acid Potential): Sulphide-sulphur x 31.25
*4 NNP (Net Neutralization Potential): NP - AP
*5 NPR (Neutralization Potential Ratio): NP/AP

REFERENCES:

Sample Preparation: ASTM E877-08; MEND Report 1.20.1, Version 0 (2009)
ABA: Air-dried, jaw-crushed, split by riffling and pulverized to 85% passing 200 mesh (75 µm).
Surface Rinse-pH: MEND Report 1.20.1, Version 0 (2009).
Modified ABA (Sobek) NP: MEND Acid Rock Drainage Prediction Manual, MEND Project 1.16.1b (pages 6.2-11 to 17), March 1991.
STD Sobek NP / Paste pH / Fizz Rating: Sobek, A.A., Schuller, W.A., Freeman, J.R. and Smith, R.M.; US EPA-600/2-78-054 (1978).
Paste pH / Fizz Rating: Sobek, A.A., Schuller, W.A., Freeman, J.R. and Smith, R.M.; US EPA-600/2-78-054 (1978).
Sulphate Sulphur: Based on MEND method using HCl leach. The S extracted is determined by analysing the extract for SO_4 using UV-Vis Spectrophotometer (STD Method 4500-SO42- E).
Sulphur Speciation: Sequential HCl and HNO_3 leach. The S extracted is determined by analysing the extract for SO_4 using UV-Vis Spectrophotometer (STD Method 4500-SO42- E).

Global
ARD Testing Services Inc.

CERTIFICATE OF ANALYSIS ▪ METALS RESULTS BY AQUA REGIA DIGEST & ICP-MS ANALYSIS ON SOLIDS

GLOBAL PROJECT NO: 2329 (B20)
CLIENT: WSP Canada Inc.
PROJECT NAME: Kinross Great Bear - Overburden Ch
PROJECT NO: OMEMA2303
REPORT VERSION: 3

S. No.	Sample ID	Method	Silver (Ag)	Aluminum (Al)	Arsenic (As)	Gold (Au)	Boron (B)	Barium (Ba)	Beryllium (Be)	Bismuth (Bi)	Calcium (Ca)	Cadmium (Cd)	Cerium (Ce)	Cobalt (Co)	Chromium (Cr)	Cesium (Cs)	Copper (Cu)	Iron (Fe)	Gallium (Ga)	Germanium (Ge)	Hafnium (Hf)	Mercury (Hg)	Indium (In)	Potassium (K)	Lanthanum (La)	Lithium (Li)	Magnesium (Mg)	Manganese (Mn)
		Analyte																										
		Unit	ppm	%	ppm	ppm	ppm	ppm	ppm	ppm	%	ppm	ppm	ppm	ppm	ppm	ppm	%	ppm	ppm	ppm	ppm	ppm	%	ppm	ppm	%	ppm
		MDL	0.01	0.01	0.1	0.0005	10	10	0.05	0.01	0.01	0.01	0.02	0.1	1	0.05	0.2	0.01	0.05	0.05	0.02	0.005	0.005	0.01	0.2	0.1	0.01	5
		Sample Type																										
Col-1																												
3	Comp-(WSP-25 - WSP-28)	Pulp	0.07	2.73	4.5	0.0034	19	188	0.96	0.25	3.72	0.17	83.62	17.5	71	3.70	38.3	3.82	11.24	<0.05	1.03	0.02	0.035	0.65	41.6	46.0	2.03	675
Col-2,3,4																												
4	Comp-(Wsp-93 - WSP-97) - COL-4	Pulp	0.04	0.76	1.3	0.0031	<10	54	0.18	0.09	1.72	0.04	44.51	5.4	48	1.09	14.2	1.44	3.31	<0.05	0.45	0.01	0.010	0.21	21.2	12.1	0.89	213
Col-14,15,16																												
	COL-14-Comp (WSP-119 WSP-120)	Pulp	0.03	0.59	1.2	<0.0005	<10	38	0.16	0.08	0.47	0.03	46.04	5.1	67	1.74	15.0	1.23	3.55	<0.05	0.34	<0.005	0.007	0.21	25.5	18.4	0.39	171
	COL-15-Comp (WSP-49 WSP-91)	Pulp	0.11	1.72	5.3	0.0025	<10	111	0.71	0.24	0.41	0.06	70.25	11.7	73	2.55	26.3	2.54	8.38	<0.05	0.59	0.02	0.043	0.31	35.7	27.2	0.77	399
	COL-16-Comp (WSP-51 WSP-109)	Pulp	0.12	0.51	0.7	<0.0005	<10	34	0.17	0.06	0.48	0.02	42.95	4.0	77	1.44	10.8	1.05	2.95	<0.05	0.32	<0.005	0.005	0.16	24.8	13.5	0.34	143
QUALITY ASSURANCE / QUALITY CONTROL																												
Pulp Replicates																												
3	Comp-(WSP-25 - WSP-28)	Pulp	0.07	2.73	4.5	0.0034	19	188	0.96	0.25	3.72	0.17	83.62	17.5	71	3.70	38.3	3.82	11.24	<0.05	1.03	0.023	0.035	0.65	41.6	46.0	2.03	675
3R	Comp-(WSP-25 - WSP-28) (Rep)	Pulp	0.07	2.76	4.1	0.0028	22	186	0.86	0.26	3.66	0.17	79.19	16.6	71	3.49	36.3	3.79	10.85	<0.05	0.93	0.024	0.034	0.65	39.5	44.5	2.00	666
		%RPD	0%	-1%	9%	19%	-15%	1%	11%	-4%	2%	0%	5%	5%	0%	6%	5%	1%	4%		10%	-4%	3%	0%	5%	3%	1%	1%
Reference Material																												
STD OREAS 601C (YVR2510541)			49.97	0.550	368.4	0.999	<10	119	0.59	21.03	0.76	2.70	34.8	4.30	14.0	1.32	1160.6	1.68	3.87	<0.05	0.97	0.217	0.500	0.210	17.3	7.60	0.080	203
True Value STD OREAS 601C			**50.41**	**0.663**	**378.2**		**< 10**		**0.59**	**21.32**	**0.78**	**2.70**	**34.7**	**4.27**	**14.7**	**1.32**	**1157.6**	**1.84**	**3.86**	**0.08**	**0.97**	**0.216**	**0.497**	**0.254**	**17.3**	**7.56**	**0.084**	**213**
% Difference			-1%	-17%	-3%				0%	-1%	-2%	0%	0%	1%	-5%	0%	0%	-8%	0%		0%	0%	1%	-17%	0%	1%	-5%	-5%
STD OREAS 601C (YVR2411147)			50.48	0.600	377.4	0.992	<10	382	0.56	21.26	0.78	2.71	34.6	4.30	15.0	1.33	1161.2	1.83	3.57	0.11	0.97	0.216	0.499	0.230	17.2	7.60	0.080	214
True Value STD OREAS 601C			**50.41**	**0.663**	**378.2**		**< 10**		**0.59**	**21.32**	**0.78**	**2.70**	**34.7**	**4.27**	**14.7**	**1.32**	**1157.6**	**1.84**	**3.86**	**0.08**	**0.97**	**0.216**	**0.497**	**0.254**	**17.3**	**7.56**	**0.084**	**213**
% Difference			0%	-10%	0%				-5%	0%	0%	0%	0%	1%	2%	1%	0%	0%	-8%	32%	0%	0%	0%	-9%	0%	1%	-5%	1%
STD OREAS 601C (YVR2410546)			48.76	0.640	362.4	1.008	<10	385	0.58	21.26	0.76	2.70	35.0	4.20	14.0	1.33	1144.5	1.78	3.84	0.06	0.95	0.206	0.496	0.240	17.5	7.60	0.080	207
True Value STD OREAS 601C			**50.41**	**0.663**	**378.2**		**< 10**		**0.59**	**21.32**	**0.78**	**2.70**	**34.7**	**4.27**	**14.7**	**1.32**	**1157.6**	**1.84**	**3.86**	**0.08**	**0.97**	**0.216**	**0.497**	**0.254**	**17.3**	**7.56**	**0.084**	**213**
% Difference			-3%	-3%	-4%				-2%	0%	-2%	0%	1%	-2%	-5%	1%	-1%	-3%	-1%	-28%	-2%	-5%	0%	-5%	1%	1%	-5%	-3%
Method Blank:																												
Method Blank			<0.01	<0.01	<0.1	<0.0005	<10	<10	<0.05	<0.01	<0.01	<0.01	<0.02	<0.1	<1	<0.05	<0.2	<0.01	<0.05	<0.05	<0.02	<0.005	<0.005	<0.01	<0.2	<0.1	<0.01	<5

Notes:
Job No: YVR2410546 (Col.1)
Job No: YVR2411147 (Col- 2,3,4)
Job No: YVR2510541 (Col-15,16,17)

Analytical Methods (IMS-130):
A 0.5 g of pulp sample is leached in hot (95°C) 3:1 aqua regia digestion followed by ICP Mass Spec analysis.
Gold determinations by this method are semi-quantitative due to the small sample weight used (0.5 g).
Refractory and graphitic samples can limit Au solubility.

Abbreviations:
R / Rep = Replicate (a replicate is a sub-sample scooped from a single sample bag produced per client sample)
D / Dup = Duplicate (a duplicate is 2nd sub-sample bag produced by processing a second split of the original client sample received)
MDL = Measurable Detection Limit
COA: Certificate Of Analysis.
IND = Indeterminate
NR: Not reported in COA

On Cerfified Reference Material and Tolerance:
Any one element in a run reporting outside tolerance limits does not constitute failure of the standard.
As per Certificate of Analysis (COA): All values indicated are Certified. Values indicated in green are indicative only.
NR = Not Reported (in the Certificate Of Analysis).

Global
ARD Testing Services Inc.

CERTIFICATE OF ANALYSIS ▪ METALS RESULTS BY AQUA REGIA DIGEST & ICP-MS ANALYSIS ON SOLIDS

aracterization

GLOBAL PROJECT NO: 2329 (B20)
CLIENT: WSP Canada Inc.
PROJECT NAME: Kinross Great Bear - Overburden Characterization
PROJECT NO: OMEMA2303
REPORT VERSION: 3

S. No.	Sample ID	Method	Molybdenum (Mo)	Sodium (Na)	Niobium (Nb)	Nickel (Ni)	Phosphorous (P)	Lead (Pb)	Rubidium (Rb)	Rhenium (Re)	Sulphur (S)	Antimony (Sb)	Scandium (Sc)	Selenium (Se)	Tin (Sn)	m (Sr)	Tantalum (Ta)	Tellurium (Te)	Thorium (Th)	Titanium (Ti)	Thallium (Tl)	Uranium (U)	Vandium (V)	n (W)	Yttrium (Y)	Zinc (Zn)	Zirconium (Zr)
		Analyte																									
		Unit	ppm	%	ppm	ppm	ppm	ppm	ppm	ppm	%	ppm	ppm	ppm	ppm	ppm	ppm	ppm	ppm	%	ppm	ppm	ppm	ppm	ppm	ppm	ppm
		MDL	0.05	0.01	0.05	0.2	10	0.2	0.1	0.001	0.01	0.05	0.1	0.2	0.2	0.2	0.01	0.01	0.2	0.005	0.02	0.05	1	0.05	0.05	1	0.5
		Sample Typ																									
Col-1																											
3	Comp-(WSP-25 - WSP-28)	Pulp	0.76	0.06	0.91	44.2	620	11.6	64.3	<0.001	<0.01	0.18	8.1	<0.2	1.2	52.7	<0.01	0.05	13.2	0.192	0.42	1.15	76	0.17	12.91	89	36.2
Col-2,3,4																											
4	Comp-(Wsp-93 - WSP-97) - COL-4	Pulp	0.57	0.06	0.64	13.2	878	4.0	16.3	<0.001	0.02	0.06	2.8	<0.2	0.5	25.6	<0.01	0.01	5.2	0.129	0.12	1.53	33	0.23	7.74	25	13.8
Col-14,15,16																											
	COL-14-Comp (WSP-119 WSP-120)	Pulp	1.42	0.04	0.34	10.8	395	3.6	24.0	<0.001	<0.01	0.06	1.8	<0.2	0.4	15.8	<0.01	0.01	6.9	0.072	0.14	1.29	20	0.86	5.77	26	9.9
	COL-15-Comp (WSP-49 WSP-91)	Pulp	0.99	0.04	0.85	30.2	619	9.0	41.5	<0.001	<0.01	0.2	5.4	<0.2	0.9	24.6	<0.01	0.04	10.1	0.108	0.25	0.99	50	0.24	12.33	83	23.5
	COL-16-Comp (WSP-51 WSP-109)	Pulp	1.26	0.04	0.42	9.1	368	2.9	16.5	<0.001	0.02	0.05	1.7	<0.2	0.4	16	<0.01	<0.01	6.3	0.066	0.1	1.21	18	0.2	5.88	22	9.7
QUALITY ASSURANCE / QUALITY CONTROL																											
Pulp Replicates																											
3	Comp-(WSP-25 - WSP-28)	Pulp	0.76	0.06	0.91	44.2	620	11.6	64.3	<0.001	<0.01	0.18	8.1	<0.2	1.2	52.7	<0.01	0.05	13.2	0.192	0.42	1.15	76	0.17	12.91	89	36.2
3R	Comp-(WSP-25 - WSP-28) (Rep)	Pulp	0.77	0.06	0.79	41.8	607	11.0	61.4	<0.001	<0.01	0.2	7.8	<0.2	1.1	50.6	0.06	0.03	12.5	0.192	0.41	1.11	78	0.16	12.17	87	33.0
		%RPD	-1%	0%	14%	6%	2%	5%	5%			-11%	4%		9%	4%		50%	5%	0%	2%	4%	-3%	6%	6%	2%	9%
Reference Material																											
STD OREAS 601C (YVR2510541)			3.31	0.06	0.16	5.8	227	237.9	12.4	<0.001	0.86	29.58	1.00	8.0	1.60	36.3	<0.01	7.29	6.1	0.007	1.19	2.03	4.00	1.16	5.12	366	33.7
True Value STD OREAS 601C			**3.35**	**0.05**	**<1**	**6.0**	**243**	**248.1**	**12.4**	**< 0.001**	**0.91**	**29.73**	**1.03**	**8.0**	**1.59**	**36.3**	**< 0.05**	**7.22**	**6.1**	**0.010**	**1.20**	**2.04**	**4.75**	**1.16**	**5.10**	**381**	**33.5**
% Difference			-1%	14%		-3%	-7%	-4%	0%		-5%	-1%	-3%	0%	1%	0%		1%	0%	-27%	0%	-1%	-16%	0%	0%	-4%	0%
STD OREAS 601C (YVR2411147)			3.46	0.06	0.23	6.0	244	247.7	11.8	<0.001	0.91	30.02	1.00	8.0	1.60	36.1	<0.01	7.26	6.1	0.007	1.20	2.05	4.00	1.17	5.08	380	33.6
True Value STD OREAS 601C			**3.35**	**0.05**	**<1**	**6.0**	**243**	**248.1**	**12.4**	**< 0.001**	**0.91**	**29.73**	**1.03**	**8.0**	**1.59**	**36.3**	**< 0.05**	**7.22**	**6.1**	**0.010**	**1.20**	**2.04**	**4.75**	**1.16**	**5.10**	**381**	**33.5**
% Difference			3%	14%		0%	0%	0%	-5%		0%	1%	-3%	0%	1%	0%		1%	0%	-27%	0%	0%	-16%	0%	0%	0%	0%
STD OREAS 601C (YVR2410546)			3.49	0.04	0.30	6.0	233	242.8	12.6	<0.001	0.87	27.99	1.00	8.0	1.60	36.1	<0.01	7.09	6.1	0.010	1.19	2.02	4.00	1.11	5.01	370	31.9
True Value STD OREAS 601C			**3.35**	**0.05**	**<1**	**6.0**	**243**	**248.1**	**12.4**	**< 0.001**	**0.91**	**29.73**	**1.03**	**8.0**	**1.59**	**36.3**	**< 0.05**	**7.22**	**6.1**	**0.010**	**1.20**	**2.04**	**4.75**	**1.16**	**5.10**	**381**	**33.5**
% Difference			4%	-24%		0%	-4%	-2%	1%		-4%	-6%	-3%	0%	1%	0%		-2%	0%	5%	0%	-1%	-16%	-5%	-2%	-3%	-5%
Method Blank:																											
Method Blank			<0.05	<0.01	<0.05	<0.2	<10	<0.2	<0.1	<0.001	<0.01	<0.05	<0.1	<0.2	<0.2	<0.2	<0.01	<0.01	<0.2	<0.005	<0.02	<0.05	<1	<0.05	<0.05	<1	<0.5

Global
ARD Testing Services Inc.

CERTIFICATE OF ANALYSIS ▪ SINGLE ADDITION NAG RESULTS (EGi Method)

GLOBAL PROJECT NO: 2329 (B20)
CLIENT: WSP Canada Inc.
PROJECT NAME: Kinross Great Bear - Overburden Characterization
PROJECT NO: OMEMA2303
REPORT VERSION: 3

S. No:	Sample ID	Pulp Sample Weight (g)	Vol. of 15% H_2O_2 (mL)	NAG pH (pH Units)	NaOH to pH 4.5 (mL)	NaOH to pH 7.0 (mL)	NaOH Conc. (N)	NAG Acidity pH 4.5 (kg H_2SO_4/tonne)	NAG Acidity pH 7.0 (kg H_2SO_4/tonne)	% RPD		
										to pH 4.5	to pH 7.0	Acceptance Criteria
	COL-14-Comp (WSP-119 WSP-120)	2.5	250	7.15	0.00	0.00	0.1	0.0	0.0			
	COL-15-Comp (WSP-49 WSP-91)	2.5	250	5.63	0.00	0.30	0.1	0.0	0.6			
	COL-16-Comp (WSP-51 WSP-109)	2.5	250	7.27	0.00	0.00	0.1	0.0	0.0			
QUALITY ASSURANCE / QUALITY CONTROL												
Replicates:												
												10%
Method Blank Analysis:												
Method Blank (15% H_2O_2 Solution)		N/A	250	4.94	0.00	10.63	0.1					
GLOBAL SOP NO:		***ARD-017***										

NOTES:
Date of Analysis: June 5-10, 2025

pH (pH Units) of 15% H_2O_2 (buffered with 0.5 N NaOH): 5.04
EC (µS/cm) of 15% H_2O_2 (buffered with 0.5 N NaOH): 25.2
pH (pH Units) of DI water used: 5.34
EC (µS/cm) of DI water used: 1.57

Solid:Liquid ratio used: 1:100; 2.5 g Pulp Sample: 250 mL 15% H_2O_2.
pH measurement of 15% H_2O_2 solution was conducted at room temperature & buffered with 0.5N NaOH solution to ensure a pH between 4 and 7.
NAG pH & method blank pH measurements were taken after digesting with peroxide solution and making up the solution to its original volume of 250 mL with DI water.
On client's request the NAG procedure is repeated using 1 g of pulp sample when the NAG value for pH 4.5 exceeds 25 kg H_2SO_4 per tonne.

ABBREVIATIONS:
R = Replicate (i.e. using a pulp sample from the same bag).
D = Duplicate (i.e. client sample is processed to produced a 2nd pulp bag & analyzed as a duplicate).
RPD = Relative Percent Difference.
EC = Electrical Conductivity
ORP = Oxidation Reduction Potential
RDL = Reportable Detection Limit.
EDL = Estimated Detection Limit
SIE = Selective Ion Electrode
IC = Ion Chromatography
Calc. = Calculation

REFERENCE:
Egi - Environmental Geochemistry International; Single Addition Net Acid Generation (NAG) Test Procedure; Miller et al; Revised Dec. 2006; Page 2 to 4.

CERTIFICATE OF ANALYSIS ▪ COVER PAGE

Global
ARD Testing Services Inc.

CLIENT INFORMATION	
Client:	WSP Canada Inc.
Project Manager:	Sarah Matthews
Mailing Address	25 York St, Floor 7
	Toronto, ON, M5J 2V5
Contact No:	(226) 750-7715

COMPANY INFORMATION	
Legal Name:	Global ARD Testing Services Inc.
Mailing Address:	6891 Antrim Avenue
	Burnaby, BC
	V5J 4M5
Contact No:	
	Main: (604) 428-2730
	Alternate: (604) 603-1359

PROJECT INFORMATION	
Project Name:	Kinross Great Bear - Overburden Characterization
Project Number:	OMEMA2303

RESULTS		
Reported To:	**1**	Forrest McAdam (forrest.mcadam@wsp.com)
	2	Kristen Gault (kristen.gault@wsp.com)
	3	Anna Klein (anna.klein@wsp.com)
	4	Sarah Matthews (sarah.matthews1@wsp.com)
Date Reported:		
	Version-1:	July 3, 2025

REPORTING	
Global Project No:	2329 (B20) CDP (COL-1 & COL-3)
Report Version:	1
Pages (Including Cover):	6
Report Title:	COA (B20) CDP x2 Kinross Great Bear - Overburden Characterization Samples (rec'd 17-Jun25)
Analysis Reviewed By:	Prab Bhatia (Pbhatia@globalARDtesting.com)
Position:	Project Manager
Report Certified By:	Prab Bhatia
Signature:	Prab Bhatia

INVOICE		
Submitted To:	**1**	Matthew Hart (matthew.hart@kinross.com)
	2	Sabina Abdullayeva (sabina.abdullayeva@kinross.com)
	3	Kristen Gault (kristen.gault@wsp.com)
	4	
Client PO No:		
Global Invoice No:		ARD2329-0725A
Date Submitted:		July 10, 2025

NOTES
All samples and pulps are stored at no charge for 90 days past reporting date.
Please contact the lab if you would like to continue storage past 90 days.
Storage charges will apply.
VERSIONS:
Version-1: Full Report

CERTIFICATE OF ANALYSIS ▪ SAMPLE DETAILS

Global
ARD Testing Services Inc.

GLOBAL PROJECT NO: 2329 (B20) CDP (COL-1 & COL-3)
CLIENT: WSP Canada Inc.
PROJECT NAME: Kinross Great Bear - Overburden Char
PROJECT NO: OMEMA2303
REPORT VERSION: 1

SAMPLE RECEIPT INFO	
Date Samples Received:	June 17, 2025
No of Samples Received:	3
Samples Received By:	Said Zeinab

ANALYTICAL INSTRUCTIONS (CDP)	
From:	
	as per email Confirmation
Date:	June 17, 2025

S. No.	Sample ID	Sample Lab ID/ 'Drillhole ID	Sample Description	Wt. of Sample (g)	Remaining Pulp weight (g)	Batch 10 - Sequence #
1	Comp-(WSP-25 - WSP-28) - COL-1	23-LO-1035-G - TP23-AEX-24	Dry			23.00
3	WSP-63 - COL-3	23-JC-257-G - TP23-AEX-29	Dry			25.00

Total wt of sample rec'd (kg): **0.00**

CERTIFICATE OF ANALYSIS ▪ ABA RESULTS

Global ARD Testing Services Inc.

GLOBAL PROJECT NO: 2329 (B20) CDP (COL-1 & COL-3)
CLIENT: WSP Canada Inc.
PROJECT NAME: Kinross Great Bear - Overburden Characterization
PROJECT NO: OMEMA2303
REPORT VERSION: 1

S. No.	Sample ID	Paste pH	Fizz Rating	Total Carbon	Total Inorganic C	$CaCO_3$ Equivalents*1	Total Sulphur	EPA600 Sulphate Sulphur	Sulphide Sulphur	AP*3	Modified ABA NP	NNP*4	NPR*5
	Units:	pH Units		wt %	wt %	kg CaCO3/tonne	wt %	wt %	wt %		kg CaCO3/tonne		
	Reported Detection Limit:	*0.1*		*0.01*	*0.02*	*1.7*	*0.01*	*0.01*	*0.01*	0.3	*0.5*		
Head Analysis													
Col-1	23-LO-1035-G - TP23-AEX-24	8.0	Slight	1.55	1.02	85.0	0.06	0.04	0.02	0.5	89.3	88.8	165.4
Col-3	23-JC-257-G - TP23-AEX-29	4.7	None	0.62	0.03	2.5	0.02	<0.01	0.02	0.6	-1.0	-1.6	-1.6
Column Residue													
Col-1	23-LO-1035-G - TP23-AEX-24	7.5	Moderate	1.47	1.15	95.8	0.04	<0.01	0.04	1.3	105.4	104.2	84.3
Col-3	23-JC-257-G - TP23-AEX-29	4.5	None	0.50	<0.02	<1.7	0.03	<0.01	0.03	0.9	-0.4	-1.3	-0.4
QUALITY ASSURANCE / QUALITY CONTROL													
Pulp Replicates:													
	%RPD												
Reference Material Analysis:													
Reference Material		1) NBM-1 2) KZK-1		OREAS 279	KZK-1		OREAS 279	RTS-3a			1) KZK-1 (Slight) 2) KZK-1 (Moderate)		
Ref. Material Certified Value		**1) 8.45 2) 8.80**		**1.13**	**0.92**		**1.27**	**1.10**			**1) 58.9 2) 61.6**		
Reference Material Results		1) N/A 2) 8.68		1.07	0.80		1.27	1.07			1) 57.1 2) N/A		
Acceptance Range:		***90% - 110%***		***90% - 110%***	***80% - 120%***		***90% - 110%***	***90% - 110%***			***90% - 110%***		
Method Blank Analysis:													
Method Blank Results				<0.01	<0.02		<0.01	<0.01					
GLOBAL SOP NO./METHOD:		*ARD-005*	*ARD-005*	*LECO*	*$HClO_4$ Leach CO_2 Coulometer*	*Calc.*	*LECO*	*EPA600 (HCl Leach)*	*Calc.*	*Calc.*	*ARD-005*	*Calc.*	*Calc.*

NOTES:
Job No: 20250617

Date of Analysis (24 h): June 18, 2025
pH of DI water used (pH units): 5.41
EC of DI water used (µS/cm): 1.51

METHODS:
Total Sulphur by LECO.
Total Inorganic Carbon (TIC): $HClO_4$ leach, evolved CO_2 analysed by CO_2 Coulometer.

ABBREVIATIONS:
R = Rep = Replicate (a replicate is a sub-sample scooped from a single pulp sample bag produced per client sample)
D = Dup = Duplicate (a duplicate is 2nd sub-pulp sample bag produced by processing a 2nd split of the client sample. A duplicate pulp sample is prepared only at client request.
EC = Electric Conductivity
NP = Neutralization Potential
Calc. = Calculation
IND = Indeterminate
COA = Certificate Of Analysis
N/A = Not Applicable
NR = Not Reported

CALCULATIONS:
*1 $CaCO_3$ Equivalents: Is based on TIC (Total Inorganic Carbon)
*2 Non-Extractable Sulphur: Total sulphur - (sulphate sulphur + sulphide sulphur)
*3 AP (Acid Potential): Sulphide-sulphur x 31.25
*4 NNP (Net Neutralization Potential): NP - AP
*5 NPR (Neutralization Potential Ratio): NP/AP

REFERENCES:
Sample Preparation: ASTM E877-08; MEND Report 1.20.1, Version 0 (2009)
ABA: Air-dried, jaw-crushed, split by riffling and pulverized to 85% passing 200 mesh (75 µm).
Surface Rinse-pH: MEND Report 1.20.1, Version 0 (2009).
Modified ABA (Sobek) NP: MEND Acid Rock Drainage Prediction Manual, MEND Project 1.16.1b (pages 6.2-11 to 17), March 1991.
STD Sobek NP / Paste pH / Fizz Rating: Sobek, A.A., Schuller, W.A., Freeman, J.R. and Smith, R.M.; US EPA-600/2-78-054 (1978).
Paste pH / Fizz Rating: Sobek, A.A., Schuller, W.A., Freeman, J.R. and Smith, R.M.; US EPA-600/2-78-054 (1978).
Sulphate Sulphur: Based on MEND method using HCl leach. The S extracted is determined by analysing the extract for SO_4 using UV-Vis Spectrophotometer (STD Method 4500-SO42- E).
Sulphur Speciation: Sequential HCl and HNO_3 leach. The S extracted is determined by analysing the extract for SO_4 using UV-Vis Spectrophotometer (STD Method 4500-SO42- E).

Global
ARD Testing Services Inc.

CERTIFICATE OF ANALYSIS ▪ METALS RESULTS BY AQUA REGIA DIGEST & ICP-MS ANALYSIS ON SOLIDS

GLOBAL PROJECT NO: 2329 (B20) CDP (COL-1 & COL-3)
CLIENT: WSP Canada Inc.
PROJECT NAME: Kinross Great Bear - Overburden Char
PROJECT NO: OMEMA2303
REPORT VERSION: 1

S. No.	Sample ID	Method	Silver (Ag)	Aluminum (Al)	Arsenic (As)	Gold (Au)	Boron (B)	Barium (Ba)	Beryllium (Be)	Bismuth (Bi)	Calcium (Ca)	Cadmium (Cd)	Cerium (Ce)	Cobalt (Co)	Chromium (Cr)	Cesium (Cs)	Copper (Cu)	Iron (Fe)	Gallium (Ga)	Germanium (Ge)	Hafnium (Hf)	Mercury (Hg)	Indium (In)	Potassium (K)	Lanthanum (La)	Lithium (Li)	Magnesium (Mg)	Manganese (Mn)
		Analyte																										
		Unit	ppm	%	ppm	ppm	ppm	ppm	ppm	ppm	%	ppm	ppm	ppm	ppm	ppm	ppm	%	ppm	ppm	ppm	ppm	ppm	%	ppm	ppm	%	ppm
		MDL	0.01	0.01	0.1	0.0005	10	10	0.05	0.01	0.01	0.01	0.02	0.1	1	0.05	0.2	0.01	0.05	0.05	0.02	0.005	0.005	0.01	0.2	0.1	0.01	5
		Sample Type																										
Col-1	23-LO-1035-G - TP23-AEX-24	Pulp	0.07	2.78	4.4	0.0020	<10	198	0.83	0.26	3.78	0.17	78.20	16.8	74	3.63	36.8	3.93	11.61	0.06	0.88	0.02	0.035	0.65	39.3	26.3	2.08	684
Col-3	23-JC-257-G - TP23-AEX-29	Pulp	0.03	1.08	2.2	<0.0005	<10	47	0.22	0.10	0.22	0.02	20.30	5.6	56	1.52	9.4	1.47	4.19	<0.05	0.12	0.01	0.010	0.11	10.0	13.0	0.40	159
QUALITY ASSURANCE / QUALITY CONTROL																												
Pulp Replicates																												
		%RPD																										
Reference Material																												
STD OREAS 601C			50.28	0.670	378.7	0.986	<10	470	0.58	21.49	0.78	2.70	34.9	4.30	14.0	1.32	1157.8	1.85	3.85	0.06	0.97	0.217	0.500	0.250	17.4	7.40	0.090	215
True Value STD OREAS 601C			**50.41**	**0.663**	**378.2**		**< 10**		**0.59**	**21.32**	**0.78**	**2.70**	**34.7**	**4.27**	**14.7**	**1.32**	**1157.6**	**1.84**	**3.86**	**0.08**	**0.97**	**0.216**	**0.497**	**0.254**	**17.3**	**7.56**	**0.084**	**213**
% Difference			0%	1%	0%				-2%	1%	0%	0%	0%	1%	-5%	0%	0%	1%	0%	-28%	0%	0%	1%	-1%	1%	-2%	7%	1%
Method Blank:																												
Method Blank			<0.01	<0.01	<0.1	<0.0005	<10	<10	<0.05	<0.01	<0.01	<0.01	<0.02	<0.1	<1	<0.05	<0.2	<0.01	<0.05	<0.05	<0.02	<0.005	<0.005	<0.01	<0.2	<0.1	<0.01	<5

Notes:
Job No: YVR2510595

Analytical Methods (IMS-130):
A 0.5 g of pulp sample is leached in hot (95°C) 3:1 aqua regia digestion followed by ICP Mass Spec analysis.
Gold determinations by this method are semi-quantitative due to the small sample weight used (0.5 g).
Refractory and graphitic samples can limit Au solubility.

Abbreviations:
R / Rep = Replicate (a replicate is a sub-sample scooped from a single sample bag produced per client sample)
D / Dup = Duplicate (a duplicate is 2nd sub-sample bag produced by processing a second split of the original client sample received)
MDL = Measurable Detection Limit
COA: Certificate Of Analysis.
IND = Indeterminate
NR: Not reported in COA

On Cerfified Reference Material and Tolerance:
Any one element in a run reporting outside tolerance limits does not constitute failure of the standard.
As per Certificate of Analysis (COA): All values indicated are Certified. Values indicated in green are indicative only.
NR = Not Reported (in the Certificate Of Analysis).

Global
ARD Testing Services Inc.

CERTIFICATE OF ANALYSIS ▪ METALS RESULTS BY AQUA REGIA DIGEST & ICP-MS ANALYSIS ON SOLIDS

GLOBAL PROJECT NO: 2329 (B20) CDP (COL-1 & COL-3)
CLIENT: WSP Canada Inc.
'acterization
PROJECT NAME: Kinross Great Bear - Overburden Characterization
PROJECT NO: OMEMA2303
REPORT VERSION: 1

S. No.	Sample ID	Method																									
		Analyte	Molybdenum (Mo)	Sodium (Na)	Niobium (Nb)	Nickel (Ni)	Phosphorous (P)	Lead (Pb)	Rubidium (Rb)	Rhenium (Re)	Sulphur (S)	Antimony (Sb)	Scandium (Sc)	Selenium (Se)	Tin (Sn)	Stronium (Sr)	Tantalum (Ta)	Tellurium (Te)	Thorium (Th)	Titanium (Ti)	Thallium (Tl)	Uranium (U)	Vandium (V)	Tungsten (W)	Yttrium (Y)	Zinc (Zn)	Zirconium (Zr)
		Unit	ppm	%	ppm	ppm	ppm	ppm	ppm	ppm	%	ppm	ppm	ppm	ppm	ppm	ppm	ppm	ppm	%	ppm	ppm	ppm	ppm	ppm	ppm	ppm
		MDL	0.05	0.01	0.05	0.2	10	0.2	0.1	0.001	0.01	0.05	0.1	0.2	0.2	0.2	0.01	0.01	0.2	0.005	0.02	0.05	1	0.05	0.05	1	0.5
		Sample Typ																									
Col-1	23-LO-1035-G - TP23-AEX-24	Pulp	0.68	0.07	0.76	43.8	639	11.6	61.8	<0.001	<0.01	0.18	8.0	<0.2	9.3	51.8	<0.01	0.04	12.5	0.197	0.41	1.08	81	0.2	12.77	90	35.2
Col-3	23-JC-257-G - TP23-AEX-29	Pulp	0.93	0.02	2.08	13.2	330	5.2	15.4	<0.001	<0.01	0.06	2.1	<0.2	5	13.3	<0.01	0.01	4.5	0.109	0.12	0.63	30	0.22	3.54	24	5.6
QUALITY ASSURANCE / QUALITY CONTROL																											
Pulp Replicates																											
		%RPD																									
Reference Material																											
STD OREAS 601C			3.35	0.07	0.34	6.0	243	247.9	12.4	<0.001	0.91	29.89	1.00	8.0	1.60	36.2	0.01	7.25	6.1	0.011	1.20	2.05	5.00	1.17	5.11	380	33.7
True Value STD OREAS 601C			**3.35**	**0.05**	**<1**	**6.0**	**243**	**248.1**	**12.4**	**< 0.001**	**0.91**	**29.73**	**1.03**	**8.0**	**1.59**	**36.3**	**< 0.05**	**7.22**	**6.1**	**0.010**	**1.20**	**2.04**	**4.75**	**1.16**	**5.10**	**381**	**33.5**
% Difference			0%	32%		0%	0%	0%	0%		0%	1%	-3%	0%	1%	0%		0%	0%	15%	0%	0%	5%	0%	0%	0%	0%
Method Blank:																											
Method Blank			<0.05	<0.01	<0.05	<0.2	<10	<0.2	<0.1	<0.001	<0.01	<0.05	<0.1	<0.2	<0.2	<0.2	<0.01	<0.01	<0.2	<0.005	<0.02	<0.05	<1	<0.05	<0.05	<1	<0.5

CERTIFICATE OF ANALYSIS ▪ MEND SHAKE FLASK EXTRACTION RESULTS

Global ARD Testing Services Inc.

GLOBAL PROJECT NO: 2329 (B20) CDP (COL-1 & COL-3)
CLIENT: WSP Canada Inc.
PROJECT NAME: Kinross Great Bear - Overburden Characterization
PROJECT NO: OMEMA2303
REPORT VERSION: 1

Parameter	Method	Unit	RDL	Col-1	Col-3	Method Blank
				23-LO-1035-G - TP23-AEX-24	23-JC-257-G - TP23-AEX-29	
Weight of dry sample used	Weighing Scale	g	0.01	250	250	N/A
Volume of DI water used	Graduated Cylinder	mL	0.50	750	750	750
On filtered samples (using 0.45 µm filter paper):						
pH	Meter	pH units	0.01	6.6	6.2	6.1
EC	Meter	µS/cm	1	98	16	1.11
ORP	Meter	mV	1	271	279	
DO	Meter	mg/L	0.1	4.06	4.29	
Acidity (to pH 8.3)	Titration	mg $CaCO_3$/L	0.5	19.5	12.6	2.9
Alkalinity (to pH 4.5)	Titration	mg $CaCO_3$/L	0.5	56.3	7.3	0.4
Sulphate	Turbidimetric	mg/L	0.5	1.8	2.0	
Chloride	IC	mg/L	0.1	0.7	0.4	
Fluoride	IC	mg/L	0.1	0.61	<0.10	
Nitrate	IC	mg/L	0.01	0.055	0.100	
Nitrite	IC	mg/L	0.01	0.104	<0.010	
Phosphorus, Total Dissolved		mg/L	0.005	<0.0050	<0.0050	
Dissolved Metals Analysis by ICP-MS:						
Dissolved Hardness (CaCO3)	ICP-MS	mg/L	0.125	54.1	7.2	<0.125
Aluminum Dissolved	ICP-MS	mg/L	0.001	0.0425	0.294	<0.0010
Antimony Dissolved	ICP-MS	mg/L	0.00005	0.000163	<0.000050	<0.000050
Arsenic Dissolved	ICP-MS	mg/L	0.00005	0.00128	0.00115	<0.000050
Barium Dissolved	ICP-MS	mg/L	0.0001	0.00871	0.0113	<0.00010
Beryllium Dissolved	ICP-MS	mg/L	0.00001	<0.000010	0.000024	<0.000010
Bismuth Dissolved	ICP-MS	mg/L	0.00001	<0.000010	<0.000010	<0.000010
Boron Dissolved	ICP-MS	mg/L	0.002	0.0087	0.0068	<0.0020
Cadmium Dissolved	ICP-MS	mg/L	0.000002	0.000003	0.0000098	<0.0000020
Calcium Dissolved	ICP-MS	mg/L	0.05	15.1	2.0	<0.050
Chromium Dissolved	ICP-MS	mg/L	0.001	<0.00050	0.0010	<0.00050
Cobalt Dissolved	ICP-MS	mg/L	0.000005	0.0000287	0.00044	<0.0000050
Copper Dissolved	ICP-MS	mg/L	0.0001	0.00247	0.00228	<0.00010
Iron Dissolved	ICP-MS	mg/L	0.002	0.0206	0.14	<0.0020
Lead Dissolved	ICP-MS	mg/L	0.00005	<0.000050	0.000054	<0.000050
Lithium Dissolved	ICP-MS	mg/L	0.000	0.0087	0.0003	<0.000050
Magnesium Dissolved	ICP-MS	mg/L	0.005	3.97	0.522	<0.0050
Manganese Dissolved	ICP-MS	mg/L	0.00005	0.00343	0.0298	<0.000050
Mercury Dissolved	CVAA	ug/L	0.005	<0.0050	<0.0050	<0.020
Molybdenum Dissolved	ICP-MS	mg/L	0.00001	0.0015	0.000017	<0.000010
Nickel Dissolved	ICP-MS	mg/L	0.00004	0.000299	0.000512	<0.000040
Phosphorus Dissolved	ICP-MS	mg/L	0.01	0.026	<0.010	<0.010
Potassium Dissolved	ICP-MS	mg/L	0.02	2.85	0.519	<0.020
Selenium Dissolved	ICP-MS	mg/L	0.0001	0.00016	0.00016	<0.00010
Silicon Dissolved	ICP-MS	mg/L	0.1	3.5	1.22	<0.10
Silver Dissolved	ICP-MS	mg/L	0.00001	<0.000010	<0.000010	<0.000010
Sodium Dissolved	ICP-MS	mg/L	0.02	0.656	0.233	<0.020
Strontium Dissolved	ICP-MS	mg/L	0.0001	0.0263	0.0133	<0.00010
Sulphur Dissolved	ICP-MS	mg/L	1	<1.00	<1.00	<1.00
Tellurium Dissolved	ICP-MS	mg/L	0.00005	<0.000050	<0.000050	<0.000050
Thallium Dissolved	ICP-MS	mg/L	0.000004	<0.0000040	0.0000178	<0.0000040
Thorium Dissolved	ICP-MS	mg/L	0.00001	0.000021	0.000398	<0.000010
Tin Dissolved	ICP-MS	mg/L	0.0001	0.0463	0.0279	<0.000100
Titanium Dissolved	ICP-MS	mg/L	0.0002	0.00154	0.00376	<0.00020
Tungsten Dissolved	ICP-MS	mg/L	0.0002	0.00049	<0.00020	<0.00020
Uranium Dissolved	ICP-MS	mg/L	0.000001	0.000495	0.000114	<0.0000010
Vanadium Dissolved	ICP-MS	mg/L	0.001	0.00325	<0.00100	<0.00100
Zinc Dissolved	ICP-MS	mg/L	0.001	<0.0010	0.0014	<0.0010
Zirconium Dissolved	ICP-MS	mg/L	0.00002	0.000053	0.000649	<0.000020
Ion Balance:						
Major Anions	Calc.	meq/L		1.22	0.20	
Major Cations	Calc.	meq/L		1.19	0.21	
Difference	Calc.	meq/L		-0.02	0.01	
Balance (%)	Calc.	%		-1.0%	2.3%	
			Shake Flask Extract ID:	*25F3063-01*	*25F3063-02*	*25F3483-06*

NOTES:
Job No: 25F3063
Date of Analysis (24 h): June 19, 2025
pH of DI water used (pH Units): 5.61
EC of DI water used (µS/cm): 1.2

ABBREVIATIONS:
R / Rep = Replicate (which involves the analysis of the same Shake Flask Extract aliquot).
D / Dup = Duplicate (which involves the analysis of a separate SF extract, produced by processing a secopnd split of the original client sample received).
Calc. = Calculation
EC = Electrical Conductivity
IC = Ion Chromatography
NA = Not Applicable.
NR = Not Reported.
mg/L = Milligrams per Litre

REFERENCE:
Prediction Manual for Drainage Chemistry from Sulphidic Geologic Material, MEND Report 1.20.1; Version 0 - Dec. 2009. Section 11.5; P 11 (8-9).
Extraction Method used: Using gyratory shaker for 24 h (± 2 h; gentle agitation).
Liquid: Solid ratio used: 3: 1; L: S; 750 mL DI H_2O: 250 g of crushed sample (85% passing 1/4 inch - i.e. 6.3 mm)

CERTIFICATE OF ANALYSIS ▪ MEND-SFE QA/QC RESULTS

Global ARD Testing Services Inc.

GLOBAL PROJECT NO: 2329 (B20) CDP (COL-1 & COL-3)
CLIENT: WSP Canada Inc.
PROJECT NAME: Kinross Great Bear - Overburden Characterization
PROJECT NO: OMEMA2303
REPORT VERSION: 1

Sulphate:

Certified Reference Material:	Parameter: Sulphate	% Recovery	Matrix Spike %	Units	QC Limits
STD Mineral Water (34.78 mg/L)	37.55	108.0%		%	80 - 120
Spiked Blank (19.61 mg/L)	19.78		100.9%	%	80 - 120

Dissolved Metals by ICP-MS:

Sample Code	Parameter	Result	Result Units	Total or Filtered	Method Type	Method Name	Date Analyzed	EQL	EQL Units	UCL	LCL
25F3063_B5F4306-BLK1	Chloride	<0.10	mg/L	T	REG	SM 4110 B (2020)	'22 Jun 2025	0.1	mg/L		
25F3063_B5F4306-BLK1	Fluoride	<0.10	mg/L	T	REG	SM 4110 B (2020)	'22 Jun 2025	0.1	mg/L		
25F3063_B5F4306-BLK1	Nitrate (as N)	<0.010	mg/L	T	REG	SM 4110 B (2020)	'22 Jun 2025	0.01	mg/L		
25F3063_B5F4306-BLK1	Nitrite (as N)	<0.010	mg/L	T	REG	SM 4110 B (2020)	'22 Jun 2025	0.01	mg/L		
25F3063_B5F4306-BLK2	Chloride	<0.10	mg/L	T	REG	SM 4110 B (2020)	'22 Jun 2025	0.1	mg/L		
25F3063_B5F4306-BLK2	Fluoride	<0.10	mg/L	T	REG	SM 4110 B (2020)	'22 Jun 2025	0.1	mg/L		
25F3063_B5F4306-BLK2	Nitrate (as N)	<0.010	mg/L	T	REG	SM 4110 B (2020)	'22 Jun 2025	0.01	mg/L		
25F3063_B5F4306-BLK2	Nitrite (as N)	<0.010	mg/L	T	REG	SM 4110 B (2020)	'22 Jun 2025	0.01	mg/L		
25F3063_B5F4306-BS1	Chloride	113	%	T	SC	SM 4110 B (2020)	'22 Jun 2025	1	%	115	85
25F3063_B5F4306-BS1	Fluoride	113	%	T	SC	SM 4110 B (2020)	'22 Jun 2025	1	%	115	85
25F3063_B5F4306-BS1	Nitrate (as N)	113	%	T	SC	SM 4110 B (2020)	'22 Jun 2025	1	%	115	85
25F3063_B5F4306-BS1	Nitrite (as N)	115	%	T	SC	SM 4110 B (2020)	'22 Jun 2025	1	%	115	85
25F3063_B5F4306-BS2	Chloride	103	%	T	SC	SM 4110 B (2020)	'22 Jun 2025	1	%	115	85
25F3063_B5F4306-BS2	Fluoride	115	%	T	SC	SM 4110 B (2020)	'22 Jun 2025	1	%	115	85
25F3063_B5F4306-BS2	Nitrate (as N)	113	%	T	SC	SM 4110 B (2020)	'22 Jun 2025	1	%	115	85
25F3063_B5F4306-BS2	Nitrite (as N)	114	%	T	SC	SM 4110 B (2020)	'22 Jun 2025	1	%	115	85
25F3063_B5F4343-BLK1	Mercury dissolved	<0.0050	ug/L	F	REG	EPA 245.7*	'22 Jun 2025	0.005	ug/L		
25F3063_B5F4343-BLK2	Mercury dissolved	<0.0050	ug/L	F	REG	EPA 245.7*	'22 Jun 2025	0.005	ug/L		
25F3063_B5F4343-BLK3	Mercury dissolved	<0.0050	ug/L	F	REG	EPA 245.7*	'22 Jun 2025	0.005	ug/L		
25F3063_B5F4343-BLK4	Mercury dissolved	<0.0050	ug/L	F	REG	EPA 245.7*	'22 Jun 2025	0.005	ug/L		
25F3063_B5F4343-BS1	Mercury dissolved	100	%	F	SC	EPA 245.7*	'22 Jun 2025	1	%	120	80
25F3063_B5F4343-BS2	Mercury dissolved	105	%	F	SC	EPA 245.7*	'22 Jun 2025	1	%	120	80
25F3063_B5F4343-BS3	Mercury dissolved	97	%	F	SC	EPA 245.7*	'22 Jun 2025	1	%	120	80
25F3063_B5F4343-BS4	Mercury dissolved	107	%	F	SC	EPA 245.7*	'22 Jun 2025	1	%	120	80
25F3063_B5F4355-BLK1	Mercury dissolved	<0.0050	ug/L	F	REG	EPA 245.7*	'22 Jun 2025	0.005	ug/L		
25F3063_B5F4355-BLK2	Mercury dissolved	<0.0050	ug/L	F	REG	EPA 245.7*	'22 Jun 2025	0.005	ug/L		
25F3063_B5F4355-BLK3	Mercury dissolved	<0.0050	ug/L	F	REG	EPA 245.7*	'22 Jun 2025	0.005	ug/L		
25F3063_B5F4355-BLK4	Mercury dissolved	<0.0050	ug/L	F	REG	EPA 245.7*	'22 Jun 2025	0.005	ug/L		
25F3063_B5F4355-BS1	Mercury dissolved	99	%	F	SC	EPA 245.7*	'22 Jun 2025	1	%	120	80
25F3063_B5F4355-BS2	Mercury dissolved	96	%	F	SC	EPA 245.7*	'22 Jun 2025	1	%	120	80
25F3063_B5F4355-BS3	Mercury dissolved	95	%	F	SC	EPA 245.7*	'22 Jun 2025	1	%	120	80
25F3063_B5F4355-BS4	Mercury dissolved	95	%	F	SC	EPA 245.7*	'22 Jun 2025	1	%	120	80
25F3063_B5F4479-BLK1	Aluminum dissolved	<0.0010	mg/L	F	REG	EPA 6020B	'24 Jun 2025	0.001	mg/L		
25F3063_B5F4479-BLK1	Antimony dissolved	<0.000050	mg/L	F	REG	EPA 6020B	'24 Jun 2025	0.00005	mg/L		
25F3063_B5F4479-BLK1	Arsenic dissolved	<0.000050	mg/L	F	REG	EPA 6020B	'24 Jun 2025	0.00005	mg/L		
25F3063_B5F4479-BLK1	Barium dissolved	<0.00010	mg/L	F	REG	EPA 6020B	'24 Jun 2025	0.0001	mg/L		
25F3063_B5F4479-BLK1	Beryllium dissolved	<0.000010	mg/L	F	REG	EPA 6020B	'24 Jun 2025	0.00001	mg/L		
25F3063_B5F4479-BLK1	Bismuth dissolved	<0.000010	mg/L	F	REG	EPA 6020B	'24 Jun 2025	0.00001	mg/L		
25F3063_B5F4479-BLK1	Boron dissolved	<0.0020	mg/L	F	REG	EPA 6020B	'24 Jun 2025	0.002	mg/L		
25F3063_B5F4479-BLK1	Cadmium dissolved	<0.0000020	mg/L	F	REG	EPA 6020B	'24 Jun 2025	0.000002	mg/L		
25F3063_B5F4479-BLK1	Calcium dissolved	<0.050	mg/L	F	REG	EPA 6020B	'24 Jun 2025	0.05	mg/L		
25F3063_B5F4479-BLK1	Chromium dissolved	<0.00050	mg/L	F	REG	EPA 6020B	'24 Jun 2025	0.0005	mg/L		
25F3063_B5F4479-BLK1	Cobalt dissolved	<0.0000050	mg/L	F	REG	EPA 6020B	'24 Jun 2025	0.000005	mg/L		
25F3063_B5F4479-BLK1	Copper dissolved	<0.00010	mg/L	F	REG	EPA 6020B	'24 Jun 2025	0.0001	mg/L		
25F3063_B5F4479-BLK1	Iron dissolved	<0.0020	mg/L	F	REG	EPA 6020B	'24 Jun 2025	0.002	mg/L		
25F3063_B5F4479-BLK1	Lead dissolved	<0.000050	mg/L	F	REG	EPA 6020B	'24 Jun 2025	0.00005	mg/L		
25F3063_B5F4479-BLK1	Lithium dissolved	<0.000050	mg/L	F	REG	EPA 6020B	'24 Jun 2025	0.00005	mg/L		
25F3063_B5F4479-BLK1	Magnesium dissolved	<0.0050	mg/L	F	REG	EPA 6020B	'24 Jun 2025	0.005	mg/L		
25F3063_B5F4479-BLK1	Manganese dissolved	<0.000050	mg/L	F	REG	EPA 6020B	'24 Jun 2025	0.00005	mg/L		
25F3063_B5F4479-BLK1	Molybdenum dissolved	<0.000010	mg/L	F	REG	EPA 6020B	'24 Jun 2025	0.00001	mg/L		
25F3063_B5F4479-BLK1	Nickel dissolved	<0.000040	mg/L	F	REG	EPA 6020B	'24 Jun 2025	0.00004	mg/L		
25F3063_B5F4479-BLK1	Phosphorus dissolved	<0.010	mg/L	F	REG	EPA 6020B	'24 Jun 2025	0.01	mg/L		
25F3063_B5F4479-BLK1	Potassium dissolved	<0.020	mg/L	F	REG	EPA 6020B	'24 Jun 2025	0.02	mg/L		
25F3063_B5F4479-BLK1	Selenium dissolved	<0.00010	mg/L	F	REG	EPA 6020B	'24 Jun 2025	0.0001	mg/L		
25F3063_B5F4479-BLK1	Silicon dissolved	<0.10	mg/L	F	REG	EPA 6020B	'24 Jun 2025	0.1	mg/L		
25F3063_B5F4479-BLK1	Silver dissolved	<0.000010	mg/L	F	REG	EPA 6020B	'24 Jun 2025	0.00001	mg/L		
25F3063_B5F4479-BLK1	Sodium dissolved	<0.020	mg/L	F	REG	EPA 6020B	'24 Jun 2025	0.02	mg/L		
25F3063_B5F4479-BLK1	Strontium dissolved	<0.00010	mg/L	F	REG	EPA 6020B	'24 Jun 2025	0.0001	mg/L		
25F3063_B5F4479-BLK1	Sulfur dissolved	<1.00	mg/L	F	REG	EPA 6020B	'24 Jun 2025	1	mg/L		
25F3063_B5F4479-BLK1	Tellurium dissolved	<0.000050	mg/L	F	REG	EPA 6020B	'24 Jun 2025	0.00005	mg/L		
25F3063_B5F4479-BLK1	Thallium dissolved	<0.0000040	mg/L	F	REG	EPA 6020B	'24 Jun 2025	0.000004	mg/L		
25F3063_B5F4479-BLK1	Thorium dissolved	<0.000010	mg/L	F	REG	EPA 6020B	'24 Jun 2025	0.00001	mg/L		
25F3063_B5F4479-BLK1	Tin dissolved	<0.000100	mg/L	F	REG	EPA 6020B	'24 Jun 2025	0.0001	mg/L		
25F3063_B5F4479-BLK1	Titanium dissolved	<0.00020	mg/L	F	REG	EPA 6020B	'24 Jun 2025	0.0002	mg/L		
25F3063_B5F4479-BLK1	Tungsten dissolved	<0.00020	mg/L	F	REG	EPA 6020B	'24 Jun 2025	0.0002	mg/L		
25F3063_B5F4479-BLK1	Uranium dissolved	<0.0000010	mg/L	F	REG	EPA 6020B	'24 Jun 2025	0.000001	mg/L		

CERTIFICATE OF ANALYSIS ▪ MEND-SFE QA/QC RESULTS

Global ARD Testing Services Inc.

GLOBAL PROJECT NO: 2329 (B20) CDP (COL-1 & COL-3)
CLIENT: WSP Canada Inc.
PROJECT NAME: Kinross Great Bear - Overburden Characterization
PROJECT NO: OMEMA2303
REPORT VERSION: 1

Sulphate:

Certified Reference Material:	Parameter: Sulphate	% Recovery	Matrix Spike %	Units	QC Limits
STD Mineral Water (34.78 mg/L)	37.55	108.0%		%	80 - 120
Spiked Blank (19.61 mg/L)	19.78		100.9%	%	80 - 120

Dissolved Metals by ICP-MS:

Sample Code	Parameter	Result	Result Units	Total or Filtered	Method Type	Method Name	Date Analyzed	EQL	EQL Units	UCL	LCL
25F3063_B5F4479-BLK1	Vanadium dissolved	<0.00100	mg/L	F	REG	EPA 6020B	'24 Jun 2025	0.001	mg/L		
25F3063_B5F4479-BLK1	Zinc dissolved	<0.0010	mg/L	F	REG	EPA 6020B	'24 Jun 2025	0.001	mg/L		
25F3063_B5F4479-BLK1	Zirconium dissolved	<0.000020	mg/L	F	REG	EPA 6020B	'24 Jun 2025	0.00002	mg/L		
25F3063_B5F4479-BS1	Aluminum dissolved	100	%	F	SC	EPA 6020B	'24 Jun 2025	1	%	120	80
25F3063_B5F4479-BS1	Antimony dissolved	97	%	F	SC	EPA 6020B	'24 Jun 2025	1	%	120	80
25F3063_B5F4479-BS1	Arsenic dissolved	97	%	F	SC	EPA 6020B	'24 Jun 2025	1	%	120	80
25F3063_B5F4479-BS1	Barium dissolved	99	%	F	SC	EPA 6020B	'24 Jun 2025	1	%	120	80
25F3063_B5F4479-BS1	Beryllium dissolved	104	%	F	SC	EPA 6020B	'24 Jun 2025	1	%	120	80
25F3063_B5F4479-BS1	Bismuth dissolved	101	%	F	SC	EPA 6020B	'24 Jun 2025	1	%	120	80
25F3063_B5F4479-BS1	Boron dissolved	107	%	F	SC	EPA 6020B	'24 Jun 2025	1	%	120	80
25F3063_B5F4479-BS1	Cadmium dissolved	98	%	F	SC	EPA 6020B	'24 Jun 2025	1	%	120	80
25F3063_B5F4479-BS1	Calcium dissolved	102	%	F	SC	EPA 6020B	'24 Jun 2025	1	%	120	80
25F3063_B5F4479-BS1	Chromium dissolved	101	%	F	SC	EPA 6020B	'24 Jun 2025	1	%	120	80
25F3063_B5F4479-BS1	Cobalt dissolved	99	%	F	SC	EPA 6020B	'24 Jun 2025	1	%	120	80
25F3063_B5F4479-BS1	Copper dissolved	99	%	F	SC	EPA 6020B	'24 Jun 2025	1	%	120	80
25F3063_B5F4479-BS1	Iron dissolved	100	%	F	SC	EPA 6020B	'24 Jun 2025	1	%	120	80
25F3063_B5F4479-BS1	Lead dissolved	100	%	F	SC	EPA 6020B	'24 Jun 2025	1	%	120	80
25F3063_B5F4479-BS1	Lithium dissolved	107	%	F	SC	EPA 6020B	'24 Jun 2025	1	%	120	80
25F3063_B5F4479-BS1	Magnesium dissolved	101	%	F	SC	EPA 6020B	'24 Jun 2025	1	%	120	80
25F3063_B5F4479-BS1	Manganese dissolved	99	%	F	SC	EPA 6020B	'24 Jun 2025	1	%	120	80
25F3063_B5F4479-BS1	Molybdenum dissolved	99	%	F	SC	EPA 6020B	'24 Jun 2025	1	%	120	80
25F3063_B5F4479-BS1	Nickel dissolved	100	%	F	SC	EPA 6020B	'24 Jun 2025	1	%	120	80
25F3063_B5F4479-BS1	Phosphorus dissolved	98	%	F	SC	EPA 6020B	'24 Jun 2025	1	%	120	80
25F3063_B5F4479-BS1	Potassium dissolved	99	%	F	SC	EPA 6020B	'24 Jun 2025	1	%	120	80
25F3063_B5F4479-BS1	Selenium dissolved	99	%	F	SC	EPA 6020B	'24 Jun 2025	1	%	120	80
25F3063_B5F4479-BS1	Silicon dissolved	102	%	F	SC	EPA 6020B	'24 Jun 2025	1	%	120	80
25F3063_B5F4479-BS1	Silver dissolved	98	%	F	SC	EPA 6020B	'24 Jun 2025	1	%	120	80
25F3063_B5F4479-BS1	Sodium dissolved	99	%	F	SC	EPA 6020B	'24 Jun 2025	1	%	120	80
25F3063_B5F4479-BS1	Strontium dissolved	98	%	F	SC	EPA 6020B	'24 Jun 2025	1	%	120	80
25F3063_B5F4479-BS1	Sulfur dissolved	101	%	F	SC	EPA 6020B	'24 Jun 2025	1	%	120	80
25F3063_B5F4479-BS1	Tellurium dissolved	95	%	F	SC	EPA 6020B	'24 Jun 2025	1	%	120	80
25F3063_B5F4479-BS1	Thallium dissolved	100	%	F	SC	EPA 6020B	'24 Jun 2025	1	%	120	80
25F3063_B5F4479-BS1	Thorium dissolved	101	%	F	SC	EPA 6020B	'24 Jun 2025	1	%	120	80
25F3063_B5F4479-BS1	Tin dissolved	99	%	F	SC	EPA 6020B	'24 Jun 2025	1	%	120	80
25F3063_B5F4479-BS1	Titanium dissolved	97	%	F	SC	EPA 6020B	'24 Jun 2025	1	%	120	80
25F3063_B5F4479-BS1	Tungsten dissolved	99	%	F	SC	EPA 6020B	'24 Jun 2025	1	%	120	80
25F3063_B5F4479-BS1	Uranium dissolved	100	%	F	SC	EPA 6020B	'24 Jun 2025	1	%	120	80
25F3063_B5F4479-BS1	Vanadium dissolved	100	%	F	SC	EPA 6020B	'24 Jun 2025	1	%	120	80
25F3063_B5F4479-BS1	Zinc dissolved	98	%	F	SC	EPA 6020B	'24 Jun 2025	1	%	120	80
25F3063_B5F4479-BS1	Zirconium dissolved	99	%	F	SC	EPA 6020B	'24 Jun 2025	1	%	120	80

NOTES:
Job No: 25F3063

Abbreviations & Descriptions:
Method Blank (Blk): A blank sample that undergoes sample processing identical to that carried out for the test samples.
Method Blank results are used to assess contamination from the laboratory environment and reagents.

Duplicate (Dup): An additional or second portion of a randomly selected sample in the analytical run carried through the entire analytical process.
Duplicates provide a measure of the analytical method's precision (reproducibility).

Blank Spike (BS): A sample of known concentration which undergoes processing identical to that carried out for test samples, also referred to as a laboratory control sample (LCS).
Blank spikes provide a measure of the analytical method's accuracy.

Matrix Spike (MS): A second aliquot of sample is fortified with a known concentration of target analytes and carried through the entire analytical process.
Matrix spikes evaluate potential matrix effects that may affect the analyte recovery.

Standard Reference Material (SRM): A homogenous material of similar matrix to the samples, certified for the parameter(s) listed.
Reference Materials ensure that the analytical process is adequate to achieve acceptable recoveries of the parameter(s) tested.

Each QC type is analyzed at a 5-10% frequency, i.e. one blank/duplicate/spike for every 10-20 samples.

For all types of QC, specified recovery (% Rec) and relative percent difference (RPD) limits are derived from long-term method performance averages and/or prescribed by the reference method.

EQL = Estimated Quantitation Limits
PQL = Practical Quantitation Limits
UCL = Upper Control Limit
LCL = Lower Control Limit
BLK = Blank
BS = Blank Spike
MS = Matrix Spike
DUP = Duplicate

CERTIFICATE OF ANALYSIS ▪ COVER PAGE

Global ARD Testing Services Inc.

.

CLIENT INFORMATION	
Client:	WSP Canada Inc.
Project Manager:	Sarah Matthews
Mailing Address	25 York St, Floor 7
	Toronto, ON, M5J 2V5
Contact No:	226-750-7715

COMPANY INFORMATION	
Legal Name:	Global ARD Testing Services Inc.
Mailing Address:	6891 Antrim Avenue
	Burnaby, BC
	V5J 4M5
Contact No:	
	Main: (604) 428-2730
	Alternate: (604) 603-1359

PROJECT INFORMATION	
Project Name:	Kinross Great Bear - Overburden Characterization
Project Number:	OMEMA2303

REPORTING	
Global Project No:	2329 (B20)
Pages (Including Cover):	21
Report Title:	Global 2329 (B20) x5 (Tickle Leach) Col (Rec'd 6-May24)
	Trickle Leach COL
Analysis Reviewed By:	Said Zeinab
Position:	Project Manager
Report Certified By:	Said Zeinab
Signature:	

RESULTS		
Reported To:	**1**	Forrest McAdam (forrest.mcadam@wsp.com)
	2	Kristen Gault (kristen.gault@wsp.com)
	3	Anna Klein (anna.klein@wsp.com)
	4	Sarah Matthews (sarah.matthews1@wsp.com)
Date Reported:		
		1st Update: July 15, 2024; 2nd Update: July 31, 2024; 3rd Update: Aug 30, 2024; 4th Update: Sep 28, 2024; 5th Update: Oct 07, 2024; 6th Update: Oct 24, 2024; 7th Update: Nov 1, 2024; 8th Update: Nov 29, 2024; 9th Update: Dec 27, 2024; 10th Update: February 3, 2025; 11th Update: March 6, 2025;

INVOICE		
Submitted To:	**1**	Matthew Hart (matthew.hart@kinross.com)
	2	Sabina Abdullayeva (sabina.abdullayeva@kinross.com)
	3	Kristen Gault (kristen.gault@wsp.com)
	4	
Clinet PO No:		
Global Invoice No:		ARD2329-0625C-12 (COL 2, 4 & 5) | ARD2329-0625C-03 (COL 6 - 17)
Date Submitted:		June 25, 2025

NOTES
All samples and pulps are stored at no charge for 90 days past reporting date.
Please contact the lab if you would like to continue storage past 90 days.
Storage charges will apply.

CERTIFICATE OF ANALYSIS ▪ SAMPLE DETAILS

Global
ARD Testing Services Inc.

GLOBAL PROJECT NO: 2329 (B20)
CLIENT: Kinross Great Bear
PROJECT NAME: Kinross Great Bear - Overburden Characterization
CLIENT PROJECT NO: OMEMA2303

Sample List (Batch-20):

S. No.	Sample ID	Sample Description	Condition (Wet/Dry)	Wt. of Sample Dry Used in Column (g)	Global Notes (if any)	Column ID
1	WSP-25	Overburden	Wet	653.00		
2	WSP-28	Overburden	Wet	150.00		
3	Comp-(WSP-25 - WSP-28)	Overburden	Dry	700.00	68.50	COL-1
1	WSP-61 - COL-2	23-LO-1035-G - TP23-AEX-24	Dry	1057.4		COL-2
2	WSP-63 - COL-3	23-JC-257-G - TP23-AEX-29	Dry	964.5		COL-3
3	Comp-(Wsp-93 - WSP-97) - COL-4	GS2 DX489375 - TP23-105	Dry	882.4		COL-4
4	Blank - COL					COL-5
	WSP 30	Grab sample #3 6'-16 Oct 10 2022 - PSD-04		800.00		COL-6
	WSP 38	23-SF-477-G - BH23-PPS-7		800.00		COL-7
	WSP 57	23-JC-364-G - TP23-AEX-11		550.00		COL-8
	WSP 62	23-LO-1050-G - TP23-AEX-26		550.00		COL-9
	WSP 100	DX489371 - TP23-B2-03		640.00		COL-10
	Method Blank					COL-11 MB
	WSP 102	DX489370 - TP23-B2-07		640.00		COL-12
	WSP 105	DX489382 - TP23-101		550.00		COL-13
	WSP 119			1000.00		COL-14
	WSP 120					
	WSP 49	55-1-GH-001-G - BH23-AEX-27		750.00		COL-15
	WSP 91	SS3 (1.5 - 2.1) - BH23-106				
	WSP 98	GS1 (1.6 - 3) - TP23-107				
	WSP 51	55-12-GH-023-G - BH23-AEX-28		800.00		COL-16
	WSP 109	D-13mm - BH23-102				
	WSP 34	23-5F-495G - BH23-PPS-17				
	Method Blank					COL-17 MB

Sample Receipt Info:	
Date Samples Rec'd:	May 6, 2024, Batch-20
No. of Samples Rec'd:	2
Samples Rec'd By:	Said

Analytical Instructions:	
From:	Sarah Matthews (sarah.matthews1@wsp.com) via email/COC confirmation
Date:	23-May-24

CERTIFICATE OF ANALYSIS ▪ KINETIC TESTING RESULTS OF COL-2

Global ARD Testing Services Inc.

GLOBAL PROJECT NO: 2329 (B20)

CLIENT: Kinross Great Bear

CLIENT PROJECT NAME & NO: Kinross Great Bear - Overburden Characterization | OM

Sample ID: WSP-61 - COL-2

Sample Wt. used (g): 1057.4

				General Parameters						Anions			Nutrients				Colourimetry	Calc.	Dissolved Metals by ICP-MS		
Instrument/Method:				pH Meter	EC Meter	Eh Meter	DO Meter	Titration/Calculation		Turbidimetry	IC	ISE	IC	IC							
Sampling Date	Week No.	Input Vol. (DI Water)	Output Vol. (Leachate)	pH	EC	ORP	DO	Acidity (to pH 8.3)	Alkalinity (to pH 4.5)	Sulphate	Chloride	Fluoride	Nitrate (NO_3 as N)	Nitrite (NO_2 as N)	Dissolved Phosphorus	Hardness	Aluminum (Al)	Antimony (Sb)	Arsenic (As)
	Unit:	mL	mL	pH Units	µS/cm	mV	mg/L	mg CaCO3/L	mg CaCO3/L	mg/L	mg/L	mg/L	mg/L	mg/L	mg/L	mg CaCO3/L	mg/L	mg/L	mg/L
	RDL:	5	5	0.01	1	1	0.1	0.5	0.5	0.5	0.1	0.1	0.01	0.01	0.005	0.125	0.001	0.00005	0.00005
17-Oct-24	0	426	213	6.85	110	215	2.40	15.0	48.4	7.45	5.86	0.62	0.214	<0.010	<0.0050	63.0	0.0073	0.000291	0.00237
24-Oct-24	1	350	343	6.14	95	277	4.31	23.0	38.0	3.04	0.48	0.46	0.022	<0.010	0.0096	41.5	0.0269	0.000384	0.00218
31-Oct-24	2	350	336	6.74	53	189	4.35	21.3	42.3	2.90	0.24	0.24	<0.010	<0.010	0.0293	40.4	0.0161	0.000307	0.00200
07-Nov-24	3	350	334	6.81	72	278	4.69	16.5	37.6	2.77	0.18	0.14	0.031	<0.010	0.0268	33.6	0.0302	<0.000250	0.00168
14-Nov-24	4	350	345	6.72	58	150	5.10	19.6	32.8	2.71	0.10	<0.10	0.019	<0.010	0.0224	30.3	0.0307	<0.000250	0.00198
21-Nov-24	5	350	339	6.83	43	118	5.09	20.2	32.6	2.68	0.15	<0.10	0.024	<0.010	<0.0050	29.4	0.0583	<0.000250	0.00194
28-Nov-24	6	350	345	6.47	51	260	4.87	35.9	29.4	3.45	0.12	<0.10	0.036	<0.010	<0.0100	25.4	0.151	<0.000250	0.00187
05-Dec-24	7	350	331	6.51	48	211	5.07	25.9	29.8	3.13	0.12	<0.10	0.047	<0.010	0.0052	26.8	0.0784	<0.000250	0.00199
12-Dec-24	8	350		6.78	55	243	4.38	23.8	27.7	3.32	0.13	<0.10	0.046	<0.010	0.0128	24.9	0.0749	<0.000250	0.00188
			341	Duplicate Analysis:												24.9	0.0683	<0.000250	0.00168
19-Dec-24	9	350	341	6.81	51	177	4.42	25.2	25.7	3.68	<0.10	<0.10	0.024	<0.010	0.0089	23.1	0.104	<0.000250	0.00210
26-Dec-24	10	350	341	6.84	30	236	4.61	23.6	24.5	4.37	<0.10	<0.10	0.017	<0.010	0.0092	21.3	0.115	<0.000250	0.00191
02-Jan-25	11	350	345	6.91	43	293	4.81	31.9	15.9	3.59	<0.10	<0.10	0.015	<0.010	0.0084	21.3	0.155	<0.000250	0.00192
09-Jan-25	12	350	347	6.78	28	236	4.14	25.0	21.6	2.84	<0.10	<0.10	0.012	<0.010	<0.0050	20.1	0.107	0.000152	0.00201
16-Jan-25	13	350	355	6.82	33	245	5.17	25.4	21.6	2.85	<0.10	<0.10	0.117	<0.010	<0.0050	20.3	0.0811	0.000126	0.00207
23-Jan-25	14	350	373	6.90	22	248	4.46	24.4	15.5	2.38	<0.10	<0.10	0.016	0.010	<0.0050	16.0	0.0727	0.000132	0.00194
30-Jan-25	15	350	378	6.77	28	210	5.10	25.5	15.5	2.29	<0.10	<0.10	<0.010	<0.010	0.0088	14.2	0.0681	0.000120	0.00222
06-Feb-25	16	350	339	6.53	23	255	5.04	9.76	13.8	2.89	0.11	<0.10	0.021	0.016	<0.0050	13.6	0.0619	0.000113	0.00228
13-Feb-25	17	350	325	6.70	27	281	5.27	5.46	13.7	2.57	0.15	<0.10	0.024	0.014	<0.0050	12.1	0.0306	0.000111	0.00235
20-Feb-25	18	180	173	6.65	22	268	5.05	6.02	11.6	2.53	0.22	<0.10	0.024	0.015	<0.0050	11.5	0.0663	0.000124	0.00257
27-Feb-25	19	180	183	6.42	35	355	4.44	7.50	25.0	2.58	0.34	<0.10	0.046	0.026	0.0057	14.8	0.0614	0.000103	0.00232
06-Mar-25	20	180	170	6.75	44	285	4.63	6.19	18.6	0.86	0.59	<0.10	0.056	0.014	0.0060	17.0	0.0559	0.000094	0.00186
13-Mar-25	21	180	182	6.66	37	240	4.72	9.3	18.6	0.70	0.45	<0.10	0.082	0.012	<0.0050	17.5	0.0667	0.000121	0.00207
20-Mar-25	22	180	176	5.94	36	270	4.96	10.0	22.5	0.52	0.44	<0.10	0.078	<0.010	<0.0050	15.8	0.0919	0.000111	0.00206
27-Mar-25	23	180	180	6.69	24	287	4.67	6.78	15.3	0.59	0.55	<0.10	0.157	<0.010	<0.0050	15.8	0.0900	0.000098	0.00219
03-Apr-25	24	180	175	6.56	27	200	4.67	11.2	17.1	0.69	0.43	<0.10	0.124	<0.010	<0.0050	16.2	0.0691	0.000106	0.00217
10-Apr-25	25	180	182	6.18	35	265	4.95	12.5	12.5	0.83	0.44	<0.10	0.123	<0.010	<0.0050	14.7	0.0617	0.000116	0.00228
17-Apr-25	26	180	183	6.23	46	250	4.64	23.3	18.3	<0.5	0.89	<0.10	0.210	<0.010	<0.0050	16.6	0.0609	0.000141	0.00252
24-Apr-25	27	180	185	6.49	32	223	4.67	10.9	16.5	1.36	0.55	0.10	0.142	<0.010	<0.0050	13.7	0.0851	0.000146	0.00239
01-May-25	28	180	200	6.14	27	275	4.97	12.6	15.3	<0.5	0.28	<0.10	0.100	<0.010	<0.0050	11.9	0.0654	0.000130	0.00225
08-May-25	29	180	172	6.68	36	284	5.09	12.5	15.0	<0.5	0.30	<0.10	0.090	<0.010	<0.0050	13.6	0.0807	0.000110	0.00239
15-May-25	30	180	190	6.35	27	362	5.07	10.7	16.1	0.84	1.30	<0.10	0.471	<0.010		15.8	0.103	0.000112	0.00238
22-May-25	31	180	238	6.31	28	239	4.66	10.5	15.3	0.52	0.32	<0.10	0.116	<0.010		12.8	0.0667	0.000123	0.00257
29-May-25	32	180	187	6.36	24	256	5.09	9.70	12.2	0.75	0.32	<0.10	0.074	<0.010		10.6	0.0507	<0.000100	0.00285
05-Jun-25	33	180	175	6.23	32	315	4.61	12.3	15.6	<0.5	0.53	<0.10	0.167	<0.010		13.0	0.103	0.000114	0.00258
12-Jun-25	34	180	173	6.59	31		4.69		4.20	1.89	0.31	<0.10	0.095	<0.010		13.4	0.0801	0.000148	0.00277
19-Jun-25	35	180	184	6.35	25	316	5.32	8.60	12.6	0.55	0.38	<0.10	0.107	<0.010		10.7	0.0543	0.000110	0.00276
26-Jun-25	36	180	175	6.26	31	272	4.39	32.5	15.0		0.38	<0.10	0.116	<0.010		11.3	0.0623	0.000112	0.00227
03-Jul-25	37	180	180	6.22	26	538	4.86	8.94	13.4	<0.5	0.21	<0.10	0.061	<0.010		11.0	0.0538	0.000132	0.00262
10-Jul-25	38	180																	
17-Jul-25	39	180																	
24-Jul-25	40	180																	
31-Jul-25	41	180																	
07-Aug-25	42	180																	
14-Aug-25	43	180																	
21-Aug-25	44	180																	
28-Aug-25	45	180																	
04-Sep-25	46	181																	
11-Sep-25	47	182																	
18-Sep-25	48	183																	
25-Sep-25	49	184																	
02-Oct-25	50	185																	
09-Oct-25	51	186																	
16-Oct-25	52	187																	
23-Oct-25	53	188																	
30-Oct-25	54	189																	

NOTES:
Number of weeks of testing requested = 10 weeks.
RDL may be raised for some samples due to sample matrix interference.

Flett Mercury Notes:
~ : Result below the methods ML.
Minimum Level (ML): the amount of mercury that can be reported with almost 100% confidence that the measured concentration exceeds zero.

Abbreviations:
RDL: Reportable Detection Limits
EC: Electric Conductivity
ORP (Eh): Oxidation Reduction Potential
IC: Ion Chromatograph
SIE: Selective Ion Electrode
ICP-MS: Inductively Coupled Plasma - Mass Spectrometry
Calc: Calculation

CERTIFICATE OF ANALYSIS • KINETIC TESTING RESULTS OF COL-2

Global ARD Testing Services Inc.

EMA2303

GLOBAL PROJECT NO: 2329 (B20)

CLIENT: Kinross Great Bear

CLIENT PROJECT NAME & NO: Kinross Great Bear - Overburden Characterization | OA

Sample ID: WSP-61 - COL-2

Sample Wt. used (g): 1057.4

																CVAA						
Sampling Date	Week No.	Barium (Ba)	Beryllium (Be)	Bismuth (Bi)	Boron (B)	Cadmium (Cd)	Calcium (Ca)	Chromium (Cr)	Cobalt (Co)	Copper (Cu)	Iron (Fe)	Lead (Pb)	Lithium (Li)	Magnesium (Mg)	Manganese (Mn)	Mercury (Hg)	Molybdenum (Mo)	Nickel (Ni)	Phosphorus (P)	Potassium (K)	Selenium (Se)	Silicon (Si)
	Unit:	mg/L	mg/L	mg/L	mg/L	mg/L	mg/L	mg/L	mg/L	mg/L	mg/L	mg/L	mg/L	mg/L	mg/L	ug/L	mg/L	mg/L	mg/L	mg/L	mg/L	mg/L
	RDL:	0.0001	0.00001	0.00001	0.002	0.000002	0.05	0.0005	0.000005	0.0001	0.002	0.00005	0.00005	0.005	0.00005	0.005	0.00001	0.00004	0.01	0.02	0.0001	0.1
17-Oct-24	0	0.0145	<0.000010	<0.000010	0.0171	0.0000087	22.9	0.00066	0.000571	0.0125	0.0035	<0.000050	0.00126	1.41	0.0208	<0.0050	0.00434	0.00121	0.016	1.62	0.00021	5.61
24-Oct-24	1	0.00980	<0.000010	<0.000010	0.0094	<0.0000020	15.1	<0.00050	0.0000601	0.00500	0.0155	<0.000050	0.00114	0.908	0.000891	<0.0050	0.00304	0.000573	0.032	1.87	<0.00010	6.02
31-Oct-24	2	0.00900	<0.000010	<0.000010	0.0062	<0.0000020	14.6	0.00051	0.0000411	0.00286	0.0083	<0.000050	0.000970	0.925	0.000322	<0.0050	0.00174	0.000472	0.016	2.11	<0.00010	5.68
07-Nov-24	3	0.00739	<0.000050	<0.000050	<0.0100	<0.0000100	12.0	<0.00250	0.0000472	0.00210	0.0154	<0.000250	0.000792	0.847	0.000521	<0.0050	0.000824	0.000487	<0.050	1.77	<0.00050	4.77
14-Nov-24	4	0.00682	<0.000050	<0.000050	<0.0100	<0.0000100	10.8	<0.00250	0.0000502	0.00213	0.0155	<0.000250	0.000826	0.789	0.000740	<0.0050	0.000604	0.000351	<0.050	1.72	<0.00050	4.47
21-Nov-24	5	0.00751	<0.000050	<0.000050	<0.0100	<0.0000100	10.5	<0.00250	0.0000541	0.00183	0.0335	<0.000250	0.000774	0.777	0.00110	<0.0050	0.000443	0.000508	<0.050	1.67	<0.00050	4.24
28-Nov-24	6	0.00707	<0.000050	<0.000050	<0.0100	<0.0000100	8.97	<0.00250	0.000115	0.00231	0.0995	<0.000250	0.000757	0.729	0.00314	<0.0050	0.000299	0.000292	<0.050	1.51	<0.00050	4.01
05-Dec-24	7	0.00625	<0.000050	<0.000050	<0.0100	<0.0000100	9.44	<0.00250	0.0000652	0.00388	0.0519	0.000375	0.000645	0.768	0.00163	<0.0050	0.000286	0.000326	<0.050	1.48	<0.00050	3.98
12-Dec-24	8	0.00610	<0.000050	<0.000050	<0.0100	<0.0000100	8.68	<0.00250	0.0000588	0.00174	0.0434	<0.000250	0.000629	0.788	0.00135	<0.0050	0.000229	0.000367	<0.050	1.53	<0.00050	3.64
		0.00504	<0.000050	<0.000050	<0.0100	<0.0000100	7.58	<0.00250	0.0000430	0.00157	0.0365	<0.000250	0.000528	0.670	0.00124		0.000210	0.000304	<0.050	1.30	<0.00050	3.22
19-Dec-24	9	0.00607	<0.000050	<0.000050	<0.0100	<0.0000100	8.00	<0.00250	0.0000744	0.00171	0.0670	<0.000250	0.000672	0.748	0.00220	0.125	0.000218	0.000341	<0.050	1.55	<0.00050	3.56
26-Dec-24	10	0.00602	<0.000050	<0.000050	<0.0100	<0.0000100	7.38	<0.00250	0.0000622	0.00177	0.0664	<0.000250	0.000574	0.679	0.00187	<0.0050	0.000179	0.000278	<0.050	1.33	<0.00050	3.53
02-Jan-25	11	0.00656	<0.000050	<0.000050	<0.0100	<0.0000100	7.30	<0.00250	0.000113	0.00199	0.114	<0.000250	0.000587	0.745	0.00323	<0.0050	0.000211	0.000245	<0.050	1.39	<0.00050	3.42
09-Jan-25	12	0.00583	<0.000010	<0.000010	<0.0020	<0.0000020	6.81	<0.00050	0.0000764	0.00170	0.0630	0.000108	0.000702	0.741	0.00201	<0.0050	0.000173	0.000332	<0.010	1.43	<0.00010	3.41
16-Jan-25	13	0.00591	<0.000010	<0.000010	0.0024	<0.0000020	6.90	<0.00050	0.0000647	0.00146	0.0495	0.000094	0.000629	0.736	0.00163	<0.0050	0.000187	0.000288	<0.010	1.40	<0.00010	3.24
23-Jan-25	14	0.00495	<0.000010	<0.000010	<0.0020	<0.0000020	5.46	0.00054	0.0000679	0.00160	0.0627	0.000079	0.000505	0.571	0.00149	<0.0050	0.000149	0.000341	<0.010	1.11	<0.00010	2.76
30-Jan-25	15	0.00414	<0.000010	<0.000010	<0.0020	0.0000022	4.83	<0.00050	0.0000568	0.00159	0.0448	0.000072	0.000431	0.506	0.00141	<0.0050	0.000125	0.000295	<0.010	1.04	<0.00010	2.61
06-Feb-25	16	0.00410	<0.000010	<0.000010	<0.0020	<0.0000020	4.52	<0.00050	0.0000556	0.00140	0.0398	0.000066	0.000419	0.554	0.00125	<0.0050	0.000121	0.000268	<0.010	0.987	<0.00010	2.44
13-Feb-25	17	0.00317	<0.000010	<0.000010	<0.0020	0.0000022	4.07	<0.00050	0.000032	0.00113	0.0191	<0.000050	0.000381	0.467	0.000682	<0.0050	0.000106	0.000194	<0.010	0.852	<0.00010	2.28
20-Feb-25	18	0.00362	<0.000010	<0.000010	<0.0020	<0.0000020	3.92	<0.00050	0.0000516	0.00160	0.0464	0.000084	0.000347	0.424	0.00132	<0.0050	0.000076	0.000284	<0.010	0.786	<0.00010	2.25
27-Feb-25	19	0.00462	<0.000010	<0.000010	0.0022	<0.0000020	4.98	0.00058	0.0000471	0.00104	0.0455	0.000103	0.000397	0.567	0.00138	<0.0050	0.000190	0.000214	<0.010	0.885	<0.00010	2.16
06-Mar-25	20	0.00460	<0.000010	<0.000010	<0.0020	<0.0000020	5.68	0.00066	0.0000529	0.00105	0.0359	0.000057	0.000440	0.687	0.00108	<0.0100	0.000185	0.000273	<0.010	0.985	<0.00010	2.36
13-Mar-25	21	0.00489	<0.000010	<0.000010	<0.0020	0.0000022	5.86	0.00089	0.0000592	0.00122	0.0495	0.000097	0.000427	0.686	0.00155	<0.0050	0.000177	0.000551	<0.010	1.03	<0.00010	2.52
20-Mar-25	22	0.00482	<0.000010	<0.000010	0.0032	<0.0000020	5.33	0.00072	0.0000628	0.00130	0.0575	0.000105	0.000427	0.592	0.00167	<0.0050	0.000158	0.000553	<0.010	0.893	<0.00010	2.48
27-Mar-25	23	0.00499	<0.000010	<0.000010	0.0047	0.0000022	5.26	0.00096	0.0000767	0.00124	0.0609	0.000111	0.000522	0.644	0.00185	<0.0050	0.000162	0.000688	<0.010	0.964	<0.00010	2.61
03-Apr-25	24	0.00451	<0.000010	<0.000010	<0.0020	<0.0000020	5.49	0.00069	0.0000807	0.00196	0.0497	0.000087	0.000398	0.603	0.00165	<0.0050	0.000162	0.000369	<0.010	0.923	<0.00010	2.43
10-Apr-25	25	0.00432	<0.000010	<0.000010	0.0020	<0.0000020	4.89	<0.00050	0.0000583	0.00168	0.0380	0.000072	0.000431	0.598	0.00109	<0.0050	0.000171	0.000443	<0.010	0.934	<0.00010	2.61
17-Apr-25	26	0.00430	<0.000020	<0.000020	0.0064	<0.0000040	5.59	<0.00100	0.0000689	0.00110	0.0407	<0.000100	0.000453	0.629	0.00127	<0.0050	0.000180	0.000288	<0.020	0.993	<0.00020	2.82
24-Apr-25	27	0.00428	<0.000020	<0.000020	<0.0040	<0.0000040	4.65	<0.00100	0.0000868	0.00142	0.0603	0.000106	0.000442	0.511	0.00189	<0.0050	0.000159	0.000429	<0.020	0.812	<0.00020	2.51
01-May-25	28	0.00354	<0.000020	<0.000020	<0.0040	<0.0000040	4.02	<0.00100	0.0000661	0.00129	0.0413	<0.000100	0.000390	0.449	0.00117	<0.0050	0.000151	0.000310	<0.020	0.839	<0.00020	2.43
08-May-25	29	0.00429	<0.000020	<0.000020	<0.0040	<0.0000040	4.63	<0.00100	0.0000798	0.00112	0.0543	<0.000100	0.000451	0.484	0.00158	<0.0050	0.000155	0.000388	<0.020	0.923	<0.00020	2.65
15-May-25	30	0.00521	<0.000010	<0.000010	<0.0020	<0.0000020	5.36	0.00078	0.0000837	0.00153	0.0622	0.000138	0.000490	0.572	0.00192		0.000184	0.000332	<0.010	1.08	<0.00010	2.95
22-May-25	31	0.00473	<0.000010	<0.000010	<0.0020	0.0000022	4.26	0.00061	0.0000622	0.00107	0.0398	0.000073	0.000401	0.515	0.00125		0.000137	0.000277	<0.010	0.963	<0.00010	2.51
29-May-25	32	0.00328	<0.000020	<0.000020	0.0051	<0.0000040	3.56	<0.00100	0.0000491	0.00112	0.0342	<0.000100	0.000441	0.422	0.00115		0.000122	0.000247	<0.020	0.881	<0.00020	2.61
05-Jun-25	33	0.00452	<0.000020	<0.000020	<0.0040	<0.0000040	4.31	<0.00100	0.0000860	0.00245	0.0677	0.000135	0.000388	0.534	0.00204		0.000178	0.000355	<0.020	1.05	<0.00020	2.73
12-Jun-25	34	0.00422	<0.000020	<0.000020	<0.0040	<0.0000040	4.56	<0.00100	0.0000757	0.00124	0.0470	<0.000100	0.000439	0.495	0.00154		0.000177	0.000344	<0.020	0.972	<0.00020	2.74
19-Jun-25	35	0.00367	<0.000020	<0.000020	<0.0040	<0.0000040	3.51	<0.00100	0.0000693	0.00101	0.0320	<0.000100	0.000441	0.459	0.00105		0.000149	0.000417	<0.020	0.951	<0.00020	2.37
26-Jun-25	36	0.00369	<0.000020	<0.000020	<0.0040	<0.0000040	3.78	<0.00100	0.0000656	0.00124	0.0359	<0.000100	0.000393	0.446	0.00108		0.000149	0.000328	<0.020	0.923	<0.00020	2.49
03-Jul-25	37	0.00347	<0.000020	<0.000020	<0.0040	<0.0000040	3.75	<0.00100	0.0000707	0.00091	0.0319	<0.000100	0.000426	0.397	0.00105		0.000155	0.000364	<0.020	0.831	<0.00020	2.57
10-Jul-25	38																					
17-Jul-25	39																					
24-Jul-25	40																					
31-Jul-25	41																					
07-Aug-25	42																					
14-Aug-25	43																					
21-Aug-25	44																					
28-Aug-25	45																					
04-Sep-25	46																					
11-Sep-25	47																					
18-Sep-25	48																					
25-Sep-25	49																					
02-Oct-25	50																					
09-Oct-25	51																					
16-Oct-25	52																					
23-Oct-25	53																					
30-Oct-25	54																					

CERTIFICATE OF ANALYSIS ▪ KINETIC TESTING RESULTS OF COL-2

Global ARD Testing Services Inc.

EMA2303

GLOBAL PROJECT NO: 2329 (B20)

CLIENT: Kinross Great Bear

CLIENT PROJECT NAME & NO: Kinross Great Bear - Overburde

Sample ID: WSP-61 - COL-2

Sample Wt. used (g): 1057.4

																Ultra-trace by Flett	Ion Balance			
Sampling Date	Week No.	Silver (Ag)	Sodium (Na)	Strontium (Sr)	Sulphur (S)	Tellurium (Te)	Thallium (Tl)	Thorium (Th)	Tin (Sn)	Titanium (Ti)	Tungsten (W)	Uranium (U)	Vanadium (V)	Zinc (Zn)	Zirconium (Zr)	Mercury (Hg)	Anions	Cations	% Difference	Job No.
	Unit:	mg/L	mg/L	mg/L	mg/L	mg/L	mg/L	mg/L	mg/L	mg/L	mg/L	mg/L	mg/L	mg/L	mg/L	ng/L	meq/L	meq/L	meq/L	
	RDL:	0.00001	0.02	0.0001	1	0.00005	0.000004	0.00001	0.00005	0.0002	0.0002	0.000001	0.001	0.001	0.00002	0.04				
17-Oct-24	0	<0.000010	4.39	0.0242	2.98	<0.000050	<0.0000040	0.000018	0.0525	0.00024	0.00245	0.000236	<0.00100	0.0040	0.000116		1.32	1.50	6.31	24J2735-01
24-Oct-24	1	<0.000010	2.12	0.0166	<1.00	<0.000050	<0.0000040	0.000017	0.103	0.00109	0.00280	0.000277	0.00125	0.0037	0.000102		0.86	0.98	6.22	24J3375-02
31-Oct-24	2	<0.000010	1.03	0.0158	<1.00	<0.000050	<0.0000040	0.000011	0.270	0.00063	0.00292	0.000213	0.00140	0.0017	0.000051		0.93	0.91	-0.95	24K0054-02
07-Nov-24	3	<0.000050	0.601	0.0132	<5.00	<0.000250	<0.0000200	<0.000050	0.586	<0.00100	0.00250	0.000178	<0.00500	<0.0050	<0.000100		0.82	0.74	-4.99	24K0895-02
14-Nov-24	4	<0.000050	0.428	0.0122	<5.00	<0.000250	<0.0000200	<0.000050	0.595	0.00113	0.00250	0.000121	<0.00500	<0.0050	<0.000100		0.72	0.67	-3.25	24K1722-02
21-Nov-24	5	<0.000050	0.329	0.0115	<5.00	<0.000250	<0.0000200	<0.000050	0.437	0.00210	0.00212	0.0000883	<0.00500	<0.0050	<0.000100		0.71	0.65	-4.29	24K2578-02
28-Nov-24	6	<0.000050	0.312	0.0101	<5.00	<0.000250	<0.0000200	<0.000050	0.443	0.00673	0.00203	0.0000566	<0.00500	<0.0050	0.000199		0.66	0.58	-6.60	24K3380-02
05-Dec-24	7	<0.000050	0.233	0.0104	<5.00	<0.000250	<0.0000200	<0.000050	0.352	0.00307	0.00195	0.0000624	<0.00500	<0.0050	0.000120		0.66	0.59	-5.67	24L0695-02
12-Dec-24	8	<0.000050	0.235	0.0102	<5.00	<0.000250	<0.0000200	<0.000050	0.363	0.00300	0.00188	0.0000605	<0.00500	<0.0050	<0.000100		0.63	0.56	-5.88	24L1617-02
		<0.000050	0.198	0.00875	<5.00	<0.000250	<0.0000200	<0.000050	0.323	0.00263	0.00161	0.0000500	<0.00500	<0.0050	<0.000100		0.63	0.48	-12.85	
19-Dec-24	9	<0.000050	0.216	0.00912	<5.00	<0.000250	<0.0000200	0.000051	0.380	0.00422	0.00186	0.0000390	<0.00500	<0.0050	0.000147		0.59	0.52	-5.91	24L2348-02
26-Dec-24	10	<0.000050	0.145	0.00784	<5.00	<0.000250	<0.0000200	<0.000050	0.359	0.00422	0.00152	0.0000363	<0.00500	<0.0050	0.000126		0.58	0.48	-9.43	24L2732-02
02-Jan-25	11	<0.000050	0.185	0.00872	<5.00	<0.000250	<0.0000200	0.000099	0.375	0.00717	0.00145	0.0000418	<0.00500	<0.0050	0.000226		0.39	0.49	11.14	25A0199-02
09-Jan-25	12	<0.000010	0.199	0.00798	<1.00	<0.000050	<0.0000040	0.000060	0.391	0.00433	0.00148	0.0000288	0.00125	<0.0010	0.000155		0.49	0.46	-3.19	25A0877-02
16-Jan-25	13	<0.000010	0.175	0.00767	<1.00	<0.000050	<0.0000040	0.000044	0.456	0.00326	0.00143	0.0000246	0.00118	0.0021	0.000116		0.49	0.46	-3.35	25A1736-02
23-Jan-25	14	<0.000010	0.135	0.00633	<1.00	<0.000050	<0.0000040	0.000041	0.436	0.00296	0.00127	0.0000189	0.00112	0.0013	0.000119		0.36	0.36	0.60	25A2487-02
30-Jan-25	15	<0.000010	0.128	0.00543	<1.00	<0.000050	<0.0000040	0.000039	0.398	0.00288	0.00115	0.0000153	0.00128	<0.0010	0.000091		0.36	0.32	-4.83	25B0007-05
06-Feb-25	16	<0.000010	0.123	0.00520	<1.00	<0.000050	<0.0000040	0.000035	0.345	0.00248	0.00108	0.0000160	0.00107	0.0011	0.000075		0.34	0.31	-4.36	25B0724-04
13-Feb-25	17	<0.000010	0.110	0.00455	<1.00	<0.000050	<0.0000040	0.000021	0.309	0.00137	0.00100	0.0000115	0.00105	0.0011	0.000044		0.33	0.27	-9.71	25B1325-02
20-Feb-25	18	<0.000010	0.114	0.00434	<1.00	0.000066	<0.0000040	0.000034	0.349	0.00297	0.00080	0.0000120	0.00111	0.0018	0.000147		0.29	0.27	-4.49	25B2117-02
27-Feb-25	19	<0.000010	0.118	0.00551	<1.00	<0.000050	<0.0000040	0.000047	0.319	0.00252	0.00077	0.0000145	0.00109	0.0023	0.000080		0.56	0.33	-25.77	25B3049-02
06-Mar-25	20	<0.000010	0.133	0.00652	<1.00	<0.000050	<0.0000040	0.000033	0.358	0.00234	0.00085	0.0000174	0.00102	0.0019	0.000103		0.41	0.38	-3.59	25C0984-02
13-Mar-25	21	<0.000010	0.140	0.00648	<1.00	<0.000050	<0.0000040	0.000030	0.295	0.00299	0.00089	0.0000164	0.00115	0.0027	0.000080		0.40	0.39	-0.94	25C1765-02
20-Mar-25	22	<0.000010	0.142	0.00607	<1.00	<0.000050	<0.0000040	0.000057	0.346	0.00360	0.00086	0.0000160	<0.00100	0.0024	0.000113		0.47	0.36	-13.95	25C2329-02
27-Mar-25	23	<0.000010	0.156	0.00595	<1.00	<0.000050	<0.0000040	0.000047	0.470	0.00381	0.00086	0.0000158	0.00119	0.0030	0.000137		0.33	0.36	3.97	25C3460-02
03-Apr-25	24	<0.000010	0.140	0.00575	<1.00	<0.000050	<0.0000040	0.000036	0.513	0.00292	0.00084	0.0000140	0.00120	0.0022	0.000097		0.37	0.36	-0.72	25D0792-02
10-Apr-25	25	<0.000010	0.145	0.00580	<1.00	<0.000050	<0.0000040	0.000035	0.555	0.00220	0.00076	0.0000135	0.00122	0.0024	0.000066		0.28	0.33	8.65	25D2100-02
17-Apr-25	26	<0.000020	0.162	0.00600	<2.00	<0.000100	<0.0000080	0.000025	0.611	0.00253	0.00086	0.0000117	<0.00200	<0.0020	0.000079		0.39	0.37	-2.29	25D3476-01
24-Apr-25	27	<0.000020	0.145	0.00514	<2.00	<0.000100	<0.0000080	0.000038	0.740	0.00356	0.00072	0.0000143	<0.00200	0.0022	0.000108		0.38	0.31	-9.59	25D3831-02
01-May-25	28	<0.000020	0.134	0.00437	<2.00	<0.000100	<0.0000080	0.000039	0.574	0.00270	0.00075	0.0000108	<0.00200	<0.0020	0.000082		0.31	0.27	-6.90	25E0295-01
08-May-25	29	<0.000020	0.168	0.00496	<2.00	<0.000100	<0.0000080	0.000031	0.748	0.00299	0.00080	0.0000131	<0.00200	0.0033	0.000074		0.31	0.31	0.76	25E1366-01
15-May-25	30	<0.000010	0.181	0.00632	<1.00	<0.000050	<0.0000040	0.000036	0.633	0.00374	0.00077	0.000013	0.00128	0.0026	0.000107	0.98	0.38	0.36	-1.71	25E2416-01
22-May-25	31	<0.000010	0.141	0.00510	<1.00	<0.000050	<0.0000040	0.000031	0.503	0.00257	0.00062	0.0000114	<0.00100	0.0018	0.000082	0.88	0.33	0.30	-4.84	25E3238-01
29-May-25	32	<0.000020	0.166	0.00407	<2.00	<0.000100	<0.0000080	0.000023	0.663	0.00215	0.00069	0.0000083	<0.00200	<0.0020	0.000057	0.76	0.27	0.25	-3.52	25E4229-01
05-Jun-25	33	<0.000020	0.151	0.00510	<2.00	<0.000100	<0.0000080	0.000044	0.791	0.00377	0.00068	0.000015	<0.00200	0.0029	0.000113	0.86	0.33	0.31	-3.26	25F1059-01
12-Jun-25	34	<0.000020	0.155	0.00496	<2.00	<0.000100	<0.0000080	0.000036	0.895	0.00302	0.00069	0.0000121	<0.00200	0.0021	0.000083		0.13	0.31	40.36	25F1702-01
19-Jun-25	35	<0.000020	0.188	0.00431	<2.00	<0.000100	<0.0000080	0.000022	0.811	0.00194	0.00064	0.0000090	<0.00200	<0.0020	0.000053		0.27	0.25	-4.13	25F2889-01
26-Jun-25	36	<0.000020	0.142	0.00406	<2.00	<0.000100	<0.0000080	0.000026	0.834	0.00217	0.00060	0.0000087	<0.00200	<0.0020	0.000140		0.31	0.26	-8.19	25F4059-01
03-Jul-25	37	<0.000020	0.133	0.00425	<2.00	0.000120	<0.0000080	0.000022	1.05	0.00171	0.00066	0.0000085	<0.00200	0.0020	0.000069		0.27	0.25	-3.60	25G0584-01
10-Jul-25	38																0.00	0.00	#DIV/0!	
17-Jul-25	39																0.00	0.00	#DIV/0!	
24-Jul-25	40																0.00	0.00	#DIV/0!	
31-Jul-25	41																0.00	0.00	#DIV/0!	
07-Aug-25	42																0.00	0.00	#DIV/0!	
14-Aug-25	43																0.00	0.00	#DIV/0!	
21-Aug-25	44																0.00	0.00	#DIV/0!	
28-Aug-25	45																0.00	0.00	#DIV/0!	
04-Sep-25	46																0.00	0.00	#DIV/0!	
11-Sep-25	47																0.00	0.00	#DIV/0!	
18-Sep-25	48																0.00	0.00	#DIV/0!	
25-Sep-25	49																0.00	0.00	#DIV/0!	
02-Oct-25	50																0.00	0.00	#DIV/0!	
09-Oct-25	51																0.00	0.00	#DIV/0!	
16-Oct-25	52																0.00	0.00	#DIV/0!	
23-Oct-25	53																0.00	0.00	#DIV/0!	
30-Oct-25	54																0.00	0.00	#DIV/0!	

CERTIFICATE OF ANALYSIS ▪ KINETIC TESTING RESULTS OF COL-4

Global ARD Testing Services Inc.

GLOBAL PROJECT NO: 2329 (B20)

CLIENT: Kinross Great Bear

CLIENT PROJECT NAME & NO: Kinross Great Bear - Overburden Characterization | OMI

Sample ID: Comp-(Wsp-93 - WSP-97) - COL-4

Sample Wt. used (g): 882.4

				General Parameters						Anions			Nutrients					
Instrument/Method:				pH Meter	EC Meter	Eh Meter	DO Meter	Titration/Calculation		Turbidimetry	IC	ISE	IC	IC	Colourimetry	Calc.	Dissolved Metals by ICP-MS		
Sampling Date	Week No. Unit:	Input Vol. (DI Water) mL	Output Vol. (Leachate) mL	pH	EC	ORP	DO	Acidity (to pH 8.3)	Alkalinity (to pH 4.5)	Sulphate	Chloride	Fluoride	Nitrate (NO_3 as N)	Nitrite (NO_2 as N)	Dissolved Phosphorus	Hardness	Aluminum (Al)	Antimony (Sb)	Arsenic (As)
				pH Units	µS/cm	mV	mg/L	mg CaCO3/L	mg CaCO3/L	mg/L	mg/L	mg/L	mg/L	mg/L	mg/L	mg CaCO3/L	mg/L	mg/L	mg/L
	RDL:	5	5	0.01	1	1	0.1	0.5	0.5	0.5	0.1	0.1	0.01	0.01	0.005	0.125	0.001	0.00005	0.00005
17-Oct-24	0	493	309	6.40	514	265	1.03	26.8	129.8	189.8	2.23	0.60	0.281	0.226	<0.0050	327	0.0077	0.000609	0.00154
24-Oct-24	1	350	337	7.40	230	227	4.25	22.0	116.0	4.31	0.14	1.16	<0.010	<0.010	0.0509	106	0.0083	0.000651	0.00136
31-Oct-24	2	350	347	7.16	120	195	4.11	22.4	98.8	3.30	0.21	1.12	<0.010	<0.010	0.0388	95.2	0.0073	0.000501	0.00127
07-Nov-24	3	350	330	7.16	171	274	4.84	18.5	88.6	2.93	0.21	0.80	0.030	<0.010	0.0373	83.6	0.0109	0.000488	0.00144
14-Nov-24	4	350	352	7.12	144	254	4.90	18.9	84.0	2.92	<0.10	0.36	0.060	<0.010	0.0213	80.4	0.0162	0.000514	0.00142
21-Nov-24	5	350	319	7.14	109	86.4	4.90	17.3	84.8	3.34	0.13	0.48	<0.010	<0.010	<0.0050	78.9	0.0130	0.000374	0.00131
28-Nov-24	6	350	370	6.72	142	253	3.85	36.4	80.5	3.07	0.13	0.19	0.013	<0.010	0.0065	75.7	0.0139	0.000432	0.00133
05-Dec-24	7	350	344	7.19	128	243	4.65	16.1	78.2	2.99	0.12	0.20	0.012	<0.010	0.0097	73.8	0.0093	0.000404	0.00132
12-Dec-24	8	350	338	7.12	158	249	4.44	18.9	77.2	3.33	0.55	0.17	0.107	<0.010	0.0074	73.1	0.0070	0.000381	0.00125
19-Dec-24	9	350	352	7.23	161	195	4.70	15.2	76.3	3.76	0.10	<0.10	<0.010	<0.010	0.0056	76.8	0.0114	0.000327	0.00144
				Duplicate Analysis:												76.8	0.0094	0.000382	0.00145
26-Dec-24	10	350	347	7.28	98	242	4.61	13.5	76.3	4.34	0.12	<0.10	<0.010	<0.010	0.0059	77.7	0.0136	0.000372	0.00154
02-Jan-25	11	350	345	7.19	127	240	4.78	12.8	77.2	3.94	0.22	<0.10	0.010	<0.010	<0.0050	72.2	0.0108	0.000353	0.00127
09-Jan-25	12	350	330	7.24	95	308	3.92	16.0	70.2	2.85	0.44	<0.10	0.046	<0.010	<0.0050	75.7	0.0118	0.000371	0.00147
16-Jan-25	13	350	338	7.14	118	255	4.63	16.7	72.5	3.41	1.46	<0.10	0.082	<0.010	<0.0050	75.1	0.0095	0.000338	0.00143
23-Jan-25	14	350	377	7.16	89	268	4.50	14.7	65.8	2.81	1.89	<0.10	0.044	<0.010	<0.0050	70.4	0.0111	0.000325	0.00155
30-Jan-25	15	350	335	7.28	117	239	5.58	17.0	62.9	2.64	2.16	<0.10	0.044	<0.010	0.0088	66.4	0.0124	0.000312	0.00158
06-Feb-25	16	350	331	6.93	101	256	5.07	15.9	61.7	3.52	2.50	<0.10	0.065	<0.010	0.0060	65.8	0.0100	0.000322	0.00156
13-Feb-25	17	350	305	7.20	131	284	5.08	7.44	60.4	2.81	2.28	<0.10	0.028	<0.010	<0.0050	64.8	0.0114	0.000299	0.00172
20-Feb-25	18	180	195	7.13	103	276	4.67	10.3	56.4	2.72	2.22	<0.10	0.024	<0.010	<0.0050	59.8	0.0077	0.000271	0.00172
27-Feb-25	19	180	177	7.65	142	363	4.50	10.0	67.5	1.20	2.72	<0.10	0.052	<0.010	<0.0050	62.6	0.0073	0.000269	0.00163
06-Mar-25	20	180	187	7.45	178	289	4.51	6.91	70.3	1.59	5.28	<0.10	0.075	<0.010	<0.0050	77.1	0.0053	0.000241	0.00132
13-Mar-25	21	180	183	7.06	138	257	4.87	17.2	68.6	1.32	3.01	<0.10	0.085	<0.010	<0.0050	70.7	0.0060	0.000261	0.00137
20-Mar-25	22	180	179	7.12	153	259	4.62	30.0	70.0	1.13	2.76	<0.10	0.092	<0.010	<0.0050	72.3	0.0085	0.000288	0.00147
27-Mar-25	23	180	181	7.12	99	244	4.44	13.3	64.9	0.99	2.98	<0.10	0.104	<0.010	<0.0050	70.9	0.0058	0.000269	0.00138
03-Apr-25	24	180	207	6.92	108	191	4.44	23.9	68.3	0.80	2.81	<0.10	0.126	<0.010	<0.0050	72.7	0.0142	0.000245	0.00143
10-Apr-25	25	180	208	6.81	170	266	4.74	17.5	70.0	1.04	2.35	<0.10	0.112	<0.010	<0.0050	70.2	0.0175	0.000271	0.00141
17-Apr-25	26	180	184	7.00	162	250	4.18	17.5	80.0	3.55	2.93	<0.10	0.151	<0.010	<0.0050	70.6	0.0877	0.000207	0.000705
24-Apr-25	27	180	191	7.01	135	248	4.66	22.9	73.4	2.70	2.96	<0.10	0.185	<0.010	<0.0050	67.3	0.0874	0.000152	0.000510
01-May-25	28	180	187	6.73	166	279	4.85	34.3	92.7	1.65	2.85	<0.10	0.188	<0.010	<0.0050	85.9	0.0173	0.000256	0.000751
08-May-25	29	180	186	6.95	198	312	4.87	22.5	90.0	0.64	2.22	<0.10	0.135	<0.010	0.0060	80.6	0.0326	0.000252	0.00106
15-May-25	30	180	184	6.93	112	354	5.00	18.4	83.3	1.95	3.04	<0.10	0.180	0.016		85.3	0.0424	0.000260	0.00116
22-May-25	31	180	176	6.87	154	261	4.85	20.1	83.0	1.70	2.44	<0.10	0.149	<0.010		78.2	0.0271	0.000249	0.00108
29-May-25	32	180	211	6.78	132	342	3.95	23.2	70.3	1.37	1.47	<0.10	0.155	<0.010		64.3	0.0675	0.000179	0.000871
05-Jun-25	33	180	170	6.79	163	321	4.93	32.1	87.6	1.67	3.16	<0.10	0.166	<0.010		79.6	0.0492	0.000266	0.00126
12-Jun-25	34	180	193	6.68	141	263	4.40	34.3	87.3	1.33	2.26	<0.10	0.232	<0.010		76.3	0.0536	0.000225	0.00129
19-Jun-25	35	180	184	6.82	138	307	4.89	20.0	77.2	0.88	2.24	<0.10	0.167	<0.010		153	0.108	0.000533	0.00275
26-Jun-25	36	180	180	6.90	165	266	4.05	21.7	76.7		2.24	<0.10	0.176	<0.010		75.9	0.0179	0.000250	0.00134
03-Jul-25	37	180	180	6.80	146	514	4.77	25.7	76.9	<0.5	1.15	<0.10	0.112	<0.010		67.3	0.0382	0.000276	0.00128
10-Jul-25	38	180																	
17-Jul-25	39	180																	
24-Jul-25	40	180																	
31-Jul-25	41	180																	
07-Aug-25	42	180																	
14-Aug-25	43	180																	
21-Aug-25	44	180																	
28-Aug-25	45	180																	
04-Sep-25	46	181																	
11-Sep-25	47	182																	
18-Sep-25	48	183																	
25-Sep-25	49	184																	
02-Oct-25	50	185																	
09-Oct-25	51	186																	
16-Oct-25	52	187																	
23-Oct-25	53	188																	
30-Oct-25	54	189																	

NOTES:
Number of weeks of testing requested = 10 weeks.
RDL may be raised for some samples due to sample matrix interference.

Flett Mercury Notes:
~ : Result below the methods ML.
Minimum Level (ML): the amount of mercury that can be reported with almost 100% confidence that the measured concentration exceeds zero.

Abbreviations:
RDL: Reportable Detection Limits
EC: Electric Conductivity
ORP (Eh): Oxidation Reduction Potential
IC: Ion Chromatograph
SIE: Selective Ion Electrode
ICP-MS: Inductively Coupled Plasma - Mass Spectrometry
Calc: Calculation

CERTIFICATE OF ANALYSIS • KINETIC TESTING RESULTS OF COL-4

Global ARD Testing Services Inc.

EMA2303

GLOBAL PROJECT NO: 2329 (B20)

CLIENT: Kinross Great Bear

CLIENT PROJECT NAME & NO: Kinross Great Bear - Overburden Characterization | OA

Sample ID: Comp-(Wsp-93 - WSP-97) - COL-4

Sample Wt. used (g): 882.4

																CVAA						
Sampling Date	Week No.	Barium (Ba)	Beryllium (Be)	Bismuth (Bi)	Boron (B)	Cadmium (Cd)	Calcium (Ca)	Chromium (Cr)	Cobalt (Co)	Copper (Cu)	Iron (Fe)	Lead (Pb)	Lithium (Li)	Magnesium (Mg)	Manganese (Mn)	Mercury (Hg)	Molybdenum (Mo)	Nickel (Ni)	Phosphorus (P)	Potassium (K)	Selenium (Se)	Silicon (Si)
	Unit:	mg/L	mg/L	mg/L	mg/L	mg/L	mg/L	mg/L	mg/L	mg/L	mg/L	mg/L	mg/L	mg/L	mg/L	ug/L	mg/L	mg/L	mg/L	mg/L	mg/L	mg/L
	RDL:	0.0001	0.00001	0.00001	0.002	0.000002	0.05	0.0005	0.000005	0.0001	0.002	0.00005	0.00005	0.005	0.00005	0.005	0.00001	0.00004	0.01	0.02	0.0001	0.1
17-Oct-24	0	0.0637	<0.000010	<0.000010	0.0238	<0.0000320	76.9	0.00108	0.000327	0.00913	<0.0020	<0.000050	0.0322	32.7	0.0578	<0.0050	0.0903	0.00321	0.021	6.23	0.0133	5.95
24-Oct-24	1	0.0316	<0.000010	<0.000010	0.0176	<0.0000120	25.0	0.00050	0.0001180	0.00393	0.0021	<0.000050	0.0205	10.6	0.0273	<0.0050	0.0332	0.001360	0.044	5.03	0.00058	6.07
31-Oct-24	2	0.0256	<0.000010	<0.000010	0.0122	<0.0000060	23.2	<0.00050	0.0000347	0.00287	<0.0020	<0.000050	0.0160	9.06	0.00215	<0.0050	0.0184	0.000862	0.051	4.84	0.00046	5.89
07-Nov-24	3	0.0234	<0.000050	<0.000050	0.0112	<0.0000200	20.5	<0.00250	<0.0000250	0.00136	<0.0100	<0.000250	0.0140	7.83	<0.000250	<0.0050	0.00696	0.000754	<0.050	4.26	<0.00050	5.41
14-Nov-24	4	0.0210	<0.000050	<0.000050	<0.0100	<0.0000100	20.3	<0.00250	<0.0000250	0.00156	<0.0100	<0.000250	0.0124	7.18	0.000353	<0.0050	0.00400	0.000713	<0.050	4.00	<0.00050	5.12
21-Nov-24	5	0.0198	<0.000050	<0.000050	<0.0100	<0.0000100	20.6	<0.00250	<0.0000250	0.00133	<0.0100	<0.000250	0.0109	6.64	<0.000250	<0.0050	0.00303	0.000569	<0.050	3.77	<0.00050	4.84
28-Nov-24	6	0.0184	<0.000050	<0.000050	<0.0100	<0.0000100	19.6	<0.00250	0.0000337	0.00133	<0.0100	<0.000250	0.0102	6.46	<0.000250	<0.0050	0.00193	0.000634	<0.050	3.69	<0.00050	4.85
05-Dec-24	7	0.0175	<0.000050	<0.000050	<0.0100	<0.0000100	19.8	<0.00250	<0.0000250	0.00143	<0.0100	<0.000250	0.00956	5.92	<0.000250	<0.0050	0.00191	0.000445	<0.050	3.38	<0.00050	4.80
12-Dec-24	8	0.0176	<0.000050	<0.000050	<0.0100	<0.0000100	19.4	<0.00250	<0.0000250	0.00126	<0.0100	<0.000250	0.00877	5.96	<0.000250	<0.0050	0.00149	0.000339	<0.050	3.43	<0.00050	4.72
19-Dec-24	9	0.0182	<0.000050	<0.000050	<0.0100	<0.0000100	20.7	<0.00250	<0.0000250	0.00121	<0.0100	<0.000250	0.00919	6.07	<0.000250	<0.0050	0.00125	0.000516	<0.050	3.72	<0.00050	4.70
		0.0178	<0.000050	<0.000050	<0.0100	<0.0000100	20.4	<0.00250	<0.0000250	0.00109	<0.0100	<0.000250	0.00914	5.84	<0.000250		0.00120	0.000320	<0.050	3.62	<0.00050	4.64
26-Dec-24	10	0.0184	<0.000050	<0.000050	<0.0100	<0.0000100	21.1	<0.00250	<0.0000250	0.00142	<0.0100	<0.000250	0.00868	6.07	<0.000250	<0.0050	0.00107	0.000395	<0.050	3.53	<0.00050	4.62
02-Jan-25	11	0.0171	<0.000050	<0.000050	<0.0100	<0.0000100	19.6	<0.00250	<0.0000250	0.00111	<0.0100	<0.000250	0.00824	5.65	<0.000250	<0.0050	0.00100	<0.000200	<0.050	3.26	<0.00050	4.28
09-Jan-25	12	0.0174	<0.000010	<0.000010	<0.0020	<0.0000020	20.2	0.00127	0.0000207	0.00119	<0.0020	<0.000050	0.00944	6.13	0.000108	<0.0050	0.000892	0.000294	<0.010	3.60	0.00037	4.76
16-Jan-25	13	0.0180	<0.000010	<0.000010	0.0029	<0.0000020	20.4	0.00157	0.0000184	0.00086	<0.0020	<0.000050	0.00838	5.82	0.000086	<0.0050	0.000986	0.000319	<0.010	3.41	0.00035	4.51
23-Jan-25	14	0.0159	<0.000010	<0.000010	0.0022	<0.0000020	19.3	0.00121	0.0000204	0.00106	0.0026	<0.000050	0.00746	5.35	0.000114	<0.0050	0.000686	0.000310	<0.010	3.29	0.00028	4.06
30-Jan-25	15	0.0149	<0.000010	<0.000010	0.0027	<0.0000020	18.2	0.00116	0.0000160	0.00122	0.0020	<0.000050	0.00740	5.10	0.000114	<0.0050	0.000604	0.000265	<0.010	3.34	0.00037	4.05
06-Feb-25	16	0.0152	<0.000010	<0.000010	<0.0020	<0.0000020	17.1	0.00125	0.0000257	0.00098	<0.0020	<0.000050	0.00862	5.58	0.000065	<0.0050	0.000649	0.000286	<0.010	3.19	0.00032	4.40
13-Feb-25	17	0.0140	<0.000010	<0.000010	<0.0020	<0.0000020	17.4	0.00105	0.0000237	0.00091	0.0024	<0.000050	0.00772	5.15	0.000094	<0.0050	0.000524	0.000237	<0.010	3.19	0.00023	3.94
20-Feb-25	18	0.0125	<0.000010	<0.000010	<0.0020	<0.0000020	16.5	0.00095	0.0000156	0.00108	<0.0020	<0.000050	0.00651	4.52	0.000118	<0.0050	0.000443	0.000234	<0.010	3.02	0.00024	3.72
27-Feb-25	19	0.0139	<0.000010	<0.000010	0.0027	<0.0000020	17.1	0.00159	0.0000187	0.00067	0.0028	<0.000050	0.00671	4.81	0.000100	<0.0050	0.000707	0.000218	<0.010	3.08	0.00035	3.49
06-Mar-25	20	0.0166	<0.000010	<0.000010	0.0022	<0.0000020	21.3	0.00204	0.0000236	0.00080	<0.0020	<0.000050	0.00803	5.77	0.000063	<0.0050	0.000944	0.000262	<0.010	3.60	0.00045	4.01
13-Mar-25	21	0.0168	<0.000010	<0.000010	<0.0020	<0.0000020	19.4	0.00186	0.0000177	0.00079	<0.0020	<0.000050	0.00793	5.42	0.000079	<0.0050	0.000990	0.000518	<0.010	3.78	0.00025	3.93
20-Mar-25	22	0.0187	<0.000010	<0.000010	0.0024	<0.0000020	19.9	0.00193	0.0000192	0.00082	<0.0020	<0.000050	0.00790	5.48	0.000248	<0.0050	0.000818	0.000498	<0.010	3.84	0.00027	4.00
27-Mar-25	23	0.0164	<0.000010	<0.000010	0.0037	<0.0000020	19.1	0.00199	0.0000223	0.00092	<0.0020	<0.000050	0.00975	5.60	0.000107	<0.0050	0.000782	0.000614	<0.010	3.98	0.00026	3.98
03-Apr-25	24	0.0162	<0.000010	<0.000010	<0.0020	<0.0000020	20.1	0.00168	0.0000178	0.00094	0.0037	<0.000050	0.00771	5.47	0.000100	<0.0050	0.000830	0.000316	<0.010	3.81	0.00027	3.83
10-Apr-25	25	0.448	<0.000010	<0.000010	0.0026	<0.0000020	19.2	0.00155	0.0000288	0.00097	0.0055	<0.000050	0.00858	5.35	0.000115	<0.0050	0.000830	0.000310	<0.010	3.85	0.00019	4.06
17-Apr-25	26	0.0182	<0.000010	<0.000010	0.0031	<0.0000020	20.6	0.00163	0.0000637	0.00109	0.0740	<0.000050	0.00690	4.66	0.00110	<0.0050	0.000695	0.000341	<0.010	3.37	0.00022	3.25
24-Apr-25	27	0.0175	<0.000010	<0.000010	0.0021	0.0000022	20.7	0.00169	0.0000531	0.00089	0.0622	0.000057	0.00559	3.80	0.000968	<0.0050	0.000655	0.000374	<0.010	2.74	0.00015	2.47
01-May-25	28	0.0231	<0.000020	<0.000020	<0.0040	<0.0000040	25.7	0.00191	0.0000308	0.00176	0.0071	<0.000100	0.00865	5.23	0.000196	<0.0050	0.00102	0.000317	<0.020	4.04	<0.00020	3.72
08-May-25	29	0.0209	<0.000020	<0.000020	<0.0040	<0.0000040	23.8	0.00190	0.0000351	0.00101	0.0201	<0.000100	0.00859	5.12	0.000402	<0.0050	0.00106	0.000339	<0.020	3.97	0.00023	3.85
15-May-25	30	0.0214	<0.000020	<0.000020	<0.0040	<0.0000040	25.0	0.00208	0.0000410	0.00104	0.0263	<0.000100	0.00898	5.54	0.000435		0.000941	0.000359	<0.020	4.05	0.00020	4.18
22-May-25	31	0.0209	<0.000010	<0.000010	0.0021	0.0000030	22.6	0.00165	0.0000337	0.00085	<0.0140	<0.000050	0.00820	5.31	0.000390		0.000826	0.000295	<0.010	3.82	0.00017	3.90
29-May-25	32	0.0159	<0.000020	<0.000020	<0.0040	<0.0000040	19.0	0.00115	0.0000423	0.00096	0.0512	<0.000100	0.00704	4.06	0.000851		0.000489	0.000317	<0.020	3.26	<0.00020	3.24
05-Jun-25	33	0.0208	<0.000010	<0.000010	0.0024	<0.0000020	23.0	0.00210	0.0000407	0.00120	0.0327	<0.000050	0.00755	5.37	0.000517		0.000893	0.000308	<0.010	3.85	0.00025	3.90
12-Jun-25	34	0.0193	<0.000020	<0.000020	0.0041	<0.0000040	22.0	0.00179	0.0000366	0.00129	0.0285	<0.000100	0.00891	5.18	0.000471		0.000832	0.000290	<0.020	3.94	<0.00020	4.22
19-Jun-25	35	0.0385	<0.000020	<0.000020	0.0084	<0.0000040	43.2	0.00320	0.0000960	0.00208	0.0636	<0.000100	0.0177	10.9	0.000931		0.00150	0.000665	<0.020	7.66	0.00028	8.46
26-Jun-25	36	0.0177	<0.000020	<0.000020	<0.0040	<0.0000040	21.5	0.00160	0.0000456	0.00097	0.0080	<0.000100	0.0101	5.39	0.000227		0.000738	0.000293	<0.020	3.75	<0.00020	4.08
03-Jul-25	37	0.0160	<0.000020	<0.000020	<0.0040	<0.0000040	19.4	0.00139	0.0000516	0.00086	0.0284	<0.000100	0.00814	4.59	0.000396		0.000606	0.000393	<0.020	2.97	<0.00020	3.76
10-Jul-25	38																					
17-Jul-25	39																					
24-Jul-25	40																					
31-Jul-25	41																					
07-Aug-25	42																					
14-Aug-25	43																					
21-Aug-25	44																					
28-Aug-25	45																					
04-Sep-25	46																					
11-Sep-25	47																					
18-Sep-25	48																					
25-Sep-25	49																					
02-Oct-25	50																					
09-Oct-25	51																					
16-Oct-25	52																					
23-Oct-25	53																					
30-Oct-25	54																					

CERTIFICATE OF ANALYSIS ▪ KINETIC TESTING RESULTS OF COL-4

Global ARD Testing Services Inc.

EMA2303

GLOBAL PROJECT NO: 2329 (B20)

CLIENT: Kinross Great Bear

CLIENT PROJECT NAME & NO: Kinross Great Bear - Overburde

Sample ID: Comp-(Wsp-93 - WSP-97) - CC

Sample Wt. used (g): 882.4

																Ultra-trace by Flett	Ion Balance			
Sampling Date	Week No.	Silver (Ag)	Sodium (Na)	Strontium (Sr)	Sulphur (S)	Tellurium (Te)	Thallium (Tl)	Thorium (Th)	Tin (Sn)	Titanium (Ti)	Tungsten (W)	Uranium (U)	Vanadium (V)	Zinc (Zn)	Zirconium (Zr)	Mercury (Hg)	Anions	Cations	% Difference	Job No.
	Unit:	mg/L	mg/L	mg/L	mg/L	mg/L	mg/L	mg/L	mg/L	mg/L	mg/L	mg/L	mg/L	mg/L	mg/L	ng/L	meq/L	meq/L	meq/L	
	RDL:	0.00001	0.02	0.0001	1	0.00005	0.000004	0.00001	0.00005	0.0002	0.0002	0.000001	0.001	0.001	0.00002	0.04				
17-Oct-24	0	<0.000010	15.0	0.153	75	<0.000050	0.0000297	<0.000010	0.0711	<0.00020	0.00182	0.0747	0.00265	0.0193	0.000070		6.65	7.35	5.06	24J2735-03
24-Oct-24	1	<0.000010	6.35	0.0584	1.3	<0.000050	0.0000074	<0.000010	0.148	<0.00020	0.00222	0.0681	0.00386	0.0060	0.000035		2.47	2.53	1.17	24J3375-04
31-Oct-24	2	<0.000010	3.09	0.0498	<1.00	<0.000050	<0.0000040	<0.000010	0.114	<0.00020	0.00221	0.0541	0.00417	0.0030	0.000027		2.11	2.17	1.37	24K0054-04
07-Nov-24	3	<0.000050	1.86	0.0431	<5.00	<0.000250	<0.0000200	<0.000050	0.103	<0.00100	0.00202	0.0419	<0.00500	<0.0050	<0.000100		1.88	1.86	-0.50	24K0895-04
14-Nov-24	4	<0.000050	1.25	0.0441	<5.00	<0.000250	<0.0000200	<0.000050	0.160	<0.00100	0.00236	0.0363	<0.00500	<0.0050	<0.000100		1.76	1.76	0.12	24K1722-04
21-Nov-24	5	<0.000050	0.873	0.0404	<5.00	<0.000250	<0.0000200	<0.000050	0.300	<0.00100	0.00225	0.0334	<0.00500	<0.0050	<0.000100		1.79	1.71	-2.34	24K2578-04
28-Nov-24	6	<0.000050	0.772	0.0386	<5.00	<0.000250	<0.0000200	<0.000050	0.464	<0.00100	0.00232	0.0287	<0.00500	<0.0050	<0.000100		1.69	1.64	-1.44	24K3380-04
05-Dec-24	7	<0.000050	0.574	0.0383	<5.00	<0.000250	<0.0000200	<0.000050	0.480	<0.00100	0.00208	0.0283	<0.00500	<0.0050	<0.000100		1.64	1.59	-1.58	24L0695-04
12-Dec-24	8	<0.000050	0.512	0.0365	<5.00	<0.000250	<0.0000200	<0.000050	0.440	<0.00100	0.00170	0.0266	<0.00500	<0.0050	<0.000100		1.64	1.57	-2.08	24L1617-04
19-Dec-24	9	<0.000050	0.496	0.0387	<5.00	<0.000250	<0.0000200	<0.000050	0.438	<0.00100	0.00149	0.0251	<0.00500	<0.0050	<0.000100		1.61	1.65	1.36	24L2348-04
		<0.000050	0.469	0.0367	<5.00	<0.000250	<0.0000200	<0.000050	0.425	<0.00100	0.00147	0.0248	<0.00500	<0.0050	<0.000100		1.61	1.61	0.20	
26-Dec-24	10	<0.000050	0.377	0.0388	<5.00	<0.000250	<0.0000200	<0.000050	0.419	<0.00100	0.00125	0.0252	<0.00500	<0.0050	<0.000100		1.62	1.66	1.26	24L2732-04
02-Jan-25	11	<0.000050	0.380	0.0347	<5.00	<0.000250	<0.0000200	<0.000050	0.384	<0.00100	0.00112	0.0233	<0.00500	<0.0050	<0.000100		1.63	1.55	-2.73	25A0199-04
09-Jan-25	12	<0.000010	0.409	0.0350	<1.00	<0.000050	<0.0000040	<0.000010	0.390	<0.00020	0.00127	0.0225	0.00414	0.0014	<0.000020		1.47	1.62	4.83	25A0877-04
16-Jan-25	13	<0.000010	0.371	0.0356	<1.00	<0.000050	<0.0000040	<0.000010	0.335	<0.00020	0.00121	0.0219	0.00402	0.0018	<0.000020		1.56	1.60	1.33	25A1736-04
23-Jan-25	14	<0.000010	0.337	0.0341	<1.00	<0.000050	<0.0000040	<0.000010	0.354	<0.00020	0.00120	0.0205	0.00426	0.0012	<0.000020		1.43	1.51	2.67	25A2487-04
30-Jan-25	15	<0.000010	0.324	0.0307	<1.00	<0.000050	0.0000042	<0.000010	0.369	<0.00020	0.00113	0.0179	0.00424	0.0015	<0.000020		1.37	1.43	2.00	25B0007-04
06-Feb-25	16	<0.000010	0.316	0.0314	<1.00	<0.000050	<0.0000040	<0.000010	0.422	<0.00020	0.00107	0.0196	0.00396	0.0017	<0.000020		1.38	1.41	1.18	25B0724-08
13-Feb-25	17	<0.000010	0.299	0.0307	<1.00	<0.000050	<0.0000040	<0.000010	0.412	0.00022	0.00108	0.0185	0.00410	0.0010	<0.000020		1.33	1.39	2.16	25B1325-04
20-Feb-25	18	<0.000010	0.277	0.0273	<1.00	0.000076	<0.0000040	<0.000010	0.396	<0.00020	0.00099	0.0155	0.00423	0.0015	<0.000020		1.25	1.29	1.59	25B2117-04
27-Feb-25	19	<0.000010	0.268	0.0296	<1.00	<0.000050	<0.0000040	0.000012	0.420	<0.00020	0.00098	0.0178	0.00393	0.0017	<0.000020		1.45	1.34	-3.92	25B3049-04
06-Mar-25	20	<0.000010	0.297	0.0349	1.15	<0.000050	0.0000043	<0.000010	0.381	<0.00020	0.00085	0.0210	0.00356	0.0020	<0.000020		1.59	1.65	1.78	25C0984-04
13-Mar-25	21	<0.000010	0.300	0.0338	1.08	<0.000050	<0.0000040	<0.000010	0.402	<0.00020	0.00092	0.0207	0.00383	0.0025	<0.000020		1.48	1.53	1.36	25C1765-04
20-Mar-25	22	<0.000010	0.307	0.0358	1.41	<0.000050	<0.0000040	<0.000010	0.344	<0.00020	0.00091	0.0205	0.00380	0.0040	<0.000020		1.50	1.56	1.87	25C2329-04
27-Mar-25	23	<0.000010	0.318	0.0334	<1.00	<0.000050	<0.0000040	<0.000010	0.384	<0.00020	0.00088	0.0198	0.00382	0.0030	<0.000020		1.40	1.53	4.43	25C3460-04
03-Apr-25	24	<0.000010	0.302	0.0327	<1.00	<0.000050	0.0000046	<0.000010	0.381	0.00028	0.00086	0.0187	0.00396	0.0022	<0.000020		1.46	1.57	3.49	25D0792-04
10-Apr-25	25	<0.000010	0.318	0.0347	<1.00	<0.000050	0.0000044	<0.000010	0.466	0.00038	0.00086	0.0191	0.00390	0.0026	<0.000020		1.49	1.52	1.10	25D2100-04
17-Apr-25	26	<0.000010	0.295	0.0296	<1.00	<0.000050	0.0000130	0.000031	0.547	0.00433	0.00055	0.0150	0.00185	0.0013	0.000136		1.76	1.52	-7.06	25D3476-03
24-Apr-25	27	0.000024	0.283	0.0274	<1.00	<0.000050	0.0000101	0.000022	0.500	0.00421	0.00038	0.0101	0.00143	0.0019	0.000164		1.61	1.44	-5.46	25D3831-03
01-May-25	28	<0.000020	0.323	0.0366	<2.00	<0.000100	0.0000118	<0.000020	0.576	0.00043	0.00074	0.0190	0.00203	<0.0020	<0.000040		1.97	1.83	-3.57	25E0295-02
08-May-25	29	<0.000020	0.308	0.0349	<2.00	<0.000100	<0.0000080	<0.000020	0.620	0.00131	0.00079	0.0173	0.00301	<0.0020	0.000048		1.88	1.73	-4.06	25E1366-02
15-May-25	30	<0.000020	0.337	0.0373	<2.00	<0.000100	<0.0000080	<0.000020	0.658	0.00186	0.00079	0.0175	0.00335	<0.0020	0.000043	0.36	1.79	1.83	0.99	25E2416-02
22-May-25	31	<0.000010	0.334	0.0360	<1.00	<0.000050	0.0000081	<0.000010	0.582	0.00089	0.00080	0.0191	0.00295	0.0012	0.000033	0.32	1.76	1.68	-2.36	25E3238-02
29-May-25	32	<0.000020	0.298	0.0291	<2.00	<0.000100	0.0000099	0.000029	0.771	0.00316	0.00064	0.0127	0.00247	<0.0020	0.000119	0.32	1.48	1.39	-3.05	25E4229-02
05-Jun-25	33	<0.000010	0.304	0.0369	1.17	<0.000050	0.0000091	0.000011	0.549	0.00217	0.00079	0.0184	0.00365	0.0016	0.000079	0.35	1.88	1.71	-4.64	25F1059-02
12-Jun-25	34	<0.000020	0.338	0.0346	<2.00	<0.000100	<0.0000080	<0.000020	0.600	0.00212	0.00081	0.0168	0.00408	0.0020	0.000081		1.84	1.65	-5.41	25F1702-02
19-Jun-25	35	<0.000020	0.662	0.0727	<2.00	<0.000100	0.0000185	0.000034	1.41	0.00453	0.00158	0.0348	0.00797	0.0025	0.000132		1.63	3.30	33.93	25F2889-02
26-Jun-25	36	<0.000020	0.370	0.0349	<2.00	<0.000100	<0.0000080	<0.000020	0.768	<0.00040	0.00081	0.0165	0.00404	<0.0020	<0.000040		1.60	1.63	1.08	25F4059-02
03-Jul-25	37	<0.000020	0.282	0.0312	<2.00	<0.000100	<0.0000080	<0.000020	0.879	0.0019	0.00076	0.0142	0.00398	<0.0020	0.000051		1.57	1.44	-4.32	25G0584-02
10-Jul-25	38																0.00	0.00	#DIV/0!	
17-Jul-25	39																0.00	0.00	#DIV/0!	
24-Jul-25	40																0.00	0.00	#DIV/0!	
31-Jul-25	41																0.00	0.00	#DIV/0!	
07-Aug-25	42																0.00	0.00	#DIV/0!	
14-Aug-25	43																0.00	0.00	#DIV/0!	
21-Aug-25	44																0.00	0.00	#DIV/0!	
28-Aug-25	45																0.00	0.00	#DIV/0!	
04-Sep-25	46																0.00	0.00	#DIV/0!	
11-Sep-25	47																0.00	0.00	#DIV/0!	
18-Sep-25	48																0.00	0.00	#DIV/0!	
25-Sep-25	49																0.00	0.00	#DIV/0!	
02-Oct-25	50																0.00	0.00	#DIV/0!	
09-Oct-25	51																0.00	0.00	#DIV/0!	
16-Oct-25	52																0.00	0.00	#DIV/0!	
23-Oct-25	53																0.00	0.00	#DIV/0!	
30-Oct-25	54																0.00	0.00	#DIV/0!	

CERTIFICATE OF ANALYSIS • KINETIC TESTING RESULTS OF COL-5 MB

Global ARD Testing Services Inc.

GLOBAL PROJECT NO: 2329 (B20)

CLIENT: Kinross Great Bear

CLIENT PROJECT NAME & NO: Kinross Great Bear - Overburden Characterization | OMI

Sample ID: Blank - COL

Sample Wt. used (g): 0.0

				General Parameters						Anions			Nutrients					Dissolved Metals by ICP-MS		
Instrument/Method:				pH Meter	EC Meter	Eh Meter	DO Meter	Titration/Calculation		Turbidimetry	IC	ISE	IC	IC	Colourimetry	Calc.				
Sampling Date	Week No.	Input Vol. (DI Water)	Output Vol. (Leachate)	pH	EC	ORP	DO	Acidity (to pH 8.3)	Alkalinity (to pH 4.5)	Sulphate	Chloride	Fluoride	Nitrate (NO_3 as N)	Nitrite (NO_2 as N)	Dissolved Phosphorus	Hardness	Aluminum (Al)	Antimony (Sb)	Arsenic (As)
	Unit:	mL	mL	pH Units	µS/cm	mV	mg/L	mg CaCO3/L	mg CaCO3/L	mg/L	mg/L	mg/L	mg/L	mg/L	mg/L	mg CaCO3/L	mg/L	mg/L	mg/L
	RDL:	5	5	0.01	1	1	0.1	0.5	0.5	0.5	0.1	0.1	0.01	0.01	0.005	0.125	0.001	0.00005	0.00005
17-Oct-24	0	300	286	5.99	254	318	5.31	<0.5	72.6	2.28	<0.10	<0.10	0.011	<0.010	<0.0050	0.198	0.0015	<0.000050	<0.000050
									Duplicate Analysis:							0.223	0.0019	<0.000050	<0.000050
24-Oct-24	1	350	348	4.81	1.36	234	4.20	8.40	1.00	2.40	0.12	<0.10	<0.010	<0.010	<0.0050	<0.125	<0.0010	<0.000050	<0.000050
31-Oct-24	2	350	336	6.26	0.99	176	4.87	4.61	1.47	2.48	<0.10	<0.10	<0.010	<0.010	<0.0050	<0.125	<0.0010	<0.000050	<0.000050
									Duplicate Analysis:							<0.125	0.0011	<0.000050	<0.000050
07-Nov-24	3	350	352	6.23	1.86	313	4.73	4.02	3.57	2.42	<0.10	<0.10	0.021	<0.010	0.0252	<0.625	<0.0050	<0.000250	<0.000250
									Duplicate Analysis:							<0.125	<0.0010	<0.000050	<0.000050
14-Nov-24	4	350	350	6.26	1.51	305	5.02	4.48	2.84	2.46	<0.10	<0.10	<0.010	<0.010	0.0147	<0.625	<0.0050	<0.000250	<0.000250
									Duplicate Analysis:							<0.125	0.0026	<0.000050	<0.000050
21-Nov-24	5	350	340	6.12	1.01	176	4.77	4.35	3.20	2.34	<0.10	<0.10	<0.010	<0.010	<0.0050	<0.125	<0.0010	<0.000050	<0.000050
									Duplicate Analysis:							<0.125	<0.0010	<0.000050	<0.000050
28-Nov-24	6	350	345	5.84	1.36	280	5.02	5.61	2.25	2.38	<0.10	<0.10	<0.010	<0.010	<0.0050	<0.125	0.0011	<0.000050	<0.000050
05-Dec-24	7	350	349	5.50	1.21	293	4.72	2.95	2.65	2.35	<0.10	<0.10	<0.010	<0.010	0.0102	<0.125	<0.0010	<0.000050	<0.000050
12-Dec-24	8	350	345	5.97	1.40	293	4.70	3.79	1.26	2.74	<0.10	<0.10	<0.010	<0.010	0.0114	<0.125	<0.0010	<0.000050	<0.000050
19-Dec-24	9	350	345	5.33	1.46	232	5.10	2.88	2.87	2.99	<0.10	<0.10	<0.010	<0.010	0.0068	<0.125	0.0018	<0.000050	<0.000050
26-Dec-24	10	350	345	5.95	1.03	286	4.90	2.80	1.21	3.56	<0.10	<0.10	<0.010	<0.010	<0.0050	<0.125	<0.0010	<0.000050	<0.000050
02-Jan-25	11	350	350	6.01	1.14	214	4.77	2.30	<0.5	2.68	<0.10	<0.10	<0.010	<0.010	0.0071	<0.125	<0.0010	<0.000050	<0.000050
09-Jan-25	12	350	346	5.94	1.01	335	4.10	3.02	0.73	2.44	<0.10	<0.10	<0.010	<0.010	<0.0050	<0.125	<0.0010	<0.000050	<0.000050
16-Jan-25	13	350	344	5.94	1.16	287	4.14	3.89	1.89	2.41	<0.10	<0.10	0.012	<0.010	<0.0050	<0.125	<0.0010	<0.000050	<0.000050
23-Jan-25	14	350	348	5.82	1.32	301	5.15	3.26	0.89	1.96	<0.10	<0.10	<0.010	<0.010	<0.0050	<0.125	<0.0010	<0.000050	<0.000050
30-Jan-25	15	350	345	5.81	1.34	228	5.06	3.55	1.23	2.06	0.14	<0.10	<0.010	<0.010	0.0051	<0.125	<0.0010	<0.000050	<0.000050
06-Feb-25	16	350	331	5.93	1.38	203	4.69	3.74	<0.5	2.31	<0.10	<0.10	<0.010	<0.010	<0.0050	<0.125	<0.0010	<0.000050	<0.000050
13-Feb-25	17	350	345	5.91	1.87	339	5.06	3.69	0.99	2.15	<0.10	<0.10	<0.010	<0.010	<0.0050	<0.125	<0.0010	<0.000050	<0.000050
20-Feb-25	18	350	348	5.88	1.53	318	5.03	3.54	0.85	2.17	<0.10	<0.10	<0.010	<0.010	0.0058	<0.125	<0.0010	<0.000050	<0.000050
27-Feb-25	19	350	349	5.79	1.26	415	5.01	3.69	1.16	<0.5	<0.10	<0.10	<0.010	<0.010	<0.0050	<0.125	<0.0010	<0.000050	<0.000050
06-Mar-25	20	350	345	5.88	1.69	334	5.02	3.30	1.30	0.64	<0.10	<0.10	<0.010	<0.010	<0.0050	<0.125	<0.0010	<0.000050	<0.000050
13-Mar-25	21	350	347	5.53	1.57	455	5.01	4.29	1.41	<0.5	<0.10	<0.10	<0.010	<0.010	<0.0050	<0.125	<0.0010	<0.000050	<0.000050
20-Mar-25	22	350	350	5.44	1.37	287	4.46	4.12	1.50	<0.5	<0.10	<0.10	<0.010	<0.010	<0.0050	<0.125	0.0020	<0.000050	<0.000050
27-Mar-25	23	350	356	5.85	1.09	244	4.72	3.44	1.35	<0.5	<0.10	<0.10	<0.010	<0.010	<0.0050	<0.125	<0.0010	<0.000050	<0.000050
03-Apr-25	24	180	180	5.21	1.64	291	4.06	3.35	2.50	<0.5	<0.10	<0.10	<0.010	<0.010	<0.0050	<0.125	<0.0010	<0.000050	<0.000050
10-Apr-25	25	180	180	5.09	2.00	232	3.99	5.41	2.50	<0.5	<0.10	<0.10	<0.010	<0.010	<0.0050	<0.125	<0.0010	<0.000050	<0.000050
17-Apr-25	26	180	178	5.53	1.66	216	3.87	4.26	2.50	<0.5	<0.10	0.12	<0.010	<0.010	<0.0050	<0.125	0.0017	<0.000050	<0.000050
24-Apr-25	27	180	180	5.43	1.21	226	3.95	3.61	2.21	1.13	<0.10	0.10	<0.010	<0.010	<0.0050	<0.125	<0.0010	<0.000050	<0.000050
01-May-25	28	180	186	5.54	1.60	291	4.65	4.00	3.52	<0.5	<0.10	<0.10	<0.010	<0.010	<0.0050	<0.125	<0.0010	<0.000050	<0.000050
08-May-25	29	180	182	5.78	1.25	216	4.62	2.97	<0.5	<0.5	<0.10	<0.10	<0.010	<0.010	0.0121	<0.125	<0.0010	<0.000050	<0.000050
15-May-25	30	180	175	5.86	1.08	389	4.78	3.70	2.34	0.64	<0.10	<0.10	<0.010	0.018		<0.125	<0.0010	<0.000050	<0.000050
22-May-25	31	180	350	5.70	2.68	224	4.60	3.31	2.70	<0.5	<0.10	<0.10	<0.010	<0.010		<0.125	<0.0010	<0.000050	<0.000050
29-May-25	32	180	179	5.63	1.86	357	5.17	3.79	1.21	<0.5	<0.10	<0.10	<0.010	<0.010		<0.125	0.0023	<0.000050	<0.000050
05-Jun-25	33	180	178	5.34	1.27	326	4.74	4.58	3.19	<0.5	<0.10	<0.10	<0.010	<0.010		<0.125	0.0012	<0.000050	<0.000050
12-Jun-25	34	180	194	5.27	1.76	320	4.48	4.14	3.11	<0.5	<0.10	<0.10	<0.010	<0.010		<0.125	<0.0010	<0.000050	<0.000050
19-Jun-25	35	180	172	5.76	1.32	359	4.76	2.52	2.48	<0.5	<0.10	<0.10	<0.010	<0.010		<0.125	<0.0010	<0.000050	<0.000050
26-Jun-25	36	180	175	5.49	2.83	278	4.02	5.00	7.50	<0.5	<0.10	<0.10	0.012	<0.010		<0.125	<0.0010	<0.000050	<0.000050
03-Jul-25	37	180	185	5.47	1.48	568	4.73	3.09	2.68	<0.5	<0.10	<0.10	<0.010	<0.010		<0.125	<0.0010	<0.000050	<0.000050
10-Jul-25	38	180																	
17-Jul-25	39	180																	
24-Jul-25	40	180																	
31-Jul-25	41	180																	
07-Aug-25	42	180																	
14-Aug-25	43	180																	
21-Aug-25	44	180																	
28-Aug-25	45	180																	
04-Sep-25	46	181																	
11-Sep-25	47	182																	
18-Sep-25	48	183																	
25-Sep-25	49	184																	
02-Oct-25	50	185																	
09-Oct-25	51	186																	
16-Oct-25	52	187																	
23-Oct-25	53	188																	
30-Oct-25	54	189																	

NOTES: Weeks 21 - 23, the City was doing road work and pipe maintenance, could have overloaded the DI water Filtration Resin, and took a few weeks to wash out.

Number of weeks of testing requested = 10 weeks.
RDL may be raised for some samples due to sample matrix interference.

Flett Mercury Notes:
~ : Result below the methods ML.
Minimum Level (ML): the amount of mercury that can be reported with almost 100% confidence that the measured concentration exceeds zero.

Abbreviations:
RDL: Reportable Detection Limits
EC: Electric Conductivity
ORP (Eh): Oxidation Reduction Potential
IC: Ion Chromatoprash
SIE: Selective Ion Electrode
ICP-MS: Inductively Coupled Plasma - Mass Spectrometry
Calc: Calculation

CERTIFICATE OF ANALYSIS • KINETIC TESTING RESULTS OF COL-5 MB

Global
ARD Testing Services Inc.

EMA2303

GLOBAL PROJECT NO: 2329 (B20)

CLIENT: Kinross Great Bear

CLIENT PROJECT NAME & NO: Kinross Great Bear - Overburden Characterization | ON

Sample ID: Blank - COL

Sample Wt. used (g): 0.0

																	CVAA						
Sampling Date	Week No.	Barium (Ba)	Beryllium (Be)	Bismuth (Bi)	Boron (B)	Cadmium (Cd)	Calcium (Ca)	Chromium (Cr)	Cobalt (Co)	Copper (Cu)	Iron (Fe)	Lead (Pb)	Lithium (Li)	Magnesium (Mg)	Manganese (Mn)	Mercury (Hg)	Molybdenum (Mo)	Nickel (Ni)	Phosphorus (P)	Potassium (K)	Selenium (Se)	Silicon (Si)
	Unit:	mg/L	mg/L	mg/L	mg/L	mg/L	mg/L	mg/L	mg/L	mg/L	mg/L	mg/L	mg/L	mg/L	mg/L	ug/L	mg/L	mg/L	mg/L	mg/L	mg/L	mg/L
	RDL:	0.0001	0.00001	0.00001	0.002	0.000002	0.05	0.0005	0.000005	0.0001	0.002	0.00005	0.00005	0.005	0.00005	0.005	0.00001	0.00004	0.01	0.02	0.0001	0.1
17-Oct-24	0	0.00413	<0.000010	<0.000010	<0.0020	0.0000030	0.079	<0.00050	0.0000081	0.00038	<0.0020	0.000051	<0.000050	<0.0050	0.000470	<0.0050	0.000012	0.000502	<0.010	0.038	<0.00010	<0.10
		0.00424	<0.000010	<0.000010	<0.0020	0.0000029	0.081	<0.00050	0.0000083	0.00043	<0.0020	<0.000050	<0.000050	0.0054	0.000490		0.000011	0.000466	<0.010	0.041	<0.00010	<0.10
24-Oct-24	1	0.00135	<0.000010	<0.000010	<0.0020	<0.0000020	<0.050	<0.00050	<0.0000050	0.00021	<0.0020	<0.000050	<0.000050	<0.0050	0.000223	<0.0050	<0.000010	0.000212	<0.010	<0.020	<0.00010	<0.10
31-Oct-24	2	0.00114	<0.000010	<0.000010	<0.0020	<0.0000020	<0.050	<0.00050	<0.0000050	0.00020	<0.0020	<0.000050	<0.000050	<0.0050	0.000258	<0.0050	<0.000010	0.000174	<0.010	<0.020	<0.00010	<0.10
		0.00115	<0.000010	<0.000010	<0.0020	<0.0000020	<0.050	<0.00050	<0.0000050	0.00020	<0.0020	<0.000050	<0.000050	<0.0050	0.000233		<0.000010	0.000131	<0.010	<0.020	<0.00010	<0.10
07-Nov-24	3	<0.00050	<0.000050	<0.000050	<0.0100	<0.0000100	<0.250	<0.00250	<0.0000250	<0.00050	<0.0100	<0.000250	<0.000250	<0.0250	<0.000250	<0.0050	<0.000050	<0.000200	<0.050	0.112	<0.00050	<0.50
		0.0004	<0.000010	<0.000010	<0.0020	<0.0000020	<0.050	<0.00050	<0.0000050	0.00031	<0.0020	<0.000050	<0.000050	<0.0050	0.000096		<0.000010	0.000045	0.028	0.115	<0.00010	<0.10
14-Nov-24	4	<0.00050	<0.000050	<0.000050	<0.0100	<0.0000100	<0.250	<0.00250	<0.0000250	<0.00050	<0.0100	<0.000250	<0.000250	<0.0250	<0.000250	<0.0050	<0.000050	<0.000200	<0.050	<0.100	<0.00050	<0.50
		0.00027	<0.000010	<0.000010	<0.0020	<0.0000020	<0.050	<0.00050	<0.0000050	0.00011	<0.0020	<0.000050	<0.000050	<0.0050	0.000060		<0.000010	0.000208	<0.010	0.025	<0.00010	<0.10
21-Nov-24	5	0.00055	<0.000010	<0.000010	<0.0020	<0.0000020	<0.050	<0.00050	<0.0000050	0.00027	<0.0020	<0.000050	<0.000050	<0.0050	<0.000050	<0.0050	<0.000010	0.000057	<0.010	0.021	<0.00010	<0.10
		0.00056	<0.000010	<0.000010	<0.0020	<0.0000020	<0.050	<0.00050	<0.0000050	0.00025	<0.0020	<0.000050	<0.000050	<0.0050	<0.000050		<0.000010	0.000041	<0.010	<0.020	<0.00010	<0.10
28-Nov-24	6	0.00011	<0.000010	<0.000010	<0.0020	<0.0000020	<0.050	<0.00050	<0.0000050	<0.00010	<0.0020	<0.000050	<0.000050	<0.0050	<0.000050	<0.0050	<0.000010	<0.000040	<0.010	<0.020	<0.00010	<0.10
05-Dec-24	7	0.00010	<0.000010	<0.000010	<0.0020	<0.0000020	<0.050	<0.00050	<0.0000050	0.00038	<0.0020	<0.000050	<0.000050	<0.0050	<0.000050	<0.0050	<0.000010	<0.000040	<0.010	<0.020	<0.00010	<0.10
12-Dec-24	8	<0.00010	<0.000010	<0.000010	<0.0020	<0.0000020	<0.050	<0.00050	<0.0000050	0.00013	<0.0020	<0.000050	<0.000050	<0.0050	<0.000050	<0.0050	<0.000010	<0.000040	<0.010	<0.020	<0.00010	<0.10
19-Dec-24	9	0.00023	<0.000010	<0.000010	<0.0020	<0.0000020	<0.050	<0.00050	<0.0000050	0.00030	<0.0020	<0.000050	<0.000050	<0.0050	0.000094	<0.0050	<0.000010	0.000148	<0.010	<0.020	<0.00010	<0.10
26-Dec-24	10	0.00014	<0.000010	<0.000010	<0.0020	<0.0000020	<0.050	<0.00050	<0.0000050	<0.00010	<0.0020	<0.000050	<0.000050	<0.0050	<0.000050	<0.0050	<0.000010	<0.000040	<0.010	<0.020	<0.00010	<0.10
02-Jan-25	11	0.00023	<0.000010	<0.000010	<0.0020	0.0000025	<0.050	<0.00050	<0.0000050	<0.00010	<0.0020	<0.000050	<0.000050	<0.0050	<0.000050	<0.0050	<0.000010	<0.000040	<0.010	<0.020	<0.00010	<0.10
09-Jan-25	12	<0.00010	<0.000010	<0.000010	<0.0020	<0.0000020	<0.050	<0.00050	<0.0000050	0.00012	<0.0020	<0.000050	<0.000050	<0.0050	<0.000050	<0.0050	<0.000010	<0.000040	<0.010	<0.020	<0.00010	<0.10
16-Jan-25	13	<0.00010	<0.000010	<0.000010	<0.0020	<0.0000020	<0.050	<0.00050	<0.0000050	0.00033	<0.0020	<0.000050	<0.000050	<0.0050	<0.000050	<0.0050	<0.000010	<0.000040	<0.010	<0.020	<0.00010	<0.10
23-Jan-25	14	<0.00010	<0.000010	<0.000010	<0.0020	<0.0000020	<0.050	<0.00050	<0.0000050	0.00016	<0.0020	<0.000050	<0.000050	<0.0050	<0.000050	<0.0050	<0.000010	<0.000040	<0.010	<0.020	<0.00010	<0.10
30-Jan-25	15	0.00014	<0.000010	<0.000010	<0.0020	<0.0000020	<0.050	<0.00050	<0.0000050	0.00016	<0.0020	<0.000050	<0.000050	<0.0050	<0.000050	<0.0050	<0.000010	<0.000040	<0.010	<0.020	<0.00010	<0.10
06-Feb-25	16	0.00030	<0.000010	<0.000010	<0.0020	<0.0000020	<0.050	<0.00050	<0.0000050	<0.00010	<0.0020	<0.000050	<0.000050	<0.0050	<0.000050	<0.0050	<0.000010	0.000047	<0.010	<0.020	<0.00010	<0.10
13-Feb-25	17	0.00018	<0.000010	<0.000010	<0.0020	<0.0000020	<0.050	<0.00050	<0.0000050	0.00029	<0.0020	<0.000050	<0.000050	<0.0050	<0.000050	<0.0050	<0.000010	0.000220	<0.010	<0.020	<0.00010	<0.10
20-Feb-25	18	0.00010	<0.000010	<0.000010	<0.0020	<0.0000020	<0.050	<0.00050	<0.0000050	<0.00010	<0.0020	<0.000050	<0.000050	<0.0050	0.000057	<0.0050	<0.000010	<0.000040	<0.010	<0.020	<0.00010	<0.10
27-Feb-25	19	<0.00010	<0.000010	<0.000010	<0.0020	<0.0000020	<0.050	<0.00050	<0.0000050	<0.00010	<0.0020	<0.000050	<0.000050	<0.0050	<0.000050	<0.0050	<0.000010	<0.000040	<0.010	<0.020	<0.00010	<0.10
06-Mar-25	20	<0.00010	<0.000010	<0.000010	<0.0020	<0.0000020	<0.050	<0.00050	<0.0000050	<0.00010	<0.0020	<0.000050	<0.000050	<0.0050	<0.000050	<0.0050	<0.000010	<0.000040	<0.010	<0.020	<0.00010	<0.10
13-Mar-25	21	<0.00010	<0.000010	<0.000010	<0.0020	<0.0000020	<0.050	<0.00050	<0.0000050	<0.00010	<0.0020	<0.000050	<0.000050	<0.0050	<0.000050	<0.0050	<0.000010	0.000187	<0.010	<0.020	<0.00010	<0.10
20-Mar-25	22	<0.00010	<0.000010	<0.000010	<0.0020	<0.0000020	<0.050	<0.00050	<0.0000050	<0.00010	<0.0020	<0.000050	<0.000050	<0.0050	<0.000050	<0.0050	<0.000010	0.000185	<0.010	<0.020	<0.00010	<0.10
27-Mar-25	23	<0.00010	<0.000010	<0.000010	<0.0020	<0.0000020	<0.050	<0.00050	<0.0000050	<0.00010	<0.0020	<0.000050	<0.000050	<0.0050	<0.000050	<0.0050	<0.000010	0.000161	<0.010	<0.020	<0.00010	<0.10
03-Apr-25	24	<0.00010	<0.000010	<0.000010	<0.0020	<0.0000020	<0.050	0.00054	<0.0000050	<0.00010	<0.0020	<0.000050	<0.000050	<0.0050	<0.000050	<0.0050	<0.000010	<0.000040	<0.010	<0.020	<0.00010	<0.10
10-Apr-25	25	<0.00010	<0.000010	<0.000010	<0.0020	<0.0000020	<0.050	<0.00050	<0.0000050	<0.00010	<0.0020	<0.000050	<0.000050	<0.0050	<0.000050	<0.0050	<0.000010	<0.000040	<0.010	<0.020	<0.00010	<0.10
17-Apr-25	26	<0.00010	<0.000010	<0.000010	<0.0020	<0.0000020	<0.050	0.00051	<0.0000050	<0.00010	0.0024	<0.000050	<0.000050	<0.0050	<0.000050	<0.0050	<0.000010	<0.000040	<0.010	<0.020	<0.00010	<0.10
24-Apr-25	27	<0.00010	<0.000010	<0.000010	<0.0020	<0.0000020	<0.050	<0.00050	<0.0000050	<0.00010	<0.0020	<0.000050	<0.000050	<0.0050	<0.000050	<0.0050	<0.000010	<0.000040	<0.010	<0.020	<0.00010	<0.10
01-May-25	28	<0.00010	<0.000010	<0.000010	<0.0020	<0.0000020	<0.050	<0.00050	<0.0000050	<0.00010	<0.0020	<0.000050	<0.000050	<0.0050	<0.000050	<0.0050	<0.000010	<0.000040	<0.010	<0.020	<0.00010	<0.10
08-May-25	29	<0.00010	<0.000010	<0.000010	<0.0020	<0.0000020	<0.050	<0.00050	<0.0000050	<0.00010	<0.0020	<0.000050	<0.000050	<0.0050	<0.000050	<0.0050	<0.000010	<0.000040	<0.010	<0.020	<0.00010	<0.10
15-May-25	30	<0.00010	<0.000010	<0.000010	<0.0020	<0.0000020	<0.050	<0.00050	<0.0000050	<0.00010	<0.0020	<0.000050	<0.000050	<0.0050	<0.000050		<0.000010	<0.000040	<0.010	<0.020	<0.00010	<0.10
22-May-25	31	<0.00010	<0.000010	<0.000010	<0.0020	<0.0000020	<0.050	<0.00050	<0.0000050	<0.00010	<0.0020	<0.000050	<0.000050	<0.0050	<0.000050		<0.000010	<0.000040	<0.010	<0.020	<0.00010	<0.10
29-May-25	32	<0.00010	<0.000010	<0.000010	<0.0020	<0.0000020	<0.050	<0.00050	<0.0000050	0.00013	<0.0020	<0.000050	<0.000050	<0.0050	<0.000050		<0.000010	<0.000040	<0.010	<0.020	<0.00010	<0.10
05-Jun-25	33	<0.00010	<0.000010	<0.000010	<0.0020	<0.0000020	<0.050	0.00054	<0.0000050	<0.00010	<0.0020	<0.000050	<0.000050	<0.0050	0.000086		<0.000010	<0.000040	<0.010	<0.020	<0.00010	<0.10
12-Jun-25	34	<0.00010	<0.000010	<0.000010	<0.0020	<0.0000020	<0.050	<0.00050	<0.0000050	<0.00010	<0.0020	<0.000050	<0.000050	<0.0050	<0.000050		<0.000010	<0.000040	<0.010	<0.020	<0.00010	<0.10
19-Jun-25	35	0.00022	<0.000010	<0.000010	<0.0020	<0.0000020	<0.050	<0.00050	<0.0000050	<0.00010	<0.0020	<0.000050	<0.000050	<0.0050	<0.000050		<0.000010	<0.000040	<0.010	<0.020	<0.00010	<0.10
26-Jun-25	36	<0.00010	<0.000010	<0.000010	<0.0020	<0.0000020	<0.050	<0.00050	<0.0000050	<0.00010	<0.0020	<0.000050	<0.000050	<0.0050	<0.000050		<0.000010	<0.000040	<0.010	<0.020	<0.00010	<0.10
03-Jul-25	37	<0.00010	<0.000010	<0.000010	<0.0020	<0.0000020	<0.050	<0.00050	<0.0000050	<0.00010	<0.0020	<0.000050	<0.000050	<0.0050	<0.000050		<0.000010	<0.000040	<0.010	<0.020	<0.00010	<0.10
10-Jul-25	38																					
17-Jul-25	39																					
24-Jul-25	40																					
31-Jul-25	41																					
07-Aug-25	42																					
14-Aug-25	43																					
21-Aug-25	44																					
28-Aug-25	45																					
04-Sep-25	46																					
11-Sep-25	47																					
18-Sep-25	48																					
25-Sep-25	49																					
02-Oct-25	50																					
09-Oct-25	51																					
16-Oct-25	52																					
23-Oct-25	53																					
30-Oct-25	54																					

CERTIFICATE OF ANALYSIS • KINETIC TESTING RESULTS OF COL-5 MB

Global
ARD Testing Services Inc.

EMA2303

GLOBAL PROJECT NO: 2329 (B20)
CLIENT: Kinross Great Bear
CLIENT PROJECT NAME & NO: Kinross Great Bear - Overburde
Sample ID: Blank - COL
Sample Wt. used (g): 0.0

Sampling Date	Week No.	Silver (Ag)	Sodium (Na)	Strontium (Sr)	Sulphur (S)	Tellurium (Te)	Thallium (Tl)	Thorium (Th)	Tin (Sn)	Titanium (Ti)	Tungsten (W)	Uranium (U)	Vanadium (V)	Zinc (Zn)	Zirconium (Zr)	Ultra-trace by Flett: Mercury (Hg)	Ion Balance: Anions	Ion Balance: Cations	Ion Balance: % Difference	Job No.
	Unit:	mg/L	mg/L	mg/L	mg/L	mg/L	mg/L	mg/L	mg/L	mg/L	mg/L	mg/L	mg/L	mg/L	mg/L	ng/L				
	RDL:	0.00001	0.02	0.0001	1	0.00005	0.000004	0.00001	0.00005	0.0002	0.0002	0.000001	0.001	0.001	0.00002	0.04	meq/L	meq/L	meq/L	
17-Oct-24	0	<0.000010	0.051	0.00023	<1.00	<0.000050	<0.0000040	<0.000010	0.0121	<0.00020	<0.00020	0.0000010	<0.00100	0.0120	<0.000020					24J2735-04
		<0.000010	0.084	0.00023	<1.00	<0.000050	<0.0000040	<0.000010	0.0124	<0.00020	<0.00020	<0.0000010	<0.00100	0.0132	<0.000020					
24-Oct-24	1	<0.000010	0.047	<0.00010	<1.00	<0.000050	<0.0000040	<0.000010	0.0133	<0.00020	<0.00020	<0.0000010	<0.00100	0.0074	<0.000020					24J3375-05
31-Oct-24	2	<0.000010	<0.020	<0.00010	<1.00	<0.000050	<0.0000040	<0.000010	0.0252	<0.00020	<0.00020	<0.0000010	<0.00100	0.0084	<0.000020					24K0054-05
		0.000010	0.043	<0.00010	<1.00	<0.000050	<0.0000040	<0.000010	0.0253	<0.00020	<0.00020	<0.0000010	<0.00100	0.0086	<0.000020					
07-Nov-24	3	<0.000050	<0.100	<0.00050	<5.00	<0.000250	<0.0000200	<0.000050	0.00791	<0.00100	<0.00100	<0.0000050	<0.00500	<0.0050	<0.000100					24K0895-05
		<0.000010	0.046	<0.00010	<1.00	<0.000050	<0.0000040	<0.000010	0.00790	<0.00020	<0.00020	0.0000030	<0.00100	0.0035	<0.000020					
14-Nov-24	4	<0.000050	<0.100	<0.00050	<5.00	<0.000250	<0.0000200	<0.000050	0.0304	<0.00100	<0.00100	0.0000084	<0.00500	<0.0050	0.000205					24K1722-05
		<0.000010	0.038	<0.00010	<1.00	<0.000050	<0.0000040	<0.000010	0.0303	<0.00020	<0.00020	0.0000038	<0.00100	0.0030	0.000218					
21-Nov-24	5	<0.000010	<0.020	<0.00010	<1.00	<0.000050	<0.0000040	<0.000010	0.0038	<0.00020	<0.00020	0.0000020	<0.00100	0.0037	<0.000020					24K2578-05
		<0.000010	0.036	<0.00010	<1.00	<0.000050	<0.0000040	<0.000010	0.0040	<0.00020	<0.00020	0.0000016	<0.00100	0.0042	<0.000020					
28-Nov-24	6	<0.000010	<0.020	<0.00010	<1.00	<0.000050	<0.0000040	<0.000010	0.0137	<0.00020	<0.00020	<0.0000010	<0.00100	0.0021	<0.000020					24K3380-05
05-Dec-24	7	<0.000010	<0.020	<0.00010	<1.00	<0.000050	<0.0000040	<0.000010	0.0038	<0.00020	<0.00020	<0.0000010	<0.00100	0.0021	<0.000020					24L0695-05
12-Dec-24	8	<0.000010	<0.020	<0.00010	<1.00	<0.000050	<0.0000040	<0.000010	0.0191	<0.00020	<0.00020	<0.0000010	<0.00100	0.0017	<0.000020					24L1617-05
19-Dec-24	9	<0.000010	0.022	<0.00010	<1.00	<0.000050	<0.0000040	<0.000010	0.0166	<0.00020	<0.00020	<0.0000010	<0.00100	0.0021	<0.000020					24L2348-05
26-Dec-24	10	<0.000010	<0.020	<0.00010	<1.00	<0.000050	<0.0000040	<0.000010	0.0099	<0.00020	<0.00020	<0.0000010	<0.00100	0.0017	<0.000020					24L2732-05
02-Jan-25	11	<0.000010	<0.020	<0.00010	<1.00	<0.000050	<0.0000040	<0.000010	0.0429	<0.00020	<0.00020	<0.0000010	<0.00100	0.0015	<0.000020					25A0199-01
09-Jan-25	12	<0.000010	<0.020	<0.00010	<1.00	<0.000050	<0.0000040	<0.000010	0.0121	<0.00020	<0.00020	<0.0000010	<0.00100	0.0016	<0.000020					25A0877-01
16-Jan-25	13	<0.000010	<0.020	<0.00010	<1.00	<0.000050	<0.0000040	<0.000010	0.0350	<0.00020	<0.00020	<0.0000010	<0.00100	0.0018	<0.000020					25A1736-01
23-Jan-25	14	<0.000010	<0.020	<0.00010	<1.00	<0.000050	<0.0000040	<0.000010	0.0068	<0.00020	<0.00020	<0.0000010	<0.00100	0.0042	<0.000020					25A2487-05
30-Jan-25	15	<0.000010	<0.020	<0.00010	<1.00	<0.000050	<0.0000040	<0.000010	0.0078	<0.00020	<0.00020	<0.0000010	<0.00100	0.0013	<0.000020					25B0007-01
06-Feb-25	16	<0.000010	<0.020	<0.00010	<1.00	<0.000050	<0.0000040	<0.000010	<0.000100	<0.00020	<0.00020	<0.0000010	<0.00100	<0.0010	<0.000020					25B0724-09
13-Feb-25	17	<0.000010	<0.020	<0.00010	<1.00	<0.000050	<0.0000040	<0.000010	0.0181	<0.00020	<0.00020	<0.0000010	<0.00100	0.0014	<0.000020					25B1325-05
20-Feb-25	18	<0.000010	<0.020	<0.00010	<1.00	<0.000050	<0.0000040	<0.000010	0.0404	<0.00020	<0.00020	<0.0000010	<0.00100	<0.0010	<0.000020					25B2117-05
27-Feb-25	19	<0.000010	<0.020	<0.00010	<1.00	<0.000050	<0.0000040	<0.000010	<0.000100	<0.00020	<0.00020	<0.0000010	<0.00100	<0.0010	<0.000020					25B3049-05
06-Mar-25	20	<0.000010	<0.020	<0.00010	<1.00	<0.000050	<0.0000040	<0.000010	<0.000100	<0.00020	<0.00020	<0.0000010	<0.00100	<0.0010	<0.000020					25C0984-05
13-Mar-25	21	<0.000010	<0.020	<0.00010	<1.00	<0.000050	<0.0000040	<0.000010	<0.000100	<0.00020	<0.00020	<0.0000010	<0.00100	0.0012	<0.000020					25C1765-05
20-Mar-25	22	<0.000010	<0.020	<0.00010	<1.00	<0.000050	<0.0000040	<0.000010	<0.000100	<0.00020	<0.00020	<0.0000010	<0.00100	0.0016	<0.000020					25C2329-05
27-Mar-25	23	<0.000010	<0.020	<0.00010	<1.00	<0.000050	<0.0000040	<0.000010	<0.000100	<0.00020	<0.00020	<0.0000010	<0.00100	<0.0010	<0.000020					25C3460-05
03-Apr-25	24	<0.000010	<0.020	<0.00010	<1.00	<0.000050	<0.0000040	<0.000010	<0.000100	<0.00020	<0.00020	<0.0000010	<0.00100	0.0015	<0.000020					25D0792-05
10-Apr-25	25	<0.000010	<0.020	<0.00010	<1.00	<0.000050	<0.0000040	<0.000010	<0.000100	<0.00020	<0.00020	<0.0000010	<0.00100	0.0014	<0.000020					25D2100-05
17-Apr-25	26	<0.000010	0.029	<0.00010	<1.00	<0.000050	<0.0000040	<0.000010	<0.000100	<0.00020	<0.00020	<0.0000010	<0.00100	0.0017	<0.000020					25D3476-04
24-Apr-25	27	<0.000010	<0.020	<0.00010	<1.00	<0.000050	<0.0000040	<0.000010	<0.000100	<0.00020	<0.00020	<0.0000010	<0.00100	<0.0010	<0.000020					25D3831-04
01-May-25	28	<0.000010	<0.020	<0.00010	<1.00	<0.000050	<0.0000040	<0.000010	<0.000100	<0.00020	<0.00020	<0.0000010	<0.00100	<0.0010	<0.000020					25E0295-03
08-May-25	29	0.000045	<0.020	<0.00010	<1.00	<0.000050	<0.0000040	<0.000010	<0.000100	<0.00020	<0.00020	<0.0000010	<0.00100	<0.0010	<0.000020					25E1366-03
15-May-25	30	<0.000010	<0.020	<0.00010	<1.00	<0.000050	<0.0000040	<0.000010	<0.000100	<0.00020	<0.00020	<0.0000010	<0.00100	0.0013	<0.000020	0.28				25E2416-03
22-May-25	31	<0.000010	<0.020	<0.00010	<1.00	<0.000050	<0.0000040	<0.000010	<0.000100	<0.00020	<0.00020	<0.0000010	<0.00100	<0.0010	<0.000020	0.24				25E3238-03
29-May-25	32	<0.000010	<0.020	<0.00010	<1.00	<0.000050	<0.0000040	<0.000010	<0.000100	<0.00020	<0.00020	<0.0000010	<0.00100	0.0011	<0.000020	0.20				25E4229-03
05-Jun-25	33	<0.000010	<0.020	<0.00010	<1.00	<0.000050	<0.0000040	<0.000010	<0.000100	<0.00020	<0.00020	<0.0000010	<0.00100	0.0016	<0.000020	−0.09				25F1059-03
12-Jun-25	34	<0.000010	<0.020	<0.00010	<1.00	<0.000050	<0.0000040	<0.000010	<0.000100	<0.00020	<0.00020	<0.0000010	<0.00100	0.0014	<0.000020					25F1702-03
19-Jun-25	35	<0.000010	<0.020	<0.00010	<1.00	<0.000050	<0.0000040	<0.000010	<0.000100	<0.00020	<0.00020	<0.0000010	<0.00100	0.0015	<0.000020					25F2889-03
26-Jun-25	36	<0.000010	<0.020	<0.00010	<1.00	<0.000050	<0.0000040	<0.000010	<0.000100	<0.00020	<0.00020	<0.0000010	<0.00100	0.0010	<0.000020					25F4059-03
03-Jul-25	37	<0.000010	<0.020	<0.00010	<1.00	<0.000050	<0.0000040	<0.000010	<0.000100	<0.00020	<0.00020	<0.0000010	<0.00100	<0.0010	<0.000020					25G0584-03
10-Jul-25	38																			
17-Jul-25	39																			
24-Jul-25	40																			
31-Jul-25	41																			
07-Aug-25	42																			
14-Aug-25	43																			
21-Aug-25	44																			
28-Aug-25	45																			
04-Sep-25	46																			
11-Sep-25	47																			
18-Sep-25	48																			
25-Sep-25	49																			
02-Oct-25	50																			
09-Oct-25	51																			
16-Oct-25	52																			
23-Oct-25	53																			
30-Oct-25	54																			

CERTIFICATE OF ANALYSIS ▪ KINETIC TESTING RESULTS OF COL-6

Global ARD Testing Services Inc.

GLOBAL PROJECT NO: 2329 (B20)
CLIENT: Kinross Great Bear
CLIENT PROJECT NAME & NO: Kinross Great Bear - Overburden Characterization | OMI
Sample ID: WSP 30
Sample Wt. used (g): 800.0

				General Parameters						Anions			Nutrients				Dissolved Metals by ICP-MS		
Instrument/Method:				pH Meter	EC Meter	Eh Meter	DO Meter	Titration/Calculation		Turbidimetry	IC	ISE	IC	IC	Colourimetry	Calc.			
Sampling Date	Week No.	Input Vol. (DI Water)	Output Vol. (Leachate)	pH	EC	ORP	DO	Acidity (to pH 8.3)	Alkalinity (to pH 4.5)	Sulphate	Chloride	Fluoride	Nitrate (NO_3 as N)	Nitrite (NO_2 as N)	Dissolved Phosphorus	Hardness	Aluminum (Al)	Antimony (Sb)	Arsenic (As)
	Unit:	mL	mL	pH Units	µS/cm	mV	mg/L	mg CaCO3/L	mg CaCO3/L	mg/L	mg/L	mg/L	mg/L	mg/L	mg/L	mg CaCO3/L	mg/L	mg/L	mg/L
	RDL:	5	5	0.01	1	1	0.1	0.5	0.5	0.5	0.1	0.1	0.01	0.01	0.005	0.125	0.001	0.00005	0.00005
10-Apr-25	0	353	86	6.99	170	166		26.5	86.3	13.0	1.37	0.11	0.233	0.063	0.0204	94.1	0.0076	0.000297	0.00109
17-Apr-25	1	350	362	7.57	214	243	5.98	8.72	119	<0.5	0.13	0.49	0.012	<0.010	0.0097	98.1	0.0058	0.000330	0.000784
24-Apr-25	2	350	353	7.20	145	288	3.52	20.3	101	1.22	0.13	0.27	0.021	<0.010	0.0178	85.5	0.0054	0.000186	0.000786
01-May-25	3	350	349	6.82	154	253	5.48	37.6	99.6	<0.5	<0.10	0.50	<0.010	<0.010	0.0195	83.6	0.0075	0.000182	0.000801
08-May-25	4	350	348	7.06	145	249	4.86	13.8	84.2	0.72	0.13	0.25	0.016	<0.010	0.0183	76.7	0.0080	0.000193	0.000862
15-May-25	5	350	352	6.87	112	288	5.90	17.3	76.3	<0.5	0.23	0.37	0.044	0.019	<0.0050	71.8	0.0097	0.000162	0.000814
22-May-25	6	350	356	6.74	119	260	4.66	19.6	70.0	<0.5	0.15	0.22	0.025	<0.010	<0.0050	60.6	0.0182	0.000159	0.000946
29-May-25	7	350	347	6.72	114	330	5.44	23.3	69.6	<0.5	0.14	0.16	0.031	<0.010	<0.0050	63.5	0.0170	0.000164	0.000999
05-Jun-25	8	350	350	6.60	113	339	5.49	30.4	70.7	<0.5	<0.10	0.11	<0.010	<0.010	0.0169	66.9	0.0178	0.000158	0.00105
12-Jun-25	9	350	351	6.83	126	266	5.00	15.0	67.3	<0.5	<0.10	<0.10	0.013	<0.010	0.0097	63.7	0.0189	0.000177	0.00111
19-Jun-25	10	350	346	6.66	107	262	5.41	19.5	64.4	0.77	0.11	0.12	0.048	<0.010	0.0084	61.4	0.0192	0.000173	0.00109
26-Jun-25	11	350	350	6.60	89	282	5.60	22.6	61.7	0.78	0.12	<0.10	0.033	<0.010	<0.0050	57.8	0.0214	0.000161	0.00115
				Duplicate Analysis:												57.8	0.0207	0.000166	0.00118
03-Jul-25	12	350	352	6.57	104	359	5.78	25.2	62.8	<0.5	0.11	<0.10	0.020	<0.010	<0.0050	54.6	0.0187	0.000165	0.00117
10-Jul-25	13	350																	
17-Jul-25	14	350																	
24-Jul-25	15	350																	
31-Jul-25	16	350																	
07-Aug-25	17	350																	
14-Aug-25	18	350																	
21-Aug-25	19	350																	
28-Aug-25	20	350																	
04-Sep-25	21	350																	
11-Sep-25	22	350																	
18-Sep-25	23	350																	
25-Sep-25	24	350																	
02-Oct-25	25	350																	
09-Oct-25	26	351																	
16-Oct-25	27	352																	
23-Oct-25	28	353																	
30-Oct-25	29	354																	

NOTES:
Number of weeks of testing requested = 10 weeks.
RDL may be raised for some samples due to sample matrix interference.

Flett Mercury Notes:
~ : Result below the methods ML.
Minimum Level (ML): the amount of mercury that can be reported with almost 100% confidence that the measured concentration exceeds zero.

Abbreviations:
RDL: Reportable Detection Limits
EC: Electric Conductivity
ORP (Eh): Oxidation Reduction Potential
IC: Ion Chromatograph
SIE: Selective Ion Electrode
ICP-MS: Inductively Coupled Plasma - Mass Spectrometry
Calc: Calculation

CERTIFICATE OF ANALYSIS ▪ KINETIC TESTING RESULTS OF COL-6

Global ARD Testing Services Inc.

EMA2303

GLOBAL PROJECT NO: 2329 (B20)

CLIENT: Kinross Great Bear

CLIENT PROJECT NAME & NO: Kinross Great Bear - Overburden Characterization | OM

Sample ID: WSP 30

Sample Wt. used (g): 800.0

																CVAA						
Sampling Date	Week No.	Barium (Ba)	Beryllium (Be)	Bismuth (Bi)	Boron (B)	Cadmium (Cd)	Calcium (Ca)	Chromium (Cr)	Cobalt (Co)	Copper (Cu)	Iron (Fe)	Lead (Pb)	Lithium (Li)	Magnesium (Mg)	Manganese (Mn)	Mercury (Hg)	Molybdenum (Mo)	Nickel (Ni)	Phosphorus (P)	Potassium (K)	Selenium (Se)	Silicon (Si)
	Unit:	mg/L	mg/L	mg/L	mg/L	mg/L	mg/L	mg/L	mg/L	mg/L	mg/L	mg/L	mg/L	mg/L	mg/L	ug/L	mg/L	mg/L	mg/L	mg/L	mg/L	mg/L
	RDL:	0.0001	0.00001	0.00001	0.002	0.000002	0.05	0.0005	0.000005	0.0001	0.002	0.00005	0.00005	0.005	0.00005	0.005	0.00001	0.00004	0.01	0.02	0.0001	0.1
10-Apr-25	0	0.0161	<0.000010	<0.000010	0.0147	<0.0000080	20.9	<0.00050	0.0000858	0.00546	<0.0020	<0.000050	0.0208	10.2	0.00158	<0.0050	0.0304	0.000718	0.044	2.35	0.00020	5.76
17-Apr-25	1	0.0172	<0.000010	<0.000010	0.0146	<0.0000080	21.0	0.00070	0.0000223	0.00233	<0.0020	<0.000050	0.0245	11.1	<0.000050	<0.0050	0.0232	0.000431	0.033	2.46	0.00010	7.22
24-Apr-25	2	0.0132	<0.000010	<0.000010	0.0106	<0.0000040	18.8	0.00137	0.0000132	0.00139	<0.0020	<0.000050	0.0222	9.36	0.000054	<0.0050	0.0107	0.000178	0.025	2.20	<0.00010	6.91
01-May-25	3	0.0128	<0.000010	<0.000010	0.0074	<0.0000040	19.0	0.00087	0.0000099	0.00122	<0.0020	<0.000050	0.0198	8.79	0.000065	<0.0050	0.00573	0.000131	0.016	2.08	<0.00010	6.77
08-May-25	4	0.0114	<0.000010	<0.000010	0.0060	<0.0000020	18.2	0.00087	0.0000084	0.00108	0.0021	<0.000050	0.0161	7.55	0.000056	<0.0050	0.00335	0.000174	0.012	1.97	<0.00010	6.64
15-May-25	5	0.00976	<0.000010	<0.000010	<0.0020	<0.0000020	17.1	0.00099	0.0000070	0.00096	0.0033	<0.000050	0.0138	7.08	0.000110	<0.0050	0.00223	0.000543	0.013	1.66	<0.00010	5.83
22-May-25	6	0.00866	<0.000010	<0.000010	0.0030	<0.0000020	14.4	0.00059	0.0000071	0.00124	0.0067	<0.000050	0.0121	5.96	0.000188	<0.0050	0.00112	0.000109	0.010	1.42	<0.00010	5.46
29-May-25	7	0.00830	<0.000010	<0.000010	0.0023	<0.0000020	15.2	0.00074	0.0000061	0.00084	0.0057	<0.000050	0.0128	6.17	0.000123	<0.0050	0.00119	0.000079	0.012	1.59	<0.00010	5.65
05-Jun-25	8	0.00826	<0.000010	<0.000010	0.0029	<0.0000020	15.8	0.00072	0.0000061	0.00072	0.0057	<0.000050	0.0125	6.62	0.000130	<0.0050	0.00122	0.000089	<0.010	1.65	<0.00010	5.66
12-Jun-25	9	0.00906	<0.000010	<0.000010	0.0027	<0.0000020	15.8	0.00079	<0.0000050	0.00099	0.0061	<0.000050	0.0131	5.88	0.000204	<0.0050	0.00144	0.000086	<0.010	1.55	<0.00010	6.09
19-Jun-25	10	0.00840	<0.000010	<0.000010	0.0022	<0.0000020	14.8	0.00091	0.0000133	0.00097	0.0069	<0.000050	0.0128	5.92	0.000164	<0.0050	0.000963	0.000468	0.012	1.59	<0.00010	5.77
26-Jun-25	11	0.00773	<0.000010	<0.000010	0.0026	<0.0000020	14.0	0.00055	0.0000056	0.00070	0.0068	<0.000050	0.0136	5.53	0.000140	<0.0050	0.000653	0.000050	<0.010	1.50	<0.00010	5.64
		0.00747	<0.000010	<0.000010	0.0025	<0.0000020	14.0	0.00055	0.0000052	0.00066	0.0065	<0.000050	0.0125	5.52	0.000155		0.000636	0.000048	0.011	1.49	<0.00010	5.61
03-Jul-25	12	0.00805	<0.000010	<0.000010	0.0026	0.0000022	13.8	0.00061	0.0000073	0.00088	0.0059	<0.000050	0.0118	4.88	0.000152	<0.0050	0.000640	0.000070	0.010	1.35	<0.00010	5.58
10-Jul-25	13																					
17-Jul-25	14																					
24-Jul-25	15																					
31-Jul-25	16																					
07-Aug-25	17																					
14-Aug-25	18																					
21-Aug-25	19																					
28-Aug-25	20																					
04-Sep-25	21																					
11-Sep-25	22																					
18-Sep-25	23																					
25-Sep-25	24																					
02-Oct-25	25																					
09-Oct-25	26																					
16-Oct-25	27																					
23-Oct-25	28																					
30-Oct-25	29																					

CERTIFICATE OF ANALYSIS • KINETIC TESTING RESULTS OF COL-6

Global ARD Testing Services Inc.

EMA2303

GLOBAL PROJECT NO: 2329 (B20)

CLIENT: Kinross Great Bear

CLIENT PROJECT NAME & NO: Kinross Great Bear - Overburder

Sample ID: WSP 30

Sample Wt. used (g): 800.0

Sampling Date	Week No.	Silver (Ag)	Sodium (Na)	Strontium (Sr)	Sulphur (S)	Tellurium (Te)	Thallium (Tl)	Thorium (Th)	Tin (Sn)	Titanium (Ti)	Tungsten (W)	Uranium (U)	Vanadium (V)	Zinc (Zn)	Zirconium (Zr)	Ultra-trace by Flett Mercury (Hg)	Ion Balance Anions	Ion Balance Cations	Ion Balance % Difference	Job No.
	Unit:	mg/L	mg/L	mg/L	mg/L	mg/L	mg/L	mg/L	mg/L	mg/L	mg/L	mg/L	mg/L	mg/L	mg/L	ng/L				
	RDL:	0.00001	0.02	0.0001	1	0.00005	0.000004	0.00001	0.0001	0.0002	0.0002	0.000001	0.001	0.001	0.00002	0.04	meq/L	meq/L	meq/L	
10-Apr-25	0	<0.000010	12.4	0.053	4.75	<0.000050	<0.0000040	<0.000010	0.000122	<0.00020	0.0139	0.014	0.00315	0.0066	0.000043		2.04	2.49	9.85	25D1570-01
17-Apr-25	1	<0.000010	9.18	0.0572	<1.00	<0.000050	<0.0000040	<0.000010	<0.000100	<0.00020	0.0174	0.0223	0.00318	0.0016	0.000023		2.42	2.43	0.28	25D3005-01
24-Apr-25	2	<0.000010	4.75	0.0484	<1.00	<0.000050	<0.0000040	<0.000010	<0.000100	0.00023	0.0153	0.0173	0.00348	0.0013	<0.000020		2.07	1.98	-2.39	25D3484-01
01-May-25	3	<0.000010	2.69	0.0459	<1.00	<0.000050	<0.0000040	<0.000010	<0.000100	<0.00020	0.0131	0.0161	0.00347	0.0013	<0.000020		2.02	1.85	-4.49	25E0292-01
08-May-25	4	<0.000010	1.84	0.0430	<1.00	<0.000050	<0.0000040	<0.000010	<0.000100	<0.00020	0.0110	0.0126	0.00384	0.0015	<0.000020		1.71	1.66	-1.51	25E1412-01
15-May-25	5	<0.000010	1.19	0.0378	<1.00	<0.000050	<0.0000040	<0.000010	<0.000100	<0.00020	0.00818	0.0119	0.00335	0.0021	<0.000020	0.84	1.55	1.53	-0.63	25E2402-01
22-May-25	6	<0.000010	0.812	0.0324	<1.00	<0.000050	<0.0000040	<0.000010	0.000126	0.00046	0.00699	0.0103	0.00373	0.0016	0.000023	0.75	1.42	1.28	-4.84	25E3245-01
29-May-25	7	<0.000010	0.709	0.0331	<1.00	<0.000050	<0.0000040	<0.000010	<0.000100	0.00041	0.00734	0.00922	0.00411	0.0012	0.000039	0.69	1.40	1.34	-2.29	25F0044-01
05-Jun-25	8	<0.000010	0.697	0.0322	<1.00	<0.000050	<0.0000040	<0.000010	0.000100	0.00049	0.00632	0.00890	0.00460	<0.0010	0.000022	0.74	1.42	1.41	-0.36	25F1480-01
12-Jun-25	9	<0.000010	0.634	0.0333	<1.00	<0.000050	<0.0000040	<0.000010	0.000235	0.00046	0.00636	0.00841	0.00483	0.0014	<0.000020		1.35	1.34	-0.11	25F2047-01
19-Jun-25	10	<0.000010	0.555	0.0316	<1.00	<0.000050	<0.0000040	<0.000010	0.000285	0.00049	0.00531	0.00798	0.00482	0.0017	<0.000020		1.31	1.29	-0.70	25F3054-01
26-Jun-25	11	<0.000010	0.498	0.0302	<1.00	<0.000050	<0.0000040	<0.000010	<0.000100	0.00056	0.00429	0.00735	0.0048	<0.0010	0.000042		1.25	1.22	-1.42	25F4014-01
		<0.000010	0.493	0.0301	<1.00	<0.000050	<0.0000040	<0.000010	<0.000100	0.00056	0.00428	0.00731	0.00488	0.0010	0.000023		1.25	1.22	-1.47	
03-Jul-25	12	<0.000010	0.457	0.0299	<1.00	<0.000050	<0.0000040	<0.000010	<0.000100	0.00040	0.00391	0.00664	0.00529	0.0011	<0.000020		1.26	1.15	-4.62	25G0603-01
10-Jul-25	13																0.00	0.00	#DIV/0!	
17-Jul-25	14																0.00	0.00	#DIV/0!	
24-Jul-25	15																0.00	0.00	#DIV/0!	
31-Jul-25	16																0.00	0.00	#DIV/0!	
07-Aug-25	17																0.00	0.00	#DIV/0!	
14-Aug-25	18																0.00	0.00	#DIV/0!	
21-Aug-25	19																0.00	0.00	#DIV/0!	
28-Aug-25	20																0.00	0.00	#DIV/0!	
04-Sep-25	21																0.00	0.00	#DIV/0!	
11-Sep-25	22																0.00	0.00	#DIV/0!	
18-Sep-25	23																0.00	0.00	#DIV/0!	
25-Sep-25	24																0.00	0.00	#DIV/0!	
02-Oct-25	25																0.00	0.00	#DIV/0!	
09-Oct-25	26																0.00	0.00	#DIV/0!	
16-Oct-25	27																0.00	0.00	#DIV/0!	
23-Oct-25	28																0.00	0.00	#DIV/0!	
30-Oct-25	29																0.00	0.00	#DIV/0!	

CERTIFICATE OF ANALYSIS ▪ KINETIC TESTING RESULTS OF COL-7

Global ARD Testing Services Inc.

GLOBAL PROJECT NO: 2329 (B20)
CLIENT: Kinross Great Bear
CLIENT PROJECT NAME & NO: Kinross Great Bear - Overburden Characterization | OMI
Sample ID: WSP 38
Sample Wt. used (g): 800.0

				General Parameters						Anions			Nutrients				Dissolved Metals by ICP-MS		
Instrument/Method:				pH Meter	EC Meter	Eh Meter	DO Meter	Titration/Calculation		Turbidimetry	IC	ISE	IC	IC	Colourimetry	Calc.			
Sampling Date	Week No.	Input Vol. (DI Water)	Output Vol. (Leachate)	pH	EC	ORP	DO	Acidity (to pH 8.3)	Alkalinity (to pH 4.5)	Sulphate	Chloride	Fluoride	Nitrate (NO_3 as N)	Nitrite (NO_2 as N)	Dissolved Phosphorus	Hardness	Aluminum (Al)	Antimony (Sb)	Arsenic (As)
	Unit:	mL	mL	pH Units	µS/cm	mV	mg/L	mg CaCO3/L	mg CaCO3/L	mg/L	mg/L	mg/L	mg/L	mg/L	mg/L	mg CaCO3/L	mg/L	mg/L	mg/L
	RDL:	5	5	0.01	1	1	0.1	0.5	0.5	0.5	0.1	0.1	0.01	0.01	0.005	0.125	0.001	0.00005	0.00005
10-Apr-25	0	318	119	6.40	38.3	158		13.3	12.1	1.91	1.54	<0.10	0.244	<0.010	0.0152	14.4	0.123	0.000098	<0.000600
17-Apr-25	1	350	345	6.57	32.0	223	5.64	6.74	14.8	0.87	0.19	0.54	0.019	<0.010	0.0080	7.83	0.174	0.000108	0.000486
24-Apr-25	2	350	343	6.38	14.5	265	3.56	6.63	8.64	1.50	0.15	0.35	0.017	<0.010	0.0255	3.93	0.0360	0.000093	0.000447
01-May-25	3	350	348	6.18	15.3	237	4.52	12.1	9.57	<0.5	<0.10	0.46	<0.010	<0.010	0.0176	4.05	0.0603	0.000064	0.000375
08-May-25	4	350	343	6.41	12.9	222	4.89	4.50	6.88	0.56	<0.10	0.30	0.016	<0.010	0.0172	3.29	0.0561	0.000053	0.000359
15-May-25	5	350	348	6.26	10.1	271	5.80	4.56	5.85	0.70	0.13	<0.10	0.029	<0.010	0.0059	3.06	0.0731	<0.000050	0.000237
22-May-25	6	350	343	6.33	8.64	236	4.95	5.04	6.29	0.68	<0.10	0.18	<0.010	<0.010	<0.0050	2.19	0.0523	<0.000050	0.000238
29-May-25	7	350	342	6.35	9.13	320	5.27	4.90	7.03	2.01	<0.10	0.15	<0.010	<0.010	<0.0050	2.65	0.0629	0.000056	0.000235
05-Jun-25	8	350	352	5.96	8.11	348	5.39	5.80	6.73	0.52	<0.10	<0.10	<0.010	<0.010	0.0171	2.71	0.0525	<0.000050	0.000207
12-Jun-25	9	350	343	6.47	9.29	257	5.45	4.31	5.97	<0.5	<0.10	<0.10	<0.010	<0.010	0.0082	2.33	0.0364	0.000053	0.000214
19-Jun-25	10	350	351	6.44	7.43	246	5.24	5.63	5.26	0.79	0.24	<0.10	0.049	<0.010	<0.0050	2.11	0.0441	<0.000050	0.000211
26-Jun-25	11	350	345	6.36	6.04	291	5.47	4.83	4.33	<0.5	0.36	<0.10	0.087	<0.010	<0.0050	1.82	0.0362	<0.000050	0.000213
03-Jul-25	12	350	349	6.29	6.36	350	5.02	5.06	5.31	<0.5	<0.10	<0.10	<0.010	<0.010	<0.0050	1.54	0.0365	<0.000050	0.000202
10-Jul-25	13	350																	
17-Jul-25	14	350																	
24-Jul-25	15	350																	
31-Jul-25	16	350																	
07-Aug-25	17	350																	
14-Aug-25	18	350																	
21-Aug-25	19	350																	
28-Aug-25	20	350																	
04-Sep-25	21	350																	
11-Sep-25	22	350																	
18-Sep-25	23	350																	
25-Sep-25	24	350																	
02-Oct-25	25	350																	
09-Oct-25	26	351																	
16-Oct-25	27	352																	
23-Oct-25	28	353																	
30-Oct-25	29	354																	

NOTES:
Number of weeks of testing requested = 10 weeks.
RDL may be raised for some samples due to sample matrix interference.

Flett Mercury Notes:
~ : Result below the methods ML.
Minimum Level (ML): the amount of mercury that can be reported with almost 100% confidence that the measured concentration exceeds zero.

Abbreviations:
RDL: Reportable Detection Limits
EC: Electric Conductivity
ORP (Eh): Oxidation Reduction Potential
IC: Ion Chromatograph
SIE: Selective Ion Electrode
ICP-MS: Inductively Coupled Plasma - Mass Spectrometry
Calc: Calculation

CERTIFICATE OF ANALYSIS ▪ KINETIC TESTING RESULTS OF COL-7

Global ARD Testing Services Inc.

EMA2303

GLOBAL PROJECT NO: 2329 (B20)

CLIENT: Kinross Great Bear

CLIENT PROJECT NAME & NO: Kinross Great Bear - Overburden Characterization | OM

Sample ID: WSP 38

Sample Wt. used (g): 800.0

																CVAA						
Sampling Date	Week No.	Barium (Ba)	Beryllium (Be)	Bismuth (Bi)	Boron (B)	Cadmium (Cd)	Calcium (Ca)	Chromium (Cr)	Cobalt (Co)	Copper (Cu)	Iron (Fe)	Lead (Pb)	Lithium (Li)	Magnesium (Mg)	Manganese (Mn)	Mercury (Hg)	Molybdenum (Mo)	Nickel (Ni)	Phosphorus (P)	Potassium (K)	Selenium (Se)	Silicon (Si)
	Unit:	mg/L	mg/L	mg/L	mg/L	mg/L	mg/L	mg/L	mg/L	mg/L	mg/L	mg/L	mg/L	mg/L	mg/L	ug/L	mg/L	mg/L	mg/L	mg/L	mg/L	mg/L
	RDL:	0.0001	0.00001	0.00001	0.002	0.000002	0.05	0.0005	0.000005	0.0001	0.002	0.00005	0.00005	0.005	0.00005	0.005	0.00001	0.00004	0.01	0.02	0.0001	0.1
10-Apr-25	0	0.00713	0.000012	<0.000010	0.0141	0.0000095	4.40	<0.00050	0.000287	0.0147	0.0925	0.000097	0.000578	0.815	0.0155	<0.0050	0.00441	0.00199	0.030	1.57	<0.00010	6.18
17-Apr-25	1	0.00466	0.000019	<0.000010	0.0111	0.0000050	2.31	<0.00050	0.000177	0.00654	0.0830	0.00011	0.000560	0.501	0.0113	0.0072	0.00376	0.00129	0.025	1.19	<0.00010	8.27
24-Apr-25	2	0.00170	0.000011	<0.000010	0.0041	<0.0000020	1.18	0.00075	0.0000835	0.00451	0.0208	<0.000050	0.000354	0.237	0.00538	<0.0050	0.00229	0.000399	0.020	0.874	<0.00010	6.92
01-May-25	3	0.00207	0.000012	<0.000010	0.0030	<0.0000020	1.23	<0.00050	0.0000766	0.00356	0.0347	<0.000050	0.000380	0.238	0.00561	<0.0050	0.00140	0.000333	0.018	0.872	<0.00010	6.05
08-May-25	4	0.00169	<0.000010	<0.000010	0.0026	<0.0000020	0.978	<0.00050	0.0000622	0.00296	0.0405	0.000054	0.000347	0.205	0.00492	<0.0050	0.00099	0.000294	0.011	0.839	<0.00010	5.46
15-May-25	5	0.00177	<0.000010	<0.000010	<0.0020	<0.0000020	0.897	0.00086	0.0000530	0.00275	0.0530	0.000079	0.000357	0.197	0.00410	<0.0050	0.00071	0.000292	0.012	0.758	<0.00010	4.72
22-May-25	6	0.00127	<0.000010	<0.000010	<0.0020	<0.0000020	0.647	<0.00050	0.0000383	0.00231	0.0382	0.000051	0.000291	0.140	0.00271	<0.0050	0.00046	0.000208	<0.010	0.661	<0.00010	3.83
29-May-25	7	0.00138	<0.000010	<0.000010	<0.0020	<0.0000020	0.800	<0.00050	0.0000330	0.00217	0.0445	<0.000050	0.000316	0.158	0.00255	<0.0050	0.00046	0.000229	0.014	0.690	<0.00010	3.89
05-Jun-25	8	0.00117	<0.000010	<0.000010	0.0020	<0.0000020	0.795	<0.00050	0.0000260	0.00184	0.0339	<0.000050	0.000362	0.175	0.00238	<0.0050	0.00045	0.000185	0.010	0.774	<0.00010	3.88
12-Jun-25	9	0.00112	<0.000010	<0.000010	<0.0020	<0.0000020	0.692	<0.00050	0.0000182	0.00153	0.0200	<0.000050	0.000274	0.145	0.00239	<0.0050	0.00051	0.000145	<0.010	0.666	<0.00010	3.94
19-Jun-25	10	0.00119	<0.000010	<0.000010	<0.0020	<0.0000020	0.627	<0.00050	0.0000239	0.00154	0.0284	<0.000050	0.000296	0.131	0.00144	<0.0050	0.00042	0.000223	0.011	0.642	<0.00010	3.43
26-Jun-25	11	0.00094	<0.000010	<0.000010	<0.0020	<0.0000020	0.540	<0.00050	0.0000143	0.00126	0.0209	<0.000050	0.000297	0.115	0.000561	<0.0050	0.00031	0.000116	<0.010	0.585	<0.00010	3.06
03-Jul-25	12	0.00093	<0.000010	<0.000010	<0.0020	<0.0000020	0.455	<0.00050	0.0000146	0.00133	0.0214	<0.000050	0.000249	0.0975	0.000368	<0.0050	0.00028	0.000138	<0.010	0.521	<0.00010	2.82
10-Jul-25	13																					
17-Jul-25	14																					
24-Jul-25	15																					
31-Jul-25	16																					
07-Aug-25	17																					
14-Aug-25	18																					
21-Aug-25	19																					
28-Aug-25	20																					
04-Sep-25	21																					
11-Sep-25	22																					
18-Sep-25	23																					
25-Sep-25	24																					
02-Oct-25	25																					
09-Oct-25	26																					
16-Oct-25	27																					
23-Oct-25	28																					
30-Oct-25	29																					

CERTIFICATE OF ANALYSIS • KINETIC TESTING RESULTS OF COL-7

Global ARD Testing Services Inc.

EMA2303

GLOBAL PROJECT NO: 2329 (B20)

CLIENT: Kinross Great Bear

CLIENT PROJECT NAME & NO: Kinross Great Bear - Overburden

Sample ID: WSP 38

Sample Wt. used (g): 800.0

Sampling Date	Week No.	Silver (Ag)	Sodium (Na)	Strontium (Sr)	Sulphur (S)	Tellurium (Te)	Thallium (Tl)	Thorium (Th)	Tin (Sn)	Titanium (Ti)	Tungsten (W)	Uranium (U)	Vanadium (V)	Zinc (Zn)	Zirconium (Zr)	Ultra-trace by Flett Mercury (Hg)	Ion Balance Anions	Ion Balance Cations	Ion Balance % Difference	Job No.
	Unit:	mg/L	mg/L	mg/L	mg/L	mg/L	mg/L	mg/L	mg/L	mg/L	mg/L	mg/L	mg/L	mg/L	mg/L	ng/L				
	RDL:	0.00001	0.02	0.0001	1	0.00005	0.000004	0.00001	0.0001	0.0002	0.0002	0.000001	0.001	0.001	0.00002	0.04	meq/L	meq/L	meq/L	
10-Apr-25	0	<0.000010	4.28	0.0294	<1.00	<0.000050	0.0000126	0.000096	0.000281	0.00791	0.00183	0.000311	<0.00100	0.023	0.000251		0.32	0.54	24.66	25D1570-02
17-Apr-25	1	<0.000010	2.95	0.0168	<1.00	<0.000050	0.0000078	0.000109	<0.000100	0.00797	0.00114	0.000293	0.00102	0.0043	0.000242		0.35	0.34	-0.79	25D3005-02
24-Apr-25	2	<0.000010	1.44	0.00831	<1.00	<0.000050	0.0000047	0.000021	<0.000100	0.00173	0.00119	0.000199	<0.00100	0.0021	0.000061		0.23	0.17	-14.31	25D3484-02
01-May-25	3	<0.000010	0.994	0.00849	<1.00	<0.000050	0.0000043	0.000032	0.000275	0.00299	0.00102	0.000169	<0.00100	0.0023	0.000089		0.22	0.16	-16.07	25E0292-02
08-May-25	4	<0.000010	0.692	0.00759	<1.00	<0.000050	0.0000065	0.000027	<0.000100	0.00312	0.00097	0.000134	<0.00100	0.0017	0.000081		0.17	0.13	-13.35	25E1412-02
15-May-25	5	<0.000010	0.497	0.00703	<1.00	<0.000050	<0.0000040	0.000045	<0.000100	0.00392	0.00074	0.000114	<0.00100	0.0024	0.000103	1.47	0.14	0.11	-9.16	25E2402-02
22-May-25	6	<0.000010	0.343	0.00502	<1.00	<0.000050	<0.0000040	0.000026	<0.000100	0.00306	0.00070	0.0000978	<0.00100	0.0020	0.000079	1.48	0.15	0.08	-28.48	25E3245-02
29-May-25	7	<0.000010	0.323	0.00544	<1.00	<0.000050	<0.0000040	0.000032	<0.000100	0.00356	0.00070	0.0000921	<0.00100	0.0017	0.000080	1.44	0.19	0.09	-34.09	25F0044-02
05-Jun-25	8	<0.000010	0.350	0.00523	<1.00	<0.000050	0.0000051	0.000022	<0.000100	0.00282	0.00061	0.0000822	<0.00100	0.0015	0.000064	1.18	0.15	0.10	-19.96	25F1480-02
12-Jun-25	9	<0.000010	0.288	0.00532	<1.00	<0.000050	0.0000045	0.000019	<0.000100	0.00157	0.00071	0.0000732	<0.00100	0.0016	0.000058		0.12	0.08	-19.09	25F2047-02
19-Jun-25	10	<0.000010	0.239	0.00455	<1.00	<0.000050	<0.0000040	0.000019	<0.000100	0.00203	0.00062	0.0000812	<0.00100	0.0015	0.000056		0.13	0.08	-26.21	25F3054-02
26-Jun-25	11	<0.000010	0.212	0.00402	<1.00	<0.000050	<0.0000040	0.000013	<0.000100	0.00168	0.00055	0.0000712	<0.00100	<0.0010	0.000055		0.10	0.07	-19.23	25F4014-02
03-Jul-25	12	<0.000010	0.203	0.00379	<1.00	<0.000050	0.0000049	0.000014	<0.000100	0.00163	0.00059	0.0000634	<0.00100	0.0015	0.000056		0.11	0.06	-29.42	25G0603-02
10-Jul-25	13																0.00	0.00	#DIV/0!	
17-Jul-25	14																0.00	0.00	#DIV/0!	
24-Jul-25	15																0.00	0.00	#DIV/0!	
31-Jul-25	16																0.00	0.00	#DIV/0!	
07-Aug-25	17																0.00	0.00	#DIV/0!	
14-Aug-25	18																0.00	0.00	#DIV/0!	
21-Aug-25	19																0.00	0.00	#DIV/0!	
28-Aug-25	20																0.00	0.00	#DIV/0!	
04-Sep-25	21																0.00	0.00	#DIV/0!	
11-Sep-25	22																0.00	0.00	#DIV/0!	
18-Sep-25	23																0.00	0.00	#DIV/0!	
25-Sep-25	24																0.00	0.00	#DIV/0!	
02-Oct-25	25																0.00	0.00	#DIV/0!	
09-Oct-25	26																0.00	0.00	#DIV/0!	
16-Oct-25	27																0.00	0.00	#DIV/0!	
23-Oct-25	28																0.00	0.00	#DIV/0!	
30-Oct-25	29																0.00	0.00	#DIV/0!	

CERTIFICATE OF ANALYSIS ▪ KINETIC TESTING RESULTS OF COL-8

Global ARD Testing Services Inc.

GLOBAL PROJECT NO: 2329 (B20)

CLIENT: Kinross Great Bear

CLIENT PROJECT NAME & NO: Kinross Great Bear - Overburden Characterization | OMI

Sample ID: WSP 57

Sample Wt. used (g): 550.0

				General Parameters						Anions			Nutrients				Dissolved Metals by ICP-MS		
Instrument/Method:				pH Meter	EC Meter	Eh Meter	DO Meter	Titration/Calculation		Turbidimetry	IC	ISE	IC	IC	Colourimetry	Calc.			
Sampling Date	Week No.	Input Vol. (DI Water)	Output Vol. (Leachate)	pH	EC	ORP	DO	Acidity (to pH 8.3)	Alkalinity (to pH 4.5)	Sulphate	Chloride	Fluoride	Nitrate (NO_3 as N)	Nitrite (NO_2 as N)	Dissolved Phosphorus	Hardness	Aluminum (Al)	Antimony (Sb)	Arsenic (As)
	Unit:	mL	mL	pH Units	µS/cm	mV	mg/L	mg CaCO3/L	mg CaCO3/L	mg/L	mg/L	mg/L	mg/L	mg/L	mg/L	mg CaCO3/L	mg/L	mg/L	mg/L
	RDL:	5	5	0.01	1	1	0.1	0.5	0.5	0.5	0.1	0.1	0.01	0.01	0.005	0.125	0.001	0.00005	0.00005
10-Apr-25	0	346	125	6.99	155	168		25.7	78.2	1.45	1.00	<0.10	0.179	0.050	0.056	98.1	0.0418	0.000204	0.000639
17-Apr-25	1	350	346	7.59	187	229	4.87	8.72	107	<0.5	0.13	0.23	0.030	<0.010	0.0096	91.7	0.0043	0.000208	0.000551
24-Apr-25	2	350	348	7.22	138	283	4.43	20.9	100	1.46	<0.10	0.24	<0.010	<0.010	0.0451	82.7	0.0228	0.000156	0.000558
01-May-25	3	350	348	6.71	139	265	4.72	33.9	87.5	<0.5	<0.10	0.24	0.099	<0.010	0.0191	74.1	0.0731	0.000158	0.000575
08-May-25	4	350	335	7.08	133	245	4.73	14.3	79.2	0.86	<0.10	0.16	<0.010	<0.010	0.0335	73.4	0.0274	0.000150	0.000661
15-May-25	5	350	332	6.92	110	284	5.70	16.7	73.6	<0.5	0.14	0.36	<0.010	0.016	0.0058	69.5	0.0339	0.000156	0.000640
22-May-25	6	350	364	6.79	118	261	5.15	20.0	70.6	1.01	<0.10	0.20	0.018	<0.010	<0.0050	64.4	0.120	0.000101	0.000596
29-May-25	7	350	367	6.71	106	272	6.03	22.8	65.9	<0.5	0.11	0.18	0.022	<0.010	0.0272	61.1	0.488	0.000120	0.000608
05-Jun-25	8	350	281	6.78	115	258	6.07	18.3	70.0	0.53	0.98	0.19	0.025	<0.010	<0.0050	66.4	0.0274	0.000239	0.000427
12-Jun-25	9	350																	
19-Jun-25	10	350																	
26-Jun-25	11	350																	
03-Jul-25	12	350																	
10-Jul-25	13	350																	
17-Jul-25	14	350																	
24-Jul-25	15	350																	
31-Jul-25	16	350																	
07-Aug-25	17	350																	
14-Aug-25	18	350																	
21-Aug-25	19	350																	
28-Aug-25	20	350																	
04-Sep-25	21	350																	
11-Sep-25	22	350																	
18-Sep-25	23	350																	
25-Sep-25	24	350																	
02-Oct-25	25	350																	
09-Oct-25	26	351																	
16-Oct-25	27	352																	
23-Oct-25	28	353																	
30-Oct-25	29	354																	

NOTES:
Number of weeks of testing requested = 10 weeks.
RDL may be raised for some samples due to sample matrix interference.

Flett Mercury Notes:
~ : Result below the methods ML.
Minimum Level (ML): the amount of mercury that can be reported with almost 100% confidence that the measured concentration exceeds zero.

Abbreviations:
RDL: Reportable Detection Limits
EC: Electric Conductivity
ORP (Eh): Oxidation Reduction Potential
IC: Ion Chromatograph
SIE: Selective Ion Electrode
ICP-MS: Inductively Coupled Plasma - Mass Spectrometry
Calc: Calculation

CERTIFICATE OF ANALYSIS ▪ KINETIC TESTING RESULTS OF COL-8

Global ARD Testing Services Inc.

EMA2303

GLOBAL PROJECT NO: 2329 (B20)

CLIENT: Kinross Great Bear

CLIENT PROJECT NAME & NO: Kinross Great Bear - Overburden Characterization | OM

Sample ID: WSP 57

Sample Wt. used (g): 550.0

																CVAA						
Sampling Date	Week No.	Barium (Ba)	Beryllium (Be)	Bismuth (Bi)	Boron (B)	Cadmium (Cd)	Calcium (Ca)	Chromium (Cr)	Cobalt (Co)	Copper (Cu)	Iron (Fe)	Lead (Pb)	Lithium (Li)	Magnesium (Mg)	Manganese (Mn)	Mercury (Hg)	Molybdenum (Mo)	Nickel (Ni)	Phosphorus (P)	Potassium (K)	Selenium (Se)	Silicon (Si)
	Unit:	mg/L	mg/L	mg/L	mg/L	mg/L	mg/L	mg/L	mg/L	mg/L	mg/L	mg/L	mg/L	mg/L	mg/L	ug/L	mg/L	mg/L	mg/L	mg/L	mg/L	mg/L
	RDL:	0.0001	0.00001	0.00001	0.002	0.000002	0.05	0.0005	0.000005	0.0001	0.002	0.00005	0.00005	0.005	0.00005	0.005	0.00001	0.00004	0.01	0.02	0.0001	0.1
10-Apr-25	0	0.0165	<0.000010	<0.000010	0.0177	0.0000076	24.0	0.00059	0.0000404	0.00284	0.0221	<0.000050	0.00961	9.27	0.00466	<0.0050	0.00301	0.000537	0.066	2.84	0.00021	7.73
17-Apr-25	1	0.0142	<0.000010	<0.000010	0.0260	0.0000036	21.2	<0.00050	0.0000109	0.00149	0.0021	<0.000050	0.0106	9.39	0.000053	<0.0050	0.00301	0.000368	0.056	2.05	<0.00010	10.4
24-Apr-25	2	0.0111	<0.000010	<0.000010	0.0212	<0.0000020	19.8	0.00065	0.0000146	0.00091	0.0160	<0.000050	0.00791	8.08	0.000794	<0.0050	0.00285	0.000311	0.054	1.68	<0.00010	9.47
01-May-25	3	0.0108	<0.000010	<0.000010	0.0141	0.0000024	17.7	0.00056	0.0000175	0.00103	0.0435	<0.000050	0.00768	7.24	0.000432	<0.0050	0.00191	0.000313	0.034	1.52	<0.00010	9.21
08-May-25	4	0.0100	<0.000010	<0.000010	0.0125	<0.0000020	18.0	<0.00050	0.0000064	0.00075	0.0149	<0.000050	0.00629	6.93	0.000171	<0.0050	0.00165	0.000301	0.031	1.46	<0.00010	9.37
15-May-25	5	0.00908	<0.000010	<0.000010	0.0072	<0.0000020	16.8	0.00057	0.0000102	0.00143	0.0191	<0.000050	0.00611	6.67	0.000239	<0.0050	0.00133	0.000293	0.031	1.24	<0.00010	8.56
22-May-25	6	0.00841	<0.000010	<0.000010	0.0082	0.0000024	15.6	0.00068	0.0000453	0.00089	0.107	0.000074	0.00507	6.18	0.00175	<0.0050	0.00106	0.000386	0.021	1.13	<0.00010	7.65
29-May-25	7	0.0103	0.000016	<0.000010	0.0065	0.0000020	14.3	0.00133	0.000141	0.00147	0.409	0.000161	0.00492	6.13	0.00487	<0.0050	0.000955	0.000665	0.034	1.15	<0.00010	8.01
05-Jun-25	8	0.0078	<0.000010	<0.000010	0.0074	<0.0000020	15.5	0.00080	0.0000106	0.00089	0.0114	<0.000050	0.00426	6.70	0.000444	<0.0050	0.00106	0.000201	0.014	0.968	<0.00010	5.45
12-Jun-25	9																					
19-Jun-25	10																					
26-Jun-25	11																					
03-Jul-25	12																					
10-Jul-25	13																					
17-Jul-25	14																					
24-Jul-25	15																					
31-Jul-25	16																					
07-Aug-25	17																					
14-Aug-25	18																					
21-Aug-25	19																					
28-Aug-25	20																					
04-Sep-25	21																					
11-Sep-25	22																					
18-Sep-25	23																					
25-Sep-25	24																					
02-Oct-25	25																					
09-Oct-25	26																					
16-Oct-25	27																					
23-Oct-25	28																					
30-Oct-25	29																					

CERTIFICATE OF ANALYSIS • KINETIC TESTING RESULTS OF COL-8

Global ARD Testing Services Inc.

EMA2303

GLOBAL PROJECT NO: 2329 (B20)

CLIENT: Kinross Great Bear

CLIENT PROJECT NAME & NO: Kinross Great Bear - Overburden

Sample ID: WSP 57

Sample Wt. used (g): 550.0

																Ultra-trace by Flett	Ion Balance			Job No.
Sampling Date	Week No.	Silver (Ag)	Sodium (Na)	Strontium (Sr)	Sulphur (S)	Tellurium (Te)	Thallium (Tl)	Thorium (Th)	Tin (Sn)	Titanium (Ti)	Tungsten (W)	Uranium (U)	Vanadium (V)	Zinc (Zn)	Zirconium (Zr)	Mercury (Hg)	Anions	Cations	% Difference	
	Unit:	mg/L	mg/L	mg/L	mg/L	mg/L	mg/L	mg/L	mg/L	mg/L	mg/L	mg/L	mg/L	mg/L	mg/L	ng/L				
	RDL:	0.00001	0.02	0.0001	1	0.00005	0.000004	0.00001	0.0001	0.0002	0.0002	0.000001	0.001	0.001	0.00002	0.04	meq/L	meq/L	meq/L	
10-Apr-25	0	<0.000010	6.16	0.0339	<1.00	<0.000050	<0.0000040	0.000018	0.000490	0.00195	0.00059	0.000121	0.00203	0.0019	0.000080		1.62	2.31	17.54	25D1570-03
17-Apr-25	1	<0.000010	5.80	0.0306	<1.00	<0.000050	<0.0000040	<0.000010	0.000122	<0.00020	0.00068	0.000203	0.00268	0.0013	<0.000020		2.16	2.14	-0.32	25D3005-03
24-Apr-25	2	<0.000010	4.24	0.0270	<1.00	<0.000050	<0.0000040	<0.000010	<0.000100	0.00089	0.00056	0.000156	0.00290	<0.0010	0.000055		2.05	1.89	-3.94	25D3484-03
01-May-25	3	<0.000010	2.47	0.0238	<1.00	<0.000050	<0.0000040	0.000027	<0.000100	0.00364	0.00045	0.000110	0.00293	0.0031	0.000137		1.76	1.64	-3.59	25E0292-03
08-May-25	4	<0.000010	2.24	0.0236	<1.00	<0.000050	<0.0000040	<0.000010	<0.000100	0.00119	0.00050	0.0000947	0.00333	<0.0010	0.000044		1.61	1.61	0.04	25E1412-03
15-May-25	5	<0.000010	1.79	0.0220	<1.00	<0.000050	<0.0000040	0.000013	<0.000100	0.00141	0.00046	0.0000887	0.00278	0.0017	0.000041	1.04	1.49	1.50	0.33	25E2402-03
22-May-25	6	<0.000010	1.28	0.0198	<1.00	<0.000050	<0.0000040	0.000050	0.000247	0.00643	0.00033	0.0000821	0.00281	0.0017	0.000243	1.01	1.44	1.39	-1.82	25E3245-03
29-May-25	7	<0.000010	1.08	0.0187	<1.00	<0.000050	0.0000044	0.000181	<0.000100	0.0272	0.00021	0.0000836	0.00352	0.0022	0.000879	0.98	1.33	1.37	1.29	25F0044-03
05-Jun-25	8	<0.000010	1.01	0.0210	<1.00	<0.000050	<0.0000040	<0.000010	<0.000100	0.00085	0.00037	0.0000904	0.00210	<0.0010	0.000040	1.07	1.45	1.40	-1.71	25F2888-01
12-Jun-25	9																0.00	0.00	#DIV/0!	25F4062-01
19-Jun-25	10																0.00	0.00	#DIV/0!	
26-Jun-25	11																0.00	0.00	#DIV/0!	
03-Jul-25	12																0.00	0.00	#DIV/0!	
10-Jul-25	13																0.00	0.00	#DIV/0!	
17-Jul-25	14																0.00	0.00	#DIV/0!	
24-Jul-25	15																0.00	0.00	#DIV/0!	
31-Jul-25	16																0.00	0.00	#DIV/0!	
07-Aug-25	17																0.00	0.00	#DIV/0!	
14-Aug-25	18																0.00	0.00	#DIV/0!	
21-Aug-25	19																0.00	0.00	#DIV/0!	
28-Aug-25	20																0.00	0.00	#DIV/0!	
04-Sep-25	21																0.00	0.00	#DIV/0!	
11-Sep-25	22																0.00	0.00	#DIV/0!	
18-Sep-25	23																0.00	0.00	#DIV/0!	
25-Sep-25	24																0.00	0.00	#DIV/0!	
02-Oct-25	25																0.00	0.00	#DIV/0!	
09-Oct-25	26																0.00	0.00	#DIV/0!	
16-Oct-25	27																0.00	0.00	#DIV/0!	
23-Oct-25	28																0.00	0.00	#DIV/0!	
30-Oct-25	29																0.00	0.00	#DIV/0!	

CERTIFICATE OF ANALYSIS ▪ KINETIC TESTING RESULTS OF COL-9

Global ARD Testing Services Inc.

GLOBAL PROJECT NO: 2329 (B20)
CLIENT: Kinross Great Bear
CLIENT PROJECT NAME & NO: Kinross Great Bear - Overburden Characterization | OMI
Sample ID: WSP 62
Sample Wt. used (g): 550.0

				General Parameters						Anions			Nutrients				Dissolved Metals by ICP-MS		
Instrument/Method:				pH Meter	EC Meter	Eh Meter	DO Meter	Titration/Calculation		Turbidimetry	IC	ISE	IC	IC	Colourimetry	Calc.			
Sampling Date	Week No.	Input Vol. (DI Water)	Output Vol. (Leachate)	pH	EC	ORP	DO	Acidity (to pH 8.3)	Alkalinity (to pH 4.5)	Sulphate	Chloride	Fluoride	Nitrate (NO_3 as N)	Nitrite (NO_2 as N)	Dissolved Phosphorus	Hardness	Aluminum (Al)	Antimony (Sb)	Arsenic (As)
	Unit:	mL	mL	pH Units	µS/cm	mV	mg/L	mg CaCO3/L	mg CaCO3/L	mg/L	mg/L	mg/L	mg/L	mg/L	mg/L	mg CaCO3/L	mg/L	mg/L	mg/L
	RDL:	5	5	0.01	1	1	0.1	0.5	0.5	0.5	0.1	0.1	0.01	0.01	0.005	0.125	0.001	0.00005	0.00005
10-Apr-25	0	224	79	6.39	23.9	157		10.1	11.4	1.43	0.69	0.25	0.034	<0.010	0.0126	10.7	0.0492	0.000212	<0.000900
17-Apr-25	1	350	353	6.57	37.3	214	5.67	8.40	18.1	<0.5	0.12	0.24	0.012	<0.010	<0.0050	14.6	0.0470	0.000149	0.000451
24-Apr-25	2	350	346	6.38	15.4	265	3.15	8.68	9.28	1.78	<0.10	0.26	<0.010	<0.010	0.0099	6.88	0.0393	0.000140	<0.000450
01-May-25	3	350	355	6.18	14.4	250	5.23	9.88	9.54	<0.5	<0.10	0.19	<0.010	<0.010	0.0101	5.50	0.0770	0.000115	<0.000350
08-May-25	4	350	342	6.37	11.4	218	4.74	4.53	6.16	1.05	<0.10	0.15	<0.010	<0.010	0.0087	4.40	0.0547	0.000128	0.000335
15-May-25	5	350	349	6.39	8.10	282	5.29	4.31	5.98	0.68	<0.10	0.16	<0.010	0.018	<0.0050	3.54	0.0615	0.000105	0.000281
22-May-25	6	350	354	6.29	7.21	225	4.98	4.45	4.46	0.84	<0.10	<0.10	<0.010	<0.010	<0.0050	2.13	0.0489	0.000083	0.000290
29-May-25	7	350	349	6.37	7.99	323	5.08	5.48	6.17	1.46	<0.10	<0.10	<0.010	<0.010	<0.0050	3.02	0.0470	0.000097	0.000227
05-Jun-25	8	350	351	6.15	7.89	352	5.15	5.44	5.73	<0.5	<0.10	<0.10	0.022	<0.010	0.0107	2.97	0.0578	0.000081	0.000211
12-Jun-25	9	350	356	6.38	8.72	266	4.57	4.42	4.69	<0.5	<0.10	<0.10	<0.010	<0.010	<0.0050	3.09	0.0773	0.000081	0.000223
19-Jun-25	10	350	348	6.29	7.67	260	5.66	4.03	4.82	0.74	0.13	<0.10	<0.010	<0.010	<0.0050	2.90	0.0751	0.000081	0.000219
26-Jun-25	11	350	357	6.23	6.37	295	5.17	4.09	5.41	<0.5	<0.10	<0.10	0.014	<0.010	<0.0050	2.35	0.0780	0.000069	0.000243
03-Jul-25	12	350	342	6.14	5.95	357	5.66	3.93	4.01	<0.5	<0.10	<0.10	<0.010	<0.010	<0.0050	1.72	0.0667	0.000058	0.000216
10-Jul-25	13	350																	
17-Jul-25	14	350																	
24-Jul-25	15	350																	
31-Jul-25	16	350																	
07-Aug-25	17	350																	
14-Aug-25	18	350																	
21-Aug-25	19	350																	
28-Aug-25	20	350																	
04-Sep-25	21	350																	
11-Sep-25	22	350																	
18-Sep-25	23	350																	
25-Sep-25	24	350																	
02-Oct-25	25	350																	
09-Oct-25	26	351																	
16-Oct-25	27	352																	
23-Oct-25	28	353																	
30-Oct-25	29	354																	

NOTES:
Number of weeks of testing requested = 10 weeks.
RDL may be raised for some samples due to sample matrix interference.

Flett Mercury Notes:
~ : Result below the methods ML.
Minimum Level (ML): the amount of mercury that can be reported with almost 100% confidence that the measured concentration exceeds zero.

Abbreviations:
RDL: Reportable Detection Limits
EC: Electric Conductivity
ORP (Eh): Oxidation Reduction Potential
IC: Ion Chromatograph
SIE: Selective Ion Electrode
ICP-MS: Inductively Coupled Plasma - Mass Spectrometry
Calc: Calculation

CERTIFICATE OF ANALYSIS ▪ KINETIC TESTING RESULTS OF COL-9

Global ARD Testing Services Inc.

EMA2303

GLOBAL PROJECT NO: 2329 (B20)

CLIENT: Kinross Great Bear

CLIENT PROJECT NAME & NO: Kinross Great Bear - Overburden Characterization | OM

Sample ID: WSP 62

Sample Wt. used (g): 550.0

																CVAA						
Sampling Date	Week No.	Barium (Ba)	Beryllium (Be)	Bismuth (Bi)	Boron (B)	Cadmium (Cd)	Calcium (Ca)	Chromium (Cr)	Cobalt (Co)	Copper (Cu)	Iron (Fe)	Lead (Pb)	Lithium (Li)	Magnesium (Mg)	Manganese (Mn)	Mercury (Hg)	Molybdenum (Mo)	Nickel (Ni)	Phosphorus (P)	Potassium (K)	Selenium (Se)	Silicon (Si)
	Unit:	mg/L	mg/L	mg/L	mg/L	mg/L	mg/L	mg/L	mg/L	mg/L	mg/L	mg/L	mg/L	mg/L	mg/L	ug/L	mg/L	mg/L	mg/L	mg/L	mg/L	mg/L
	RDL:	0.0001	0.00001	0.00001	0.002	0.000002	0.05	0.0005	0.000005	0.0001	0.002	0.00005	0.00005	0.005	0.00005	0.005	0.00001	0.00004	0.01	0.02	0.0001	0.1
10-Apr-25	0	0.00354	0.000013	<0.000010	0.0057	<0.0000020	3.48	<0.00050	0.000138	0.00724	0.0435	<0.000050	0.000182	0.495	0.00477	<0.0050	0.000811	0.000603	0.012	0.650	0.00013	3.28
17-Apr-25	1	0.00454	<0.000010	<0.000010	0.0052	<0.0000020	4.79	<0.00050	0.0000595	0.00364	0.0355	<0.000050	0.000320	0.630	0.00531	<0.0050	0.000610	0.000585	<0.010	0.912	<0.00010	5.51
24-Apr-25	2	0.00245	<0.000010	<0.000010	0.0029	<0.0000020	2.21	0.00053	0.0000365	0.00273	0.0286	<0.000050	0.000288	0.331	0.00306	<0.0050	0.000469	0.000311	<0.010	0.852	<0.00010	4.33
01-May-25	3	0.00239	<0.000010	<0.000010	0.0021	<0.0000020	1.77	0.00051	0.0000420	0.00250	0.0567	<0.000050	0.000258	0.261	0.00310	<0.0050	0.000314	0.000294	<0.010	0.782	<0.00010	3.59
08-May-25	4	0.00184	<0.000010	<0.000010	<0.0020	<0.0000020	1.44	0.00060	0.0000388	0.00209	0.0476	<0.000050	0.000243	0.193	0.00263	<0.0050	0.000247	0.000212	<0.010	0.738	<0.00010	3.27
15-May-25	5	0.00171	<0.000010	<0.000010	<0.0020	<0.0000020	1.16	0.00065	0.0000395	0.00162	0.0535	0.000081	0.000227	0.157	0.00220	<0.0050	0.000167	0.000201	<0.010	0.611	<0.00010	2.50
22-May-25	6	0.00130	<0.000010	<0.000010	<0.0020	<0.0000020	0.671	<0.00050	0.0000376	0.00158	0.0638	0.000054	0.000188	0.109	0.00193	<0.0050	0.000107	0.000180	<0.010	0.531	<0.00010	1.82
29-May-25	7	0.00152	<0.000010	<0.000010	<0.0020	<0.0000020	0.981	0.00056	0.0000293	0.00138	0.0448	<0.000050	0.000225	0.137	0.00164	<0.0050	0.000118	0.000138	<0.010	0.610	<0.00010	2.24
05-Jun-25	8	0.00131	<0.000010	<0.000010	<0.0020	<0.0000020	0.931	<0.00050	0.0000260	0.00116	0.0458	<0.000050	0.000263	0.157	0.00138	<0.0050	0.000088	0.000130	<0.010	0.658	<0.00010	2.16
12-Jun-25	9	0.00163	<0.000010	<0.000010	<0.0020	<0.0000020	0.999	<0.00050	0.0000299	0.00115	0.0566	0.000064	0.000241	0.144	0.00173	<0.0050	0.000092	0.000192	<0.010	0.615	<0.00010	2.19
19-Jun-25	10	0.00177	<0.000010	<0.000010	<0.0020	<0.0000020	0.924	<0.00050	0.0000331	0.00099	0.0634	0.000064	0.000257	0.143	0.00153	<0.0050	0.000081	0.000214	<0.010	0.606	<0.00010	2.13
26-Jun-25	11	0.00158	<0.000010	<0.000010	<0.0020	<0.0000020	0.741	<0.00050	0.0000345	0.00106	0.0659	0.000061	0.000251	0.122	0.00147	<0.0050	0.000063	0.000140	<0.010	0.533	<0.00010	1.78
03-Jul-25	12	0.00136	<0.000010	<0.000010	<0.0020	<0.0000020	0.540	0.00051	0.0000367	0.00093	0.0598	0.000064	0.000218	0.0902	0.00132	<0.0050	0.000060	0.000100	<0.010	0.433	<0.00010	1.42
10-Jul-25	13																					
17-Jul-25	14																					
24-Jul-25	15																					
31-Jul-25	16																					
07-Aug-25	17																					
14-Aug-25	18																					
21-Aug-25	19																					
28-Aug-25	20																					
04-Sep-25	21																					
11-Sep-25	22																					
18-Sep-25	23																					
25-Sep-25	24																					
02-Oct-25	25																					
09-Oct-25	26																					
16-Oct-25	27																					
23-Oct-25	28																					
30-Oct-25	29																					

CERTIFICATE OF ANALYSIS • KINETIC TESTING RESULTS OF COL-9

Global ARD Testing Services Inc.

EMA2303

GLOBAL PROJECT NO: 2329 (B20)

CLIENT: Kinross Great Bear

CLIENT PROJECT NAME & NO: Kinross Great Bear - Overburden

Sample ID: WSP 62

Sample Wt. used (g): 550.0

Sampling Date	Week No.	Silver (Ag)	Sodium (Na)	Strontium (Sr)	Sulphur (S)	Tellurium (Te)	Thallium (Tl)	Thorium (Th)	Tin (Sn)	Titanium (Ti)	Tungsten (W)	Uranium (U)	Vanadium (V)	Zinc (Zn)	Zirconium (Zr)	Ultra-trace by Flett Mercury (Hg)	Ion Balance Anions	Ion Balance Cations	Ion Balance % Difference	Job No.
Unit:		mg/L	mg/L	mg/L	mg/L	mg/L	mg/L	mg/L	mg/L	mg/L	mg/L	mg/L	mg/L	mg/L	mg/L	ng/L				
RDL:		0.00001	0.02	0.0001	1	0.00005	0.000004	0.00001	0.0001	0.0002	0.0002	0.000001	0.001	0.001	0.00002	0.04	meq/L	meq/L	meq/L	
10-Apr-25	0	<0.000010	2.06	0.0119	<1.00	<0.000050	<0.0000040	0.000150	0.000199	0.00457	0.00055	0.000416	0.00101	0.0026	0.000546		0.29	0.33	6.49	25D1570-04
17-Apr-25	1	<0.000010	1.12	0.0170	<1.00	<0.000050	<0.0000040	0.000085	<0.000100	0.00389	0.00029	0.000179	<0.00100	0.0016	0.000250		0.38	0.37	-0.74	25D3005-04
24-Apr-25	2	<0.000010	0.465	0.00825	<1.00	<0.000050	<0.0000040	0.000067	<0.000100	0.00271	0.00027	0.000173	<0.00100	0.0013	0.000189		0.24	0.19	-11.87	25D3484-04
01-May-25	3	<0.000010	0.261	0.00657	<1.00	<0.000050	<0.0000040	0.000100	0.000105	0.00560	0.00028	0.000139	<0.00100	0.0015	0.000201		0.20	0.15	-13.58	25E0292-04
08-May-25	4	<0.000010	0.212	0.00521	<1.00	<0.000050	<0.0000040	0.000057	<0.000100	0.00499	0.00027	0.000114	<0.00100	0.0017	0.000177		0.15	0.12	-10.45	25E1412-04
15-May-25	5	<0.000010	0.161	0.00402	<1.00	<0.000050	<0.0000040	0.000059	0.000120	0.00570	0.00020	0.0000867	<0.00100	0.0016	0.000120	0.79	0.14	0.10	-16.20	25E2402-04
22-May-25	6	<0.000010	0.118	0.00301	<1.00	<0.000050	<0.0000040	0.000057	<0.000100	0.00506	<0.00020	0.0000779	<0.00100	0.0010	0.000114	0.63	0.11	0.07	-21.36	25E3245-04
29-May-25	7	<0.000010	0.124	0.00356	<1.00	<0.000050	<0.0000040	0.000044	0.000234	0.00536	<0.00020	0.0000788	<0.00100	0.0013	0.000101	0.79	0.15	0.09	-27.04	25F0044-04
05-Jun-25	8	<0.000010	0.144	0.00364	<1.00	<0.000050	<0.0000040	0.000065	<0.000100	0.00533	<0.00020	0.0000659	<0.00100	<0.0010	0.000103	0.67	0.11	0.09	-11.62	25F1480-03
12-Jun-25	9	<0.000010	0.134	0.00393	<1.00	<0.000050	<0.0000040	0.000075	<0.000100	0.00575	<0.00020	0.0000686	<0.00100	0.0012	0.000130		0.09	0.09	0.18	25F2047-03
19-Jun-25	10	<0.000010	0.120	0.00364	<1.00	<0.000050	<0.0000040	0.000065	<0.000100	0.00666	<0.00020	0.0000724	<0.00100	0.0012	0.000120		0.12	0.09	-12.70	25F3054-03
26-Jun-25	11	<0.000010	0.117	0.00298	<1.00	<0.000050	<0.0000040	0.000078	<0.000100	0.00722	<0.00020	0.0000698	<0.00100	0.0010	0.000122		0.11	0.08	-16.86	25F4014-03
03-Jul-25	12	<0.000010	0.103	0.00247	<1.00	<0.000050	<0.0000040	0.000058	0.000366	0.00631	<0.00020	0.0000555	<0.00100	0.0014	0.000103		0.08	0.06	-14.64	25G0603-03
10-Jul-25	13																0.00	0.00	#DIV/0!	
17-Jul-25	14																0.00	0.00	#DIV/0!	
24-Jul-25	15																0.00	0.00	#DIV/0!	
31-Jul-25	16																0.00	0.00	#DIV/0!	
07-Aug-25	17																0.00	0.00	#DIV/0!	
14-Aug-25	18																0.00	0.00	#DIV/0!	
21-Aug-25	19																0.00	0.00	#DIV/0!	
28-Aug-25	20																0.00	0.00	#DIV/0!	
04-Sep-25	21																0.00	0.00	#DIV/0!	
11-Sep-25	22																0.00	0.00	#DIV/0!	
18-Sep-25	23																0.00	0.00	#DIV/0!	
25-Sep-25	24																0.00	0.00	#DIV/0!	
02-Oct-25	25																0.00	0.00	#DIV/0!	
09-Oct-25	26																0.00	0.00	#DIV/0!	
16-Oct-25	27																0.00	0.00	#DIV/0!	
23-Oct-25	28																0.00	0.00	#DIV/0!	
30-Oct-25	29																0.00	0.00	#DIV/0!	

CERTIFICATE OF ANALYSIS ▪ KINETIC TESTING RESULTS OF COL-10

Global ARD Testing Services Inc.

GLOBAL PROJECT NO: 2329 (B20)
CLIENT: Kinross Great Bear
CLIENT PROJECT NAME & NO: Kinross Great Bear - Overburden Characterization | OMI
Sample ID: WSP 100
Sample Wt. used (g): 640.0

				General Parameters						Anions			Nutrients				Dissolved Metals by ICP-MS		
Instrument/Method:				pH Meter	EC Meter	Eh Meter	DO Meter	Titration/Calculation		Turbidimetry	IC	ISE	IC	IC	Colourimetry	Calc.			
Sampling Date	Week No.	Input Vol. (DI Water)	Output Vol. (Leachate)	pH	EC	ORP	DO	Acidity (to pH 8.3)	Alkalinity (to pH 4.5)	Sulphate	Chloride	Fluoride	Nitrate (NO_3 as N)	Nitrite (NO_2 as N)	Dissolved Phosphorus	Hardness	Aluminum (Al)	Antimony (Sb)	Arsenic (As)
	Unit:	mL	mL	pH Units	µS/cm	mV	mg/L	mg CaCO3/L	mg CaCO3/L	mg/L	mg/L	mg/L	mg/L	mg/L	mg/L	mg CaCO3/L	mg/L	mg/L	mg/L
	RDL:	5	5	0.01	1	1	0.1	0.5	0.5	0.5	0.1	0.1	0.01	0.01	0.005	0.125	0.001	0.00005	0.00005
10-Apr-25	0	439	115	7.07	194	123		27.4	110	14.3	1.21	0.17	0.111	0.119	0.0613	117	0.0038	0.000362	0.000703
17-Apr-25	1	350	352	7.75	243	228	5.78	7.88	141	1.56	0.14	0.55	<0.010	<0.010	0.0096	114	0.0044	0.000255	0.000532
24-Apr-25	2	350	355	7.37	177	288	3.65	19.5	127	1.61	0.19	0.89	0.026	<0.010	0.0356	95.4	0.0036	0.000169	0.000466
01-May-25	3	350	356	7.01	200	268	4.62	37.3	129	1.03	<0.10	0.79	<0.010	<0.010	0.0311	102	0.0128	0.000171	0.000447
08-May-25	4	350	349	7.40	188	249	4.66	11.8	113	1.31	<0.10	<0.10	<0.010	<0.010	0.0441	96.7	0.0095	0.000134	0.000431
15-May-25	5	350	355	7.18	154	287	5.55	15.4	105	0.70	<0.10	0.76	<0.010	<0.010	0.0098	96.2	0.0065	0.000112	0.000370
22-May-25	6	350	354	7.04	169	257	5.28	19.2	101	0.90	<0.10	0.93	<0.010	<0.010	<0.0050	89.6	0.0119	0.000109	0.000355
29-May-25	7	350	345	6.97	175	320	6.19	23.0	106	<0.5	0.11	0.80	<0.100	<0.010	0.0257	99.3	0.0618	0.000129	0.000371
05-Jun-25	8	350	354	6.76	167	340	5.22	33.8	101	2.03	<0.10	0.61	0.015	<0.010	0.0277	99.9	0.0062	0.000100	0.000367
12-Jun-25	9	350	347	7.14	186	280	5.59	13.4	98.9	0.71	<0.10	0.54	0.047	<0.010	0.0149	95.4	0.0088	0.000118	0.000382
19-Jun-25	10	350	344	6.93	154	273	5.77	20.2	97.0	0.84	<0.10	0.80	0.015	<0.010	<0.0050	94.0	0.0057	0.000103	0.000324
26-Jun-25	11	350	358	6.83	139	293	5.26	23.8	92.7	<0.5	0.13	0.71	0.040	<0.010	<0.0050	91.2	0.0058	0.000092	0.000360
03-Jul-25	12	350	351	6.79	144	352	5.03	27.7	88.8	0.65	<0.10	0.40	<0.010	<0.010	<0.0050	79.5	0.0072	0.000116	0.000373
10-Jul-25	13	350																	
17-Jul-25	14	350																	
24-Jul-25	15	350																	
31-Jul-25	16	350																	
07-Aug-25	17	350																	
14-Aug-25	18	350																	
21-Aug-25	19	350																	
28-Aug-25	20	350																	
04-Sep-25	21	350																	
11-Sep-25	22	350																	
18-Sep-25	23	350																	
25-Sep-25	24	350																	
02-Oct-25	25	350																	
09-Oct-25	26	351																	
16-Oct-25	27	352																	
23-Oct-25	28	353																	
30-Oct-25	29	354																	

NOTES:
Number of weeks of testing requested = 10 weeks.
RDL may be raised for some samples due to sample matrix interference.

Flett Mercury Notes:
~ : Result below the methods ML.
Minimum Level (ML): the amount of mercury that can be reported with almost 100% confidence that the measured concentration exceeds zero.

Abbreviations:
RDL: Reportable Detection Limits
EC: Electric Conductivity
ORP (Eh): Oxidation Reduction Potential
IC: Ion Chromatograph
SIE: Selective Ion Electrode
ICP-MS: Inductively Coupled Plasma - Mass Spectrometry
Calc: Calculation

CERTIFICATE OF ANALYSIS ▪ KINETIC TESTING RESULTS OF COL-10

Global ARD Testing Services Inc.

EMA2303

GLOBAL PROJECT NO: 2329 (B20)

CLIENT: Kinross Great Bear

CLIENT PROJECT NAME & NO: Kinross Great Bear - Overburden Characterization | OM

Sample ID: WSP 100

Sample Wt. used (g): 640.0

																CVAA						
Sampling Date	Week No.	Barium (Ba)	Beryllium (Be)	Bismuth (Bi)	Boron (B)	Cadmium (Cd)	Calcium (Ca)	Chromium (Cr)	Cobalt (Co)	Copper (Cu)	Iron (Fe)	Lead (Pb)	Lithium (Li)	Magnesium (Mg)	Manganese (Mn)	Mercury (Hg)	Molybdenum (Mo)	Nickel (Ni)	Phosphorus (P)	Potassium (K)	Selenium (Se)	Silicon (Si)
	Unit:	mg/L	mg/L	mg/L	mg/L	mg/L	mg/L	mg/L	mg/L	mg/L	mg/L	mg/L	mg/L	mg/L	mg/L	ug/L	mg/L	mg/L	mg/L	mg/L	mg/L	mg/L
	RDL:	0.0001	0.00001	0.00001	0.002	0.000002	0.05	0.0005	0.000005	0.0001	0.002	0.00005	0.00005	0.005	0.00005	0.005	0.00001	0.00004	0.01	0.02	0.0001	0.1
10-Apr-25	0	0.0283	<0.000010	<0.000010	0.0214	<0.0000180	31.5	<0.00050	0.000194	0.0129	<0.0020	<0.000050	0.0351	9.22	0.0346	<0.0050	0.0385	0.00174	0.072	4.29	0.0361	5.77
17-Apr-25	1	0.0267	<0.000010	<0.000010	0.0322	<0.0000180	29.7	<0.00050	0.000102	0.00836	<0.0020	<0.000050	0.0337	9.70	0.0172	<0.0050	0.0344	0.00135	0.058	2.85	0.00376	7.94
24-Apr-25	2	0.0206	<0.000010	<0.000010	0.0304	<0.0000180	25.1	0.00052	0.0000752	0.00674	<0.0020	<0.000050	0.0270	7.95	0.0282	<0.0050	0.0285	0.00112	0.049	2.29	0.00230	7.79
01-May-25	3	0.0228	<0.000010	<0.000010	0.0269	<0.0000140	27.5	<0.00050	0.0000778	0.00612	0.0040	<0.000050	0.0281	8.06	0.0362	<0.0050	0.0234	0.000922	0.048	2.44	0.00240	8.09
08-May-25	4	0.0207	<0.000010	<0.000010	0.0228	<0.0000100	26.4	<0.00050	0.0000739	0.00539	0.0039	<0.000050	0.0222	7.47	0.0361	<0.0050	0.0175	0.000910	0.041	2.33	0.00234	8.05
15-May-25	5	0.0193	<0.000010	<0.000010	0.0137	<0.0000080	26.5	<0.00050	0.0000512	0.00464	0.0024	<0.000050	0.0205	7.27	0.0222	<0.0050	0.0120	0.000665	0.038	2.04	0.00218	7.38
22-May-25	6	0.0178	<0.000010	<0.000010	0.0163	0.0000077	24.4	<0.00050	0.0000481	0.00426	0.0052	<0.000050	0.0194	6.92	0.0175	<0.0050	0.00800	0.000692	0.034	1.97	0.00211	6.99
29-May-25	7	0.0196	<0.000010	<0.000010	0.0148	0.0000093	27.2	0.00059	0.0000759	0.00435	0.0507	<0.000050	0.0212	7.63	0.0176	<0.0050	0.00604	0.000751	0.036	2.19	0.00243	8.53
05-Jun-25	8	0.0178	<0.000010	<0.000010	0.0131	0.0000058	27.0	<0.00050	0.0000326	0.00390	<0.0020	<0.000050	0.0216	7.86	0.0118	<0.0050	0.00424	0.000560	0.022	2.18	0.00237	7.75
12-Jun-25	9	0.0183	<0.000010	<0.000010	0.0122	0.0000067	27.0	<0.00050	0.0000380	0.00417	<0.0020	<0.000050	0.0194	6.76	0.0153	<0.0050	0.00359	0.000587	0.015	1.87	0.00357	7.68
19-Jun-25	10	0.0182	<0.000010	<0.000010	0.0106	0.0000048	25.8	0.00067	0.0000348	0.00347	<0.0020	<0.000050	0.0202	7.17	0.0140	<0.0050	0.00302	0.000606	0.018	1.97	0.00267	7.43
26-Jun-25	11	0.0169	<0.000010	<0.000010	0.0101	0.0000054	25.0	<0.00050	0.0000285	0.00314	<0.0020	<0.000050	0.0219	6.93	0.00956	<0.0050	0.00244	0.000465	0.013	1.88	0.00225	7.43
03-Jul-25	12	0.0168	<0.000010	<0.000010	0.0097	0.0000029	22.7	0.00057	0.0000281	0.00324	<0.0020	<0.000050	0.0171	5.52	0.00710	<0.0050	0.00196	0.000445	0.011	1.60	0.00247	7.00
10-Jul-25	13																					
17-Jul-25	14																					
24-Jul-25	15																					
31-Jul-25	16																					
07-Aug-25	17																					
14-Aug-25	18																					
21-Aug-25	19																					
28-Aug-25	20																					
04-Sep-25	21																					
11-Sep-25	22																					
18-Sep-25	23																					
25-Sep-25	24																					
02-Oct-25	25																					
09-Oct-25	26																					
16-Oct-25	27																					
23-Oct-25	28																					
30-Oct-25	29																					

CERTIFICATE OF ANALYSIS • KINETIC TESTING RESULTS OF COL-10

Global ARD Testing Services Inc.

EMA2303

GLOBAL PROJECT NO: 2329 (B20)

CLIENT: Kinross Great Bear

CLIENT PROJECT NAME & NO: Kinross Great Bear - Overburder

Sample ID: WSP 100

Sample Wt. used (g): 640.0

																Ultra-trace by Flett	Ion Balance			Job No.
Sampling Date	Week No.	Silver (Ag)	Sodium (Na)	Strontium (Sr)	Sulphur (S)	Tellurium (Te)	Thallium (Tl)	Thorium (Th)	Tin (Sn)	Titanium (Ti)	Tungsten (W)	Uranium (U)	Vanadium (V)	Zinc (Zn)	Zirconium (Zr)	Mercury (Hg)	Anions	Cations	% Difference	
	Unit:	mg/L	mg/L	mg/L	mg/L	mg/L	mg/L	mg/L	mg/L	mg/L	mg/L	mg/L	mg/L	mg/L	mg/L	ng/L				
	RDL:	0.00001	0.02	0.0001	1	0.00005	0.000004	0.00001	0.0001	0.0002	0.0002	0.000001	0.001	0.001	0.00002	0.04	meq/L	meq/L	meq/L	
10-Apr-25	0	<0.000010	13.7	0.0659	5.06	<0.000050	<0.0000040	<0.000010	0.000135	<0.00020	0.00106	0.00425	0.00172	0.0021	0.000077		2.55	3.05	8.91	25D1570-05
17-Apr-25	1	<0.000010	12.1	0.0666	<1.00	<0.000050	<0.0000040	<0.000010	<0.000100	<0.00020	0.00100	0.00569	0.00190	0.0010	0.000052		2.88	2.89	0.19	25D3005-05
24-Apr-25	2	<0.000010	9.29	0.0560	<1.00	<0.000050	<0.0000040	<0.000010	<0.000100	<0.00020	0.00080	0.00408	0.00208	0.0013	0.000021		2.63	2.38	-5.01	25D3484-05
01-May-25	3	<0.000010	7.87	0.0580	<1.00	<0.000050	<0.0000040	<0.000010	<0.000100	0.00046	0.00080	0.00375	0.00203	0.0014	0.000027		2.63	2.45	-3.57	25E0292-05
08-May-25	4	<0.000010	6.38	0.0575	<1.00	<0.000050	<0.0000040	<0.000010	<0.000100	0.00027	0.00072	0.00303	0.00224	0.0011	0.000021		2.28	2.28	-0.01	25E1412-05
15-May-25	5	<0.000010	4.91	0.0521	<1.00	<0.000050	<0.0000040	<0.000010	<0.000100	<0.00020	0.00054	0.00286	0.00195	0.0013	<0.000020	0.46	2.16	2.19	0.82	25E2402-05
22-May-25	6	<0.000010	3.64	0.0497	<1.00	<0.000050	<0.0000040	<0.000010	<0.000100	0.00037	0.00045	0.00251	0.00199	0.0010	<0.000020	0.49	2.09	2.00	-2.08	25E3245-05
29-May-25	7	<0.000010	3.08	0.0533	<1.00	<0.000050	<0.0000040	0.000017	0.000126	0.00375	0.00049	0.00247	0.00238	0.0010	0.000060	0.51	2.17	2.19	0.48	25F0044-05
05-Jun-25	8	<0.000010	2.51	0.0489	<1.00	<0.000050	<0.0000040	<0.000010	<0.000100	<0.00020	0.00047	0.00225	0.00232	<0.0010	<0.000020	0.34	2.09	2.17	1.73	25F1480-04
12-Jun-25	9	<0.000010	1.99	0.0528	<1.00	<0.000050	<0.0000040	<0.000010	<0.000100	<0.00020	0.00049	0.00229	0.00227	0.0017	0.000021		2.02	2.04	0.58	25F2047-04
19-Jun-25	10	<0.000010	1.62	0.0502	<1.00	<0.000050	<0.0000040	<0.000010	<0.000100	<0.00020	0.00041	0.00215	0.00229	0.0015	<0.000020		2.00	2.00	0.11	25F3054-04
26-Jun-25	11	<0.000010	1.40	0.0486	<1.00	<0.000050	<0.0000040	<0.000010	<0.000100	<0.00020	0.00039	0.00199	0.00227	<0.0010	<0.000020		1.90	1.93	0.94	25F4014-04
03-Jul-25	12	<0.000010	1.17	0.0441	<1.00	<0.000050	<0.0000040	<0.000010	0.000150	<0.00020	0.00049	0.00164	0.00247	0.0013	<0.000020		1.81	1.68	-3.64	25G0603-04
10-Jul-25	13																0.00	0.00	#DIV/0!	
17-Jul-25	14																0.00	0.00	#DIV/0!	
24-Jul-25	15																0.00	0.00	#DIV/0!	
31-Jul-25	16																0.00	0.00	#DIV/0!	
07-Aug-25	17																0.00	0.00	#DIV/0!	
14-Aug-25	18																0.00	0.00	#DIV/0!	
21-Aug-25	19																0.00	0.00	#DIV/0!	
28-Aug-25	20																0.00	0.00	#DIV/0!	
04-Sep-25	21																0.00	0.00	#DIV/0!	
11-Sep-25	22																0.00	0.00	#DIV/0!	
18-Sep-25	23																0.00	0.00	#DIV/0!	
25-Sep-25	24																0.00	0.00	#DIV/0!	
02-Oct-25	25																0.00	0.00	#DIV/0!	
09-Oct-25	26																0.00	0.00	#DIV/0!	
16-Oct-25	27																0.00	0.00	#DIV/0!	
23-Oct-25	28																0.00	0.00	#DIV/0!	
30-Oct-25	29																0.00	0.00	#DIV/0!	

CERTIFICATE OF ANALYSIS ▪ KINETIC TESTING RESULTS OF COL-11

Global ARD Testing Services Inc.

GLOBAL PROJECT NO: 2329 (B20)

CLIENT: Kinross Great Bear

CLIENT PROJECT NAME & NO: Kinross Great Bear - Overburden Characterization | OMI

Sample ID: Method Blank

Sample Wt. used (g): 0.0

				General Parameters						Anions			Nutrients				Dissolved Metals by ICP-MS		
Instrument/Method:				pH Meter	EC Meter	Eh Meter	DO Meter	Titration/Calculation		Turbidimetry	IC	ISE	IC	IC	Colourimetry	Calc.			
Sampling Date	Week No.	Input Vol. (DI Water)	Output Vol. (Leachate)	pH	EC	ORP	DO	Acidity (to pH 8.3)	Alkalinity (to pH 4.5)	Sulphate	Chloride	Fluoride	Nitrate (NO_3 as N)	Nitrite (NO_2 as N)	Dissolved Phosphorus	Hardness	Aluminum (Al)	Antimony (Sb)	Arsenic (As)
	Unit:	mL	mL	pH Units	µS/cm	mV	mg/L	mg CaCO3/L	mg CaCO3/L	mg/L	mg/L	mg/L	mg/L	mg/L	mg/L	mg CaCO3/L	mg/L	mg/L	mg/L
	RDL:	5	5	0.01	1	1	0.1	0.5	0.5	0.5	0.1	0.1	0.01	0.01	0.005	0.125	0.001	0.00005	0.00005
10-Apr-25	0	350	350	6.00	1.35	218		4.36	2.48	<0.5	<0.10	0.16	<0.010	<0.010	<0.0050	<0.125	<0.0010	<0.000050	<0.000050
17-Apr-25	1	350	334	6.05	1.71	189	3.62	3.39	1.53	<0.5	<0.10	0.11	<0.010	<0.010	<0.0050	<0.125	<0.0010	<0.000050	<0.000050
24-Apr-25	2	350	345	5.70	1.24	268	3.60	4.27	2.55	1.11	<0.10	0.20	<0.010	<0.010	<0.0050	<0.125	<0.0010	<0.000050	<0.000050
01-May-25	3	350		5.32	1.29	254	4.69	4.68	3.32	<0.5	<0.10	<0.10	<0.010	<0.010	<0.0050	<0.125	<0.0010	<0.000050	<0.000050
08-May-25	4	350		5.41	1.11	224	4.67	4.20	4.79	<0.5	<0.10	0.26	<0.010	<0.010	<0.0050	<0.125	<0.0010	<0.000050	<0.000050
15-May-25	5	350	348	5.66	1.27	347	4.99	3.26	1.58	<0.5	<0.10	0.15	0.016	<0.010	<0.0050	<0.125	<0.0010	0.000076	<0.000050
22-May-25	6	350	349	5.72	1.34	268	4.70	3.09	2.12	<0.5	<0.10	<0.10	<0.010	<0.010	<0.0050	<0.125	<0.0010	<0.000050	<0.000050
29-May-25	7	350	340	5.85	1.40	317	4.86	3.54	1.64	<0.5	<0.10	<0.10	<0.010	<0.010	<0.0050	<0.125	<0.0010	<0.000050	<0.000050
05-Jun-25	8	350	345	5.51	1.28	388	4.56	3.66	4.06	<0.5	<0.10	<0.10	<0.010	<0.010	0.0809	<0.125	<0.0010	<0.000050	<0.000050
12-Jun-25	9	350	346	6.04	1.42	303	4.50	2.61	2.18	<0.5	<0.10	<0.10	<0.010	<0.010	<0.0050	<0.125	<0.0010	<0.000050	<0.000050
19-Jun-25	10	350	349	5.66	1.98	268	4.52	3.14	1.06	<0.5	<0.10	<0.10	<0.010	<0.010	<0.0050	<0.125	<0.0010	<0.000050	<0.000050
26-Jun-25	11	350	358	5.86	1.32	303	4.40	3.80	1.88	<0.5	<0.10	<0.10	0.010	<0.010	<0.0050	<0.125	<0.0010	<0.000050	<0.000050
03-Jul-25	12	350	346	5.61	1.36	353	4.18	3.66	1.75	<0.5	<0.10	<0.10	<0.010	<0.010	<0.0050	<0.125	<0.0010	<0.000050	<0.000050
10-Jul-25	13	350																	
17-Jul-25	14	350																	
24-Jul-25	15	350																	
31-Jul-25	16	350																	
07-Aug-25	17	350																	
14-Aug-25	18	350																	
21-Aug-25	19	350																	
28-Aug-25	20	350																	
04-Sep-25	21	350																	
11-Sep-25	22	350																	
18-Sep-25	23	350																	
25-Sep-25	24	350																	
02-Oct-25	25	350																	
09-Oct-25	26	351																	
16-Oct-25	27	352																	
23-Oct-25	28	353																	
30-Oct-25	29	354																	

NOTES:
Number of weeks of testing requested = 10 weeks.
RDL may be raised for some samples due to sample matrix interference.

Flett Mercury Notes:
~ : Result below the methods ML.
Minimum Level (ML): the amount of mercury that can be reported with almost 100% confidence that the measured concentration exceeds zero.

Abbreviations:
RDL: Reportable Detection Limits
EC: Electric Conductivity
ORP (Eh): Oxidation Reduction Potential
IC: Ion Chromatograph
SIE: Selective Ion Electrode
ICP-MS: Inductively Coupled Plasma - Mass Spectrometry
Calc: Calculation

CERTIFICATE OF ANALYSIS ▪ KINETIC TESTING RESULTS OF COL-11

Global ARD Testing Services Inc.

EMA2303

GLOBAL PROJECT NO: 2329 (B20)

CLIENT: Kinross Great Bear

CLIENT PROJECT NAME & NO: Kinross Great Bear - Overburden Characterization | OM

Sample ID: Method Blank

Sample Wt. used (g): 0.0

																CVAA						
Sampling Date	Week No.	Barium (Ba)	Beryllium (Be)	Bismuth (Bi)	Boron (B)	Cadmium (Cd)	Calcium (Ca)	Chromium (Cr)	Cobalt (Co)	Copper (Cu)	Iron (Fe)	Lead (Pb)	Lithium (Li)	Magnesium (Mg)	Manganese (Mn)	Mercury (Hg)	Molybdenum (Mo)	Nickel (Ni)	Phosphorus (P)	Potassium (K)	Selenium (Se)	Silicon (Si)
	Unit:	mg/L	mg/L	mg/L	mg/L	mg/L	mg/L	mg/L	mg/L	mg/L	mg/L	mg/L	mg/L	mg/L	mg/L	ug/L	mg/L	mg/L	mg/L	mg/L	mg/L	mg/L
	RDL:	0.0001	0.00001	0.00001	0.002	0.000002	0.05	0.0005	0.000005	0.0001	0.002	0.00005	0.00005	0.005	0.00005	0.005	0.00001	0.00004	0.01	0.02	0.0001	0.1
10-Apr-25	0	0.00014	<0.000010	<0.000010	<0.0020	<0.0000020	<0.050	<0.00050	<0.0000050	<0.00010	<0.0020	<0.000050	<0.000050	<0.0050	<0.000050	<0.0050	<0.000010	0.000109	<0.010	<0.020	<0.00010	<0.10
17-Apr-25	1	<0.00010	<0.000010	<0.000010	<0.0020	<0.0000020	<0.050	<0.00050	<0.0000050	<0.00010	<0.0020	<0.000050	<0.000050	<0.0050	<0.000050	<0.0050	<0.000010	<0.000040	<0.010	<0.020	<0.00010	<0.10
24-Apr-25	2	<0.00010	<0.000010	<0.000010	<0.0020	<0.0000020	<0.050	<0.00050	<0.0000050	<0.00010	<0.0020	<0.000050	<0.000050	<0.0050	<0.000050	<0.0050	<0.000010	<0.000040	<0.010	<0.020	<0.00010	<0.10
01-May-25	3	<0.00010	<0.000010	<0.000010	<0.0020	<0.0000020	<0.050	<0.00050	<0.0000050	<0.00010	<0.0020	<0.000050	<0.000050	<0.0050	<0.000050	<0.0050	<0.000010	<0.000040	<0.010	<0.020	<0.00010	<0.10
08-May-25	4	0.00030	<0.000010	<0.000010	<0.0020	<0.0000020	<0.050	<0.00050	<0.0000050	0.00010	<0.0020	<0.000050	<0.000050	<0.0050	0.000082	<0.0050	<0.000010	<0.000040	<0.010	<0.020	<0.00010	<0.10
15-May-25	5	0.00014	<0.000010	<0.000010	<0.0020	<0.0000020	<0.050	<0.00050	<0.0000050	<0.00010	<0.0020	<0.000050	<0.000050	<0.0050	0.000068	<0.0050	<0.000010	<0.000040	<0.010	<0.020	<0.00010	<0.10
22-May-25	6	<0.00010	<0.000010	<0.000010	<0.0020	<0.0000020	<0.050	<0.00050	<0.0000050	<0.00010	<0.0020	<0.000050	<0.000050	<0.0050	<0.000050	<0.0050	<0.000010	<0.000040	<0.010	<0.020	<0.00010	<0.10
29-May-25	7	0.00012	<0.000010	<0.000010	<0.0020	<0.0000020	<0.050	<0.00050	<0.0000050	0.00015	<0.0020	<0.000050	<0.000050	<0.0050	0.000063	<0.0050	<0.000010	<0.000040	<0.010	<0.020	<0.00010	<0.10
05-Jun-25	8	0.00014	<0.000010	<0.000010	<0.0020	<0.0000020	<0.050	<0.00050	<0.0000050	<0.00010	<0.0020	<0.000050	<0.000050	<0.0050	0.000064	<0.0050	<0.000010	<0.000040	<0.010	<0.020	<0.00010	<0.10
12-Jun-25	9	0.00015	<0.000010	<0.000010	<0.0020	<0.0000020	<0.050	<0.00050	<0.0000050	0.00010	<0.0020	<0.000050	<0.000050	<0.0050	0.000073	<0.0050	<0.000010	<0.000040	<0.010	<0.020	<0.00010	<0.10
19-Jun-25	10	<0.00010	<0.000010	<0.000010	<0.0020	<0.0000020	<0.050	<0.00050	<0.0000050	0.00036	<0.0020	<0.000050	<0.000050	<0.0050	0.000061	<0.0050	<0.000010	0.000067	<0.010	<0.020	<0.00010	<0.10
26-Jun-25	11	0.00011	<0.000010	<0.000010	<0.0020	<0.0000020	<0.050	<0.00050	<0.0000050	<0.00010	<0.0020	<0.000050	<0.000050	<0.0050	0.000070	<0.0050	<0.000010	<0.000040	<0.010	<0.020	<0.00010	<0.10
03-Jul-25	12	<0.00010	<0.000010	<0.000010	<0.0020	<0.0000020	<0.050	<0.00050	<0.0000050	<0.00010	<0.0020	<0.000050	<0.000050	<0.0050	0.000083	<0.0050	<0.000010	<0.000040	<0.010	<0.020	<0.00010	<0.10
10-Jul-25	13																					
17-Jul-25	14																					
24-Jul-25	15																					
31-Jul-25	16																					
07-Aug-25	17																					
14-Aug-25	18																					
21-Aug-25	19																					
28-Aug-25	20																					
04-Sep-25	21																					
11-Sep-25	22																					
18-Sep-25	23																					
25-Sep-25	24																					
02-Oct-25	25																					
09-Oct-25	26																					
16-Oct-25	27																					
23-Oct-25	28																					
30-Oct-25	29																					

CERTIFICATE OF ANALYSIS • KINETIC TESTING RESULTS OF COL-11

Global ARD Testing Services Inc.

EMA2303

GLOBAL PROJECT NO: 2329 (B20)

CLIENT: Kinross Great Bear

CLIENT PROJECT NAME & NO: Kinross Great Bear - Overburder

Sample ID: Method Blank

Sample Wt. used (g): 0.0

Sampling Date	Week No.	Silver (Ag)	Sodium (Na)	Strontium (Sr)	Sulphur (S)	Tellurium (Te)	Thallium (Tl)	Thorium (Th)	Tin (Sn)	Titanium (Ti)	Tungsten (W)	Uranium (U)	Vanadium (V)	Zinc (Zn)	Zirconium (Zr)	Ultra-trace by Flett Mercury (Hg)	Ion Balance Anions	Ion Balance Cations	Ion Balance % Difference	Job No.
Unit:		mg/L	mg/L	mg/L	mg/L	mg/L	mg/L	mg/L	mg/L	mg/L	mg/L	mg/L	mg/L	mg/L	mg/L	ng/L				
RDL:		0.00001	0.02	0.0001	1	0.00005	0.000004	0.00001	0.0001	0.0002	0.0002	0.000001	0.001	0.001	0.00002	0.04	meq/L	meq/L	meq/L	
10-Apr-25	0	<0.000010	<0.020	<0.00010	<1.00	<0.000050	<0.0000040	<0.000010	<0.000100	<0.00020	<0.00020	<0.0000010	<0.00100	<0.0010	<0.000020					25D1335-02
17-Apr-25	1	<0.000010	<0.020	<0.00010	<1.00	<0.000050	<0.0000040	<0.000010	<0.000100	<0.00020	<0.00020	<0.0000010	<0.00100	<0.0010	<0.000020					25D3174-03
24-Apr-25	2	<0.000010	<0.020	<0.00010	<1.00	<0.000050	<0.0000040	<0.000010	<0.000100	<0.00020	<0.00020	<0.0000010	<0.00100	<0.0010	<0.000020					25D3035-10
01-May-25	3	<0.000010	<0.020	<0.00010	<1.00	<0.000050	<0.0000040	<0.000010	<0.000100	<0.00020	<0.00020	<0.0000010	<0.00100	<0.0010	<0.000020					25D3770-01
08-May-25	4	<0.000010	<0.020	<0.00010	<1.00	<0.000050	<0.0000040	<0.000010	<0.000100	<0.00020	<0.00020	<0.0000010	<0.00100	0.0017	<0.000020					25E0740-01
15-May-25	5	<0.000010	<0.020	<0.00010	<1.00	<0.000050	<0.0000040	<0.000010	<0.000100	<0.00020	<0.00020	<0.0000010	<0.00100	0.0013	<0.000020	~0.14				25E2402-06
22-May-25	6	<0.000010	0.026	<0.00010	<1.00	<0.000050	<0.0000040	<0.000010	<0.000100	<0.00020	<0.00020	<0.0000010	<0.00100	0.0010	<0.000020	~0.11				25E3245-06
29-May-25	7	<0.000010	<0.020	<0.00010	<1.00	<0.000050	<0.0000040	<0.000010	<0.000100	<0.00020	<0.00020	<0.0000010	<0.00100	0.0015	<0.000020	~0.19				25F0044-06
05-Jun-25	8	<0.000010	<0.020	<0.00010	<1.00	<0.000050	<0.0000040	<0.000010	<0.000100	<0.00020	<0.00020	<0.0000010	<0.00100	0.0013	<0.000020	~0.08				25F1480-05
12-Jun-25	9	<0.000010	0.021	<0.00010	<1.00	<0.000050	<0.0000040	<0.000010	<0.000100	<0.00020	<0.00020	<0.0000010	<0.00100	0.0014	<0.000020					25F2047-05
19-Jun-25	10	<0.000010	<0.020	<0.00010	<1.00	<0.000050	<0.0000040	<0.000010	<0.000100	<0.00020	<0.00020	<0.0000010	<0.00100	0.0013	<0.000020					25F3054-05
26-Jun-25	11	<0.000010	<0.020	<0.00010	<1.00	<0.000050	<0.0000040	<0.000010	<0.000100	<0.00020	<0.00020	<0.0000010	<0.00100	0.0012	<0.000020					25F4014-05
03-Jul-25	12	<0.000010	<0.020	<0.00010	<1.00	<0.000050	<0.0000040	<0.000010	<0.000100	<0.00020	<0.00020	<0.0000010	<0.00100	0.0018	<0.000020					25G0603-05
10-Jul-25	13																			
17-Jul-25	14																			
24-Jul-25	15																			
31-Jul-25	16																			
07-Aug-25	17																			
14-Aug-25	18																			
21-Aug-25	19																			
28-Aug-25	20																			
04-Sep-25	21																			
11-Sep-25	22																			
18-Sep-25	23																			
25-Sep-25	24																			
02-Oct-25	25																			
09-Oct-25	26																			
16-Oct-25	27																			
23-Oct-25	28																			
30-Oct-25	29																			

CERTIFICATE OF ANALYSIS ▪ KINETIC TESTING RESULTS OF COL-12

Global ARD Testing Services Inc.

GLOBAL PROJECT NO: 2329 (B20)

CLIENT: Kinross Great Bear

CLIENT PROJECT NAME & NO: Kinross Great Bear - Overburden Characterization | OMI

Sample ID: WSP 102

Sample Wt. used (g): 640.0

				General Parameters						Anions			Nutrients				Dissolved Metals by ICP-MS		
Instrument/Method:				pH Meter	EC Meter	Eh Meter	DO Meter	Titration/Calculation		Turbidimetry	IC	ISE	IC	IC	Colourimetry	Calc.			
Sampling Date	Week No.	Input Vol. (DI Water)	Output Vol. (Leachate)	pH	EC	ORP	DO	Acidity (to pH 8.3)	Alkalinity (to pH 4.5)	Sulphate	Chloride	Fluoride	Nitrate (NO_3 as N)	Nitrite (NO_2 as N)	Dissolved Phosphorus	Hardness	Aluminum (Al)	Antimony (Sb)	Arsenic (As)
	Unit:	mL	mL	pH Units	µS/cm	mV	mg/L	mg CaCO3/L	mg CaCO3/L	mg/L	mg/L	mg/L	mg/L	mg/L	mg/L	mg CaCO3/L	mg/L	mg/L	mg/L
	RDL:	5	5	0.01	1	1	0.1	0.5	0.5	0.5	0.1	0.1	0.01	0.01	0.005	0.125	0.001	0.00005	0.00005
10-Apr-25	0	362	131	6.66	77.9	163		21.9	38.4	3.1	0.65	<0.10	0.136	0.076	0.0406	46.1	0.250	0.000434	0.00114
17-Apr-25	1	350	351	7.08	119	225	4.88	13.4	65.4	0.6	0.11	0.13	0.024	<0.010	0.0228	49.8	0.0832	0.000373	0.000668
24-Apr-25	2	350	356	6.69	68.8	284	3.07	20.9	45.2	1.8	<0.10	0.24	<0.010	<0.010	0.0484	34.7	0.104	0.000315	0.000879
01-May-25	3	350	355	6.52	70.0	262	4.74	27.9	43.6	1.1	<0.10	0.14	<0.010	<0.010	0.0552	32.8	0.131	0.000318	0.00185
08-May-25	4	350	356	6.62	57.5	234	4.26	12.5	32.5	2.6	<0.10	0.11	<0.010	<0.010	0.0894	27.2	0.600	0.000313	0.00251
15-May-25	5	350	361	6.44	43.0	296	5.24	12.7	27.5	3.7	<0.10	<0.10	<0.010	<0.010	0.0157	24.0	0.526	0.000243	0.00181
22-May-25	6	350	361	6.37	38.1	245	4.88	15.6	22.2	6.7	<0.10	0.26	<0.010	<0.010	0.0309	19.5	1.99	0.000259	0.00181
29-May-25	7	350	358	6.36	38.9	321	5.66	16.3	23.0	4.1	<0.10	0.23	<0.010	<0.010	0.0868	20.2	1.23	0.000265	0.00151
05-Jun-25	8	350	358	6.28	39.0	351	5.28	18.5	24.4	4.1	<0.10	0.18	0.022	<0.010	0.0725	23.5	1.49	0.000243	0.00125
12-Jun-25	9	350	357	6.44	42.5	278	5.72	10.9	22.9	4.0	<0.10	0.15	<0.010	<0.010	0.0933	21.7	1.16	0.000248	0.00131
19-Jun-25	10	350	359	6.36	32.2	278	5.73	14.0	17.7	6.1	<0.10	0.21	<0.010	<0.010	0.0055	18.0	0.732	0.000236	0.00123
26-Jun-25	11	350	349	6.29	26.6	307	5.10	12.9	15.8	4.3	<0.10	0.18	0.027	<0.010	<0.0050	17.0	2.33	0.000259	0.00141
03-Jul-25	12	350	357	6.23	33.0	356	4.70	15.4	18.3	7.6	<0.10	0.11	<0.010	<0.010	<0.0050	16.3	1.72	0.000254	0.00149
10-Jul-25	13	350																	
17-Jul-25	14	350																	
24-Jul-25	15	350																	
31-Jul-25	16	350																	
07-Aug-25	17	350																	
14-Aug-25	18	350																	
21-Aug-25	19	350																	
28-Aug-25	20	350																	
04-Sep-25	21	350																	
11-Sep-25	22	350																	
18-Sep-25	23	350																	
25-Sep-25	24	350																	
02-Oct-25	25	350																	
09-Oct-25	26	351																	
16-Oct-25	27	352																	
23-Oct-25	28	353																	
30-Oct-25	29	354																	

NOTES:
Number of weeks of testing requested = 10 weeks.
RDL may be raised for some samples due to sample matrix interference.

Flett Mercury Notes:
~ : Result below the methods ML.
Minimum Level (ML): the amount of mercury that can be reported with almost 100% confidence that the measured concentration exceeds zero.

Abbreviations:
RDL: Reportable Detection Limits
EC: Electric Conductivity
ORP (Eh): Oxidation Reduction Potential
IC: Ion Chromatograph
SIE: Selective Ion Electrode
ICP-MS: Inductively Coupled Plasma - Mass Spectrometry
Calc: Calculation

CERTIFICATE OF ANALYSIS ▪ KINETIC TESTING RESULTS OF COL-12

Global ARD Testing Services Inc.

EMA2303

GLOBAL PROJECT NO: 2329 (B20)

CLIENT: Kinross Great Bear

CLIENT PROJECT NAME & NO: Kinross Great Bear - Overburden Characterization | OM

Sample ID: WSP 102

Sample Wt. used (g): 640.0

																CVAA						
Sampling Date	Week No.	Barium (Ba)	Beryllium (Be)	Bismuth (Bi)	Boron (B)	Cadmium (Cd)	Calcium (Ca)	Chromium (Cr)	Cobalt (Co)	Copper (Cu)	Iron (Fe)	Lead (Pb)	Lithium (Li)	Magnesium (Mg)	Manganese (Mn)	Mercury (Hg)	Molybdenum (Mo)	Nickel (Ni)	Phosphorus (P)	Potassium (K)	Selenium (Se)	Silicon (Si)
	Unit:	mg/L	mg/L	mg/L	mg/L	mg/L	mg/L	mg/L	mg/L	mg/L	mg/L	mg/L	mg/L	mg/L	mg/L	ug/L	mg/L	mg/L	mg/L	mg/L	mg/L	mg/L
	RDL:	0.0001	0.00001	0.00001	0.002	0.000002	0.05	0.0005	0.000005	0.0001	0.002	0.00005	0.00005	0.005	0.00005	0.005	0.00001	0.00004	0.01	0.02	0.0001	0.1
10-Apr-25	0	0.0123	<0.000010	<0.000010	0.0127	0.0000057	11.8	0.00058	0.000117	0.00549	0.159	0.000158	0.00403	4.05	0.00614	0.0085	0.00157	0.00114	0.074	1.20	0.00044	7.44
17-Apr-25	1	0.00999	<0.000010	<0.000010	0.0189	0.0000024	12.1	<0.00050	0.0000276	0.00253	0.0385	0.000051	0.00440	4.76	0.000395	0.0056	0.00157	0.00116	0.038	0.913	0.00010	9.51
24-Apr-25	2	0.00751	<0.000010	<0.000010	0.0160	0.0000028	8.61	0.00074	0.0000261	0.00216	0.0558	0.000075	0.00324	3.20	0.000656	<0.0050	0.00216	0.000925	0.051	0.696	0.00010	9.49
01-May-25	3	0.00842	<0.000010	<0.000010	0.0143	0.0000030	8.30	0.00058	0.0000337	0.00235	0.0714	0.000114	0.00330	2.92	0.00108	<0.0050	0.00288	0.00120	0.064	0.711	<0.00010	10.2
08-May-25	4	0.0120	0.000018	<0.000010	0.0121	0.0000044	6.88	0.00096	0.0000945	0.00216	0.345	0.000299	0.00278	2.43	0.00356	<0.0050	0.00290	0.00168	0.086	0.785	<0.00010	11.3
15-May-25	5	0.0113	0.000016	<0.000010	0.0051	<0.0000020	6.26	0.00119	0.000114	0.00221	0.402	0.000338	0.00214	2.03	0.00363	<0.0050	0.00217	0.00168	0.093	0.623	<0.00010	9.29
22-May-25	6	0.0267	0.000057	0.000019	0.0082	0.0000071	4.90	0.00270	0.000296	0.00307	1.22	0.000882	0.00294	1.76	0.00937	<0.0050	0.00167	0.00257	0.121	0.980	<0.00010	14.4
29-May-25	7	0.0166	0.000032	0.000010	0.0072	0.0000045	5.06	0.00183	0.000191	0.00242	0.750	0.000495	0.00271	1.84	0.00614	<0.0050	0.00117	0.00172	0.092	0.816	<0.00010	13.2
05-Jun-25	8	0.0172	0.000037	0.000013	0.0093	0.0000033	5.70	0.00206	0.000197	0.00248	0.805	0.000545	0.00372	2.24	0.00638	<0.0050	0.000885	0.00162	0.084	0.946	<0.00010	14.6
12-Jun-25	9	0.0182	0.000028	0.000010	0.0081	0.0000052	5.52	0.00166	0.000190	0.00246	0.748	0.000484	0.00279	1.91	0.00666	<0.0050	0.000502	0.00171	0.098	0.748	0.00016	14.5
19-Jun-25	10	0.0129	0.000027	<0.000010	0.0058	0.0000049	4.46	0.00137	0.000178	0.00221	0.554	0.000434	0.00251	1.67	0.00606	<0.0050	0.000491	0.00142	0.067	0.580	<0.00010	12.2
26-Jun-25	11	0.0271	0.000075	0.000018	0.0073	0.0000086	3.98	0.00309	0.000350	0.00314	1.42	0.000877	0.00420	1.71	0.0127	0.0061	0.000540	0.00216	0.081	1.04	<0.00010	17.4
03-Jul-25	12	0.0229	0.000051	0.000015	0.0066	0.0000070	4.02	0.00258	0.000308	0.00283	1.16	0.000755	0.00316	1.50	0.0112	<0.0050	0.000450	0.00180	0.079	0.763	<0.00010	16.4
10-Jul-25	13																					
17-Jul-25	14																					
24-Jul-25	15																					
31-Jul-25	16																					
07-Aug-25	17																					
14-Aug-25	18																					
21-Aug-25	19																					
28-Aug-25	20																					
04-Sep-25	21																					
11-Sep-25	22																					
18-Sep-25	23																					
25-Sep-25	24																					
02-Oct-25	25																					
09-Oct-25	26																					
16-Oct-25	27																					
23-Oct-25	28																					
30-Oct-25	29																					

CERTIFICATE OF ANALYSIS • KINETIC TESTING RESULTS OF COL-12

Global ARD Testing Services Inc.

EMA2303

GLOBAL PROJECT NO: 2329 (B20)

CLIENT: Kinross Great Bear

CLIENT PROJECT NAME & NO: Kinross Great Bear - Overburder

Sample ID: WSP 102

Sample Wt. used (g): 640.0

																Ultra-trace by Flett	Ion Balance			Job No.
Sampling Date	Week No.	Silver (Ag)	Sodium (Na)	Strontium (Sr)	Sulphur (S)	Tellurium (Te)	Thallium (Tl)	Thorium (Th)	Tin (Sn)	Titanium (Ti)	Tungsten (W)	Uranium (U)	Vanadium (V)	Zinc (Zn)	Zirconium (Zr)	Mercury (Hg)	Anions	Cations	% Difference	
	Unit:	mg/L	mg/L	mg/L	mg/L	mg/L	mg/L	mg/L	mg/L	mg/L	mg/L	mg/L	mg/L	mg/L	mg/L	ng/L				
	RDL:	0.00001	0.02	0.0001	1	0.00005	0.000004	0.00001	0.0001	0.0002	0.0002	0.000001	0.001	0.001	0.00002	0.04	meq/L	meq/L	meq/L	
10-Apr-25	0	<0.000010	3.94	0.0242	<1.00	<0.000050	0.0000091	0.000225	0.000363	0.0149	0.00057	0.0000399	0.00257	0.0030	0.000643		0.85	1.16	15.52	25D1570-07
17-Apr-25	1	<0.000010	4.14	0.0258	<1.00	<0.000050	<0.0000040	0.000062	<0.000100	0.00343	0.00036	0.0000354	0.00265	0.0016	0.000189		1.33	1.22	-4.50	25D3005-07
24-Apr-25	2	<0.000010	3.17	0.0178	<1.00	<0.000050	<0.0000040	0.000105	<0.000100	0.00351	0.00036	0.0000241	0.00312	0.0017	0.000180		0.95	0.87	-4.70	25D3484-07
01-May-25	3	<0.000010	2.76	0.0176	<1.00	<0.000050	<0.0000040	0.000142	0.00011	0.00615	0.00045	0.0000329	0.00328	0.0015	0.000340		0.90	0.81	-5.11	25E0292-07
08-May-25	4	<0.000010	2.39	0.0173	<1.00	<0.000050	0.0000055	0.000446	<0.000100	0.0363	0.00043	0.0000573	0.00441	0.0017	0.00124		0.71	0.75	2.79	25E1412-06
15-May-25	5	<0.000010	1.85	0.0147	<1.00	<0.000050	<0.0000040	0.000605	<0.000100	0.0219	0.00024	0.0000603	0.00383	0.0023	0.000730	4.45	0.63	0.65	1.99	25E2388-07
22-May-25	6	0.000011	1.68	0.0164	<1.00	<0.000050	0.0000183	0.00118	0.000125	0.129	0.00031	0.000141	0.00624	0.0035	0.00475	5.85	0.60	0.76	11.67	25E3245-07
29-May-25	7	<0.000010	1.34	0.0149	<1.00	<0.000050	0.0000098	0.000713	<0.000100	0.0713	0.00022	0.0000849	0.00510	0.0024	0.00263	6.67	0.56	0.65	7.71	25F0044-07
05-Jun-25	8	<0.000010	1.46	0.0149	<1.00	<0.000050	0.0000123	0.000763	<0.000100	0.0903	<0.00020	0.0000867	0.00544	0.0023	0.00288	5.40	0.58	0.75	12.94	25F1480-06
12-Jun-25	9	<0.000010	1.15	0.0152	<1.00	<0.000050	0.0000081	0.000743	<0.000100	0.0228	<0.00020	0.0000794	0.00522	0.0026	0.000761		0.55	0.66	9.19	25F2047-06
19-Jun-25	10	<0.000010	0.853	0.0114	<1.00	<0.000050	0.000009	0.000565	<0.000100	0.0332	<0.00020	0.0000654	0.00449	0.0029	0.00123		0.49	0.52	2.44	25F3054-06
26-Jun-25	11	0.000017	1.06	0.0156	<1.00	<0.000050	0.0000228	0.00111	0.000189	0.136	<0.00020	0.000131	0.00695	0.0041	0.00472		0.42	0.73	27.22	25F4014-06
03-Jul-25	12	0.000013	0.913	0.0139	<1.00	<0.000050	0.0000162	0.000810	<0.000100	0.0958	<0.00020	0.000109	0.00588	0.0039	0.00331		0.53	0.62	7.78	25G0603-06
10-Jul-25	13																0.00	0.00	#DIV/0!	
17-Jul-25	14																0.00	0.00	#DIV/0!	
24-Jul-25	15																0.00	0.00	#DIV/0!	
31-Jul-25	16																0.00	0.00	#DIV/0!	
07-Aug-25	17																0.00	0.00	#DIV/0!	
14-Aug-25	18																0.00	0.00	#DIV/0!	
21-Aug-25	19																0.00	0.00	#DIV/0!	
28-Aug-25	20																0.00	0.00	#DIV/0!	
04-Sep-25	21																0.00	0.00	#DIV/0!	
11-Sep-25	22																0.00	0.00	#DIV/0!	
18-Sep-25	23																0.00	0.00	#DIV/0!	
25-Sep-25	24																0.00	0.00	#DIV/0!	
02-Oct-25	25																0.00	0.00	#DIV/0!	
09-Oct-25	26																0.00	0.00	#DIV/0!	
16-Oct-25	27																0.00	0.00	#DIV/0!	
23-Oct-25	28																0.00	0.00	#DIV/0!	
30-Oct-25	29																0.00	0.00	#DIV/0!	

CERTIFICATE OF ANALYSIS ▪ KINETIC TESTING RESULTS OF COL-13

Global ARD Testing Services Inc.

GLOBAL PROJECT NO: 2329 (B20)

CLIENT: Kinross Great Bear

CLIENT PROJECT NAME & NO: Kinross Great Bear - Overburden Characterization | OMI

Sample ID: WSP 105

Sample Wt. used (g): 550.0

				General Parameters						Anions			Nutrients				Dissolved Metals by ICP-MS		
Instrument/Method:				pH Meter	EC Meter	Eh Meter	DO Meter	Titration/Calculation		Turbidimetry	IC	ISE	IC	IC	Colourimetry	Calc.			
Sampling Date	Week No.	Input Vol. (DI Water)	Output Vol. (Leachate)	pH	EC	ORP	DO	Acidity (to pH 8.3)	Alkalinity (to pH 4.5)	Sulphate	Chloride	Fluoride	Nitrate (NO_3 as N)	Nitrite (NO_2 as N)	Dissolved Phosphorus	Hardness	Aluminum (Al)	Antimony (Sb)	Arsenic (As)
	Unit:	mL	mL	pH Units	µS/cm	mV	mg/L	mg CaCO3/L	mg CaCO3/L	mg/L	mg/L	mg/L	mg/L	mg/L	mg/L	mg CaCO3/L	mg/L	mg/L	mg/L
	RDL:	5	5	0.01	1	1	0.1	0.5	0.5	0.5	0.1	0.1	0.01	0.01	0.005	0.125	0.001	0.00005	0.00005
10-Apr-25	0	264	86	6.35	58.0	160		19.1	10.6	1.17	0.76	<0.10	3.82	<0.010	0.0162	30.0	0.136	0.000305	0.00325
17-Apr-25	1	350	353	6.50	31.3	227	5.18	8.93	11.2	1.44	0.15	<0.10	0.059	<0.010	0.0061	11.7	0.141	0.000647	0.00271
24-Apr-25	2	350	348	6.38	22.6	282	2.73	11.9	12.0	2.10	<0.10	<0.10	0.020	<0.010	<0.0050	9.53	0.143	0.000519	0.00232
01-May-25	3	350	353	6.22	28.1	267	3.92	15.2	14.1	<0.5	<0.10	<0.10	0.014	<0.010	<0.0050	10.2	0.135	0.000364	0.00367
08-May-25	4	350	343	6.40	23.0	258	3.71	7.26	11.0	2.41	<0.10	<0.10	0.011	<0.010	0.0076	9.70	0.0949	0.000334	0.00517
15-May-25	5	350	343	6.30	16.8	286	4.46	7.14	9.98	1.76	<0.10	<0.10	<0.010	<0.010	<0.0050	7.96	0.0602	0.000166	0.00318
22-May-25	6	350	360	6.24	15.5	264	4.43	6.95	8.39	0.83	<0.10	<0.10	0.023	<0.010	<0.0050	6.04	0.0514	0.000125	0.00353
29-May-25	7	350	353	6.30	17.7	333	3.47	8.32	10.8	0.53	<0.10	<0.10	<0.010	<0.010	<0.0050	7.82	0.0157	0.000124	0.00212
05-Jun-25	8	350	354	6.20	16.5	365	4.14	9.11	10.3	<0.5	<0.10	<0.10	<0.010	<0.010	0.0078	7.04	0.0101	0.000115	0.00185
12-Jun-25	9	350	355	5.72	20.1	316	3.91	6.80	5.35	<0.5	<0.10	2.76	0.015	<0.010	<0.0050	8.00	0.0150	0.000079	0.00216
19-Jun-25	10	350	357	6.27	15.1	291	3.99	7.35	6.62	0.56	<0.10	0.97	0.027	<0.010	<0.0050	6.73	0.0147	0.000082	0.00219
26-Jun-25	11	350	340	6.27	12.2	321	4.49	7.04	8.06	<0.5	<0.10	<0.10	0.015	<0.010	<0.0050	5.64	0.0123	0.000061	0.00178
03-Jul-25	12	350	346	6.22	12.5	366	4.35	5.47	7.24	<0.5	<0.10	<0.10	0.014	<0.010	<0.0050	5.16	0.0053	0.000072	0.00132
10-Jul-25	13	350																	
17-Jul-25	14	350																	
24-Jul-25	15	350																	
31-Jul-25	16	350																	
07-Aug-25	17	350																	
14-Aug-25	18	350																	
21-Aug-25	19	350																	
28-Aug-25	20	350																	
04-Sep-25	21	350																	
11-Sep-25	22	350																	
18-Sep-25	23	350																	
25-Sep-25	24	350																	
02-Oct-25	25	350																	
09-Oct-25	26	351																	
16-Oct-25	27	352																	
23-Oct-25	28	353																	
30-Oct-25	29	354																	

NOTES:
Number of weeks of testing requested = 10 weeks.
RDL may be raised for some samples due to sample matrix interference.

Flett Mercury Notes:
~ : Result below the methods ML.
Minimum Level (ML): the amount of mercury that can be reported with almost 100% confidence that the measured concentration exceeds zero.

Abbreviations:
RDL: Reportable Detection Limits
EC: Electric Conductivity
ORP (Eh): Oxidation Reduction Potential
IC: Ion Chromatograph
SIE: Selective Ion Electrode
ICP-MS: Inductively Coupled Plasma - Mass Spectrometry
Calc: Calculation

CERTIFICATE OF ANALYSIS ▪ KINETIC TESTING RESULTS OF COL-13

Global ARD Testing Services Inc.

EMA2303

GLOBAL PROJECT NO: 2329 (B20)

CLIENT: Kinross Great Bear

CLIENT PROJECT NAME & NO: Kinross Great Bear - Overburden Characterization | OM

Sample ID: WSP 105

Sample Wt. used (g): 550.0

																CVAA						
Sampling Date	Week No.	Barium (Ba)	Beryllium (Be)	Bismuth (Bi)	Boron (B)	Cadmium (Cd)	Calcium (Ca)	Chromium (Cr)	Cobalt (Co)	Copper (Cu)	Iron (Fe)	Lead (Pb)	Lithium (Li)	Magnesium (Mg)	Manganese (Mn)	Mercury (Hg)	Molybdenum (Mo)	Nickel (Ni)	Phosphorus (P)	Potassium (K)	Selenium (Se)	Silicon (Si)
	Unit:	mg/L	mg/L	mg/L	mg/L	mg/L	mg/L	mg/L	mg/L	mg/L	mg/L	mg/L	mg/L	mg/L	mg/L	ug/L	mg/L	mg/L	mg/L	mg/L	mg/L	mg/L
	RDL:	0.0001	0.00001	0.00001	0.002	0.000002	0.05	0.0005	0.000005	0.0001	0.002	0.00005	0.00005	0.005	0.00005	0.005	0.00001	0.00004	0.01	0.02	0.0001	0.1
10-Apr-25	0	0.0717	0.000010	<0.000010	0.0071	0.0000664	9.76	<0.00050	0.000284	0.00213	0.0256	<0.000050	0.000053	1.36	0.0871	<0.0050	0.000025	0.000692	0.013	1.11	0.00055	4.74
17-Apr-25	1	0.0237	<0.000010	<0.000010	0.0060	0.0000306	3.81	0.00063	0.000558	0.00138	0.153	<0.000050	<0.000050	0.536	0.279	0.0114	0.000044	0.000704	<0.010	0.600	0.00046	5.16
24-Apr-25	2	0.0253	<0.000010	<0.000010	0.0067	0.0000272	2.87	0.00085	0.000712	0.00111	0.476	<0.000050	<0.000050	0.571	0.478	0.0137	0.000036	0.000378	<0.010	0.590	0.00037	4.97
01-May-25	3	0.0261	0.000011	<0.000010	0.0061	0.0000263	3.24	0.00060	0.000965	0.00099	0.949	0.000061	<0.000050	0.515	0.614	0.0118	0.000037	0.000291	<0.010	0.557	0.00030	4.85
08-May-25	4	0.0206	0.000011	<0.000010	0.0065	0.0000115	3.11	0.00058	0.00131	0.00090	1.71	0.000061	<0.000050	0.466	0.779	0.0086	0.000045	0.000290	<0.010	0.480	0.00032	4.45
15-May-25	5	0.0152	<0.000010	<0.000010	<0.0020	0.0000093	2.56	0.00066	0.000840	0.00085	1.28	<0.000050	<0.000050	0.382	0.576	<0.0050	0.000035	0.000232	<0.010	0.357	0.00018	3.06
22-May-25	6	0.0132	<0.000010	<0.000010	0.0040	0.0000073	1.92	<0.00050	0.000735	0.00072	1.46	<0.000050	<0.000050	0.298	0.451	<0.0050	0.000049	0.000179	<0.010	0.323	0.00013	2.83
29-May-25	7	0.0153	<0.000010	<0.000010	0.0035	0.0000088	2.53	<0.00050	0.000930	0.00058	0.175	<0.000050	<0.000050	0.363	0.566	<0.0050	0.000011	0.000111	<0.010	0.375	0.00011	3.12
05-Jun-25	8	0.0161	<0.000010	<0.000010	0.0037	0.0000065	2.27	<0.00050	0.000878	0.00037	0.0859	<0.000050	<0.000050	0.333	0.476	<0.0050	<0.000010	0.000140	<0.010	0.330	<0.00010	2.84
12-Jun-25	9	0.0233	<0.000010	<0.000010	0.0033	0.0000128	2.68	<0.00050	0.00130	0.00052	0.0140	<0.000050	<0.000050	0.319	0.580	<0.0050	<0.000010	0.000188	<0.010	0.338	0.00011	2.86
19-Jun-25	10	0.0192	<0.000010	<0.000010	0.0030	0.0000088	2.22	<0.00050	0.000950	0.00027	0.221	<0.000050	<0.000050	0.289	0.430	<0.0050	0.000010	0.000291	<0.010	0.339	<0.00010	2.93
26-Jun-25	11	0.0150	<0.000010	<0.000010	0.0033	0.0000052	1.86	<0.00050	0.000622	0.00037	0.156	<0.000050	<0.000050	0.239	0.305	<0.0050	0.000010	0.000097	<0.010	0.303	<0.00010	2.65
03-Jul-25	12	0.0132	<0.000010	<0.000010	0.0036	0.0000035	1.75	<0.00050	0.000227	0.00030	0.0271	<0.000050	<0.000050	0.191	0.155	<0.0050	<0.000010	0.000112	<0.010	0.263	<0.00010	2.28
10-Jul-25	13																					
17-Jul-25	14																					
24-Jul-25	15																					
31-Jul-25	16																					
07-Aug-25	17																					
14-Aug-25	18																					
21-Aug-25	19																					
28-Aug-25	20																					
04-Sep-25	21																					
11-Sep-25	22																					
18-Sep-25	23																					
25-Sep-25	24																					
02-Oct-25	25																					
09-Oct-25	26																					
16-Oct-25	27																					
23-Oct-25	28																					
30-Oct-25	29																					

CERTIFICATE OF ANALYSIS • KINETIC TESTING RESULTS OF COL-13

Global ARD Testing Services Inc.

EMA2303

GLOBAL PROJECT NO: 2329 (B20)

CLIENT: Kinross Great Bear

CLIENT PROJECT NAME & NO: Kinross Great Bear - Overburder

Sample ID: WSP 105

Sample Wt. used (g): 550.0

																Ultra-trace by Flett	Ion Balance			Job No.
Sampling Date	Week No.	Silver (Ag)	Sodium (Na)	Strontium (Sr)	Sulphur (S)	Tellurium (Te)	Thallium (Tl)	Thorium (Th)	Tin (Sn)	Titanium (Ti)	Tungsten (W)	Uranium (U)	Vanadium (V)	Zinc (Zn)	Zirconium (Zr)	Mercury (Hg)	Anions	Cations	% Difference	
	Unit:	mg/L	mg/L	mg/L	mg/L	mg/L	mg/L	mg/L	mg/L	mg/L	mg/L	mg/L	mg/L	mg/L	mg/L	ng/L				
	RDL:	0.00001	0.02	0.0001	1	0.00005	0.000004	0.00001	0.0001	0.0002	0.0002	0.000001	0.001	0.001	0.00002	0.04	meq/L	meq/L	meq/L	
10-Apr-25	0	<0.000010	1.49	0.0580	<1.00	<0.000050	0.0000199	0.000051	0.000396	0.00044	<0.00020	0.0000680	<0.00100	0.0089	0.000262		0.26	0.72	47.00	25D1570-08
17-Apr-25	1	<0.000010	0.550	0.0229	<1.00	<0.000050	0.0000141	0.000074	<0.000100	0.00064	<0.00020	0.0000580	<0.00100	0.0020	0.000322		0.26	0.31	8.73	25D3005-08
24-Apr-25	2	<0.000010	0.390	0.0215	<1.00	<0.000050	0.0000143	0.000067	<0.000100	0.00056	<0.00020	0.0000519	<0.00100	0.0020	0.000282		0.28	0.28	-1.57	25D3484-08
01-May-25	3	<0.000010	0.274	0.0210	<1.00	<0.000050	0.0000146	0.000080	<0.000100	0.00050	<0.00020	0.0000431	<0.00100	0.0019	0.000270		0.28	0.30	3.90	25E0292-08
08-May-25	4	<0.000010	0.223	0.0193	<1.00	<0.000050	0.0000107	0.000055	<0.000100	0.00037	<0.00020	0.0000263	<0.00100	0.0018	0.000243		0.27	0.32	8.11	25E1412-07
15-May-25	5	<0.000010	0.165	0.0162	<1.00	<0.000050	0.0000050	0.000033	<0.000100	0.00040	<0.00020	0.0000166	<0.00100	0.0016	0.000125	5.91	0.24	0.25	2.80	25E2388-08
22-May-25	6	<0.000010	0.125	0.0127	<1.00	<0.000050	0.0000072	0.000031	<0.000100	0.00032	<0.00020	0.0000134	<0.00100	0.0016	0.000119	4.40	0.19	0.21	6.37	25E3245-08
29-May-25	7	<0.000010	0.119	0.0166	<1.00	<0.000050	0.0000067	0.000011	<0.000100	<0.00020	<0.00020	0.0000064	<0.00100	0.0013	0.000058	2.98	0.23	0.20	-5.93	25F0044-08
05-Jun-25	8	<0.000010	0.091	0.0160	<1.00	<0.000050	0.0000083	0.000010	<0.000100	<0.00020	<0.00020	0.0000054	<0.00100	0.0012	0.000039	1.89	0.21	0.18	-7.50	25F1480-07
12-Jun-25	9	<0.000010	0.097	0.0179	<1.00	<0.000050	0.0000117	<0.000010	<0.000100	<0.00020	<0.00020	0.0000047	<0.00100	0.0020	0.000025		0.25	0.20	-12.05	25F2047-07
19-Jun-25	10	<0.000010	0.088	0.0154	<1.00	<0.000050	0.0000074	0.000010	<0.000100	<0.00020	<0.00020	0.0000056	<0.00100	0.0019	0.000040		0.20	0.17	-5.74	25F3054-07
26-Jun-25	11	<0.000010	0.082	0.0132	<1.00	<0.000050	0.0000057	<0.000010	<0.000100	<0.00020	<0.00020	0.0000042	<0.00100	0.0011	0.000042		0.16	0.14	-5.83	25F4014-07
03-Jul-25	12	<0.000010	0.077	0.0120	<1.00	<0.000050	0.0000062	<0.000010	<0.000100	<0.00020	<0.00020	0.0000024	<0.00100	0.0015	0.000021		0.14	0.12	-8.58	25G0603-07
10-Jul-25	13																0.00	0.00	#DIV/0!	
17-Jul-25	14																0.00	0.00	#DIV/0!	
24-Jul-25	15																0.00	0.00	#DIV/0!	
31-Jul-25	16																0.00	0.00	#DIV/0!	
07-Aug-25	17																0.00	0.00	#DIV/0!	
14-Aug-25	18																0.00	0.00	#DIV/0!	
21-Aug-25	19																0.00	0.00	#DIV/0!	
28-Aug-25	20																0.00	0.00	#DIV/0!	
04-Sep-25	21																0.00	0.00	#DIV/0!	
11-Sep-25	22																0.00	0.00	#DIV/0!	
18-Sep-25	23																0.00	0.00	#DIV/0!	
25-Sep-25	24																0.00	0.00	#DIV/0!	
02-Oct-25	25																0.00	0.00	#DIV/0!	
09-Oct-25	26																0.00	0.00	#DIV/0!	
16-Oct-25	27																0.00	0.00	#DIV/0!	
23-Oct-25	28																0.00	0.00	#DIV/0!	
30-Oct-25	29																0.00	0.00	#DIV/0!	

CERTIFICATE OF ANALYSIS ▪ KINETIC TESTING RESULTS OF COL-14

Global ARD Testing Services Inc.

GLOBAL PROJECT NO: 2329 (B20)
CLIENT: Kinross Great Bear
CLIENT PROJECT NAME & NO: Kinross Great Bear - Overburden Characterization | OMI
Sample ID: WSP 119 & WSP 120
Sample Wt. used (g): 1000.0

				General Parameters						Anions			Nutrients				Dissolved Metals by ICP-MS		
Instrument/Method:				pH Meter	EC Meter	Eh Meter	DO Meter	Titration/Calculation		Turbidimetry	IC	ISE	IC	IC	Colourimetry	Calc.			
Sampling Date	Week No.	Input Vol. (DI Water)	Output Vol. (Leachate)	pH	EC	ORP	DO	Acidity (to pH 8.3)	Alkalinity (to pH 4.5)	Sulphate	Chloride	Fluoride	Nitrate (NO_3 as N)	Nitrite (NO_2 as N)	Dissolved Phosphorus	Hardness	Aluminum (Al)	Antimony (Sb)	Arsenic (As)
	Unit:	mL	mL	pH Units	µS/cm	mV	mg/L	mg CaCO3/L	mg CaCO3/L	mg/L	mg/L	mg/L	mg/L	mg/L	mg/L	mg CaCO3/L	mg/L	mg/L	mg/L
	RDL:	5	5	0.01	1	1	0.1	0.5	0.5	0.5	0.1	0.1	0.01	0.01	0.005	0.125	0.001	0.00005	0.00005
08-May-25	0	273	95	6.88	174	242	5.16	15.2	65.7	10.9	7.07	0.35	0.076	0.065	0.0252	31.0	0.264	0.000229	0.00329
15-May-25	1	350	352	6.96	123	277	5.00	15.1	77.3	1.86	0.54	0.40	<0.010	0.010	<0.0050	40.1	0.153	0.000697	0.00174
22-May-25	2	350	362	6.73	98.8	240	4.93	18.0	57.0	0.90	<0.10	0.39	<0.010	<0.010	<0.0050	31.4	0.162	0.000361	0.00188
29-May-25	3	350	347	6.73	103	325	4.99	21.3	60.4	0.84	<0.10	0.40	<0.010	<0.010	<0.0050	39.5	0.144	0.000331	0.00218
05-Jun-25	4	350	359	6.58	91.0	342	5.19	25.3	55.5	<0.5	<0.10	0.26	<0.010	<0.010	0.0066	36.2	0.107	0.000268	0.00256
12-Jun-25	5	350	339	6.73	97.3	276	5.09	14.8	47.9	<0.5	0.12	0.30	0.063	<0.010	<0.0050	37.0	0.154	0.000224	0.00299
19-Jun-25	6	350	340	6.64	78.5	269	5.51	18.0	45.1	0.51	<0.10	0.33	<0.010	<0.010	<0.0050	34.9	0.173	0.000162	0.00305
26-Jun-25	7	350	358	6.54	65.5	306	5.27	19.9	40.9	<0.5	<0.10	0.26	0.013	<0.010	<0.0050	32.1	0.225	0.000112	0.00329
03-Jul-25	8	350	359	6.54	76.8	334	5.24	21.1	40.4	0.64	<0.10	0.16	<0.010	<0.010	<0.0050	29.7	0.196	0.000088	0.00323
10-Jul-25	9	350																	
17-Jul-25	10	350																	
24-Jul-25	11	350																	
31-Jul-25	12	350																	
07-Aug-25	13	350																	
14-Aug-25	14	350																	
21-Aug-25	15	350																	
28-Aug-25	16	350																	
04-Sep-25	17	350																	
11-Sep-25	18	350																	
18-Sep-25	19	350																	
25-Sep-25	20	350																	
02-Oct-25	21	350																	
09-Oct-25	22	350																	
16-Oct-25	23	350																	
23-Oct-25	24	350																	
30-Oct-25	25	350																	

NOTES:
Number of weeks of testing requested = 10 weeks.
RDL may be raised for some samples due to sample matrix interference.

Flett Mercury Notes:
~ : Result below the methods ML.
Minimum Level (ML): the amount of mercury that can be reported with almost 100% confidence that the measured concentration exceeds zero.

Abbreviations:
RDL: Reportable Detection Limits
EC: Electric Conductivity
ORP (Eh): Oxidation Reduction Potential
IC: Ion Chromatograph
SIE: Selective Ion Electrode
ICP-MS: Inductively Coupled Plasma - Mass Spectrometry
Calc: Calculation

CERTIFICATE OF ANALYSIS ▪ KINETIC TESTING RESULTS OF COL-14

Global ARD Testing Services Inc.

EMA2303

GLOBAL PROJECT NO: 2329 (B20)

CLIENT: Kinross Great Bear

CLIENT PROJECT NAME & NO: Kinross Great Bear - Overburden Characterization | OM

Sample ID: WSP 119 & WSP 120

Sample Wt. used (g): 1000.0

																CVAA						
Sampling Date	Week No.	Barium (Ba)	Beryllium (Be)	Bismuth (Bi)	Boron (B)	Cadmium (Cd)	Calcium (Ca)	Chromium (Cr)	Cobalt (Co)	Copper (Cu)	Iron (Fe)	Lead (Pb)	Lithium (Li)	Magnesium (Mg)	Manganese (Mn)	Mercury (Hg)	Molybdenum (Mo)	Nickel (Ni)	Phosphorus (P)	Potassium (K)	Selenium (Se)	Silicon (Si)
	Unit:	mg/L	mg/L	mg/L	mg/L	mg/L	mg/L	mg/L	mg/L	mg/L	mg/L	mg/L	mg/L	mg/L	mg/L	ug/L	mg/L	mg/L	mg/L	mg/L	mg/L	mg/L
	RDL:	0.0001	0.00001	0.00001	0.002	0.000002	0.05	0.0005	0.000005	0.0001	0.002	0.00005	0.00005	0.005	0.00005	0.005	0.00001	0.00004	0.01	0.02	0.0001	0.1
08-May-25	0	0.00714	<0.000010	<0.000010	0.0161	<0.0000080	9.45	<0.00050	0.000214	0.00714	0.0866	0.000288	0.00468	1.79	0.00684	<0.0050	0.0295	0.00137	0.017	6.46	0.00013	4.92
15-May-25	1	0.00670	<0.000010	<0.000010	0.0108	<0.0000040	12.9	0.00062	0.000102	0.00248	0.0454	0.000127	0.00400	1.94	0.00760	<0.0050	0.0213	0.000273	<0.010	5.19	<0.00010	5.08
22-May-25	2	0.00538	<0.000010	<0.000010	0.0075	<0.0000022	9.86	<0.00050	0.000081	0.0013	0.0517	0.000163	0.00340	1.65	0.00485	<0.0050	0.00654	0.000202	<0.010	4.20	<0.00010	4.81
29-May-25	3	0.00579	<0.000010	<0.000010	0.0072	<0.0000020	12.5	<0.00050	0.0000588	0.00108	0.0295	0.000053	0.00378	2.03	0.00388	<0.0050	0.00626	0.000103	<0.010	4.51	<0.00010	5.69
05-Jun-25	4	0.00489	<0.000010	<0.000010	0.0050	<0.0000020	11.5	<0.00050	0.0000396	0.00090	0.0149	<0.000050	0.00303	1.83	0.00244	<0.0050	0.00434	0.000107	<0.010	3.79	<0.00010	5.21
12-Jun-25	5	0.00526	<0.000010	<0.000010	0.0051	<0.0000020	12.0	0.00053	0.0000434	0.00104	0.0276	0.000096	0.00313	1.72	0.00212	<0.0050	0.00427	0.000082	<0.010	3.98	<0.00010	5.86
19-Jun-25	6	0.00491	<0.000010	<0.000010	0.0033	<0.0000020	11.1	<0.00050	0.0000445	0.00081	0.0334	0.000101	0.00315	1.73	0.00166	<0.0050	0.00309	0.000153	<0.010	3.65	<0.00010	5.63
26-Jun-25	7	0.00501	<0.000010	<0.000010	0.0032	<0.0000020	10.3	<0.00050	0.0000524	0.00075	0.0487	0.000152	0.00229	1.55	0.00155	<0.0050	0.00205	0.000122	<0.010	3.32	<0.00010	5.43
03-Jul-25	8	0.00447	<0.000010	<0.000010	0.0027	<0.0000020	9.80	0.00052	0.0000328	0.00061	0.0314	0.000108	0.00248	1.26	0.000669	<0.0050	0.00193	0.000101	<0.010	3.15	<0.00010	4.91
10-Jul-25	9																					
17-Jul-25	10																					
24-Jul-25	11																					
31-Jul-25	12																					
07-Aug-25	13																					
14-Aug-25	14																					
21-Aug-25	15																					
28-Aug-25	16																					
04-Sep-25	17																					
11-Sep-25	18																					
18-Sep-25	19																					
25-Sep-25	20																					
02-Oct-25	21																					
09-Oct-25	22																					
16-Oct-25	23																					
23-Oct-25	24																					
30-Oct-25	25																					

CERTIFICATE OF ANALYSIS • KINETIC TESTING RESULTS OF COL-14

Global ARD Testing Services Inc.

EMA2303

GLOBAL PROJECT NO: 2329 (B20)

CLIENT: Kinross Great Bear

CLIENT PROJECT NAME & NO: Kinross Great Bear - Overburden

Sample ID: WSP 119 & WSP 120

Sample Wt. used (g): 1000.0

																Ultra-trace by Flett	Ion Balance			Job No.
Sampling Date	Week No.	Silver (Ag)	Sodium (Na)	Strontium (Sr)	Sulphur (S)	Tellurium (Te)	Thallium (Tl)	Thorium (Th)	Tin (Sn)	Titanium (Ti)	Tungsten (W)	Uranium (U)	Vanadium (V)	Zinc (Zn)	Zirconium (Zr)	Mercury (Hg)	Anions	Cations	% Difference	
	Unit:	mg/L	mg/L	mg/L	mg/L	mg/L	mg/L	mg/L	mg/L	mg/L	mg/L	mg/L	mg/L	mg/L	mg/L	ng/L				
	RDL:	0.00001	0.02	0.0001	1	0.00005	0.000004	0.00001	0.0001	0.0002	0.0002	0.000001	0.001	0.001	0.00002	0.04	meq/L	meq/L	meq/L	
08-May-25	0	0.000013	25.6	0.0233	4.95	<0.000050	0.0000065	0.000082	0.000428	0.00390	0.0158	0.0201	0.00263	0.0016	0.000409		1.76	1.94	4.80	25E1414-01
15-May-25	1	<0.000010	15.4	0.0260	<1.00	<0.000050	<0.0000040	0.000073	0.000146	0.00219	0.0173	0.0254	0.00165	0.0013	0.000197	1.58	1.62	1.63	0.22	25E2391-01
22-May-25	2	<0.000010	7.48	0.0211	<1.00	<0.000050	<0.0000040	0.000064	<0.000100	0.00257	0.0117	0.0125	0.00210	0.0012	0.000198	0.97	1.18	1.08	-4.24	25E3245-09
29-May-25	3	<0.000010	5.91	0.0253	<1.00	<0.000050	<0.0000040	0.000036	0.000365	0.00139	0.0137	0.0112	0.00227	<0.0010	0.000116	0.70	1.25	1.18	-2.61	25F0044-09
05-Jun-25	4	<0.000010	3.99	0.0226	<1.00	<0.000050	<0.0000040	0.000024	<0.000100	0.00066	0.0126	0.00966	0.00267	<0.0010	0.000064	0.50	1.12	1.01	-5.35	25F1480-08
12-Jun-25	5	<0.000010	3.37	0.0225	<1.00	<0.000050	<0.0000040	0.000036	<0.000100	0.00137	0.0130	0.00723	0.00303	0.0016	0.000101		0.98	1.01	1.65	25F2047-08
19-Jun-25	6	<0.000010	2.64	0.0214	<1.00	<0.000050	<0.0000040	0.000037	<0.000100	0.00161	0.0116	0.00566	0.00316	0.0012	0.000108		0.93	0.93	-0.21	25F3054-08
26-Jun-25	7	<0.000010	2.01	0.0197	<1.00	<0.000050	<0.0000040	0.000045	<0.000100	0.00230	0.00802	0.00437	0.00344	0.0010	0.000101		0.83	0.84	0.58	25F4014-08
03-Jul-25	8	<0.000010	1.65	0.0181	<1.00	<0.000050	<0.0000040	0.000069	<0.000100	0.00142	0.00692	0.00350	0.00353	0.0016	0.000089		0.83	0.77	-3.74	25G0603-08
10-Jul-25	9																0.00	0.00	#DIV/0!	
17-Jul-25	10																0.00	0.00	#DIV/0!	
24-Jul-25	11																0.00	0.00	#DIV/0!	
31-Jul-25	12																0.00	0.00	#DIV/0!	
07-Aug-25	13																0.00	0.00	#DIV/0!	
14-Aug-25	14																0.00	0.00	#DIV/0!	
21-Aug-25	15																0.00	0.00	#DIV/0!	
28-Aug-25	16																0.00	0.00	#DIV/0!	
04-Sep-25	17																0.00	0.00	#DIV/0!	
11-Sep-25	18																0.00	0.00	#DIV/0!	
18-Sep-25	19																0.00	0.00	#DIV/0!	
25-Sep-25	20																0.00	0.00	#DIV/0!	
02-Oct-25	21																0.00	0.00	#DIV/0!	
09-Oct-25	22																0.00	0.00	#DIV/0!	
16-Oct-25	23																0.00	0.00	#DIV/0!	
23-Oct-25	24																0.00	0.00	#DIV/0!	
30-Oct-25	25																0.00	0.00	#DIV/0!	

CERTIFICATE OF ANALYSIS ▪ KINETIC TESTING RESULTS OF COL-15

Global ARD Testing Services Inc.

GLOBAL PROJECT NO: 2329 (B20)

CLIENT: Kinross Great Bear

CLIENT PROJECT NAME & NO: Kinross Great Bear - Overburden Characterization | OMI

Sample ID: WSP 49, WSP 91 & WSP 98

Sample Wt. used (g): 750.0

				General Parameters						Anions			Nutrients				Dissolved Metals by ICP-MS		
Instrument/Method:				pH Meter	EC Meter	Eh Meter	DO Meter	Titration/Calculation		Turbidimetry	IC	ISE	IC	IC	Colourimetry	Calc.			
Sampling Date	Week No.	Input Vol. (DI Water)	Output Vol. (Leachate)	pH	EC	ORP	DO	Acidity (to pH 8.3)	Alkalinity (to pH 4.5)	Sulphate	Chloride	Fluoride	Nitrate (NO_3 as N)	Nitrite (NO_2 as N)	Dissolved Phosphorus	Hardness	Aluminum (Al)	Antimony (Sb)	Arsenic (As)
	Unit:	mL	mL	pH Units	µS/cm	mV	mg/L	mg CaCO3/L	mg CaCO3/L	mg/L	mg/L	mg/L	mg/L	mg/L	mg/L	mg CaCO3/L	mg/L	mg/L	mg/L
	RDL:	5	5	0.01	1	1	0.1	0.5	0.5	0.5	0.1	0.1	0.01	0.01	0.005	0.125	0.001	0.00005	0.00005
10-Apr-25	0	379	140	6.52	72.6	185		23.4	26.3	8.36	1.05	<0.10	0.401	<0.010	0.0386	36.6	0.253	0.000557	0.00219
17-Apr-25	1	350	335	6.43	49.2	233	4.72	13.9	9.14	8.11	0.21	<0.10	0.017	<0.010	0.0246	15.7	1.24	0.000713	0.00238
24-Apr-25	2	350	348	6.43	40.7	282	3.86	18.8	12.9	7.26	0.11	0.15	0.021	<0.010	0.0206	15.9	0.290	0.000341	0.00246
01-May-25	3	350	350	6.28	41.7	264	4.09	19.8	14.5	5.83	0.11	0.14	0.020	<0.010	0.0341	12.9	0.590	0.000276	0.00242
08-May-25	4	350	339	6.48	34.0	233	4.16	11.0	10.5	6.66	0.13	0.11	0.012	<0.010	0.0463	12.5	0.918	0.000639	0.00240
15-May-25	5	350	353	6.41	26.5	270	5.19	9.42	11.1	5.66	0.13	0.13	<0.010	<0.010	0.0077	11.2	0.750	0.000318	0.00198
22-May-25	6	350	358	6.46	25.3	234	4.75	9.61	11.3	4.64	0.11	0.16	0.018	<0.010	<0.0050	8.89	0.667	0.000225	0.00167
29-May-25	7	350	352	6.38	28.3	319	4.95	12.5	11.4	8.33	0.37	0.18	<0.010	<0.010	<0.0050	10.3	1.52	0.000220	0.00184
				Duplicate Analysis:												10.3	1.40	0.000232	0.00179
05-Jun-25	8	350	346	6.31	30.2	351	4.90	16.8	14.2	4.08	1.00	0.13	<0.010	<0.010	0.0400	11.6	0.864	0.000225	0.00171
12-Jun-25	9	350	344	6.44	35.7	276	4.95	10.1	12.5	2.78	1.60	0.11	<0.010	<0.010	0.0322	12.4	0.800	0.000210	0.00163
19-Jun-25	10	350	351	6.37	28.3	271	4.60	12.2	10.1	4.24	2.12	0.16	<0.010	<0.010	<0.0050	10.7	0.481	0.000216	0.00138
26-Jun-25	11	350	356	6.31	25.3	312	5.06	13.8	9.63	2.43	2.03	0.17	0.013	<0.010	<0.0050	10.5	0.760	0.000179	0.00126
03-Jul-25	12	350	347	6.28	31.0	342	5.18	13.1	11.5	2.75	2.08	0.10	<0.010	<0.010	<0.0050	10.2	0.325	0.000189	0.00110
10-Jul-25	13	350	342																
17-Jul-25	14	350	346																
24-Jul-25	15	350																	
31-Jul-25	16	350																	
07-Aug-25	17	350																	
14-Aug-25	18	350																	
21-Aug-25	19	350																	
28-Aug-25	20	350																	
04-Sep-25	21	350																	
11-Sep-25	22	350																	
18-Sep-25	23	350																	
25-Sep-25	24	350																	
02-Oct-25	25	350																	
09-Oct-25	26	351																	
16-Oct-25	27	352																	
23-Oct-25	28	353																	
30-Oct-25	29	354																	

NOTES:

Number of weeks of testing requested = 10 weeks.
RDL may be raised for some samples due to sample matrix interference.

Flett Mercury Notes:

~ : Result below the methods ML.
Minimum Level (ML): the amount of mercury that can be reported with almost 100% confidence that the measured concentration exceeds zero.

Abbreviations:

RDL: Reportable Detection Limits
EC: Electric Conductivity
ORP (Eh): Oxidation Reduction Potential
IC: Ion Chromatograph
SIE: Selective Ion Electrode
ICP-MS: Inductively Coupled Plasma - Mass Spectrometry
Calc: Calculation

CERTIFICATE OF ANALYSIS ▪ KINETIC TESTING RESULTS OF COL-15

Global ARD Testing Services Inc.

EMA2303

GLOBAL PROJECT NO: 2329 (B20)

CLIENT: Kinross Great Bear

CLIENT PROJECT NAME & NO: Kinross Great Bear - Overburden Characterization | OM

Sample ID: WSP 49, WSP 91 & WSP 98

Sample Wt. used (g): 750.0

																CVAA						
Sampling Date	Week No.	Barium (Ba)	Beryllium (Be)	Bismuth (Bi)	Boron (B)	Cadmium (Cd)	Calcium (Ca)	Chromium (Cr)	Cobalt (Co)	Copper (Cu)	Iron (Fe)	Lead (Pb)	Lithium (Li)	Magnesium (Mg)	Manganese (Mn)	Mercury (Hg)	Molybdenum (Mo)	Nickel (Ni)	Phosphorus (P)	Potassium (K)	Selenium (Se)	Silicon (Si)
	Unit:	mg/L	mg/L	mg/L	mg/L	mg/L	mg/L	mg/L	mg/L	mg/L	mg/L	mg/L	mg/L	mg/L	mg/L	ug/L	mg/L	mg/L	mg/L	mg/L	mg/L	mg/L
	RDL:	0.0001	0.00001	0.00001	0.002	0.000002	0.05	0.0005	0.000005	0.0001	0.002	0.00005	0.00005	0.005	0.00005	0.005	0.00001	0.00004	0.01	0.02	0.0001	0.1
10-Apr-25	0	0.0175	0.000035	<0.000010	0.0311	0.0000198	8.54	0.00133	0.000342	0.00641	0.135	0.000114	0.00984	3.71	0.0164	0.0058	0.000129	0.00345	0.068	1.92	0.00042	18.5
17-Apr-25	1	0.0160	0.000070	0.000014	0.0287	0.0000089	3.87	0.00307	0.000361	0.00842	0.805	0.000513	0.00470	1.48	0.0128	0.0092	0.000285	0.00424	0.059	1.16	0.00036	19.3
24-Apr-25	2	0.00656	0.000044	<0.000010	0.0322	0.0000050	3.80	0.00240	0.000186	0.00704	0.162	0.000085	0.00422	1.55	0.00833	0.0122	0.000232	0.00440	0.033	1.08	0.00033	20.4
01-May-25	3	0.00782	0.000054	<0.000010	0.0257	0.0000066	3.07	0.00250	0.000235	0.00725	0.377	0.000216	0.00327	1.28	0.00990	0.0123	0.000257	0.00445	0.039	0.991	0.00031	19.9
08-May-25	4	0.0103	0.000063	<0.000010	0.0230	0.0000077	3.08	0.00269	0.000273	0.00719	0.603	0.000330	0.00296	1.16	0.0114	0.0098	0.000289	0.00478	0.041	1.11	0.00032	21.0
15-May-25	5	0.00988	0.000060	<0.000010	0.0134	0.0000088	2.76	0.00252	0.000261	0.00671	0.595	0.000345	0.00259	1.05	0.0113	0.0095	0.000228	0.00440	0.045	0.913	0.00021	17.6
22-May-25	6	0.00936	0.000051	<0.000010	0.0125	0.0000051	2.11	0.00227	0.000211	0.00560	0.486	0.000260	0.00229	0.876	0.00892	0.0050	0.000300	0.00379	0.036	0.861	0.00023	16.3
29-May-25	7	0.0151	0.000064	0.000014	0.0115	0.0000061	2.39	0.00305	0.000322	0.00624	1.04	0.000528	0.00255	1.05	0.0107	0.0067	0.000273	0.00439	0.059	1.12	0.00021	18.9
		0.0141	0.00007	0.000011	0.0125	0.0000060	2.35	0.00296	0.000305	0.00625	1.01	0.000512	0.00282	1.03	0.0104		0.000259	0.00425	0.064	1.07	0.00016	18.8
05-Jun-25	8	0.0101	0.000046	<0.000010	0.0109	0.0000058	2.62	0.00213	0.000206	0.00499	0.567	0.000476	0.00223	1.23	0.0100	0.0070	0.000216	0.00376	0.049	1.04	0.00020	17.7
12-Jun-25	9	0.00990	0.000050	<0.000010	0.0118	0.0000047	2.86	0.00192	0.000245	0.00407	0.531	0.000295	0.00245	1.27	0.0163	0.0065	0.000225	0.00369	0.036	1.03	0.00018	18.1
19-Jun-25	10	0.00746	0.000048	<0.000010	0.0108	0.0000072	2.46	0.00181	0.000172	0.00394	0.391	0.000237	0.00246	1.12	0.0100	0.0071	0.000217	0.00361	0.035	0.908	0.00017	17.3
26-Jun-25	11	0.00886	0.000052	<0.000010	0.0098	0.0000047	2.37	0.00179	0.000147	0.00370	0.480	0.000245	0.00271	1.10	0.00768	0.0054	0.000227	0.00342	0.028	0.959	0.00013	17.0
03-Jul-25	12	0.00690	0.000034	<0.000010	0.0085	0.0000035	2.46	0.00149	0.000113	0.00310	0.269	0.000202	0.00194	0.993	0.00343	<0.0050	0.000216	0.00281	0.030	0.792	0.00011	14.8
10-Jul-25	13																					
17-Jul-25	14																					
24-Jul-25	15																					
31-Jul-25	16																					
07-Aug-25	17																					
14-Aug-25	18																					
21-Aug-25	19																					
28-Aug-25	20																					
04-Sep-25	21																					
11-Sep-25	22																					
18-Sep-25	23																					
25-Sep-25	24																					
02-Oct-25	25																					
09-Oct-25	26																					
16-Oct-25	27																					
23-Oct-25	28																					
30-Oct-25	29																					

CERTIFICATE OF ANALYSIS • KINETIC TESTING RESULTS OF COL-15

Global ARD Testing Services Inc.

EMA2303

GLOBAL PROJECT NO: 2329 (B20)

CLIENT: Kinross Great Bear

CLIENT PROJECT NAME & NO: Kinross Great Bear - Overburden

Sample ID: WSP 49, WSP 91 & WSP 98

Sample Wt. used (g): 750.0

																Ultra-trace by Flett	Ion Balance			Job No.
Sampling Date	Week No.	Silver (Ag)	Sodium (Na)	Strontium (Sr)	Sulphur (S)	Tellurium (Te)	Thallium (Tl)	Thorium (Th)	Tin (Sn)	Titanium (Ti)	Tungsten (W)	Uranium (U)	Vanadium (V)	Zinc (Zn)	Zirconium (Zr)	Mercury (Hg)	Anions	Cations	% Difference	
	Unit:	mg/L	mg/L	mg/L	mg/L	mg/L	mg/L	mg/L	mg/L	mg/L	mg/L	mg/L	mg/L	mg/L	mg/L	ng/L	meq/L	meq/L	meq/L	
	RDL:	0.00001	0.02	0.0001	1	0.00005	0.000004	0.00001	0.0001	0.0002	0.0002	0.000001	0.001	0.001	0.00002	0.04				
10-Apr-25	0	<0.000010	6.41	0.0245	2.41	<0.000050	0.0000130	0.000213	0.000124	0.0123	<0.00020	0.000106	0.00157	0.0043	0.00102		0.73	1.10	20.35	25D1570-09
17-Apr-25	1	0.000013	3.85	0.0136	1.58	<0.000050	0.0000124	0.000856	0.000335	0.0752	<0.00020	0.000198	0.00461	0.0034	0.00455		0.36	0.69	31.62	25D3005-09
24-Apr-25	2	<0.000010	3.79	0.0104	2.11	<0.000050	0.0000049	0.000266	0.000112	0.0108	0.00026	0.000148	0.00281	0.0019	0.00179		0.42	0.56	14.10	25D3484-09
01-May-25	3	<0.000010	3.23	0.00948	<1.00	<0.000050	0.0000066	0.000473	0.000124	0.0272	<0.00020	0.000165	0.00339	0.0025	0.00232		0.42	0.51	9.71	25E0292-09
08-May-25	4	0.000013	3.25	0.00967	<1.00	<0.000050	0.0000082	0.000488	0.000154	0.0484	<0.00020	0.000175	0.00414	0.0024	0.00348		0.36	0.55	21.29	25E1412-08
15-May-25	5	0.000017	2.79	0.00826	<1.00	<0.000050	0.0000074	0.000354	0.000104	0.0314	<0.00020	0.000142	0.00356	0.0031	0.00220	12.8	0.35	0.48	15.41	25E2402-10
22-May-25	6	0.000015	2.40	0.00738	<1.00	<0.000050	0.0000095	0.000318	<0.000100	0.0311	<0.00020	0.000137	0.00368	0.0027	0.00258	8.88	0.33	0.40	9.02	25E3245-10
29-May-25	7	0.000012	2.46	0.00940	<1.00	<0.000050	0.0000142	0.000681	0.000198	0.0804	<0.00020	0.000168	0.00489	0.0038	0.00384	10.1	0.42	0.55	13.38	25F0044-10
		0.000010	2.42	0.00899	<1.00	<0.000050	0.0000102	0.000662	0.000204	0.0709	<0.00020	0.000165	0.00484	0.0033	0.00397		0.42	0.53	11.49	
05-Jun-25	8	0.000011	2.53	0.00941	<1.00	<0.000050	0.0000116	0.000671	0.000124	0.0429	<0.00020	0.000199	0.00378	0.0022	0.00255	7.01	0.40	0.49	9.66	25F1480-09
12-Jun-25	9	0.000013	2.51	0.00961	<1.00	<0.000050	0.0000068	0.000412	<0.000100	0.0418	<0.00020	0.000117	0.00372	0.0018	0.00237		0.36	0.50	16.02	25F2047-09
19-Jun-25	10	0.000013	2.14	0.00754	<1.00	<0.000050	0.0000061	0.000198	<0.000100	0.0203	<0.00020	0.000103	0.00326	0.0033	0.00140		0.36	0.40	5.88	25F3054-09
26-Jun-25	11	0.000012	2.00	0.00806	<1.00	<0.000050	0.0000079	0.000319	0.000117	0.0371	<0.00020	0.0000996	0.00346	0.0023	0.00202		0.31	0.43	15.83	25F4014-09
03-Jul-25	12	0.000010	1.85	0.00798	<1.00	<0.000050	0.0000057	0.000136	<0.000100	0.0141	<0.00020	0.0000802	0.00308	0.0025	0.000941		0.35	0.35	0.48	25G0603-09
10-Jul-25	13																0.00	0.00	#DIV/0!	
17-Jul-25	14																0.00	0.00	#DIV/0!	
24-Jul-25	15																0.00	0.00	#DIV/0!	
31-Jul-25	16																0.00	0.00	#DIV/0!	
07-Aug-25	17																0.00	0.00	#DIV/0!	
14-Aug-25	18																0.00	0.00	#DIV/0!	
21-Aug-25	19																0.00	0.00	#DIV/0!	
28-Aug-25	20																0.00	0.00	#DIV/0!	
04-Sep-25	21																0.00	0.00	#DIV/0!	
11-Sep-25	22																0.00	0.00	#DIV/0!	
18-Sep-25	23																0.00	0.00	#DIV/0!	
25-Sep-25	24																0.00	0.00	#DIV/0!	
02-Oct-25	25																0.00	0.00	#DIV/0!	
09-Oct-25	26																0.00	0.00	#DIV/0!	
16-Oct-25	27																0.00	0.00	#DIV/0!	
23-Oct-25	28																0.00	0.00	#DIV/0!	
30-Oct-25	29																0.00	0.00	#DIV/0!	

CERTIFICATE OF ANALYSIS ▪ KINETIC TESTING RESULTS OF COL-16

Global ARD Testing Services Inc.

GLOBAL PROJECT NO: 2329 (B20)
CLIENT: Kinross Great Bear
CLIENT PROJECT NAME & NO: Kinross Great Bear - Overburden Characterization | OMI
Sample ID: WSP 51, WP 109 & WSP 34
Sample Wt. used (g): 800.0

				General Parameters						Anions			Nutrients				Dissolved Metals by ICP-MS		
Instrument/Method:				pH Meter	EC Meter	Eh Meter	DO Meter	Titration/Calculation		Turbidimetry	IC	ISE	IC	IC	Colourimetry	Calc.			
Sampling Date	Week No.	Input Vol. (DI Water)	Output Vol. (Leachate)	pH	EC	ORP	DO	Acidity (to pH 8.3)	Alkalinity (to pH 4.5)	Sulphate	Chloride	Fluoride	Nitrate (NO_3 as N)	Nitrite (NO_2 as N)	Dissolved Phosphorus	Hardness	Aluminum (Al)	Antimony (Sb)	Arsenic (As)
	Unit:	mL	mL	pH Units	µS/cm	mV	mg/L	mg CaCO3/L	mg CaCO3/L	mg/L	mg/L	mg/L	mg/L	mg/L	mg/L	mg CaCO3/L	mg/L	mg/L	mg/L
	RDL:	5	5	0.01	1	1	0.1	0.5	0.5	0.5	0.1	0.1	0.01	0.01	0.005	0.125	0.001	0.00005	0.00005
10-Apr-25	0	232	116	6.84	126	168		24.9	63.3	15.2	1.26	<0.10	<0.010	<0.010	0.012	75.8	0.0762	0.00264	0.00106
17-Apr-25	1	350	357	7.14	145	237	5.05	15.0	77.7	1.48	0.20	<0.10	0.016	<0.010	0.0083	65.0	0.106	0.00124	0.000840
24-Apr-25	2	350	358	6.91	101	288	4.28	21.6	68.4	1.70	0.11	0.15	0.011	<0.010	0.0145	59.0	0.100	0.000536	0.000785
01-May-25	3	350	347	6.71	123	268	5.06	32.0	70.1	<0.5	<0.10	0.12	<0.010	<0.010	0.0121	55.1	0.158	0.000406	0.000823
08-May-25	4	350	325	6.90	109	252	4.80	13.1	62.7	1.02	<0.10	<0.10	<0.010	<0.010	0.0117	55.5	0.113	0.000516	0.000889
15-May-25	5	350	353	6.74	81.3	280	4.96	16.6	53.4	<0.5	<0.10	0.11	0.016	<0.010	<0.0050	46.4	0.099	0.000227	0.000805
22-May-25	6	350	359	6.63	76.2	249	4.46	18.1	43.9	<0.5	<0.10	<0.10	<0.010	<0.010	<0.0050	34.9	0.135	0.000149	0.000848
29-May-25	7	350	344	6.71	100	329	4.75	23.1	57.0	<0.5	<0.10	<0.10	<0.010	<0.010	<0.0050	46.9	0.111	0.000203	0.000887
05-Jun-25	8	350	352	6.52	83.8	349	4.84	25.5	48.9	<0.5	<0.10	<0.10	0.017	<0.010	0.0079	40.1	0.133	0.000142	0.000865
12-Jun-25	9	350	355	6.70	90.0	277	4.79	12.4	46.3	<0.5	<0.10	<0.10	<0.010	<0.010	<0.0050	41.8	0.141	0.000184	0.000972
19-Jun-25	10	350	342	6.64	85.3	273	5.16	18.5	48.5	<0.5	0.14	<0.10	<0.010	<0.010	<0.0050	43.3	0.131	0.000199	0.00104
26-Jun-25	11	350	357	6.56	69.1	312	5.16	20.3	42.9	<0.5	0.20	<0.10	0.022	<0.010	<0.0050	38.2	0.157	0.000115	0.00115
03-Jul-25	12	350	346	6.53	74.3	350	5.22	21.4	39.9	<0.5	0.34	<0.10	<0.010	<0.010	<0.0050	34.2	0.172	0.000095	0.00107
10-Jul-25	13	350																	
17-Jul-25	14	350																	
24-Jul-25	15	350																	
31-Jul-25	16	350																	
07-Aug-25	17	350																	
14-Aug-25	18	350																	
21-Aug-25	19	350																	
28-Aug-25	20	350																	
04-Sep-25	21	350																	
11-Sep-25	22	350																	
18-Sep-25	23	350																	
25-Sep-25	24	350																	
02-Oct-25	25	350																	
09-Oct-25	26	351																	
16-Oct-25	27	352																	
23-Oct-25	28	353																	
30-Oct-25	29	354																	

NOTES:
Number of weeks of testing requested = 10 weeks.
RDL may be raised for some samples due to sample matrix interference.

Flett Mercury Notes:
~ : Result below the methods ML.
Minimum Level (ML): the amount of mercury that can be reported with almost 100% confidence that the measured concentration exceeds zero.

Abbreviations:
RDL: Reportable Detection Limits
EC: Electric Conductivity
ORP (Eh): Oxidation Reduction Potential
IC: Ion Chromatograph
SIE: Selective Ion Electrode
ICP-MS: Inductively Coupled Plasma - Mass Spectrometry
Calc: Calculation

CERTIFICATE OF ANALYSIS ▪ KINETIC TESTING RESULTS OF COL-16

Global ARD Testing Services Inc.

EMA2303

GLOBAL PROJECT NO: 2329 (B20)

CLIENT: Kinross Great Bear

CLIENT PROJECT NAME & NO: Kinross Great Bear - Overburden Characterization | OM

Sample ID: WSP 51, WP 109 & WSP 34

Sample Wt. used (g): 800.0

																CVAA						
Sampling Date	Week No.	Barium (Ba)	Beryllium (Be)	Bismuth (Bi)	Boron (B)	Cadmium (Cd)	Calcium (Ca)	Chromium (Cr)	Cobalt (Co)	Copper (Cu)	Iron (Fe)	Lead (Pb)	Lithium (Li)	Magnesium (Mg)	Manganese (Mn)	Mercury (Hg)	Molybdenum (Mo)	Nickel (Ni)	Phosphorus (P)	Potassium (K)	Selenium (Se)	Silicon (Si)
	Unit:	mg/L	mg/L	mg/L	mg/L	mg/L	mg/L	mg/L	mg/L	mg/L	mg/L	mg/L	mg/L	mg/L	mg/L	ug/L	mg/L	mg/L	mg/L	mg/L	mg/L	mg/L
	RDL:	0.0001	0.00001	0.00001	0.002	0.000002	0.05	0.0005	0.000005	0.0001	0.002	0.00005	0.00005	0.005	0.00005	0.005	0.00001	0.00004	0.01	0.02	0.0001	0.1
10-Apr-25	0	0.0212	<0.000010	<0.000010	0.0076	0.0000060	24.1	<0.00050	0.000148	0.00591	0.0036	<0.000050	0.000641	3.75	0.0210	<0.0050	0.00635	0.000924	0.021	3.41	0.00081	1.93
17-Apr-25	1	0.0213	<0.000010	<0.000010	0.0071	0.0000112	20.9	<0.00050	0.0000733	0.00320	0.0232	<0.000050	0.000407	3.12	0.00956	<0.0050	0.00591	0.000514	0.029	4.04	0.00013	2.56
24-Apr-25	2	0.0171	<0.000010	<0.000010	0.0060	0.0000023	19.9	<0.00050	0.0000412	0.00198	0.0123	<0.000050	0.000300	2.27	0.00845	<0.0050	0.00247	0.000258	0.018	3.78	<0.00010	2.53
01-May-25	3	0.0154	<0.000010	<0.000010	0.0039	0.0000030	18.9	0.00050	0.0000457	0.00168	0.0320	<0.000050	0.000268	1.90	0.00739	<0.0050	0.00180	0.000161	<0.010	3.78	<0.00010	2.62
08-May-25	4	0.0150	<0.000010	<0.000010	0.0032	<0.0000020	19.5	<0.00050	0.0000304	0.00148	0.0117	<0.000050	0.000184	1.64	0.00796	<0.0050	0.00148	0.000189	<0.010	3.77	<0.00010	2.48
15-May-25	5	0.0120	<0.000010	<0.000010	<0.0020	<0.0000020	16.5	<0.00050	0.0000230	0.00109	0.0073	<0.000050	0.000124	1.25	0.00671	<0.0050	0.00144	0.000090	<0.010	2.90	<0.00010	1.85
22-May-25	6	0.00864	<0.000010	<0.000010	<0.0020	<0.0000020	12.4	<0.00050	0.0000147	0.00097	0.0053	<0.000050	0.000102	0.942	0.00604	<0.0050	0.000954	0.000092	<0.010	2.28	<0.00010	1.48
29-May-25	7	0.0110	<0.000010	<0.000010	<0.0020	<0.0000020	16.8	<0.00050	0.0000214	0.00132	0.0034	<0.000050	0.000141	1.16	0.0110	<0.0050	0.00154	0.000092	<0.010	3.02	<0.00010	1.95
05-Jun-25	8	0.0102	<0.000010	<0.000010	<0.0020	<0.0000020	14.5	0.00055	0.0000177	0.00109	0.0076	<0.000050	0.000109	0.952	0.00589	<0.0050	0.000883	0.000054	<0.010	2.59	<0.00010	1.69
12-Jun-25	9	0.00962	<0.000010	<0.000010	<0.0020	<0.0000020	15.2	<0.00050	0.0000139	0.00094	0.0040	<0.000050	0.000109	0.891	0.00440	<0.0050	0.000924	0.000056	<0.010	2.57	<0.00010	1.82
19-Jun-25	10	0.0101	<0.000010	<0.000010	<0.0020	<0.0000020	15.7	<0.00050	0.0000147	0.00084	0.0033	<0.000050	0.000128	0.992	0.00346	<0.0050	0.000752	0.000078	<0.010	2.86	<0.00010	2.02
26-Jun-25	11	0.00809	<0.000010	<0.000010	<0.0020	<0.0000020	13.8	<0.00050	0.0000113	0.00079	0.0049	<0.000050	0.000107	0.882	0.00236	<0.0050	0.000531	0.000047	<0.010	2.42	<0.00010	1.75
03-Jul-25	12	0.00752	<0.000010	<0.000010	<0.0020	<0.0000020	12.4	<0.00050	0.0000121	0.00071	0.0059	<0.000050	0.000087	0.752	0.00177	<0.0050	0.000560	0.000071	<0.010	2.05	<0.00010	1.59
10-Jul-25	13																					
17-Jul-25	14																					
24-Jul-25	15																					
31-Jul-25	16																					
07-Aug-25	17																					
14-Aug-25	18																					
21-Aug-25	19																					
28-Aug-25	20																					
04-Sep-25	21																					
11-Sep-25	22																					
18-Sep-25	23																					
25-Sep-25	24																					
02-Oct-25	25																					
09-Oct-25	26																					
16-Oct-25	27																					
23-Oct-25	28																					
30-Oct-25	29																					

CERTIFICATE OF ANALYSIS • KINETIC TESTING RESULTS OF COL-16

Global ARD Testing Services Inc.

EMA2303

GLOBAL PROJECT NO: 2329 (B20)

CLIENT: Kinross Great Bear

CLIENT PROJECT NAME & NO: Kinross Great Bear - Overburden

Sample ID: WSP 51, WP 109 & WSP 34

Sample Wt. used (g): 800.0

																Ultra-trace by Flett	Ion Balance			Job No.
Sampling Date	Week No.	Silver (Ag)	Sodium (Na)	Strontium (Sr)	Sulphur (S)	Tellurium (Te)	Thallium (Tl)	Thorium (Th)	Tin (Sn)	Titanium (Ti)	Tungsten (W)	Uranium (U)	Vanadium (V)	Zinc (Zn)	Zirconium (Zr)	Mercury (Hg)	Anions	Cations	% Difference	
	Unit:	mg/L	mg/L	mg/L	mg/L	mg/L	mg/L	mg/L	mg/L	mg/L	mg/L	mg/L	mg/L	mg/L	mg/L	ng/L				
	RDL:	0.00001	0.02	0.0001	1	0.00005	0.000004	0.00001	0.0001	0.0002	0.0002	0.000001	0.001	0.001	0.00002	0.04	meq/L	meq/L	meq/L	
10-Apr-25	0	<0.000010	5.26	0.0447	6.45	<0.000050	0.0000292	0.000045	0.000362	0.00038	0.00332	0.00655	0.00223	0.0016	0.000105		1.62	1.84	6.48	25D1570-10
17-Apr-25	1	<0.000010	2.29	0.0414	<1.00	<0.000050	0.0000366	0.000052	0.000101	0.00192	0.00283	0.0100	0.00193	<0.0010	0.000136		1.59	1.52	-2.27	25D3005-10
24-Apr-25	2	<0.000010	1.09	0.0337	<1.00	<0.000050	0.0000285	0.000023	<0.000100	0.00068	0.00268	0.00722	0.00207	<0.0010	0.000069		1.41	1.34	-2.74	25D3484-10
01-May-25	3	<0.000010	0.735	0.0306	<1.00	<0.000050	0.0000333	0.000039	<0.000100	0.00246	0.00237	0.00611	0.00205	0.0011	0.000106		1.41	1.25	-5.95	25E0292-10
08-May-25	4	<0.000010	0.547	0.0315	<1.00	<0.000050	0.0000262	0.000015	<0.000100	0.00084	0.00225	0.00486	0.00225	0.0010	0.000058		1.28	1.24	-1.28	25E1412-09
15-May-25	5	<0.000010	0.344	0.0241	<1.00	<0.000050	0.0000207	<0.000010	<0.000100	0.00039	0.00180	0.00351	0.00170	0.0016	0.000033	3.20	1.07	1.03	-2.19	25E2402-11
22-May-25	6	<0.000010	0.252	0.0187	<1.00	<0.000050	0.0000194	<0.000010	<0.000100	0.00041	0.00108	0.00249	0.00167	0.0012	0.000026	0.43	0.88	0.78	-5.82	25E3245-11
29-May-25	7	<0.000010	0.291	0.0237	<1.00	<0.000050	0.0000220	<0.000010	<0.000100	0.00025	0.00147	0.00297	0.00149	0.0013	0.000037	0.32	1.14	1.04	-4.67	25F0044-11
05-Jun-25	8	<0.000010	0.241	0.0216	<1.00	<0.000050	0.0000163	<0.000010	<0.000100	0.00042	0.00114	0.00285	0.00175	0.0013	0.000026	0.28	0.98	0.89	-4.49	25F1480-10
12-Jun-25	9	<0.000010	0.242	0.0199	<1.00	<0.000050	0.0000263	<0.000010	<0.000100	<0.00020	0.00129	0.00247	0.00203	0.0011	0.000022		0.93	0.92	-0.03	25F2047-10
19-Jun-25	10	<0.000010	0.241	0.0207	<1.00	<0.000050	0.0000208	<0.000010	<0.000100	0.00021	0.00132	0.00247	0.00201	0.0016	<0.000020		0.97	0.96	-0.54	25F3054-10
26-Jun-25	11	<0.000010	0.202	0.0177	<1.00	<0.000050	0.0000176	<0.000010	<0.000100	0.00037	0.00096	0.00190	0.00216	<0.0010	0.000023		0.86	0.85	-0.80	25F4014-10
03-Jul-25	12	<0.000010	0.176	0.0157	<1.00	<0.000050	0.0000201	<0.000010	<0.000100	0.00036	0.00087	0.00149	0.00217	0.0014	<0.000020		0.81	0.76	-2.97	25G0603-10
10-Jul-25	13																0.00	0.00	#DIV/0!	
17-Jul-25	14																0.00	0.00	#DIV/0!	
24-Jul-25	15																0.00	0.00	#DIV/0!	
31-Jul-25	16																0.00	0.00	#DIV/0!	
07-Aug-25	17																0.00	0.00	#DIV/0!	
14-Aug-25	18																0.00	0.00	#DIV/0!	
21-Aug-25	19																0.00	0.00	#DIV/0!	
28-Aug-25	20																0.00	0.00	#DIV/0!	
04-Sep-25	21																0.00	0.00	#DIV/0!	
11-Sep-25	22																0.00	0.00	#DIV/0!	
18-Sep-25	23																0.00	0.00	#DIV/0!	
25-Sep-25	24																0.00	0.00	#DIV/0!	
02-Oct-25	25																0.00	0.00	#DIV/0!	
09-Oct-25	26																0.00	0.00	#DIV/0!	
16-Oct-25	27																0.00	0.00	#DIV/0!	
23-Oct-25	28																0.00	0.00	#DIV/0!	
30-Oct-25	29																0.00	0.00	#DIV/0!	

CERTIFICATE OF ANALYSIS ▪ KINETIC TESTING RESULTS OF COL-17

Global ARD Testing Services Inc.

GLOBAL PROJECT NO: 2329 (B20)

CLIENT: Kinross Great Bear

CLIENT PROJECT NAME & NO: Kinross Great Bear - Overburden Characterization | OMI

Sample ID: Method Blank

Sample Wt. used (g): 0.0

				General Parameters						Anions			Nutrients				Dissolved Metals by ICP-MS		
		Instrument/Method:		pH Meter	EC Meter	Eh Meter	DO Meter	Titration/Calculation		Turbidimetry	IC	ISE	IC	IC	Colourimetry	Calc.			
Sampling Date	Week No.	Input Vol. (DI Water)	Output Vol. (Leachate)	pH	EC	ORP	DO	Acidity (to pH 8.3)	Alkalinity (to pH 4.5)	Sulphate	Chloride	Fluoride	Nitrate (NO_3 as N)	Nitrite (NO_2 as N)	Dissolved Phosphorus	Hardness	Aluminum (Al)	Antimony (Sb)	Arsenic (As)
	Unit:	mL	mL	pH Units	µS/cm	mV	mg/L	mg CaCO3/L	mg CaCO3/L	mg/L	mg/L	mg/L	mg/L	mg/L	mg/L	mg CaCO3/L	mg/L	mg/L	mg/L
	RDL:	5	5	0.01	1	1	0.1	0.5	0.5	0.5	0.1	0.1	0.01	0.01	0.005	0.125	0.001	0.00005	0.00005
10-Apr-25	0	350	350	5.66	1.25	185		4.35	3.30	<0.5	<0.10	<0.10	<0.010	<0.010	<0.0050	<0.125	<0.0010	<0.000050	<0.000050
17-Apr-25	1	350	345	5.90	1.50	218	3.75	3.46	0.99	<0.5	<0.10	<0.10	<0.010	<0.010	<0.0050	<0.125	<0.0010	<0.000050	<0.000050
24-Apr-25	2	350	348	5.64	1.25	286	3.70	4.13	1.81	0.77	<0.10	<0.10	<0.010	<0.010	<0.0050	<0.125	<0.0010	<0.000050	<0.000050
01-May-25	3	350	345	5.38	1.46	260	4.79	4.34	3.30	<0.5	<0.10	<0.10	<0.010	<0.010	<0.0050	<0.125	<0.0010	<0.000050	<0.000050
08-May-25	4	350	348	5.50	1.11	244	4.54	4.56	<0.5	<0.5	<0.10	0.10	<0.010	<0.010	<0.0050	<0.125	<0.0010	<0.000050	<0.000050
15-May-25	5	350	395	5.73	1.23	325	4.87	2.86	1.25	<0.5	<0.10	0.12	<0.010	0.019	<0.0050	<0.125	<0.0010	<0.000050	<0.000050
22-May-25	6	350	397	5.69	1.31	235	4.69	3.48	2.65	<0.5	<0.10	<0.10	<0.010	<0.010	<0.0050	<0.125	<0.0010	<0.000050	<0.000050
29-May-25	7	350	347	5.74	1.61	346	4.86	3.50	1.83	<0.5	<0.10	<0.10	<0.010	<0.010	<0.0050	<0.125	<0.0010	<0.000050	<0.000050
05-Jun-25	8	350	338	5.52	1.31	401	4.33	4.06	3.83	<0.5	<0.10	<0.10	<0.010	<0.010	0.0077	<0.125	<0.0010	<0.000050	<0.000050
12-Jun-25	9	350	337	5.77	1.47	291	4.23	2.88	1.57	<0.5	<0.10	<0.10	<0.010	<0.010	<0.0050	<0.125	<0.0010	<0.000050	<0.000050
19-Jun-25	10	350	340	5.83	1.48	271	5.42	3.08	1.81	<0.5	<0.10	<0.10	<0.010	<0.010	<0.0050	<0.125	<0.0010	<0.000050	<0.000050
26-Jun-25	11	350	346	5.63	1.27	317	4.43	3.53	1.27	<0.5	<0.10	<0.10	0.012	<0.010	<0.0050	<0.125	<0.0010	<0.000050	<0.000050
03-Jul-25	12	350	337	5.70	1.70	349	4.22	3.64	2.07	<0.5	<0.10	<0.10	<0.010	<0.010	<0.0050	<0.125	<0.0010	<0.000050	<0.000050
10-Jul-25	13	350																	
17-Jul-25	14	350																	
24-Jul-25	15	350																	
31-Jul-25	16	350																	
07-Aug-25	17	350																	
14-Aug-25	18	350																	
21-Aug-25	19	350																	
28-Aug-25	20	350																	
04-Sep-25	21	350																	
11-Sep-25	22	350																	
18-Sep-25	23	350																	
25-Sep-25	24	350																	
02-Oct-25	25	350																	
09-Oct-25	26	351																	
16-Oct-25	27	352																	
23-Oct-25	28	353																	
30-Oct-25	29	354																	

NOTES:
Number of weeks of testing requested = 10 weeks.
RDL may be raised for some samples due to sample matrix interference.

Flett Mercury Notes:
~ : Result below the methods ML.
Minimum Level (ML): the amount of mercury that can be reported with almost 100% confidence that the measured concentration exceeds zero.

Abbreviations:
RDL: Reportable Detection Limits
EC: Electric Conductivity
ORP (Eh): Oxidation Reduction Potential
IC: Ion Chromatograph
SIE: Selective Ion Electrode
ICP-MS: Inductively Coupled Plasma - Mass Spectrometry
Calc: Calculation

CERTIFICATE OF ANALYSIS ▪ KINETIC TESTING RESULTS OF COL-17

Global ARD Testing Services Inc.

EMA2303

GLOBAL PROJECT NO: 2329 (B20)

CLIENT: Kinross Great Bear

CLIENT PROJECT NAME & NO: Kinross Great Bear - Overburden Characterization | OM

Sample ID: Method Blank

Sample Wt. used (g): 0.0

																CVAA						
Sampling Date	Week No.	Barium (Ba)	Beryllium (Be)	Bismuth (Bi)	Boron (B)	Cadmium (Cd)	Calcium (Ca)	Chromium (Cr)	Cobalt (Co)	Copper (Cu)	Iron (Fe)	Lead (Pb)	Lithium (Li)	Magnesium (Mg)	Manganese (Mn)	Mercury (Hg)	Molybdenum (Mo)	Nickel (Ni)	Phosphorus (P)	Potassium (K)	Selenium (Se)	Silicon (Si)
	Unit:	mg/L	mg/L	mg/L	mg/L	mg/L	mg/L	mg/L	mg/L	mg/L	mg/L	mg/L	mg/L	mg/L	mg/L	ug/L	mg/L	mg/L	mg/L	mg/L	mg/L	mg/L
	RDL:	0.0001	0.00001	0.00001	0.002	0.000002	0.05	0.0005	0.000005	0.0001	0.002	0.00005	0.00005	0.005	0.00005	0.005	0.00001	0.00004	0.01	0.02	0.0001	0.1
10-Apr-25	0	<0.00010	<0.000010	<0.000010	<0.0020	<0.0000020	<0.050	<0.00050	<0.0000050	<0.00010	<0.0020	<0.000050	<0.000050	<0.0050	<0.000050	<0.0050	<0.000010	0.000095	<0.010	<0.020	<0.00010	<0.10
17-Apr-25	1	<0.00010	<0.000010	<0.000010	<0.0020	<0.0000020	<0.050	<0.00050	<0.0000050	<0.00010	<0.0020	<0.000050	<0.000050	<0.0050	<0.000050	<0.0050	<0.000010	<0.000040	<0.010	<0.020	<0.00010	<0.10
24-Apr-25	2	<0.00010	<0.000010	<0.000010	<0.0020	<0.0000020	<0.050	<0.00050	<0.0000050	<0.00010	<0.0020	<0.000050	<0.000050	<0.0050	<0.000050	<0.0050	<0.000010	<0.000040	<0.010	<0.020	<0.00010	<0.10
01-May-25	3	<0.00010	<0.000010	<0.000010	<0.0020	<0.0000020	<0.050	<0.00050	<0.0000050	<0.00010	<0.0020	<0.000050	<0.000050	<0.0050	<0.000050	<0.0050	<0.000010	<0.000040	<0.010	<0.020	<0.00010	<0.10
08-May-25	4	<0.00010	<0.000010	<0.000010	<0.0020	<0.0000020	<0.050	<0.00050	<0.0000050	<0.00010	<0.0020	<0.000050	<0.000050	<0.0050	<0.000050	<0.0050	<0.000010	<0.000040	<0.010	<0.020	<0.00010	<0.10
15-May-25	5	0.00022	<0.000010	<0.000010	<0.0020	<0.0000020	<0.050	<0.00050	<0.0000050	<0.00010	<0.0020	<0.000050	<0.000050	<0.0050	0.000075	<0.0050	<0.000010	<0.000040	<0.010	<0.020	<0.00010	<0.10
22-May-25	6	0.00018	<0.000010	<0.000010	<0.0020	<0.0000020	<0.050	<0.00050	<0.0000050	<0.00010	<0.0020	<0.000050	<0.000050	<0.0050	<0.000050	<0.0050	<0.000010	<0.000040	<0.010	<0.020	<0.00010	<0.10
29-May-25	7	0.00016	<0.000010	<0.000010	<0.0020	<0.0000020	<0.050	<0.00050	<0.0000050	0.00023	0.0155	<0.000050	<0.000050	<0.0050	0.000184	<0.0050	<0.000010	0.000055	<0.010	<0.020	<0.00010	<0.10
05-Jun-25	8	0.00015	<0.000010	<0.000010	<0.0020	<0.0000020	<0.050	<0.00050	<0.0000050	0.00012	<0.0020	<0.000050	<0.000050	<0.0050	<0.000050	<0.0050	<0.000010	<0.000040	<0.010	<0.020	<0.00010	<0.10
12-Jun-25	9	0.00011	<0.000010	<0.000010	<0.0020	<0.0000020	<0.050	<0.00050	<0.0000050	<0.00010	<0.0020	<0.000050	<0.000050	<0.0050	<0.000050	<0.0050	<0.000010	<0.000040	<0.010	<0.020	<0.00010	<0.10
19-Jun-25	10	0.00011	<0.000010	<0.000010	<0.0020	<0.0000020	<0.050	<0.00050	<0.0000050	<0.00010	<0.0020	<0.000050	<0.000050	<0.0050	<0.000050	<0.0050	<0.000010	<0.000040	<0.010	<0.020	<0.00010	<0.10
26-Jun-25	11	0.00017	<0.000010	<0.000010	<0.0020	<0.0000020	<0.050	<0.00050	<0.0000050	<0.00010	<0.0020	<0.000050	<0.000050	<0.0050	0.000075	<0.0050	<0.000010	<0.000040	<0.010	<0.020	<0.00010	<0.10
03-Jul-25	12	<0.00010	<0.000010	<0.000010	<0.0020	<0.0000020	<0.050	<0.00050	<0.0000050	<0.00010	<0.0020	<0.000050	<0.000050	<0.0050	<0.000050	<0.0050	<0.000010	<0.000040	<0.010	<0.020	<0.00010	<0.10
10-Jul-25	13																					
17-Jul-25	14																					
24-Jul-25	15																					
31-Jul-25	16																					
07-Aug-25	17																					
14-Aug-25	18																					
21-Aug-25	19																					
28-Aug-25	20																					
04-Sep-25	21																					
11-Sep-25	22																					
18-Sep-25	23																					
25-Sep-25	24																					
02-Oct-25	25																					
09-Oct-25	26																					
16-Oct-25	27																					
23-Oct-25	28																					
30-Oct-25	29																					

CERTIFICATE OF ANALYSIS • KINETIC TESTING RESULTS OF COL-17

Global ARD Testing Services Inc.

EMA2303

GLOBAL PROJECT NO: 2329 (B20)

CLIENT: Kinross Great Bear

CLIENT PROJECT NAME & NO: Kinross Great Bear - Overburden

Sample ID: Method Blank

Sample Wt. used (g): 0.0

																Ultra-trace by Flett	Ion Balance			Job No.
Sampling Date	Week No.	Silver (Ag)	Sodium (Na)	Strontium (Sr)	Sulphur (S)	Tellurium (Te)	Thallium (Tl)	Thorium (Th)	Tin (Sn)	Titanium (Ti)	Tungsten (W)	Uranium (U)	Vanadium (V)	Zinc (Zn)	Zirconium (Zr)	Mercury (Hg)	Anions	Cations	% Difference	
	Unit:	mg/L	mg/L	mg/L	mg/L	mg/L	mg/L	mg/L	mg/L	mg/L	mg/L	mg/L	mg/L	mg/L	mg/L	ng/L				
	RDL:	0.00001	0.02	0.0001	1	0.00005	0.000004	0.00001	0.0001	0.0002	0.0002	0.000001	0.001	0.001	0.00002	0.04	meq/L	meq/L	meq/L	
10-Apr-25	0	<0.000010	0.031	<0.00010	<1.00	<0.000050	<0.0000040	<0.000010	<0.000100	<0.00020	<0.00020	<0.0000010	<0.00100	<0.0010	<0.000020					25D0838-03
17-Apr-25	1	<0.000010	<0.020	<0.00010	<1.00	<0.000050	<0.0000040	<0.000010	<0.000100	<0.00020	<0.00020	<0.0000010	<0.00100	<0.0010	<0.000020					25D2140-05
24-Apr-25	2	<0.000010	<0.020	<0.00010	<1.00	<0.000050	<0.0000040	<0.000010	<0.000100	<0.00020	<0.00020	<0.0000010	<0.00100	<0.0010	<0.000020					25D3286-21
01-May-25	3	<0.000010	<0.020	<0.00010	<1.00	<0.000050	<0.0000040	<0.000010	<0.000100	<0.00020	<0.00020	<0.0000010	<0.00100	<0.0010	<0.000020					25E0246-30
08-May-25	4	<0.000010	<0.020	<0.00010	<1.00	<0.000050	<0.0000040	<0.000010	<0.000100	<0.00020	<0.00020	<0.0000010	<0.00100	<0.0010	<0.000020					25E1141-05
15-May-25	5	<0.000010	<0.020	<0.00010	<1.00	<0.000050	<0.0000040	<0.000010	<0.000100	<0.00020	<0.00020	<0.0000010	<0.00100	0.0016	<0.000020	1.99				25E2402-12
22-May-25	6	<0.000010	0.027	<0.00010	<1.00	<0.000050	<0.0000040	<0.000010	<0.000100	<0.00020	<0.00020	<0.0000010	<0.00100	0.0013	<0.000020	~0.09				25E3245-12
29-May-25	7	<0.000010	<0.020	<0.00010	<1.00	<0.000050	<0.0000040	<0.000010	<0.000100	<0.00020	<0.00020	<0.0000010	<0.00100	0.0016	<0.000020	~0.10				25F0044-12
05-Jun-25	8	<0.000010	<0.020	<0.00010	<1.00	<0.000050	<0.0000040	<0.000010	<0.000100	<0.00020	<0.00020	<0.0000010	<0.00100	0.0011	<0.000020	~0.07				25F1480-11
12-Jun-25	9	<0.000010	0.023	<0.00010	<1.00	<0.000050	<0.0000040	<0.000010	<0.000100	<0.00020	<0.00020	<0.0000010	<0.00100	<0.0010	<0.000020					25F2047-11
19-Jun-25	10	<0.000010	<0.020	<0.00010	<1.00	<0.000050	<0.0000040	<0.000010	<0.000100	<0.00020	<0.00020	<0.0000010	<0.00100	0.0013	<0.000020					25F3054-11
26-Jun-25	11	<0.000010	<0.020	<0.00010	<1.00	<0.000050	<0.0000040	<0.000010	<0.000100	<0.00020	<0.00020	<0.0000010	<0.00100	0.0012	<0.000020					25F4014-11
03-Jul-25	12	<0.000010	<0.020	<0.00010	<1.00	<0.000050	<0.0000040	<0.000010	<0.000100	<0.00020	<0.00020	<0.0000010	<0.00100	<0.0010	<0.000020					25G1046-06
10-Jul-25	13																			
17-Jul-25	14																			
24-Jul-25	15																			
31-Jul-25	16																			
07-Aug-25	17																			
14-Aug-25	18																			
21-Aug-25	19																			
28-Aug-25	20																			
04-Sep-25	21																			
11-Sep-25	22																			
18-Sep-25	23																			
25-Sep-25	24																			
02-Oct-25	25																			
09-Oct-25	26																			
16-Oct-25	27																			
23-Oct-25	28																			
30-Oct-25	29																			

CERTIFICATE OF ANALYSIS ▪ QA/QC TESTING RESULTS

Global ARD Testing Services Inc.

GLOBAL PROJECT NO: 2329 (B20)

CLIENT: Kinross Great Bear

CLIENT PROJECT NAME & NO: Kinross Great Bear - Overburden Characterization | OMEMA2303

Sample ID: QC

Sample Wt. used (g): -

Instrument/Method:				Calc.	Dissolved Metals by ICP-MS									
Sampling Date	Week No.	Sample ID	Laboratory	Hardness	Aluminum (Al)	Antimony (Sb)	Arsenic (As)	Barium (Ba)	Beryllium (Be)	Bismuth (Bi)	Boron (B)	Cadmium (Cd)	Calcium (Ca)	Chromium (Cr)
	Unit:			mg CaCO3/L	mg/L	mg/L	mg/L	mg/L	mg/L	mg/L	mg/L	mg/L	mg/L	mg/L
	RDL:			0.125	0.001	0.00005	0.00005	0.0001	0.00001	0.00001	0.002	0.000002	0.05	0.0005
	RDL:			0.5	0.0005	0.00002	0.00002	0.00002	0.00001	0.000005	0.01	0.000005	0.01	0.0001
28-Nov-24	6	COL-3	Current Lab	6.54	1.68	<0.000250	0.00329	0.0325	0.000084	<0.000050	<0.0100	0.0000187	1.64	0.00499
			3rd Party Lab	6.83	1.59	0.000085	0.00316		0.000078	<0.0000050	<0.010	0.0000279	1.76	0.00435
			RPD	4.4%	5.4%		4.0%		7.1%			49.2%	7.3%	12.8%
05-Dec-24	7	COL-3	Current Lab	5.72	1.36	<0.000250	0.00266	0.0278	0.000082	<0.000050	<0.0100	0.0000187	1.44	0.00408
			3rd Party Lab	6.54	1.46	0.000083	0.0028	0.0324	0.000071	<0.0000050	<0.010	0.0000273	1.69	0.00415
			RPD	14.3%	7.4%		5.3%	16.5%	13.4%			46.0%	17.4%	1.7%
28-Nov-24	6	COL-5	Current Lab	<0.125	0.0011	<0.000050	<0.000050	0.00011	<0.000010	<0.000010	<0.0020	<0.0000020	<0.050	<0.00050
			3rd Party Lab	0.52	0.0015	<0.000020	<0.000020	0.00012	<0.000010	<0.0000050	<0.010	<0.0000050	0.209	<0.00010
			RPD		36.4%			9.1%						
05-Dec-24	7	COL-5	Current Lab	<0.125	<0.0010	<0.000050	<0.000050	0.0001	<0.000010	<0.000010	<0.0020	<0.0000020	<0.050	<0.00050
			3rd Party Lab	<0.50	<0.0010	<0.000020	<0.000020		<0.000010	<0.0000050	<0.010	<0.0000050	0.145	<0.00010
			RPD											
05-Dec-24	-	DI H2O	3rd Party Lab	<0.50	<0.0010	<0.000020	<0.000020	0.0001	<0.000010	<0.0000050	<0.010	<0.0000050	0.116	<0.00010
01-Jan-25		DI H2O	Current Lab	<0.125	<0.0010	<0.000050	<0.000050	<0.00010	<0.000010	<0.000010	<0.0020	<0.0000020	<0.050	<0.00050
01-Jan-25		Filtering apparatus	Current Lab	<0.125	<0.0010	<0.000050	<0.000050	<0.00010	<0.000010	<0.000010	<0.0020	<0.0000020	<0.050	<0.00050
Experiment 1														
06-Feb-25	-	DI H2O	Current Lab	<0.125	<0.0010	<0.000050	<0.000050	<0.00010	<0.000010	<0.000010	<0.0020	<0.0000020	<0.050	<0.00050
	37	COL 1		133	0.0034	0.000143	0.000767	0.021	<0.000010	<0.000010	0.0064	<0.0000020	33.3	0.00059
	-	DI H2O		<0.125	<0.0010	<0.000050	<0.000050	<0.00010	<0.000010	<0.000010	<0.0020	<0.0000020	<0.050	<0.00050
	16	COL 2		13.6	0.0619	0.000113	0.00228	0.0041	<0.000010	<0.000010	<0.0020	<0.0000020	4.52	<0.00050
	-	DI H2O		<0.125	<0.0010	<0.000050	<0.000050	<0.00010	<0.000010	<0.000010	<0.0020	<0.0000020	<0.050	<0.00050
	16	COL 3		3.66	0.754	<0.000050	0.00177	0.0126	0.000041	<0.000010	<0.0020	0.0000119	0.863	0.00259
	-	DI H2O		<0.125	0.0017	<0.000050	<0.000050	<0.00010	<0.000010	<0.000010	<0.0020	<0.0000020	<0.050	<0.00050
	16	COL 4		65.8	0.010	0.000322	0.00156	0.0152	<0.000010	<0.000010	<0.0020	<0.0000020	17.1	0.00125
	16	COL 5		<0.125	0.0015	<0.000050	<0.000050	0.0005	<0.000010	<0.000010	<0.0020	<0.0000020	<0.050	<0.00050
	-	DI H2O		<0.125	<0.0010	<0.000050	<0.000050	<0.00010	<0.000010	<0.000010	<0.0020	<0.0000020	<0.050	<0.00050
	16	COL 5		<0.125	<0.0010	<0.000050	<0.000050	0.0002	<0.000010	<0.000010	<0.0020	<0.0000020	<0.050	<0.00050
	-	DI H2O		<0.125	<0.0010	<0.000050	<0.000050	<0.00010	<0.000010	<0.000010	<0.0020	<0.0000020	<0.050	<0.00050
	16	COL 5 - New		<0.125	<0.0010	<0.000050	<0.000050	0.0003	<0.000010	<0.000010	<0.0020	<0.0000020	<0.050	<0.00050
Experiment 2														
07-Feb-25	-	DI H2O	Current Lab	<0.125	<0.0010	<0.000050	<0.000050	<0.00010	<0.000010	<0.000010	<0.0020	<0.0000020	<0.050	<0.00050
		Input Bottle		<0.125	<0.0010	<0.000050	<0.000050	<0.00010	<0.000010	<0.000010	<0.0020	<0.0000020	<0.050	<0.00050
		Collection Bottle		<0.125	<0.0010	<0.000050	<0.000050	<0.00010	<0.000010	<0.000010	<0.0020	<0.0000020	<0.050	<0.00050
		Trickle Leach Head Tubing COL-4		<0.125	<0.0010	<0.000050	<0.000050	0.00029	<0.000010	<0.000010	0.0025	<0.0000020	<0.050	<0.00050

CERTIFICATE OF ANALYSIS ▪ QA/QC TESTING RESULTS

Global ARD Testing Services Inc.

GLOBAL PROJECT NO: 2329 (B20)

CLIENT: Kinross Great Bear

CLIENT PROJECT NAME & NO: Kinross Great Bear - Overburden Characterization | OMEMA2303

Sample ID: QC

Sample Wt. used (g): -

Instrument/Method:				Calc.	Dissolved Metals by ICP-MS									
Sampling Date	Week No.	Sample ID	Laboratory	Hardness	Aluminum (Al)	Antimony (Sb)	Arsenic (As)	Barium (Ba)	Beryllium (Be)	Bismuth (Bi)	Boron (B)	Cadmium (Cd)	Calcium (Ca)	Chromium (Cr)
	Unit:			mg CaCO3/L	mg/L	mg/L	mg/L	mg/L	mg/L	mg/L	mg/L	mg/L	mg/L	mg/L
	RDL:			0.125	0.001	0.00005	0.00005	0.0001	0.00001	0.00001	0.002	0.000002	0.05	0.0005
	RDL:			0.5	0.0005	0.00002	0.00002	0.00002	0.00001	0.000005	0.01	0.000005	0.01	0.0001
New Acrylic Cell Testing														
13-Feb-25	-	New Arcylic Cell Baseline Dissolved Metals Analysis	Current Lab	<0.125	0.0046	<0.000050	<0.000050	0.00086	<0.000010	<0.000010	<0.0020	0.0000059	<0.050	<0.00050
				<0.125	<0.0010	<0.000050	<0.000050	0.00025	<0.000010	<0.000010	<0.0020	<0.0000020	<0.050	<0.00050
				<0.125	0.0017	<0.000050	<0.000050	0.00061	<0.000010	<0.000010	<0.0020	0.0000039	<0.050	<0.00050
				0.171	0.0018	<0.000050	<0.000050	0.00032	<0.000010	<0.000010	<0.0020	<0.0000020	0.058	<0.00050
				<0.125	<0.0010	<0.000050	<0.000050	0.00048	<0.000010	<0.000010	<0.0020	<0.0000020	<0.050	<0.00050
				0.161	0.0027	<0.000050	<0.000050	0.00085	<0.000010	<0.000010	<0.0020	<0.0000020	0.065	<0.00050
				<0.125	<0.0010	<0.000050	<0.000050	<0.00010	<0.000010	<0.000010	<0.0020	0.0000048	<0.050	<0.00050
				<0.125	<0.0010	<0.000050	<0.000050	<0.00010	<0.000010	<0.000010	<0.0020	<0.0000020	<0.050	<0.00050
				<0.125	<0.0010	<0.000050	<0.000050	0.00213	<0.000010	<0.000010	<0.0020	<0.0000020	<0.050	<0.00050
				<0.125	0.0017	<0.000050	<0.000050	0.00027	<0.000010	<0.000010	<0.0020	<0.0000020	<0.050	<0.00050
20-Mar-25	-	COL-6 (Baseline)	Current Lab	<0.125	<0.0010	<0.000050	<0.000050	0.00013	<0.000010	<0.000010	<0.0020	<0.0000020	<0.050	<0.00050
		COL-7 (Baseline)		<0.125	<0.0010	<0.000050	<0.000050	0.00014	<0.000010	<0.000010	<0.0020	<0.0000020	<0.050	<0.00050
		COL-8 (Baseline)		<0.125	0.0025	<0.000050	<0.000050	0.00017	<0.000010	<0.000010	<0.0020	<0.0000020	<0.050	<0.00050
		COL-9 (Baseline)		<0.125	0.0012	<0.000050	<0.000050	0.00026	<0.000010	<0.000010	<0.0020	<0.0000020	<0.050	<0.00050
		COL-10 (Baseline)		<0.125	<0.0010	<0.000050	<0.000050	<0.00010	<0.000010	<0.000010	<0.0020	<0.0000020	<0.050	<0.00050
		COL-11 (Baseline)		<0.125	<0.0010	<0.000050	<0.000050	<0.00010	<0.000010	<0.000010	<0.0020	<0.0000020	<0.050	<0.00050
		COL-12 (Baseline)		<0.125	0.0025	<0.000050	<0.000050	<0.00010	<0.000010	<0.000010	<0.0020	<0.0000020	<0.050	<0.00050
		COL-13 (Baseline)		<0.125	0.0012	<0.000050	<0.000050	0.00017	<0.000010	<0.000010	<0.0020	<0.0000020	<0.050	<0.00050
		COL-14 (Baseline)		<0.125	0.0013	<0.000050	<0.000050	<0.00010	<0.000010	<0.000010	<0.0020	<0.0000020	<0.050	<0.00050
		COL-15 (Baseline)		<0.125	0.0101	<0.000050	<0.000050	0.00025	<0.000010	<0.000010	<0.0020	0.0000028	<0.050	<0.00050
		COL-16 (Baseline)		<0.125	<0.0010	<0.000050	<0.000050	<0.00010	<0.000010	<0.000010	<0.0020	<0.0000020	<0.050	<0.00050
		COL-17 (Baseline)		<0.125	<0.0010	<0.000050	<0.000050	<0.00010	<0.000010	<0.000010	<0.0020	<0.0000020	<0.050	<0.00050
		COL-14 (Baseline)		<0.125	0.0011	<0.000050	<0.000050	0.00066	<0.000010	<0.000010	<0.0020	<0.0000020	<0.050	<0.00050
		Method Blank		<0.125	<0.0010	<0.000050	<0.000050	<0.00010	<0.000010	<0.000010	<0.0020	<0.0000020	<0.050	<0.00050

NOTES:

Number of weeks of testing requested = 10 weeks.

RDL may be raised for some samples due to sample matrix interference.

Abbreviations:

RDL: Reportable Detection Limits

EC: Electric Conductivity

ORP (Eh): Oxidation Reduction Potential

IC: Ion Chromatograph

SIE: Selective Ion Electrode

ICP-MS: Inductively Coupled Plasma - Mass Spectrometry

Calc: Calculation

GLOBAL PROJECT NO: 2329 (B20)

CLIENT: Kinross Great Bear

CLIENT PROJECT NAME & NO: Kinross Great Bear - Overburden Characterization | OM

Sample ID: QC

Sample Wt. used (g): -

		Inst								CVAA						
Sampling Date	Week No.	Cobalt (Co)	Copper (Cu)	Iron (Fe)	Lead (Pb)	Lithium (Li)	Magnesium (Mg)	Manganese (Mn)	Mercury (Hg)	Mercury (Hg)	Molybdenum (Mo)	Nickel (Ni)	Phosphorus (P)	Potassium (K)	Selenium (Se)	Silicon (Si)
	Unit:	mg/L	mg/L	mg/L	mg/L	mg/L	mg/L	mg/L	mg/L	ug/L	mg/L	mg/L	mg/L	mg/L	mg/L	mg/L
	RDL:	0.000005	0.0001	0.002	0.00005	0.00005	0.005	0.00005	0.00002	0.005	0.00001	0.00004	0.01	0.02	0.0001	0.1
	RDL:	0.000005	0.00005	0.001	0.000005	0.0005	0.01	0.00005	0.00001		0.00005	0.00002	0.002	0.01	0.00004	0.05
28-Nov-24	6	0.00113	0.00324	0.305	<0.000250	0.000612	0.593	0.0202			<0.000050	0.00222	<0.050	0.807	0.00061	7.79
		0.00108	0.00299	0.305	0.000211	<0.00050	0.592	0.0191			<0.000050	0.00215	0.0103	0.804	0.0005	7.78
		4.4%	7.7%	0.0%			0.2%	5.4%				3.2%		0.4%	18.0%	0.1%
05-Dec-24	7	0.00103	0.00283	0.291	<0.000250	0.000402	0.517	0.0187			<0.000050	0.00196	<0.050	0.654	<0.00050	6.98
		0.00108	0.00289	0.308	0.000188	<0.00050	0.563	0.0199			<0.000050	0.00194	0.0104	0.774	0.00046	7.41
		4.9%	2.1%	5.8%			8.9%	6.4%				1.0%		18.3%		6.2%
28-Nov-24	6	<0.0000050	<0.00010	<0.0020	<0.000050	<0.000050	<0.0050	<0.000050			<0.000010	<0.000040	<0.010	<0.020	<0.00010	<0.10
		<0.0000050	<0.00020	0.0015	<0.000020	<0.00050	<0.050	<0.00020			<0.000050	<0.00020	0.0039	<0.050	<0.000040	<0.050
05-Dec-24	7	<0.0000050	0.00038	<0.0020	<0.000050	<0.000050	<0.0050	<0.000050			<0.000010	<0.000040	<0.010	<0.020	<0.00010	<0.10
		<0.0000050	0.00031	<0.0010	<0.000020	<0.00050	<0.050	<0.00020			<0.000050	<0.00020	0.0035	<0.050	<0.000040	<0.050
			18.4%													
05-Dec-24	-	<0.0000050	<0.00020	<0.0010	<0.000020	<0.00050	<0.050	<0.00020			<0.000050	<0.00020	0.0027	<0.050	<0.000040	<0.050
01-Jan-25		<0.0000050	<0.00010	<0.0020	<0.000050	<0.000050	<0.0050	<0.000050			<0.000010	<0.000040	<0.010	<0.020	<0.00010	<0.10
01-Jan-25		<0.0000050	<0.00010	<0.0020	<0.000050	<0.000050	<0.0050	<0.000050			<0.000010	0.00009	<0.010	<0.020	<0.00010	<0.10
	Experim															
	-	<0.0000050	<0.00010	<0.0020	<0.000050	<0.000050	<0.0050	<0.000050		<0.0050	<0.000010	<0.000040	<0.010	<0.020	<0.00010	<0.10
	37	0.0000108	0.00136	0.003	<0.000050	0.00762	12.1	0.000115		<0.0050	0.00229	0.000179	<0.010	2.33	<0.00010	6.99
	-	<0.0000050	<0.00010	<0.0020	<0.000050	<0.000050	<0.0050	<0.000050		<0.0050	<0.000010	<0.000040	<0.010	<0.020	<0.00010	<0.10
	16	0.0000556	0.0014	0.0398	0.000066	0.000419	0.554	0.00125		<0.0050	0.000121	0.000268	<0.010	0.987	<0.00010	2.44
	-	<0.0000050	<0.00010	<0.0020	<0.000050	<0.000050	<0.0050	<0.000050		<0.0050	<0.000010	<0.000040	<0.010	<0.020	<0.00010	<0.10
	16	0.00105	0.00143	0.426	0.000054	0.000201	0.366	0.0315		<0.0050	0.000021	0.000903	<0.010	0.391	0.00025	4.04
06-Feb-25	-	<0.0000050	<0.00010	<0.0020	<0.000050	<0.000050	<0.0050	<0.000050		<0.0050	<0.000010	<0.000040	<0.010	<0.020	<0.00010	<0.10
	16	0.0000257	0.00098	<0.0020	<0.000050	0.00862	5.58	0.000065		<0.0050	0.000649	0.000286	<0.010	3.19	0.00032	4.4
	16	<0.0000050	<0.00010	<0.0020	<0.000050	<0.000050	<0.0050	0.000127		<0.0050	<0.000010	0.000111	<0.010	<0.020	<0.00010	<0.10
	-	<0.0000050	<0.00010	<0.0020	<0.000050	<0.000050	<0.0050	<0.000050		<0.0050	<0.000010	<0.000040	<0.010	<0.020	<0.00010	<0.10
	16	<0.0000050	<0.00010	<0.0020	<0.000050	<0.000050	<0.0050	<0.000050		<0.0050	<0.000010	<0.000040	<0.010	<0.020	<0.00010	<0.10
	-	<0.0000050	<0.00010	<0.0020	<0.000050	<0.000050	<0.0050	<0.000050		<0.0050	<0.000010	<0.000040	<0.010	<0.020	<0.00010	<0.10
	16	<0.0000050	<0.00010	<0.0020	<0.000050	<0.000050	<0.0050	<0.000050		<0.0050	<0.000010	0.000047	<0.010	<0.020	<0.00010	<0.10
	Experim															
		<0.0000050	<0.00010	<0.0020	<0.000050	<0.000050	<0.0050	<0.000050	<0.000020		<0.000010	<0.000040	<0.010	<0.020	<0.00010	<0.10
		<0.0000050	<0.00010	<0.0020	<0.000050	<0.000050	<0.0050	<0.000050	<0.000020		<0.000010	<0.000040	<0.010	<0.020	<0.00010	<0.10
07-Feb-25	-	<0.0000050	<0.00010	<0.0020	<0.000050	<0.000050	<0.0050	<0.000050	<0.000020		<0.000010	0.000072	<0.010	<0.020	<0.00010	<0.10
		0.0000068	0.00039	<0.0020	<0.000050	<0.000050	<0.0050	0.000157	<0.000020		<0.000010	0.000809	<0.010	<0.020	<0.00010	<0.10

Globa
ARD Testing

GLOBAL PROJECT NO: 2329 (B20)

CLIENT: Kinross Great Bear

CLIENT PROJECT NAME & NO: Kinross Great Bear - Overburden Characterization | OM

Sample ID: QC

Sample Wt. used (g): -

	Inst									CVAA						
Sampling Date	Week No.	Cobalt (Co)	Copper (Cu)	Iron (Fe)	Lead (Pb)	Lithium (Li)	Magnesium (Mg)	Manganese (Mn)	Mercury (Hg)	Mercury (Hg)	Molybdenum (Mo)	Nickel (Ni)	Phosphorus (P)	Potassium (K)	Selenium (Se)	Silicon (Si)
	Unit:	mg/L	mg/L	mg/L	mg/L	mg/L	mg/L	mg/L	mg/L	ug/L	mg/L	mg/L	mg/L	mg/L	mg/L	mg/L
	RDL:	0.000005	0.0001	0.002	0.00005	0.00005	0.005	0.00005	0.00002	0.005	0.00001	0.00004	0.01	0.02	0.0001	0.1
	RDL:	0.000005	0.00005	0.001	0.000005	0.0005	0.01	0.00005	0.00001		0.00005	0.00002	0.002	0.01	0.00004	0.05
New Acrylic C																
13-Feb-25	-	<0.0000050	0.00036	0.0025	0.000119	<0.000050	<0.0050	0.000425	<0.000020		<0.000010	0.000474	<0.010	0.024	<0.00010	<0.10
		<0.0000050	0.00078	<0.0020	0.000105	<0.000050	<0.0050	0.00031	<0.000020		<0.000010	0.000141	<0.010	<0.020	<0.00010	<0.10
		0.0000054	0.00048	0.0095	0.000067	<0.000050	<0.0050	0.000322	<0.000020		0.00002	0.000326	<0.010	<0.020	<0.00010	<0.10
		<0.0000050	0.00087	0.0036	<0.000050	<0.000050	0.0061	0.000693	<0.000020		<0.000010	0.000842	<0.010	<0.020	<0.00010	<0.10
		<0.0000050	0.00079	<0.0020	<0.000050	<0.000050	<0.0050	0.000373	<0.000020		<0.000010	0.000196	<0.010	<0.020	<0.00010	<0.10
		<0.0000050	0.00024	0.0072	<0.000050	<0.000050	<0.0050	0.000869	<0.000020		<0.000010	0.000633	<0.010	<0.020	<0.00010	<0.10
		<0.0000050	0.00017	<0.0020	0.000341	<0.000050	<0.0050	0.00087	<0.000020		<0.000010	<0.000040	<0.010	<0.020	<0.00010	<0.10
		<0.0000050	0.00015	<0.0020	<0.000050	<0.000050	<0.0050	<0.000050	<0.000020		<0.000010	0.000606	<0.010	<0.020	<0.00010	<0.10
		<0.0000050	0.0004	<0.0020	<0.000050	<0.000050	<0.0050	<0.000050	<0.000020		<0.000010	0.000105	<0.010	<0.020	<0.00010	<0.10
		<0.0000050	0.00014	<0.0020	<0.000050	<0.000050	<0.0050	0.000242	<0.000020		<0.000010	0.000139	<0.010	<0.020	<0.00010	<0.10
20-Mar-25	-	<0.0000050	0.0003	<0.0020	<0.000050	<0.000050	<0.0050	<0.000050	<0.000020		<0.000010	0.000092	<0.010	<0.020	<0.00010	<0.10
		<0.0000050	0.00028	<0.0020	<0.000050	<0.000050	<0.0050	0.000055	<0.000020		<0.000010	0.000087	<0.010	<0.020	<0.00010	<0.10
		<0.0000050	0.00034	<0.0020	<0.000050	<0.000050	<0.0050	<0.000050	<0.000020		<0.000010	0.000091	<0.010	<0.020	<0.00010	<0.10
		<0.0000050	0.00037	<0.0020	<0.000050	<0.000050	<0.0050	0.000088	<0.000020		<0.000010	0.000101	<0.010	<0.020	<0.00010	<0.10
		<0.0000050	<0.00010	<0.0020	<0.000050	<0.000050	<0.0050	<0.000050	<0.000020		<0.000010	0.000538	<0.010	<0.020	<0.00010	<0.10
		<0.0000050	<0.00010	<0.0020	<0.000050	<0.000050	<0.0050	<0.000050	<0.000020		<0.000010	0.000092	<0.010	<0.020	<0.00010	<0.10
		<0.0000050	<0.00010	<0.0020	<0.000050	<0.000050	<0.0050	<0.000050	<0.000020		<0.000010	0.000082	<0.010	<0.020	<0.00010	<0.10
		<0.0000050	0.00014	<0.0020	<0.000050	<0.000050	<0.0050	0.000056	<0.000020		<0.000010	0.000079	<0.010	<0.020	<0.00010	<0.10
		<0.0000050	<0.00010	0.0066	0.000093	<0.000050	<0.0050	0.000816	<0.000020		<0.000010	0.000073	<0.010	<0.020	<0.00010	<0.10
		0.0000069	0.00052	0.0572	0.000682	<0.000050	<0.0050	0.00483	<0.000020		<0.000010	0.000123	<0.010	<0.020	<0.00010	<0.10
		<0.0000050	<0.00010	<0.0020	<0.000050	<0.000050	<0.0050	<0.000050	<0.000020		<0.000010	0.000106	<0.010	<0.020	<0.00010	<0.10
		<0.0000050	<0.00010	<0.0020	<0.000050	<0.000050	<0.0050	<0.000050	<0.000020		<0.000010	0.000132	<0.010	<0.020	<0.00010	<0.10
		<0.0000050	0.00013	<0.0020	<0.000050	<0.000050	<0.0050	0.000063	<0.000020		<0.000010	0.000128	<0.010	<0.020	<0.00010	<0.10
		<0.0000050	<0.00010	<0.0020	<0.000050	<0.000050	<0.0050	<0.000050	<0.000020		<0.000010	0.000055	<0.010	<0.020	<0.00010	<0.10

CERTIFICATE OF ANALYSIS ▪ KINETIC TESTING RESULTS OF COL-1

GlobaGlobal ARD Testing Services Inc.

ARD Testing

fEMA2303

GLOBAL PROJECT NO: 2329 (B20)

CLIENT: Kinross Great Bear

CLIENT PROJECT NAME & NO: Kinross Great Bear - Overburde

Sample ID: QC

Sample Wt. used (g): -

Inst																
Sampling Date	Week No.	Silver (Ag)	Sodium (Na)	Strontium (Sr)	Sulphur (S)	Tellurium (Te)	Thallium (Tl)	Thorium (Th)	Tin (Sn)	Titanium (Ti)	Tungsten (W)	Uranium (U)	Vanadium (V)	Zinc (Zn)	Zirconium (Zr)	Job No.
	Unit:	mg/L	mg/L	mg/L	mg/L	mg/L	mg/L	mg/L	mg/L	mg/L	mg/L	mg/L	mg/L	mg/L	mg/L	
	RDL:	0.00001	0.02	0.0001	1	0.00005	0.000004	0.00001	0.00005	0.0002	0.0002	0.000001	0.001	0.001	0.00002	
	RDL:	0.000005	0.01	0.00005	1	0.00002	0.000002	0.00005	0.0002	0.0005	0.00001	0.000002	0.0002	0.0001	0.0001	
28-Nov-24	6	<0.000050	0.514	0.0238	<5.00	<0.000250	0.0000299	0.00206	0.0539	0.00681	<0.00100	0.000626	<0.00500	<0.0050	0.00348	24K3380-03
		0.0000086	0.523	0.0210	<3.0	<0.000020	0.0000318	0.00247	0.0529	0.00665	<0.000010	0.000632	0.00146	0.0036	0.00353	C4A2088
			1.8%	11.8%			6.4%	19.9%	1.9%	2.3%		1.0%			1.4%	
05-Dec-24	7	<0.000050	0.357	0.0208	<5.00	<0.000250	0.0000266	0.00205	0.0456	0.00564	<0.00100	0.000547	<0.00500	<0.0050	0.00302	24L0695-03
		<0.0000050	0.406	0.0202	<3.0	<0.000020	0.0000312	0.00210	0.0453	0.00610	<0.000010	0.000552	0.00149	0.0024	0.00323	C4A2088
			13.7%	2.9%			17.3%	2.4%	0.7%	8.2%		0.9%			7.0%	
28-Nov-24	6	<0.000010	<0.020	<0.00010	<1.00	<0.000050	<0.0000040	<0.000010	0.0137	<0.00020	<0.00020	<0.0000010	<0.00100	0.0021	<0.000020	24K3380-05
		<0.0000050	<0.050	0.000154	<3.0	<0.000020	<0.0000020	<0.000050	0.0129	<0.00050	<0.000010	<0.0000020	<0.00020	0.0015	<0.00010	C4A2088
									5.8%					28.6%		
05-Dec-24	7	<0.000010	<0.020	<0.00010	<1.00	<0.000050	<0.0000040	<0.000010	0.00383	<0.00020	<0.00020	<0.0000010	<0.00100	0.0021	<0.000020	24L0695-05
		<0.0000050	<0.050	0.000075	<3.0	<0.000020	<0.0000020	<0.000050	0.00349	<0.00050	<0.000010	<0.0000020	<0.00020	0.0012	<0.00010	C4A2088
									8.9%					42.9%		
05-Dec-24	-	<0.0000050	<0.050	0.000061	<3.0	<0.000020	<0.0000020	<0.000050	<0.00020	<0.00050	<0.000010	<0.0000020	<0.00020	<0.0010	<0.00010	C4A2088
01-Jan-25		<0.000010	<0.020	<0.00010	<1.00	<0.000050	<0.0000040	<0.000010	<0.000100	<0.00020	<0.00020	<0.0000010	<0.00100	<0.0010	<0.000020	25A3156
01-Jan-25		<0.000010	<0.020	<0.00010	<1.00	<0.000050	<0.0000040	<0.000010	<0.000100	<0.00020	<0.00020	<0.0000010	<0.00100	<0.0010	<0.000020	25A3156
	Experim															
	-	<0.000010	<0.020	<0.00010	<1.00	<0.000050	<0.0000040	<0.000010	<0.000100	<0.00020	<0.00020	<0.0000010	<0.00100	<0.0010	<0.000020	25B0724-01
	37	<0.000010	0.777	0.0689	<1.00	<0.000050	<0.0000040	<0.000010	0.0466	<0.00020	<0.00020	0.00124	0.00254	0.0016	<0.000020	25B0724-02
	-	<0.000010	<0.020	<0.00010	<1.00	<0.000050	<0.0000040	<0.000010	<0.000100	<0.00020	<0.00020	<0.0000010	<0.00100	<0.0010	<0.000020	25B0724-03
	16	<0.000010	0.123	0.0052	<1.00	<0.000050	<0.0000040	0.000035	0.345	0.00248	0.00108	0.000016	0.00107	0.0011	0.000075	25B0724-04
	-	<0.000010	<0.020	<0.00010	<1.00	<0.000050	<0.0000040	<0.000010	<0.000100	<0.00020	<0.00020	<0.0000010	<0.00100	<0.0010	<0.000020	25B0724-05
	16	<0.000010	0.182	0.0119	<1.00	<0.000050	0.0000147	0.00119	0.0398	0.00208	<0.00020	0.000237	<0.00100	0.0022	0.00153	25B0724-06
06-Feb-25	-	<0.000010	<0.020	<0.00010	<1.00	<0.000050	<0.0000040	<0.000010	<0.000100	<0.00020	<0.00020	<0.0000010	<0.00100	<0.0010	<0.000020	25B0724-07
	16	<0.000010	0.316	0.0314	<1.00	<0.000050	<0.0000040	<0.000010	0.422	<0.00020	0.00107	0.0196	0.00396	0.0017	<0.000020	25B0724-08
	16	<0.000010	<0.020	<0.00010	<1.00	<0.000050	<0.0000040	<0.000010	0.0185	<0.00020	<0.00020	<0.0000010	<0.00100	0.0012	<0.000020	25B0724-09
	-	<0.000010	<0.020	<0.00010	<1.00	<0.000050	<0.0000040	<0.000010	<0.000100	<0.00020	<0.00020	<0.0000010	<0.00100	<0.0010	<0.000020	25B0724-10
	16	<0.000010	<0.020	<0.00010	<1.00	<0.000050	<0.0000040	<0.000010	0.00781	<0.00020	<0.00020	<0.0000010	<0.00100	<0.0010	<0.000020	25B0724-11
	-	<0.000010	<0.020	<0.00010	<1.00	<0.000050	<0.0000040	<0.000010	<0.000100	<0.00020	<0.00020	<0.0000010	<0.00100	<0.0010	<0.000020	25B0724-12
	16	<0.000010	<0.020	<0.00010	<1.00	<0.000050	<0.0000040	<0.000010	<0.000100	<0.00020	<0.00020	<0.0000010	<0.00100	<0.0010	<0.000020	25B0724-13
	Experim															
		<0.000010	<0.020	<0.00010	<1.00	<0.000050	<0.0000040	<0.000010	<0.000100	<0.00020	<0.00020	<0.0000010	<0.00100	<0.0010	<0.000020	25B1011-01
		<0.000010	<0.020	<0.00010	<1.00	<0.000050	<0.0000040	<0.000010	<0.000100	<0.00020	<0.00020	<0.0000010	<0.00100	<0.0010	<0.000020	25B1011-02
07-Feb-25	-	<0.000010	<0.020	<0.00010	<1.00	<0.000050	<0.0000040	<0.000010	<0.000100	<0.00020	<0.00020	<0.0000010	<0.00100	<0.0010	<0.000020	25B1011-03
		<0.000010	0.059	<0.00010	<1.00	<0.000050	<0.0000040	<0.000010	0.0371	<0.00020	<0.00020	<0.0000010	<0.00100	0.0024	<0.000020	

CERTIFICATE OF ANALYSIS ▪ KINETIC TESTING RESULTS OF COL-1

Global ARD Testing Services Inc.

fEMA2303

GLOBAL PROJECT NO: 2329 (B20)

CLIENT: Kinross Great Bear

CLIENT PROJECT NAME & NO: Kinross Great Bear - Overburde

Sample ID: QC

Sample Wt. used (g): -

Inst																
Sampling Date	Week No.	Silver (Ag)	Sodium (Na)	Strontium (Sr)	Sulphur (S)	Tellurium (Te)	Thallium (Tl)	Thorium (Th)	Tin (Sn)	Titanium (Ti)	Tungsten (W)	Uranium (U)	Vanadium (V)	Zinc (Zn)	Zirconium (Zr)	Job No.
	Unit:	mg/L	mg/L	mg/L	mg/L	mg/L	mg/L	mg/L	mg/L	mg/L	mg/L	mg/L	mg/L	mg/L	mg/L	
	RDL:	0.00001	0.02	0.0001	1	0.00005	0.000004	0.00001	0.00005	0.0002	0.0002	0.000001	0.001	0.001	0.00002	
	RDL:	0.000005	0.01	0.00005	1	0.00002	0.000002	0.00005	0.0002	0.0005	0.00001	0.000002	0.0002	0.0001	0.0001	
New Acrylic C																
13-Feb-25	-	0.000012	<0.020	<0.00010	<1.00	<0.000050	0.0000091	<0.000010	<0.000100	<0.00020	<0.00020	<0.0000010	<0.00100	0.0029	<0.000020	25B1568-01
		<0.000010	<0.020	<0.00010	<1.00	<0.000050	<0.0000040	<0.000010	<0.000100	<0.00020	<0.00020	<0.0000010	<0.00100	<0.0010	<0.000020	25B1568-02
		<0.000010	0.038	<0.00010	<1.00	<0.000050	0.0000065	<0.000010	<0.000100	<0.00020	<0.00020	<0.0000010	<0.00100	0.0015	<0.000020	25B1568-03
		0.000016	<0.020	0.00026	<1.00	<0.000050	<0.0000040	<0.000010	<0.000100	<0.00020	<0.00020	<0.0000010	<0.00100	<0.0010	<0.000020	25B1568-04
		<0.000010	<0.020	<0.00010	<1.00	<0.000050	<0.0000040	<0.000010	<0.000100	<0.00020	<0.00020	<0.0000010	<0.00100	<0.0010	<0.000020	25B1568-05
		0.000022	0.031	0.00022	<1.00	<0.000050	<0.0000040	<0.000010	<0.000100	<0.00020	<0.00020	<0.0000010	<0.00100	<0.0010	<0.000020	25B1568-06
		<0.000010	<0.020	<0.00010	<1.00	<0.000050	<0.0000040	<0.000010	<0.000100	<0.00020	<0.00020	<0.0000010	<0.00100	<0.0010	<0.000020	25B1568-07
		<0.000010	<0.020	<0.00010	<1.00	<0.000050	<0.0000040	<0.000010	<0.000100	<0.00020	<0.00020	<0.0000010	<0.00100	<0.0010	<0.000020	25B1568-08
		<0.000010	<0.020	<0.00010	<1.00	<0.000050	<0.0000040	<0.000010	<0.000100	<0.00020	<0.00020	<0.0000010	<0.00100	<0.0010	<0.000020	25B1568-09
		<0.000010	0.033	0.00011	<1.00	<0.000050	<0.0000040	<0.000010	<0.000100	<0.00020	<0.00020	<0.0000010	<0.00100	<0.0010	<0.000020	25B1568-10
20-Mar-25	-	<0.000010	<0.020	<0.00010	<1.00	<0.000050	<0.0000040	<0.000010	<0.000100	<0.00020	<0.00020	<0.0000010	<0.00100	<0.0010	<0.000020	25C3013-01
		<0.000010	<0.020	<0.00010	<1.00	<0.000050	<0.0000040	<0.000010	<0.000100	<0.00020	<0.00020	<0.0000010	<0.00100	<0.0010	<0.000020	25C3013-02
		<0.000010	<0.020	<0.00010	<1.00	<0.000050	<0.0000040	<0.000010	<0.000100	<0.00020	<0.00020	<0.0000010	<0.00100	<0.0010	<0.000020	25C3013-03
		<0.000010	<0.020	<0.00010	<1.00	<0.000050	<0.0000040	<0.000010	<0.000100	<0.00020	<0.00020	<0.0000010	<0.00100	<0.0010	<0.000020	25C3013-04
		<0.000010	<0.020	<0.00010	<1.00	<0.000050	<0.0000040	<0.000010	<0.000100	<0.00020	<0.00020	<0.0000010	<0.00100	<0.0010	<0.000020	25C3013-05
		<0.000010	<0.020	<0.00010	<1.00	<0.000050	<0.0000040	<0.000010	<0.000100	<0.00020	<0.00020	<0.0000010	<0.00100	<0.0010	<0.000020	25C3013-06
		<0.000010	<0.020	<0.00010	<1.00	<0.000050	<0.0000040	<0.000010	<0.000100	<0.00020	<0.00020	<0.0000010	<0.00100	<0.0010	<0.000020	25C3013-07
		0.000022	<0.020	<0.00010	<1.00	<0.000050	<0.0000040	<0.000010	<0.000100	<0.00020	<0.00020	<0.0000010	<0.00100	<0.0010	<0.000020	25C3013-08
		0.000037	<0.020	<0.00010	<1.00	<0.000050	<0.0000040	<0.000010	<0.000100	<0.00020	<0.00020	<0.0000010	<0.00100	<0.0010	<0.000020	25C3013-09
		0.000146	<0.020	<0.00010	<1.00	<0.000050	<0.0000040	<0.000010	<0.000100	<0.00020	<0.00020	0.0000036	<0.00100	0.001	<0.000020	25C3013-10
		<0.000010	<0.020	<0.00010	<1.00	<0.000050	<0.0000040	<0.000010	<0.000100	<0.00020	<0.00020	<0.0000010	<0.00100	<0.0010	<0.000020	25D1290-01
		<0.000010	<0.020	<0.00010	<1.00	<0.000050	<0.0000040	<0.000010	<0.000100	<0.00020	<0.00020	<0.0000010	<0.00100	<0.0010	<0.000020	25D1290-02
		<0.000010	<0.020	<0.00010	<1.00	<0.000050	<0.0000040	<0.000010	<0.000100	<0.00020	<0.00020	<0.0000010	<0.00100	<0.0010	<0.000020	25D1290-03
		<0.000010	<0.020	<0.00010	<1.00	<0.000050	<0.0000040	<0.000010	<0.000100	<0.00020	<0.00020	<0.0000010	<0.00100	<0.0010	<0.000020	25C3013-11

CERTIFICATE OF ANALYSIS ▪ pH & EC OF DI WATER AND HCT ROOM TEMPERATURE READINGS

Global
ARD Testing Services Inc.

GLOBAL PROJECT NO: 2329 (B20)
CLIENT: Kinross Great Bear
PROJECT NAME: Kinross Great Bear - Overburden Chara
CLIENT PROJECT NO: OMEMA2303

Sampling Date	Week No.	Deionized Water		Temperature °C
		pH (pH Units) RDL: 0.01	EC (µS/cm) RDL: 0.01	
23-May-24	0	5.81	1.02	22.3
30-May-24	1	5.68	0.98	22.1
6-Jun-24	2	5.69	0.62	22.8
13-Jun-24	3	5.55	0.91	23.1
20-Jun-24	4	5.80	1.05	23.7
27-Jun-24	5	5.81	0.87	23.7
4-Jul-24	6	5.66	0.97	22.5
11-Jul-24	7	5.89	0.73	23.0
18-Jul-24	8	5.34	1.56	22.3
25-Jul-24	9	5.61	1.08	22.5
1-Aug-24	10	5.45	1.14	22.4
08-Aug-24	11	5.58	1.22	22.9
15-Aug-24	12	5.42	0.71	22.5
22-Aug-24	13	5.28	1.36	22.9
29-Aug-24	14	5.40	1.23	22.5
5-Sep-24	15	6.18	1.41	23.4
12-Sep-24	16	5.64	1.21	23.9
19-Sep-24	17	5.70	0.97	23.9
26-Sep-24	18	5.73	1.40	22.7
3-Oct-24	19	5.84	1.17	22.7
10-Oct-24	20	5.87	1.66	22.6
17-Oct-24	21	5.92	1.11	22.5
24-Oct-24	22	5.73	1.08	24.6
31-Oct-24	23	5.84	0.96	22.1
7-Nov-24	24	5.68	1.38	22.5
14-Nov-24	25	5.60	1.27	22.3

21-Nov-24	26	5.75	0.89	22.4
28-Nov-24	27	5.72	1.14	22.2
5-Dec-24	28	5.89	1.15	22.4
12-Dec-24	29	5.75	1.12	22.8
19-Dec-24	30	5.61	1.37	22.9
26-Dec-24	31	5.78	1.17	22.8
2-Jan-25	32	5.79	1.29	22.9
9-Jan-25	33	5.86	0.84	22.7
16-Jan-25	34	5.54	1.51	22.3
23-Jan-25	35	5.62	1.12	22.5
30-Jan-25	36	5.65	1.14	22.0
6-Feb-25	37	5.68	1.23	22.0
13-Feb-25	38	5.56	1.30	21.3
20-Feb-25	39	5.70	1.27	21.7
27-Feb-25	40	5.68	1.18	21.7
6-Mar-25	41	5.62	1.48	21.9
13-Mar-25	42	5.54	1.08	21.5
20-Mar-25	43	5.46	1.30	21.4
27-Mar-25	44	5.57	0.90	21.8
3-Apr-25	45	5.53	1.12	21.9
10-Apr-25	46	5.53	0.98	22.1
17-Apr-25	47	5.51	0.84	22.6
24-Apr-25	48	5.34	1.63	23.4
1-May-25	49	5.43	1.49	23.4
8-May-25	50	5.48	1.71	23.4
15-May-25	51	5.50	1.15	22.5
22-May-25	52	5.49	1.32	23.1
29-May-25	53	5.44	1.75	24.6
5-Jun-25	54	5.34	1.57	24.6
12-Jun-25	55	5.58	1.31	22.2
19-Jun-25	56	5.61	1.20	23.7
26-Jun-25	57	5.55	1.25	23.8

Global Column ID	Sample Type	Humidity Cell Dimensions (inches)				Dry Wt. of Sample (g)	Particle Size	Other Materials Used (2 layers)	Column Material	Total Volume of Initial Flushings (mL)	Weekly Flushing Volume (mL)	Sampling Frequency	Sampling Day	Water Addition to Drain Time (h)	Start-up Date	Termination Date	Proposed No. of Weeks	Operation Procedure
		Inner Diameter	Column Height	Sample Height	Cell Wall Thickness													
COL-1	Composite - Overburden	3.5	9.0"	5"	1/4"	700.00	85% passing 1/4 inch (6.3 mm)	400 Nylon Mesh	Clear Cast Acrylic	350	350	Weekly	Wed.	N/A	23-May-24	TBD	25	Trickle Leach Column
COL-2	Composite - Overburden	3.5	9.0"	5"	1/4"	1057.40	85% passing 1/4 inch (6.3 mm)	400 Nylon Mesh	Clear Cast Acrylic	350	350	Weekly	Wed.	N/A	17-Oct-24	TBD	25	Trickle Leach Column
COL-3	Composite - Overburden	3.5	9.0"	5.25"	1/4"	964.50	85% passing 1/4 inch (6.3 mm)	400 Nylon Mesh	Clear Cast Acrylic	350	350	Weekly	Wed.	N/A	17-Oct-24	TBD	25	Trickle Leach Column
COL-4	Composite - Overburden	3.5	9.0"	5"	1/4"	882.4	85% passing 1/4 inch (6.3 mm)	400 Nylon Mesh	Clear Cast Acrylic	350	350	Weekly	Wed.	N/A	17-Oct-24	TBD	25	Trickle Leach Column
COL-5	Composite - Overburden	3.5	9.0"	0	1/4"	Blank	85% passing 1/4 inch (6.3 mm)	400 Nylon Mesh	Clear Cast Acrylic	350	350	Weekly	Wed.	N/A	17-Oct-24	TBD	25	Trickle Leach Column

Analyses requested on HCT leachates:
1) Particle Size Analysis on head HCT sample.
2) General parameters: pH, EC, acidity & alkalinity.
3) Anions: Sulphate, Chloride, Fluoride
4) Dissolved Metals by ICP-MS
5) Dissolved Mercury by CVAF
6) Dissolved Phosphorous by IC (Low Level DL)

Thank you for confirming the sample weights available. As there is less sample mass than anticipated, we would like to adjust the test to use a 2-inch diameter column. Testing will otherwise remain unchanged and will consist of the following:

Sample preparation: Material in column to be comprised of a composite sample of WSP-25 and WSP-28. Samples are to be to be thoroughly mixed to homogenize and sieved to 1/4" to remove organic debris prior to testing;
Static testing to include the following analyses (limited sample mass, please use 50g total for ABA/metals):
ABA including paste pH, fizz rating, Modified Sobek NP, TS by Leco, SO4-S by HCl leach (EPA 600 method), Sulphide S by difference, TIC by HCl leach Leco, Total Carbon by Leco;
Metals by aqua regia and ICP-MS (Ag, Al, As, B, Ba, Be, Bi, Ca, Cd, Co, Cr, Cu, Fe, Hg, K, Li, Mg, Mn, Mo, Na, Ni, P, Pb, S, Sb, Se, Sn, Sr, Te, Th, Ti, Tl, U, V, W, Y, Zn, Zr);
PSD analysis (to be completed after column testing);
Column diameter of 2" with a material height of 10 cm, to be percolated by showerhead with 350 mL water a week and leachate collected in a P trap collection vessel with nitrogen purge;
Weekly leachate analysis to include: pH, conductivity, alkalinity, acidity, ORP, DO, low level Hg by CVAA, low level P, F, Cl, sulphate, dissolved metals by ICP-MS including Hg, Ag, Al, As, Ba, Be, B, Bi, Ca, Cd, Co, Cr, Cu, Fe, K, Mg, Mn, Mo, Na, Ni, P, Pb, S, Sb, Se, Si, Sn, Sr, Th, Ti, Tl, U, V, W, Zn, Zr;
Column to be operated for a total of 25 weeks;
Detection limits should be consistent with limits previously used for the Great Bear Project.

CERTIFICATE OF ANALYSIS ▪ KINETIC TESTING RESULTS OF COL-1

Global ARD Testing Services Inc.

GLOBAL PROJECT NO: 2329 (B20)

CLIENT: Kinross Great Bear

CLIENT PROJECT NAME & NO: Kinross Great Bear - Overburden Characterization | OMI

Sample ID: Comp-(WSP-25 - WSP-28)

Sample Wt. used (g): 700.0

			Instrument/Method:	pH Meter	EC Meter	ORP Meter	DO Meter	Tiration/Calculation		Anions			Nutrients		Colourimetry	Calc.	Dissolved Metals by ICP-MS			
										Turbidimetry	IC	ISE	IC	IC						
Sampling Date	Week No.	Input Vol. (DI Water)	Output Vol. (Leachate)	pH	EC	ORP	DO	Acidity (to pH 8.3)	Alkalinity (to pH 4.5)	Sulphate	Chloride	Fluoride	Nitrate (NO_3 as N)	Nitrite (NO_2 as N)	Dissolved Phosphorous	Hardness	Aluminum (Al)	Antimony (Sb)	Arsenic (As)	
	Unit:	mL	mL	pH Units	µS/cm	mV	mg/L	mg CaCO3/L	mg CaCO3/L	mg/L	mg/L	mg/L	mg/L	mg/L	mg/L	mg CaCO3/L	mg/L	mg/L	mg/L	
	RDL:	5	5	0.01	1	1	0.1	0.5	0.5	0.5	0.1	0.1	0.01	0.01	0.005	0.125	0.001	0.00005	0.00005	
23-May-24	0	350	157	7.40	650	239	4.72	22.5	147.5	66.1	3.48	0.31			<0.0050	302	0.0066	0.000427	0.00342	
30-May-24	1	350	327	7.51	280	262	5.12	28.3	181.3	9.89	0.75	0.78			<0.0050	187	0.0054	0.000343	0.00256	
06-Jun-24	2	350	337	7.68	196	265	5.34	15.5	165.7	3.42	0.36	0.88			<0.0050	158	0.0040	0.000325	0.00205	
13-Jun-24	3	350	320	7.48	218	147	5.63	17.1	156.5	2.77	0.30	1.11			0.0055	146	0.0047	0.000308	0.00171	
20-Jun-24	4	350	341	7.19	280	242	5.40	30.7	148.3	2.96	0.37	1.07			<0.0050	136	0.0050	0.000238	0.00155	
27-Jun-24	5	350	347	7.08	224	238	4.95	37.4	145.5	2.16	0.22	1.06			0.0141	134	0.0040	0.000245	0.00138	
04-Jul-24	6	350	344	6.79	215	173	5.12	41.7	146.3	2.87	0.33	0.97			0.0067	141	0.0030	0.000224	0.00135	
11-Jul-24	7	350	357	7.14	196	261	5.17	38.1	138.2	2.64	0.15	0.95			0.0168	137	0.0040	0.000211	0.00120	
18-Jul-24	8	350	336	7.02	256	265	4.14	44.1	147.6	2.37	0.18	0.30			0.0069	138	0.0058	0.000227	0.00118	
25-Jul-24	9	350	318	6.88	198	159	5.04	45.6	140.1	6.35	0.15	0.89			<0.0050	133	0.0036	0.000207	0.00109	
01-Aug-24	10	350	278	7.25	283	144	4.92	47.5	102.5	2.29	0.30	0.79			<0.0050	129	0.0039	0.000221	0.00110	
08-Aug-24	11	350	336	6.95	198	248	4.48	48.1	132.3	2.51	0.24	0.96			<0.0050	130	0.0057	0.000200	0.00105	
15-Aug-24	12	350	336	6.72	178	223	4.68	42.9	125.3	2.80	0.12	0.88			<0.0050	129	0.0058	0.000199	0.00109	
22-Aug-24	13	350	330	6.77	182	307	4.55	43.3	127.1	3.31	<0.10	0.83			0.0109	131	0.0084	0.000199	0.00108	
29-Aug-24	14	350	346	7.07	231	251	4.59	37.5	127.9	3.37	0.17	1.06			0.0127	130	0.0061	0.000181	0.000974	
05-Sep-24	15	180	185	7.66	237	168	4.23	16.7	138.7	3.79	0.38	0.91			<0.0050	132	0.0061	0.000171	0.000966	
12-Sep-24	16	180	162	6.97	298	271	4.06	26.7	141.0	3.58	0.73	0.90	0.317	<0.010	<0.0050	149	0.0061	0.000193	0.00103	
19-Sep-24	17	180	173	7.14	323	167	3.82	40.0	166.7	3.91	0.96	0.71	0.962	<0.010	<0.0050	174	0.0036	0.000168	0.000952	
26-Sep-24	18	180	184	7.17	227	168	4.08	2.97	159.7	3.97	1.17	0.64	<0.010	<0.010	<0.0050	163	0.0034	0.000197	0.000842	
03-Oct-24	19	180	177	7.92	222	266	4.50	2.50	148.8	3.38	1.74	0.48	0.116	<0.010	<0.0050	154	0.0035	0.000165	0.000784	
10-Oct-24	20	180	182	7.54	281	281	4.34	<0.5	147.5	3.42	2.55	0.48	<0.010	<0.010	<0.0050	156	0.0043	0.000179	0.000802	
17-Oct-24	21	180	207	7.21	280	288	4.73	<0.5	150.7	3.41	2.09	0.62	<0.010	<0.010	<0.0050	160	0.0046	0.000164	0.000823	
24-Oct-24	22	180	170	7.39	297	243	4.18	41.7	146.7	3.29	2.86	0.57	0.020	<0.010	<0.0050	148	0.0062	0.000155	0.000776	
31-Oct-24	23	180	180	7.12	291	276	4.10	38.3	143.3	3.21	2.45	0.47	0.028	<0.010	<0.0050	155	0.0038	0.000152	0.000785	
07-Nov-24	24	180	186	7.16	306	256	4.65	35.0	146.7	2.85	3.04	0.35	0.010	<0.010	<0.0050	147	0.0052	<0.000250	0.000800	
14-Nov-24	25	180	181	7.79	279	161	5.13	8.33	130.0	2.96	2.37	0.40	<0.010	<0.010	0.0058	132	0.0105	<0.000250	0.000864	
21-Nov-24	26	180	180	7.94	302	135	4.96	3.33	127.5	2.66	3.94	0.47	0.034	<0.010	<0.0050	142	0.0134	<0.000250	0.000784	
28-Nov-24	27	180	170	7.56	200	270	4.60	35.0	90.0	1.22	3.04	0.26	0.990	<0.010	<0.0050	138	0.0090	<0.000250	0.000582	
05-Dec-24	28	180	187	7.41	212	223	4.74	8.51	129.5	2.86	3.65	0.15	0.098	<0.010	<0.0050	126	<0.0050	<0.000250	0.000703	
12-Dec-24	29	180	178	7.61	251	232	4.65	17.3	128.3	3.35	3.34	0.44	0.014	<0.010	<0.0050	136	0.0033	0.000141	0.000790	
19-Dec-24	30	180	177	7.24	263	270	4.74	30.0	133.3	3.65	2.74	<0.10	0.010	<0.010	<0.0050	136	0.0039	0.000144	0.000792	
26-Dec-24	31	180	184	7.43	275	217	4.52	20.0	143.3	3.78	2.94	0.24	<0.010	<0.010	<0.0050	154	0.0069	0.000139	0.000836	
02-Jan-25	32	180	185	7.53	208	243	4.72	100	129.5	3.82	3.00	0.12	<0.010	<0.010	<0.0050	134	0.0041	0.000125	0.000823	
09-Jan-25	33	180	173	7.28	205	285	4.21	75.0	135.0	2.20	2.51	0.40	<0.010	<0.010	<0.0050	138	0.0040	0.000134	0.000801	
16-Jan-25	34	180	173	7.46	295	254	4.06	73.3	131.3	4.21	3.05	0.16	0.010	<0.010	<0.0050	138	0.0035	0.000152	0.000827	
23-Jan-25	35	180	219	7.66	290	265	5.34	10.0	135.0	3.64	2.64	0.16	0.049	<0.010	<0.0050	130	0.0033	0.000135	0.000795	
30-Jan-25	36	180	211	7.90	192	272	4.06	65.1	120.0	4.62	2.40	0.30	<0.010	<0.010	<0.0050	128	0.0046	0.000144	0.000752	
06-Feb-25	37	180	168	8.04	290	263	5.34	5.00	127.5	3.33	2.81	0.20	0.024	<0.010	<0.0050	133	0.0034	0.000143	0.000767	
13-Feb-25	38	180	190	7.86	222	289	5.27	5.46	114.3	3.68	1.66	<0.10	0.021	<0.010	<0.0050	124	0.0040	0.000146	0.000782	
20-Feb-25	39	180	170	7.57	235	329	4.93	10.0	132.5	3.13	2.09	0.22	0.035	<0.010	<0.0050	123	0.0026	0.000126	0.000762	
27-Feb-25	40	180	172	7.78	237	372	4.23	10.0	127.5	2.75	2.33	0.20	0.052	<0.010	<0.0050	121	0.0037	0.000139	0.000772	
06-Mar-25	41	180	158	7.57	190	263	4.62	12.5	115.9	5.18	3.11	<0.10	0.088	<0.010	0.0121	121	0.0036	0.000150	0.000792	
13-Mar-25	42	180	185	7.74	68	263	4.78	10.0	115.0	1.85	1.89	<0.10	<0.010	<0.010	<0.0050	124	0.0088	0.000139	0.000817	
20-Mar-25	43	180	171	7.89	237	257	4.81	5.00	127.5	1.48	1.95	0.42	0.033	<0.010	<0.0050	117	0.0041	0.000122	0.000791	
27-Mar-25	44	180	162	7.88	249	260	5.01	10.0	135.0	4.18	2.53	0.15	0.036	<0.010	<0.0050	120	0.0049	0.000141	0.000790	
03-Apr-25	45	180	182	7.49	245	241	4.46	17.5	130.0	0.77	2.40	<0.10	0.019	<0.010	<0.0050	120	0.0157	0.000138	0.000774	
10-Apr-25	46	180	169	7.14	159	288	4.96	27.5	122.5	0.99	2.63	0.12	0.391	<0.010	<0.0050	129	0.0126	0.000170	0.000664	
17-Apr-25	47	180	155	7.49	176	284	4.77	25.0	145.0	1.86	5.13	0.13	0.125	<0.010	<0.0050	138	0.0345	0.000168	0.000618	

NOTES:

Col-1 Terminated due to problems with drainage. Email communication from Sarah on May 13, 2025

Number of weeks of testing requested = 10 weeks.

RDL may be raised for some samples due to sample matrix interference.

Abbreviations:

RDL: Reportable Detection Limits
EC: Electric Conductivity
ORP (Eh): Oxidation Reduction Potential
IC: Ion Chromatograph
SIE: Selective Ion Electrode
ICP-MS: Inductively Coupled Plasma - Mass Spectrometry
Calc: Calculation

CERTIFICATE OF ANALYSIS ▪ KINETIC TESTING RESULTS OF COL-1

Global ARD Testing Services Inc.

EMA2303

GLOBAL PROJECT NO: 2329 (B20)

CLIENT: Kinross Great Bear

CLIENT PROJECT NAME & NO: Kinross Great Bear - Overburden Characterization | OM

Sample ID: Comp-(WSP-25 - WSP-28)

Sample Wt. used (g): 700.0

																CVAA						
Sampling Date	Week No.	Barium (Ba)	Beryllium (Be)	Bismuth (Bi)	Boron (B)	Cadmium (Cd)	Calcium (Ca)	Chromium (Cr)	Cobalt (Co)	Copper (Cu)	Iron (Fe)	Lead (Pb)	Lithium (Li)	Magnesium (Mg)	Manganese (Mn)	Mercury (Hg)	Molybdenum (Mo)	Nickel (Ni)	Phosphorus (P)	Potassium (K)	Selenium (Se)	Silicon (Si)
	Unit:	mg/L	mg/L	mg/L	mg/L	mg/L	mg/L	mg/L	mg/L	mg/L	mg/L	mg/L	mg/L	mg/L	mg/L	ug/L	mg/L	mg/L	mg/L	mg/L	mg/L	mg/L
	RDL:	0.0001	0.00001	0.00001	0.002	0.000002	0.05	0.0005	0.000005	0.0001	0.002	0.00005	0.00005	0.005	0.00005	0.005	0.00001	0.00004	0.01	0.02	0.0001	0.1
23-May-24	0	0.0635	<0.000010	<0.000010	0.0159	<0.0000300	75.5	0.00157	0.0002810	0.01140	0.0048	<0.000050	0.0257	27.4	0.008200	<0.0050	0.0309	0.001500	0.082	7.18	0.04810	6.72
30-May-24	1	0.0346	<0.000010	<0.000010	0.0245	<0.0000140	45.5	0.00057	0.0001470	0.00838	<0.0020	<0.000050	0.0171	17.9	0.000055	<0.0050	0.0296	0.001140	0.011	4.47	0.00949	8.38
06-Jun-24	2	0.0284	<0.000010	<0.000010	0.0226	<0.0000180	39.1	<0.00050	0.0000833	0.00674	<0.0020	<0.000050	0.0139	14.5	<0.000050	<0.0050	0.0358	0.001050	<0.010	4.02	0.00065	8.41
13-Jun-24	3	0.0295	<0.000010	<0.000010	0.0213	<0.0000120	34.8	<0.00050	0.0000515	0.00538	<0.0020	<0.000050	0.0142	14.4	0.000100	<0.0050	0.0314	0.001180	<0.010	3.80	0.00015	8.53
20-Jun-24	4	0.0257	<0.000010	<0.000010	0.0201	<0.0000100	33.9	0.00052	0.0000340	0.00440	<0.0020	<0.000050	0.0121	12.4	<0.000050	<0.0050	0.0299	0.001010	0.010	3.51	0.00028	8.03
27-Jun-24	5	0.0249	<0.000010	<0.000010	0.0212	<0.0000080	32.3	<0.00050	0.0000317	0.00413	<0.0020	<0.000050	0.0132	13.0	<0.000050	<0.0050	0.0253	0.000856	0.012	3.37	0.00016	8.21
04-Jul-24	6	0.0256	<0.000010	<0.000010	0.0208	<0.0000080	35.4	<0.00050	0.0000246	0.00410	<0.0020	<0.000050	0.0124	12.8	0.000062	<0.0050	0.0236	0.000870	<0.010	3.50	0.00033	7.69
11-Jul-24	7	0.0238	<0.000010	<0.000010	0.0176	<0.0000060	33.1	<0.00050	0.0000203	0.00363	<0.0020	<0.000050	0.0129	13.2	0.000078	<0.0050	0.0167	0.000746	0.012	3.19	0.00022	8.16
18-Jul-24	8	0.0256	<0.000010	<0.000010	0.0163	<0.0000040	34.6	<0.00050	0.0000195	0.00341	<0.0020	<0.000050	0.0110	12.5	0.000065	<0.0050	0.0158	0.000754	<0.010	3.35	0.00014	8.31
25-Jul-24	9	0.0247	<0.000010	<0.000010	0.0137	<0.0000040	33.2	<0.00050	0.0000185	0.00313	<0.0020	<0.000050	0.00982	12.3	<0.000050	<0.0050	0.0142	0.000651	<0.010	3.12	0.00010	7.90
01-Aug-24	10	0.0425	<0.000010	<0.000010	0.0137	<0.0000060	32.0	0.00052	0.0000212	0.00372	<0.0020	<0.000050	0.00977	11.8	0.000132	<0.0050	0.0126	0.000772	<0.010	3.07	0.00014	7.62
08-Aug-24	11	0.0216	<0.000010	<0.000010	0.0135	<0.0000040	31.5	<0.00050	0.0000186	0.00232	<0.0020	<0.000050	0.0105	12.3	0.000128	<0.0050	0.00960	0.000576	0.013	2.97	0.00014	7.83
15-Aug-24	12	0.0211	<0.000010	<0.000010	0.0117	<0.0000040	32.6	0.00052	0.0000185	0.00293	<0.0020	<0.000050	0.00863	11.4	0.000118	<0.0050	0.00953	0.000657	<0.010	2.87	0.00014	7.62
22-Aug-24	13	0.0213	<0.000010	<0.000010	0.0114	<0.0000040	32.3	<0.00050	0.0000170	0.00273	0.0029	<0.000050	0.00923	12.2	0.000083	<0.0050	0.00847	0.000581	<0.010	3.05	0.00027	7.59
29-Aug-24	14	0.0214	<0.000010	<0.000010	0.0100	<0.0000020	32.8	<0.00050	0.0000157	0.00230	0.0041	<0.000050	0.00856	11.6	0.000108	<0.0050	0.00714	0.000532	<0.010	2.86	0.00013	7.25
05-Sep-24	15	0.0218	<0.000010	<0.000010	0.0108	<0.0000020	32.9	0.00059	0.0000151	0.00221	0.0026	<0.000050	0.00916	12.1	0.000140	<0.0050	0.00746	0.001610	<0.010	2.77	0.00015	7.43
12-Sep-24	16	0.0237	<0.000010	<0.000010	0.0102	<0.0000040	38.8	0.00065	0.0000175	0.00271	<0.0020	<0.000050	0.00881	12.7	0.000082	<0.0050	0.00658	0.000474	<0.010	2.94	0.00047	7.79
19-Sep-24	17	0.0300	<0.000010	<0.000010	0.0120	<0.0000020	44.4	0.00062	0.0000168	0.00252	<0.0020	<0.000050	0.0101	15.2	0.000081	<0.0050	0.00542	0.000432	<0.010	3.13	0.00031	8.01
26-Sep-24	18	0.0274	<0.000010	<0.000010	0.0117	<0.0000020	42.5	0.00063	0.0000214	0.00238	<0.0020	<0.000050	0.00950	13.8	0.000104	<0.0050	0.00492	0.000339	<0.010	3.02	0.00020	8.22
03-Oct-24	19	0.0258	<0.000010	<0.000010	0.0104	<0.0000020	39.9	0.00072	0.0000150	0.00220	<0.0020	<0.000050	0.00914	13.3	0.000059	<0.0050	0.00476	0.000443	<0.010	2.90	0.00014	8.18
10-Oct-24	20	0.0272	<0.000010	<0.000010	0.0103	<0.0000040	40.0	0.00078	0.0000171	0.00259	0.0024	<0.000050	0.00897	13.7	0.000141	<0.0050	0.00446	0.000359	<0.010	2.98	0.00020	7.86
17-Oct-24	21	0.0259	<0.000010	<0.000010	0.0099	<0.0000040	41.2	0.00082	0.0000147	0.00234	<0.0020	<0.000050	0.00919	13.9	0.000360	<0.0050	0.00459	0.000389	0.010	2.94	0.00016	7.64
24-Oct-24	22	0.0263	<0.000010	<0.000010	0.0109	<0.0000020	38.1	0.00074	0.0000272	0.00173	0.0039	<0.000050	0.00956	12.8	0.000195	<0.0050	0.00420	0.000701	0.046	3.09	0.00010	7.27
31-Oct-24	23	0.0250	<0.000010	<0.000010	0.0094	<0.0000020	40.8	0.00074	0.0000166	0.00211	<0.0020	<0.000050	0.00829	12.8	0.000123	<0.0050	0.00385	0.000325	<0.010	2.86	<0.00010	7.29
07-Nov-24	24	0.0247	<0.000050	<0.000050	0.0112	<0.0000100	38.4	<0.00250	<0.0000250	0.00197	<0.0100	<0.000250	0.00853	12.3	<0.000250	<0.0050	0.00363	0.000496	<0.050	2.79	<0.00050	7.25
14-Nov-24	25	0.0228	<0.000050	<0.000050	<0.0100	<0.0000100	34.0	<0.00250	0.0000280	0.00180	<0.0100	<0.000250	0.00742	11.4	<0.000250	<0.0050	0.00353	0.000819	<0.050	2.68	<0.00050	6.53
21-Nov-24	26	0.0242	<0.000050	<0.000050	<0.0100	<0.0000100	36.9	<0.00250	<0.0000250	0.00179	<0.0100	<0.000250	0.00736	12.1	0.000260	<0.0050	0.00330	0.000605	<0.050	2.68	<0.00050	6.66
28-Nov-24	27	0.0217	<0.000050	<0.000050	<0.0100	<0.0000100	35.4	<0.00250	<0.0000250	0.00273	<0.0100	<0.000250	0.00714	12.0	<0.000250	<0.0050	0.00317	0.000319	<0.050	2.47	<0.00050	6.64
05-Dec-24	28	0.0200	<0.000050	<0.000050	<0.0100	<0.0000100	33.7	<0.00250	<0.0000250	0.00154	<0.0100	<0.000250	0.00639	10.3	<0.000250	<0.0050	0.00270	0.000265	<0.050	2.13	<0.00050	6.19
12-Dec-24	29	0.0221	<0.000010	<0.000010	0.0069	<0.0000020	35.8	0.00061	0.0000116	0.00177	<0.0020	<0.000050	0.00739	11.2	0.000070	<0.0050	0.00263	0.000306	<0.010	2.51	0.00013	7.09
19-Dec-24	30	0.0225	<0.000010	<0.000010	0.0073	0.0000024	35.3	0.00073	0.0000164	0.00191	<0.0020	<0.000050	0.00731	11.5	0.000116	<0.0050	0.00272	0.000386	<0.010	2.55	<0.00010	6.70
26-Dec-24	31	0.0218	<0.000010	<0.000010	0.0048	<0.0000020	39.8	0.00067	0.0000099	0.00215	<0.0020	<0.000050	0.00751	13.1	0.000069	<0.0050	0.00259	0.000242	<0.010	2.75	<0.00010	7.50
02-Jan-25	32	0.0220	<0.000010	<0.000010	0.0053	<0.0000020	35.1	0.00068	0.0000117	0.00169	<0.0020	<0.000050	0.00592	11.1	0.000083	<0.0050	0.00248	0.000191	<0.010	2.38	<0.00010	5.96
09-Jan-25	33	0.0216	<0.000010	<0.000010	0.0064	0.0000022	35.2	0.00066	0.0000110	0.00152	<0.0020	<0.000050	0.00861	12.2	0.000076	<0.0050	0.00231	0.000223	<0.010	2.47	<0.00010	6.82
16-Jan-25	34	0.0227	<0.000010	<0.000010	0.0068	<0.0000020	36.1	0.00072	0.0000109	0.00170	<0.0020	<0.000050	0.00705	11.6	0.000078	<0.0050	0.00236	0.000242	<0.010	2.47	<0.00010	6.72
23-Jan-25	35	0.0206	<0.000010	<0.000010	0.0060	0.0000040	34.3	0.00067	0.0000121	0.00192	0.0020	<0.000050	0.00653	10.8	0.000132	<0.0050	0.00213	0.000220	<0.010	2.24	<0.00010	6.14
30-Jan-25	36	0.0197	<0.000010	<0.000010	0.0066	<0.0000020	34.2	0.00079	0.0000095	0.00159	<0.0020	<0.000050	0.00655	10.3	0.000075	<0.0050	0.00210	0.000213	<0.010	2.28	0.00012	6.25
06-Feb-25	37	0.0210	<0.000010	<0.000010	0.0064	<0.0000020	33.3	0.00059	0.0000108	0.00136	0.0030	<0.000050	0.00762	12.1	0.000115	<0.0050	0.00229	0.000179	<0.010	2.33	<0.00010	6.99
13-Feb-25	38	0.0187	<0.000010	<0.000010	0.0049	0.0000036	31.9	0.00053	0.0000100	0.00147	0.0052	<0.000050	0.00682	10.7	0.000125	<0.0050	0.00201	0.000193	<0.010	2.17	<0.00010	5.98
20-Feb-25	39	0.0186	<0.000010	<0.000010	0.0051	0.0000026	32.8	0.00058	0.0000086	0.00177	0.0026	<0.000050	0.00599	9.89	0.000095	<0.0050	0.00199	0.000147	<0.010	2.06	<0.00010	6.02
27-Feb-25	40	0.0189	<0.000010	<0.000010	0.0063	<0.0000020	31.7	0.00068	0.0000090	0.00117	<0.0020	<0.000050	0.00608	10.1	0.000089	<0.0050	0.00201	0.000185	<0.010	2.07	<0.00010	5.69
06-Mar-25	41	0.0181	<0.000010	<0.000010	0.0056	<0.0000020	31.0	0.00066	0.0000125	0.00114	<0.0020	<0.000050	0.00659	10.5	<0.000050	<0.0100	0.00195	0.000185	0.013	2.13	<0.00010	6.20
13-Mar-25	42	0.0192	<0.000010	<0.000010	0.0055	<0.0000020	32.5	0.00104	0.0000142	0.00123	0.0338	<0.000050	0.00709	10.3	0.000311	<0.0050	0.00198	0.000510	0.010	2.23	<0.00010	6.42
20-Mar-25	43	0.0190	<0.000010	<0.000010	0.0047	0.0000027	31.4	0.00080	0.0000102	0.00113	0.0093	<0.000050	0.00589	9.46	0.000200	<0.0050	0.00193	0.000449	<0.010	2.04	<0.00010	6.00
27-Mar-25	44	0.0183	<0.000010	<0.000010	0.0075	<0.0000020	31.4	0.00080	0.0000099	0.00153	<0.0020	<0.000050	0.00747	10.2	0.000104	<0.0050	0.00203	0.000549	<0.010	2.20	<0.00010	6.18
03-Apr-25	45	0.0183	<0.000010	<0.000010	0.0072	<0.0000020	31.9	0.00128	0.0000111	0.00156	0.0124	<0.000050	0.00596	9.89	0.000851	<0.0050	0.00204	0.000403	<0.010	2.10	<0.00010	5.94
10-Apr-25	46	0.0229	<0.000010	<0.000010	0.0125	0.0000033	33.7	0.00068	0.0000153	0.00184	0.0049	<0.000050	0.00761	10.9	0.000268	<0.0050	0.00256	0.000799	<0.010	2.27	<0.00010	6.91
17-Apr-25	47	0.0187	<0.000010	<0.000010	0.0078	<0.0000020	37.6	0.00086	0.0000267	0.00191	0.0182	<0.000050	0.00801	10.7	0.000328	<0.0050	0.00231	0.000419	<0.010	2.10	<0.00010	7.75

CERTIFICATE OF ANALYSIS • KINETIC TESTING RESULTS OF COL-1

Global ARD Testing Services Inc.

EMA2303

GLOBAL PROJECT NO: 2329 (B20)

CLIENT: Kinross Great Bear

CLIENT PROJECT NAME & NO: Kinross Great Bear - Overburder

Sample ID: Comp-(WSP-25 - WSP-28)

Sample Wt. used (g): 700.0

																Ultra-trace by Flett	Ion Balance			Job No.
Sampling Date	Week No.	Silver (Ag)	Sodium (Na)	Strontium (Sr)	Sulphur (S)	Tellurium (Te)	Thallium (Tl)	Thorium (Th)	Tin (Sn)	Titanium (Ti)	Tungsten (W)	Uranium (U)	Vanadium (V)	Zinc (Zn)	Zirconium (Zr)	Mercury (Hg)	Anions	Cations	% Difference	
	Unit:	mg/L	mg/L	mg/L	mg/L	mg/L	mg/L	mg/L	mg/L	mg/L	mg/L	mg/L	mg/L	mg/L	mg/L		meq/L	meq/L	meq/L	
	RDL:	0.00001	0.02	0.0001	1.0	0.00005	0.000004	0.00001	0.00005	0.0002	0.0002	0.000001	0.001	0.001	0.00002					
23-May-24	0	<0.000010	16.0	0.1880	21.6	<0.000050	0.0000106	<0.000010	0.0285	0.00029	0.00021	0.00328	0.00272	0.0044	0.000160		4.44	6.91	21.76	24E3344-01
30-May-24	1	<0.000010	12.7	0.1070	5.46	<0.000050	<0.0000040	<0.000010	0.0244	<0.00020	<0.00020	0.00388	0.00368	0.0021	0.000170		3.90	4.42	6.32	24E4038-01
06-Jun-24	2	<0.000010	10.9	0.0871	<1.00	<0.000050	<0.0000040	<0.000010	0.0370	<0.00020	<0.00020	0.00320	0.00355	0.0019	0.000115		3.44	3.73	4.04	24F0766-01
13-Jun-24	3	<0.000010	9.88	0.0866	<1.00	<0.000050	<0.0000040	<0.000010	0.0386	<0.00020	<0.00020	0.00247	0.00433	0.0017	0.000086		3.25	3.46	3.02	24F1579-01
20-Jun-24	4	<0.000010	7.84	0.0758	<1.00	<0.000050	<0.0000040	<0.000010	0.0343	<0.00020	<0.00020	0.00197	0.00387	0.0015	0.000056		3.09	3.15	0.90	24F2889-01
27-Jun-24	5	<0.000010	6.71	0.0754	<1.00	<0.000050	<0.0000040	<0.000010	0.0396	<0.00020	<0.00020	0.00197	0.00385	0.0016	0.000077		3.02	3.07	0.85	24F3404-01
04-Jul-24	6	<0.000010	5.56	0.0790	<1.00	<0.000050	<0.0000040	0.000029	0.0370	<0.00020	<0.00020	0.00199	0.00377	0.0013	0.000090		3.05	3.16	1.83	24G0563-01
11-Jul-24	7	<0.000010	4.82	0.0725	<1.00	<0.000050	<0.0000040	<0.000010	0.0418	<0.00020	<0.00020	0.00152	0.00344	0.0016	0.000063		2.87	3.04	2.76	24G1345-01
18-Jul-24	8	<0.000010	4.09	0.0761	<1.00	<0.000050	<0.0000040	<0.000010	0.0564	<0.00020	<0.00020	0.00168	0.00350	0.0018	0.000045		3.02	3.03	0.07	24G2215-01
25-Jul-24	9	<0.000010	3.20	0.0738	<1.00	<0.000050	<0.0000040	<0.000010	0.0757	<0.00020	<0.00020	0.00158	0.00335	0.0017	0.000049		2.98	2.89	-1.54	24G3322-01
01-Aug-24	10	<0.000010	2.86	0.0719	<1.00	<0.000050	<0.0000040	<0.000010	0.0930	<0.00020	0.00021	0.00147	0.00349	0.0109	0.000053		2.15	2.78	12.79	24H0124-01
08-Aug-24	11	<0.000010	2.42	0.0680	<1.00	<0.000050	<0.0000040	<0.000010	0.0888	<0.00020	<0.00020	0.00128	0.00348	0.0056	0.000057		2.76	2.77	0.29	24H1308-01
15-Aug-24	12	<0.000010	2.12	0.0658	<1.00	<0.000050	<0.0000040	<0.000010	0.0825	<0.00020	<0.00020	0.00117	0.00352	0.0064	0.000027		2.61	2.74	2.28	24H2022-01
22-Aug-24	13	<0.000010	2.06	0.0695	<1.00	<0.000050	<0.0000040	<0.000010	0.0512	0.00031	<0.00020	0.00121	0.00346	0.0054	0.000045		2.65	2.79	2.48	24H2957-01
29-Aug-24	14	<0.000010	1.74	0.0703	<1.00	<0.000050	<0.0000040	<0.000010	0.0577	0.00034	<0.00020	0.00121	0.00326	0.0061	0.000047		2.69	2.75	1.05	24H3767-01
05-Sep-24	15	<0.000010	1.59	0.0691	<1.00	<0.000050	<0.0000040	0.000032	0.0800	0.00024	<0.00020	0.00142	0.00340	0.0019	0.000055		2.91	2.78	-2.26	24I0693-01
12-Sep-24	16	<0.000010	1.64	0.0796	<1.00	<0.000050	<0.0000040	<0.000010	0.0466	<0.00020	<0.00020	0.00157	0.00328	0.0019	0.000022		2.96	3.13	2.80	24I1350-01
19-Sep-24	17	<0.000010	1.71	0.0938	<1.00	<0.000050	<0.0000040	0.000026	0.0691	<0.00020	<0.00020	0.00194	0.00355	0.0021	0.000027		3.48	3.63	2.07	24I2563-01
26-Sep-24	18	<0.000010	1.58	0.0861	<1.00	<0.000050	<0.0000040	<0.000010	0.0634	<0.00020	<0.00020	0.00173	0.00302	0.0020	0.000021		3.34	3.41	0.96	24I3453-01
03-Oct-24	19	<0.000010	1.43	0.0789	<1.00	<0.000050	<0.0000040	<0.000010	0.106	<0.00020	<0.00020	0.00154	0.00298	0.0020	0.000029		3.12	3.23	1.69	24J0929-01
10-Oct-24	20	<0.000010	1.44	0.0873	<1.00	<0.000050	<0.0000040	<0.000010	0.0553	<0.00020	<0.00020	0.00161	0.00307	0.0019	0.000033		3.12	3.27	2.34	24J1455-01
17-Oct-24	21	<0.000010	1.35	0.0813	<1.00	<0.000050	<0.0000040	<0.000010	0.0650	<0.00020	<0.00020	0.00173	0.00302	0.0020	<0.000020		3.18	3.34	2.49	24J2444-01
24-Oct-24	22	<0.000010	1.30	0.0807	<1.00	<0.000050	<0.0000040	<0.000010	0.118	<0.00020	<0.00020	0.00163	0.00320	0.0024	0.000028		3.11	3.10	-0.26	24J3375-01
31-Oct-24	23	<0.000010	1.14	0.0803	<1.00	<0.000050	<0.0000040	<0.000010	0.106	<0.00020	<0.00020	0.00154	0.00311	0.0018	0.000025		3.03	3.22	3.05	24K0054-01
07-Nov-24	24	<0.000050	1.17	0.0757	<5.00	<0.000250	<0.0000200	<0.000050	0.0801	<0.00100	<0.00100	0.00144	<0.00500	<0.0050	<0.000100		3.10	3.06	-0.66	24K0895-01
14-Nov-24	25	<0.000050	1.08	0.0716	<5.00	<0.000250	<0.0000200	<0.000050	0.0672	<0.00100	<0.00100	0.00137	<0.00500	0.0013	<0.000100		2.75	2.75	0.07	24K1722-01
21-Nov-24	26	<0.000050	0.978	0.0750	<5.00	<0.000250	<0.0000200	<0.000050	0.0590	<0.00100	<0.00100	0.00136	<0.00500	<0.0050	<0.000100		2.74	2.95	3.70	24K2578-01
28-Nov-24	27	<0.000050	0.942	0.0735	<5.00	<0.000250	<0.0000200	<0.000050	0.0520	<0.00100	<0.00100	0.00124	<0.00500	<0.0050	<0.000100		1.92	2.86	19.56	24K3380-01
05-Dec-24	28	<0.000050	0.779	0.0671	<5.00	<0.000250	<0.0000200	<0.000050	0.0458	<0.00100	<0.00100	0.00123	<0.00500	<0.0050	<0.000100		2.76	2.62	-2.61	24L0695-01
12-Dec-24	29	<0.000010	0.869	0.0718	<1.00	<0.000050	<0.0000040	<0.000010	0.0683	<0.00020	<0.00020	0.00131	0.00249	0.0016	<0.000020		2.75	2.81	1.12	24L1617-01
19-Dec-24	30	<0.000010	0.826	0.0710	<1.00	<0.000050	<0.0000040	<0.000010	0.0686	<0.00020	<0.00020	0.00127	0.00285	0.0019	<0.000020		2.82	2.81	-0.10	24L2348-01
26-Dec-24	31	<0.000010	0.949	0.0679	<1.00	<0.000050	<0.0000040	<0.000010	0.0637	<0.00020	<0.00020	0.00129	0.00301	0.0016	0.000023		3.04	3.18	2.24	24L2732-01
02-Jan-25	32	<0.000010	0.815	0.0697	<1.00	<0.000050	<0.0000040	<0.000010	0.0622	<0.00020	<0.00020	0.00134	0.00267	0.0015	0.000023		2.76	2.77	0.08	25A0199-05
09-Jan-25	33	<0.000010	0.817	0.0703	<1.00	<0.000050	<0.0000040	<0.000010	0.0436	<0.00020	<0.00020	0.00129	0.00280	0.0015	0.000022		2.84	2.86	0.45	25A0877-05
16-Jan-25	34	<0.000010	0.796	0.0705	<1.00	<0.000050	<0.0000040	<0.000010	0.0383	<0.00020	<0.00020	0.00125	0.00281	0.0023	0.000027		2.81	2.86	0.90	25A1736-05
23-Jan-25	35	<0.000010	0.720	0.0674	<1.00	<0.000050	<0.0000040	<0.000010	0.0335	<0.00020	<0.00020	0.00121	0.00265	0.0016	0.000023		2.86	2.69	-2.99	25A2487-05
30-Jan-25	36	<0.000010	0.718	0.0653	<1.00	<0.000050	<0.0000040	<0.000010	0.0341	<0.00020	<0.00020	0.00110	0.00278	0.0016	<0.000020		2.58	2.65	1.32	25B0007-02
06-Feb-25	37	<0.000010	0.777	0.0689	<1.00	<0.000050	<0.0000040	<0.000010	0.0466	<0.00020	<0.00020	0.00124	0.00254	0.0016	<0.000020		2.71	2.75	0.84	25B0724-02
13-Feb-25	38	<0.000010	0.714	0.0642	<1.00	<0.000050	<0.0000040	<0.000010	0.0593	<0.00020	<0.00020	0.00111	0.00253	0.0015	0.000024		2.41	2.56	3.08	25B1325-01
20-Feb-25	39	<0.000010	0.658	0.0624	<1.00	<0.000050	<0.0000040	<0.000010	0.0377	<0.00020	<0.00020	0.00111	0.00247	0.0014	<0.000020		2.79	2.54	-4.70	25B2117-01
27-Feb-25	40	<0.000010	0.652	0.0624	<1.00	<0.000050	<0.0000040	<0.000010	0.0516	<0.00020	<0.00020	0.00109	0.00266	0.0014	<0.000020		2.68	2.50	-3.58	25B3049-01
06-Mar-25	41	<0.000010	0.671	0.0620	<1.00	<0.000050	<0.0000040	<0.000010	0.0529	<0.00020	<0.00020	0.00106	0.00262	0.0014	<0.000020		2.51	2.50	-0.29	25C0984-01
13-Mar-25	42	<0.000010	0.679	0.0626	<1.00	<0.000050	<0.0000040	<0.000010	0.0563	0.00022	<0.00020	0.00105	0.00287	0.0030	0.000050		2.39	2.56	3.42	25C1765-01
20-Mar-25	43	<0.000010	0.627	0.0618	<1.00	<0.000050	<0.0000040	<0.000010	0.0628	<0.00020	<0.00020	0.00105	0.00270	0.0022	0.000022		2.66	2.43	-4.51	25C2329-01
27-Mar-25	44	<0.000010	0.675	0.0614	<1.00	<0.000050	<0.0000040	0.000014	0.0624	<0.00020	<0.00020	0.00114	0.00272	0.0027	<0.000020		2.87	2.50	-6.90	25C3460-01
03-Apr-25	45	<0.000010	0.640	0.0590	<1.00	<0.000050	<0.0000040	0.000011	0.0779	0.00061	<0.00020	0.00108	0.00274	0.0022	0.000024		2.68	2.49	-3.68	25D0792-01
10-Apr-25	46	<0.000010	0.754	0.0681	<1.00	<0.000050	<0.0000040	<0.000010	0.0838	0.00027	<0.00020	0.00121	0.00259	0.0107	0.000021		2.55	2.68	2.40	25D2100-01
17-Apr-25	47	<0.000010	0.690	0.0691	<1.00	<0.000050	<0.0000040	0.000013	0.121	0.00164	<0.00020	0.00112	0.00274	0.0016	0.000067		3.09	2.85	-4.06	25D3831-01

CERTIFICATE OF ANALYSIS ▪ KINETIC TESTING RESULTS OF COL-3

Global ARD Testing Services Inc.

GLOBAL PROJECT NO: 2329 (B20)

CLIENT: Kinross Great Bear

CLIENT PROJECT NAME & NO: Kinross Great Bear - Overburden Characterization | OMI

Sample ID: WSP-63 - COL-3

Sample Wt. used (g): 964.5

											Anions			Nutrients						
			Instrument/Method:	pH Meter	EC Meter	ORP Meter	DO Meter	Tiration/Calculation		Turbidimetry	IC	ISE	IC	IC	Colourimetry	Calc.	Dissolved Metals by ICP-MS		
Sampling Date	Week No.	Input Vol. (DI Water)	Output Vol. (Leachate)	pH	EC	ORP	DO	Acidity (to pH 8.3)	Alkalinity (to pH 4.5)	Sulphate	Chloride	Fluoride	Nitrate (NO_3 as N)	Nitrite (NO_2 as N)	Dissolved Phosphorous	Hardness	Aluminum (Al)	Antimony (Sb)	Arsenic (As)
	Unit:	mL	mL	pH Units	µS/cm	mV	mg/L	mg CaCO3/L	mg CaCO3/L	mg/L	mg/L	mg/L	mg/L	mg/L	mg/L	mg CaCO3/L	mg/L	mg/L	mg/L
	RDL:	5	5	0.01	1	1	0.1	0.5	0.5	0.5	0.1	0.1	0.01	0.01	0.005	0.125	0.001	0.00005	0.00005
17-Oct-24	0	450	294	4.87	68	251	0.79	63.5	9.86	10.7	2.91	<0.10	0.924	0.343	<0.0050	27.6	2.95	0.000255	0.00660
24-Oct-24	1	350	341	4.65	47	262	2.25	45.0	2.00	12.1	0.18	<0.10	0.048	<0.010	0.0194	13.8	2.56	0.000164	0.00625
31-Oct-24	2	350	340	5.64	21	226	3.73	46.7	5.05	12.2	0.21	<0.10	0.028	<0.010	0.0215	11.6	2.56	0.000271	0.00676
07-Nov-24	3	350	334	5.72	27	322	4.32	42.0	3.50	10.2	0.24	<0.10	0.054	<0.010	0.0454	9.67	2.38	<0.000250	0.00684
14-Nov-24	4	350	341	5.76	21	258	4.83	34.7	4.27	10.2	0.12	<0.10	0.043	<0.010	0.0263	7.76	2.02	<0.000250	0.00517
21-Nov-24	5	350	347	5.72	14	169	4.91	30.8	4.49	8.92	0.23	<0.10	0.020	<0.010	0.0159	7.08	1.70	<0.000250	0.00392
28-Nov-24	6	350	348	5.21	18	315	4.10	45.5	5.46	9.02	0.20	<0.10	0.032	<0.010	0.0089	6.54	1.68	<0.000250	0.00329
05-Dec-24	7	350	341	5.74	15	276	4.98	21.4	3.42	8.29	0.21	<0.10	0.030	<0.010	0.0096	5.72	1.36	<0.000250	0.00266
12-Dec-24	8	350	346	5.43	18	269	4.05	20.9	3.00	8.14	0.24	<0.10	0.082	<0.010	0.0128	6.05	1.41	0.000062	0.00276
19-Dec-24	9	350	347	5.71	17	219	5.05	14.5	4.14	8.10	0.17	<0.10	0.031	<0.010	0.0135	5.66	1.37	0.000071	0.00256
26-Dec-24	10	350	339	5.65	10	273	4.49	11.6	2.94	8.43	0.17	<0.10	0.027	<0.010	0.0195	5.74	1.44	0.000068	0.00223
02-Jan-25	11	350	341	5.69	12	253	4.64	10.9	2.50	7.19	0.18	<0.10	0.028	<0.010	<0.0050	4.80	1.06	<0.000050	0.00214
09-Jan-25	12	350	340	5.37	11	299	4.32	14.4	3.05	6.10	0.18	<0.10	0.388	<0.010	0.0057	4.83	1.14	<0.000050	0.00202
16-Jan-25	13	350	347	5.66	11	271	5.14	12.6	2.47	6.40	0.20	<0.10	0.032	<0.010	0.0082	4.67	1.04	<0.000050	0.00198
23-Jan-25	14	350	377	5.75	8.5	280	4.05	10.9	3.09	5.70	0.24	<0.10	0.022	<0.010	<0.0050	4.26	0.914	<0.000050	0.00170
30-Jan-25	15	350	368	5.68	11	215	5.30	11.3	1.52	5.74	0.22	<0.10	0.019	<0.010	0.0085	4.30	0.844	<0.000050	0.00179
06-Feb-25	16	350	338	5.52	8.8	273	5.03	11.2	2.63	5.43	0.24	<0.10	0.025	<0.010	0.0055	3.66	0.754	<0.000050	0.00177
13-Feb-25	17	350	342	5.76	11	328	5.11	10.3	2.47	5.30	0.24	<0.10	0.024	<0.010	<0.0050	3.40	0.672	<0.000050	0.00164
20-Feb-25	18	180	181	5.85	10	299	4.94	9.87	2.53	5.03	0.24	<0.10	0.017	<0.010	<0.0050	3.87	0.722	<0.000050	0.00114
27-Feb-25	19	180	176	5.94	13	396	4.43	17.5	5.00	3.13	0.42	<0.10	0.012	<0.010	<0.0050	3.94	0.798	<0.000050	0.00118
06-Mar-25	20	180	155	5.84	13	293	4.63	10.6	1.71	3.62	0.55	<0.10	<0.010	<0.010	0.0059	3.76	0.772	0.000057	0.00103
13-Mar-25	21	180	191	4.64	9.0	272	4.62	30.0	2.50	2.97	0.45	<0.10	0.010	<0.010	<0.0050	4.71	0.735	<0.000050	0.00150
20-Mar-25	22	180	185	4.72	14	287	4.89	20.0	5.00	3.04	0.44	<0.10	0.017	<0.010	<0.0050	4.48	0.821	<0.000050	0.00120
27-Mar-25	23	180	189	5.61	8.7	262	4.34	10.0	2.62	2.91	0.42	<0.10	0.012	<0.010	<0.0050	4.40	0.861	<0.000050	0.00114
03-Apr-25	24	180	210	5.61	10	201	4.34	12.1	2.97	4.15	0.42	<0.10	0.048	<0.010	<0.0050	4.57	1.06	<0.000050	0.00125
10-Apr-25	25	180	191	4.54	15	267	5.22	30.0	<0.5	3.82	0.42	<0.10	0.028	<0.010	<0.0050	4.53	1.05	<0.000050	0.00126
17-Apr-25	26	180	168	5.42	20	306	4.44	22.5	12.5	<0.5	0.67	<0.10	0.044	<0.010	<0.0050	4.80	0.94	<0.000050	0.00131

NOTES:

Col-3 Terminated due to problems with drainage. Email communication from Sarah on May 13, 2025

Number of weeks of testing requested = 10 weeks.

RDL may be raised for some samples due to sample matrix interference.

Abbreviations:

RDL: Reportable Detection Limits
EC: Electric Conductivity
ORP (Eh): Oxidation Reduction Potential
IC: Ion Chromatograph
SIE: Selective Ion Electrode
ICP-MS: Inductively Coupled Plasma - Mass Spectrometry
Calc: Calculation

CERTIFICATE OF ANALYSIS ▪ KINETIC TESTING RESULTS OF COL-3

Global ARD Testing Services Inc.

EMA2303

GLOBAL PROJECT NO: 2329 (B20)

CLIENT: Kinross Great Bear

CLIENT PROJECT NAME & NO: Kinross Great Bear - Overburden Characterization | OM

Sample ID: WSP-63 - COL-3

Sample Wt. used (g): 964.5

																CVAA						
Sampling Date	Week No.	Barium (Ba)	Beryllium (Be)	Bismuth (Bi)	Boron (B)	Cadmium (Cd)	Calcium (Ca)	Chromium (Cr)	Cobalt (Co)	Copper (Cu)	Iron (Fe)	Lead (Pb)	Lithium (Li)	Magnesium (Mg)	Manganese (Mn)	Mercury (Hg)	Molybdenum (Mo)	Nickel (Ni)	Phosphorus (P)	Potassium (K)	Selenium (Se)	Silicon (Si)
	Unit:	mg/L	mg/L	mg/L	mg/L	mg/L	mg/L	mg/L	mg/L	mg/L	mg/L	mg/L	mg/L	mg/L	mg/L	ug/L	mg/L	mg/L	mg/L	mg/L	mg/L	mg/L
	RDL:	0.0001	0.00001	0.00001	0.002	0.000002	0.05	0.0005	0.000005	0.0001	0.002	0.00005	0.00005	0.005	0.00005	0.005	0.00001	0.00004	0.01	0.02	0.0001	0.1
17-Oct-24	0	0.151	0.000207	<0.000010	0.0183	0.0000704	6.50	0.0084	0.00252	0.00941	0.725	0.000289	0.00191	2.77	0.0495	0.0119	0.000036	0.00319	0.117	2.03	0.00207	22.6
24-Oct-24	1	0.0751	0.000137	<0.000010	0.0137	0.0000404	3.32	0.00806	0.00177	0.00522	0.623	0.000221	0.00163	1.34	0.0331	0.0133	0.000015	0.00254	0.035	1.61	0.00095	20.0
31-Oct-24	2	0.0572	0.000139	<0.000010	0.0086	0.0000449	2.90	0.00821	0.00170	0.00586	0.519	0.000350	0.00102	1.06	0.0293	0.0276	0.000018	0.00289	0.026	1.36	0.00118	17.0
07-Nov-24	3	0.0478	0.000131	<0.000050	<0.0100	0.0000334	2.41	0.00697	0.00153	0.00443	0.418	0.000337	0.000796	0.885	0.0261	0.0207	<0.000050	0.00285	<0.050	1.15	0.00092	13.2
14-Nov-24	4	0.0395	0.000115	<0.000050	<0.0100	0.0000371	1.93	0.00607	0.00131	0.00514	0.382	0.000252	0.000657	0.711	0.0229	0.0122	<0.000050	0.00270	<0.050	1.02	0.00073	10.3
21-Nov-24	5	0.0344	0.000106	<0.000050	<0.0100	0.0000159	1.79	0.00521	0.00121	0.00336	0.373	0.000306	0.000613	0.634	0.0203	0.0092	<0.000050	0.00232	<0.050	0.877	0.00063	8.61
28-Nov-24	6	0.0325	0.000084	<0.000050	<0.0100	0.0000187	1.64	0.00499	0.00113	0.00324	0.305	<0.000250	0.000612	0.593	0.0202	0.0067	<0.000050	0.00222	<0.050	0.807	0.00061	7.79
05-Dec-24	7	0.0278	0.000082	<0.000050	<0.0100	0.0000187	1.44	0.00408	0.00103	0.00283	0.291	<0.000250	0.000402	0.517	0.0187	0.0089	<0.000050	0.00196	<0.050	0.654	<0.00050	6.98
12-Dec-24	8	0.0288	0.000080	<0.000010	0.0029	0.0000270	1.54	0.00430	0.00111	0.00353	0.340	0.000939	0.000423	0.536	0.0203	0.0065	0.000014	0.00176	<0.010	0.719	0.00045	7.11
19-Dec-24	9	0.0277	0.000076	<0.000010	0.0031	0.0000241	1.43	0.00411	0.00107	0.00385	0.341	0.000166	0.000425	0.508	0.0208	0.0152	0.000013	0.00177	<0.010	0.709	0.00044	6.55
26-Dec-24	10	0.0241	0.000073	<0.000010	0.0023	0.0000232	1.42	0.00399	0.000988	0.00302	0.333	0.000158	0.000437	0.530	0.0207	0.0059	0.000013	0.00159	<0.010	0.721	0.00036	6.93
02-Jan-25	11	0.0205	0.000062	<0.000010	0.0032	0.0000157	1.21	0.00345	0.000941	0.00250	0.426	0.000382	0.000333	0.430	0.0193	0.0060	0.000017	0.00134	<0.010	0.596	0.00037	5.59
09-Jan-25	12	0.0209	0.000069	<0.000010	<0.0020	0.0000170	1.20	0.00335	0.000953	0.00237	0.382	0.000125	0.000407	0.446	0.0209	<0.0050	0.000017	0.00141	<0.010	0.596	0.00032	5.83
16-Jan-25	13	0.0191	0.000061	<0.000010	0.0029	0.0000137	1.18	0.00331	0.000939	0.00200	0.462	0.000108	0.000341	0.418	0.0217	<0.0050	0.000015	0.00136	<0.010	0.576	0.00033	5.53
23-Jan-25	14	0.0190	0.000048	<0.000010	<0.0020	0.0000150	1.05	0.00319	0.000966	0.00181	0.459	0.000095	0.000283	0.393	0.0223	<0.0050	0.000016	0.00132	<0.010	0.497	0.00030	4.64
30-Jan-25	15	0.0164	0.000052	<0.000010	0.0022	0.0000128	1.11	0.00292	0.00102	0.00201	0.611	0.000075	0.000251	0.372	0.0254	<0.0050	0.000021	0.00121	<0.010	0.483	0.00029	4.40
06-Feb-25	16	0.0126	0.000041	<0.000010	<0.0020	0.0000119	0.863	0.00259	0.00105	0.00143	0.426	0.000054	0.000201	0.366	0.0315	<0.0050	0.000021	0.000903	<0.010	0.391	0.00025	4.04
13-Feb-25	17	0.0113	0.000037	<0.000010	<0.0020	0.0000127	0.809	0.00234	0.00112	0.00182	0.591	0.000052	0.000157	0.334	0.0324	<0.0050	0.000022	0.000984	<0.010	0.375	0.00024	3.75
20-Feb-25	18	0.0154	0.000043	<0.000010	<0.0020	0.0000103	1.00	0.00256	0.000746	0.00213	0.286	0.000075	0.000258	0.332	0.0182	<0.0050	0.000023	0.00100	<0.010	0.396	0.00023	4.17
27-Feb-25	19	0.0193	0.000045	<0.000010	0.0033	0.0000113	0.978	0.00279	0.000827	0.00186	0.307	0.000081	0.000313	0.364	0.0195	<0.0050	<0.000010	0.00111	<0.010	0.428	0.00023	4.36
06-Mar-25	20	0.0199	0.000049	<0.000010	0.0025	0.0000119	0.903	0.00303	0.000804	0.00183	0.356	0.000076	0.000331	0.364	0.0198	<0.0050	<0.000010	0.00116	<0.010	0.421	0.00025	4.87
13-Mar-25	21	0.0195	0.000044	<0.000010	<0.0020	0.0000134	1.17	0.00308	0.00113	0.00167	0.426	0.000065	0.000270	0.435	0.0328	<0.0050	0.000021	0.00153	<0.010	0.459	0.00024	4.66
20-Mar-25	22	0.0206	0.000049	<0.000010	0.0029	0.0000167	1.15	0.00309	0.00104	0.00174	0.391	0.000094	0.000289	0.390	0.0282	<0.0050	<0.000010	0.00148	<0.010	0.401	0.00024	4.61
27-Mar-25	23	0.0198	0.000054	<0.000010	0.0035	0.0000136	1.09	0.00322	0.00103	0.00209	0.394	0.000093	0.000360	0.408	0.0283	<0.0050	0.000021	0.00144	<0.010	0.429	0.00026	4.96
03-Apr-25	24	0.0214	0.000061	<0.000010	0.0021	0.0000163	1.12	0.00328	0.00115	0.00301	0.615	0.000166	0.000382	0.431	0.0306	<0.0050	<0.000010	0.00148	<0.010	0.444	0.00024	5.37
10-Apr-25	25	0.0214	0.000052	<0.000010	0.0033	0.0000157	1.09	0.00315	0.00112	0.00298	0.494	0.000135	0.000391	0.437	0.0297	<0.0050	0.000010	0.00161	<0.010	0.420	0.00028	5.31
17-Apr-25	26	0.0232	0.000064	<0.000010	0.0032	0.0000189	1.17	0.00338	0.00118	0.00196	0.379	0.000097	0.000395	0.453	0.0312	<0.0050	<0.000010	0.00157	<0.010	0.439	0.00025	5.67

CERTIFICATE OF ANALYSIS • KINETIC TESTING RESULTS OF COL-3

Global ARD Testing Services Inc.

EMA2303

GLOBAL PROJECT NO: 2329 (B20)

CLIENT: Kinross Great Bear

CLIENT PROJECT NAME & NO: Kinross Great Bear - Overburder

Sample ID: WSP-63 - COL-3

Sample Wt. used (g): 964.5

																Ultra-trace by Flett	Ion Balance			Job No.
Sampling Date	Week No.	Silver (Ag)	Sodium (Na)	Strontium (Sr)	Sulphur (S)	Tellurium (Te)	Thallium (Tl)	Thorium (Th)	Tin (Sn)	Titanium (Ti)	Tungsten (W)	Uranium (U)	Vanadium (V)	Zinc (Zn)	Zirconium (Zr)	Mercury (Hg)	Anions	Cations	% Difference	
	Unit:	mg/L	mg/L	mg/L	mg/L	mg/L	mg/L	mg/L	mg/L	mg/L	mg/L	mg/L	mg/L	mg/L	mg/L		meq/L	meq/L	meq/L	
	RDL:	0.00001	0.02	0.0001	1	0.00005	0.000004	0.00001	0.00005	0.0002	0.0002	0.000001	0.001	0.001	0.00002					
17-Oct-24	0	<0.000010	6.36	0.0867	<1.00	<0.000050	0.0000726	0.00281	0.0691	0.0122	<0.00020	0.000872	0.00144	0.0276	0.00545		0.50	1.25	42.58	24J2735-02
24-Oct-24	1	<0.000010	3.92	0.0470	1.16	<0.000050	0.0000589	0.00333	0.116	0.0101	<0.00020	0.000836	0.00118	0.0086	0.00557		0.30	0.80	46.00	24J3375-03
31-Oct-24	2	0.000010	2.25	0.0388	<1.00	<0.000050	0.0000492	0.00355	0.122	0.0114	<0.00020	0.000966	0.00142	0.0056	0.00598		0.36	0.67	30.31	24K0054-03
07-Nov-24	3	<0.000050	1.38	0.0326	<5.00	<0.000250	0.0000486	0.00345	0.0832	0.00956	<0.00100	0.000837	<0.00500	0.0051	0.00528		0.29	0.57	32.35	24K0895-03
14-Nov-24	4	<0.000050	0.876	0.0282	<5.00	<0.000250	0.0000422	0.00264	0.0732	0.00913	<0.00100	0.000821	<0.00500	<0.0050	0.00433		0.30	0.46	20.72	24K1722-03
21-Nov-24	5	<0.000050	0.594	0.0240	<5.00	<0.000250	0.0000305	0.00218	0.0573	0.00787	<0.00100	0.000654	<0.00500	<0.0050	0.00382		0.28	0.39	16.61	24K2578-03
28-Nov-24	6	<0.000050	0.514	0.0238	<5.00	<0.000250	0.0000299	0.00206	0.0539	0.00681	<0.00100	0.000626	<0.00500	<0.0050	0.00348		0.30	0.37	10.48	24K3380-03
05-Dec-24	7	<0.000050	0.357	0.0208	<5.00	<0.000250	0.0000266	0.00205	0.0456	0.00564	<0.00100	0.000547	<0.00500	<0.0050	0.00302		0.25	0.31	11.36	24L0695-03
12-Dec-24	8	<0.000010	0.353	0.0208	<1.00	<0.000050	0.0000335	0.00226	0.0780	0.00523	<0.00020	0.000814	0.00152	0.0034	0.00302		0.24	0.33	16.05	24L1617-03
19-Dec-24	9	<0.000010	0.327	0.0195	<1.00	<0.000050	0.0000352	0.00204	0.0825	0.00502	<0.00020	0.000521	0.00147	0.0034	0.00273		0.26	0.31	9.97	24L2348-03
26-Dec-24	10	<0.000010	0.323	0.0172	<1.00	<0.000050	0.0000353	0.00195	0.0658	0.00467	<0.00020	0.000486	0.00114	0.0025	0.00257		0.24	0.32	14.69	24L2732-03
02-Jan-25	11	<0.000010	0.253	0.0162	<1.00	<0.000050	0.0000280	0.00174	0.0878	0.00381	<0.00020	0.000573	0.00110	0.0021	0.00230		0.20	0.26	11.45	25A0199-03
09-Jan-25	12	<0.000010	0.286	0.0164	<1.00	<0.000050	0.0000292	0.001620	0.0752	0.00347	<0.00020	0.000385	0.00104	0.0026	0.00221		0.19	0.27	15.97	25A0877-03
16-Jan-25	13	<0.000010	0.247	0.0154	<1.00	<0.000050	0.0000264	0.001620	0.0881	0.00322	<0.00020	0.000365	<0.00100	0.0027	0.00219		0.19	0.25	14.76	25A1736-03
23-Jan-25	14	<0.000010	0.213	0.0155	<1.00	<0.000050	0.0000272	0.00157	0.0714	0.00310	<0.00020	0.000330	<0.00100	0.0024	0.00199		0.19	0.23	9.50	25A2487-03
30-Jan-25	15	<0.000010	0.210	0.0140	<1.00	<0.000050	0.0000213	0.00134	0.0582	0.00293	<0.00020	0.000281	<0.00100	0.0020	0.00185		0.16	0.23	18.21	25B0007-03
06-Feb-25	16	<0.000010	0.182	0.0119	<1.00	<0.000050	0.0000147	0.00119	0.0398	0.00208	<0.00020	0.000237	<0.00100	0.0022	0.00153		0.17	0.19	5.39	25B0724-06
13-Feb-25	17	<0.000010	0.178	0.0113	<1.00	<0.000050	0.0000177	0.00121	0.0470	0.00225	<0.00020	0.000230	<0.00100	0.0015	0.00150		0.17	0.18	4.70	25B1325-03
20-Feb-25	18	<0.000010	0.187	0.0127	<1.00	<0.000050	0.0000207	0.00117	0.0793	0.00239	<0.00020	0.000261	<0.00100	0.0026	0.00152		0.16	0.19	7.26	25B2117-03
27-Feb-25	19	<0.000010	0.190	0.0137	<1.00	<0.000050	0.0000237	0.00121	0.111	0.00285	<0.00020	0.000283	<0.00100	0.0031	0.00183		0.18	0.20	6.16	25B3049-03
06-Mar-25	20	<0.000010	0.188	0.0137	<1.00	<0.000050	0.0000213	0.00131	0.150	0.00278	<0.00020	0.000268	<0.00100	0.0035	0.00184		0.13	0.19	21.83	25C0984-03
13-Mar-25	21	<0.000010	0.203	0.0154	<1.00	<0.000050	0.0000200	0.00124	0.112	0.00241	<0.00020	0.000267	<0.00100	0.0040	0.00171		0.12	0.21	26.43	25C1765-03
20-Mar-25	22	<0.000010	0.188	0.0153	<1.00	<0.000050	0.0000207	0.00129	0.0993	0.00302	<0.00020	0.000275	<0.00100	0.0067	0.00177		0.18	0.22	10.33	25C2329-03
27-Mar-25	23	<0.000010	0.211	0.0146	<1.00	<0.000050	0.0000218	0.00130	0.102	0.00345	<0.00020	0.000285	<0.00100	0.0040	0.00185		0.12	0.22	27.81	25C3460-03
03-Apr-25	24	<0.000010	0.216	0.0152	<1.00	<0.000050	0.0000269	0.00127	0.136	0.0138	<0.00020	0.000337	<0.00100	0.0043	0.00206		0.16	0.25	23.55	25D0792-03
10-Apr-25	25	<0.000010	0.233	0.0160	<1.00	<0.000050	0.0000255	0.00140	0.135	0.00935	<0.00020	0.000312	<0.00100	0.0031	0.00201		0.09	0.25	46.26	25D2100-03
17-Apr-25	26	<0.000010	0.230	0.0162	<1.00	<0.000050	0.0000242	0.00136	0.226	0.00358	<0.00020	0.000311	<0.00100	0.0046	0.00197		0.27	0.24	-6.05	25D3476-02